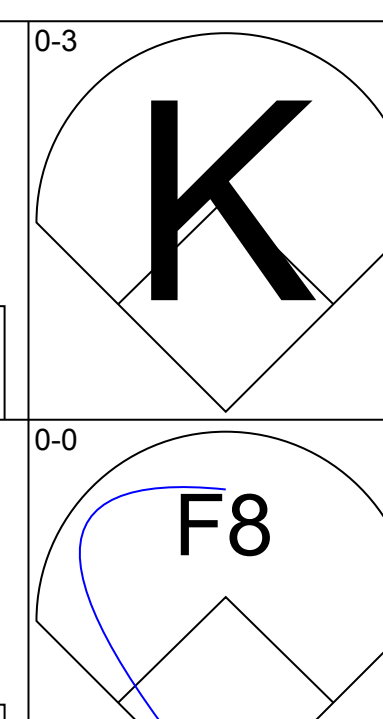
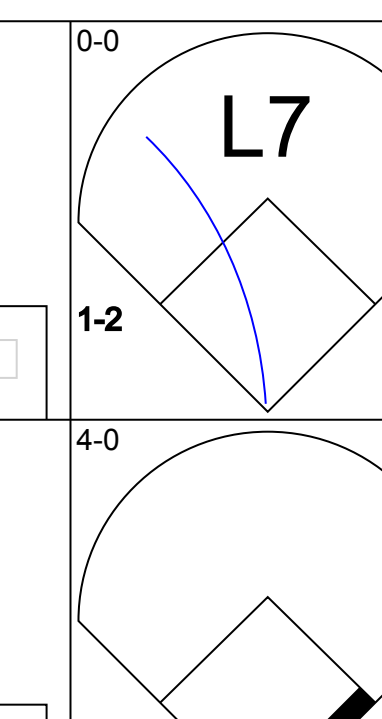
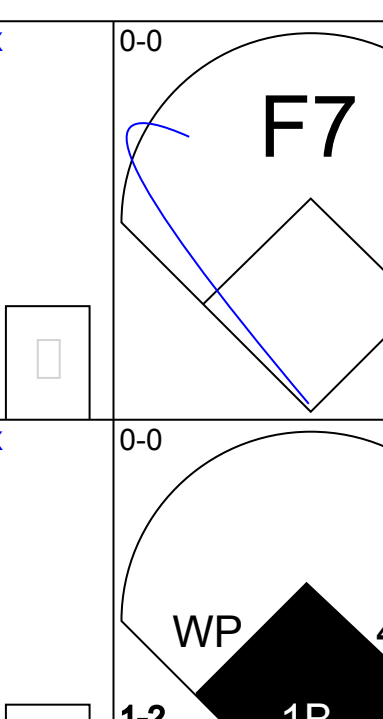
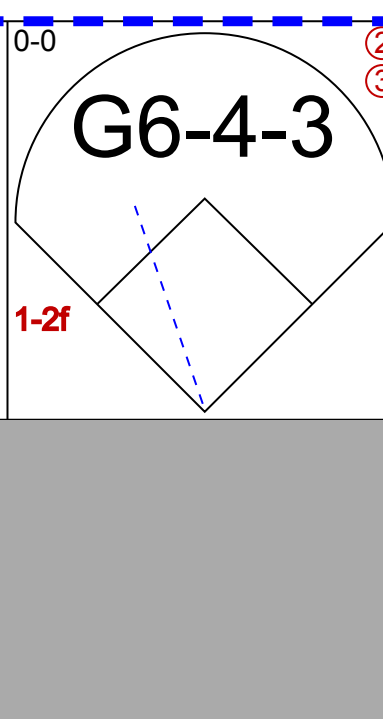
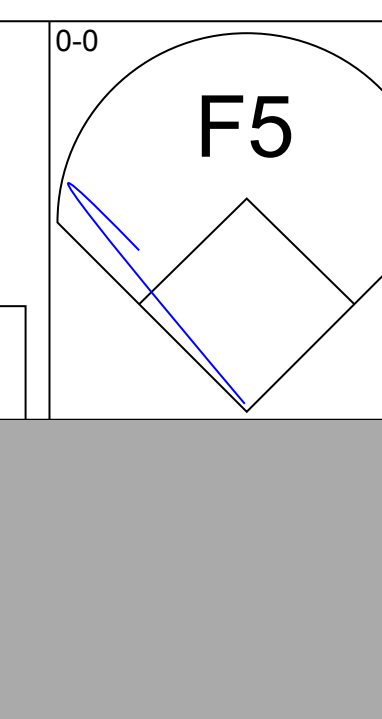
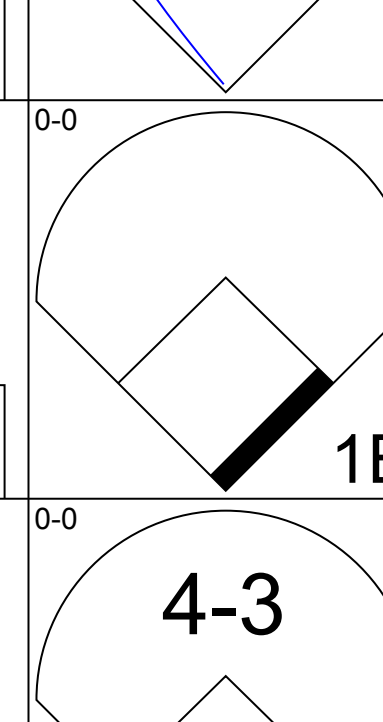
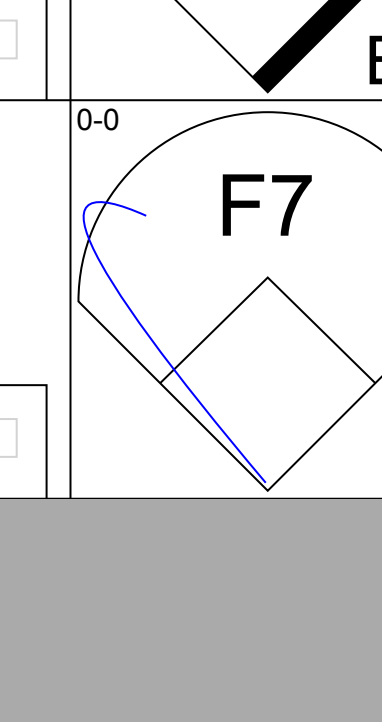
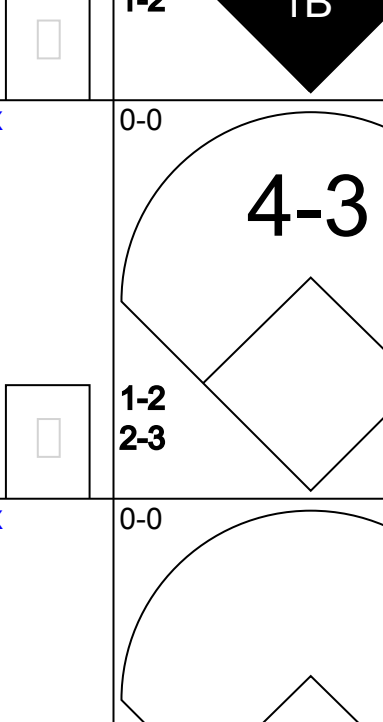
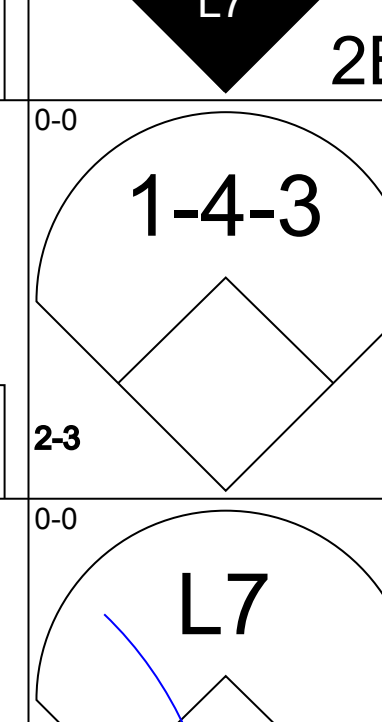
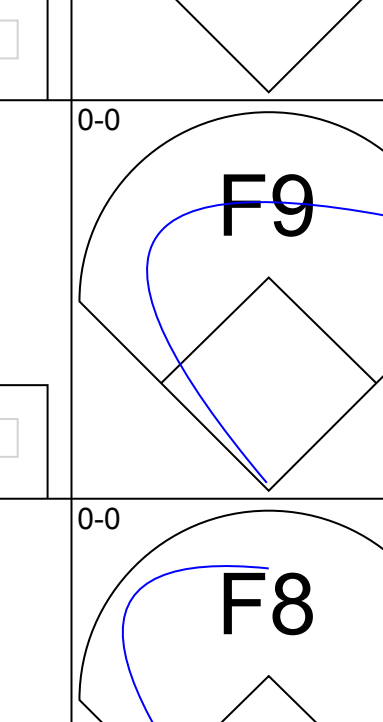


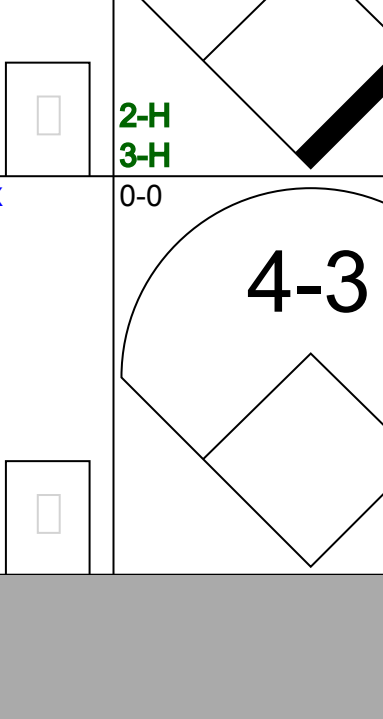
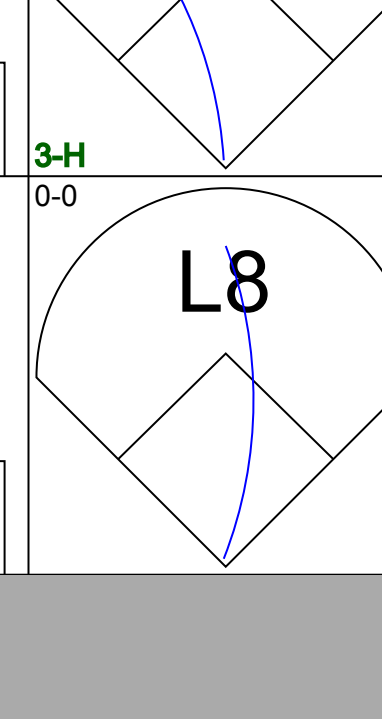


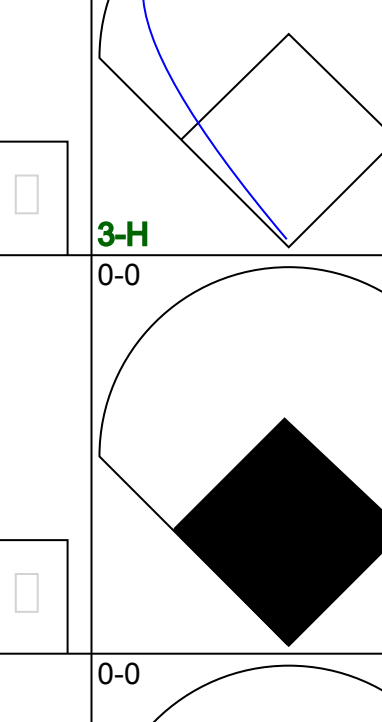

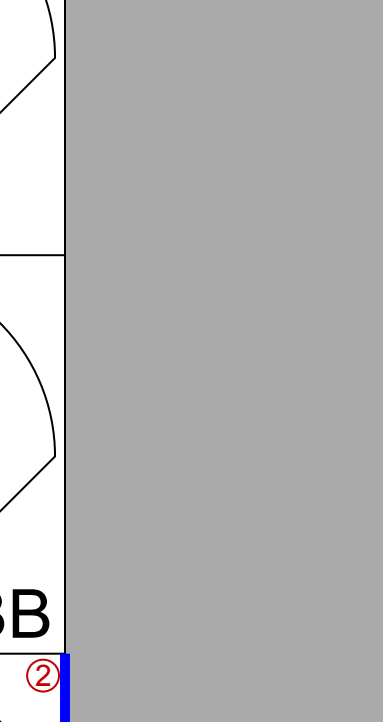
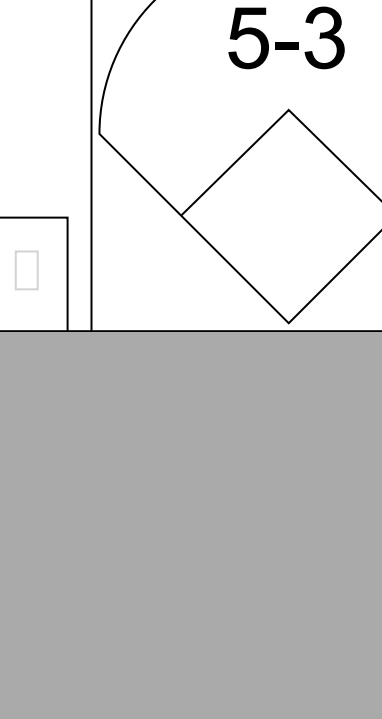

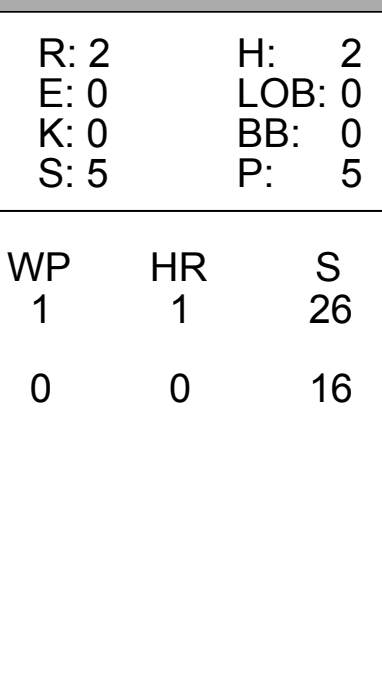
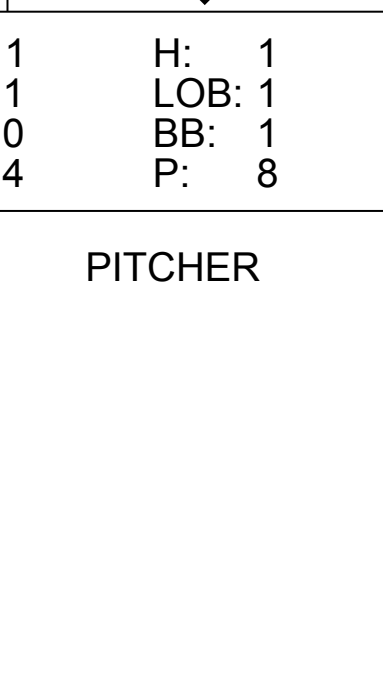
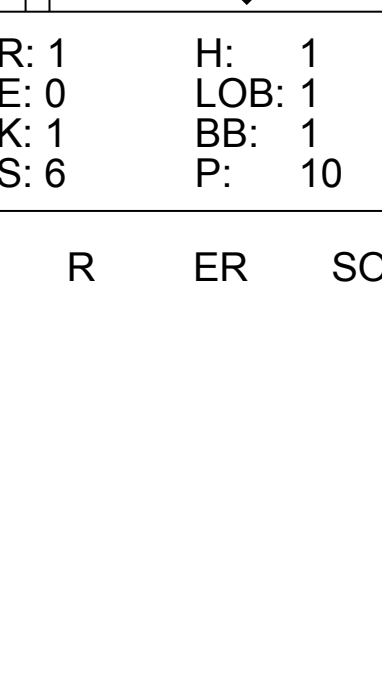
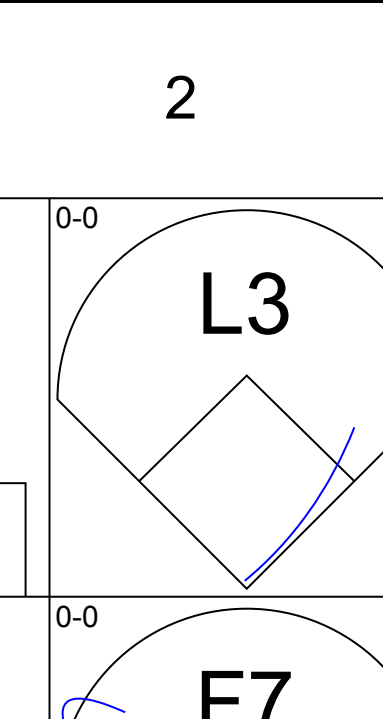
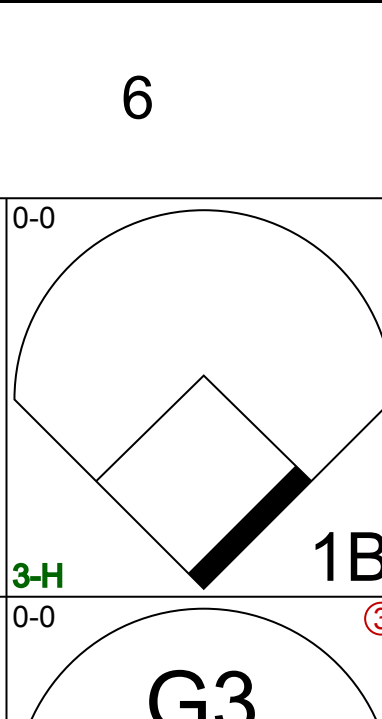
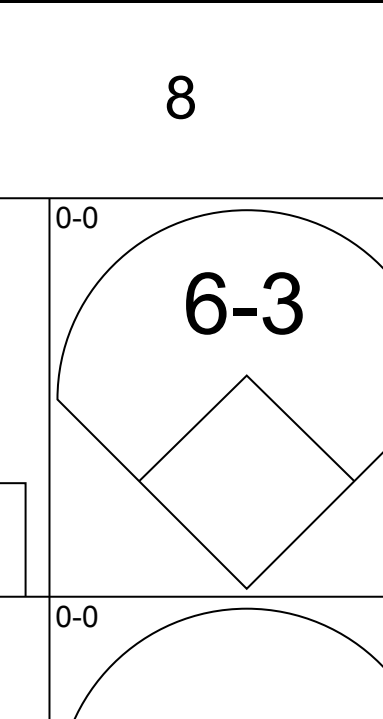

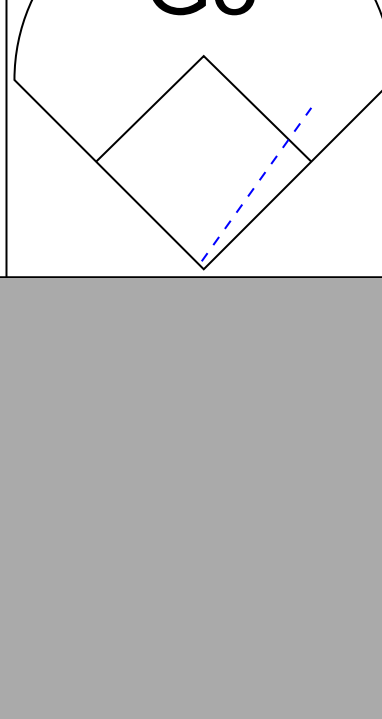
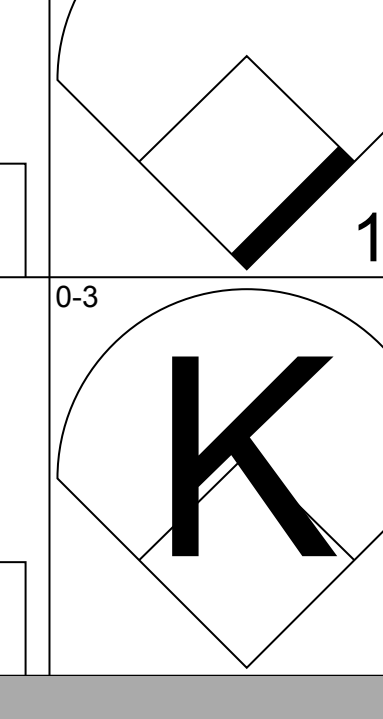



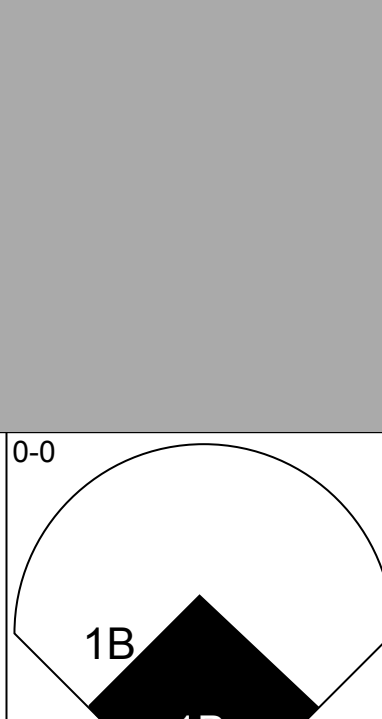

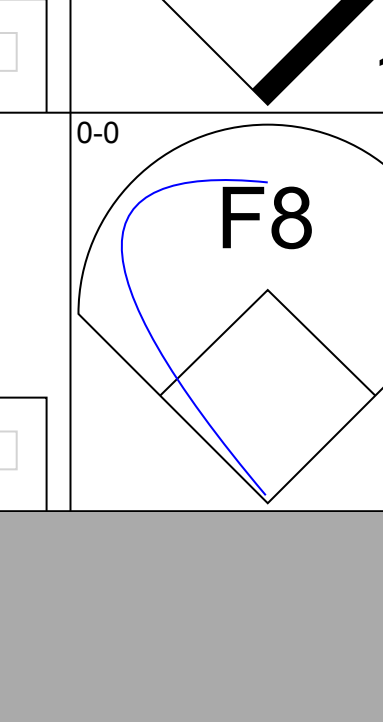
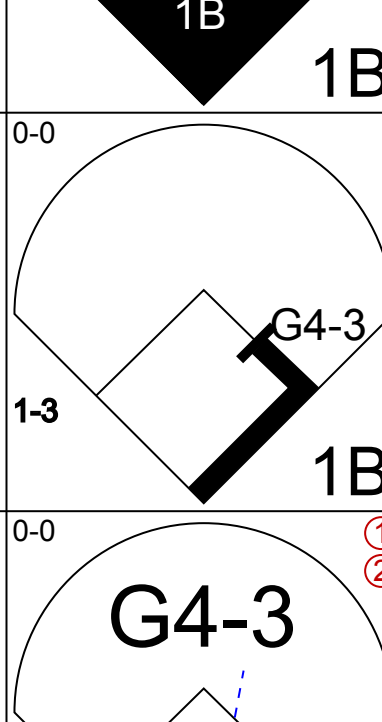
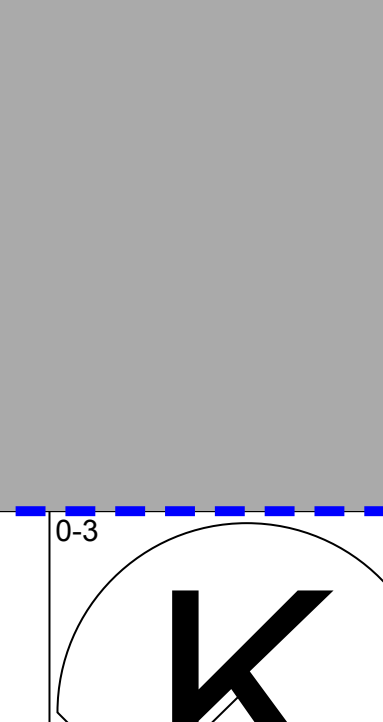
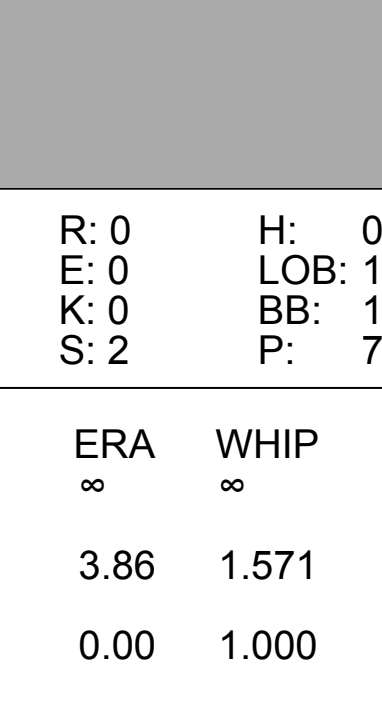
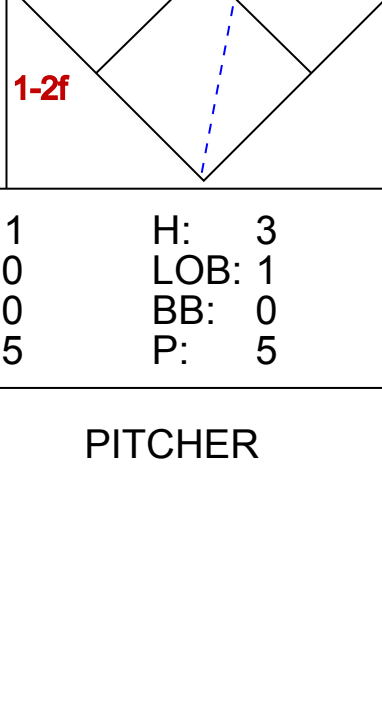

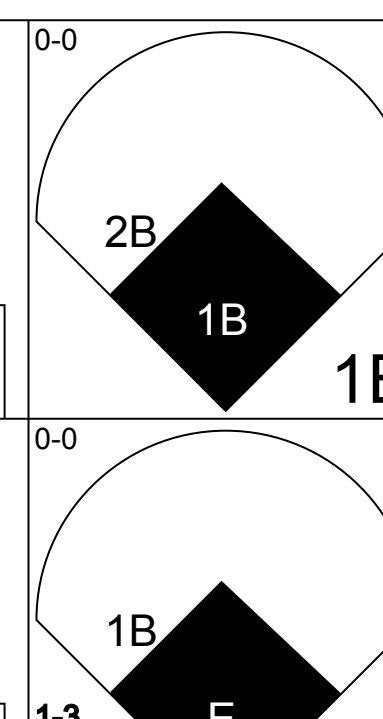
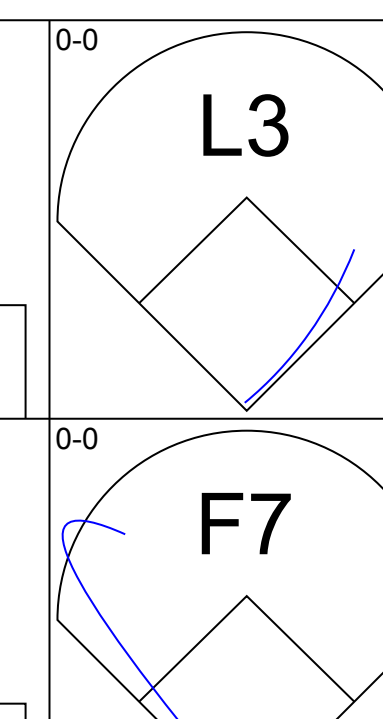
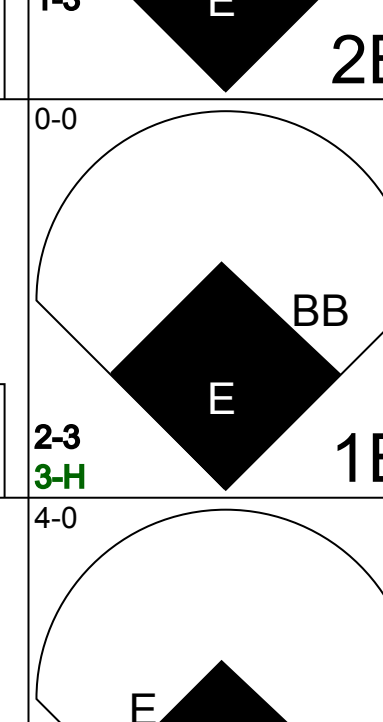
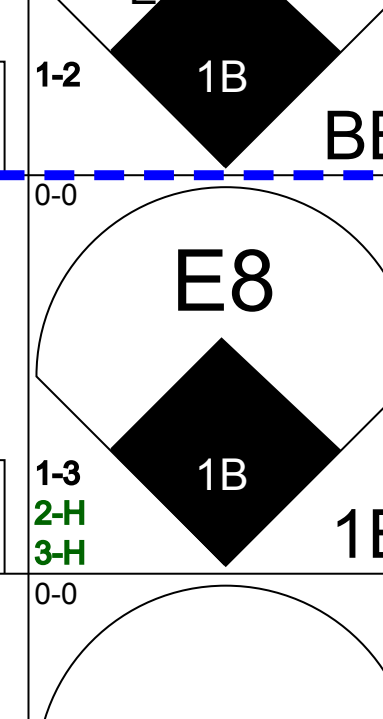
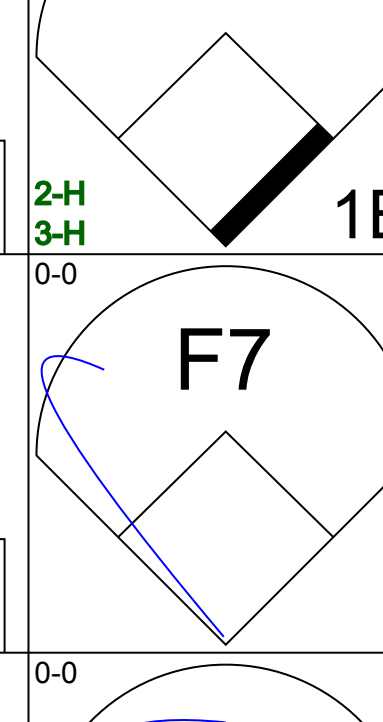
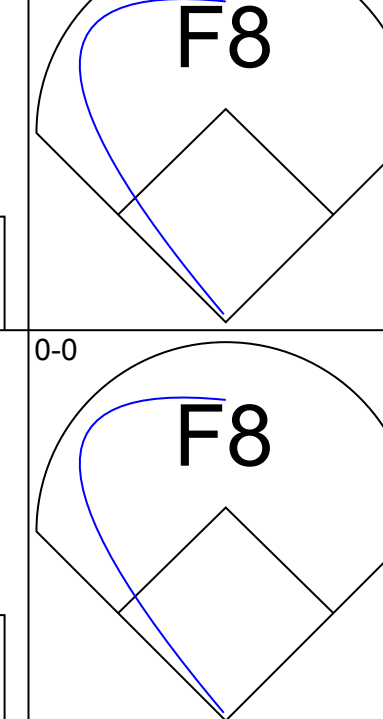
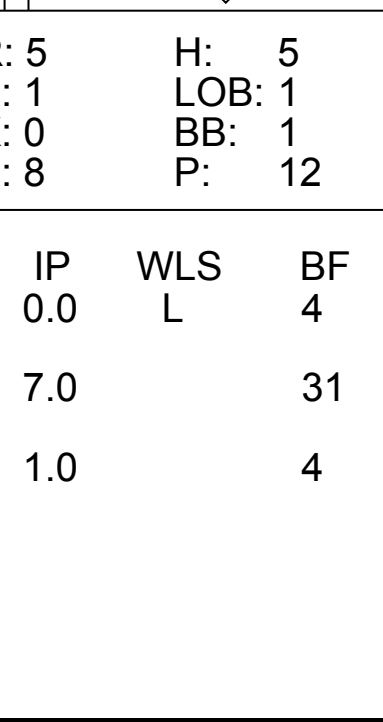
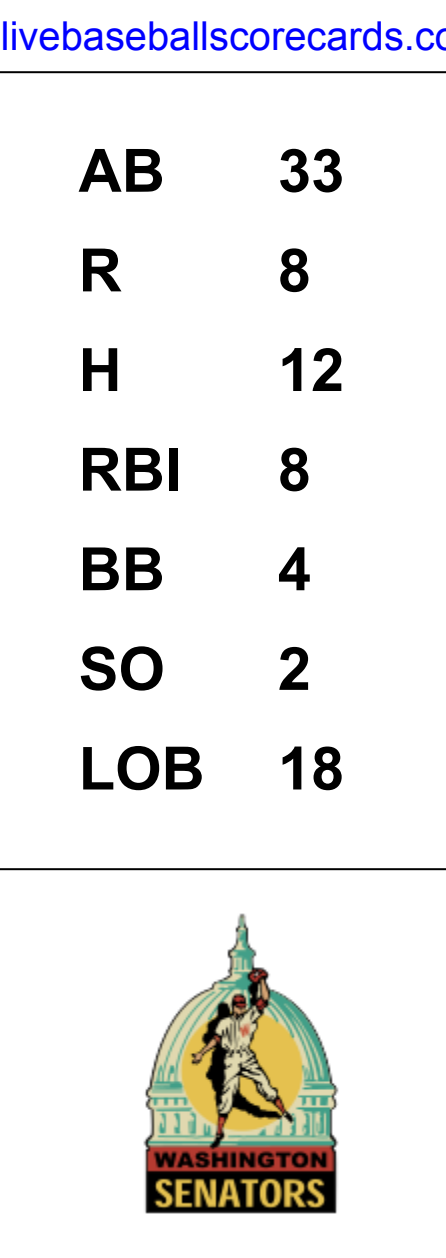



Philadelphia Athletics - 1950

Batter	1	2	3	4	5	6	7	8	9	AB	R	H	RBI	BB	SO	LOB	TOP					
Eddie Joost, R (1,6)										5	0	0	0	0	1	5	Philadelphia Athletics @ Washington Senators Griffith Stadium, Washington, DC Tue Apr 18 1950, 3:33 AM EST Att: 29,320 - Unknown					
Barney McCosky, L (1,7) OBP: 0.600, SLG: 0.750										4	2	2	0	1	1	0						
Elmer Valo, L (1,9) OBP: 0.200, SLG: 0.200										5	0	1	0	0	0	5						
Feris Fain, L (1,3) OBP: 0.200, SLG: 0.200										5	0	1	2	0	0	1						
Bob Dillinger, R (1,5) OBP: 0.250, SLG: 0.750										4	1	1	0	0	0	1						
Sam Chapman, R (1,8)										4	1	0	1	0	0	0						
Pete Suder, R (1,4) OBP: 0.500, SLG: 1.333										3	2	1	1	1	0	1						
Mike Guerra, R (1,2)										2	0	0	0	1	0	0						
Ben Guintini, R (8, PH)										1	0	0	0	0	1	1						
Joe Tipton, R (8, 2)										0	0	0	0	0	0	0						
Carl Scheib, R (1,1)										0	0	0	0	0	0	0						
Bobby Shantz, R (1,1) OBP: 1.000, SLG: 1.000										2	1	2	1	1	0	0						
Billy Hitchcock, R (8, PH) OBP: 1.000, SLG: 3.000										1	0	1	1	0	0	0						
Alex Kellner, R (8, 1)										0	0	0	0	0	0	0						
Inning Stats	R: 0 E: 0 K: 1 S: 6	H: 1 LOB: 1 BB: 0 P: 6	R: 0 E: 0 K: 0 S: 3	H: 0 LOB: 0 BB: 0 P: 3	R: 0 E: 0 K: 0 S: 3	H: 0 LOB: 2 BB: 2 P: 11	R: 2 E: 0 K: 0 S: 5	H: 2 LOB: 0 BB: 0 P: 5	R: 2 E: 0 K: 0 S: 6	H: 3 LOB: 1 BB: 0 P: 6	R: 1 E: 1 K: 0 S: 4	H: 1 LOB: 1 BB: 1 P: 8	R: 1 E: 0 K: 0 S: 4	H: 1 LOB: 0 BB: 0 P: 4	R: 1 E: 0 K: 1 S: 6	H: 1 LOB: 1 BB: 1 P: 10	R: 0 E: 0 K: 1 S: 5	H: 0 LOB: 0 BB: 0 P: 5	1B: 5 2B: 1 3B: 2 HR: 1	SF: 0 SAC: 0 DP: 1 HBP: 0	WP: 1 PB: 0 SB: 1 CS: 0	PA: 40
PITCHER	IP WLS BF H R ER SO BB IBB HBP BLK WP HR S P ERA WHIP																					
Ray Scarborough, R (1,1) ERA: 6.75	5.1 W 27 7 5 4 1 3 0 0 0 1 1 26 38 6.75 1.875																					
Mickey Harris, L (6,1) ERA: 4.91	3.2 S 13 2 2 2 2 1 0 0 0 0 0 0 16 20 4.91 0.818																					


Batter	1	2	3	4	5	6	7	8	9	AB	R	H	RBI	BB	SO	LOB	BOTTOM				
Gil Coan, L (1,7) OBP: 0.333, SLG: 0.333										3	1	1	0	0	0	0	Philadelphia Athletics @ Washington Senators Griffith Stadium, Washington, DC Tue Apr 18 1950, 3:33 AM EST Att: 29,320 - Unknown				
Sam Mele, R (6, PH) OBP: 0.500, SLG: 0.500										2	0	1	1	0	0	0					
Sam Dente, R (1,6) OBP: 0.400, SLG: 0.600										5	1	2	0	0	0	1					
Irv Noren, L (1,8) OBP: 0.800, SLG: 0.333										3	1	1	1	1	1	1					
Eddie Robinson, L (1,3) OBP: 1.000, SLG: 2.000										1	3	1	0	3	0	0					
Bud Stewart, L (1,9) OBP: 0.333, SLG: 0.333										3	1	1	2	0	0	4					
Eddie Yost, R (1,5) OBP: 0.250, SLG: 0.250										4	0	1	3	0	0	4					
Al Kozar, R (1,4) OBP: 0.750, SLG: 0.750										4	1	3	1	0	0	1					
Al Evans, R (1,2) OBP: 0.250, SLG: 0.250										4	0	1	0	0	0	4					
Ray Scarborough, R (1,1)										2	0	0	0	0	0	1					
Mickey Harris, L (6,1)										2	0	0	0	0	1	2					
Inning Stats	R: 5 E: 1 K: 0 S: 8	H: 5 LOB: 1 BB: 1 P: 12	R: 0 E: 0 K: 0 S: 3	H: 0 LOB: 0 BB: 0 P: 3	R: 1 E: 0 K: 0 S: 5	H: 2 LOB: 1 BB: 0 P: 5	R: 0 E: 0 K: 0 S: 3	H: 0 LOB: 0 BB: 0 P: 3	R: 0 E: 0 K: 0 S: 2	H: 0 LOB: 1 BB: 1 P: 7	R: 1 E: 0 K: 0 S: 5	H: 3 LOB: 0 BB: 0 P: 5	R: 1 E: 0 K: 0 S: 4	H: 1 LOB: 2 BB: 2 P: 12	R: 0 E: 0 K: 2 S: 8	H: 1 LOB: 1 BB: 0 P: 8		1B: 10 2B: 2 3B: 0 HR: 0	SF: 0 SAC: 1 DP: 2 HBP: 1	WP: 0 PB: 0 SB: 0 CS: 0	PA: 39
PITCHER	IP WLS BF H R ER SO BB IBB HBP BLK WP HR S P ERA WHIP																				
Carl Scheib, R (1,1) ERA:	0.0 L 4 3 4 4 0 3 0 0 0 0 0 0 27 40 ∞ ∞																				
Bobby Shantz, L (1,1) ERA: 3.86	7.0 31 8 4 3 0 3 0 1 0 0 0 0 27 40 3.86 1.571																				
Alex Kellner, L (8,1) ERA:	1.0 4 1 0 0 2 0 0 0 0 0 0 0 8 8 0.00 1.000																				

AB	36
R	7
H	9
RBI	6
BB	4
SO	3
LOB	14

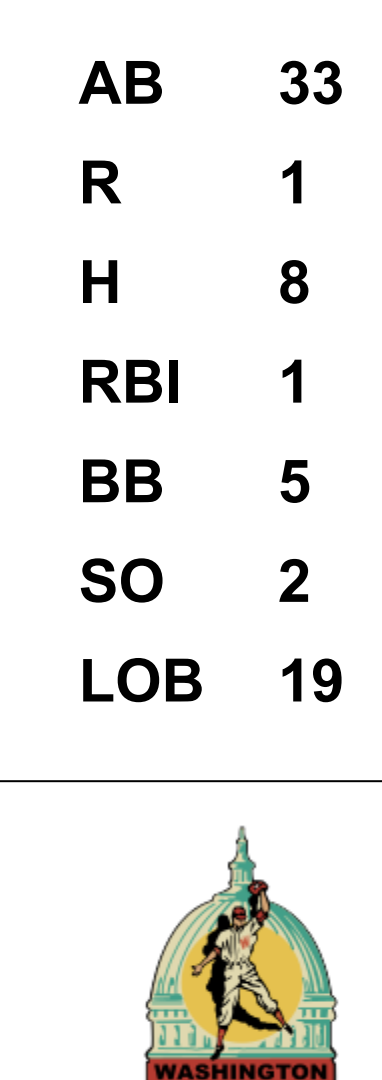


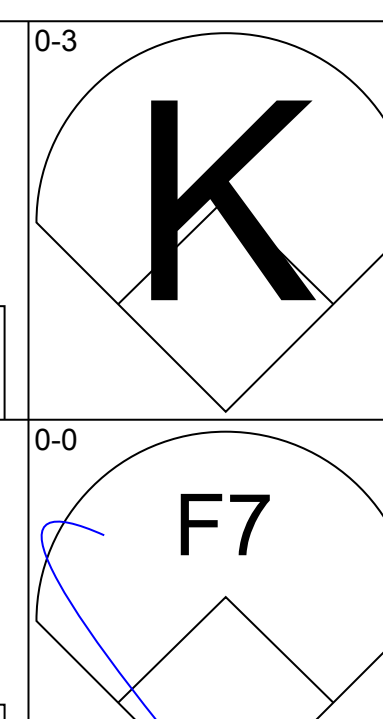
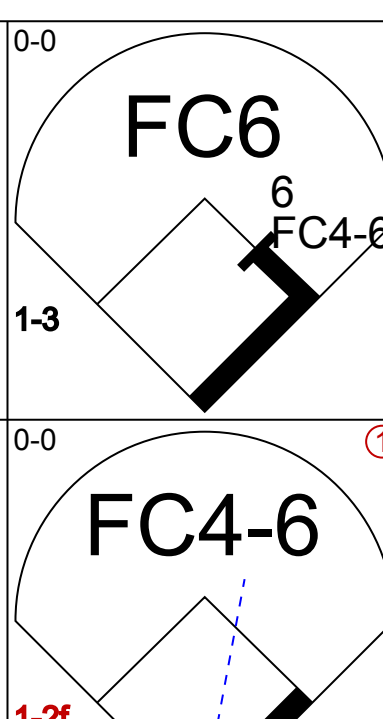
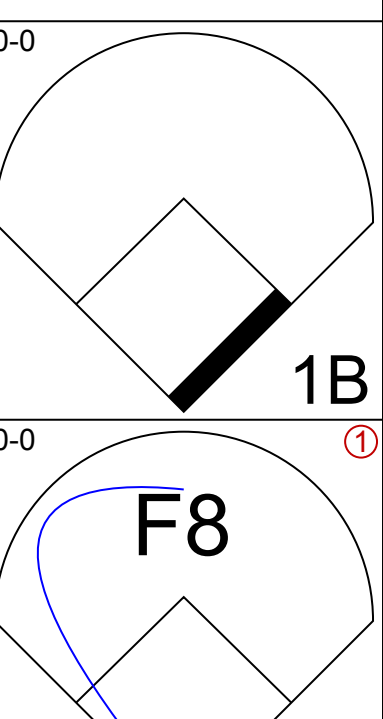
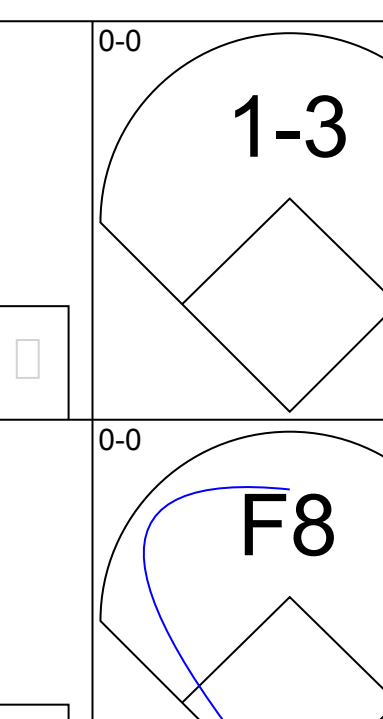
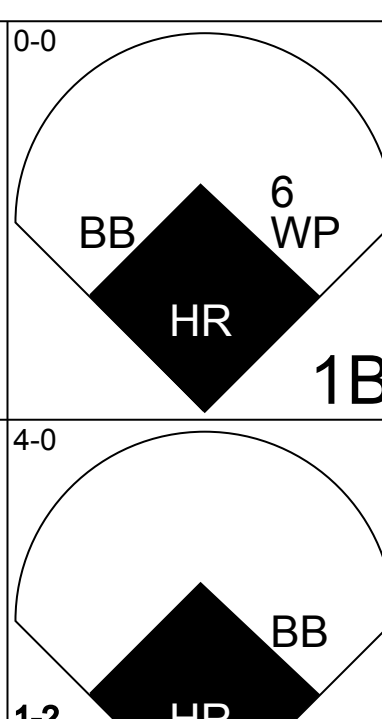
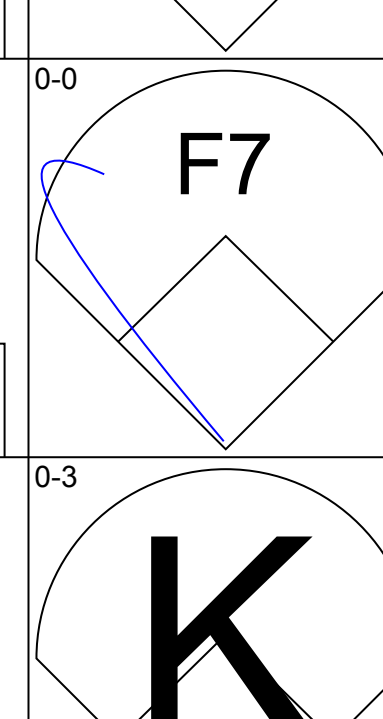
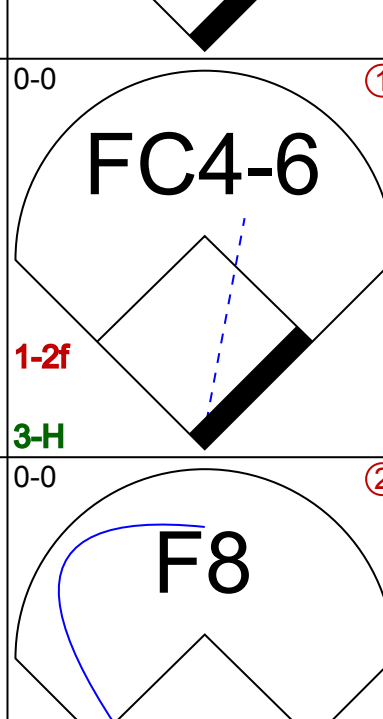
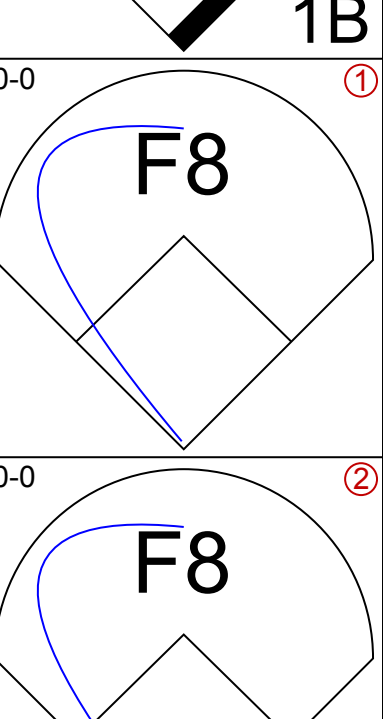
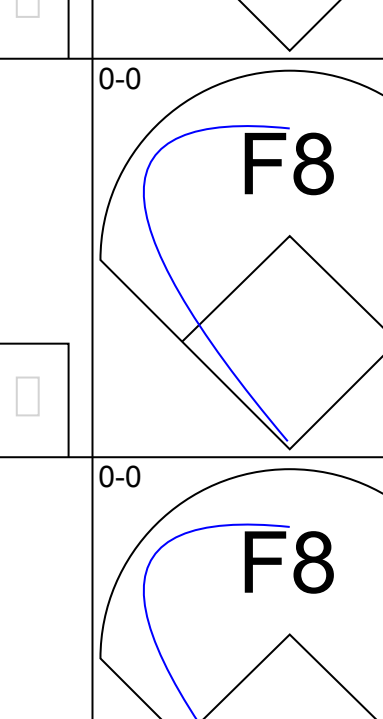
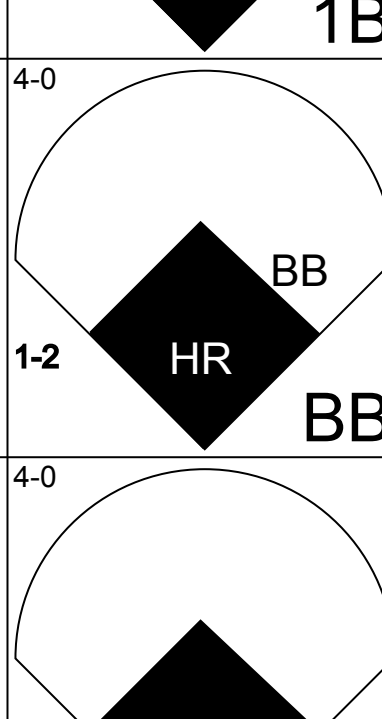
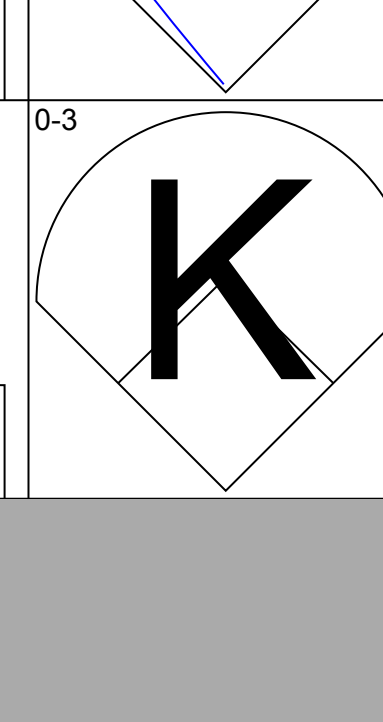
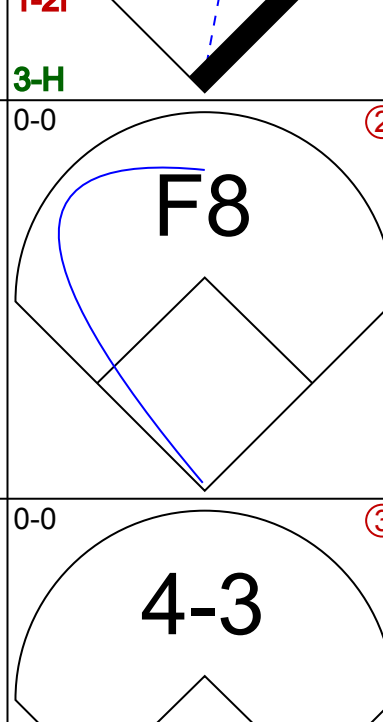
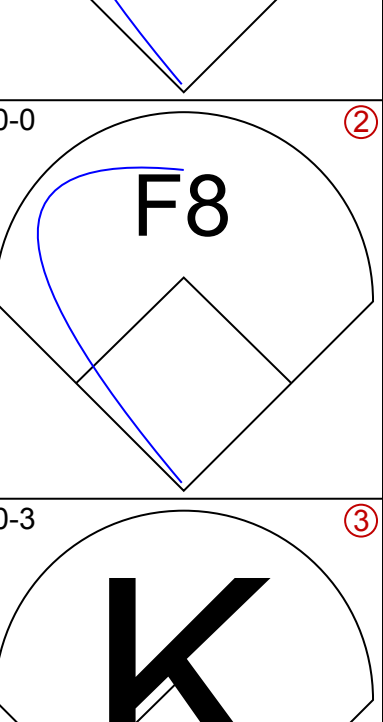
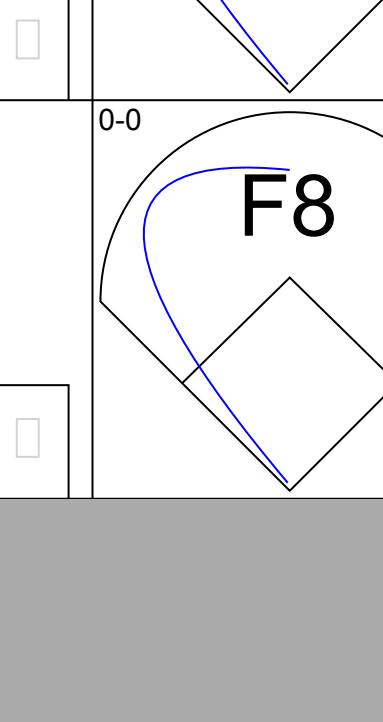
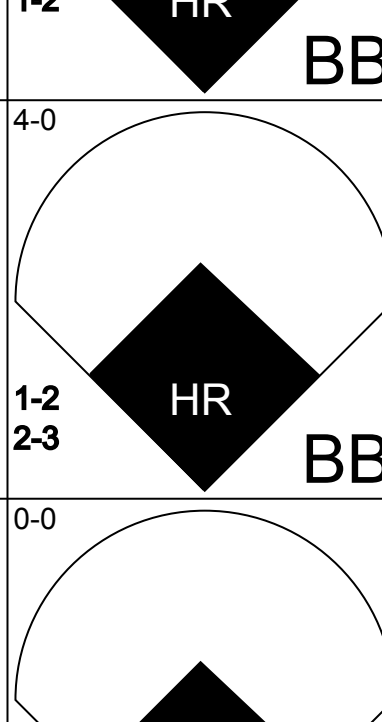
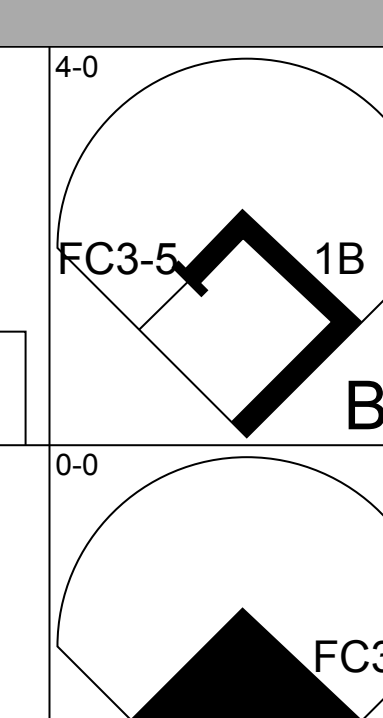
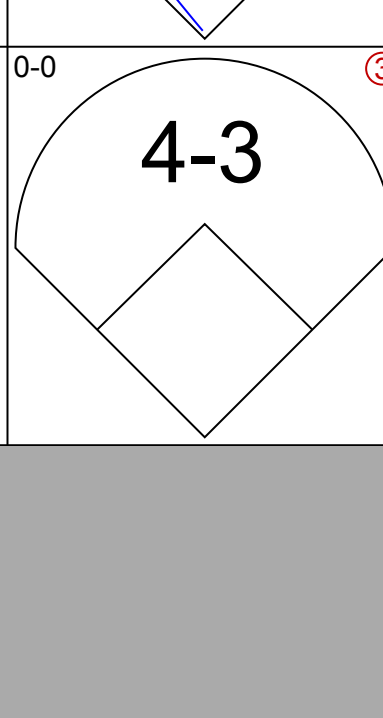
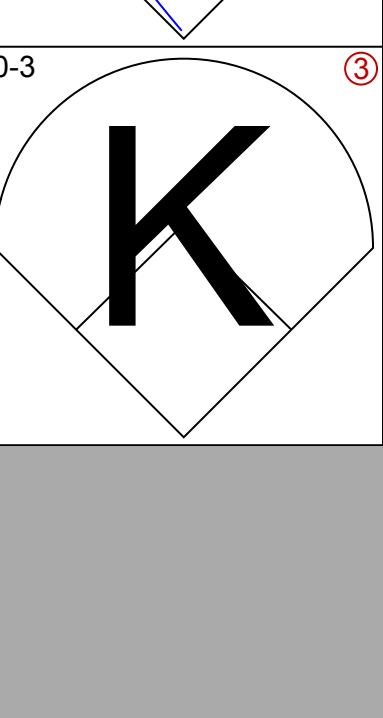
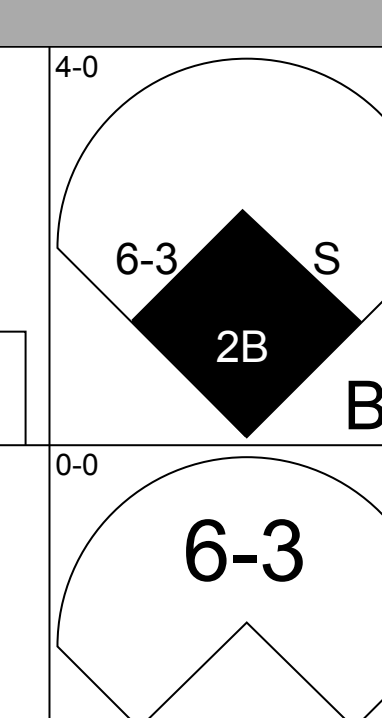
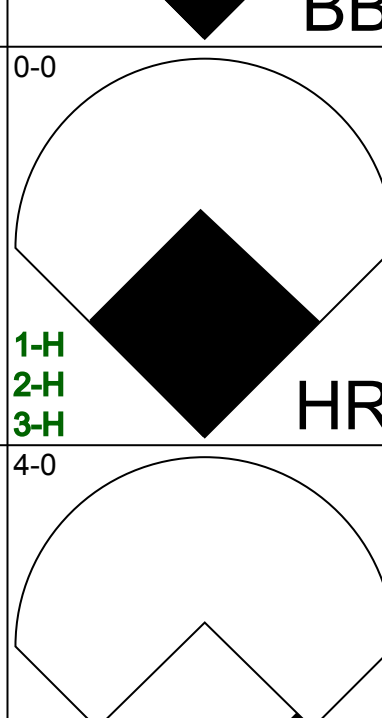
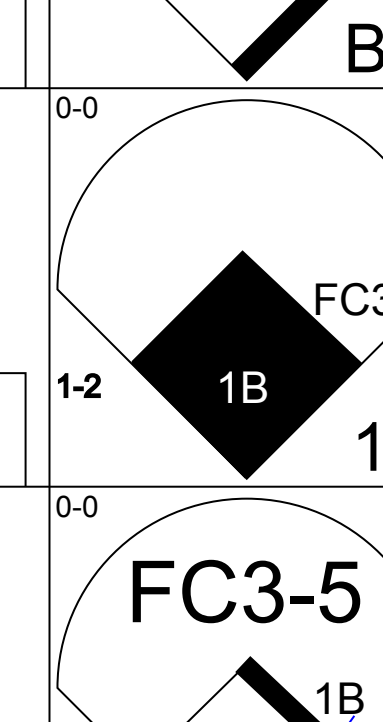
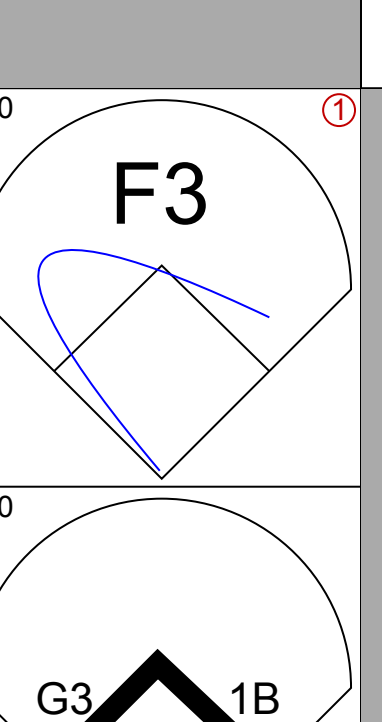
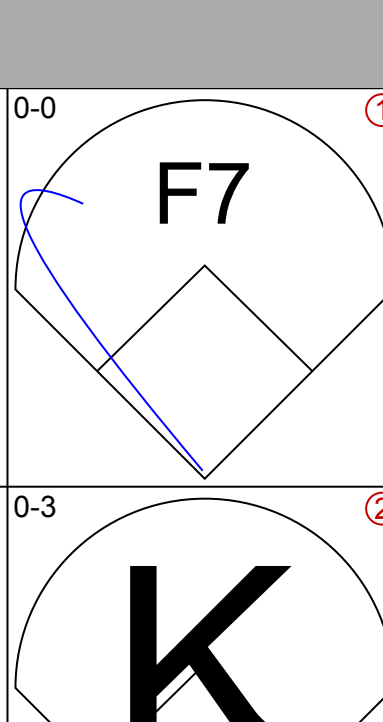
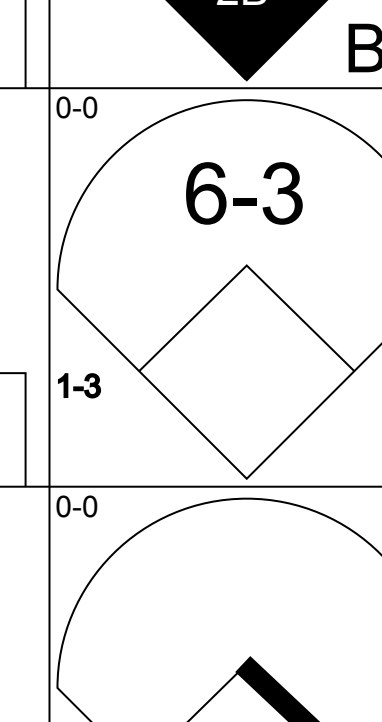
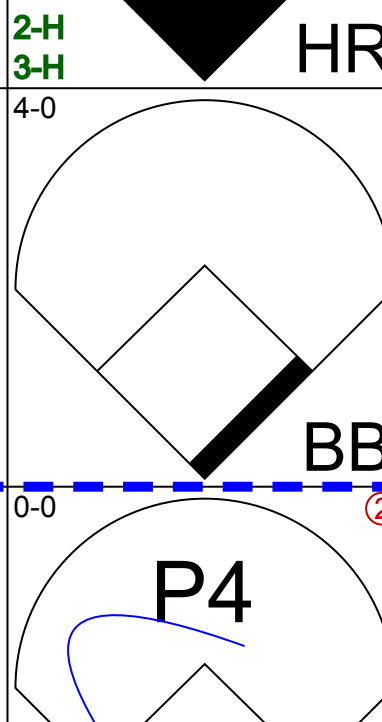
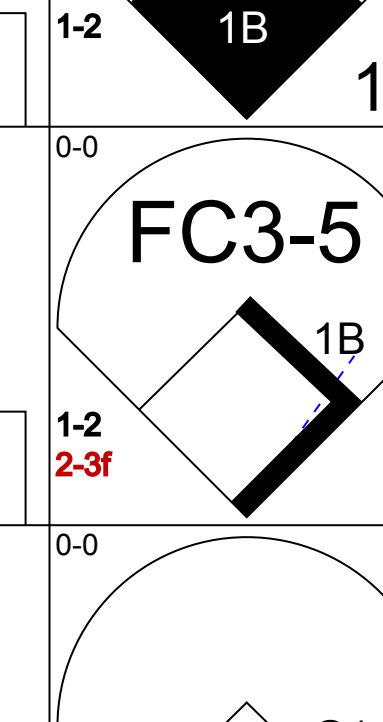
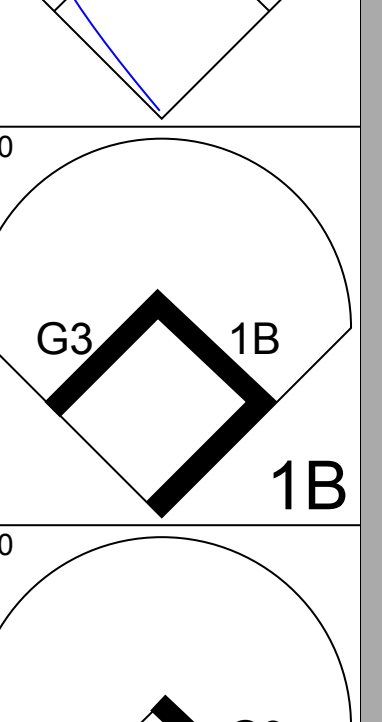
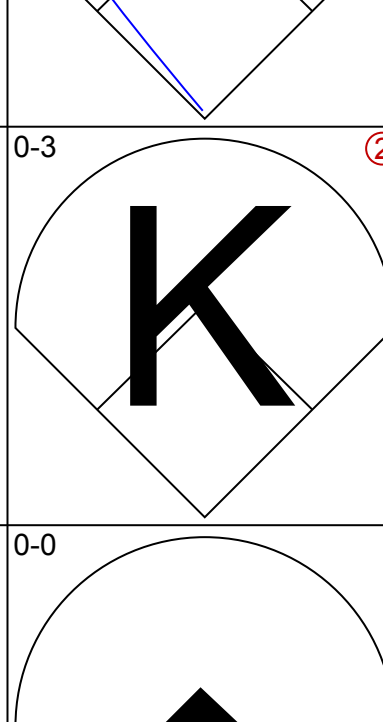
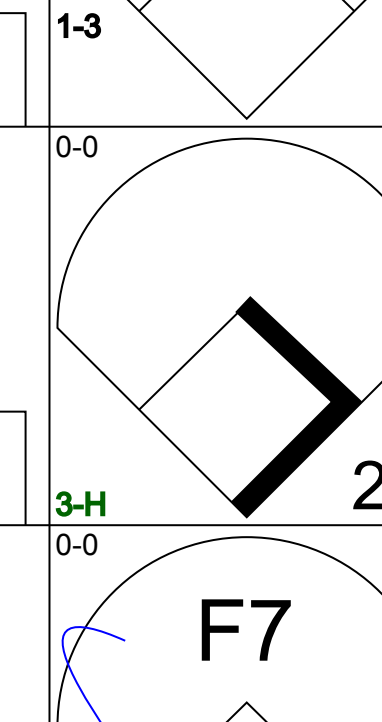
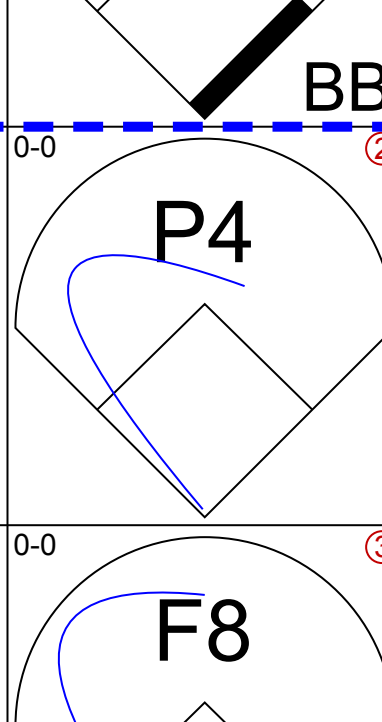
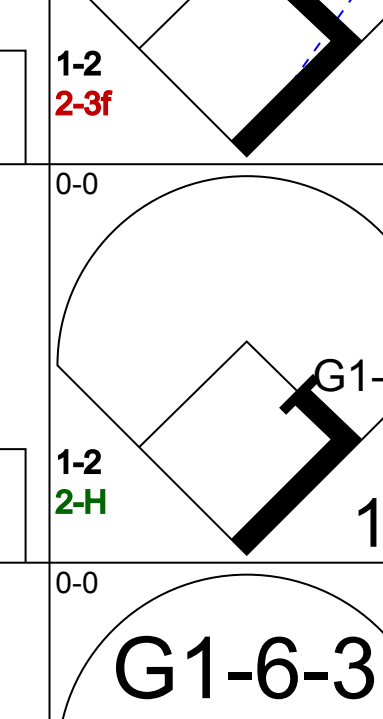
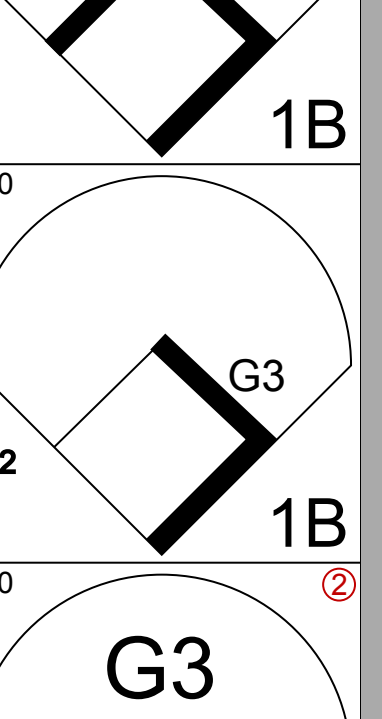
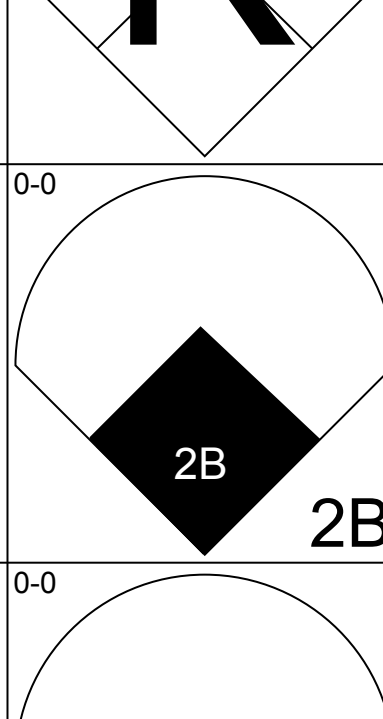
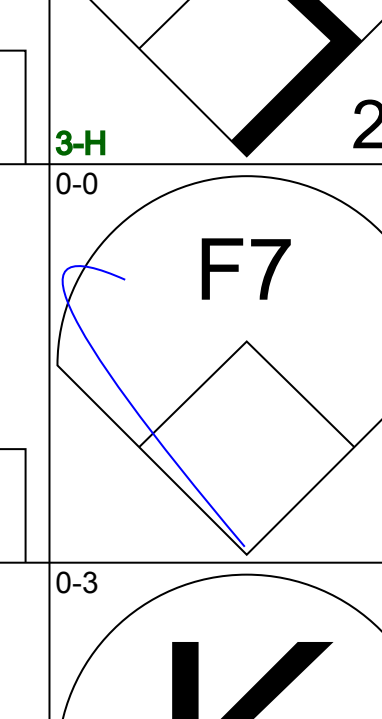
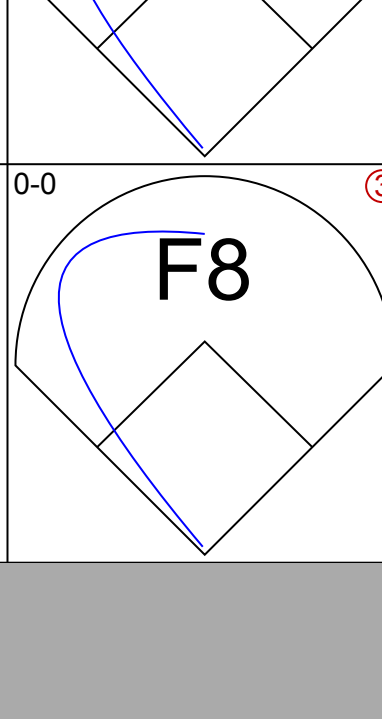
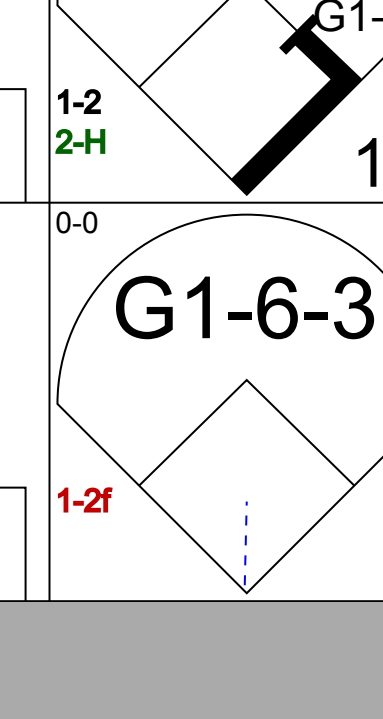
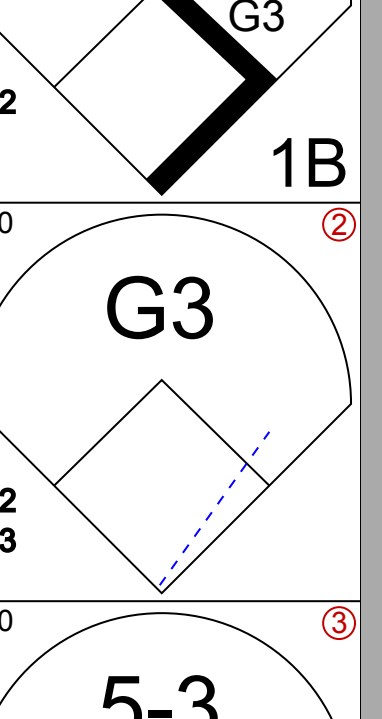
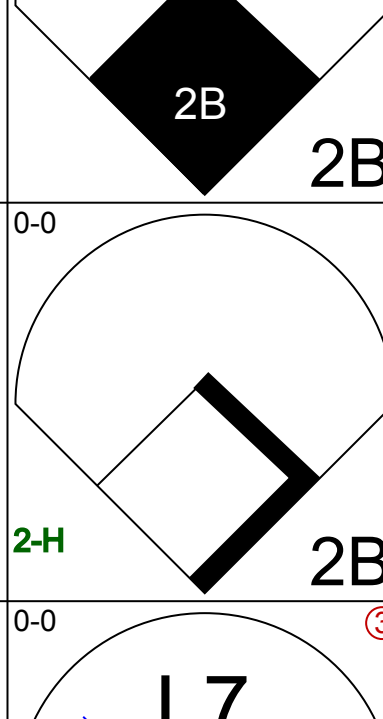
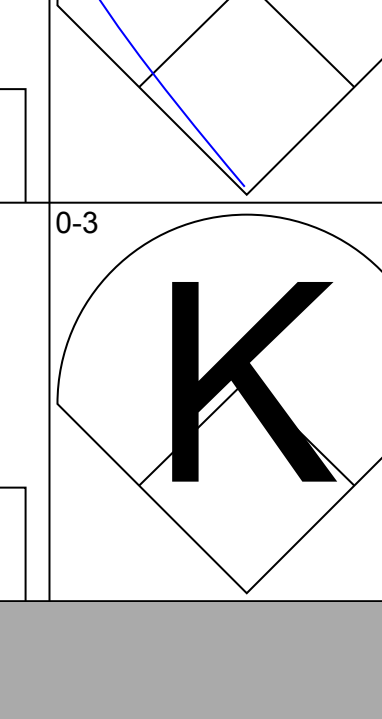
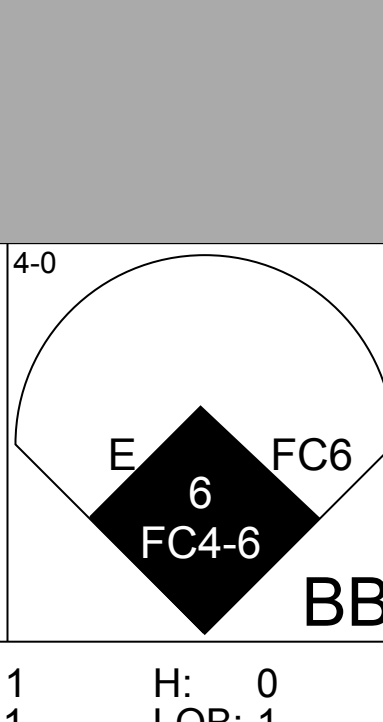
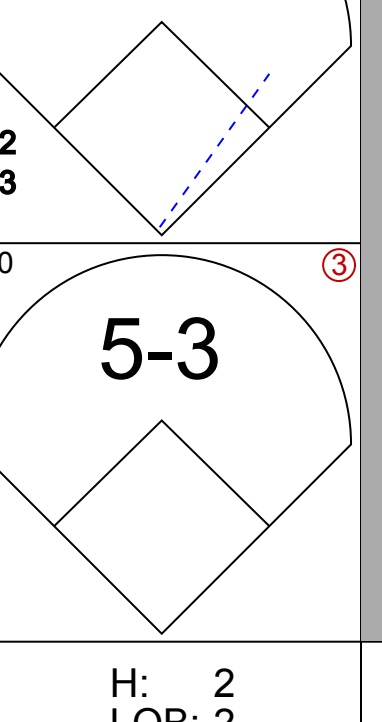
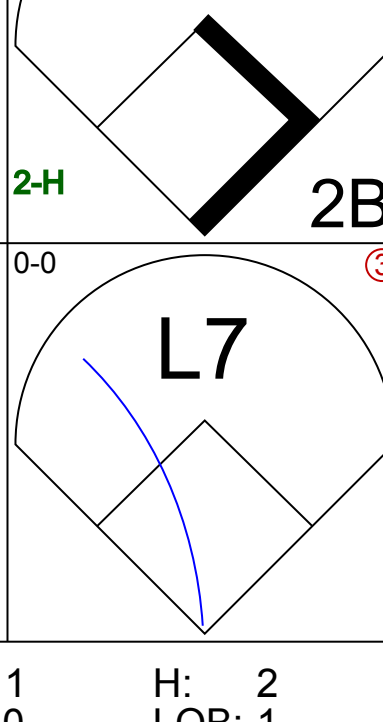
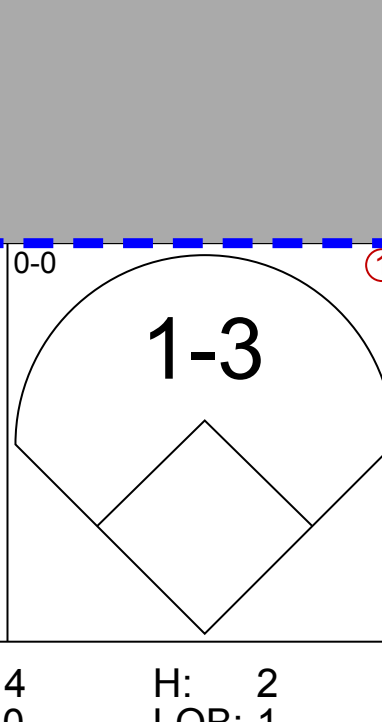
Batter	1	2	3	4	5	6	7	8	9	AB	R	H	RBI	BB	SO	LOB	TOP			
Eddie Joost, R OBP: 0.300, SLG: 0.667	F7		1B	6-3			HR	2B		4	2	2	2	1	0	0	Philadelphia Athletics @ Washington Senators Griffith Stadium, Washington, DC Wed Apr 19 1950, 3:33 AM EST Att: 10,153 - Unknown			
Barney McCosky, L OBP: 0.667, SLG: 0.667 Wally Moses, L (7, PR)	1-3		1B				FC4-6	F2		2	1	1	0	2	0	0				
Elmer Valo, L OBP: 0.200, SLG: 0.200	F8		HBP				F8	1-3		5	1	1	1	0	0	4				
Feris Fain, L OBP: 0.300, SLG: 0.125		F8	HBP				FC4-6	F3		3	0	0	0	2	0	1				
Bob Dillinger, R OBP: 0.444, SLG: 0.857		G3	HBP				G5-3-5			3	1	1	1	1	0	1				
Sam Chapman, R OBP: 0.333, SLG: 0.250			HBP							4	0	2	2	0	0	2				
Pete Suder, R OBP: 0.333, SLG: 0.571			HBP							4	0	0	0	1	2	4				
Joe Tipton, R OBP: 0.200, SLG: 0.200										5	1	1	0	0	0	6				
Hank Wyse, R Bob Hooper, R			5-3					E6		3	0	0	0	0	1	0				
Inning Stats	R: 0 E: 0 K: 0 S: 3	H: 0 LOB: 0 BB: 0 P: 3	R: 0 E: 0 K: 0 S: 4	H: 1 LOB: 2 BB: 1 P: 8	R: 3 E: 0 K: 1 S: 7	H: 2 LOB: 3 BB: 2 P: 17	R: 0 E: 0 K: 0 S: 3	H: 0 LOB: 0 BB: 1 P: 7	R: 0 E: 0 K: 0 S: 2	H: 0 LOB: 0 BB: 0 P: 6	R: 1 E: 0 K: 0 S: 4	H: 1 LOB: 2 BB: 2 P: 12	R: 1 E: 0 K: 0 S: 6	H: 2 LOB: 1 BB: 0 P: 6	R: 1 E: 0 K: 0 S: 5	H: 2 LOB: 1 BB: 0 P: 5	1B: 5 2B: 2 3B: 1 HR: 1	SF: 0 SAC: 0 DP: 1 HBP: 2	WP: 0 PB: 0 SB: 0 CS: 0	PA: 44
PITCHER	IP WLS BF H R ER SO BB IBB HBP BLK WP HR S P ERA WHIP	7.0 L 33 4 4 4 3 7 0 2 0 0 1 30 60 5.14 1.571	2.0 11 4 2 1 0 0 0 0 0 0 0 0 11 4.50 2.000																	

AB 35
R 6
H 8
RBI 6
BB 7
SO 3
LOB 21



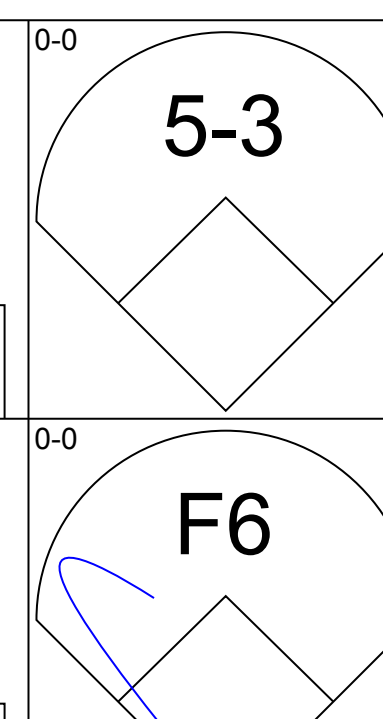
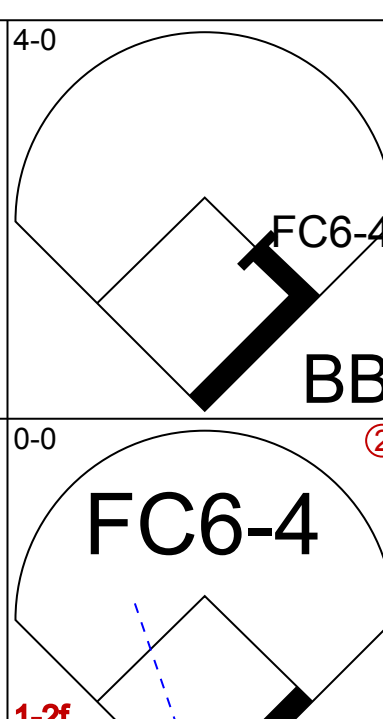
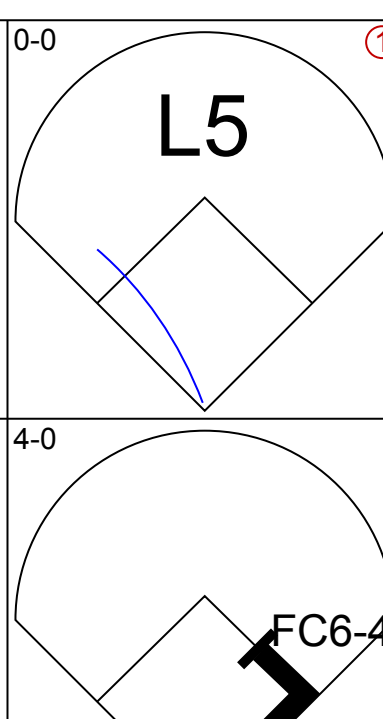
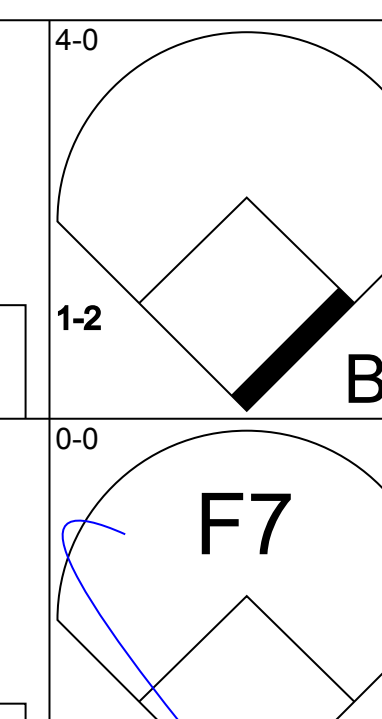
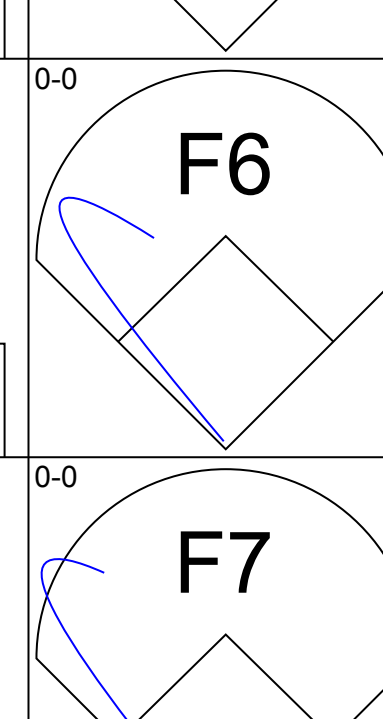
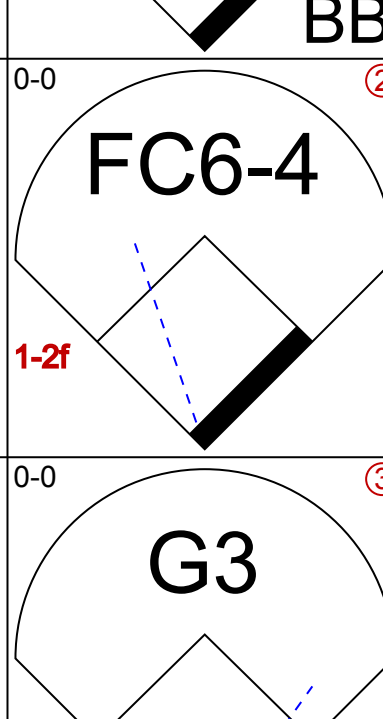
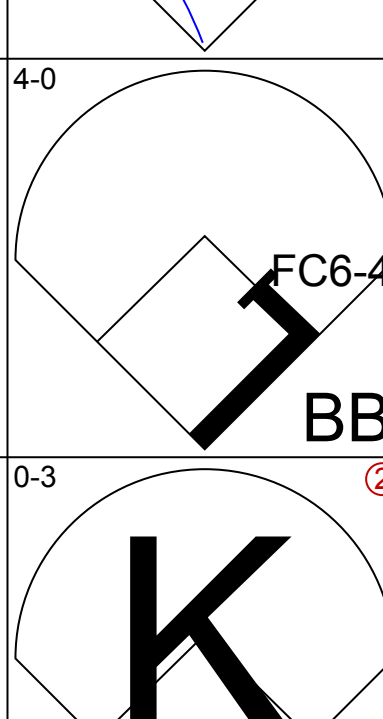
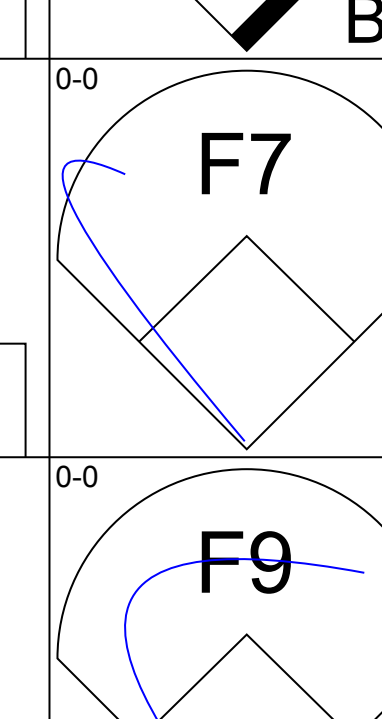
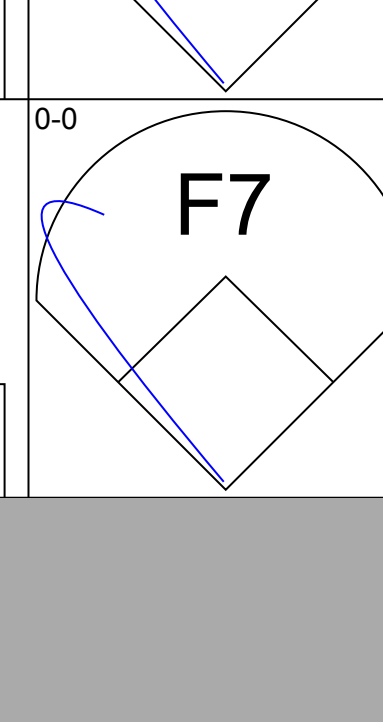
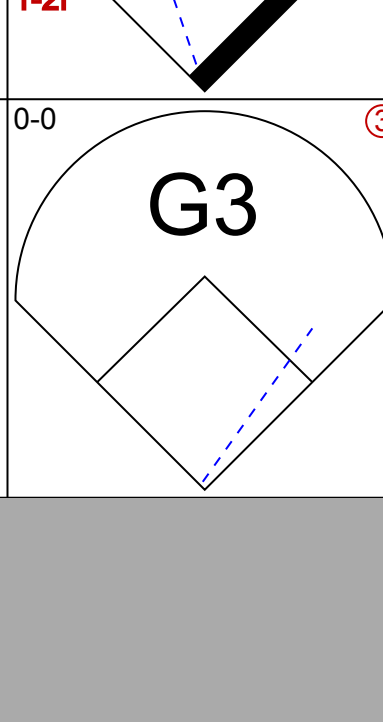
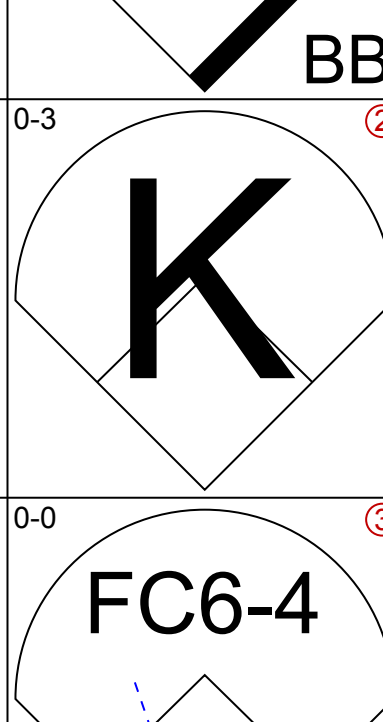
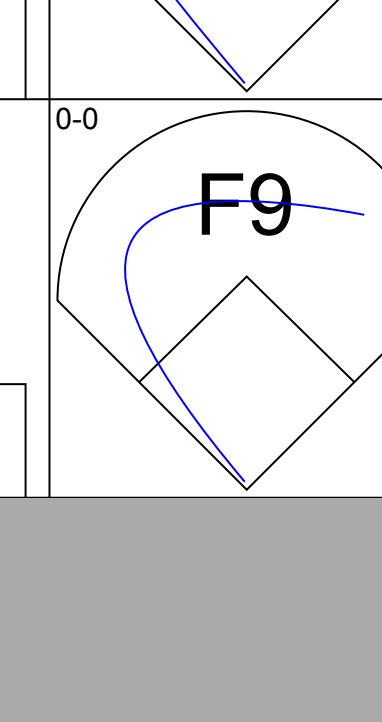
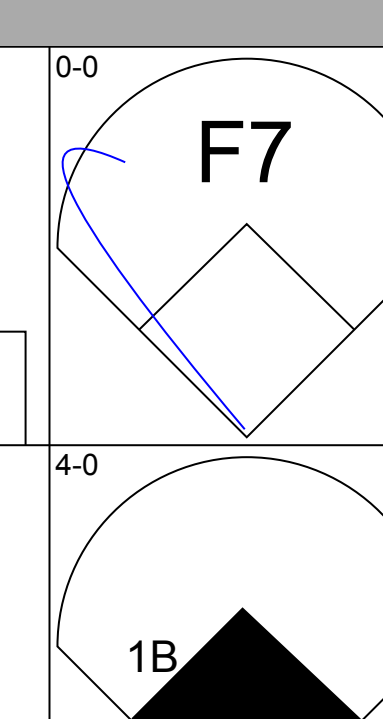
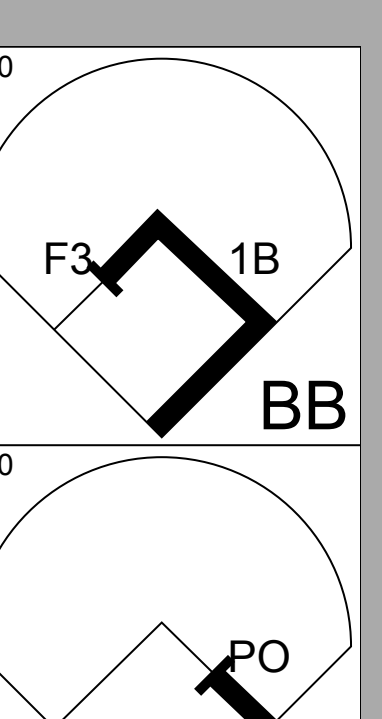
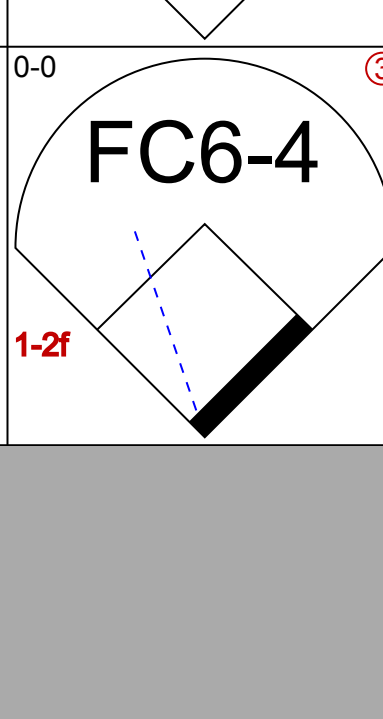
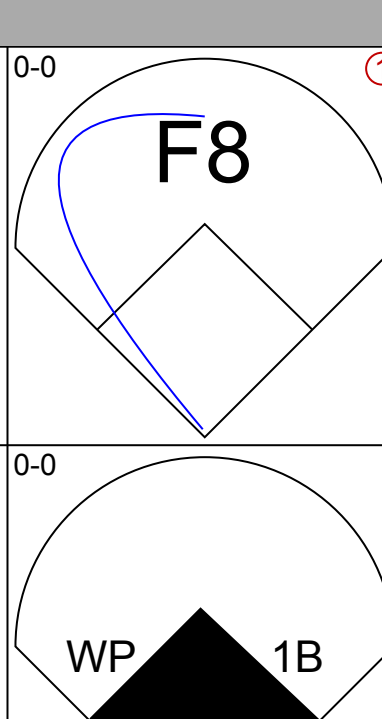
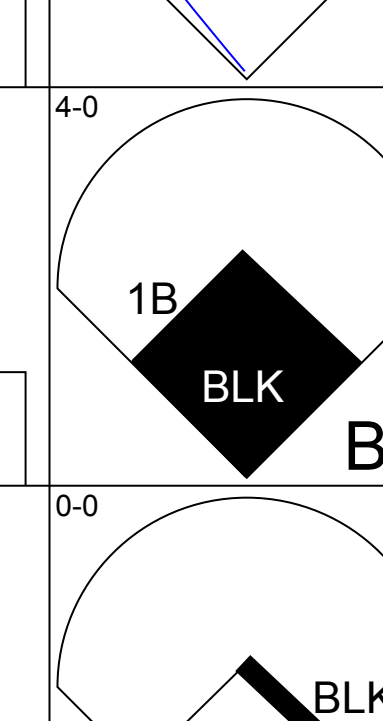
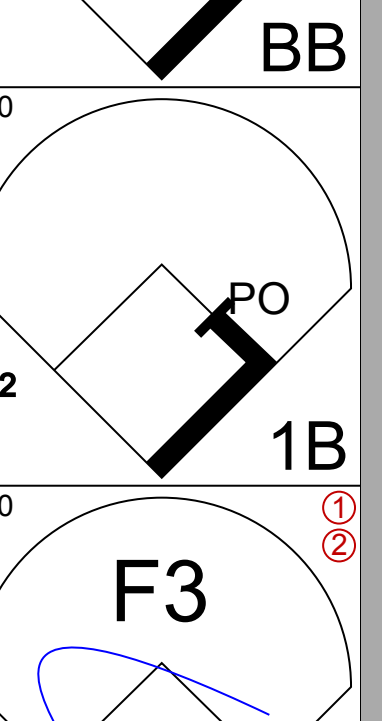

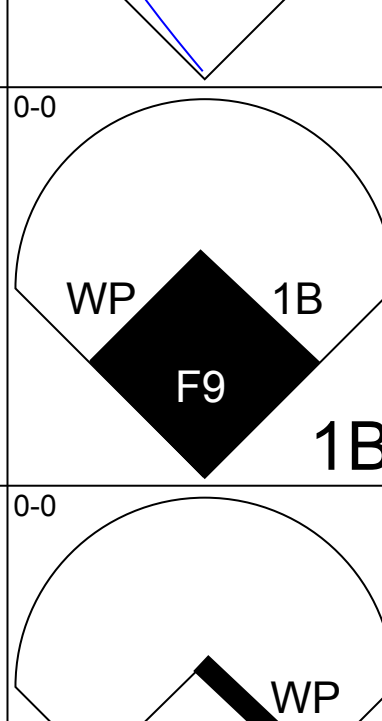
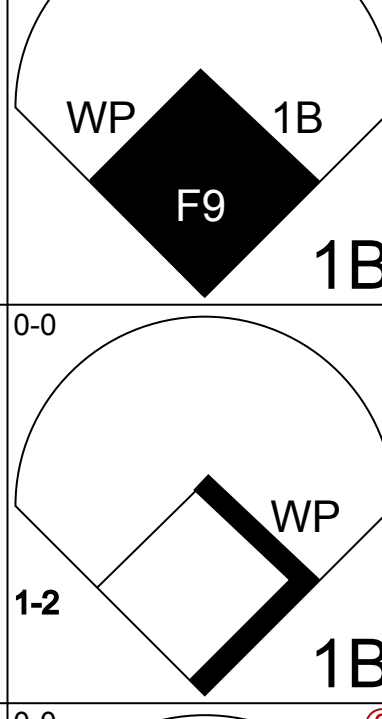
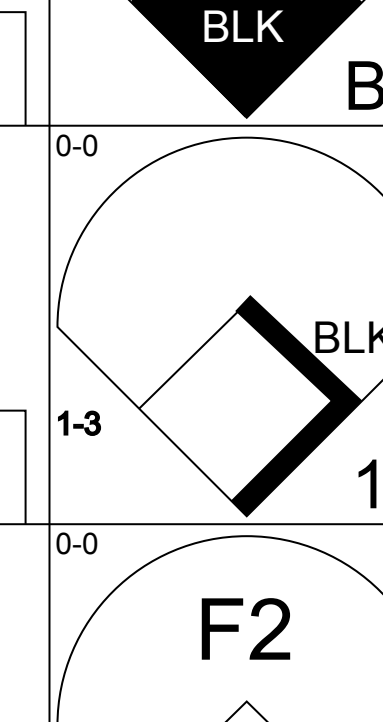
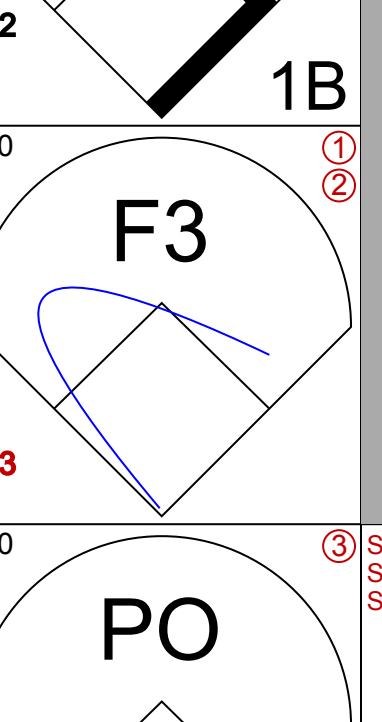

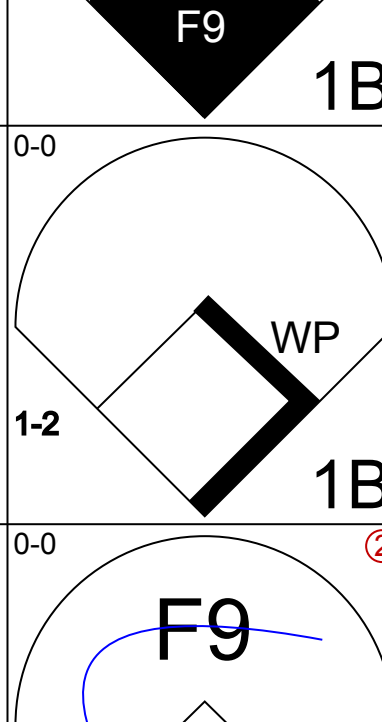
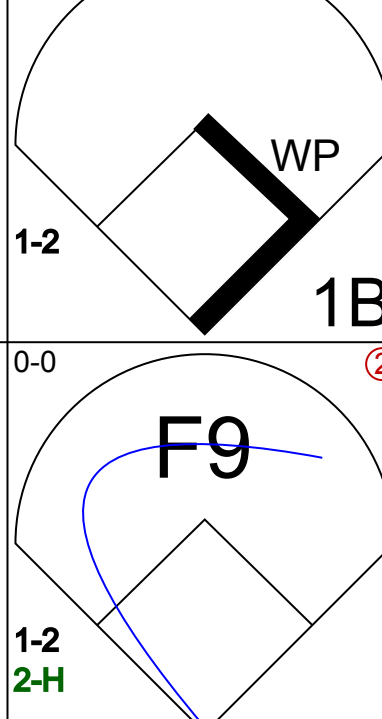
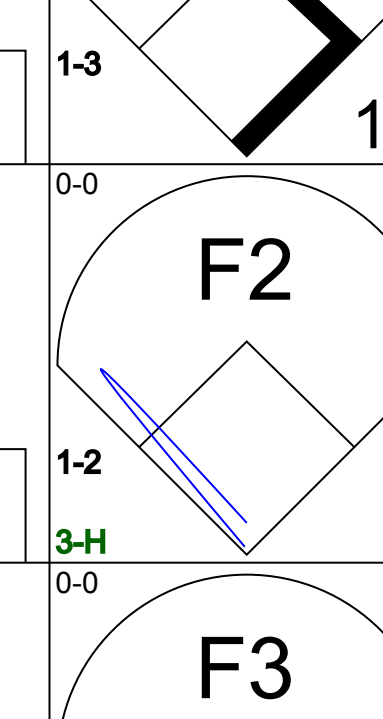
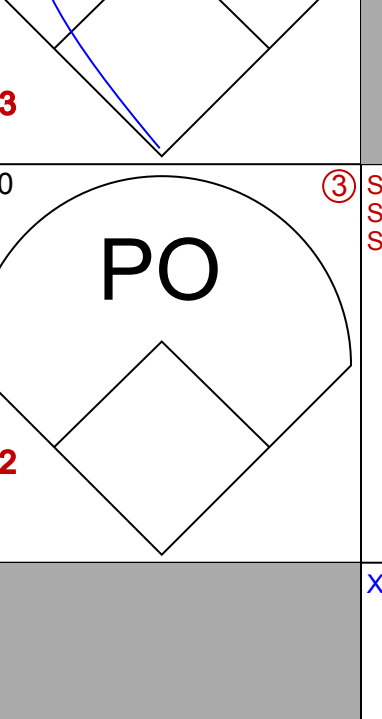
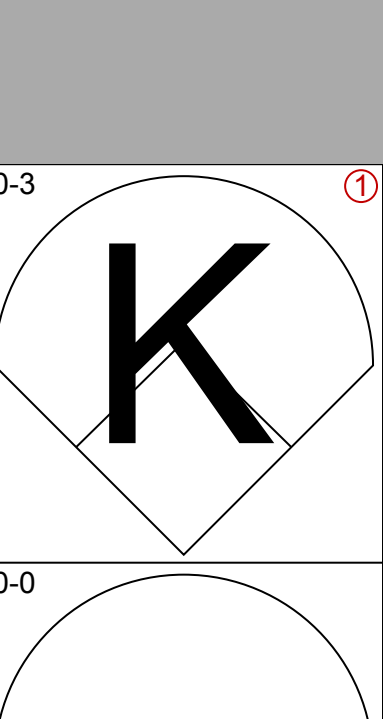
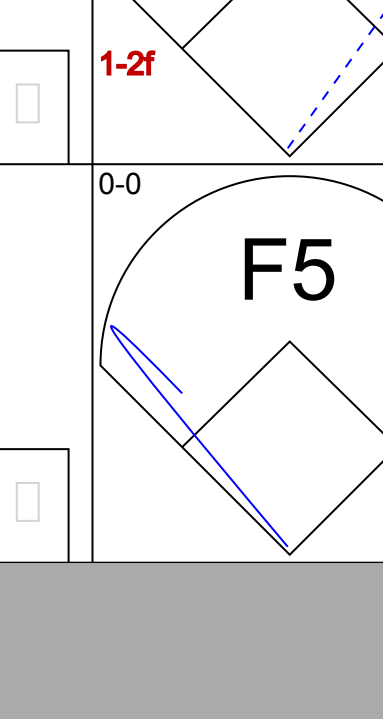
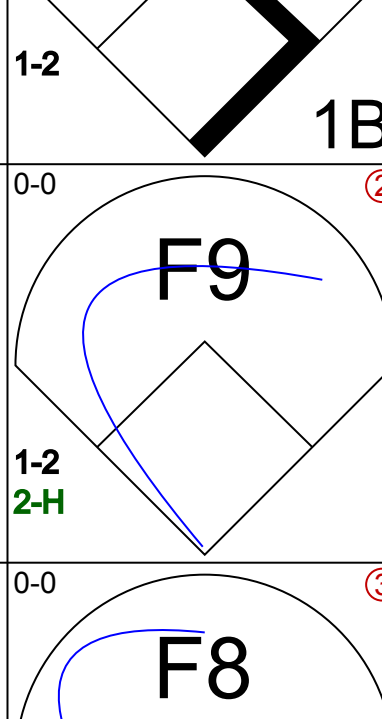
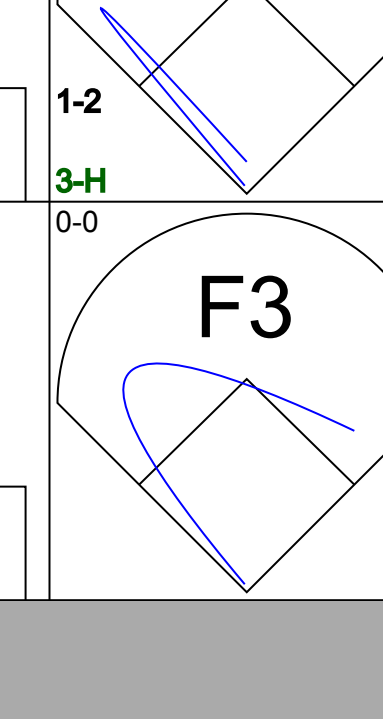
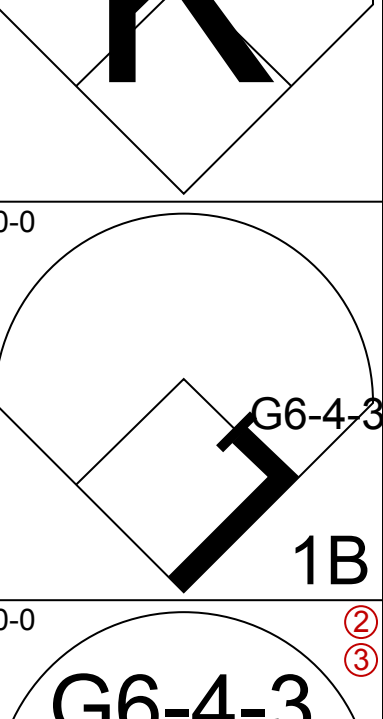
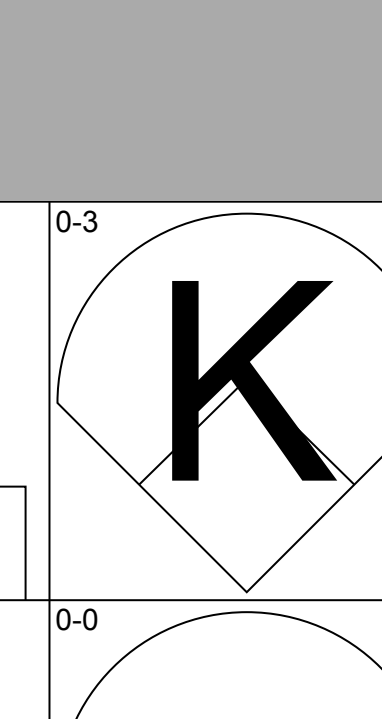
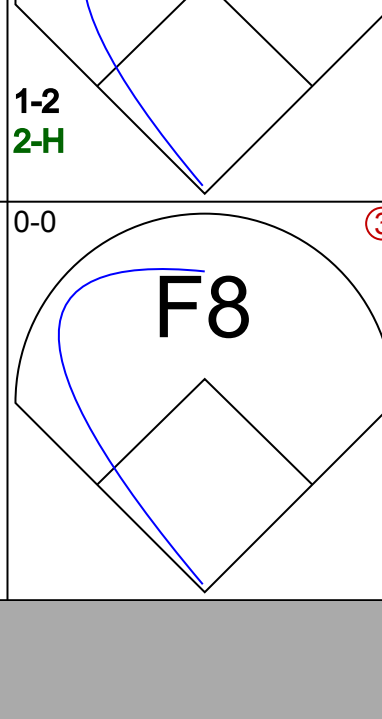
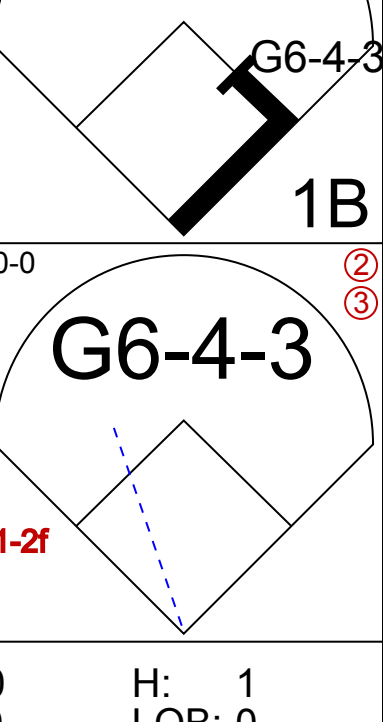
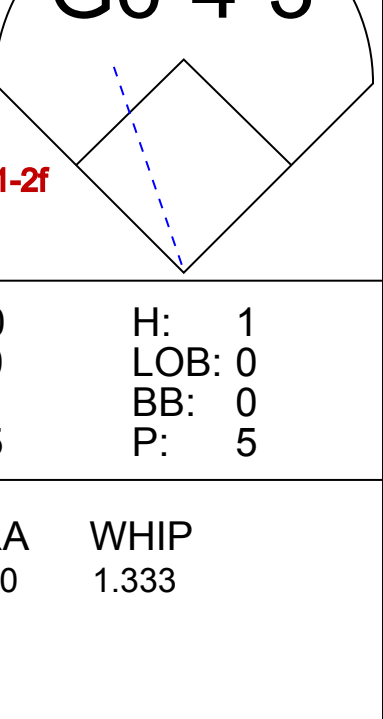
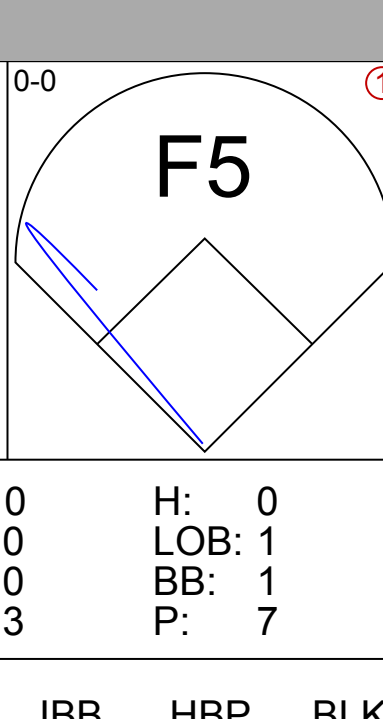
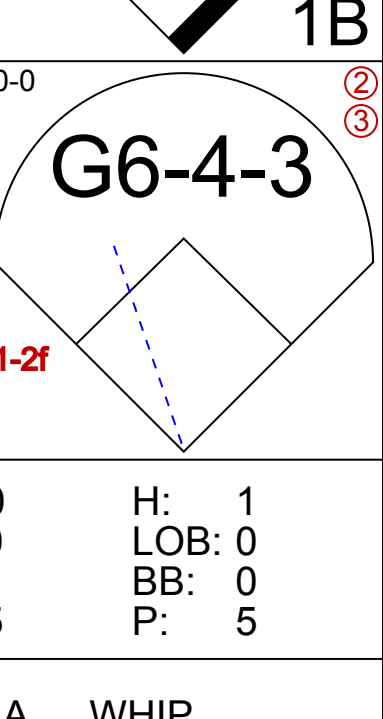
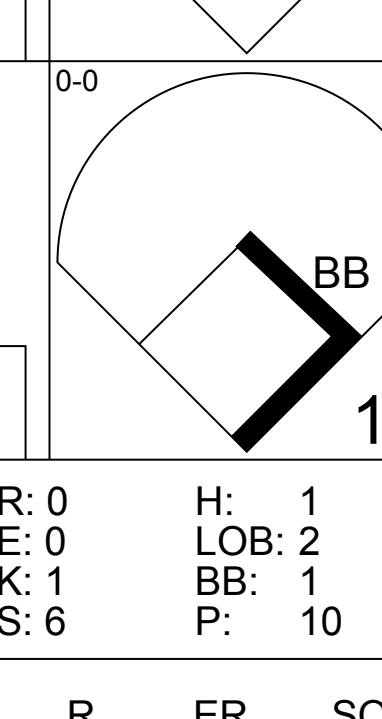
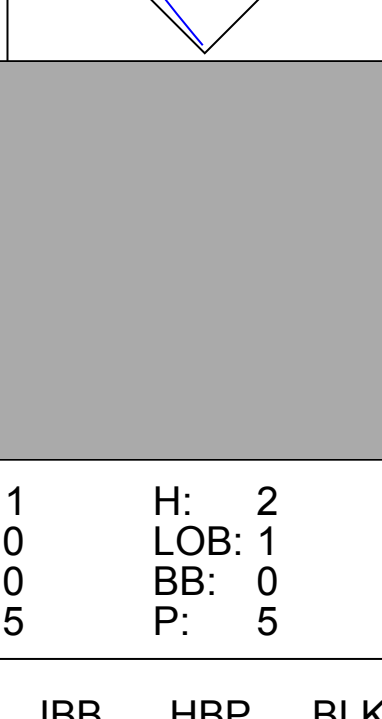
Batter	1	2	3	4	5	6	7	8	9	AB	R	H	RBI	BB	SO	LOB	BOTTOM			
Gil Coan, L OBP: 0.500, SLG: 0.625			F5			1B	K			5	1	3	0	0	1	3	Philadelphia Athletics @ Washington Senators Griffith Stadium, Washington, DC Wed Apr 19 1950, 3:33 AM EST Att: 10,153 - Unknown			
Sam Dente, R OBP: 0.300, SLG: 0.400					6-3	1B		4-3	F4	5	0	1	0	0	0	3				
Irv Noren, L OBP: 0.556, SLG: 0.333			4-3		F9					3	0	1	1	1	0	0				
Eddie Robinson, L OBP: 0.625, SLG: 0.500			L4		F9					3	0	0	0	1	0	2				
Bud Stewart, L OBP: 0.429, SLG: 0.333			1-3							3	0	1	0	1	0	2				
Eddie Yost, R OBP: 0.375, SLG: 0.429										3	0	1	0	1	0	3				
Al Kozar, R OBP: 0.375, SLG: 0.375										4	0	0	0	0	1	4				
Mickey Grasso, R										4	0	0	0	0	0	2				
Sid Hudson, R Sherry Robertson, L Dick Weik, R Sam Mele, R										2	0	0	0	0	0	0				
Inning Stats	R: 0 E: 0 K: 0 S: 3	H: 1 LOB: 1 BB: 0 P: 4	R: 0 E: 0 K: 0 S: 3	H: 0 LOB: 0 BB: 0 P: 3	R: 0 E: 0 K: 0 S: 3	H: 0 LOB: 0 BB: 0 P: 3	R: 0 E: 0 K: 0 S: 3	H: 1 LOB: 0 BB: 0 P: 3	R: 1 E: 0 K: 2 S: 6	H: 3 LOB: 2 BB: 0 P: 6	R: 0 E: 0 K: 2 S: 7	H: 0 LOB: 3 BB: 3 P: 19	R: 0 E: 0 K: 0 S: 3	H: 0 LOB: 2 BB: 2 P: 11	R: 0 E: 0 K: 0 S: 5	H: 2 LOB: 2 BB: 0 P: 5	1B: 6 2B: 2 3B: 0 HR: 0	SF: 0 SAC: 0 DP: 2 HBP: 0	WP: 0 PB: 0 SB: 0 CS: 0	PA: 38
PITCHER	IP WLS BF H R ER SO BB IBB HBP BLK WP HR S P ERA WHIP	6.0 W 24 6 1 1 0 2 0 0 0 0 0 0 15 27 0.00 1.667																		



Batter	1	2	3	4	5	6	7	8	9	AB	R	H	RBI	BB	SO	LOB	TOP					
Dom DiMaggio, R (1, 8) OBP: 0.428, SLG: 0.368										5	1	2	0	0	1	1	Boston Red Sox @ Philadelphia Athletics Shibe Park, Philadelphia, PA Fri Apr 21 1950, 3:33 AM EST Att. 8,184 - Overcast - 50 F					
6 Johnny Pesky, L (1, 5) OBP: 0.571, SLG: 0.400										4	1	0	1	1	0	2						
Billy Goodman, L (1, 3) OBP: 0.333, SLG: 0.438										4	1	0	0	1	1	2						
Vern Stephens, R (1, 6) OBP: 0.500, SLG: 0.647										3	2	1	4	2	1	2						
Bobby Doerr, R (1, 4) OBP: 0.500, SLG: 0.563										4	1	1	0	1	0	1						
Tommy O'Brien, R (1, 7) OBP: 0.400, SLG: 0.600										5	0	2	1	0	1	3						
Al Zarilla, L (1, 9) OBP: 0.368, SLG: 0.353										5	1	3	1	0	0	2						
Matt Batts, R (1, 2) OBP: 0.176, SLG: 0.235										4	0	1	1	0	1	5						
Mickey McDermott, L (1, 1)										3	1	0	0	1	0	3						
Inning Stats	R: 0 E: 0 K: 2 S: 7	H: 0 LOB: 0 BB: 0 P: 7	R: 1 E: 0 K: 0 S: 4	H: 2 LOB: 1 BB: 1 P: 8	R: 1 E: 1 K: 0 S: 4	H: 0 LOB: 1 BB: 1 P: 8	R: 0 E: 0 K: 0 S: 5	H: 2 LOB: 2 BB: 0 P: 5	R: 0 E: 0 K: 1 S: 6	H: 1 LOB: 1 BB: 0 P: 6	R: 1 E: 0 K: 1 S: 7	H: 2 LOB: 1 BB: 0 P: 7	R: 0 E: 0 K: 0 S: 3	H: 0 LOB: 0 BB: 0 P: 3	R: 1 E: 0 K: 1 S: 6	H: 1 LOB: 1 BB: 3 P: 10		R: 4 E: 0 K: 0 S: 5	H: 2 LOB: 1 BB: 3 P: 17	1B: 6 2B: 3 3B: 0 HR: 1	SF: 0 SAC: 0 DP: 1 HBP: 0	WP: 1 PB: 0 SB: 1 CS: 0
PITCHER	IP	WLS	BF	H	R	ER	SO	BB	IBB	HBP	BLK	WP	HR	S	P	ERA	WHIP					
Lou Brissie, L (1, 1) ERA: 3.38	8.0	L	35	8	4	3	5	3	0	0	0	0	0	42	54	3.38	1.375					
Harry Byrd, R (9, 1) ERA: 108.0	0.1		6	2	4	4	0	3	0	0	0	1	1	3	15	108.00	15.000					
Carl Scheib, R (9, 1) ERA: 54.0	0.2		2	0	0	0	0	0	0	0	0	0	0	2	2	0.00	0.000					

AB	37
R	8
H	10
RBI	8
BB	6
SO	5
LOB	21



Batter	1	2	3	4	5	6	7	8	9	AB	R	H	RBI	BB	SO	LOB	BOTTOM					
Eddie Joost, R (1, 6) OBP: 0.397, SLG: 0.545										2	0	0	0	2	0	0	Boston Red Sox @ Philadelphia Athletics Shibe Park, Philadelphia, PA Fri Apr 21 1950, 3:33 AM EST Att. 8,184 - Overcast - 50 F					
Barney McCosky, L (1, 7) OBP: 0.538, SLG: 0.444										3	0	0	0	1	0	3						
Elmer Valo, L (1, 9) OBP: 0.143, SLG: 0.143										4	0	0	0	0	1	4						
Sam Chapman, R (1, 8) OBP: 0.308, SLG: 0.182										3	0	0	0	1	0	1						
Bob Dillinger, R (1, 5) OBP: 0.815, SLG: 0.900										3	2	3	0	1	0	0						
Fems Fain, L (1, 3) OBP: 0.397, SLG: 0.250										4	0	2	0	0	0	3						
Pete Suder, R (1, 4) OBP: 0.231, SLG: 0.364										4	0	0	1	0	1	2						
Mike Guerra, R (1, 2) OBP: 0.400, SLG: 0.250										2	0	1	0	0	0	1						
Billy Hitchcock, R (8, PH) OBP: 0.500, SLG: 1.500										1	0	0	0	0	1	0						
Joe Tipton, R (9, 2) OBP: 0.167, SLG: 0.167										1	0	0	0	0	0	1						
Lou Brissie, L (1, 1) Kermie Wahl, R (8, PH) OBP: 1.000, SLG: 1.000 Harry Byrd, R (9, 1) Carl Scheib, R (9, 1)										2	0	0	0	0	0	1						
Inning Stats	R: 0 E: 0 K: 0 S: 3	H: 0 LOB: 0 BB: 0 P: 3	R: 1 E: 0 K: 0 S: 4	H: 1 LOB: 1 BB: 1 P: 8	R: 0 E: 0 K: 0 S: 3	H: 0 LOB: 1 BB: 1 P: 7	R: 0 E: 0 K: 0 S: 2	H: 1 LOB: 0 BB: 1 P: 6	R: 0 E: 0 K: 1 S: 5	H: 1 LOB: 0 BB: 0 P: 5	R: 1 E: 0 K: 1 S: 7	H: 2 LOB: 2 BB: 1 P: 9	R: 0 E: 0 K: 0 S: 3	H: 1 LOB: 1 BB: 0 P: 3	R: 1 E: 0 K: 1 S: 6	H: 2 LOB: 1 BB: 3 P: 10	R: 1 E: 0 K: 0 S: 5	H: 2 LOB: 1 BB: 0 P: 5	1B: 7 2B: 0 3B: 0 HR: 0	SF: 0 SAC: 0 DP: 2 HBP: 0	WP: 1 PB: 0 SB: 0 CS: 0	PA: 36
PITCHER	IP	WLS	BF	H	R	ER	SO	BB	IBB	HBP	BLK	WP	HR	S	P	ERA	WHIP					
Mickey McDermott, L (1, 1) ERA: 2.0	9.0	W	35	7	2	2	3	5	0	0	1	1	0	36	56	2.00	1.333					



Batter	1	2	3	4	5	6	7	8	9	10	11	12	13	14	15	AB	R	H	RBI	BB	SO	LOB	TOP												
Dom DiMaggio, R OBP: 0.383, SLG: 0.320 (1.8)																6	1	1	0	1	0	3													
6 Johnny Pesky, L OBP: 0.500, SLG: 0.333 (1.9)																	6	1	1	0	1	1	2												
Billy Goodman, L OBP: 0.320, SLG: 0.391 (1.3)																	7	1	2	0	0	0	3												
Vern Stephens, R OBP: 0.481, SLG: 0.609 (1.6)																		6	2	2	1	0	2												
Bobby Doerr, R OBP: 0.400, SLG: 0.409 (1.4)																		6	0	0	0	1	0	3											
Tommy O'Brien, R OBP: 0.500, SLG: 0.500 (1.7)																		5	0	2	1	2	1	2											
Al Zarilla, L OBP: 0.385, SLG: 0.391 (1.9)																			6	0	2	1	1	1	4										
Matt Batts, R OBP: 0.268, SLG: 0.217 (1.2)																		6	0	1	0	1	2	6											
Chuck Stobbs, L OBP: 0.250, SLG: 0.250 Walt Masterson, R Lou Stringer, R Ellis Kinder, R																		4	0	1	0	0	2	3											
Inning Stats	R: 3 E: 0 K: 1 S: 7	H: 2 LOB: 2 BB: 3 P: 19	R: 0 E: 0 K: 1 S: 8	H: 1 LOB: 1 BB: 0 P: 6	R: 1 E: 0 K: 1 S: 5	H: 2 LOB: 1 BB: 0 P: 5	R: 0 E: 0 K: 1 S: 5	H: 0 LOB: 0 BB: 0 P: 5	R: 0 E: 0 K: 0 S: 3	H: 0 LOB: 0 BB: 0 P: 3	R: 0 E: 0 K: 2 S: 8	H: 1 LOB: 2 BB: 1 P: 12	R: 1 E: 0 K: 0 S: 4	H: 2 LOB: 2 BB: 2 P: 12	R: 0 E: 0 K: 0 S: 2	H: 0 LOB: 0 BB: 1 P: 6	R: 0 E: 0 K: 0 S: 4	H: 1 LOB: 1 BB: 0 P: 4	R: 0 E: 0 K: 1 S: 5	H: 0 LOB: 0 BB: 0 P: 3	R: 0 E: 0 K: 1 S: 3	H: 0 LOB: 0 BB: 0 P: 3	R: 0 E: 0 K: 0 S: 5	H: 0 LOB: 0 BB: 0 P: 5	R: 0 E: 0 K: 0 S: 3	H: 0 LOB: 0 BB: 0 P: 3	R: 0 E: 0 K: 1 S: 4	H: 1 LOB: 1 BB: 0 P: 4	R: 0 E: 0 K: 1 S: 7	H: 2 LOB: 2 BB: 0 P: 7	1B: 10 2B: 2 3B: 0 HR: 0	SF: 0 SAC: 0 DP: 2 HBP: 0	WP: 1 PB: 0 SB: 0 CS: 0	PA: 63	
PITCHER Alex Kellner, L ERA: 2.81 (1.1)	IP: 15.0 WLS: 7 BF: 63 H: 12 R: 5 ER: 5 SO: 8 BB: 8 IBB: 0 HBP: 0 BLK: 0 WP: 1 HR: 0 S: 71 P: 103 ERA: 3.00 WHIP: 1.353																																		

Boston Red Sox @ Philadelphia Athletics
 Shibe Park, Philadelphia, PA
 Sat Apr 22 1950, 3:33 AM EST
 Att: 6,977 - Unknown

AB: 55
 R: 5
 H: 12
 RBI: 4
 BB: 8
 SO: 8
 LOB: 31



Batter	1	2	3	4	5	6	7	8	9	10	11	12	13	14	15	AB	R	H	RBI	BB	SO	LOB	BOTTOM						
Eddie Joost, R OBP: 0.476, SLG: 0.563 (1.6)																5	0	3	2	2	1	0							
Barney McCosky, L OBP: 0.400, SLG: 0.267 Wally Moses, L (1.7)																	6	0	0	0	1	1	7						
Ferris Fain, L OBP: 0.429, SLG: 0.471 (1.3)																		5	1	2	1	2	0	3					
Sam Chapman, R OBP: 0.350, SLG: 0.188 (1.8)																	5	1	1	0	2	1	3						
Bob Dillinger, R OBP: 0.626, SLG: 0.750 (1.5)																		6	1	2	0	0	0	3					
Elmer Valo, L OBP: 0.143, SLG: 0.100 (1.9)																		6	0	0	1	1	0	2					
Pete Suder, R OBP: 0.250, SLG: 0.294 (1.4)																		6	1	1	1	1	1	0					
Mike Guerra, R OBP: 0.333, SLG: 0.364 (1.2)																		7	1	2	0	0	1	4					
Alex Kellner, R OBP: 0.333, SLG: 0.333 Paul Lehner, L																		6	0	2	0	0	3	1					
Inning Stats	R: 0 E: 0 K: 1 S: 6	H: 1 LOB: 1 BB: 0 P: 6	R: 0 E: 0 K: 0 S: 3	H: 0 LOB: 0 BB: 0 P: 3	R: 0 E: 0 K: 1 S: 5	H: 0 LOB: 2 BB: 2 P: 13	R: 0 E: 0 K: 1 S: 5	H: 0 LOB: 2 BB: 0 P: 5	R: 1 E: 0 K: 0 S: 6	H: 3 LOB: 2 BB: 0 P: 6	R: 0 E: 0 K: 0 S: 2	H: 0 LOB: 0 BB: 1 P: 6	R: 0 E: 0 K: 1 S: 5	H: 0 LOB: 0 BB: 0 P: 5	R: 0 E: 0 K: 0 S: 7	H: 0 LOB: 0 BB: 0 P: 7	R: 0 E: 0 K: 0 S: 3	H: 1 LOB: 1 BB: 1 P: 7	R: 0 E: 0 K: 0 S: 4	H: 1 LOB: 2 BB: 1 P: 8	R: 0 E: 0 K: 0 S: 3	H: 0 LOB: 3 BB: 3 P: 15	R: 1 E: 0 K: 0 S: 1	H: 1 LOB: 0 BB: 0 P: 1	1B: 10 2B: 2 3B: 0 HR: 2	SF: 0 SAC: 1 DP: 1 HBP: 0	WP: 0 PB: 0 SB: 0 CS: 1	PA: 63	
PITCHER Chuck Stobbs, L ERA: 5.87 Walt Masterson, R ERA: 19.2 Ellis Kinder, R ERA: 7.84	IP: 7.2 WLS: 36 BF: 10 H: 10 R: 5 ER: 5 SO: 5 BB: 3 IBB: 0 HBP: 0 BLK: 0 WP: 0 HR: 1 S: 43 P: 55 ERA: 5.87 WHIP: 1.696																												

Boston Red Sox @ Philadelphia Athletics
 Shibe Park, Philadelphia, PA
 Sat Apr 22 1950, 3:33 AM EST
 Att: 6,977 - Unknown


AB: 53
 R: 6
 H: 14
 RBI: 6
 BB: 9
 SO: 8
 LOB: 23



Batter	1	2	3	4	5	6	7	8	9	AB	R	H	RBI	BB	SO	LOB	TOP						
Dom DiMaggio, R (1,8) OBP: 0.424, SLG: 0.345	F9	K			F9		G1-2-3	BB		4	1	2	0	1	1	2	Boston Red Sox @ Philadelphia Athletics Shibe Park, Philadelphia, PA Sun Apr 23 1950, 3:33 AM EST Unknown						
6 Johnny Pesky, L (1,5) OBP: 0.576, SLG: 0.435	3B		FC5-4		1B		BB	BB		2	1	2	0	1	0	0							
Al Zarilla, L (1,9) OBP: 0.387, SLG: 0.346	F2		FC5-4		F9		BB	L9		3	0	0	1	2	0	6							
Vern Stephens, R (1,6) OBP: 0.469, SLG: 0.643	1H	3B	L8		G6-4-3		F8		F7	5	0	2	2	0	0	5							
Bobby Doerr, R (1,4) OBP: 0.333, SLG: 0.333	4-3		FC5-4		G6-4-3		G1-2-3		1-6-3	5	0	0	0	0	0	8							
Billy Goodman, L (1,3) OBP: 0.367, SLG: 0.429		G6-4-3	F7		F9			BB		5	1	3	0	0	0	2							
Tommy O'Brien, R (1,7) OBP: 0.375, SLG: 0.357	G6-4-3				F6		F7		L8	4	0	0	0	0	0	2							
Matt Batts, R (8,2) OBP: 0.200, SLG: 0.208	1-2							P8		1	0	0	0	0	0	1							
Birdie Tebbetts, R (1,2) OBP: 0.333, SLG: 0.333					6-3		F2			3	0	1	0	0	0	0							
Bob Scherbarth, R (6,2) OBP: 0.200, SLG: 0.208		BB						1B		0	0	0	0	0	0	0							
Merl Combs, L (8,PH) OBP: 0.200, SLG: 0.208		1B						BB		0	0	0	0	1	0	0							
Charley Schanz, R (8,1) OBP: 0.200, SLG: 0.208										0	0	0	0	0	0	0							
Joe Dobson, R (1,1) OBP: 0.400, SLG: 0.500										1	0	0	0	1	1	0							
Ken Keltner, R (7,PH) OBP: 0.500, SLG: 0.500										1	1	1	0	0	0	0							
Gordie Mueller, R (7,1) OBP: 0.500, SLG: 0.500										0	0	0	0	0	0	0							
Tom Wright, L (8,PH) OBP: 1.000, SLG: 1.000										1	0	1	1	0	0	0							
Inning Stats	R: 1 E: 0 K: 0 S: 5	H: 2 LOB: 1 BB: 0 P: 5	R: 0 E: 0 K: 1 S: 6	H: 2 LOB: 2 BB: 1 P: 10	R: 0 E: 0 K: 1 S: 4	H: 1 LOB: 0 BB: 1 P: 8	R: 0 E: 0 K: 1 S: 5	H: 0 LOB: 0 BB: 0 P: 5	R: 1 E: 0 K: 0 S: 3	H: 1 LOB: 1 BB: 1 P: 8	R: 0 E: 0 K: 0 S: 3	H: 0 LOB: 0 BB: 0 P: 3	R: 1 E: 0 K: 0 S: 4	H: 2 LOB: 2 BB: 1 P: 9	R: 1 E: 0 K: 0 S: 5	H: 3 LOB: 2 BB: 2 P: 13	R: 0 E: 0 K: 0 S: 4	H: 1 LOB: 1 BB: 0 P: 4	1B: 10 2B: 1 3B: 1 HR: 0	SF: 0 SAC: 0 DP: 3 HBP: 2	WP: 0 PB: 0 SB: 0 CS: 0	PA: 43	
PITCHER	IP WLS BF H R ER SO BB IBB HBP BLK WP HR S P ERA WHIP	IP WLS BF H R ER SO BB IBB HBP BLK WP HR S P ERA WHIP															IP WLS BF H R ER SO BB IBB HBP BLK WP HR S P ERA WHIP						
Bobby Shantz, L (1,1) ERA: 4.15	6.0	W	30	8	3	3	2	4	0	0	2	0	0	0	0	0	0	0	0	28	46	4.50	2.000
Bob Hooper, R (7,1) ERA: 1.5	3.0	S	13	4	1	1	0	2	0	0	0	0	0	0	0	0	0	0	0	11	19	3.00	2.000



Batter	1	2	3	4	5	6	7	8	9	AB	R	H	RBI	BB	SO	LOB	BOTTOM						
Eddie Joost, R (1,6) OBP: 0.440, SLG: 0.500	F8		F5		1B	5-3		SH1-3		4	1	1	0	0	0	1	Boston Red Sox @ Philadelphia Athletics Shibe Park, Philadelphia, PA Sun Apr 23 1950, 3:33 AM EST Unknown						
Wally Moses, L (1,7) OBP: 0.167, SLG: 0.167	G3		K		E3		1B	K		5	1	1	2	0	2	2							
Ferns Fain, L (1,3) OBP: 0.500, SLG: 0.667					1B	6-3		2B		4	3	3	1	1	0	1							
Sam Chapman, R (1,8) OBP: 0.400, SLG: 0.381	F5		5-3		1B					5	0	3	3	0	0	1							
Bob Dillinger, R (1,5) OBP: 0.500, SLG: 0.667		F8			6-3		3-1	F7		5	1	2	2	0	0	2							
Elmer Valo, L (1,9) OBP: 0.120, SLG: 0.083		F8			F5		G3			4	0	0	0	0	0	4							
Pete Suder, R (1,4) OBP: 0.292, SLG: 0.350					6-3		F3			3	0	1	1	1	0	2							
Mike Guerra, R (1,2) OBP: 0.375, SLG: 0.357		L7			1B		F8			3	2	1	0	1	0	3							
Bobby Shantz, R (1,1) OBP: 0.750, SLG: 0.667					SH5-4					1	0	0	0	0	0	1							
Bob Hooper, R (7,1) OBP: 0.500, SLG: 0.500					SH5-4		SH2-4			1	1	1	0	0	0	0							
Inning Stats	R: 0 E: 0 K: 0 S: 4	H: 1 LOB: 1 BB: 0 P: 4	R: 1 E: 0 K: 0 S: 5	H: 2 LOB: 1 BB: 0 P: 5	R: 1 E: 0 K: 1 S: 6	H: 1 LOB: 0 BB: 0 P: 6	R: 0 E: 0 K: 0 S: 3	H: 0 LOB: 0 BB: 0 P: 3	R: 4 E: 1 K: 0 S: 9	H: 5 LOB: 2 BB: 0 P: 9	R: 1 E: 0 K: 0 S: 4	H: 1 LOB: 1 BB: 1 P: 8	R: 0 E: 0 K: 0 S: 4	H: 1 LOB: 2 BB: 1 P: 8	R: 2 E: 0 K: 1 S: 7	H: 2 LOB: 1 BB: 1 P: 11	R: 0 E: 0 K: 1 S: 4	H: 1 LOB: 1 BB: 1 P: 4	1B: 9 2B: 3 3B: 0 HR: 1	SF: 0 SAC: 3 DP: 0 HBP: 0	WP: 1 PB: 0 SB: 1 CS: 0	PA: 41	
PITCHER	IP WLS BF H R ER SO BB IBB HBP BLK WP HR S P ERA WHIP	IP WLS BF H R ER SO BB IBB HBP BLK WP HR S P ERA WHIP															IP WLS BF H R ER SO BB IBB HBP BLK WP HR S P ERA WHIP						
Joe Dobson, R (1,1) ERA: 5.4	6.0	L	30	10	7	6	1	1	0	0	0	0	0	0	0	0	0	0	0	31	35	9.00	1.833
Gordie Mueller, R (7,1) ERA: 4.5	1.0		5	1	0	0	0	1	0	0	0	0	0	0	0	0	0	0	0	4	8	0.00	2.000
Charley Schanz, R (8,1) ERA: 21.6	1.0		6	2	2	2	1	1	0	0	0	0	0	0	0	0	0	0	0	7	11	18.00	3.000

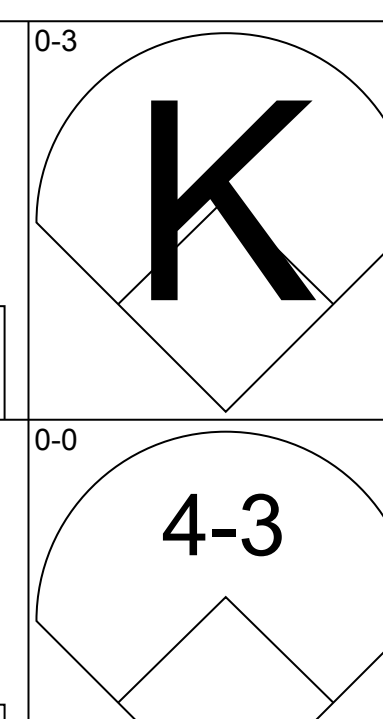
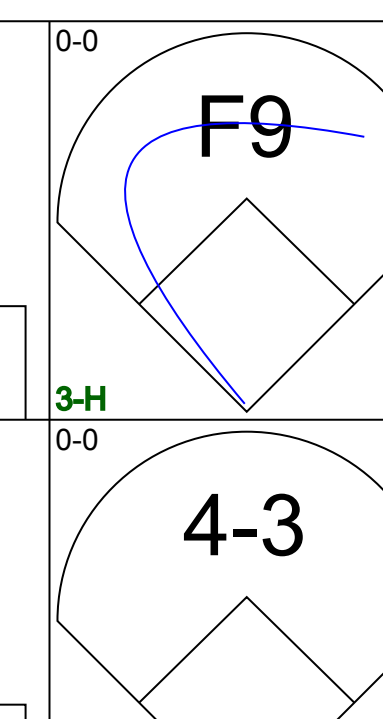
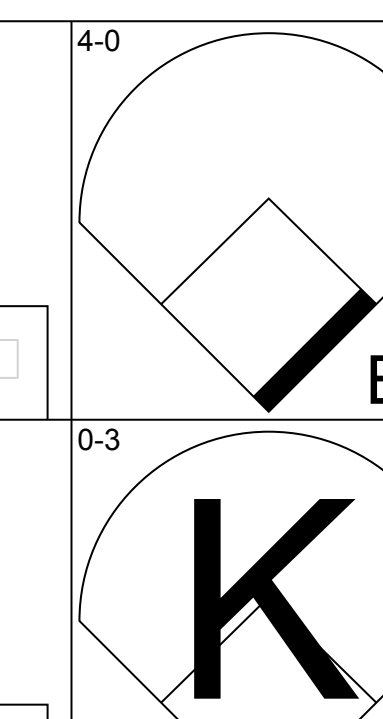
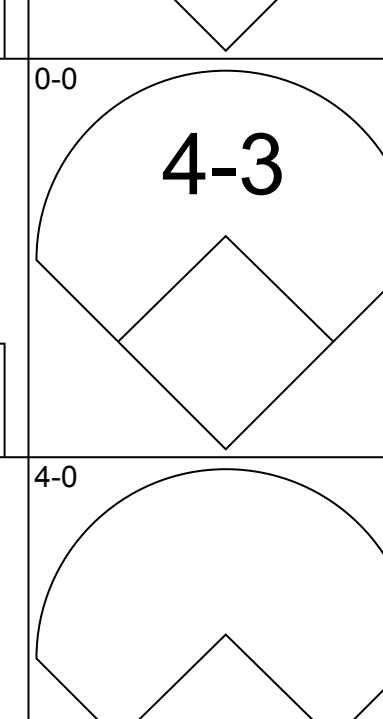
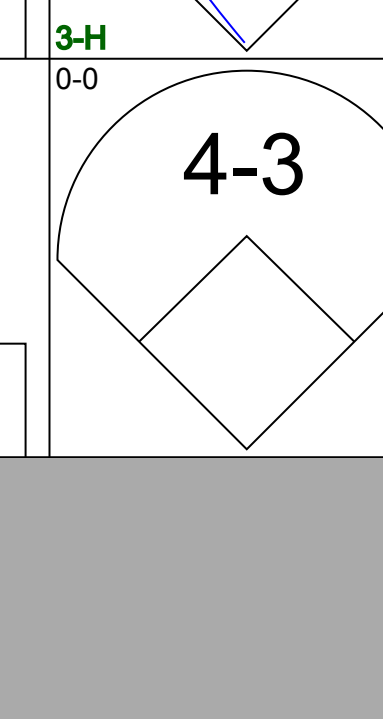
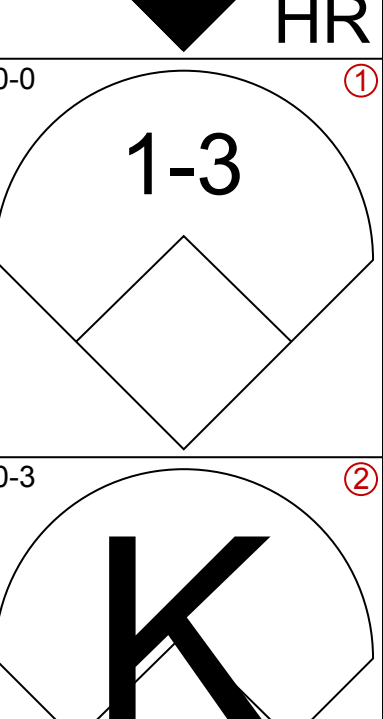
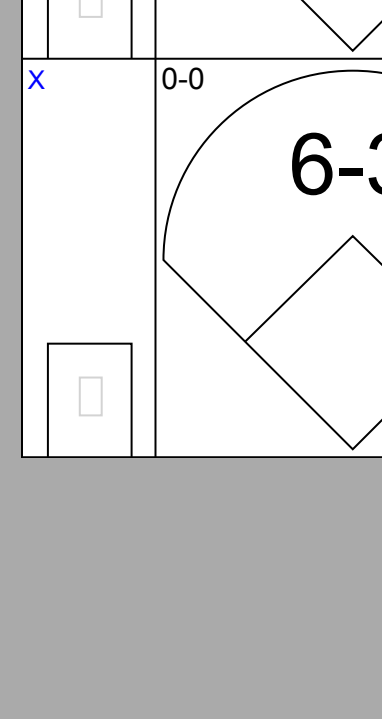
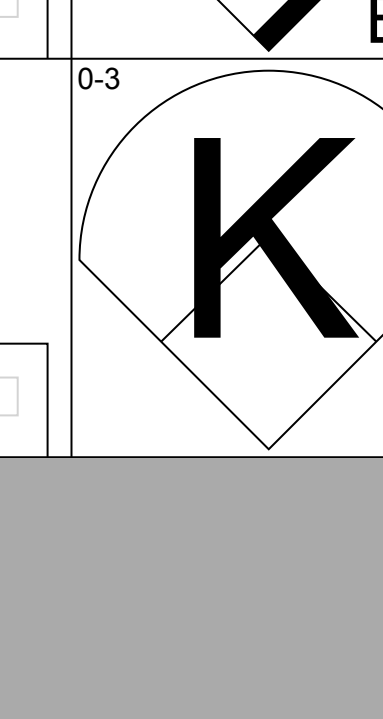
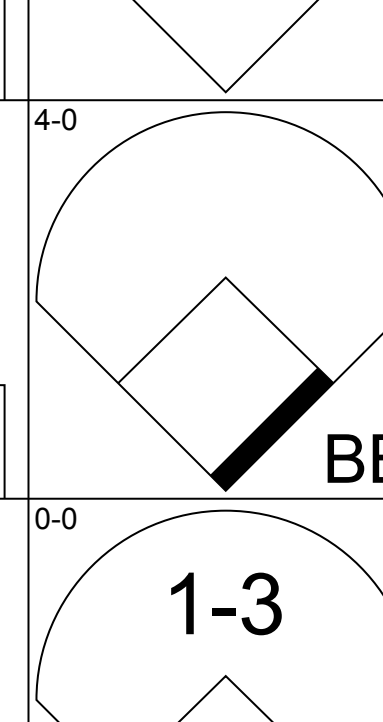
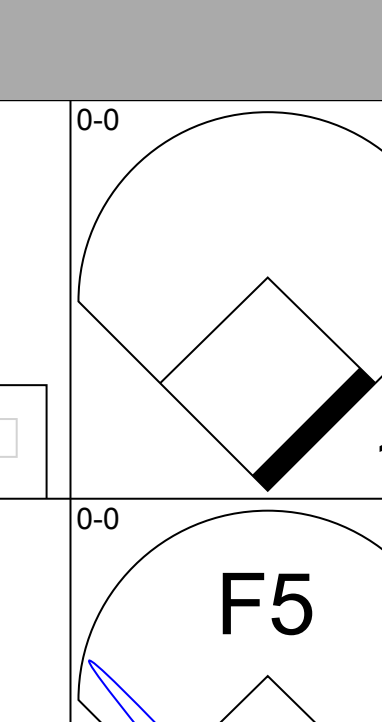
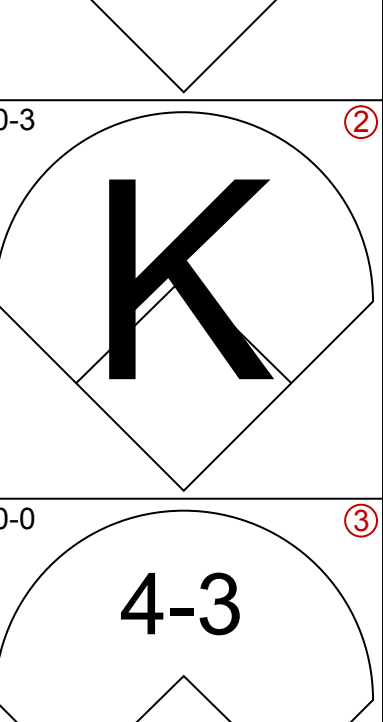
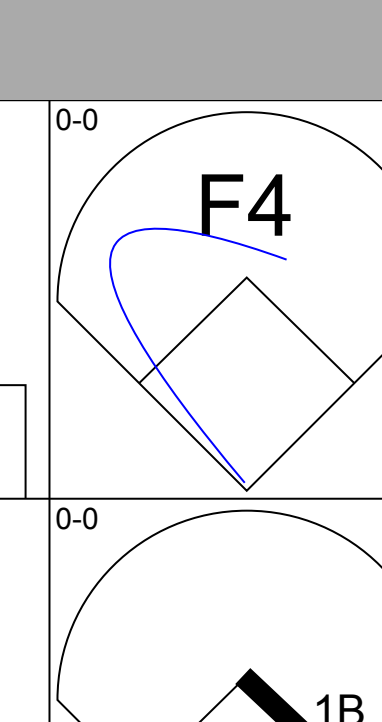
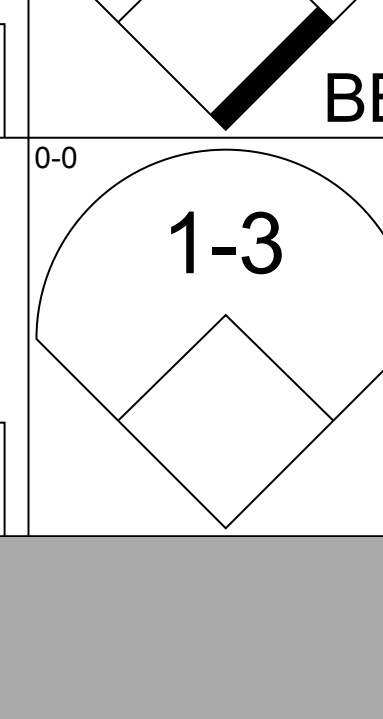
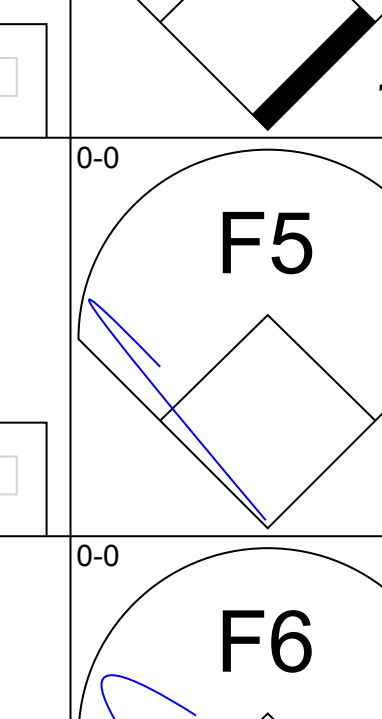
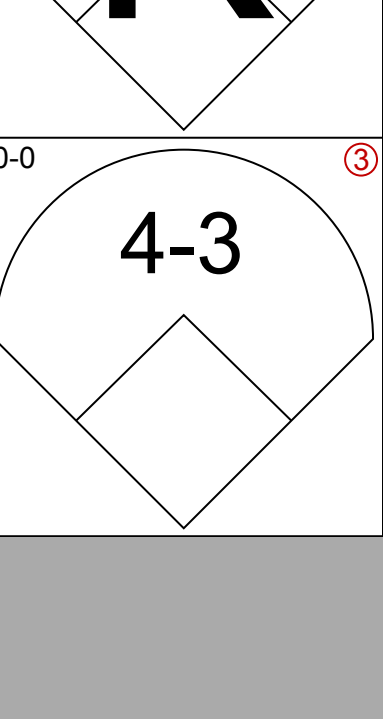
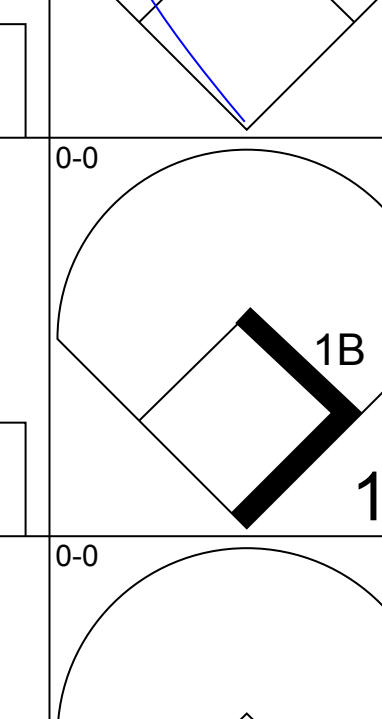
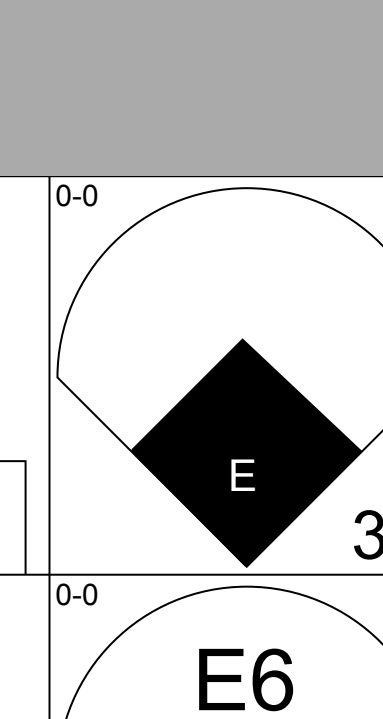
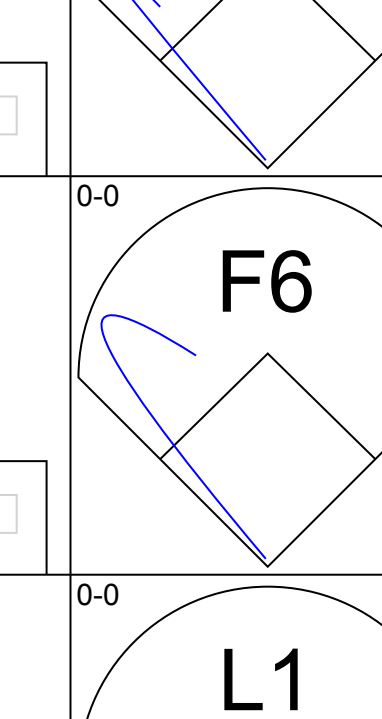
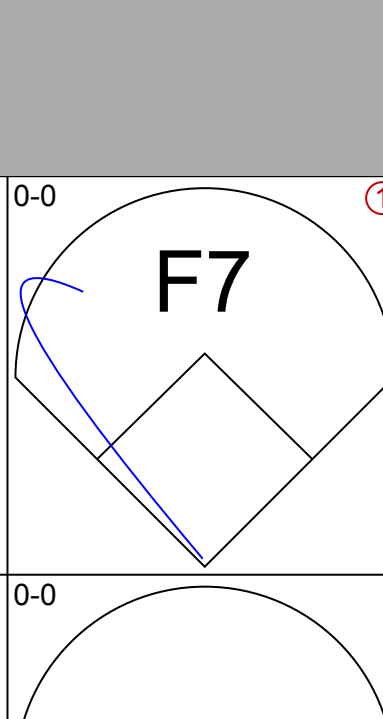
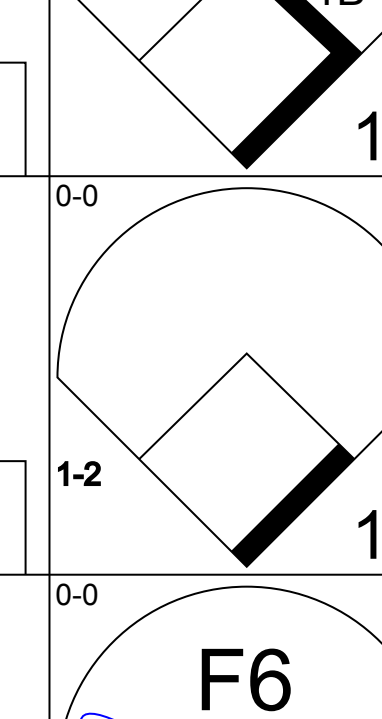
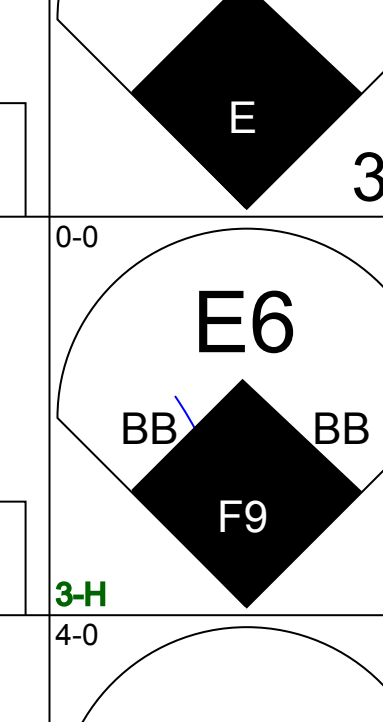
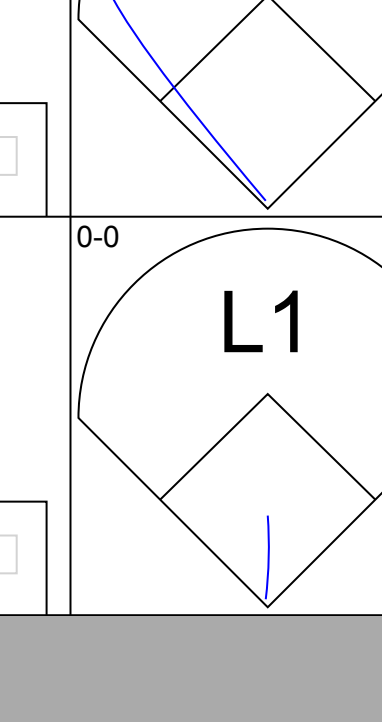
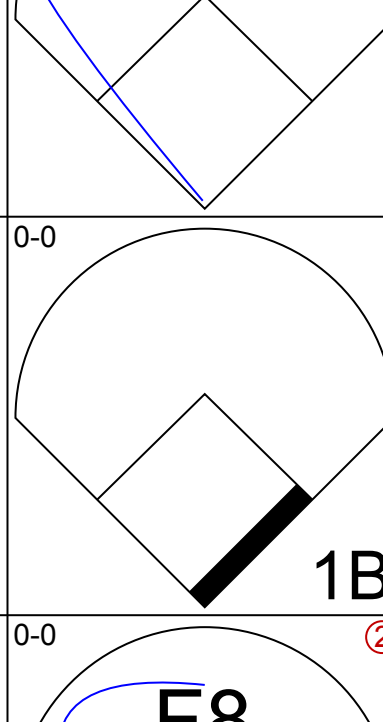
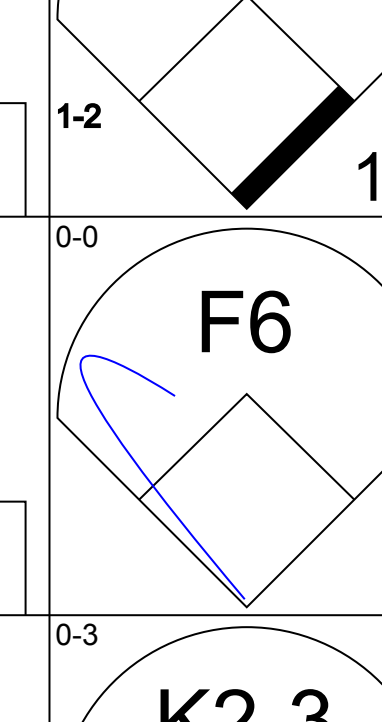
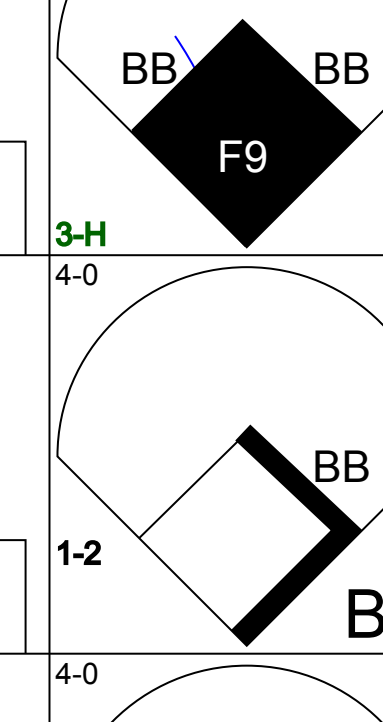
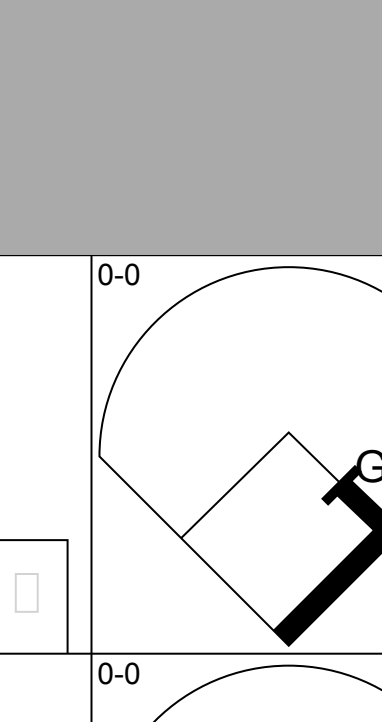
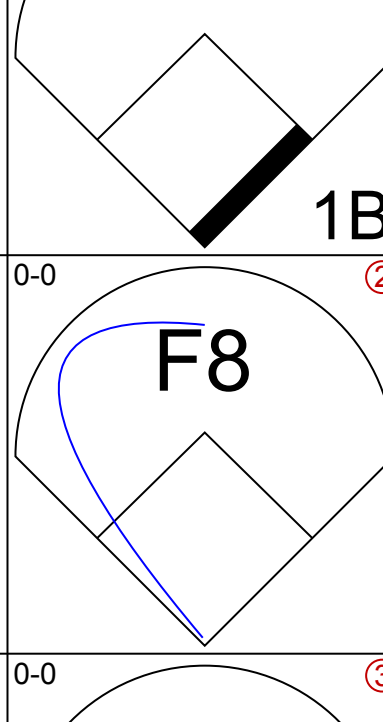
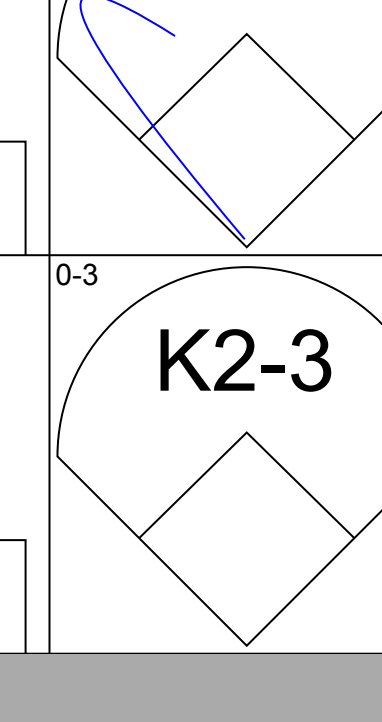
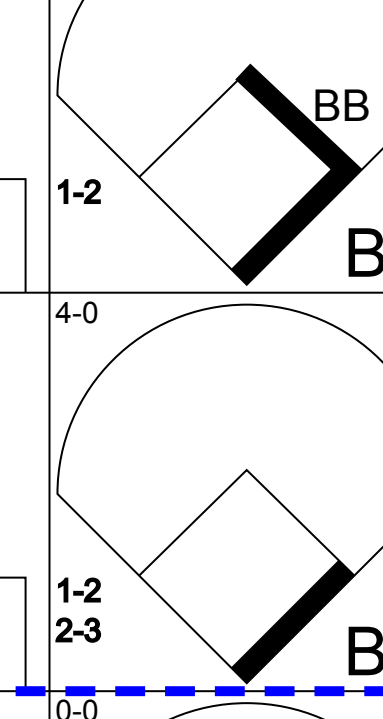
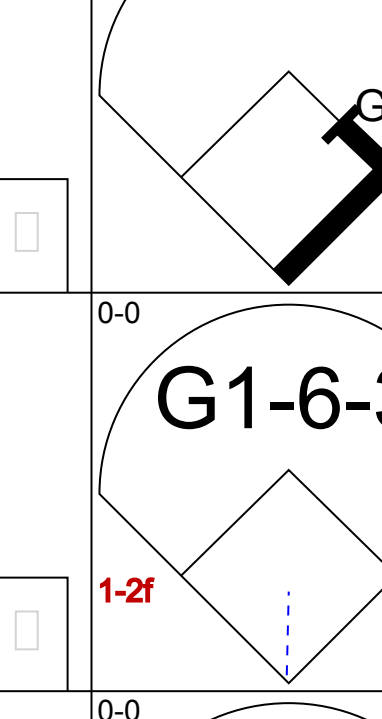
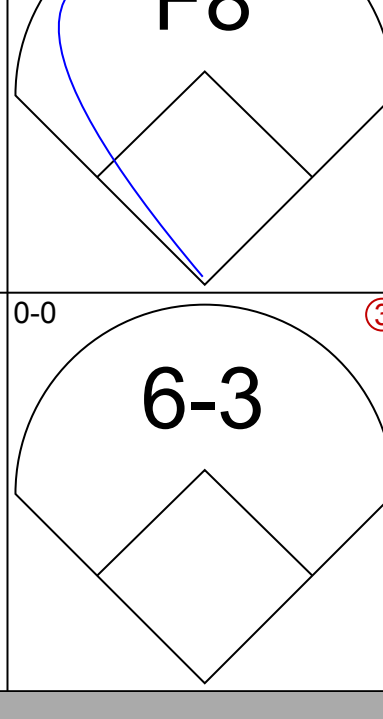
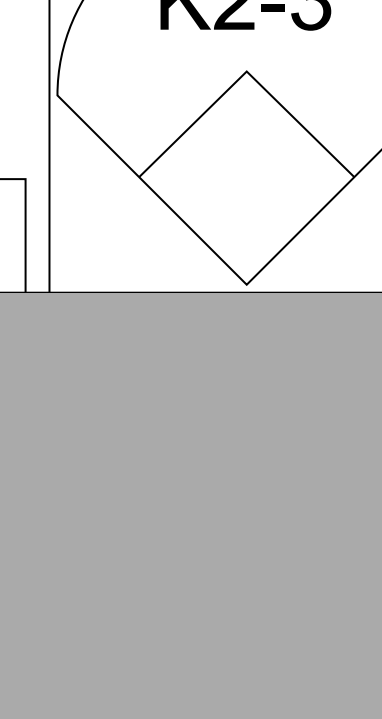
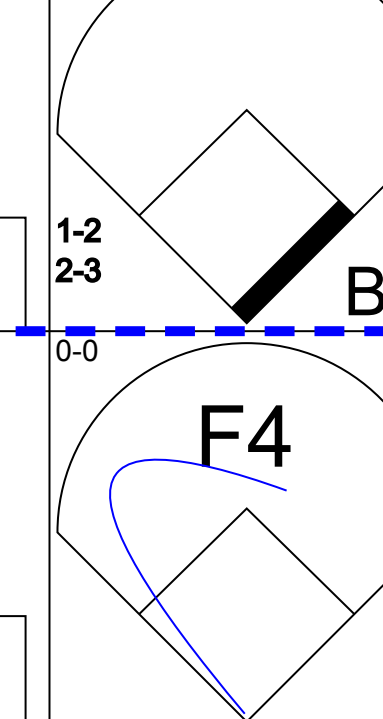
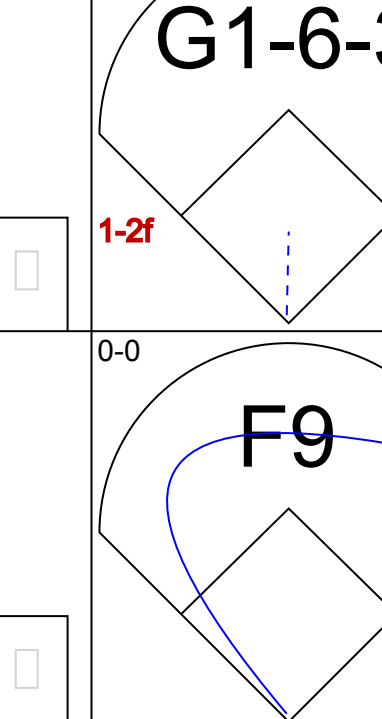
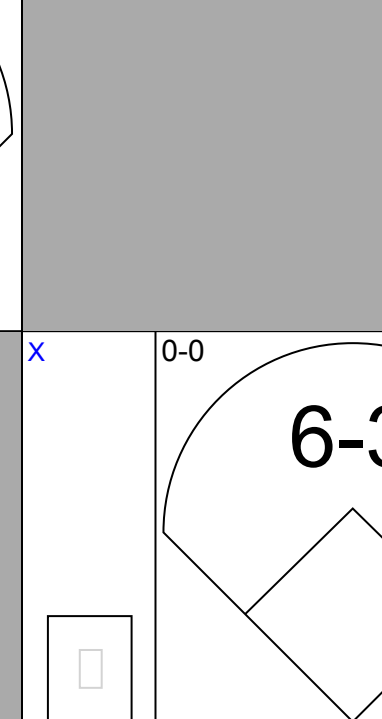
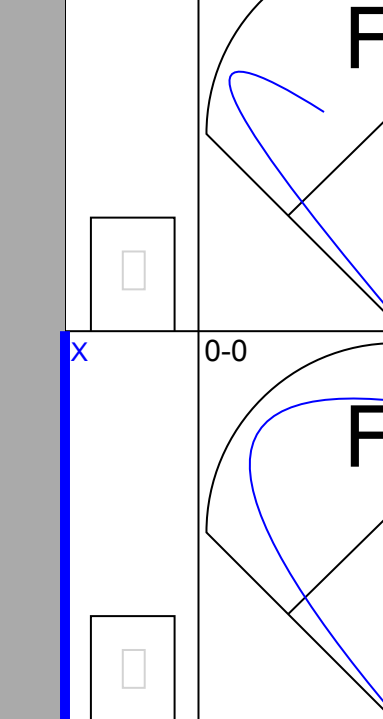


Batter	1	2	3	4	5	6	7	8	9	AB	R	H	RBI	BB	SO	LOB	TOP					
Dom DiMaggio, R OBP: 0.421, SLG: 0.333	1-3	6 BB		4-3	K	E				4	0	1	1	1	1	3	Boston Red Sox @ Philadelphia Athletics Shibe Park, Philadelphia, PA Sun Apr 23 1950, 3:38 AM EST Att: 14,135 - Unknown livebaseballscorecards.com					
6 Johnny Pesky, L OBP: 0.579, SLG: 0.444	2B	FC5-4		F8	1B	F6				4	1	2	1	1	0	2						
Al Zarilla, L OBP: 0.417, SLG: 0.452	E	F4		1B	1B	E6				5	2	3	2	0	0	3						
Vern Stephens, R OBP: 0.432, SLG: 0.576	E6	FC5-4		1B	K	G6-4-3				5	1	1	1	0	1	8						
Bobby Doerr, R OBP: 0.294, SLG: 0.290	FC			1-3	F9					4	1	0	1	0	0	5						
Billy Goodman, L OBP: 0.412, SLG: 0.452	G1			BB	1B	1B				3	2	2	1	1	0	1						
Tom Wright, L OBP: 0.800, SLG: 0.800	E2			BB	HBP	1B				4	2	3	1	0	0	1						
Matt Batts, R OBP: 0.276, SLG: 0.231	4-3			BB	1B	1B				2	2	1	0	2	0	1						
Mel Parnell, L OBP: 0.500, SLG: 0.200		F6		BB	1B	1B				3	1	1	3	0	0	3						
Inning Stats	R: 4 E: 2 K: 0 S: 8	H: 3 LOB: 1 BB: 0 P: 8	R: 0 E: 0 K: 0 S: 3	H: 0 LOB: 2 BB: 2 P: 11	R: 0 E: 1 K: 0 S: 4	H: 1 LOB: 2 BB: 1 P: 8	R: 1 E: 0 K: 0 S: 5	H: 2 LOB: 1 BB: 0 P: 5	R: 3 E: 0 K: 2 S: 10	H: 3 LOB: 3 BB: 2 P: 19	R: 4 E: 1 K: 0 S: 8	H: 5 LOB: 1 BB: 0 P: 8						1B: 12 2B: 2 3B: 0 HR: 0	SF: 0 SAC: 0 DP: 2 HBP: 1	WP: 1 PB: 0 SB: 0 CS: 0	PA: 40	
PITCHER	IP	WLS	BF	H	R	ER	SO	BB	IBB	HBP	BLK	WP	HR	S	P	ERA	WHIP					
Hank Wyse, R ERA: 5.4	(1, 1)	4.0	L	27	7	8	5	0	5	0	1	0	0	21	42	11.25	3.000					
Les McCrabb, R ERA: 36.0	(5, 1)	1.0		10	7	4	4	2	0	0	0	0	1	0	14	14	36.00	7.000				
Harry Byrd, R ERA: 27.0	(6, 1)	1.0		3	0	0	0	0	0	0	0	0	0	0	3	3	0.00	0.000				

Batter	1	2	3	4	5	6	7	8	9	AB	R	H	RBI	BB	SO	LOB	BOTTOM				
Eddie Joost, R OBP: 0.464, SLG: 0.500	E		FC1-6		K					2	0	1	0	1	1	0	Boston Red Sox @ Philadelphia Athletics Shibe Park, Philadelphia, PA Sun Apr 23 1950, 3:38 AM EST Att: 14,135 - Unknown livebaseballscorecards.com				
Pete Suder, R OBP: 0.259, SLG: 0.304	F8		K		F9					3	0	0	0	0	1	2					
Ferris Fain, L OBP: 0.483, SLG: 0.625	E9	FC6-4	FC1-6	FC6-4	G3					3	0	1	0	0	0	1					
Sam Chapman, R OBP: 0.393, SLG: 0.375	P4		FC6-4			G6-4-3				3	0	1	0	0	0	3					
Bob Dillinger, R OBP: 0.481, SLG: 0.625	FC6-4			E	G6-4-3					3	1	1	0	0	0	3					
Bob Wellman, R OBP: 0.333, SLG: 1.333		HR		L4	6-3					3	1	1	1	0	0	1					
Ben Guintini, R		1-3		F2						2	0	0	0	0	0	1					
Joe Tipton, R OBP: 0.250, SLG: 0.250		1-3								2	0	1	1	0	0	0					
Hank Wyse, R		F9		1-3						2	0	0	0	0	0	1					
Les McCrabb, R										0	0	0	0	0	0	0					
Harry Byrd, R										0	0	0	0	0	0	0					
Inning Stats	R: 0 E: 1 K: 0 S: 4	H: 1 LOB: 2 BB: 1 P: 8	R: 1 E: 0 K: 0 S: 4	H: 1 LOB: 0 BB: 0 P: 4	R: 0 E: 0 K: 1 S: 6	H: 1 LOB: 1 BB: 0 P: 6	R: 1 E: 1 K: 0 S: 5	H: 2 LOB: 1 BB: 0 P: 5	R: 0 E: 0 K: 1 S: 5	H: 0 LOB: 0 BB: 0 P: 5	R: 0 E: 0 K: 0 S: 3	H: 1 LOB: 0 BB: 0 P: 3					1B: 5 2B: 0 3B: 0 HR: 1	SF: 0 SAC: 0 DP: 1 HBP: 0	WP: 0 PB: 0 SB: 0 CS: 0	PA: 24	
PITCHER	IP	WLS	BF	H	R	ER	SO	BB	IBB	HBP	BLK	WP	HR	S	P	ERA	WHIP				
Mel Parnell, L ERA: 6.08	(1, 1)	6.0	W	24	6	2	1	2	1	0	0	0	1	27	31	1.50	1.167				

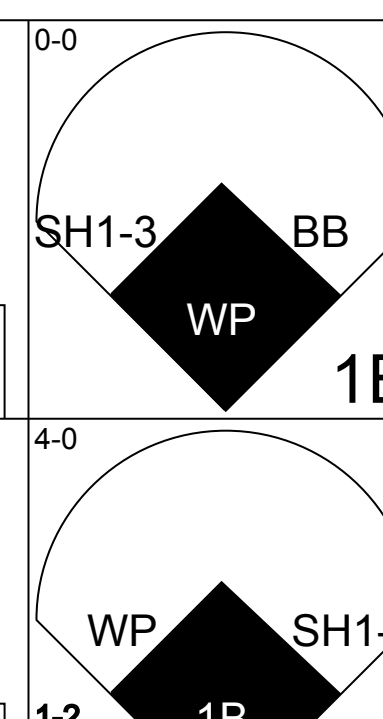
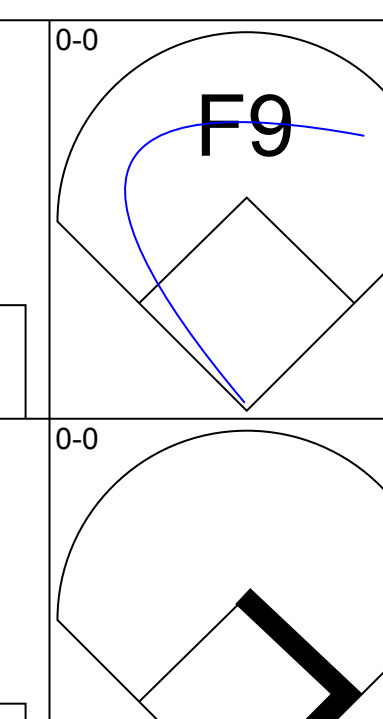
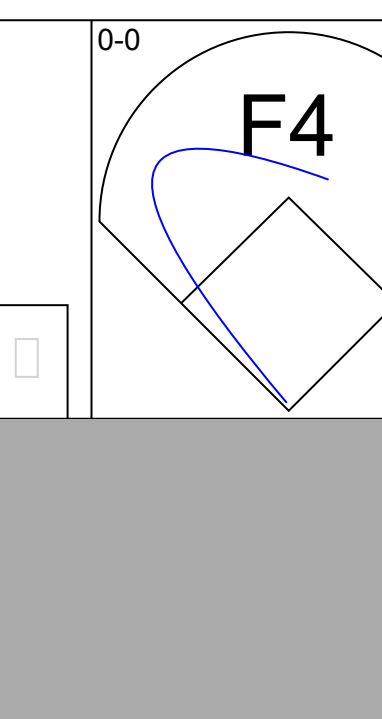
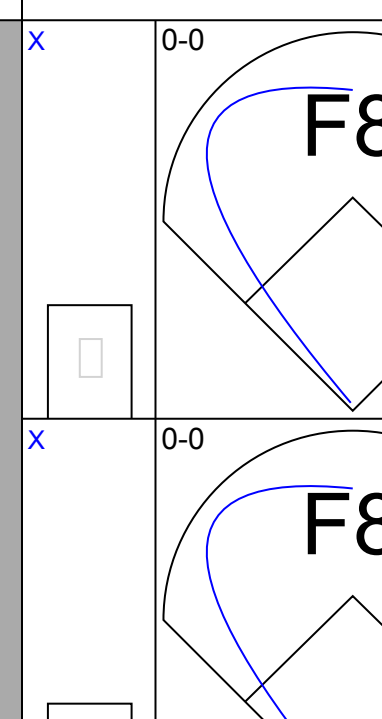
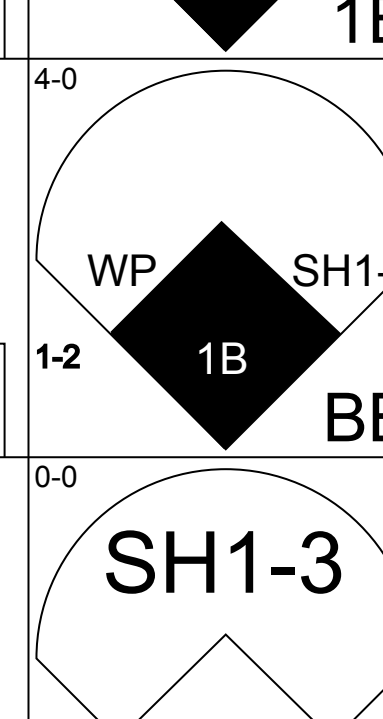
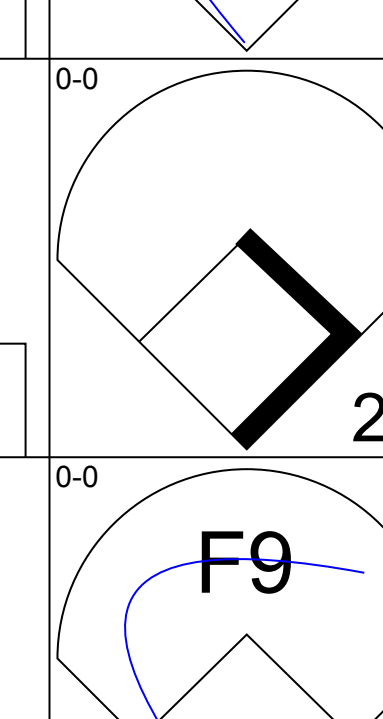
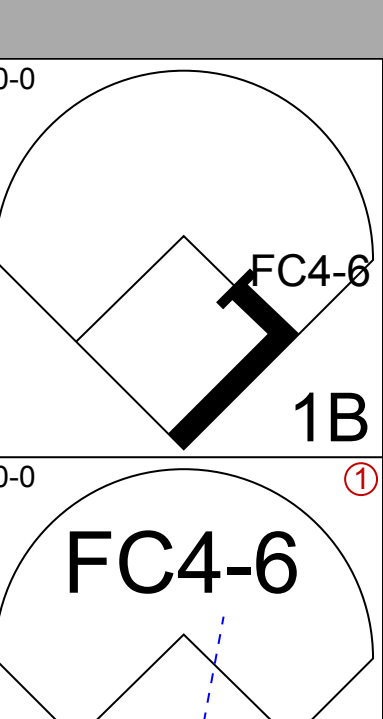
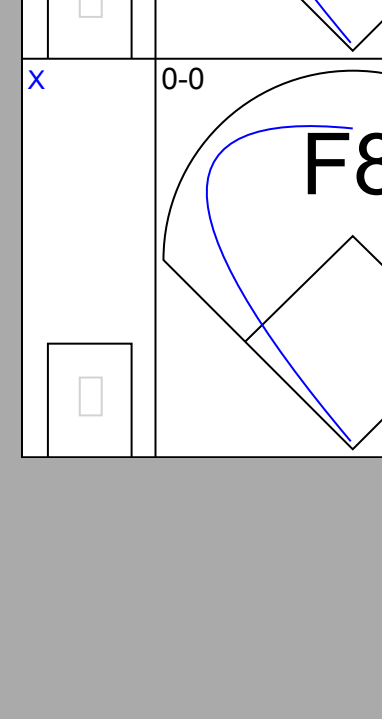
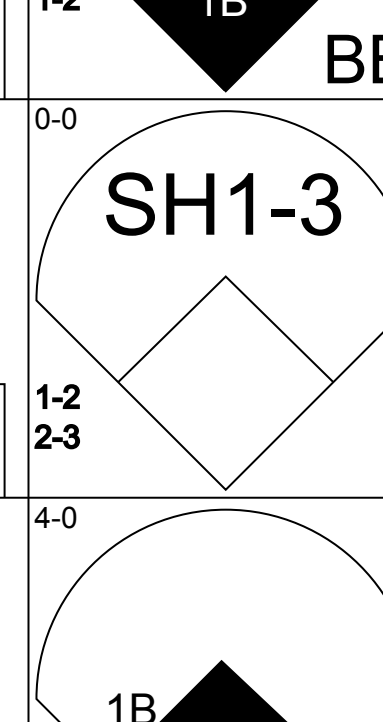
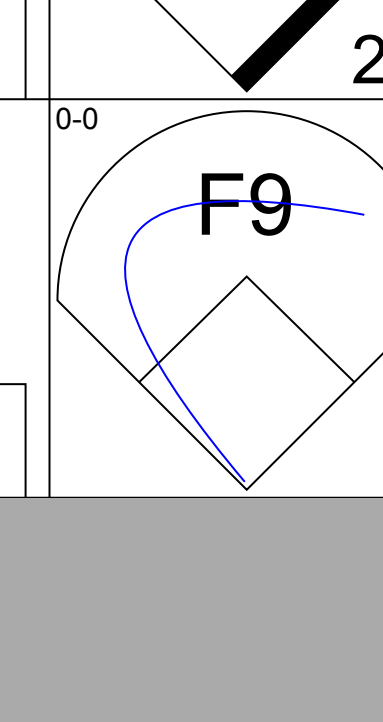
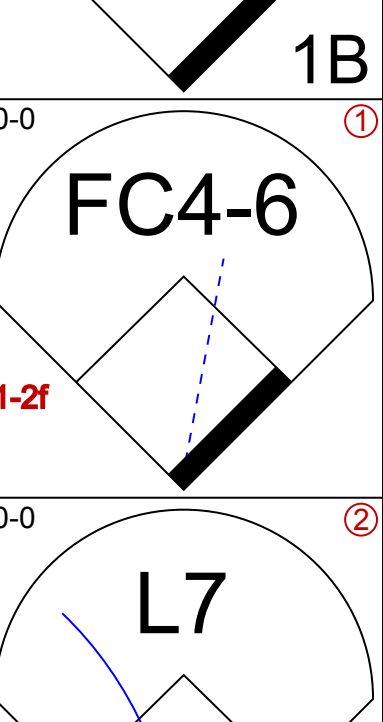
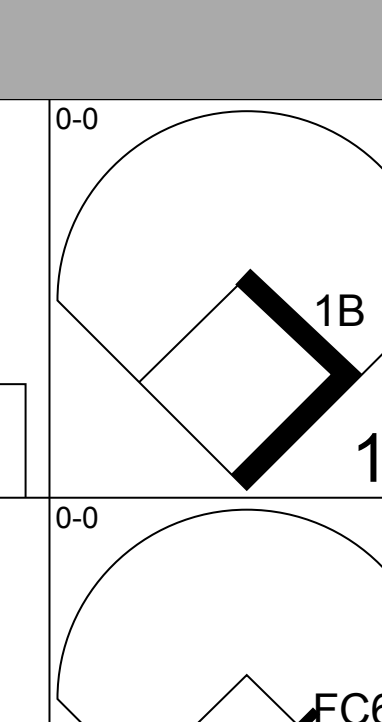
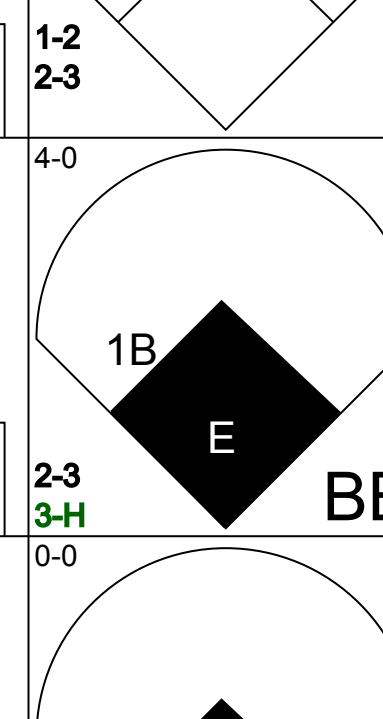

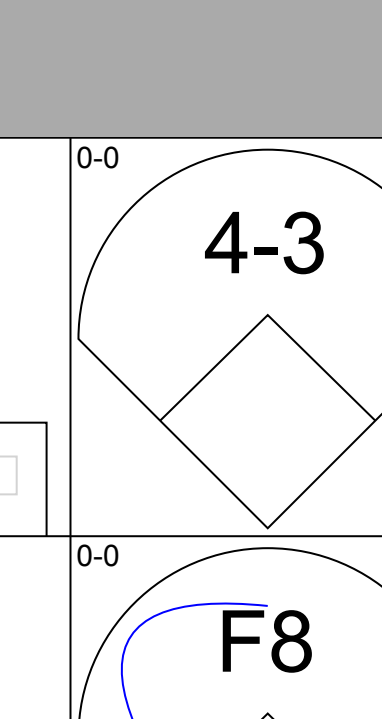
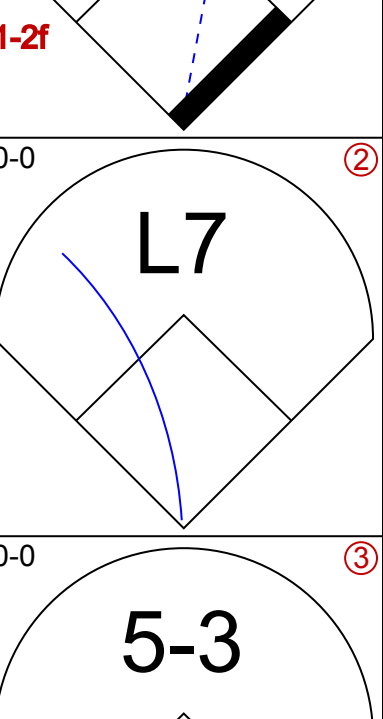
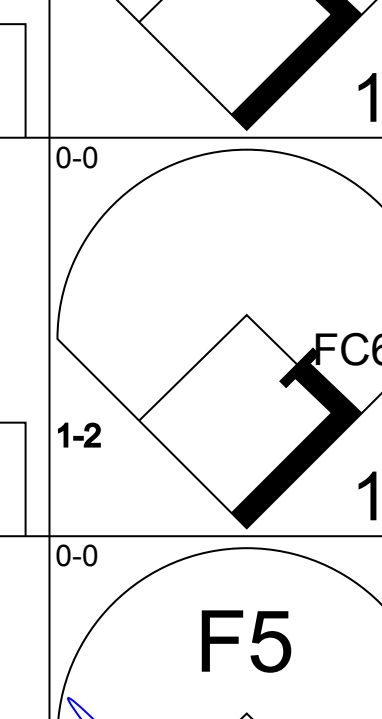
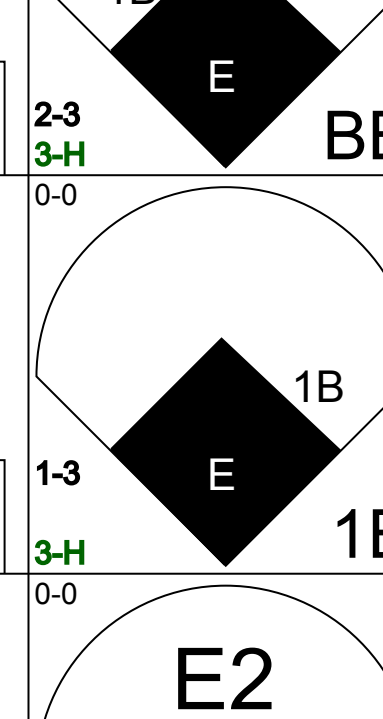

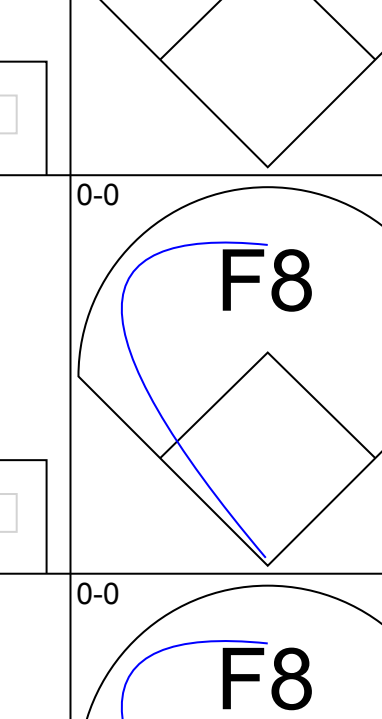
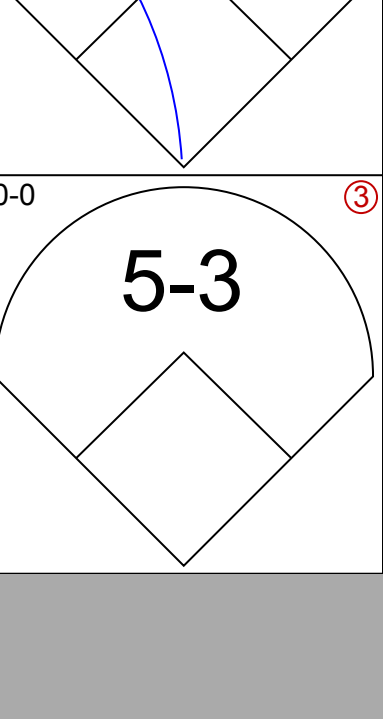
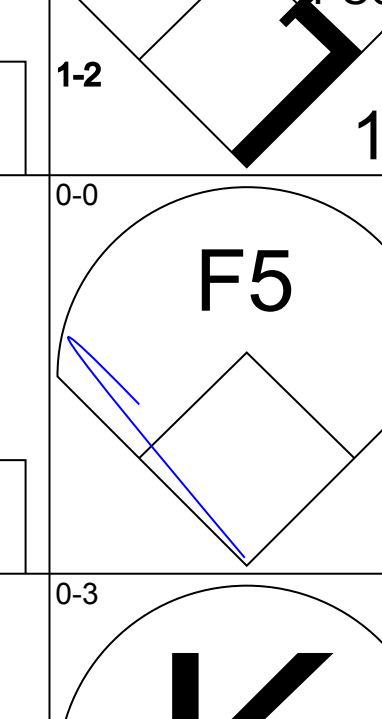
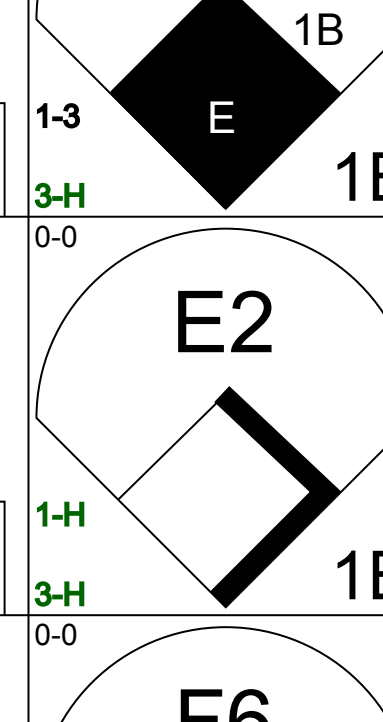

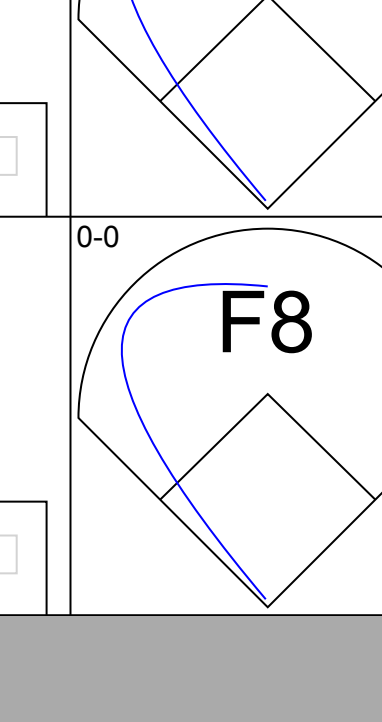
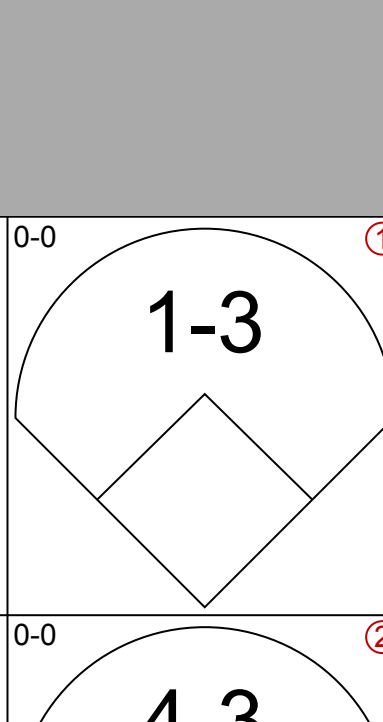
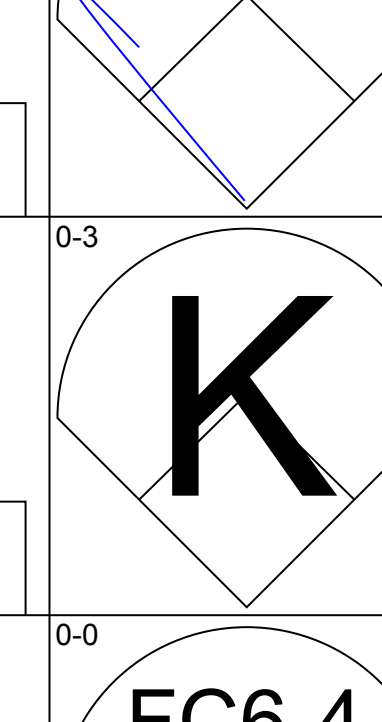
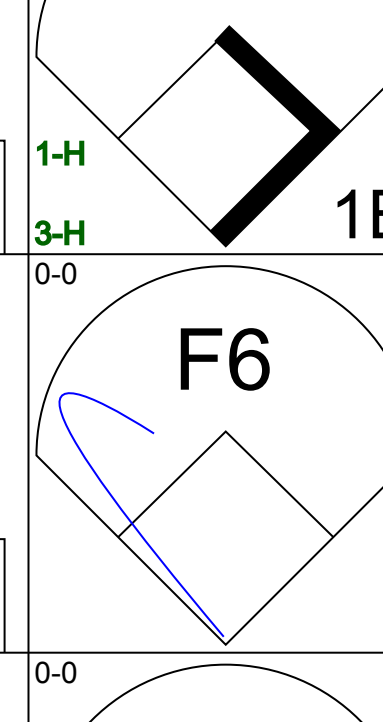
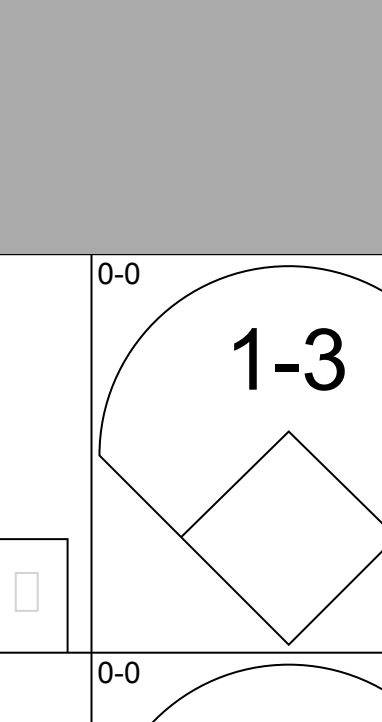
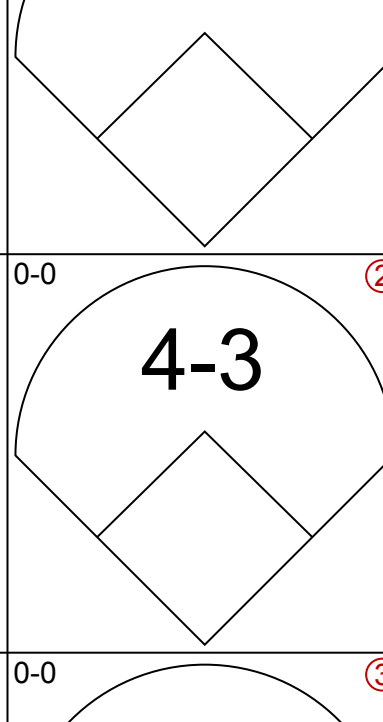
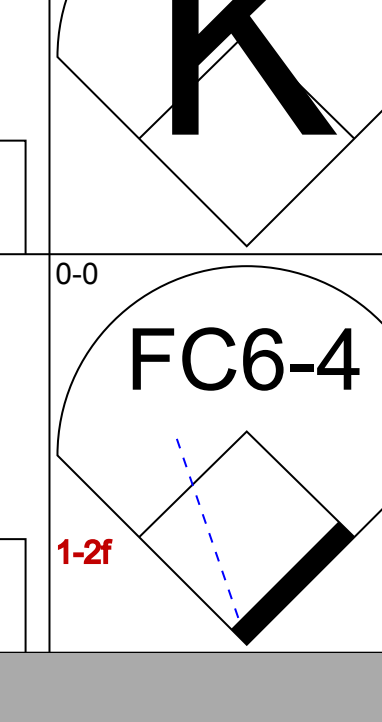
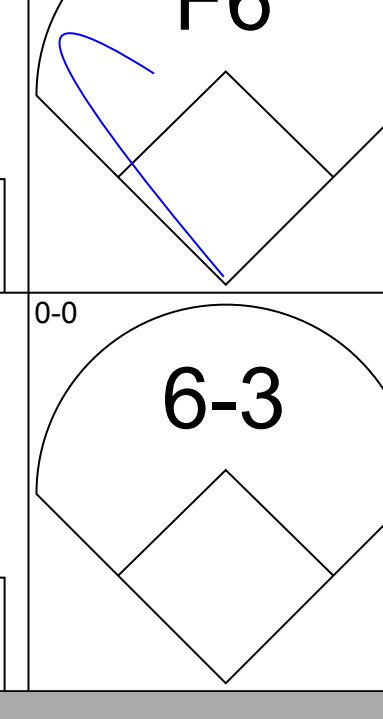
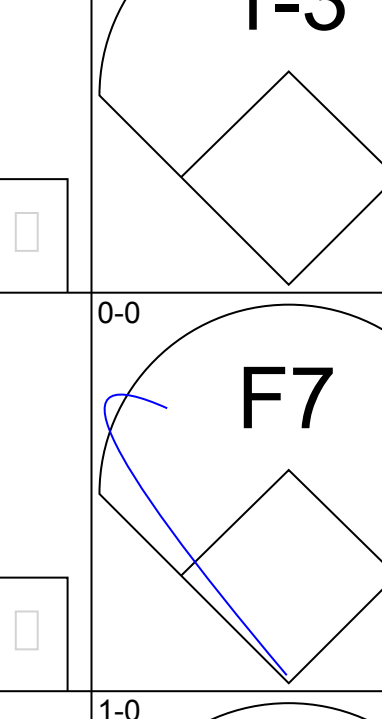
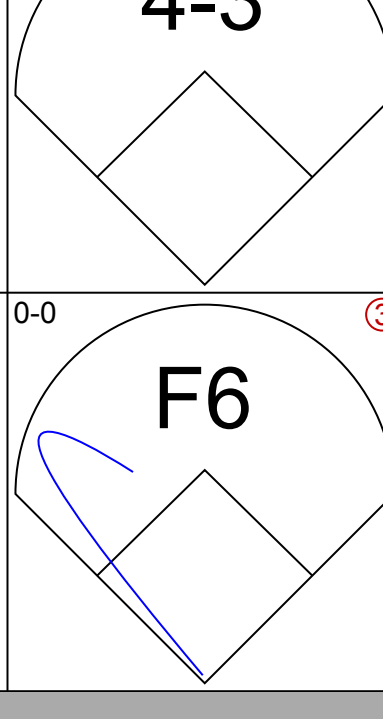
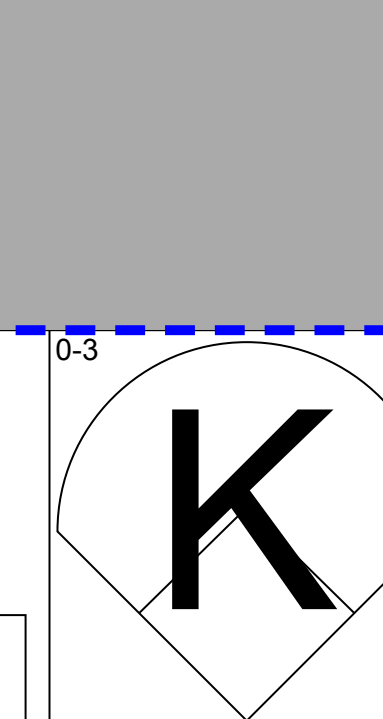
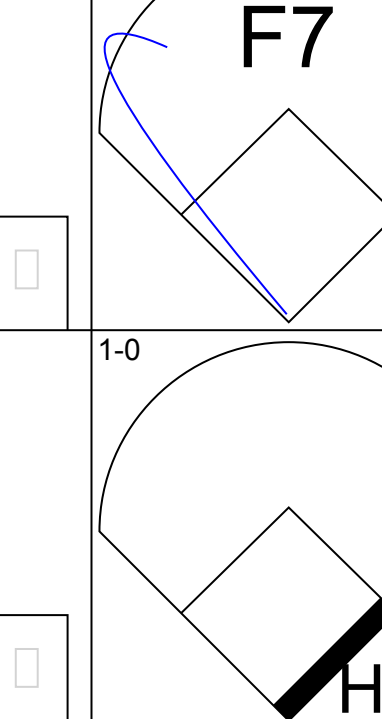
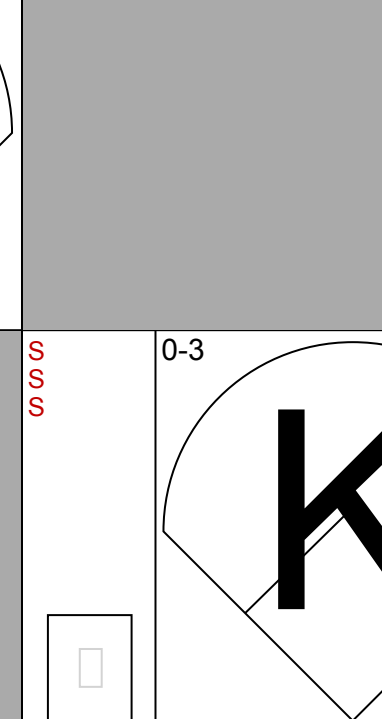
Batter	1	2	3	4	5	6	7	8	9	AB	R	H	RBI	BB	SO	LOB	TOP				
Eddie Yost, R OBP: 0.346, SLG: 0.500 (1, 5)										4	1	2	1	0	1	1	Washington Senators @ Philadelphia Athletics Shibe Park, Philadelphia, PA Wed Apr 26 1950, 3:33 AM EST Att: 6,303 - Unknown livebaseballscorecards.com				
Sam Dente, R OBP: 0.333, SLG: 0.296 (1, 6)										4	0	1	0	1	1	1					
Irv Noren, L OBP: 0.429, SLG: 0.318 (1, 8)										5	0	1	0	0	2	4					
Eddie Robinson, L OBP: 0.462, SLG: 0.444 (1, 3)										4	0	0	0	0	1	2					
Sam Mele, R OBP: 0.417, SLG: 0.222 (1, 9)										3	0	0	0	1	0	2					
Clyde Vollmer, R OBP: 0.333, SLG: 0.250 (1, 7)										3	2	1	0	1	1	1					
Al Kozar, R OBP: 0.360, SLG: 0.318 (1, 4)										3	1	1	0	1	0	1					
Al Evans, R OBP: 0.438, SLG: 0.714 (1, 2)										4	1	2	4	0	0	0					
Sid Hudson, R OBP: 0.167, SLG: 0.167 (1, 1)										4	0	1	0	0	0	2					
Inning Stats	R: 1 E: 0 K: 1 S: 7	H: 2 LOB: 1 BB: 0 P: 7	R: 3 E: 0 K: 1 S: 7	H: 2 LOB: 0 BB: 1 P: 11	R: 0 E: 0 K: 1 S: 5	H: 0 LOB: 0 BB: 0 P: 5	R: 1 E: 0 K: 0 S: 4	H: 2 LOB: 1 BB: 1 P: 8	R: 0 E: 0 K: 1 S: 5	H: 0 LOB: 0 BB: 0 P: 5	R: 0 E: 0 K: 0 S: 4	H: 1 LOB: 0 BB: 0 P: 4	R: 0 E: 0 K: 0 S: 3	H: 0 LOB: 1 BB: 1 P: 7	R: 0 E: 0 K: 1 S: 7	H: 2 LOB: 2 BB: 0 P: 7	1B: 7 2B: 0 3B: 0 HR: 2	SF: 0 SAC: 1 DP: 1 HBP: 0	WP: 1 PB: 0 CS: 0	PA: 39	
PITCHER	IP	WLS	BF	H	R	ER	SO	BB	IBB	HBP	BLK	WP	HR	S	P	ERA	WHIP				
Bobby Shantz, L ERA: 6.43 (1, 1)	1.0	L	8	4	4	4	1	1	0	0	0	0	2	9	13	36.00	5.000				
Carl Scheib, R ERA: 5.19 (2, 1)	8.0		31	5	1	1	5	3	0	0	0	1	0	38	50	1.12	1.000				

Batter	1	2	3	4	5	6	7	8	9	AB	R	H	RBI	BB	SO	LOB	BOTTOM					
Kermit Wahl, R OBP: 0.333, SLG: 0.200 (1, 6)										3	0	0	0	1	1	1	Washington Senators @ Philadelphia Athletics Shibe Park, Philadelphia, PA Wed Apr 26 1950, 3:33 AM EST Att: 6,303 - Unknown livebaseballscorecards.com					
Bob Wellman, R OBP: 0.400, SLG: 1.000 (9, FH)										1	0	1	0	0	0	0						
Barney McCosky, L OBP: 0.397, SLG: 0.250 (1, 7)										4	1	0	0	1	0	3						
Fernis Fain, L OBP: 0.462, SLG: 0.613 (1, 3)										4	1	1	2	1	0	1						
Sam Chapman, R OBP: 0.368, SLG: 0.313 (1, 8)										4	0	0	1	1	1	3						
Bob Dillinger, R OBP: 0.472, SLG: 0.576 (1, 5)										4	0	2	0	0	0	3						
Paul Lehner, L OBP: 0.778, SLG: 1.143 (1, 9)										3	0	1	0	1	1	1						
Pete Suder, R OBP: 0.219, SLG: 0.250 (1, 4)										3	0	0	0	0	1	2						
Wally Moses, L OBP: 0.250, SLG: 0.143 (6, PH)										1	0	0	0	0	0	1						
Gene Markland, R OBP: 1.000, SLG: 1.000 (9, 4)										0	0	0	0	0	0	0						
Mike Guerra, R OBP: 0.381, SLG: 0.333 (1, 2)										2	0	0	0	1	0	2						
Elmer Vato, L OBP: 0.148, SLG: 0.080 (6, PH)										0	0	0	0	0	0	0						
Joe Astroth, R (9, 2)										0	0	0	0	0	0	0						
Bobby Shantz, R OBP: 0.750, SLG: 0.667 (1, 1)										0	0	0	0	0	0	0						
Carl Scheib, R OBP: 0.500, SLG: 0.500 (2, 1)										4	1	2	0	0	0	3						
Inning Stats	R: 0 E: 0 K: 1 S: 5	H: 0 LOB: 0 BB: 0 P: 5	R: 0 E: 0 K: 2 S: 9	H: 2 LOB: 2 BB: 0 P: 9	R: 1 E: 0 K: 0 S: 4	H: 1 LOB: 2 BB: 2 P: 12	R: 0 E: 0 K: 0 S: 3	H: 0 LOB: 1 BB: 1 P: 7	R: 2 E: 0 K: 1 S: 7	H: 2 LOB: 1 BB: 1 P: 11	R: 0 E: 0 K: 0 S: 4	H: 1 LOB: 1 BB: 0 P: 4	R: 0 E: 0 K: 0 S: 3	H: 0 LOB: 1 BB: 1 P: 7	R: 0 E: 0 K: 0 S: 2	H: 0 LOB: 1 BB: 1 P: 7		R: 0 E: 0 K: 0 S: 4	H: 1 LOB: 1 BB: 0 P: 4	1B: 6 2B: 0 3B: 0 HR: 1	SF: 0 SAC: 0 DP: 1 HBP: 1	WP: 0 PB: 0 CS: 0
PITCHER	IP	WLS	BF	H	R	ER	SO	BB	IBB	HBP	BLK	WP	HR	S	P	ERA	WHIP					
Sid Hudson, R ERA: 3.94 (1, 1)	9.0	W	40	7	3	3	4	6	0	1	0	0	1	41	66	3.00	1.444					

Batter	1	2	3	4	5	6	7	8	9	AB	R	H	RBI	BB	SO	LOB	TOP					
Gil Coan, L OBP: 0.409, SLG: 0.600 (1, 7)										4	1	2	1	2	2		Washington Senators @ Philadelphia Athletics Shibe Park, Philadelphia, PA Thu Apr 27 1950, 3:33 AM EST Att: 3,290 - Unknown					
Sam Dente, R OBP: 0.286, SLG: 0.250 (1, 6)										5	0	0	0	0	1	3						
Irv Noren, L OBP: 0.438, SLG: 0.320 (1, 8)										3	0	1	0	1	1	0						
Eddie Robinson, L OBP: 0.433, SLG: 0.409 (1, 3)										4	0	1	0	0	0	2						
Bud Stewart, L OBP: 0.300, SLG: 0.368 (1, 9)										4	1	2	0	0	0	1						
Eddie Yost, R OBP: 0.333, SLG: 0.464 (1, 5)										4	1	1	1	0	0	3						
Al Kozar, R OBP: 0.379, SLG: 0.320 (1, 4)										3	0	1	0	1	1	3						
Al Evans, R OBP: 0.400, SLG: 0.588 (1, 2)										3	0	0	0	1	0	2						
Joe Haynes, R Sherry Robertson, L Connie Marrero, R Roberto Ortiz, R (1, 1) (2, PH) (2, 1) (9, PH)										0	0	0	0	0	0	0						
Inning Stats	R: 0 E: 0 K: 1 S: 5	H: 0 LOB: 1 BB: 1 P: 9	R: 2 E: 1 K: 0 S: 5	H: 1 LOB: 2 BB: 2 P: 13	R: 0 E: 0 K: 0 S: 4	H: 1 LOB: 1 BB: 0 P: 4	R: 0 E: 0 K: 0 S: 3	H: 1 LOB: 0 BB: 0 P: 3	R: 1 E: 0 K: 1 S: 6	H: 1 LOB: 0 BB: 0 P: 6	R: 0 E: 0 K: 0 S: 4	H: 1 LOB: 1 BB: 0 P: 4	R: 0 E: 0 K: 1 S: 5	H: 0 LOB: 0 BB: 0 P: 5	R: 0 E: 0 K: 1 S: 7	H: 2 LOB: 2 BB: 0 P: 7		R: 0 E: 0 K: 1 S: 5	H: 0 LOB: 1 BB: 1 P: 9	1B: 5 2B: 0 3B: 1 HR: 1	SF: 0 SAC: 0 DP: 1 HBP: 0	WP: 0 PB: 0 CS: 0
PITCHER	IP	WLS	BF	H	R	ER	SO	BB	IBB	HBP	BLK	WP	HR	S	P	ERA	WHIP					
Hank Wyse, R ERA: 5.73 (1, 1)	1.0		8	1	2	1	1	3	0	0	0	0	0	7	19	9.00	4.000					
Bob Hooper, R ERA: 1.2 (2, 1)	8.0	W	30	6	1	1	4	1	0	0	0	0	1	37	41	1.12	0.875					

AB	34
R	3
H	7
RBI	3
BB	4
SO	5
LOB	19




Batter	1	2	3	4	5	6	7	8	9	AB	R	H	RBI	BB	SO	LOB	BOTTOM					
Kermit Wahl, R OBP: 0.300, SLG: 0.222 (1, 6)										4	1	1	0	0	0	1	Washington Senators @ Philadelphia Athletics Shibe Park, Philadelphia, PA Thu Apr 27 1950, 3:33 AM EST Att: 3,290 - Unknown					
Barney McCosky, L OBP: 0.412, SLG: 0.333 (1, 7)										3	1	2	0	1	0	0						
Paul Lehner, L OBP: 0.667, SLG: 0.900 (1, 9)										3	0	1	0	0	0	2						
Ferris Fain, L OBP: 0.465, SLG: 0.588 (1, 3)										3	1	1	0	1	0	1						
Bob Dillinger, R OBP: 0.450, SLG: 0.541 (1, 5)										4	1	1	1	0	0	3						
Sam Chapman, R OBP: 0.357, SLG: 0.306 (1, 8)										4	0	1	1	0	1	2						
Pete Suder, R OBP: 0.194, SLG: 0.219 (1, 4)										4	0	0	0	0	0	3						
Joe Tipton, R OBP: 0.167, SLG: 0.167 (1, 2)										3	0	0	0	0	0	1						
Hank Wyse, R Bob Hooper, R (1, 1) (2, 1)										0	0	0	0	0	0	0						
Inning Stats	R: 4 E: 1 K: 0 S: 6	H: 3 LOB: 1 BB: 2 P: 14	R: 0 E: 0 K: 1 S: 6	H: 1 LOB: 0 BB: 0 P: 6	R: 0 E: 0 K: 0 S: 3	H: 0 LOB: 0 BB: 0 P: 3	R: 0 E: 0 K: 0 S: 3	H: 0 LOB: 0 BB: 0 P: 4	R: 0 E: 0 K: 0 S: 4	H: 1 LOB: 1 BB: 0 P: 4	R: 0 E: 0 K: 0 S: 3	H: 0 LOB: 0 BB: 0 P: 3	R: 0 E: 0 K: 1 S: 5	H: 0 LOB: 0 BB: 0 P: 5	R: 0 E: 0 K: 1 S: 7	H: 2 LOB: 2 BB: 0 P: 7		R: 0 E: 0 K: 1 S: 5	H: 0 LOB: 1 BB: 1 P: 9	1B: 6 2B: 1 3B: 0 HR: 0	SF: 0 SAC: 1 DP: 0 HBP: 1	WP: 1 PB: 0 CS: 0
PITCHER	IP	WLS	BF	H	R	ER	SO	BB	IBB	HBP	BLK	WP	HR	S	P	ERA	WHIP					
Joe Haynes, R ERA: 10.8 (1, 1)	1.0	L	8	3	4	3	0	2	0	0	0	0	0	6	14	27.00	5.000					
Connie Marrero, R ERA: (2, 1)	7.0		26	4	0	0	3	0	0	1	0	0	0	31	32	0.00	0.571					



Batter	1	2	3	4	5	6	7	8	9	AB	R	H	RBI	BB	SO	LOB	TOP			
Eddie Joost, R OBP: 0.472, SLG: 0.500 (1,6)	0-0 SH1-3 1B		4-0 FC4-6 BB		0-0 1-3 2B		0-0 5-3			3	1	2	0	1	0	0				
Barney McCosky, L OBP: 0.376, SLG: 0.300 (1,7)	0-0 SH1-3		0-0 FC4-6		0-0 1-3		0-0 F8			3	0	0	0	0	0	3				
Ferns Fain, L OBP: 0.426, SLG: 0.526 (1,3)	0-0 3-1		0-0 F8		0-0 F7			0-3 K		4	0	0	0	0	1	4				
Bob Dillinger, R OBP: 0.432, SLG: 0.512 (1,5)	0-0 2H 1B			0-0 5-3		0-0 4-3		0-0 5-3		4	0	1	1	0	0	0				
Sam Chapman, R OBP: 0.348, SLG: 0.282 (1,8)	0-0 F8			4-0 FC5-4 BB		0-0 4-3		0-0 F9		3	0	0	0	1	0	1				
Bob Wellman, R OBP: 0.444, SLG: 0.778 (1,9)		0-0 5-3		0-3 K		0-0 1B		0-0 G6-3 1B		4	0	2	0	0	1	1				
Pete Suder, R OBP: 0.225, SLG: 0.250 (1,4)		0-0 G5-4-3 1B		0-0 FC5-4		0-0 1-3 1B		0-0 G6-3		4	0	2	0	0	0	2				
Joe Tipton, R OBP: 0.125, SLG: 0.125 (1,2)		0-0 G5-4-3			0-0 F5		0-0 F7		0-0 F8	4	0	0	0	0	0	3				
Alex Kellner, R OBP: 0.333, SLG: 0.333 (1,1)			0-0 6-3		0-0 2B		0-0 1-3			3	0	1	0	0	0	0				
Inning Stats	R: 1 E: 0 K: 0 S: 5	H: 2 LOB: 1 BB: 0 P: 5	R: 0 E: 0 K: 0 S: 3	H: 1 LOB: 0 BB: 0 P: 3	R: 0 E: 0 K: 1 S: 3	H: 0 LOB: 1 BB: 1 P: 7	R: 0 E: 0 K: 1 S: 5	H: 0 LOB: 2 BB: 0 P: 9	R: 0 E: 0 K: 0 S: 5	H: 2 LOB: 2 BB: 0 P: 5	R: 0 E: 0 K: 0 S: 3	H: 0 LOB: 0 BB: 0 P: 3	R: 0 E: 0 K: 1 S: 5	H: 0 LOB: 0 BB: 0 P: 5	R: 0 E: 0 K: 0 S: 3	H: 1 LOB: 0 BB: 0 P: 3	1B: 7 2B: 1 3B: 0 HR: 0	SF: 0 SAC: 1 DP: 2 HBP: 0	WP: 0 PB: 0 SB: 0 CS: 0	PA: 35
PITCHER Mel Parnell, L ERA: 4.03 (1,1)	IP: 9.0 WLS: W BF: 35 H: 8 R: 1 ER: 1 SO: 2 BB: 2 IBB: 0 HBP: 0 BLK: 0 WP: 0 HR: 0 S: 37 P: 45 ERA: 1.00 WHIP: 1.111																			

Philadelphia Athletics @ Boston Red Sox
Fenway Park, Boston, MA
Fri Apr 28 1950, 3:33 AM EST
Att: 5,333 - Unknown

AB 32
R 1
H 8
RBI 1
BB 2
SO 2
LOB 14



Batter	1	2	3	4	5	6	7	8	9	AB	R	H	RBI	BB	SO	LOB	BOTTOM			
Billy Goodman, L OBP: 0.400, SLG: 0.467 (1,3)	0-0 F6	0-0 FC3-6		0-0 6-3		0-0 4-3				4	0	0	0	0	0	2				
6 Johnny Pesky, L OBP: 0.509, SLG: 0.390 (1,5)	4-0 BB 1B BB	0-0 F9		0-0 2B			0-0 G1-6-3 1B			3	1	2	1	1	0	1				
Al Zarilla, L OBP: 0.453, SLG: 0.511 (1,9)	4-0 1-2 1B BB		0-0 G3	0-0 F9		0-0 G1-6-3		0-0 1-2		3	1	0	0	1	0	2				
Vern Stephens, R OBP: 0.358, SLG: 0.447 (1,6)	0-3 K		0-0 2B		0-0 F4		0-0 6-3			4	0	1	0	0	1	2				
Bobby Doerr, R OBP: 0.306, SLG: 0.318 (1,4)	4-0 1-2 2-3 BB		0-0 F9		0-0 1B		0-0 F7 3B			3	1	2	0	1	0	1				
Tom Wright, L OBP: 0.436, SLG: 0.400 (1,7)	0-0 1-2 2H 3H 1B		4-0 BB		0-0 F8		0-3 K			3	0	1	2	1	1	2				
Tommy O'Brien, R OBP: 0.200, SLG: 0.179 (1,8)	0-0 L6		0-0 1-3		0-3 K		0-0 F7			4	0	0	1	0	1	5				
Birdie Tebbetts, R OBP: 0.455, SLG: 0.500 (1,2)		0-0 F8		0-0 6-3 6 2B		0-0 F8		0-0 6-3		4	1	1	0	0	0	0				
Mel Parnell, L OBP: 0.455, SLG: 0.250 (1,1)		0-0 FC3-6 1B		0-0 1-3		0-0 3-1				3	0	1	0	0	0	1				
Inning Stats	R: 2 E: 0 K: 1 S: 6	H: 1 LOB: 2 BB: 3 P: 18	R: 0 E: 0 K: 0 S: 4	H: 1 LOB: 0 BB: 0 P: 4	R: 0 E: 0 K: 0 S: 4	H: 1 LOB: 2 BB: 1 P: 8	R: 1 E: 0 K: 0 S: 5	H: 2 LOB: 1 BB: 0 P: 5	R: 0 E: 0 K: 1 S: 6	H: 1 LOB: 1 BB: 0 P: 6	R: 0 E: 0 K: 0 S: 3	H: 0 LOB: 0 BB: 0 P: 3	R: 0 E: 0 K: 0 S: 3	H: 1 LOB: 0 BB: 0 P: 3	R: 1 E: 0 K: 1 S: 6	H: 1 LOB: 0 BB: 0 P: 6	1B: 4 2B: 3 3B: 1 HR: 0	SF: 0 SAC: 0 DP: 1 HBP: 0	WP: 0 PB: 0 SB: 0 CS: 0	PA: 35
PITCHER Alex Kellner, L ERA: 3.38 (1,1)	IP: 8.0 WLS: L BF: 35 H: 8 R: 4 ER: 4 SO: 3 BB: 4 IBB: 0 HBP: 0 BLK: 0 WP: 0 HR: 0 S: 37 P: 53 ERA: 4.50 WHIP: 1.500																			

Philadelphia Athletics @ Boston Red Sox
Fenway Park, Boston, MA
Fri Apr 28 1950, 3:33 AM EST
Att: 5,333 - Unknown

AB 31
R 4
H 8
RBI 4
BB 4
SO 3
LOB 16




Batter	1	2	3	4	5	6	7	8	9	AB	R	H	RBI	BB	SO	LOB	TOP						
Eddie Joost, R OBP: 0.474, SLG: 0.483 Billy Hitchcock, R OBP: 0.250, SLG: 0.750	F9		BB	BB		1-3		5-3		1	0	0	0	1	0	0	Philadelphia Athletics @ Boston Red Sox Fenway Park, Boston, MA Sun Apr 30 1950, 3:33 AM EDT Unknown						
Paul Lehner, L OBP: 0.500, SLG: 0.643	4-3		G3			F8		P3		4	0	0	0	0	0	1							
Bob Dillinger, R OBP: 0.417, SLG: 0.489				6-3		F9			P5	4	0	1	0	0	0	0							
Feris Fain, L OBP: 0.412, SLG: 0.500	4-3				F8			BB 1B	F7	4	0	1	0	0	0	1							
Elmer Valo, L OBP: 0.194, SLG: 0.138		F7		1B				BB	4-3	4	0	2	0	0	0	0							
Sam Chapman, R OBP: 0.367, SLG: 0.293		K						BB		2	0	1	0	1	1	0							
Pete Suder, R OBP: 0.209, SLG: 0.231		K				5-3			F9	3	0	0	0	0	1	3							
Mike Guerra, R OBP: 0.333, SLG: 0.286			5-3			6-3			G5-4-3	3	0	0	0	0	0	3							
Dick Fowler, R Ben Guintini, R Harry Byrd, R Joe Coleman, R Bobby Shantz, R				P5			P6		6-3	0	0	0	0	0	0	0		AB 30 R 0 H 5 RBI 0 BB 2 SO 2 LOB 8					
Inning Stats	R: 0 E: 0 K: 0 S: 4	H: 1 LOB: 1 BB: 0 P: 4	R: 0 E: 0 K: 2 S: 7	H: 0 LOB: 0 BB: 0 P: 7	R: 0 E: 0 K: 0 S: 3	H: 0 LOB: 1 BB: 1 P: 7	R: 0 E: 0 K: 0 S: 4	H: 2 LOB: 2 BB: 0 P: 4	R: 0 E: 0 K: 0 S: 3	H: 0 LOB: 0 BB: 0 P: 3	R: 0 E: 0 K: 0 S: 4	H: 2 LOB: 2 BB: 1 P: 8	R: 0 E: 0 K: 0 S: 3	H: 0 LOB: 0 BB: 0 P: 3	R: 0 E: 0 K: 0 S: 3	H: 0 LOB: 0 BB: 0 P: 3			1B: 5 2B: 0 3B: 0 HR: 0	SF: 0 SAC: 0 DP: 1 HBP: 0	WP: 0 PB: 0 SB: 0 CS: 0	PA: 32	
PITCHER Joe Dobson, R ERA: 3.38	IP: 9.0 WLS: W BF: 32 H: 5 R: 0 ER: 0 SO: 2 BB: 2 IBB: 0 HBP: 0 BLK: 0 WP: 0 HR: 0 S: 34 P: 42 ERA: 0.00 WHIP: 0.778											PITCHER	IP: 9.0 WLS: W BF: 32 H: 5 R: 0 ER: 0 SO: 2 BB: 2 IBB: 0 HBP: 0 BLK: 0 WP: 0 HR: 0 S: 34 P: 42 ERA: 0.00 WHIP: 0.778										

Batter	1	2	3	4	5	6	7	8	9	AB	R	H	RBI	BB	SO	LOB	BOTTOM						
Dom DiMaggio, R OBP: 0.476, SLG: 0.405	6 3B	6 BB		HR				6 4-3		3	5	2	2	3	1	2	Philadelphia Athletics @ Boston Red Sox Fenway Park, Boston, MA Sun Apr 30 1950, 3:33 AM EDT Unknown						
6 Johnny Pesky, L OBP: 0.541, SLG: 0.467	1B	HR		HR				4-3		4	4	3	2	2	0	1							
Ted Williams, L OBP: 0.640, SLG: 1.063	HR	HR		HR				P5		5	3	3	7	1	0	2							
Vern Stephens, R OBP: 0.356, SLG: 0.481	HR	F2		HR				E6		5	2	1	2	1	0	2							
Bobby Doerr, R OBP: 0.291, SLG: 0.360	F7		P6	HR				K		6	1	1	2	0	1	4							
Al Zarilla, L OBP: 0.466, SLG: 0.520	3-1		F8	1B				FC5 4-3		5	1	3	0	0	0	0							
Billy Goodman, L OBP: 0.400, SLG: 0.480	F7			1B				P5		5	1	2	0	0	0	2							
Birdie Tebbetts, R OBP: 0.375, SLG: 0.400		5-3		HR				4-3		5	1	1	1	0	1	3							
Joe Dobson, R OBP: 0.444, SLG: 0.429	K			HR				FC5		3	1	1	0	1	1	1							
Inning Stats	R: 4 E: 0 K: 0 S: 6	H: 3 LOB: 0 BB: 1 P: 10	R: 3 E: 0 K: 1 S: 6	H: 1 LOB: 0 BB: 2 P: 14	R: 0 E: 0 K: 0 S: 4	H: 1 LOB: 1 BB: 0 P: 4	R: 11 E: 0 K: 0 S: 11	H: 8 LOB: 4 BB: 4 P: 27	R: 0 E: 0 K: 2 S: 8	H: 1 LOB: 2 BB: 1 P: 12	R: 0 E: 0 K: 0 S: 4	H: 1 LOB: 1 BB: 0 P: 4	R: 0 E: 0 K: 0 S: 4	H: 1 LOB: 1 BB: 0 P: 4	R: 1 E: 1 K: 1 S: 7	H: 1 LOB: 1 BB: 0 P: 7		1B: 9 2B: 3 3B: 1 HR: 4	SF: 0 SAC: 1 DP: 1 HBP: 0	WP: 1 PB: 0 SB: 0 CS: 0	PA: 50		
PITCHER Dick Fowler, R ERA: 31.5 Harry Byrd, R ERA: 38.57 Joe Coleman, R ERA: 81.0 Bobby Shantz, L ERA: 4.82	IP: 2.0 WLS: L BF: 13 H: 4 R: 7 ER: 13 SO: 7 BB: 3 IBB: 0 HBP: 0 BLK: 0 WP: 1 HR: 2 S: 12 P: 24 ERA: 31.50 WHIP: 3.500											PITCHER	IP: 2.0 WLS: L BF: 13 H: 4 R: 7 ER: 13 SO: 7 BB: 3 IBB: 0 HBP: 0 BLK: 0 WP: 1 HR: 2 S: 12 P: 24 ERA: 31.50 WHIP: 3.500										

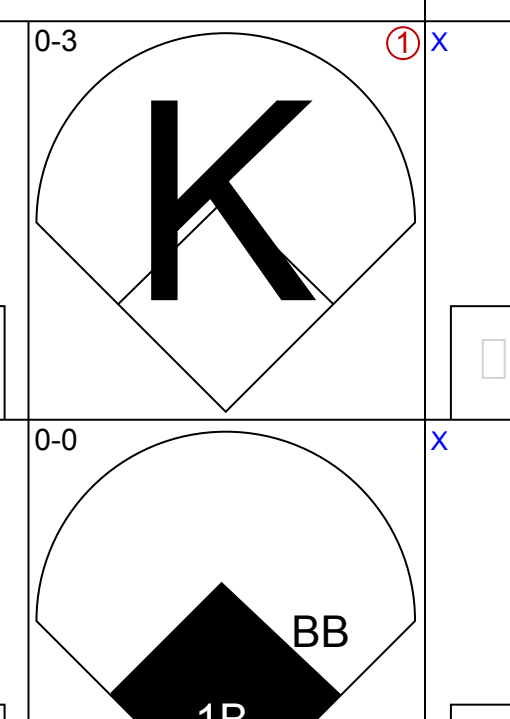
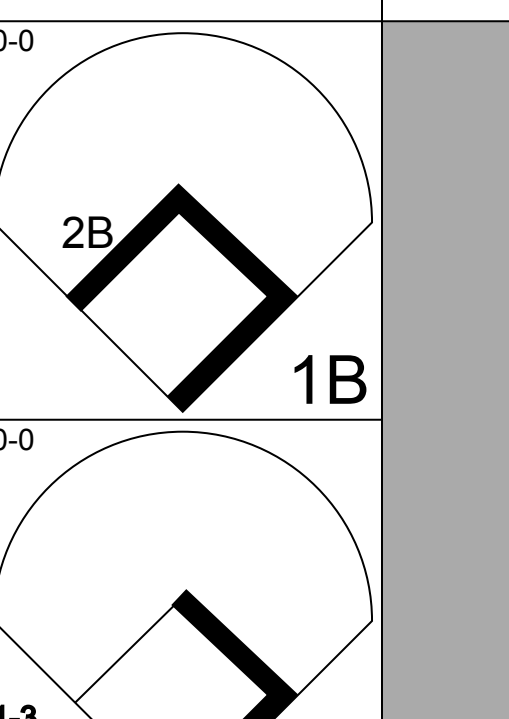
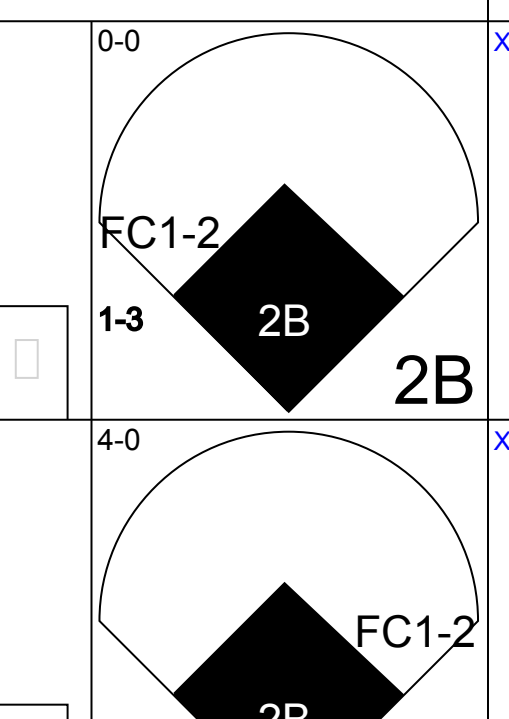
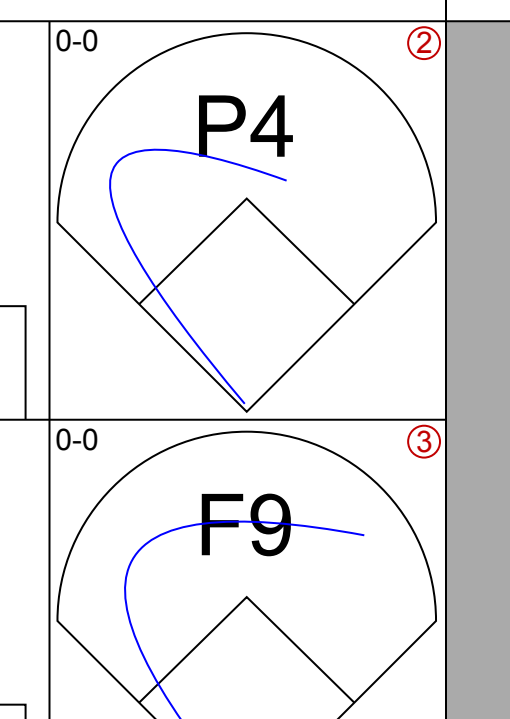
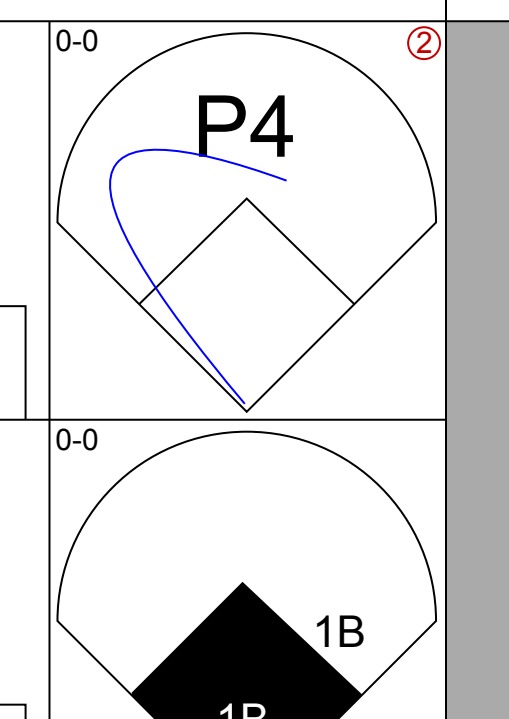
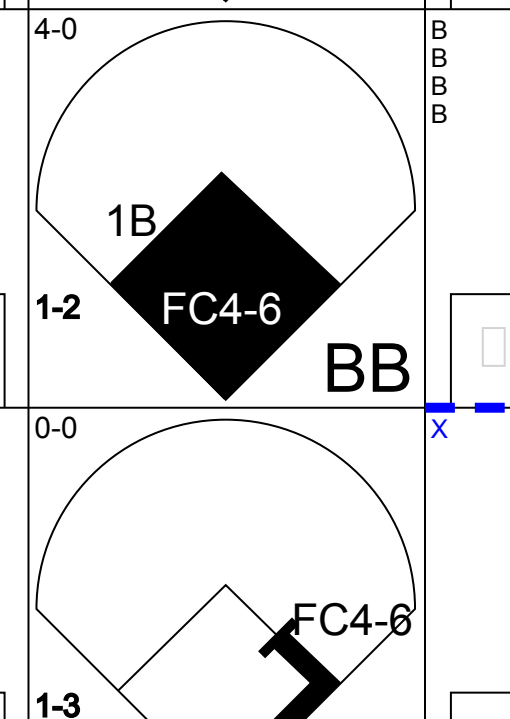
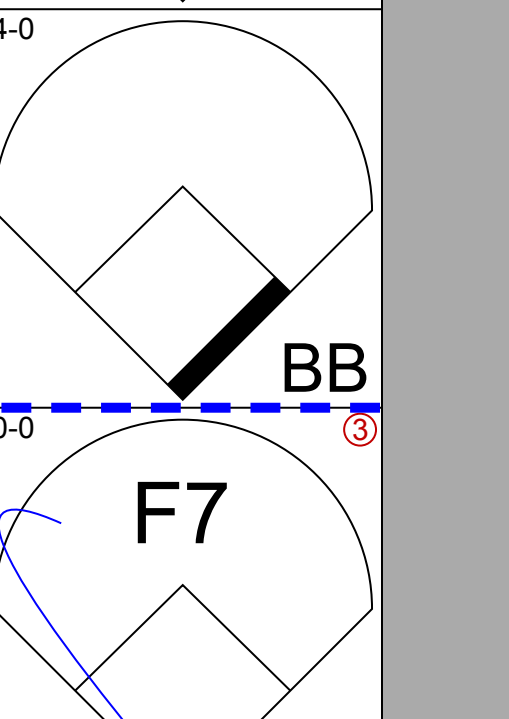
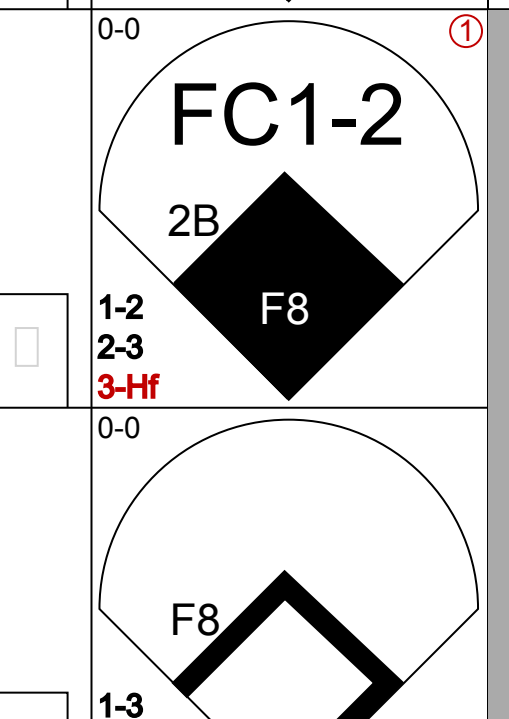
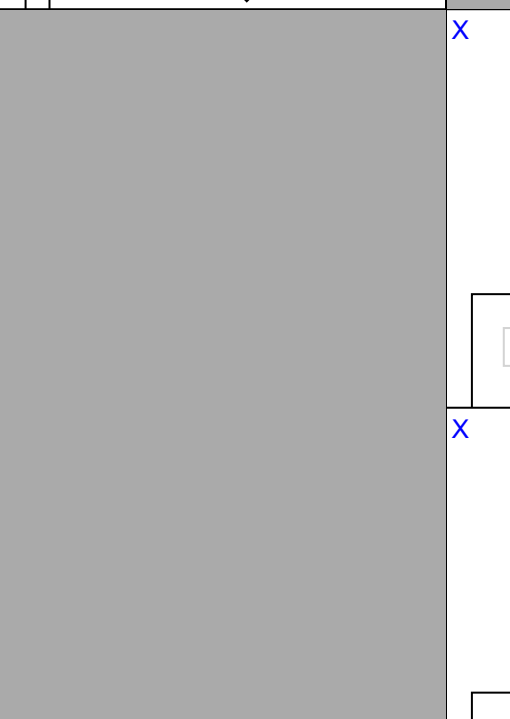
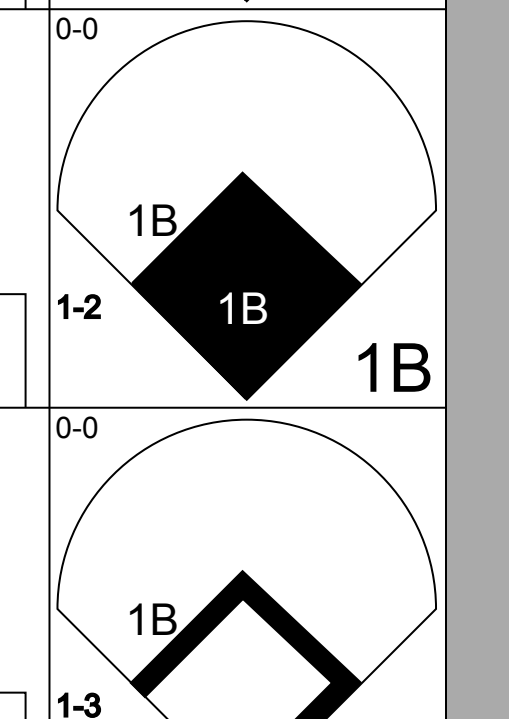
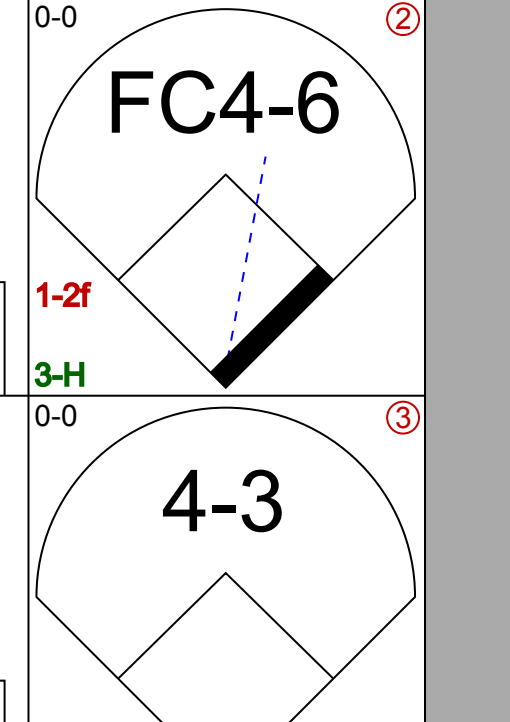
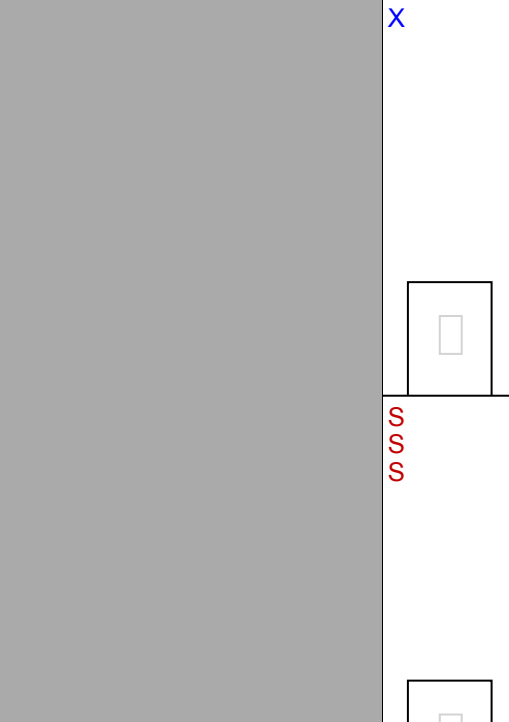
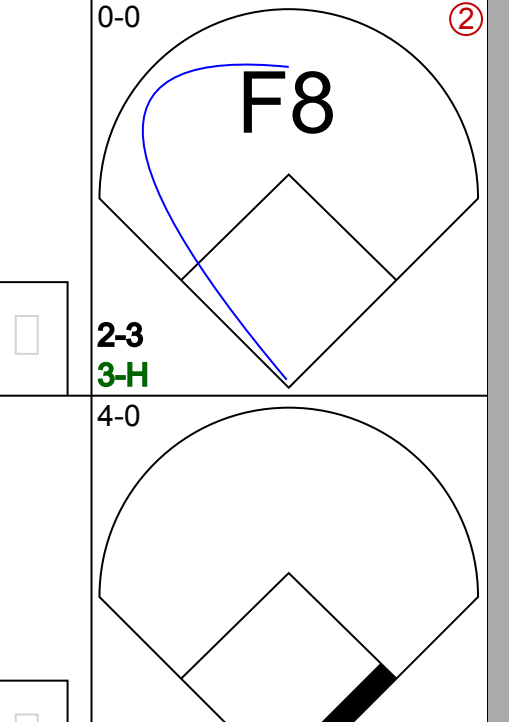

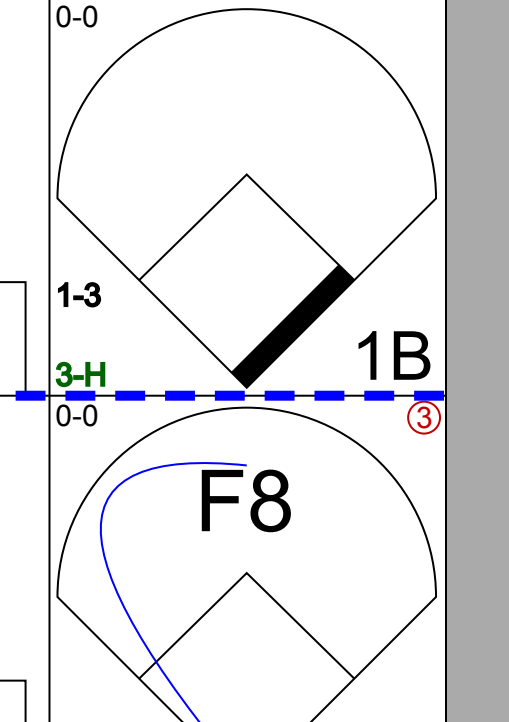
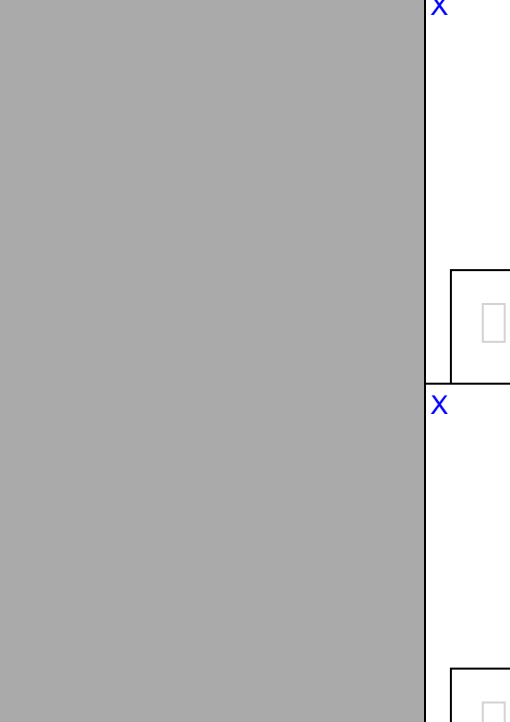
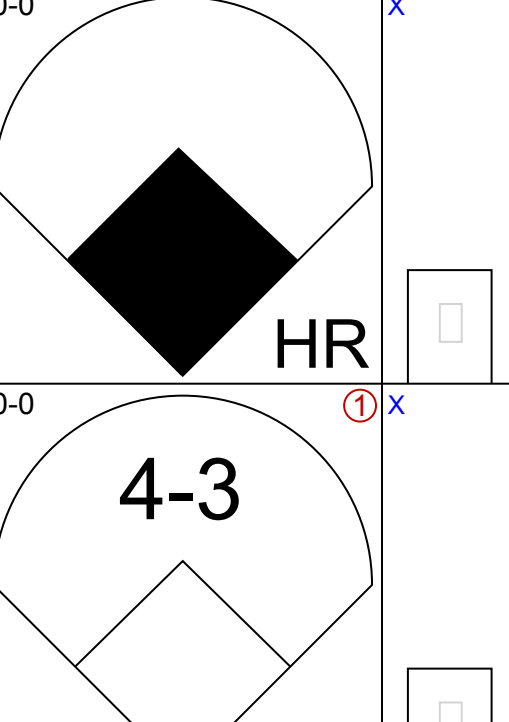
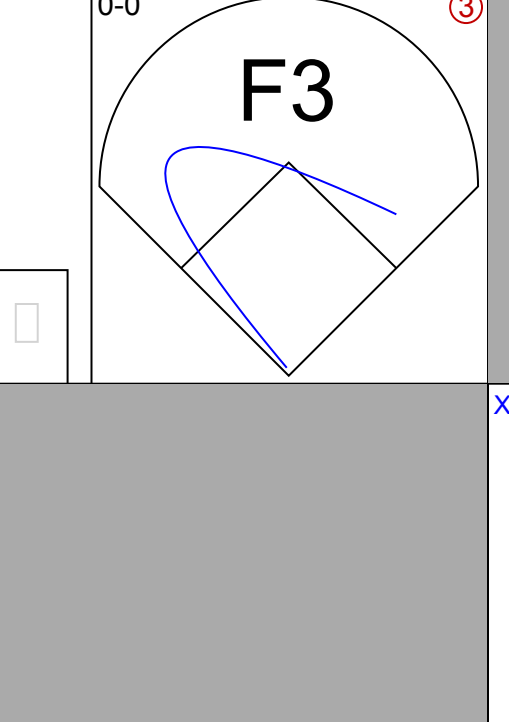
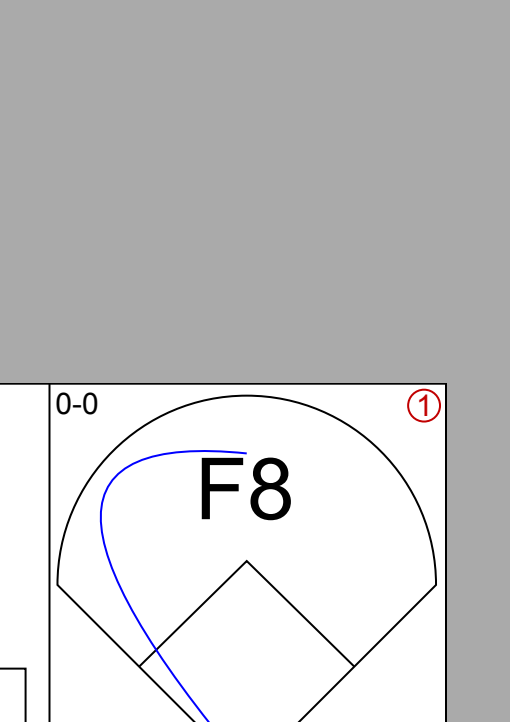
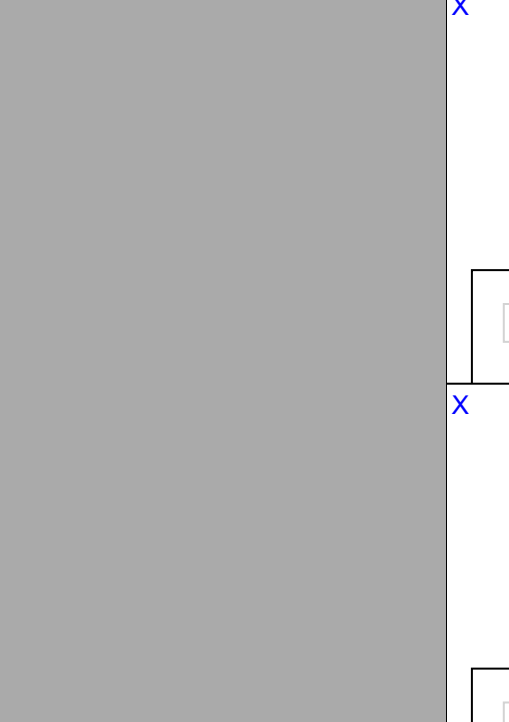
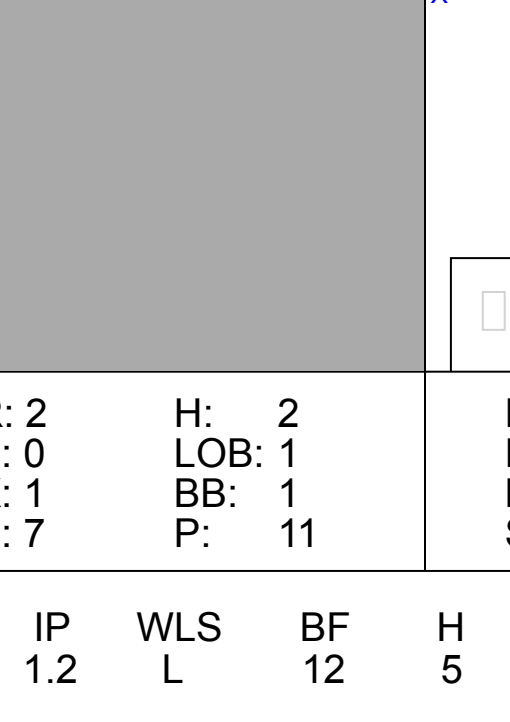
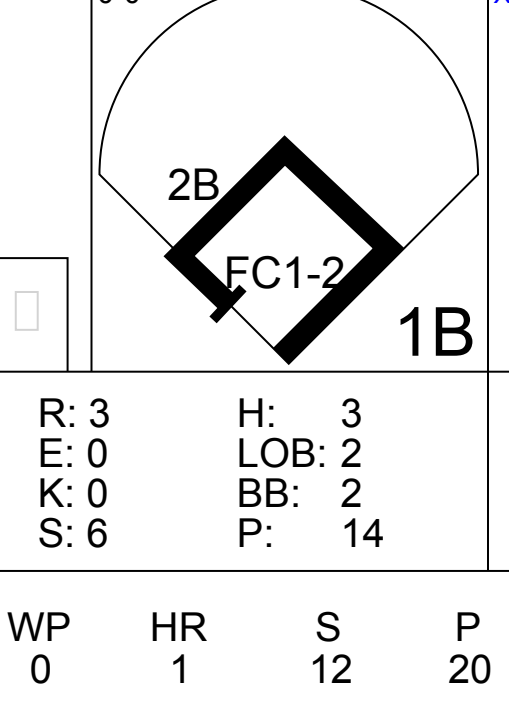
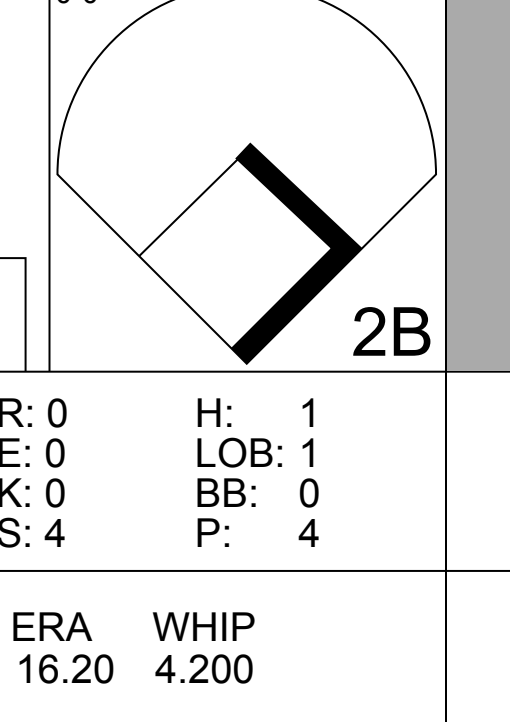
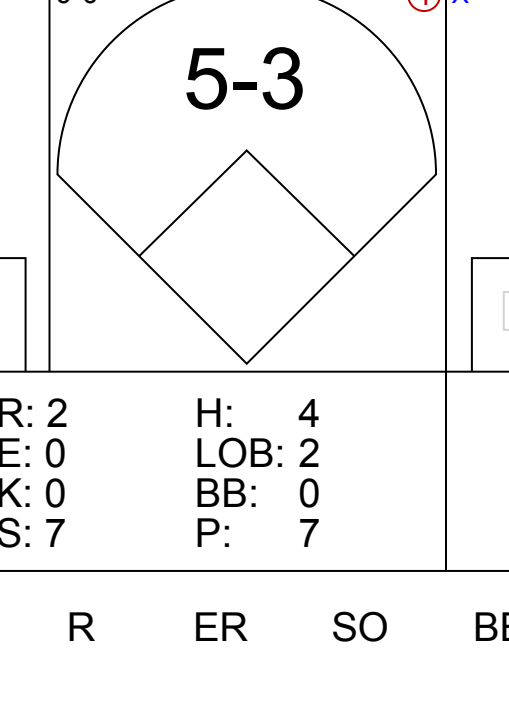
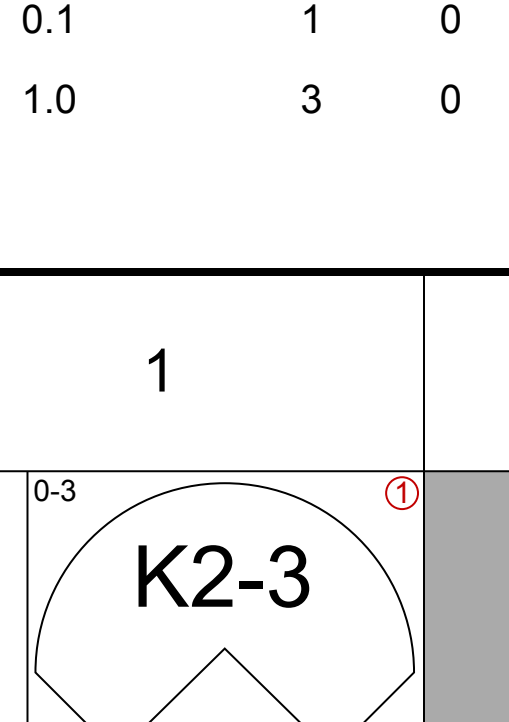
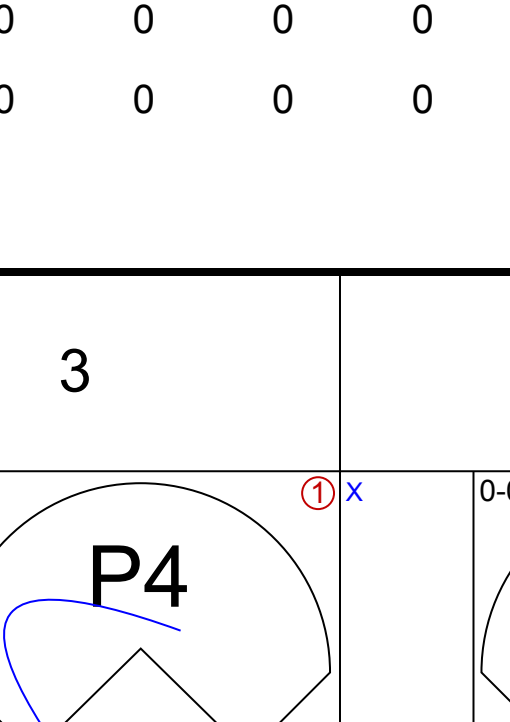
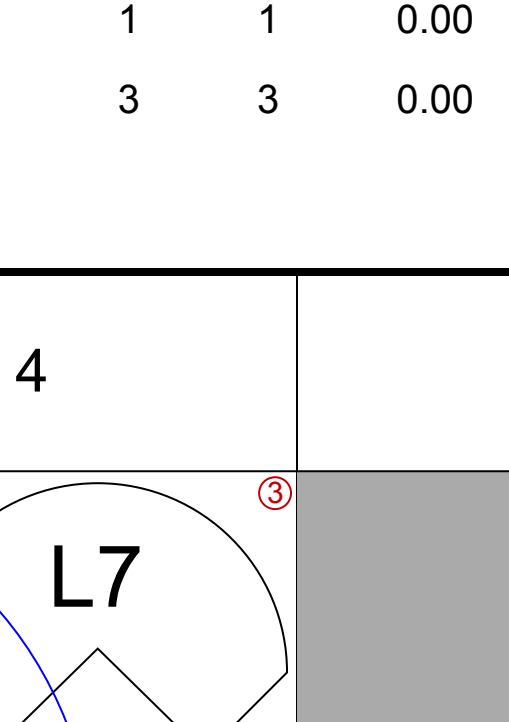
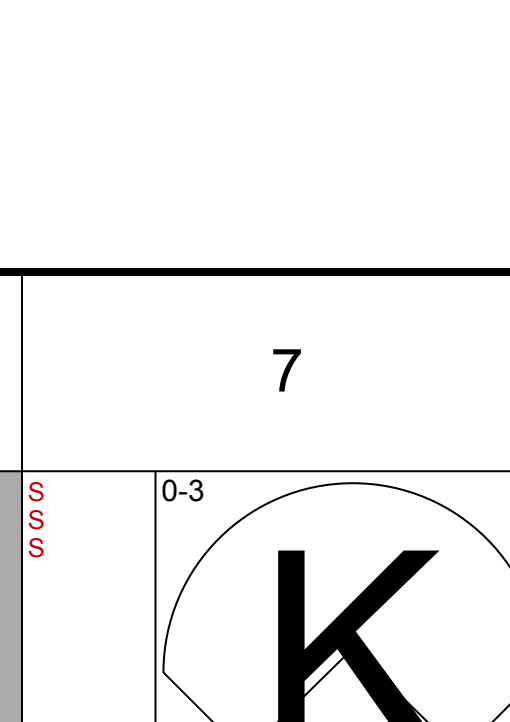
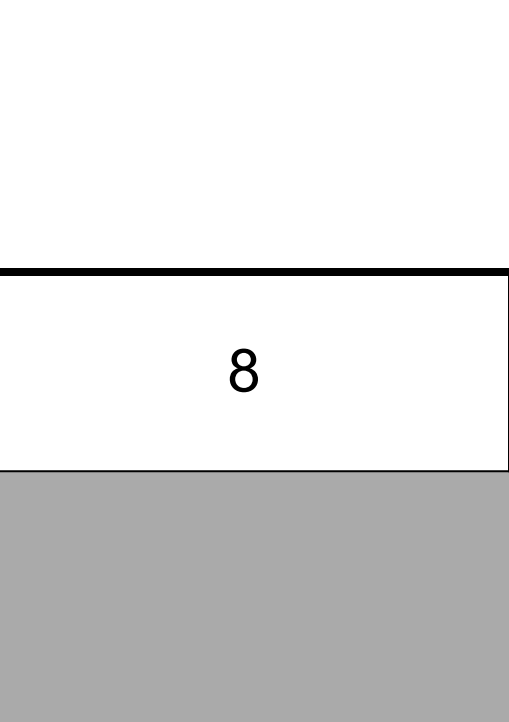
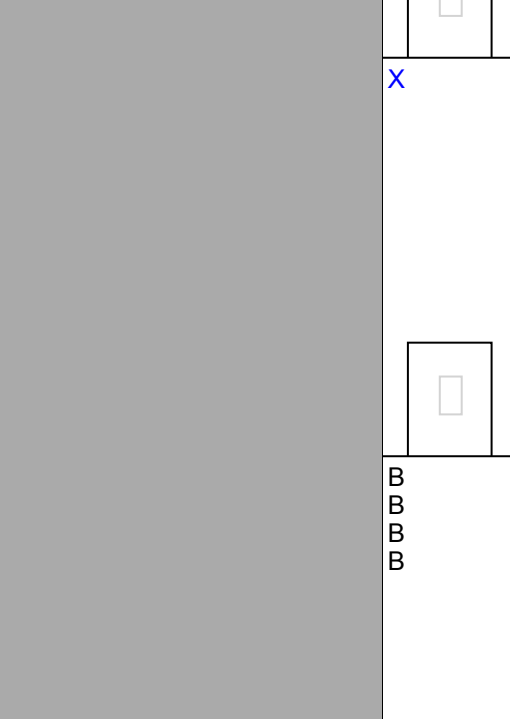
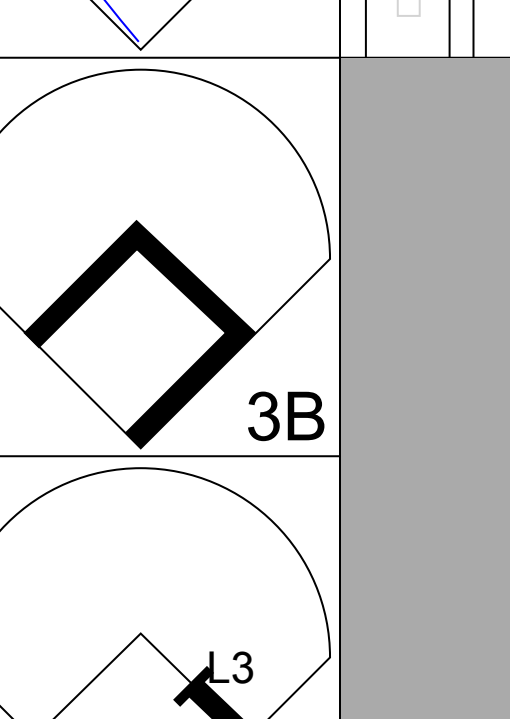
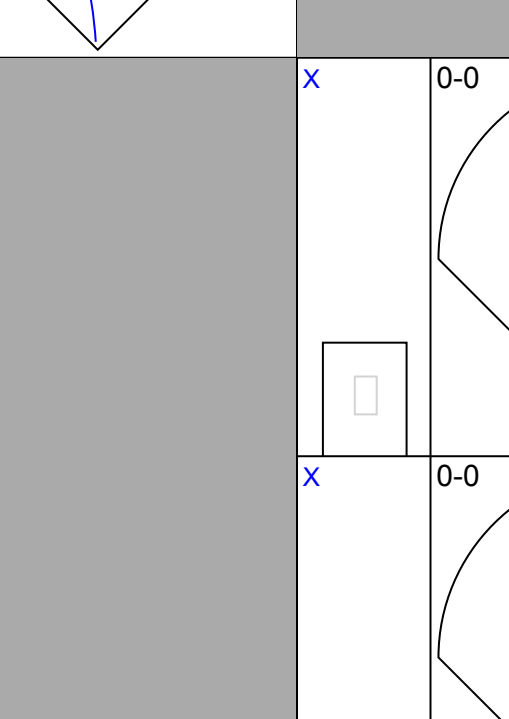
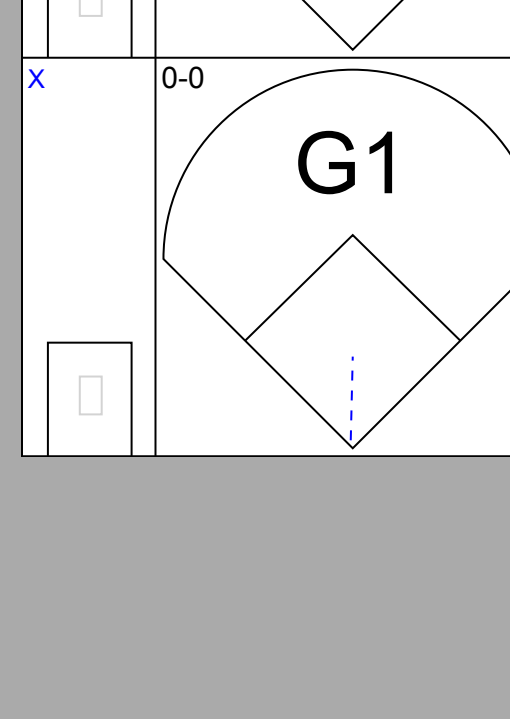

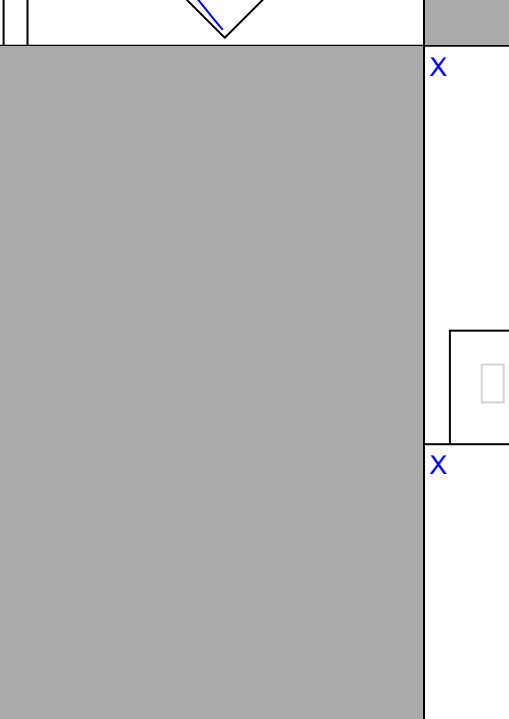
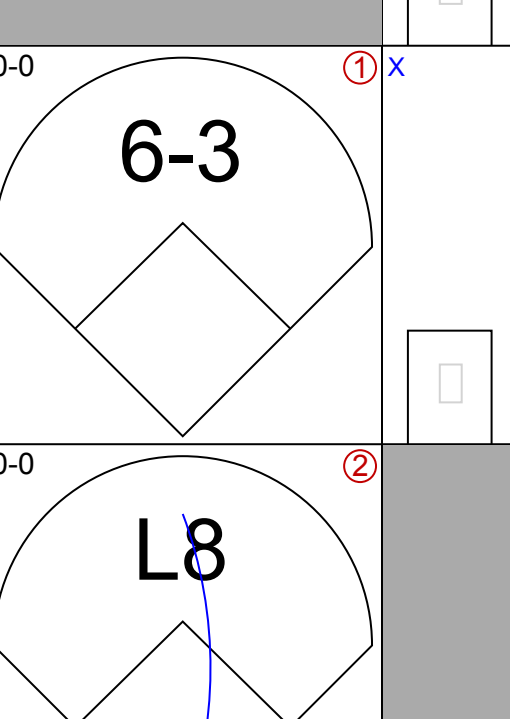
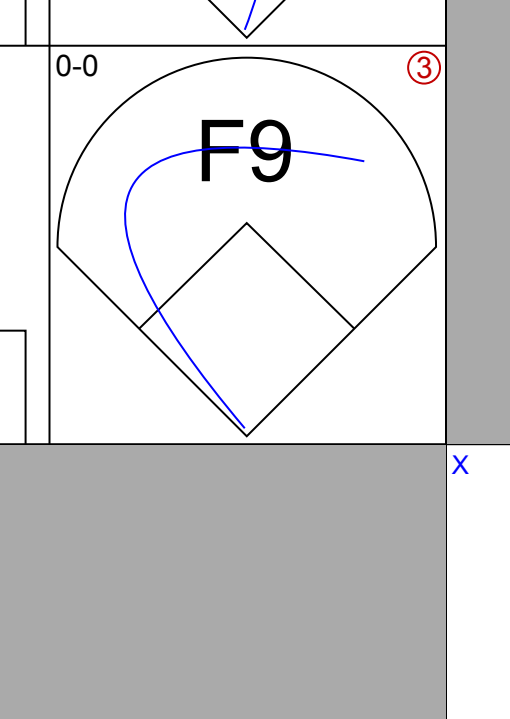



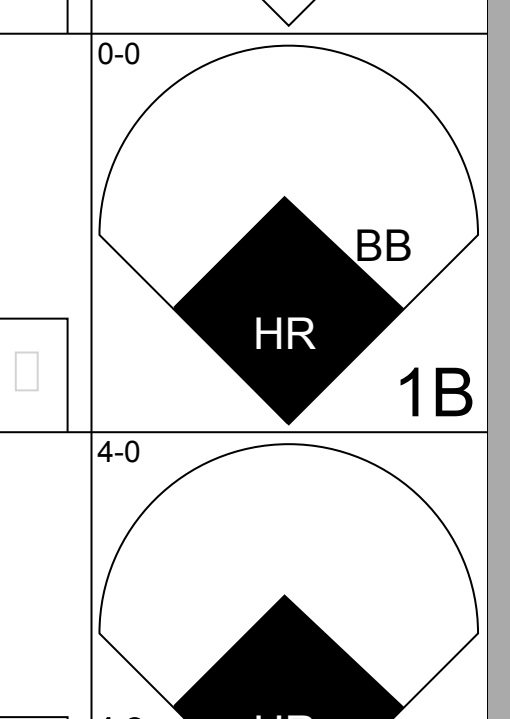

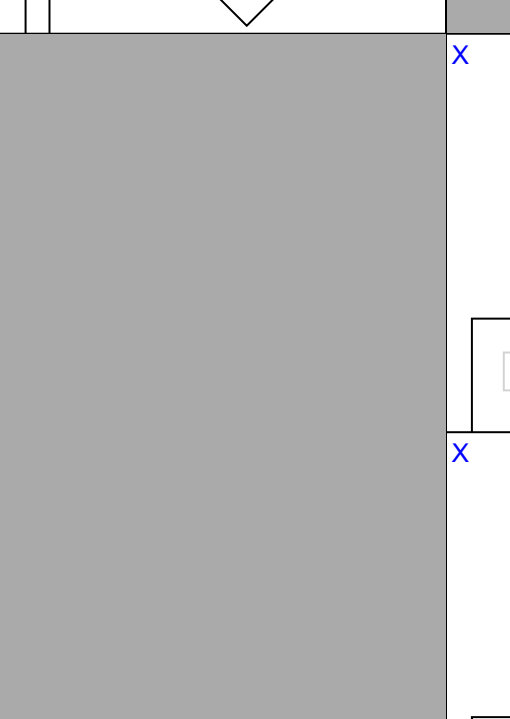
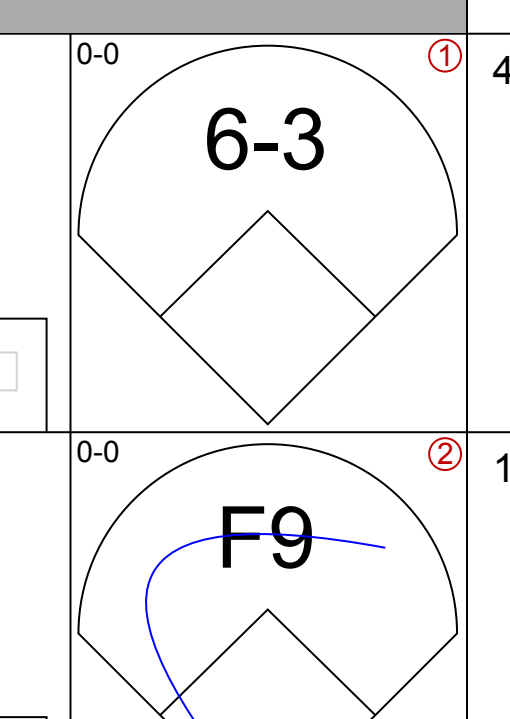
Batter	1	2	3	4	5	6	7	8	9	AB	R	H	RBI	BB	SO	LOB	TOP									
Eddie Joost, R OBP: 0.465, SLG: 0.455 (1, 6)										4	0	1	1	1	0	3	Philadelphia Athletics @ Boston Red Sox Fenway Park, Boston, MA Sun Apr 30 1950, 3:38 AM EDT Att: 34,697 - Unknown									
Paul Lehner, L OBP: 0.450, SLG: 0.611 (1, 7)										4	0	1	2	0	1	3										
Bob Dillinger, R OBP: 0.404, SLG: 0.490 (1, 5)										4	1	1	0	0	0	1										
Feris Fain, L OBP: 0.382, SLG: 0.457 (1, 3)										4	0	0	1	0	1	0										
Elmer Valo, L OBP: 0.200, SLG: 0.152 (1, 9)										4	0	1	0	0	0	0										
Sam Chapman, R OBP: 0.358, SLG: 0.289 (1, 8)										4	1	1	0	0	2	1										
Pete Suder, R OBP: 0.295, SLG: 0.302 (1, 4)										4	2	3	0	0	0	0										
Joe Tipton, R OBP: 0.158, SLG: 0.211 (9, PH)										3	0	1	0	0	0	3										
Bob Weisman, R OBP: 0.444, SLG: 0.778 (9, PH)										0	0	0	0	0	0	0										
Wally Moses, L OBP: 0.222, SLG: 0.125 (9, PH)										1	0	0	0	0	0	1										
Hank Wyse, R (1, 1)										1	0	0	0	0	0	1										
Carl Scheib, R OBP: 0.500, SLG: 0.500 (9, PH)										2	1	1	1	0	0	1										
Barney McCosky, L OBP: 0.368, SLG: 0.290 (9, PH)										1	0	0	0	0	0	1										
Inning Stats	R: 0 E: 0 K: 0 S: 3	H: 0 LOB: 0 BB: 0 P: 3	R: 0 E: 0 K: 1 S: 5	H: 1 LOB: 0 BB: 0 P: 5	R: 0 E: 0 K: 1 S: 6	H: 1 LOB: 2 BB: 1 P: 10	R: 0 E: 0 K: 0 S: 3	H: 0 LOB: 0 BB: 0 P: 3	R: 3 E: 0 K: 0 S: 7	H: 4 LOB: 1 BB: 0 P: 7	R: 0 E: 0 K: 1 S: 5	H: 0 LOB: 0 BB: 0 P: 5	R: 1 E: 0 K: 0 S: 5	H: 2 LOB: 1 BB: 0 P: 5	R: 1 E: 0 K: 1 S: 6	H: 1 LOB: 0 BB: 0 P: 6	R: 0 E: 0 K: 0 S: 4	H: 1 LOB: 1 BB: 0 P: 4	1B: 6 2B: 4 3B: 0 HR: 0	SF: 0 SAC: 0 DP: 1 HBP: 0	WP: 0 PB: 1 SB: 0 CS: 0	PA: 37				
PITCHER	IP	WLS	BF	H	R	ER	SO	BB	IBB	HBP	BLK	WP	HR	S	P	ERA	WHIP									
Chuck Stobbs, L ERA: 5.74	(1, 1)	8.0	W	34	10	5	5	4	1	0	0	0	0	0	41	45	5.62	1.375								
Al Papai, R ERA: 1.0	(9, 1)	1.0	S	3	0	0	0	0	0	0	0	0	0	3	3	0.00	0.000									

AB	36
R	5
H	10
RBI	5
BB	1
SO	4
LOB	15



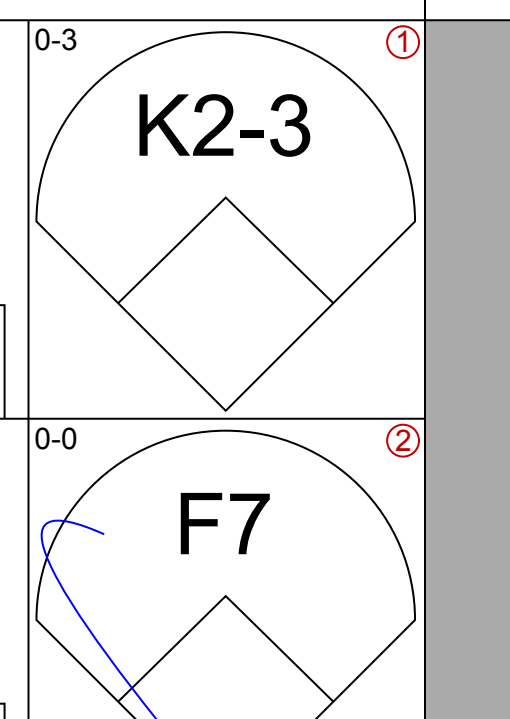
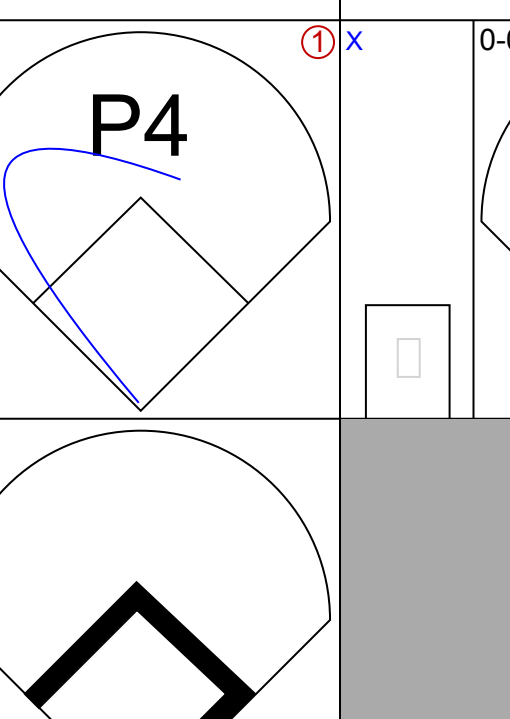
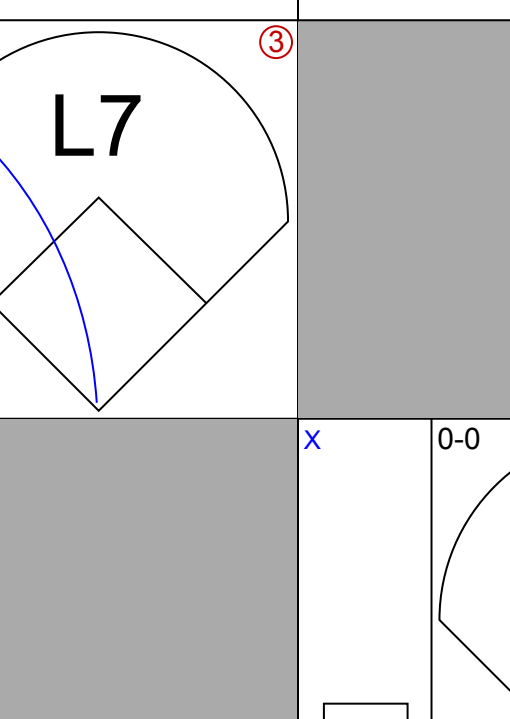
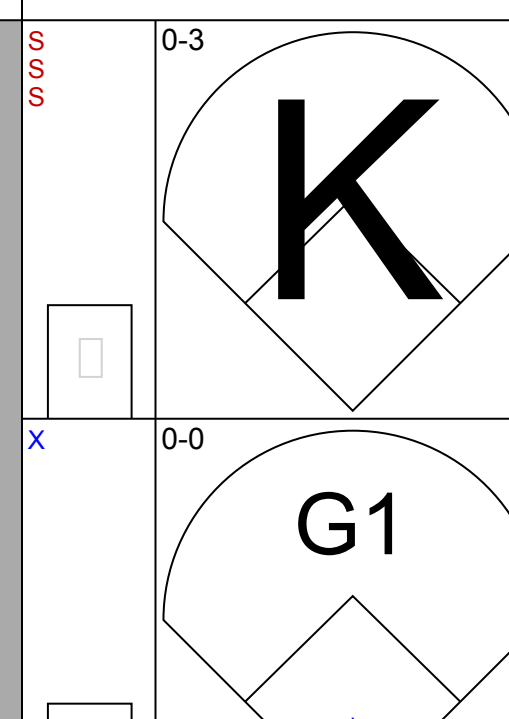
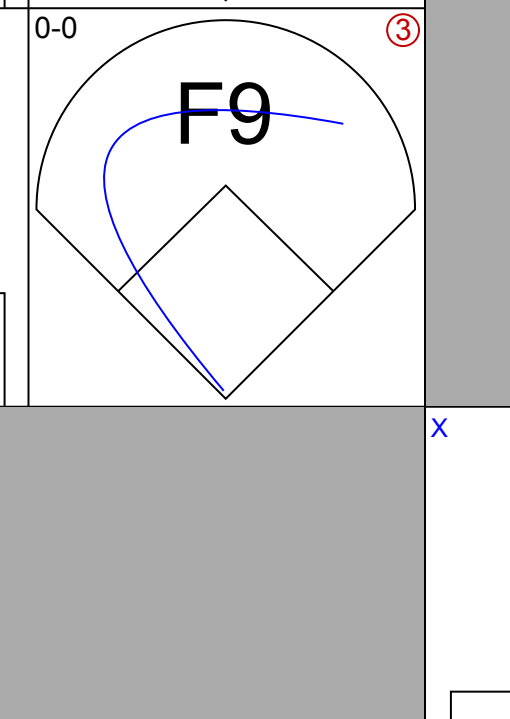
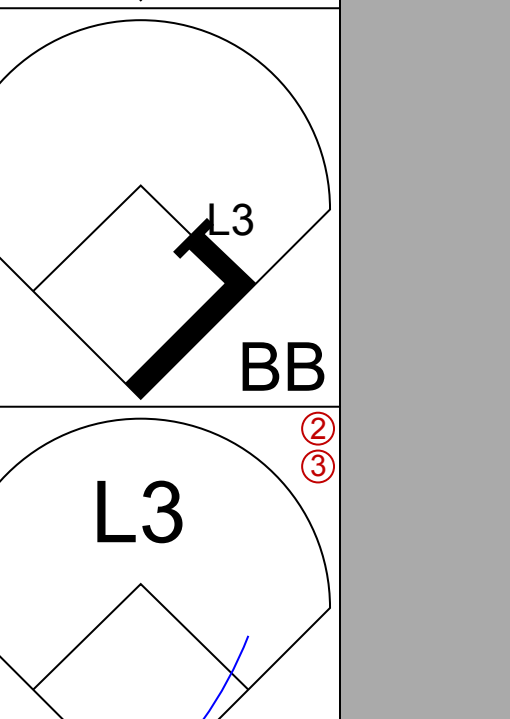
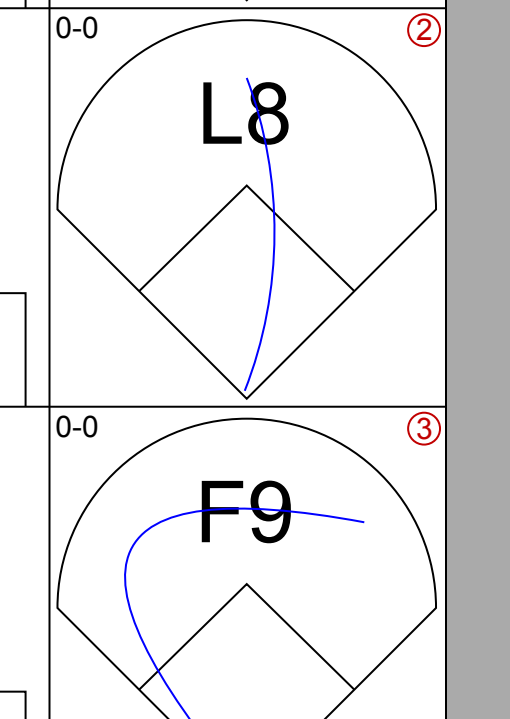

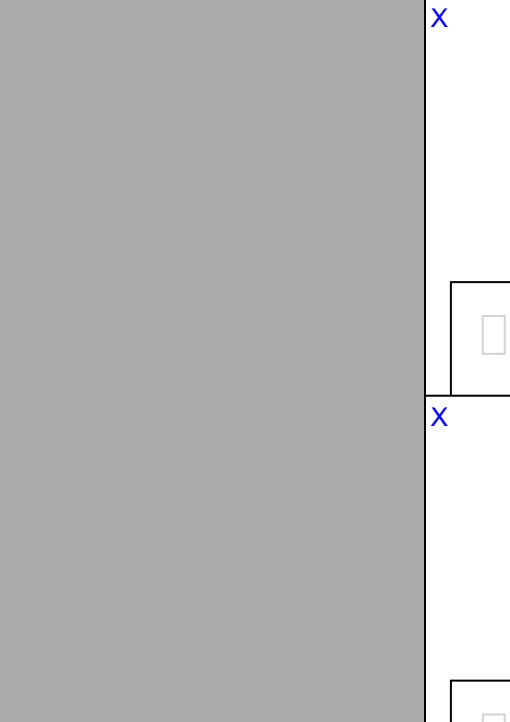
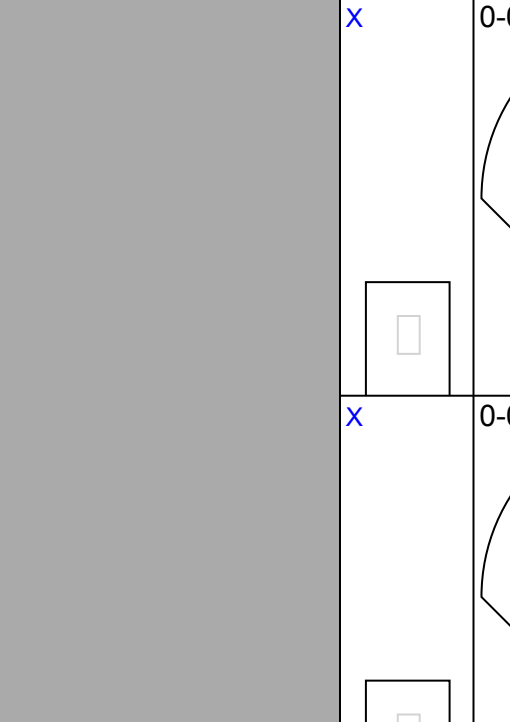
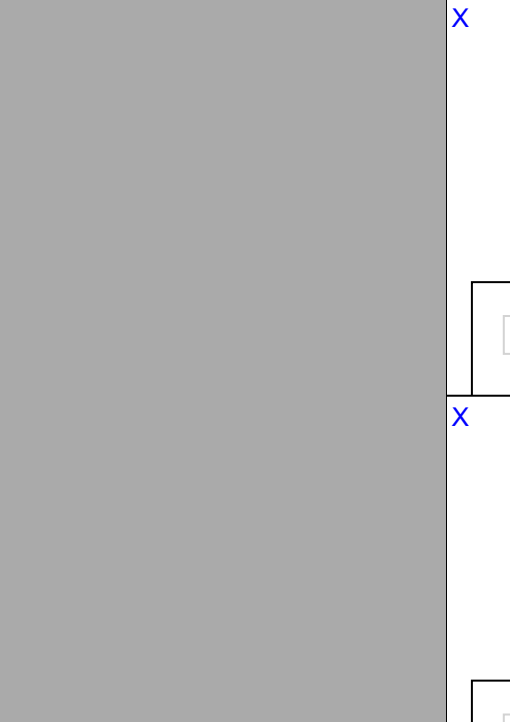
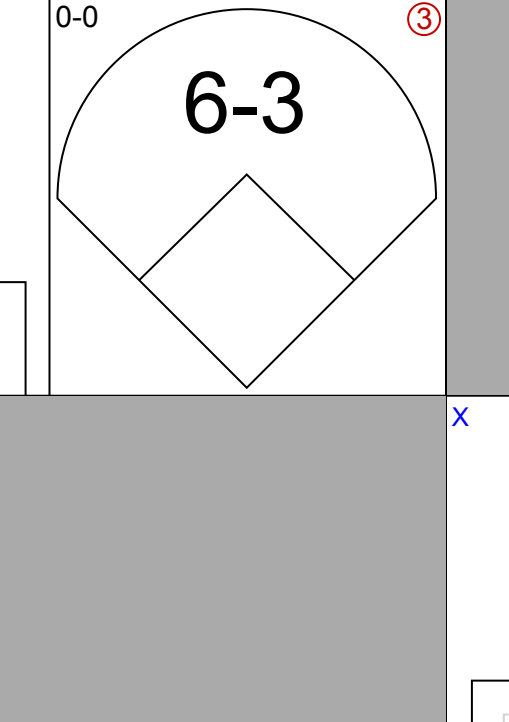
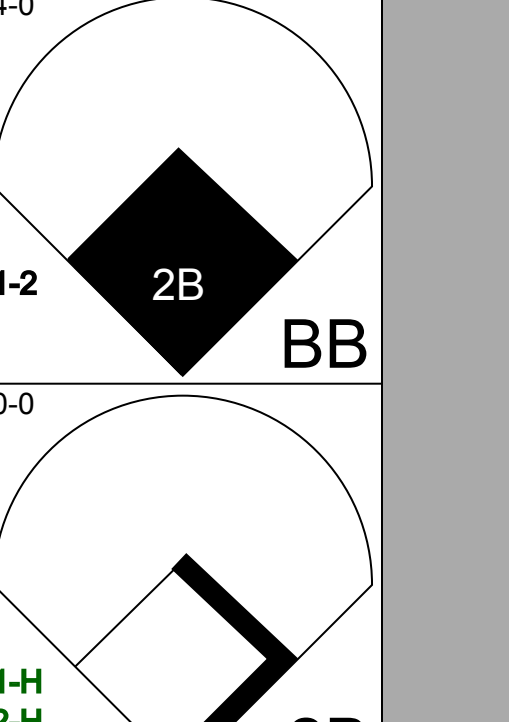
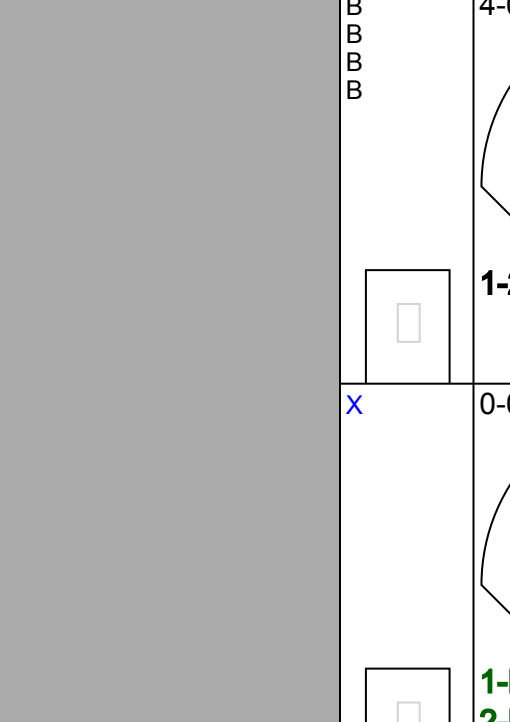
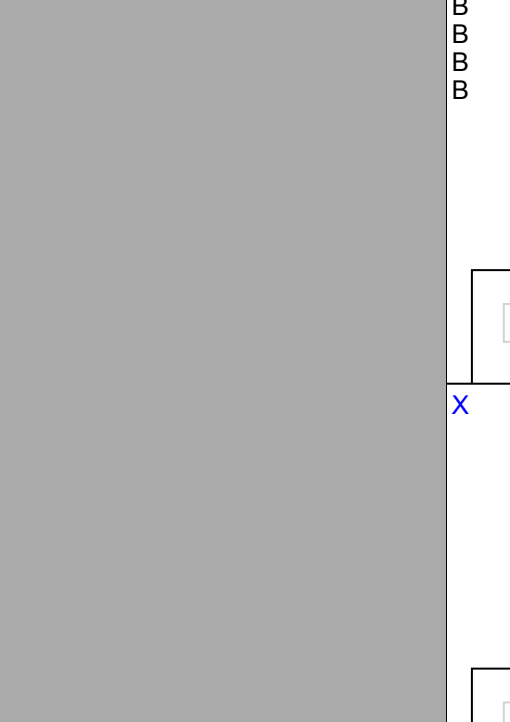
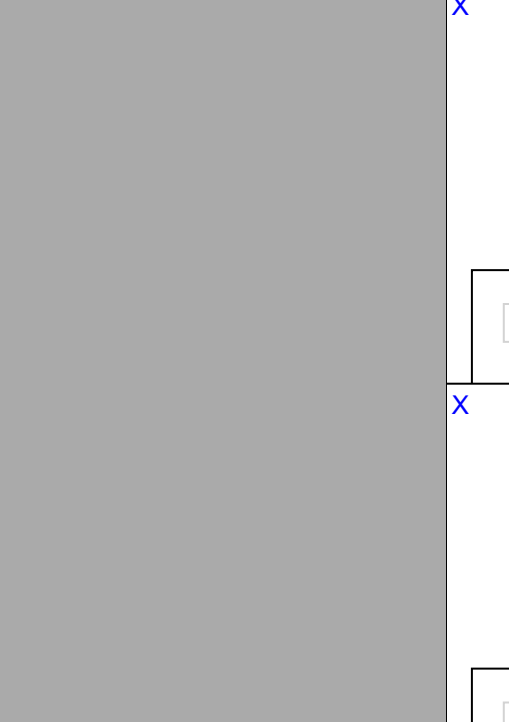
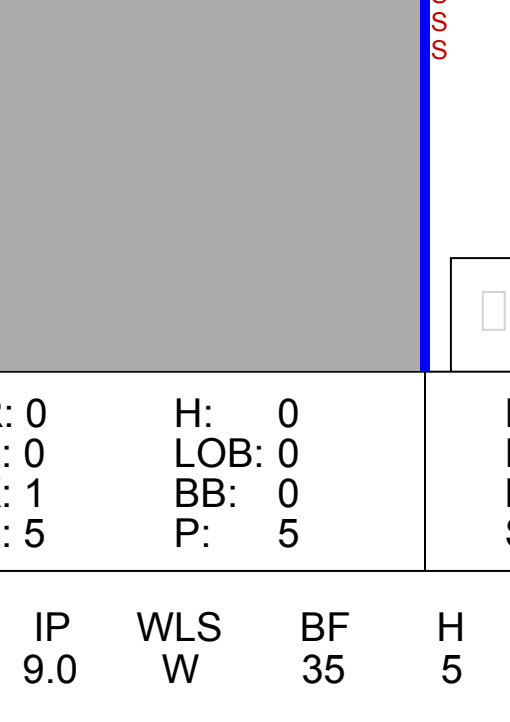
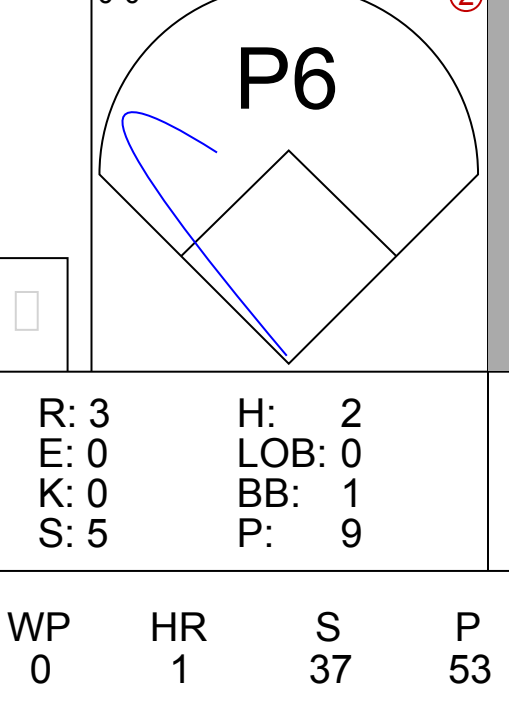
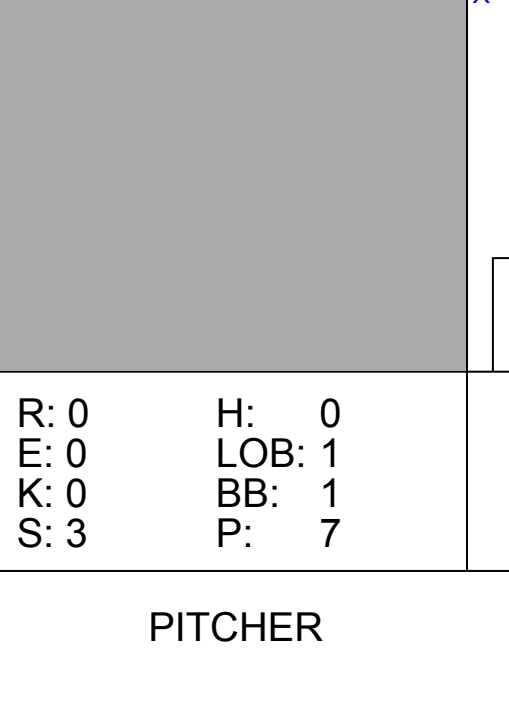
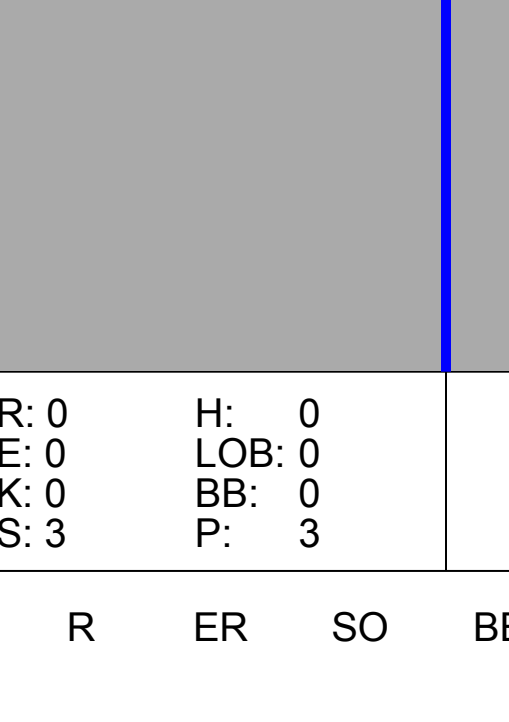




Batter	1	2	3	4	5	6	7	8	9	AB	R	H	RBI	BB	SO	LOB	BOTTOM									
Dom DiMaggio, R OBP: 0.471, SLG: 0.405 (1, 8)										5	0	2	0	0	1	3	Philadelphia Athletics @ Boston Red Sox Fenway Park, Boston, MA Sun Apr 30 1950, 3:38 AM EDT Att: 34,697 - Unknown									
6 Johnny Pesky, L OBP: 0.515, SLG: 0.440 (1, 5)										5	0	1	1	0	0	3										
Ted Williams, L OBP: 0.633, SLG: 1.000 (1, 7)										4	2	2	0	1	0	3										
Vern Stephens, R OBP: 0.375, SLG: 0.463 (1, 6)										2	0	0	1	3	1	3										
Bobby Doerr, R OBP: 0.317, SLG: 0.358 (1, 4)										3	2	1	1	2	0	4										
Al Zarilla, L OBP: 0.452, SLG: 0.519 (1, 9)										4	0	1	2	0	0	6										
Billy Goodman, L OBP: 0.390, SLG: 0.463 (7, PR)										4	0	1	0	0	1	1										
Ken Keltner, R OBP: 0.333, SLG: 0.333 (8, 3)										0	0	0	0	0	0	0										
Matt Batts, R OBP: 0.300, SLG: 0.250 (1, 2)										4	1	2	0	0	0	2										
Chuck Stobbs, L OBP: 0.429, SLG: 0.429 (9, 1)										3	1	2	1	0	0	0										
Inning Stats	R: 1 E: 0 K: 0 S: 5	H: 2 LOB: 2 BB: 1 P: 9	R: 0 E: 0 K: 1 S: 6	H: 2 LOB: 0 BB: 0 P: 6	R: 2 E: 0 K: 1 S: 7	H: 2 LOB: 1 BB: 1 P: 11	R: 2 E: 1 K: 0 S: 6	H: 2 LOB: 3 BB: 2 P: 14	R: 0 E: 0 K: 0 S: 3	H: 0 LOB: 0 BB: 0 P: 3	R: 0 E: 1 K: 1 S: 6	H: 1 LOB: 2 BB: 0 P: 6	R: 1 E: 0 K: 0 S: 5	H: 2 LOB: 2 BB: 1 P: 9	R: 0 E: 0 K: 0 S: 3	H: 1 LOB: 1 BB: 1 P: 7	1B: 10 2B: 3 3B: 0 HR: 0	SF: 0 SAC: 1 DP: 2 HBP: 0	WP: 0 PB: 1 SB: 0 CS: 1	PA: 41						
PITCHER	IP	WLS	BF	H	R	ER	SO	BB	IBB	HBP	BLK	WP	HR	S	P	ERA	WHIP									
Hank Wyse, R ERA: 6.91	(1, 1)	3.1	L	22	8	5	4	2	4	0	0	0	0	0	22	38	10.80	3.600								
Carl Scheib, R ERA: 4.05	(4, 1)	4.2		19	4	1	1	1	2	0	0	0	0	19	27	1.93	1.286									



Batter	1	2	3	4	5	6	7	8	9	AB	R	H	RBI	BB	SO	LOB	TOP				
Johnny Lipon, R OBP: 0.367, SLG: 0.395										5	1	2	0	0	1	1	Detroit Tigers @ Philadelphia Athletics Shibe Park, Philadelphia, PA Thu May 04 1950, 3:33 AM EDT Att: 1,901 - Unknown				
Jerry Priddy, R OBP: 0.353, SLG: 0.341										4	3	3	0	1	0	1					
George Kell, R OBP: 0.420, SLG: 0.357										3	3	2	0	2	0	3					
Vic Wertz, L OBP: 0.360, SLG: 0.542										5	0	3	4	0	0	4					
Hoot Evers, R OBP: 0.385, SLG: 0.545										5	0	2	3	0	0	3					
Johnny Groth, R OBP: 0.413, SLG: 0.561										4	0	0	0	1	1	4					
Dick Kryhoski, L OBP: 0.205, SLG: 0.349										5	1	1	1	0	0	3					
Bob Swift, R (1, 2)										5	0	0	0	0	0	1					
Art Houtteman, R OBP: 0.200, SLG: 0.300										5	0	2	0	0	0	0					
Inning Stats	R: 2 E: 0 K: 1 S: 7	H: 2 LOB: 1 BB: 1 P: 11	R: 1 E: 0 K: 0 S: 6	H: 3 LOB: 3 BB: 1 P: 10	R: 0 E: 0 K: 1 S: 6	H: 1 LOB: 1 BB: 0 P: 6	R: 3 E: 0 K: 0 S: 6	H: 3 LOB: 2 BB: 2 P: 14	R: 0 E: 0 K: 0 S: 4	H: 1 LOB: 0 BB: 0 P: 4	R: 0 E: 0 K: 0 S: 3	H: 0 LOB: 0 BB: 0 P: 3	R: 2 E: 0 K: 0 S: 7	H: 4 LOB: 2 BB: 0 P: 7	R: 0 E: 0 K: 0 S: 3	H: 0 LOB: 0 BB: 0 P: 3	1B: 10 2B: 4 3B: 0 HR: 1	SF: 0 SAC: 0 DP: 1 HBP: 0	WP: 0 PB: 0 SB: 1 CS: 0	PA: 45	
PITCHER	IP WLS BF H R ER SO BB IBB HBP BLK WP HR S P ERA WHIP	IP WLS BF H R ER SO BB IBB HBP BLK WP HR S P ERA WHIP	IP WLS BF H R ER SO BB IBB HBP BLK WP HR S P ERA WHIP	IP WLS BF H R ER SO BB IBB HBP BLK WP HR S P ERA WHIP	IP WLS BF H R ER SO BB IBB HBP BLK WP HR S P ERA WHIP	IP WLS BF H R ER SO BB IBB HBP BLK WP HR S P ERA WHIP	IP WLS BF H R ER SO BB IBB HBP BLK WP HR S P ERA WHIP	IP WLS BF H R ER SO BB IBB HBP BLK WP HR S P ERA WHIP	IP WLS BF H R ER SO BB IBB HBP BLK WP HR S P ERA WHIP	IP WLS BF H R ER SO BB IBB HBP BLK WP HR S P ERA WHIP	IP WLS BF H R ER SO BB IBB HBP BLK WP HR S P ERA WHIP	IP WLS BF H R ER SO BB IBB HBP BLK WP HR S P ERA WHIP	IP WLS BF H R ER SO BB IBB HBP BLK WP HR S P ERA WHIP	IP WLS BF H R ER SO BB IBB HBP BLK WP HR S P ERA WHIP	IP WLS BF H R ER SO BB IBB HBP BLK WP HR S P ERA WHIP	IP WLS BF H R ER SO BB IBB HBP BLK WP HR S P ERA WHIP	IP WLS BF H R ER SO BB IBB HBP BLK WP HR S P ERA WHIP	IP WLS BF H R ER SO BB IBB HBP BLK WP HR S P ERA WHIP	IP WLS BF H R ER SO BB IBB HBP BLK WP HR S P ERA WHIP	IP WLS BF H R ER SO BB IBB HBP BLK WP HR S P ERA WHIP	IP WLS BF H R ER SO BB IBB HBP BLK WP HR S P ERA WHIP
Lou Brissie, L ERA: 5.6	1.2	5	3	3	1	2	0	0	0	0	0	0	0	0	0	0	16.20	4.200			
Bobby Shantz, L ERA: 5.47	6.0	29	10	5	5	1	2	0	0	0	0	0	29	37	7.50	2.000					
Les McCrabb, R ERA: 27.0	0.1	1	0	0	0	0	0	0	0	0	0	0	1	1	0.00	0.000					
Carl Scheib, R ERA: 3.77	1.0	3	0	0	0	0	0	0	0	0	0	0	3	3	0.00	0.000					

AB	41
R	8
H	15
RBI	8
BB	4
SO	2
LOB	20



Batter	1	2	3	4	5	6	7	8	9	AB	R	H	RBI	BB	SO	LOB	BOTTOM				
Eddie Joost, R OBP: 0.426, SLG: 0.405										4	0	0	0	0	2	0	Detroit Tigers @ Philadelphia Athletics Shibe Park, Philadelphia, PA Thu May 04 1950, 3:33 AM EDT Att: 1,901 - Unknown				
Paul Lehner, L OBP: 0.417, SLG: 0.636										4	0	1	0	0	0	0					
Fernis Fain, L OBP: 0.373, SLG: 0.429										3	0	0	0	1	0	0					
Bob Dillinger, R OBP: 0.375, SLG: 0.453										4	0	0	0	0	0	2					
Sam Chapman, R OBP: 0.333, SLG: 0.265										4	0	0	0	0	0	0					
Elmer Valo, L OBP: 0.231, SLG: 0.189										4	2	2	0	0	0	0					
Gene Markland, R OBP: 0.800, SLG: 0.500										1	2	0	0	3	0	0					
Mike Guerra, R OBP: 0.357, SLG: 0.480										4	1	2	5	0	0	1					
Lou Brissie, L (1, 1)										0	0	0	0	0	0	0					
Bobby Shantz, R (2, 1)										3	0	0	0	0	1	1					
Les McCrabb, R (8, 1)										0	0	0	0	0	0	0					
Carl Scheib, R OBP: 0.500, SLG: 0.500										0	0	0	0	0	0	0					
Inning Stats	R: 0 E: 0 K: 1 S: 5	H: 0 LOB: 0 BB: 0 P: 5	R: 2 E: 0 K: 1 S: 7	H: 2 LOB: 1 BB: 1 P: 11	R: 0 E: 0 K: 0 S: 3	H: 1 LOB: 1 BB: 1 P: 7	R: 3 E: 0 K: 0 S: 5	H: 2 LOB: 0 BB: 1 P: 9	R: 0 E: 0 K: 0 S: 3	H: 0 LOB: 0 BB: 0 P: 3	R: 0 E: 0 K: 1 S: 5	H: 0 LOB: 0 BB: 0 P: 5	R: 0 E: 0 K: 0 S: 3	H: 0 LOB: 0 BB: 0 P: 3	R: 0 E: 0 K: 0 S: 3	H: 0 LOB: 0 BB: 0 P: 3	1B: 2 2B: 2 3B: 1 HR: 1	SF: 0 SAC: 0 DP: 1 HBP: 0	WP: 0 PB: 0 SB: 0 CS: 0	PA: 35	
PITCHER	IP WLS BF H R ER SO BB IBB HBP BLK WP HR S P ERA WHIP	IP WLS BF H R ER SO BB IBB HBP BLK WP HR S P ERA WHIP	IP WLS BF H R ER SO BB IBB HBP BLK WP HR S P ERA WHIP	IP WLS BF H R ER SO BB IBB HBP BLK WP HR S P ERA WHIP	IP WLS BF H R ER SO BB IBB HBP BLK WP HR S P ERA WHIP	IP WLS BF H R ER SO BB IBB HBP BLK WP HR S P ERA WHIP	IP WLS BF H R ER SO BB IBB HBP BLK WP HR S P ERA WHIP	IP WLS BF H R ER SO BB IBB HBP BLK WP HR S P ERA WHIP	IP WLS BF H R ER SO BB IBB HBP BLK WP HR S P ERA WHIP	IP WLS BF H R ER SO BB IBB HBP BLK WP HR S P ERA WHIP	IP WLS BF H R ER SO BB IBB HBP BLK WP HR S P ERA WHIP	IP WLS BF H R ER SO BB IBB HBP BLK WP HR S P ERA WHIP	IP WLS BF H R ER SO BB IBB HBP BLK WP HR S P ERA WHIP	IP WLS BF H R ER SO BB IBB HBP BLK WP HR S P ERA WHIP	IP WLS BF H R ER SO BB IBB HBP BLK WP HR S P ERA WHIP	IP WLS BF H R ER SO BB IBB HBP BLK WP HR S P ERA WHIP	IP WLS BF H R ER SO BB IBB HBP BLK WP HR S P ERA WHIP	IP WLS BF H R ER SO BB IBB HBP BLK WP HR S P ERA WHIP	IP WLS BF H R ER SO BB IBB HBP BLK WP HR S P ERA WHIP	IP WLS BF H R ER SO BB IBB HBP BLK WP HR S P ERA WHIP	
Art Houtteman, R ERA: 2.3	9.0	35	5	5	5	3	4	0	0	0	0	0	1	37	53	5.00	1.000				


AB	31
R	5
H	5
RBI	5
BB	4
SO	3
LOB	4



Batter	1	2	3	4	5	6	7	8	9	AB	R	H	RBI	BB	SO	LOB	TOP			
Billy DeMars, R OBP: 0.387, SLG: 0.280 (1, 6)	F7		F8		6-3		F8		FC6-4 2B	5	0	1	1	0	0	2				
Dick Kokos, L OBP: 0.327, SLG: 0.395 (1, 7)	5-3			F5	K		FC6-4 BB		FC6-4 BB	3	0	0	0	2	1	0				
Roy Sievers, R OBP: 0.231, SLG: 0.143 (1, 8)	F8			E5 HR		F8	FC6-4		FC6-4	5	1	0	0	0	0	4				
Ken Wood, R OBP: 0.408, SLG: 0.818 (1, 9)		F8		HR		L6		F2	F8	5	1	1	2	0	0	2				
Don Lenhardt, R OBP: 0.393, SLG: 0.478 (1, 3)	K			F8		5-3		1B BB		3	0	0	0	1	1	0				
Sherm Lollar, R OBP: 0.421, SLG: 0.727 (1, 2)	F8						HR	1B		4	1	3	1	0	0	0				
Leo Thomas, R OBP: 0.375, SLG: 0.231 (1, 5)			5-3		BB		F7	F8		3	0	0	0	1	0	2				
Owen Friend, R OBP: 0.325, SLG: 0.333 (1, 4)			6-3	F7			F8	5-3		4	1	1	0	0	0	4				
Dick Starr, R Stubby Overmire, R Al Widmar, R Bill Sommers, R Russ Bauers, L Tom Upton, R OBP: 0.321, SLG: 0.174 (1, 1)						F9	E6 BB		P4	0	0	0	0	0	0	0				
Inning Stats	R: 0 E: 0 K: 0 S: 3	H: 0 LOB: 0 BB: 0 P: 3	R: 0 E: 0 K: 1 S: 5	H: 0 LOB: 0 BB: 0 P: 5	R: 0 E: 0 K: 0 S: 3	H: 0 LOB: 1 BB: 1 P: 7	R: 2 E: 1 K: 0 S: 6	H: 2 LOB: 2 BB: 0 P: 10	R: 0 E: 0 K: 0 S: 3	H: 0 LOB: 0 BB: 0 P: 3	R: 2 E: 1 K: 0 S: 6	H: 2 LOB: 2 BB: 1 P: 10	R: 0 E: 0 K: 0 S: 4	H: 1 LOB: 2 BB: 1 P: 8	R: 0 E: 0 K: 0 S: 4	H: 1 LOB: 2 BB: 1 P: 8	1B: 1 2B: 3 3B: 0 HR: 2	SF: 0 SAC: 0 DP: 0 HBP: 0	WP: 0 PB: 0 SB: 0 CS: 0	PA: 40
PITCHER Alex Kellner, L ERA: 3.0 (1, 1)	IP: 9.0 WLS: W BF: 40 H: 6 R: 4 ER: 2 SO: 2 BB: 5 IBB: 0 HBP: 0 BLK: 0 WP: 0 HR: 2 S: 39 P: 59 ERA: 2.00 WHIP: 1.222															PITCHER Alex Kellner, L ERA: 3.0 (1, 1)	IP: 9.0 WLS: W BF: 40 H: 6 R: 4 ER: 2 SO: 2 BB: 5 IBB: 0 HBP: 0 BLK: 0 WP: 0 HR: 2 S: 39 P: 59 ERA: 2.00 WHIP: 1.222			

St. Louis Browns @ Philadelphia Athletics
Shibe Park, Philadelphia, PA
Sat May 06 1950, 3:33 AM EDT
Att: 2,592 - Unknown


AB 35
R 4
H 6
RBI 4
BB 5
SO 2
LOB 15



Batter	1	2	3	4	5	6	7	8	9	AB	R	H	RBI	BB	SO	LOB	BOTTOM			
Eddie Joost, R OBP: 0.481, SLG: 0.462 (1, 6)	2B	1B			2B	HR	2B			2	3	2	0	3	0	0				
Paul Lehner, L OBP: 0.445, SLG: 0.815 (1, 7)	1B HR	4-1			F8	HR	2B			5	2	3	4	0	0	2				
Elmer Valo, L OBP: 0.295, SLG: 0.268 (1, 9)	HR	1B		S BB	1B	2B	F8	FC1-6 1B		4	2	3	1	1	0	0				
Ferris Fain, L OBP: 0.391, SLG: 0.519 (1, 3)	HR		K		1B	1B		FC1-6 1B		5	2	3	4	0	1	2				
Bob Dillinger, R OBP: 0.377, SLG: 0.448 (1, 5)	G5-4-3 1B		F9		K		E9 1B	G5-4-3 1B		5	1	2	0	0	1	2				
Sam Chapman, R OBP: 0.339, SLG: 0.278 (1, 8)	G5-4-3		F8		1B		SH1-4 1B	G5-4-3		5	1	2	1	0	0	4				
Gene Markland, R OBP: 0.500, SLG: 0.200 (1, 4)	B1-3			F8	F2		SH1-4			3	0	0	0	0	0	2				
Mike Guerra, R OBP: 0.313, SLG: 0.414 (1, 2)		6-3			5-3		1-3	6-3		4	0	0	0	0	0	1				
Alex Kellner, R OBP: 0.308, SLG: 0.308 (1, 1)	F8			1-3			F8	BB 2B 1B		4	1	1	1	0	0	0				
Inning Stats	R: 4 E: 0 K: 0 S: 7	H: 5 LOB: 0 BB: 0 P: 7	R: 0 E: 0 K: 0 S: 4	H: 1 LOB: 1 BB: 0 P: 4	R: 0 E: 0 K: 1 S: 5	H: 0 LOB: 1 BB: 1 P: 9	R: 0 E: 0 K: 0 S: 3	H: 0 LOB: 0 BB: 0 P: 3	R: 2 E: 0 K: 0 S: 8	H: 3 LOB: 2 BB: 1 P: 12	R: 2 E: 0 K: 0 S: 4	H: 1 LOB: 0 BB: 1 P: 8	R: 4 E: 1 K: 0 S: 7	H: 4 LOB: 2 BB: 1 P: 11	R: 0 E: 0 K: 0 S: 4	H: 2 LOB: 1 BB: 0 P: 4	1B: 9 2B: 5 3B: 0 HR: 2	SF: 0 SAC: 1 DP: 2 HBP: 0	WP: 0 PB: 0 SB: 1 CS: 0	PA: 42
PITCHER Dick Starr, R ERA: 5.29 Stubby Overmire, L ERA: 5.63 Al Widmar, R ERA: 18.0 Russ Bauers, R ERA: 4.5 (1, 1)	IP: 0.0 WLS: L BF: 21 H: 5 R: 4 ER: 4 SO: 4 BB: 2 IBB: 0 HBP: 0 BLK: 0 WP: 0 HR: 1 S: 4 P: 4 ERA: 3.60 WHIP: 1.400															PITCHER Dick Starr, R ERA: 5.29 Stubby Overmire, L ERA: 5.63 Al Widmar, R ERA: 18.0 Russ Bauers, R ERA: 4.5 (1, 1)	IP: 5.0 WLS: L BF: 21 H: 5 R: 2 ER: 2 SO: 2 BB: 2 IBB: 0 HBP: 0 BLK: 0 WP: 0 HR: 0 S: 23 P: 31 ERA: 3.60 WHIP: 1.400			

St. Louis Browns @ Philadelphia Athletics
Shibe Park, Philadelphia, PA
Sat May 06 1950, 3:33 AM EDT
Att: 2,592 - Unknown

AB 37
R 12
H 16
RBI 11
BB 4
SO 2
LOB 13



Batter	1	2	3	4	5	6	7	8	9	AB	R	H	RBI	BB	SO	LOB	TOP														
Jim Busby, R OBP: 0.292, SLG: 0.292										5	1	3	2	0	0	3															
Luke Appling, R OBP: 0.319, SLG: 0.386										5	1	1	0	0	0	4															
Cass Michaels, R OBP: 0.436, SLG: 0.511										4	0	1	1	0	0	3															
Gus Zernial, R OBP: 0.277, SLG: 0.364										2	0	0	0	2	0	2															
Dave Philley, S OBP: 0.353, SLG: 0.480										1	1	1	1	0	0	0															
Hank Majeski, R OBP: 0.400, SLG: 0.578										4	0	0	1	1	1	4															
Johnny Ostrowski, R OBP: 0.462, SLG: 0.556										3	3	2	1	1	0	2															
Phil Masi, R OBP: 0.379, SLG: 0.423										5	0	2	0	0	0	3															
Chico Carrasquel, R OBP: 0.316, SLG: 0.281										2	1	0	0	3	0	1															
Bill Wight, L (1, 1)										4	0	0	1	0	0	5															
Inning Stats	R: 1 E: 0 K: 0 S: 5	H: 2 LOB: 2 BB: 1 P: 9	R: 0 E: 0 K: 0 S: 3	H: 0 LOB: 0 BB: 0 P: 3	R: 0 E: 0 K: 1 S: 5	H: 1 LOB: 2 BB: 1 P: 10	R: 2 E: 0 K: 0 S: 3	H: 1 LOB: 0 BB: 2 P: 11	R: 0 E: 1 K: 0 S: 4	H: 0 LOB: 1 BB: 0 P: 4	R: 1 E: 0 K: 0 S: 5	H: 2 LOB: 1 BB: 0 P: 5	R: 1 E: 0 K: 0 S: 5	H: 2 LOB: 2 BB: 1 P: 9	R: 0 E: 1 K: 0 S: 4	H: 0 LOB: 2 BB: 1 P: 8	R: 2 E: 0 K: 0 S: 5	H: 2 LOB: 2 BB: 1 P: 10	1B: 5 2B: 2 3B: 1 HR: 2	SF: 0 SAC: 2 DP: 0 HBP: 2	WP: 0 PB: 0 CS: 2	PA: 47									
PITCHER Lou Brissie, L ERA: 6.08	IP: 9.0 WLS: L BF: 46	H: 10 R: 7 ER: 7 SO: 1	BB: 7 IBB: 0 HBP: 2 BLK: 0	WP: 0 HR: 2 S: 39 P: 69	ERA: 7.00 WHIP: 1.889											PITCHER	IP: 9.0 WLS: W BF: 37	H: 10 R: 3 ER: 3 SO: 1	BB: 2 IBB: 0 HBP: 0 BLK: 0	WP: 0 HR: 1 S: 37 P: 45	ERA: 3.00 WHIP: 1.333										

Chicago White Sox @ Philadelphia Athletics
Shibe Park, Philadelphia, PA
Sun May 07 1950, 3:33 AM EDT
Unknown


AB 35
R 7
H 10
RBI 7
BB 7
SO 1
LOB 27



Batter	1	2	3	4	5	6	7	8	9	AB	R	H	RBI	BB	SO	LOB	BOTTOM														
Eddie Joost, R OBP: 0.456, SLG: 0.419										4	1	0	0	1	0	3															
Paul Lehner, L OBP: 0.424, SLG: 0.839										4	1	1	2	0	0	0															
Elmer Valo, L OBP: 0.313, SLG: 0.273										3	0	1	0	1	0	0															
Ferris Fain, L OBP: 0.397, SLG: 0.517										4	0	2	0	0	1	1															
Bob Dillinger, R OBP: 0.354, SLG: 0.419										4	0	0	0	0	0	3															
Sam Chapman, R OBP: 0.348, SLG: 0.293										4	1	2	0	0	0	0															
Gene Markland, R OBP: 0.364, SLG: 0.125										3	0	0	0	0	0	1															
Joe Tipton, R OBP: 0.261, SLG: 0.348										4	0	3	0	0	0	1															
Lou Brissie, L (1, 1)										3	0	0	1	0	0	3															
Bob Wellman, R OBP: 0.500, SLG: 0.800										1	0	1	0	0	0	0															
Inning Stats	R: 0 E: 0 K: 1 S: 6	H: 1 LOB: 1 BB: 0 P: 6	R: 0 E: 0 K: 0 S: 3	H: 0 LOB: 0 BB: 0 P: 3	R: 2 E: 0 K: 0 S: 5	H: 3 LOB: 2 BB: 2 P: 13	R: 0 E: 0 K: 0 S: 5	H: 2 LOB: 1 BB: 0 P: 5	R: 0 E: 0 K: 0 S: 4	H: 1 LOB: 1 BB: 0 P: 4	R: 0 E: 0 K: 0 S: 3	H: 0 LOB: 0 BB: 0 P: 3	R: 0 E: 0 K: 0 S: 3	H: 0 LOB: 0 BB: 0 P: 3	R: 0 E: 0 K: 0 S: 4	H: 2 LOB: 1 BB: 0 P: 4	1B: 8 2B: 2 3B: 0 HR: 1	SF: 0 SAC: 1 DP: 2 HBP: 0	WP: 0 PB: 0 CS: 0	PA: 37											
PITCHER Bill Wight, L ERA: 2.37	IP: 9.0 WLS: W BF: 37	H: 10 R: 3 ER: 3 SO: 1	BB: 2 IBB: 0 HBP: 0 BLK: 0	WP: 0 HR: 1 S: 37 P: 45	ERA: 3.00 WHIP: 1.333											PITCHER	IP: 9.0 WLS: W BF: 37	H: 10 R: 3 ER: 3 SO: 1	BB: 2 IBB: 0 HBP: 0 BLK: 0	WP: 0 HR: 1 S: 37 P: 45	ERA: 3.00 WHIP: 1.333										

Chicago White Sox @ Philadelphia Athletics
Shibe Park, Philadelphia, PA
Sun May 07 1950, 3:33 AM EDT
Unknown

AB 34
R 3
H 10
RBI 3
BB 2
SO 1
LOB 12



Batter	1	2	3	4	5	6	7	8	9	AB	R	H	RBI	BB	SO	LOB	TOP				
Herb Adams, L (1,8) X OBP: 0.243, SLG: 0.235	F7		K			4-3		FC4-6	F5	5	0	0	0	0	1	5					
Dave Philley, S (1,9) X OBP: 0.335, SLG: 0.455	P7				L4-3	F5		K2-3	3-1	5	0	1	0	0	1	5					
Luke Appling, R (1,3) X OBP: 0.314, SLG: 0.362	3-1				L5			5-3		3	0	0	0	1	0	3					
Hank Majeski, R (1,5) X OBP: 0.389, SLG: 0.551		K			L4-3			FC6-4		4	1	1	0	0	1	2					
Cass Michaels, R (1,4) X OBP: 0.424, SLG: 0.480	F8					P6			F8	3	0	0	1	1	0	0					
Johnny Ostrowski, R (1,7) X OBP: 0.529, SLG: 0.545						F5				2	1	1	0	2	0	1					
Eddie Malone, R (1,2) X Jim Busby, R (9, PR) X OBP: 0.292, SLG: 0.292	L7				F3			G4-6-3		4	0	1	0	0	0	3					
Chico Carrasquel, R (1,6) X OBP: 0.357, SLG: 0.333			5-3						E5	4	0	3	1	0	0	0					
Randy Gumpert, R (1,1) X Nellie Fox, L (5, PH) X Bob Kuzava, S (5, 1) X Gordon Goldsberry, L (8, PH) X Jack Bruner, L (8, 1) X Floyd Baker, L (8, PH) X OBP: 1.000, SLG: 2.000	B1-3				F4					1	0	0	0	0	0	0					
Inning Stats	R: 0 E: 0 K: 0 S: 3	H: 0 LOB: 0 BB: 0 P: 3	R: 0 E: 0 K: 1 S: 5	H: 0 LOB: 1 BB: 1 P: 9	R: 0 E: 0 K: 1 S: 5	H: 0 LOB: 0 BB: 0 P: 5	R: 0 E: 0 K: 0 S: 3	H: 1 LOB: 0 BB: 0 P: 3	R: 0 E: 0 K: 0 S: 4	H: 1 LOB: 2 BB: 1 P: 8	R: 0 E: 0 K: 0 S: 2	H: 0 LOB: 1 BB: 1 P: 6	R: 0 E: 0 K: 1 S: 6	H: 1 LOB: 2 BB: 1 P: 10	R: 2 E: 2 K: 0 S: 7	H: 4 LOB: 3 BB: 1 P: 11	1B: 7 2B: 1 3B: 0 HR: 0	SF: 0 SAC: 0 DP: 2 HBP: 0	WP: 0 PB: 0 SB: 1 CS: 0	PA: 38	
PITCHER	IP	WLS	BF	H	R	ER	SO	BB	IBB	HBP	BLK	WP	HR	S	P	ERA	WHIP				
Bob Hooper, R (1,1) X ERA: 1.54	8.1	W	36	7	2	2	3	6	0	0	0	0	0	36	60	2.16	1.560				
Carl Scheib, R (9,1) X ERA: 3.6	0.2	S	2	0	0	0	0	0	0	0	0	0	0	2	2	0.00	0.000				

Chicago White Sox @ Philadelphia Athletics
Shibe Park, Philadelphia, PA
Sun May 07 1950, 3:38 AM EDT
Att: 11,257 - Unknown


AB 32
R 2
H 7
RBI 2
BB 6
SO 3
LOB 21



Batter	1	2	3	4	5	6	7	8	9	AB	R	H	RBI	BB	SO	LOB	BOTTOM				
Eddie Joost, R (1,6) X OBP: 0.443, SLG: 0.404			F7		5-3		K			4	0	1	0	0	1	0					
Paul Lehner, L (1,7) X OBP: 0.432, SLG: 0.794			6-3				F5			3	0	1	0	1	0	0					
Elmer Valo, L (1,9) X OBP: 0.346, SLG: 0.267			F8							1	0	0	0	3	0	0					
Ferris Fain, L (1,3) X OBP: 0.389, SLG: 0.500	F4				F9		F9		F2	4	0	1	0	0	0	6					
Bob Dillinger, R (1,5) X OBP: 0.333, SLG: 0.394	L9-2				F9		F9		F9	4	0	0	0	0	0	6					
Sam Chapman, R (1,8) X OBP: 0.348, SLG: 0.295		F8								3	1	1	0	0	0	0					
Pete Suder, R (1,4) X OBP: 0.280, SLG: 0.378										2	2	1	1	1	0	0					
Mike Guerra, R (1,2) X OBP: 0.314, SLG: 0.500		P8								3	1	1	3	0	1	0					
Bob Hooper, R (1,1) X Pete Suder, R (1,4) X Carl Scheib, R (9,1) X OBP: 0.250, SLG: 0.143 OBP: 0.500, SLG: 0.500		F4								3	0	0	0	0	1	0					
Inning Stats	R: 0 E: 0 K: 0 S: 4	H: 2 LOB: 2 BB: 1 P: 8	R: 1 E: 0 K: 0 S: 4	H: 1 LOB: 0 BB: 0 P: 4	R: 0 E: 0 K: 0 S: 3	H: 0 LOB: 0 BB: 0 P: 3	R: 3 E: 0 K: 1 S: 7	H: 3 LOB: 0 BB: 1 P: 11	R: 0 E: 0 K: 0 S: 3	H: 0 LOB: 2 BB: 2 P: 11	R: 0 E: 0 K: 1 S: 5	H: 0 LOB: 0 BB: 0 P: 5	R: 0 E: 0 K: 1 S: 5	H: 0 LOB: 0 BB: 0 P: 5	R: 0 E: 0 K: 0 S: 2	H: 0 LOB: 0 BB: 1 P: 6	1B: 4 2B: 1 3B: 0 HR: 2	SF: 0 SAC: 0 DP: 1 HBP: 0	WP: 0 PB: 0 SB: 0 CS: 2	PA: 32	
PITCHER	IP	WLS	BF	H	R	ER	SO	BB	IBB	HBP	BLK	WP	HR	S	P	ERA	WHIP				
Randy Gumpert, R (1,1) X ERA: 6.3	4.0	L	18	6	4	4	1	2	0	0	0	0	0	13	21	0.00	0.667				
Bob Kuzava, L (5,1) X ERA: 8.75	3.0		11	0	0	0	2	2	0	0	0	0	0	2	6	0.00	1.000				
Jack Bruner, L (8,1) X ERA:	1.0		3	0	0	0	0	1	0	0	0	0	0	2	6	0.00	1.000				

Chicago White Sox @ Philadelphia Athletics
Shibe Park, Philadelphia, PA
Sun May 07 1950, 3:38 AM EDT
Att: 11,257 - Unknown

AB 27
R 4
H 6
RBI 4
BB 5
SO 3
LOB 12



Batter	1	2	3	4	5	6	7	8	9	AB	R	H	RBI	BB	SO	LOB	TOP																			
Dale Mitchell, L (1,7) OBP: 0.397, SLG: 0.431	1-3		1B		4-3			1B		4	1	2	3	1	0	1	Cleveland Indians @ Philadelphia Athletics Shibe Park, Philadelphia, PA Tue May 09 1950, 3:33 AM EDT Att: 11,908 - Unknown																			
Thurman Tucker, L (1,8) Herb Conyers, L (8,PH) Al Benton, R (8,1)	L7		1B	8-2 HBP	FC6-5-4		L6	L4		3	0	0	0	0	0	2																				
Luke Easter, L (1,3) OBP: 0.389, SLG: 0.533	FC6-4		1B	1-3	K			F8	K	5	0	2	1	0	2	1																				
Allie Clark, R (1,9)	FC6-4		8-2	3-H			6-3	2B	K	4	1	0	0	1	1	3																				
Al Rosen, R (1,5) OBP: 0.397, SLG: 0.615				1B	1B		F7	1B	HR	5	3	4	2	0	0	0																				
Ray Boone, R (1,6) Joe Gordon, R (9,PH) OBP: 0.222, SLG: 0.306	F5		F4				BB	1B	K	3	1	1	1	1	0	2																				
Johnny Berardino, R (1,4) OBP: 0.600, SLG: 0.900	F3		1B		5-3			1B		3	1	1	1	1	0	2																				
Jim Hegan, R (1,2) Ray Murray, R (5,2) OBP: 0.231, SLG: 0.250	K		L8				F8	F8		2	0	0	0	0	1	1																				
Steve Gromek, S (1,1) Sam Zoldak, L (5,1) Marino Pieretti, R (5,1) Mickey Vernon, L (7,PH) Dick Rozek, L (7,1) Bob Lemon, R (8,PH) Bob Kennedy, R (8,8) OBP: 0.337, SLG: 0.333 OBP: 0.500, SLG: 0.500 OBP: 0.222, SLG: 0.143 OBP: 0.447, SLG: 0.651 OBP: 0.222, SLG: 0.250 OBP: 0.222, SLG: 0.250 OBP: 0.222, SLG: 0.250	F7		F7		4-3		L5	1B	1B	2	0	1	0	0	0	0																				
Inning Stats	R: 0 E: 0 K: 0 S: 4	H: 1 LOB: 1 BB: 0 P: 4	R: 0 E: 0 K: 1 S: 6	H: 1 LOB: 1 BB: 0 P: 6	R: 1 E: 0 K: 0 S: 4	H: 2 LOB: 1 BB: 0 P: 5	R: 1 E: 0 K: 0 S: 4	H: 2 LOB: 0 BB: 0 P: 4	R: 0 E: 0 K: 1 S: 6	H: 1 LOB: 1 BB: 0 P: 6	R: 0 E: 0 K: 0 S: 3	H: 0 LOB: 1 BB: 1 P: 7	R: 0 E: 0 K: 0 S: 3	H: 0 LOB: 1 BB: 1 P: 7	R: 5 E: 0 K: 0 S: 6	H: 3 LOB: 1 BB: 3 P: 18		R: 1 E: 0 K: 3 S: 10	H: 1 LOB: 0 BB: 0 P: 10	1B: 7 2B: 3 3B: 1 HR: 1	SF: 0 SAC: 0 DP: 1 HBP: 1	WP: 0 PB: 0 SB: 0 CS: 0	PA: 42													
PITCHER	IP	WLS	BF	H	R	ER	SO	BB	IBB	HBP	BLK	WP	HR	S	P	ERA	WHIP	PITCHER		IP	WLS	BF	H	R	ER	SO	BB	IBB	HBP	BLK	WP	HR	S	P	ERA	WHIP
Hank Wyse, R (1,1) ERA: 7.36	7.2	W	36	9	7	7	2	5	0	1	0	0	0	34	55	8.22	1.826																			
Carl Scheib, R (8,1) ERA: 3.86	1.1	S	6	2	1	1	3	0	0	0	0	0	1	12	12	6.75	1.500																			

AB	36
R	8
H	11
RBI	8
BB	5
SO	5
LOB	15



Batter	1	2	3	4	5	6	7	8	9	AB	R	H	RBI	BB	SO	LOB	BOTTOM																			
Eddie Joost, R (1,6) OBP: 0.424, SLG: 0.442	F8		F7		F2		K	HR		5	1	1	1	0	1	2	Cleveland Indians @ Philadelphia Athletics Shibe Park, Philadelphia, PA Tue May 09 1950, 3:33 AM EDT Att: 11,908 - Unknown																			
Paul Lehner, L (1,7) OBP: 0.405, SLG: 0.718	G3		F9		HR	1B	F8	F4		5	1	1	0	0	0	0																				
Elmer Valo, L (1,9) OBP: 0.333, SLG: 0.320	4-3		4-3		1-H	2-H	HR	F4		5	1	1	3	0	0	0																				
Ferris Fain, L (1,3) OBP: 0.408, SLG: 0.569		HR		F9	1B	1B	2B	1-3		3	2	2	1	1	0	0																				
Bob Dillinger, R (1,5) OBP: 0.342, SLG: 0.400		SH3-4	BB	FC5-4	F3		F4			4	0	2	0	0	0	1																				
Sam Chapman, R (1,8) OBP: 0.356, SLG: 0.297		SH3-4	BB	F9	1B	1B	1-4-3			3	1	1	1	1	0	2																				
Pete Suder, R (1,4) OBP: 0.302, SLG: 0.383		SH3-4		F4	1B	1B	1B	BB		2	1	1	0	1	0	2																				
Mike Guerra, R (1,2) OBP: 0.333, SLG: 0.486		SH3-4	IBB	FC5-4	E8	1B	F5			3	1	1	1	1	0	3																				
Hank Wyse, R (1,1) OBP: 0.222, SLG: 0.222		FC1-2-4			HR	1B	F9			3	1	2	1	0	0	3																				
Carl Scheib, R (8,1) OBP: 0.429, SLG: 0.429		1-2	3-H							1	0	0	0	0	0	0																				
Inning Stats	R: 0 E: 0 K: 0 S: 3	H: 0 LOB: 0 BB: 0 P: 3	R: 1 E: 0 K: 0 S: 4	H: 2 LOB: 2 BB: 2 P: 12	R: 0 E: 0 K: 0 S: 3	H: 0 LOB: 0 BB: 0 P: 3	R: 0 E: 0 K: 0 S: 4	H: 1 LOB: 2 BB: 1 P: 8	R: 7 E: 0 K: 1 S: 13	H: 8 LOB: 1 BB: 0 P: 13	R: 0 E: 0 K: 0 S: 3	H: 0 LOB: 0 BB: 0 P: 3	R: 0 E: 0 K: 0 S: 3	H: 0 LOB: 1 BB: 1 P: 7	R: 1 E: 0 K: 0 S: 4	H: 1 LOB: 0 BB: 0 P: 4	1B: 8 2B: 1 3B: 0 HR: 3	SF: 0 SAC: 1 DP: 1 HBP: 0	WP: 0 PB: 1 SB: 0 CS: 0	PA: 39																
PITCHER	IP	WLS	BF	H	R	ER	SO	BB	IBB	HBP	BLK	WP	HR	S	P	ERA	WHIP	PITCHER		IP	WLS	BF	H	R	ER	SO	BB	IBB	HBP	BLK	WP	HR	S	P	ERA	WHIP
Steve Gromek, R (1,1) ERA: 8.59	4.2	L	24	8	6	6	0	2	1	0	0	0	0	3	3	11.57	2.143																			
Sam Zoldak, L (5,1) ERA: 14.21	0.0		3	3	2	2	0	0	0	0	0	0	0	3	3	∞	∞																			
Marino Pieretti, R (5,1) ERA:	1.1		4	0	0	0	1	0	0	0	0	0	0	6	6	0.00	0.000																			
Dick Rozek, L (7,1) ERA: 3.0	1.0		4	0	0	0	0	1	0	0	0	0	0	3	7	0.00	1.000																			
Al Benton, R (8,1) ERA: 1.8	1.0		4	1	1	1	0	0	0	0	0	1	4	4	9.00	1.000																				

AB	34
R	9
H	12
RBI	8
BB	4
SO	1
LOB	13




Batter	1	2	3	4	5	6	7	8	9	10	AB	R	H	RBI	BB	SO	LOB	TOP			
Dale Mitchell, L OBP: 0.354, SLG: 0.403 Thurman Tucker, L (8, 7)	L4		FC6-4		F8		4-3		K		4	0	0	0	0	0	1	Cleveland Indians @ Philadelphia Athletics Shibe Park, Philadelphia, PA Thu May 11 1950, 3:33 AM EDT Att: 3,035 - Unknown			
Bob Kennedy, R OBP: 0.304, SLG: 0.238 (1, 8)	F3		F8		F8		L5		BB 1B		4	0	1	0	1	0	1				
Luke Easter, L OBP: 0.365, SLG: 0.462 (1, 3)	F8		F9		F5		3-1		BB 1B		4	0	0	0	1	0	2				
Allie Clark, R OBP: 0.250, SLG: 0.357 (1, 9)		F4				F8		L9	BB 1B		5	1	2	1	0	0	0				
Al Rosen, R OBP: 0.375, SLG: 0.607 (1, 5)		2B 1B		4-3		5-3		HR		F8	5	1	2	1	0	0	0				
Joe Gordon, R OBP: 0.270, SLG: 0.351 (1, 4)		F6		F7		1B 2B		HR		1B FC6-4	5	2	3	0	0	0	1				
Lou Boudreau, R OBP: 0.321, SLG: 0.320 (1, 6)		1-3 2B				BB 1B		1B		1B FC6-4	4	0	4	1	1	0	0				
Jim Hegan, R OBP: 0.429, SLG: 0.588 (1, 2)		F7		L7		1-2 BB		F7		1-2 BB	4	0	0	1	1	0	5				
Mike Garcia, R OBP: 0.167, SLG: 0.167 Jesse Flores, R (8, 1)			FC6-4 1B		K		F7		K	F7	3	0	1	0	0	1	2				
											2	0	0	0	0	1	1				
Inning Stats	R: 0 E: 0 K: 0 S: 3	H: 0 LOB: 0 BB: 0 P: 3	R: 0 E: 0 K: 0 S: 5	H: 2 LOB: 2 BB: 0 P: 5	R: 0 E: 0 K: 0 S: 4	H: 1 LOB: 1 BB: 0 P: 4	R: 1 E: 0 K: 0 S: 4	H: 1 LOB: 1 BB: 1 P: 8	R: 0 E: 0 K: 1 S: 5	H: 0 LOB: 1 BB: 1 P: 9	R: 1 E: 0 K: 0 S: 5	H: 0 LOB: 0 BB: 0 P: 3	R: 1 E: 0 K: 0 S: 5	H: 3 LOB: 1 BB: 0 P: 5	R: 0 E: 0 K: 2 S: 8	H: 2 LOB: 2 BB: 0 P: 12	R: 1 E: 0 K: 0 S: 5	H: 2 LOB: 1 BB: 0 P: 5	1B: 9 2B: 2 3B: 0 HR: 2	SF: 0 SAC: 0 DP: 0 HBP: 0	WP: 0 PA: 45 PB: 0 SB: 0 CS: 1
PITCHER Alex Kellner, L ERA: 3.14 (1, 1)	IP 10.0	WLS L	BF 45	H 13	R 4	ER 4	SO 3	BB 4	IBB 0	HBP 0	BLK 0	WP 0	HR 2	S 47	P 63	ERA 3.60	WHIP 1.700				

Batter	1	2	3	4	5	6	7	8	9	10	AB	R	H	RBI	BB	SO	LOB	BOTTOM			
Eddie Joost, R OBP: 0.429, SLG: 0.417 (1, 6)	BB 1B BB				1B 1B		SH3-4 FC1-2 BB	1-2 1B		K	4	2	2	0	2	1	3	Cleveland Indians @ Philadelphia Athletics Shibe Park, Philadelphia, PA Thu May 11 1950, 3:33 AM EDT Att: 3,035 - Unknown			
Paul Lehner, L OBP: 0.423, SLG: 0.667 (1, 7)	F7		3-1		1B 1B		FC1-2 SH3-4 1B	F8			5	0	2	0	0	0	3				
Elmer Valo, L OBP: 0.364, SLG: 0.368 (1, 9)	F8		F7		G3-6 1B		SH3-4		CS BB		3	0	1	1	1	0	1				
Fernis Fain, L OBP: 0.407, SLG: 0.534 (1, 3)	E 1B BB		4-3		G3-6-1 1-2		FC1-2 IBB		1-2 K 1B		3	0	1	0	2	0	2				
Bob Dillinger, R OBP: 0.354, SLG: 0.430 Kermit Wahl, R OBP: 0.273, SLG: 0.200 (8, 5)	E7			4-3 1B			FC1-2		0-3 K		4	0	2	1	0	0	3				
Sam Chapman, R OBP: 0.341, SLG: 0.329 (1, 8)	1-3 2-H 1B						1-2 2-3 S-H		1-2 K		1	0	0	0	0	1	1				
	F7			4-3			1-3			F6	5	1	1	1	0	0	6				
Pete Suder, R OBP: 0.295, SLG: 0.364 Barney McCosky, L OBP: 0.400, SLG: 0.394 (10, PH)			G5-4-3 1B		F9		F3		5-3		4	0	1	0	0	0	1				
Joe Tipton, R OBP: 0.286, SLG: 0.357 (1, 2)			G5-4-3 1-2		F5				FC1-6 1B		5	0	2	0	0	1	3				
Alex Kellner, R OBP: 0.294, SLG: 0.294 Wally Moses, L OBP: 0.300, SLG: 0.125 (10, PH)							K		FC1-6 1B		4	0	1	0	0	2	2				
									1-2 BB		0	0	0	0	1	0	0				
Inning Stats	R: 1 E: 1 K: 0 S: 4	H: 1 LOB: 2 BB: 2 P: 12	R: 0 E: 0 K: 0 S: 4	H: 2 LOB: 3 BB: 4 P: 4	R: 0 E: 0 K: 0 S: 3	H: 0 LOB: 0 BB: 0 P: 3	R: 0 E: 0 K: 0 S: 4	H: 1 LOB: 1 BB: 0 P: 4	R: 1 E: 0 K: 1 S: 7	H: 2 LOB: 1 BB: 0 P: 7	R: 0 E: 0 K: 0 S: 4	H: 1 LOB: 3 BB: 2 P: 12	R: 0 E: 0 K: 0 S: 5	H: 2 LOB: 2 BB: 0 P: 5	R: 0 E: 0 K: 1 S: 4	H: 1 LOB: 0 BB: 1 P: 8	R: 0 E: 0 K: 2 S: 8	H: 1 LOB: 2 BB: 1 P: 12	1B: 12 2B: 1 3B: 0 HR: 1	SF: 0 SAC: 1 DP: 2 HBP: 0	WP: 0 PA: 46 PB: 0 SB: 0 CS: 1
PITCHER Mike Garcia, R ERA: 6.19 Jesse Flores, R ERA: 3.07 (8, 1)	IP 7.2	WLS 3	BF 37	H 12	R 3	ER 3	SO 2	BB 3	IBB 1	HBP 0	BLK 0	WP 0	HR 1	S 37	P 53	ERA 3.52	WHIP 1.957				

Batter	1	2	3	4	5	6	7	8	9	AB	R	H	RBI	BB	SO	LOB	TOP					
Eddie Joost, R OBP: 0.415, SLG: 0.400 (1, 6)										5	0	1	0	0	0	2						
Paul Lehner, L OBP: 0.421, SLG: 0.642 (1, 7)										5	0	2	0	0	1	0						
Ferns Fain, L OBP: 0.411, SLG: 0.520 (1, 3)										2	1	0	0	1	0	1						
Sam Chapman, R OBP: 0.337, SLG: 0.364 (1, 8)										4	1	1	2	0	1	3						
Elmer Valo, L OBP: 0.386, SLG: 0.373 (1, 9)										2	0	1	0	2	0	2						
Kermit Wahl, R OBP: 0.333, SLG: 0.286 (1, 5)										4	0	2	0	0	0	2						
Pete Suder, R OBP: 0.292, SLG: 0.356 (1, 4)										4	0	1	0	0	1	4						
Joe Tipton, R OBP: 0.256, SLG: 0.323 (1, 2)										3	0	0	0	0	0	5						
Bob Weisman, R OBP: 0.455, SLG: 0.727 (8, PH)										1	0	0	0	0	1	1						
Mike Guerra, R OBP: 0.372, SLG: 0.500 (8, 2)										0	0	0	0	0	0	0						
Lou Brissie, L OBP: 0.375, SLG: 0.375 (9, PH)										3	0	0	0	0	1	4						
Carl Scheib, R OBP: 0.375, SLG: 0.375 (9, PH)										1	0	0	0	0	1	0						
Inning Stats	R: 0 E: 0 K: 0 S: 4	H: 2 LOB: 2 BB: 0 P: 5	R: 0 E: 0 K: 1 S: 7	H: 2 LOB: 2 BB: 0 P: 7	R: 0 E: 0 K: 1 S: 5	H: 0 LOB: 0 BB: 0 P: 5	R: 0 E: 0 K: 0 S: 4	H: 1 LOB: 1 BB: 0 P: 4	R: 0 E: 0 K: 0 S: 3	H: 0 LOB: 0 BB: 0 P: 3	R: 2 E: 0 K: 1 S: 7	H: 2 LOB: 2 BB: 2 P: 15	R: 0 E: 0 K: 0 S: 4	H: 1 LOB: 1 BB: 0 P: 4	R: 0 E: 0 K: 1 S: 5	H: 0 LOB: 1 BB: 1 P: 9	R: 0 E: 0 K: 2 S: 7	H: 0 LOB: 0 BB: 0 P: 7	1B: 7 2B: 0 3B: 0 HR: 1	SF: 0 SAC: 0 DP: 0 HBP: 1	WP: 0 PB: 0 SB: 0 CS: 0	PA: 38
PITCHER Tommy Byrne, L ERA: 4.3 (1, 1)	IP: 9.0 WLS: W BF: 38 H: 8 R: 2 ER: 2 SO: 6 BB: 3 IBB: 0 HBP: 1 BLK: 0 WP: 0 HR: 1 S: 46 P: 59 ERA: 2.00 WHIP: 1.222															PITCHER						

Philadelphia Athletics @ New York Yankees
Yankee Stadium, Bronx, NY
Fri May 12 1950, 3:33 AM EDT
Att: 38,958 - Unknown


AB	34
R	2
H	8
RBI	2
BB	3
SO	6
LOB	24



Batter	1	2	3	4	5	6	7	8	9	AB	R	H	RBI	BB	SO	LOB	BOTTOM			
Phil Rizzuto, R OBP: 0.462, SLG: 0.453 (1, 6)										4	0	1	0	0	0	1				
Cliff Mapes, L OBP: 0.421, SLG: 0.725 (1, 9)										4	0	1	0	0	2	3				
Tommy Henrich, L OBP: 0.474, SLG: 0.804 (1, 3)										4	0	1	0	0	0	1				
Joe DiMaggio, R OBP: 0.289, SLG: 0.415 (1, 8)										2	0	0	0	2	0	2				
Yogi Berra, L OBP: 0.378, SLG: 0.494 (1, 2)										3	0	1	0	1	0	1				
Billy Johnson, R OBP: 0.440, SLG: 0.415 (1, 5)										4	1	1	0	0	1	4				
Hank Bauer, R OBP: 0.361, SLG: 0.500 (1, 7)										4	1	0	0	0	0	3				
Jerry Coleman, R OBP: 0.394, SLG: 0.462 (1, 4)										3	1	1	3	0	0	0				
Tommy Byrne, L OBP: 0.364, SLG: 0.636 (1, 1)										3	0	2	0	0	0	0				
Inning Stats	R: 0 E: 0 K: 0 S: 4	H: 1 LOB: 1 BB: 0 P: 4	R: 0 E: 0 K: 0 S: 2	H: 0 LOB: 0 BB: 1 P: 6	R: 0 E: 0 K: 0 S: 3	H: 0 LOB: 0 BB: 0 P: 3	R: 0 E: 0 K: 0 S: 3	H: 1 LOB: 0 BB: 0 P: 3	R: 3 E: 1 K: 1 S: 9	H: 3 LOB: 1 BB: 0 P: 9	R: 0 E: 0 K: 0 S: 3	H: 0 LOB: 1 BB: 1 P: 7	R: 0 E: 0 K: 1 S: 7	H: 2 LOB: 2 BB: 0 P: 7	R: 0 E: 0 K: 1 S: 6	H: 1 LOB: 2 BB: 1 P: 10	1B: 6 2B: 0 3B: 1 HR: 1	SF: 0 SAC: 0 DP: 2 HBP: 0	WP: 0 PB: 0 SB: 0 CS: 0	PA: 34
PITCHER Lou Brissie, L ERA: 5.19 (1, 1)	IP: 8.0 WLS: L BF: 34 H: 8 R: 3 ER: 2 SO: 3 BB: 3 IBB: 0 HBP: 0 BLK: 0 WP: 0 HR: 1 S: 37 P: 49 ERA: 2.25 WHIP: 1.375															PITCHER				


Philadelphia Athletics @ New York Yankees
Yankee Stadium, Bronx, NY
Fri May 12 1950, 3:33 AM EDT
Att: 38,958 - Unknown

AB	31
R	3
H	8
RBI	3
BB	3
SO	3
LOB	15



Batter	1	2	3	4	5	6	7	8	9	AB	R	H	RBI	BB	SO	LOB	TOP									
Eddie Joost, R OBP: 0.419, SLG: 0.397 (1, 6)	F5		K			1B HBP		2B 1B		3	2	1	0	0	1	0	Philadelphia Athletics @ New York Yankees Yankee Stadium, Bronx, NY Sat May 13 1950, 3:33 AM EDT Att: 32,610 - Unknown livebaseballscorecards.com									
Paul Lehner, L OBP: 0.410, SLG: 0.614 (1, 7)	K		G3			1B		F8		4	0	1	0	0	1	1										
Elmer Valo, L OBP: 0.392, SLG: 0.387 (1, 9)	E4				F9 BLK BB		P4	1B		3	1	1	0	1	0	2										
Feris Fain, L OBP: 0.404, SLG: 0.506 (1, 3)	F3				F9		P4	1B		4	0	1	2	0	0	4										
Sam Chapman, R OBP: 0.333, SLG: 0.358 (1, 8)		F7			K			F7		4	0	1	1	0	1	2										
Bob Dillinger, R OBP: 0.348, SLG: 0.422 (1, 5)		4-3 S 1B			F8			6-3		4	0	1	0	0	1	4										
Pete Suder, R OBP: 0.294, SLG: 0.344 (1, 4)		4-3				G6-3 BB		F7		2	0	0	0	1	0	1										
Barney McCosky, L OBP: 0.390, SLG: 0.382 (9, PH)		1-3						6-3		1	0	0	0	0	0	0										
Joe Tipton, R OBP: 0.235, SLG: 0.294 (1, 2)		F8				F8		K		3	0	0	0	0	1	2										
Wally Moses, L OBP: 0.273, SLG: 0.111 (9, PH)								K		1	0	0	0	0	1	0										
Hank Wyse, R OBP: 0.222, SLG: 0.222 (1, 1)						G6-3		F2		0	0	0	0	0	0	0										
Carl Scheib, R OBP: 0.333, SLG: 0.333 (2, 1)						1-2		1-3		1	0	0	0	0	0	0										
Dick Fowler, R OBP: 0.417, SLG: 0.667 (3, 1)										2	0	0	0	0	0	1										
Bob Wellman, R OBP: 0.417, SLG: 0.667 (9, PH)										1	0	0	0	0	0	0										
Inning Stats	R: 0 E: 1 K: 1 S: 6	H: 0 LOB: 1 BB: 0 P: 6	R: 0 E: 0 K: 0 S: 4	H: 1 LOB: 1 BB: 0 P: 4	R: 0 E: 0 K: 1 S: 5	H: 0 LOB: 0 BB: 1 P: 5	R: 0 E: 0 K: 1 S: 5	H: 0 LOB: 1 BB: 1 P: 9	R: 0 E: 0 K: 0 S: 2	H: 0 LOB: 2 BB: 1 P: 6	R: 1 E: 0 K: 1 S: 7	H: 2 LOB: 2 BB: 0 P: 8	R: 0 E: 0 K: 1 S: 5	H: 0 LOB: 0 BB: 0 P: 5	R: 2 E: 0 K: 0 S: 6	H: 3 LOB: 1 BB: 0 P: 6	R: 0 E: 0 K: 1 S: 5	H: 0 LOB: 0 BB: 0 P: 5	1B: 5 2B: 1 3B: 0 HR: 0	SF: 0 SAC: 0 DP: 1 HBP: 1	WP: 0 PB: 0 SB: 1 CS: 0	PA: 36				
PITCHER	IP	WLS	BF	H	R	ER	SO	BB	IBB	HBP	BLK	WP	HR	S	P	ERA	WHIP									
Vic Raschi, R ERA: 4.38 (1, 1)	6.0	W	24	3	1	1	4	2	0	0	1	1	0	0	29	38	1.50	0.833								
Bob Porterfield, R ERA: 7.5 (7, 1)	3.0	S	12	3	2	2	2	0	0	0	0	0	0	0	16	16	6.00	1.000								


Batter	1	2	3	4	5	6	7	8	9	AB	R	H	RBI	BB	SO	LOB	BOTTOM								
Phil Rizzuto, R OBP: 0.458, SLG: 0.475 (1, 6)	5-3	E9 1B			F2		P2			5	1	2	2	0	0	1	Philadelphia Athletics @ New York Yankees Yankee Stadium, Bronx, NY Sat May 13 1950, 3:33 AM EDT Att: 32,610 - Unknown livebaseballscorecards.com								
Cliff Mapes, L OBP: 0.435, SLG: 0.745 (1, 9)	F7						K			4	0	2	1	1	1	1									
Tommy Henrich, L OBP: 0.459, SLG: 0.760 (1, 3)										4	0	1	0	0	1	3									
Joe Collins, L OBP: 0.400, SLG: 0.480 (6, 3)	P4	K			6-3		4-3			1	0	0	0	0	0	1									
Joe DiMaggio, R OBP: 0.305, SLG: 0.435 (1, 8)		HR BB						F8		3	2	1	0	2	0	2									
Yogi Berra, L OBP: 0.389, SLG: 0.553 (1, 2)		HR BB			F8		F7			4	2	2	2	1	0	2									
Bobby Brown, L OBP: 0.286, SLG: 0.250 (1, 5)		HR BB						F8		3	1	2	2	2	0	0									
Gene Woodling, L OBP: 0.375, SLG: 0.396 (1, 7)		P6			F8			F8		5	0	1	0	0	0	4									
Jerry Coleman, R OBP: 0.368, SLG: 0.429 (1, 4)		1-3			F9		FC6-5 BB	F1		5	1	0	0	0	0	5									
Vic Raschi, R OBP: 0.308, SLG: 0.182 (1, 1)					F9					2	2	1	0	1	0	2									
Bob Porterfield, R OBP: 0.333, SLG: 0.333 (7, 1)		1B E 1B			F9					1	0	1	0	0	0	0									
Inning Stats	R: 0 E: 0 K: 0 S: 3	H: 0 LOB: 0 BB: 0 P: 3	R: 4 E: 1 K: 1 S: 9	H: 4 LOB: 2 BB: 2 P: 17	R: 1 E: 0 K: 0 S: 4	H: 1 LOB: 2 BB: 2 P: 12	R: 0 E: 0 K: 0 S: 4	H: 1 LOB: 2 BB: 1 P: 8	R: 3 E: 0 K: 0 S: 6	H: 3 LOB: 2 BB: 2 P: 14	R: 0 E: 0 K: 0 S: 4	H: 1 LOB: 1 BB: 0 P: 4	R: 0 E: 0 K: 1 S: 6	H: 1 LOB: 1 BB: 0 P: 6	R: 1 E: 0 K: 0 S: 5	H: 2 LOB: 1 BB: 0 P: 5		1B: 7 2B: 0 3B: 4 HR: 2	SF: 0 SAC: 0 DP: 0 HBP: 0	WP: 0 PB: 0 SB: 0 CS: 0	PA: 44				
PITCHER	IP	WLS	BF	H	R	ER	SO	BB	IBB	HBP	BLK	WP	HR	S	P	ERA	WHIP								
Hank Wyse, R ERA: 7.99 (1, 1)	1.2	L	10	4	4	3	0	1	0	0	0	0	0	4	13	16.20	3.000								
Carl Scheib, R ERA: 4.32 (2, 1)	0.1		5	1	1	1	1	3	0	0	1	0	0	4	16	27.00	12.000								
Dick Fowler, R ERA: 12.38 (3, 1)	6.0		29	8	4	4	1	3	0	0	0	0	0	28	40	6.00	1.833								




Batter	1	2	3	4	5	6	7	8	9	AB	R	H	RBI	BB	SO	LOB	TOP					
Eddie Joost, R OBP: 0.427, SLG: 0.400	4-0 BB F8		1-3					SH1-4		2	1	1	1	1	0	0	Philadelphia Athletics @ New York Yankees Yankee Stadium, Bronx, NY Sun May 14 1950, 3:33 AM EDT Att: 24,058 - Unknown					
Paul Lehner, L OBP: 0.405, SLG: 0.597	0-0 F8		F9					K		5	1	2	1	0	1	2						
Ferns Fain, L OBP: 0.404, SLG: 0.494	0-0 F7			4-3	E3			BB		4	1	1	1	1	0	2						
Sam Chapman, R OBP: 0.316, SLG: 0.337		0-0 F7		F4	F8	FC6-4		F7		5	0	0	0	0	6							
Bob Dillinger, R OBP: 0.363, SLG: 0.455		0-0 1B		F3				F7		5	1	3	2	0	0	0						
Elmer Valo, L OBP: 0.405, SLG: 0.375		0-0 F2						BB		2	1	0	0	3	0	2						
Pete Suder, R OBP: 0.315, SLG: 0.364		0-0 1B						BB		5	1	3	2	0	0	2						
Mike Guerra, R OBP: 0.354, SLG: 0.465		0-0 1-3						BB		5	1	1	1	0	0	5						
Bob Hooper, R OBP: 0.222, SLG: 0.125			0-0 F3					BB		1	0	0	0	0	0	0						
Bobby Shantz, R OBP: 0.429, SLG: 0.273								BB		1	2	1	1	2	0	0						
Inning Stats	R: 0 E: 0 K: 0 S: 2	H: 0 LOB: 0 BB: 1 P: 6	R: 1 E: 0 K: 0 S: 5	H: 2 LOB: 1 BB: 0 P: 5	R: 0 E: 0 K: 0 S: 3	H: 0 LOB: 0 BB: 0 P: 3	R: 0 E: 0 K: 0 S: 3	H: 0 LOB: 0 BB: 0 P: 3	R: 7 E: 2 K: 0 S: 10	H: 7 LOB: 2 BB: 2 P: 18	R: 1 E: 0 K: 0 S: 4	H: 2 LOB: 1 BB: 1 P: 8	R: 0 E: 0 K: 0 S: 4	H: 1 LOB: 1 BB: 0 P: 4	R: 0 E: 0 K: 1 S: 5	H: 0 LOB: 2 BB: 2 P: 13	R: 0 E: 0 K: 0 S: 3	H: 0 LOB: 1 BB: 1 P: 7	1B: 11 2B: 0 3B: 1 HR: 0	SF: 0 SAC: 1 DP: 0 HBP: 0	WP: 0 PB: 0 SB: 1 CS: 0	PA: 44
PITCHER	IP	WLS	BF	H	R	ER	SO	BB	IBB	HBP	BLK	WP	HR	S	P	ERA	WHIP					
Ed Lopat, L ERA: 6.27	4.0	L	21	7	8	7	0	2	0	0	0	0	0	19	27	15.75	2.250					
Don Johnson, R ERA: 8.3	1.0	5	2	0	0	0	0	1	0	0	0	0	0	4	8	0.00	3.000					
Duane Pillette, R ERA: 1.5	2.0	9	3	1	1	0	1	0	0	0	0	0	0	8	12	4.50	2.000					
Joe Page, L ERA: 2.16	2.0	9	0	0	0	0	1	3	0	0	0	0	0	8	20	0.00	1.500					

Batter	1	2	3	4	5	6	7	8	9	AB	R	H	RBI	BB	SO	LOB	BOTTOM					
Phil Rizzuto, R OBP: 0.440, SLG: 0.452	0-0 6-3	0-0 6-3		SH1-3	F2			FC5-4		4	0	0	0	0	0	2	Philadelphia Athletics @ New York Yankees Yankee Stadium, Bronx, NY Sun May 14 1950, 3:33 AM EDT Att: 24,058 - Unknown					
Cliff Mapes, L OBP: 0.463, SLG: 0.741	0-0 S	4-0 BB		BB	F8			BB		3	2	2	1	2	0	0						
Tommy Henrich, L OBP: 0.485, SLG: 0.769	0-0 1B	4-0 BB		BB	F9			BB		2	2	1	1	3	0	2						
Yogi Berra, L OBP: 0.380, SLG: 0.533	0-0 2B	0-0 4-3		BB	K			BB		5	1	1	0	0	1	6						
Bobby Brown, L OBP: 0.298, SLG: 0.268	0-0 6-3		0-0 C5-4-3	BB	BB			K		5	1	2	3	0	1	2						
Gene Woodling, L OBP: 0.393, SLG: 0.392	0-0 BB		4-0 BB	BB	BB			1-3		3	0	1	1	2	0	1						
Hank Bauer, R OBP: 0.390, SLG: 0.486	4-0 BB		0-0 G5-4-3	BB	BB			BB		3	1	1	2	2	0	2						
Jerry Coleman, R OBP: 0.346, SLG: 0.400	0-0 1-3		0-0 F9	BB	1-3			BB		5	0	0	0	0	6							
Ed Lopat, L OBP: 0.200, SLG: 0.455		0-0 1-3		BB	SH1-3			BB		1	1	0	0	1	0	0						
Jackie Jensen, R OBP: 0.300, SLG: 0.222					K			BB		0	0	0	0	0	0	0						
Duane Pillette, R OBP: 0.440, SLG: 0.429					BB			BB		0	0	0	0	0	0	0						
Billy Johnson, R OBP: 0.440, SLG: 0.429					BB			BB		0	0	0	0	0	0	0						
Joe Page, L OBP: 0.273, SLG: 0.300					BB			BB		0	0	0	0	0	0	0						
Inning Stats	R: 3 E: 0 K: 0 S: 7	H: 4 LOB: 2 BB: 1 P: 11	R: 0 E: 0 K: 0 S: 3	H: 0 LOB: 2 BB: 2 P: 11	R: 0 E: 0 K: 0 S: 3	H: 1 LOB: 1 BB: 1 P: 7	R: 4 E: 0 K: 1 S: 7	H: 2 LOB: 2 BB: 4 P: 23	R: 0 E: 0 K: 1 S: 5	H: 0 LOB: 0 BB: 0 P: 5	R: 0 E: 0 K: 0 S: 3	H: 0 LOB: 1 BB: 1 P: 7	R: 1 E: 0 K: 0 S: 5	H: 2 LOB: 2 BB: 1 P: 9	R: 0 E: 0 K: 1 S: 5	H: 0 LOB: 0 BB: 0 P: 5	R: 0 E: 0 K: 0 S: 3	H: 0 LOB: 0 BB: 0 P: 3	1B: 8 2B: 1 3B: 0 HR: 0	SF: 0 SAC: 1 DP: 1 HBP: 0	WP: 0 PB: 0 SB: 1 CS: 0	PA: 45
PITCHER	IP	WLS	BF	H	R	ER	SO	BB	IBB	HBP	BLK	WP	HR	S	P	ERA	WHIP					
Bob Hooper, R ERA: 3.25	3.1	W	21	4	2	2	3	7	0	0	0	0	0	14	42	16.20	3.600					
Bobby Shantz, L ERA: 4.23	5.2	W	24	4	2	2	3	3	0	0	0	0	0	27	39	3.18	1.235					

AB	35
R	9
H	12
RBI	9
BB	7
SO	1
LOB	19



AB	34
R	8
H	9
RBI	8
BB	10
SO	3
LOB	21



Batter	1	2	3	4	5	6	7	8	9	AB	R	H	RBI	BB	SO	LOB	TOP			
Eddie Joost, R OBP: 0.404, SLG: 0.373 (1, 6)										5	0	0	0	0	1	1	Philadelphia Athletics @ Cleveland Indians Cleveland Municipal Stadium, Cleveland, OH Tue May 16 1950, 3:33 AM EDT Att: 12,396 - Unknown			
Paul Lehner, L OBP: 0.394, SLG: 0.567 (1, 7)										5	0	1	0	0	0	0				
Elmer Valo, L OBP: 0.410, SLG: 0.373 (1, 9)										3	0	1	0	1	0	2				
Feris Fain, L OBP: 0.398, SLG: 0.477 (1, 3)										3	0	0	0	1	0	2				
Bob Dillinger, R OBP: 0.358, SLG: 0.457 (1, 5)										4	1	1	0	0	0	2				
Sam Chapman, R OBP: 0.323, SLG: 0.337 (1, 8)										3	1	1	1	1	0	3				
Pete Suder, R OBP: 0.312, SLG: 0.400 (1, 4)										4	1	1	2	0	1	1				
Joe Tipton, R OBP: 0.216, SLG: 0.270 (8, PH)										3	0	0	0	0	1	1				
Wally Moses, L OBP: 0.250, SLG: 0.100 (8, PH)										1	0	0	0	0	0	1				
Mike Guerra, R OBP: 0.354, SLG: 0.465 (8, 2)										0	0	0	0	0	0	0				
Alex Kellner, R OBP: 0.316, SLG: 0.278 (1, 1)										1	1	0	0	1	0	0				
Carl Scheib, R OBP: 0.300, SLG: 0.300 (5, 1)										1	0	0	0	0	0	0				
Bob Hooper, R OBP: 0.222, SLG: 0.125 (6, 1)										0	0	0	0	0	0	0				
Ed Klemman, R OBP: 0.381, SLG: 0.371 (7, 1)										0	0	0	0	0	0	0				
Barney McCosky, L OBP: 0.381, SLG: 0.371 (9, PH)										1	0	0	0	1	0	0				
Inning Stats	R: 0 E: 0 K: 0 S: 4	H: 1 LOB: 1 BB: 0 P: 4	R: 0 E: 0 K: 0 S: 3	H: 0 LOB: 1 BB: 1 P: 7	R: 1 E: 1 K: 0 S: 5	H: 1 LOB: 3 BB: 2 P: 13	R: 0 E: 0 K: 1 S: 5	H: 0 LOB: 0 BB: 0 P: 5	R: 0 E: 0 K: 0 S: 3	H: 0 LOB: 1 BB: 1 P: 7	R: 3 E: 0 K: 2 S: 10	H: 3 LOB: 0 BB: 0 P: 10	R: 0 E: 0 K: 0 S: 3	H: 0 LOB: 1 BB: 0 P: 4	R: 0 E: 0 K: 1 S: 5	H: 0 LOB: 0 BB: 0 P: 5		1B: 3 2B: 1 3B: 0 HR: 1	SF: 0 SAC: 0 DP: 0 HBP: 0	WP: 0 PB: 0 SB: 0 CS: 0
PITCHER	IP WLS BF H R ER SO BB IBB HBP BLK WP HR S P ERA WHIP																			
Early Wynn, R ERA: 3.08 (1, 1)	9.0 W 38 5 4 3 4 4 0 0 0 0 1 42 58 3.00 1.000																			

Batter	1	2	3	4	5	6	7	8	9	AB	R	H	RBI	BB	SO	LOB	BOTTOM				
Dale Mitchell, L OBP: 0.386, SLG: 0.441 (1, 7)										6	2	3	3	0	0	2	Philadelphia Athletics @ Cleveland Indians Cleveland Municipal Stadium, Cleveland, OH Tue May 16 1950, 3:33 AM EDT Att: 12,396 - Unknown				
Bob Kennedy, R OBP: 0.317, SLG: 0.342 (1, 9)										5	2	1	0	1	0	3					
Luke Easter, L OBP: 0.432, SLG: 0.443 (1, 3)										3	3	3	1	2	0	0					
Larry Doby, L OBP: 0.493, SLG: 0.638 (1, 8)										5	2	3	6	1	0	3					
Al Rosen, R OBP: 0.398, SLG: 0.667 (1, 5)										5	1	2	2	0	1	3					
Johnny Berardino, R OBP: 0.500, SLG: 0.400 (8, 5)										0	0	0	0	0	0	0					
Joe Gordon, R OBP: 0.274, SLG: 0.338 (1, 4)										5	0	1	0	0	1	4					
Ray Boone, R OBP: 0.455, SLG: 0.393 (1, 6)										5	1	2	1	0	0	1					
Ray Murray, R OBP: 0.364, SLG: 0.476 (1, 2)										5	2	3	0	0	0	1					
Early Wynn, S OBP: 0.500, SLG: 0.500 (1, 1)										5	2	2	1	0	1	3					
Inning Stats	R: 0 E: 0 K: 0 S: 5	H: 2 LOB: 2 BB: 0 P: 5	R: 0 E: 0 K: 1 S: 7	H: 2 LOB: 2 BB: 0 P: 7	R: 0 E: 0 K: 1 S: 6	H: 1 LOB: 1 BB: 1 P: 10	R: 0 E: 0 K: 0 S: 3	H: 0 LOB: 0 BB: 0 P: 3	R: 4 E: 1 K: 0 S: 7	H: 4 LOB: 1 BB: 1 P: 11	R: 3 E: 0 K: 1 S: 9	H: 4 LOB: 1 BB: 0 P: 9	R: 5 E: 0 K: 0 S: 6	H: 3 LOB: 0 BB: 2 P: 14	R: 3 E: 0 K: 0 S: 7	H: 4 LOB: 2 BB: 0 P: 8		1B: 14 2B: 2 3B: 3 HR: 1	SF: 0 SAC: 0 DP: 0 HBP: 1	WP: 2 PB: 1 SB: 1 CS: 0	PA: 49
PITCHER	IP WLS BF H R ER SO BB IBB HBP BLK WP HR S P ERA WHIP																				
Alex Kellner, L ERA: 3.61 (1, 1)	4.1 L 8 5 3 3 0 0 0 0 0 0 0 8 8 27.00 5.000																				
Carl Scheib, R ERA: 5.6 (5, 1)	1.0 8 5 3 3 0 0 0 0 0 0 0 8 8 27.00 5.000																				
Bob Hooper, R ERA: 4.66 (6, 1)	1.1 9 3 5 5 1 2 0 0 0 0 1 9 17 33.75 3.750																				
Ed Klemman, R ERA: 20.25 (7, 1)	1.1 9 4 3 3 0 0 0 1 0 1 0 8 9 20.25 3.000																				

Batter	1	2	3	4	5	6	7	8	9	AB	R	H	RBI	BB	SO	LOB	TOP										
Eddie Joost, R OBP: 0.404, SLG: 0.367 (1, 6)										4	1	1	0	1	1	2	Philadelphia Athletics @ Cleveland Indians Cleveland Municipal Stadium, Cleveland, OH Wed May 17 1950, 3:33 AM EDT Att: 12,471 - Unknown										
Paul Lehner, L OBP: 0.395, SLG: 0.569 (1, 7)										5	0	2	2	0	1	0											
Bob Dillinger, R OBP: 0.350, SLG: 0.443 (1, 5)										5	0	1	1	0	0	4											
Sam Chapman, R OBP: 0.320, SLG: 0.366 (1, 8)										4	1	1	1	0	0	2											
Fernis Fain, L OBP: 0.402, SLG: 0.489 (1, 3)										4	1	2	0	0	1	0											
Elmer Valo, L OBP: 0.414, SLG: 0.371 (1, 9)										3	2	1	0	1	0	1											
Pete Suder, R OBP: 0.296, SLG: 0.378 (1, 4)										4	0	0	1	0	1	3											
Mike Guerra, R OBP: 0.346, SLG: 0.435 (1, 2)										3	1	0	0	1	0	2											
Dick Fowler, R OBP: 0.400, SLG: 0.400 (1, 1)										3	1	2	1	0	0	0											
Bobby Shantz, R OBP: 0.400, SLG: 0.250 (7, 1)										1	0	0	0	0	1	2											
Carl Scheib, R OBP: 0.300, SLG: 0.300 (9, 1)										0	0	0	0	0	0	0											
Inning Stats	R: 0 E: 0 K: 1 S: 5	H: 0 LOB: 0 BB: 0 P: 5	R: 2 E: 1 K: 0 S: 6	H: 2 LOB: 2 BB: 1 P: 10	R: 0 E: 0 K: 0 S: 3	H: 1 LOB: 0 BB: 0 P: 3	R: 0 E: 0 K: 1 S: 5	H: 0 LOB: 0 BB: 0 P: 5	R: 2 E: 0 K: 0 S: 6	H: 3 LOB: 1 BB: 0 P: 6	R: 0 E: 0 K: 0 S: 5	H: 1 LOB: 0 BB: 0 P: 5	R: 0 E: 0 K: 0 S: 3	H: 0 LOB: 0 BB: 0 P: 3	R: 0 E: 0 K: 1 S: 5	H: 0 LOB: 0 BB: 0 P: 5	R: 3 E: 1 K: 1 S: 8	H: 3 LOB: 2 BB: 2 P: 16	1B: 7 2B: 2 3B: 0 HR: 1	SF: 0 SAC: 0 DP: 0 HBP: 0	WP: 0 PB: 0 SB: 2 CS: 1	PA: 39					
PITCHER	IP	WLS	BF	H	R	ER	SO	BB	IBB	HBP	BLK	WP	HR	S	P	ERA	WHIP										
Bob Feller, R ERA: 3.61 (1, 1)	6.0		25	7	4	3	3	1	0	0	0	0	1	30	34	4.50	1.333										
Marino Pieretti, R ERA: (7, 1)	1.0		3	0	0	0	0	0	0	0	0	0	0	3	3	0.00	0.000										
Jesse Flores, R ERA: 3.86 (8, 1)	2.0	L	11	3	3	3	2	1	1	0	0	0	0	13	21	13.50	2.000										

AB 36
R 7
H 10
RBI 6
BB 3
SO 5
LOB 16

A


Batter	1	2	3	4	5	6	7	8	9	AB	R	H	RBI	BB	SO	LOB	BOTTOM										
Dale Mitchell, L OBP: 0.387, SLG: 0.449 (1, 7)										5	0	2	1	0	0	4	Philadelphia Athletics @ Cleveland Indians Cleveland Municipal Stadium, Cleveland, OH Wed May 17 1950, 3:33 AM EDT Att: 12,471 - Unknown										
Bob Kennedy, R OBP: 0.326, SLG: 0.372 (1, 9)										5	1	2	1	0	0	3											
Luke Easter, L OBP: 0.419, SLG: 0.424 (1, 3)										5	0	1	0	0	0	5											
Larry Doby, L OBP: 0.479, SLG: 0.607 (1, 8)										3	0	0	0	1	0	2											
Al Rosen, R OBP: 0.402, SLG: 0.655 (1, 5)										3	0	1	1	1	0	1											
Joe Gordon, R OBP: 0.284, SLG: 0.338 (1, 4)										3	1	1	0	1	0	2											
Ray Boone, R OBP: 0.459, SLG: 0.367 (1, 6)										2	1	0	0	2	0	1											
Ray Murray, R OBP: 0.423, SLG: 0.542 (1, 2)										3	2	2	2	1	0	1											
Bob Feller, R OBP: 0.443, SLG: 0.308 (5, PH) Thurman Tucker, L OBP: 0.333, SLG: 0.143 (7, 1) Marino Pieretti, R OBP: 0.349, SLG: 0.500 (7, PH) Herb Conyers, L OBP: 0.349, SLG: 0.345 (7, PH) Alle Clark, R OBP: 0.417, SLG: 0.271 (8, 1) Bob Lemon, R OBP: 0.417, SLG: 0.271 (8, 1) Jesse Flores, R OBP: 0.417, SLG: 0.271 (8, 1) Bobby Avila, R OBP: 0.417, SLG: 0.271 (8, PH)										1	0	0	0	0	1	0											
Inning Stats	R: 0 E: 0 K: 0 S: 3	H: 1 LOB: 0 BB: 0 P: 3	R: 0 E: 0 K: 0 S: 2	H: 0 LOB: 0 BB: 1 P: 6	R: 0 E: 0 K: 1 S: 4	H: 0 LOB: 0 BB: 1 P: 8	R: 0 E: 0 K: 0 S: 4	H: 1 LOB: 1 BB: 0 P: 4	R: 0 E: 0 K: 0 S: 2	H: 0 LOB: 0 BB: 1 P: 6	R: 1 E: 0 K: 0 S: 4	H: 2 LOB: 1 BB: 1 P: 8	R: 2 E: 0 K: 0 S: 5	H: 3 LOB: 2 BB: 2 P: 13	R: 0 E: 0 K: 0 S: 5	H: 2 LOB: 1 BB: 0 P: 5		R: 1 E: 0 K: 0 S: 5	H: 2 LOB: 2 BB: 1 P: 9	1B: 8 2B: 3 3B: 0 HR: 0	SF: 0 SAC: 0 DP: 5 HBP: 0	WP: 0 PB: 0 SB: 0 CS: 1	PA: 40				
PITCHER	IP	WLS	BF	H	R	ER	SO	BB	IBB	HBP	BLK	WP	HR	S	P	ERA	WHIP										
Dick Fowler, R ERA: 8.59 (1, 1)	6.2		26	6	3	3	1	6	0	0	0	0	0	10	14	10.80	3.600										
Bobby Shantz, L ERA: 4.5 (7, 1)	1.2	W	11	5	2	2	0	1	0	0	0	0	0	10	14	10.80	3.600										
Carl Scheib, R ERA: 5.4 (9, 1)	0.2	S	2	0	0	0	0	0	0	0	0	0	0	2	2	0.00	0.000										

AB 32
R 5
H 11
RBI 5
BB 7
SO 1
LOB 19

C

Batter	1	2	3	4	5	6	7	8	9	AB	R	H	RBI	BB	SO	LOB	TOP				
Eddie Joost, R OBP: 0.408, SLG: 0.358 (1, 6)	4-0 1B FC1-5-2-5 BB		0-3 K			0-0 F8		4-0 BB FC5-2 BB		2	0	0	0	2	1	1	Philadelphia Athletics @ Cleveland Indians Cleveland Municipal Stadium, Cleveland, OH Thu May 18 1950, 3:33 AM EDT Att: 5,251 - Unknown				
Paul Lehner, L OBP: 0.400, SLG: 0.566 (1, 7)	0-0 FC1-5-2-5 1B		0-0 F7			0-0 F8		0-0 BB 1B		4	0	2	1	0	0	1					
Bob Dillinger, R OBP: 0.346, SLG: 0.430 (1, 5)	0-0 L6				0-0 6-3			0-0 BB 1B		3	0	0	1	1	0	2					
Sam Chapman, R OBP: 0.308, SLG: 0.351 (1, 8)	0-0 FC1-5-2-5 1-3 3-H				0-0 F5			0-0 K		4	0	0	0	0	1	5					
Fernis Fain, L OBP: 0.396, SLG: 0.511 (1, 3)		0-0 F9			0-0 HR			0-0 FC5-2		4	1	1	1	0	0	3					
Elmer Valo, L OBP: 0.396, SLG: 0.351 (1, 9)		0-0 F8			0-0 F5			0-0 3-1		4	0	0	0	0	0	0					
Pete Suder, R OBP: 0.306, SLG: 0.377 (1, 4)		0-0 F7				0-0 F7		0-0 FC1-5 1B 1B	4-0 BB	3	0	1	0	1	0	0					
Mike Guerra, R OBP: 0.357, SLG: 0.440 (1, 2)			0-0 SH1-4 1B			0-0 F9		0-0 BB FC1-5 1B 1B	0-0 F5	4	1	2	0	0	0	1					
Lou Brissie, L (1, 1)			0-0 SH1-4			0-0 F6		0-0 FC1-5 1B BB	0-0 L9	3	1	0	0	0	0	3					
Inning Stats	R: 0 E: 0 K: 0 S: 3	H: 1 LOB: 1 BB: 1 P: 7	R: 0 E: 0 K: 0 S: 3	H: 0 LOB: 0 BB: 0 P: 3	R: 0 E: 0 K: 1 S: 6	H: 1 LOB: 1 BB: 0 P: 6	R: 1 E: 0 K: 0 S: 4	H: 1 LOB: 0 BB: 0 P: 4	R: 0 E: 0 K: 0 S: 3	H: 0 LOB: 0 BB: 0 P: 3	R: 0 E: 0 K: 0 S: 3	H: 0 LOB: 0 BB: 0 P: 3	R: 0 E: 0 K: 1 S: 8	H: 3 LOB: 3 BB: 2 P: 16	R: 0 E: 0 K: 0 S: 3	H: 0 LOB: 1 BB: 1 P: 7	1B: 5 2B: 1 3B: 0 HR: 1	SF: 0 SAC: 1 DP: 1 HBP: 0	WP: 0 PB: 0 SB: 0 CS: 0	PA: 36	
PITCHER	IP	WLS	BF	H	R	ER	SO	BB	IBB	HBP	BLK	WP	HR	S	P	ERA	WHIP				
Steve Gromek, R ERA: 6.14 Al Benton, R ERA: 1.35	(1, 1)	7.1	29	6	3	3	1	2	0	0	0	0	1	29	37	3.68	1.091				

AB 31
R 3
H 6
RBI 3
BB 4
SO 2
LOB 16




Batter	1	2	3	4	5	6	7	8	9	AB	R	H	RBI	BB	SO	LOB	BOTTOM					
Dale Mitchell, L OBP: 0.378, SLG: 0.431 (1, 7)	0-0 L7		0-0 4-3			0-0 1-3	0-0 F7		4-0 BB IBB	4	0	0	1	1	0	2	Philadelphia Athletics @ Cleveland Indians Cleveland Municipal Stadium, Cleveland, OH Thu May 18 1950, 3:33 AM EDT Att: 5,251 - Unknown					
Bob Kennedy, R OBP: 0.353, SLG: 0.489 (1, 9)	0-0 3B			0-0 F2		0-0 HR	0-0 F8		4-0 BB	4	1	2	2	1	0	2						
Luke Easter, L OBP: 0.422, SLG: 0.429 (1, 3)	0-3 K			0-0 2B 1B		0-0 F8		0-0 FC3-6 1B		4	0	2	0	0	1	1						
Larry Doby, L OBP: 0.467, SLG: 0.600 (1, 8)	0-0 4-3			0-0 2B		0-0 F9		0-0 FC3-6 1-2		4	0	1	0	0	0	2						
Al Rosen, R OBP: 0.406, SLG: 0.655 (1, 5)		0-0 F6		4-0 G5-4-3 BB			0-0 S 1B 2B	0-3 K		3	1	1	0	1	1	1						
Joe Gordon, R OBP: 0.283, SLG: 0.325 (1, 4)		0-0 L7		0-0 G5-4-3 1-2			4-0 1B S F7 BB	0-0 F7		3	1	0	0	1	0	4						
Ray Boone, R OBP: 0.463, SLG: 0.364 (1, 6)		0-0 6-3			0-0 F6		4-0 F7 1B BB		0-0 SH5-4 1B BB 1B	3	1	1	0	1	0	0						
Ray Murray, R OBP: 0.400, SLG: 0.500 (1, 2)			0-0 F3			0-0 K		0-0 F7		4	0	1	0	0	1	3						
Steve Gromek, S OBP: 0.333, SLG: 0.333 Al Benton, R ERA: 1.35	(1, 1)		0-3 K			0-0 F2		0-0 F7 1B		3	0	1	1	0	1	0						
Inning Stats	R: 0 E: 0 K: 1 S: 6	H: 1 LOB: 1 BB: 0 P: 6	R: 0 E: 0 K: 0 S: 3	H: 0 LOB: 0 BB: 0 P: 3	R: 0 E: 0 K: 1 S: 5	H: 0 LOB: 0 BB: 0 P: 5	R: 0 E: 0 K: 0 S: 4	H: 2 LOB: 2 BB: 1 P: 8	R: 0 E: 0 K: 1 S: 5	H: 0 LOB: 0 BB: 0 P: 5	R: 1 E: 0 K: 0 S: 4	H: 1 LOB: 0 BB: 0 P: 4	R: 2 E: 0 K: 0 S: 5	H: 2 LOB: 2 BB: 2 P: 13	R: 0 E: 0 K: 1 S: 6	H: 1 LOB: 1 BB: 0 P: 6	R: 1 E: 0 K: 0 S: 3	H: 2 LOB: 3 BB: 2 P: 11	1B: 5 2B: 2 3B: 1 HR: 1	SF: 0 SAC: 1 DP: 1 HBP: 0	WP: 0 PB: 0 SB: 2 CS: 0	PA: 38
PITCHER	IP	WLS	BF	H	R	ER	SO	BB	IBB	HBP	BLK	WP	HR	S	P	ERA	WHIP					
Lou Brissie, L ERA: 5.02	(1, 1)	8.1	38	9	4	4	4	4	1	0	0	0	1	41	61	4.32	1.560					

AB 32
R 4
H 9
RBI 4
BB 5
SO 4
LOB 15



Batter	1	2	3	4	5	6	7	8	9	AB	R	H	RBI	BB	SO	LOB	TOP																
Eddie Joost, R OBP: 0.407, SLG: 0.395 (1, 6)										5	1	2	1	0	0	1	Philadelphia Athletics @ Detroit Tigers Briggs Stadium, Detroit, MI Fri May 19 1950, 4:33 AM EDT Att: 3,855 - Unknown																
Barney McCosky, L OBP: 0.382, SLG: 0.375 (1, 7)										5	1	1	0	0	0	2																	
Bob Dillinger, R OBP: 0.339, SLG: 0.419 (1, 5)										5	1	1	0	0	0	2																	
Paul Lehner, L OBP: 0.412, SLG: 0.580 (1, 8)										5	1	3	1	0	0	1																	
Fernis Fain, L OBP: 0.397, SLG: 0.505 (1, 3)										5	2	2	1	0	0	2																	
Wally Moses, L OBP: 0.294, SLG: 0.143 (1, 9)										4	1	1	0	1	0	4																	
Pete Suder, R OBP: 0.322, SLG: 0.390 (1, 4)										5	1	3	3	0	0	2																	
Joe Astroth, R OBP: 0.400, SLG: 0.600 (1, 2)										5	0	2	1	0	1	4																	
Hank Wyse, R OBP: 0.182, SLG: 0.182 (1, 1)										2	0	0	0	0	0	1																	
Carl Scheib, R OBP: 0.300, SLG: 0.300 (5, 1)										0	0	0	0	0	0	0																	
Harry Byrd, R OBP: 0.391, SLG: 0.347 (8, PH)										1	0	0	0	0	0	1																	
Ed Kileman, R OBP: 0.391, SLG: 0.347 (8, 1)										0	0	0	0	0	0	0																	
Inning Stats	R: 0 E: 0 K: 0 S: 4	H: 1 LOB: 1 BB: 0 P: 4	R: 1 E: 0 K: 0 S: 4	H: 1 LOB: 1 BB: 1 P: 8	R: 3 E: 1 K: 1 S: 10	H: 4 LOB: 2 BB: 0 P: 10	R: 0 E: 0 K: 0 S: 3	H: 0 LOB: 0 BB: 0 P: 3	R: 1 E: 1 K: 0 S: 5	H: 2 LOB: 1 BB: 0 P: 5	R: 1 E: 0 K: 0 S: 4	H: 1 LOB: 1 BB: 0 P: 4	R: 0 E: 1 K: 0 S: 4	H: 1 LOB: 1 BB: 0 P: 4	R: 1 E: 0 K: 0 S: 5	H: 2 LOB: 2 BB: 0 P: 5	R: 1 E: 0 K: 0 S: 6	H: 3 LOB: 2 BB: 0 P: 6	1B: 11 2B: 3 3B: 0 HR: 1	SF: 0 SAC: 0 DP: 0 HBP: 0	WP: 1 PA: 44 PB: 1 SB: 0 CS: 0												
PITCHER	IP WLS BF H R ER SO BB IBB HBP BLK WP HR S P ERA WHIP																																
Virgil Trucks, R ERA: 3.54 (1, 1)	2.2	13	4	3	2	0	1	0	0	0	0	0	12	16	6.75	1.875																	
Fred Hutchinson, R ERA: 5.85 (3, 1)	6.1	W	31	11	5	4	1	0	0	0	0	1	1	33	33	5.68	1.737																


AB 43
R 8
H 15
RBI 7
BB 1
SO 1
LOB 20





Batter	1	2	3	4	5	6	7	8	9	AB	R	H	RBI	BB	SO	LOB	BOTTOM																
Johnny Lipon, R OBP: 0.393, SLG: 0.352 (1, 6)										5	1	2	2	0	0	1	Philadelphia Athletics @ Detroit Tigers Briggs Stadium, Detroit, MI Fri May 19 1950, 4:33 AM EDT Att: 3,855 - Unknown																
Jerry Priddy, R OBP: 0.336, SLG: 0.320 (1, 4)										5	2	2	0	0	0	1																	
George Kell, R OBP: 0.398, SLG: 0.444 (1, 5)										4	2	3	3	1	1	1																	
Vic Wertz, L OBP: 0.381, SLG: 0.551 (1, 9)										5	2	3	2	0	0	3																	
Hoot Evers, R OBP: 0.408, SLG: 0.603 (1, 7)										4	1	1	2	0	0	3																	
Johnny Groth, R OBP: 0.375, SLG: 0.478 (1, 8)										4	2	1	1	1	0	2																	
Joe Ginsberg, L OBP: 0.303, SLG: 0.214 (1, 2)										5	0	1	1	0	0	2																	
Dick Kryhoski, L OBP: 0.270, SLG: 0.404 (1, 3)										5	2	2	1	0	0	1																	
Virgil Trucks, R OBP: 0.150, SLG: 0.200 (1, 1)										1	1	1	0	0	0	0																	
Fred Hutchinson, L OBP: 0.476, SLG: 0.471 (3, 1)										4	1	2	2	0	0	1																	
Inning Stats	R: 0 E: 0 K: 1 S: 7	H: 2 LOB: 2 BB: 0 P: 7	R: 2 E: 0 K: 0 S: 6	H: 3 LOB: 1 BB: 0 P: 6	R: 0 E: 0 K: 0 S: 3	H: 0 LOB: 1 BB: 1 P: 7	R: 0 E: 0 K: 0 S: 4	H: 1 LOB: 1 BB: 0 P: 4	R: 10 E: 3 K: 0 S: 12	H: 8 LOB: 1 BB: 1 P: 17	R: 2 E: 0 K: 0 S: 6	H: 3 LOB: 2 BB: 0 P: 7	R: 0 E: 0 K: 0 S: 4	H: 1 LOB: 1 BB: 0 P: 4	R: 0 E: 0 K: 0 S: 3	H: 0 LOB: 0 BB: 0 P: 3	1B: 9 2B: 7 3B: 1 HR: 1	SF: 0 SAC: 1 DP: 0 HBP: 2	WP: 1 PA: 47 PB: 1 SB: 0 CS: 0														
PITCHER	IP WLS BF H R ER SO BB IBB HBP BLK WP HR S P ERA WHIP																																
Hank Wyse, R ERA: 8.78 (1, 1)	4.0	L	23	9	6	6	1	1	0	1	0	0	7	28	13.50	2.500																	
Carl Scheib, R ERA: 6.63 (5, 1)	0.2		8	4	4	3	0	1	0	0	0	1	0	7	11	40.50	7.500																
Harry Byrd, R ERA: 23.14 (5, 1)	2.1		13	5	4	2	0	0	0	1	0	0	0	12	13	7.71	2.143																
Ed Kileman, R ERA: 11.57 (8, 1)	1.0		3	0	0	0	0	0	0	0	0	0	0	3	3	0.00	0.000																


AB 42
R 14
H 18
RBI 14
BB 2
SO 1
LOB 15



Batter	1	2	3	4	5	6	7	8	9	AB	R	H	RBI	BB	SO	LOB	TOP																		
Eddie Joost, R (1, 6) OBP: 0.402, SLG: 0.389											0	0	0	0	0	0	0	Philadelphia Athletics @ St. Louis Browns Sportsman's Park, St. Louis, MO Sun May 21 1950, 4:33 AM EDT Unknown livebaseballscorecards.com																	
Barney McCosky, L (1, 7) OBP: 0.360, SLG: 0.372											0	0	0	0	0	0	0																		
Bob Dillinger, R (1, 5) OBP: 0.327, SLG: 0.404											0	0	0	0	0	0	0																		
Paul Lehner, L (1, 8) OBP: 0.427, SLG: 0.588											0	0	0	0	0	0	0																		
Ferris Fain, L (1, 3) OBP: 0.392, SLG: 0.490											0	0	0	0	0	0	0																		
Elmer Valo, L (1, 9) OBP: 0.398, SLG: 0.347											0	0	0	0	0	0	0																		
Pete Suder, R (1, 4) OBP: 0.319, SLG: 0.395											0	0	0	0	0	0	0																		
Mike Guerra, R (1, 2) OBP: 0.351, SLG: 0.431											0	0	0	0	0	0	0																		
Alex Kellner, R (1, 1) OBP: 0.316, SLG: 0.278											0	0	0	0	0	0	0																		
Inning Stats											1B: 0	SF: 0	WP: 0	PA: 0	2B: 0	SAC: 0	FB: 0		3B: 0	DP: 0	SB: 0	CS: 0	HR: 0	HBP: 0											
PITCHER Cliff Fannin, R (1, 1) ERA: 6.06	IP	WLS	BF	H	R	ER	SO	BB	IBB	HBP	BLK	WP	HR	S	P	ERA	WHIP																		
																		PITCHER	IP	WLS	BF	H	R	ER	SO	BB	IBB	HBP	BLK	WP	HR	S	P	ERA	WHIP

Batter	1	2	3	4	5	6	7	8	9	AB	R	H	RBI	BB	SO	LOB	BOTTOM																		
Billy DeMars, R (1, 6) OBP: 0.372, SLG: 0.328											0	0	0	0	0	0	0	Philadelphia Athletics @ St. Louis Browns Sportsman's Park, St. Louis, MO Sun May 21 1950, 4:33 AM EDT Unknown livebaseballscorecards.com																	
Dick Kokos, L (1, 9) OBP: 0.360, SLG: 0.351											0	0	0	0	0	0	0																		
Sherm Lollar, R (1, 2) OBP: 0.392, SLG: 0.642											0	0	0	0	0	0	0																		
Roy Sievers, R (1, 8) OBP: 0.275, SLG: 0.203											0	0	0	0	0	0	0																		
Don Lenhardt, R (1, 7) OBP: 0.315, SLG: 0.468											0	0	0	0	0	0	0																		
Leo Thomas, R (1, 5) OBP: 0.388, SLG: 0.298											0	0	0	0	0	0	0																		
Owen Friend, R (1, 4) OBP: 0.343, SLG: 0.259											0	0	0	0	0	0	0																		
Hank Arft, L (1, 3) OBP: 0.333, SLG: 0.327											0	0	0	0	0	0	0																		
Cliff Fannin, L (1, 1) OBP: 0.167, SLG: 0.333											0	0	0	0	0	0	0																		
Inning Stats											1B: 0	SF: 0	WP: 0	PA: 0	2B: 0	SAC: 0	FB: 0		3B: 0	DP: 0	SB: 0	CS: 0	HR: 0	HBP: 0											
PITCHER Alex Kellner, L (1, 1) ERA: 3.61	IP	WLS	BF	H	R	ER	SO	BB	IBB	HBP	BLK	WP	HR	S	P	ERA	WHIP																		
																		PITCHER	IP	WLS	BF	H	R	ER	SO	BB	IBB	HBP	BLK	WP	HR	S	P	ERA	WHIP

Batter	1	2	3	4	5	6	7	8	9	AB	R	H	RBI	BB	SO	LOB	TOP	
Eddie Joost, R (1, 6) OBP: 0.410, SLG: 0.426										0	0	0	0	0	0	0	Philadelphia Athletics @ St. Louis Browns Sportsman's Park, St. Louis, MO Sun May 21 1950, 4:38 AM EDT Att: 7,421 - Unknown livebaseballscorecards.com	
Barney McCosky, L (1, 7) OBP: 0.345, SLG: 0.354										0	0	0	0	0	0	0		
Bob Dillinger, R (1, 5) OBP: 0.339, SLG: 0.447										0	0	0	0	0	0	0		
Paul Lehner, L (1, 8) OBP: 0.426, SLG: 0.578										0	0	0	0	0	0	0		
Pete Suder, R (1, 4) OBP: 0.316, SLG: 0.422										0	0	0	0	0	0	0		
Elmer Valo, L (1, 9) OBP: 0.392, SLG: 0.342										0	0	0	0	0	0	0		
Ferris Fain, L (1, 3) OBP: 0.379, SLG: 0.472										0	0	0	0	0	0	0		
Joe Tipton, R (1, 2) OBP: 0.216, SLG: 0.270										0	0	0	0	0	0	0		
Bob Hooper, R (1, 1) OBP: 0.222, SLG: 0.125										0	0	0	0	0	0	0		
Inning Stats																		WP: 0 PA: 0 FB: 0 SB: 0 CS: 0
PITCHER Joe Ostrowski, L (1, 1) ERA: 1.95	IP	WLS	BF	H	R	ER	SO	BB	IBB	HBP	BLK	WP	HR	S	P	ERA	WHIP	PITCHER IP WLS BF H R ER SO BB IBB HBP BLK WP HR S P ERA WHIP

Batter	1	2	3	4	5	6	7	8	9	AB	R	H	RBI	BB	SO	LOB	BOTTOM	
Billy DeMars, R (1, 6) OBP: 0.361, SLG: 0.310										0	0	0	0	0	0	0	Philadelphia Athletics @ St. Louis Browns Sportsman's Park, St. Louis, MO Sun May 21 1950, 4:38 AM EDT Att: 7,421 - Unknown livebaseballscorecards.com	
Dick Kokos, L (1, 7) OBP: 0.375, SLG: 0.377										0	0	0	0	0	0	0		
Leo Thomas, R (1, 5) OBP: 0.377, SLG: 0.333										0	0	0	0	0	0	0		
Roy Sievers, R (1, 8) OBP: 0.284, SLG: 0.194										0	0	0	0	0	0	0		
Ray Coleman, L (1, 9) OBP: 0.167, SLG: 0.314										0	0	0	0	0	0	0		
Les Moss, R (1, 2) OBP: 0.333, SLG: 0.200										0	0	0	0	0	0	0		
Hank Arft, L (1, 3) OBP: 0.359, SLG: 0.370										0	0	0	0	0	0	0		
Owen Friend, R (1, 4) OBP: 0.338, SLG: 0.290										0	0	0	0	0	0	0		
Joe Ostrowski, L (1, 1) OBP: 0.167, SLG: 0.182										0	0	0	0	0	0	0		
Inning Stats																		WP: 0 PA: 0 FB: 0 SB: 0 CS: 0
PITCHER Bob Hooper, R (1, 1) ERA: 4.66	IP	WLS	BF	H	R	ER	SO	BB	IBB	HBP	BLK	WP	HR	S	P	ERA	WHIP	PITCHER IP WLS BF H R ER SO BB IBB HBP BLK WP HR S P ERA WHIP

Batter	1	2	3	4	5	6	7	8	9	AB	R	H	RBI	BB	SO	LOB	TOP																				
Eddie Joost, R (1, 6) OBP: 0.409, SLG: 0.406 Sam Chapman, R (9, FR) OBP: 0.306, SLG: 0.347	5-3		F3				K		WP 1B HBP	3	0	0	0	1	1	0																					
Barney McCosky, L (1, 7) OBP: 0.350, SLG: 0.346	F8		F7				BB		WP 1B	4	0	1	0	1	0	2																					
Bob Dillinger, R (1, 5) OBP: 0.336, SLG: 0.426	E6			BB 1B	F7		BB		F9	4	0	1	1	1	0	4																					
Paul Lehner, L (1, 8) OBP: 0.413, SLG: 0.560	F6			F4	4-3		4-3		F7	5	0	0	0	0	0	8																					
Elmer Valo, L (1, 9) OBP: 0.396, SLG: 0.372		G3		BB 1-2	F4				3-1	3	0	0	0	1	0	0																					
Ferns Fain, L (1, 3) OBP: 0.391, SLG: 0.469		BB		F8			BB			2	0	1	0	2	0	2																					
Pete Suder, R (1, 4) OBP: 0.302, SLG: 0.398		F8		K			F9		F8	4	0	0	0	0	1	5																					
Joe Tipton, R (1, 2) OBP: 0.225, SLG: 0.256 Mike Guerra, R (4, 2) OBP: 0.326, SLG: 0.397		F7					F8		F7	1	0	0	0	0	0	1																					
Carl Scheib, R (1, 1) OBP: 0.250, SLG: 0.250 Wally Moses, L (7, PH) OBP: 0.309, SLG: 0.348 Alex Kellner, R (7, 1) OBP: 0.333, SLG: 0.350 Kermit Wahl, R (9, PH) OBP: 0.294, SLG: 0.250			K		FC1-6 E BB F7		G3		F8	2	1	0	0	0	1	1																					
Inning Stats	R: 0 E: 1 K: 0 S: 4	H: 0 LOB: 1 BB: 0 P: 4	R: 0 E: 0 K: 0 S: 3	H: 0 LOB: 1 BB: 1 P: 7	R: 0 E: 0 K: 1 S: 5	H: 0 LOB: 0 BB: 0 P: 5	R: 0 E: 0 K: 1 S: 6	H: 1 LOB: 2 BB: 1 P: 10	R: 1 E: 1 K: 0 S: 5	H: 1 LOB: 2 BB: 1 P: 9	R: 0 E: 0 K: 0 S: 3	H: 0 LOB: 1 BB: 1 P: 7	R: 0 E: 0 K: 1 S: 5	H: 0 LOB: 2 BB: 2 P: 13	R: 0 E: 0 K: 0 S: 4	H: 1 LOB: 1 BB: 0 P: 4	R: 0 E: 0 K: 0 S: 4	H: 1 LOB: 3 BB: 0 P: 5	1B: 4 2B: 0 3B: 0 HR: 0	SF: 0 SAC: 0 DP: 0 HBP: 1	WP: 1 PB: 0 SB: 0 CS: 0	PA: 40															
PITCHER	IP	WLS	BF	H	R	ER	SO	BB	IBB	HBP	BLK	WP	HR	S	P	ERA	WHIP	PITCHER	IP	WLS	BF	H	R	ER	SO	BB	IBB	HBP	BLK	WP	HR	S	P	ERA	WHIP		
Ai Widmar, R (1, 1) ERA: 5.03	9.0	W	40	4	1	0	3	6	0	1	0	1	0	39	64	0.00	1.111																				

Philadelphia Athletics @ St. Louis Browns
Sportsman's Park, St. Louis, MO
Tue May 23 1950, 4:33 AM EDT
Att: 3,692 - Unknown

AB 33
R 1
H 4
RBI 1
BB 6
SO 3
LOB 25

A

Batter	1	2	3	4	5	6	7	8	9	AB	R	H	RBI	BB	SO	LOB	BOTTOM																				
Billy DeMars, R (1, 6) OBP: 0.348, SLG: 0.282	B1 BB		G4-6-3 BB		4-3		F5	9-3		3	0	0	0	2	0	1																					
Ray Coleman, L (1, 9) OBP: 0.159, SLG: 0.349	B1		G4-6-3 1-2			HR	K			4	1	1	1	0	1	2																					
Sherm Lollar, R (1, 2) OBP: 0.398, SLG: 0.653	F8		BB		F8		1B			3	0	1	0	1	0	1																					
Dick Kokos, L (1, 7) OBP: 0.386, SLG: 0.382	G3		K			2B 1B	1B			4	1	2	0	0	1	2																					
Leo Thomas, R (1, 5) OBP: 0.353, SLG: 0.328		F7		6-3		F9 2B	F9			4	1	1	1	0	0	2																					
Hank Arft, L (1, 3) OBP: 0.394, SLG: 0.441		5-3 HR 2B		F6		1B BB		E4 HR		3	2	1	0	1	0	0																					
Roy Stevers, R (1, 8) OBP: 0.268, SLG: 0.186		5-3 2-3		1B		F9		F7		4	0	1	1	0	0	3																					
Owen Friend, R (1, 4) OBP: 0.350, SLG: 0.397		HR		F9		G6-4-3 1B		HR		4	2	3	4	0	0	1																					
Ai Widmar, R (1, 1) OBP: 0.143, SLG: 0.143	K			4-3		G6-4-3		E6		4	0	0	0	0	1	2																					
Inning Stats	R: 0 E: 0 K: 0 S: 3	H: 0 LOB: 1 BB: 1 P: 7	R: 2 E: 0 K: 1 S: 7	H: 2 LOB: 0 BB: 0 P: 7	R: 0 E: 0 K: 1 S: 4	H: 0 LOB: 1 BB: 2 P: 12	R: 0 E: 0 K: 0 S: 4	H: 1 LOB: 0 BB: 0 P: 4	R: 1 E: 0 K: 0 S: 4	H: 1 LOB: 0 BB: 0 P: 4	R: 2 E: 0 K: 0 S: 5	H: 3 LOB: 1 BB: 1 P: 9	R: 0 E: 0 K: 1 S: 7	H: 2 LOB: 2 BB: 0 P: 7	R: 2 E: 2 K: 0 S: 5	H: 1 LOB: 0 BB: 0 P: 5	1B: 5 2B: 3 3B: 0 HR: 3	SF: 0 SAC: 0 DP: 3 HBP: 0	WP: 0 PB: 0 SB: 0 CS: 0	PA: 37																	
PITCHER	IP	WLS	BF	H	R	ER	SO	BB	IBB	HBP	BLK	WP	HR	S	P	ERA	WHIP	PITCHER	IP	WLS	BF	H	R	ER	SO	BB	IBB	HBP	BLK	WP	HR	S	P	ERA	WHIP		
Carl Scheib, R (1, 1) ERA: 6.84 Alex Kellner, L (7, 1) ERA: 4.72	6.0	L	27	7	5	5	2	4	0	0	0	0	2	27	43	7.50	1.833																				

Philadelphia Athletics @ St. Louis Browns
Sportsman's Park, St. Louis, MO
Tue May 23 1950, 4:33 AM EDT
Att: 3,692 - Unknown


AB 33
R 7
H 10
RBI 7
BB 4
SO 3
LOB 14



Batter	1	2	3	4	5	6	7	8	9	AB	R	H	RBI	BB	SO	LOB	TOP										
Eddie Joost, R OBP: 0.424, SLG: 0.408 (1, 6)	4-0 FC3-6 BB	4-0 1-2 BB			0-0 F7	0-0 2H 1B			4-0 BB	2	0	1	1	3	0	0	Philadelphia Athletics @ Chicago White Sox Comiskey Park, Chicago, IL Wed May 24 1950, 4:33 AM EDT Att: 2,875 - Unknown										
Barney McCosky, L OBP: 0.338, SLG: 0.333 (1, 7)	0-0 FC3-6 1-2	0-0 F7			0-0 G6-4-3 1B	0-0 F8			0-0 F8	5	0	1	0	0	0	5											
Bob Dillinger, R OBP: 0.323, SLG: 0.409 (1, 5)	0-0 F8			0-0 6-3	0-0 G6-4-3 1-2			0-0 F9	0-0 F8	5	0	0	0	0	0	3											
Paul Lehner, L OBP: 0.413, SLG: 0.552 (1, 8)	0-3 K			0-0 1B		0-0 2B 3B 1B		0-0 F7	0-0 F4	5	1	2	0	0	1	2											
Elmer Valo, L OBP: 0.400, SLG: 0.382 (1, 9)		4-0 G3 2B BB			0-0 F9	0-0 1-3 3B 2B		0-0 7-3		3	2	1	0	1	0	1											
Ferns Fain, L OBP: 0.394, SLG: 0.483 (1, 3)		0-0 G3 1-2			0-0 F7	0-0 F9 2H 3H 3B		4-0 E WP BB		3	2	1	2	1	0	2											
Pete Suder, R OBP: 0.300, SLG: 0.402 (1, 4)		0-0 1B 2B 2H		0-3 K		0-0 F9 3H		0-0 5-3 1-H		4	1	1	2	0	1	0											
Mike Guerra, R OBP: 0.338, SLG: 0.403 (1, 2)		0-0 F7		0-0 G5-4-3 1B		0-0 1-3 1B 1B		0-3 K		4	1	2	0	0	1	1											
Dick Fowler, R OBP: 0.375, SLG: 0.375 (1, 1)				0-0 G5-4-3		0-0 1-3		0-0 F7		3	0	1	1	0	0	2											
Hank Wyse, R OBP: 0.162, SLG: 0.162 (6, 1)				0-0 G5-4-3		0-0 1-3				0	0	0	0	0	0	0											
Bob Hooper, R OBP: 0.154, SLG: 0.083 (6, 1)		0-0 BB 1B 2H		0-0 1-2		0-0 1-2				1	0	0	0	0	0	0											
Inning Stats	R: 0 E: 0 K: 1 S: 5	H: 0 LOB: 1 BB: 1 P: 9	R: 2 E: 0 K: 0 S: 5	H: 2 LOB: 2 BB: 2 P: 13	R: 0 E: 0 K: 0 S: 4	H: 1 LOB: 1 BB: 0 P: 4	R: 0 E: 0 K: 1 S: 5	H: 1 LOB: 0 BB: 0 P: 5	R: 0 E: 0 K: 0 S: 3	H: 1 LOB: 0 BB: 0 P: 3	R: 4 E: 0 K: 0 S: 8	H: 5 LOB: 1 BB: 0 P: 8	R: 0 E: 0 K: 0 S: 3	H: 0 LOB: 0 BB: 0 P: 3	R: 1 E: 1 K: 1 S: 5	H: 0 LOB: 0 BB: 1 P: 9	R: 0 E: 0 K: 0 S: 3	H: 0 LOB: 1 BB: 1 P: 7	1B: 7 2B: 2 3B: 1 HR: 0	SF: 0 SAC: 0 DP: 2 HBP: 0	WP: 1 PB: 0 SB: 0 CS: 0	PA: 40					
PITCHER	IP	WLS	BF	H	R	ER	SO	BB	IBB	HBP	BLK	WP	HR	S	P	ERA	WHIP										
Mickey Haefler, L ERA: 5.17 (1, 1)	5.0		24	8	5	5	2	3	0	0	0	0	0	25	37	9.00	2.200										
Randy Gumpert, R ERA: 6.23 (6, 1)	1.0		5	2	1	1	0	0	0	0	0	0	0	5	5	9.00	2.000										
Jack Bruner, L ERA: 1.04 (7, 1)	1.0		4	0	1	0	0	1	0	0	0	0	0	3	7	0.00	1.000										
Luis Aloma, R ERA: 5.79 (8, 1)	1.0	W	3	0	0	0	1	0	0	0	0	1	0	5	5	0.00	0.000										
Billy Pierce, L ERA: 4.22 (9, 1)	1.0	S	4	0	0	0	0	1	0	0	0	0	0	3	7	0.00	1.000										

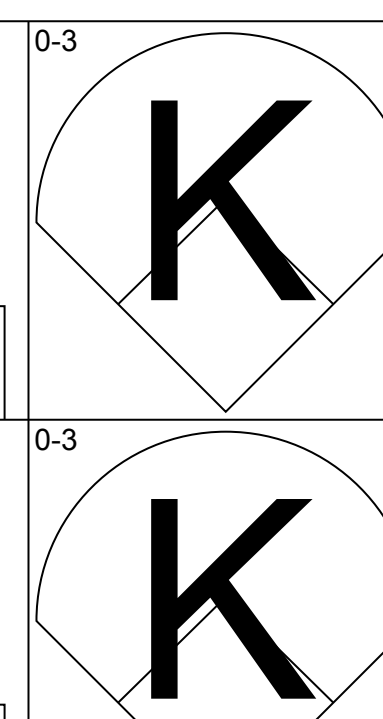
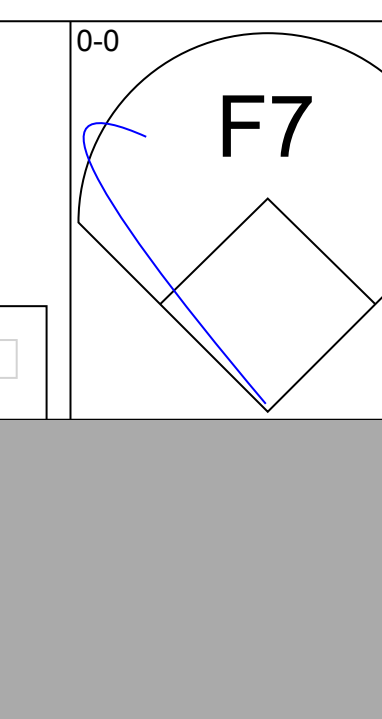
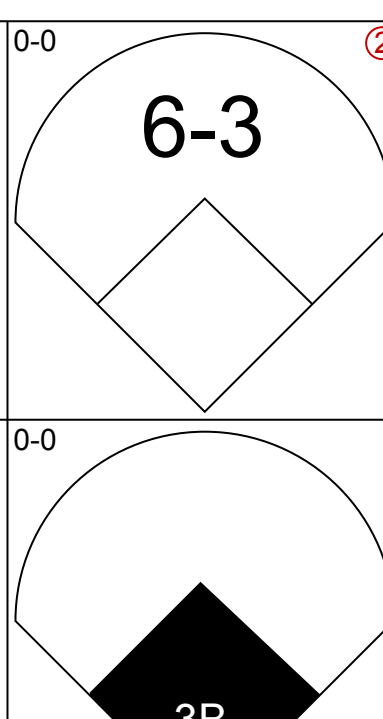
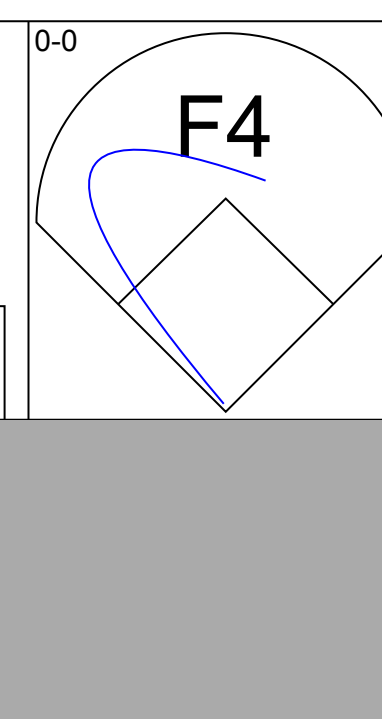
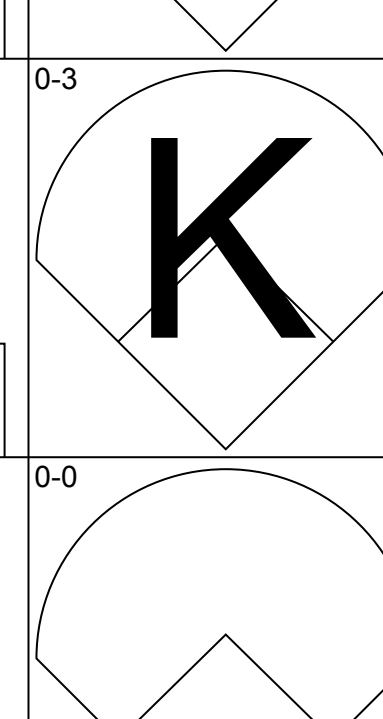
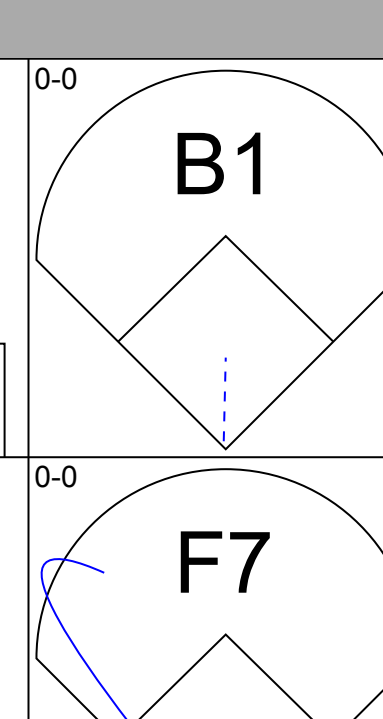
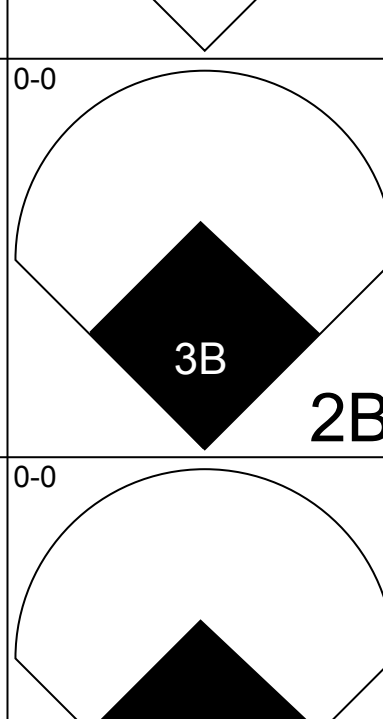
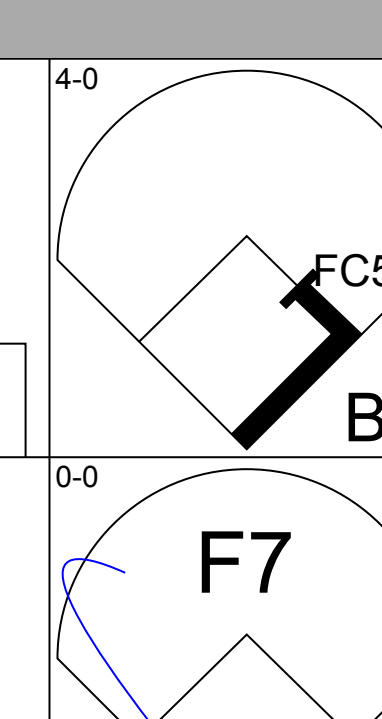
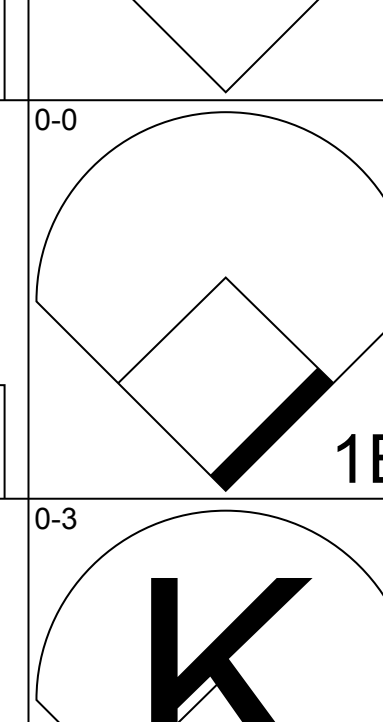
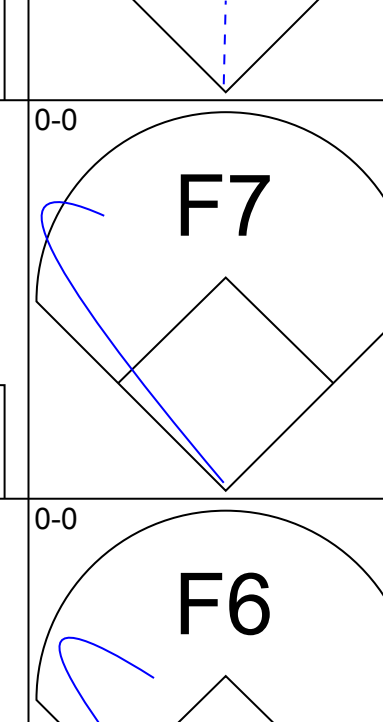
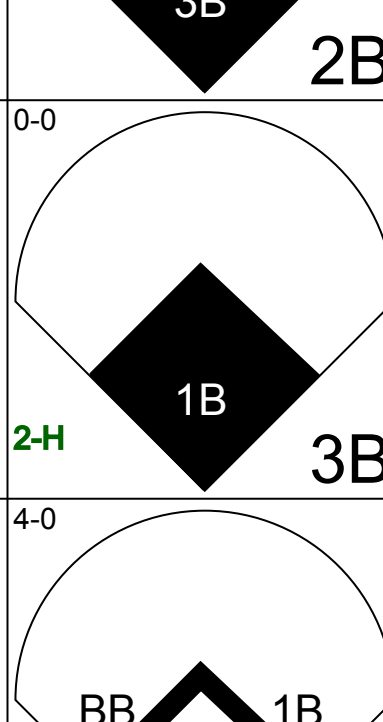
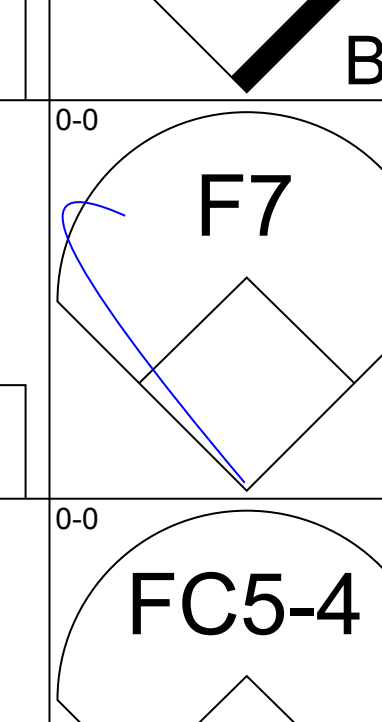
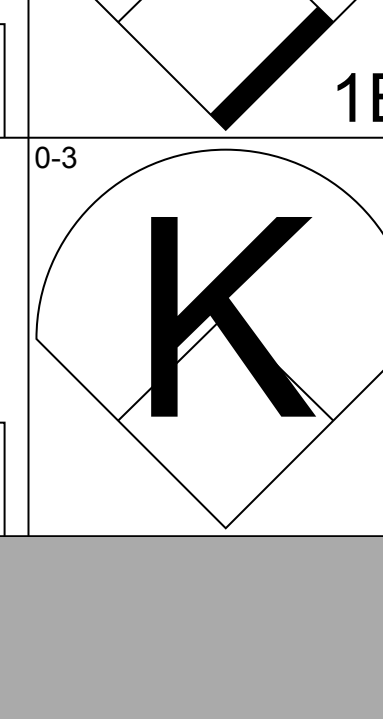
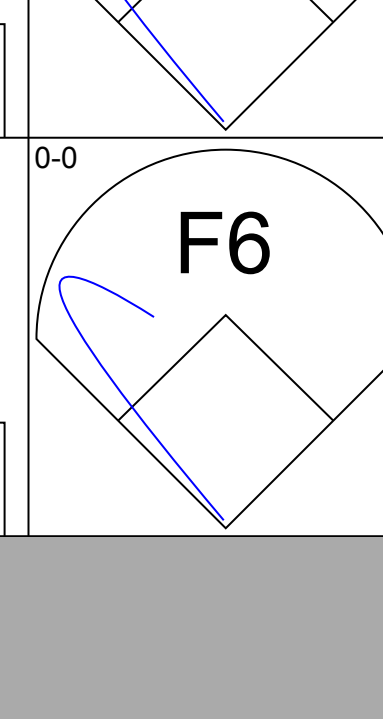
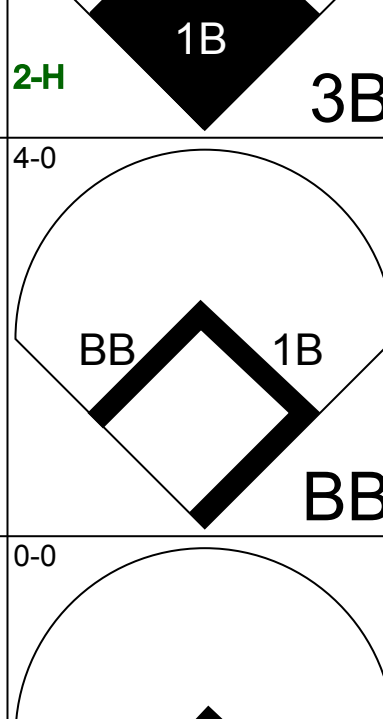
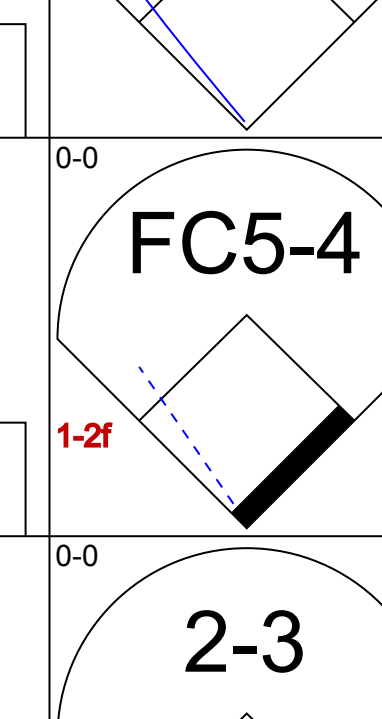
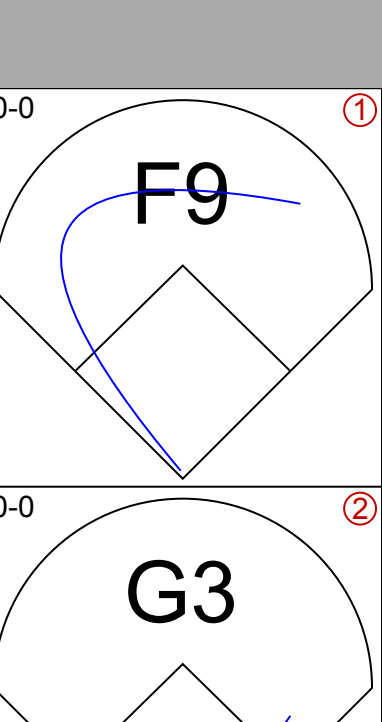
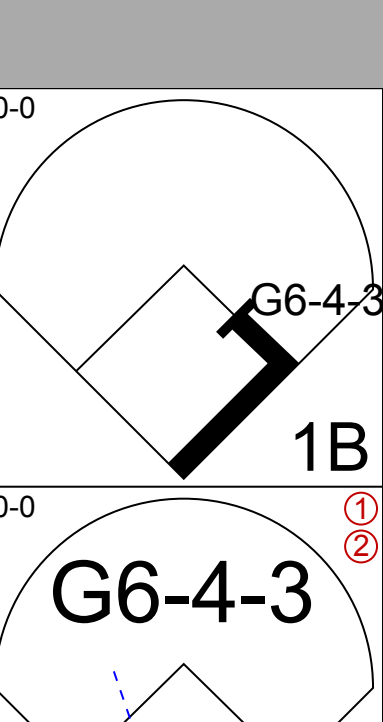
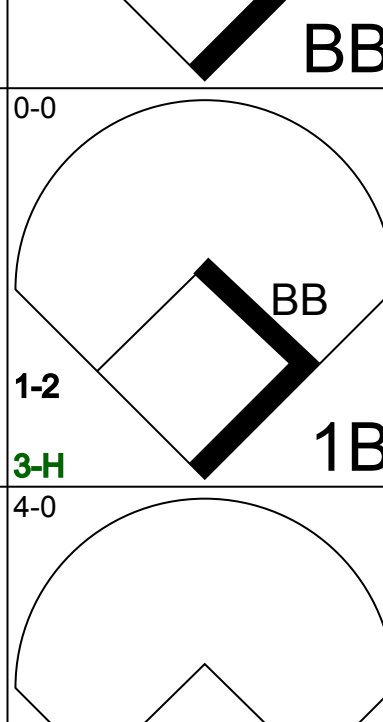
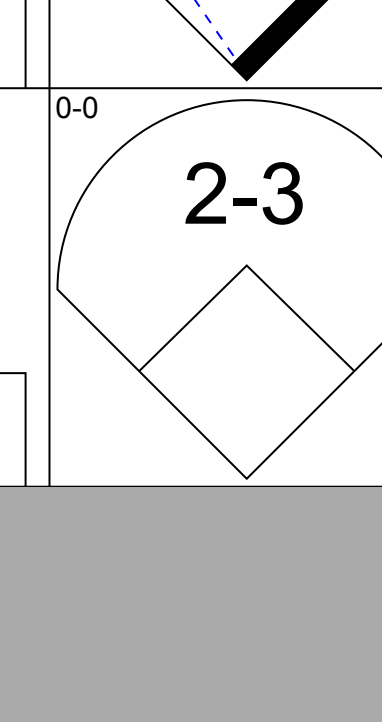
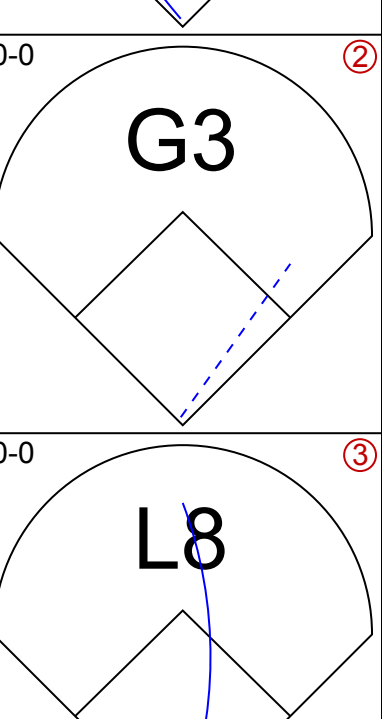
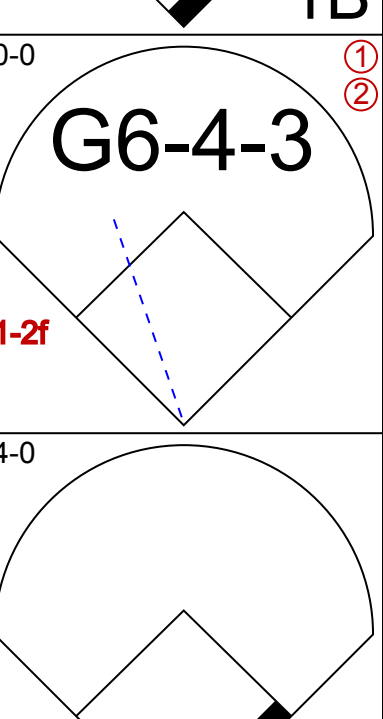
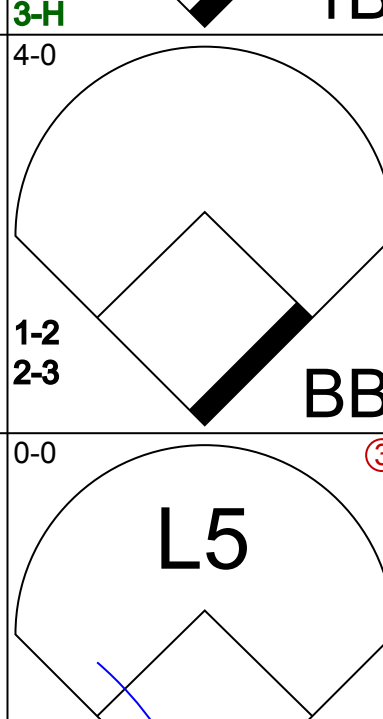
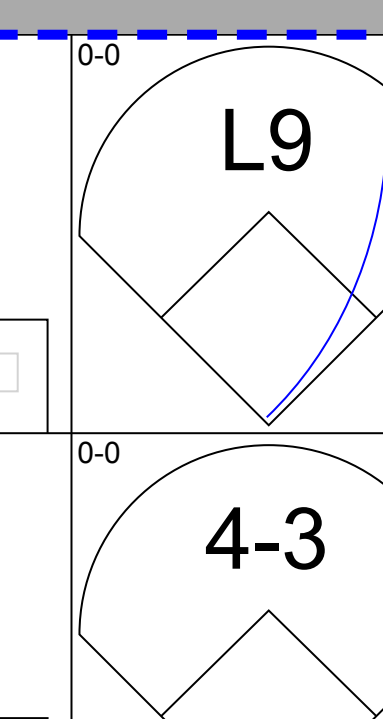
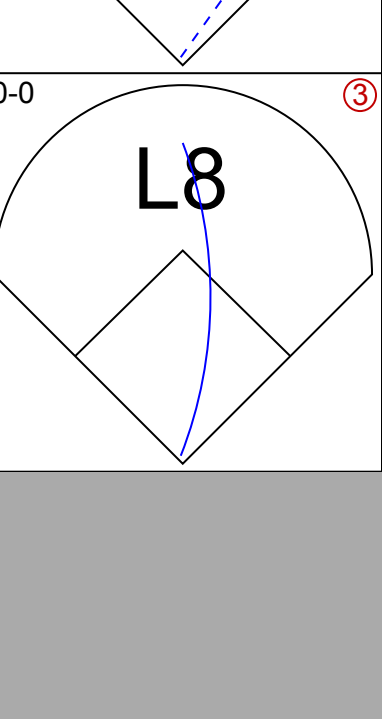
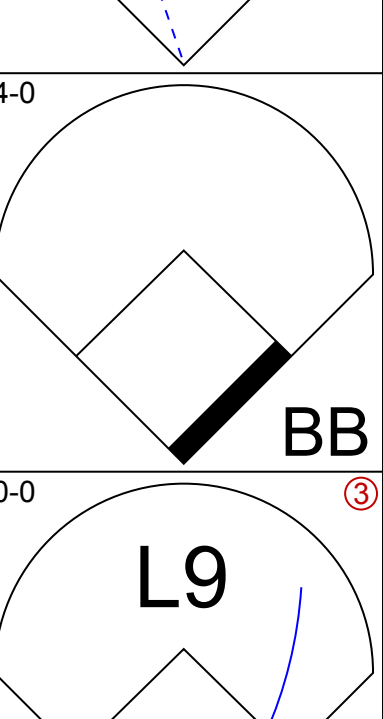
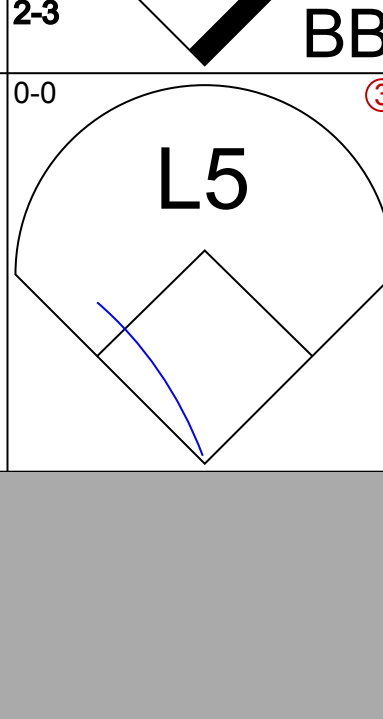
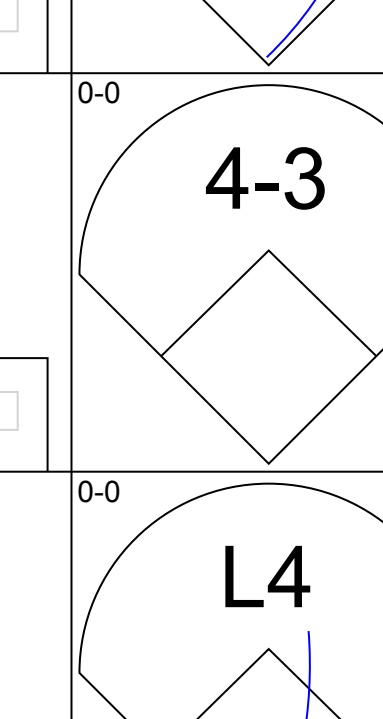
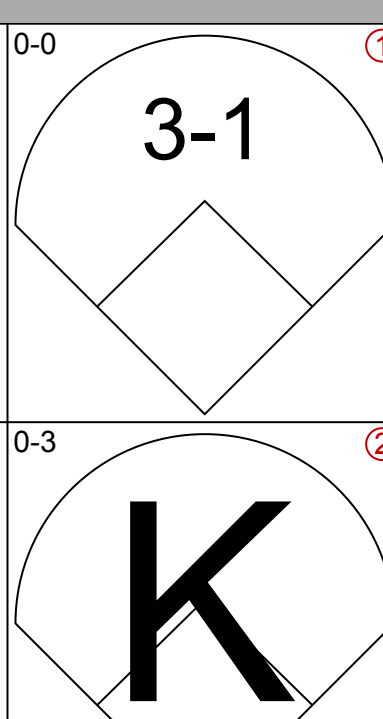
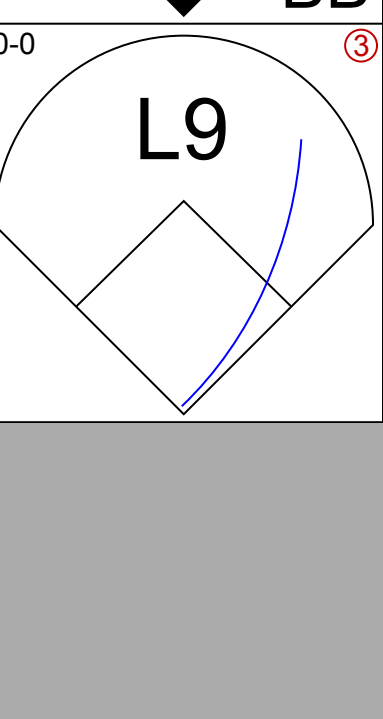
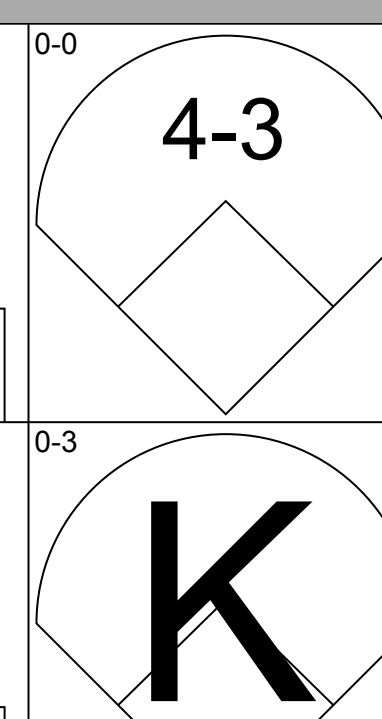
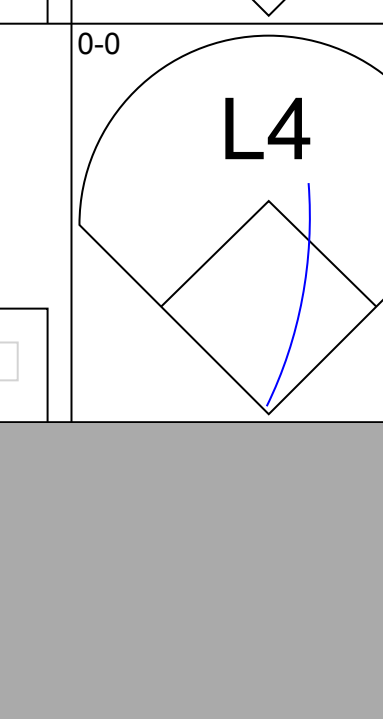
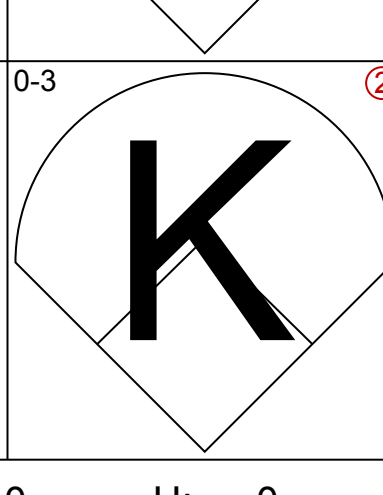
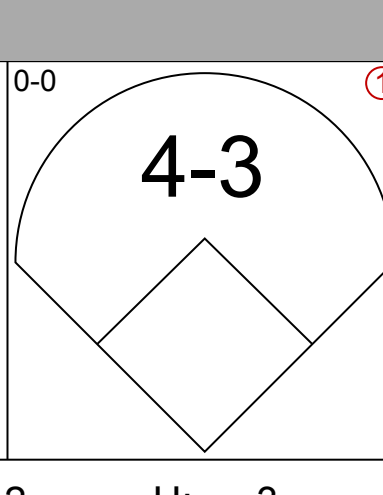
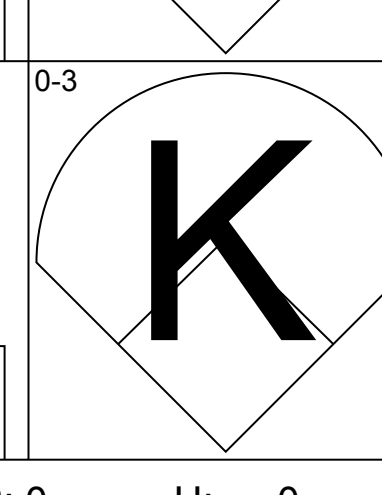
Batter	1	2	3	4	5	6	7	8	9	AB	R	H	RBI	BB	SO	LOB	BOTTOM										
Herb Adams, L OBP: 0.299, SLG: 0.314 (1, 8)	0-0 L8	0-0 G4-6-3 1-2		0-0 FC4-6 1B 1-2		0-0 E4 G6-4-3 1-2 2-3 3H		0-0 E4 1-3 3B		5	1	0	0	0	0	5	Philadelphia Athletics @ Chicago White Sox Comiskey Park, Chicago, IL Wed May 24 1950, 4:33 AM EDT Att: 2,875 - Unknown										
Dave Philley, S OBP: 0.326, SLG: 0.352 (1, 9)	0-3 K	0-0 1-3		0-0 1-3 1B		0-0 F2		4-0 3B BB		4	1	1	0	1	1	3											
Cass Michaels, R OBP: 0.376, SLG: 0.457 (1, 4)	0-0 1B 1B		4-0 2B BB	0-3 K		0-0 G6-4-3 1-2		0-0 L8 1-H 2-H 3-H 3B		4	3	2	3	1	1	5											
Hank Majeski, R OBP: 0.397, SLG: 0.477 (1, 5)	0-0 BB 1B 1B 1-2		0-0 1-H 2B	4-0 G3-6-3 BB		0-0 1-3		0-0 L8		4	1	2	2	1	0	0											
Gus Zernial, R OBP: 0.283, SLG: 0.422 (1, 7)	0-0 1B 1B 1-2 2H		0-0 6-3	0-0 F3		0-0 1-3 2B		0-0 1B 3B		5	2	3	1	0	0	2											
Gordon Goldsberry, L OBP: 0.417, SLG: 0.540 (1, 3)	4-0 1B 1B 1-2 2-3		0-0 6-3	0-0 G3-6-3 1-2		0-0 1-3		0-0 BB 1B		4	0	1	1	1	0	3											
Phil Masi, R OBP: 0.407, SLG: 0.377 (1, 2)	0-0 1-2 2H 3H 1B		0-0 F2		4-0 1B BB E BB	4-0 FC6-4 BB		4-0 1B BB 1-2 BB		2	1	1	2	3	0	1											
Chico Carrasquel, R OBP: 0.330, SLG: 0.293 (1, 6)	0-0 1-3		4-0 FC4-6 BB		4-0 E 1B BB 1-2 BB	0-0 FC6-4 1-2		0-0 F7		3	0	0	0	2	0	6											
Mickey Haefler, L OBP: 0.385, SLG: 0.320 (6, 1)		4-0 G4-6-3 BB		0-3 K		0-0 1-2 2-3 1B		0-0 F8		1	0	0	0	1	1	1											
Randy Gumpert, R OBP: 0.297, SLG: 0.200 (6, PH)										0	0	0	0	0	0	0											
Nellie Fox, L OBP: 0.267, SLG: 0.154 (7, 1)										0	0	0	0	0	0	0											
Jack Bruner, L ERA: 1.04 (7, 1)										0	0	0	0	0	0	0											
Luis Aloma, R ERA: 5.79 (8, PH)										0	0	0	0	0	0	0											
Floyd Baker, L OBP: 0.505, SLG: 0.600 (8, PH)										2	1	1	0	0	0	2											
Billy Pierce, L OBP: 0.167, SLG: 0.167 (9, 1)										0	0	0	0	0	0	0											
Inning Stats	R: 3 E: 0 K: 1 S: 9	H: 4 LOB: 2 BB: 1 P: 13	R: 0 E: 0 K: 0 S: 2	H: 0 LOB: 0 BB: 1 P: 6	R: 1 E: 0 K: 0 S: 4	H: 1 LOB: 1 BB: 1 P: 8	R: 0 E: 0 K: 2 S: 8	H: 1 LOB: 2 BB: 1 P: 12	R: 0 E: 0 K: 0 S: 2	H: 0 LOB: 0 BB: 1 P: 6	R: 1 E: 1 K: 0 S: 4	H: 1 LOB: 2 BB: 2 P: 12	R: 0 E: 0 K: 0 S: 4	H: 1 LOB: 2 BB: 1 P: 8	R: 5 E: 1 K: 0 S: 8	H: 4 LOB: 2 BB: 2 P: 16	1B: 8 2B: 2 3B: 2 HR: 0	SF: 0 SAC: 0 DP: 3 HBP: 0	WP: 0 PB: 0 SB: 0 CS: 0	PA: 45							
PITCHER	IP	WLS	BF	H	R	ER	SO	BB	IBB	HBP	BLK	WP	HR	S	P	ERA	WHIP										
Dick Fowler, R ERA: 8.24 (1, 1)	5.0		24	8	4	4	3	5	0	0	0	0	0	25	45	7.20	2.200										
Hank Wyse, R ERA: 9.1 (6, 1)	0.0		2	0	1	1	0	2	0	0	0	0	0	0	8	∞	∞										
Bob Hooper, R ERA: 4.95 (6, 1)	3.0	L	19	6	5	4	0	3	0	0	0	0	0	16	28	12.00	3.000										

AB	35
R	7
H	10
RBI	6
BB	5
SO	3
LOB	16



AB	35
R	10
H	12
RBI	9
BB	10
SO	3
LOB	28

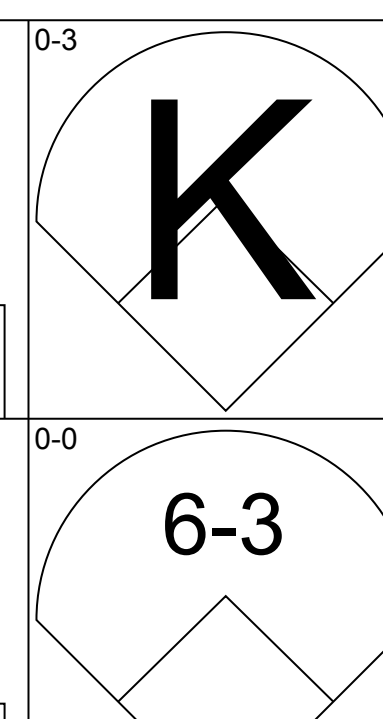
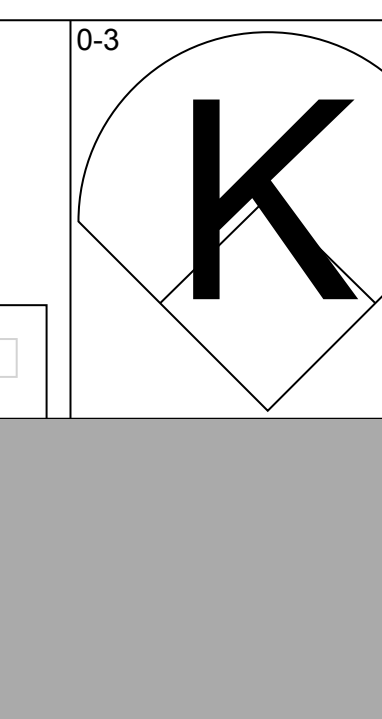
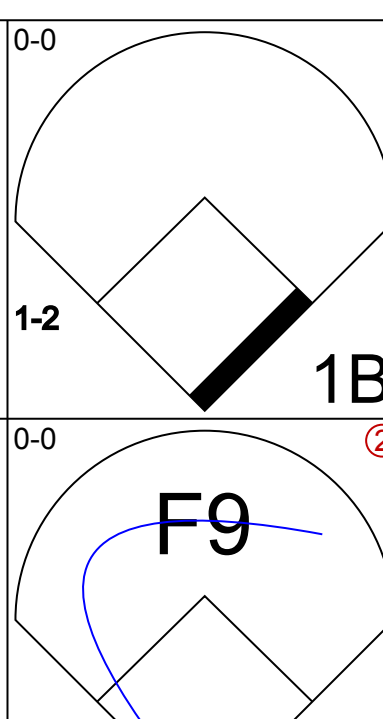
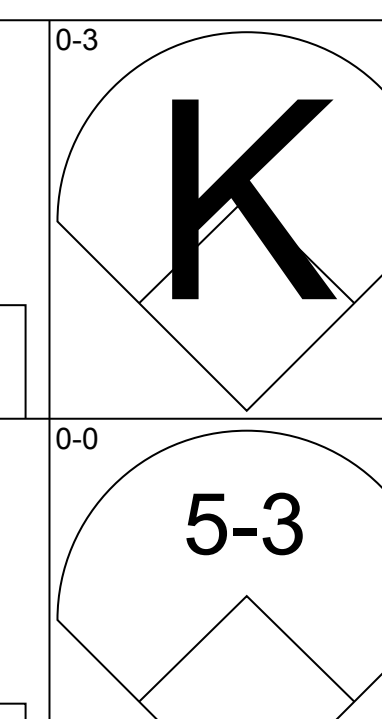
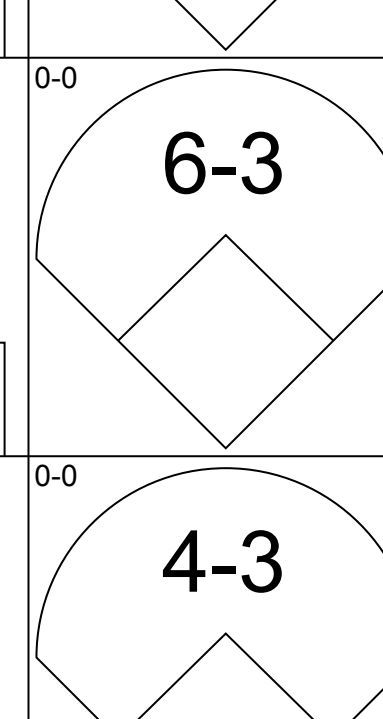
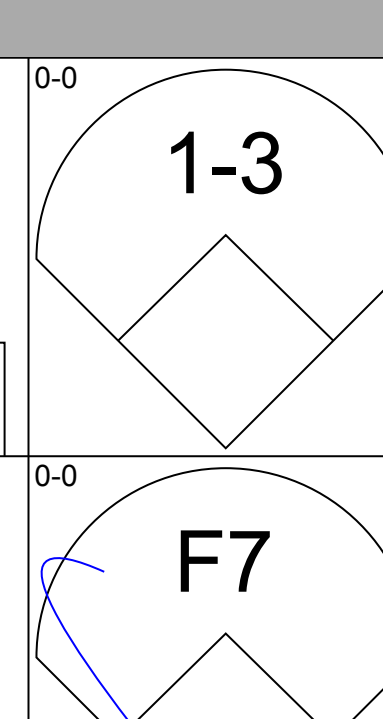
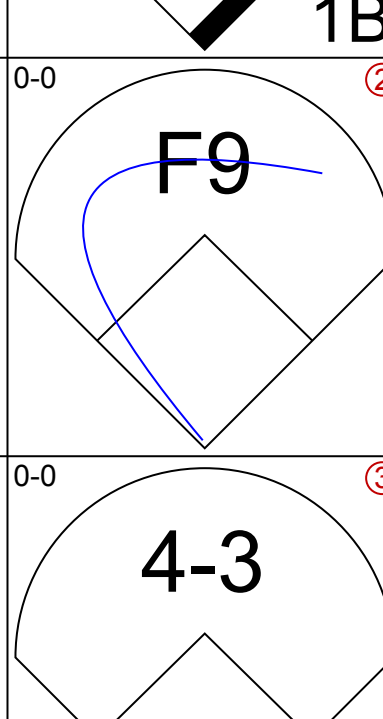
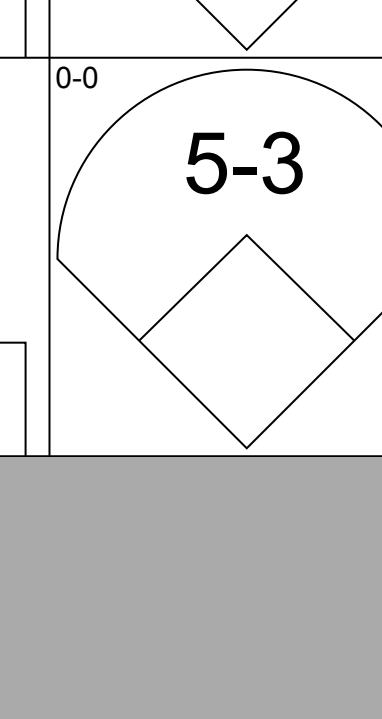
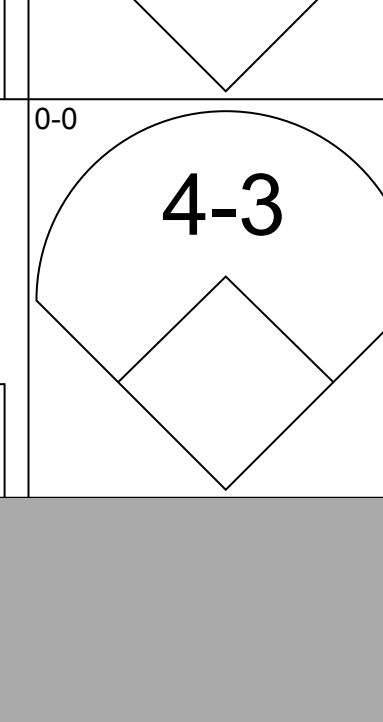
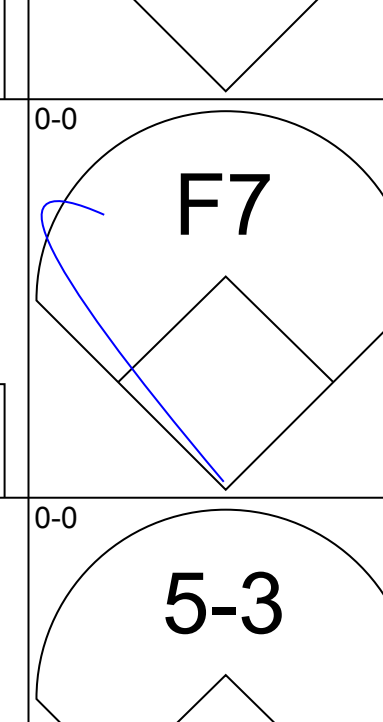
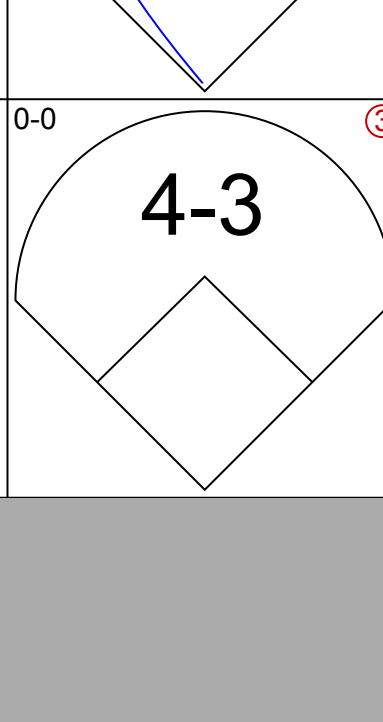
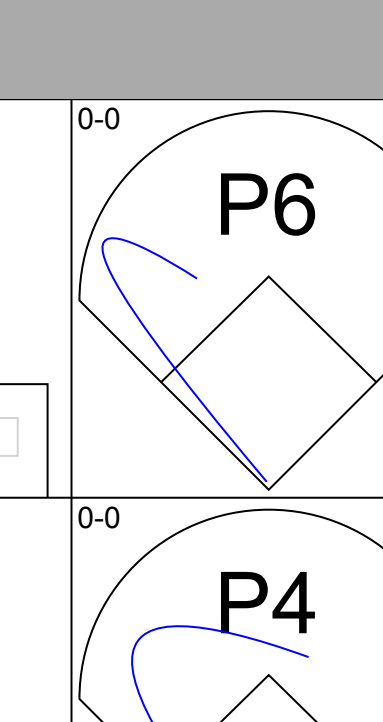
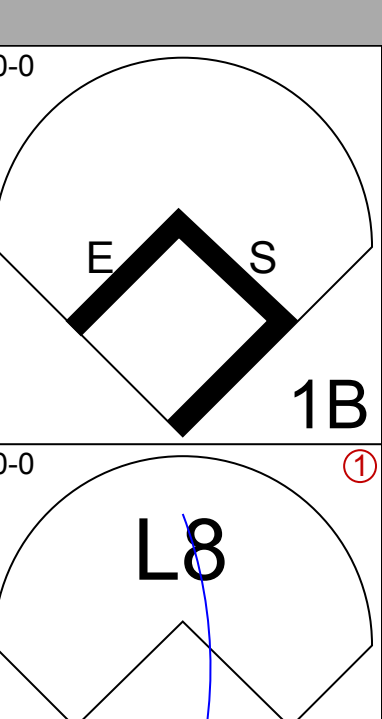
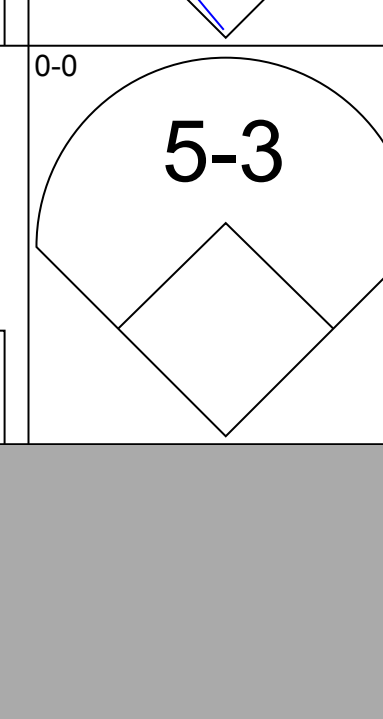
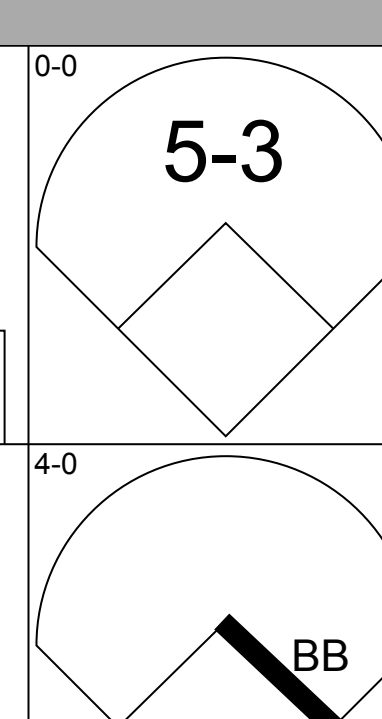
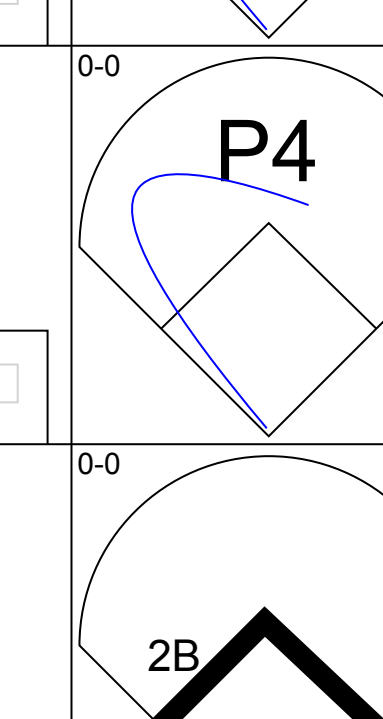
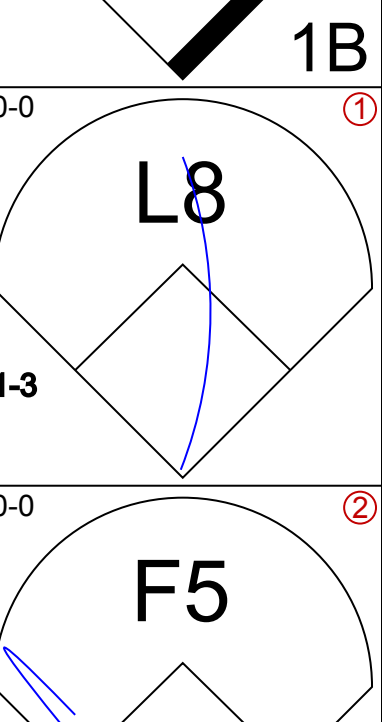
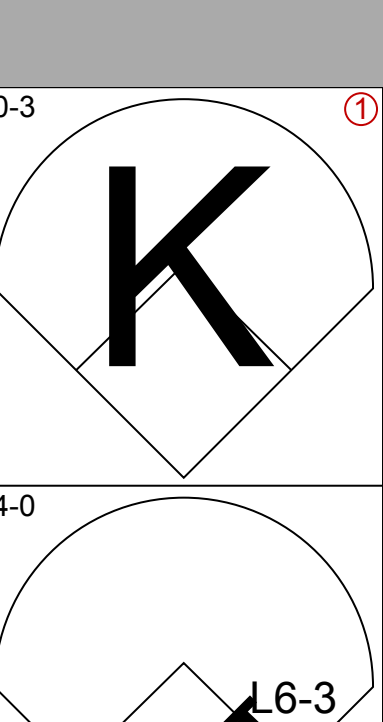
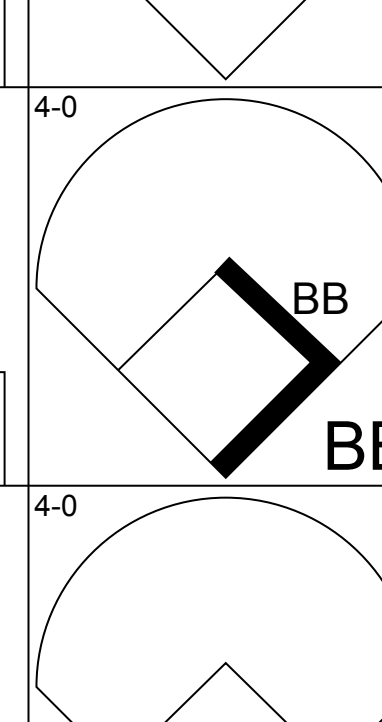
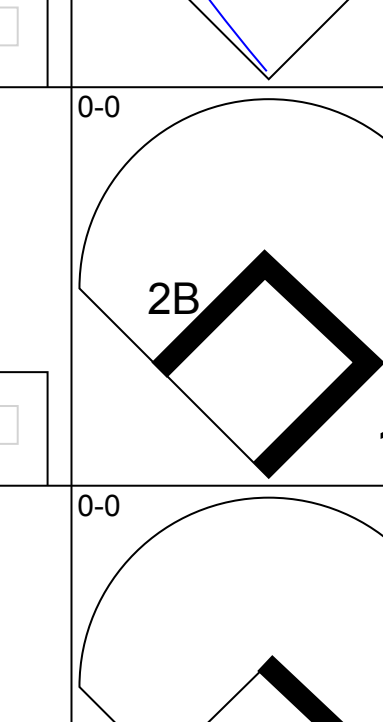
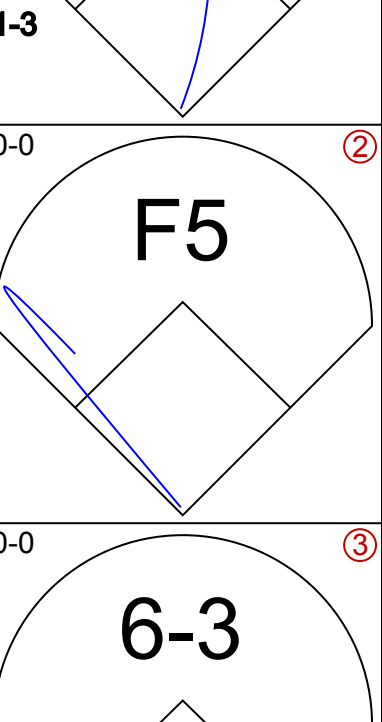
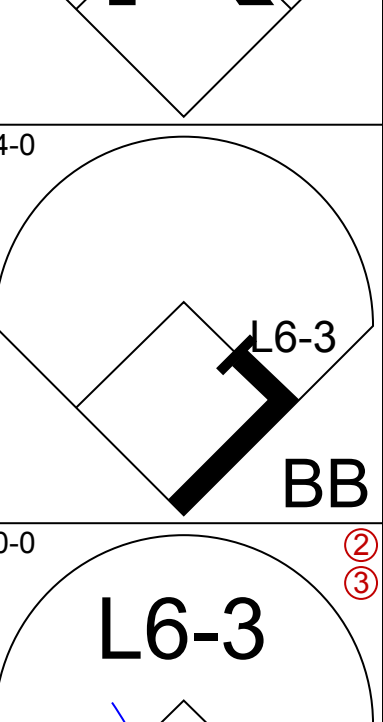
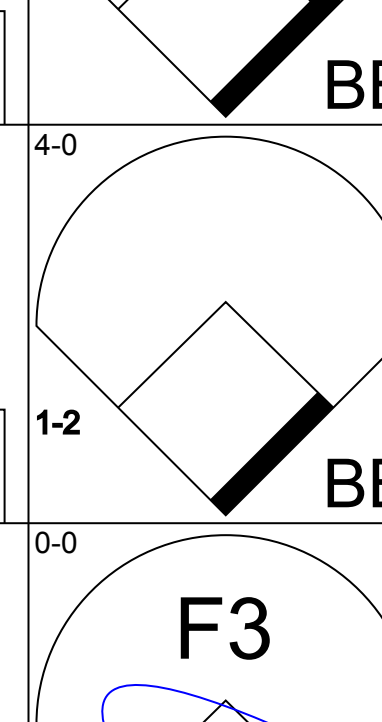
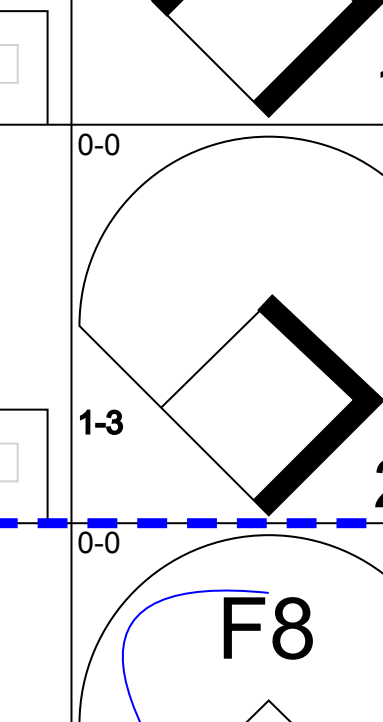
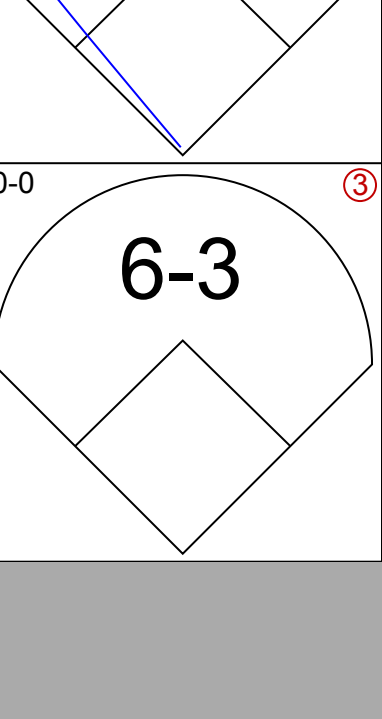
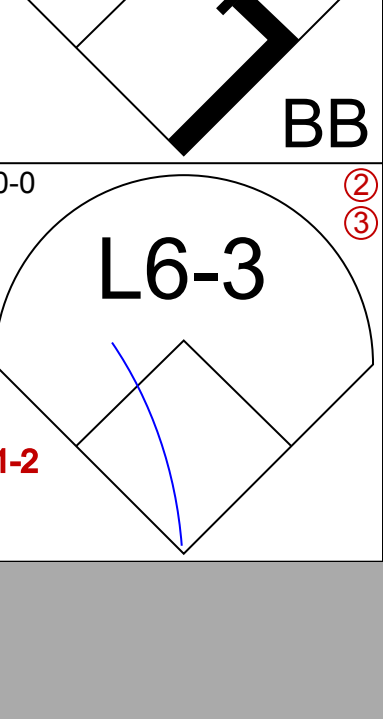
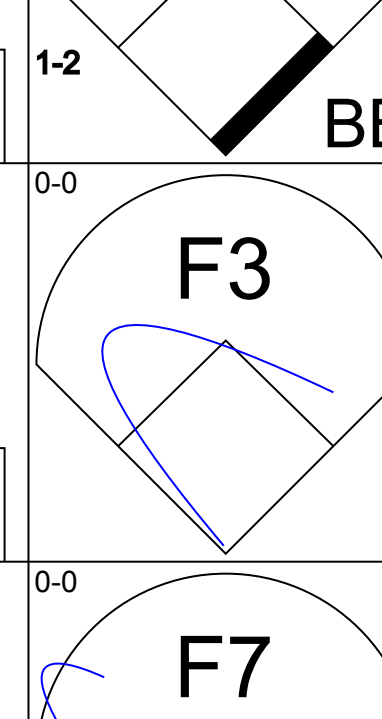
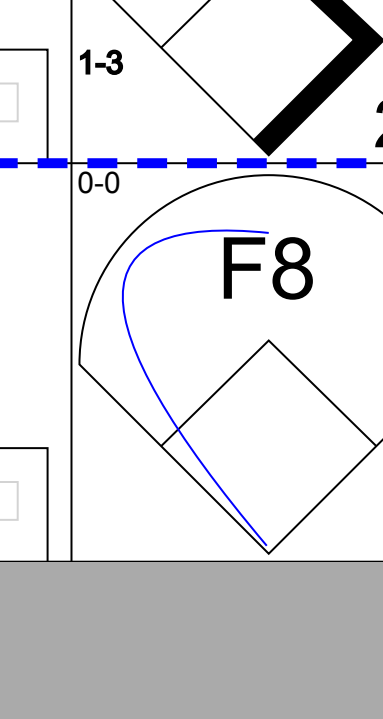
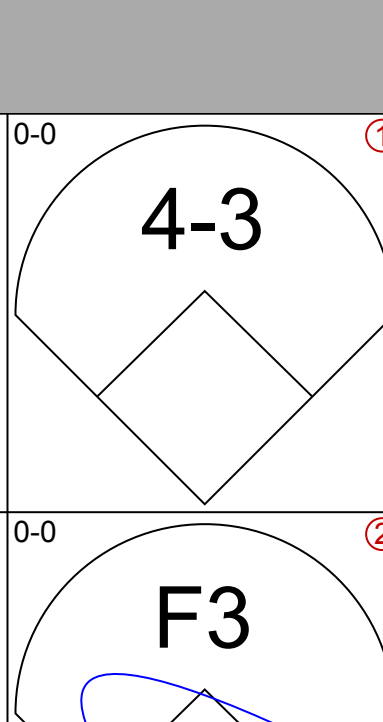
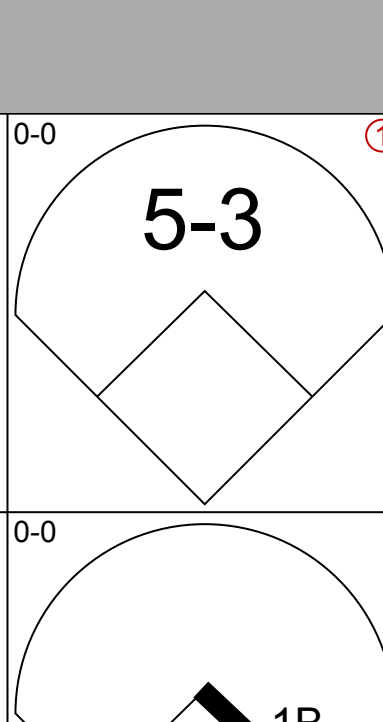
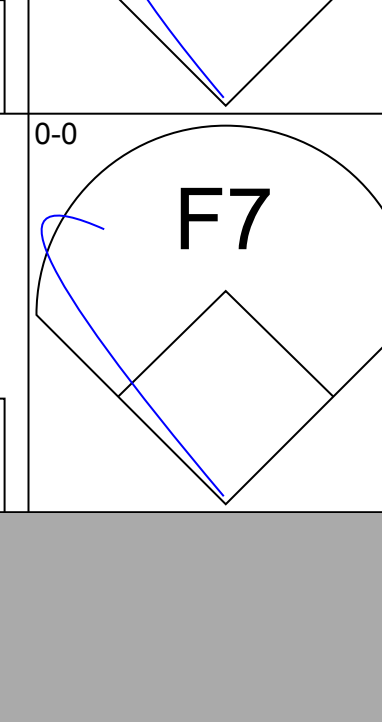
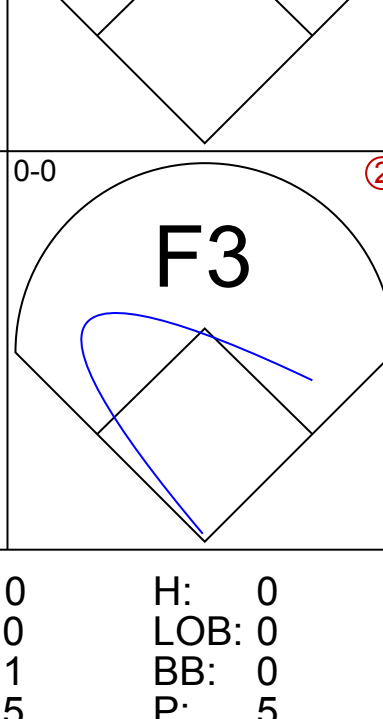
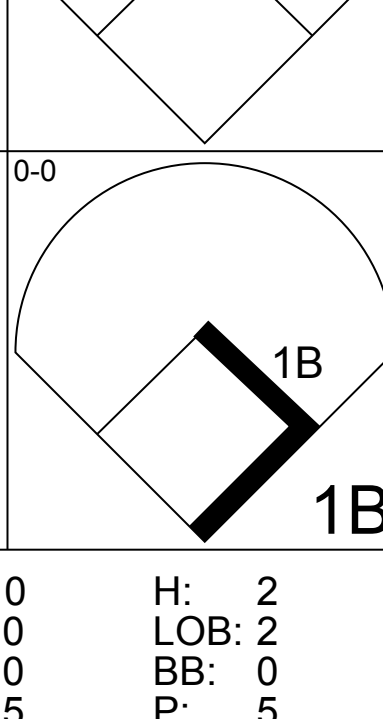
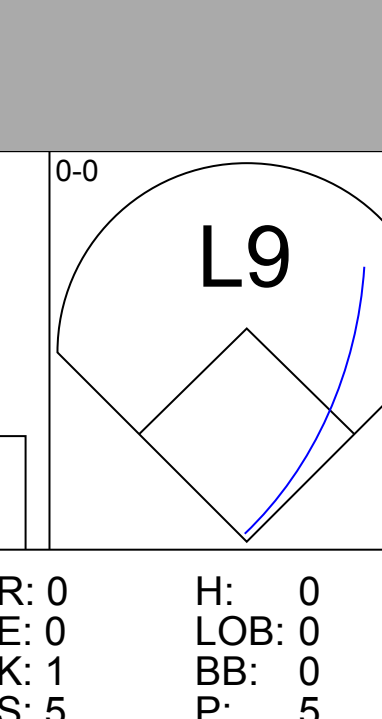


Batter	1	2	3	4	5	6	7	8	9	AB	R	H	RBI	BB	SO	LOB	TOP				
Phil Rizzuto, R OBP: 0.438, SLG: 0.476 (1, 6)										4	0	0	0	0	1	0					
Cliff Mapes, L OBP: 0.411, SLG: 0.546 (1, 9)										3	1	1	0	1	1	0					
Hank Bauer, R OBP: 0.351, SLG: 0.453 (1, 7)										4	1	2	1	0	0	1					
Joe DiMaggio, R OBP: 0.367, SLG: 0.508 (1, 8)										3	0	0	0	1	1	2					
Yogi Berra, L OBP: 0.406, SLG: 0.520 (1, 2)										4	0	2	1	0	0	1					
Billy Johnson, R OBP: 0.443, SLG: 0.508 (1, 5)										3	0	0	0	1	0	1					
Jerry Coleman, R OBP: 0.336, SLG: 0.355 (1, 4)										3	0	0	0	1	0	3					
Joe Collins, L OBP: 0.391, SLG: 0.424 (1, 3)										4	0	0	0	0	0	1					
Ed Lopat, L OBP: 0.391, SLG: 0.350 Joe Page, L (9, 1)										3	0	0	0	0	2	0					
										0	0	0	0	0	0	0					
Inning Stats	R: 0 E: 0 K: 3 S: 10	H: 1 LOB: 1 BB: 0 P: 10	R: 0 E: 0 K: 0 S: 3	H: 0 LOB: 0 BB: 0 P: 3	R: 0 E: 0 K: 1 S: 5	H: 0 LOB: 0 BB: 0 P: 5	R: 0 E: 0 K: 0 S: 3	H: 0 LOB: 0 BB: 0 P: 3	R: 0 E: 0 K: 0 S: 3	H: 0 LOB: 0 BB: 0 P: 3	R: 0 E: 0 K: 0 S: 3	H: 0 LOB: 0 BB: 0 P: 3	R: 0 E: 0 K: 0 S: 3	H: 0 LOB: 0 BB: 0 P: 3	R: 0 E: 0 K: 0 S: 3	H: 0 LOB: 0 BB: 0 P: 3	1B: 3 2B: 1 3B: 1 HR: 0	SF: 0 SAC: 0 DP: 1 HBP: 0	WP: 0 PB: 0 SB: 0 CS: 0	PA: 35	
PITCHER	IP	WLS	BF	H	R	ER	SO	BB	IBB	HBP	BLK	WP	HR	S	P	ERA	WHIP				
Alex Kellner, L ERA: 4.41 Hank Wyse, R ERA: 8.6	(1, 1)	8.0	L	32	5	2	2	5	4	0	0	0	0	0	38	54	2.25	1.125			
	(9, 1)	1.0	S	3	0	0	0	0	0	0	0	0	0	3	3	0.00	0.000				

New York Yankees @ Philadelphia Athletics
Shibe Park, Philadelphia, PA
Fri May 26 1950, 3:33 AM EDT
Att: 11,636 - Unknown

AB 31
R 2
H 5
RBI 2
BB 4
SO 5
LOB 9



Batter	1	2	3	4	5	6	7	8	9	AB	R	H	RBI	BB	SO	LOB	BOTTOM			
Eddie Joost, R OBP: 0.417, SLG: 0.400 (1, 6)										4	0	1	0	0	3	0				
Bob Dillinger, R OBP: 0.314, SLG: 0.396 (1, 5)										4	0	0	0	0	0	2				
Paul Lehner, L OBP: 0.405, SLG: 0.563 (1, 7)										4	0	0	0	0	0	2				
Sam Chapman, R OBP: 0.304, SLG: 0.371 (1, 8)										4	0	1	0	0	0	0				
Elmer Valo, L OBP: 0.402, SLG: 0.372 (1, 9)										3	0	1	0	1	1	1				
Ferns Fain, L OBP: 0.403, SLG: 0.483 (1, 3)										2	0	1	0	2	0	1				
Pete Suder, R OBP: 0.291, SLG: 0.413 (1, 4)										4	0	0	0	0	0	6				
Mike Guerra, R OBP: 0.311, SLG: 0.368 (1, 2)										3	0	0	0	0	0	2				
Alex Kellner, R OBP: 0.348, SLG: 0.364 Billy Hitchcock, R OBP: 0.286, SLG: 0.571 Hank Wyse, R OBP: 0.182, SLG: 0.182 (8, PH) (9, 1)										2	0	1	0	0	0	0				
										1	0	0	0	0	0	0				
										0	0	0	0	0	0	0				
Inning Stats	R: 0 E: 0 K: 1 S: 5	H: 0 LOB: 0 BB: 0 P: 5	R: 0 E: 0 K: 0 S: 4	H: 1 LOB: 1 BB: 0 P: 4	R: 0 E: 0 K: 1 S: 5	H: 0 LOB: 0 BB: 0 P: 5	R: 0 E: 0 K: 0 S: 3	H: 0 LOB: 0 BB: 0 P: 3	R: 0 E: 0 K: 0 S: 3	H: 0 LOB: 0 BB: 0 P: 3	R: 0 E: 0 K: 0 S: 3	H: 0 LOB: 0 BB: 0 P: 3	R: 0 E: 0 K: 0 S: 3	H: 0 LOB: 0 BB: 0 P: 3	R: 0 E: 0 K: 0 S: 3	H: 0 LOB: 0 BB: 0 P: 3	1B: 4 2B: 2 3B: 0 HR: 0	SF: 0 SAC: 0 DP: 1 HBP: 0	WP: 0 PB: 0 SB: 1 CS: 0	PA: 34
PITCHER	IP	WLS	BF	H	R	ER	SO	BB	IBB	HBP	BLK	WP	HR	S	P	ERA	WHIP			
Ed Lopat, L ERA: 4.73 Joe Page, L ERA: 2.91	(1, 1)	8.2	W	33	5	0	4	0	0	0	0	0	0	38	50	0.00	0.923			
	(9, 1)	0.1	S	1	0	0	0	0	0	0	0	0	0	1	1	0.00	0.000			

New York Yankees @ Philadelphia Athletics
Shibe Park, Philadelphia, PA
Fri May 26 1950, 3:33 AM EDT
Att: 11,636 - Unknown

AB 31
R 0
H 5
RBI 0
BB 3
SO 4
LOB 14



Batter	1	2	3	4	5	6	7	8	9	AB	R	H	RBI	BB	SO	LOB	TOP	
Phil Rizzuto, R OBP: 0.433, SLG: 0.469 (1, 6)	F9		B5-3		G6-4-3			1B		4	0	1	0	0	0	1	New York Yankees @ Philadelphia Athletics Shibe Park, Philadelphia, PA Sat May 27 1950, 3:33 AM EDT Att: 7,482 - Unknown livebaseballscorecards.com	
Cliff Mapes, L OBP: 0.495, SLG: 0.530 (1, 9)	BB		4-3			L7		K		3	0	0	0	1	1	2		
Hank Bauer, R OBP: 0.328, SLG: 0.421 (1, 7)	F8		6-3			5-3		F6		4	0	0	0	0	0	3		
Joe DiMaggio, R OBP: 0.371, SLG: 0.500 (1, 8)	F3			G1-6-3				L7		2	0	0	0	2	0	3		
Yogi Berra, L OBP: 0.401, SLG: 0.512 (1, 2)	F5			G1-6-3				L9		4	0	1	0	0	0	1		
Billy Johnson, R OBP: 0.446, SLG: 0.492 (1, 5)	3B		G1-6-3				F8	FC6-4		2	1	0	0	2	0	2		
Jerry Coleman, R OBP: 0.325, SLG: 0.342 (1, 4)	F3		F3			6-3		FC6-4		4	0	0	0	0	0	3		
Joe Collins, L OBP: 0.384, SLG: 0.444 (1, 3)	1-H				F9		F9	F7		4	0	1	1	0	0	1		
Allie Reynolds, R OBP: 0.316, SLG: 0.333 (1, 1)	F3									1	0	0	0	0	0	1		
Bobby Brown, L OBP: 0.292, SLG: 0.286 (8, PH)										0	0	0	0	1	0	0		
Bob Porterfield, R OBP: 0.333, SLG: 0.333 (8, 1)					G6-4-3			1B		0	0	0	0	0	0	0		
Inning Stats	R: 0 E: 0 K: 0 S: 3	H: 0 LOB: 1 BB: 1 P: 7	R: 1 E: 0 K: 0 S: 4	H: 1 LOB: 1 BB: 1 P: 8	R: 0 E: 0 K: 0 S: 3	H: 0 LOB: 0 BB: 0 P: 3	R: 0 E: 0 K: 0 S: 3	H: 1 LOB: 1 BB: 1 P: 7	R: 0 E: 0 K: 0 S: 3	H: 0 LOB: 0 BB: 0 P: 3	R: 0 E: 0 K: 0 S: 6	H: 1 LOB: 2 BB: 1 P: 10	R: 0 E: 0 K: 0 S: 3	H: 0 LOB: 1 BB: 1 P: 7	1B: 2 2B: 0 3B: 1 HR: 0	SF: 0 SAC: 0 DP: 2 HBP: 1	WP: 0 PB: 0 SB: 0 CS: 0	PA: 35
PITCHER Lou Brissie, L ERA: 4.17 (1, 1)	IP: 9.0 WLS: W BF: 35 H: 3 R: 1 ER: 1 SO: 1 BB: 6 IBB: 0 HBP: 1 BLK: 0 WP: 0 HR: 0 S: 30 P: 55 ERA: 1.00 WHIP: 1.000											PITCHER	IP: 9.0 WLS: W BF: 35 H: 3 R: 1 ER: 1 SO: 1 BB: 6 IBB: 0 HBP: 1 BLK: 0 WP: 0 HR: 0 S: 30 P: 55 ERA: 1.00 WHIP: 1.000					

Batter	1	2	3	4	5	6	7	8	9	AB	R	H	RBI	BB	SO	LOB	BOTTOM			
Eddie Joost, R OBP: 0.417, SLG: 0.452 (1, 6)	K	F3		HR	1-3			HR		5	2	2	2	0	1	2	New York Yankees @ Philadelphia Athletics Shibe Park, Philadelphia, PA Sat May 27 1950, 3:33 AM EDT Att: 7,482 - Unknown livebaseballscorecards.com			
Bob Dillinger, R OBP: 0.324, SLG: 0.409 (1, 5)	BB		K	3B		FC3-6		5-3		3	1	1	0	2	1	0				
Paul Lehner, L OBP: 0.408, SLG: 0.565 (1, 7)	BB		1B			FC3-6				3	0	1	0	1	1	2				
Sam Chapman, R OBP: 0.319, SLG: 0.374 (1, 8)	BB		E			G5-4-3				2	1	1	0	2	0	1				
Elmer Valo, L OBP: 0.397, SLG: 0.367 (1, 9)	K		E9			G4-6-3		F9		4	0	1	0	0	1	4				
Ferns Fain, L OBP: 0.412, SLG: 0.496 (1, 3)	BB		S					K		3	1	2	2	1	1	0				
Pete Suder, R OBP: 0.298, SLG: 0.416 (1, 4)	K		F8					CS		4	1	2	1	0	1	5				
Joe Astroth, R OBP: 0.273, SLG: 0.300 (1, 2)		L4						F7		3	0	0	0	1	0	0				
Lou Brissie, L OBP: 0.111, SLG: 0.059 (1, 1)		6-3						5-3		4	0	1	1	0	0	0				
Inning Stats	R: 1 E: 0 K: 3 S: 9	H: 0 LOB: 3 BB: 4 P: 25	R: 0 E: 0 K: 0 S: 3	H: 0 LOB: 0 BB: 0 P: 3	R: 1 E: 1 K: 1 S: 8	H: 4 LOB: 2 BB: 0 P: 8	R: 1 E: 0 K: 1 S: 7	H: 2 LOB: 1 BB: 0 P: 7	R: 2 E: 0 K: 0 S: 5	H: 3 LOB: 2 BB: 2 P: 13	R: 0 E: 0 K: 0 S: 2	H: 0 LOB: 0 BB: 1 P: 6	R: 0 E: 0 K: 1 S: 5	H: 1 LOB: 0 BB: 0 P: 5	R: 1 E: 0 K: 0 S: 4	H: 1 LOB: 0 BB: 0 P: 4		1B: 6 2B: 2 3B: 1 HR: 2	SF: 0 SAC: 0 DP: 2 HBP: 0	WP: 0 PB: 0 SB: 2 CS: 1
PITCHER Allie Reynolds, R ERA: 3.74 (1, 1)	IP: 7.0 WLS: L BF: 34 H: 10 R: 5 ER: 4 SO: 6 BB: 7 IBB: 0 HBP: 0 BLK: 0 WP: 0 HR: 1 S: 39 P: 67 ERA: 5.14 WHIP: 2.429											PITCHER Bob Porterfield, R ERA: 8.1 (8, 1)	IP: 1.0 WLS: L BF: 4 H: 1 R: 1 ER: 1 SO: 0 BB: 0 IBB: 0 HBP: 0 BLK: 0 WP: 0 HR: 1 S: 4 P: 4 ERA: 9.00 WHIP: 1.000							

Batter	1	2	3	4	5	6	7	8	9	AB	R	H	RBI	BB	SO	LOB	TOP
Phil Rizzuto, R OBP: 0.440, SLG: 0.459 (1, 6)	4-3		G3 1B BB		6-3	4-3				3	1	0	0	1	0	3	New York Yankees @ Philadelphia Athletics Shibe Park, Philadelphia, PA Sun May 28 1950, 3:38 AM EDT Att: 26,833 - Unknown livebaseballscorecards.com
Bobby Brown, L OBP: 0.305, SLG: 0.296 (1, 5)	BB FC3-6 1B		G3 1-2		6-3		FC6-4 1B			4	1	2	0	0	0	1	
Joe Collins, L OBP: 0.377, SLG: 0.424 (1, 3)	FC3-6 1-2 BB		P6		F4		FC6-4 1B			3	0	0	0	1	0	2	
Joe DiMaggio, R OBP: 0.388, SLG: 0.520 (1, 8)	FC3-6 1-2 2-3 BB		2B 1B			SH5-3 1B BB	K			2	2	1	1	2	1	1	
Gene Woodling, L OBP: 0.436, SLG: 0.436 (1, 7) Hank Bauer, R OBP: 0.333, SLG: 0.424 (7, PH)	FC3-6 1-2 2-3 3-H		2B			SH5-3 1B	1B			3	1	2	2	0	0	2	
Cliff Mapes, L OBP: 0.407, SLG: 0.542 (1, 9) Billy Johnson, R OBP: 0.440, SLG: 0.484 (7, PH)	F7		K			SH5-3 1-2 2-3	K			2	0	0	0	0	1	3	
Jerry Coleman, R OBP: 0.331, SLG: 0.347 (1, 4) Jim Delsing, L OBP: 0.625, SLG: 0.500 (6, PH) Snuffy Stirrweiss, R OBP: 0.333, SLG: 0.484 (7, PH)			G4-3 1B		L9	1-3 1B BB				2	0	1	0	0	0	0	
Charles Silvera, R OBP: 0.333, SLG: 0.484 (7, PH)			P2		P3	1-2 2-H 3-H	1-3 1B			2	0	0	0	0	0	1	
Tommy Henrich, L OBP: 0.500, SLG: 0.767 (6, PH) Jackie Jensen, R OBP: 0.273, SLG: 0.200 (6, FR) Ralph Houk, R OBP: 0.333, SLG: 0.484 (7, PH)			G4-3 1-2		K	1-2 2-3	1-3			1	0	1	2	0	0	0	
Fred Sanford, S OBP: 0.286, SLG: 0.385 (1, 1) Joe Page, L OBP: 0.333, SLG: 0.484 (7, PH)										3	0	0	0	0	1	3	
										0	0	0	0	0	0	0	
Inning Stats	R: 1 E: 0 K: 0 S: 4	H: 1 LOB: 2 BB: 2 P: 12	R: 0 E: 0 K: 0 S: 3	H: 1 LOB: 0 BB: 0 P: 3	R: 2 E: 0 K: 1 S: 7	H: 2 LOB: 1 BB: 1 P: 11	R: 0 E: 0 K: 1 S: 5	H: 0 LOB: 0 BB: 0 P: 5	R: 0 E: 0 K: 0 S: 3	H: 0 LOB: 0 BB: 0 P: 3	R: 2 E: 0 K: 0 S: 5	H: 2 LOB: 2 BB: 2 P: 13	R: 0 E: 0 K: 2 S: 9	H: 2 LOB: 2 BB: 0 P: 9			
PITCHER	IP WLS BF H R ER SO BB IBB HBP BLK WP HR S P ERA WHIP	6.0 W 28 6 5 5 2 5 0 0 0 0 0 0 27 47 7.50 1.833	1.0 S 5 2 0 0 2 0 0 0 0 0 0 9 9 0.00 2.000														


AB	27
R	5
H	8
RBI	5
BB	5
SO	4
LOB	18



WP	0	PA	33
SB	0		
CS	0		

Batter	1	2	3	4	5	6	7	8	9	AB	R	H	RBI	BB	SO	LOB	BOTTOM
Eddie Joost, R OBP: 0.405, SLG: 0.431 (1, 6)	F7		K		K	F7				4	0	0	0	0	2	0	New York Yankees @ Philadelphia Athletics Shibe Park, Philadelphia, PA Sun May 28 1950, 3:38 AM EDT Att: 26,833 - Unknown livebaseballscorecards.com
Bob Dillinger, R OBP: 0.351, SLG: 0.462 (1, 5)	2B		E8 F7 2B		S 1B	HR				4	3	4	1	0	0	0	
Paul Lehner, L OBP: 0.419, SLG: 0.557 (1, 7)	K		F7 3-H		F7 1-2	BB				3	0	0	1	1	1	2	
Sam Chapman, R OBP: 0.315, SLG: 0.368 (1, 8)	2B		K		BB	K				3	0	1	1	1	2	1	
Elmer Valo, L OBP: 0.383, SLG: 0.352 (1, 9)	F9		K		1-3					3	0	0	0	0	1	3	
Fems Fain, L OBP: 0.413, SLG: 0.504 (1, 3)	F8		1B BB			3B 2B				2	1	1	0	1	0	0	
Pete Suder, R OBP: 0.281, SLG: 0.392 (1, 4)	1-4-3		F8		5-3					3	0	0	0	0	2		
Joe Astroth, R OBP: 0.467, SLG: 0.615 (1, 2)	FC6-4 1B		FC6-4 1B		HR 3B					3	1	3	1	0	0	0	
Carl Scheib, R OBP: 0.214, SLG: 0.214 (1, 1) Billy Hitchcock, R OBP: 0.333, SLG: 0.889 (6, PH) Alex Kellner, R OBP: 0.348, SLG: 0.364 (7, 1)	FC6-4 1-2		K		K	HR				2	0	0	0	0	1	3	
										1	1	1	2	0	0	0	
										0	0	0	0	0	0	0	
Inning Stats	R: 1 E: 0 K: 1 S: 7	H: 2 LOB: 1 BB: 0 P: 7	R: 0 E: 0 K: 0 S: 4	H: 1 LOB: 0 BB: 0 P: 4	R: 1 E: 1 K: 2 S: 8	H: 1 LOB: 0 BB: 0 P: 8	R: 0 E: 0 K: 2 S: 8	H: 1 LOB: 2 BB: 1 P: 12	R: 0 E: 0 K: 1 S: 6	H: 1 LOB: 1 BB: 1 P: 10	R: 4 E: 0 K: 1 S: 9	H: 4 LOB: 1 BB: 1 P: 13	R: 0 E: 0 K: 1 S: 2	H: 0 LOB: 0 BB: 0 P: 9			
PITCHER	IP WLS BF H R ER SO BB IBB HBP BLK WP HR S P ERA WHIP	5.1 L 5 2 2 2 1 1 0 0 0 0 2 6 10 27.00 4.500															

AB	28
R	6
H	10
RBI	6
BB	3
SO	7
LOB	11




WP	0	PA	31
SB	0		
CS	0		


Batter	1	2	3	4	5	6	7	8	9	AB	R	H	RBI	BB	SO	LOB	TOP								
Eddie Yost, R OBP: 0.438, SLG: 0.477 (1, 5)										4	0	2	0	0	0	0	<p>Washington Senators @ Philadelphia Athletics Shibe Park, Philadelphia, PA Tue May 30 1950, 3:33 AM EDT Unknown</p> <p>AB 36 R 4 H 11 RBI 4 BB 1 SO 3 LOB 15</p>								
Sam Dente, R OBP: 0.291, SLG: 0.267 (1, 6)										5	0	2	0	0	0	1									
Bud Stewart, L OBP: 0.383, SLG: 0.380 (1, 7) (6, 9)										4	1	0	0	0	2	4									
Eddie Robinson, L OBP: 0.362, SLG: 0.317 (1, 3)										4	2	2	0	0	0	2									
Sam Mele, R OBP: 0.469, SLG: 0.598 (1, 8)										4	1	2	3	0	0	1									
Roberto Ortiz, R OBP: 0.319, SLG: 0.326 Gil Coan, L OBP: 0.343, SLG: 0.495 (1, 9) (6, 7)										3	0	1	0	0	0	1									
Al Kozar, R OBP: 0.267, SLG: 0.218 (1, 4)										4	0	1	1	0	0	3									
Al Evans, R OBP: 0.303, SLG: 0.326 (1, 2)										3	0	0	0	1	0	2									
Dick Weik, R OBP: 0.182, SLG: 0.182 Joe Haynes, R OBP: 0.231, SLG: 0.538 Mickey Harris, L OBP: 0.333, SLG: 0.200 (1, 1) (3, 1) (9, 1)										1	0	0	0	0	0	0									
										3	0	0	0	0	1	1									
										0	0	0	0	0	0	0									
Inning Stats	R: 0 E: 0 K: 1 S: 6	H: 2 LOB: 1 BB: 0 P: 6	R: 0 E: 0 K: 0 S: 4	H: 1 LOB: 1 BB: 0 P: 4	R: 0 E: 0 K: 1 S: 6	H: 2 LOB: 1 BB: 0 P: 6	R: 1 E: 0 K: 0 S: 5	H: 2 LOB: 1 BB: 0 P: 5	R: 0 E: 0 K: 1 S: 5	H: 0 LOB: 0 BB: 0 P: 5	R: 3 E: 1 K: 0 S: 6	H: 2 LOB: 1 BB: 1 P: 10	R: 0 E: 1 K: 0 S: 3	H: 0 LOB: 0 BB: 0 P: 3	R: 0 E: 0 K: 0 S: 4	H: 2 LOB: 1 BB: 0 P: 4	R: 0 E: 0 K: 0 S: 3	H: 0 LOB: 1 BB: 0 P: 4	1B: 10 2B: 0 3B: 0 HR: 1	SF: 0 SAC: 0 DP: 3 HBP: 1	WP: 0 PB: 0 SB: 0 CS: 0	PA: 38			
PITCHER	IP	WLS	BF	H	R	ER	SO	BB	IBB	HBP	BLK	WP	HR	S	P	ERA	WHIP								
Bobby Shantz, L ERA: 4.34 (1, 1)	5.0	L	22	8	3	3	3	0	0	0	0	0	0	28	28	5.40	1.600								
Hank Wyse, R ERA: 7.22 (6, 1)	3.0		12	3	1	0	0	1	0	0	0	0	1	11	15	0.00	1.333								
Ed Klemman, R ERA: 12.27 (9, 1)	1.0		4	0	0	0	0	0	0	1	0	0	0	3	4	0.00	0.000								


Batter	1	2	3	4	5	6	7	8	9	AB	R	H	RBI	BB	SO	LOB	BOTTOM								
Eddie Joost, R OBP: 0.405, SLG: 0.425 (1, 6)										4	1	1	0	1	0	2	<p>Washington Senators @ Philadelphia Athletics Shibe Park, Philadelphia, PA Tue May 30 1950, 3:33 AM EDT Unknown</p> <p>AB 31 R 3 H 6 RBI 3 BB 9 SO 0 LOB 21</p>								
Bob Dillinger, R OBP: 0.352, SLG: 0.456 (1, 5)										4	1	1	0	1	0	1									
Paul Lehner, L OBP: 0.421, SLG: 0.560 (1, 7)										3	1	1	1	1	0	1									
Sam Chapman, R OBP: 0.318, SLG: 0.359 (1, 8)										3	0	0	1	2	0	3									
Elmer Valo, L OBP: 0.383, SLG: 0.343 (1, 9)										3	0	0	0	2	0	2									
Fems Fain, L OBP: 0.409, SLG: 0.492 (1, 3)										3	0	0	1	1	0	3									
Pete Suder, R OBP: 0.288, SLG: 0.390 (1, 4)										3	0	1	0	1	0	3									
Mike Guerra, R OBP: 0.313, SLG: 0.378 (1, 2)										4	0	2	0	0	0	4									
Bobby Shantz, R OBP: 0.286, SLG: 0.167 Hank Wyse, R OBP: 0.143, SLG: 0.143 Barney McCosky, L OBP: 0.343, SLG: 0.339 Ed Klemman, R (1, 1) (6, 1) (6, PH) (9, 1)										2	0	0	0	0	0	1									
										1	0	0	0	0	0	0									
										1	0	0	0	0	0	1									
										0	0	0	0	0	0	0									
Inning Stats	R: 0 E: 0 K: 0 S: 3	H: 0 LOB: 3 BB: 3 P: 15	R: 0 E: 0 K: 0 S: 3	H: 0 LOB: 1 BB: 1 P: 7	R: 1 E: 0 K: 0 S: 3	H: 0 LOB: 3 BB: 4 P: 19	R: 1 E: 1 K: 0 S: 5	H: 2 LOB: 1 BB: 0 P: 5	R: 0 E: 0 K: 0 S: 4	H: 2 LOB: 2 BB: 0 P: 4	R: 0 E: 0 K: 0 S: 3	H: 0 LOB: 0 BB: 0 P: 3	R: 0 E: 0 K: 0 S: 3	H: 0 LOB: 0 BB: 0 P: 3	R: 0 E: 0 K: 0 S: 4	H: 1 LOB: 1 BB: 0 P: 4	R: 1 E: 0 K: 0 S: 4	H: 1 LOB: 1 BB: 1 P: 8	1B: 4 2B: 2 3B: 0 HR: 0	SF: 0 SAC: 1 DP: 1 HBP: 0	WP: 0 PB: 0 SB: 1 CS: 0	PA: 41			
PITCHER	IP	WLS	BF	H	R	ER	SO	BB	IBB	HBP	BLK	WP	HR	S	P	ERA	WHIP								
Dick Weik, R ERA: 3.9 (1, 1)	2.1		15	0	1	1	0	8	0	0	0	0	0	7	39	3.86	3.429								
Joe Haynes, R ERA: 6.83 (3, 1)	6.0	W	25	6	2	2	0	1	0	0	0	0	0	24	28	3.00	1.167								
Mickey Harris, L ERA: 3.26 (9, 1)	0.2	S	1	0	0	0	0	0	0	0	0	0	0	1	1	0.00	0.000								


Batter	1	2	3	4	5	6	7	8	9	AB	R	H	RBI	BB	SO	LOB	TOP			
Eddie Yost, R OBP: 0.427, SLG: 0.463 (1, 5)	F7	FC4-6			G5-4-3		F8			4	0	0	0	0	0	3	Washington Senators @ Philadelphia Athletics Shibe Park, Philadelphia, PA Tue May 30 1950, 3:38 AM EDT Att: 9,557 - Unknown			
Gil Coan, L OBP: 0.339, SLG: 0.485 (1, 7)	K	FC3-6			L8			1B		4	0	1	0	0	1	2				
Irv Noren, L OBP: 0.386, SLG: 0.429 (1, 8)	BB				F9			K		3	0	1	0	1	1					
Eddie Robinson, L OBP: 0.365, SLG: 0.318 (1, 3)	BB				4-3		F7	1B		3	0	1	0	1	0	1				
Bud Stewart, L OBP: 0.370, SLG: 0.365 (1, 9)	L6				4-3		F5	F7		4	0	0	0	0	5					
Sam Dente, R OBP: 0.296, SLG: 0.268 (1, 6)					F9			F2		3	0	1	0	1	0	2				
Sherry Robertson, L OBP: 0.371, SLG: 0.345 (1, 4)					G6-3			L9		4	1	1	0	0	0	3				
Mickey Grasso, R OBP: 0.302, SLG: 0.300 (9, PH)					4-3			F9		3	0	1	1	0	0	0				
Sam Mele, R OBP: 0.464, SLG: 0.590 (9, PH)		FC4-6					F8			1	0	0	0	0	0	0				
Steve Nagy, L OBP: 0.353, SLG: 0.429 (1, 1)								K		2	0	1	0	1	0	0				
Jim Pearce, R OBP: 1.000, SLG: 1.000 (8, 1)							3-1			0	0	0	0	0	0	0				
Roberto Ortiz, R OBP: 0.313, SLG: 0.318 (9, PH)										1	0	0	0	0	1	0				
Inning Stats	R: 0 E: 0 K: 1 S: 5	H: 0 LOB: 2 BB: 2 P: 13	R: 1 E: 0 K: 0 S: 6	H: 3 LOB: 2 BB: 0 P: 6	R: 0 E: 0 K: 0 S: 3	H: 0 LOB: 0 BB: 0 P: 3	R: 0 E: 0 K: 0 S: 2	H: 0 LOB: 0 BB: 1 P: 6	R: 0 E: 0 K: 0 S: 2	H: 2 LOB: 2 BB: 0 P: 5	R: 0 E: 0 K: 0 S: 3	H: 0 LOB: 0 BB: 0 P: 3	R: 0 E: 0 K: 1 S: 7	H: 2 LOB: 2 BB: 0 P: 7	R: 0 E: 0 K: 1 S: 5	H: 0 LOB: 0 BB: 0 P: 5	1B: 6 2B: 0 3B: 1 HR: 0	SF: 0 SAC: 0 DP: 2 HBP: 0	WP: 0 PB: 0 CS: 0	PA: 36
PITCHER Bob Hooper, R ERA: 4.53 (1, 1)	IP: 9.0 WLS: W BF: 36 H: 7 R: 1 ER: 1 SO: 3 BB: 4 IBB: 0 HBP: 0 BLK: 0 WP: 0 HR: 0 S: 38 P: 54 ERA: 1.00 WHIP: 1.222																			


Batter	1	2	3	4	5	6	7	8	9	AB	R	H	RBI	BB	SO	LOB	BOTTOM			
Eddie Joost, R OBP: 0.401, SLG: 0.420 (1, 6)	F8				P8		L8			4	0	1	0	0	0	2	Washington Senators @ Philadelphia Athletics Shibe Park, Philadelphia, PA Tue May 30 1950, 3:38 AM EDT Att: 9,557 - Unknown			
Bob Dillinger, R OBP: 0.344, SLG: 0.444 (1, 5)	5-3			1B			L6			4	0	0	0	0	1	1				
Paul Lehner, L OBP: 0.409, SLG: 0.543 (1, 7)	F8						F8			4	0	0	0	0	1	1				
Sam Chapman, R OBP: 0.324, SLG: 0.383 (1, 8)								6-3		3	2	1	1	1	0	0				
Elmer Valo, L OBP: 0.382, SLG: 0.342 (1, 9)								BB		3	0	1	0	0	0	0				
Ferns Fain, L OBP: 0.411, SLG: 0.485 (1, 3)								BB		2	1	0	0	2	0	0				
Pete Suder, R OBP: 0.301, SLG: 0.397 (1, 4)										3	1	2	1	1	0	0				
Joe Astroth, R OBP: 0.421, SLG: 0.529 (1, 2)										4	0	1	1	0	0	4				
Bob Hooper, R OBP: 0.188, SLG: 0.333 (1, 1)										3	1	1	2	0	1	2				
Inning Stats	R: 0 E: 0 K: 0 S: 3	H: 0 LOB: 0 BB: 0 P: 3	R: 0 E: 0 K: 0 S: 3	H: 0 LOB: 0 BB: 0 P: 3	R: 2 E: 0 K: 1 S: 8	H: 3 LOB: 1 BB: 0 P: 8	R: 2 E: 0 K: 1 S: 7	H: 2 LOB: 2 BB: 2 P: 15	R: 1 E: 0 K: 0 S: 4	H: 1 LOB: 0 BB: 0 P: 4	R: 0 E: 0 K: 0 S: 3	H: 0 LOB: 0 BB: 0 P: 3	R: 0 E: 0 K: 1 S: 6	H: 1 LOB: 3 BB: 2 P: 14	R: 0 E: 0 K: 1 S: 6	H: 0 LOB: 0 BB: 0 P: 14		1B: 5 2B: 0 3B: 0 HR: 2	SF: 0 SAC: 1 DP: 0 HBP: 0	WP: 0 PB: 0 CS: 0
PITCHER Steve Nagy, L ERA: 4.81 (1, 1)	IP: 7.2 WLS: L BF: 34 H: 7 R: 5 ER: 5 SO: 3 BB: 4 IBB: 0 HBP: 0 BLK: 0 WP: 0 HR: 2 S: 36 P: 52 ERA: 5.87 WHIP: 1.435																			
Jim Pearce, R ERA: 7.04 (8, 1)	0.1 L 1 0 0 0 0 0 0 0 0 0 1 1 0.00 0.000																			


Batter	1	2	3	4	5	6	7	8	9	AB	R	H	RBI	BB	SO	LOB	TOP	
Johnny Lipon, R (1, 6) OBP: 0.434, SLG: 0.400											0	0	0	0	0	0	0	Detroit Tigers @ Philadelphia Athletics Shibe Park, Philadelphia, PA Sat Jun 03 1950, 3:33 AM EDT Att: 2,714 - Unknown livebaseballscorecards.com
Jerry Priddy, R (1, 4) OBP: 0.324, SLG: 0.299											0	0	0	0	0	0	0	
George Kell, R (1, 5) OBP: 0.439, SLG: 0.559											0	0	0	0	0	0	0	
Vic Wertz, L (1, 9) OBP: 0.363, SLG: 0.552											0	0	0	0	0	0	0	
Hoot Evers, R (1, 7) OBP: 0.411, SLG: 0.588											0	0	0	0	0	0	0	
Johnny Groth, R (1, 8) OBP: 0.398, SLG: 0.507											0	0	0	0	0	0	0	
Don Kolloway, R (1, 3) OBP: 0.333, SLG: 0.350											0	0	0	0	0	0	0	
Aaron Robinson, L (1, 2) OBP: 0.410, SLG: 0.456											0	0	0	0	0	0	0	
Hal Newhouser, L (1, 1) OBP: 0.182, SLG: 0.182											0	0	0	0	0	0	0	
Inning Stats											1B: 0 SF: 0 2B: 0 SAC: 0 3B: 0 DP: 0 HR: 0 HBP: 0	WP: 0 PA: 0 PB: 0 SB: 0 CS: 0						
PITCHER Bobby Shantz, L (1, 1) ERA: 4.34	IP	WLS	BF	H	R	ER	SO	BB	IBB	HBP	BLK	WP	HR	S	P	ERA	WHIP	PITCHER IP WLS BF H R ER SO BB IBB HBP BLK WP HR S P ERA WHIP

Batter	1	2	3	4	5	6	7	8	9	AB	R	H	RBI	BB	SO	LOB	BOTTOM	
Eddie Joost, R (1, 6) OBP: 0.398, SLG: 0.432											0	0	0	0	0	0	0	Detroit Tigers @ Philadelphia Athletics Shibe Park, Philadelphia, PA Sat Jun 03 1950, 3:33 AM EDT Att: 2,714 - Unknown livebaseballscorecards.com
Bob Dillinger, R (1, 5) OBP: 0.343, SLG: 0.444											0	0	0	0	0	0	0	
Paul Lehner, L (1, 7) OBP: 0.397, SLG: 0.522											0	0	0	0	0	0	0	
Sam Chapman, R (1, 8) OBP: 0.329, SLG: 0.382											0	0	0	0	0	0	0	
Elmer Valo, L (1, 9) OBP: 0.386, SLG: 0.345											0	0	0	0	0	0	0	
Fems Fain, L (1, 3) OBP: 0.407, SLG: 0.472											0	0	0	0	0	0	0	
Billy Hitchcock, R (1, 4) OBP: 0.357, SLG: 0.714											0	0	0	0	0	0	0	
Mike Guerra, R (1, 2) OBP: 0.301, SLG: 0.364											0	0	0	0	0	0	0	
Bobby Shantz, R (1, 1) OBP: 0.286, SLG: 0.167											0	0	0	0	0	0	0	
Inning Stats											1B: 0 SF: 0 2B: 0 SAC: 0 3B: 0 DP: 0 HR: 0 HBP: 0	WP: 0 PA: 0 PB: 0 SB: 0 CS: 0						
PITCHER Hal Newhouser, L (1, 1) ERA: 2.7	IP	WLS	BF	H	R	ER	SO	BB	IBB	HBP	BLK	WP	HR	S	P	ERA	WHIP	PITCHER IP WLS BF H R ER SO BB IBB HBP BLK WP HR S P ERA WHIP

Batter	1	2	3	4	5	6	7	8	9	AB	R	H	RBI	BB	SO	LOB	TOP																	
Don Lenhardt, R (1, 7) OBP: 0.362, SLG: 0.510											0	0	0	0	0	0	0	St. Louis Browns @ Philadelphia Athletics Shibe Park, Philadelphia, PA Tue Jun 06 1950, 3:33 AM EDT Att: 2,750 - Unknown livebaseballscorecards.com																
Dick Kokos, L (1, 9) OBP: 0.390, SLG: 0.480											0	0	0	0	0	0	0																	
Sherm Lollar, R (1, 2) OBP: 0.361, SLG: 0.525											0	0	0	0	0	0	0																	
Roy Sievers, R (1, 8) OBP: 0.318, SLG: 0.293											0	0	0	0	0	0	0																	
Hank Arft, L (1, 3) OBP: 0.421, SLG: 0.445											0	0	0	0	0	0	0																	
Owen Friend, R (1, 4) OBP: 0.353, SLG: 0.353											0	0	0	0	0	0	0																	
Leo Thomas, R (1, 5) OBP: 0.304, SLG: 0.264											0	0	0	0	0	0	0																	
Tom Upton, R (1, 6) OBP: 0.301, SLG: 0.177											0	0	0	0	0	0	0																	
Cliff Fannin, L (1, 1) OBP: 0.222, SLG: 0.333											0	0	0	0	0	0	0																	
Inning Stats											1B: 0	SF: 0	WP: 0	PA: 0	2B: 0	SAC: 0	FB: 0	3B: 0	DP: 0	SB: 0	CS: 0	HR: 0	HBP: 0											
PITCHER Lou Brissie, L (1, 1) ERA: 4.43	IP	WLS	BF	H	R	ER	SO	BB	IBB	HBP	BLK	WP	HR	S	P	ERA	WHIP																	
PITCHER																		IP	WLS	BF	H	R	ER	SO	BB	IBB	HBP	BLK	WP	HR	S	P	ERA	WHIP

Batter	1	2	3	4	5	6	7	8	9	AB	R	H	RBI	BB	SO	LOB	BOTTOM																	
Bob Dillinger, R (1, 5) OBP: 0.344, SLG: 0.434											0	0	0	0	0	0	0	St. Louis Browns @ Philadelphia Athletics Shibe Park, Philadelphia, PA Tue Jun 06 1950, 3:33 AM EDT Att: 2,750 - Unknown livebaseballscorecards.com																
Wally Moses, L (1, 9) OBP: 0.342, SLG: 0.471											0	0	0	0	0	0	0																	
Paul Lehner, L (1, 7) OBP: 0.388, SLG: 0.507											0	0	0	0	0	0	0																	
Sam Chapman, R (1, 8) OBP: 0.338, SLG: 0.403											0	0	0	0	0	0	0																	
Ferris Fain, L (1, 3) OBP: 0.409, SLG: 0.461											0	0	0	0	0	0	0																	
Eddie Joest, R (1, 6) OBP: 0.393, SLG: 0.412											0	0	0	0	0	0	0																	
Billy Hitchcock, R (1, 4) OBP: 0.346, SLG: 0.520											0	0	0	0	0	0	0																	
Joe Astroth, R (1, 2) OBP: 0.444, SLG: 0.455											0	0	0	0	0	0	0																	
Lou Brissie, L (1, 1) OBP: 0.150, SLG: 0.105											0	0	0	0	0	0	0																	
Inning Stats											1B: 0	SF: 0	WP: 0	PA: 0	2B: 0	SAC: 0	FB: 0	3B: 0	DP: 0	SB: 0	CS: 0	HR: 0	HBP: 0											
PITCHER Cliff Fannin, R (1, 1) ERA: 8.36	IP	WLS	BF	H	R	ER	SO	BB	IBB	HBP	BLK	WP	HR	S	P	ERA	WHIP																	
PITCHER																		IP	WLS	BF	H	R	ER	SO	BB	IBB	HBP	BLK	WP	HR	S	P	ERA	WHIP

Batter	1	2	3	4	5	6	7	8	9	AB	R	H	RBI	BB	SO	LOB	TOP																		
Chico Carrasquel, R (1, 6) OBP: 0.384, SLG: 0.347											0	0	0	0	0	0	0	Chicago White Sox @ Philadelphia Athletics Shibe Park, Philadelphia, PA Wed Jun 07 1950, 3:33 AM EDT Att: 2,536 - Unknown livebaseballscorecards.com																	
Nelle Fox, L (1, 4) OBP: 0.341, SLG: 0.270											0	0	0	0	0	0	0																		
Dave Philley, S (1, 9) OBP: 0.323, SLG: 0.341											0	0	0	0	0	0	0																		
Gus Zernial, R (1, 7) OBP: 0.333, SLG: 0.513											0	0	0	0	0	0	0																		
Eddie Robinson, L (1, 3) OBP: 0.378, SLG: 0.373											0	0	0	0	0	0	0																		
Hank Majeski, R (1, 5) OBP: 0.366, SLG: 0.416											0	0	0	0	0	0	0																		
Phil Masi, R (1, 2) OBP: 0.395, SLG: 0.435											0	0	0	0	0	0	0																		
Herb Adams, L (1, 8) OBP: 0.303, SLG: 0.292											0	0	0	0	0	0	0																		
Ray Scarborough, R (1, 1) OBP: 0.154, SLG: 0.160											0	0	0	0	0	0	0																		
Inning Stats											1B: 0	SF: 0	2B: 0	SAC: 0	3B: 0	DP: 0	HR: 0		HBP: 0	WP: 0	PA: 0														
PITCHER Bobby Shantz, L (1, 1) ERA: 4.5	IP	WLS	BF	H	R	ER	SO	BB	IBB	HBP	BLK	WP	HR	S	P	ERA	WHIP	PITCHER	IP	WLS	BF	H	R	ER	SO	BB	IBB	HBP	BLK	WP	HR	S	P	ERA	WHIP

Batter	1	2	3	4	5	6	7	8	9	AB	R	H	RBI	BB	SO	LOB	BOTTOM																		
Bob Dillinger, R (1, 5) OBP: 0.346, SLG: 0.430											0	0	0	0	0	0	0	Chicago White Sox @ Philadelphia Athletics Shibe Park, Philadelphia, PA Wed Jun 07 1950, 3:33 AM EDT Att: 2,536 - Unknown livebaseballscorecards.com																	
Wally Moses, L (1, 9) OBP: 0.349, SLG: 0.432											0	0	0	0	0	0	0																		
Paul Lehner, L (1, 7) OBP: 0.380, SLG: 0.497											0	0	0	0	0	0	0																		
Sam Chapman, R (1, 8) OBP: 0.335, SLG: 0.394											0	0	0	0	0	0	0																		
Ferris Fain, L (1, 3) OBP: 0.416, SLG: 0.484											0	0	0	0	0	0	0																		
Eddie Joest, R (1, 6) OBP: 0.396, SLG: 0.407											0	0	0	0	0	0	0																		
Billy Hitchcock, R (1, 4) OBP: 0.367, SLG: 0.586											0	0	0	0	0	0	0																		
Joe Astroth, R (1, 2) OBP: 0.400, SLG: 0.400											0	0	0	0	0	0	0																		
Bobby Shantz, R (1, 1) OBP: 0.261, SLG: 0.150											0	0	0	0	0	0	0																		
Inning Stats											1B: 0	SF: 0	2B: 0	SAC: 0	3B: 0	DP: 0	HR: 0		HBP: 0	WP: 0	PA: 0														
PITCHER Ray Scarborough, R (1, 1) ERA: 3.97	IP	WLS	BF	H	R	ER	SO	BB	IBB	HBP	BLK	WP	HR	S	P	ERA	WHIP	PITCHER	IP	WLS	BF	H	R	ER	SO	BB	IBB	HBP	BLK	WP	HR	S	P	ERA	WHIP

Batter	1	2	3	4	5	6	7	8	9	AB	R	H	RBI	BB	SO	LOB	TOP					
Nellie Fox, L (1,4) OBP: 0.308, SLG: 0.244										4	1	1	0	0	0	2	Chicago White Sox @ Philadelphia Athletics Shibe Park, Philadelphia, PA Thu Jun 08 1950, 3:33 AM EDT Att: 2,280 - Unknown					
Dave Philley, S (1,9) OBP: 0.320, SLG: 0.353										4	1	1	2	0	0	2						
Chico Carrasquel, R (1,6) OBP: 0.379, SLG: 0.361										4	1	1	0	0	2	0						
Gus Zernial, R (1,7) OBP: 0.335, SLG: 0.503										3	1	1	0	1	1	1						
Phil Masi, R (1,2) OBP: 0.397, SLG: 0.425										3	0	1	1	1	0	1						
Eddie Robinson, L (1,3) OBP: 0.376, SLG: 0.370										3	0	1	1	1	0	2						
Hank Majeski, R (1,5) Floyd Baker, L (0, PR) OBP: 0.500, SLG: 0.417										3	0	0	0	1	0	3						
Herb Adams, L (1,8) Luke Appling, R (0, PH) OBP: 0.290, SLG: 0.279 OBP: 0.286, SLG: 0.288										3	0	0	0	0	0	0						
Bob Cain, L (1,1) Randy Gumpert, R (4,1) Eddie Malone, R (0, PH) OBP: 0.364, SLG: 0.316 OBP: 0.250, SLG: 0.143 OBP: 0.329, SLG: 0.258										1	0	0	0	1	0	1						
Inning Stats	R: 3 E: 0 K: 1 S: 8	H: 3 LOB: 1 BB: 1 P: 12	R: 0 E: 0 K: 0 S: 3	H: 0 LOB: 1 BB: 1 P: 7	R: 1 E: 0 K: 0 S: 3	H: 0 LOB: 1 BB: 2 P: 11	R: 0 E: 1 K: 0 S: 4	H: 0 LOB: 1 BB: 0 P: 4	R: 0 E: 0 K: 0 S: 5	H: 1 LOB: 0 BB: 0 P: 5	R: 0 E: 0 K: 0 S: 3	H: 1 LOB: 0 BB: 0 P: 3	R: 0 E: 0 K: 0 S: 3	H: 0 LOB: 0 BB: 0 P: 3	R: 0 E: 1 K: 1 S: 6	H: 1 LOB: 1 BB: 0 P: 6		R: 0 E: 0 K: 0 S: 2	H: 0 LOB: 1 BB: 1 P: 6	1B: 4 2B: 3 3B: 1 HR: 1	SF: 0 SAC: 0 DP: 3 HBP: 0	WP: 1 PB: 0 CS: 0
PITCHER Alex Kellner, L (1,1) ERA: 5.24	IP: 9.0 WLS: W BF: 36 H: 6 R: 4 ER: 4 SO: 3 BB: 5 IBB: 0 HBP: 0 BLK: 0 WP: 1 HR: 1 S: 37 P: 57 ERA: 4.00 WHIP: 1.222															PITCHER						

Batter	1	2	3	4	5	6	7	8	9	AB	R	H	RBI	BB	SO	LOB	BOTTOM			
Bob Dillinger, R (1,5) OBP: 0.352, SLG: 0.435										3	2	2	1	1	0	0	Chicago White Sox @ Philadelphia Athletics Shibe Park, Philadelphia, PA Thu Jun 08 1950, 3:33 AM EDT Att: 2,280 - Unknown			
Wally Moses, L (1,9) OBP: 0.380, SLG: 0.465										3	0	1	1	0	0	1				
Paul Lehner, L (1,7) OBP: 0.368, SLG: 0.479										4	0	1	0	0	0	2				
Sam Chapman, R (1,8) OBP: 0.331, SLG: 0.396										4	0	0	1	0	1	2				
Ferris Fain, L (1,3) OBP: 0.424, SLG: 0.484										2	1	0	0	2	0	2				
Eddie Joest, R (1,6) OBP: 0.402, SLG: 0.419										3	1	1	0	1	1	3				
Billy Hitchcock, R (1,4) OBP: 0.342, SLG: 0.514										4	0	1	2	0	0	2				
Mike Guerra, R (1,2) OBP: 0.298, SLG: 0.364										4	1	1	0	0	1	1				
Alex Kellner, R (1,1) OBP: 0.296, SLG: 0.308										3	0	0	0	0	0	2				
Inning Stats	R: 0 E: 0 K: 1 S: 6	H: 1 LOB: 0 BB: 0 P: 6	R: 0 E: 0 K: 1 S: 4	H: 0 LOB: 0 BB: 1 P: 8	R: 1 E: 0 K: 0 S: 4	H: 1 LOB: 1 BB: 1 P: 8	R: 2 E: 0 K: 0 S: 4	H: 1 LOB: 1 BB: 2 P: 12	R: 1 E: 0 K: 0 S: 6	H: 1 LOB: 2 BB: 0 P: 6	R: 1 E: 0 K: 0 S: 5	H: 2 LOB: 1 BB: 0 P: 5	R: 0 E: 0 K: 0 S: 3	H: 0 LOB: 0 BB: 0 P: 3	R: 0 E: 0 K: 1 S: 5	H: 1 LOB: 0 BB: 0 P: 5		1B: 4 2B: 3 3B: 0 HR: 0	SF: 0 SAC: 1 DP: 2 HBP: 0	WP: 1 PB: 0 CS: 0
PITCHER Bob Cain, L (1,1) ERA: 2.58 Randy Gumpert, R (4,1) ERA: 6.15	IP: 3.1 WLS: L BF: 19 H: 4 R: 2 ER: 1 SO: 1 BB: 0 IBB: 0 HBP: 0 BLK: 0 WP: 0 HR: 0 S: 16 P: 21 ERA: 8.10 WHIP: 2.100															PITCHER				

Batter	1	2	3	4	5	6	7	8	9	AB	R	H	RBI	BB	SO	LOB	TOP																				
Chico Carrasquel, R (1, 6) OBP: 0.379, SLG: 0.361											0	0	0	0	0	0	0	Chicago White Sox @ Philadelphia Athletics Shibe Park, Philadelphia, PA Fri Jun 09 1950, 3:33 AM EDT Att: 2,709 - Unknown livebaseballscorecards.com																			
Nelle Fox, L (1, 4) OBP: 0.306, SLG: 0.244											0	0	0	0	0	0	0																				
Dave Philley, S (1, 8) OBP: 0.320, SLG: 0.353											0	0	0	0	0	0	0																				
Gus Zernial, R (1, 7) OBP: 0.335, SLG: 0.503											0	0	0	0	0	0	0																				
Eddie Robinson, L (1, 3) OBP: 0.378, SLG: 0.370											0	0	0	0	0	0	0																				
Hank Majeski, R (1, 5) OBP: 0.363, SLG: 0.407											0	0	0	0	0	0	0																				
Mary Rickert, L (1, 9) OBP: 0.214, SLG: 0.154											0	0	0	0	0	0	0																				
Phil Masi, R (1, 2) OBP: 0.397, SLG: 0.425											0	0	0	0	0	0	0																				
Bill Wight, L (1, 1)											0	0	0	0	0	0	0																				
Inning Stats											1B: 0	SF: 0	2B: 0	SAC: 0	3B: 0	DP: 0	HR: 0	HBP: 0	WP: 0	PA: 0																	
PITCHER	IP	WLS	BF	H	R	ER	SO	BB	IBB	HBP	BLK	WP	HR	S	P	ERA	WHIP	PITCHER	IP	WLS	BF	H	R	ER	SO	BB	IBB	HBP	BLK	WP	HR	S	P	ERA	WHIP		
Bob Hooper, R (1, 1) ERA: 4.61	0.0	L	0	0	0	0	0	0	0	0	0	0	0	0	0	∞	∞																				

AB 0
R 0
H 0
RBI 0
BB 0
SO 0
LOB 0



Batter	1	2	3	4	5	6	7	8	9	AB	R	H	RBI	BB	SO	LOB	BOTTOM																				
Bob Dillinger, R (1, 5) OBP: 0.352, SLG: 0.435											0	0	0	0	0	0	0	Chicago White Sox @ Philadelphia Athletics Shibe Park, Philadelphia, PA Fri Jun 09 1950, 3:33 AM EDT Att: 2,709 - Unknown livebaseballscorecards.com																			
Wally Moses, L (1, 9) OBP: 0.380, SLG: 0.465											0	0	0	0	0	0	0																				
Paul Lehner, L (1, 7) OBP: 0.366, SLG: 0.479											0	0	0	0	0	0	0																				
Sam Chapman, R (1, 8) OBP: 0.331, SLG: 0.396											0	0	0	0	0	0	0																				
Ferris Fain, L (1, 3) OBP: 0.424, SLG: 0.484											0	0	0	0	0	0	0																				
Eddie Joest, R (1, 6) OBP: 0.402, SLG: 0.419											0	0	0	0	0	0	0																				
Billy Hitchcock, R (1, 4) OBP: 0.342, SLG: 0.514											0	0	0	0	0	0	0																				
Mike Guerra, R (1, 2) OBP: 0.298, SLG: 0.364											0	0	0	0	0	0	0																				
Bob Hooper, R (1, 1) OBP: 0.263, SLG: 0.444											0	0	0	0	0	0	0																				
Inning Stats											1B: 0	SF: 0	2B: 0	SAC: 0	3B: 0	DP: 0	HR: 0	HBP: 0	WP: 0	PA: 0																	
PITCHER	IP	WLS	BF	H	R	ER	SO	BB	IBB	HBP	BLK	WP	HR	S	P	ERA	WHIP	PITCHER	IP	WLS	BF	H	R	ER	SO	BB	IBB	HBP	BLK	WP	HR	S	P	ERA	WHIP		
Bill Wight, L (1, 1) ERA: 4.36	0.0	W	0	0	0	0	0	0	0	0	0	0	0	0	0	∞	∞																				

AB 0
R 0
H 0
RBI 0
BB 0
SO 0
LOB 0




Batter	1	2	3	4	5	6	7	8	9	10	AB	R	H	RBI	BB	SO	LOB	TOP
Bob Kennedy, R OBP: 0.377, SLG: 0.514 (1, 9)	0-0 4-3		0-0 2B	0-0 6-3			0-0 1B		0-0 1B	0-0 F9	6	1	3	0	0	0	2	Cleveland Indians @ Philadelphia Athletics Shibe Park, Philadelphia, PA Sun Jun 11 1950, 3:33 AM EDT Unknown
Allie Clark, R OBP: 0.232, SLG: 0.308 Dale Mitchell, L OBP: 0.386, SLG: 0.396 (1, 7)	0-0 L9		0-0 5-3		0-0 5-3		0-0 F9		0-0 F8		4	0	0	0	0	0	2	
Luke Easter, L OBP: 0.406, SLG: 0.504 (1, 3)	4-0 FC6-4 BB		0-0 1B		0-0 F7		0-0 F2		0-0 4-3		4	1	1	1	1	0	3	
Larry Doby, L OBP: 0.457, SLG: 0.544 (1, 8)	0-0 FC6-4		4-0 1B		0-0 1B		0-0 K		0-0 K		4	0	1	0	1	2	1	
Al Rosen, R OBP: 0.376, SLG: 0.614 (1, 5)		4-0 1B	0-0 1B		0-0 5-3		0-0 F8		0-0 HR		4	2	2	2	1	0	1	
Lou Boudreau, R OBP: 0.336, SLG: 0.328 (1, 6)		0-0 1-3	0-0 L9-3-6		0-0 G3		4-0 FC5-4 BB		0-0 L9 HR		4	1	1	0	1	0	3	
Bobby Avila, R OBP: 0.382, SLG: 0.310 (1, 4)		0-0 6-3		0-0 FC1-6 1B		0-0 K		0-0 FC5-4 1-2r		0-0 L9	5	0	1	0	0	1	3	
Jim Hegan, R OBP: 0.313, SLG: 0.403 (1, 2)		0-0 1B	0-0 FC1-6 1B		0-0 6-3		0-0 F8		0-0 HR		5	1	2	3	0	0	1	
Bob Lemon, L OBP: 0.375, SLG: 0.452 Al Benton, R OBP: 1.000, SLG: 1.000 (1, 1)	0-0 1-3		0-0 1B		0-0 1B		0-3 K		0-0 1B	0-0 HBP	4	0	2	0	0	1	1	
Inning Stats	R: 0 E: 0 K: 0 S: 3	H: 0 LOB: 1 BB: 1 P: 7	R: 1 E: 0 K: 0 S: 4	H: 1 LOB: 1 BB: 1 P: 8	R: 2 E: 0 K: 0 S: 5	H: 3 LOB: 1 BB: 1 P: 9	R: 0 E: 0 K: 0 S: 4	H: 2 LOB: 1 BB: 0 P: 4	R: 0 E: 0 K: 1 S: 5	H: 1 LOB: 0 BB: 0 P: 5	R: 0 E: 0 K: 1 S: 5	H: 0 LOB: 1 BB: 1 P: 9	R: 0 E: 0 K: 0 S: 5	H: 2 LOB: 2 BB: 0 P: 5	R: 3 E: 0 K: 1 S: 8	H: 3 LOB: 1 BB: 0 P: 9	1B: 8 2B: 4 3B: 0 HR: 2	
PITCHER Bobby Shantz, L ERA: 4.13 (1, 1)	IP 10.0	WLS L	BF 46	H 13	R 6	ER 6	SO 4	BB 4	IBB 0	HBP 1	BLK 0	WP 0	HR 2	S 49	P 66	ERA 5.40	WHIP 1.700	
PITCHER	IP	WLS	BF	H	R	ER	SO	BB	IBB	HBP	BLK	WP	HR	S	P	ERA	WHIP	

AB	41
R	6
H	13
RBI	6
BB	4
SO	4
LOB	19



Batter	1	2	3	4	5	6	7	8	9	10	AB	R	H	RBI	BB	SO	LOB	BOTTOM		
Bob Dillinger, R OBP: 0.346, SLG: 0.427 (1, 5)	0-0 5-3		0-3 K		0-0 B5-3		4-0 2B BB		4-0 FC4-6 BB		3	0	0	0	2	1	0	Cleveland Indians @ Philadelphia Athletics Shibe Park, Philadelphia, PA Sun Jun 11 1950, 3:33 AM EDT Unknown		
Wally Moses, L OBP: 0.406, SLG: 0.509 (1, 9)	4-0 1B BB		0-0 HR 1B		4-0 BB		1-3 2-H 2B		1-2r FC4-6		3	1	2	1	2	0	1			
Paul Lehner, L OBP: 0.357, SLG: 0.455 (1, 7)	0-3 K		0-0 F5		0-0 4-3		4-0 IBB		0-0 4-3		4	0	0	0	1	1	4			
Sam Chapman, R OBP: 0.344, SLG: 0.437 (1, 8)	0-0 BB 1B		0-0 HR		0-0 F5		0-0 1B		0-0 5-3		5	1	3	2	0	0	3			
Ferris Fain, L OBP: 0.436, SLG: 0.500 (1, 3)	4-0 1B BB		0-0 3-1		4-0 FC6-4 BB		4-0 G3		0-0 4-3 1B		3	0	1	0	2	0	3			
Eddie Joost, R OBP: 0.400, SLG: 0.409 (1, 6)	0-3 K		0-3 K		0-0 FC6-4		4-0 G5-6-4 BB		0-0 4-3 1B		4	0	1	0	1	2	4			
Billy Hitchcock, R OBP: 0.380, SLG: 0.467 Barney McCosky, L OBP: 0.342, SLG: 0.338 (1, 4)		0-0 5-3		4-0 G6-4-3 BB		0-0 L8		1-2r G5-6-4		0-0 4-3	3	0	0	0	1	0	2			
Joe Astroth, R OBP: 0.351, SLG: 0.344 Elmer Valo, L OBP: 0.386, SLG: 0.336 (1, 2)		0-0 6-3		0-0 G6-4-3		0-0 5-3		0-0 SH3-4 2B 1B		4-0 BB	4	1	1	0	0	0	1			
Bobby Shantz, R OBP: 0.207, SLG: 0.115 Carl Scheib, R OBP: 0.236, SLG: 0.235 (1, 1)	0-3 K		0-3 K		0-3 K		0-0 SH3-4		0-0 5-3	0-0 1-3	3	0	0	0	0	2	0			
Inning Stats	R: 0 E: 0 K: 2 S: 8	H: 1 LOB: 3 BB: 2 P: 16	R: 0 E: 0 K: 1 S: 5	H: 0 LOB: 0 BB: 0 P: 5	R: 2 E: 0 K: 1 S: 7	H: 2 LOB: 0 BB: 0 P: 7	R: 0 E: 0 K: 1 S: 4	H: 0 LOB: 0 BB: 1 P: 8	R: 0 E: 0 K: 1 S: 5	H: 1 LOB: 1 BB: 1 P: 7	R: 1 E: 0 K: 0 S: 5	H: 2 LOB: 3 BB: 2 P: 13	R: 0 E: 0 K: 0 S: 2	H: 0 LOB: 0 BB: 1 P: 6	R: 0 E: 0 K: 0 S: 3	H: 0 LOB: 1 BB: 1 P: 7	R: 0 E: 0 K: 0 S: 5		H: 2 LOB: 3 BB: 1 P: 9	1B: 6 2B: 1 3B: 0 HR: 1
PITCHER Bob Lemon, R ERA: 4.48 (1, 1)	IP 9.2	WLS W	BF 44	H 8	R 3	ER 3	SO 6	BB 9	IBB 1	HBP 0	BLK 0	WP 0	HR 1	S 46	P 86	ERA 2.79	WHIP 1.759			
PITCHER	IP	WLS	BF	H	R	ER	SO	BB	IBB	HBP	BLK	WP	HR	S	P	ERA	WHIP			

AB	34
R	3
H	8
RBI	3
BB	10
SO	6
LOB	23




Batter	1	2	3	4	5	6	7	8	9	AB	R	H	RBI	BB	SO	LOB	TOP		
Bob Kennedy, R (1,9) OBP: 0.378, SLG: 0.507	F8		2B 1B BB		F5			F8	1B	4	1	1	0	1	0	0	Cleveland Indians @ Philadelphia Athletics Shibe Park, Philadelphia, PA Sun Jun 11 1950, 3:38 AM EDT Att: 14,241 - Unknown		
Allie Clark, R (1,7) OBP: 0.246, SLG: 0.333	F8		1B 2B		F7			F9	1B	5	1	2	2	0	0				
Luke Easter, L (1,3) OBP: 0.406, SLG: 0.507	F7		BB BB 1B		3-1			1B 2B	K	5	1	2	2	0	1	2			
Larry Doby, L (1,8) OBP: 0.463, SLG: 0.544		F2	BB BB 1B			L5-3 HBP		1B		2	0	1	1	1	0	0			
Al Rosen, R (1,5) OBP: 0.374, SLG: 0.603	5-3		BB BB BB			K		F9		3	0	0	0	1	1	2			
Lou Boudreau, R (1,6) OBP: 0.333, SLG: 0.320	F9		BB BB BB		F3		L5-3		1B FC6-4 BB	3	1	0	0	1	0	4			
Bobby Avila, R (1,4) OBP: 0.368, SLG: 0.303			L9	5-3			F9		1B FC6-4	4	0	1	0	0	0	0			
Jim Hegan, R (1,2) OBP: 0.311, SLG: 0.393			WP 2B BB	5-3			4-3		FC6-4 1B 5-3	3	2	0	1	1	0	1			
Steve Gromek, S (1,1) OBP: 0.308, SLG: 0.250			K	F9			K		5-3	3	0	0	0	0	2	1			
Al Benton, R (7,1) OBP: 1.000, SLG: 1.000			1-2						1-2	0	0	0	0	0	0	0			
Sam Zoldak, L (7,1) OBP: 0.400, SLG: 0.400										0	0	0	0	0	0	0			
Joe Gordon, R (9, PH) OBP: 0.302, SLG: 0.382										1	0	0	0	0	0	1			
Inning Stats	R: 0 E: 0 K: 0 S: 3	H: 0 LOB: 0 BB: 0 P: 3	R: 0 E: 0 K: 0 S: 3	H: 0 LOB: 0 BB: 0 P: 3	R: 3 E: 0 K: 1 S: 7	H: 2 LOB: 3 BB: 4 P: 23	R: 0 E: 0 K: 0 S: 3	H: 0 LOB: 0 BB: 0 P: 3	R: 0 E: 0 K: 1 S: 4	H: 0 LOB: 0 BB: 0 P: 5	R: 0 E: 0 K: 1 S: 5	H: 0 LOB: 0 BB: 0 P: 5	R: 1 E: 0 K: 0 S: 5	H: 2 LOB: 1 BB: 0 P: 5	R: 2 E: 0 K: 1 S: 8	H: 3 LOB: 2 BB: 1 P: 12	1B: 5 2B: 3 3B: 0 HR: 0	SF: 0 SAC: 0 DP: 1 HBP: 1	WP: 1 PA: 39 PB: 0 SB: 0 CS: 0
PITCHER	IP WLS BF H R ER SO BB IBB HBP BLK WP HR S P ERA WHIP	8.2 W 38 7 6 6 3 5 0 1 0 1 0 38 59 6.23 1.385	0.1 S 1 0 0 0 1 0 0 0 0 0 0 3 3 0.00 0.000																


AB	33
R	6
H	7
RBI	6
BB	5
SO	4
LOB	11



Batter	1	2	3	4	5	6	7	8	9	AB	R	H	RBI	BB	SO	LOB	BOTTOM	
Bob Dillinger, R (1,5) OBP: 0.344, SLG: 0.424	5-3		6-3			F9	1B F7			4	1	1	1	0	0	0	Cleveland Indians @ Philadelphia Athletics Shibe Park, Philadelphia, PA Sun Jun 11 1950, 3:38 AM EDT Att: 14,241 - Unknown	
Barney McCosky, L (1,7) OBP: 0.338, SLG: 0.361	1B 3B		F7			4-3	F7			4	1	1	1	0	0	1		
Elmer Valo, L (1,9) OBP: 0.389, SLG: 0.336	3-1 1B HBP				K	3-1	1B			3	1	1	1	0	1	0		
Sam Chapman, R (1,8) OBP: 0.359, SLG: 0.469	3-1 1B				HR		1B			4	2	4	3	0	0	0		
Fernis Fain, L (1,3) OBP: 0.428, SLG: 0.489	3-1				P4		FC 1B			4	1	0	0	0	0	4		
Eddie Joost, R (1,6) OBP: 0.384, SLG: 0.401		5-3			F8		SH3-4	K		3	0	0	0	0	1	0		
Pete Suder, R (1,4) OBP: 0.293, SLG: 0.385		F5				F8		4-3		2	0	0	0	0	0	0		
Paul Lehner, L (7, PH) OBP: 0.360, SLG: 0.455							1B 1B			0	1	0	0	1	0	0		
Billy Hitchcock, R (8,4) OBP: 0.373, SLG: 0.457							1B IBB			1	0	0	0	0	0	0		
Mike Guerra, R (1,2) OBP: 0.291, SLG: 0.344							1B 1B			2	0	0	0	0	0	0		
Wally Moses, L (7, PH) OBP: 0.415, SLG: 0.518		P6				1-3		F9		1	1	1	2	0	0	0		
Joe Astroth, R (8,2) OBP: 0.342, SLG: 0.333							1B 1B			1	0	0	0	0	0	0		
Alex Kellner, R (1,1) OBP: 0.300, SLG: 0.310					F5		1B F7			3	1	1	1	0	1	0		
Bob Hooper, R (9,1) OBP: 0.286, SLG: 0.500										0	0	0	0	0	0	0		
Inning Stats	R: 1 E: 0 K: 0 S: 4	H: 2 LOB: 1 BB: 0 P: 5	R: 0 E: 0 K: 0 S: 3	H: 0 LOB: 0 BB: 0 P: 3	R: 0 E: 0 K: 1 S: 6	H: 1 LOB: 0 BB: 0 P: 6	R: 0 E: 0 K: 1 S: 5	H: 0 LOB: 0 BB: 0 P: 5	R: 0 E: 0 K: 0 S: 3	H: 0 LOB: 0 BB: 0 P: 3	R: 7 E: 0 K: 0 S: 10	H: 6 LOB: 1 BB: 1 P: 14	R: 0 E: 0 K: 1 S: 5	H: 0 LOB: 0 BB: 0 P: 5	1B: 7 2B: 0 3B: 1 HR: 1	SF: 0 SAC: 1 DP: 0 HBP: 1	WP: 0 PA: 35 PB: 0 SB: 0 CS: 0	
PITCHER	IP WLS BF H R ER SO BB IBB HBP BLK WP HR S P ERA WHIP	6.1 L 27 6 7 7 2 0 0 0 0 0 4 4 54.00 9.000	0.1 4 3 2 2 0 0 0 0 0 0 0 0 6 6 0.00 0.000															




Batter	1	2	3	4	5	6	7	8	9	AB	R	H	RBI	BB	SO	LOB	TOP																	
Bob Dillinger, R (1, 5) OBP: 0.344, SLG: 0.424											0	0	0	0	0	0	0	Philadelphia Athletics @ Detroit Tigers Briggs Stadium, Detroit, MI Tue Jun 13 1950, 4:33 AM EDT Att: 31,894 - Unknown livebaseballscorecards.com																
Wally Moses, L (1, 9) OBP: 0.415, SLG: 0.518											0	0	0	0	0	0	0																	
Elmer Valo, L (1, 7) OBP: 0.389, SLG: 0.336											0	0	0	0	0	0	0																	
Sam Chapman, R (1, 8) OBP: 0.359, SLG: 0.469											0	0	0	0	0	0	0																	
Ferris Fain, L (1, 3) OBP: 0.428, SLG: 0.489											0	0	0	0	0	0	0																	
Eddie Joest, R (1, 6) OBP: 0.394, SLG: 0.401											0	0	0	0	0	0	0																	
Pete Suder, R (1, 4) OBP: 0.293, SLG: 0.385											0	0	0	0	0	0	0																	
Mike Guerra, R (1, 2) OBP: 0.291, SLG: 0.344											0	0	0	0	0	0	0																	
Bob Hooper, R (1, 1) OBP: 0.286, SLG: 0.500											0	0	0	0	0	0	0																	
Inning Stats											1B: 0	SF: 0	WP: 0	PA: 0	2B: 0	SAC: 0	PB: 0		3B: 0	DP: 0	SB: 0	CS: 0	HR: 0	HBP: 0										
PITCHER Art Houtteman, R (1, 1) ERA: 3.28	IP	WLS	BF	H	R	ER	SO	BB	IBB	HBP	BLK	WP	HR	S	P	ERA	WHIP																	
PITCHER																		IP	WLS	BF	H	R	ER	SO	BB	IBB	HBP	BLK	WP	HR	S	P	ERA	WHIP

Batter	1	2	3	4	5	6	7	8	9	AB	R	H	RBI	BB	SO	LOB	BOTTOM																	
Johnny Lipon, R (1, 6) OBP: 0.424, SLG: 0.418											0	0	0	0	0	0	0	Philadelphia Athletics @ Detroit Tigers Briggs Stadium, Detroit, MI Tue Jun 13 1950, 4:33 AM EDT Att: 31,894 - Unknown livebaseballscorecards.com																
Jerry Priddy, R (1, 4) OBP: 0.394, SLG: 0.359											0	0	0	0	0	0	0																	
George Kell, R (1, 5) OBP: 0.448, SLG: 0.553											0	0	0	0	0	0	0																	
Vic Wertz, L (1, 9) OBP: 0.355, SLG: 0.517											0	0	0	0	0	0	0																	
Hoot Evers, R (1, 7) OBP: 0.435, SLG: 0.656											0	0	0	0	0	0	0																	
Johnny Groth, R (1, 8) OBP: 0.402, SLG: 0.519											0	0	0	0	0	0	0																	
Aaron Robinson, L (1, 2) OBP: 0.421, SLG: 0.515											0	0	0	0	0	0	0																	
Dick Kryhoski, L (1, 3) OBP: 0.269, SLG: 0.380											0	0	0	0	0	0	0																	
Art Houtteman, R (1, 1) OBP: 0.267, SLG: 0.250											0	0	0	0	0	0	0																	
Inning Stats											1B: 0	SF: 0	WP: 0	PA: 0	2B: 0	SAC: 0	PB: 0		3B: 0	DP: 0	SB: 0	CS: 0	HR: 0	HBP: 0										
PITCHER Bob Hooper, R (1, 1) ERA: 4.29	IP	WLS	BF	H	R	ER	SO	BB	IBB	HBP	BLK	WP	HR	S	P	ERA	WHIP																	
PITCHER																		IP	WLS	BF	H	R	ER	SO	BB	IBB	HBP	BLK	WP	HR	S	P	ERA	WHIP

Batter	1	2	3	4	5	6	7	8	9	AB	R	H	RBI	BB	SO	LOB	TOP										
Bob Dillinger, R OBP: 0.346, SLG: 0.432 (1, 5)										5	1	2	0	0	1	0	Philadelphia Athletics @ Detroit Tigers Briggs Stadium, Detroit, MI Wed Jun 14 1950, 4:33 AM EDT Att: 9,190 - Unknown										
Wally Moses, L OBP: 0.405, SLG: 0.484 (1, 9)										5	1	1	0	0	0	1											
Elmer Valo, L OBP: 0.395, SLG: 0.404 (1, 7)										3	2	1	1	2	0	2											
Sam Chapman, R OBP: 0.363, SLG: 0.491 (1, 8)										5	2	3	3	0	0	2											
Fernis Fain, L OBP: 0.415, SLG: 0.467 (1, 3)										5	0	0	0	0	1	5											
Eddie Joest, R OBP: 0.401, SLG: 0.434 (1, 6)										4	2	3	3	1	0	0											
Pete Suder, R OBP: 0.289, SLG: 0.374 (1, 4)										5	0	1	0	0	1	1											
Mike Guerra, R OBP: 0.313, SLG: 0.350 (1, 2)										4	0	2	0	1	0	2											
Lou Brissie, L OBP: 0.103, SLG: 0.071 (1, 1)										4	0	0	0	0	0	4											
Inning Stats	R: 0 E: 0 K: 0 S: 3	H: 0 LOB: 0 BB: 0 P: 3	R: 2 E: 0 K: 1 S: 8	H: 3 LOB: 1 BB: 0 P: 8	R: 1 E: 0 K: 1 S: 6	H: 1 LOB: 1 BB: 1 P: 10	R: 1 E: 1 K: 0 S: 4	H: 1 LOB: 0 BB: 0 P: 4	R: 1 E: 0 K: 0 S: 4	H: 1 LOB: 2 BB: 1 P: 8	R: 0 E: 0 K: 1 S: 6	H: 1 LOB: 2 BB: 1 P: 10	R: 0 E: 0 K: 0 S: 3	H: 0 LOB: 1 BB: 1 P: 7	R: 3 E: 0 K: 0 S: 8	H: 5 LOB: 2 BB: 0 P: 8		1B: 9 2B: 1 3B: 1 HR: 2	SF: 0 SAC: 0 DP: 0 HBP: 0	WP: 0 PB: 0 SB: 1 CS: 0	PA: 44						
PITCHER	IP	WLS	BF	H	R	ER	SO	BB	IBB	HBP	BLK	WP	HR	S	P	ERA	WHIP										
Dizzy Trout, R ERA: 5.01 (1, 1)	5.0	L	22	6	5	4	2	1	0	0	0	0	2	25	29	7.20	1.400										
Hal White, R ERA: 7.79 (6, 1)	3.0		14	2	0	0	1	3	0	0	0	0	0	13	25	0.00	1.667										
Paul Calvert, R ERA: 4.15 (9, 1)	1.0		8	5	3	3	0	0	0	0	0	0	0	8	8	27.00	5.000										

AB	40
R	8
H	13
RBI	7
BB	4
SO	3
LOB	17





Batter	1	2	3	4	5	6	7	8	9	AB	R	H	RBI	BB	SO	LOB	BOTTOM										
Johnny Lipon, R OBP: 0.419, SLG: 0.414 (1, 6)										4	0	1	0	0	0	1	Philadelphia Athletics @ Detroit Tigers Briggs Stadium, Detroit, MI Wed Jun 14 1950, 4:33 AM EDT Att: 9,190 - Unknown										
Jerry Priddy, R OBP: 0.363, SLG: 0.351 (1, 4)										3	0	0	0	1	0	1											
George Kell, R OBP: 0.448, SLG: 0.544 (1, 5)										3	0	1	0	1	0	2											
Vic Wertz, L OBP: 0.354, SLG: 0.502 (1, 9)										4	0	0	0	0	1	3											
Hoot Evers, R OBP: 0.441, SLG: 0.679 (1, 7)										4	0	1	0	0	0	0											
Johnny Groth, R OBP: 0.387, SLG: 0.497 (1, 8)										4	0	0	0	0	0	1											
Don Kolloway, R OBP: 0.292, SLG: 0.403 (1, 3)										3	1	1	1	0	0	0											
Aaron Robinson, L OBP: 0.430, SLG: 0.510 (1, 2)										3	1	1	0	0	1	0											
Dizzy Trout, R OBP: 0.267, SLG: 0.214 (1, 1)										1	0	0	0	0	0	0											
Eddie Lake, R (5, PH)										1	0	0	0	0	0	0											
Hal White, R (6, 1)										0	0	0	0	0	0	0											
Pat Mullin, L OBP: 0.261, SLG: 0.225 (8, PH)										1	0	1	0	0	0	0											
Paul Calvert, R (9, 1)										0	0	0	0	0	0	0											
Inning Stats	R: 0 E: 0 K: 1 S: 5	H: 0 LOB: 1 BB: 1 P: 9	R: 0 E: 0 K: 0 S: 3	H: 0 LOB: 0 BB: 0 P: 3	R: 1 E: 1 K: 0 S: 6	H: 3 LOB: 2 BB: 0 P: 6	R: 0 E: 0 K: 0 S: 3	H: 0 LOB: 0 BB: 0 P: 3	R: 1 E: 0 K: 0 S: 4	H: 2 LOB: 0 BB: 0 P: 4	R: 0 E: 0 K: 0 S: 3	H: 1 LOB: 1 BB: 1 P: 7	R: 0 E: 0 K: 0 S: 3	H: 0 LOB: 0 BB: 0 P: 3	1B: 4 2B: 1 3B: 0 HR: 1	SF: 0 SAC: 0 DP: 2 HBP: 0	WP: 0 PB: 0 SB: 0 CS: 0	PA: 33									
PITCHER	IP	WLS	BF	H	R	ER	SO	BB	IBB	HBP	BLK	WP	HR	S	P	ERA	WHIP										
Lou Brissie, L ERA: 4.24 (1, 1)	9.0	W	33	6	2	1	2	2	0	0	0	0	1	35	43	1.00	0.889										



Batter	1	2	3	4	5	6	7	8	9	AB	R	H	RBI	BB	SO	LOB	TOP					
Bob Dillinger, R (1, 5) OBP: 0.349, SLG: 0.442										4	0	2	1	0	1	1	Philadelphia Athletics @ Detroit Tigers Briggs Stadium, Detroit, MI Thu Jun 15 1950, 4:33 AM EDT Att: 8,105 - Unknown					
Wally Moses, L (1, 9) OBP: 0.397, SLG: 0.471										4	1	1	0	0	0	2						
Elmer Valo, L (1, 7) OBP: 0.386, SLG: 0.393										4	0	0	0	0	0	4						
Sam Chapman, R (1, 8) OBP: 0.360, SLG: 0.503										4	1	1	2	0	0	0						
Fernis Fain, L (1, 3) OBP: 0.412, SLG: 0.462										4	0	1	0	0	0	0						
Eddie Joest, R (1, 6) OBP: 0.398, SLG: 0.427										3	0	0	0	1	1	1						
Pete Suder, R (1, 4) OBP: 0.283, SLG: 0.366										3	0	0	0	0	0	1						
Kermit Wahl, R (9, PH) OBP: 0.316, SLG: 0.278										1	0	1	0	0	0	0						
Mike Guerra, R (1, 2) OBP: 0.304, SLG: 0.340										3	0	0	0	0	0	0						
Paul Lehner, L (9, PH) OBP: 0.394, SLG: 0.455										0	0	0	0	1	0	0						
Bobby Shantz, R (1, 1) OBP: 0.226, SLG: 0.143										2	0	1	0	0	0	0						
Barney McCosky, L (8, PH) OBP: 0.346, SLG: 0.370										1	1	1	0	0	0	0						
Carl Scheib, R (8, 1) OBP: 0.222, SLG: 0.222										1	0	0	0	0	0	3						
Inning Stats	R: 2 E: 0 K: 0 S: 5	H: 3 LOB: 0 BB: 0 P: 5	R: 0 E: 0 K: 0 S: 3	H: 0 LOB: 0 BB: 0 P: 3	R: 0 E: 0 K: 0 S: 4	H: 1 LOB: 1 BB: 0 P: 4	R: 0 E: 0 K: 0 S: 3	H: 0 LOB: 0 BB: 0 P: 7	R: 0 E: 0 K: 1 S: 5	H: 0 LOB: 0 BB: 0 P: 5	R: 0 E: 0 K: 0 S: 3	H: 0 LOB: 0 BB: 0 P: 3	R: 0 E: 0 K: 0 S: 3	H: 0 LOB: 0 BB: 0 P: 3	R: 1 E: 0 K: 0 S: 5	H: 2 LOB: 1 BB: 0 P: 5	R: 0 E: 0 K: 1 S: 7	H: 2 LOB: 3 BB: 1 P: 11	1B: 6 2B: 1 3B: 1 HR: 1	SF: 0 SAC: 0 DP: 1 HBP: 0	WP: 0 PB: 0 SB: 0 CS: 0	PA: 36
PITCHER Fred Hutchinson, R (1, 1) ERA: 5.09	IP: 9.0 WLS: W BF: 36 H: 8 R: 3 ER: 3 SO: 2 BB: 2 IBB: 0 HBP: 0 BLK: 0 WP: 0 HR: 1 S: 38 P: 46 ERA: 3.00 WHIP: 1.111															PITCHER	IP: WLS: BF: H: R: ER: SO: BB: IBB: HBP: BLK: WP: HR: S: P: ERA: WHIP:					

Batter	1	2	3	4	5	6	7	8	9	AB	R	H	RBI	BB	SO	LOB	BOTTOM					
Johnny Lipon, R (1, 6) OBP: 0.421, SLG: 0.413										3	0	1	0	1	0	1	Philadelphia Athletics @ Detroit Tigers Briggs Stadium, Detroit, MI Thu Jun 15 1950, 4:33 AM EDT Att: 8,105 - Unknown					
Jerry Priddy, R (1, 4) OBP: 0.356, SLG: 0.343										5	1	0	1	0	0	4						
George Keli, R (1, 5) OBP: 0.457, SLG: 0.556										3	3	3	0	1	0	0						
Vic Wertz, L (1, 9) OBP: 0.361, SLG: 0.507										4	1	3	2	0	0	2						
Hoot Evers, R (1, 7) OBP: 0.432, SLG: 0.663										4	0	0	1	0	0	3						
Johnny Groth, R (1, 8) OBP: 0.394, SLG: 0.503										4	1	3	1	0	0	0						
Don Kolloway, R (1, 3) OBP: 0.304, SLG: 0.409										4	0	2	1	0	0	2						
Aaron Robinson, L (1, 2) OBP: 0.432, SLG: 0.505										3	0	1	1	1	0	2						
Neil Berry, R (8, PR) OBP: 0.262, SLG: 0.167										0	1	0	0	0	0	0						
Bob Swift, R (9, 2) OBP: 0.262, SLG: 0.167										0	0	0	0	0	0	0						
Fred Hutchinson, L (1, 1) OBP: 0.422, SLG: 0.450										3	0	1	0	0	0	2						
Inning Stats	R: 2 E: 0 K: 0 S: 6	H: 3 LOB: 2 BB: 1 P: 10	R: 0 E: 0 K: 0 S: 3	H: 0 LOB: 1 BB: 1 P: 7	R: 2 E: 0 K: 0 S: 6	H: 4 LOB: 1 BB: 0 P: 6	R: 0 E: 0 K: 0 S: 4	H: 1 LOB: 2 BB: 1 P: 8	R: 1 E: 0 K: 0 S: 5	H: 2 LOB: 1 BB: 0 P: 5	R: 1 E: 0 K: 0 S: 4	H: 2 LOB: 1 BB: 0 P: 4	R: 0 E: 0 K: 0 S: 3	H: 0 LOB: 0 BB: 0 P: 3	R: 1 E: 0 K: 0 S: 4	H: 2 LOB: 1 BB: 0 P: 4	R: 1 E: 0 K: 0 S: 4	H: 2 LOB: 1 BB: 0 P: 4	1B: 13 2B: 1 3B: 0 HR: 0	SF: 0 SAC: 2 DP: 0 HBP: 0	WP: 0 PB: 0 SB: 1 CS: 1	PA: 39
PITCHER Bobby Shantz, L (1, 1) ERA: 4.4	IP: 7.0 WLS: L BF: 34 H: 12 R: 6 ER: 6 SO: 6 BB: 2 IBB: 0 HBP: 0 BLK: 0 WP: 0 HR: 0 S: 31 P: 43 ERA: 7.71 WHIP: 2.000															PITCHER	IP: WLS: BF: H: R: ER: SO: BB: IBB: HBP: BLK: WP: HR: S: P: ERA: WHIP:					
Carl Scheib, R (8, 1) ERA: 7.34	1.0 L 4 2 1 1 0 0 0 0 0 0 4 4 9.00 2.000																					

Batter	1	2	3	4	5	6	7	8	9	AB	R	H	RBI	BB	SO	LOB	TOP			
Bob Dillinger, R (1.5) OBP: 0.352, SLG: 0.450	1-3		BB				F8			3	0	1	1	1	0	1	Philadelphia Athletics @ Cleveland Indians Cleveland Municipal Stadium, Cleveland, OH Fri Jun 16 1950, 3:33 AM EDT Att: 26,102 - Unknown			
Wally Moses, L (1.9) OBP: 0.390, SLG: 0.451	F5		F7				F9		G3-6-3 BB	3	0	0	0	1	0	3				
Elmer Valo, L (1.7) OBP: 0.389, SLG: 0.413	F4			CS BB					G3-6-3 1-2	3	1	1	1	1	0	1				
Sam Chapman, R (1.8) OBP: 0.358, SLG: 0.497		G6-3 1B		F8			F4		F9	4	0	1	0	0	0	1				
Fernis Fain, L (1.3) OBP: 0.409, SLG: 0.455		G6-3 1-2					G3		6-3	3	0	0	0	1	0	1				
Eddie Joest, R (1.6) OBP: 0.391, SLG: 0.418									K	4	0	0	0	0	3	2				
Kermit Wahl, R (1.4) OBP: 0.348, SLG: 0.318										4	1	2	0	0	0	0				
Mike Guerra, R (1.2) OBP: 0.310, SLG: 0.346										1	0	1	0	0	0	0				
Alex Kellner, R (1.1) OBP: 0.281, SLG: 0.290										2	0	0	0	0	0	2				
Carl Scheib, R (5.1) OBP: 0.211, SLG: 0.211										1	0	0	0	0	0	1				
Inning Stats	R: 0 E: 0 K: 0 S: 3	H: 0 LOB: 0 BB: 0 P: 3	R: 0 E: 0 K: 1 S: 5	H: 1 LOB: 0 BB: 0 P: 5	R: 0 E: 0 K: 0 S: 4	H: 1 LOB: 2 BB: 1 P: 8	R: 0 E: 0 K: 1 S: 4	H: 0 LOB: 1 BB: 2 P: 12	R: 1 E: 0 K: 0 S: 5	H: 2 LOB: 1 BB: 0 P: 5	R: 1 E: 0 K: 0 S: 4	H: 1 LOB: 0 BB: 0 P: 4	R: 0 E: 0 K: 0 S: 2	H: 0 LOB: 0 BB: 1 P: 6	R: 0 E: 0 K: 1 S: 5	H: 0 LOB: 0 BB: 0 P: 5	1B: 4 2B: 0 3B: 1 HR: 1	SF: 0 SAC: 2 DP: 2 HBP: 0	WP: 0 PB: 0 SB: 0 CS: 1	PA: 35
PITCHER Early Wynn, R (1.1) ERA: 4.33	IP: 9.0 WLS: W BF: 34 H: 6 R: 2 ER: 2 SO: 3 BB: 4 IBB: 0 HBP: 0 BLK: 0 WP: 0 HR: 1 S: 36 P: 52 ERA: 2.00 WHIP: 1.111															PITCHER				

Batter	1	2	3	4	5	6	7	8	9	AB	R	H	RBI	BB	SO	LOB	BOTTOM			
Dale Mitchell, L (1.7) OBP: 0.367, SLG: 0.379	K		F3				F8			4	0	1	0	0	1	1	Philadelphia Athletics @ Cleveland Indians Cleveland Municipal Stadium, Cleveland, OH Fri Jun 16 1950, 3:33 AM EDT Att: 26,102 - Unknown			
Bob Kennedy, R (1.9) OBP: 0.383, SLG: 0.497	F3		5-3				F9		FC6-5 HR	4	1	0	0	0	0	2				
Luke Easter, L (1.3) OBP: 0.398, SLG: 0.500									FC3-6 1B	3	1	3	2	1	0	0				
Larry Doby, L (1.8) OBP: 0.451, SLG: 0.549									FC3-6 1-2	4	0	1	0	0	0	3				
Al Rosen, R (1.5) OBP: 0.373, SLG: 0.615										4	0	0	0	0	1	2				
Lou Boudreau, R (1.6) OBP: 0.350, SLG: 0.357										3	0	0	0	0	0	2				
Ray Boone, R (8.6) OBP: 0.391, SLG: 0.345										1	0	0	0	0	0	1				
Joe Gordon, R (1.4) OBP: 0.301, SLG: 0.381										2	1	1	1	2	0	0				
Jim Hegan, R (1.2) OBP: 0.299, SLG: 0.373										3	0	0	0	0	0	4				
Early Wynn, S (1.1) OBP: 0.421, SLG: 0.467										2	0	0	0	1	0	0				
Inning Stats	R: 0 E: 0 K: 1 S: 6	H: 1 LOB: 1 BB: 0 P: 6	R: 1 E: 0 K: 1 S: 6	H: 1 LOB: 0 BB: 0 P: 6	R: 0 E: 0 K: 0 S: 3	H: 0 LOB: 0 BB: 0 P: 3	R: 0 E: 0 K: 0 S: 5	H: 2 LOB: 3 BB: 1 P: 9	R: 2 E: 0 K: 0 S: 5	H: 2 LOB: 0 BB: 0 P: 5	R: 0 E: 0 K: 0 S: 3	H: 0 LOB: 1 BB: 1 P: 7	R: 0 E: 0 K: 0 S: 3	H: 0 LOB: 2 BB: 2 P: 11	R: 0 E: 1 K: 0 S: 3	H: 0 LOB: 0 BB: 0 P: 3		1B: 3 2B: 1 3B: 0 HR: 2	SF: 0 SAC: 0 DP: 0 HBP: 0	WP: 0 PB: 0 SB: 0 CS: 1
PITCHER Alex Kellner, L (1.1) ERA: 5.28	IP: 4.1 WLS: L BF: 19 H: 5 R: 4 ER: 2 SO: 2 BB: 0 IBB: 1 HBP: 0 BLK: 0 WP: 0 HR: 1 S: 22 P: 26 ERA: 4.15 WHIP: 1.154															PITCHER				
Carl Scheib, R (5.1) ERA: 6.91	IP: 3.2 WLS: L BF: 15 H: 1 R: 1 ER: 1 SO: 0 BB: 3 IBB: 0 HBP: 0 BLK: 0 WP: 0 HR: 1 S: 12 P: 24 ERA: 2.46 WHIP: 1.091															PITCHER				


Batter	1	2	3	4	5	6	7	8	9	AB	R	H	RBI	BB	SO	LOB	TOP			
Bob Dillinger, R OBP: 0.351, SLG: 0.444 (1, 5)	F3	6-3		F9		FC3-6 1B	BB	FC6-4		5	0	1	0	1	0	3	Philadelphia Athletics @ Cleveland Indians Cleveland Municipal Stadium, Cleveland, OH Sat Jun 17 1950, 3:33 AM EDT Att: 9,232 - Unknown			
Wally Moses, L OBP: 0.405, SLG: 0.438 (1, 9)	1B	BB		WP		FC3-6 2B	BB		K	2	2	0	0	4	1	2				
Elmer Valo, L OBP: 0.381, SLG: 0.399 (1, 7)	F8	4-3		K		5-3 2B	BB	G5-2-3	K	5	1	0	0	1	2	7				
Sam Chapman, R OBP: 0.357, SLG: 0.497 (1, 8)	BB	1B				F9	5-3		6-3	6	2	2	1	0	1	2				
Fernis Fain, L OBP: 0.422, SLG: 0.466 (1, 3)	1B	BB		E		BB	1B		1B	2	1	2	2	3	0	0				
Eddie Joest, R OBP: 0.400, SLG: 0.422 (1, 6)									F1	3	0	2	2	2	0	2				
Kermit Wahl, R OBP: 0.321, SLG: 0.269 (1, 4)	6-3			5-3			1B		K	4	0	0	0	1	2	8				
Mike Guerra, R OBP: 0.317, SLG: 0.345 (8, PH)				F4		8-2				3	0	1	0	1	0	5				
Barney McCosky, L OBP: 0.354, SLG: 0.376 (8, PH)										1	0	1	1	0	0	0				
Joe Astroth, R OBP: 0.342, SLG: 0.333 (8, 2)										0	0	0	0	0	0	0				
Bob Hooper, R OBP: 0.295, SLG: 0.435 (5, PH)										2	0	0	0	0	0	1				
Pete Stuber, R OBP: 0.298, SLG: 0.396 (5, PH)										0	1	0	0	0	0	0				
Moe Burtzsch, R OBP: 0.311, SLG: 0.111 (5, PH)										0	0	0	0	0	0	0				
Hank Wyse, R OBP: 0.307, SLG: 0.455 (5, PH)										1	0	0	0	0	0	1				
Paul Lehner, R OBP: 0.287, SLG: 0.143 (5, PH)										0	0	0	0	0	0	0				
Bobby Shantz, R OBP: 0.287, SLG: 0.143 (5, PH)										0	0	0	0	0	0	0				
Carl Scheib, R OBP: 0.215, SLG: 0.211 (5, PH)										0	0	0	0	0	0	0				
Inning Stats	R: 2 E: 0 K: 0 S: 5	H: 2 LOB: 2 BB: 2 P: 13	R: 0 E: 0 K: 0 S: 3	H: 0 LOB: 2 BB: 2 P: 11	R: 0 E: 1 K: 1 S: 5	H: 0 LOB: 2 BB: 2 P: 13	R: 0 E: 0 K: 1 S: 4	H: 2 LOB: 2 BB: 1 P: 8	R: 3 E: 0 K: 1 S: 7	H: 2 LOB: 2 BB: 3 P: 19	R: 0 E: 0 K: 1 S: 3	H: 1 LOB: 2 BB: 2 P: 11	R: 2 E: 0 K: 1 S: 7	H: 2 LOB: 2 BB: 2 P: 15	R: 0 E: 0 K: 2 S: 7	H: 0 LOB: 0 BB: 0 P: 7	1B: 7 2B: 3 3B: 0 HR: 0	SF: 0 SAC: 0 DP: 2 HBP: 0	WP: 2 PB: 0 SB: 0 CS: 0	PA: 49
PITCHER	IP WLS BF H R ER SO BB IBB HBP BLK WP HR S P ERA WHIP																			
Gene Bearden, L ERA: 4.68 (5, 1)	5.2 32 6 5 5 2 10 0 0 0 1 1 0 26 66 7.94 2.824																			
Bob Lemon, R ERA: 4.15 (6, 1)	0.2 6 1 0 0 1 3 0 0 0 0 0 0 5 17 0.00 6.000																			
Sam Zoldak, L ERA: 8.69 (7, 1)	0.2 3 1 2 2 0 1 0 0 0 0 0 0 2 6 27.00 3.000																			
Steve Gromek, R ERA: 5.45 (8, 1)	0.2 4 1 0 0 1 1 0 0 0 0 0 0 5 9 0.00 3.000																			
Dick Weik, R ERA: 4.75 (8, 1)	1.1 W 4 0 0 0 2 0 0 0 0 0 1 0 8 8 0.00 0.000																			

AB 34
R 7
H 9
RBI 6
BB 15
SO 6
LOB 31



Batter	1	2	3	4	5	6	7	8	9	AB	R	H	RBI	BB	SO	LOB	BOTTOM			
Dale Mitchell, L OBP: 0.371, SLG: 0.376 (1, 7)	G5-4-3 1B	FC6-4		F9		FC5	BB	1-3	E	4	0	1	1	2	0	3	Philadelphia Athletics @ Cleveland Indians Cleveland Municipal Stadium, Cleveland, OH Sat Jun 17 1950, 3:33 AM EDT Att: 9,232 - Unknown			
Bob Kennedy, R OBP: 0.370, SLG: 0.503 (1, 9)	G5-4-3	BB				F2			E4	4	0	2	0	1	0	2				
Lou Boudreau, R OBP: 0.348, SLG: 0.355 (9, PH)	1-2	BB		1B				4-3	2B	1	0	0	1	0	0	1				
Luke Easter, L OBP: 0.387, SLG: 0.484 (1, 3)	L7	6-3		FC6		L7			4-3	5	0	0	0	0	0	7				
Larry Doby, L OBP: 0.465, SLG: 0.570 (1, 8)		BB		1B			HR		BB	1	2	1	1	4	0	0				
Al Rosen, R OBP: 0.373, SLG: 0.607 (1, 5)		F3		G4-6-3		E6	F8	FC5		4	1	1	0	1	0	3				
Joe Gordon, R OBP: 0.298, SLG: 0.371 (1, 4)		1B		F7		F8		F5	F8	4	1	0	0	1	0	6				
Ray Boone, R OBP: 0.406, SLG: 0.367 (1, 6)		BB		G4-6-3		L7			S	5	2	3	2	0	0	2				
Jim Hegan, R OBP: 0.309, SLG: 0.403 (1, 2)		FC6-4		FC4-6				K		5	1	3	2	0	2	2				
Gene Bearden, L ERA: 4.5 (5, 1)		FC6-4		FC4-6				F5		2	0	0	0	1	0	1				
Bob Lemon, L ERA: 4.5 (5, 1)		1B							E8	0	0	0	0	0	0	0				
Sam Zoldak, L ERA: 8.69 (7, 1)		1B								1	0	0	0	0	0	1				
Steve Gromek, R ERA: 5.45 (8, 1)		FC6-4								0	0	0	0	0	0	0				
Dick Weik, R ERA: 4.75 (8, 1)		1B								0	0	0	0	0	0	0				
Thurman Luckner, L ERA: 6.96 (5, PH)		1-2								1	1	1	0	0	0	0				
Inning Stats	R: 0 E: 0 K: 0 S: 3	H: 1 LOB: 0 BB: 0 P: 3	R: 3 E: 0 K: 0 S: 5	H: 2 LOB: 3 BB: 4 P: 21	R: 0 E: 0 K: 0 S: 3	H: 1 LOB: 1 BB: 1 P: 7	R: 0 E: 0 K: 0 S: 5	H: 2 LOB: 2 BB: 0 P: 5	R: 3 E: 1 K: 0 S: 6	H: 2 LOB: 0 BB: 0 P: 6	R: 0 E: 0 K: 1 S: 3	H: 1 LOB: 1 BB: 0 P: 6	R: 0 E: 0 K: 0 S: 4	H: 1 LOB: 3 BB: 2 P: 12	R: 2 E: 2 K: 1 S: 6	H: 2 LOB: 2 BB: 1 P: 10	1B: 9 2B: 1 3B: 0 HR: 2	SF: 0 SAC: 0 DP: 2 HBP: 0	WP: 0 PB: 0 SB: 1 CS: 0	PA: 47
PITCHER	IP WLS BF H R ER SO BB IBB HBP BLK WP HR S P ERA WHIP																			
Bob Hooper, R ERA: 4.5 (5, 1)	5.0 27 8 6 4 0 5 0 0 0 0 0 0 2 22 4 7.20 2.600																			
Moe Burtzsch, R ERA: 7.38 (6, 1)	0.0 1 0 0 0 0 1 0 0 0 0 0 0 0 4																			
Hank Wyse, R ERA: 7.38 (6, 1)	2.0 8 1 0 0 1 1 0 0 0 0 0 0 9 13 0.00 1.000																			
Bobby Shantz, L ERA: 4.39 (8, 1)	0.1 2 1 0 0 0 0 0 0 0 0 0 0 2 2 0.00 3.000																			
Carl Scheib, R ERA: 6.96 (5, PH)	1.0 L 9 2 2 1 1 2 1 0 0 0 0 0 8 20 9.00 4.000																			

AB 37
R 8
H 12
RBI 7
BB 10
SO 2
LOB 28




Batter	1	2	3	4	5	6	7	8	9	AB	R	H	RBI	BB	SO	LOB	TOP	
Bob Dillinger, R OBP: 0.346, SLG: 0.437 (1, 5)	0-0 4-3		0-0 F9			0-0 F7		0-0 G6-3		4	0	0	0	0	0	1	Philadelphia Athletics @ Cleveland Indians Cleveland Municipal Stadium, Cleveland, OH Sun Jun 18 1950, 3:33 AM EDT Unknown	
Wally Moses, L OBP: 0.402, SLG: 0.429 (1, 9)	0-0 1B			0-0 F8		0-3 K			0-0 F9	4	0	1	0	0	1	0		
Elmer Valo, L OBP: 0.378, SLG: 0.391 (1, 7)	0-0 F7			0-0 F6		0-0 F6			1-0 G6-4-3 HBP	3	0	0	0	0	0	1		
Sam Chapman, R OBP: 0.351, SLG: 0.487 (1, 8)	0-0 4-3			0-0 F8			0-0 6-3		0-0 G6-4-3	4	0	0	0	0	0	2		
Fernis Fain, L OBP: 0.425, SLG: 0.464 (1, 3)		0-3 K			4-0 5-3 E BB		4-0 FC6-4 BB			1	0	0	0	2	1	0		
Eddie Joest, R OBP: 0.395, SLG: 0.415 (1, 6)	0-0 F7			0-0 E8 5-3		0-0 F7				3	0	0	0	0	0	2		
Pete Suder, R OBP: 0.282, SLG: 0.359 (1, 4)	0-0 6-3			0-0 L9		0-0 FC6-4				3	0	0	0	0	0	3		
Mike Guerra, R OBP: 0.317, SLG: 0.345 (1, 2)			0-0 F3		0-0 5-3			0-0 G6-3 1B		3	0	1	0	0	0	2		
Dick Fowler, R OBP: 0.300, SLG: 0.300 Joe Coleman, R (7, 1)			0-0 6-3		0-0 6-3			0-0 F4		2	0	0	0	0	0	2	AB 28 R 0 H 2 RBI 0 BB 2 SO 2 LOB 14	
Inning Stats	R: 0 E: 0 K: 0 S: 4	H: 1 LOB: 1 BB: 0 P: 4	R: 0 E: 0 K: 1 S: 5	H: 0 LOB: 0 BB: 0 P: 5	R: 0 E: 0 K: 0 S: 3	H: 0 LOB: 0 BB: 0 P: 3	R: 0 E: 0 K: 0 S: 3	H: 0 LOB: 0 BB: 1 P: 3	R: 0 E: 0 K: 1 S: 5	H: 0 LOB: 0 BB: 0 P: 5	R: 0 E: 0 K: 0 S: 3	H: 1 LOB: 0 BB: 0 P: 3	R: 0 E: 0 K: 0 S: 2	H: 0 LOB: 0 BB: 0 P: 3	1B: 2 2B: 0 3B: 0 HR: 0	SF: 0 SAC: 0 DP: 2 HBP: 1		WP: 0 PB: 0 SB: 0 CS: 0
PITCHER Bob Feller, R ERA: 3.83 (1, 1)	IP: 9.0 WLS: W BF: 31	H: 2 R: 0 ER: 0 SO: 2	BB: 2 IBB: 0 HBP: 1 BLK: 0	WP: 0 HR: 0 S: 32 P: 41	ERA: 0.00 WHIP: 0.444	PITCHER	IP: 9.0 WLS: W BF: 31	H: 2 R: 0 ER: 0 SO: 2	BB: 2 IBB: 0 HBP: 1 BLK: 0	WP: 0 HR: 0 S: 32 P: 41	ERA: 0.00 WHIP: 0.444	PITCHER	IP: 9.0 WLS: W BF: 31	H: 2 R: 0 ER: 0 SO: 2	BB: 2 IBB: 0 HBP: 1 BLK: 0	WP: 0 HR: 0 S: 32 P: 41	ERA: 0.00 WHIP: 0.444	

Batter	1	2	3	4	5	6	7	8	9	AB	R	H	RBI	BB	SO	LOB	BOTTOM				
Dale Mitchell, L OBP: 0.367, SLG: 0.372 (1, 7)	0-0 E3 BB 1B	0-0 3-1		0-0 CS 1B		0-0 F2	0-0 F8			5	1	1	0	0	0	2	Philadelphia Athletics @ Cleveland Indians Cleveland Municipal Stadium, Cleveland, OH Sun Jun 18 1950, 3:33 AM EDT Unknown				
Bob Kennedy, R OBP: 0.376, SLG: 0.500 (1, 9)	0-0 F8		4-0 1B F9 BB	4-0 WP BB		0-0 BB 1B	0-0 FC5-4			3	1	1	0	2	0	3					
Luke Easter, L OBP: 0.393, SLG: 0.484 (1, 3)	4-0 BB 1B 1-2 BB		0-0 1B F9 1-3 1B	0-0 F6 1-2		0-0 F9		0-0 WP 1B		4	1	2	0	1	0	2					
Larry Doby, L OBP: 0.463, SLG: 0.562 (1, 8)	0-0 BB 1B		0-0 F9		0-0 F3	4-0 BB	0-3 K			4	0	1	2	1	1	2					
Al Rosen, R OBP: 0.378, SLG: 0.615 (1, 5)	0-3 K		0-0 E 1B		0-0 1B 3B	0-0 F7		4-0 G5-4-3 BB		4	1	2	0	1	1	4					
Joe Gordon, R OBP: 0.302, SLG: 0.370 Bobby Avila, R OBP: 0.359, SLG: 0.294 (8, 4)	4-0 1-2 2-3 BB		0-0 F9		0-0 1B F8 1B		0-0 5-3	0-0 G5-4-3		3	1	1	2	1	0	1					
Ray Boone, R OBP: 0.411, SLG: 0.422 (1, 6)	0-0 F8		0-0 6-3		0-0 1B			0-0 1-2 1B		4	1	2	1	0	0	4					
Jim Hegan, R OBP: 0.314, SLG: 0.423 (1, 2)		0-3 K		0-0 HR		0-0 F8		4-0 1B BB		3	1	1	2	1	1	1					
Bob Feller, R OBP: 0.133, SLG: 0.179 (1, 1)		0-3 K		0-0 6-3		0-0 L7		0-0 FC5-4 1B		4	0	1	0	0	1	1					
Inning Stats	R: 1 E: 1 K: 1 S: 7	H: 1 LOB: 3 BB: 2 P: 15	R: 0 E: 0 K: 2 S: 7	H: 0 LOB: 0 BB: 0 P: 7	R: 2 E: 1 K: 0 S: 5	H: 2 LOB: 1 BB: 1 P: 9	R: 1 E: 0 K: 0 S: 4	H: 2 LOB: 1 BB: 1 P: 8	R: 2 E: 0 K: 0 S: 6	H: 3 LOB: 1 BB: 0 P: 6	R: 0 E: 0 K: 0 S: 4	H: 1 LOB: 2 BB: 1 P: 8	R: 1 E: 0 K: 0 S: 5	H: 2 LOB: 2 BB: 1 P: 9	R: 0 E: 0 K: 1 S: 5	H: 1 LOB: 1 BB: 1 P: 9		1B: 9 2B: 0 3B: 1 HR: 2	SF: 0 SAC: 0 DP: 1 HBP: 0	WP: 2 PB: 0 SB: 0 CS: 1	PA: 42
PITCHER Dick Fowler, R ERA: 8.13 Joe Coleman, R ERA: 15.43 (7, 1)	IP: 6.0 WLS: L BF: 32	H: 9 R: 6 ER: 5 SO: 3	BB: 5 IBB: 0 HBP: 0 BLK: 0	WP: 1 HR: 1 S: 33 P: 53	ERA: 7.50 WHIP: 2.333	PITCHER	IP: 2.0 WLS: L BF: 10	H: 3 R: 1 ER: 1 SO: 1	BB: 2 IBB: 0 HBP: 0 BLK: 0	WP: 1 HR: 1 S: 10 P: 18	ERA: 4.50 WHIP: 2.500	PITCHER	IP: 6.0 WLS: L BF: 32	H: 9 R: 6 ER: 5 SO: 3	BB: 5 IBB: 0 HBP: 0 BLK: 0	WP: 1 HR: 1 S: 33 P: 53		ERA: 7.50 WHIP: 2.333			

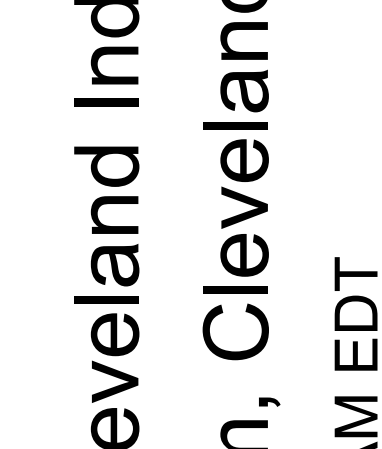
Batter	1	2	3	4	5	6	7	8	9	AB	R	H	RBI	BB	SO	LOB	TOP				
Bob Dillinger, R OBP: 0.343, SLG: 0.440 (1.5)	0-0 6-3		0-0 1-3		0-0 F7		0-0 1-H 3B		0-0 1-3	5	0	1	1	0	0	1	Philadelphia Athletics @ Cleveland Indians Cleveland Municipal Stadium, Cleveland, OH Sun Jun 18 1950, 3:38 AM EDT Att: 35,521 - Unknown				
Barney McCosky, L OBP: 0.349, SLG: 0.373 Paul Lehner, L OBP: 0.361, SLG: 0.447 (1.7)	0-0 F2		0-0 F9		0-0 F7		0-0 6-3			1	0	0	0	0	0	0					
Elmer Valo, L OBP: 0.381, SLG: 0.394 (1.9)	0-0 F4			0-0 FC3-6 1B		0-0 FC6-4 1B		0-0 5-3		4	1	2	0	0	0	0					
Sam Chapman, R OBP: 0.353, SLG: 0.487 (1.8)		0-0 1B		0-0 FC3-6 1B		0-0 F3		0-0 F7		4	0	2	0	0	0	1					
Fernis Fain, L OBP: 0.422, SLG: 0.464 (1.3)	0-0 F9		0-0 FC3-6 1B		0-0 F9		0-0 2B			4	0	1	0	0	0	4					
Eddie Joest, R OBP: 0.392, SLG: 0.411 (1.6)	0-0 FC4-6 1B		0-0 F9		0-0 FC6-4		0-0 F7			4	0	1	0	0	0	4					
Pete Suder, R OBP: 0.288, SLG: 0.362 (1.4)	0-0 F2		0-0 1B		0-0 1B		0-0 F6		0-0 E5	4	0	2	1	0	0	2					
Joe Astroth, R OBP: 0.310, SLG: 0.297 (1.2)	0-0 FC4-6		0-0 F3		0-0 1-3		0-0 F6		0-0 F6	4	0	0	0	0	0	5					
Lou Brissie, L OBP: 0.103, SLG: 0.071 Carl Scheib, R OBP: 0.200, SLG: 0.200 Moe Burttschy, R (4, PH) Mike Guerra, R OBP: 0.315, SLG: 0.342 (1.1)			0-0 4-3		0-0 L9		4-0 3B BB		0-0 F6	0	0	0	0	0	0	0					
Inning Stats	R: 0 E: 0 K: 0 S: 3	H: 0 LOB: 0 BB: 0 P: 3	R: 0 E: 0 K: 0 S: 5	H: 2 LOB: 2 BB: 0 P: 5	R: 0 E: 0 K: 0 S: 3	H: 0 LOB: 0 BB: 0 P: 3	R: 1 E: 0 K: 0 S: 6	H: 3 LOB: 2 BB: 0 P: 6	R: 0 E: 0 K: 0 S: 3	H: 0 LOB: 0 BB: 0 P: 3	R: 0 E: 0 K: 0 S: 4	H: 1 LOB: 1 BB: 0 P: 4	R: 1 E: 0 K: 0 S: 4	H: 1 LOB: 1 BB: 1 P: 8	R: 0 E: 0 K: 0 S: 4	H: 1 LOB: 1 BB: 0 P: 4		R: 0 E: 1 K: 0 S: 4	H: 1 LOB: 1 BB: 0 P: 4	1B: 7 2B: 1 3B: 1 HR: 0	SF: 0 SAC: 0 DP: 0 HBP: 0
PITCHER Mike Garcia, R ERA: 3.66 (1.1)	IP: 9.0 WLS: W BF: 37 H: 9 R: 2 ER: 2 SO: 0 BB: 1 IBB: 0 HBP: 0 BLK: 0 WP: 0 HR: 0 S: 36 P: 40 ERA: 2.00 WHIP: 1.111																				

Batter	1	2	3	4	5	6	7	8	9	AB	R	H	RBI	BB	SO	LOB	BOTTOM		
Dale Mitchell, L OBP: 0.379, SLG: 0.387 (1.7)	0-0 2B		0-0 E7		0-0 WP 1B		0-0 E4			5	3	4	0	1	0	0	Philadelphia Athletics @ Cleveland Indians Cleveland Municipal Stadium, Cleveland, OH Sun Jun 18 1950, 3:38 AM EDT Att: 35,521 - Unknown		
Bob Kennedy, R OBP: 0.379, SLG: 0.494 (1.9)	0-0 L4		0-0 L6-4		0-0 K		0-0 BB BB			4	2	1	1	2	1	4			
Luke Easter, L OBP: 0.401, SLG: 0.481 (1.3)	0-0 BB BB		0-0 G4-6-3		0-0 K2-3		0-0 BB BB			3	3	1	2	3	1	2			
Larry Doby, L OBP: 0.469, SLG: 0.558 (1.8)	0-0 BB BB		0-0 G4-6-3		0-0 K		0-0 BB BB			3	3	1	1	3	0	3			
Al Rosen, R OBP: 0.377, SLG: 0.603 (1.5)	0-0 BB BB		0-0 F7		0-0 F8		0-0 BB BB		0-0 F9	4	2	0	1	2	0	4			
Joe Gordon, R OBP: 0.306, SLG: 0.370 Bobby Avila, R OBP: 0.390, SLG: 0.294 (1.4)	0-0 BB BB		0-0 F7		0-0 K		0-0 BB BB		0-0 1B	3	2	1	1	1	1	3			
Ray Boone, R OBP: 0.430, SLG: 0.471 (1.6)	0-0 BB BB		0-0 F7		0-0 K		0-0 BB BB		0-0 1B	0	0	0	0	2	0	0			
Jim Hegan, R OBP: 0.321, SLG: 0.448 Ray Murray, R OBP: 0.364, SLG: 0.449 (1.2)	0-0 BB BB		0-0 F3		0-0 6-3		0-0 F6		0-0 F3	4	3	2	5	2	0	2			
Mike Garcia, R OBP: 0.233, SLG: 0.300 (1.1)	0-0 BB BB		0-0 6-3		0-0 6-3		0-0 K			5	1	2	1	0	1	2			
Inning Stats	R: 14 E: 1 K: 0 S: 10	H: 6 LOB: 0 BB: 7 P: 38	R: 0 E: 0 K: 0 S: 4	H: 2 LOB: 1 BB: 0 P: 4	R: 4 E: 1 K: 0 S: 6	H: 4 LOB: 1 BB: 2 P: 14	R: 0 E: 0 K: 2 S: 7	H: 0 LOB: 1 BB: 1 P: 11	R: 0 E: 0 K: 1 S: 5	H: 1 LOB: 1 BB: 1 P: 9	R: 0 E: 0 K: 1 S: 5	H: 0 LOB: 2 BB: 2 P: 13	R: 3 E: 1 K: 0 S: 5	H: 1 LOB: 2 BB: 3 P: 17	R: 0 E: 0 K: 0 S: 5	H: 0 LOB: 0 BB: 0 P: 17		1B: 11 2B: 2 3B: 0 HR: 2	SF: 0 SAC: 0 DP: 3 HBP: 0
PITCHER Lou Brissie, L ERA: 5.17 (1.1) Carl Scheib, R ERA: 7.54 (1.1) Moe Burttschy, R ERA: 3.6 (4.1)	IP: 10 WLS: L BF: 19 H: 9 R: 9 ER: 5 SO: 0 BB: 3 IBB: 0 HBP: 0 BLK: 0 WP: 1 HR: 2 S: 16 P: 28 ERA: 16.88 WHIP: 4.500																		

AB 36
R 2
H 9
RBI 2
BB 1
SO 0
LOB 19




AB 37
R 21
H 14
RBI 18
BB 16
SO 4
LOB 24



Batter	1	2	3	4	5	6	7	8	9	AB	R	H	RBI	BB	SO	LOB	TOP								
Bob Dillinger, R OBP: 0.355, SLG: 0.453 (1, 5)	F9		F9	F9			F9	F9		5	2	3	0	0	0	1	Philadelphia Athletics @ St. Louis Browns Sportsman's Park, St. Louis, MO Thu Jun 22 1950, 4:33 AM EDT Att: 2,102 - Unknown								
Wally Moses, L OBP: 0.387, SLG: 0.393 (1, 9)	1-3		F7	F7			K	F8		4	0	0	0	1	1	3									
Elmer Valo, L OBP: 0.381, SLG: 0.393 (1, 7)	G3		F6	F6			HR	5-3		5	1	2	2	0	0	0									
Sam Chapman, R OBP: 0.346, SLG: 0.493 (1, 8)		F3	F3	F3			HR	E5		5	3	2	2	0	1	2									
Ferris Fain, L OBP: 0.422, SLG: 0.456 (1, 3)		F9	F9	F9			BB	F9		4	0	3	2	1	0	0									
Eddie Joest, R OBP: 0.394, SLG: 0.397 (1, 6)	FC6-4	FC6-4	CS	CS			BB	BB		1	2	0	0	4	0	1									
Billy Hitchcock, R OBP: 0.381, SLG: 0.429 (1, 4)	1B	1B	F9	F9			K	9-3		4	0	1	0	1	1	6									
Mike Guerra, R OBP: 0.333, SLG: 0.360 (1, 2)	1B	1B	F7	F7			F8	SH1-3		5	0	3	2	0	0	1									
Bobby Shantz, R OBP: 0.229, SLG: 0.188 Lou Brissie, L OBP: 0.094, SLG: 0.065 (9, 1)	G4-3	G4-3					F4	SH1-3	K	4	0	1	0	0	1	5									
Inning Stats	R: 0 E: 0 K: 0 S: 3	H: 0 LOB: 0 BB: 0 P: 3	R: 2 E: 0 K: 0 S: 6	H: 4 LOB: 1 BB: 0 P: 6	R: 1 E: 0 K: 1 S: 6	H: 2 LOB: 3 BB: 3 P: 18	R: 0 E: 0 K: 0 S: 4	H: 1 LOB: 1 BB: 0 P: 4	R: 0 E: 0 K: 0 S: 3	H: 0 LOB: 0 BB: 0 P: 3	R: 0 E: 0 K: 1 S: 5	H: 0 LOB: 1 BB: 1 P: 9	R: 3 E: 0 K: 1 S: 8	H: 4 LOB: 1 BB: 1 P: 12	R: 0 E: 0 K: 0 S: 4	H: 2 LOB: 1 BB: 0 P: 4	R: 2 E: 0 K: 1 S: 7	H: 1 LOB: 2 BB: 2 P: 15	1B: 11 2B: 4 3B: 1 HR: 1	SF: 0 SAC: 1 DP: 3 HBP: 0	WP: 0 PB: 0 SB: 1 CS: 2	PA: 46			
PITCHER	IP	WLS	BF	H	R	ER	SO	BB	IBB	HBP	BLK	WP	HR	S	P	ERA	WHIP	PITCHER							
Stubby Overmire, L ERA: 6.99 (1, 1)	2.0	L	12	6	3	3	0	1	0	0	0	0	0	11	15	13.50	3.500								
Dick Starr, R ERA: 5.79 (3, 1)	4.1		20	6	3	3	3	3	0	0	0	0	1	23	35	6.23	2.077								
Duane Pilette, R ERA: 0.79 (7, 1)	0.2		2	0	0	0	0	1	0	0	0	0	0	1	5	0.00	1.500								
Ned Garver, R ERA: 3.57 (8, 1)	1.0		4	2	0	0	0	0	0	0	0	0	0	4	4	0.00	2.000								
Al Widmar, R ERA: 4.99 (9, 1)	1.0		7	1	2	0	1	2	0	0	0	0	0	7	15	0.00	3.000								


AB 37
R 8
H 15
RBI 8
BB 7
SO 4
LOB 19





Batter	1	2	3	4	5	6	7	8	9	AB	R	H	RBI	BB	SO	LOB	BOTTOM								
Snuffy Stirrweiss, R OBP: 0.308, SLG: 0.333 (1, 5)	HR		6-3				F7			3	1	1	0	2	0	2	Philadelphia Athletics @ St. Louis Browns Sportsman's Park, St. Louis, MO Thu Jun 22 1950, 4:33 AM EDT Att: 2,102 - Unknown								
Dick Kokos, L OBP: 0.412, SLG: 0.497 (1, 9)	F4		1B				F8			4	0	1	0	1	0	4									
Sherm Lollar, R OBP: 0.378, SLG: 0.532 (1, 2)	HR		F9				FC6-4			4	1	1	3	0	0	3									
Don Lenhardt, R OBP: 0.388, SLG: 0.524 (1, 3)	1B		F9				F8			4	0	1	0	1	1	4									
Ken Wood, R OBP: 0.353, SLG: 0.545 (1, 7)	FC5-4		1B				F8			4	1	1	0	0	1	2									
Roy Sievers, R OBP: 0.286, SLG: 0.307 (1, 8)	1B		K				F8			4	0	1	0	0	0	2									
Owen Friend, R OBP: 0.359, SLG: 0.374 (1, 4)	F4		F2				1-3			4	0	1	0	0	0	2									
Tom Upton, R OBP: 0.317, SLG: 0.262 (1, 6)	F8		F5				F7			4	1	1	1	0	0	2									
Stubby Overmire, R ERA: 6.99 (1, 1)	F9		F9				F9			1	0	0	0	0	0	0									
Dick Starr, R ERA: 5.79 (3, 1)	F9		F9				F9			1	0	0	0	0	0	0									
Duane Pilette, R ERA: 0.79 (7, 1)	F9		F9				F9			0	0	0	0	0	0	0									
Bill Summers, R OBP: 0.249, SLG: 0.316 (8, 1)	F9		F9				F9			1	0	0	0	0	1	2									
Ned Garver, R ERA: 3.57 (8, 1)	F9		F9				F9			0	0	0	0	0	0	0									
Les Moss, R OBP: 0.302, SLG: 0.146 (8, PH)	F9		F9				F9			1	0	0	0	0	1	1									
Al Widmar, R ERA: 4.99 (9, 1)	F9		F9				F9			0	0	0	0	0	0	0									
Inning Stats	R: 2 E: 0 K: 0 S: 5	H: 2 LOB: 1 BB: 1 P: 9	R: 0 E: 0 K: 0 S: 3	H: 0 LOB: 0 BB: 0 P: 3	R: 0 E: 0 K: 0 S: 3	H: 1 LOB: 0 BB: 0 P: 3	R: 0 E: 0 K: 1 S: 5	H: 0 LOB: 1 BB: 1 P: 9	R: 0 E: 0 K: 0 S: 3	H: 0 LOB: 2 BB: 0 P: 5	R: 0 E: 0 K: 0 S: 3	H: 0 LOB: 0 BB: 0 P: 3	R: 1 E: 0 K: 1 S: 6	H: 1 LOB: 3 BB: 2 P: 15	R: 1 E: 0 K: 1 S: 7	H: 2 LOB: 1 BB: 0 P: 7	R: 0 E: 0 K: 1 S: 5	H: 0 LOB: 1 BB: 1 P: 9	1B: 5 2B: 2 3B: 0 HR: 1	SF: 0 SAC: 0 DP: 0 HBP: 1	WP: 0 PB: 0 SB: 0 CS: 0	PA: 40			
PITCHER	IP	WLS	BF	H	R	ER	SO	BB	IBB	HBP	BLK	WP	HR	S	P	ERA	WHIP	PITCHER							
Bobby Shantz, L ERA: 4.4 (1, 1)	8.0	W	37	8	4	4	3	5	0	1	0	0	1	37	58	4.50	1.625								
Lou Brissie, L ERA: 4.7 (9, 1)	1.0	S	3	0	0	0	1	0	0	0	0	0	0	5	5	0.00	0.000								


AB 34
R 4
H 8
RBI 4
BB 5
SO 4
LOB 23



Batter	1	2	3	4	5	6	7	8	9	AB	R	H	RBI	BB	SO	LOB	TOP																		
Bob Dillinger, R (1, 5) OBP: 0.355, SLG: 0.453											0	0	0	0	0	0	0	Philadelphia Athletics @ Chicago White Sox Comiskey Park, Chicago, IL Fri Jun 23 1950, 4:33 AM EDT Att: 22,971 - Unknown livebaseballscorecards.com																	
Wally Moses, L (1, 9) OBP: 0.387, SLG: 0.393											0	0	0	0	0	0	0																		
Elmer Valo, L (1, 7) OBP: 0.381, SLG: 0.393											0	0	0	0	0	0	0																		
Sam Chapman, R (1, 8) OBP: 0.346, SLG: 0.493											0	0	0	0	0	0	0																		
Ferris Fain, L (1, 3) OBP: 0.422, SLG: 0.456											0	0	0	0	0	0	0																		
Eddie Joest, R (1, 6) OBP: 0.384, SLG: 0.397											0	0	0	0	0	0	0																		
Billy Hitchcock, R (1, 4) OBP: 0.381, SLG: 0.429											0	0	0	0	0	0	0																		
Mike Guerra, R (1, 2) OBP: 0.333, SLG: 0.360											0	0	0	0	0	0	0																		
Alex Kellner, R (1, 1) OBP: 0.281, SLG: 0.290											0	0	0	0	0	0	0																		
Inning Stats											1B: 0	SF: 0	WP: 0	PA: 0	2B: 0	SAC: 0	FB: 0		3B: 0	DP: 0	SB: 0	CS: 0	HR: 0	HBP: 0											
PITCHER Randy Gumpert, R (1, 1) ERA: 5.49	IP	WLS	BF	H	R	ER	SO	BB	IBB	HBP	BLK	WP	HR	S	P	ERA	WHIP	PITCHER	IP	WLS	BF	H	R	ER	SO	BB	IBB	HBP	BLK	WP	HR	S	P	ERA	WHIP

Batter	1	2	3	4	5	6	7	8	9	AB	R	H	RBI	BB	SO	LOB	BOTTOM																		
Chico Carrasquel, R (1, 6) OBP: 0.379, SLG: 0.373											0	0	0	0	0	0	0	Philadelphia Athletics @ Chicago White Sox Comiskey Park, Chicago, IL Fri Jun 23 1950, 4:33 AM EDT Att: 22,971 - Unknown livebaseballscorecards.com																	
Dave Philley, S (1, 8) OBP: 0.323, SLG: 0.376											0	0	0	0	0	0	0																		
Phil Masi, R (1, 2) OBP: 0.399, SLG: 0.428											0	0	0	0	0	0	0																		
Gus Zernial, R (1, 7) OBP: 0.340, SLG: 0.477											0	0	0	0	0	0	0																		
Eddie Robinson, L (1, 3) OBP: 0.386, SLG: 0.411											0	0	0	0	0	0	0																		
Hank Majeski, R (1, 5) OBP: 0.363, SLG: 0.407											0	0	0	0	0	0	0																		
Mary Rickert, L (1, 9) OBP: 0.229, SLG: 0.282											0	0	0	0	0	0	0																		
Nellie Fox, L (1, 4) OBP: 0.327, SLG: 0.348											0	0	0	0	0	0	0																		
Randy Gumpert, R (1, 1) OBP: 0.250, SLG: 0.143											0	0	0	0	0	0	0																		
Inning Stats											1B: 0	SF: 0	WP: 0	PA: 0	2B: 0	SAC: 0	FB: 0		3B: 0	DP: 0	SB: 0	CS: 0	HR: 0	HBP: 0											
PITCHER Alex Kellner, L (1, 1) ERA: 5.28	IP	WLS	BF	H	R	ER	SO	BB	IBB	HBP	BLK	WP	HR	S	P	ERA	WHIP	PITCHER	IP	WLS	BF	H	R	ER	SO	BB	IBB	HBP	BLK	WP	HR	S	P	ERA	WHIP


Batter	1	2	3	4	5	6	7	8	9	AB	R	H	RBI	BB	SO	LOB	TOP										
Bob Dillinger, R OBP: 0.353, SLG: 0.445	F7	F7				F9		K		4	0	0	0	1	1	3	Philadelphia Athletics @ Chicago White Sox Comiskey Park, Chicago, IL Sun Jun 25 1950, 4:33 AM EDT Unknown										
Wally Moses, L OBP: 0.388, SLG: 0.429	6-3 1B 2B		G3-6 1B			K		L4	F8	5	1	2	0	0	1	2											
Elmer Valo, L OBP: 0.379, SLG: 0.403	6-3 2-3		G3-6 1-2					F2	FC3-5 1B	4	0	1	0	1	0	2											
Sam Chapman, R OBP: 0.349, SLG: 0.484	BB 1B		1-3			P4		BB HR BB	CS FC3-5 BB	3	1	1	1	2	0	2											
Fernis Fain, L OBP: 0.419, SLG: 0.443	4-0 1-2 BB					6-3		S BB 1B BB	FC3-5 CS	2	2	0	0	3	0	2											
Eddie Joest, R OBP: 0.399, SLG: 0.410	F8					F8		S BB 1B BB	1-2 2-3 K	4	2	1	3	1	1	4											
Billy Hitchcock, R OBP: 0.394, SLG: 0.453								1-2 2-3 K	F7	4	0	2	0	0	1	2											
Mike Guerra, R OBP: 0.326, SLG: 0.351									F5	3	0	1	2	0	0	1											
Lou Brissie, L OBP: 0.111, SLG: 0.059										3	0	0	0	1	0	2											
Inning Stats	R: 1 E: 0 K: 0 S: 5	H: 2 LOB: 2 BB: 1 P: 9	R: 0 E: 0 K: 0 S: 4	H: 1 LOB: 1 BB: 0 P: 4	R: 0 E: 0 K: 0 S: 3	H: 1 LOB: 0 BB: 0 P: 3	R: 0 E: 0 K: 0 S: 4	H: 1 LOB: 1 BB: 0 P: 4	R: 0 E: 0 K: 1 S: 5	H: 0 LOB: 2 BB: 2 P: 13	R: 2 E: 0 K: 1 S: 6	H: 1 LOB: 1 BB: 2 P: 14	R: 3 E: 0 K: 0 S: 4	H: 1 LOB: 0 BB: 2 P: 12	R: 0 E: 0 K: 1 S: 5	H: 0 LOB: 1 BB: 1 P: 9		R: 0 E: 0 K: 1 S: 5	H: 1 LOB: 1 BB: 1 P: 9	1B: 5 2B: 2 3B: 0 HR: 1	SF: 0 SAC: 1 DP: 1 HBP: 0	WP: 0 PB: 0 SB: 2 CS: 2	PA: 42				
PITCHER	IP	WLS	BF	H	R	ER	SO	BB	IBB	HBP	BLK	WP	HR	S	P	ERA	WHIP										
Bill Wight, L ERA: 3.94	5.1	W	26	6	3	3	2	5	0	0	0	0	0	25	45	5.06	2.062										
Mickey Haefner, L ERA: 5.09	1.1		6	0	2	2	0	2	0	0	0	0	0	4	12	13.50	1.500										
Luis Aloma, R ERA: 5.09	2.1	S	10	2	1	1	2	2	0	0	0	0	1	12	20	3.86	1.714										

Batter	1	2	3	4	5	6	7	8	9	AB	R	H	RBI	BB	SO	LOB	BOTTOM										
Chico Carrasquel, R OBP: 0.386, SLG: 0.376	FC6-4 BB		5-3			E6 2B HR		5-3		4	1	1	1	1	0	1	Philadelphia Athletics @ Chicago White Sox Comiskey Park, Chicago, IL Sun Jun 25 1950, 4:33 AM EDT Unknown										
Dave Philley, S OBP: 0.326, SLG: 0.391	FC6-4 1B					G6-4-3 1B		G6-4-3		3	2	1	0	1	0	3											
Phil Masi, R OBP: 0.412, SLG: 0.447	1B E BB					5-3				1	1	0	0	3	0	2											
Gus Zernial, R OBP: 0.339, SLG: 0.483	F8		G6-4-3					FC1-4		4	1	1	3	0	0	5											
Eddie Robinson, L OBP: 0.388, SLG: 0.404	E 1B					3-1		K		4	0	1	1	0	1	1											
Hank Majeski, R OBP: 0.358, SLG: 0.400	F7									4	0	1	0	0	0	2											
Mary Rickert, L OBP: 0.261, SLG: 0.294			4-3			F2		1B 1B		3	1	1	0	1	0	1											
Nellie Fox, L OBP: 0.352, SLG: 0.375			B1-6-3 1B			F8		SH5-3 BB		3	1	2	0	0	0	1											
Bill Wight, L ERA: 4.6			B1-6-3					K		2	0	0	0	0	1	1											
Inning Stats	R: 2 E: 1 K: 0 S: 4	H: 1 LOB: 1 BB: 2 P: 12	R: 0 E: 0 K: 0 S: 3	H: 1 LOB: 0 BB: 0 P: 3	R: 0 E: 0 K: 0 S: 2	H: 0 LOB: 1 BB: 2 P: 10	R: 0 E: 0 K: 0 S: 4	H: 1 LOB: 1 BB: 0 P: 4	R: 3 E: 1 K: 2 S: 10	H: 2 LOB: 0 BB: 0 P: 10	R: 2 E: 0 K: 0 S: 6	H: 4 LOB: 1 BB: 0 P: 6	R: 0 E: 0 K: 0 S: 3	H: 0 LOB: 1 BB: 1 P: 7	R: 0 E: 0 K: 1 S: 5	H: 0 LOB: 1 BB: 1 P: 9		R: 0 E: 0 K: 1 S: 5	H: 0 LOB: 1 BB: 1 P: 9	1B: 7 2B: 1 3B: 0 HR: 1	SF: 0 SAC: 1 DP: 3 HBP: 0	WP: 0 PB: 0 SB: 0 CS: 0	PA: 37				
PITCHER	IP	WLS	BF	H	R	ER	SO	BB	IBB	HBP	BLK	WP	HR	S	P	ERA	WHIP										
Lou Brissie, L ERA: 4.6	8.0	L	37	9	7	3	3	6	0	0	0	0	1	37	61	3.38	1.875										

Batter	1	2	3	4	5	6	7	8	9	AB	R	H	RBI	BB	SO	LOB	TOP										
Bob Dillinger, R OBP: 0.363, SLG: 0.454										4	2	3	0	2	0	0											
Elmer Vato, L OBP: 0.397, SLG: 0.397										3	2	0	0	3	1	2											
Paul Lehner, L OBP: 0.365, SLG: 0.446										4	2	1	0	1	0	2											
Sam Chapman, R OBP: 0.352, SLG: 0.493										4	2	1	3	2	1	1											
Fernis Fain, L OBP: 0.426, SLG: 0.444										2	2	1	3	3	0	0											
Eddie Joost, R OBP: 0.403, SLG: 0.426										4	3	2	4	1	0	3											
Billy Hitchcock, R OBP: 0.395, SLG: 0.449										5	0	2	1	0	0	3											
Joe Astroth, R OBP: 0.333, SLG: 0.310										5	0	2	1	0	0	2											
Bob Hooper, R OBP: 0.182, SLG: 0.313										5	0	0	0	0	1	4											
Inning Stats	R: 6 E: 0 K: 0 S: 5	H: 2 LOB: 0 BB: 4 P: 21	R: 4 E: 1 K: 1 S: 9	H: 4 LOB: 2 BB: 17	R: 2 E: 0 K: 0 S: 4	H: 1 LOB: 2 BB: 3 P: 16	R: 0 E: 0 K: 0 S: 3	H: 0 LOB: 0 BB: 0 P: 3	R: 0 E: 0 K: 1 S: 5	H: 1 LOB: 0 BB: 0 P: 5	R: 0 E: 0 K: 0 S: 3	H: 1 LOB: 1 BB: 1 P: 7	R: 0 E: 0 K: 0 S: 3	H: 1 LOB: 1 BB: 1 P: 7	R: 1 E: 0 K: 0 S: 5	H: 2 LOB: 2 BB: 1 P: 9	R: 0 E: 0 K: 1 S: 6	H: 1 LOB: 1 BB: 0 P: 6	1B: 9 2B: 1 3B: 0 HR: 2	SF: 0 SAC: 1 DP: 2 HBP: 0	WP: 1 PB: 0 SB: 0 CS: 0	PA: 49					
PITCHER	IP	WLS	BF	H	R	ER	SO	BB	IBB	HBP	BLK	WP	HR	S	P	ERA	WHIP										
Bob Cain, L ERA: 3.35	0.0	L	3	0	3	3	0	3	0	0	0	0	0	0	12	∞	∞										
Ken Holcombe, R ERA: 8.64	0.0		2	1	0	0	0	1	0	0	0	0	0	1	5	∞	∞										
Howie Judson, R ERA: 4.88	1.2		12	5	7	6	0	2	0	0	0	0	2	10	18	32.40	4.200										
Jack Bruner, L ERA: 3.65	0.2		6	1	2	2	1	3	0	0	0	0	0	5	17	27.00	6.000										
Mickey Haefner, L ERA: 5.52	6.2		26	5	1	1	2	3	0	0	0	1	0	27	39	1.35	1.200										

Philadelphia Athletics @ Chicago White Sox
Comiskey Park, Chicago, IL
Sun Jun 25 1950, 4:38 AM EDT
Att: 25,126 - Unknown

AB 36
R 13
H 12
RBI 12
BB 12
SO 3
LOB 17



Batter	1	2	3	4	5	6	7	8	9	AB	R	H	RBI	BB	SO	LOB	BOTTOM										
Chico Carrasquel, R OBP: 0.383, SLG: 0.372										2	0	0	0	0	0	1											
Luke Appling, R OBP: 0.295, SLG: 0.275										2	0	0	0	0	0	0											
Dave Philley, S OBP: 0.324, SLG: 0.389										1	0	0	0	0	0	0											
Jerry Scala, L OBP: 0.206, SLG: 0.188										3	1	1	0	0	1	0											
Nellie Fox, L OBP: 0.349, SLG: 0.371										1	0	0	0	0	0	0											
Al Kozar, R OBP: 0.279, SLG: 0.286										3	1	1	1	0	0	0											
Gus Zernial, R OBP: 0.342, SLG: 0.483										4	1	2	0	0	0	0											
Eddie Robinson, L OBP: 0.386, SLG: 0.402										1	0	0	0	0	0	0											
Gordon Goldsberry, L OBP: 0.441, SLG: 0.469										3	1	2	1	0	0	0											
Hank Majeski, R OBP: 0.356, SLG: 0.398										1	0	0	0	0	0	0											
Floyd Baker, L OBP: 0.478, SLG: 0.421										3	0	2	1	0	0	2											
Mary Rickert, L OBP: 0.250, SLG: 0.281										4	0	0	0	0	0	2											
Eddie Malone, R OBP: 0.321, SLG: 0.254										1	0	0	0	0	0	0											
Joe Erautt, R										3	0	0	0	0	0	0											
Bob Cain, L OBP: 0.286, SLG: 0.240										0	0	0	0	0	0	0											
Ken Holcombe, R OBP: 0.111, SLG: 0.222										0	0	0	0	0	0	0											
Howie Judson, R OBP: 0.200, SLG: 0.400										0	0	0	0	0	0	0											
Jack Bruner, L										0	0	0	0	0	0	0											
Mickey Haefner, L OBP: 0.350, SLG: 0.235										3	0	1	0	0	0	0											
Inning Stats	R: 0 E: 0 K: 0 S: 3	H: 0 LOB: 0 BB: 0 P: 3	R: 0 E: 0 K: 0 S: 3	H: 0 LOB: 0 BB: 0 P: 3	R: 0 E: 0 K: 0 S: 4	H: 1 LOB: 1 BB: 0 P: 4	R: 0 E: 0 K: 0 S: 5	H: 2 LOB: 2 BB: 0 P: 5	R: 0 E: 0 K: 0 S: 3	H: 0 LOB: 0 BB: 0 P: 3	R: 0 E: 0 K: 1 S: 5	H: 0 LOB: 0 BB: 0 P: 5	R: 0 E: 0 K: 0 S: 4	H: 1 LOB: 1 BB: 0 P: 4	R: 0 E: 0 K: 0 S: 3	H: 0 LOB: 0 BB: 0 P: 3	R: 4 E: 0 K: 0 S: 7	H: 5 LOB: 0 BB: 0 P: 7	1B: 7 2B: 2 3B: 0 HR: 0	SF: 0 SAC: 0 DP: 1 HBP: 0	WP: 0 PB: 0 SB: 0 CS: 0	PA: 35					
PITCHER	IP	WLS	BF	H	R	ER	SO	BB	IBB	HBP	BLK	WP	HR	S	P	ERA	WHIP										
Bob Hooper, R ERA: 4.18	9.0	W	35	9	4	4	1	0	0	0	0	0	0	37	37	4.00	1.000										

Philadelphia Athletics @ Chicago White Sox
Comiskey Park, Chicago, IL
Sun Jun 25 1950, 4:38 AM EDT
Att: 25,126 - Unknown


AB 35
R 4
H 9
RBI 3
BB 0
SO 1
LOB 5



Batter	1	2	3	4	5	6	7	8	9	AB	R	H	RBI	BB	SO	LOB	TOP					
Dom DiMaggio, R OBP: 0.388, SLG: 0.402	G3		1-H HR		F7			F7	1B	5	1	2	3	0	0	0						
Billy Goodman, L OBP: 0.368, SLG: 0.452	K		F8			G3		HR	F7	5	1	1	0	0	1	1						
Ted Williams, L OBP: 0.466, SLG: 0.708	6-3			1B BB		F9		HR		3	1	1	2	1	0	0						
Vern Stephens, R OBP: 0.371, SLG: 0.554		F8		1B BB		K		HR		4	1	2	1	0	1	0						
Walt Dropo, R OBP: 0.393, SLG: 0.621	K			1B		F9		HR		4	0	0	0	0	2	2						
Bobby Doerr, R OBP: 0.384, SLG: 0.488	F2				F2					4	0	0	0	0	0	2						
Al Zarilla, L OBP: 0.432, SLG: 0.486			HR BB		F9			1B	SH1-3 1B BB	2	2	1	0	2	0	2						
Birdie Tebbetts, R OBP: 0.400, SLG: 0.481			K		F8			1B	F2	4	0	1	0	0	1	2						
Ellis Kinder, R OBP: 0.184, SLG: 0.189			F9		6-3			1-2	SH1-3	3	0	0	0	0	0	3						
Inning Stats	R: 0 E: 0 K: 1 S: 5	H: 0 LOB: 0 BB: 0 P: 5	R: 0 E: 0 K: 1 S: 5	H: 0 LOB: 0 BB: 0 P: 5	R: 2 E: 0 K: 1 S: 6	H: 1 LOB: 0 BB: 1 P: 10	R: 0 E: 0 K: 0 S: 4	H: 1 LOB: 2 BB: 0 P: 8	R: 0 E: 0 K: 0 S: 3	H: 0 LOB: 0 BB: 0 P: 3	R: 0 E: 0 K: 0 S: 5	H: 0 LOB: 0 BB: 0 P: 5	R: 0 E: 0 K: 0 S: 5	H: 2 LOB: 2 BB: 0 P: 5	R: 3 E: 0 K: 1 S: 8	H: 3 LOB: 0 BB: 1 P: 8	R: 1 E: 0 K: 0 S: 4	H: 1 LOB: 1 BB: 1 P: 8	1B: 5 2B: 0 3B: 0 HR: 3	SF: 0 SAC: 1 DP: 0 HBP: 0	WP: 0 PB: 0 SB: 0 CS: 0	PA: 38
PITCHER Lou Brissie, L ERA: 4.71	IP: 9.0 WLS: L BF: 38 H: 8 R: 6 ER: 6 SO: 5 BB: 3 IBB: 0 HBP: 0 BLK: 0 WP: 0 HR: 3 S: 45 P: 57 ERA: 6.00 WHIP: 1.222															PITCHER	IP: 9.0 WLS: W BF: 39 H: 11 R: 2 ER: 2 SO: 1 BB: 3 IBB: 0 HBP: 0 BLK: 0 WP: 0 HR: 0 S: 38 P: 50 ERA: 2.00 WHIP: 1.556					

Boston Red Sox @ Philadelphia Athletics
 Shibe Park, Philadelphia, PA
 Wed Jun 28 1950, 3:33 AM EDT
 Att: 6,774 - Unknown


AB 34
R 6
H 8
RBI 6
BB 3
SO 5
LOB 12



Batter	1	2	3	4	5	6	7	8	9	AB	R	H	RBI	BB	SO	LOB	BOTTOM					
Bob Dillinger, R OBP: 0.364, SLG: 0.450	F8				F3				1B DI 1B	4	0	1	0	1	0	0						
Wally Moses, L OBP: 0.389, SLG: 0.421	BB 1B		F8		1B				1B	5	1	3	0	0	0	2						
Elmer Valo, L OBP: 0.383, SLG: 0.394	F9			1B BB					F8	4	0	2	0	1	0	3						
Sam Chapman, R OBP: 0.352, SLG: 0.493	1B BB			1B				FC6-4 1B		3	0	1	0	1	0	2						
Fernis Fain, L OBP: 0.430, SLG: 0.441			F8						F3	4	1	2	1	0	0	2						
Eddie Joest, R OBP: 0.406, SLG: 0.431	F6		G6-4-3						6-3	4	0	1	1	0	0	4						
Billy Hitchcock, R OBP: 0.393, SLG: 0.468					F4				F9	4	0	1	0	0	0	1						
Mike Guerra, R OBP: 0.315, SLG: 0.338					F7				F8	3	0	0	0	0	1	2						
Paul Lehner, L OBP: 0.362, SLG: 0.441									F8	1	0	0	0	0	0	0						
Lou Brissie, L OBP: 0.103, SLG: 0.054									F6	3	0	0	0	0	0	2						
Kermit Wahl, R OBP: 0.333, SLG: 0.259					4-3					1	0	0	0	0	0	0						
Inning Stats	R: 1 E: 0 K: 0 S: 5	H: 2 LOB: 2 BB: 1 P: 9	R: 0 E: 0 K: 1 S: 6	H: 1 LOB: 2 BB: 1 P: 10	R: 0 E: 0 K: 0 S: 3	H: 1 LOB: 1 BB: 1 P: 7	R: 0 E: 0 K: 0 S: 3	H: 0 LOB: 0 BB: 0 P: 3	R: 0 E: 0 K: 0 S: 4	H: 2 LOB: 1 BB: 0 P: 4	R: 1 E: 0 K: 0 S: 5	H: 2 LOB: 1 BB: 0 P: 5	R: 0 E: 0 K: 0 S: 4	H: 1 LOB: 1 BB: 0 P: 4	R: 0 E: 0 K: 0 S: 3	H: 0 LOB: 2 BB: 0 P: 3	R: 0 E: 0 K: 0 S: 5	H: 2 LOB: 2 BB: 0 P: 5	1B: 10 2B: 1 3B: 0 HR: 0	SF: 0 SAC: 0 DP: 1 HBP: 0	WP: 0 PB: 0 SB: 1 CS: 0	PA: 39
PITCHER Ellis Kinder, R ERA: 4.47	IP: 9.0 WLS: W BF: 39 H: 11 R: 2 ER: 2 SO: 1 BB: 3 IBB: 0 HBP: 0 BLK: 0 WP: 0 HR: 0 S: 38 P: 50 ERA: 2.00 WHIP: 1.556															PITCHER	IP: 9.0 WLS: W BF: 39 H: 11 R: 2 ER: 2 SO: 1 BB: 3 IBB: 0 HBP: 0 BLK: 0 WP: 0 HR: 0 S: 38 P: 50 ERA: 2.00 WHIP: 1.556					

Boston Red Sox @ Philadelphia Athletics
 Shibe Park, Philadelphia, PA
 Wed Jun 28 1950, 3:33 AM EDT
 Att: 6,774 - Unknown

AB 36
R 2
H 11
RBI 2
BB 3
SO 1
LOB 18



Batter	1	2	3	4	5	6	7	8	9	AB	R	H	RBI	BB	SO	LOB	TOP															
Bob Dillinger, R OBP: 0.377, SLG: 0.466	0-0 4-3		0-0 F9	0-0 1B		0-0 FC4-6 1B		4-0 BB		4	0	2	1	1	0	1	Philadelphia Athletics @ Washington Senators Griffith Stadium, Washington, DC Fri Jun 30 1950, 3:33 AM EDT Unknown															
Wally Moses, L OBP: 0.394, SLG: 0.444	0-0 1B		0-0 F8	0-0 F7		0-0 FC4-6 FC4-6		0-0 F9		5	0	1	0	0	0	6																
Elmer Valo, L OBP: 0.382, SLG: 0.399	0-0 1-3 1B			0-0 F8	4-0 4-3 BB	0-0 FC4-6 BB		0-0 4-3		4	0	1	1	1	0	2																
Sam Chapman, R OBP: 0.348, SLG: 0.476	0-0 F6			0-3 K	0-3 K	0-0 BB			0-0 F8	4	0	0	0	1	2	2																
Fernis Fain, L OBP: 0.424, SLG: 0.428		0-0 F9		0-0 BB 1B	0-0 4-3	0-0 F3		0-0 F9		5	1	1	0	0	0	3																
Eddie Joost, R OBP: 0.404, SLG: 0.420		0-0 F7		4-0 1B 1-2 3B BB	0-0 F7		0-0 F4		0-0 F4	4	1	0	0	1	0	1																
Billy Hitchcock, R OBP: 0.404, SLG: 0.481		0-0 F4		0-0 1-3 2-H 3B 1B		4-0 1B BB	0-0 4-3			3	2	1	1	1	0	0																
Mike Guerra, R OBP: 0.327, SLG: 0.364			0-0 1B	0-0 1-4 3-H 1B 3B		0-0 1B 1B	0-0 F9			4	2	3	2	0	0	0																
Hank Wyse, R OBP: 0.190, SLG: 0.190			0-3 K	0-0 1B		0-0 FC4-6 1B		0-0 1-3		3	1	2	2	0	1	1																
Lou Brissie, L OBP: 0.100, SLG: 0.053				0-0 3-H 1B		0-0 FC4-6 1B			0-0 1-3	1	0	0	0	0	0	0																
Inning Stats	R: 0 E: 0 K: 0 S: 4	H: 2 LOB: 1 BB: 0 P: 4	R: 0 E: 0 K: 0 S: 3	H: 0 LOB: 0 BB: 0 P: 3	R: 0 E: 0 K: 1 S: 6	H: 1 LOB: 1 BB: 0 P: 6	R: 4 E: 0 K: 1 S: 10	H: 5 LOB: 2 BB: 1 P: 14	R: 0 E: 0 K: 1 S: 5	H: 0 LOB: 1 BB: 1 P: 9	R: 3 E: 0 K: 0 S: 6	H: 3 LOB: 2 BB: 2 P: 14	R: 0 E: 0 K: 0 S: 3	H: 0 LOB: 0 BB: 0 P: 3	R: 0 E: 0 K: 0 S: 3	H: 0 LOB: 1 BB: 1 P: 7	R: 0 E: 0 K: 0 S: 3	H: 0 LOB: 0 BB: 0 P: 3	1B: 10 2B: 0 3B: 1 HR: 0	SF: 0 SAC: 0 DP: 0 HBP: 0	WP: 0 PB: 0 SB: 0 CS: 0	PA: 42										
PITCHER	IP WLS BF H R ER SO BB IBB HBP BLK WP HR S P ERA WHIP	IP WLS BF H R ER SO BB IBB HBP BLK WP HR S P ERA WHIP															IP WLS BF H R ER SO BB IBB HBP BLK WP HR S P ERA WHIP															
Connie Marrero, R ERA: 3.75	5.0	L	28	11	7	7	3	3	0	0	0	0	0	0	31	43	12.60	2.800														
Mickey Harris, L ERA: 3.29	4.0		14	0	0	0	0	2	0	0	0	0	0	0	12	20	0.00	0.500														

AB 37
R 7
H 11
RBI 7
BB 5
SO 3
LOB 16



Batter	1	2	3	4	5	6	7	8	9	AB	R	H	RBI	BB	SO	LOB	BOTTOM															
Eddie Yost, R OBP: 0.430, SLG: 0.470	0-0 BB 1B	0-0 FC6-4		0-3 K		4-0 BB 1B		0-0 6-3		4	1	1	0	1	1	1	Philadelphia Athletics @ Washington Senators Griffith Stadium, Washington, DC Fri Jun 30 1950, 3:33 AM EDT Unknown															
Mert Combs, L OBP: 0.429, SLG: 0.292	4-0 1B BB	0-0 F7			0-0 SH5-3 1B	0-0 F7		0-0 L4		4	2	1	0	1	0	2																
Irv Noren, L OBP: 0.423, SLG: 0.505	0-0 1B 1-2 2-H BB		0-0 L3		4-0 1B SH5-3 BB	0-3 K		0-0 1B		4	2	2	1	1	1	1																
Mickey Vernon, L OBP: 0.335, SLG: 0.267	0-0 F5		0-0 BB 1B		0-0 SH5-3	0-0 BB 1B		0-0 F9		4	0	2	0	0	0	3																
Sam Mele, R OBP: 0.391, SLG: 0.483	0-0 1-3 2-H 1B		0-0 F7		0-0 2B FC4-6 1B	4-0 1-2 2-3 BB			0-3 K	4	1	2	3	1	1	1																
Bud Stewart, L OBP: 0.352, SLG: 0.365	0-0 F8		4-0 1-2 BB		0-0 FC4-6 2B	0-0 F5			0-3 K	3	0	1	1	1	0	4																
Johnny Ostrowski, R OBP: 0.325, SLG: 0.377										1	0	0	0	0	1	0																
Sam Dente, R OBP: 0.281, SLG: 0.266	0-0 F3		0-0 F3		4-0 FC4-6 IBB		0-0 6-3		0-0 FC4-6 1B	4	0	1	0	1	0	3																
Al Evans, R OBP: 0.301, SLG: 0.321		0-0 F8		0-0 F5	0-0 FC4-6 FC6-4		0-0 F8		0-0 FC4-6	5	0	0	1	0	0	3																
Connie Marrero, R OBP: 0.188, SLG: 0.194			0-0 FC6-4 1B		0-0 F4	0-0 FC6-4		0-3 K		3	0	1	0	0	0	2																
Mickey Harris, L OBP: 0.364, SLG: 0.222										1	0	0	0	0	1	0																
Inning Stats	R: 3 E: 0 K: 0 S: 6	H: 3 LOB: 1 BB: 1 P: 10	R: 0 E: 0 K: 0 S: 4	H: 1 LOB: 0 BB: 0 P: 4	R: 0 E: 0 K: 1 S: 5	H: 0 LOB: 0 BB: 0 P: 5	R: 0 E: 0 K: 1 S: 6	H: 1 LOB: 3 BB: 2 P: 14	R: 0 E: 0 K: 1 S: 5	H: 0 LOB: 0 BB: 0 P: 5	R: 0 E: 0 K: 0 S: 4	H: 1 LOB: 1 BB: 0 P: 4	R: 0 E: 0 K: 2 S: 8	H: 1 LOB: 1 BB: 0 P: 8	R: 0 E: 0 K: 0 S: 8	H: 1 LOB: 0 BB: 0 P: 8	1B: 10 2B: 1 3B: 0 HR: 0	SF: 0 SAC: 1 DP: 0 HBP: 0	WP: 0 PB: 0 SB: 0 CS: 0	PA: 44												
PITCHER	IP WLS BF H R ER SO BB IBB HBP BLK WP HR S P ERA WHIP	IP WLS BF H R ER SO BB IBB HBP BLK WP HR S P ERA WHIP															IP WLS BF H R ER SO BB IBB HBP BLK WP HR S P ERA WHIP															
Hank Wyse, R ERA: 7.71	5.0	W	28	8	6	6	1	4	1	0	0	0	0	0	25	45	10.80	2.400														
Lou Brissie, L ERA: 4.55	4.0	S	16	3	0	0	4	1	0	0	0	0	0	0	23	27	0.00	1.000														

AB 37
R 6
H 11
RBI 6
BB 6
SO 5
LOB 20



Batter	1	2	3	4	5	6	7	8	9	AB	R	H	RBI	BB	SO	LOB	TOP					
Bob Dillinger, R OBP: 0.375, SLG: 0.461 (1, 5)	0-0 4-3		0-0 1B	0-0 1-3-1			0-0 F9		0-0 F7	5	1	1	0	0	0	2	Philadelphia Athletics @ Washington Senators Griffith Stadium, Washington, DC Fri Jun 30 1950, 3:38 AM EDT Att: 12,219 - Unknown livebaseballscorecards.com					
Elmer Vato, L OBP: 0.379, SLG: 0.394 (1, 9)	0-0 1B E		0-0 F7	0-0 1-3			0-0 F7		0-0 3-1	5	1	1	0	0	0	3						
Paul Lehner, L OBP: 0.368, SLG: 0.442 (1, 7)	0-0 1-3		0-0 F9 1B				0-0 F7		0-0 F5	4	0	2	0	1	0	0						
Sam Chapman, R OBP: 0.347, SLG: 0.473 (1, 8)	0-0 F8		0-0 1-2				0-0 F8			4	0	1	2	0	0	2						
Fernis Fain, L OBP: 0.422, SLG: 0.425 (1, 3)	3-H 4-3		0-0 F9				0-0 4-3			4	1	1	0	0	0	3						
Eddie Joest, R OBP: 0.402, SLG: 0.430 (1, 6)		0-0 F8	0-0 F3				0-0 F4			4	1	1	2	0	0	2						
Billy Hitchcock, R OBP: 0.371, SLG: 0.459 (1, 4)		0-0 5-3		0-0 6-3			0-0 4-3		0-0 1-3	4	0	0	0	0	0	0						
Joe Astroth, R OBP: 0.386, SLG: 0.347 (1, 2)		0-0 FC6-4		0-0 1-3-1			0-0 1B		0-0 F7	4	0	3	0	0	0	0						
Alex Kellner, R OBP: 0.270, SLG: 0.278 (1, 1)	0-0 FC6-4		0-0 1-2				0-0 4-3		0-3 K	4	0	1	0	0	1	2						
Inning Stats	R: 1 E: 1 K: 0 S: 5	H: 2 LOB: 1 BB: 0 P: 5	R: 0 E: 0 K: 0 S: 4	H: 1 LOB: 1 BB: 0 P: 4	R: 1 E: 0 K: 0 S: 6	H: 3 LOB: 2 BB: 0 P: 6	R: 0 E: 0 K: 0 S: 5	H: 2 LOB: 2 BB: 0 P: 5	R: 0 E: 0 K: 0 S: 3	H: 0 LOB: 0 BB: 0 P: 3	R: 0 E: 0 K: 0 S: 4	H: 1 LOB: 1 BB: 0 P: 4	R: 0 E: 0 K: 0 S: 3	H: 0 LOB: 1 BB: 1 P: 7	R: 2 E: 0 K: 1 S: 7	H: 2 LOB: 2 BB: 0 P: 7	R: 0 E: 0 K: 0 S: 3	H: 0 LOB: 0 BB: 0 P: 3	1B: 10 2B: 0 3B: 0 HR: 1	SF: 0 SAC: 0 DP: 0 HBP: 0	WP: 0 PB: 0 SB: 0 CS: 0	PA: 39
PITCHER Sandy Consuegra, R ERA: 4.32 (1, 1)	IP: 9.0 WLS: L BF: 39	H: 11 R: 4 ER: 3 SO: 1	BB: 1 IBB: 0 HBP: 0 BLK: 0	WP: 0 HR: 1 S: 40 P: 44	ERA: 3.00 WHIP: 1.333																	

Batter	1	2	3	4	5	6	7	8	9	AB	R	H	RBI	BB	SO	LOB	BOTTOM					
Eddie Yost, R OBP: 0.429, SLG: 0.469 (1, 5)	0-0 FC4-6		0-0 F8				0-0 5-3		0-0 F8	5	0	2	0	0	0	1	Philadelphia Athletics @ Washington Senators Griffith Stadium, Washington, DC Fri Jun 30 1950, 3:38 AM EDT Att: 12,219 - Unknown livebaseballscorecards.com					
Mert Combs, L OBP: 0.414, SLG: 0.280 (1, 6)	0-0 F9		0-3 K				0-0 G4-6-3		0-0 4-3	4	0	0	0	0	1	3						
Irv Noren, L OBP: 0.415, SLG: 0.495 (1, 8)	0-0 FC4-6			0-0 F4			0-0 F8		0-0 F9	4	0	0	0	0	0	1						
Mickey Vernon, L OBP: 0.339, SLG: 0.263 (1, 3)	0-0 6-3			0-0 6-3			4-0 PB		4-0 1B	2	0	0	0	2	0	1						
Sam Mele, R OBP: 0.388, SLG: 0.478 (1, 9)		0-0 6-3		0-0 F3			0-0 F8		0-0 1B	4	0	1	0	0	0	1						
Johnny Ostrowski, R OBP: 0.331, SLG: 0.376 (1, 7)		0-0 6-3			0-0 2B		4-0 BB		0-0 F7	3	1	1	0	1	0	2						
Sam Dente, R OBP: 0.287, SLG: 0.277 (1, 4)		0-0 1B		0-0 1B			0-0 4-3		0-0 G4-6-3	4	1	3	0	0	0	2						
Mickey Grasso, R OBP: 0.354, SLG: 0.373 (1, 2)	0-0 F7		0-0 1B				0-0 F6		0-0 G4-6-3	4	0	1	2	0	0	2						
Sandy Consuegra, R OBP: 0.200, SLG: 0.143 (1, 1)			0-0 F9				0-3 K			3	0	0	0	0	1	1						
Roberto Ortiz, R OBP: 0.295, SLG: 0.298 (9, PH)					0-0 F3					1	0	1	0	0	0	0						
Inning Stats	R: 0 E: 0 K: 0 S: 4	H: 1 LOB: 1 BB: 0 P: 4	R: 0 E: 0 K: 0 S: 4	H: 1 LOB: 0 BB: 0 P: 4	R: 0 E: 0 K: 1 S: 5	H: 0 LOB: 0 BB: 0 P: 5	R: 0 E: 0 K: 0 S: 3	H: 0 LOB: 0 BB: 0 P: 3	R: 2 E: 0 K: 0 S: 6	H: 4 LOB: 1 BB: 0 P: 6	R: 0 E: 0 K: 0 S: 3	H: 0 LOB: 2 BB: 2 P: 11	R: 0 E: 0 K: 1 S: 5	H: 0 LOB: 0 BB: 0 P: 5	R: 0 E: 0 K: 0 S: 4	H: 1 LOB: 2 BB: 1 P: 8	R: 0 E: 0 K: 0 S: 4	H: 2 LOB: 1 BB: 0 P: 4	1B: 8 2B: 1 3B: 0 HR: 0	SF: 0 SAC: 0 DP: 2 HBP: 0	WP: 0 PB: 1 SB: 0 CS: 0	PA: 37
PITCHER Alex Kellner, L ERA: 5.23 (1, 1)	IP: 9.0 WLS: W BF: 37	H: 9 R: 2 ER: 2 SO: 2	BB: 3 IBB: 0 HBP: 0 BLK: 0	WP: 0 HR: 0 S: 38 P: 50	ERA: 2.00 WHIP: 1.333																	


Batter	1	2	3	4	5	6	7	8	9	AB	R	H	RBI	BB	SO	LOB	TOP			
Bob Dillinger, R (1.5)	F7				6-3			FC4-6		5	1	1	0	0	0	4	Philadelphia Athletics @ Washington Senators Griffith Stadium, Washington, DC Sun Jul 02 1950, 3:33 AM EDT Att: 7,315 - Unknown			
Elmer Vato, L (1.9)	1B				3-1					2	1	1	0	3	0					
Paul Lehner, L (1.7)								G3		5	1	1	0	0	0	4				
Sam Chapman, R (1.8)	F6							F5		5	2	2	1	0	0	4				
Fernis Fain, L (1.3)	F9									5	2	0	1	0	0	5				
Eddie Joest, R (1.6)										5	0	1	3	0	0	1				
Billy Hitchcock, R (1.4)	F4									5	0	3	1	0	0	0				
Mike Guerra, R (1.2)	F3									4	0	1	0	1	0	2				
Bob Hooper, R (1.1)										3	0	0	0	0	3	3				
Lou Brissie, L (7.1)										2	0	1	0	0	0	2				
Inning Stats	R: 0 E: 0 K: 0 S: 4	H: 1 LOB: 2 BB: 1 P: 8	R: 0 E: 0 K: 0 S: 3	H: 0 LOB: 0 BB: 0 P: 3	R: 5 E: 2 K: 2 S: 13	H: 3 LOB: 3 BB: 2 P: 21	R: 2 E: 1 K: 0 S: 7	H: 4 LOB: 2 BB: 0 P: 7	R: 0 E: 0 K: 1 S: 5	H: 0 LOB: 0 BB: 0 P: 5	R: 0 E: 0 K: 0 S: 3	H: 0 LOB: 0 BB: 0 P: 3	R: 0 E: 1 K: 0 S: 4	H: 1 LOB: 2 BB: 1 P: 8	R: 0 E: 0 K: 0 S: 5	H: 2 LOB: 2 BB: 0 P: 5	1B: 9 2B: 2 3B: 0 HR: 0	SF: 0 SAC: 0 DP: 0 HBP: 0	WP: 0 PB: 0 SB: 0 CS: 0	PA: 45
PITCHER	IP WLS BF H R ER SO BB IBB HBP BLK WP HR S P ERA WHIP																			
Bob Kuzava, L (1.1)	4.0 L 26 8 7 3 2 2 1 0 0 0 0 0 27 39 6.75 2.500																			
Joe Haynes, R (5.1)	4.0 14 1 0 0 1 1 0 0 0 0 0 15 19 0.00 0.500																			
Bob Ross, L (9.1)	1.0 5 2 0 0 0 0 0 0 0 0 0 5 5 0.00 2.000																			

Batter	1	2	3	4	5	6	7	8	9	AB	R	H	RBI	BB	SO	LOB	BOTTOM			
Eddie Yost, R (1.5)	E6				G1-4-3					5	0	2	2	0	0	1	Philadelphia Athletics @ Washington Senators Griffith Stadium, Washington, DC Sun Jul 02 1950, 3:33 AM EDT Att: 7,315 - Unknown			
Mert Combs, L (1.6)										4	0	0	0	0	0	2				
Roberto Ortiz, R (9. PH)	F9									1	0	0	0	0	0	1				
Irv Noren, L (1.8)										4	1	1	0	1	0	1				
Mickey Vernon, L (1.3)										2	0	1	0	3	1	0				
Sam Mele, R (1.9)	G6-4-3									5	0	1	1	0	0	6				
Bud Stewart, L (1.7)										1	1	0	0	2	0	0				
Johnny Ostrowski, R (8. PH)										1	0	0	0	0	0	0				
Sam Dente, R (1.4)										3	1	1	0	1	1	3				
Al Evans, R (1.2)										3	0	0	0	1	0	3				
Bob Kuzava, S (1.1)										1	1	1	1	0	0	0				
Shery Robertson, L (4. PH)										1	0	0	0	0	0	1				
Joe Haynes, R (5.1)										1	0	0	0	0	2					
Cass Michaels, R (8. PH)										1	0	0	0	0	1					
Bob Ross, R (9.1)										0	0	0	0	0	0	0				
Inning Stats	R: 0 E: 1 K: 0 S: 3	H: 0 LOB: 2 BB: 2 P: 11	R: 0 E: 0 K: 1 S: 5	H: 0 LOB: 0 BB: 0 P: 5	R: 2 E: 0 K: 0 S: 6	H: 3 LOB: 3 BB: 2 P: 14	R: 0 E: 0 K: 0 S: 2	H: 0 LOB: 0 BB: 1 P: 6	R: 0 E: 1 K: 0 S: 5	H: 2 LOB: 1 BB: 1 P: 9	R: 0 E: 0 K: 1 S: 5	H: 0 LOB: 0 BB: 0 P: 5	R: 0 E: 0 K: 0 S: 3	H: 0 LOB: 1 BB: 1 P: 7	R: 0 E: 0 K: 0 S: 4	H: 1 LOB: 2 BB: 1 P: 8	1B: 6 2B: 0 3B: 0 HR: 1	SF: 0 SAC: 0 DP: 2 HBP: 0	WP: 0 PB: 0 SB: 1 CS: 0	PA: 41
PITCHER	IP WLS BF H R ER SO BB IBB HBP BLK WP HR S P ERA WHIP																			
Bob Hooper, R (1.1)	6.0 W 29 6 4 4 1 6 0 0 0 0 0 1 25 49 6.00 2.000																			
Lou Brissie, L (7.1)	3.0 S 12 1 0 0 1 2 0 0 0 0 0 0 12 20 0.00 1.000																			

Batter	1	2	3	4	5	6	7	8	9	AB	R	H	RBI	BB	SO	LOB	TOP					
Bob Dillinger, R (1, 5) OBP: 0.384, SLG: 0.465										4	2	3	1	2	0	2						
Elmer Vato, L (1, 9) OBP: 0.395, SLG: 0.396										5	1	1	2	0	1	6						
Paul Lehner, L (1, 7) OBP: 0.358, SLG: 0.425										5	0	0	0	1	0	5						
Sam Chapman, R (1, 8) OBP: 0.355, SLG: 0.474										3	1	2	3	1	0	0						
Fernis Fain, L (1, 3) OBP: 0.422, SLG: 0.411										2	0	0	0	1	0	2						
Eddie Joest, R (1, 6) OBP: 0.398, SLG: 0.418										3	0	1	1	1	0	5						
Kermit Wahl, R (8, 6) OBP: 0.313, SLG: 0.241										1	0	0	0	0	0	0						
Billy Hitchcock, R (1, 4) OBP: 0.402, SLG: 0.469										4	1	2	0	1	0	2						
Mike Guerra, R (1, 2) OBP: 0.329, SLG: 0.359										5	1	2	0	0	0	6						
Alex Kellner, R (1, 1) OBP: 0.282, SLG: 0.289										2	0	1	0	0	0	0						
Hank Wyse, R (5, 1) OBP: 0.227, SLG: 0.190										0	1	0	0	1	0	0						
Carl Scheib, R (7, PH) OBP: 0.217, SLG: 0.304										2	1	1	1	0	0	2						
Inning Stats	R: 1 E: 0 K: 0 S: 4	H: 2 LOB: 2 BB: 0 P: 6	R: 0 E: 0 K: 0 S: 5	H: 2 LOB: 2 BB: 0 P: 5	R: 1 E: 0 K: 0 S: 4	H: 1 LOB: 2 BB: 0 P: 6	R: 0 E: 0 K: 1 S: 5	H: 1 LOB: 0 BB: 0 P: 5	R: 0 E: 0 K: 0 S: 2	H: 0 LOB: 3 BB: 4 P: 18	R: 2 E: 0 K: 0 S: 4	H: 1 LOB: 1 BB: 0 P: 16	R: 1 E: 0 K: 0 S: 5	H: 3 LOB: 1 BB: 0 P: 5	R: 0 E: 0 K: 0 S: 3	H: 0 LOB: 0 BB: 0 P: 3	R: 3 E: 0 K: 0 S: 6	H: 3 LOB: 1 BB: 1 P: 10	1B: 11 2B: 1 3B: 2 HR: 0	SF: 0 SAC: 0 DP: 3 HBP: 4	WP: 0 PB: 0 SB: 0 CS: 1	PA: 48
PITCHER	IP WLS BF H R ER SO BB IBB HBP BLK WP HR S P ERA WHIP																	PITCHER	IP WLS BF H R ER SO BB IBB HBP BLK WP HR S P ERA WHIP			
Tommy Byrne, L (1, 1) ERA: 4.83	5.0 W 28 6 4 4 1 6 0 0 4 0 0 0 0 20 48 7.20 2.400																					
Joe Ostrowski, L (6, 1) ERA: 3.69	4.0 S 20 7 4 4 0 2 0 0 0 0 0 0 0 18 26 9.00 2.250																					

Philadelphia Athletics @ New York Yankees
Yankee Stadium, Bronx, NY
Wed Jul 05 1950, 3:33 AM EDT
Att: 13,330 - Unknown


AB 36
R 8
H 13
RBI 8
BB 8
SO 1
LOB 30



Batter	1	2	3	4	5	6	7	8	9	AB	R	H	RBI	BB	SO	LOB	BOTTOM			
Phil Rizzuto, R (1, 6) OBP: 0.416, SLG: 0.430										4	1	3	0	2	0	1				
Gene Woodling, L (1, 7) OBP: 0.412, SLG: 0.438										5	2	1	1	0	0	6				
Yogi Berra, L (1, 2) OBP: 0.376, SLG: 0.475										3	1	1	1	2	0	1				
Joe DiMaggio, R (1, 8) OBP: 0.366, SLG: 0.543										5	0	1	2	0	0	3				
Johnny Mize, L (1, 3) OBP: 0.400, SLG: 0.512										3	1	0	1	2	0	2				
Joe Collins, L (8, PR) OBP: 0.307, SLG: 0.447										0	1	0	0	0	0	0				
Billy Johnson, R (1, 5) OBP: 0.400, SLG: 0.444										4	2	4	0	1	0	0				
Jerry Coleman, R (1, 4) OBP: 0.368, SLG: 0.387										3	2	1	1	2	0	3				
Cliff Mapes, L (1, 9) OBP: 0.380, SLG: 0.477										3	1	2	5	1	0	1				
Tommy Byrne, L (1, 1) OBP: 0.304, SLG: 0.488										3	0	0	0	0	0	3				
Joe Ostrowski, L (6, 1) OBP: 0.357, SLG: 0.348										2	1	0	1	0	0	2				
Inning Stats	R: 0 E: 0 K: 0 S: 3	H: 1 LOB: 1 BB: 1 P: 7	R: 1 E: 0 K: 0 S: 5	H: 2 LOB: 3 BB: 2 P: 13	R: 0 E: 0 K: 0 S: 3	H: 0 LOB: 0 BB: 0 P: 3	R: 5 E: 0 K: 0 S: 8	H: 5 LOB: 1 BB: 1 P: 12	R: 0 E: 0 K: 0 S: 4	H: 1 LOB: 1 BB: 0 P: 4	R: 2 E: 0 K: 0 S: 4	H: 1 LOB: 2 BB: 3 P: 16	R: 1 E: 0 K: 0 S: 4	H: 1 LOB: 1 BB: 1 P: 8	R: 3 E: 0 K: 0 S: 5	H: 2 LOB: 1 BB: 2 P: 13	1B: 7 2B: 6 3B: 0 HR: 1	SF: 0 SAC: 1 DP: 1 HBP: 0	WP: 0 PB: 0 SB: 0 CS: 0	PA: 46
PITCHER	IP WLS BF H R ER SO BB IBB HBP BLK WP HR S P ERA WHIP																	PITCHER	IP WLS BF H R ER SO BB IBB HBP BLK WP HR S P ERA WHIP	
Alex Kellner, L (1, 1) ERA: 5.53	4.0 L 23 8 2 2 2 0 3 0 0 0 0 0 0 8 20 9.00 2.500																			
Hank Wyse, R (5, 1) ERA: 7.72	2.0 11 2 2 2 0 3 0 0 0 0 0 0 0 9 21 18.00 3.000																			
Carl Scheib, R (7, 1) ERA: 8.52	2.0 12 3 4 4 0 3 0 0 0 0 0 0 0 9 21 18.00 3.000																			

Philadelphia Athletics @ New York Yankees
Yankee Stadium, Bronx, NY
Wed Jul 05 1950, 3:33 AM EDT
Att: 13,330 - Unknown

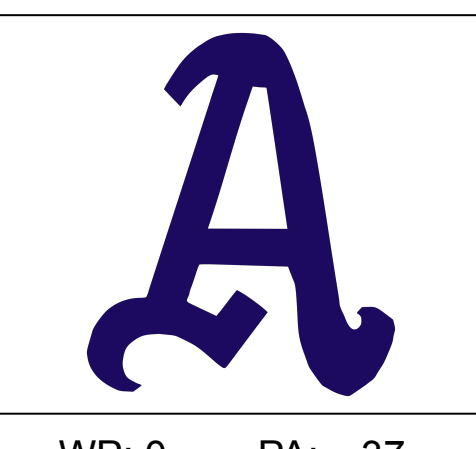
AB 35
R 12
H 13
RBI 12
BB 10
SO 0
LOB 22



Batter	1	2	3	4	5	6	7	8	9	AB	R	H	RBI	BB	SO	LOB	TOP					
Bob Dillinger, R (1, 5) OBP: 0.378, SLG: 0.457	5-3		F7		G4-6-3		F9		G3	5	0	0	1	0	0	2						
Wally Moses, L (1, 9) OBP: 0.390, SLG: 0.435	G3									3	0	1	0	1	0	0						
Elmer Valo, L (1, 7) OBP: 0.385, SLG: 0.400										3	0	1	0	0	0	1						
Sam Chapman, R (1, 8) OBP: 0.357, SLG: 0.472	6-3									3	1	1	0	1	0	2						
Feris Fain, L (1, 3) OBP: 0.424, SLG: 0.411										0	0	0	0	1	0	0						
Pete Suder, R (3, 3) OBP: 0.290, SLG: 0.363										2	0	0	0	1	0	2						
Billy Hitchcock, R (1, 4) OBP: 0.405, SLG: 0.471										4	1	2	1	0	1	1						
Kermit Wahl, R (1, 6) OBP: 0.306, SLG: 0.242										4	1	1	0	0	0	2						
Mike Guerra, R (1, 2) OBP: 0.327, SLG: 0.369										4	1	1	2	0	0	0						
Bobby Shantz, R (1, 1) OBP: 0.279, SLG: 0.231										3	0	1	0	0	0	1						
Paul Lehner, L (9, PH) OBP: 0.361, SLG: 0.433										1	0	1	0	0	0	0						
Lou Brissie, L (9, 1) OBP: 0.119, SLG: 0.075										0	0	0	0	0	0	0						
Inning Stats	R: 0 E: 0 K: 0 S: 4	H: 1 LOB: 1 BB: 0 P: 4	R: 0 E: 0 K: 1 S: 4	H: 0 LOB: 0 BB: 1 P: 8	R: 0 E: 0 K: 0 S: 3	H: 0 LOB: 0 BB: 0 P: 3	R: 1 E: 0 K: 0 S: 4	H: 1 LOB: 2 BB: 2 P: 12	R: 0 E: 0 K: 0 S: 3	H: 1 LOB: 0 BB: 0 P: 3	R: 0 E: 0 K: 0 S: 3	H: 0 LOB: 1 BB: 1 P: 7	R: 3 E: 1 K: 0 S: 7	H: 4 LOB: 1 BB: 0 P: 7	R: 0 E: 0 K: 0 S: 3	H: 1 LOB: 0 BB: 0 P: 3	R: 0 E: 0 K: 0 S: 4	H: 1 LOB: 1 BB: 0 P: 4	1B: 5 2B: 3 3B: 1 HR: 0	SF: 0 SAC: 1 DP: 2 HBP: 0	WP: 0 PB: 1 SB: 0 CS: 1	PA: 37
PITCHER	IP WLS BF H R ER SO BB IBB HBP BLK WP HR S P ERA WHIP																					
Whitey Ford, L (1, 1) ERA: 6.94	7.0	30	7	4	4	1	4	0	0	0	0	0	0	0	28	44	5.14	1.571				
Tom Ferrick, R (8, 1) ERA: 4.89	2.0	W 7	2	0	0	0	0	0	0	0	0	0	0	7	7	0.00	1.000					

Philadelphia Athletics @ New York Yankees
Yankee Stadium, Bronx, NY
Thu Jul 06 1950, 3:33 AM EDT
Att: 12,027 - Unknown


AB 32
R 4
H 9
RBI 4
BB 4
SO 1
LOB 11



Batter	1	2	3	4	5	6	7	8	9	AB	R	H	RBI	BB	SO	LOB	BOTTOM					
Phil Rizzuto, R (1, 6) OBP: 0.416, SLG: 0.430	F9									5	1	2	0	0	0	0						
Gene Woodling, L (1, 7) OBP: 0.416, SLG: 0.439										4	2	2	0	1	0	2						
Yogi Berra, L (1, 2) OBP: 0.376, SLG: 0.478										5	0	2	2	0	0	3						
Joe DiMaggio, R (1, 8) OBP: 0.371, SLG: 0.550										4	2	3	1	0	0	1						
Johnny Mize, L (1, 3) OBP: 0.389, SLG: 0.489										4	0	1	1	0	1	3						
Joe Collins, L (8, PR) OBP: 0.307, SLG: 0.447										0	0	0	0	0	0	0						
Billy Johnson, R (1, 5) OBP: 0.402, SLG: 0.442										3	0	1	0	1	0	0						
Jerry Coleman, R (1, 4) OBP: 0.370, SLG: 0.387										3	0	1	1	1	0	3						
Cliff Mapes, L (1, 9) OBP: 0.378, SLG: 0.473										4	0	1	0	0	0	4						
Whitey Ford, L (1, 1) ERA: 6.94										1	0	0	0	1	0	0						
Bobby Brown, L (7, PH) OBP: 0.314, SLG: 0.321										1	0	0	0	0	0	0						
Tom Ferrick, R (8, 1) OBP: 0.286, SLG: 0.167										0	0	0	0	0	0	0						
Billy Martin, R (9, PH) OBP: 0.455, SLG: 0.500										1	0	0	0	0	0	0						
Inning Stats	R: 0 E: 0 K: 0 S: 3	H: 0 LOB: 1 BB: 1 P: 7	R: 0 E: 0 K: 1 S: 5	H: 0 LOB: 1 BB: 1 P: 9	R: 1 E: 0 K: 0 S: 6	H: 3 LOB: 2 BB: 0 P: 6	R: 0 E: 1 K: 0 S: 3	H: 0 LOB: 0 BB: 0 P: 3	R: 1 E: 0 K: 0 S: 3	H: 2 LOB: 1 BB: 1 P: 7	R: 1 E: 0 K: 0 S: 4	H: 2 LOB: 1 BB: 1 P: 8	R: 0 E: 0 K: 0 S: 3	H: 0 LOB: 0 BB: 0 P: 3	R: 1 E: 0 K: 0 S: 6	H: 4 LOB: 3 BB: 0 P: 6	R: 1 E: 0 K: 0 S: 4	H: 2 LOB: 1 BB: 0 P: 4	1B: 11 2B: 3 3B: 0 HR: 0	SF: 0 SAC: 0 DP: 2 HBP: 0	WP: 0 PB: 0 SB: 0 CS: 0	PA: 39
PITCHER	IP WLS BF H R ER SO BB IBB HBP BLK WP HR S P ERA WHIP																					
Bobby Shantz, L (1, 1) ERA: 4.38	8.0	35	11	4	4	1	4	0	0	0	0	0	0	33	49	4.50	1.875					
Lou Brissie, L (9, 1) ERA: 4.49	0.2	L 4	2	1	1	0	0	0	0	0	0	4	4	13.50	3.000							

Philadelphia Athletics @ New York Yankees
Yankee Stadium, Bronx, NY
Thu Jul 06 1950, 3:33 AM EDT
Att: 12,027 - Unknown

AB 35
R 5
H 13
RBI 5
BB 4
SO 1
LOB 16



Batter	1	2	3	4	5	6	7	8	9	AB	R	H	RBI	BB	SO	LOB	TOP					
Eddie Yost, R OBP: 0.428, SLG: 0.467 (1, 5)										6	1	4	1	0	0	0	Washington Senators @ Philadelphia Athletics Shibe Park, Philadelphia, PA Fri Jul 07 1950, 3:33 AM EDT Att: 2,464 - Unknown					
Bud Stewart, L OBP: 0.375, SLG: 0.416 (1, 7)										5	1	1	1	1	0	5						
Irv Noren, L OBP: 0.412, SLG: 0.498 (1, 8)										5	2	3	0	1	0	2						
Mickey Vernon, L OBP: 0.374, SLG: 0.311 (1, 3)										5	2	3	2	1	0	4						
Sam Mele, R OBP: 0.381, SLG: 0.451 (1, 9)										5	0	2	1	0	1	2						
Cass Michaels, R OBP: 0.391, SLG: 0.431 (1, 4)										5	0	2	1	0	0	4						
Sam Dente, R OBP: 0.300, SLG: 0.297 (1, 6)										5	1	2	1	0	0	4						
Al Evans, R OBP: 0.350, SLG: 0.308 (1, 2)										2	0	1	0	2	0	0						
Johnny Ostrowski, R OBP: 0.324, SLG: 0.364 (9, PR)										0	0	0	0	0	0	0						
Mickey Grasso, R OBP: 0.333, SLG: 0.349 (9, 2)										0	0	0	0	0	0	0						
Connie Marrero, R OBP: 0.176, SLG: 0.182 (1, 1)										2	0	0	0	0	0	2						
Joe Haynes, R OBP: 0.176, SLG: 0.412 (3, 1)										2	0	0	0	0	0	3						
Shery Robertson, L OBP: 0.372, SLG: 0.358 (9, PH)										0	0	0	0	1	0	0						
Mickey Harris, L OBP: 0.333, SLG: 0.200 (9, 1)										0	0	0	0	0	0	0						
Inning Stats	R: 3 E: 0 K: 0 S: 7	H: 4 LOB: 1 BB: 0 P: 7	R: 0 E: 0 K: 0 S: 4	H: 1 LOB: 1 BB: 0 P: 4	R: 2 E: 0 K: 0 S: 6	H: 3 LOB: 2 BB: 1 P: 10	R: 0 E: 0 K: 0 S: 4	H: 1 LOB: 1 BB: 0 P: 4	R: 0 E: 0 K: 0 S: 5	H: 2 LOB: 2 BB: 0 P: 5	R: 1 E: 0 K: 0 S: 6	H: 3 LOB: 2 BB: 0 P: 6	R: 1 E: 0 K: 0 S: 5	H: 2 LOB: 2 BB: 1 P: 9	R: 0 E: 0 K: 1 S: 5	H: 1 LOB: 1 BB: 1 P: 9	R: 0 E: 0 K: 0 S: 3	H: 1 LOB: 3 BB: 3 P: 15	1B: 13 2B: 5 3B: 0 HR: 1	SF: 0 SAC: 1 DP: 2 HBP: 0	WP: 0 PB: 0 SB: 0 CS: 0	PA: 49
PITCHER	IP	WLS	BF	H	R	ER	SO	BB	IBB	HBP	BLK	WP	HR	S	P	ERA	WHIP					
Bob Hooper, R ERA: 4.99 (1, 1)	7.0	L	39	16	7	7	0	2	0	0	0	0	1	37	45	9.00	2.571					
Moe Burtshy, R ERA: 6.52 (8, 1)	2.0		10	2	0	0	1	4	0	0	0	0	0	8	24	0.00	3.000					

Batter	1	2	3	4	5	6	7	8	9	AB	R	H	RBI	BB	SO	LOB	BOTTOM					
Bob Dillinger, R OBP: 0.375, SLG: 0.453 (1, 5)										5	0	1	0	0	0	2	Washington Senators @ Philadelphia Athletics Shibe Park, Philadelphia, PA Fri Jul 07 1950, 3:33 AM EDT Att: 2,464 - Unknown					
Wally Moses, L OBP: 0.397, SLG: 0.438 (1, 9)										4	2	2	0	1	0	0						
Elmer Valo, L OBP: 0.389, SLG: 0.404 (1, 7)										3	1	1	0	2	1	3						
Sam Chapman, R OBP: 0.357, SLG: 0.482 (1, 8)										5	1	2	3	0	1	1						
Billy Hitchcock, R OBP: 0.405, SLG: 0.486 (1, 4)										5	1	2	1	0	0	3						
Pete Suder, R OBP: 0.299, SLG: 0.370 (1, 3)										5	0	3	1	0	1	2						
Kermit Wahl, R OBP: 0.317, SLG: 0.263 (1, 6)										5	0	2	0	0	0	4						
Mike Guerra, R OBP: 0.337, SLG: 0.381 (1, 2)										3	0	2	0	1	0	2						
Bob Hooper, R OBP: 0.154, SLG: 0.263 (1, 1)										3	0	0	0	0	2	6						
Moe Burtshy, R ERA: 6.52 (8, 1)										1	0	0	0	0	0	1						
Inning Stats	R: 1 E: 0 K: 0 S: 5	H: 2 LOB: 1 BB: 0 P: 5	R: 0 E: 0 K: 1 S: 7	H: 2 LOB: 2 BB: 0 P: 7	R: 3 E: 0 K: 1 S: 9	H: 4 LOB: 2 BB: 1 P: 13	R: 0 E: 0 K: 0 S: 3	H: 0 LOB: 0 BB: 0 P: 3	R: 0 E: 0 K: 1 S: 5	H: 0 LOB: 0 BB: 0 P: 5	R: 0 E: 0 K: 1 S: 7	H: 3 LOB: 3 BB: 1 P: 11	R: 0 E: 0 K: 0 S: 4	H: 2 LOB: 1 BB: 0 P: 4	R: 0 E: 0 K: 0 S: 2	H: 0 LOB: 0 BB: 1 P: 6	R: 1 E: 0 K: 1 S: 7	H: 2 LOB: 2 BB: 1 P: 11	1B: 10 2B: 5 3B: 0 HR: 1	SF: 0 SAC: 0 DP: 2 HBP: 0	WP: 0 PB: 0 SB: 0 CS: 0	PA: 43
PITCHER	IP	WLS	BF	H	R	ER	SO	BB	IBB	HBP	BLK	WP	HR	S	P	ERA	WHIP					
Connie Marrero, R ERA: 4.07 (1, 1)	2.1		16	8	4	4	1	1	0	0	0	0	0	17	21	15.43	3.857					
Joe Haynes, R ERA: 5.19 (3, 1)	5.2	W	21	5	0	0	3	2	0	0	0	0	0	25	33	0.00	1.235					
Mickey Harris, L ERA: 3.33 (9, 1)	1.0	S	6	2	1	1	1	1	0	0	0	0	0	7	11	9.00	3.000					

Batter	1	2	3	4	5	6	7	8	9	AB	R	H	RBI	BB	SO	LOB	TOP		
Eddie Yost, R OBP: 0.427, SLG: 0.464 (1, 5)	F9		F9			BB 1B			1-3	4	0	1	0	0	0	1			
Cass Michaels, R OBP: 0.392, SLG: 0.430 (1, 4)	6-3			F8		BB 1-2 BB			G3 1B	3	0	1	0	1	0	0			
Sandy Consuegra, R OBP: 0.278, SLG: 0.235 (8, FR)				F8		BB			G3 1-2	4	0	0	0	0	1	3			
Irv Noren, L OBP: 0.406, SLG: 0.489 (1, 8)	K			F8		F3			G3 1-2	4	0	0	0	0	1	3			
Mickey Vernon, L OBP: 0.367, SLG: 0.304 (1, 3)		F5		6-3			F2		F6	4	0	0	0	0	2				
Sam Mele, R OBP: 0.377, SLG: 0.445 (1, 9)		F8			F3		F3			3	0	0	0	0	0	0			
Johnny Ostrowski, R OBP: 0.317, SLG: 0.355 (1, 7)		K2-3			F2		K			3	0	0	0	0	2	0			
Sam Dente, R OBP: 0.300, SLG: 0.297 (1, 6)				6-3				F8		3	0	1	0	0	0	0			
Al Evans, R OBP: 0.296, SLG: 0.303 (1, 2)				WP 1B				F6		3	0	0	0	0	0	1			
Mickey Grasso, R OBP: 0.333, SLG: 0.349 (8, 2)				F8				F6		0	0	0	0	0	0	0			
Al Sima, R OBP: 0.333, SLG: 0.333 (3, PH)				1-2				F6		0	0	0	0	0	0	0			
Roberto Ortiz, R OBP: 0.281, SLG: 0.283 (3, PH)				F6				F5		1	0	0	0	0	0	1			
Jim Pearce, R OBP: 0.200, SLG: 0.200 (3, PH)										1	0	0	0	0	1	0			
Bud Stewart, L OBP: 0.373, SLG: 0.414 (8, PH)										1	0	0	0	0	0	0			
Bob Ross, R OBP: 0.373, SLG: 0.414 (8, 1)										0	0	0	0	0	0	0			
Inning Stats	R: 0 E: 0 K: 1 S: 5	H: 0 LOB: 0 BB: 0 P: 5	R: 0 E: 0 K: 1 S: 5	H: 0 LOB: 0 BB: 0 P: 5	R: 0 E: 0 K: 0 S: 4	H: 1 LOB: 1 BB: 0 P: 4	R: 0 E: 0 K: 0 S: 3	H: 0 LOB: 0 BB: 0 P: 3	R: 0 E: 0 K: 1 S: 6	H: 1 LOB: 2 BB: 1 P: 10	R: 0 E: 0 K: 1 S: 5	H: 0 LOB: 0 BB: 0 P: 5	R: 0 E: 0 K: 0 S: 3	H: 0 LOB: 2 BB: 0 P: 3	R: 0 E: 0 K: 0 S: 4	H: 1 LOB: 2 BB: 0 P: 4	1B: 3 2B: 0 3B: 0 HR: 0	SF: 0 SAC: 0 DP: 0 HBP: 0	WP: 1 PA: 31 CS: 0
PITCHER Lou Brissie, L ERA: 4.18 (1, 1)	IP: 9.0 WLS: W BF: 31 H: 3 R: 0 ER: 0 SO: 4 BB: 1 IBB: 0 HBP: 0 BLK: 0 WP: 1 HR: 0 S: 38 P: 42 ERA: 0.00 WHIP: 0.444											PITCHER	IP: 9.0 WLS: W BF: 31 H: 3 R: 0 ER: 0 SO: 4 BB: 1 IBB: 0 HBP: 0 BLK: 0 WP: 1 HR: 0 S: 38 P: 42 ERA: 0.00 WHIP: 0.444						

Washington Senators @ Philadelphia Athletics
Shibe Park, Philadelphia, PA
Sat Jul 08 1950, 3:33 AM EDT
Att. 1,578 - Unknown


AB 30
R 0
H 3
RBI 0
BB 1
SO 4
LOB 8



Batter	1	2	3	4	5	6	7	8	9	AB	R	H	RBI	BB	SO	LOB	BOTTOM
Bob Dillinger, R OBP: 0.379, SLG: 0.452 (1, 5)	G4-6-3 BB	FC1-4-6 1-2 2-3		4-3		1B E 1B		G3 WP 1B BB		3	2	1	0	2	0	2	
Wally Moses, L OBP: 0.391, SLG: 0.429 (1, 9)	G4-6-3 1-2	F8		E5 1B		F5		G3 1-3		5	0	1	0	0	5		
Elmer Valo, L OBP: 0.389, SLG: 0.404 (1, 7)	F8		F7	G3		E 1B 1-3		FC6 BLK 1B 3-H		5	0	2	1	0	1		
Sam Chapman, R OBP: 0.358, SLG: 0.485 (1, 8)		SH3-4 2B 2B	BB 1B 1B		K	E7 G4-6-3 1-2 3-H		FC6 1-3		5	2	2	1	0	1	2	
Billy Hitchcock, R OBP: 0.405, SLG: 0.473 (1, 4)		SH3-4 2B BB	K		BB BB BB	G4-6-3 1-2		F8		3	1	0	0	2	1	5	
Pete Suder, R OBP: 0.303, SLG: 0.366 (1, 3)		SH3-4 1-2 2-3	1B BB		BB BB	6-3		K		2	0	0	0	2	1	2	
Kermit Wahl, R OBP: 0.333, SLG: 0.310 (1, 6)		1B 2B 2-H 3-H	1B 1B		F7			6-3		4	1	2	3	0	0	2	
Mike Guerra, R OBP: 0.347, SLG: 0.387 (1, 2)		FC1-4-6 2-3	L8		BB BB			FC6-4 1B		3	0	2	0	1	0	2	
Lou Brissie, L OBP: 0.130, SLG: 0.091 (1, 1)		FC1-4-6 1-2 3-H		6-3		F8		FC6-4 1-2		4	0	1	1	0	0	4	
Inning Stats	R: 0 E: 0 K: 0 S: 2	H: 4 LOB: 2 BB: 1 P: 11	R: 1 E: 0 K: 1 S: 7	H: 2 LOB: 2 BB: 1 P: 11	R: 0 E: 1 K: 0 S: 4	H: 1 LOB: 1 BB: 0 P: 4	R: 0 E: 0 K: 1 S: 5	H: 0 LOB: 3 BB: 3 P: 17	R: 1 E: 1 K: 0 S: 5	H: 2 LOB: 1 BB: 0 P: 5	R: 0 E: 0 K: 0 S: 4	H: 1 LOB: 1 BB: 0 P: 4	R: 1 E: 0 K: 1 S: 7	H: 1 LOB: 2 BB: 1 P: 11	1B: 9 2B: 2 3B: 0 HR: 0	SF: 0 SAC: 1 DP: 2 HBP: 0	WP: 1 PA: 42 CS: 0
PITCHER Al Sima, L ERA: 4.96 (1, 1)	IP: 2.0 WLS: L BF: 11 H: 4 R: 3 ER: 3 SO: 3 BB: 2 IBB: 0 HBP: 0 BLK: 0 WP: 0 HR: 0 S: 25 P: 17 ERA: 13.50 WHIP: 3.000											PITCHER	IP: 2.0 WLS: L BF: 11 H: 4 R: 3 ER: 3 SO: 3 BB: 2 IBB: 0 HBP: 0 BLK: 0 WP: 0 HR: 0 S: 25 P: 17 ERA: 13.50 WHIP: 3.000				
Jim Pearce, R ERA: 6.75 (3, 1)	IP: 5.0 WLS: 25 BF: 6 H: 2 R: 2 ER: 2 SO: 2 BB: 4 IBB: 0 HBP: 0 BLK: 0 WP: 0 HR: 0 S: 25 P: 41 ERA: 3.60 WHIP: 2.000											PITCHER	IP: 5.0 WLS: 25 BF: 6 H: 2 R: 2 ER: 2 SO: 2 BB: 4 IBB: 0 HBP: 0 BLK: 0 WP: 0 HR: 0 S: 25 P: 41 ERA: 3.60 WHIP: 2.000				
Bob Ross, L ERA: 8.53 (8, 1)	IP: 1.0 WLS: 6 BF: 1 H: 1 R: 1 ER: 1 SO: 1 BB: 1 IBB: 0 HBP: 0 BLK: 1 WP: 1 HR: 0 S: 7 P: 11 ERA: 9.00 WHIP: 2.000											PITCHER	IP: 1.0 WLS: 6 BF: 1 H: 1 R: 1 ER: 1 SO: 1 BB: 1 IBB: 0 HBP: 0 BLK: 1 WP: 1 HR: 0 S: 7 P: 11 ERA: 9.00 WHIP: 2.000				

Washington Senators @ Philadelphia Athletics
Shibe Park, Philadelphia, PA
Sat Jul 08 1950, 3:33 AM EDT
Att. 1,578 - Unknown

AB 34
R 6
H 11
RBI 6
BB 7
SO 3
LOB 25



Batter	1	2	3	4	5	6	7	8	9	AB	R	H	RBI	BB	SO	LOB	TOP			
Eddie Yost, R OBP: 0.427, SLG: 0.460 (1, 5)										3	0	0	0	2	0	3	Washington Senators @ Philadelphia Athletics Shibe Park, Philadelphia, PA Sun Jul 09 1950, 3:33 AM EDT Unknown			
Bud Stewart, L OBP: 0.374, SLG: 0.411 (1, 7)										4	1	1	1	1	0	3				
Irv Noren, L OBP: 0.402, SLG: 0.487 (1, 8)										5	1	1	0	0	0	5				
Mickey Vernon, L OBP: 0.370, SLG: 0.308 (1, 3)										4	1	2	2	0	0	1				
Sam Mele, R OBP: 0.374, SLG: 0.455 (1, 9)										4	1	1	2	0	0	1				
Cass Michaels, R OBP: 0.390, SLG: 0.427 (1, 4)										4	0	1	0	0	0	1				
Sam Dente, R OBP: 0.302, SLG: 0.295 (1, 6)										2	1	0	0	1	0	1				
Al Evans, R OBP: 0.304, SLG: 0.305 (1, 2)										2	0	1	0	2	0	0				
Shery Robertson, L OBP: 0.372, SLG: 0.358 (9, PR)										0	0	0	0	0	0	0				
Sid Hudson, R OBP: 0.280, SLG: 0.306 (1, 1)										3	0	0	0	0	0	3				
Roberto Ortiz, R OBP: 0.292, SLG: 0.283 (9, PH)										0	0	0	0	1	0	0				
Inning Stats	R: 0 E: 0 K: 0 S: 3	H: 0 LOB: 1 BB: 1 P: 7	R: 0 E: 0 K: 0 S: 3	H: 0 LOB: 2 BB: 1 P: 8	R: 4 E: 0 K: 0 S: 7	H: 4 LOB: 0 BB: 0 P: 7	R: 0 E: 0 K: 0 S: 2	H: 0 LOB: 0 BB: 1 P: 6	R: 0 E: 0 K: 0 S: 3	H: 1 LOB: 0 BB: 0 P: 3	R: 0 E: 0 K: 0 S: 3	H: 0 LOB: 2 BB: 2 P: 11	R: 0 E: 0 K: 0 S: 3	H: 1 LOB: 0 BB: 0 P: 3	R: 1 E: 0 K: 0 S: 4	H: 1 LOB: 2 BB: 2 P: 12	1B: 5 2B: 1 3B: 0 HR: 1	SF: 0 SAC: 0 DP: 3 HBP: 1	WP: 0 PB: 0 SB: 0 CS: 0	PA: 39
PITCHER	IP WLS BF H R ER SO BB IBB HBP BLK WP HR S P ERA WHIP																			
Dick Fowler, R ERA: 8.19 (1, 1)	8.0 W 35 7 5 5 0 6 0 0 0 0 0 1 28 53 5.62 1.625																			
Lou Brisse, L ERA: 4.14 (9, 1)	1.0 S 4 0 0 0 0 1 0 0 0 0 0 0 3 7 0.00 1.000																			

Batter	1	2	3	4	5	6	7	8	9	AB	R	H	RBI	BB	SO	LOB	BOTTOM			
Bob Dillinger, R OBP: 0.377, SLG: 0.449 (1, 5)										4	0	1	0	0	1	0	Washington Senators @ Philadelphia Athletics Shibe Park, Philadelphia, PA Sun Jul 09 1950, 3:33 AM EDT Unknown			
Wally Moses, L OBP: 0.394, SLG: 0.431 (1, 9)										4	1	2	0	0	0	1				
Elmer Valo, L OBP: 0.391, SLG: 0.403 (1, 7)										3	2	1	0	1	0	2				
Sam Chapman, R OBP: 0.363, SLG: 0.496 (1, 8)										2	2	1	2	2	1	1				
Ferris Fain, L OBP: 0.428, SLG: 0.412 (1, 3)										2	1	1	1	2	0	0				
Billy Hitchcock, R OBP: 0.416, SLG: 0.482 (1, 4)										4	0	3	3	0	0	2				
Kermit Wahl, R OBP: 0.306, SLG: 0.283 (1, 6)										4	0	0	0	0	2	6				
Mike Guerra, R OBP: 0.350, SLG: 0.389 (1, 2)										4	0	2	0	0	0	2				
Dick Fowler, R OBP: 0.176, SLG: 0.176 (1, 1)										4	0	0	0	0	0	2				
Lou Brisse, L OBP: 0.130, SLG: 0.091 (9, 1)										0	0	0	0	0	0	0				
Inning Stats	R: 3 E: 0 K: 2 S: 9	H: 2 LOB: 2 BB: 3 P: 21	R: 0 E: 0 K: 0 S: 4	H: 1 LOB: 0 BB: 0 P: 4	R: 0 E: 0 K: 0 S: 3	H: 1 LOB: 1 BB: 1 P: 7	R: 0 E: 0 K: 0 S: 3	H: 0 LOB: 0 BB: 0 P: 3	R: 2 E: 0 K: 1 S: 8	H: 3 LOB: 1 BB: 0 P: 8	R: 0 E: 0 K: 0 S: 3	H: 1 LOB: 0 BB: 0 P: 3	R: 0 E: 0 K: 1 S: 5	H: 1 LOB: 1 BB: 0 P: 5	R: 1 E: 0 K: 0 S: 4	H: 2 LOB: 1 BB: 1 P: 8	1B: 10 2B: 1 3B: 0 HR: 1	SF: 0 SAC: 0 DP: 4 HBP: 0	WP: 0 PB: 0 SB: 0 CS: 1	PA: 36
PITCHER	IP WLS BF H R ER SO BB IBB HBP BLK WP HR S P ERA WHIP																			
Sid Hudson, R ERA: 4.38 (1, 1)	8.0 L 36 11 6 6 4 5 0 0 0 0 0 0 39 59 6.75 2.000																			

Batter	1	2	3	4	5	6	7	8	9	AB	R	H	RBI	BB	SO	LOB	TOP		
Eddie Yost, R OBP: 0.422, SLG: 0.454 (1, 5)	F6		F8		5-3			F8		4	0	0	0	0	0	0			
Cass Michaels, R OBP: 0.392, SLG: 0.423 (1, 4)	BB		BB			6-3		F8		2	0	0	0	2	0	0			
Irv Noren, L OBP: 0.396, SLG: 0.479 (1, 8)	F2		3-1			1-3			F8	4	0	0	0	0	0	2			
Mickey Vernon, L OBP: 0.372, SLG: 0.312 (1, 3)	4-3			F5 1B		K				4	0	2	0	0	1	1			
Sam Mele, R OBP: 0.372, SLG: 0.452 (1, 9)		1B		F5 1-2			K		K	4	0	1	0	0	2	2			
Johnny Ostrowski, R OBP: 0.315, SLG: 0.352 (1, 7)		F9		2B 1B			F4		K	4	1	1	0	0	1	2			
Sam Dente, R OBP: 0.303, SLG: 0.299 (1, 6)		F4		1-H 2B			L5			3	0	1	1	0	0	1			
Mickey Grasso, R OBP: 0.333, SLG: 0.394 (1, 2)		5-3			F6			HR		3	1	1	1	0	0	1			
Bob Kuzava, S OBP: 0.238, SLG: 0.147 (1, 1)			L4		F6			1-3		3	0	0	0	0	0	0			
Inning Stats	R: 0 E: 0 K: 0 S: 3	H: 0 LOB: 1 BB: 1 P: 7	R: 0 E: 0 K: 0 S: 4	H: 1 LOB: 1 BB: 0 P: 4	R: 0 E: 0 K: 0 S: 3	H: 0 LOB: 1 BB: 1 P: 7	R: 1 E: 0 K: 0 S: 4	H: 3 LOB: 1 BB: 0 P: 4	R: 0 E: 0 K: 1 S: 5	H: 0 LOB: 0 BB: 0 P: 5	R: 0 E: 0 K: 1 S: 5	H: 0 LOB: 0 BB: 0 P: 5	R: 1 E: 0 K: 0 S: 4	H: 1 LOB: 0 BB: 0 P: 4	R: 0 E: 0 K: 2 S: 8	H: 1 LOB: 1 BB: 0 P: 8	1B: 4 2B: 1 3B: 0 HR: 1	SF: 0 SAC: 0 DP: 0 HBP: 0	WP: 0 PA: 33 CS: 1
PITCHER Alex Kellner, L ERA: 5.26 (1, 1)	IP: 9.0 WLS: L BF: 33 H: 6 R: 2 ER: 2 SO: 4 BB: 2 IBB: 0 HBP: 0 BLK: 0 WP: 0 HR: 1 S: 39 P: 47 ERA: 2.00 WHIP: 0.889																		

Washington Senators @ Philadelphia Athletics
Shibe Park, Philadelphia, PA
Sun Jul 09 1950, 3:38 AM EDT
Att: 4,131 - Unknown


AB 31
R 2
H 6
RBI 2
BB 2
SO 4
LOB 9





Batter	1	2	3	4	5	6	7	8	9	AB	R	H	RBI	BB	SO	LOB	BOTTOM		
Bob Dillinger, R OBP: 0.373, SLG: 0.443 (1, 5)	4-3			5-3		F8			F8	4	0	0	0	0	0	0			
Elmer Valo, L OBP: 0.399, SLG: 0.405 (1, 9)	CS BB			WP BB			SH1-4 1B		1B BB	1	0	1	0	3	0	0			
Paul Lehner, L OBP: 0.361, SLG: 0.431 (1, 7)	F5 1-2			F9 1-2		SH1-4 1-2			1B	3	0	1	0	0	0	2			
Sam Chapman, R OBP: 0.359, SLG: 0.489 (1, 8)		K		K2-3		F3			F7	4	0	0	0	0	2	4			
Billy Hitchcock, R OBP: 0.414, SLG: 0.479 (1, 4)		F9			FC1-4 1B		F9			3	0	1	0	0	0	1			
Pete Suder, R OBP: 0.298, SLG: 0.359 (1, 3)		F3			FC1-4 G5-4-3 1-2			K		3	0	0	0	0	1	1			
Kermit Wahl, R OBP: 0.288, SLG: 0.265 (1, 6)			F7		G5-4-3 1-2			F7		3	0	0	0	0	0	1			
Joe Astroth, R OBP: 0.365, SLG: 0.327 (1, 2)			L3			B2-6-4 1B			F8	3	0	1	0	0	0	0			
Alex Kellner, R OBP: 0.268, SLG: 0.275 (1, 1)			F3			B2-6-4 1-2				2	0	0	0	0	0	1			
Mike Guerra, R OBP: 0.348, SLG: 0.387 (9, PH)									F4	1	0	0	0	0	0	0			
Inning Stats	R: 0 E: 0 K: 0 S: 2	H: 0 LOB: 0 BB: 1 P: 6	R: 0 E: 0 K: 1 S: 5	H: 0 LOB: 0 BB: 0 P: 5	R: 0 E: 0 K: 0 S: 3	H: 0 LOB: 0 BB: 0 P: 3	R: 0 E: 0 K: 1 S: 5	H: 0 LOB: 1 BB: 1 P: 9	R: 0 E: 0 K: 0 S: 3	H: 1 LOB: 0 BB: 0 P: 3	R: 0 E: 0 K: 0 S: 4	H: 1 LOB: 1 BB: 0 P: 4	R: 0 E: 0 K: 1 S: 5	H: 0 LOB: 0 BB: 0 P: 5	R: 0 E: 0 K: 0 S: 4	H: 1 LOB: 2 BB: 1 P: 8	1B: 4 2B: 0 3B: 0 HR: 0	SF: 0 SAC: 1 DP: 2 HBP: 0	WP: 1 PA: 31 CS: 1
PITCHER Bob Kuzava, L ERA: 4.05 (1, 1)	IP: 9.0 WLS: W BF: 31 H: 4 R: 0 ER: 0 SO: 3 BB: 3 IBB: 0 HBP: 0 BLK: 0 WP: 1 HR: 0 S: 34 P: 46 ERA: 0.00 WHIP: 0.778																		


Washington Senators @ Philadelphia Athletics
Shibe Park, Philadelphia, PA
Sun Jul 09 1950, 3:38 AM EDT
Att: 4,131 - Unknown


AB 27
R 0
H 4
RBI 0
BB 3
SO 3
LOB 10



Batter	1	2	3	4	5	6	7	8	9	AB	R	H	RBI	BB	SO	LOB	TOP																	
Tom Upton, R (1, 6) OBP: 0.321, SLG: 0.249											0	0	0	0	0	0	0	St. Louis Browns @ Philadelphia Athletics Shibe Park, Philadelphia, PA Fri Jul 14 1950, 3:33 AM EDT Unknown livebaseballscorecards.com																
Dick Kokos, L (1, 7) OBP: 0.397, SLG: 0.463											0	0	0	0	0	0	0																	
Don Lenhardt, R (1, 3) OBP: 0.395, SLG: 0.504											0	0	0	0	0	0	0																	
Ken Wood, R (1, 9) OBP: 0.312, SLG: 0.435											0	0	0	0	0	0	0																	
Roy Sievers, R (1, 8) OBP: 0.312, SLG: 0.354											0	0	0	0	0	0	0																	
Les Moss, R (1, 2) OBP: 0.338, SLG: 0.354											0	0	0	0	0	0	0																	
Owen Friend, R (1, 4) OBP: 0.331, SLG: 0.351											0	0	0	0	0	0	0																	
Snuffy Stirnweiss, R (1, 5) OBP: 0.326, SLG: 0.263											0	0	0	0	0	0	0																	
Don Johnson, R (1, 1) OBP: 0.125, SLG: 0.125											0	0	0	0	0	0	0																	
Inning Stats											1B: 0	SF: 0	WP: 0	PA: 0	2B: 0	SAC: 0	FB: 0	3B: 0	DP: 0	SB: 0	CS: 0	HR: 0	HBP: 0											
PITCHER Lou Brissie, L (1, 1) ERA: 4.14	IP	WLS	BF	H	R	ER	SO	BB	IBB	HBP	BLK	WP	HR	S	P	ERA	WHIP																	
PITCHER																		IP	WLS	BF	H	R	ER	SO	BB	IBB	HBP	BLK	WP	HR	S	P	ERA	WHIP

Batter	1	2	3	4	5	6	7	8	9	AB	R	H	RBI	BB	SO	LOB	BOTTOM																	
Bob Dillinger, R (1, 5) OBP: 0.373, SLG: 0.443											0	0	0	0	0	0	0	St. Louis Browns @ Philadelphia Athletics Shibe Park, Philadelphia, PA Fri Jul 14 1950, 3:33 AM EDT Unknown livebaseballscorecards.com																
Wally Moses, L (1, 9) OBP: 0.394, SLG: 0.431											0	0	0	0	0	0	0																	
Elmer Valo, L (1, 7) OBP: 0.399, SLG: 0.405											0	0	0	0	0	0	0																	
Sam Chapman, R (1, 8) OBP: 0.359, SLG: 0.489											0	0	0	0	0	0	0																	
Ferris Fain, L (1, 3) OBP: 0.428, SLG: 0.412											0	0	0	0	0	0	0																	
Billy Hitchcock, R (1, 4) OBP: 0.414, SLG: 0.479											0	0	0	0	0	0	0																	
Kermit Wahl, R (1, 6) OBP: 0.288, SLG: 0.265											0	0	0	0	0	0	0																	
Mike Guerra, R (1, 2) OBP: 0.348, SLG: 0.387											0	0	0	0	0	0	0																	
Lou Brissie, L (1, 1) OBP: 0.130, SLG: 0.091											0	0	0	0	0	0	0																	
Inning Stats											1B: 0	SF: 0	WP: 0	PA: 0	2B: 0	SAC: 0	FB: 0	3B: 0	DP: 0	SB: 0	CS: 0	HR: 0	HBP: 0											
PITCHER Don Johnson, R (1, 1) ERA: 8.23	IP	WLS	BF	H	R	ER	SO	BB	IBB	HBP	BLK	WP	HR	S	P	ERA	WHIP																	
PITCHER																		IP	WLS	BF	H	R	ER	SO	BB	IBB	HBP	BLK	WP	HR	S	P	ERA	WHIP

Batter	1	2	3	4	5	6	7	8	9	AB	R	H	RBI	BB	SO	LOB	TOP																		
Don Lenhardt, R (1, 3) OBP: 0.389, SLG: 0.496											0	0	0	0	0	0	0	St. Louis Browns @ Philadelphia Athletics Shibe Park, Philadelphia, PA Fri Jul 14, 1950, 3:38 AM EDT Att: 3,077 - Unknown livebaseballscorecards.com																	
Dick Kokos, L (1, 7) OBP: 0.395, SLG: 0.460											0	0	0	0	0	0	0																		
Sherm Lollar, R (1, 2) OBP: 0.392, SLG: 0.528											0	0	0	0	0	0	0																		
Ken Wood, R (1, 9) OBP: 0.317, SLG: 0.444											0	0	0	0	0	0	0																		
Roy Sievers, R (1, 8) OBP: 0.316, SLG: 0.353											0	0	0	0	0	0	0																		
Owen Friend, R (1, 4) OBP: 0.327, SLG: 0.347											0	0	0	0	0	0	0																		
Snuffy Stirrweiss, R (1, 5) OBP: 0.323, SLG: 0.263											0	0	0	0	0	0	0																		
Tom Upton, R (1, 6) OBP: 0.325, SLG: 0.259											0	0	0	0	0	0	0																		
Al Widmar, R (1, 1) OBP: 0.226, SLG: 0.233											0	0	0	0	0	0	0																		
Inning Stats											1B: 0	SF: 0	WP: 0	PA: 0	2B: 0	SAC: 0	FB: 0	3B: 0	DP: 0	SB: 0	HR: 0	HBP: 0	CS: 0												
PITCHER Bobby Shantz, L (1, 1) ERA: 4.38	IP	WLS	BF	H	R	ER	SO	BB	IBB	HBP	BLK	WP	HR	S	P	ERA	WHIP																		
																		PITCHER	IP	WLS	BF	H	R	ER	SO	BB	IBB	HBP	BLK	WP	HR	S	P	ERA	WHIP

Batter	1	2	3	4	5	6	7	8	9	AB	R	H	RBI	BB	SO	LOB	BOTTOM																		
Bob Dillinger, R (1, 5) OBP: 0.376, SLG: 0.447											0	0	0	0	0	0	0	St. Louis Browns @ Philadelphia Athletics Shibe Park, Philadelphia, PA Fri Jul 14, 1950, 3:38 AM EDT Att: 3,077 - Unknown livebaseballscorecards.com																	
Elmer Valo, L (1, 9) OBP: 0.396, SLG: 0.401											0	0	0	0	0	0	0																		
Paul Lehner, L (1, 7) OBP: 0.361, SLG: 0.431											0	0	0	0	0	0	0																		
Sam Chapman, R (1, 8) OBP: 0.359, SLG: 0.485											0	0	0	0	0	0	0																		
Ferris Fain, L (1, 3) OBP: 0.429, SLG: 0.408											0	0	0	0	0	0	0																		
Billy Hitchcock, R (1, 4) OBP: 0.409, SLG: 0.471											0	0	0	0	0	0	0																		
Kermit Wahl, R (1, 6) OBP: 0.268, SLG: 0.245											0	0	0	0	0	0	0																		
Joe Tipton, R (1, 2) OBP: 0.225, SLG: 0.256											0	0	0	0	0	0	0																		
Bobby Shantz, R (1, 1) OBP: 0.279, SLG: 0.231											0	0	0	0	0	0	0																		
Inning Stats											1B: 0	SF: 0	WP: 0	PA: 0	2B: 0	SAC: 0	FB: 0	3B: 0	DP: 0	SB: 0	HR: 0	HBP: 0	CS: 0												
PITCHER Al Widmar, R (1, 1) ERA: 4.47	IP	WLS	BF	H	R	ER	SO	BB	IBB	HBP	BLK	WP	HR	S	P	ERA	WHIP																		
																		PITCHER	IP	WLS	BF	H	R	ER	SO	BB	IBB	HBP	BLK	WP	HR	S	P	ERA	WHIP


Batter	1	2	3	4	5	6	7	8	9	10	AB	R	H	RBI	BB	SO	LOB				
Don Lenhardt, R OBP: 0.384, SLG: 0.496 (1, 3)	F3		F8		L7			BB		F7	4	0	0	0	1	0	2				
Ray Coleman, L OBP: 0.340, SLG: 0.445 (1, 9)	3-1		F6			F5		E4		4-3	5	0	0	0	0	0	2				
Sherm Lollar, R OBP: 0.392, SLG: 0.518 (1, 2)	6-3			BB		HR		G6-4-3			2	1	0	0	2	0	2				
Dick Kokos, L OBP: 0.392, SLG: 0.458 (1, 7)						F5		F7			4	0	1	0	0	0	3				
Roy Sievers, R OBP: 0.318, SLG: 0.382 (1, 8)						F3					3	1	1	2	1	0	2				
Snuffy Stirrweiss, R OBP: 0.327, SLG: 0.284 (1, 5)						K		L4			3	0	0	0	1	1	2				
Owen Friend, R OBP: 0.325, SLG: 0.353 (1, 4)											3	0	0	0	1	0	1				
Tom Upton, R OBP: 0.328, SLG: 0.272 (1, 6)											2	1	1	1	1	0	1				
Ned Garver, R OBP: 0.360, SLG: 0.341 (1, 1)											2	0	0	0	1	0	1				
Inning Stats	R: 0 E: 0 K: 0 S: 3	H: 0 LOB: 0 BB: 0 P: 3	R: 0 E: 0 K: 0 S: 3	H: 1 LOB: 1 BB: 1 P: 7	R: 0 E: 0 K: 0 S: 3	H: 0 LOB: 1 BB: 1 P: 9	R: 0 E: 1 K: 0 S: 3	H: 0 LOB: 1 BB: 1 P: 7	R: 2 E: 0 K: 0 S: 4	H: 1 LOB: 0 BB: 1 P: 8	R: 0 E: 0 K: 0 S: 2	H: 0 LOB: 0 BB: 1 P: 6	R: 0 E: 0 K: 0 S: 2	H: 0 LOB: 0 BB: 1 P: 6	R: 1 E: 0 K: 0 S: 4	H: 1 LOB: 0 BB: 0 P: 4	1B: 1 2B: 1 3B: 0 HR: 2	SF: 0 SAC: 2 DP: 5 HBP: 0			
PITCHER Dick Fowler, R ERA: 7.11 (1, 1)	IP: 10.0 WLS: L BF: 38 H: 3 R: 3 ER: 3 SO: 1 BB: 8 IBB: 0 HBP: 0 BLK: 0 WP: 0 HR: 2 S: 32 P: 64 ERA: 2.70 WHIP: 1.100																				

TOP

St. Louis Browns @ Philadelphia Athletics
Shibe Park, Philadelphia, PA

Sat Jul 15 1950, 3:33 AM EDT
Att: 1,121 - Unknown

AB	28
R	3
H	3
RBI	3
BB	8
SO	1
LOB	16




Batter	1	2	3	4	5	6	7	8	9	10	AB	R	H	RBI	BB	SO	LOB					
Bob Dillinger, R OBP: 0.375, SLG: 0.450 (1, 5)	L7		G3-6			F9				6-3	5	0	0	0	0	0	2					
Wally Moses, L OBP: 0.392, SLG: 0.429 (1, 9)	K									L9	5	1	2	0	0	1	0					
Elmer Valo, L OBP: 0.397, SLG: 0.397 (1, 7)											3	0	2	0	2	0	1					
Sam Chapman, R OBP: 0.362, SLG: 0.484 (1, 8)											5	0	2	1	0	0	2					
Ferris Fain, L OBP: 0.426, SLG: 0.401 (1, 3)											3	0	0	0	2	0	3					
Billy Hitchcock, R OBP: 0.393, SLG: 0.450 (1, 4)											4	0	0	0	0	0	4					
Kernit Wahl, R OBP: 0.242, SLG: 0.220 (1, 6)											4	0	0	0	0	0	0					
Mike Guerra, R OBP: 0.354, SLG: 0.392 (1, 2)											3	1	2	0	0	0	0					
Dick Fowler, R OBP: 0.143, SLG: 0.143 (1, 1)											4	0	0	0	0	0	3					
Inning Stats	R: 0 E: 0 K: 1 S: 5	H: 0 LOB: 1 BB: 1 P: 9	R: 0 E: 0 K: 0 S: 2	H: 0 LOB: 0 BB: 1 P: 6	R: 1 E: 1 K: 0 S: 5	H: 2 LOB: 1 BB: 0 P: 5	R: 0 E: 0 K: 0 S: 3	H: 0 LOB: 0 BB: 0 P: 3	R: 0 E: 0 K: 0 S: 3	H: 0 LOB: 1 BB: 1 P: 7	R: 1 E: 0 K: 0 S: 5	H: 3 LOB: 2 BB: 1 P: 9	R: 0 E: 1 K: 0 S: 4	H: 0 LOB: 1 BB: 0 P: 4	R: 0 E: 0 K: 0 S: 3	H: 0 LOB: 1 BB: 1 P: 7	R: 0 E: 0 K: 0 S: 4	H: 1 LOB: 1 BB: 0 P: 4	R: 0 E: 0 K: 0 S: 5	H: 2 LOB: 2 BB: 0 P: 5	1B: 7 2B: 1 3B: 0 HR: 0	SF: 0 SAC: 1 DP: 3 HBP: 0
PITCHER Ned Garver, R ERA: 3.57 (1, 1)	IP: 10.0 WLS: W BF: 41 H: 8 R: 2 ER: 1 SO: 1 BB: 4 IBB: 0 HBP: 0 BLK: 0 WP: 0 HR: 0 S: 39 P: 55 ERA: 0.90 WHIP: 1.200																					

BOTTOM

St. Louis Browns @ Philadelphia Athletics
Shibe Park, Philadelphia, PA

Sat Jul 15 1950, 3:33 AM EDT
Att: 1,121 - Unknown

AB	36
R	2
H	8
RBI	1
BB	4
SO	1
LOB	15



Batter	1	2	3	4	5	6	7	8	9	AB	R	H	RBI	BB	SO	LOB	TOP					
Johnny Lipon, R OBP: 0.383, SLG: 0.370 (1, 6)										3	0	0	0	1	1	1	Detroit Tigers @ Philadelphia Athletics Shibe Park, Philadelphia, PA Sun Jul 16 1950, 3:33 AM EDT Unknown					
Jerry Priddy, R OBP: 0.385, SLG: 0.389 (1, 4)										3	0	0	0	1	0	1						
George Kell, R OBP: 0.429, SLG: 0.508 (1, 5)										3	1	1	0	1	0	1						
Vic Wertz, L OBP: 0.367, SLG: 0.500 (1, 9)										3	0	0	0	1	0	2						
Hoot Evers, R OBP: 0.407, SLG: 0.639 (1, 7)										3	1	1	0	1	0	2						
Johnny Groth, R OBP: 0.393, SLG: 0.466 (1, 8)										4	0	2	0	0	0	2						
Don Kolloway, R OBP: 0.300, SLG: 0.418 (1, 3)										4	0	1	0	0	1	2						
Bob Swift, R OBP: 0.328, SLG: 0.241 (9, PH)										3	0	0	0	0	0	0						
Charlie Keller, L OBP: 0.400, SLG: 0.231 (9, PH)										1	0	0	0	0	1	2						
Art Houtteman, R OBP: 0.222, SLG: 0.200 (9, PH)										3	0	1	0	0	1	0						
Inning Stats	R: 0 E: 0 K: 1 S: 5	H: 0 LOB: 0 BB: 0 P: 5	R: 1 E: 1 K: 1 S: 6	H: 1 LOB: 0 BB: 0 P: 6	R: 0 E: 0 K: 1 S: 5	H: 0 LOB: 1 BB: 1 P: 9	R: 1 E: 0 K: 0 S: 4	H: 2 LOB: 1 BB: 1 P: 8	R: 0 E: 0 K: 0 S: 3	H: 0 LOB: 0 BB: 0 P: 3	R: 0 E: 0 K: 0 S: 3	H: 0 LOB: 2 BB: 2 P: 11	R: 0 E: 0 K: 0 S: 4	H: 1 LOB: 1 BB: 0 P: 4	R: 0 E: 0 K: 0 S: 2	H: 0 LOB: 0 BB: 1 P: 6	R: 0 E: 0 K: 1 S: 7	H: 2 LOB: 2 BB: 0 P: 7	1B: 4 2B: 2 3B: 1 HR: 0	SF: 0 SAC: 0 DP: 2 HBP: 0	WP: 1 PB: 0 SB: 0 CS: 0	PA: 36
PITCHER Alex Kellner, L ERA: 4.95 (1, 1)	IP: 9.0 WLS: W BF: 36 H: 6 R: 2 ER: 1 SO: 4 BB: 5 IBB: 0 HBP: 0 BLK: 0 WP: 1 HR: 0 S: 39 P: 59 ERA: 1.00 WHIP: 1.222															PITCHER						

Batter	1	2	3	4	5	6	7	8	9	AB	R	H	RBI	BB	SO	LOB	BOTTOM			
Bob Dillinger, R OBP: 0.379, SLG: 0.469 (1, 5)										4	3	3	1	0	0	0	Detroit Tigers @ Philadelphia Athletics Shibe Park, Philadelphia, PA Sun Jul 16 1950, 3:33 AM EDT Unknown			
Wally Moses, L OBP: 0.394, SLG: 0.433 (9, 7)										3	1	1	0	0	0	1				
Paul Lehner, L OBP: 0.359, SLG: 0.433 (9, 7)										0	0	0	0	0	0	0				
Elmer Valo, L OBP: 0.397, SLG: 0.394 (9, 9)										2	0	0	0	1	1	1				
Sam Chapman, R OBP: 0.363, SLG: 0.482 (1, 8)										3	1	1	1	1	0	2				
Ferris Fain, L OBP: 0.424, SLG: 0.398 (1, 3)										4	0	1	2	0	0	2				
Billy Hitchcock, R OBP: 0.396, SLG: 0.443 (1, 4)										2	0	0	0	2	1	2				
Kermit Wahl, R OBP: 0.231, SLG: 0.210 (1, 6)										3	0	0	1	0	0	2				
Mike Guerra, R OBP: 0.352, SLG: 0.389 (1, 2)										4	0	1	0	0	0	2				
Alex Kellner, R OBP: 0.250, SLG: 0.256 (1, 1)										3	0	0	0	0	0	2				
Inning Stats	R: 1 E: 0 K: 0 S: 4	H: 2 LOB: 1 BB: 1 P: 8	R: 0 E: 0 K: 0 S: 3	H: 1 LOB: 1 BB: 1 P: 7	R: 0 E: 0 K: 0 S: 3	H: 0 LOB: 0 BB: 0 P: 3	R: 0 E: 0 K: 1 S: 5	H: 0 LOB: 0 BB: 0 P: 5	R: 0 E: 0 K: 0 S: 3	H: 0 LOB: 0 BB: 0 P: 3	R: 1 E: 1 K: 1 S: 8	H: 2 LOB: 2 BB: 0 P: 8	R: 0 E: 0 K: 0 S: 3	H: 0 LOB: 0 BB: 0 P: 3	R: 3 E: 0 K: 0 S: 5	H: 2 LOB: 2 BB: 2 P: 14	1B: 3 2B: 3 3B: 0 HR: 1	SF: 0 SAC: 2 DP: 2 HBP: 1	WP: 0 PB: 0 SB: 0 CS: 0	PA: 35
PITCHER Art Houtteman, R ERA: 3.33 (1, 1)	IP: 8.0 WLS: L BF: 35 H: 7 R: 5 ER: 5 SO: 2 BB: 2 IBB: 2 HBP: 1 BLK: 0 WP: 0 HR: 1 S: 34 P: 51 ERA: 5.62 WHIP: 1.125															PITCHER				

Batter	1	2	3	4	5	6	7	8	9	AB	R	H	RBI	BB	SO	LOB	TOP					
Johnny Lipon, R OBP: 0.381, SLG: 0.369 (1, 6)	1-3		2B			G6-4-3		L8		4	1	1	0	1	0	4						
Jerry Priddy, R OBP: 0.374, SLG: 0.402 (1, 4)	F8		2B			FC5-4		4-3		5	1	2	3	0	0	1						
George Kell, R OBP: 0.425, SLG: 0.511 (1, 5)	F8		F8			1B		L8		5	1	1	0	0	0	1						
Vic Wertz, L OBP: 0.371, SLG: 0.497 (1, 9)			F6			1B		F5		5	0	2	1	0	0	1						
Hoot Evers, R OBP: 0.405, SLG: 0.640 (8, 8)	F2		6-3			1B		4-3		5	1	2	1	0	0	2						
Johnny Groth, R OBP: 0.391, SLG: 0.460 (8, PH)						1B				2	0	1	0	1	0	0						
Pat Mullin, L OBP: 0.241, SLG: 0.208 (8, 7)						1B				1	0	1	0	0	0	0						
Don Kolloway, R OBP: 0.299, SLG: 0.421 (8, PH)						1B				3	0	0	0	0	1	5						
Charlie Keller, L OBP: 0.429, SLG: 0.429 (8, FR)	K					1B				0	1	0	1	0	0	0						
Neil Berry, R OBP: 0.253, SLG: 0.351 (8, 3)						1B				0	0	0	0	0	0	0						
Dick Kryhoski, L OBP: 0.253, SLG: 0.351 (8, 3)						1B				0	0	0	0	0	0	0						
Bob Swift, R OBP: 0.328, SLG: 0.298 (8, PH)	L8					1B				3	1	1	1	0	1	2						
Aaron Robinson, L OBP: 0.433, SLG: 0.434 (8, 2)						1B				0	1	0	0	1	0	0						
Hal Newhouser, L OBP: 0.300, SLG: 0.250 (1, 1)										2	1	1	0	1	1	0						
Fred Hutchinson, L OBP: 0.371, SLG: 0.393 (8, PH)										1	0	1	1	0	0	0						
Paul Calvert, R OBP: 0.371, SLG: 0.393 (8, 1)										0	0	0	0	0	0	0						
Inning Stats	R: 0 E: 0 K: 0 S: 3	H: 0 LOB: 0 BB: 0 P: 3	R: 0 E: 0 K: 1 S: 6	H: 1 LOB: 2 BB: 1 P: 10	R: 2 E: 0 K: 0 S: 6	H: 3 LOB: 1 BB: 0 P: 6	R: 1 E: 0 K: 1 S: 6	H: 1 LOB: 0 BB: 0 P: 6	R: 2 E: 0 K: 0 S: 6	H: 4 LOB: 2 BB: 1 P: 10	R: 0 E: 0 K: 0 S: 4	H: 0 LOB: 0 BB: 0 P: 8	R: 0 E: 0 K: 0 S: 3	H: 0 LOB: 0 BB: 0 P: 3	R: 3 E: 0 K: 0 S: 6	H: 5 LOB: 3 BB: 1 P: 10	R: 0 E: 0 K: 0 S: 3	H: 0 LOB: 0 BB: 0 P: 3	1B: 10 2B: 2 3B: 1 HR: 1	SF: 0 SAC: 0 DP: 2 HBP: 0	WP: 0 PB: 0 SB: 0 CS: 0	PA: 41
PITCHER	IP	WLS	BF	H	R	ER	SO	BB	IBB	HBP	BLK	WP	HR	S	P	ERA	WHIP					
Lou Brisse, L ERA: 4.13 (1, 1)	4.1		23	8	5	5	2	2	0	0	0	0	1	25	33	10.38	2.308					
Carl Scheib, R ERA: 7.91 (5, 1)	3.0	L	13	5	3	3	1	1	1	0	0	0	0	13	21	9.00	2.000					
Bob Hooper, R ERA: 5.24 (8, 1)	1.2		5	1	0	0	0	0	0	0	0	0	0	5	5	0.00	0.600					

Detroit Tigers @ Philadelphia Athletics
 Shibe Park, Philadelphia, PA
 Mon Jul 17 1950, 3:33 AM EDT
 Unknown

AB	37
R	8
H	14
RBI	8
BB	4
SO	3
LOB	16



Batter	1	2	3	4	5	6	7	8	9	AB	R	H	RBI	BB	SO	LOB	BOTTOM					
Bob Dillinger, R OBP: 0.374, SLG: 0.459 (1, 5)	6-3					F9			F9	4	2	1	0	1	0	0						
Elmer Valo, L OBP: 0.407, SLG: 0.410 (1, 9)	E6								F7	5	2	4	1	0	0	0						
Paul Lehner, L OBP: 0.362, SLG: 0.442 (1, 7)	K								4-3	4	0	1	2	0	1	3						
Sam Chapman, R OBP: 0.370, SLG: 0.481 (1, 8)	WP									2	1	1	0	2	0	1						
Fernis Fain, L OBP: 0.428, SLG: 0.395 (1, 3)	K2-5-2									2	0	0	0	2	0	3						
Billy Hitchcock, R OBP: 0.391, SLG: 0.426 (1, 4)										2	0	0	0	2	0	1						
Kermit Wahl, R OBP: 0.247, SLG: 0.271 (1, 6)	K2-5-2									4	0	0	0	0	1	5						
Joe Tipton, R OBP: 0.255, SLG: 0.340 (1, 2)										4	0	1	0	0	0	0						
Lou Brisse, L OBP: 0.135, SLG: 0.100 (1, 1)										2	1	0	0	0	0	1						
Carl Scheib, R OBP: 0.185, SLG: 0.259 (5, 1)										1	0	0	0	0	0	0						
Bob Hooper, R OBP: 0.171, SLG: 0.275 (8, 1)										1	0	0	0	0	0	0						
Inning Stats	R: 3 E: 1 K: 2 S: 7	H: 1 LOB: 2 BB: 4 P: 23	R: 0 E: 0 K: 0 S: 3	H: 0 LOB: 0 BB: 0 P: 3	R: 0 E: 0 K: 0 S: 4	H: 1 LOB: 3 BB: 2 P: 12	R: 3 E: 0 K: 0 S: 7	H: 4 LOB: 1 BB: 0 P: 7	R: 0 E: 0 K: 0 S: 3	H: 0 LOB: 0 BB: 0 P: 3	R: 0 E: 0 K: 0 S: 4	H: 1 LOB: 1 BB: 0 P: 4	R: 0 E: 0 K: 0 S: 2	H: 1 LOB: 0 BB: 1 P: 6	R: 0 E: 0 K: 0 S: 3	H: 0 LOB: 0 BB: 0 P: 3	R: 0 E: 0 K: 0 S: 3	H: 0 LOB: 0 BB: 0 P: 3	1B: 6 2B: 3 3B: 0 HR: 0	SF: 0 SAC: 1 DP: 2 HBP: 0	WP: 3 PB: 1 SB: 0 CS: 0	PA: 39
PITCHER	IP	WLS	BF	H	R	ER	SO	BB	IBB	HBP	BLK	WP	HR	S	P	ERA	WHIP					
Hal Newhouser, L ERA: 4.69 (1, 1)	7.0		33	8	6	5	2	7	0	0	0	0	0	30	58	6.43	2.143					
Paul Calvert, R ERA: 3.72 (8, 1)	2.0	S	6	0	0	0	0	0	0	0	0	0	0	6	6	0.00	0.000					

Detroit Tigers @ Philadelphia Athletics
 Shibe Park, Philadelphia, PA
 Mon Jul 17 1950, 3:33 AM EDT
 Unknown

AB	31
R	6
H	8
RBI	3
BB	7
SO	2
LOB	14



Batter	1	2	3	4	5	6	7	8	9	AB	R	H	RBI	BB	SO	LOB	TOP			
Johnny Lipon, R (1, 6) OBP: 0.383, SLG: 0.375	0-0 4-3 1B 2B	0-0 1-3 2-H 1B							0-0 5-3	5	1	3	0	0	0	0				
Jerry Priddy, R (1, 4) OBP: 0.375, SLG: 0.399	0-0 4-3	0-0 4-3							0-0 F9	3	0	0	0	1	0	3				
George Kell, R (1, 5) OBP: 0.426, SLG: 0.509	0-0 F7								0-0 F5	3	0	1	0	1	0	2				
Vic Wertz, L (1, 9) OBP: 0.369, SLG: 0.494	0-0 1B								0-0 4-3	4	0	1	1	0	0	4				
Hoot Evers, R (1, 7) OBP: 0.406, SLG: 0.636	0-0 1-3								0-0 L9	3	1	1	0	1	0	2				
Johnny Groth, R (1, 8) OBP: 0.390, SLG: 0.456		4-0 1B F9 BB							0-0 L9	3	1	0	1	1	0	4				
Aaron Robinson, L (1, 2) OBP: 0.432, SLG: 0.433		0-0 1B							0-0 5-3	3	0	1	0	0	0	0				
Bob Swift, R (6, 2) OBP: 0.324, SLG: 0.293		1-3 1B 1B							0-0 5-3	1	0	0	0	0	0	0				
Don Kolloway, R (1, 3) OBP: 0.298, SLG: 0.417		0-0 F9							0-0 L5	4	0	1	1	0	0	1				
Saul Rogovin, R (1, 1) OBP: 0.154, SLG: 0.154		0-0 1B 1-2 1B							0-0 6-3	4	0	1	0	0	0	1				
Inning Stats	R: 1 E: 0 K: 0 S: 5	H: 2 LOB: 1 BB: 0 P: 5	R: 1 E: 0 K: 0 S: 5	H: 3 LOB: 2 BB: 1 P: 9	R: 0 E: 0 K: 0 S: 4	H: 1 LOB: 0 BB: 0 P: 4	R: 0 E: 0 K: 0 S: 3	H: 1 LOB: 0 BB: 3 P: 15	R: 0 E: 0 K: 0 S: 3	H: 0 LOB: 0 BB: 0 P: 3	R: 0 E: 0 K: 0 S: 4	H: 1 LOB: 1 BB: 0 P: 4	R: 1 E: 1 K: 0 S: 4	H: 1 LOB: 0 BB: 0 P: 4	R: 0 E: 0 K: 0 S: 3	H: 0 LOB: 0 BB: 0 P: 3	1B: 8 2B: 1 3B: 0 HR: 0	SF: 0 SAC: 1 DP: 1 HBP: 0	WP: 0 PB: 0 SB: 0 CS: 0	PA: 38
PITCHER Hank Wyse, R (1, 1) ERA: 6.94	IP: 9.0 WLS: L BF: 38 H: 9 R: 3 ER: 2 SO: 0 BB: 4 IBB: 0 HBP: 0 BLK: 0 WP: 0 HR: 0 S: 34 P: 50 ERA: 2.00 WHIP: 1.444															PITCHER				

Detroit Tigers @ Philadelphia Athletics
Shibe Park, Philadelphia, PA
Mon Jul 17 1950, 3:38 AM EDT
Att: 8,145 - Unknown


AB 33
R 3
H 9
RBI 3
BB 4
SO 0
LOB 17



Batter	1	2	3	4	5	6	7	8	9	AB	R	H	RBI	BB	SO	LOB	BOTTOM					
Bob Dillinger, R (1, 5) OBP: 0.372, SLG: 0.454	0-3 K								0-0 4-3	4	0	0	0	1	2	0						
Elmer Valo, L (1, 9) OBP: 0.408, SLG: 0.409	4-0 BB									3	0	1	0	1	0	2						
Paul Lehner, L (1, 7) OBP: 0.360, SLG: 0.439	0-0 G3-6-3 1-2 BB									4	0	1	0	0	0	2						
Sam Chapman, R (1, 8) OBP: 0.371, SLG: 0.478		0-0 6-3							0-0 P6	2	1	0	0	2	0	0						
Fernis Fain, L (1, 3) OBP: 0.431, SLG: 0.402		0-0 G6-4-3 1B							0-0 L9	3	0	2	0	1	0	2						
Billy Hitchcock, R (1, 4) OBP: 0.394, SLG: 0.424		0-0 G6-4-3							0-0 L9	3	0	1	0	1	0	2						
Kermit Wahl, R (1, 6) OBP: 0.240, SLG: 0.264									0-0 L8	2	0	0	0	0	0	3						
Barney McCosky, L (6, PH) OBP: 0.345, SLG: 0.368										1	0	0	0	0	0	3						
Pete Suder, R (7, 6) OBP: 0.295, SLG: 0.355										1	0	0	0	0	0	1						
Joe Astroth, R (1, 2) OBP: 0.373, SLG: 0.339									0-0 F9	4	0	2	1	0	0	3						
Hank Wyse, R (1, 1) OBP: 0.200, SLG: 0.167									0-3 K	3	0	0	0	0	1	1						
Carl Scheib, R (9, PH) OBP: 0.179, SLG: 0.250									0-3 K	1	0	0	0	0	1	0						
Inning Stats	R: 0 E: 0 K: 1 S: 4	H: 0 LOB: 0 BB: 1 P: 8	R: 0 E: 0 K: 0 S: 3	H: 1 LOB: 0 BB: 0 P: 3	R: 0 E: 0 K: 0 S: 4	H: 1 LOB: 2 BB: 1 P: 8	R: 0 E: 0 K: 0 S: 4	H: 1 LOB: 3 BB: 2 P: 12	R: 0 E: 0 K: 0 S: 3	H: 0 LOB: 0 BB: 0 P: 3	R: 1 E: 0 K: 0 S: 4	H: 2 LOB: 2 BB: 2 P: 12	R: 0 E: 0 K: 2 S: 8	H: 1 LOB: 1 BB: 0 P: 8	R: 0 E: 0 K: 0 S: 4	H: 1 LOB: 1 BB: 0 P: 4	R: 0 E: 0 K: 1 S: 5	H: 0 LOB: 0 BB: 0 P: 5	1B: 6 2B: 1 3B: 0 HR: 0	SF: 0 SAC: 0 DP: 2 HBP: 0	WP: 0 PB: 0 SB: 0 CS: 0	PA: 37
PITCHER Saul Rogovin, R (1, 1) ERA: 3.6	IP: 9.0 WLS: W BF: 37 H: 7 R: 1 ER: 1 SO: 4 BB: 6 IBB: 0 HBP: 0 BLK: 0 WP: 0 HR: 0 S: 39 P: 63 ERA: 1.00 WHIP: 1.444															PITCHER						

Detroit Tigers @ Philadelphia Athletics
Shibe Park, Philadelphia, PA
Mon Jul 17 1950, 3:38 AM EDT
Att: 8,145 - Unknown

AB 31
R 1
H 7
RBI 1
BB 6
SO 4
LOB 19



Batter	1	2	3	4	5	6	7	8	9	AB	R	H	RBI	BB	SO	LOB	TOP					
Dale Mitchell, L (1, 7) OBP: 0.370, SLG: 0.370										5	0	2	1	0	0	2	Cleveland Indians @ Philadelphia Athletics Shibe Park, Philadelphia, PA Wed Jul 19 1950, 3:33 AM EDT Att. 4,580 - Unknown					
Lou Boudreau, R (1, 6) OBP: 0.354, SLG: 0.361										3	0	0	0	2	0	2						
Luke Easter, L (1, 3) OBP: 0.405, SLG: 0.535										3	0	0	0	2	1	3						
Al Rosen, R (1, 5) OBP: 0.402, SLG: 0.619										3	1	0	0	1	1	4						
Larry Doby, L (1, 8) OBP: 0.471, SLG: 0.521										2	0	0	0	1	1	1						
Joe Gordon, R (1, 4) OBP: 0.335, SLG: 0.412										3	2	2	2	1	0	3						
Bob Kennedy, R (1, 9) OBP: 0.373, SLG: 0.464										4	1	2	0	0	0	1						
Jim Hegan, R (1, 2) OBP: 0.320, SLG: 0.459										3	0	0	0	0	0	1						
Bob Feller, R (1, 1) OBP: 0.102, SLG: 0.109										4	0	0	0	0	3	2						
Inning Stats	R: 0 E: 0 K: 0 S: 3	H: 1 LOB: 0 BB: 0 P: 3	R: 0 E: 0 K: 0 S: 3	H: 0 LOB: 1 BB: 1 P: 7	R: 0 E: 0 K: 1 S: 5	H: 0 LOB: 0 BB: 0 P: 5	R: 0 E: 0 K: 1 S: 4	H: 0 LOB: 2 BB: 3 P: 16	R: 0 E: 0 K: 1 S: 6	H: 1 LOB: 1 BB: 0 P: 6	R: 0 E: 0 K: 1 S: 5	H: 0 LOB: 1 BB: 1 P: 9	R: 2 E: 1 K: 1 S: 8	H: 2 LOB: 2 BB: 1 P: 12	R: 2 E: 0 K: 0 S: 4	H: 1 LOB: 0 BB: 0 P: 5	R: 0 E: 0 K: 1 S: 6	H: 1 LOB: 2 BB: 1 P: 10	1B: 4 2B: 2 3B: 0 HR: 1	SF: 0 SAC: 2 DP: 2 HBP: 1	WP: 0 PB: 0 SB: 2 CS: 0	PA: 40
PITCHER	IP WLS BF H R ER SO BB IBB HBP BLK WP HR S P ERA WHIP																					
Dick Fowler, R (1, 1) ERA: 6.44	8.0 L 35 5 4 2 5 6 0 1 0 0 0 1 38 63 2.25 1.375																					
Carl Scheib, R (9, 1) ERA: 7.78	1.0 5 1 0 0 1 1 0 0 0 0 0 0 6 10 0.00 2.000																					

Batter	1	2	3	4	5	6	7	8	9	AB	R	H	RBI	BB	SO	LOB	BOTTOM					
Bob Dillinger, R (1, 5) OBP: 0.366, SLG: 0.444										4	0	0	0	0	2	3	Cleveland Indians @ Philadelphia Athletics Shibe Park, Philadelphia, PA Wed Jul 19 1950, 3:33 AM EDT Att. 4,580 - Unknown					
Elmer Valo, L (1, 9) OBP: 0.399, SLG: 0.396										3	0	0	0	1	0	0						
Paul Lehner, L (1, 7) OBP: 0.347, SLG: 0.422										4	0	0	0	0	0	3						
Sam Chapman, R (1, 8) OBP: 0.367, SLG: 0.470										4	0	1	0	0	1	0						
Ferris Fain, L (1, 3) OBP: 0.433, SLG: 0.408										4	0	0	0	0	0	1						
Billy Hitchcock, R (1, 4) OBP: 0.389, SLG: 0.410										3	0	0	0	0	1	0						
Kermit Wahl, R (1, 6) OBP: 0.256, SLG: 0.278										3	0	1	0	0	0	0						
Mike Guerra, R (1, 2) OBP: 0.352, SLG: 0.393										3	0	1	0	0	0	0						
Dick Fowler, R (1, 1) OBP: 0.174, SLG: 0.174										2	0	1	0	0	1	2						
Wally Moses, L (8, PH) OBP: 0.390, SLG: 0.428										1	0	0	0	0	0	0						
Carl Scheib, R (9, 1) OBP: 0.179, SLG: 0.250										0	0	0	0	0	0	0						
Inning Stats	R: 0 E: 0 K: 0 S: 3	H: 0 LOB: 0 BB: 0 P: 3	R: 0 E: 0 K: 0 S: 3	H: 0 LOB: 0 BB: 0 P: 3	R: 0 E: 0 K: 2 S: 9	H: 2 LOB: 3 BB: 1 P: 13	R: 0 E: 0 K: 1 S: 5	H: 0 LOB: 0 BB: 0 P: 5	R: 0 E: 0 K: 1 S: 6	H: 1 LOB: 1 BB: 0 P: 6	R: 0 E: 0 K: 0 S: 4	H: 1 LOB: 1 BB: 0 P: 4	R: 0 E: 0 K: 1 S: 5	H: 0 LOB: 0 BB: 0 P: 5	R: 0 E: 0 K: 0 S: 3	H: 0 LOB: 0 BB: 0 P: 3	R: 0 E: 0 K: 0 S: 3	H: 0 LOB: 0 BB: 0 P: 3	1B: 3 2B: 1 3B: 0 HR: 0	SF: 0 SAC: 0 DP: 0 HBP: 0	WP: 0 PB: 0 SB: 0 CS: 0	PA: 32
PITCHER	IP WLS BF H R ER SO BB IBB HBP BLK WP HR S P ERA WHIP																					
Bob Feller, R (1, 1) ERA: 3.57	9.0 W 32 4 0 0 5 1 0 0 0 0 0 0 41 45 0.00 0.556																					

Batter	1	2	3	4	5	6	7	8	9	10	11	AB	R	H	RBI	BB	SO	LOB	TOP					
Lou Boudreau, R (1, 6) OBP: 0.351, SLG: 0.354 Bobby Avila, R (7, PR) OBP: 0.412, SLG: 0.358 (7, 6)	0-0 F7		0-0 F3		0-0 6-3		4-0 BB		0-0 6-3			3	0	0	0	1	0	0						
Joe Gordon, R (1, 4) OBP: 0.328, SLG: 0.403	0-0 5-3		0-0 F7		0-0 L7		0-0 F7		0-0 6-3			5	0	0	0	0	0	2						
Luke Easter, L (1, 3) OBP: 0.408, SLG: 0.536	0-0 BB 1B		0-0 F7						0-0 5-3			5	0	3	0	0	0	0						
Al Rosen, R (1, 5) OBP: 0.405, SLG: 0.621	4-0 BB 1B			0-0 FC3-5 BB 1B		0-3 K			0-0 G5-4-3 1B			4	0	2	0	1	1	1						
Larry Doby, L (1, 8) OBP: 0.467, SLG: 0.514	0-0 BB 4-3			4-0 FC3-5 BB 1B		0-0 3-1			0-0 F8			4	0	0	0	1	0	2						
Allie Clark, R (1, 7) OBP: 0.284, SLG: 0.388		0-0 1-4-3		0-0 FC3-5		0-0 5-3			0-0 F8			5	0	0	0	0	0	2						
Bob Kennedy, R (1, 9) OBP: 0.377, SLG: 0.480		0-0 L5		0-0 F9		0-0 5-3 3B 1B			0-0 HR			5	3	3	1	0	0	2						
Jim Hegan, R (1, 2) OBP: 0.316, SLG: 0.453 Sam Zoidak, L (7, 1) OBP: 0.384, SLG: 0.300		0-0 E5		0-0 L6		0-0 5-3			0-0 4-3			3	0	0	0	0	0	3						
Steve Gromek, S (1, 1) OBP: 0.172, SLG: 0.143 Ray Murray, R (7, PH) OBP: 0.365, SLG: 0.463 (7, 2)		0-0 F7			0-3 K				0-0 L6			2	0	0	0	0	1	1						
Inning Stats	R: 0 E: 0 K: 0 S: 4	H: 1 LOB: 2 BB: 1 P: 8	R: 0 E: 1 K: 0 S: 4	H: 0 LOB: 1 BB: 0 P: 4	R: 0 E: 0 K: 0 S: 3	H: 0 LOB: 0 BB: 0 P: 3	R: 0 E: 0 K: 0 S: 4	H: 1 LOB: 2 BB: 1 P: 8	R: 0 E: 0 K: 1 S: 5	H: 0 LOB: 0 BB: 0 P: 5	R: 1 E: 0 K: 0 S: 5	H: 2 LOB: 2 BB: 1 P: 9	R: 0 E: 0 K: 0 S: 3	H: 1 LOB: 0 BB: 0 P: 3	R: 1 E: 0 K: 0 S: 4	H: 1 LOB: 0 BB: 0 P: 4	R: 0 E: 0 K: 0 S: 4	H: 2 LOB: 2 BB: 0 P: 4	R: 1 E: 0 K: 1 S: 7	H: 2 LOB: 1 BB: 0 P: 7	1B: 6 2B: 2 3B: 1 HR: 1	SF: 0 SAC: 0 DP: 1 HBP: 0	WP: 0 PB: 0 SB: 0 CS: 0	PA: 45
PITCHER Alex Kellner, L (1, 1) ERA: 4.75	IP: 11.0 WLS: 1 BF: 45 H: 10 R: 3 ER: 3 SO: 3 BB: 3 IBB: 0 HBP: 0 BLK: 0 WP: 0 HR: 1 S: 48 P: 60 ERA: 4.75 WHIP: 1.182											PITCHER	IP: 11.0 WLS: 1 BF: 45 H: 10 R: 3 ER: 3 SO: 3 BB: 3 IBB: 0 HBP: 0 BLK: 0 WP: 0 HR: 1 S: 48 P: 60 ERA: 4.75 WHIP: 1.182											

Cleveland Indians @ Philadelphia Athletics
Shibe Park, Philadelphia, PA
Thu Jul 20 1950, 3:33 AM EDT
Att: 2,948 - Unknown

livebaseballscorecards.com

AB 42
R 3
H 10
RBI 3
BB 3
SO 3
LOB 14

C

Batter	1	2	3	4	5	6	7	8	9	10	11	AB	R	H	RBI	BB	SO	LOB	BOTTOM					
Eddie Joost, R (1, 6) OBP: 0.391, SLG: 0.410	0-0 F9		0-0 6-3		0-0 F9					0-0 F6		5	0	0	0	0	0	1						
Wally Moses, L (1, 9) OBP: 0.365, SLG: 0.420	0-0 F4			0-3 K		0-0 G3				0-0 E4 BB		5	0	1	0	0	1	0						
Elmer Valo, L (1, 7) OBP: 0.399, SLG: 0.394	4-0 BB			0-0 F9		0-0 2B 1B				0-0 F7		4	1	1	0	1	0	2						
Sam Chapman, R (1, 8) OBP: 0.368, SLG: 0.477	0-0 F9			0-0 HR		0-0 F7				4-0 BB		4	1	1	1	1	0	4						
Ferris Fain, L (1, 3) OBP: 0.433, SLG: 0.415		0-0 F9		0-0 2B		0-0 3-1				0-0 1B 2B		5	0	2	1	0	0	2						
Billy Hitchcock, R (1, 4) OBP: 0.389, SLG: 0.405		0-0 5-3		4-0 BB		0-0 1B 2B				0-0 F9		4	0	1	0	1	0	0						
Kermit Wahl, R (1, 5) OBP: 0.241, SLG: 0.262		0-0 1-3		0-0 BB		0-0 1B				0-0 F8		5	0	0	0	0	0	2						
Joe Tipton, R (1, 2) OBP: 0.254, SLG: 0.328			0-0 5-3		0-0 F7					0-0 F6		4	0	0	0	0	0	0						
Alex Kellner, R (1, 1) OBP: 0.250, SLG: 0.255			0-0 6-3		0-0 F7					0-0 3-1		4	0	1	0	0	0	0						
Inning Stats	R: 0 E: 0 K: 0 S: 3	H: 0 LOB: 1 BB: 1 P: 7	R: 0 E: 0 K: 0 S: 3	H: 0 LOB: 0 BB: 0 P: 3	R: 0 E: 0 K: 0 S: 3	H: 0 LOB: 0 BB: 0 P: 3	R: 1 E: 0 K: 1 S: 7	H: 2 LOB: 2 BB: 1 P: 11	R: 0 E: 0 K: 0 S: 3	H: 3 LOB: 2 BB: 0 P: 5	R: 0 E: 0 K: 0 S: 5	H: 0 LOB: 0 BB: 1 P: 3	R: 0 E: 1 K: 0 S: 4	H: 0 LOB: 2 BB: 1 P: 8	R: 0 E: 0 K: 0 S: 3	H: 0 LOB: 0 BB: 0 P: 3	R: 0 E: 1 K: 0 S: 5	H: 2 LOB: 2 BB: 0 P: 5	R: 0 E: 0 K: 0 S: 3	H: 0 LOB: 0 BB: 0 P: 3	1B: 4 2B: 2 3B: 0 HR: 1	SF: 0 SAC: 0 DP: 1 HBP: 0	WP: 0 PB: 0 SB: 0 CS: 0	PA: 43
PITCHER Steve Gromek, R (1, 1) ERA: 3.97 Sam Zoidak, L (7, 1) ERA: 5.57	IP: 6.0 WLS: 0 BF: 24 H: 5 R: 2 ER: 2 SO: 1 BB: 2 IBB: 0 HBP: 0 BLK: 0 WP: 0 HR: 1 S: 24 P: 32 ERA: 3.97 WHIP: 1.167											PITCHER	IP: 5.0 WLS: 0 BF: 19 H: 2 R: 0 ER: 0 SO: 0 BB: 1 IBB: 0 HBP: 0 BLK: 0 WP: 0 HR: 0 S: 18 P: 22 ERA: 5.57 WHIP: 0.600											

Cleveland Indians @ Philadelphia Athletics
Shibe Park, Philadelphia, PA
Thu Jul 20 1950, 3:33 AM EDT
Att: 2,948 - Unknown

livebaseballscorecards.com


AB 40
R 2
H 7
RBI 2
BB 3
SO 1
LOB 11

A

Batter	1	2	3	4	5	6	7	8	9	AB	R	H	RBI	BB	SO	LOB	TOP			
Chico Carrasquel, R (1, 6) OBP: 0.391, SLG: 0.380	E5 4-3	K				K HR 1B	K	P4		5	1	1	0	0	2	3				
Dave Philley, S (1, 9) OBP: 0.395, SLG: 0.396	4-3 1-2					K HR	4-3		SH5-3 BB	4	1	2	2	1	0	1				
Phil Masi, R (1, 2) OBP: 0.384, SLG: 0.431	K		F2			K HR		FC1-4 1B	SH5-3	4	1	2	1	0	1	2				
Gus Zernial, R (1, 7) OBP: 0.343, SLG: 0.469	K					K HR 2B		P3	F8	5	1	1	0	0	1	3				
Hank Majeski, R (1, 5) OBP: 0.368, SLG: 0.394		G3 1B 2B	G1-6-3 1-2			F9		FC1-4 1-2		4	1	1	0	1	0	4				
Eddie Robinson, L (1, 3) OBP: 0.389, SLG: 0.406		G3 2-3				1-3 7-2 2B		F7	G3	5	1	2	1	0	0	4				
Mike McCormick, R (1, 8) OBP: 0.313, SLG: 0.286		FC3-6 1B 3-H				1-3 2-3 2B			F8 3-1 1B	4	0	3	2	0	0	1				
Nellie Fox, L (1, 4) OBP: 0.323, SLG: 0.320		FC3-6 1-2 E				7-2 3-H			3-1	4	0	0	0	0	0	4				
Billy Pierce, L (1, 1) OBP: 0.277, SLG: 0.227		E6 1-2				K			F8 2-3	4	0	0	0	0	1	2				
Inning Stats	R: 0 E: 1 K: 2 S: 8	H: 0 LOB: 1 BB: 0 P: 8	R: 1 E: 1 K: 1 S: 8	H: 2 LOB: 2 BB: 0 P: 8	R: 0 E: 0 K: 0 S: 4	H: 2 LOB: 1 BB: 0 P: 4	R: 0 E: 0 K: 0 S: 3	H: 1 LOB: 0 BB: 0 P: 3	R: 5 E: 1 K: 1 S: 11	H: 5 LOB: 1 BB: 0 P: 11	R: 0 E: 0 K: 1 S: 5	H: 0 LOB: 0 BB: 0 P: 5	R: 0 E: 0 K: 0 S: 4	H: 1 LOB: 1 BB: 0 P: 4	R: 0 E: 0 K: 0 S: 4	H: 1 LOB: 1 BB: 2 P: 11	1B: 6 2B: 5 3B: 0 HR: 2	SF: 0 SAC: 1 DP: 2 HBP: 0	WP: 0 PB: 0 CS: 0	PA: 42
PITCHER	IP WLS BF H R ER SO BB IBB HBP BLK WP HR S P ERA WHIP	IP WLS BF H R ER SO BB IBB HBP BLK WP HR S P ERA WHIP																		
Bobby Shantz, L (1, 1) ERA: 4.81	5.0 L 26 10 6 4 4 0 0 0 0 0 2 34 34 7.20 2.000																			
Moe Burtshy, R (6, 1) ERA: 4.61	4.0 16 2 0 0 1 2 0 0 0 0 0 0 16 24 0.00 1.000																			

Chicago White Sox @ Philadelphia Athletics
 Shibe Park, Philadelphia, PA
 Sat Jul 22 1950, 3:33 AM EDT
 Att: 4,657 - Unknown


AB	39
R	6
H	12
RBI	6
BB	2
SO	5
LOB	24



Batter	1	2	3	4	5	6	7	8	9	AB	R	H	RBI	BB	SO	LOB	BOTTOM					
Eddie Joost, R (1, 6) OBP: 0.389, SLG: 0.403	K		F7				F2			4	0	1	0	0	1	1						
Wally Moses, L (1, 9) OBP: 0.385, SLG: 0.415	F8		G3				P4		F8	4	0	0	0	0	0	3						
Elmer Valo, L (1, 7) OBP: 0.402, SLG: 0.401	6-3					WP L8 2B	F3		F7	4	1	1	0	0	0	2						
Sam Chapman, R (1, 8) OBP: 0.369, SLG: 0.473						K			F9	4	0	1	0	0	1	1						
Feris Fain, L (1, 3) OBP: 0.433, SLG: 0.412		F8				L8 2-H			1B BB	3	0	0	1	1	0	2						
Billy Hitchcock, R (1, 4) OBP: 0.394, SLG: 0.406		F3				FC5-4 BB			1B	3	0	1	0	1	0	2						
Kermit Wahl, R (1, 5) OBP: 0.242, SLG: 0.209						FC5-4 1-2			F7	3	0	0	0	0	0	3						
Mike Guerra, R (6, PH) OBP: 0.348, SLG: 0.389		6-3				FC5-4 1-2			F8	1	0	0	0	0	0	2						
Joe Astroth, R (1, 2) OBP: 0.380, SLG: 0.328						FC3-6 BB			F8	2	0	0	0	2	0	2						
Bobby Shantz, R (1, 1) OBP: 0.286, SLG: 0.209						FC3-6 BB			F9	1	0	0	0	0	0	1						
Barney McCosky, L (5, PH) OBP: 0.333, SLG: 0.354						FC3-6			F8	1	0	0	0	0	0	1						
Moe Burtshy, R (6, 1) OBP: 0.293, SLG: 0.353						FC3-6 1-2			K	1	0	0	0	0	0	0						
Inning Stats	R: 0 E: 0 K: 1 S: 5	H: 0 LOB: 0 BB: 0 P: 5	R: 0 E: 0 K: 0 S: 4	H: 1 LOB: 1 BB: 0 P: 4	R: 0 E: 0 K: 0 S: 3	H: 0 LOB: 1 BB: 1 P: 7	R: 1 E: 0 K: 1 S: 6	H: 1 LOB: 1 BB: 1 P: 10	R: 0 E: 0 K: 0 S: 4	H: 1 LOB: 2 BB: 1 P: 8	R: 0 E: 1 K: 0 S: 4	H: 0 LOB: 1 BB: 0 P: 4	R: 0 E: 0 K: 0 S: 3	H: 0 LOB: 0 BB: 0 P: 3	R: 0 E: 0 K: 0 S: 3	H: 0 LOB: 0 BB: 0 P: 3	R: 0 E: 0 K: 1 S: 6	H: 1 LOB: 2 BB: 1 P: 10	1B: 3 2B: 1 3B: 0 HR: 0	SF: 0 SAC: 0 DP: 0 HBP: 0	WP: 1 PB: 1 CS: 0	PA: 36
PITCHER	IP WLS BF H R ER SO BB IBB HBP BLK WP HR S P ERA WHIP	IP WLS BF H R ER SO BB IBB HBP BLK WP HR S P ERA WHIP																				
Billy Pierce, L (1, 1) ERA: 4.34	9.0 W 36 4 1 1 3 4 0 0 0 1 0 38 54 1.00 0.889																					

Chicago White Sox @ Philadelphia Athletics
 Shibe Park, Philadelphia, PA
 Sat Jul 22 1950, 3:33 AM EDT
 Att: 4,657 - Unknown

AB	32
R	1
H	4
RBI	1
BB	4
SO	3
LOB	22



Batter	1	2	3	4	5	6	7	8	9	AB	R	H	RBI	BB	SO	LOB	TOP			
Chico Carrasquel, R OBP: 0.393, SLG: 0.380 (1, 6)	0-0 5-3		0-0 G6-4-3 1B		0-0 6-3			0-0 BB		3	0	1	0	1	0	0	Chicago White Sox @ Philadelphia Athletics Shibe Park, Philadelphia, PA Sun Jul 23 1950, 3:33 AM EDT Unknown			
Dave Philley, S OBP: 0.305, SLG: 0.392 (1, 8)	0-0 F8		0-0 F8		0-0 1-3			0-0 L5		4	0	0	1	0	0	3				
Mary Rickert, L OBP: 0.288, SLG: 0.315 (1, 9)	0-0 F8		0-0 G6-4-3		0-0 F8			0-3 K		4	0	0	0	0	1	2				
Eddie Robinson, L OBP: 0.388, SLG: 0.404 Jerry Scala, L OBP: 0.236, SLG: 0.205 (9, PR)		0-0 4-3		0-0 F2		0-0 F4		0-0 E 1B		4	0	1	0	0	0	0				
Gus Zernial, R OBP: 0.342, SLG: 0.465 (1, 7)		0-0 F7		1-0 CS HBP		0-0 F2		0-0 E6 G6-4-3		3	0	0	0	0	0	1				
Hank Majeski, R OBP: 0.370, SLG: 0.395 (1, 5)		0-0 1B		0-0 FC5-4 1B		0-0 F7		0-0 G6-4-3		4	0	2	0	0	0	2				
Phil Masi, R OBP: 0.380, SLG: 0.426 (1, 2)		0-0 L6		0-0 FC5-4 1B		0-0 F7				3	0	0	0	0	0	2				
Nellie Fox, L OBP: 0.324, SLG: 0.322 Gordon Goldsberry, L OBP: 0.449, SLG: 0.478 Randy Gumpert, R OBP: 0.100, SLG: 0.053 (8, PH)			0-0 1B SH F8 1B		0-0 F7			0-0 F7		2	1	1	0	0	0	0				
Bill Wight, L Floyd Baker, L OBP: 0.418, SLG: 0.408 (8, PH)			0-0 SH 1B		0-0 4-3			0-0 F6		1	0	0	0	0	0	0				
										1	0	0	0	0	0	0				
Inning Stats	R: 0 E: 0 K: 0 S: 3	H: 0 LOB: 0 BB: 0 P: 3	R: 0 E: 0 K: 0 S: 4	H: 1 LOB: 1 BB: 0 P: 4	R: 1 E: 0 K: 0 S: 5	H: 2 LOB: 1 BB: 0 P: 5	R: 0 E: 0 K: 0 S: 3	H: 1 LOB: 1 BB: 0 P: 4	R: 0 E: 0 K: 0 S: 3	H: 0 LOB: 0 BB: 0 P: 3	R: 0 E: 0 K: 0 S: 3	H: 0 LOB: 0 BB: 0 P: 3	R: 0 E: 0 K: 0 S: 3	H: 0 LOB: 0 BB: 0 P: 7	R: 0 E: 1 K: 1 S: 6	H: 1 LOB: 2 BB: 0 P: 6	1B: 5 2B: 0 3B: 0 HR: 0	SF: 0 SAC: 1 DP: 2 HBP: 1	WP: 0 PB: 0 CS: 1	PA: 33
PITCHER Hank Wyse, R ERA: 6.11 (1, 1)	IP: 9.0 WLS: W BF: 33 H: 5 R: 1 ER: 1 SO: 1 BB: 1 IBB: 0 HBP: 1 BLK: 0 WP: 0 HR: 0 S: 33 P: 38 ERA: 1.00 WHIP: 0.667																			

Batter	1	2	3	4	5	6	7	8	9	AB	R	H	RBI	BB	SO	LOB	BOTTOM			
Eddie Joost, R OBP: 0.384, SLG: 0.397 (1, 6)	0-0 L6		0-0 F9		0-0 F7		0-0 5-3			4	0	0	0	0	0	1	Chicago White Sox @ Philadelphia Athletics Shibe Park, Philadelphia, PA Sun Jul 23 1950, 3:33 AM EDT Unknown			
Wally Moses, L OBP: 0.383, SLG: 0.411 (1, 9)	0-0 WP 1B		0-0 4-3		0-0 FC4-6 1-2			0-0 F8		4	0	1	0	0	0	1				
Elmer Valo, L OBP: 0.401, SLG: 0.399 (1, 7)	0-0 F8 1-2			0-0 1-3		0-0 3-1		0-0 G6-4-3 1B		4	0	1	0	0	0	1				
Sam Chapman, R OBP: 0.370, SLG: 0.472 (1, 8)	0-0 BB			0-0 5-3		0-0 CS 1B		0-0 G6-4-3		3	0	1	0	1	0	1				
Fernis Fain, L OBP: 0.432, SLG: 0.409 (1, 3)	0-0 6-3			0-0 F9		0-0 1B BB		0-0 1-2		2	0	0	0	1	0	2				
Billy Hitchcock, R OBP: 0.393, SLG: 0.405 (1, 4)		0-0 4-3		0-0 6-3		0-0 1B		0-0 1-2		3	0	1	0	0	0	0				
Kermit Wahl, R OBP: 0.245, SLG: 0.277 (1, 5)		0-0 6-3		0-0 2B 3B		0-0 K		0-3 K		3	1	1	0	0	1	2				
Joe Astroth, R OBP: 0.378, SLG: 0.344 (1, 2)		0-0 6-3		0-0 1B 2B		0-0 F3				3	1	1	1	0	0	0				
Hank Wyse, R OBP: 0.214, SLG: 0.185 (1, 1)			0-0 F4		0-0 FC4-6 1B		0-0 5-3			3	0	1	1	0	0	0				
										1B: 5 2B: 1 3B: 1 HR: 0										
Inning Stats	R: 0 E: 0 K: 0 S: 4	H: 1 LOB: 2 BB: 1 P: 8	R: 0 E: 0 K: 0 S: 3	H: 0 LOB: 0 BB: 0 P: 3	R: 0 E: 0 K: 0 S: 3	H: 0 LOB: 0 BB: 0 P: 3	R: 0 E: 0 K: 0 S: 6	H: 3 LOB: 1 BB: 0 P: 6	R: 0 E: 0 K: 1 S: 6	H: 2 LOB: 1 BB: 1 P: 10	R: 0 E: 0 K: 0 S: 3	H: 0 LOB: 0 BB: 0 P: 3	R: 0 E: 0 K: 0 S: 3	H: 1 LOB: 0 BB: 0 P: 3	R: 0 E: 0 K: 0 S: 3	H: 0 LOB: 0 BB: 0 P: 3	1B: 5 2B: 1 3B: 1 HR: 0	SF: 0 SAC: 0 DP: 1 HBP: 0	WP: 1 PB: 0 CS: 1	PA: 31
PITCHER Bill Wight, L ERA: 3.62 Randy Gumpert, R ERA: 4.54 (8, 1)	IP: 7.0 WLS: L BF: 28 H: 6 R: 2 ER: 2 SO: 1 BB: 2 IBB: 0 HBP: 0 BLK: 0 WP: 1 HR: 0 S: 28 P: 36 ERA: 2.57 WHIP: 1.143																			

Batter	1	2	3	4	5	6	7	8	9	AB	R	H	RBI	BB	SO	LOB	TOP										
Chico Carrasquel, R (1, 6) OBP: 0.393, SLG: 0.383	F6		4-3 2B		FC5-4		F7		FC5-6 1B	5	0	2	0	0	0	2											
Nelle Fox, L (1, 4) OBP: 0.322, SLG: 0.319	K		4-3		F7		1B 2B 1B		FC5-6 FC4-6	5	1	1	0	0	1	3											
Mary Rickert, L (1, 9) OBP: 0.286, SLG: 0.311	K		4-3			L8	2B 1B		FC4-6	5	1	1	1	0	1	2											
Eddie Robinson, L (1, 3) OBP: 0.385, SLG: 0.404		K	F9			L9	2B		F8	5	0	1	2	0	1	2											
Dave Philley, S (1, 8) OBP: 0.311, SLG: 0.397		BB BB BB		G4-3 1B			K			3	0	2	0	1	1	1											
Gus Zernial, R (1, 7) OBP: 0.338, SLG: 0.459		K		G4-3 1B		4-3			F3	4	0	0	0	0	1	3											
Hank Majeski, R (1, 5) OBP: 0.374, SLG: 0.399		BB BB		F8			1B 2B BB			2	1	1	0	2	0	0											
Gus Niarhos, R (1, 2) OBP: 0.421, SLG: 0.364		BB BB BB		F7			1B 1B		F9	3	1	1	0	1	0	1											
Ray Scarborough, R (1, 1) OBP: 0.294, SLG: 0.174		BB BB					F9			2	0	1	0	0	1	3											
Gordon Goldsberry, L (7, PH) OBP: 0.445, SLG: 0.473										1	0	0	1	0	0	1											
Luis Aloma, R (7, 1)										1	0	0	0	0	1	1											
Mickey Haefner, L (9, 1) OBP: 0.304, SLG: 0.200							FC5-4 1B		K	0	0	0	0	0	0	0											
Inning Stats	R: 0 E: 0 K: 2 S: 7	H: 0 LOB: 0 BB: 7 P: 7	R: 0 E: 0 K: 3 S: 9	H: 0 LOB: 3 BB: 3 P: 21	R: 0 E: 0 K: 0 S: 4	H: 1 LOB: 1 BB: 0 P: 4	R: 0 E: 0 K: 0 S: 3	H: 1 LOB: 0 BB: 0 P: 3	R: 0 E: 0 K: 0 S: 4	H: 1 LOB: 1 BB: 0 P: 4	R: 0 E: 0 K: 0 S: 4	H: 1 LOB: 1 BB: 0 P: 4	R: 4 E: 0 K: 1 S: 10	H: 5 LOB: 1 BB: 0 P: 10	R: 0 E: 0 K: 1 S: 5	H: 0 LOB: 1 BB: 1 P: 9	R: 0 E: 0 K: 0 S: 4	H: 1 LOB: 1 BB: 0 P: 4	1B: 6 2B: 4 3B: 0 HR: 0	SF: 0 SAC: 0 DP: 1 HBP: 0	WP: 0 PB: 0 SB: 0 CS: 0	PA: 40					
PITCHER	IP	WLS	BF	H	R	ER	SO	BB	IBB	HBP	BLK	WP	HR	S	P	ERA	WHIP										
Bob Hooper, R (1, 1) ERA: 5.23	6.2		30	8	4	4	5	3	0	0	0	0	0	37	49	5.40	1.650										
Lou Brisse, L (7, 1) ERA: 4.17	0.1		2	1	0	0	1	0	0	0	0	0	0	4	4	0.00	3.000										
Carl Scheib, R (8, 1) ERA: 7.74	2.0	W	8	1	0	0	1	1	0	0	0	0	0	9	13	0.00	1.000										

Chicago White Sox @ Philadelphia Athletics
 Shibe Park, Philadelphia, PA
 Sun Jul 23 1950, 3:38 AM EDT
 Att: 3,541 - Unknown


AB	36
R	4
H	10
RBI	4
BB	4
SO	7
LOB	19



Batter	1	2	3	4	5	6	7	8	9	AB	R	H	RBI	BB	SO	LOB	BOTTOM										
Eddie Joost, R (1, 6) OBP: 0.384, SLG: 0.398	6-3		F7				F2		1B BB BB	4	0	1	1	1	0	1											
Wally Moses, L (1, 9) OBP: 0.383, SLG: 0.413	F7						F8		FC4-6 1B	4	0	1	1	1	0	2											
Paul Lehner, L (1, 7) OBP: 0.356, SLG: 0.425							F2			3	0	2	1	2	0	1											
Sam Chapman, R (1, 8) OBP: 0.366, SLG: 0.466	K		F4				5-3		K	4	0	0	0	0	2	4											
Fernis Fain, L (1, 3) OBP: 0.427, SLG: 0.403		6-3	G3				L6		F7	4	0	0	0	0	0	3											
Billy Hitchcock, R (1, 4) OBP: 0.390, SLG: 0.407							F8		E6 K	4	1	1	0	0	1	1											
Kermit Wahl, R (1, 5) OBP: 0.255, SLG: 0.309		HR 2B					6-3		K	3	2	1	2	1	1	1											
Mike Guerra, R (1, 2) OBP: 0.351, SLG: 0.388		2H HR					F5		FC6-4 1B BB BB	3	1	1	0	1	0	0											
Bob Hooper, R (1, 1) OBP: 0.163, SLG: 0.262										2	0	0	0	0	2	0											
Lou Brisse, L (7, 1) OBP: 0.145, SLG: 0.113										0	0	0	0	0	0	0											
Barnes McCoskey, L (7, PH) OBP: 0.335, SLG: 0.350										1	0	0	0	0	0	1											
Bobby Shantz, R (7, PH) OBP: 0.175, SLG: 0.209										0	0	0	0	0	0	0											
Carl Scheib, R (8, 1) OBP: 0.175, SLG: 0.250										0	0	0	0	0	0	0											
Pete Stader, L (9, PH) OBP: 0.207, SLG: 0.357										1	0	1	0	0	0	0											
Elmer Valo, L (9, PH) OBP: 0.401, SLG: 0.359										0	1	0	0	0	0	0											
Inning Stats	R: 0 E: 0 K: 1 S: 6	H: 1 LOB: 1 BB: 0 P: 6	R: 2 E: 0 K: 1 S: 7	H: 2 LOB: 0 BB: 0 P: 7	R: 0 E: 0 K: 0 S: 4	H: 1 LOB: 2 BB: 1 P: 8	R: 0 E: 0 K: 0 S: 3	H: 0 LOB: 0 BB: 0 P: 3	R: 0 E: 0 K: 1 S: 6	H: 1 LOB: 1 BB: 0 P: 6	R: 0 E: 0 K: 1 S: 6	H: 0 LOB: 1 BB: 0 P: 6	R: 0 E: 0 K: 2 S: 7	H: 0 LOB: 1 BB: 1 P: 11	R: 3 E: 0 K: 0 S: 2	H: 2 LOB: 3 BB: 4 P: 18	1B: 4 2B: 3 3B: 0 HR: 1	SF: 0 SAC: 0 DP: 0 HBP: 0	WP: 0 PB: 0 SB: 0 CS: 0	PA: 39							
PITCHER	IP	WLS	BF	H	R	ER	SO	BB	IBB	HBP	BLK	WP	HR	S	P	ERA	WHIP										
Ray Scarborough, R (1, 1) ERA: 4.1	6.0		25	5	2	2	4	1	0	0	0	0	1	32	36	3.00	1.000										
Luis Aloma, R (7, 1) ERA: 4.2	2.0	L	12	2	3	3	2	4	0	0	0	0	0	12	28	13.50	3.000										
Mickey Haefner, L (9, 1) ERA: 5.83	0.0		2	1	0	0	0	1	0	0	0	0	0	1	5	∞	∞										


Chicago White Sox @ Philadelphia Athletics
 Shibe Park, Philadelphia, PA
 Sun Jul 23 1950, 3:38 AM EDT
 Att: 3,541 - Unknown

AB	33
R	5
H	8
RBI	5
BB	6
SO	6
LOB	14



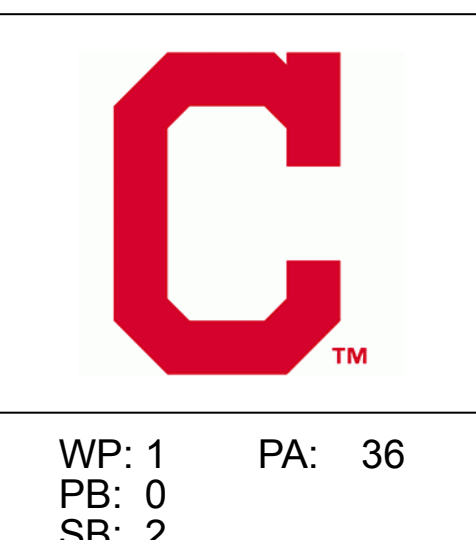
Batter	1	2	3	4	5	6	7	8	9	AB	R	H	RBI	BB	SO	LOB	TOP					
Eddie Joost, R OBP: 0.384, SLG: 0.394 (1, 6)										3	1	0	0	2	0	1	Philadelphia Athletics @ Cleveland Indians Cleveland Municipal Stadium, Cleveland, OH Tue Jul 25 1950, 3:33 AM EDT Att: 22,860 - Unknown					
Wally Moses, L OBP: 0.383, SLG: 0.406 (1, 9)									3	1	0	0	2	0	3							
Paul Lehner, L OBP: 0.353, SLG: 0.420 (1, 7)									5	1	1	0	0	1	5							
Sam Chapman, R OBP: 0.369, SLG: 0.477 (1, 8)									5	2	3	2	0	1	2							
Ferris Fain, L OBP: 0.427, SLG: 0.405 (1, 3)									4	0	1	1	1	0	1							
Elmer Valo, L OBP: 0.401, SLG: 0.399 (9, PR)									0	0	0	0	0	0	0							
Billy Hitchcock, R OBP: 0.390, SLG: 0.413 (1, 4)									5	0	2	2	0	0	3							
Kermit Wahl, R OBP: 0.243, SLG: 0.294 (1, 5)									5	0	0	0	0	1	5							
Mike Guerra, R OBP: 0.350, SLG: 0.386 (1, 2)									1	0	0	0	0	0	0							
Joe Tipton, R OBP: 0.273, SLG: 0.365 (4, 2)									2	1	1	1	1	0	0							
Alex Kellner, R OBP: 0.245, SLG: 0.250 (1, 1)									1	0	0	0	0	0	0							
Carl Scheib, R OBP: 0.226, SLG: 0.290 (4, 1)									3	0	2	0	0	0	2							
Inning Stats	R: 0 E: 0 K: 0 S: 3	H: 0 LOB: 0 BB: 0 P: 3	R: 1 E: 0 K: 1 S: 6	H: 1 LOB: 0 BB: 0 P: 6	R: 0 E: 0 K: 0 S: 3	H: 0 LOB: 0 BB: 0 P: 3	R: 2 E: 0 K: 0 S: 5	H: 2 LOB: 1 BB: 1 P: 9	R: 0 E: 0 K: 0 S: 4	H: 1 LOB: 2 BB: 1 P: 8	R: 0 E: 0 K: 0 S: 4	H: 1 LOB: 1 BB: 0 P: 4	R: 1 E: 0 K: 2 S: 9	H: 2 LOB: 2 BB: 1 P: 13	R: 0 E: 0 K: 0 S: 4	H: 1 LOB: 2 BB: 1 P: 8	R: 2 E: 0 K: 0 S: 5	H: 2 LOB: 2 BB: 2 P: 13	1B: 6 2B: 2 3B: 0 HR: 2	SF: 0 SAC: 0 DP: 0 HBP: 0	WP: 1 PB: 0 SB: 0 CS: 0	PA: 43
PITCHER	IP	WLS	BF	H	R	ER	SO	BB	IBB	HBP	BLK	WP	HR	S	P	ERA	WHIP					
Bob Feller, R ERA: 3.73 (1, 1)	8.1	W	40	10	6	6	3	5	0	0	0	1	2	41	61	6.48	1.800					
Bob Lemon, R ERA: 3.92 (9, 1)	0.2	S	3	0	0	0	0	1	0	0	0	0	0	2	6	0.00	1.500					

AB	37
R	6
H	10
RBI	6
BB	6
SO	3
LOB	22



Batter	1	2	3	4	5	6	7	8	9	AB	R	H	RBI	BB	SO	LOB	BOTTOM					
Dale Mitchell, L OBP: 0.364, SLG: 0.367 (1, 7)										4	1	0	0	0	1	1	Philadelphia Athletics @ Cleveland Indians Cleveland Municipal Stadium, Cleveland, OH Tue Jul 25 1950, 3:33 AM EDT Att: 22,860 - Unknown					
Lou Boudreau, R OBP: 0.350, SLG: 0.347 (1, 6)										2	1	1	1	2	0	0						
Allie Clark, R OBP: 0.254, SLG: 0.374 (1, 9)										4	1	0	0	0	2							
Al Rosen, R OBP: 0.401, SLG: 0.604 (1, 5)										4	0	1	0	0	0	1						
Luke Easter, L OBP: 0.405, SLG: 0.542 (1, 3)										4	2	3	3	0	0	1						
Joe Gordon, R OBP: 0.335, SLG: 0.420 (1, 4)										3	1	1	1	1	0	2						
Bob Kennedy, R OBP: 0.376, SLG: 0.468 (1, 8)										3	0	0	0	1	0	1						
Jim Hegan, R OBP: 0.314, SLG: 0.442 (1, 2)										2	1	0	0	1	0	2						
Ray Murrays, R OBP: 0.366, SLG: 0.464 (6, 2)										1	0	0	0	0	0	0						
Bob Feller, R OBP: 0.094, SLG: 0.100 (1, 1)										4	0	0	0	0	0	1						
Bob Lemon, L OBP: 0.352, SLG: 0.470 (9, 1)										0	0	0	0	0	0	0						
Inning Stats	R: 0 E: 0 K: 1 S: 4	H: 0 LOB: 0 BB: 1 P: 8	R: 2 E: 0 K: 0 S: 5	H: 2 LOB: 0 BB: 0 P: 5	R: 4 E: 2 K: 0 S: 6	H: 1 LOB: 1 BB: 2 P: 14	R: 1 E: 0 K: 0 S: 4	H: 1 LOB: 1 BB: 1 P: 8	R: 0 E: 0 K: 0 S: 4	H: 1 LOB: 2 BB: 1 P: 8	R: 0 E: 0 K: 0 S: 3	H: 0 LOB: 0 BB: 0 P: 3	R: 0 E: 0 K: 0 S: 4	H: 1 LOB: 1 BB: 0 P: 4	R: 0 E: 0 K: 0 S: 3	H: 0 LOB: 0 BB: 0 P: 3	R: 2 E: 0 K: 0 S: 5	H: 2 LOB: 2 BB: 2 P: 13	1B: 3 2B: 0 3B: 0 HR: 3	SF: 0 SAC: 0 DP: 1 HBP: 0	WP: 1 PB: 0 SB: 2 CS: 0	PA: 36
PITCHER	IP	WLS	BF	H	R	ER	SO	BB	IBB	HBP	BLK	WP	HR	S	P	ERA	WHIP					
Alex Kellner, L ERA: 4.78 (1, 1)	3.0	L	16	3	6	2	1	3	0	0	0	0	3	15	27	6.00	2.000					
Carl Scheib, R ERA: 7.29 (4, 1)	5.0		20	3	1	1	0	2	0	0	0	0	0	18	26	1.80	1.000					

AB	31
R	7
H	6
RBI	5
BB	5
SO	1
LOB	11




Batter	1	2	3	4	5	6	7	8	9	AB	R	H	RBI	BB	SO	LOB	TOP										
Eddie Joost, R OBP: 0.383, SLG: 0.392 (1, 6)	F7		FC6-4 1B		F8		F8			4	0	1	0	0	0	0	Philadelphia Athletics @ Cleveland Indians Cleveland Municipal Stadium, Cleveland, OH Wed Jul 26 1950, 3:33 AM EDT Att: 19,025 - Unknown livebaseballscorecards.com										
Wally Moses, L OBP: 0.381, SLG: 0.399 (1, 9)	4-3		FC6-4 1B 1B		F8			BB		3	1	0	1	1	0	1											
Elmer Valo, L OBP: 0.396, SLG: 0.393 (1, 7)	F7		F8		K			F7		4	0	0	0	0	1	2											
Sam Chapman, R OBP: 0.368, SLG: 0.474 (1, 8)		K	1B 1B			F3		F9		4	0	1	0	0	1	1											
Fernis Fain, L OBP: 0.430, SLG: 0.409 (1, 3)		FC6-4 1B	1B		L5			FC4-6 1B		4	0	3	1	0	0	0											
Billy Hitchcock, R OBP: 0.393, SLG: 0.418 (1, 4)		FC6-4 1B	F8					FC4-6 1B		3	0	1	0	1	0	4											
Kermit Wahl, R OBP: 0.239, SLG: 0.288 (6, PH)	FC6-4			5-3		F3			6-3	2	0	0	0	0	2	AB 34 R 2 H 7 RBI 2 BB 2 SO 2 LOB 13											
Carl Scheib, R OBP: 0.219, SLG: 0.281 (6, PH)	FC6-4									1	0	0	0	0	1												
Pete Suder, R OBP: 0.296, SLG: 0.355 (6, 5)	FC6									1	0	0	0	0	0												
Mike Guerra, R OBP: 0.343, SLG: 0.378 (1, 2)	FC6			F8			5-3		6-3	4	0	0	0	0	2												
Dick Fowler, R OBP: 0.192, SLG: 0.192 (1, 1)										3	1	1	0	0	0	0	A										
Joe Tipton, R OBP: 0.269, SLG: 0.359 (9, PH)			1B FC6-4 1B		F9		5-3		F7	1	0	0	0	0	0												
Inning Stats	R: 0 E: 0 K: 0 S: 3	H: 0 LOB: 0 BB: 0 P: 3	R: 0 E: 0 K: 1 S: 6	H: 1 LOB: 2 BB: 1 P: 10	R: 2 E: 0 K: 0 S: 7	H: 4 LOB: 2 BB: 0 P: 7	R: 0 E: 0 K: 0 S: 3	H: 0 LOB: 0 BB: 0 P: 3	R: 0 E: 0 K: 1 S: 5	H: 0 LOB: 0 BB: 0 P: 5	R: 0 E: 0 K: 0 S: 4	H: 1 LOB: 1 BB: 0 P: 4	R: 0 E: 0 K: 0 S: 3	H: 0 LOB: 0 BB: 0 P: 3	R: 0 E: 0 K: 0 S: 4	H: 1 LOB: 2 BB: 1 P: 8	R: 0 E: 0 K: 0 S: 3	H: 0 LOB: 0 BB: 0 P: 3	1B: 6 2B: 1 3B: 0 HR: 0	SF: 0 SAC: 0 DP: 0 HBP: 0	WP: 0 PB: 0 SB: 0 CS: 0	PA: 36					
PITCHER	IP	WLS	BF	H	R	ER	SO	BB	IBB	HBP	BLK	WP	HR	S	P	ERA	WHIP										
Mike Garcia, R ERA: 4.83 (1, 1)	2.2		14	5	2	2	1	1	0	0	0	0	0	15	19	6.75	2.250										
Sam Zoldak, L ERA: 4.5 (3, 1)	6.1	W	22	2	0	0	1	1	0	0	0	0	0	23	27	0.00	0.474										

Batter	1	2	3	4	5	6	7	8	9	AB	R	H	RBI	BB	SO	LOB	BOTTOM										
Dale Mitchell, L OBP: 0.367, SLG: 0.371 (1, 7)	1B 1B	F5		E 1B 4-3 BB		F7		1B G5-4-3 2B		4	3	2	0	1	0	2	Philadelphia Athletics @ Cleveland Indians Cleveland Municipal Stadium, Cleveland, OH Wed Jul 26 1950, 3:33 AM EDT Att: 19,025 - Unknown livebaseballscorecards.com										
Lou Boudreau, R OBP: 0.356, SLG: 0.354 (1, 6)	F7	FC5-4 1B		E4 4-3 1B		L7		G5-4-3 1B		5	0	3	1	0	0	1											
Allie Clark, R OBP: 0.244, SLG: 0.357 (1, 9)	F8	F7		4-3		6-3		G5-4-3		5	0	0	1	0	0	5											
Al Rosen, R OBP: 0.404, SLG: 0.602 (1, 5)	1B 1B	FC5-4		5-3			G4-6-3 BB	BB 1B		4	0	2	0	1	0	3											
Luke Easter, L OBP: 0.410, SLG: 0.542 (1, 3)	1B		E 1B G6-4-3 BB			G4-6-3	1-2 3-H	BB BB	1-2 BB	2	1	1	1	3	0	1											
Joe Gordon, R OBP: 0.339, SLG: 0.419 (1, 4)	BB		G6-4-3 E 1B		F8		1B BB	F7		3	1	1	0	2	0	4											
Bob Kennedy, R OBP: 0.380, SLG: 0.470 (1, 8)	5-3		G6-4-3 BB				1B BB			3	0	2	0	1	0	3											
Ray Murray, R OBP: 0.375, SLG: 0.479 (1, 2)		SH 1B 2B	G6-4-3		8-4		1B 1B			4	1	2	1	0	0	3											
Mike Garcia, R OBP: 0.237, SLG: 0.289 (1, 1)		SH			4-3					0	0	0	0	0	0	0		AB 33 R 6 H 13 RBI 4 BB 8 SO 0 LOB 25									
Sam Zoldak, L OBP: 0.375, SLG: 0.231 (3, 1)		1B	G3					1-3		3	0	0	0	0	0	3											
Inning Stats	R: 1 E: 0 K: 0 S: 6	H: 3 LOB: 3 BB: 1 P: 10	R: 1 E: 1 K: 0 S: 6	H: 2 LOB: 2 BB: 0 P: 6	R: 1 E: 1 K: 0 S: 3	H: 1 LOB: 1 BB: 2 P: 11	R: 1 E: 0 K: 0 S: 4	H: 1 LOB: 2 BB: 2 P: 12	R: 0 E: 0 K: 0 S: 3	H: 0 LOB: 0 BB: 0 P: 3	R: 1 E: 0 K: 0 S: 4	H: 2 LOB: 2 BB: 2 P: 12	R: 1 E: 0 K: 0 S: 5	H: 3 LOB: 2 BB: 1 P: 9	1B: 11 2B: 3 3B: 0 HR: 0	SF: 0 SAC: 1 DP: 4 HBP: 0	WP: 0 PB: 0 SB: 0 CS: 0	PA: 42									
PITCHER	IP	WLS	BF	H	R	ER	SO	BB	IBB	HBP	BLK	WP	HR	S	P	ERA	WHIP										
Dick Fowler, R ERA: 6.48 (1, 1)	8.0	L	42	13	6	6	0	8	0	0	0	0	0	34	66	6.75	2.625										

Batter	1	2	3	4	5	6	7	8	9	AB	R	H	RBI	BB	SO	LOB	TOP										
Eddie Joost, R OBP: 0.383, SLG: 0.390 (1, 6)										4	1	1	0	1	0	4	Philadelphia Athletics @ Cleveland Indians Cleveland Municipal Stadium, Cleveland, OH Thu Jul 27 1950, 3:33 AM EDT Att: 13,224 - Unknown										
Wally Moses, L OBP: 0.381, SLG: 0.392 (1, 9)										3	1	0	0	2	0	2											
Elmer Valo, L OBP: 0.393, SLG: 0.389 (1, 7)										5	2	1	0	0	0	6											
Sam Chapman, R OBP: 0.368, SLG: 0.485 (1, 8)										5	2	2	4	0	0	4											
Fernis Fain, L OBP: 0.433, SLG: 0.412 (1, 3)										3	1	1	1	2	0	1											
Billy Hitchcock, R OBP: 0.395, SLG: 0.420 (1, 4)										4	0	2	1	0	0	0											
Kermit Wahl, R OBP: 0.241, SLG: 0.283 (1, 5)										2	0	0	0	1	0	1											
Joe Astroth, R OBP: 0.372, SLG: 0.328 (1, 2)										3	0	0	0	1	0	1											
Lou Brissie, L OBP: 0.169, SLG: 0.140 (1, 1)										4	0	2	1	0	0	1											
Inning Stats	R: 2 E: 0 K: 0 S: 5	H: 2 LOB: 0 BB: 0 P: 5	R: 0 E: 0 K: 0 S: 3	H: 0 LOB: 1 BB: 1 P: 7	R: 3 E: 1 K: 0 S: 5	H: 2 LOB: 1 BB: 2 P: 13	R: 0 E: 0 K: 0 S: 3	H: 0 LOB: 0 BB: 0 P: 3	R: 0 E: 0 K: 0 S: 3	H: 0 LOB: 1 BB: 1 P: 7	R: 0 E: 0 K: 0 S: 3	H: 0 LOB: 0 BB: 0 P: 3	R: 0 E: 0 K: 0 S: 4	H: 1 LOB: 2 BB: 1 P: 8	R: 1 E: 0 K: 0 S: 4	H: 2 LOB: 1 BB: 0 P: 4	1B: 6 2B: 2 3B: 0 HR: 1	SF: 0 SAC: 1 DP: 1 HBP: 0	WP: 0 PB: 0 SB: 2 CS: 0	PA: 41							
PITCHER	IP	WLS	BF	H	R	ER	SO	BB	IBB	HBP	BLK	WP	HR	S	P	ERA	WHIP										
Steve Gromek, R ERA: 4.33 (1, 1)	2.1	L	14	3	5	4	0	3	0	0	0	0	1	11	23	15.43	2.571										
Al Benton, R ERA: 3.46 (3, 1)	2.2		9	1	0	0	0	1	0	0	0	0	0	8	12	0.00	0.750										
Dick Weik, R ERA: 4.6 (6, 1)	2.0		8	1	0	0	0	1	0	0	0	0	0	7	11	0.00	1.000										
Gene Bearden, L ERA: 5.96 (8, 1)	2.0		10	4	2	2	0	1	1	0	0	0	0	8	16	9.00	2.500										

Batter	1	2	3	4	5	6	7	8	9	AB	R	H	RBI	BB	SO	LOB	BOTTOM										
Dale Mitchell, L OBP: 0.365, SLG: 0.367 (1, 7)											4	0	0	0	1	0	3										
Lou Boudreau, R OBP: 0.352, SLG: 0.349 (1, 6)											5	0	1	0	0	0	3										
Allie Clark, R OBP: 0.252, SLG: 0.365 (1, 9)											3	0	1	0	1	1	0										
Al Rosen, R OBP: 0.402, SLG: 0.597 (1, 5)											3	0	0	0	1	1	3										
Luke Easter, L OBP: 0.411, SLG: 0.539 (1, 3)											2	1	0	0	2	1	3										
Joe Gordon, R OBP: 0.338, SLG: 0.414 (1, 4)											3	1	0	0	1	0	4										
Bob Kennedy, R OBP: 0.376, SLG: 0.463 (1, 8)											4	0	0	0	0	0	3										
Ray Murray, R OBP: 0.369, SLG: 0.481 (1, 2)											4	0	1	0	0	0	2										
Steve Gromek, S OBP: 0.172, SLG: 0.143 (1, 1)											0	0	0	0	0	0	0										
Al Benton, R OBP: 0.333, SLG: 0.200 (3, 1)											1	0	0	0	0	1	0										
Early Wynn, R OBP: 0.445, SLG: 0.615 (5, PH)											0	0	0	0	1	0	0										
Dick Weik, R OBP: 0.342, SLG: 0.425 (6, 1)											0	0	0	0	0	0	0										
Ray Boone, R OBP: 0.401, SLG: 0.625 (7, PH)											1	0	0	0	0	0	2										
Gene Bearden, L OBP: 0.207, SLG: 0.305 (8, 1)											0	0	0	0	0	0	0										
Bobby Avila, R OBP: 0.416, SLG: 0.388 (9, PH)											1	0	1	1	0	0	0										
Inning Stats	R: 0 E: 0 K: 1 S: 4	H: 0 LOB: 0 BB: 1 P: 8	R: 0 E: 0 K: 1 S: 5	H: 0 LOB: 1 BB: 1 P: 9	R: 0 E: 0 K: 1 S: 5	H: 0 LOB: 0 BB: 0 P: 5	R: 0 E: 0 K: 1 S: 6	H: 1 LOB: 2 BB: 1 P: 10	R: 0 E: 0 K: 0 S: 3	H: 0 LOB: 0 BB: 0 P: 3	R: 0 E: 0 K: 0 S: 4	H: 0 LOB: 0 BB: 0 P: 3	R: 0 E: 0 K: 0 S: 4	H: 1 LOB: 2 BB: 1 P: 8	R: 0 E: 0 K: 0 S: 4	H: 1 LOB: 1 BB: 0 P: 4	R: 2 E: 1 K: 0 S: 5	H: 1 LOB: 2 BB: 2 P: 13	1B: 1 2B: 3 3B: 0 HR: 0	SF: 0 SAC: 0 DP: 1 HBP: 0	WP: 0 PB: 0 SB: 0 CS: 0	PA: 38					
PITCHER	IP	WLS	BF	H	R	ER	SO	BB	IBB	HBP	BLK	WP	HR	S	P	ERA	WHIP										
Lou Brissie, L ERA: 3.99 (1, 1)	9.0	W	38	4	2	1	4	7	0	0	0	0	0	39	67	1.00	1.222										

AB 33
R 7
H 9
RBI 7
BB 7
SO 0
LOB 20



AB 31
R 2
H 4
RBI 1
BB 7
SO 4
LOB 23




livebaseballscores.com

livebaseballscores.com

Batter	1	2	3	4	5	6	7	8	9	AB	R	H	RBI	BB	SO	LOB	TOP										
Eddie Joost, R OBP: 0.377, SLG: 0.383 (1, 6)	G	F		F		F				5	0	0	0	0	0	4	Philadelphia Athletics @ Detroit Tigers Briggs Stadium, Detroit, MI Fri Jul 28 1950, 4:33 AM EDT Att: 37,324 - Unknown										
Wally Moses, L OBP: 0.377, SLG: 0.387 (1, 9)	1B	F		G			K		G	5	0	1	0	0	1	1											
Elmer Valo, L OBP: 0.393, SLG: 0.390 (1, 7)	F		G	G			S		3B	5	1	2	0	0	0	1											
Sam Chapman, R OBP: 0.369, SLG: 0.488 (1, 8)	K		1B	1B		G			G	4	2	1	1	1	1	2											
Feris Fain, L OBP: 0.432, SLG: 0.412 (1, 3)		1B	1B	1B		F			G	5	2	2	1	0	0	1											
Billy Hitchcock, R OBP: 0.400, SLG: 0.427 (1, 4)		E	1B	S		G				4	1	2	1	1	0	0											
Kermit Wahl, R OBP: 0.252, SLG: 0.294 (1, 5)		E5	K						SH	3	1	2	0	0	1	1											
Joe Astroth, R OBP: 0.402, SLG: 0.348 (1, 2)		FC								2	0	2	1	2	0	0											
Hank Wyse, R OBP: 0.194, SLG: 0.167 (1, 1)										3	0	0	0	0	1	5											
Alex Kellner, R OBP: 0.240, SLG: 0.245 (6, 1)		FC				G1-4-3			F	1	0	0	0	0	0	2											
Bob Hooper, R OBP: 0.163, SLG: 0.262 (8, 1)										0	0	0	0	0	0	0											
Inning Stats	R: 0 E: 0 K: 1 S: 6	H: 1 LOB: 1 BB: 0 P: 6	R: 3 E: 1 K: 0 S: 6	H: 3 LOB: 1 BB: 1 P: 10	R: 2 E: 0 K: 2 S: 10	H: 3 LOB: 2 BB: 1 P: 14	R: 0 E: 0 K: 0 S: 3	H: 0 LOB: 0 BB: 0 P: 3	R: 0 E: 0 K: 0 S: 3	H: 1 LOB: 1 BB: 0 P: 7	R: 0 E: 0 K: 1 S: 6	H: 1 LOB: 1 BB: 0 P: 6	R: 0 E: 0 K: 0 S: 4	H: 1 LOB: 2 BB: 1 P: 8	R: 2 E: 0 K: 0 S: 5	H: 2 LOB: 0 BB: 0 P: 5	1B: 10 2B: 1 3B: 1 HR: 0	SF: 0 SAC: 1 DP: 1 HBP: 0	WP: 0 PB: 0 SB: 3 CS: 0	PA: 42							
PITCHER	IP	WLS	BF	H	R	ER	SO	BB	IBB	HBP	BLK	WP	HR	S	P	ERA	WHIP										
Hal Newhouse, L ERA: 5.12 (1, 1)	2.1		15	6	5	3	1	2	0	0	0	0	0	15	23	11.57	3.429										
Fred Hutchinson, R ERA: 4.78 (3, 1)	4.2		17	3	0	0	3	1	0	0	0	0	0	22	26	0.00	0.857										
Hal White, R ERA: 5.16 (8, 1)	2.0	L	10	3	2	2	0	1	0	0	0	0	0	9	13	9.00	2.000										

AB	37
R	7
H	12
RBI	4
BB	4
SO	4
LOB	17




Batter	1	2	3	4	5	6	7	8	9	AB	R	H	RBI	BB	SO	LOB	BOTTOM										
Johnny Lipon, R OBP: 0.384, SLG: 0.372 (1, 6)	F		G						G	5	0	1	2	0	0	2	Philadelphia Athletics @ Detroit Tigers Briggs Stadium, Detroit, MI Fri Jul 28 1950, 4:33 AM EDT Att: 37,324 - Unknown										
Jerry Priddy, R OBP: 0.380, SLG: 0.393 (1, 4)	G			G	G		FC		1B	4	0	1	0	1	0	1											
George Kell, R OBP: 0.414, SLG: 0.507 (1, 5)	F			G		F	FC		1B	5	0	1	0	0	0	2											
Vic Wertz, L OBP: 0.373, SLG: 0.528 (1, 9)		F					CS		1B	4	3	3	2	1	0	0											
Hoot Evers, R OBP: 0.417, SLG: 0.621 (1, 7)		G		F		F			1B	5	1	1	1	0	0	3											
Johnny Groth, R OBP: 0.405, SLG: 0.465 (1, 8)		G			1B				G	3	1	2	1	1	0	0											
Don Kolloway, R OBP: 0.324, SLG: 0.433 (1, 3)			F		1B				G	4	1	1	0	0	0	2											
Aaron Robinson, L OBP: 0.413, SLG: 0.395 (1, 2)					F				F	1	0	0	0	1	0	2											
Pat Mullin, L OBP: 0.247, SLG: 0.246 (7, PH)										1	0	1	0	0	0	0											
Bob Swift, R OBP: 0.333, SLG: 0.286 (8, 2)										0	0	0	0	0	0	0											
Charlie Keller, L OBP: 0.417, SLG: 0.375 (8, PH)										1	0	0	0	0	0	1											
Frank House, L OBP: 0.375, SLG: 0.375 (8, 2)										0	0	0	0	0	0	0											
Hal Newhouse, L OBP: 0.293, SLG: 0.243 (1, 1)										0	0	0	0	0	0	0											
Fred Hutchinson, L OBP: 0.369, SLG: 0.379 (3, 1)										2	0	0	0	0	0	3											
Neil Berry, R OBP: 0.369, SLG: 0.379 (7, PH)										1	0	0	0	0	1	1											
Hal White, R OBP: 0.053, SLG: 0.053 (8, 1)										1	0	0	0	0	1	1											
Inning Stats	R: 0 E: 0 K: 0 S: 3	H: 0 LOB: 0 BB: 0 P: 3	R: 0 E: 0 K: 0 S: 3	H: 0 LOB: 0 BB: 0 P: 3	R: 0 E: 0 K: 0 S: 3	H: 0 LOB: 1 BB: 1 P: 7	R: 1 E: 0 K: 0 S: 4	H: 1 LOB: 0 BB: 0 P: 4	R: 2 E: 0 K: 0 S: 5	H: 2 LOB: 1 BB: 1 P: 9	R: 1 E: 0 K: 0 S: 5	H: 2 LOB: 1 BB: 0 P: 5	R: 0 E: 0 K: 1 S: 6	H: 1 LOB: 2 BB: 1 P: 10	R: 2 E: 0 K: 1 S: 8	H: 3 LOB: 1 BB: 0 P: 8	R: 0 E: 0 K: 0 S: 4	H: 2 LOB: 2 BB: 1 P: 8	1B: 6 2B: 2 3B: 1 HR: 2	SF: 0 SAC: 0 DP: 1 HBP: 0	WP: 0 PB: 0 SB: 0 CS: 1	PA: 42					
PITCHER	IP	WLS	BF	H	R	ER	SO	BB	IBB	HBP	BLK	WP	HR	S	P	ERA	WHIP										
Hank Wyse, R ERA: 6.12 (1, 1)	5.2		24	5	4	4	0	2	0	0	0	0	0	2	30	6.35	1.235										
Alex Kellner, L ERA: 4.5 (6, 1)	1.1		7	2	1	1	1	1	0	0	0	0	0	8	12	6.75	2.250										
Bob Hooper, R ERA: 5.22 (8, 1)	2.0	W	10	4	1	1	1	0	1	0	0	0	0	11	15	4.50	2.000										



Batter	1	2	3	4	5	6	7	8	9	AB	R	H	RBI	BB	SO	LOB	TOP
Eddie Joost, R (1, 6) OBP: 0.378, SLG: 0.391										4	1	1	1	1	1	3	Philadelphia Athletics @ Detroit Tigers Briggs Stadium, Detroit, MI Sat Jul 29 1950, 4:33 AM EDT Att: 12,836 - Unknown
Barney McCosky, L (1, 7) OBP: 0.323, SLG: 0.341										5	0	1	0	0	1	3	
Elmer Valo, L (1, 9) OBP: 0.393, SLG: 0.388										4	0	1	1	1	0	1	
Sam Chapman, R (1, 8) OBP: 0.367, SLG: 0.487										5	1	1	0	0	0	5	
Feris Fain, L (1, 3) OBP: 0.433, SLG: 0.409										2	1	0	0	2	0	0	
Billy Hitchcock, R (1, 4) OBP: 0.392, SLG: 0.418										4	0	0	0	0	0	3	
Kermit Wahl, R (1, 5) OBP: 0.261, SLG: 0.295										3	0	1	2	1	0	1	
Joe Astroth, R (1, 2) OBP: 0.398, SLG: 0.343										1	0	0	0	0	0	1	
Joe Tipton, R (2, 2) OBP: 0.271, SLG: 0.358										3	0	1	0	0	0	1	
Bobby Shantz, R (1, 1) OBP: 0.286, SLG: 0.209										0	0	0	0	0	0	0	
Carl Scheib, R (2, 1) OBP: 0.229, SLG: 0.371										3	1	1	1	0	0	1	
Hank Wyse, R (7, 1) OBP: 0.194, SLG: 0.167										0	0	0	0	0	0	0	
Lou Brissie, L (8, 1) OBP: 0.169, SLG: 0.140										0	0	0	0	0	0	0	
Wally Moses, L (9, PH) OBP: 0.380, SLG: 0.387										0	1	0	0	1	0	0	
Inning Stats	R: 0 E: 0 K: 0 S: 3	H: 0 LOB: 0 BB: 0 P: 3	R: 2 E: 0 K: 0 S: 4	H: 2 LOB: 0 BB: 1 P: 8	R: 2 E: 0 K: 1 S: 7	H: 2 LOB: 1 BB: 0 P: 7	R: 0 E: 0 K: 0 S: 3	H: 0 LOB: 1 BB: 1 P: 7	R: 0 E: 1 K: 1 S: 7	H: 1 LOB: 3 BB: 1 P: 11	R: 0 E: 0 K: 0 S: 3	H: 0 LOB: 0 BB: 0 P: 3	R: 1 E: 0 K: 0 S: 5	H: 2 LOB: 2 BB: 1 P: 9	1B: 4 2B: 1 3B: 0 HR: 2	SF: 0 SAC: 0 DP: 1 HBP: 0	WP: 0 PA: 40 PB: 0 SB: 0 CS: 0
PITCHER	IP WLS BF H R ER SO BB IBB HBP BLK WP HR S P ERA WHIP																
Ted Gray, L (1, 1) ERA: 4.38	6.0	25	4	4	4	1	4	0	0	0	0	0	2	23	39	6.00	1.333
Marlin Stuart, R (7, 1) ERA: 6.35	3.0	W	15	3	1	1	1	1	1	0	0	0	0	15	23	3.00	1.333


AB	34
R	5
H	7
RBI	5
BB	6
SO	2
LOB	19




Batter	1	2	3	4	5	6	7	8	9	AB	R	H	RBI	BB	SO	LOB	BOTTOM		
Johnny Lipon, R (1, 6) OBP: 0.384, SLG: 0.370										4	1	1	1	1	0	4	Philadelphia Athletics @ Detroit Tigers Briggs Stadium, Detroit, MI Sat Jul 29 1950, 4:33 AM EDT Att: 12,836 - Unknown		
Jerry Priddy, R (1, 4) OBP: 0.376, SLG: 0.390										5	1	1	1	0	1	3			
George Kell, R (1, 5) OBP: 0.416, SLG: 0.511										5	2	3	2	0	0	2			
Vic Wertz, L (1, 9) OBP: 0.381, SLG: 0.545										3	2	3	3	2	0	0			
Hoot Evers, R (1, 7) OBP: 0.412, SLG: 0.613										4	0	0	0	0	0	4			
Johnny Groth, R (1, 8) OBP: 0.407, SLG: 0.467										5	0	3	0	0	0	2			
Don Kolloway, R (1, 3) OBP: 0.328, SLG: 0.431										3	0	1	1	1	0	3			
Bob Swift, R (1, 2) OBP: 0.338, SLG: 0.281										1	0	0	0	1	0	0			
Fred Hutchinson, L (6, PH) OBP: 0.379, SLG: 0.379										0	0	0	0	1	0	0			
Eddie Lake, R (6, FR)										0	1	0	0	0	0	0			
Aaron Robinson, L (7, 2) OBP: 0.415, SLG: 0.395										0	0	0	0	1	0	0			
Ted Gray, S (1, 1) OBP: 0.239, SLG: 0.214										2	0	0	0	0	2	3			
Pat Mullin, L (6, PH) OBP: 0.256, SLG: 0.257										1	0	1	0	0	0	0			
Marlin Stuart, L (7, 1) ERA: 4.03										1	1	0	0	0	0	1			
Inning Stats	R: 0 E: 0 K: 0 S: 4	H: 1 LOB: 2 BB: 1 P: 8	R: 0 E: 0 K: 1 S: 5	H: 1 LOB: 2 BB: 2 P: 13	R: 1 E: 0 K: 0 S: 6	H: 3 LOB: 0 BB: 0 P: 6	R: 0 E: 0 K: 1 S: 5	H: 0 LOB: 1 BB: 1 P: 9	R: 1 E: 0 K: 0 S: 5	H: 2 LOB: 1 BB: 0 P: 5	R: 1 E: 1 K: 1 S: 6	H: 1 LOB: 2 BB: 1 P: 10	R: 1 E: 0 K: 0 S: 3	H: 1 LOB: 1 BB: 1 P: 7	R: 4 E: 0 K: 0 S: 7	H: 4 LOB: 1 BB: 1 P: 11	1B: 9 2B: 3 3B: 0 HR: 1	SF: 0 SAC: 1 DP: 1 HBP: 0	WP: 0 PA: 42 PB: 0 SB: 0 CS: 0
PITCHER	IP WLS BF H R ER SO BB IBB HBP BLK WP HR S P ERA WHIP																		
Bobby Shantz, L (1, 1) ERA: 4.78	1.0																		
Carl Scheib, R (2, 1) ERA: 7.19	5.0		6	3	3	3	4	0	0	0	0	1	26	42	5.40	2.000			
Hank Wyse, R (7, 1) ERA: 6.43	1.1	L	8	3	4	4	0	0	0	0	0	6	14	27.00	3.750				
Lou Brissie, L (8, 1) ERA: 4.03	0.2		4	2	1	1	0	0	0	0	0	4	4	13.50	3.000				

AB	34
R	8
H	13
RBI	8
BB	7
SO	3
LOB	22




Batter	1	2	3	4	5	6	7	8	9	AB	R	H	RBI	BB	SO	LOB	TOP	
Eddie Joost, R (1, 6) OBP: 0.378, SLG: 0.389											0	0	0	0	0	0	0	Philadelphia Athletics @ Chicago White Sox Comiskey Park, Chicago, IL Tue Aug 01 1950, 4:33 AM EDT Att: 8,079 - Unknown livebaseballscorecards.com
Barney McCosky, L (1, 7) OBP: 0.316, SLG: 0.344											0	0	0	0	0	0	0	
Elmer Valo, L (1, 9) OBP: 0.396, SLG: 0.387											0	0	0	0	0	0	0	
Sam Chapman, R (1, 8) OBP: 0.370, SLG: 0.497											0	0	0	0	0	0	0	
Ferris Fain, L (1, 3) OBP: 0.435, SLG: 0.419											0	0	0	0	0	0	0	
Billy Hitchcock, R (1, 4) OBP: 0.392, SLG: 0.417											0	0	0	0	0	0	0	
Kermit Wahl, R (1, 5) OBP: 0.268, SLG: 0.302											0	0	0	0	0	0	0	
Mike Guerra, R (1, 2) OBP: 0.344, SLG: 0.386											0	0	0	0	0	0	0	
Moe Burtshy, R (1, 1) OBP: 0.378, SLG: 0.389											0	0	0	0	0	0	0	
Inning Stats											1B: 0 SF: 0 2B: 0 SAC: 0 3B: 0 DP: 0 HR: 0 HBP: 0	WP: 0 PA: 0 FB: 0 SB: 0 CS: 0						
PITCHER Billy Pierce, L (1, 1) ERA: 4.29	IP	WLS	BF	H	R	ER	SO	BB	IBB	HBP	BLK	WP	HR	S	P	ERA	WHIP	PITCHER IP WLS BF H R ER SO BB IBB HBP BLK WP HR S P ERA WHIP

Batter	1	2	3	4	5	6	7	8	9	AB	R	H	RBI	BB	SO	LOB	BOTTOM	
Chico Carrasquel, R (1, 6) OBP: 0.394, SLG: 0.391											0	0	0	0	0	0	0	Philadelphia Athletics @ Chicago White Sox Comiskey Park, Chicago, IL Tue Aug 01 1950, 4:33 AM EDT Att: 8,079 - Unknown livebaseballscorecards.com
Dave Philley, S (1, 9) OBP: 0.312, SLG: 0.400											0	0	0	0	0	0	0	
Jerry Scala, L (1, 8) OBP: 0.255, SLG: 0.213											0	0	0	0	0	0	0	
Gus Zernial, R (1, 7) OBP: 0.339, SLG: 0.486											0	0	0	0	0	0	0	
Eddie Robinson, L (1, 3) OBP: 0.372, SLG: 0.393											0	0	0	0	0	0	0	
Hank Majeski, R (1, 5) OBP: 0.378, SLG: 0.408											0	0	0	0	0	0	0	
Phil Masi, R (1, 2) OBP: 0.373, SLG: 0.429											0	0	0	0	0	0	0	
Nellie Fox, L (1, 4) OBP: 0.322, SLG: 0.308											0	0	0	0	0	0	0	
Billy Pierce, L (1, 1) OBP: 0.286, SLG: 0.261											0	0	0	0	0	0	0	
Inning Stats											1B: 0 SF: 0 2B: 0 SAC: 0 3B: 0 DP: 0 HR: 0 HBP: 0	WP: 0 PA: 0 FB: 0 SB: 0 CS: 0						
PITCHER Moe Burtshy, R (1, 1) ERA: 4.02	IP	WLS	BF	H	R	ER	SO	BB	IBB	HBP	BLK	WP	HR	S	P	ERA	WHIP	PITCHER IP WLS BF H R ER SO BB IBB HBP BLK WP HR S P ERA WHIP

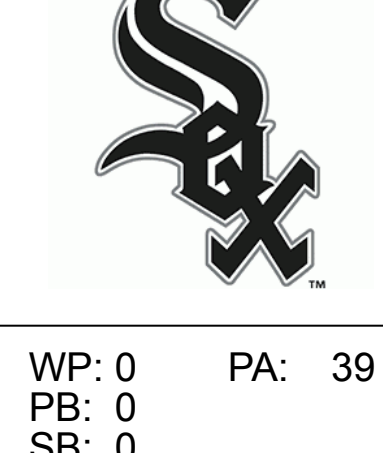
Batter	1	2	3	4	5	6	7	8	9	AB	R	H	RBI	BB	SO	LOB	TOP					
Eddie Joost, R OBP: 0.380, SLG: 0.399 (1.6)	6-3		HR	HBP	F8			P5	K	5	1	1	2	0	1	3	Philadelphia Athletics @ Chicago White Sox Comiskey Park, Chicago, IL Wed Aug 02 1950, 4:33 AM EDT Att: 1,729 - Unknown					
Barney McCosky, L OBP: 0.312, SLG: 0.323 (1.7)	6-3		F7	1-3			4-3	F7	FC6-4 BB	5	0	0	0	1	0	3						
Elmer Valo, L OBP: 0.402, SLG: 0.417 (1.9)	2B		HR		2B E		4-3	E	FC6-4 BB	6	3	4	1	0	0	3						
Sam Chapman, R OBP: 0.371, SLG: 0.497 (1.8)	K		K		E7 1B			E3		5	1	3	1	0	2	1						
Fernis Fain, L OBP: 0.430, SLG: 0.416 (1.3)		1-3			2B F9		P4	G3		5	2	2	1	0	0	2						
Billy Hitchcock, R OBP: 0.390, SLG: 0.415 (1.4)	F7			4-3	F9 FC			BB	BB	4	2	1	0	1	0	1						
Kermit Wahl, R OBP: 0.265, SLG: 0.285 (1.5)	F9			P4	FC IBB		6-3	BB 1B	BB	3	0	0	0	2	0	1						
Joe Tipton, R OBP: 0.293, SLG: 0.375 (1.2)			P5	HBP BB	F9			FC6-4 1B	BB	5	0	3	3	0	0	2						
Carl Scheib, R OBP: 0.250, SLG: 0.359 (1.1)			HR	1B	FC		FC6-4	K		4	1	1	1	1	1	4						
Inning Stats	R: 0 E: 0 K: 1 S: 6	H: 1 LOB: 1 P: 6	R: 0 E: 0 K: 0 S: 3	H: 0 LOB: 0 BB: 0 P: 3	R: 3 E: 0 K: 1 S: 8	H: 3 LOB: 0 BB: 0 P: 8	R: 1 E: 0 K: 0 S: 5	H: 2 LOB: 3 BB: 1 P: 10	R: 4 E: 1 K: 0 S: 7	H: 4 LOB: 1 BB: 1 P: 11	R: 0 E: 0 K: 0 S: 4	H: 1 LOB: 1 BB: 0 P: 4	R: 0 E: 1 K: 0 S: 4	H: 1 LOB: 1 BB: 0 P: 4	R: 1 E: 0 K: 2 S: 5	H: 2 LOB: 1 BB: 0 P: 5	R: 1 E: 0 K: 2 S: 8	H: 1 LOB: 3 BB: 3 P: 20	1B: 8 2B: 4 3B: 1 HR: 2	SF: 0 SAC: 0 DP: 0 HBP: 1	WP: 0 PB: 0 SB: 0 CS: 0	PA: 48
PITCHER	IP	WLS	BF	H	R	ER	SO	BB	IBB	HBP	BLK	WP	HR	S	P	ERA	WHIP					
Ray Scarborough, R ERA: 4.73 (1.1)	4.0	L	23	9	7	7	2	1	0	1	0	0	2	25	30	15.75	2.500					
Howie Judson, R ERA: 3.97 (5.1)	4.0		18	5	2	2	0	0	1	0	0	0	0	17	21	4.50	1.250					
Lou Kretlow, R ERA: 10.23 (9.1)	1.0		7	1	1	1	2	3	0	0	0	0	0	8	20	9.00	4.000					

AB 42
R 10
H 15
RBI 9
BB 5
SO 4
LOB 20




Batter	1	2	3	4	5	6	7	8	9	AB	R	H	RBI	BB	SO	LOB	BOTTOM					
Chico Carrasquel, R OBP: 0.392, SLG: 0.394 (1.6)	1-3	6-3		6-3		1B			6-3	5	0	1	0	0	0	1	Philadelphia Athletics @ Chicago White Sox Comiskey Park, Chicago, IL Wed Aug 02 1950, 4:33 AM EDT Att: 1,729 - Unknown					
Dave Philley, S OBP: 0.312, SLG: 0.407 (1.9)	FC5-4 HR		P5		FC1-6 1B		1-3	F8		5	1	2	0	0	0	2						
Jerry Scala, L OBP: 0.283, SLG: 0.226 (1.8)	FC5-4 BB		FC5	2B	FC1-6 1B			F8		3	0	1	0	2	0	1						
Gus Zernial, R OBP: 0.340, SLG: 0.481 (1.7)	FC5-4 HR			BB	K		K			3	1	0	0	1	2	4						
Eddie Robinson, L OBP: 0.370, SLG: 0.398 (1.3)	HR		F7		1B		FC3-6			4	1	2	3	0	0	3						
Hank Majeski, R OBP: 0.378, SLG: 0.406 (1.5)	HR		FC5		F9		F8			4	0	1	0	0	0	5						
Phil Masi, R OBP: 0.366, SLG: 0.427 (1.2)	F9			6-3		F7		P6		4	0	0	0	0	0	1						
Nellie Fox, L OBP: 0.321, SLG: 0.305 (1.4)		P3		SH1-4 BB		1-3		4-3		3	0	0	0	1	0	0						
Ray Scarborough, R OBP: 0.200, SLG: 0.170 (1.1)		5-3						4-3		1	0	0	0	0	0	0						
Howie Judson, R OBP: 0.296, SLG: 0.250 (5.1)										1	0	1	0	0	0	0						
Floyd Baker, L OBP: 0.387, SLG: 0.364 (6. PH)										1	0	0	0	0	0	0						
Lou Kretlow, R OBP: 0.387, SLG: 0.364 (9.1)										0	0	0	0	0	0	0						
Inning Stats	R: 3 E: 0 K: 0 S: 6	H: 3 LOB: 1 P: 10	R: 0 E: 0 K: 0 S: 3	H: 0 LOB: 0 BB: 0 P: 3	R: 0 E: 0 K: 0 S: 4	H: 1 LOB: 2 BB: 1 P: 8	R: 0 E: 0 K: 0 S: 3	H: 0 LOB: 1 BB: 1 P: 7	R: 0 E: 0 K: 1 S: 7	H: 2 LOB: 2 BB: 0 P: 7	R: 0 E: 0 K: 0 S: 5	H: 2 LOB: 2 BB: 0 P: 5	R: 0 E: 0 K: 1 S: 5	H: 0 LOB: 1 BB: 1 P: 9	R: 0 E: 0 K: 0 S: 3	H: 0 LOB: 0 BB: 0 P: 3	R: 0 E: 0 K: 0 S: 3	H: 0 LOB: 0 BB: 0 P: 3	1B: 5 2B: 2 3B: 0 HR: 1	SF: 0 SAC: 1 DP: 0 HBP: 0	WP: 0 PB: 0 SB: 0 CS: 0	PA: 39
PITCHER	IP	WLS	BF	H	R	ER	SO	BB	IBB	HBP	BLK	WP	HR	S	P	ERA	WHIP					
Carl Scheib, R ERA: 6.69 (1.1)	9.0	W	39	8	3	3	2	4	0	0	0	0	1	39	55	3.00	1.333					

AB 34
R 3
H 8
RBI 3
BB 4
SO 2
LOB 17



Batter	1	2	3	4	5	6	7	8	9	AB	R	H	RBI	BB	SO	LOB	TOP			
Eddie Joost, R OBP: 0.376, SLG: 0.394 (1, 6)	0-0 6-3		0-0 P6		0-0 F8			0-0 F5		4	0	0	0	0	0	1	Philadelphia Athletics @ Chicago White Sox Comiskey Park, Chicago, IL Thu Aug 03 1950, 4:33 AM EDT Att: 2,259 - Unknown			
Barney McCosky, L OBP: 0.310, SLG: 0.320 (1, 7)	0-0 1-3		0-0 2-3 1B		0-0 4-3			0-0 F7		4	0	1	0	0	0	0				
Elmer Valo, L OBP: 0.397, SLG: 0.412 (1, 9)	0-0 4-3		0-0 F9			0-0 3-1		0-0 F9		4	0	0	0	0	0	2				
Sam Chapman, R OBP: 0.368, SLG: 0.492 (1, 8)		0-3 K		0-0 5-3		0-0 F9		0-0 5-3		4	0	0	0	0	1	0				
Fernis Fain, L OBP: 0.429, SLG: 0.412 (1, 3)		0-0 F7		0-0 4-3		0-0 6-3		4-0 FC6-4 BB		3	0	0	0	1	0	0				
Billy Hitchcock, R OBP: 0.392, SLG: 0.414 (1, 4)		0-0 1B		4-0 1B BB			0-0 F8	0-0 FC6-4 1-2		3	0	1	0	1	0	1				
Kermit Wahl, R OBP: 0.267, SLG: 0.286 (1, 5)		0-0 F8		0-0 1-2 1B			0-0 5-3			3	0	1	0	0	0	1				
Joe Tipton, R OBP: 0.295, SLG: 0.373 (1, 2)			0-0 1B E 1B		0-0 F7		0-0 6-3			3	0	1	0	0	0	2				
Hank Wyse, R OBP: 0.182, SLG: 0.156 (1, 1)			0-0 L1			0-0 F9		0-0 F3		2	0	0	0	0	0	1				
Wally Moses, L OBP: 0.384, SLG: 0.399 (8, PH)			0-0 1-2							1	0	0	0	0	0	0				
Bob Hooper, R OBP: 0.163, SLG: 0.262 (8, 1)										0	0	0	0	0	0	0				
Inning Stats	R: 0 E: 0 K: 0 S: 3	H: 0 LOB: 0 BB: 0 P: 3	R: 0 E: 0 K: 1 S: 6	H: 1 LOB: 1 BB: 0 P: 6	R: 0 E: 1 K: 0 S: 5	H: 2 LOB: 2 BB: 0 P: 5	R: 0 E: 0 K: 0 S: 4	H: 1 LOB: 2 BB: 1 P: 8	R: 0 E: 0 K: 0 S: 3	H: 0 LOB: 0 BB: 0 P: 3	R: 0 E: 0 K: 0 S: 3	H: 0 LOB: 0 BB: 0 P: 3	R: 0 E: 0 K: 0 S: 3	H: 0 LOB: 1 BB: 1 P: 7	R: 0 E: 0 K: 0 S: 3	H: 0 LOB: 0 BB: 0 P: 7	1B: 4 2B: 0 3B: 0 HR: 0	SF: 0 SAC: 0 DP: 0 HBP: 0	WP: 0 PB: 0 SB: 0 CS: 0	PA: 33
PITCHER Randy Gumpert, R ERA: 4.64 (1, 1)	IP: 9.0 WLS: W BF: 33 H: 4 R: 0 ER: 0 SO: 1 BB: 2 IBB: 0 HBP: 0 BLK: 0 WP: 0 HR: 0 S: 33 P: 41 ERA: 0.00 WHIP: 0.667																			


AB 31
R 0
H 4
RBI 0
BB 2
SO 1
LOB 8





Batter	1	2	3	4	5	6	7	8	9	AB	R	H	RBI	BB	SO	LOB	BOTTOM			
Chico Carrasquel, R OBP: 0.391, SLG: 0.393 (1, 6)	0-0 P6		0-3 K			0-0 FC1-6 1B		0-0 F8		4	0	1	0	0	1	0	Philadelphia Athletics @ Chicago White Sox Comiskey Park, Chicago, IL Thu Aug 03 1950, 4:33 AM EDT Att: 2,259 - Unknown			
Dave Philley, S OBP: 0.314, SLG: 0.407 (1, 9)	4-0 1B BB		0-0 4-3			0-0 FC1-6 1B		0-0 F8		3	0	1	0	1	0	0				
Jerry Scala, L OBP: 0.302, SLG: 0.236 (1, 8)	0-0 1-2 1B			4-0 FC5-4 BB		0-0 FC1-6 1-2 2-3				2	0	1	0	1	0	2				
Gus Zernial, R OBP: 0.338, SLG: 0.477 (1, 7)	0-3 K		0-0 FC5-4 G4-6-3		0-0 K					3	0	0	0	0	2	5				
Eddie Robinson, L OBP: 0.370, SLG: 0.403 (1, 3)			0-0 F9		0-0 G4-6-3					3	0	1	0	0	0	3				
Mike McCormick, R OBP: 0.339, SLG: 0.314 (7, PR)										0	1	0	0	0	0	0				
Gordon Goldsberry, L OBP: 0.440, SLG: 0.475 (8, 3)										0	0	0	0	0	0	0				
Hank Majeski, R OBP: 0.377, SLG: 0.405 (1, 5)		0-0 4-3			0-0 F8		0-0 FC3-6 1B			3	0	1	1	0	0	0				
Phil Masi, R OBP: 0.363, SLG: 0.422 (1, 2)		0-0 1-3			0-0 1-3		0-0 FC3-6 G6-4-3			3	0	0	0	0	0	2				
Nellie Fox, L OBP: 0.317, SLG: 0.301 (1, 4)		0-0 P3			0-0 P2		0-0 G6-4-3			3	0	0	0	0	0	2				
Randy Gumpert, R OBP: 0.154, SLG: 0.120 (1, 1)			0-0 P4			0-0 4-3		0-0 F8		3	0	0	0	0	0	0				
Inning Stats	R: 0 E: 0 K: 1 S: 6	H: 1 LOB: 2 BB: 1 P: 10	R: 0 E: 0 K: 0 S: 3	H: 0 LOB: 0 BB: 0 P: 3	R: 0 E: 0 K: 1 S: 5	H: 0 LOB: 0 BB: 0 P: 5	R: 0 E: 0 K: 0 S: 2	H: 0 LOB: 0 BB: 1 P: 6	R: 0 E: 0 K: 0 S: 3	H: 0 LOB: 0 BB: 0 P: 3	R: 1 E: 0 K: 0 S: 4	H: 2 LOB: 1 BB: 0 P: 4	R: 0 E: 0 K: 0 S: 3	H: 0 LOB: 0 BB: 0 P: 3	R: 0 E: 0 K: 0 S: 3	H: 0 LOB: 0 BB: 0 P: 3	1B: 4 2B: 0 3B: 1 HR: 0	SF: 0 SAC: 0 DP: 2 HBP: 0	WP: 0 PB: 0 SB: 0 CS: 0	PA: 29
PITCHER Hank Wyse, R ERA: 6.06 (1, 1)	IP: 7.0 WLS: L BF: 26 H: 5 R: 1 ER: 1 SO: 1 BB: 2 IBB: 0 HBP: 0 BLK: 0 WP: 0 HR: 0 S: 30 P: 38 ERA: 1.29 WHIP: 1.000																			
Bob Hooper, R ERA: 5.29 (8, 1)	IP: 1.0 WLS: 3 BF: 0 H: 0 R: 0 ER: 0 SO: 0 BB: 0 IBB: 0 HBP: 0 BLK: 0 WP: 0 HR: 0 S: 3 P: 3 ERA: 0.00 WHIP: 0.000																			


AB 27
R 1
H 5
RBI 1
BB 2
SO 3
LOB 14



Batter	1	2	3	4	5	6	7	8	9	AB	R	H	RBI	BB	SO	LOB	TOP										
Eddie Joost, R (1, 6) OBP: 0.376, SLG: 0.394											0	0	0	0	0	0	0	Philadelphia Athletics @ St. Louis Browns Sportsman's Park, St. Louis, MO Fri Aug 04 1950, 4:33 AM EDT Att: 2,971 - Unknown livebaseballscorecards.com									
Wally Moses, L (1, 9) OBP: 0.384, SLG: 0.399											0	0	0	0	0	0	0										
Elmer Valo, L (1, 7) OBP: 0.397, SLG: 0.412											0	0	0	0	0	0	0										
Sam Chapman, R (1, 8) OBP: 0.368, SLG: 0.492											0	0	0	0	0	0	0										
Ferris Fain, L (1, 3) OBP: 0.429, SLG: 0.412											0	0	0	0	0	0	0										
Billy Hitchcock, R (1, 4) OBP: 0.392, SLG: 0.414											0	0	0	0	0	0	0										
Kermit Wahl, R (1, 5) OBP: 0.267, SLG: 0.286											0	0	0	0	0	0	0										
Joe Tipton, R (1, 2) OBP: 0.295, SLG: 0.373											0	0	0	0	0	0	0										
Lou Brissie, L (1, 1) OBP: 0.169, SLG: 0.140											0	0	0	0	0	0	0										
Inning Stats											1B: 0	SF: 0	2B: 0	SAC: 0	3B: 0	DP: 0	HR: 0		HBP: 0	WP: 0	PA: 0						
PITCHER Harry Dorish, R (1, 1) ERA: 6.48	IP	WLS	BF	H	R	ER	SO	BB	IBB	HBP	BLK	WP	HR	S	P	ERA	WHIP	PITCHER									

Batter	1	2	3	4	5	6	7	8	9	AB	R	H	RBI	BB	SO	LOB	BOTTOM										
Billy DeMars, R (1, 6) OBP: 0.339, SLG: 0.290											0	0	0	0	0	0	0	Philadelphia Athletics @ St. Louis Browns Sportsman's Park, St. Louis, MO Fri Aug 04 1950, 4:33 AM EDT Att: 2,971 - Unknown livebaseballscorecards.com									
Snuffy Stirnweiss, R (1, 4) OBP: 0.372, SLG: 0.311											0	0	0	0	0	0	0										
Sherm Lollar, R (1, 2) OBP: 0.404, SLG: 0.493											0	0	0	0	0	0	0										
Don Lenhardt, R (1, 3) OBP: 0.402, SLG: 0.522											0	0	0	0	0	0	0										
Ken Wood, R (1, 9) OBP: 0.296, SLG: 0.407											0	0	0	0	0	0	0										
Roy Sievers, R (1, 8) OBP: 0.305, SLG: 0.367											0	0	0	0	0	0	0										
Dick Kokos, L (1, 7) OBP: 0.379, SLG: 0.428											0	0	0	0	0	0	0										
Owen Friend, R (1, 5) OBP: 0.308, SLG: 0.329											0	0	0	0	0	0	0										
Harry Dorish, R (1, 1) OBP: 0.265, SLG: 0.207											0	0	0	0	0	0	0										
Inning Stats											1B: 0	SF: 0	2B: 0	SAC: 0	3B: 0	DP: 0	HR: 0		HBP: 0	WP: 0	PA: 0						
PITCHER Lou Brissie, L (1, 1) ERA: 4.1	IP	WLS	BF	H	R	ER	SO	BB	IBB	HBP	BLK	WP	HR	S	P	ERA	WHIP	PITCHER									

Batter	1	2	3	4	5	6	7	8	9	AB	R	H	RBI	BB	SO	LOB	TOP																		
Eddie Joost, R (1, 6) OBP: 0.375, SLG: 0.391											0	0	0	0	0	0	0	Philadelphia Athletics @ St. Louis Browns Sportsman's Park, St. Louis, MO Sat Aug 05 1950, 4:33 AM EDT Att: 3,276 - Unknown livebaseballscorecards.com																	
Wally Moses, L (1, 9) OBP: 0.391, SLG: 0.415											0	0	0	0	0	0	0																		
Elmer Valo, L (1, 7) OBP: 0.402, SLG: 0.411											0	0	0	0	0	0	0																		
Sam Chapman, R (1, 8) OBP: 0.367, SLG: 0.496											0	0	0	0	0	0	0																		
Ferris Fain, L (1, 3) OBP: 0.430, SLG: 0.421											0	0	0	0	0	0	0																		
Billy Hitchcock, R (1, 4) OBP: 0.396, SLG: 0.416											0	0	0	0	0	0	0																		
Kermit Wahl, R (1, 5) OBP: 0.279, SLG: 0.292											0	0	0	0	0	0	0																		
Joe Tipton, R (1, 2) OBP: 0.289, SLG: 0.354											0	0	0	0	0	0	0																		
Alex Kellner, R (1, 1) OBP: 0.250, SLG: 0.255											0	0	0	0	0	0	0																		
Inning Stats											1B: 0	SF: 0	WP: 0	PA: 0	2B: 0	SAC: 0	FB: 0		3B: 0	DP: 0	SB: 0	CS: 0	HR: 0	HBP: 0											
PITCHER Stubby Overmire, L (1, 1) ERA: 6.13	IP	WLS	BF	H	R	ER	SO	BB	IBB	HBP	BLK	WP	HR	S	P	ERA	WHIP																		
																		PITCHER	IP	WLS	BF	H	R	ER	SO	BB	IBB	HBP	BLK	WP	HR	S	P	ERA	WHIP

Batter	1	2	3	4	5	6	7	8	9	AB	R	H	RBI	BB	SO	LOB	BOTTOM																		
Billy DeMars, R (1, 6) OBP: 0.341, SLG: 0.288											0	0	0	0	0	0	0	Philadelphia Athletics @ St. Louis Browns Sportsman's Park, St. Louis, MO Sat Aug 05 1950, 4:33 AM EDT Att: 3,276 - Unknown livebaseballscorecards.com																	
Snuffy Stirnweiss, R (1, 4) OBP: 0.373, SLG: 0.314											0	0	0	0	0	0	0																		
Roy Sievers, R (1, 8) OBP: 0.307, SLG: 0.380											0	0	0	0	0	0	0																		
Don Lenhardt, R (1, 3) OBP: 0.407, SLG: 0.540											0	0	0	0	0	0	0																		
Ken Wood, R (1, 9) OBP: 0.291, SLG: 0.399											0	0	0	0	0	0	0																		
Les Moss, R (1, 2) OBP: 0.310, SLG: 0.394											0	0	0	0	0	0	0																		
Dick Kokos, L (1, 7) OBP: 0.378, SLG: 0.434											0	0	0	0	0	0	0																		
Owen Friend, R (1, 5) OBP: 0.310, SLG: 0.331											0	0	0	0	0	0	0																		
Stubby Overmire, R (1, 1) OBP: 0.400, SLG: 0.182											0	0	0	0	0	0	0																		
Inning Stats											1B: 0	SF: 0	WP: 0	PA: 0	2B: 0	SAC: 0	FB: 0		3B: 0	DP: 0	SB: 0	CS: 0	HR: 0	HBP: 0											
PITCHER Alex Kellner, L (1, 1) ERA: 5.13	IP	WLS	BF	H	R	ER	SO	BB	IBB	HBP	BLK	WP	HR	S	P	ERA	WHIP																		
																		PITCHER	IP	WLS	BF	H	R	ER	SO	BB	IBB	HBP	BLK	WP	HR	S	P	ERA	WHIP

Batter	1	2	3	4	5	6	7	8	9	AB	R	H	RBI	BB	SO	LOB	TOP			
Eddie Yost, R OBP: 0.423, SLG: 0.414 (1, 5)	0-0 5-3			0-0 F6			0-0 6-3		0-0 F8	4	0	0	0	0	0	0	Washington Senators @ Philadelphia Athletics Shibe Park, Philadelphia, PA Tue Aug 08 1950, 3:33 AM EDT Att: 6,120 - Unknown livebaseballscorecards.com			
Cass Michaels, R OBP: 0.385, SLG: 0.406 (1, 4)	0-0 F2			0-3 K			4-0 FC3-6 BB		0-0 L5	3	0	0	0	1	1	0				
Irv Noren, L OBP: 0.387, SLG: 0.462 (1, 8)	0-3 K			0-0 F9			0-0 FC3-6 1B 1-2		0-0 1B	4	0	1	0	0	1	1				
Mickey Vernon, L OBP: 0.391, SLG: 0.367 (1, 3)		4-0 G6-4-3 BB			0-3 K		0-0 1B		0-0 F9	3	0	1	0	1	1	1				
Sam Mele, R OBP: 0.377, SLG: 0.470 (1, 7) (8, 9)		0-0 G6-4-3 1-2			0-0 F3		0-0 F9			3	0	0	0	0	0	3				
Roberto Ortiz, R OBP: 0.291, SLG: 0.278 (8, PR) Gil Coan, L OBP: 0.313, SLG: 0.393 (8, 7)		0-0 F9			0-0 6-3			4-0 SH5-3 BB		2	0	0	0	1	0	0				
Sam Dente, R OBP: 0.294, SLG: 0.294 (1, 6)			0-0 1-3		0-0 F3			0-0 SH5-3 1-3		2	0	0	0	0	0	0				
Al Evans, R OBP: 0.298, SLG: 0.293 (1, 2)			0-0 F7		0-0 F4			0-0 F2		3	0	0	0	0	0	2				
Sid Hudson, R OBP: 0.234, SLG: 0.254 (1, 1)			0-0 4-3		0-0 4-3			0-0 5-3		3	0	0	0	0	0	2				
Inning Stats	R: 0 E: 0 K: 1 S: 5	H: 0 LOB: 0 BB: 0 P: 5	R: 0 E: 0 K: 0 S: 2	H: 0 LOB: 0 BB: 1 P: 6	R: 0 E: 0 K: 0 S: 3	H: 0 LOB: 0 BB: 0 P: 3	R: 0 E: 0 K: 1 S: 5	H: 0 LOB: 0 BB: 0 P: 5	R: 0 E: 0 K: 0 S: 3	H: 0 LOB: 0 BB: 0 P: 3	R: 0 E: 0 K: 0 S: 4	H: 1 LOB: 2 BB: 1 P: 8	R: 0 E: 0 K: 0 S: 3	H: 0 LOB: 2 BB: 1 P: 7	R: 0 E: 0 K: 0 S: 4	H: 1 LOB: 1 BB: 0 P: 4	1B: 2 2B: 0 3B: 0 HR: 0	SF: 0 SAC: 1 DP: 1 HBP: 0	WP: 0 PB: 0 SB: 1 CS: 0	PA: 31
PITCHER Lou Brissie, L ERA: 4.06 (1, 1)	IP: 9.0 WLS: W BF: 31 H: 2 R: 0 ER: 0 SO: 3 BB: 3 IBB: 0 HBP: 0 BLK: 0 WP: 0 HR: 0 S: 34 P: 46 ERA: 0.00 WHIP: 0.556																			


Batter	1	2	3	4	5	6	7	8	9	AB	R	H	RBI	BB	SO	LOB	BOTTOM			
Eddie Joost, R OBP: 0.377, SLG: 0.385 (1, 6)	0-3 K			0-0 SH3-4 1B		0-0 1-3		4-0 1B BB		3	1	1	0	1	1	0	Washington Senators @ Philadelphia Athletics Shibe Park, Philadelphia, PA Tue Aug 08 1950, 3:33 AM EDT Att: 6,120 - Unknown livebaseballscorecards.com			
Barney McCosky, L OBP: 0.333, SLG: 0.340 (1, 7)	0-0 G1-6-3 1B			0-0 SH3-4 1B		4-0 1B F7 BB		0-0 1-2 4-3 1B		3	2	3	0	1	0	0				
Paul Lehner, L OBP: 0.360, SLG: 0.421 (1, 9)	0-0 G1-6-3 1-2			0-0 SH3-4		0-0 1-3 1B		0-0 4-3 F8 1B		3	1	2	1	0	0	1				
Sam Chapman, R OBP: 0.365, SLG: 0.488 (1, 8)		0-0 F9		0-0 6-3		0-0 F7		4-0 4-3 2B BB		3	1	0	1	1	0	3				
Ferris Fain, L OBP: 0.427, SLG: 0.415 (1, 3)		0-0 4-3		4-0 IBB		0-0 G3		0-0 4-3		3	0	0	1	1	0	3				
Billy Hitchcock, R OBP: 0.385, SLG: 0.399 (1, 4)		0-0 G3		0-0 F2		0-0 1-3 1B		0-0 1-3 F8		4	0	0	1	0	0	4				
Kermit Wahl, R OBP: 0.289, SLG: 0.305 (1, 5)			0-0 4-3		0-0 F9		0-0 G3		0-0 2B	4	0	1	1	0	0	0				
Joe Astroth, R OBP: 0.389, SLG: 0.338 (1, 2)			0-0 6-3		0-0 6-3		0-0 1B		0-3 K	4	0	1	0	0	1	1				
Lou Brissie, L OBP: 0.156, SLG: 0.129 (1, 1)			0-0 F6		0-0 4-3		0-0 4-3			3	0	0	0	0	0	1				
Inning Stats	R: 0 E: 0 K: 1 S: 5	H: 1 LOB: 0 BB: 0 P: 5	R: 0 E: 0 K: 0 S: 3	H: 0 LOB: 0 BB: 0 P: 3	R: 0 E: 0 K: 0 S: 3	H: 2 LOB: 3 BB: 1 P: 9	R: 0 E: 0 K: 0 S: 4	H: 1 LOB: 1 BB: 1 P: 8	R: 0 E: 0 K: 0 S: 4	H: 1 LOB: 0 BB: 0 P: 4	R: 4 E: 0 K: 1 S: 8	H: 3 LOB: 1 BB: 2 P: 16	R: 0 E: 0 K: 0 S: 4	H: 0 LOB: 0 BB: 0 P: 4	R: 0 E: 0 K: 0 S: 4	H: 0 LOB: 0 BB: 0 P: 4	1B: 7 2B: 1 3B: 0 HR: 0	SF: 0 SAC: 1 DP: 1 HBP: 0	WP: 0 PB: 0 SB: 0 CS: 0	PA: 35
PITCHER Sid Hudson, R ERA: 4.19 (1, 1)	IP: 8.0 WLS: L BF: 35 H: 8 R: 5 ER: 5 SO: 2 BB: 3 IBB: 1 HBP: 0 BLK: 0 WP: 0 HR: 0 S: 35 P: 51 ERA: 5.62 WHIP: 1.375																			

Batter	1	2	3	4	5	6	7	8	9	10	11	AB	R	H	RBI	BB	SO	LOB	TOP								
Eddie Yost, R OBP: 0.422, SLG: 0.411 (1.5)	K		FC4-6 1B			5-3	2B BB		1-3		4-3	5	1	1	0	1	1	2									
Gil Coan, L OBP: 0.310, SLG: 0.393 (1.7)	K		FC4-6			F9	3B 2B		4-3			5	1	1	3	0	1	2									
Irv Noren, L OBP: 0.384, SLG: 0.464 (1.8)	F9		F3			F9	3B				F7	5	0	1	1	0	0	1									
Mickey Vernon, L OBP: 0.392, SLG: 0.371 (1.3)		1B 2B				F9	1B K				K	5	1	2	0	0	2	1									
Bud Stewart, L OBP: 0.353, SLG: 0.376 (1.9)		F8				F4	F8	FC1-6 BB			1B	4	0	1	0	1	0	2									
Cass Michaels, R OBP: 0.385, SLG: 0.414 (1.4)		1B BB				5-3	HR	FC1-6			F9	4	1	1	2	1	0	2									
Sam Dente, R OBP: 0.295, SLG: 0.295 (1.6)		FC6-4 1B				6-3	BB 2B 1B	G3-4-6-3			F9	5	1	2	0	0	0	1									
Mickey Grasso, R OBP: 0.373, SLG: 0.377 (1.2)		FC6-4				F8	BB 2B 1B				F8	5	1	1	0	0	0	2									
Connie Marrero, R OBP: 0.227, SLG: 0.175 (3.1)						6-3						1	0	0	0	0	0	0									
Al Sima, R OBP: 0.250, SLG: 0.250 (7. PH)												1	0	0	0	0	0	0									
Shery Robertson, L OBP: 0.374, SLG: 0.348 (7.1)												1	0	0	0	0	0	1									
Elmer Singleton, R OBP: 0.353, SLG: 0.667 (7.1)												1	0	0	0	0	0	0									
Mickey Harris, L OBP: 0.412, SLG: 0.286 (7.1)												1	0	1	0	1	0	0									
Inning Stats	R: 0 E: 0 K: 2 S: 7	H: 0 LOB: 0 BB: 0 P: 7	R: 0 E: 0 K: 0 S: 4	H: 2 LOB: 2 BB: 1 P: 8	R: 0 E: 0 K: 0 S: 4	H: 1 LOB: 1 BB: 0 P: 4	R: 0 E: 0 K: 0 S: 3	H: 0 LOB: 0 BB: 0 P: 3	R: 0 E: 0 K: 0 S: 3	H: 0 LOB: 0 BB: 0 P: 3	R: 6 E: 0 K: 2 S: 13	H: 6 LOB: 1 BB: 1 P: 17	R: 0 E: 0 K: 0 S: 2	H: 0 LOB: 0 BB: 1 P: 6	R: 0 E: 0 K: 0 S: 3	H: 0 LOB: 1 BB: 1 P: 7	R: 0 E: 0 K: 1 S: 6	H: 1 LOB: 1 BB: 0 P: 6	R: 0 E: 0 K: 0 S: 4	H: 1 LOB: 1 BB: 0 P: 4	1B: 7 2B: 2 3B: 1 HR: 1	SF: 0 SAC: 0 DP: 1 HBP: 0	WP: 0 PB: 0 SB: 0 CS: 0	PA: 46			
PITCHER	IP ERA: 6.19	WLS W	BF 17	H 3	R 0	ER 0	SO 2	BB 2	IBB 0	HBP 0	BLK 0	WP 0	HR 0	S 19	P 27	ERA 0.00	WHIP 1.154										

Washington Senators @ Philadelphia Athletics
Shibe Park, Philadelphia, PA
Wed Aug 09 1950, 3:33 AM EDT
Att: 6,055 - Unknown

livebaseballscores.com

AB 42
R 6
H 11
RBI 6
BB 4
SO 5
LOB 15




Batter	1	2	3	4	5	6	7	8	9	10	11	AB	R	H	RBI	BB	SO	LOB	BOTTOM								
Eddie Joost, R OBP: 0.382, SLG: 0.399 (1.6)	1B F9 BB			K		5-3		HR			IBB	4	2	2	1	2	1	0									
Barney McCosky, L OBP: 0.325, SLG: 0.330 (1.7)	F9	F9				4-3		4-3			F8	6	0	1	0	0	0	4									
Paul Lehner, L OBP: 0.380, SLG: 0.417 (1.9)	BB 3B 1B	F6		K			FC4-6 BB	4-3			F7	5	1	1	0	1	1	2									
Sam Chapman, R OBP: 0.367, SLG: 0.492 (1.8)	F9			1B 5-3 1B		5-3		FC4-6 BB			F8	5	2	2	1	1	0	2									
Feris Fain, L OBP: 0.428, SLG: 0.413 (1.3)	3B BB			5-3 1B		1-3		FC4-6			F7	4	1	1	0	2	0	2									
Billy Hitchcock, R OBP: 0.388, SLG: 0.406 (1.4)	1B 2B 3B			5-3		5-3		BB			6-3	4	1	1	3	2	0	1									
Kermit Wahl, R OBP: 0.297, SLG: 0.320 (1.5)				F5				K			SH1-4 1B	6	0	3	1	0	1	7									
Joe Tipton, R OBP: 0.277, SLG: 0.326 (1.2)	F5					F2		K			F8	5	0	1	1	1	1	6									
Hank Wyse, R OBP: 0.197, SLG: 0.143 (7.1)				K				K			SH1-4	3	0	0	0	0	2	2									
Bob Hooper, R OBP: 0.174, SLG: 0.267 (7.1)				1-3		K		K				1	0	0	0	0	1	0									
Inning Stats	R: 4 E: 0 K: 0 S: 6	H: 3 LOB: 1 BB: 2 P: 14	R: 0 E: 0 K: 1 S: 6	H: 1 LOB: 1 BB: 0 P: 6	R: 1 E: 0 K: 0 S: 5	H: 2 LOB: 2 BB: 1 P: 9	R: 0 E: 0 K: 2 S: 8	H: 1 LOB: 1 BB: 0 P: 8	R: 0 E: 0 K: 0 S: 4	H: 1 LOB: 1 BB: 0 P: 4	R: 0 E: 0 K: 1 S: 5	H: 0 LOB: 0 BB: 0 P: 5	R: 0 E: 0 K: 2 S: 7	H: 3 LOB: 3 BB: 3 P: 19	R: 1 E: 0 K: 1 S: 6	H: 1 LOB: 0 BB: 0 P: 6	R: 0 E: 0 K: 0 S: 3	H: 0 LOB: 0 BB: 0 P: 3	R: 0 E: 0 K: 0 S: 4	H: 1 LOB: 2 BB: 1 P: 8	R: 1 E: 0 K: 0 S: 4	H: 2 LOB: 3 BB: 2 P: 12	1B: 7 2B: 2 3B: 2 HR: 1	SF: 0 SAC: 1 DP: 0 HBP: 0	WP: 0 PB: 0 SB: 2 CS: 0	PA: 53	
PITCHER	IP ERA: 4.59	WLS 4	BF 15	H 2	R 0	ER 0	SO 3	BB 1	IBB 0	HBP 0	BLK 0	WP 0	HR 0	S 20	P 24	ERA 0.00	WHIP 0.750										
Connie Marrero, R ERA: 4.59 (1.1)	IP 2.0	WLS 2	BF 14	H 6	R 5	ER 5	SO 1	BB 2	IBB 0	HBP 0	BLK 0	WP 0	HR 0	S 14	P 22	ERA 22.50	WHIP 4.000										
Al Sima, L ERA: 4.06 (3.1)	IP 4.0	WLS 15	BF 2	H 2	R 0	ER 0	SO 3	BB 1	IBB 0	HBP 0	BLK 0	WP 0	HR 0	S 20	P 24	ERA 0.00	WHIP 0.750										
Elmer Singleton, R ERA: 5.82 (7.1)	IP 0.0	WLS 2	BF 0	H 0	R 0	ER 0	SO 0	BB 2	IBB 0	HBP 0	BLK 0	WP 0	HR 0	S 8	P 8	ERA -	WHIP -										
Mickey Harris, L ERA: 4.12 (7.1)	IP 4.2	WLS L	BF 22	H 4	R 2	ER 2	SO 3	BB 3	IBB 1	HBP 0	BLK 0	WP 0	HR 1	S 24	P 40	ERA 3.86	WHIP 1.500										

Washington Senators @ Philadelphia Athletics
Shibe Park, Philadelphia, PA
Wed Aug 09 1950, 3:33 AM EDT
Att: 6,055 - Unknown

livebaseballscores.com

AB 43
R 7
H 12
RBI 7
BB 9
SO 7
LOB 26



Batter	1	2	3	4	5	6	7	8	9	AB	R	H	RBI	BB	SO	LOB	TOP										
Eddie Joost, R OBP: 0.382, SLG: 0.403 (1,6)	F2		F8	BB	BB		K	F7		4	1	1	0	1	1	2											
Barney McCosky, L OBP: 0.320, SLG: 0.325 (1,7)	G6-4-3		F8	BB			1-3		L4	5	0	1	1	0	0	3											
Paul Lehner, L OBP: 0.364, SLG: 0.433 (1,9)	G6-4-3		3H	BB						5	1	3	1	0	1	1											
Sam Chapman, R OBP: 0.368, SLG: 0.499 (1,8)		HR	F7	BB			G4-6-3	K	L8	5	1	2	1	0	1	2											
Fernis Fain, L OBP: 0.423, SLG: 0.407 (1,3)	4-3		F8				G4-6-3	1-3	4-3	5	0	0	0	0	0	3											
Billy Hitchcock, R OBP: 0.394, SLG: 0.416 (1,4)	BB			SH5-4			F8			4	1	3	0	0	0	0											
Kermit Wahl, R OBP: 0.311, SLG: 0.338 (1,5)	BB			SH5-4			CS	BB		1	1	1	1	2	0	0											
Joe Tipton, R OBP: 0.286, SLG: 0.319 (1,2)	F7			BB			K			2	0	0	0	2	1	3											
Alex Kellner, R OBP: 0.237, SLG: 0.241 (1,1)										4	0	1	1	0	2	4											
Lou Brissie, L OBP: 0.156, SLG: 0.129 (9,1)	K			K			5-3		1B	0	0	0	0	0	0	0											
Inning Stats	R: 0 E: 0 K: 0 S: 3	H: 1 LOB: 0 BB: 0 P: 3	R: 1 E: 0 K: 1 S: 7	H: 2 LOB: 2 BB: 1 P: 11	R: 1 E: 0 K: 0 S: 5	H: 2 LOB: 1 BB: 0 P: 5	R: 0 E: 0 K: 1 S: 6	H: 1 LOB: 3 BB: 2 P: 14	R: 0 E: 0 K: 1 S: 4	H: 0 LOB: 1 BB: 1 P: 8	R: 0 E: 0 K: 1 S: 5	H: 0 LOB: 0 BB: 0 P: 5	R: 0 E: 0 K: 1 S: 9	H: 4 LOB: 2 BB: 1 P: 13	R: 0 E: 0 K: 0 S: 4	H: 1 LOB: 1 BB: 0 P: 4	1B: 7 2B: 2 3B: 2 HR: 2	SF: 0 SAC: 1 DP: 3 HBP: 0	WP: 0 PB: 0 SB: 0 CS: 1	PA: 41							
PITCHER	IP	WLS	BF	H	R	ER	SO	BB	IBB	HBP	BLK	WP	HR	S	P	ERA	WHIP										
Ed Lopat, L ERA: 3.81 (1,1)	3.0	L	14	5	2	2	1	1	0	0	0	0	1	15	19	6.00	2.000										
Whitey Ford, L ERA: 4.54 (4,1)	4.0		15	2	0	0	4	3	0	0	0	0	0	20	32	0.00	1.250										
Joe Ostrowski, L ERA: 3.71 (8,1)	0.2		7	4	3	3	1	1	0	0	0	0	1	8	12	40.50	7.500										
Joe Page, L ERA: 4.6 (8,1)	1.1		5	1	0	0	0	0	0	0	0	0	0	5	5	0.00	0.750										

Philadelphia Athletics @ New York Yankees
 Yankee Stadium, Bronx, NY
 Thu Aug 10 1950, 3:33 AM EDT
 Att: 9,399 - Unknown

AB 35
 R 5
 H 12
 RBI 5
 BB 5
 SO 6
 LOB 18





Batter	1	2	3	4	5	6	7	8	9	AB	R	H	RBI	BB	SO	LOB	BOTTOM										
Gene Woodling, L OBP: 0.389, SLG: 0.426 (1,7)	4-3		BB				G3		E4	4	0	0	0	1	0	1											
Phil Rizzuto, R OBP: 0.418, SLG: 0.431 (1,6)	E		BB				F7		F4	4	0	1	0	1	0	1											
Hank Bauer, R OBP: 0.380, SLG: 0.496 (1,9)	E5		F9				L3		6-3	4	0	1	0	0	0	3											
Johnny Mize, L OBP: 0.390, SLG: 0.625 (1,3)	F4		F6				L3			4	0	1	0	0	0	5											
Joe Collins, L OBP: 0.305, SLG: 0.433 (9,3)	F4		F6				L3		1B	0	0	0	0	0	0	0											
Joe DiMaggio, R OBP: 0.363, SLG: 0.537 (1,8)	FC6-4		F8				F7		F8	4	0	0	0	0	0	5											
Yogi Berra, L OBP: 0.385, SLG: 0.504 (1,2)			L3				F9			2	2	0	0	2	0	0											
Billy Johnson, R OBP: 0.365, SLG: 0.395 (1,5)			6-3				F8		2B	4	1	2	2	0	0	0											
Jerry Coleman, R OBP: 0.358, SLG: 0.381 (1,4)							F9		1B	3	0	2	0	0	0	0											
Ed Lopat, L ERA: 3.82 (1,1)							F8			1	0	0	0	0	0	1											
Whitey Ford, L ERA: 4.54 (4,1)							F8			1	0	0	0	0	0	0											
Tommy Henrich, L OBP: 0.375, SLG: 0.554 (7,PH)							F8			1	0	0	0	0	0	1											
Joe Ostrowski, L OBP: 0.347, SLG: 0.348 (8,1)							F8			0	0	0	0	0	0	0											
Joe Page, L OBP: 0.375, SLG: 0.429 (9,1)							F8			0	0	0	0	0	0	0											
Bobby Brown, L OBP: 0.335, SLG: 0.330 (9,PH)							F8			1	0	0	0	0	0	1											
Inning Stats	R: 0 E: 1 K: 0 S: 5	H: 1 LOB: 2 BB: 0 P: 5	R: 0 E: 0 K: 0 S: 4	H: 1 LOB: 1 BB: 0 P: 4	R: 0 E: 0 K: 0 S: 3	H: 0 LOB: 2 BB: 2 P: 11	R: 0 E: 0 K: 0 S: 3	H: 0 LOB: 0 BB: 0 P: 3	R: 0 E: 0 K: 0 S: 3	H: 1 LOB: 0 BB: 0 P: 3	R: 1 E: 0 K: 0 S: 4	H: 1 LOB: 1 BB: 1 P: 8	R: 0 E: 0 K: 0 S: 4	H: 1 LOB: 1 BB: 0 P: 4	R: 2 E: 1 K: 0 S: 5	H: 2 LOB: 1 BB: 1 P: 9	1B: 5 2B: 3 3B: 0 HR: 0	SF: 0 SAC: 1 DP: 2 HBP: 0	WP: 0 PB: 0 SB: 0 CS: 0	PA: 38							
PITCHER	IP	WLS	BF	H	R	ER	SO	BB	IBB	HBP	BLK	WP	HR	S	P	ERA	WHIP										
Alex Kellner, L ERA: 4.89 (1,1)	8.0	W	35	7	3	3	0	4	0	0	0	0	0	31	47	3.38	1.375										
Lou Brissie, L ERA: 4.03 (9,1)	1.0	S	3	0	0	0	0	0	0	0	0	0	0	3	3	0.00	0.000										

Philadelphia Athletics @ New York Yankees
 Yankee Stadium, Bronx, NY
 Thu Aug 10 1950, 3:33 AM EDT
 Att: 9,399 - Unknown

AB 33
 R 3
 H 7
 RBI 2
 BB 4
 SO 0
 LOB 18




Batter	1	2	3	4	5	6	7	8	9	AB	R	H	RBI	BB	SO	LOB	TOP															
Eddie Joost, R OBP: 0.380, SLG: 0.398 (1, 6)	0-0 P6		0-0 F9		4-0 1B BB	0-3 K		0-0 5-3	4 1 0 0 1 1 0	Philadelphia Athletics @ New York Yankees Yankee Stadium, Bronx, NY Fri Aug 11 1950, 3:33 AM EDT Att: 27,002 - Unknown livebaseballscorecards.com	AB 35 R 6 H 8 RBI 6 BB 7 SO 7 LOB 17																					
Barney McCosky, L OBP: 0.316, SLG: 0.320 (1, 7)	0-0 F9		0-0 4-3		0-3 K	0-0 F9		0-0 F 1B 4-3 1B	5 1 1 0 0 1 2																							
Paul Lehner, L OBP: 0.368, SLG: 0.436 (1, 9)	0-0 BB 1B		0-0 G3		0-0 BB 1B 1-2 2B 1-2 2-H	0-3 K		0-0 4-3 E 1-2 1B	5 1 3 1 0 1 0																							
Sam Chapman, R OBP: 0.368, SLG: 0.496 (1, 8)	4-0 1-2 BB		0-0 4-3	0-0 4-3	0-0 BB 1-2 2B 1B	0-0 6-3		0-0 E1 4-3	4 1 1 0 1 0 2																							
Fernis Fain, L OBP: 0.425, SLG: 0.406 (1, 3)	0-3 K		0-0 1B 1B	0-0 1B 1B	4-0 1-2 2B BB	4-0 BB		0-0 4-3	3 1 1 2 2 1 4																							
Billy Hitchcock, R OBP: 0.390, SLG: 0.416 (1, 4)		0-0 5-3		0-0 F9	0-0 2B	0-0 1-3		0-0 K	5 0 1 3 0 1 4																							
Kermit Wahl, R OBP: 0.315, SLG: 0.338 (1, 5)		0-0		0-0	0-0 1B BB G6-4-3	0-3 K			3 0 1 0 1 1 0																							
Joe Tipton, R OBP: 0.293, SLG: 0.319 Mike Guerra, R OBP: 0.335, SLG: 0.374 (1, 2) (2, 2)		4-0 BB		0-0 F9	0-0 G6-4-3	0-0 P3			0 0 0 0 1 0 0 3 0 0 0 0 0 4																							
Joe Coleman, R (1, 1)	0-3 K				4-0 BB 1B	0-0 5-3		0-0 F2	3 1 0 0 1 1 1																							
Inning Stats	R: 0 E: 0 K: 1 S: 6	H: 1 LOB: 2 BB: 1 P: 10	R: 0 E: 0 K: 1 S: 5	H: 0 LOB: 1 BB: 1 P: 9	R: 0 E: 0 K: 0 S: 3	H: 0 LOB: 0 BB: 0 P: 3	R: 0 E: 0 K: 0 S: 5	H: 2 LOB: 2 BB: 0 P: 5	R: 5 E: 0 K: 1 S: 7				H: 3 LOB: 1 BB: 4 P: 23	R: 0 E: 0 K: 1 S: 5	H: 0 LOB: 1 BB: 1 P: 9	R: 0 E: 0 K: 1 S: 5	H: 0 LOB: 0 BB: 0 P: 5	R: 0 E: 0 K: 1 S: 5	H: 0 LOB: 1 BB: 1 P: 9	R: 1 E: 1 K: 1 S: 8	H: 2 LOB: 2 BB: 0 P: 8	1B: 7 2B: 1 3B: 0 HR: 0	SF: 0 SAC: 0 DP: 1 HBP: 0	WP: 0 PB: 0 SB: 0 CS: 0	PA: 42							
PITCHER	IP WLS BF H R ER SO BB IBB HBP BLK WP HR S P ERA WHIP																															
Tommy Byrne, L ERA: 4.65 Fred Sanford, R ERA: 4.31 Tom Ferrick, R ERA: 3.6	(1, 1) (5, 1) (5, 1)	4.1 0.0 4.2	23 2 17	5 1 2	5 0 1	5 0 0	3 0 4	5 1 1	0 0 0	0 0 0	0 0 0	0 0 0	24 1 24	44 5 28	10.38 ∞ 0.00	2.308 ∞ 0.643																

Batter	1	2	3	4	5	6	7	8	9	AB	R	H	RBI	BB	SO	LOB	BOTTOM														
Gene Woodling, L OBP: 0.392, SLG: 0.425 (1, 7)	4-0 S 1B BB	0-0 FC4-6 SH5-3 1-2 1B 3-H		0-0 BB 1B		4-0 5-3 BB		0-0 F8	3 3 1 1 2 0 1	Philadelphia Athletics @ New York Yankees Yankee Stadium, Bronx, NY Fri Aug 11 1950, 3:33 AM EDT Att: 27,002 - Unknown livebaseballscorecards.com	AB 29 R 7 H 8 RBI 7 BB 9 SO 3 LOB 18																				
Phil Rizzuto, R OBP: 0.421, SLG: 0.431 (1, 6)	4-0 1B 1-2 BB F8-4-3	0-0 SH5-3		4-0 1B 1-2 BB		0-0 5-3		0-0 S 1B	2 1 1 0 2 0 1																						
Hank Bauer, R OBP: 0.384, SLG: 0.498 (1, 9)	0-0 1-3 2-H 1B	0-0 2-H 1B		0-0 1-3 2-H 1B		0-0 F8		0-0 6-3	5 0 3 3 0 0 2																						
Johnny Mize, L OBP: 0.393, SLG: 0.615 Joe Collins, L OBP: 0.305, SLG: 0.433 (1, 3) (7, PR) (8, 3)	4-0 F8-4-3 BB	0-3 K		0-0 P4		4-0 S HR BB			2 0 0 0 2 1 3 0 1 0 0 0 0 0																						
Yogi Berra, L OBP: 0.383, SLG: 0.500 (1, 2)	0-0 F8-4-3 1-1 1B 3-H		4-0 CS BB		0-0 P6		0-0 P4		3 0 0 1 1 0 3																						
Bobby Brown, L OBP: 0.337, SLG: 0.330 (1, 5)	4-0 BB		0-0 F9		0-0 4-3 1B		0-0 F8		3 0 1 0 1 0 3																						
Cliff Mapes, L OBP: 0.350, SLG: 0.434 (1, 8)	0-3 K		0-0 F9		0-0 4-3		0-0 2-H HR		4 1 1 2 0 1 3																						
Jerry Coleman, R OBP: 0.357, SLG: 0.378 (1, 4)		4-0 1B FC4-6 BB		0-0 5-3		0-0 6-3		0-3 K	3 1 0 0 1 1 2																						
Tommy Byrne, L OBP: 0.324, SLG: 0.429 Fred Sanford, S OBP: 0.265, SLG: 0.303 Tom Ferrick, R OBP: 0.214, SLG: 0.083 (1, 1) (5, 1) (5, 1)		0-0 FC4-6 1-3 1B		0-0 4-3		0-0 F8		0-0 4-3	2 0 1 0 0 0 0 0 0 0 0 0 0 0 2 0 0 0 0 0 0																						
Inning Stats	R: 2 E: 0 K: 1 S: 5	H: 1 LOB: 2 BB: 4 P: 21	R: 2 E: 0 K: 1 S: 7	H: 2 LOB: 1 BB: 1 P: 11	R: 0 E: 0 K: 0 S: 2	H: 0 LOB: 0 BB: 1 P: 6	R: 1 E: 0 K: 0 S: 5	H: 2 LOB: 2 BB: 1 P: 9	R: 0 E: 0 K: 0 S: 4				H: 1 LOB: 1 BB: 0 P: 4	R: 0 E: 0 K: 0 S: 3	H: 0 LOB: 1 BB: 1 P: 7	R: 2 E: 0 K: 1 S: 6	H: 1 LOB: 1 BB: 1 P: 10	R: 0 E: 0 K: 0 S: 4	H: 1 LOB: 1 BB: 0 P: 4	1B: 7 2B: 1 3B: 0 HR: 1	SF: 0 SAC: 1 DP: 1 HBP: 0	WP: 0 PB: 0 SB: 3 CS: 1	PA: 39								
PITCHER	IP WLS BF H R ER SO BB IBB HBP BLK WP HR S P ERA WHIP																														
Joe Coleman, R ERA: 8.56	(1, 1)	8.0 L	39 39	8 7	7 7	3 3	9 9	0 0	0 0	0 0	1 1	36 36	72 72	7.88 7.88	2.125 2.125																

Batter	1	2	3	4	5	6	7	8	9	AB	R	H	RBI	BB	SO	LOB	TOP			
Eddie Joost, R OBP: 0.380, SLG: 0.396 (1, 6)										4	1	1	0	1	1	3	Philadelphia Athletics @ New York Yankees Yankee Stadium, Bronx, NY Sat Aug 12 1950, 3:33 AM EDT Att: 18,618 - Unknown			
Barney McCosky, L OBP: 0.328, SLG: 0.317 (1, 7)										1	0	0	0	3	0					
Paul Lehner, L OBP: 0.365, SLG: 0.431 (1, 9)										5	0	1	0	0	7					
Sam Chapman, R OBP: 0.373, SLG: 0.499 (1, 8)										4	0	3	1	1	1	0				
Feris Fain, L OBP: 0.423, SLG: 0.402 (1, 3)										4	0	0	0	1	0	4				
Billy Hitchcock, R OBP: 0.384, SLG: 0.409 (1, 4)										4	0	0	0	0	1	6				
Kermit Wahl, R OBP: 0.314, SLG: 0.335 (1, 5)										4	0	1	0	0	0	3				
Joe Tipton, R OBP: 0.301, SLG: 0.319 (1, 2)										3	0	1	0	1	0	1				
Carl Scheib, R OBP: 0.279, SLG: 0.381 Bobby Shantz, R OBP: 0.268, SLG: 0.260 (1, 1) (2, 1)										1	0	1	0	0	0	0				
Inning Stats	R: 1 E: 0 K: 0 S: 5	H: 2 LOB: 2 BB: 1 P: 9	R: 0 E: 0 K: 0 S: 5	H: 2 LOB: 2 BB: 1 P: 9	R: 0 E: 0 K: 1 S: 5	H: 0 LOB: 0 BB: 0 P: 5	R: 1 E: 0 K: 1 S: 6	H: 1 LOB: 0 BB: 0 P: 6	R: 0 E: 0 K: 1 S: 5	H: 2 LOB: 3 BB: 3 P: 17	R: 0 E: 0 K: 0 S: 3	H: 1 LOB: 0 BB: 0 P: 3	R: 0 E: 0 K: 0 S: 3	H: 0 LOB: 1 BB: 1 P: 7	R: 0 E: 0 K: 0 S: 4	H: 1 LOB: 1 BB: 0 P: 4	1B: 8 2B: 1 3B: 0 HR: 1	SF: 0 SAC: 1 DP: 2 HBP: 0	WP: 0 PB: 0 SB: 0 CS: 0	PA: 41
PITCHER Allie Reynolds, R ERA: 3.6 (1, 1)	IP: 9.0 WLS: W BF: 41 H: 9 R: 2 ER: 2 SO: 3 BB: 7 IBB: 0 HBP: 0 BLK: 0 WP: 0 HR: 1 S: 40 P: 68 ERA: 2.00 WHIP: 1.778															PITCHER Allie Reynolds, R ERA: 3.6 (1, 1)	IP: 9.0 WLS: W BF: 41 H: 9 R: 2 ER: 2 SO: 3 BB: 7 IBB: 0 HBP: 0 BLK: 0 WP: 0 HR: 1 S: 40 P: 68 ERA: 2.00 WHIP: 1.778			

Batter	1	2	3	4	5	6	7	8	9	AB	R	H	RBI	BB	SO	LOB	BOTTOM			
Gene Woodling, L OBP: 0.395, SLG: 0.437 (1, 7)										5	2	3	2	0	0	0	Philadelphia Athletics @ New York Yankees Yankee Stadium, Bronx, NY Sat Aug 12 1950, 3:33 AM EDT Att: 18,618 - Unknown			
Phil Rizzuto, R OBP: 0.421, SLG: 0.432 (1, 6)										4	0	1	1	1	0	0				
Hank Bauer, R OBP: 0.381, SLG: 0.490 (1, 9)										4	0	0	0	1	0	2				
Johnny Mize, L OBP: 0.386, SLG: 0.602 Joe Collins, L OBP: 0.304, SLG: 0.430 (1, 3) (5, 3)										3	0	0	1	0	0	4				
Yogi Berra, L OBP: 0.382, SLG: 0.500 (1, 2)										4	1	1	0	0	0	4				
Bobby Brown, L OBP: 0.340, SLG: 0.339 (1, 5)										3	2	1	0	1	0	0				
Cliff Mapes, L OBP: 0.347, SLG: 0.429 (1, 8)										3	0	0	0	0	2	1				
Jerry Coleman, R OBP: 0.361, SLG: 0.380 (1, 4)										3	1	2	1	1	0	0				
Allie Reynolds, R OBP: 0.306, SLG: 0.255 (1, 1)										4	1	1	2	0	0	2				
Inning Stats	R: 0 E: 1 K: 0 S: 4	H: 0 LOB: 1 BB: 0 P: 4	R: 5 E: 0 K: 0 S: 7	H: 4 LOB: 2 BB: 3 P: 19	R: 0 E: 0 K: 1 S: 5	H: 0 LOB: 0 BB: 0 P: 5	R: 1 E: 1 K: 0 S: 5	H: 1 LOB: 1 BB: 0 P: 5	R: 1 E: 0 K: 1 S: 7	H: 2 LOB: 1 BB: 0 P: 7	R: 0 E: 0 K: 1 S: 6	H: 1 LOB: 2 BB: 1 P: 10	R: 0 E: 0 K: 0 S: 4	H: 1 LOB: 1 BB: 0 P: 4	R: 0 E: 0 K: 0 S: 3	H: 0 LOB: 0 BB: 0 P: 3	1B: 5 2B: 2 3B: 1 HR: 1	SF: 0 SAC: 1 DP: 0 HBP: 0	WP: 0 PB: 0 SB: 0 CS: 0	PA: 39
PITCHER Carl Scheib, R ERA: 7.39 Bobby Shantz, L ERA: 4.79 (1, 1) (2, 1)	IP: 1.1 WLS: L BF: 11 H: 4 R: 5 ER: 5 SO: 0 BB: 1 IBB: 0 HBP: 0 BLK: 0 WP: 0 HR: 0 S: 9 P: 17 ERA: 33.75 WHIP: 3.750															PITCHER Carl Scheib, R ERA: 7.39 Bobby Shantz, L ERA: 4.79 (1, 1) (2, 1)	IP: 6.2 WLS: L BF: 28 H: 5 R: 2 ER: 2 SO: 3 BB: 1 IBB: 1 HBP: 0 BLK: 0 WP: 0 HR: 0 S: 32 P: 40 ERA: 2.70 WHIP: 0.900			



Batter	1	2	3	4	5	6	7	8	9	AB	R	H	RBI	BB	SO	LOB	TOP					
Eddie Joost, R OBP: 0.380, SLG: 0.395 (1, 6)										4	1	1	0	1	1	0						
Barney McCosky, L OBP: 0.324, SLG: 0.307 (1, 7)										4	0	0	0	1	1	4						
Paul Lehner, L OBP: 0.373, SLG: 0.453 (1, 9)										5	1	4	3	0	0	0						
Sam Chapman, R OBP: 0.369, SLG: 0.493 (1, 8)										5	1	0	0	0	1	4						
Fernis Fain, L OBP: 0.421, SLG: 0.398 (1, 3)										3	0	0	0	1	0	1						
Billy Hitchcock, R OBP: 0.385, SLG: 0.408 (1, 4)										3	1	1	0	1	0	2						
Kermit Wahl, R OBP: 0.312, SLG: 0.340 (1, 5)										4	0	1	2	0	0	3						
Mike Guerra, R OBP: 0.329, SLG: 0.367 (1, 2)										4	0	0	0	0	1	2						
Lou Brissie, L OBP: 0.176, SLG: 0.152 (1, 1)										4	1	2	0	0	1	0						
Inning Stats	R: 0 E: 0 K: 0 S: 3	H: 0 LOB: 0 BB: 0 P: 3	R: 0 E: 0 K: 0 S: 3	H: 0 LOB: 0 BB: 0 P: 3	R: 0 E: 0 K: 1 S: 6	H: 1 LOB: 2 BB: 1 P: 10	R: 2 E: 0 K: 1 S: 8	H: 3 LOB: 1 BB: 0 P: 8	R: 0 E: 0 K: 1 S: 5	H: 0 LOB: 0 BB: 0 P: 5	R: 0 E: 0 K: 0 S: 6	H: 1 LOB: 2 BB: 1 P: 10	R: 3 E: 1 K: 0 S: 6	H: 3 LOB: 0 BB: 0 P: 6	R: 0 E: 0 K: 0 S: 3	H: 0 LOB: 1 BB: 1 P: 7	R: 0 E: 0 K: 1 S: 6	H: 1 LOB: 2 BB: 1 P: 10	1B: 6 2B: 2 3B: 0 HR: 1	SF: 0 SAC: 0 DP: 0 HBP: 0	WP: 0 PB: 0 SB: 0 CS: 0	PA: 40
PITCHER	IP	WLS	BF	H	R	ER	SO	BB	IBB	HBP	BLK	WP	HR	S	P	ERA	WHIP					
Vic Raschi, R ERA: 4.13 (1, 1)	7.0	L	31	8	5	5	4	2	0	0	0	0	1	37	45	6.43	1.429					
Joe Page, L ERA: 4.4 (8, 1)	2.0		9	1	0	0	1	2	0	0	0	0	0	9	17	0.00	1.500					


Philadelphia Athletics @ New York Yankees
 Yankee Stadium, Bronx, NY
 Sun Aug 13 1950, 3:33 AM EDT
 Att: 25,251 - Unknown


AB 36
 R 5
 H 9
 RBI 5
 BB 4
 SO 5
 LOB 16

Batter	1	2	3	4	5	6	7	8	9	AB	R	H	RBI	BB	SO	LOB	BOTTOM				
Gene Woodling, L OBP: 0.390, SLG: 0.430 (1, 7)										5	0	0	0	0	1	3					
Phil Rizzuto, R OBP: 0.421, SLG: 0.430 (1, 6)										2	1	0	0	2	0	0					
Hank Bauer, R OBP: 0.383, SLG: 0.490 (1, 9)										4	0	2	0	0	0	1					
Johnny Mize, L OBP: 0.382, SLG: 0.588 (1, 3)										3	0	0	0	1	1	2					
Joe Collins, L OBP: 0.304, SLG: 0.430 (8, PR) (9, 3)										0	0	0	0	0	0	0					
Yogi Berra, L OBP: 0.381, SLG: 0.496 (1, 2)										3	1	0	1	1	1	3					
Billy Johnson, R OBP: 0.367, SLG: 0.394 (1, 5)										3	0	1	0	1	0	3					
Jerry Coleman, R OBP: 0.360, SLG: 0.378 (1, 4)										2	0	0	0	1	0	1					
Cliff Mapes, L OBP: 0.346, SLG: 0.434 (1, 8)										4	0	1	1	0	0	3					
Vic Raschi, R OBP: 0.277, SLG: 0.237 (1, 1)										2	0	0	0	0	0	1					
Tommy Henrich, L OBP: 0.377, SLG: 0.554 (7, PH)										0	0	0	0	1	0	0					
Jackie Jensen, R OBP: 0.195, SLG: 0.135 (7, PR)										0	0	0	0	0	0	0					
Joe Page, L OBP: 0.375, SLG: 0.429 (8, 1)										0	0	0	0	0	0	0					
Billy Martin, R OBP: 0.286, SLG: 0.385 (9, PH)										1	0	0	0	0	1	1					
Inning Stats	R: 0 E: 1 K: 0 S: 3	H: 0 LOB: 1 BB: 1 P: 7	R: 1 E: 1 K: 0 S: 4	H: 0 LOB: 1 BB: 1 P: 8	R: 0 E: 0 K: 2 S: 7	H: 0 LOB: 0 BB: 1 P: 11	R: 0 E: 0 K: 1 S: 5	H: 0 LOB: 0 BB: 0 P: 5	R: 0 E: 0 K: 0 S: 4	H: 1 LOB: 1 BB: 0 P: 4	R: 0 E: 0 K: 0 S: 3	H: 1 LOB: 2 BB: 2 P: 11	R: 0 E: 0 K: 0 S: 3	H: 1 LOB: 2 BB: 2 P: 11	R: 0 E: 0 K: 1 S: 6	H: 1 LOB: 1 BB: 0 P: 6	1B: 3 2B: 0 3B: 1 HR: 0	SF: 0 SAC: 1 DP: 2 HBP: 0	WP: 0 PB: 0 SB: 0 CS: 0	PA: 37	
PITCHER	IP	WLS	BF	H	R	ER	SO	BB	IBB	HBP	BLK	WP	HR	S	P	ERA	WHIP				
Lou Brissie, L ERA: 3.88 (1, 1)	9.0	W	37	4	2	1	4	7	0	0	0	0	0	38	66	1.00	1.222				

Philadelphia Athletics @ New York Yankees
 Yankee Stadium, Bronx, NY
 Sun Aug 13 1950, 3:33 AM EDT
 Att: 25,251 - Unknown


AB 29
 R 2
 H 4
 RBI 2
 BB 7
 SO 4
 LOB 18

Batter	1	2	3	4	5	6	7	8	9	AB	R	H	RBI	BB	SO	LOB	TOP										
Eddie Joost, R (1, 6) OBP: 0.380, SLG: 0.395											0	0	0	0	0	0	0	Philadelphia Athletics @ Boston Red Sox Fenway Park, Boston, MA Tue Aug 15 1950, 3:33 AM EDT Unknown livebaseballscorecards.com									
Barney McCosky, L (1, 7) OBP: 0.324, SLG: 0.307											0	0	0	0	0	0	0										
Paul Lehner, L (1, 9) OBP: 0.373, SLG: 0.453											0	0	0	0	0	0	0										
Sam Chapman, R (1, 8) OBP: 0.369, SLG: 0.493											0	0	0	0	0	0	0										
Ferris Fain, L (1, 3) OBP: 0.421, SLG: 0.398											0	0	0	0	0	0	0										
Billy Hitchcock, R (1, 4) OBP: 0.385, SLG: 0.408											0	0	0	0	0	0	0										
Kermit Wahl, R (1, 5) OBP: 0.312, SLG: 0.340											0	0	0	0	0	0	0										
Joe Tipton, R (1, 2) OBP: 0.301, SLG: 0.319											0	0	0	0	0	0	0										
Hank Wyse, R (1, 1) OBP: 0.167, SLG: 0.143											0	0	0	0	0	0	0										
Inning Stats											1B: 0	SF: 0	WP: 0	PA: 0	2B: 0	SAC: 0	FB: 0		3B: 0	DP: 0	SB: 0	CS: 0	HR: 0	HBP: 0			
PITCHER Mel Parnell, L (1, 1) ERA: 4.06	IP	WLS	BF	H	R	ER	SO	BB	IBB	HBP	BLK	WP	HR	S	P	ERA	WHIP	PITCHER									
	0.0	W	0	0	0	0	0	0	0	0	0	0	0	0	0	∞	∞										

Batter	1	2	3	4	5	6	7	8	9	AB	R	H	RBI	BB	SO	LOB	BOTTOM										
Dom DiMaggio, R (1, 8) OBP: 0.408, SLG: 0.425											0	0	0	0	0	0	0	Philadelphia Athletics @ Boston Red Sox Fenway Park, Boston, MA Tue Aug 15 1950, 3:33 AM EDT Unknown livebaseballscorecards.com									
6 Johnny Pesky, L (1, 5) OBP: 0.436, SLG: 0.411											0	0	0	0	0	0	0										
Billy Goodman, L (1, 7) OBP: 0.417, SLG: 0.448											0	0	0	0	0	0	0										
Vern Stephens, R (1, 6) OBP: 0.360, SLG: 0.516											0	0	0	0	0	0	0										
Walt Dropo, R (1, 3) OBP: 0.382, SLG: 0.595											0	0	0	0	0	0	0										
Bobby Doerr, R (1, 4) OBP: 0.387, SLG: 0.508											0	0	0	0	0	0	0										
Al Zarilla, L (1, 9) OBP: 0.437, SLG: 0.503											0	0	0	0	0	0	0										
Matt Batts, R (1, 2) OBP: 0.323, SLG: 0.404											0	0	0	0	0	0	0										
Mel Parnell, L (1, 1) OBP: 0.262, SLG: 0.246											0	0	0	0	0	0	0										
Inning Stats											1B: 0	SF: 0	WP: 0	PA: 0	2B: 0	SAC: 0	FB: 0		3B: 0	DP: 0	SB: 0	CS: 0	HR: 0	HBP: 0			
PITCHER Hank Wyse, R (1, 1) ERA: 6.19	IP	WLS	BF	H	R	ER	SO	BB	IBB	HBP	BLK	WP	HR	S	P	ERA	WHIP	PITCHER									
	0.0	L	0	0	0	0	0	0	0	0	0	0	0	0	0	∞	∞										

Batter	1	2	3	4	5	6	7	8	9	AB	R	H	RBI	BB	SO	LOB	TOP			
Eddie Joost, R OBP: 0.379, SLG: 0.389 (1, 6)	0-3 K		0-0 L9		4-0 4-3 HBP BB		0-0 6-3		0-0 6-3	4	0	0	0	1	1	0	Philadelphia Athletics @ Boston Red Sox Fenway Park, Boston, MA Tue Aug 15 1950, 3:38 AM EDT Att: 25,519 - Unknown			
Wally Moses, L OBP: 0.394, SLG: 0.433 (1, 9)	0-0 3-1		0-0 1B		1-0 4-3 HBP		0-0 F8 3B		0-0 F8	4	1	2	0	0	0	0				
Paul Lehner, L OBP: 0.363, SLG: 0.440 (1, 7)	0-3 K		0-0 6-3		0-0 4-3		0-0 F8			4	0	0	2	0	1	3				
Sam Chapman, R OBP: 0.364, SLG: 0.490 (1, 8)		0-0 F5		0-0 FC5-2 3B		0-0 6-3		0-0 K		4	0	1	0	0	1	2				
Feris Fain, L OBP: 0.420, SLG: 0.404 (1, 3)		4-0 BB 1B BB		0-3 K		0-0 F7		0-0 HR		3	2	1	1	1	1	1				
Billy Hitchcock, R OBP: 0.385, SLG: 0.402 (1, 4)		4-0 1B 1-2 BB		0-0 FC5-2 FC5-4		0-0 BB 1B		0-0 F8		3	0	1	0	1	0	1				
Kermit Wahl, R OBP: 0.320, SLG: 0.345 (1, 5)		0-0 1-3 2-H 1B		0-0 FC5-4 1-2		4-0 1-2 BB		0-0 F8		3	0	1	1	1	0	1				
Mike Guerra, R OBP: 0.327, SLG: 0.370 (1, 2)	0-3 K				0-0 PB 4-3 2B		0-0 F4		0-0 F9	4	1	1	0	0	1	3				
Alex Kellner, R OBP: 0.226, SLG: 0.230 (1, 1)			0-0 F8		0-0 1-3		0-0 4-3		0-3 K	3	0	0	0	0	0	3				
Pete Suder, R OBP: 0.294, SLG: 0.353 (9, PH)					0-0 2-3					1	0	0	0	0	1	0				
Inning Stats	R: 0 E: 0 K: 2 S: 7	H: 0 LOB: 0 BB: 0 P: 7	R: 1 E: 0 K: 1 S: 5	H: 1 LOB: 1 BB: 2 P: 13	R: 0 E: 0 K: 0 S: 4	H: 1 LOB: 1 BB: 0 P: 4	R: 0 E: 0 K: 1 S: 6	H: 1 LOB: 2 BB: 1 P: 6	R: 1 E: 0 K: 0 S: 4	H: 1 LOB: 0 BB: 0 P: 8	R: 1 E: 0 K: 0 S: 6	H: 1 LOB: 0 BB: 0 P: 6	R: 1 E: 0 K: 0 S: 4	H: 1 LOB: 0 BB: 0 P: 4	R: 0 E: 0 K: 1 S: 5	H: 0 LOB: 0 BB: 0 P: 5	1B: 3 2B: 1 3B: 2 HR: 1	SF: 0 SAC: 0 DP: 0 HBP: 1	WP: 0 PB: 1 SB: 0 CS: 0	PA: 38
PITCHER Willard Nixon, R ERA: 5.5 (1, 1)	IP: 9.0 WLS: W BF: 38 H: 7 R: 4 ER: 4 SO: 6 BB: 4 IBB: 0 HBP: 1 BLK: 0 WP: 0 HR: 1 S: 45 P: 62 ERA: 4.00 WHIP: 1.222																			


AB	33
R	4
H	7
RBI	4
BB	4
SO	6
LOB	14





Batter	1	2	3	4	5	6	7	8	9	AB	R	H	RBI	BB	SO	LOB	BOTTOM			
Dom DiMaggio, R OBP: 0.412, SLG: 0.446 (1, 8)	0-0 6 1B F7 1B		0-0 FC4-6 1-3 2B	0-0 1-H 1B 3B		0-0 1-2 G5-4-3		0-0 F8		5	2	3	1	0	0	1	Philadelphia Athletics @ Boston Red Sox Fenway Park, Boston, MA Tue Aug 15 1950, 3:38 AM EDT Att: 25,519 - Unknown			
6 Johnny Pesky, L OBP: 0.439, SLG: 0.414 (1, 5)	0-0 1-3 BB 1B		4-0 FC4-6 BB	0-0 3-H 1B		0-0 1B		0-0 FC6-4 1B		4	0	4	1	1	0	0				
Billy Goodman, L OBP: 0.413, SLG: 0.441 (1, 3)	0-0 F7		0-0 FC4-6	0-0 K		0-0 G3		0-0 FC6-4 1B		5	1	0	2	0	1	6				
Vern Stephens, R OBP: 0.365, SLG: 0.526 (1, 6)	4-0 1-2 BB		0-3 K		0-0 F7		0-0 6-3	0-0 1B 1B		4	1	1	0	1	1	2				
Bobby Doerr, R OBP: 0.366, SLG: 0.512 (1, 4)	0-3 K2-5-4-2-5-3-4-3		0-0 F2		0-0 HR		0-0 F8	0-0 BB 1B 1B		5	1	2	2	0	1	4				
Clyde Vollmer, R OBP: 0.372, SLG: 0.496 (1, 7)		0-3 K		0-0 FC2-5 2B	0-0 F2		0-0 E8 E 2B	0-0 1-2 2-H 1B		5	1	3	1	0	1	0				
Al Zarilla, L OBP: 0.432, SLG: 0.497 (1, 9)		0-0 4-3		0-0 FC2-5 1B F8	0-0 E7		0-0 E4 1B	4-0 1-2 2-3 BB		4	1	0	0	1	0	1				
Buddy Rosar, R OBP: 0.280, SLG: 0.280 (1, 2)		0-0 4-3		0-0 3B 1B	0-0 F7		0-0 1-2 1B	0-0 4-3		5	1	2	0	0	0	4				
Willard Nixon, L OBP: 0.292, SLG: 0.190 (1, 1)			4-0 2B FC4-6 BB	0-0 F8		4-0 BB G5-4-3		0-0 L7		2	1	0	1	2	0	3				
Inning Stats	R: 1 E: 0 K: 1 S: 6	H: 2 LOB: 2 BB: 1 P: 10	R: 0 E: 0 K: 1 S: 5	H: 0 LOB: 0 BB: 0 P: 5	R: 1 E: 0 K: 1 S: 6	H: 1 LOB: 2 BB: 2 P: 14	R: 3 E: 0 K: 1 S: 9	H: 4 LOB: 1 BB: 0 P: 9	R: 1 E: 1 K: 0 S: 5	H: 1 LOB: 1 BB: 0 P: 5	R: 0 E: 0 K: 0 S: 3	H: 1 LOB: 1 BB: 1 P: 7	R: 1 E: 2 K: 0 S: 6	H: 2 LOB: 2 BB: 0 P: 6	R: 2 E: 0 K: 0 S: 7	H: 4 LOB: 3 BB: 1 P: 11	1B: 10 2B: 4 3B: 1 HR: 1	SF: 0 SAC: 0 DP: 2 HBP: 0	WP: 0 PB: 0 SB: 0 CS: 0	PA: 44
PITCHER Alex Kellner, L ERA: 5.04 (1, 1)	IP: 8.0 WLS: L BF: 44 H: 15 R: 9 ER: 7 SO: 4 BB: 5 IBB: 0 HBP: 0 BLK: 0 WP: 0 HR: 1 S: 47 P: 67 ERA: 7.88 WHIP: 2.500																			




Batter	1	2	3	4	5	6	7	8	9	AB	R	H	RBI	BB	SO	LOB	TOP			
Eddie Joost, R OBP: 0.378, SLG: 0.388 (1, 6)	0-3 K			0-3 K		0-0 F8		0-0 1B		4	0	1	0	0	2	0	Philadelphia Athletics @ Boston Red Sox Fenway Park, Boston, MA Wed Aug 16 1950, 3:33 AM EDT Unknown			
Barney McCosky, L OBP: 0.327, SLG: 0.306 (1, 7)	0-0 1-4-3			0-0 L3 1B		0-0 F7		0-0 G3-6-3 1B		4	0	2	0	0	0	0				
Paul Lehner, L OBP: 0.361, SLG: 0.435 (1, 9)	0-0 G3			0-0 L3 1-2			4-0 G4-6-3 1B BB	0-0 G3-6-3 1B		3	1	0	0	1	0	3				
Sam Chapman, R OBP: 0.363, SLG: 0.487 (1, 8)		0-0 F8			0-3 K		4-0 G4-6-3 1B BB		0-0 F5	3	0	0	0	1	1	0				
Fernis Fain, L OBP: 0.417, SLG: 0.400 (1, 3)		0-0 F8			0-3 K		0-0 G4-6-3 1-2 2-3		0-0 G3	4	0	0	0	0	1	2				
Billy Hitchcock, R OBP: 0.387, SLG: 0.407 (1, 4)		0-0 6-3			0-0 1B 2B		0-0 1B		0-0 F8	4	1	2	1	0	0	0				
Kermit Wahl, R OBP: 0.321, SLG: 0.345 (1, 5)			0-0 F5		0-0 FC5-4 1B 2-H		0-0 4-3			3	0	1	1	0	0	1				
Joe Tipton, R OBP: 0.309, SLG: 0.366 (1, 2)			0-0 5-3		0-0 FC5-4 1-2			0-0 F7		3	0	0	0	0	0	1				
Joe Coleman, R OBP: 0.222, SLG: 0.500 (1, 1)			0-0 F8		0-3 K			0-0 HR		3	1	1	1	0	1	0	A			
Inning Stats	R: 0 E: 0 K: 1 S: 5	H: 0 LOB: 0 BB: 0 P: 5	R: 0 E: 0 K: 0 S: 3	H: 0 LOB: 0 BB: 0 P: 3	R: 0 E: 0 K: 0 S: 3	H: 1 LOB: 0 BB: 0 P: 5	R: 1 E: 0 K: 2 S: 9	H: 2 LOB: 1 BB: 0 P: 9	R: 0 E: 0 K: 1 S: 5	H: 0 LOB: 0 BB: 0 P: 5	R: 1 E: 0 K: 0 S: 3	H: 1 LOB: 1 BB: 2 P: 11	R: 1 E: 0 K: 0 S: 5	H: 3 LOB: 1 BB: 0 P: 5	R: 0 E: 0 K: 0 S: 3	H: 0 LOB: 0 BB: 0 P: 3	1B: 5 2B: 2 3B: 0 HR: 1	SF: 0 SAC: 0 DP: 3 HBP: 0	WP: 0 PB: 0 SB: 0 CS: 0	PA: 33
PITCHER Chuck Stobbs, L ERA: 5.3 (1, 1)	IP: 9.0 WLS: W BF: 33 H: 7 R: 3 ER: 3 SO: 5 BB: 2 IBB: 0 HBP: 0 BLK: 0 WP: 0 HR: 1 S: 41 P: 49 ERA: 3.00 WHIP: 1.000															PITCHER				


Batter	1	2	3	4	5	6	7	8	9	AB	R	H	RBI	BB	SO	LOB	BOTTOM			
Dom DiMaggio, R OBP: 0.413, SLG: 0.453 (1, 8)	4-0 1B 6 BB HR	0-0 F7		0-0 6 1B 1-2		0-0 1-H HR	0-0 F4			4	2	2	2	1	0	3	Philadelphia Athletics @ Boston Red Sox Fenway Park, Boston, MA Wed Aug 16 1950, 3:33 AM EDT Unknown			
6 Johnny Pesky, L OBP: 0.439, SLG: 0.413 (1, 5)	4-0 1B HR BB	0-0 F7		0-0 1-3 2-H 1B		0-0 F9		0-0 F9		4	1	1	1	1	0	1				
Billy Goodman, L OBP: 0.416, SLG: 0.447 (1, 3)	0-0 1-2 2-3 HR 1B		0-0 F9	0-0 G3			0-0 1B 2B	0-0 1B 1B		5	2	3	0	0	0	2				
Vern Stephens, R OBP: 0.367, SLG: 0.533 (1, 6)	0-0 F4		0-0 HR		0-0 1-3		0-0 2-3 1B 1B	0-0 G6-4-3 1B		5	2	3	1	0	0	3				
Bobby Doerr, R OBP: 0.369, SLG: 0.519 (1, 4)	0-0 1-H 2-H 3-H HR		4-0 G5-4-3 BB		0-0 F5		0-0 1-2 3-H F8 1B	0-0 G6-4-3 1-2		4	2	2	5	1	0	2				
Clyde Volmer, R OBP: 0.369, SLG: 0.488 (1, 7)	0-0 5-3		0-0 G5-4-3 1-2		0-0 F9		0-0 1-3 2-H BB 1B			4	0	1	1	0	0	1				
Al Zarilla, L OBP: 0.433, SLG: 0.496 (1, 9)	0-0 F7			0-0 F9		0-0 HR 1B	4-0 1B 1-2 BB			3	1	1	0	1	0	0				
Matt Batts, R OBP: 0.320, SLG: 0.398 (1, 2)		0-0 SH2-4 1B		0-0 F3		0-0 F3	0-0 F8			4	0	1	1	0	0	3				
Chuck Stobbs, L OBP: 0.423, SLG: 0.250 (1, 1)		0-0 SH2-4 1-2		4-0 6 1B BB		0-0 F8	0-0 F9			2	1	0	0	1	0	3				
Inning Stats	R: 4 E: 0 K: 0 S: 5	H: 2 LOB: 0 BB: 2 P: 13	R: 0 E: 0 K: 0 S: 4	H: 1 LOB: 1 BB: 0 P: 4	R: 1 E: 0 K: 0 S: 3	H: 1 LOB: 0 BB: 1 P: 7	R: 1 E: 0 K: 0 S: 5	H: 2 LOB: 2 BB: 1 P: 9	R: 0 E: 0 K: 0 S: 3	H: 0 LOB: 0 BB: 0 P: 3	R: 2 E: 0 K: 0 S: 5	H: 2 LOB: 0 BB: 0 P: 5	R: 3 E: 0 K: 0 S: 7	H: 4 LOB: 2 BB: 1 P: 11	R: 0 E: 0 K: 0 S: 4	H: 2 LOB: 1 BB: 0 P: 4	1B: 10 2B: 1 3B: 0 HR: 3	SF: 0 SAC: 1 DP: 2 HBP: 0	WP: 0 PB: 0 SB: 0 CS: 0	PA: 41
PITCHER Joe Coleman, R ERA: 9.97 (1, 1)	IP: 8.0 WLS: L BF: 41 H: 14 R: 11 ER: 11 SO: 0 BB: 5 IBB: 0 HBP: 0 BLK: 0 WP: 0 HR: 3 S: 36 P: 56 ERA: 12.38 WHIP: 2.375															PITCHER				


Batter	1	2	3	4	5	6	7	8	9	AB	R	H	RBI	BB	SO	LOB	TOP																		
Eddie Joost, R (1, 6) OBP: 0.378, SLG: 0.388											0	0	0	0	0	0	0	Philadelphia Athletics @ Boston Red Sox Fenway Park, Boston, MA Wed Aug 16 1950, 3:38 AM EDT Att: 22,388 - Unknown livebaseballscorecards.com																	
Wally Moses, L (1, 9) OBP: 0.394, SLG: 0.433											0	0	0	0	0	0	0																		
Paul Lehner, L (1, 7) OBP: 0.361, SLG: 0.435											0	0	0	0	0	0	0																		
Sam Chapman, R (1, 8) OBP: 0.363, SLG: 0.487											0	0	0	0	0	0	0																		
Ferris Fain, L (1, 3) OBP: 0.417, SLG: 0.400											0	0	0	0	0	0	0																		
Billy Hitchcock, R (1, 4) OBP: 0.387, SLG: 0.407											0	0	0	0	0	0	0																		
Kermit Wahl, R (1, 5) OBP: 0.321, SLG: 0.345											0	0	0	0	0	0	0																		
Mike Guerra, R (1, 2) OBP: 0.327, SLG: 0.370											0	0	0	0	0	0	0																		
Bob Hooper, R (1, 1) OBP: 0.174, SLG: 0.267											0	0	0	0	0	0	0																		
Inning Stats											1B: 0	SF: 0	WP: 0	PA: 0	2B: 0	SAC: 0	FB: 0		3B: 0	DP: 0	SB: 0	CS: 0	HR: 0	HBP: 0											
PITCHER Walt Masterson, R (1, 1) ERA: 6.17	IP	WLS	BF	H	R	ER	SO	BB	IBB	HBP	BLK	WP	HR	S	P	ERA	WHIP	PITCHER	IP	WLS	BF	H	R	ER	SO	BB	IBB	HBP	BLK	WP	HR	S	P	ERA	WHIP

Batter	1	2	3	4	5	6	7	8	9	AB	R	H	RBI	BB	SO	LOB	BOTTOM																		
Dom DiMaggio, R (1, 8) OBP: 0.413, SLG: 0.453											0	0	0	0	0	0	0	Philadelphia Athletics @ Boston Red Sox Fenway Park, Boston, MA Wed Aug 16 1950, 3:38 AM EDT Att: 22,388 - Unknown livebaseballscorecards.com																	
6 Johnny Pesky, L (1, 5) OBP: 0.439, SLG: 0.413											0	0	0	0	0	0	0																		
Billy Goodman, L (1, 3) OBP: 0.416, SLG: 0.447											0	0	0	0	0	0	0																		
Vern Stephens, R (1, 6) OBP: 0.367, SLG: 0.533											0	0	0	0	0	0	0																		
Bobby Doerr, R (1, 4) OBP: 0.369, SLG: 0.519											0	0	0	0	0	0	0																		
Clyde Vollmer, R (1, 7) OBP: 0.369, SLG: 0.488											0	0	0	0	0	0	0																		
Al Zarilla, L (1, 9) OBP: 0.433, SLG: 0.496											0	0	0	0	0	0	0																		
Buddy Rosar, R (1, 2) OBP: 0.280, SLG: 0.280											0	0	0	0	0	0	0																		
Walt Masterson, R (1, 1) OBP: 0.125, SLG: 0.100											0	0	0	0	0	0	0																		
Inning Stats											1B: 0	SF: 0	WP: 0	PA: 0	2B: 0	SAC: 0	FB: 0		3B: 0	DP: 0	SB: 0	CS: 0	HR: 0	HBP: 0											
PITCHER Bob Hooper, R (1, 1) ERA: 5.18	IP	WLS	BF	H	R	ER	SO	BB	IBB	HBP	BLK	WP	HR	S	P	ERA	WHIP	PITCHER	IP	WLS	BF	H	R	ER	SO	BB	IBB	HBP	BLK	WP	HR	S	P	ERA	WHIP

Batter	1	2	3	4	5	6	7	8	9	AB	R	H	RBI	BB	SO	LOB	TOP					
Eddie Joost, R OBP: 0.378, SLG: 0.387 (1, 6)	4-0 BB FC5-4		0-3 K	0-3 K			0-0 P6		0-0 4-3	4	0	0	0	1	2	3	Philadelphia Athletics @ Boston Red Sox Fenway Park, Boston, MA Thu Aug 17 1950, 3:33 AM EDT Att: 11,692 - Unknown AB 39 R 6 H 12 RBI 6 BB 4 SO 8 LOB 20 A					
Barney McCosky, L OBP: 0.323, SLG: 0.309 (1, 7)	0-0 FC8-4-5 1-2		0-0 2B	4-3			0-3 K		0-0 P5	5	0	1	0	0	1	4						
Paul Lehner, L OBP: 0.366, SLG: 0.439 (1, 9)	0-0 P5		0-0 F5				0-0 F9		0-0 2B 1B	5	1	2	0	0	0	2						
Sam Chapman, R OBP: 0.358, SLG: 0.480 (1, 8)	0-3 K		0-0 4-3						0-0 P6 1B 2B	5	1	1	1	0	2	3						
Fernis Fain, L OBP: 0.418, SLG: 0.399 (1, 3)		0-0 F7							0-0 P6 1B 2B	4	1	1	1	1	0	1						
Billy Hitchcock, R OBP: 0.387, SLG: 0.402 (1, 4)		0-0 6-3							0-0 1B 1B FC6-4	4	1	2	0	1	0	1						
Kermit Wahl, R OBP: 0.332, SLG: 0.364 (1, 5)		0-0 1B 1B							0-0 1B HR FC6-4	4	1	2	1	1	0	2						
Joe Tipton, R OBP: 0.313, SLG: 0.396 (1, 2)		0-0 1-2 1B							0-0 F7 HR	4	1	2	3	0	0	2						
Joe Murray, L (1, 1)		0-3 K							0-3 K	1	0	0	0	0	1	2						
Carl Scheib, R OBP: 0.273, SLG: 0.370 (3, 1)										2	0	1	0	0	1	0						
Bobby Shantz, R OBP: 0.263, SLG: 0.255 (7, 1)										1	0	0	0	0	1	0						
Inning Stats	R: 0 E: 0 K: 1 S: 5	H: 0 LOB: 1 BB: 1 P: 9	R: 0 E: 0 K: 1 S: 7	H: 2 LOB: 2 BB: 7 P: 7	R: 0 E: 0 K: 1 S: 6	H: 1 LOB: 1 BB: 0 P: 6	R: 1 E: 0 K: 1 S: 7	H: 2 LOB: 3 BB: 2 P: 15	R: 0 E: 0 K: 1 S: 6	H: 1 LOB: 1 BB: 0 P: 6	R: 0 E: 0 K: 1 S: 5	H: 0 LOB: 0 BB: 0 P: 5	R: 0 E: 0 K: 1 S: 5	H: 0 LOB: 0 BB: 0 P: 5	R: 3 E: 0 K: 1 S: 7	H: 2 LOB: 0 BB: 1 P: 11	R: 2 E: 0 K: 0 S: 7	H: 4 LOB: 2 BB: 0 P: 7	1B: 9 2B: 2 3B: 0 HR: 1	SF: 0 SAC: 0 DP: 0 HBP: 0	WP: 0 PB: 0 SB: 0 CS: 0	PA: 43
PITCHER Ellis Kinder, R ERA: 4.63 (1, 1)	IP: 9.0 WLS: W BF: 43	H: 12 R: 6 ER: 6 SO: 8	BB: 4 IBB: 0 HBP: 0 BLK: 0	WP: 0 HR: 1 S: 55 P: 71	ERA: 6.00 WHIP: 1.778	PITCHER										IP: 9.0 WLS: W BF: 43	H: 12 R: 6 ER: 6 SO: 8	BB: 4 IBB: 0 HBP: 0 BLK: 0	WP: 0 HR: 1 S: 55 P: 71	ERA: 6.00 WHIP: 1.778		


Batter	1	2	3	4	5	6	7	8	9	AB	R	H	RBI	BB	SO	LOB	BOTTOM							
Dom DiMaggio, R OBP: 0.413, SLG: 0.450 (1, 8)	4-0 BB G3-6		0-0 F8 1-2	0-0 G6-4-3 1-2			0-3 K		4-0 BB G3-6	3	0	0	0	2	1	6	Philadelphia Athletics @ Boston Red Sox Fenway Park, Boston, MA Thu Aug 17 1950, 3:33 AM EDT Att: 11,692 - Unknown AB 35 R 10 H 14 RBI 9 BB 8 SO 3 LOB 22 							
6 Johnny Pesky, L OBP: 0.434, SLG: 0.404 (1, 5)	0-0 G3-6 1-2		4-0 E 2B BB	0-0 P4			0-0 P4		0-0 G3-6 1-2	4	1	0	0	1	0	2								
Billy Goodman, L OBP: 0.421, SLG: 0.457 (1, 3)	0-0 F8		0-0 E6 2B 1B	0-0 E6 1-4-3-2 1B			0-0 HR 2B		4-0 6-3 2B BB	4	3	2	0	1	0	1								
Vern Stephens, R OBP: 0.373, SLG: 0.545 (1, 6)		0-0 WP 2B	0-0 1B 2B 2B	4-0 1-3 2H BB			0-0 2H HR		0-0 6-3 1-2	4	3	3	3	1	0	1								
Bobby Doerr, R OBP: 0.371, SLG: 0.524 (1, 4)		0-0 1B	4-0 1B 2B BB	0-0 1-4-3-2 1-2 2H			0-0 F7		0-0 2B	4	1	2	1	1	0	2								
Clyde Vollmer, R OBP: 0.364, SLG: 0.474 (1, 7)		0-3 K	0-0 2B F8 1B				0-0 1-3 E 1B		0-3 K	5	1	3	1	0	2	1								
Al Zarilla, L OBP: 0.436, SLG: 0.511 (1, 9)		0-0 1B 3B	0-0 1-3 2H 3H 2B	0-0 1-2 2-3 3H 1B			0-0 F7 1-2 1B		0-0 P4	5	1	3	2	0	0	2								
Matt Batts, R OBP: 0.324, SLG: 0.397 (1, 2)		0-0 BB 1B	0-0 BB G6-4-3 IBB				0-0 E6 1-3		0-0 F8	3	0	1	1	1	0	3								
Ellis Kinder, R OBP: 0.200, SLG: 0.270 (1, 1)		4-0 1-2 BB	0-0 F8 3H				0-0 1-3		0-0 P4	3	0	0	1	1	0	4								
Inning Stats	R: 0 E: 0 K: 0 S: 2	H: 0 LOB: 0 BB: 1 P: 6	R: 2 E: 0 K: 1 S: 8	H: 4 LOB: 2 BB: 1 P: 12	R: 5 E: 1 K: 0 S: 6	H: 3 LOB: 1 BB: 3 P: 18	R: 0 E: 1 K: 0 S: 3	H: 1 LOB: 1 BB: 1 P: 7	R: 0 E: 1 K: 1 S: 7	H: 1 LOB: 2 BB: 0 P: 7	R: 2 E: 0 K: 0 S: 2	H: 4 LOB: 2 BB: 0 P: 7	R: 0 E: 0 K: 0 S: 2	H: 0 LOB: 0 BB: 1 P: 6	R: 1 E: 0 K: 1 S: 6	H: 1 LOB: 1 BB: 1 P: 10		1B: 7 2B: 6 3B: 1 HR: 1	SF: 0 SAC: 0 DP: 4 HBP: 0	WP: 2 PB: 0 SB: 0 CS: 0	PA: 43			
PITCHER Joe Murray, L ERA: 27.0 (1, 1)	IP: 2.0 WLS: L BF: 15	H: 6 R: 7 ER: 6 SO: 1	BB: 4 IBB: 0 HBP: 0 BLK: 0	WP: 1 HR: 0 S: 13 P: 29	ERA: 27.00 WHIP: 5.000	PITCHER										IP: 2.0 WLS: L BF: 15	H: 6 R: 7 ER: 6 SO: 1	BB: 4 IBB: 0 HBP: 0 BLK: 0	WP: 1 HR: 0 S: 13 P: 29	ERA: 27.00 WHIP: 5.000				
Carl Scheib, R ERA: 7.3 (3, 1)	4.0	7	2	2	1	1	1	0	1	20	28	4.50	2.000											
Bobby Shantz, L ERA: 4.84 (7, 1)	2.0	8	1	1	1	1	2	0	0	0	8	16	4.50	1.500										


Batter	1	2	3	4	5	6	7	8	9	AB	R	H	RBI	BB	SO	LOB	TOP																	
Gene Woodling, L (1, 9) OBP: 0.395, SLG: 0.420											0	0	0	0	0	0	0	New York Yankees @ Philadelphia Athletics Shibe Park, Philadelphia, PA Fri Aug 18 1950, 3:33 AM EDT Att: 6,054 - Unknown livebaseballscorecards.com																
Phil Rizzuto, R (1, 6) OBP: 0.424, SLG: 0.429											0	0	0	0	0	0	0																	
Yogi Berra, L (1, 2) OBP: 0.376, SLG: 0.484											0	0	0	0	0	0	0																	
Joe DiMaggio, R (1, 8) OBP: 0.363, SLG: 0.537											0	0	0	0	0	0	0																	
Billy Johnson, R (1, 5) OBP: 0.362, SLG: 0.388											0	0	0	0	0	0	0																	
Johnny Mize, L (1, 3) OBP: 0.370, SLG: 0.567											0	0	0	0	0	0	0																	
Jerry Coleman, R (1, 4) OBP: 0.366, SLG: 0.377											0	0	0	0	0	0	0																	
Jackie Jensen, R (1, 7) OBP: 0.208, SLG: 0.128											0	0	0	0	0	0	0																	
Vic Raschi, R (1, 1) OBP: 0.277, SLG: 0.237											0	0	0	0	0	0	0																	
Inning Stats											1B: 0	SF: 0	WP: 0	PA: 0	2B: 0	SAC: 0	FB: 0	3B: 0	DP: 0	SB: 0	CS: 0	HR: 0	HBP: 0											
PITCHER Lou Brissie, L (1, 1) ERA: 3.88	IP	WLS	BF	H	R	ER	SO	BB	IBB	HBP	BLK	WP	HR	S	P	ERA	WHIP																	
PITCHER																		IP	WLS	BF	H	R	ER	SO	BB	IBB	HBP	BLK	WP	HR	S	P	ERA	WHIP

Batter	1	2	3	4	5	6	7	8	9	AB	R	H	RBI	BB	SO	LOB	BOTTOM																	
Eddie Joost, R (1, 6) OBP: 0.378, SLG: 0.387											0	0	0	0	0	0	0	New York Yankees @ Philadelphia Athletics Shibe Park, Philadelphia, PA Fri Aug 18 1950, 3:33 AM EDT Att: 6,054 - Unknown livebaseballscorecards.com																
Barney McCosky, L (1, 7) OBP: 0.323, SLG: 0.309											0	0	0	0	0	0	0																	
Paul Lehner, L (1, 9) OBP: 0.366, SLG: 0.439											0	0	0	0	0	0	0																	
Sam Chapman, R (1, 8) OBP: 0.358, SLG: 0.480											0	0	0	0	0	0	0																	
Ferris Fain, L (1, 3) OBP: 0.418, SLG: 0.399											0	0	0	0	0	0	0																	
Billy Hitchcock, R (1, 4) OBP: 0.387, SLG: 0.402											0	0	0	0	0	0	0																	
Kermit Wahl, R (1, 5) OBP: 0.332, SLG: 0.364											0	0	0	0	0	0	0																	
Mike Guerra, R (1, 2) OBP: 0.332, SLG: 0.379											0	0	0	0	0	0	0																	
Lou Brissie, L (1, 1) OBP: 0.176, SLG: 0.152											0	0	0	0	0	0	0																	
Inning Stats											1B: 0	SF: 0	WP: 0	PA: 0	2B: 0	SAC: 0	FB: 0	3B: 0	DP: 0	SB: 0	CS: 0	HR: 0	HBP: 0											
PITCHER Vic Raschi, R (1, 1) ERA: 4.13	IP	WLS	BF	H	R	ER	SO	BB	IBB	HBP	BLK	WP	HR	S	P	ERA	WHIP																	
PITCHER																		IP	WLS	BF	H	R	ER	SO	BB	IBB	HBP	BLK	WP	HR	S	P	ERA	WHIP

Batter	1	2	3	4	5	6	7	8	9	AB	R	H	RBI	BB	SO	LOB	TOP			
Gene Woodling, L (1, 7) OBP: 0.394, SLG: 0.413	P3				F3			P6		3	1	0	0	2	0	1	New York Yankees @ Philadelphia Athletics Shibe Park, Philadelphia, PA Sun Aug 20 1950, 3:33 AM EDT Unknown livebaseballscorecards.com			
Phil Rizzuto, R (1, 6) OBP: 0.426, SLG: 0.432						6-3				4	2	2	1	1	0	2				
Yogi Berra, L (1, 2) OBP: 0.376, SLG: 0.483										4	1	1	1	1	0	1				
Joe DiMaggio, R (1, 8) OBP: 0.368, SLG: 0.554										5	1	3	3	0	0	2				
Hank Bauer, R (1, 9) OBP: 0.386, SLG: 0.498										5	0	2	0	0	0	2				
Billy Johnson, R (1, 5) OBP: 0.354, SLG: 0.378										5	0	0	0	0	0	5				
Jerry Coleman, R (1, 4) OBP: 0.363, SLG: 0.377										5	0	1	0	0	2	3				
Joe Collins, L (1, 3) OBP: 0.322, SLG: 0.432										3	0	0	0	1	0	1				
Ed Lopat, L (1, 1) OBP: 0.427, SLG: 0.426										3	1	1	0	1	0	2				
Inning Stats	R: 3 E: 0 K: 0 S: 4	H: 1 LOB: 0 BB: 2 P: 12	R: 0 E: 0 K: 1 S: 5	H: 0 LOB: 2 BB: 2 P: 13	R: 0 E: 0 K: 0 S: 5	H: 2 LOB: 2 BB: 0 P: 5	R: 3 E: 1 K: 0 S: 7	H: 3 LOB: 2 BB: 1 P: 11	R: 0 E: 0 K: 0 S: 3	H: 0 LOB: 1 BB: 0 P: 7	R: 0 E: 0 K: 0 S: 4	H: 1 LOB: 1 BB: 0 P: 4	R: 0 E: 0 K: 0 S: 4	H: 1 LOB: 0 BB: 0 P: 4	R: 0 E: 0 K: 1 S: 6	H: 1 LOB: 1 BB: 0 P: 6	1B: 6 2B: 3 3B: 0 HR: 1	SF: 0 SAC: 0 DP: 0 HBP: 0	WP: 1 PB: 0 SB: 0 CS: 1	PA: 43
PITCHER	IP WLS BF H R ER SO BB IBB HBP BLK WP HR S P ERA WHIP	IP WLS BF H R ER SO BB IBB HBP BLK WP HR S P ERA WHIP																		
Alex Kellner, L (1, 1) ERA: 5.09	7.0	L	36	8	6	5	1	6	0	0	0	0	0	0	0	0	6.43	2.000		
Carl Scheib, R (8, 1) ERA: 7.14	2.0		7	2	0	0	1	0	0	0	0	0	1	0	9	9	0.00	1.000		

Batter	1	2	3	4	5	6	7	8	9	AB	R	H	RBI	BB	SO	LOB	BOTTOM					
Eddie Joost, R (1, 6) OBP: 0.378, SLG: 0.394	P6				F8					5	1	1	0	0	0	1	New York Yankees @ Philadelphia Athletics Shibe Park, Philadelphia, PA Sun Aug 20 1950, 3:33 AM EDT Unknown livebaseballscorecards.com					
Paul Lehner, L (1, 9) OBP: 0.383, SLG: 0.433										5	1	1	0	0	0	3						
Roberto Ortiz, R (1, 7) OBP: 0.295, SLG: 0.275										4	1	1	2	0	0	1						
Sam Chapman, R (1, 8) OBP: 0.359, SLG: 0.488										4	0	2	0	0	0	3						
Ferris Fain, L (1, 3) OBP: 0.418, SLG: 0.408										4	0	2	2	0	0	2						
Billy Hitchcock, R (1, 4) OBP: 0.378, SLG: 0.395										4	0	1	0	0	0	3						
Kermit Wahl, R (1, 5) OBP: 0.332, SLG: 0.355										2	0	0	0	2	0	1						
Mike Guerra, R (1, 2) OBP: 0.329, SLG: 0.383										4	0	1	0	0	1	5						
Alex Kellner, R (1, 1) OBP: 0.219, SLG: 0.222										2	0	0	0	0	1	3						
Joe Tipton, R (7, PH) OBP: 0.317, SLG: 0.391										1	1	1	0	0	0	0						
Carl Scheib, R (8, 1) OBP: 0.271, SLG: 0.362										1	0	0	0	0	0	1						
Inning Stats	R: 2 E: 1 K: 0 S: 6	H: 2 LOB: 1 BB: 0 P: 6	R: 0 E: 0 K: 1 S: 5	H: 0 LOB: 0 BB: 0 P: 5	R: 0 E: 0 K: 0 S: 3	H: 0 LOB: 0 BB: 0 P: 3	R: 0 E: 0 K: 0 S: 5	H: 2 LOB: 3 BB: 1 P: 9	R: 0 E: 0 K: 0 S: 3	H: 0 LOB: 0 BB: 0 P: 3	R: 0 E: 0 K: 1 S: 6	H: 1 LOB: 2 BB: 1 P: 10	R: 2 E: 0 K: 0 S: 5	H: 3 LOB: 0 BB: 0 P: 5	R: 0 E: 0 K: 0 S: 3	H: 1 LOB: 0 BB: 0 P: 3	R: 0 E: 0 K: 0 S: 4	H: 1 LOB: 1 BB: 0 P: 4	1B: 6 2B: 4 3B: 0 HR: 0	SF: 0 SAC: 0 DP: 2 HBP: 0	WP: 0 PB: 0 SB: 0 CS: 0	PA: 38
PITCHER	IP WLS BF H R ER SO BB IBB HBP BLK WP HR S P ERA WHIP	IP WLS BF H R ER SO BB IBB HBP BLK WP HR S P ERA WHIP																				
Ed Lopat, L (1, 1) ERA: 3.77	9.0	W	38	10	4	2	2	2	0	0	0	0	0	0	0	0	2.00	1.333				

Batter	1	2	3	4	5	6	7	8	9	AB	R	H	RBI	BB	SO	LOB	TOP																		
Chico Carrasquel, R (1, 6) OBP: 0.377, SLG: 0.376											0	0	0	0	0	0	0	Chicago White Sox @ Philadelphia Athletics Shibe Park, Philadelphia, PA Wed Aug 23 1950, 3:33 AM EDT Unknown livebaseballscorecards.com																	
Dave Philley, S (1, 9) OBP: 0.313, SLG: 0.389											0	0	0	0	0	0	0																		
Phil Masi, R (1, 2) OBP: 0.362, SLG: 0.403											0	0	0	0	0	0	0																		
Eddie Robinson, L (1, 3) OBP: 0.372, SLG: 0.417											0	0	0	0	0	0	0																		
Gus Zernial, R (1, 7) OBP: 0.342, SLG: 0.491											0	0	0	0	0	0	0																		
Hank Majeski, R (1, 5) OBP: 0.380, SLG: 0.411											0	0	0	0	0	0	0																		
Mike McCormick, R (1, 8) OBP: 0.342, SLG: 0.349											0	0	0	0	0	0	0																		
Nellie Fox, L (1, 4) OBP: 0.320, SLG: 0.312											0	0	0	0	0	0	0																		
Ray Scarborough, R (1, 1) OBP: 0.208, SLG: 0.163											0	0	0	0	0	0	0																		
Inning Stats											1B: 0	SF: 0	2B: 0	SAC: 0	3B: 0	DP: 0	HR: 0	HBP: 0	WP: 0	PA: 0	FB: 0 SB: 0 CS: 0														
PITCHER Lou Brissie, L (1, 1) ERA: 3.9	IP	WLS	BF	H	R	ER	SO	BB	IBB	HBP	BLK	WP	HR	S	P	ERA	WHIP																		
																		PITCHER	IP	WLS	BF	H	R	ER	SO	BB	IBB	HBP	BLK	WP	HR	S	P	ERA	WHIP

Batter	1	2	3	4	5	6	7	8	9	AB	R	H	RBI	BB	SO	LOB	BOTTOM																		
Eddie Joost, R (1, 6) OBP: 0.382, SLG: 0.399											0	0	0	0	0	0	0	Chicago White Sox @ Philadelphia Athletics Shibe Park, Philadelphia, PA Wed Aug 23 1950, 3:33 AM EDT Unknown livebaseballscorecards.com																	
Wally Moses, L (1, 9) OBP: 0.387, SLG: 0.421											0	0	0	0	0	0	0																		
Paul Lehner, L (1, 7) OBP: 0.370, SLG: 0.437											0	0	0	0	0	0	0																		
Sam Chapman, R (1, 8) OBP: 0.356, SLG: 0.484											0	0	0	0	0	0	0																		
Ferris Fain, L (1, 3) OBP: 0.419, SLG: 0.406											0	0	0	0	0	0	0																		
Billy Hitchcock, R (1, 4) OBP: 0.375, SLG: 0.391											0	0	0	0	0	0	0																		
Kermit Wahl, R (1, 5) OBP: 0.335, SLG: 0.354											0	0	0	0	0	0	0																		
Mike Guerra, R (1, 2) OBP: 0.328, SLG: 0.381											0	0	0	0	0	0	0																		
Lou Brissie, L (1, 1) OBP: 0.183, SLG: 0.147											0	0	0	0	0	0	0																		
Inning Stats											1B: 0	SF: 0	2B: 0	SAC: 0	3B: 0	DP: 0	HR: 0	HBP: 0	WP: 0	PA: 0	FB: 0 SB: 0 CS: 0														
PITCHER Ray Scarborough, R (1, 1) ERA: 4.76	IP	WLS	BF	H	R	ER	SO	BB	IBB	HBP	BLK	WP	HR	S	P	ERA	WHIP																		
																		PITCHER	IP	WLS	BF	H	R	ER	SO	BB	IBB	HBP	BLK	WP	HR	S	P	ERA	WHIP

Batter	1	2	3	4	5	6	7	8	9	AB	R	H	RBI	BB	SO	LOB	TOP																		
Nellie Fox, L (1,4) OBP: 0.319, SLG: 0.309											0	0	0	0	0	0	0	Chicago White Sox @ Philadelphia Athletics Shibe Park, Philadelphia, PA Wed Aug 23 1950, 3:38 AM EDT Att: 1,568 - Unknown livebaseballscorecards.com																	
Floyd Baker, L (1,5) OBP: 0.382, SLG: 0.293											0	0	0	0	0	0	0																		
Dave Philley, S (1,8) OBP: 0.311, SLG: 0.385											0	0	0	0	0	0	0																		
Eddie Robinson, L (1,3) OBP: 0.373, SLG: 0.415											0	0	0	0	0	0	0																		
Gus Zernial, R (1,7) OBP: 0.339, SLG: 0.486											0	0	0	0	0	0	0																		
Mary Rickert, L (1,9) OBP: 0.301, SLG: 0.351											0	0	0	0	0	0	0																		
Chico Carrasquel, R (1,6) OBP: 0.373, SLG: 0.371											0	0	0	0	0	0	0																		
Gus Niarhos, R (1,2) OBP: 0.400, SLG: 0.362											0	0	0	0	0	0	0																		
Randy Gumpert, R (1,1) OBP: 0.133, SLG: 0.103											0	0	0	0	0	0	0																		
Inning Stats											1B: 0	SF: 0	2B: 0	SAC: 0	3B: 0	DP: 0	HR: 0	HBP: 0	WP: 0	PA: 0															
PITCHER Hank Wyse, R (1,1) ERA: 6.3	IP	WLS	BF	H	R	ER	SO	BB	IBB	HBP	BLK	WP	HR	S	P	ERA	WHIP	PITCHER	IP	WLS	BF	H	R	ER	SO	BB	IBB	HBP	BLK	WP	HR	S	P	ERA	WHIP

AB 0
R 0
H 0
RBI 0
BB 0
SO 0
LOB 0



Batter	1	2	3	4	5	6	7	8	9	AB	R	H	RBI	BB	SO	LOB	BOTTOM																		
Eddie Joost, R (1,6) OBP: 0.386, SLG: 0.399											0	0	0	0	0	0	0	Chicago White Sox @ Philadelphia Athletics Shibe Park, Philadelphia, PA Wed Aug 23 1950, 3:38 AM EDT Att: 1,568 - Unknown livebaseballscorecards.com																	
Barney McCosky, L (1,7) OBP: 0.331, SLG: 0.317											0	0	0	0	0	0	0																		
Ferris Fain, L (1,3) OBP: 0.418, SLG: 0.403											0	0	0	0	0	0	0																		
Sam Chapman, R (1,8) OBP: 0.356, SLG: 0.482											0	0	0	0	0	0	0																		
Roberto Ortiz, R (1,9) OBP: 0.286, SLG: 0.265											0	0	0	0	0	0	0																		
Kermit Wahl, R (1,5) OBP: 0.335, SLG: 0.354											0	0	0	0	0	0	0																		
Pete Suder, R (1,4) OBP: 0.293, SLG: 0.351											0	0	0	0	0	0	0																		
Joe Tipton, R (1,2) OBP: 0.306, SLG: 0.377											0	0	0	0	0	0	0																		
Hank Wyse, R (1,1) OBP: 0.179, SLG: 0.158											0	0	0	0	0	0	0																		
Inning Stats											1B: 0	SF: 0	2B: 0	SAC: 0	3B: 0	DP: 0	HR: 0	HBP: 0	WP: 0	PA: 0															
PITCHER Randy Gumpert, R (1,1) ERA: 4.75	IP	WLS	BF	H	R	ER	SO	BB	IBB	HBP	BLK	WP	HR	S	P	ERA	WHIP	PITCHER	IP	WLS	BF	H	R	ER	SO	BB	IBB	HBP	BLK	WP	HR	S	P	ERA	WHIP

AB 0
R 0
H 0
RBI 0
BB 0
SO 0
LOB 0



Batter	1	2	3	4	5	6	7	8	9	AB	R	H	RBI	BB	SO	LOB	TOP		
Dale Mitchell, L OBP: 0.375, SLG: 0.364 (1, 7)	0-0 4-3	0-0 1B		0-0 1-3		0-0 4-3		0-0 F8		5	0	1	0	0	0	1			
Bobby Avila, R OBP: 0.409, SLG: 0.391 (1, 4)	0-0 2B	0-0 1B		0-0 F7		0-0 4-3			0-3 K	5	1	2	0	0	1	0			
Larry Doby, L OBP: 0.465, SLG: 0.582 (1, 8)	4-0 2B	0-0 F8		4-0 BB			0-0 F6		0-0 F7	3	1	0	0	2	0	2			
Luke Easter, L OBP: 0.386, SLG: 0.495 (1, 3)	0-0 2B		0-0 HR	0-0 4-3			0-0 2B		0-0 6-3	5	1	3	1	0	0	1			
Al Rosen, R OBP: 0.394, SLG: 0.567 (1, 5)	4-0 L5-4		0-0 F8		0-0 F7		0-0 F7			3	0	0	0	1	0	2			
Ray Boone, R OBP: 0.411, SLG: 0.440 (1, 6)	4-0 BB		4-0 HR		0-0 5-3		0-0 6-3			2	1	0	1	2	0	1			
Bob Kennedy, R OBP: 0.363, SLG: 0.430 (1, 9)	0-0 L5-4		0-0 HR		4-0 BB			0-0 SH1-3		3	1	2	3	1	0	3			
Jim Hegan, R OBP: 0.307, SLG: 0.422 (1, 2)		0-0 6-3		0-0 F2		0-0 F8		0-0 SH1-3		3	0	0	0	0	0	1			
Jesse Flores, R Steve Gromek, S Al Benton, R Joe Gordon, R Sam Zoldak, L Bob Lemon, R (1, 1) (3, 1) (4, 1) (6, PH) (8, 1) (8, 1) (8, 1)		0-0 F2		0-0 F8		0-3 K		0-0 F7		2	0	0	0	0	0	0			
Inning Stats	R: 2 E: 0 K: 0 S: 4	H: 2 LOB: 2 BB: 3 P: 16	R: 0 E: 0 K: 0 S: 5	H: 2 LOB: 2 BB: 0 P: 5	R: 3 E: 0 K: 0 S: 5	H: 2 LOB: 1 BB: 1 P: 9	R: 0 E: 0 K: 0 S: 3	H: 0 LOB: 1 BB: 1 P: 7	R: 0 E: 0 K: 1 S: 5	H: 0 LOB: 0 BB: 0 P: 5	R: 0 E: 0 K: 0 S: 4	H: 1 LOB: 1 BB: 0 P: 4	R: 0 E: 0 K: 0 S: 4	H: 1 LOB: 1 BB: 0 P: 4	R: 0 E: 0 K: 1 S: 5	H: 0 LOB: 0 BB: 0 P: 5	1B: 5 2B: 3 3B: 0 HR: 1	SF: 0 SAC: 1 DP: 1 HBP: 0	WP: 0 PA: 40 PB: 0 SB: 0 CS: 0
PITCHER	IP WLS BF H R ER SO BB IBB HBP BLK WP HR S P ERA WHIP	IP WLS BF H R ER SO BB IBB HBP BLK WP HR S P ERA WHIP	IP WLS BF H R ER SO BB IBB HBP BLK WP HR S P ERA WHIP	IP WLS BF H R ER SO BB IBB HBP BLK WP HR S P ERA WHIP	IP WLS BF H R ER SO BB IBB HBP BLK WP HR S P ERA WHIP	IP WLS BF H R ER SO BB IBB HBP BLK WP HR S P ERA WHIP	IP WLS BF H R ER SO BB IBB HBP BLK WP HR S P ERA WHIP	IP WLS BF H R ER SO BB IBB HBP BLK WP HR S P ERA WHIP	IP WLS BF H R ER SO BB IBB HBP BLK WP HR S P ERA WHIP	IP WLS BF H R ER SO BB IBB HBP BLK WP HR S P ERA WHIP	IP WLS BF H R ER SO BB IBB HBP BLK WP HR S P ERA WHIP	IP WLS BF H R ER SO BB IBB HBP BLK WP HR S P ERA WHIP	IP WLS BF H R ER SO BB IBB HBP BLK WP HR S P ERA WHIP	IP WLS BF H R ER SO BB IBB HBP BLK WP HR S P ERA WHIP	IP WLS BF H R ER SO BB IBB HBP BLK WP HR S P ERA WHIP	IP WLS BF H R ER SO BB IBB HBP BLK WP HR S P ERA WHIP	IP WLS BF H R ER SO BB IBB HBP BLK WP HR S P ERA WHIP	IP WLS BF H R ER SO BB IBB HBP BLK WP HR S P ERA WHIP	IP WLS BF H R ER SO BB IBB HBP BLK WP HR S P ERA WHIP
Joe Coleman, R ERA: 9.0 (1, 1)	0.1 L	6 2	2 2	2 0	3 0	0 0	0 0	0 0	0 0	0 0	3 15	54.00	15.000						
Joe Murray, L ERA: 9.35 (1, 1)	7.2 31	6 3	3 3	1 1	3 0	0 0	0 0	0 0	0 0	1 30	42	3.52	1.174						
Bob Hooper, R ERA: 5.27 (9, 1)	1.0 3	0 0	0 0	1 1	0 0	0 0	0 0	0 0	0 0	5 5	5	0.00	0.000						

Cleveland Indians @ Philadelphia Athletics
Shibe Park, Philadelphia, PA
Sat Aug 26 1950, 3:33 AM EDT
Att: 3,181 - Unknown


AB 33
R 5
H 8
RBI 5
BB 6
SO 2
LOB 12



Batter	1	2	3	4	5	6	7	8	9	AB	R	H	RBI	BB	SO	LOB	BOTTOM				
Eddie Joost, R OBP: 0.383, SLG: 0.400 (1, 6)	0-3 K		0-0 F8	4-0 4-3		0-0 6-3		0-0 F6		4	0	0	0	1	1	1					
Barney McCosky, L OBP: 0.324, SLG: 0.316 (1, 7)	0-0 F9		0-0 F7	0-0 4-3			0-0 BB	0-0 G3		5	1	1	1	0	0	3					
Fernis Fain, L OBP: 0.415, SLG: 0.397 (1, 3)	0-0 F8		0-0 BB	0-0 F8			0-0 L9		0-0 1B	5	0	2	0	0	0	3					
Sam Chapman, R OBP: 0.366, SLG: 0.490 (1, 8)		4-0 E	0-0 BB	0-0 1B		0-0 BB	4-0 1B	0-3 K	0-3 K	3	2	2	0	2	1	1					
Elmer Valo, L OBP: 0.398, SLG: 0.396 (1, 9)		0-0 F9	4-0 BB	0-0 F9		0-0 F9	0-0 WP	0-3 K	0-3 K	4	0	1	1	1	1	3					
Billy Hitchcock, R OBP: 0.372, SLG: 0.386 (1, 4)		0-0 2B	0-0 F8	0-0 G1-4-3		0-0 BB	0-3 K	0-3 K	0-3 K	4	0	1	1	1	2	5					
Kermit Wahl, R OBP: 0.330, SLG: 0.348 (1, 5)		0-0 F4		0-0 BB	0-0 G1-4-3		0-0 K			4	1	1	0	0	1	4					
Joe Astroth, R OBP: 0.415, SLG: 0.375 (1, 2)		4-0 IBB		0-0 4-3		0-0 G1-4-3		0-0 2B		3	0	3	0	1	0	0					
Joe Coleman, R OBP: 0.182, SLG: 0.400 Joe Murray, L (1, 1) (1, 1)		0-0 F8		0-0 F8		0-0 G1-4-3		0-0 2B		0	0	0	0	0	0	0					
Mike Guerra, R OBP: 0.326, SLG: 0.388 Bob Hooper, R OBP: 0.180, SLG: 0.250 (6, PH) (9, 1)				0-0 F8		1-2 K		0-0 3B		0	0	0	0	0	0	0					
Inning Stats	R: 0 E: 0 K: 1 S: 5	H: 0 LOB: 0 BB: 0 P: 5	R: 1 E: 1 K: 0 S: 4	H: 1 LOB: 2 BB: 2 P: 12	R: 0 E: 0 K: 0 S: 5	H: 2 LOB: 3 BB: 1 P: 9	R: 1 E: 0 K: 0 S: 5	H: 2 LOB: 2 BB: 1 P: 9	R: 0 E: 0 K: 0 S: 3	H: 1 LOB: 1 BB: 1 P: 7	R: 0 E: 0 K: 0 S: 3	H: 1 LOB: 1 BB: 0 P: 3	R: 2 E: 0 K: 2 S: 9	H: 2 LOB: 1 BB: 1 P: 13	R: 0 E: 0 K: 0 S: 4	H: 2 LOB: 1 BB: 0 P: 4	R: 0 E: 0 K: 3 S: 10	H: 1 LOB: 1 BB: 0 P: 10	1B: 9 2B: 2 3B: 1 HR: 0	SF: 0 SAC: 0 DP: 2 HBP: 0	WP: 1 PA: 42 PB: 0 SB: 0 CS: 0
PITCHER	IP WLS BF H R ER SO BB IBB HBP BLK WP HR S P ERA WHIP	IP WLS BF H R ER SO BB IBB HBP BLK WP HR S P ERA WHIP	IP WLS BF H R ER SO BB IBB HBP BLK WP HR S P ERA WHIP	IP WLS BF H R ER SO BB IBB HBP BLK WP HR S P ERA WHIP	IP WLS BF H R ER SO BB IBB HBP BLK WP HR S P ERA WHIP	IP WLS BF H R ER SO BB IBB HBP BLK WP HR S P ERA WHIP	IP WLS BF H R ER SO BB IBB HBP BLK WP HR S P ERA WHIP	IP WLS BF H R ER SO BB IBB HBP BLK WP HR S P ERA WHIP	IP WLS BF H R ER SO BB IBB HBP BLK WP HR S P ERA WHIP	IP WLS BF H R ER SO BB IBB HBP BLK WP HR S P ERA WHIP	IP WLS BF H R ER SO BB IBB HBP BLK WP HR S P ERA WHIP	IP WLS BF H R ER SO BB IBB HBP BLK WP HR S P ERA WHIP	IP WLS BF H R ER SO BB IBB HBP BLK WP HR S P ERA WHIP	IP WLS BF H R ER SO BB IBB HBP BLK WP HR S P ERA WHIP	IP WLS BF H R ER SO BB IBB HBP BLK WP HR S P ERA WHIP	IP WLS BF H R ER SO BB IBB HBP BLK WP HR S P ERA WHIP	IP WLS BF H R ER SO BB IBB HBP BLK WP HR S P ERA WHIP	IP WLS BF H R ER SO BB IBB HBP BLK WP HR S P ERA WHIP	IP WLS BF H R ER SO BB IBB HBP BLK WP HR S P ERA WHIP		
Jesse Flores, R ERA: 3.88 (1, 1)	2.2 14	3 1	1 1	0 0	2 1	0 0	0 0	0 0	0 0	4 8	13.50	4.500									
Steve Gromek, R ERA: 4.2 (3, 1)	0.2 5	2 1	1 1	0 0	1 0	0 0	0 0	0 0	0 0	4 8	13.50	4.500									
Al Benton, R ERA: 3.55 (4, 1)	3.2 15	4 2	2 2	2 2	2 0	0 0	0 0	1 0	17 25	4.91	1.636										
Sam Zoldak, L ERA: 4.37 (8, 1)	0.1 2	2 0	0 0	0 0	0 0	0 0	0 0	0 0	2 2	0.00	6.000										
Bob Lemon, R ERA: 3.5 (8, 1)	1.2 W	6 1	0 0	3 3	0 0	0 0	0 0	0 0	12 12	0.00	0.600										

Cleveland Indians @ Philadelphia Athletics
Shibe Park, Philadelphia, PA
Sat Aug 26 1950, 3:33 AM EDT
Att: 3,181 - Unknown

AB 36
R 4
H 12
RBI 3
BB 6
SO 6
LOB 25



Batter	1	2	3	4	5	6	7	8	9	AB	R	H	RBI	BB	SO	LOB	TOP	
Johnny Lipon, R OBP: 0.399, SLG: 0.389	6-3	1-3			4-3			FC1-5 1B BB		3	0	0	0	1	0	0		
Jerry Priddy, R OBP: 0.372, SLG: 0.375	F9		K			F8		4-3 FC1-5 1B		4	0	1	0	0	1	0		
George Kell, R OBP: 0.412, SLG: 0.497	1B 2B		F9		4-3			FC1-5 4-3 1-2 2-3*		4	1	1	0	0	0	2		
Vic Wertz, L OBP: 0.402, SLG: 0.561	2B 1B		F7		L8			4-3 1-2 2-3		4	1	1	1	0	0	2		
Hoot Evers, R OBP: 0.397, SLG: 0.566	1B 2B		F2		L5			4-3		4	1	1	1	0	0	2		
Johnny Groth, R OBP: 0.413, SLG: 0.482	1B		6-3		6-3			4-3		4	0	1	1	0	0	0		
Don Kolloway, R OBP: 0.337, SLG: 0.408	F5		F3		BB 1B			F9		4	0	1	0	0	0	1		
Aaron Robinson, L OBP: 0.401, SLG: 0.362		6-3			F8			F9		2	0	0	0	1	0	0		
Charlie Keller, L OBP: 0.433, SLG: 0.429						1B BB		F9		1	0	0	0	0	0	0		
Ray Herbert, R OBP: 0.333, SLG: 0.333	F7		6-3		6-3			1-2 2-H 1B		3	0	1	0	0	0	0		
Inning Stats	R: 3 E: 0 K: 0 S: 7	H: 4 LOB: 1 BB: 0 P: 7	R: 0 E: 0 K: 0 S: 3	H: 0 LOB: 0 BB: 0 P: 3	R: 0 E: 0 K: 1 S: 5	H: 0 LOB: 0 BB: 0 P: 5	R: 0 E: 0 K: 0 S: 3	H: 0 LOB: 0 BB: 0 P: 3	R: 0 E: 0 K: 0 S: 3	H: 2 LOB: 3 BB: 1 P: 8	R: 0 E: 0 K: 0 S: 4	H: 1 LOB: 2 BB: 1 P: 8	R: 0 E: 0 K: 0 S: 3	H: 0 LOB: 0 BB: 0 P: 3	1B: 5 2B: 2 3B: 0 HR: 0	SF: 0 SAC: 0 DP: 0 HBP: 0	WP: 0 PA: 35 PB: 0 SB: 0 CS: 0	
PITCHER	IP WLS BF H R ER SO BB IBB HBP BLK WP HR S P ERA WHIP																	
Hank Wyse, R ERA: 6.16	(1, 1)	7.0	28	6	3	3	1	2	0	0	0	0	0	0	28	36	3.86	1.143
Bob Hooper, R ERA: 5.2	(8, 1)	2.0	7	1	0	0	0	0	0	0	0	0	0	7	7	0.00	0.500	

Detroit Tigers @ Philadelphia Athletics
Shibe Park, Philadelphia, PA
Sun Aug 27 1950, 3:33 AM EDT
Unknown


AB 33
R 3
H 7
RBI 3
BB 2
SO 1
LOB 7



Batter	1	2	3	4	5	6	7	8	9	AB	R	H	RBI	BB	SO	LOB	BOTTOM		
Eddie Joost, R OBP: 0.382, SLG: 0.397	6-3		5-3		1B F9 BB		6-3			3	1	0	0	1	0	0			
Barney McCosky, L OBP: 0.333, SLG: 0.323	1B		1-3		1-3 2-H 1B			FC6-4 BB		3	0	2	1	1	0	0			
Fernis Fain, L OBP: 0.412, SLG: 0.393	F5		5-3		F9			FC6-4 HR 1-2		4	1	0	1	0	0	3			
Sam Chapman, R OBP: 0.367, SLG: 0.496	K				FC4-6 BB		F3	HR 1-H		3	1	1	2	1	1	2			
Elmer Valo, L OBP: 0.396, SLG: 0.395		2B 1B			FC4-6 FC1-4 1-2†		K	F8		4	0	1	0	0	1	1			
Billy Hitchcock, R OBP: 0.370, SLG: 0.388		1-3 2B			FC1-4 FC6-4 1-2†		5-3	F4		4	0	1	0	0	0	1			
Kermit Wahl, R OBP: 0.326, SLG: 0.343		5-3			FC6-4 1-2†		F9			3	0	0	0	0	0	3			
Joe Tipton, R OBP: 0.319, SLG: 0.403		K					5-3			3	1	1	0	0	1	2			
Hank Wyse, R OBP: 0.205, SLG: 0.186					SH1-4 1B					2	0	0	0	0	1	2			
Bob Hooper, R OBP: 0.180, SLG: 0.250		K			SH1-4		6-3			0	0	0	0	0	0	0			
Inning Stats	R: 0 E: 0 K: 1 S: 6	H: 1 LOB: 1 BB: 0 P: 6	R: 0 E: 0 K: 2 S: 9	H: 2 LOB: 2 BB: 0 P: 9	R: 0 E: 0 K: 0 S: 3	H: 0 LOB: 0 BB: 0 P: 3	R: 0 E: 0 K: 0 S: 3	H: 0 LOB: 1 BB: 1 P: 7	R: 2 E: 0 K: 0 S: 5	H: 2 LOB: 1 BB: 1 P: 9	R: 0 E: 0 K: 1 S: 5	H: 0 LOB: 0 BB: 0 P: 5	R: 0 E: 0 K: 0 S: 3	H: 0 LOB: 0 BB: 0 P: 3	R: 2 E: 0 K: 0 S: 4	H: 1 LOB: 0 BB: 1 P: 8	1B: 4 2B: 1 3B: 0 HR: 1	SF: 0 SAC: 1 DP: 0 HBP: 0	WP: 0 PA: 33 PB: 0 SB: 0 CS: 0
PITCHER	IP WLS BF H R ER SO BB IBB HBP BLK WP HR S P ERA WHIP																		
Ray Herbert, R ERA: 4.5	(1, 1)	8.0	33	6	4	4	4	3	0	0	0	1	38	50	4.50	1.125			

Detroit Tigers @ Philadelphia Athletics
Shibe Park, Philadelphia, PA
Sun Aug 27 1950, 3:33 AM EDT
Unknown

AB 29
R 4
H 6
RBI 4
BB 3
SO 4
LOB 14



Batter	1	2	3	4	5	6	7	8	9	AB	R	H	RBI	BB	SO	LOB	TOP								
Johnny Lipon, R OBP: 0.398, SLG: 0.390	F9	F7		HR	6-3			1-3		6	1	2	1	0	0	1									
Jerry Priddy, R OBP: 0.374, SLG: 0.382	WP SH1-3 1B BB		BB	HR			L3	F8	4-3	5	2	2	3	1	0	2									
George Kell, R OBP: 0.409, SLG: 0.493	SH1-3		L8	E5			6-3	K2-3		4	0	0	0	0	1	1									
Vic Wertz, L OBP: 0.404, SLG: 0.559	WP 1B BB		BB	HR						2	1	0	0	3	0	1									
Hoot Evers, R OBP: 0.399, SLG: 0.567	1B BB		F7	FC4 BB			L4			3	1	1	0	2	0	3									
Johnny Groth, R OBP: 0.416, SLG: 0.483	1-2 2-3 1B		FC6-4 BB	FC4				SH1-3 1B		3	1	2	2	2	0	2									
Don Kolloway, R OBP: 0.333, SLG: 0.403	F9		FC6-4		E5			SH1-3		4	0	0	0	0	1	7									
Bob Swift, R OBP: 0.353, SLG: 0.260					F2			F3		4	0	0	0	0	0	2									
Charlie Keller, L OBP: 0.452, SLG: 0.455		5-3			F9					1	1	1	1	0	0	0									
Aaron Robinson, L OBP: 0.401, SLG: 0.362										0	0	0	0	0	0	0									
Art Houtteman, R OBP: 0.175, SLG: 0.147		K			SH1-3			F2		4	1	1	0	0	1	2									
				2B HR 1B																					
Inning Stats	R: 2 E: 0 K: 0 S: 4	H: 1 LOB: 2 BB: 3 P: 16	R: 0 E: 0 K: 1 S: 5	H: 0 LOB: 0 BB: 0 P: 5	R: 0 E: 0 K: 0 S: 4	H: 1 LOB: 3 BB: 2 P: 12	R: 3 E: 1 K: 0 S: 7	H: 3 LOB: 2 BB: 1 P: 11	R: 0 E: 1 K: 0 S: 4	H: 0 LOB: 1 BB: 1 P: 4	R: 0 E: 0 K: 0 S: 3	H: 1 LOB: 1 BB: 0 P: 7	R: 0 E: 0 K: 1 S: 5	H: 0 LOB: 0 BB: 0 P: 5	R: 3 E: 1 K: 1 S: 9	H: 3 LOB: 2 BB: 1 P: 13	1B: 6 2B: 2 3B: 0 HR: 1	SF: 0 SAC: 3 DP: 0 HBP: 0	WP: 1 PB: 0 SB: 0 CS: 0	PA: 47					
PITCHER	IP WLS BF L	H R ER SO	BB IBB HBP BLK	WP HR S P	ERA WHIP	PITCHER	IP WLS BF L	H R ER SO	BB IBB HBP BLK	WP HR S P	ERA WHIP														
Lou Brissie, L ERA: 3.83	(1, 1)	7.0	36	6	5	5	1	7	0	0	0	1	1	31	59	6.43	1.857								
Carl Scheib, R ERA: 6.89	(8, 1)	2.0	11	3	3	1	2	1	0	0	0	0	0	14	18	4.50	2.000								

Detroit Tigers @ Philadelphia Athletics
Shibe Park, Philadelphia, PA
Sun Aug 27 1950, 3:38 AM EDT
Att: 8,884 - Unknown


AB 36
R 8
H 9
RBI 7
BB 8
SO 3
LOB 21



Batter	1	2	3	4	5	6	7	8	9	AB	R	H	RBI	BB	SO	LOB	BOTTOM								
Eddie Joost, R OBP: 0.379, SLG: 0.394	K		F4		F9					3	0	0	0	0	1	1									
Pete Suder, R OBP: 0.285, SLG: 0.341										1	0	0	0	0	0	1									
Wally Moses, L OBP: 0.383, SLG: 0.412	F9			2B BB	BB		F2			3	1	1	0	1	0	1									
Fernis Fain, L OBP: 0.412, SLG: 0.395	F6			1H 2B	BB			F7		3	0	1	1	1	0	0									
Sam Chapman, R OBP: 0.364, SLG: 0.491		F8		F8	L5			6-3		4	0	0	0	0	0	3									
Paul Lehner, L OBP: 0.379, SLG: 0.443				1B						4	0	4	0	0	0	0									
Billy Hitchcock, R OBP: 0.389, SLG: 0.386		K		FC6-4 1B			7-4	F8		4	0	1	0	0	1	3									
Kermit Wahl, R OBP: 0.320, SLG: 0.336		6-3		FC6-4						4	0	0	0	0	0	3									
Mike Guerra, R OBP: 0.325, SLG: 0.385			6-3		F2					4	0	1	0	0	0	0									
Lou Brissie, L OBP: 0.187, SLG: 0.167										2	0	1	0	0	0	0									
Elmer Valo, L OBP: 0.395, SLG: 0.393			4-3							1	0	0	0	0	0	1									
Carl Scheib, R OBP: 0.275, SLG: 0.360					1B					1	0	0	0	0	0	0									
					2B																				
Inning Stats	R: 0 E: 0 K: 1 S: 5	H: 0 LOB: 0 BB: 0 P: 5	R: 0 E: 0 K: 1 S: 6	H: 1 LOB: 1 BB: 0 P: 6	R: 0 E: 0 K: 0 S: 3	H: 0 LOB: 0 BB: 0 P: 3	R: 1 E: 0 K: 0 S: 5	H: 3 LOB: 2 BB: 1 P: 9	R: 0 E: 0 K: 0 S: 3	H: 1 LOB: 1 BB: 0 P: 3	R: 0 E: 0 K: 0 S: 4	H: 1 LOB: 1 BB: 0 P: 4	R: 0 E: 0 K: 0 S: 4	H: 1 LOB: 1 BB: 0 P: 4	R: 0 E: 0 K: 0 S: 3	H: 0 LOB: 0 BB: 0 P: 3	1B: 7 2B: 3 3B: 0 HR: 0	SF: 0 SAC: 0 DP: 1 HBP: 0	WP: 0 PB: 0 SB: 0 CS: 0	PA: 36					
PITCHER	IP WLS BF W	H R ER SO	BB IBB HBP BLK	WP HR S P	ERA WHIP	PITCHER	IP WLS BF W	H R ER SO	BB IBB HBP BLK	WP HR S P	ERA WHIP														
Art Houtteman, R ERA: 3.17	(1, 1)	9.0	36	9	1	1	2	2	0	0	0	0	0	38	46	1.00	1.222								


Detroit Tigers @ Philadelphia Athletics
Shibe Park, Philadelphia, PA
Sun Aug 27 1950, 3:38 AM EDT
Att: 8,884 - Unknown


AB 34
R 1
H 9
RBI 1
BB 2
SO 2
LOB 13





Batter	1	2	3	4	5	6	7	8	9	AB	R	H	RBI	BB	SO	LOB	TOP								
Johnny Lipon, R OBP: 0.395, SLG: 0.387										4	0	0	0	0	0	1	Detroit Tigers @ Philadelphia Athletics Shibe Park, Philadelphia, PA Mon Aug 28 1950, 3:33 AM EDT Att: 1,372 - Unknown								
Jerry Priddy, R OBP: 0.375, SLG: 0.381										4	0	1	1	0	3	0									
George Kell, R OBP: 0.409, SLG: 0.497										4	0	2	0	0	0	1									
Vic Wertz, L OBP: 0.401, SLG: 0.554										4	0	0	0	0	0	2									
Hoot Evers, R OBP: 0.398, SLG: 0.563										3	0	0	0	1	0	2									
Johnny Groth, R OBP: 0.415, SLG: 0.488										4	1	1	1	0	0	1									
Don Kolloway, R OBP: 0.330, SLG: 0.398										4	0	0	0	0	0	0									
Bob Swift, R OBP: 0.352, SLG: 0.293										3	1	1	1	0	0	0									
Hal Newhouser, L OBP: 0.255, SLG: 0.216										2	0	0	0	0	0	0									
Pat Mullin, L OBP: 0.274, SLG: 0.257										1	1	1	0	0	0	0									
Marlin Stuart, L OBP: 0.274, SLG: 0.257										0	0	0	0	0	0	0									
Inning Stats	R: 0 E: 0 K: 1 S: 6	H: 1 LOB: 1 BB: 0 P: 6	R: 0 E: 0 K: 0 S: 3	H: 0 LOB: 0 BB: 0 P: 3	R: 0 E: 0 K: 0 S: 3	H: 0 LOB: 0 BB: 0 P: 3	R: 0 E: 1 K: 1 S: 6	H: 1 LOB: 1 BB: 0 P: 6	R: 0 E: 0 K: 0 S: 3	H: 0 LOB: 0 BB: 0 P: 3	R: 0 E: 0 K: 0 S: 5	H: 0 LOB: 0 BB: 0 P: 5	R: 0 E: 0 K: 0 S: 3	H: 0 LOB: 1 BB: 1 P: 7	R: 2 E: 0 K: 0 S: 6	H: 3 LOB: 1 BB: 0 P: 6	R: 1 E: 0 K: 0 S: 4	H: 1 LOB: 0 BB: 0 P: 4	1B: 2 2B: 2 3B: 0 HR: 2	SF: 0 SAC: 0 DP: 1 HBP: 0	WP: 0 PB: 0 SB: 0 CS: 0	PA: 34			
PITCHER Bobby Shantz, L ERA: 4.69	IP: 9.0	WLS: W	BF: 34	H: 6	R: 3	ER: 3	SO: 3	BB: 1	IBB: 0	HBP: 0	BLK: 1	WP: 0	HR: 2	S: 39	P: 43	ERA: 3.00	WHIP: 0.778								

Batter	1	2	3	4	5	6	7	8	9	AB	R	H	RBI	BB	SO	LOB	BOTTOM								
Pete Suder, R OBP: 0.284, SLG: 0.344										4	0	1	0	0	1	2	Detroit Tigers @ Philadelphia Athletics Shibe Park, Philadelphia, PA Mon Aug 28 1950, 3:33 AM EDT Att: 1,372 - Unknown								
Barney McCosky, L OBP: 0.337, SLG: 0.323										3	1	1	0	1	0	1									
Fernis Fain, L OBP: 0.411, SLG: 0.392										3	1	0	0	1	0	2									
Sam Chapman, R OBP: 0.365, SLG: 0.493										4	0	2	2	0	0	1									
Elmer Valo, L OBP: 0.394, SLG: 0.401										4	1	1	1	0	0	2									
Billy Hitchcock, R OBP: 0.398, SLG: 0.392										3	1	1	0	0	0	1									
Kermit Wahl, R OBP: 0.316, SLG: 0.332										3	0	0	1	0	0	0									
Joe Tipton, R OBP: 0.319, SLG: 0.402										3	0	1	0	0	1	0									
Bobby Shantz, R OBP: 0.262, SLG: 0.255										3	0	0	0	0	0	1									
Inning Stats	R: 0 E: 0 K: 1 S: 5	H: 0 LOB: 0 BB: 0 P: 5	R: 2 E: 0 K: 0 S: 5	H: 3 LOB: 0 BB: 0 P: 5	R: 0 E: 0 K: 0 S: 4	H: 1 LOB: 1 BB: 0 P: 4	R: 0 E: 0 K: 0 S: 3	H: 0 LOB: 0 BB: 0 P: 3	R: 0 E: 0 K: 0 S: 5	H: 0 LOB: 0 BB: 0 P: 5	R: 2 E: 0 K: 0 S: 5	H: 2 LOB: 1 BB: 1 P: 9	R: 0 E: 1 K: 0 S: 4	H: 1 LOB: 1 BB: 0 P: 4	R: 0 E: 0 K: 0 S: 3	H: 0 LOB: 1 BB: 1 P: 7	R: 0 E: 0 K: 0 S: 3	H: 0 LOB: 0 BB: 1 P: 7	1B: 3 2B: 2 3B: 1 HR: 1	SF: 0 SAC: 0 DP: 1 HBP: 0	WP: 0 PB: 0 SB: 0 CS: 0	PA: 32			
PITCHER Hal Newhouser, L ERA: 4.86	IP: 7.0	WLS: L	BF: 28	H: 7	R: 4	ER: 4	SO: 2	BB: 1	IBB: 0	HBP: 0	BLK: 0	WP: 0	HR: 1	S: 31	P: 35	ERA: 5.14	WHIP: 1.143								
PITCHER Marlin Stuart, R ERA: 4.74	IP: 1.0	WLS: L	BF: 4	H: 0	R: 0	ER: 0	SO: 0	BB: 1	IBB: 0	HBP: 0	BLK: 0	WP: 0	HR: 0	S: 3	P: 7	ERA: 0.00	WHIP: 1.000								

Batter	1	2	3	4	5	6	7	8	9	AB	R	H	RBI	BB	SO	LOB	TOP																		
Don Lenhardt, R (1, 3) OBP: 0.394, SLG: 0.498											0	0	0	0	0	0	0	St. Louis Browns @ Philadelphia Athletics Shibe Park, Philadelphia, PA Wed Aug 30 1950, 3:38 AM EDT Att: 1,356 - Unknown livebaseballscorecards.com																	
Snuffy Stirrweiss, R (1, 4) OBP: 0.329, SLG: 0.278											0	0	0	0	0	0	0																		
Jim Delsing, L (1, 8) OBP: 0.322, SLG: 0.301											0	0	0	0	0	0	0																		
Ray Coleman, L (1, 7) OBP: 0.349, SLG: 0.456											0	0	0	0	0	0	0																		
Dick Kokos, L (1, 9) OBP: 0.369, SLG: 0.421											0	0	0	0	0	0	0																		
Les Moss, R (1, 2) OBP: 0.357, SLG: 0.453											0	0	0	0	0	0	0																		
Roy Sievers, R (1, 5) OBP: 0.301, SLG: 0.384											0	0	0	0	0	0	0																		
Billy DeMars, R (1, 6) OBP: 0.325, SLG: 0.286											0	0	0	0	0	0	0																		
Al Widmar, R (1, 1) OBP: 0.204, SLG: 0.212											0	0	0	0	0	0	0																		
Inning Stats											1B: 0	SF: 0	WP: 0	PA: 0	2B: 0	SAC: 0	FB: 0	3B: 0	DP: 0	SB: 0	CS: 0	HR: 0	HBP: 0												
PITCHER Hank Wyse, R (1, 1) ERA: 6.16	IP	WLS	BF	H	R	ER	SO	BB	IBB	HBP	BLK	WP	HR	S	P	ERA	WHIP																		
																		PITCHER	IP	WLS	BF	H	R	ER	SO	BB	IBB	HBP	BLK	WP	HR	S	P	ERA	WHIP

Batter	1	2	3	4	5	6	7	8	9	AB	R	H	RBI	BB	SO	LOB	BOTTOM																		
Pete Suder, R (1, 6) OBP: 0.292, SLG: 0.353											0	0	0	0	0	0	0	St. Louis Browns @ Philadelphia Athletics Shibe Park, Philadelphia, PA Wed Aug 30 1950, 3:38 AM EDT Att: 1,356 - Unknown livebaseballscorecards.com																	
Paul Lehner, L (1, 7) OBP: 0.376, SLG: 0.442											0	0	0	0	0	0	0																		
Ferris Fain, L (1, 3) OBP: 0.410, SLG: 0.390											0	0	0	0	0	0	0																		
Sam Chapman, R (1, 8) OBP: 0.363, SLG: 0.489											0	0	0	0	0	0	0																		
Elmer Valo, L (1, 9) OBP: 0.395, SLG: 0.405											0	0	0	0	0	0	0																		
Billy Hitchcock, R (1, 4) OBP: 0.384, SLG: 0.387											0	0	0	0	0	0	0																		
Kermit Wahl, R (1, 5) OBP: 0.319, SLG: 0.335											0	0	0	0	0	0	0																		
Joe Tipton, R (1, 2) OBP: 0.319, SLG: 0.402											0	0	0	0	0	0	0																		
Hank Wyse, R (1, 1) OBP: 0.205, SLG: 0.186											0	0	0	0	0	0	0																		
Inning Stats											1B: 0	SF: 0	WP: 0	PA: 0	2B: 0	SAC: 0	FB: 0	3B: 0	DP: 0	SB: 0	CS: 0	HR: 0	HBP: 0												
PITCHER Al Widmar, R (1, 1) ERA: 4.96	IP	WLS	BF	H	R	ER	SO	BB	IBB	HBP	BLK	WP	HR	S	P	ERA	WHIP																		
																		PITCHER	IP	WLS	BF	H	R	ER	SO	BB	IBB	HBP	BLK	WP	HR	S	P	ERA	WHIP

Batter	1	2	3	4	5	6	7	8	9	AB	R	H	RBI	BB	SO	LOB	TOP																	
Jim Delsing, L (1, 8) OBP: 0.326, SLG: 0.301											0	0	0	0	0	0	0	St. Louis Browns @ Philadelphia Athletics Shibe Park, Philadelphia, PA Thu Aug 31 1950, 3:33 AM EDT Unknown livebaseballscorecards.com																
Snuffy Stirrweiss, R (1, 4) OBP: 0.329, SLG: 0.283											0	0	0	0	0	0	0																	
Don Lenhardt, R (1, 3) OBP: 0.395, SLG: 0.496											0	0	0	0	0	0	0																	
Les Moss, R (1, 2) OBP: 0.358, SLG: 0.448											0	0	0	0	0	0	0																	
Roy Sievers, R (1, 5) OBP: 0.297, SLG: 0.378											0	0	0	0	0	0	0																	
Ken Wood, R (1, 9) OBP: 0.291, SLG: 0.378											0	0	0	0	0	0	0																	
Ray Coleman, L (1, 7) OBP: 0.347, SLG: 0.451											0	0	0	0	0	0	0																	
Billy DeMars, R (1, 6) OBP: 0.322, SLG: 0.283											0	0	0	0	0	0	0																	
Dick Starr, R (1, 1) OBP: 0.167, SLG: 0.130											0	0	0	0	0	0	0																	
Inning Stats											1B: 0	SF: 0	WP: 0	PA: 0	2B: 0	SAC: 0	FB: 0	3B: 0	DP: 0	SB: 0	CS: 0	HR: 0	HBP: 0											
PITCHER Lou Brissie, L (1, 1) ERA: 3.83	IP	WLS	BF	H	R	ER	SO	BB	IBB	HBP	BLK	WP	HR	S	P	ERA	WHIP																	
PITCHER																		IP	WLS	BF	H	R	ER	SO	BB	IBB	HBP	BLK	WP	HR	S	P	ERA	WHIP

Batter	1	2	3	4	5	6	7	8	9	AB	R	H	RBI	BB	SO	LOB	BOTTOM																	
Pete Suder, R (1, 6) OBP: 0.293, SLG: 0.352											0	0	0	0	0	0	0	St. Louis Browns @ Philadelphia Athletics Shibe Park, Philadelphia, PA Thu Aug 31 1950, 3:33 AM EDT Unknown livebaseballscorecards.com																
Barney McCosky, L (1, 7) OBP: 0.337, SLG: 0.319											0	0	0	0	0	0	0																	
Ferris Fain, L (1, 3) OBP: 0.412, SLG: 0.392											0	0	0	0	0	0	0																	
Sam Chapman, R (1, 8) OBP: 0.359, SLG: 0.484											0	0	0	0	0	0	0																	
Elmer Valo, L (1, 9) OBP: 0.395, SLG: 0.403											0	0	0	0	0	0	0																	
Billy Hitchcock, R (1, 4) OBP: 0.381, SLG: 0.382											0	0	0	0	0	0	0																	
Kermit Wahl, R (1, 5) OBP: 0.317, SLG: 0.329											0	0	0	0	0	0	0																	
Joe Tipton, R (1, 2) OBP: 0.322, SLG: 0.402											0	0	0	0	0	0	0																	
Lou Brissie, L (1, 1) OBP: 0.187, SLG: 0.167											0	0	0	0	0	0	0																	
Inning Stats											1B: 0	SF: 0	WP: 0	PA: 0	2B: 0	SAC: 0	FB: 0	3B: 0	DP: 0	SB: 0	CS: 0	HR: 0	HBP: 0											
PITCHER Dick Starr, R (1, 1) ERA: 5.63	IP	WLS	BF	H	R	ER	SO	BB	IBB	HBP	BLK	WP	HR	S	P	ERA	WHIP																	
PITCHER																		IP	WLS	BF	H	R	ER	SO	BB	IBB	HBP	BLK	WP	HR	S	P	ERA	WHIP

Batter	1	2	3	4	5	6	7	8	9	AB	R	H	RBI	BB	SO	LOB	TOP		
Dom DiMaggio, R OBP: 0.425, SLG: 0.464 (1, 8)	G		K					1B		4	0	1	0	0	1	1	Boston Red Sox @ Philadelphia Athletics Shibe Park, Philadelphia, PA Fri Sep 01 1950, 3:33 AM EDT Att. 4,878 - Unknown livebaseballscorecards.com		
6 Johnny Pesky, L OBP: 0.431, SLG: 0.393 (1, 5)	K			G						4	0	0	0	0	1	2			
Billy Goodman, L OBP: 0.440, SLG: 0.486 (1, 7)	E BB				G					3	0	0	0	1	0	2			
Vern Stephens, R OBP: 0.372, SLG: 0.538 (1, 6)	G			P						4	0	0	0	0	0	1			
Walt Dropo, R OBP: 0.381, SLG: 0.599 Fred Hatfield, L (9, PR)		K			HR			P		4	1	2	1	0	1	0			
Bobby Doerr, R OBP: 0.384, SLG: 0.512 (1, 4)	K							G		4	0	0	0	0	1	1			
Al Zarilla, L OBP: 0.431, SLG: 0.505 (1, 9)								P		4	1	1	0	0	0	1			
Birdie Tebbetts, R OBP: 0.391, SLG: 0.470 (1, 2)								G		3	0	1	0	0	0	0			
Chuck Stobbs, L OBP: 0.407, SLG: 0.277 Ellis Kinder, R OBP: 0.338, SLG: 0.277 (6, 1) Clyde Vollmer, R OBP: 0.358, SLG: 0.476 (8, PH) Mickey McDermott, L OBP: 0.432, SLG: 0.447 (8, 1)			K					1B	1B	2	0	0	1	0	1	1			
Inning Stats	R: 0 E: 1 K: 1 S: 5	H: 0 LOB: 1 BB: 1 P: 9	R: 0 E: 0 K: 2 S: 7	H: 0 LOB: 0 BB: 0 P: 7	R: 0 E: 0 K: 2 S: 7	H: 0 LOB: 0 BB: 0 P: 7	R: 0 E: 0 K: 0 S: 3	H: 0 LOB: 0 BB: 0 P: 3	R: 2 E: 0 K: 0 S: 6	H: 3 LOB: 1 BB: 0 P: 6	R: 0 E: 0 K: 0 S: 3	H: 0 LOB: 0 BB: 0 P: 3	R: 0 E: 0 K: 0 S: 3	H: 2 LOB: 2 BB: 0 P: 5	R: 0 E: 0 K: 0 S: 4	H: 1 LOB: 1 BB: 0 P: 4		1B: 5 2B: 0 3B: 0 HR: 1	SF: 0 SAC: 0 DP: 0 HBP: 0
PITCHER Bobby Shantz, L ERA: 4.56 (1, 1)	IP: 9.0 WLS: W BF: 34 H: 6 R: 2 ER: 2 SO: 5 BB: 1 IBB: 0 HBP: 0 BLK: 0 WP: 0 HR: 1 S: 43 P: 47 ERA: 2.00 WHIP: 0.778															PITCHER			

AB 33
R 2
H 6
RBI 2
BB 1
SO 5
LOB 9

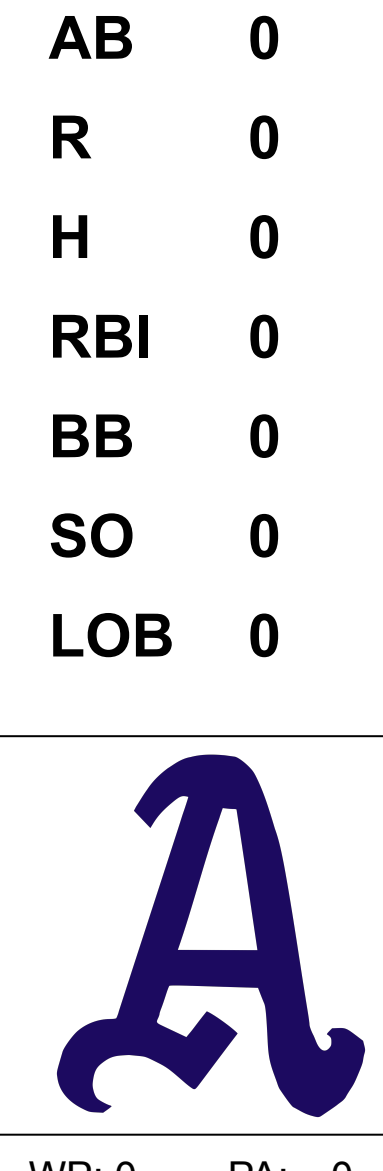
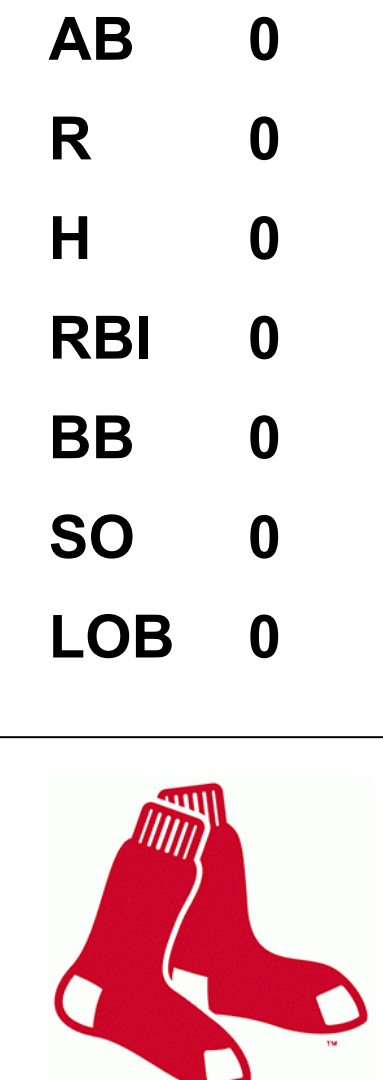


Batter	1	2	3	4	5	6	7	8	9	AB	R	H	RBI	BB	SO	LOB	BOTTOM		
Pete Suder, R OBP: 0.293, SLG: 0.346 (1, 6)	G		G					BB		4	0	1	0	1	0	1	Boston Red Sox @ Philadelphia Athletics Shibe Park, Philadelphia, PA Fri Sep 01 1950, 3:33 AM EDT Att. 4,878 - Unknown livebaseballscorecards.com		
Barney McCosky, L OBP: 0.332, SLG: 0.316 (1, 7)	P			G				1B		4	1	1	1	1	0	1			
Fernis Fain, L OBP: 0.421, SLG: 0.409 (1, 3)	G			HBP BB				SH BB		2	0	1	0	3	0	0			
Sam Chapman, R OBP: 0.354, SLG: 0.475 (1, 8)		L						SH		4	0	0	0	0	0	6			
Eimer Valo, L OBP: 0.402, SLG: 0.403 (1, 9)	G							SH 1B		2	1	1	0	1	0	0			
Billy Hitchcock, R OBP: 0.358, SLG: 0.375 (1, 4)								SH 1B		3	1	1	1	1	0	4			
Kermit Wahl, R OBP: 0.331, SLG: 0.339 (1, 5)	G							SH 1B		2	1	1	0	1	0	1			
Joe Astroth, R OBP: 0.408, SLG: 0.361 (1, 2)			G					G		3	0	0	0	1	0	4			
Bobby Shantz, R OBP: 0.246, SLG: 0.237 (1, 1)			P							4	0	0	1	0	0	2			
Inning Stats	R: 0 E: 0 K: 0 S: 3	H: 0 LOB: 0 BB: 0 P: 3	R: 0 E: 0 K: 0 S: 3	H: 0 LOB: 0 BB: 1 P: 7	R: 0 E: 0 K: 0 S: 3	H: 0 LOB: 0 BB: 0 P: 3	R: 0 E: 0 K: 0 S: 3	H: 0 LOB: 2 BB: 1 P: 8	R: 1 E: 0 K: 0 S: 5	H: 2 LOB: 3 BB: 2 P: 13	R: 2 E: 1 K: 0 S: 5	H: 2 LOB: 1 BB: 1 P: 9	R: 1 E: 0 K: 0 S: 4	H: 1 LOB: 3 BB: 3 P: 16	R: 0 E: 0 K: 0 S: 4	H: 1 LOB: 2 BB: 1 P: 8		1B: 5 2B: 1 3B: 0 HR: 0	SF: 0 SAC: 2 DP: 0 HBP: 1
PITCHER Chuck Stobbs, L ERA: 5.18 (1, 1) Ellis Kinder, R ERA: 4.35 (6, 1) Mickey McDermott, L ERA: 5.79 (8, 1)	IP: 5.2 WLS: L BF: 27 H: 4 R: 3 ER: 2 SO: 2 BB: 5 IBB: 0 HBP: 1 BLK: 0 WP: 0 HR: 0 S: 21 P: 42 ERA: 3.18 WHIP: 1.588															PITCHER			

AB 28
R 4
H 6
RBI 3
BB 9
SO 0
LOB 19



Batter	1	2	3	4	5	6	7	8	9	AB	R	H	RBI	BB	SO	LOB	TOP																		
Dom DiMaggio, R (1, 8) OBP: 0.425, SLG: 0.464											0	0	0	0	0	0	0	Boston Red Sox @ Philadelphia Athletics Shibe Park, Philadelphia, PA Sat Sep 02 1950, 3:33 AM EDT Att: 2,294 - Unknown livebaseballscorecards.com																	
6 Johnny Pesky, L (1, 5) OBP: 0.431, SLG: 0.393											0	0	0	0	0	0	0																		
Billy Goodman, L (1, 7) OBP: 0.440, SLG: 0.486											0	0	0	0	0	0	0																		
Vern Stephens, R (1, 6) OBP: 0.372, SLG: 0.538											0	0	0	0	0	0	0																		
Walt Dropo, R (1, 3) OBP: 0.381, SLG: 0.599											0	0	0	0	0	0	0																		
Bobby Doerr, R (1, 4) OBP: 0.384, SLG: 0.512											0	0	0	0	0	0	0																		
Al Zarilla, L (1, 9) OBP: 0.431, SLG: 0.505											0	0	0	0	0	0	0																		
Matt Batts, R (1, 2) OBP: 0.311, SLG: 0.379											0	0	0	0	0	0	0																		
Mel Parnell, L (1, 1) OBP: 0.244, SLG: 0.244											0	0	0	0	0	0	0																		
Inning Stats											1B: 0	SF: 0	WP: 0	PA: 0	2B: 0	SAC: 0	FB: 0		3B: 0	DP: 0	SB: 0	CS: 0	HR: 0	HBP: 0											
PITCHER Carl Scheib, R (1, 1) ERA: 6.79	IP	WLS	BF	H	R	ER	SO	BB	IBB	HBP	BLK	WP	HR	S	P	ERA	WHIP																		
																		PITCHER	IP	WLS	BF	H	R	ER	SO	BB	IBB	HBP	BLK	WP	HR	S	P	ERA	WHIP



Batter	1	2	3	4	5	6	7	8	9	AB	R	H	RBI	BB	SO	LOB	BOTTOM																		
Pete Suder, R (1, 6) OBP: 0.293, SLG: 0.346											0	0	0	0	0	0	0	Boston Red Sox @ Philadelphia Athletics Shibe Park, Philadelphia, PA Sat Sep 02 1950, 3:33 AM EDT Att: 2,294 - Unknown livebaseballscorecards.com																	
Barney McCosky, L (1, 7) OBP: 0.332, SLG: 0.316											0	0	0	0	0	0	0																		
Ferris Fain, L (1, 3) OBP: 0.421, SLG: 0.409											0	0	0	0	0	0	0																		
Sam Chapman, R (1, 8) OBP: 0.354, SLG: 0.475											0	0	0	0	0	0	0																		
Elmer Valo, L (1, 9) OBP: 0.402, SLG: 0.403											0	0	0	0	0	0	0																		
Billy Hitchcock, R (1, 4) OBP: 0.358, SLG: 0.375											0	0	0	0	0	0	0																		
Kermit Wahl, R (1, 5) OBP: 0.331, SLG: 0.339											0	0	0	0	0	0	0																		
Joe Tipton, R (1, 2) OBP: 0.327, SLG: 0.400											0	0	0	0	0	0	0																		
Carl Scheib, R (1, 1) OBP: 0.269, SLG: 0.353											0	0	0	0	0	0	0																		
Inning Stats											1B: 0	SF: 0	WP: 0	PA: 0	2B: 0	SAC: 0	FB: 0		3B: 0	DP: 0	SB: 0	CS: 0	HR: 0	HBP: 0											
PITCHER Mel Parnell, L (1, 1) ERA: 3.96	IP	WLS	BF	H	R	ER	SO	BB	IBB	HBP	BLK	WP	HR	S	P	ERA	WHIP																		
																		PITCHER	IP	WLS	BF	H	R	ER	SO	BB	IBB	HBP	BLK	WP	HR	S	P	ERA	WHIP


Batter	1	2	3	4	5	6	7	8	9	AB	R	H	RBI	BB	SO	LOB	TOP
Eddie Joost, R OBP: 0.380, SLG: 0.395 (1, 6)										4	0	2	1	0	0	0	Philadelphia Athletics @ New York Yankees Yankee Stadium, Bronx, NY Mon Sep 04 1950, 3:33 AM EDT Unknown livebaseballscorecards.com
Paul Lehner, L OBP: 0.379, SLG: 0.440 (1, 7)										4	0	1	0	0	0	2	
Ferns Fain, L OBP: 0.420, SLG: 0.404 (1, 3)										3	0	0	0	1	0	0	
Sam Chapman, R OBP: 0.348, SLG: 0.466 (1, 8)										4	0	0	0	0	2	2	
Elmer Valo, L OBP: 0.406, SLG: 0.408 (1, 9)										4	0	2	0	0	0	2	
Billy Hitchcock, R OBP: 0.359, SLG: 0.379 (1, 4)										3	0	1	0	0	0	1	
Kermit Wahl, R OBP: 0.326, SLG: 0.338 (1, 5)										3	1	1	0	0	0	1	
Joe Tipton, R OBP: 0.331, SLG: 0.408 (1, 2)										3	0	0	0	0	2	1	
Lou Brissie, L OBP: 0.185, SLG: 0.167 (1, 1)										2	0	0	0	0	0	0	
Wally Moses, L OBP: 0.379, SLG: 0.406 (8, PH)										1	0	0	0	0	1	1	
Bob Hooper, R OBP: 0.170, SLG: 0.235 (8, 1)										0	0	0	0	0	0	0	
Inning Stats	R: 0 E: 0 K: 1 S: 6	H: 1 LOB: 2 BB: 1 P: 10	R: 0 E: 0 K: 0 S: 3	H: 0 LOB: 0 BB: 0 P: 3	R: 0 E: 0 K: 0 S: 3	H: 1 LOB: 0 BB: 0 P: 3	R: 0 E: 0 K: 1 S: 5	H: 0 LOB: 0 BB: 0 P: 5	R: 0 E: 0 K: 1 S: 6	H: 1 LOB: 1 BB: 0 P: 6	R: 1 E: 0 K: 2 S: 9	H: 2 LOB: 1 BB: 0 P: 9	R: 0 E: 0 K: 0 S: 3	H: 0 LOB: 0 BB: 0 P: 3	1B: 6 2B: 1 3B: 0 HR: 0	SF: 0 SAC: 0 DP: 2 HBP: 0	WP: 1 PA: 33 CS: 1
PITCHER	IP WLS BF H R ER SO BB IBB HBP BLK WP HR S P ERA WHIP																
Vic Raschi, R ERA: 3.99 (1, 1)	9.0 W 32 7 1 1 5 1 0 0 0 1 0 41 45 1.00 0.889																

Batter	1	2	3	4	5	6	7	8	9	AB	R	H	RBI	BB	SO	LOB	BOTTOM
Gene Woodling, L OBP: 0.379, SLG: 0.410 (1, 7)										4	0	2	1	0	0	2	Philadelphia Athletics @ New York Yankees Yankee Stadium, Bronx, NY Mon Sep 04 1950, 3:33 AM EDT Unknown livebaseballscorecards.com
Phil Rizzuto, R OBP: 0.432, SLG: 0.436 (1, 6)										3	0	1	0	1	0	3	
Yogi Berra, L OBP: 0.388, SLG: 0.524 (1, 2)										3	0	0	0	1	0	4	
Joe DiMaggio, R OBP: 0.376, SLG: 0.559 (1, 8)										4	0	2	0	0	0	1	
Hank Bauer, R OBP: 0.382, SLG: 0.478 (1, 9)										4	0	0	0	0	1	4	
Johnny Mize, L OBP: 0.377, SLG: 0.616 (1, 3)										4	1	1	1	0	1	2	
Joe Collins, L OBP: 0.323, SLG: 0.421 (8, 3)										0	0	0	0	0	0	0	
Billy Johnson, R OBP: 0.354, SLG: 0.388 (1, 5)										4	0	0	0	0	0	0	
Jerry Coleman, R OBP: 0.369, SLG: 0.376 (1, 4)										4	1	3	0	0	0	0	
Vic Raschi, R OBP: 0.253, SLG: 0.260 (1, 1)										3	0	0	0	0	1	2	
Inning Stats	R: 0 E: 0 K: 1 S: 7	H: 2 LOB: 0 BB: 0 P: 7	R: 1 E: 0 K: 0 S: 6	H: 3 LOB: 3 BB: 1 P: 10	R: 0 E: 0 K: 0 S: 3	H: 0 LOB: 0 BB: 0 P: 3	R: 1 E: 0 K: 0 S: 5	H: 2 LOB: 1 BB: 0 P: 5	R: 0 E: 0 K: 0 S: 5	H: 1 LOB: 2 BB: 0 P: 5	R: 0 E: 0 K: 1 S: 6	H: 1 LOB: 1 BB: 0 P: 6	R: 0 E: 0 K: 1 S: 5	H: 0 LOB: 0 BB: 0 P: 5	1B: 7 2B: 0 3B: 1 HR: 1	SF: 0 SAC: 1 DP: 0 HBP: 0	WP: 0 PA: 36 CS: 0
PITCHER	IP WLS BF H R ER SO BB IBB HBP BLK WP HR S P ERA WHIP																
Lou Brissie, L ERA: 3.8 (1, 1)	7.0 L 33 9 2 2 2 2 0 0 0 0 0 35 43 2.57 1.571																
Bob Hooper, R ERA: 4.99 (8, 1)	1.0 3 0 0 0 1 0 0 0 0 0 0 5 5 0.00 0.000																

Batter	1	2	3	4	5	6	7	8	9	AB	R	H	RBI	BB	SO	LOB	TOP				
Eddie Joost, R OBP: 0.377, SLG: 0.391 (1, 6)										4	0	0	0	0	0	1					
Paul Lehner, L OBP: 0.377, SLG: 0.438 (1, 7)										4	1	1	0	0	0	0					
Ferns Fain, L OBP: 0.422, SLG: 0.403 (1, 3)										1	2	0	0	3	1	0					
Sam Chapman, R OBP: 0.348, SLG: 0.464 (1, 8)										3	1	0	0	1	0	3					
Elmer Valo, L OBP: 0.407, SLG: 0.412 (1, 9)										4	0	2	2	0	0	1					
Billy Hitchcock, R OBP: 0.355, SLG: 0.374 (1, 4)										4	0	0	0	0	0	3					
Kermit Wahl, R OBP: 0.325, SLG: 0.333 (1, 5)										3	0	0	0	1	0	0					
Joe Astroth, R OBP: 0.412, SLG: 0.360 (1, 2)										3	0	1	0	1	0	1					
Alex Kellner, R OBP: 0.219, SLG: 0.211 (1, 1)										3	0	0	0	1	0	2					
Inning Stats	R: 0 E: 0 K: 1 S: 5	H: 0 LOB: 0 BB: 0 P: 5	R: 0 E: 0 K: 0 S: 3	H: 1 LOB: 0 BB: 0 P: 3	R: 0 E: 0 K: 0 S: 2	H: 0 LOB: 1 BB: 2 P: 10	R: 0 E: 0 K: 0 S: 3	H: 0 LOB: 1 BB: 1 P: 7	R: 0 E: 0 K: 0 S: 3	H: 0 LOB: 0 BB: 0 P: 3	R: 2 E: 1 K: 0 S: 5	H: 1 LOB: 1 BB: 0 P: 9	R: 0 E: 0 K: 0 S: 3	H: 1 LOB: 0 BB: 0 P: 3	R: 0 E: 0 K: 0 S: 3	H: 1 LOB: 0 BB: 0 P: 3	1B: 3 2B: 1 3B: 0 HR: 0	SF: 0 SAC: 0 DP: 3 HBP: 0	WP: 0 PB: 0 SB: 0 CS: 0	PA: 36	
PITCHER	IP	WLS	BF	H	R	ER	SO	BB	IBB	HBP	BLK	WP	HR	S	P	ERA	WHIP				
Tommy Byrne, L ERA: 4.58 (1, 1)	7.0	L	27	2	2	2	1	6	0	0	0	0	0	23	47	2.57	1.143				
Tom Ferrick, R ERA: 3.36 (8, 1)	2.0		9	2	2	0	0	1	0	0	0	0	0	8	12	0.00	1.500				

Philadelphia Athletics @ New York Yankees
Yankee Stadium, Bronx, NY
Mon Sep 04 1950, 3:38 AM EDT
Att: 59,773 - Unknown


AB 29
R 4
H 4
RBI 2
BB 7
SO 1
LOB 11



Batter	1	2	3	4	5	6	7	8	9	AB	R	H	RBI	BB	SO	LOB	BOTTOM				
Gene Woodling, L OBP: 0.376, SLG: 0.406 (1, 7)										4	0	0	0	0	1	4					
Phil Rizzuto, R OBP: 0.429, SLG: 0.432 (1, 6)										4	0	0	0	0	1	2					
Yogi Berra, L OBP: 0.389, SLG: 0.521 (1, 2)										2	0	0	0	2	0	0					
Joe DiMaggio, R OBP: 0.375, SLG: 0.558 (1, 8)										4	0	1	0	0	0	2					
Hank Bauer, R OBP: 0.383, SLG: 0.485 (1, 9)										3	1	1	1	1	1	1					
Johnny Mize, L OBP: 0.374, SLG: 0.624 (1, 3)										4	1	1	1	0	0	3					
Billy Johnson, R OBP: 0.356, SLG: 0.401 (1, 5)										4	1	2	1	0	0	3					
Jerry Coleman, R OBP: 0.366, SLG: 0.373 (1, 4)										3	0	0	0	0	0	0					
Tommy Byrne, L OBP: 0.333, SLG: 0.413 (1, 1)										1	0	1	0	1	0	0					
Tommy Henrich, L OBP: 0.396, SLG: 0.543 (7, PH)										0	0	0	0	1	0	0					
Jackie Jensen, R OBP: 0.210, SLG: 0.179 (7, PR)										0	0	0	0	0	0	0					
Tom Ferrick, R OBP: 0.235, SLG: 0.133 (8, 1)										0	0	0	0	0	0	0					
Hank Workman, L (9, PH)										1	0	0	0	0	0	0					
Inning Stats	R: 0 E: 0 K: 1 S: 5	H: 0 LOB: 0 BB: 0 P: 5	R: 0 E: 0 K: 1 S: 6	H: 1 LOB: 1 BB: 0 P: 6	R: 0 E: 0 K: 0 S: 4	H: 1 LOB: 1 BB: 0 P: 4	R: 0 E: 0 K: 0 S: 3	H: 0 LOB: 2 BB: 2 P: 11	R: 0 E: 0 K: 0 S: 2	H: 0 LOB: 0 BB: 1 P: 6	R: 1 E: 0 K: 0 S: 4	H: 2 LOB: 2 BB: 1 P: 8	R: 0 E: 0 K: 0 S: 3	H: 0 LOB: 0 BB: 0 P: 3	R: 2 E: 0 K: 0 S: 5	H: 2 LOB: 2 BB: 0 P: 5	1B: 2 2B: 1 3B: 0 HR: 3	SF: 0 SAC: 1 DP: 2 HBP: 0	WP: 0 PB: 0 SB: 0 CS: 0	PA: 36	
PITCHER	IP	WLS	BF	H	R	ER	SO	BB	IBB	HBP	BLK	WP	HR	S	P	ERA	WHIP				
Alex Kellner, L ERA: 4.97 (1, 1)	9.0	W	36	6	3	3	3	5	0	0	0	0	3	37	57	3.00	1.222				

Philadelphia Athletics @ New York Yankees
Yankee Stadium, Bronx, NY
Mon Sep 04 1950, 3:38 AM EDT
Att: 59,773 - Unknown

AB 30
R 3
H 6
RBI 3
BB 5
SO 3
LOB 15



Batter	1	2	3	4	5	6	7	8	9	AB	R	H	RBI	BB	SO	LOB	TOP					
Eddie Joost, R OBP: 0.376, SLG: 0.389 (1, 6)	0-0 6-3		0-0 1-3 1B		0-0 F3			0-0 G5-4-3		4	0	1	0	0	0	3	Philadelphia Athletics @ Washington Senators Griffith Stadium, Washington, DC Wed Sep 06 1950, 3:33 AM EDT Att: 2,735 - Unknown livebaseballscorecards.com					
Paul Lehner, L OBP: 0.373, SLG: 0.433 (1, 7)	0-0 4-3		0-0 G4-6-3			0-0 4-3		0-0 F8		4	0	0	0	0	3							
Ferns Fain, L OBP: 0.421, SLG: 0.401 (1, 3)	0-0 1B			0-0 1-3		0-0 1-3			0-0 L6	4	0	1	0	0	0							
Sam Chapman, R OBP: 0.345, SLG: 0.460 (1, 8)	0-3 K			0-0 6-3		0-0 6-3			0-0 E5	4	0	0	0	0	1							
Elmer Valo, L OBP: 0.406, SLG: 0.409 (1, 9)		4-0 BB		0-0 4-3			0-0 6-3		0-0 F4	3	0	0	0	1	0							
Billy Hitchcock, R OBP: 0.354, SLG: 0.373 (1, 4)		0-0 G6-3			0-0 1B BB		0-0 F9		0-3 K	4	0	1	0	0	1							
Kermit Wahl, R OBP: 0.328, SLG: 0.335 (1, 5)		0-0 5-3			4-0 1B BB		0-0 FC5-4			2	0	1	0	1	0							
Joe Tipton, R OBP: 0.331, SLG: 0.407 (1, 2)			0-3 K		0-0 1-2		0-0 FC5-4			3	0	1	0	0	1							
Bobby Shantz, R OBP: 0.239, SLG: 0.230 (8, PH)			0-0 E5		0-3 1B					2	0	0	0	0	1							
Bob Rinker, R OBP: 1.000, SLG: 1.000 (8, PR)										1	0	1	0	0	0							
Mike Guerra, R OBP: 0.324, SLG: 0.380 (8, PR)										0	0	0	0	0	0							
Carl Scheib, R OBP: 0.269, SLG: 0.353 (8, 1)								0-0 G5-4-3		0	0	0	0	0	0							
Inning Stats	R: 0 E: 0 K: 1 S: 6	H: 1 LOB: 1 BB: 0 P: 6	R: 0 E: 0 K: 0 S: 2	H: 0 LOB: 0 BB: 1 P: 6	R: 0 E: 1 K: 1 S: 6	H: 1 LOB: 1 BB: 0 P: 6	R: 0 E: 0 K: 0 S: 3	H: 0 LOB: 0 BB: 0 P: 3	R: 0 E: 0 K: 0 S: 3	H: 2 LOB: 2 BB: 1 P: 10	R: 0 E: 0 K: 0 S: 3	H: 0 LOB: 0 BB: 0 P: 3	R: 0 E: 0 K: 0 S: 4	H: 1 LOB: 1 BB: 0 P: 4	R: 0 E: 0 K: 0 S: 3	H: 1 LOB: 1 BB: 0 P: 3	R: 0 E: 1 K: 1 S: 6	H: 0 LOB: 1 BB: 0 P: 6	1B: 6 2B: 0 3B: 0 HR: 0	SF: 0 SAC: 0 DP: 3 HBP: 0	WP: 0 PB: 0 SB: 0 CS: 0	PA: 33
PITCHER Sandy Consuegra, R ERA: 3.96 (1, 1)	IP: 9.0 WLS: W BF: 33 H: 6 R: 0 ER: 0 SO: 4 BB: 2 IBB: 0 HBP: 0 BLK: 0 WP: 0 HR: 0 S: 39 P: 47 ERA: 0.00 WHIP: 0.889															PITCHER						

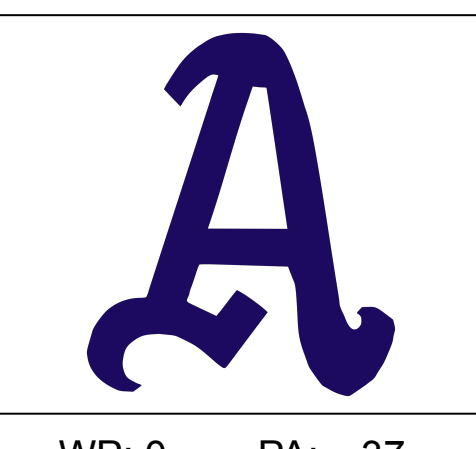
Batter	1	2	3	4	5	6	7	8	9	AB	R	H	RBI	BB	SO	LOB	BOTTOM					
Eddie Yost, R OBP: 0.441, SLG: 0.411 (1, 5)	0-0 5-3		4-0 1B FC	0-0 5-3			4-0 CS			2	1	0	0	2	0	0	Philadelphia Athletics @ Washington Senators Griffith Stadium, Washington, DC Wed Sep 06 1950, 3:33 AM EDT Att: 2,735 - Unknown livebaseballscorecards.com					
Cass Michaels, R OBP: 0.365, SLG: 0.378 (1, 4)	0-3 K		0-0 SH5-3 1-3 1B		4-0 1B BB		0-0 5-3			3	0	1	0	1	1							
Irv Noren, L OBP: 0.388, SLG: 0.473 (1, 8)	0-0 E		0-0 FC		0-3 K		0-0 F3			4	1	1	1	0	1							
Mickey Vernon, L OBP: 0.380, SLG: 0.380 (1, 3)	0-0 E3		0-0 SH5-3		0-3 K			0-0 F8		3	1	1	1	0	1							
Sam Mele, R OBP: 0.374, SLG: 0.450 (1, 9)	0-3 K		4-0 IBB		0-0 1B			0-0 F8		3	0	1	0	1	0							
Johnny Ostrowski, R OBP: 0.347, SLG: 0.378 (1, 7)		0-3 K	0-0 F4		0-0 F7			4-0 BB		3	0	0	0	1	1							
Sam Dente, R OBP: 0.288, SLG: 0.285 (1, 6)		0-0 F4	0-0 F4			0-0 F7		0-0 1-3		4	0	0	0	0	4							
Mickey Grasso, R OBP: 0.380, SLG: 0.355 (1, 2)		0-0 1B		0-3 K		0-3 K				3	0	1	0	0	2							
Sandy Consuegra, R OBP: 0.216, SLG: 0.222 (1, 1)		0-0 1-3		0-0 6-3		0-0 3-1				3	0	0	0	0	1							
Inning Stats	R: 2 E: 1 K: 2 S: 9	H: 2 LOB: 0 BB: 0 P: 9	R: 0 E: 0 K: 1 S: 6	H: 1 LOB: 1 BB: 0 P: 6	R: 1 E: 0 K: 0 S: 5	H: 1 LOB: 3 BB: 2 P: 13	R: 0 E: 0 K: 1 S: 5	H: 0 LOB: 0 BB: 0 P: 5	R: 0 E: 0 K: 2 S: 8	H: 1 LOB: 2 BB: 1 P: 12	R: 0 E: 0 K: 1 S: 5	H: 0 LOB: 0 BB: 0 P: 5	R: 0 E: 0 K: 0 S: 2	H: 0 LOB: 0 BB: 1 P: 6	R: 0 E: 0 K: 0 S: 3	H: 0 LOB: 1 BB: 1 P: 7		R: 0 E: 0 K: 0 S: 3	H: 0 LOB: 1 BB: 1 P: 7	1B: 4 2B: 0 3B: 1 HR: 0	SF: 0 SAC: 1 DP: 0 HBP: 0	WP: 0 PB: 0 SB: 0 CS: 1
PITCHER Bobby Shantz, L ERA: 4.49 (8, 1)	IP: 7.0 WLS: L BF: 30 H: 5 R: 3 ER: 2 SO: 7 BB: 3 IBB: 1 HBP: 0 BLK: 0 WP: 0 HR: 0 S: 40 P: 56 ERA: 2.57 WHIP: 1.143															PITCHER						
Carl Scheib, R ERA: 7.01 (8, 1)	IP: 1.0 WLS: L BF: 4 H: 0 R: 0 ER: 0 SO: 0 BB: 1 IBB: 0 HBP: 0 BLK: 0 WP: 0 HR: 0 S: 3 P: 7 ERA: 0.00 WHIP: 1.000															PITCHER						



Batter	1	2	3	4	5	6	7	8	9	AB	R	H	RBI	BB	SO	LOB	TOP								
Eddie Joost, R OBP: 0.376, SLG: 0.391 (1, 6)										4	1	1	1	1	1	1									
Paul Lehner, L OBP: 0.372, SLG: 0.431 (1, 7)										4	0	1	0	0	0	2									
Ferns Fain, L OBP: 0.420, SLG: 0.400 (1, 3)										4	0	1	0	0	1	3									
Wally Moses, L OBP: 0.377, SLG: 0.404 (1, 8)										4	1	1	0	0	0	2									
Elmer Valo, L OBP: 0.409, SLG: 0.416 (1, 9)										3	0	2	2	1	0	0									
Billy Hitchcock, R OBP: 0.350, SLG: 0.368 (1, 4)										4	0	0	0	0	2	3									
Kermit Wahl, R OBP: 0.327, SLG: 0.337 (1, 5)										4	1	1	0	0	0	0									
Joe Astroth, R OBP: 0.415, SLG: 0.367 (1, 2)										4	1	2	1	0	1	0									
Hank Wyse, R OBP: 0.204, SLG: 0.188 (1, 1)										4	0	1	0	0	1	2									
Bob Hooper, R OBP: 0.170, SLG: 0.235 (9, 1)										0	0	0	0	0	0	0									
Inning Stats	R: 0 E: 0 K: 0 S: 4	H: 2 LOB: 1 BB: 0 P: 4	R: 1 E: 0 K: 0 S: 5	H: 2 LOB: 1 BB: 0 P: 5	R: 2 E: 0 K: 1 S: 7	H: 2 LOB: 1 BB: 1 P: 11	R: 1 E: 1 K: 1 S: 8	H: 2 LOB: 2 BB: 0 P: 8	R: 0 E: 0 K: 0 S: 5	H: 1 LOB: 0 BB: 0 P: 5	R: 0 E: 0 K: 0 S: 4	H: 1 LOB: 1 BB: 0 P: 4	R: 0 E: 0 K: 1 S: 5	H: 0 LOB: 0 BB: 0 P: 5	R: 0 E: 0 K: 0 S: 2	H: 0 LOB: 0 BB: 1 P: 6	R: 0 E: 0 K: 2 S: 7	H: 0 LOB: 0 BB: 0 P: 7	1B: 7 2B: 3 3B: 1 HR: 0	SF: 0 SAC: 0 DP: 2 HBP: 0	WP: 0 PB: 0 SB: 0 CS: 0	PA: 37			
PITCHER	IP	WLS	BF	H	R	ER	SO	BB	IBB	HBP	BLK	WP	HR	S	P	ERA	WHIP								
Gene Bearden, L ERA: 5.42 (1, 1)	5.0	L	24	9	4	4	3	1	0	0	0	0	0	29	33	7.20	2.000								
Connie Marrero, R ERA: 4.69 (6, 1)	3.0		10	1	0	0	1	1	0	0	0	0	0	11	15	0.00	0.667								
Mickey Harris, L ERA: 3.89 (9, 1)	1.0		3	0	0	0	2	0	0	0	0	0	0	7	7	0.00	0.000								

Philadelphia Athletics @ Washington Senators
Griffith Stadium, Washington, DC
Thu Sep 07 1950, 3:33 AM EDT
Att: 2,156 - Unknown


AB 35
R 4
H 10
RBI 4
BB 2
SO 6
LOB 13



Batter	1	2	3	4	5	6	7	8	9	AB	R	H	RBI	BB	SO	LOB	BOTTOM								
Eddie Yost, R OBP: 0.440, SLG: 0.408 (1, 5)										3	0	0	0	1	0	2									
Gil Coan, L OBP: 0.342, SLG: 0.408 (1, 7)										4	0	0	0	0	0	2									
Irv Noren, L OBP: 0.387, SLG: 0.471 (1, 8)										4	0	1	0	0	0	0									
Mickey Vernon, L OBP: 0.379, SLG: 0.378 (1, 3)										4	1	1	0	0	0	1									
Sam Mele, R OBP: 0.373, SLG: 0.451 (1, 9)										4	1	1	0	0	0	1									
Cass Michaels, R OBP: 0.368, SLG: 0.381 (1, 4)										4	0	3	2	0	0	0									
Sam Dente, R OBP: 0.286, SLG: 0.282 (1, 6)										4	0	0	0	0	0	3									
Len Okrie, R OBP: 0.353, SLG: 0.176 (1, 2)										1	0	1	0	0	0	0									
Sherry Robertson, L OBP: 0.371, SLG: 0.387 (5, PH)										0	0	0	0	1	0	0									
Mickey Grasso, R OBP: 0.376, SLG: 0.353 (6, 2)										1	0	0	0	0	1	0									
Gene Bearden, L OBP: 0.286, SLG: 0.323 (1, 1)										1	0	0	0	0	0	1									
Bud Stewart, L OBP: 0.337, SLG: 0.347 (5, PH)										1	0	0	0	0	0	2									
Connie Marrero, R OBP: 0.235, SLG: 0.156 (6, 1)										0	0	0	0	0	0	0									
Johnny Ostrowski, R OBP: 0.345, SLG: 0.376 (8, PH)										1	0	0	0	0	1	0									
Mickey Harris, L OBP: 0.350, SLG: 0.235 (9, 1)										0	0	0	0	0	0	0									
Inning Stats	R: 0 E: 0 K: 0 S: 3	H: 0 LOB: 0 BB: 0 P: 3	R: 0 E: 0 K: 0 S: 3	H: 0 LOB: 0 BB: 0 P: 3	R: 0 E: 0 K: 0 S: 4	H: 1 LOB: 2 BB: 1 P: 8	R: 0 E: 0 K: 0 S: 3	H: 1 LOB: 0 BB: 0 P: 3	R: 0 E: 0 K: 0 S: 4	H: 1 LOB: 2 BB: 1 P: 8	R: 0 E: 0 K: 0 S: 3	H: 0 LOB: 0 BB: 0 P: 3	R: 0 E: 0 K: 2 S: 7	H: 0 LOB: 0 BB: 0 P: 7	R: 2 E: 0 K: 0 S: 6	H: 3 LOB: 1 BB: 0 P: 6	1B: 6 2B: 2 3B: 0 HR: 0	SF: 0 SAC: 0 DP: 2 HBP: 0	WP: 0 PB: 0 SB: 0 CS: 0	PA: 34					
PITCHER	IP	WLS	BF	H	R	ER	SO	BB	IBB	HBP	BLK	WP	HR	S	P	ERA	WHIP								
Hank Wyse, R ERA: 5.95 (1, 1)	8.2	W	33	7	2	2	2	2	0	0	0	0	0	35	43	2.08	1.038								
Bob Hooper, R ERA: 4.97 (9, 1)	0.1	S	1	0	0	0	0	0	0	0	0	0	0	1	1	0.00	0.000								

Philadelphia Athletics @ Washington Senators
Griffith Stadium, Washington, DC
Thu Sep 07 1950, 3:33 AM EDT
Att: 2,156 - Unknown

AB 32
R 2
H 7
RBI 2
BB 2
SO 2
LOB 12




Batter	1	2	3	4	5	6	7	8	9	AB	R	H	RBI	BB	SO	LOB	TOP			
Eddie Joost, R OBP: 0.378, SLG: 0.393 (1, 6)										5	1	3	0	0	1	2	Philadelphia Athletics @ Washington Senators Griffith Stadium, Washington, DC Fri Sep 08 1950, 3:33 AM EDT Att: 2,767 - Unknown			
Paul Lehner, L OBP: 0.375, SLG: 0.442 (1, 7)										5	2	3	0	0	0	1				
Fernis Fain, L OBP: 0.421, SLG: 0.404 (1, 3)										5	0	3	3	0	0	2				
Wally Moses, L OBP: 0.370, SLG: 0.395 (1, 8)										5	0	0	0	0	0	6				
Elmer Valo, L OBP: 0.405, SLG: 0.412 (1, 9)										4	0	0	0	0	0	6				
Billy Hitchcock, R OBP: 0.348, SLG: 0.367 (1, 4)										4	0	1	0	0	1	1				
Kermit Wahl, R OBP: 0.330, SLG: 0.337 (1, 5)										3	0	1	0	0	0	0				
Joe Tipton, R OBP: 0.329, SLG: 0.403 (1, 2)										4	1	1	0	0	0	3				
Joe Murray, L (1, 1)										1	0	0	0	0	0	1				
Mike Guerra, R OBP: 0.323, SLG: 0.378 (5, PH)										1	0	0	0	0	1	0				
Carl Scheib, R OBP: 0.284, SLG: 0.346 (5, 1)										1	0	0	0	0	1	2				
Joe Coleman, R OBP: 0.182, SLG: 0.400 (7, 1)										0	0	0	0	0	0	0				
Bob Rinker, R OBP: 0.500, SLG: 0.500 (9, PH)										1	0	0	0	0	0	0				
Inning Stats	R: 0 E: 0 K: 0 S: 5	H: 2 LOB: 2 BB: 0 P: 5	R: 0 E: 0 K: 0 S: 4	H: 1 LOB: 1 BB: 0 P: 4	R: 0 E: 0 K: 0 S: 5	H: 2 LOB: 2 BB: 0 P: 5	R: 0 E: 0 K: 0 S: 3	H: 0 LOB: 0 BB: 0 P: 3	R: 0 E: 0 K: 0 S: 7	H: 1 LOB: 0 BB: 0 P: 7	R: 0 E: 0 K: 1 S: 6	H: 1 LOB: 2 BB: 0 P: 7	R: 1 E: 1 K: 1 S: 7	H: 1 LOB: 1 BB: 0 P: 7	R: 3 E: 2 K: 0 S: 7	H: 4 LOB: 1 BB: 0 P: 7	1B: 9 2B: 2 3B: 1 HR: 0	SF: 0 SAC: 0 DP: 1 HBP: 1	WP: 0 PB: 0 SB: 0 CS: 0	PA: 40
PITCHER Julio Moreno, R ERA: 4.0 (1, 1)	IP: 9.0 WLS: W BF: 40 H: 12 R: 4 ER: 4 SO: 4 BB: 0 IBB: 0 HBP: 1 BLK: 0 WP: 0 HR: 0 S: 47 P: 48 ERA: 4.00 WHIP: 1.333															PITCHER				

Batter	1	2	3	4	5	6	7	8	9	AB	R	H	RBI	BB	SO	LOB	BOTTOM			
Eddie Yost, R OBP: 0.441, SLG: 0.409 (1, 5)										4	3	1	0	2	1	3	Philadelphia Athletics @ Washington Senators Griffith Stadium, Washington, DC Fri Sep 08 1950, 3:33 AM EDT Att: 2,767 - Unknown			
Cass Michaels, R OBP: 0.375, SLG: 0.391 (1, 4)										4	4	4	2	1	0	0				
Irv Noren, L OBP: 0.387, SLG: 0.469 (1, 8)										4	1	1	0	1	0	4				
Mickey Vernon, L OBP: 0.384, SLG: 0.381 (1, 3)										3	1	2	1	2	0	2				
Sam Mele, R OBP: 0.374, SLG: 0.453 (1, 9)										5	1	2	3	0	0	7				
Johnny Ostrowski, R OBP: 0.346, SLG: 0.373 (1, 7)										4	0	1	1	1	1	4				
Sam Dente, R OBP: 0.289, SLG: 0.286 (1, 6)										4	0	2	2	1	0	0				
Mickey Grasso, R OBP: 0.368, SLG: 0.343 (1, 2)										5	0	0	1	0	0	5				
Julio Moreno, R OBP: 0.250, SLG: 0.250 (1, 1)										4	0	1	0	0	1	2				
Inning Stats	R: 3 E: 0 K: 0 S: 6	H: 3 LOB: 2 BB: 2 P: 14	R: 1 E: 1 K: 0 S: 5	H: 2 LOB: 1 BB: 1 P: 9	R: 0 E: 0 K: 1 S: 5	H: 0 LOB: 0 BB: 0 P: 5	R: 2 E: 0 K: 0 S: 5	H: 2 LOB: 2 BB: 2 P: 13	R: 0 E: 1 K: 0 S: 4	H: 1 LOB: 1 BB: 0 P: 4	R: 3 E: 0 K: 1 S: 7	H: 2 LOB: 2 BB: 3 P: 19	R: 1 E: 0 K: 0 S: 6	H: 3 LOB: 2 BB: 0 P: 6	R: 0 E: 0 K: 1 S: 6	H: 1 LOB: 1 BB: 0 P: 6		1B: 10 2B: 3 3B: 1 HR: 0	SF: 0 SAC: 1 DP: 0 HBP: 0	WP: 0 PB: 0 SB: 0 CS: 0
PITCHER Joe Murray, L ERA: 7.97 (1, 1)	IP: 4.0 WLS: L BF: 24 H: 7 R: 6 ER: 6 SO: 1 BB: 5 IBB: 0 HBP: 0 BLK: 0 WP: 0 HR: 0 S: 21 P: 41 ERA: 13.50 WHIP: 3.000															PITCHER				
Carl Scheib, R ERA: 7.13 (5, 1)	IP: 2.0 WLS: L BF: 12 H: 3 R: 3 ER: 3 SO: 1 BB: 3 IBB: 0 HBP: 0 BLK: 0 WP: 0 HR: 0 S: 11 P: 23 ERA: 13.50 WHIP: 3.000																			
Joe Coleman, R ERA: 8.71 (7, 1)	IP: 2.0 WLS: L BF: 10 H: 4 R: 1 ER: 1 SO: 1 BB: 0 IBB: 0 HBP: 0 BLK: 0 WP: 0 HR: 0 S: 12 P: 12 ERA: 4.50 WHIP: 2.000																			

Batter	1	2	3	4	5	6	7	8	9	AB	R	H	RBI	BB	SO	LOB	TOP			
Eddie Joost, R OBP: 0.379, SLG: 0.397 (1, 6)										4	2	2	0	0	0	1	Philadelphia Athletics @ Boston Red Sox Fenway Park, Boston, MA Sat Sep 09 1950, 3:33 AM EDT Unknown			
Paul Lehner, L OBP: 0.376, SLG: 0.443 (1, 7)										4	0	2	1	0	0	1				
Ferns Fain, L OBP: 0.422, SLG: 0.410 (1, 3)										4	0	2	1	0	0	1				
Sam Chapman, R OBP: 0.343, SLG: 0.456 (1, 8)										4	0	0	0	0	2	4				
Elmer Valo, L OBP: 0.406, SLG: 0.411 (1, 9)										3	0	1	0	1	0	3				
Billy Hitchcock, R OBP: 0.345, SLG: 0.362 (1, 4)										4	0	0	0	0	0	5				
Kermit Wahl, R OBP: 0.332, SLG: 0.344 (1, 5)											4	1	2	0	0	0		1		
Joe Tipton, R OBP: 0.323, SLG: 0.395 (1, 2)											3	0	0	0	0	0		1		
Wally Moses, L OBP: 0.369, SLG: 0.393 (9, PH)											1	0	0	0	0	0		1		
Lou Brissie, L OBP: 0.193, SLG: 0.175 (1, 1)											2	0	1	1	0	1		0		
Joe Coleman, R OBP: 0.167, SLG: 0.364 (5, 1)											1	0	0	0	0	0				
Barney McCosky, L OBP: 0.328, SLG: 0.313 (9, PH)											1	0	0	0	0	0				
Inning Stats	R: 1 E: 0 K: 1 S: 7	H: 2 LOB: 1 BB: 0 P: 7	R: 1 E: 0 K: 0 S: 5	H: 2 LOB: 1 BB: 0 P: 5	R: 0 E: 0 K: 1 S: 5	H: 0 LOB: 0 BB: 0 P: 5	R: 0 E: 0 K: 0 S: 2	H: 0 LOB: 0 BB: 1 P: 6	R: 0 E: 0 K: 1 S: 5	H: 2 LOB: 2 BB: 0 P: 5	R: 0 E: 0 K: 0 S: 3	H: 0 LOB: 0 BB: 0 P: 3	R: 1 E: 0 K: 0 S: 6	H: 3 LOB: 2 BB: 0 P: 6	R: 0 E: 0 K: 0 S: 3	H: 1 LOB: 0 BB: 0 P: 3	1B: 7 2B: 2 3B: 1 HR: 0	SF: 0 SAC: 0 DP: 2 HBP: 0	WP: 0 PB: 0 SB: 0 CS: 0	PA: 36
PITCHER Willard Nixon, R ERA: 5.87 (1, 1)	IP: 9.0 WLS: W BF: 36 H: 10 R: 3 ER: 3 SO: 3 BB: 1 IBB: 0 HBP: 0 BLK: 0 WP: 0 HR: 0 S: 41 P: 45 ERA: 3.00 WHIP: 1.222															PITCHER				


Batter	1	2	3	4	5	6	7	8	9	AB	R	H	RBI	BB	SO	LOB	BOTTOM			
Dom DiMaggio, R OBP: 0.420, SLG: 0.458 (1, 8)										5	1	1	2	0	0	1	Philadelphia Athletics @ Boston Red Sox Fenway Park, Boston, MA Sat Sep 09 1950, 3:33 AM EDT Unknown			
6 Johnny Pesky, L OBP: 0.438, SLG: 0.393 (1, 5)										1	1	0	0	4	0	2				
Billy Goodman, L OBP: 0.440, SLG: 0.476 (1, 7)										4	0	0	0	1	0	6				
Vern Stephens, R OBP: 0.372, SLG: 0.541 (1, 6)										5	1	2	2	0	0	4				
Walt Dropo, R OBP: 0.384, SLG: 0.609 (1, 3)										5	0	2	1	0	1	5				
Bobby Doerr, R OBP: 0.375, SLG: 0.517 (1, 4)										4	1	2	0	1	0	2				
Al Zarilla, L OBP: 0.428, SLG: 0.502 (1, 9)										3	2	1	0	1	0	2				
Buddy Rosar, R OBP: 0.379, SLG: 0.350 (1, 2)										5	2	2	2	0	0	4				
Willard Nixon, L OBP: 0.286, SLG: 0.167 (1, 1)										2	0	0	0	1	0	3				
Inning Stats	R: 2 E: 0 K: 0 S: 5	H: 2 LOB: 1 BB: 1 P: 9	R: 1 E: 1 K: 0 S: 5	H: 2 LOB: 2 BB: 1 P: 9	R: 0 E: 0 K: 0 S: 4	H: 1 LOB: 1 BB: 0 P: 4	R: 2 E: 1 K: 1 S: 8	H: 2 LOB: 2 BB: 1 P: 12	R: 3 E: 2 K: 0 S: 6	H: 1 LOB: 3 BB: 3 P: 18	R: 0 E: 0 K: 0 S: 4	H: 1 LOB: 1 BB: 0 P: 4	R: 0 E: 0 K: 0 S: 3	H: 0 LOB: 1 BB: 1 P: 7	R: 0 E: 0 K: 0 S: 4	H: 1 LOB: 2 BB: 1 P: 8		1B: 4 2B: 5 3B: 1 HR: 0	SF: 0 SAC: 3 DP: 0 HBP: 0	WP: 0 PB: 0 SB: 0 CS: 0
PITCHER Lou Brissie, L ERA: 3.88 (1, 1)	IP: 4.1 WLS: L BF: 29 H: 8 R: 8 ER: 4 SO: 1 BB: 5 IBB: 0 HBP: 0 BLK: 0 WP: 0 HR: 0 S: 26 P: 46 ERA: 8.31 WHIP: 3.000															PITCHER				
Joe Coleman, R ERA: 7.79 (5, 1)	IP: 3.2 WLS: L BF: 16 H: 2 R: 0 ER: 0 SO: 0 BB: 3 IBB: 0 HBP: 0 BLK: 0 WP: 0 HR: 0 S: 13 P: 25 ERA: 0.00 WHIP: 1.364															PITCHER				



Batter	1	2	3	4	5	6	7	8	9	AB	R	H	RBI	BB	SO	LOB	TOP				
Eddie Joost, R OBP: 0.376, SLG: 0.392 (1,6)	1-3	L6-3		L6			F9		5-3	5	0	0	0	0	0	2					
Paul Lehner, L OBP: 0.372, SLG: 0.438 (1,7)	F8		G3		F4		4-3			4	0	0	0	0	0	0					
Wally Moses, L OBP: 0.367, SLG: 0.391 (1,8)	BB 2B 1B		E1		F9		F7			4	1	1	0	0	0	0					
Feris Fain, L OBP: 0.422, SLG: 0.409 (1,3)	BB 2B BB				G3				F2	3	1	1	0	1	0	0					
Elmer Valo, L OBP: 0.409, SLG: 0.418 (1,9)	2B BB		F8			1B 2B				3	1	2	0	1	0	2					
Kermit Wahl, R OBP: 0.335, SLG: 0.350 (1,5)			F7			L8-4 BB 1B			1-3	4	0	2	2	0	0	3					
Pete Suder, R OBP: 0.294, SLG: 0.340 (1,4)	F3			6-3			F7		K	4	0	0	1	0	1	4					
Joe Astroth, R OBP: 0.409, SLG: 0.355 (1,2)		6-3		1-3					F3	3	0	0	0	1	0	0					
Alex Kellner, R OBP: 0.237, SLG: 0.219 (1,1)										2	0	1	0	1	0	2					
Barney McCosky, L (9, PH) OBP: 0.327, SLG: 0.311		L6-3 1B					L8-4 2-3		F8	1	0	0	0	0	0	0					
Inning Stats	R: 2 E: 0 K: 0 S: 5	H: 2 LOB: 2 BB: 2 P: 13	R: 0 E: 0 K: 0 S: 3	H: 1 LOB: 0 BB: 0 P: 3	R: 0 E: 1 K: 0 S: 5	H: 1 LOB: 2 BB: 0 P: 5	R: 0 E: 0 K: 0 S: 3	H: 0 LOB: 0 BB: 0 P: 7	R: 0 E: 0 K: 0 S: 3	H: 0 LOB: 0 BB: 0 P: 3	R: 1 E: 0 K: 0 S: 4	H: 2 LOB: 1 BB: 1 P: 8	R: 0 E: 0 K: 0 S: 3	H: 0 LOB: 0 BB: 0 P: 3	R: 0 E: 0 K: 1 S: 6	H: 1 LOB: 1 BB: 0 P: 6	R: 0 E: 0 K: 0 S: 3	H: 0 LOB: 0 BB: 0 P: 3	1B: 4 2B: 5 3B: 0 HR: 0	SF: 0 SAC: 0 DP: 2 HBP: 0	WP: 0 PA: 37 CS: 0
PITCHER Walt Masterson, R ERA: 5.88 (1,1)	IP: 9.0 WLS: W BF: 37 H: 7 R: 3 ER: 3 SO: 1 BB: 4 IBB: 0 HBP: 0 BLK: 0 WP: 0 HR: 0 S: 35 P: 51 ERA: 3.00 WHIP: 1.222															PITCHER					

Philadelphia Athletics @ Boston Red Sox
Fenway Park, Boston, MA
Sat Sep 09 1950, 3:38 AM EDT
Att: 22,153 - Unknown

AB 33
R 3
H 7
RBI 3
BB 4
SO 1
LOB 13

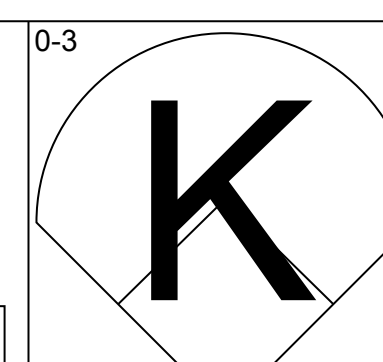
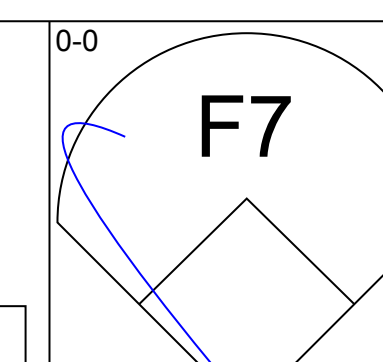
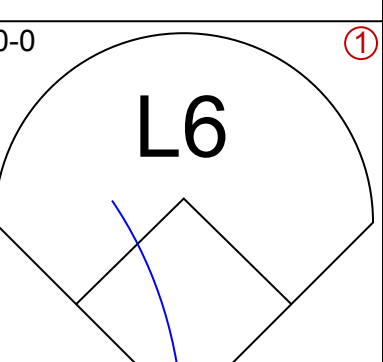
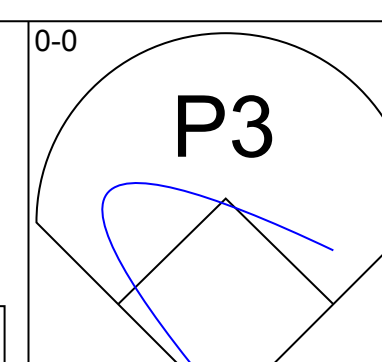
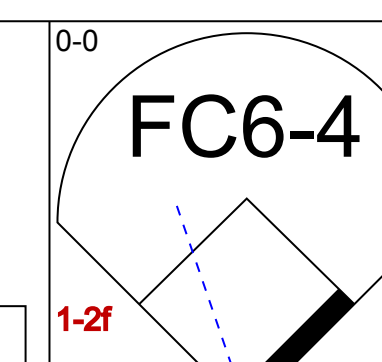
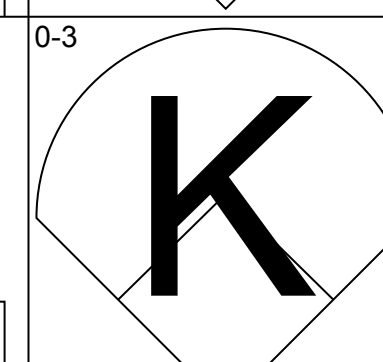
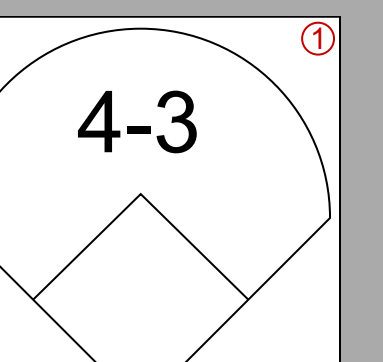
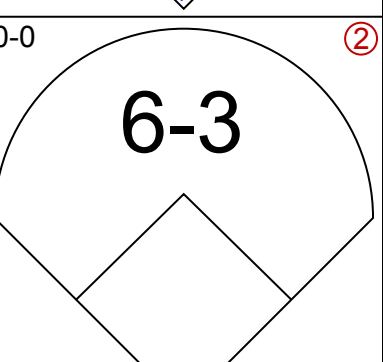
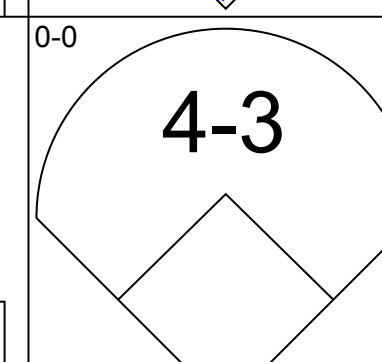
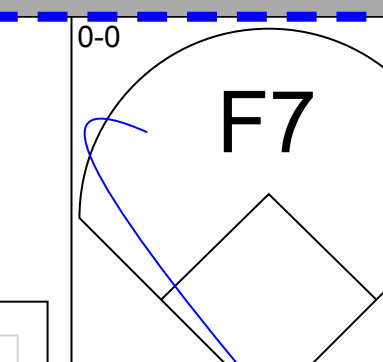
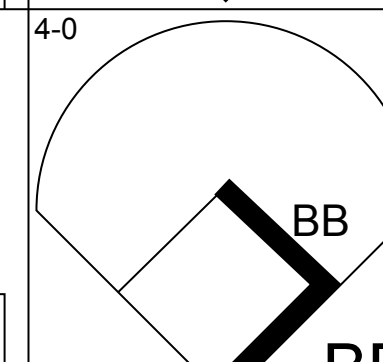
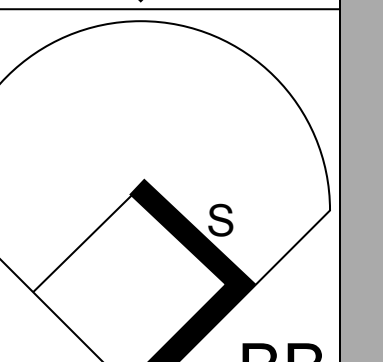
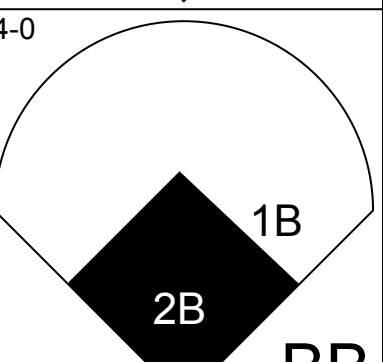
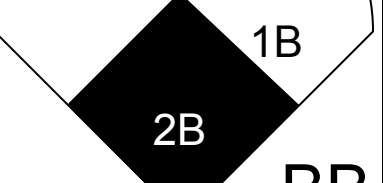
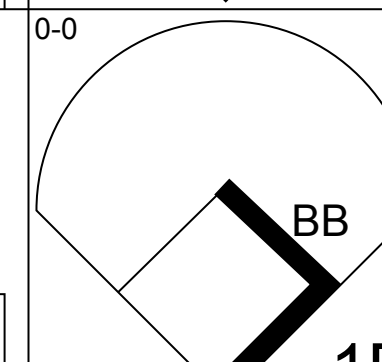

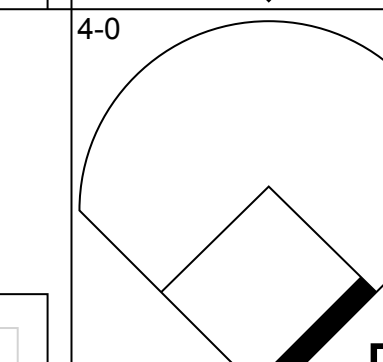
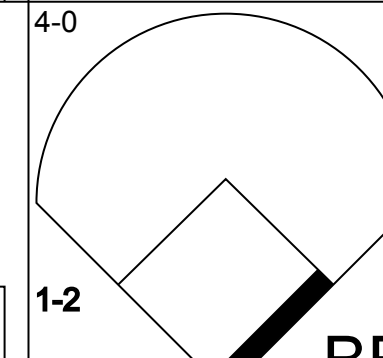
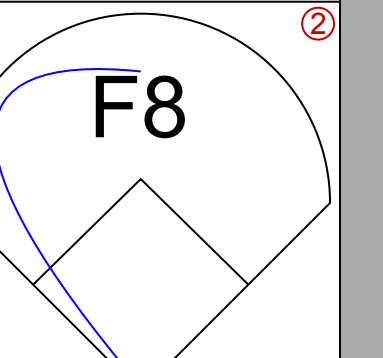
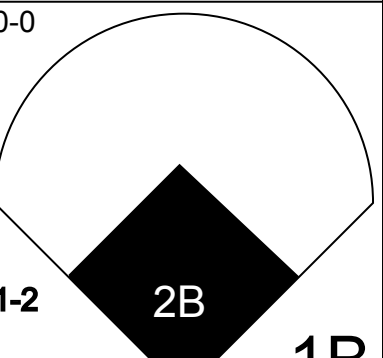

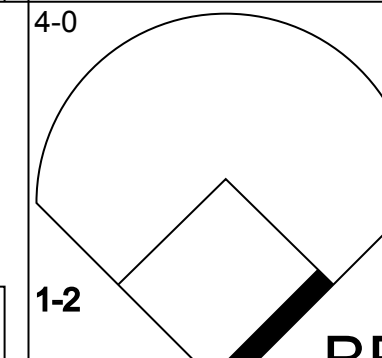
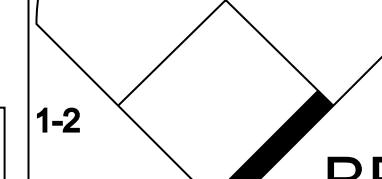
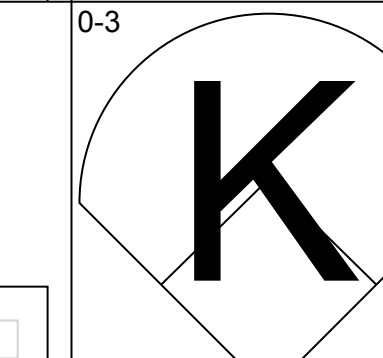
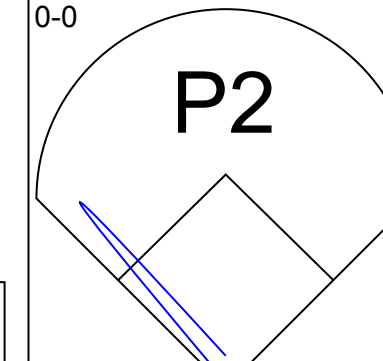
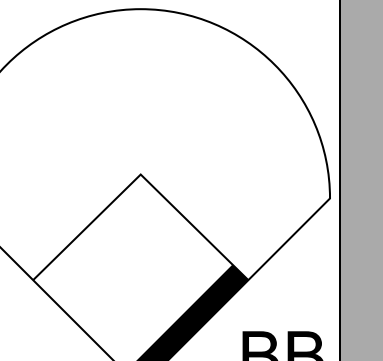
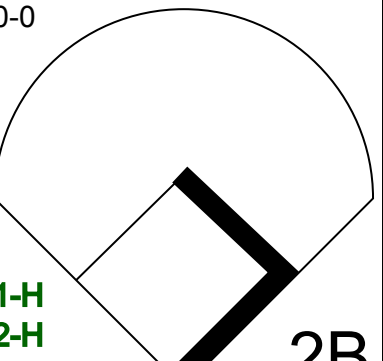


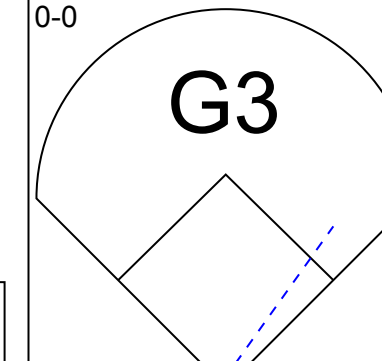
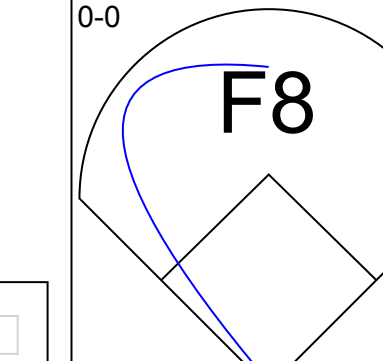
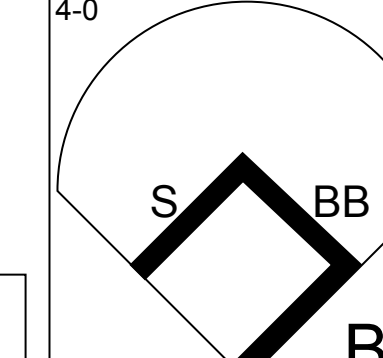
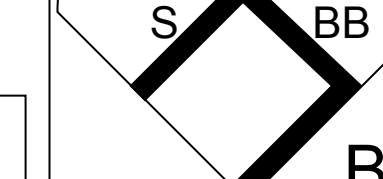
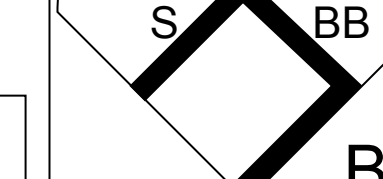
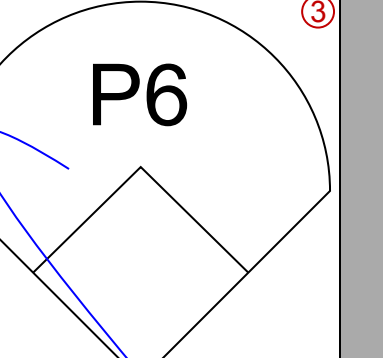
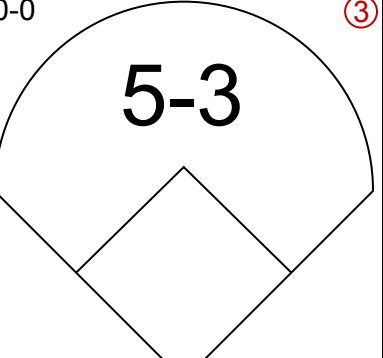
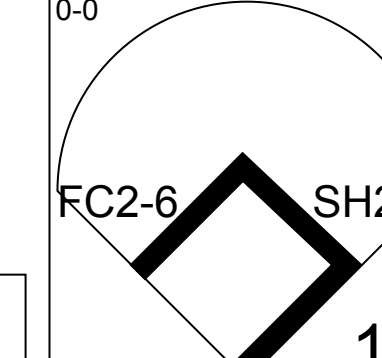
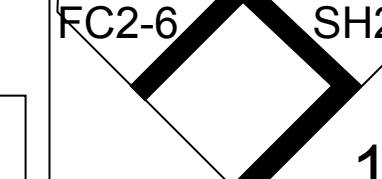
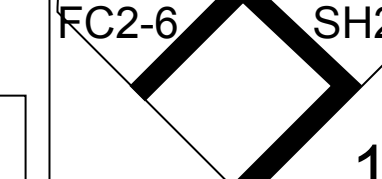

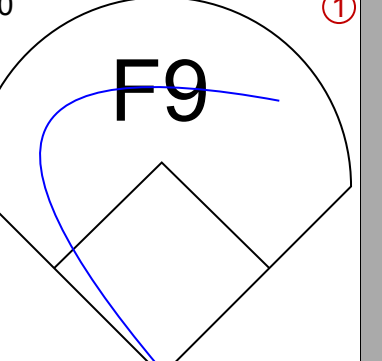
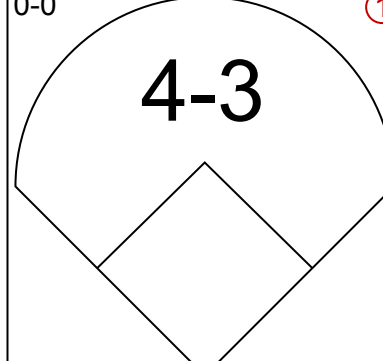
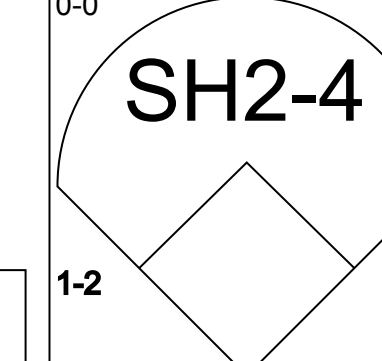
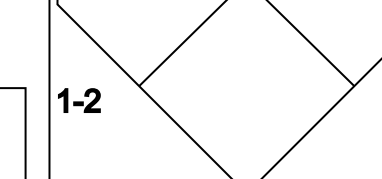
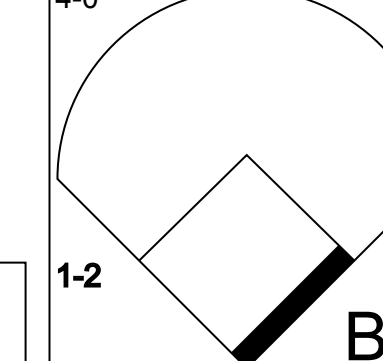
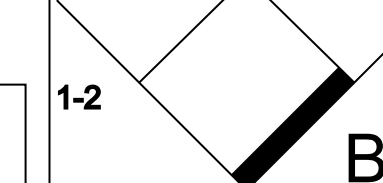
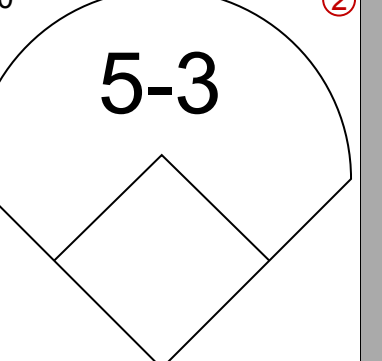
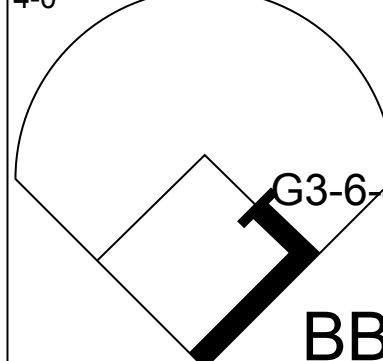
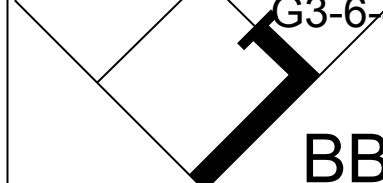
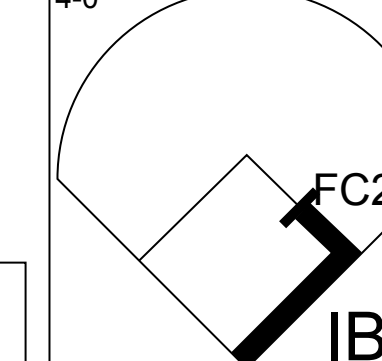
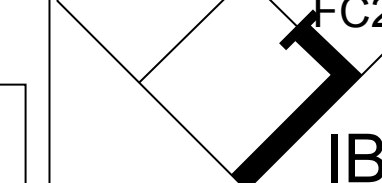


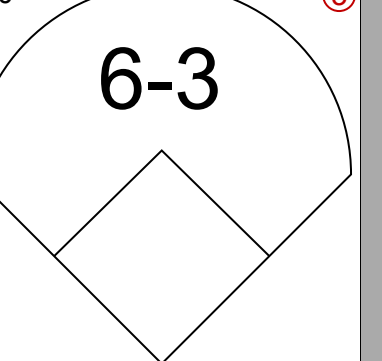
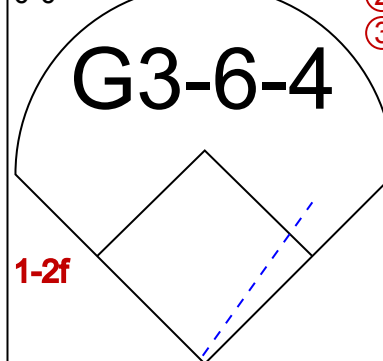
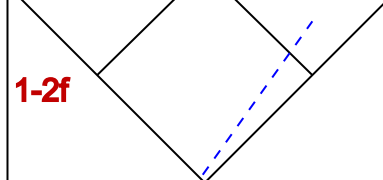
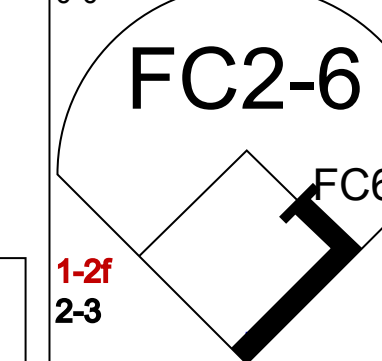

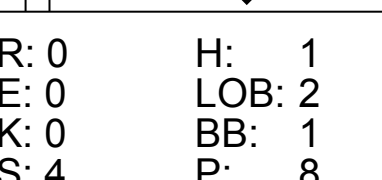
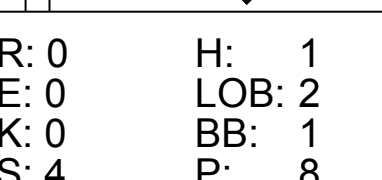


Batter	1	2	3	4	5	6	7	8	9	AB	R	H	RBI	BB	SO	LOB	BOTTOM	
Dom DiMaggio, R OBP: 0.421, SLG: 0.460 (1,8)	6 F 6 S 1-3 1B	6 1B 2B 1B	L8					K		5	2	3	1	0	1	3		
6 Johnny Pesky, L OBP: 0.437, SLG: 0.395 (1,5)	K	1-2 2B 1B		F8	F8			1B 2B		5	1	2	0	0	1	3		
Billy Goodman, L OBP: 0.440, SLG: 0.478 (1,7)	1-3	1H 2H HR 2B		3-1		6-3		G6-4-3 1B		5	1	2	4	0	0	0		
Vern Stephens, R OBP: 0.370, SLG: 0.543 (1,6)	4-3	2H HR		5-3		F7		G6-4-3 1-2		5	1	1	2	0	0	2		
Walt Dropo, R OBP: 0.383, SLG: 0.608 (1,3)		1B 2B F5			6-3	F8				4	1	1	0	0	0	0		
Bobby Doerr, R OBP: 0.376, SLG: 0.523 (1,4)		2H HR 1B	5-3		HR		L8			4	2	2	2	0	0	0		
Al Zarilla, L OBP: 0.428, SLG: 0.508 (1,9)		1H HR	WP BB		K		6-3			3	1	1	2	1	1	0		
Birdie Tebbetts, R OBP: 0.392, SLG: 0.469 (1,2)		5-4 BB	1-2 BB		1B 1B		F5			2	1	1	0	2	0	0		
Walt Masterson, R OBP: 0.182, SLG: 0.167 (1,1)		5-4 1-2			1B			6 2B 1B 1B		4	1	2	0	0	0	3		
Inning Stats	R: 1 E: 0 K: 1 S: 6	H: 1 LOB: 0 BB: 0 P: 6	R: 7 E: 0 K: 0 S: 9	H: 7 LOB: 0 BB: 1 P: 13	R: 0 E: 0 K: 0 S: 3	H: 0 LOB: 2 BB: 2 P: 11	R: 0 E: 0 K: 0 S: 3	H: 0 LOB: 0 BB: 0 P: 3	R: 2 E: 0 K: 1 S: 9	H: 4 LOB: 2 BB: 0 P: 9	R: 0 E: 0 K: 0 S: 3	H: 0 LOB: 0 BB: 0 P: 3	R: 0 E: 0 K: 0 S: 3	R: 0 E: 0 K: 1 S: 7	H: 3 LOB: 1 BB: 0 P: 7	1B: 9 2B: 4 3B: 0 HR: 3	SF: 0 SAC: 0 DP: 2 HBP: 0	WP: 1 PA: 40 CS: 0
PITCHER Alex Kellner, L ERA: 5.21 (1,1)	IP: 8.0 WLS: L BF: 40 H: 15 R: 11 ER: 10 SO: 3 BB: 3 IBB: 0 HBP: 0 BLK: 0 WP: 1 HR: 3 S: 43 P: 55 ERA: 11.25 WHIP: 2.250															PITCHER		

Philadelphia Athletics @ Boston Red Sox
Fenway Park, Boston, MA
Sat Sep 09 1950, 3:38 AM EDT
Att: 22,153 - Unknown


AB 37
R 11
H 15
RBI 11
BB 3
SO 3
LOB 11

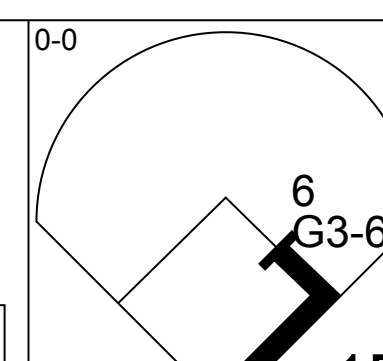
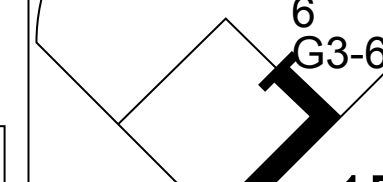
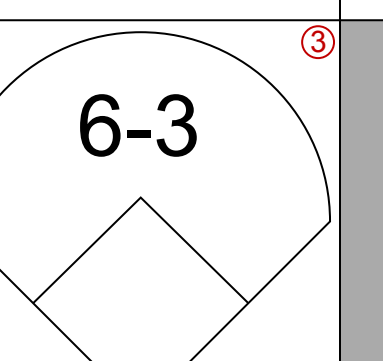
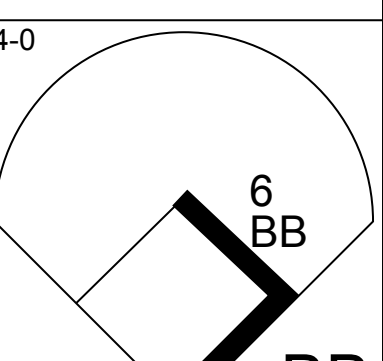
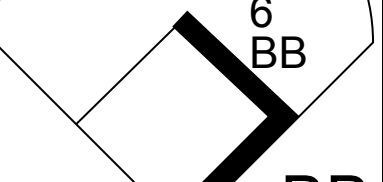
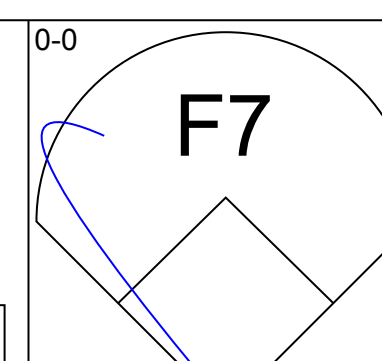
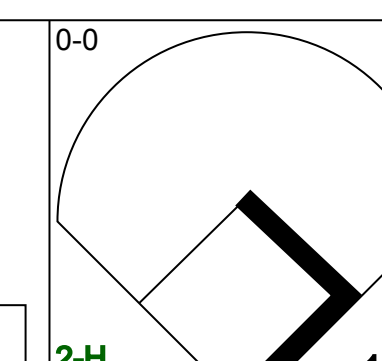
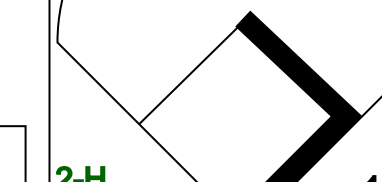
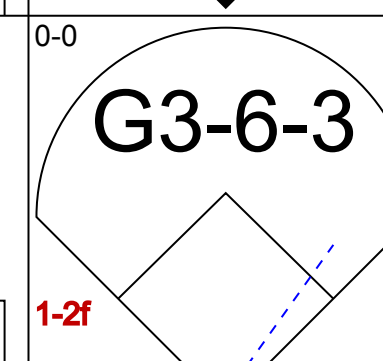
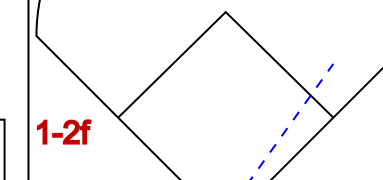
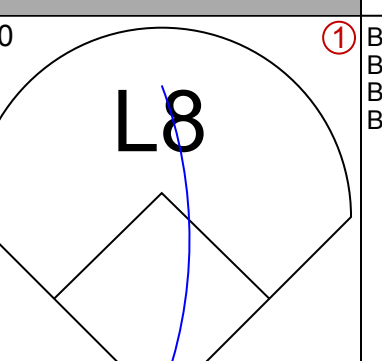
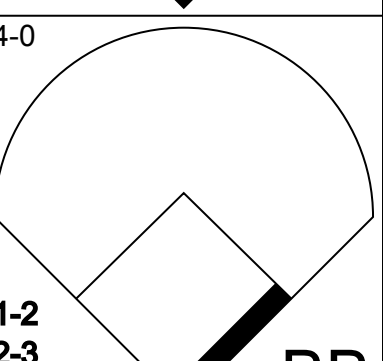
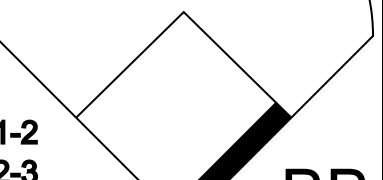
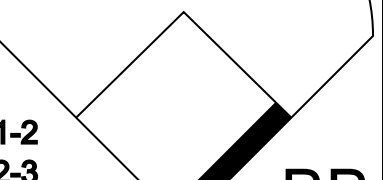
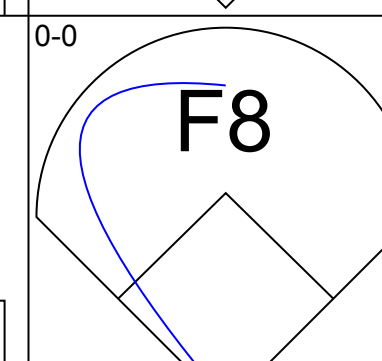
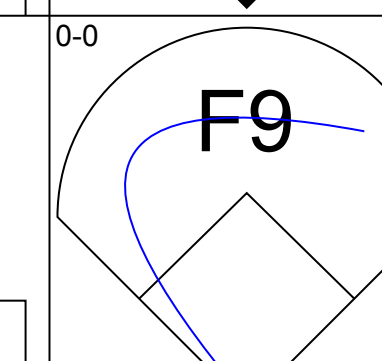
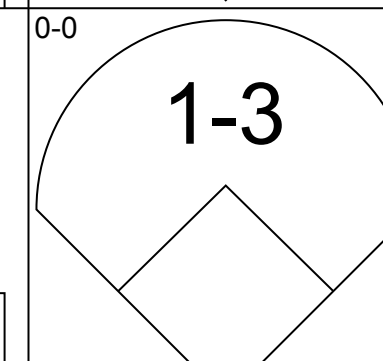
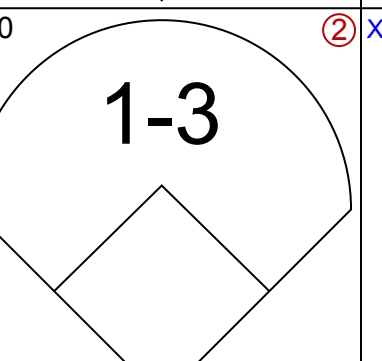
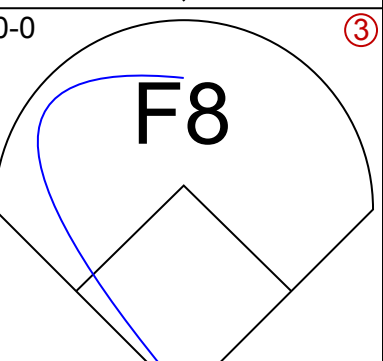
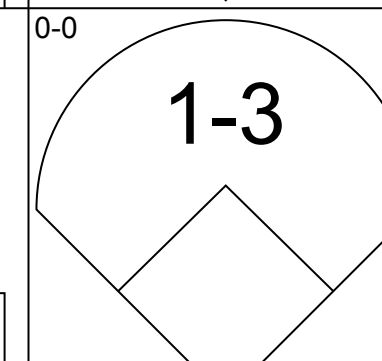
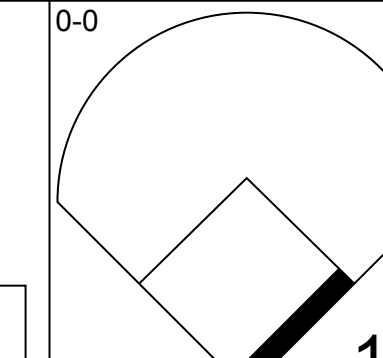
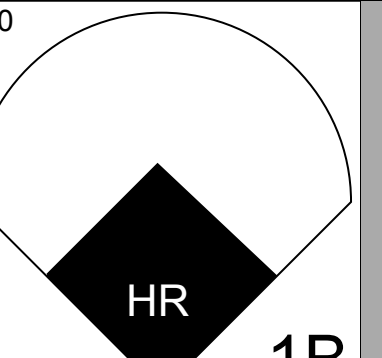

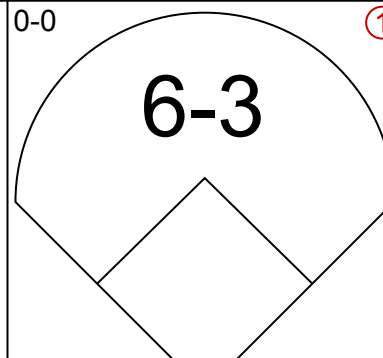
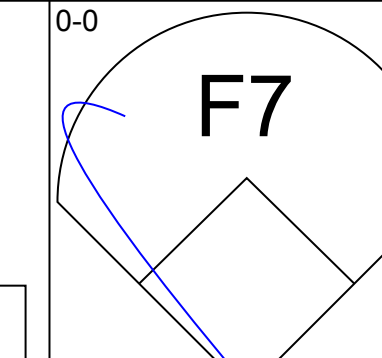
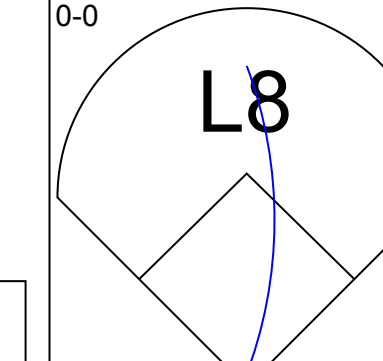
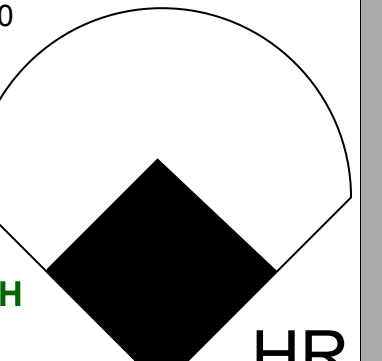

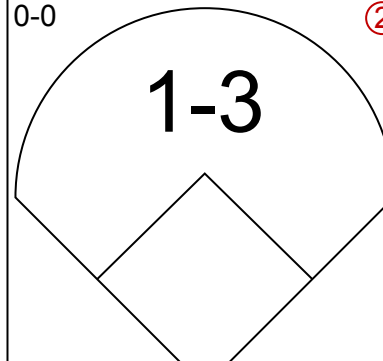
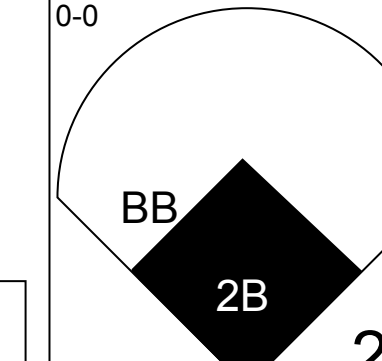
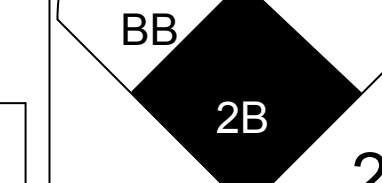
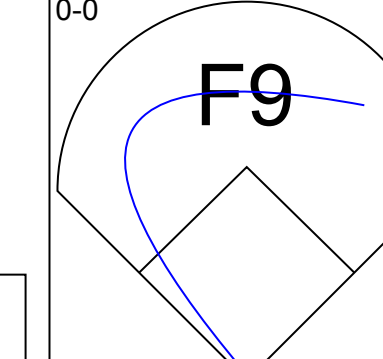
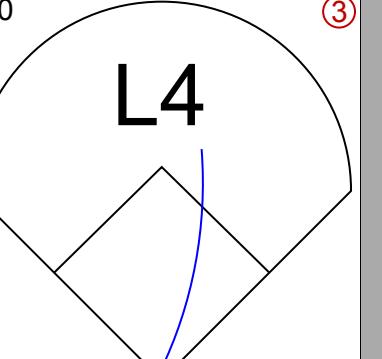
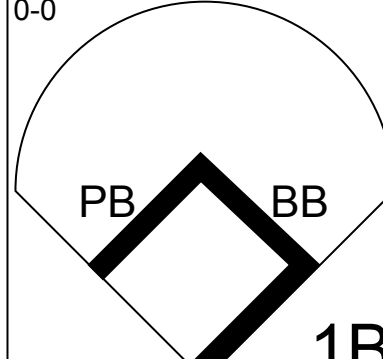
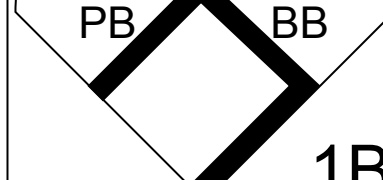
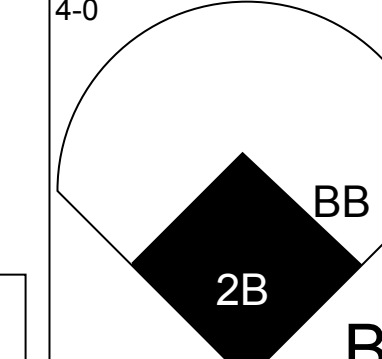
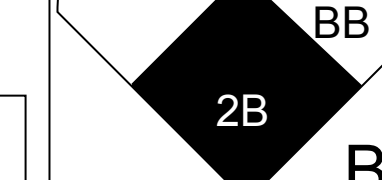
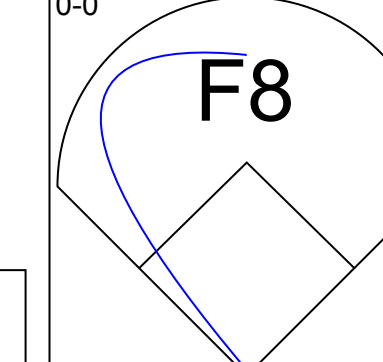
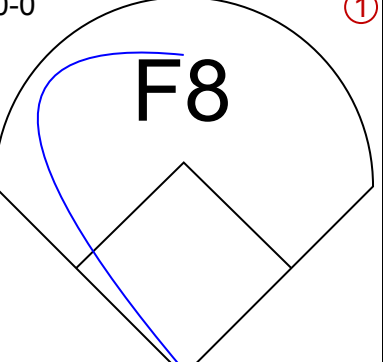
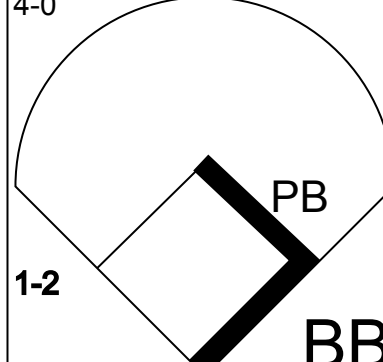

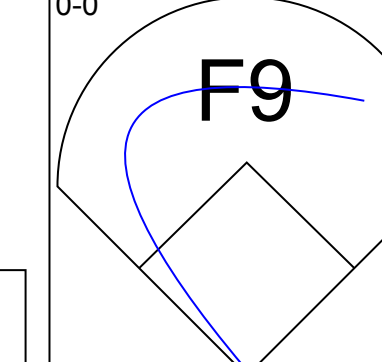
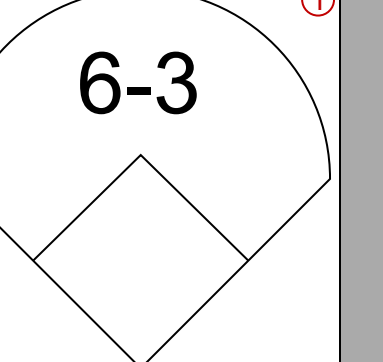
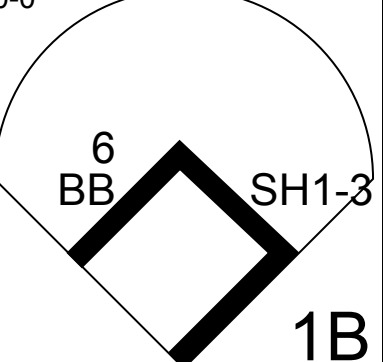
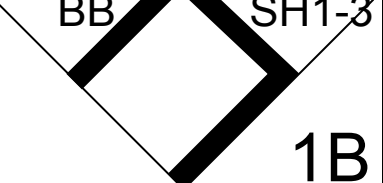
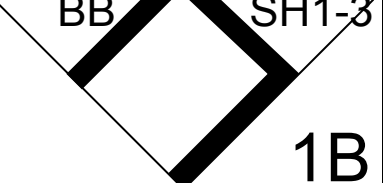
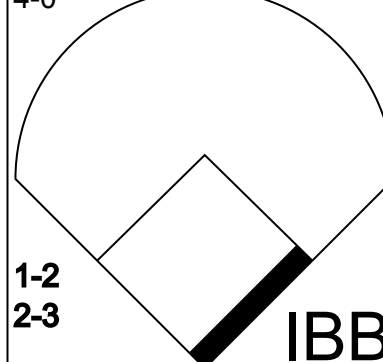
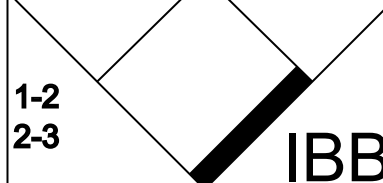
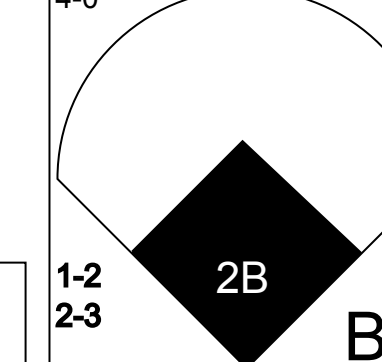
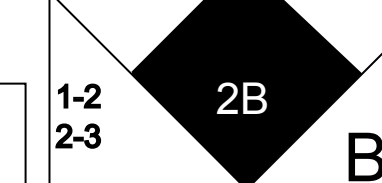
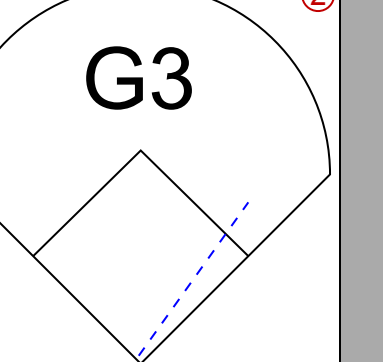
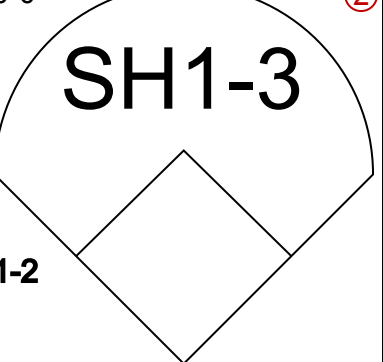
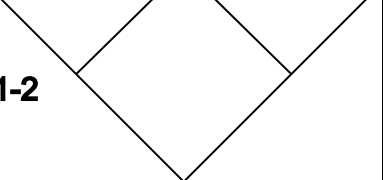
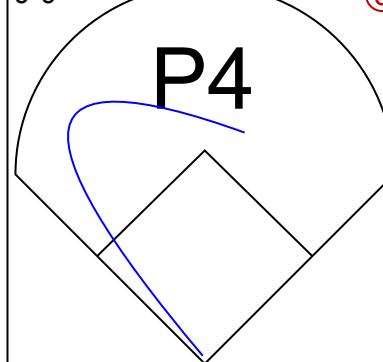
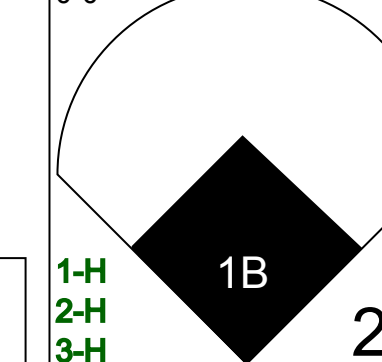
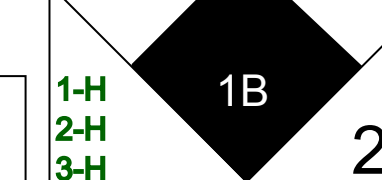
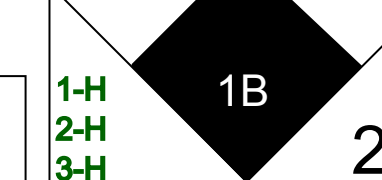
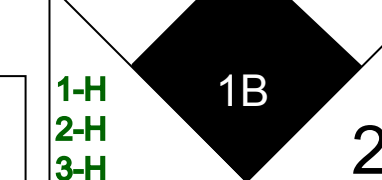


Batter	1	2	3	4	5	6	7	8	9	AB	R	H	RBI	BB	SO	LOB	TOP					
Eddie Joost, R (1, 6) OBP: 0.372, SLG: 0.387										5	0	0	0	0	1	4						
Paul Lehner, L (1, 7) OBP: 0.367, SLG: 0.431										5	0	0	0	0	1	0						
Ferns Fain, L (1, 3) OBP: 0.427, SLG: 0.410					 		 			1	1	1	0	4	0	0						
Sam Chapman, R (1, 8) OBP: 0.345, SLG: 0.455					 		 			3	1	1	0	2	1	2						
Elmer Valo, L (1, 9) OBP: 0.409, SLG: 0.419					  					4	0	1	2	1	0	5						
Billy Hitchcock, R (1, 4) OBP: 0.347, SLG: 0.362		  						  		3	0	1	0	1	0	3						
Kermit Wahl, R (1, 5) OBP: 0.331, SLG: 0.346									 	3	0	0	0	0	1	1						
Joe Tipton, R (1, 2) OBP: 0.333, SLG: 0.392		 				 		 		1	0	0	0	3	0	0						
Hank Wyse, R (1, 1) OBP: 0.189, SLG: 0.173	 					 		   		4	0	0	0	0	1	5						
Inning Stats	R: 0 E: 0 K: 2 S: 7	H: 0 LOB: 2 BB: 2 P: 15	R: 0 E: 0 K: 2 S: 7	H: 0 LOB: 2 BB: 2 P: 15	R: 0 E: 0 K: 0 S: 3	H: 0 LOB: 2 BB: 2 P: 11	R: 0 E: 0 K: 0 S: 3	H: 0 LOB: 0 BB: 0 P: 3	R: 2 E: 0 K: 0 S: 5	H: 2 LOB: 1 BB: 1 P: 9	R: 0 E: 0 K: 0 S: 2	H: 0 LOB: 0 BB: 1 P: 6	R: 0 E: 0 K: 0 S: 4	H: 1 LOB: 2 BB: 1 P: 8	R: 0 E: 0 K: 0 S: 4	H: 1 LOB: 2 BB: 1 P: 8	R: 0 E: 0 K: 1 S: 5	H: 0 LOB: 1 BB: 1 P: 9	1B: 3 2B: 1 3B: 0 HR: 0	SF: 0 SAC: 1 DP: 1 HBP: 0	WP: 0 PB: 0 SB: 2 CS: 0	PA: 41
PITCHER	IP	WLS	BF	H	R	ER	SO	BB	IBB	HBP	BLK	WP	HR	S	P	ERA	WHIP					
Chuck Stobbs, L (1, 1) ERA: 4.95	8.0	W	37	4	2	2	4	9	1	0	0	0	0	35	75	2.25	1.625					
Ellis Kinder, R (9, 1) ERA: 4.34	1.0	S	4	0	0	0	1	1	0	0	0	0	0	5	9	0.00	1.000					

Philadelphia Athletics @ Boston Red Sox
Fenway Park, Boston, MA
Sun Sep 10 1950, 3:33 AM EDT
Att: 22,147 - Unknown

AB 29
R 2
H 4
RBI 2
BB 11
SO 5
LOB 20




Batter	1	2	3	4	5	6	7	8	9	AB	R	H	RBI	BB	SO	LOB	BOTTOM				
Dom DiMaggio, R (1, 8) OBP: 0.423, SLG: 0.460	 				 			 		4	0	2	1	1	0	0					
6 Johnny Pesky, L (1, 5) OBP: 0.435, SLG: 0.392	 				  					4	0	0	0	1	0	3					
Billy Goodman, L (1, 7) OBP: 0.436, SLG: 0.473										4	0	0	0	0	0	3					
Vern Stephens, R (1, 6) OBP: 0.371, SLG: 0.543				 						4	1	2	0	0	0	0					
Walt Dropo, R (1, 3) OBP: 0.384, SLG: 0.616				 				 		4	2	2	2	0	0	1					
Bobby Doerr, R (1, 4) OBP: 0.377, SLG: 0.521						 		 		3	1	1	0	1	0	1					
Al Zarilla, L (1, 9) OBP: 0.427, SLG: 0.505						 				3	0	0	0	1	0	3					
Birdie Tebbetts, R (1, 2) OBP: 0.395, SLG: 0.470										2	0	1	0	1	0	0					
Ted Williams, L (8, PH) OBP: 0.469, SLG: 0.690										0	0	0	0	1	0	0					
Jim Piersall, R (8, FR)										0	1	0	0	0	0	0					
Buddy Rosar, R (9, 2) OBP: 0.379, SLG: 0.350					  	 		 		0	0	0	0	0	0	0					
Chuck Stobbs, L (1, 1) OBP: 0.381, SLG: 0.255										2	0	0	0	0	0	3					
Tom Wright, L (8, PH) OBP: 0.355, SLG: 0.392										1	1	1	3	0	0	0					
Ellis Kinder, R (9, 1) OBP: 0.203, SLG: 0.269					 			   		0	0	0	0	0	0	0					
Inning Stats	R: 0 E: 0 K: 0 S: 3	H: 1 LOB: 0 BB: 0 P: 3	R: 0 E: 0 K: 0 S: 4	H: 1 LOB: 1 BB: 0 P: 4	R: 0 E: 0 K: 0 S: 3	H: 0 LOB: 0 BB: 0 P: 3	R: 2 E: 0 K: 0 S: 5	H: 2 LOB: 0 BB: 0 P: 5	R: 0 E: 0 K: 0 S: 4	H: 1 LOB: 3 BB: 2 P: 12	R: 0 E: 0 K: 0 S: 4	H: 1 LOB: 2 BB: 2 P: 12	R: 0 E: 0 K: 0 S: 3	H: 0 LOB: 0 BB: 0 P: 3	R: 4 E: 0 K: 0 S: 6	H: 3 LOB: 2 BB: 2 P: 14	R: 1B: 6 2B: 2 3B: 0 HR: 1	SF: 0 SAC: 1 DP: 1 HBP: 0	WP: 0 PB: 1 SB: 0 CS: 0	PA: 38	
PITCHER	IP	WLS	BF	H	R	ER	SO	BB	IBB	HBP	BLK	WP	HR	S	P	ERA	WHIP				
Hank Wyse, R (1, 1) ERA: 5.99	8.0	L	38	9	6	6	0	5	1	0	0	0	1	32	56	6.75	1.750				


Philadelphia Athletics @ Boston Red Sox
Fenway Park, Boston, MA
Sun Sep 10 1950, 3:33 AM EDT
Att: 22,147 - Unknown


AB 31
R 6
H 9
RBI 6
BB 6
SO 0
LOB 14



Batter	1	2	3	4	5	6	7	8	9	AB	R	H	RBI	BB	SO	LOB	TOP																			
Paul Lehner, L (1, 7) OBP: 0.369, SLG: 0.431										0	0	0	0	0	0	0	Philadelphia Athletics @ St. Louis Browns Sportsman's Park, St. Louis, MO Wed Sep 13 1950, 4:33 AM EDT Att: 2,625 - Unknown livebaseballscorecards.com																			
Elmer Valo, L (1, 9) OBP: 0.408, SLG: 0.418										0	0	0	0	0	0																					
Ferns Fain, L (1, 3) OBP: 0.426, SLG: 0.408										0	0	0	0	0	0																					
Billy Hitchcock, R (1, 4) OBP: 0.346, SLG: 0.359										0	0	0	0	0	0																					
Sam Chapman, R (1, 8) OBP: 0.344, SLG: 0.453										0	0	0	0	0	0																					
Kermit Wahl, R (1, 5) OBP: 0.328, SLG: 0.342										0	0	0	0	0	0																					
Eddie Joost, R (1, 6) OBP: 0.369, SLG: 0.384										0	0	0	0	0	0																					
Joe Tipton, R (1, 2) OBP: 0.333, SLG: 0.391										0	0	0	0	0	0																					
Lou Brissie, L (1, 1) OBP: 0.193, SLG: 0.175										0	0	0	0	0	0																					
Inning Stats																	AB 0 R 0 H 0 RBI 0 BB 0 SO 0 LOB 0 																			
PITCHER Ned Garver, R (1, 1) ERA: 3.43	IP	WLS	BF	H	R	ER	SO	BB	IBB	HBP	BLK	WP	HR	S	P	ERA	WHIP	PITCHER	IP	WLS	BF	H	R	ER	SO	BB	IBB	HBP	BLK	WP	HR	S	P	ERA	WHIP	WP: 0 PA: 0 2B: 0 SAC: 0 3B: 0 DP: 0 HR: 0 HBP: 0 SB: 0 CS: 0

Batter	1	2	3	4	5	6	7	8	9	AB	R	H	RBI	BB	SO	LOB	BOTTOM																			
Ray Coleman, L (1, 8) OBP: 0.338, SLG: 0.453										0	0	0	0	0	0	0	Philadelphia Athletics @ St. Louis Browns Sportsman's Park, St. Louis, MO Wed Sep 13 1950, 4:33 AM EDT Att: 2,625 - Unknown livebaseballscorecards.com																			
Snuffy Stimweiss, R (1, 4) OBP: 0.316, SLG: 0.271										0	0	0	0	0	0																					
Sherm Lollar, R (1, 2) OBP: 0.402, SLG: 0.481										0	0	0	0	0	0																					
Ken Wood, R (1, 9) OBP: 0.285, SLG: 0.374										0	0	0	0	0	0																					
Dick Kokos, L (1, 7) OBP: 0.371, SLG: 0.422										0	0	0	0	0	0																					
Ned Garver, R (1, 1) OBP: 0.345, SLG: 0.351										0	0	0	0	0	0																					
Tom Upton, R (1, 6) OBP: 0.324, SLG: 0.283										0	0	0	0	0	0																					
Hank Arft, L (1, 3) OBP: 0.368, SLG: 0.336										0	0	0	0	0	0																					
Owen Friend, R (1, 5) OBP: 0.305, SLG: 0.323										0	0	0	0	0	0																					
Inning Stats																	AB 0 R 0 H 0 RBI 0 BB 0 SO 0 LOB 0 																			
PITCHER Lou Brissie, L (1, 1) ERA: 3.88	IP	WLS	BF	H	R	ER	SO	BB	IBB	HBP	BLK	WP	HR	S	P	ERA	WHIP	PITCHER	IP	WLS	BF	H	R	ER	SO	BB	IBB	HBP	BLK	WP	HR	S	P	ERA	WHIP	WP: 0 PA: 0 2B: 0 SAC: 0 3B: 0 DP: 0 HR: 0 HBP: 0 SB: 0 CS: 0

Batter	1	2	3	4	5	6	7	8	9	AB	R	H	RBI	BB	SO	LOB	TOP																		
Paul Lehner, L (1, 7) OBP: 0.372, SLG: 0.445											0	0	0	0	0	0	0	Philadelphia Athletics @ Chicago White Sox Comiskey Park, Chicago, IL Thu Sep 14 1950, 4:33 AM EDT Att: 1,204 - Unknown livebaseballscorecards.com																	
Elmer Valo, L (1, 9) OBP: 0.408, SLG: 0.417											0	0	0	0	0	0	0																		
Ferns Fain, L (1, 3) OBP: 0.429, SLG: 0.409											0	0	0	0	0	0	0																		
Billy Hitchcock, R (1, 4) OBP: 0.344, SLG: 0.357											0	0	0	0	0	0	0																		
Sam Chapman, R (1, 8) OBP: 0.342, SLG: 0.449											0	0	0	0	0	0	0																		
Kermit Wahl, R (1, 5) OBP: 0.330, SLG: 0.342											0	0	0	0	0	0	0																		
Eddie Joost, R (1, 6) OBP: 0.368, SLG: 0.382											0	0	0	0	0	0	0																		
Joe Astroth, R (1, 2) OBP: 0.409, SLG: 0.355											0	0	0	0	0	0	0																		
Bobby Shantz, R (1, 1) OBP: 0.239, SLG: 0.230											0	0	0	0	0	0	0																		
Inning Stats											1B: 0	SF: 0	2B: 0	SAC: 0	3B: 0	DP: 0	HR: 0	HBP: 0	WP: 0	PA: 0	FB: 0	SB: 0	CS: 0												
PITCHER Bob Cain, L (1, 1) ERA: 4.15	IP	WLS	BF	H	R	ER	SO	BB	IBB	HBP	BLK	WP	HR	S	P	ERA	WHIP																		
																		PITCHER	IP	WLS	BF	H	R	ER	SO	BB	IBB	HBP	BLK	WP	HR	S	P	ERA	WHIP

Batter	1	2	3	4	5	6	7	8	9	AB	R	H	RBI	BB	SO	LOB	BOTTOM																		
Nellie Fox, L (1, 4) OBP: 0.298, SLG: 0.278											0	0	0	0	0	0	0	Philadelphia Athletics @ Chicago White Sox Comiskey Park, Chicago, IL Thu Sep 14 1950, 4:33 AM EDT Att: 1,204 - Unknown livebaseballscorecards.com																	
Dave Philley, S (1, 9) OBP: 0.308, SLG: 0.381											0	0	0	0	0	0	0																		
Mike McCormick, R (1, 8) OBP: 0.342, SLG: 0.323											0	0	0	0	0	0	0																		
Eddie Robinson, L (1, 3) OBP: 0.388, SLG: 0.433											0	0	0	0	0	0	0																		
Gus Zernial, R (1, 7) OBP: 0.326, SLG: 0.468											0	0	0	0	0	0	0																		
Luke Appling, R (1, 6) OBP: 0.276, SLG: 0.292											0	0	0	0	0	0	0																		
Gus Niarhos, R (1, 2) OBP: 0.425, SLG: 0.368											0	0	0	0	0	0	0																		
Floyd Baker, L (1, 5) OBP: 0.391, SLG: 0.327											0	0	0	0	0	0	0																		
Bob Cain, L (1, 1) OBP: 0.255, SLG: 0.250											0	0	0	0	0	0	0																		
Inning Stats											1B: 0	SF: 0	2B: 0	SAC: 0	3B: 0	DP: 0	HR: 0	HBP: 0	WP: 0	PA: 0	FB: 0	SB: 0	CS: 0												
PITCHER Bobby Shantz, L (1, 1) ERA: 4.49	IP	WLS	BF	H	R	ER	SO	BB	IBB	HBP	BLK	WP	HR	S	P	ERA	WHIP																		
																		PITCHER	IP	WLS	BF	H	R	ER	SO	BB	IBB	HBP	BLK	WP	HR	S	P	ERA	WHIP

Batter	1	2	3	4	5	6	7	8	9	AB	R	H	RBI	BB	SO	LOB	TOP																		
Paul Lehner, L (1, 7) OBP: 0.372, SLG: 0.450																	0	0	0	0	0	0	0	Philadelphia Athletics @ Chicago White Sox Comiskey Park, Chicago, IL Fri Sep 15 1950, 4:33 AM EDT Att: 3,131 - Unknown livebaseballscorecards.com											
Elmer Valo, L (1, 9) OBP: 0.405, SLG: 0.413																	0	0	0	0	0	0	0												
Wally Moses, L (1, 8) OBP: 0.369, SLG: 0.397																	0	0	0	0	0	0	0												
Ferris Fain, L (1, 3) OBP: 0.430, SLG: 0.409																	0	0	0	0	0	0	0												
Billy Hitchcock, R (1, 4) OBP: 0.345, SLG: 0.356																	0	0	0	0	0	0	0												
Kermit Wahl, R (1, 5) OBP: 0.336, SLG: 0.347																	0	0	0	0	0	0	0												
Eddie Joost, R (1, 6) OBP: 0.367, SLG: 0.380																	0	0	0	0	0	0	0												
Joe Tipton, R (1, 2) OBP: 0.324, SLG: 0.379																	0	0	0	0	0	0	0												
Hank Wyse, R (1, 1) OBP: 0.189, SLG: 0.173																	0	0	0	0	0	0	0												
Inning Stats																	1B: 0 SF: 0 2B: 0 SAC: 0 3B: 0 DP: 0 HR: 0 HBP: 0	WP: 0 PA: 0 FB: 0 SB: 0 CS: 0																	
PITCHER Ray Scarborough, R (1, 1) ERA: 4.77	IP	WLS	BF	H	R	ER	SO	BB	IBB	HBP	BLK	WP	HR	S	P	ERA	WHIP	PITCHER	IP	WLS	BF	H	R	ER	SO	BB	IBB	HBP	BLK	WP	HR	S	P	ERA	WHIP

Batter	1	2	3	4	5	6	7	8	9	AB	R	H	RBI	BB	SO	LOB	BOTTOM																		
Nellie Fox, L (1, 4) OBP: 0.302, SLG: 0.293																	0	0	0	0	0	0	0	Philadelphia Athletics @ Chicago White Sox Comiskey Park, Chicago, IL Fri Sep 15 1950, 4:33 AM EDT Att: 3,131 - Unknown livebaseballscorecards.com											
Mike McCormick, R (1, 8) OBP: 0.328, SLG: 0.307																	0	0	0	0	0	0	0												
Dave Philley, S (1, 9) OBP: 0.307, SLG: 0.379																	0	0	0	0	0	0	0												
Eddie Robinson, L (1, 3) OBP: 0.391, SLG: 0.435																	0	0	0	0	0	0	0												
Gus Zernial, R (1, 7) OBP: 0.326, SLG: 0.466																	0	0	0	0	0	0	0												
Luke Appling, R (1, 6) OBP: 0.294, SLG: 0.323																	0	0	0	0	0	0	0												
Hank Majeski, R (1, 5) OBP: 0.375, SLG: 0.402																	0	0	0	0	0	0	0												
Gus Niarhos, R (1, 2) OBP: 0.418, SLG: 0.363																	0	0	0	0	0	0	0												
Ray Scarborough, R (1, 1) OBP: 0.206, SLG: 0.172																	0	0	0	0	0	0	0												
Inning Stats																	1B: 0 SF: 0 2B: 0 SAC: 0 3B: 0 DP: 0 HR: 0 HBP: 0	WP: 0 PA: 0 FB: 0 SB: 0 CS: 0																	
PITCHER Hank Wyse, R (1, 1) ERA: 5.99	IP	WLS	BF	H	R	ER	SO	BB	IBB	HBP	BLK	WP	HR	S	P	ERA	WHIP	PITCHER	IP	WLS	BF	H	R	ER	SO	BB	IBB	HBP	BLK	WP	HR	S	P	ERA	WHIP


Batter	1	2	3	4	5	6	7	8	9	AB	R	H	RBI	BB	SO	LOB	TOP		
Paul Lehner, L (1, 7) X OBP: 0.364, SLG: 0.436	0-0 6-3		0-0 BB 1B		0-0 P5		0-0 F9		4-0 BB	4	0	1	0	1	0	0	Philadelphia Athletics @ Detroit Tigers Briggs Stadium, Detroit, MI Tue Sep 19 1950, 4:33 AM EDT Att: 5,322 - Unknown		
Elmer Valo, L (1, 9) B OBP: 0.407, SLG: 0.418	4-0 1B BB		0-0 L8			0-0 HR	0-0 F7		0-0 F7	4	1	1	1	1	0	2			
Wally Moses, L (1, 8) X OBP: 0.370, SLG: 0.393	0-0 1-3 1B		4-0 1-2 BB			0-0 BB 1B		4-0 HR BB	0-0 4-3	3	2	2	0	2	0	1			
Feris Fain, L (1, 3) B OBP: 0.433, SLG: 0.409	4-0 BB		0-0 3-1			4-0 1B BB		0-3 K		2	0	0	0	2	1	3			
Billy Hitchcock, R (1, 4) X OBP: 0.348, SLG: 0.364	0-0 P6			0-0 5-3		0-0 FC5-4 1B		0-0 F8		4	0	1	1	0	0	3			
Pete Suder, R (1, 5) X OBP: 0.288, SLG: 0.356		0-0 6-3		0-0 G5-4-3 1B		0-0 F9		0-0 1-H HR		4	1	2	2	0	0	2			
Eddie Joost, R (1, 6) X OBP: 0.366, SLG: 0.383		0-0 F7		0-0 G5-4-3 1-2		0-0 F8		0-0 FC5-4 1B		4	0	1	0	0	0	3			
Mike Guerra, R (1, 2) X OBP: 0.319, SLG: 0.373		0-0 6-3			0-0 F7	0-0 FC5-4 1-2		0-0 FC5-4 1-2		4	0	0	0	0	0	3			
Hank Wyse, R (1, 1) B OBP: 0.178, SLG: 0.164			0-0 F7		0-0 F9		0-0 5-3		0-0 F2	0	0	0	0	0	0	0			
Sam Coleman, R (3, PH) OBP: 0.340, SLG: 0.443										1	0	0	0	0	0	0			
Joe Coleman, R (3, PH) OBP: 0.274, SLG: 0.333										0	0	0	0	0	0	0			
Barney McCoskey, L (5, PH) OBP: 0.289, SLG: 0.329										1	0	0	0	0	0	0			
Johnny Kucab, R (5, PH) OBP: 0.301, SLG: 0.359										1	0	0	0	0	0	0			
Joe Tipton, R (5, PH) OBP: 0.320, SLG: 0.395										1	0	0	0	0	0	0			
Inning Stats	R: 0 E: 0 K: 0 S: 3	H: 1 LOB: 2 BB: 2 P: 11	R: 0 E: 0 K: 0 S: 3	H: 0 LOB: 0 BB: 0 P: 3	R: 0 E: 0 K: 0 S: 4	H: 1 LOB: 2 BB: 1 P: 8	R: 0 E: 0 K: 0 S: 3	H: 0 LOB: 0 BB: 0 P: 3	R: 2 E: 0 K: 0 S: 6	H: 3 LOB: 2 BB: 1 P: 10	R: 0 E: 0 K: 0 S: 3	H: 0 LOB: 0 BB: 0 P: 3	R: 2 E: 0 K: 1 S: 7	H: 2 LOB: 1 BB: 1 P: 11	R: 0 E: 0 K: 0 S: 3	H: 0 LOB: 1 BB: 1 P: 7	1B: 6 2B: 0 3B: 0 HR: 2	SF: 0 SAC: 0 DP: 1 HBP: 0	WP: 0 PA: 39 PB: 0 SB: 0 CS: 0
PITCHER Art Houtteman, R (1, 1) ERA: 3.39	IP: 9.0 WLS: W BF: 39 H: 8 R: 4 ER: 4 SO: 1 BB: 6 IBB: 0 HBP: 0 BLK: 0 WP: 0 HR: 2 S: 35 P: 59 ERA: 4.00 WHIP: 1.556															PITCHER			

Batter	1	2	3	4	5	6	7	8	9	AB	R	H	RBI	BB	SO	LOB	BOTTOM		
Johnny Lipon, R (1, 6) B OBP: 0.384, SLG: 0.371	4-0 1B BB	0-0 2-H HR 1B	4-0 BB	0-0 F9		0-0 P5		0-0 G6-4-3 2-3		4	2	1	1	2	0	4	Philadelphia Athletics @ Detroit Tigers Briggs Stadium, Detroit, MI Tue Sep 19 1950, 4:33 AM EDT Att: 5,322 - Unknown		
Pat Mullin, L (1, 9) X OBP: 0.291, SLG: 0.307	0-0 F9	0-0 1-H HR	0-0 F8		0-0 HR 2B		0-0 P6			5	2	2	2	0	0	3			
George Kell, R (1, 5) X OBP: 0.406, SLG: 0.491	0-0 1-2 1B	0-0 1B		0-0 BB 1B	0-0 HR 1B		0-0 F4			5	2	4	0	0	0	0			
Charlie Keller, L (1, 7) X OBP: 0.521, SLG: 0.722	0-0 1-3 2-H 1B	0-0 1-2 1B		0-0 F7	0-0 1-H 2-H HR		0-0 HR			5	2	4	5	0	0	1			
Johnny Groth, R (1, 8) B OBP: 0.409, SLG: 0.456	4-0 1-2 BB	0-0 3-1		4-0 1B BB	0-3 K		4-0 BB			2	1	0	0	3	1	2			
Jerry Priddy, R (1, 4) X OBP: 0.381, SLG: 0.409	0-0 G4-6-3 1-2		0-3 K	0-0 1-3 2-H 1B	0-0 1-3 1B		0-0 1-3 K			5	1	1	1	0	2	4			
Joe Ginsberg, L (1, 2) X OBP: 0.321, SLG: 0.292		0-0 1B 2B	0-0 F8	0-0 1-2 3-H 1B	0-3 K		0-0 6-3			5	1	2	1	0	1	0			
Dick Kryhoski, L (1, 3) X OBP: 0.257, SLG: 0.346		0-0 P5	0-0 2B 1B	0-0 P6		0-3 K		0-0 G6-4-3 1B		5	1	2	0	0	1	3			
Art Houtteman, R (1, 1) X OBP: 0.198, SLG: 0.220	0-0 6-3	0-0 1-H 2B	0-0 2B	0-0 1-3 2-H 1B		0-3 K		0-0 1-2 1B		5	0	3	2	0	1	1			
Inning Stats	R: 1 E: 0 K: 0 S: 4	H: 2 LOB: 2 BB: 2 P: 12	R: 3 E: 0 K: 0 S: 8	H: 5 LOB: 2 BB: 0 P: 8	R: 1 E: 0 K: 1 S: 7	H: 2 LOB: 1 BB: 1 P: 11	R: 3 E: 0 K: 0 S: 7	H: 4 LOB: 2 BB: 1 P: 11	R: 3 E: 0 K: 2 S: 10	H: 3 LOB: 0 BB: 0 P: 10	R: 0 E: 0 K: 2 S: 7	H: 0 LOB: 0 BB: 0 P: 7	R: 1 E: 0 K: 1 S: 6	H: 1 LOB: 1 BB: 1 P: 10	R: 0 E: 0 K: 0 S: 4	H: 2 LOB: 1 BB: 0 P: 4		1B: 13 2B: 3 3B: 0 HR: 3	SF: 0 SAC: 0 DP: 2 HBP: 0
PITCHER Hank Wyse, R (1, 1) ERA: 5.85	IP: 2.0 WLS: L BF: 14 H: 7 R: 4 ER: 4 SO: 4 BB: 2 IBB: 0 HBP: 0 BLK: 0 WP: 0 HR: 1 S: 12 P: 20 ERA: 18.00 WHIP: 4.500															PITCHER			
Joe Coleman, R (3, 1) ERA: 8.1	2.0 6 4 4 1 2 0 0 0 0 0 0 14 22 18.00 4.000																		
Johnny Kucab, R (5, 1) ERA: 4.0	4.0 6 4 4 5 1 0 0 0 0 2 27 31 9.00 1.750																		

Batter	1	2	3	4	5	6	7	8	9	AB	R	H	RBI	BB	SO	LOB	TOP					
Paul Lehner, L (1, 7) OBP: 0.364, SLG: 0.441	6-3		1B 4-3	HR		K		G4-6-3		4	2	1	1	1	1	1						
Elmer Valo, L (1, 9) OBP: 0.409, SLG: 0.420	1B		1B 4-3	1B		F9		4-3		5	1	3	0	0	0	0						
Wally Moses, L (1, 8) OBP: 0.367, SLG: 0.389	F7		1B 4-3	6-3		F6		F7		5	1	1	0	0	0	2						
Ferris Fain, L (1, 3) OBP: 0.430, SLG: 0.405	F5		4-3		K		5-3			5	0	0	1	0	1	3						
Billy Hitchcock, R (1, 4) OBP: 0.350, SLG: 0.365	6-3		1B 2-H 3-H	1B		1B		1-3		4	1	2	2	0	0	0						
Pete Suder, R (1, 5) OBP: 0.305, SLG: 0.364	K		1B 1-2	1B		1B		1B		4	0	3	0	0	1	0						
Eddie Joost, R (1, 6) OBP: 0.365, SLG: 0.382	FC5-4 1B		4-3		F3		F8			4	0	1	0	0	0	5						
Mike Guerra, R (1, 2) OBP: 0.322, SLG: 0.375	FC5-4		6-3		1B		G4-6-3 1B			4	0	2	1	0	0	1						
Alex Kellner, R (1, 1) OBP: 0.229, SLG: 0.213	1-3		1-3		K		F3			3	0	0	0	0	1	2						
Bob Hooper, R (7, 1) OBP: 0.155, SLG: 0.214										1	0	0	0	0	0	1						
Inning Stats	R: 0 E: 0 K: 0 S: 4	H: 1 LOB: 1 BB: 0 P: 4	R: 0 E: 0 K: 1 S: 6	H: 1 LOB: 1 BB: 0 P: 6	R: 3 E: 0 K: 0 S: 7	H: 4 LOB: 2 BB: 1 P: 11	R: 1 E: 0 K: 0 S: 5	H: 2 LOB: 1 BB: 0 P: 5	R: 1 E: 0 K: 2 S: 10	H: 3 LOB: 2 BB: 0 P: 10	R: 0 E: 0 K: 0 S: 5	H: 0 LOB: 0 BB: 0 P: 5	R: 0 E: 0 K: 0 S: 4	H: 1 LOB: 1 BB: 0 P: 4	R: 0 E: 0 K: 0 S: 3	H: 1 LOB: 0 BB: 0 P: 3	R: 0 E: 0 K: 0 S: 3	H: 0 LOB: 0 BB: 0 P: 3	1B: 12 2B: 0 3B: 0 HR: 1	SF: 0 SAC: 0 DP: 1 HBP: 0	WP: 0 PB: 0 SB: 1 CS: 0	PA: 40
PITCHER	IP WLS BF H R ER SO BB IBB HBP BLK WP HR S P ERA WHIP																					
Dizzy Trout, R (1, 1) ERA: 3.85	4.1		24	10	5	5	2	1	0	0	0	0	0	0	0	5	5	10.38	2.538			
Marlin Stuart, R (5, 1) ERA: 4.24	0.2		3	1	0	0	1	0	0	0	0	0	0	0	0	5	5	0.00	1.500			
Ted Gray, L (6, 1) ERA: 4.4	2.0		7	1	0	0	1	0	0	0	0	0	0	0	9	9	0.00	0.500				
Hal White, R (8, 1) ERA: 4.71	2.0	W	6	1	0	0	0	0	0	0	0	0	0	0	6	6	0.00	0.500				

Philadelphia Athletics @ Detroit Tigers
Briggs Stadium, Detroit, MI
Wed Sep 20 1950, 4:33 AM EDT
Att: 7,571 - Unknown

AB 39
R 5
H 13
RBI 5
BB 1
SO 4
LOB 15



Batter	1	2	3	4	5	6	7	8	9	AB	R	H	RBI	BB	SO	LOB	BOTTOM	
Johnny Lipon, R (1, 6) OBP: 0.384, SLG: 0.370	6-3		5-3			FC6-4 1B	FC5-4			4	1	1	0	0	0	2		
Jerry Priddy, R (1, 4) OBP: 0.380, SLG: 0.408	F7		4-3			FC6-4 1B	G1-6-3			4	1	1	0	0	0	2		
George Kell, R (1, 5) OBP: 0.403, SLG: 0.488	6-3		L5			F5		1-3		4	0	0	0	0	0	3		
Charlie Keller, L (1, 9) OBP: 0.500, SLG: 0.675	K				F2	E1		WP E 1B		4	1	1	0	0	1	2		
Hoot Evers, R (1, 7) OBP: 0.415, SLG: 0.570	4-3 1B BB				F9	FC6-4 1B		E3 1B		3	3	0	1	1	0	2		
Johnny Groth, R (1, 8) OBP: 0.410, SLG: 0.455	4-3				6-3	1B		1B BB		3	0	1	1	1	0	1		
Don Kolloway, R (1, 3) OBP: 0.333, SLG: 0.388	1B					F8		FC6-4 1B		4	0	3	3	0	0	0		
Joe Ginsberg, L (1, 2) OBP: 0.306, SLG: 0.276	F2					4-3		F3		4	0	0	0	0	1	5		
Dizzy Trout, R (1, 1) ERA: 3.85						5-3		FC6-4		1	0	1	0	0	0	0		
Marlin Stuart, R (5, 1) ERA: 4.24										0	0	0	0	0	0	0		
Bob Swift, R (5, 1) ERA: 4.24										0	0	0	0	0	0	0		
Ted Gray, L (6, 1) ERA: 4.4										0	0	0	0	0	0	0		
Pat Mullin, L (7, 1) ERA: 4.4										0	0	0	0	1	0	0		
Hal White, R (8, 1) ERA: 4.71										1	0	0	0	0	0	2		
Inning Stats	R: 0 E: 0 K: 0 S: 3	H: 0 LOB: 0 BB: 0 P: 3	R: 1 E: 0 K: 1 S: 6	H: 1 LOB: 1 BB: 1 P: 10	R: 0 E: 0 K: 0 S: 4	H: 1 LOB: 1 BB: 0 P: 4	R: 0 E: 0 K: 0 S: 3	H: 0 LOB: 0 BB: 0 P: 3	R: 0 E: 0 K: 0 S: 8	H: 4 LOB: 2 BB: 0 P: 8	R: 0 E: 0 K: 0 S: 2	H: 0 LOB: 0 BB: 1 P: 6	R: 2 E: 1 K: 1 S: 8	H: 2 LOB: 2 BB: 1 P: 12	1B: 8 2B: 0 3B: 0 HR: 0	SF: 0 SAC: 0 DP: 1 HBP: 0	WP: 1 PB: 0 SB: 0 CS: 0	PA: 36
PITCHER	IP WLS BF H R ER SO BB IBB HBP BLK WP HR S P ERA WHIP																	
Alex Kellner, L (1, 1) ERA: 5.24	6.0		26	6	4	1	1	2	0	0	0	0	0	0	27	31	1.50	1.167
Bob Hooper, R (7, 1) ERA: 4.99	2.0	L	10	2	2	1	1	2	0	0	0	0	1	0	10	18	4.50	2.000


Philadelphia Athletics @ Detroit Tigers
Briggs Stadium, Detroit, MI
Wed Sep 20 1950, 4:33 AM EDT
Att: 7,571 - Unknown


AB 33
R 6
H 8
RBI 5
BB 3
SO 2
LOB 19



Batter	1	2	3	4	5	6	7	8	9	AB	R	H	RBI	BB	SO	LOB	TOP					
Paul Lehner, L (1, 7) OBP: 0.364, SLG: 0.441										5	0	2	1	0	0	3	Philadelphia Athletics @ Detroit Tigers Briggs Stadium, Detroit, MI Thu Sep 21 1950, 4:33 AM EDT Att: 5,194 - Unknown					
Elmer Valo, L (1, 9) OBP: 0.406, SLG: 0.416										4	0	0	0	0	0	3						
Wally Moses, L (1, 8) OBP: 0.372, SLG: 0.395										4	0	3	0	0	0	1						
Ferris Fain, L (1, 3) OBP: 0.427, SLG: 0.402										4	0	0	0	0	0	4						
Billy Hitchcock, R (1, 4) OBP: 0.354, SLG: 0.372										4	0	3	0	0	0	1						
Pete Suder, R (1, 5) OBP: 0.305, SLG: 0.362										4	1	1	0	0	0	4						
Eddie Joost, R (1, 6) OBP: 0.368, SLG: 0.384										3	1	2	0	1	0	0						
Mike Guerra, R (1, 2) OBP: 0.325, SLG: 0.377										4	0	2	0	0	1	2						
Joe Coleman, R (1, 1) OBP: 0.188, SLG: 0.286										2	0	0	0	0	1	3						
Sam Chapman, R (7, PH) OBP: 0.340, SLG: 0.442										1	0	0	0	0	1	1						
Joe Murray, L (7, PH) OBP: 0.328, SLG: 0.393										0	0	0	0	0	0	0						
Joe Tipton, R (9, PH) OBP: 0.328, SLG: 0.393										1	0	0	0	0	0	1						
Inning Stats	R: 0 E: 0 K: 0 S: 4	H: 1 LOB: 1 BB: 0 P: 4	R: 0 E: 0 K: 0 S: 3	H: 1 LOB: 0 BB: 0 P: 3	R: 0 E: 0 K: 1 S: 6	H: 1 LOB: 1 BB: 0 P: 6	R: 0 E: 0 K: 0 S: 4	H: 2 LOB: 1 BB: 0 P: 4	R: 1 E: 1 K: 0 S: 4	H: 2 LOB: 1 BB: 1 P: 8	R: 0 E: 0 K: 0 S: 3	H: 1 LOB: 0 BB: 0 P: 3	R: 1 E: 0 K: 2 S: 9	H: 2 LOB: 1 BB: 0 P: 9	R: 0 E: 0 K: 0 S: 5	H: 2 LOB: 2 BB: 0 P: 5	R: 0 E: 0 K: 0 S: 4	H: 1 LOB: 1 BB: 0 P: 4	1B: 12 2B: 1 3B: 0 HR: 0	SF: 0 SAC: 0 DP: 4 HBP: 0	WP: 0 PB: 0 SB: 2 CS: 0	PA: 37
PITCHER Fred Hutchinson, R (1, 1) ERA: 4.11	IP: 9.0 WLS: W BF: 37 H: 13 R: 2 ER: 2 SO: 3 BB: 1 IBB: 0 HBP: 0 BLK: 0 WP: 0 HR: 0 S: 42 P: 46 ERA: 2.00 WHIP: 1.556															PITCHER						

Batter	1	2	3	4	5	6	7	8	9	AB	R	H	RBI	BB	SO	LOB	BOTTOM			
Johnny Lipon, R (1, 6) OBP: 0.384, SLG: 0.369										4	2	1	0	1	0	2	Philadelphia Athletics @ Detroit Tigers Briggs Stadium, Detroit, MI Thu Sep 21 1950, 4:33 AM EDT Att: 5,194 - Unknown			
Pat Mullin, L (1, 7) OBP: 0.301, SLG: 0.311										5	1	2	0	0	1	1				
George Kell, R (1, 5) OBP: 0.402, SLG: 0.486										4	1	1	1	0	0	1				
Vic Wertz, L (1, 9) OBP: 0.409, SLG: 0.542										2	1	1	0	3	0	1				
Johnny Groth, R (1, 8) OBP: 0.410, SLG: 0.455										4	1	1	2	1	0	3				
Jerry Priddy, R (1, 4) OBP: 0.381, SLG: 0.406										2	1	0	1	2	0	1				
Don Kolloway, R (1, 3) OBP: 0.335, SLG: 0.388										3	1	1	1	1	1	3				
Joe Ginsberg, L (1, 2) OBP: 0.318, SLG: 0.295										2	0	1	3	1	0	3				
Fred Hutchinson, L (1, 1) OBP: 0.404, SLG: 0.396										4	0	0	0	0	0	3				
Inning Stats	R: 6 E: 0 K: 0 S: 6	H: 3 LOB: 1 BB: 4 P: 22	R: 0 E: 0 K: 0 S: 3	H: 0 LOB: 1 BB: 1 P: 7	R: 0 E: 0 K: 1 S: 5	H: 0 LOB: 1 BB: 1 P: 9	R: 2 E: 0 K: 1 S: 8	H: 3 LOB: 3 BB: 2 P: 16	R: 0 E: 0 K: 0 S: 4	H: 1 LOB: 1 BB: 0 P: 4	R: 0 E: 0 K: 0 S: 2	H: 0 LOB: 0 BB: 1 P: 6	R: 0 E: 0 K: 0 S: 4	H: 1 LOB: 1 BB: 0 P: 4	R: 0 E: 1 K: 0 S: 4	H: 0 LOB: 1 BB: 0 P: 4		1B: 6 2B: 2 3B: 0 HR: 0	SF: 0 SAC: 2 DP: 1 HBP: 0	WP: 0 PB: 0 SB: 2 CS: 0
PITCHER Joe Coleman, R (1, 1) ERA: 8.61	IP: 6.0 WLS: L BF: 33 H: 7 R: 8 ER: 8 SO: 2 BB: 8 IBB: 1 HBP: 0 BLK: 0 WP: 0 HR: 0 S: 28 P: 64 ERA: 12.00 WHIP: 2.500															PITCHER Joe Murray, L (7, 1) ERA: 7.25				

Batter	1	2	3	4	5	6	7	8	9	AB	R	H	RBI	BB	SO	LOB	TOP			
Paul Lehner, L (1.7)	E3 1B		FC4-6 1-2		K		F8			4	0	0	0	0	1	2	Philadelphia Athletics @ Washington Senators Griffith Stadium, Washington, DC Sun Sep 24 1950, 3:33 AM EST Att: 2,731 - Unknown			
Wally Moses, L (1.9)	F3		F3			F8		F2	4	0	0	0	0	0	2					
Ferns Fain, L (1.3)	G5-4-3 1B		K				E3 1B HBP FC6-4		5-3	4	1	1	0	0	1	1				
Sam Chapman, R (1.8)	G5-4-3 1-2				6-3		FC6-4 1B HBP			3	0	1	0	0	0	2				
Billy Hitchcock, R (1.4)		F2			F5		FC6-4 1B		F7	4	0	1	0	0	0	1				
Pete Suder, R (1.5)		1-3			F7		FC6-4 FC5-4			3	0	0	1	1	0	2				
Eddie Joost, R (1.6)		FC5-4 1B			F8		FC5-4		F3	4	0	1	0	0	0	3				
Joe Astroth, R (1.2)		FC5-4 1-2							G6-3	4	0	1	0	0	0	2				
Johnny Kucab, R (1.1)				FC4-6 BB		F8			F7	2	0	0	0	1	0	1	AB 32 R 1 H 5 RBI 1 BB 2 SO 2 LOB 16 			
Inning Stats	R: 0 E: 1 K: 0 S: 4	H: 1 LOB: 1 BB: 0 P: 4	R: 0 E: 0 K: 0 S: 4	H: 1 LOB: 1 BB: 0 P: 4	R: 0 E: 0 K: 1 S: 5	H: 0 LOB: 0 BB: 1 P: 9	R: 0 E: 0 K: 0 S: 3	H: 0 LOB: 0 BB: 0 P: 3	R: 0 E: 0 K: 1 S: 6	H: 1 LOB: 1 BB: 0 P: 6	R: 0 E: 0 K: 0 S: 3	H: 0 LOB: 0 BB: 0 P: 3	R: 0 E: 0 K: 0 S: 4	H: 1 LOB: 1 BB: 0 P: 4	R: 0 E: 0 K: 0 S: 2	H: 0 LOB: 0 BB: 1 P: 6		1B: 4 2B: 1 3B: 0 HR: 0	SF: 0 SAC: 0 DP: 2 HBP: 1	WP: 0 PB: 0 SB: 0 CS: 0
PITCHER Carlos Pascual, R (1.1) ERA:	IP: 9.0 WLS: W BF: 35 H: 5 R: 1 ER: 0 SO: 2 BB: 2 IBB: 0 HBP: 1 BLK: 0 WP: 0 HR: 0 S: 36 P: 45 ERA: 0.00 WHIP: 0.778															PITCHER				

Batter	1	2	3	4	5	6	7	8	9	AB	R	H	RBI	BB	SO	LOB	BOTTOM			
Eddie Yost, R (1.5)	F7		F7		5-3		F6			4	0	0	0	0	0	2	Philadelphia Athletics @ Washington Senators Griffith Stadium, Washington, DC Sun Sep 24 1950, 3:33 AM EST Att: 2,731 - Unknown			
Gil Coan, L (1.7)			F9		F5			2B BB	3	1	1	0	1	0	1					
Irv Noren, L (1.8)	L6 1-2			1B 1B		3B		F9	4	1	2	0	0	0	2					
Mickey Vernon, L (1.3)	F7			F5		F2		2B	4	0	1	1	0	0	3					
Bud Stewart, L (1.9)		F9		1B F8 1B		FC3-2-5-3		F8	4	1	1	0	0	0	2					
Cass Michaels, R (1.4)		1-3		1B		L6		F7	4	0	1	1	0	0	2					
Sam Dente, R (1.6)		4-3		1B				F7	3	0	0	1	0	0	1					
Len Okrie, R (1.2)			SH1-4 BB		F6			1B	2	0	1	0	1	0	1					
Carlos Pascual, R (1.1)			SH1-4		F5			F6	2	0	0	0	0	0	1	AB 30 R 3 H 7 RBI 3 BB 2 SO 0 LOB 15 				
Inning Stats	R: 0 E: 0 K: 0 S: 4	H: 1 LOB: 1 BB: 0 P: 4	R: 0 E: 0 K: 0 S: 3	H: 0 LOB: 0 BB: 0 P: 3	R: 0 E: 0 K: 0 S: 3	H: 0 LOB: 1 BB: 1 P: 7	R: 2 E: 0 K: 0 S: 6	H: 3 LOB: 1 BB: 0 P: 6	R: 0 E: 0 K: 0 S: 3	H: 0 LOB: 0 BB: 0 P: 3	R: 0 E: 0 K: 0 S: 4	H: 1 LOB: 1 BB: 0 P: 4	R: 0 E: 0 K: 0 S: 4	H: 1 LOB: 1 BB: 0 P: 4	R: 1 E: 0 K: 0 S: 4		H: 1 LOB: 1 BB: 1 P: 8	1B: 5 2B: 1 3B: 1 HR: 0	SF: 0 SAC: 1 DP: 0 HBP: 0	WP: 0 PB: 0 SB: 2 CS: 0
PITCHER Johnny Kucab, R (1.1) ERA: 3.71	IP: 8.0 WLS: L BF: 33 H: 7 R: 3 ER: 3 SO: 0 BB: 2 IBB: 0 HBP: 0 BLK: 0 WP: 0 HR: 0 S: 31 P: 39 ERA: 3.38 WHIP: 1.125															PITCHER				

Batter	1	2	3	4	5	6	7	8	9	AB	R	H	RBI	BB	SO	LOB	TOP							
Dom DiMaggio, R OBP: 0.412, SLG: 0.449	F8	3-1 1B BB	6-3			2B		L5		4	1	1	0	1	0	0								
6 Johnny Pesky, L OBP: 0.435, SLG: 0.391	4-3	3-1 E 1B		6-3		F8		1-3		5	1	1	2	0	0	1								
Ted Williams, L OBP: 0.461, SLG: 0.678	1B WP	3-1		4-3		G3		3-1		5	1	1	0	0	0	3								
Vern Stephens, R OBP: 0.369, SLG: 0.528	1B 3B	E6 1B		F5					6-3	4	2	2	2	1	0	0								
Walt Dropo, R OBP: 0.376, SLG: 0.596	3B	FC5-4 1B			F8	G5-4-3 BB				5	1	3	1	0	0	1								
Bobby Doerr, R OBP: 0.370, SLG: 0.528	3B	FC5-4 1B			6-3	1B BB		F7		5	0	2	2	0	0	2								
Clyde Vollmer, R OBP: 0.361, SLG: 0.466	F8	F2				2B			K	4	0	1	0	1	1	3								
Matt Batts, R OBP: 0.323, SLG: 0.389		1B 6 1B 2B	F5		F4					4	1	2	0	0	0	1								
Mel Parnell, L OBP: 0.245, SLG: 0.250		BB 6 1B 1B	K		F4					4	1	1	0	0	2	3								
Inning Stats	R: 3 E: 0 K: 0 S: 7	H: 4 LOB: 1 BB: 0 P: 7	R: 5 E: 1 K: 0 S: 8	H: 5 LOB: 1 BB: 1 P: 12	R: 0 E: 0 K: 1 S: 5	H: 0 LOB: 0 BB: 0 P: 5	R: 0 E: 0 K: 0 S: 3	H: 0 LOB: 0 BB: 0 P: 3	R: 0 E: 0 K: 0 S: 4	H: 1 LOB: 1 BB: 0 P: 4	R: 0 E: 0 K: 0 S: 4	H: 1 LOB: 1 BB: 0 P: 4	R: 0 E: 0 K: 1 S: 6	H: 2 LOB: 3 BB: 2 P: 14	R: 0 E: 0 K: 1 S: 3	H: 0 LOB: 0 BB: 0 P: 3	R: 0 E: 0 K: 1 S: 6	H: 1 LOB: 1 BB: 0 P: 6	1B: 10 2B: 3 3B: 1 HR: 0	SF: 0 SAC: 0 DP: 1 HBP: 0	WP: 1 PB: 0 SB: 0 CS: 0	PA: 43		
PITCHER	IP	WLS	BF	H	R	ER	SO	BB	IBB	HBP	BLK	WP	HR	S	P	ERA	WHIP							
Alex Kellner, L ERA: 5.47	2.0	L	16	9	8	7	0	1	0	0	0	1	0	15	19	31.50	5.000							
Joe Murray, L ERA: 5.52	3.1		27	5	0	0	3	2	0	0	0	0	0	31	39	0.00	1.000							

Boston Red Sox @ Philadelphia Athletics
 Shibe Park, Philadelphia, PA
 Mon Sep 25 1950, 3:33 AM EST
 Unknown


AB	40
R	8
H	14
RBI	7
BB	3
SO	3
LOB	14





Batter	1	2	3	4	5	6	7	8	9	AB	R	H	RBI	BB	SO	LOB	BOTTOM							
Paul Lehner, L OBP: 0.358, SLG: 0.439	CI			K		4-3		4-3		3	0	0	0	0	1	0								
Wally Moses, L OBP: 0.366, SLG: 0.386	F5			3-1		6-3			FC6-4 1B	4	0	1	0	0	0	1								
Fernis Fain, L OBP: 0.430, SLG: 0.407	G6-3			E8 1B		FC5-4 BB		F9		3	0	1	0	1	0	2								
Sam Chapman, R OBP: 0.340, SLG: 0.438		F8		L6		FC5-4		K		4	0	0	0	0	1	3								
Billy Hitchcock, R OBP: 0.351, SLG: 0.366		6-3			4-3			FC6-4		4	0	0	0	0	0	1								
Pete Suder, R OBP: 0.305, SLG: 0.370		6-3				6-3				3	0	1	0	0	0	0								
Eddie Joost, R OBP: 0.369, SLG: 0.378			F9		F8			1-3		3	0	0	0	0	0	1								
Joe Tipton, R OBP: 0.328, SLG: 0.389			5-3			FC6-4 BB		5-3		2	0	0	0	1	0	0								
Alex Kellner, R OBP: 0.229, SLG: 0.213						FC6-4		F9		0	0	0	0	0	0	0								
Joe Murray, L ERA: 5.52			K		FC6-4					3	0	0	0	0	1	2								
Inning Stats	R: 0 E: 1 K: 0 S: 3	H: 0 LOB: 0 BB: 0 P: 3	R: 0 E: 0 K: 0 S: 3	H: 0 LOB: 0 BB: 0 P: 3	R: 0 E: 0 K: 1 S: 5	H: 0 LOB: 0 BB: 0 P: 5	R: 0 E: 1 K: 1 S: 6	H: 1 LOB: 1 BB: 0 P: 6	R: 0 E: 0 K: 0 S: 4	H: 1 LOB: 2 BB: 1 P: 8	R: 0 E: 0 K: 0 S: 3	H: 0 LOB: 0 BB: 1 P: 7	R: 0 E: 0 K: 0 S: 3	H: 0 LOB: 0 BB: 0 P: 3	R: 0 E: 0 K: 0 S: 3	H: 0 LOB: 0 BB: 0 P: 3	R: 0 E: 0 K: 1 S: 6	H: 1 LOB: 1 BB: 0 P: 6	1B: 2 2B: 1 3B: 0 HR: 0	SF: 0 SAC: 0 DP: 1 HBP: 0	WP: 0 PB: 0 SB: 0 CS: 0	PA: 32		
PITCHER	IP	WLS	BF	H	R	ER	SO	BB	IBB	HBP	BLK	WP	HR	S	P	ERA	WHIP							
Mel Parnell, L ERA: 3.6	9.0	W	32	3	0	0	3	2	0	0	0	0	0	36	44	0.00	0.556							

Boston Red Sox @ Philadelphia Athletics
 Shibe Park, Philadelphia, PA
 Mon Sep 25 1950, 3:33 AM EST
 Unknown

AB	29
R	0
H	3
RBI	0
BB	2
SO	3
LOB	10



Batter	1	2	3	4	5	6	7	8	9	AB	R	H	RBI	BB	SO	LOB	TOP																		
Gene Woodling, L (1, 7) OBP: 0.377, SLG: 0.404											0	0	0	0	0	0	0	New York Yankees @ Philadelphia Athletics Shibe Park, Philadelphia, PA Thu Sep 28 1950, 3:33 AM EST Att: 2,273 - Unknown livebaseballscorecards.com																	
Phil Rizzuto, R (1, 6) OBP: 0.414, SLG: 0.433											0	0	0	0	0	0	0																		
Yogi Berra, L (1, 2) OBP: 0.384, SLG: 0.532											0	0	0	0	0	0	0																		
Joe DiMaggio, R (1, 8) OBP: 0.390, SLG: 0.588											0	0	0	0	0	0	0																		
Johnny Mize, L (1, 3) OBP: 0.350, SLG: 0.599											0	0	0	0	0	0	0																		
Bobby Brown, L (1, 5) OBP: 0.353, SLG: 0.330											0	0	0	0	0	0	0																		
Hank Bauer, R (1, 9) OBP: 0.383, SLG: 0.470											0	0	0	0	0	0	0																		
Jerry Coleman, R (1, 4) OBP: 0.370, SLG: 0.380											0	0	0	0	0	0	0																		
Vic Raschi, R (1, 1) OBP: 0.258, SLG: 0.256											0	0	0	0	0	0	0																		
Inning Stats											1B: 0	SF: 0	WP: 0	PA: 0	2B: 0	SAC: 0	FB: 0	3B: 0	DP: 0	SB: 0	CS: 0	HR: 0	HBP: 0												
PITCHER Bob Hooper, R (1, 1) ERA: 4.92	IP	WLS	BF	H	R	ER	SO	BB	IBB	HBP	BLK	WP	HR	S	P	ERA	WHIP	PITCHER	IP	WLS	BF	H	R	ER	SO	BB	IBB	HBP	BLK	WP	HR	S	P	ERA	WHIP

Batter	1	2	3	4	5	6	7	8	9	AB	R	H	RBI	BB	SO	LOB	BOTTOM																		
Paul Lehner, L (1, 7) OBP: 0.356, SLG: 0.434											0	0	0	0	0	0	0	New York Yankees @ Philadelphia Athletics Shibe Park, Philadelphia, PA Thu Sep 28 1950, 3:33 AM EST Att: 2,273 - Unknown livebaseballscorecards.com																	
Elmer Valo, L (1, 9) OBP: 0.404, SLG: 0.413											0	0	0	0	0	0	0																		
Ferris Fain, L (1, 3) OBP: 0.432, SLG: 0.407											0	0	0	0	0	0	0																		
Sam Chapman, R (1, 8) OBP: 0.340, SLG: 0.439											0	0	0	0	0	0	0																		
Billy Hitchcock, R (1, 4) OBP: 0.345, SLG: 0.358											0	0	0	0	0	0	0																		
Pete Suder, R (1, 5) OBP: 0.308, SLG: 0.382											0	0	0	0	0	0	0																		
Eddie Joost, R (1, 6) OBP: 0.369, SLG: 0.378											0	0	0	0	0	0	0																		
Joe Tipton, R (1, 2) OBP: 0.327, SLG: 0.381											0	0	0	0	0	0	0																		
Bob Hooper, R (1, 1) OBP: 0.155, SLG: 0.214											0	0	0	0	0	0	0																		
Inning Stats											1B: 0	SF: 0	WP: 0	PA: 0	2B: 0	SAC: 0	FB: 0	3B: 0	DP: 0	SB: 0	CS: 0	HR: 0	HBP: 0												
PITCHER Vic Raschi, R (1, 1) ERA: 3.95	IP	WLS	BF	H	R	ER	SO	BB	IBB	HBP	BLK	WP	HR	S	P	ERA	WHIP	PITCHER	IP	WLS	BF	H	R	ER	SO	BB	IBB	HBP	BLK	WP	HR	S	P	ERA	WHIP

