Philadelphia Athletics - 1953

Batter	1	2	3	4	5	6	7	8	9	AB	R	H	RBI	BB	SO	LOB
Eddie Joost, R (1, 6) OBP: 0.600, SLG: 0.500	SH5-4 F9 1B		2B 1B		FC2-5 4-3 HR 2-3		F7		1B 5-3 BB	4	3	2	0	1	0	2
Dave Philley, S (1, 8) OBP: 0.600, SLG: 0.800	SH5-4 1-2 1B		1-3 2B		4-3 1-2		FC6-4 1-2f		5-3 1-3 1B	5	0	3	0	0	0	2
Allie Clark, R (1, 9) OBP: 0.250, SLG: 1.000	SH5-4 1-2 2-3		F9		HR 2-H		F7		5-3 1-2 3-H	4	1	1	3	0	0	3
Eddie Robinson, L (1, 3) OBP: 0.400, SLG: 0.500	F9 3-H			K	F8			FC6-4 2B	BB	4	0	1	1	1	1	1
Gus Zernial, R (1, 7)	K			FC5-4 BB		4-3 SH5-4 BB		FC6-4 BB	K	2	0	0	0	3	2	3
Cass Michaels, R (1, 4)		2-3		F8		SH5-4 1-2		F3		3	0	0	0	0	0	3
Pete Suder, R (1, 5)		F9		FC5-4 1-2f		4-3 2-3		FC6-4 1-2f 2-3		4	0	0	0	0	0	4
Ray Murray, R (1, 2) OBP: 0.250, SLG: 1.000		F8			HR	F2		4-3		4	1	1	1	0	0	3
Alex Kellner, R (1, 1) OBP: 0.500, SLG: 0.667			1-3		FC2-5 2B		HBP		3-1	3	0	1	0	0	0	0
Inning Stats	R: 1 E: 0 K: 1 S: 7 H: 2 LOB: 1 BB: 0 P: 7	R: 0 E: 0 K: 0 S: 3 H: 0 LOB: 0 BB: 0 P: 3	R: 0 E: 0 K: 0 S: 4 H: 2 LOB: 1 BB: 0 P: 4	R: 0 E: 0 K: 1 S: 5 H: 0 LOB: 1 BB: 1 P: 9	R: 3 E: 0 K: 0 S: 6 H: 3 LOB: 0 BB: 0 P: 6	R: 0 E: 0 K: 0 S: 3 H: 0 LOB: 1 BB: 1 P: 7	R: 0 E: 0 K: 0 S: 3 H: 0 LOB: 1 BB: 0 P: 4	R: 0 E: 0 K: 0 S: 4 H: 1 LOB: 2 BB: 1 P: 8	R: 1 E: 0 K: 1 S: 6 H: 1 LOB: 2 BB: 2 P: 14	1B: 4 2B: 3 3B: 0 HR: 2 SF: 0 SAC: 2 DP: 0 HBP: 1	WP: 0 PB: 0 SB: 0 CS: 0 PA: 41					

PITCHER		IP	WLS	BF	H	R	ER	SO	BB	IBB	HBP	BLK	WP	HR	S	P	ERA	WHIP
Vic Raschi, R ERA: 6.0	(1, 1)	6.0	L	26	7	4	4	2	2	0	0	0	0	2	28	36	6.00	1.500
Ray Scarborough, R ERA:	(7, 1)	2.0		9	1	0	0	0	1	0	1	0	0	0	7	12	0.00	1.000
Ewell Blackwell, R ERA: 9.0	(9, 1)	1.0		6	1	1	1	1	2	0	0	0	0	0	6	14	9.00	3.000

PITCHER	IP	WLS	BF	H	R	ER	SO	BB	IBB	HBP	BLK	WP	HR	S	P	ERA	WHIP

TOP

Philadelphia Athletics @ New York Yankees

Yankee Stadium, Bronx, NY

Tue Apr 14 1953, 3:33 AM EST

Att. 23,534 - Unknown

livebaseballscorecards.com

AB	33
R	5
H	9
RBI	5
BB	5
SO	3
LOB	21

Batter	1	2	3	4	5	6	7	8	9	AB	R	H	RBI	BB	SO	LOB
Phil Rizzuto, R (1, 6) OBP: 0.250, SLG: 0.250	K		F7			1B			K	4	0	1	0	0	2	0
Joe Collins, L (1, 3)	G3		K			F8			6-3	4	0	0	0	0	1	0
Hank Bauer, R (1, 9) OBP: 0.500, SLG: 0.500	E 1B			FC6-4 1B			F7		K	4	0	2	0	0	1	0
Mickey Mantle, S (1, 8) OBP: 0.333, SLG: 0.333	E1 1-2			FC6-4 G1-6-3 1-2f			1B 1B			3	0	1	0	0	0	2
Yogi Berra, L (1, 2) OBP: 0.333, SLG: 0.333	4-3			G1-6-3 1-2f			G6-3 1-2 1B			3	0	1	0	0	0	3
Gene Woodling, L (1, 7)		F9			4-3		G6-3 1-2f			3	0	0	0	0	0	2
Gil McDougald, R (1, 5)		4-3			K			G6-4-3 BB		2	0	0	0	1	1	0
Billy Martin, R (1, 4)		2-3			6-3			G6-4-3 1-2f		3	0	0	0	0	0	1
Vic Raschi, R (1, 1)			1-3			F8		F9		1	0	0	0	0	0	0
Bob Cerv, R (6, PH)										1	0	0	0	0	0	0
Ray Scarborough, R (7, 1)										0	0	0	0	0	0	0
Bill Renna, R (8, PH)										1	0	0	0	0	0	0
Ewell Blackwell, R (9, 1)										0	0	0	0	0	0	0
Inning Stats	R: 0 E: 1 K: 1 S: 7 H: 1 LOB: 2 BB: 0 P: 7	R: 0 E: 0 K: 0 S: 3 H: 0 LOB: 0 BB: 0 P: 3	R: 0 E: 0 K: 1 S: 5 H: 0 LOB: 0 BB: 0 P: 5	R: 0 E: 0 K: 0 S: 3 H: 1 LOB: 0 BB: 0 P: 3	R: 0 E: 0 K: 1 S: 5 H: 0 LOB: 0 BB: 0 P: 5	R: 0 E: 0 K: 0 S: 3 H: 1 LOB: 0 BB: 0 P: 3	R: 0 E: 0 K: 0 S: 4 H: 2 LOB: 1 BB: 0 P: 4	R: 0 E: 0 K: 0 S: 2 H: 0 LOB: 0 BB: 1 P: 6	R: 0 E: 0 K: 2 S: 7 H: 0 LOB: 0 BB: 0 P: 7	1B: 5 2B: 0 3B: 0 HR: 0	SF: 0 SAC: 0 DP: 3 HBP: 0			WP: 0 PB: 0 SB: 0 CS: 0	PA: 30		

PITCHER	IP	WLS	BF	H	R	ER	SO	BB	IBB	HBP	BLK	WP	HR	S	P	ERA	WHIP
Alex Kellner, L (1, 1) ERA:	9.0	W	30	5	0	0	5	1	0	0	0	0	0	39	43	0.00	0.667

PITCHER	IP	WLS	BF	H	R	ER	SO	BB	IBB	HBP	BLK	WP	HR	S	P	ERA	WHIP

BOTTOM

Philadelphia Athletics @ New York Yankees

Yankee Stadium, Bronx, NY

Tue Apr 14 1953, 3:33 AM EST

Att. 23,534 - Unknown

livebaseballscorecards.com

AB	29
R	0
H	5
RBI	0
BB	1
SO	5
LOB	8

Batter	1	2	3	4	5	6	7	8	9	AB	R	H	RBI	BB	SO	LOB
Eddie Joost, R (1, 6) OBP: 0.500, SLG: 0.375	P4		6-3		BB, 1B, 2B		F9		G4-6-3, 1B	4	1	1	0	1	0	0
Dave Philley, S (1, 8) OBP: 0.700, SLG: 0.778	BB, WP, BB		1B		1-2, 2B, 1B		1B		G4-6-3, 1-2f	4	0	3	0	1	0	1
Allie Clark, R (1, 9) OBP: 0.222, SLG: 0.667	F8		P6		1-3, 2-H, 2B		F8		F8	5	0	1	1	0	0	3
Eddie Robinson, L (1, 3) OBP: 0.444, SLG: 0.333	1-2, BB, BB		K		G5-4-3, IBB		G3			2	0	0	0	2	1	2
Gus Zernial, R (1, 7) OBP: 0.286, SLG: 0.167	1-2, 2-3, BB			K	G5-4-3, 1-2f			6-3		3	0	0	0	1	1	3
Cass Michaels, R (1, 4) OBP: 0.286, SLG: 0.167	F9			FC5-4, BB		SH3-4, 1B		E6, 1B		3	0	1	0	1	0	3
Pete Suder, R (1, 5)		F9		F7		SH3-4, 1-2		K		2	0	0	0	0	0	1
Elmer Valo, L (8, PH)										1	0	0	0	0	1	1
Don Kolloway, R (8, 5)										0	0	0	0	0	0	0
Joe Astroth, R (1, 2) OBP: 0.250, SLG: 0.250		K		FC5-4, 1-2f		F7		1-2, 1B		4	0	1	0	0	1	2
Bobby Shantz, R (1, 1)		P4			P4	2-3		K		3	0	0	0	0	0	1
Tom Hamilton, L (8, PH)										1	0	0	0	0	1	2
Marion Fricano, R (8, 1)										0	0	0	0	0	0	0
Inning Stats	R: 0 E: 0 K: 0 S: 3 H: 0 LOB: 3 BB: 3 P: 15	R: 0 E: 0 K: 1 S: 5 H: 0 LOB: 0 BB: 0 P: 5	R: 0 E: 0 K: 1 S: 6 H: 1 LOB: 1 BB: 0 P: 6	R: 0 E: 0 K: 1 S: 5 H: 0 LOB: 1 BB: 1 P: 9	R: 1 E: 0 K: 0 S: 4 H: 2 LOB: 2 BB: 2 P: 12	R: 0 E: 0 K: 0 S: 4 H: 1 LOB: 1 BB: 0 P: 4	R: 0 E: 0 K: 0 S: 4 H: 1 LOB: 1 BB: 0 P: 4	R: 0 E: 1 K: 2 S: 9 H: 1 LOB: 2 BB: 0 P: 9	R: 0 E: 0 K: 0 S: 3 H: 1 LOB: 0 BB: 0 P: 3	1B: 6 2B: 1 3B: 0 HR: 0	SF: 0 SAC: 1 DP: 2 HBP: 0						

TOP

Philadelphia Athletics @ New York Yankees

Yankee Stadium, Bronx, NY

Wed Apr 15 1953, 3:33 AM EST

Att. 8,196 - Unknown - 57 F

livebaseballscorecards.com

AB	32
R	1
H	7
RBI	1
BB	6
SO	5
LOB	19

PITCHER	IP	WLS	BF	H	R	ER	SO	BB	IBB	HBP	BLK	WP	HR	S	P	ERA	WHIP
Allie Reynolds, R (1, 1) ERA: 1.0	9.0	W	39	7	1	1	5	5	1	0	0	1	0	43	67	1.00	1.333

PITCHER	IP	WLS	BF	H	R	ER	SO	BB	IBB	HBP	BLK	WP	HR	S	P	ERA	WHIP

Batter	1	2	3	4	5	6	7	8	9	AB	R	H	RBI	BB	SO	LOB
Billy Martin, R (1, 4)	F2			L5		6-3		F9		4	0	0	0	0	0	1
Phil Rizzuto, R (1, 6) OBP: 0.250, SLG: 0.250	F8			L6		1-4-3		1-H 1B		4	0	1	1	0	0	0
Yogi Berra, L (1, 2) OBP: 0.143, SLG: 0.143	K2-3			K			G3	K		4	0	0	0	0	3	1
Mickey Mantle, S (1, 8) OBP: 0.286, SLG: 0.286		5-3			K		BB 2B 1B	K		4	1	1	0	0	2	1
Hank Bauer, R (1, 9) OBP: 0.429, SLG: 0.333		6-3			K		BB 2B E 1-2			2	1	0	0	1	1	0
Johnny Mize, L (1, 3) OBP: 0.333, SLG: 0.333		3-1			2B 1B		F8			3	1	1	0	0	0	2
Joe Collins, L (8, 3)										0	0	0	0	0	0	0
Gene Woodling, L (1, 7) OBP: 0.500, SLG: 0.800			BB G1-6-3		1-H 2B		E6 1-H 2-H 2B			2	0	2	2	1	0	0
Gil McDougald, R (1, 5)			K		P6		6-3			3	0	0	0	0	1	3
Allie Reynolds, R (1, 1)			G1-6-3 1-2f			5-3		E 1B HBP		2	1	0	0	0	0	1
Inning Stats	R: 0 E: 0 K: 1 S: 5 H: 0 LOB: 0 BB: 0 P: 5	R: 0 E: 0 K: 0 S: 3 H: 0 LOB: 0 BB: 0 P: 3	R: 0 E: 0 K: 1 S: 4 H: 0 LOB: 0 BB: 1 P: 8	R: 0 E: 0 K: 1 S: 5 H: 0 LOB: 0 BB: 0 P: 5	R: 1 E: 0 K: 2 S: 9 H: 2 LOB: 1 BB: 0 P: 9	R: 0 E: 0 K: 0 S: 3 H: 0 LOB: 0 BB: 0 P: 3	R: 2 E: 1 K: 0 S: 5 H: 2 LOB: 1 BB: 1 P: 9	R: 1 E: 1 K: 2 S: 8 H: 1 LOB: 1 BB: 0 P: 9		1B: 3 2B: 2 3B: 0 HR: 0 SF: 0 SAC: 0 DP: 1 HBP: 1						

BOTTOM

Philadelphia Athletics @ New York Yankees

Yankee Stadium, Bronx, NY

Wed Apr 15 1953, 3:33 AM EST

Att. 8,196 - Unknown - 57 F

livebaseballscorecards.com

AB	28
R	4
H	5
RBI	3
BB	2
SO	7
LOB	9

WP: 0 PB: 0 SB: 0 CS: 0 PA: 31

PITCHER		IP	WLS	BF	H	R	ER	SO	BB	IBB	HBP	BLK	WP	HR	S	P	ERA	WHIP
Bobby Shantz, L ERA: 2.57	(1, 1)	7.0	L	26	4	3	2	5	2	0	0	0	0	0	34	42	2.57	0.857
Marion Fricano, R ERA:	(8, 1)	1.0		5	1	1	0	2	0	0	1	0	0	0	8	9	0.00	1.000

PITCHER		IP	WLS	BF	H	R	ER	SO	BB	IBB	HBP	BLK	WP	HR	S	P	ERA	WHIP

Batter	1	2	3	4	5	6	7	8	9	AB	R	H	RBI	BB	SO	LOB
Billy Goodman, L (1, 4) OBP: 0.500, SLG: 0.400	FC 1B	L5-3 1-2		CS 1-2	F7 BB	6-3			E8 F8 1B	5	2	2	0	1	0	3
Jim Piersall, R (1, 9) OBP: 0.600, SLG: 0.500	FC 1-H	HBP			BB 1B FC5			1B 2B 1B	F8 3-H	5	2	2	1	0	0	3
Gene Stephens, L (1, 7) Hoot Evers, R (7, 7) OBP: 1.000, SLG: 1.000	5-3	G3			F2	4-3		1B 2B 1B	WP 1B	4 2	0 1	0 2	0 0	0 0	0 0	3 0
Dick Gernert, R (1, 3) OBP: 0.333, SLG: 0.400	1B 2B		F8		BBB 1B 1-2 1B BB	5-3		P6	K 1-2	5	2	1	0	1	1	3
George Kell, R (1, 5) OBP: 0.800, SLG: 1.000	2B 2-H 1B		5-3		1B 1-2 1B 2-H 1B	1B		1-H 2-H 2B 2B		5	2	4	4	0	0	0
Sammy White, R (1, 2) OBP: 0.400, SLG: 0.600	1-3 2B		L8		1B 1-2 1B 2-H 1B	4-3		F8		5	1	2	1	0	0	2
Tom Umphlett, R (1, 8) OBP: 0.400, SLG: 0.600	2B			P3	BB 1B WP 1-2 1B 2-H		F9	2-H 2B		5	1	2	2	0	0	2
Milt Bolling, R (1, 6) OBP: 0.800, SLG: 1.000		SH 2B		CS 1B	WP 1-2 1B 2-H		SH3-4 1B	5-3		5	0	4	1	0	0	1
Mel Parnell, L (1, 1) Clyde Vollmer, R (5, PH) Hal Brown, R (5, 1) Ken Holcombe, R (6, 1)		SH L5-3 2-3		K	BBB FC5 1-3 BB 2-H		SH3-4 1-2		P6	1 0 0 1	0 0 0 0	0 0 0 0	0 1 0 0	1 0 0 0	1 0 0 0	1 0 0 0
Inning Stats	R: 2 E: 1 K: 0 S: 7 H: 4 LOB: 2 BB: 0 P: 7	R: 0 E: 0 K: 0 S: 4 H: 1 LOB: 2 BB: 0 P: 5	R: 0 E: 0 K: 0 S: 3 H: 0 LOB: 0 BB: 0 P: 3	R: 0 E: 0 K: 1 S: 5 H: 1 LOB: 0 BB: 0 P: 5	R: 5 E: 0 K: 0 S: 8 H: 5 LOB: 3 BB: 3 P: 20	R: 0 E: 0 K: 0 S: 4 H: 1 LOB: 1 BB: 0 P: 4	R: 0 E: 0 K: 0 S: 4 H: 1 LOB: 1 BB: 0 P: 4	R: 3 E: 0 K: 0 S: 7 H: 4 LOB: 1 BB: 0 P: 7	R: 1 E: 1 K: 1 S: 7 H: 2 LOB: 1 BB: 0 P: 7	1B: 14 2B: 6 3B: 0 HR: 0 SF: 0 SAC: 3 DP: 1 HBP: 1						

TOP

Boston Red Sox @ Philadelphia Athletics

Connie Mack Stadium, Philadelphia, PA

Thu Apr 16 1953, 3:33 AM EST

Att. 5,599 - Unknown

livebaseballscorecards.com

AB	43
R	11
H	19
RBI	9
BB	3
SO	2
LOB	18

WP: 3 PB: 0 SB: 0 CS: 1 PA: 50

PITCHER	IP	WLS	BF	H	R	ER	SO	BB	IBB	HBP	BLK	WP	HR	S	P	ERA	WHIP
Harry Byrd, R (1, 1) ERA: 13.5	4.2	L	26	11	7	7	1	1	0	1	0	0	0	26	31	13.50	2.571
John Mackinson, R (5, 1) ERA:	1.1		7	1	0	0	0	2	0	0	0	1	0	5	13	0.00	2.250
Bill Harrington, R (7, 1) ERA: 13.5	2.0		11	5	3	3	0	0	0	0	0	0	0	11	11	13.50	2.500
Marion Fricano, R (9, 1) ERA:	1.0		5	2	1	0	1	0	0	0	0	1	0	7	7	0.00	2.000

PITCHER	IP	WLS	BF	H	R	ER	SO	BB	IBB	HBP	BLK	WP	HR	S	P	ERA	WHIP

Batter	1	2	3	4	5	6	7	8	9	AB	R	H	RBI	BB	SO	LOB
Eddie Joost, R (1, 6) OBP: 0.400, SLG: 0.250	5-3	K		BB		G3 1-2 2-3			5-3	4	0	0	0	1	1	4
Dave Philley, S (1, 8) OBP: 0.667, SLG: 0.786	G3-6-3 1B		5-3	1-3 2-H		WP 2-H 3-H			G3	5	1	3	3	0	0	0
Cass Michaels, R (1, 4) OBP: 0.500, SLG: 0.455	G3-6-3 1-3		2-3			1-3 2-3			BB	5	0	4	0	0	0	1
Eddie Robinson, L (1, 3) OBP: 0.357, SLG: 0.273	G3-6-3 1-2f 3-H		2-3 1-2		F2		L9		FC5 1-2	5	0	1	0	0	0	3
Allie Clark, R (1, 9) OBP: 0.286, SLG: 0.538		5-3	5-3		L5		G6-4-3		BB 1-2 2-3	4	0	1	0	1	0	2
Gus Zernial, R (1, 7) OBP: 0.429, SLG: 0.600		2B		HR	F9		G6-4-3 1-2f		FC5 2-3f	5	2	2	1	0	0	5
Pete Suder, R (1, 5) OBP: 0.200, SLG: 0.111		BB		6-3		G3		6-3		3	1	1	0	1	0	0
Ray Murray, R (1, 2) OBP: 0.250, SLG: 0.750		1-3 2-H		K		F9		6-3		4	0	1	1	0	1	1
Harry Byrd, R (1, 1) John Mackinson, R (5, 1) Elmer Valo, L (6, PH) Bill Harrington, R (7, 1) Tom Hamilton, L (8, PH) Marion Fricano, R (9, 1) OBP: 0.500, SLG: 0.500 OBP: 0.500, SLG: 0.500		6-3		BB		G3 1-2		F9		2 0 1 0 1 0	1 0 1 0 0 0	1 0 1 0 0 0	0 0 0 0 0 0	0 0 0 0 0 0	0 0 0 0 0 0	2 0 0 0 0 0
Inning Stats	R: 1 E: 0 K: 0 S: 4 H: 2 LOB: 0 BB: 0 P: 4	R: 1 E: 0 K: 1 S: 7 H: 2 LOB: 2 BB: 1 P: 11	R: 0 E: 0 K: 0 S: 4 H: 1 LOB: 1 BB: 0 P: 4	R: 2 E: 0 K: 1 S: 7 H: 3 LOB: 2 BB: 1 P: 11	R: 0 E: 0 K: 0 S: 4 H: 1 LOB: 1 BB: 0 P: 4	R: 2 E: 0 K: 0 S: 6 H: 3 LOB: 1 BB: 0 P: 6	R: 0 E: 0 K: 0 S: 3 H: 1 LOB: 0 BB: 0 P: 3	R: 0 E: 0 K: 0 S: 3 H: 0 LOB: 0 BB: 0 P: 3	R: 0 E: 0 K: 0 S: 5 H: 2 LOB: 3 BB: 1 P: 9	1B: 11 2B: 3 3B: 0 HR: 1 SF: 0 SAC: 0 DP: 2 HBP: 0						

PITCHER		IP	WLS	BF	H	R	ER	SO	BB	IBB	HBP	BLK	WP	HR	S	P	ERA	WHIP
Mel Parnell, L ERA: 9.0	(1, 1)	4.0		20	8	4	4	2	2	0	0	0	0	1	22	30	9.00	2.500
Hal Brown, R ERA: 13.5	(5, 1)	1.1		7	3	2	2	0	0	0	0	0	0	0	7	7	13.50	2.250
Ken Holcombe, R ERA:	(6, 1)	3.2	W	15	4	0	0	0	1	0	0	0	1	0	14	18	0.00	1.364

PITCHER	IP	WLS	BF	H	R	ER	SO	BB	IBB	HBP	BLK	WP	HR	S	P	ERA	WHIP

BOTTOM

Boston Red Sox @ Philadelphia Athletics

Connie Mack Stadium, Philadelphia, PA

Thu Apr 16 1953, 3:33 AM EST

Att. 5,599 - Unknown

livebaseballscorecards.com

AB	39
R	6
H	15
RBI	5
BB	3
SO	2
LOB	18

WP: 1 PA: 42
PB: 0
SB: 0
CS: 0

Boston Red Sox @ Philadelphia Athletics

Connie Mack Stadium, Philadelphia, PA

Fri Apr 17 1953, 3:33 AM EST

Att. 2,400 - Unknown

TOP

livebaseballscorecards.com

Batter	1	2	3	4	5	6	7	8	9	AB	R	H	RBI	BB	SO	LOB
Billy Goodman, L (1, 4) OBP: 0.500, SLG: 0.444	FC3-6 1B		1B			4-3			F7	4	0	2	0	0	0	0
Jim Piersall, R (1, 9) OBP: 0.444, SLG: 0.375	FC3-6 CS 1-2f		P4			1B			4-3	4	0	1	0	0	0	2
Hoot Evers, R (1, 7) OBP: 0.333, SLG: 0.333	K 1-2			K		1-3			5-3	4	0	0	0	0	2	2
Dick Gernert, R (1, 3) OBP: 0.222, SLG: 0.250		F4		F8			K			3	0	0	0	0	1	0
George Kell, R (1, 5) OBP: 0.500, SLG: 0.625		5-3		P4			L7			3	0	0	0	0	0	0
Sammy White, R (1, 2) OBP: 0.375, SLG: 0.500 Del Wilber, R (8, 2)		FC6-4 1B			F7		L6			3 0	0 0	1 0	0 0	0 0	0 0	0 0
Tom Umphlett, R (1, 8) OBP: 0.375, SLG: 0.500		FC6-4 1-2f			6-3			G1-6-3 1B		3	0	1	0	0	0	1
Milt Bolling, R (1, 6) OBP: 0.500, SLG: 0.625			4-3		5-3			L5		3	0	0	0	0	0	1
Mickey McDermott, L (1, 1) Ben Flowers, R (5, 1) Al Zarilla, L (8, PH) Ike Delock, R (8, 1)			K			K		G1-6-3 1-2f		1 1 1 0	0 0 0 0	0 0 0 0	0 0 0 0	0 0 0 0	1 1 0 0	0 0 1 0
Inning Stats	R: 0 E: 0 K: 1 S: 5 H: 1 LOB: 1 BB: 0 P: 5	R: 0 E: 0 K: 0 S: 4 H: 1 LOB: 1 BB: 0 P: 4	R: 0 E: 0 K: 1 S: 6 H: 1 LOB: 1 BB: 0 P: 6	R: 0 E: 0 K: 1 S: 5 H: 0 LOB: 0 BB: 0 P: 5	R: 0 E: 0 K: 0 S: 3 H: 0 LOB: 0 BB: 0 P: 3	R: 0 E: 0 K: 1 S: 6 H: 1 LOB: 1 BB: 0 P: 6	R: 0 E: 0 K: 1 S: 5 H: 0 LOB: 0 BB: 0 P: 5	R: 0 E: 0 K: 0 S: 3 H: 1 LOB: 0 BB: 0 P: 3	R: 0 E: 0 K: 0 S: 3 H: 0 LOB: 0 BB: 0 P: 3	1B: 5 2B: 1 3B: 0 HR: 0	SF: 0 SAC: 0 DP: 2 HBP: 0						

AB	30
R	0
H	5
RBI	0
BB	0
SO	5
LOB	7

WP: 0 PB: 0 SB: 0 CS: 1 PA: 30

PITCHER		IP	WLS	BF	H	R	ER	SO	BB	IBB	HBP	BLK	WP	HR	S	P	ERA	WHIP
Charlie Bishop, R	(1, 1)	9.0	W	30	5	0	0	5	0	0	0	0	0	0	40	40	0.00	0.556
ERA:																		

PITCHER	IP	WLS	BF	H	R	ER	SO	BB	IBB	HBP	BLK	WP	HR	S	P	ERA	WHIP

Batter	1	2	3	4	5	6	7	8	9	AB	R	H	RBI	BB	SO	LOB
Joe Demaestri, R (1, 6) OBP: 0.400, SLG: 0.250	BBB 4-0 E BB	x 0-0 1-2 3-H 1B		x 0-0 ①② G6-4-3 1-2f 2-3 3-H			x 0-0 ① 6-3	SSS 0-3 ③ K		4	0	1	1	1	1	5
Dave Philley, S (1, 8) OBP: 0.579, SLG: 0.722	x 0-0 ① P6	x 0-0 ③ P5		x 0-0 3-H 2B			x 0-0 ② P4			4	0	1	1	0	0	3
Cass Michaels, R (1, 4) OBP: 0.438, SLG: 0.400	SSS 0-3 ② K 1-2		x 0-0 SH1-3 1B	x 0-0 ③ 6-3			SSS 0-3 ③ K			4	0	1	0	0	2	2
Eddie Robinson, L (1, 3) OBP: 0.294, SLG: 0.214	x 0-0 ③ 4-3		x 0-0 ① SH1-3 1-2		SSS 0-3 ① K			x 0-0 ① P3		3	0	0	0	0	1	1
Allie Clark, R (1, 9) OBP: 0.333, SLG: 0.500 Elmer Valo, L (9, 9) OBP: 0.500, SLG: 0.500		x 0-0 ① F3	x 0-0 ② F8		BBB 4-0 G5-4-3 BB			x 0-0 BB 1B 1B		3 0	0 0	1 0	0 0	1 0	0 0	1 0
Gus Zernial, R (1, 7) OBP: 0.444, SLG: 0.500		BBBB 4-0 WP 1B BB	x 0-0 ③ 1-3		x 0-0 ②③ G5-4-3 1-2f			BBBB 4-0 1B 1-2 BB BB		2	2	0	0	2	0	2
Pete Suder, R (1, 5) OBP: 0.357, SLG: 0.308		x 0-0 1B 1-2 1B 1B		x 0-0 E 1B G6-4-3 1B		x 0-0 ① L4		x 0-0 ② BB BB 1-3 2-H 1B		4	2	3	0	0	0	0
Joe Astroth, R (1, 2) OBP: 0.375, SLG: 0.286		SSS 0-3 ② K		x 0-0 G6-4-3 E 1-2 2B 1B		x 0-0 ② 4-3		BBBB 4-0 BB 1-2 BB		3	1	1	0	1	1	2
Charlie Bishop, R (1, 1) OBP: 0.500, SLG: 0.333		x 0-0 1B 1-3 2-H 1B		x 0-0 E3 G6-4-3 1-2 2-3		SSS 0-3 ③ K		BBBB 4-0 1-2 2-3 3-H BB		3	0	1	2	1	1	2
Inning Stats	R: 0 H: 0 E: 1 LOB: 1 K: 1 BB: 1 S: 5 P: 9	R: 2 H: 3 E: 0 LOB: 2 K: 1 BB: 1 S: 8 P: 12	R: 0 H: 1 E: 0 LOB: 1 K: 0 BB: 0 S: 4 P: 4	R: 2 H: 3 E: 1 LOB: 1 K: 0 BB: 0 S: 6 P: 6	R: 0 H: 0 E: 0 LOB: 0 K: 1 BB: 1 S: 4 P: 8	R: 0 H: 0 E: 0 LOB: 0 K: 1 BB: 0 S: 5 P: 5	R: 0 H: 0 E: 0 LOB: 0 K: 1 BB: 0 S: 5 P: 5	R: 1 H: 2 E: 0 LOB: 3 K: 1 BB: 3 S: 6 P: 18		1B: 8 SF: 0 2B: 1 SAC: 1 3B: 0 DP: 2 HR: 0 HBP: 0						

PITCHER		IP	WLS	BF	H	R	ER	SO	BB	IBB	HBP	BLK	WP	HR	S	P	ERA	WHIP
Mickey McDermott, L ERA: 4.5	(1, 1)	4.0	L	21	7	4	2	2	2	0	0	0	1	0	23	31	4.50	2.250
Ben Flowers, R ERA:	(5, 1)	3.0		9	0	0	0	3	1	0	0	0	0	0	14	18	0.00	0.333
Ike Delock, R ERA: 9.0	(8, 1)	1.0		7	2	1	1	1	3	0	0	0	0	0	6	18	9.00	5.000

PITCHER	IP	WLS	BF	H	R	ER	SO	BB	IBB	HBP	BLK	WP	HR	S	P	ERA	WHIP

BOTTOM

Boston Red Sox @ Philadelphia Athletics

Connie Mack Stadium, Philadelphia, PA

Fri Apr 17 1953, 3:33 AM EST

Att. 2,400 - Unknown

livebaseballscorecards.com

AB	30
R	5
H	9
RBI	4
BB	6
SO	6
LOB	18

Batter	1	2	3	4	5	6	7	8	9	AB	R	H	RBI	BB	SO	LOB
Billy Martin, R (1, 4) OBP: 0.227, SLG: 0.333	0-0 SH1-3 1B 1B	0-0 F8			0-0 F7		0-0 6-3		0-0 5-3	5	1	1	0	0	0	2
Phil Rizzuto, R (1, 6) OBP: 0.333, SLG: 0.263	0-0 SH1-3 1-2	0-0 F8			0-0 F7			BBBB 4-0 5-3 G3 E BB	0-0 F7	3	1	0	0	1	0	1
Yogi Berra, L (1, 2) OBP: 0.238, SLG: 0.200	0-0 FC4-6 2-H 1B		0-0 G3			0-0 F3		0-0 G3 1-2		4	0	1	1	0	0	1
Mickey Mantle, S (1, 8) OBP: 0.476, SLG: 0.500	0-0 FC4-6 1B 1B 1-2f		SSS 0-3 K			0-0 F8		BBBB 4-0 5-3 E BB		3	2	0	0	1	1	1
Hank Bauer, R (1, 9) OBP: 0.476, SLG: 0.556	0-0 1B 1-3 1B		0-0 L8			0-0 1B		0-0 5-3 1-2 2-3		4	1	2	0	0	0	2
Johnny Mize, L (1, 3) OBP: 0.429, SLG: 0.333 Joe Collins, L (8, PR) (8, 3) OBP: 0.231, SLG: 0.167	0-0 1B 2-H 3-H 1B			SSS 0-3 K		0-0 F9		BBBB 4-0 E BB		3 0	0 0	1 0	2 0	1 0	1 0	1 0
Gene Woodling, L (1, 7) OBP: 0.412, SLG: 0.533 Bill Renna, R (2, 7) OBP: 0.250, SLG: 0.250	SSS 0-3 K			0-0 5-3			SSS 0-3 K	0-0 E7 1-3 2-H 3-H 1B		1 3	0 0	0 1	0 2	0 0	1 1	1 0
Andy Carey, R (1, 5) OBP: 0.375, SLG: 0.500		0-0 1B		0-0 4-3			0-0 2B	0-0 L4		4	0	2	0	0	0	3
Ewell Blackwell, R (1, 1) Bob Cerv, R (7, PH) Johnny Sain, R (7, 1) OBP: 0.200, SLG: 0.200		SSS 0-3 K			0-0 G3		0-0 F9		0-0 4-3	2 1 1	0 0 0	0 0 0	0 0 0	1 0 0	1 0 0	1 1 0
Inning Stats	R: 3 E: 0 K: 1 S: 9 H: 4 LOB: 1 BB: 0 P: 9	R: 0 E: 0 K: 1 S: 6 H: 1 LOB: 1 BB: 0 P: 6	R: 0 E: 0 K: 1 S: 5 H: 0 LOB: 0 BB: 0 P: 5	R: 0 E: 0 K: 1 S: 5 H: 0 LOB: 0 BB: 0 P: 5	R: 0 E: 0 K: 0 S: 3 H: 0 LOB: 0 BB: 0 P: 3	R: 0 E: 0 K: 0 S: 4 H: 1 LOB: 1 BB: 0 P: 4	R: 0 E: 0 K: 1 S: 6 H: 1 LOB: 1 BB: 0 P: 6	R: 2 E: 1 K: 0 S: 4 H: 1 LOB: 3 BB: 3 P: 16	R: 0 E: 0 K: 0 S: 3 H: 0 LOB: 0 BB: 0 P: 3	1B: 7 2B: 1 3B: 0 HR: 0	SF: 0 SAC: 1 DP: 0 HBP: 0						

PITCHER	IP	WLS	BF	H	R	ER	SO	BB	IBB	HBP	BLK	WP	HR	S	P	ERA	WHIP
Bobby Shantz, L (1, 1) ERA: 3.94	9.0	L	38	8	5	5	5	3	0	0	0	0	0	45	57	5.00	1.222

PITCHER	IP	WLS	BF	H	R	ER	SO	BB	IBB	HBP	BLK	WP	HR	S	P	ERA	WHIP

TOP

New York Yankees @ Philadelphia Athletics

Connie Mack Stadium, Philadelphia, PA

Sun Apr 19 1953, 3:33 AM EST

Unknown

livebaseballscorecards.com

AB	34
R	5
H	8
RBI	5
BB	3
SO	5
LOB	14

WP: 0 PB: 0 SB: 0 CS: 0 PA: 38

Batter	1	2	3	4	5	6	7	8	9	AB	R	H	RBI	BB	SO	LOB
Joe Demaestri, R (1, 6) OBP: 0.300, SLG: 0.222	F7		1B 2-H 1B		5-3		F8		F9	5	0	1	1	0	0	3
Dave Philley, S (1, 8) OBP: 0.565, SLG: 0.818	F5		G5-4-3 1-2 1B			HR	4-3			4	1	2	1	0	0	2
Cass Michaels, R (1, 4) OBP: 0.400, SLG: 0.333	BB		G5-4-3 1-2f			F8		6-3		3	0	0	0	1	0	2
Eddie Robinson, L (1, 3) OBP: 0.333, SLG: 0.278	1-3			1B		F8		1B		4	0	2	0	0	0	1
Allie Clark, R (1, 9) OBP: 0.318, SLG: 0.500		F3		F8		2B		F4		4	0	1	0	0	0	2
Gus Zernial, R (1, 7) OBP: 0.364, SLG: 0.375		K		F7		L8		F8		4	0	0	0	0	1	3
Pete Suder, R (1, 5) OBP: 0.278, SLG: 0.235		L8		F8			6-3		F5	4	0	0	0	0	0	1
Joe Astroth, R (1, 2) OBP: 0.417, SLG: 0.455			L8		F9		2B		1B	4	0	2	0	0	0	0
Bobby Shantz, R (1, 1) OBP: 0.333, SLG: 0.400 Elmer Valo, L (9, PH) OBP: 0.333, SLG: 0.333			1B 2B		1-3		BB		F9	2 1	1 0	1 0	0 0	1 0	0 0	0 1
Inning Stats	R: 0 H: 0 E: 0 LOB: 1 K: 0 BB: 1 S: 3 P: 7	R: 0 H: 0 E: 0 LOB: 0 K: 1 BB: 0 S: 5 P: 5	R: 1 H: 3 E: 0 LOB: 1 K: 0 BB: 0 S: 5 P: 5	R: 0 H: 1 E: 0 LOB: 1 K: 0 BB: 0 S: 4 P: 4	R: 0 H: 0 E: 0 LOB: 0 K: 0 BB: 0 S: 3 P: 3	R: 1 H: 2 E: 0 LOB: 1 K: 0 BB: 0 S: 5 P: 5	R: 0 H: 1 E: 0 LOB: 2 K: 0 BB: 1 S: 4 P: 8	R: 0 H: 1 E: 0 LOB: 1 K: 0 BB: 0 S: 4 P: 4	R: 0 H: 1 E: 0 LOB: 1 K: 0 BB: 0 S: 4 P: 4	1B: 5 SF: 0 2B: 3 SAC: 0 3B: 0 DP: 1 HR: 1 HBP: 0						WP: 0 PA: 37 PB: 0 SB: 0 CS: 0	

PITCHER	IP	WLS	BF	H	R	ER	SO	BB	IBB	HBP	BLK	WP	HR	S	P	ERA	WHIP
Ewell Blackwell, R (1, 1) ERA: 3.86	6.0	W	24	6	2	2	1	1	0	0	0	0	1	25	29	3.00	1.167
Johnny Sain, R (7, 1) ERA: 1.5	3.0	S	13	3	0	0	0	1	0	0	0	0	0	12	16	0.00	1.333

PITCHER	IP	WLS	BF	H	R	ER	SO	BB	IBB	HBP	BLK	WP	HR	S	P	ERA	WHIP

BOTTOM

New York Yankees @ Philadelphia Athletics

Connie Mack Stadium, Philadelphia, PA

Sun Apr 19 1953, 3:33 AM EST

Unknown

livebaseballscorecards.com

AB	35
R	2
H	9
RBI	2
BB	2
SO	1
LOB	15

Batter	1	2	3	4	5	6	7	8	9	AB	R	H	RBI	BB	SO	LOB
Billy Martin, R (1, 4) OBP: 0.192, SLG: 0.280	F9		5-3			K			F7	4	0	0	0	0	1	1
Phil Rizzuto, R (1, 6) OBP: 0.292, SLG: 0.227	K			F5			F9			3	0	0	0	0	1	0
Yogi Berra, L (1, 2) OBP: 0.208, SLG: 0.174	G3			L9			F6			3	0	0	0	0	0	0
Mickey Mantle, S (1, 8) OBP: 0.417, SLG: 0.421		F3		6-3			F3			3	0	0	0	0	0	0
Hank Bauer, R (1, 9) OBP: 0.417, SLG: 0.476		F7			P6			P5		3	0	0	0	0	0	0
Johnny Mize, L (1, 3) OBP: 0.300, SLG: 0.222		F2			P4			G3		3	0	0	0	0	0	0
Gene Woodling, L (1, 7) OBP: 0.450, SLG: 0.722			2B		4-3			3B		3	0	2	0	0	0	0
Andy Carey, R (1, 5) OBP: 0.273, SLG: 0.364			F8			F3			F9	3	0	0	0	0	0	1
Jim McDonald, R (1, 1) Whitey Ford, L (5, 1) Bob Cerv, R (9, PH)			F9			P4			K	1 1 1	0 0 0	0 0 0	0 0 0	0 0 0	0 0 1	1 0 0
Inning Stats	R: 0 E: 0 K: 1 S: 5 H: 0 LOB: 0 BB: 0 P: 5	R: 0 E: 0 K: 0 S: 3 H: 0 LOB: 0 BB: 0 P: 3	R: 0 E: 0 K: 0 S: 4 H: 1 LOB: 1 BB: 0 P: 4	R: 0 E: 0 K: 0 S: 3 H: 0 LOB: 0 BB: 0 P: 3	R: 0 E: 0 K: 0 S: 3 H: 0 LOB: 0 BB: 0 P: 3	R: 0 E: 0 K: 1 S: 5 H: 0 LOB: 0 BB: 0 P: 5	R: 0 E: 0 K: 0 S: 3 H: 0 LOB: 0 BB: 0 P: 3	R: 0 E: 0 K: 0 S: 3 H: 1 LOB: 1 BB: 0 P: 3	R: 0 E: 0 K: 1 S: 5 H: 0 LOB: 0 BB: 0 P: 5	1B: 0 2B: 1 3B: 1 HR: 0 SF: 0 SAC: 0 DP: 0 HBP: 0						

PITCHER		IP	WLS	BF	H	R	ER	SO	BB	IBB	HBP	BLK	WP	HR	S	P	ERA	WHIP
Alex Kellner, L	(1, 1)	9.0	W	28	2	0	0	3	0	0	0	0	0	0	34	34	0.00	0.222
ERA:																		

PITCHER	IP	WLS	BF	H	R	ER	SO	BB	IBB	HBP	BLK	WP	HR	S	P	ERA	WHIP

TOP

New York Yankees @ Philadelphia Athletics

Connie Mack Stadium, Philadelphia, PA

Sun Apr 19 1953, 3:38 AM EST

Att. 24,730 - Unknown

livebaseballscorecards.com

AB	28
R	0
H	2
RBI	0
BB	0
SO	3
LOB	3

WP: 0 PA: 28
PB: 0
SB: 0
CS: 0

Batter	1	2	3	4	5	6	7	8	9	AB	R	H	RBI	BB	SO	LOB
Joe Demaestri, R (1, 6) OBP: 0.286, SLG: 0.167	BBB 4-0 G6-3 BB		x 0-0 ① F8	SSS 0-3 ③ K			x 0-0 ① 6-3			3	0	0	0	1	1	1
Dave Philley, S (1, 8) OBP: 0.519, SLG: 0.731	x 0-0 ①② G6-3 1-2f		x 0-0 E 4-3 1B		x 0-0 ① 4-3		x 0-0 ② F2			4	1	1	0	0	0	1
Cass Michaels, R (1, 4) OBP: 0.458, SLG: 0.381	x 0-0 ③ 5-3		x 0-0 E1 4-3 1-3 1B		x 0-0 FC6-4 1B		H 1-0 HBP			3	0	2	0	0	0	0
Eddie Robinson, L (1, 3) OBP: 0.280, SLG: 0.227		x 0-0 ① G3	x 0-0 ② 4-3 2-3 3-H		SSS 0-3 ② K		x 0-0 ③ 1-3			4	0	0	1	0	1	3
Allie Clark, R (1, 9) OBP: 0.346, SLG: 0.542 Elmer Valo, L (9, 9) OBP: 0.333, SLG: 0.333		x 0-0 1B 1B 1B	x 0-0 ③ 4-3		x 0-0 ③ FC6-4 1-2f			x 0-0 L3-6 2B		4 0	1 0	2 0	0 0	0 0	0 0	2 0
Gus Zernial, R (1, 7) OBP: 0.385, SLG: 0.550		x 0-0 1B 1-2 1B		x 0-0 HR		x 0-0 ① L8		x 0-0 ①② L3-6 2-3		4	1	2	1	0	0	1
Pete Suder, R (1, 5) OBP: 0.318, SLG: 0.286		x 0-0 1-3 2-H 1B		x 0-0 G1-5-4-3 1B		x 0-0 ② B2-3		x 0-0 ③ 6-3		4	0	2	1	0	0	0
Ray Murray, R (1, 2) OBP: 0.273, SLG: 0.636		SSS 0-3 ② K		x 0-0 ①② G1-5-4-3 1-2f		x 0-0 1B				3	0	1	0	0	1	3
Alex Kellner, R (1, 1) OBP: 0.429, SLG: 0.400		x 0-0 ③ 6-3		BBB 4-0 BB		SSS 0-3 ③ K				2	0	0	0	1	1	3
Inning Stats	R: 0 E: 0 K: 0 S: 2 H: 0 LOB: 0 BB: 1 P: 6	R: 1 E: 0 K: 1 S: 8 H: 3 LOB: 2 BB: 0 P: 8	R: 1 E: 1 K: 0 S: 5 H: 2 LOB: 1 BB: 0 P: 5	R: 1 E: 0 K: 1 S: 6 H: 2 LOB: 1 BB: 1 P: 10	R: 0 E: 0 K: 1 S: 6 H: 1 LOB: 1 BB: 0 P: 6	R: 0 E: 0 K: 1 S: 6 H: 1 LOB: 1 BB: 0 P: 6	R: 0 E: 0 K: 0 S: 3 H: 0 LOB: 1 BB: 0 P: 4	R: 0 E: 0 K: 0 S: 3 H: 1 LOB: 0 BB: 0 P: 3		1B: 8 2B: 2 3B: 0 HR: 1 SF: 0 SAC: 0 DP: 3 HBP: 1						

PITCHER		IP	WLS	BF	H	R	ER	SO	BB	IBB	HBP	BLK	WP	HR	S	P	ERA	WHIP
Jim McDonald, R ERA: 6.75	(1, 1)	4.0	L	19	7	3	3	2	2	0	0	0	0	1	21	29	6.75	2.250
Whitey Ford, L ERA:	(5, 1)	4.0		15	3	0	0	2	0	0	1	0	0	0	18	19	0.00	0.750

PITCHER	IP	WLS	BF	H	R	ER	SO	BB	IBB	HBP	BLK	WP	HR	S	P	ERA	WHIP

BOTTOM

New York Yankees @ Philadelphia Athletics

Connie Mack Stadium, Philadelphia, PA

Sun Apr 19 1953, 3:38 AM EST

Att. 24,730 - Unknown

livebaseballscorecards.com

AB	31
R	3
H	10
RBI	3
BB	2
SO	4
LOB	14

WP: 0 PB: 0 SB: 0 CS: 0 PA: 34

Batter	1	2	3	4	5	6	7	8	9	AB	R	H	RBI	BB	SO	LOB
Eddie Joost, R (1, 6) OBP: 0.417, SLG: 0.176	SSS 0-3 ① K	BBBB 4-0 1-2 2-3 BB		BBBB 4-0 3B BB		BBBB 4-0 1B G6-4-3 BB		x 0-0 ② F5		2	2	0	0	3	1	0
Dave Philley, S (1, 8) OBP: 0.556, SLG: 0.758	BBBB 4-0 BB	x 0-0 ③ F6		x 0-0 1-H F8 3B		x 0-0 G6-4-3 1-3 1B		x 0-0 1B		4	1	3	1	1	0	3
Cass Michaels, R (1, 4) OBP: 0.394, SLG: 0.414	SSS 0-3 ② K		x 0-0 HR	x 0-0 ① 5-3		x 0-0 ① ② G6-4-3 1-2f 3-H		x 0-0 ③ F4		5	1	1	1	0	1	4
Eddie Robinson, L (1, 3) OBP: 0.265, SLG: 0.200	x 0-0 ③ F9		x 0-0 1-3 E 1B	x 0-0 ② F8 3-H		x 0-0 ③ F8			SSS 0-3 ① K	5	1	1	1	0	1	1
Elmer Valo, L (1, 9) OBP: 0.250, SLG: 0.250		x 0-0 1B 1B 1B	x 0-0 ① F8	x 0-0 ③ 4-3			x 0-0 ① G3		x 0-0 ② F8	5	1	1	0	0	0	1
Gus Zernial, R (1, 7) OBP: 0.429, SLG: 0.607		x 0-0 ① F6	x 0-0 ② 1-3 1-2		x 0-0 SH3-4 F7 2B		BBBB 4-0 BB		x 0-0 1B 1B	4	1	2	0	1	0	2
Pete Suder, R (1, 5) OBP: 0.333, SLG: 0.310		x 0-0 BB 1B 1-2 1B	x 0-0 E6 FC5 2-H		x 0-0 ① SH3-4 2-3		x 0-0 ② F9		x 0-0 FC6-4 1-3 1B	4	0	2	0	0	0	1
Ray Murray, R (1, 2) OBP: 0.313, SLG: 0.533		x 0-0 BB 1-2 2-H 1B	4-0 IBB		x 0-0 ② F7 3-H		x 0-0 ③ F2		x 0-0 ③ FC6-4 1-2f	4	0	1	2	1	0	3
Harry Byrd, R (1, 1) OBP: 0.167, SLG: 0.167 Carl Scheib, R (9, 1)	SSS 0-3 ② K	x 0-0 ③ FC5 2-3f		x 0-0 ③ 4-3			x 0-0 ① 6-3			4	0	0	0	0	1	4
										0	0	0	0	0	0	0

TOP

Philadelphia Athletics @ Washington Senators

Griffith Stadium, Washington, DC

Wed Apr 22 1953, 3:33 AM EST

Att. 6,637 - Unknown

livebaseballscorecards.com

AB	37
R	7
H	11
RBI	5
BB	6
SO	4
LOB	19

Inning Stats	1	2	3	4	5	6	7	8	9
	R: 0 E: 0 K: 2 S: 7	R: 1 E: 0 K: 1 S: 8	R: 2 E: 1 K: 0 S: 6	R: 2 E: 0 K: 0 S: 4	R: 1 E: 0 K: 0 S: 4	R: 1 E: 0 K: 0 S: 3	R: 0 E: 0 K: 0 S: 3	R: 0 E: 0 K: 0 S: 4	R: 0 E: 0 K: 1 S: 7
	H: 0 LOB: 1 BB: 1 P: 11	H: 3 LOB: 3 BB: 1 P: 12	H: 2 LOB: 2 BB: 1 P: 10	H: 1 LOB: 0 BB: 1 P: 8	H: 1 LOB: 0 BB: 0 P: 4	H: 1 LOB: 0 BB: 1 P: 7	H: 0 LOB: 1 BB: 1 P: 7	H: 1 LOB: 1 BB: 0 P: 4	H: 2 LOB: 2 BB: 0 P: 7

1B: 8	SF: 0	WP: 0
2B: 1	SAC: 1	PB: 0
3B: 1	DP: 1	SB: 0
HR: 1	HBP: 0	CS: 0

PA: 44

PITCHER		IP	WLS	BF	H	R	ER	SO	BB	IBB	HBP	BLK	WP	HR	S	P	ERA	WHIP
Sonny Dixon, R ERA: 7.5	(1, 1)	5.0	L	27	7	6	5	3	3	1	0	0	0	1	29	45	9.00	2.000
Jim Pearce, R ERA:	(6, 1)	2.0		8	1	1	0	0	2	0	0	0	0	0	6	14	0.00	1.500
Julio Moreno, R ERA: 6.75	(8, 1)	2.0		9	3	0	0	1	0	0	0	0	0	0	11	11	0.00	1.500

PITCHER	IP	WLS	BF	H	R	ER	SO	BB	IBB	HBP	BLK	WP	HR	S	P	ERA	WHIP

Batter	1	2	3	4	5	6	7	8	9	AB	R	H	RBI	BB	SO	LOB
Eddie Yost, R (1, 5) OBP: 0.500, SLG: 0.360	6-3		BB		BB		G6-4-3 1-2 2-3 BB		E BB	1	1	0	0	4	0	0
Jim Busby, R (1, 8) OBP: 0.303, SLG: 0.290	K		K		F4		G6-4-3 1-2f		E6 1-H 2B	5	1	1	1	0	2	6
Mickey Vernon, L (1, 3) OBP: 0.469, SLG: 0.462	FC4 1B		4-3		4-3			1-3	HR 3-H	5	1	2	1	0	0	3
Jackie Jensen, R (1, 9) OBP: 0.438, SLG: 0.583	FC4 1-2f			5-3		5-3		BB BB	HR 2-H	4	1	1	2	1	0	1
Pete Runnels, L (1, 6) OBP: 0.419, SLG: 0.238		1B BB		6-3		G3		1-2 BB	PB BB	2	0	0	0	3	0	0
Ken Wood, R (1, 7) OBP: 0.267, SLG: 0.250		G4-3 1-3 1B		1B		1-3		K		4	0	2	0	1	1	2
Wayne Terwilliger, R (1, 4) OBP: 0.429, SLG: 0.520	K			F8			PB PB BB	F7	F9	4	0	0	0	1	1	7
Mickey Grasso, R (1, 2) OBP: 0.250, SLG: 0.333	G4-3 1-2f				6-3		F6		5-3	4	0	0	0	0	0	3
Sonny Dixon, S (1, 1)			K		BB 1B		PB 1-2 BB		K	1	0	0	0	0	1	0
Frank Campos, L (5, PH) OBP: 0.333, SLG: 0.333										1	0	1	0	0	0	0
Jim Pearce, R (6, 1)										0	0	0	0	0	0	0
Floyd Baker, L (7, PH)										0	0	0	0	1	0	0
Julio Moreno, R (8, 1)										0	0	0	0	0	0	0
Mel Hoderlein, S (9, PH) OBP: 0.500, SLG: 0.500										1	0	0	0	0	1	0
Inning Stats	R: 0 E: 0 K: 1 S: 6 H: 1 LOB: 1 BB: 0 P: 6	R: 0 E: 0 K: 1 S: 5 H: 1 LOB: 1 BB: 1 P: 9	R: 0 E: 0 K: 2 S: 7 H: 0 LOB: 1 BB: 1 P: 11	R: 0 E: 0 K: 0 S: 4 H: 1 LOB: 1 BB: 0 P: 4	R: 0 E: 0 K: 0 S: 4 H: 1 LOB: 2 BB: 1 P: 8	R: 0 E: 0 K: 0 S: 3 H: 0 LOB: 0 BB: 0 P: 3	R: 0 E: 0 K: 0 S: 2 H: 0 LOB: 2 BB: 3 P: 14	R: 0 E: 0 K: 1 S: 5 H: 0 LOB: 2 BB: 2 P: 13	R: 4 E: 1 K: 1 S: 8 H: 3 LOB: 2 BB: 3 P: 20	1B: 4 2B: 2 3B: 0 HR: 1 SF: 0 SAC: 0 DP: 2 HBP: 0	WP: 0 PB: 3 SB: 0 CS: 0 PA: 43					

PITCHER		IP	WLS	BF	H	R	ER	SO	BB	IBB	HBP	BLK	WP	HR	S	P	ERA	WHIP
Harry Byrd, R ERA: 7.43	(1, 1)	8.2	W	41	7	4	4	6	10	0	0	0	0	1	43	83	4.15	1.962
Carl Scheib, R ERA:	(9, 1)	0.1	S	2	0	0	0	0	1	0	0	0	0	0	1	5	0.00	3.000

PITCHER	IP	WLS	BF	H	R	ER	SO	BB	IBB	HBP	BLK	WP	HR	S	P	ERA	WHIP

BOTTOM

Philadelphia Athletics @ Washington Senators

Griffith Stadium, Washington, DC

Wed Apr 22 1953, 3:33 AM EST

Att. 6,637 - Unknown

livebaseballscorecards.com

AB	32
R	4
H	7
RBI	4
BB	11
SO	6
LOB	22

Batter	1	2	3	4	5	6	7	8	9	AB	R	H	RBI	BB	SO	LOB
Eddie Joost, R (1, 6) OBP: 0.414, SLG: 0.364	G3-6-1 1B		F4			HR	K		FC4-6 3B 1-2f	5	2	2	1	0	1	3
Dave Philley, S (1, 8) OBP: 0.512, SLG: 0.737	G3-6-1 1-2f		F8			4-3		E3 1B SH1-4 F7	1-H 3B	5	1	1	1	0	0	2
Cass Michaels, R (1, 4) OBP: 0.351, SLG: 0.364	4-3			4-3		F6		SH1-4 1-2	5-3	4	0	0	0	0	0	1
Eddie Robinson, L (1, 3) OBP: 0.289, SLG: 0.294		FC1-2 3B		F8		F4		F7 2-3 1B		4	0	2	0	0	0	0
Elmer Valo, L (1, 9) OBP: 0.250, SLG: 0.182		FC1-2 PB 3-H		F9			BBBB 1B 1B 1B BB	F7 1-2 3-H		3	1	0	1	1	0	2
Gus Zernial, R (1, 7) OBP: 0.462, SLG: 0.710		F8 1-2			HR		1B 1-2 1B 1B	IBB		3	2	2	1	1	0	1
Pete Suder, R (1, 5) OBP: 0.324, SLG: 0.303		F8			1-3		1B 1-2 2-3 1B	1-3		4	0	1	0	0	0	3
Joe Astroth, R (1, 2) OBP: 0.450, SLG: 0.412			FC6-4 HBP		5-3		6-3 1-3 2-H 3-H 1B		BBBB FC4-6 BB	2	0	1	2	1	0	0
Bobby Shantz, R (1, 1) OBP: 0.200, SLG: 0.222			FC6-4 1-2f		6-3		6-3 2-3		F7	4	0	0	0	0	0	3
Inning Stats	R: 0 E: 0 K: 0 S: 3 H: 1 LOB: 0 BB: 0 P: 3	R: 0 E: 0 K: 0 S: 4 H: 1 LOB: 1 BB: 0 P: 4	R: 0 E: 0 K: 0 S: 3 H: 0 LOB: 1 BB: 0 P: 4	R: 0 E: 0 K: 0 S: 3 H: 0 LOB: 0 BB: 0 P: 3	R: 1 E: 0 K: 0 S: 4 H: 1 LOB: 0 BB: 0 P: 4	R: 1 E: 0 K: 0 S: 4 H: 1 LOB: 0 BB: 0 P: 4	R: 2 E: 0 K: 1 S: 7 H: 3 LOB: 1 BB: 1 P: 11	R: 1 E: 1 K: 0 S: 5 H: 1 LOB: 2 BB: 1 P: 9	R: 1 E: 0 K: 0 S: 4 H: 1 LOB: 1 BB: 1 P: 8	1B: 5 2B: 0 3B: 2 HR: 2 SF: 0 SAC: 1 DP: 1 HBP: 1						

TOP

Philadelphia Athletics @ Washington Senators

Griffith Stadium, Washington, DC

Thu Apr 23 1953, 3:33 AM EST

Att. 3,519 - Unknown

livebaseballscorecards.com

AB	34
R	6
H	9
RBI	6
BB	3
SO	1
LOB	15

PITCHER	IP	WLS	BF	H	R	ER	SO	BB	IBB	HBP	BLK	WP	HR	S	P	ERA	WHIP
Walt Masterson, R (1, 1) ERA: 2.5	9.0	L	39	9	6	5	1	2	1	1	0	0	2	37	50	5.00	1.222

PITCHER	IP	WLS	BF	H	R	ER	SO	BB	IBB	HBP	BLK	WP	HR	S	P	ERA	WHIP

Batter	1	2	3	4	5	6	7	8	9	AB	R	H	RBI	BB	SO	LOB
Eddie Yost, R (1, 5) OBP: 0.436, SLG: 0.300	6-3	4-3		F9			4-3		1-3	5	0	0	0	0	0	2
Jim Busby, R (1, 8) OBP: 0.297, SLG: 0.265	F9		BBBB, FC6-4, BB		F9		L3			3	0	0	0	1	0	0
Mickey Vernon, L (1, 3) OBP: 0.444, SLG: 0.433	PB, 1B		F7		3-1		F4			4	0	1	0	0	0	1
Jackie Jensen, R (1, 9) OBP: 0.417, SLG: 0.571	SSS, K, 1-2		FC6-4, 1-2f, 2B		2B			6-3		4	1	1	0	0	1	2
Clyde Vollmer, R (1, 7) OBP: 0.800, SLG: 1.000		L9	1-H, 2B		IBB			G4-6-3, 1B		3	0	2	1	1	0	0
Pete Runnels, L (1, 6) OBP: 0.400, SLG: 0.208		BBBB, 3B, BB	1-3		F6			G4-6-3, 1-2f		3	1	0	0	1	0	4
Wayne Terwilliger, R (1, 4) OBP: 0.469, SLG: 0.655		1-H, 2B, 3B		L7	L4-3, 1B				2B	4	1	3	1	0	0	0
Mickey Grasso, R (1, 2) OBP: 0.250, SLG: 0.429		P3		HR	L4-3, 1-2				SSS, K	4	1	1	1	0	1	3
Walt Masterson, R (1, 1) OBP: 0.167, SLG: 0.333 Ken Wood, R (9, PH) OBP: 0.258, SLG: 0.241		3-H, 2B		SSS, K	1-3				F2	3 1	0 0	1 0	1 0	0 0	1 0	0 1
Inning Stats	R: 0 E: 0 K: 1 S: 6 H: 1 LOB: 1 BB: 0 P: 6	R: 2 E: 0 K: 0 S: 5 H: 2 LOB: 1 BB: 1 P: 9	R: 1 E: 0 K: 0 S: 4 H: 1 LOB: 1 BB: 1 P: 8	R: 1 E: 0 K: 1 S: 6 H: 1 LOB: 0 BB: 0 P: 6	R: 0 E: 0 K: 0 S: 4 H: 1 LOB: 2 BB: 1 P: 8		R: 0 E: 0 K: 0 S: 3 H: 1 LOB: 0 BB: 0 P: 3	R: 0 E: 0 K: 0 S: 3 H: 0 LOB: 0 BB: 0 P: 3	R: 0 E: 0 K: 0 S: 3 H: 1 LOB: 0 BB: 0 P: 3	R: 0 E: 0 K: 1 S: 6 H: 1 LOB: 1 BB: 0 P: 6	1B: 3 2B: 5 3B: 1 HR: 1 SF: 0 SAC: 0 DP: 2 HBP: 0			WP: 0 PB: 1 SB: 0 CS: 0		PA: 37	

PITCHER	IP	WLS	BF	H	R	ER	SO	BB	IBB	HBP	BLK	WP	HR	S	P	ERA	WHIP
Bobby Shantz, L (1, 1) ERA: 3.96	9.0	W	37	9	4	4	3	2	1	0	0	0	1	40	52	4.00	1.222

PITCHER	IP	WLS	BF	H	R	ER	SO	BB	IBB	HBP	BLK	WP	HR	S	P	ERA	WHIP

BOTTOM

Philadelphia Athletics @ Washington Senators

Griffith Stadium, Washington, DC

Thu Apr 23 1953, 3:33 AM EST

Att. 3,519 - Unknown

livebaseballscorecards.com

AB	34
R	4
H	9
RBI	4
BB	3
SO	3
LOB	13

Batter	1	2	3	4	5	6	7	8	9	AB	R	H	RBI	BB	SO	LOB
Eddie Joost, R (1, 6) OBP: 0.441, SLG: 0.360	5-3		F3		1B	BB		CS BB		3	0	1	0	2	0	0
Dave Philley, S (1, 8) OBP: 0.500, SLG: 0.721	1B 2B		4-3		FC6-5 1B	F7		L6		5	1	2	0	0	0	3
Cass Michaels, R (1, 4) OBP: 0.357, SLG: 0.395	K		1B		FC6-5 S HR		F8	CS	3-1 E 2B	5	2	2	0	0	1	2
Eddie Robinson, L (1, 3) OBP: 0.349, SLG: 0.436	1B		1B		HR		BB 1B		3-1	5	2	4	3	0	0	1
Elmer Valo, L (1, 9) OBP: 0.294, SLG: 0.143	F9		F9		BB		1B 1B BB		E4 CS	3	1	0	1	2	0	3
Gus Zernial, R (1, 7) OBP: 0.477, SLG: 0.686		4-3 1B		BB	3-1		1B 1B		F4	4	1	2	1	1	0	2
Pete Suder, R (1, 5) OBP: 0.342, SLG: 0.351		4-3		F3		FC6 BB 2B				4	0	2	1	0	0	2
Ray Murray, R (1, 2) OBP: 0.300, SLG: 0.474		G6-3 1B		F9		K	F8			4	0	1	1	0	1	3
Alex Kellner, R (1, 1) OBP: 0.273, SLG: 0.222		G6-3		F9		FC6 BB		4-3		4	0	0	0	0	0	3
Inning Stats	R: 1 E: 0 K: 1 S: 7 H: 2 LOB: 1 BB: 0 P: 7	R: 1 E: 0 K: 0 S: 4 H: 2 LOB: 0 BB: 0 P: 4	R: 0 E: 0 K: 0 S: 5 H: 2 LOB: 2 BB: 0 P: 5	R: 0 E: 0 K: 0 S: 3 H: 0 LOB: 1 BB: 1 P: 7	R: 2 E: 0 K: 0 S: 5 H: 3 LOB: 1 BB: 1 P: 9	R: 0 E: 0 K: 1 S: 6 H: 1 LOB: 2 BB: 1 P: 10	R: 2 E: 0 K: 0 S: 5 H: 3 LOB: 1 BB: 1 P: 9	R: 0 E: 0 K: 0 S: 2 H: 0 LOB: 0 BB: 1 P: 6	R: 1 E: 1 K: 0 S: 4 H: 1 LOB: 0 BB: 0 P: 4	1B: 10 2B: 3 3B: 0 HR: 1 SF: 0 SAC: 0 DP: 1 HBP: 0						

TOP

Philadelphia Athletics @ Boston Red Sox

Fenway Park, Boston, MA

Fri Apr 24 1953, 3:33 AM EST

Att. 5,991 - Unknown

livebaseballscorecards.com

AB	37
R	7
H	14
RBI	7
BB	5
SO	2
LOB	19

WP: 0 PB: 0 SB: 1 CS: 2 PA: 43

PITCHER		IP	WLS	BF	H	R	ER	SO	BB	IBB	HBP	BLK	WP	HR	S	P	ERA	WHIP
Hersh Freeman, R ERA: 4.76	(1, 1)	4.1	L	20	8	3	3	1	1	0	0	0	0	0	21	25	6.23	2.077
Willard Nixon, R ERA: 11.57	(5, 1)	2.1		14	5	3	3	1	3	0	0	0	0	1	13	25	11.57	3.429
Ike Delock, R ERA: 3.86	(7, 1)	1.1		4	0	0	0	0	1	0	0	0	0	0	3	7	0.00	0.750
Bill Kennedy, L ERA: 4.5	(9, 1)	1.0		4	1	1	1	0	0	0	0	0	0	0	4	4	9.00	1.000

PITCHER	IP	WLS	BF	H	R	ER	SO	BB	IBB	HBP	BLK	WP	HR	S	P	ERA	WHIP

Batter	1	2	3	4	5	6	7	8	9	AB	R	H	RBI	BB	SO	LOB
Jack Merson, R (1, 4)	P6		P3			F8		4-3		4	0	0	0	0	0	0
Jim Piersall, R (1, 9) OBP: 0.237, SLG: 0.171	F8			F8		L5			F9	4	0	0	0	0	0	0
Hoot Evers, R (1, 7) OBP: 0.300, SLG: 0.500	3B			F4		F8			L7	4	0	1	0	0	0	0
Dick Gernert, R (1, 3) OBP: 0.289, SLG: 0.639	F9			2B 1B			F9		HR	4	2	2	1	0	0	1
George Kell, R (1, 5) OBP: 0.444, SLG: 0.559		6-3		1-H 2B			PB 1B		F8	4	0	2	1	0	0	0
Sammy White, R (1, 2) OBP: 0.229, SLG: 0.343		6-3		P6			P6 1-2			3	0	0	0	0	0	2
Tom Umphlett, R (1, 8) OBP: 0.353, SLG: 0.438		F7			F8		6-3			3	0	0	0	0	0	1
Milt Bolling, R (1, 6) OBP: 0.333, SLG: 0.379			F2		5-3			F7		3	0	0	0	0	0	0
Hersh Freeman, R (1, 1)			4-3		4-3			K		1	0	0	0	0	0	0
Willard Nixon, L (5, 1)										1	0	0	0	0	0	0
Ike Delock, R (7, 1)										0	0	0	0	0	0	0
Dom DiMaggio, R (8, PH) OBP: 0.500, SLG: 0.500										1	0	0	0	0	1	0
Bill Kennedy, L (9, 1)										0	0	0	0	0	0	0
Inning Stats	R: 0 H: 1 E: 0 LOB: 1 K: 0 BB: 0 S: 4 P: 4	R: 0 H: 0 E: 0 LOB: 0 K: 0 BB: 0 S: 3 P: 3	R: 0 H: 0 E: 0 LOB: 0 K: 0 BB: 0 S: 3 P: 3	R: 1 H: 2 E: 0 LOB: 1 K: 0 BB: 0 S: 5 P: 5	R: 0 H: 0 E: 0 LOB: 0 K: 0 BB: 0 S: 3 P: 3	R: 0 H: 0 E: 0 LOB: 0 K: 0 BB: 0 S: 3 P: 3	R: 0 H: 1 E: 0 LOB: 1 K: 0 BB: 0 S: 4 P: 4	R: 0 H: 0 E: 0 LOB: 0 K: 1 BB: 0 S: 5 P: 5	R: 1 H: 1 E: 0 LOB: 0 K: 0 BB: 0 S: 4 P: 4	1B: 2 SF: 0 2B: 1 SAC: 0 3B: 1 DP: 0 HR: 1 HBP: 0						

PITCHER		IP	WLS	BF	H	R	ER	SO	BB	IBB	HBP	BLK	WP	HR	S	P	ERA	WHIP
Alex Kellner, L ERA: 0.67	(1, 1)	9.0	W	32	5	2	2	1	0	0	0	0	0	1	34	34	2.00	0.556

PITCHER	IP	WLS	BF	H	R	ER	SO	BB	IBB	HBP	BLK	WP	HR	S	P	ERA	WHIP

BOTTOM

Philadelphia Athletics @ Boston Red Sox

Fenway Park, Boston, MA

Fri Apr 24 1953, 3:33 AM EST

Att. 5,991 - Unknown

livebaseballscorecards.com

AB	32
R	2
H	5
RBI	2
BB	0
SO	1
LOB	4

1B: 2	SF: 0	WP: 0	PA: 32
2B: 1	SAC: 0	PB: 1	
3B: 1	DP: 0	SB: 0	
HR: 1	HBP: 0	CS: 0	

Batter	1	2	3	4	5	6	7	8	9	AB	R	H	RBI	BB	SO	LOB
Eddie Joost, R (1, 6) OBP: 0.462, SLG: 0.357	BB BB FC6-4 1B	F8 ②		F8 ③			BBBB 4-0 S BB		BBBB 4-0 S BB	3	1	1	0	2	0	3
Dave Philley, S (1, 8) OBP: 0.471, SLG: 0.660	BBBB 4-0 FC6-4 BB 1-2 FC4-6 BB	0-0 ③ 6-3			0-0 ① 6-3		SSS 0-3 ① K 1-2		SSS 0-3 ② K 1-2	4	1	0	0	1	2	3
Cass Michaels, R (1, 4) OBP: 0.340, SLG: 0.357	BBBB 4-0 FC6-4 1-2 2-3 BB		0-0 ① P6		0-0 E6 S		SSS 0-3 ② K		0-0 ③ 5-3	4	0	0	0	1	1	2
Eddie Robinson, L (1, 3) OBP: 0.340, SLG: 0.405	0-0 ① FC6-4 FC4-6 1-2f 2-3 3-H		0-0 ② F8		0-0 ② P3		BBBB 4-0 BB			3	0	0	1	1	0	3
Allie Clark, R (1, 9) OBP: 0.265, SLG: 0.406	0-0 ② FC4-6 1-2f 3-H		0-0 ③ 6-3		SSS 0-3 ③ K 1-2		0-0 ③ 6-3			4	0	0	1	0	1	4
Gus Zernial, R (1, 7) OBP: 0.458, SLG: 0.632	0-0 ③ F9			BBBB 4-0 2B BB		0-0 ① 6-3		0-0 ① 5-3		3	0	0	0	1	0	1
Pete Suder, R (1, 5) OBP: 0.381, SLG: 0.439		0-0 1B 2B		0-0 1-3 2B		0-0 1B		0-0 ② 6-3		4	1	3	0	0	0	0
Joe Astroth, R (1, 2) OBP: 0.417, SLG: 0.381		0-0 6-3 2-H 1B		0-0 ① F9		0-0 ② F8		0-0 ③ F2		4	0	1	1	0	0	3
Carl Scheib, R (1, 1) Kite Thomas, R (9, PH)		0-0 ① 6-3 1-2		0-0 ② 5-3		0-0 ③ G3			0-0 ① 1-3	3 1	0 0	0 0	0 0	0 0	0 0	4 0
Inning Stats	R: 2 H: 1 E: 0 LOB: 1 K: 0 BB: 2 S: 4 P: 12	R: 1 H: 2 E: 0 LOB: 1 K: 0 BB: 0 S: 5 P: 5	R: 0 H: 0 E: 0 LOB: 0 K: 0 BB: 0 S: 3 P: 3	R: 0 H: 1 E: 0 LOB: 2 K: 0 BB: 1 S: 4 P: 8	R: 0 H: 0 E: 1 LOB: 1 K: 1 BB: 0 S: 6 P: 6	R: 0 H: 1 E: 0 LOB: 1 K: 0 BB: 0 S: 4 P: 4	R: 0 H: 0 E: 0 LOB: 2 K: 2 BB: 2 S: 7 P: 15	R: 0 H: 0 E: 0 LOB: 0 K: 0 BB: 0 S: 3 P: 3	R: 0 H: 0 E: 0 LOB: 1 K: 1 BB: 1 S: 5 P: 9	1B: 3 SF: 0 2B: 2 SAC: 0 3B: 0 DP: 0 HR: 0 HBP: 0						

TOP

Philadelphia Athletics @ Boston Red Sox

Fenway Park, Boston, MA

Sat Apr 25 1953, 3:33 AM EST

Att. 6,214 - Unknown

livebaseballscorecards.com

AB	33
R	3
H	5
RBI	3
BB	6
SO	4
LOB	23

PITCHER	IP	WLS	BF	H	R	ER	SO	BB	IBB	HBP	BLK	WP	HR	S	P	ERA	WHIP
Mel Parnell, L (1, 1) ERA: 3.92	9.0	W	39	5	3	3	4	6	0	0	0	0	0	41	65	3.00	1.222

PITCHER	IP	WLS	BF	H	R	ER	SO	BB	IBB	HBP	BLK	WP	HR	S	P	ERA	WHIP

BOTTOM

Philadelphia Athletics @ Boston Red Sox

Fenway Park, Boston, MA

Sat Apr 25 1953, 3:33 AM EST

Att. 6,214 - Unknown

livebaseballscorecards.com

Batter	1	2	3	4	5	6	7	8	9	AB	R	H	RBI	BB	SO	LOB
Billy Goodman, L (1, 4) OBP: 0.375, SLG: 0.314	3-1	F9		F7		F8				4	0	0	0	0	0	3
Jim Piersall, R (1, 9) OBP: 0.310, SLG: 0.243	1B E 1B HBP	BB 1-2			2B		E 1B			2	2	2	0	1	0	0
George Kell, R (1, 5) OBP: 0.425, SLG: 0.553	E6 1B 1B 1-2	FC5 2-3f			F9 WP 2B 2-H		E5 L5-3 1-2			4	2	1	1	0	0	4
Dick Gernert, R (1, 3) OBP: 0.262, SLG: 0.575	F2		F8		F9 2-3		L5-3 1-2			4	0	0	0	0	0	5
Sammy White, R (1, 2) OBP: 0.231, SLG: 0.333	1B 1-2 2-3 1B		F7		6-3		F7			4	0	1	0	0	0	2
Gene Stephens, L (1, 7) OBP: 0.242, SLG: 0.107	1B 1-2 2-H 3-H 1B		F2		K 3-H			4-3		4	0	1	2	0	1	0
Tom Umphlett, R (1, 8) OBP: 0.368, SLG: 0.429	5-3			SH1-4 BB		FC1-6 1B		5-3		3	0	1	0	1	0	2
Milt Bolling, R (1, 6) OBP: 0.303, SLG: 0.344		5-3		SH1-4 1-2		FC1-6 1-2f		F5		3	0	0	0	0	0	1
Mel Parnell, L (1, 1) OBP: 0.167, SLG: 0.167		FC5 WP 1B		4-3		F3				3	0	1	0	0	0	2
Inning Stats	R: 2 H: 2 E: 1 LOB: 2 K: 0 BB: 0 S: 6 P: 7	R: 0 H: 1 E: 0 LOB: 2 K: 0 BB: 1 S: 4 P: 8	R: 0 H: 0 E: 0 LOB: 0 K: 0 BB: 0 S: 3 P: 3	R: 0 H: 0 E: 0 LOB: 1 K: 0 BB: 1 S: 3 P: 7	R: 2 H: 2 E: 0 LOB: 0 K: 1 BB: 0 S: 7 P: 7	R: 0 H: 1 E: 0 LOB: 1 K: 0 BB: 0 S: 4 P: 4	R: 0 H: 1 E: 1 LOB: 1 K: 0 BB: 0 S: 4 P: 4	R: 0 H: 0 E: 0 LOB: 0 K: 0 BB: 0 S: 3 P: 3		1B: 5 SF: 0 2B: 3 SAC: 1 3B: 0 DP: 1 HR: 0 HBP: 1						

AB	31
R	4
H	7
RBI	3
BB	2
SO	1
LOB	19

WP: 2 PA: 35
PB: 0
SB: 0
CS: 0

PITCHER		IP	WLS	BF	H	R	ER	SO	BB	IBB	HBP	BLK	WP	HR	S	P	ERA	WHIP
Carl Scheib, R ERA: 2.16	(1, 1)	8.0	L	35	7	4	2	1	2	0	1	0	2	0	34	43	2.25	1.125

PITCHER	IP	WLS	BF	H	R	ER	SO	BB	IBB	HBP	BLK	WP	HR	S	P	ERA	WHIP

Batter	1	2	3	4	5	6	7	8	9	AB	R	H	RBI	BB	SO	LOB
Eddie Joost, R (1, 6) OBP: 0.409, SLG: 0.303	E6 FC1-5 1B		5-3		E5 FC6-4 1B	K		FC5-4 1-2f		5	0	0	0	0	1	3
Dave Philley, S (1, 8) OBP: 0.482, SLG: 0.654	FC1-5 1-2 1B		G1		FC6-4 1-2 1B		SH 1B		F8	5	0	3	0	0	0	0
Cass Michaels, R (1, 4) OBP: 0.333, SLG: 0.333	FC1-5 1-2 2-3f			1B 1B BB	FC6-4 1-2f 2-3		SH G6-4-3 1-2		6-3	3	1	0	0	1	0	4
Eddie Robinson, L (1, 3) OBP: 0.346, SLG: 0.404	F6			BB 1B 1-3 1B	K		F6		1B	5	0	2	0	0	1	6
Elmer Valo, L (1, 9) OBP: 0.278, SLG: 0.133 Allie Clark, R (4, PH) OBP: 0.263, SLG: 0.389 (4, 9)	K			F4		BB 1B 1B	G6-4-3 1-2f		F7	1 4	0 1	0 1	0 0	0 0	1 0	2 5
Gus Zernial, R (1, 7) OBP: 0.442, SLG: 0.595		F7		BB 1-2 3-H 1B	K			K		4	0	1	1	0	2	1
Loren Babe, L (1, 5) OBP: 0.409, SLG: 0.750		G1		G6-4-3 1-2 2-3 BB		1B 1-2 BB		1B 2B		2	1	1	0	2	0	0
Joe Astroth, R (1, 2) OBP: 0.357, SLG: 0.320		K		G6-4-3 1-2f		F7		F7		4	0	0	0	0	1	6
Bobby Shantz, R (1, 1) OBP: 0.286, SLG: 0.308			2-3		L5	1-2 2-H 1B		2-H FC5-4 1B		4	0	2	2	0	0	0
Inning Stats	R: 0 H: 1 E: 1 LOB: 2 K: 1 BB: 0 S: 7 P: 7	R: 0 H: 0 E: 0 LOB: 0 K: 1 BB: 0 S: 5 P: 5	R: 0 H: 0 E: 0 LOB: 0 K: 0 BB: 0 S: 3 P: 3	R: 1 H: 2 E: 0 LOB: 2 K: 0 BB: 2 S: 4 P: 12	R: 0 H: 1 E: 1 LOB: 2 K: 1 BB: 0 S: 7 P: 7	R: 1 H: 2 E: 0 LOB: 2 K: 2 BB: 1 S: 9 P: 13	R: 0 H: 1 E: 0 LOB: 1 K: 0 BB: 0 S: 4 P: 4	R: 1 H: 2 E: 0 LOB: 1 K: 1 BB: 0 S: 7 P: 7	R: 0 H: 1 E: 0 LOB: 1 K: 0 BB: 0 S: 4 P: 4	1B: 9 SF: 0 2B: 1 SAC: 1 3B: 0 DP: 2 HR: 0 HBP: 0						

PITCHER	IP	WLS	BF	H	R	ER	SO	BB	IBB	HBP	BLK	WP	HR	S	P	ERA	WHIP
Mike Garcia, R (1, 1) ERA: 4.09	9.0	L	41	10	3	3	6	3	0	0	0	0	0	50	62	3.00	1.444

PITCHER	IP	WLS	BF	H	R	ER	SO	BB	IBB	HBP	BLK	WP	HR	S	P	ERA	WHIP

TOP

Philadelphia Athletics @ Cleveland Indians
Cleveland Municipal Stadium, Cleveland, OH
Tue Apr 28 1953, 3:33 AM EDT
Att. 9,165 - Unknown

livebaseballscorecards.com

AB	37
R	3
H	10
RBI	3
BB	3
SO	6
LOB	27

PA: 41
WP: 0
PB: 0
SB: 0
CS: 0

BOTTOM

Philadelphia Athletics @ Cleveland Indians
Cleveland Municipal Stadium, Cleveland, OH
Tue Apr 28 1953, 3:33 AM EDT
Att. 9,165 - Unknown

livebaseballscorecards.com

Batter	1	2	3	4	5	6	7	8	9	AB	R	H	RBI	BB	SO	LOB
Ray Boone, R (1, 6) OBP: 0.419, SLG: 0.441	6-3		K		SH1-4 (1-2)		P3			3	0	0	0	0	1	0
Bobby Avila, R (1, 4) OBP: 0.444, SLG: 0.457	2B		BB (1B)		1B (2-3)			F7		3	0	2	0	1	0	0
Jim Lemon, R (1, 7) OBP: 0.125, SLG: 0.125	K		PO (1-2)		F7			K		4	0	1	0	0	2	3
Larry Doby, L (1, 8) OBP: 0.326, SLG: 0.333	6-3		PO (1-2)	BB	K			1B		4	0	2	0	0	1	3
Al Rosen, R (1, 5) OBP: 0.545, SLG: 0.750		F8 3B		K		E6 FC5-4		F8		4	1	1	0	0	1	2
Bill Glynn, L (1, 3) OBP: 0.321, SLG: 0.136		6-3		F5		FC5-4 CS (1-2f)			F8	4	0	0	0	0	0	3
Bob Kennedy, R (1, 9) OBP: 0.667, SLG: 1.143		F8 (3-H)		BB (1-2)		K (1-2)			HR	3	1	1	2	1	1	1
Joe Tipton, R (1, 2)		6-3		F7			F4		6-3	4	0	0	0	0	0	2
Mike Garcia, R (1, 1) OBP: 0.250, SLG: 0.250			F9		1B SH1-4		1-3		6-3	3	0	1	0	0	0	0
Hank Majeski, R (9, PH)					1B					1	0	0	0	0	0	0
Inning Stats	R: 0 E: 0 K: 1 S: 6 / H: 1 LOB: 1 BB: 0 P: 6	R: 1 E: 0 K: 0 S: 4 / H: 1 LOB: 0 BB: 0 P: 4	R: 0 E: 0 K: 1 S: 5 / H: 1 LOB: 1 BB: 1 P: 9	R: 0 E: 0 K: 1 S: 6 / H: 1 LOB: 2 BB: 1 P: 10	R: 0 E: 0 K: 1 S: 7 / H: 2 LOB: 2 BB: 0 P: 7	R: 0 E: 1 K: 1 S: 5 / H: 0 LOB: 1 BB: 0 P: 5	R: 0 E: 0 K: 0 S: 3 / H: 0 LOB: 0 BB: 0 P: 3	R: 0 E: 0 K: 1 S: 6 / H: 1 LOB: 1 BB: 0 P: 6	R: 1 E: 0 K: 0 S: 4 / H: 1 LOB: 0 BB: 0 P: 4							

	AB	33
	R	2
	H	8
	RBI	2
	BB	2
	SO	6
	LOB	14

1B: 5 SF: 0 WP: 0 PA: 37
2B: 2 SAC: 1 PB: 0
3B: 1 DP: 1 SB: 0
HR: 1 HBP: 0 CS: 1

PITCHER	IP	WLS	BF	H	R	ER	SO	BB	IBB	HBP	BLK	WP	HR	S	P	ERA	WHIP
Bobby Shantz, L (1, 1) ERA: 3.44	9.0	W	36	8	2	2	6	2	0	0	0	0	1	46	54	2.00	1.111

PITCHER	IP	WLS	BF	H	R	ER	SO	BB	IBB	HBP	BLK	WP	HR	S	P	ERA	WHIP

Batter	1	2	3	4	5	6	7	8	9	AB	R	H	RBI	BB	SO	LOB
Eddie Joost, R (1, 6) OBP: 0.396, SLG: 0.324	F7		F9			1B 2B		L6		4	1	1	0	0	0	0
Dave Philley, S (1, 8) OBP: 0.467, SLG: 0.625	F4			1B		F9		P3		4	0	1	0	0	0	1
Cass Michaels, R (1, 4) OBP: 0.327, SLG: 0.327	K			F8		F7			1B	4	0	1	0	0	1	2
Eddie Robinson, L (1, 3) OBP: 0.339, SLG: 0.392		F8		F5		FC5-4 1B (2-H)			F9	4	0	1	1	0	0	2
Allie Clark, R (1, 9) OBP: 0.238, SLG: 0.350		5-3		F8		FC5-4 (1-2f)			F8	4	0	0	0	0	0	3
Gus Zernial, R (1, 7) OBP: 0.429, SLG: 0.556		BB			L5		6-3		F7	3	0	0	0	1	0	1
Loren Babe, L (1, 5) OBP: 0.400, SLG: 0.682		5-3			BB		4-3			2	0	0	0	1	0	1
Ray Murray, R (1, 2) OBP: 0.261, SLG: 0.409			F4		F8		6-3			3	0	0	0	0	0	1
Alex Kellner, R (1, 1) OBP: 0.214, SLG: 0.167			F6		F4			5-3		3	0	0	0	0	0	1
Inning Stats	R: 0 E: 0 K: 1 S: 5 H: 0 LOB: 0 BB: 0 P: 5	R: 0 E: 0 K: 0 S: 3 H: 0 LOB: 1 BB: 1 P: 7	R: 0 E: 0 K: 0 S: 3 H: 0 LOB: 0 BB: 0 P: 3	R: 0 E: 0 K: 0 S: 4 H: 1 LOB: 1 BB: 0 P: 4	R: 0 E: 0 K: 0 S: 3 H: 0 LOB: 1 BB: 1 P: 7	R: 1 E: 0 K: 0 S: 5 H: 2 LOB: 1 BB: 0 P: 5	R: 0 E: 0 K: 0 S: 3 H: 0 LOB: 0 BB: 0 P: 3	R: 0 E: 0 K: 0 S: 3 H: 0 LOB: 0 BB: 0 P: 3	R: 0 E: 0 K: 0 S: 4 H: 1 LOB: 1 BB: 0 P: 4	1B: 3 2B: 1 3B: 0 HR: 0	SF: 0 SAC: 0 DP: 0 HBP: 0						

PITCHER	IP	WLS	BF	H	R	ER	SO	BB	IBB	HBP	BLK	WP	HR	S	P	ERA	WHIP
Early Wynn, R (1, 1) ERA: 2.41	9.0	W	33	4	1	1	1	2	0	0	0	0	0	33	41	1.00	0.667

PITCHER	IP	WLS	BF	H	R	ER	SO	BB	IBB	HBP	BLK	WP	HR	S	P	ERA	WHIP

TOP

Philadelphia Athletics @ Cleveland Indians

Cleveland Municipal Stadium, Cleveland, OH

Wed Apr 29 1953, 3:33 AM EDT

Att. 2,949 - Unknown

livebaseballscorecards.com

AB	31
R	1
H	4
RBI	1
BB	2
SO	1
LOB	12

1B: 3 2B: 1 3B: 0 HR: 0 SF: 0 SAC: 0 DP: 0 HBP: 0

WP: 0 PB: 0 SB: 0 CS: 0 PA: 33

Batter	1	2	3	4	5	6	7	8	9	AB	R	H	RBI	BB	SO	LOB
Ray Boone, R (1, 6) OBP: 0.435, SLG: 0.459	F4		1B		SH1-3		WP			3	1	2	0	0	0	0
Bobby Avila, R (1, 4) OBP: 0.469, SLG: 0.474	FC1-4		1B		BB		5-3			3	0	2	0	1	0	1
Dale Mitchell, L (1, 7) OBP: 0.333, SLG: 0.333	FC1-4		1B		1B		L3			4	0	2	2	0	0	2
Harry Simpson, L (8, 9) OBP: 0.353, SLG: 0.545										0	0	0	0	0	0	0
Larry Doby, L (1, 8) OBP: 0.298, SLG: 0.302	1-3		K		4-3			F4		4	0	0	0	0	1	5
Al Rosen, R (1, 5) OBP: 0.521, SLG: 0.694		5-3		F8		F4		FC5-4		4	0	1	0	0	0	0
Bill Glynn, L (1, 3) OBP: 0.281, SLG: 0.115		1-3		4-3		F8		FC5-4		4	0	0	0	0	0	1
Bob Kennedy, R (1, 9) OBP: 0.538, SLG: 0.818 (8, 7)		6-3		F8				4-3		4	0	1	0	0	0	1
Jim Hegan, R (1, 2) OBP: 0.355, SLG: 0.500			6-3		F2	F7				3	0	0	0	0	0	1
Early Wynn, S (1, 1) OBP: 0.200, SLG: 0.200			P2		SH1-3		F7			3	1	1	0	0	0	0
Inning Stats	R: 0 H: 1 E: 0 LOB: 1 K: 0 BB: 0 S: 4 P: 4	R: 0 H: 0 E: 0 LOB: 0 K: 0 BB: 0 S: 3 P: 3	R: 1 H: 3 E: 0 LOB: 2 K: 1 BB: 0 S: 8 P: 8	R: 0 H: 0 E: 0 LOB: 0 K: 0 BB: 0 S: 3 P: 3	R: 1 H: 2 E: 0 LOB: 2 K: 0 BB: 1 S: 5 P: 9	R: 0 H: 1 E: 0 LOB: 1 K: 0 BB: 0 S: 4 P: 4	R: 0 H: 1 E: 0 LOB: 1 K: 0 BB: 0 S: 4 P: 4	R: 0 H: 1 E: 0 LOB: 1 K: 0 BB: 0 S: 4 P: 4		1B: 9 SF: 0 2B: 0 SAC: 1 3B: 0 DP: 0 HR: 0 HBP: 0						

PITCHER	IP	WLS	BF	H	R	ER	SO	BB	IBB	HBP	BLK	WP	HR	S	P	ERA	WHIP
Alex Kellner, L (1, 1) ERA: 1.03	8.0	L	34	9	2	2	1	1	0	0	0	1	0	35	39	2.25	1.250

PITCHER	IP	WLS	BF	H	R	ER	SO	BB	IBB	HBP	BLK	WP	HR	S	P	ERA	WHIP

BOTTOM

Philadelphia Athletics @ Cleveland Indians

Cleveland Municipal Stadium, Cleveland, OH

Wed Apr 29 1953, 3:33 AM EDT

Att. 2,949 - Unknown

livebaseballscorecards.com

AB	32
R	2
H	9
RBI	2
BB	1
SO	1
LOB	11

WP: 1	PA: 34		
PB: 0			
SB: 1			
CS: 0			

Batter	1	2	3	4	5	6	7	8	9	AB	R	H	RBI	BB	SO	LOB
Eddie Joost, R (1, 6) OBP: 0.404, SLG: 0.415	HR		6-3		1B			F8		4	1	2	1	0	0	0
Dave Philley, S (1, 8) OBP: 0.438, SLG: 0.583	4-3		F7		F2			F8		4	0	0	0	0	0	1
Cass Michaels, R (1, 4) OBP: 0.322, SLG: 0.377	K		5-3			K			HR	4	1	1	1	0	2	0
Eddie Robinson, L (1, 3) OBP: 0.333, SLG: 0.370	FC4-6 BB			4-3		F3			F7	3	0	0	0	1	0	0
Allie Clark, R (1, 9) OBP: 0.217, SLG: 0.318	FC4-6 1-2f			F6		F6			F7	4	0	0	0	0	0	1
Gus Zernial, R (1, 7) OBP: 0.467, SLG: 0.667		HR		2B			G4-6-3 1B		BB	3	1	3	1	1	0	0
Loren Babe, L (1, 5) OBP: 0.345, SLG: 0.577		4-3		F3			G4-6-3 1-2f		F5	4	0	0	0	0	0	3
Ray Murray, R (1, 2) OBP: 0.231, SLG: 0.360		5-3			F5		6-3			3	0	0	0	0	0	0
Harry Byrd, R (1, 1) OBP: 0.125, SLG: 0.125		F5			K			F8		2	0	0	0	0	1	0
Tom Hamilton, L (8, PH)										1	0	0	0	0	0	0
Joe Coleman, R (8, 1)										0	0	0	0	0	0	0
Inning Stats	R: 1 E: 0 K: 1 S: 6 H: 1 LOB: 1 BB: 1 P: 10	R: 1 E: 0 K: 0 S: 4 H: 1 LOB: 0 BB: 0 P: 4	R: 0 E: 0 K: 0 S: 3 H: 0 LOB: 0 BB: 0 P: 3	R: 0 E: 0 K: 0 S: 4 H: 1 LOB: 1 BB: 0 P: 4	R: 0 E: 0 K: 1 S: 6 H: 1 LOB: 1 BB: 0 P: 6	R: 0 E: 0 K: 1 S: 5 H: 0 LOB: 0 BB: 0 P: 5	R: 0 E: 0 K: 0 S: 3 H: 1 LOB: 0 BB: 0 P: 3	R: 0 E: 0 K: 0 S: 3 H: 0 LOB: 0 BB: 0 P: 3	R: 1 E: 0 K: 0 S: 4 H: 1 LOB: 1 BB: 1 P: 8	1B: 2 2B: 1 3B: 0 HR: 3 SF: 0 SAC: 0 DP: 1 HBP: 0						

PITCHER		IP	WLS	BF	H	R	ER	SO	BB	IBB	HBP	BLK	WP	HR	S	P	ERA	WHIP
Ned Garver, R ERA: 5.2	(1, 1)	9.0	W	34	6	3	3	3	2	0	0	0	0	3	38	46	3.00	0.889

PITCHER	IP	WLS	BF	H	R	ER	SO	BB	IBB	HBP	BLK	WP	HR	S	P	ERA	WHIP

TOP

Philadelphia Athletics @ Detroit Tigers

Briggs Stadium, Detroit, MI

Fri May 01 1953, 4:33 AM EDT

Att. 2,086 - Unknown

livebaseballscorecards.com

AB	32
R	3
H	6
RBI	3
BB	2
SO	3
LOB	5

WP: 0 PA: 34
PB: 0
SB: 0
CS: 0

Batter	1	2	3	4	5	6	7	8	9	AB	R	H	RBI	BB	SO	LOB
Harvey Kuenn, R (1, 6) OBP: 0.351, SLG: 0.333	G4-6-3 1B	K		F4		1-3		1B FC4-6 BB		4	1	1	0	1	1	3
Fred Hatfield, L (1, 5) OBP: 0.412, SLG: 0.310	G4-6-3 1-2f		F8	F8		4-3		FC4-6 1-3 1B		5	0	1	0	0	0	2
Russ Sullivan, L (1, 7) OBP: 0.407, SLG: 0.409	4-3		F5		E3 E 1B	HBP BB		FC4-6 4-3 BB 1-2f 3-H		4	1	0	1	1	0	1
Walt Dropo, R (1, 3) OBP: 0.264, SLG: 0.318		1B FC5-4 2B	2B BB		E4 1B 1-2 2B	1-0 1-2 HBP		4-3 1-2 BB		2	3	1	0	2	0	1
Bob Nieman, R (1, 9) OBP: 0.358, SLG: 0.541 Don Lund, R (7, 9) OBP: 0.438, SLG: 0.533	FC5-4 2-3 1B	1-H 2B			1-3 2-H 2B 1B	K		4-3 1-2 2-3		4 1	1 0	3 0	2 0	0 0	1 0	2 2
Jim Delsing, L (1, 8) OBP: 0.400, SLG: 0.442	FC5-4 2B 1-2f FC4-6 3-H	BB			FC5 1-H 3-H 2B		1-3	FC6-4 BB		3	1	1	3	2	0	1
Matt Batts, R (1, 2) OBP: 0.327, SLG: 0.500	FC4-6 1-3 2B	1-3			FC5 2-3	K		FC6-4 1-2f		5	0	1	0	0	1	6
Jerry Priddy, R (1, 4) OBP: 0.583, SLG: 0.500	FC4-6 BB		2B	F9		BB				2	0	1	0	2	0	1
Ned Garver, R (1, 1) OBP: 0.182, SLG: 0.182	FC4-6 1-2f 2-3 3-H		K	F7		5-3				4	0	0	1	0	1	5
Inning Stats	R: 0 E: 0 K: 0 S: 3 H: 1 LOB: 0 BB: 0 P: 3	R: 2 E: 0 K: 1 S: 8 H: 3 LOB: 2 BB: 1 P: 12	R: 1 E: 0 K: 0 S: 4 H: 1 LOB: 2 BB: 2 P: 12	R: 0 E: 0 K: 1 S: 6 H: 1 LOB: 1 BB: 0 P: 6	R: 3 E: 2 K: 0 S: 7 H: 2 LOB: 1 BB: 0 P: 7	R: 0 E: 0 K: 1 S: 5 H: 0 LOB: 2 BB: 1 P: 10	R: 0 E: 0 K: 1 S: 5 H: 0 LOB: 1 BB: 1 P: 9	R: 1 E: 0 K: 0 S: 4 H: 1 LOB: 3 BB: 3 P: 16		1B: 4 2B: 5 3B: 0 HR: 0 SF: 0 SAC: 0 DP: 1 HBP: 1						

PITCHER		IP	WLS	BF	H	R	ER	SO	BB	IBB	HBP	BLK	WP	HR	S	P	ERA	WHIP
Harry Byrd, R ERA: 6.64	(1, 1)	7.0	L	36	8	6	4	4	5	0	1	0	0	0	38	59	5.14	1.857
Joe Coleman, R ERA: 9.0	(8, 1)	1.0		7	1	1	1	0	3	0	0	0	0	0	4	16	9.00	4.000

PITCHER	IP	WLS	BF	H	R	ER	SO	BB	IBB	HBP	BLK	WP	HR	S	P	ERA	WHIP

BOTTOM

Philadelphia Athletics @ Detroit Tigers

Briggs Stadium, Detroit, MI

Fri May 01 1953, 4:33 AM EDT

Att. 2,086 - Unknown

livebaseballscorecards.com

AB	34
R	7
H	9
RBI	7
BB	8
SO	4
LOB	24

Batter	1	2	3	4	5	6	7	8	9	AB	R	H	RBI	BB	SO	LOB
Eddie Joost, R (1, 6) OBP: 0.393, SLG: 0.422	K		SH5-4 1B 2B		K			5-3		4	1	1	0	0	2	1
Dave Philley, S (1, 8) OBP: 0.433, SLG: 0.565	F9 S HR BB		SH5-4 2-3		FC6-4 1-2f			K		2	1	0	0	1	1	1
Cass Michaels, R (1, 4) OBP: 0.317, SLG: 0.357	E HR BB 1-2		K			F8		5-3		3	1	0	0	1	1	1
Eddie Robinson, L (1, 3) OBP: 0.328, SLG: 0.362	F9 1-2 2-3		1B 3-H			3-1			F9	4	0	1	1	0	0	2
Allie Clark, R (1, 9) OBP: 0.220, SLG: 0.375	HR 2-H 3-H			6-3		F7			F2	4	1	1	3	0	0	0
Gus Zernial, R (1, 7) OBP: 0.453, SLG: 0.635	F7			F4			FC5-6 1B		F8	4	0	1	0	0	0	0
Loren Babe, L (1, 5) OBP: 0.313, SLG: 0.517		3-1		6-3			FC5-6 1-2f			3	0	0	0	0	0	1
Joe Astroth, R (1, 2) OBP: 0.323, SLG: 0.286		F7			6-3		F7			3	0	0	0	0	0	1
Morrie Martin, L (1, 1) OBP: 0.333, SLG: 0.333		K			FC6-4 1B		K			3	0	1	0	0	2	1
Inning Stats	R: 3 E: 1 K: 1 S: 6 H: 1 LOB: 0 BB: 2 P: 14	R: 0 E: 0 K: 1 S: 5 H: 0 LOB: 0 BB: 0 P: 5	R: 1 E: 0 K: 1 S: 6 H: 2 LOB: 1 BB: 0 P: 6	R: 0 E: 0 K: 0 S: 3 H: 0 LOB: 0 BB: 0 P: 3	R: 0 E: 0 K: 1 S: 6 H: 1 LOB: 1 BB: 0 P: 6	R: 0 E: 0 K: 0 S: 3 H: 0 LOB: 0 BB: 0 P: 3	R: 0 E: 0 K: 1 S: 6 H: 1 LOB: 1 BB: 0 P: 6	R: 0 E: 0 K: 1 S: 5 H: 0 LOB: 0 BB: 0 P: 5	R: 0 E: 0 K: 0 S: 3 H: 0 LOB: 0 BB: 0 P: 3	1B: 3 2B: 1 3B: 0 HR: 1 SF: 0 SAC: 1 DP: 0 HBP: 0						

TOP

Philadelphia Athletics @ Detroit Tigers

Briggs Stadium, Detroit, MI

Sat May 02 1953, 4:33 AM EDT

Att. 4,629 - Unknown

livebaseballscorecards.com

AB	30
R	4
H	5
RBI	4
BB	2
SO	6
LOB	8

WP: 0 PB: 0 SB: 1 CS: 0 PA: 33

PITCHER		IP	WLS	BF	H	R	ER	SO	BB	IBB	HBP	BLK	WP	HR	S	P	ERA	WHIP
Ted Gray, L ERA: 3.86	(1, 1)	8.0	L	30	5	4	4	6	2	0	0	0	0	1	40	48	4.50	0.875
Dick Marlowe, R ERA: 5.28	(9, 1)	1.0		3	0	0	0	0	0	0	0	0	0	0	3	3	0.00	0.000

Batter	1	2	3	4	5	6	7	8	9	AB	R	H	RBI	BB	SO	LOB
Harvey Kuenn, R (1, 6) OBP: 0.333, SLG: 0.316	4-3		4-3			F6		6-3		4	0	0	0	0	0	1
Billy Hitchcock, R (1, 5) OBP: 0.500, SLG: 0.444	F9			2B 1B		5-3			BBBB FC1-4 BB	3	1	1	0	1	0	0
Don Lund, R (1, 8) OBP: 0.400, SLG: 0.444	BBBB BB			F2		F7			FC1-4 FC5-4 1-2f	3	0	0	0	1	0	2
Walt Dropo, R (1, 3) OBP: 0.250, SLG: 0.300	F8			F8			F3		FC5-4 1-2f	4	0	0	0	0	0	3
Bob Nieman, R (1, 9) OBP: 0.352, SLG: 0.538		F9		1-H 2B			F5		G2	4	0	1	1	0	0	1
Steve Souchock, R (1, 7) OBP: 0.300, SLG: 0.556		F4		F5			F6			3	0	0	0	0	0	1
Matt Batts, R (1, 2) OBP: 0.309, SLG: 0.472		F9			F3			5-3		3	0	0	0	0	0	0
Jerry Priddy, R (1, 4) OBP: 0.467, SLG: 0.364			F3		SSS K			5-3		3	0	0	0	0	1	0
Ted Gray, S (1, 1) Frank Carswell, R (8, PH) OBP: 0.556, SLG: 0.429 Dick Marlowe, R (9, 1)			F7		1-6-3			1B		2 1 0	0 0 0	0 1 0	0 0 0	0 0 0	0 0 0	0 0 0
Inning Stats	R: 0 E: 0 K: 0 S: 3 H: 0 LOB: 1 BB: 1 P: 7	R: 0 E: 0 K: 0 S: 3 H: 0 LOB: 0 BB: 0 P: 3	R: 0 E: 0 K: 0 S: 3 H: 0 LOB: 0 BB: 0 P: 3	R: 1 E: 0 K: 0 S: 5 H: 2 LOB: 1 BB: 0 P: 5	R: 0 E: 0 K: 1 S: 5 H: 0 LOB: 0 BB: 0 P: 5	R: 0 E: 0 K: 0 S: 3 H: 0 LOB: 0 BB: 0 P: 3	R: 0 E: 0 K: 0 S: 3 H: 0 LOB: 0 BB: 0 P: 3	R: 0 E: 0 K: 0 S: 4 H: 1 LOB: 1 BB: 0 P: 4	R: 0 E: 0 K: 0 S: 3 H: 0 LOB: 1 BB: 1 P: 7	1B: 2 2B: 1 3B: 0 HR: 0	SF: 0 SAC: 0 DP: 0 HBP: 0						

PITCHER	IP	WLS	BF	H	R	ER	SO	BB	IBB	HBP	BLK	WP	HR	S	P	ERA	WHIP
Morrie Martin, L (1, 1) ERA: 1.0	9.0	W	32	3	1	1	1	2	0	0	0	0	0	32	40	1.00	0.556

PITCHER	IP	WLS	BF	H	R	ER	SO	BB	IBB	HBP	BLK	WP	HR	S	P	ERA	WHIP

BOTTOM

Philadelphia Athletics @ Detroit Tigers

Briggs Stadium, Detroit, MI

Sat May 02 1953, 4:33 AM EDT

Att. 4,629 - Unknown

livebaseballscorecards.com

AB	30
R	1
H	3
RBI	1
BB	2
SO	1
LOB	8

1B: 2 2B: 1 3B: 0 HR: 0 SF: 0 SAC: 0 DP: 0 HBP: 0

WP: 0 PB: 0 SB: 0 CS: 0 PA: 32

Batter	1	2	3	4	5	6	7	8	9	AB	R	H	RBI	BB	SO	LOB
Eddie Joost, R (1, 6) OBP: 0.383, SLG: 0.408	1-3 1B	K			F8		5-3			4	1	1	0	0	1	1
Dave Philley, S (1, 8) OBP: 0.408, SLG: 0.530	1-3 1-2		F9		F9			4-3		4	0	0	0	0	0	1
Loren Babe, L (1, 5) OBP: 0.278, SLG: 0.455	6-3		4-3		F7			K		4	0	0	0	0	1	1
Eddie Robinson, L (1, 3) OBP: 0.324, SLG: 0.355	HR 2-H 1B		K			5-3		3-1		4	1	1	1	0	1	0
Allie Clark, R (1, 9) OBP: 0.222, SLG: 0.423	1-H HR			5-3		F6			P3	4	1	1	2	0	0	0
Gus Zernial, R (1, 7) OBP: 0.441, SLG: 0.600	BB			K		K			K	3	0	0	0	1	3	0
Cass Michaels, R (1, 4) OBP: 0.343, SLG: 0.373	5-3			E S 1B 1B			FC5-4 1B		BB	3	1	2	0	1	0	1
Joe Astroth, R (1, 2) OBP: 0.314, SLG: 0.281		K		1-H 1B			F9		F7	4	0	1	1	0	1	2
Bobby Shantz, R (1, 1) OBP: 0.235, SLG: 0.250		K		1-3			1-2f FC5-4			3	0	0	0	0	1	2
Inning Stats	R: 3 E: 0 K: 0 S: 6 / H: 3 LOB: 1 BB: 1 P: 10	R: 0 E: 0 K: 3 S: 9 / H: 0 LOB: 0 BB: 0 P: 9	R: 0 E: 0 K: 1 S: 5 / H: 0 LOB: 0 BB: 0 P: 5	R: 1 E: 0 K: 1 S: 7 / H: 2 LOB: 1 BB: 0 P: 7	R: 0 E: 0 K: 0 S: 3 / H: 0 LOB: 0 BB: 0 P: 3	R: 0 E: 0 K: 1 S: 5 / H: 0 LOB: 0 BB: 0 P: 5	R: 0 E: 0 K: 0 S: 4 / H: 1 LOB: 1 BB: 0 P: 4	R: 0 E: 0 K: 1 S: 5 / H: 0 LOB: 0 BB: 0 P: 5	R: 0 E: 0 K: 1 S: 5 / H: 0 LOB: 1 BB: 1 P: 9	1B: 5 2B: 0 3B: 0 HR: 1	SF: 0 SAC: 0 DP: 0 HBP: 0						

TOP

Philadelphia Athletics @ Chicago White Sox
Comiskey Park, Chicago, IL
Sun May 03 1953, 4:33 AM EDT
Unknown

livebaseballscorecards.com

AB	33
R	4
H	6
RBI	4
BB	2
SO	8
LOB	8

PITCHER		IP	WLS	BF	H	R	ER	SO	BB	IBB	HBP	BLK	WP	HR	S	P	ERA	WHIP
Joe Dobson, R ERA: 2.76	(1, 1)	8.0	L	31	6	4	3	7	1	0	0	0	0	1	44	48	3.38	0.875
Lou Kretlow, R ERA:	(9, 1)	1.0		4	0	0	0	1	1	0	0	0	0	0	5	9	0.00	1.000

PITCHER		IP	WLS	BF	H	R	ER	SO	BB	IBB	HBP	BLK	WP	HR	S	P	ERA	WHIP

Batter	1	2	3	4	5	6	7	8	9	AB	R	H	RBI	BB	SO	LOB
Nellie Fox, L (1, 4) OBP: 0.338, SLG: 0.441	K		FC4-6 1B			F9		G6-4-3 1-2f 2-3		4	0	1	0	0	1	2
Ferris Fain, L (1, 3) OBP: 0.408, SLG: 0.470	4-3		FC4-6 1-2f			HR		2B 3-H		4	1	2	2	0	0	1
Minnie Minoso, R (1, 7) OBP: 0.370, SLG: 0.387	1-3			F8		K		6-3		4	0	0	0	0	1	1
Sam Mele, R (1, 9) OBP: 0.346, SLG: 0.364		F9		BB 1B		L8			1B 1B	4	0	2	0	0	0	0
Jim Rivera, L (1, 8) OBP: 0.397, SLG: 0.350		1B		G5-4-3 1-2 BB			4-3		CS 1-3 1B	3	0	2	0	1	0	0
Rocky Krsnich, R (1, 5) OBP: 0.235, SLG: 0.333		F8		G5-4-3 1-2f			E1 G1-6-3		F4 1-2	4	0	0	0	0	0	5
Chico Carrasquel, R (1, 6) OBP: 0.258, SLG: 0.266		L3			1-3		G1-6-3 1-2f		F4	4	0	0	0	0	0	3
Sherm Lollar, R (1, 2) OBP: 0.381, SLG: 0.429			5-3		K			G6-4-3 E 2B 1B		3	1	1	0	0	1	0
Joe Dobson, R (1, 1)			K		6-3			E6 1-2 G6-4-3		2	0	0	0	0	1	0
Red Wilson, R (8, PH) OBP: 0.353, SLG: 0.313										1	0	0	0	0	0	1
Lou Kretlow, R (9, 1)										0	0	0	0	0	0	0
Inning Stats	R: 0 E: 0 K: 1 S: 5 H: 0 LOB: 0 BB: 0 P: 5	R: 0 E: 0 K: 0 S: 4 H: 1 LOB: 1 BB: 0 P: 4	R: 0 E: 0 K: 1 S: 6 H: 1 LOB: 1 BB: 0 P: 6	R: 0 E: 0 K: 0 S: 3 H: 1 LOB: 1 BB: 1 P: 7	R: 0 E: 0 K: 1 S: 5 H: 0 LOB: 0 BB: 0 P: 5	R: 1 E: 0 K: 1 S: 6 H: 1 LOB: 0 BB: 0 P: 6	R: 0 E: 1 K: 0 S: 3 H: 0 LOB: 0 BB: 0 P: 3	R: 1 E: 1 K: 0 S: 5 H: 2 LOB: 1 BB: 0 P: 5	R: 0 E: 0 K: 0 S: 4 H: 2 LOB: 1 BB: 0 P: 4	1B: 6 2B: 1 3B: 0 HR: 1 SF: 0 SAC: 0 DP: 3 HBP: 0						

PITCHER	IP	WLS	BF	H	R	ER	SO	BB	IBB	HBP	BLK	WP	HR	S	P	ERA	WHIP
Bobby Shantz, L (1, 1) ERA: 3.14	9.0	W	34	8	2	2	4	1	0	0	0	0	1	41	45	2.00	1.000

PITCHER	IP	WLS	BF	H	R	ER	SO	BB	IBB	HBP	BLK	WP	HR	S	P	ERA	WHIP

BOTTOM

Philadelphia Athletics @ Chicago White Sox
Comiskey Park, Chicago, IL

Sun May 03 1953, 4:33 AM EDT
Unknown

livebaseballscorecards.com

AB	33
R	2
H	8
RBI	2
BB	1
SO	4
LOB	13

WP: 0 PB: 0 SB: 0 CS: 1 PA: 34

Batter	1	2	3	4	5	6	7	8	9	AB	R	H	RBI	BB	SO	LOB
Eddie Joost, R (1, 6) OBP: 0.385, SLG: 0.385	BBBB 4-0 G4-6-3 BB	BBBB 4-0 1B 1-2 2-3 WP BB	x 0-0 ③ F8			x 0-0 ① F7		x 0-0 ③ F8		3	1	0	0	2	0	2
Dave Philley, S (1, 8) OBP: 0.421, SLG: 0.535	x 0-0 ① ② G4-6-3 1-2f	x 0-0 WP BB F8 1-3 2-H 3-H 1B	x 0-0 S 1B 1B			x 0-0 ② 6-3			x 0-0 G3 1B 1B 1B	5	3	3	2	0	0	1
Loren Babe, L (1, 5) OBP: 0.317, SLG: 0.459	SSS 0-3 ③ K	BBBB 4-0 WP 1-2 BB		x 0-0 L6-4 3-1 1-H 1B		x 0-0 ③ F8			x 0-0 G3 1-2 1B 1B	4	1	2	1	1	1	0
Eddie Robinson, L (1, 3) OBP: 0.329, SLG: 0.338		H 1-0 BB 1B E HBP 4-0 1-2 2-3 3-H IBB		x 0-0 ① 3-1 1-2			x 0-0 ① 6-3		x 0-0 ① G3 1-2 2-3	3	1	0	0	1	0	3
Allie Clark, R (1, 9) OBP: 0.237, SLG: 0.421		x 0-0 E BB 1-2 1B 1B x 0-0 ② F8 3-H		x 0-0 ② ③ L6-4 2-3			x 0-0 ② 4-3		x 0-0 FC6-4 2-H 3-H 1B	5	1	2	3	0	0	3
Gus Zernial, R (1, 7) OBP: 0.438, SLG: 0.569		BBBB 4-0 E 1-2 2-3 1B BB x 0-0 ③ F2			BBBB 4-0 FC5-4 BB		x 0-0 ③ F7		x 0-0 ② F4	3	1	0	0	2	0	3
Cass Michaels, R (1, 4) OBP: 0.333, SLG: 0.359		x 0-0 E5 1B FC6-2 1-2 2-3 3-H x 0-0 S 1B			SSS 0-3 ① K			x 0-0 ① F8	x 0-0 ③ FC6-4 1-2f	5	0	1	1	0	1	4
Ray Murray, R (1, 2) OBP: 0.233, SLG: 0.345		x 0-0 BB FC6-2 1B 1-3 2-H 3-H 1B SSS 0-3 ① K 1-2			x 0-0 ② FC5-4 1-2f			x 0-0 ② 5-3		4	1	1	2	0	1	2
Alex Kellner, R (1, 1) OBP: 0.222, SLG: 0.188		x 0-0 ① FC6-2 BB 1B 1-2 3-H x 0-0 ② F8			x 0-0 ③ 6-3			x 0-0 1B		4	1	1	0	0	0	4
Inning Stats	R: 0 E: 0 K: 1 S: 4 H: 0 LOB: 0 BB: 1 P: 8	R: 7 E: 1 K: 0 S: 7 H: 3 LOB: 2 BB: 4 P: 24	R: 0 E: 0 K: 1 S: 6 H: 1 LOB: 1 BB: 0 P: 6	R: 1 E: 0 K: 0 S: 4 H: 2 LOB: 0 BB: 0 P: 4	R: 0 E: 0 K: 1 S: 5 H: 0 LOB: 1 BB: 1 P: 9	R: 0 E: 0 K: 0 S: 3 H: 0 LOB: 0 BB: 0 P: 3	R: 0 E: 0 K: 0 S: 3 H: 0 LOB: 0 BB: 0 P: 3	R: 0 E: 0 K: 0 S: 4 H: 1 LOB: 1 BB: 0 P: 4	R: 2 E: 0 K: 0 S: 6 H: 3 LOB: 1 BB: 0 P: 6	1B: 10 2B: 1 3B: 0 HR: 0 SF: 0 SAC: 0 DP: 2 HBP: 1						

TOP

Philadelphia Athletics @ Chicago White Sox
Comiskey Park, Chicago, IL
Sun May 03 1953, 4:38 AM EDT
Att. 26,134 - Unknown

livebaseballscorecards.com

AB	36
R	10
H	10
RBI	9
BB	6
SO	3
LOB	22

WP: 1 PA: 43
PB: 0
SB: 2
CS: 0

PITCHER		IP	WLS	BF	H	R	ER	SO	BB	IBB	HBP	BLK	WP	HR	S	P	ERA	WHIP
Connie Johnson, R ERA: 5.63	(1, 1)	1.0	L	8	2	5	4	1	2	0	1	0	0	0	7	16	36.00	4.000
Harry Dorish, R ERA: 4.91	(2, 1)	3.0		15	4	3	2	1	2	1	0	0	1	0	14	26	6.00	2.000
Mike Fornieles, R ERA: 3.94	(5, 1)	4.0		14	1	0	0	1	1	0	0	0	0	0	15	19	0.00	0.500
Earl Harrist, R ERA: 9.0	(9, 1)	1.0		6	3	2	2	0	0	0	0	0	0	0	6	6	18.00	3.000

PITCHER		IP	WLS	BF	H	R	ER	SO	BB	IBB	HBP	BLK	WP	HR	S	P	ERA	WHIP

BOTTOM

Philadelphia Athletics @ Chicago White Sox
Comiskey Park, Chicago, IL

Sun May 03 1953, 4:38 AM EDT
Att. 26,134 - Unknown

Batter	1	2	3	4	5	6	7	8	9	AB	R	H	RBI	BB	SO	LOB
Nellie Fox, L (1, 4) OBP: 0.354, SLG: 0.429	BBBB 4-0 2B BB BB	H 1-0 BB HBP 1-2 2-3		H 1-0 1B FC5-4 HBP 1-2		x 0-0 ① 4-3		x 0-0 ② G3		2	2	0	0	1	0	0
Ferris Fain, L (1, 3) OBP: 0.395, SLG: 0.443	BBBB 4-0 2B E BB 1-2	x 0-0 ② F9 3-H		x 0-0 ① F4		x 0-0 ② 1-3		x 0-0 ③ 4-3		4	1	0	1	1	0	4
Minnie Minoso, R (1, 7) OBP: 0.372, SLG: 0.379	x 0-0 ① F9	BBBB 4-0 FC5-4 BB 1-2 2-3		x 0-0 FC5-4 1B 1-3 2-H		SSS 0-3 ③ K			x 0-0 ① F8	4	0	1	1	1	1	2
Sam Mele, R (1, 9) OBP: 0.333, SLG: 0.347	x 0-0 ② F8	x 0-0 ③ FC5-4 1-2f		x 0-0 ② FC5-4 1-2f 3-H			x 0-0 1B F9 1B		x 0-0 ② F7	5	1	1	1	0	0	6
Jim Rivera, L (1, 8) OBP: 0.385, SLG: 0.354	x 0-0 E2 2B 1-H 2-H	x 0-0 ① 6-3		x 0-0 ③ F7			SSS 0-3 ① K		x 0-0 ③ F4	5	0	1	1	0	1	2
Sherm Lollar, R (1, 2) OBP: 0.391, SLG: 0.436	SSS 0-3 ③ K	x 0-0 1B			x 0-0 ① F7		x 0-0 1B 1-3			4	0	2	0	0	1	1
Rocky Krsnich, R (1, 5) OBP: 0.263, SLG: 0.314		BBBB 4-0 HBP 1B F9 BB	SSS 0-3 ② K		BBBB 4-0 BB		x 0-0 ② F9 3-H			2	1	0	1	2	1	2
Chico Carrasquel, R (1, 6) OBP: 0.243, SLG: 0.250		x 0-0 ① F8	x 0-0 ③ L3		x 0-0 ② F8		x 0-0 ③ F8			4	0	0	0	0	0	4
Connie Johnson, R (1, 1) Harry Dorish, R (2, 1) OBP: 0.333, SLG: 0.333 Fred Marsh, R (4, PH) OBP: 0.333, SLG: 0.333 Mike Fornieles, R (5, 1) Red Wilson, R (8, PH) OBP: 0.333, SLG: 0.294 Earl Harrist, R (9, 1)		x 0-0 BB HBP 1B 1-2		x 0-0 HBP 1B	x 0-0 ③ 1-3			x 0-0 ① L4		0 1 1 1 1 0	0 0 1 1 0 0	0 1 1 0 0 0	0 0 0 0 0 0	0 0 0 0 0 0	0 0 0 0 0 0	0 0 0 1 0 0
Inning Stats	R: 2 H: 1 E: 1 LOB: 1 K: 1 BB: 2 S: 6 P: 14	R: 1 H: 1 E: 0 LOB: 3 K: 0 BB: 2 S: 4 P: 13	R: 0 H: 1 E: 0 LOB: 1 K: 1 BB: 0 S: 6 P: 6	R: 2 H: 2 E: 0 LOB: 1 K: 0 BB: 0 S: 5 P: 6	R: 0 H: 0 E: 0 LOB: 1 K: 0 BB: 1 S: 3 P: 7	R: 0 H: 0 E: 0 LOB: 0 K: 1 BB: 0 S: 5 P: 5	R: 1 H: 2 E: 0 LOB: 1 K: 1 BB: 0 S: 7 P: 7	R: 0 H: 0 E: 0 LOB: 0 K: 0 BB: 0 S: 3 P: 3	R: 0 H: 0 E: 0 LOB: 0 K: 0 BB: 0 S: 3 P: 3	1B: 6 SF: 0 2B: 1 SAC: 0 3B: 0 DP: 0 HR: 0 HBP: 2						WP: 0 PA: 41 PB: 0 SB: 0 CS: 0	

livebaseballscorecards.com

	AB	34
	R	6
	H	7
	RBI	5
	BB	5
	SO	4
	LOB	22

PITCHER		IP	WLS	BF	H	R	ER	SO	BB	IBB	HBP	BLK	WP	HR	S	P	ERA	WHIP
Alex Kellner, L ERA: 1.84	(1, 1)	9.0	W	41	7	6	5	4	5	0	2	0	0	0	42	64	5.00	1.333

PITCHER	IP	WLS	BF	H	R	ER	SO	BB	IBB	HBP	BLK	WP	HR	S	P	ERA	WHIP

Philadelphia Athletics @ St. Louis Browns

Sportsman's Park, St. Louis, MO

Tue May 05 1953, 4:33 AM EDT

Att. 3,315 - Unknown

livebaseballscorecards.com

Batter	1	2	3	4	5	6	7	8	9	AB	R	H	RBI	BB	SO	LOB
Eddie Joost, R (1, 6) OBP: 0.377, SLG: 0.364	2-3		BB 2B		5-3			F3		3	1	0	0	1	0	1
Dave Philley, S (1, 8) OBP: 0.413, SLG: 0.533	F4		1-H 2B		1-3			G3		4	0	1	1	0	0	1
Loren Babe, L (1, 5) OBP: 0.333, SLG: 0.488	1B		F3			F8		2B		4	0	2	0	0	0	1
Eddie Robinson, L (1, 3) OBP: 0.325, SLG: 0.324	F7		G3			G3		BB		3	0	0	0	1	0	2
Allie Clark, R (1, 9) OBP: 0.238, SLG: 0.426		2B		1-3		K		F4		4	0	1	0	0	1	2
Gus Zernial, R (1, 7) OBP: 0.429, SLG: 0.548		K		K			6-3		1B 1B	4	0	1	0	0	2	1
Cass Michaels, R (1, 4) OBP: 0.329, SLG: 0.353		K		1-3			F6		1-2 G4-6-3 1B	4	0	1	0	0	1	1
Ray Murray, R (1, 2) OBP: 0.265, SLG: 0.394		K			2B		1B		F4	4	0	2	0	0	1	3
Harry Byrd, R (1, 1) OBP: 0.091, SLG: 0.091			4-3		K		4-1		G4-6-3 1-2f	3	0	0	0	0	1	2
Tom Hamilton, L (9, PH)										1	0	0	0	0	0	2

Inning Stats	1	2	3	4	5	6	7	8	9		
	R: 0 H: 1 E: 0 LOB: 1 K: 0 BB: 0 S: 4 P: 4	R: 0 H: 1 E: 0 LOB: 1 K: 3 BB: 0 S: 10 P: 10	R: 1 H: 1 E: 0 LOB: 1 K: 0 BB: 1 S: 4 P: 8	R: 0 H: 0 E: 0 LOB: 0 K: 1 BB: 0 S: 5 P: 5	R: 0 H: 1 E: 0 LOB: 1 K: 1 BB: 0 S: 6 P: 6	R: 0 H: 0 E: 0 LOB: 0 K: 1 BB: 0 S: 5 P: 5	R: 0 H: 1 E: 0 LOB: 1 K: 0 BB: 0 S: 4 P: 4	R: 0 H: 1 E: 0 LOB: 2 K: 0 BB: 1 S: 4 P: 8	R: 0 H: 2 E: 0 LOB: 1 K: 0 BB: 0 S: 4 P: 4	1B: 4 SF: 0 2B: 4 SAC: 0 3B: 0 DP: 1 HR: 0 HBP: 0	WP: 0 PA: 36 PB: 0 SB: 0 CS: 0

PITCHER	IP	WLS	BF	H	R	ER	SO	BB	IBB	HBP	BLK	WP	HR	S	P	ERA	WHIP
Virgil Trucks, R (1, 1) ERA: 1.34	9.0	W	36	8	1	1	6	2	0	0	0	0	0	46	54	1.00	1.111

PITCHER	IP	WLS	BF	H	R	ER	SO	BB	IBB	HBP	BLK	WP	HR	S	P	ERA	WHIP

Philadelphia Athletics @ St. Louis Browns

Sportsman's Park, St. Louis, MO

Tue May 05 1953, 4:33 AM EDT

Att. 3,315 - Unknown

livebaseballscorecards.com

BOTTOM

Batter	1	2	3	4	5	6	7	8	9	AB	R	H	RBI	BB	SO	LOB
Johnny Groth, R (1, 8) OBP: 0.329, SLG: 0.323	1B		1B		4-3		K			4	0	2	0	0	1	0
Bobby Young, L (1, 4) OBP: 0.325, SLG: 0.366	F7		F9		F8		BB			3	0	0	0	1	0	2
Hank Edwards, L (1, 7) OBP: 0.409, SLG: 0.400	F8		F7			HR 1B	4-3			4	1	1	0	0	0	3
Jim Dyck, R (9, 7) OBP: 0.292, SLG: 0.154										0	0	0	0	0	0	0
Vic Wertz, L (1, 9) OBP: 0.387, SLG: 0.574	F7		F8			1-H HR		L4-3 BB		3	1	1	2	1	0	2
Bob Elliott, R (1, 5) OBP: 0.347, SLG: 0.443		1-3		6-3		BB		L4-3		3	0	0	0	1	0	1
Willy Miranda, S (9, 5)								1-2		0	0	0	0	0	0	0
Dick Kryhoski, L (1, 3) OBP: 0.444, SLG: 0.957		2B FC4-2 2B		1B CS 1B		F6		BB		3	0	2	0	1	0	1
Les Moss, R (1, 2) OBP: 0.333, SLG: 0.366		2-3 2B		1-3 1B		K		F7		4	0	2	0	0	1	2
Billy Hunter, R (1, 6) OBP: 0.328, SLG: 0.250		FC4-2 3-H		F3 3-H		F9				3	0	0	0	0	0	5
Virgil Trucks, R (1, 1)		F7			K		G3			3	0	0	0	0	1	2
Inning Stats	R: 0 E: 0 K: 0 S: 4 H: 1 LOB: 1 BB: 0 P: 4	R: 0 E: 0 K: 0 S: 5 H: 2 LOB: 2 BB: 0 P: 5	R: 0 E: 0 K: 0 S: 4 H: 1 LOB: 1 BB: 0 P: 4	R: 0 E: 0 K: 0 S: 4 H: 2 LOB: 1 BB: 0 P: 4	R: 0 E: 0 K: 1 S: 5 H: 0 LOB: 0 BB: 0 P: 5	R: 2 E: 0 K: 1 S: 7 H: 2 LOB: 1 BB: 1 P: 11	R: 0 E: 0 K: 1 S: 5 H: 0 LOB: 1 BB: 1 P: 9	R: 0 E: 0 K: 0 S: 2 H: 0 LOB: 1 BB: 2 P: 10		1B: 5 2B: 3 3B: 0 HR: 1 SF: 0 SAC: 0 DP: 1 HBP: 0						

PITCHER	IP	WLS	BF	H	R	ER	SO	BB	IBB	HBP	BLK	WP	HR	S	P	ERA	WHIP
Harry Byrd, R (1, 1) ERA: 5.4	8.0	L	34	8	2	2	3	4	0	0	0	0	1	36	52	2.25	1.500

PITCHER	IP	WLS	BF	H	R	ER	SO	BB	IBB	HBP	BLK	WP	HR	S	P	ERA	WHIP

AB	30
R	2
H	8
RBI	2
BB	4
SO	3
LOB	18

WP: 0 PA: 34
PB: 0
SB: 0
CS: 1

Batter	1	2	3	4	5	6	7	8	9	AB	R	H	RBI	BB	SO	LOB
Eddie Joost, R (1, 6) OBP: 0.370, SLG: 0.345	F9			F9		P3			BB, G4-6-3, 1-2	3	0	0	0	1	0	1
Dave Philley, S (1, 8) OBP: 0.393, SLG: 0.506	4-3			4-3		K			G4-6-3, 1-2f, 2-3	4	0	0	0	0	1	3
Loren Babe, L (1, 5) OBP: 0.327, SLG: 0.455	F8			F8			K		BB	3	0	0	0	1	1	0
Eddie Robinson, L (1, 3) OBP: 0.309, SLG: 0.306		G3			F8		4-3		F9	4	0	0	0	0	0	2
Allie Clark, R (1, 9) OBP: 0.227, SLG: 0.406		4-1			6-3		1-3			3	0	0	0	0	0	0
Gus Zernial, R (1, 7) OBP: 0.413, SLG: 0.523		L7			E1			F5		3	0	0	0	0	0	0
Cass Michaels, R (1, 4) OBP: 0.316, SLG: 0.338			4-3		F8			6-3		3	0	0	0	0	0	1
Joe Astroth, R (1, 2) OBP: 0.342, SLG: 0.273			BB, L4-3			BB		6-3		1	0	0	0	2	0	0
Morrie Martin, L (1, 1) OBP: 0.250, SLG: 0.250			L4-3, 1-2			K			BB, G4-6-3	1	0	0	0	0	0	1
Tom Hamilton, L (6, PH)										1	0	0	0	0	1	1
Carl Scheib, R (6, 1)										0	0	0	0	0	0	0
Elmer Valo, L (9, PH) OBP: 0.316, SLG: 0.133										0	0	0	0	1	0	0
Joe Demaestri, R (9, PR) OBP: 0.286, SLG: 0.167										0	0	0	0	0	0	0
Inning Stats	R: 0 E: 0 K: 0 S: 3 H: 0 LOB: 0 BB: 0 P: 3	R: 0 E: 0 K: 0 S: 3 H: 0 LOB: 0 BB: 0 P: 3	R: 0 E: 0 K: 0 S: 2 H: 0 LOB: 0 BB: 1 P: 6	R: 0 E: 0 K: 0 S: 3 H: 0 LOB: 0 BB: 0 P: 3	R: 0 E: 1 K: 0 S: 4 H: 0 LOB: 1 BB: 0 P: 4	R: 0 E: 0 K: 2 S: 7 H: 0 LOB: 1 BB: 1 P: 11	R: 0 E: 0 K: 1 S: 5 H: 0 LOB: 0 BB: 0 P: 5	R: 0 E: 0 K: 0 S: 3 H: 0 LOB: 0 BB: 0 P: 3	R: 0 E: 0 K: 0 S: 2 H: 0 LOB: 2 BB: 3 P: 14	1B: 0 2B: 1 3B: 0 HR: 0 SF: 0 SAC: 0 DP: 2 HBP: 0						

PITCHER	IP	WLS	BF	H	R	ER	SO	BB	IBB	HBP	BLK	WP	HR	S	P	ERA	WHIP
Bobo Holloman, R (1, 1) ERA: 3.14	9.0	W	31	0	0	0	3	5	0	0	0	0	0	32	52	0.00	0.556

PITCHER	IP	WLS	BF	H	R	ER	SO	BB	IBB	HBP	BLK	WP	HR	S	P	ERA	WHIP

TOP

Philadelphia Athletics @ St. Louis Browns

Sportsman's Park, St. Louis, MO

Wed May 06 1953, 4:33 AM EDT

Att. 2,473 - Unknown

livebaseballscorecards.com

AB	26
R	0
H	0
RBI	0
BB	5
SO	3
LOB	9

WP: 0	PA: 31
PB: 0	
SB: 0	
CS: 0	

Batter	1	2	3	4	5	6	7	8	9	AB	R	H	RBI	BB	SO	LOB
Johnny Groth, R (1, 8) OBP: 0.333, SLG: 0.329	F9	5-3			CS 1B	1B 1B 2-H	FC5-4 1-2f			5	0	2	1	0	0	4
Billy Hunter, R (1, 6) OBP: 0.333, SLG: 0.279	6-3		1B 2B		F7 1-2	1B 1-2		F9		5	1	2	0	0	0	1
Jim Dyck, R (1, 7) OBP: 0.321, SLG: 0.167	FC6-4 BB		BB 1B 2-H		BB 2B BB	P4		5-3		3	1	1	1	2	0	2
Bob Elliott, R (1, 5) OBP: 0.364, SLG: 0.462	FC6-4 1-2f		F2		2B BB 1-2		G4-6-3 1B	FC5 2B		4	0	2	0	1	0	2
Vic Wertz, L (1, 9) OBP: 0.400, SLG: 0.578		K	G5-4-3 BB 1-2		2B 1-3 2-H		G4-6-3 1-2f	BB		3	0	1	1	2	1	1
Les Moss, R (1, 2) OBP: 0.340, SLG: 0.413		E 1B 2B	G5-4-3 1-2f		5-3		BB 1B 2B	FC5 2-3f		5	2	2	0	0	0	6
Roy Sievers, R (1, 3) OBP: 0.315, SLG: 0.313		K		CS 1B		K	BB 1B BB			3	1	1	0	1	2	1
Bobby Young, L (1, 4) OBP: 0.333, SLG: 0.356		E4 1B 2-3		4-3 1-2		SH1-4 1B HBP	1B 1-2 2-3 BB			2	1	0	0	1	0	2
Bobo Holloman, R (1, 1) OBP: 0.667, SLG: 0.667		1B 1-2 3-H		5-3		SH1-4 1-2	FC5-4 1B 1-2 2-H 3-H			3	0	2	3	0	0	0
Inning Stats	R: 0 H: 0 E: 0 LOB: 1 K: 0 BB: 1 S: 3 P: 7	R: 1 H: 2 E: 1 LOB: 2 K: 2 BB: 0 S: 10 P: 10	R: 1 H: 2 E: 0 LOB: 1 K: 0 BB: 1 S: 4 P: 8	R: 0 H: 1 E: 0 LOB: 0 K: 0 BB: 0 S: 3 P: 3	R: 1 H: 2 E: 0 LOB: 2 K: 0 BB: 2 S: 4 P: 12	R: 1 H: 2 E: 0 LOB: 2 K: 1 BB: 0 S: 7 P: 8	R: 2 H: 3 E: 0 LOB: 2 K: 0 BB: 2 S: 5 P: 13	R: 0 H: 1 E: 0 LOB: 2 K: 0 BB: 1 S: 4 P: 8		1B: 8 SF: 0 2B: 5 SAC: 1 3B: 0 DP: 2 HR: 0 HBP: 1						

BOTTOM

Philadelphia Athletics @ St. Louis Browns

Sportsman's Park, St. Louis, MO

Wed May 06 1953, 4:33 AM EDT

Att. 2,473 - Unknown

livebaseballscorecards.com

AB	33
R	6
H	13
RBI	6
BB	7
SO	3
LOB	19

WP: 0 PA: 42
PB: 0
SB: 0
CS: 2

PITCHER		IP	WLS	BF	H	R	ER	SO	BB	IBB	HBP	BLK	WP	HR	S	P	ERA	WHIP
Morrie Martin, L ERA: 1.93	(1, 1)	5.0	L	24	7	3	2	2	4	0	0	0	0	0	24	40	3.60	2.200
Carl Scheib, R ERA: 3.97	(6, 1)	3.0		18	6	3	3	1	3	0	1	0	0	0	16	29	9.00	3.000

PITCHER	IP	WLS	BF	H	R	ER	SO	BB	IBB	HBP	BLK	WP	HR	S	P	ERA	WHIP

Batter	1	2	3	4	5	6	7	8	9	AB	R	H	RBI	BB	SO	LOB
Eddie Yost, R (1, 5) OBP: 0.386, SLG: 0.272	F9		SH1 1-2 2-3		K			1B 1B	F8	4	1	1	0	0	1	0
Wayne Terwilliger, R (1, 4) OBP: 0.337, SLG: 0.377	F2		F7 3-H			5-3		1B 1-2 2B	BB BB BB	4	2	1	1	1	0	1
Jackie Jensen, R (1, 9) OBP: 0.404, SLG: 0.544	F8		5-3			F6		F7	BB BB F9 1-2	4	1	0	0	1	0	3
Mickey Vernon, L (1, 3) OBP: 0.380, SLG: 0.425		E6 1B FC4		F7		3-1		2B 1-2 2-H	BB 1-2 2-3	4	2	1	1	1	0	0
Clyde Vollmer, R (1, 7) OBP: 0.361, SLG: 0.382		FC4 1-3		5-3			5-3	2B 1-H 2-H	BB 1-2 2-3 3-H	4	1	2	3	1	0	0
Pete Runnels, L (1, 6) OBP: 0.386, SLG: 0.254 Gene Verble, R (8, 6)		FC4 CS 1-2f 3-H		BB			2B 5-3 BB	2B BB	F9 3-H	1 1	2 0	0 0	1 1	3 0	0 0	1 2
Jim Busby, R (1, 8) OBP: 0.337, SLG: 0.461		L7 1-2		L5			1-3 2B	F9 1-H 2-H 2B	F6	5	0	2	2	0	0	4
Mickey Grasso, R (1, 2) OBP: 0.245, SLG: 0.304 Frank Campos, L (8, PH) OBP: 0.250, SLG: 0.143 Bob Oldis, R (8, 2)			SH1 1B F7 BB		1-3 BB		5-3 3-H	F9 2-3		1 1 0	1 0 0	0 0 0	1 0 0	2 0 0	0 0 0	1 1 0
Spec Shea, R (1, 1) OBP: 0.500, SLG: 0.500 Al Sima, R (6, 1) OBP: 0.250, SLG: 0.250 Sonny Dixon, S (6, 1) Ken Wood, R (7, PH) OBP: 0.265, SLG: 0.250 Julio Moreno, R (7, 1)			SH1 1-2 1B	1-3 1-2			K	1-3		2 0 0 1 1	0 0 0 0 0	1 0 0 0 0	0 0 0 0 0	0 0 0 1 1	0 0 0 1 0	1 0 0 1 1
Inning Stats	R: 0 E: 0 K: 0 S: 3 H: 0 LOB: 0 BB: 0 P: 3	R: 1 E: 1 K: 0 S: 4 H: 1 LOB: 0 BB: 0 P: 4	R: 1 E: 0 K: 0 S: 4 H: 1 LOB: 1 BB: 1 P: 8	R: 0 E: 0 K: 0 S: 3 H: 0 LOB: 1 BB: 1 P: 7	R: 0 E: 0 K: 1 S: 4 H: 0 LOB: 0 BB: 1 P: 8	R: 0 E: 0 K: 0 S: 3 H: 0 LOB: 0 BB: 0 P: 3	R: 1 E: 0 K: 1 S: 6 H: 1 LOB: 1 BB: 1 P: 10	R: 5 E: 0 K: 0 S: 8 H: 5 LOB: 1 BB: 1 P: 12	R: 2 E: 0 K: 0 S: 3 H: 0 LOB: 2 BB: 4 P: 19	1B: 5 2B: 3 3B: 0 HR: 0 SF: 0 SAC: 1 DP: 0 HBP: 0						

PITCHER	IP	WLS	BF	H	R	ER	SO	BB	IBB	HBP	BLK	WP	HR	S	P	ERA	WHIP
Bobby Shantz, L (1, 1) ERA: 3.93	7.1	L	33	7	8	7	2	5	0	0	0	0	0	32	52	8.59	1.636
Charlie Bishop, R (8, 1) ERA: 2.25	1.0		7	1	2	2	0	3	0	0	0	0	0	4	16	18.00	4.000
Marion Fricano, R (9, 1) ERA:	0.2		3	0	0	0	0	1	0	0	0	0	0	2	6	0.00	1.500

PITCHER	IP	WLS	BF	H	R	ER	SO	BB	IBB	HBP	BLK	WP	HR	S	P	ERA	WHIP

TOP

Washington Senators @ Philadelphia Athletics
Connie Mack Stadium, Philadelphia, PA
Fri May 08 1953, 3:33 AM EDT
Att. 5,599 - Unknown

livebaseballscorecards.com

AB	33
R	10
H	8
RBI	10
BB	9
SO	2
LOB	16

WP: 0 PA: 43
PB: 0
SB: 0
CS: 1

Batter	1	2	3	4	5	6	7	8	9	AB	R	H	RBI	BB	SO	LOB
Eddie Joost, R (1, 6) OBP: 0.377, SLG: 0.333	BBBB 4-0 1B F9 BB	x 0-0 ③ FC6-4 1-2f		BBBB 4-0 1B E BB		x 0-0 ① SH1-4 1-2 2-3		SSS 0-3 ① K		2	2	0	0	2	1	2
Dave Philley, S (1, 8) OBP: 0.404, SLG: 0.506	x 0-0 F9 1-3 1B		x 0-0 ① P3	x 0-0 E9 4-3 1-H 2-H 1B		BBBB 4-0 BB 1B 2-3 3-H BB		x 0-0 ② F8		4	1	2	1	1	0	0
Loren Babe, L (1, 5) OBP: 0.333, SLG: 0.458	x 0-0 ① F9 2-3 3-H		x 0-0 BB F8 2B	x 0-0 ② 4-3 2-3		BBBB 4-0 L6-4 1B 1-2 BB		x 0-0 ③ 4-3		4	1	1	1	1	0	2
Eddie Robinson, L (1, 3) OBP: 0.314, SLG: 0.303	x 0-0 ② F2		BBBB 4-0 BB BB	x 0-0 ③ F9		x 0-0 1-2 2-H 3-H 1B			x 0-0 ① F3	4	0	1	2	1	0	2
Allie Clark, R (1, 9) OBP: 0.239, SLG: 0.397	x 0-0 ③ F5		BBBB 4-0 1-2 2-3 BB		x 0-0 ② L5-3 1B	x 0-0 ②③ L6-4 2-3			x 0-0 ② 1-3	4	0	1	0	1	0	3
Gus Zernial, R (1, 7) OBP: 0.388, SLG: 0.486		x 0-0 ① F5	x 0-0 ② F8 3-H		x 0-0 ①② L5-3 1-2		x 0-0 ① F3		x 0-0 ③ 5-3	5	0	0	1	0	0	3
Cass Michaels, R (1, 4) OBP: 0.313, SLG: 0.333		x 0-0 ② F7	x 0-0 ③ F8		x 0-0 ③ F3		x 0-0 1B			4	0	1	0	0	0	2
Joe Astroth, R (1, 2) OBP: 0.381, SLG: 0.306		x 0-0 BB 1B		x 0-0 SH1-4 1B 1B		BBBB 4-0 SH1-4 1B WP BB		x 0-0 ② F9		3	2	2	0	1	0	1
Bobby Shantz, R (1, 1) OBP: 0.300, SLG: 0.278 Charlie Bishop, R (8, 1) OBP: 0.333, SLG: 0.200 Marion Fricano, R (9, 1)		BBBB 4-0 1-2 FC6-4 BB		x 0-0 ① SH1-4 1-2		x 0-0 WP SH1-4 1-2 1B		x 0-0 ③ F9		2 0 0	1 0 0	1 0 0	0 0 0	1 0 0	0 0 0	1 0 0
Inning Stats	R: 1 H: 1 E: 0 LOB: 1 K: 0 BB: 1 S: 4 P: 8	R: 0 H: 1 E: 0 LOB: 2 K: 0 BB: 1 S: 4 P: 8	R: 1 H: 1 E: 0 LOB: 2 K: 0 BB: 2 S: 4 P: 12	R: 2 H: 2 E: 1 LOB: 1 K: 0 BB: 1 S: 5 P: 9	R: 0 H: 1 E: 0 LOB: 0 K: 0 BB: 0 S: 3 P: 3	R: 3 H: 2 E: 0 LOB: 1 K: 0 BB: 3 S: 4 P: 16	R: 0 H: 1 E: 0 LOB: 1 K: 0 BB: 0 S: 4 P: 4	R: 0 H: 0 E: 0 LOB: 0 K: 1 BB: 0 S: 5 P: 5	R: 0 H: 0 E: 0 LOB: 0 K: 0 BB: 0 S: 3 P: 3	1B: 8 SF: 0 2B: 3 SAC: 2 3B: 0 DP: 2 HR: 0 HBP: 0						

PITCHER		IP	WLS	BF	H	R	ER	SO	BB	IBB	HBP	BLK	WP	HR	S	P	ERA	WHIP
Spec Shea, R ERA: 6.28	(1, 1)	5.1		28	7	6	6	0	6	0	0	0	0	0	22	46	10.12	2.438
Al Sima, L ERA: 5.68	(6, 1)	0.0		3	1	1	1	0	2	0	0	0	1	0	1	9	∞	∞
Sonny Dixon, R ERA: 3.2	(6, 1)	0.2		1	0	0	0	0	0	0	0	0	0	0	1	1	0.00	0.000
Julio Moreno, R ERA: 2.57	(7, 1)	3.0	W	10	1	0	0	1	0	0	0	0	0	0	12	12	0.00	0.333

PITCHER	IP	WLS	BF	H	R	ER	SO	BB	IBB	HBP	BLK	WP	HR	S	P	ERA	WHIP

BOTTOM

Washington Senators @ Philadelphia Athletics
Connie Mack Stadium, Philadelphia, PA
Fri May 08 1953, 3:33 AM EDT
Att. 5,599 - Unknown

livebaseballscorecards.com

AB	32
R	7
H	9
RBI	5
BB	8
SO	1
LOB	16

Washington Senators @ Philadelphia Athletics

Connie Mack Stadium, Philadelphia, PA

Sat May 09 1953, 3:33 AM EDT

Att. 2,990 - Unknown

TOP

livebaseballscorecards.com

Batter	1	2	3	4	5	6	7	8	9	AB	R	H	RBI	BB	SO	LOB
Eddie Yost, R (1, 5) OBP: 0.377, SLG: 0.267	F8	F7			F8		BB 1B		F2	5	0	1	0	0	0	1
Wayne Terwilliger, R (1, 4) OBP: 0.333, SLG: 0.363	K		K			5-3	BB 1-2			3	0	0	0	1	2	0
Jackie Jensen, R (1, 9) OBP: 0.398, SLG: 0.530	F5		5-3 1B			K	P3			4	0	1	0	0	1	2
Mickey Vernon, L (1, 3) OBP: 0.385, SLG: 0.429		1B 1B 1B	5-3 1-2			1B		F9		4	1	2	0	0	0	1
Clyde Vollmer, R (1, 7) OBP: 0.354, SLG: 0.373		1B 1B 1-3 1B		K		5-3		5-3		4	1	1	0	0	1	1
Jim Busby, R (1, 8) OBP: 0.333, SLG: 0.452		F3		F7			1B 1B 1B	K		4	1	1	0	0	1	2
Gene Verble, R (1, 6) OBP: 0.333, SLG: 0.333		1B E 1-2 3-H 1B		F7			1B G6-4-3 1-2 1B		4-3	4	2	2	1	0	0	0
Mickey Grasso, R (1, 2) OBP: 0.264, SLG: 0.380		L6			F8		G6-4-3 1-3 2-H 1B		HR	4	1	2	2	0	0	2
Walt Masterson, R (1, 1) OBP: 0.231, SLG: 0.308		E4 1-H 2-H 1B			F3		G6-4-3 1-2f 3-H		6-3	4	0	1	1	0	0	1
Inning Stats	R: 0 E: 0 K: 1 S: 5 H: 0 LOB: 0 BB: 0 P: 5	R: 3 E: 1 K: 0 S: 7 H: 4 LOB: 1 BB: 0 P: 7	R: 0 E: 0 K: 1 S: 5 H: 1 LOB: 0 BB: 0 P: 5	R: 0 E: 0 K: 1 S: 5 H: 0 LOB: 0 BB: 0 P: 5	R: 0 E: 0 K: 0 S: 3 H: 0 LOB: 0 BB: 0 P: 3	R: 0 E: 0 K: 1 S: 6 H: 1 LOB: 1 BB: 0 P: 6	R: 2 E: 0 K: 0 S: 6 H: 4 LOB: 2 BB: 1 P: 10	R: 0 E: 0 K: 1 S: 5 H: 0 LOB: 0 BB: 0 P: 5	R: 1 E: 0 K: 0 S: 4 H: 1 LOB: 0 BB: 0 P: 4	1B: 10 2B: 0 3B: 0 HR: 1 SF: 0 SAC: 0 DP: 1 HBP: 0						

	AB	36
	R	6
	H	11
	RBI	4
	BB	1
	SO	5
	LOB	10

WP: 0 PA: 37
PB: 0
SB: 0
CS: 0

PITCHER		IP	WLS	BF	H	R	ER	SO	BB	IBB	HBP	BLK	WP	HR	S	P	ERA	WHIP
Alex Kellner, L ERA: 2.29	(1, 1)	7.0	L	30	10	5	4	4	1	0	0	0	0	0	37	41	5.14	1.571
Carl Scheib, R ERA: 4.05	(8, 1)	2.0		7	1	1	1	1	0	0	0	0	0	1	9	9	4.50	0.500

PITCHER		IP	WLS	BF	H	R	ER	SO	BB	IBB	HBP	BLK	WP	HR	S	P	ERA	WHIP

Batter	1	2	3	4	5	6	7	8	9	AB	R	H	RBI	BB	SO	LOB
Eddie Joost, R (1, 6) OBP: 0.358, SLG: 0.313	5-3		F9			K	K			4	0	0	0	0	2	2
Dave Philley, S (1, 8) OBP: 0.409, SLG: 0.500	1-3			S, BB, 1B		BB, BB, BB		F6		3	0	1	0	1	0	0
Loren Babe, L (1, 5) OBP: 0.345, SLG: 0.440	1-3			1-2, BB		1-2, BB, BB		4-3		2	0	0	0	2	0	0
Eddie Robinson, L (1, 3) OBP: 0.300, SLG: 0.288		4-3		K		F9		P3		4	0	0	0	0	1	4
Gus Zernial, R (1, 7) OBP: 0.393, SLG: 0.479		4-3, 1B		K		1-2, 2-3, BB			K	3	0	1	0	1	2	2
Allie Clark, R (1, 9) OBP: 0.227, SLG: 0.375		4-3 1-2f		K 2-3		K			6-3	4	0	0	0	0	2	6
Cass Michaels, R (1, 4) OBP: 0.299, SLG: 0.316			6-3		F8		F8		K	4	0	0	0	0	1	0
Ray Murray, R (1, 2) OBP: 0.270, SLG: 0.371			F9		6-3		BB			2	0	0	0	1	0	0
Alex Kellner, R (1, 1) OBP: 0.250, SLG: 0.176			BB		K		F8			1	0	0	0	1	1	0
Elmer Valo, L (7, PH) OBP: 0.300, SLG: 0.125										1	0	0	0	0	0	1
Carl Scheib, R (8, 1)										0	0	0	0	0	0	0
Inning Stats	R: 0 E: 0 K: 0 S: 3 H: 0 LOB: 0 BB: 0 P: 3	R: 0 E: 0 K: 0 S: 3 H: 1 LOB: 0 BB: 0 P: 3	R: 0 E: 0 K: 0 S: 3 H: 0 LOB: 1 BB: 1 P: 7	R: 0 E: 0 K: 3 S: 10 H: 1 LOB: 2 BB: 1 P: 14	R: 0 E: 0 K: 1 S: 5 H: 0 LOB: 0 BB: 0 P: 5	R: 0 E: 0 K: 2 S: 7 H: 0 LOB: 3 BB: 3 P: 19	R: 0 E: 0 K: 1 S: 5 H: 0 LOB: 1 BB: 1 P: 9	R: 0 E: 0 K: 0 S: 3 H: 0 LOB: 0 BB: 0 P: 3	R: 0 E: 0 K: 2 S: 7 H: 0 LOB: 0 BB: 0 P: 7	1B: 2 2B: 1 3B: 0 HR: 0 SF: 0 SAC: 0 DP: 1 HBP: 0						

PITCHER	IP	WLS	BF	H	R	ER	SO	BB	IBB	HBP	BLK	WP	HR	S	P	ERA	WHIP
Walt Masterson, R (1, 1) ERA: 3.12	9.0	W	34	2	0	0	9	6	0	0	0	0	0	46	70	0.00	0.889

PITCHER	IP	WLS	BF	H	R	ER	SO	BB	IBB	HBP	BLK	WP	HR	S	P	ERA	WHIP

BOTTOM

Washington Senators @ Philadelphia Athletics

Connie Mack Stadium, Philadelphia, PA

Sat May 09 1953, 3:33 AM EDT

Att. 2,990 - Unknown

livebaseballscorecards.com

AB	28
R	0
H	2
RBI	0
BB	6
SO	9
LOB	15

WP: 0	PA: 34
PB: 0	
SB: 1	
CS: 0	

Batter	1	2	3	4	5	6	7	8	9	AB	R	H	RBI	BB	SO	LOB
Eddie Yost, R (1, 5) OBP: 0.378, SLG: 0.258	5-3	BBB 1B BB		G6-4-3 1-2f		F6		BBB BB		3	1	0	0	2	0	2
Wayne Terwilliger, R (1, 4) OBP: 0.337, SLG: 0.357	L6	SSS K			BBB FC3-6 BB	2-H 1B		F7		4	0	1	0	1	1	2
Mickey Vernon, L (1, 3) OBP: 0.396, SLG: 0.438	S 1B	1-3 PB 1B			FC3-6 1-2f HR		1B		4-3	5	2	3	0	0	0	1
Jackie Jensen, R (1, 9) OBP: 0.398, SLG: 0.517	BBB 1-2 BB	1-H 3-H PO 1B			SSS K		F7		6-3	4	0	1	2	1	1	2
Clyde Vollmer, R (1, 7) OBP: 0.357, SLG: 0.413	SSS K	PO 1-2	5-3		1-H HR		F5		BBB BB	4	1	1	2	1	1	3
Pete Runnels, L (1, 6) OBP: 0.387, SLG: 0.264		1B HR 1B	4-3		1B		F8		F8	5	1	2	0	0	0	2
Jim Busby, R (1, 8) OBP: 0.340, SLG: 0.464		1-2 HR 1B	F4		F4			1B G5-4-3 2B		4	2	2	0	0	0	1
Mickey Grasso, R (1, 2) OBP: 0.281, SLG: 0.389		F9		G6-4-3 1B		SSS K		2-3 G5-4-3 1B		4	0	2	0	0	1	2
Bob Porterfield, R (1, 1) OBP: 0.350, SLG: 0.684		1-H 2-H HR		SSS K		1B 2B		1-2f 3-H G5-4-3		4	1	2	3	0	1	2
Inning Stats	R: 0 E: 0 K: 1 S: 6 H: 1 LOB: 2 BB: 1 P: 10	R: 5 E: 0 K: 1 S: 9 H: 5 LOB: 0 BB: 1 P: 13	R: 0 E: 0 K: 0 S: 3 H: 0 LOB: 0 BB: 0 P: 3	R: 0 E: 0 K: 1 S: 5 H: 1 LOB: 0 BB: 0 P: 5	R: 2 E: 0 K: 1 S: 7 H: 2 LOB: 1 BB: 1 P: 11	R: 0 E: 0 K: 1 S: 6 H: 2 LOB: 2 BB: 0 P: 6	R: 0 E: 0 K: 0 S: 4 H: 1 LOB: 1 BB: 0 P: 4	R: 1 E: 0 K: 0 S: 4 H: 2 LOB: 1 BB: 1 P: 8	R: 0 E: 0 K: 0 S: 3 H: 0 LOB: 1 BB: 1 P: 7	1B: 10 2B: 2 3B: 0 HR: 2	SF: 0 SAC: 0 DP: 2 HBP: 0						

PITCHER	IP	WLS	BF	H	R	ER	SO	BB	IBB	HBP	BLK	WP	HR	S	P	ERA	WHIP
Harry Byrd, R (1, 1) ERA: 6.3	1.2	L	13	6	5	4	2	2	0	0	0	0	1	15	23	21.60	4.800
Marion Fricano, R (2, 1) ERA: 2.7	7.1		29	8	3	3	3	3	0	0	0	0	1	32	44	3.68	1.500

PITCHER	IP	WLS	BF	H	R	ER	SO	BB	IBB	HBP	BLK	WP	HR	S	P	ERA	WHIP

TOP

Washington Senators @ Philadelphia Athletics
Connie Mack Stadium, Philadelphia, PA
Sun May 10 1953, 3:33 AM EDT
Unknown

livebaseballscorecards.com

AB	37
R	8
H	14
RBI	7
BB	5
SO	5
LOB	17

1B: 10 SF: 0
2B: 2 SAC: 0
3B: 0 DP: 2
HR: 2 HBP: 0

WP: 0 PA: 43
PB: 1
SB: 1
CS: 0

Batter	1	2	3	4	5	6	7	8	9	AB	R	H	RBI	BB	SO	LOB
Eddie Joost, R (1, 6) OBP: 0.357, SLG: 0.313	F8			F8			3-3 1B			3	0	1	0	0	0	0
Dave Philley, S (1, 8) OBP: 0.396, SLG: 0.483	4-3			4-3			8-3 1-2f			3	0	0	0	0	0	1
Loren Babe, L (1, 5) OBP: 0.328, SLG: 0.415	6-3			L8			K			3	0	0	0	0	1	0
Eddie Robinson, L (1, 3) OBP: 0.290, SLG: 0.277		F4			F4			G3		3	0	0	0	0	0	0
Gus Zernial, R (1, 7) OBP: 0.380, SLG: 0.461		F3			F6			4-3		3	0	0	0	0	0	0
Elmer Valo, L (1, 9) OBP: 0.273, SLG: 0.111		K			2-3			6-3		2	0	0	0	0	1	0
Allie Clark, R (6, 9) OBP: 0.224, SLG: 0.370										1	0	0	0	0	0	0
Pete Suder, R (1, 4) OBP: 0.356, SLG: 0.409			F8			F9			6-3	3	0	0	0	0	0	0
Ray Murray, R (1, 2) OBP: 0.256, SLG: 0.351			6-3			5-3			BB	2	0	0	0	0	0	0
Kite Thomas, R (9, PH)										0	0	0	0	1	0	0
Harry Byrd, R (1, 1) OBP: 0.091, SLG: 0.091			K			1-3			G6-4-3	0	0	0	0	0	0	0
Marion Fricano, R (2, 1)										2	0	0	0	0	1	0
Tom Hamilton, L (9, PH)										1	0	0	0	0	0	1
Inning Stats	R: 0 E: 0 K: 0 S: 3 H: 0 LOB: 0 BB: 0 P: 3	R: 0 E: 0 K: 1 S: 5 H: 0 LOB: 0 BB: 0 P: 5	R: 0 E: 0 K: 1 S: 5 H: 0 LOB: 0 BB: 0 P: 5	R: 0 E: 0 K: 0 S: 3 H: 0 LOB: 0 BB: 0 P: 3	R: 0 E: 0 K: 0 S: 3 H: 0 LOB: 0 BB: 0 P: 3	R: 0 E: 0 K: 0 S: 3 H: 0 LOB: 0 BB: 0 P: 3	R: 0 E: 0 K: 1 S: 5 H: 1 LOB: 0 BB: 0 P: 5	R: 0 E: 0 K: 0 S: 3 H: 0 LOB: 0 BB: 0 P: 3	R: 0 E: 0 K: 0 S: 2 H: 0 LOB: 0 BB: 1 P: 6	1B: 1 2B: 1 3B: 0 HR: 0	SF: 0 SAC: 0 DP: 2 HBP: 0						

PITCHER	IP	WLS	BF	H	R	ER	SO	BB	IBB	HBP	BLK	WP	HR	S	P	ERA	WHIP
Bob Porterfield, R (1, 1) ERA: 4.18	9.0	W	27	1	0	0	3	1	0	0	0	0	0	32	36	0.00	0.222

PITCHER	IP	WLS	BF	H	R	ER	SO	BB	IBB	HBP	BLK	WP	HR	S	P	ERA	WHIP

BOTTOM

Washington Senators @ Philadelphia Athletics
Connie Mack Stadium, Philadelphia, PA
Sun May 10 1953, 3:33 AM EDT
Unknown

livebaseballscorecards.com

AB	26
R	0
H	1
RBI	0
BB	1
SO	3
LOB	2

WP: 0 PA: 27
PB: 0
SB: 0
CS: 0

Batter	1	2	3	4	5	6	7	8	9	AB	R	H	RBI	BB	SO	LOB
Eddie Yost, R (1, 5) OBP: 0.383, SLG: 0.269	L5		1B		6-3		E8 1B	4-3		4	1	2	0	0	0	0
Floyd Baker, L (7, 5)										1	0	0	0	0	0	1
Wayne Terwilliger, R (1, 4) OBP: 0.340, SLG: 0.352	2B 1B		F7		F7		E 1B BB		K	4	1	1	0	1	1	1
Jackie Jensen, R (1, 9) OBP: 0.407, SLG: 0.565	1-H 2B		1-3 1B		F7		F8		HR	5	1	3	1	0	0	2
Mickey Vernon, L (1, 3) OBP: 0.387, SLG: 0.426	F8		4-3			F4	1-H 2-H E7 1B		4-3	5	0	1	1	0	0	3
Clyde Vollmer, R (1, 7) OBP: 0.373, SLG: 0.400		1-3		HR BB		BB BB	K		BB	2	1	0	0	3	1	1
Jim Busby, R (1, 8) OBP: 0.352, SLG: 0.495		K	1-H HR			1-2 BB		SH1-4 1B 1B	F6	4	2	2	2	1	1	1
Gene Verble, R (1, 6) OBP: 0.333, SLG: 0.250		BB	6-3			F2		SH1-4 1-2		2	0	0	0	1	0	2
Bob Oldis, R (1, 2) OBP: 0.250, SLG: 0.250		4-3	6-3			4-3		1-3 2-H 1B		4	0	1	1	0	0	3
Chuck Stobbs, L (1, 1) OBP: 0.154, SLG: 0.154			4-3	4-3			6-3	1-3 2-3		4	0	0	0	0	0	1
Inning Stats	R: 0 E: 0 K: 0 S: 4 H: 2 LOB: 1 BB: 0 P: 4	R: 0 E: 0 K: 1 S: 5 H: 0 LOB: 1 BB: 1 P: 9	R: 0 E: 0 K: 0 S: 5 H: 2 LOB: 2 BB: 0 P: 5	R: 2 E: 0 K: 0 S: 4 H: 1 LOB: 0 BB: 1 P: 8	R: 0 E: 0 K: 0 S: 3 H: 0 LOB: 0 BB: 0 P: 3	R: 0 E: 0 K: 0 S: 3 H: 0 LOB: 2 BB: 2 P: 11	R: 2 E: 2 K: 1 S: 7 H: 2 LOB: 1 BB: 1 P: 11	R: 1 E: 0 K: 0 S: 5 H: 2 LOB: 1 BB: 0 P: 5	R: 1 E: 0 K: 1 S: 6 H: 1 LOB: 1 BB: 1 P: 10	1B: 7 2B: 1 3B: 0 HR: 2 SF: 0 SAC: 1 DP: 0 HBP: 0							

TOP

Washington Senators @ Philadelphia Athletics

Connie Mack Stadium, Philadelphia, PA

Sun May 10 1953, 3:38 AM EDT

Att. 8,937 - Unknown

livebaseballscorecards.com

AB	35
R	6
H	10
RBI	5
BB	6
SO	3
LOB	15

PITCHER		IP	WLS	BF	H	R	ER	SO	BB	IBB	HBP	BLK	WP	HR	S	P	ERA	WHIP
Morrie Martin, L ERA: 2.57	(1, 1)	7.0	L	32	7	4	3	2	5	0	0	0	0	1	31	51	3.86	1.714
Charlie Bishop, R ERA: 3.0	(8, 1)	2.0		10	3	2	2	1	1	0	0	0	0	1	11	15	9.00	2.000

PITCHER	IP	WLS	BF	H	R	ER	SO	BB	IBB	HBP	BLK	WP	HR	S	P	ERA	WHIP

BOTTOM

Washington Senators @ Philadelphia Athletics
Connie Mack Stadium, Philadelphia, PA
Sun May 10 1953, 3:38 AM EDT
Att. 8,937 - Unknown

livebaseballscorecards.com

Batter	1	2	3	4	5	6	7	8	9	AB	R	H	RBI	BB	SO	LOB
Eddie Joost, R (1, 6) OBP: 0.360, SLG: 0.324	F2		2B		K		E5 1-2 2-H		G6-4-3 BB	4	0	1	0	1	1	1
Dave Philley, S (1, 8) OBP: 0.396, SLG: 0.479	G3 S 1B		F8			FC4-6 1B	4-3		G6-4-3 1-2f	5	0	2	0	0	0	5
Pete Suder, R (1, 4) OBP: 0.367, SLG: 0.417	G3 1-3			3-4-1 1B		FC4-6 1-2f		G4-6-3 1B 1B		4	1	2	0	0	0	2
Gus Zernial, R (1, 7) OBP: 0.375, SLG: 0.450	K			F8		K		G4-6-3 1-2		4	0	1	0	0	2	3
Eddie Robinson, L (1, 3) OBP: 0.289, SLG: 0.276		G3-6 1B		3-4-1 1-2		4-1		G4-6-3 1-2f 2-3		4	0	1	0	0	0	4
Kite Thomas, R (1, 9) OBP: 0.429, SLG: 0.200		F8		BB			F7	1B 3-H		3	0	1	1	1	0	1
Loren Babe, L (1, 5) OBP: 0.323, SLG: 0.393		G3-6 1-2f		F5			1B E BB	4-3		3	1	0	0	1	0	4
Joe Astroth, R (1, 2) OBP: 0.348, SLG: 0.275			F8		6-3		F4		G3	4	0	0	0	0	0	1
Morrie Martin, L (1, 1) OBP: 0.167, SLG: 0.167			K		K		E 1-2 1B		2B	2	0	0	0	0	2	0
Allie Clark, R (7, PH) OBP: 0.234, SLG: 0.378										1	0	1	0	0	0	0
Charlie Bishop, R (8, 1) OBP: 0.333, SLG: 0.200										0	0	0	0	0	0	0
Ed McGhee, R (9, PH) OBP: 1.000, SLG: 2.000										1	0	1	0	0	0	0
Inning Stats	R: 0 E: 0 K: 1 S: 6 H: 1 LOB: 1 BB: 0 P: 6	R: 0 E: 0 K: 0 S: 3 H: 1 LOB: 0 BB: 0 P: 3	R: 0 E: 0 K: 1 S: 6 H: 1 LOB: 1 BB: 0 P: 6	R: 0 E: 0 K: 0 S: 4 H: 1 LOB: 2 BB: 1 P: 8	R: 0 E: 0 K: 2 S: 7 H: 0 LOB: 0 BB: 0 P: 7	R: 0 E: 0 K: 1 S: 6 H: 1 LOB: 1 BB: 0 P: 6	R: 1 E: 1 K: 0 S: 5 H: 1 LOB: 2 BB: 1 P: 9	R: 1 E: 0 K: 0 S: 5 H: 3 LOB: 1 BB: 0 P: 5	R: 0 E: 0 K: 0 S: 3 H: 1 LOB: 1 BB: 1 P: 7	1B: 8 2B: 2 3B: 0 HR: 0 SF: 0 SAC: 0 DP: 3 HBP: 0						

PITCHER	IP	WLS	BF	H	R	ER	SO	BB	IBB	HBP	BLK	WP	HR	S	P	ERA	WHIP
Chuck Stobbs, L (1, 1) ERA: 2.72	9.0	W	38	10	2	1	5	3	0	0	0	0	0	45	57	1.00	1.444

PITCHER	IP	WLS	BF	H	R	ER	SO	BB	IBB	HBP	BLK	WP	HR	S	P	ERA	WHIP

AB	35
R	2
H	10
RBI	1
BB	3
SO	5
LOB	21

WP: 0 PA: 38
PB: 0
SB: 1
CS: 0

St. Louis Browns @ Philadelphia Athletics

Connie Mack Stadium, Philadelphia, PA

Tue May 12 1953, 3:33 AM EDT

Att. 7,483 - Unknown

TOP

livebaseballscorecards.com

Batter	1	2	3	4	5	6	7	8	9	AB	R	H	RBI	BB	SO	LOB
Johnny Groth, R (1, 8) OBP: 0.323, SLG: 0.333	2B		F5	3-1		1B		L4		5	1	2	0	0	0	1
Billy Hunter, R (1, 6) OBP: 0.341, SLG: 0.312	L6		WP 2B		F9	1-3		P3		5	0	1	0	0	0	3
Jim Dyck, R (1, 7) OBP: 0.348, SLG: 0.232	1B 1B 2B 2-H		BBBB G1-6-3 BB 2-3		CS 1B		5-3	P6		4	1	2	1	1	0	0
Bob Elliott, R (1, 5) OBP: 0.347, SLG: 0.420	1B 1B 2-3		G1-6-3 1-2f		F2 1-2		E 2B		6-3	5	1	2	0	0	0	3
Vic Wertz, L (1, 9) OBP: 0.404, SLG: 0.550	G6-4-3 1B 1-2 3-H			F8		1B 2B	E7 E 2-3		F8	5	1	2	1	0	0	1
Les Moss, R (1, 2) OBP: 0.328, SLG: 0.429	G6-4-3 1-2f			HR		P4	E7 1-3 3-H 1B		5-3	5	1	2	2	0	0	3
Roy Sievers, R (1, 3) OBP: 0.293, SLG: 0.288		6-3		4-3		K	F9			3	0	0	0	0	1	1
Dick Kryhoski, L (7, PH) OBP: 0.452, SLG: 0.806 (7, 3)										1	0	0	0	0	0	2
Bobby Young, L (1, 4) OBP: 0.333, SLG: 0.344		6-3		3B 1B		WP E 1B 2-H	IBB			3	2	2	1	1	0	0
Bobo Holloman, R (1, 1) OBP: 0.500, SLG: 0.500		F8		1-H 3B		E5 1B 2-H	L4			1	0	0	0	0	0	0
Don Larsen, R (2, 1) OBP: 0.250, SLG: 0.417										3	0	1	1	0	0	3
Inning Stats	R: 2 E: 0 K: 0 S: 6 H: 4 LOB: 1 BB: 0 P: 6	R: 0 E: 0 K: 0 S: 3 H: 0 LOB: 0 BB: 0 P: 3	R: 0 E: 0 K: 0 S: 3 H: 1 LOB: 1 BB: 1 P: 7	R: 2 E: 0 K: 0 S: 6 H: 3 LOB: 1 BB: 0 P: 6	R: 0 E: 0 K: 0 S: 3 H: 1 LOB: 0 BB: 0 P: 3	R: 2 E: 1 K: 1 S: 9 H: 3 LOB: 2 BB: 0 P: 9	R: 1 E: 2 K: 0 S: 6 H: 2 LOB: 3 BB: 1 P: 10	R: 0 E: 0 K: 0 S: 3 H: 0 LOB: 0 BB: 0 P: 3	R: 0 E: 0 K: 0 S: 3 H: 0 LOB: 0 BB: 0 P: 3	1B: 7 2B: 5 3B: 1 HR: 1	SF: 0 SAC: 0 DP: 2 HBP: 0						

AB	40
R	7
H	14
RBI	6
BB	2
SO	1
LOB	17

WP: 2 PB: 0 SB: 0 CS: 1 PA: 42

PITCHER		IP	WLS	BF	H	R	ER	SO	BB	IBB	HBP	BLK	WP	HR	S	P	ERA	WHIP
Bobby Shantz, L ERA: 4.34	(1, 1)	5.2	L	28	12	6	5	1	1	0	0	0	2	1	29	33	7.94	2.294
Carl Scheib, R ERA: 3.78	(6, 1)	3.1		14	2	1	1	0	0	1	0	0	0	0	13	17	2.70	0.600

PITCHER	IP	WLS	BF	H	R	ER	SO	BB	IBB	HBP	BLK	WP	HR	S	P	ERA	WHIP

BOTTOM

Louis Browns @ Philadelphia Athletics

Connie Mack Stadium, Philadelphia, PA

Tue May 12 1953, 3:33 AM EDT

Att. 7,483 - Unknown

livebaseballscorecards.com

Batter	1	2	3	4	5	6	7	8	9	AB	R	H	RBI	BB	SO	LOB
Eddie Joost, R (1, 6) OBP: 0.351, SLG: 0.307	BBBB 4-0 BB BB BB	x 0-0 ② F7			x 0-0 ① F9		x 0-0 ③ 5-3		x 0-0 ② P3	4	0	0	0	1	0	3
Dave Philley, S (1, 8) OBP: 0.387, SLG: 0.459	BBBB 4-0 1-2 BB BB	x 0-0 ③ F7			x 0-0 ② F2			x 0-0 ① F2	x 0-0 ③ 4-3	4	0	0	0	1	0	3
Loren Babe, L (1, 5) OBP: 0.348, SLG: 0.407	BBBB 4-0 1-2 2-3 G6-4-3 BB		x 0-0 6-3 1B		x 0-0 1B			x 0-0 ② L8		3	0	2	0	1	0	0
Eddie Robinson, L (1, 3) OBP: 0.287, SLG: 0.275	x 0-0 ① P6		x 0-0 ① F7		x 0-0 ③ P4			x 0-0 1B		4	0	1	0	0	0	5
Kite Thomas, R (1, 9) OBP: 0.273, SLG: 0.111	x 0-0 ② ③ G6-4-3 1-2f		x 0-0 ② 6-3 1-2			x 0-0 ① L8		x 0-0 ③ F9		4	0	0	0	0	0	5
Ed McGhee, R (1, 7) OBP: 0.400, SLG: 0.600		x 0-0 1B 1B 1B	x 0-0 ③ 6-3			x 0-0 ② P5			x 0-0 ① 5-3	4	1	1	0	0	0	1
Pete Suder, R (1, 4) OBP: 0.377, SLG: 0.442		x 0-0 1B 1-3 F9 1B		x 0-0 ① F8		x 0-0 ③ 4-3			x 0-0 1B 2B	4	2	2	0	0	0	0
Joe Astroth, R (1, 2) OBP: 0.360, SLG: 0.279		x 0-0 F9 1-3 3-H 1B		x 0-0 ② F8			x 0-0 ① 4-3		BBBB 4-0 1B BB	3	0	1	1	1	0	0
Bobby Shantz, R (1, 1) OBP: 0.273, SLG: 0.250 Carl Scheib, R (6, 1) Tom Hamilton, L (9, PH) OBP: 0.143, SLG: 0.143		x 0-0 ① F9 1-2 3-H		x 0-0 ③ F8			x 0-0 ② F9		x 0-0 1-3 2-H 1B	2 1 1	0 0 0	0 0 1	1 0 1	0 0 0	0 0 0	1 0 0
Inning Stats	R: 0 E: 0 K: 0 S: 2 H: 0 LOB: 2 BB: 3 P: 14	R: 2 E: 0 K: 0 S: 6 H: 3 LOB: 1 BB: 0 P: 6	R: 0 E: 0 K: 0 S: 4 H: 1 LOB: 1 BB: 0 P: 4	R: 0 E: 0 K: 0 S: 3 H: 0 LOB: 0 BB: 0 P: 3	R: 0 E: 0 K: 0 S: 4 H: 1 LOB: 1 BB: 0 P: 4	R: 0 E: 0 K: 0 S: 3 H: 0 LOB: 0 BB: 0 P: 3	R: 0 E: 0 K: 0 S: 3 H: 0 LOB: 0 BB: 0 P: 3	R: 0 E: 0 K: 0 S: 4 H: 1 LOB: 1 BB: 0 P: 4	R: 1 E: 0 K: 0 S: 5 H: 2 LOB: 2 BB: 1 P: 9	1B: 7 2B: 1 3B: 0 HR: 0	SF: 0 SAC: 0 DP: 1 HBP: 0					

	AB	34
	R	3
	H	8
	RBI	3
	BB	4
	SO	0
	LOB	18

WP: 0 PB: 0 SB: 0 CS: 0 PA: 38

PITCHER		IP	WLS	BF	H	R	ER	SO	BB	IBB	HBP	BLK	WP	HR	S	P	ERA	WHIP
Bobo Holloman, R ERA: 4.02	(1, 1)	1.1		9	3	2	2	0	3	0	0	0	0	0	6	18	13.50	4.500
Don Larsen, R ERA: 3.41	(2, 1)	7.2	W	29	5	1	1	0	1	0	0	0	0	0	28	32	1.17	0.783

PITCHER		IP	WLS	BF	H	R	ER	SO	BB	IBB	HBP	BLK	WP	HR	S	P	ERA	WHIP

St. Louis Browns @ Philadelphia Athletics

Connie Mack Stadium, Philadelphia, PA

Wed May 13 1953, 3:33 AM EDT

Att. 3,108 - Unknown

TOP

livebaseballscorecards.com

Batter	1	2	3	4	5	6	7	8	9	AB	R	H	RBI	BB	SO	LOB
Johnny Groth, R (1, 8) OBP: 0.320, SLG: 0.330	L8		L9			BB, 1B	F8			4	0	1	0	0	0	2
Billy Hunter, R (1, 6) OBP: 0.348, SLG: 0.333	5-3			1B, 1B		F9		F8, 2B		4	0	2	0	0	0	1
Jim Dyck, R (1, 5) OBP: 0.342, SLG: 0.220	E2			F7		BBBB, 1-2, BB		P6		3	0	0	0	1	0	2
Don Lenhardt, R (1, 7) OBP: 0.500, SLG: 0.556	K			1-2, G4-6-3, 1B		F9		2-3, F8		4	0	1	0	0	1	4
Vic Wertz, L (1, 9) OBP: 0.388, SLG: 0.524		4-3		G4-6-3, 1-2f			F8	F8		4	0	0	0	0	0	3
Les Moss, R (1, 2) OBP: 0.323, SLG: 0.417		L1			F8		BB, E, FC4-6, 1B		P4	4	1	1	0	0	0	0
Roy Sievers, R (1, 3) OBP: 0.274, SLG: 0.268		F7			5-3		E6, FC4-6, BB, 1-2		F9	4	0	0	0	0	0	1
Bobby Young, L (1, 4) OBP: 0.327, SLG: 0.337 Bob Elliott, R (7, PH) OBP: 0.354, SLG: 0.420 Neil Berry, R (7, PR) (7, 4) Babe Martin, R (9, PH)			4-3		SSS, K	BBBB, 1-2, 2-3, FC4-6, BB			6-3	2 0 0 1	0 0 0 0	0 0 0 0	0 1 0 0	1 0 0 0	0 0 0 0	0 0 0 0
Duane Pillette, R (1, 1) OBP: 0.286, SLG: 0.333 Don Larsen, R (7, PH) OBP: 0.231, SLG: 0.385 Satchel Paige, R (7, 1)			SSS, K			1-3	1-2f, 2-3, 3-H, FC4-6			2 1 0	0 0 0	0 1 0	0 1 0	1 0 0	0 0 0	0 2 0

Inning Stats																															
	R: 0	E: 1	K: 1	S: 6	H: 0	LOB: 1	BB: 0	P: 6	R: 0	E: 0	K: 0	S: 3	H: 0	LOB: 0	BB: 0	P: 3	R: 0	E: 0	K: 1	S: 5	H: 0	LOB: 0	BB: 0	P: 5	R: 0	E: 0	K: 0	S: 4	H: 2	LOB: 1	BB: 0	P: 4
	R: 0	E: 0	K: 1	S: 5	H: 0	LOB: 2	BB: 1	P: 8	R: 1	E: 1	K: 0	S: 5	H: 1	LOB: 2	BB: 1	P: 9	R: 0	E: 0	K: 0	S: 4	H: 1	LOB: 1	BB: 0	P: 4	R: 0	E: 0	K: 0	S: 3	H: 0	LOB: 0	BB: 0	P: 3

	1B: 4	SF: 0	WP: 0	PA: 35
	2B: 1	SAC: 0	PB: 0	
	3B: 0	DP: 1	SB: 0	
	HR: 0	HBP: 0	CS: 0	

	AB	33
	R	1
	H	5
	RBI	1
	BB	2
	SO	3
	LOB	15

PITCHER	IP	WLS	BF	H	R	ER	SO	BB	IBB	HBP	BLK	WP	HR	S	P	ERA	WHIP
Alex Kellner, L (1, 1) ERA: 1.95	9.0	W	35	5	1	0	3	2	0	0	0	0	0	39	47	0.00	0.778

PITCHER	IP	WLS	BF	H	R	ER	SO	BB	IBB	HBP	BLK	WP	HR	S	P	ERA	WHIP

Batter	1	2	3	4	5	6	7	8	9	AB	R	H	RBI	BB	SO	LOB
Eddie Joost, R (1, 6) OBP: 0.367, SLG: 0.359	BBBB 4-0 BB		x 0-0 ③ 6-3			x 0-0 SH5-4 1B 1B		x 0-0 HR		3	2	2	1	1	0	0
Loren Babe, L (1, 5) OBP: 0.333, SLG: 0.387	x 0-0 ① P4			x 0-0 ① F8		x 0-0 ① SH5-4 1-2		x 0-0 ② G3		3	0	0	0	0	0	1
Eddie Robinson, L (1, 3) OBP: 0.295, SLG: 0.284	x 0-0 ② P6			x 0-0 1B 1B		x 0-0 1B 2-H 1B		x 0-0 ③ 4-3		4	0	2	1	0	0	1
Dave Philley, S (1, 8) OBP: 0.385, SLG: 0.455	x 0-0 ③ F7			x 0-0 ② F9		x 0-0 G4-6-3 1-2 1B				3	0	1	0	0	0	2
Pete Suder, R (1, 4) OBP: 0.375, SLG: 0.436		x 0-0 ① 1-3		x 0-0 FC4-6 1-3 1B		x 0-0 ②③ G4-6-3 1-2f				3	0	1	0	0	0	2
Kite Thomas, R (1, 7) OBP: 0.214, SLG: 0.083		x 0-0 ② 4-3		x 0-0 ③ FC4-6 1-2f			x 0-0 ① 6-3			3	0	0	0	0	0	2
Ed McGhee, R (1, 9) OBP: 0.250, SLG: 0.375		x 0-0 ③ P6			x 0-0 ① 5-3		x 0-0 ② 6-3			3	0	0	0	0	0	0
Ray Murray, R (1, 2) OBP: 0.262, SLG: 0.350			x 0-0 G5-4-3 1B		SSS 0-3 ② K		x 0-0 ③ F7			3	0	1	0	0	1	0
Alex Kellner, R (1, 1) OBP: 0.217, SLG: 0.150			x 0-0 ①② G5-4-3 1-2f		x 0-0 ③ 6-3			SSS 0-3 ① K		3	0	0	0	0	1	1
Inning Stats	R: 0 H: 0 E: 0 LOB: 1 K: 0 BB: 1 S: 3 P: 7	R: 0 H: 0 E: 0 LOB: 0 K: 0 BB: 0 S: 3 P: 3	R: 0 H: 1 E: 0 LOB: 0 K: 0 BB: 0 S: 3 P: 3	R: 0 H: 2 E: 0 LOB: 2 K: 0 BB: 0 S: 5 P: 5	R: 0 H: 0 E: 0 LOB: 0 K: 1 BB: 0 S: 5 P: 5	R: 1 H: 3 E: 0 LOB: 1 K: 0 BB: 0 S: 5 P: 5	R: 0 H: 0 E: 0 LOB: 0 K: 0 BB: 0 S: 3 P: 3	R: 1 H: 1 E: 0 LOB: 0 K: 1 BB: 0 S: 6 P: 6		1B: 6 SF: 0 2B: 0 SAC: 1 3B: 0 DP: 2 HR: 1 HBP: 0						WP: 0 PA: 30 PB: 0 SB: 0 CS: 0

PITCHER		IP	WLS	BF	H	R	ER	SO	BB	IBB	HBP	BLK	WP	HR	S	P	ERA	WHIP
Duane Pillette, R ERA: 4.84	(1, 1)	6.0		23	6	1	1	1	1	0	0	0	0	0	24	28	1.50	1.167
Satchel Paige, R ERA: 4.73	(7, 1)	2.0	L	7	1	1	1	1	0	0	0	0	0	1	9	9	4.50	0.500

PITCHER	IP	WLS	BF	H	R	ER	SO	BB	IBB	HBP	BLK	WP	HR	S	P	ERA	WHIP

BOTTOM

St. Louis Browns @ Philadelphia Athletics

Connie Mack Stadium, Philadelphia, PA

Wed May 13 1953, 3:33 AM EDT

Att. 3,108 - Unknown

livebaseballscorecards.com

AB	28
R	2
H	7
RBI	2
BB	1
SO	2
LOB	9

Batter	1	2	3	4	5	6	7	8	9	AB	R	H	RBI	BB	SO	LOB
Fred Hatfield, L (1, 5) OBP: 0.368, SLG: 0.292	1-3		E 1B 1-2 2-H 1B		6-3		F8			4	0	1	1	0	0	2
Harvey Kuenn, R (1, 6) OBP: 0.349, SLG: 0.361	F6		E1 1B L4-5 1-2 2-3		K			4-3		4	0	0	0	0	1	2
Johnny Pesky, L (1, 4) OBP: 0.400, SLG: 0.333	F7		1B 1-3 2-H 3-H			4-3		F9		4	0	1	1	0	0	0
Bob Nieman, R (1, 9) OBP: 0.351, SLG: 0.505		2-3	L4-5 3-H			F8		1B		4	0	1	0	0	0	2
Walt Dropo, R (1, 3) OBP: 0.305, SLG: 0.396		F8		6-3		K		4-3		4	0	0	0	0	1	1
Steve Souchock, R (1, 7) OBP: 0.273, SLG: 0.571 Pat Mullin, L (9, PH) OBP: 0.333, SLG: 0.200	K			6-3			K		F9	3 1	0 0	0 0	0 0	0 0	2 0	0 0
Joe Ginsberg, L (1, 2) OBP: 0.364, SLG: 0.300			BB 1B 1B	1B			BB 1B		4-3	4	1	3	0	0	0	0
Don Lund, R (1, 8) OBP: 0.375, SLG: 0.388			1B 1-2 1B BB	5-3			1-2 BB		BB	1	1	0	0	3	0	1
Ted Gray, S (1, 1) OBP: 0.286, SLG: 0.286 Jim Delsing, L (7, PH) OBP: 0.417, SLG: 0.525 Dave Madison, R (7, 1) OBP: 0.250, SLG: 0.250 Russ Sullivan, L (9, PH) OBP: 0.384, SLG: 0.394			E 1B 1-2 2-H 1B		K		K		F3	2 1 0 1	1 0 0 0	1 0 0 0	1 0 0 0	0 0 0 0	1 1 0 0	0 2 0 1
Inning Stats	R: 0 E: 0 K: 0 S: 3 H: 0 LOB: 0 BB: 0 P: 3	R: 0 E: 0 K: 1 S: 5 H: 0 LOB: 0 BB: 0 P: 5	R: 3 E: 1 K: 0 S: 6 H: 4 LOB: 1 BB: 1 P: 10	R: 0 E: 0 K: 0 S: 4 H: 1 LOB: 1 BB: 0 P: 4	R: 0 E: 0 K: 2 S: 7 H: 0 LOB: 0 BB: 0 P: 7	R: 0 E: 0 K: 1 S: 5 H: 0 LOB: 0 BB: 0 P: 5	R: 0 E: 0 K: 2 S: 8 H: 1 LOB: 2 BB: 1 P: 12	R: 0 E: 0 K: 0 S: 4 H: 1 LOB: 1 BB: 0 P: 4	R: 0 E: 0 K: 0 S: 3 H: 0 LOB: 1 BB: 1 P: 7	1B: 7 2B: 1 3B: 0 HR: 0 SF: 0 SAC: 0 DP: 1 HBP: 0	WP: 0 PB: 0 SB: 0 CS: 0 PA: 36					

PITCHER	IP	WLS	BF	H	R	ER	SO	BB	IBB	HBP	BLK	WP	HR	S	P	ERA	WHIP
Harry Byrd, R (1, 1) ERA: 5.31	9.0	W	36	7	3	2	6	3	0	0	0	0	0	45	57	2.00	1.111

PITCHER	IP	WLS	BF	H	R	ER	SO	BB	IBB	HBP	BLK	WP	HR	S	P	ERA	WHIP

TOP

Detroit Tigers @ Philadelphia Athletics

Connie Mack Stadium, Philadelphia, PA

Thu May 14 1953, 3:33 AM EDT

Att. 2,746 - Unknown

livebaseballscorecards.com

AB	33
R	3
H	7
RBI	3
BB	3
SO	6
LOB	11

BOTTOM

Detroit Tigers @ Philadelphia Athletics

Connie Mack Stadium, Philadelphia, PA

Thu May 14 1953, 3:33 AM EDT

Att. 2,746 - Unknown

livebaseballscorecards.com

Batter	1	2	3	4	5	6	7	8	9	AB	R	H	RBI	BB	SO	LOB
Eddie Joost, R (1, 6) OBP: 0.363, SLG: 0.354	6-3		1B FC1-6 1B 1-2		F2		F8			4	1	1	0	0	0	0
Pete Suder, R (1, 4) OBP: 0.383, SLG: 0.441	HR 1B		FC1-6 1B 1-3 2-H		F8		6-3			4	1	2	1	0	0	0
Eddie Robinson, L (1, 3) OBP: 0.294, SLG: 0.276	K		FC1-6 1-2f 3-H		4-3		BB			3	0	0	1	1	1	2
Dave Philley, S (1, 9) OBP: 0.389, SLG: 0.495	HR 1-H		K			1B 2B	G3			4	2	2	2	0	1	2
Kite Thomas, R (1, 7) OBP: 0.167, SLG: 0.063	F2		K			K		F5		4	0	0	0	0	2	2
Ed McGhee, R (1, 8) OBP: 0.250, SLG: 0.333		F4		F8		4-3 1B 2-H		6-3		4	0	1	1	0	0	0
Loren Babe, L (1, 5) OBP: 0.329, SLG: 0.369		1-3		5-3 BB		4-3 1-2		F7		3	0	0	0	1	0	1
Ray Murray, R (1, 2) OBP: 0.267, SLG: 0.333		F7		5-3 1-2		FC6-4 IBB				2	0	0	0	1	0	1
Harry Byrd, R (1, 1) OBP: 0.143, SLG: 0.143			1B 1B 1B	F9		FC6-4 1-2f				3	1	1	0	0	0	3
Inning Stats	R: 2 H: 2 E: 0 LOB: 0 K: 1 BB: 0 S: 7 P: 7	R: 0 H: 0 E: 0 LOB: 0 K: 0 BB: 0 S: 3 P: 3	R: 2 H: 3 E: 0 LOB: 1 K: 2 BB: 0 S: 10 P: 10	R: 0 H: 0 E: 0 LOB: 1 K: 0 BB: 1 S: 3 P: 7	R: 0 H: 0 E: 0 LOB: 0 K: 0 BB: 0 S: 3 P: 3	R: 1 H: 2 E: 0 LOB: 2 K: 1 BB: 1 S: 7 P: 11	R: 0 H: 0 E: 0 LOB: 1 K: 0 BB: 1 S: 3 P: 7	R: 0 H: 0 E: 0 LOB: 0 K: 0 BB: 0 S: 3 P: 3		1B: 5 SF: 0 2B: 1 SAC: 0 3B: 0 DP: 0 HR: 1 HBP: 0						WP: 0 PA: 34 PB: 0 SB: 0 CS: 0

	AB	31
	R	5
	H	7
	RBI	5
	BB	3
	SO	4
	LOB	11

PITCHER		IP	WLS	BF	H	R	ER	SO	BB	IBB	HBP	BLK	WP	HR	S	P	ERA	WHIP
Ted Gray, L ERA: 6.04	(1, 1)	6.0	L	27	7	5	5	4	1	1	0	0	0	1	33	41	7.50	1.333
Dave Madison, R ERA: 2.29	(7, 1)	2.0		7	0	0	0	0	1	0	0	0	0	0	6	10	0.00	0.500

PITCHER	IP	WLS	BF	H	R	ER	SO	BB	IBB	HBP	BLK	WP	HR	S	P	ERA	WHIP

Batter	1	2	3	4	5	6	7	8	9	AB	R	H	RBI	BB	SO	LOB
Johnny Pesky, L (1, 4) OBP: 0.367, SLG: 0.308	x 0-0 G1-6-3 1B		SSS 0-3 ① K	x 0-0 ③ F3		x 0-0 ③ 1-3			x 0-0 ② F8	5	0	1	0	0	1	2
Harvey Kuenn, R (1, 6) OBP: 0.336, SLG: 0.347	x 0-0 ①② G1-6-3 1-2f		x 0-0 ② 4-3		x 0-0 ① F8		x 0-0 ① 6-3		x 0-0 ③ F2	5	0	0	0	0	0	2
Don Lund, R (1, 8) (9, 9) OBP: 0.400, SLG: 0.434	x 0-0 BB HR 1B		x 0-0 2B		x 0-0 ② F6		x 0-0 CS 1B			4	1	3	0	0	0	0
Bob Nieman, R (1, 9) OBP: 0.356, SLG: 0.495 Jim Delsing, L (9, 8) OBP: 0.417, SLG: 0.525	BBBB 4-0 1-2 HR BB		x 0-0 ③ F3		BBBB 4-0 FC5-4 BB		x 0-0 ②③ 1-3 1-2			2 0	1 0	0 0	0 0	2 0	0 0	2 0
Walt Dropo, R (1, 3) OBP: 0.303, SLG: 0.417	x 0-0 1-H 2-H HR			x 0-0 ① 5-3	x 0-0 ③ FC5-4 1-2f			x 0-0 ① 5-3		4	1	1	3	0	0	1
Steve Souchock, R (1, 7) OBP: 0.269, SLG: 0.560	x 0-0 ③ F8			x 0-0 HR 2B		x 0-0 ① 6-3		x 0-0 ② F5		4	1	1	0	0	0	0
Matt Batts, R (1, 2) OBP: 0.311, SLG: 0.455		x 0-0 CS 1B		x 0-0 2-H HR		x 0-0 ② 4-3		x 0-0 ③ F6		4	1	2	2	0	0	0
Fred Hatfield, L (1, 5) OBP: 0.375, SLG: 0.294		SSS 0-3 ①② K 1-2		BBBB 4-0 1-3 BB		x 0-0 E4 HR			x 0-0 1B	3	1	1	0	1	1	1
Art Houtteman, R (1, 1) OBP: 0.143, SLG: 0.571		x 0-0 ③ F7		x 0-0 ② 1-3 1-2		x 0-0 1-H HR			x 0-0 ① F1	4	1	1	2	0	0	2
Inning Stats	R: 3 H: 3 E: 0 LOB: 0 K: 0 BB: 1 S: 5 P: 9	R: 0 H: 1 E: 0 LOB: 0 K: 1 BB: 0 S: 5 P: 5	R: 0 H: 1 E: 0 LOB: 1 K: 1 BB: 0 S: 6 P: 6	R: 2 H: 2 E: 0 LOB: 1 K: 0 BB: 1 S: 5 P: 9	R: 0 H: 0 E: 0 LOB: 1 K: 0 BB: 1 S: 3 P: 7	R: 2 H: 1 E: 1 LOB: 0 K: 0 BB: 0 S: 5 P: 5	R: 0 H: 1 E: 0 LOB: 0 K: 0 BB: 0 S: 3 P: 3	R: 0 H: 0 E: 0 LOB: 0 K: 0 BB: 0 S: 3 P: 3	R: 0 H: 1 E: 0 LOB: 1 K: 0 BB: 0 S: 4 P: 4	1B: 5 SF: 0 2B: 3 SAC: 0 3B: 0 DP: 2 HR: 3 HBP: 0					WP: 0 PA: 38 PB: 0 SB: 0 CS: 2	

PITCHER		IP	WLS	BF	H	R	ER	SO	BB	IBB	HBP	BLK	WP	HR	S	P	ERA	WHIP
Morrie Martin, L ERA: 3.96	(1, 1)	4.0	L	19	7	5	5	2	2	0	0	0	0	2	21	29	11.25	2.250
Carl Scheib, R ERA: 2.91	(5, 1)	5.0		19	3	2	0	0	1	0	0	0	0	1	18	22	0.00	0.800

PITCHER	IP	WLS	BF	H	R	ER	SO	BB	IBB	HBP	BLK	WP	HR	S	P	ERA	WHIP

TOP

Detroit Tigers @ Philadelphia Athletics

Connie Mack Stadium, Philadelphia, PA

Fri May 15 1953, 3:33 AM EDT

Att. 1,699 - Unknown

livebaseballscorecards.com

AB	35
R	7
H	10
RBI	7
BB	3
SO	2
LOB	10

Detroit Tigers @ Philadelphia Athletics

Connie Mack Stadium, Philadelphia, PA

Fri May 15 1953, 3:33 AM EDT

Att. 1,699 - Unknown

BOTTOM

Batter	1	2	3	4	5	6	7	8	9	AB	R	H	RBI	BB	SO	LOB
Eddie Joost, R (1, 6) OBP: 0.374, SLG: 0.372	G6-4-3 1B		F7			1B 2B	SSS K		BBBB FC4-6 1-2 BB	4	1	2	0	1	1	0
Loren Babe, L (1, 5) OBP: 0.321, SLG: 0.357	G6-4-3 1-2f			4-3		BB 1B 2-H 1B	F4		FC4-6 1-2f 2-H	5	1	1	1	0	0	2
Eddie Robinson, L (1, 3) OBP: 0.292, SLG: 0.275	4-3			F8		F8	2B 1B			4	0	1	0	0	0	1
Dave Philley, S (1, 9) OBP: 0.402, SLG: 0.505		6-3		BBBB BB		BBBB 1B 1B E 1-2 BB	1-H 2B			2	1	1	0	2	0	0
Kite Thomas, R (1, 7) OBP: 0.227, SLG: 0.150		1B 1B		F5		E 1B 1-2 2-H 1B		5-3		4	1	2	1	0	0	1
Pete Suder, R (1, 4) OBP: 0.391, SLG: 0.444		G4-6-3 1-2 1B			6-3	E3 1B FC5-4 1-2 2-H 1B		F4		4	1	2	0	0	0	0
Ed McGhee, R (1, 8) OBP: 0.250, SLG: 0.313	G4-6-3 1-2f				6-3	FC5-4 1-3 2-H 1B		F7		4	0	1	1	0	0	2
Joe Astroth, R (1, 2) OBP: 0.358, SLG: 0.267 Tom Hamilton, L (9, PH) OBP: 0.125, SLG: 0.125			F7		H HBP	FC5-4 FC4-6 1-2f 3-H			4-3	2 1	0 0	0 0	1 0	0 0	0 0	1 0
Morrie Martin, L (1, 1) OBP: 0.143, SLG: 0.143 Carl Scheib, R (5, 1) Gus Zernial, R (9, PH) OBP: 0.381, SLG: 0.457 Joe Demaestri, R (9, PR) OBP: 0.286, SLG: 0.167			SSS K		F9	FC4-6 1-2f			BB E 1B	1 2 1 0	0 0 0 1	0 0 1 0	0 0 0 0	1 0 0 0	0 0 0 0	0 2 0 0
Inning Stats	R: 0 E: 0 K: 0 S: 3 H: 1 LOB: 0 BB: 0 P: 3	R: 0 E: 0 K: 0 S: 4 H: 2 LOB: 1 BB: 0 P: 4	R: 0 E: 0 K: 1 S: 5 H: 0 LOB: 0 BB: 0 P: 5	R: 0 E: 0 K: 0 S: 3 H: 0 LOB: 1 BB: 1 P: 7	R: 0 E: 0 K: 0 S: 3 H: 0 LOB: 1 BB: 0 P: 4	R: 5 E: 1 K: 0 S: 8 H: 5 LOB: 1 BB: 1 P: 12	R: 0 E: 0 K: 1 S: 6 H: 2 LOB: 2 BB: 0 P: 6	R: 0 E: 0 K: 0 S: 3 H: 0 LOB: 0 BB: 0 P: 3	R: 1 E: 1 K: 0 S: 3 H: 1 LOB: 2 BB: 1 P: 7	1B: 9 2B: 2 3B: 0 HR: 0 SF: 0 SAC: 0 DP: 2 HBP: 1						

livebaseballscorecards.com

AB	34
R	6
H	11
RBI	4
BB	3
SO	2
LOB	9

PITCHER	IP	WLS	BF	H	R	ER	SO	BB	IBB	HBP	BLK	WP	HR	S	P	ERA	WHIP
Art Houtteman, R (1, 1) ERA: 9.43	9.0	W	38	11	6	4	2	3	0	1	0	0	0	38	51	4.00	1.556

PITCHER	IP	WLS	BF	H	R	ER	SO	BB	IBB	HBP	BLK	WP	HR	S	P	ERA	WHIP

Batter	1	2	3	4	5	6	7	8	9	AB	R	H	RBI	BB	SO	LOB
Fred Hatfield, L (1, 5) OBP: 0.365, SLG: 0.288	SSS 0-3 ① K	x 0-0 ③ F9		x 0-0 ② 4-3		x 0-0 CS 1B 1-H 2-H			x 0-0 ① 4-3	5	0	1	2	0	1	1
Harvey Kuenn, R (1, 6) OBP: 0.338, SLG: 0.349	x 0-0 CS BB 1B		x 0-0 1-6-3 3B 1B	x 0-0 ③ F8		x 0-0 ③ CS 1-2	x 0-0 ① F9		x 0-0 ② F4	5	1	2	0	0	0	0
Johnny Pesky, L (1, 4) OBP: 0.371, SLG: 0.367	BBBB 4-0 BB 1-2		x 0-0 ① 1-6-3 1-2		SSS 0-3 ① K		x 0-0 ② F4		x 0-0 3B	4	0	1	0	1	1	1
Walt Dropo, R (1, 3) OBP: 0.291, SLG: 0.400	SSS 0-3 ② ③ K 2-3		x 0-0 ② F9		x 0-0 ② F5		x 0-0 ③ F3		x 0-0 ③ 6-3	5	0	0	0	0	1	4
Jim Delsing, L (1, 8) OBP: 0.434, SLG: 0.565		x 0-0 2B 1B 1B	x 0-0 1B 2-H 3B		x 0-0 ③ 1-3			BBBB 4-0 SH5-3 BB		3	2	2	1	1	0	0
Steve Souchock, R (1, 7) OBP: 0.276, SLG: 0.536		x 0-0 ① F8	x 0-0 E 3-H 1B			x 0-0 ① 1-3		x 0-0 ① SH5-3 1-2		3	0	1	1	0	0	1
Matt Batts, R (1, 2) OBP: 0.319, SLG: 0.457		x 0-0 2B F7 1B 1-2	x 0-0 E3 1-2			x 0-0 BB 1B 1B		x 0-0 ② F5		4	2	2	0	0	0	2
Don Lund, R (1, 9) OBP: 0.422, SLG: 0.455		x 0-0 1-3 2-H 2B	x 0-0 ③ F8			BBBB 4-0 1B 1B BB 1-2		BBBB 4-0 FC6-4 BB		2	1	1	1	2	0	2
Billy Hoeft, L (1, 1) OBP: 0.389, SLG: 0.267 Russ Sullivan, L (6, PH) OBP: 0.379, SLG: 0.389 Hal Erickson, R (6, 1)		x 0-0 ② F7 3-H		x 0-0 ① G3		x 0-0 ② F6		x 0-0 ③ FC6-4 1-2f		2 1 1	0 0 0	0 0 0	1 0 0	0 0 0	0 0 0	1 2 2
Inning Stats	R: 0 H: 1 E: 0 LOB: 2 K: 2 BB: 1 S: 7 P: 11	R: 2 H: 3 E: 0 LOB: 1 K: 0 BB: 0 S: 6 P: 6	R: 2 H: 3 E: 1 LOB: 2 K: 0 BB: 0 S: 7 P: 7	R: 0 H: 0 E: 0 LOB: 0 K: 0 BB: 0 S: 3 P: 3	R: 0 H: 0 E: 0 LOB: 0 K: 1 BB: 0 S: 5 P: 5	R: 2 H: 2 E: 0 LOB: 0 K: 0 BB: 1 S: 4 P: 8	R: 0 H: 0 E: 0 LOB: 0 K: 0 BB: 0 S: 3 P: 3	R: 0 H: 0 E: 0 LOB: 2 K: 0 BB: 2 S: 3 P: 11	R: 0 H: 1 E: 0 LOB: 1 K: 0 BB: 0 S: 4 P: 4	1B: 7 SF: 0 2B: 2 SAC: 1 3B: 2 DP: 1 HR: 0 HBP: 0						

PITCHER	IP	WLS	BF	H	R	ER	SO	BB	IBB	HBP	BLK	WP	HR	S	P	ERA	WHIP
Charlie Bishop, R (1, 1) ERA: 4.29	3.0	L	17	7	4	4	2	1	0	0	0	0	0	20	24	12.00	2.667
Marion Fricano, R (4, 1) ERA: 3.21	4.0		14	2	2	2	1	1	0	0	0	0	0	15	19	4.50	0.750
Bobo Newsom, R (8, 1) ERA: 4.5	2.0		9	1	0	0	0	2	0	0	0	0	0	7	15	0.00	1.500

PITCHER	IP	WLS	BF	H	R	ER	SO	BB	IBB	HBP	BLK	WP	HR	S	P	ERA	WHIP

TOP

Detroit Tigers @ Philadelphia Athletics

Connie Mack Stadium, Philadelphia, PA

Sat May 16 1953, 3:33 AM EDT

Att. 1,980 - Unknown

livebaseballscorecards.com

AB	35
R	6
H	10
RBI	6
BB	4
SO	3
LOB	16

WP: 0 PB: 0 SB: 0 CS: 2 PA: 41

Detroit Tigers @ Philadelphia Athletics

Connie Mack Stadium, Philadelphia, PA

Sat May 16 1953, 3:33 AM EDT

Att. 1,980 - Unknown

BOTTOM

Batter	1	2	3	4	5	6	7	8	9	AB	R	H	RBI	BB	SO	LOB
Eddie Joost, R (1, 6) OBP: 0.366, SLG: 0.374	0-0 G1 F9 2B		0-0 F3 ①		SSS 0-3 K ②		0-0 4-3 ②		0-0 F8 ③	5	1	1	0	0	1	2
Pete Suder, R (1, 4) OBP: 0.382, SLG: 0.433	0-0 G1 ① 2-3		0-0 4-3 ②		0-0 F8 ③		0-0 1B 1B			4	0	1	0	0	0	3
Eddie Robinson, L (1, 3) OBP: 0.299, SLG: 0.276	0-0 F9 ② 3-H		0-0 4-3 ③			BBB 4-0 HR BB	0-0 FC6-4 1-2 1B			3	1	1	1	1	0	0
Dave Philley, S (1, 9) OBP: 0.398, SLG: 0.500 Kite Thomas, R (3, 9) OBP: 0.200, SLG: 0.130	0-0 F3 ③			0-0 F8 ①		SSS 0-3 K ①	0-0 FC6-4 ③ 1-2f			1 3	0 0	0 0	0 0	0 0	0 1	0 3
Gus Zernial, R (1, 7) OBP: 0.386, SLG: 0.506		0-0 2B		0-0 F2 ②		0-0 1-H HR		0-0 F5 ①		4	1	2	2	0	0	0
Ed McGhee, R (1, 8) OBP: 0.200, SLG: 0.250		0-0 F4 ①		0-0 F5 ③		0-0 F8 ②		0-0 F6 ②		4	0	0	0	0	0	1
Loren Babe, L (1, 5) OBP: 0.318, SLG: 0.342		BBB 4-0 BB			SSS 0-3 K ①	0-0 E3		0-0 F9 ③		3	0	0	0	1	1	0
Ray Murray, R (1, 2) OBP: 0.265, SLG: 0.326		0-0 F5 ②			0-0 E 1B	0-0 F9 ③			0-0 5-3 ①	4	0	1	0	0	0	3
Charlie Bishop, R (1, 1) OBP: 0.286, SLG: 0.167 Marion Fricano, R (4, 1) Tom Hamilton, L (7, PH) OBP: 0.111, SLG: 0.111 Bobo Newsom, R (8, 1) Cass Michaels, R (9, PH) OBP: 0.295, SLG: 0.313		SSS 0-3 K ③			0-0 E6 1-2		0-0 4-3 ①		SSS 0-3 K ②	1 1 1 0 1	0 0 0 0 0	0 0 0 0 0	0 0 0 0 0	0 0 0 0 0	1 0 0 0 1	2 1 0 0 0
Inning Stats	R: 1 H: 1 E: 0 LOB: 0 K: 0 BB: 0 S: 4 P: 4	R: 0 H: 1 E: 0 LOB: 2 K: 1 BB: 1 S: 6 P: 10	R: 0 H: 0 E: 0 LOB: 0 K: 0 BB: 0 S: 3 P: 3	R: 0 H: 0 E: 0 LOB: 0 K: 0 BB: 0 S: 3 P: 3	R: 0 H: 1 E: 1 LOB: 2 K: 2 BB: 0 S: 9 P: 9	R: 2 H: 1 E: 1 LOB: 1 K: 1 BB: 1 S: 7 P: 11	R: 0 H: 2 E: 0 LOB: 2 K: 0 BB: 0 S: 5 P: 5	R: 0 H: 0 E: 0 LOB: 0 K: 0 BB: 0 S: 3 P: 3	R: 0 H: 0 E: 0 LOB: 0 K: 1 BB: 0 S: 5 P: 5	1B: 3 SF: 0 2B: 2 SAC: 0 3B: 0 DP: 0 HR: 1 HBP: 0						

livebaseballscorecards.com

AB	35
R	3
H	6
RBI	3
BB	2
SO	5
LOB	15

WP: 0 PA: 37
PB: 0
SB: 0
CS: 0

PITCHER		IP	WLS	BF	H	R	ER	SO	BB	IBB	HBP	BLK	WP	HR	S	P	ERA	WHIP
Billy Hoeft, L ERA: 3.5	(1, 1)	5.0	W	20	3	1	1	3	1	0	0	0	0	0	25	29	1.80	0.800
Hal Erickson, R ERA: 5.3	(6, 1)	4.0	S	17	3	2	2	2	1	0	0	0	0	1	20	24	4.50	1.000

PITCHER	IP	WLS	BF	H	R	ER	SO	BB	IBB	HBP	BLK	WP	HR	S	P	ERA	WHIP

Batter	1	2	3	4	5	6	7	8	9	AB	R	H	RBI	BB	SO	LOB
Ray Boone, R (1, 6) OBP: 0.400, SLG: 0.446	F7	F9		1-2 1B		BBB 4-0 G6-4-3 BB		1-2 3-H 1B		4	0	2	1	1	0	0
Bobby Avila, R (1, 4) OBP: 0.372, SLG: 0.340	F5		F6	4-3		G6-4-3 1-2f		F5		5	0	0	0	0	0	6
Larry Doby, L (1, 8) OBP: 0.317, SLG: 0.393	SSS 0-3 K		SSS 0-3 K		F9		G3		F9 3B	5	1	1	0	0	2	0
Al Rosen, R (1, 5) OBP: 0.453, SLG: 0.611		BBBB 4-0 BB 1B FC1-4-6 BB			1B 1B		F2		E6 F9 E	4	1	2	0	1	0	1
Bob Kennedy, R (1, 9) OBP: 0.400, SLG: 0.457		FC1-4-6 BB 1-2 HR 1B	F4		1-3 1B		6-3		E5 1-2	5	1	2	0	0	0	3
Jim Lemon, R (1, 7) OBP: 0.207, SLG: 0.259		BBBB 4-0 FC1-4-6 1-2 2-3 BB		E6 WP 1B	F8			FC4-6 BB 1B 1B	F9 2-3 3-H	4	2	1	1	1	0	4
Bill Glynn, L (1, 3) OBP: 0.310, SLG: 0.167		0-0 FC1-4-6 1-2f 2-3 3-H HR		SSS 0-3 K 1-2	F8			F5	F5	5	1	0	1	0	1	8
Jim Hegan, R (1, 2) OBP: 0.291, SLG: 0.412		0-0 1-H 3-H HR		F8		SSS 0-3 K		BBBB 4-0 FC4-6 1-2 BB	F8	4	1	1	3	1	1	3
Early Wynn, S (1, 1) OBP: 0.353, SLG: 0.529		F2		1B 2-H 1B		E7 1B		FC4-6 1-2f 2-3 1B		4	0	2	1	0	0	2

Inning Stats																															
	R: 0	H: 0		R: 4	H: 2		R: 0	H: 1		R: 1	H: 2		R: 0	H: 2		R: 0	H: 1		R: 0	H: 0		R: 1	H: 2		R: 1	H: 1		1B: 9	SF: 0		WP: 1	PA: 44	
	E: 0	LOB: 0		E: 0	LOB: 0		E: 0	LOB: 1		E: 1	LOB: 2		E: 0	LOB: 2		E: 1	LOB: 1		E: 0	LOB: 0		E: 0	LOB: 2		E: 2	LOB: 2		2B: 0	SAC: 0		PB: 0		
	K: 1	BB: 0		K: 0	BB: 2		K: 1	BB: 0		K: 1	BB: 0		K: 0	BB: 0		K: 1	BB: 1		K: 0	BB: 0		K: 0	BB: 1		K: 0	BB: 0		3B: 1	DP: 1		SB: 0		
	S: 5	P: 5		S: 5	P: 13		S: 6	P: 6		S: 8	P: 8		S: 5	P: 5		S: 5	P: 9		S: 3	P: 3		S: 5	P: 9		S: 6	P: 6		HR: 1	HBP: 0		CS: 0		

PITCHER		IP	WLS	BF	H	R	ER	SO	BB	IBB	HBP	BLK	WP	HR	S	P	ERA	WHIP
Bobby Shantz, L ERA: 4.43	(1, 1)	7.0	L	32	8	5	4	4	3	0	0	0	1	1	37	49	5.14	1.571
Carl Scheib, R ERA: 3.04	(8, 1)	2.0		12	3	2	1	0	1	0	0	0	0	0	11	15	4.50	2.000

PITCHER	IP	WLS	BF	H	R	ER	SO	BB	IBB	HBP	BLK	WP	HR	S	P	ERA	WHIP

TOP

Cleveland Indians @ Philadelphia Athletics

Connie Mack Stadium, Philadelphia, PA

Sun May 17 1953, 3:33 AM EDT

Unknown

livebaseballscorecards.com

AB	40
R	7
H	11
RBI	7
BB	4
SO	4
LOB	27

BOTTOM

Cleveland Indians @ Philadelphia Athletics

Connie Mack Stadium, Philadelphia, PA

Sun May 17 1953, 3:33 AM EDT

Unknown

livebaseballscorecards.com

Batter	1	2	3	4	5	6	7	8	9	AB	R	H	RBI	BB	SO	LOB
Eddie Joost, R (1, 6) OBP: 0.362, SLG: 0.362	BBBB 4-0 1B 1-3 BB		x 0-0 F9 ②	x 0-0 F7 ①			x 0-0 F9 ①		3	1	0	0	1	0	1
Joe Demaestri, R (9, 6) OBP: 0.286, SLG: 0.167									0	0	0	0	0	0	0
Loren Babe, L (1, 5) OBP: 0.326, SLG: 0.364	x 0-0 1-3 1B 1-3 1B		x 0-0 2B	x 0-0 F4 ②			x 0-0 5-3 ②		4	0	2	0	0	0	1
Eddie Robinson, L (1, 3) OBP: 0.289, SLG: 0.266	x 0-0 F8 ①		x 0-0 4-3 ③		x 0-0 F6 ③			x 0-0 3-1 ③		4	0	0	0	0	0	4
Dave Philley, S (1, 9) OBP: 0.393, SLG: 0.486	x 0-0 1-3 ② 1-2 3-H			x 0-0 F8 ①		x 0-0 3-1 ①			BBBB 4-0 1B 1B BB	3	1	0	1	1	0	1
Gus Zernial, R (1, 7) OBP: 0.400, SLG: 0.511	x 0-0 ③ 2-H 1B			BBBB 4-0 1B BB		x 0-0 F6 ②			x 0-0 1B 1-2 F7 1B	3	1	2	0	1	0	0
Pete Suder, R (1, 4) OBP: 0.389, SLG: 0.429		BBBB 4-0 FC5-4 BB		SSS 0-3 K ②		x 0-0 L4 ③			x 0-0 1-3 2-H 1B	3	0	1	1	1	1	1
Ed McGhee, R (1, 8) OBP: 0.250, SLG: 0.261		x 0-0 FC5-4 CS ① 1-2f		x 0-0 1-2 1B			BBBB 4-0 G6-4-3 BB		x 0-0 F7 ① 3-H	3	0	1	1	1	0	2
Joe Astroth, R (1, 2) OBP: 0.333, SLG: 0.245		x 0-0 6-3 ② ③ 1-2		x 0-0 F6 ③			x 0-0 G6-4-3 ① ② 1-2f		x 0-0 F3 ②	4	0	0	0	0	0	5
Bobby Shantz, R (1, 1) OBP: 0.250, SLG: 0.227			x 0-0 F8 ①		x 0-0 E5			x 0-0 F5 ③	x 0-0 F3 ③	2	0	0	0	0	0	0
Tom Hamilton, L (7, PH) OBP: 0.100, SLG: 0.100										1	0	0	0	0	0	0
Carl Scheib, R (8, 1)										0	0	0	0	0	0	0
Kite Thomas, R (9, PH) OBP: 0.192, SLG: 0.125										1	0	0	0	0	0	1
Inning Stats	R: 1 E: 0 K: 0 S: 4 H: 2 LOB: 2 BB: 1 P: 8	R: 0 E: 0 K: 0 S: 2 H: 0 LOB: 0 BB: 1 P: 6	R: 0 E: 0 K: 0 S: 4 H: 1 LOB: 1 BB: 0 P: 4	R: 0 E: 0 K: 1 S: 6 H: 1 LOB: 2 BB: 1 P: 10	R: 0 E: 1 K: 0 S: 4 H: 0 LOB: 1 BB: 0 P: 4	R: 0 E: 0 K: 0 S: 3 H: 0 LOB: 0 BB: 0 P: 3	R: 0 E: 0 K: 0 S: 2 H: 0 LOB: 0 BB: 1 P: 6	R: 0 E: 0 K: 0 S: 3 H: 0 LOB: 0 BB: 0 P: 3	R: 2 E: 0 K: 0 S: 5 H: 2 LOB: 1 BB: 1 P: 9	1B: 5 2B: 1 3B: 0 HR: 0	SF: 0 SAC: 0 DP: 1 HBP: 0						

	AB	31
	R	3
	H	6
	RBI	3
	BB	5
	SO	1
	LOB	16

WP: 0 PB: 0 SB: 0 CS: 1 PA: 36

PITCHER	IP	WLS	BF	H	R	ER	SO	BB	IBB	HBP	BLK	WP	HR	S	P	ERA	WHIP
Early Wynn, R (1, 1) ERA: 3.22	9.0	W	36	6	3	3	1	5	0	0	0	0	0	33	53	3.00	1.222

PITCHER	IP	WLS	BF	H	R	ER	SO	BB	IBB	HBP	BLK	WP	HR	S	P	ERA	WHIP

Batter	1	2	3	4	5	6	7	8	9	10	AB	R	H	RBI	BB	SO	LOB
Ray Boone, R (1, 6) OBP: 0.410, SLG: 0.448	BBBB 4-0 4-3 BB		0-0 ② 2-H 1B 1B			0-0 ① 2-3		0-0 ③ F8		0-0 1-2 2-H 3-H E 1B	4	2	2	2	1	0	0
Bobby Avila, R (1, 4) OBP: 0.381, SLG: 0.364	0-0 ① 4-3 1-2		0-0 2-H 1B			0-0 1B			0-0 ① F7	0-0 1-H 2-H E5 1B 2B	5	1	3	3	0	0	1
Larry Doby, L (1, 8) OBP: 0.321, SLG: 0.398	0-0 ② 3-1		0-0 ③ F9			0-0 ② F5			0-0 F8 2B	BBBB 4-0 1B 1B 1B BB	4	1	1	0	1	0	3
Al Rosen, R (1, 5) OBP: 0.441, SLG: 0.589	0-0 ③ F5			0-0 ① 5-3		0-0 ③ F8			0-0 ② F8 2-3	0-0 1B 1-2 1B 3-H 1B	5	1	1	1	0	0	3
Bob Kennedy, R (1, 9) OBP: 0.378, SLG: 0.425		0-0 ① F8		0-0 ② F8			0-0 ① F8		0-0 ③ F8	0-0 1B 1-2 1B 2-3 1B	5	1	1	0	0	0	1
Jim Lemon, R (1, 7) OBP: 0.235, SLG: 0.281		0-0 ② F2		0-0 ③ 5-3			0-0 ② 4-3			0-2 FC1-6 1B 0-0 1B	5	0	2	2	0	0	0
Bill Glynn, L (1, 3) OBP: 0.315, SLG: 0.182		0-0 ③ 4-3			0-0 G6-4-3 1B		0-0 ③ F9			0-2 FC1-6 E BB 1-2f 1B 0-0 1-2 3-H 1B	5	1	2	1	0	0	1
Joe Tipton, R (1, 2) OBP: 0.308, SLG: 0.472 Jim Hegan, R (10, PR) OBP: 0.286, SLG: 0.404 (10, 2)			0-0 ① L6		0-0 ① F8			0-0 ① F5		4-0 E 1-2 1B BB 0-0 F8	3 1	0 1	0 0	0 0	1 0	0 0	1 2
Mike Garcia, R (1, 1) OBP: 0.304, SLG: 0.391			0-0 1B 2B		0-0 ② G6-4-3 1-2f			0-0 ② 1B		0-0 E6 1B 1-2 2-3 E 0-3 K	5	1	2	0	0	1	5
Inning Stats	R: 0 H: 0 E: 0 LOB: 1 K: 0 BB: 1 S: 3 P: 7	R: 0 H: 0 E: 0 LOB: 0 K: 0 BB: 0 S: 3 P: 3	R: 1 H: 3 E: 0 LOB: 1 K: 0 BB: 0 S: 5 P: 5	R: 0 H: 0 E: 0 LOB: 0 K: 0 BB: 0 S: 3 P: 3	R: 0 H: 1 E: 0 LOB: 0 K: 0 BB: 0 S: 3 P: 3	R: 0 H: 1 E: 0 LOB: 1 K: 0 BB: 0 S: 4 P: 4	R: 0 H: 0 E: 0 LOB: 0 K: 0 BB: 0 S: 3 P: 3	R: 0 H: 1 E: 0 LOB: 0 K: 0 BB: 0 S: 3 P: 3	R: 0 H: 1 E: 0 LOB: 1 K: 0 BB: 0 S: 4 P: 4	R: 8 H: 7 E: 2 LOB: 2 K: 1 BB: 2 S: 13 P: 21	1B: 11 SF: 0 2B: 3 SAC: 0 3B: 0 DP: 1 HR: 0 HBP: 0						

PITCHER	IP	WLS	BF	H	R	ER	SO	BB	IBB	HBP	BLK	WP	HR	S	P	ERA	WHIP
Alex Kellner, L (1, 1) ERA: 2.21	9.1	L	39	10	7	4	0	3	0	0	0	0	0	36	48	3.86	1.393
Harry Byrd, R (10, 1) ERA: 5.31	0.0		3	3	1	0	0	0	0	0	0	0	0	3	3	∞	∞
Morrie Martin, L (10, 1) ERA: 3.86	0.2		3	1	1	0	1	0	0	0	0	0	0	5	5	0.00	1.500

PITCHER	IP	WLS	BF	H	R	ER	SO	BB	IBB	HBP	BLK	WP	HR	S	P	ERA	WHIP

TOP

Cleveland Indians @ Philadelphia Athletics

Connie Mack Stadium, Philadelphia, PA

Sun May 17 1953, 3:38 AM EDT

Att. 16,221 - Unknown

livebaseballscorecards.com

AB	42
R	9
H	14
RBI	9
BB	3
SO	1
LOB	17

WP: 0 PA: 45
PB: 0
SB: 0
CS: 0

Cleveland Indians @ Philadelphia Athletics

Connie Mack Stadium, Philadelphia, PA

Sun May 17 1953, 3:38 AM EDT

Att. 16,221 - Unknown

BOTTOM

Batter	1	2	3	4	5	6	7	8	9	10	AB	R	H	RBI	BB	SO	LOB
Joe Demaestri, R (1, 6) OBP: 0.278, SLG: 0.188	G3-6-3 1B		6-3		G5-4-3 1-2f		6-3		4-3		4	0	1	0	0	0	2
Tom Hamilton, L (9, PH) OBP: 0.091, SLG: 0.091											1	0	0	0	0	0	1
Eddie Joost, R (10, 6) OBP: 0.362, SLG: 0.362											0	0	0	0	0	0	0
Loren Babe, L (1, 5) OBP: 0.319, SLG: 0.354	F4		1B		4-3		F8			L4	5	0	1	0	0	0	2
Dave Philley, S (1, 9) OBP: 0.378, SLG: 0.466	G3-6-3 1-2f		F9			4-3		4-3		4-3	5	0	0	0	0	0	2
Gus Zernial, R (1, 7) OBP: 0.382, SLG: 0.484		F3		F5		L5		F8		F8	5	0	0	0	0	0	0
Eddie Robinson, L (1, 3) OBP: 0.312, SLG: 0.321		2B		1B 1B		HR		BB			3	1	3	1	1	0	0
Pete Suder, R (1, 4) OBP: 0.395, SLG: 0.425		5-3		1-2 1B		BB		K			3	0	1	0	1	1	2
Ed McGhee, R (1, 8) OBP: 0.286, SLG: 0.269		BB		F9		5-3				FC1-6 1B	3	0	1	0	1	0	3
Ray Murray, R (1, 2) OBP: 0.264, SLG: 0.340		F9		F7			SH5-4 2B			FC1-6 1-2f	4	0	1	0	0	0	5
Alex Kellner, R (1, 1) OBP: 0.231, SLG: 0.174			K		G5-4-3 1B		SH5-4 2-3			F8	3	0	1	0	0	1	1
Harry Byrd, R (10, 1) OBP: 0.143, SLG: 0.143											0	0	0	0	0	0	0
Morrie Martin, L (10, 1) OBP: 0.143, SLG: 0.143											0	0	0	0	0	0	0
Inning Stats	R: 0 H: 1 E: 0 LOB: 0 K: 0 BB: 0 S: 3 P: 3	R: 0 H: 1 E: 0 LOB: 2 K: 0 BB: 1 S: 4 P: 8	R: 0 H: 1 E: 0 LOB: 1 K: 1 BB: 0 S: 6 P: 6	R: 0 H: 2 E: 0 LOB: 2 K: 0 BB: 0 S: 5 P: 5	R: 0 H: 1 E: 0 LOB: 0 K: 0 BB: 0 S: 3 P: 3	R: 1 H: 1 E: 0 LOB: 1 K: 0 BB: 1 S: 4 P: 8	R: 0 H: 1 E: 0 LOB: 1 K: 0 BB: 0 S: 4 P: 4	R: 0 H: 0 E: 0 LOB: 1 K: 1 BB: 1 S: 5 P: 9	R: 0 H: 1 E: 1 LOB: 1 K: 0 BB: 0 S: 4 P: 4	R: 0 H: 0 E: 0 LOB: 0 K: 0 BB: 0 S: 3 P: 3	1B: 6 SF: 0 2B: 2 SAC: 1 3B: 0 DP: 2 HR: 1 HBP: 0						

livebaseballscorecards.com

	AB	36
	R	1
	H	9
	RBI	1
	BB	3
	SO	2
	LOB	18

WP: 0 PA: 40
PB: 0
SB: 0
CS: 0

PITCHER	IP	WLS	BF	H	R	ER	SO	BB	IBB	HBP	BLK	WP	HR	S	P	ERA	WHIP
Mike Garcia, R (1, 1) ERA: 3.49	10.0	W	40	9	1	1	2	3	0	0	0	0	1	41	53	0.90	1.200

Batter	1	2	3	4	5	6	7	8	9	AB	R	H	RBI	BB	SO	LOB
Nellie Fox, L (1, 4) OBP: 0.329, SLG: 0.379	B5-3		F7	F2			4-3			4	0	0	0	0	0	1
Ferris Fain, L (1, 3) OBP: 0.387, SLG: 0.360	4-3		BB, FC6-4		F9		G3			3	0	0	0	1	0	0
Minnie Minoso, R (1, 7) OBP: 0.393, SLG: 0.339	BB, S, BB		FC6-4, WP, S, 1B; 1-2f		E6, CS, WP			4-3		3	1	0	0	1	0	1
Sam Mele, R (1, 9) OBP: 0.387, SLG: 0.409	BB, BB; 1-2		1B, WP; 1-2, BB		K; 1-3			F9		2	0	0	0	2	1	1
Jim Rivera, L (1, 8) OBP: 0.368, SLG: 0.336	1-2, 2-3, BB		1-3, 2-H, 1B			F5		F9		3	0	1	1	1	0	0
Sherm Lollar, R (1, 2) OBP: 0.440, SLG: 0.533	F8		F7			E5			6-3	4	0	0	0	0	0	5
Rocky Krsnich, R (1, 5) OBP: 0.273, SLG: 0.300		F7		SH2-3, 1B		F3			F3	4	0	1	0	0	0	1
Chico Carrasquel, R (1, 6) OBP: 0.308, SLG: 0.330		F9		SH2-3; 1-2		F5			F9	2	0	0	0	0	0	1
Tom Wright, L (9, PH) OBP: 0.353, SLG: 0.214										1	0	0	0	0	0	0
Mike Fornieles, R (1, 1) OBP: 0.125, SLG: 0.250		4-3		1-3			K			1	0	0	0	0	0	0
Tommy Byrne, L (4, PH) OBP: 0.250, SLG: 0.455										1	0	0	0	0	0	1
Harry Dorish, R (4, 1) OBP: 0.143, SLG: 0.143										1	0	0	0	0	1	0
Inning Stats	R: 0 E: 0 K: 0 S: 3 H: 0 LOB: 3 BB: 3 P: 15	R: 0 E: 0 K: 0 S: 3 H: 0 LOB: 0 BB: 0 P: 3	R: 1 E: 0 K: 0 S: 4 H: 1 LOB: 2 BB: 2 P: 12	R: 0 E: 0 K: 0 S: 4 H: 1 LOB: 1 BB: 0 P: 4	R: 0 E: 1 K: 1 S: 5 H: 0 LOB: 1 BB: 0 P: 5	R: 0 E: 1 K: 0 S: 4 H: 0 LOB: 1 BB: 0 P: 4	R: 0 E: 0 K: 1 S: 5 H: 0 LOB: 0 BB: 0 P: 5	R: 0 E: 0 K: 0 S: 3 H: 0 LOB: 0 BB: 0 P: 3	R: 0 E: 0 K: 0 S: 3 H: 0 LOB: 0 BB: 0 P: 3	1B: 2 2B: 1 3B: 0 HR: 0 SF: 0 SAC: 1 DP: 1 HBP: 0							

PITCHER	IP	WLS	BF	H	R	ER	SO	BB	IBB	HBP	BLK	WP	HR	S	P	ERA	WHIP
Harry Byrd, R (1, 1) ERA: 4.5	9.0	W	35	2	1	1	2	5	0	0	0	2	0	34	54	1.00	0.778

PITCHER	IP	WLS	BF	H	R	ER	SO	BB	IBB	HBP	BLK	WP	HR	S	P	ERA	WHIP

TOP

Chicago White Sox @ Philadelphia Athletics
Connie Mack Stadium, Philadelphia, PA
Tue May 19 1953, 3:33 AM EDT
Att. 5,291 - Unknown

livebaseballscorecards.com

AB	29
R	1
H	2
RBI	1
BB	5
SO	2
LOB	11

Batter	1	2	3	4	5	6	7	8	9	AB	R	H	RBI	BB	SO	LOB
Joe Demaestri, R (1, 6) OBP: 0.318, SLG: 0.400	HR	G3 1-2 1B		F9			4-3			4	1	2	1	0	0	1
Loren Babe, L (1, 5) OBP: 0.327, SLG: 0.360	1B 4-3 F8 1B	G3 1-2 2-3		2-H 1B			F7			4	1	2	0	0	0	2
Eddie Robinson, L (1, 3) OBP: 0.310, SLG: 0.319	4-3 1-2	3-1			F4			G4-6-3 1B		4	0	1	0	0	0	3
Dave Philley, S (1, 9) OBP: 0.374, SLG: 0.454	BB 1B		3-1		F8			G4-6-3 1-2f		3	0	0	0	1	0	1
Gus Zernial, R (1, 7) OBP: 0.395, SLG: 0.490	FC5-4 1-2 2-3 1B		FC3-6 1B		1-3			BB 1B		3	0	2	0	1	0	0
Pete Suder, R (1, 4) OBP: 0.388, SLG: 0.416	F8 3-H		FC3-6 1-2f			6-3		1B 1-2		4	0	1	1	0	0	3
Ed McGhee, R (1, 8) OBP: 0.258, SLG: 0.241	FC5-4 1-2f		L8			K				3	0	0	0	0	1	3
Ray Murray, R (1, 2) OBP: 0.286, SLG: 0.358		G3 1B 1B		SH1-4 1B 1B		F8				3	0	2	0	0	0	0
Harry Byrd, R (1, 1) OBP: 0.125, SLG: 0.125		K		SH1-4 1-2			K			2	0	0	0	0	2	1
Inning Stats	R: 2 H: 3 E: 0 LOB: 2 K: 0 BB: 1 S: 6 P: 10	R: 0 H: 2 E: 0 LOB: 2 K: 1 BB: 0 S: 7 P: 7	R: 0 H: 1 E: 0 LOB: 1 K: 0 BB: 0 S: 4 P: 4	R: 0 H: 2 E: 0 LOB: 2 K: 0 BB: 0 S: 4 P: 4	R: 0 H: 0 E: 0 LOB: 0 K: 0 BB: 0 S: 3 P: 3	R: 0 H: 0 E: 0 LOB: 0 K: 1 BB: 0 S: 5 P: 5	R: 0 H: 0 E: 0 LOB: 0 K: 1 BB: 0 S: 5 P: 5	R: 0 H: 2 E: 0 LOB: 1 K: 0 BB: 1 S: 3 P: 7		1B: 9 SF: 0 2B: 0 SAC: 1 3B: 0 DP: 1 HR: 1 HBP: 0						

PITCHER		IP	WLS	BF	H	R	ER	SO	BB	IBB	HBP	BLK	WP	HR	S	P	ERA	WHIP
Mike Fornieles, R ERA: 3.94	(1, 1)	3.0	L	16	6	2	2	1	1	0	0	0	0	1	17	21	6.00	2.333
Harry Dorish, R ERA: 3.19	(4, 1)	5.0		17	4	0	0	2	1	0	0	0	0	0	20	24	0.00	1.000

PITCHER	IP	WLS	BF	H	R	ER	SO	BB	IBB	HBP	BLK	WP	HR	S	P	ERA	WHIP

BOTTOM

Chicago White Sox @ Philadelphia Athletics
Connie Mack Stadium, Philadelphia, PA
Tue May 19 1953, 3:33 AM EDT
Att. 5,291 - Unknown

livebaseballscorecards.com

AB	30
R	2
H	10
RBI	2
BB	2
SO	3
LOB	14

Batter	1	2	3	4	5	6	7	8	9	AB	R	H	RBI	BB	SO	LOB
Nellie Fox, L (1, 4) OBP: 0.320, SLG: 0.368	6-3		FC5-4 1-2f		6-3			6-3		4	0	0	0	0	0	1
Ferris Fain, L (1, 3) OBP: 0.383, SLG: 0.356	K		4-3		L6			1B		4	0	1	0	0	1	1
Minnie Minoso, R (1, 7) OBP: 0.389, SLG: 0.345	6-3			1B 2B		6-3		F4		4	1	1	0	0	0	1
Sam Mele, R (1, 9) OBP: 0.374, SLG: 0.392		5-3		F8		5-3		6-3		4	0	0	0	0	0	2
Jim Rivera, L (1, 8) OBP: 0.372, SLG: 0.342		K		BB 2-H 1B		5-3			FC5-4 1B	4	0	2	1	0	1	0
Vern Stephens, R (1, 5) OBP: 0.250, SLG: 0.280		BB		F8			F9		FC5-4 G4-6-3 1-2f	3	0	0	0	1	0	2
Red Wilson, R (1, 2) OBP: 0.417, SLG: 0.375		L7		1-2 BB			1B		G4-6-3 1-2f	3	0	1	0	1	0	2
Chico Carrasquel, R (1, 6) OBP: 0.301, SLG: 0.322			E6 FC5-4	F7			F2			3	0	0	0	0	0	3
Billy Pierce, L (1, 1) OBP: 0.130, SLG: 0.048			K		F5		1-3			3	0	0	0	0	1	2
Inning Stats	R: 0 E: 0 K: 1 S: 5 H: 0 LOB: 0 BB: 0 P: 5	R: 0 E: 0 K: 1 S: 5 H: 0 LOB: 1 BB: 1 P: 9	R: 0 E: 1 K: 1 S: 6 H: 0 LOB: 1 BB: 0 P: 6	R: 1 E: 0 K: 0 S: 5 H: 2 LOB: 2 BB: 1 P: 9	R: 0 E: 0 K: 0 S: 3 H: 0 LOB: 0 BB: 0 P: 3	R: 0 E: 0 K: 0 S: 3 H: 0 LOB: 0 BB: 0 P: 3	R: 0 E: 0 K: 0 S: 4 H: 1 LOB: 1 BB: 0 P: 4	R: 0 E: 0 K: 0 S: 4 H: 1 LOB: 1 BB: 0 P: 4	R: 0 E: 0 K: 0 S: 3 H: 1 LOB: 0 BB: 0 P: 3	1B: 4 2B: 1 3B: 0 HR: 0 SF: 0 SAC: 0 DP: 1 HBP: 0						

WP: 0 PB: 0 SB: 0 CS: 0 PA: 34

PITCHER	IP	WLS	BF	H	R	ER	SO	BB	IBB	HBP	BLK	WP	HR	S	P	ERA	WHIP
Morrie Martin, L (1, 1) ERA: 3.12	9.0	W	34	5	1	1	3	2	0	0	0	0	0	38	46	1.00	0.778

PITCHER	IP	WLS	BF	H	R	ER	SO	BB	IBB	HBP	BLK	WP	HR	S	P	ERA	WHIP

TOP

Chicago White Sox @ Philadelphia Athletics

Connie Mack Stadium, Philadelphia, PA

Wed May 20 1953, 3:33 AM EDT

Att. 5,938 - Unknown

livebaseballscorecards.com

AB	32
R	1
H	5
RBI	1
BB	2
SO	3
LOB	14

Batter	1	2	3	4	5	6	7	8	9	AB	R	H	RBI	BB	SO	LOB
Joe Demaestri, R (1, 6) OBP: 0.269, SLG: 0.333	4-3		F8		K			6-3		4	0	0	0	0	1	0
Pete Suder, R (1, 5) OBP: 0.381, SLG: 0.407	6-3		1B		5-3			K		4	0	1	0	0	1	0
Eddie Robinson, L (1, 3) OBP: 0.308, SLG: 0.317	6-3		FC6-4 1-2		K			4-3		4	0	1	0	0	1	0
Gus Zernial, R (1, 7) OBP: 0.390, SLG: 0.475		K	FC6-4 1-2f			K			BB	3	0	0	0	1	2	2
Dave Philley, S (1, 9) OBP: 0.370, SLG: 0.443		1B 1B BB		1-3		F7			B2-4 1-2f	3	1	0	0	1	0	1
Cass Michaels, R (1, 4) OBP: 0.315, SLG: 0.325		1B 1-2 1B		1B 1B		K			WP BB 1B BB	3	1	2	0	1	1	0
Ed McGhee, R (1, 8) OBP: 0.314, SLG: 0.281		1-3 2-H 1B		1-2 1B			F6		1B WP 1-2 BB	3	0	2	1	1	0	0
Joe Astroth, R (1, 2) OBP: 0.328, SLG: 0.245		F4		F2			F8		1-3 2-H 1B	4	0	1	1	0	0	3
Morrie Martin, L (1, 1) OBP: 0.100, SLG: 0.100			F4	G3			K			3	0	0	0	0	1	2
Inning Stats	R: 0 H: 0 E: 0 LOB: 0 K: 0 BB: 0 S: 3 P: 3	R: 1 H: 2 E: 0 LOB: 1 K: 1 BB: 1 S: 6 P: 10	R: 0 H: 2 E: 0 LOB: 2 K: 0 BB: 0 S: 5 P: 5	R: 0 H: 2 E: 0 LOB: 2 K: 0 BB: 0 S: 5 P: 5	R: 0 H: 0 E: 0 LOB: 0 K: 2 BB: 0 S: 7 P: 7	R: 0 H: 0 E: 0 LOB: 0 K: 2 BB: 0 S: 7 P: 7	R: 0 H: 0 E: 0 LOB: 0 K: 1 BB: 0 S: 5 P: 5	R: 0 H: 0 E: 0 LOB: 0 K: 1 BB: 0 S: 5 P: 5	R: 1 H: 1 E: 0 LOB: 2 K: 0 BB: 3 S: 2 P: 14	1B: 7 SF: 0 2B: 1 SAC: 0 3B: 0 DP: 1 HR: 0 HBP: 0						

BOTTOM

Chicago White Sox @ Philadelphia Athletics

Connie Mack Stadium, Philadelphia, PA

Wed May 20 1953, 3:33 AM EDT

Att. 5,938 - Unknown

livebaseballscorecards.com

AB	31
R	2
H	7
RBI	2
BB	4
SO	7
LOB	8

PITCHER	IP	WLS	BF	H	R	ER	SO	BB	IBB	HBP	BLK	WP	HR	S	P	ERA	WHIP
Billy Pierce, L (1, 1) ERA: 2.93	8.2	L	35	7	2	2	7	4	0	0	0	1	0	45	61	2.08	1.269

PITCHER	IP	WLS	BF	H	R	ER	SO	BB	IBB	HBP	BLK	WP	HR	S	P	ERA	WHIP

Batter	1	2	3	4	5	6	7	8	9	AB	R	H	RBI	BB	SO	LOB
Joe Demaestri, R (1, 6) OBP: 0.355, SLG: 0.370	BBBB 4-0 G6-4-3 BB		SSS 0-3 ③ K			x 0-0 1B 2-H 1B	BBBB 4-0 1B 1-2 2-3 BB		x 0-0 1B 1B 1B	3	1	2	1	2	1	1
Pete Suder, R (1, 5) OBP: 0.393, SLG: 0.419	x 0-0 ①② G6-4-3 1-2f			x 0-0 ① P4		x 0-0 1-2 1B	x 0-0 ② 1B 1-3 2-H 3-H 1B		x 0-0 1B 1-2 FC4-6 1B	5	2	3	2	0	0	1
Eddie Robinson, L (1, 3) OBP: 0.304, SLG: 0.312	x 0-0 ③ L9			x 0-0 ② G3		SSS 0-3 ② K	x 0-0 BB BB 2-H 1B		x 0-0 ① F8	5	0	1	1	0	1	4
Gus Zernial, R (1, 7) OBP: 0.390, SLG: 0.466		x 0-0 ① F7		x 0-0 ③ 1-3		SSS 0-3 ③ K	BBBB 4-0 BB 1-2 BB		x 0-0 FC4-6 1-3 2-H 1B	4	0	1	1	1	1	2
Dave Philley, S (1, 9) OBP: 0.364, SLG: 0.429		x 0-0 ② 6-3			x 0-0 ① F8		x 0-0 ① F8 4-0 FC6-4 1-2 2-3 BB		x 0-0 ② FC4-6 E BB BB 1-2f 3-H	4	1	0	1	1	0	1
Cass Michaels, R (1, 4) OBP: 0.320, SLG: 0.322		x 0-0 ③ F9			SSS 0-3 ② K		x 0-0 BB 1B 1B 1B 0-0 FC6-4 1-2f		BBBB 4-0 BB E 1-2 BB	4	1	1	0	1	1	3
Ed McGhee, R (1, 8) OBP: 0.350, SLG: 0.306			BBBB 4-0 FC5-4 BB		SSS 0-3 ③ K		x 0-0 BB 1B 1-2 1B	x 0-0 FC4-6 1B	x 0-0 E5 BB 1-2 2-3	4	1	2	0	1	1	2
Joe Astroth, R (1, 2) OBP: 0.348, SLG: 0.236			x 0-0 ① F9			BBBB 4-0 1-3 1B BB	BBBB 4-0 BB 1B 1B 1-2 2-3 BB	x 0-0 ① FC4-6 G6-4-3 1-2f	BBBB 4-0 1-2 2-3 3-H BB	2	2	0	1	3	0	2
Bobby Shantz, R (1, 1) OBP: 0.240, SLG: 0.217 Carl Scheib, R (4, 1) OBP: 0.100, SLG: 0.100			x 0-0 ② FC5-4 1-2f			x 0-0 ① 1-3 1-2	x 0-0 BB 1B 1-2 2-H 3-H 1B	x 0-0 ②③ G6-4-3 1-2f	x 0-0 ③ F9	1 4	0 1	0 1	0 2	0 0	0 0	1 5
Inning Stats	R: 0 E: 0 K: 0 S: 2 H: 0 LOB: 0 BB: 1 P: 6	R: 0 E: 0 K: 0 S: 3 H: 0 LOB: 0 BB: 0 P: 3	R: 0 E: 0 K: 1 S: 5 H: 0 LOB: 1 BB: 1 P: 9	R: 0 E: 0 K: 0 S: 3 H: 0 LOB: 0 BB: 0 P: 3	R: 0 E: 0 K: 2 S: 7 H: 0 LOB: 0 BB: 0 P: 7	R: 1 E: 0 K: 2 S: 9 H: 2 LOB: 2 BB: 1 P: 13	R: 5 E: 0 K: 0 S: 7 H: 5 LOB: 3 BB: 4 P: 23	R: 0 E: 0 K: 0 S: 3 H: 1 LOB: 0 BB: 0 P: 3	R: 3 E: 1 K: 0 S: 7 H: 3 LOB: 3 BB: 2 P: 15	1B: 11 2B: 0 3B: 0 HR: 0 SF: 0 SAC: 0 DP: 2 HBP: 0				WP: 0 PB: 0 SB: 0 CS: 0	PA: 45	

PITCHER		IP	WLS	BF	H	R	ER	SO	BB	IBB	HBP	BLK	WP	HR	S	P	ERA	WHIP
Mickey McDermott, L ERA: 3.27	(1, 1)	6.1	L	28	5	6	6	5	5	0	0	0	0	0	33	53	8.53	1.579
Hersh Freeman, R ERA: 4.95	(7, 1)	2.2		17	6	3	2	0	4	0	0	0	0	0	13	29	6.75	3.750

PITCHER	IP	WLS	BF	H	R	ER	SO	BB	IBB	HBP	BLK	WP	HR	S	P	ERA	WHIP

TOP

Philadelphia Athletics @ Boston Red Sox

Fenway Park, Boston, MA

Thu May 21 1953, 3:33 AM EDT

Att. 5,816 - Cloudy - 58 F

livebaseballscorecards.com

AB	36
R	9
H	11
RBI	9
BB	9
SO	5
LOB	22

BOTTOM

Philadelphia Athletics @ Boston Red Sox

Fenway Park, Boston, MA

Thu May 21 1953, 3:33 AM EDT

Att. 5,816 - Cloudy - 58 F

livebaseballscorecards.com

Batter	1	2	3	4	5	6	7	8	9	AB	R	H	RBI	BB	SO	LOB
Jim Piersall, R (1, 9) OBP: 0.295, SLG: 0.268	5-3		5-3			2B		F9		4	0	1	0	0	0	0
Hoot Evers, R (1, 7) OBP: 0.290, SLG: 0.370	K		F3			6-3			F9	4	0	0	0	0	1	1
George Kell, R (1, 5) OBP: 0.427, SLG: 0.574	F7			F7		5-3			F8	3	0	0	0	0	0	1
Billy Consolo, R (8, 5)										1	0	0	0	0	0	0
Dick Gernert, R (1, 3) OBP: 0.406, SLG: 0.500		BB		F2		P3			FC6-4	3	0	1	0	1	0	1
Sammy White, R (1, 2) OBP: 0.279, SLG: 0.415	E4			BB			P6		FC6-4	2	0	0	0	1	0	1
Del Wilber, R (8, 2) OBP: 0.444, SLG: 1.500										1	0	0	0	0	0	1
Ted Lepcio, R (1, 4) OBP: 0.438, SLG: 0.550	F3			F8			5-3			3	0	0	0	0	0	3
Tom Umphlett, R (1, 8) OBP: 0.308, SLG: 0.363	F9		F8				1-3			3	0	0	0	0	0	2
Milt Bolling, R (1, 6) OBP: 0.299, SLG: 0.351	K		5-3					F7		3	0	0	0	0	1	2
Mickey McDermott, L (1, 1) OBP: 0.313, SLG: 0.500			2B					F8		2	0	1	0	0	0	0
Hersh Freeman, R (7, 1)										1	0	0	0	0	0	0

	AB	R	H	RBI	BB	SO	LOB
	30	0	3	0	2	2	12

Inning Stats	1	2	3	4	5	6	7	8	9
R	0	0	0	0	0	0	0	0	0
E	0	1	0	0	0	0	0	0	0
K	1	1	0	0	0	0	0	0	0
S	5	6	3	3	3	4	3	3	4
H	0	0	1	0	0	1	0	0	1
LOB	0	2	0	1	1	1	1	1	1
BB	0	1	0	1	0	0	0	0	0
P	5	10	3	7	3	4	3	3	4

1B	1
2B	2
3B	0
HR	0
SF	0
SAC	0
DP	0
HBP	0
WP	0
PB	0
SB	0
CS	0
PA	32

PITCHER		IP	WLS	BF	H	R	ER	SO	BB	IBB	HBP	BLK	WP	HR	S	P	ERA	WHIP
Bobby Shantz, L ERA: 4.19	(1, 1)	3.2		13	1	0	0	2	1	0	0	0	0	0	16	20	0.00	0.545
Carl Scheib, R ERA: 2.48	(4, 1)	5.1	W	19	2	0	0	0	1	0	0	0	0	0	18	22	0.00	0.562

PITCHER		IP	WLS	BF	H	R	ER	SO	BB	IBB	HBP	BLK	WP	HR	S	P	ERA	WHIP

Batter	1	2	3	4	5	6	7	8	9	AB	R	H	RBI	BB	SO	LOB
Joe Demaestri, R (1, 6) OBP: 0.389, SLG: 0.387	0-0 G1-6-3 1B			0-0 5-3 ①		0-0 FC5-4 1B	BBB 4-0 FC6-4 BB 1-2		0-0 F5 ①	4	0	2	0	1	0	0
Pete Suder, R (1, 5) OBP: 0.372, SLG: 0.396	0-0 G1-6-3 ①② 1-2f			0-0 6-3 ②		0-0 FC5-4 ② FC5 S E 1-2f	0-0 FC6-4 ③ 1-2f		0-0 4-3 ②	5	1	0	0	0	0	4
Eddie Robinson, L (1, 3) OBP: 0.294, SLG: 0.300	0-0 4-3 ③			0-0 F9 ③		0-0 FC5 1B E 1-3		0-0 L6 ①	0-0 P4 ③	5	0	0	0	0	0	1
Gus Zernial, R (1, 7) OBP: 0.386, SLG: 0.458		0-0 F7 ①			SSS 0-3 K ①	0-0 E5 1B 1-2 3-H		0-0 FC5-4 1B		4	0	1	0	0	1	1
Dave Philley, S (1, 9) OBP: 0.361, SLG: 0.423		0-0 6-3 ②			0-0 F8 ②	0-0 1-2 2-3 1B		0-0 FC5-4 ② 1B 1-2f 1B		4	1	1	0	0	0	1
Cass Michaels, R (1, 4) OBP: 0.327, SLG: 0.322		0-0 6-3 ③			BBBB 4-0 BB BB	0-0 5-3 ③		0-0 1B 1-2 1B		3	0	1	0	1	0	3
Ed McGhee, R (1, 8) OBP: 0.364, SLG: 0.308			0-0 F9 ①		BBBB 4-0 FC6-4 BB 1-2		0-0 5-3 ①	0-0 1-3 2-H 1B		3	0	1	1	1	0	0
Ray Murray, R (1, 2) OBP: 0.283, SLG: 0.339			0-0 5-3 ②		0-0 FC6-4 ③ 1-2f		0-0 F7 ②	4-0 IBB		3	0	0	0	1	0	2
Alex Kellner, R (1, 1) OBP: 0.233, SLG: 0.185			0-0 5-3 ③			0-0 4-3 ①	0-0 BB 1B	0-0 F9 ③		4	0	1	0	0	0	3
Inning Stats	R: 0 H: 1 E: 0 LOB: 0 K: 0 BB: 0 S: 3 P: 3	R: 0 H: 0 E: 0 LOB: 0 K: 0 BB: 0 S: 3 P: 3	R: 0 H: 0 E: 0 LOB: 0 K: 0 BB: 0 S: 3 P: 3	R: 0 H: 0 E: 0 LOB: 0 K: 0 BB: 0 S: 3 P: 3	R: 0 H: 0 E: 0 LOB: 2 K: 1 BB: 2 S: 5 P: 13	R: 1 H: 2 E: 1 LOB: 3 K: 0 BB: 0 S: 7 P: 7	R: 0 H: 1 E: 0 LOB: 2 K: 0 BB: 1 S: 4 P: 8	R: 1 H: 3 E: 0 LOB: 3 K: 0 BB: 1 S: 6 P: 10	R: 0 H: 0 E: 0 LOB: 0 K: 0 BB: 0 S: 3 P: 3	1B: 7 SF: 0 2B: 0 SAC: 0 3B: 0 DP: 1 HR: 0 HBP: 0						

PITCHER		IP	WLS	BF	H	R	ER	SO	BB	IBB	HBP	BLK	WP	HR	S	P	ERA	WHIP
Mel Parnell, L ERA: 3.56	(1, 1)	8.0	W	36	7	2	1	1	3	1	0	0	0	0	34	50	1.12	1.250
Ellis Kinder, R ERA: 1.98	(9, 1)	1.0	S	3	0	0	0	0	0	0	0	0	0	0	3	3	0.00	0.000

PITCHER	IP	WLS	BF	H	R	ER	SO	BB	IBB	HBP	BLK	WP	HR	S	P	ERA	WHIP

TOP

Philadelphia Athletics @ Boston Red Sox

Fenway Park, Boston, MA

Fri May 22 1953, 3:33 AM EDT

Sunny - 62 F

livebaseballscorecards.com

AB	35
R	2
H	7
RBI	1
BB	4
SO	1
LOB	15

1B: 7	SF: 0	WP: 0	PA: 39
2B: 0	SAC: 0	PB: 0	
3B: 0	DP: 1	SB: 1	
HR: 0	HBP: 0	CS: 0	

Batter	1	2	3	4	5	6	7	8	9	AB	R	H	RBI	BB	SO	LOB
Tom Umphlett, R (1, 8) OBP: 0.306, SLG: 0.368	6-3		5-3		F3			2B		4	1	1	0	0	0	0
Jim Piersall, R (1, 9) OBP: 0.301, SLG: 0.290	K2-3		FC4, 1B			K		3B		4	1	2	1	0	2	0
George Kell, R (1, 5) OBP: 0.430, SLG: 0.600	HR		F8			K		1B		4	1	2	2	0	1	1
Dick Gernert, R (1, 3) OBP: 0.394, SLG: 0.482	F7		FC4 1-2f			P3		F8		4	0	0	0	0	0	2
Hoot Evers, R (1, 7) OBP: 0.294, SLG: 0.367		WP, 5-3, 1B		6-3			5-3			3	0	1	0	0	0	0
Gene Stephens, L (9, 7) OBP: 0.279, SLG: 0.200										0	0	0	0	0	0	0
Sammy White, R (1, 2) OBP: 0.280, SLG: 0.413		5-3 1-2		F8			G6-4-3, 1B			3	0	1	0	0	0	1
Ted Lepcio, R (1, 4) OBP: 0.412, SLG: 0.512		6-3		5-3			G6-4-3 1-2f			3	0	0	0	0	0	2
Milt Bolling, R (1, 6) OBP: 0.300, SLG: 0.345		FC4, BB 2-3			P4			5-3		2	0	0	0	1	0	0
Mel Parnell, L (1, 1) OBP: 0.304, SLG: 0.286		FC4 1-2f			4-3			5-3		2	0	0	0	0	0	2
Del Wilber, R (8, PH) OBP: 0.400, SLG: 1.333										1	0	0	0	0	0	0
Ellis Kinder, R (9, 1) OBP: 1.000, SLG: 1.000										0	0	0	0	0	0	0
Inning Stats	R: 1 E: 0 K: 1 S: 6 H: 1 LOB: 0 BB: 0 P: 6	R: 0 E: 0 K: 0 S: 4 H: 1 LOB: 2 BB: 1 P: 8	R: 0 E: 0 K: 0 S: 4 H: 1 LOB: 1 BB: 0 P: 4	R: 0 E: 0 K: 0 S: 3 H: 0 LOB: 0 BB: 0 P: 3	R: 0 E: 0 K: 0 S: 3 H: 0 LOB: 0 BB: 0 P: 3	R: 0 E: 0 K: 2 S: 7 H: 0 LOB: 0 BB: 0 P: 7	R: 0 E: 0 K: 0 S: 3 H: 1 LOB: 0 BB: 0 P: 3	R: 2 E: 0 K: 0 S: 6 H: 3 LOB: 1 BB: 0 P: 6		1B: 4 2B: 1 3B: 1 HR: 1 SF: 0 SAC: 0 DP: 1 HBP: 0						

PITCHER	IP	WLS	BF	H	R	ER	SO	BB	IBB	HBP	BLK	WP	HR	S	P	ERA	WHIP
Alex Kellner, L (1, 1) ERA: 2.33	8.0	L	31	7	3	3	3	1	0	0	0	1	1	36	40	3.38	1.000

PITCHER	IP	WLS	BF	H	R	ER	SO	BB	IBB	HBP	BLK	WP	HR	S	P	ERA	WHIP

BOTTOM

Philadelphia Athletics @ Boston Red Sox

Fenway Park, Boston, MA

Fri May 22 1953, 3:33 AM EDT

Sunny - 62 F

livebaseballscorecards.com

AB	30
R	3
H	7
RBI	3
BB	1
SO	3
LOB	8

WP: 1 PA: 31
PB: 0
SB: 0
CS: 0

Batter	1	2	3	4	5	6	7	8	9	10	11	12	AB	R	H	RBI	BB	SO	LOB
Joe Demaestri, R (1, 6) OBP: 0.366, SLG: 0.444	E6		HR		E8 1-2			K 2-3		5-3			5	1	1	1	0	1	2
Loren Babe, L (1, 5) OBP: 0.320, SLG: 0.344	K		F8		L8			BB			F7		4	0	0	0	1	1	3
Eddie Robinson, L (1, 3) OBP: 0.284, SLG: 0.289	F7		G3			F7		F8 3-H			4-3		5	0	0	0	1	0	2
Gus Zernial, R (1, 7) OBP: 0.380, SLG: 0.450 Kite Thomas, R (4, 7) OBP: 0.172, SLG: 0.111	F9			G2		4-3		K			P4		2 3	0 0	0 0	0 0	0 0	0 1	1 1
Dave Philley, S (1, 9) OBP: 0.356, SLG: 0.415		1B 1B		1-3		4-3			3-1			F2	5	0	1	0	0	0	0
Pete Suder, R (1, 4) OBP: 0.364, SLG: 0.385		G4-6-3 1-2 1B		K			F9		K			P4	5	0	1	0	0	2	0
Ed McGhee, R (1, 8) OBP: 0.367, SLG: 0.302		P6			K		G4-6-3 BB		6-3			1B	4	0	1	0	1	1	2
Joe Astroth, R (1, 2) OBP: 0.338, SLG: 0.233		G4-6-3 1-2f			F5		G4-6-3 1-2f			4-3		1-3 1B	5	0	1	0	0	0	3
Marion Fricano, R (1, 1) OBP: 0.333, SLG: 0.500 Bobo Newsom, R (8, 1) Charlie Bishop, R (9, 1) OBP: 0.250, SLG: 0.143 Tom Hamilton, L (12, PH) OBP: 0.083, SLG: 0.083 Carl Scheib, R (12, 1) OBP: 0.100, SLG: 0.100			F9		E 1B			S F8 2B		1-3		F7	3 0 1 1 0	1 0 0 0 0	2 0 0 0 0	0 0 0 0 0	0 0 0 0 0	0 0 0 2 0	0 0 0 0 0
Inning Stats	R: 0 E: 1 K: 1 S: 6 H: 0 LOB: 1 BB: 0 P: 6	R: 0 E: 0 K: 0 S: 4 H: 2 LOB: 1 BB: 0 P: 4	R: 1 E: 0 K: 0 S: 4 H: 1 LOB: 0 BB: 0 P: 4	R: 0 E: 0 K: 1 S: 5 H: 0 LOB: 0 BB: 0 P: 5	R: 0 E: 1 K: 1 S: 7 H: 1 LOB: 2 BB: 0 P: 7	R: 0 E: 0 K: 0 S: 3 H: 0 LOB: 0 BB: 0 P: 3	R: 0 E: 0 K: 0 S: 2 H: 0 LOB: 0 BB: 1 P: 6	R: 1 E: 0 K: 2 S: 8 H: 1 LOB: 1 BB: 1 P: 12	R: 0 E: 0 K: 1 S: 5 H: 0 LOB: 0 BB: 0 P: 5	R: 0 E: 0 K: 0 S: 3 H: 0 LOB: 0 BB: 0 P: 3	R: 0 E: 0 K: 0 S: 3 H: 0 LOB: 0 BB: 0 P: 3	R: 0 E: 0 K: 0 S: 5 H: 2 LOB: 2 BB: 0 P: 5	1B: 5 2B: 1 3B: 0 HR: 1	SF: 0 SAC: 0 DP: 2 HBP: 0	WP: 0 PB: 0 SB: 1 CS: 0	PA: 45

PITCHER		IP	WLS	BF	H	R	ER	SO	BB	IBB	HBP	BLK	WP	HR	S	P	ERA	WHIP
Willard Nixon, R ERA: 2.93	(1, 1)	7.1		29	5	2	2	4	2	0	0	0	0	1	35	43	2.46	0.955
Bill Kennedy, L ERA: 0.96	(8, 1)	0.1		1	0	0	0	0	0	0	0	0	0	0	1	1	0.00	0.000
Ellis Kinder, R ERA: 1.8	(8, 1)	1.1		4	0	0	0	2	0	0	0	0	0	0	8	8	0.00	0.000
Hersh Freeman, R ERA: 4.3	(10, 1)	3.0	W	11	2	0	0	0	0	0	0	0	0	0	11	11	0.00	0.667

PITCHER	IP	WLS	BF	H	R	ER	SO	BB	IBB	HBP	BLK	WP	HR	S	P	ERA	WHIP

TOP

Philadelphia Athletics @ Boston Red Sox

Fenway Park, Boston, MA

Fri May 22 1953, 3:38 AM EDT

Att. 4,690 - Cloudy - 67 F

livebaseballscorecards.com

AB	43
R	2
H	7
RBI	2
BB	2
SO	6
LOB	16

Batter	1	2	3	4	5	6	7	8	9	10	11	12	AB	R	H	RBI	BB	SO	LOB
Tom Umphlett, R (1, 8) OBP: 0.315, SLG: 0.369	4-3		F8		FC6-4 1-2f			BB SH1-4 1B	1-2 2-H BB 1B		BBBB 4-0 FC6-4 BB		5	0	2	1	1	0	2
Jim Piersall, R (1, 9) OBP: 0.304, SLG: 0.289	5-3		F9			FC8-6 1B		SH1-4 1-2	BBBB G1-2-3 1-2 2-3 BB		FC6-4 1-2f		4	0	1	0	1	0	2
Hoot Evers, R (1, 7) OBP: 0.300, SLG: 0.429	HR		P6			FC8-6 G6-4-3 1-2f		P5	G1-2-3 1-2f			BBBBB 4-0 2B BB	5	2	1	1	1	0	6
Dick Gernert, R (1, 3) OBP: 0.385, SLG: 0.462	6-3			6-3		G6-4-3 1-2f		BBBB 4-0 BB BB		SSS 0-3 K		0-0 F7	5	0	0	0	1	1	2
Floyd Baker, L (1, 5) OBP: 0.333, SLG: 0.200 George Kell, R (8, PH) OBP: 0.444, SLG: 0.604 (9, 5)		1B		G3			F7	BBBB 4-0 1-2 2-3 BB		1B		BBBB 4-0 2B 1-2 BB	3 1	0 0	1 1	0 0	0 2	0 0	0 0
Del Wilber, R (1, 2) OBP: 0.308, SLG: 1.000 Al Zarilla, L (8, PH) OBP: 0.273, SLG: 0.200 Sammy White, R (9, 2) OBP: 0.283, SLG: 0.423	SSS 0-3 K			F9			SSS 0-3 K	F7	F8			1-3 2-H 2B	3 1 2	0 0 0	0 0 1	0 0 1	0 0 0	2 0 0	1 3 1
Ted Lepcio, R (1, 4) OBP: 0.393, SLG: 0.468		F8			F7		BBBB 4-0 BLK BB		P4	F2			4	0	0	0	1	0	2
Milt Bolling, R (1, 6) OBP: 0.320, SLG: 0.342		F9			BBBB 4-0 FC4 BB		BBBB 4-0 1-2 BB		H 1-0 BB 1B HBP		BBBB 4-0 B3-4-6 BB		1	1	0	0	3	0	1
Willard Nixon, L (1, 1) OBP: 0.167, SLG: 0.167 Bill Kennedy, L (8, 1) Ellis Kinder, R (8, 1) OBP: 1.000, SLG: 1.000 Gene Stephens, L (9, PH) OBP: 0.286, SLG: 0.200 Hersh Freeman, R (10, 1)			1B		FC4 FC6-4 1-2f		P4		BBBB 4-0 BB 1B 1-2 BB		B3-4-6 1-2f		3 0 0 0 1	0 0 0 0 0	1 0 0 0 0	0 0 0 0 0	0 0 0 1 0	0 0 0 0 0	3 0 0 0 1
Inning Stats	R: 1 H: 1 E: 0 LOB: 0 K: 0 BB: 0 S: 4 P: 4	R: 0 H: 1 E: 0 LOB: 1 K: 1 BB: 0 S: 6 P: 6	R: 0 H: 1 E: 0 LOB: 1 K: 0 BB: 0 S: 4 P: 4	R: 0 H: 0 E: 0 LOB: 0 K: 0 BB: 0 S: 3 P: 3	R: 0 H: 0 E: 0 LOB: 0 K: 0 BB: 0 S: 3 P: 3	R: 0 H: 1 E: 0 LOB: 0 K: 0 BB: 0 S: 3 P: 3	R: 0 H: 0 E: 0 LOB: 2 K: 1 BB: 2 S: 5 P: 13	R: 0 H: 1 E: 0 LOB: 3 K: 0 BB: 2 S: 4 P: 12	R: 1 H: 1 E: 0 LOB: 2 K: 0 BB: 2 S: 3 P: 12	R: 0 H: 1 E: 0 LOB: 1 K: 1 BB: 0 S: 6 P: 6	R: 0 H: 0 E: 0 LOB: 1 K: 0 BB: 2 S: 2 P: 10	R: 1 H: 1 E: 0 LOB: 2 K: 0 BB: 2 S: 2 P: 10	1B: 6 2B: 2 3B: 0 HR: 1	SF: 0 SAC: 1 DP: 3 HBP: 1		WP: 0 PB: 0 SB: 0 CS: 0	PA: 51		

PITCHER	IP	WLS	BF	H	R	ER	SO	BB	IBB	HBP	BLK	WP	HR	S	P	ERA	WHIP
Marion Fricano, R (1, 1) ERA: 2.53	7.1		29	5	1	1	2	3	0	0	1	0	1	30	42	1.23	1.091
Bobo Newsom, R (8, 1) ERA: 5.4	1.0		8	1	1	1	0	3	0	1	0	0	0	4	17	9.00	4.000
Charlie Bishop, R (9, 1) ERA: 3.8	2.2		10	1	0	0	1	3	0	0	0	0	0	9	21	0.00	1.500
Carl Scheib, R (12, 1) ERA: 2.76	0.1	L	4	1	1	1	0	2	0	0	0	0	0	2	10	27.00	9.000

PITCHER	IP	WLS	BF	H	R	ER	SO	BB	IBB	HBP	BLK	WP	HR	S	P	ERA	WHIP

BOTTOM

Philadelphia Athletics @ Boston Red Sox

Fenway Park, Boston, MA

Fri May 22 1953, 3:38 AM EDT

Att. 4,690 - Cloudy - 67 F

livebaseballscorecards.com

AB	38
R	3
H	8
RBI	3
BB	11
SO	3
LOB	24

Batter	1	2	3	4	5	6	7	8	9	AB	R	H	RBI	BB	SO	LOB
Joe Demaestri, R (1, 6) OBP: 0.370, SLG: 0.425	4-0 3-1 3B BB	0-0 2B F8 1-2 2-3 1B	0-0 5-3			0-0 G4-6-3 1-2f		0-0 6-3		4	2	1	0	1	0	1
Pete Suder, R (1, 5) OBP: 0.365, SLG: 0.396	0-0 3-1 1-2	0-0 BB BB 1-3 2-H 3-H 2B		0-0 G3-6-3 1B		0-0 1-3			0-0 F9	5	1	2	2	0	0	1
Eddie Robinson, L (1, 3) OBP: 0.294, SLG: 0.317	0-0 2-H 3B	4-0 BB BB IBB		0-0 G3-6-3 1-2f			0-0 1B 2B		0-0 F2	4	0	2	1	1	0	1
Gus Zernial, R (1, 7) OBP: 0.373, SLG: 0.439	0-3 K	0-0 F8 3-H		0-0 F8			0-0 1B 2-H 1B		0-3 K	5	1	1	1	0	2	3
Dave Philley, S (1, 9) OBP: 0.359, SLG: 0.413	0-0 4-3	4-0 BB 1-2 2-3 BB			0-0 F2		0-0 2B 2-H 1B			3	1	1	1	1	0	1
Cass Michaels, R (1, 4) OBP: 0.343, SLG: 0.333		0-0 E8 1B 1B 4-0 1-2 2-3 3-H BB			0-0 WP 1B		0-0 F7			3	1	2	1	1	0	1
Ed McGhee, R (1, 8) OBP: 0.377, SLG: 0.340		0-0 FC1-5 1B 3-H 1B 0-3 K			0-0 6-3 1-2		0-0 2B 2-H			4	0	2	2	0	1	4
Ray Murray, R (1, 2) OBP: 0.281, SLG: 0.333 Joe Astroth, R (8, 2) OBP: 0.338, SLG: 0.233	0-0 1B FC1-5 2B 1-2 1B	0-0 F9			0-3 K			0-3 K		4 0	1 0	1 0	0 0	0 0	2 0	1 0
Harry Byrd, R (1, 1) OBP: 0.158, SLG: 0.111 Charlie Bishop, R (6, 1) OBP: 0.222, SLG: 0.125 Carl Scheib, R (8, 1) OBP: 0.100, SLG: 0.100	0-0 FC1-5 1B 2B 1-2 2-3f 1B	0-3 K				4-0 G4-6-3 BB		0-3 K		2 1 0	1 0 0	0 0 0	0 0 0	1 0 0	1 1 0	2 0 0
Inning Stats	R: 1 H: 1 E: 0 LOB: 1 K: 1 BB: 1 S: 6 P: 10	R: 5 H: 5 E: 1 LOB: 3 K: 1 BB: 3 S: 10 P: 22	R: 0 H: 0 E: 0 LOB: 0 K: 1 BB: 0 S: 5 P: 5	R: 0 H: 1 E: 0 LOB: 0 K: 0 BB: 0 S: 3 P: 3	R: 0 H: 1 E: 0 LOB: 1 K: 1 BB: 0 S: 6 P: 6	R: 0 H: 0 E: 0 LOB: 0 K: 0 BB: 1 S: 2 P: 6	R: 2 H: 4 E: 0 LOB: 1 K: 0 BB: 0 S: 5 P: 5	R: 0 H: 0 E: 0 LOB: 0 K: 2 BB: 0 S: 7 P: 7	R: 0 H: 0 E: 0 LOB: 0 K: 1 BB: 0 S: 5 P: 5	1B: 8 2B: 3 3B: 1 HR: 0	SF: 0 SAC: 0 DP: 2 HBP: 0					

TOP

Philadelphia Athletics @ Washington Senators

Griffith Stadium, Washington, DC

Sat May 23 1953, 3:33 AM EDT

Att. 8,820 - Unknown

livebaseballscorecards.com

AB	35
R	8
H	12
RBI	8
BB	5
SO	7
LOB	15

PITCHER		IP	WLS	BF	H	R	ER	SO	BB	IBB	HBP	BLK	WP	HR	S	P	ERA	WHIP
Chuck Stobbs, L ERA: 4.46	(1, 1)	1.1	L	9	4	4	4	1	1	0	0	0	0	0	10	14	27.00	3.750
Sonny Dixon, R ERA: 3.26	(2, 1)	3.2		17	4	2	2	3	2	1	0	0	1	0	20	32	4.91	1.636
Jim Pearce, R ERA: 4.5	(6, 1)	2.0		8	4	2	2	0	1	0	0	0	0	0	7	11	9.00	2.500
Julio Moreno, R ERA: 2.81	(8, 1)	1.0		3	0	0	0	2	0	0	0	0	0	0	7	7	0.00	0.000
Johnny Schmitz, L ERA: 3.86	(9, 1)	1.0		3	0	0	0	1	0	0	0	0	0	0	5	5	0.00	0.000

PITCHER	IP	WLS	BF	H	R	ER	SO	BB	IBB	HBP	BLK	WP	HR	S	P	ERA	WHIP

Philadelphia Athletics @ Washington Senators

Griffith Stadium, Washington, DC

Sat May 23 1953, 3:33 AM EDT

Att. 8,820 - Unknown

BOTTOM

Batter	1	2	3	4	5	6	7	8	9	AB	R	H	RBI	BB	SO	LOB
Eddie Yost, R (1, 5) OBP: 0.381, SLG: 0.290	5-3		4-3			BB, 1B 1B	1B, WP 1-2 G3 BB	FC6-4 1-2f		4	2	1	0	1	0	2
Wayne Terwilliger, R (1, 4) OBP: 0.345, SLG: 0.333	F8			4-3		BBBB 1B 1-2 1B BB	P4		1B	4	1	1	0	1	0	2
Mickey Vernon, L (1, 3) OBP: 0.440, SLG: 0.466	5-3			5-3		1B 1-3 2-H FC4-6 1B	G3 1-3 2-H 1B		L9	5	1	2	2	0	0	1
Clyde Vollmer, R (1, 7) OBP: 0.370, SLG: 0.398		5-3		P4		FC4-6, BB 1-3 FC5-2 3-H 1B	G3 1-2 3-H		SSS K	5	0	1	2	0	1	2
Jackie Jensen, R (1, 9) OBP: 0.362, SLG: 0.450		5-3			G3 1B 1B	BBBB FC4-6 1-2 BB	F8		SSS K	4	1	1	0	1	1	2
Pete Runnels, L (1, 6) OBP: 0.403, SLG: 0.318		K 1B			G3 1-2	FC4-6 1-2f 2-3 3-H FC5-2		1-3		4	0	1	1	0	0	3
Jim Busby, R (1, 8) OBP: 0.354, SLG: 0.460		SSS K			FC6-4 2-H 1B	FC5-2 1-2 3-H		BBBB BB BB		3	0	1	1	1	1	3
Ed Fitz Gerald, R (1, 2) OBP: 0.250, SLG: 0.216			4-3		FC6-4 1-2f	F7		BBBB FC6-4 1-2 BB		3	0	0	0	1	0	3
Chuck Stobbs, L (1, 1) OBP: 0.143, SLG: 0.143			1-3		3-1		BBBB WP, BB 1B BB	F2		0	0	0	0	0	0	0
Sonny Dixon, S (2, 1)										1	0	0	0	0	0	0
Gil Coan, L (5, PH)										1	0	0	0	0	0	1
Jim Pearce, R (6, 1)										0	0	0	0	0	0	0
Mel Hoderlein, S (7, PH) OBP: 0.667, SLG: 0.500										0	1	0	0	1	0	0
Julio Moreno, R (8, 1)										0	0	0	0	0	0	0
Ken Wood, R (8, PH) OBP: 0.257, SLG: 0.242										1	0	0	0	0	0	2
Johnny Schmitz, R (9, 1)										0	0	0	0	0	0	0
Inning Stats	R: 0 E: 0 K: 0 S: 3 H: 0 LOB: 0 BB: 0 P: 3	R: 0 E: 0 K: 1 S: 6 H: 1 LOB: 1 BB: 0 P: 6	R: 0 E: 0 K: 0 S: 3 H: 0 LOB: 0 BB: 0 P: 3	R: 0 E: 0 K: 0 S: 3 H: 0 LOB: 0 BB: 0 P: 3	R: 1 E: 0 K: 0 S: 5 H: 2 LOB: 1 BB: 0 P: 5	R: 3 E: 0 K: 0 S: 6 H: 3 LOB: 2 BB: 2 P: 14	R: 2 E: 0 K: 0 S: 4 H: 1 LOB: 1 BB: 2 P: 12	R: 0 E: 0 K: 0 S: 3 H: 0 LOB: 2 BB: 2 P: 11	R: 0 E: 0 K: 2 S: 8 H: 1 LOB: 1 BB: 0 P: 8							

livebaseballscorecards.com

AB	35
R	6
H	8
RBI	6
BB	6
SO	3
LOB	21

1B: 8 SF: 0
2B: 0 SAC: 0
3B: 0 DP: 0
HR: 0 HBP: 0

WP: 1 PA: 41
PB: 0
SB: 0
CS: 0

PITCHER		IP	WLS	BF	H	R	ER	SO	BB	IBB	HBP	BLK	WP	HR	S	P	ERA	WHIP
Harry Byrd, R ERA: 4.75	(1, 1)	5.0	W	23	6	4	4	1	2	0	0	0	0	0	23	31	7.20	1.600
Charlie Bishop, R ERA: 4.15	(6, 1)	2.1		12	1	2	2	0	4	0	0	0	1	0	8	24	7.71	2.143
Carl Scheib, R ERA: 2.61	(8, 1)	1.2	S	6	1	0	0	2	0	0	0	0	0	0	10	10	0.00	0.600

PITCHER	IP	WLS	BF	H	R	ER	SO	BB	IBB	HBP	BLK	WP	HR	S	P	ERA	WHIP

Batter	1	2	3	4	5	6	7	8	9	AB	R	H	RBI	BB	SO	LOB
Joe Demaestri, R (1, 6) OBP: 0.367, SLG: 0.419 Tom Hamilton, L (7, PH) OBP: 0.077, SLG: 0.077 Eddie Joost, R (7, 6) OBP: 0.368, SLG: 0.362	0-0 2B 1B 1B	0-0 ③ 1-3			0-0 ② P3		SSS 0-3 ② K		BBBB 4-0 BB	3 1 0	1 0 0	1 0 0	0 0 0	0 0 0	0 1 1	0 2 0
Pete Suder, R (1, 4) OBP: 0.367, SLG: 0.396	0-0 1-2 2B 1B		0-0 S 1B		SSS 0-3 ③ K		x 0-0 ③ F7 2-3		x 0-0 ③ 1-3	5	1	2	0	0	1	3
Eddie Robinson, L (1, 3) OBP: 0.293, SLG: 0.322	0-0 1-H 2-H 2B		x 0-0 ① P3			x 0-0 ① 4-3		x 0-0 ① 3-1		4	0	1	2	0	0	1
Gus Zernial, R (1, 7) OBP: 0.377, SLG: 0.475	0-0 ① F8		x 0-0 ② F7			x 0-0 1B 2B		x 0-0 HR		4	1	2	1	0	0	2
Dave Philley, S (1, 9) OBP: 0.357, SLG: 0.408	SSS 0-3 ② K		x 0-0 ③ F8 1-2			x 0-0 G4-6-3 2-3 1B		x 0-0 ② 4-3		4	0	1	0	0	1	2
Loren Babe, L (1, 5) OBP: 0.327, SLG: 0.344	4-0 IBB			x 0-0 ① F7		x 0-0 ②③ G4-6-3 1-2f		x 0-0 1B		3	0	1	0	1	0	2
Ed McGhee, R (1, 8) OBP: 0.351, SLG: 0.314	x 0-0 ③ P6			x 0-0 ② F7			SSS 0-3 ① K	x 0-0 ③ F8		4	0	0	0	0	1	3
Joe Astroth, R (1, 2) OBP: 0.333, SLG: 0.234		x 0-0 ① F7		x 0-0 ③ 6-3			x 0-0 S BB 1B		x 0-0 ① F9	4	0	1	0	0	0	0
Morrie Martin, L (1, 1) OBP: 0.091, SLG: 0.091 Dick Rozek, L (2, 1) Elmer Valo, L (7, PH) OBP: 0.304, SLG: 0.111 Marion Fricano, R (7, PR) OBP: 0.333, SLG: 0.500 Bobo Newsom, R (7, 1) Cass Michaels, R (9, PH) OBP: 0.340, SLG: 0.330		x 0-0 ② P4			SSS 0-3 ① K		BBBB 4-0 1-2 BB		SSS 0-3 ② K	1 1 0 0 0 0 1	0 0 0 0 0 0 0	0 0 0 0 0 0 0	0 0 1 0 0 0 0	0 1 0 0 0 0 1	0 0 0 0 0 0 0	0 0 0 0 0 0 0
Inning Stats	R: 2 E: 0 K: 1 S: 8 H: 3 LOB: 2 BB: 1 P: 12	R: 0 E: 0 K: 0 S: 3 H: 0 LOB: 0 BB: 0 P: 3	R: 0 E: 0 K: 0 S: 4 H: 1 LOB: 1 BB: 0 P: 4	R: 0 E: 0 K: 0 S: 3 H: 0 LOB: 0 BB: 0 P: 3	R: 0 E: 0 K: 2 S: 7 H: 0 LOB: 0 BB: 0 P: 7	R: 0 E: 0 K: 0 S: 4 H: 2 LOB: 1 BB: 0 P: 4	R: 0 E: 0 K: 2 S: 8 H: 1 LOB: 2 BB: 1 P: 12	R: 1 E: 0 K: 0 S: 5 H: 2 LOB: 1 BB: 0 P: 5	R: 0 E: 0 K: 1 S: 5 H: 0 LOB: 1 BB: 1 P: 9	1B: 6 2B: 2 3B: 0 HR: 1 SF: 0 SAC: 0 DP: 1 HBP: 0						

PITCHER	IP	WLS	BF	H	R	ER	SO	BB	IBB	HBP	BLK	WP	HR	S	P	ERA	WHIP
Connie Marrero, R (1, 1) ERA: 2.63	9.0	W	38	9	3	3	6	2	1	0	0	0	1	47	59	3.00	1.222

PITCHER	IP	WLS	BF	H	R	ER	SO	BB	IBB	HBP	BLK	WP	HR	S	P	ERA	WHIP

TOP

Philadelphia Athletics @ Washington Senators

Griffith Stadium, Washington, DC

Sun May 24 1953, 3:33 AM EDT

Att. 9,222 - Unknown

livebaseballscorecards.com

AB	35
R	3
H	9
RBI	3
BB	3
SO	6
LOB	15

WP: 0 PA: 38
PB: 0
SB: 2
CS: 0

Batter	1	2	3	4	5	6	7	8	9	AB	R	H	RBI	BB	SO	LOB
Eddie Yost, R (1, 5) OBP: 0.384, SLG: 0.286	F2	PB, 1B, 2B, HBP		BB, 1-2		FC4-6, 1-2f, 2-3				2	1	0	0	1	0	2
Wayne Terwilliger, R (1, 4) OBP: 0.349, SLG: 0.333	BB, 1B, 1B	PB, 1-2, 2B, 1B		F9		F8				3	2	1	0	1	0	4
Mickey Vernon, L (1, 3) OBP: 0.442, SLG: 0.474	1B, 1-3, 3B, 1B	FC1-6, 1-H, 2-H, 2B		L4-6, 2-3			K			4	1	2	2	0	1	2
Clyde Vollmer, R (1, 7) OBP: 0.374, SLG: 0.396	1-3, 3B, 1B, 3-H	FC1-6, FC6-4, 2-3			6-3		BB			3	1	1	1	1	0	1
Jackie Jensen, R (1, 9) OBP: 0.359, SLG: 0.459	6-3, 1-H, 3B, 3-H	FC6-4, 1-2f			4-3		K			4	1	1	2	0	1	2
Pete Runnels, L (1, 6) OBP: 0.399, SLG: 0.310	6-3, 3-H		G4-3, BB		6-3		F9			3	0	0	1	1	0	1
Jim Busby, R (1, 8) OBP: 0.351, SLG: 0.461	2B		G4-3, 1-2f			6-3		4-3		4	0	1	0	0	0	1
Ed Fitz Gerald, R (1, 2) OBP: 0.250, SLG: 0.200	5-3		F8			FC4-6, BB, BB		6-3		3	0	0	0	1	0	1
Connie Marrero, R (1, 1) OBP: 0.200, SLG: 0.059		6-3		L4-6, BB, BB		1-2, FC4-6, BB		6-3		2	0	0	0	2	0	0
Inning Stats	R: 4 E: 0 K: 0 S: 7 H: 4 LOB: 1 BB: 1 P: 11	R: 2 E: 0 K: 0 S: 5 H: 2 LOB: 1 BB: 0 P: 6	R: 0 E: 0 K: 0 S: 2 H: 0 LOB: 0 BB: 1 P: 6	R: 0 E: 0 K: 0 S: 2 H: 0 LOB: 1 BB: 2 P: 10	R: 0 E: 0 K: 0 S: 3 H: 0 LOB: 0 BB: 0 P: 3	R: 0 E: 0 K: 0 S: 3 H: 0 LOB: 2 BB: 2 P: 11	R: 0 E: 0 K: 2 S: 7 H: 0 LOB: 1 BB: 1 P: 11	R: 0 E: 0 K: 0 S: 3 H: 0 LOB: 0 BB: 0 P: 3		1B: 3 2B: 3 3B: 1 HR: 0	SF: 0 SAC: 0 DP: 2 HBP: 1			WP: 0 PB: 1 SB: 0 CS: 0	PA: 36		

PITCHER		IP	WLS	BF	H	R	ER	SO	BB	IBB	HBP	BLK	WP	HR	S	P	ERA	WHIP
Morrie Martin, L ERA: 4.5	(1, 1)	1.1	L	12	6	6	6	0	1	0	1	0	0	0	10	15	40.50	5.250
Dick Rozek, L ERA:	(2, 1)	4.2		17	0	0	0	0	5	0	0	0	0	0	12	32	0.00	1.071
Bobo Newsom, R ERA: 3.86	(7, 1)	2.0		7	0	0	0	2	1	0	0	0	0	0	10	14	0.00	0.500

PITCHER	IP	WLS	BF	H	R	ER	SO	BB	IBB	HBP	BLK	WP	HR	S	P	ERA	WHIP

BOTTOM

Philadelphia Athletics @ Washington Senators
Griffith Stadium, Washington, DC
Sun May 24 1953, 3:33 AM EDT
Att. 9,222 - Unknown

livebaseballscorecards.com

AB	28
R	6
H	6
RBI	6
BB	7
SO	2
LOB	14

Batter	1	2	3	4	5	6	7	8	9	AB	R	H	RBI	BB	SO	LOB
Eddie Joost, R (1, 6) OBP: 0.355, SLG: 0.347	F7	P3			F8		F9			4	0	0	0	0	0	3
Pete Suder, R (1, 4) OBP: 0.363, SLG: 0.391	5-3		F8		1B		6-3			4	0	1	0	0	0	0
Eddie Robinson, L (1, 3) OBP: 0.286, SLG: 0.313	G3		F9		4-3			G3		4	0	0	0	0	0	1
Gus Zernial, R (1, 7) OBP: 0.373, SLG: 0.467		P6	6-3			F7		FC4-6 1B		4	0	1	0	0	0	0
Dave Philley, S (1, 9) OBP: 0.360, SLG: 0.421		1B 3B		BBBB G4-6-3 E BB		SSS K		FC4-6 S 1-2f		3	1	1	0	1	1	1
Loren Babe, L (1, 5) OBP: 0.324, SLG: 0.351		G3		E6 G4-6-3 1-2		2B		G3 1-2		4	0	1	0	0	0	3
Ed McGhee, R (1, 8) OBP: 0.377, SLG: 0.321		1B 1B 3-H		G4-6-3 1-2f 2-3		BBBB BB			BBBB G4-6-3 BB	2	0	1	1	2	0	2
Joe Astroth, R (1, 2) OBP: 0.333, SLG: 0.239 Elmer Valo, L (9, PH) OBP: 0.292, SLG: 0.105		BB 1-3 1B		F8		F7		G4-6-3 1-2f		3 1	0 0	1 0	0 0	0 0	0 0	3 1
Frank Fanovich, L (1, 1) Carl Scheib, R (1, 1) OBP: 0.143, SLG: 0.077		BBBB 1-2 BB			F7		L8		F8	0 3	0 0	0 0	0 0	0 1	0 0	0 0
Inning Stats	R: 0 E: 0 K: 0 S: 3 H: 0 LOB: 0 BB: 0 P: 3	R: 1 E: 0 K: 0 S: 6 H: 3 LOB: 3 BB: 1 P: 10	R: 0 E: 0 K: 0 S: 3 H: 0 LOB: 0 BB: 0 P: 3	R: 0 E: 1 K: 0 S: 3 H: 0 LOB: 1 BB: 1 P: 7	R: 0 E: 0 K: 0 S: 4 H: 1 LOB: 1 BB: 0 P: 4	R: 0 E: 0 K: 1 S: 6 H: 1 LOB: 2 BB: 1 P: 10	R: 0 E: 0 K: 0 S: 3 H: 0 LOB: 0 BB: 0 P: 3	R: 0 E: 0 K: 0 S: 4 H: 1 LOB: 1 BB: 0 P: 4	R: 0 E: 0 K: 0 S: 2 H: 0 LOB: 0 BB: 1 P: 6	1B: 4 2B: 1 3B: 1 HR: 0 SF: 0 SAC: 0 DP: 2 HBP: 0						

PITCHER	IP	WLS	BF	H	R	ER	SO	BB	IBB	HBP	BLK	WP	HR	S	P	ERA	WHIP
Julio Moreno, R (1, 1) ERA: 2.16	9.0	W	36	6	1	1	1	4	0	0	0	0	0	34	50	1.00	1.111

PITCHER	IP	WLS	BF	H	R	ER	SO	BB	IBB	HBP	BLK	WP	HR	S	P	ERA	WHIP

TOP

Philadelphia Athletics @ Washington Senators
Griffith Stadium, Washington, DC
Mon May 25 1953, 3:33 AM EDT
Att. 5,462 - Unknown

livebaseballscorecards.com

AB	32
R	1
H	6
RBI	1
BB	4
SO	1
LOB	14

WP: 0	PA: 36		
PB: 0			
SB: 1			
CS: 0			

Batter	1	2	3	4	5	6	7	8	9	AB	R	H	RBI	BB	SO	LOB
Eddie Yost, R (1, 5) OBP: 0.381, SLG: 0.279	BB, WP, BB, BB F7			5-3		6-3				3	1	0	0	1	0	2
Wayne Terwilliger, R (1, 4) OBP: 0.346, SLG: 0.326	WP, BB, 1B; 1-2; BB 6-3			F8			4-3			3	1	0	0	1	0	0
Mickey Vernon, L (1, 3) OBP: 0.443, SLG: 0.486	1B, BB, BB; 1-2, 2-3; BB F8				F8 3B		G3			3	2	1	0	1	0	0
Clyde Vollmer, R (1, 7) OBP: 0.370, SLG: 0.385	BB, 1B, FC6-4; 1-2, 2-3, 3-H; BB F9				F8 3-H		5-3			3	1	0	1	1	0	0
Jackie Jensen, R (1, 9) OBP: 0.369, SLG: 0.471	FC6-4, BB, 1B; 1-2, 2-3, 3-H; 1B		1B HBP		2B			P5		3	1	2	1	0	0	0
Pete Runnels, L (1, 6) OBP: 0.394, SLG: 0.302	FC6-4; 1-2, 2-3, 3-H; BB		F7		F8			P6		3	0	0	1	1	0	2
Jim Busby, R (1, 8) OBP: 0.348, SLG: 0.455	FC6-4, 1B; 1-2f, 2-3, 3-H 1B		1-3 1B		F8			5-3		4	0	1	1	0	0	3
Ed Fitz Gerald, R (1, 2) OBP: 0.255, SLG: 0.209	1-2; 3-H 1B		S, S, S K			5-3				3	0	1	1	0	1	1
Julio Moreno, R (1, 1)	P6			F8		6-3				3	0	0	0	0	0	2
Inning Stats	R: 5, E: 0, K: 0, S: 5; H: 2, LOB: 2, BB: 5, P: 25	R: 0, E: 0, K: 0, S: 3; H: 0, LOB: 0, BB: 0, P: 3	R: 0, E: 0, K: 1, S: 5; H: 1, LOB: 1, BB: 0, P: 6	R: 0, E: 0, K: 0, S: 3; H: 0, LOB: 0, BB: 0, P: 3	R: 1, E: 0, K: 0, S: 5; H: 2, LOB: 1, BB: 0, P: 5	R: 0, E: 0, K: 0, S: 3; H: 0, LOB: 0, BB: 0, P: 3	R: 0, E: 0, K: 0, S: 3; H: 0, LOB: 0, BB: 0, P: 3	R: 0, E: 0, K: 0, S: 3; H: 0, LOB: 0, BB: 0, P: 3		1B: 3, 2B: 1, 3B: 1, HR: 0	SF: 0, SAC: 0, DP: 0, HBP: 1			WP: 1, PB: 0, SB: 0, CS: 0	PA: 34	

PITCHER		IP	WLS	BF	H	R	ER	SO	BB	IBB	HBP	BLK	WP	HR	S	P	ERA	WHIP
Frank Fanovich, L ERA:	(1, 1)	0.0	L	3	0	3	3	0	3	0	0	0	0	0	0	12	∞	∞
Carl Scheib, R ERA: 2.77	(1, 1)	8.0		31	5	3	3	1	2	0	1	0	1	0	30	39	3.38	0.875

PITCHER	IP	WLS	BF	H	R	ER	SO	BB	IBB	HBP	BLK	WP	HR	S	P	ERA	WHIP

BOTTOM

Philadelphia Athletics @ Washington Senators
Griffith Stadium, Washington, DC
Mon May 25 1953, 3:33 AM EDT
Att. 5,462 - Unknown

livebaseballscorecards.com

AB	28
R	6
H	5
RBI	5
BB	5
SO	1
LOB	10

Batter	1	2	3	4	5	6	7	8	9	AB	R	H	RBI	BB	SO	LOB
Jim Piersall, R (1, 9) OBP: 0.321, SLG: 0.336	4-3 1B		1B WP 1B		5-3		F9			4	1	2	0	0	0	0
Floyd Baker, L (1, 4) OBP: 0.432, SLG: 0.310	4-3 1-2		WP 1-3 1B		1B 1B			4-3		4	0	2	0	0	0	1
George Kell, R (1, 5) OBP: 0.415, SLG: 0.541	P3		6-3 1-3 3-H		G5-4-3 1-3 1B			K S S S		4	0	1	0	0	1	2
Dick Gernert, R (1, 3) OBP: 0.398, SLG: 0.450	P3		F9		G5-4-3 1-2f			2B		4	0	1	0	0	0	4
Hoot Evers, R (1, 7) OBP: 0.315, SLG: 0.469		F9		HR		F9		F9		4	1	1	1	0	0	1
Tom Umphlett, R (1, 8) OBP: 0.331, SLG: 0.400		1B		L8 3B		E S FC6-2 1B			G5-4-3 1B	4	1	4	0	0	0	0
Milt Bolling, R (1, 6) OBP: 0.297, SLG: 0.315		F8		P4		FC6-2 CS 1-H			G5-4-3 1-2f	3	0	0	0	0	0	3
Sammy White, R (9, PH) OBP: 0.274, SLG: 0.405										1	0	0	0	0	0	1
Gus Niarhos, R (1, 2) OBP: 0.375, SLG: 0.625		6-3		L8 3-H		CS 1-2	6-3		BB	3	0	0	1	0	0	1
Del Wilber, R (9, PH) OBP: 0.333, SLG: 0.923										0	0	0	0	1	0	0
Billy Consolo, R (9, PR)										0	0	0	0	0	0	0
Marv Grissom, R (1, 1)			L4	1-3			5-3		K	3	0	0	0	0	0	0
Willard Nixon, L (8, 1) OBP: 0.167, SLG: 0.167										0	0	0	0	0	0	0
Johnny Lipon, R (9, PH)										1	0	0	0	0	1	1
Inning Stats	R: 0 H: 1 E: 0 LOB: 1 K: 0 BB: 0 S: 4 P: 4	R: 0 H: 1 E: 0 LOB: 1 K: 0 BB: 0 S: 4 P: 4	R: 1 H: 2 E: 0 LOB: 1 K: 0 BB: 0 S: 5 P: 5	R: 2 H: 2 E: 0 LOB: 0 K: 0 BB: 0 S: 5 P: 5	R: 0 H: 2 E: 0 LOB: 1 K: 0 BB: 0 S: 4 P: 4	R: 0 H: 1 E: 0 LOB: 0 K: 0 BB: 0 S: 3 P: 3	R: 0 H: 0 E: 0 LOB: 0 K: 0 BB: 0 S: 3 P: 3	R: 0 H: 1 E: 0 LOB: 1 K: 1 BB: 0 S: 6 P: 6	R: 0 H: 1 E: 0 LOB: 1 K: 1 BB: 1 S: 5 P: 9	1B: 8 SF: 0 2B: 1 SAC: 0 3B: 1 DP: 2 HR: 1 HBP: 0				WP: 2 PA: 37 PB: 0 SB: 1 CS: 1		

PITCHER	IP	WLS	BF	H	R	ER	SO	BB	IBB	HBP	BLK	WP	HR	S	P	ERA	WHIP
Alex Kellner, L (1, 1) ERA: 2.4	9.0	W	36	11	3	3	2	1	0	0	0	1	1	39	43	3.00	1.333

PITCHER	IP	WLS	BF	H	R	ER	SO	BB	IBB	HBP	BLK	WP	HR	S	P	ERA	WHIP

TOP

Boston Red Sox @ Philadelphia Athletics

Connie Mack Stadium, Philadelphia, PA

Wed May 27 1953, 3:33 AM EDT

Att. 4,734 - Unknown

livebaseballscorecards.com

AB	35
R	3
H	11
RBI	2
BB	1
SO	2
LOB	14

Batter	1	2	3	4	5	6	7	8	9	AB	R	H	RBI	BB	SO	LOB
Eddie Joost, R (1, 6) OBP: 0.344, SLG: 0.333	S S S 0-3 K ①		x 0-0 FC4-6 ② 1B 1-2f	x 0-0 F9 ③ 2-3 3-H			S S S 0-3 K ①			4	0	0	0	0	2	3
Pete Suder, R (1, 4) OBP: 0.359, SLG: 0.386	x 0-0 F3 ②		x 0-0 1B ① 1-2		x 0-0 6-3 ①		x 0-0 F2 ②			4	0	1	0	0	0	1
Dave Philley, S (1, 9) OBP: 0.358, SLG: 0.412	x 0-0 F2 ③		x 0-0 L9 ③		B B B 4-0 BB		x 0-0 6-3 ③			3	0	0	0	1	0	3
Gus Zernial, R (1, 7) OBP: 0.370, SLG: 0.484		x 0-0 F7 ①		x 0-0 F2 ①	x 0-0 P3 ②			x 0-0 HR		4	1	1	1	0	0	1
Eddie Robinson, L (1, 3) OBP: 0.291, SLG: 0.309		B B B B 4-0 FC4-6 BB		B B B B 4-0 2B BB	x 0-0 G3 ③			x 0-0 P4 ①		2	1	0	0	2	0	1
Loren Babe, L (1, 5) OBP: 0.330, SLG: 0.366		x 0-0 FC4-6 ② 1-2f		x 0-0 1B 1-H 2B		x 0-0 G3 ①		x 0-0 1B 1B		4	1	2	1	0	0	1
Ed McGhee, R (1, 8) OBP: 0.369, SLG: 0.316	S S S 0-3 K ③			x 0-0 6-3 ②		x 0-0 F9 ②		x 0-0 G6-4-3 1B 1-2		4	0	1	0	0	1	2
Ray Murray, R (1, 2) OBP: 0.279, SLG: 0.328			S S S 0-3 K ①	x 0-0 2B PB 1B 2-H		x 0-0 P3 ③		x 0-0 ② ③ G6-4-3 1-2f		4	1	1	1	0	1	2
Alex Kellner, R (1, 1) OBP: 0.303, SLG: 0.300			x 0-0 FC4-6 1B	x 0-0 PB 2B 1-3			x 0-0 1B			3	0	3	0	0	0	0
Inning Stats	R: 0 H: 0 E: 0 LOB: 0 K: 1 BB: 0 S: 5 P: 5	R: 0 H: 0 E: 0 LOB: 1 K: 1 BB: 1 S: 5 P: 9	R: 0 H: 2 E: 0 LOB: 2 K: 1 BB: 0 S: 7 P: 7	R: 3 H: 3 E: 0 LOB: 1 K: 0 BB: 1 S: 6 P: 10	R: 0 H: 0 E: 0 LOB: 1 K: 0 BB: 1 S: 3 P: 7	R: 0 H: 0 E: 0 LOB: 0 K: 0 BB: 0 S: 3 P: 3	R: 0 H: 1 E: 0 LOB: 1 K: 1 BB: 0 S: 6 P: 6	R: 1 H: 3 E: 0 LOB: 1 K: 0 BB: 0 S: 5 P: 5		1B: 6 SF: 0 2B: 2 SAC: 0 3B: 0 DP: 1 HR: 1 HBP: 0						WP: 0 PA: 35 PB: 1 SB: 0 CS: 0	

PITCHER		IP	WLS	BF	H	R	ER	SO	BB	IBB	HBP	BLK	WP	HR	S	P	ERA	WHIP
Marv Grissom, R ERA: 2.48	(1, 1)	7.1	L	34	9	4	3	4	3	0	0	0	0	1	39	51	3.68	1.636
Willard Nixon, R ERA: 2.81	(8, 1)	0.2		1	0	0	0	0	0	0	0	0	0	0	1	1	0.00	0.000

PITCHER	IP	WLS	BF	H	R	ER	SO	BB	IBB	HBP	BLK	WP	HR	S	P	ERA	WHIP

BOTTOM

Boston Red Sox @ Philadelphia Athletics

Connie Mack Stadium, Philadelphia, PA

Wed May 27 1953, 3:33 AM EDT

Att. 4,734 - Unknown

livebaseballscorecards.com

AB	32
R	4
H	9
RBI	3
BB	3
SO	4
LOB	14

Boston Red Sox @ Philadelphia Athletics

Connie Mack Stadium, Philadelphia, PA

Thu May 28 1953, 3:33 AM EDT

Att. 1,262 - Sunny

livebaseballscorecards.com

Batter	1	2	3	4	5	6	7	8	9	AB	R	H	RBI	BB	SO	LOB
Jim Piersall, R (1, 9) OBP: 0.314, SLG: 0.327	SSS 0-3 ① K		SSS 0-3 ② K		x 0-0 ② F8		SSS 0-3 ② K			4	0	0	0	0	3	5
Floyd Baker, L (1, 4) OBP: 0.415, SLG: 0.281	x 0-0 ② P5		BBBB 4-0 BB		x 0-0 ③ 1-3		x 0-0 ③ P4			3	0	0	0	1	0	4
George Kell, R (1, 5) OBP: 0.413, SLG: 0.532 Billy Consolo, R (7, 5)	x 0-0 ③ F7		x 0-0 ③ F7			BBBB 4-0 G6-4-3 BB		SSS 0-3 ① K		2 1	0 0	0 0	0 0	1 0	0 1	2 0
Dick Gernert, R (1, 3) OBP: 0.388, SLG: 0.437		x 0-0 ① P5		x 0-0 ① F8		x 0-0 ①② G6-4-3 1-2f		x 0-0 ② F8		4	0	0	0	0	0	1
Gene Stephens, L (1, 7) OBP: 0.301, SLG: 0.265		x 0-0 FC5 2B		x 0-0 ② G3		x 0-0 ③ F9		x 0-0 ③ 1-3		4	0	1	0	0	0	0
Tom Umphlett, R (1, 8) OBP: 0.342, SLG: 0.423		x 0-0 ② F3		BBBB 4-0 FC5-4 BB			BBBB 4-0 BB 1B BB		x 0-0 HR	2	1	1	1	2	0	1
Sammy White, R (1, 2) OBP: 0.266, SLG: 0.393		x 0-0 ③ FC5 2-3		x 0-0 ③ FC5-4 1-2f			x 0-0 ① L8		x 0-0 ① F4	4	0	0	0	0	0	3
Milt Bolling, R (1, 6) OBP: 0.303, SLG: 0.321			x 0-0 4-3 1B		SSS 0-3 ① K		x 0-0 BB 1-2 1B		x 0-0 ② F7	4	0	2	0	0	1	0
Mel Parnell, L (1, 1) OBP: 0.320, SLG: 0.304 Al Zarilla, L (7, PH) OBP: 0.308, SLG: 0.182 Bill Kennedy, L (7, 1) Mickey McDermott, L (9, PH) OBP: 0.409, SLG: 0.591			x 0-0 ① 4-3 1-2		x 0-0 1B		BBBB 4-0 1-2 2-3 BB		x 0-0 ③ 4-3	2 0 0 1	0 0 0 0	1 0 0 0	0 0 0 0	0 1 0 0	0 0 0 0	1 0 0 0
Inning Stats	R: 0 H: 0 E: 0 LOB: 0 K: 1 BB: 0 S: 5 P: 5	R: 0 H: 1 E: 0 LOB: 1 K: 0 BB: 0 S: 4 P: 4	R: 0 H: 1 E: 0 LOB: 2 K: 1 BB: 1 S: 6 P: 10	R: 0 H: 0 E: 0 LOB: 1 K: 0 BB: 1 S: 3 P: 7	R: 0 H: 1 E: 0 LOB: 1 K: 1 BB: 0 S: 6 P: 6	R: 0 H: 0 E: 0 LOB: 0 K: 0 BB: 1 S: 2 P: 6	R: 0 H: 1 E: 0 LOB: 3 K: 1 BB: 2 S: 6 P: 14	R: 0 H: 0 E: 0 LOB: 0 K: 1 BB: 0 S: 5 P: 5	R: 1 H: 1 E: 0 LOB: 0 K: 0 BB: 0 S: 4 P: 4	1B: 3 SF: 0 2B: 1 SAC: 0 3B: 0 DP: 1 HR: 1 HBP: 0						

TOP

AB	31
R	1
H	5
RBI	1
BB	5
SO	5
LOB	17

PITCHER	IP	WLS	BF	H	R	ER	SO	BB	IBB	HBP	BLK	WP	HR	S	P	ERA	WHIP
Marion Fricano, R (1, 1) ERA: 2.08	9.0	W	36	5	1	1	5	5	0	0	0	0	1	41	61	1.00	1.111

PITCHER	IP	WLS	BF	H	R	ER	SO	BB	IBB	HBP	BLK	WP	HR	S	P	ERA	WHIP

Batter	1	2	3	4	5	6	7	8	9	AB	R	H	RBI	BB	SO	LOB
Eddie Joost, R (1, 6) OBP: 0.354, SLG: 0.340	6-3	BB 1-2 3-H 1B		FC1-5 1B BBB BB		E 2B 1B	F3			4	1	2	1	1	0	2
Pete Suder, R (1, 5) OBP: 0.369, SLG: 0.390	G3-6-3 1B	BB 1-2 2-3		FC1-5 1-2 1B		E6 1-2 2B		4-3		4	1	2	0	1	0	1
Eddie Robinson, L (1, 3) OBP: 0.294, SLG: 0.314	G3-6-3 1-2f	4-3		FC1-5 G1-4-3 1-2 2-3f		3B 1-H 2-H 2B		BB		4	1	1	2	1	0	6
Gus Zernial, R (1, 7) OBP: 0.371, SLG: 0.496		6-3	BB HBP FC1-2 1B	G1-4-3 1-2f		2-H 3B		F3		5	0	2	1	0	0	3
Dave Philley, S (1, 9) OBP: 0.359, SLG: 0.404		S 1B BB	BB 1-2 HBP		P6	5-3		K		3	1	0	0	1	1	2
Cass Michaels, R (1, 4) OBP: 0.345, SLG: 0.330		1B 1-H 1B 1B	F2		K2-3		S SH1-3 BB			3	1	1	1	1	1	2
Ed McGhee, R (1, 8) OBP: 0.368, SLG: 0.317		1B 1-2 1B 1B	F9		L6		SH1-3 1-2			3	1	1	0	0	0	2
Joe Astroth, R (1, 2) OBP: 0.341, SLG: 0.232		P6	1-2 2-3 BB			F7	2-3 BB			2	0	0	0	2	0	2
Marion Fricano, R (1, 1) OBP: 0.300, SLG: 0.400		BB 1-3 2-H 1B 1B	FC1-2 3-Hf			K	K			4	0	1	1	0	2	5
Inning Stats	R: 0 E: 0 K: 0 S: 3 H: 1 LOB: 0 BB: 0 P: 3	R: 3 E: 0 K: 0 S: 7 H: 4 LOB: 3 BB: 2 P: 15	R: 0 E: 0 K: 0 S: 4 H: 1 LOB: 3 BB: 1 P: 9	R: 0 E: 0 K: 0 S: 3 H: 1 LOB: 1 BB: 1 P: 7	R: 0 E: 0 K: 1 S: 5 H: 0 LOB: 0 BB: 0 P: 5	R: 3 E: 1 K: 1 S: 9 H: 3 LOB: 1 BB: 0 P: 9	R: 0 E: 0 K: 1 S: 5 H: 0 LOB: 2 BB: 2 P: 13	R: 0 E: 0 K: 1 S: 5 H: 0 LOB: 1 BB: 1 P: 9		1B: 8 2B: 1 3B: 1 HR: 0 SF: 0 SAC: 1 DP: 2 HBP: 1				WP: 0 PB: 0 SB: 2 CS: 0 PA: 41		

PITCHER		IP	WLS	BF	H	R	ER	SO	BB	IBB	HBP	BLK	WP	HR	S	P	ERA	WHIP
Mel Parnell, L ERA: 3.65	(1, 1)	6.0	L	32	10	6	3	2	4	0	1	0	0	0	31	48	4.50	2.333
Bill Kennedy, L ERA: 1.65	(7, 1)	2.0		9	0	0	0	2	3	0	0	0	0	0	10	22	0.00	1.500

PITCHER	IP	WLS	BF	H	R	ER	SO	BB	IBB	HBP	BLK	WP	HR	S	P	ERA	WHIP

BOTTOM

Boston Red Sox @ Philadelphia Athletics

Connie Mack Stadium, Philadelphia, PA

Thu May 28 1953, 3:33 AM EDT

Att. 1,262 - Sunny

livebaseballscorecards.com

AB	32
R	6
H	10
RBI	6
BB	7
SO	4
LOB	25

Batter	1	2	3	4	5	6	7	8	9	AB	R	H	RBI	BB	SO	LOB
Billy Martin, R (1, 4) OBP: 0.274, SLG: 0.312	5-3	F9	6-3		5-3		HR		F7	6	1	1	1	0	0	1
Joe Collins, L (1, 3) OBP: 0.405, SLG: 0.412	BB	F6		F8	BB		F8			3	0	0	0	2	0	0
Irv Noren, L (1, 9) OBP: 0.400, SLG: 0.625	BB		1B 2B	HR	K		K			4	2	2	1	1	2	2
Mickey Mantle, S (1, 8) OBP: 0.429, SLG: 0.524	K		1B 1B 1B	F8		1B 2B BB	F3			4	2	1	1	1	1	2
Gene Woodling, L (1, 7) OBP: 0.388, SLG: 0.424	F6		1B HR 1B	1B 2B		F6		F8		5	2	2	0	0	0	3
Yogi Berra, L (1, 2) OBP: 0.314, SLG: 0.367		BB HR BB	HR 1B	1B		2B 1B		4-3		4	2	3	2	1	0	0
Gil McDougald, R (1, 5) OBP: 0.339, SLG: 0.361		K	HR	F9		2B		F6		5	1	2	4	0	1	2
Phil Rizzuto, R (1, 6) OBP: 0.394, SLG: 0.302		HR BB	F5		5-3 SH2-4 BB	BB			L9	2	1	0	0	3	0	0
Vic Raschi, R (1, 1) OBP: 0.188, SLG: 0.071		HR	G3		SH2-4	L5			K	0	0	0	0	0	0	0
Ray Scarborough, R (1, 1) OBP: 0.200, SLG: 0.800										4	1	1	3	0	1	3
Inning Stats	R: 0 E: 0 K: 1 S: 5 H: 0 LOB: 2 BB: 2 P: 13	R: 3 E: 0 K: 1 S: 6 H: 1 LOB: 0 BB: 2 P: 14	R: 5 E: 0 K: 0 S: 8 H: 5 LOB: 0 BB: 0 P: 8	R: 2 E: 0 K: 0 S: 6 H: 3 LOB: 1 BB: 0 P: 6	R: 0 E: 0 K: 1 S: 5 H: 0 LOB: 2 BB: 2 P: 13	R: 1 E: 0 K: 0 S: 4 H: 2 LOB: 2 BB: 2 P: 12	R: 1 E: 0 K: 1 S: 6 H: 1 LOB: 0 BB: 0 P: 6	R: 0 E: 0 K: 0 S: 3 H: 0 LOB: 0 BB: 0 P: 3	R: 0 E: 0 K: 1 S: 5 H: 0 LOB: 0 BB: 0 P: 5	1B: 5 2B: 4 3B: 0 HR: 4 SF: 0 SAC: 1 DP: 1 HBP: 0						

PITCHER	IP	WLS	BF	H	R	ER	SO	BB	IBB	HBP	BLK	WP	HR	S	P	ERA	WHIP
Harry Byrd, R (1, 1) ERA: 5.56	2.0	L	14	4	6	6	2	4	0	0	0	0	1	14	30	27.00	4.000
Dick Rozek, L (3, 1) ERA: 5.06	6.0		29	8	6	6	2	4	0	0	0	0	3	29	45	9.00	2.000
Charlie Bishop, R (9, 1) ERA: 4.0	1.0		3	0	0	0	1	0	0	0	0	0	0	5	5	0.00	0.000

PITCHER	IP	WLS	BF	H	R	ER	SO	BB	IBB	HBP	BLK	WP	HR	S	P	ERA	WHIP

TOP

New York Yankees @ Philadelphia Athletics

Connie Mack Stadium, Philadelphia, PA

Fri May 29 1953, 3:33 AM EDT

Att. 3,594 - Unknown

livebaseballscorecards.com

AB	37
R	12
H	12
RBI	12
BB	8
SO	5
LOB	13

WP: 0	PA: 46																
PB: 0																	
SB: 0																	
CS: 0																	

Batter	1	2	3	4	5	6	7	8	9	AB	R	H	RBI	BB	SO	LOB
Eddie Joost, R (1, 6) OBP: 0.356, SLG: 0.336	HR 1B 1B	F9 ①		5-3 ②		BBB 4-0 1-2 BB		SSS 0-3 K ②		4	1	1	0	1	1	1
Pete Suder, R (1, 4) OBP: 0.354, SLG: 0.374	F9 ①	1-3 ②		L4 ③		F3 ③		FC5-4 ③ 1-2f		5	0	0	0	0	0	4
Dave Philley, S (1, 9) OBP: 0.360, SLG: 0.410	1-2 HR 1B	1-4-3 ③			3-1 2B		G1 ①		SSS 0-3 K ①	5	1	2	0	0	1	0
Gus Zernial, R (1, 7) OBP: 0.378, SLG: 0.519	1-H 2-H HR		L5 ①		F6 ①		1B G3 1B		BBBB 4-0 HR BB	4	3	2	3	1	0	1
Eddie Robinson, L (1, 3) OBP: 0.309, SLG: 0.344	E 1B 1B		BBBB 4-0 G4-6 BB		3-1 ② 2-3		G3 1-3 1B		1-H HR	4	2	3	2	1	0	1
Loren Babe, L (1, 5) OBP: 0.325, SLG: 0.358	F8 ②		G4-6 ② 1-2f		6-3 ③		G3 ② 1-2 3-H		1B	5	0	1	1	0	0	4
Ed McGhee, R (1, 8) OBP: 0.370, SLG: 0.313	E5 1B 1-2		FC6-4 1-2 1B			BBBB 4-0 G6-4-3 BB	F7 ③		G6-4-3 ②③ 1-	4	0	1	0	1	0	3
Ray Murray, R (1, 2) OBP: 0.282, SLG: 0.328 Tom Hamilton, L (8, PH) OBP: 0.071, SLG: 0.071 Joe Astroth, R (9, 2) OBP: 0.341, SLG: 0.232	1-2 2-H 1B		FC6-4 ③ 1-2f			G6-4-3 ①② 1-2f		SSS 0-3 K ① BBBB 4-0 BB		3 1 0	0 0 0	1 0 0	1 0 0	0 1 0	0 0 0	3 0 0
Harry Byrd, R (1, 1) OBP: 0.150, SLG: 0.105 Dick Rozek, L (3, 1) Elmer Valo, L (8, PH) OBP: 0.320, SLG: 0.105 Marion Fricano, R (8, PR) OBP: 0.300, SLG: 0.400 Charlie Bishop, R (9, 1) OBP: 0.222, SLG: 0.125	4-3 ③			1-3 ①				BBBB 4-0 FC5-4 BB		1 1 0 0 0	0 0 0 0 0	0 0 0 0 0	0 0 0 0 0	0 1 1 0 0	0 0 0 0 0	2 0 0 0 0
Inning Stats	R: 4 E: 1 K: 0 S: 9 H: 5 LOB: 2 BB: 0 P: 9	R: 0 E: 0 K: 0 S: 3 H: 0 LOB: 0 BB: 0 P: 3	R: 0 E: 0 K: 0 S: 4 H: 1 LOB: 2 BB: 1 P: 8	R: 0 E: 0 K: 0 S: 3 H: 0 LOB: 0 BB: 0 P: 3	R: 0 E: 0 K: 0 S: 4 H: 1 LOB: 1 BB: 0 P: 4	R: 0 E: 0 K: 0 S: 2 H: 0 LOB: 2 BB: 3 P: 14	R: 1 E: 0 K: 0 S: 5 H: 2 LOB: 1 BB: 0 P: 5	R: 0 E: 0 K: 2 S: 7 H: 0 LOB: 1 BB: 1 P: 11	R: 2 E: 0 K: 1 S: 6 H: 2 LOB: 0 BB: 1 P: 10	1B: 8 2B: 1 3B: 0 HR: 2 SF: 0 SAC: 0 DP: 2 HBP: 0						

PITCHER		IP	WLS	BF	H	R	ER	SO	BB	IBB	HBP	BLK	WP	HR	S	P	ERA	WHIP
Vic Raschi, R ERA: 5.21	(1, 1)	0.2		8	5	4	3	0	0	0	0	0	0	1	8	8	40.50	7.500
Ray Scarborough, R ERA: 3.26	(1, 1)	8.1	W	35	6	3	3	3	6	0	0	0	0	1	35	59	3.24	1.440

PITCHER		IP	WLS	BF	H	R	ER	SO	BB	IBB	HBP	BLK	WP	HR	S	P	ERA	WHIP

BOTTOM

New York Yankees @ Philadelphia Athletics

Connie Mack Stadium, Philadelphia, PA

Fri May 29 1953, 3:33 AM EDT

Att. 3,594 - Unknown

livebaseballscorecards.com

AB	37
R	7
H	11
RBI	7
BB	6
SO	3
LOB	19

WP: 0 PA: 43
PB: 0
SB: 0
CS: 0

Batter	1	2	3	4	5	6	7	8	9	AB	R	H	RBI	BB	SO	LOB
Eddie Joost, R (1, 6) OBP: 0.353, SLG: 0.327	x 0-0 ① F2			x 0-0 ① F8		BBB 4-0 1-2 BB		x 0-0 ② F8		3	0	0	0	1	0	0
Joe Demaestri, R (8, 6) OBP: 0.367, SLG: 0.419										0	0	0	0	0	0	0
Pete Suder, R (1, 4) OBP: 0.351, SLG: 0.370	SSS 0-3 ② K			x 0-0 FC5-4 1B		SSS 0-3 ② K		x 0-0 ③ 5-3		4	0	1	0	0	2	2
Eddie Robinson, L (1, 3) OBP: 0.302, SLG: 0.335	x 0-0 ③ F7			x 0-0 ② F9		x 0-0 ③ L8			x 0-0 ① L4	4	0	0	0	0	0	3
Gus Zernial, R (1, 7) OBP: 0.369, SLG: 0.504		x 0-0 ① L7		x 0-0 ③ FC5-4 1-2f			x 0-0 ① 5-3		x 0-0 ② 5-3	4	0	0	0	0	0	1
Dave Philley, S (1, 9) OBP: 0.358, SLG: 0.406		x 0-0 ② G3			x 0-0 ① F2		x 0-0 ② F9		x 0-0 1B	4	0	1	0	0	0	0
Loren Babe, L (1, 5) OBP: 0.323, SLG: 0.364		SSS 0-3 ③ K			x 0-0 ② F5		x 0-0 2B		x 0-0 ③ F8	0	1	0	0	0	0	0
Ed McGhee, R (1, 8) OBP: 0.382, SLG: 0.328			x 0-0 G6-4-3 1B		x 0-0 ③ F7		x 0-0 2-H 1B			3	0	2	1	0	0	0
Ray Murray, R (1, 2) OBP: 0.284, SLG: 0.329			x 0-0 ① L7			x 0-0 FC9-6 1B	SSS 0-3 ③ K			3	0	1	0	0	1	2
Alex Kellner, R (1, 1) OBP: 0.286, SLG: 0.281			x 0-0 ②③ G6-4-3 1-2f			x 0-0 ① FC9-6 BB 1-2f		SSS 0-3 ① K		2	0	0	0	0	0	2
Carl Scheib, R (6, 1) OBP: 0.143, SLG: 0.077										0	0	0	0	0	0	0
Tom Hamilton, L (8, PH) OBP: 0.067, SLG: 0.067										1	0	0	0	0	1	0
Morrie Martin, L (8, 1) OBP: 0.091, SLG: 0.091										0	0	0	0	0	0	0
Inning Stats	R: 0 E: 0 K: 1 S: 5 H: 0 LOB: 0 BB: 0 P: 5	R: 0 E: 0 K: 1 S: 5 H: 0 LOB: 0 BB: 0 P: 5	R: 0 E: 0 K: 0 S: 3 H: 1 LOB: 0 BB: 0 P: 3	R: 0 E: 0 K: 0 S: 4 H: 1 LOB: 1 BB: 0 P: 4	R: 0 E: 0 K: 0 S: 3 H: 0 LOB: 0 BB: 0 P: 3	R: 0 E: 0 K: 1 S: 6 H: 1 LOB: 2 BB: 1 P: 10	R: 1 E: 0 K: 1 S: 7 H: 2 LOB: 1 BB: 0 P: 7	R: 0 E: 0 K: 1 S: 5 H: 0 LOB: 0 BB: 0 P: 5	R: 0 E: 0 K: 0 S: 4 H: 1 LOB: 1 BB: 0 P: 4	1B: 5 2B: 1 3B: 0 HR: 0	SF: 0 SAC: 0 DP: 1 HBP: 0						

TOP

Philadelphia Athletics @ New York Yankees

Yankee Stadium, Bronx, NY

Sun May 31 1953, 3:33 AM EDT

Att. 20,307 - Unknown

livebaseballscorecards.com

AB	28
R	1
H	5
RBI	1
BB	1
SO	4
LOB	10

WP: 0 PB: 0 SB: 0 CS: 0 PA: 33

PITCHER	IP	WLS	BF	H	R	ER	SO	BB	IBB	HBP	BLK	WP	HR	S	P	ERA	WHIP
Johnny Sain, R (1, 1) ERA: 2.95	9.0	W	33	6	1	1	5	1	0	0	0	0	0	42	46	1.00	0.778

BOTTOM

Philadelphia Athletics @ New York Yankees

Yankee Stadium, Bronx, NY

Sun May 31 1953, 3:33 AM EDT

Att. 20,307 - Unknown

livebaseballscorecards.com

Batter	1	2	3	4	5	6	7	8	9	AB	R	H	RBI	BB	SO	LOB
Billy Martin, R (1, 4) OBP: 0.284, SLG: 0.327	P6		6-3	1-3 2B		1B 1-3 2-H 2B 1B		CS 1B		5	1	3	1	0	0	0
Joe Collins, L (1, 3) OBP: 0.416, SLG: 0.417	F2		2B 1B	4-3		1-3 2B 1B		BBBB 1-2 BB		4	2	2	1	1	0	2
Bill Renna, R (1, 7) OBP: 0.375, SLG: 0.567 Gene Woodling, L (6, PH) (7, 7) OBP: 0.390, SLG: 0.433	SSS K		1-H 3B 2B		L7	1-H 3-H 2B		P6		3 2	1 0	1 1	1 2	0 0	1 0	0 1
Mickey Mantle, S (1, 8) OBP: 0.424, SLG: 0.531		F8	2-H 3B		5-3	L8				4	0	1	1	0	0	1
Hank Bauer, R (1, 9) OBP: 0.395, SLG: 0.430		BBBB 1B BB	5-3		1B	F7				3	0	1	0	1	0	2
Gil McDougald, R (1, 5) OBP: 0.344, SLG: 0.366		1-2 1B	1B FC4-6 1B		5-3		F8			4	1	2	0	0	0	1
Charles Silvera, R (1, 2) OBP: 0.353, SLG: 0.241	SSS K		FC4-6 1-3 1B			BBBB 1B 1B BB	F7			3	1	1	0	1	1	2
Phil Rizzuto, R (1, 6) OBP: 0.384, SLG: 0.293	SSS K		FC4-6 2B 1-2f 3-H			F5	F2			4	0	0	1	0	1	4
Johnny Sain, R (1, 1) OBP: 0.267, SLG: 0.300			F7	P4		1B 1-2 1B		1-3		4	1	1	0	0	0	1
Inning Stats	R: 0 H: 0 E: 0 LOB: 0 K: 1 BB: 0 S: 5 P: 5	R: 0 H: 1 E: 0 LOB: 2 K: 2 BB: 1 S: 8 P: 12	R: 2 H: 3 E: 0 LOB: 1 K: 0 BB: 0 S: 6 P: 6	R: 1 H: 3 E: 0 LOB: 2 K: 0 BB: 0 S: 6 P: 6	R: 0 H: 1 E: 0 LOB: 1 K: 0 BB: 0 S: 4 P: 4	R: 4 H: 4 E: 0 LOB: 1 K: 0 BB: 1 S: 7 P: 11	R: 0 H: 0 E: 0 LOB: 0 K: 0 BB: 0 S: 3 P: 3	R: 0 H: 1 E: 0 LOB: 1 K: 0 BB: 1 S: 3 P: 7		1B: 9 SF: 0 2B: 3 SAC: 0 3B: 1 DP: 0 HR: 0 HBP: 0						

	AB	36
	R	7
	H	13
	RBI	7
	BB	3
	SO	3
	LOB	14

WP: 0 PA: 39
PB: 0
SB: 0
CS: 1

PITCHER		IP	WLS	BF	H	R	ER	SO	BB	IBB	HBP	BLK	WP	HR	S	P	ERA	WHIP
Alex Kellner, L ERA: 2.95	(1, 1)	5.1	L	29	11	7	7	3	2	0	0	0	0	0	33	41	11.81	2.438
Carl Scheib, R ERA: 2.66	(6, 1)	1.2		6	1	0	0	0	0	0	0	0	0	0	6	6	0.00	0.600
Morrie Martin, L ERA: 4.38	(8, 1)	1.0		4	1	0	0	0	1	0	0	0	0	0	3	7	0.00	2.000

PITCHER	IP	WLS	BF	H	R	ER	SO	BB	IBB	HBP	BLK	WP	HR	S	P	ERA	WHIP

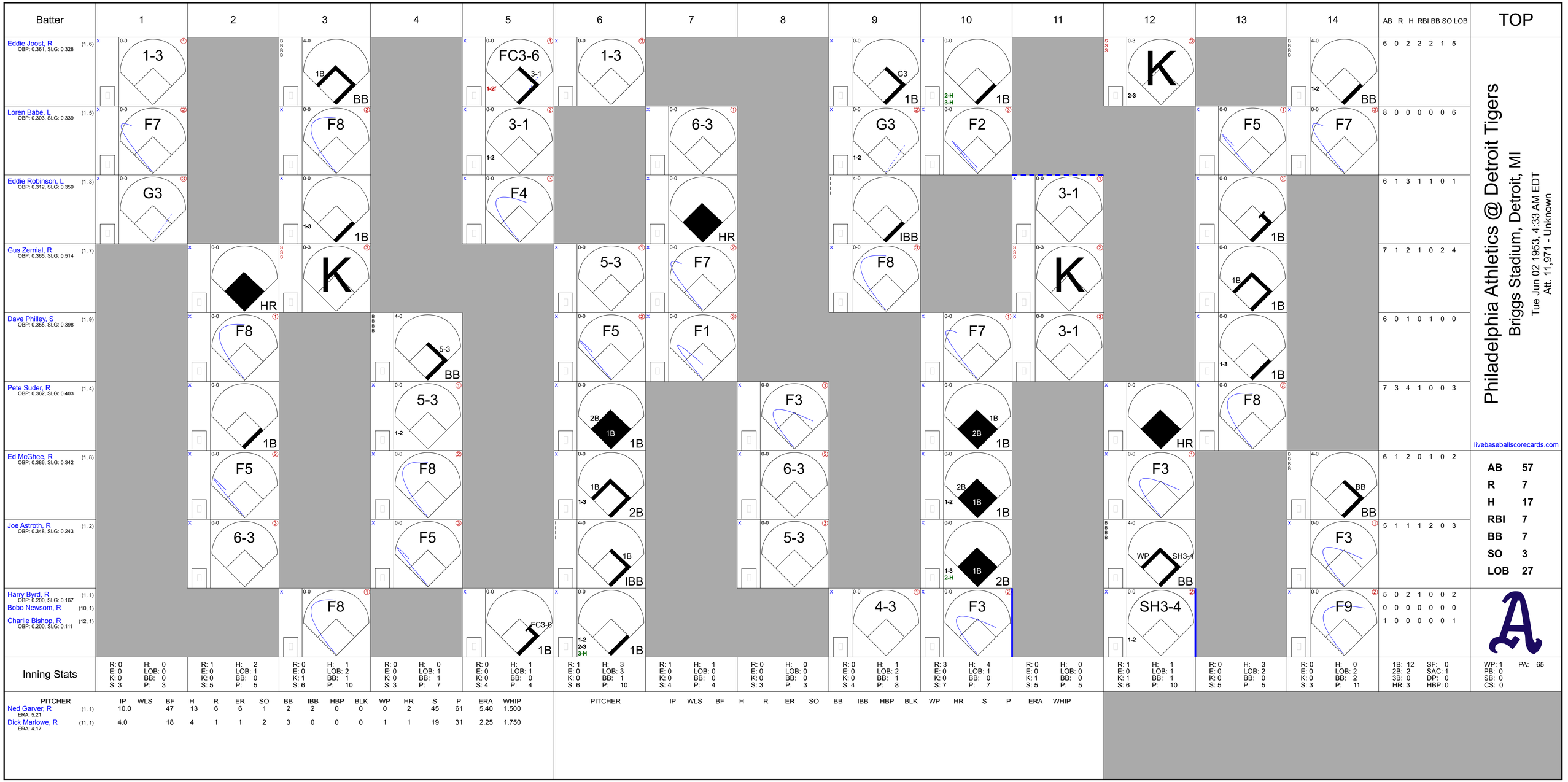
Batter
1
2
3
4
5
6
7
8
9
10
11
12
13
14
AB R H RBI BB SO LOB
TOP
Eddie Joost, R (1, 6) OBP: 0.361, SLG: 0.328
1-3
FC3-6
3-1
1-2f
1-3
G3
1B
2-H
3-H
1B
K
2-3
BB
1-2
6 0 2 2 2 1 5
Loren Babe, L (1, 5) OBP: 0.303, SLG: 0.339
F7
F8
3-1
1-2
6-3
G3
1-2
F2
F5
F7
8 0 0 0 0 0 6
Eddie Robinson, L (1, 3) OBP: 0.312, SLG: 0.359
G3
1-3
1B
F4
HR
IBB
3-1
1B
6 1 3 1 1 0 1
Gus Zernial, R (1, 7) OBP: 0.365, SLG: 0.514
HR
K
5-3
F7
F8
K
1B
1B
7 1 2 1 0 2 4
Dave Philley, S (1, 9) OBP: 0.355, SLG: 0.398
F8
5-3
BB
F5
F1
F7
3-1
1B
6 0 1 0 1 0 0
Pete Suder, R (1, 4) OBP: 0.362, SLG: 0.403
1B
5-3
1-2
2B
1B
F3
1B
2B
1B
HR
F8
7 3 4 1 0 0 3
Ed McGhee, R (1, 8) OBP: 0.386, SLG: 0.342
F5
F8
1B
1-3
2B
6-3
2B
1-2
1B
F3
BB
6 1 2 0 1 0 2
Joe Astroth, R (1, 2) OBP: 0.348, SLG: 0.243
6-3
F5
1B
IBB
5-3
1-3
2-H
1B
2B
WP
SH3-4
BB
F3
5 1 1 1 2 0 3
Harry Byrd, R (1, 1) OBP: 0.200, SLG: 0.167
Bobo Newsom, R (10, 1)
Charlie Bishop, R (12, 1) OBP: 0.200, SLG: 0.111
F8
FC3-6
1B
1-2
2-3
3-H
1B
4-3
F3
SH3-4
1-2
F9
5 0 2 1 0 0 2
0 0 0 0 0 0 0 0
1 0 0 0 0 0 1
Inning Stats
R: 0 E: 0 K: 0 S: 3 H: 0 LOB: 0 BB: 0 P: 3
R: 1 E: 0 K: 0 S: 5 H: 2 LOB: 1 BB: 0 P: 5
R: 0 E: 0 K: 1 S: 6 H: 1 LOB: 2 BB: 1 P: 10
R: 0 E: 0 K: 0 S: 3 H: 0 LOB: 1 BB: 1 P: 7
R: 0 E: 0 K: 0 S: 4 H: 1 LOB: 1 BB: 0 P: 4
R: 1 E: 0 K: 0 S: 6 H: 3 LOB: 3 BB: 1 P: 10
R: 1 E: 0 K: 0 S: 4 H: 1 LOB: 0 BB: 0 P: 4
R: 0 E: 0 K: 0 S: 3 H: 0 LOB: 0 BB: 0 P: 3
R: 0 E: 0 K: 0 S: 4 H: 1 LOB: 2 BB: 1 P: 8
R: 3 E: 0 K: 0 S: 7 H: 4 LOB: 1 BB: 0 P: 7
R: 0 E: 0 K: 1 S: 5 H: 0 LOB: 0 BB: 0 P: 5
R: 1 E: 0 K: 1 S: 6 H: 1 LOB: 1 BB: 1 P: 10
R: 0 E: 0 K: 0 S: 5 H: 3 LOB: 2 BB: 0 P: 5
R: 0 E: 0 K: 0 S: 3 H: 0 LOB: 2 BB: 2 P: 11
1B: 12 2B: 2 3B: 0 HR: 3
SF: 0 SAC: 1 DP: 0 HBP: 0
WP: 1 PB: 0 SB: 0 CS: 0
PA: 65
PITCHER IP WLS BF H R ER SO BB IBB HBP BLK WP HR S P ERA WHIP
Ned Garver, R (1, 1) ERA: 5.21 10.0 47 13 6 6 1 2 2 0 0 0 0 2 45 61 5.40 1.500
Dick Marlowe, R (11, 1) ERA: 4.17 4.0 18 4 1 1 2 3 0 0 0 1 1 19 31 2.25 1.750
Philadelphia Athletics @ Detroit Tigers
Briggs Stadium, Detroit, MI
Tue Jun 02 1953, 4:33 AM EDT
Att. 11,971 - Unknown
livebaseballscorecards.com
AB 57
R 7
H 17
RBI 7
BB 7
SO 3
LOB 27

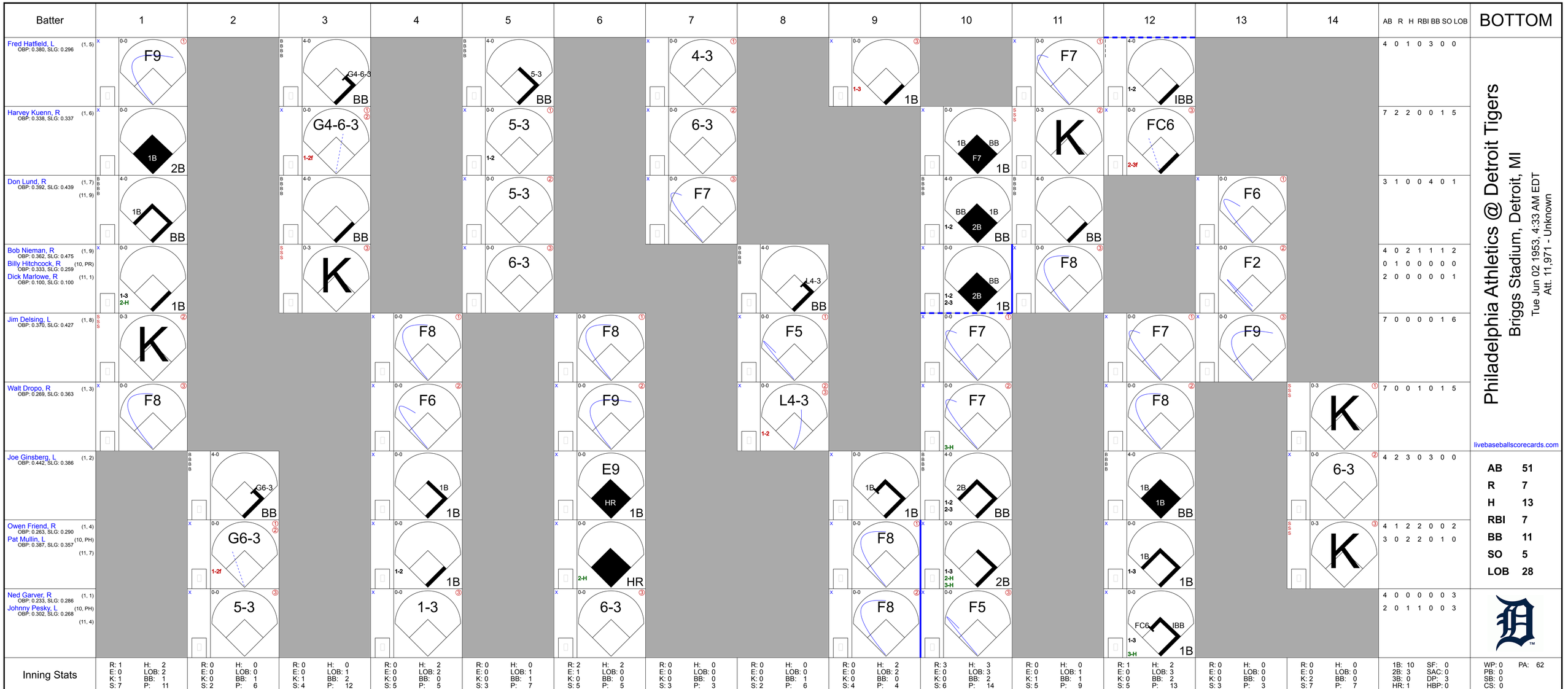
Batter
1
2
3
4
5
6
7
8
9
10
11
12
13
14
AB R H RBI BB SO LOB
BOTTOM
Fred Hatfield, L (1, 5) OBP: 0.380, SLG: 0.296
F9
G4-6-3 BB
5-3 BB
4-3
1-3 1B
F7
1-2 IBB
4 0 1 0 3 0 0
Harvey Kuenn, R (1, 6) OBP: 0.338, SLG: 0.337
1B 2B
G4-6-3
1-2f
5-3
1-2
6-3
1B BB F7 1B
K
FC6
2-3f
7 2 2 0 0 1 5
Don Lund, R (1, 7) OBP: 0.392, SLG: 0.439 (11, 9)
1B BB
BB
5-3
F7
BB 1B 2B BB
BB
F6
3 1 0 0 4 0 1
Bob Nieman, R (1, 9) OBP: 0.362, SLG: 0.475
Billy Hitchcock, R (10, PR) OBP: 0.333, SLG: 0.259
Dick Marlowe, R (11, 1) OBP: 0.100, SLG: 0.100
1-3 2-H 1B
K
6-3
L4-3 BB
BB 2B 1B
F8
F2
4 0 2 1 1 1 2
0 1 0 0 0 0 0
2 0 0 0 0 0 1
Jim Delsing, L (1, 8) OBP: 0.370, SLG: 0.427
K
F8
F5
F7
F7
F9
7 0 0 0 0 1 6
Walt Dropo, R (1, 3) OBP: 0.269, SLG: 0.363
F8
F6
L4-3
1-2
F7 3-H
F8
K
7 0 0 1 0 1 5
Joe Ginsberg, L (1, 2) OBP: 0.442, SLG: 0.386
G6-3 BB
1B 1B
E9 HR 1B
1B 1B
2B 1B BB
1B 1B BB
6-3
4 2 3 0 3 0 0
Owen Friend, R (1, 4) OBP: 0.263, SLG: 0.290
Pat Mullin, L (10, PH) OBP: 0.387, SLG: 0.357 (11, 7)
G6-3
1-2f
1-2 1B
2-H HR
F8
1-3 2-H 3-H 2B
1B 1-3 1B
K
4 1 2 2 0 0 2
3 0 2 2 0 1 0
Ned Garver, R (1, 1) OBP: 0.233, SLG: 0.286
Johnny Pesky, L (10, PH) OBP: 0.302, SLG: 0.268 (11, 4)
5-3
1-3
6-3
F8
F5
FC6 IBB 1-3 3-H 1B
4 0 0 0 0 0 3
2 0 1 1 0 0 3
Inning Stats
R: 1 E: 0 K: 1 S: 7 H: 2 LOB: 2 BB: 1 P: 11
R: 0 E: 0 K: 0 S: 2 H: 0 LOB: 0 BB: 1 P: 6
R: 0 E: 0 K: 1 S: 4 H: 0 LOB: 1 BB: 2 P: 12
R: 0 E: 0 K: 0 S: 5 H: 2 LOB: 2 BB: 0 P: 5
R: 0 E: 0 K: 0 S: 3 H: 0 LOB: 1 BB: 1 P: 7
R: 2 E: 1 K: 0 S: 5 H: 2 LOB: 0 BB: 0 P: 5
R: 0 E: 0 K: 0 S: 3 H: 0 LOB: 0 BB: 0 P: 3
R: 0 E: 0 K: 0 S: 2 H: 0 LOB: 0 BB: 1 P: 6
R: 0 E: 0 K: 0 S: 4 H: 2 LOB: 2 BB: 0 P: 4
R: 3 E: 0 K: 0 S: 6 H: 3 LOB: 3 BB: 2 P: 14
R: 0 E: 0 K: 1 S: 5 H: 0 LOB: 1 BB: 1 P: 9
R: 1 E: 0 K: 0 S: 5 H: 2 LOB: 3 BB: 2 P: 13
R: 0 E: 0 K: 0 S: 3 H: 0 LOB: 0 BB: 0 P: 3
R: 0 E: 0 K: 2 S: 7 H: 0 LOB: 0 BB: 0 P: 7
1B: 10 2B: 3 3B: 0 HR: 1 SF: 0 SAC: 0 DP: 3 HBP: 0
WP: 0 PB: 0 SB: 0 CS: 0 PA: 62
Philadelphia Athletics @ Detroit Tigers
Briggs Stadium, Detroit, MI
Tue Jun 02 1953, 4:33 AM EDT
Att. 11,971 - Unknown
livebaseballscorecards.com
AB 51
R 7
H 13
RBI 7
BB 11
SO 5
LOB 28
PITCHER IP WLS BF H R ER SO BB IBB HBP BLK WP HR S P ERA WHIP
Harry Byrd, R (1, 1) ERA: 5.63 9.0 40 10 6 6 2 7 0 0 0 0 1 37 65 6.00 1.889
Bobo Newsom, R (10, 1) ERA: 3.72 2.2 14 3 1 1 1 3 0 0 0 0 0 13 25 3.38 2.250
Charlie Bishop, R (12, 1) ERA: 3.68 2.1 8 0 0 0 2 0 1 0 0 0 0 11 15 0.00 0.000

Philadelphia Athletics @ Detroit Tigers

Briggs Stadium, Detroit, MI

Wed Jun 03 1953, 4:33 AM EDT

Att. 2,478 - Unknown

TOP

livebaseballscorecards.com

Batter	1	2	3	4	5	6	7	8	9	AB	R	H	RBI	BB	SO	LOB
Eddie Joost, R (1, 6) OBP: 0.368, SLG: 0.333	BBBB; 4-0; E 1B; BB		x; 0-0; 2B 7-5 1B		x; 0-0 ①; 5-3		x; 0-0; S 1B; 3-H; 1B	x; 0-0 ③; 5-3		4	3	2	1	1	0	0
Dave Philley, S (1, 9) OBP: 0.356, SLG: 0.398	x; 0-0; E7; 1-H; 1B 1B		x; 0-0 ①; F5		x; 0-0 ②; 4-3		x; 0-0; BB HR; 1-H; 1B		x; 0-0 ①; 4-3	5	2	2	1	0	0	1
Eddie Robinson, L (1, 3) OBP: 0.319, SLG: 0.365	x; 0-0 ①; F7		x; 0-0; 7-5; 1-3; 2B		BBBB; 4-0; BB		BBBB; 4-0; HR; 1-2; BB		x; 0-0 ②; 6-3	3	1	1	0	2	0	1
Gus Zernial, R (1, 7) OBP: 0.366, SLG: 0.550	x; 0-0 ②; F3		x; 0-0 ②③; 7-5; 2-3f; 3-H		x; 0-0 ③; F9		x; 0-0; 1-H; 2-H; HR		x; 0-0; HR	5	2	2	5	0	0	3
Pete Suder, R (1, 4) OBP: 0.371, SLG: 0.406	x; 0-0; 2-H; 1B			BBBB; 4-0; G3 1B; BB		x; 0-0 ①; F9	x; 0-0 ②; 4-3		x; 0-0; 1B	4	1	2	1	1	0	0
Ed McGhee, R (1, 8) OBP: 0.386, SLG: 0.338	x; 0-0 ③; 5-3			x; 0-0 ①; F6		BBBB; 4-0; G3-6; BB	x; 0-0; 1B		x; 0-0 ③; F4	4	0	1	0	1	0	3
Loren Babe, L (1, 5) OBP: 0.294, SLG: 0.328		x; 0-0 ①; 4-3		x; 0-0 ②; G3; 1-2		x; 0-0 ②③; G3-6; 1-2f	x; 0-0 ③; G3			4	0	0	0	0	0	3
Joe Astroth, R (1, 2) OBP: 0.355, SLG: 0.282		x; 0-0 ②; 4-3		x; 0-0; 2-H; 1B			x; 0-0; 1B 3B	SSS; 0-3 ①; K		4	1	2	1	0	1	0
Morrie Martin, L (1, 1) OBP: 0.077, SLG: 0.077 Charlie Bishop, R (6, 1) OBP: 0.167, SLG: 0.091		x; 0-0 ③; F7		x; 0-0 ③; 1-3			SSS; 0-3 ①; K	SSS; 0-3 ②; K		2 2	0 0	0 0	0 0	0 0	0 2	1 1
Inning Stats	R: 2 E: 1 K: 0 S: 5 H: 2 LOB: 1 BB: 1 P: 9	R: 0 E: 0 K: 0 S: 3 H: 0 LOB: 0 BB: 0 P: 3	R: 1 E: 0 K: 0 S: 4 H: 2 LOB: 0 BB: 0 P: 4	R: 1 E: 0 K: 0 S: 4 H: 1 LOB: 1 BB: 1 P: 8	R: 0 E: 0 K: 0 S: 3 H: 0 LOB: 1 BB: 1 P: 7	R: 0 E: 0 K: 0 S: 2 H: 0 LOB: 0 BB: 1 P: 6	R: 5 E: 0 K: 1 S: 10 H: 5 LOB: 1 BB: 1 P: 14	R: 0 E: 0 K: 2 S: 7 H: 0 LOB: 0 BB: 0 P: 7	R: 1 E: 0 K: 0 S: 5 H: 2 LOB: 1 BB: 0 P: 5	1B: 8 2B: 2 3B: 1 HR: 2	SF: 0 SAC: 0 DP: 2 HBP: 0						

	AB	37
	R	10
	H	12
	RBI	9
	BB	5
	SO	3
	LOB	13

WP: 0 PB: 0 SB: 1 CS: 0 PA: 42

PITCHER		IP	WLS	BF	H	R	ER	SO	BB	IBB	HBP	BLK	WP	HR	S	P	ERA	WHIP
Ray Herbert, R (1, 1) ERA: 8.31		5.0		22	5	4	3	0	3	0	0	0	0	0	19	31	5.40	1.600
Earl Harrist, R (6, 1) ERA: 8.04		1.0		3	0	0	0	0	1	0	0	0	0	0	2	6	0.00	1.000
Dave Madison, R (7, 1) ERA: 5.6		2.0	L	12	5	5	5	3	1	0	0	0	0	1	17	21	22.50	3.000
Hal Erickson, R (9, 1) ERA: 5.68		1.0		5	2	1	1	0	0	0	0	0	0	1	5	5	9.00	2.000

PITCHER	IP	WLS	BF	H	R	ER	SO	BB	IBB	HBP	BLK	WP	HR	S	P	ERA	WHIP

BOTTOM

Philadelphia Athletics @ Detroit Tigers

Briggs Stadium, Detroit, MI

Wed Jun 03 1953, 4:33 AM EDT

Att. 2,478 - Unknown

Batter	1	2	3	4	5	6	7	8	9	AB	R	H	RBI	BB	SO	LOB
Harvey Kuenn, R (1, 6) OBP: 0.335, SLG: 0.330	F6		BB		F9	G5-4-3 1-2f		F8		4	0	0	0	1	0	3
Owen Friend, R (1, 4) OBP: 0.284, SLG: 0.351	1B		L3 1-2		6-3		HR	FC6-4 1-2f		5	1	3	1	0	0	1
Don Lund, R (1, 8) OBP: 0.385, SLG: 0.424 (7, 7)	F7		L3 1-2			E 1B HBP	5-3		6-3	4	1	0	0	0	0	3
Bob Nieman, R (1, 9) OBP: 0.369, SLG: 0.497	1B 1-2			K		E5 1B 1B 1B 1-3	1B		HR	5	2	3	1	0	1	1
Steve Souchock, R (1, 7) OBP: 0.361, SLG: 0.657 Jim Delsing, L (7, 8) OBP: 0.371, SLG: 0.429	1-3			1B		1B 1-2 3-H	G6-4-3 1-2		F7	3 2	1 0	2 1	1 0	0 0	0 0	2 0
Walt Dropo, R (1, 3) OBP: 0.268, SLG: 0.358		K		F6		FC5-6 1B 1-2 2-3	G6-4-3 1-2f		F2	5	1	1	0	0	1	3
Matt Batts, R (1, 2) OBP: 0.318, SLG: 0.444		5-3		1-3		FC5-6 1-2 2-H 3-H		E6 4-3 1B		4	1	2	2	0	0	0
Fred Hatfield, L (1, 5) OBP: 0.369, SLG: 0.286		F8		4-3		FC5-6 1B 1-2f 2-3		4-3 1-2		4	0	0	0	0	0	5
Ray Herbert, R (1, 1) Billy Hitchcock, R (5, PH) OBP: 0.323, SLG: 0.250 Earl Harrist, R (6, 1) Jerry Priddy, R (6, PH) OBP: 0.313, SLG: 0.281 Dave Madison, R (7, 1) OBP: 0.125, SLG: 0.125 Pat Mullin, L (8, PH) OBP: 0.406, SLG: 0.379 Hal Erickson, R (9, 1)			6-3		F9	G5-4-3 1-2 3-H		FC6-4 2-H		1 1 0 1 0 1 0	0 0 0 0 0 0 0	0 0 0 1 0 1 0	0 0 0 1 0 1 0	0 0 0 0 0 0 0	0 0 0 0 0 0 0	0 0 0 0 0 0 0

Inning Stats	1	2	3	4	5	6	7	8	9
	R: 0 E: 0 K: 0 S: 5	H: 2 LOB: 2 BB: 0 P: 5	R: 0 E: 0 K: 1 S: 5	H: 0 LOB: 0 BB: 0 P: 5	R: 0 E: 0 K: 0 S: 3	H: 1 LOB: 1 BB: 1 P: 7	R: 0 E: 0 K: 1 S: 7	H: 2 LOB: 2 BB: 0 P: 7	R: 0 E: 0 K: 0 S: 3	H: 0 LOB: 0 BB: 0 P: 3	R: 4 E: 1 K: 0 S: 7	H: 4 LOB: 1 BB: 0 P: 8	R: 1 E: 0 K: 0 S: 5	H: 3 LOB: 1 BB: 0 P: 5	R: 1 E: 1 K: 0 S: 5	H: 1 LOB: 1 BB: 0 P: 5	R: 1 E: 0 K: 0 S: 4	H: 1 LOB: 0 BB: 0 P: 4

1B: 12 SF: 0 WP: 0 PA: 42
2B: 1 SAC: 0 PB: 0
3B: 0 DP: 3 SB: 0
HR: 2 HBP: 1 CS: 0

	AB	40
	R	7
	H	14
	RBI	7
	BB	1
	SO	2
	LOB	18

livebaseballscorecards.com

PITCHER		IP	WLS	BF	H	R	ER	SO	BB	IBB	HBP	BLK	WP	HR	S	P	ERA	WHIP
Morrie Martin, L ERA: 4.46	(1, 1)	5.1		27	9	4	3	2	1	0	1	0	0	0	29	34	5.06	1.875
Charlie Bishop, R ERA: 3.82	(6, 1)	3.2	W	15	5	3	2	0	0	0	0	0	0	2	15	15	4.91	1.364

PITCHER	IP	WLS	BF	H	R	ER	SO	BB	IBB	HBP	BLK	WP	HR	S	P	ERA	WHIP

Batter	1	2	3	4	5	6	7	8	9	AB	R	H	RBI	BB	SO	LOB
Eddie Joost, R (1, 6) OBP: 0.376, SLG: 0.367	5-3		HR 1-H					1B 2-H		5	2	3	3	0	0	2
Joe Demaestri, R (8, PR) OBP: 0.367, SLG: 0.419 (8, 6)					F8					0	1	0	0	0	0	0
Pete Suder, R (1, 5) OBP: 0.372, SLG: 0.406	1-3		6-3		E 1-2	4-3		1B 1-2		5	1	2	0	0	0	0
Eddie Robinson, L (1, 3) OBP: 0.318, SLG: 0.368	K		2B		SH1-3 1-2 2-3	F9		F9		4	1	1	0	0	1	2
Tom Hamilton, L (8, 3) OBP: 0.067, SLG: 0.067										0	0	0	0	0	0	0
Gus Zernial, R (1, 7) OBP: 0.373, SLG: 0.555		K	1B 2-H		E BB	F9		1B 1-2 2-H		4	1	2	2	1	1	0
Dave Philley, S (1, 9) OBP: 0.367, SLG: 0.426		HR	1B 2-3		E F7 1-2 2-3 3-H		FC1-5 S	4-3		5	2	4	2	0	0	2
Cass Michaels, R (1, 4) OBP: 0.330, SLG: 0.314		F9	F5		FC5 F7 1B 1-3 2-H 3-H		FC1-5 G4-6-3 1-3		5-3	5	1	0	0	0	0	4
Ed McGhee, R (1, 8) OBP: 0.366, SLG: 0.317		F9		F8	F7 1-2 3-H		G4-6-3 1-2f		6-3	5	0	0	1	0	0	2
Joe Astroth, R (1, 2) OBP: 0.367, SLG: 0.293			F7	F8	1B 2-H			BB SH3-4 1B	1B	4	1	2	1	1	0	0
Marion Fricano, R (1, 1) OBP: 0.357, SLG: 0.429			HR	F8	1-2			SH3-4 1-2	K	4	1	2	0	0	1	1
Inning Stats	R: 0 E: 0 K: 1 S: 5 H: 0 LOB: 0 BB: 0 P: 5	R: 1 E: 0 K: 1 S: 6 H: 1 LOB: 0 BB: 0 P: 6	R: 3 E: 0 K: 0 S: 8 H: 5 LOB: 2 BB: 0 P: 8	R: 0 E: 0 K: 0 S: 3 H: 0 LOB: 0 BB: 0 P: 3	R: 5 E: 1 K: 0 S: 9 H: 5 LOB: 2 BB: 1 P: 13	R: 0 E: 0 K: 0 S: 3 H: 0 LOB: 0 BB: 0 P: 3	R: 0 E: 0 K: 0 S: 3 H: 1 LOB: 0 BB: 0 P: 3	R: 2 E: 0 K: 0 S: 6 H: 3 LOB: 2 BB: 1 P: 10	R: 0 E: 0 K: 1 S: 6 H: 1 LOB: 1 BB: 0 P: 6	1B: 12 2B: 2 3B: 0 HR: 2		SF: 0 SAC: 2 DP: 1 HBP: 0				

Philadelphia Athletics @ Detroit Tigers

Briggs Stadium, Detroit, MI

Thu Jun 04 1953, 4:33 AM EDT

Unknown

TOP

livebaseballscorecards.com

AB	41
R	11
H	16
RBI	9
BB	2
SO	3
LOB	13

WP: 0 PB: 0 SB: 1 CS: 0 PA: 45

PITCHER		IP	WLS	BF	H	R	ER	SO	BB	IBB	HBP	BLK	WP	HR	S	P	ERA	WHIP
Ted Gray, L ERA: 5.56	(1, 1)	3.0	L	15	6	4	4	2	0	0	0	0	0	2	19	19	12.00	2.000
Hal Newhouser, L ERA: 4.86	(4, 1)	1.2		12	5	5	1	0	1	0	0	0	0	0	11	15	5.40	3.600
Earl Harrist, R ERA: 7.58	(5, 1)	3.1		14	4	2	2	0	1	0	0	0	0	0	13	17	5.40	1.500
Hal Erickson, R ERA: 5.47	(9, 1)	1.0		4	1	0	0	1	0	0	0	0	0	0	6	6	0.00	1.000

PITCHER	IP	WLS	BF	H	R	ER	SO	BB	IBB	HBP	BLK	WP	HR	S	P	ERA	WHIP

BOTTOM

Philadelphia Athletics @ Detroit Tigers

Briggs Stadium, Detroit, MI

Thu Jun 04 1953, 4:33 AM EDT

Unknown

livebaseballscorecards.com

Batter	1	2	3	4	5	6	7	8	9	AB	R	H	RBI	BB	SO	LOB
Fred Hatfield, L (1, 5) OBP: 0.359, SLG: 0.276	F8			6-3	F9			F8		4	0	0	0	0	0	0
Harvey Kuenn, R (1, 6) OBP: 0.338, SLG: 0.333	G5-4-3, 1B			WP, E, 1B		F9		F9		4	1	2	0	0	0	0
Don Lund, R (1, 7) OBP: 0.381, SLG: 0.418	G5-4-3 1-2f			E, WP 1-2 1B		F7			F5	4	1	1	0	0	0	1
Bob Nieman, R (1, 9) OBP: 0.372, SLG: 0.494		BBBB G4-6-3, BB		E4 1B 1-3 2-H		F8			1B	3	0	1	1	1	0	1
Jim Delsing, L (1, 8) OBP: 0.375, SLG: 0.431		G4-6-3 1-2f		FC6-4 1-3 3-H			5-3		1-2, 1B	4	0	2	1	0	0	1
Matt Batts, R (1, 2) OBP: 0.307, SLG: 0.429		5-3		F4			F5		F2	4	0	0	0	0	0	4
Jerry Priddy, R (1, 3) OBP: 0.310, SLG: 0.279			4-3	FC6-4 1-2f			1B		1-3	4	0	1	0	0	0	4
Owen Friend, R (1, 4) OBP: 0.274, SLG: 0.338			G3		F7		F8			3	0	0	0	0	0	1
Ted Gray, S (1, 1) OBP: 0.357, SLG: 0.308 Johnny Pesky, L (3, PH) OBP: 0.297, SLG: 0.263 Hal Newhouser, L (4, 1) OBP: 0.429, SLG: 0.333 Earl Harrist, R (5, 1) Pat Mullin, L (8, PH) OBP: 0.394, SLG: 0.367 Hal Erickson, R (9, 1)			F7		F9			4-3		0 1 0 1 1 0	0 0 0 0 0 0	0 0 0 0 0 0	0 0 0 0 0 0	0 0 0 0 0 0	0 0 0 0 0 0	0 0 0 0 0 0
Inning Stats	R: 0 E: 0 K: 0 S: 3 H: 1 LOB: 0 BB: 0 P: 3	R: 0 E: 0 K: 0 S: 2 H: 0 LOB: 0 BB: 1 P: 6	R: 0 E: 0 K: 0 S: 3 H: 0 LOB: 0 BB: 0 P: 3	R: 2 E: 1 K: 0 S: 7 H: 3 LOB: 2 BB: 0 P: 7	R: 0 E: 0 K: 0 S: 3 H: 0 LOB: 0 BB: 0 P: 3	R: 0 E: 0 K: 0 S: 3 H: 0 LOB: 0 BB: 0 P: 3	R: 0 E: 0 K: 0 S: 4 H: 1 LOB: 1 BB: 0 P: 4	R: 0 E: 0 K: 0 S: 3 H: 0 LOB: 0 BB: 0 P: 3	R: 0 E: 0 K: 0 S: 5 H: 2 LOB: 2 BB: 0 P: 5	1B: 7 2B: 0 3B: 0 HR: 0	SF: 0 SAC: 0 DP: 2 HBP: 0			WP: 1 PB: 0 SB: 0 CS: 0	PA: 34		

PITCHER	IP	WLS	BF	H	R	ER	SO	BB	IBB	HBP	BLK	WP	HR	S	P	ERA	WHIP
Marion Fricano, R (1, 1) ERA: 1.83	9.0	W	34	7	2	1	0	1	0	0	0	1	0	33	37	1.00	0.889

PITCHER	IP	WLS	BF	H	R	ER	SO	BB	IBB	HBP	BLK	WP	HR	S	P	ERA	WHIP

Batter	1	2	3	4	5	6	7	8	9	10	AB	R	H	RBI	BB	SO	LOB
Eddie Joost, R (1, 6) OBP: 0.383, SLG: 0.406	F8	HR			1B		2B		F9		5	2	3	1	0	0	1
Pete Suder, R (1, 5) OBP: 0.359, SLG: 0.392	6-3	F2			1-3 1-2		F3		FC6-4 1-2f		5	0	0	0	0	0	3
Eddie Robinson, L (1, 3) OBP: 0.320, SLG: 0.369	HBP 3B 1B		F4		2-H 1B		F8			K	5	1	2	1	0	1	1
Gus Zernial, R (1, 7) OBP: 0.379, SLG: 0.572	1-2 3B HBP		F8		4-3			HR		BB HR 1B	4	3	2	1	0	0	1
Dave Philley, S (1, 9) OBP: 0.373, SLG: 0.439	1-H 2-H 2B 3B		5-3			1B		F3		1-2 HR BB	4	2	2	2	1	0	0
Cass Michaels, R (1, 4) OBP: 0.333, SLG: 0.355	3-H 2B			6-3		F7		K		1-H 2-H HR	5	1	2	4	0	1	1
Ed McGhee, R (1, 8) OBP: 0.357, SLG: 0.310	K			F8		K		F8		1B	5	0	1	0	0	2	2
Ray Murray, R (1, 2) OBP: 0.278, SLG: 0.320		F7		F9		F3			FC6-4 1B	F8	5	0	1	0	0	0	2
Carl Scheib, R (1, 1) OBP: 0.133, SLG: 0.071		F6			F4		F8		K	K	1	0	0	0	0	0	0
Charlie Bishop, R (2, 1) OBP: 0.125, SLG: 0.067											4	0	0	0	0	2	2
Inning Stats	R: 3 E: 0 K: 1 S: 8 H: 3 LOB: 1 BB: 0 P: 9	R: 1 E: 0 K: 0 S: 4 H: 1 LOB: 0 BB: 0 P: 4	R: 0 E: 0 K: 0 S: 3 H: 0 LOB: 0 BB: 0 P: 3	R: 0 E: 0 K: 0 S: 3 H: 0 LOB: 0 BB: 0 P: 3	R: 1 E: 0 K: 0 S: 5 H: 2 LOB: 1 BB: 0 P: 5	R: 0 E: 0 K: 1 S: 6 H: 1 LOB: 1 BB: 0 P: 6	R: 0 E: 0 K: 0 S: 4 H: 1 LOB: 1 BB: 0 P: 4	R: 1 E: 0 K: 1 S: 6 H: 1 LOB: 0 BB: 0 P: 6	R: 0 E: 0 K: 1 S: 6 H: 1 LOB: 1 BB: 0 P: 6	R: 3 E: 0 K: 2 S: 10 H: 3 LOB: 1 BB: 1 P: 14	1B: 7 2B: 2 3B: 1 HR: 3 SF: 0 SAC: 0 DP: 0 HBP: 1	WP: 0 PB: 0 SB: 0 CS: 0 PA: 45					

PITCHER	IP	WLS	BF	H	R	ER	SO	BB	IBB	HBP	BLK	WP	HR	S	P	ERA	WHIP
Billy Hoeft, L (1, 1) ERA: 4.37	9.1	L	43	13	9	9	5	1	0	1	0	0	3	51	56	8.68	1.500
Dave Madison, R (10, 1) ERA: 5.5	0.2		2	0	0	0	1	0	0	0	0	0	0	4	4	0.00	0.000

PITCHER	IP	WLS	BF	H	R	ER	SO	BB	IBB	HBP	BLK	WP	HR	S	P	ERA	WHIP

TOP

Philadelphia Athletics @ Detroit Tigers

Briggs Stadium, Detroit, MI

Thu Jun 04 1953, 4:38 AM EDT

Att. 3,112 - Unknown

livebaseballscorecards.com

AB	43
R	9
H	13
RBI	9
BB	1
SO	6
LOB	13

Batter	1	2	3	4	5	6	7	8	9	10	AB	R	H	RBI	BB	SO	LOB
Fred Hatfield, L (1, 5) OBP: 0.360, SLG: 0.283	F8	1B 2B 2-H		BBBB 4-0 FC4-6 BB			4-3		S S S 0-3 K		4	1	1	1	1	1	0
Harvey Kuenn, R (1, 6) OBP: 0.339, SLG: 0.345	1B 3B	2-H 1B		FC4-6 FC6-4 1-2f			F8			F9	5	1	2	1	0	0	1
Don Lund, R (1, 7) OBP: 0.375, SLG: 0.409	G6-4-3 3-H 1B	F8		FC6-4 1-2f			F7			F6	5	0	1	1	0	0	2
Bob Nieman, R (1, 9) OBP: 0.362, SLG: 0.480	G6-4-3 1-2f		F3		F3			6-3		F8	5	0	0	0	0	0	1
Jim Delsing, L (1, 8) OBP: 0.378, SLG: 0.437		1B 2B	BBBB 4-0 2B BB		G3			F9			3	2	1	0	1	0	0
Joe Ginsberg, L (1, 2) OBP: 0.446, SLG: 0.383		1B 2-H 1B	F8		4-3			BBBB 4-0 BB			3	0	1	1	1	0	1
Jerry Priddy, R (1, 3) OBP: 0.333, SLG: 0.323		1-3 E 1B	1-H 2B			G4-6-3 1B		F7			4	1	3	1	0	0	1
Owen Friend, R (1, 4) OBP: 0.267, SLG: 0.329		F8	F5			G4-6-3 1-2f			F9		2	0	0	0	0	0	2
Johnny Pesky, L (6, PH) OBP: 0.288, SLG: 0.254 (7, 4)											2	0	0	0	0	0	1
Billy Hoeft, L (1, 1) OBP: 0.364, SLG: 0.263		E8 2-H 2B 1B		F9		F8			F7		4	1	1	1	0	0	0
Dave Madison, R (10, 1) OBP: 0.125, SLG: 0.125											0	0	0	0	0	0	0
Inning Stats	R: 1 H: 2 E: 0 LOB: 0 K: 0 BB: 0 S: 4 P: 4	R: 4 H: 6 E: 1 LOB: 1 K: 0 BB: 0 S: 8 P: 8	R: 1 H: 1 E: 0 LOB: 1 K: 0 BB: 1 S: 4 P: 8	R: 0 H: 0 E: 0 LOB: 1 K: 0 BB: 1 S: 3 P: 7	R: 0 H: 0 E: 0 LOB: 0 K: 0 BB: 0 S: 3 P: 3	R: 0 H: 1 E: 0 LOB: 0 K: 0 BB: 0 S: 3 P: 3	R: 0 H: 0 E: 0 LOB: 0 K: 0 BB: 0 S: 3 P: 3	R: 0 H: 0 E: 0 LOB: 1 K: 0 BB: 1 S: 3 P: 7	R: 0 H: 0 E: 0 LOB: 0 K: 1 BB: 0 S: 5 P: 5	R: 0 H: 0 E: 0 LOB: 0 K: 0 BB: 0 S: 3 P: 3	1B: 6 SF: 0 2B: 3 SAC: 0 3B: 1 DP: 2 HR: 0 HBP: 0						

PITCHER		IP	WLS	BF	H	R	ER	SO	BB	IBB	HBP	BLK	WP	HR	S	P	ERA	WHIP
Carl Scheib, R ERA: 3.61	(1, 1)	1.2		11	8	5	5	0	0	0	0	0	0	0	11	11	27.00	4.800
Charlie Bishop, R ERA: 3.27	(2, 1)	8.1	W	29	2	1	1	1	3	0	0	0	0	0	28	40	1.08	0.600

PITCHER	IP	WLS	BF	H	R	ER	SO	BB	IBB	HBP	BLK	WP	HR	S	P	ERA	WHIP

BOTTOM

Philadelphia Athletics @ Detroit Tigers

Briggs Stadium, Detroit, MI

Thu Jun 04 1953, 4:38 AM EDT

Att. 3,112 - Unknown

livebaseballscorecards.com

AB	37
R	6
H	10
RBI	6
BB	3
SO	1
LOB	9

WP: 0 PA: 40
PB: 0
SB: 0
CS: 0

Batter	1	2	3	4	5	6	7	8	9	10	AB	R	H	RBI	BB	SO	LOB
Eddie Joost, R (1, 6) OBP: 0.395, SLG: 0.407	0-0 1B		4-0 1B BB		0-0 F8 ①		4-0 BB		4-0 SH1-4 1-2 1B BB		2	1	1	0	3	0	1
Pete Suder, R (1, 5) OBP: 0.357, SLG: 0.388	0-3 K ①		0-0 1-2 1B		0-0 F3 ②		0-0 F9 ②		0-0 SH1-4 1-2 2-3 ①		4	0	1	0	0	1	4
Eddie Robinson, L (1, 3) OBP: 0.322, SLG: 0.375	0-0 F9 ②		0-0 F8 ②		0-0 1-3 2B		0-0 F9 ③		0-0 2-H 3-H 1B		5	0	2	2	0	0	5
Gus Zernial, R (1, 7) OBP: 0.374, SLG: 0.561	0-0 F8 ③		0-0 F7 ③		0-0 6-3 ③			0-0 BB 1B	0-3 K ②		5	0	1	0	0	1	6
Dave Philley, S (1, 9) OBP: 0.369, SLG: 0.429		1-0 1B HBP		0-0 4-3 ①		0-0 F9 ①		0-0 L4 ①	0-3 K ③		4	0	0	0	0	1	2
Cass Michaels, R (1, 4) OBP: 0.328, SLG: 0.348		0-0 P4 ①		0-0 1B		0-0 F9 ②		0-0 F8 ②		0-0 F2 ①	5	0	1	0	0	0	2
Ed McGhee, R (1, 8) OBP: 0.359, SLG: 0.308		0-0 1-2 G6-4-3 1B		0-0 P4 ②		0-0 F8 ③		4-0 1-2 BB		0-3 K ②	4	0	1	0	1	1	1
Joe Astroth, R (1, 2) OBP: 0.359, SLG: 0.287		0-0 G6-4-3 ② ③ 1-2f		0-0 F3 ③			0-0 FC3-6 1B	0-3 K ③		0-0 6-3 ③	5	0	1	0	0	1	5
Alex Kellner, R (1, 1) OBP: 0.289, SLG: 0.286			0-0 5-3 ①		0-0 2B 1B		0-0 FC3-6 ① 1-2f		4-0 SH1-4 BB 1B BB		3	0	1	0	0	0	1
Elmer Valo, L (9, PH) OBP: 0.346, SLG: 0.105											0	0	0	0	1	0	0
Marion Fricano, R (9, PR) OBP: 0.357, SLG: 0.429											0	1	0	0	0	0	0
Carl Scheib, R (9, 1) OBP: 0.133, SLG: 0.071											0	0	0	0	0	0	0
Morrie Martin, L (10, 1) OBP: 0.077, SLG: 0.077											0	0	0	0	0	0	0
Inning Stats	R: 0 E: 0 K: 1 S: 6 H: 1 LOB: 1 BB: 0 P: 6	R: 0 E: 0 K: 0 S: 3 H: 1 LOB: 1 BB: 0 P: 4	R: 0 E: 0 K: 0 S: 4 H: 1 LOB: 2 BB: 1 P: 8	R: 0 E: 0 K: 0 S: 4 H: 1 LOB: 1 BB: 0 P: 4	R: 0 E: 0 K: 0 S: 5 H: 2 LOB: 2 BB: 0 P: 5	R: 0 E: 0 K: 0 S: 3 H: 0 LOB: 0 BB: 0 P: 3	R: 0 E: 1 K: 0 S: 4 H: 1 LOB: 2 BB: 1 P: 8	R: 0 E: 0 K: 1 S: 6 H: 1 LOB: 2 BB: 1 P: 10	R: 2 E: 0 K: 2 S: 8 H: 1 LOB: 1 BB: 2 P: 16	R: 0 E: 0 K: 1 S: 5 H: 0 LOB: 0 BB: 0 P: 5	1B: 8 2B: 1 3B: 0 HR: 0 SF: 0 SAC: 1 DP: 1 HBP: 1						

PITCHER	IP	WLS	BF	H	R	ER	SO	BB	IBB	HBP	BLK	WP	HR	S	P	ERA	WHIP
Bob Chakales, R (1, 1) ERA: 2.08	6.1		28	7	0	0	1	2	0	1	0	0	0	27	36	0.00	1.421
Bob Hooper, R (7, 1) ERA: 4.96	2.0		10	1	2	2	1	3	0	0	0	0	0	9	21	9.00	2.000
Lou Brissie, L (9, 1) ERA: 9.0	0.0		1	1	0	0	0	0	0	0	0	0	0	1	1	∞	∞
Steve Gromek, R (9, 1) ERA: 4.5	1.2	W	5	0	0	0	3	0	0	0	0	0	0	11	11	0.00	0.000

PITCHER	IP	WLS	BF	H	R	ER	SO	BB	IBB	HBP	BLK	WP	HR	S	P	ERA	WHIP

TOP

Philadelphia Athletics @ Cleveland Indians

Cleveland Municipal Stadium, Cleveland, OH

Fri Jun 05 1953, 3:33 AM EDT

Att. 16,789 - Unknown

livebaseballscorecards.com

AB	37
R	2
H	9
RBI	2
BB	5
SO	5
LOB	27

1B: 8	SF: 0	WP: 0	PA: 44
2B: 1	SAC: 1	PB: 0	
3B: 0	DP: 1	SB: 0	
HR: 0	HBP: 1	CS: 0	

Batter	1	2	3	4	5	6	7	8	9	10	AB	R	H	RBI	BB	SO	LOB
Dale Mitchell, L (1, 7) OBP: 0.315, SLG: 0.377 Bob Kennedy, R (7, PR) OBP: 0.386, SLG: 0.400 (8, 7)	6-3		FC4-6 SH1-3 2B 1-2f		P3		CS 1B		1B		4	1	1	0	0	0	1
											1	0	1	0	0	0	0
Bobby Avila, R (1, 4) OBP: 0.380, SLG: 0.385	K		SH1-3 1-2		1B 1B 1B		F8 1-2		F9		4	1	1	0	0	1	2
Larry Doby, L (1, 8) OBP: 0.347, SLG: 0.457	K		2B 2-H		P5		1-3			1B F9 BB	4	1	1	1	1	1	2
Al Rosen, R (1, 5) OBP: 0.421, SLG: 0.637		F8	F3		1B 1-3			F2		F9 BB 1-3 1B	5	0	2	0	0	0	1
Wally Westlake, R (1, 9) OBP: 0.385, SLG: 0.528 Harry Simpson, L (10, PH) OBP: 0.326, SLG: 0.440		1B BB		F7	1B 1-3 3-H			SH5-3 1B		F9 BB 1-2	3	0	2	1	1	0	0
											0	0	0	0	1	0	0
Bill Glynn, L (1, 3) OBP: 0.338, SLG: 0.260 Hank Majeski, R (10, PH) OBP: 0.182, SLG: 0.182		F7		5-3		F9		SH5-3 1-2		F9 1-2 2-3 3-H	3	0	0	0	0	0	1
											1	0	0	1	0	0	2
George Strickland, R (1, 6) OBP: 0.452, SLG: 0.441		1-2 1B		1B 1B		F2		1-3			4	0	2	0	0	0	1
Jim Hegan, R (1, 2) OBP: 0.307, SLG: 0.344		F8		1-3 1B		BB			F8		3	0	1	0	1	0	2
Bob Chakales, R (1, 1) OBP: 0.333, SLG: 0.333 Bob Hooper, R (7, 1) OBP: 0.500, SLG: 0.500 Lou Brissie, L (9, 1) Steve Gromek, S (9, 1)			FC4-6 1B	6-3		1-3				K	3	0	1	0	0	0	3
											0	0	0	0	0	0	0
											0	0	0	0	0	0	0
											1	0	0	0	0	1	0

Inning Stats	1	2	3	4	5	6	7	8	9	10
R:	0	0	1	0	1	0	0	0	1	0
H:	0	1	2	2	3	0	1	1	1	1
E:	0	0	0	0	0	1	0	0	0	0
LOB:	0	2	1	2	2	1	1	1	3	2
K:	2	0	0	0	0	3	3	4	6	1
BB:	0	1	0	0	0	1	0	0	0	2
S:	7	4	5	5	5	7	3	4	6	10
P:	7	8	5	5	5	7	3	4	6	10

PITCHER		IP	WLS	BF	H	R	ER	SO	BB	IBB	HBP	BLK	WP	HR	S	P	ERA	WHIP
Alex Kellner, L ERA: 2.89	(1, 1)	8.0		34	10	2	2	2	2	0	0	0	0	0	36	44	2.25	1.500
Carl Scheib, R ERA: 3.74	(9, 1)	1.0	L	7	2	1	1	1	2	0	0	0	0	0	7	15	9.00	4.000
Morrie Martin, L ERA: 4.43	(10, 1)	0.1		1	0	0	0	0	0	0	0	0	0	0	1	1	0.00	0.000

PITCHER	IP	WLS	BF	H	R	ER	SO	BB	IBB	HBP	BLK	WP	HR	S	P	ERA	WHIP

BOTTOM

Philadelphia Athletics @ Cleveland Indians

Cleveland Municipal Stadium, Cleveland, OH

Fri Jun 05 1953, 3:33 AM EDT

Att. 16,789 - Unknown

livebaseballscorecards.com

AB	36
R	3
H	12
RBI	3
BB	4
SO	3
LOB	15

1B:	11	SF:	0	WP:	0	PA:	42			
2B:	1	SAC:	2	PB:	0					
3B:	0	DP:	0	SB:	0					
HR:	0	HBP:	0	CS:	1					

Batter	1	2	3	4	5	6	7	8	9	AB	R	H	RBI	BB	SO	LOB
Eddie Joost, R (1, 6) OBP: 0.392, SLG: 0.403	0-0 1B		0-0 G4-3 1-2f			0-0 FC3-6 1-2f		0-0 F5		4	0	1	0	0	0	4
Pete Suder, R (1, 5) OBP: 0.348, SLG: 0.378	0-3 K			0-0 F9		0-0 F9		0-0 FC6-4 1-2f		4	0	0	0	0	1	4
Eddie Robinson, L (1, 3) OBP: 0.316, SLG: 0.367	0-0 F2			0-0 P2			0-0 4-3		0-0 P4	4	0	0	0	0	0	1
Gus Zernial, R (1, 7) OBP: 0.372, SLG: 0.551	0-3 K			0-0 F8			4-0 4-3 S BB		0-0 4-3	3	0	0	0	1	1	1
Dave Philley, S (1, 9) OBP: 0.362, SLG: 0.420		0-0 L6			0-0 4-3		0-0 4-3 1-3		0-0 F8	4	0	0	0	0	0	1
Cass Michaels, R (1, 4) OBP: 0.320, SLG: 0.339		0-0 F9			0-0 4-3		0-3 K			3	0	0	0	0	1	1
Ed McGhee, R (1, 8) OBP: 0.358, SLG: 0.309		0-0 F9			0-0 6-3			0-0 1B 1B		3	0	1	0	0	0	0
Joe Astroth, R (1, 2) OBP: 0.358, SLG: 0.289			0-0 F5			0-0 5-3		0-0 FC6-4 1-3 1B		3	0	1	0	0	0	0
Harry Byrd, R (1, 1) OBP: 0.259, SLG: 0.231			0-0 G4-3 1B			0-0 FC3-6 1B		0-0 F7		2	0	2	0	0	0	0
Elmer Valo, L (8, PH) OBP: 0.333, SLG: 0.100										1	0	0	0	0	0	2
Frank Fanovich, L (8, 1)										0	0	0	0	0	0	0

Inning Stats	1	2	3	4	5	6	7	8	9						
	R: 0 H: 1 E: 0 LOB: 1 K: 2 BB: 0 S: 8 P: 8	R: 0 H: 0 E: 0 LOB: 0 K: 0 BB: 0 S: 3 P: 3	R: 0 H: 1 E: 0 LOB: 0 K: 0 BB: 0 S: 3 P: 3	R: 0 H: 0 E: 0 LOB: 0 K: 0 BB: 0 S: 3 P: 3	R: 0 H: 0 E: 0 LOB: 0 K: 0 BB: 0 S: 3 P: 3	R: 0 H: 1 E: 0 LOB: 1 K: 0 BB: 0 S: 4 P: 4	R: 0 H: 0 E: 0 LOB: 1 K: 1 BB: 1 S: 5 P: 9	R: 0 H: 2 E: 0 LOB: 2 K: 0 BB: 0 S: 5 P: 5	R: 0 H: 0 E: 0 LOB: 0 K: 0 BB: 0 S: 3 P: 3	1B: 5 SF: 0 2B: 0 SAC: 0 3B: 0 DP: 1 HR: 0 HBP: 0	WP: 0 PA: 32 PB: 0 SB: 1 CS: 0					

PITCHER	IP	WLS	BF	H	R	ER	SO	BB	IBB	HBP	BLK	WP	HR	S	P	ERA	WHIP
Mike Garcia, R (1, 1) ERA: 3.07	9.0	W	32	5	0	0	3	1	0	0	0	0	0	37	41	0.00	0.667

TOP

Philadelphia Athletics @ Cleveland Indians

Cleveland Municipal Stadium, Cleveland, OH

Sat Jun 06 1953, 3:33 AM EDT

Att. 5,801 - Unknown

livebaseballscorecards.com

AB	31
R	0
H	5
RBI	0
BB	1
SO	3
LOB	14

BOTTOM

Philadelphia Athletics @ Cleveland Indians
Cleveland Municipal Stadium, Cleveland, OH
Sat Jun 06 1953, 3:33 AM EDT
Att. 5,801 - Unknown

livebaseballscorecards.com

Batter	1	2	3	4	5	6	7	8	9	AB	R	H	RBI	BB	SO	LOB
Dale Mitchell, L (1, 7) OBP: 0.321, SLG: 0.389 Bob Kennedy, R (8, 7) OBP: 0.386, SLG: 0.400	P6		F7, 1-3, 2B		F7		1-2, 1B			4 0	0 0	2 0	0 0	0 0	0 0	0 0
Bobby Avila, R (1, 4) OBP: 0.383, SLG: 0.403	HR		F7, HBP		F7		F7			3	1	1	1	0	0	2
Larry Doby, L (1, 8) OBP: 0.350, SLG: 0.455	G6-4-3, BB		F7, 1-2, 2-3, 3-H			1B, 1B, 1B	K			3	0	1	1	1	1	4
Al Rosen, R (1, 5) OBP: 0.418, SLG: 0.627	G6-4-3, 1-2f		5-3			1B, 1-2, 1B		K		4	0	1	0	0	1	3
Harry Simpson, L (1, 9) OBP: 0.333, SLG: 0.443		6-3		2-3		G5-4-3, 1-2, 2-3, 1B		FC4-6, 1B		4	0	2	0	0	0	0
Bill Glynn, L (1, 3) OBP: 0.335, SLG: 0.260		1-3		1B		K		FC4-6, 1-2f		4	0	1	0	0	1	4
George Strickland, R (1, 6) OBP: 0.413, SLG: 0.395		F8		F8		G5-4-3, 1-2f		K		4	0	0	0	0	1	5
Joe Tipton, R (1, 2) OBP: 0.367, SLG: 0.545			2B, F7, 1B	P6			F8			3	1	1	0	0	0	1
Mike Garcia, R (1, 1) OBP: 0.303, SLG: 0.344			K		6-3		BB, 1B			2	0	0	0	1	1	1
Inning Stats	R: 1 E: 0 K: 0 S: 3 H: 1 LOB: 0 BB: 1 P: 7	R: 0 E: 0 K: 0 S: 3 H: 0 LOB: 0 BB: 0 P: 3	R: 1 E: 0 K: 1 S: 7 H: 2 LOB: 2 BB: 0 P: 8	R: 0 E: 0 K: 0 S: 4 H: 1 LOB: 1 BB: 0 P: 4	R: 0 E: 0 K: 0 S: 3 H: 0 LOB: 0 BB: 0 P: 3	R: 0 E: 0 K: 1 S: 7 H: 3 LOB: 2 BB: 0 P: 7	R: 0 E: 0 K: 1 S: 6 H: 1 LOB: 2 BB: 1 P: 10	R: 0 E: 0 K: 2 S: 8 H: 1 LOB: 1 BB: 0 P: 8		1B: 7 2B: 1 3B: 0 HR: 1 SF: 0 SAC: 0 DP: 2 HBP: 1						

	AB	31
	R	2
	H	9
	RBI	2
	BB	2
	SO	5
	LOB	20

PITCHER		IP	WLS	BF	H	R	ER	SO	BB	IBB	HBP	BLK	WP	HR	S	P	ERA	WHIP
Harry Byrd, R ERA: 5.32	(1, 1)	7.0	L	30	8	2	2	3	2	0	1	0	0	1	33	42	2.57	1.429
Frank Fanovich, L ERA: 27.0	(8, 1)	1.0		4	1	0	0	2	0	0	0	0	0	0	8	8	0.00	1.000

PITCHER	IP	WLS	BF	H	R	ER	SO	BB	IBB	HBP	BLK	WP	HR	S	P	ERA	WHIP

Batter	1	2	3	4	5	6	7	8	9	AB	R	H	RBI	BB	SO	LOB
Eddie Joost, R (1, 6) OBP: 0.389, SLG: 0.420	HR		K		P3		F8			4	1	1	1	0	1	1
Dave Philley, S (1, 9) OBP: 0.355, SLG: 0.411	F9		F9		4-3		G4-3 1-2f			4	0	0	0	0	0	1
Eddie Robinson, L (1, 3) OBP: 0.310, SLG: 0.359	1-3			F7	4-3			F9		4	0	0	0	0	0	0
Gus Zernial, R (1, 7) OBP: 0.374, SLG: 0.565	F7			HR		BB 1B		5-3		3	1	1	1	1	0	0
Pete Suder, R (1, 5) OBP: 0.352, SLG: 0.394		4-3		PB 2B 2B		F9		2B		4	1	2	0	0	0	1
Cass Michaels, R (1, 4) OBP: 0.326, SLG: 0.353		F6		E 2-H 2B		1-2 1B		F7		4	1	2	1	0	0	1
Ed McGhee, R (1, 8) OBP: 0.355, SLG: 0.299		BB		F3		P4			F7	3	0	0	0	1	0	3
Joe Astroth, R (1, 2) OBP: 0.345, SLG: 0.277		4-3		E7 2-H		1-3			6-3	4	0	0	0	0	0	3
Morrie Martin, L (1, 1) OBP: 0.067, SLG: 0.067			P3	F8					K	2	0	0	0	0	0	1
Carl Scheib, R (4, 1) OBP: 0.133, SLG: 0.071										0	0	0	0	0	0	0
Tom Hamilton, L (7, PH) OBP: 0.125, SLG: 0.067										0	0	0	0	1	0	0
Frank Fanovich, L (7, 1)										0	0	0	0	0	0	0
Elmer Valo, L (9, PH) OBP: 0.321, SLG: 0.095							G4-3 BB			1	0	0	0	0	1	0
Inning Stats	R: 1 E: 0 K: 0 S: 4 H: 1 LOB: 0 BB: 0 P: 4	R: 0 E: 0 K: 0 S: 3 H: 0 LOB: 1 BB: 1 P: 7	R: 0 E: 0 K: 1 S: 5 H: 0 LOB: 0 BB: 0 P: 5	R: 3 E: 1 K: 0 S: 7 H: 3 LOB: 1 BB: 0 P: 7	R: 0 E: 0 K: 0 S: 3 H: 0 LOB: 0 BB: 0 P: 3	R: 0 E: 0 K: 0 S: 4 H: 1 LOB: 2 BB: 1 P: 8	R: 0 E: 0 K: 0 S: 2 H: 0 LOB: 0 BB: 1 P: 6	R: 0 E: 0 K: 0 S: 4 H: 1 LOB: 1 BB: 0 P: 4	R: 0 E: 0 K: 1 S: 5 H: 0 LOB: 0 BB: 0 P: 5	1B: 1 2B: 3 3B: 0 HR: 2 SF: 0 SAC: 0 DP: 1 HBP: 0						

PITCHER	IP	WLS	BF	H	R	ER	SO	BB	IBB	HBP	BLK	WP	HR	S	P	ERA	WHIP
Bob Feller, R (1, 1) ERA: 3.34	9.0	W	36	6	4	3	2	3	0	0	0	0	2	37	49	3.00	1.000

PITCHER	IP	WLS	BF	H	R	ER	SO	BB	IBB	HBP	BLK	WP	HR	S	P	ERA	WHIP

TOP

Philadelphia Athletics @ Cleveland Indians
Cleveland Municipal Stadium, Cleveland, OH
Sun Jun 07 1953, 3:33 AM EDT
Unknown

livebaseballscorecards.com

AB	33
R	4
H	6
RBI	3
BB	3
SO	2
LOB	11

WP: 0 PB: 1 SB: 0 CS: 0 PA: 36

Batter	1	2	3	4	5	6	7	8	9	AB	R	H	RBI	BB	SO	LOB
Dale Mitchell, L (1, 7) OBP: 0.312, SLG: 0.377	4-3		F8		3-1	G4-6-3 1-2f				4	0	0	0	0	0	3
Bobby Avila, R (1, 4) OBP: 0.385, SLG: 0.401	F9			HBP 2B 1B	BBB HR BB		4-3			3	2	1	0	1	0	0
Larry Doby, L (1, 8) OBP: 0.354, SLG: 0.471	F7			H 1-0 1-2 2B HBP	0-0 1-H HR		4-3			3	2	1	2	0	0	0
Al Rosen, R (1, 5) OBP: 0.409, SLG: 0.612		5-3		F9	F7		6-3			4	0	0	0	0	0	2
Wally Westlake, R (1, 9) OBP: 0.395, SLG: 0.538		6-3		1-H 2-H HR 2B	SSS K			BBBB E 1B F4 BB		3	1	1	2	1	1	0
Bill Glynn, L (1, 3) OBP: 0.340, SLG: 0.289		4-3		2-H HR		SSS K		E1 1-3 1B		4	1	2	2	0	1	0
George Strickland, R (1, 6) OBP: 0.400, SLG: 0.381			P5	P2		HBP 1B 1B		F4 3-H		4	1	1	0	0	0	2
Joe Tipton, R (1, 2) OBP: 0.396, SLG: 0.609			BBBB SH1-4 BB	HR		H 1-0 1-2 1B HBP		F5		2	1	1	1	1	0	1
Bob Feller, R (1, 1) OBP: 0.238, SLG: 0.059			SH1-4 1-2	F9		G4-6-3 1-2 2-H 1B				2	0	1	1	0	0	0
Inning Stats	R: 0 H: 0 E: 0 LOB: 0 K: 0 BB: 0 S: 3 P: 3	R: 0 H: 0 E: 0 LOB: 0 K: 0 BB: 0 S: 3 P: 3	R: 0 H: 0 E: 0 LOB: 1 K: 0 BB: 1 S: 3 P: 7	R: 5 H: 4 E: 0 LOB: 0 K: 0 BB: 0 S: 7 P: 8	R: 2 H: 1 E: 0 LOB: 0 K: 1 BB: 1 S: 6 P: 10	R: 1 H: 2 E: 0 LOB: 1 K: 1 BB: 0 S: 6 P: 7	R: 0 H: 0 E: 0 LOB: 0 K: 0 BB: 0 S: 3 P: 3	R: 0 H: 1 E: 1 LOB: 1 K: 0 BB: 1 S: 3 P: 7		1B: 4 SF: 0 2B: 1 SAC: 1 3B: 0 DP: 1 HR: 3 HBP: 2						

BOTTOM

Philadelphia Athletics @ Cleveland Indians

Cleveland Municipal Stadium, Cleveland, OH

Sun Jun 07 1953, 3:33 AM EDT

Unknown

livebaseballscorecards.com

AB	29
R	8
H	8
RBI	8
BB	3
SO	2
LOB	8

WP: 0 PA: 35
PB: 0
SB: 0
CS: 0

PITCHER		IP	WLS	BF	H	R	ER	SO	BB	IBB	HBP	BLK	WP	HR	S	P	ERA	WHIP
Morrie Martin, L ERA: 4.89	(1, 1)	3.1		15	3	4	4	0	1	0	1	0	0	1	13	18	10.80	1.200
Carl Scheib, R ERA: 4.3	(4, 1)	2.2	L	13	4	4	4	2	1	0	1	0	0	2	15	20	13.50	1.875
Frank Fanovich, L ERA: 9.0	(7, 1)	2.0		7	1	0	0	0	1	0	0	0	0	0	6	10	0.00	1.000

PITCHER	IP	WLS	BF	H	R	ER	SO	BB	IBB	HBP	BLK	WP	HR	S	P	ERA	WHIP

Batter	1	2	3	4	5	6	7	8	9	AB	R	H	RBI	BB	SO	LOB
Eddie Joost, R (1, 6) OBP: 0.389, SLG: 0.411	BBBB 4-0 CS BB		BBBB 4-0 BB		x 0-0 ② FC4 1-2f	x 0-0 ③ F8		x 0-0 ③ F8		3	0	0	0	2	0	5
Dave Philley, S (1, 9) OBP: 0.347, SLG: 0.401	x 0-0 ①② 4-3 1-2		x 0-0 ③ F7		x 0-0 ③ F8		x 0-0 ① P2		x 0-0 ① 4-3	5	0	0	0	0	0	3
Eddie Robinson, L (1, 3) OBP: 0.312, SLG: 0.360	x 0-0 ③ 6-3			x 0-0 ① F8		x 0-0 1B 2B 1B	x 0-0 BB 1B		x 0-0 ② F8	5	1	2	0	0	0	0
Gus Zernial, R (1, 7) OBP: 0.370, SLG: 0.552		x 0-0 ① F7		x 0-0 ② F7		x 0-0 ① P6	BBBB 4-0 G6-4-3 1-2 BB		x 0-0 ③ F2	4	0	0	0	1	0	1
Pete Suder, R (1, 5) OBP: 0.361, SLG: 0.402		x 0-0 SH5-3 1B		x 0-0 BB 1B		x 0-0 2B 1B 1-3 1B	x 0-0 ②③ G6-4-3 1-2f			4	1	3	0	0	0	2
Cass Michaels, R (1, 4) OBP: 0.333, SLG: 0.364		x 0-0 ② SH5-3 1-2		BBBB 4-0 1-2 BB		x 0-0 1B 2B 1-3 3-H		x 0-0 ① P6		2	1	1	1	1	0	0
Ed McGhee, R (1, 8) OBP: 0.351, SLG: 0.297	SSS 0-3 ③ K			x 0-0 ③ F8		x 0-0 1B 2-H 3-H 1B		SSS 0-3 ② K		4	0	1	2	0	2	3
Joe Astroth, R (1, 2) OBP: 0.360, SLG: 0.289			x 0-0 ① F2		x 0-0 FC3-6 1B	x 0-0 1-2 1B		BBBB 4-0 PB BB		3	0	2	0	1	0	0
Charlie Bishop, R (1, 1) OBP: 0.105, SLG: 0.056			SSS 0-3 ② K		x 0-0 ① FC3-6 FC4 1-2f	SSS 0-3 ② K		BBBB 4-0 1-2 BB		3	0	0	0	0	2	3
Marion Fricano, R (7, 1) OBP: 0.357, SLG: 0.429										0	0	0	0	0	0	0
Elmer Valo, L (8, PH) OBP: 0.345, SLG: 0.095										0	0	0	0	1	0	0
Joe Demaestri, R (8, PR) OBP: 0.367, SLG: 0.419										0	0	0	0	0	0	0
Frank Fanovich, L (8, 1)										0	0	0	0	0	0	0
Inning Stats	R: 0 E: 0 K: 0 S: 2 H: 0 LOB: 0 BB: 1 P: 6	R: 0 E: 0 K: 1 S: 6 H: 1 LOB: 1 BB: 0 P: 6	R: 0 E: 0 K: 1 S: 5 H: 0 LOB: 1 BB: 1 P: 9	R: 0 E: 0 K: 0 S: 4 H: 1 LOB: 2 BB: 1 P: 8	R: 0 E: 0 K: 0 S: 4 H: 1 LOB: 1 BB: 0 P: 4	R: 3 E: 0 K: 1 S: 10 H: 5 LOB: 2 BB: 0 P: 10	R: 0 E: 0 K: 0 S: 3 H: 1 LOB: 1 BB: 1 P: 7	R: 0 E: 0 K: 1 S: 5 H: 0 LOB: 2 BB: 2 P: 13	R: 0 E: 0 K: 0 S: 3 H: 0 LOB: 0 BB: 0 P: 3	1B: 8 2B: 1 3B: 0 HR: 0 SF: 0 SAC: 1 DP: 1 HBP: 0						

PITCHER		IP	WLS	BF	H	R	ER	SO	BB	IBB	HBP	BLK	WP	HR	S	P	ERA	WHIP
Early Wynn, R ERA: 3.32	(1, 1)	5.1		26	8	3	3	2	3	0	0	0	0	0	27	39	5.06	2.062
Dave Hoskins, R ERA: 3.81	(6, 1)	2.1	W	10	1	0	0	2	3	0	0	0	0	0	11	23	0.00	1.714
Bob Lemon, R ERA: 2.55	(8, 1)	1.1	S	4	0	0	0	0	0	0	0	0	0	0	4	4	0.00	0.000

PITCHER	IP	WLS	BF	H	R	ER	SO	BB	IBB	HBP	BLK	WP	HR	S	P	ERA	WHIP

TOP

Philadelphia Athletics @ Cleveland Indians

Cleveland Municipal Stadium, Cleveland, OH

Sun Jun 07 1953, 3:38 AM EDT

Att. 20,681 - Unknown

livebaseballscorecards.com

AB	33
R	3
H	9
RBI	3
BB	6
SO	4
LOB	17

WP: 0 PA: 40
PB: 1
SB: 0
CS: 1

BOTTOM

Philadelphia Athletics @ Cleveland Indians
Cleveland Municipal Stadium, Cleveland, OH
Sun Jun 07 1953, 3:38 AM EDT
Att. 20,681 - Unknown

livebaseballscorecards.com

Batter	1	2	3	4	5	6	7	8	9	AB	R	H	RBI	BB	SO	LOB
Dale Mitchell, L (1, 7) OBP: 0.310, SLG: 0.368	F9		FC5-6, BB		G3		FC4-6, 2B 1-2f 2-H 3-H			3	1	0	1	1	0	1
Bob Kennedy, R (8, 7) OBP: 0.386, SLG: 0.400										0	0	0	0	0	0	0
Bobby Avila, R (1, 4) OBP: 0.383, SLG: 0.404	5-3		FC5-6, 4-3 1-2f 2-3		F7		2B 2-H			4	0	1	1	0	0	2
Larry Doby, L (1, 8) OBP: 0.362, SLG: 0.468	BB		4-3 1-2 3-H			G6-4-3, HBP	BB			1	0	0	1	2	0	1
Al Rosen, R (1, 5) OBP: 0.400, SLG: 0.598	F7		F2			G6-4-3 1-2f	F9			4	0	0	0	0	0	5
Harry Simpson, L (1, 9) OBP: 0.340, SLG: 0.451		2B		5-3		K		SH5-4, HBP		3	0	1	0	0	1	0
Bill Glynn, L (1, 3) OBP: 0.340, SLG: 0.285		F7		CS, BB			K	SH5-4 1-2		2	0	0	0	1	1	1
George Strickland, R (1, 6) OBP: 0.407, SLG: 0.391		F5		FC6-4 1-2			1B, BB FC4-6, 1B	5-3		4	1	2	0	0	0	2
Jim Hegan, R (1, 2) OBP: 0.301, SLG: 0.337		F8		FC6-4 1-2f			1B 1-2 FC4-6, BB	6-3		2	0	0	0	0	0	2
Barney McCosky, L (7, PH) OBP: 0.364, SLG: 0.600										0	1	0	0	1	0	0
Hank Foiles, R (8, 2) OBP: 0.235, SLG: 0.133										1	0	0	0	0	0	1
Early Wynn, S (1, 1) OBP: 0.310, SLG: 0.370			FC5-6, BB 4-3, BB		5-3		FC4-6 1-2 2-3, 1B			1	1	0	0	1	0	0
Dave Hoskins, L (6, 1) OBP: 0.571, SLG: 0.917										1	0	1	0	0	0	0
Bob Lemon, L (8, 1) OBP: 0.219, SLG: 0.323										0	0	0	0	0	0	0
Inning Stats	R: 0 E: 0 K: 0 S: 3 H: 0 LOB: 1 BB: 1 P: 7	R: 0 E: 0 K: 0 S: 4 H: 1 LOB: 1 BB: 0 P: 4	R: 1 E: 0 K: 0 S: 3 H: 0 LOB: 1 BB: 2 P: 11	R: 0 E: 0 K: 0 S: 3 H: 1 LOB: 1 BB: 1 P: 7	R: 0 E: 0 K: 0 S: 3 H: 0 LOB: 0 BB: 0 P: 3	R: 0 E: 0 K: 1 S: 4 H: 0 LOB: 0 BB: 0 P: 5	R: 3 E: 1 K: 1 S: 8 H: 3 LOB: 2 BB: 2 P: 16	R: 0 E: 0 K: 0 S: 3 H: 0 LOB: 1 BB: 0 P: 4		1B: 3 2B: 2 3B: 0 HR: 0 SF: 0 SAC: 1 DP: 1 HBP: 2					

	AB	26
	R	4
	H	5
	RBI	3
	BB	6
	SO	2
	LOB	15

PITCHER		IP	WLS	BF	H	R	ER	SO	BB	IBB	HBP	BLK	WP	HR	S	P	ERA	WHIP
Charlie Bishop, R ERA: 3.38	(1, 1)	6.2	L	29	5	4	3	2	5	0	1	0	0	0	27	48	4.05	1.500
Marion Fricano, R ERA: 1.82	(7, 1)	0.1		2	0	0	0	0	1	0	0	0	0	0	1	5	0.00	3.000
Frank Fanovich, L ERA: 6.75	(8, 1)	1.0		4	0	0	0	0	0	0	1	0	0	0	3	4	0.00	0.000

PITCHER		IP	WLS	BF	H	R	ER	SO	BB	IBB	HBP	BLK	WP	HR	S	P	ERA	WHIP

Batter	1	2	3	4	5	6	7	8	9	AB	R	H	RBI	BB	SO	LOB
Eddie Joost, R (1, 6) OBP: 0.391, SLG: 0.409	F8		F3			BB			BB, 1B	3	0	1	0	1	0	0
Dave Philley, S (1, 9) OBP: 0.345, SLG: 0.395	6-3			5-3		F4			L8-4, BB (1-2)	3	0	0	0	1	0	1
Eddie Robinson, L (1, 3) OBP: 0.311, SLG: 0.358	4-3			1B		F4			L8-4 (1-2)	4	0	1	0	0	0	3
Gus Zernial, R (1, 7) OBP: 0.363, SLG: 0.539		F9		F8			P6		K	4	0	0	0	0	1	2
Pete Suder, R (1, 5) OBP: 0.355, SLG: 0.395		K		F8			F7			3	0	0	0	0	1	1
Cass Michaels, R (1, 4) OBP: 0.326, SLG: 0.355		F8			F8		F8			3	0	0	0	0	0	0
Ed McGhee, R (1, 8) OBP: 0.350, SLG: 0.317			WP, 3B		P4			K		3	1	1	0	0	1	0
Joe Astroth, R (1, 2) OBP: 0.350, SLG: 0.280			F2 (3-H)		6-3			F8		3	0	0	0	0	0	0
Marion Fricano, R (1, 1) OBP: 0.333, SLG: 0.400			P2			P6		F8		1	0	0	0	0	0	0
Frank Fanovich, L (4, 1)										1	0	0	0	0	0	0
Kite Thomas, R (8, PH) OBP: 0.167, SLG: 0.107										1	0	0	0	0	0	0
Carl Scheib, R (8, 1) OBP: 0.133, SLG: 0.071										0	0	0	0	0	0	0
Inning Stats	R: 0 E: 0 K: 0 S: 3 H: 0 LOB: 0 BB: 0 P: 3	R: 0 E: 0 K: 1 S: 5 H: 0 LOB: 0 BB: 0 P: 5	R: 1 E: 0 K: 0 S: 4 H: 1 LOB: 0 BB: 0 P: 4	R: 0 E: 0 K: 0 S: 4 H: 1 LOB: 1 BB: 0 P: 4	R: 0 E: 0 K: 0 S: 3 H: 0 LOB: 0 BB: 0 P: 3	R: 0 E: 0 K: 0 S: 3 H: 0 LOB: 1 BB: 1 P: 7	R: 0 E: 0 K: 0 S: 3 H: 0 LOB: 0 BB: 0 P: 3	R: 0 E: 0 K: 1 S: 5 H: 0 LOB: 0 BB: 0 P: 5	R: 0 E: 0 K: 1 S: 5 H: 1 LOB: 1 BB: 1 P: 9	1B: 2 2B: 1 3B: 1 HR: 0 SF: 0 SAC: 0 DP: 1 HBP: 0						

PITCHER	IP	WLS	BF	H	R	ER	SO	BB	IBB	HBP	BLK	WP	HR	S	P	ERA	WHIP
Billy Pierce, L (1, 1) ERA: 3.38	9.0	W	31	3	1	1	3	2	0	0	0	1	0	35	43	1.00	0.556

PITCHER	IP	WLS	BF	H	R	ER	SO	BB	IBB	HBP	BLK	WP	HR	S	P	ERA	WHIP

TOP

Philadelphia Athletics @ Chicago White Sox
Comiskey Park, Chicago, IL
Tue Jun 09 1953, 4:33 AM EDT
Att. 16,154 - Unknown

livebaseballscorecards.com

AB	29
R	1
H	3
RBI	0
BB	2
SO	3
LOB	7

WP: 1 PB: 0 SB: 0 CS: 0 PA: 31

Batter	1	2	3	4	5	6	7	8	9	AB	R	H	RBI	BB	SO	LOB
Nellie Fox, L (1, 4) OBP: 0.320, SLG: 0.354	F7	1B		K2-3		K				4	0	1	2	0	2	1
Ferris Fain, L (1, 3) OBP: 0.410, SLG: 0.393	HBP BB	L6		L5			1B			3	0	1	0	1	0	2
Minnie Minoso, R (1, 7) OBP: 0.416, SLG: 0.373	G6-4-3 HBP		BB 1B	BB			F8			2	1	1	0	1	0	1
Sam Mele, R (1, 9) OBP: 0.394, SLG: 0.481	G6-4-3		3B BB	F4			F8			3	1	0	0	1	0	4
Jim Rivera, L (1, 8) OBP: 0.350, SLG: 0.383		CS BB	1-H 2-H 2B 3B		F7 BB		6-3			2	1	1	2	2	0	1
Rocky Krsnich, R (1, 5) OBP: 0.286, SLG: 0.338 Vern Stephens, R (4, 5) OBP: 0.279, SLG: 0.267		E5 1B BB 1B	3-H 2B	F7				P6		2 2	1 0	1 0	1 0	0 0	0 0	1 1
Chico Carrasquel, R (1, 6) OBP: 0.309, SLG: 0.340		F7	F5		K			P6		4	0	0	0	0	1	1
Red Wilson, R (1, 2) OBP: 0.379, SLG: 0.298		1B 1B BB	1B			6-3		6-3		3	1	1	0	1	0	0
Billy Pierce, L (1, 1) OBP: 0.167, SLG: 0.107		1B	4-3			K 1B				3	0	2	0	0	0	1
Inning Stats	R: 0 E: 0 K: 0 S: 2 H: 0 LOB: 1 BB: 1 P: 7	R: 2 E: 1 K: 0 S: 5 H: 2 LOB: 2 BB: 2 P: 13	R: 3 E: 0 K: 0 S: 6 H: 4 LOB: 1 BB: 1 P: 10	R: 0 E: 0 K: 1 S: 5 H: 0 LOB: 1 BB: 1 P: 9	R: 0 E: 0 K: 1 S: 4 H: 0 LOB: 0 BB: 1 P: 8	R: 0 E: 0 K: 1 S: 5 H: 1 LOB: 0 BB: 0 P: 5	R: 0 E: 0 K: 0 S: 4 H: 1 LOB: 1 BB: 0 P: 4	R: 0 E: 0 K: 0 S: 3 H: 0 LOB: 0 BB: 0 P: 3		1B: 6 2B: 1 3B: 1 HR: 0	SF: 0 SAC: 0 DP: 1 HBP: 1			WP: 0 PB: 0 SB: 0 CS: 1	PA: 35		

BOTTOM

Philadelphia Athletics @ Chicago White Sox
Comiskey Park, Chicago, IL
Tue Jun 09 1953, 4:33 AM EDT
Att. 16,154 - Unknown

livebaseballscorecards.com

AB	28
R	5
H	8
RBI	5
BB	6
SO	3
LOB	13

PITCHER		IP	WLS	BF	H	R	ER	SO	BB	IBB	HBP	BLK	WP	HR	S	P	ERA	WHIP
Marion Fricano, R ERA: 2.32	(1, 1)	3.0	L	18	6	5	3	0	4	0	1	0	0	0	13	30	9.00	3.333
Frank Fanovich, L ERA: 3.38	(4, 1)	4.0		14	2	0	0	3	2	0	0	0	0	0	18	26	0.00	1.000
Carl Scheib, R ERA: 4.21	(8, 1)	1.0		3	0	0	0	0	0	0	0	0	0	0	3	3	0.00	0.000

PITCHER	IP	WLS	BF	H	R	ER	SO	BB	IBB	HBP	BLK	WP	HR	S	P	ERA	WHIP

Batter	1	2	3	4	5	6	7	8	9	AB	R	H	RBI	BB	SO	LOB
Eddie Joost, R (1, 6) OBP: 0.388, SLG: 0.405	L4		G4-6-3 1B		F9			L5		4	0	1	0	0	0	0
Dave Philley, S (1, 9) OBP: 0.344, SLG: 0.397	2B		G4-6-3 1-2f		4-3			G1		4	0	1	0	0	0	1
Eddie Robinson, L (1, 3) OBP: 0.305, SLG: 0.351	5-3		F8		F9			3-1		4	0	0	0	0	0	1
Gus Zernial, R (1, 7) OBP: 0.365, SLG: 0.538	6-3			K		G4-6-3 1B			FC3-6 1B	4	0	2	0	0	1	1
Pete Suder, R (1, 5) OBP: 0.352, SLG: 0.392		2B F8 1B		1-3		G4-6-3 1-2f			FC3-6 1-2f CS	4	1	1	0	0	0	2
Cass Michaels, R (1, 4) OBP: 0.338, SLG: 0.375		1-3 2B		1B 1B 1B		P6			PO 1-2	4	1	3	0	0	0	0
Ed McGhee, R (1, 8) OBP: 0.350, SLG: 0.318		F8 3-H		1-3 1B 1B			1-3		PO 1-2	3	0	1	1	0	0	1
Joe Astroth, R (1, 2) OBP: 0.358, SLG: 0.284		L6-3 BB		1B 1-2 3-H 1B			L3			2	0	1	1	1	0	0
Harry Byrd, R (1, 1) OBP: 0.267, SLG: 0.241		L6-3 1-2		1B 1-2 2-H 1B			K			3	0	1	0	0	1	2
Morrie Martin, L (9, 1) OBP: 0.067, SLG: 0.067										0	0	0	0	0	0	0
Inning Stats	R: 0 E: 0 K: 0 S: 4 H: 1 LOB: 1 BB: 0 P: 4	R: 1 E: 0 K: 0 S: 4 H: 2 LOB: 1 BB: 1 P: 8	R: 0 E: 0 K: 0 S: 3 H: 1 LOB: 0 BB: 0 P: 3	R: 1 E: 0 K: 1 S: 8 H: 4 LOB: 2 BB: 0 P: 8	R: 0 E: 0 K: 0 S: 3 H: 0 LOB: 0 BB: 0 P: 3	R: 0 E: 0 K: 0 S: 3 H: 1 LOB: 0 BB: 0 P: 3	R: 0 E: 0 K: 1 S: 5 H: 0 LOB: 0 BB: 0 P: 5	R: 0 E: 0 K: 0 S: 3 H: 0 LOB: 0 BB: 0 P: 3	R: 0 E: 0 K: 0 S: 3 H: 2 LOB: 0 BB: 0 P: 3	1B: 9 2B: 3 3B: 0 HR: 0 SF: 0 SAC: 0 DP: 3 HBP: 0						

PITCHER		IP	WLS	BF	H	R	ER	SO	BB	IBB	HBP	BLK	WP	HR	S	P	ERA	WHIP
Sandy Consuegra, R ERA: 4.26	(1, 1)	7.0	L	27	9	2	2	2	1	0	0	0	0	0	30	34	2.57	1.429
Harry Dorish, R ERA: 2.01	(8, 1)	2.0		6	2	0	0	0	0	0	0	0	0	0	6	6	0.00	1.000

PITCHER	IP	WLS	BF	H	R	ER	SO	BB	IBB	HBP	BLK	WP	HR	S	P	ERA	WHIP

TOP

Philadelphia Athletics @ Chicago White Sox
Comiskey Park, Chicago, IL
Wed Jun 10 1953, 4:33 AM EDT
Att. 3,370 - Unknown

livebaseballscorecards.com

AB	32
R	2
H	11
RBI	2
BB	1
SO	2
LOB	8

WP: 0	PA: 34
PB: 0	
SB: 0	
CS: 1	

Batter	1	2	3	4	5	6	7	8	9	AB	R	H	RBI	BB	SO	LOB
Nellie Fox, L (1, 4) OBP: 0.317, SLG: 0.351	F7		6-3		F8		4-3, 1-2		FC5-4, 1-2f	5	0	1	0	0	0	1
Ferris Fain, L (1, 3) OBP: 0.405, SLG: 0.388	K		4-3, 1B		F8		4-3, 1-2, 2-3		F5	5	0	1	0	0	1	3
Minnie Minoso, R (1, 7) OBP: 0.418, SLG: 0.376 Harry Dorish, R (8, 1) OBP: 0.111, SLG: 0.111	1B, 2B, 1B		4-3, 1-2, 1B		P6		K			4 0	1 0	2 0	0 0	0 0	1 0	2 0
Sam Mele, R (1, 9) OBP: 0.391, SLG: 0.475	2B, 1-2, 1B		4-3, 1-2, 2-3			1-3		6-3		4	0	1	0	0	0	2
Jim Rivera, L (1, 8) OBP: 0.357, SLG: 0.392	1-3, 2-H, 2B		IBB			S, 1B		F8		3	0	2	1	1	0	0
Sherm Lollar, R (1, 2) OBP: 0.398, SLG: 0.441 Red Wilson, R (8, PR) OBP: 0.379, SLG: 0.298 (9, 2)	P4		F2			P4, 1-2		1B		4 0	0 0	1 0	0 0	0 0	0 0	6 0
Vern Stephens, R (1, 5) OBP: 0.275, SLG: 0.263 Tom Wright, L (6, PH) OBP: 0.344, SLG: 0.397 Fred Marsh, R (7, 5) OBP: 0.235, SLG: 0.188		4-3		P5		F7		F9		2 1 1	0 0 0	0 0 0	0 0 0	0 0 0	0 0 0	0 1 1
Chico Carrasquel, R (1, 6) OBP: 0.304, SLG: 0.335 Bud Sheely, L (9, PH) OBP: 0.500, SLG: 0.357 Billy Pierce, L (9, PR) OBP: 0.167, SLG: 0.107		P6		5-3			5-3		FC5-4, BB	3 0 0	0 0 0	0 0 0	0 0 0	0 1 0	0 0 0	0 0 0
Sandy Consuegra, R (1, 1) OBP: 0.167, SLG: 0.167 Bud Stewart, L (7, PH) OBP: 0.500, SLG: 0.500 (8, 7)		F2		F8			4-3, 1B		P4	2 2	0 0	0 1	0 0	0 0	0 0	0 1
Inning Stats	R: 1 E: 0 K: 1 S: 8 H: 3 LOB: 2 BB: 0 P: 8	R: 0 E: 0 K: 0 S: 3 H: 0 LOB: 0 BB: 0 P: 3	R: 0 E: 0 K: 0 S: 5 H: 2 LOB: 3 BB: 1 P: 9	R: 0 E: 0 K: 0 S: 3 H: 0 LOB: 0 BB: 0 P: 3	R: 0 E: 0 K: 0 S: 3 H: 0 LOB: 0 BB: 0 P: 3	R: 0 E: 0 K: 0 S: 4 H: 1 LOB: 1 BB: 0 P: 4	R: 0 E: 0 K: 1 S: 7 H: 2 LOB: 2 BB: 0 P: 7	R: 0 E: 0 K: 0 S: 4 H: 1 LOB: 1 BB: 0 P: 4	R: 0 E: 0 K: 0 S: 3 H: 0 LOB: 1 BB: 1 P: 7	1B: 8 2B: 1 3B: 0 HR: 0 SF: 0 SAC: 0 DP: 0 HBP: 0	WP: 0 PB: 0 SB: 1 CS: 0 PA: 38					

PITCHER		IP	WLS	BF	H	R	ER	SO	BB	IBB	HBP	BLK	WP	HR	S	P	ERA	WHIP
Harry Byrd, R ERA: 4.9	(1, 1)	8.0	W	35	9	1	1	2	1	1	0	0	0	0	37	45	1.12	1.250
Morrie Martin, L ERA: 4.79	(9, 1)	1.0	S	3	0	0	0	0	0	0	0	0	0	0	3	3	0.00	0.000

PITCHER	IP	WLS	BF	H	R	ER	SO	BB	IBB	HBP	BLK	WP	HR	S	P	ERA	WHIP

BOTTOM

Philadelphia Athletics @ Chicago White Sox
Comiskey Park, Chicago, IL
Wed Jun 10 1953, 4:33 AM EDT
Att. 3,370 - Unknown

livebaseballscorecards.com

AB	36
R	1
H	9
RBI	1
BB	2
SO	2
LOB	17

Philadelphia Athletics @ Chicago White Sox
Comiskey Park, Chicago, IL
Thu Jun 11 1953, 4:33 AM EDT
Att. 3,916 - Unknown

TOP

Batter	1	2	3	4	5	6	7	8	9	AB	R	H	RBI	BB	SO	LOB
Eddie Joost, R (1, 6) OBP: 0.383, SLG: 0.395	5-3		P6		K		F9		CS BB	4	0	0	0	1	1	0
Dave Philley, S (1, 9) OBP: 0.341, SLG: 0.389	P6			F8	G3		HR BB		F8 1-2	4	1	0	0	1	0	1
Eddie Robinson, L (1, 3) OBP: 0.307, SLG: 0.364	3-1			HR BB		F9	P6		HR	4	2	1	1	1	0	1
Gus Zernial, R (1, 7) OBP: 0.376, SLG: 0.583		K		1-H HR		1B 2B	1-H HR		1B	5	3	4	4	0	1	0
Pete Suder, R (1, 5) OBP: 0.348, SLG: 0.386		4-3		BB 1B		6-3	K		K	5	0	1	0	0	2	2
Cass Michaels, R (1, 4) OBP: 0.349, SLG: 0.377		FC5-4 BB		1-2 BB		BB 1B 2-H 1B		6-3		2	0	1	1	2	0	0
Ed McGhee, R (1, 8) OBP: 0.347, SLG: 0.315		FC5-4 1-2f		F7		BB 1-2 1B		K2-3		4	0	1	0	0	1	3
Joe Astroth, R (1, 2) OBP: 0.363, SLG: 0.279			F9	F8		1-2 2-3 BB		BB		2	0	0	0	2	0	2
Charlie Bishop, R (1, 1) OBP: 0.087, SLG: 0.045 Morrie Martin, L (8, 1) OBP: 0.067, SLG: 0.067			K		1-3	F8			K	4 0	0 0	0 0	0 0	0 0	2 0	4 0
Inning Stats	R: 0 E: 0 K: 0 S: 3 H: 0 LOB: 0 BB: 0 P: 3	R: 0 E: 0 K: 1 S: 5 H: 0 LOB: 1 BB: 1 P: 9	R: 0 E: 0 K: 1 S: 5 H: 0 LOB: 0 BB: 0 P: 5	R: 2 E: 0 K: 0 S: 5 H: 2 LOB: 2 BB: 2 P: 13	R: 0 E: 0 K: 1 S: 5 H: 0 LOB: 0 BB: 0 P: 5	R: 1 E: 0 K: 0 S: 6 H: 3 LOB: 3 BB: 1 P: 10	R: 2 E: 0 K: 1 S: 6 H: 1 LOB: 0 BB: 1 P: 10	R: 0 E: 0 K: 2 S: 7 H: 0 LOB: 1 BB: 1 P: 11	R: 1 E: 0 K: 1 S: 6 H: 2 LOB: 1 BB: 1 P: 10	1B: 4 2B: 1 3B: 0 HR: 3	SF: 0 SAC: 0 DP: 0 HBP: 0						

livebaseballscorecards.com

AB	34
R	6
H	8
RBI	6
BB	7
SO	7
LOB	13

		WP: 0	PB: 0	SB: 0	CS: 1	PA: 41

PITCHER		IP	WLS	BF	H	R	ER	SO	BB	IBB	HBP	BLK	WP	HR	S	P	ERA	WHIP
Joe Dobson, R ERA: 3.18	(1, 1)	5.2		26	5	3	3	3	4	0	0	0	0	1	28	44	4.76	1.588
Mike Fornieles, R ERA: 4.06	(6, 1)	0.1		1	0	0	0	0	0	0	0	0	0	0	1	1	0.00	0.000
Bob Keegan, R ERA: 8.15	(7, 1)	2.0		9	1	2	2	3	2	0	0	0	0	1	13	21	9.00	1.500
Harry Dorish, R ERA: 2.12	(9, 1)	1.0	L	5	2	1	1	1	1	0	0	0	0	1	6	10	9.00	3.000

PITCHER		IP	WLS	BF	H	R	ER	SO	BB	IBB	HBP	BLK	WP	HR	S	P	ERA	WHIP

Batter	1	2	3	4	5	6	7	8	9	AB	R	H	RBI	BB	SO	LOB
Nellie Fox, L (1, 4) OBP: 0.311, SLG: 0.343	P6		1-3		1-5-3	FC6-4 1-2f		F7 3-H		5	0	0	1	0	0	2
Ferris Fain, L (1, 3) OBP: 0.405, SLG: 0.391	F7		G3		BB		2B	6-3		4	0	1	0	1	0	1
Minnie Minoso, R (1, 7) (7, 5) OBP: 0.417, SLG: 0.373	1B HBP		6-3		P6		6-3		G5-4-3 1B	4	0	1	0	0	0	2
Sam Mele, R (1, 9) OBP: 0.397, SLG: 0.472	1-2 1B			2B 6-3 BB	1-2 BB		6-3		G5-4-3 1-2f	3	1	1	0	2	0	2
Jim Rivera, L (1, 8) OBP: 0.350, SLG: 0.382	4-3			F9	F2		1-3		P6	5	0	0	0	0	0	6
Red Wilson, R (1, 2) OBP: 0.400, SLG: 0.350		K		1-3 2B 2B		G3 1B 2B		1B 1B BB		3	3	2	0	1	1	0
Vern Stephens, R (1, 5) OBP: 0.271, SLG: 0.258 Bud Stewart, L (6, PH) (7, 7) OBP: 0.500, SLG: 0.500	6-3			6-3 3-H	G3 2-3			SH1-4 1B F7 1-2 1B		2 2	0 1	0 1	1 0	0 0	0 0	1 1
Chico Carrasquel, R (1, 6) OBP: 0.313, SLG: 0.348	1B			2-H 2B	P6			SH1-4 1-2 2-H 1B		4	0	3	2	0	0	1
Joe Dobson, R (1, 1) OBP: 0.067, SLG: 0.130 Mike Fornieles, R (6, 1) OBP: 0.083, SLG: 0.167 Tom Wright, L (6, PH) OBP: 0.354, SLG: 0.407 Bob Keegan, R (7, 1) Sherm Lollar, R (8, PH) OBP: 0.398, SLG: 0.441 Harry Dorish, R (9, 1) OBP: 0.111, SLG: 0.111	F8			5-3	FC6-4 3-H 1B			SH1-4 1-2 2-3		2 0 1 0 0 0	0 0 0 0 0 0	0 0 1 0 0 0	0 0 1 0 0 0	0 0 0 0 0 0	0 0 0 0 0 0	2 0 0 0 0 0
Inning Stats	R: 0 E: 0 K: 0 S: 4 H: 1 LOB: 2 BB: 0 P: 5	R: 0 E: 0 K: 1 S: 6 H: 1 LOB: 1 BB: 0 P: 6	R: 0 E: 0 K: 0 S: 3 H: 0 LOB: 0 BB: 0 P: 3	R: 2 E: 0 K: 0 S: 5 H: 2 LOB: 1 BB: 1 P: 9	R: 0 E: 0 K: 0 S: 3 H: 0 LOB: 2 BB: 2 P: 11	R: 1 E: 0 K: 0 S: 5 H: 2 LOB: 1 BB: 0 P: 5	R: 0 E: 0 K: 0 S: 4 H: 1 LOB: 1 BB: 0 P: 4	R: 2 E: 0 K: 0 S: 5 H: 2 LOB: 1 BB: 1 P: 9	R: 0 E: 0 K: 0 S: 3 H: 1 LOB: 0 BB: 0 P: 3	1B: 6 2B: 4 3B: 0 HR: 0 SF: 0 SAC: 1 DP: 1 HBP: 1						

PITCHER	IP	WLS	BF	H	R	ER	SO	BB	IBB	HBP	BLK	WP	HR	S	P	ERA	WHIP
Charlie Bishop, R (1, 1) ERA: 3.76	7.0		34	8	5	5	1	4	0	1	0	0	0	31	48	6.43	1.714
Morrie Martin, L (8, 1) ERA: 4.59	2.0	W	7	2	0	0	0	0	0	0	0	0	0	7	7	0.00	1.000

PITCHER	IP	WLS	BF	H	R	ER	SO	BB	IBB	HBP	BLK	WP	HR	S	P	ERA	WHIP

BOTTOM

Philadelphia Athletics @ Chicago White Sox
Comiskey Park, Chicago, IL
Thu Jun 11 1953, 4:33 AM EDT
Att. 3,916 - Unknown

livebaseballscorecards.com

AB	35
R	5
H	10
RBI	5
BB	4
SO	1
LOB	18

PA: 41
WP: 0
PB: 0
SB: 0
CS: 0

Batter	1	2	3	4	5	6	7	8	9	AB	R	H	RBI	BB	SO	LOB
Eddie Joost, R (1, 6) OBP: 0.383, SLG: 0.395										0	0	0	0	0	0	0
Dave Philley, S (1, 9) OBP: 0.341, SLG: 0.389										0	0	0	0	0	0	0
Eddie Robinson, L (1, 3) OBP: 0.307, SLG: 0.364										0	0	0	0	0	0	0
Gus Zernial, R (1, 7) OBP: 0.376, SLG: 0.583										0	0	0	0	0	0	0
Pete Suder, R (1, 5) OBP: 0.348, SLG: 0.386										0	0	0	0	0	0	0
Cass Michaels, R (1, 4) OBP: 0.349, SLG: 0.377										0	0	0	0	0	0	0
Ed McGhee, R (1, 8) OBP: 0.347, SLG: 0.315										0	0	0	0	0	0	0
Joe Astroth, R (1, 2) OBP: 0.363, SLG: 0.279										0	0	0	0	0	0	0
Marion Fricano, R (1, 1) OBP: 0.333, SLG: 0.400										0	0	0	0	0	0	0
Inning Stats										1B: 0 2B: 0 3B: 0 HR: 0			SF: 0 SAC: 0 DP: 0 HBP: 0			

Philadelphia Athletics @ St. Louis Browns

Sportsman's Park, St. Louis, MO

Fri Jun 12 1953, 4:33 AM EDT

Att. 2,414 - Unknown

TOP

livebaseballscorecards.com

AB	0
R	0
H	0
RBI	0
BB	0
SO	0
LOB	0

WP: 0 PA: 0
PB: 0
SB: 0
CS: 0

PITCHER	IP	WLS	BF	H	R	ER	SO	BB	IBB	HBP	BLK	WP	HR	S	P	ERA	WHIP
Mike Blyzka, R (1, 1) ERA: 4.82	0.0	L	0	0	0	0	0	0	0	0	0	0	0	0	0	∞	∞

PITCHER	IP	WLS	BF	H	R	ER	SO	BB	IBB	HBP	BLK	WP	HR	S	P	ERA	WHIP

Batter	1	2	3	4	5	6	7	8	9	AB	R	H	RBI	BB	SO	LOB
Johnny Groth, R (1, 8) OBP: 0.320, SLG: 0.369										0	0	0	0	0	0	0
Dick Kokos, L (1, 7) OBP: 0.427, SLG: 0.420										0	0	0	0	0	0	0
Dick Kryhoski, L (1, 3) OBP: 0.375, SLG: 0.531										0	0	0	0	0	0	0
Vic Wertz, L (1, 9) OBP: 0.372, SLG: 0.441										0	0	0	0	0	0	0
Bob Elliott, R (1, 5) OBP: 0.377, SLG: 0.412										0	0	0	0	0	0	0
Les Moss, R (1, 2) OBP: 0.377, SLG: 0.429										0	0	0	0	0	0	0
Bobby Young, L (1, 4) OBP: 0.327, SLG: 0.353										0	0	0	0	0	0	0
Billy Hunter, R (1, 6) OBP: 0.326, SLG: 0.319										0	0	0	0	0	0	0
Mike Blyzka, R (1, 1)										0	0	0	0	0	0	0
Inning Stats										1B: 0 2B: 0 3B: 0 HR: 0		SF: 0 SAC: 0 DP: 0 HBP: 0				

BOTTOM

Philadelphia Athletics @ St. Louis Browns

Sportsman's Park, St. Louis, MO

Fri Jun 12 1953, 4:33 AM EDT

Att. 2,414 - Unknown

livebaseballscorecards.com

AB	**0**
R	**0**
H	**0**
RBI	**0**
BB	**0**
SO	**0**
LOB	**0**

WP: 0 PA: 0
PB: 0
SB: 0
CS: 0

PITCHER	IP	WLS	BF	H	R	ER	SO	BB	IBB	HBP	BLK	WP	HR	S	P	ERA	WHIP
Marion Fricano, R (1, 1) ERA: 2.32	0.0	W	0	0	0	0	0	0	0	0	0	0	0	0	0	∞	∞

PITCHER	IP	WLS	BF	H	R	ER	SO	BB	IBB	HBP	BLK	WP	HR	S	P	ERA	WHIP

Batter	1	2	3	4	5	6	7	8	9	AB	R	H	RBI	BB	SO	LOB
Eddie Joost, R (1, 6) OBP: 0.399, SLG: 0.395	BBBB 4-0 2B BB	SSS 0-3 ③ K			BBBB 4-0 HR 1-2 BB	BBBB 4-0 BB 2B 1-2 BB		x 0-0 1B 1B		2	2	1	0	3	1	1
Dave Philley, S (1, 8) OBP: 0.339, SLG: 0.382	x 0-0 ① F9		x 0-0 ① 6-3		x 0-0 ① P4	BBBB 4-0 2B 1-2 2-3 BB		x 0-0 1B 1-2 1B		4	0	1	0	1	0	4
Eddie Robinson, L (1, 3) OBP: 0.320, SLG: 0.394	x 0-0 1-3 2B		SSS 0-3 ② K		x 0-0 ② F9 2-3 3-H	x 0-0 1-3 2-H 3-H 2B		SSS 0-3 ③ K		5	0	2	3	0	2	4
Gus Zernial, R (1, 7) OBP: 0.372, SLG: 0.589	x 0-0 ② F2		x 0-0 ③ F8		x 0-0 1-H 3-H HR	x 0-0 ③ 4-3			x 0-0 ① F5	5	1	1	3	0	0	4
Pete Suder, R (1, 5) OBP: 0.342, SLG: 0.375	x 0-0 ③ 6-3			x 0-0 ① 1-3	x 0-0 ③ F9		x 0-0 ① F4		SSS 0-3 ② K	5	0	0	0	0	1	2
Cass Michaels, R (1, 4) OBP: 0.331, SLG: 0.355		x 0-0 E5 G6-4-3		x 0-0 ② F7		x 0-0 ① P6	x 0-0 ② F9		x 0-0 ③ F7	5	0	0	0	0	0	0
Kite Thomas, R (1, 9) OBP: 0.171, SLG: 0.121		x 0-0 ①② G6-4-3 1-2f	SSS 0-3 ③ K			x 0-0 ② P4	x 0-0 ③ 6-3			4	0	0	0	0	1	1
Joe Astroth, R (1, 2) OBP: 0.364, SLG: 0.339		x 0-0 HR			x 0-0 1B F9 1B	x 0-0 HR		x 0-0 ① 1-4-3		4	3	3	2	0	0	0
Alex Kellner, R (1, 1) OBP: 0.341, SLG: 0.342 Morrie Martin, L (7, 1) OBP: 0.063, SLG: 0.063		x 0-0 1B			x 0-0 1-3 F9 BB HR 1B	x 0-0 BB BB 2B 1B		SSS 0-3 ② K		3 1	2 0	3 0	0 0	0 0	0 1	0 0
Inning Stats	R: 0 E: 0 K: 0 S: 4 H: 1 LOB: 2 BB: 1 P: 8	R: 1 E: 1 K: 1 S: 7 H: 2 LOB: 1 BB: 0 P: 7	R: 0 E: 0 K: 1 S: 5 H: 0 LOB: 0 BB: 0 P: 5	R: 0 E: 0 K: 1 S: 5 H: 0 LOB: 0 BB: 0 P: 5	R: 4 E: 0 K: 0 S: 6 H: 3 LOB: 0 BB: 1 P: 10	R: 3 E: 0 K: 0 S: 6 H: 3 LOB: 2 BB: 2 P: 14	R: 0 E: 0 K: 0 S: 3 H: 0 LOB: 0 BB: 0 P: 3	R: 0 E: 0 K: 2 S: 9 H: 2 LOB: 2 BB: 0 P: 9	R: 0 E: 0 K: 1 S: 5 H: 0 LOB: 0 BB: 0 P: 5	1B: 6 2B: 2 3B: 0 HR: 3 SF: 0 SAC: 0 DP: 1 HBP: 0						

TOP

Philadelphia Athletics @ St. Louis Browns

Sportsman's Park, St. Louis, MO

Sat Jun 13 1953, 4:33 AM EDT

Att. 1,340 - Unknown

livebaseballscorecards.com

AB	38
R	8
H	11
RBI	8
BB	4
SO	6
LOB	16

WP: 0 PB: 0 SB: 0 CS: 0 PA: 42

PITCHER		IP	WLS	BF	H	R	ER	SO	BB	IBB	HBP	BLK	WP	HR	S	P	ERA	WHIP
Dick Littlefield, L ERA: 4.84	(1, 1)	5.0	L	23	6	5	5	3	2	0	0	0	0	2	27	35	9.00	1.600
Max Lanier, L ERA: 6.3	(6, 1)	2.0		11	3	3	3	0	2	0	0	0	0	1	9	17	13.50	2.500
Bob Cain, L ERA: 5.97	(8, 1)	2.0		8	2	0	0	3	0	0	0	0	0	0	14	14	0.00	1.000

PITCHER	IP	WLS	BF	H	R	ER	SO	BB	IBB	HBP	BLK	WP	HR	S	P	ERA	WHIP

Batter	1	2	3	4	5	6	7	8	9	AB	R	H	RBI	BB	SO	LOB
Johnny Groth, R (1, 8) OBP: 0.318, SLG: 0.374	5-3		6-3		2B		F9			4	1	1	0	0	0	2
Roy Sievers, R (1, 3) OBP: 0.293, SLG: 0.280	WP 1B			E 1B 1B	2-H 2B		K			4	1	3	1	0	1	2
Jim Dyck, R (1, 7) OBP: 0.348, SLG: 0.319	F9 1-2			E8 1-3 1B	F7			G4-6-3 1B		4	1	2	0	0	0	2
Vic Wertz, L (1, 9) OBP: 0.363, SLG: 0.427	K			FC1-4 2-H 3-H 1B		6-3		G4-6-3 1-2f		4	0	1	2	0	1	2
Bob Elliott, R (1, 5) OBP: 0.372, SLG: 0.400		F7		FC1-4 1-2f		F8		6-3		4	0	0	0	0	0	1
Les Moss, R (1, 2) OBP: 0.360, SLG: 0.406		F5		L8		F3			6-3	4	0	0	0	0	0	1
Billy Hunter, R (1, 6) OBP: 0.318, SLG: 0.311		F8		F9			G1		F8	4	0	0	0	0	0	1
Bobby Young, L (1, 4) OBP: 0.325, SLG: 0.354			4-3		3-1		2B		K	4	0	1	0	0	1	0
Dick Littlefield, L (1, 1) OBP: 0.235, SLG: 0.133			1-3		6-3		BB			1	0	0	0	0	0	0
Marty Marion, R (5, PH)										1	0	0	0	0	0	0
Max Lanier, R (6, 1) OBP: 0.200, SLG: 0.200										0	0	0	0	0	0	0
Dick Kokos, L (7, PH) OBP: 0.415, SLG: 0.397										0	0	0	0	1	0	0
Bob Cain, L (8, 1) OBP: 0.375, SLG: 0.500										0	0	0	0	0	0	0
Inning Stats	R: 0 E: 0 K: 1 S: 6 H: 1 LOB: 1 BB: 0 P: 6	R: 0 E: 0 K: 0 S: 3 H: 0 LOB: 0 BB: 0 P: 3	R: 0 E: 0 K: 0 S: 3 H: 0 LOB: 0 BB: 0 P: 3	R: 2 E: 1 K: 0 S: 6 H: 3 LOB: 1 BB: 0 P: 6	R: 1 E: 0 K: 0 S: 5 H: 2 LOB: 1 BB: 0 P: 5	R: 0 E: 0 K: 0 S: 3 H: 0 LOB: 0 BB: 0 P: 3	R: 0 E: 0 K: 1 S: 6 H: 1 LOB: 2 BB: 1 P: 10	R: 0 E: 0 K: 0 S: 3 H: 1 LOB: 0 BB: 0 P: 3	R: 0 E: 0 K: 1 S: 5 H: 0 LOB: 0 BB: 0 P: 5	1B: 5 2B: 3 3B: 0 HR: 0	SF: 0 SAC: 0 DP: 1 HBP: 0						

PITCHER		IP	WLS	BF	H	R	ER	SO	BB	IBB	HBP	BLK	WP	HR	S	P	ERA	WHIP
Alex Kellner, L ERA: 2.97	(1, 1)	6.1	W	27	7	3	3	1	1	0	0	0	1	0	28	32	4.26	1.263
Morrie Martin, L ERA: 4.35	(7, 1)	2.2	S	8	1	0	0	2	0	0	0	0	0	0	12	12	0.00	0.375

PITCHER	IP	WLS	BF	H	R	ER	SO	BB	IBB	HBP	BLK	WP	HR	S	P	ERA	WHIP

BOTTOM

Philadelphia Athletics @ St. Louis Browns

Sportsman's Park, St. Louis, MO

Sat Jun 13 1953, 4:33 AM EDT

Att. 1,340 - Unknown

livebaseballscorecards.com

AB	34
R	3
H	8
RBI	3
BB	1
SO	3
LOB	11

WP: 1 PA: 35
PB: 0
SB: 0
CS: 0

Batter	1	2	3	4	5	6	7	8	9	AB	R	H	RBI	BB	SO	LOB
Eddie Joost, R (1, 6) OBP: 0.399, SLG: 0.395										0	0	0	0	0	0	0
Elmer Valo, L (1, 9) OBP: 0.345, SLG: 0.095										0	0	0	0	0	0	0
Eddie Robinson, L (1, 3) OBP: 0.320, SLG: 0.394										0	0	0	0	0	0	0
Gus Zernial, R (1, 7) OBP: 0.372, SLG: 0.589										0	0	0	0	0	0	0
Dave Philley, S (1, 8) OBP: 0.339, SLG: 0.382										0	0	0	0	0	0	0
Pete Suder, R (1, 5) OBP: 0.342, SLG: 0.375										0	0	0	0	0	0	0
Cass Michaels, R (1, 4) OBP: 0.331, SLG: 0.355										0	0	0	0	0	0	0
Joe Astroth, R (1, 2) OBP: 0.364, SLG: 0.339										0	0	0	0	0	0	0
Harry Byrd, R (1, 1) OBP: 0.267, SLG: 0.241										0	0	0	0	0	0	0
Inning Stats										1B: 0 2B: 0 3B: 0 HR: 0			SF: 0 SAC: 0 DP: 0 HBP: 0			

TOP

Philadelphia Athletics @ St. Louis Browns

Sportsman's Park, St. Louis, MO

Sun Jun 14 1953, 4:33 AM EDT

Unknown

livebaseballscorecards.com

AB	0
R	0
H	0
RBI	0
BB	0
SO	0
LOB	0

WP: 0 PA: 0
PB: 0
SB: 0
CS: 0

PITCHER	IP	WLS	BF	H	R	ER	SO	BB	IBB	HBP	BLK	WP	HR	S	P	ERA	WHIP
Don Larsen, R (1, 1) ERA: 3.58	0.0	L	0	0	0	0	0	0	0	0	0	0	0	0	0	∞	∞

PITCHER	IP	WLS	BF	H	R	ER	SO	BB	IBB	HBP	BLK	WP	HR	S	P	ERA	WHIP

Batter	1	2	3	4	5	6	7	8	9	AB	R	H	RBI	BB	SO	LOB
Johnny Groth, R (1, 8) OBP: 0.318, SLG: 0.374										0	0	0	0	0	0	0
Dick Kokos, L (1, 9) OBP: 0.415, SLG: 0.397										0	0	0	0	0	0	0
Roy Sievers, R (1, 3) OBP: 0.293, SLG: 0.280										0	0	0	0	0	0	0
Hank Edwards, L (1, 7) OBP: 0.333, SLG: 0.302										0	0	0	0	0	0	0
Jim Dyck, R (1, 5) OBP: 0.348, SLG: 0.319										0	0	0	0	0	0	0
Clint Courtney, L (1, 2) OBP: 0.282, SLG: 0.237										0	0	0	0	0	0	0
Bobby Young, L (1, 4) OBP: 0.325, SLG: 0.354										0	0	0	0	0	0	0
Billy Hunter, R (1, 6) OBP: 0.318, SLG: 0.311										0	0	0	0	0	0	0
Don Larsen, R (1, 1) OBP: 0.161, SLG: 0.226										0	0	0	0	0	0	0
Inning Stats										1B: 0 2B: 0 3B: 0 HR: 0		SF: 0 SAC: 0 DP: 0 HBP: 0				

BOTTOM

Philadelphia Athletics @ St. Louis Browns

Sportsman's Park, St. Louis, MO

Sun Jun 14 1953, 4:33 AM EDT

Unknown

livebaseballscorecards.com

AB	**0**
R	**0**
H	**0**
RBI	**0**
BB	**0**
SO	**0**
LOB	**0**

WP: 0 PA: 0
PB: 0
SB: 0
CS: 0

PITCHER	IP	WLS	BF	H	R	ER	SO	BB	IBB	HBP	BLK	WP	HR	S	P	ERA	WHIP
Harry Byrd, R (1, 1) ERA: 4.9	0.0	W	0	0	0	0	0	0	0	0	0	0	0	0	0	∞	∞

PITCHER	IP	WLS	BF	H	R	ER	SO	BB	IBB	HBP	BLK	WP	HR	S	P	ERA	WHIP

Batter	1	2	3	4	5	6	7	8	9	AB	R	H	RBI	BB	SO	LOB
Joe Demaestri, R (1, 6) OBP: 0.353, SLG: 0.400										0	0	0	0	0	0	0
Dave Philley, S (1, 9) OBP: 0.341, SLG: 0.385										0	0	0	0	0	0	0
Eddie Robinson, L (1, 3) OBP: 0.322, SLG: 0.401										0	0	0	0	0	0	0
Gus Zernial, R (1, 7) OBP: 0.379, SLG: 0.592										0	0	0	0	0	0	0
Pete Suder, R (1, 5) OBP: 0.340, SLG: 0.372										0	0	0	0	0	0	0
Cass Michaels, R (1, 4) OBP: 0.329, SLG: 0.352										0	0	0	0	0	0	0
Ed McGhee, R (1, 8) OBP: 0.346, SLG: 0.325										0	0	0	0	0	0	0
Joe Astroth, R (1, 2) OBP: 0.360, SLG: 0.336										0	0	0	0	0	0	0
Carl Scheib, R (1, 1) OBP: 0.133, SLG: 0.071										0	0	0	0	0	0	0
Inning Stats										1B: 0 2B: 0 3B: 0 HR: 0		SF: 0 SAC: 0 DP: 0 HBP: 0		WP: 0 PB: 0 SB: 0 CS: 0		PA: 0

TOP

Philadelphia Athletics @ St. Louis Browns

Sportsman's Park, St. Louis, MO

Sun Jun 14 1953, 4:38 AM EDT

Att. 4,542 - Unknown

livebaseballscorecards.com

AB	0
R	0
H	0
RBI	0
BB	0
SO	0
LOB	0

PITCHER	IP	WLS	BF	H	R	ER	SO	BB	IBB	HBP	BLK	WP	HR	S	P	ERA	WHIP
Harry Brecheen, L (1, 1) ERA: 3.77	0.0	L	0	0	0	0	0	0	0	0	0	0	0	0	0	∞	∞

PITCHER	IP	WLS	BF	H	R	ER	SO	BB	IBB	HBP	BLK	WP	HR	S	P	ERA	WHIP

Batter	1	2	3	4	5	6	7	8	9	AB	R	H	RBI	BB	SO	LOB
Johnny Groth, R (1, 8) OBP: 0.320, SLG: 0.379										0	0	0	0	0	0	0
Dick Kokos, L (1, 7) OBP: 0.404, SLG: 0.377										0	0	0	0	0	0	0
Roy Sievers, R (1, 3) OBP: 0.302, SLG: 0.274										0	0	0	0	0	0	0
Vic Wertz, L (1, 9) OBP: 0.363, SLG: 0.427										0	0	0	0	0	0	0
Jim Dyck, R (1, 5) OBP: 0.339, SLG: 0.309										0	0	0	0	0	0	0
Clint Courtney, L (1, 2) OBP: 0.289, SLG: 0.246										0	0	0	0	0	0	0
Bobby Young, L (1, 4) OBP: 0.332, SLG: 0.366										0	0	0	0	0	0	0
Billy Hunter, R (1, 6) OBP: 0.312, SLG: 0.304										0	0	0	0	0	0	0
Harry Brecheen, L (1, 1) OBP: 0.200, SLG: 0.200										0	0	0	0	0	0	0
Inning Stats										1B: 0 2B: 0 3B: 0 HR: 0		SF: 0 SAC: 0 DP: 0 HBP: 0				

BOTTOM

Philadelphia Athletics @ St. Louis Browns

Sportsman's Park, St. Louis, MO

Sun Jun 14 1953, 4:38 AM EDT

Att. 4,542 - Unknown

livebaseballscorecards.com

AB	**0**
R	**0**
H	**0**
RBI	**0**
BB	**0**
SO	**0**
LOB	**0**

WP: 0 PA: 0
PB: 0
SB: 0
CS: 0

PITCHER	IP	WLS	BF	H	R	ER	SO	BB	IBB	HBP	BLK	WP	HR	S	P	ERA	WHIP
Carl Scheib, R (1, 1) ERA: 4.21	0.0	W	0	0	0	0	0	0	0	0	0	0	0	0	0	∞	∞

PITCHER	IP	WLS	BF	H	R	ER	SO	BB	IBB	HBP	BLK	WP	HR	S	P	ERA	WHIP

Cleveland Indians @ Philadelphia Athletics

Connie Mack Stadium, Philadelphia, PA

Tue Jun 16 1953, 3:33 AM EDT

Att. 24,143 - Unknown

TOP

livebaseballscorecards.com

Batter	1	2	3	4	5	6	7	8	9	AB	R	H	RBI	BB	SO	LOB
Bill Glynn, L (1, 3) OBP: 0.304, SLG: 0.265	2B	G3		5-3		P6		F5		5	1	1	0	0	0	0
Bobby Avila, R (1, 4) OBP: 0.389, SLG: 0.403	F7		BB 1B WP 1B	FC6 1B		5-3		1B		5	1	3	0	0	0	1
Dale Mitchell, L (1, 7) OBP: 0.313, SLG: 0.380	2B BB		WP BB 1-2 2B 1B	FC6 1-2f			6-3	K		3	2	1	0	1	0	1
Bob Kennedy, R (7, 7) OBP: 0.373, SLG: 0.385										1	0	0	0	0	1	1
Al Rosen, R (1, 5) OBP: 0.401, SLG: 0.549	F8		WP 1-2 2-3 2B BB		SH5-4 1B F9 1B		BB BB BB		P4	2	2	1	0	2	0	2
Hank Majeski, R (8, 5) OBP: 0.250, SLG: 0.438										1	0	0	0	0	0	0
Larry Doby, L (1, 8) OBP: 0.373, SLG: 0.448	1B 1-H 2-H 2B		1-H 2-H 3-H 2B		F9 SH5-4 1-2 1B		BB 1-2 BB		1B BB	3	1	3	4	2	0	0
Harry Simpson, L (1, 9) OBP: 0.342, SLG: 0.473	FC6-4 2-H 1B		1-3		SH5-4 1-2 2-3		P6		K	3	0	1	1	0	0	3
Wally Westlake, R (9, PH) OBP: 0.373, SLG: 0.478										1	0	0	0	0	1	1
George Strickland, R (1, 6) OBP: 0.388, SLG: 0.384	FC6-4 1-2f		F9		F9 2-3 3-H		BB 1-2 2-3		1B 1-2	4	0	1	1	1	0	3
Jim Hegan, R (1, 2) OBP: 0.289, SLG: 0.327		F2	F8		K		L4		F8	3	0	0	0	0	1	2
Barney McCosky, L (7, PH) OBP: 0.235, SLG: 0.375										1	0	0	0	0	0	3
Joe Tipton, R (7, 2) OBP: 0.396, SLG: 0.609										0	0	0	0	0	0	0
Joe Ginsberg, L (8, 2) OBP: 0.415, SLG: 0.333										1	0	0	0	0	0	2
Early Wynn, S (1, 1) OBP: 0.303, SLG: 0.355		P4		6-3		6-3		P6		2	0	0	0	0	0	0
Lou Brissie, L (5, 1)										0	0	0	0	0	0	0
Bob Hooper, R (5, 1) OBP: 0.250, SLG: 0.250										2	0	0	0	0	0	0
Mike Garcia, R (8, 1) OBP: 0.324, SLG: 0.389										0	0	0	0	0	0	0
Inning Stats	R: 3 E: 0 K: 0 S: 6 H: 3 LOB: 1 BB: 1 P: 10	R: 0 E: 0 K: 0 S: 3 H: 0 LOB: 0 BB: 0 P: 3	R: 3 E: 0 K: 0 S: 6 H: 3 LOB: 1 BB: 1 P: 10	R: 0 E: 0 K: 0 S: 4 H: 1 LOB: 1 BB: 0 P: 4	R: 1 E: 0 K: 1 S: 7 H: 2 LOB: 1 BB: 0 P: 7	R: 0 E: 0 K: 0 S: 3 H: 0 LOB: 0 BB: 0 P: 3	R: 0 E: 0 K: 0 S: 3 H: 0 LOB: 3 BB: 3 P: 15	R: 0 E: 0 K: 1 S: 6 H: 1 LOB: 1 BB: 0 P: 6	R: 0 E: 0 K: 1 S: 6 H: 1 LOB: 2 BB: 1 P: 10	1B: 8 2B: 3 3B: 0 HR: 0 SF: 0 SAC: 1 DP: 0 HBP: 0	WP: 1 PB: 0 SB: 0 CS: 0 PA: 44					

	AB	37
	R	7
	H	11
	RBI	6
	BB	6
	SO	3
	LOB	19

PITCHER		IP	WLS	BF	H	R	ER	SO	BB	IBB	HBP	BLK	WP	HR	S	P	ERA	WHIP
Charlie Bishop, R ERA: 4.58	(1, 1)	2.0		13	5	6	6	0	2	0	0	0	0	0	11	19	27.00	3.500
Frank Fanovich, L ERA: 3.27	(3, 1)	3.0		13	4	1	1	1	0	0	0	0	1	0	15	15	3.00	1.333
Marion Fricano, R ERA: 2.3	(6, 1)	3.0	W	13	1	0	0	1	3	0	0	0	0	0	12	24	0.00	1.333
Morrie Martin, L ERA: 4.27	(9, 1)	1.0	S	5	1	0	0	1	1	0	0	0	0	0	6	10	0.00	2.000

PITCHER	IP	WLS	BF	H	R	ER	SO	BB	IBB	HBP	BLK	WP	HR	S	P	ERA	WHIP

Batter	1	2	3	4	5	6	7	8	9	AB	R	H	RBI	BB	SO	LOB
Eddie Joost, R (1, 6) OBP: 0.405, SLG: 0.392	F8		2B BB		FC6-4 BB		G3 SH3-4 BB	1B 1B		2	1	1	2	3	0	0
Dave Philley, S (1, 9) OBP: 0.347, SLG: 0.394	F9		2B		FC6-4		SH3-4	1B		4	0	2	3	0	0	2
Eddie Robinson, L (1, 3) OBP: 0.320, SLG: 0.396	F8		L4		S 1B		G3			4	0	1	1	0	0	1
Gus Zernial, R (1, 7) OBP: 0.370, SLG: 0.574		K		K	K		P3			4	0	0	0	0	3	3
Pete Suder, R (1, 5) OBP: 0.342, SLG: 0.388		HR		F9	5-3			1-3		4	1	1	1	0	0	2
Cass Michaels, R (1, 4) OBP: 0.337, SLG: 0.380		P3		6-3		5-3		BB E 1B		4	1	1	0	0	0	0
Ed McGhee, R (1, 8) OBP: 0.362, SLG: 0.336		K			1B 1B BB	4-3 1B		E 1B BB		2	2	1	0	2	1	0
Joe Astroth, R (1, 2) OBP: 0.354, SLG: 0.331			5-3		BB 1B FC6-4 1B	4-3		F8		4	1	1	0	0	0	3
Charlie Bishop, R (1, 1) OBP: 0.087, SLG: 0.045 Frank Fanovich, L (3, 1) OBP: 0.500, SLG: 0.500 Tom Hamilton, L (5, PH) OBP: 0.176, SLG: 0.125 Marion Fricano, R (6, 1) OBP: 0.300, SLG: 0.350 Loren Babe, L (8, PH) OBP: 0.299, SLG: 0.333 Morrie Martin, L (9, 1) OBP: 0.063, SLG: 0.063			BB 2B 1B		FC6-4 BB 1B	F9		E8 1B		0 1 1 1 1 1 0	0 1 1 0 0 1 0	0 1 1 0 0 1 0	0 0 0 0 0 1 0	0 0 0 0 0 0 0	0 0 0 0 0 0 0	0 0 0 0 0 0 0
Inning Stats	R: 0 E: 0 K: 0 S: 3 H: 0 LOB: 0 BB: 0 P: 3	R: 1 E: 0 K: 2 S: 8 H: 1 LOB: 0 BB: 0 P: 8	R: 2 E: 0 K: 0 S: 4 H: 2 LOB: 0 BB: 1 P: 8	R: 0 E: 0 K: 1 S: 5 H: 0 LOB: 0 BB: 0 P: 5	R: 3 E: 0 K: 1 S: 8 H: 3 LOB: 2 BB: 2 P: 16	R: 0 E: 0 K: 0 S: 4 H: 1 LOB: 1 BB: 0 P: 4	R: 0 E: 0 K: 0 S: 3 H: 0 LOB: 1 BB: 1 P: 7	R: 3 E: 1 K: 0 S: 6 H: 4 LOB: 2 BB: 1 P: 10		1B: 9 2B: 1 3B: 0 HR: 1	SF: 0 SAC: 1 DP: 0 HBP: 0			WP: 0 PB: 0 SB: 1 CS: 0	PA: 38	

PITCHER		IP	WLS	BF	H	R	ER	SO	BB	IBB	HBP	BLK	WP	HR	S	P	ERA	WHIP
Early Wynn, R ERA: 3.82	(1, 1)	4.0		19	5	6	6	3	3	0	0	0	0	1	22	34	13.50	2.000
Lou Brissie, L ERA: 6.75	(5, 1)	0.1		2	1	0	0	0	0	0	0	0	0	0	2	2	0.00	3.000
Bob Hooper, R ERA: 4.63	(5, 1)	3.0	L	13	2	2	2	1	2	0	0	0	0	0	13	21	6.00	1.333
Mike Garcia, R ERA: 2.95	(8, 1)	0.2		4	3	1	1	0	0	0	0	0	0	0	4	4	13.50	4.500

PITCHER	IP	WLS	BF	H	R	ER	SO	BB	IBB	HBP	BLK	WP	HR	S	P	ERA	WHIP

BOTTOM

Cleveland Indians @ Philadelphia Athletics

Connie Mack Stadium, Philadelphia, PA

Tue Jun 16 1953, 3:33 AM EDT

Att. 24,143 - Unknown

livebaseballscorecards.com

AB	32
R	9
H	11
RBI	9
BB	5
SO	4
LOB	12

Batter	1	2	3	4	5	6	7	8	9	AB	R	H	RBI	BB	SO	LOB
Bill Glynn, L (1, 3) OBP: 0.315, SLG: 0.271	BBBB 4-0 1B 1B BB	x 0-0 1-3 2-H 1B		x 0-0 ② 4-3		BBBB 4-0 2B BB		x 0-0 4-3 SH1-3 1B	x 0-0 ③ F7	4	2	2	1	2	0	3
Bobby Avila, R (1, 4) OBP: 0.391, SLG: 0.425	x 0-0 ① F9	x 0-0 ① F8 3-H		x 0-0 2-H HR		x 0-0 G3 1-H 1B 2B		x 0-0 ① SH1-3 1-2		4	2	2	4	0	0	2
Dale Mitchell, L (1, 7) OBP: 0.309, SLG: 0.375	x 0-0 1B 1-3 1B 1B	x 0-0 ② F2		x 0-0 ③ L4		x 0-0 ① G3 2-3		x 0-0 ② 4-3 2-3		5	1	1	0	0	0	3
Al Rosen, R (1, 5) OBP: 0.410, SLG: 0.551	x 0-0 1B 1-2 3-H 1B	x 0-0 ③ F5			BBBB 4-0 1B G4-6-3 BB	x 0-0 S 3-H 1B		BBBB 4-0 BB		3	1	2	2	2	0	1
Larry Doby, L (1, 8) OBP: 0.369, SLG: 0.441	SSS 0-3 ② K		x 0-0 ① F8		x 0-0 ① G4-6-3 1-3 1B	SSS 0-3 ② K 1-2		x 0-0 ③ F5		5	0	1	0	0	2	5
Harry Simpson, L (1, 9) OBP: 0.336, SLG: 0.462	x 0-0 1-2 2-H 1B		x 0-0 ② F8		x 0-0 ①② G4-6-3 1-2f 3-H	x 0-0 ③ 4-3			x 0-0 ① G3	5	0	1	1	0	0	2
George Strickland, R (1, 6) OBP: 0.389, SLG: 0.377	SSS 0-3 ③ K		SSS 0-3 ③ K		x 0-0 1B 1B	x 0-0 ① F7		BBBB 4-0 2B BB		4	0	1	0	1	2	2
Joe Ginsberg, L (1, 2) OBP: 0.414, SLG: 0.339		x 0-0 BB 1B 1B		x 0-0 ① 5-3	x 0-0 1-3 1B	x 0-0 ② 6-3		x 0-0 ② P4		5	1	2	0	0	0	1
Bob Feller, R (1, 1) OBP: 0.292, SLG: 0.158 Bill Wight, L (4, 1) OBP: 0.333, SLG: 0.333 Art Houtteman, R (7, 1) OBP: 0.200, SLG: 0.450		BBBB 4-0 1B 1-2 F8 BB		x 0-0 HR 2B	SSS 0-3 ③ K	x 0-0 ③ 4-3		x 0-0 1-3 2B		1 2 1	2 0 0	1 0 1	0 0 0	1 0 0	0 1 0	0 2 0
Inning Stats	R: 2 E: 0 K: 2 S: 10 H: 3 LOB: 2 BB: 1 P: 14	R: 2 E: 0 K: 0 S: 5 H: 2 LOB: 1 BB: 1 P: 9	R: 0 E: 0 K: 1 S: 5 H: 0 LOB: 0 BB: 0 P: 5	R: 2 E: 0 K: 0 S: 5 H: 2 LOB: 0 BB: 0 P: 5	R: 1 E: 0 K: 1 S: 7 H: 3 LOB: 2 BB: 1 P: 11	R: 2 E: 0 K: 1 S: 7 H: 2 LOB: 1 BB: 1 P: 11	R: 0 E: 0 K: 0 S: 3 H: 0 LOB: 0 BB: 0 P: 3	R: 0 E: 0 K: 0 S: 4 H: 1 LOB: 2 BB: 1 P: 8	R: 0 E: 0 K: 0 S: 4 H: 1 LOB: 2 BB: 1 P: 8	1B: 10 2B: 3 3B: 0 HR: 1 SF: 0 SAC: 1 DP: 1 HBP: 0						

TOP

Cleveland Indians @ Philadelphia Athletics
Connie Mack Stadium, Philadelphia, PA
Wed Jun 17 1953, 3:33 AM EDT
Att. 7,121 - Unknown

livebaseballscorecards.com

AB	39
R	9
H	14
RBI	8
BB	6
SO	5
LOB	21

WP: 0 PA: 46
PB: 0
SB: 1
CS: 0

PITCHER		IP	WLS	BF	H	R	ER	SO	BB	IBB	HBP	BLK	WP	HR	S	P	ERA	WHIP
Harry Byrd, R ERA: 4.89	(1, 1)	4.0	L	21	7	6	6	3	2	0	0	0	0	1	25	33	13.50	2.250
Frank Fanovich, L ERA: 4.85	(5, 1)	2.0		12	5	3	3	2	2	0	0	0	0	0	14	22	13.50	3.500
Marion Fricano, R ERA: 2.26	(7, 1)	1.0		3	0	0	0	0	0	0	0	0	0	0	3	3	0.00	0.000
Morrie Martin, L ERA: 4.12	(8, 1)	2.0		10	2	0	0	0	2	0	0	0	0	0	8	16	0.00	2.000

PITCHER	IP	WLS	BF	H	R	ER	SO	BB	IBB	HBP	BLK	WP	HR	S	P	ERA	WHIP

Batter	1	2	3	4	5	6	7	8	9	AB	R	H	RBI	BB	SO	LOB
Eddie Joost, R (1, 6) OBP: 0.405, SLG: 0.388	F8		2B 1B	1B 1-2 2-3 BB		6-3		K		4	1	1	0	1	1	0
Dave Philley, S (1, 9) OBP: 0.352, SLG: 0.400	1B 4-3 1B		1-H 2B	K		2B BB		F8		4	2	2	1	1	1	3
Eddie Robinson, L (1, 3) OBP: 0.326, SLG: 0.404	4-3 1-3 1B		4-3	1-3 2-H 3-H 1B		FC5 1-H 2B		G3		5	0	3	3	0	0	1
Gus Zernial, R (1, 7) OBP: 0.367, SLG: 0.563	4-3 1-2 3-H		G1-6-3 BB	K		FC5 2-3			6-3	4	0	0	1	1	1	4
Pete Suder, R (1, 5) OBP: 0.338, SLG: 0.393	F9		G1-6-3 1-2f		3B		1-3		G3	5	0	1	0	0	0	3
Cass Michaels, R (1, 4) OBP: 0.339, SLG: 0.406		F8		HR	K		2B		K	5	1	2	1	0	2	1
Ed McGhee, R (1, 8) OBP: 0.359, SLG: 0.333		K		FC6-4 1B	F3		5-3			4	0	1	0	0	1	2
Joe Astroth, R (1, 2) OBP: 0.358, SLG: 0.325		BB		FC6-4 BB BB 1-2f 1B	5-3		BB			2	1	0	0	2	0	2
Harry Byrd, R (1, 1) OBP: 0.229, SLG: 0.206 Tom Hamilton, L (4, PH) OBP: 0.222, SLG: 0.125 Frank Fanovich, L (5, 1) OBP: 0.500, SLG: 0.500 Carl Scheib, R (6, PH) OBP: 0.150, SLG: 0.105 Marion Fricano, R (7, 1) OBP: 0.300, SLG: 0.350 Kite Thomas, R (7, PH) OBP: 0.175, SLG: 0.132 Morrie Martin, L (8, 1) OBP: 0.063, SLG: 0.063	F9			BB 1-2 1B BB		6-3	K			1 0 0 0 0 0 1 0 1 0 0 1 0 0 0 0 0 0 0 0 0 1 0 0 0 0 0 0 0 0 0 0 0 0 0 1 0 0 0 0 1 2 0 0 0 0 0 0 0						
Inning Stats	R: 1 E: 0 K: 0 S: 5 H: 2 LOB: 1 BB: 0 P: 5	R: 0 E: 0 K: 1 S: 5 H: 0 LOB: 1 BB: 1 P: 9	R: 1 E: 0 K: 0 S: 4 H: 2 LOB: 1 BB: 1 P: 8	R: 3 E: 0 K: 2 S: 10 H: 3 LOB: 2 BB: 2 P: 18	R: 0 E: 0 K: 1 S: 6 H: 1 LOB: 1 BB: 0 P: 6	R: 1 E: 0 K: 0 S: 4 H: 1 LOB: 1 BB: 1 P: 8	R: 0 E: 0 K: 1 S: 6 H: 1 LOB: 2 BB: 1 P: 10	R: 0 E: 0 K: 1 S: 5 H: 0 LOB: 0 BB: 0 P: 5	R: 0 E: 0 K: 1 S: 5 H: 0 LOB: 0 BB: 0 P: 5	1B: 5 2B: 3 3B: 1 HR: 1	SF: 0 SAC: 0 DP: 1 HBP: 0						

PITCHER		IP	WLS	BF	H	R	ER	SO	BB	IBB	HBP	BLK	WP	HR	S	P	ERA	WHIP
Bob Feller, R ERA: 4.31	(1, 1)	3.1		19	6	5	5	1	4	0	0	0	0	1	17	33	13.50	3.000
Bill Wight, L ERA: 7.53	(4, 1)	3.1	W	16	4	1	1	3	2	0	0	0	0	0	20	28	2.70	1.800
Art Houtteman, R ERA: 5.7	(7, 1)	2.1	S	7	0	0	0	3	0	0	0	0	0	0	13	13	0.00	0.000

PITCHER	IP	WLS	BF	H	R	ER	SO	BB	IBB	HBP	BLK	WP	HR	S	P	ERA	WHIP

BOTTOM

Cleveland Indians @ Philadelphia Athletics

Connie Mack Stadium, Philadelphia, PA

Wed Jun 17 1953, 3:33 AM EDT

Att. 7,121 - Unknown

livebaseballscorecards.com

AB	36
R	6
H	10
RBI	6
BB	6
SO	7
LOB	19

WP: 0 PA: 42
PB: 0
SB: 0
CS: 0

Batter	1	2	3	4	5	6	7	8	9	10	11	12	AB	R	H	RBI	BB	SO	LOB
Bill Glynn, L (1, 3) OBP: 0.312, SLG: 0.264	F8		SH5-3 1-2	FC6-4 1-2 2-3 BB			F9		F7			FC5-6 E 1B F9 1-2f	4	1	0	0	1	0	3
Bobby Avila, R (1, 4) OBP: 0.385, SLG: 0.417	K		5-3	FC6-4 1-2f			5-3		F8			E3 F9 BB 1B 1-3 1B	6	1	1	0	0	1	6
Dale Mitchell, L (1, 7) OBP: 0.308, SLG: 0.372	1B		4-3		F5			F7		5-3		BB 1B 1-2	4	0	1	0	0	0	1
Bob Kennedy, R (9, 7) OBP: 0.377, SLG: 0.379													1	0	0	0	1	0	0
Al Rosen, R (1, 5) OBP: 0.412, SLG: 0.569	F3			4-3 1B 2B	CS 1B			HR		F3		F9 2-3 3-H	6	2	3	2	0	0	3
Larry Doby, L (1, 8) OBP: 0.364, SLG: 0.432		G3		4-3 2-3	K 1-2			K		L3		1B 1-2 3-H	6	0	1	1	0	2	2
Harry Simpson, L (1, 9) OBP: 0.328, SLG: 0.443		4-3		1B 1B BB		F4		4-3			F9	F9	5	1	0	0	1	0	2
George Strickland, R (1, 6) OBP: 0.379, SLG: 0.378		2B		F3		K			L4		5-3		5	0	1	0	0	1	2
Joe Ginsberg, L (1, 2) OBP: 0.419, SLG: 0.365		1-3		BB 1B 1-3 3-H 1B		4-3			1B 2B		5-3		4	0	2	1	0	0	1
Jim Hegan, R (9, PR) OBP: 0.287, SLG: 0.324													1	1	0	0	0	0	0
(9, 2)																			
Bob Lemon, L (1, 1) OBP: 0.268, SLG: 0.333			SH5-3 BB	BB 1B 1-2 3-H 1B			F7		1B 2-H			FC5-6 1B	3	0	2	2	1	0	0
Hank Majeski, R (12, PH) OBP: 0.294, SLG: 0.471													1	0	1	0	0	0	0
Owen Friend, R (12, PR) OBP: 0.233, SLG: 0.313													0	0	0	0	0	0	0
Art Houtteman, R (12, 1) OBP: 0.200, SLG: 0.450													0	0	0	0	0	0	0
Inning Stats	R: 0 E: 0 K: 1 S: 6 / H: 1 LOB: 1 BB: 0 P: 6	R: 0 E: 0 K: 0 S: 4 / H: 1 LOB: 1 BB: 0 P: 4	R: 0 E: 0 K: 0 S: 3 / H: 0 LOB: 1 BB: 1 P: 7	R: 2 E: 0 K: 0 S: 6 / H: 3 LOB: 3 BB: 2 P: 14	R: 0 E: 0 K: 1 S: 5 / H: 1 LOB: 1 BB: 0 P: 5	R: 0 E: 0 K: 1 S: 5 / H: 0 LOB: 0 BB: 0 P: 5	R: 0 E: 0 K: 0 S: 3 / H: 0 LOB: 0 BB: 0 P: 3	R: 1 E: 0 K: 1 S: 6 / H: 1 LOB: 0 BB: 0 P: 6	R: 1 E: 0 K: 0 S: 5 / H: 2 LOB: 2 BB: 0 P: 5	R: 0 E: 0 K: 0 S: 3 / H: 0 LOB: 0 BB: 0 P: 3	R: 0 E: 0 K: 0 S: 3 / H: 0 LOB: 0 BB: 0 P: 3	R: 2 E: 1 K: 0 S: 6 / H: 3 LOB: 2 BB: 1 P: 10						

PITCHER	IP	WLS	BF	H	R	ER	SO	BB	IBB	HBP	BLK	WP	HR	S	P	ERA	WHIP
Carl Scheib, R (1, 1) ERA: 3.78	8.1		36	9	4	4	4	3	0	0	0	0	1	41	53	4.32	1.440
Morrie Martin, L (9, 1) ERA: 4.17	3.2	L	15	3	2	2	0	1	0	0	0	0	0	14	18	4.91	1.091

PITCHER	IP	WLS	BF	H	R	ER	SO	BB	IBB	HBP	BLK	WP	HR	S	P	ERA	WHIP

TOP

Cleveland Indians @ Philadelphia Athletics

Connie Mack Stadium, Philadelphia, PA

Thu Jun 18 1953, 3:33 AM EDT

Att. 3,770 - Unknown

livebaseballscorecards.com

AB	46
R	6
H	12
RBI	6
BB	4
SO	4
LOB	20

1B: 8	SF: 0	WP: 0	PA: 51
2B: 4	SAC: 1	PB: 0	
3B: 0	DP: 1	SB: 0	
HR: 1	HBP: 0	CS: 1	

Cleveland Indians @ Philadelphia Athletics

Connie Mack Stadium, Philadelphia, PA

Thu Jun 18 1953, 3:33 AM EDT

Att. 3,770 - Unknown

livebaseballscorecards.com

BOTTOM

Batter	1	2	3	4	5	6	7	8	9	10	11	12	AB	R	H	RBI	BB	SO	LOB
Eddie Joost, R (1, 6) OBP: 0.400, SLG: 0.383	K		6-3		1B F9 1B 1-2		SH1-4 1-2		F3			K	5	1	1	0	0	2	0
Dave Philley, S (1, 9) (10, 8) OBP: 0.351, SLG: 0.398	4-3 1B 1B		4-3		F9 1B 1-3 2-H		3-1 2-3			F9		K	6	1	2	1	0	1	1
Eddie Robinson, L (1, 3) OBP: 0.322, SLG: 0.398	4-3 1-2			G3	F9 1-2 3-H		F7			FC5-4 1B		F4	6	0	1	1	0	0	3
Gus Zernial, R (1, 7) OBP: 0.363, SLG: 0.555	2-H 1B			F7	K			5-3		FC5-4 1B 1-2f			5	0	1	1	0	1	2
Pete Suder, R (1, 5) OBP: 0.340, SLG: 0.390	4-3			BB BB 1-2		F5		6-3		1B 1-2			4	0	1	0	1	0	1
Cass Michaels, R (1, 4) OBP: 0.335, SLG: 0.396		P1				5-3		E4 CS		4-3			4	0	0	0	1	0	2
Ed McGhee, R (1, 8) OBP: 0.359, SLG: 0.328		P4		6-3		E S BB		CS 1-2	4-3		F7		2	0	0	0	1	0	2
Loren Babe, L (9, PH) OBP: 0.297, SLG: 0.331													1	0	0	0	0	0	0
Kite Thomas, R (10, 9) OBP: 0.171, SLG: 0.128													1	0	0	0	0	0	0
Joe Astroth, R (1, 2) OBP: 0.359, SLG: 0.351	4-3				1B 1B 1B	1-3 1-3			HR		F4		5	2	2	1	0	0	1
Carl Scheib, R (1, 1) OBP: 0.174, SLG: 0.136			1-3		F9		3-1 SH1-4 1B		K		6-3		3	0	1	0	0	0	1
Morrie Martin, L (9, 1) OBP: 0.056, SLG: 0.056													2	0	0	0	0	1	0
Inning Stats	R: 1 H: 2 E: 0 LOB: 1 K: 1 BB: 0 S: 7 P: 7		R: 0 H: 0 E: 0 LOB: 0 K: 0 BB: 0 S: 3 P: 3		R: 0 H: 0 E: 0 LOB: 0 K: 0 BB: 0 S: 3 P: 3	R: 0 H: 0 E: 0 LOB: 2 K: 0 BB: 2 S: 3 P: 11	R: 2 H: 3 E: 0 LOB: 1 K: 1 BB: 0 S: 8 P: 8	R: 0 H: 0 E: 0 LOB: 1 K: 0 BB: 1 S: 3 P: 7	R: 0 H: 1 E: 0 LOB: 1 K: 0 BB: 0 S: 4 P: 4	R: 0 H: 0 E: 1 LOB: 0 K: 0 BB: 0 S: 3 P: 3	R: 1 H: 1 E: 0 LOB: 0 K: 1 BB: 0 S: 6 P: 6	R: 0 H: 2 E: 0 LOB: 2 K: 0 BB: 0 S: 5 P: 5	R: 0 H: 0 E: 0 LOB: 0 K: 0 BB: 0 S: 3 P: 3	R: 0 H: 0 E: 0 LOB: 0 K: 2 BB: 0 S: 7 P: 7						

AB	44
R	4
H	9
RBI	4
BB	3
SO	5
LOB	13

PITCHER	IP	WLS	BF	H	R	ER	SO	BB	IBB	HBP	BLK	WP	HR	S	P	ERA	WHIP		
Bob Lemon, R (1, 1) ERA: 2.63	11.0	W	45	9	4	4	3	3	0	0	0	0	1	48	60	3.27	1.091		
Art Houtteman, R (12, 1) ERA: 5.63	1.0	S	3	0	0	0	2	0	0	0	0	0	0	7	7	0.00	0.000		

PITCHER	IP	WLS	BF	H	R	ER	SO	BB	IBB	HBP	BLK	WP	HR	S	P	ERA	WHIP		

1B: 8	SF: 0	WP: 0	PA: 49
2B: 0	SAC: 1	PB: 0	
3B: 0	DP: 0	SB: 1	
HR: 1	HBP: 0	CS: 1	

Batter	1	2	3	4	5	6	7	8	9	AB	R	H	RBI	BB	SO	LOB
Nellie Fox, L (1, 4) OBP: 0.291, SLG: 0.319	SH3-4 BB 1B	BBB BB		F8 2-3 3-H		BB 1B		F5		4	0	2	1	1	0	2
Ferris Fain, L (1, 3) OBP: 0.397, SLG: 0.389	BBBB 1-2 SH3-4 BB	6-3		F9		BBBB 1-2 G5-4-3 BB			3-1	3	0	0	0	2	0	3
Minnie Minoso, R (1, 7) OBP: 0.428, SLG: 0.404	SH3-4 1-2 2-3	SSS K			F8	G5-4-3 1-2f			2B 2B	4	1	1	0	0	1	2
Sam Mele, R (1, 9) OBP: 0.391, SLG: 0.437	SSS K	F8			1B 1B 1B		F9		F7	5	1	1	0	0	1	3
Jim Rivera, L (1, 8) OBP: 0.347, SLG: 0.395	IIII IBB	F8			P5		F7		IIII 2B IBB	3	1	0	0	2	0	1
Bob Elliott, R (1, 5) OBP: 0.386, SLG: 0.414	6-3			1B BB 4-3 1B	1-2 1B 1B		5-3		1-H 2-H 2B	5	1	3	2	0	0	3
Sherm Lollar, R (1, 2) OBP: 0.420, SLG: 0.488		BBBB 2B		4-3 1B 1-2 F8 BB	1-2 2-H FC6-4 1B			BBBB 2B	BBBB BB	3	1	3	1	2	0	0
Chico Carrasquel, R (1, 6) OBP: 0.304, SLG: 0.339		L9		F8 4-3 1-2 2-3 1B	FC6-4 1-2f			6-3	L7	5	0	1	0	0	0	6
Sandy Consuegra, R (1, 1) OBP: 0.077, SLG: 0.077 Harry Dorish, R (9, 1) OBP: 0.143, SLG: 0.143		4-3		4-3 1-2 2-3 3-H		P4		5-3		4 0	0 0	0 0	1 0	0 0	0 0	4 0
Inning Stats	R: 0 E: 0 K: 1 S: 6 H: 1 LOB: 3 BB: 2 P: 14	R: 0 E: 0 K: 0 S: 4 H: 1 LOB: 2 BB: 1 P: 8	R: 0 E: 0 K: 1 S: 5 H: 0 LOB: 0 BB: 0 P: 5	R: 2 E: 0 K: 0 S: 5 H: 2 LOB: 1 BB: 1 P: 9	R: 1 E: 0 K: 0 S: 6 H: 3 LOB: 2 BB: 0 P: 6	R: 0 E: 0 K: 0 S: 3 H: 1 LOB: 1 BB: 1 P: 7	R: 0 E: 0 K: 0 S: 3 H: 0 LOB: 0 BB: 0 P: 3	R: 0 E: 0 K: 0 S: 4 H: 1 LOB: 1 BB: 0 P: 4	R: 2 E: 0 K: 0 S: 5 H: 2 LOB: 2 BB: 2 P: 13	1B: 7 2B: 4 3B: 0 HR: 0	SF: 0 SAC: 1 DP: 1 HBP: 0						

PITCHER	IP	WLS	BF	H	R	ER	SO	BB	IBB	HBP	BLK	WP	HR	S	P	ERA	WHIP
Marion Fricano, R (1, 1) ERA: 2.64	9.0	L	44	11	5	5	2	5	2	0	0	0	0	41	69	5.00	1.778

PITCHER	IP	WLS	BF	H	R	ER	SO	BB	IBB	HBP	BLK	WP	HR	S	P	ERA	WHIP

TOP

Chicago White Sox @ Philadelphia Athletics

Connie Mack Stadium, Philadelphia, PA

Fri Jun 19 1953, 3:33 AM EDT

Att. 5,023 - Unknown

livebaseballscorecards.com

AB	36
R	5
H	11
RBI	5
BB	7
SO	2
LOB	24

1B: 7	SF: 0	WP: 0	PA: 44
2B: 4	SAC: 1	PB: 0	
3B: 0	DP: 1	SB: 0	
HR: 0	HBP: 0	CS: 0	

BOTTOM

Chicago White Sox @ Philadelphia Athletics
Connie Mack Stadium, Philadelphia, PA
Fri Jun 19 1953, 3:33 AM EDT
Att. 5,023 - Unknown

livebaseballscorecards.com

Batter	1	2	3	4	5	6	7	8	9	AB	R	H	RBI	BB	SO	LOB
Eddie Joost, R (1, 6) OBP: 0.401, SLG: 0.384	6-3		E6 1B		6-3			K	6-3	2	0	1	0	0	0	0
Joe Demaestri, R (3, PR) (4, 6) OBP: 0.310, SLG: 0.346										2	0	0	0	0	1	0
Kite Thomas, R (9, PH) OBP: 0.167, SLG: 0.125										1	0	0	0	0	0	1
Dave Philley, S (1, 9) OBP: 0.353, SLG: 0.397	FC3-6 1B		F8		6-3			BB		3	0	1	0	1	0	1
Eddie Robinson, L (1, 3) OBP: 0.317, SLG: 0.392	FC3-6 1-2f		3-1			3-1		F7		4	0	0	0	0	0	3
Gus Zernial, R (1, 7) OBP: 0.361, SLG: 0.548	F8		F7			F7		FC5-4 1-2 BB		3	0	0	0	1	0	2
Pete Suder, R (1, 5) OBP: 0.347, SLG: 0.411		1B 3B		FC2-6-5 2B		FC5-4 1B		FC5-4 1-2f		4	1	3	0	0	0	2
Cass Michaels, R (1, 4) OBP: 0.339, SLG: 0.399		SH1-3 3-H 1B		FC2-6-5 2-3		FC5-4 1-2f			FC4-6 1B	4	0	2	1	0	0	2
Ed McGhee, R (1, 8) OBP: 0.354, SLG: 0.323	SH1-3 1-2		F3			L5			FC4-6 1-2f 2B	2	0	0	0	0	0	1
Tom Hamilton, L (9, PH) OBP: 0.211, SLG: 0.118										1	1	0	0	0	0	1
Joe Astroth, R (1, 2) OBP: 0.357, SLG: 0.356	6-3		4-3			5-3			1-H 2B	4	0	1	1	0	0	2
Marion Fricano, R (1, 1) OBP: 0.261, SLG: 0.304	4-3				1-3				P3	3	0	0	0	0	1	1
Loren Babe, L (9, PH) OBP: 0.295, SLG: 0.328										1	0	0	0	0	0	1
Inning Stats	R: 0 H: 1 E: 0 LOB: 1 K: 0 BB: 0 S: 4 P: 4	R: 1 H: 2 E: 0 LOB: 1 K: 0 BB: 0 S: 5 P: 5	R: 0 H: 1 E: 1 LOB: 1 K: 0 BB: 0 S: 4 P: 4	R: 0 H: 1 E: 0 LOB: 1 K: 0 BB: 0 S: 4 P: 4	R: 0 H: 0 E: 0 LOB: 0 K: 0 BB: 0 S: 3 P: 3	R: 0 H: 1 E: 0 LOB: 1 K: 0 BB: 0 S: 4 P: 4	R: 0 H: 0 E: 0 LOB: 0 K: 1 BB: 0 S: 5 P: 5	R: 0 H: 0 E: 0 LOB: 2 K: 1 BB: 2 S: 5 P: 13	R: 1 H: 2 E: 0 LOB: 1 K: 0 BB: 0 S: 5 P: 5	1B: 5 SF: 0 2B: 2 SAC: 1 3B: 1 DP: 0 HR: 0 HBP: 0						

	AB	34
	R	2
	H	8
	RBI	2
	BB	2
	SO	2
	LOB	17

WP: 0 PA: 37
PB: 0
SB: 0
CS: 0

PITCHER		IP	WLS	BF	H	R	ER	SO	BB	IBB	HBP	BLK	WP	HR	S	P	ERA	WHIP
Sandy Consuegra, R ERA: 3.12	(1, 1)	8.1	W	35	8	2	2	2	2	0	0	0	0	0	37	45	2.16	1.200
Harry Dorish, R ERA: 2.21	(9, 1)	0.2	S	2	0	0	0	0	0	0	0	0	0	0	2	2	0.00	0.000

PITCHER	IP	WLS	BF	H	R	ER	SO	BB	IBB	HBP	BLK	WP	HR	S	P	ERA	WHIP

Batter	1	2	3	4	5	6	7	8	9	AB	R	H	RBI	BB	SO	LOB
Nellie Fox, L (1, 4) OBP: 0.293, SLG: 0.317	G3	4-3			F8			BB, 1B	BB	4	1	1	0	1	0	1
Ferris Fain, L (1, 3) OBP: 0.401, SLG: 0.386	FC4-6, BB		FC1-6, BB		K			BB, 1B, 1-2	F9	2	1	0	0	3	1	1
Minnie Minoso, R (1, 7) OBP: 0.423, SLG: 0.399	FC4-6, BB, 1-2f		FC1-6, 1B, 1-2f		F7			F9, 1B, 1-2, 2-H	K	5	1	1	1	0	1	3
Sam Mele, R (1, 9) OBP: 0.393, SLG: 0.435	BB, 1-2		F2			K		HR, 1B, 1-3, 2-H		3	1	1	1	1	1	1
Jim Rivera, L (1, 8) OBP: 0.346, SLG: 0.392	4-3		1B, 1-2			P4		F9, 3-H		4	0	1	1	0	0	3
Bob Elliott, R (1, 5) OBP: 0.388, SLG: 0.439		2B, G3	L8			5-3		HR, 1-H		4	2	2	2	0	0	2
Red Wilson, R (1, 2) OBP: 0.389, SLG: 0.372		G3, 2-3		5-6-3			6-3	F3		4	0	0	0	0	0	1
Chico Carrasquel, R (1, 6) OBP: 0.307, SLG: 0.339		SH1-3, 1B, 3-H		5-3			BB, G4-6-3	F6		3	0	1	1	1	0	0
Billy Pierce, L (1, 1) OBP: 0.176, SLG: 0.125		SH1-3, 1-2		L9			G4-6-3, 1-2f		6-3	1	0	0	0	0	0	0
Tom Wright, L (7, PH) OBP: 0.316, SLG: 0.370										1	0	0	0	0	0	1
Mike Fornieles, R (7, 1) OBP: 0.125, SLG: 0.133										0	0	0	0	0	0	0
Harry Dorish, R (8, 1) OBP: 0.136, SLG: 0.136										1	0	0	0	0	0	0

TOP

Chicago White Sox @ Philadelphia Athletics
Connie Mack Stadium, Philadelphia, PA
Sat Jun 20 1953, 3:33 AM EDT
Att. 2,922 - Unknown

livebaseballscorecards.com

AB	32
R	6
H	7
RBI	6
BB	6
SO	3
LOB	13

Inning Stats	1	2	3	4	5	6	7	8	9
	R: 0 E: 0 K: 0 S: 3	H: 0 LOB: 2 BB: 2 P: 11	R: 1 E: 0 K: 0 S: 5	H: 2 LOB: 1 BB: 0 P: 5	R: 0 E: 0 K: 0 S: 4	H: 1 LOB: 2 BB: 1 P: 8	R: 0 E: 0 K: 0 S: 3	H: 0 LOB: 0 BB: 0 P: 3	R: 0 E: 0 K: 1 S: 5	H: 0 LOB: 0 BB: 0 P: 5	R: 0 E: 0 K: 1 S: 5	H: 0 LOB: 0 BB: 0 P: 5	R: 0 E: 0 K: 0 S: 2	H: 0 LOB: 0 BB: 1 P: 6	R: 5 E: 0 K: 0 S: 7	H: 4 LOB: 0 BB: 1 P: 11	R: 0 E: 0 K: 1 S: 5	H: 0 LOB: 1 BB: 1 P: 9

1B: 5	SF: 0	WP: 0	PA: 39
2B: 1	SAC: 1	PB: 0	
3B: 0	DP: 1	SB: 0	
HR: 1	HBP: 0	CS: 0	

PITCHER		IP	WLS	BF	H	R	ER	SO	BB	IBB	HBP	BLK	WP	HR	S	P	ERA	WHIP
Charlie Bishop, R ERA: 4.64	(1, 1)	7.0		30	5	4	4	2	5	0	0	0	0	0	29	49	5.14	1.429
Morrie Martin, L ERA: 4.4	(8, 1)	1.0	L	5	2	2	2	0	0	0	0	0	0	1	5	5	18.00	2.000
Bobo Newsom, R ERA: 3.38	(9, 1)	1.0		4	0	0	0	1	1	0	0	0	0	0	5	9	0.00	1.000

PITCHER	IP	WLS	BF	H	R	ER	SO	BB	IBB	HBP	BLK	WP	HR	S	P	ERA	WHIP

BOTTOM

Chicago White Sox @ Philadelphia Athletics
Connie Mack Stadium, Philadelphia, PA
Sat Jun 20 1953, 3:33 AM EDT
Att. 2,922 - Unknown

livebaseballscorecards.com

Batter	1	2	3	4	5	6	7	8	9	AB	R	H	RBI	BB	SO	LOB
Joe Demaestri, R (1, 6) OBP: 0.323, SLG: 0.345	BBBB 4-0 CS BB		x 0-0 ① P4			x 0-0 ① 5-3		x 0-0 3-1 BB 1B		3	0	1	0	1	0	0
Dave Philley, S (1, 9) OBP: 0.353, SLG: 0.397	x 0-0 ①② F7 1-2		x 0-0 ② 4-3			x 0-0 1B F8 1B		BBBB 4-0 3-1 1-2 BB		3	1	1	0	0	0	1
Kite Thomas, R (7, 9) OBP: 0.186, SLG: 0.125										0	0	0	0	1	0	0
Eddie Robinson, L (1, 3) OBP: 0.316, SLG: 0.390	SSS 0-3 ③ K		x 0-0 ③ 4-3			x 0-0 FC6-4 1-3 1B		x 0-0 ② 3-1 1-2 2-3		4	0	1	0	0	1	2
Gus Zernial, R (1, 7) OBP: 0.360, SLG: 0.556		x 0-0 HR		x 0-0 ① P4		x 0-0 ② F8 3-H		x 0-0 ③ F5		4	1	1	2	0	0	3
Pete Suder, R (1, 5) OBP: 0.341, SLG: 0.404		x 0-0 ① P4		x 0-0 ② L7		x 0-0 ③ FC6-4 1-2f			x 0-0 ① 1-3	4	0	0	0	0	0	1
Cass Michaels, R (1, 4) OBP: 0.337, SLG: 0.395		x 0-0 1B 2B 1B		x 0-0 ③ L7			SSS 0-3 ① K		SSS 0-3 ② K	4	1	1	0	0	2	0
Ed McGhee, R (1, 8) OBP: 0.358, SLG: 0.328		x 0-0 1-2 2B 1B			x 0-0 ① P5		SSS 0-3 ② K		x 0-0 1B	4	1	2	0	0	1	0
Joe Astroth, R (1, 2) OBP: 0.354, SLG: 0.360		x 0-0 CS 1-H 2-H 2B			x 0-0 ② 5-3		x 0-0 ③ F9		x 0-0 ③ F7	4	0	1	2	0	0	1
Charlie Bishop, R (1, 1) OBP: 0.080, SLG: 0.042		SSS 0-3 ②③ K 2-3			x 0-0 ③ 3-1			x 0-0 ① 6-3		2	0	0	0	0	1	1
Morrie Martin, L (8, 1) OBP: 0.056, SLG: 0.056										0	0	0	0	0	0	0
Tom Hamilton, L (8, PH) OBP: 0.200, SLG: 0.111										1	0	0	0	0	0	0
Bobo Newsom, R (9, 1)										0	0	0	0	0	0	0
Inning Stats	R: 0 E: 0 K: 1 S: 4 H: 0 LOB: 0 BB: 1 P: 8	R: 3 E: 0 K: 1 S: 8 H: 4 LOB: 0 BB: 0 P: 8	R: 0 E: 0 K: 0 S: 3 H: 0 LOB: 0 BB: 0 P: 3	R: 0 E: 0 K: 0 S: 3 H: 0 LOB: 0 BB: 0 P: 3	R: 0 E: 0 K: 0 S: 3 H: 0 LOB: 0 BB: 0 P: 3	R: 1 E: 0 K: 0 S: 5 H: 2 LOB: 1 BB: 0 P: 5	R: 0 E: 0 K: 2 S: 7 H: 0 LOB: 0 BB: 0 P: 7	R: 0 E: 0 K: 0 S: 4 H: 1 LOB: 2 BB: 1 P: 8	R: 0 E: 0 K: 1 S: 6 H: 1 LOB: 1 BB: 0 P: 6	1B: 6 2B: 1 3B: 0 HR: 1	SF: 0 SAC: 0 DP: 0 HBP: 0			WP: 0 PB: 0 SB: 0 CS: 2	PA: 35		

	AB	33
	R	4
	H	8
	RBI	4
	BB	2
	SO	5
	LOB	9

PITCHER		IP	WLS	BF	H	R	ER	SO	BB	IBB	HBP	BLK	WP	HR	S	P	ERA	WHIP
Billy Pierce, L ERA: 3.17	(1, 1)	6.0		23	6	4	4	2	1	0	0	0	0	1	26	30	6.00	1.167
Mike Fornieles, R ERA: 3.43	(7, 1)	1.1		6	1	0	0	2	1	0	0	0	0	0	9	13	0.00	1.500
Harry Dorish, R ERA: 2.15	(8, 1)	1.2	W	6	1	0	0	1	0	0	0	0	0	0	8	8	0.00	0.600

PITCHER	IP	WLS	BF	H	R	ER	SO	BB	IBB	HBP	BLK	WP	HR	S	P	ERA	WHIP

Batter	1	2	3	4	5	6	7	8	9	AB	R	H	RBI	BB	SO	LOB
Nellie Fox, L (1, 4) OBP: 0.292, SLG: 0.316	F7		4-3		1B BB 1B		P6			4	0	1	0	0	0	0
Ferris Fain, L (1, 3) OBP: 0.406, SLG: 0.387	BB		E 1B 1B		1-2 BB		F8			2	0	1	0	2	0	0
Minnie Minoso, R (1, 7) OBP: 0.421, SLG: 0.396	F8		L8		1-2 2-3 1B		F4			4	0	1	0	0	0	2
Sam Mele, R (1, 9) OBP: 0.390, SLG: 0.432	P5		E 1-2 1B		P6			F5		4	0	1	0	0	0	4
Jim Rivera, L (1, 8) OBP: 0.345, SLG: 0.390		E 1B	E4 1-2 2-3		F3			L4		4	0	1	0	0	0	5
Bob Elliott, R (1, 5) OBP: 0.381, SLG: 0.429		E4 1-2	F2		5-3			F8		4	0	0	0	0	0	7
Sherm Lollar, R (1, 2) OBP: 0.422, SLG: 0.488		K	F7		G5-4-3 1B			G4-6-3 1B		4	0	2	0	0	1	2
Chico Carrasquel, R (1, 6) OBP: 0.304, SLG: 0.335 Tom Wright, L (9, PH) OBP: 0.313, SLG: 0.365		K	P6		G5-4-3 1-2f			G4-6-3 1-2f		3 1	0 0	0 0	0 0	0 0	1 0	3 1
Joe Dobson, R (1, 1) OBP: 0.077, SLG: 0.115 Bud Stewart, L (9, PH) OBP: 0.200, SLG: 0.200		F8	5-3		F9			F8		3 1	0 0	0 0	0 0	0 0	0 0	2 0
Inning Stats	R: 0 H: 0 E: 0 LOB: 1 K: 0 BB: 1 S: 3 P: 7	R: 0 H: 1 E: 1 LOB: 2 K: 2 BB: 0 S: 9 P: 9	R: 0 H: 2 E: 1 LOB: 3 K: 0 BB: 0 S: 6 P: 6	R: 0 H: 0 E: 0 LOB: 0 K: 0 BB: 0 S: 3 P: 3	R: 0 H: 2 E: 0 LOB: 3 K: 0 BB: 1 S: 5 P: 9	R: 0 H: 1 E: 0 LOB: 0 K: 0 BB: 0 S: 3 P: 3	R: 0 H: 0 E: 0 LOB: 0 K: 0 BB: 0 S: 3 P: 3	R: 0 H: 0 E: 0 LOB: 0 K: 0 BB: 0 S: 3 P: 3	R: 0 H: 1 E: 0 LOB: 0 K: 0 BB: 0 S: 3 P: 3	1B: 7 SF: 0 2B: 0 SAC: 0 3B: 0 DP: 2 HR: 0 HBP: 0				WP: 0 PA: 36 PB: 0 SB: 0 CS: 0		

PITCHER	IP	WLS	BF	H	R	ER	SO	BB	IBB	HBP	BLK	WP	HR	S	P	ERA	WHIP
Harry Byrd, R (1, 1) ERA: 4.46	9.0	W	36	7	0	0	2	2	0	0	0	0	0	38	46	0.00	1.000

PITCHER	IP	WLS	BF	H	R	ER	SO	BB	IBB	HBP	BLK	WP	HR	S	P	ERA	WHIP

TOP

Chicago White Sox @ Philadelphia Athletics

Connie Mack Stadium, Philadelphia, PA

Sun Jun 21 1953, 3:33 AM EDT

Unknown

livebaseballscorecards.com

AB	34
R	0
H	7
RBI	0
BB	2
SO	2
LOB	26

Batter	1	2	3	4	5	6	7	8	9	AB	R	H	RBI	BB	SO	LOB
Joe Demaestri, R (1, 6) OBP: 0.303, SLG: 0.322	5-3		FC6-4 (1-2f)			FC2-6 (1-2f) FC4-6		F7		4	0	0	0	0	0	3
Dave Philley, S (1, 9) OBP: 0.355, SLG: 0.398	K (0-3)			L6-3 1B		FC4-6 (1-2f) FC3-6		3B 1B (1-2)		4	1	2	0	0	1	1
Eddie Robinson, L (1, 3) OBP: 0.315, SLG: 0.395	F9			F7		FC3-6 (1-2f)		1B 3B (1-H 2-H)		4	1	1	2	0	0	2
Gus Zernial, R (1, 7) OBP: 0.362, SLG: 0.568		F8		L6-3 (1-2)			HR	1B (3-H)		4	1	2	2	0	0	1
Pete Suder, R (1, 5) OBP: 0.339, SLG: 0.415		L4			HR		P4	F7		4	1	1	1	0	0	1
Cass Michaels, R (1, 4) OBP: 0.332, SLG: 0.388		G3			5-3		5-3			3	0	0	0	0	0	0
Ed McGhee, R (1, 8) OBP: 0.351, SLG: 0.321			K (0-3)		F9		6-3			3	0	0	0	0	1	0
Joe Astroth, R (1, 2) OBP: 0.348, SLG: 0.352			F8		5-3			F5		3	0	0	0	0	0	0
Harry Byrd, R (1, 1) OBP: 0.289, SLG: 0.270			FC6-4 1B			FC2-6 1B		1B 3B 1B		3	1	3	0	0	0	0
Inning Stats	R: 0 E: 0 K: 1 S: 5 H: 0 LOB: 0 BB: 0 P: 5	R: 0 E: 0 K: 0 S: 3 H: 0 LOB: 0 BB: 0 P: 3	R: 0 E: 0 K: 1 S: 6 H: 1 LOB: 1 BB: 0 P: 6	R: 0 E: 0 K: 0 S: 3 H: 1 LOB: 0 BB: 0 P: 3	R: 1 E: 0 K: 0 S: 4 H: 1 LOB: 0 BB: 0 P: 4	R: 0 E: 0 K: 0 S: 4 H: 1 LOB: 1 BB: 0 P: 4	R: 1 E: 0 K: 0 S: 4 H: 1 LOB: 0 BB: 0 P: 4	R: 3 E: 0 K: 0 S: 7 H: 4 LOB: 1 BB: 0 P: 7		1B: 6 2B: 1 3B: 1 HR: 2 SF: 0 SAC: 0 DP: 1 HBP: 0						

PITCHER	IP	WLS	BF	H	R	ER	SO	BB	IBB	HBP	BLK	WP	HR	S	P	ERA	WHIP
Joe Dobson, R (1, 1) ERA: 3.42	8.0	L	32	9	5	5	2	0	0	0	0	0	2	36	36	5.62	1.125

PITCHER	IP	WLS	BF	H	R	ER	SO	BB	IBB	HBP	BLK	WP	HR	S	P	ERA	WHIP

BOTTOM

Chicago White Sox @ Philadelphia Athletics
Connie Mack Stadium, Philadelphia, PA
Sun Jun 21 1953, 3:33 AM EDT
Unknown

livebaseballscorecards.com

AB	32
R	5
H	9
RBI	5
BB	0
SO	2
LOB	8

1B: 6	SF: 0	WP: 0	PA: 32
2B: 1	SAC: 0	PB: 0	
3B: 1	DP: 1	SB: 0	
HR: 2	HBP: 0	CS: 0	

Batter	1	2	3	4	5	6	7	8	9	AB	R	H	RBI	BB	SO	LOB
Nellie Fox, L (1, 4) OBP: 0.295, SLG: 0.317	F7		HR, 1B (1-2)	SH, HBP, 1B (1-2, 2-3)		SH1-3, BB, HBP (H)		4-3		3	1	1	0	0	0	0
Ferris Fain, L (1, 3) OBP: 0.409, SLG: 0.399	BB (BBBB)		HR (1-H, 2-H)	F2		SH1-3, BB (1-2) (BBBB)		L9		3	1	1	3	2	0	3
Minnie Minoso, R (1, 9) (3, 7) OBP: 0.426, SLG: 0.417	F8		3B, 1B	HBP, 1B (1-2, 2-3, 3-H)		SH1-3 (1-2, 2-3)		HR		4	2	3	2	0	0	1
Bud Stewart, L (1, 7) OBP: 0.182, SLG: 0.182 Sam Mele, R (3, PH) (3, 9) OBP: 0.388, SLG: 0.438	F9		F7, 3B (1-H)	K (SSS)		F7		5-3		1 4	0 1	0 1	0 1	0 0	0 1	1 5
Jim Rivera, L (1, 8) OBP: 0.342, SLG: 0.384		F5	F7 (3-H)	HBP (1-2, 2-3, 3-H) (H)		K (SSS)			4-3	4	0	0	2	0	1	2
Red Wilson, R (1, 2) OBP: 0.368, SLG: 0.349		5-3	F8	K (SSS)			F4		F7	5	0	0	0	0	1	3
Fred Marsh, R (1, 5) OBP: 0.311, SLG: 0.317		HR	2-3		CS, 1B		5-3		K (SSS)	5	1	2	1	0	1	0
Chico Carrasquel, R (1, 6) OBP: 0.307, SLG: 0.335		F6		SH, SH, 1B, HBP (H)	K (SSS) (1-2)		1B			3	1	1	0	0	1	1
Bob Keegan, R (1, 1) OBP: 0.167, SLG: 0.167 Luis Aloma, R (6, 1)			1B, HR, 1B	SH, 1B, SH, HBP (1-2)	F9		L8			2 1	2 0	1 0	0 0	0 0	0 0	0 1
Inning Stats	R: 0 E: 0 K: 0 S: 3 H: 0 LOB: 1 BB: 1 P: 7	R: 1 E: 0 K: 0 S: 4 H: 1 LOB: 0 BB: 0 P: 4	R: 5 E: 0 K: 0 S: 8 H: 5 LOB: 0 BB: 0 P: 8	R: 2 E: 1 K: 2 S: 10 H: 1 LOB: 3 BB: 0 P: 12	R: 0 E: 0 K: 1 S: 5 H: 1 LOB: 0 BB: 0 P: 5	R: 0 E: 0 K: 1 S: 5 H: 0 LOB: 2 BB: 1 P: 10	R: 0 E: 0 K: 0 S: 4 H: 1 LOB: 1 BB: 0 P: 4	R: 1 E: 0 K: 0 S: 4 H: 1 LOB: 0 BB: 0 P: 4	R: 0 E: 0 K: 1 S: 5 H: 0 LOB: 0 BB: 0 P: 5	1B: 6 2B: 1 3B: 1 HR: 3 SF: 0 SAC: 3 DP: 1 HBP: 3						

PITCHER	IP	WLS	BF	H	R	ER	SO	BB	IBB	HBP	BLK	WP	HR	S	P	ERA	WHIP
Carl Scheib, R (1, 1) ERA: 4.34	2.0	L	12	5	5	5	0	1	0	0	0	0	2	11	15	22.50	3.000
Frank Fanovich, L (3, 1) ERA: 4.5	5.0		24	4	3	2	4	1	0	3	0	0	0	28	35	3.60	1.000
Morrie Martin, L (8, 1) ERA: 4.4	2.0		7	1	1	1	1	0	0	0	0	0	1	9	9	4.50	0.500

PITCHER	IP	WLS	BF	H	R	ER	SO	BB	IBB	HBP	BLK	WP	HR	S	P	ERA	WHIP

TOP

Chicago White Sox @ Philadelphia Athletics

Connie Mack Stadium, Philadelphia, PA

Sun Jun 21 1953, 3:38 AM EDT

Att. 9,949 - Unknown

livebaseballscorecards.com

AB	35
R	9
H	10
RBI	9
BB	2
SO	5
LOB	17

Batter	1	2	3	4	5	6	7	8	9	AB	R	H	RBI	BB	SO	LOB
Joe Demaestri, R (1, 6) OBP: 0.314, SLG: 0.323	1B	F2			BB		5-3			3	1	1	0	1	0	1
Dave Philley, S (1, 9) OBP: 0.354, SLG: 0.396	1B		F5		P5		F5			4	0	1	0	0	0	1
Morrie Martin, L (8, 1) OBP: 0.056, SLG: 0.056	1-2 CS 1B									0	0	0	0	0	0	0
Eddie Robinson, L (1, 3) OBP: 0.314, SLG: 0.405	F9		3-1			HR		F3		4	1	1	1	0	0	2
Gus Zernial, R (1, 7) OBP: 0.360, SLG: 0.562	1-3 2-H 1B		5-3			F2		P4		4	0	1	1	0	0	0
Pete Suder, R (1, 5) OBP: 0.338, SLG: 0.412	K 3-H			L6		1B		F9		4	0	1	0	0	1	2
Cass Michaels, R (1, 4) OBP: 0.325, SLG: 0.379		L7		F8	K				F4	4	0	0	0	0	1	1
Ed McGhee, R (1, 8) OBP: 0.354, SLG: 0.340		1B 3B		5-3		1-3 1B			K	4	1	2	0	0	1	0
Joe Astroth, R (1, 2) OBP: 0.343, SLG: 0.347		6-3			4-3	F9			HR	2	0	0	0	0	0	1
Ray Murray, R (6, 2) OBP: 0.284, SLG: 0.364										2	1	1	1	0	0	2
Carl Scheib, R (1, 1) OBP: 0.208, SLG: 0.174										1	0	1	1	0	0	0
Frank Fanovich, L (3, 1) OBP: 0.333, SLG: 0.333										1	0	0	0	0	0	0
Tom Hamilton, L (7, PH) OBP: 0.190, SLG: 0.105										1	0	0	0	0	0	0
Kite Thomas, R (8, 9) OBP: 0.182, SLG: 0.122	3-H 1B				5-3		1-3		5-3	1	0	0	0	0	0	0
Inning Stats	R: 1 E: 0 K: 1 S: 7 H: 3 LOB: 1 BB: 0 P: 7	R: 1 E: 0 K: 0 S: 5 H: 2 LOB: 1 BB: 0 P: 5	R: 0 E: 0 K: 0 S: 3 H: 0 LOB: 0 BB: 0 P: 3	R: 0 E: 0 K: 0 S: 3 H: 0 LOB: 0 BB: 0 P: 3	R: 0 E: 0 K: 0 S: 3 H: 0 LOB: 1 BB: 1 P: 7	R: 1 E: 0 K: 1 S: 8 H: 3 LOB: 2 BB: 0 P: 8	R: 0 E: 0 K: 0 S: 3 H: 0 LOB: 0 BB: 0 P: 3	R: 0 E: 0 K: 0 S: 3 H: 0 LOB: 0 BB: 0 P: 3	R: 1 E: 0 K: 1 S: 6 H: 1 LOB: 0 BB: 0 P: 6	1B: 6 2B: 0 3B: 1 HR: 2	SF: 0 SAC: 0 DP: 0 HBP: 0						

PITCHER	IP	WLS	BF	H	R	ER	SO	BB	IBB	HBP	BLK	WP	HR	S	P	ERA	WHIP
Bob Keegan, R (1, 1) ERA: 7.15	5.0	W	20	5	2	2	1	1	0	0	0	0	0	21	25	3.60	1.200
Luis Aloma, R (6, 1) ERA: 4.05	4.0	S	16	4	2	2	2	0	0	0	0	0	2	20	20	4.50	1.000

PITCHER	IP	WLS	BF	H	R	ER	SO	BB	IBB	HBP	BLK	WP	HR	S	P	ERA	WHIP

BOTTOM

Chicago White Sox @ Philadelphia Athletics
Connie Mack Stadium, Philadelphia, PA
Sun Jun 21 1953, 3:38 AM EDT
Att. 9,949 - Unknown

livebaseballscorecards.com

AB	35
R	4
H	9
RBI	4
BB	1
SO	3
LOB	10

WP: 0	PB: 0	SB: 0	CS: 1
PA: 36			

Batter	1	2	3	4	5	6	7	8	9	AB	R	H	RBI	BB	SO	LOB
Harvey Kuenn, R (1, 6) OBP: 0.340, SLG: 0.336	E9 G3 1B	4-3 BB		1-3		2-3 1B		F9		4	1	1	0	1	0	1
Johnny Pesky, L (1, 4) OBP: 0.345, SLG: 0.327	G3 2-3	4-3 1-2		CS 1B		F9 3-H		F8		5	0	1	1	0	0	4
Ray Boone, R (1, 5) OBP: 0.374, SLG: 0.404	2B BB 1B 3-H	F8		K 1-2		F6		K		5	1	1	1	0	2	4
Walt Dropo, R (1, 3) OBP: 0.296, SLG: 0.419	BB 1-3 2B		HR HBP		K		1B 1B		F8	4	1	2	0	0	1	0
Jim Delsing, L (1, 8) OBP: 0.369, SLG: 0.462	BB IBB		F7		4-3		1-2 1B		6-3	4	0	1	0	1	0	1
Bob Nieman, R (1, 9) OBP: 0.351, SLG: 0.485	K		1-H HR		BB		F2		F9	4	1	1	2	1	1	5
Steve Souchock, R (1, 7) OBP: 0.345, SLG: 0.527	1-2 2-3 3-H BB		FC6-4 1B		F6		F2			3	0	1	1	1	0	3
Matt Batts, R (1, 2) OBP: 0.329, SLG: 0.441	6-3		K		1B SH3-4 F9 BB		6-3			3	1	0	0	1	1	6
Steve Gromek, S (1, 1) OBP: 0.167, SLG: 0.167		F8	FC6-4 1-2f		SH3-4 1-2			1B		3	0	1	0	0	0	1
Inning Stats	R: 2 E: 1 K: 1 S: 8 H: 2 LOB: 3 BB: 2 P: 16	R: 0 E: 0 K: 0 S: 3 H: 0 LOB: 1 BB: 1 P: 7	R: 2 E: 0 K: 1 S: 7 H: 2 LOB: 1 BB: 0 P: 8	R: 0 E: 0 K: 1 S: 5 H: 1 LOB: 1 BB: 0 P: 5	R: 0 E: 0 K: 1 S: 5 H: 0 LOB: 1 BB: 1 P: 9	R: 1 E: 0 K: 0 S: 4 H: 1 LOB: 1 BB: 1 P: 8	R: 0 E: 0 K: 0 S: 5 H: 2 LOB: 2 BB: 0 P: 5	R: 0 E: 0 K: 1 S: 6 H: 1 LOB: 1 BB: 0 P: 6	R: 0 E: 0 K: 0 S: 3 H: 0 LOB: 0 BB: 0 P: 3	1B: 7 2B: 2 3B: 0 HR: 1 SF: 0 SAC: 1 DP: 1 HBP: 1	WP: 0 PB: 0 SB: 0 CS: 1 PA: 42					

PITCHER		IP	WLS	BF	H	R	ER	SO	BB	IBB	HBP	BLK	WP	HR	S	P	ERA	WHIP
Marion Fricano, R ERA: 2.8	(1, 1)	6.0	L	30	6	5	3	4	4	1	1	0	0	1	32	53	4.50	1.667
Carl Scheib, R ERA: 4.15	(7, 1)	3.0		12	3	0	0	1	0	0	0	0	0	0	14	14	0.00	1.000

PITCHER	IP	WLS	BF	H	R	ER	SO	BB	IBB	HBP	BLK	WP	HR	S	P	ERA	WHIP

TOP

Detroit Tigers @ Philadelphia Athletics

Connie Mack Stadium, Philadelphia, PA

Tue Jun 23 1953, 3:33 AM EDT

Att. 2,463 - Unknown

livebaseballscorecards.com

AB	35
R	5
H	9
RBI	5
BB	5
SO	5
LOB	25

Batter	1	2	3	4	5	6	7	8	9	AB	R	H	RBI	BB	SO	LOB
Joe Demaestri, R (1, 6) OBP: 0.311, SLG: 0.333	0-0 2B		0-0 F7 ③			0-0 F6 ②		0-0 F2 ③		4	0	1	0	0	0	1
Dave Philley, S (1, 9) OBP: 0.352, SLG: 0.394	0-3 K ① SSS			0-0 1B		0-0 4-3 ③			0-0 F6 ①	4	0	1	0	0	1	1
Tom Hamilton, L (1, 3) OBP: 0.160, SLG: 0.087	0-0 F5 ②			0-0 F9 ①			0-0 F2 ①		0-0 F3 ②	4	0	0	0	0	0	2
Gus Zernial, R (1, 7) OBP: 0.355, SLG: 0.553	0-0 F9 ③			0-0 F5 ②			0-0 F6 ②		0-0 5-3 ③	4	0	0	0	0	0	2
Pete Suder, R (1, 5) OBP: 0.338, SLG: 0.411		0-0 F2 ①		0-0 F7 ③			0-0 1B			3	0	1	0	0	0	1
Cass Michaels, R (1, 4) OBP: 0.320, SLG: 0.373		0-3 K ② SSS			0-0 5-3 ①		0-0 F2 ③			3	0	0	0	0	1	1
Ed McGhee, R (1, 8) OBP: 0.348, SLG: 0.333		0-0 F8 ③			0-0 6-3 ②			0-0 6-3 ①		3	0	0	0	0	0	0
Joe Astroth, R (1, 2) OBP: 0.343, SLG: 0.354			0-0 L6 ①		0-0 F9 ③			0-0 2B		3	0	1	0	0	0	0
Marion Fricano, R (1, 1) OBP: 0.250, SLG: 0.292			0-3 K ② SSS			0-0 F6 ①		0-0 F3 ②		1	0	0	0	0	1	0
Carl Scheib, R (6, PH) (7, 1) OBP: 0.192, SLG: 0.160										2	0	0	0	0	0	1
Inning Stats	R: 0 E: 0 K: 1 S: 6 H: 1 LOB: 1 BB: 0 P: 6	R: 0 E: 0 K: 1 S: 5 H: 0 LOB: 0 BB: 0 P: 5	R: 0 E: 0 K: 1 S: 5 H: 0 LOB: 0 BB: 0 P: 5	R: 0 E: 0 K: 0 S: 4 H: 1 LOB: 1 BB: 0 P: 4	R: 0 E: 0 K: 0 S: 3 H: 0 LOB: 0 BB: 0 P: 3	R: 0 E: 0 K: 0 S: 3 H: 0 LOB: 0 BB: 0 P: 3	R: 0 E: 0 K: 0 S: 4 H: 1 LOB: 1 BB: 0 P: 4	R: 0 E: 0 K: 0 S: 4 H: 1 LOB: 1 BB: 0 P: 4	R: 0 E: 0 K: 0 S: 3 H: 0 LOB: 0 BB: 0 P: 3	1B: 2 2B: 2 3B: 0 HR: 0	SF: 0 SAC: 0 DP: 0 HBP: 0						

PITCHER	IP	WLS	BF	H	R	ER	SO	BB	IBB	HBP	BLK	WP	HR	S	P	ERA	WHIP
Steve Gromek, R (1, 1) ERA: 5.57	9.0	W	31	4	0	0	3	0	0	0	0	0	0	37	37	0.00	0.444

PITCHER	IP	WLS	BF	H	R	ER	SO	BB	IBB	HBP	BLK	WP	HR	S	P	ERA	WHIP

BOTTOM

Detroit Tigers @ Philadelphia Athletics

Connie Mack Stadium, Philadelphia, PA

Tue Jun 23 1953, 3:33 AM EDT

Att. 2,463 - Unknown

livebaseballscorecards.com

AB	31
R	0
H	4
RBI	0
BB	0
SO	3
LOB	9

PB: 0 SB: 0 CS: 0

PA: 31

Batter	1	2	3	4	5	6	7	8	9	AB	R	H	RBI	BB	SO	LOB
Harvey Kuenn, R (1, 6) OBP: 0.348, SLG: 0.353	PB, 1B	2-H, 1B		HR		F4, 1-2			BB	4	2	3	2	1	0	1
Johnny Pesky, L (1, 4) OBP: 0.357, SLG: 0.340	1B, 1-H, F9, 1B	CS, 1B		E, 1B		F5			F5	5	1	3	1	0	0	1
Bob Nieman, R (1, 9) OBP: 0.352, SLG: 0.481	HR, 2-3, 1B	CS, 1-2	BB, 1B	FC4, 1-2		5-3			F3	4	1	1	0	1	0	2
Walt Dropo, R (1, 3) OBP: 0.292, SLG: 0.412	F9, 3-H		F8	F3		5-3				4	0	0	1	0	0	4
Jim Delsing, L (1, 8) OBP: 0.367, SLG: 0.458	K		1-3, 1B	K		F7				4	0	1	0	0	2	3
Steve Souchock, R (1, 7) OBP: 0.355, SLG: 0.569	1-H, HR		IBB		F8			F2		3	1	1	2	1	0	0
Matt Batts, R (1, 2) OBP: 0.322, SLG: 0.430	K		K		G3			F9		4	0	0	0	0	2	3
Fred Hatfield, L (1, 5) OBP: 0.333, SLG: 0.274		SH2-4, 1B	K		K			CS, 1B		4	1	2	0	0	2	3
Ned Garver, R (1, 1) OBP: 0.233, SLG: 0.231		SH2-4, 1-2		F7		F4, BB		CS, 1-2	5-3	2	0	0	0	1	0	0
Inning Stats	R: 4 E: 0 K: 2 S: 11 H: 4 LOB: 0 BB: 0 P: 11	R: 1 E: 0 K: 0 S: 4 H: 3 LOB: 0 BB: 0 P: 4	R: 0 E: 0 K: 2 S: 8 H: 1 LOB: 3 BB: 2 P: 16	R: 1 E: 1 K: 1 S: 8 H: 2 LOB: 2 BB: 0 P: 8	R: 0 E: 0 K: 1 S: 5 H: 0 LOB: 0 BB: 0 P: 5	R: 0 E: 0 K: 0 S: 2 H: 0 LOB: 0 BB: 1 P: 6	R: 0 E: 0 K: 0 S: 3 H: 0 LOB: 0 BB: 0 P: 3	R: 0 E: 0 K: 0 S: 3 H: 1 LOB: 0 BB: 0 P: 3	R: 0 E: 0 K: 0 S: 3 H: 0 LOB: 1 BB: 1 P: 7	1B: 9 2B: 0 3B: 0 HR: 2 SF: 0 SAC: 1 DP: 0 HBP: 0						

TOP

Detroit Tigers @ Philadelphia Athletics

Connie Mack Stadium, Philadelphia, PA

Wed Jun 24 1953, 3:33 AM EDT

Att. 2,298 - Unknown

livebaseballscorecards.com

AB	34
R	6
H	11
RBI	6
BB	4
SO	6
LOB	17

PITCHER	IP	WLS	BF	H	R	ER	SO	BB	IBB	HBP	BLK	WP	HR	S	P	ERA	WHIP
Charlie Bishop, R (1, 1) ERA: 5.18	2.0	L	11	7	5	5	2	0	0	0	0	0	1	15	15	22.50	3.500
Frank Fanovich, L (3, 1) ERA: 4.29	3.0		15	3	1	1	4	1	1	0	0	0	1	21	29	3.00	1.333
Bobo Newsom, R (6, 1) ERA: 2.63	3.0		9	1	0	0	0	1	0	0	0	0	0	8	12	0.00	0.667
Morrie Martin, L (9, 1) ERA: 4.33	1.0		4	0	0	0	0	1	0	0	0	0	0	3	7	0.00	1.000

PITCHER	IP	WLS	BF	H	R	ER	SO	BB	IBB	HBP	BLK	WP	HR	S	P	ERA	WHIP

BOTTOM

Detroit Tigers @ Philadelphia Athletics

Connie Mack Stadium, Philadelphia, PA

Wed Jun 24 1953, 3:33 AM EDT

Att. 2,298 - Unknown

livebaseballscorecards.com

Batter	1	2	3	4	5	6	7	8	9	AB	R	H	RBI	BB	SO	LOB
Joe Demaestri, R (1, 6) OBP: 0.304, SLG: 0.324	6-3			F8		F3		F7	1B	5	0	1	0	0	0	1
Dave Philley, S (1, 9) OBP: 0.350, SLG: 0.390	4-3			4-3		1B		4-3	F8	5	0	1	0	0	0	2
Tom Hamilton, L (1, 3) OBP: 0.207, SLG: 0.185	G3			1B		F3		1B 2B		4	1	2	1	0	0	1
Gus Zernial, R (1, 7) OBP: 0.353, SLG: 0.548		F9		F6		L4		1B 1B 1B		4	1	1	1	0	0	2
Pete Suder, R (1, 5) (5, 4) OBP: 0.336, SLG: 0.408		1-4-3			6-3		6-3	1B		4	0	1	0	0	0	0
Cass Michaels, R (1, 4) OBP: 0.318, SLG: 0.371 Loren Babe, L (5, 5) OBP: 0.310, SLG: 0.339	K				1B		BB	1B		1 2	0 0	0 2	0 1	1 1	0 0	0 0
Ed McGhee, R (1, 8) OBP: 0.339, SLG: 0.324		G3			K		F7	F7		4	0	0	0	0	1	4
Joe Astroth, R (1, 2) OBP: 0.341, SLG: 0.351		F7			1B		F4		F4	4	0	1	0	0	0	1
Charlie Bishop, R (1, 1) OBP: 0.080, SLG: 0.042 Frank Fanovich, L (3, 1) OBP: 0.250, SLG: 0.250 Eddie Robinson, L (5, PH) OBP: 0.313, SLG: 0.403 Bobo Newsom, R (6, 1) Carl Scheib, R (8, PH) OBP: 0.222, SLG: 0.192 Morrie Martin, L (9, 1) OBP: 0.056, SLG: 0.056 Kite Thomas, R (9, PH) OBP: 0.178, SLG: 0.119		6-3		K				4-3 2B 1B	5-3	0 1 1 0 1 0 1	0 0 0 0 1 0 0	0 0 0 0 1 0 0	0 0 0 0 0 0 0	0 0 0 0 0 0 0	0 0 1 0 0 0 0	0 0 2 0 0 0 0
Inning Stats	R: 0 H: 0 E: 0 LOB: 0 K: 0 BB: 0 S: 3 P: 3	R: 0 H: 0 E: 0 LOB: 0 K: 1 BB: 0 S: 5 P: 5	R: 0 H: 0 E: 0 LOB: 0 K: 0 BB: 0 S: 3 P: 3	R: 0 H: 1 E: 0 LOB: 1 K: 0 BB: 0 S: 4 P: 4	R: 0 H: 2 E: 0 LOB: 2 K: 2 BB: 0 S: 9 P: 9	R: 0 H: 1 E: 0 LOB: 1 K: 0 BB: 1 S: 4 P: 4	R: 0 H: 0 E: 0 LOB: 1 K: 0 BB: 1 S: 3 P: 7	R: 3 H: 5 E: 0 LOB: 2 K: 0 BB: 0 S: 8 P: 8	R: 0 H: 1 E: 0 LOB: 1 K: 0 BB: 0 S: 4 P: 4	1B: 9 SF: 0 2B: 1 SAC: 0 3B: 0 DP: 0 HR: 0 HBP: 0						

	AB	37
	R	3
	H	10
	RBI	3
	BB	1
	SO	3
	LOB	13

PITCHER	IP	WLS	BF	H	R	ER	SO	BB	IBB	HBP	BLK	WP	HR	S	P	ERA	WHIP
Ned Garver, R (1, 1) ERA: 4.9	9.0	W	38	10	3	3	3	1	0	0	0	0	0	43	47	3.00	1.222

PITCHER	IP	WLS	BF	H	R	ER	SO	BB	IBB	HBP	BLK	WP	HR	S	P	ERA	WHIP

Detroit Tigers @ Philadelphia Athletics

Connie Mack Stadium, Philadelphia, PA

Thu Jun 25 1953, 3:33 AM EDT

Att. 2,368 - Unknown

TOP

livebaseballscorecards.com

Batter	1	2	3	4	5	6	7	8	9	AB	R	H	RBI	BB	SO	LOB
Harvey Kuenn, R (1, 6) OBP: 0.352, SLG: 0.355	4-3		F8			BB, 1B		1-2, 1B	1-2, HBP	4	0	2	0	0	0	0
Fred Hatfield, L (9, PR) OBP: 0.333, SLG: 0.274										0	0	0	0	0	0	0
Johnny Pesky, L (1, 4) OBP: 0.342, SLG: 0.324	6-3		F6			F9		F5	F8	5	0	0	0	0	0	5
Ray Boone, R (1, 5) OBP: 0.377, SLG: 0.403	1B		F2			1-2, BB		K		3	0	1	0	1	1	2
Walt Dropo, R (1, 3) OBP: 0.287, SLG: 0.406	K			K		F8		F3		4	0	0	0	0	2	5
Jim Delsing, L (1, 8) OBP: 0.362, SLG: 0.451		F3		1-3		4-3			L8	3	0	0	0	0	0	2
Al Kaline, R (6, 8)										1	0	0	0	0	0	0
Bob Nieman, R (1, 9) OBP: 0.350, SLG: 0.477		F4		F3			F3		2B, 1B	4	1	1	0	0	0	0
Steve Souchock, R (1, 7) OBP: 0.348, SLG: 0.548		1B, 1B			K		F3		K	4	0	1	0	0	2	1
Matt Batts, R (1, 2) OBP: 0.326, SLG: 0.438		1-3, 1B			K		6-3		1-3, 1B, 2B	4	1	2	0	0	1	0
Dick Marlowe, R (1, 1) OBP: 0.188, SLG: 0.188		K			K			1B	HBP, 1B	1	0	0	0	0	1	2
Dick Weik, R (2, 1)										1	0	0	0	0	1	0
Pat Mullin, L (8, PH) OBP: 0.396, SLG: 0.417										1	0	1	0	0	0	0
Bob Miller, R (8, 1)										0	0	0	0	0	0	0
Don Lund, R (9, PH) OBP: 0.340, SLG: 0.355									2-H, 3-H	1	0	1	2	0	0	0
Inning Stats	R: 0 E: 0 K: 1 S: 6 H: 1 LOB: 1 BB: 0 P: 6	R: 0 E: 0 K: 1 S: 7 H: 2 LOB: 2 BB: 0 P: 7	R: 0 E: 0 K: 0 S: 3 H: 0 LOB: 0 BB: 0 P: 3	R: 0 E: 0 K: 1 S: 5 H: 0 LOB: 0 BB: 0 P: 5	R: 0 E: 0 K: 3 S: 9 H: 0 LOB: 0 BB: 0 P: 9	R: 0 E: 0 K: 0 S: 4 H: 1 LOB: 2 BB: 1 P: 8	R: 0 E: 0 K: 0 S: 3 H: 0 LOB: 0 BB: 0 P: 3	R: 0 E: 0 K: 1 S: 7 H: 2 LOB: 2 BB: 0 P: 7	R: 2 E: 0 K: 1 S: 8 H: 3 LOB: 2 BB: 0 P: 9	1B: 8 2B: 1 3B: 0 HR: 0	SF: 0 SAC: 0 DP: 0 HBP: 1						

	AB	36
	R	2
	H	9
	RBI	2
	BB	1
	SO	8
	LOB	17

WP: 0 PB: 0 SB: 0 CS: 0 PA: 38

PITCHER	IP	WLS	BF	H	R	ER	SO	BB	IBB	HBP	BLK	WP	HR	S	P	ERA	WHIP
Harry Byrd, R (1, 1) ERA: 4.25	9.0	W	38	9	2	2	8	1	0	1	0	0	0	52	57	2.00	1.111

PITCHER	IP	WLS	BF	H	R	ER	SO	BB	IBB	HBP	BLK	WP	HR	S	P	ERA	WHIP

Detroit Tigers @ Philadelphia Athletics

Connie Mack Stadium, Philadelphia, PA

Thu Jun 25 1953, 3:33 AM EDT

Att. 2,368 - Unknown

livebaseballscorecards.com

BOTTOM

Batter	1	2	3	4	5	6	7	8	9	AB	R	H	RBI	BB	SO	LOB
Joe Demaestri, R (1, 6) OBP: 0.301, SLG: 0.320	K	2B, E, 1-2, 2-H, 1B		6-3		PO, 2-3	F6			4	1	1	1	0	1	0
Dave Philley, S (1, 9) OBP: 0.352, SLG: 0.395	1B	E7, 1B, 1-H, 2-H, 2B			F8		3-1			4	1	2	1	0	0	0
Eddie Robinson, L (1, 3) OBP: 0.317, SLG: 0.404	F9	2-H, 1B			BBB, 1B, BB		4-3			2	0	1	1	1	0	1
Tom Hamilton, L (5, PR) OBP: 0.200, SLG: 0.179										1	0	0	0	0	0	0
(6, 3)																
Gus Zernial, R (1, 7) OBP: 0.348, SLG: 0.539	F7	F6			SSS, K			F9		4	0	0	0	0	1	3
Pete Suder, R (1, 4) OBP: 0.339, SLG: 0.409		FC1-5, BB, 1B	F3		FC6-4, 1-2, 1B			4-3		4	0	2	0	0	0	0
Loren Babe, L (1, 5) OBP: 0.308, SLG: 0.331		BBBB, F9, FC1-5, 1-2, 1B, BB	F9		FC6-4, 1-2f			4-3		3	1	0	0	1	0	2
Ed McGhee, R (1, 8) OBP: 0.333, SLG: 0.318		FC1-5, F9, 1B, 1-2, 2-3f	F8			F6				3	1	0	0	0	0	2
Joe Astroth, R (1, 2) OBP: 0.341, SLG: 0.351		F9, 1-2, 2-3		F7		E7, PO, 1B				3	0	1	0	0	0	2
Harry Byrd, R (1, 1) OBP: 0.293, SLG: 0.275		1B, 2B, 3-H, 1B		F7		F7				3	1	1	1	0	0	1
Inning Stats	R: 0 E: 0 K: 1 S: 6 H: 1 LOB: 1 BB: 0 P: 6	R: 5 E: 1 K: 0 S: 8 H: 5 LOB: 1 BB: 1 P: 12	R: 0 E: 0 K: 0 S: 3 H: 0 LOB: 0 BB: 0 P: 3	R: 0 E: 0 K: 0 S: 3 H: 0 LOB: 0 BB: 0 P: 3	R: 0 E: 0 K: 1 S: 6 H: 1 LOB: 2 BB: 1 P: 10	R: 0 E: 1 K: 0 S: 3 H: 1 LOB: 0 BB: 0 P: 3	R: 0 E: 0 K: 0 S: 3 H: 0 LOB: 0 BB: 0 P: 3	R: 0 E: 0 K: 0 S: 3 H: 0 LOB: 0 BB: 0 P: 3		1B: 7 2B: 1 3B: 0 HR: 0 SF: 0 SAC: 0 DP: 0 HBP: 0						

	AB	31
	R	5
	H	8
	RBI	4
	BB	2
	SO	2
	LOB	11

PITCHER		IP	WLS	BF	H	R	ER	SO	BB	IBB	HBP	BLK	WP	HR	S	P	ERA	WHIP
Dick Marlowe, R ERA: 4.53	(1, 1)	1.2	L	11	5	5	5	1	1	0	0	0	0	0	12	16	27.00	3.600
Dick Weik, R ERA: 6.35	(2, 1)	5.1		19	3	0	0	1	1	0	0	0	0	0	20	24	0.00	0.750
Bob Miller, L ERA:	(8, 1)	1.0		3	0	0	0	0	0	0	0	0	0	0	3	3	0.00	0.000

PITCHER		IP	WLS	BF	H	R	ER	SO	BB	IBB	HBP	BLK	WP	HR	S	P	ERA	WHIP

Batter	1	2	3	4	5	6	7	8	9	AB	R	H	RBI	BB	SO	LOB
Johnny Groth, R (1, 8) OBP: 0.304, SLG: 0.358	5-3		4-3		CS 1B		BB 1B 1-2		L8	5	1	2	0	0	0	1
Dick Kokos, L (1, 9) OBP: 0.407, SLG: 0.418	K		F3		K 1-2		1B BB 1-2 2-3		1B 1-2	4	0	1	0	1	2	1
Roy Sievers, R (1, 3) OBP: 0.345, SLG: 0.385	BB			2B BB	F9		FC6-4 1B 1-2 2-H 3-H		FC5 2-3f	3	1	1	2	2	0	2
Don Lenhardt, R (1, 7) OBP: 0.333, SLG: 0.373	F8			2B 1-3		5-3	FC6-4 1-2f			4	1	1	0	0	0	3
Les Moss, R (1, 2) OBP: 0.331, SLG: 0.371		P6		SH5-3 1B 2B 2-H 3-H		F9		F8		4	1	1	2	0	0	0
Jim Dyck, R (1, 5) OBP: 0.308, SLG: 0.286		2B		SH5-3 2-3		5-3		6-3		3	0	1	0	0	0	0
Billy Hunter, R (1, 6) OBP: 0.303, SLG: 0.303		4-3		FC3-6 1B 3-H			6-3	K		4	0	1	1	0	1	1
Bobby Young, L (1, 4) OBP: 0.319, SLG: 0.336		P6		FC3-6 1-2f			BB 1B 1B		FC1-6 1-2f	4	1	2	0	0	0	2
Bobo Holloman, R (1, 1) OBP: 0.125, SLG: 0.125			K	L8			K		FC1-6 FC5 1B 1-2f	3	0	0	0	0	2	2
Satchel Paige, R (7, 1)										1	0	0	0	0	0	1
Inning Stats	R: 0 E: 0 K: 1 S: 5 H: 0 LOB: 1 BB: 1 P: 9	R: 0 E: 0 K: 0 S: 4 H: 1 LOB: 1 BB: 0 P: 4	R: 0 E: 0 K: 1 S: 5 H: 0 LOB: 0 BB: 0 P: 5	R: 3 E: 0 K: 0 S: 6 H: 3 LOB: 1 BB: 1 P: 10	R: 0 E: 0 K: 1 S: 5 H: 1 LOB: 0 BB: 0 P: 5	R: 0 E: 0 K: 0 S: 3 H: 0 LOB: 0 BB: 0 P: 3	R: 2 E: 0 K: 1 S: 8 H: 3 LOB: 2 BB: 1 P: 12	R: 0 E: 0 K: 1 S: 5 H: 0 LOB: 0 BB: 0 P: 5	R: 0 E: 0 K: 0 S: 5 H: 2 LOB: 2 BB: 0 P: 5	1B: 7 2B: 4 3B: 0 HR: 0 SF: 0 SAC: 1 DP: 1 HBP: 0							

TOP

St. Louis Browns @ Philadelphia Athletics

Connie Mack Stadium, Philadelphia, PA

Fri Jun 26 1953, 3:33 AM EDT

Att. 2,608 - Unknown

livebaseballscorecards.com

AB	35
R	5
H	10
RBI	5
BB	3
SO	5
LOB	13

WP: 0 PB: 0 SB: 0 CS: 1 PA: 39

PITCHER		IP	WLS	BF	H	R	ER	SO	BB	IBB	HBP	BLK	WP	HR	S	P	ERA	WHIP
Alex Kellner, L ERA: 3.19	(1, 1)	7.0		31	8	5	5	4	3	0	0	0	0	0	36	48	6.43	1.571
Bobo Newsom, R ERA: 2.51	(8, 1)	0.2		2	0	0	0	0	0	0	0	0	0	0	2	2	0.00	0.000
Morrie Martin, L ERA: 4.24	(8, 1)	1.1	W	6	2	0	0	1	0	0	0	0	0	0	8	8	0.00	1.500

PITCHER	IP	WLS	BF	H	R	ER	SO	BB	IBB	HBP	BLK	WP	HR	S	P	ERA	WHIP

Batter	1	2	3	4	5	6	7	8	9	AB	R	H	RBI	BB	SO	LOB
Joe Demaestri, R (1, 6) OBP: 0.318, SLG: 0.338	P5		1B 1B F7 1B		6-3		FC5-4-5 G3 1-3 2-3 1B		2B 1B 1B	5	2	3	0	0	0	0
Dave Philley, S (1, 9) OBP: 0.356, SLG: 0.403	F7		1B 1-2 1B		2B 1B		G3 1-2 3-H		1B 1-3 2B	5	2	3	1	0	0	1
Eddie Robinson, L (1, 3) OBP: 0.325, SLG: 0.417	2B		1-2 2-3 1B		1-H 2B		FC5-4-5 2-3		BBB 1B BB	4	0	3	1	1	0	1
Gus Zernial, R (1, 7) OBP: 0.349, SLG: 0.536	F8		F7 3-H			F7		6-3 1B	1-2 2-H 3-H 1B	5	0	2	3	0	0	3
Pete Suder, R (1, 4) OBP: 0.337, SLG: 0.404		BBB G3-6-1 BB	F9			SSS K		P4		3	0	0	0	1	1	3
Loren Babe, L (1, 5) OBP: 0.300, SLG: 0.321		G3-6-1 1-2f		E3 FC5-4		P4		6-3 1-2		4	0	0	0	0	0	2
Ed McGhee, R (1, 8) OBP: 0.337, SLG: 0.335		1B		FC5-4 G6-4-3 1-2f			1B 3B	F8		4	1	2	0	0	0	2
Joe Astroth, R (1, 2) OBP: 0.339, SLG: 0.348		4-3		G6-4-3 1-2f			1B BB 3-H 1B		L8	4	0	1	1	0	0	2
Alex Kellner, R (1, 1) OBP: 0.326, SLG: 0.325			6-3		4-3		BBB 1B G3 1-2 BB		F2	2	0	0	0	0	0	0
Tom Hamilton, L (7, PH) OBP: 0.226, SLG: 0.179										0	1	0	0	1	0	0
Bobo Newsom, R (8, 1)										0	0	0	0	0	0	0
Morrie Martin, L (8, 1) OBP: 0.056, SLG: 0.056										0	0	0	0	0	0	0
Kite Thomas, R (9, PH) OBP: 0.174, SLG: 0.116										1	0	0	0	0	0	0
Inning Stats	R: 0 E: 0 K: 0 S: 4 H: 1 LOB: 1 BB: 0 P: 4	R: 0 E: 0 K: 0 S: 3 H: 1 LOB: 1 BB: 1 P: 7	R: 1 E: 0 K: 0 S: 6 H: 3 LOB: 2 BB: 0 P: 6	R: 0 E: 1 K: 0 S: 3 H: 0 LOB: 0 BB: 0 P: 3	R: 1 E: 0 K: 0 S: 4 H: 2 LOB: 1 BB: 0 P: 4	R: 0 E: 0 K: 1 S: 5 H: 0 LOB: 0 BB: 0 P: 5	R: 2 E: 0 K: 0 S: 5 H: 3 LOB: 1 BB: 1 P: 9	R: 0 E: 0 K: 0 S: 4 H: 1 LOB: 1 BB: 0 P: 4	R: 2 E: 0 K: 0 S: 5 H: 3 LOB: 2 BB: 1 P: 9	1B: 10 2B: 3 3B: 1 HR: 0 SF: 0 SAC: 0 DP: 2 HBP: 0							

BOTTOM

St. Louis Browns @ Philadelphia Athletics

Connie Mack Stadium, Philadelphia, PA

Fri Jun 26 1953, 3:33 AM EDT

Att. 2,608 - Unknown

livebaseballscorecards.com

AB	37
R	6
H	14
RBI	6
BB	3
SO	1
LOB	14

WP: 0 PB: 0 SB: 0 CS: 0 PA: 40

PITCHER		IP	WLS	BF	H	R	ER	SO	BB	IBB	HBP	BLK	WP	HR	S	P	ERA	WHIP
Bobo Holloman, R ERA: 4.61	(1, 1)	6.2		29	10	4	4	1	2	0	0	0	0	0	29	37	5.40	1.800
Satchel Paige, R ERA: 3.13	(7, 1)	2.0	L	11	4	2	2	0	1	0	0	0	0	0	10	14	9.00	2.500

PITCHER	IP	WLS	BF	H	R	ER	SO	BB	IBB	HBP	BLK	WP	HR	S	P	ERA	WHIP

Batter	1	2	3	4	5	6	7	8	9	AB	R	H	RBI	BB	SO	LOB
Johnny Groth, R (1, 8) OBP: 0.299, SLG: 0.351	F2		F8		F8		4-3		FC6-4-3-2 1-2 2-H 3-H	5	0	0	1	0	0	2
Dick Kokos, L (1, 9) OBP: 0.403, SLG: 0.407	BBBB G6-4-3 BB		P4			F8		F3		3	0	0	0	1	0	0
Roy Sievers, R (1, 3) OBP: 0.336, SLG: 0.373	G6-4-3 1-2f			F3		SSS K		SSS K		4	0	0	0	0	2	1
Don Lenhardt, R (1, 7) OBP: 0.340, SLG: 0.414		4-3		HR		2B 1B		L7		4	2	2	1	0	0	0
Clint Courtney, L (1, 2) OBP: 0.286, SLG: 0.277		F2		1B		1-H 2B 2B			SSS K SH5-3 E 1B	4	2	2	1	0	1	0
Jim Dyck, R (1, 5) OBP: 0.312, SLG: 0.296		1B		F7		2-H 2B			E6 1B SH5-3 1-2 FC6-4-3-2	4	1	2	1	0	0	2
Bobby Young, L (1, 4) OBP: 0.315, SLG: 0.332		L9		F4		L1			SH5-3 1-2 2-3	3	0	0	0	0	0	3
Billy Hunter, R (1, 6) OBP: 0.302, SLG: 0.299			SSS K		5-3		F2		1B FC6-4-3-2 IBB	3	0	0	0	1	1	0
Duane Pillette, R (1, 1) OBP: 0.318, SLG: 0.389			HR		F2		SSS K		FC6-4-3-2 1-2 2-3 3-H 1B	4	1	2	2	0	1	0
Inning Stats	R: 0 H: 0 E: 0 LOB: 0 K: 0 BB: 1 S: 2 P: 6	R: 0 H: 1 E: 0 LOB: 1 K: 0 BB: 0 S: 4 P: 4	R: 1 H: 1 E: 0 LOB: 0 K: 1 BB: 0 S: 6 P: 6	R: 1 H: 2 E: 0 LOB: 1 K: 0 BB: 0 S: 5 P: 5	R: 0 H: 0 E: 0 LOB: 0 K: 0 BB: 0 S: 3 P: 3	R: 2 H: 3 E: 0 LOB: 1 K: 1 BB: 0 S: 8 P: 8	R: 0 H: 0 E: 0 LOB: 0 K: 1 BB: 0 S: 5 P: 5	R: 0 H: 0 E: 0 LOB: 0 K: 1 BB: 0 S: 5 P: 5	R: 2 H: 1 E: 2 LOB: 1 K: 1 BB: 1 S: 7 P: 11	1B: 4 SF: 0 2B: 3 SAC: 1 3B: 0 DP: 2 HR: 2 HBP: 0						

PITCHER		IP	WLS	BF	H	R	ER	SO	BB	IBB	HBP	BLK	WP	HR	S	P	ERA	WHIP
Marion Fricano, R ERA: 3.01	(1, 1)	7.0	L	28	7	4	4	3	1	0	0	0	0	2	33	37	5.14	1.143
Charlie Bishop, R ERA: 5.03	(8, 1)	2.0		9	1	2	0	2	0	1	0	0	0	0	12	16	0.00	0.500

PITCHER	IP	WLS	BF	H	R	ER	SO	BB	IBB	HBP	BLK	WP	HR	S	P	ERA	WHIP

TOP

St. Louis Browns @ Philadelphia Athletics

Connie Mack Stadium, Philadelphia, PA

Sat Jun 27 1953, 3:33 AM EDT

Att. 2,126 - Unknown

AB	34
R	6
H	8
RBI	6
BB	2
SO	5
LOB	8

livebaseballscorecards.com

BOTTOM

Louis Browns @ Philadelphia Athletics

Connie Mack Stadium, Philadelphia, PA

Sat Jun 27 1953, 3:33 AM EDT

Att. 2,126 - Unknown

Batter	1	2	3	4	5	6	7	8	9	AB	R	H	RBI	BB	SO	LOB
Joe Demaestri, R (1, 6) OBP: 0.333, SLG: 0.353	5-3		1B 1B 1B		1B 1B		1-2 BB 1B		S S S K	5	1	3	0	0	1	0
Dave Philley, S (1, 9) OBP: 0.355, SLG: 0.401	4-3		1B 1-3 1B		F8		F4			4	0	1	0	0	0	3
Eddie Robinson, L (1, 3) OBP: 0.331, SLG: 0.419	F4		G6-4-3 1-3 3-H 1B		FC6-4 1-2 1B		B B B B 1-2 2-3 BB			3	0	2	1	1	0	0
Gus Zernial, R (1, 7) OBP: 0.348, SLG: 0.535		1B 2B	F2		FC6-4 1-2f		4-3			4	0	1	0	0	0	7
Pete Suder, R (1, 4) OBP: 0.332, SLG: 0.397		S S S K	G6-4-3 1-2f			F4		F2		4	0	0	0	0	1	3
Loren Babe, L (1, 5) OBP: 0.292, SLG: 0.312		L7		F7		L9		4-3		4	0	0	0	0	0	1
Ed McGhee, R (1, 8) OBP: 0.335, SLG: 0.329		B B B B 1B BB		P3		6-3		P4		3	0	0	0	1	0	0
Joe Astroth, R (1, 2) OBP: 0.342, SLG: 0.348		1-2 2-3 1B		F2			B B B B BB 1B BB		5-3	3	0	1	0	1	0	0
Marion Fricano, R (1, 1) OBP: 0.231, SLG: 0.269 Tom Hamilton, L (7, PH) OBP: 0.219, SLG: 0.172 Charlie Bishop, R (8, 1) OBP: 0.080, SLG: 0.042 Carl Scheib, R (9, PH) OBP: 0.214, SLG: 0.185		4-3			S S S K		F4		6-3	2 1 0 1	0 0 0 0	0 0 0 0	0 0 0 0	0 0 0 0	1 0 0 0	3 1 0 0
Inning Stats	R: 0 E: 0 K: 0 S: 3 H: 0 LOB: 0 BB: 0 P: 3	R: 0 E: 0 K: 1 S: 7 H: 2 LOB: 3 BB: 1 P: 11	R: 1 E: 0 K: 0 S: 5 H: 3 LOB: 1 BB: 0 P: 5	R: 0 E: 0 K: 0 S: 3 H: 0 LOB: 0 BB: 0 P: 3	R: 0 E: 0 K: 1 S: 7 H: 2 LOB: 2 BB: 0 P: 7	R: 0 E: 0 K: 0 S: 3 H: 0 LOB: 0 BB: 0 P: 3	R: 0 E: 0 K: 0 S: 4 H: 1 LOB: 3 BB: 2 P: 12	R: 0 E: 0 K: 0 S: 3 H: 0 LOB: 0 BB: 0 P: 3	R: 0 E: 0 K: 1 S: 5 H: 0 LOB: 0 BB: 0 P: 5	1B: 7 2B: 1 3B: 0 HR: 0	SF: 0 SAC: 0 DP: 1 HBP: 0			WP: 0 PB: 0 SB: 0 CS: 0	PA: 37		

PITCHER		IP	WLS	BF	H	R	ER	SO	BB	IBB	HBP	BLK	WP	HR	S	P	ERA	WHIP
Duane Pillette, R ERA: 4.21	(1, 1)	9.0	W	37	8	1	1	3	3	0	0	0	0	0	40	52	1.00	1.222

PITCHER	IP	WLS	BF	H	R	ER	SO	BB	IBB	HBP	BLK	WP	HR	S	P	ERA	WHIP

AB	34
R	1
H	8
RBI	1
BB	3
SO	3
LOB	18

livebaseballscorecards.com

Batter	1	2	3	4	5	6	7	8	9	AB	R	H	RBI	BB	SO	LOB
Johnny Groth, R (1, 8) OBP: 0.298, SLG: 0.350	1B 1B		F8		K		SH3-4 2-3	F9		4	1	1	0	0	1	2
Dick Kokos, L (1, 9) OBP: 0.410, SLG: 0.405	F9		1B		BB		BB		4-3	3	0	1	0	2	0	1
Roy Sievers, R (1, 3) OBP: 0.338, SLG: 0.369	1B 1-2 1B		F4		F2		F9		WP BB F9 BB	4	1	1	0	1	0	4
Don Lenhardt, R (1, 7) OBP: 0.333, SLG: 0.396	K		6-3		4-3		F7		WP 1-2 BB	4	0	0	0	1	1	6
Clint Courtney, L (1, 2) OBP: 0.295, SLG: 0.307	1-2 2-H 1B			HR	F9			1B 2B 1B	F9 1-2 2-H	5	2	3	3	0	0	1
Jim Dyck, R (1, 5) OBP: 0.309, SLG: 0.293	5-3			K	CS 1B			F1	5-3	5	0	1	0	0	1	4
Bobby Young, L (1, 4) OBP: 0.318, SLG: 0.338		G3		4-3	1-2 2B			2B 1-2 1B		4	0	2	0	0	0	0
Billy Hunter, R (1, 6) OBP: 0.305, SLG: 0.306		F4		1B	6-3			1-3 2-H 2B		4	0	2	1	0	0	1
Don Larsen, R (1, 1) OBP: 0.211, SLG: 0.270		L8		F7			SH3-4 2B	K		3	0	1	0	0	0	1
Marlin Stuart, L (7, 1) OBP: 0.273, SLG: 0.364										1	0	0	0	0	1	2

TOP

St. Louis Browns @ Philadelphia Athletics

Connie Mack Stadium, Philadelphia, PA

Sun Jun 28 1953, 3:33 AM EDT

Unknown

livebaseballscorecards.com

AB	37
R	4
H	12
RBI	4
BB	4
SO	4
LOB	22

Inning Stats	1	2	3	4	5	6	7	8	9
	R: 1 E: 0 K: 1 S: 8	R: 0 E: 0 K: 0 S: 3	R: 0 E: 0 K: 0 S: 4	R: 1 E: 0 K: 1 S: 7	R: 0 E: 0 K: 1 S: 5	R: 0 E: 0 K: 0 S: 4	R: 0 E: 0 K: 0 S: 4	R: 1 E: 0 K: 1 S: 8	R: 1 E: 0 K: 0 S: 3
	H: 3 LOB: 2 BB: 0 P: 8	H: 0 LOB: 0 BB: 0 P: 3	H: 1 LOB: 1 BB: 0 P: 4	H: 2 LOB: 1 BB: 0 P: 7	H: 0 LOB: 1 BB: 1 P: 9	H: 2 LOB: 1 BB: 0 P: 4	H: 1 LOB: 2 BB: 1 P: 8	H: 3 LOB: 2 BB: 0 P: 8	H: 0 LOB: 1 BB: 2 P: 11

| | | | | | | | | | |

Batter	1	2	3	4	5	6	7	8	9	AB	R	H	RBI	BB	SO	LOB
Joe Demaestri, R (1, 6) OBP: 0.347, SLG: 0.378	G3 1B 1B		2B		L7		1B		6-3	5	1	3	0	0	0	0
Dave Philley, S (1, 9) OBP: 0.353, SLG: 0.399	G3 1-2		L9		F3		1B 1-2			4	0	1	0	0	0	2
Eddie Robinson, L (1, 3) OBP: 0.327, SLG: 0.413	K		K		F9		K			4	0	0	0	0	3	4
Gus Zernial, R (1, 7) OBP: 0.349, SLG: 0.533 Kite Thomas, R (6, 7) OBP: 0.188, SLG: 0.133	1B BB		F3			6-3		1B		1 2	0 0	0 1	0 0	1 0	0 0	1 0
Pete Suder, R (1, 4) OBP: 0.335, SLG: 0.399	1-2 2-H 1B			F9		1B		F9		4	0	2	1	0	0	1
Loren Babe, L (1, 5) OBP: 0.291, SLG: 0.324	F8			FC4-2 3B		F8		F9		4	0	1	0	0	0	4
Ed McGhee, R (1, 8) OBP: 0.328, SLG: 0.321		F4		FC4-2 1B 3-H		6-3		K		4	0	0	0	0	1	3
Joe Astroth, R (1, 2) OBP: 0.340, SLG: 0.345		5-3		1-2 1B			6-3		6-3	4	0	1	0	0	0	0
Harry Byrd, R (1, 1) OBP: 0.273, SLG: 0.256 Morrie Martin, L (9, 1) OBP: 0.056, SLG: 0.056 Tom Hamilton, L (9, PH) OBP: 0.212, SLG: 0.167		L7		F7			6-3		K	3 0 1	0 0 0	0 0 1	0 0 0	0 0 0	0 0 1	2 0 0
Inning Stats	R: 1 E: 0 K: 1 S: 7 H: 2 LOB: 2 BB: 1 P: 11	R: 0 E: 0 K: 0 S: 3 H: 0 LOB: 0 BB: 0 P: 3	R: 0 E: 0 K: 1 S: 6 H: 1 LOB: 1 BB: 0 P: 6	R: 0 E: 0 K: 0 S: 5 H: 2 LOB: 2 BB: 0 P: 5	R: 0 E: 0 K: 0 S: 3 H: 0 LOB: 0 BB: 0 P: 3	R: 0 E: 0 K: 0 S: 4 H: 1 LOB: 1 BB: 0 P: 4	R: 0 E: 0 K: 1 S: 7 H: 2 LOB: 2 BB: 0 P: 7	R: 0 E: 0 K: 1 S: 6 H: 1 LOB: 1 BB: 0 P: 6	R: 0 E: 0 K: 1 S: 5 H: 0 LOB: 0 BB: 0 P: 5	1B: 7 2B: 1 3B: 1 HR: 0	SF: 0 SAC: 0 DP: 0 HBP: 0						

PITCHER	IP	WLS	BF	H	R	ER	SO	BB	IBB	HBP	BLK	WP	HR	S	P	ERA	WHIP
Don Larsen, R (1, 1) ERA: 3.49	6.2	W	29	8	1	1	2	1	0	0	0	0	0	32	36	1.35	1.350
Marlin Stuart, R (7, 1) ERA: 4.22	2.1	S	8	1	0	0	3	0	0	0	0	0	0	14	14	0.00	0.429

PITCHER	IP	WLS	BF	H	R	ER	SO	BB	IBB	HBP	BLK	WP	HR	S	P	ERA	WHIP

BOTTOM

Louis Browns @ Philadelphia Athletics

Connie Mack Stadium, Philadelphia, PA

Sun Jun 28 1953, 3:33 AM EDT

Unknown

St. Louis Browns

livebaseballscorecards.com

AB	36
R	1
H	9
RBI	1
BB	1
SO	5
LOB	17

Batter	1	2	3	4	5	6	7	8	9	AB	R	H	RBI	BB	SO	LOB
Johnny Groth, R (1, 8) OBP: 0.297, SLG: 0.349	F3		F8			FC6-4 1B		5-3		4	0	1	0	0	0	0
Dick Kokos, L (1, 7) OBP: 0.399, SLG: 0.392	F7			F9		F7			F7	4	0	0	0	0	0	1
Roy Sievers, R (1, 3) OBP: 0.329, SLG: 0.358	F7			F4		FC6-4 1-2f			F8	4	0	0	0	0	0	1
Vic Wertz, L (1, 9) OBP: 0.357, SLG: 0.413		F7		F8			K		F8	4	0	0	0	0	1	0
Clint Courtney, L (1, 2) OBP: 0.308, SLG: 0.340		1B			SH1-4 2B		SH5-3 3B			3	1	3	0	0	0	0
Jim Dyck, R (1, 5) OBP: 0.308, SLG: 0.292		L7			SH1-4 2-3		SH5-3 3-H			1	0	0	1	0	0	1
Bobby Young, L (1, 4) OBP: 0.315, SLG: 0.335		4-3			4-3		G3			3	0	0	0	0	0	2
Billy Hunter, R (1, 6) OBP: 0.302, SLG: 0.302			K		F6			5-3		3	0	0	0	0	1	1
Mike Blyzka, R (1, 1) Satchel Paige, R (9, 1)			L4			K		4-3		3 0	0 0	0 0	0 0	1 0	0 0	0 0
Inning Stats	R: 0 E: 0 K: 0 S: 3 H: 0 LOB: 0 BB: 0 P: 3	R: 0 E: 0 K: 0 S: 4 H: 1 LOB: 1 BB: 0 P: 4	R: 0 E: 0 K: 1 S: 5 H: 0 LOB: 0 BB: 0 P: 5	R: 0 E: 0 K: 0 S: 3 H: 0 LOB: 0 BB: 0 P: 3	R: 0 E: 0 K: 0 S: 4 H: 1 LOB: 1 BB: 0 P: 4	R: 0 E: 0 K: 1 S: 6 H: 1 LOB: 1 BB: 0 P: 6	R: 1 E: 0 K: 1 S: 6 H: 1 LOB: 0 BB: 0 P: 6	R: 0 E: 0 K: 0 S: 3 H: 0 LOB: 0 BB: 0 P: 3	R: 0 E: 0 K: 0 S: 3 H: 0 LOB: 0 BB: 0 P: 3	1B: 2 2B: 1 3B: 1 HR: 0	SF: 0 SAC: 2 DP: 0 HBP: 0					

PITCHER	IP	WLS	BF	H	R	ER	SO	BB	IBB	HBP	BLK	WP	HR	S	P	ERA	WHIP
Carl Scheib, R (1, 1) ERA: 3.79	9.0	W	31	4	1	1	3	0	0	0	0	0	0	37	37	1.00	0.444

PITCHER	IP	WLS	BF	H	R	ER	SO	BB	IBB	HBP	BLK	WP	HR	S	P	ERA	WHIP

TOP

St. Louis Browns @ Philadelphia Athletics

Connie Mack Stadium, Philadelphia, PA

Sun Jun 28 1953, 3:38 AM EDT

Att. 4,517 - Unknown

livebaseballscorecards.com

AB	29
R	1
H	4
RBI	1
BB	0
SO	3
LOB	6

PA: 31

WP: 0
PB: 0
SB: 0
CS: 0

Batter	1	2	3	4	5	6	7	8	9	AB	R	H	RBI	BB	SO	LOB
Joe Demaestri, R (1, 6) OBP: 0.333, SLG: 0.362	F3		6-3 2-3		F9			F7		4	0	0	0	0	0	2
Dave Philley, S (1, 9) OBP: 0.355, SLG: 0.398	1-3		BBBB BB BB		G3			1B F9 1B		3	1	1	0	1	0	1
Pete Suder, R (1, 4) OBP: 0.341, SLG: 0.402	6-3		BBBB 1-2 BB			4-3 1B		1-3 1B		3	0	2	0	1	0	0
Eddie Robinson, L (1, 3) OBP: 0.322, SLG: 0.407		F6	L3			4-3 1-2		F9 3-H		4	0	0	1	0	0	5
Kite Thomas, R (1, 7) OBP: 0.173, SLG: 0.122		F8		4-3		5-3		F7		4	0	0	0	0	0	2
Loren Babe, L (1, 5) OBP: 0.290, SLG: 0.322		1B		L1		4-3			5-3	4	0	1	0	0	0	1
Ed McGhee, R (1, 8) OBP: 0.321, SLG: 0.313		4-3		6-3			SSS K		1-3	4	0	0	0	0	1	1
Joe Astroth, R (1, 2) OBP: 0.344, SLG: 0.367			6-3 2B		6-3		L7		1B 3B	4	1	2	0	0	0	0
Carl Scheib, R (1, 1) OBP: 0.219, SLG: 0.194			L8		E5		5-3		3-H 1B	4	0	1	1	0	0	1
Inning Stats	R: 0 H: 0 E: 0 LOB: 0 K: 0 BB: 0 S: 3 P: 3	R: 0 H: 1 E: 0 LOB: 1 K: 0 BB: 0 S: 4 P: 4	R: 0 H: 1 E: 0 LOB: 3 K: 0 BB: 2 S: 4 P: 12	R: 0 H: 0 E: 0 LOB: 0 K: 0 BB: 0 S: 3 P: 3	R: 0 H: 0 E: 1 LOB: 1 K: 0 BB: 0 S: 4 P: 4	R: 0 H: 1 E: 0 LOB: 1 K: 0 BB: 0 S: 4 P: 4	R: 0 H: 0 E: 0 LOB: 0 K: 1 BB: 0 S: 5 P: 5	R: 1 H: 2 E: 0 LOB: 1 K: 0 BB: 0 S: 5 P: 5	R: 1 H: 2 E: 0 LOB: 1 K: 0 BB: 0 S: 4 P: 4	1B: 5 SF: 0 2B: 1 SAC: 0 3B: 1 DP: 0 HR: 0 HBP: 0						WP: 0 PA: 36 PB: 0 SB: 0 CS: 0	

PITCHER		IP	WLS	BF	H	R	ER	SO	BB	IBB	HBP	BLK	WP	HR	S	P	ERA	WHIP
Mike Blyzka, R ERA: 4.39	(1, 1)	8.2	L	35	6	2	2	1	2	0	0	0	0	0	35	43	2.08	0.923
Satchel Paige, R ERA: 3.13	(9, 1)	0.0		1	1	0	0	0	0	0	0	0	0	0	1	1	∞	∞

PITCHER	IP	WLS	BF	H	R	ER	SO	BB	IBB	HBP	BLK	WP	HR	S	P	ERA	WHIP

BOTTOM

St. Louis Browns @ Philadelphia Athletics

Connie Mack Stadium, Philadelphia, PA

Sun Jun 28 1953, 3:38 AM EDT

Att. 4,517 - Unknown

livebaseballscorecards.com

AB	34
R	2
H	7
RBI	2
BB	2
SO	1
LOB	13

Batter	1	2	3	4	5	6	7	8	9	AB	R	H	RBI	BB	SO	LOB
Jim Busby, R (1, 8) OBP: 0.339, SLG: 0.402	P4		P3		FC4-6 1-2f		6-3		F7	5	0	0	0	0	0	2
Wayne Terwilliger, R (1, 4) OBP: 0.343, SLG: 0.326	6-3			P5	F8			F8	F8	5	0	0	0	0	0	1
Mickey Vernon, L (1, 3) OBP: 0.399, SLG: 0.476	F7			2B		5-3		6-3		4	0	1	0	0	0	0
Clyde Vollmer, R (1, 7) OBP: 0.369, SLG: 0.395		1B		6-3		K		BB		3	0	1	0	1	1	1
Jackie Jensen, R (1, 9) OBP: 0.379, SLG: 0.444		L7		BB		1B		BB		2	0	1	0	2	0	1
Eddie Yost, R (1, 5) OBP: 0.377, SLG: 0.346		F9		P6		5-3		5-3		4	0	0	0	0	0	6
Pete Runnels, L (1, 6) OBP: 0.361, SLG: 0.287		4-3			BB S 1B		F3		SH1-4 HR 1B	3	2	1	0	1	0	1
Ed Fitz Gerald, R (1, 2) OBP: 0.298, SLG: 0.293			6-3		FC4-6 1-H 1B		L4		SH1-4 1-2	3	0	1	1	0	0	0
Bob Porterfield, R (1, 1) OBP: 0.385, SLG: 0.612			6-3		F3		2B		HR 2-H	4	1	2	2	0	0	1
Inning Stats	R: 0 E: 0 K: 0 S: 3 H: 0 LOB: 0 BB: 0 P: 3	R: 0 E: 0 K: 0 S: 4 H: 1 LOB: 1 BB: 0 P: 4	R: 0 E: 0 K: 0 S: 3 H: 0 LOB: 0 BB: 0 P: 3	R: 0 E: 0 K: 0 S: 4 H: 1 LOB: 2 BB: 1 P: 8	R: 1 E: 1 K: 0 S: 4 H: 1 LOB: 1 BB: 1 P: 8	R: 0 E: 0 K: 1 S: 6 H: 1 LOB: 1 BB: 0 P: 6	R: 0 E: 0 K: 0 S: 4 H: 1 LOB: 1 BB: 0 P: 4	R: 0 E: 0 K: 0 S: 3 H: 0 LOB: 2 BB: 2 P: 11	R: 2 E: 0 K: 0 S: 5 H: 2 LOB: 0 BB: 0 P: 5	1B: 4 2B: 2 3B: 0 HR: 1 SF: 0 SAC: 1 DP: 0 HBP: 0	WP: 0 PB: 0 SB: 1 CS: 0 PA: 38					

PITCHER	IP	WLS	BF	H	R	ER	SO	BB	IBB	HBP	BLK	WP	HR	S	P	ERA	WHIP
Alex Kellner, L (1, 1) ERA: 3.17	9.0	L	38	7	3	3	1	4	0	0	0	0	1	36	52	3.00	1.222

PITCHER	IP	WLS	BF	H	R	ER	SO	BB	IBB	HBP	BLK	WP	HR	S	P	ERA	WHIP

TOP

Washington Senators @ Philadelphia Athletics
Connie Mack Stadium, Philadelphia, PA
Tue Jun 30 1953, 3:33 AM EDT
Att. 3,677 - Unknown

livebaseballscorecards.com

AB	33
R	3
H	7
RBI	3
BB	4
SO	1
LOB	13

Batter	1	2	3	4	5	6	7	8	9	AB	R	H	RBI	BB	SO	LOB
Joe Demaestri, R (1, 6) OBP: 0.330, SLG: 0.357	F9		L9			G3 1B 1B		F8		4	0	1	0	0	0	1
Dave Philley, S (1, 9) OBP: 0.354, SLG: 0.396	F7		F8			G3 1-2 1B		G3		4	0	1	0	0	0	1
Eddie Robinson, L (1, 3) OBP: 0.318, SLG: 0.401	F9			F5		G3 1-2 2-3		F9		4	0	0	0	0	0	2
Gus Zernial, R (1, 7) OBP: 0.347, SLG: 0.527		5-3		5-3		IBB			F4	3	0	0	0	1	0	0
Pete Suder, R (1, 4) OBP: 0.347, SLG: 0.408		4-3 1B		1B		F3			G3-6-3 1B	4	0	3	0	0	0	3
Loren Babe, L (1, 5) OBP: 0.283, SLG: 0.313		4-3 1-2		G3		F7			G3-6-3 1-2f	4	0	0	0	0	0	6
Carmen Mauro, L (1, 8) OBP: 0.167, SLG: 0.229		6-3			F7		2B			3	0	1	0	0	0	1
Joe Astroth, R (1, 2) OBP: 0.344, SLG: 0.366			SH1-4 1B		4-3		K			3	0	1	0	0	1	0
Alex Kellner, R (1, 1) OBP: 0.311, SLG: 0.310			SH1-4 1-2		F8		6-3			2	0	0	0	0	0	0
Inning Stats	R: 0 H: 0 E: 0 LOB: 0 K: 0 BB: 0 S: 3 P: 3	R: 0 H: 1 E: 0 LOB: 1 K: 0 BB: 0 S: 4 P: 4	R: 0 H: 1 E: 0 LOB: 1 K: 0 BB: 0 S: 4 P: 4	R: 0 H: 1 E: 0 LOB: 1 K: 0 BB: 0 S: 4 P: 4	R: 0 H: 0 E: 0 LOB: 0 K: 0 BB: 0 S: 3 P: 3	R: 0 H: 2 E: 0 LOB: 3 K: 0 BB: 1 S: 5 P: 9	R: 0 H: 1 E: 0 LOB: 0 K: 1 BB: 0 S: 5 P: 5	R: 0 H: 0 E: 0 LOB: 0 K: 0 BB: 0 S: 3 P: 3	R: 0 H: 1 E: 0 LOB: 0 K: 0 BB: 0 S: 3 P: 3	1B: 6 SF: 0 2B: 1 SAC: 1 3B: 0 DP: 1 HR: 0 HBP: 0						

PITCHER	IP	WLS	BF	H	R	ER	SO	BB	IBB	HBP	BLK	WP	HR	S	P	ERA	WHIP
Bob Porterfield, R (1, 1) ERA: 4.22	9.0	W	33	7	0	0	1	0	1	0	0	0	0	34	38	0.00	0.778

PITCHER	IP	WLS	BF	H	R	ER	SO	BB	IBB	HBP	BLK	WP	HR	S	P	ERA	WHIP

BOTTOM

Washington Senators @ Philadelphia Athletics

Connie Mack Stadium, Philadelphia, PA

Tue Jun 30 1953, 3:33 AM EDT

Att. 3,677 - Unknown

livebaseballscorecards.com

AB	31
R	0
H	7
RBI	0
BB	1
SO	1
LOB	14

WP: 0	PA: 33		
PB: 0			
SB: 0			
CS: 0			

Batter	1	2	3	4	5	6	7	8	9	AB	R	H	RBI	BB	SO	LOB
Jim Busby, R (1, 8) OBP: 0.343, SLG: 0.404	1B		F9 ①		P4 ②		BB		2B S 1B	4	0	2	0	1	0	1
Wayne Terwilliger, R (1, 4) OBP: 0.344, SLG: 0.342	F9 ①		K ②		HR		L6 ②		1-3 2B	5	1	2	1	0	1	3
Mickey Vernon, L (1, 3) OBP: 0.396, SLG: 0.479	F8 ②		1-H 3B		G3 ③		K ③		F8 ②	5	0	1	1	0	1	4
Clyde Vollmer, R (1, 7) OBP: 0.366, SLG: 0.399	K ③		1-3 ③			2B 3B		F7 ①	F3 ③	5	1	1	0	0	1	4
Jackie Jensen, R (1, 9) OBP: 0.384, SLG: 0.448		3-1 5-3 BB		CS BB		SH3 1B 3-H 2B		F9 ②		2	1	1	1	2	0	0
Eddie Yost, R (1, 5) OBP: 0.377, SLG: 0.346		5-3 ① 1-2		K ①② 1-2		SH3 ① 2-3		FC6-4 1B		3	0	1	0	0	1	2
Pete Runnels, L (1, 6) OBP: 0.363, SLG: 0.290		3-1 ② 2-3		1B		1B 3-H		FC6-4 ③ 1-2f		4	0	2	1	0	0	2
Ed Fitz Gerald, R (1, 2) OBP: 0.297, SLG: 0.317		F9 ③		K ③		P6 ③			HR	4	1	1	1	0	1	2
Chuck Stobbs, L (1, 1) OBP: 0.167, SLG: 0.118			3B BB		K ①		K ①		F7 ①	2	1	0	0	1	2	0
Sonny Dixon, S (8, 1) OBP: 0.211, SLG: 0.118										1	0	0	0	0	0	0
Inning Stats	R: 0 H: 1 E: 0 LOB: 1 K: 1 BB: 0 S: 6 P: 6	R: 0 H: 0 E: 0 LOB: 1 K: 0 BB: 1 S: 3 P: 7	R: 1 H: 1 E: 0 LOB: 1 K: 1 BB: 1 S: 6 P: 10	R: 0 H: 1 E: 0 LOB: 1 K: 2 BB: 1 S: 7 P: 11	R: 1 H: 1 E: 0 LOB: 0 K: 1 BB: 0 S: 6 P: 6	R: 2 H: 3 E: 0 LOB: 0 K: 0 BB: 0 S: 5 P: 5	R: 0 H: 0 E: 0 LOB: 1 K: 2 BB: 1 S: 7 P: 11	R: 0 H: 1 E: 0 LOB: 1 K: 0 BB: 0 S: 4 P: 4	R: 1 H: 3 E: 0 LOB: 2 K: 0 BB: 0 S: 6 P: 6	1B: 5 SF: 0 2B: 2 SAC: 1 3B: 2 DP: 0 HR: 2 HBP: 0						

TOP

Washington Senators @ Philadelphia Athletics
Connie Mack Stadium, Philadelphia, PA
Wed Jul 01 1953, 3:33 AM EDT
Att. 2,305 - Unknown

livebaseballscorecards.com

AB	35
R	5
H	11
RBI	5
BB	4
SO	7
LOB	18

WP: 0 PA: 40
PB: 0
SB: 1
CS: 1

PITCHER		IP	WLS	BF	H	R	ER	SO	BB	IBB	HBP	BLK	WP	HR	S	P	ERA	WHIP
Charlie Bishop, R ERA: 5.11	(1, 1)	6.0	L	26	7	4	4	5	3	0	0	0	0	1	33	45	6.00	1.667
Frank Fanovich, L ERA: 4.09	(7, 1)	1.0		4	0	0	0	2	1	0	0	0	0	0	7	11	0.00	1.000
Morrie Martin, L ERA: 4.21	(8, 1)	2.0		10	4	1	1	0	0	0	0	0	0	1	10	10	4.50	2.000

PITCHER	IP	WLS	BF	H	R	ER	SO	BB	IBB	HBP	BLK	WP	HR	S	P	ERA	WHIP

Batter	1	2	3	4	5	6	7	8	9	AB	R	H	RBI	BB	SO	LOB
Joe Demaestri, R (1, 6) OBP: 0.324, SLG: 0.350	F7		P4			F9	G6-3 1-3 2-H		K	5	0	1	1	0	1	1
Dave Philley, S (1, 9) OBP: 0.356, SLG: 0.397	4-3			1B 5-3		FC4-6	G6-3 1-2f			4	1	2	0	0	0	2
Eddie Robinson, L (1, 3) OBP: 0.314, SLG: 0.396	F8			P5		FC4-6 BB 1-2f	F8		4	1	0	0	0	0	2
Gus Zernial, R (1, 7) OBP: 0.353, SLG: 0.529		F7		5-3 1-3		1B 1-2	1B		3	0	2	0	1	0	0
Pete Suder, R (1, 4) OBP: 0.346, SLG: 0.406		F8		5-3 1-2 3-H		1-3 2-H	F9		4	0	1	2	0	0	2
Carmen Mauro, L (1, 8) OBP: 0.175, SLG: 0.211		S BB		K		G3	4-3		3	0	0	0	1	1	4
Loren Babe, L (1, 5) OBP: 0.282, SLG: 0.312		P4 1-2		F7		1B 1B	F9		4	1	1	0	0	0	1
Joe Astroth, R (1, 2) OBP: 0.337, SLG: 0.358			5-3	F9		K	F2		4	0	0	0	0	1	1
Charlie Bishop, R (1, 1) OBP: 0.074, SLG: 0.038 Frank Fanovich, L (7, 1) OBP: 0.250, SLG: 0.250 Carl Scheib, R (7, PH) OBP: 0.242, SLG: 0.219 Morrie Martin, L (8, 1) OBP: 0.056, SLG: 0.056 Tom Hamilton, L (9, PH) OBP: 0.235, SLG: 0.194			K	K			1B 1-2		F9	2 0 1 0 1	0 0 0 0 0	0 0 1 0 1	0 0 0 0 0	0 0 0 0 0	2 0 0 0 0	0 0 0 0 0
Inning Stats	R: 0 E: 0 K: 0 S: 3 H: 0 LOB: 0 BB: 0 P: 3	R: 0 E: 0 K: 0 S: 3 H: 0 LOB: 1 BB: 1 P: 7	R: 0 E: 0 K: 1 S: 5 H: 0 LOB: 0 BB: 0 P: 5	R: 1 E: 0 K: 1 S: 7 H: 2 LOB: 1 BB: 0 P: 7	R: 0 E: 0 K: 1 S: 5 H: 0 LOB: 0 BB: 0 P: 5	R: 1 E: 0 K: 0 S: 5 H: 2 LOB: 2 BB: 1 P: 9	R: 1 E: 0 K: 1 S: 7 H: 3 LOB: 1 BB: 0 P: 7	R: 0 E: 0 K: 0 S: 4 H: 1 LOB: 1 BB: 0 P: 4	R: 0 E: 0 K: 1 S: 6 H: 1 LOB: 1 BB: 0 P: 6	1B: 9 2B: 0 3B: 0 HR: 0 SF: 0 SAC: 0 DP: 1 HBP: 0						

PITCHER		IP	WLS	BF	H	R	ER	SO	BB	IBB	HBP	BLK	WP	HR	S	P	ERA	WHIP
Chuck Stobbs, L ERA: 3.81	(1, 1)	7.0	W	29	7	3	3	4	2	0	0	0	0	0	35	43	3.86	1.286
Sonny Dixon, R ERA: 2.88	(8, 1)	2.0	S	8	2	0	0	1	0	0	0	0	0	0	10	10	0.00	1.000

PITCHER	IP	WLS	BF	H	R	ER	SO	BB	IBB	HBP	BLK	WP	HR	S	P	ERA	WHIP

BOTTOM

Washington Senators @ Philadelphia Athletics

Connie Mack Stadium, Philadelphia, PA

Wed Jul 01 1953, 3:33 AM EDT

Att. 2,305 - Unknown

livebaseballscorecards.com

AB	35
R	3
H	9
RBI	3
BB	2
SO	5
LOB	13

PA: 37

WP: 0
PB: 0
SB: 1
CS: 0

Batter	1	2	3	4	5	6	7	8	9	AB	R	H	RBI	BB	SO	LOB
Joe Demaestri, R (1, 6) OBP: 0.330, SLG: 0.349	1-3		BB			G4-6-3 1B		6-3		3	0	1	0	1	0	0
Dave Philley, S (1, 9) OBP: 0.351, SLG: 0.392	4-3		K			G4-6-3 1-2f			F6	4	0	0	0	0	1	2
Eddie Robinson, L (1, 3) OBP: 0.313, SLG: 0.392	F4			F9			K		G5-4-3 BB	3	0	0	0	1	1	0
Gus Zernial, R (1, 7) OBP: 0.348, SLG: 0.521		5-3		5-3			F6		G5-4-3 1-2f	4	0	0	0	0	0	1
Pete Suder, R (1, 5) OBP: 0.350, SLG: 0.406		FC5-4 1B		5-3			BB			2	0	1	0	1	0	0
Cass Michaels, R (1, 4) OBP: 0.318, SLG: 0.367		FC5-4 1-2f			F7		1-2 BB			2	0	0	0	1	0	1
Carmen Mauro, L (1, 8) OBP: 0.163, SLG: 0.195		G1			K		F7			3	0	0	0	0	1	3
Joe Astroth, R (1, 2) OBP: 0.332, SLG: 0.352			6-3		4-3			F5		3	0	0	0	0	0	0
Bobby Shantz, R (1, 1) OBP: 0.222, SLG: 0.200			F8			L7		6-3		2	0	0	0	0	0	0
Frank Fanovich, L (7, 1) OBP: 0.250, SLG: 0.250										0	0	0	0	0	0	0
Carl Scheib, R (8, PH) OBP: 0.235, SLG: 0.212										1	0	0	0	0	0	0
Marion Fricano, R (8, 1) OBP: 0.231, SLG: 0.269										0	0	0	0	0	0	0
Inning Stats	R: 0 H: 0 E: 0 LOB: 0 K: 0 BB: 0 S: 3 P: 3	R: 0 H: 1 E: 0 LOB: 1 K: 0 BB: 0 S: 4 P: 4	R: 0 H: 0 E: 0 LOB: 1 K: 1 BB: 1 S: 5 P: 9	R: 0 H: 0 E: 0 LOB: 0 K: 0 BB: 0 S: 3 P: 3	R: 0 H: 0 E: 0 LOB: 0 K: 1 BB: 0 S: 5 P: 5	R: 0 H: 1 E: 0 LOB: 0 K: 0 BB: 0 S: 3 P: 3	R: 0 H: 0 E: 0 LOB: 2 K: 1 BB: 2 S: 5 P: 13	R: 0 H: 0 E: 0 LOB: 0 K: 0 BB: 0 S: 3 P: 3	R: 0 H: 0 E: 0 LOB: 0 K: 0 BB: 1 S: 2 P: 6	1B: 2 SF: 0 2B: 0 SAC: 0 3B: 0 DP: 2 HR: 0 HBP: 0				WP: 0 PA: 31 PB: 0 SB: 0 CS: 0		

TOP

Philadelphia Athletics @ New York Yankees

Yankee Stadium, Bronx, NY

Fri Jul 03 1953, 3:33 AM EDT

Att. 11,833 - Unknown

livebaseballscorecards.com

AB	27
R	0
H	2
RBI	0
BB	4
SO	3
LOB	7

PITCHER	IP	WLS	BF	H	R	ER	SO	BB	IBB	HBP	BLK	WP	HR	S	P	ERA	WHIP
Whitey Ford, L (1, 1) ERA: 2.48	9.0	W	31	2	0	0	3	4	0	0	0	0	0	33	49	0.00	0.667

PITCHER	IP	WLS	BF	H	R	ER	SO	BB	IBB	HBP	BLK	WP	HR	S	P	ERA	WHIP

Batter	1	2	3	4	5	6	7	8	9	AB	R	H	RBI	BB	SO	LOB
Gene Woodling, L (1, 7) OBP: 0.401, SLG: 0.429	S S S 0-3 ① K		x 0-0 4-3 1B		x 0-0 1-3 ①		B B B B 4-0 WP 1B FC4-6 BB	x 0-0 ③ F2		3	0	1	0	0	1	0
Bill Renna, R (6, 7) OBP: 0.333, SLG: 0.404										1	1	0	0	1	0	1
Irv Noren, L (1, 8) OBP: 0.333, SLG: 0.454	x 0-0 ② 6-3		x 0-0 ① 4-3 1-2		x 0-0 ② G3		x 0-0 FC4-6 WP 1B 1-2			4	0	1	0	0	0	1
Don Bollweg, L (1, 3) OBP: 0.418, SLG: 0.577	S S S 0-3 ③ K		x 0-0 ② 5-3		S S S 0-3 ③ K		B B B B 4-0 FC4-6 1-2 2-3 BB			3	0	0	0	1	2	1
Yogi Berra, L (1, 2) OBP: 0.328, SLG: 0.462		x 0-0 2B 3B	x 0-0 ③ 4-3			x 0-0 ① F4	x 0-0 ② FC4-6 HBP 1-2f 2-3 3-H			4	1	1	0	0	0	3
Hank Bauer, R (1, 9) OBP: 0.373, SLG: 0.413		x 0-0 2B 2B 3-H		x 0-0 E5 5-3		x 0-0 ② 6-3	H 1-0 1-2 HBP			3	1	1	1	0	0	0
Gil McDougald, R (1, 5) OBP: 0.352, SLG: 0.376		x 0-0 FC5-6-4-1 2-H 2B		x 0-0 ① 5-3 1-2		x 0-0 1B 2B	x 0-0 ③ F5			4	1	2	1	0	0	4
Billy Martin, R (1, 4) OBP: 0.308, SLG: 0.344		x 0-0 ① F9		x 0-0 ② F8		x 0-0 2-H 1B		x 0-0 ① L7		4	0	1	1	0	0	2
Phil Rizzuto, R (1, 6) OBP: 0.378, SLG: 0.305		x 0-0 ② FC5-6-4-1 2-3		B B B B 4-0 BB		S S S 0-3 ③ K		x 0-0 1B		3	0	1	0	1	1	2
Willy Miranda, S (8, PR) OBP: 0.205, SLG: 0.222 (9, 6)										0	0	0	0	0	0	0
Whitey Ford, L (1, 1) OBP: 0.243, SLG: 0.206	S S S 0-3 ③ K		x 0-0 ③ F7				x 0-0 ① 4-3	x 0-0 ② F5		4	0	0	0	0	1	4
Inning Stats	R: 0 H: 0 E: 0 LOB: 0 K: 2 BB: 0 S: 7 P: 7	R: 2 H: 3 E: 0 LOB: 1 K: 1 BB: 0 S: 8 P: 8	R: 0 H: 1 E: 0 LOB: 1 K: 0 BB: 0 S: 4 P: 4	R: 0 H: 0 E: 1 LOB: 2 K: 0 BB: 1 S: 4 P: 8	R: 0 H: 0 E: 0 LOB: 0 K: 1 BB: 0 S: 5 P: 5	R: 1 H: 2 E: 0 LOB: 1 K: 1 BB: 0 S: 7 P: 7	R: 1 H: 1 E: 0 LOB: 3 K: 0 BB: 2 S: 4 P: 13	R: 0 H: 1 E: 0 LOB: 1 K: 0 BB: 0 S: 4 P: 4		1B: 4 SF: 0 2B: 3 SAC: 0 3B: 1 DP: 0 HR: 0 HBP: 1						

BOTTOM

Philadelphia Athletics @ New York Yankees

Yankee Stadium, Bronx, NY

Fri Jul 03 1953, 3:33 AM EDT

Att. 11,833 - Unknown

livebaseballscorecards.com

AB	33
R	4
H	8
RBI	3
BB	3
SO	5
LOB	18

WP: 1 PA: 37
PB: 0
SB: 0
CS: 0

PITCHER		IP	WLS	BF	H	R	ER	SO	BB	IBB	HBP	BLK	WP	HR	S	P	ERA	WHIP
Bobby Shantz, L ERA: 4.21	(1, 1)	6.0	L	26	6	3	3	5	1	0	0	0	0	0	35	39	4.50	1.167
Frank Fanovich, L ERA: 4.3	(7, 1)	1.0		7	1	1	1	0	2	0	1	0	1	0	4	13	9.00	3.000
Marion Fricano, R ERA: 2.97	(8, 1)	1.0		4	1	0	0	0	0	0	0	0	0	0	4	4	0.00	1.000

PITCHER	IP	WLS	BF	H	R	ER	SO	BB	IBB	HBP	BLK	WP	HR	S	P	ERA	WHIP

Batter	1	2	3	4	5	6	7	8	9	AB	R	H	RBI	BB	SO	LOB
Joe Demaestri, R (1, 6) OBP: 0.325, SLG: 0.342	6-3		G5-4-3 1-2f		F7		4-3 1B		F3	5	0	1	0	0	0	2
Dave Philley, S (1, 9) OBP: 0.349, SLG: 0.389	HBP 1B		1-3			K	4-3 1-2		L8	5	0	1	0	0	1	1
Eddie Robinson, L (1, 3) OBP: 0.324, SLG: 0.394	1-2 HBP			1B 1B		1B 1B F8 BB	BB		BB	1	1	1	0	3	0	0
Gus Zernial, R (1, 7) OBP: 0.346, SLG: 0.515	F2			L4		1B 1-2 3B	F9		F8	5	1	1	0	0	0	6
Pete Suder, R (1, 5) OBP: 0.352, SLG: 0.408	F9			1-2 1B		1-2 2-3 3B 1B		K		4	1	2	0	0	1	2
Cass Michaels, R (1, 4) OBP: 0.317, SLG: 0.361		6-3		5-3		F8 3-H		FC5 1B BB		3	0	0	1	1	0	3
Carmen Mauro, L (1, 8) OBP: 0.191, SLG: 0.250		1-3			5-3 1B BB	1-H 2-H 3B		L7		3	0	1	2	1	0	1
Joe Astroth, R (1, 2) OBP: 0.330, SLG: 0.350		6-3			5-3 1-2	5-3		1-2 1B		4	0	1	0	0	0	2
Alex Kellner, R (1, 1) OBP: 0.327, SLG: 0.326			G5-4-3 1B		2-H 1B		F8	FC5 2-3f		4	0	2	0	0	0	2

TOP

Philadelphia Athletics @ New York Yankees

Yankee Stadium, Bronx, NY

Sat Jul 04 1953, 3:33 AM EDT

Unknown

livebaseballscorecards.com

AB	34
R	3
H	10
RBI	3
BB	5
SO	2
LOB	19

Inning Stats	1	2	3	4	5	6	7	8	9
	R: 0 E: 0 K: 0 S: 4	H: 1 LOB: 2 BB: 0 P: 5	R: 0 E: 0 K: 0 S: 3	H: 0 LOB: 0 BB: 0 P: 3	R: 0 E: 0 K: 0 S: 3	H: 1 LOB: 0 BB: 0 P: 3	R: 0 E: 0 K: 0 S: 4	H: 2 LOB: 1 BB: 0 P: 4	R: 0 E: 0 K: 0 S: 3	H: 1 LOB: 1 BB: 1 P: 7	R: 3 E: 0 K: 1 S: 8	H: 3 LOB: 1 BB: 1 P: 12	R: 0 E: 0 K: 0 S: 4	H: 1 LOB: 2 BB: 1 P: 8	R: 0 E: 0 K: 1 S: 6	H: 1 LOB: 2 BB: 1 P: 10	R: 0 E: 0 K: 0 S: 3	H: 0 LOB: 1 BB: 1 P: 7

| | | |

Batter	1	2	3	4	5	6	7	8	9	AB	R	H	RBI	BB	SO	LOB
Irv Noren, L (1, 8) OBP: 0.324, SLG: 0.439	F6	K			F8			6-3		4	0	0	0	0	1	0
Don Bollweg, L (1, 3) OBP: 0.410, SLG: 0.554	BB	K			K			E4		3	2	0	0	1	2	0
Hank Bauer, R (1, 9) OBP: 0.375, SLG: 0.411	BB		6-3			K		1B		3	2	1	0	1	1	0
Yogi Berra, L (1, 2) OBP: 0.326, SLG: 0.455	F4		K			F2		HBP		3	1	0	0	0	1	2
Gil McDougald, R (1, 5) OBP: 0.350, SLG: 0.374	1B		F4			K		6-3		4	1	1	1	0	1	2
Gene Woodling, L (1, 7) OBP: 0.406, SLG: 0.435	1B			F8			E4	1B		4	0	3	3	0	0	0
Billy Martin, R (1, 4) OBP: 0.307, SLG: 0.342	1B			5-3			F2	K		4	0	1	0	0	1	2
Phil Rizzuto, R (1, 6) OBP: 0.373, SLG: 0.300	L3			5-3			6-3			3	0	0	0	0	0	3
Willy Miranda, S (9, 6) OBP: 0.205, SLG: 0.222										0	0	0	0	0	0	0
Ed Lopat, L (1, 1) OBP: 0.275, SLG: 0.297		K			6-3		K			2	0	0	0	0	1	0
Tom Gorman, R (6, 1) OBP: 0.200, SLG: 0.200										1	0	0	0	0	1	1
Inning Stats	R: 3 E: 0 K: 0 S: 6 H: 3 LOB: 2 BB: 2 P: 14	R: 0 E: 0 K: 3 S: 9 H: 0 LOB: 0 BB: 0 P: 9	R: 0 E: 0 K: 1 S: 5 H: 0 LOB: 0 BB: 0 P: 5	R: 0 E: 0 K: 0 S: 3 H: 0 LOB: 0 BB: 0 P: 3	R: 0 E: 0 K: 1 S: 5 H: 0 LOB: 0 BB: 0 P: 5	R: 0 E: 0 K: 2 S: 7 H: 0 LOB: 0 BB: 0 P: 7	R: 0 E: 1 K: 1 S: 6 H: 1 LOB: 1 BB: 0 P: 6	R: 3 E: 1 K: 1 S: 8 H: 2 LOB: 1 BB: 0 P: 9		1B: 6 2B: 0 3B: 0 HR: 0 SF: 0 SAC: 0 DP: 0 HBP: 1						

PITCHER	IP	WLS	BF	H	R	ER	SO	BB	IBB	HBP	BLK	WP	HR	S	P	ERA	WHIP
Alex Kellner, L (1, 1) ERA: 3.18	8.0	L	34	6	6	3	9	2	0	1	0	1	0	49	58	3.38	1.000

PITCHER	IP	WLS	BF	H	R	ER	SO	BB	IBB	HBP	BLK	WP	HR	S	P	ERA	WHIP

BOTTOM

Philadelphia Athletics @ New York Yankees

Yankee Stadium, Bronx, NY

Sat Jul 04 1953, 3:33 AM EDT

Unknown

livebaseballscorecards.com

AB	31
R	6
H	6
RBI	4
BB	2
SO	9
LOB	10

WP: 1	PB: 1	SB: 0	CS: 0
PA: 34			

Boston Red Sox @ Philadelphia Athletics

Connie Mack Stadium, Philadelphia, PA

Sun Jul 05 1953, 3:33 AM EDT

Att. 4,554 - Unknown

TOP

livebaseballscorecards.com

Batter	1	2	3	4	5	6	7	8	9	AB	R	H	RBI	BB	SO	LOB
Billy Goodman, L (1, 4) OBP: 0.415, SLG: 0.439	2B		4-3			4-3		F5		4	2	2	1	0	0	0
Ted Lepcio, R (6, 4) OBP: 0.308, SLG: 0.392	1B 1-3 2-H									1	0	0	0	0	0	1
Hoot Evers, R (1, 7) OBP: 0.316, SLG: 0.432	K		4-3			BBBB 4-0 FC5-4 BB		L4-6 2-3		3	0	1	1	1	1	1
Gene Stephens, L (6, PR) OBP: 0.303, SLG: 0.299 (6, 7)	CS 1-2 3-H									1	0	0	0	0	0	1
Dick Gernert, R (1, 3) OBP: 0.390, SLG: 0.462	2B 2-H			HR		FC5-4 1-2f			6-3	5	2	3	3	0	0	1
George Kell, R (1, 5) OBP: 0.394, SLG: 0.563	1B 2-3 BB	G6-4-3 1B		F7		1-3			F4	4	2	3	0	0	0	0
Floyd Baker, L (6, PR) OBP: 0.366, SLG: 0.322 (6, 5)	CS 2-3									1	0	0	0	0	0	0
Tom Umphlett, R (1, 8) OBP: 0.357, SLG: 0.426	BB 2-3 3-H	G6-4-3 1-2		6-3		5-3			F9	5	1	2	1	0	0	3
Jim Piersall, R (1, 9) OBP: 0.308, SLG: 0.334	BB L8	G6-4-3 1-2f 2-3		5-3			5-3			3	1	0	0	1	0	2
Milt Bolling, R (1, 6) OBP: 0.301, SLG: 0.318	BBBB 4-0 BB 1B 1-2 2-3 3-H				F8		5-3			3	1	1	2	1	0	0
Gus Niarhos, R (1, 2) OBP: 0.278, SLG: 0.353	BBBB 4-0 1B 1B 1-2 2-3 3-H	F5			E5		5-3			3	1	0	1	1	0	1
Mel Parnell, L (1, 1) OBP: 0.288, SLG: 0.300	L8 3-H		G3		G3			L4-6 2B		4	0	1	1	0	0	2
Inning Stats	R: 8 E: 0 K: 1 S: 11 H: 7 LOB: 1 BB: 3 P: 23	R: 1 E: 0 K: 0 S: 5 H: 3 LOB: 1 BB: 0 P: 5	R: 0 E: 0 K: 0 S: 3 H: 0 LOB: 0 BB: 0 P: 3	R: 1 E: 0 K: 0 S: 4 H: 1 LOB: 0 BB: 0 P: 4	R: 0 E: 1 K: 0 S: 3 H: 0 LOB: 0 BB: 0 P: 3	R: 0 E: 0 K: 0 S: 4 H: 1 LOB: 3 BB: 1 P: 8	R: 0 E: 0 K: 0 S: 3 H: 0 LOB: 0 BB: 0 P: 3	R: 0 E: 0 K: 0 S: 3 H: 1 LOB: 0 BB: 0 P: 3	R: 0 E: 0 K: 0 S: 3 H: 0 LOB: 0 BB: 0 P: 3	1B: 7 2B: 6 3B: 0 HR: 1	SF: 0 SAC: 0 DP: 2 HBP: 0	WP: 0 PB: 0 SB: 0 CS: 1	PA: 42			

	AB	37
	R	10
	H	13
	RBI	10
	BB	4
	SO	1
	LOB	12

PITCHER		IP	WLS	BF	H	R	ER	SO	BB	IBB	HBP	BLK	WP	HR	S	P	ERA	WHIP
Carl Scheib, R ERA: 4.46	(1, 1)	0.1	L	7	4	6	6	1	1	1	0	0	0	0	7	15	162.00	15.000
Marion Fricano, R ERA: 3.38	(1, 1)	0.1		5	3	2	2	0	1	0	0	0	0	0	4	8	54.00	12.000
Joe Coleman, R ERA: 2.89	(1, 1)	8.1		29	6	2	2	0	1	0	0	0	0	1	28	32	2.16	0.840

PITCHER	IP	WLS	BF	H	R	ER	SO	BB	IBB	HBP	BLK	WP	HR	S	P	ERA	WHIP

BOTTOM

Boston Red Sox @ Philadelphia Athletics

Connie Mack Stadium, Philadelphia, PA

Sun Jul 05 1953, 3:33 AM EDT

Att. 4,554 - Unknown

livebaseballscorecards.com

Batter	1	2	3	4	5	6	7	8	9	AB	R	H	RBI	BB	SO	LOB
Joe Demaestri, R (1, 6) OBP: 0.320, SLG: 0.331	BBBB 4-0 G4-6-3 BB		x 0-0 5-3 ③		x 0-0 FC6-4 ③ 1-2f		x 0-0 F4 ③			3	0	0	0	1	0	3
Carmen Mauro, L (1, 8) OBP: 0.200, SLG: 0.220	SSS 0-3 K ①			BBBB 4-0 L6-4 BB BB		SSS 0-3 K ①		SSS 0-3 K ①		3	0	0	0	1	3	1
Dave Philley, S (1, 9) OBP: 0.346, SLG: 0.381	x 0-0 G4-6-3 ② ③ 1-2f			BBBB 4-0 1B 1-2 BB		x 0-0 F3 ②		x 0-0 4-3 ②		3	0	0	0	1	0	1
Gus Zernial, R (1, 7) OBP: 0.337, SLG: 0.500		x 0-0 P4 ①		x 0-0 L6-4 ① ② 2-3		x 0-0 F7 ③		x 0-0 F4 ③		4	0	0	0	0	0	2
Pete Suder, R (1, 5) OBP: 0.353, SLG: 0.407		x 0-0 6-3 ②		x 0-0 1-2 1B			SSS 0-3 K ①		x 0-0 F4 ①	4	0	1	0	0	1	0
Eddie Robinson, L (1, 3) OBP: 0.319, SLG: 0.386		x 0-0 4-3 ③		x 0-0 F3 ③			x 0-0 HR 1B		x 0-0 4-3 ②	4	1	1	0	0	0	2
Cass Michaels, R (1, 4) OBP: 0.316, SLG: 0.374			x 0-0 6-3 ①		SSS 0-3 K ①		x 0-0 1-H HR		x 0-0 F8 ③	4	1	1	2	0	1	0
Ray Murray, R (1, 2) OBP: 0.310, SLG: 0.390			x 0-0 2B		x 0-0 F3 ②		x 0-0 F8 ②			3	0	1	0	0	0	0
Carl Scheib, R (1, 1) OBP: 0.235, SLG: 0.212 Marion Fricano, R (1, 1) OBP: 0.231, SLG: 0.269 Joe Coleman, R (1, 1) OBP: 0.667, SLG: 0.667			x 0-0 P2 ②		x 0-0 FC6-4 1B		x 0-0 1B			0 0 3	0 0 0	0 0 2	0 0 0	0 0 0	0 0 0	0 0 1
Inning Stats	R: 0 H: 0 E: 0 LOB: 0 K: 1 BB: 1 S: 4 P: 8	R: 0 H: 0 E: 0 LOB: 0 K: 0 BB: 0 S: 3 P: 3	R: 0 H: 1 E: 0 LOB: 1 K: 0 BB: 0 S: 4 P: 4	R: 0 H: 1 E: 0 LOB: 2 K: 0 BB: 2 S: 3 P: 11	R: 0 H: 1 E: 0 LOB: 1 K: 1 BB: 0 S: 6 P: 6	R: 0 H: 0 E: 0 LOB: 0 K: 1 BB: 0 S: 5 P: 5	R: 2 H: 3 E: 0 LOB: 1 K: 1 BB: 0 S: 8 P: 8	R: 0 H: 0 E: 0 LOB: 0 K: 1 BB: 0 S: 5 P: 5	R: 0 H: 0 E: 0 LOB: 0 K: 0 BB: 0 S: 3 P: 3	1B: 4 SF: 0 2B: 2 SAC: 0 3B: 0 DP: 2 HR: 1 HBP: 0						

	AB	31
	R	2
	H	6
	RBI	2
	BB	3
	SO	5
	LOB	10

WP: 0 PA: 34
PB: 0
SB: 0
CS: 0

PITCHER		IP	WLS	BF	H	R	ER	SO	BB	IBB	HBP	BLK	WP	HR	S	P	ERA	WHIP
Mel Parnell, L ERA: 2.92	(1, 1)	9.0	W	34	6	2	2	5	3	0	0	0	0	1	41	53	2.00	1.000

PITCHER	IP	WLS	BF	H	R	ER	SO	BB	IBB	HBP	BLK	WP	HR	S	P	ERA	WHIP

Batter	1	2	3	4	5	6	7	8	9	AB	R	H	RBI	BB	SO	LOB
Irv Noren, L (1, 8) OBP: 0.322, SLG: 0.414										0	0	0	0	0	0	0
Gene Woodling, L (1, 7) OBP: 0.398, SLG: 0.419										0	0	0	0	0	0	0
Hank Bauer, R (1, 9) OBP: 0.380, SLG: 0.408										0	0	0	0	0	0	0
Gil McDougald, R (1, 5) OBP: 0.354, SLG: 0.392										0	0	0	0	0	0	0
Don Bollweg, L (1, 3) OBP: 0.402, SLG: 0.554										0	0	0	0	0	0	0
Billy Martin, R (1, 4) OBP: 0.305, SLG: 0.337										0	0	0	0	0	0	0
Charles Silvera, R (1, 2) OBP: 0.333, SLG: 0.283										0	0	0	0	0	0	0
Phil Rizzuto, R (1, 6) OBP: 0.361, SLG: 0.288										0	0	0	0	0	0	0
Johnny Sain, R (1, 1) OBP: 0.302, SLG: 0.275										0	0	0	0	0	0	0
Inning Stats										1B: 0 2B: 0 3B: 0 HR: 0		SF: 0 SAC: 0 DP: 0 HBP: 0				

TOP

New York Yankees @ Philadelphia Athletics

Connie Mack Stadium, Philadelphia, PA

Mon Jul 06 1953, 3:33 AM EDT

Unknown

livebaseballscorecards.com

AB	0
R	0
H	0
RBI	0
BB	0
SO	0
LOB	0

WP: 0 PA: 0
PB: 0
SB: 0
CS: 0

PITCHER	IP	WLS	BF	H	R	ER	SO	BB	IBB	HBP	BLK	WP	HR	S	P	ERA	WHIP
Morrie Martin, L (1, 1) ERA: 4.21	0.0	L	0	0	0	0	0	0	0	0	0	0	0	0	0	∞	∞

PITCHER	IP	WLS	BF	H	R	ER	SO	BB	IBB	HBP	BLK	WP	HR	S	P	ERA	WHIP

Batter	1	2	3	4	5	6	7	8	9	AB	R	H	RBI	BB	SO	LOB
Joe Demaestri, R (1, 6) OBP: 0.320, SLG: 0.331										0	0	0	0	0	0	0
Carmen Mauro, L (1, 8) OBP: 0.200, SLG: 0.220										0	0	0	0	0	0	0
Dave Philley, S (1, 9) OBP: 0.346, SLG: 0.381										0	0	0	0	0	0	0
Gus Zernial, R (1, 7) OBP: 0.337, SLG: 0.500										0	0	0	0	0	0	0
Eddie Robinson, L (1, 3) OBP: 0.319, SLG: 0.386										0	0	0	0	0	0	0
Pete Suder, R (1, 5) OBP: 0.353, SLG: 0.407										0	0	0	0	0	0	0
Cass Michaels, R (1, 4) OBP: 0.316, SLG: 0.374										0	0	0	0	0	0	0
Ray Murray, R (1, 2) OBP: 0.310, SLG: 0.390										0	0	0	0	0	0	0
Morrie Martin, L (1, 1) OBP: 0.056, SLG: 0.056										0	0	0	0	0	0	0
Inning Stats										1B: 0 2B: 0 3B: 0 HR: 0		SF: 0 SAC: 0 DP: 0 HBP: 0		WP: 0 PB: 0 SB: 0 CS: 0		PA: 0

PITCHER	IP	WLS	BF	H	R	ER	SO	BB	IBB	HBP	BLK	WP	HR	S	P	ERA	WHIP
Johnny Sain, R (1, 1) ERA: 3.01	0.0	W	0	0	0	0	0	0	0	0	0	0	0	0	0	∞	∞

PITCHER	IP	WLS	BF	H	R	ER	SO	BB	IBB	HBP	BLK	WP	HR	S	P	ERA	WHIP

BOTTOM

New York Yankees @ Philadelphia Athletics

Connie Mack Stadium, Philadelphia, PA

Mon Jul 06 1953, 3:33 AM EDT

Unknown

livebaseballscorecards.com

AB	**0**
R	**0**
H	**0**
RBI	**0**
BB	**0**
SO	**0**
LOB	**0**

New York Yankees @ Philadelphia Athletics

Connie Mack Stadium, Philadelphia, PA

Mon Jul 06 1953, 3:38 AM EDT

Att. 22,297 - Unknown

TOP

livebaseballscorecards.com

Batter	1	2	3	4	5	6	7	8	9	AB	R	H	RBI	BB	SO	LOB
Irv Noren, L (1, 8) OBP: 0.313, SLG: 0.397	3-2 FC4-6 1B CS 1B		1-0 4-3		3-3 K	1-1 G4-6-3 1-2f 2-3			0-0 E3 SH1-3	5	0	1	0	0	1	2
Gene Woodling, L (1, 7) OBP: 0.396, SLG: 0.436	3-2 F7			3-2 HR	1-1 BB HBP 2B	3-2 L8			0-0 SH1-3 1-2	4	2	2	1	0	0	2
Hank Bauer, R (1, 9) OBP: 0.385, SLG: 0.413	1-1 FC4-6 1-2 1B			4-2 FC6-4 BB	4-1 HBP BB BB		1-3 K		2-1 F9	3	0	1	0	2	1	1
Yogi Berra, L (1, 2) OBP: 0.319, SLG: 0.435	0-2 FC4-6 1-2f 2-3			1-2 FC6-4 1B 1-2f 1B	1-2 F8		2-0 1B		2-1 F8	5	1	1	0	0	0	6
Don Bollweg, L (1, 3) OBP: 0.416, SLG: 0.578 Joe Collins, L (9, 3) OBP: 0.381, SLG: 0.413	3-2 CS 3-H	1-2 F8		0-0 1B 2B 1-2 1B	4-2 HBP 1-2 2-3 BB		L9			3 0	1 0	1 0	0 0	1 0	0 0	1 0
Gil McDougald, R (1, 5) OBP: 0.357, SLG: 0.389		1-3 K		1-2 2B 1-2 2-H 1B	3-0 HBP 1-2 2-3 3-H		2-3 K			3	1	1	2	0	2	1
Billy Martin, R (1, 4) OBP: 0.315, SLG: 0.358		0-1 F8		1-1 2B 1-H 2-H	0-2 L8			1-1 G1-6-3 1B		4	0	2	2	0	0	3
Phil Rizzuto, R (1, 6) OBP: 0.365, SLG: 0.300			0-0 B1-3	0-2 F7		4-0 G4-6-3 E BB		0-1 F8		3	0	0	0	1	0	2
Vic Raschi, R (1, 1) OBP: 0.182, SLG: 0.100 Allie Reynolds, R (5, 1) OBP: 0.300, SLG: 0.208			0-0 L6	0-1 G1-3		1-2 E6 G4-6-3 1-2		1-2 G1-6-3 1-2f		2 2	0 0	0 0	0 0	0 0	0 0	1 2
Inning Stats	R: 0 E: 0 K: 0 S: 13 H: 2 LOB: 1 BB: 0 P: 23	R: 0 E: 0 K: 1 S: 9 H: 0 LOB: 0 BB: 0 P: 11	R: 0 E: 0 K: 0 S: 3 H: 0 LOB: 0 BB: 0 P: 4	R: 4 E: 0 K: 0 S: 20 H: 4 LOB: 1 BB: 1 P: 30	R: 1 E: 0 K: 1 S: 17 H: 1 LOB: 3 BB: 2 P: 33	R: 0 E: 1 K: 0 S: 8 H: 0 LOB: 1 BB: 1 P: 17	R: 0 E: 0 K: 2 S: 9 H: 1 LOB: 1 BB: 0 P: 14	R: 0 E: 0 K: 0 S: 7 H: 1 LOB: 0 BB: 0 P: 9	R: 0 E: 1 K: 0 S: 6 H: 0 LOB: 1 BB: 0 P: 10	1B: 6 2B: 2 3B: 0 HR: 1 SF: 0 SAC: 1 DP: 2 HBP: 1							WP: 0 PB: 0 SB: 0 CS: 1 PA: 41

	AB	34
	R	5
	H	9
	RBI	5
	BB	4
	SO	4
	LOB	21

PITCHER		IP	WLS	BF	H	R	ER	SO	BB	IBB	HBP	BLK	WP	HR	S	P	ERA	WHIP
Charlie Bishop, R ERA: 5.35	(1, 1)	3.1	L	16	6	4	4	1	1	0	0	0	0	1	40	63	10.80	2.100
Carl Scheib, R ERA: 4.32	(4, 1)	4.2		20	3	1	1	3	3	0	1	0	0	0	46	78	1.93	1.286
Marion Fricano, R ERA: 3.23	(9, 1)	1.0		4	0	0	0	0	0	0	0	0	0	0	6	10	0.00	0.000

PITCHER	IP	WLS	BF	H	R	ER	SO	BB	IBB	HBP	BLK	WP	HR	S	P	ERA	WHIP

Batter	1	2	3	4	5	6	7	8	9	AB	R	H	RBI	BB	SO	LOB
Carmen Mauro, L (1, 8) OBP: 0.215, SLG: 0.233	X 0-0 FC4-6 1B 1B		B S B X 2-1 L6-3 1-2		X 0-0 F8		C B S X 1-2 6-3		C F B B B C 3-3 K	5	0	1	0	0	1	2
Dave Philley, S (1, 9) OBP: 0.346, SLG: 0.381	X 0-0 1-2 FC4-6 1B		B F B B B L X 3-2 4-3		B B B B 4-0 2B 1-2 BB		C B X 1-1 G2-3		B B C S C 2-3 K	4	0	1	0	1	1	0
Eddie Robinson, L (1, 3) OBP: 0.313, SLG: 0.376	B C F X 1-2 FC4-6 1-2f 2-3			C B F S 1-3 K	X 0-0 L9		C C F F H 1-2 FC5-4 HBP		B B C B C X 3-2 L8	4	0	0	0	0	1	4
Gus Zernial, R (1, 7) OBP: 0.338, SLG: 0.509	B C S B X 2-2 P4			B B B C S B 4-2 1B 1B BB	F B X 1-1 1-3 2-H 2B		B F X 1-1 FC5-4 1-2f			3	1	1	1	1	0	3
Pete Suder, R (1, 5) OBP: 0.350, SLG: 0.402	F B B B B F S 3-3 K			B B F X 2-1 1B 1-2 1B	C X 0-1 6-3			C C F F B B F T 2-2 K		4	0	1	0	0	2	4
Cass Michaels, R (1, 4) OBP: 0.319, SLG: 0.376		C X 0-1 4-3		B B C X 2-1 F7		B C B B S X 2-2 5-3 1B		C C B S 1-3 K		4	0	1	0	0	1	2
Joe Demaestri, R (1, 6) OBP: 0.331, SLG: 0.349		X 0-0 G5-4-3 1B		X 0-0 1-2 2-H 1B		F S 1 SAFE F B C 1-3 K		C B X 1-1 2B 1B		4	1	3	1	0	1	1
Ray Murray, R (1, 2) OBP: 0.316, SLG: 0.400		B B S 1 SAFE F X 2-2 G5-4-3 1-2f		S B B B S B 3-3 K		X 0-0 5-3 1-2		B B C B C X 3-2 1-H 2B		4	0	1	1	0	1	4
Charlie Bishop, R (1, 1) OBP: 0.107, SLG: 0.074 Carl Scheib, R (4, 1) OBP: 0.250, SLG: 0.229 Loren Babe, L (8, PH) OBP: 0.280, SLG: 0.308 Marion Fricano, R (9, 1) OBP: 0.222, SLG: 0.259			C T F X 0-2 L6-3 1B		X 0-0 BB 2B 1B		C C B X 1-2 6-3		B C C F X 1-2 4-3	1 2 1 0	0 1 0 0	1 1 0 0	0 0 0 0	0 0 0 0	0 0 0 0	0 1 1 0
Inning Stats	R: 0 E: 0 K: 1 S: 11 H: 2 LOB: 2 BB: 0 P: 17	R: 0 E: 0 K: 0 S: 6 H: 1 LOB: 0 BB: 0 P: 8	R: 0 E: 0 K: 0 S: 9 H: 1 LOB: 0 BB: 0 P: 14	R: 1 E: 0 K: 2 S: 13 H: 2 LOB: 2 BB: 1 P: 25	R: 1 E: 0 K: 0 S: 7 H: 2 LOB: 2 BB: 1 P: 12	R: 0 E: 0 K: 1 S: 11 H: 1 LOB: 1 BB: 0 P: 15	R: 0 E: 0 K: 0 S: 11 H: 0 LOB: 1 BB: 0 P: 15	R: 1 E: 0 K: 2 S: 18 H: 2 LOB: 1 BB: 0 P: 26	R: 0 E: 0 K: 2 S: 9 H: 0 LOB: 0 BB: 0 P: 17	1B: 9 2B: 3 3B: 0 HR: 0	SF: 0 SAC: 0 DP: 2 HBP: 1					

PITCHER	IP	WLS	BF	H	R	ER	SO	BB	IBB	HBP	BLK	WP	HR	S	P	ERA	WHIP
Vic Raschi, R (1, 1) ERA: 3.95	4.2		22	8	2	2	3	2	0	0	0	0	0	44	74	3.86	2.143
Allie Reynolds, R (5, 1) ERA: 3.74	4.1	W	17	3	1	1	5	0	0	1	0	0	0	51	75	2.08	0.692

PITCHER	IP	WLS	BF	H	R	ER	SO	BB	IBB	HBP	BLK	WP	HR	S	P	ERA	WHIP

BOTTOM

New York Yankees @ Philadelphia Athletics

Connie Mack Stadium, Philadelphia, PA

Mon Jul 06 1953, 3:38 AM EDT

Att. 22,297 - Unknown

livebaseballscorecards.com

AB	36
R	3
H	11
RBI	3
BB	2
SO	8
LOB	22

WP: 0 PB: 0 SB: 0 CS: 0 PA: 39

Batter	1	2	3	4	5	6	7	8	9	AB	R	H	RBI	BB	SO	LOB
Phil Rizzuto, R (1, 6) OBP: 0.362, SLG: 0.298	F7	F8		1B 2-3 3-H		F4		F7		5	0	1	1	0	0	5
Billy Martin, R (1, 4) OBP: 0.316, SLG: 0.360	K		2B	5-3		BB 1-2 2-3			F5	4	0	1	0	1	1	2
Don Bollweg, L (1, 3) OBP: 0.406, SLG: 0.558 Joe Collins, L (9, 3) OBP: 0.381, SLG: 0.413	G3		K		F3	F3			FC6-4 1B	5 0	0 0	1 0	0 0	0 0	1 0	4 0
Mickey Mantle, S (1, 8) OBP: 0.407, SLG: 0.535 Irv Noren, L (9, 8) OBP: 0.313, SLG: 0.397	G3	K			1B		F4		FC6-4 1B 1-2f 1B	5 0	1 0	1 0	0 0	0 0	1 0	2 0
Hank Bauer, R (1, 9) OBP: 0.385, SLG: 0.427	HR	F7			K		F4		FC5 1B 1-2 1B	5	1	2	1	0	1	2
Gil McDougald, R (1, 5) OBP: 0.358, SLG: 0.389	1B 1B 1B			F4	F7		F8		1-2 2-H 1B	5	1	2	1	0	0	1
Bill Renna, R (1, 7) OBP: 0.355, SLG: 0.400 Gene Woodling, L (9, 7) OBP: 0.396, SLG: 0.436	1-2 1B 1B			SH5-4 1B 1B HBP		BB BB BB		F7	FC5 2-3f	3 0	1 0	1 0	0 0	1 0	0 0	2 0
Charles Silvera, R (1, 2) OBP: 0.353, SLG: 0.311 Yogi Berra, L (8, PR) OBP: 0.319, SLG: 0.435 (8, 2)	1-2 2-H 1B			1B SH5-4 1-2 1B		F8		1B		4 0	0 0	3 0	1 0	0 0	0 0	1 0
Whitey Ford, L (1, 1) OBP: 0.243, SLG: 0.206 Johnny Mize, L (2, PH) OBP: 0.370, SLG: 0.431 Tom Gorman, R (2, 1) OBP: 0.333, SLG: 0.200 Andy Carey, R (8, PH) OBP: 0.372, SLG: 0.537 Ray Scarborough, R (8, 1) OBP: 0.083, SLG: 0.333 Allie Reynolds, R (9, 1) OBP: 0.300, SLG: 0.208	F8			SH5-4 1-2 2-3		BB 1-2 BB		F8		0 1 0 1 0 0	0 0 0 0 0 0	0 0 0 0 0 0	0 0 0 0 0 0	0 0 1 0 0 0	0 2 0 1 0 0	0 0 0 1 0 0

Inning Stats										
	R: 0 E: 0 K: 1 S: 5	H: 0 LOB: 0 BB: 0 P: 5	R: 2 E: 0 K: 0 S: 7	H: 4 LOB: 2 BB: 0 P: 7	R: 0 E: 0 K: 2 S: 8	H: 1 LOB: 1 BB: 0 P: 8	R: 1 E: 0 K: 0 S: 5	H: 2 LOB: 2 BB: 0 P: 6	R: 0 E: 0 K: 1 S: 6	H: 1 LOB: 1 BB: 0 P: 6
	R: 0 E: 0 K: 0 S: 3	H: 0 LOB: 3 BB: 3 P: 15	R: 0 E: 0 K: 0 S: 3	H: 0 LOB: 0 BB: 0 P: 3	R: 0 E: 0 K: 0 S: 4	H: 1 LOB: 1 BB: 0 P: 4	R: 1 E: 0 K: 0 S: 6	H: 3 LOB: 2 BB: 0 P: 6	1B: 10 2B: 1 3B: 0 HR: 1	SF: 0 SAC: 1 DP: 0 HBP: 1

PITCHER		IP	WLS	BF	H	R	ER	SO	BB	IBB	HBP	BLK	WP	HR	S	P	ERA	WHIP
Bobby Shantz, L ERA: 4.34	(1, 1)	2.0		10	4	2	2	1	0	0	0	0	0	1	12	12	9.00	2.000
Morrie Martin, L ERA: 4.44	(3, 1)	7.0	W	33	8	2	2	3	3	0	1	0	0	0	35	48	2.57	1.571

PITCHER	IP	WLS	BF	H	R	ER	SO	BB	IBB	HBP	BLK	WP	HR	S	P	ERA	WHIP

TOP

New York Yankees @ Philadelphia Athletics

Connie Mack Stadium, Philadelphia, PA

Tue Jul 07 1953, 3:33 AM EDT

Att. 9,474 - Unknown

livebaseballscorecards.com

AB	38
R	4
H	12
RBI	4
BB	3
SO	4
LOB	22

WP: 0 PA: 43
PB: 0
SB: 0
CS: 0

Batter	1	2	3	4	5	6	7	8	9	AB	R	H	RBI	BB	SO	LOB
Ed McGhee, R (1, 8) OBP: 0.328, SLG: 0.322	HR 1B 1B	G3			4-3 4-6-3 1B		F3		2B 1B 1B	5	2	3	0	0	0	0
Dave Philley, S (1, 9) OBP: 0.347, SLG: 0.384	F9		S 1B		4-6-3 1-2		F6		1B F9 1-3 2B	5	1	2	0	0	0	2
Eddie Robinson, L (1, 3) OBP: 0.318, SLG: 0.376	HR 1-2 1B		F3 1-2		4-3 2-3		BB BB		1B BB	3	1	1	0	2	0	2
Gus Zernial, R (1, 7) OBP: 0.345, SLG: 0.521	HR 1-H 2-H		K		BB		BB 1-2		1B 1-2 2-3 3-H	3	1	2	4	2	1	1
Pete Suder, R (1, 6) OBP: 0.344, SLG: 0.395	5-3		6-3		L9		3-1		F9 3-H	5	0	0	1	0	0	7
Cass Michaels, R (1, 4) OBP: 0.323, SLG: 0.379	1B			F8		F3		G6-4 1B		4	0	2	0	0	0	0
Loren Babe, L (1, 5) OBP: 0.279, SLG: 0.307	6-3			1B		L8		G6-4 1-2f		4	0	1	0	0	0	2
Ray Murray, R (1, 2) OBP: 0.323, SLG: 0.398		K		FC6-4 1- 1B		HBP		G6-4-3 1-		3	0	1	0	0	1	1
Bobby Shantz, R (1, 1) OBP: 0.222, SLG: 0.200 Carl Scheib, R (2, PH) OBP: 0.243, SLG: 0.222 Morrie Martin, L (3, 1) OBP: 0.048, SLG: 0.048 Carmen Mauro, L (9, PH) OBP: 0.212, SLG: 0.230		K		FC6-4 1-2f		K			1-3	0 1 2 1	0 0 0 0	0 0 0 0	0 0 0 0	0 1 1 0	0 0 0 0	0 0 2 0
Inning Stats	R: 3 H: 4 E: 0 LOB: 1 K: 0 BB: 0 S: 7 P: 7	R: 0 H: 0 E: 0 LOB: 0 K: 2 BB: 0 S: 7 P: 7	R: 0 H: 1 E: 0 LOB: 1 K: 1 BB: 0 S: 6 P: 6	R: 0 H: 2 E: 0 LOB: 1 K: 0 BB: 0 S: 4 P: 4	R: 0 H: 1 E: 0 LOB: 2 K: 0 BB: 1 S: 4 P: 8	R: 0 H: 0 E: 0 LOB: 1 K: 1 BB: 0 S: 5 P: 6	R: 0 H: 0 E: 0 LOB: 2 K: 0 BB: 2 S: 3 P: 11	R: 0 H: 1 E: 0 LOB: 0 K: 0 BB: 0 S: 3 P: 3	R: 2 H: 3 E: 0 LOB: 3 K: 0 BB: 1 S: 5 P: 9	1B: 10 SF: 0 2B: 1 SAC: 0 3B: 0 DP: 1 HR: 1 HBP: 1						

PITCHER		IP	WLS	BF	H	R	ER	SO	BB	IBB	HBP	BLK	WP	HR	S	P	ERA	WHIP
Whitey Ford, L ERA: 2.73	(1, 1)	1.0		7	4	3	3	0	0	0	0	0	0	1	7	7	27.00	4.000
Tom Gorman, R ERA: 1.91	(2, 1)	6.0		25	4	0	0	4	3	0	1	0	0	0	29	42	0.00	1.167
Ray Scarborough, R ERA: 3.51	(8, 1)	1.1	L	6	3	2	2	0	0	0	0	0	0	0	6	6	13.50	2.250
Allie Reynolds, R ERA: 3.72	(9, 1)	0.1		3	1	0	0	0	1	0	0	0	0	0	2	6	0.00	6.000

PITCHER	IP	WLS	BF	H	R	ER	SO	BB	IBB	HBP	BLK	WP	HR	S	P	ERA	WHIP

BOTTOM

New York Yankees @ Philadelphia Athletics

Connie Mack Stadium, Philadelphia, PA

Tue Jul 07 1953, 3:33 AM EDT

Att. 9,474 - Unknown

livebaseballscorecards.com

AB	36
R	5
H	12
RBI	5
BB	4
SO	4
LOB	17

WP: 0 PA: 41
PB: 0
SB: 1
CS: 1

Batter	1	2	3	4	5	6	7	8	9	AB	R	H	RBI	BB	SO	LOB
Ed McGhee, R (1, 8) OBP: 0.325, SLG: 0.318	F8		HR 1B		F8		6-3		K	5	1	1	0	0	1	0
Dave Philley, S (1, 9) OBP: 0.346, SLG: 0.382	F8		L7		1B		F5			4	0	1	0	0	0	1
Eddie Robinson, L (1, 3) OBP: 0.323, SLG: 0.398	BB		1-H HR		F9			HR		3	2	2	3	1	0	1
Gus Zernial, R (1, 7) OBP: 0.344, SLG: 0.517	F8		1B		P4			K		4	0	1	0	0	1	2
Pete Suder, R (1, 6) OBP: 0.342, SLG: 0.393		P4	F7			6-3		G3 1B		4	0	1	0	0	0	1
Cass Michaels, R (1, 4) OBP: 0.326, SLG: 0.396		FC4-6 1B		F9		HR		G3 1-2		4	1	2	1	0	0	1
Loren Babe, L (1, 5) OBP: 0.279, SLG: 0.305		F7		1B		4-3		4-3		4	0	1	0	0	0	2
Ray Murray, R (1, 2) OBP: 0.314, SLG: 0.385		FC4-6 1-2f		F8		F3			K	3	0	0	0	0	0	2
Tom Hamilton, L (9, PH) OBP: 0.216, SLG: 0.176										1	0	0	0	0	1	0
Harry Byrd, R (1, 1) OBP: 0.250, SLG: 0.234			L8	4-3			6-3		K	3	0	0	0	0	0	1
Charlie Bishop, R (8, 1) OBP: 0.107, SLG: 0.074										0	0	0	0	0	0	0
Carmen Mauro, L (9, PH) OBP: 0.209, SLG: 0.226										1	0	0	0	0	1	0
Inning Stats	R: 0 H: 0 E: 0 LOB: 1 K: 0 BB: 1 S: 3 P: 7	R: 0 H: 1 E: 0 LOB: 1 K: 0 BB: 0 S: 4 P: 4	R: 2 H: 3 E: 0 LOB: 1 K: 0 BB: 0 S: 6 P: 6	R: 0 H: 1 E: 0 LOB: 1 K: 0 BB: 0 S: 4 P: 4	R: 0 H: 1 E: 0 LOB: 1 K: 0 BB: 0 S: 4 P: 4	R: 1 H: 1 E: 0 LOB: 0 K: 0 BB: 0 S: 4 P: 4	R: 0 H: 0 E: 0 LOB: 0 K: 0 BB: 0 S: 3 P: 3	R: 1 H: 2 E: 0 LOB: 1 K: 1 BB: 0 S: 7 P: 7	R: 0 H: 0 E: 0 LOB: 0 K: 3 BB: 0 S: 9 P: 9	1B: 6 SF: 0 2B: 0 SAC: 0 3B: 0 DP: 0 HR: 3 HBP: 0						

PITCHER	IP	WLS	BF	H	R	ER	SO	BB	IBB	HBP	BLK	WP	HR	S	P	ERA	WHIP
Chuck Stobbs, L (1, 1) ERA: 3.9	3.1		16	5	2	2	0	1	0	0	0	0	1	15	19	5.40	1.800
Sonny Dixon, R (4, 1) ERA: 2.98	3.2	W	13	2	1	1	0	0	0	0	0	0	1	13	13	2.46	0.545
Connie Marrero, R (8, 1) ERA: 3.01	2.0	S	8	2	1	1	4	0	0	0	0	0	1	16	16	4.50	1.000

PITCHER	IP	WLS	BF	H	R	ER	SO	BB	IBB	HBP	BLK	WP	HR	S	P	ERA	WHIP

TOP

Philadelphia Athletics @ Washington Senators

Griffith Stadium, Washington, DC

Wed Jul 08 1953, 3:33 AM EDT

Att. 4,923 - Unknown

livebaseballscorecards.com

AB	36
R	4
H	9
RBI	4
BB	1
SO	4
LOB	11

WP: 0 PA: 37
PB: 0
SB: 0
CS: 0

BOTTOM

Philadelphia Athletics @ Washington Senators
Griffith Stadium, Washington, DC
Wed Jul 08 1953, 3:33 AM EDT
Att. 4,923 - Unknown

livebaseballscorecards.com

Batter	1	2	3	4	5	6	7	8	9	AB	R	H	RBI	BB	SO	LOB
Eddie Yost, R (1, 5) OBP: 0.383, SLG: 0.381	BBBB 4-0 G6-3 BB		x 0-0 BB 1B 1-2 1B		x 0-0 ② F8		x 0-0 ② L7	x 0-0 ③ 1-3		4	1	1	0	1	0	3
Pete Runnels, L (1, 6) OBP: 0.355, SLG: 0.286	x 0-0 ①② G6-3 1-2f		BBBB 4-0 1B 1-2 2-3 BB		x 0-0 ③ 4-3		x 0-0 1-H 2B			3	0	1	1	1	0	1
Mickey Vernon, L (1, 3) OBP: 0.388, SLG: 0.476	x 0-0 ③ P4		x 0-0 1-3 2-H 3-H 1B			x 0-0 ① F2	x 0-0 ③ F8			4	0	1	2	0	0	1
Clyde Vollmer, R (1, 7) OBP: 0.356, SLG: 0.377		SSS 0-3 ① K	x 0-0 ③ F9			SSS 0-3 ② K		BBBB 4-0 2B BB		3	1	0	0	1	2	2
Jackie Jensen, R (1, 9) OBP: 0.373, SLG: 0.430		x 0-0 ② F9		x 0-0 ① 6-3		x 0-0 ③ F8		x 0-0 FC1-5 1-H 2B		4	0	1	1	0	0	0
Jim Busby, R (1, 8) OBP: 0.337, SLG: 0.390		SSS 0-3 ③ K		x 0-0 FC3-6 1B			x 0-0 1B E 1B	BBBB 4-0 S FC1-5 1B BB		3	2	2	0	1	1	0
Wayne Terwilliger, R (1, 4) OBP: 0.350, SLG: 0.345			x 0-0 ① F7	x 0-0 ② FC3-6 1-2f			x 0-0 E1 1-H 1B	x 0-0 ① FC1-5 1B 1-2 2-3		4	1	1	0	0	0	3
Ed Fitz Gerald, R (1, 2) OBP: 0.313, SLG: 0.348			SSS 0-3 ② K	x 0-0 ③ 1-3			x 0-0 ① 6-3	SSS 0-3 ② K		4	0	0	0	0	2	4
Chuck Stobbs, L (1, 1) OBP: 0.211, SLG: 0.167			x 0-0 BB 1B 1B		x 0-0 ① F8		x 0-0 3-H 1B	x 0-0 1-3 2-H 1B		1	1	1	0	0	0	0
Sonny Dixon, S (4, 1) OBP: 0.250, SLG: 0.227										1	0	0	0	0	0	0
Kite Thomas, R (7, PH) OBP: 0.185, SLG: 0.137										1	0	1	1	0	0	0
Connie Marrero, R (8, 1) OBP: 0.250, SLG: 0.160										1	0	1	1	0	0	0
Inning Stats	R: 0 H: 0 E: 0 LOB: 0 K: 0 BB: 1 S: 2 P: 6	R: 0 H: 0 E: 0 LOB: 0 K: 2 BB: 0 S: 7 P: 7	R: 2 H: 3 E: 0 LOB: 2 K: 1 BB: 1 S: 8 P: 12	R: 0 H: 1 E: 1 LOB: 1 K: 0 BB: 0 S: 4 P: 4	R: 0 H: 0 E: 0 LOB: 0 K: 0 BB: 0 S: 3 P: 3	R: 0 H: 0 E: 0 LOB: 0 K: 1 BB: 0 S: 5 P: 5	R: 3 H: 4 E: 1 LOB: 1 K: 0 BB: 0 S: 7 P: 7	R: 2 H: 2 E: 0 LOB: 2 K: 1 BB: 2 S: 7 P: 15		1B: 8 SF: 0 2B: 2 SAC: 0 3B: 0 DP: 1 HR: 0 HBP: 0						

	AB	33
	R	6
	H	10
	RBI	6
	BB	4
	SO	5
	LOB	14

WP: 0 PA: 37
PB: 0
SB: 1
CS: 0

PITCHER		IP	WLS	BF	H	R	ER	SO	BB	IBB	HBP	BLK	WP	HR	S	P	ERA	WHIP
Harry Byrd, R ERA: 4.42	(1, 1)	7.0	L	32	9	7	7	4	3	0	0	0	0	0	37	49	9.00	1.714
Charlie Bishop, R ERA: 5.29	(8, 1)	1.0		5	1	0	0	1	1	0	0	0	0	0	6	10	0.00	2.000

PITCHER	IP	WLS	BF	H	R	ER	SO	BB	IBB	HBP	BLK	WP	HR	S	P	ERA	WHIP

Batter	1	2	3	4	5	6	7	8	9	AB	R	H	RBI	BB	SO	LOB
Ed McGhee, R (1, 8) OBP: 0.332, SLG: 0.318	x 0-0 ① 6-3		BBBB 4-0 E S BB		x 0-0 BB 1B 1B 3-H 1B		BBBB 4-0 S BB	x 0-0 ③ 1-3		3	1	1	1	2	0	1
Dave Philley, S (1, 9) OBP: 0.349, SLG: 0.384	x 0-0 ② L9		BBBBB 4-0 1-3 BB		x 0-0 BB 1B 1-2 1B		SSS 0-3 ① K		x 0-0 G4-3 1B	4	1	2	0	1	1	1
Eddie Robinson, L (1, 3) OBP: 0.327, SLG: 0.395	BBBB 4-0 BB		x 0-0 ③ F3		BBBB 4-0 1B FC1-2 1-2 2-3 BB		BBBB 4-0 FC6-4 1-2 BB		x 0-0 ① F9	2	0	0	0	3	0	3
Gus Zernial, R (1, 7) OBP: 0.341, SLG: 0.512	x 0-0 ③ F2			x 0-0 ① F5	x 0-0 FC1-2 BB 1-3 2-H 3-H 1B		x 0-0 ② F8		x 0-0 ② ③ G4-3 1-2f	5	0	1	2	0	0	4
Pete Suder, R (1, 6) OBP: 0.344, SLG: 0.390		x 0-0 ① 6-3		BBBB 4-0 L5-3 BB	BBBB 4-0 FC1-2 1-2 BB		x 0-0 ③ FC6-4 1-2f			2	0	0	0	2	0	2
Cass Michaels, R (1, 4) OBP: 0.320, SLG: 0.388		SSS 0-3 ② K		x 0-0 ② ③ L5-3 1-2	x 0-0 ③ FC1-2 1-2 2-3 3-H			x 0-0 ① P6		4	0	0	0	0	1	4
Loren Babe, L (1, 5) OBP: 0.278, SLG: 0.304		x 0-0 ③ P6			x 0-0 G6-4-3 BB 1B 1B	x 0-0 ① 5-3		SSS 0-3 ② K		4	1	1	0	0	1	0
Ray Murray, R (1, 2) OBP: 0.321, SLG: 0.378			x 0-0 ① F8		BBBB 4-0 G6-4-3 1-2 BB	x 0-0 ② F8		BBBB 4-0 3B BB		2	1	0	0	2	0	0
Joe Coleman, R (1, 1) OBP: 0.500, SLG: 0.500			x 0-0 ② 5-3		x 0-0 ① ② G6-4-3 1-2f 2-3	x 0-0 ③ 5-3		x 0-0 1-H 3B		1	0	0	0	0	0	0
Frank Fanovich, L (4, 1) OBP: 0.167, SLG: 0.167										1	0	0	0	0	0	2
Charlie Bishop, R (5, 1) OBP: 0.103, SLG: 0.071										1	0	0	0	0	0	0
Carmen Mauro, L (8, PH) OBP: 0.221, SLG: 0.270										1	0	1	1	0	0	0
Morrie Martin, L (8, 1) OBP: 0.048, SLG: 0.048										0	0	0	0	0	0	0
Inning Stats	R: 0 E: 0 K: 0 S: 3 H: 0 LOB: 1 BB: 1 P: 7	R: 0 E: 0 K: 1 S: 5 H: 0 LOB: 0 BB: 0 P: 5	R: 0 E: 0 K: 0 S: 3 H: 0 LOB: 2 BB: 2 P: 11	R: 0 E: 0 K: 0 S: 2 H: 0 LOB: 0 BB: 1 P: 6	R: 3 E: 0 K: 0 S: 6 H: 4 LOB: 3 BB: 3 P: 18	R: 0 E: 0 K: 0 S: 3 H: 0 LOB: 0 BB: 0 P: 3	R: 0 E: 0 K: 1 S: 5 H: 0 LOB: 2 BB: 2 P: 13	R: 1 E: 0 K: 1 S: 6 H: 1 LOB: 1 BB: 1 P: 10	R: 0 E: 0 K: 0 S: 3 H: 1 LOB: 0 BB: 0 P: 3	1B: 5 2B: 1 3B: 1 HR: 0		SF: 0 SAC: 0 DP: 3 HBP: 0				

TOP

Philadelphia Athletics @ Washington Senators
Griffith Stadium, Washington, DC
Thu Jul 09 1953, 3:33 AM EDT
Att. 2,383 - Unknown

livebaseballscorecards.com

AB	30
R	4
H	6
RBI	4
BB	10
SO	3
LOB	17

WP: 0 PB: 0 SB: 2 CS: 0 PA: 40

PITCHER	IP	WLS	BF	H	R	ER	SO	BB	IBB	HBP	BLK	WP	HR	S	P	ERA	WHIP
Spec Shea, R (1, 1) ERA: 2.79	9.0	W	40	6	4	4	3	10	0	0	0	0	0	36	76	4.00	1.778

PITCHER	IP	WLS	BF	H	R	ER	SO	BB	IBB	HBP	BLK	WP	HR	S	P	ERA	WHIP

Batter	1	2	3	4	5	6	7	8	9	AB	R	H	RBI	BB	SO	LOB
Eddie Yost, R (1, 5) OBP: 0.389, SLG: 0.384	BBBB 4-0 BB BB BB		BBBB 4-0 FC3-6 1B FC6-4 BB	x 0-0 ① 5-3		x 0-0 SH1-3 1B		x 0-0 3B 1B		3	2	2	0	2	0	0
Pete Runnels, L (1, 6) OBP: 0.357, SLG: 0.297	x 0-0 ① F9		x 0-0 FC3-6 1-2 1B	x 0-0 ② F7		x 0-0 ① SH1-3 1-2		x 0-0 1-H 1B 3B		4	1	2	1	0	0	1
Mickey Vernon, L (1, 3) OBP: 0.388, SLG: 0.473	BBBB 4-0 BB 1-2 BB		x 0-0 ① FC3-6 FC6-4 1-2f 2-3	SSS 0-3 ③ K		x 0-0 ② L8		x 0-0 3-H 1B		4	0	1	1	1	1	3
Clyde Vollmer, R (1, 7) OBP: 0.356, SLG: 0.375	BBBB 4-0 FC5-4 1-2 2-3 BB		x 0-0 ② FC6-4 2B 1-2f 3-H BB		x 0-0 SH2-4 BB PB 1B	x 0-0 ③ F8		x 0-0 ③ 5-3		4	2	1	1	1	0	3
Jackie Jensen, R (1, 9) OBP: 0.375, SLG: 0.432	x 0-0 ② F2		x 0-0 BB 1-3 2B 2B		BBBB 4-0 PB SH2-4 1-2 BB		x 0-0 ① 1-3			3	1	1	0	1	0	3
Jim Busby, R (1, 8) OBP: 0.340, SLG: 0.390	x 0-0 ③ FC5-4 1-2f		BBBB 4-0 BB 2B BB		x 0-0 ① SH2-4 1-2 2-3		x 0-0 G6-4-3 1B			2	1	1	0	1	0	3
Wayne Terwilliger, R (1, 4) OBP: 0.352, SLG: 0.342		SSS 0-3 ① K	BBBB 4-0 2B 1-2 2-3 3-H BB		BBBB 4-0 PB BB		x 0-0 ② ③ G6-4-3 1-2f			2	1	0	1	2	1	1
Ed Fitz Gerald, R (1, 2) OBP: 0.312, SLG: 0.352		x 0-0 ② 5-3	x 0-0 1-H 2-H 3-H 2B		x 0-0 ② P4 1-2 2-3 3-H			x 0-0 ① 5-3		4	0	1	3	0	0	2
Spec Shea, R (1, 1) OBP: 0.257, SLG: 0.265		x 0-0 ③ 5-3	x 0-0 ③ F7		x 0-0 ③ F8			x 0-0 ② F9		4	0	0	0	0	0	3
Inning Stats	R: 0 H: 0 E: 0 LOB: 3 K: 0 BB: 3 S: 3 P: 15	R: 0 H: 0 E: 0 LOB: 0 K: 1 BB: 0 S: 5 P: 5	R: 5 H: 3 E: 0 LOB: 1 K: 0 BB: 3 S: 6 P: 18	R: 0 H: 0 E: 0 LOB: 0 K: 1 BB: 0 S: 5 P: 5	R: 1 H: 1 E: 0 LOB: 2 K: 0 BB: 2 S: 4 P: 12	R: 0 H: 1 E: 0 LOB: 1 K: 0 BB: 0 S: 4 P: 4	R: 0 H: 1 E: 0 LOB: 0 K: 0 BB: 0 S: 3 P: 3	R: 2 H: 3 E: 0 LOB: 1 K: 0 BB: 0 S: 6 P: 6		1B: 6 SF: 0 2B: 2 SAC: 2 3B: 1 DP: 1 HR: 0 HBP: 0						

PITCHER		IP	WLS	BF	H	R	ER	SO	BB	IBB	HBP	BLK	WP	HR	S	P	ERA	WHIP
Joe Coleman, R ERA: 5.84	(1, 1)	3.0	L	18	3	5	5	1	6	0	0	0	0	0	14	38	15.00	3.000
Frank Fanovich, L ERA: 5.33	(4, 1)	1.1		7	1	1	0	1	2	0	0	0	0	0	7	15	0.00	2.250
Charlie Bishop, R ERA: 5.11	(5, 1)	2.2		9	2	0	0	0	0	0	0	0	0	0	9	9	0.00	0.750
Morrie Martin, L ERA: 4.62	(8, 1)	1.0		6	3	2	2	0	0	0	0	0	0	0	6	6	18.00	3.000

PITCHER	IP	WLS	BF	H	R	ER	SO	BB	IBB	HBP	BLK	WP	HR	S	P	ERA	WHIP

BOTTOM

Philadelphia Athletics @ Washington Senators
Griffith Stadium, Washington, DC
Thu Jul 09 1953, 3:33 AM EDT
Att. 2,383 - Unknown

livebaseballscorecards.com

AB	30
R	8
H	9
RBI	7
BB	8
SO	2
LOB	19

WASHINGTON SENATORS

WP: 0	PA: 40		
PB: 1			
SB: 0			
CS: 0			

Batter	1	2	3	4	5	6	7	8	9	10	11	12	AB	R	H	RBI	BB	SO	LOB
Ed McGhee, R (1, 8) OBP: 0.327, SLG: 0.314	4-3		FC5-4 1-2f 2-3		1B			F7	F8			6-3	6	0	1	0	0	0	5
Dave Philley, S (1, 9) OBP: 0.344, SLG: 0.378	K		4-3		F7			P5		6-3			5	0	0	0	0	1	3
Eddie Robinson, L (1, 3) OBP: 0.325, SLG: 0.392	F9			K		2B F8 1B		P5		F9			5	1	1	0	0	1	0
Gus Zernial, R (1, 7) OBP: 0.345, SLG: 0.520		G3		1B 1B		1-3 2B			1B 2B	K			5	1	3	0	0	1	0
Pete Suder, R (1, 5) OBP: 0.345, SLG: 0.390		1-3		1-2 1B		F8 3-H			2B FC1-2 2-3 1B		4-3		5	0	2	1	0	0	0
Cass Michaels, R (1, 4) OBP: 0.317, SLG: 0.389		K		P6		F8			FC1-2 1-3 3-H 2B		K		5	0	1	1	0	2	2
Joe Demaestri, R (1, 6) OBP: 0.326, SLG: 0.344			FC5-4 1B 1B	F8			F9	F2			F3		5	0	1	0	0	0	4
Ray Murray, R (1, 2) OBP: 0.324, SLG: 0.373			1-2 FC5-4 1B		F7		F9	4-0 FC1-2 IBB				5-3	4	0	1	0	1	0	0
Marion Fricano, R (1, 1) OBP: 0.188, SLG: 0.219			K		4-3		K	FC1-2 1-2 2-3 3-Hf				K	5	0	0	0	0	3	5
Inning Stats	R: 0 E: 0 K: 1 S: 5 H: 0 LOB: 0 BB: 0 P: 5	R: 0 E: 0 K: 1 S: 5 H: 0 LOB: 0 BB: 0 P: 5	R: 0 E: 0 K: 1 S: 7 H: 2 LOB: 2 BB: 0 P: 7	R: 0 E: 0 K: 1 S: 7 H: 2 LOB: 2 BB: 0 P: 7	R: 0 E: 0 K: 0 S: 4 H: 1 LOB: 1 BB: 0 P: 4	R: 1 E: 0 K: 0 S: 4 H: 2 LOB: 0 BB: 0 P: 4	R: 0 E: 0 K: 1 S: 5 H: 0 LOB: 0 BB: 0 P: 5	R: 0 E: 0 K: 0 S: 3 H: 0 LOB: 0 BB: 0 P: 3	R: 1 E: 0 K: 0 S: 6 H: 3 LOB: 3 BB: 1 P: 10	R: 0 E: 0 K: 1 S: 5 H: 0 LOB: 0 BB: 0 P: 5	R: 0 E: 0 K: 1 S: 5 H: 0 LOB: 0 BB: 0 P: 5	R: 0 E: 0 K: 1 S: 5 H: 0 LOB: 0 BB: 0 P: 5	1B: 7 2B: 3 3B: 0 HR: 0 SF: 0 SAC: 0 DP: 0 HBP: 0	WP: 0 PB: 0 SB: 0 CS: 0 PA: 46						

PITCHER		IP	WLS	BF	H	R	ER	SO	BB	IBB	HBP	BLK	WP	HR	S	P	ERA	WHIP
Willard Nixon, R ERA: 2.93	(1, 1)	8.0		32	9	2	2	5	0	0	0	0	0	0	42	42	2.25	1.125
Ellis Kinder, R ERA: 2.45	(9, 1)	4.0	W	14	1	0	0	3	0	1	0	0	0	0	19	23	0.00	0.250

PITCHER		IP	WLS	BF	H	R	ER	SO	BB	IBB	HBP	BLK	WP	HR	S	P	ERA	WHIP

TOP

Philadelphia Athletics @ Boston Red Sox

Fenway Park, Boston, MA

Fri Jul 10 1953, 3:33 AM EDT

Att. 22,657 - Cloudy - 75 F

livebaseballscorecards.com

AB	45
R	2
H	10
RBI	2
BB	1
SO	8
LOB	19

Batter	1	2	3	4	5	6	7	8	9	10	11	12	AB	R	H	RBI	BB	SO	LOB
Billy Goodman, L (1, 4) OBP: 0.411, SLG: 0.427	FC5-4 BB 1B		E4 1-2		FC5-4 1B		BB BB		2B		L7-4 2-3		5	0	3	0	1	0	3
Hoot Evers, R (1, 7) OBP: 0.303, SLG: 0.405 Floyd Baker, L (9, PH) OBP: 0.366, SLG: 0.316 Gene Stephens, L (10, 7) OBP: 0.300, SLG: 0.292	F8		K		FC5-4 FC6-4 1-2f		G5-4-3 1-2 BB		BB			SH5-4 1B FC6-2 BB	3 0 0	0 0 0	0 0 0	0 0 0	1 1 1	1 0 0	4 0 0
Dick Gernert, R (1, 3) OBP: 0.391, SLG: 0.471	FC5-4 1-2 BB		P4		FC6-4 1B 1-2f		G5-4-3 1-2f		F3			FC6-2 SH5-4 1-2 BB 1B	5	1	1	0	1	0	7
George Kell, R (1, 5) OBP: 0.385, SLG: 0.535	FC5-4 1-2f 2-3		F8		FC5-4 1-2 1B			K		L5		SH5-4 1-2 2-3	5	0	1	0	0	1	4
Sammy White, R (1, 2) OBP: 0.317, SLG: 0.440	K			K	FC5-4 1-2f			G5-4-3 1B		4-3		BB FC6-2 IBB	5	0	1	0	1	2	4
Tom Umphlett, R (1, 8) OBP: 0.361, SLG: 0.431		F8		HR		5-3		G5-4-3 1-2f		5-3		FC6-2 BB 1-2 2-3 3-Hr	6	1	1	1	0	0	4
Jim Piersall, R (1, 9) OBP: 0.307, SLG: 0.339	P3		5-3		F8				HR		F4	BB 1-2 2-3 3-H	5	1	1	2	1	0	0
Milt Bolling, R (1, 6) OBP: 0.315, SLG: 0.345	P3			3B	6-3				F8		L7-4 1B		5	0	2	0	0	0	0
Willard Nixon, L (1, 1) OBP: 0.353, SLG: 0.276 Ellis Kinder, R (9, 1) OBP: 0.500, SLG: 0.563			E BB	K			4-3		6-3		1-2		2 2	0 0	0 1	0 0	1 0	1 0	1 0
Inning Stats	R: 0 H: 1 E: 0 LOB: 2 K: 1 BB: 1 S: 6 P: 10	R: 0 H: 0 E: 0 LOB: 0 K: 0 BB: 0 S: 3 P: 3	R: 0 H: 0 E: 1 LOB: 2 K: 1 BB: 1 S: 6 P: 10	R: 1 H: 2 E: 0 LOB: 1 K: 2 BB: 1 S: 9 P: 9	R: 0 H: 2 E: 0 LOB: 2 K: 0 BB: 0 S: 5 P: 5	R: 0 H: 0 E: 0 LOB: 0 K: 0 BB: 0 S: 3 P: 3	R: 0 H: 0 E: 0 LOB: 1 K: 0 BB: 2 S: 2 P: 10	R: 0 H: 1 E: 0 LOB: 0 K: 1 BB: 0 S: 5 P: 5	R: 1 H: 2 E: 0 LOB: 2 K: 0 BB: 1 S: 5 P: 9	R: 0 H: 0 E: 0 LOB: 0 K: 0 BB: 0 S: 3 P: 3	R: 0 H: 2 E: 0 LOB: 1 K: 0 BB: 0 S: 4 P: 4	R: 1 H: 1 E: 0 LOB: 3 K: 0 BB: 3 S: 3 P: 15	1B: 7 SF: 0 2B: 2 SAC: 1 3B: 1 DP: 3 HR: 2 HBP: 0						WP: 0 PA: 52 PB: 0 SB: 0 CS: 0	

PITCHER	IP	WLS	BF	H	R	ER	SO	BB	IBB	HBP	BLK	WP	HR	S	P	ERA	WHIP
Marion Fricano, R (1, 1) ERA: 3.12	11.2	L	52	11	3	3	5	7	1	0	0	0	2	54	86	2.31	1.543

PITCHER	IP	WLS	BF	H	R	ER	SO	BB	IBB	HBP	BLK	WP	HR	S	P	ERA	WHIP

BOTTOM

Philadelphia Athletics @ Boston Red Sox

Fenway Park, Boston, MA

Fri Jul 10 1953, 3:33 AM EDT

Att. 22,657 - Cloudy - 75 F

livebaseballscorecards.com

AB	43
R	3
H	11
RBI	3
BB	8
SO	5
LOB	27

Batter	1	2	3	4	5	6	7	8	9	AB	R	H	RBI	BB	SO	LOB
Joe Demaestri, R (1, 6) OBP: 0.329, SLG: 0.368	F8		FC1-6, 1B		F8			HR	F9	5	1	2	1	0	0	1
Dave Philley, S (1, 9) OBP: 0.343, SLG: 0.377	L8		FC1-6, CS 1-2f		E4			1B		4	0	1	0	0	0	1
Eddie Robinson, L (1, 3) OBP: 0.324, SLG: 0.389	F3		BB 1-2		4-3			F2		3	0	0	0	1	0	2
Gus Zernial, R (1, 7) OBP: 0.347, SLG: 0.516		FC1-5, E, BB	F9			G1-4-3, BB		F9		2	0	0	0	2	0	2
Pete Suder, R (1, 5) OBP: 0.341, SLG: 0.385		E4, FC1-5, 1B 1-2		F8		F8		1-3		4	1	0	0	0	0	3
Cass Michaels, R (1, 4) OBP: 0.321, SLG: 0.388		FC1-5, 1B 1-2 2-3f		1B, BB		G1-4-3 1-2f			1B, BB G4-6-3, 1B	3	1	1	0	1	0	3
Ed McGhee, R (1, 8) OBP: 0.332, SLG: 0.319		K		G5-4-3 1-2, 1B			L9-3, 1B		G4-6-3, 1B 1-2, BB	3	0	2	0	0	1	2
Carmen Mauro, L (9, PH) OBP: 0.232, SLG: 0.270 (9, 8)										0	0	0	0	1	0	0
Ray Murray, R (1, 2) OBP: 0.330, SLG: 0.377		FC4, 1B 1-2 2-H		G5-4-3 1-2f			L9-3 1-2		G4-6-3, 1B 1-2 2-3	4	0	2	1	0	0	3
Charlie Bishop, R (1, 1) OBP: 0.094, SLG: 0.065		FC4 1-2f			K		5-3		G4-6-3 1-2f 2-3 3-H	3	0	0	0	0	1	2
Loren Babe, L (9, PH) OBP: 0.277, SLG: 0.302										1	0	0	0	0	0	2
Frank Fanovich, L (9, 1) OBP: 0.167, SLG: 0.167										0	0	0	0	0	0	0
Carl Scheib, R (9, 1) OBP: 0.243, SLG: 0.222										0	0	0	0	0	0	0
Inning Stats	R: 0 E: 0 K: 0 S: 3 H: 0 LOB: 0 BB: 0 P: 3	R: 1 E: 1 K: 1 S: 7 H: 1 LOB: 2 BB: 1 P: 11	R: 0 E: 0 K: 0 S: 3 H: 1 LOB: 1 BB: 1 P: 7	R: 0 E: 0 K: 0 S: 3 H: 1 LOB: 1 BB: 1 P: 7	R: 0 E: 1 K: 1 S: 6 H: 0 LOB: 1 BB: 0 P: 6	R: 0 E: 0 K: 0 S: 2 H: 0 LOB: 0 BB: 1 P: 6	R: 0 E: 0 K: 0 S: 3 H: 1 LOB: 0 BB: 0 P: 3	R: 1 E: 0 K: 0 S: 5 H: 2 LOB: 1 BB: 0 P: 5	R: 1 E: 0 K: 0 S: 4 H: 2 LOB: 1 BB: 1 P: 8	1B: 7 2B: 1 3B: 0 HR: 1 SF: 0 SAC: 0 DP: 4 HBP: 0						

PITCHER		IP	WLS	BF	H	R	ER	SO	BB	IBB	HBP	BLK	WP	HR	S	P	ERA	WHIP
Mickey McDermott, L ERA: 3.86	(1, 1)	7.1		30	6	2	1	2	4	0	0	0	0	1	30	46	1.23	1.364
Ellis Kinder, R ERA: 2.54	(8, 1)	1.2	W	7	2	1	1	0	1	0	0	0	0	0	6	10	5.40	1.800

PITCHER	IP	WLS	BF	H	R	ER	SO	BB	IBB	HBP	BLK	WP	HR	S	P	ERA	WHIP

TOP

Philadelphia Athletics @ Boston Red Sox

Fenway Park, Boston, MA

Sat Jul 11 1953, 3:33 AM EDT

Att. 11,692 - Unknown

livebaseballscorecards.com

AB	32
R	3
H	8
RBI	2
BB	5
SO	2
LOB	21

Batter	1	2	3	4	5	6	7	8	9	AB	R	H	RBI	BB	SO	LOB
Billy Goodman, L (1, 4) OBP: 0.409, SLG: 0.424	L7	5-3			E 2-H 1B		L4			4	0	1	1	0	0	2
Gene Stephens, L (1, 7) George Kell, R (5, PH) (6, 5) OBP: 0.383, SLG: 0.531	HR BB		P1		5-3		P2			1 2	1 0	0 0	0 0	1 0	0 0	0 1
Dick Gernert, R (1, 3) OBP: 0.390, SLG: 0.478	1-H HR		K		E5 2-3			5-3		4	1	1	2	0	1	1
Sammy White, R (1, 2) OBP: 0.312, SLG: 0.433	K		F8		F7			F8		4	0	0	0	0	1	2
Ted Lepcio, R (1, 5) Hoot Evers, R (6, 7) OBP: 0.299, SLG: 0.400	1-3			G4-6-3 BB		F5		5-3		1 2	0 0	0 0	0 0	1 0	0 0	0 0
Tom Umphlett, R (1, 8) OBP: 0.360, SLG: 0.429		K		F9		P6			SH SH 1B	4	1	1	0	0	1	1
Jim Piersall, R (1, 9) OBP: 0.307, SLG: 0.337		1B BB		G4-6-3 1-2f		E4			SH 1-2 SH	2	0	0	0	1	0	1
Milt Bolling, R (1, 6) OBP: 0.315, SLG: 0.350		K			1B 2B	P6			SH 1-2 2-H	3	1	1	0	0	1	2
Mickey McDermott, L (1, 1) Ellis Kinder, R (8, 1) OBP: 0.348, SLG: 0.444 OBP: 0.500, SLG: 0.563		1-2 1B			L9		G3			3 0	0 0	1 0	0 0	0 0	0 0	1 0
Inning Stats	R: 2 E: 0 K: 1 S: 6 H: 1 LOB: 0 BB: 1 P: 10	R: 0 E: 0 K: 2 S: 8 H: 1 LOB: 2 BB: 1 P: 12	R: 0 E: 0 K: 1 S: 5 H: 0 LOB: 0 BB: 0 P: 5	R: 0 E: 0 K: 0 S: 2 H: 0 LOB: 0 BB: 1 P: 6	R: 1 E: 1 K: 0 S: 6 H: 2 LOB: 2 BB: 0 P: 6	R: 0 E: 1 K: 0 S: 4 H: 0 LOB: 1 BB: 0 P: 4	R: 0 E: 0 K: 0 S: 3 H: 0 LOB: 0 BB: 0 P: 3	R: 0 E: 0 K: 0 S: 3 H: 0 LOB: 0 BB: 0 P: 3	R: 1 E: 1 K: 0 S: 3 H: 1 LOB: 2 BB: 0 P: 3	1B: 3 2B: 1 3B: 0 HR: 1 SF: 0 SAC: 2 DP: 1 HBP: 0						

PITCHER	IP	WLS	BF	H	R	ER	SO	BB	IBB	HBP	BLK	WP	HR	S	P	ERA	WHIP
Charlie Bishop, R (1, 1) ERA: 4.96	8.0		32	4	3	3	4	3	0	0	0	0	1	37	49	3.38	0.875
Frank Fanovich, L (9, 1) ERA: 5.67	0.0	L	1	1	1	1	0	0	0	0	0	0	0	1	1	∞	∞
Carl Scheib, R (9, 1) ERA: 4.32	0.0		2	0	0	0	0	0	0	0	0	0	0	2	2	∞	∞

PITCHER	IP	WLS	BF	H	R	ER	SO	BB	IBB	HBP	BLK	WP	HR	S	P	ERA	WHIP

BOTTOM

Philadelphia Athletics @ Boston Red Sox

Fenway Park, Boston, MA

Sat Jul 11 1953, 3:33 AM EDT

Att. 11,692 - Unknown

livebaseballscorecards.com

AB	30
R	4
H	5
RBI	3
BB	3
SO	4
LOB	11

Batter	1	2	3	4	5	6	7	8	9	AB	R	H	RBI	BB	SO	LOB
Joe Demaestri, R (1, 6) OBP: 0.318, SLG: 0.355	F3		FC1-5 1-2 2-3f		F8			F8	F9	5	0	0	0	0	0	3
Dave Philley, S (1, 9) OBP: 0.345, SLG: 0.378	F9		F8			1B		BB 1B 2B 1B	F7	4	0	2	0	0	0	2
Carmen Mauro, L (8, PR) (8, 9) OBP: 0.229, SLG: 0.266										1	1	0	0	0	0	1
Eddie Robinson, L (1, 3) OBP: 0.321, SLG: 0.385	F2		1-3			F3		BB 1-2 2B 1B	F9	3	0	0	0	0	0	3
Tom Hamilton, L (7, 3) OBP: 0.231, SLG: 0.194										2	1	1	0	0	0	1
Gus Zernial, R (1, 7) OBP: 0.343, SLG: 0.510		4-3		F9		F8		F8		4	0	0	0	0	0	3
Pete Suder, R (1, 5) OBP: 0.343, SLG: 0.385		F2		1B		F8		B B B B 4-0 1-2 2-3 2B BB		3	1	1	0	1	0	1
Cass Michaels, R (1, 4) OBP: 0.319, SLG: 0.390		F9		P3			P6	1-H 2-H 3-H 1B 2B		4	1	1	3	0	0	1
Ed McGhee, R (1, 8) OBP: 0.340, SLG: 0.328			1B 1B 1B	P3			FC6-4 1B	2-H 1B		4	1	3	1	0	0	1
Neal Watlington, L (1, 2) OBP: 0.250, SLG: 0.250			FC1-5 1-2 1B 1B	F9			S S S K	P6		4	0	1	0	0	1	2
Morrie Martin, L (1, 1) OBP: 0.091, SLG: 0.091				4-3			FC6-4 1-2f	B B B B 4-0 BB		1	0	1	1	0	0	0
Carl Scheib, R (4, 1) OBP: 0.231, SLG: 0.211										2	0	0	0	0	0	1
Joe Coleman, R (8, 1) OBP: 0.500, SLG: 0.500										0	0	0	0	0	0	0
Loren Babe, L (9, PH) OBP: 0.280, SLG: 0.302			FC1-5 1-2 2-H 1B							0	0	0	0	1	0	0
Inning Stats	R: 0 E: 0 K: 0 S: 3 H: 0 LOB: 0 BB: 0 P: 3	R: 0 E: 0 K: 0 S: 3 H: 0 LOB: 0 BB: 0 P: 3	R: 1 E: 0 K: 0 S: 6 H: 3 LOB: 2 BB: 0 P: 6	R: 0 E: 0 K: 0 S: 4 H: 1 LOB: 1 BB: 0 P: 4	R: 0 E: 0 K: 0 S: 3 H: 0 LOB: 0 BB: 0 P: 3	R: 0 E: 0 K: 0 S: 4 H: 1 LOB: 1 BB: 0 P: 4	R: 0 E: 0 K: 1 S: 6 H: 1 LOB: 1 BB: 0 P: 6	R: 4 E: 0 K: 0 S: 7 H: 4 LOB: 1 BB: 1 P: 11	R: 0 E: 0 K: 0 S: 3 H: 0 LOB: 1 BB: 1 P: 7	1B: 9 2B: 1 3B: 0 HR: 0 SF: 0 SAC: 0 DP: 0 HBP: 0						

PITCHER		IP	WLS	BF	H	R	ER	SO	BB	IBB	HBP	BLK	WP	HR	S	P	ERA	WHIP
Hal Brown, R ERA: 3.68	(1, 1)	7.2	W	34	10	5	5	1	1	0	0	0	0	0	35	39	5.87	1.435
Ike Delock, R ERA: 1.54	(8, 1)	1.1	S	5	0	0	0	0	1	0	0	0	0	0	4	8	0.00	0.750

PITCHER	IP	WLS	BF	H	R	ER	SO	BB	IBB	HBP	BLK	WP	HR	S	P	ERA	WHIP

TOP

Philadelphia Athletics @ Boston Red Sox

Fenway Park, Boston, MA

Sun Jul 12 1953, 3:33 AM EDT

Cloudy - 69 F

livebaseballscorecards.com

AB	37
R	5
H	10
RBI	5
BB	2
SO	1
LOB	19

WP: 0 PA: 39
PB: 0
SB: 0
CS: 0

Batter	1	2	3	4	5	6	7	8	9	AB	R	H	RBI	BB	SO	LOB
Billy Goodman, L (1, 4) OBP: 0.410, SLG: 0.434	1-3		P6		1B 3B	1-3 1B		BB		4	1	2	0	0	0	1
Ted Lepcio, R (8, 4) OBP: 0.324, SLG: 0.394										0	0	0	0	1	0	0
Hoot Evers, R (1, 7) OBP: 0.302, SLG: 0.400	6-3		BB BB 2B 1B 2-H		6-3	CS 3-H	1B HR 1B	P4		5	2	2	1	0	0	2
Dick Gernert, R (1, 3) OBP: 0.393, SLG: 0.479	2B 1B		BB 2B BB 1-2		HBP 1B 3-H		P5	F8		4	2	2	1	1	0	2
George Kell, R (1, 5) OBP: 0.388, SLG: 0.537	1-H 2B		2B BB 1-2 2-3		F7		HR 1B 1-2			3	1	2	1	1	0	1
Floyd Baker, L (7, PR) (8, 5) OBP: 0.366, SLG: 0.316										0	1	0	0	0	0	0
Del Wilber, R (1, 2) OBP: 0.354, SLG: 0.700	5-3		1-H 2-H 3-H 2B		1-2 HBP		1-H 2-H HR			3	1	2	6	0	0	1
Tom Umphlett, R (1, 8) OBP: 0.358, SLG: 0.426		F6	F2		P4		1B			4	0	1	0	0	0	2
Jim Piersall, R (1, 9) OBP: 0.304, SLG: 0.333		F8		1-3		F9	F8			4	0	0	0	0	0	1
Milt Bolling, R (1, 6) OBP: 0.314, SLG: 0.348		K		F7		FC5-4 1B	F7			4	0	1	0	0	1	1
Hal Brown, R (1, 1) OBP: 0.324, SLG: 0.528			1B 2B	F8		FC5-4 1B CS 1-2f		P2		3	1	1	0	0	0	1
Ike Delock, R (8, 1)										1	0	0	0	0	0	0
Inning Stats	R: 1 E: 0 K: 0 S: 5 / H: 2 LOB: 1 BB: 0 P: 5	R: 0 E: 0 K: 1 S: 5 / H: 0 LOB: 0 BB: 0 P: 5	R: 4 E: 0 K: 0 S: 5 / H: 3 LOB: 0 BB: 2 P: 13	R: 0 E: 0 K: 0 S: 3 / H: 0 LOB: 0 BB: 0 P: 3	R: 1 E: 0 K: 0 S: 5 / H: 2 LOB: 2 BB: 0 P: 6	R: 0 E: 0 K: 0 S: 4 / H: 2 LOB: 1 BB: 0 P: 4	R: 3 E: 0 K: 0 S: 7 / H: 4 LOB: 1 BB: 0 P: 7	R: 0 E: 0 K: 0 S: 3 / H: 0 LOB: 1 BB: 1 P: 7		1B: 8 2B: 3 3B: 1 HR: 1	SF: 0 SAC: 0 DP: 0 HBP: 1						

PITCHER		IP	WLS	BF	H	R	ER	SO	BB	IBB	HBP	BLK	WP	HR	S	P	ERA	WHIP
Morrie Martin, L ERA: 5.0	(1, 1)	3.0	L	15	5	5	5	1	2	0	0	0	0	0	15	23	15.00	2.333
Carl Scheib, R ERA: 4.53	(4, 1)	4.0		20	8	4	4	0	0	0	1	0	0	1	19	20	9.00	2.000
Joe Coleman, R ERA: 5.4	(8, 1)	1.0		4	0	0	0	0	1	0	0	0	0	0	3	7	0.00	1.000

PITCHER	IP	WLS	BF	H	R	ER	SO	BB	IBB	HBP	BLK	WP	HR	S	P	ERA	WHIP

BOTTOM

Philadelphia Athletics @ Boston Red Sox

Fenway Park, Boston, MA

Sun Jul 12 1953, 3:33 AM EDT

Cloudy - 69 F

livebaseballscorecards.com

AB	35
R	9
H	13
RBI	9
BB	3
SO	1
LOB	12

WP: 0	PA: 40		
PB: 0			
SB: 0			
CS: 1			

Batter	1	2	3	4	5	6	7	8	9	AB	R	H	RBI	BB	SO	LOB
Joe Demaestri, R (1, 6) OBP: 0.321, SLG: 0.370	6-3	1-3 2-H 2B		K		5-3			1B 2B	5	1	2	1	0	1	0
Dave Philley, S (1, 9) OBP: 0.346, SLG: 0.378	BB 1B	P4		F9			6-3		2-H 1B	5	0	2	0	0	0	2
Eddie Robinson, L (1, 3) OBP: 0.322, SLG: 0.382	G6-4-3 1-2 BB	FC6-4 BB		1-3			F7		F9	3	0	0	0	2	0	1
Gus Zernial, R (1, 7) OBP: 0.342, SLG: 0.506	G6-4-3 1-2f	FC6-4 1-2f			F7		1B			4	0	1	0	0	0	5
Pete Suder, R (1, 5) OBP: 0.342, SLG: 0.383		E WP 1B 1B	F7		P4			F4		4	1	1	0	0	0	0
Cass Michaels, R (1, 4) OBP: 0.326, SLG: 0.391		E 1-2 1B BB	BB BB		FC6-4 1B			F8		2	1	1	0	2	0	0
Ed McGhee, R (1, 8) OBP: 0.338, SLG: 0.323		E6 FC3-5 1-2 2-3 1B	BB 1-2		FC6-4 1-2f			F9		3	0	0	0	1	0	3
Ray Murray, R (1, 2) OBP: 0.328, SLG: 0.373		FC3-5 1-2 2-H 3-H 2B 1B	K	F9					P4	4	1	1	2	0	1	2
Harry Byrd, R (1, 1) OBP: 0.231, SLG: 0.216		FC3-5 1-2 2-3f 2B	5-3	K					1-6-3	4	0	0	0	0	1	4
Inning Stats	R: 0 E: 0 K: 0 S: 3 H: 1 LOB: 1 BB: 1 P: 7	R: 3 E: 1 K: 0 S: 7 H: 3 LOB: 3 BB: 2 P: 15	R: 0 E: 0 K: 1 S: 5 H: 0 LOB: 2 BB: 2 P: 13	R: 0 E: 0 K: 1 S: 5 H: 0 LOB: 0 BB: 0 P: 5	R: 0 E: 0 K: 0 S: 4 H: 1 LOB: 1 BB: 0 P: 4	R: 0 E: 0 K: 1 S: 5 H: 0 LOB: 0 BB: 0 P: 5	R: 0 E: 0 K: 0 S: 3 H: 1 LOB: 1 BB: 0 P: 3	R: 0 E: 0 K: 0 S: 3 H: 0 LOB: 0 BB: 0 P: 3	R: 1 E: 0 K: 0 S: 5 H: 2 LOB: 1 BB: 0 P: 5	1B: 6 2B: 2 3B: 0 HR: 0 SF: 0 SAC: 0 DP: 1 HBP: 0						

PITCHER	IP	WLS	BF	H	R	ER	SO	BB	IBB	HBP	BLK	WP	HR	S	P	ERA	WHIP
Mel Parnell, L (1, 1) ERA: 2.9	1.1	L	10	4	3	3	0	2	0	0	0	1	0	8	16	20.25	4.500
Bill Henry, L (2, 1) ERA: 2.87	5.2		21	2	0	0	3	3	0	0	0	0	0	24	36	0.00	0.882
Ike Delock, R (8, 1) ERA: 1.98	2.0		8	2	1	1	0	0	0	0	0	0	0	8	8	4.50	1.000

PITCHER	IP	WLS	BF	H	R	ER	SO	BB	IBB	HBP	BLK	WP	HR	S	P	ERA	WHIP

TOP

Philadelphia Athletics @ Boston Red Sox

Fenway Park, Boston, MA

Sun Jul 12 1953, 3:38 AM EDT

Att. 23,916 - Cloudy - 67 F

livebaseballscorecards.com

AB	34
R	4
H	8
RBI	3
BB	5
SO	3
LOB	17

WP: 1 PA: 39
PB: 0
SB: 0
CS: 0

BOTTOM

Philadelphia Athletics @ Boston Red Sox

Fenway Park, Boston, MA

Sun Jul 12 1953, 3:38 AM EDT

Att. 23,916 - Cloudy - 67 F

livebaseballscorecards.com

Batter	1	2	3	4	5	6	7	8	9	AB	R	H	RBI	BB	SO	LOB
Billy Goodman, L (1, 4) OBP: 0.415, SLG: 0.439	1B		1-3 BB		5-3		1B			4	0	3	0	0	0	0
Gene Stephens, L (1, 7) Sammy White, R (7, PH) Hoot Evers, R (8, 7) OBP: 0.302, SLG: 0.288 OBP: 0.311, SLG: 0.432 OBP: 0.302, SLG: 0.400	K		1-2 1-3 BB		K		F2			2 1 0	0 0 0	0 0 0	0 0 0	1 0 0	2 0 0	1 1 0
Dick Gernert, R (1, 3) OBP: 0.391, SLG: 0.485	F7		F3		HR			F8		4	1	1	1	0	0	3
Del Wilber, R (1, 2) OBP: 0.348, SLG: 0.672	1-2 FC6-4 1B		1-2 2-3 1-3		L4			F3		4	0	1	0	0	0	2
Tom Umphlett, R (1, 8) OBP: 0.357, SLG: 0.421	1-2f FC6-4		BB			K		P6		3	0	0	0	1	1	2
Ted Lepcio, R (1, 5) George Kell, R (3, PH) (4, 5) OBP: 0.321, SLG: 0.390 OBP: 0.384, SLG: 0.530		F2	F8			L6			P6	1 3	0 0	0 0	0 0	0 0	0 0	0 3
Jim Piersall, R (1, 9) OBP: 0.301, SLG: 0.329		6-3		F9		1-3			P4	4	0	0	0	0	0	0
Milt Bolling, R (1, 6) OBP: 0.313, SLG: 0.346		1B		K			6-3		5-3	4	0	1	0	0	1	0
Mel Parnell, L (1, 1) Bill Henry, L (2, 1) Billy Consolo, R (7, PH) Ike Delock, R (8, 1) OBP: 0.268, SLG: 0.278 OBP: 0.333, SLG: 0.500 OBP: 0.182, SLG: 0.318		K		F7			K			0 2 1 0	0 0 0 0	0 0 0 0	0 0 0 0	0 0 0 0	0 1 1 0	0 1 0 0
Inning Stats	R: 0 E: 0 K: 1 S: 7 H: 2 LOB: 2 BB: 0 P: 7	R: 0 E: 0 K: 1 S: 6 H: 1 LOB: 1 BB: 0 P: 6	R: 0 E: 0 K: 0 S: 4 H: 1 LOB: 3 BB: 2 P: 12	R: 0 E: 0 K: 1 S: 5 H: 0 LOB: 0 BB: 0 P: 5	R: 1 E: 0 K: 1 S: 6 H: 1 LOB: 0 BB: 0 P: 6	R: 0 E: 0 K: 1 S: 5 H: 0 LOB: 0 BB: 0 P: 5	R: 0 E: 0 K: 1 S: 6 H: 1 LOB: 1 BB: 0 P: 6	R: 0 E: 0 K: 0 S: 3 H: 0 LOB: 0 BB: 0 P: 3	R: 0 E: 0 K: 0 S: 3 H: 0 LOB: 0 BB: 0 P: 3	1B: 5 2B: 0 3B: 0 HR: 1	SF: 0 SAC: 0 DP: 0 HBP: 0			WP: 0 PB: 0 SB: 0 CS: 0	PA: 35		

	AB	33
	R	1
	H	6
	RBI	1
	BB	2
	SO	6
	LOB	13

PITCHER	IP	WLS	BF	H	R	ER	SO	BB	IBB	HBP	BLK	WP	HR	S	P	ERA	WHIP
Harry Byrd, R (1, 1) ERA: 4.2	9.0	W	35	6	1	1	6	2	0	0	0	0	1	45	53	1.00	0.889

PITCHER	IP	WLS	BF	H	R	ER	SO	BB	IBB	HBP	BLK	WP	HR	S	P	ERA	WHIP

Batter	1	2	3	4	5	6	7	8	9	AB	R	H	RBI	BB	SO	LOB
Carmen Mauro, L (1, 8) OBP: 0.240, SLG: 0.254	x 0-0 ① 5-3		BBBB 4-0 1-2 BB		x 0-0 ③ G1		BBBB 4-0 1B BB		x 0-0 ③ 4-3	3	0	0	0	2	0	1
Dave Philley, S (1, 9) OBP: 0.347, SLG: 0.380	x 0-0 G4-6-3 1B		x 0-0 ③ F8			x 0-0 ① 4-3	x 0-0 1-2 1B			4	0	2	0	0	0	2
Eddie Robinson, L (1, 3) OBP: 0.324, SLG: 0.392	x 0-0 ②③ G4-6-3 1-2f			x 0-0 1B 1B 1B		x 0-0 HR	x 0-0 ③ F9			4	2	2	1	0	0	3
Gus Zernial, R (1, 7) OBP: 0.344, SLG: 0.516		x 0-0 ① F3		x 0-0 1B 1-2 1B		x 0-0 HR		x 0-0 ① L5		4	1	2	1	0	0	0
Pete Suder, R (1, 4) OBP: 0.341, SLG: 0.381		x 0-0 ② P1		x 0-0 ① F2		x 0-0 E 1B		x 0-0 ② 4-3		4	0	1	0	0	0	2
Loren Babe, L (1, 5) OBP: 0.280, SLG: 0.301		x 0-0 ③ F7		x 0-0 G1-6-3 1-2 2-H 1B		x 0-0 E3 G5-4-3 1-2		x 0-0 ③ P5		4	0	1	1	0	0	1
Joe Demaestri, R (1, 6) OBP: 0.325, SLG: 0.373			x 0-0 BB 1B	x 0-0 ②③ G1-6-3 1-2f		x 0-0 ②③ G5-4-3 1-2f			x 0-0 E5 1B	4	0	2	0	0	0	4
Neal Watlington, L (1, 2) OBP: 0.125, SLG: 0.125			x 0-0 ① F9		SSS 0-3 ① K		SSS 0-3 ① K		SSS 0-3 ① K	4	0	0	0	0	3	2
Marion Fricano, R (1, 1) OBP: 0.176, SLG: 0.206 Tom Hamilton, L (7, PH) OBP: 0.225, SLG: 0.189 Morrie Martin, L (7, 1) OBP: 0.091, SLG: 0.091 Ed McGhee, R (9, PH) OBP: 0.336, SLG: 0.321			SSS 0-3 ② K		SSS 0-3 ② K		SSS 0-3 ② K		x 0-0 ② P3	2 1 0 1	0 0 0 0	0 0 0 0	0 0 0 0	2 1 0 0	1 0 0 1	1 0 0 1
Inning Stats	R: 0 E: 0 K: 0 S: 3 H: 1 LOB: 0 BB: 0 P: 3	R: 0 E: 0 K: 0 S: 3 H: 0 LOB: 0 BB: 0 P: 3	R: 0 E: 0 K: 1 S: 6 H: 1 LOB: 2 BB: 1 P: 10	R: 1 E: 0 K: 0 S: 5 H: 3 LOB: 1 BB: 0 P: 5	R: 0 E: 0 K: 2 S: 7 H: 0 LOB: 0 BB: 0 P: 7	R: 2 E: 1 K: 0 S: 6 H: 3 LOB: 1 BB: 0 P: 6	R: 0 E: 0 K: 2 S: 8 H: 1 LOB: 2 BB: 1 P: 12	R: 0 E: 0 K: 0 S: 3 H: 0 LOB: 0 BB: 0 P: 3	R: 0 E: 1 K: 1 S: 6 H: 1 LOB: 1 BB: 0 P: 6	1B: 8 2B: 0 3B: 0 HR: 2	SF: 0 SAC: 0 DP: 3 HBP: 0						

PITCHER	IP	WLS	BF	H	R	ER	SO	BB	IBB	HBP	BLK	WP	HR	S	P	ERA	WHIP
Mike Garcia, R (1, 1) ERA: 3.22	9.0	W	37	10	3	3	6	2	0	0	0	0	2	47	55	3.00	1.333

PITCHER	IP	WLS	BF	H	R	ER	SO	BB	IBB	HBP	BLK	WP	HR	S	P	ERA	WHIP

TOP

Philadelphia Athletics @ Cleveland Indians
Cleveland Municipal Stadium, Cleveland, OH

Thu Jul 16 1953, 3:33 AM EDT
Att. 13,718 - Unknown

livebaseballscorecards.com

AB	35
R	3
H	10
RBI	3
BB	2
SO	6
LOB	17

PA: 37

WP: 0
PB: 0
SB: 0
CS: 0

BOTTOM

Philadelphia Athletics @ Cleveland Indians
Cleveland Municipal Stadium, Cleveland, OH
Thu Jul 16 1953, 3:33 AM EDT
Att. 13,718 - Unknown

livebaseballscorecards.com

Batter	1	2	3	4	5	6	7	8	9	AB	R	H	RBI	BB	SO	LOB
Dale Mitchell, L (1, 7) OBP: 0.354, SLG: 0.458 Bob Kennedy, R (7, PR) OBP: 0.326, SLG: 0.309 (8, 7)	0-0 2B		BBBB 4-0 BB (HR)	0-0 6-3			0-0 CS 1B			3	1	2	0	1	0	0
										0	0	0	0	0	0	0
Bobby Avila, R (1, 4) OBP: 0.375, SLG: 0.405	0-0 F7		BBBB 4-0 1-2 2-3 HR BB		0-0 4-3		SSS 0-3 1-2 K			3	1	0	0	1	1	2
Al Rosen, R (1, 5) OBP: 0.408, SLG: 0.599	SSS 0-3 K		0-0 1-H 2-H 3-H HR		0-0 F9 2B			0-0 P4		4	1	2	4	0	1	1
Luke Easter, L (1, 3) OBP: 0.360, SLG: 0.392 Bill Glynn, L (8, PR) OBP: 0.320, SLG: 0.270 (9, 3)	0-0 4-3		0-0 F7		0-0 F9 2-3			0-0 E6		4	0	0	0	0	0	2
										0	0	0	0	0	0	0
Larry Doby, L (1, 8) OBP: 0.374, SLG: 0.483		BBBB 4-0 F7 G3 BB	0-0 F9		SSS 0-3 K			0-0 F7		3	0	0	0	1	1	2
Al Smith, R (1, 9) OBP: 0.231, SLG: 0.130		0-0 G3 1-2	0-0 5-3			0-0 F7		0-0 F7		4	0	0	0	0	0	2
George Strickland, R (1, 6) OBP: 0.362, SLG: 0.365		0-0 F7 2-3		0-0 F8		0-0 5-3				3	0	0	0	0	0	1
Jim Hegan, R (1, 2) OBP: 0.285, SLG: 0.313		0-0 6-3		0-0 HR		0-0 6-3				3	1	1	1	0	0	1
Mike Garcia, R (1, 1) OBP: 0.309, SLG: 0.370			0-0 BB HR 2B	0-0 F5			0-0 4-3			3	1	1	0	0	0	0

	AB	30
	R	5
	H	6
	RBI	5
	BB	3
	SO	3
	LOB	11

Inning Stats																																		
	R: 0	H: 1	R: 0	H: 0	R: 4	H: 2	R: 1	H: 1	R: 0	H: 1	R: 0	H: 0	R: 0	H: 1	R: 0	H: 0	1B: 1	SF: 0	WP: 0	PA: 33														
	E: 0	LOB: 1	E: 0	LOB: 1	E: 0	LOB: 0	E: 0	LOB: 0	E: 0	LOB: 1	E: 0	LOB: 0	E: 0	LOB: 1	E: 1	LOB: 1	2B: 3	SAC: 0	PB: 0															
	K: 1	BB: 0	K: 0	BB: 1	K: 0	BB: 2	K: 0	BB: 0	K: 1	BB: 0	K: 0	BB: 0	K: 1	BB: 0	K: 0	BB: 0	3B: 0	DP: 0	SB: 0															
	S: 6	P: 6	S: 3	P: 7	S: 5	P: 13	S: 4	P: 4	S: 6	P: 6	S: 3	P: 3	S: 5	P: 5	S: 4	P: 4	HR: 2	HBP: 0	CS: 1															

PITCHER		IP	WLS	BF	H	R	ER	SO	BB	IBB	HBP	BLK	WP	HR	S	P	ERA	WHIP
Marion Fricano, R ERA: 3.38	(1, 1)	6.0	L	26	5	5	5	2	3	0	0	0	0	2	27	39	7.50	1.333
Morrie Martin, L ERA: 4.88	(7, 1)	2.0		7	1	0	0	1	0	0	0	0	0	0	9	9	0.00	0.500

PITCHER	IP	WLS	BF	H	R	ER	SO	BB	IBB	HBP	BLK	WP	HR	S	P	ERA	WHIP

Batter	1	2	3	4	5	6	7	8	9	AB	R	H	RBI	BB	SO	LOB
Carmen Mauro, L (1, 8) OBP: 0.241, SLG: 0.254	4-3		G4-3 1-2f			1B 1B		FC4-6 1-2f		4	0	1	0	0	0	2
Dave Philley, S (1, 9) OBP: 0.346, SLG: 0.378	4-3			F9		G1-4-3 1-2 1B		4-3		4	0	1	0	0	0	1
Eddie Robinson, L (1, 3) OBP: 0.326, SLG: 0.392	1B			BB B B B		F8			P4	3	0	1	0	1	0	2
Gus Zernial, R (1, 7) OBP: 0.343, SLG: 0.511	P4			F8		G1-4-3 1-2f			1-3 BB B B B	3	0	0	0	1	0	4
Pete Suder, R (1, 4) OBP: 0.336, SLG: 0.376		F8		P4			1-3		1-3 1-2	4	0	0	0	0	0	2
Loren Babe, L (1, 5) OBP: 0.274, SLG: 0.294		G1			4-3		G3		F9	4	0	0	0	0	0	1
Joe Demaestri, R (1, 6) OBP: 0.319, SLG: 0.366		4-3			6-3		4-3			3	0	0	0	0	0	0
Ray Murray, R (1, 2) OBP: 0.336, SLG: 0.375			6-3		1B			FC1-6 BB B B B		2	0	1	0	1	0	0
Bobby Shantz, R (1, 1) OBP: 0.241, SLG: 0.222			G4-3 1-2		4-3			FC1-6 FC4-6 1-2f		2	0	1	0	0	0	1
Frank Fanovich, L (7, 1) OBP: 0.167, SLG: 0.167										0	0	0	0	0	0	0
Tom Hamilton, L (8, PH) OBP: 0.220, SLG: 0.184										1	0	0	0	0	0	1
Joe Coleman, R (8, 1) OBP: 0.500, SLG: 0.500										0	0	0	0	0	0	0
Inning Stats	R: 0 E: 0 K: 0 S: 4 H: 1 LOB: 1 BB: 0 P: 4	R: 0 E: 0 K: 0 S: 3 H: 0 LOB: 0 BB: 0 P: 3	R: 0 E: 0 K: 0 S: 3 H: 1 LOB: 0 BB: 0 P: 3	R: 0 E: 0 K: 0 S: 3 H: 0 LOB: 1 BB: 1 P: 7	R: 0 E: 0 K: 0 S: 4 H: 1 LOB: 1 BB: 0 P: 4	R: 0 E: 0 K: 0 S: 4 H: 2 LOB: 1 BB: 0 P: 4	R: 0 E: 0 K: 0 S: 3 H: 0 LOB: 0 BB: 0 P: 3	R: 0 E: 0 K: 0 S: 3 H: 0 LOB: 1 BB: 1 P: 7	R: 0 E: 0 K: 0 S: 3 H: 0 LOB: 1 BB: 1 P: 7	1B: 5 2B: 0 3B: 0 HR: 0 SF: 0 SAC: 0 DP: 2 HBP: 0						

PITCHER	IP	WLS	BF	H	R	ER	SO	BB	IBB	HBP	BLK	WP	HR	S	P	ERA	WHIP
Bob Lemon, R (1, 1) ERA: 2.74	9.0	W	33	5	0	0	0	3	0	0	0	0	0	30	42	0.00	0.889

PITCHER	IP	WLS	BF	H	R	ER	SO	BB	IBB	HBP	BLK	WP	HR	S	P	ERA	WHIP

TOP

Philadelphia Athletics @ Cleveland Indians
Cleveland Municipal Stadium, Cleveland, OH
Fri Jul 17 1953, 3:33 AM EDT
Att. 13,681 - Unknown

livebaseballscorecards.com

AB	30
R	0
H	5
RBI	0
BB	3
SO	0
LOB	14

WP: 0	PA: 33		
PB: 0			
SB: 0			
CS: 0			

Batter	1	2	3	4	5	6	7	8	9	AB	R	H	RBI	BB	SO	LOB
Dale Mitchell, L (1, 7) OBP: 0.352, SLG: 0.456 Bob Kennedy, R (9, 7) OBP: 0.326, SLG: 0.309	L3 1B		F7 ②			1-3 ①	4-3 ②			4	0	1	0	0	0	0
										0	0	0	0	0	0	0
Bobby Avila, R (1, 4) OBP: 0.377, SLG: 0.406	L3 ①② 1-2		5-3 ③			1B HR 1B	CS 1B			4	1	2	0	0	0	1
Al Rosen, R (1, 5) OBP: 0.410, SLG: 0.599 Hank Majeski, R (7, 5) OBP: 0.240, SLG: 0.360	S S S K ③			1B		1-2 HR 1B	CS ③ 1-2	BB 1B		3	1	2	0	0	1	0
										1	0	1	0	0	0	0
Luke Easter, L (1, 3) OBP: 0.365, SLG: 0.434 Bill Glynn, L (9, 3) OBP: 0.320, SLG: 0.270		2B 2B		F5 ①		1-H 2-H HR		F7 ①		4	2	2	3	0	0	2
										0	0	0	0	0	0	0
Larry Doby, L (1, 8) OBP: 0.375, SLG: 0.492		P6 ①		S S S K ②		HR		B B B B 1-2 BB		3	1	1	1	1	1	2
Al Smith, R (1, 9) OBP: 0.200, SLG: 0.111		F5 ②		S S S K ③		F8 ②		F2 ②		4	0	0	0	0	1	4
George Strickland, R (1, 6) OBP: 0.365, SLG: 0.373		2-H 2B		S S S K ①		1B		F9 ③		4	0	2	1	0	1	2
Jim Hegan, R (1, 2) OBP: 0.286, SLG: 0.313		F8 ③		G3-6-3 1B		4-3 ③				3	0	1	0	0	0	2
Bob Lemon, L (1, 1) OBP: 0.281, SLG: 0.410			S S S K ①	G3-6-3 ②③ 1-2f			S S S K ①			3	0	0	0	0	2	1
Inning Stats	R: 0 H: 1 E: 0 LOB: 0 K: 1 BB: 0 S: 5 P: 5	R: 1 H: 2 E: 0 LOB: 1 K: 0 BB: 0 S: 5 P: 5	R: 0 H: 0 E: 0 LOB: 0 K: 1 BB: 0 S: 5 P: 5	R: 0 H: 1 E: 0 LOB: 1 K: 2 BB: 0 S: 8 P: 8	R: 0 H: 1 E: 0 LOB: 0 K: 1 BB: 0 S: 5 P: 5	R: 4 H: 5 E: 0 LOB: 1 K: 0 BB: 0 S: 8 P: 8	R: 0 H: 1 E: 0 LOB: 0 K: 1 BB: 0 S: 5 P: 5	R: 0 H: 1 E: 0 LOB: 2 K: 0 BB: 1 S: 4 P: 8		1B: 8 SF: 0 2B: 3 SAC: 0 3B: 0 DP: 2 HR: 2 HBP: 0						

PITCHER		IP	WLS	BF	H	R	ER	SO	BB	IBB	HBP	BLK	WP	HR	S	P	ERA	WHIP
Bobby Shantz, L ERA: 4.57	(1, 1)	6.0	L	26	10	5	5	5	0	0	0	0	0	2	36	36	7.50	1.667
Frank Fanovich, L ERA: 5.46	(7, 1)	1.0		3	1	0	0	1	0	0	0	0	0	0	5	5	0.00	1.000
Joe Coleman, R ERA: 5.02	(8, 1)	1.0		5	1	0	0	0	1	0	0	0	0	0	4	8	0.00	2.000

PITCHER	IP	WLS	BF	H	R	ER	SO	BB	IBB	HBP	BLK	WP	HR	S	P	ERA	WHIP

BOTTOM

Philadelphia Athletics @ Cleveland Indians

Cleveland Municipal Stadium, Cleveland, OH

Fri Jul 17 1953, 3:33 AM EDT

Att. 13,681 - Unknown

livebaseballscorecards.com

AB	33
R	5
H	12
RBI	5
BB	1
SO	6
LOB	14

1B: 8 SF: 0
2B: 3 SAC: 0
3B: 0 DP: 2
HR: 2 HBP: 0

WP: 0 PA: 35
PB: 0
SB: 0
CS: 1

Batter	1	2	3	4	5	6	7	8	9	AB	R	H	RBI	BB	SO	LOB
Joe Demaestri, R (1, 6) OBP: 0.327, SLG: 0.365	BBBB 4-0 1B HR BB	x 0-0 G1-5-3 1B 2-H 3-H 1B		x 0-0 ① 5-3			x 0-0 ① 6-3		H 1-0 1-4-3 2B HBP	3	2	1	2	1	0	0
Dave Philley, S (1, 9) OBP: 0.345, SLG: 0.376	x 0-0 ① F5	x 0-0 G1-5-3 1-2 1B		x 0-0 ② P6			x 0-0 ② 4-3		x 0-0 ① 1-4-3 1-2	5	0	1	0	0	0	2
Pete Suder, R (1, 4) OBP: 0.337, SLG: 0.380	x 0-0 1-2 HR 1B	x 0-0 ① ② G1-5-3 1-2 2-3f		x 0-0 ③ 5-3			x 0-0 ③ 1-3		x 0-0 2-H 2B	5	1	2	1	0	0	2
Eddie Robinson, L (1, 3) OBP: 0.327, SLG: 0.399	x 0-0 1-H 2-H HR	x 0-0 ③ 4-3			x 0-0 ① G3			x 0-0 ① F9	BBBB 4-0 G6-4-3 BB	4	1	1	3	1	0	1
Gus Zernial, R (1, 7) OBP: 0.343, SLG: 0.509	x 0-0 ② F7		x 0-0 FC5-4 1B		x 0-0 ② P3			x 0-0 S 2B 1B	x 0-0 ② ③ G6-4-3 1-2f	5	1	2	0	0	0	2
Ed McGhee, R (1, 8) OBP: 0.335, SLG: 0.317	x 0-0 ③ F3		x 0-0 ① FC5-4 F9 BB 1-2f		SSS 0-3 ③ K			BBBB 4-0 1-2 2B BB		3	1	0	0	1	1	1
Loren Babe, L (1, 5) OBP: 0.279, SLG: 0.295		x 0-0 1B SH 1B	BBBB 4-0 1-2 BB			x 0-0 ① 4-3		x 0-0 ② F8		3	1	1	0	1	0	2
Ray Murray, R (1, 2) OBP: 0.349, SLG: 0.391		x 0-0 SH 1-2 1B 1B	x 0-0 ② F9 2-3			BBBB 4-0 G4-6-3 BB		x 0-0 1-H 2-H 2B		3	1	2	2	1	0	2
Harry Byrd, R (1, 1) OBP: 0.218, SLG: 0.204		x 0-0 1-3 2-H SH 1B	x 0-0 ③ 1-3			x 0-0 ② ③ G4-6-3 1-2f		x 0-0 ③ P6		3	1	0	0	0	0	4
Inning Stats	R: 3 E: 0 K: 0 S: 5 H: 2 LOB: 0 BB: 1 P: 9	R: 3 E: 1 K: 0 S: 7 H: 4 LOB: 1 BB: 0 P: 7	R: 0 E: 0 K: 0 S: 4 H: 1 LOB: 2 BB: 1 P: 8	R: 0 E: 0 K: 0 S: 3 H: 0 LOB: 0 BB: 0 P: 3	R: 0 E: 0 K: 1 S: 5 H: 0 LOB: 0 BB: 0 P: 5	R: 0 E: 0 K: 0 S: 2 H: 0 LOB: 0 BB: 1 P: 6	R: 0 E: 0 K: 0 S: 3 H: 0 LOB: 0 BB: 0 P: 3	R: 2 E: 0 K: 0 S: 5 H: 2 LOB: 1 BB: 1 P: 9	R: 1 E: 0 K: 0 S: 3 H: 1 LOB: 1 BB: 1 P: 8	1B: 7 2B: 2 3B: 0 HR: 1 SF: 0 SAC: 1 DP: 3 HBP: 1						

TOP

Philadelphia Athletics @ Cleveland Indians

Cleveland Municipal Stadium, Cleveland, OH

Sat Jul 18 1953, 3:33 AM EDT

Att. 6,326 - Unknown

livebaseballscorecards.com

AB	34
R	9
H	10
RBI	8
BB	5
SO	1
LOB	16

PITCHER		IP	WLS	BF	H	R	ER	SO	BB	IBB	HBP	BLK	WP	HR	S	P	ERA	WHIP
Bob Feller, R ERA: 3.78	(1, 1)	1.0	L	10	5	6	5	0	1	0	0	0	0	1	9	13	45.00	6.000
Dave Hoskins, R ERA: 3.83	(2, 1)	8.0		31	5	3	3	1	4	0	1	0	0	0	28	45	3.38	1.125

PITCHER	IP	WLS	BF	H	R	ER	SO	BB	IBB	HBP	BLK	WP	HR	S	P	ERA	WHIP

BOTTOM

Philadelphia Athletics @ Cleveland Indians
Cleveland Municipal Stadium, Cleveland, OH
Sat Jul 18 1953, 3:33 AM EDT
Att. 6,326 - Unknown

livebaseballscorecards.com

Batter	1	2	3	4	5	6	7	8	9	AB	R	H	RBI	BB	SO	LOB
Dale Mitchell, L (1, 7) OBP: 0.351, SLG: 0.463	HR	K		6-3			F8			4	1	1	1	0	1	1
Bobby Avila, R (1, 4) OBP: 0.372, SLG: 0.401	F7		F8		F7			K		4	0	0	0	0	1	0
Al Rosen, R (1, 5) OBP: 0.405, SLG: 0.592	1-3		E5 1B		K			F8		4	0	0	0	0	1	0
Luke Easter, L (1, 3) OBP: 0.353, SLG: 0.418	F8		P6		F4			4-3		4	0	0	0	0	0	1
Larry Doby, L (1, 8) OBP: 0.376, SLG: 0.490		K	HBP 1-3 1B			F9			BB FC6-4	3	0	1	0	1	1	0
Al Smith, R (1, 9) OBP: 0.235, SLG: 0.103		BB HR	HBP 1-2			P4			FC6-4 1-2f 1B	2	1	0	0	1	0	1
George Strickland, R (1, 6) OBP: 0.363, SLG: 0.386		HR 1-H	F8			F2			F8	4	1	1	2	0	0	4
Jim Hegan, R (1, 2) OBP: 0.288, SLG: 0.315 Bill Glynn, L (7, PH) OBP: 0.318, SLG: 0.269 Joe Tipton, R (8, 2) OBP: 0.348, SLG: 0.483		4-3 1B		P6			K		F8 1-2 1B	2 1 1	0 0 0	1 0 1	0 0 0	0 0 0	0 1 0	0 0 0
Bob Feller, R (1, 1) OBP: 0.250, SLG: 0.133 Dave Hoskins, L (2, 1) OBP: 0.355, SLG: 0.483		4-3 1-2		G3			F8		F8	0 4	0 0	0 0	0 0	0 0	0 0	0 3
Inning Stats	R: 1 E: 0 K: 0 S: 4 H: 1 LOB: 0 BB: 0 P: 4	R: 2 E: 0 K: 2 S: 9 H: 2 LOB: 1 BB: 1 P: 13	R: 0 E: 1 K: 0 S: 5 H: 1 LOB: 3 BB: 0 P: 6	R: 0 E: 0 K: 0 S: 3 H: 0 LOB: 0 BB: 0 P: 3	R: 0 E: 0 K: 0 S: 5 H: 0 LOB: 0 BB: 0 P: 5	R: 0 E: 0 K: 0 S: 3 H: 0 LOB: 0 BB: 0 P: 3	R: 0 E: 0 K: 1 S: 5 H: 0 LOB: 0 BB: 0 P: 5	R: 0 E: 0 K: 1 S: 5 H: 0 LOB: 0 BB: 0 P: 5	R: 0 E: 0 K: 0 S: 4 H: 1 LOB: 2 BB: 1 P: 8	1B: 3 2B: 0 3B: 0 HR: 2	SF: 0 SAC: 0 DP: 0 HBP: 1						

	AB	33
	R	3
	H	5
	RBI	3
	BB	2
	SO	5
	LOB	10

	WP: 0	PA: 36
	PB: 0	
	SB: 0	
	CS: 0	

PITCHER	IP	WLS	BF	H	R	ER	SO	BB	IBB	HBP	BLK	WP	HR	S	P	ERA	WHIP
Harry Byrd, R (1, 1) ERA: 4.13	9.0	W	36	5	3	3	5	2	0	1	0	0	2	43	52	3.00	0.778

PITCHER	IP	WLS	BF	H	R	ER	SO	BB	IBB	HBP	BLK	WP	HR	S	P	ERA	WHIP

Batter	1	2	3	4	5	6	7	8	9	AB	R	H	RBI	BB	SO	LOB
Joe Demaestri, R (1, 6) OBP: 0.324, SLG: 0.360	E6 1B		5-3	6-3			6-3		1-2 2-H 1B	5	0	1	1	0	0	0
Dave Philley, S (1, 9) OBP: 0.345, SLG: 0.379	BB 1-3 1B		E 2B		F9		F7		F4	5	1	2	0	0	0	2
Pete Suder, R (1, 4) OBP: 0.338, SLG: 0.376	FC4-6 1-2 BB		E 1B BB		F8			F5	F8	3	1	0	0	2	0	2
Eddie Robinson, L (1, 3) OBP: 0.326, SLG: 0.397	K		K 1-3 2-H		F8			1B		4	0	1	0	0	2	4
Gus Zernial, R (1, 7) OBP: 0.345, SLG: 0.508	K		1B IBB			1B		K		3	0	1	0	1	2	4
Ed McGhee, R (1, 8) OBP: 0.333, SLG: 0.315	FC4-6 1-2f		1B 1-2 3-H			F3		K		4	0	1	1	0	1	5
Loren Babe, L (1, 5) OBP: 0.278, SLG: 0.299		F9	F8			F7			1B 2B	4	1	1	0	0	0	3
Ray Murray, R (1, 2) OBP: 0.346, SLG: 0.381		1-3		F8		F7			1B BB	3	0	0	0	1	0	1
Alex Kellner, R (1, 1) OBP: 0.314, SLG: 0.313		6-3		F9			F9		F3	2	0	0	0	0	0	0
Carmen Mauro, L (7, PH) OBP: 0.238, SLG: 0.250										1	0	0	0	0	0	0
Marion Fricano, R (7, 1) OBP: 0.176, SLG: 0.206										0	0	0	0	0	0	0
Tom Hamilton, L (9, PH) OBP: 0.214, SLG: 0.179										1	0	0	0	0	0	2
Inning Stats	R: 0 E: 1 K: 2 S: 9 H: 1 LOB: 3 BB: 1 P: 13	R: 0 E: 0 K: 0 S: 3 H: 0 LOB: 0 BB: 0 P: 3	R: 2 E: 1 K: 1 S: 7 H: 2 LOB: 2 BB: 2 P: 15	R: 0 E: 0 K: 0 S: 3 H: 0 LOB: 0 BB: 0 P: 3	R: 0 E: 0 K: 0 S: 3 H: 0 LOB: 0 BB: 0 P: 3	R: 0 E: 0 K: 0 S: 4 H: 1 LOB: 1 BB: 0 P: 4	R: 0 E: 0 K: 0 S: 3 H: 0 LOB: 0 BB: 0 P: 3	R: 0 E: 0 K: 2 S: 8 H: 1 LOB: 1 BB: 0 P: 8	R: 1 E: 0 K: 0 S: 5 H: 2 LOB: 2 BB: 1 P: 9	1B: 5 2B: 2 3B: 0 HR: 0 SF: 0 SAC: 0 DP: 0 HBP: 0	WP: 0 PB: 0 SB: 0 CS: 0 PA: 39					

PITCHER	IP	WLS	BF	H	R	ER	SO	BB	IBB	HBP	BLK	WP	HR	S	P	ERA	WHIP
Ralph Branca, R (1, 1) ERA: 5.76	9.0	W	39	7	3	1	5	3	1	0	0	0	0	45	61	1.00	1.111

PITCHER	IP	WLS	BF	H	R	ER	SO	BB	IBB	HBP	BLK	WP	HR	S	P	ERA	WHIP

TOP

Philadelphia Athletics @ Detroit Tigers

Briggs Stadium, Detroit, MI

Sun Jul 19 1953, 4:33 AM EDT

Unknown

livebaseballscorecards.com

AB	35
R	3
H	7
RBI	2
BB	4
SO	5
LOB	23

BOTTOM

Philadelphia Athletics @ Detroit Tigers

Briggs Stadium, Detroit, MI

Sun Jul 19 1953, 4:33 AM EDT

Unknown

livebaseballscorecards.com

Batter	1	2	3	4	5	6	7	8	9	AB	R	H	RBI	BB	SO	LOB
Harvey Kuenn, R (1, 6) OBP: 0.363, SLG: 0.373	SH 1B 1B		L3			BB BB 1B 1B	F8	1B HR BB 1-2 2-3		4	2	2	0	1	0	0
Jerry Priddy, R (1, 4) OBP: 0.338, SLG: 0.306	SH 1-2 1B		6-3			1B BB FC4-6 1-2 BB	F8	HR 1B 1-2 2-3 3-H		4	2	2	1	1	0	0
Ray Boone, R (1, 5) OBP: 0.384, SLG: 0.474	SH G5-4-3 1-2 2-3			5-3		FC4-6 1B IHR 1-2 2-3 BB		HR 1B HR		3	3	2	4	1	0	0
Bob Nieman, R (1, 7) OBP: 0.354, SLG: 0.445	F4			F8		FC4-6 1-2 2-3 3-H 1B		F9 F8		5	0	1	1	0	0	4
Walt Dropo, R (1, 3) OBP: 0.282, SLG: 0.379	G5-4-3 1-2f			1B		F9		HR 1-H		4	1	2	2	0	0	6
Jim Delsing, L (1, 8) OBP: 0.372, SLG: 0.452		K		6-3		FC4-6 IHR 1-2f 2-3 3-H		2B FC5-2 1B		4	1	1	1	0	1	3
Don Lund, R (1, 9) OBP: 0.339, SLG: 0.385		K			L5-3 BB	IHR 1-H 3-H		FC5-2 1B 2B 1-3		3	2	2	3	1	1	0
Johnny Bucha, R (1, 2) OBP: 0.273, SLG: 0.245		K			L5-3 1-2	6-3		FC5-2 BB 1B 1B 2-3 3-H		4	1	0	0	0	1	3
Ralph Branca, R (1, 1) OBP: 0.200, SLG: 0.200			K		F3		K	1B BB HR 1B 1-2 3-H		4	1	1	1	0	2	0
Inning Stats	R: 0 E: 1 K: 0 S: 5 H: 2 LOB: 2 BB: 0 P: 5	R: 0 E: 0 K: 3 S: 9 H: 0 LOB: 0 BB: 0 P: 9	R: 0 E: 0 K: 1 S: 5 H: 0 LOB: 0 BB: 0 P: 5	R: 0 E: 0 K: 0 S: 4 H: 1 LOB: 1 BB: 0 P: 4	R: 0 E: 0 K: 0 S: 2 H: 0 LOB: 0 BB: 1 P: 6	R: 5 E: 0 K: 0 S: 6 H: 3 LOB: 0 BB: 2 P: 14	R: 0 E: 0 K: 1 S: 5 H: 0 LOB: 0 BB: 0 P: 5	R: 8 E: 0 K: 0 S: 10 H: 7 LOB: 0 BB: 1 P: 14		1B: 9 2B: 2 3B: 0 HR: 3 SF: 0 SAC: 1 DP: 2 HBP: 0						

	AB	35
	R	13
	H	13
	RBI	13
	BB	4
	SO	5
	LOB	16

WP: 0 PB: 0 SB: 0 CS: 0 PA: 40

PITCHER		IP	WLS	BF	H	R	ER	SO	BB	IBB	HBP	BLK	WP	HR	S	P	ERA	WHIP
Alex Kellner, L ERA: 3.38	(1, 1)	6.0	L	26	6	5	5	4	3	0	0	0	0	0	31	43	7.50	1.500
Marion Fricano, R ERA: 4.01	(7, 1)	2.0		14	7	8	8	1	1	0	0	0	0	2	15	19	36.00	4.000

PITCHER	IP	WLS	BF	H	R	ER	SO	BB	IBB	HBP	BLK	WP	HR	S	P	ERA	WHIP

Batter	1	2	3	4	5	6	7	8	9	10	11	AB	R	H	RBI	BB	SO	LOB
Joe Demaestri, R (1, 6) OBP: 0.324, SLG: 0.377	F9		K		5-3		HR	FC4-6 1B		K		6	1	2	2	0	2	1
Dave Philley, S (1, 9) OBP: 0.348, SLG: 0.392	HR		4-3		G3		S 1B	FC4-6		2B		6	1	3	1	0	0	3
Pete Suder, R (1, 5) OBP: 0.335, SLG: 0.372	F8			1B 1B 1B		F9	K		5-3	4-3		6	1	1	0	0	1	2
Eddie Robinson, L (1, 3) OBP: 0.324, SLG: 0.391	3-1			F2		4-3	F8		6-3		G5-4-3 BB	5	0	0	0	1	0	2
Gus Zernial, R (1, 7) OBP: 0.348, SLG: 0.511		K		F4		2B		HR 1B	BB 1B		G5-4-3	6	2	3	0	0	1	2
Cass Michaels, R (1, 4) OBP: 0.331, SLG: 0.404		5-3		1B 1B		F4		HR HR	1B BB		1-3	5	1	2	2	1	0	1
Ed McGhee, R (1, 8) OBP: 0.339, SLG: 0.327		6-3		1B 1B			1B 2B	F5	1B 1B			5	1	3	2	0	0	0
Neal Watlington, L (1, 2) OBP: 0.231, SLG: 0.167			FC3-6 BB	G3			FC1-6 1B	4-3	F9			4	0	1	1	0	4	
Charlie Bishop, R (1, 1) OBP: 0.086, SLG: 0.059			FC3-6		4-3		FC1-6 HR	1B BB		K		3	1	0	0	0	2	
Tom Hamilton, L (8, PH) OBP: 0.233, SLG: 0.179												0	0	0	0	1	0	0
Harry Byrd, R (8, 1) OBP: 0.218, SLG: 0.204												0	0	0	0	0	0	0
Carmen Mauro, L (10, PH) OBP: 0.235, SLG: 0.247												1	0	0	0	0	1	0
Morrie Martin, L (10, 1) OBP: 0.091, SLG: 0.091												0	0	0	0	0	0	0
Inning Stats	R: 1 E: 0 K: 0 S: 4 H: 1 LOB: 0 BB: 0 P: 4	R: 0 E: 0 K: 1 S: 5 H: 0 LOB: 0 BB: 0 P: 5	R: 0 E: 0 K: 1 S: 5 H: 0 LOB: 1 BB: 1 P: 9	R: 1 E: 0 K: 0 S: 6 H: 3 LOB: 2 BB: 0 P: 6	R: 0 E: 0 K: 0 S: 3 H: 0 LOB: 0 BB: 0 P: 3	R: 0 E: 0 K: 0 S: 4 H: 1 LOB: 1 BB: 0 P: 4	R: 3 E: 0 K: 1 S: 9 H: 4 LOB: 1 BB: 0 P: 9	R: 2 E: 0 K: 0 S: 6 H: 3 LOB: 2 BB: 1 P: 10	R: 1 E: 0 K: 0 S: 5 H: 2 LOB: 2 BB: 1 P: 9	R: 0 E: 0 K: 2 S: 8 H: 1 LOB: 1 BB: 0 P: 8	R: 0 E: 0 K: 0 S: 2 H: 0 LOB: 0 BB: 1 P: 6	1B: 9 2B: 3 3B: 0 HR: 3 SF: 0 SAC: 0 DP: 1 HBP: 0				WP: 0 PB: 0 SB: 1 CS: 0	PA: 51	

PITCHER		IP	WLS	BF	H	R	ER	SO	BB	IBB	HBP	BLK	WP	HR	S	P	ERA	WHIP
Dick Marlowe, R ERA: 4.07	(1, 1)	6.1		29	9	5	5	2	1	0	0	0	0	2	32	36	7.11	1.579
Ray Herbert, R ERA: 6.46	(7, 1)	0.2		2	0	0	0	1	0	0	0	0	0	0	4	4	0.00	0.000
Dave Madison, R ERA: 6.04	(8, 1)	2.0		13	5	3	3	0	2	0	0	0	0	1	11	19	13.50	3.500
Ned Garver, R ERA: 4.9	(10, 1)	2.0		7	1	0	0	2	1	0	0	0	0	0	10	14	0.00	1.000

PITCHER		IP	WLS	BF	H	R	ER	SO	BB	IBB	HBP	BLK	WP	HR	S	P	ERA	WHIP

TOP

Philadelphia Athletics @ Detroit Tigers

Briggs Stadium, Detroit, MI

Sun Jul 19 1953, 4:38 AM EDT

Att. 15,300 - Unknown

livebaseballscorecards.com

AB	47
R	8
H	15
RBI	8
BB	4
SO	5
LOB	17

Philadelphia Athletics @ Detroit Tigers

Briggs Stadium, Detroit, MI

Sun Jul 19 1953, 4:38 AM EDT

Att. 15,300 - Unknown

livebaseballscorecards.com

Batter	1	2	3	4	5	6	7	8	9	10	11	AB	R	H	RBI	BB	SO	LOB
Harvey Kuenn, R (1, 6) OBP: 0.367, SLG: 0.376	6-3		BB		F9		1B		1B		FC6-4 1B	5	1	3	1	1	0	1
Johnny Pesky, L (1, 4) OBP: 0.332, SLG: 0.362 Jerry Priddy, R (11, PH) OBP: 0.336, SLG: 0.303 Billy Hoeft, L (11, PR) OBP: 0.311, SLG: 0.162	HR		BB			F8	F9		HR		FC6-4 WP	4	2	2	1	1	0	2
												1	0	0	0	0	0	1
												0	0	0	0	0	0	0
Ray Boone, R (1, 5) OBP: 0.387, SLG: 0.485	F8		K			K		5-3 1B 1B	HR		IBB	5	2	2	3	1	2	2
Jim Delsing, L (1, 8) OBP: 0.369, SLG: 0.448 Steve Souchock, R (11, PH) OBP: 0.310, SLG: 0.475	F7			K		3-1		1B 5-3 1-2	F8		K	5	1	1	0	0	1	0
												1	0	0	0	0	1	2
Bob Nieman, R (1, 7) OBP: 0.353, SLG: 0.448		6-3		F6			6-3 3B	F4	BB		L6	5	1	1	0	1	0	4
Walt Dropo, R (1, 3) OBP: 0.278, SLG: 0.374		6-3		F3			6-3 3-H	5-3 1-2 2-3	1-3			5	0	0	1	0	0	3
Matt Batts, R (1, 2) OBP: 0.335, SLG: 0.415 Al Kaline, R (8, PR) OBP: 0.250, SLG: 0.250 Johnny Bucha, R (9, 2) OBP: 0.268, SLG: 0.240		6-3			F9		BB	1B 2-H 3-H			1-6-3	3	1	1	2	1	0	0
												0	0	0	0	0	0	0
												1	0	0	0	0	0	0
Don Lund, R (1, 9) OBP: 0.340, SLG: 0.385			K		SH1-4 1B		1B 1-2	F5			F8	5	0	2	0	0	1	1
Dick Marlowe, R (1, 1) OBP: 0.217, SLG: 0.217 Ray Herbert, R (7, 1) OBP: 0.231, SLG: 0.091 Pat Mullin, L (7, PH) OBP: 0.366, SLG: 0.397 Dave Madison, R (8, 1) OBP: 0.111, SLG: 0.111 Fred Hatfield, L (9, PH) OBP: 0.330, SLG: 0.273 Ned Garver, R (10, 1) OBP: 0.208, SLG: 0.205			5-3		SH1-4 1-2		F9		E7 1B		5-3	1	0	0	0	0	0	0
												0	0	0	0	0	0	0
												1	0	0	0	0	0	2
												0	0	0	0	0	0	0
												1	0	0	0	0	0	0
												1	0	0	0	0	0	0
Inning Stats	R: 1 H: 1 E: 0 LOB: 0 K: 0 BB: 0 S: 4 P: 4	R: 0 H: 0 E: 0 LOB: 0 K: 0 BB: 0 S: 3 P: 3	R: 0 H: 0 E: 0 LOB: 2 K: 2 BB: 2 S: 7 P: 15	R: 0 H: 0 E: 0 LOB: 0 K: 1 BB: 0 S: 5 P: 5	R: 0 H: 1 E: 0 LOB: 1 K: 0 BB: 0 S: 4 P: 4	R: 0 H: 0 E: 0 LOB: 0 K: 1 BB: 0 S: 5 P: 5	R: 2 H: 3 E: 0 LOB: 2 K: 0 BB: 1 S: 6 P: 10	R: 2 H: 3 E: 0 LOB: 1 K: 0 BB: 0 S: 6 P: 6	R: 3 H: 3 E: 1 LOB: 1 K: 0 BB: 1 S: 6 P: 10	R: 0 H: 0 E: 0 LOB: 0 K: 0 BB: 0 S: 3 P: 3	R: 0 H: 1 E: 0 LOB: 2 K: 1 BB: 1 S: 6 P: 10	1B: 9 SF: 0 2B: 0 SAC: 1 3B: 1 DP: 0 HR: 2 HBP: 0						

BOTTOM	
AB	44
R	8
H	12
RBI	8
BB	5
SO	5
LOB	18
WP: 1	PA: 50
PB: 0	
SB: 0	
CS: 0	

PITCHER		IP	WLS	BF	H	R	ER	SO	BB	IBB	HBP	BLK	WP	HR	S	P	ERA	WHIP
Charlie Bishop, R ERA: 4.88	(1, 1)	7.0		29	5	3	3	4	3	0	0	0	0	1	34	46	3.86	1.143
Harry Byrd, R ERA: 4.37	(8, 1)	2.0		13	6	5	5	0	1	0	0	0	0	1	12	16	22.50	3.500
Morrie Martin, L ERA: 4.76	(10, 1)	2.0		8	1	0	0	1	0	1	0	0	1	0	9	13	0.00	0.500

PITCHER	IP	WLS	BF	H	R	ER	SO	BB	IBB	HBP	BLK	WP	HR	S	P	ERA	WHIP

Batter	1	2	3	4	5	6	7	8	9	AB	R	H	RBI	BB	SO	LOB
Joe Demaestri, R (1, 6) OBP: 0.324, SLG: 0.377										0	0	0	0	0	0	0
Dave Philley, S (1, 9) OBP: 0.348, SLG: 0.392										0	0	0	0	0	0	0
Pete Suder, R (1, 5) OBP: 0.335, SLG: 0.372										0	0	0	0	0	0	0
Eddie Robinson, L (1, 3) OBP: 0.324, SLG: 0.391										0	0	0	0	0	0	0
Gus Zernial, R (1, 7) OBP: 0.348, SLG: 0.511										0	0	0	0	0	0	0
Cass Michaels, R (1, 4) OBP: 0.331, SLG: 0.404										0	0	0	0	0	0	0
Ed McGhee, R (1, 8) OBP: 0.339, SLG: 0.327										0	0	0	0	0	0	0
Ray Murray, R (1, 2) OBP: 0.346, SLG: 0.381										0	0	0	0	0	0	0
Bobby Shantz, R (1, 1) OBP: 0.241, SLG: 0.222										0	0	0	0	0	0	0
Inning Stats										1B: 0 2B: 0 3B: 0 HR: 0		SF: 0 SAC: 0 DP: 0 HBP: 0		WP: 0 PB: 0 SB: 0 CS: 0		PA: 0

TOP

Philadelphia Athletics @ St. Louis Browns

Sportsman's Park, St. Louis, MO

Wed Jul 22 1953, 4:33 AM EDT

Att. 2,817 - Unknown

livebaseballscorecards.com

AB	0
R	0
H	0
RBI	0
BB	0
SO	0
LOB	0

PITCHER	IP	WLS	BF	H	R	ER	SO	BB	IBB	HBP	BLK	WP	HR	S	P	ERA	WHIP
Duane Pillette, R (1, 1) ERA: 5.33	0.0	L	0	0	0	0	0	0	0	0	0	0	0	0	0	∞	∞

PITCHER	IP	WLS	BF	H	R	ER	SO	BB	IBB	HBP	BLK	WP	HR	S	P	ERA	WHIP

Batter	1	2	3	4	5	6	7	8	9	AB	R	H	RBI	BB	SO	LOB
Johnny Groth, R (1, 8) OBP: 0.308, SLG: 0.375										0	0	0	0	0	0	0
Dick Kokos, L (1, 7) OBP: 0.409, SLG: 0.455										0	0	0	0	0	0	0
Roy Sievers, R (1, 3) OBP: 0.344, SLG: 0.403										0	0	0	0	0	0	0
Don Lenhardt, R (1, 9) OBP: 0.391, SLG: 0.486										0	0	0	0	0	0	0
Clint Courtney, L (1, 2) OBP: 0.317, SLG: 0.379										0	0	0	0	0	0	0
Jim Dyck, R (1, 5) OBP: 0.312, SLG: 0.339										0	0	0	0	0	0	0
Billy Hunter, R (1, 6) OBP: 0.279, SLG: 0.271										0	0	0	0	0	0	0
Bobby Young, L (1, 4) OBP: 0.331, SLG: 0.362										0	0	0	0	0	0	0
Duane Pillette, R (1, 1) OBP: 0.296, SLG: 0.348										0	0	0	0	0	0	0
Inning Stats										1B: 0 2B: 0 3B: 0 HR: 0		SF: 0 SAC: 0 DP: 0 HBP: 0		WP: 0 PB: 0 SB: 0 CS: 0		PA: 0

BOTTOM

Philadelphia Athletics @ St. Louis Browns

Sportsman's Park, St. Louis, MO

Wed Jul 22 1953, 4:33 AM EDT

Att. 2,817 - Unknown

livebaseballscorecards.com

AB	0
R	0
H	0
RBI	0
BB	0
SO	0
LOB	0



PITCHER	IP	WLS	BF	H	R	ER	SO	BB	IBB	HBP	BLK	WP	HR	S	P	ERA	WHIP
Bobby Shantz, L (1, 1) ERA: 4.57	0.0	W	0	0	0	0	0	0	0	0	0	0	0	0	0	∞	∞

PITCHER	IP	WLS	BF	H	R	ER	SO	BB	IBB	HBP	BLK	WP	HR	S	P	ERA	WHIP

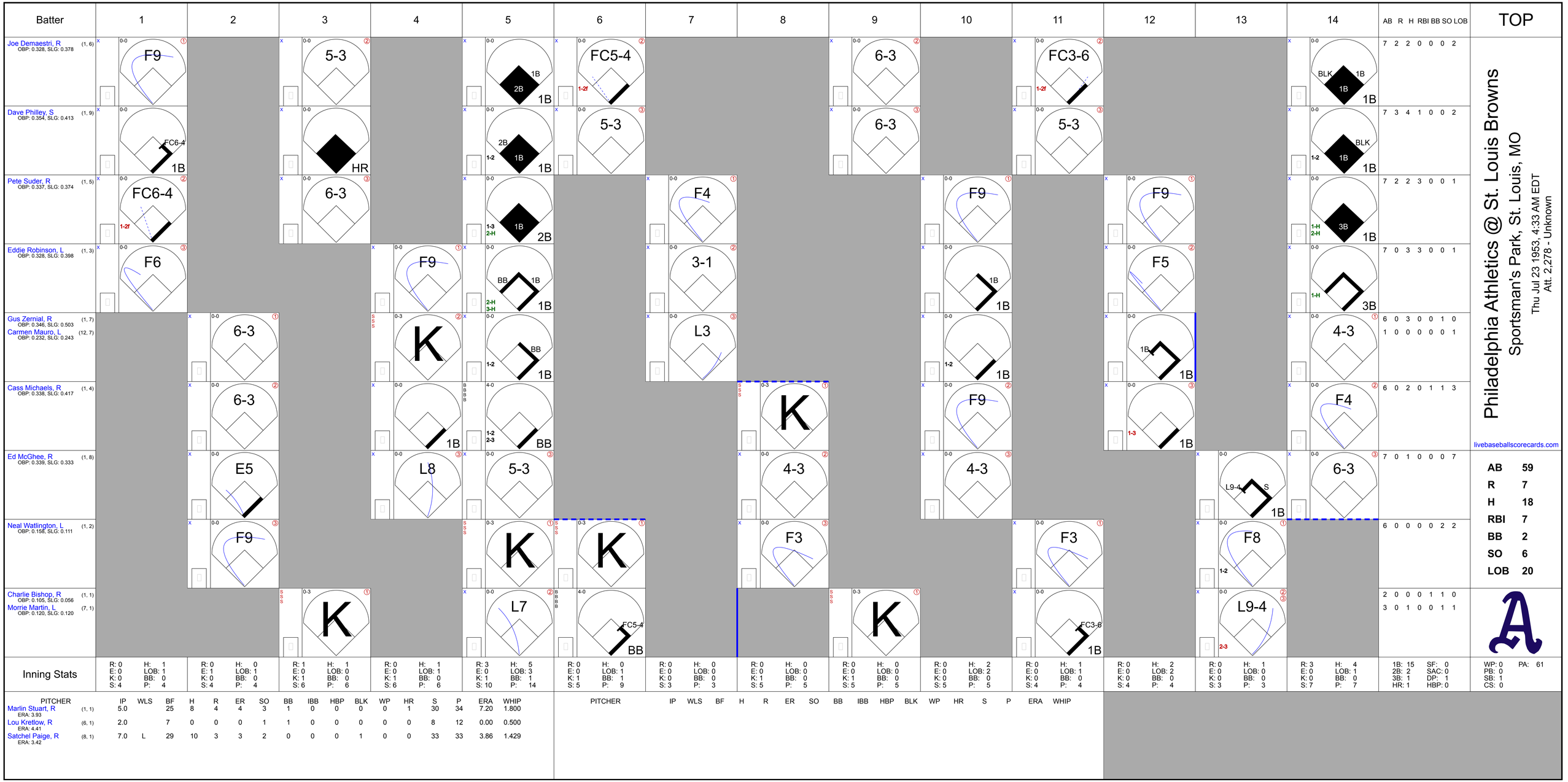

Philadelphia Athletics @ St. Louis Browns

Sportsman's Park, St. Louis, MO

Thu Jul 23 1953, 4:33 AM EDT

Att. 2,278 - Unknown

livebaseballscorecards.com

Batter	1	2	3	4	5	6	7	8	9	10	11	12	13	14	AB R H RBI BB SO LOB
Joe Demaestri, R (1, 6) OBP: 0.328, SLG: 0.378	F9		5-3		1B 2B 1B	FC5-4 1-2f			6-3		FC3-6 1-2f			BLK 1B 1B 1B	7 2 2 0 0 0 2
Dave Philley, S (1, 9) OBP: 0.354, SLG: 0.413	FC6-4 1B		HR		2B 1B 1-2 1B	5-3			6-3		5-3			BLK 1B 1-2 1B	7 3 4 1 0 0 2
Pete Suder, R (1, 5) OBP: 0.337, SLG: 0.374	FC6-4 1-2f		6-3		1B 1-3 2-H 2B		F4			F9		F9		3B 1-H 2-H 1B	7 2 2 3 0 0 1
Eddie Robinson, L (1, 3) OBP: 0.328, SLG: 0.398	F6			F9	BB 1B 2-H 3-H 1B		3-1			1B 1B		F5		3B 1-H	7 0 3 3 0 0 1
Gus Zernial, R (1, 7) OBP: 0.346, SLG: 0.503		6-3		K	BB 1-2 1B		L3			1-2 1B		1B 1B		4-3	6 0 3 0 0 1 0
Carmen Mauro, L (12, 7) OBP: 0.232, SLG: 0.243															1 0 0 0 0 0 1
Cass Michaels, R (1, 4) OBP: 0.338, SLG: 0.417		6-3		1B	BB 1-2 2-3			K		F9		1-3 1B		F4	6 0 2 0 1 1 3
Ed McGhee, R (1, 8) OBP: 0.339, SLG: 0.333		E5		L8	5-3			4-3		4-3			L9-4 S 1B	6-3	7 0 1 0 0 0 7
Neal Watlington, L (1, 2) OBP: 0.158, SLG: 0.111		F9			K	K		F3			F3		F8 1-2		6 0 0 0 0 2 2
Charlie Bishop, R (1, 1) OBP: 0.105, SLG: 0.056			K		L7	FC5-4 BB			K		FC3-6 1B		L9-4 2-3		2 0 0 0 1 1 0
Morrie Martin, L (7, 1) OBP: 0.120, SLG: 0.120															3 0 1 0 0 1 1

Inning Stats	1	2	3	4	5	6	7	8	9	10	11	12	13	14	AB	R	H	RBI	BB	SO	LOB
	R: 0 E: 0 K: 0 S: 4	H: 1 LOB: 1 BB: 0 P: 4	R: 0 E: 1 K: 0 S: 4	H: 0 LOB: 1 BB: 0 P: 4	R: 1 E: 0 K: 1 S: 6	H: 1 LOB: 0 BB: 0 P: 6	R: 0 E: 0 K: 1 S: 6	H: 1 LOB: 1 BB: 0 P: 6	R: 3 E: 0 K: 1 S: 10	H: 5 LOB: 3 BB: 1 P: 14	R: 0 E: 0 K: 1 S: 5	H: 0 LOB: 1 BB: 1 P: 9	R: 0 E: 0 K: 0 S: 3	H: 0 LOB: 0 BB: 0 P: 3	R: 0 E: 0 K: 1 S: 5	H: 0 LOB: 0 BB: 0 P: 5	R: 0 E: 0 K: 1 S: 5	H: 0 LOB: 0 BB: 0 P: 5	R: 0 E: 0 K: 0 S: 5	H: 2 LOB: 2 BB: 0 P: 5	R: 0 E: 0 K: 0 S: 4	H: 1 LOB: 1 BB: 0 P: 4	R: 0 E: 0 K: 0 S: 4	H: 2 LOB: 2 BB: 0 P: 4	R: 0 E: 0 K: 0 S: 3	H: 1 LOB: 0 BB: 0 P: 3	R: 3 E: 0 K: 0 S: 7	H: 4 LOB: 1 BB: 0 P: 7	1B: 15 2B: 2 3B: 1 HR: 1	SF: 0 SAC: 0 DP: 1 HBP: 0	WP: 0 PB: 0 SB: 1 CS: 0	PA: 61

PITCHER		IP	WLS	BF	H	R	ER	SO	BB	IBB	HBP	BLK	WP	HR	S	P	ERA	WHIP
Marlin Stuart, R ERA: 3.93	(1, 1)	5.0		25	8	4	4	3	1	0	0	0	0	1	30	34	7.20	1.800
Lou Kretlow, R ERA: 4.41	(6, 1)	2.0		7	0	0	0	1	1	0	0	0	0	0	8	12	0.00	0.500
Satchel Paige, R ERA: 3.42	(8, 1)	7.0	L	29	10	3	3	2	0	0	0	1	0	0	33	33	3.86	1.429

PITCHER	IP	WLS	BF	H	R	ER	SO	BB	IBB	HBP	BLK	WP	HR	S	P	ERA	WHIP

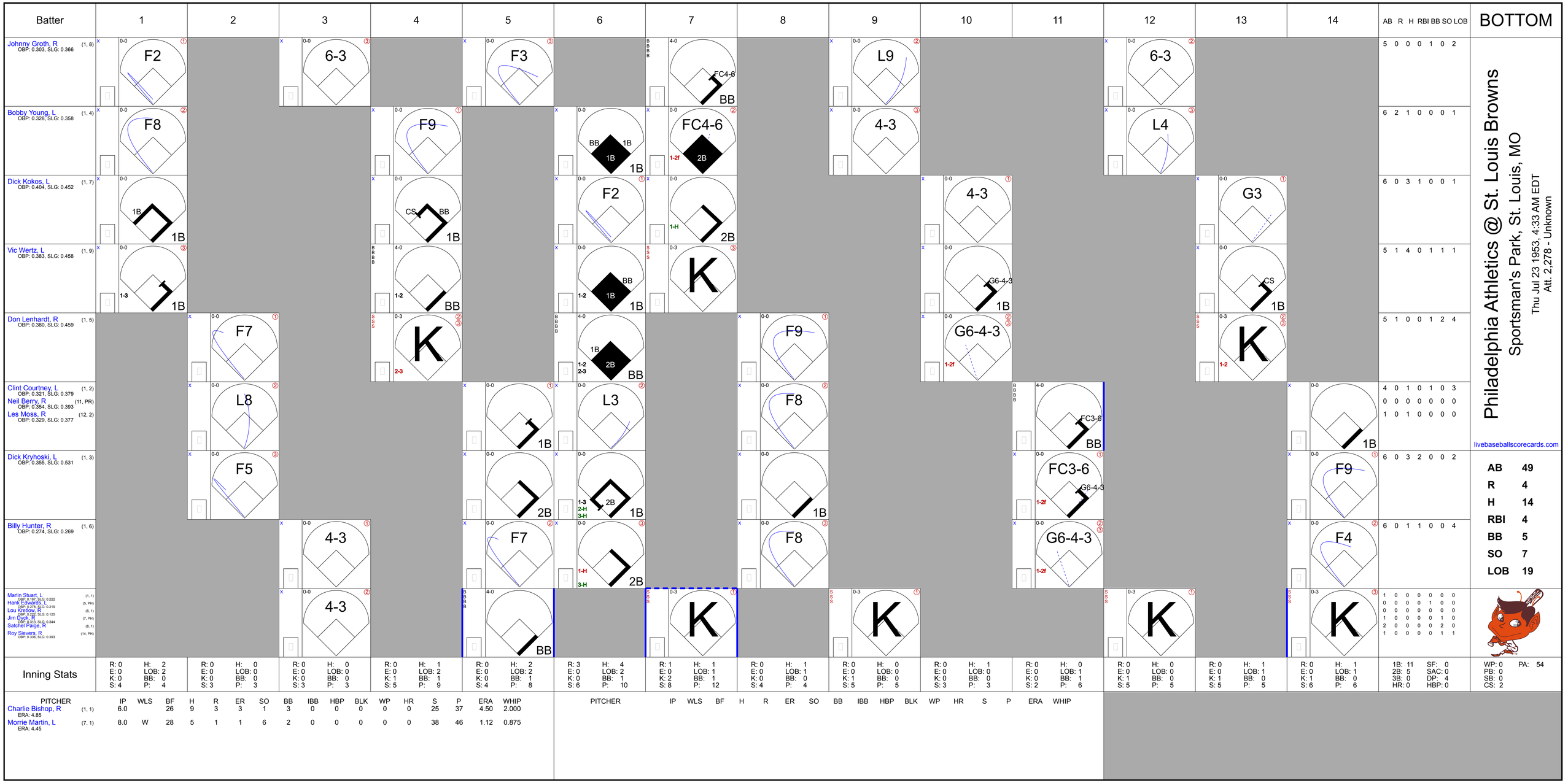
Batter
1
2
3
4
5
6
7
8
9
10
11
12
13
14
AB R H RBI BB SO LOB
BOTTOM
Johnny Groth, R (1, 8) OBP: 0.303, SLG: 0.366
F2
6-3
F3
FC4-6
BB
L9
6-3
5 0 0 0 1 0 2
Bobby Young, L (1, 4) OBP: 0.328, SLG: 0.358
F8
F9
BB
1B
1B
FC4-6
2B
4-3
L4
6 2 1 0 0 0 1
Dick Kokos, L (1, 7) OBP: 0.404, SLG: 0.452
1B
1B
CS
BB
1B
F2
1-H
2B
4-3
G3
6 0 3 1 0 0 1
Vic Wertz, L (1, 9) OBP: 0.383, SLG: 0.458
1-3
1B
1-2
BB
BB
1B
1B
K
G6-4-3
1B
CS
1B
5 1 4 0 1 1 1
Don Lenhardt, R (1, 5) OBP: 0.380, SLG: 0.459
F7
2-3
K
1B
2B
BB
F9
G6-4-3
1-2f
1-2
K
5 1 0 0 1 2 4
Clint Courtney, L (1, 2) OBP: 0.321, SLG: 0.379
Neil Berry, R (11, PR) OBP: 0.354, SLG: 0.393
Les Moss, R (12, 2) OBP: 0.329, SLG: 0.377
L8
1B
L3
F8
FC3-6
BB
1B
4 0 1 0 1 0 3
0 0 0 0 0 0 0
1 0 1 0 0 0 0
Dick Kryhoski, L (1, 3) OBP: 0.355, SLG: 0.531
F5
2B
1-3
2-H
3-H
2B
1B
F8
FC3-6
G6-4-3
1-2f
F9
6 0 3 2 0 0 2
Billy Hunter, R (1, 6) OBP: 0.274, SLG: 0.269
4-3
F7
1-H
3-H
2B
F8
G6-4-3
1-2f
F4
6 0 1 1 0 0 4
Marlin Stuart, L (1, 1) OBP: 0.167, SLG: 0.222
Hank Edwards, L (5, PH) OBP: 0.278, SLG: 0.219
Lou Kretlow, R (6, 1) OBP: 0.000, SLG: 0.125
Jim Dyck, R (7, PH) OBP: 0.333, SLG: 0.344
Satchel Paige, R (8, 1)
Roy Sievers, R (14, PH) OBP: 0.336, SLG: 0.393
4-3
BB
K
K
K
K
1 0 0 0 0 0 0
0 0 0 0 1 0 0
0 0 0 0 0 0 0
1 0 0 0 0 1 0
2 0 0 0 0 2 0
1 0 0 0 0 1 1
Philadelphia Athletics @ St. Louis Browns
Sportsman's Park, St. Louis, MO
Thu Jul 23 1953, 4:33 AM EDT
Att. 2,278 - Unknown
livebaseballscorecards.com
AB 49
R 4
H 14
RBI 4
BB 5
SO 7
LOB 19
Inning Stats
R: 0 H: 2 E: 0 LOB: 2 K: 0 BB: 0 S: 4 P: 4
R: 0 H: 0 E: 0 LOB: 0 K: 0 BB: 0 S: 3 P: 3
R: 0 H: 0 E: 0 LOB: 0 K: 0 BB: 0 S: 3 P: 3
R: 0 H: 1 E: 0 LOB: 2 K: 1 BB: 1 S: 5 P: 9
R: 0 H: 2 E: 0 LOB: 2 K: 0 BB: 1 S: 4 P: 8
R: 3 H: 4 E: 0 LOB: 2 K: 0 BB: 1 S: 6 P: 10
R: 1 H: 1 E: 0 LOB: 1 K: 2 BB: 1 S: 8 P: 12
R: 0 H: 1 E: 0 LOB: 1 K: 0 BB: 0 S: 4 P: 4
R: 0 H: 0 E: 0 LOB: 0 K: 1 BB: 0 S: 5 P: 5
R: 0 H: 1 E: 0 LOB: 0 K: 0 BB: 0 S: 3 P: 3
R: 0 H: 0 E: 0 LOB: 1 K: 0 BB: 1 S: 2 P: 6
R: 0 H: 0 E: 0 LOB: 0 K: 1 BB: 0 S: 5 P: 5
R: 0 H: 1 E: 0 LOB: 1 K: 1 BB: 0 S: 5 P: 5
R: 0 H: 1 E: 0 LOB: 1 K: 1 BB: 0 S: 6 P: 6
1B: 11 SF: 0 2B: 5 SAC: 0 3B: 0 DP: 4 HR: 0 HBP: 0
WP: 0 PA: 54 PB: 0 SB: 0 CS: 2
PITCHER IP WLS BF H R ER SO BB IBB HBP BLK WP HR S P ERA WHIP
Charlie Bishop, R (1, 1) ERA: 4.85 6.0 26 9 3 3 1 3 0 0 0 0 0 0 25 37 4.50 2.000
Morrie Martin, L (7, 1) ERA: 4.45 8.0 W 28 5 1 1 6 2 0 0 0 0 0 0 38 46 1.12 0.875
PITCHER IP WLS BF H R ER SO BB IBB HBP BLK WP HR S P ERA WHIP

Batter	1	2	3	4	5	6	7	8	9	10	11	12	AB	R	H	RBI	BB	SO	LOB
Joe Demaestri, R (1, 6) OBP: 0.323, SLG: 0.368	K		F8			F8		F7		5-3		FC6-4 IBB	5	0	0	0	1	1	2
Dave Philley, S (1, 9) Carmen Mauro, L (9, PR) (9, 9) OBP: 0.226, SLG: 0.237	1B		1-3 2B			F8			E5 1B 1B		K	FC6-4 1-2f	4 2	0 1	3 0	0 0	0 1	0 2	0 2
Pete Suder, R (1, 5) Loren Babe, L (9, PR) (9, 5) OBP: 0.277, SLG: 0.298	F4		K			K			2-3 1B 1B		F2		4 1	0 1	1 0	0 0	2 0	2 0	2 0
Eddie Robinson, L (1, 3) OBP: 0.324, SLG: 0.392		F9		F9			L9		F2		F9		5	0	0	0	0	0	3
Gus Zernial, R (1, 7) OBP: 0.346, SLG: 0.501		K		P4			K		1-3 3-H 1B			HR 1B	5	1	2	1	0	2	0
Cass Michaels, R (1, 4) OBP: 0.343, SLG: 0.433		FC5-4 1B		K			6-3		1-2 3-H L3-6 1B			HR 1-H	5	1	3	3	0	1	0
Ed McGhee, R (1, 8) OBP: 0.336, SLG: 0.330		FC5-4 1-2f			K			P6	L3-6 1-2			4-1 1B	5	0	1	0	0	1	3
Ray Murray, R (1, 2) OBP: 0.357, SLG: 0.394			2B 1B		K			1B		P4		F8	5	0	2	0	0	1	1
Harry Byrd, R (1, 1) Tom Hamilton, L (8, PH) Marion Fricano, R (8, 1) Bobo Newsom, R (11, 1) OBP: 0.211, SLG: 0.196 OBP: 0.227, SLG: 0.175 OBP: 0.171, SLG: 0.200			K		K			K		3-1		4-1 1-2	2 1 1 1	0 0 0 0	0 0 0 0	0 0 0 0	0 1 0 0	2 1 0 1	1 1 0 1
Inning Stats	R: 0 H: 1 E: 0 LOB: 0 K: 1 BB: 0 S: 5 P: 5	R: 0 H: 1 E: 0 LOB: 1 K: 1 BB: 0 S: 6 P: 6	R: 0 H: 2 E: 0 LOB: 2 K: 2 BB: 0 S: 9 P: 9	R: 0 H: 0 E: 0 LOB: 0 K: 1 BB: 0 S: 5 P: 5	R: 0 H: 0 E: 0 LOB: 0 K: 3 BB: 0 S: 9 P: 9	R: 0 H: 0 E: 0 LOB: 0 K: 1 BB: 0 S: 5 P: 5	R: 0 H: 0 E: 0 LOB: 0 K: 1 BB: 0 S: 5 P: 5	R: 0 H: 1 E: 0 LOB: 1 K: 1 BB: 0 S: 6 P: 6	R: 2 H: 4 E: 1 LOB: 2 K: 0 BB: 0 S: 6 P: 6	R: 0 H: 0 E: 0 LOB: 0 K: 0 BB: 0 S: 3 P: 3	R: 0 H: 0 E: 0 LOB: 0 K: 1 BB: 0 S: 5 P: 5	R: 2 H: 3 E: 0 LOB: 2 K: 0 BB: 1 S: 6 P: 10	1B: 10 SF: 0 2B: 2 SAC: 0 3B: 0 DP: 1 HR: 1 HBP: 0						

PITCHER	IP	WLS	BF	H	R	ER	SO	BB	IBB	HBP	BLK	WP	HR	S	P	ERA	WHIP
Billy Pierce, L (1, 1) ERA: 2.75	12.0	L	47	12	4	4	12	0	1	0	0	0	1	70	74	3.00	1.000

PITCHER	IP	WLS	BF	H	R	ER	SO	BB	IBB	HBP	BLK	WP	HR	S	P	ERA	WHIP

TOP

Philadelphia Athletics @ Chicago White Sox
Comiskey Park, Chicago, IL

Fri Jul 24 1953, 4:33 AM EDT
Att. 32,487 - Unknown

livebaseballscorecards.com

AB	46
R	4
H	12
RBI	4
BB	1
SO	12
LOB	16

WP: 0 PA: 47
PB: 0
SB: 0
CS: 0

Batter	1	2	3	4	5	6	7	8	9	10	11	12	AB	R	H	RBI	BB	SO	LOB
Nellie Fox, L (1, 4) OBP: 0.339, SLG: 0.377	F7		3-4-3 2B 1B		4-3 1B		FC1-5 1-2 BB		F5		1-2 2-3 1B		5	1	3	0	1	0	0
Ferris Fain, L (1, 3) OBP: 0.427, SLG: 0.381	F8 BB		3-4-3 1-2		4-3 1-2		FC1-5 G6-4-3 1-2 2-3f		F9		5-3		5	0	0	0	1	0	7
Minnie Minoso, R (1, 7) OBP: 0.419, SLG: 0.477	F8 1-2		2-H 2B		BB		G6-4-3 1-2f			6-3		6-3	5	0	1	1	1	0	3
Bob Elliott, R (1, 5) OBP: 0.394, SLG: 0.449 Red Wilson, R (8, PR) OBP: 0.354, SLG: 0.323 Rocky Krsnich, R (9, 5) OBP: 0.295, SLG: 0.316 Bud Stewart, L (12, PH) OBP: 0.382, SLG: 0.563		5-3	K		K			1B 1B		F9		FC1-4 HBP 1B	4 0 1 1	0 0 0 0	1 0 0 1	0 0 0 0	0 0 0 0	2 0 0 0	3 0 0 0
Jim Rivera, L (1, 8) OBP: 0.338, SLG: 0.412		4-3		SH3-4 1B 2B	F8			K		1B		1-2 FC1-4 HBP	5	1	2	0	0	1	3
Sam Mele, R (1, 9) OBP: 0.382, SLG: 0.470		BB 1B		SH3-4 2-3		G5-4-3 1B		P4			F7	FC1-4 1-2f 2-3	5	0	2	0	0	0	3
Sherm Lollar, R (1, 2) OBP: 0.401, SLG: 0.423 Fred Marsh, R (11, PR) OBP: 0.292, SLG: 0.271 Bud Sheely, L (12, 2) OBP: 0.370, SLG: 0.282		1-2 BB		6-3 3-H 1B		P4		1-2 1B			1B 1B	4-3	4 0 1	0 0 0	3 0 0	1 0 0	1 0 0	0 0 0	1 0 2
Chico Carrasquel, R (1, 6) OBP: 0.319, SLG: 0.345		4-3		6-3 1-2		G5-4-3 1-2f		P6			K		5	0	0	0	0	1	7
Billy Pierce, L (1, 1) OBP: 0.212, SLG: 0.128			K	K			FC1-5 BB		P6		1B 1-2		4	0	1	0	1	2	1
Inning Stats	R: 0 H: 0 E: 0 LOB: 0 K: 0 BB: 1 S: 2 P: 6	R: 0 H: 1 E: 0 LOB: 2 K: 0 BB: 1 S: 4 P: 8	R: 1 H: 2 E: 0 LOB: 1 K: 2 BB: 0 S: 9 P: 9	R: 1 H: 2 E: 0 LOB: 1 K: 1 BB: 0 S: 7 P: 7	R: 0 H: 1 E: 0 LOB: 2 K: 1 BB: 1 S: 6 P: 10	R: 0 H: 1 E: 0 LOB: 0 K: 0 BB: 0 S: 3 P: 3	R: 0 H: 0 E: 0 LOB: 1 K: 0 BB: 2 S: 2 P: 10	R: 0 H: 2 E: 0 LOB: 2 K: 1 BB: 0 S: 7 P: 7	R: 0 H: 0 E: 0 LOB: 0 K: 0 BB: 0 S: 3 P: 3	R: 0 H: 1 E: 0 LOB: 1 K: 0 BB: 0 S: 3 P: 3	R: 0 H: 3 E: 0 LOB: 3 K: 1 BB: 0 S: 8 P: 8	R: 0 H: 1 E: 0 LOB: 2 K: 0 BB: 0 S: 4 P: 5	1B: 12 SF: 0 2B: 2 SAC: 1 3B: 0 DP: 2 HR: 0 HBP: 1						

PITCHER	IP	WLS	BF	H	R	ER	SO	BB	IBB	HBP	BLK	WP	HR	S	P	ERA	WHIP
Harry Byrd, R (1, 1) ERA: 4.29	7.0		30	7	2	2	4	5	0	0	0	0	0	33	53	2.57	1.714
Marion Fricano, R (8, 1) ERA: 3.87	3.2		16	6	0	0	2	0	0	0	0	0	0	20	20	0.00	1.636
Bobo Newsom, R (11, 1) ERA: 2.3	1.1	W	6	1	0	0	0	0	0	1	0	0	0	5	6	0.00	0.750

PITCHER	IP	WLS	BF	H	R	ER	SO	BB	IBB	HBP	BLK	WP	HR	S	P	ERA	WHIP

BOTTOM

Philadelphia Athletics @ Chicago White Sox
Comiskey Park, Chicago, IL

Fri Jul 24 1953, 4:33 AM EDT
Att. 32,487 - Unknown

livebaseballscorecards.com

AB	45
R	2
H	14
RBI	2
BB	5
SO	6
LOB	30

WP: 0 PA: 52
PB: 0
SB: 0
CS: 0

Batter	1	2	3	4	5	6	7	8	9	AB	R	H	RBI	BB	SO	LOB
Joe Demaestri, R (1, 6) OBP: 0.325, SLG: 0.365	P6		HBP, 1B, 6-3, BB	K			E5, 4-3, 1B	F4		4	1	1	0	1	1	3
Carmen Mauro, L (1, 9) OBP: 0.221, SLG: 0.231 Dave Philley, S (5, PH) (5, 9) OBP: 0.357, SLG: 0.423	F8		P6	P4			4-3, 2-3	1-H, 2-H, 3-H, 3B		2 3	0 0	0 1	0 3	0 0	0 0	1 1
Pete Suder, R (1, 5) OBP: 0.337, SLG: 0.373	1B, 1B		6-3, HBP, 1-2, 1B	F9			1-3	F7		5	0	2	0	0	0	2
Eddie Robinson, L (1, 3) OBP: 0.328, SLG: 0.392	1-2, 1B		6-3, 1-2, 2-3, HBP	BB			3-1		K	3	0	1	0	1	1	1
Gus Zernial, R (1, 7) OBP: 0.347, SLG: 0.508	P4		6-3, 1-2, 2-3, 3-H	P6				HR	E7, HR, 1B	5	2	2	2	0	0	5
Cass Michaels, R (1, 4) OBP: 0.348, SLG: 0.447		E5, FC9-6	IBB			F7		BB, FC5, 3B, 1B	2-H, HR	4	2	2	2	1	0	0
Ed McGhee, R (1, 8) OBP: 0.333, SLG: 0.332		FC9-6, 1-2f, FC5-4	F9			5-3		FC5, BB, 1-2, 3B	2B	5	1	1	0	0	0	5
Ray Murray, R (1, 2) OBP: 0.359, SLG: 0.385		FC5-4, 1-2f		P6		FC5-4, BB		1-2, 2-3, 3B, BB	K	3	1	0	0	2	1	2
Alex Kellner, R (1, 1) OBP: 0.286, SLG: 0.283		4-3		6-3		FC5-4, 1-2f		F3	P6	5	0	0	0	0	0	6
Inning Stats	R: 0, E: 0, K: 0, S: 5 H: 2, LOB: 2, BB: 0, P: 5	R: 0, E: 1, K: 0, S: 4 H: 0, LOB: 1, BB: 0, P: 4	R: 1, E: 0, K: 0, S: 4 H: 1, LOB: 3, BB: 2, P: 13	R: 0, E: 0, K: 1, S: 5 H: 0, LOB: 0, BB: 0, P: 5	R: 0, E: 0, K: 0, S: 3 H: 0, LOB: 1, BB: 1, P: 7	R: 0, E: 0, K: 0, S: 3 H: 0, LOB: 1, BB: 1, P: 7	R: 0, E: 1, K: 0, S: 4 H: 1, LOB: 1, BB: 0, P: 4	R: 4, E: 0, K: 0, S: 7 H: 3, LOB: 1, BB: 1, P: 11	R: 2, E: 1, K: 2, S: 10 H: 3, LOB: 1, BB: 0, P: 10	1B: 6, 2B: 1, 3B: 1, HR: 2 SF: 0, SAC: 0, DP: 0, HBP: 1						

TOP

Philadelphia Athletics @ Chicago White Sox
Comiskey Park, Chicago, IL

Sat Jul 25 1953, 4:33 AM EDT
Att. 9,516 - Unknown

livebaseballscorecards.com

AB	39
R	7
H	10
RBI	7
BB	5
SO	3
LOB	26

PITCHER		IP	WLS	BF	H	R	ER	SO	BB	IBB	HBP	BLK	WP	HR	S	P	ERA	WHIP
Mike Fornieles, R ERA: 3.36	(1, 1)	8.0	L	39	7	5	5	1	4	1	1	0	0	1	35	56	5.62	1.375
Luis Aloma, R ERA: 4.22	(9, 1)	1.0		6	3	2	2	2	0	0	0	0	0	1	10	10	18.00	3.000

PITCHER	IP	WLS	BF	H	R	ER	SO	BB	IBB	HBP	BLK	WP	HR	S	P	ERA	WHIP

BOTTOM

Philadelphia Athletics @ Chicago White Sox
Comiskey Park, Chicago, IL
Sat Jul 25 1953, 4:33 AM EDT
Att. 9,516 - Unknown

Batter	1	2	3	4	5	6	7	8	9	AB	R	H	RBI	BB	SO	LOB
Nellie Fox, L (1, 4) OBP: 0.342, SLG: 0.385	BB 1B 1B		P2 ①		K ②		1-2 1B		1-H 3B	5	1	3	1	0	1	0
Ferris Fain, L (1, 3) OBP: 0.424, SLG: 0.377	BBBB 1-2 1B BB		F8 ②		F8 ③		L1 ③		F9 ③	4	0	0	0	1	0	3
Minnie Minoso, R (1, 7) OBP: 0.418, SLG: 0.475	F2 ①		E7 1B			6-3 ①		F7 ①		4	0	1	0	0	0	2
Bob Elliott, R (1, 5) OBP: 0.399, SLG: 0.452	G6-3 1-2 2-H 1B		BBBB BB			P5 ②		FC5-4 1B		3	0	2	1	1	0	0
Jim Rivera, L (1, 8) OBP: 0.337, SLG: 0.410	G6-3 ② ③ 1-2f		4-3 ③			E4 1B		FC5-4 ② 1-2f		4	0	1	0	0	0	5
Sam Mele, R (1, 9) OBP: 0.380, SLG: 0.471		2B		F8 ①	SSS K ③			L7 ③		4	0	1	0	0	1	2
Sherm Lollar, R (1, 2) OBP: 0.394, SLG: 0.415		F9 ①	SSS K ②				6-3 ①		F8 ①	4	0	0	0	0	1	1
Chico Carrasquel, R (1, 6) OBP: 0.318, SLG: 0.344		6-3 ②		6-3 ③			E6 FC1-6		3B 1B	4	1	1	0	0	0	1
Mike Fornieles, R (1, 1) OBP: 0.138, SLG: 0.143 Luis Aloma, R (9, 1) Vern Stephens, R (9, PH) OBP: 0.261, SLG: 0.256		5-3 ③			P3 ①		FC1-6 ② 1-2f 1B		F9 ②	3 0 1	0 0 0	0 0 0	0 0 0	0 0 0	0 0 0	2 0 1
Inning Stats	R: 1 H: 2 E: 0 LOB: 1 K: 0 BB: 1 S: 4 P: 8	R: 0 H: 1 E: 0 LOB: 1 K: 0 BB: 0 S: 4 P: 4	R: 0 H: 1 E: 1 LOB: 2 K: 0 BB: 1 S: 4 P: 8	R: 0 H: 0 E: 0 LOB: 0 K: 1 BB: 0 S: 5 P: 5	R: 0 H: 0 E: 0 LOB: 0 K: 1 BB: 0 S: 5 P: 5	R: 0 H: 1 E: 1 LOB: 1 K: 1 BB: 0 S: 6 P: 6	R: 0 H: 1 E: 1 LOB: 2 K: 0 BB: 0 S: 5 P: 5	R: 0 H: 1 E: 0 LOB: 1 K: 0 BB: 0 S: 4 P: 4	R: 1 H: 2 E: 0 LOB: 1 K: 0 BB: 0 S: 5 P: 5	1B: 7 SF: 0 2B: 1 SAC: 0 3B: 1 DP: 1 HR: 0 HBP: 0						WP: 0 PA: 38 PB: 0 SB: 0 CS: 0	

livebaseballscorecards.com

	AB	36
	R	2
	H	9
	RBI	2
	BB	2
	SO	3
	LOB	17

PITCHER		IP	WLS	BF	H	R	ER	SO	BB	IBB	HBP	BLK	WP	HR	S	P	ERA	WHIP
Alex Kellner, L ERA: 3.29	(1, 1)	9.0	W	38	9	2	2	3	2	0	0	0	0	0	42	50	2.00	1.222

PITCHER	IP	WLS	BF	H	R	ER	SO	BB	IBB	HBP	BLK	WP	HR	S	P	ERA	WHIP

Batter	1	2	3	4	5	6	7	8	9	AB	R	H	RBI	BB	SO	LOB
Joe Demaestri, R (1, 6) OBP: 0.324, SLG: 0.363	1-3		F9			1B L9-2 1B		P4		4	0	1	0	0	0	2
Dave Philley, S (1, 9) OBP: 0.359, SLG: 0.423	3-1			P6		HR 1-3 1B		S 1B IBB		3	1	1	0	1	0	0
Carmen Mauro, L (8, PR) (8, 9) OBP: 0.221, SLG: 0.231										0	1	0	0	0	0	0
Pete Suder, R (1, 5) OBP: 0.333, SLG: 0.369	3-1			F9		L9-2 3-H		6-3 1-2		4	0	0	0	0	0	4
Eddie Robinson, L (1, 3) OBP: 0.329, SLG: 0.399		P5		1-3		HR 1-H		1B IBB		3	1	1	2	1	0	0
Gus Zernial, R (1, 7) OBP: 0.346, SLG: 0.506		L7			F7	1-3		FC6-4 1B 1-2 2-H 3-H		4	0	1	2	0	0	0
Cass Michaels, R (1, 4) OBP: 0.347, SLG: 0.444		4-3			FC6 1B		6-3	FC6-4 1-2f		4	0	1	0	0	0	2
Ed McGhee, R (1, 8) OBP: 0.328, SLG: 0.326			P4		FC6 FC4 1-2		6-3		5-3	4	0	0	0	0	0	1
Ray Murray, R (1, 2) OBP: 0.349, SLG: 0.373			L4		F8		6-3		6-3	4	0	0	0	0	0	2
Bobby Shantz, R (1, 1) OBP: 0.263, SLG: 0.306			1B		FC4 1-2f			1B 3B	K	4	1	2	0	0	1	2
Inning Stats	R: 0 H: 0 E: 0 LOB: 0 K: 0 BB: 0 S: 3 P: 3	R: 0 H: 0 E: 0 LOB: 0 K: 0 BB: 0 S: 3 P: 3	R: 0 H: 1 E: 0 LOB: 1 K: 0 BB: 0 S: 4 P: 4	R: 0 H: 0 E: 0 LOB: 0 K: 0 BB: 0 S: 3 P: 3	R: 0 H: 1 E: 1 LOB: 2 K: 0 BB: 0 S: 5 P: 5	R: 2 H: 3 E: 0 LOB: 0 K: 0 BB: 0 S: 5 P: 5	R: 0 H: 0 E: 0 LOB: 0 K: 0 BB: 0 S: 3 P: 3	R: 2 H: 2 E: 0 LOB: 2 K: 0 BB: 2 S: 5 P: 13	R: 0 H: 0 E: 0 LOB: 0 K: 1 BB: 0 S: 5 P: 5	1B: 5 SF: 0 2B: 1 SAC: 0 3B: 1 DP: 1 HR: 1 HBP: 0						

PITCHER	IP	WLS	BF	H	R	ER	SO	BB	IBB	HBP	BLK	WP	HR	S	P	ERA	WHIP
Sandy Consuegra, R (1, 1) ERA: 3.77	9.0	L	36	7	4	4	1	0	2	0	0	0	1	36	44	4.00	0.778

PITCHER	IP	WLS	BF	H	R	ER	SO	BB	IBB	HBP	BLK	WP	HR	S	P	ERA	WHIP

TOP

Philadelphia Athletics @ Chicago White Sox
Comiskey Park, Chicago, IL

Sun Jul 26 1953, 4:33 AM EDT
Unknown

livebaseballscorecards.com

AB	34
R	4
H	7
RBI	4
BB	2
SO	1
LOB	13

BOTTOM

Philadelphia Athletics @ Chicago White Sox
Comiskey Park, Chicago, IL
Sun Jul 26 1953, 4:33 AM EDT
Unknown

livebaseballscorecards.com

Batter	1	2	3	4	5	6	7	8	9	AB	R	H	RBI	BB	SO	LOB
Nellie Fox, L (1, 4) OBP: 0.341, SLG: 0.382	4-3		BBB FC4 BB		3-1 2-3		4-3			3	0	0	0	1	0	1
Ferris Fain, L (1, 3) OBP: 0.420, SLG: 0.372	F8		F9		L5			4-3		4	0	0	0	0	0	2
Minnie Minoso, R (1, 7) OBP: 0.416, SLG: 0.472	SSS K		FC4 CS 1-2f			F8 1B 1B		F8		4	1	1	0	0	1	1
Bob Elliott, R (1, 5) OBP: 0.397, SLG: 0.449		5-3	CS 1-2	1B 1-3 1B		F8 1-2		F2		4	0	1	0	0	0	1
Sam Mele, R (1, 9) OBP: 0.384, SLG: 0.484		6-3 1B 1B		1-3 1-2		1B 2-H 1B			HR	4	2	3	2	0	0	1
Sherm Lollar, R (1, 2) OBP: 0.396, SLG: 0.416		6-3 1-2		2-3 1B		1-3 1B			5-3	4	0	2	0	0	0	1
Jim Rivera, L (1, 8) OBP: 0.337, SLG: 0.410 Rocky Krsnich, R (9, PH) OBP: 0.292, SLG: 0.313		1B 1B		F7		6-3			SSS K	3 1	0 0	1 0	0 0	0 0	0 1	2 0
Chico Carrasquel, R (1, 6) OBP: 0.320, SLG: 0.346		1-2 2-H 1B			3-1 SH1 1B		1-6-3		SSS K	4	0	2	1	0	1	0
Sandy Consuegra, R (1, 1) OBP: 0.150, SLG: 0.105		SSS K			SH1 1-2		1-3			2	0	0	0	0	1	2

	AB	33
	R	3
	H	10
	RBI	3
	BB	1
	SO	4
	LOB	11

Inning Stats	1	2	3	4	5	6	7	8	9	1B: 9	SF: 0	WP: 0	PA: 36
R:	0	1	0	0	0	1	0	0	1	2B: 0	SAC: 1	PB: 0	
E:	0	0	0	0	0	0	0	0	0	3B: 0	DP: 0	SB: 0	
K:	1	1	0	0	0	0	0	0	2	HR: 1	HBP: 0	CS: 1	
S:	5	8	2	4	4	5	3	3	8				
H:	0	3	0	2	1	3	0	0	1				
LOB:	0	2	0	1	1	1	0	0	1				
BB:	0	0	0	0	0	0	0	0	0				
P:	5	8	6	4	4	5	3	3	8				

PITCHER	IP	WLS	BF	H	R	ER	SO	BB	IBB	HBP	BLK	WP	HR	S	P	ERA	WHIP
Bobby Shantz, L (1, 1) ERA: 4.1	9.0	W	35	10	3	3	4	1	0	0	0	0	1	42	46	3.00	1.222

PITCHER	IP	WLS	BF	H	R	ER	SO	BB	IBB	HBP	BLK	WP	HR	S	P	ERA	WHIP

Batter	1	2	3	4	5	6	7	8	9	AB	R	H	RBI	BB	SO	LOB
Joe Demaestri, R (1, 6) OBP: 0.322, SLG: 0.360	x 0-0 ① P6		x 0-0 G6-4-3 1B			x 0-0 ① L4		x 0-0 ② F7		4	0	1	0	0	0	0
Dave Philley, S (1, 9) OBP: 0.358, SLG: 0.421	x 0-0 ② 1-3		x 0-0 ① ② G6-4-3 1-2f			x 0-0 ② F9		x 0-0 1B		4	0	1	0	0	0	1
Carmen Mauro, L (8, PR) OBP: 0.221, SLG: 0.231 (8, 9)										0	0	0	0	0	0	0
Pete Suder, R (1, 5) OBP: 0.332, SLG: 0.367	x 0-0 ③ 6-3		x 0-0 ③ P4			x 0-0 1B		x 0-0 ③ 1-3		4	0	1	0	0	0	1
Eddie Robinson, L (1, 3) OBP: 0.329, SLG: 0.396		B B B B 4-0 BB BB FC1-2 BB		S S S 0-3 ① K		S S S 0-3 ③ K			x 0-0 ① P4	3	0	0	0	1	2	1
Gus Zernial, R (1, 7) OBP: 0.345, SLG: 0.501		B B B B 4-0 FC1-2 BB 1-2 BB		S S S 0-3 ② K			S S S 0-3 ① K		x 0-0 ② F8	3	0	0	0	1	2	0
Cass Michaels, R (1, 4) OBP: 0.349, SLG: 0.442		B B B B 4-0 FC1-2 1-2 2-3 BB		x 0-0 ③ 5-3			x 0-0 1B		S S S 0-3 ③ K	3	0	1	0	1	1	0
Ed McGhee, R (1, 8) OBP: 0.324, SLG: 0.322		x 0-0 ① FC1-2 1-2 2-3 3-Hf			S S S 0-3 ① K		x 0-0 ② L8			3	0	0	0	0	1	4
Neal Watlington, L (1, 2) OBP: 0.136, SLG: 0.095		x 0-0 ② F5			x 0-0 ② G3		x 0-0 ③ G3			3	0	0	0	0	0	4
Charlie Bishop, R (1, 1) OBP: 0.100, SLG: 0.053		S S S 0-3 ③ K			x 0-0 ③ 6-3			x 0-0 ① 4-3		2	0	0	0	0	1	3
Loren Babe, L (8, PH) OBP: 0.275, SLG: 0.296										1	0	0	0	0	0	0
Marion Fricano, R (8, 1) OBP: 0.171, SLG: 0.200										0	0	0	0	0	0	0
Inning Stats	R: 0 E: 0 K: 0 S: 3 H: 0 LOB: 0 BB: 0 P: 3	R: 0 E: 0 K: 1 S: 5 H: 0 LOB: 3 BB: 3 P: 17	R: 0 E: 0 K: 0 S: 3 H: 1 LOB: 0 BB: 0 P: 3	R: 0 E: 0 K: 2 S: 7 H: 0 LOB: 0 BB: 0 P: 7	R: 0 E: 0 K: 1 S: 5 H: 0 LOB: 0 BB: 0 P: 5	R: 0 E: 0 K: 1 S: 6 H: 1 LOB: 1 BB: 0 P: 6	R: 0 E: 0 K: 1 S: 6 H: 1 LOB: 1 BB: 0 P: 6	R: 0 E: 0 K: 0 S: 4 H: 1 LOB: 1 BB: 0 P: 4	R: 0 E: 0 K: 1 S: 5 H: 0 LOB: 0 BB: 0 P: 5	1B: 4 2B: 0 3B: 0 HR: 0	SF: 0 SAC: 0 DP: 1 HBP: 0					

PITCHER	IP	W/L/S	BF	H	R	ER	SO	BB	IBB	HBP	BLK	WP	HR	S	P	ERA	WHIP
Virgil Trucks, R (1, 1) ERA: 2.51	9.0	W	33	4	0	0	7	3	0	0	0	0	0	44	56	0.00	0.778

PITCHER	IP	W/L/S	BF	H	R	ER	SO	BB	IBB	HBP	BLK	WP	HR	S	P	ERA	WHIP

TOP

Philadelphia Athletics @ Chicago White Sox

Comiskey Park, Chicago, IL

Sun Jul 26 1953, 4:38 AM EDT

Att. 21,149 - Unknown

livebaseballscorecards.com

AB	30
R	0
H	4
RBI	0
BB	3
SO	7
LOB	14

1B: 4 SF: 0
2B: 0 SAC: 0
3B: 0 DP: 1
HR: 0 HBP: 0

WP: 0 PA: 33
PB: 0
SB: 0
CS: 0

Batter	1	2	3	4	5	6	7	8	9	AB	R	H	RBI	BB	SO	LOB
Nellie Fox, L (1, 4) OBP: 0.338, SLG: 0.378	P5			4-3		G3 3-H		F2		4	0	0	1	0	0	0
Ferris Fain, L (1, 3) OBP: 0.419, SLG: 0.371	1-6-3			G3		L8		1B 1B		4	0	1	0	0	0	0
Minnie Minoso, R (1, 7) OBP: 0.417, SLG: 0.481	F8			P5			HR	PO 1-3 1B		4	1	2	1	0	0	0
Bob Elliott, R (1, 5) OBP: 0.393, SLG: 0.444 Fred Marsh, R (8, 5) OBP: 0.292, SLG: 0.271		F5			P6		F7	PO 1-2		3 0	0 0	0 0	0 0	0 0	0 0	0 0
Sam Mele, R (1, 9) OBP: 0.387, SLG: 0.486		K S S S			1B		HR 1B			3	1	2	0	0	1	0
Jim Rivera, L (1, 8) OBP: 0.337, SLG: 0.417		G3			F9		HR 1-H			3	1	1	2	0	0	1
Bud Sheely, L (1, 2) OBP: 0.347, SLG: 0.262			K S S S		4-3		L9			3	0	0	0	0	1	1
Chico Carrasquel, R (1, 6) OBP: 0.320, SLG: 0.348			P4			SH5-4 G3 2B	5-3			3	1	1	0	0	0	0
Virgil Trucks, R (1, 1) OBP: 0.173, SLG: 0.192			6-3			SH5-4 2-3		F8		2	0	0	0	0	0	0
Inning Stats	R: 0 E: 0 K: 0 S: 3 H: 0 LOB: 0 BB: 0 P: 3	R: 0 E: 0 K: 1 S: 5 H: 0 LOB: 0 BB: 0 P: 5	R: 0 E: 0 K: 1 S: 5 H: 0 LOB: 0 BB: 0 P: 5	R: 0 E: 0 K: 0 S: 3 H: 0 LOB: 0 BB: 0 P: 3	R: 0 E: 0 K: 0 S: 4 H: 1 LOB: 1 BB: 0 P: 4	R: 1 E: 0 K: 0 S: 4 H: 1 LOB: 0 BB: 0 P: 4	R: 3 E: 0 K: 0 S: 6 H: 3 LOB: 0 BB: 0 P: 6	R: 0 E: 0 K: 0 S: 4 H: 2 LOB: 1 BB: 0 P: 4		1B: 4 2B: 1 3B: 0 HR: 2	SF: 0 SAC: 1 DP: 0 HBP: 0						

PITCHER	IP	WLS	BF	H	R	ER	SO	BB	IBB	HBP	BLK	WP	HR	S	P	ERA	WHIP
Charlie Bishop, R (1, 1) ERA: 4.87	7.0	L	26	5	4	4	2	0	0	0	0	0	2	30	30	5.14	0.714
Marion Fricano, R (8, 1) ERA: 3.83	1.0		4	2	0	0	0	0	0	0	0	0	0	4	4	0.00	2.000

PITCHER	IP	WLS	BF	H	R	ER	SO	BB	IBB	HBP	BLK	WP	HR	S	P	ERA	WHIP

BOTTOM

Philadelphia Athletics @ Chicago White Sox
Comiskey Park, Chicago, IL
Sun Jul 26 1953, 4:38 AM EDT
Att. 21,149 - Unknown

livebaseballscorecards.com

AB	29
R	4
H	7
RBI	4
BB	0
SO	2
LOB	2

1B: 4	SF: 0	WP: 0	PA: 31
2B: 1	SAC: 1	PB: 0	
3B: 0	DP: 0	SB: 0	
HR: 2	HBP: 0	CS: 0	

Batter	1	2	3	4	5	6	7	8	9	AB	R	H	RBI	BB	SO	LOB
Johnny Groth, R (1, 8) OBP: 0.308, SLG: 0.369	G3		1B 1B 2B 1-H	L8	4-3		BB 1-2 2-3		FC5-4 1-2f	5	1	1	1	1	0	2
Dick Kokos, L (1, 7) OBP: 0.404, SLG: 0.456	F9		FC6-4 1B 1B 2-3	BB		HBP 1B	F8 3-H			4	1	2	1	1	0	2
Clint Courtney, L (1, 2) OBP: 0.321, SLG: 0.377	BB		FC6-4 1-2 3-H	F5		F5	F8			4	0	1	1	1	0	4
Vic Wertz, L (1, 9) OBP: 0.376, SLG: 0.440	BB 1-2		FC6-4 HBP 1B 1B 1-2f 2-3	F8		F7		4-3		4	1	0	0	1	0	4
Dick Kryhoski, L (1, 3) OBP: 0.359, SLG: 0.529	F7		1B HBP 1B 1-2 3-H		1B 2B	HBP 1-2		F8		4	1	2	1	0	0	2
Jim Dyck, R (1, 5) OBP: 0.321, SLG: 0.377		F2	1B HBP 1-2 2-3		F7	P3		F8		4	0	0	0	0	0	3
Neil Berry, R (1, 4) OBP: 0.354, SLG: 0.378		K	1B 1-2 2-3 3-H		L7	BB F8 1B			6-3	5	1	2	1	0	1	1
Billy Hunter, R (1, 6) OBP: 0.268, SLG: 0.266		F2	K		1B 2-H	F8			F5	4	1	1	1	0	1	4
Roy Sievers, R (9, PH) OBP: 0.335, SLG: 0.392										1	0	0	0	0	0	0
Bob Cain, L (1, 1) OBP: 0.250, SLG: 0.296			2B 1B		2-H 1B	BB 1-2			FC5-4	2	1	1	0	0	0	3
Don Larsen, R (4, 1) OBP: 0.275, SLG: 0.388			F7							3	0	3	1	0	0	0
Inning Stats	R: 0 E: 0 K: 0 S: 3 H: 0 LOB: 2 BB: 2 P: 11	R: 0 E: 0 K: 1 S: 5 H: 0 LOB: 0 BB: 0 P: 5	R: 4 E: 0 K: 1 S: 11 H: 6 LOB: 3 BB: 0 P: 12	R: 0 E: 0 K: 0 S: 3 H: 0 LOB: 1 BB: 1 P: 7	R: 2 E: 0 K: 0 S: 6 H: 3 LOB: 1 BB: 0 P: 6	R: 0 E: 0 K: 0 S: 4 H: 1 LOB: 2 BB: 0 P: 5	R: 1 E: 0 K: 0 S: 5 H: 2 LOB: 2 BB: 1 P: 9	R: 0 E: 0 K: 0 S: 3 H: 0 LOB: 0 BB: 0 P: 3	R: 0 E: 0 K: 0 S: 4 H: 1 LOB: 1 BB: 0 P: 4	1B: 11 2B: 2 3B: 0 HR: 0 SF: 0 SAC: 0 DP: 0 HBP: 2	WP: 0 PB: 0 SB: 0 CS: 0 PA: 46					

PITCHER		IP	WLS	BF	H	R	ER	SO	BB	IBB	HBP	BLK	WP	HR	S	P	ERA	WHIP
Harry Byrd, R ERA: 4.45	(1, 1)	2.1		16	6	4	4	1	2	0	1	0	0	0	15	24	15.43	3.429
Carl Scheib, R ERA: 4.55	(3, 1)	3.2		17	4	2	2	1	1	0	1	0	0	0	17	22	4.91	1.364
Morrie Martin, L ERA: 4.41	(7, 1)	3.0	W	13	3	1	1	0	1	0	0	0	0	0	12	16	3.00	1.333

PITCHER	IP	WLS	BF	H	R	ER	SO	BB	IBB	HBP	BLK	WP	HR	S	P	ERA	WHIP

TOP

St. Louis Browns @ Philadelphia Athletics

Connie Mack Stadium, Philadelphia, PA

Tue Jul 28 1953, 3:33 AM EDT

Att. 2,511 - Unknown

livebaseballscorecards.com

AB	40
R	7
H	13
RBI	7
BB	4
SO	2
LOB	25

Batter	1	2	3	4	5	6	7	8	9	AB	R	H	RBI	BB	SO	LOB
Joe Demaestri, R (1, 6) OBP: 0.326, SLG: 0.373	0-0 1B 2B 1B	0-3 K		0-0 1-H 3-H 3B		0-0 6-3				4	1	2	2	0	1	0
Dave Philley, S (1, 9) OBP: 0.359, SLG: 0.427	0-0 2B 1B 1-2 1B		0-0 G3-6-3 3B	0-3 K			0-0 5-3			4	2	2	0	0	1	1
Pete Suder, R (1, 5) OBP: 0.329, SLG: 0.363	0-3 K		0-0 FC G3-6-3	0-0 4-3			0-0 3-1			4	0	0	0	0	1	4
Eddie Robinson, L (1, 3) OBP: 0.328, SLG: 0.397	0-0 1B 1-3 2-H 2B		0-0 G3-6-3 1-2f 3-H	0-0 F8			0-0 F7			4	0	1	1	0	0	2
Gus Zernial, R (1, 7) OBP: 0.344, SLG: 0.497	4-0 1B IBB		0-3 K		0-0 F8			0-3 K		3	0	0	0	1	2	0
Cass Michaels, R (1, 4) OBP: 0.355, SLG: 0.445	0-0 G6-4-3 1-2 2-3 3-H 1B			0-0 3B 1B	0-0 6-3			4-0 S HR BB		3	2	2	1	1	0	0
Ed McGhee, R (1, 8) OBP: 0.323, SLG: 0.329	0-0 G6-4-3 1-2f			0-0 1-H 3B 3B	0-0 F8			0-3 K 1-2		4	1	1	1	0	1	4
Ray Murray, R (1, 2) OBP: 0.353, SLG: 0.413		0-3 K		0-0 3B 3-H 3B		0-0 P6		0-0 2-H HR		4	2	2	3	0	1	0
Harry Byrd, R (1, 1) OBP: 0.207, SLG: 0.193 Carl Scheib, R (3, 1) OBP: 0.244, SLG: 0.205 Morrie Martin, L (7, 1) OBP: 0.115, SLG: 0.115		0-0 F9		4-0 3B BB		0-0 4-3		0-3 K		1 1 1	0 1 0	0 0 0	0 0 0	0 1 0	0 0 1	0 0 0
Inning Stats	R: 2 E: 0 K: 1 S: 8 H: 4 LOB: 2 BB: 1 P: 12	R: 0 E: 0 K: 2 S: 7 H: 0 LOB: 0 BB: 0 P: 7	R: 1 E: 0 K: 1 S: 6 H: 1 LOB: 0 BB: 0 P: 6	R: 4 E: 0 K: 1 S: 9 H: 4 LOB: 1 BB: 1 P: 13	R: 0 E: 0 K: 0 S: 3 H: 0 LOB: 0 BB: 0 P: 3	R: 0 E: 0 K: 0 S: 3 H: 0 LOB: 0 BB: 0 P: 3	R: 0 E: 0 K: 0 S: 3 H: 0 LOB: 0 BB: 0 P: 3	R: 2 E: 0 K: 3 S: 10 H: 1 LOB: 0 BB: 1 P: 14		1B: 4 2B: 1 3B: 4 HR: 1	SF: 0 SAC: 0 DP: 2 HBP: 0					

PITCHER		IP	WLS	BF	H	R	ER	SO	BB	IBB	HBP	BLK	WP	HR	S	P	ERA	WHIP
Bob Cain, L ERA: 5.18	(1, 1)	3.0		17	8	6	6	4	0	1	0	0	0	0	24	28	18.00	2.667
Don Larsen, R ERA: 4.27	(4, 1)	5.0	L	19	2	3	3	4	2	0	0	0	0	1	25	33	5.40	0.800

PITCHER	IP	WLS	BF	H	R	ER	SO	BB	IBB	HBP	BLK	WP	HR	S	P	ERA	WHIP

BOTTOM

St. Louis Browns @ Philadelphia Athletics

Connie Mack Stadium, Philadelphia, PA

Tue Jul 28 1953, 3:33 AM EDT

Att. 2,511 - Unknown

livebaseballscorecards.com

AB	33
R	9
H	10
RBI	8
BB	3
SO	8
LOB	11

Batter	1	2	3	4	5	6	7	8	9	AB	R	H	RBI	BB	SO	LOB
Johnny Groth, R (1, 8) OBP: 0.307, SLG: 0.367	L7		E3		F8		FC3-6, 1B		K	5	0	1	0	0	1	2
Dick Kokos, L (1, 7) OBP: 0.400, SLG: 0.447	4-3		F9			G3	FC3-6, 1B 1-2f		BB 1-2	4	0	0	0	1	0	2
Roy Sievers, R (1, 3) OBP: 0.331, SLG: 0.386	6-3			5-3		5-3	L4		F9	3	0	0	0	0	0	0
Dick Kryhoski, L (7, PH) (7, 3)										2	0	0	0	0	0	3
Don Lenhardt, R (1, 9) OBP: 0.380, SLG: 0.463		1B BB		E7 1B		HR	1B 1-2		F8	4	1	3	1	1	0	2
Jim Dyck, R (1, 5) OBP: 0.320, SLG: 0.375		F7		5-3		1B 1B	1-3			4	1	1	0	0	0	4
Clint Courtney, L (1, 2) OBP: 0.323, SLG: 0.378		L4-3 1-2 1B		4-3		1B 1B 1-2 1B		3-1		4	1	2	0	0	0	1
Neil Berry, R (1, 4) OBP: 0.349, SLG: 0.372		L4-3 1-2			L6	WP, 1B 1-2 2-H 1B		K		4	0	1	1	0	1	2
Billy Hunter, R (1, 6) OBP: 0.271, SLG: 0.268			F5		1B	WP 1-2 2-H 1B		1-3		4	0	2	1	0	0	0
Lou Kretlow, R (1, 1) OBP: 0.231, SLG: 0.167			K		K	F8 1-2 2-3			BB BB	2	0	0	0	0	2	1
Les Moss, R (6, PH) OBP: 0.323, SLG: 0.367										1	0	0	0	0	0	2
Dick Littlefield, L (6, 1) OBP: 0.259, SLG: 0.200										0	0	0	0	0	0	0
Satchel Paige, R (8, 1)										0	0	0	0	0	0	0
Vic Wertz, L (9, PH) OBP: 0.378, SLG: 0.440										0	0	0	0	1	0	0
Inning Stats	R: 0 E: 0 K: 0 S: 3 H: 0 LOB: 0 BB: 0 P: 3	R: 0 E: 0 K: 0 S: 3 H: 1 LOB: 1 BB: 1 P: 7	R: 0 E: 1 K: 1 S: 6 H: 0 LOB: 1 BB: 0 P: 6	R: 0 E: 1 K: 0 S: 4 H: 1 LOB: 1 BB: 0 P: 4	R: 0 E: 0 K: 1 S: 6 H: 1 LOB: 1 BB: 0 P: 6	R: 3 E: 0 K: 0 S: 8 H: 5 LOB: 2 BB: 0 P: 8	R: 0 E: 0 K: 0 S: 5 H: 2 LOB: 2 BB: 0 P: 5	R: 0 E: 0 K: 1 S: 5 H: 0 LOB: 0 BB: 0 P: 5	R: 0 E: 0 K: 1 S: 5 H: 0 LOB: 2 BB: 2 P: 13	1B: 9 2B: 1 3B: 0 HR: 1 SF: 0 SAC: 0 DP: 1 HBP: 0						

PITCHER		IP	W/L/S	BF	H	R	ER	SO	BB	IBB	HBP	BLK	WP	HR	S	P	ERA	WHIP
Alex Kellner, L ERA: 3.34	(1, 1)	6.0	W	27	8	3	3	2	1	0	0	0	1	1	30	34	4.50	1.500
Charlie Bishop, R ERA: 4.74	(7, 1)	3.0	S	13	2	0	0	2	2	0	0	0	0	0	15	23	0.00	1.333

PITCHER	IP	W/L/S	BF	H	R	ER	SO	BB	IBB	HBP	BLK	WP	HR	S	P	ERA	WHIP

TOP

St. Louis Browns @ Philadelphia Athletics

Connie Mack Stadium, Philadelphia, PA

Wed Jul 29 1953, 3:33 AM EDT

Att. 2,247 - Unknown

livebaseballscorecards.com

AB	37
R	3
H	10
RBI	3
BB	3
SO	4
LOB	19

WP: 1 PB: 0 SB: 0 CS: 0 PA: 40

BOTTOM

St. Louis Browns @ Philadelphia Athletics

Connie Mack Stadium, Philadelphia, PA

Wed Jul 29 1953, 3:33 AM EDT

Att. 2,247 - Unknown

livebaseballscorecards.com

Batter	1	2	3	4	5	6	7	8	9	AB	R	H	RBI	BB	SO	LOB
Joe Demaestri, R (1, 6) OBP: 0.323, SLG: 0.369	F8	4-3			6-3	P6		4-3 2-H 1B		5	0	1	1	0	0	2
Dave Philley, S (1, 9) OBP: 0.364, SLG: 0.434	BB		3B		FC4-6 1B		9-3 BB	4-3 1-2		3	0	2	0	2	0	1
Pete Suder, R (1, 5) OBP: 0.327, SLG: 0.361	K		K		FC4-6 1-2f HR		F7	G3		2	0	0	0	0	2	2
Loren Babe, L (4, 5) OBP: 0.271, SLG: 0.292										3	1	0	0	0	0	3
Eddie Robinson, L (1, 3) OBP: 0.327, SLG: 0.404	F8		4-3		1-H HR		9-3 1-2f			4	1	1	2	0	0	3
Gus Zernial, R (1, 7) OBP: 0.346, SLG: 0.499		E6 2B	F9		F9			BB FC 1B		3	1	1	0	1	0	1
Cass Michaels, R (1, 4) OBP: 0.350, SLG: 0.438		E6 BB 2-3 3B		F8		6-3		FC SH1-4 1-2 1B 2B		4	2	0	0	0	0	2
Ed McGhee, R (1, 8) OBP: 0.330, SLG: 0.337		BB 1-2 3B		F8		2B		SH1-4 1-2 2-H 2B 1B		3	2	2	1	1	0	0
Ray Murray, R (1, 2) OBP: 0.359, SLG: 0.433		PB 1-H 2-H 3B		1B		F3		SH1-4 1-2 2-3		3	1	2	2	0	0	1
Alex Kellner, R (1, 1) OBP: 0.276, SLG: 0.273		4-3 3-H		L8		BB		1B 2-H 3-H 2B		2	0	0	0	0	0	1
Joe Astroth, R (6, PH) OBP: 0.333, SLG: 0.350										0	0	0	0	1	0	0
Charlie Bishop, R (7, 1) OBP: 0.122, SLG: 0.103										1	1	1	2	0	0	0
Inning Stats	R: 0 E: 0 K: 1 S: 5 H: 0 LOB: 1 BB: 1 P: 9	R: 3 E: 1 K: 0 S: 5 H: 2 LOB: 0 BB: 1 P: 9	R: 0 E: 0 K: 1 S: 6 H: 1 LOB: 1 BB: 0 P: 6	R: 0 E: 0 K: 0 S: 4 H: 1 LOB: 1 BB: 0 P: 4	R: 2 E: 0 K: 0 S: 5 H: 2 LOB: 0 BB: 0 P: 5	R: 0 E: 0 K: 0 S: 4 H: 1 LOB: 2 BB: 1 P: 8	R: 0 E: 0 K: 0 S: 2 H: 0 LOB: 0 BB: 1 P: 6	R: 4 E: 0 K: 0 S: 7 H: 3 LOB: 1 BB: 1 P: 11		1B: 4 2B: 4 3B: 2 HR: 1 SF: 0 SAC: 1 DP: 1 HBP: 0						

	AB	33
	R	9
	H	10
	RBI	8
	BB	5
	SO	2
	LOB	16

WP: 0 PB: 1 SB: 0 CS: 0 PA: 39

PITCHER	IP	WLS	BF	H	R	ER	SO	BB	IBB	HBP	BLK	WP	HR	S	P	ERA	WHIP
Lou Kretlow, R (1, 1) ERA: 4.73	5.0	L	23	6	5	4	2	2	0	0	0	0	1	25	33	7.20	1.600
Dick Littlefield, L (6, 1) ERA: 5.59	2.0		11	2	3	3	0	3	0	0	0	0	0	8	20	13.50	2.500
Satchel Paige, R (8, 1) ERA: 3.67	1.0		5	2	1	1	0	0	0	0	0	0	0	5	5	9.00	2.000

PITCHER	IP	WLS	BF	H	R	ER	SO	BB	IBB	HBP	BLK	WP	HR	S	P	ERA	WHIP

Batter	1	2	3	4	5	6	7	8	9	AB	R	H	RBI	BB	SO	LOB
Neil Berry, R (1, 5) OBP: 0.345, SLG: 0.358	S S S 0-3 ① K		x 0-0 ③ 4-3		x 0-0 ② ③ G6-4-3 1-2f			B B B 4-0 1B BB		3	0	0	0	1	1	2
Bobby Young, L (1, 4) OBP: 0.322, SLG: 0.351	x 0-0 ② F4			x 0-0 ① 3-1		x 0-0 ① 4-3		x 0-0 ② 1-3 1B		4	0	1	0	0	0	0
Dick Kokos, L (1, 7) OBP: 0.402, SLG: 0.448	x 0-0 ③ 4-3			x 0-0 3B 1B		x 0-0 FC4-6 1B		S S S 0-3 ③ K		4	1	2	0	0	1	1
Vic Wertz, L (1, 9) OBP: 0.376, SLG: 0.444		x 0-0 ① F8		x 0-0 1-H 6-3 3B		x 0-0 ② FC4-6 1-2f			x 0-0 ① P6	4	1	1	1	0	0	1
Dick Kryhoski, L (1, 3) OBP: 0.353, SLG: 0.515		B B B B 4-0 CS BB		x 0-0 ② 6-3 3-H		x 0-0 ③ 1-3			x 0-0 ② 4-3	3	0	0	1	1	0	1
Clint Courtney, L (1, 2) OBP: 0.319, SLG: 0.373		x 0-0 ② ③ F5 1-2		x 0-0 ③ 1-3			x 0-0 ① F7		x 0-0 ③ 4-3	4	0	0	0	0	0	1
Johnny Groth, R (1, 8) OBP: 0.312, SLG: 0.379			x 0-0 HR	x 0-0 1B 1B			x 0-0 G4-6-3 1B			3	1	3	1	0	0	0
Billy Hunter, R (1, 6) OBP: 0.271, SLG: 0.269			x 0-0 ① L7	x 0-0 G6-4-3 1-2 1B			x 0-0 ② ③ G4-6-3 1-2f			3	0	1	0	0	0	1
Mike Blyzka, R (1, 1)			x 0-0 ② L8	x 0-0 ① F7				x 0-0 ① 4-3		0	0	0	0	0	0	0
Dick Littlefield, L (2, 1) OBP: 0.241, SLG: 0.185										2	0	0	0	0	0	2
Hank Edwards, L (8, PH) OBP: 0.272, SLG: 0.219										1	0	0	0	0	0	0
Don Larsen, R (8, 1) OBP: 0.275, SLG: 0.388										0	0	0	0	0	0	0
Inning Stats	R: 0 E: 0 K: 1 S: 5 H: 0 LOB: 0 BB: 0 P: 5	R: 0 E: 0 K: 0 S: 2 H: 0 LOB: 0 BB: 1 P: 6	R: 1 E: 0 K: 0 S: 4 H: 1 LOB: 0 BB: 0 P: 4	R: 2 E: 0 K: 0 S: 5 H: 2 LOB: 0 BB: 0 P: 5	R: 0 E: 0 K: 0 S: 4 H: 2 LOB: 1 BB: 0 P: 4	R: 0 E: 0 K: 0 S: 4 H: 1 LOB: 1 BB: 0 P: 4	R: 0 E: 0 K: 0 S: 3 H: 1 LOB: 0 BB: 0 P: 3	R: 0 E: 0 K: 1 S: 5 H: 1 LOB: 1 BB: 1 P: 9	R: 0 E: 0 K: 0 S: 3 H: 0 LOB: 0 BB: 0 P: 3	1B: 6 2B: 0 3B: 1 HR: 1	SF: 0 SAC: 0 DP: 2 HBP: 0						

PITCHER	IP	WLS	BF	H	R	ER	SO	BB	IBB	HBP	BLK	WP	HR	S	P	ERA	WHIP
Marion Fricano, R (1, 1) ERA: 3.77	9.0	W	33	8	3	3	2	2	0	0	0	0	1	35	43	3.00	1.111

PITCHER	IP	WLS	BF	H	R	ER	SO	BB	IBB	HBP	BLK	WP	HR	S	P	ERA	WHIP

TOP

St. Louis Browns @ Philadelphia Athletics

Connie Mack Stadium, Philadelphia, PA

Thu Jul 30 1953, 3:33 AM EDT

Att. 1,905 - Unknown

livebaseballscorecards.com

AB	31
R	3
H	8
RBI	3
BB	2
SO	2
LOB	9

| | | | | | | | | | |

Batter	1	2	3	4	5	6	7	8	9	AB	R	H	RBI	BB	SO	LOB
Joe Demaestri, R (1, 6) OBP: 0.326, SLG: 0.368	FC3-6 1B	BBBB E 1B BB		F8 ②		F8 ③				3	1	1	0	1	0	3
Dave Philley, S (1, 9) OBP: 0.365, SLG: 0.434	FC3-6 ① FC3-6 1-2f	E8 1-H 3-H 1B 1B		1-3 ③			WP 1B			4	1	2	1	0	0	2
Loren Babe, L (1, 5) OBP: 0.271, SLG: 0.291	FC3-6 ② 1-2f	2-H 1B			F5 ①		F5 ① 1-2			4	0	1	1	0	0	2
Eddie Robinson, L (1, 3) OBP: 0.324, SLG: 0.399	4-1 ③	F2 ③			SSS 0-3 ② K		F9 ②			4	0	0	0	0	1	3
Gus Zernial, R (1, 7) OBP: 0.345, SLG: 0.504		HR	6-3 ①		SSS 0-3 ③ K		F9 ③			4	1	1	1	0	1	1
Cass Michaels, R (1, 4) OBP: 0.348, SLG: 0.435		6-3 ① SSS	K ②			SH1-4 1B		5-3 ①		4	0	1	0	0	1	0
Ed McGhee, R (1, 8) OBP: 0.332, SLG: 0.337		BBBB 2B BB	F8 ③			1-2 SH1-4 1B		P4 ②		3	1	1	0	1	0	0
Ray Murray, R (1, 2) OBP: 0.365, SLG: 0.444		4-3 1-H 1B 2B		F7 ①		SH1-4 ① 1-2 2-3		1B		3	1	2	1	0	0	0
Marion Fricano, R (1, 1) OBP: 0.179, SLG: 0.184		4-3 ② 2-3		BBBB BB	SSS K ②			F8 ③		3	0	0	0	1	1	4
Inning Stats	R: 0 H: 1 E: 0 LOB: 1 K: 0 BB: 0 S: 4 P: 4	R: 5 H: 4 E: 1 LOB: 1 K: 0 BB: 2 S: 7 P: 15	R: 0 H: 0 E: 0 LOB: 0 K: 1 BB: 0 S: 5 P: 5	R: 0 H: 0 E: 0 LOB: 1 K: 0 BB: 1 S: 3 P: 7	R: 0 H: 0 E: 0 LOB: 0 K: 2 BB: 0 S: 7 P: 7	R: 0 H: 2 E: 0 LOB: 2 K: 1 BB: 0 S: 7 P: 7	R: 0 H: 1 E: 0 LOB: 1 K: 0 BB: 0 S: 4 P: 4	R: 0 H: 1 E: 0 LOB: 1 K: 0 BB: 0 S: 4 P: 4		1B: 7 SF: 0 2B: 1 SAC: 1 3B: 0 DP: 0 HR: 1 HBP: 0						

PITCHER		IP	WLS	BF	H	R	ER	SO	BB	IBB	HBP	BLK	WP	HR	S	P	ERA	WHIP
Mike Blyzka, R ERA: 5.59	(1, 1)	1.2	L	11	4	5	4	0	2	0	0	0	0	1	9	17	21.60	3.600
Dick Littlefield, L ERA: 5.32	(2, 1)	5.1		21	4	0	0	4	1	0	0	0	1	0	28	32	0.00	0.938
Don Larsen, R ERA: 4.23	(8, 1)	1.0		4	1	0	0	0	0	0	0	0	0	0	4	4	0.00	1.000

PITCHER	IP	WLS	BF	H	R	ER	SO	BB	IBB	HBP	BLK	WP	HR	S	P	ERA	WHIP

BOTTOM

St. Louis Browns @ Philadelphia Athletics

Connie Mack Stadium, Philadelphia, PA

Thu Jul 30 1953, 3:33 AM EDT

Att. 1,905 - Unknown

livebaseballscorecards.com

AB	32
R	5
H	9
RBI	4
BB	3
SO	4
LOB	15

Cleveland Indians @ Philadelphia Athletics

Connie Mack Stadium, Philadelphia, PA

Fri Jul 31 1953, 3:33 AM EDT

Att. 7,163 - Unknown

TOP

livebaseballscorecards.com

Batter	1	2	3	4	5	6	7	8	9	AB	R	H	RBI	BB	SO	LOB
Al Smith, R (1, 9) OBP: 0.333, SLG: 0.321	4-3	1B 1-3 2-H 3-H 1B		F7		1-3 1-2 HR 1B			3-1	6	2	2	2	0	0	0
Bobby Avila, R (1, 4) OBP: 0.361, SLG: 0.383 Owen Friend, R (6, 4) OBP: 0.257, SLG: 0.328	2-3	1B 1B BB		FC6-4 BB		4-3 1-H 2-H HR				2	1	0	0	2	0	0
										1	1	1	3	0	0	0
Larry Doby, L (1, 8) OBP: 0.373, SLG: 0.467	K	1B BB 1-3 2-H 3-H 1B		FC6-4 E 1B 1-2f		2B BB	4-3			4	1	1	2	1	1	1
Al Rosen, R (1, 5) OBP: 0.401, SLG: 0.589		1B 3B 1B 1-2 BB		E5 CS 1-3 1B		1-H HR 2B		5-3		4	2	3	1	1	0	0
Wally Westlake, R (1, 7) OBP: 0.448, SLG: 0.548		BB SH5-2 1B 3-H 1B 1-2 2-3 3-H 1B		CS 1-2	1B 1B	2-H HR		1B 1B		5	2	5	4	0	0	0
Bill Glynn, L (1, 3) OBP: 0.322, SLG: 0.284		SH5-3 1-2 K			F8	4-3		FC6-4 1-3 1B		4	0	1	0	0	1	4
George Strickland, R (1, 6) OBP: 0.337, SLG: 0.359		F8	5-3		F9		K	FC6-4 1-2f		5	0	0	0	0	1	3
Joe Ginsberg, L (1, 2) OBP: 0.407, SLG: 0.364 Jim Hegan, R (7, 2) OBP: 0.284, SLG: 0.301		BB 1B BB	4-3		FC6-4 1-2 1B	1-3			F2	3	1	1	0	1	0	0
										1	0	0	0	0	0	0
Art Houtteman, R (1, 1) OBP: 0.200, SLG: 0.308 Dave Hoskins, L (5, 1) OBP: 0.324, SLG: 0.429		1B 1B 1-2 2-3 BB	5-3		FC6-4 1-2f	1B HR 1B			5-3	2	1	0	0	1	0	2
										2	1	1	0	0	0	0

Inning Stats										
	R: 0 E: 0 K: 1 S: 5	H: 0 LOB: 0 BB: 0 P: 5	R: 6 E: 0 K: 1 S: 10	H: 5 LOB: 3 BB: 4 P: 26	R: 0 E: 0 K: 0 S: 3	H: 0 LOB: 0 BB: 0 P: 3	R: 0 E: 1 K: 0 S: 3	H: 1 LOB: 1 BB: 1 P: 7	R: 0 E: 0 K: 0 S: 5	H: 2 LOB: 2 BB: 0 P: 5
	R: 3 E: 0 K: 0 S: 5	H: 2 LOB: 0 BB: 1 P: 9	R: 3 E: 0 K: 1 S: 8	H: 3 LOB: 0 BB: 0 P: 8	R: 0 E: 0 K: 0 S: 4	H: 2 LOB: 1 BB: 0 P: 4	R: 0 E: 0 K: 0 S: 3	H: 0 LOB: 0 BB: 0 P: 3	1B: 11 2B: 1 3B: 1 HR: 2	SF: 0 SAC: 1 DP: 0 HBP: 0
	WP: 0 PB: 0 SB: 0 CS: 1	PA: 47								

PITCHER		IP	WLS	BF	H	R	ER	SO	BB	IBB	HBP	BLK	WP	HR	S	P	ERA	WHIP
Harry Byrd, R ERA: 4.74	(1, 1)	1.2	L	12	4	6	6	1	3	0	0	0	0	0	11	23	32.40	4.200
Joe Coleman, R ERA: 4.08	(2, 1)	3.1		15	4	0	0	1	2	0	0	0	0	0	15	23	0.00	1.800
Bobo Newsom, R ERA: 4.82	(6, 1)	3.0		16	7	6	6	1	1	0	0	0	0	2	17	21	18.00	2.667
Morrie Martin, L ERA: 4.36	(9, 1)	1.0		3	0	0	0	0	0	0	0	0	0	0	3	3	0.00	0.000

PITCHER		IP	WLS	BF	H	R	ER	SO	BB	IBB	HBP	BLK	WP	HR	S	P	ERA	WHIP

AB	39
R	12
H	15
RBI	12
BB	6
SO	3
LOB	10

Batter	1	2	3	4	5	6	7	8	9	AB	R	H	RBI	BB	SO	LOB
Joe Demaestri, R (1, 6) OBP: 0.332, SLG: 0.374	5-3	1B 1-2 2-H 3-H		E9 1B 2-H 1B		5-3			G3 1-3 2B 1B	5	2	3	3	0	0	0
Dave Philley, S (1, 9) OBP: 0.366, SLG: 0.432	L5	F1		1B 2-H		BB G6-3			1-3 1-2	4	0	1	1	1	0	3
Loren Babe, L (1, 5) OBP: 0.269, SLG: 0.294	2B		F6	P4		G6-3 1-2f			G3 2-3	5	0	1	0	0	0	3
Eddie Robinson, L (1, 3) OBP: 0.323, SLG: 0.399	4-3		K		K		F7		2B 3-H	5	0	1	1	0	2	1
Gus Zernial, R (1, 7) OBP: 0.345, SLG: 0.501		K	HBP		1B 1B 1B		K		L4	4	1	1	0	0	2	1
Cass Michaels, R (1, 4) OBP: 0.347, SLG: 0.432		F8	F8		1B 1-2 1B		K			4	0	1	0	0	1	1
Ed McGhee, R (1, 8) OBP: 0.335, SLG: 0.340		BB 1B 1B 1B		F8	1-2 2-H 1B			F3		4	1	2	1	0	0	0
Ray Murray, R (1, 2) OBP: 0.368, SLG: 0.453		BB 1-2 1B 1B		E 2B	K			F7		4	2	2	0	0	1	2
Harry Byrd, R (1, 1) OBP: 0.207, SLG: 0.193 Joe Coleman, R (2, 1) OBP: 0.400, SLG: 0.400 Carmen Mauro, L (5, PH) OBP: 0.218, SLG: 0.228 Bobo Newsom, R (6, 1) Tom Hamilton, L (8, PH) OBP: 0.222, SLG: 0.171 Morrie Martin, L (9, 1) OBP: 0.115, SLG: 0.115		1B 1-2 2-3 BB		5-3	K			F2		0 1 1 0 0 1 0	0 0 0 0 0 0 0	0 1 0 0 0 0 0	0 0 0 0 0 0 0	0 1 0 0 0 0 0	0 0 1 0 0 0 0	0 1 2 0 0 0 0
Inning Stats	R: 0 E: 0 K: 0 S: 4 H: 1 LOB: 1 BB: 0 P: 4	R: 2 E: 0 K: 1 S: 8 H: 3 LOB: 2 BB: 1 P: 12	R: 0 E: 0 K: 1 S: 5 H: 0 LOB: 1 BB: 0 P: 6	R: 2 E: 1 K: 0 S: 6 H: 3 LOB: 1 BB: 0 P: 6	R: 1 E: 0 K: 3 S: 12 H: 3 LOB: 2 BB: 0 P: 12	R: 0 E: 0 K: 0 S: 2 H: 0 LOB: 0 BB: 1 P: 6	R: 0 E: 0 K: 2 S: 7 H: 0 LOB: 0 BB: 0 P: 7	R: 0 E: 0 K: 0 S: 3 H: 0 LOB: 0 BB: 0 P: 3	R: 1 E: 0 K: 0 S: 5 H: 2 LOB: 1 BB: 0 P: 5	1B: 9 2B: 3 3B: 0 HR: 0	SF: 0 SAC: 0 DP: 1 HBP: 1			WP: 0 PB: 0 SB: 0 CS: 0	PA: 41		

PITCHER		IP	WLS	BF	H	R	ER	SO	BB	IBB	HBP	BLK	WP	HR	S	P	ERA	WHIP
Art Houtteman, R ERA: 5.73	(1, 1)	4.1		25	10	5	4	3	1	0	1	0	0	0	29	34	8.31	2.538
Dave Hoskins, R ERA: 3.43	(5, 1)	4.2	W	16	2	1	1	4	1	0	0	0	0	0	23	27	1.93	0.643

PITCHER	IP	WLS	BF	H	R	ER	SO	BB	IBB	HBP	BLK	WP	HR	S	P	ERA	WHIP

BOTTOM

Cleveland Indians @ Philadelphia Athletics

Connie Mack Stadium, Philadelphia, PA

Fri Jul 31 1953, 3:33 AM EDT

Att. 7,163 - Unknown

livebaseballscorecards.com

AB	38
R	6
H	12
RBI	6
BB	2
SO	7
LOB	14

Batter	1	2	3	4	5	6	7	8	9	AB	R	H	RBI	BB	SO	LOB
Al Smith, R (1, 9) OBP: 0.356, SLG: 0.341	BBBB 4-0 1B F7 BB		x 0-0 PB 1B 1B		x 0-0 2B 4-3 1B	x 0-0 S 2-H 1B		x 0-0 ③ P6		4	2	3	1	1	0	0
Bill Glynn, L (1, 3) OBP: 0.331, SLG: 0.296	x 0-0 ① P6		x 0-0 ① F8 1-H 1B		x 0-0 4-3 1-3 HR 2B	BBBB 4-0 1-2 BB			x 0-0 1B	4	1	3	0	1	0	1
Larry Doby, L (1, 8) OBP: 0.371, SLG: 0.463	x 0-0 S 1-3 1B		x 0-0 ② F8 2-3		x 0-0 ② 4-3 2-3 3-H	x 0-0 ③ F7			x 0-0 ① F7	5	0	1	1	0	0	5
Al Rosen, R (1, 5) OBP: 0.401, SLG: 0.597	x 0-0 ② F7 3-H		x 0-0 ③ 5-3		x 0-0 HR 3-H		x 0-0 6-3 FC1-5 2B		x 0-0 ② P3	5	1	2	3	0	0	3
Wally Westlake, R (1, 7) OBP: 0.446, SLG: 0.529	BBBB 4-0 1-2 BB			x 0-0 ① 5-3	BBBB 4-0 BB		x 0-0 ① 6-3 2-3		SSS 0-3 ③ K	3	0	0	0	2	1	2
Joe Ginsberg, L (1, 2) OBP: 0.396, SLG: 0.352	x 0-0 ③ 6-3			x 0-0 ② F7	x 0-0 ③ P5		x 0-0 ② FC1-5 WP 3-H			4	0	0	0	0	0	4
George Strickland, R (1, 6) OBP: 0.336, SLG: 0.361		x 0-0 ① F8		x 0-0 2B	x 0-0 ① 5-3		x 0-0 ③ F7 2-3			4	0	1	0	0	0	1
Owen Friend, R (1, 4) OBP: 0.257, SLG: 0.326		SSS 0-3 ② K		x 0-0 ③ F9		x 0-0 SH1-4 1B 1B		x 0-0 ① 6-3		4	1	1	0	0	1	1
Bob Feller, R (1, 1) OBP: 0.225, SLG: 0.118		SSS 0-3 ③ K			x 0-0 ① F9	x 0-0 ② SH1-4 1-2		x 0-0 ② P3		3	0	0	0	0	1	0
Inning Stats	R: 1 E: 0 K: 0 S: 4 H: 1 LOB: 2 BB: 2 P: 12	R: 0 E: 0 K: 2 S: 7 H: 0 LOB: 0 BB: 0 P: 7	R: 0 E: 0 K: 0 S: 4 H: 2 LOB: 1 BB: 0 P: 4	R: 0 E: 0 K: 0 S: 4 H: 1 LOB: 1 BB: 0 P: 4	R: 3 E: 0 K: 0 S: 6 H: 3 LOB: 1 BB: 1 P: 10	R: 1 E: 0 K: 0 S: 5 H: 2 LOB: 2 BB: 1 P: 9	R: 0 E: 0 K: 0 S: 4 H: 1 LOB: 1 BB: 0 P: 4	R: 0 E: 0 K: 0 S: 3 H: 0 LOB: 0 BB: 0 P: 3	R: 0 E: 0 K: 1 S: 6 H: 1 LOB: 1 BB: 0 P: 6	1B: 7 2B: 3 3B: 0 HR: 1 SF: 0 SAC: 1 DP: 0 HBP: 0						

PITCHER	IP	WLS	BF	H	R	ER	SO	BB	IBB	HBP	BLK	WP	HR	S	P	ERA	WHIP
Charlie Bishop, R (1, 1) ERA: 4.9	5.2	L	29	9	5	5	2	4	0	0	0	0	1	29	45	7.94	2.294
Joe Coleman, R (6, 1) ERA: 3.6	2.1		8	1	0	0	0	0	0	0	0	1	0	8	8	0.00	0.429
Morrie Martin, L (9, 1) ERA: 4.32	1.0		4	1	0	0	1	0	0	0	0	0	0	6	6	0.00	1.000

PITCHER	IP	WLS	BF	H	R	ER	SO	BB	IBB	HBP	BLK	WP	HR	S	P	ERA	WHIP

TOP

Cleveland Indians @ Philadelphia Athletics
Connie Mack Stadium, Philadelphia, PA
Sat Aug 01 1953, 3:33 AM EDT
Att. 3,771 - Unknown

livebaseballscorecards.com

AB	36
R	5
H	11
RBI	5
BB	4
SO	3
LOB	17

WP: 1 PB: 1 SB: 2 CS: 0 PA: 41

Cleveland Indians @ Philadelphia Athletics

Connie Mack Stadium, Philadelphia, PA

Sat Aug 01 1953, 3:33 AM EDT

Att. 3,771 - Unknown

BOTTOM

Batter	1	2	3	4	5	6	7	8	9	AB	R	H	RBI	BB	SO	LOB
Joe Demaestri, R (1, 6) OBP: 0.330, SLG: 0.372	S S S 0-3 ① K		x 0-0 2B 1B			x 0-0 ① 5-3		x 0-0 ② F3		4	0	1	0	0	1	2
Dave Philley, S (1, 9) OBP: 0.365, SLG: 0.433	x 0-0 ② 4-3		x 0-0 1-3 2B			x 0-0 ② F9		x 0-0 ③ F7		4	0	1	0	0	0	2
Loren Babe, L (1, 5) OBP: 0.269, SLG: 0.298	x 0-0 ③ F8		x 0-0 ③ 4-3			x 0-0 ③ G3			x 0-0 HR 2B	4	1	1	0	0	0	2
Eddie Robinson, L (1, 3) OBP: 0.322, SLG: 0.396		x 0-0 ① G3		B B B B 4-0 G4-6-3 BB			x 0-0 ① F9		x 0-0 ① 6-3	3	0	0	0	1	0	1
Gus Zernial, R (1, 7) OBP: 0.347, SLG: 0.509		x 0-0 ② 6-3		S S S 0-3 ① K			x 0-0 G6-4-3 1B		x 0-0 2-H HR	4	1	2	2	0	1	1
Cass Michaels, R (1, 4) OBP: 0.346, SLG: 0.430		x 0-0 1B		x 0-0 ② ③ G4-6-3 1-2f			x 0-0 ② ③ G6-4-3 1-2f		x 0-0 ② 6-3	4	0	1	0	0	0	2
Ed McGhee, R (1, 8) OBP: 0.333, SLG: 0.339	S S S 0-3 ③ K				x 0-0 ① 4-3			x 0-0 FC3-4-6 1B 1B	x 0-0 ③ F9	4	0	1	0	0	1	1
Ray Murray, R (1, 2) OBP: 0.367, SLG: 0.450			x 0-0 ① 5-3		x 0-0 ② F8			x 0-0 FC3-4-6 1-2 1B		3	0	1	0	0	0	0
Charlie Bishop, R (1, 1) OBP: 0.116, SLG: 0.098			x 0-0 ② F5		S S S 0-3 ③ K			x 0-0 ① FC3-4-6 1-2f 2-3		2	0	0	0	0	1	0
Joe Coleman, R (6, 1) OBP: 0.500, SLG: 0.400										0	0	0	0	0	0	0
Carmen Mauro, L (8, PH) OBP: 0.216, SLG: 0.225										1	0	0	0	0	0	2
Morrie Martin, L (9, 1) OBP: 0.115, SLG: 0.115										0	0	0	0	0	0	0
Inning Stats	R: 0 E: 0 K: 1 S: 5 H: 0 LOB: 0 BB: 0 P: 5	R: 0 E: 0 K: 1 S: 6 H: 1 LOB: 1 BB: 0 P: 6	R: 0 E: 0 K: 0 S: 5 H: 2 LOB: 2 BB: 0 P: 5	R: 0 E: 0 K: 1 S: 4 H: 0 LOB: 0 BB: 1 P: 8	R: 0 E: 0 K: 1 S: 5 H: 0 LOB: 0 BB: 0 P: 5	R: 0 E: 0 K: 0 S: 3 H: 0 LOB: 0 BB: 0 P: 3	R: 0 E: 0 K: 0 S: 3 H: 1 LOB: 0 BB: 0 P: 3	R: 0 E: 0 K: 0 S: 5 H: 2 LOB: 2 BB: 0 P: 5	R: 2 E: 0 K: 0 S: 5 H: 2 LOB: 0 BB: 0 P: 5	1B: 5 2B: 2 3B: 0 HR: 1	SF: 0 SAC: 0 DP: 2 HBP: 0						

PITCHER	IP	WLS	BF	H	R	ER	SO	BB	IBB	HBP	BLK	WP	HR	S	P	ERA	WHIP
Bob Feller, R (1, 1) ERA: 3.57	9.0	W	34	8	2	2	4	1	0	0	0	0	1	41	45	2.00	1.000

PITCHER	IP	WLS	BF	H	R	ER	SO	BB	IBB	HBP	BLK	WP	HR	S	P	ERA	WHIP

livebaseballscorecards.com

AB	33
R	2
H	8
RBI	2
BB	1
SO	4
LOB	13



Batter	1	2	3	4	5	6	7	8	9	AB	R	H	RBI	BB	SO	LOB
Al Smith, R (1, 9) OBP: 0.358, SLG: 0.337	E 1B 1B		F7 3B		2B 2B BB		F2 2B	FC6-4 1-2f		4	2	1	0	1	0	1
Bill Glynn, L (1, 3) OBP: 0.339, SLG: 0.321	P6 1B		F9 3B		1-3 2B		1B 2B		1B FC6-2-5 BB	4	3	3	0	1	0	1
Larry Doby, L (1, 8) OBP: 0.372, SLG: 0.465	E3 1B 1-2		F9 3-H		WP 2-H 3-H 2B		6-3 2B		FC6-2-5 1-3 2B 1B	5	2	2	3	0	0	2
Al Rosen, R (1, 5) OBP: 0.401, SLG: 0.595	G5-4-3 1-3 2-H 1B		F9 3B		P4 2B		2-H 1B		FC6-2-5 2B 1-2 F7 3-H	5	1	2	2	0	0	3
Wally Westlake, R (1, 7) OBP: 0.443, SLG: 0.527	G5-4-3 1-2f			F7 1B	WP BB		1-3 3B		1B 1-3 2-H 2B	4	1	1	1	1	0	3
Joe Tipton, R (1, 2) OBP: 0.381, SLG: 0.469		P4 1B		1B 3-H	P6 1-2 2-H			L6 1B	F7 3-H	5	0	1	1	0	0	2
George Strickland, R (1, 6) OBP: 0.337, SLG: 0.370		5-3 3B	K SSS 1B			F7 1B		F8 3B	2-H 1B	5	1	2	1	0	1	1
Owen Friend, R (1, 4) OBP: 0.255, SLG: 0.321		1B	F9 3B			K SSS 1B		F8 3-H	F3 3B	5	0	1	1	0	1	2
Bob Lemon, L (1, 1) OBP: 0.275, SLG: 0.382		3-4-3 3B			3-1 1B	F2 3B		FC6-4 1B		4	0	1	0	0	0	1
Inning Stats	R: 1 E: 1 K: 0 S: 5 H: 2 LOB: 1 BB: 0 P: 5	R: 0 E: 0 K: 0 S: 4 H: 1 LOB: 1 BB: 0 P: 4	R: 1 E: 0 K: 0 S: 4 H: 1 LOB: 0 BB: 0 P: 4	R: 0 E: 0 K: 1 S: 6 H: 1 LOB: 1 BB: 0 P: 6	R: 3 E: 0 K: 0 S: 5 H: 2 LOB: 1 BB: 2 P: 13	R: 0 E: 0 K: 1 S: 5 H: 0 LOB: 0 BB: 0 P: 5	R: 1 E: 0 K: 0 S: 5 H: 2 LOB: 1 BB: 0 P: 5	R: 1 E: 0 K: 0 S: 5 H: 2 LOB: 1 BB: 0 P: 5	R: 3 E: 0 K: 0 S: 6 H: 3 LOB: 1 BB: 1 P: 10	1B: 8 2B: 4 3B: 2 HR: 0 SF: 0 SAC: 0 DP: 1 HBP: 0						

TOP

Cleveland Indians @ Philadelphia Athletics
Connie Mack Stadium, Philadelphia, PA
Sun Aug 02 1953, 3:33 AM EDT
Unknown

livebaseballscorecards.com

AB	41
R	10
H	14
RBI	9
BB	3
SO	2
LOB	16

WP: 2 PB: 0 SB: 0 CS: 0 PA: 44

PITCHER		IP	WLS	BF	H	R	ER	SO	BB	IBB	HBP	BLK	WP	HR	S	P	ERA	WHIP
Bobby Shantz, L ERA: 4.12	(1, 1)	4.0	L	17	5	2	2	1	0	0	0	0	0	0	19	19	4.50	1.250
Morrie Martin, L ERA: 4.59	(5, 1)	4.0		20	6	5	5	1	2	0	0	0	1	0	20	28	11.25	2.000
Bobo Newsom, R ERA: 5.95	(9, 1)	1.0		7	3	3	3	0	1	0	0	0	0	0	6	10	27.00	4.000

PITCHER	IP	WLS	BF	H	R	ER	SO	BB	IBB	HBP	BLK	WP	HR	S	P	ERA	WHIP

BOTTOM

Cleveland Indians @ Philadelphia Athletics
Connie Mack Stadium, Philadelphia, PA
Sun Aug 02 1953, 3:33 AM EDT
Unknown

Batter	1	2	3	4	5	6	7	8	9	AB	R	H	RBI	BB	SO	LOB
Joe Demaestri, R (1, 6) OBP: 0.329, SLG: 0.369	K			FC6-4 1B		F9		G6-3 1-2f		4	0	1	0	0	1	1
Dave Philley, S (1, 9) OBP: 0.361, SLG: 0.429	F7			FC6-4 S BB 1-2f		6-3		5-3		4	0	0	0	0	0	1
Eddie Robinson, L (1, 3) OBP: 0.324, SLG: 0.396	P5			BB 1-2		G3			FC4-6 1B	3	0	1	0	1	0	0
Gus Zernial, R (1, 7) OBP: 0.346, SLG: 0.514		F9		K 2-3			HR		F9	4	1	1	1	0	1	3
Cass Michaels, R (1, 4) OBP: 0.341, SLG: 0.423		5-3		P5			F9		F9	4	0	0	0	0	0	3
Ed McGhee, R (1, 8) OBP: 0.329, SLG: 0.333		F8			5-3		F8		FC4-6 1-2f	4	0	0	0	0	0	1
Loren Babe, L (1, 5) OBP: 0.274, SLG: 0.303			1-3		5-3 1B		FC6-4 1B			3	0	2	0	0	0	0
Ray Murray, R (1, 2) OBP: 0.361, SLG: 0.442			1-3		5-3 1-2		FC6-4 1-2f			3	0	0	0	0	0	2
Bobby Shantz, R (1, 1) OBP: 0.256, SLG: 0.297			6-3		3-1			G6-3 1B		1	0	0	0	0	0	0
Morrie Martin, L (5, 1) OBP: 0.111, SLG: 0.111										1	0	0	0	0	0	1
Carmen Mauro, L (8, PH) OBP: 0.225, SLG: 0.235										1	0	1	0	0	0	0
Bobo Newsom, R (9, 1)										0	0	0	0	0	0	0
Inning Stats	R: 0 E: 0 K: 1 S: 5 H: 0 LOB: 0 BB: 0 P: 5	R: 0 E: 0 K: 0 S: 3 H: 0 LOB: 0 BB: 0 P: 3	R: 0 E: 0 K: 0 S: 3 H: 0 LOB: 0 BB: 0 P: 3	R: 0 E: 0 K: 1 S: 6 H: 1 LOB: 2 BB: 1 P: 10	R: 0 E: 0 K: 0 S: 4 H: 1 LOB: 1 BB: 0 P: 4	R: 0 E: 0 K: 0 S: 3 H: 0 LOB: 0 BB: 0 P: 3	R: 1 E: 0 K: 0 S: 5 H: 2 LOB: 1 BB: 0 P: 5	R: 0 E: 0 K: 0 S: 3 H: 1 LOB: 0 BB: 0 P: 3	R: 0 E: 0 K: 0 S: 4 H: 1 LOB: 1 BB: 0 P: 4	1B: 5 2B: 0 3B: 0 HR: 1	SF: 0 SAC: 0 DP: 1 HBP: 0						

PITCHER	IP	WLS	BF	H	R	ER	SO	BB	IBB	HBP	BLK	WP	HR	S	P	ERA	WHIP
Bob Lemon, R (1, 1) ERA: 2.78	9.0	W	33	6	1	1	2	1	0	0	0	0	1	36	40	1.00	0.778

PITCHER	IP	WLS	BF	H	R	ER	SO	BB	IBB	HBP	BLK	WP	HR	S	P	ERA	WHIP

AB	32
R	1
H	6
RBI	1
BB	1
SO	2
LOB	12

WP: 0 PB: 0 SB: 1 CS: 0 PA: 33

livebaseballscorecards.com

Batter	1	2	3	4	5	6	7	8	9	AB	R	H	RBI	BB	SO	LOB
Al Smith, R (1, 9) OBP: 0.360, SLG: 0.371	0-0 G3 SH1-3 1B 1B	0-3 K			0-0 F7		0-0 HR	0-3 K		5	2	2	1	0	2	4
Bill Glynn, L (1, 3) OBP: 0.338, SLG: 0.320	0-0 SH1-3 1-2	0-0 P4			0-0 1B 1-2 1B		0-0 P6	0-3 K 1-2		4	0	1	0	0	1	3
Larry Doby, L (1, 8) OBP: 0.372, SLG: 0.463	0-0 G3 2-3		0-0 4-3		0-0 BB 1-3 2-H 1B		1-0 1B E HBP		0-0 P6	4	1	1	1	0	0	1
Al Rosen, R (1, 5) OBP: 0.401, SLG: 0.592	0-0 3-H 1B		0-0 5-3		0-0 F8		0-0 E 1-2 1B		0-0 F2	5	1	2	1	0	0	2
Wally Westlake, R (1, 7) OBP: 0.432, SLG: 0.505	0-3 K		0-0 5-3		4-0 BB 1-2		0-0 E6 3B 1-H 2-H		0-0 6-3	4	1	0	0	1	1	1
Jim Hegan, R (1, 2) OBP: 0.288, SLG: 0.322		0-0 SH5-3 1B 2B		0-0 P6	0-0 F9		0-0 3B 3-H 3B			4	1	2	1	0	0	3
George Strickland, R (1, 6) OBP: 0.333, SLG: 0.365		0-0 SH5-3 2-3		0-0 4-3		0-0 F2	0-0 F2			3	0	0	0	0	0	1
Owen Friend, R (1, 4) OBP: 0.255, SLG: 0.319		0-0 1B 3-H 1B		0-0 4-3		0-0 P2	0-0 F9			4	0	1	1	0	0	1
Early Wynn, S (1, 1) OBP: 0.333, SLG: 0.438		0-0 1-2 1B			0-0 1B 1B 1B	0-0 F9		0-0 K 1B		4	1	3	0	0	0	0
Inning Stats	R: 1 E: 0 K: 1 S: 7 H: 2 LOB: 1 BB: 0 P: 7	R: 1 E: 0 K: 1 S: 8 H: 3 LOB: 2 BB: 0 P: 8	R: 0 E: 0 K: 0 S: 3 H: 0 LOB: 0 BB: 0 P: 3	R: 0 E: 0 K: 0 S: 3 H: 0 LOB: 0 BB: 0 P: 3	R: 1 E: 0 K: 0 S: 6 H: 3 LOB: 3 BB: 1 P: 10	R: 0 E: 0 K: 0 S: 3 H: 0 LOB: 0 BB: 0 P: 3	R: 4 E: 1 K: 0 S: 7 H: 3 LOB: 1 BB: 0 P: 8	R: 0 E: 0 K: 2 S: 7 H: 1 LOB: 0 BB: 0 P: 7	R: 0 E: 0 K: 0 S: 3 H: 0 LOB: 0 BB: 0 P: 3	1B: 9 2B: 1 3B: 1 HR: 1	SF: 0 SAC: 2 DP: 0 HBP: 1						

TOP

Cleveland Indians @ Philadelphia Athletics
Connie Mack Stadium, Philadelphia, PA
Sun Aug 02 1953, 3:38 AM EDT
Att. 6,923 - Unknown

livebaseballscorecards.com

AB	37
R	7
H	12
RBI	5
BB	1
SO	4
LOB	16

WP: 0 PB: 0 SB: 0 CS: 0 PA: 41

PITCHER	IP	WLS	BF	H	R	ER	SO	BB	IBB	HBP	BLK	WP	HR	S	P	ERA	WHIP
Alex Kellner, L (1, 1) ERA: 3.51	8.0	L	38	12	7	6	4	1	0	1	0	0	1	44	49	6.75	1.625
Joe Coleman, R (9, 1) ERA: 3.43	1.0		3	0	0	0	0	0	0	0	0	0	0	3	3	0.00	0.000

PITCHER	IP	WLS	BF	H	R	ER	SO	BB	IBB	HBP	BLK	WP	HR	S	P	ERA	WHIP

Batter	1	2	3	4	5	6	7	8	9	AB	R	H	RBI	BB	SO	LOB
Joe Demaestri, R (1, 6) OBP: 0.324, SLG: 0.363	5-3		F3		K			K		4	0	0	0	0	2	2
Dave Philley, S (1, 9) OBP: 0.358, SLG: 0.425	K		F7			F8		F8		4	0	0	0	0	1	1
Joe Coleman, R (9, 1) OBP: 0.500, SLG: 0.400										0	0	0	0	0	0	0
Eddie Robinson, L (1, 3) OBP: 0.323, SLG: 0.394	4-3			G3-6 1B		F7			6-3	4	0	1	0	0	0	0
Gus Zernial, R (1, 7) OBP: 0.347, SLG: 0.516		SH1-4 1B 2B		G3-6 1-2f		F9			HBP	3	1	1	0	0	0	1
Cass Michaels, R (1, 4) OBP: 0.346, SLG: 0.424		1B SH1-4 1B		BBBB			F7		G6-4-3 1-2 BB	2	0	1	0	2	0	0
Ed McGhee, R (1, 8) OBP: 0.325, SLG: 0.330		SH1-4 1-2 2-3		L3			F8		G6-4-3 1-2f	3	0	0	0	0	0	3
Loren Babe, L (1, 5) OBP: 0.279, SLG: 0.308		G6-4-3 2-3 3-H 1B			1-3 1B		F8			3	0	2	1	0	0	0
Joe Astroth, R (1, 2) OBP: 0.329, SLG: 0.344		G6-4-3 1-2f			1-3 1-2			4-3		3	0	0	0	0	0	3
Alex Kellner, R (1, 1) OBP: 0.267, SLG: 0.263			K		6-3			1B		2	0	0	0	0	1	1
Carmen Mauro, L (8, PH) OBP: 0.233, SLG: 0.244 (9, 9)										1	0	1	0	0	0	0
Inning Stats	R: 0 E: 0 K: 1 S: 5 H: 0 LOB: 0 BB: 0 P: 5	R: 1 E: 0 K: 0 S: 5 H: 3 LOB: 1 BB: 0 P: 5	R: 0 E: 0 K: 1 S: 5 H: 0 LOB: 0 BB: 0 P: 5	R: 0 E: 0 K: 0 S: 3 H: 1 LOB: 1 BB: 1 P: 7	R: 0 E: 0 K: 1 S: 6 H: 1 LOB: 1 BB: 0 P: 6	R: 0 E: 0 K: 0 S: 3 H: 0 LOB: 0 BB: 0 P: 3	R: 0 E: 0 K: 0 S: 3 H: 0 LOB: 0 BB: 0 P: 3	R: 0 E: 0 K: 1 S: 6 H: 1 LOB: 1 BB: 0 P: 6	R: 0 E: 0 K: 0 S: 2 H: 0 LOB: 1 BB: 1 P: 7	1B: 5 2B: 1 3B: 0 HR: 0	SF: 0 SAC: 1 DP: 3 HBP: 1						

PITCHER	IP	WLS	BF	H	R	ER	SO	BB	IBB	HBP	BLK	WP	HR	S	P	ERA	WHIP
Early Wynn, R (1, 1) ERA: 3.58	9.0	W	33	6	1	1	4	2	0	1	0	0	0	38	47	1.00	0.889

PITCHER	IP	WLS	BF	H	R	ER	SO	BB	IBB	HBP	BLK	WP	HR	S	P	ERA	WHIP

BOTTOM

Cleveland Indians @ Philadelphia Athletics

Connie Mack Stadium, Philadelphia, PA

Sun Aug 02 1953, 3:38 AM EDT

Att. 6,923 - Unknown

livebaseballscorecards.com

AB	29
R	1
H	6
RBI	1
BB	2
SO	4
LOB	11

1B: 5 2B: 1 3B: 0 HR: 0 SF: 0 SAC: 1 DP: 3 HBP: 1

WP: 0 PB: 0 SB: 0 CS: 0 PA: 33

Batter	1	2	3	4	5	6	7	8	9	AB	R	H	RBI	BB	SO	LOB
Fred Marsh, R (1, 4) (7, 6) OBP: 0.316, SLG: 0.324	K			1B BB K			F2		G4-3 BB	3	1	0	0	2	2	3
Bob Boyd, L (1, 3) OBP: 0.444, SLG: 0.231	1-3			BB 1B 1-2 BB 1B	CS BB		FC6-2 HBP 1-2 3-H		G4-3 1-2f	4	1	1	0	1	0	3
Minnie Minoso, R (1, 7) OBP: 0.422, SLG: 0.501	F9			BB BB 1-2 BB 1B 2-H	6-3 1-2		1-0 1-2 2-3 HBP		2B BB	3	2	1	1	1	0	1
Bob Elliott, R (1, 5) OBP: 0.394, SLG: 0.438		5-3		BB BB 1-2 WP BB 2-3	6-3		P5		1-H 2B	4	1	1	1	1	0	3
Bud Stewart, L (1, 9) OBP: 0.405, SLG: 0.500		G4-6-3 BB		WP BB 1-2 F8 BB 2-3 3-H		F7		2B 4-3 BB	F8	2	2	0	1	3	0	1
Jim Rivera, L (1, 8) OBP: 0.334, SLG: 0.412		G4-6-3 1-2f		WP 1-2 3B BB 2-3 3-H		K		F7		3	1	0	1	1	1	2
Sherm Lollar, R (1, 2) OBP: 0.394, SLG: 0.411			1-5-3	F8 1-2 2-H 3-H		F9		4-3 1-3 2B		4	0	1	1	0	0	1
Chico Carrasquel, R (1, 6) OBP: 0.312, SLG: 0.339			5-3 2-H	3B				SH FC6-2 BB	4-3 2-3 3-H	2	0	1	1	1	0	0
Nellie Fox, L (7, PR) (7, 4) OBP: 0.329, SLG: 0.367										1	0	0	1	0	0	1
Virgil Trucks, R (1, 1) OBP: 0.158, SLG: 0.175			F7	F2				SH HBP FC6-2 1-3	P4	3	0	0	0	0	0	2

| Inning Stats | | | | | | | | | |

Batter	1	2	3	4	5	6	7	8	9	AB	R	H	RBI	BB	SO	LOB
Joe Demaestri, R (1, 6) OBP: 0.327, SLG: 0.374	6-3			F7			G3 8-5 2B		2B 2B	4	2	2	0	0	0	0
Dave Philley, S (1, 9) OBP: 0.362, SLG: 0.424	G4-6-3 BB			F8			8-5 G3 BB		2B BB	1	1	0	0	3	0	0
Eddie Robinson, L (1, 3) OBP: 0.322, SLG: 0.396	G4-6-3 1-2f			F5			G3 1-2 2-3		1-H 2-H 2B	4	0	1	2	0	0	3
Gus Zernial, R (1, 7) OBP: 0.344, SLG: 0.510		K			K		8-5 2-3f 3-H		K	4	0	0	1	0	3	2
Cass Michaels, R (1, 4) OBP: 0.343, SLG: 0.419		L6			F5			4-3		3	0	0	0	0	0	0
Ed McGhee, R (1, 8) OBP: 0.322, SLG: 0.326		G3			4-3			F8		3	0	0	0	0	0	0
Loren Babe, L (1, 5) OBP: 0.280, SLG: 0.308			F8			G1-4-3 1B		5-3		3	0	1	0	0	0	0
Joe Astroth, R (1, 2) OBP: 0.325, SLG: 0.340			P2			G1-4-3 1-2f			F9	2	0	0	0	0	0	1
Neal Watlington, L (9, PH) OBP: 0.130, SLG: 0.091										1	0	0	0	0	0	0
Harry Byrd, R (1, 1) OBP: 0.203, SLG: 0.190			K			K			F7	1	0	0	0	0	1	0
Frank Fanovich, L (4, 1) OBP: 0.143, SLG: 0.143										1	0	0	0	0	1	0
Carmen Mauro, L (9, PH) OBP: 0.231, SLG: 0.241										1	0	0	0	0	0	0
Inning Stats	R: 0 E: 0 K: 0 S: 2 H: 0 LOB: 0 BB: 1 P: 6	R: 0 E: 0 K: 1 S: 5 H: 0 LOB: 0 BB: 0 P: 5	R: 0 E: 0 K: 1 S: 5 H: 0 LOB: 0 BB: 0 P: 5	R: 0 E: 0 K: 0 S: 3 H: 0 LOB: 0 BB: 0 P: 3	R: 0 E: 0 K: 1 S: 5 H: 0 LOB: 0 BB: 0 P: 5	R: 0 E: 0 K: 1 S: 5 H: 1 LOB: 0 BB: 0 P: 5	R: 1 E: 0 K: 0 S: 3 H: 1 LOB: 0 BB: 1 P: 7	R: 0 E: 0 K: 0 S: 3 H: 0 LOB: 0 BB: 0 P: 3	R: 2 E: 0 K: 1 S: 7 H: 2 LOB: 1 BB: 1 P: 11	1B: 1 2B: 4 3B: 0 HR: 0 SF: 0 SAC: 0 DP: 3 HBP: 0	WP: 0 PB: 0 SB: 0 CS: 0 PA: 31					

PITCHER	IP	WLS	BF	H	R	ER	SO	BB	IBB	HBP	BLK	WP	HR	S	P	ERA	WHIP
Virgil Trucks, R (1, 1) ERA: 2.48	9.0	W	31	4	3	3	5	3	0	0	0	0	0	38	50	3.00	0.778

PITCHER	IP	WLS	BF	H	R	ER	SO	BB	IBB	HBP	BLK	WP	HR	S	P	ERA	WHIP

BOTTOM

Chicago White Sox @ Philadelphia Athletics
Connie Mack Stadium, Philadelphia, PA
Tue Aug 04 1953, 3:33 AM EDT
Att. 4,321 - Unknown

livebaseballscorecards.com

AB	28
R	3
H	4
RBI	3
BB	3
SO	5
LOB	6

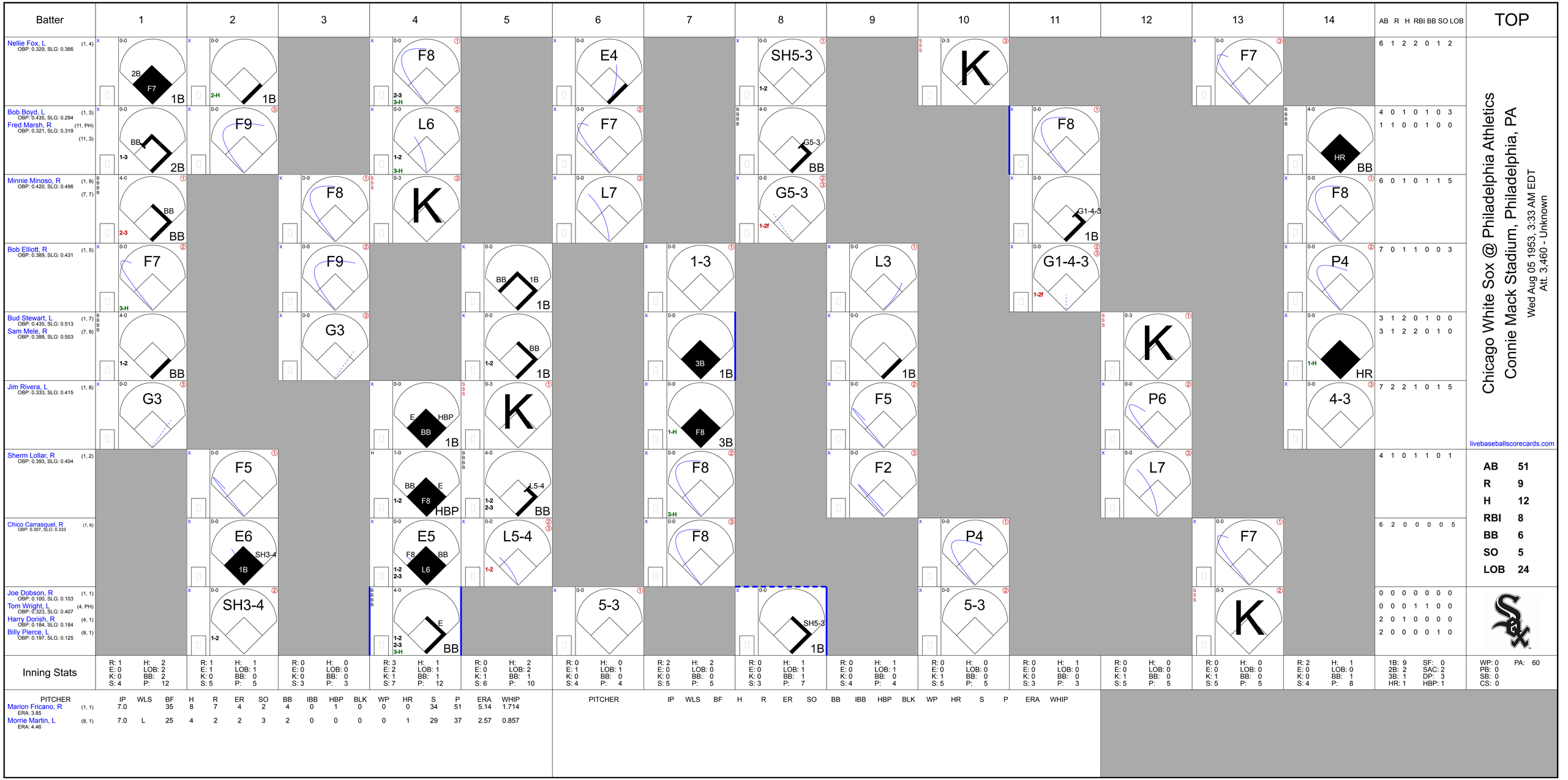
Batter
1
2
3
4
5
6
7
8
9
10
11
12
13
14
AB R H RBI BB SO LOB
TOP
Nellie Fox, L (1, 4) OBP: 0.329, SLG: 0.366
6 1 2 2 0 1 2
Bob Boyd, L (1, 3) OBP: 0.435, SLG: 0.294
Fred Marsh, R (11, PH) OBP: 0.321, SLG: 0.319 (11, 3)
4 0 1 0 1 0 3
1 1 0 0 1 0 0
Minnie Minoso, R (1, 9) (7, 7) OBP: 0.420, SLG: 0.496
6 0 1 0 1 1 5
Bob Elliott, R (1, 5) OBP: 0.389, SLG: 0.431
7 0 1 1 0 0 3
Bud Stewart, L (1, 7) OBP: 0.435, SLG: 0.513
Sam Mele, R (7, 9) OBP: 0.388, SLG: 0.503
3 1 2 0 1 0 0
3 1 2 2 0 1 0
Jim Rivera, L (1, 8) OBP: 0.333, SLG: 0.415
7 2 2 1 0 1 5
Chicago White Sox @ Philadelphia Athletics
Connie Mack Stadium, Philadelphia, PA
Wed Aug 05 1953, 3:33 AM EDT
Att. 3,460 - Unknown
livebaseballscorecards.com
Sherm Lollar, R (1, 2) OBP: 0.393, SLG: 0.404
4 1 0 1 1 0 1
AB 51
R 9
H 12
RBI 8
BB 6
SO 5
LOB 24
Chico Carrasquel, R (1, 6) OBP: 0.307, SLG: 0.333
6 2 0 0 0 0 5
Joe Dobson, R (1, 1) OBP: 0.100, SLG: 0.103
Tom Wright, L (4, PH) OBP: 0.323, SLG: 0.407
Harry Dorish, R (4, 1) OBP: 0.184, SLG: 0.184
Billy Pierce, L (8, 1) OBP: 0.197, SLG: 0.125
0 0 0 0 0 0 0
0 0 0 1 1 0 0
2 0 1 0 0 0 0
2 0 0 0 0 1 0
Inning Stats
R: 1 H: 2 E: 0 LOB: 2 K: 0 BB: 2 S: 4 P: 12
R: 1 H: 1 E: 1 LOB: 1 K: 0 BB: 0 S: 5 P: 5
R: 0 H: 0 E: 0 LOB: 0 K: 0 BB: 0 S: 3 P: 3
R: 3 H: 1 E: 2 LOB: 1 K: 1 BB: 1 S: 7 P: 12
R: 0 H: 2 E: 0 LOB: 2 K: 1 BB: 1 S: 6 P: 10
R: 0 H: 0 E: 1 LOB: 1 K: 0 BB: 0 S: 4 P: 4
R: 2 H: 2 E: 0 LOB: 0 K: 0 BB: 0 S: 5 P: 5
R: 0 H: 1 E: 0 LOB: 1 K: 0 BB: 1 S: 3 P: 7
R: 0 H: 1 E: 0 LOB: 1 K: 0 BB: 0 S: 4 P: 4
R: 0 H: 0 E: 0 LOB: 0 K: 1 BB: 0 S: 5 P: 5
R: 0 H: 1 E: 0 LOB: 0 K: 0 BB: 0 S: 3 P: 3
R: 0 H: 0 E: 0 LOB: 0 K: 1 BB: 0 S: 5 P: 5
R: 0 H: 0 E: 0 LOB: 0 K: 1 BB: 0 S: 5 P: 5
R: 2 H: 1 E: 0 LOB: 0 K: 0 BB: 1 S: 4 P: 8
1B: 9 SF: 0 2B: 2 SAC: 2 3B: 1 DP: 3 HR: 1 HBP: 1
WP: 0 PA: 60 PB: 0 SB: 0 CS: 0
PITCHER IP WLS BF H R ER SO BB IBB HBP BLK WP HR S P ERA WHIP
Marion Fricano, R (1, 1) ERA: 3.85 7.0 35 8 7 4 2 4 0 1 0 0 0 34 51 5.14 1.714
Morrie Martin, L (8, 1) ERA: 4.46 7.0 L 25 4 2 2 3 2 0 0 0 0 1 29 37 2.57 0.857

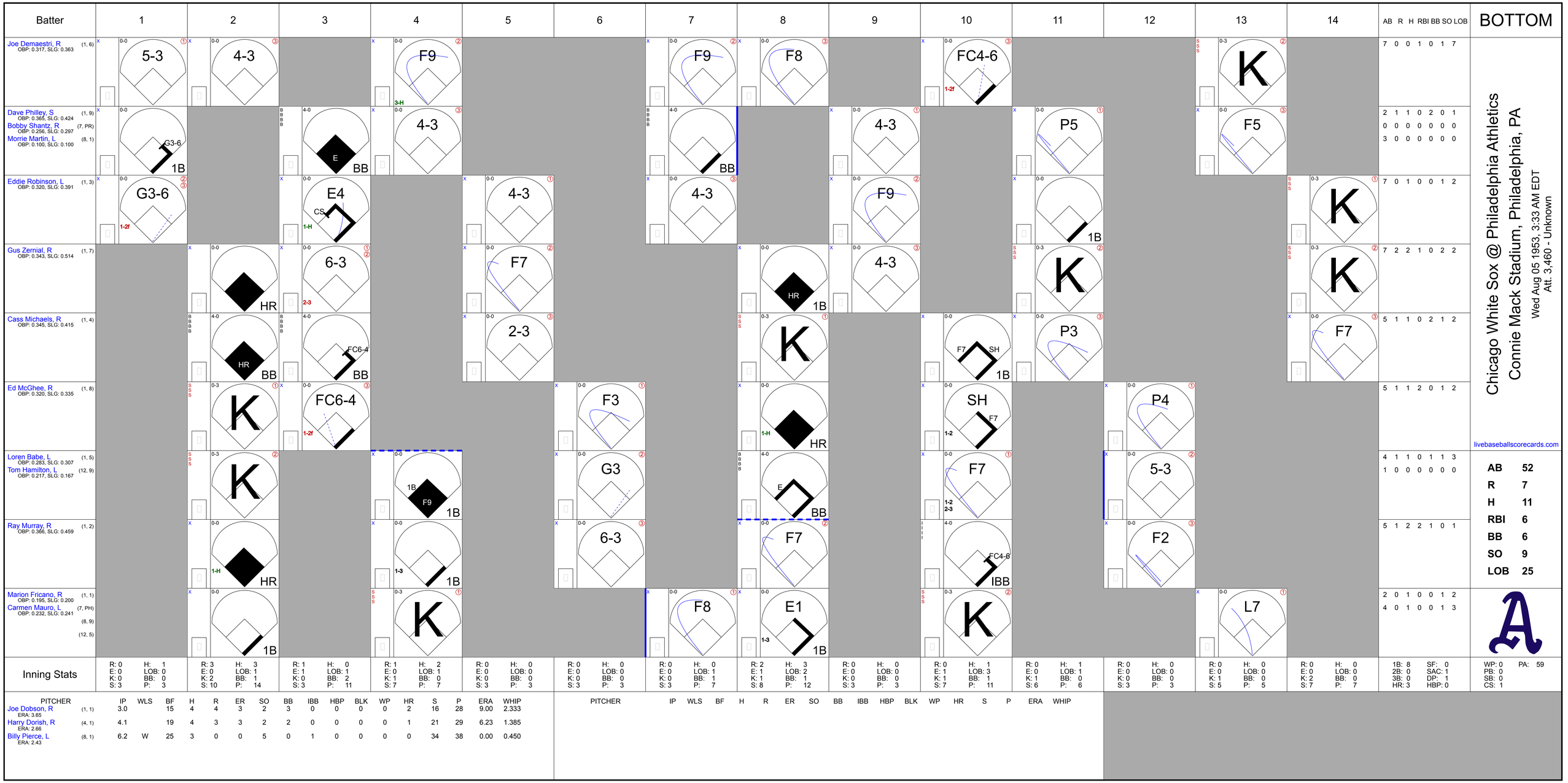
Batter
1
2
3
4
5
6
7
8
9
10
11
12
13
14
AB R H RBI BB SO LOB
BOTTOM
Joe Demaestri, R (1, 6)
OBP: 0.317, SLG: 0.363
5-3
4-3
F9
3-H
F9
F8
FC4-6
1-2f
K
7 0 0 1 0 1 7
Dave Philley, S (1, 9)
OBP: 0.365, SLG: 0.424
Bobby Shantz, R (7, PR)
OBP: 0.256, SLG: 0.297
Morrie Martin, L (8, 1)
OBP: 0.100, SLG: 0.100
G3-6
1B
E
BB
4-3
BB
4-3
P5
F5
2 1 1 0 2 0 1
0 0 0 0 0 0 0
3 0 0 0 0 0 0
Eddie Robinson, L (1, 3)
OBP: 0.320, SLG: 0.391
G3-6
1-2f
E4
CS
1-H
4-3
4-3
F9
1B
K
7 0 1 0 0 1 2
Gus Zernial, R (1, 7)
OBP: 0.343, SLG: 0.514
HR
6-3
2-3
F7
HR
1B
4-3
K
K
7 2 2 1 0 2 2
Cass Michaels, R (1, 4)
OBP: 0.345, SLG: 0.415
HR
BB
FC6-4
BB
2-3
K
F7
SH
1B
P3
F7
5 1 1 0 2 1 2
Ed McGhee, R (1, 8)
OBP: 0.320, SLG: 0.335
K
FC6-4
1-2f
F3
1-H
HR
SH
F7
1-2
P4
5 1 1 2 0 1 2
Loren Babe, L (1, 5)
OBP: 0.283, SLG: 0.307
Tom Hamilton, L (12, 9)
OBP: 0.217, SLG: 0.167
K
1B
F9
1B
G3
E
BB
F7
1-2
2-3
5-3
4 1 1 0 1 1 3
1 0 0 0 0 0 0
Ray Murray, R (1, 2)
OBP: 0.366, SLG: 0.459
1-H
HR
1-3
1B
6-3
F7
FC4-6
IBB
F2
5 1 2 2 1 0 1
Marion Fricano, R (1, 1)
OBP: 0.195, SLG: 0.200
Carmen Mauro, L (7, PH)
OBP: 0.232, SLG: 0.241
(8, 9)
(12, 5)
1B
K
F8
E1
1-3
1B
K
L7
2 0 1 0 0 1 2
4 0 1 0 0 1 3
Inning Stats
R: 0 H: 1
E: 0 LOB: 0
K: 0 BB: 0
S: 3 P: 3
R: 3 H: 3
E: 0 LOB: 1
K: 2 BB: 1
S: 10 P: 14
R: 1 H: 0
E: 1 LOB: 1
K: 0 BB: 2
S: 3 P: 11
R: 1 H: 2
E: 0 LOB: 1
K: 1 BB: 0
S: 7 P: 7
R: 0 H: 0
E: 0 LOB: 0
K: 0 BB: 0
S: 3 P: 3
R: 0 H: 0
E: 0 LOB: 0
K: 0 BB: 0
S: 3 P: 3
R: 0 H: 0
E: 0 LOB: 1
K: 0 BB: 1
S: 3 P: 7
R: 2 H: 3
E: 1 LOB: 2
K: 1 BB: 1
S: 8 P: 12
R: 0 H: 0
E: 0 LOB: 0
K: 0 BB: 0
S: 3 P: 3
R: 0 H: 1
E: 1 LOB: 3
K: 1 BB: 1
S: 7 P: 11
R: 0 H: 1
E: 0 LOB: 1
K: 1 BB: 0
S: 6 P: 6
R: 0 H: 0
E: 0 LOB: 0
K: 0 BB: 0
S: 3 P: 3
R: 0 H: 0
E: 0 LOB: 0
K: 1 BB: 0
S: 5 P: 5
R: 0 H: 0
E: 0 LOB: 0
K: 2 BB: 0
S: 7 P: 7
1B: 8 SF: 0
2B: 0 SAC: 1
3B: 0 DP: 1
HR: 3 HBP: 0
WP: 0 PA: 59
PB: 0
SB: 0
CS: 1
PITCHER IP WLS BF H R ER SO BB IBB HBP BLK WP HR S P ERA WHIP
Joe Dobson, R (1, 1) ERA: 3.65 3.0 15 4 4 3 2 3 0 0 0 0 2 16 28 9.00 2.333
Harry Dorish, R (4, 1) ERA: 2.66 4.1 19 4 3 3 2 2 0 0 0 0 1 21 29 6.23 1.385
Billy Pierce, L (8, 1) ERA: 2.43 6.2 W 25 3 0 0 5 0 1 0 0 0 0 34 38 0.00 0.450
Chicago White Sox @ Philadelphia Athletics
Connie Mack Stadium, Philadelphia, PA
Wed Aug 05 1953, 3:33 AM EDT
Att. 3,460 - Unknown
livebaseballscorecards.com
AB 52
R 7
H 11
RBI 6
BB 6
SO 9
LOB 25

Batter	1	2	3	4	5	6	7	8	9	AB	R	H	RBI	BB	SO	LOB
Nellie Fox, L (1, 4) OBP: 0.328, SLG: 0.364	P4		L9		6-3			HBP BB FC6-4 1B	F8	5	1	1	0	0	0	1
Bob Boyd, L (1, 3) OBP: 0.393, SLG: 0.238	P6		6-3			P6		BBBB FC6-4 HBP 1B BB 1-2	6-3	4	1	0	0	1	0	0
Minnie Minoso, R (1, 7) OBP: 0.420, SLG: 0.494	5-3			F9		5-3 1B		H SSS 1-0 FC6-4 HBP 1-2 2-3	0-3 K	4	0	1	0	0	1	0
Bob Elliott, R (1, 5) OBP: 0.385, SLG: 0.426 Connie Johnson, R (8, PR) OBP: 0.333, SLG: 0.200 Rocky Krsnich, R (8, 5) OBP: 0.306, SLG: 0.327		6-3		5-3		5-3 1-2		FC6-4 1B 1-2f 2-3 3-H		4 0 0	0 1 0	0 0 0	1 0 0	0 0 0	0 0 0	3 0 0
Sam Mele, R (1, 9) OBP: 0.392, SLG: 0.504		BBBB 2B BB		FC4-6 1B		P6		1B 2B 1B 1-2 3-H		3	2	2	1	1	0	1
Jim Rivera, L (1, 8) OBP: 0.335, SLG: 0.415		F7		FC4-6 1-2f			1B	2B 1B 1-2 2-H		4	1	2	1	0	0	2
Sherm Lollar, R (1, 2) OBP: 0.398, SLG: 0.418		1-H 2B			FC3-6 1B		F7	1-H 2B 2-H		4	0	3	3	0	0	1
Chico Carrasquel, R (1, 6) OBP: 0.305, SLG: 0.332 Tom Wright, L (7, PH) OBP: 0.320, SLG: 0.402 Fred Marsh, R (7, 6) OBP: 0.316, SLG: 0.314		F3			FC3-6 SH3-4 1-2f		F5	SSS K		2 1 1	0 0 0	0 0 0	0 0 0	0 0 0	0 0 1	2 1 2
Mike Fornieles, R (1, 1) OBP: 0.152, SLG: 0.156 Bud Stewart, L (7, PH) OBP: 0.426, SLG: 0.500 Luis Aloma, R (7, 1) Gene Bearden, L (7, 1) OBP: 0.190, SLG: 0.190			L6		SH3-4 1-2		F8	1-3		1 1 0 1	0 0 0 0	0 0 0 0	0 0 0 0	0 0 0 0	0 0 0 0	0 1 0 2
Inning Stats	R: 0 H: 0 E: 0 LOB: 0 K: 0 BB: 0 S: 3 P: 3	R: 1 H: 1 E: 0 LOB: 1 K: 0 BB: 1 S: 4 P: 8	R: 0 H: 0 E: 0 LOB: 0 K: 0 BB: 0 S: 3 P: 3	R: 0 H: 1 E: 0 LOB: 1 K: 0 BB: 0 S: 4 P: 4	R: 0 H: 1 E: 0 LOB: 1 K: 0 BB: 0 S: 4 P: 4	R: 0 H: 1 E: 0 LOB: 1 K: 0 BB: 0 S: 4 P: 4	R: 0 H: 1 E: 0 LOB: 1 K: 0 BB: 0 S: 4 P: 4	R: 5 H: 4 E: 0 LOB: 2 K: 1 BB: 1 S: 9 P: 14	R: 0 H: 0 E: 0 LOB: 0 K: 1 BB: 0 S: 5 P: 5	1B: 7 2B: 2 3B: 0 HR: 0	SF: 0 SAC: 1 DP: 0 HBP: 1					

PITCHER		IP	WLS	BF	H	R	ER	SO	BB	IBB	HBP	BLK	WP	HR	S	P	ERA	WHIP
Joe Coleman, R ERA: 3.54	(1, 1)	7.0		29	6	3	3	0	2	0	0	0	0	0	27	35	3.86	1.143
Harry Byrd, R ERA: 5.11	(8, 1)	1.0	L	7	3	3	3	1	0	0	1	0	0	0	8	9	27.00	3.000
Frank Fanovich, L ERA: 4.89	(9, 1)	1.0		3	0	0	0	1	0	0	0	0	0	0	5	5	0.00	0.000

PITCHER	IP	WLS	BF	H	R	ER	SO	BB	IBB	HBP	BLK	WP	HR	S	P	ERA	WHIP

TOP

Chicago White Sox @ Philadelphia Athletics
Connie Mack Stadium, Philadelphia, PA
Thu Aug 06 1953, 3:33 AM EDT
Att. 3,196 - Unknown

livebaseballscorecards.com

AB	35
R	6
H	9
RBI	6
BB	2
SO	2
LOB	16

WP: 0 PA: 39
PB: 0
SB: 0
CS: 0

Batter	1	2	3	4	5	6	7	8	9	AB	R	H	RBI	BB	SO	LOB
Joe Demaestri, R (1, 6) OBP: 0.311, SLG: 0.355	F8		P6		FC1-6 1-2f 2B		K		F9	5	1	0	0	0	1	1
Dave Philley, S (1, 9) OBP: 0.368, SLG: 0.429	F7		F2		1-H 2B		BB BB 1B		FC4-6 1B	5	0	3	1	0	0	0
Loren Babe, L (1, 5) OBP: 0.285, SLG: 0.306	BB BB 1B 1B		4-3		G3		BB 1-2 BB		FC4-6 FC3-6 1-2f	4	1	1	0	1	0	2
Gus Zernial, R (1, 7) OBP: 0.344, SLG: 0.511	BB 1-2 1B BB			6-3		E E 1B	F2		FC3-6 1-2f	4	1	1	0	1	0	3
Cass Michaels, R (1, 4) OBP: 0.350, SLG: 0.416	1B 1-2 2-3 BB			F8		E8 G3 1-H E 1B	1-2 2-3 BB			2	1	1	0	2	0	0
Eddie Robinson, L (1, 3) OBP: 0.321, SLG: 0.392	1-2 2-H 3-H 1B			FC6-4 1B		G3 2-3	K			4	0	2	1	0	1	4
Ed McGhee, R (1, 8) OBP: 0.315, SLG: 0.330		6-3		FC6-4 1-2f		K		K		4	0	0	0	0	2	2
Ray Murray, R (1, 2) OBP: 0.358, SLG: 0.448		6-3			4-3	E6 FC5-4 3-H		5-3		4	0	0	0	0	0	0
Joe Coleman, R (1, 1) OBP: 0.444, SLG: 0.375 Harry Byrd, R (8, 1) OBP: 0.203, SLG: 0.190 Joe Astroth, R (8, PH) OBP: 0.324, SLG: 0.339 Frank Fanovich, L (9, 1) OBP: 0.143, SLG: 0.143		K			FC1-6 1B	FC5-4 1-2f		K		3 0 1 0	0 0 0 0	1 0 0 0	0 0 0 0	0 0 1 0	1 0 0 0	1 0 0 0
Inning Stats	R: 1 E: 0 K: 0 S: 4 H: 2 LOB: 2 BB: 2 P: 12	R: 0 E: 0 K: 1 S: 5 H: 0 LOB: 0 BB: 0 P: 5	R: 0 E: 0 K: 0 S: 3 H: 0 LOB: 0 BB: 0 P: 3	R: 0 E: 0 K: 0 S: 4 H: 1 LOB: 1 BB: 0 P: 4	R: 1 E: 0 K: 0 S: 5 H: 2 LOB: 1 BB: 0 P: 5	R: 2 E: 2 K: 1 S: 8 H: 2 LOB: 1 BB: 0 P: 8	R: 0 E: 0 K: 2 S: 8 H: 1 LOB: 3 BB: 2 P: 16	R: 0 E: 0 K: 2 S: 7 H: 0 LOB: 0 BB: 0 P: 7	R: 0 E: 0 K: 0 S: 4 H: 1 LOB: 1 BB: 0 P: 4	1B: 8 2B: 1 3B: 0 HR: 0 SF: 0 SAC: 0 DP: 0 HBP: 0				WP: 0 PB: 0 SB: 0 CS: 0	PA: 40	

PITCHER	IP	WLS	BF	H	R	ER	SO	BB	IBB	HBP	BLK	WP	HR	S	P	ERA	WHIP
Mike Fornieles, R (1, 1) ERA: 3.31	6.0		27	7	4	2	2	2	0	0	0	0	0	29	37	3.00	1.500
Luis Aloma, R (7, 1) ERA: 4.13	0.2		5	1	0	0	1	2	0	0	0	0	0	5	13	0.00	4.500
Gene Bearden, L (7, 1) ERA: 2.55	2.1	W	8	1	0	0	3	0	0	0	0	0	0	14	14	0.00	0.429

PITCHER	IP	WLS	BF	H	R	ER	SO	BB	IBB	HBP	BLK	WP	HR	S	P	ERA	WHIP

BOTTOM

Chicago White Sox @ Philadelphia Athletics

Connie Mack Stadium, Philadelphia, PA

Thu Aug 06 1953, 3:33 AM EDT

Att. 3,196 - Unknown

livebaseballscorecards.com

AB	36
R	4
H	9
RBI	2
BB	4
SO	6
LOB	13

Batter	1	2	3	4	5	6	7	8	9	AB	R	H	RBI	BB	SO	LOB
Harvey Kuenn, R (1, 6) OBP: 0.353, SLG: 0.374	6-3 SH1-3 1B 1B		F8		6-3			F6		4	1	1	0	0	0	0
Jerry Priddy, R (1, 4) OBP: 0.324, SLG: 0.314	SH1-3 1-2		3B		K			K		3	0	1	0	0	2	0
Ray Boone, R (1, 5) OBP: 0.397, SLG: 0.536	6-3 2-3		K			F6		F8		4	0	0	0	0	1	2
Walt Dropo, R (1, 3) OBP: 0.285, SLG: 0.379	3-H 1B		F8			F7			K	4	0	1	1	0	1	1
Bob Nieman, R (1, 7) OBP: 0.356, SLG: 0.429	F3			6-3		K			F8	4	0	0	0	0	1	1
Jim Delsing, L (1, 8) OBP: 0.372, SLG: 0.437 Matt Batts, R (9, PH) OBP: 0.333, SLG: 0.425		6-3		G3			1B 1B		K	3 1	0 0	1 0	0 0	0 0	0 1	0 0
Steve Souchock, R (1, 9) OBP: 0.321, SLG: 0.481		4-3 1B		2B			G1-6-3 1-2 1B			3	0	3	0	0	0	0
Johnny Bucha, R (1, 2) OBP: 0.290, SLG: 0.253		4-3 1-2		5-3			F9			3	0	0	0	0	0	4
Ralph Branca, R (1, 1) OBP: 0.200, SLG: 0.333		K			5-3		G1-6-3 1-2f			3	0	0	0	0	1	3
Inning Stats	R: 1 E: 0 K: 0 S: 5 H: 2 LOB: 1 BB: 0 P: 5	R: 0 E: 0 K: 1 S: 6 H: 1 LOB: 1 BB: 0 P: 6	R: 0 E: 0 K: 1 S: 6 H: 1 LOB: 1 BB: 0 P: 6	R: 0 E: 0 K: 0 S: 4 H: 1 LOB: 1 BB: 0 P: 4	R: 0 E: 0 K: 1 S: 5 H: 0 LOB: 0 BB: 0 P: 5	R: 0 E: 0 K: 1 S: 5 H: 0 LOB: 0 BB: 0 P: 5	R: 0 E: 0 K: 0 S: 4 H: 2 LOB: 1 BB: 0 P: 4	R: 0 E: 0 K: 1 S: 5 H: 0 LOB: 0 BB: 0 P: 5	R: 0 E: 0 K: 2 S: 7 H: 0 LOB: 0 BB: 0 P: 7	1B: 5 2B: 1 3B: 1 HR: 0	SF: 0 SAC: 1 DP: 1 HBP: 0						

TOP

Detroit Tigers @ Philadelphia Athletics

Connie Mack Stadium, Philadelphia, PA

Fri Aug 07 1953, 3:33 AM EDT

Att. 2,708 - Unknown

livebaseballscorecards.com

AB	32
R	1
H	7
RBI	1
BB	0
SO	7
LOB	11

PITCHER		IP	WLS	BF	H	R	ER	SO	BB	IBB	HBP	BLK	WP	HR	S	P	ERA	WHIP
Alex Kellner, L ERA: 3.38	(1, 1)	9.0	W	33	7	1	1	7	0	0	0	0	0	0	47	47	1.00	0.778

PITCHER	IP	WLS	BF	H	R	ER	SO	BB	IBB	HBP	BLK	WP	HR	S	P	ERA	WHIP

Batter	1	2	3	4	5	6	7	8	9	AB	R	H	RBI	BB	SO	LOB
Joe Demaestri, R (1, 6) OBP: 0.312, SLG: 0.355	F3		1B 3-H		G3 2-3			SH3-4 1-2		3	0	1	1	0	0	1
Dave Philley, S (1, 9) OBP: 0.364, SLG: 0.425	1-3		F9		F7			F9		4	0	0	0	0	0	3
Loren Babe, L (1, 5) OBP: 0.280, SLG: 0.301	F5		F8			K S S S		F5		4	0	0	0	0	1	2
Gus Zernial, R (1, 7) OBP: 0.344, SLG: 0.517		K S S S		HR		F5				3	1	1	1	0	1	0
Cass Michaels, R (1, 4) OBP: 0.350, SLG: 0.415		G3-6-3 1B		F9		6-3				3	0	1	0	0	0	0
Eddie Robinson, L (1, 3) OBP: 0.321, SLG: 0.392		G3-6-3 1-2f		G5-4-3 1B			4-3			3	0	1	0	0	0	1
Ed McGhee, R (1, 8) OBP: 0.316, SLG: 0.330			1B 3B	G5-4-3 1-2f			F6			3	1	1	0	0	0	1
Ray Murray, R (1, 2) OBP: 0.363, SLG: 0.464			3B 1B 1-H		SH1-4 G3		F7			3	1	2	1	0	0	0
Alex Kellner, R (1, 1) OBP: 0.274, SLG: 0.271			F4		SH1-4 1-2			SH3-4 1B		2	0	1	0	0	0	1
Inning Stats	R: 0 E: 0 K: 0 S: 3 H: 0 LOB: 0 BB: 0 P: 3	R: 0 E: 0 K: 1 S: 5 H: 1 LOB: 0 BB: 0 P: 5	R: 2 E: 0 K: 0 S: 6 H: 3 LOB: 1 BB: 0 P: 6	R: 1 E: 0 K: 0 S: 4 H: 2 LOB: 0 BB: 0 P: 4	R: 0 E: 0 K: 0 S: 4 H: 1 LOB: 1 BB: 0 P: 4	R: 0 E: 0 K: 1 S: 5 H: 0 LOB: 0 BB: 0 P: 5	R: 0 E: 0 K: 0 S: 3 H: 0 LOB: 0 BB: 0 P: 3	R: 0 E: 0 K: 0 S: 4 H: 1 LOB: 1 BB: 0 P: 4		1B: 6 2B: 0 3B: 1 HR: 1 SF: 0 SAC: 2 DP: 2 HBP: 0						

PITCHER	IP	WLS	BF	H	R	ER	SO	BB	IBB	HBP	BLK	WP	HR	S	P	ERA	WHIP
Ralph Branca, R (1, 1) ERA: 4.74	8.0	L	30	8	3	3	2	0	0	0	0	0	1	34	34	3.38	1.000

PITCHER	IP	WLS	BF	H	R	ER	SO	BB	IBB	HBP	BLK	WP	HR	S	P	ERA	WHIP

BOTTOM

Detroit Tigers @ Philadelphia Athletics

Connie Mack Stadium, Philadelphia, PA

Fri Aug 07 1953, 3:33 AM EDT

Att. 2,708 - Unknown

livebaseballscorecards.com

AB	28
R	3
H	8
RBI	3
BB	0
SO	2
LOB	9

Batter	1	2	3	4	5	6	7	8	9	AB	R	H	RBI	BB	SO	LOB
Harvey Kuenn, R (1, 6) OBP: 0.354, SLG: 0.373	0-0 F9 6-3 1B		0-0 F8 ②		B B B 4-0 BB		0-0 1-3 ②		0-0 4-3 ③	4	0	1	0	1	0	1
Johnny Pesky, L (1, 4) OBP: 0.363, SLG: 0.400	0-0 6-3 ① 1-2		0-0 2B		0-0 F9 ③		0-0 G3 ③			4	0	1	0	0	0	3
Ray Boone, R (1, 5) OBP: 0.393, SLG: 0.529	0-0 F9 ② 2-3		0-0 F7 ③			0-0 F8 ①		0-0 F9 ①		4	0	0	0	0	0	2
Jim Delsing, L (1, 8) OBP: 0.370, SLG: 0.435	0-0 F8 ③			0-0 G3 ①		0-0 HR 1B		0-0 F5 ②		4	1	1	0	0	0	1
Walt Dropo, R (1, 3) OBP: 0.282, SLG: 0.376		0-0 F2 ①		0-0 5-3 ②		0-0 F4 ②		0-0 6-3 ③		4	0	0	0	0	0	1
Steve Souchock, R (1, 9) OBP: 0.326, SLG: 0.504		0-0 6-3 ②		0-0 6-3 ③		0-0 1-H HR			0-0 2B 1B	4	2	2	2	0	0	0
Bob Nieman, R (1, 7) OBP: 0.354, SLG: 0.426		0-0 F4 ③			0-0 5-3 ①	0-3 K ③			0-0 1-H 2B	3	0	0	0	0	1	0
Fred Hatfield, L (9, PH) OBP: 0.333, SLG: 0.299										1	0	1	1	0	0	0
Matt Batts, R (1, 2) OBP: 0.340, SLG: 0.457			0-0 HR		0-0 2B		0-0 HR		0-0 5-3 ①	3	2	3	2	0	0	0
Johnny Bucha, R (8, 2) OBP: 0.290, SLG: 0.253										0	0	0	0	0	0	0
Pat Mullin, L (9, PH) OBP: 0.380, SLG: 0.391										0	0	0	0	0	0	0
Jerry Priddy, R (9, PH) OBP: 0.322, SLG: 0.312										1	0	0	0	0	0	1
Steve Gromek, S (1, 1) OBP: 0.111, SLG: 0.077			0-0 4-3 ①		0-0 F5 ②		0-0 F5 ①		0-0 6-3 ②	3	0	0	0	0	0	1
Ray Herbert, R (7, 1) OBP: 0.250, SLG: 0.143										0	0	0	0	0	0	0
Don Lund, R (9, PH) OBP: 0.320, SLG: 0.360										1	0	0	0	0	0	1
Inning Stats	R: 0 E: 0 K: 0 S: 4 H: 1 LOB: 1 BB: 0 P: 4	R: 0 E: 0 K: 0 S: 3 H: 0 LOB: 0 BB: 0 P: 3	R: 1 E: 0 K: 0 S: 5 H: 2 LOB: 1 BB: 0 P: 5	R: 0 E: 0 K: 0 S: 3 H: 0 LOB: 0 BB: 0 P: 3	R: 0 E: 0 K: 0 S: 4 H: 1 LOB: 2 BB: 1 P: 8	R: 2 E: 0 K: 1 S: 7 H: 2 LOB: 0 BB: 0 P: 7	R: 1 E: 0 K: 0 S: 4 H: 1 LOB: 0 BB: 0 P: 4	R: 0 E: 0 K: 0 S: 3 H: 0 LOB: 0 BB: 0 P: 3	R: 1 E: 0 K: 0 S: 5 H: 2 LOB: 1 BB: 0 P: 5	1B: 3 2B: 3 3B: 0 HR: 3	SF: 0 SAC: 0 DP: 0 HBP: 0						

TOP

Detroit Tigers @ Philadelphia Athletics

Connie Mack Stadium, Philadelphia, PA

Sat Aug 08 1953, 3:33 AM EDT

Att. 2,552 - Unknown

livebaseballscorecards.com

AB	36
R	5
H	9
RBI	5
BB	1
SO	1
LOB	11

WP: 0 PB: 0 SB: 0 CS: 0 PA: 37

PITCHER		IP	WLS	BF	H	R	ER	SO	BB	IBB	HBP	BLK	WP	HR	S	P	ERA	WHIP
Marion Fricano, R ERA: 3.95	(1, 1)	8.0	W	34	9	5	5	1	1	0	0	0	0	3	35	39	5.62	1.250
Morrie Martin, L ERA: 4.42	(9, 1)	1.0	S	3	0	0	0	0	0	0	0	0	0	0	3	3	0.00	0.000

PITCHER	IP	WLS	BF	H	R	ER	SO	BB	IBB	HBP	BLK	WP	HR	S	P	ERA	WHIP

Detroit Tigers @ Philadelphia Athletics

Connie Mack Stadium, Philadelphia, PA

Sat Aug 08 1953, 3:33 AM EDT

Att. 2,552 - Unknown

BOTTOM

Batter	1	2	3	4	5	6	7	8	9	AB	R	H	RBI	BB	SO	LOB
Joe Demaestri, R (1, 6) OBP: 0.317, SLG: 0.380	F7		F2		HR	2B	6-3 2B; 2-H; 3-H; 2B			5	2	3	3	0	0	0
Dave Philley, S (1, 9) OBP: 0.363, SLG: 0.424	2B		4-3		F6	F8	6-3; 2-3			5	0	1	0	0	0	2
Loren Babe, L (1, 5) OBP: 0.283, SLG: 0.304	F6		BB		F9	F9	2B; 3-H			4	0	1	1	1	0	2
Gus Zernial, R (1, 7) OBP: 0.344, SLG: 0.515	BB		5-3		S 1B	K	1-3			4	1	1	0	1	1	3
Cass Michaels, R (1, 4) OBP: 0.354, SLG: 0.414	F7			FC3-6 BB	1B; 1-2		1B 1B	4-3		3	2	1	0	2	0	2
Eddie Robinson, L (1, 3) OBP: 0.322, SLG: 0.392		4-3		FC3-6 1B; 1-2f	1B; 1-2; 2-H		E 1B; 1-3	K		5	2	2	1	0	1	1
Ed McGhee, R (1, 8) OBP: 0.320, SLG: 0.335		1B		1-2	1B; 1-2; 2-H		E5 1B; 1-2	4-3		5	1	3	1	0	0	2
Ray Murray, R (1, 2) OBP: 0.366, SLG: 0.465		F8		F9	1-3; 2-H		1-3; 2-H; 3-H			4	1	2	3	0	0	3
Marion Fricano, R (1, 1) OBP: 0.178, SLG: 0.182		K		4-3	F8		4-3			4	0	0	0	0	1	7
Morrie Martin, L (9, 1) OBP: 0.100, SLG: 0.100										0	0	0	0	0	0	0
Inning Stats	R: 0 E: 0 K: 0 S: 4 H: 1 LOB: 2 BB: 1 P: 8	R: 0 E: 0 K: 1 S: 6 H: 1 LOB: 1 BB: 0 P: 6	R: 0 E: 0 K: 0 S: 3 H: 0 LOB: 1 BB: 1 P: 7	R: 0 E: 0 K: 0 S: 4 H: 1 LOB: 2 BB: 1 P: 8	R: 4 E: 0 K: 0 S: 8 H: 5 LOB: 2 BB: 1 P: 12	R: 0 E: 0 K: 1 S: 6 H: 1 LOB: 1 BB: 0 P: 6	R: 5 E: 1 K: 0 S: 9 H: 5 LOB: 1 BB: 0 P: 9	R: 0 E: 0 K: 1 S: 5 H: 0 LOB: 0 BB: 0 P: 5		1B: 9 2B: 4 3B: 0 HR: 1 SF: 0 SAC: 0 DP: 0 HBP: 0						

livebaseballscorecards.com

AB	39
R	9
H	14
RBI	9
BB	4
SO	3
LOB	22

PITCHER		IP	WLS	BF	H	R	ER	SO	BB	IBB	HBP	BLK	WP	HR	S	P	ERA	WHIP
Steve Gromek, R ERA: 5.48	(1, 1)	6.0	L	35	12	8	7	2	4	0	0	0	0	1	35	51	10.50	2.667
Ray Herbert, R ERA: 5.91	(7, 1)	2.0		8	2	1	0	1	0	0	0	0	0	0	10	10	0.00	1.000

PITCHER	IP	WLS	BF	H	R	ER	SO	BB	IBB	HBP	BLK	WP	HR	S	P	ERA	WHIP

Batter	1	2	3	4	5	6	7	8	9	10	AB	R	H	RBI	BB	SO	LOB
Harvey Kuenn, R (1, 6) OBP: 0.356, SLG: 0.377	F9		K		1B		1B WP 1-2 F7 1B		2B		5	1	3	0	0	1	0
Johnny Pesky, L (1, 4) OBP: 0.368, SLG: 0.406	E 2B		BB HBP		F9		1B 1-3 2-H 1B		F6		4	1	2	0	0	0	2
Ray Boone, R (1, 5) OBP: 0.390, SLG: 0.522	K		1-2 BB		K		F7 3-H		F7		4	0	0	1	1	2	4
Jim Delsing, L (1, 8) OBP: 0.368, SLG: 0.432	E7 2-H		F7			4-3	1-3 1B		1-3		5	0	1	0	0	0	3
Matt Batts, R (1, 2) OBP: 0.334, SLG: 0.449	K			6-3		F3	F8			F7	5	0	0	0	0	1	3
Steve Souchock, R (1, 7) (7, 9) OBP: 0.329, SLG: 0.500		K		1B 1B		1B		K		4-3	5	0	2	0	0	2	0
Walt Dropo, R (1, 3) OBP: 0.281, SLG: 0.374		F5		BLK 1-3 1B		5-3		K		F8	5	0	1	0	0	1	1
Don Lund, R (1, 9) OBP: 0.319, SLG: 0.358		K		K 1-2			WP 1B BB	BB			2	0	0	0	0	2	1
Fred Hatfield, L (7, PH) OBP: 0.336, SLG: 0.299											0	1	0	0	1	0	0
Bob Nieman, R (7, 7) OBP: 0.355, SLG: 0.426											0	0	0	0	1	0	0
Dick Marlowe, R (1, 1) OBP: 0.241, SLG: 0.241			1-3		F5		K	4-3			0	0	0	0	0	0	0
Al Aber, L (2, 1)											2	0	0	0	0	0	0
Pat Mullin, L (7, PH) OBP: 0.375, SLG: 0.386											1	0	0	0	0	1	1
Bob Miller, R (7, 1)											1	0	0	0	0	0	1

TOP

Detroit Tigers @ Philadelphia Athletics

Connie Mack Stadium, Philadelphia, PA

Sun Aug 09 1953, 3:33 AM EDT

Unknown

livebaseballscorecards.com

AB	39
R	3
H	9
RBI	1
BB	3
SO	10
LOB	16

Inning Stats	1	2	3	4	5	6	7	8	9	10
	R: 1 E: 1 K: 2 S: 9	H: 1 LOB: 1 BB: 0 P: 9	R: 0 E: 0 K: 2 S: 7	H: 0 LOB: 0 BB: 0 P: 7	R: 0 E: 0 K: 1 S: 5	H: 0 LOB: 2 BB: 1 P: 10	R: 0 E: 0 K: 1 S: 6	H: 2 LOB: 1 BB: 0 P: 6	R: 0 E: 0 K: 1 S: 6	H: 1 LOB: 1 BB: 0 P: 6	R: 0 E: 0 K: 0 S: 4	H: 1 LOB: 1 BB: 0 P: 4	R: 2 E: 0 K: 1 S: 8	H: 3 LOB: 2 BB: 1 P: 12	R: 0 E: 0 K: 2 S: 7	H: 0 LOB: 1 BB: 1 P: 11	R: 0 E: 0 K: 0 S: 4	H: 1 LOB: 1 BB: 0 P: 4	R: 0 E: 0 K: 0 S: 3	H: 0 LOB: 0 BB: 0 P: 3

1B: 7	SF: 0	WP: 2	PA: 43
2B: 2	SAC: 0	PB: 0	
3B: 0	DP: 0	SB: 0	
HR: 0	HBP: 1	CS: 0	

PITCHER	IP	WLS	BF	H	R	ER	SO	BB	IBB	HBP	BLK	WP	HR	S	P	ERA	WHIP
Harry Byrd, R (1, 1) ERA: 5.02	6.2		31	8	3	2	8	2	0	1	1	1	0	44	53	2.70	1.500
Morrie Martin, L (7, 1) ERA: 4.29	3.1	W	12	1	0	0	2	1	0	0	0	0	0	15	19	0.00	0.600

PITCHER	IP	WLS	BF	H	R	ER	SO	BB	IBB	HBP	BLK	WP	HR	S	P	ERA	WHIP

Detroit Tigers @ Philadelphia Athletics

Connie Mack Stadium, Philadelphia, PA

Sun Aug 09 1953, 3:33 AM EDT

Unknown

livebaseballscorecards.com

BOTTOM

Batter	1	2	3	4	5	6	7	8	9	10	AB	R	H	RBI	BB	SO	LOB
Joe Demaestri, R (1, 6) OBP: 0.315, SLG: 0.376	G6-3 1B	G5-4-3 1-2f			F7		F2			F4	5	0	1	0	0	0	3
Dave Philley, S (1, 9) OBP: 0.363, SLG: 0.424	G6-3 1-2f		5-3 SH5-3 1B		F9		FC6-4 1-2f			1B 1B	5	1	2	0	0	0	2
Loren Babe, L (1, 5) OBP: 0.290, SLG: 0.309	HR 1B		SH5-3 1-2		BBBB BB			3-1		1B 1-3	3	1	2	0	1	0	0
Gus Zernial, R (1, 7) OBP: 0.346, SLG: 0.523 Carmen Mauro, L (3, 7) OBP: 0.224, SLG: 0.233 Ray Murray, R (10, PH) OBP: 0.369, SLG: 0.468	1-H HR		5-3 2-3		SSS K			6-3		1-2 3-H	1 3 1	1 0 0	1 0 1	2 0 1	0 1 0	0 2 0	0 2 0
Cass Michaels, R (1, 4) OBP: 0.352, SLG: 0.412	F7		6-3			G5-4-3 1B		F7			4	0	1	0	0	0	1
Eddie Robinson, L (1, 3) OBP: 0.321, SLG: 0.393		1B 2B		F9		F2			3-1		4	1	1	0	0	0	1
Ed McGhee, R (1, 8) OBP: 0.316, SLG: 0.330		SSS K		6-3		G5-4-3 1-2f			F9		4	0	0	0	0	1	2
Joe Astroth, R (1, 2) OBP: 0.327, SLG: 0.342		1B 2-H 1B					5-3		F9		4	0	2	1	0	0	0
Harry Byrd, R (1, 1) OBP: 0.213, SLG: 0.200 Morrie Martin, L (7, 1) OBP: 0.125, SLG: 0.125		G5-4-3 1-2 1B		G3			FC6-4 1B			3-1	2 2	0 0	1 1	0 0	0 0	0 0	1 0
Inning Stats	R: 2 H: 3 E: 0 LOB: 0 K: 0 BB: 0 S: 5 P: 5	R: 1 H: 3 E: 0 LOB: 1 K: 1 BB: 0 S: 7 P: 7	R: 0 H: 1 E: 0 LOB: 1 K: 0 BB: 0 S: 4 P: 4	R: 0 H: 1 E: 0 LOB: 1 K: 0 BB: 0 S: 4 P: 4	R: 0 H: 0 E: 0 LOB: 1 K: 1 BB: 1 S: 5 P: 9	R: 0 H: 1 E: 0 LOB: 0 K: 0 BB: 0 S: 3 P: 3	R: 0 H: 1 E: 0 LOB: 1 K: 0 BB: 0 S: 4 P: 4	R: 0 H: 0 E: 0 LOB: 0 K: 0 BB: 0 S: 3 P: 3	R: 0 H: 0 E: 0 LOB: 0 K: 0 BB: 0 S: 3 P: 3	R: 1 H: 3 E: 0 LOB: 2 K: 0 BB: 0 S: 5 P: 5	1B: 11 SF: 0 2B: 1 SAC: 1 3B: 0 DP: 3 HR: 1 HBP: 0						

	AB	38
	R	4
	H	13
	RBI	4
	BB	1
	SO	2
	LOB	12

WP: 0 PA: 40
PB: 0
SB: 0
CS: 0

PITCHER		IP	WLS	BF	H	R	ER	SO	BB	IBB	HBP	BLK	WP	HR	S	P	ERA	WHIP
Dick Marlowe, R ERA: 4.88	(1, 1)	1.1		9	6	3	3	1	0	0	0	0	0	1	11	11	20.25	4.500
Al Aber, L ERA: 5.4	(2, 1)	4.2		16	3	0	0	1	1	0	0	0	0	0	17	21	0.00	0.857
Bob Miller, L ERA: 5.73	(7, 1)	3.2	L	15	4	1	1	0	0	0	0	0	0	0	15	15	2.46	1.091

PITCHER	IP	WLS	BF	H	R	ER	SO	BB	IBB	HBP	BLK	WP	HR	S	P	ERA	WHIP

TOP

Detroit Tigers @ Philadelphia Athletics

Connie Mack Stadium, Philadelphia, PA

Sun Aug 09 1953, 3:38 AM EDT

Att. 3,558 - Unknown

Batter	1	2	3	4	5	6	7	8	9	10	AB	R	H	RBI	BB	SO	LOB
Harvey Kuenn, R (1, 6) OBP: 0.356, SLG: 0.376	BBBB 4-0 S WP BB	x 0-0 6-3 ②		x 0-0 FC5-4 1-2 1B		x 0-0 F9 ②		x 0-0 F9 ③		x 0-0 F7 ③	5	0	1	0	1	0	4
Jerry Priddy, R (1, 3) OBP: 0.313, SLG: 0.302	x 0-0 F9 ①	x 0-0 F3 ③		x 0-0 FC5-4 ③ 1-2f		x 0-0 4-3 ③			x 0-0 F9 ①		5	0	0	0	0	0	4
Walt Dropo, R (10, 3) OBP: 0.281, SLG: 0.374											0	0	0	0	0	0	0
Ray Boone, R (1, 5) OBP: 0.390, SLG: 0.530	x 0-0 4-3 ② 1-3		x 0-0 HR		SSS 0-3 K ①		x 0-0 1B		x 0-0 F3 ②		5	1	2	1	0	1	1
Steve Souchock, R (1, 7) OBP: 0.325, SLG: 0.490	SSS 0-3 K ③		x 0-0 4-3 ①		x 0-0 S BB 3B 1B		x 0-0 F8 ①		x 0-0 6-3 ③		5	1	1	0	0	1	2
Don Lund, R (1, 9) OBP: 0.321, SLG: 0.367		x 0-0 HR	x 0-0 F7 ②		BBBB 4-0 S 1-2 3B BB		SSS 0-3 K ②			x 0-0 F4 ①	3	2	1	1	1	1	1
Pat Mullin, L (10, PH) OBP: 0.370, SLG: 0.380											1	0	0	0	0	0	0
Al Kaline, R (10, 9) OBP: 0.125, SLG: 0.125											0	0	0	0	0	0	0
Jim Delsing, L (1, 8) OBP: 0.369, SLG: 0.437		x 0-0 E3 2B 1B	SSS 0-3 K ③		x 0-0 WP 1-H 2-H 3B		x 0-0 F6 ③			x 0-0 1B FC1-6 1B	5	3	2	2	0	1	1
Johnny Bucha, R (1, 2) OBP: 0.296, SLG: 0.273		x 0-0 1B 1-3 2B		x 0-0 F7 ①	x 0-0 6-3 ② 3-H			x 0-0 6-3 ①		x 0-0 FC1-6 1-3 1B	5	1	2	0	0	0	0
Johnny Pesky, L (1, 4) OBP: 0.368, SLG: 0.403		x 0-0 SH3-4 2-H 3-H 1B		x 0-0 F6 ②	SSS 0-3 K ③			BBBB 4-0 BB		x 0-0 FC1-6 ② 1B 1-2f 3-H	4	0	1	3	1	1	1
Ned Garver, R (1, 1) OBP: 0.218, SLG: 0.216		x 0-0 SH3-4 ① 1-2		x 0-0 1B 1B		x 0-0 F9 ①		x 0-0 F7 ②		x 0-0 1-2 1B	2	0	1	0	0	0	0
Ray Herbert, R (6, 1) OBP: 0.235, SLG: 0.133											1	0	0	0	0	0	1
Fred Hatfield, L (10, PH) OBP: 0.339, SLG: 0.303											1	0	1	0	0	0	0
Ralph Branca, R (10, 1) OBP: 0.200, SLG: 0.333											0	0	0	0	0	0	0
Inning Stats	R: 0 E: 0 K: 1 S: 5 H: 0 LOB: 1 BB: 1 P: 9	R: 3 E: 1 K: 0 S: 7 H: 3 LOB: 1 BB: 0 P: 7	R: 1 E: 0 K: 1 S: 6 H: 1 LOB: 0 BB: 0 P: 6	R: 0 E: 0 K: 0 S: 5 H: 2 LOB: 2 BB: 0 P: 5	R: 3 E: 0 K: 2 S: 9 H: 2 LOB: 0 BB: 1 P: 13	R: 0 E: 0 K: 0 S: 3 H: 0 LOB: 0 BB: 0 P: 3	R: 0 E: 0 K: 1 S: 6 H: 1 LOB: 1 BB: 0 P: 6	R: 0 E: 0 K: 0 S: 3 H: 0 LOB: 1 BB: 1 P: 7	R: 0 E: 0 K: 0 S: 3 H: 0 LOB: 0 BB: 0 P: 3	R: 1 E: 0 K: 0 S: 6 H: 3 LOB: 2 BB: 0 P: 6	1B: 8 2B: 1 3B: 1 HR: 2	SF: 0 SAC: 1 DP: 0 HBP: 0					

livebaseballscorecards.com

	AB	42
	R	8
	H	12
	RBI	7
	BB	3
	SO	5
	LOB	15

WP: 2 PB: 0 SB: 3 CS: 0 PA: 46

PITCHER	IP	WLS	BF	H	R	ER	SO	BB	IBB	HBP	BLK	WP	HR	S	P	ERA	WHIP
Frank Fanovich, L (1, 1) ERA: 5.63	5.0		26	8	7	6	4	2	0	0	0	2	2	32	40	10.80	2.000
Rinty Monahan, R (6, 1) ERA:	1.0		3	0	0	0	0	0	0	0	0	0	0	3	3	0.00	0.000
Bobo Newsom, R (7, 1) ERA: 5.32	4.0		17	4	1	1	1	1	0	0	0	0	0	18	22	2.25	1.250

PITCHER	IP	WLS	BF	H	R	ER	SO	BB	IBB	HBP	BLK	WP	HR	S	P	ERA	WHIP

Detroit Tigers @ Philadelphia Athletics

Connie Mack Stadium, Philadelphia, PA

Sun Aug 09 1953, 3:38 AM EDT

Att. 3,558 - Unknown

livebaseballscorecards.com

BOTTOM

Batter	1	2	3	4	5	6	7	8	9	10	AB	R	H	RBI	BB	SO	LOB
Joe Demaestri, R (1, 6) OBP: 0.313, SLG: 0.373	L6		FC4-6, 1B		1-3 1-2	K			1-3		5	0	1	0	0	1	1
Tom Hamilton, L (10, 9) OBP: 0.217, SLG: 0.167											0	0	0	0	0	0	0
Dave Philley, S (1, 9) OBP: 0.363, SLG: 0.422	BBBB S BB		FC4-6 1-2f		1B 2-H		1-3			F5	4	0	1	1	1	0	1
(10, 5)																	
Loren Babe, L (1, 5) OBP: 0.288, SLG: 0.307	F8 1-2			3-1	G3		F7			1B F7 1B	5	1	1	0	0	0	2
(10, 6)																	
Eddie Robinson, L (1, 3) OBP: 0.320, SLG: 0.391	F8			F6		F9	4-3			1-3 1B	5	0	1	0	0	0	1
Marion Fricano, R (10, PR) OBP: 0.178, SLG: 0.182											0	0	0	0	0	0	0
Cass Michaels, R (1, 4) OBP: 0.347, SLG: 0.405		5-3		F8		4-3		6-3		F7 3-H	5	0	0	1	0	0	1
Carmen Mauro, L (1, 7) OBP: 0.243, SLG: 0.263		P5			2B 2B	1B HR 1B		G1-6-3 1B		4-3	5	2	3	0	0	0	1
Ed McGhee, R (1, 8) OBP: 0.315, SLG: 0.329		6-3			F8	BB 1-3 HR 1B		G1-6-3 1-2f			4	1	1	0	0	0	2
Ray Murray, R (1, 2) OBP: 0.369, SLG: 0.468			F9		1B 2-H 2B	BB 1-2 HR BB			G3		0	0	0	0	0	0	0
Neal Watlington, L (3, 2) OBP: 0.185, SLG: 0.160											3	2	1	1	1	0	0
Frank Fanovich, L (1, 1) OBP: 0.125, SLG: 0.125			4-3		1-3 1B 2-H 1B	1-H 2-H 3-H HR			1-3		1	0	0	0	0	0	0
Elmer Valo, L (5, PH) OBP: 0.355, SLG: 0.130											1	0	1	1	0	0	0
Bobby Shantz, R (5, PR) OBP: 0.256, SLG: 0.297											0	1	0	0	0	0	0
Rinty Monahan, R (6, 1)											0	0	0	0	0	0	0
Gus Zernial, R (6, PH) OBP: 0.347, SLG: 0.532											1	1	1	4	0	0	0
Bobo Newsom, R (7, 1)											1	0	0	0	0	0	0

Inning Stats	1	2	3	4	5	6	7	8	9	10
	R: 0 E: 0 K: 0 S: 3	R: 0 E: 0 K: 0 S: 3	R: 0 E: 0 K: 0 S: 4	R: 0 E: 0 K: 0 S: 3	R: 3 E: 0 K: 0 S: 7	R: 4 E: 0 K: 1 S: 8	R: 0 E: 0 K: 0 S: 3	R: 0 E: 0 K: 0 S: 3	R: 0 E: 0 K: 0 S: 3	R: 1 E: 0 K: 0 S: 5
	H: 0 LOB: 1 BB: 1 P: 7	H: 0 LOB: 0 BB: 0 P: 3	H: 1 LOB: 1 BB: 0 P: 4	H: 0 LOB: 0 BB: 0 P: 3	H: 4 LOB: 1 BB: 0 P: 7	H: 3 LOB: 0 BB: 1 P: 12	H: 0 LOB: 0 BB: 0 P: 3	H: 1 LOB: 0 BB: 0 P: 3	H: 0 LOB: 0 BB: 0 P: 3	H: 2 LOB: 1 BB: 0 P: 5

| | | | | | | | | | | | | | | | | |

Batter	1	2	3	4	5	6	7	8	9	AB	R	H	RBI	BB	SO	LOB
Billy Goodman, L (1, 4) OBP: 0.391, SLG: 0.410	G5-4-3, 1B 1B	2B F7 1B		K		4-3		SH5-3 1-2		4	2	2	0	0	1	0
Hoot Evers, R (1, 7) OBP: 0.309, SLG: 0.406	G5-4-3 1-2 1B	1-3 2B		5-3		F8		5-3		5	0	2	0	0	0	1
Dick Gernert, R (1, 3) OBP: 0.385, SLG: 0.444	G5-4-3 1-2f 2-3	F7 3-H			SH1-3, BB FC6-4 1B		E, BB 1B BB	L4		4	2	1	1	1	0	4
George Kell, R (1, 5) OBP: 0.387, SLG: 0.503	1B 3-H 1B	BB			FC6-4, SH1-3 1-2 WP BB		E 1-2 1B BB		4-3 1B	2	3	1	1	3	0	0
Sammy White, R (1, 2) OBP: 0.321, SLG: 0.445	BB, 1B 1-2 1B	6-3			SH1-3 1-2 2-3		FC1-6 1-H 2-H 1B		1B	4	0	3	2	0	0	2
Tom Umphlett, R (1, 8) OBP: 0.356, SLG: 0.421	BB 1-2 2-H 1B		F7		FC6-4 BB		FC1-6 WP 1-2f		F9	4	0	1	1	1	0	2
Jim Piersall, R (1, 9) OBP: 0.317, SLG: 0.357	FC5-4 1-2 2-3 BB		F8		FC6-4 WP 1-2f 2-3 3-H		F8		F9	4	0	0	1	1	0	4
Ted Lepcio, R (1, 6) OBP: 0.309, SLG: 0.374 Del Wilber, R (7, PH) OBP: 0.295, SLG: 0.528 Johnny Lipon, R (7, 6) OBP: 0.290, SLG: 0.266	FC5-4 1-2f		5-3		K 1-2 3-H		K 1-2			3	0	0	0	0	1	4
										1	0	0	0	0	1	1
										0	0	0	0	0	0	0
Mel Parnell, L (1, 1) OBP: 0.257, SLG: 0.265 Ellis Kinder, R (9, 1) OBP: 0.381, SLG: 0.429 Bill Henry, L (9, 1) OBP: 0.267, SLG: 0.467 Ben Flowers, R (9, 1) OBP: 0.154, SLG: 0.231		4-3		4-3		P6		SH5-3 1B		4	0	1	0	0	0	0
										0	0	0	0	0	0	0
										0	0	0	0	0	0	0
										0	0	0	0	0	0	0
Inning Stats	R: 2 E: 0 K: 0 S: 7 H: 5 LOB: 3 BB: 1 P: 11	R: 1 E: 0 K: 0 S: 5 H: 2 LOB: 2 BB: 1 P: 9	R: 0 E: 0 K: 0 S: 3 H: 0 LOB: 0 BB: 0 P: 3	R: 0 E: 0 K: 1 S: 5 H: 0 LOB: 0 BB: 0 P: 5	R: 2 E: 0 K: 1 S: 6 H: 1 LOB: 1 BB: 2 P: 14	R: 0 E: 0 K: 0 S: 3 H: 0 LOB: 0 BB: 0 P: 3	R: 2 E: 1 K: 1 S: 6 H: 1 LOB: 1 BB: 2 P: 14	R: 0 E: 0 K: 0 S: 4 H: 1 LOB: 1 BB: 0 P: 4	R: 0 E: 0 K: 0 S: 4 H: 1 LOB: 1 BB: 0 P: 4	1B: 10 2B: 1 3B: 0 HR: 0 SF: 0 SAC: 2 DP: 1 HBP: 0						

PITCHER	IP	WLS	BF	H	R	ER	SO	BB	IBB	HBP	BLK	WP	HR	S	P	ERA	WHIP
Alex Kellner, L (1, 1) ERA: 3.56	9.0	L	43	11	7	7	3	6	0	0	0	2	0	43	67	7.00	1.889

PITCHER	IP	WLS	BF	H	R	ER	SO	BB	IBB	HBP	BLK	WP	HR	S	P	ERA	WHIP

Boston Red Sox @ Philadelphia Athletics

Connie Mack Stadium, Philadelphia, PA

Tue Aug 11 1953, 3:33 AM EDT

Sunny - 86 F

TOP

livebaseballscorecards.com

AB	35
R	7
H	11
RBI	6
BB	6
SO	3
LOB	18

WP: 2 PB: 0 SB: 0 CS: 0 PA: 43

BOTTOM

Boston Red Sox @ Philadelphia Athletics

Connie Mack Stadium, Philadelphia, PA

Tue Aug 11 1953, 3:33 AM EDT

Sunny - 86 F

livebaseballscorecards.com

Batter	1	2	3	4	5	6	7	8	9	AB	R	H	RBI	BB	SO	LOB
Loren Babe, L (1, 5) OBP: 0.291, SLG: 0.309	1-3	FC4-6, 1-2, 1B		4-3			F9		E, SH1-4, FC3-2-5, 1-2, 1B	5	0	2	0	0	0	0
Dave Philley, S (1, 9) OBP: 0.363, SLG: 0.421	G3	FC4-6, 1-2f, 2-H		CS, 1B			K		SH1-4, 1-2, 2-3	4	0	1	0	0	1	1
Elmer Valo, L (1, 7) OBP: 0.333, SLG: 0.143 Carmen Mauro, L (9, PR) OBP: 0.243, SLG: 0.263	HR, 1B	F3		K, 1-2			6-3		E4, FC3-2-5, 2-3, 3-H	5 0	1 0	1 0	1 0	0 0	1 0	4 0
Eddie Robinson, L (1, 3) OBP: 0.319, SLG: 0.389 Marion Fricano, R (9, PR) OBP: 0.178, SLG: 0.182	HR, 1-2, 1B	K			P4			K	FC3-2-5, 1-2, 3-H	5 0	1 0	1 0	0 0	0 0	2 0	3 0
Cass Michaels, R (1, 4) OBP: 0.351, SLG: 0.416	HR, 1-H, 2-H	G3, BB			F5			6-3, 1B	K	4	1	2	3	1	1	2
Ed McGhee, R (1, 8) OBP: 0.314, SLG: 0.325	1B, BB	F9			K			6-3, 1-2		3	0	0	0	1	1	2
Pete Suder, R (1, 6) OBP: 0.326, SLG: 0.360	1-2, 1B	G3, 1-2				6-3		K		4	0	1	0	0	1	2
Joe Astroth, R (1, 2) OBP: 0.330, SLG: 0.342	F7		BB			5-3			WP, 1B, 1B	3	1	1	0	1	0	2
Alex Kellner, R (1, 1) OBP: 0.277, SLG: 0.262 Gus Zernial, R (9, PH) OBP: 0.349, SLG: 0.533 Bobby Shantz, R (9, PR) OBP: 0.256, SLG: 0.297		1B, E, BB	K			K			SH1-4, 1B, 1-H, E, 1B	2 1 0	1 0 1	0 1 0	0 1 0	1 0 0	2 0 0	2 0 0
Inning Stats	R: 3 E: 0 K: 0 S: 7 H: 4 LOB: 2 BB: 1 P: 11	R: 1 E: 1 K: 1 S: 6 H: 1 LOB: 1 BB: 1 P: 10	R: 0 E: 0 K: 1 S: 5 H: 0 LOB: 2 BB: 2 P: 13	R: 0 E: 0 K: 1 S: 5 H: 1 LOB: 1 BB: 0 P: 5	R: 0 E: 0 K: 1 S: 5 H: 0 LOB: 0 BB: 0 P: 5	R: 0 E: 0 K: 1 S: 5 H: 0 LOB: 0 BB: 0 P: 5	R: 0 E: 0 K: 1 S: 5 H: 0 LOB: 0 BB: 0 P: 5	R: 0 E: 0 K: 2 S: 8 H: 1 LOB: 1 BB: 0 P: 8	R: 2 E: 1 K: 1 S: 9 H: 3 LOB: 2 BB: 0 P: 9	1B: 9 2B: 1 3B: 0 HR: 1 SF: 0 SAC: 1 DP: 1 HBP: 0						

	AB	36
	R	6
	H	10
	RBI	5
	BB	4
	SO	9
	LOB	18

PITCHER		IP	WLS	BF	H	R	ER	SO	BB	IBB	HBP	BLK	WP	HR	S	P	ERA	WHIP
Mel Parnell, L ERA: 3.4	(1, 1)	8.0	W	36	9	6	5	8	4	0	0	0	1	1	48	64	5.62	1.625
Ellis Kinder, R ERA: 2.2	(9, 1)	0.1		3	1	0	0	0	0	0	0	0	0	0	3	3	0.00	3.000
Bill Henry, L ERA: 4.74	(9, 1)	0.1		1	0	0	0	0	0	0	0	0	0	0	1	1	0.00	0.000
Ben Flowers, R ERA: 2.56	(9, 1)	0.1	S	1	0	0	0	1	0	0	0	0	0	0	3	3	0.00	0.000

PITCHER	IP	WLS	BF	H	R	ER	SO	BB	IBB	HBP	BLK	WP	HR	S	P	ERA	WHIP

Boston Red Sox @ Philadelphia Athletics

Connie Mack Stadium, Philadelphia, PA

Tue Aug 11 1953, 3:38 AM EDT

Att. 12,306 - Sunny - 83 F

TOP

livebaseballscorecards.com

Batter	1	2	3	4	5	6	7	8	9	AB	R	H	RBI	BB	SO	LOB
Billy Goodman, L (1, 4) OBP: 0.394, SLG: 0.408	BBBB 4-0 HBP BB		x 0-0 ② L6	BBBB 4-0 BB 1-2 2-3 3-H BB		x 0-0 ③ 6-3		BBBB 4-0 G1-4-3 BB		2	0	0	1	3	0	0
Hoot Evers, R (1, 7) OBP: 0.307, SLG: 0.402	x 0-0 ① F6		x 0-0 ③ L7	SSS 0-3 ② K			x 0-0 FC1-5 BB 1B	x 0-0 ②③ G1-4-3 1-2f		5	0	1	0	0	1	5
Dick Gernert, R (1, 3) OBP: 0.387, SLG: 0.442	x 0-0 ② F6			4-0 1B 1B BB 4-0 1-2 2-3 3-H BB			BBBB 4-0 FC1-5 1-2 1B BB		x 0-0 ① L6	2	2	0	1	3	0	1
George Kell, R (1, 5) OBP: 0.387, SLG: 0.500	H 1-0 1-2 HBP			x 0-0 1B 1-2 1B x 0-0 ③ G3			x 0-0 ① FC1-5 1B 1-2 2-3f 1B		x 0-0 ② 4-3	4	2	1	0	0	0	5
Sammy White, R (1, 2) OBP: 0.325, SLG: 0.448	x 0-0 ③ 5-3			x 0-0 IBB 1B 1-2 2-3 1B	x 0-0 ① F8		x 0-0 1B 1-2 2-H 1B		x 0-0 1B	5	1	3	1	0	0	2
Tom Umphlett, R (1, 8) OBP: 0.352, SLG: 0.415		x 0-0 ① F7		x 0-0 ① F7	x 0-0 ② 6-3		x 0-0 ② F7		SSS 0-3 ③ K	5	0	0	0	0	1	6
Jim Piersall, R (1, 9) OBP: 0.319, SLG: 0.358		x 0-0 ② 4-3		x 0-0 1B IBB BB 1-2 2-H 3-H 1B	x 0-0 ③ F9		x 0-0 1-2 2-H 1B			4	1	2	3	0	0	0
Ted Lepcio, R (1, 6) Ted Williams, L (7, PH) OBP: 0.250, SLG: 1.000 Johnny Lipon, R (7, 6) OBP: 0.290, SLG: 0.266		SSS 0-3 ③ K		4-0 BB 1B BB 1-2 2-3 IBB		x 0-0 ① 6-3	x 0-0 ③ L9			2 1 0	1 0 0	0 0 0	0 0 0	1 0 0	1 0 0	0 2 0
Hal Brown, R (1, 1) OBP: 0.358, SLG: 0.480 Ellis Kinder, R (7, 1) OBP: 0.364, SLG: 0.409			x 0-0 ① F7	x 0-0 BB BB 1-2 2-3 3-H 1B		x 0-0 ② F8		SSS 0-3 ① K		3 1	0 0	1 0	1 0	0 0	0 1	0 0
Inning Stats	R: 0 E: 0 K: 0 S: 3 H: 0 LOB: 2 BB: 1 P: 8	R: 0 E: 0 K: 1 S: 5 H: 0 LOB: 0 BB: 0 P: 5	R: 0 E: 0 K: 0 S: 3 H: 0 LOB: 0 BB: 0 P: 3	R: 5 E: 0 K: 1 S: 9 H: 4 LOB: 3 BB: 4 P: 25	R: 0 E: 0 K: 0 S: 3 H: 0 LOB: 0 BB: 0 P: 3	R: 0 E: 0 K: 0 S: 3 H: 0 LOB: 2 BB: 1 P: 10	R: 2 E: 0 K: 0 S: 6 H: 3 LOB: 0 BB: 0 P: 3	R: 0 E: 0 K: 1 S: 4 H: 0 LOB: 0 BB: 1 P: 8	R: 0 E: 0 K: 1 S: 6 H: 1 LOB: 1 BB: 0 P: 6	1B: 8 2B: 0 3B: 0 HR: 0	SF: 0 SAC: 0 DP: 1 HBP: 1						

	AB	34
	R	7
	H	8
	RBI	7
	BB	7
	SO	4
	LOB	21

WP: 0 PB: 0 SB: 0 CS: 0 PA: 42

PITCHER		IP	WLS	BF	H	R	ER	SO	BB	IBB	HBP	BLK	WP	HR	S	P	ERA	WHIP
Charlie Bishop, R ERA: 5.13	(1, 1)	3.1	L	18	4	5	5	1	2	1	1	0	0	0	16	29	13.50	1.800
Rinty Monahan, R ERA: 3.86	(4, 1)	3.2		17	3	2	2	1	3	0	0	0	0	0	16	28	4.91	1.636
Bobo Newsom, R ERA: 4.91	(8, 1)	2.0		7	1	0	0	2	1	0	0	0	0	0	10	14	0.00	1.000

PITCHER	IP	WLS	BF	H	R	ER	SO	BB	IBB	HBP	BLK	WP	HR	S	P	ERA	WHIP

BOTTOM

Batter	1	2	3	4	5	6	7	8	9	AB	R	H	RBI	BB	SO	LOB
Loren Babe, L (1, 5) OBP: 0.293, SLG: 0.308	F7		1B		K		2B F7 BB 1-2 2-3		F8	4	1	1	0	1	1	0
Dave Philley, S (1, 9) OBP: 0.361, SLG: 0.421	L9		F8		F9		2B 1-3 2-H 3-H		L4	5	0	1	2	0	0	2
Carmen Mauro, L (1, 7) OBP: 0.234, SLG: 0.253	1-3			K 1B	1-3	F7 3-H				4	0	0	1	0	1	1
Eddie Robinson, L (1, 3) OBP: 0.318, SLG: 0.394		HR		P4		4-3	1-3			4	1	1	1	0	0	2
Cass Michaels, R (1, 4) OBP: 0.347, SLG: 0.411		K		L7		6-3		P2		4	0	0	0	0	1	1
Ed McGhee, R (1, 8) OBP: 0.320, SLG: 0.331		6-3		1-2 1B			1B 1B	1B		4	1	3	0	0	0	0
Pete Suder, R (1, 6) OBP: 0.323, SLG: 0.356		L8		K2-3			P5	F3		4	0	0	0	0	1	4
Neal Watlington, L (1, 2) OBP: 0.194, SLG: 0.172			1-3		F9		BB 1B 1-2 2B	G3		4	1	1	0	0	0	1
Charlie Bishop, R (1, 1) OBP: 0.114, SLG: 0.095 Rinty Monahan, R (4, 1) Elmer Valo, L (7, PH) OBP: 0.351, SLG: 0.172 Bobo Newsom, R (8, 1) Tom Hamilton, L (9, PH) OBP: 0.213, SLG: 0.163			K		1-3		BB 1-2 2-H 2B 1B		F2	1 1 1 0 1	0 0 1 0 0	0 0 1 0 0	0 0 1 0 0	0 0 0 0 0	1 0 0 0 0	0 0 0 0 0
Inning Stats	R: 0 E: 0 K: 0 S: 3 H: 0 LOB: 0 BB: 0 P: 3	R: 1 E: 0 K: 1 S: 6 H: 1 LOB: 0 BB: 0 P: 6	R: 0 E: 0 K: 1 S: 6 H: 1 LOB: 1 BB: 0 P: 6	R: 0 E: 1 K: 2 S: 9 H: 1 LOB: 2 BB: 0 P: 9	R: 0 E: 1 K: 1 S: 6 H: 0 LOB: 1 BB: 0 P: 6	R: 0 E: 0 K: 0 S: 3 H: 0 LOB: 0 BB: 0 P: 3	R: 4 E: 0 K: 0 S: 7 H: 4 LOB: 1 BB: 1 P: 11	R: 0 E: 0 K: 0 S: 4 H: 1 LOB: 1 BB: 0 P: 4	R: 0 E: 0 K: 0 S: 3 H: 0 LOB: 0 BB: 0 P: 3	1B: 6 2B: 1 3B: 0 HR: 1	SF: 0 SAC: 0 DP: 0 HBP: 0	WP: 0 PB: 0 SB: 0 CS: 0	PA: 38			

PITCHER	IP	WLS	BF	H	R	ER	SO	BB	IBB	HBP	BLK	WP	HR	S	P	ERA	WHIP
Hal Brown, R (1, 1) ERA: 3.87	6.1	W	29	7	5	5	5	1	0	0	0	0	1	38	42	7.11	1.263
Ellis Kinder, R (7, 1) ERA: 2.12	2.2	S	9	1	0	0	0	0	0	0	0	0	0	9	9	0.00	0.375

PITCHER	IP	WLS	BF	H	R	ER	SO	BB	IBB	HBP	BLK	WP	HR	S	P	ERA	WHIP

Boston Red Sox @ Philadelphia Athletics

Connie Mack Stadium, Philadelphia, PA

Tue Aug 11 1953, 3:38 AM EDT

Att. 12,306 - Sunny - 83 F

livebaseballscorecards.com

AB	37
R	5
H	8
RBI	5
BB	1
SO	5
LOB	11

Batter	1	2	3	4	5	6	7	8	9	10	AB	R	H	RBI	BB	SO	LOB
Billy Goodman, L (1, 4) OBP: 0.391, SLG: 0.405	6-3		1B, BB, 1B		4-3			K		F8 1-2 3-H	5	0	1	1	0	1	1
Hoot Evers, R (1, 7) OBP: 0.309, SLG: 0.399	P6		BBBB, 1-2 1B BB			F8		P4		2-H BB 1B	4	0	1	1	1	0	0
Dick Gernert, R (1, 3) OBP: 0.390, SLG: 0.441	F2		1-2 2-3 1B			BBBB, CS BB			SSS K	BBBB, 1-2 BB	3	0	1	0	2	1	0
George Kell, R (1, 5) OBP: 0.385, SLG: 0.494		4-3	F7			F7 1-2			BBBB BB	SSS K	4	0	0	0	1	1	6
Sammy White, R (1, 2) OBP: 0.321, SLG: 0.443		F9		1-3			L5		F8		4	0	0	0	0	0	1
Tom Umphlett, R (1, 8) OBP: 0.348, SLG: 0.411		F7		F3			6-3		1-3		4	0	0	0	0	0	1
Jim Piersall, R (1, 9) OBP: 0.322, SLG: 0.366			SH1-3 1B 1B	F9			3B			1B SH1-4 F8 1B	4	2	3	0	0	0	0
Ted Lepcio, R (1, 6) OBP: 0.307, SLG: 0.365 Floyd Baker, L (7, PH) OBP: 0.382, SLG: 0.355 Johnny Lipon, R (7, 6) OBP: 0.290, SLG: 0.266			SH1-3 1-2		SSS K		F9			SH1-4 1-2	1 1 0	0 0 0	0 0 0	0 0 0	0 0 0	1 0 0	0 1 0
Mickey McDermott, L (1, 1) OBP: 0.323, SLG: 0.453 Bill Henry, L (10, 1) OBP: 0.267, SLG: 0.467 Ellis Kinder, R (10, 1) OBP: 0.364, SLG: 0.409			2-H 1B		SSS K			4-3		F8 2-3 1B	4 0 0	1 0 0	2 0 0	1 0 0	0 0 0	1 0 0	0 0 0
Inning Stats	R: 0 E: 0 K: 0 S: 3 H: 0 LOB: 0 BB: 0 P: 3	R: 0 E: 0 K: 0 S: 3 H: 0 LOB: 0 BB: 0 P: 3	R: 1 E: 0 K: 0 S: 6 H: 4 LOB: 3 BB: 1 P: 10	R: 0 E: 0 K: 0 S: 3 H: 0 LOB: 0 BB: 0 P: 3	R: 0 E: 0 K: 2 S: 7 H: 0 LOB: 0 BB: 0 P: 7	R: 0 E: 0 K: 0 S: 2 H: 0 LOB: 0 BB: 1 P: 6	R: 0 E: 0 K: 0 S: 4 H: 1 LOB: 1 BB: 0 P: 4	R: 0 E: 0 K: 1 S: 5 H: 0 LOB: 0 BB: 0 P: 5	R: 0 E: 0 K: 1 S: 5 H: 0 LOB: 1 BB: 1 P: 9	R: 2 E: 0 K: 1 S: 8 H: 3 LOB: 2 BB: 1 P: 12	1B: 7 2B: 0 3B: 1 HR: 0 SF: 0 SAC: 2 DP: 0 HBP: 0						

PITCHER	IP	WLS	BF	H	R	ER	SO	BB	IBB	HBP	BLK	WP	HR	S	P	ERA	WHIP
Marion Fricano, R (1, 1) ERA: 3.82	7.0		26	5	1	1	2	2	0	0	0	0	0	28	36	1.29	1.000
Morrie Martin, L (8, 1) ERA: 4.33	3.0	L	14	3	2	2	3	2	0	0	0	0	0	18	26	6.00	1.667

PITCHER	IP	WLS	BF	H	R	ER	SO	BB	IBB	HBP	BLK	WP	HR	S	P	ERA	WHIP

TOP

Boston Red Sox @ Philadelphia Athletics

Connie Mack Stadium, Philadelphia, PA

Wed Aug 12 1953, 3:33 AM EDT
Att. 2,988 - Unknown - 79 F

livebaseballscorecards.com

AB	34
R	3
H	8
RBI	3
BB	4
SO	5
LOB	10

1B: 7 SF: 0
2B: 0 SAC: 2
3B: 1 DP: 0
HR: 0 HBP: 0

WP: 0 PA: 40
PB: 0
SB: 0
CS: 1

Boston Red Sox @ Philadelphia Athletics

Connie Mack Stadium, Philadelphia, PA

Wed Aug 12 1953, 3:33 AM EDT

Att. 2,988 - Unknown - 79 F

livebaseballscorecards.com

BOTTOM

Batter	1	2	3	4	5	6	7	8	9	10	AB	R	H	RBI	BB	SO	LOB
Joe Demaestri, R (1, 6) OBP: 0.311, SLG: 0.370	F7		5-3		F8		FC5-2 1-2 2-3 3-H 1B		P4		5	0	1	1	0	0	0
Dave Philley, S (1, 9) OBP: 0.359, SLG: 0.417	F8		L8			F9	FC5-2 1-2 2-3 3-Hf			BBBB S BB FC4-6 BB	4	1	0	0	1	0	3
Elmer Valo, L (1, 7) OBP: 0.357, SLG: 0.156	BBBB BB		SSS K			F8	F8			BBBB FC4-6 1-2 BB	3	0	0	0	2	1	3
Eddie Robinson, L (1, 3) OBP: 0.317, SLG: 0.392 Charlie Bishop, R (10, PR) OBP: 0.114, SLG: 0.095	6-3			4-3		1B		4-3		FC4-6 E 1-2f 2-H	5 0	0 0	1 0	1 0	0 0	0 0	2 0
Cass Michaels, R (1, 4) OBP: 0.348, SLG: 0.409		BBBB BB BB		1B		F7		F2		F3	4	0	1	0	1	0	2
Ed McGhee, R (1, 8) OBP: 0.321, SLG: 0.330		SSS K		F8			BBB SH5-4 1B 1B BB	FC5-4 1B		E6 1-2	4	1	1	0	1	1	3
Ray Murray, R (1, 2) OBP: 0.368, SLG: 0.466 Carmen Mauro, L (7, PR) OBP: 0.234, SLG: 0.253 Joe Astroth, R (8, 2) OBP: 0.327, SLG: 0.338	P4			F3			1B SH5-4 1-2 FC5-2 1B	FC5-4 1-2f		4-3	3 0 2	0 0 0	1 0 0	0 0 0	0 0 0	0 0 3	2 0 3
Loren Babe, L (1, 5) OBP: 0.293, SLG: 0.305		BBBB 1-2 BB			G1		SH5-4 1-2 2-3		4-3		2	0	0	0	1	0	0
Marion Fricano, R (1, 1) OBP: 0.170, SLG: 0.174 Gus Zernial, R (7, PH) OBP: 0.350, SLG: 0.533 Bobby Shantz, R (7, PR) OBP: 0.256, SLG: 0.297 Morrie Martin, L (8, 1) OBP: 0.121, SLG: 0.121		SSS K			SSS K		FC5-2 1B IBB		6-3		2 0 0 1	0 0 0 0	0 0 0 0	0 1 0 0	0 0 0 0	2 0 0 0	2 0 0 0
Inning Stats	R: 0 E: 0 K: 0 S: 3 H: 0 LOB: 1 BB: 1 P: 7	R: 0 E: 0 K: 2 S: 7 H: 0 LOB: 2 BB: 2 P: 15	R: 0 E: 0 K: 1 S: 5 H: 0 LOB: 0 BB: 0 P: 5	R: 0 E: 0 K: 0 S: 4 H: 1 LOB: 1 BB: 0 P: 4	R: 0 E: 0 K: 1 S: 5 H: 0 LOB: 0 BB: 0 P: 5	R: 0 E: 0 K: 0 S: 4 H: 1 LOB: 1 BB: 0 P: 4	R: 1 E: 0 K: 0 S: 5 H: 2 LOB: 3 BB: 2 P: 13	R: 0 E: 0 K: 0 S: 4 H: 1 LOB: 1 BB: 0 P: 4	R: 0 E: 0 K: 0 S: 3 H: 0 LOB: 0 BB: 0 P: 3	R: 1 E: 1 K: 0 S: 4 H: 0 LOB: 2 BB: 2 P: 12	1B: 5 2B: 0 3B: 0 HR: 0 SF: 0 SAC: 1 DP: 0 HBP: 0						

AB	35
R	2
H	5
RBI	2
BB	7
SO	4
LOB	20

WP: 0 PA: 43
PB: 0
SB: 1
CS: 0

PITCHER		IP	WLS	BF	H	R	ER	SO	BB	IBB	HBP	BLK	WP	HR	S	P	ERA	WHIP
Mickey McDermott, L ERA: 3.17	(1, 1)	9.0	W	38	5	2	2	4	5	1	0	0	0	0	40	64	2.00	1.111
Bill Henry, L ERA: 4.7	(10, 1)	0.1		2	0	0	0	0	1	0	0	0	0	0	1	5	0.00	3.000
Ellis Kinder, R ERA: 2.1	(10, 1)	0.2	S	3	0	0	0	0	0	0	0	0	0	0	3	3	0.00	0.000

PITCHER	IP	WLS	BF	H	R	ER	SO	BB	IBB	HBP	BLK	WP	HR	S	P	ERA	WHIP

Boston Red Sox @ Philadelphia Athletics

Connie Mack Stadium, Philadelphia, PA

Thu Aug 13 1953, 3:33 AM EDT
Att. 4,281 - Cloudy

livebaseballscorecards.com

Batter	1	2	3	4	5	6	7	8	9	AB	R	H	RBI	BB	SO	LOB
Billy Goodman, L (1, 4) OBP: 0.390, SLG: 0.402	BBBB 4-0 1B BB		x 0-0 P6 ③			x 0-0 P4 ②			x 0-0 F8 ①	3	0	0	0	1	0	0
Hoot Evers, R (1, 7) OBP: 0.305, SLG: 0.393	SSS 0-3 K ①			x 0-0 P5 ①		x 0-0 F8 ③			x 0-0 F7 ②	4	0	0	0	0	1	1
Dick Gernert, R (1, 3) OBP: 0.389, SLG: 0.439	x 0-0 G6-4-3 1-2 1B			x 0-0 5-3 ②			x 0-0 F8 ①		x 0-0 P6 ③	4	0	1	0	0	0	0
George Kell, R (1, 5) OBP: 0.384, SLG: 0.491	x 0-0 G6-4-3 ② ③ 1-2f			x 0-0 6-3 ③			BBBB 4-0 BB			2	0	0	0	1	0	2
Sammy White, R (1, 2) OBP: 0.319, SLG: 0.439		SSS 0-3 K ①			x 0-0 6-3 ①		x 0-0 P6 ②			3	0	0	0	0	1	1
Tom Umphlett, R (1, 8) OBP: 0.346, SLG: 0.408		x 0-0 P6 ②			x 0-0 F8 ②		x 0-0 F5 ③			3	0	0	0	0	0	1
Jim Piersall, R (1, 9) OBP: 0.322, SLG: 0.366		x 0-0 5-3 ③			x 0-0 1B			x 0-0 F7 ①		3	0	1	0	0	0	0
Ted Lepcio, R (1, 6) OBP: 0.310, SLG: 0.367			x 0-0 G5-4-3 1B		x 0-0 P6 ③			SSS 0-3 K ②		2	0	1	0	0	0	1
Ted Williams, L (8, PH) OBP: 0.200, SLG: 0.800										1	0	0	0	0	1	0
Johnny Lipon, R (8, 6) OBP: 0.290, SLG: 0.266										0	0	0	0	0	0	0
Sid Hudson, R (1, 1) OBP: 0.182, SLG: 0.209			x 0-0 G5-4-3 ① ② 1-2f			x 0-0 P5 ①		x 0-0 L6 ③		3	0	0	0	0	0	1

Inning Stats	1	2	3	4	5	6	7	8	9		
	R: 0 H: 1	R: 0 H: 0	R: 0 H: 1	R: 0 H: 0	R: 0 H: 1	R: 0 H: 0	R: 0 H: 0	R: 0 H: 0	R: 0 H: 0	1B: 3 SF: 0	WP: 0 PA: 30
	E: 0 LOB: 1	E: 0 LOB: 0	E: 0 LOB: 0	E: 0 LOB: 0	E: 0 LOB: 1	E: 0 LOB: 0	E: 0 LOB: 1	E: 0 LOB: 0	E: 0 LOB: 0	2B: 0 SAC: 0	PB: 0
	K: 1 BB: 1	K: 1 BB: 0	K: 0 BB: 0	K: 0 BB: 0	K: 0 BB: 0	K: 0 BB: 0	K: 0 BB: 1	K: 1 BB: 0	K: 0 BB: 0	3B: 0 DP: 2	SB: 0
	S: 5 P: 9	S: 5 P: 5	S: 3 P: 3	S: 3 P: 3	S: 4 P: 4	S: 3 P: 3	S: 3 P: 7	S: 5 P: 5	S: 3 P: 3	HR: 0 HBP: 0	CS: 0

PITCHER	IP	WLS	BF	H	R	ER	SO	BB	IBB	HBP	BLK	WP	HR	S	P	ERA	WHIP
Joe Coleman, R (1, 1) ERA: 2.68	9.0	W	30	3	0	0	3	2	0	0	0	0	0	34	42	0.00	0.556

PITCHER	IP	WLS	BF	H	R	ER	SO	BB	IBB	HBP	BLK	WP	HR	S	P	ERA	WHIP

AB	28
R	0
H	3
RBI	0
BB	2
SO	3
LOB	7

Batter	1	2	3	4	5	6	7	8	9	AB	R	H	RBI	BB	SO	LOB
Joe Demaestri, R (1, 6) OBP: 0.310, SLG: 0.368	5-3		F7			P6 G3 1B 2-H		F9		4	0	1	1	0	0	3
Dave Philley, S (1, 9) OBP: 0.356, SLG: 0.413	3-1			4-3		G3 1-2		G3		4	0	0	0	0	0	3
Elmer Valo, L (1, 7) OBP: 0.333, SLG: 0.143	F8			L9		P6 2-3				3	0	0	0	0	0	1
Eddie Robinson, L (1, 3) OBP: 0.315, SLG: 0.389		4-3		4-3			P4			3	0	0	0	0	0	0
Cass Michaels, R (1, 4) OBP: 0.345, SLG: 0.405		6-3			K		6-3			3	0	0	0	0	1	0
Ed McGhee, R (1, 8) OBP: 0.318, SLG: 0.327		F8			6-3		F9			3	0	0	0	0	0	0
Ray Murray, R (1, 2) OBP: 0.373, SLG: 0.469			F3		1B			FC2-5 1B 1B		3	0	2	0	0	0	0
Loren Babe, L (1, 5) OBP: 0.297, SLG: 0.310			1B		F9			FC2-5 1-2 1B		3	0	2	0	0	0	1
Joe Coleman, R (1, 1) OBP: 0.417, SLG: 0.455			L7			1B 2B		FC2-5 1-2 2-3f		3	1	1	0	0	0	3
Inning Stats	R: 0 E: 0 K: 0 S: 3 H: 0 LOB: 0 BB: 0 P: 3	R: 0 E: 0 K: 0 S: 3 H: 0 LOB: 0 BB: 0 P: 3	R: 0 E: 0 K: 0 S: 4 H: 1 LOB: 1 BB: 0 P: 4	R: 0 E: 0 K: 0 S: 3 H: 0 LOB: 0 BB: 0 P: 3	R: 0 E: 0 K: 1 S: 6 H: 1 LOB: 1 BB: 0 P: 6	R: 1 E: 0 K: 0 S: 4 H: 2 LOB: 0 BB: 0 P: 4	R: 0 E: 0 K: 0 S: 3 H: 0 LOB: 0 BB: 0 P: 3	R: 0 E: 0 K: 0 S: 5 H: 2 LOB: 2 BB: 0 P: 5		1B: 5 2B: 1 3B: 0 HR: 0		SF: 0 SAC: 0 DP: 0 HBP: 0				WP: 0 PB: 0 SB: 0 CS: 0	PA: 29

PITCHER	IP	WLS	BF	H	R	ER	SO	BB	IBB	HBP	BLK	WP	HR	S	P	ERA	WHIP
Sid Hudson, R (1, 1) ERA: 3.63	8.0	L	29	6	1	1	1	0	0	0	0	0	0	31	31	1.12	0.750

PITCHER	IP	WLS	BF	H	R	ER	SO	BB	IBB	HBP	BLK	WP	HR	S	P	ERA	WHIP

BOTTOM

Boston Red Sox @ Philadelphia Athletics

Connie Mack Stadium, Philadelphia, PA

Thu Aug 13 1953, 3:33 AM EDT

Att. 4,281 - Cloudy

livebaseballscorecards.com

AB	29
R	1
H	6
RBI	1
BB	0
SO	1
LOB	11

New York Yankees @ Philadelphia Athletics

Connie Mack Stadium, Philadelphia, PA

Sat Aug 15 1953, 3:33 AM EDT

Att. 12,801 - Unknown

TOP

livebaseballscorecards.com

Batter	1	2	3	4	5	6	7	8	9	AB	R	H	RBI	BB	SO	LOB
Gil McDougald, R (1, 5) OBP: 0.360, SLG: 0.437	5-3	L7			HR		F5	K		5	1	1	1	0	1	1
Joe Collins, L (1, 3) OBP: 0.363, SLG: 0.388	K		BB F2		P6		L3	3B 3-H		4	0	1	1	1	1	0
Hank Bauer, R (1, 9) OBP: 0.413, SLG: 0.450	1B HR		F2 1-2		F5		1B	HBP 1-0		4	1	2	0	0	0	1
Yogi Berra, L (1, 2) OBP: 0.351, SLG: 0.500	HR 1-H		P4		F7		P6	F8		5	1	1	2	0	0	3
Gene Woodling, L (1, 7) OBP: 0.414, SLG: 0.435	BB 1B			BB 1B		BB SH3-4 SH1-3 1B		2B 1B	L6	2	2	1	0	3	0	0
Irv Noren, L (1, 8) OBP: 0.382, SLG: 0.448	1B 1-2			F7		1B SH1-3 SH3-4 1-2		HR 2-H 1B	4-3	5	1	3	1	0	0	1
Billy Martin, R (1, 4) OBP: 0.324, SLG: 0.399	1-3			F9		SH3-4 1-2 2-3		HR 1-H	BB	3	1	1	2	1	0	3
Phil Rizzuto, R (1, 6) OBP: 0.395, SLG: 0.347		F2		1B 1-2		SH1-3 2-3 3-H		1B S 3B	F8	4	1	2	1	0	0	1
Jim McDonald, R (1, 1) OBP: 0.129, SLG: 0.100		K	P4		K			P2 1-3		2	0	0	0	0	1	2
Johnny Mize, L (6, PH) OBP: 0.333, SLG: 0.398										1	0	0	0	0	1	1
Tom Gorman, R (6, 1) OBP: 0.154, SLG: 0.083										1	0	0	0	0	0	1
Allie Reynolds, R (8, 1) OBP: 0.278, SLG: 0.200										0	0	0	0	0	0	0
Inning Stats	R: 2 E: 0 K: 1 S: 8 H: 3 LOB: 2 BB: 1 P: 12	R: 0 E: 0 K: 1 S: 5 H: 0 LOB: 0 BB: 0 P: 5	R: 0 E: 0 K: 0 S: 2 H: 0 LOB: 0 BB: 1 P: 6	R: 0 E: 0 K: 0 S: 4 H: 1 LOB: 2 BB: 1 P: 8	R: 1 E: 0 K: 0 S: 4 H: 1 LOB: 0 BB: 0 P: 4	R: 1 E: 0 K: 1 S: 6 H: 1 LOB: 1 BB: 1 P: 10	R: 0 E: 0 K: 0 S: 4 H: 1 LOB: 1 BB: 0 P: 4	R: 4 E: 0 K: 1 S: 10 H: 5 LOB: 2 BB: 0 P: 11	R: 0 E: 0 K: 0 S: 3 H: 0 LOB: 1 BB: 1 P: 7	1B: 7 2B: 1 3B: 1 HR: 3 SF: 0 SAC: 2 DP: 0 HBP: 1	WP: 0 PB: 0 SB: 2 CS: 0 PA: 44					

	AB	36
	R	8
	H	12
	RBI	8
	BB	5
	SO	4
	LOB	14

PITCHER		IP	WLS	BF	H	R	ER	SO	BB	IBB	HBP	BLK	WP	HR	S	P	ERA	WHIP
Harry Byrd, R ERA: 5.22	(1, 1)	7.0		35	11	8	8	3	4	0	0	0	0	3	37	53	10.29	2.143
Bobo Newsom, R ERA: 4.73	(8, 1)	1.0		5	1	0	0	1	0	0	1	0	0	0	6	7	0.00	1.000
Morrie Martin, L ERA: 4.3	(9, 1)	1.0	W	4	0	0	0	0	1	0	0	0	0	0	3	7	0.00	1.000

PITCHER	IP	WLS	BF	H	R	ER	SO	BB	IBB	HBP	BLK	WP	HR	S	P	ERA	WHIP

BOTTOM

New York Yankees @ Philadelphia Athletics

Connie Mack Stadium, Philadelphia, PA

Sat Aug 15 1953, 3:33 AM EDT

Att. 12,801 - Unknown

livebaseballscorecards.com

Batter	1	2	3	4	5	6	7	8	9	AB	R	H	RBI	BB	SO	LOB
Joe Demaestri, R (1, 6) OBP: 0.309, SLG: 0.374	6-3		4-3		F7 3B		K	G4-6-3 BB		4	1	1	1	0	1	1
Tom Hamilton, L (8, PH) OBP: 0.229, SLG: 0.163										0	0	0	0	1	0	0
Pete Suder, R (9, 6) OBP: 0.323, SLG: 0.356										0	0	0	0	0	0	0
Dave Philley, S (1, 9) OBP: 0.357, SLG: 0.412	E 1B		F8 1B 2 BB		F7		6-3	G4-6-3		4	1	1	1	1	0	3
Elmer Valo, L (1, 7) OBP: 0.360, SLG: 0.205	P4							HR 2B	3-1	4	1	2	1	1	0	1
Eddie Robinson, L (1, 3) OBP: 0.314, SLG: 0.394	E8		F8		G3			HR	F3	5	1	1	2	0	0	3
Cass Michaels, R (1, 4) OBP: 0.345, SLG: 0.403	K		2	6-3		6-3		SH5-3 1B 2B 1B	2B BB	4	2	1	0	1	1	1
Loren Babe, L (1, 5) OBP: 0.299, SLG: 0.315		F8		P4		3-1			1-H 2B	5	0	2	1	0	0	0
Ed McGhee, R (1, 8) OBP: 0.318, SLG: 0.325		1-3		F8		BB		SH5-3		2	0	0	0	1	0	0
Joe Astroth, R (1, 2) OBP: 0.323, SLG: 0.333		5-3			4-3	5-3		BB 2B		3	0	0	0	0	0	1
Carmen Mauro, L (8, PH) OBP: 0.241, SLG: 0.270										1	0	1	2	0	0	0
Ray Murray, R (9, 2) OBP: 0.373, SLG: 0.469										0	0	0	0	0	0	0
Harry Byrd, R (1, 1) OBP: 0.203, SLG: 0.190			E4 4-3 1B		E5 3B		F7	BB IBB		3	2	0	0	0	0	0
Bobo Newsom, R (8, 1)										0	0	0	0	0	0	0
Gus Zernial, R (8, PH) OBP: 0.352, SLG: 0.533										0	0	0	0	1	0	0
Bobby Shantz, R (8, PR) OBP: 0.256, SLG: 0.297										0	0	0	0	0	0	0
Morrie Martin, L (9, 1) OBP: 0.121, SLG: 0.121										0	0	0	0	0	0	0
Inning Stats	R: 1 E: 1 K: 1 S: 7 H: 1 LOB: 1 BB: 0 P: 7	R: 0 E: 0 K: 0 S: 3 H: 0 LOB: 0 BB: 0 P: 3	R: 1 E: 1 K: 0 S: 4 H: 1 LOB: 2 BB: 1 P: 8	R: 0 E: 0 K: 0 S: 3 H: 0 LOB: 0 BB: 0 P: 3	R: 2 E: 1 K: 0 S: 5 H: 1 LOB: 1 BB: 1 P: 9	R: 0 E: 0 K: 0 S: 3 H: 0 LOB: 1 BB: 1 P: 7	R: 0 E: 0 K: 1 S: 5 H: 0 LOB: 0 BB: 0 P: 5	R: 4 E: 0 K: 0 S: 7 H: 5 LOB: 3 BB: 2 P: 15	R: 1 E: 0 K: 0 S: 3 H: 1 LOB: 1 BB: 1 P: 7	1B: 4 2B: 3 3B: 1 HR: 1	SF: 0 SAC: 1 DP: 1 HBP: 0						

	AB	35
	R	8
	H	9
	RBI	8
	BB	6
	SO	2
	LOB	10

WP: 0 PA: 42
PB: 0
SB: 0
CS: 0

PITCHER		IP	WLS	BF	H	R	ER	SO	BB	IBB	HBP	BLK	WP	HR	S	P	ERA	WHIP
Jim McDonald, R ERA: 3.76	(1, 1)	5.0		23	3	4	0	1	2	0	0	0	0	0	22	30	0.00	1.000
Tom Gorman, R ERA: 3.13	(6, 1)	2.0		10	3	3	3	1	1	0	0	0	0	1	11	15	13.50	2.000
Allie Reynolds, R ERA: 3.63	(8, 1)	1.2	L	10	3	2	2	0	2	1	0	0	0	0	7	19	10.80	3.000

PITCHER	IP	WLS	BF	H	R	ER	SO	BB	IBB	HBP	BLK	WP	HR	S	P	ERA	WHIP

New York Yankees @ Philadelphia Athletics

Connie Mack Stadium, Philadelphia, PA

Sun Aug 16 1953, 3:33 AM EDT

Unknown

TOP

livebaseballscorecards.com

Batter	1	2	3	4	5	6	7	8	9	AB	R	H	RBI	BB	SO	LOB
Gil McDougald, R (1, 5) OBP: 0.363, SLG: 0.435	B B B B 4-0 WP 3B BB		B B B B 4-0 FC4 BB	B B B B 4-0 1-2 BB		S S S 0-3 ① K			x 0-0 ① F6	2	1	0	0	3	1	0
Irv Noren, L (1, 8) OBP: 0.379, SLG: 0.443	x 0-0 ① F6 1-2		x 0-0 ② F4	S S S 0-3 ③ K		x 0-0 ② 4-3			x 0-0 6-4-3 1B	5	0	1	0	0	1	4
Hank Bauer, R (1, 9) OBP: 0.410, SLG: 0.452	x 0-0 2-H 3B		x 0-0 ③ FC4 1-2f		x 0-0 ① F7	S S S 0-3 ③ K			x 0-0 ② 6-4-3 1-2	5	0	1	1	0	1	2
Yogi Berra, L (1, 2) OBP: 0.354, SLG: 0.500	x 0-0 ② F3			B B B B 4-0 1B 2B BB	x 0-0 1B 1B 1B		x 0-0 G4-6-3 1B		x 0-0 ③ 4-3	4	2	2	0	1	0	2
Gus Triandos, R (1, 3) OBP: 0.250, SLG: 0.364 Joe Collins, L (8, 3) OBP: 0.363, SLG: 0.388	x 0-0 ③ 5-3			x 0-0 ① F3	x 0-0 ② F6		x 0-0 ① F9			4 0	0 0	0 0	0 0	0 0	0 0	4 0
Gene Woodling, L (1, 7) OBP: 0.412, SLG: 0.433		x 0-0 ① F3		x 0-0 ② F8	x 0-0 1B 1-2 HR 1B		x 0-0 ②③ G4-6-3 1-2f			4	1	1	0	0	0	2
Billy Martin, R (1, 4) OBP: 0.327, SLG: 0.402		x 0-0 L9-3 1B		x 0-0 1-2 2B 1B	x 0-0 1-2 2-H HR 1B			x 0-0 ① 6-3		4	2	3	1	0	0	0
Phil Rizzuto, R (1, 6) OBP: 0.398, SLG: 0.363 Willy Miranda, S (8, PR) OBP: 0.255, SLG: 0.273 (8, 6)		x 0-0 ②③ L9-3 1-2		x 0-0 1-H 2-H 1B 2B	x 0-0 1-H 2-H HR			B B B B 4-0 G3-6-3 BB		3 0	2 0	2 0	5 0	1 0	0 0	1 0
Vic Raschi, R (1, 1) OBP: 0.204, SLG: 0.174			x 0-0 ① 6-3	x 0-0 BB 2-H 1B	S S S 0-3 ③ K			x 0-0 ②③ G3-6-3 1-2f		4	0	1	1	0	1	1
Inning Stats	R: 1 H: 1 E: 0 LOB: 1 K: 0 BB: 1 S: 4 P: 8	R: 0 H: 1 E: 0 LOB: 0 K: 0 BB: 0 S: 3 P: 3	R: 0 H: 0 E: 0 LOB: 1 K: 0 BB: 1 S: 3 P: 7	R: 3 H: 3 E: 0 LOB: 2 K: 1 BB: 2 S: 8 P: 16	R: 4 H: 4 E: 0 LOB: 0 K: 1 BB: 0 S: 9 P: 9	R: 0 H: 0 E: 0 LOB: 0 K: 2 BB: 0 S: 7 P: 7	R: 0 H: 1 E: 0 LOB: 0 K: 0 BB: 0 S: 3 P: 3	R: 0 H: 0 E: 0 LOB: 1 K: 0 BB: 1 S: 2 P: 6	R: 0 H: 1 E: 0 LOB: 1 K: 0 BB: 0 S: 4 P: 4	1B: 8 2B: 2 3B: 1 HR: 1	SF: 0 SAC: 0 DP: 3 HBP: 0						

	AB	35
	R	8
	H	11
	RBI	8
	BB	5
	SO	4
	LOB	16

WP: 1 PA: 40
PB: 0
SB: 0
CS: 0

PITCHER		IP	WLS	BF	H	R	ER	SO	BB	IBB	HBP	BLK	WP	HR	S	P	ERA	WHIP
Alex Kellner, L ERA: 3.82	(1, 1)	7.0	L	33	10	8	8	4	4	0	0	0	1	1	37	53	10.29	2.000
Rinty Monahan, R ERA: 2.7	(8, 1)	2.0		7	1	0	0	0	1	0	0	0	0	0	6	10	0.00	1.000

PITCHER		IP	WLS	BF	H	R	ER	SO	BB	IBB	HBP	BLK	WP	HR	S	P	ERA	WHIP

Batter	1	2	3	4	5	6	7	8	9	AB	R	H	RBI	BB	SO	LOB
Joe Demaestri, R (1, 6) OBP: 0.309, SLG: 0.373	6-3		SH5-3			1B		5-3		3	0	1	0	0	0	0
Dave Philley, S (1, 8) OBP: 0.358, SLG: 0.413	G3-6-3 1B		4-3			1-2 1B		F9		4	0	2	0	0	0	1
Elmer Valo, L (1, 9) OBP: 0.333, SLG: 0.186	G3-6-3 1-2f		K			F2		6-3		4	0	0	0	0	1	4
Gus Zernial, R (1, 7) OBP: 0.351, SLG: 0.529		FC3-5 BB BB		F7		F8			F3	3	0	0	0	1	0	2
Eddie Robinson, L (1, 3) OBP: 0.314, SLG: 0.391		4-3 FC3-5 1-2 BB		F9		4-3			F2	3	0	0	0	1	0	2
Cass Michaels, R (1, 4) OBP: 0.344, SLG: 0.399		FC3-5 4-3 1-2 2-3f		F5			K		BB	3	0	0	0	1	1	2
Loren Babe, L (1, 5) OBP: 0.295, SLG: 0.310		4-3 1-2 2-3			4-3		4-3		F7	4	0	0	0	0	0	3
Ray Murray, R (1, 2) OBP: 0.372, SLG: 0.467		5-3			5-3		1B			3	0	1	0	0	0	2
Alex Kellner, R (1, 1) OBP: 0.284, SLG: 0.270			4-3 SH5-3 1B		5-3		F8			2	0	1	0	0	0	0
Carmen Mauro, L (7, PH) OBP: 0.239, SLG: 0.267										1	0	0	0	0	0	1
Rinty Monahan, R (8, 1)										0	0	0	0	0	0	0
Inning Stats	R: 0 E: 0 K: 0 S: 3 H: 1 LOB: 0 BB: 0 P: 3	R: 0 E: 0 K: 0 S: 3 H: 0 LOB: 2 BB: 2 P: 11	R: 0 E: 0 K: 1 S: 6 H: 1 LOB: 1 BB: 0 P: 6	R: 0 E: 0 K: 0 S: 3 H: 0 LOB: 0 BB: 0 P: 3	R: 0 E: 0 K: 0 S: 3 H: 0 LOB: 0 BB: 0 P: 3	R: 0 E: 0 K: 0 S: 5 H: 2 LOB: 2 BB: 0 P: 5	R: 0 E: 0 K: 1 S: 6 H: 1 LOB: 1 BB: 0 P: 6	R: 0 E: 0 K: 0 S: 3 H: 0 LOB: 0 BB: 0 P: 3	R: 0 E: 0 K: 0 S: 3 H: 0 LOB: 1 BB: 1 P: 7	1B: 5 2B: 0 3B: 0 HR: 0	SF: 0 SAC: 1 DP: 1 HBP: 0						

PITCHER	IP	WLS	BF	H	R	ER	SO	BB	IBB	HBP	BLK	WP	HR	S	P	ERA	WHIP
Vic Raschi, R (1, 1) ERA: 3.61	9.0	W	34	5	0	0	2	3	0	0	0	0	0	35	47	0.00	0.889

PITCHER	IP	WLS	BF	H	R	ER	SO	BB	IBB	HBP	BLK	WP	HR	S	P	ERA	WHIP

BOTTOM

New York Yankees @ Philadelphia Athletics

Connie Mack Stadium, Philadelphia, PA

Sun Aug 16 1953, 3:33 AM EDT

Unknown

livebaseballscorecards.com

AB	30
R	0
H	5
RBI	0
BB	3
SO	2
LOB	17

New York Yankees @ Philadelphia Athletics

Connie Mack Stadium, Philadelphia, PA

Sun Aug 16 1953, 3:38 AM EDT

Att. 24,903 - Unknown

TOP

livebaseballscorecards.com

Batter	1	2	3	4	5	6	7	8	9	AB	R	H	RBI	BB	SO	LOB
Gil McDougald, R (1, 5) OBP: 0.364, SLG: 0.433	F8	F8		2-3		1B		2B BB	BB	4	1	1	1	2	0	4
Joe Collins, L (1, 3) OBP: 0.365, SLG: 0.399	F3		HR		BB	K			F9	3	1	1	1	1	1	1
Gus Triandos, R (8, PH) OBP: 0.280, SLG: 0.435										1	0	1	2	0	0	0
Don Bollweg, L (8, PR) OBP: 0.397, SLG: 0.538 (8, 3)								2B		1	1	0	0	0	0	2
Hank Bauer, R (1, 9) OBP: 0.410, SLG: 0.458	2B		K		F2		K2-3			5	0	2	1	0	2	1
Yogi Berra, L (1, 2) OBP: 0.354, SLG: 0.501	5-3		G6-3 1B		F6		2B	F4		5	0	2	0	0	0	3
Gene Woodling, L (1, 7) OBP: 0.415, SLG: 0.432		SH3 1B	G6-3		F8		BB	BB		3	0	1	0	2	0	2
Irv Noren, L (1, 8) OBP: 0.380, SLG: 0.442		SH3 1B		F5		SH4 1B	F9	1-3		5	1	2	0	0	0	4
Billy Martin, R (1, 4) OBP: 0.325, SLG: 0.400		SH3		5-3		SH4	F8		F5	3	0	0	0	0	0	2
Phil Rizzuto, R (1, 6) OBP: 0.398, SLG: 0.361		K		3B BB		5-3 1B		F6	F5	4	2	1	1	1	1	2
Allie Reynolds, R (1, 1) OBP: 0.278, SLG: 0.200		BB		3B		5-3		2B BB	2B	0	0	0	0	0	0	0
Johnny Mize, L (2, PH) OBP: 0.340, SLG: 0.398										0	0	0	0	1	0	0
Jim McDonald, R (2, PR) OBP: 0.129, SLG: 0.100										0	0	0	0	0	0	0
Johnny Sain, R (2, 1) OBP: 0.333, SLG: 0.345										3	1	2	1	1	0	1
Inning Stats	R: 0 E: 0 K: 0 S: 4 H: 1 LOB: 1 BB: 0 P: 4	R: 0 E: 0 K: 1 S: 7 H: 2 LOB: 3 BB: 1 P: 11	R: 1 E: 0 K: 1 S: 6 H: 2 LOB: 0 BB: 0 P: 6	R: 1 E: 0 K: 0 S: 4 H: 1 LOB: 1 BB: 1 P: 8	R: 0 E: 0 K: 0 S: 3 H: 0 LOB: 1 BB: 1 P: 7	R: 2 E: 0 K: 1 S: 8 H: 3 LOB: 1 BB: 0 P: 8	R: 0 E: 0 K: 1 S: 6 H: 1 LOB: 2 BB: 1 P: 10	R: 3 E: 0 K: 0 S: 5 H: 2 LOB: 2 BB: 3 P: 17	R: 0 E: 0 K: 0 S: 4 H: 1 LOB: 2 BB: 1 P: 8	1B: 6 2B: 5 3B: 1 HR: 1 SF: 0 SAC: 2 DP: 1 HBP: 0	WP: 0 PB: 0 SB: 0 CS: 0 PA: 47					

	AB	37
	R	7
	H	13
	RBI	7
	BB	8
	SO	4
	LOB	22

PITCHER	IP	WLS	BF	H	R	ER	SO	BB	IBB	HBP	BLK	WP	HR	S	P	ERA	WHIP
Charlie Bishop, R (1, 1) ERA: 5.13	7.0	L	34	10	4	4	4	4	0	0	0	0	1	38	54	5.14	2.000
Morrie Martin, L (8, 1) ERA: 4.45	2.0		13	3	3	3	0	4	0	0	0	0	0	9	25	13.50	3.500

PITCHER	IP	WLS	BF	H	R	ER	SO	BB	IBB	HBP	BLK	WP	HR	S	P	ERA	WHIP

Batter	1	2	3	4	5	6	7	8	9	AB	R	H	RBI	BB	SO	LOB
Joe Demaestri, R (1, 6) OBP: 0.306, SLG: 0.369	6-3		K		F2		SH2-4 1-2			3	0	0	0	0	1	0
Dave Philley, S (1, 8) OBP: 0.357, SLG: 0.414	1B 2B 2B		4-3		K		F8			4	1	1	0	0	1	1
Elmer Valo, L (1, 9) OBP: 0.345, SLG: 0.196	2B 2-3 1B		F9		BB		4-3			3	1	1	0	1	0	1
Gus Zernial, R (1, 7) OBP: 0.348, SLG: 0.524	F3			F7	F4			5-3		4	0	0	0	0	0	3
Eddie Robinson, L (1, 3) OBP: 0.317, SLG: 0.394	1B 1-H 3-H 2B			P3		1B BB		L4-3 BB		2	0	1	2	2	0	0
Cass Michaels, R (1, 4) OBP: 0.349, SLG: 0.404	2-H 1B			S 1B 1B		G4-6 1-3 1B		L4-3 1-2		4	1	3	0	0	0	1
Loren Babe, L (1, 5) OBP: 0.294, SLG: 0.309		F4		1-H 1B		G4-6 1-2f			F3	4	0	1	1	0	0	1
Joe Astroth, R (1, 2) OBP: 0.323, SLG: 0.338		K		1-3 2B		6-3			L3	3	0	1	0	0	1	1
Tom Hamilton, L (9, PH) OBP: 0.224, SLG: 0.159										1	0	0	0	0	0	0
Charlie Bishop, R (1, 1) OBP: 0.109, SLG: 0.091		K		K			SH2-4 1B		K	2	0	0	0	0	2	2
Carmen Mauro, L (7, PH) OBP: 0.245, SLG: 0.275										1	0	1	0	0	0	0
Morrie Martin, L (8, 1) OBP: 0.121, SLG: 0.121										0	0	0	0	0	0	0
Neal Watlington, L (9, PH) OBP: 0.188, SLG: 0.167										1	0	0	0	0	1	0
Inning Stats	R: 2 E: 0 K: 0 S: 6 H: 4 LOB: 2 BB: 0 P: 6	R: 0 E: 0 K: 2 S: 7 H: 0 LOB: 0 BB: 0 P: 7	R: 0 E: 0 K: 1 S: 5 H: 0 LOB: 0 BB: 0 P: 5	R: 1 E: 0 K: 1 S: 8 H: 3 LOB: 2 BB: 0 P: 8	R: 0 E: 0 K: 1 S: 5 H: 0 LOB: 1 BB: 1 P: 9	R: 0 E: 0 K: 0 S: 3 H: 1 LOB: 1 BB: 1 P: 7	R: 0 E: 0 K: 0 S: 4 H: 1 LOB: 1 BB: 0 P: 4	R: 0 E: 0 K: 0 S: 2 H: 0 LOB: 0 BB: 1 P: 6	R: 0 E: 0 K: 1 S: 5 H: 0 LOB: 0 BB: 0 P: 5	1B: 6 2B: 4 3B: 0 HR: 0	SF: 0 SAC: 1 DP: 1 HBP: 0						

PITCHER		IP	WLS	BF	H	R	ER	SO	BB	IBB	HBP	BLK	WP	HR	S	P	ERA	WHIP
Allie Reynolds, R ERA: 3.76	(1, 1)	1.0		6	4	2	2	0	0	0	0	0	0	0	6	6	18.00	4.000
Johnny Sain, R ERA: 3.14	(2, 1)	8.0	W	30	5	1	1	6	3	0	0	0	0	0	39	51	1.12	1.000

PITCHER	IP	WLS	BF	H	R	ER	SO	BB	IBB	HBP	BLK	WP	HR	S	P	ERA	WHIP

BOTTOM

New York Yankees @ Philadelphia Athletics

Connie Mack Stadium, Philadelphia, PA

Sun Aug 16 1953, 3:38 AM EDT

Att. 24,903 - Unknown

livebaseballscorecards.com

AB	32
R	3
H	9
RBI	3
BB	3
SO	6
LOB	10

WP: 0 PB: 0 SB: 1 CS: 0 PA: 36

Batter	1	2	3	4	5	6	7	8	9	AB	R	H	RBI	BB	SO	LOB
Gil McDougald, R (1, 5) OBP: 0.366, SLG: 0.430	K			FC5-4 1B F9 BB	1-2 BB	F9		K	BB	3	1	0	0	3	2	4
Joe Collins, L (1, 3) OBP: 0.371, SLG: 0.402	CS 1B			1-2 FC5-4 1B	L9		4-3 HR 1B	L8	1-2 2-3 BB	5	1	3	0	1	0	3
Hank Bauer, R (1, 9) OBP: 0.406, SLG: 0.452	F7			FC5-4 1-2f 2-3		BB F8 1B	4-3 1-2		F9 / K	6	1	1	0	0	1	7
Yogi Berra, L (1, 2) OBP: 0.355, SLG: 0.508	CS 1-2	3-4-1		F9 3-H		BB 2B 1-2 1B	2-H HR		K	5	2	2	3	0	1	1
Gene Woodling, L (1, 7) OBP: 0.417, SLG: 0.429		F2		G3		2B 1-2 2-3 BB	F8 BB		E 1B 2B HBP	2	1	0	0	2	0	1
Bill Renna, R (9, 7) OBP: 0.370, SLG: 0.393										0	0	0	0	0	0	0
Irv Noren, L (1, 8) OBP: 0.377, SLG: 0.437		F6			K	F8 3-H	F8 1-2		E 1-2 2B 1B	5	1	1	1	0	1	3
Billy Martin, R (1, 4) OBP: 0.326, SLG: 0.400			1-3		4-3 WP SH4-3 1B BB	1-3 2-H 2B	4-3		E6 1-2 2-3 2B	4	2	1	1	1	0	3
Phil Rizzuto, R (1, 6) OBP: 0.402, SLG: 0.365			4-3		SH4-3 1-2			FC1-4 BB	E 1-H 2-H 3-H 2B	2	1	1	3	2	0	0
Whitey Ford, L (1, 1) OBP: 0.348, SLG: 0.317			6-3		BB 2-H 1B	P6		FC1-4 1-2f	E3 BB 2-H 1B	3	0	1	1	0	0	3
Tom Gorman, R (7, 1) OBP: 0.200, SLG: 0.143										2	0	1	0	0	0	1
Inning Stats	R: 0 E: 0 K: 1 S: 5 H: 1 LOB: 0 BB: 0 P: 5	R: 0 E: 0 K: 0 S: 3 H: 0 LOB: 0 BB: 0 P: 3	R: 0 E: 0 K: 0 S: 3 H: 0 LOB: 0 BB: 0 P: 3	R: 1 E: 0 K: 0 S: 4 H: 1 LOB: 1 BB: 1 P: 8	R: 1 E: 0 K: 1 S: 6 H: 1 LOB: 2 BB: 2 P: 14	R: 2 E: 0 K: 0 S: 6 H: 3 LOB: 3 BB: 2 P: 14	R: 2 E: 0 K: 0 S: 5 H: 2 LOB: 1 BB: 1 P: 9	R: 0 E: 0 K: 1 S: 5 H: 0 LOB: 1 BB: 1 P: 9	R: 4 E: 2 K: 2 S: 11 H: 3 LOB: 3 BB: 2 P: 20	1B: 8 2B: 2 3B: 0 HR: 1 SF: 0 SAC: 1 DP: 0 HBP: 1							

TOP

New York Yankees @ Philadelphia Athletics

Connie Mack Stadium, Philadelphia, PA

Mon Aug 17 1953, 3:33 AM EDT

Unknown

livebaseballscorecards.com

AB	37
R	10
H	11
RBI	9
BB	9
SO	5
LOB	26

WP: 1 PB: 0 SB: 0 CS: 1 PA: 49

PITCHER		IP	WLS	BF	H	R	ER	SO	BB	IBB	HBP	BLK	WP	HR	S	P	ERA	WHIP
Marion Fricano, R ERA: 3.98	(1, 1)	8.0	L	38	8	6	6	3	7	0	0	0	1	1	37	65	6.75	1.875
Morrie Martin, L ERA: 4.41	(9, 1)	1.0		10	3	4	0	2	2	0	1	0	0	0	11	20	0.00	5.000

PITCHER	IP	WLS	BF	H	R	ER	SO	BB	IBB	HBP	BLK	WP	HR	S	P	ERA	WHIP

Batter	1	2	3	4	5	6	7	8	9	AB	R	H	RBI	BB	SO	LOB
Joe Demaestri, R (1, 6) OBP: 0.304, SLG: 0.366	5-3	F8			4-3		FC5, BB, 1B	K		5	0	1	0	0	1	2
Dave Philley, S (1, 9) OBP: 0.358, SLG: 0.412	6-3		BB, 1B		4-3		F6		1B	4	0	1	0	1	0	1
Eddie Robinson, L (1, 3) OBP: 0.322, SLG: 0.396	K		1-3, 1B		1B, BB		BB, FC5, 1B 1-2		1-2, 1B	3	1	2	0	2	1	0
Gus Zernial, R (1, 7) OBP: 0.348, SLG: 0.522		2B, 1B, 1B	P3		1-2, 1B		FC5, 1B, BB 1-2 2-3f		P6	5	1	2	0	0	0	5
Cass Michaels, R (1, 4) OBP: 0.352, SLG: 0.406		1-3, 1B, 2B	BB		F8		1B, BB 1-2 2-3		L8	3	1	1	0	2	0	4
Ed McGhee, R (1, 8) OBP: 0.318, SLG: 0.322		1B, BB	F9			1-3	1B 1-2 2-3 3-H		4-3	2	0	0	0	1	0	2
Carmen Mauro, L (7, PH) OBP: 0.250, SLG: 0.279 (8, 8)										2	0	1	1	0	0	2
Pete Suder, R (1, 5) OBP: 0.323, SLG: 0.356		1-3 2-H 3-H, 1B		F4		K	G3			3	0	1	2	0	1	0
Loren Babe, L (7, PH) OBP: 0.293, SLG: 0.308 (8, 5)										1	0	0	0	0	0	3
Ray Murray, R (1, 2) OBP: 0.370, SLG: 0.462		6-3		6-3		1B		P4		4	0	1	0	0	0	1
Marion Fricano, R (1, 1) OBP: 0.180, SLG: 0.167		BB		F3		K		F7		2	0	0	0	1	1	1
Neal Watlington, L (8, PH) OBP: 0.182, SLG: 0.161										1	0	0	0	0	0	0
Morrie Martin, L (9, 1) OBP: 0.121, SLG: 0.121										0	0	0	0	0	0	0
Inning Stats	R: 0 E: 0 K: 1 S: 5 H: 0 LOB: 0 BB: 0 P: 5	R: 2 E: 0 K: 0 S: 5 H: 3 LOB: 2 BB: 2 P: 13	R: 0 E: 0 K: 0 S: 3 H: 1 LOB: 2 BB: 2 P: 11	R: 0 E: 0 K: 0 S: 3 H: 0 LOB: 0 BB: 0 P: 3	R: 0 E: 0 K: 0 S: 4 H: 1 LOB: 2 BB: 1 P: 8	R: 0 E: 0 K: 2 S: 8 H: 1 LOB: 1 BB: 0 P: 8	R: 1 E: 0 K: 0 S: 5 H: 2 LOB: 3 BB: 2 P: 13	R: 0 E: 0 K: 1 S: 5 H: 0 LOB: 0 BB: 0 P: 5	R: 0 E: 0 K: 0 S: 5 H: 2 LOB: 2 BB: 0 P: 5	1B: 9 2B: 1 3B: 0 HR: 0 SF: 0 SAC: 0 DP: 0 HBP: 0						

PITCHER		IP	WLS	BF	H	R	ER	SO	BB	IBB	HBP	BLK	WP	HR	S	P	ERA	WHIP
Whitey Ford, L ERA: 2.73	(1, 1)	6.2	W	32	7	3	3	3	7	0	0	0	0	0	31	59	4.05	2.100
Tom Gorman, R ERA: 3.02	(7, 1)	2.1	S	10	3	0	0	1	0	0	0	0	0	0	12	12	0.00	1.286

PITCHER	IP	WLS	BF	H	R	ER	SO	BB	IBB	HBP	BLK	WP	HR	S	P	ERA	WHIP

BOTTOM

New York Yankees @ Philadelphia Athletics

Connie Mack Stadium, Philadelphia, PA

Mon Aug 17 1953, 3:33 AM EDT

Unknown

livebaseballscorecards.com

AB	35
R	3
H	10
RBI	3
BB	7
SO	4
LOB	21

WP: 0 PA: 42
PB: 0
SB: 0
CS: 0

Batter	1	2	3	4	5	6	7	8	9	AB	R	H	RBI	BB	SO	LOB
Gil McDougald, R (1, 5) OBP: 0.364, SLG: 0.426	L8	L6		F9			G3 E BB	F9		4	1	0	0	1	0	0
Joe Collins, L (1, 3) OBP: 0.371, SLG: 0.423	HR	HR		K			G3 1-2	K		5	2	2	2	0	2	1
Hank Bauer, R (1, 9) OBP: 0.409, SLG: 0.458	2B 2B	1B			F7		E3 1B 2-H 1B		F8	5	2	3	0	0	0	0
Yogi Berra, L (1, 2) OBP: 0.359, SLG: 0.509 Charles Silvera, R (7, 2) OBP: 0.373, SLG: 0.348	2B BB	P5			1B		1B BB 5-3 2-H 1B		1B BB	3 0	2 0	2 0	1 0	1 1	0 0	1 0
Bill Renna, R (1, 7) OBP: 0.371, SLG: 0.398	HR 1-H 2-H 2B		K	F3			5-3 1B 1-2 BB		F8	4	1	1	2	1	1	2
Irv Noren, L (1, 8) OBP: 0.380, SLG: 0.438	F5		4-3 BB	1-3			5-3 1-2 2-3 1B		1-2 1B	4	0	2	0	1	0	2
Billy Martin, R (1, 4) OBP: 0.325, SLG: 0.405	HR 2-H		4-3 1-2		F7		5-3 1-2 2-3 3-H		G3	5	1	1	3	0	0	5
Phil Rizzuto, R (1, 6) OBP: 0.398, SLG: 0.361 Willy Miranda, S (9, 6) OBP: 0.255, SLG: 0.273	K		5-3		5-3		K			4 0	0 0	0 0	0 0	0 0	2 0	3 0
Bob Kuzava, S (1, 1)		K		K	K			L3		4	0	0	0	0	3	0
Inning Stats	R: 5 E: 0 K: 1 S: 9 H: 4 LOB: 0 BB: 1 P: 13	R: 1 E: 0 K: 1 S: 7 H: 2 LOB: 1 BB: 0 P: 7	R: 0 E: 0 K: 1 S: 5 H: 0 LOB: 1 BB: 1 P: 9	R: 0 E: 0 K: 2 S: 7 H: 0 LOB: 0 BB: 0 P: 7	R: 0 E: 0 K: 0 S: 4 H: 1 LOB: 1 BB: 0 P: 4	R: 0 E: 0 K: 1 S: 5 H: 0 LOB: 0 BB: 0 P: 5	R: 3 E: 1 K: 1 S: 8 H: 3 LOB: 2 BB: 2 P: 16	R: 0 E: 0 K: 1 S: 5 H: 0 LOB: 0 BB: 0 P: 5	R: 0 E: 0 K: 0 S: 4 H: 1 LOB: 2 BB: 1 P: 8	1B: 6 2B: 2 3B: 0 HR: 3 SF: 0 SAC: 0 DP: 0 HBP: 0	WP: 0 PB: 0 SB: 0 CS: 0 PA: 43					

TOP

New York Yankees @ Philadelphia Athletics

Connie Mack Stadium, Philadelphia, PA

Mon Aug 17 1953, 3:38 AM EDT

Att. 13,595 - Unknown

livebaseballscorecards.com

AB	38
R	9
H	11
RBI	8
BB	5
SO	8
LOB	14

PITCHER		IP	WLS	BF	H	R	ER	SO	BB	IBB	HBP	BLK	WP	HR	S	P	ERA	WHIP
Joe Coleman, R ERA: 3.68	(1, 1)	7.0	L	35	10	9	7	7	4	0	0	0	0	3	45	61	9.00	2.000
Frank Fanovich, L ERA: 5.36	(8, 1)	2.0		8	1	0	0	1	1	0	0	0	0	0	9	13	0.00	1.000

PITCHER	IP	WLS	BF	H	R	ER	SO	BB	IBB	HBP	BLK	WP	HR	S	P	ERA	WHIP

Batter	1	2	3	4	5	6	7	8	9	AB	R	H	RBI	BB	SO	LOB
Joe Demaestri, R (1, 6) OBP: 0.303, SLG: 0.367	F8	P4			2B		6-3		G6-4-3 1-	5	0	1	0	0	0	5
Dave Philley, S (1, 9) OBP: 0.361, SLG: 0.415	FC4-6 1B		9-5 1B		K			FC6-4 1B		4	0	3	0	0	1	1
Eddie Robinson, L (1, 3) OBP: 0.321, SLG: 0.394	FC4-6 BB 1-2f		1B 1-2		P5			F9		4	0	1	0	0	0	3
Gus Zernial, R (1, 7) OBP: 0.347, SLG: 0.519	BB 1-2		F7		K			F7		3	0	0	0	1	1	4
Cass Michaels, R (1, 4) OBP: 0.348, SLG: 0.401	K		9-5 2-3f			6-3		FC6-4 1-2f		4	0	0	0	0	1	5
Ed McGhee, R (1, 8) OBP: 0.318, SLG: 0.322		K	F8			E5 G4-6-3			1B 1B	4	0	1	0	0	1	0
Pete Suder, R (1, 5) OBP: 0.320, SLG: 0.352		F8	F3			G4-6-3 1-2f			F8	4	0	0	0	0	0	2
Joe Astroth, R (1, 2) OBP: 0.330, SLG: 0.346		1B	1B				5-3		1B 1-2	4	0	3	0	0	0	0
Joe Coleman, R (1, 1) OBP: 0.429, SLG: 0.462										2	0	1	0	0	0	1
Ray Murray, R (7, PH) OBP: 0.368, SLG: 0.459										1	0	0	0	0	0	0
Frank Fanovich, L (8, 1) OBP: 0.125, SLG: 0.125										0	0	0	0	0	0	0
Loren Babe, L (9, PH) OBP: 0.296, SLG: 0.311		1B 1-2	F9				5-3		1B 1-2 2-3	1	0	1	0	0	0	0
Inning Stats	R: 0 H: 1 E: 0 LOB: 2 K: 1 BB: 1 S: 6 P: 10	R: 0 H: 2 E: 0 LOB: 2 K: 1 BB: 0 S: 7 P: 7	R: 0 H: 2 E: 0 LOB: 1 K: 0 BB: 0 S: 4 P: 4	R: 0 H: 1 E: 0 LOB: 1 K: 0 BB: 0 S: 4 P: 4	R: 0 H: 1 E: 0 LOB: 1 K: 2 BB: 0 S: 8 P: 8	R: 0 H: 0 E: 1 LOB: 0 K: 0 BB: 0 S: 3 P: 3	R: 0 H: 0 E: 0 LOB: 0 K: 0 BB: 0 S: 3 P: 3	R: 0 H: 1 E: 0 LOB: 1 K: 0 BB: 0 S: 4 P: 4	R: 0 H: 3 E: 0 LOB: 2 K: 0 BB: 0 S: 5 P: 5	1B: 10 SF: 0 2B: 2 SAC: 0 3B: 0 DP: 3 HR: 0 HBP: 0						

PITCHER	IP	WLS	BF	H	R	ER	SO	BB	IBB	HBP	BLK	WP	HR	S	P	ERA	WHIP
Bob Kuzava, L (1, 1) ERA: 3.44	9.0	W	37	11	0	0	4	1	0	0	0	0	0	44	48	0.00	1.333

PITCHER	IP	WLS	BF	H	R	ER	SO	BB	IBB	HBP	BLK	WP	HR	S	P	ERA	WHIP

BOTTOM

New York Yankees @ Philadelphia Athletics

Connie Mack Stadium, Philadelphia, PA

Mon Aug 17 1953, 3:38 AM EDT

Att. 13,595 - Unknown

livebaseballscorecards.com

AB	36
R	0
H	11
RBI	0
BB	1
SO	4
LOB	21

WP: 0		PA:	37
PB: 0			
SB: 0			
CS: 0			

Batter	1	2	3	4	5	6	7	8	9	AB	R	H	RBI	BB	SO	LOB
Joe Demaestri, R (1, 6) OBP: 0.299, SLG: 0.362	S S S 0-3 ① K		x 0-0 ③ F8		x 0-0 ① ② G6-4-3 1-2f		x 0-0 ③ FC6-4 1-2f			4	0	0	0	0	1	3
Dave Philley, S (1, 9) OBP: 0.358, SLG: 0.412	x 0-0 ② 5-3			x 0-0 ① F7	x 0-0 ③ F9			x 0-0 ① 5-3		4	0	0	0	0	0	0
Eddie Robinson, L (1, 3) OBP: 0.321, SLG: 0.393	x 0-0 ③ G3			x 0-0 BB 1B 1B 1B		x 0-0 ① 4-3		S S S 0-3 ② K		4	1	1	0	0	1	0
Gus Zernial, R (1, 7) OBP: 0.349, SLG: 0.523		x 0-0 ① F2		x 0-0 1B BB 1-2 1B		x 0-0 3B		S S S 0-3 ③ K		4	0	2	0	0	1	0
Cass Michaels, R (1, 4) OBP: 0.347, SLG: 0.398		x 0-0 ② F9		B B B B 4-0 1B 1-2 2-3 BB		x 0-0 ② 4-3			x 0-0 ① P5	3	0	0	0	1	0	1
Pete Suder, R (1, 5) OBP: 0.319, SLG: 0.351		x 0-0 ③ F8		x 0-0 FC6 1-2 2-3 3-H 1B		x 0-0 ③ 1-3			x 0-0 ② F2	4	0	1	1	0	0	1
Ed McGhee, R (1, 8) OBP: 0.317, SLG: 0.318			x 0-0 ① F8	S S S 0-3 ② K			H 1-0 B3-6 1B HBP		x 0-0 ③ 6-3	3	0	0	0	0	1	3
Ray Murray, R (1, 2) OBP: 0.368, SLG: 0.457			x 0-0 ② F7	x 0-0 ③ FC6 1-2f			x 0-0 FC6-4 1-2 1B			3	0	1	0	0	0	3
Harry Byrd, R (1, 1) OBP: 0.224, SLG: 0.212			x 0-0 1B		x 0-0 G6-4-3 1B		x 0-0 ① ② B3-6 2-3f			3	0	2	0	0	0	2
Inning Stats	R: 0 E: 0 K: 1 S: 5 H: 0 LOB: 0 BB: 0 P: 5	R: 0 E: 0 K: 0 S: 3 H: 0 LOB: 0 BB: 0 P: 3	R: 0 E: 0 K: 0 S: 4 H: 1 LOB: 1 BB: 0 P: 4	R: 1 E: 0 K: 1 S: 8 H: 3 LOB: 3 BB: 1 P: 12	R: 0 E: 0 K: 0 S: 3 H: 1 LOB: 0 BB: 0 P: 3	R: 0 E: 0 K: 0 S: 4 H: 1 LOB: 1 BB: 0 P: 4	R: 0 E: 0 K: 0 S: 3 H: 1 LOB: 1 BB: 0 P: 4	R: 0 E: 0 K: 2 S: 7 H: 0 LOB: 0 BB: 0 P: 7	R: 0 E: 0 K: 0 S: 3 H: 0 LOB: 0 BB: 0 P: 3	1B: 6 2B: 1 3B: 1 HR: 0	SF: 0 SAC: 0 DP: 2 HBP: 1						

Philadelphia Athletics @ Boston Red Sox

Fenway Park, Boston, MA

Tue Aug 18 1953, 3:33 AM EDT

Att. 28,024 - Unknown - 68 F

TOP

livebaseballscorecards.com

AB	32
R	1
H	7
RBI	1
BB	1
SO	4
LOB	13

PITCHER	IP	WLS	BF	H	R	ER	SO	BB	IBB	HBP	BLK	WP	HR	S	P	ERA	WHIP
Mickey McDermott, L (1, 1) ERA: 3.04	9.0	W	34	7	1	1	4	1	0	1	0	0	0	40	45	1.00	0.889

PITCHER	IP	WLS	BF	H	R	ER	SO	BB	IBB	HBP	BLK	WP	HR	S	P	ERA	WHIP

Batter	1	2	3	4	5	6	7	8	9	AB	R	H	RBI	BB	SO	LOB
Billy Goodman, L (1, 4) OBP: 0.391, SLG: 0.404	CS 1B		2B 2B		1-3			6-3		4	1	2	1	0	0	1
Jim Piersall, R (1, 9) OBP: 0.325, SLG: 0.368	F8		2B		F9			1B BB HBP		3	0	1	1	0	0	2
Ted Williams, L (1, 7) OBP: 0.429, SLG: 0.917	K 1-2		BB		4-3 2-3			BB 1-3 1B		3	0	1	0	1	1	2
Al Zarilla, L (8, PR) OBP: 0.361, SLG: 0.229										0	0	0	0	0	0	0
Karl Olson, R (9, 7) OBP: 0.067, SLG: 0.133										0	0	0	0	0	0	0
George Kell, R (1, 5) OBP: 0.378, SLG: 0.474		6-3	K			F5		BB 1-2 3-H BB		3	0	0	0	1	1	2
Dick Gernert, R (1, 3) OBP: 0.391, SLG: 0.433		F9		HBP		G5-4-3 BB		K		2	0	0	0	1	1	2
Sammy White, R (1, 2) OBP: 0.319, SLG: 0.441		F8		K		G5-4-3 1-2f				3	0	0	0	0	1	2
Tom Umphlett, R (1, 8) OBP: 0.338, SLG: 0.396			S 2B 1B	F8			F8			3	1	1	0	0	0	1
Milt Bolling, R (1, 6) OBP: 0.330, SLG: 0.370			F7 1-2	F8			G5-4-3 1B			3	0	1	0	0	0	2
Johnny Lipon, R (9, 6) OBP: 0.290, SLG: 0.266										0	0	0	0	0	0	0
Mickey McDermott, L (1, 1) OBP: 0.319, SLG: 0.456			P4		WP 2B		G5-4-3 1-2f			3	0	1	0	0	0	2
Inning Stats	R: 0 E: 0 K: 1 S: 5 H: 1 LOB: 1 BB: 0 P: 5	R: 0 E: 0 K: 0 S: 3 H: 0 LOB: 0 BB: 0 P: 3	R: 2 E: 0 K: 1 S: 8 H: 3 LOB: 2 BB: 1 P: 12	R: 0 E: 0 K: 1 S: 5 H: 0 LOB: 1 BB: 0 P: 6	R: 0 E: 0 K: 0 S: 4 H: 1 LOB: 1 BB: 0 P: 4	R: 0 E: 0 K: 0 S: 2 H: 0 LOB: 0 BB: 1 P: 6	R: 0 E: 0 K: 0 S: 3 H: 1 LOB: 0 BB: 0 P: 3	R: 0 E: 0 K: 1 S: 5 H: 1 LOB: 2 BB: 1 P: 10		1B: 4 2B: 4 3B: 0 HR: 0	SF: 0 SAC: 0 DP: 3 HBP: 2						

PITCHER	IP	WLS	BF	H	R	ER	SO	BB	IBB	HBP	BLK	WP	HR	S	P	ERA	WHIP
Harry Byrd, R (1, 1) ERA: 5.1	8.0	L	32	7	2	2	4	3	0	2	0	1	0	35	49	2.25	1.250

PITCHER	IP	WLS	BF	H	R	ER	SO	BB	IBB	HBP	BLK	WP	HR	S	P	ERA	WHIP

BOTTOM

Philadelphia Athletics @ Boston Red Sox

Fenway Park, Boston, MA

Tue Aug 18 1953, 3:33 AM EDT

Att. 28,024 - Unknown - 68 F

livebaseballscorecards.com

AB	27
R	2
H	7
RBI	2
BB	3
SO	4
LOB	16

WP: 1 PA: 32
PB: 0
SB: 1
CS: 1

Batter	1	2	3	4	5	6	7	8	9	AB	R	H	RBI	BB	SO	LOB
Joe Demaestri, R (1, 6) OBP: 0.295, SLG: 0.357	6-3		L7		F7		6-3		F7	4	0	0	0	0	0	2
Ray Murray, R (9, PH) OBP: 0.366, SLG: 0.455										1	0	0	0	0	0	3
Dave Philley, S (1, 9) OBP: 0.359, SLG: 0.412	1B		FC6-4 1-2f		2-H 1B			F7		4	0	2	0	0	0	1
Eddie Robinson, L (1, 3) OBP: 0.322, SLG: 0.400	F3			HR 1B		HR		4-3		4	2	2	1	0	0	1
Gus Zernial, R (1, 7) OBP: 0.350, SLG: 0.537	P3			1-H HR		HR		F8		4	2	2	3	0	0	1
Carmen Mauro, L (1, 8) OBP: 0.250, SLG: 0.278		K		CS 1B		G3			F8	4	0	1	0	0	1	0
Cass Michaels, R (1, 4) OBP: 0.345, SLG: 0.394		1-3		5-3 1-2		5-3			F9 BB 1B	3	0	0	0	0	0	1
Tom Hamilton, L (9, PH) OBP: 0.240, SLG: 0.178										1	0	1	0	0	0	0
Loren Babe, L (1, 5) OBP: 0.295, SLG: 0.307		F8		G3		K			F9 1-2 BB	3	0	0	0	1	1	0
Joe Astroth, R (1, 2) OBP: 0.335, SLG: 0.352			FC6-4 BB	1B 2B		F6			F9 1-2 2-3	2	0	1	0	1	0	0
Elmer Valo, L (9, PH) OBP: 0.339, SLG: 0.191										1	0	0	0	0	0	2
Charlie Bishop, R (1, 1) OBP: 0.102, SLG: 0.085			K	5-3		1-3			BB	3	0	0	0	0	1	2
Morrie Martin, L (7, 1) OBP: 0.121, SLG: 0.121										0	0	0	0	0	0	0
Neal Watlington, L (9, PH) OBP: 0.206, SLG: 0.161										0	0	0	0	1	0	0
Inning Stats	R: 0 E: 0 K: 0 S: 4 H: 1 LOB: 1 BB: 0 P: 4	R: 0 E: 0 K: 1 S: 5 H: 0 LOB: 0 BB: 0 P: 5	R: 0 E: 0 K: 1 S: 5 H: 0 LOB: 1 BB: 1 P: 9	R: 2 E: 0 K: 0 S: 5 H: 3 LOB: 0 BB: 0 P: 5	R: 0 E: 0 K: 0 S: 4 H: 2 LOB: 2 BB: 0 P: 4	R: 2 E: 0 K: 1 S: 7 H: 2 LOB: 0 BB: 0 P: 7	R: 0 E: 0 K: 0 S: 3 H: 0 LOB: 0 BB: 0 P: 3	R: 0 E: 0 K: 0 S: 3 H: 0 LOB: 0 BB: 0 P: 3	R: 0 E: 0 K: 0 S: 4 H: 1 LOB: 3 BB: 2 P: 12	1B: 5 2B: 1 3B: 0 HR: 3 SF: 0 SAC: 0 DP: 0 HBP: 0	WP: 0 PB: 0 SB: 0 CS: 1 PA: 37					

PITCHER		IP	WLS	BF	H	R	ER	SO	BB	IBB	HBP	BLK	WP	HR	S	P	ERA	WHIP
Ben Flowers, R ERA: 2.88	(1, 1)	5.0		22	8	4	4	2	1	0	0	0	0	3	25	29	7.20	1.800
Ellis Kinder, R ERA: 1.96	(6, 1)	4.0	W	15	1	0	0	1	2	0	0	0	0	0	15	23	0.00	0.750

PITCHER	IP	WLS	BF	H	R	ER	SO	BB	IBB	HBP	BLK	WP	HR	S	P	ERA	WHIP

TOP

Philadelphia Athletics @ Boston Red Sox

Fenway Park, Boston, MA

Wed Aug 19 1953, 3:33 AM EDT

Att. 12,084 - Sunny - 73 F

livebaseballscorecards.com

AB	34
R	4
H	9
RBI	4
BB	3
SO	3
LOB	13

BOTTOM

Philadelphia Athletics @ Boston Red Sox

Fenway Park, Boston, MA

Wed Aug 19 1953, 3:33 AM EDT
Att. 12,084 - Sunny - 73 F

livebaseballscorecards.com

Batter	1	2	3	4	5	6	7	8	9	AB	R	H	RBI	BB	SO	LOB
Billy Goodman, L (1, 4) OBP: 0.391, SLG: 0.407	0-0 F9 1B 2B	0-0 ③ FC6 1-2f		0-0 1B 2-H 1B		0-0 ③ 4-3		0-0 E6 L4-3		5	1	2	1	0	0	3
Jim Piersall, R (1, 9) OBP: 0.325, SLG: 0.367	0-0 ① F9 2-3		0-0 ① 6-3	0-0 ③ 1-3 1B			0-0 HR 1B	0-0 ②③ L4-3 1-2		3	0	1	0	0	0	1
Al Zarilla, L (5, 9) OBP: 0.365, SLG: 0.240										2	1	1	0	0	0	1
Ted Williams, L (1, 7) OBP: 0.500, SLG: 1.071	B B B B 4-0 4-3 1B BB		B B B 4-0 BB		0-0 ① F7		0-0 1-H HR			2	1	1	2	2	0	0
Karl Olson, R (8, 7) OBP: 0.067, SLG: 0.133										0	0	0	0	0	0	0
George Kell, R (1, 5) OBP: 0.379, SLG: 0.477	0-0 4-3 1-2 3-H 1B		0-0 ② F8		0-0 ② P5		0-0 SH3-4 1B 2B			4	1	2	1	0	0	1
Dick Gernert, R (1, 3) OBP: 0.389, SLG: 0.430	0-0 ② 4-3 1-2 2-3		S S S 0-3 ③ K		0-0 ③ 5-3		0-0 ① SH3-4 2-3			3	0	0	0	0	1	3
Sammy White, R (1, 2) OBP: 0.320, SLG: 0.444	0-0 ③ F9			0-0 1B F8 2B		S S S 0-3 ① K2-3	0-0 FC6 3-H 1B			4	1	2	1	0	1	2
Tom Umphlett, R (1, 8) OBP: 0.337, SLG: 0.395		S S S 0-3 ① K		0-0 1B 2-3 1B		0-0 ② F8	0-0 ② FC6 1-2f			4	1	1	0	0	1	1
Milt Bolling, R (1, 6) OBP: 0.329, SLG: 0.365		0-0 ② F8		0-0 ① F8 3-H		H 1-0 1B HBP	0-0 ③ 1-3			3	0	0	1	0	0	2
Ben Flowers, R (1, 1) OBP: 0.176, SLG: 0.294		0-0 E5 FC6		0-0 ② F7		0-0 1-2 1B		0-0 ① F6		2	0	0	0	0	0	1
Ellis Kinder, R (6, 1) OBP: 0.375, SLG: 0.417										2	0	1	0	0	0	0
Inning Stats	R: 1 H: 2 E: 0 LOB: 2 K: 0 BB: 1 S: 5 P: 9	R: 0 H: 0 E: 1 LOB: 1 K: 1 BB: 0 S: 6 P: 6	R: 0 H: 0 E: 0 LOB: 1 K: 1 BB: 1 S: 5 P: 9	R: 2 H: 4 E: 0 LOB: 2 K: 0 BB: 0 S: 6 P: 6	R: 0 H: 0 E: 0 LOB: 0 K: 0 BB: 0 S: 3 P: 3	R: 0 H: 1 E: 0 LOB: 2 K: 1 BB: 0 S: 6 P: 7	R: 3 H: 4 E: 0 LOB: 1 K: 0 BB: 0 S: 7 P: 7	R: 0 H: 0 E: 1 LOB: 0 K: 0 BB: 0 S: 3 P: 3		1B: 7 SF: 0 2B: 4 SAC: 1 3B: 0 DP: 1 HR: 1 HBP: 1				WP: 0 PA: 38 PB: 0 SB: 0 CS: 0		

	AB	34
	R	6
	H	11
	RBI	6
	BB	2
	SO	3
	LOB	15

PITCHER		IP	WLS	BF	H	R	ER	SO	BB	IBB	HBP	BLK	WP	HR	S	P	ERA	WHIP
Charlie Bishop, R ERA: 5.29	(1, 1)	6.1	L	33	11	6	6	3	2	0	1	0	0	1	36	45	8.53	2.053
Morrie Martin, L ERA: 4.35	(7, 1)	1.2		5	0	0	0	0	0	0	0	0	0	0	5	5	0.00	0.000

PITCHER	IP	WLS	BF	H	R	ER	SO	BB	IBB	HBP	BLK	WP	HR	S	P	ERA	WHIP

Philadelphia Athletics @ New York Yankees

Yankee Stadium, Bronx, NY

Fri Aug 21 1953, 3:33 AM EDT

Att. 21,492 - Unknown

TOP

livebaseballscorecards.com

Batter	1	2	3	4	5	6	7	8	9	10	11	AB	R	H	RBI	BB	SO	LOB
Joe Demaestri, R (1, 6) OBP: 0.303, SLG: 0.368	5-3 1B		5-3 HR 1B		5-3			F8 1B 1B	2-H 2B			5	2	4	1	0	0	0
Dave Philley, S (1, 9) OBP: 0.357, SLG: 0.410	5-3 1-2		5-3 1-2		F8			1B F8 1-2 1B	F9			5	0	1	0	0	0	3
Eddie Robinson, L (1, 3) OBP: 0.323, SLG: 0.407	1-3		2-H HR			4-3		F9		1B		5	1	2	2	0	0	3
Gus Zernial, R (1, 7) OBP: 0.348, SLG: 0.532	IBB		K			F9		F8 1-2 2-3		F2		4	0	0	0	1	1	3
Cass Michaels, R (1, 4) OBP: 0.343, SLG: 0.391	L9			F9		F7		2-3 3-H 1B		F9		5	0	1	1	0	0	3
Pete Suder, R (1, 5) OBP: 0.317, SLG: 0.348		K		F9			G3	3-1		F5		3	0	0	0	0	1	0
Loren Babe, L (8, PH) OBP: 0.293, SLG: 0.305 (8, 5)												0	0	0	0	0	0	0
Ray Murray, R (1, 2) OBP: 0.362, SLG: 0.448		6-3		1B			G4		P4		K	5	0	1	0	0	1	0
Carmen Mauro, L (1, 8) OBP: 0.248, SLG: 0.274		4-3		4-3			E3		SH1-4 2B 1B		F8	5	1	1	0	0	0	1
Alex Kellner, R (1, 1) OBP: 0.268, SLG: 0.254			6-3		5-3		6-3		SH1-4 1-2		P6	4	0	0	0	0	0	1
Inning Stats	R: 0 E: 0 K: 0 S: 4 H: 1 LOB: 2 BB: 1 P: 8	R: 0 E: 0 K: 1 S: 5 H: 0 LOB: 0 BB: 0 P: 5	R: 2 E: 0 K: 1 S: 7 H: 2 LOB: 0 BB: 0 P: 7	R: 0 E: 0 K: 0 S: 4 H: 1 LOB: 1 BB: 0 P: 4	R: 0 E: 0 K: 0 S: 3 H: 1 LOB: 0 BB: 0 P: 3	R: 0 E: 0 K: 0 S: 3 H: 0 LOB: 0 BB: 0 P: 3	R: 0 E: 1 K: 0 S: 4 H: 0 LOB: 1 BB: 0 P: 4	R: 1 E: 0 K: 0 S: 6 H: 3 LOB: 2 BB: 0 P: 6	R: 1 E: 0 K: 0 S: 5 H: 2 LOB: 1 BB: 0 P: 5	R: 0 E: 0 K: 0 S: 4 H: 1 LOB: 1 BB: 0 P: 4	R: 0 E: 0 K: 1 S: 5 H: 0 LOB: 0 BB: 0 P: 5							

PITCHER	IP	WLS	BF	H	R	ER	SO	BB	IBB	HBP	BLK	WP	HR	S	P	ERA	WHIP
Steve Kraly, L (1, 1) ERA: 3.65	7.1		30	6	3	3	2	0	1	0	0	0	1	33	37	3.68	0.818
Johnny Sain, R (8, 1) ERA: 3.15	1.2		8	3	1	1	0	0	0	0	0	0	0	8	8	5.40	1.800
Bob Kuzava, L (10, 1) ERA: 3.34	2.0	W	7	1	0	0	1	0	0	0	0	0	0	9	9	0.00	0.500

PITCHER	IP	WLS	BF	H	R	ER	SO	BB	IBB	HBP	BLK	WP	HR	S	P	ERA	WHIP

AB	41
R	4
H	10
RBI	4
BB	1
SO	3
LOB	14

1B: 8 SF: 0
2B: 1 SAC: 1
3B: 0 DP: 0
HR: 1 HBP: 0

WP: 0 PA: 45
PB: 0
SB: 0
CS: 0

Philadelphia Athletics @ New York Yankees

Yankee Stadium, Bronx, NY

Fri Aug 21 1953, 3:33 AM EDT

Att. 21,492 - Unknown

livebaseballscorecards.com

BOTTOM

Batter	1	2	3	4	5	6	7	8	9	10	11	AB	R	H	RBI	BB	SO	LOB
Gil McDougald, R (1, 5) OBP: 0.371, SLG: 0.430	F9	P6		CS 1B			BBBB 4-0 SH3-4 1B BB		SH WP 2-3		FC1-6 1B	4	1	2	0	1	0	2
Phil Rizzuto, R (1, 6) OBP: 0.395, SLG: 0.361	1B 2B	F7	CS 1-2	SSS 0-3 K	SH3-4 1-2			WP IBB	FC1-6 1B 1B 1-2f			3	1	1	0	0	1	0
Johnny Mize, L (9, PH) OBP: 0.347, SLG: 0.398												0	0	0	0	1	0	0
Andy Carey, R (9, PR) OBP: 0.361, SLG: 0.554												0	0	0	0	0	0	0
Bob Kuzava, S (10, 1)												1	1	0	0	0	0	1
Hank Bauer, R (1, 9) OBP: 0.405, SLG: 0.458	6-3 2-H 1B	FC6-4 1B 1B	P6	L4	P3 1-2 2-3 3-H				P3		6	0	2	1	0	0	4	
Yogi Berra, L (1, 2) OBP: 0.367, SLG: 0.529	6-3 1-2	FC6-4 1-2 1B	1B	2-H 1B	IBB				1B 1-3 1B			5	0	4	1	1	0	1
Gus Triandos, R (1, 3) OBP: 0.235, SLG: 0.344	SSS 0-3 K	FC6-4 1-2f 2-3	SSS 0-3 K	SSS 0-3 K				SSS 0-3 K	2-3 3-H 1B			4	0	0	0	0	3	5
Joe Collins, L (8, 3) OBP: 0.372, SLG: 0.434												1	0	0	0	0	1	3
Charles Silvera, R (11, PH) OBP: 0.382, SLG: 0.358												1	0	1	1	0	0	0
Billy Martin, R (1, 4) OBP: 0.323, SLG: 0.398	BB 1B	F9	F9	F9	F9		P4					5	0	1	0	0	0	5
Bill Renna, R (1, 7) OBP: 0.383, SLG: 0.441	F7	4-3 3B	2B	SSS 0-3 K	F3							5	1	2	0	0	1	1
Irv Noren, L (1, 8) OBP: 0.377, SLG: 0.431	BBBB 4-0 FC4-6 1-2 BB	4-3 3-H	F7	6-3	F9							4	0	0	1	1	0	1
Steve Kraly, L (1, 1)	FC4-6 1-2f	SSS 0-3 K	2-3		SH WP 2B	F7						3	0	0	0	0	1	3
Johnny Sain, R (8, 1) OBP: 0.333, SLG: 0.345												0	0	0	0	0	0	0
Mickey Mantle, S (9, PH) OBP: 0.394, SLG: 0.507												1	0	1	0	0	0	0
Willy Miranda, S (9, PR) OBP: 0.250, SLG: 0.267												1	1	0	0	0	0	0
(10, 6)																		
Inning Stats	R: 1 E: 0 K: 1 S: 7 H: 2 LOB: 1 BB: 0 P: 7	R: 0 E: 0 K: 0 S: 4 H: 1 LOB: 2 BB: 1 P: 8	R: 0 E: 0 K: 0 S: 5 H: 2 LOB: 2 BB: 0 P: 5	R: 1 E: 0 K: 1 S: 6 H: 2 LOB: 0 BB: 0 P: 6	R: 0 E: 0 K: 2 S: 8 H: 1 LOB: 1 BB: 0 P: 8	R: 0 E: 0 K: 0 S: 4 H: 1 LOB: 1 BB: 0 P: 4	R: 1 E: 0 K: 1 S: 6 H: 1 LOB: 1 BB: 1 P: 10	R: 0 E: 0 K: 1 S: 5 H: 0 LOB: 0 BB: 0 P: 5	R: 1 E: 0 K: 1 S: 7 H: 1 LOB: 3 BB: 2 P: 15	R: 0 E: 0 K: 0 S: 3 H: 0 LOB: 0 BB: 0 P: 3	R: 1 E: 0 K: 0 S: 5 H: 3 LOB: 2 BB: 0 P: 5						

	AB	44
	R	5
	H	14
	RBI	4
	BB	4
	SO	7
	LOB	26

1B: 10	SF: 0	WP: 1	PA: 51
2B: 3	SAC: 2	PB: 0	
3B: 1	DP: 0	SB: 0	
HR: 0	HBP: 0	CS: 1	

PITCHER	IP	WLS	BF	H	R	ER	SO	BB	IBB	HBP	BLK	WP	HR	S	P	ERA	WHIP
Alex Kellner, L (1, 1) ERA: 3.84	10.2	L	50	14	5	5	7	2	2	0	0	1	0	60	76	4.22	1.500

PITCHER	IP	WLS	BF	H	R	ER	SO	BB	IBB	HBP	BLK	WP	HR	S	P	ERA	WHIP

Batter	1	2	3	4	5	6	7	8	9	AB	R	H	RBI	BB	SO	LOB
Joe Demaestri, R (1, 6) OBP: 0.307, SLG: 0.369	G4-6-3 PB BB 1B		5-3		1B		BB HR	1-3 1-2		4	2	2	0	1	0	2
Dave Philley, S (1, 9) OBP: 0.360, SLG: 0.413	BBBB 1-2 G4-6-3 BB		HR 2B		L9		F9	2-H 3-H 1B		4	1	2	2	1	0	2
Eddie Robinson, L (1, 3) OBP: 0.323, SLG: 0.419	G4-6-3 1-2f 2-3		2-H HR			E4 1B G6-3	1-H HR	F8		5	3	2	4	0	0	3
Gus Zernial, R (1, 7) OBP: 0.353, SLG: 0.534	FC6-4 3-H 1B		5-3			G6-3 1-3 1B	BB		E 1B	4	1	3	0	1	0	0
Cass Michaels, R (1, 4) OBP: 0.341, SLG: 0.389	FC6-4 1-2f			L7		G6-3 1-2f 3-H	F9		FC4-6 1-2 1B	5	0	1	0	0	0	3
Pete Suder, R (1, 5) OBP: 0.318, SLG: 0.347		P4		F3		2B 1B		BBBB E 1B BB	FC4-6 1-2f 2-H	4	1	1	0	1	0	1
Ray Murray, R (1, 2) OBP: 0.358, SLG: 0.447		F9		F9		1-3 2B		F9	F6	5	0	1	0	0	0	2
Carmen Mauro, L (1, 8) OBP: 0.246, SLG: 0.271		K			K	P6		E 1-2 1B 1B	F8	5	1	1	0	0	2	3
Marion Fricano, R (1, 1) OBP: 0.167, SLG: 0.154 Morrie Martin, L (9, 1) OBP: 0.121, SLG: 0.121			5-3		K		F3	E3 1-3 1-3 2-H 1B		4 0	1 0	0 0	0 0	1 0	1 0	1 0
Inning Stats	R: 1 E: 0 K: 0 S: 4 H: 2 LOB: 1 BB: 1 P: 8	R: 0 E: 0 K: 1 S: 5 H: 0 LOB: 0 BB: 0 P: 5	R: 2 E: 0 K: 0 S: 5 H: 2 LOB: 0 BB: 0 P: 5	R: 0 E: 0 K: 0 S: 3 H: 0 LOB: 0 BB: 0 P: 3	R: 0 E: 0 K: 2 S: 8 H: 1 LOB: 1 BB: 0 P: 8	R: 1 E: 1 K: 0 S: 6 H: 3 LOB: 2 BB: 0 P: 6	R: 2 E: 0 K: 0 S: 4 H: 1 LOB: 1 BB: 2 P: 12	R: 3 E: 1 K: 0 S: 6 H: 2 LOB: 1 BB: 1 P: 10	R: 1 E: 1 K: 0 S: 5 H: 2 LOB: 1 BB: 0 P: 5	1B: 9 2B: 2 3B: 0 HR: 2	SF: 0 SAC: 0 DP: 2 HBP: 0						

TOP

Philadelphia Athletics @ New York Yankees

Yankee Stadium, Bronx, NY

Sat Aug 22 1953, 3:33 AM EDT

Att. 34,574 - Unknown

livebaseballscorecards.com

AB	40
R	10
H	13
RBI	6
BB	4
SO	3
LOB	17

WP: 0 PB: 1 SB: 0 CS: 0 PA: 44

PITCHER		IP	WLS	BF	H	R	ER	SO	BB	IBB	HBP	BLK	WP	HR	S	P	ERA	WHIP
Whitey Ford, L ERA: 2.79	(1, 1)	6.0	L	26	8	4	3	3	1	0	0	0	0	1	31	35	4.50	1.500
Tom Gorman, R ERA: 3.48	(7, 1)	2.0		13	3	5	2	0	3	0	0	0	0	1	10	22	9.00	3.000
Art Schallock, L ERA: 2.6	(9, 1)	1.0		5	2	1	0	0	0	0	0	0	0	0	5	5	0.00	2.000

PITCHER	IP	WLS	BF	H	R	ER	SO	BB	IBB	HBP	BLK	WP	HR	S	P	ERA	WHIP

Philadelphia Athletics @ New York Yankees

Yankee Stadium, Bronx, NY

Sat Aug 22 1953, 3:33 AM EDT

Att. 34,574 - Unknown

livebaseballscorecards.com

BOTTOM

Batter	1	2	3	4	5	6	7	8	9	AB	R	H	RBI	BB	SO	LOB
Gil McDougald, R (1, 5) OBP: 0.370, SLG: 0.431	S S S 0-3 K ①		x 0-0 L9 ②			x 0-0 L8 ②		x 0-0 1-H 2B		4	0	1	1	0	1	0
Joe Collins, L (1, 9) OBP: 0.368, SLG: 0.428	x 0-0 F9 ②		x 0-0 F2 ③			x 0-0 4-3 ③		x 0-0 4-3		4	0	0	0	0	0	1
Hank Bauer, R (1, 7) OBP: 0.406, SLG: 0.462	x 0-0 PB BB 1B			x 0-0 6-3 ①			x 0-0 F8 ①		x 0-0 1B F7 2B	4	1	2	0	0	0	0
Yogi Berra, L (1, 2) OBP: 0.368, SLG: 0.530	B B B B 4-0 1-2 BB			S S S 0-3 K ②			x 0-0 2B		x 0-0 P4 ①	3	0	1	0	1	1	1
Don Bollweg, L (1, 3) OBP: 0.396, SLG: 0.529	x 0-0 F9 ③ 2-3			x 0-0 F8 ③			x 0-0 6-3 ②		B B B B 4-0 1B 3B BB	3	1	0	0	1	0	3
Irv Noren, L (1, 8) OBP: 0.375, SLG: 0.428		x 0-0 F9 ①			S S S 0-3 K ①		x 0-0 F2 ③		x 0-0 1-2 2-3 3B 1B	4	1	1	0	0	1	1
Billy Martin, R (1, 4) OBP: 0.320, SLG: 0.395		x 0-0 F8 ②			S S S 0-3 K ②			x 0-0 6-3 ①	x 0-0 F7 ② 3-H	4	0	0	1	0	1	2
Phil Rizzuto, R (1, 6) OBP: 0.393, SLG: 0.359 Jim Brideweser, R (8, PH) OBP: 1.000, SLG: 1.667 (9, 6)		x 0-0 6-3 ③			x 0-0 L7 ③			x 0-0 2B 1B	x 0-0 1-H 2-H 3B	2 2	0 1	0 2	0 2	0 0	0 0	0 0
Whitey Ford, L (1, 1) OBP: 0.343, SLG: 0.311 Mickey Mantle, S (6, PH) OBP: 0.394, SLG: 0.505 Tom Gorman, R (7, 1) OBP: 0.200, SLG: 0.143 Johnny Mize, L (8, PH) OBP: 0.344, SLG: 0.393 Art Schallock, L (9, 1) OBP: 0.333, SLG: 0.333 Gus Triandos, R (9, PH) OBP: 0.229, SLG: 0.333			S S S 0-3 K ①			x 0-0 G3 ①		x 0-0 P4 ②	S S S 0-3 K ③	1 1 0 1 0 1	0 0 0 0 0 0	0 0 0 0 0 0	0 0 0 0 0 0	1 0 0 0 0 1	0 0 0 1 0 1	0 0 0 1 0 1
Inning Stats	R: 0 E: 0 K: 1 S: 6 H: 1 LOB: 2 BB: 1 P: 10	R: 0 E: 0 K: 0 S: 3 H: 0 LOB: 0 BB: 0 P: 3	R: 0 E: 0 K: 1 S: 5 H: 0 LOB: 0 BB: 0 P: 5	R: 0 E: 0 K: 1 S: 5 H: 0 LOB: 0 BB: 0 P: 5	R: 0 E: 0 K: 2 S: 7 H: 0 LOB: 0 BB: 0 P: 7	R: 0 E: 0 K: 0 S: 3 H: 0 LOB: 0 BB: 0 P: 3	R: 0 E: 0 K: 0 S: 4 H: 1 LOB: 1 BB: 0 P: 4	R: 1 E: 0 K: 0 S: 5 H: 2 LOB: 1 BB: 0 P: 5	R: 3 E: 0 K: 1 S: 8 H: 3 LOB: 1 BB: 1 P: 12	1B: 3 2B: 3 3B: 1 HR: 0	SF: 0 SAC: 0 DP: 0 HBP: 0						

	AB	34
	R	4
	H	7
	RBI	4
	BB	2
	SO	6
	LOB	10

WP: 0 PB: 1 SB: 0 CS: 0 PA: 36

PITCHER		IP	WLS	BF	H	R	ER	SO	BB	IBB	HBP	BLK	WP	HR	S	P	ERA	WHIP
Marion Fricano, R ERA: 3.99	(1, 1)	8.2	W	35	7	4	4	5	2	0	0	0	0	0	43	51	4.15	1.038
Morrie Martin, L ERA: 4.34	(9, 1)	0.1	S	1	0	0	0	1	0	0	0	0	0	0	3	3	0.00	0.000

PITCHER	IP	WLS	BF	H	R	ER	SO	BB	IBB	HBP	BLK	WP	HR	S	P	ERA	WHIP

Batter	1	2	3	4	5	6	7	8	9	AB	R	H	RBI	BB	SO	LOB
Joe Demaestri, R (1, 6) OBP: 0.304, SLG: 0.365	0-0 ① 4-3			0-0 ① F8		0-0 ② F9		0-0 ② F8		4	0	0	0	0	0	1
Dave Philley, S (1, 9) OBP: 0.362, SLG: 0.416	0-3 ② K			0-0 FC5-4 1B		0-0 WP 1B		0-0 1-2 1B		4	0	3	0	0	1	0
Eddie Robinson, L (1, 3) OBP: 0.321, SLG: 0.416	0-3 ③ K			0-0 ② F7		0-0 ③ F9 1-2		0-0 ③ L3		4	0	0	0	0	1	4
Gus Zernial, R (1, 7) OBP: 0.350, SLG: 0.529		0-0 ① F8		0-0 ③ FC5-4 1-2f			0-0 ① P6		0-0 ① P3	4	0	0	0	0	0	1
Carmen Mauro, L (1, 8) OBP: 0.238, SLG: 0.262		0-0 ② P6			0-3 ① K		0-3 ② K		0-0 E3 E BB	4	0	0	0	0	2	0
Loren Babe, L (1, 5) OBP: 0.296, SLG: 0.315		0-0 ③ 4-3			0-0 3B		0-0 1B		0-0 ② P4	0	0	0	0	0	0	0
Cass Michaels, R (1, 4) OBP: 0.340, SLG: 0.385			0-0 ① 5-3		0-0 ② 1-3		0-0 ③ P6		B B B B 4-0 1-2 E BB	3	0	0	0	1	0	2
Ray Murray, R (1, 2) OBP: 0.352, SLG: 0.438			0-0 ② P5		0-0 ③ F8			S S S 0-3 ① K	0-0 E5 1-2 2-3	4	0	0	0	0	1	3
Harry Byrd, R (1, 1) OBP: 0.221, SLG: 0.209 Neal Watlington, L (6, PH) OBP: 0.200, SLG: 0.156 Morrie Martin, L (6, 1) OBP: 0.121, SLG: 0.121 Tom Hamilton, L (8, PH) OBP: 0.255, SLG: 0.196 Charlie Bishop, R (8, 1) OBP: 0.102, SLG: 0.085 Elmer Valo, L (9, PH) OBP: 0.333, SLG: 0.188			0-0 ③ 6-3			0-0 ① P5		0-0 1B 1B	0-0 ③ F8	1 1 0 1 0 1	0 0 0 0 0 0	0 0 0 1 0 0	0 0 0 0 0 0	0 0 0 0 0 0	0 0 0 0 0 0	0 0 0 0 0 3
Inning Stats	R: 0 E: 0 K: 2 S: 7 H: 0 LOB: 0 BB: 0 P: 7	R: 0 E: 0 K: 0 S: 3 H: 0 LOB: 0 BB: 0 P: 3	R: 0 E: 0 K: 0 S: 3 H: 0 LOB: 0 BB: 0 P: 3	R: 0 E: 0 K: 0 S: 4 H: 1 LOB: 1 BB: 0 P: 4	R: 0 E: 0 K: 1 S: 6 H: 1 LOB: 1 BB: 0 P: 6	R: 0 E: 0 K: 0 S: 4 H: 1 LOB: 1 BB: 0 P: 4	R: 0 E: 0 K: 1 S: 6 H: 1 LOB: 1 BB: 0 P: 6	R: 0 E: 0 K: 1 S: 7 H: 2 LOB: 2 BB: 0 P: 7	R: 0 E: 2 K: 0 S: 5 H: 0 LOB: 3 BB: 1 P: 9	1B: 5 2B: 0 3B: 1 HR: 0	SF: 0 SAC: 0 DP: 0 HBP: 0						

PITCHER	IP	WLS	BF	H	R	ER	SO	BB	IBB	HBP	BLK	WP	HR	S	P	ERA	WHIP
Vic Raschi, R (1, 1) ERA: 3.38	9.0	W	36	6	0	0	5	1	0	0	0	1	0	45	49	0.00	0.778

PITCHER	IP	WLS	BF	H	R	ER	SO	BB	IBB	HBP	BLK	WP	HR	S	P	ERA	WHIP

TOP

Philadelphia Athletics @ New York Yankees

Yankee Stadium, Bronx, NY

Sun Aug 23 1953, 3:33 AM EDT

Att. 22,071 - Unknown

livebaseballscorecards.com

AB	31
R	0
H	4
RBI	0
BB	1
SO	5
LOB	14

1B: 5 SF: 0
2B: 0 SAC: 0
3B: 1 DP: 0
HR: 0 HBP: 0

WP: 1 PA: 36
PB: 0
SB: 0
CS: 0

Batter	1	2	3	4	5	6	7	8	9	AB	R	H	RBI	BB	SO	LOB
Gil McDougald, R (1, 5) OBP: 0.374, SLG: 0.434	BBBB 4-0 G5-4-3 BB		x 0-0 E8 1-H 1B 1B	BBBB 4-0 BB		x 0-0 2B		x 0-0 ② F7		3	1	2	0	2	0	0
Joe Collins, L (1, 3) OBP: 0.365, SLG: 0.422	x 0-0 ① P2		BBBB 4-0 1B BB	SSS 0-3 ③ K		x 0-0 ② F9		SSS 0-3 ③ K		4	0	0	0	1	2	5
Hank Bauer, R (1, 9) OBP: 0.405, SLG: 0.468	x 0-0 ②③ G5-4-3 1-2f		SSS 0-3 ② K		x 0-0 HR	x 0-0 ③ 6-3				4	1	1	1	0	1	4
Yogi Berra, L (1, 2) OBP: 0.369, SLG: 0.529		BBBB 4-0 FC5-4 BB	x 0-0 1-2 2-H 1B		x 0-0 ① P2		x 0-0 ① L4			3	0	1	1	1	0	0
Irv Noren, L (1, 8) OBP: 0.374, SLG: 0.426		x 0-0 ① FC5-4 WP 1-2f	x 0-0 ③ 5-3		x 0-0 ② F7		x 0-0 BB 1B			4	0	1	0	0	0	3
Gene Woodling, L (1, 7) OBP: 0.420, SLG: 0.431		SSS 0-3 ② K 1-2		x 0-0 4-3 BB 1B	x 0-0 2B E 1B		BBBB 4-0 1-2 BB			3	1	2	0	1	1	1
Billy Martin, R (1, 4) OBP: 0.320, SLG: 0.396		x 0-0 ③ P3		SSS 0-3 ① K	x 0-0 1-H E4 2B		x 0-0 ② P3			4	0	1	0	0	1	4
Phil Rizzuto, R (1, 6) OBP: 0.394, SLG: 0.358			x 0-0 E 1B 1B	BBBB 4-0 1-2 4-3 BB	SSS 0-3 ③ K		x 0-0 ③ 4-3			3	1	1	0	1	1	3
Vic Raschi, R (1, 1) OBP: 0.189, SLG: 0.160			SSS 0-3 ① K	x 0-0 ② 4-3 1-2 2-3		x 0-0 ① P4		SSS 0-3 ① K		4	0	0	0	0	2	3
Inning Stats	R: 0 H: 0 E: 0 LOB: 0 K: 0 BB: 1 S: 2 P: 6	R: 0 H: 0 E: 0 LOB: 1 K: 1 BB: 1 S: 5 P: 9	R: 2 H: 3 E: 1 LOB: 2 K: 2 BB: 1 S: 10 P: 14	R: 0 H: 1 E: 0 LOB: 3 K: 2 BB: 2 S: 8 P: 16	R: 2 H: 3 E: 1 LOB: 1 K: 1 BB: 0 S: 8 P: 8	R: 0 H: 1 E: 0 LOB: 1 K: 0 BB: 0 S: 4 P: 4	R: 0 H: 1 E: 0 LOB: 2 K: 0 BB: 1 S: 4 P: 8	R: 0 H: 0 E: 0 LOB: 0 K: 2 BB: 0 S: 7 P: 7		1B: 6 SF: 0 2B: 2 SAC: 0 3B: 0 DP: 1 HR: 1 HBP: 0						

PITCHER		IP	WLS	BF	H	R	ER	SO	BB	IBB	HBP	BLK	WP	HR	S	P	ERA	WHIP
Harry Byrd, R ERA: 5.1	(1, 1)	5.0	L	26	7	4	3	6	5	0	0	0	1	1	33	53	5.40	2.400
Morrie Martin, L ERA: 4.27	(6, 1)	2.0		9	2	0	0	0	1	0	0	0	0	0	8	12	0.00	1.500
Charlie Bishop, R ERA: 5.25	(8, 1)	1.0		3	0	0	0	2	0	0	0	0	0	0	7	7	0.00	0.000

PITCHER	IP	WLS	BF	H	R	ER	SO	BB	IBB	HBP	BLK	WP	HR	S	P	ERA	WHIP

BOTTOM

Philadelphia Athletics @ New York Yankees

Yankee Stadium, Bronx, NY

Sun Aug 23 1953, 3:33 AM EDT

Att. 22,071 - Unknown

livebaseballscorecards.com

AB	32
R	4
H	9
RBI	2
BB	6
SO	8
LOB	23

WP: 1	PA: 38		
PB: 0			
SB: 0			
CS: 0			

Batter	1	2	3	4	5	6	7	8	9	AB	R	H	RBI	BB	SO	LOB
Joe Demaestri, R (1, 6) OBP: 0.300, SLG: 0.360	K		F8		4-3			1-3		4	0	0	0	0	1	0
Dave Philley, S (1, 9) OBP: 0.362, SLG: 0.420	F8		L4			HR		6-3		4	1	1	1	0	0	0
Eddie Robinson, L (1, 3) OBP: 0.321, SLG: 0.414	4-3		4-3			F3		HR 1B		4	1	1	0	0	0	0
Gus Zernial, R (1, 7) OBP: 0.351, SLG: 0.542		5-3	HR			L8		1-H HR		4	2	2	3	0	0	0
Cass Michaels, R (1, 4) OBP: 0.342, SLG: 0.389		1B 2B	1B			F8		K		4	0	2	0	0	1	0
Pete Suder, R (1, 5) OBP: 0.314, SLG: 0.344		F2	F9				5-3		5-3	4	0	0	0	0	0	2
Ed McGhee, R (1, 8) OBP: 0.322, SLG: 0.320		2-3 1B	F9				4-3 BB		BB	2	0	1	0	2	0	1
Ray Murray, R (1, 2) OBP: 0.348, SLG: 0.434		K		P6			4-3		F7	2	0	0	0	0	1	2
Joe Astroth, R (7, PH) OBP: 0.332, SLG: 0.349 (7, 2)							1-2			2	0	0	0	0	0	2
Joe Coleman, R (1, 1) OBP: 0.375, SLG: 0.400			5-3		K		K		K	2	0	0	0	0	1	0
Morrie Martin, L (6, 1) OBP: 0.114, SLG: 0.114										2	0	0	0	0	2	2
Inning Stats	R: 0 H: 0 E: 0 LOB: 0 K: 1 BB: 0 S: 5 P: 5	R: 0 H: 2 E: 0 LOB: 2 K: 1 BB: 0 S: 7 P: 7	R: 0 H: 0 E: 0 LOB: 0 K: 0 BB: 0 S: 3 P: 3	R: 1 H: 2 E: 0 LOB: 1 K: 0 BB: 0 S: 5 P: 5	R: 0 H: 0 E: 0 LOB: 0 K: 1 BB: 0 S: 5 P: 5	R: 1 H: 1 E: 0 LOB: 0 K: 0 BB: 0 S: 4 P: 4	R: 0 H: 0 E: 0 LOB: 1 K: 1 BB: 1 S: 5 P: 9	R: 2 H: 2 E: 0 LOB: 0 K: 1 BB: 0 S: 7 P: 7	R: 0 H: 0 E: 0 LOB: 1 K: 1 BB: 1 S: 5 P: 9	1B: 3 SF: 0 2B: 1 SAC: 0 3B: 0 DP: 0 HR: 3 HBP: 0						

TOP

Philadelphia Athletics @ Chicago White Sox
Comiskey Park, Chicago, IL

Tue Aug 25 1953, 4:33 AM EDT
Att. 22,358 - Unknown

livebaseballscorecards.com

AB	34
R	4
H	7
RBI	4
BB	2
SO	6
LOB	9

PITCHER	IP	WLS	BF	H	R	ER	SO	BB	IBB	HBP	BLK	WP	HR	S	P	ERA	WHIP
Billy Pierce, L (1, 1) ERA: 2.25	9.0	L	36	7	4	4	6	2	0	0	0	0	3	46	54	4.00	1.000

PITCHER	IP	WLS	BF	H	R	ER	SO	BB	IBB	HBP	BLK	WP	HR	S	P	ERA	WHIP

BOTTOM

Philadelphia Athletics @ Chicago White Sox
Comiskey Park, Chicago, IL
Tue Aug 25 1953, 4:33 AM EDT
Att. 22,358 - Unknown

Batter	1	2	3	4	5	6	7	8	9	AB	R	H	RBI	BB	SO	LOB
Chico Carrasquel, R (1, 6) OBP: 0.313, SLG: 0.339	6-3		E 1B BB		2-3			F8		3	1	0	0	1	0	0
Nellie Fox, L (1, 4) OBP: 0.332, SLG: 0.352	F8		1-2 FC6-4 1B			BB BB BB		4-3		3	0	1	0	1	0	0
Minnie Minoso, R (1, 7) OBP: 0.420, SLG: 0.482	F8		1-2f 2-H FC6-4			1-2 BB BB		F8		3	0	0	0	1	0	1
Bob Elliott, R (1, 5) OBP: 0.370, SLG: 0.404		K	F9			1-2 2-3 G6-4-3 BB			F8	3	0	0	0	1	1	1
Bob Boyd, L (1, 3) OBP: 0.386, SLG: 0.433 Rocky Krsnich, R (9, PH) OBP: 0.269, SLG: 0.277		E6 S 1B		4-3		K			F8	3 1	1 0	0 0	0 0	0 0	1 0	3 0
Sam Mele, R (1, 9) OBP: 0.367, SLG: 0.454		F8		6-3		G6-4-3 1-2f			F7	4	0	0	0	0	0	4
Sherm Lollar, R (1, 2) OBP: 0.399, SLG: 0.418		1-H 1B		F7			F7			3	0	1	1	0	0	0
Jim Rivera, L (1, 8) OBP: 0.324, SLG: 0.410		G3			SH2-4-5 BB		F9			2	0	0	0	1	0	1
Billy Pierce, L (1, 1) OBP: 0.189, SLG: 0.130			F8		1-3f SH2-4-5		6-3			2	0	0	0	0	0	0
Inning Stats	R: 0 H: 0 E: 0 LOB: 0 K: 0 BB: 0 S: 3 P: 3	R: 1 H: 1 E: 1 LOB: 1 K: 1 BB: 0 S: 7 P: 7	R: 1 H: 1 E: 1 LOB: 1 K: 0 BB: 1 S: 4 P: 8	R: 0 H: 0 E: 0 LOB: 0 K: 0 BB: 0 S: 3 P: 3	R: 0 H: 0 E: 0 LOB: 0 K: 0 BB: 1 S: 2 P: 6	R: 0 H: 0 E: 0 LOB: 2 K: 1 BB: 3 S: 4 P: 16	R: 0 H: 0 E: 0 LOB: 0 K: 0 BB: 0 S: 3 P: 3	R: 0 H: 0 E: 0 LOB: 0 K: 0 BB: 0 S: 3 P: 3	R: 0 H: 0 E: 0 LOB: 0 K: 0 BB: 0 S: 3 P: 3	1B: 2 SF: 0 2B: 1 SAC: 1 3B: 0 DP: 2 HR: 0 HBP: 0						

PITCHER		IP	WLS	BF	H	R	ER	SO	BB	IBB	HBP	BLK	WP	HR	S	P	ERA	WHIP
Joe Coleman, R ERA: 3.31	(1, 1)	5.0		22	2	2	0	1	5	0	0	0	0	0	19	39	0.00	1.400
Morrie Martin, L ERA: 4.14	(6, 1)	4.0	W	11	0	0	0	1	0	0	0	0	0	0	13	13	0.00	0.000

PITCHER	IP	WLS	BF	H	R	ER	SO	BB	IBB	HBP	BLK	WP	HR	S	P	ERA	WHIP

AB	27
R	2
H	2
RBI	1
BB	5
SO	2
LOB	10

WP: 0 PA: 33
PB: 0
SB: 1
CS: 0

livebaseballscorecards.com

Batter	1	2	3	4	5	6	7	8	9	AB	R	H	RBI	BB	SO	LOB
Joe Demaestri, R (1, 6) OBP: 0.299, SLG: 0.357	SSS 0-3 ① K			x 0-0 ① 5-3	x 0-0 2-H 3B 1B	SSS 0-3 ② K	x 0-0 ③ FC6-4 1-2f			5	1	1	1	0	2	5
Dave Philley, S (1, 9) OBP: 0.364, SLG: 0.436	x 0-0 ② G1			x 0-0 1B 3B	x 0-0 1-H 3B	x 0-0 ③ 3-1		x 0-0 HR		5	2	3	2	0	0	2
Eddie Robinson, L (1, 3) OBP: 0.323, SLG: 0.421	x 0-0 ③ F3			x 0-0 1B F9 3-H 1B	x 0-0 ② 4-3		BBBB 4-0 1B 1B BB	x 0-0 HR		4	3	2	2	1	0	1
Gus Zernial, R (1, 7) OBP: 0.350, SLG: 0.538		x 0-0 ① F5		x 0-0 1B 1-3 1B	x 0-0 ③ F8		x 0-0 ① F9	x 0-0 ① F8		5	0	1	0	0	0	2
Cass Michaels, R (1, 4) OBP: 0.340, SLG: 0.387		x 0-0 ② 3-1		x 0-0 ② F9 3-H		x 0-0 E7 1B	x 0-0 1B 1-2 1B 1B	x 0-0 ② F7		5	2	1	1	0	0	1
Pete Suder, R (1, 5) OBP: 0.316, SLG: 0.344		SSS 0-3 ③ K		x 0-0 1-3 1B		x 0-0 SH5-4 2-H 1B 1B	x 0-0 ② F3	x 0-0 ③ 6-3		5	1	2	1	0	1	2
Ed McGhee, R (1, 8) OBP: 0.322, SLG: 0.320			x 0-0 ① F3	x 0-0 ③ F9		x 0-0 ① SH5-4 1-2	x 0-0 1B 1-2 2-H 1B		x 0-0 G6-4-3 1B	3	0	1	1	0	0	2
Carmen Mauro, L (7, 8) OBP: 0.244, SLG: 0.268										1	0	1	0	0	0	0
Joe Astroth, R (1, 2) OBP: 0.337, SLG: 0.355			x 0-0 ② 5-3		x 0-0 SH1-4 1B 1B	x 0-0 E 2-H 1B	x 0-0 HBP 1-3 2-H 1B		x 0-0 ①② G6-4-3 1-2f	5	1	3	2	0	0	1
Alex Kellner, R (1, 1) OBP: 0.270, SLG: 0.246			SSS 0-3 ③ K		x 0-0 ① SH1-4 1-2	H 1-0 E5 1-2	FC6-4 1-2 HBP		x 0-0 ③ 3-1	2	0	0	0	0	1	1
Morrie Martin, L (8, 1) OBP: 0.111, SLG: 0.111										1	0	0	0	0	0	0
Charlie Bishop, R (9, 1) OBP: 0.102, SLG: 0.085										0	0	0	0	0	0	0
Inning Stats	R: 0 E: 0 K: 1 S: 5 H: 0 LOB: 0 BB: 0 P: 5	R: 0 E: 0 K: 1 S: 5 H: 0 LOB: 0 BB: 0 P: 5	R: 0 E: 0 K: 1 S: 5 H: 0 LOB: 0 BB: 0 P: 5	R: 2 E: 0 K: 0 S: 7 H: 4 LOB: 2 BB: 0 P: 7	R: 2 E: 0 K: 0 S: 6 H: 3 LOB: 1 BB: 0 P: 6	R: 2 E: 2 K: 1 S: 9 H: 2 LOB: 2 BB: 0 P: 9	R: 2 E: 0 K: 0 S: 6 H: 3 LOB: 3 BB: 1 P: 11	R: 2 E: 0 K: 0 S: 5 H: 2 LOB: 0 BB: 0 P: 5	R: 0 E: 0 K: 0 S: 3 H: 1 LOB: 0 BB: 0 P: 3	1B: 11 2B: 0 3B: 2 HR: 2 SF: 0 SAC: 2 DP: 1 HBP: 1	WP: 0 PB: 0 SB: 0 CS: 0 PA: 45					

PITCHER		IP	WLS	BF	H	R	ER	SO	BB	IBB	HBP	BLK	WP	HR	S	P	ERA	WHIP
Mike Fornieles, R ERA: 3.32	(1, 1)	4.1	L	19	6	4	4	3	0	0	0	0	0	0	25	25	8.31	1.385
Harry Dorish, R ERA: 3.31	(5, 1)	2.1		17	6	4	3	1	1	0	1	0	0	0	17	22	11.57	3.000
Luis Aloma, R ERA: 4.04	(7, 1)	0.1		1	0	0	0	0	0	0	0	0	0	0	1	1	0.00	0.000
Gene Bearden, L ERA: 2.78	(8, 1)	2.0		8	3	2	2	0	0	0	0	0	0	2	8	8	9.00	1.500

PITCHER	IP	WLS	BF	H	R	ER	SO	BB	IBB	HBP	BLK	WP	HR	S	P	ERA	WHIP

TOP

Philadelphia Athletics @ Chicago White Sox
Comiskey Park, Chicago, IL

Wed Aug 26 1953, 4:33 AM EDT
Att. 9,218 - Unknown

livebaseballscorecards.com

AB	41
R	10
H	15
RBI	10
BB	1
SO	4
LOB	17

Batter	1	2	3	4	5	6	7	8	9	AB	R	H	RBI	BB	SO	LOB
Chico Carrasquel, R (1, 6) OBP: 0.314, SLG: 0.347	F9		1B		4-3		G3-6-3 1-2f		HR	5	2	2	1	0	0	1
Nellie Fox, L (1, 4) OBP: 0.333, SLG: 0.353	F9		1-2 1B		F9			BB 1B	E3 BB BB 1B	5	2	2	0	0	0	0
Minnie Minoso, R (1, 7) OBP: 0.424, SLG: 0.483	1B		1-3 2-H S 1B		F3			BBBB 1-2 1B F7 BB	BBBB 1-2 BB 1B BB	3	3	2	1	2	0	0
Bob Elliott, R (1, 5) OBP: 0.376, SLG: 0.411	F2		1-H CS 1B			2B		BBBB 1-2 2-H 1B	BBBB 1-2 2-3 1B BB	4	0	3	2	1	0	1
Sam Mele, R (1, 9) OBP: 0.367, SLG: 0.453		F2	1-2 4-3			P4		1-2 2-3 1B	1-2 2-H 3-H G6-4-3 1B	5	0	2	2	0	0	2
Sherm Lollar, R (1, 2) OBP: 0.399, SLG: 0.421		4-3 1B 2B		FC5-6 1B		5-3		F7 3-H	G6-4-3 1-2f	5	1	2	1	0	0	5
Bob Boyd, L (1, 3) OBP: 0.375, SLG: 0.419 Rocky Krsnich, R (8, PH) OBP: 0.267, SLG: 0.275 Ferris Fain, L (9, 3) OBP: 0.413, SLG: 0.367		4-3 2-3		FC5-6 G3 1-2f		1-3		P4		3 1 0	0 0 0	0 0 0	0 0 0	0 0 0	0 0 0	3 2 0
Jim Rivera, L (1, 8) OBP: 0.325, SLG: 0.411		3-H 1B		G3 1-2			FC6-4 1B	F3		4	0	2	1	0	0	3
Mike Fornieles, R (1, 1) OBP: 0.128, SLG: 0.132 Harry Dorish, R (5, 1) OBP: 0.175, SLG: 0.175 Luis Aloma, R (7, 1) Fred Marsh, R (7, PH) OBP: 0.315, SLG: 0.308 Gene Bearden, L (8, 1) OBP: 0.182, SLG: 0.182 Red Wilson, R (9, PH) OBP: 0.345, SLG: 0.289		1-3	SSS K				FC6-4 G3-6-3 1-2f		SSS K	2 0 0 1 0 0 1	0 0 0 0 0 0 0	0 0 0 0 0 0 0	0 0 0 0 0 0 0	1 0 0 0 0 0 0	2 0 0 0 0 0 1	2 0 0 1 0 0 0
Inning Stats	R: 0 H: 1 E: 0 LOB: 1 K: 0 BB: 0 S: 4 P: 4	R: 1 H: 2 E: 0 LOB: 1 K: 0 BB: 0 S: 5 P: 5	R: 2 H: 4 E: 0 LOB: 0 K: 0 BB: 0 S: 5 P: 5	R: 0 H: 1 E: 0 LOB: 1 K: 1 BB: 0 S: 6 P: 6	R: 0 H: 0 E: 0 LOB: 0 K: 0 BB: 0 S: 3 P: 3	R: 0 H: 1 E: 0 LOB: 1 K: 0 BB: 0 S: 4 P: 4	R: 0 H: 1 E: 0 LOB: 0 K: 0 BB: 0 S: 3 P: 3	R: 2 H: 3 E: 0 LOB: 2 K: 0 BB: 1 S: 6 P: 10	R: 3 H: 2 E: 1 LOB: 1 K: 1 BB: 2 S: 7 P: 15	1B: 12 SF: 0 2B: 2 SAC: 0 3B: 0 DP: 2 HR: 1 HBP: 0						WP: 0 PA: 42 PB: 0 SB: 1 CS: 1

PITCHER		IP	WLS	BF	H	R	ER	SO	BB	IBB	HBP	BLK	WP	HR	S	P	ERA	WHIP
Alex Kellner, L ERA: 3.93	(1, 1)	7.0	W	32	13	5	5	1	1	0	0	0	0	0	33	37	6.43	2.000
Morrie Martin, L ERA: 4.23	(8, 1)	1.1		9	2	3	2	1	2	0	0	0	0	1	9	17	13.50	3.000
Charlie Bishop, R ERA: 5.23	(9, 1)	0.2	S	1	0	0	0	0	0	0	0	0	0	0	1	1	0.00	0.000

PITCHER	IP	WLS	BF	H	R	ER	SO	BB	IBB	HBP	BLK	WP	HR	S	P	ERA	WHIP

BOTTOM

Philadelphia Athletics @ Chicago White Sox

Comiskey Park, Chicago, IL

Wed Aug 26 1953, 4:33 AM EDT

Att. 9,218 - Unknown

livebaseballscorecards.com

AB	39
R	8
H	15
RBI	8
BB	3
SO	2
LOB	20

Batter	1	2	3	4	5	6	7	8	9	AB	R	H	RBI	BB	SO	LOB
Joe Demaestri, R (1, 6) OBP: 0.300, SLG: 0.356	S S S 0-3 ① K		x 0-0 ② F2		x 0-0 2B 1-2 1B	B B B B 4-0 1-2 BB			x 0-0 ① 5-3	4	0	1	0	1	1	0
Dave Philley, S (1, 9) OBP: 0.364, SLG: 0.435	S S S 0-3 ② K		x 0-0 1B		x 0-0 ① F7	x 0-0 ③ 4-1			x 0-0 2B 1B	5	1	2	0	0	1	4
Eddie Robinson, L (1, 3) OBP: 0.326, SLG: 0.423	B B B B 4-0 BB		x 0-0 ③ P4		x 0-0 1-3 2-H 2B		x 0-0 ① P4		4-0 2B IBB	3	0	1	1	2	0	1
Gus Zernial, R (1, 7) OBP: 0.352, SLG: 0.547	x 0-0 ③ F3			x 0-0 HR	4-0 IBB		x 0-0 ② F3		x 0-0 1-3 2-H 2B	4	1	2	2	1	0	1
Cass Michaels, R (1, 4) OBP: 0.338, SLG: 0.383		B B B B 4-0 FC4-6 BB		x 0-0 ① P5	S S S 0-3 ② K		x 0-0 ③ F7		S S S 0-3 ② K	4	0	0	0	1	2	5
Carmen Mauro, L (1, 8) OBP: 0.244, SLG: 0.262 Ed McGhee, R (9, PH) (9, 8) OBP: 0.321, SLG: 0.319		x 0-0 ① FC4-6 1-2f		B B B B 4-0 4-1 BB	x 0-0 ③ L9			x 0-0 ① G3	x 0-0 ③ F9	3 1	0 0	0 0	0 0	1 0	0 0	4 2
Loren Babe, L (1, 5) OBP: 0.298, SLG: 0.313		x 0-0 ② P5		x 0-0 ② ③ 4-1 1-2f		B B B B 4-0 4-3 1B BB		B B B B 4-0 1B 9-2 BB		2	0	0	0	2	0	2
Joe Astroth, R (1, 2) OBP: 0.340, SLG: 0.362		x 0-0 ③ F2			x 0-0 1B 2B	x 0-0 ① 4-3 1-2		x 0-0 1-3 1B		4	1	2	0	0	0	2
Harry Byrd, R (1, 1) OBP: 0.236, SLG: 0.225			x 0-0 ① F7		x 0-0 1B 2B 2-H 1B	x 0-0 ② BB 2-H 1B		x 0-0 ② ③ 9-2 3-Hf		4	1	2	1	0	0	2
Inning Stats	R: 0 E: 0 K: 2 S: 7 H: 0 LOB: 1 BB: 1 P: 11	R: 0 E: 0 K: 0 S: 3 H: 0 LOB: 1 BB: 1 P: 7	R: 0 E: 0 K: 0 S: 4 H: 1 LOB: 1 BB: 0 P: 4	R: 1 E: 0 K: 0 S: 3 H: 1 LOB: 0 BB: 1 P: 7	R: 2 E: 0 K: 1 S: 9 H: 4 LOB: 3 BB: 1 P: 13	R: 0 E: 0 K: 0 S: 3 H: 1 LOB: 2 BB: 2 P: 11	R: 0 E: 0 K: 0 S: 3 H: 0 LOB: 0 BB: 0 P: 3	R: 0 E: 0 K: 0 S: 3 H: 1 LOB: 1 BB: 1 P: 7	R: 1 E: 0 K: 1 S: 7 H: 2 LOB: 2 BB: 1 P: 11	1B: 6 2B: 5 3B: 0 HR: 1	SF: 0 SAC: 0 DP: 2 HBP: 0						

TOP

Philadelphia Athletics @ St. Louis Browns

Sportsman's Park, St. Louis, MO

Thu Aug 27 1953, 4:33 AM EDT

Unknown

livebaseballscorecards.com

AB	34
R	4
H	10
RBI	4
BB	8
SO	4
LOB	23

Inning Stats																		
																	WP: 0	PA: 42
																	PB: 0	
																	SB: 0	
																	CS: 0	

PITCHER		IP	WLS	BF	H	R	ER	SO	BB	IBB	HBP	BLK	WP	HR	S	P	ERA	WHIP
Bob Turley, R ERA: 5.68	(1, 1)	6.0		29	7	3	3	3	5	1	0	0	0	1	29	53	4.50	2.000
Marlin Stuart, R ERA: 3.59	(7, 1)	2.0		7	1	0	0	0	1	0	0	0	0	0	6	10	0.00	1.000
Satchel Paige, R ERA: 3.52	(9, 1)	0.2		5	2	1	1	1	0	1	0	0	0	0	6	10	13.50	3.000
Dick Littlefield, L ERA: 5.07	(9, 1)	0.1	W	1	0	0	0	0	0	0	0	0	0	0	1	1	0.00	0.000

PITCHER		IP	WLS	BF	H	R	ER	SO	BB	IBB	HBP	BLK	WP	HR	S	P	ERA	WHIP

Batter	1	2	3	4	5	6	7	8	9	AB	R	H	RBI	BB	SO	LOB
Billy Hunter, R (1, 6) OBP: 0.258, SLG: 0.253	F2		F8		3-1 1B 1-2		1B G4-6-3 1B		F9	5	1	2	0	0	0	0
Dick Kryhoski, L (1, 3) OBP: 0.336, SLG: 0.494	2B		3B		P4		G4-6-3 1B 1-3		F7	5	0	3	0	0	0	2
Dick Kokos, L (1, 7) OBP: 0.375, SLG: 0.417	F7		3-1		3-1 1-2 2-3		G4-6-3 1-2f 3-H		BBBB HR	4	1	0	0	1	0	5
Vic Wertz, L (1, 9) OBP: 0.386, SLG: 0.479	F5			HR	SSS K		2B		1-H HR	5	2	3	3	0	1	3
Vern Stephens, R (1, 5) OBP: 0.301, SLG: 0.316		F7		SH4-3 2B		1B E 1B	6-3			4	1	2	0	0	0	1
Clint Courtney, L (1, 2) OBP: 0.303, SLG: 0.345		1B		SH4-3 2-3		E 1B 1-3		F5		3	0	2	0	0	0	0
Jim Dyck, R (1, 8) OBP: 0.307, SLG: 0.353		P3		SSS K		F8 1-3 3-H		2B		4	0	1	0	0	1	3
Bobby Young, L (1, 4) OBP: 0.316, SLG: 0.339		G3		P6		4-3		G3		4	0	0	0	0	0	4
Bob Turley, R (1, 1) OBP: 0.500, SLG: 0.333			6-3		BBBB 3-1 1B BB	F7		6-3		1	0	0	0	1	0	0
Hank Edwards, L (6, PH) OBP: 0.286, SLG: 0.247										1	0	0	0	0	0	1
Marlin Stuart, L (7, 1) OBP: 0.167, SLG: 0.208										0	0	0	0	0	0	0
Don Lenhardt, R (8, PH) OBP: 0.389, SLG: 0.486										1	0	0	0	0	0	1
Satchel Paige, R (9, 1)										0	0	0	0	0	0	0
Dick Littlefield, L (9, 1) OBP: 0.244, SLG: 0.205										0	0	0	0	0	0	0
Inning Stats	R: 0 H: 1 E: 0 LOB: 1 K: 0 BB: 0 S: 4 P: 4	R: 0 H: 1 E: 0 LOB: 1 K: 0 BB: 0 S: 4 P: 4	R: 0 H: 1 E: 0 LOB: 1 K: 0 BB: 0 S: 4 P: 4	R: 1 H: 2 E: 0 LOB: 1 K: 1 BB: 0 S: 7 P: 7	R: 0 H: 1 E: 0 LOB: 2 K: 1 BB: 1 S: 6 P: 10	R: 1 H: 2 E: 1 LOB: 1 K: 0 BB: 0 S: 5 P: 5	R: 1 H: 3 E: 0 LOB: 1 K: 0 BB: 0 S: 5 P: 5	R: 0 H: 1 E: 0 LOB: 1 K: 0 BB: 0 S: 4 P: 4	R: 2 H: 1 E: 0 LOB: 0 K: 0 BB: 1 S: 3 P: 7	1B: 6 SF: 0 2B: 4 SAC: 1 3B: 1 DP: 1 HR: 2 HBP: 0						

PITCHER	IP	WLS	BF	H	R	ER	SO	BB	IBB	HBP	BLK	WP	HR	S	P	ERA	WHIP
Harry Byrd, R (1, 1) ERA: 5.06	8.2	L	40	13	5	4	2	2	0	0	0	0	2	42	50	4.15	1.731

PITCHER	IP	WLS	BF	H	R	ER	SO	BB	IBB	HBP	BLK	WP	HR	S	P	ERA	WHIP

BOTTOM

Philadelphia Athletics @ St. Louis Browns

Sportsman's Park, St. Louis, MO

Thu Aug 27 1953, 4:33 AM EDT

Unknown

livebaseballscorecards.com

AB	37
R	5
H	13
RBI	3
BB	2
SO	2
LOB	20

WP: 0 PA: 40
PB: 0
SB: 0
CS: 0

Batter	1	2	3	4	5	6	7	8	9	AB	R	H	RBI	BB	SO	LOB
Joe Demaestri, R (1, 6) OBP: 0.300, SLG: 0.356										0	0	0	0	0	0	0
Dave Philley, S (1, 9) OBP: 0.364, SLG: 0.435										0	0	0	0	0	0	0
Eddie Robinson, L (1, 3) OBP: 0.326, SLG: 0.423										0	0	0	0	0	0	0
Gus Zernial, R (1, 7) OBP: 0.352, SLG: 0.547										0	0	0	0	0	0	0
Pete Suder, R (1, 4) OBP: 0.316, SLG: 0.344										0	0	0	0	0	0	0
Loren Babe, L (1, 5) OBP: 0.298, SLG: 0.313										0	0	0	0	0	0	0
Ed McGhee, R (1, 8) OBP: 0.321, SLG: 0.319										0	0	0	0	0	0	0
Ray Murray, R (1, 2) OBP: 0.348, SLG: 0.434										0	0	0	0	0	0	0
Marion Fricano, R (1, 1) OBP: 0.167, SLG: 0.154										0	0	0	0	0	0	0
Inning Stats										1B: 0 2B: 0 3B: 0 HR: 0			SF: 0 SAC: 0 DP: 0 HBP: 0			

TOP

Philadelphia Athletics @ St. Louis Browns

Sportsman's Park, St. Louis, MO

Thu Aug 27 1953, 4:38 AM EDT

Att. 2,843 - Unknown

livebaseballscorecards.com

AB	0
R	0
H	0
RBI	0
BB	0
SO	0
LOB	0

WP: 0 PA: 0
PB: 0
SB: 0
CS: 0

PITCHER	IP	WLS	BF	H	R	ER	SO	BB	IBB	HBP	BLK	WP	HR	S	P	ERA	WHIP
Lou Kretlow, R (1, 1) ERA: 4.19	0.0		0	0	0	0	0	0	0	0	0	0	0	0	0	∞	∞

PITCHER	IP	WLS	BF	H	R	ER	SO	BB	IBB	HBP	BLK	WP	HR	S	P	ERA	WHIP

Batter	1	2	3	4	5	6	7	8	9	AB	R	H	RBI	BB	SO	LOB
Billy Hunter, R (1, 6) OBP: 0.258, SLG: 0.253										0	0	0	0	0	0	0
Dick Kryhoski, L (1, 3) OBP: 0.336, SLG: 0.494										0	0	0	0	0	0	0
Don Lenhardt, R (1, 7) OBP: 0.389, SLG: 0.486										0	0	0	0	0	0	0
Vic Wertz, L (1, 9) OBP: 0.386, SLG: 0.479										0	0	0	0	0	0	0
Vern Stephens, R (1, 5) OBP: 0.301, SLG: 0.316										0	0	0	0	0	0	0
Clint Courtney, L (1, 2) OBP: 0.303, SLG: 0.345										0	0	0	0	0	0	0
Jim Dyck, R (1, 8) OBP: 0.307, SLG: 0.353										0	0	0	0	0	0	0
Bobby Young, L (1, 4) OBP: 0.316, SLG: 0.339										0	0	0	0	0	0	0
Lou Kretlow, R (1, 1) OBP: 0.174, SLG: 0.136										0	0	0	0	0	0	0
Inning Stats										1B: 0 2B: 0 3B: 0 HR: 0		SF: 0 SAC: 0 DP: 0 HBP: 0		WP: 0 PB: 0 SB: 0 CS: 0		PA: 0

PITCHER	IP	WLS	BF	H	R	ER	SO	BB	IBB	HBP	BLK	WP	HR	S	P	ERA	WHIP
Marion Fricano, R (1, 1) ERA: 3.99	0.0	L	0	0	0	0	0	0	0	0	0	0	0	0	0	∞	∞

PITCHER	IP	WLS	BF	H	R	ER	SO	BB	IBB	HBP	BLK	WP	HR	S	P	ERA	WHIP

BOTTOM

Philadelphia Athletics @ St. Louis Browns

Sportsman's Park, St. Louis, MO

Thu Aug 27 1953, 4:38 AM EDT

Att. 2,843 - Unknown

livebaseballscorecards.com

AB	0
R	0
H	0
RBI	0
BB	0
SO	0
LOB	0

Batter	1	2	3	4	5	6	7	8	9	AB	R	H	RBI	BB	SO	LOB
Joe Demaestri, R (1, 6) OBP: 0.297, SLG: 0.352										0	0	0	0	0	0	0
Dave Philley, S (1, 9) OBP: 0.363, SLG: 0.434										0	0	0	0	0	0	0
Eddie Robinson, L (1, 3) OBP: 0.323, SLG: 0.419										0	0	0	0	0	0	0
Gus Zernial, R (1, 7) OBP: 0.351, SLG: 0.544										0	0	0	0	0	0	0
Pete Suder, R (1, 4) OBP: 0.315, SLG: 0.343										0	0	0	0	0	0	0
Loren Babe, L (1, 5) OBP: 0.301, SLG: 0.313										0	0	0	0	0	0	0
Ed McGhee, R (1, 8) OBP: 0.324, SLG: 0.320										0	0	0	0	0	0	0
Ray Murray, R (1, 2) OBP: 0.344, SLG: 0.428										0	0	0	0	0	0	0
Charlie Bishop, R (1, 1) OBP: 0.102, SLG: 0.085										0	0	0	0	0	0	0
Inning Stats										1B: 0 2B: 0 3B: 0 HR: 0		SF: 0 SAC: 0 DP: 0 HBP: 0		WP: 0 PB: 0 SB: 0 CS: 0		PA: 0

TOP

Philadelphia Athletics @ St. Louis Browns

Sportsman's Park, St. Louis, MO

Fri Aug 28 1953, 4:33 AM EDT

Att. 2,024 - Unknown

livebaseballscorecards.com

AB	0
R	0
H	0
RBI	0
BB	0
SO	0
LOB	0

PITCHER	IP	WLS	BF	H	R	ER	SO	BB	IBB	HBP	BLK	WP	HR	S	P	ERA	WHIP
Duane Pillette, R (1, 1) ERA: 5.31	0.0	W	0	0	0	0	0	0	0	0	0	0	0	0	0	∞	∞

PITCHER	IP	WLS	BF	H	R	ER	SO	BB	IBB	HBP	BLK	WP	HR	S	P	ERA	WHIP

Batter	1	2	3	4	5	6	7	8	9	AB	R	H	RBI	BB	SO	LOB
Billy Hunter, R (1, 6) OBP: 0.256, SLG: 0.251										0	0	0	0	0	0	0
Dick Kryhoski, L (1, 3) OBP: 0.331, SLG: 0.487										0	0	0	0	0	0	0
Don Lenhardt, R (1, 7) OBP: 0.391, SLG: 0.484										0	0	0	0	0	0	0
Vic Wertz, L (1, 9) OBP: 0.385, SLG: 0.479										0	0	0	0	0	0	0
Vern Stephens, R (1, 5) OBP: 0.308, SLG: 0.318										0	0	0	0	0	0	0
Clint Courtney, L (1, 2) OBP: 0.303, SLG: 0.345										0	0	0	0	0	0	0
Jim Dyck, R (1, 8) OBP: 0.307, SLG: 0.350										0	0	0	0	0	0	0
Bobby Young, L (1, 4) OBP: 0.318, SLG: 0.342										0	0	0	0	0	0	0
Duane Pillette, R (1, 1) OBP: 0.275, SLG: 0.306										0	0	0	0	0	0	0
Inning Stats										1B: 0 2B: 0 3B: 0 HR: 0		SF: 0 SAC: 0 DP: 0 HBP: 0		WP: 0 PB: 0 SB: 0 CS: 0		PA: 0

PITCHER		IP	WLS	BF	H	R	ER	SO	BB	IBB	HBP	BLK	WP	HR	S	P	ERA	WHIP
Charlie Bishop, R ERA: 5.23	(1, 1)	0.0	L	0	0	0	0	0	0	0	0	0	0	0	0	0	∞	∞

PITCHER	IP	WLS	BF	H	R	ER	SO	BB	IBB	HBP	BLK	WP	HR	S	P	ERA	WHIP

BOTTOM

Philadelphia Athletics @ St. Louis Browns

Sportsman's Park, St. Louis, MO

Fri Aug 28 1953, 4:33 AM EDT

Att. 2,024 - Unknown

livebaseballscorecards.com

AB	**0**
R	**0**
H	**0**
RBI	**0**
BB	**0**
SO	**0**
LOB	**0**

Batter	1	2	3	4	5	6	7	8	9	AB	R	H	RBI	BB	SO	LOB
Joe Demaestri, R (1, 6) OBP: 0.293, SLG: 0.345	6-3		K		F8			5-3		4	0	0	0	0	1	2
Dave Philley, S (1, 9) OBP: 0.363, SLG: 0.431	G4-6-3 1B			F5	F8			4-3		4	0	1	0	0	0	1
Eddie Robinson, L (1, 3) OBP: 0.319, SLG: 0.413	G4-6-3 1-2f			K		K			1-3	4	0	0	0	0	2	1
Gus Zernial, R (1, 7) OBP: 0.350, SLG: 0.548		1-3		E 2B		F2			6-3	4	1	1	0	0	0	0
Carmen Mauro, L (1, 8) OBP: 0.257, SLG: 0.269		G3-6 1B		E8 1B 2-H 1B		F4			F8	4	0	2	1	0	0	0
Loren Babe, L (1, 5) OBP: 0.304, SLG: 0.316		G3-6 1-2f		2-3 1B			F3			3	0	1	0	0	0	1
Pete Suder, R (1, 4) OBP: 0.314, SLG: 0.342			1B	F9			F4			3	0	1	0	0	0	2
Ray Murray, R (1, 2) OBP: 0.342, SLG: 0.428			F8		1B		F7			3	0	1	0	0	0	1
Joe Coleman, R (1, 1) OBP: 0.353, SLG: 0.375			K		F8			1-3		1	0	0	0	0	1	1
Tom Hamilton, L (5, PH) OBP: 0.245, SLG: 0.188										1	0	0	0	0	0	1
Rinty Monahan, R (5, 1)										1	0	0	0	0	0	0
Inning Stats	R: 0 E: 0 K: 0 S: 3	H: 1 LOB: 0 BB: 0 P: 3	R: 0 E: 0 K: 0 S: 3	H: 1 LOB: 0 BB: 0 P: 3	R: 0 E: 0 K: 2 S: 8	H: 1 LOB: 1 BB: 0 P: 8	R: 1 E: 1 K: 1 S: 8	H: 3 LOB: 2 BB: 0 P: 8	R: 0 E: 0 K: 0 S: 4	H: 1 LOB: 1 BB: 0 P: 4	R: 0 E: 0 K: 1 S: 5	H: 0 LOB: 0 BB: 0 P: 5	R: 0 E: 0 K: 0 S: 3	H: 0 LOB: 0 BB: 0 P: 3	R: 0 E: 0 K: 0 S: 3	H: 0 LOB: 0 BB: 0 P: 3	R: 0 E: 0 K: 0 S: 3	H: 0 LOB: 0 BB: 0 P: 3	1B: 6 2B: 1 3B: 0 HR: 0	SF: 0 SAC: 0 DP: 2 HBP: 0					

TOP

Philadelphia Athletics @ Detroit Tigers

Briggs Stadium, Detroit, MI

Sun Aug 30 1953, 4:33 AM EDT

Overcast

livebaseballscorecards.com

AB	32
R	1
H	7
RBI	1
BB	0
SO	4
LOB	10

WP: 0 PA: 32
PB: 0
SB: 0
CS: 0

PITCHER	IP	WLS	BF	H	R	ER	SO	BB	IBB	HBP	BLK	WP	HR	S	P	ERA	WHIP
Steve Gromek, R (1, 1) ERA: 4.45	9.0	W	32	7	1	1	4	0	0	0	0	0	0	40	40	1.00	0.778

PITCHER	IP	WLS	BF	H	R	ER	SO	BB	IBB	HBP	BLK	WP	HR	S	P	ERA	WHIP

Batter	1	2	3	4	5	6	7	8	9	AB	R	H	RBI	BB	SO	LOB
Harvey Kuenn, R (1, 6) OBP: 0.350, SLG: 0.377	F9	F7		FC4-2 3B 2-H		1B 2-3		L6		5	0	2	1	0	0	0
Fred Hatfield, L (1, 4) OBP: 0.335, SLG: 0.290	BB BB 2B 1B	F7	FC4-2 3-H			F7		2B BB BBBB		4	2	1	0	1	0	2
Ray Boone, R (1, 5) OBP: 0.387, SLG: 0.525	BB 2B BB 1-2 BBBB	HR 1B	L6				E 2B BB BBBB	WP 2B 1-H		3	3	2	1	2	0	1
Jim Delsing, L (1, 8) OBP: 0.380, SLG: 0.438	2B FC5-2 BB 1-2 2-3 BBBB	1-H HR			4-3		F7 1-2 BBBB	2-3 BB		3	1	1	2	2	0	1
Bob Nieman, R (1, 7) OBP: 0.356, SLG: 0.450	FC5-2 E 2B 1-3 2-H 3-H	G1-4-3 BB BBBB			6-3		6-3	F5		4	1	1	2	1	0	3
Walt Dropo, R (1, 3) OBP: 0.276, SLG: 0.362	FC5-2 E5 2-3 3-H	G1-4-3 1-2f			1B 2B		1B 2-H			4	1	2	1	0	0	3
Don Lund, R (1, 9) OBP: 0.332, SLG: 0.399	E5 2-H 3-H			1B 2B	2-H 1B		WP 2-H 1B			4	1	3	1	0	0	1
Johnny Bucha, R (1, 2) OBP: 0.281, SLG: 0.265		6-3		SH1-4 3B 2-H 1B		1B WP 1B	F3 1-2			4	1	2	1	0	0	1
Steve Gromek, S (1, 1) OBP: 0.114, SLG: 0.088		3-1		SH1-4 1-2		K 1-2 SSS		L6		3	0	0	0	0	1	1
Inning Stats	R: 3 H: 2 E: 1 LOB: 2 K: 0 BB: 2 S: 5 P: 13	R: 0 H: 0 E: 0 LOB: 0 K: 0 BB: 0 S: 3 P: 3	R: 2 H: 2 E: 0 LOB: 0 K: 0 BB: 1 S: 4 P: 8	R: 2 H: 3 E: 0 LOB: 1 K: 0 BB: 0 S: 6 P: 6	R: 0 H: 2 E: 0 LOB: 2 K: 0 BB: 0 S: 4 P: 4	R: 0 H: 2 E: 0 LOB: 1 K: 1 BB: 0 S: 6 P: 6	R: 2 H: 2 E: 1 LOB: 1 K: 0 BB: 1 S: 5 P: 9	R: 1 H: 1 E: 0 LOB: 2 K: 0 BB: 2 S: 4 P: 12		1B: 7 SF: 0 2B: 5 SAC: 1 3B: 1 DP: 1 HR: 1 HBP: 0						WP: 3 PA: 41 PB: 0 SB: 0 CS: 0

PITCHER		IP	WLS	BF	H	R	ER	SO	BB	IBB	HBP	BLK	WP	HR	S	P	ERA	WHIP
Joe Coleman, R ERA: 4.08	(1, 1)	4.0	L	21	7	7	6	0	3	0	0	0	0	1	18	30	13.50	2.500
Rinty Monahan, R ERA: 4.22	(5, 1)	4.0		20	7	3	3	1	3	0	0	0	3	0	19	31	6.75	2.500

PITCHER	IP	WLS	BF	H	R	ER	SO	BB	IBB	HBP	BLK	WP	HR	S	P	ERA	WHIP

BOTTOM

Philadelphia Athletics @ Detroit Tigers

Briggs Stadium, Detroit, MI

Sun Aug 30 1953, 4:33 AM EDT

Overcast

livebaseballscorecards.com

AB	34
R	10
H	14
RBI	9
BB	6
SO	1
LOB	13

Batter	1	2	3	4	5	6	7	8	9	AB	R	H	RBI	BB	SO	LOB
Joe Demaestri, R (1, 6) OBP: 0.293, SLG: 0.347	0-0 2B	0-0 4-3 2-3			0-0 6-3		0-3 K			4	0	1	0	0	1	4
Dave Philley, S (1, 9) OBP: 0.361, SLG: 0.427	SSS 0-3 K		0-0 5-3		0-0 6-3		0-3 K			4	0	0	0	0	2	3
Eddie Robinson, L (1, 3) OBP: 0.316, SLG: 0.409	0-0 F8		0-0 G3			SSS 0-3 K		SSS 0-3 K		4	0	0	0	0	2	1
Gus Zernial, R (1, 7) OBP: 0.349, SLG: 0.544	0-0 F8		0-0 6-3			0-0 F9		BBB 4-0 BB		3	0	0	0	1	0	1
Cass Michaels, R (1, 4) OBP: 0.342, SLG: 0.383		0-0 1B 1B 1B		0-0 6-3		BBBB 4-0 BB		BBBB 4-0 1-2 BB		2	1	1	0	2	0	0
Pete Suder, R (1, 5) OBP: 0.314, SLG: 0.341		0-0 F2		0-0 CS 1B		0-0 4-3		0-0 F9		4	0	1	0	0	0	4
Ed McGhee, R (1, 8) OBP: 0.325, SLG: 0.321		0-0 FC1-5 1B 1-3 1B		0-0 1-2 1B			0-0 F8	SSS 0-3 K		4	0	2	0	0	1	2
Joe Astroth, R (1, 2) OBP: 0.344, SLG: 0.366		0-0 WP FC1-5 1-2 3-H 1B		0-0 F9			0-0 PB 1B			3	0	2	1	0	0	1
Frank Fanovich, L (1, 1) OBP: 0.100, SLG: 0.100 Elmer Valo, L (7, PH) OBP: 0.339, SLG: 0.184 Morrie Martin, L (7, 1) OBP: 0.111, SLG: 0.111		0-0 FC1-5 1-2 2-3f			0-0 6-3		BBB 4-0 1-2 BB			2 0 0	0 0 0	0 0 0	0 0 0	0 1 0	0 0 0	2 0 0
Inning Stats	R: 0 H: 1 E: 0 LOB: 1 K: 1 BB: 0 S: 6 P: 6	R: 1 H: 3 E: 0 LOB: 2 K: 0 BB: 0 S: 6 P: 6	R: 0 H: 0 E: 0 LOB: 0 K: 0 BB: 0 S: 3 P: 3	R: 0 H: 2 E: 0 LOB: 1 K: 0 BB: 0 S: 4 P: 4	R: 0 H: 0 E: 0 LOB: 0 K: 0 BB: 0 S: 3 P: 3	R: 0 H: 0 E: 0 LOB: 1 K: 1 BB: 1 S: 5 P: 9	R: 0 H: 1 E: 0 LOB: 2 K: 2 BB: 1 S: 8 P: 12	R: 0 H: 0 E: 0 LOB: 2 K: 2 BB: 2 S: 7 P: 15		1B: 6 SF: 0 2B: 1 SAC: 0 3B: 0 DP: 0 HR: 0 HBP: 0						

PITCHER	IP	WLS	BF	H	R	ER	SO	BB	IBB	HBP	BLK	WP	HR	S	P	ERA	WHIP
Al Aber, L (1, 1) ERA: 4.29	8.0	W	34	7	1	1	6	4	0	0	0	1	0	42	58	1.12	1.375

PITCHER	IP	WLS	BF	H	R	ER	SO	BB	IBB	HBP	BLK	WP	HR	S	P	ERA	WHIP

TOP

Philadelphia Athletics @ Detroit Tigers

Briggs Stadium, Detroit, MI

Sun Aug 30 1953, 4:38 AM EDT

Att. 12,617 - Overcast

livebaseballscorecards.com

AB	30
R	1
H	7
RBI	1
BB	4
SO	6
LOB	18

WP: 1 PA: 34
PB: 1
SB: 0
CS: 1

Batter	1	2	3	4	5	6	7	8	9	AB	R	H	RBI	BB	SO	LOB
Harvey Kuenn, R (1, 6) OBP: 0.354, SLG: 0.378	BBBB 4-0 CS SH3-4 BB		X 0-0 F7 BB 1-2 1B		BBBB 4-0 WP 1B BB		HBP SH 2B 1B			3	2	2	0	2	0	2
Fred Hatfield, L (1, 4) OBP: 0.340, SLG: 0.293	X 0-0 ① SH3-4 1-2		BBBB 4-0 FC6-4 1-2 2-3 BB		X 0-0 1-H 1B		X 0-0 SH HBP 2B 1-2			1	1	1	1	1	0	0
Ray Boone, R (1, 5) OBP: 0.385, SLG: 0.521	SSS 0-3 ②③ K 2-3		X 0-0 ② F7 2-3 3-H		X 0-0 ③ F9		H 1-0 2B 1B HBP 1-2 2-3			3	1	0	1	0	1	4
Bob Nieman, R (1, 7) OBP: 0.360, SLG: 0.464		X 0-0 HR	X 0-0 ③ FC6-4 1-2f			X 0-0 WP F9 2B	X 0-0 1B 2B 1-3 2-H 3-H			4	3	3	3	0	0	2
Jim Delsing, L (1, 8) OBP: 0.379, SLG: 0.434		SSS 0-3 ① K		X 0-0 ① 4-3		BBBB 4-0 1B BB 2-3	X 0-0 ① 4-3			3	0	0	0	1	1	2
Walt Dropo, R (1, 3) OBP: 0.276, SLG: 0.361		X 0-0 ② F7		X 0-0 ② 1-3		X 0-0 ① F9 3-H	X 0-0 1B 1B 2-H 3-H			4	1	1	3	0	0	1
Don Lund, R (1, 9) OBP: 0.333, SLG: 0.400		X 0-0 ③ F9		X 0-0 ③ F9		X 0-0 1-2 1B	X 0-0 1B 1-2 1B			4	0	2	0	0	0	0
Matt Batts, R (1, 2) OBP: 0.325, SLG: 0.417			X 0-0 ① 1B		X 0-0 ① 6-3	X 0-0 ② F4	X 0-0 ② F7			4	0	1	0	0	0	4
Al Aber, L (1, 1) OBP: 0.250, SLG: 0.118			BBBB 4-0 BB 1B F7 BB		X 0-0 ② 1-3	SSS 0-3 ③ K	X 0-0 1-3 2-H 1B			3	1	1	1	1	1	2
Inning Stats	R: 0 E: 0 K: 1 S: 4 H: 0 LOB: 1 BB: 1 P: 8	R: 1 E: 0 K: 1 S: 6 H: 1 LOB: 0 BB: 0 P: 6	R: 1 E: 0 K: 0 S: 4 H: 2 LOB: 2 BB: 2 P: 12	R: 0 E: 0 K: 0 S: 3 H: 0 LOB: 0 BB: 0 P: 3	R: 1 E: 0 K: 0 S: 4 H: 1 LOB: 1 BB: 1 P: 8	R: 1 E: 0 K: 1 S: 7 H: 2 LOB: 2 BB: 1 P: 11	R: 5 E: 0 K: 0 S: 9 H: 5 LOB: 2 BB: 0 P: 10			1B: 8 2B: 3 3B: 0 HR: 1	SF: 0 SAC: 2 DP: 1 HBP: 1			WP: 2 PB: 0 SB: 0 CS: 1	PA: 37	

PITCHER		IP	WLS	BF	H	R	ER	SO	BB	IBB	HBP	BLK	WP	HR	S	P	ERA	WHIP
Frank Fanovich, L ERA: 5.44	(1, 1)	6.0	L	27	6	4	4	3	5	0	0	0	2	1	28	48	6.00	1.833
Morrie Martin, L ERA: 4.71	(7, 1)	1.0		10	5	5	5	0	0	0	1	0	0	0	9	10	45.00	5.000

PITCHER	IP	WLS	BF	H	R	ER	SO	BB	IBB	HBP	BLK	WP	HR	S	P	ERA	WHIP

BOTTOM

Philadelphia Athletics @ Detroit Tigers

Briggs Stadium, Detroit, MI

Sun Aug 30 1953, 4:38 AM EDT

Att. 12,617 - Overcast

livebaseballscorecards.com

AB	29
R	9
H	11
RBI	9
BB	5
SO	3
LOB	17

Batter	1	2	3	4	5	6	7	8	9	AB	R	H	RBI	BB	SO	LOB
Joe Demaestri, R (1, 6) OBP: 0.294, SLG: 0.346	F8		BBBB 4-0 HR BB F7			1-2 1B		6-3		4	1	1	0	1	0	2
Dave Philley, S (1, 9) OBP: 0.361, SLG: 0.433	F5		1-H 2-H HR 1-2 1B			L6			F5	5	1	2	3	0	0	2
Eddie Robinson, L (1, 3) OBP: 0.314, SLG: 0.405	F7		F4 3-1				SSS K		4-3	5	0	0	0	0	1	2
Gus Zernial, R (1, 7) OBP: 0.350, SLG: 0.545		2B	F6		SSS K		F8		BB 1B	5	0	2	0	0	1	0
Loren Babe, L (1, 5) OBP: 0.302, SLG: 0.312		SSS K		4-3	F8		F9		BBBB 1-2 BB	4	0	0	0	1	1	1
Cass Michaels, R (1, 4) OBP: 0.343, SLG: 0.382		F9		2B 1B 1B	SSS K			BBBB G6-3 BB	SSS K	4	1	1	0	1	2	3
Carmen Mauro, L (1, 8) OBP: 0.257, SLG: 0.276		L8		1-3 1B 2B		F8		G6-3 1-2f		4	1	1	0	0	0	2
Joe Astroth, R (1, 2) OBP: 0.354, SLG: 0.376			BBBB 4-0 6-3 HR BB	4-0 1B E IBB		F8 1B 1B		2B 2B		2	3	2	0	2	0	0
Harry Byrd, R (1, 1) OBP: 0.243, SLG: 0.233 Charlie Bishop, R (5, 1) OBP: 0.113, SLG: 0.118			6-3 1-2	E8 1B 1-H 2-H 3-H 1B		F6		2-H 2B		2 2	0 0	1 1	2 1	0 0	0 0	1 1
Inning Stats	R: 0 E: 0 K: 0 S: 3 H: 0 LOB: 0 BB: 0 P: 3	R: 0 E: 0 K: 1 S: 6 H: 1 LOB: 1 BB: 0 P: 6	R: 3 E: 0 K: 0 S: 4 H: 1 LOB: 0 BB: 2 P: 12	R: 3 E: 1 K: 0 S: 7 H: 4 LOB: 2 BB: 1 P: 11	R: 0 E: 0 K: 2 S: 7 H: 0 LOB: 0 BB: 0 P: 7	R: 0 E: 0 K: 0 S: 5 H: 2 LOB: 2 BB: 0 P: 5	R: 0 E: 0 K: 1 S: 5 H: 0 LOB: 0 BB: 0 P: 5	R: 1 E: 0 K: 0 S: 4 H: 2 LOB: 1 BB: 1 P: 8	R: 0 E: 0 K: 1 S: 6 H: 1 LOB: 2 BB: 1 P: 10	1B: 6 2B: 4 3B: 0 HR: 1 SF: 0 SAC: 0 DP: 1 HBP: 0							

TOP

Philadelphia Athletics @ Detroit Tigers

Briggs Stadium, Detroit, MI

Mon Aug 31 1953, 4:33 AM EDT

Unknown

livebaseballscorecards.com

AB	37
R	7
H	11
RBI	6
BB	5
SO	5
LOB	14

WP: 0 PB: 0 SB: 0 CS: 0 PA: 42

PITCHER		IP	WLS	BF	H	R	ER	SO	BB	IBB	HBP	BLK	WP	HR	S	P	ERA	WHIP
Ralph Branca, R ERA: 5.35	(1, 1)	5.0		24	6	6	6	3	2	1	0	0	0	1	27	39	10.80	1.600
Dick Marlowe, R ERA: 5.15	(6, 1)	3.0	W	13	4	1	1	1	1	0	0	0	0	0	14	18	3.00	1.667
Ray Scarborough, R ERA: 3.99	(9, 1)	1.0	S	5	1	0	0	1	1	0	0	0	0	0	6	10	0.00	2.000

PITCHER	IP	WLS	BF	H	R	ER	SO	BB	IBB	HBP	BLK	WP	HR	S	P	ERA	WHIP

Philadelphia Athletics @ Detroit Tigers

Briggs Stadium, Detroit, MI

Mon Aug 31 1953, 4:33 AM EDT

Unknown

BOTTOM

livebaseballscorecards.com

Batter	1	2	3	4	5	6	7	8	9	AB	R	H	RBI	BB	SO	LOB
Harvey Kuenn, R (1, 6) OBP: 0.354, SLG: 0.380	F8	FC5-4			HBP, 1B	1-6-3		FC1-5		5	2	2	3	0	0	3
Fred Hatfield, L (1, 4) OBP: 0.350, SLG: 0.299	BB	G5-4-3			HBP		SH3-4	FC1-5		3	0	2	0	2	0	2
Ray Boone, R (1, 5) OBP: 0.389, SLG: 0.525	G1-6-3	G5-4-3			F8, HR		SH3-4			3	2	2	1	0	0	1
Jim Delsing, L (1, 8) OBP: 0.381, SLG: 0.434	G1-6-3	F7			HR		BB	IBB		3	1	1	1	2	0	2
Bob Nieman, R (1, 7) OBP: 0.362, SLG: 0.467		SH1-4		F9	F8		BB			4	0	2	1	1	0	2
Walt Dropo, R (1, 3) OBP: 0.277, SLG: 0.367		FC5-4, SH1-4		K	HR		K	F8		5	1	2	3	0	2	5
Don Lund, R (1, 9) OBP: 0.331, SLG: 0.397		SH1-4		6-3	K		F3			3	0	0	0	0	1	3
Johnny Bucha, R (1, 2) OBP: 0.295, SLG: 0.277		IBB			2B, BB	F8		1B		2	2	1	0	2	0	0
Ralph Branca, R (1, 1) OBP: 0.130, SLG: 0.217		K			2B	6-3		FC1-5, BB		1	0	0	0	0	1	3
Johnny Pesky, L (5, PH) OBP: 0.347, SLG: 0.380										1	1	1	0	0	0	0
Dick Marlowe, R (6, 1) OBP: 0.226, SLG: 0.226										1	0	0	0	0	0	0
Pat Mullin, L (8, PH) OBP: 0.372, SLG: 0.402										0	0	0	0	1	0	0
Ray Scarborough, R (9, 1) OBP: 0.077, SLG: 0.308										0	0	0	0	0	0	0
Inning Stats	R: 0 E: 0 K: 0 S: 3 H: 1 LOB: 1 BB: 1 P: 7	R: 0 E: 0 K: 1 S: 7 H: 2 LOB: 3 BB: 1 P: 11	R: 0 E: 0 K: 0 S: 3 H: 1 LOB: 0 BB: 0 P: 3	R: 0 E: 0 K: 1 S: 5 H: 0 LOB: 0 BB: 0 P: 5	R: 6 E: 0 K: 1 S: 8 H: 4 LOB: 0 BB: 2 P: 17	R: 0 E: 0 K: 0 S: 3 H: 0 LOB: 0 BB: 0 P: 3	R: 0 E: 0 K: 1 S: 6 H: 1 LOB: 3 BB: 2 P: 14	R: 3 E: 0 K: 0 S: 6 H: 4 LOB: 2 BB: 2 P: 14		1B: 7 2B: 5 3B: 0 HR: 1 SF: 0 SAC: 2 DP: 2 HBP: 1						

PITCHER		IP	WLS	BF	H	R	ER	SO	BB	IBB	HBP	BLK	WP	HR	S	P	ERA	WHIP
Harry Byrd, R ERA: 5.14	(1, 1)	4.0		21	6	5	5	2	3	1	1	0	0	0	20	37	11.25	2.250
Charlie Bishop, R ERA: 5.42	(5, 1)	4.0	L	21	7	4	4	2	3	1	0	0	0	1	21	37	9.00	2.500

PITCHER	IP	WLS	BF	H	R	ER	SO	BB	IBB	HBP	BLK	WP	HR	S	P	ERA	WHIP

AB	31
R	9
H	13
RBI	9
BB	8
SO	4
LOB	21

WP: 0 PA: 42
PB: 0
SB: 0
CS: 0

Batter	1	2	3	4	5	6	7	8	9	AB	R	H	RBI	BB	SO	LOB
Joe Demaestri, R (1, 6) OBP: 0.296, SLG: 0.345	6-3		BB 1B 5-3 1-2 BB	2B 1B 1B	6-3			5-3		4	2	1	0	1	0	0
Dave Philley, S (1, 9) OBP: 0.363, SLG: 0.436	3B 1B		5-3 BB 1B 1-2 2-3 1B	1B 1-3 2B		4-3			4-3	5	3	3	0	0	0	0
Eddie Robinson, L (1, 3) OBP: 0.316, SLG: 0.408 Tom Hamilton, L (9, 3) OBP: 0.245, SLG: 0.188	F8		5-3 1B 1-2 2-3 3-H BB	2B 2-H 3-H 1B		F8			1B 2B	4 0	2 0	2 0	3 0	1 0	0 0	1 0
Gus Zernial, R (1, 7) OBP: 0.352, SLG: 0.552	1-H 3B		5-3 1-2 2-3 3-H	1-3 2B		F9			2-H 1B	5	0	3	3	0	0	2
Cass Michaels, R (1, 4) OBP: 0.341, SLG: 0.378	F9		1B PB BB	K			F6		F7	4	1	0	0	1	1	3
Ed McGhee, R (1, 8) OBP: 0.324, SLG: 0.320		6-3	PB 1B 1-3 2-H 3-H 1B	F6			F6			4	1	1	2	0	0	2
Pete Suder, R (1, 5) OBP: 0.313, SLG: 0.341 Loren Babe, L (3, PH) OBP: 0.299, SLG: 0.308 (3, 5)		F6	F7 1-2 3-H	3-1			G1			1 3	0 0	0 0	0 0	0 0	0 0	0 3
Ray Murray, R (1, 2) OBP: 0.340, SLG: 0.425		F6	2-H 1B	L4				F6		4	0	1	1	0	0	0
Bobo Newsom, R (1, 1) OBP: 0.167, SLG: 0.167			1B BB BB 1B 5-3	L8				K		4	1	1	0	0	1	1
Inning Stats	R: 1 H: 2 E: 0 LOB: 1 K: 0 BB: 0 S: 5 P: 5	R: 0 H: 0 E: 0 LOB: 0 K: 0 BB: 0 S: 3 P: 3	R: 6 H: 4 E: 0 LOB: 1 K: 0 BB: 3 S: 7 P: 19	R: 2 H: 4 E: 0 LOB: 2 K: 1 BB: 0 S: 9 P: 9	R: 0 H: 0 E: 0 LOB: 0 K: 0 BB: 0 S: 3 P: 3	R: 0 H: 0 E: 0 LOB: 0 K: 0 BB: 0 S: 3 P: 3	R: 0 H: 0 E: 0 LOB: 0 K: 0 BB: 0 S: 3 P: 3	R: 0 H: 0 E: 0 LOB: 0 K: 1 BB: 0 S: 5 P: 5	R: 1 H: 2 E: 0 LOB: 0 K: 0 BB: 0 S: 4 P: 4	1B: 8 SF: 0 2B: 3 SAC: 0 3B: 1 DP: 0 HR: 0 HBP: 0						

PITCHER	IP	WLS	BF	H	R	ER	SO	BB	IBB	HBP	BLK	WP	HR	S	P	ERA	WHIP
Ted Gray, L (1, 1) ERA: 4.74	2.1	L	15	5	7	6	0	3	0	0	0	0	0	12	24	23.14	3.429
Fred Hutchinson, R (3, 1) ERA: 2.79	6.2		26	7	3	3	2	0	0	0	0	0	0	30	30	4.05	1.050

PITCHER	IP	WLS	BF	H	R	ER	SO	BB	IBB	HBP	BLK	WP	HR	S	P	ERA	WHIP

TOP

Philadelphia Athletics @ Detroit Tigers

Briggs Stadium, Detroit, MI

Mon Aug 31 1953, 4:38 AM EDT

Att. 15,584 - Unknown

livebaseballscorecards.com

AB	38
R	10
H	12
RBI	9
BB	3
SO	2
LOB	12

WP: 0 PA: 41
PB: 1
SB: 0
CS: 0

Batter	1	2	3	4	5	6	7	8	9	AB	R	H	RBI	BB	SO	LOB
Harvey Kuenn, R (1, 6) OBP: 0.354, SLG: 0.380	S S S 0-3 K ①		x 0-0 F9 ②		x 0-0 F9 ①	x 0-0 FC4-6 1B		x 0-0 1B		5	0	2	0	0	1	0
Fred Hatfield, L (1, 4) (6, 5) OBP: 0.347, SLG: 0.296	x 0-0 E3		x 0-0 1B		x 0-0 F4 ②	x 0-0 FC4-6 ② 1-2f 1B		x 0-0 F8 ③		5	0	1	0	0	0	2
Ray Boone, R (1, 5) OBP: 0.388, SLG: 0.523 Johnny Pesky, L (6, 4) OBP: 0.351, SLG: 0.385	S S S 0-3 K ②		x 0-0 F9 ③		x 0-0 E 1B E	x 0-0 1-2 1B			x 0-0 FC4-6 1B FC6-4 1B	3 2	1 1	1 2	0 0	0 0	1 0	2 0
Jim Delsing, L (1, 8) OBP: 0.379, SLG: 0.431	x 0-0 4-3 ③			x 0-0 4-3 ①	x 0-0 E3 E 1-3 2B	x 0-0 F8 ③			x 0-0 FC4-6 1-2 1B	5	1	1	0	0	0	4
Bob Nieman, R (1, 7) (6, 9) OBP: 0.363, SLG: 0.465		B B B B 4-0 F3-5 BB BB		x 0-0 1B 1B	x 0-0 E6 2B 1-2 3-H		x 0-0 F9 ①		x 0-0 FC4-6 ① 1-2f 2-3 FC6-4	4	0	1	0	1	0	3
Walt Dropo, R (1, 3) OBP: 0.280, SLG: 0.370		B B B B 4-0 1-2 BB		x 0-0 1-2 1B	x 0-0 1-3 2-H 2B		x 0-0 F7 ②		x 0-0 FC6-4 ② 1-2f 3-H	4	0	2	2	1	0	1
Don Lund, R (1, 9) OBP: 0.329, SLG: 0.395 Pat Mullin, L (5, PH) (6, 7) OBP: 0.371, SLG: 0.393	x 0-0 F8 ①		x 0-0 F3 ②	B B B B 4-0 BB			x 0-0 4-3 ③		S S S 0-3 K ③	2 2	0 0	0 0	0 0	0 1	0 1	4 1
Matt Batts, R (1, 2) OBP: 0.321, SLG: 0.412	x 0-0 F3-5 ② ③ 2-3		S S S 0-3 K ③		x 0-0 F9 ③			x 0-0 F8 ①		4	0	0	0	0	1	7
Ted Gray, S (1, 1) OBP: 0.302, SLG: 0.245 Fred Hutchinson, L (3, 1) OBP: 0.200, SLG: 0.800			x 0-0 3-1 ①		x 0-0 HR	x 0-0 F9 ①		x 0-0 F5 ②		0 4	0 1	0 1	0 1	0 0	0 0	0 0
Inning Stats	R: 0 E: 1 K: 2 S: 8 H: 0 LOB: 1 BB: 0 P: 8	R: 0 E: 0 K: 0 S: 2 H: 0 LOB: 1 BB: 2 P: 10	R: 0 E: 0 K: 0 S: 4 H: 1 LOB: 1 BB: 0 P: 4	R: 0 E: 0 K: 1 S: 7 H: 2 LOB: 2 BB: 0 P: 7	R: 3 E: 2 K: 0 S: 8 H: 3 LOB: 3 BB: 1 P: 12	R: 0 E: 0 K: 0 S: 5 H: 2 LOB: 2 BB: 0 P: 5	R: 0 E: 0 K: 0 S: 3 H: 0 LOB: 0 BB: 0 P: 3	R: 0 E: 0 K: 0 S: 4 H: 1 LOB: 1 BB: 0 P: 4	R: 1 E: 1 K: 1 S: 7 H: 2 LOB: 1 BB: 0 P: 7	1B: 9 2B: 2 3B: 0 HR: 1	SF: 0 SAC: 0 DP: 1 HBP: 0			WP: 0 PB: 0 SB: 0 CS: 0		PA: 43	

PITCHER	IP	WLS	BF	H	R	ER	SO	BB	IBB	HBP	BLK	WP	HR	S	P	ERA	WHIP
Bobo Newsom, R (1, 1) ERA: 3.79	9.0	W	43	11	4	1	4	3	0	0	0	0	1	48	60	1.00	1.556

PITCHER	IP	WLS	BF	H	R	ER	SO	BB	IBB	HBP	BLK	WP	HR	S	P	ERA	WHIP

BOTTOM

Philadelphia Athletics @ Detroit Tigers

Briggs Stadium, Detroit, MI

Mon Aug 31 1953, 4:38 AM EDT

Att. 15,584 - Unknown

livebaseballscorecards.com

AB	40
R	4
H	11
RBI	3
BB	3
SO	4
LOB	24

Philadelphia Athletics @ Detroit Tigers

Briggs Stadium, Detroit, MI

Tue Sep 01 1953, 4:33 AM EDT

Att. 1,915 - Unknown

TOP

livebaseballscorecards.com

Batter	1	2	3	4	5	6	7	8	9	AB	R	H	RBI	BB	SO	LOB
Joe Demaestri, R (1, 6) OBP: 0.293, SLG: 0.341	F7	K		K		4-3		L6		4	0	0	0	0	2	2
Neal Watlington, L (8, PH) OBP: 0.194, SLG: 0.152										1	0	0	0	0	0	1
Cass Michaels, R (8, 4) OBP: 0.341, SLG: 0.378										0	0	0	0	0	0	0
Dave Philley, S (1, 9) OBP: 0.362, SLG: 0.435	6-3		6-3	BB		4-3			WP 1B	2	0	0	0	0	0	0
Elmer Valo, L (3, 9) OBP: 0.354, SLG: 0.196										2	0	1	0	1	0	0
Eddie Robinson, L (1, 3) OBP: 0.316, SLG: 0.407	HR 1B		F9	4-3			F9		K 1-2	4	1	1	0	0	0	2
Joe Coleman, R (7, 1) OBP: 0.353, SLG: 0.375										0	0	0	0	0	0	0
Ray Murray, R (9, PH) OBP: 0.339, SLG: 0.423										1	0	0	0	0	1	1
Gus Zernial, R (1, 7) OBP: 0.354, SLG: 0.564	1-H HR		1B 1B		HR		5-3		F9	5	3	3	3	0	0	1
Carmen Mauro, L (1, 8) OBP: 0.268, SLG: 0.302	3B		1B 1-2 1B		4-3 1B		4-3		4-3	5	0	3	0	0	0	1
Loren Babe, L (1, 5) OBP: 0.302, SLG: 0.309	CS BB		1-3 2-H 1B		F8			1-3		3	0	1	1	1	0	1
Pete Suder, R (1, 4) OBP: 0.313, SLG: 0.340 (8, 6)	CS 1-2	F8	4-3		4-3 1-2			2B 4-3 1B		4	1	1	0	0	0	3
Joe Astroth, R (1, 2) OBP: 0.360, SLG: 0.391		1B		SH3-4 2B	F8			4-3 1-3 2B		4	0	3	0	0	0	1
Marion Fricano, R (1, 1) OBP: 0.186, SLG: 0.175		F9		SH3-4 2-3		4-3		4-3 2-3 3-H		2	0	0	0	0	0	1
Tom Hamilton, L (7, 3) OBP: 0.241, SLG: 0.184										1	0	0	1	0	0	1

	AB	38
	R	5
	H	13
	RBI	5
	BB	2
	SO	3
	LOB	15

Inning Stats																								
	R: 2	H: 3	R: 0	H: 1	R: 1	H: 3	R: 0	H: 1	R: 1	H: 2	R: 0	H: 0	R: 0	H: 0	R: 1	H: 2	R: 0	H: 1	1B: 8	SF: 0	WP: 1	PA: 42
	E: 0	LOB: 1	E: 0	LOB: 1	E: 0	LOB: 2	E: 0	LOB: 2	E: 0	LOB: 1	E: 0	LOB: 0	E: 0	LOB: 0	E: 0	LOB: 1	E: 0	LOB: 1	2B: 2	SAC: 1	PB: 0	
	K: 0	BB: 1	K: 1	BB: 0	K: 0	BB: 0	K: 1	BB: 1	K: 0	BB: 0	K: 0	BB: 0	K: 0	BB: 0	K: 0	BB: 0	K: 1	BB: 0	3B: 1	DP: 0	SB: 0	
	S: 5	P: 9	S: 6	P: 6	S: 6	P: 6	S: 6	P: 10	S: 5	P: 5	S: 3	P: 3	S: 3	P: 3	S: 5	P: 5	S: 6	P: 6	HR: 2	HBP: 0	CS: 1	

PITCHER		IP	WLS	BF	H	R	ER	SO	BB	IBB	HBP	BLK	WP	HR	S	P	ERA	WHIP
Ned Garver, R ERA: 4.7	(1, 1)	4.0		23	10	4	4	2	2	0	0	0	0	2	25	33	9.00	3.000
Ray Herbert, R ERA: 5.29	(5, 1)	5.0	W	18	3	1	1	1	0	0	0	0	1	0	20	20	1.80	0.600

PITCHER	IP	WLS	BF	H	R	ER	SO	BB	IBB	HBP	BLK	WP	HR	S	P	ERA	WHIP

Philadelphia Athletics @ Detroit Tigers

Briggs Stadium, Detroit, MI

Tue Sep 01 1953, 4:33 AM EDT

Att. 1,915 - Unknown

BOTTOM

Batter	1	2	3	4	5	6	7	8	9	AB	R	H	RBI	BB	SO	LOB
Harvey Kuenn, R (1, 6) OBP: 0.355, SLG: 0.382	0-0 1B 1B 2B	0-0 F4		0-0 F9 2-3 3-H		0-0 2B F7 1B	0-0 FC5-4 1-2f			5	2	2	1	0	0	5
Fred Hatfield, L (1, 4) OBP: 0.352, SLG: 0.308	0-0 1B 2-3 1B	0-0 4-3		0-0 1B 1-3 3-H 1B		0-0 2B 1-3 2B		0-0 F8		5	1	3	1	0	0	2
Ray Boone, R (1, 5) OBP: 0.392, SLG: 0.524	0-0 1-2 3-H 1B		BBBB 4-0 6-3 BB	0-0 1-2 3-H 1B		0-0 F7 3-H		BBBB 4-0 1B F9 BB		3	1	2	3	2	0	1
Jim Delsing, L (1, 8) OBP: 0.377, SLG: 0.428	0-0 F3		0-0 6-3 1-2f	0-0 3-1		0-0 F9		0-0 CS 1-3 1B		5	0	1	0	0	0	6
Bob Nieman, R (1, 7) OBP: 0.363, SLG: 0.467	0-0 F3		0-0 L8		0-0 CS BB 1B	0-0 2-H 2B		0-0 F9 3-H		5	0	2	2	0	0	3
Walt Dropo, R (1, 3) OBP: 0.281, SLG: 0.370	0-0 F8			0-0 BB 1B F9 1B	BBB 4-0 CS 1-2 BB	0-0 6-3		0-0 CS 1-2		3	1	1	0	1	0	3
Don Lund, R (1, 9) OBP: 0.326, SLG: 0.391		0-0 F8		0-0 F6	SSS 0-3 K 1-2 2-3		0-0 1-3			4	0	0	0	0	1	3
Johnny Bucha, R (1, 2) OBP: 0.316, SLG: 0.289		BBBB 4-0 1B BB		0-0 F9 BB 1-2 1B 1B	4-0 IBB		0-0 FC1-6 1B			2	1	2	0	2	0	0
Ned Garver, R (1, 1) OBP: 0.227, SLG: 0.213 Ray Herbert, R (5, 1) OBP: 0.238, SLG: 0.158		0-0 1-3 1B		BBBB 4-0 1B 1-2 2-3 BB	0-0 F3		0-0 FC1-6 FC5-4 1-2f			1 2	1 0	1 0	0 0	1 0	0 0	0 3
Inning Stats	R: 1 H: 3 E: 0 LOB: 2 K: 0 BB: 0 S: 6 P: 6	R: 0 H: 1 E: 0 LOB: 2 K: 0 BB: 1 S: 4 P: 8	R: 0 H: 0 E: 0 LOB: 0 K: 0 BB: 1 S: 2 P: 6	R: 3 H: 4 E: 0 LOB: 2 K: 0 BB: 1 S: 7 P: 11	R: 0 H: 1 E: 0 LOB: 2 K: 1 BB: 2 S: 5 P: 13	R: 2 H: 3 E: 0 LOB: 1 K: 0 BB: 0 S: 6 P: 6	R: 0 H: 1 E: 0 LOB: 1 K: 0 BB: 0 S: 4 P: 4	R: 1 H: 1 E: 0 LOB: 0 K: 0 BB: 1 S: 3 P: 7		1B: 11 SF: 0 2B: 5 SAC: 0 3B: 0 DP: 2 HR: 0 HBP: 0						

livebaseballscorecards.com

AB	35
R	7
H	14
RBI	7
BB	6
SO	1
LOB	26

WP: 0 PA: 42
PB: 0
SB: 0
CS: 3

PITCHER		IP	WLS	BF	H	R	ER	SO	BB	IBB	HBP	BLK	WP	HR	S	P	ERA	WHIP
Marion Fricano, R ERA: 4.16	(1, 1)	6.0	L	33	12	6	6	1	4	1	0	0	0	0	30	50	9.00	2.667
Joe Coleman, R ERA: 4.09	(7, 1)	2.0		8	2	1	1	0	1	0	0	0	0	0	7	11	4.50	1.500

PITCHER	IP	WLS	BF	H	R	ER	SO	BB	IBB	HBP	BLK	WP	HR	S	P	ERA	WHIP

Batter	1	2	3	4	5	6	7	8	9	AB	R	H	RBI	BB	SO	LOB
Loren Babe, L (1, 5) OBP: 0.301, SLG: 0.306	B B B B 4-0 BB 1B BB	x 0-0 ② 4-3			x 0-0 ① F7		x 0-0 ③ F9			3	1	0	0	1	0	0
Dave Philley, S (1, 9) OBP: 0.363, SLG: 0.436	B B B B 4-0 1B 1-2 1B BB	x 0-0 ③ F8			x 0-0 ② 6-3			x 0-0 2B		3	1	1	0	1	0	0
Eddie Robinson, L (1, 3) OBP: 0.319, SLG: 0.408	x 0-0 1B 1-3 2-H 1B 1B		x 0-0 G4-6-3 1B		H 1-0 HBP			S S S 0-3 ① K		3	1	2	1	0	1	1
Gus Zernial, R (1, 7) OBP: 0.353, SLG: 0.562	x 0-0 1B 1-2 3-H 1B		x 0-0 ① P6		x 0-0 ③ P4			S S S 0-3 ② K		4	0	1	1	0	1	3
Carmen Mauro, L (1, 8) OBP: 0.268, SLG: 0.301	x 0-0 FC1-6 1-3 2-H 1B		x 0-0 ② ③ G4-6-3 1-2f			x 0-0 ① P1		x 0-0 ③ 3-1		4	0	1	1	0	0	2
Pete Suder, R (1, 4) OBP: 0.312, SLG: 0.339	x 0-0 ① FC1-6 1-2f			x 0-0 E 1B		x 0-0 ② F7			x 0-0 ① 4-3	4	0	1	0	0	0	2
Joe Demaestri, R (1, 6) OBP: 0.290, SLG: 0.338 Tom Hamilton, L (9, PH) OBP: 0.236, SLG: 0.180	x 0-0 ② F2			x 0-0 ① F8		x 0-0 ③ 5-3			x 0-0 ② F9	3 1	0 0	0 0	0 0	0 0	0 0	3 0
Ray Murray, R (1, 2) OBP: 0.338, SLG: 0.420	x 0-0 ③ 1-3			x 0-0 E4 G6-4-3 1-2			x 0-0 ① 1-3		x 0-0 1B	4	0	1	0	0	0	3
Harry Byrd, R (1, 1) OBP: 0.237, SLG: 0.227 Elmer Valo, L (7, PH) OBP: 0.348, SLG: 0.192 Frank Fanovich, L (7, 1) OBP: 0.100, SLG: 0.100 Neal Watlington, L (9, PH) OBP: 0.189, SLG: 0.147		x 0-0 ① 4-3		x 0-0 ② ③ G6-4-3 1-2f			x 0-0 ② F7		x 0-0 ③ F3	2 1 0 1	0 0 0 0	0 0 0 0	0 0 0 0	0 0 0 0	0 0 0 0	2 0 0 1
Inning Stats	R: 3 H: 3 E: 0 LOB: 2 K: 0 BB: 2 S: 6 P: 14	R: 0 H: 0 E: 0 LOB: 0 K: 0 BB: 0 S: 3 P: 3	R: 0 H: 1 E: 0 LOB: 0 K: 0 BB: 0 S: 3 P: 3	R: 0 H: 1 E: 1 LOB: 1 K: 0 BB: 0 S: 4 P: 4	R: 0 H: 0 E: 0 LOB: 1 K: 0 BB: 0 S: 3 P: 4	R: 0 H: 0 E: 0 LOB: 0 K: 0 BB: 0 S: 3 P: 3	R: 0 H: 0 E: 0 LOB: 0 K: 0 BB: 0 S: 3 P: 3	R: 0 H: 1 E: 0 LOB: 1 K: 2 BB: 0 S: 8 P: 8	R: 0 H: 1 E: 0 LOB: 1 K: 0 BB: 0 S: 4 P: 4	1B: 6 SF: 0 2B: 1 SAC: 0 3B: 0 DP: 2 HR: 0 HBP: 1						WP: 0 PA: 36 PB: 0 SB: 0 CS: 0

PITCHER		IP	WLS	BF	H	R	ER	SO	BB	IBB	HBP	BLK	WP	HR	S	P	ERA	WHIP
Bob Lemon, R ERA: 3.52	(1, 1)	0.0		5	3	3	3	0	2	0	0	0	0	0	3	11	∞	∞
Art Houtteman, R ERA: 4.92	(1, 1)	9.0	W	31	4	0	0	2	0	0	1	0	0	0	34	35	0.00	0.444

PITCHER	IP	WLS	BF	H	R	ER	SO	BB	IBB	HBP	BLK	WP	HR	S	P	ERA	WHIP

TOP

Philadelphia Athletics @ Cleveland Indians
Cleveland Municipal Stadium, Cleveland, OH
Wed Sep 02 1953, 3:33 AM EDT
Att. 8,226 - Unknown

livebaseballscorecards.com

AB	33
R	3
H	7
RBI	3
BB	2
SO	2
LOB	17

BOTTOM

Philadelphia Athletics @ Cleveland Indians

Cleveland Municipal Stadium, Cleveland, OH

Wed Sep 02 1953, 3:33 AM EDT

Att. 8,226 - Unknown

livebaseballscorecards.com

Batter	1	2	3	4	5	6	7	8	9	AB	R	H	RBI	BB	SO	LOB
Bobby Avila, R (1, 4) OBP: 0.351, SLG: 0.377	F3	E7 2-H			P6		6-3			4	0	0	0	0	0	0
Bill Glynn, L (1, 3) OBP: 0.337, SLG: 0.329	1-3	F5			P5		5-3			4	0	0	0	0	0	1
Dale Mitchell, L (1, 7) OBP: 0.366, SLG: 0.451	F7		4-3		FC5-4 1B			P4		4	0	1	0	0	0	0
Al Rosen, R (1, 5) OBP: 0.410, SLG: 0.603		HR 1B	BBBB CS BB		FC5-4 1-2f			P4		3	1	1	0	1	0	1
Larry Doby, L (1, 8) OBP: 0.371, SLG: 0.450		F8	SSS K 1-2			SH2-3 3-1 WP 1B		SSS K		4	1	1	0	0	2	2
Wally Westlake, R (1, 9) OBP: 0.441, SLG: 0.542		1-H HR		HR	3-1 1-2					3	2	2	3	0	0	1
George Strickland, R (1, 6) OBP: 0.358, SLG: 0.381		2B 2B		5-3	SH2-3 2-3					2	1	1	0	0	0	0
Jim Hegan, R (1, 2) OBP: 0.290, SLG: 0.347		E 2-H 2B		F5	6-3 3-H					3	1	1	1	0	0	0
Bob Lemon, L (1, 1) OBP: 0.282, SLG: 0.402		SSS K		6-3			6-3			0	0	0	0	0	0	0
Art Houtteman, R (1, 1) OBP: 0.163, SLG: 0.250										3	0	0	0	0	1	1
Inning Stats	R: 0 E: 0 K: 0 S: 3 H: 0 LOB: 0 BB: 0 P: 3	R: 4 E: 1 K: 1 S: 10 H: 4 LOB: 1 BB: 0 P: 10	R: 0 E: 0 K: 1 S: 4 H: 0 LOB: 1 BB: 1 P: 8	R: 1 E: 0 K: 0 S: 4 H: 1 LOB: 0 BB: 0 P: 4	R: 0 E: 0 K: 0 S: 4 H: 1 LOB: 1 BB: 0 P: 4	R: 1 E: 0 K: 0 S: 4 H: 1 LOB: 0 BB: 0 P: 4	R: 0 E: 0 K: 0 S: 3 H: 0 LOB: 0 BB: 0 P: 3	R: 0 E: 0 K: 1 S: 5 H: 0 LOB: 0 BB: 0 P: 5		1B: 3 2B: 3 3B: 0 HR: 2 SF: 0 SAC: 1 DP: 1 HBP: 0						

PITCHER	IP	WLS	BF	H	R	ER	SO	BB	IBB	HBP	BLK	WP	HR	S	P	ERA	WHIP
Harry Byrd, R (1, 1) ERA: 5.21	6.0	L	26	7	6	5	2	1	0	0	0	1	2	29	33	7.50	1.333
Frank Fanovich, L (7, 1) ERA: 5.22	2.0		6	0	0	0	1	0	0	0	0	0	0	8	8	0.00	0.000

PITCHER	IP	WLS	BF	H	R	ER	SO	BB	IBB	HBP	BLK	WP	HR	S	P	ERA	WHIP

AB	30
R	6
H	7
RBI	4
BB	1
SO	3
LOB	6

WP: 1 PA: 32
PB: 0
SB: 0
CS: 1

Batter	1	2	3	4	5	6	7	8	9	AB	R	H	RBI	BB	SO	LOB
Loren Babe, L (1, 5) OBP: 0.297, SLG: 0.301	S S S 0-3 ① K	x 0-0 ① G3	x 0-0 ① FC3-6 4-3 1B 1-2f 2-3	x 0-0 ② F3	x 0-0 ① F9 3-H	5	1	0	1	0	1	4
Dave Philley, S (1, 9) OBP: 0.363, SLG: 0.436	x 0-0 5-3 BB 1B	x 0-0 ② F7	x 0-0 ② 4-3 1-2 3-H	x 0-0 ② 1-3 1B	x 0-0 ② F3	5	0	2	1	0	0	2
Eddie Robinson, L (1, 3) OBP: 0.319, SLG: 0.407	B B B B 4-0 5-3 BB 1-2	x 0-0 ③ P3	x 0-0 2-H 1B	x 0-0 ③ F9	x 0-0 ③ F2	4	0	1	1	1	0	3
Gus Zernial, R (1, 7) OBP: 0.351, SLG: 0.557	x 0-0 ② 5-3 1-2 2-3	x 0-0 ① P6	x 0-0 ③ F8	S S S 0-3 ① K		4	0	0	0	0	1	3
Carmen Mauro, L (1, 8) OBP: 0.274, SLG: 0.301	x 0-0 ③ G3	B B B B 4-0 1B BB	x 0-0 ① 4-3	x 0-0 G6-4-3 1B		3	0	1	0	1	0	2
Pete Suder, R (1, 4) OBP: 0.314, SLG: 0.340	x 0-0 FC6-4 1B	x 0-0 G5-4-3 1-2 1B	x 0-0 ② F9	x 0-0 ② ③ G6-4-3 1-2f		4	0	2	0	0	0	1
Joe Demaestri, R (1, 6) OBP: 0.288, SLG: 0.335 Tom Hamilton, L (9, PH) OBP: 0.250, SLG: 0.180	x 0-0 ① L4	x 0-0 ② ③ G5-4-3 1-2f	x 0-0 ③ P6	B B B B 4-0 1B 1B BB		3	0	0	0	0	0	3
						0	1	0	0	1	0	0
Joe Astroth, R (1, 2) OBP: 0.366, SLG: 0.397	x 0-0 ② P4	x 0-0 FC3-6 BB 4-3 1B	x 0-0 1B 1B	x 0-0 1B F9 1-3 1B		4	2	3	0	0	0	1
Carl Scheib, R (1, 1) OBP: 0.238, SLG: 0.200 Ray Murray, R (5, PH) OBP: 0.340, SLG: 0.420 Joe Coleman, R (5, 1) OBP: 0.353, SLG: 0.375 Elmer Valo, L (7, PH) OBP: 0.343, SLG: 0.189 Frank Fanovich, L (7, 1) OBP: 0.100, SLG: 0.100 Neal Watlington, L (9, PH) OBP: 0.211, SLG: 0.171	x 0-0 ③ FC6-4 1-2f	B B B B 4-0 FC3-6 1-2 BB	x 0-0 ① F7	x 0-0 1-3 3-H 1B		1	0	0	0	0	0	1
						0	0	0	0	1	0	0
						0	0	0	0	0	0	0
						1	0	0	0	0	0	1
						0	0	0	0	0	0	0
						1	0	1	1	0	0	0
Inning Stats	R: 0 E: 0 K: 1 S: 6 H: 1 LOB: 2 BB: 1 P: 10	R: 0 E: 0 K: 0 S: 4 H: 1 LOB: 1 BB: 0 P: 4	R: 0 E: 0 K: 0 S: 3 H: 0 LOB: 0 BB: 0 P: 3	R: 0 E: 0 K: 0 S: 3 H: 1 LOB: 1 BB: 1 P: 7	R: 2 E: 0 K: 0 S: 5 H: 2 LOB: 1 BB: 1 P: 9	R: 0 E: 0 K: 0 S: 3 H: 0 LOB: 0 BB: 0 P: 3	R: 0 E: 0 K: 0 S: 5 H: 2 LOB: 2 BB: 0 P: 5	R: 0 E: 0 K: 1 S: 5 H: 1 LOB: 0 BB: 0 P: 5	R: 2 E: 0 K: 0 S: 5 H: 2 LOB: 1 BB: 1 P: 9	1B: 10 2B: 0 3B: 0 HR: 0 SF: 0 SAC: 0 DP: 2 HBP: 0						

PITCHER	IP	WLS	BF	H	R	ER	SO	BB	IBB	HBP	BLK	WP	HR	S	P	ERA	WHIP
Dave Hoskins, R (1, 1) ERA: 3.56	9.0	W	39	10	4	4	2	4	0	0	0	0	0	39	55	4.00	1.556

PITCHER	IP	WLS	BF	H	R	ER	SO	BB	IBB	HBP	BLK	WP	HR	S	P	ERA	WHIP

TOP

Philadelphia Athletics @ Cleveland Indians
Cleveland Municipal Stadium, Cleveland, OH
Thu Sep 03 1953, 3:33 AM EDT
Att. 2,647 - Unknown

livebaseballscorecards.com

AB	35
R	4
H	10
RBI	4
BB	4
SO	2
LOB	21

WP: 0	PA: 39				
PB: 0					
SB: 0					
CS: 0					

Batter	1	2	3	4	5	6	7	8	9	AB	R	H	RBI	BB	SO	LOB
Bobby Avila, R (1, 4) OBP: 0.350, SLG: 0.376	F7		P6	F8		SH2-4 1-2 2-3	G4-6-3 1-2 2-H 1B			4	0	1	1	0	0	1
Bill Glynn, L (1, 3) OBP: 0.338, SLG: 0.330	F8		K S S S		BB WP 1B	F9 2-H 3-H 1B	G4-6-3 1-2f			5	0	2	2	0	1	2
Dale Mitchell, L (1, 7) OBP: 0.364, SLG: 0.448	1B 1B			F3	F8 1-2	F9 2-3		F8		5	0	1	0	0	0	2
Al Rosen, R (1, 5) OBP: 0.411, SLG: 0.602	1-2 1B			BB 1B 1B	B B B B BB BB	F8		F8		4	1	2	0	1	0	1
Larry Doby, L (1, 8) OBP: 0.370, SLG: 0.446	K S S S			B B B B BB 1B 1-2 2B BB	S S S K		1-3	F8		4	1	0	0	1	2	4
Wally Westlake, R (1, 9) OBP: 0.448, SLG: 0.542		F8		BB 1-2 2-H 2B 1B	B B B B 1-2 2-3 BB		B B B B 1B 1B BB			2	2	1	1	2	0	0
George Strickland, R (1, 6) OBP: 0.359, SLG: 0.381		F9		B B B B 1-2 2-3 2B BB	P4		1-3 1B 1B			3	2	1	0	1	0	3
Jim Hegan, R (1, 2) OBP: 0.297, SLG: 0.355		5-3		1-H 2-H 3-H 2B		SH2-4 HBP 1B 1B	B B B B 1B 1B BB			3	2	2	3	1	0	0
Dave Hoskins, L (1, 1) OBP: 0.321, SLG: 0.365			S S S K	F2		H 1-0 1-2 SH2-4 1B HBP	1B 1-2 2-H 3-H 1B			3	1	1	2	0	1	1
Inning Stats	R: 0 E: 0 K: 1 S: 7 H: 2 LOB: 2 BB: 0 P: 7	R: 0 E: 0 K: 0 S: 3 H: 0 LOB: 0 BB: 0 P: 3	R: 0 E: 0 K: 2 S: 7 H: 0 LOB: 0 BB: 0 P: 7	R: 4 E: 0 K: 0 S: 6 H: 3 LOB: 1 BB: 2 P: 14	R: 0 E: 0 K: 1 S: 6 H: 1 LOB: 3 BB: 2 P: 14	R: 2 E: 0 K: 0 S: 5 H: 2 LOB: 1 BB: 0 P: 6	R: 3 E: 0 K: 0 S: 5 H: 3 LOB: 1 BB: 2 P: 13	R: 0 E: 0 K: 0 S: 3 H: 0 LOB: 0 BB: 0 P: 3		1B: 10 2B: 1 3B: 0 HR: 0 SF: 0 SAC: 1 DP: 1 HBP: 1						

PITCHER		IP	WLS	BF	H	R	ER	SO	BB	IBB	HBP	BLK	WP	HR	S	P	ERA	WHIP
Carl Scheib, R ERA: 4.74	(1, 1)	4.0	L	19	5	4	4	3	2	0	0	0	0	0	23	31	9.00	1.750
Joe Coleman, R ERA: 4.26	(5, 1)	2.0		12	3	2	2	1	2	0	1	0	1	0	11	20	9.00	2.500
Frank Fanovich, L ERA: 5.54	(7, 1)	2.0		10	3	3	3	0	2	0	0	0	0	0	8	16	13.50	2.500

PITCHER	IP	WLS	BF	H	R	ER	SO	BB	IBB	HBP	BLK	WP	HR	S	P	ERA	WHIP

BOTTOM

Philadelphia Athletics @ Cleveland Indians

Cleveland Municipal Stadium, Cleveland, OH

Thu Sep 03 1953, 3:33 AM EDT

Att. 2,647 - Unknown

livebaseballscorecards.com

AB	33
R	9
H	11
RBI	9
BB	6
SO	4
LOB	14

1B: 10 SF: 0
2B: 1 SAC: 1
3B: 0 DP: 1
HR: 0 HBP: 1

WP: 1 PA: 41
PB: 0
SB: 0
CS: 0

Batter	1	2	3	4	5	6	7	8	9	AB	R	H	RBI	BB	SO	LOB
Billy Goodman, L (1, 4) OBP: 0.387, SLG: 0.409	6-3		F8		L7 3-H			G6-4-3 1B	1B 1-3 2-H 3-H 2B	5	1	2	3	0	0	2
Jim Piersall, R (1, 9) OBP: 0.338, SLG: 0.368	6-3			F2	F8			G6-4-3 1-2f	F4	5	0	0	0	0	0	5
Ted Williams, L (1, 7) OBP: 0.574, SLG: 1.000 Hoot Evers, R (8, PR) OBP: 0.302, SLG: 0.394 (8, 7)	HR			BB G6-4-3		CS 1B		1B S IBB	F7 3-H	2 1	1 1	2 0	1 1	2 0	0 0	0 1
George Kell, R (1, 5) OBP: 0.382, SLG: 0.475	L7			G6-4-3 1-2f		K 1-2		1B 1-2 BB	PB 2-H 1B	4	0	1	1	1	1	2
Dick Gernert, R (1, 3) OBP: 0.381, SLG: 0.425		F2			F5	FC6-4 1B		1-2 2-H 1B	BB 1-2	4	0	2	1	1	0	0
Sammy White, R (1, 2) OBP: 0.313, SLG: 0.430		6-3			1B 1B BB	FC6-4 1-2f		F5	F8	4	1	0	0	1	0	5
Karl Olson, R (1, 8) OBP: 0.176, SLG: 0.303		F8			1B 1B L7 1-2 1B		1-3		SH SH 2B 1B	4	2	2	0	0	0	0
Johnny Lipon, R (1, 6) OBP: 0.283, SLG: 0.262 Al Zarilla, L (5, PH) OBP: 0.351, SLG: 0.238 Milt Bolling, R (5, 6) OBP: 0.318, SLG: 0.346			5-3		1B 1-2 2-H 1B		K		SH SH 1-2 2B	1 1 1	0 0 1	0 1 0	0 1 0	0 1 0	0 0 1	0 0 0
Hal Brown, R (1, 1) OBP: 0.333, SLG: 0.439 Frank Sullivan, R (3, 1) OBP: 0.250, SLG: 0.250 Billy Consolo, R (5, PH) OBP: 0.245, SLG: 0.365 Ike Delock, R (5, 1) OBP: 0.222, SLG: 0.125 Ellis Kinder, R (8, 1) OBP: 0.346, SLG: 0.385			6-3		1B 1-2 2-3		K		SH 2B F7 1-2 2-3	1 0 1 1 0	0 0 0 0 1	0 0 1 0 0	0 0 0 0 0	0 0 0 0 0	0 0 0 1 0	0 0 0 0 0
Inning Stats	R: 1 E: 0 K: 0 S: 4 H: 1 LOB: 0 BB: 0 P: 4	R: 0 E: 0 K: 0 S: 3 H: 0 LOB: 0 BB: 0 P: 3	R: 0 E: 0 K: 0 S: 3 H: 0 LOB: 0 BB: 0 P: 3	R: 0 E: 0 K: 0 S: 2 H: 0 LOB: 0 BB: 1 P: 6	R: 2 E: 0 K: 0 S: 6 H: 3 LOB: 2 BB: 1 P: 10	R: 0 E: 0 K: 1 S: 6 H: 2 LOB: 1 BB: 0 P: 6	R: 0 E: 0 K: 2 S: 7 H: 0 LOB: 0 BB: 0 P: 7	R: 1 E: 0 K: 0 S: 4 H: 2 LOB: 2 BB: 2 P: 12	R: 4 E: 1 K: 0 S: 8 H: 3 LOB: 2 BB: 1 P: 12	1B: 9 2B: 2 3B: 0 HR: 1 SF: 0 SAC: 2 DP: 3 HBP: 0						WP: 0 PB: 1 SB: 1 CS: 1 PA: 42	

PITCHER	IP	WLS	BF	H	R	ER	SO	BB	IBB	HBP	BLK	WP	HR	S	P	ERA	WHIP
Marion Fricano, R (1, 1) ERA: 4.26	9.0	L	42	11	8	6	3	4	1	0	0	0	1	43	63	6.00	1.667

PITCHER	IP	WLS	BF	H	R	ER	SO	BB	IBB	HBP	BLK	WP	HR	S	P	ERA	WHIP

TOP

Boston Red Sox @ Philadelphia Athletics

Connie Mack Stadium, Philadelphia, PA

Sun Sep 06 1953, 3:33 AM EDT

Unknown

livebaseballscorecards.com

AB	35
R	8
H	11
RBI	8
BB	5
SO	3
LOB	15

BOTTOM

Boston Red Sox @ Philadelphia Athletics

Connie Mack Stadium, Philadelphia, PA

Sun Sep 06 1953, 3:33 AM EDT

Unknown

livebaseballscorecards.com

Batter	1	2	3	4	5	6	7	8	9	AB	R	H	RBI	BB	SO	LOB
Loren Babe, L (1, 5) OBP: 0.295, SLG: 0.302	F9		1B 2B	F3		4-3			3-1 2-3	5	1	1	0	0	0	4
Dave Philley, S (1, 9) OBP: 0.364, SLG: 0.434	3-1		F6	4-3			BBBBB G4-6-3 BB		FC6-4 3-H 1B	4	0	1	1	1	0	2
Eddie Robinson, L (1, 3) OBP: 0.318, SLG: 0.405	SSS K		1B 1B 2-H 1B		P4		G4-6-3 1-2f		FC6-4 1-2f	5	1	1	1	0	1	2
Gus Zernial, R (1, 7) OBP: 0.351, SLG: 0.555		E6 1B	1B 1-2 1B		5-3		IBB		P6	4	1	1	0	1	0	1
Carmen Mauro, L (1, 8) OBP: 0.280, SLG: 0.307		2-H 1B	L9		CS 1B		4-3			4	0	2	1	0	0	3
Cass Michaels, R (1, 4) OBP: 0.343, SLG: 0.379		F9	1-3 2-H 1B		CS 1-2	1B SH1-4 1B			F6	4	0	2	1	0	0	1
Joe Demaestri, R (1, 6) OBP: 0.286, SLG: 0.333 Elmer Valo, L (8, PH) OBP: 0.338, SLG: 0.185 Spider Wilhelm, R (9, 6)		F3	L6			SH1-4 1-2			3-1	2 1 0	0 0 0	0 0 0	0 0 0	0 0 0	0 0 0	3 0 0
Joe Astroth, R (1, 2) OBP: 0.372, SLG: 0.401	IIII IBB			SH3-4 1B		2-3 1B			5-3	3	0	2	0	1	0	0
Marion Fricano, R (1, 1) OBP: 0.180, SLG: 0.169 Tom Hamilton, L (9, PH) OBP: 0.263, SLG: 0.216	SSS K			SH3-4 1-2		SSS K			3-1 1B 2B	2 1	0 1	0 1	0 0	0 0	2 0	4 0
Inning Stats	R: 0 H: 0 E: 0 LOB: 0 K: 1 BB: 0 S: 5 P: 5	R: 1 H: 1 E: 1 LOB: 2 K: 1 BB: 1 S: 7 P: 11	R: 2 H: 4 E: 0 LOB: 2 K: 0 BB: 0 S: 7 P: 7	R: 0 H: 1 E: 0 LOB: 1 K: 0 BB: 0 S: 4 P: 4	R: 0 H: 1 E: 0 LOB: 0 K: 0 BB: 0 S: 3 P: 3	R: 0 H: 2 E: 0 LOB: 2 K: 1 BB: 0 S: 7 P: 7	R: 0 H: 0 E: 0 LOB: 1 K: 0 BB: 2 S: 2 P: 10	R: 0 H: 0 E: 0 LOB: 0 K: 0 BB: 0 S: 3 P: 3	R: 1 H: 2 E: 0 LOB: 1 K: 0 BB: 0 S: 5 P: 5	1B: 9 SF: 0 2B: 2 SAC: 2 3B: 0 DP: 1 HR: 0 HBP: 0						

AB	35
R	4
H	11
RBI	4
BB	3
SO	3
LOB	20

WP: 0 PA: 41
PB: 0
SB: 0
CS: 1

PITCHER	IP	WLS	BF	H	R	ER	SO	BB	IBB	HBP	BLK	WP	HR	S	P	ERA	WHIP
Hal Brown, R (1, 1) ERA: 4.36	2.2		15	5	3	2	2	0	1	0	0	0	0	18	22	6.75	1.875
Frank Sullivan, R (3, 1) ERA: 4.58	1.1		5	1	0	0	0	0	0	0	0	0	0	5	5	0.00	0.750
Ike Delock, R (5, 1) ERA: 4.95	3.0	W	12	3	0	0	1	1	1	0	0	0	0	12	20	0.00	1.333
Ellis Kinder, R (8, 1) ERA: 2.09	2.0	S	8	2	1	1	0	0	0	0	0	0	0	8	8	4.50	1.000

PITCHER	IP	WLS	BF	H	R	ER	SO	BB	IBB	HBP	BLK	WP	HR	S	P	ERA	WHIP

Boston Red Sox @ Philadelphia Athletics

Connie Mack Stadium, Philadelphia, PA

Sun Sep 06 1953, 3:38 AM EDT

Att. 5,828 - Unknown

TOP

livebaseballscorecards.com

Batter	1	2	3	4	5	6	7	8	9	AB	R	H	RBI	BB	SO	LOB
Billy Goodman, L (1, 4) OBP: 0.385, SLG: 0.407	F7		1B F8 1-3 1B	L8		F7			L5	5	1	1	0	0	0	2
Jim Piersall, R (1, 9) OBP: 0.336, SLG: 0.367	L9		F8 1-3 2B 3-H 1B		B3		F3		P4	5	1	1	1	0	0	0
Karl Olson, R (1, 7) OBP: 0.158, SLG: 0.270	E6		F8 1-2 3-H		L8		5-3			4	0	0	1	0	0	1
George Kell, R (1, 5) OBP: 0.383, SLG: 0.477	F5		1B 2-H 2B		E4 1B		BBB 2B BB			3	1	1	1	1	0	1
Dick Gernert, R (1, 3) OBP: 0.384, SLG: 0.430		F3	CS 2-H 1B		FC6-4 1-2 1B		1-H 2B			4	0	3	1	0	0	0
Del Wilber, R (1, 2) OBP: 0.278, SLG: 0.490		5-3	SSS K 1-2		FC6-4 1-2f				F8	4	0	0	0	0	1	3
Tom Umphlett, R (1, 8) OBP: 0.321, SLG: 0.369		1B		F6		4-3			5-3	4	0	1	0	0	0	0
Milt Bolling, R (1, 6) OBP: 0.320, SLG: 0.349		F7		E8 4-3 1B		G3 1B			F5	4	0	2	0	0	0	1
Mickey McDermott, L (1, 1) OBP: 0.301, SLG: 0.415			1B 1B 1B	4-3 2-3		G3 1-2			L7	4	1	1	0	0	0	2

	AB	37
	R	4
	H	10
	RBI	4
	BB	1
	SO	1
	LOB	10

Inning Stats	1	2	3	4	5	6	7	8	9
	R: 0 E: 1 K: 0 S: 4 H: 0 LOB: 1 BB: 0 P: 4	R: 0 E: 0 K: 0 S: 4 H: 1 LOB: 1 BB: 0 P: 4	R: 4 E: 0 K: 1 S: 9 H: 5 LOB: 1 BB: 0 P: 9	R: 0 E: 1 K: 0 S: 4 H: 1 LOB: 1 BB: 0 P: 4	R: 0 E: 1 K: 0 S: 5 H: 1 LOB: 2 BB: 0 P: 5	R: 0 E: 0 K: 0 S: 4 H: 1 LOB: 1 BB: 0 P: 4	R: 0 E: 0 K: 0 S: 3 H: 1 LOB: 2 BB: 1 P: 7	R: 0 E: 0 K: 0 S: 3 H: 0 LOB: 0 BB: 0 P: 3	R: 0 E: 0 K: 0 S: 3 H: 0 LOB: 0 BB: 0 P: 3

1B: 8	SF: 0	WP: 0	PA: 38
2B: 3	SAC: 0	PB: 0	
3B: 0	DP: 1	SB: 0	
HR: 0	HBP: 0	CS: 1	

PITCHER		IP	WLS	BF	H	R	ER	SO	BB	IBB	HBP	BLK	WP	HR	S	P	ERA	WHIP
Harry Byrd, R ERA: 5.25	(1, 1)	5.0	L	24	8	4	4	1	0	0	0	0	0	0	26	26	7.20	1.600
Joe Coleman, R ERA: 3.98	(6, 1)	4.0		14	2	0	0	0	1	0	0	0	0	0	13	17	0.00	0.750

PITCHER	IP	WLS	BF	H	R	ER	SO	BB	IBB	HBP	BLK	WP	HR	S	P	ERA	WHIP

BOTTOM

Boston Red Sox @ Philadelphia Athletics

Connie Mack Stadium, Philadelphia, PA

Sun Sep 06 1953, 3:38 AM EDT

Att. 5,828 - Unknown

livebaseballscorecards.com

Batter	1	2	3	4	5	6	7	8	9	AB	R	H	RBI	BB	SO	LOB
Joe Demaestri, R (1, 6) OBP: 0.286, SLG: 0.332	L4-3 1B		F7			F7		FC6-4 FC3-6 1-2f		4	0	1	0	0	0	1
Dave Philley, S (1, 9) OBP: 0.363, SLG: 0.433	L4-3 1-2			G3		FC3-6 1B		F8		1	0	0	0	0	0	1
Elmer Valo, L (2, 9) OBP: 0.338, SLG: 0.193				F5		FC3-6 1-2f		FC3-6 1-2f		3	0	1	0	0	0	1
Eddie Robinson, L (1, 3) OBP: 0.318, SLG: 0.404	FC5-4 1B			F4		F8			F9	4	0	1	0	0	0	2
Gus Zernial, R (1, 7) OBP: 0.349, SLG: 0.550	FC5-4 1-2f				E 1B		1-3 1B		1-3	4	0	0	0	0	0	2
Cass Michaels, R (1, 4) OBP: 0.344, SLG: 0.380		6-3			E3 1-2		1-3 1-2		1-3	4	0	2	0	0	0	0
Pete Suder, R (1, 5) OBP: 0.311, SLG: 0.337		F8			F9		F5		1-3	4	0	0	0	0	0	2
Ed McGhee, R (1, 8) OBP: 0.322, SLG: 0.318		F8	F2		K		F2			3	0	0	0	0	1	3
Ray Murray, R (1, 2) OBP: 0.336, SLG: 0.414			4-3		K			FC6-4 1B		1	0	0	0	0	0	0
Harry Byrd, R (1, 1) OBP: 0.234, SLG: 0.224										1	0	0	0	0	1	2
Joe Astroth, R (5, PH) OBP: 0.371, SLG: 0.399										1	0	1	0	0	0	0
Joe Coleman, R (6, 1) OBP: 0.389, SLG: 0.412																

Inning Stats	1	2	3	4	5	6	7	8	9
	R: 0 H: 2 E: 0 LOB: 1 K: 0 BB: 0 S: 4 P: 4	R: 0 H: 0 E: 0 LOB: 0 K: 0 BB: 0 S: 3 P: 3	R: 0 H: 0 E: 0 LOB: 0 K: 0 BB: 0 S: 3 P: 3	R: 0 H: 0 E: 0 LOB: 0 K: 0 BB: 0 S: 3 P: 3	R: 0 H: 1 E: 1 LOB: 2 K: 2 BB: 0 S: 9 P: 9	R: 0 H: 1 E: 0 LOB: 1 K: 0 BB: 0 S: 4 P: 4	R: 0 H: 1 E: 0 LOB: 1 K: 0 BB: 0 S: 4 P: 4	R: 0 H: 1 E: 0 LOB: 1 K: 0 BB: 0 S: 4 P: 4	R: 0 H: 0 E: 0 LOB: 0 K: 0 BB: 0 S: 3 P: 3

	AB	33
	R	0
	H	6
	RBI	0
	BB	0
	SO	2
	LOB	17

| | | | | | | | | | | | | | | | |

Batter	1	2	3	4	5	6	7	8	9	AB	R	H	RBI	BB	SO	LOB
Eddie Yost, R (1, 5) OBP: 0.394, SLG: 0.368	BBB 4-0 L8 1B 1B BB	BBB 4-0 SH5-3 1B 1B BB	BBB 4-0 1B 1-2 2-3 F8 BB		x 0-0 1-3 1B 2B	x 0-0 ③ L5			x 0-0 1B F8 2B	3	5	2	0	3	0	1
Pete Runnels, L (1, 6) OBP: 0.356, SLG: 0.326	x 0-0 1B 1-2 E 1B	x 0-0 SH5-3 1-2 1B 1B	x 0-0 ① F8 1-3 2-H 3-H 1B		SSS 0-3 ② K		x 0-0 ① F8		x 0-0 E 2-3 1B	6	2	4	1	0	1	2
Mickey Vernon, L (1, 3) OBP: 0.391, SLG: 0.500	x 0-0 ① L8 2-3	x 0-0 ① SH5-3 1-2 2-3	x 0-0 ② F8 1-2 3-H		x 0-0 FC6-4 2-H 3-H 1B		x 0-0 ② F7		x 0-0 ① P3	5	0	1	3	0	0	5
Jackie Jensen, R (1, 9) OBP: 0.371, SLG: 0.422	x 0-0 E8 1-H 1B 3-H 1B	x 0-0 ② F8	x 0-0 ③ 5-3		x 0-0 ③ FC6-4 1-2f		x 0-0 ③ F8		x 0-0 ② F8 1-2 3-H	6	1	1	2	0	0	5
Gil Coan, L (1, 7) OBP: 0.303, SLG: 0.293	BBBB 4-0 1B 1B BB	III 4-0 1B IBB		x 0-0 ① G3		x 0-0 1B 1B		x 0-0 FC6-4 1B	x 0-0 ③ 4-3	4	1	2	0	2	0	1
Jim Busby, R (1, 8) OBP: 0.355, SLG: 0.412	SSS 0-3 ② K	x 0-0 1-3 2-H 3-H 1B		x 0-0 ② 5-3		x 0-0 ① 1B 1-3 2B 1B		x 0-0 ① FC6-4 S 1-2f		5	1	2	2	0	1	3
Wayne Terwilliger, R (1, 4) OBP: 0.349, SLG: 0.340	x 0-0 1B 1-3 3-H 1B	x 0-0 ③ 6-4-3		x 0-0 ③ F5		x 0-0 2B 1-2 1B		BBBB 4-0 1-2 BB		4	1	2	1	1	0	2
Ed Fitz Gerald, R (1, 2) OBP: 0.299, SLG: 0.320	x 0-0 1-2 3-H 1B		x 0-0 BB SH 1B 1B		x 0-0 ① 1-3	SSS 0-3 ② K		x 0-0 ② F3		5	1	2	1	0	1	4
Walt Masterson, R (1, 1) OBP: 0.214, SLG: 0.157 Kite Thomas, R (6, PH) OBP: 0.306, SLG: 0.316 Johnny Schmitz, R (6, 1) OBP: 0.061, SLG: 0.061	SSS 0-3 ③ K		x 0-0 SH BB 1-2 1B		x 0-0 2B 1B 1B	x 0-0 1-H 2-H 2B		x 0-0 ③ F7		2 0 1	1 0 0	1 0 0	0 0 0	0 0 0	1 0 0	2 0 2
Inning Stats	R: 4 E: 1 K: 2 S: 11 H: 4 LOB: 2 BB: 2 P: 19	R: 2 E: 0 K: 0 S: 5 H: 2 LOB: 2 BB: 2 P: 13	R: 2 E: 0 K: 0 S: 5 H: 2 LOB: 1 BB: 1 P: 9	R: 0 E: 0 K: 0 S: 3 H: 0 LOB: 0 BB: 0 P: 3	R: 2 E: 0 K: 1 S: 8 H: 3 LOB: 1 BB: 0 P: 8	R: 2 E: 0 K: 1 S: 8 H: 4 LOB: 1 BB: 0 P: 8	R: 0 E: 0 K: 0 S: 3 H: 0 LOB: 0 BB: 0 P: 3	R: 0 E: 0 K: 0 S: 4 H: 1 LOB: 2 BB: 1 P: 8	R: 1 E: 1 K: 0 S: 5 H: 2 LOB: 1 BB: 0 P: 5	1B: 15 2B: 3 3B: 0 HR: 0 SF: 0 SAC: 2 DP: 0 HBP: 0						

PITCHER	IP	WLS	BF	H	R	ER	SO	BB	IBB	HBP	BLK	WP	HR	S	P	ERA	WHIP
Bobo Newsom, R (1, 1) ERA: 5.02	2.0	L	16	6	6	6	2	3	1	0	0	0	0	16	32	27.00	4.500
Frank Fanovich, L (3, 1) ERA: 6.0	5.0		24	9	6	6	2	1	0	0	0	0	0	27	31	10.80	2.000
Joe Coleman, R (8, 1) ERA: 4.0	2.0		10	3	1	1	0	1	0	0	0	0	0	9	13	4.50	2.000

PITCHER	IP	WLS	BF	H	R	ER	SO	BB	IBB	HBP	BLK	WP	HR	S	P	ERA	WHIP

TOP

Washington Senators @ Philadelphia Athletics

Connie Mack Stadium, Philadelphia, PA

Mon Sep 07 1953, 3:33 AM EDT

Unknown

livebaseballscorecards.com

AB	41
R	13
H	17
RBI	10
BB	6
SO	4
LOB	27

WP: 0	PA: 50		
PB: 0			
SB: 1			
CS: 0			

Batter	1	2	3	4	5	6	7	8	9	AB	R	H	RBI	BB	SO	LOB
Loren Babe, L (1, 5) OBP: 0.291, SLG: 0.297	0-0 L7		0-3 K		0-0 F9		0-0 3-1 2-3		0-0 1-3 1-2	5	0	0	0	0	1	3
Dave Philley, S (1, 9) OBP: 0.362, SLG: 0.432	0-0 HR 1B		0-0 F2		0-0 G6-4-3 1-2f		0-3 K			4	1	1	0	0	1	2
Eddie Robinson, L (1, 3) OBP: 0.321, SLG: 0.412	0-0 1-H HR		0-3 K			0-0 FC6-4 1B 1B		0-0 1B		4	1	3	2	0	1	0
Gus Zernial, R (1, 7) OBP: 0.348, SLG: 0.547	4-0 BB			0-0 F6		0-0 F8		0-0 L7		3	0	0	0	1	0	2
Carmen Mauro, L (1, 8) OBP: 0.276, SLG: 0.303 Ed McGhee, R (6, PH) (7, 8) OBP: 0.323, SLG: 0.319	0-0 F8			0-0 F8		0-0 FC6-4 1-2 1B		0-3 K		2	0	0	0	0	0	1
										2	0	1	0	0	1	1
Cass Michaels, R (1, 4) OBP: 0.343, SLG: 0.377	0-0 F8			4-0 FC5 1B BB		0-0 FC6-4 1-2f 2-3		0-0 F4		3	0	0	0	1	0	4
Joe Demaestri, R (1, 6) OBP: 0.286, SLG: 0.332		0-0 2-3		0-0 1-2 1B		0-0 F8			0-3 K	4	0	1	0	0	1	2
Joe Astroth, R (1, 2) OBP: 0.369, SLG: 0.401		0-0 F7		0-0 FC5 2-3f			0-0 3-1 2B		0-0 5-3	4	0	1	0	0	0	2
Bobo Newsom, R (1, 1) OBP: 0.167, SLG: 0.167 Ray Murray, R (2, PH) OBP: 0.355, SLG: 0.412 Frank Fanovich, L (3, 1) OBP: 0.182, SLG: 0.182 Carl Scheib, R (7, PH) OBP: 0.233, SLG: 0.195 Joe Coleman, R (8, 1) OBP: 0.389, SLG: 0.412 Spider Wilhelm, R (9, PH) OBP: 1.000, SLG: 1.000		0-3 K			0-0 G6-4-3 1B		0-0 F7		0-0 DI 1B	0 1 1 1 0 1	0 0 0 0 0 0	0 0 1 0 0 1	0 0 0 0 0 0	0 1 0 0 0 0	0 0 0 0 0 0	0 0 0 1 0 0
Inning Stats	R: 2 H: 2 E: 0 LOB: 1 K: 0 BB: 1 S: 5 P: 9	R: 0 H: 0 E: 0 LOB: 0 K: 1 BB: 0 S: 5 P: 5	R: 0 H: 0 E: 0 LOB: 0 K: 2 BB: 0 S: 7 P: 7	R: 0 H: 1 E: 0 LOB: 2 K: 0 BB: 1 S: 4 P: 8	R: 0 H: 1 E: 0 LOB: 0 K: 0 BB: 0 S: 3 P: 3	R: 0 H: 2 E: 0 LOB: 2 K: 0 BB: 0 S: 5 P: 5	R: 0 H: 1 E: 0 LOB: 1 K: 1 BB: 0 S: 6 P: 6	R: 0 H: 1 E: 0 LOB: 1 K: 1 BB: 0 S: 6 P: 6	R: 0 H: 1 E: 0 LOB: 1 K: 1 BB: 0 S: 6 P: 6	1B: 7 SF: 0 2B: 1 SAC: 0 3B: 0 DP: 1 HR: 1 HBP: 0						

PITCHER	IP	WLS	BF	H	R	ER	SO	BB	IBB	HBP	BLK	WP	HR	S	P	ERA	WHIP
Walt Masterson, R (1, 1) ERA: 3.18	5.0	W	20	4	2	2	3	2	0	0	0	0	1	24	32	3.60	1.200
Johnny Schmitz, L (6, 1) ERA: 3.39	4.0	S	17	5	0	0	3	0	0	0	0	0	0	23	23	0.00	1.250

PITCHER	IP	WLS	BF	H	R	ER	SO	BB	IBB	HBP	BLK	WP	HR	S	P	ERA	WHIP

BOTTOM

Washington Senators @ Philadelphia Athletics
Connie Mack Stadium, Philadelphia, PA
Mon Sep 07 1953, 3:33 AM EDT
Unknown

livebaseballscorecards.com

AB	35
R	2
H	9
RBI	2
BB	2
SO	6
LOB	18

WP: 0	PA: 37		
PB: 0			
SB: 0			
CS: 0			

Batter	1	2	3	4	5	6	7	8	9	AB	R	H	RBI	BB	SO	LOB
Eddie Yost, R (1, 5) OBP: 0.397, SLG: 0.378	B B B B 4-0 2B BB	x 0-0 S 2-H 1B		x 0-0 ② FC5-2 FC4-6 2-H		x 0-0 1-H HR			x 0-0 1B G1-2-3 2B	4	2	3	3	1	0	1
Pete Runnels, L (1, 6) OBP: 0.354, SLG: 0.324	S S S 0-3 ① K	x 0-0 ③ 1-6-3 1-2		x 0-0 ③ FC4-6 1-2f		x 0-0 ③ L9			x 0-0 BB 2-3 1B	5	0	1	0	0	1	3
Mickey Vernon, L (1, 3) OBP: 0.395, SLG: 0.509	x 0-0 1-H E4 2B		x 0-0 6-3 3B		x 0-0 WP L7 2B		x 0-0 ① P6		B B B B 4-0 1-2 BB	4	2	3	1	1	0	0
Jackie Jensen, R (1, 9) OBP: 0.367, SLG: 0.418	x 0-0 ② E4 S 2-H		x 0-0 ① 4-3		x 0-0 ① 5-3 2-3		x 0-0 ② F5		x 0-0 ②③ G1-2-3 3-Hf	5	0	0	0	0	0	6
Gil Coan, L (1, 7) OBP: 0.308, SLG: 0.289	B B B B 4-0 1-2 BB		B B B B 4-0 6-3 BB		x 0-0 ② L7 3-H		x 0-0 ③ 6-3			2	0	0	1	2	0	0
Jim Busby, R (1, 8) OBP: 0.352, SLG: 0.409	x 0-0 ③ F8		x 0-0 ② 6-3 1-2 3-H		x 0-0 ③ F8			x 0-0 ① F3		4	0	0	1	0	0	3
Wayne Terwilliger, R (1, 4) OBP: 0.348, SLG: 0.341		x 0-0 FC1-4-5-6-1 2B	x 0-0 ③ F9			x 0-0 ① P6		x 0-0 ② F2		4	0	1	0	0	0	1
Mickey Grasso, R (1, 2) OBP: 0.259, SLG: 0.285		x 0-0 ① FC1-4-5-6-1 1B 2-3		H 1-0 WP SH1-4 FC5-2 HBP		x 0-0 ② 6-3		x 0-0 ③ 6-3		3	1	0	0	0	0	1
Bob Porterfield, R (1, 1) OBP: 0.302, SLG: 0.446		x 0-0 ② F6		x 0-0 ① SH1-4 1-2		x 0-0 HR 1B			x 0-0 ① 1-3	3	1	1	0	0	0	1
Inning Stats	R: 1 H: 1 E: 1 LOB: 2 K: 1 BB: 2 S: 6 P: 14	R: 1 H: 2 E: 0 LOB: 1 K: 0 BB: 0 S: 5 P: 5	R: 1 H: 1 E: 0 LOB: 1 K: 0 BB: 1 S: 4 P: 8	R: 0 H: 0 E: 0 LOB: 1 K: 0 BB: 0 S: 3 P: 4	R: 1 H: 1 E: 0 LOB: 0 K: 0 BB: 0 S: 4 P: 4	R: 2 H: 2 E: 0 LOB: 0 K: 0 BB: 0 S: 5 P: 5	R: 0 H: 0 E: 0 LOB: 0 K: 0 BB: 0 S: 3 P: 3	R: 0 H: 0 E: 0 LOB: 0 K: 0 BB: 0 S: 3 P: 3	R: 0 H: 2 E: 0 LOB: 2 K: 0 BB: 1 S: 4 P: 8	1B: 3 SF: 0 2B: 4 SAC: 1 3B: 1 DP: 1 HR: 1 HBP: 1						

PITCHER		IP	WLS	BF	H	R	ER	SO	BB	IBB	HBP	BLK	WP	HR	S	P	ERA	WHIP
Charlie Bishop, R ERA: 5.48	(1, 1)	5.0	L	24	5	4	4	1	3	0	1	0	2	0	22	35	7.20	1.600
Carl Scheib, R ERA: 4.88	(6, 1)	1.0		5	2	2	2	0	0	0	0	0	0	1	5	5	18.00	2.000
Morrie Martin, L ERA: 4.61	(7, 1)	3.0		11	2	0	0	0	1	0	0	0	0	0	10	14	0.00	1.000

PITCHER	IP	WLS	BF	H	R	ER	SO	BB	IBB	HBP	BLK	WP	HR	S	P	ERA	WHIP

TOP

Washington Senators @ Philadelphia Athletics

Connie Mack Stadium, Philadelphia, PA

Mon Sep 07 1953, 3:38 AM EDT

Att. 6,057 - Unknown

livebaseballscorecards.com

AB	34
R	6
H	9
RBI	6
BB	4
SO	1
LOB	16

WP: 2 PA: 40
PB: 0
SB: 2
CS: 0

Batter	1	2	3	4	5	6	7	8	9	AB	R	H	RBI	BB	SO	LOB
Joe Demaestri, R (1, 6) OBP: 0.283, SLG: 0.328	P6		1-3		F9		5-3		G4-6-3 (1-2f)	4	0	0	0	0	0	1
Neal Watlington, L (9, PH) OBP: 0.205, SLG: 0.167										1	0	0	0	0	0	2
Dave Philley, S (1, 9) OBP: 0.363, SLG: 0.432	F6		BB		1-2 1B		4-3			3	0	1	0	1	0	0
Eddie Robinson, L (1, 3) OBP: 0.320, SLG: 0.413	G3		L9		4-3			1B 2B		4	0	1	0	0	0	3
Gus Zernial, R (1, 7) OBP: 0.349, SLG: 0.553		HR		F8		G4-3-6 1B		F4		4	1	2	1	0	0	1
Carmen Mauro, L (1, 8) OBP: 0.287, SLG: 0.305		S BB		G4-6-3 BB		G4-3-6 (1-2f)		G3-6-3 (2-3) 1B		2	0	1	0	2	0	1
Loren Babe, L (1, 5) OBP: 0.291, SLG: 0.297		L9 (1-2)		G4-6-3 (1-2f)		1B		G3-6-3 (1-2f)		4	0	1	0	0	0	4
Cass Michaels, R (1, 4) OBP: 0.342, SLG: 0.374		K			PB 1B BB	6-3			F3	3	1	0	0	1	1	2
Ray Murray, R (1, 2) OBP: 0.341, SLG: 0.431		F8			FC4-6 (1-H) 1B		HR		1B 1B	4	1	3	2	0	0	1
Marion Fricano, R (9, PR) OBP: 0.180, SLG: 0.169										0	0	0	0	0	0	0
Charlie Bishop, R (1, 1) OBP: 0.111, SLG: 0.115			K		FC4-6 (1-2f) 1B		K		G4-6-3 (1-2) 1B	1	0	0	0	0	1	0
Elmer Valo, L (5, PH) OBP: 0.333, SLG: 0.190										1	0	0	0	0	0	1
Carl Scheib, R (6, 1) OBP: 0.233, SLG: 0.195										0	0	0	0	0	0	0
Morrie Martin, L (7, 1) OBP: 0.108, SLG: 0.108										1	0	0	0	0	1	0
Tom Hamilton, L (9, PH) OBP: 0.276, SLG: 0.231										1	0	1	0	0	0	0
Inning Stats	R: 0 H: 0 E: 0 LOB: 0 K: 0 BB: 0 S: 3 P: 3	R: 1 H: 1 E: 0 LOB: 1 K: 1 BB: 1 S: 6 P: 10	R: 0 H: 0 E: 0 LOB: 1 K: 1 BB: 1 S: 5 P: 9	R: 0 H: 0 E: 0 LOB: 0 K: 0 BB: 1 S: 2 P: 6	R: 1 H: 2 E: 0 LOB: 2 K: 0 BB: 1 S: 5 P: 9	R: 0 H: 2 E: 0 LOB: 1 K: 0 BB: 0 S: 4 P: 4	R: 1 H: 1 E: 0 LOB: 0 K: 1 BB: 0 S: 6 P: 6	R: 0 H: 2 E: 0 LOB: 1 K: 0 BB: 0 S: 4 P: 4	R: 0 H: 2 E: 0 LOB: 2 K: 0 BB: 0 S: 4 P: 4	1B: 7 SF: 0 2B: 1 SAC: 0 3B: 0 DP: 4 HR: 2 HBP: 0						

PITCHER	IP	WLS	BF	H	R	ER	SO	BB	IBB	HBP	BLK	WP	HR	S	P	ERA	WHIP
Bob Porterfield, R (1, 1) ERA: 3.55	9.0	W	37	10	3	3	3	4	0	0	0	0	2	39	55	3.00	1.556

PITCHER	IP	WLS	BF	H	R	ER	SO	BB	IBB	HBP	BLK	WP	HR	S	P	ERA	WHIP

BOTTOM

Washington Senators @ Philadelphia Athletics

Connie Mack Stadium, Philadelphia, PA

Mon Sep 07 1953, 3:38 AM EDT

Att. 6,057 - Unknown

livebaseballscorecards.com

AB	33
R	3
H	10
RBI	3
BB	4
SO	3
LOB	16

Batter	1	2	3	4	5	6	7	8	9	AB	R	H	RBI	BB	SO	LOB
Harvey Kuenn, R (1, 6) OBP: 0.360, SLG: 0.389	6-3		F9 2B		F8	1-H 2B		BBB 4-0 G1-6-3 BB		4	1	2	1	1	0	0
Fred Hatfield, L (1, 4) OBP: 0.362, SLG: 0.331	1B 1B		2-3 F9		SSS F2	SSS 0-3 K		1-2f 0-0 G1-6-3		5	0	1	0	0	1	3
Ray Boone, R (1, 5) OBP: 0.388, SLG: 0.502	SSS 0-3 K		3-H 0-0 F9			0-0 E6 PB 1B 1B	0-0 6-3	BBB 4-0 FC3-6 BB		4	1	1	1	1	1	1
Jim Delsing, L (1, 8) OBP: 0.384, SLG: 0.436	1-3 1B		0-0 F5			2-H 0-0 FC6-4 1B	0-0 HR	1-2f 0-0 FC3-6 BB		5	1	3	2	0	0	1
Bob Nieman, R (1, 7) OBP: 0.363, SLG: 0.465	SSS 0-3 K			0-0 F8		0-0 F8	0-0 5-3 1B 1B	BBB 4-0 BB		4	1	1	0	1	1	3
Walt Dropo, R (1, 3) OBP: 0.283, SLG: 0.366		0-0 G6-4-3 1B		0-0 F9		1-2f 0-0 FC6-4 HR	1-2 0-0 5-3	0-0	0-0 F8	5	1	1	0	0	0	4
Steve Souchock, R (1, 9) OBP: 0.336, SLG: 0.484		1-2f 0-0 G6-4-3		BBB 4-0 BB		1-H 0-0 HR	2-H 0-0		SSS 0-3 K	4	1	2	3	1	1	3
Johnny Bucha, R (1, 2) OBP: 0.316, SLG: 0.304		0-0 1B		0-0 F6		0-0 HR	0-0 F8			4	1	2	1	0	0	2
Ralph Branca, R (1, 1) OBP: 0.156, SLG: 0.194		SSS 0-3 K			SSS 0-3 K	2B 0-0 1B		SSS 0-3 K		4	1	1	0	0	3	1
Inning Stats	R: 0 E: 0 K: 2 S: 9 H: 2 LOB: 2 BB: 0 P: 9	R: 0 E: 0 K: 1 S: 6 H: 2 LOB: 1 BB: 0 P: 6	R: 1 E: 0 K: 0 S: 4 H: 1 LOB: 0 BB: 0 P: 4	R: 0 E: 0 K: 0 S: 3 H: 0 LOB: 1 BB: 1 P: 7	R: 0 E: 0 K: 1 S: 5 H: 0 LOB: 0 BB: 0 P: 5	R: 5 E: 1 K: 1 S: 11 H: 6 LOB: 1 BB: 0 P: 11	R: 2 E: 0 K: 0 S: 6 H: 3 LOB: 1 BB: 0 P: 6	R: 0 E: 0 K: 1 S: 4 H: 0 LOB: 0 BB: 1 P: 8	R: 0 E: 0 K: 1 S: 5 H: 0 LOB: 2 BB: 2 P: 13	1B: 9 2B: 2 3B: 0 HR: 3		SF: 0 SAC: 0 DP: 2 HBP: 0				

TOP

Detroit Tigers @ Philadelphia Athletics

Connie Mack Stadium, Philadelphia, PA

Wed Sep 09 1953, 3:33 AM EDT

Unknown

livebaseballscorecards.com

AB	39
R	8
H	14
RBI	8
BB	4
SO	7
LOB	18

PITCHER		IP	WLS	BF	H	R	ER	SO	BB	IBB	HBP	BLK	WP	HR	S	P	ERA	WHIP
Harry Byrd, R ERA: 5.42	(1, 1)	6.1	L	32	13	8	8	5	1	0	0	0	0	3	41	45	11.37	2.211
Frank Fanovich, L ERA: 5.93	(7, 1)	0.2		3	1	0	0	0	0	0	0	0	0	0	3	3	0.00	1.500
Walt Kellner, R ERA:	(8, 1)	2.0		8	0	0	0	2	3	0	0	0	0	0	9	21	0.00	1.500

PITCHER		IP	WLS	BF	H	R	ER	SO	BB	IBB	HBP	BLK	WP	HR	S	P	ERA	WHIP

Detroit Tigers @ Philadelphia Athletics

Connie Mack Stadium, Philadelphia, PA

Wed Sep 09 1953, 3:33 AM EDT

Unknown

livebaseballscorecards.com

BOTTOM

Batter	1	2	3	4	5	6	7	8	9	AB	R	H	RBI	BB	SO	LOB
Loren Babe, L (1, 5) OBP: 0.290, SLG: 0.299	S S S 0-3 K ①		x 0-0 F5 ②		x 0-0 1B 2B 3-H		x 0-0 F4 ③			4	1	1	1	0	1	0
Dave Philley, S (1, 9) OBP: 0.362, SLG: 0.430	x 0-0 F8 ②		x 0-0 F8 ③		x 0-0 CS 1B 2-H			S S S 0-3 K ①		4	0	1	1	0	1	0
Eddie Robinson, L (1, 3) OBP: 0.323, SLG: 0.415	x 0-0 2B			B B B B 4-0 FC4-6 BB	0-0 CS ③ 1-2	B B B B 4-0 5-3 1B BB		x 0-0 F4 ②		2	0	1	0	2	0	0
Gus Zernial, R (1, 7) OBP: 0.347, SLG: 0.548	x 0-0 F7 ③			S S S 0-3 K ①		S S S 0-3 K ①		S S S 0-3 K ③		4	0	0	0	0	3	3
Carmen Mauro, L (1, 8) OBP: 0.287, SLG: 0.304		x 0-0 F8 ①		x 0-0 FC4-6 ② 1-2f		x 0-0 5-3 1B 1-2			x 0-0 F9 ①	4	0	1	0	0	0	1
Cass Michaels, R (1, 4) OBP: 0.339, SLG: 0.371		S S S 0-3 K ②		S S S 0-3 K ③		x 0-0 5-3 ② 1-2 2-3			x 0-0 6-3 ②	4	0	0	0	0	2	3
Joe Demaestri, R (1, 6) OBP: 0.288, SLG: 0.335		x 0-0 FC6-4 1B			x 0-0 F8 2B	x 0-0 F8 ③			x 0-0 1B	4	1	3	0	0	0	2
Joe Astroth, R (1, 2) OBP: 0.366, SLG: 0.398 Neal Watlington, L (7, PH) OBP: 0.195, SLG: 0.158 (8, 2)		x 0-0 FC6-4 ③ 1-2f			x 0-0 F8 ① 2-3		S S S 0-3 K ①		x 0-0 F5 ③	2	0	0	0	0	0	2
										2	0	0	0	0	1	1
Harry Byrd, R (1, 1) OBP: 0.228, SLG: 0.218 Frank Fanovich, L (7, 1) OBP: 0.182, SLG: 0.182 Tom Hamilton, L (7, PH) OBP: 0.271, SLG: 0.226 Walt Kellner, R (8, 1)			x 0-0 6-3 ①		x 0-0 5-3 ②		x 0-0 F1 ②			2	0	0	0	0	0	1
										0	0	0	0	0	0	0
										1	0	0	0	0	0	0
										0	0	0	0	0	0	0
Inning Stats	R: 0 E: 0 K: 1 S: 6 H: 1 LOB: 1 BB: 0 P: 6	R: 0 E: 0 K: 1 S: 6 H: 1 LOB: 1 BB: 0 P: 6	R: 0 E: 0 K: 0 S: 3 H: 0 LOB: 0 BB: 0 P: 3	R: 0 E: 0 K: 2 S: 7 H: 0 LOB: 1 BB: 1 P: 11	R: 2 E: 0 K: 0 S: 5 H: 3 LOB: 0 BB: 0 P: 5	R: 0 E: 0 K: 1 S: 6 H: 1 LOB: 2 BB: 1 P: 10	R: 0 E: 0 K: 1 S: 5 H: 0 LOB: 0 BB: 0 P: 5	R: 0 E: 0 K: 2 S: 7 H: 0 LOB: 0 BB: 0 P: 7	R: 0 E: 0 K: 0 S: 4 H: 1 LOB: 1 BB: 0 P: 4	1B: 4 2B: 3 3B: 0 HR: 0	SF: 0 SAC: 0 DP: 0 HBP: 0					

	AB	33
	R	2
	H	7
	RBI	2
	BB	2
	SO	8
	LOB	13

PITCHER	IP	WLS	BF	H	R	ER	SO	BB	IBB	HBP	BLK	WP	HR	S	P	ERA	WHIP
Ralph Branca, R (1, 1) ERA: 4.55	9.0	W	35	7	2	2	8	2	0	0	0	0	0	49	57	2.00	1.000

PITCHER	IP	WLS	BF	H	R	ER	SO	BB	IBB	HBP	BLK	WP	HR	S	P	ERA	WHIP

WP: 0 PB: 0 SB: 0 CS: 1 PA: 36

Detroit Tigers @ Philadelphia Athletics

Connie Mack Stadium, Philadelphia, PA

Wed Sep 09 1953, 3:38 AM EDT

Att. 2,014 - Unknown

TOP

livebaseballscorecards.com

Batter	1	2	3	4	5	6	7	8	9	AB	R	H	RBI	BB	SO	LOB
Harvey Kuenn, R (1, 6) OBP: 0.359, SLG: 0.389	F9			4-3			F7		G3 2B	4	0	1	0	0	0	0
Fred Hatfield, L (1, 4) OBP: 0.361, SLG: 0.329	CS 1B			F2			F6		G3 2-3	4	0	1	0	0	0	1
Ray Boone, R (1, 5) OBP: 0.387, SLG: 0.499	K 1-2			6-3			BB		F3	3	0	0	0	1	1	2
Jim Delsing, L (1, 8) OBP: 0.381, SLG: 0.432		E7			F3		4-3		F7	4	0	0	0	0	0	2
Bob Nieman, R (1, 7) OBP: 0.360, SLG: 0.462		4-3			F2			F7		3	0	0	0	0	0	0
Walt Dropo, R (1, 3) OBP: 0.282, SLG: 0.364		K			L7			1B 2B		2	0	0	0	0	1	0
Johnny Pesky, L (8, PH) OBP: 0.350, SLG: 0.387										1	1	1	0	0	0	0
Jerry Priddy, R (8, 3) OBP: 0.292, SLG: 0.281										0	0	0	0	0	0	0
Steve Souchock, R (1, 9) OBP: 0.332, SLG: 0.478			F8			4-3		6-3		3	0	0	0	0	0	1
Matt Batts, R (1, 2) OBP: 0.325, SLG: 0.414			F4			F9		2-H 1B		3	0	1	1	0	0	0
Steve Gromek, S (1, 1) OBP: 0.100, SLG: 0.077			F7			K		F1		2	0	0	0	0	1	0
Pat Mullin, L (8, PH) OBP: 0.360, SLG: 0.379										1	0	0	0	0	0	1
Ray Herbert, R (8, 1) OBP: 0.238, SLG: 0.158										0	0	0	0	0	0	0

AB	30
R	1
H	4
RBI	1
BB	1
SO	3
LOB	7

Inning Stats	1	2	3	4	5	6	7	8	9
	R: 0 E: 0 K: 1 S: 5	H: 1 LOB: 0 BB: 0 P: 5	R: 0 E: 1 K: 1 S: 5	H: 0 LOB: 0 BB: 0 P: 5	R: 0 E: 0 K: 0 S: 3	H: 0 LOB: 0 BB: 0 P: 3	R: 0 E: 0 K: 0 S: 3	H: 0 LOB: 0 BB: 0 P: 3	R: 0 E: 0 K: 0 S: 3	H: 0 LOB: 0 BB: 0 P: 3	R: 0 E: 0 K: 1 S: 5	H: 0 LOB: 0 BB: 0 P: 5	R: 0 E: 0 K: 0 S: 3	H: 0 LOB: 1 BB: 1 P: 7	R: 1 E: 0 K: 0 S: 5	H: 2 LOB: 1 BB: 0 P: 5	R: 0 E: 0 K: 0 S: 4	H: 1 LOB: 1 BB: 0 P: 4

| | | | | | | | | | |

Batter	1	2	3	4	5	6	7	8	9	AB	R	H	RBI	BB	SO	LOB
Loren Babe, L (1, 5) OBP: 0.294, SLG: 0.302	S S S 0-3 ① K		x 0-0 FC6 1B		H 1-0 HBP		x 0-0 ① F8	x 0-0 E1 1B 1-3 2-H 3-H 1B		4	1	2	1	0	1	0
Dave Philley, S (1, 9) OBP: 0.363, SLG: 0.430	x 0-0 ② F5		x 0-0 ③ FC6 1-2f		x 0-0 ② F3		x 0-0 4-3 1B	x 0-0 WP 1B 2-H 3-H		5	0	2	2	0	0	2
Eddie Robinson, L (1, 3) OBP: 0.322, SLG: 0.413	x 0-0 1B			x 0-0 ① 1-3	x 0-0 ③ 4-3		x 0-0 ② 4-3 1-2	S S S 0-3 ③ K 1-2		5	0	1	0	0	1	3
Gus Zernial, R (1, 7) OBP: 0.348, SLG: 0.547	x 0-0 ③ F8			H 1-0 FC3-6 HBP		x 0-0 3B 1B	x 0-0 ③ F8			3	1	1	0	0	0	2
Carmen Mauro, L (1, 8) OBP: 0.286, SLG: 0.302		x 0-0 ① G3		x 0-0 ② FC3-6 1-2f HR		x 0-0 ① F4		x 0-0 FC1-5 1B 1B		4	1	1	0	0	0	2
Pete Suder, R (1, 4) OBP: 0.315, SLG: 0.353		x 0-0 ② F6		x 0-0 1-H HR		x 0-0 1-H 3B		x 0-0 BB FC1-5 1-2 1B 1B		4	2	3	3	0	0	0
Joe Demaestri, R (1, 6) OBP: 0.287, SLG: 0.332		x 0-0 ③ 5-3		B B B B 4-0 BB		x 0-0 ② F4		x 0-0 ① FC1-5 1B BB 1-2 2-3f E		3	1	0	0	1	0	3
Ray Murray, R (1, 2) OBP: 0.340, SLG: 0.426			x 0-0 ① 6-3	x 0-0 ③ F8		I I I 4-0 IBB		x 0-0 ② F8		3	0	0	0	1	0	3
Marion Fricano, R (1, 1) OBP: 0.185, SLG: 0.161			S S S 0-3 ② K		S S S 0-3 ① K	S S S 0-3 ③ K		B B B B 4-0 E 1-2 2-3 1B BB		3	1	0	0	1	3	2
Inning Stats	R: 0 E: 0 K: 1 S: 6 H: 1 LOB: 1 BB: 0 P: 6	R: 0 E: 0 K: 0 S: 3 H: 0 LOB: 0 BB: 0 P: 3	R: 0 E: 0 K: 1 S: 6 H: 1 LOB: 1 BB: 0 P: 6	R: 2 E: 0 K: 0 S: 4 H: 1 LOB: 1 BB: 1 P: 9	R: 0 E: 0 K: 1 S: 5 H: 0 LOB: 1 BB: 0 P: 6	R: 1 E: 0 K: 1 S: 7 H: 2 LOB: 2 BB: 1 P: 11	R: 0 E: 0 K: 0 S: 4 H: 1 LOB: 1 BB: 0 P: 4	R: 4 E: 1 K: 1 S: 9 H: 4 LOB: 1 BB: 1 P: 13		1B: 8 2B: 0 3B: 1 HR: 1 SF: 0 SAC: 0 DP: 0 HBP: 2						

PITCHER		IP	WLS	BF	H	R	ER	SO	BB	IBB	HBP	BLK	WP	HR	S	P	ERA	WHIP
Steve Gromek, R ERA: 4.45	(1, 1)	7.0	L	31	6	3	3	4	1	1	2	0	0	1	35	45	3.86	1.000
Ray Herbert, R ERA: 5.4	(8, 1)	1.0		8	4	4	3	1	1	0	0	0	1	0	9	13	27.00	5.000

PITCHER	IP	WLS	BF	H	R	ER	SO	BB	IBB	HBP	BLK	WP	HR	S	P	ERA	WHIP

BOTTOM

Detroit Tigers @ Philadelphia Athletics

Connie Mack Stadium, Philadelphia, PA

Wed Sep 09 1953, 3:38 AM EDT

Att. 2,014 - Unknown

livebaseballscorecards.com

AB	34
R	7
H	10
RBI	6
BB	3
SO	5
LOB	17

WP: 1 PA: 39
PB: 0
SB: 0
CS: 0

Batter	1	2	3	4	5	6	7	8	9	AB	R	H	RBI	BB	SO	LOB
Chico Carrasquel, R (1, 6) OBP: 0.324, SLG: 0.360	BBBB; 4-0; 2B PB BB	x; 0-0; 1B		x; 0-0 ③; 4-3		x; 0-0; E8; 1-2 2-H 3-H; 1B		x; 0-0 ②; 6-3		4	1	2	1	1	0	0
Ferris Fain, L (1, 3) OBP: 0.407, SLG: 0.354	x; 0-0; PB 1B; 1-3; 2B	x; 0-0 ③; 4-3			BBBB; 4-0; F7 BB; BB	x; 0-0 ①; F9		x; 0-0 ③; L7		4	1	1	0	1	0	3
Minnie Minoso, R (1, 7) OBP: 0.416, SLG: 0.464	x; 0-0; CS; 2-H 3-H; 1B		x; 0-0 ①; 5-3		BBBB; 4-0; 1-2; BB	x; 0-0 ②; F8			SSS; 0-3 ①; K	4	0	1	1	1	1	2
Sam Mele, R (1, 9) OBP: 0.356, SLG: 0.433	x; 0-0 ① ②; F8; 1-2		x; 0-0; WP; 2B		x; 0-0 ① ②; F7; 2-3	x; 0-0 ③; P4			x; 0-0; HBP BB; F9; 1B	5	1	2	0	0	0	5
Connie Ryan, R (1, 5) OBP: 0.359, SLG: 0.430	x; 0-0 ③; P6		x; 0-0 ②; L7; 2-3		SSS; 0-3 ③; K		x; 0-0 ①; P4		BBBB; 4-0; F9 HBP; 1-2; S; BB	4	1	0	0	1	1	2
Sherm Lollar, R (1, 2) OBP: 0.392, SLG: 0.409		SSS; 0-3 ①; K	H; 1-0; HBP			x; 0-0; 1B 1B; 1B; 1B	x; 0-0; 1B		H; 1-0; S; 1-2 2-3; HBP	3	1	2	0	0	1	0
Neil Berry, R (1, 4) OBP: 0.333, SLG: 0.324 Bud Stewart, L (6, PH) OBP: 0.409, SLG: 0.436 Nellie Fox, L (6, 4) OBP: 0.336, SLG: 0.355		x; 0-0; HR; 1B	x; 0-0 ③; F9			x; 0-0; 1B 1B; 1-2; 1B	x; 0-0 ②; F7		x; 0-0 ②; F9; 2-3 3-H	2	1	1	0	0	0	2
										1	1	1	0	0	0	0
										2	0	0	1	0	0	3
Jim Rivera, L (1, 8) OBP: 0.325, SLG: 0.410		x; 0-0 ②; F8		BBBB; 4-0; K2-3; BB		x; 0-0; 1B 1B; E; 1-2 2-3; 1B	x; 0-0 ③; 3-1		SSS; 0-3 ③; K; 1-2 3-H	4	1	1	0	1	1	3
Virgil Trucks, R (1, 1) OBP: 0.205, SLG: 0.277		x; 0-0; HR; 1-H		SSS; 0-3 ① ②; K2-3; 1-2		x; 0-0; E; 1-2 2-3 3-H; 1B		x; 0-0 ①; 4-3		4	1	2	3	0	1	1
Inning Stats	R: 2 E: 0 K: 0 S: 4 H: 2 LOB: 0 BB: 1 P: 8	R: 2 E: 0 K: 1 S: 8 H: 3 LOB: 1 BB: 0 P: 8	R: 0 E: 0 K: 0 S: 4 H: 1 LOB: 2 BB: 0 P: 5	R: 0 E: 0 K: 1 S: 4 H: 0 LOB: 0 BB: 1 P: 8	R: 0 E: 0 K: 1 S: 4 H: 0 LOB: 1 BB: 2 P: 12	R: 3 E: 1 K: 0 S: 8 H: 5 LOB: 2 BB: 0 P: 8	R: 0 E: 0 K: 0 S: 4 H: 1 LOB: 1 BB: 0 P: 4	R: 0 E: 0 K: 0 S: 3 H: 0 LOB: 0 BB: 0 P: 3	R: 2 E: 0 K: 2 S: 8 H: 1 LOB: 1 BB: 1 P: 13	1B: 10 2B: 2 3B: 0 HR: 1 SF: 0 SAC: 0 DP: 0 HBP: 2							

TOP

Chicago White Sox @ Philadelphia Athletics
Connie Mack Stadium, Philadelphia, PA
Fri Sep 11 1953, 3:33 AM EDT
Att. 3,597 - Unknown

livebaseballscorecards.com

AB	37
R	9
H	13
RBI	6
BB	5
SO	5
LOB	21

WP: 1 PB: 1 SB: 2 CS: 1 PA: 44

PITCHER		IP	WLS	BF	H	R	ER	SO	BB	IBB	HBP	BLK	WP	HR	S	P	ERA	WHIP
Morrie Martin, L ERA: 4.77	(1, 1)	3.0	L	16	6	4	4	1	1	0	1	0	1	1	16	21	12.00	2.333
Charlie Bishop, R ERA: 5.55	(4, 1)	3.0		15	5	3	3	2	3	0	0	0	0	0	16	28	9.00	2.667
Frank Fanovich, L ERA: 5.73	(7, 1)	2.0		7	1	0	0	0	0	0	0	0	0	0	7	7	0.00	0.500
Walt Kellner, R ERA: 6.0	(9, 1)	1.0		6	1	2	2	2	1	0	1	0	0	0	8	13	18.00	2.000

PITCHER	IP	WLS	BF	H	R	ER	SO	BB	IBB	HBP	BLK	WP	HR	S	P	ERA	WHIP

BOTTOM

Chicago White Sox @ Philadelphia Athletics

Connie Mack Stadium, Philadelphia, PA

Fri Sep 11 1953, 3:33 AM EDT

Att. 3,597 - Unknown

livebaseballscorecards.com

Batter	1	2	3	4	5	6	7	8	9	AB	R	H	RBI	BB	SO	LOB
Loren Babe, L (1, 5) OBP: 0.296, SLG: 0.309	F2		F3		1B 2B		F9	1-H 2B		5	1	2	1	0	0	0
Dave Philley, S (1, 9) OBP: 0.363, SLG: 0.430	BB 1B		3-1		P5		BB S 1B	F8		5	0	2	0	0	0	2
Eddie Robinson, L (1, 3) OBP: 0.324, SLG: 0.416	P6		1B		2-H 8-3 1B		F2 1-2		G4-6-3 2B	5	0	3	1	0	0	2
Elmer Valo, L (1, 7) OBP: 0.351, SLG: 0.183	B B B B 1-2 BB		G3		8-3 1-2f		B B B B BB		B B B B G4-6-3 BB	2	0	0	0	3	0	2
Carmen Mauro, L (1, 8) OBP: 0.289, SLG: 0.301	P6			4-3		1B L8 1B	B B B B 1-2 2-3 BB		1-2f 2-3 G4-6-3	4	1	1	0	1	0	4
Tommy Giordano, R (1, 4) OBP: 0.400, SLG: 1.000		S S S K		HR	1-3 1B	L7			P4	5	1	2	1	0	1	4
Joe Demaestri, R (1, 6) OBP: 0.285, SLG: 0.330 Ed McGhee, R (8, PH) OBP: 0.322, SLG: 0.318 Spider Wilhelm, R (9, 6) OBP: 1.000, SLG: 1.000		F7	G3		F2			S S S K		3 0 0 0 0 0 2 1 0 0 0 0 1 0 0 0 0 0 0 0 0						
Joe Astroth, R (1, 2) OBP: 0.366, SLG: 0.398 Ray Murray, R (2, PH) OBP: 0.342, SLG: 0.427 (3, 2)		1B	1B		3-H L8			5-3		0 0 0 0 0 0 0 4 0 2 1 0 0 1						
Morrie Martin, L (1, 1) OBP: 0.105, SLG: 0.105 Charlie Bishop, R (4, 1) OBP: 0.109, SLG: 0.113 Tom Hamilton, L (6, PH) OBP: 0.267, SLG: 0.222 Frank Fanovich, L (7, 1) OBP: 0.182, SLG: 0.182 Cass Michaels, R (8, PH) OBP: 0.341, SLG: 0.372 Walt Kellner, R (9, 1)		4-3	1-3		F8			2B 1B		1 0 0 0 0 0 1 1 0 0 0 0 0 1 1 0 0 0 0 0 1 0 0 0 0 0 0 0 1 1 1 0 0 0 0 0 0 0 0 0 0 0						
Inning Stats	R: 0 E: 0 K: 0 S: 4 H: 1 LOB: 2 BB: 1 P: 8	R: 0 E: 0 K: 1 S: 6 H: 1 LOB: 1 BB: 0 P: 6	R: 0 E: 0 K: 0 S: 4 H: 1 LOB: 1 BB: 0 P: 4	R: 1 E: 0 K: 0 S: 5 H: 2 LOB: 1 BB: 0 P: 5	R: 1 E: 0 K: 0 S: 4 H: 2 LOB: 0 BB: 0 P: 4	R: 1 E: 0 K: 0 S: 5 H: 2 LOB: 1 BB: 0 P: 5	R: 0 E: 0 K: 0 S: 4 H: 1 LOB: 3 BB: 2 P: 12	R: 1 E: 0 K: 1 S: 7 H: 2 LOB: 1 BB: 0 P: 7	R: 0 E: 0 K: 0 S: 3 H: 1 LOB: 1 BB: 1 P: 7	1B: 9 2B: 4 3B: 0 HR: 1 SF: 0 SAC: 0 DP: 2 HBP: 0						

AB	38
R	4
H	13
RBI	4
BB	4
SO	2
LOB	20

WP: 0 PA: 42
PB: 0
SB: 1
CS: 0

PITCHER		IP	WLS	BF	H	R	ER	SO	BB	IBB	HBP	BLK	WP	HR	S	P	ERA	WHIP
Virgil Trucks, R ERA: 2.89	(1, 1)	9.0	W	42	13	4	4	2	4	0	0	0	0	1	42	58	4.00	1.889

PITCHER	IP	WLS	BF	H	R	ER	SO	BB	IBB	HBP	BLK	WP	HR	S	P	ERA	WHIP

Batter	1	2	3	4	5	6	7	8	9	AB	R	H	RBI	BB	SO	LOB
Chico Carrasquel, R (1, 6) OBP: 0.327, SLG: 0.363	0-0 1B 2B		0-0 ① FC3-6 1B 1-2f F8		B B B 4-0 1B BB		0-0 E 2B 1B		S S S 0-3 ① K	4	3	2	0	1	1	1
Nellie Fox, L (1, 4) OBP: 0.338, SLG: 0.357	0-0 1B F8 2-H 1B		0-0 WP F8 1-3 1B		0-0 ① BB 1-3 1B		0-0 FC6 2B 1-2 1B		0-0 ② F2	5	2	3	1	0	0	1
Ferris Fain, L (1, 3) OBP: 0.410, SLG: 0.359	0-0 G4-6-3 1-3 1B		0-0 ② F8 1-2 3-H		B B B 4-0 G5-4-3 1-2 BB		0-0 4-3 1-H 2-H 2B		H 1-0 1B HBP	3	0	2	3	1	0	1
Minnie Minoso, R (1, 7) OBP: 0.416, SLG: 0.462	0-0 ① F8 3-H		B B B 4-0 2-3 BB		0-0 ② ③ G5-4-3 1-2f		0-0 ② 4-3 2-3		0-0 1-2 1B	4	0	1	1	1	0	4
Bob Boyd, L (1, 8) OBP: 0.353, SLG: 0.407 Rocky Krsnich, R (8, 5) OBP: 0.265, SLG: 0.273 Sherm Lollar, R (9, PH) (9, 2) OBP: 0.391, SLG: 0.408	0-0 ② ③ G4-6-3 1-2f		0-0 ③ F8			0-0 ① L6	0-0 ③ 6-3		S S S 0-3 ③ K	4 0 1	0 0 0	0 0 0	0 0 0	0 0 1	0 0 1	4 0 2
Sam Mele, R (1, 9) OBP: 0.359, SLG: 0.440		0-0 ① 5-3		0-0 HR		B B B B 4-0 BB		B B B B 4-0 S BB		2	1	1	1	2	0	0
Connie Ryan, R (1, 5) OBP: 0.362, SLG: 0.429 Tom Wright, L (8, PH) OBP: 0.323, SLG: 0.381 Jim Rivera, L (8, 8) OBP: 0.325, SLG: 0.410		S S S 0-3 ② K		B B B 4-0 G5-4-3 BB		B B B B 4-0 G5-4-3 1-2 BB		X 0-0 ① P4 1-2		1 1 0	0 0 0	0 0 0	0 0 0	2 0 0	1 0 0	0 1 0
Red Wilson, R (1, 2) OBP: 0.354, SLG: 0.298 Fred Marsh, R (9, 5) OBP: 0.308, SLG: 0.300		0-0 ③ L8		0-0 ① ② G5-4-3 1-2f		0-0 ② ③ G5-4-3 1-2f		0-0 ② 6-3		4 0	0 0	0 0	0 0	0 0	0 0	4 0
Saul Rogovin, R (1, 1) OBP: 0.220, SLG: 0.086 Sandy Consuegra, R (7, 1) OBP: 0.086, SLG: 0.059			B B B 4-0 FC3-6 BB	0-0 ③ 6-3			0-0 ① F8	0-0 ③ 1-3		2 1	0 0	0 0	0 0	1 0	0 0	0 1
Inning Stats	R: 2 E: 0 K: 0 S: 5 H: 3 LOB: 0 BB: 0 P: 5	R: 0 E: 0 K: 1 S: 5 H: 0 LOB: 0 BB: 0 P: 5	R: 1 E: 0 K: 0 S: 4 H: 1 LOB: 2 BB: 2 P: 12	R: 1 E: 0 K: 0 S: 3 H: 1 LOB: 0 BB: 1 P: 7	R: 0 E: 0 K: 0 S: 2 H: 1 LOB: 1 BB: 2 P: 10	R: 0 E: 0 K: 0 S: 2 H: 0 LOB: 1 BB: 2 P: 10	R: 2 E: 1 K: 0 S: 6 H: 2 LOB: 1 BB: 0 P: 6	R: 0 E: 0 K: 0 S: 3 H: 0 LOB: 1 BB: 1 P: 7	R: 0 E: 0 K: 2 S: 8 H: 1 LOB: 2 BB: 0 P: 9	1B: 6 2B: 2 3B: 0 HR: 1	SF: 0 SAC: 0 DP: 4 HBP: 1					

PITCHER		IP	WLS	BF	H	R	ER	SO	BB	IBB	HBP	BLK	WP	HR	S	P	ERA	WHIP
Joe Coleman, R ERA: 4.18	(1, 1)	8.0	L	36	8	6	5	1	8	0	0	0	1	1	30	62	5.62	2.000
Morrie Martin, L ERA: 4.73	(9, 1)	1.0		5	1	0	0	2	0	0	1	0	0	0	8	9	0.00	1.000

PITCHER	IP	WLS	BF	H	R	ER	SO	BB	IBB	HBP	BLK	WP	HR	S	P	ERA	WHIP

TOP

Chicago White Sox @ Philadelphia Athletics

Connie Mack Stadium, Philadelphia, PA

Sat Sep 12 1953, 3:33 AM EDT

Att. 1,015 - Unknown

livebaseballscorecards.com

AB	32
R	6
H	9
RBI	6
BB	8
SO	3
LOB	19

1B: 6 SF: 0
2B: 2 SAC: 0
3B: 0 DP: 4
HR: 1 HBP: 1

WP: 1 PA: 41
PB: 0
SB: 1
CS: 0

Batter	1	2	3	4	5	6	7	8	9	AB	R	H	RBI	BB	SO	LOB
Loren Babe, L (1, 5) OBP: 0.301, SLG: 0.315	P3-4 1B			G3			1B 1B	1-3 1B		4	1	3	0	0	0	0
Dave Philley, S (1, 9) OBP: 0.362, SLG: 0.429	P3-4 1-2f			L9			FC6-4 1-2 1B 1B	3-H L8		4	1	1	1	0	0	2
Eddie Robinson, L (1, 3) OBP: 0.324, SLG: 0.415	P4			L4			1-2 2-H FC6-4 1B	G3		4	0	1	1	0	0	1
Elmer Valo, L (1, 7) OBP: 0.358, SLG: 0.206		L7			BBBB G6-3 BB		1-2f 2-3 FC6-4 FC5 1B		E7 G1 2B	3	1	1	0	1	0	2
Carmen Mauro, L (1, 8) OBP: 0.293, SLG: 0.302		BBBB L4 BB			G6-3 1-2f		1-2 3-H FC5 1B 1B		3-H G1	3	1	1	2	1	0	1
Tommy Giordano, R (1, 4) OBP: 0.222, SLG: 0.556		L4 1-2			F8		1-2 2-3f FC5 1B		F5	4	0	0	0	0	0	3
Joe Demaestri, R (1, 6) OBP: 0.284, SLG: 0.328 Tom Hamilton, L (7, PH) OBP: 0.279, SLG: 0.236 Spider Wilhelm, R (8, 6) OBP: 1.000, SLG: 1.000 Cass Michaels, R (9, PH) OBP: 0.340, SLG: 0.371			6-3				F7 1-3 2-H 1B		F7	2 1 0 1	0 0 0 0	0 1 0 0	0 1 0 0	0 0 0 0	0 0 0 0	0 0 0 0
Ray Murray, R (1, 2) OBP: 0.338, SLG: 0.421			F9				5-3	F8		3	0	0	0	0	0	0
Joe Coleman, R (1, 1) OBP: 0.350, SLG: 0.368 Neal Watlington, L (8, PH) OBP: 0.214, SLG: 0.179 Morrie Martin, L (9, 1) OBP: 0.105, SLG: 0.105			L5				1-3	1B L8 1B		2 1 0	0 1 0	0 1 0	0 0 0	0 0 0	0 0 0	0 0 0
Inning Stats	R: 0 E: 0 K: 0 S: 3 H: 1 LOB: 0 BB: 0 P: 3	R: 0 E: 0 K: 0 S: 2 H: 0 LOB: 0 BB: 1 P: 6	R: 0 E: 0 K: 0 S: 3 H: 0 LOB: 0 BB: 0 P: 3	R: 0 E: 0 K: 0 S: 3 H: 0 LOB: 0 BB: 0 P: 3	R: 0 E: 0 K: 0 S: 2 H: 0 LOB: 0 BB: 1 P: 6		R: 0 E: 0 K: 0 S: 3 H: 0 LOB: 0 BB: 0 P: 3	R: 3 E: 0 K: 0 S: 7 H: 5 LOB: 2 BB: 0 P: 7	R: 1 E: 0 K: 0 S: 5 H: 2 LOB: 1 BB: 0 P: 5	R: 1 E: 1 K: 0 S: 4 H: 1 LOB: 0 BB: 0 P: 4	1B: 8 2B: 3 3B: 0 HR: 0	SF: 0 SAC: 0 DP: 3 HBP: 0					

PITCHER	IP	WLS	BF	H	R	ER	SO	BB	IBB	HBP	BLK	WP	HR	S	P	ERA	WHIP
Saul Rogovin, R (1, 1) ERA: 5.05	6.1	W	23	5	3	3	0	2	0	0	0	0	0	21	29	4.26	1.105
Sandy Consuegra, R (7, 1) ERA: 2.84	2.2	S	11	4	2	1	0	0	0	0	0	0	0	11	11	3.38	1.500

PITCHER	IP	WLS	BF	H	R	ER	SO	BB	IBB	HBP	BLK	WP	HR	S	P	ERA	WHIP

BOTTOM

Chicago White Sox @ Philadelphia Athletics
Connie Mack Stadium, Philadelphia, PA
Sat Sep 12 1953, 3:33 AM EDT
Att. 1,015 - Unknown

livebaseballscorecards.com

AB	32
R	5
H	9
RBI	5
BB	2
SO	0
LOB	9

WP: 0	PA: 34		
PB: 0			
SB: 0			
CS: 0			

Batter	1	2	3	4	5	6	7	8	9	AB	R	H	RBI	BB	SO	LOB
Billy Hunter, R (1, 6) OBP: 0.256, SLG: 0.260	L6		6-3		F5			2B		4	1	1	0	0	0	0
Dick Kryhoski, L (1, 3) OBP: 0.326, SLG: 0.498	F8		F8			F9		FC6-4 2-H		4	0	1	1	0	0	0
Don Lenhardt, R (1, 7) OBP: 0.397, SLG: 0.478	K		P4			1-3		FC6-4 2-3		4	0	0	0	0	1	1
Vic Wertz, L (1, 9) OBP: 0.376, SLG: 0.467		1B 3B		4-3		L8		L3		4	1	1	0	0	0	1
Vern Stephens, R (1, 5) OBP: 0.327, SLG: 0.362		FC1-6 3-H 1B		HR			6-3		FC1-5 1B	4	1	3	2	0	0	0
Johnny Lipon, R (9, PR) OBP: 0.281, SLG: 0.260 (9, 5)										0	0	0	0	0	0	0
Johnny Groth, R (1, 8) OBP: 0.313, SLG: 0.369	FC1-6 1B F8 1-2f			F4			F2		FC1-5 1-2 1B	4	1	1	0	0	0	1
Les Moss, R (1, 2) OBP: 0.346, SLG: 0.394	1-3 1B			6-3			1B		FC1-5 1-2 2-3f	4	0	2	0	0	0	2
Bobby Young, L (1, 4) OBP: 0.307, SLG: 0.327	F8 3-H				F8			L6	F7	4	0	0	1	0	0	3
Don Larsen, R (1, 1) OBP: 0.289, SLG: 0.452	K				5-3			HR	F7	4	1	1	1	0	1	3
Marlin Stuart, L (9, 1) OBP: 0.192, SLG: 0.231										0	0	0	0	0	0	0
Inning Stats	R: 0 E: 0 K: 1 S: 5 H: 0 LOB: 0 BB: 0 P: 5	R: 2 E: 0 K: 1 S: 8 H: 3 LOB: 1 BB: 0 P: 8	R: 0 E: 0 K: 0 S: 3 H: 0 LOB: 0 BB: 0 P: 3	R: 1 E: 0 K: 0 S: 4 H: 1 LOB: 0 BB: 0 P: 4	R: 0 E: 0 K: 0 S: 3 H: 0 LOB: 0 BB: 0 P: 3	R: 0 E: 0 K: 0 S: 3 H: 0 LOB: 0 BB: 0 P: 3	R: 0 E: 0 K: 0 S: 3 H: 1 LOB: 1 BB: 0 P: 3	R: 2 E: 0 K: 0 S: 6 H: 3 LOB: 1 BB: 0 P: 6	R: 0 E: 0 K: 0 S: 5 H: 2 LOB: 2 BB: 0 P: 5	1B: 5 2B: 2 3B: 1 HR: 2 SF: 0 SAC: 0 DP: 0 HBP: 0						

TOP

St. Louis Browns @ Philadelphia Athletics

Connie Mack Stadium, Philadelphia, PA

Sun Sep 13 1953, 3:33 AM EDT

Unknown

livebaseballscorecards.com

AB	36
R	5
H	10
RBI	5
BB	0
SO	2
LOB	11

PITCHER		IP	WLS	BF	H	R	ER	SO	BB	IBB	HBP	BLK	WP	HR	S	P	ERA	WHIP
Bob Trice, R ERA: 5.63	(1, 1)	8.0	L	31	8	5	5	2	0	0	0	0	0	2	35	35	5.62	1.000
Morrie Martin, L ERA: 4.7	(9, 1)	1.0		5	2	0	0	0	0	0	0	0	0	0	5	5	0.00	2.000

PITCHER		IP	WLS	BF	H	R	ER	SO	BB	IBB	HBP	BLK	WP	HR	S	P	ERA	WHIP

Batter	1	2	3	4	5	6	7	8	9	AB	R	H	RBI	BB	SO	LOB
Loren Babe, L (1, 5) OBP: 0.300, SLG: 0.312	BBBB 4-0 G1-6-3 BB		x 0-0 ② F8			x 0-0 ② 1-3		x 0-0 ③ F8		3	0	0	0	1	0	1
Dave Philley, S (1, 9) OBP: 0.362, SLG: 0.426	x 0-0 ① ② G1-6-3 1-2f		x 0-0 ③ 4-3			x 0-0 ③ 6-3			BBBB 4-0 FC6-4 1B BB	3	0	0	0	1	0	2
Eddie Robinson, L (1, 3) OBP: 0.322, SLG: 0.412	x 0-0 ③ F9			x 0-0 ① F9			x 0-0 ① 4-3		x 0-0 ① F4	4	0	0	0	0	0	1
Elmer Valo, L (1, 7) OBP: 0.365, SLG: 0.239		x 0-0 ① F6		x 0-0 ② F8			x 0-0 1B FC1-4 2B		x 0-0 FC6-4 1-2 1B	4	1	2	0	0	0	0
Carmen Mauro, L (1, 8) OBP: 0.293, SLG: 0.301		x 0-0 ② B5-3		x 0-0 ③ 3-1			x 0-0 FC1-4 2-3 1B		x 0-0 ② FC6-4 1-2f 2-3	4	0	1	0	0	0	2
Cass Michaels, R (1, 4) OBP: 0.337, SLG: 0.368		x 0-0 ③ P6			x 0-0 ① 5-3		x 0-0 ② FC1-4 1-2f 3-H		x 0-0 ③ F7	4	0	0	1	0	0	3
Joe Demaestri, R (1, 6) OBP: 0.284, SLG: 0.336			x 0-0 HR		x 0-0 ② F7		x 0-0 ③ 5-3			3	1	1	1	0	0	1
Neal Watlington, L (1, 2) OBP: 0.222, SLG: 0.190			x 0-0 1B		x 0-0 ③ F5			x 0-0 ① F3		3	0	1	0	0	0	0
Bob Trice, R (1, 1) Tom Hamilton, L (8, PH) OBP: 0.274, SLG: 0.232 Morrie Martin, L (9, 1) OBP: 0.105, SLG: 0.105			x 0-0 ① F5			x 0-0 ① B1-3		x 0-0 ② F5		2 1 0	0 0 0	0 0 0	0 0 0	0 0 0	0 0 0	1 0 0
Inning Stats	R: 0 H: 0 E: 0 LOB: 0 K: 0 BB: 1 S: 2 P: 6	R: 0 H: 0 E: 0 LOB: 0 K: 0 BB: 0 S: 3 P: 3	R: 1 H: 2 E: 0 LOB: 1 K: 0 BB: 0 S: 5 P: 5	R: 0 H: 0 E: 0 LOB: 0 K: 0 BB: 0 S: 3 P: 3	R: 0 H: 0 E: 0 LOB: 0 K: 0 BB: 0 S: 3 P: 3	R: 0 H: 0 E: 0 LOB: 0 K: 0 BB: 0 S: 3 P: 3	R: 1 H: 2 E: 0 LOB: 1 K: 0 BB: 0 S: 5 P: 5	R: 0 H: 0 E: 0 LOB: 0 K: 0 BB: 0 S: 3 P: 3	R: 0 H: 1 E: 0 LOB: 2 K: 0 BB: 1 S: 4 P: 8	1B: 3 SF: 0 2B: 1 SAC: 0 3B: 0 DP: 1 HR: 1 HBP: 0						

PITCHER		IP	WLS	BF	H	R	ER	SO	BB	IBB	HBP	BLK	WP	HR	S	P	ERA	WHIP
Don Larsen, R ERA: 4.23	(1, 1)	8.1	W	31	5	2	2	0	2	0	0	0	0	1	29	37	2.16	0.840
Marlin Stuart, R ERA: 3.83	(9, 1)	0.2	S	2	0	0	0	0	0	0	0	0	0	0	2	2	0.00	0.000

PITCHER	IP	WLS	BF	H	R	ER	SO	BB	IBB	HBP	BLK	WP	HR	S	P	ERA	WHIP

BOTTOM

Louis Browns @ Philadelphia Athletics

Connie Mack Stadium, Philadelphia, PA

Sun Sep 13 1953, 3:33 AM EDT

Unknown

St. Louis Browns

livebaseballscorecards.com

AB	31
R	2
H	5
RBI	2
BB	2
SO	0
LOB	11

Batter	1	2	3	4	5	6	7	8	9	AB	R	H	RBI	BB	SO	LOB
Billy Hunter, R (1, 6) OBP: 0.256, SLG: 0.260	6-3		G4-3, 1B			1-3		F8		4	0	1	0	0	0	0
Dick Kryhoski, L (1, 3) OBP: 0.325, SLG: 0.495	BB, 1B		G4-3 1-2f			F9			F6	4	0	1	0	0	0	1
Hank Edwards, L (1, 7) OBP: 0.283, SLG: 0.235	F6			G3		4-3			F2	4	0	0	0	0	0	1
Vic Wertz, L (1, 9) OBP: 0.377, SLG: 0.466	B B B B 1-2, BB			G5-4-3, 1B			F7		S S S K	3	0	1	0	1	1	0
Vern Stephens, R (1, 5) OBP: 0.324, SLG: 0.358	F8			G5-4-3 1-2f			S S S K			3	0	0	0	0	1	3
Clint Courtney, L (1, 2) OBP: 0.301, SLG: 0.335		G3			F8		FC4-6, 1B			3	0	1	0	0	0	0
Johnny Groth, R (1, 8) OBP: 0.311, SLG: 0.367		1-3			4-3		FC4-6 1-2f			3	0	0	0	0	0	1
Bobby Young, L (1, 4) OBP: 0.307, SLG: 0.327		F7			1B			S S S K		3	0	1	0	0	1	0
Harry Brecheen, L (1, 1) OBP: 0.200, SLG: 0.179			F7		4-3			F2		2	0	0	0	0	0	1
Dick Kokos, L (8, PH) OBP: 0.361, SLG: 0.407										1	0	0	0	0	0	0
Marlin Stuart, L (8, 1) OBP: 0.192, SLG: 0.231										0	0	0	0	0	0	0
Inning Stats	R: 0 E: 0 K: 0 S: 4 H: 1 LOB: 2 BB: 1 P: 8	R: 0 E: 0 K: 0 S: 3 H: 0 LOB: 0 BB: 0 P: 3	R: 0 E: 0 K: 0 S: 3 H: 1 LOB: 0 BB: 0 P: 3	R: 0 E: 0 K: 0 S: 3 H: 1 LOB: 0 BB: 0 P: 3	R: 0 E: 0 K: 0 S: 4 H: 1 LOB: 1 BB: 0 P: 4	R: 0 E: 0 K: 0 S: 3 H: 0 LOB: 0 BB: 0 P: 3	R: 0 E: 0 K: 1 S: 6 H: 1 LOB: 1 BB: 0 P: 6	R: 0 E: 0 K: 1 S: 5 H: 0 LOB: 0 BB: 0 P: 5	R: 0 E: 0 K: 1 S: 5 H: 0 LOB: 0 BB: 0 P: 5	1B: 5 2B: 0 3B: 0 HR: 0 SF: 0 SAC: 0 DP: 2 HBP: 0							

PITCHER	IP	WLS	BF	H	R	ER	SO	BB	IBB	HBP	BLK	WP	HR	S	P	ERA	WHIP
Harry Byrd, R (1, 1) ERA: 5.21	9.0	W	31	5	0	0	3	1	0	0	0	0	0	36	40	0.00	0.667

PITCHER	IP	WLS	BF	H	R	ER	SO	BB	IBB	HBP	BLK	WP	HR	S	P	ERA	WHIP

TOP

St. Louis Browns @ Philadelphia Athletics

Connie Mack Stadium, Philadelphia, PA

Sun Sep 13 1953, 3:38 AM EDT

Att. 8,477 - Unknown

livebaseballscorecards.com

AB	30
R	0
H	5
RBI	0
BB	1
SO	3
LOB	7

WP: 0 PB: 0 SB: 0 CS: 0 PA: 31

Batter	1	2	3	4	5	6	7	8	9	AB	R	H	RBI	BB	SO	LOB
Joe Demaestri, R (1, 6) OBP: 0.281, SLG: 0.332	F3	G3			1-3		4-3			4	0	0	0	0	0	2
Dave Philley, S (1, 9) OBP: 0.364, SLG: 0.430	4-3		FC1-6		F5			2B		4	1	3	0	0	0	0
Eddie Robinson, L (1, 3) OBP: 0.321, SLG: 0.413	4-3 1-3		FC1-6 1-2f			F9		F2		4	0	1	0	0	0	2
Elmer Valo, L (1, 7) OBP: 0.360, SLG: 0.239	4-3 2-3 3-H		L8			1B		F7		4	0	1	1	0	0	3
Cass Michaels, R (1, 4) OBP: 0.334, SLG: 0.364	F7		5-3			F8		F4		4	0	0	0	0	0	4
Pete Suder, R (1, 5) OBP: 0.313, SLG: 0.350		F8		F9		5-3				3	0	0	0	0	0	1
Ed McGhee, R (1, 8) OBP: 0.322, SLG: 0.321		WP 1B		F2			P6			3	1	1	0	0	0	0
Ray Murray, R (1, 2) OBP: 0.338, SLG: 0.424		6-3 2-3		5-3			4-3			3	0	1	0	0	0	1
Harry Byrd, R (1, 1) OBP: 0.232, SLG: 0.222		3-H			K		4-3 2-3			3	0	1	1	0	1	1
Inning Stats	R: 1 E: 0 K: 0 S: 5 H: 2 LOB: 1 BB: 0 P: 5	R: 1 E: 0 K: 0 S: 5 H: 2 LOB: 1 BB: 0 P: 5	R: 0 E: 0 K: 0 S: 4 H: 1 LOB: 1 BB: 0 P: 4	R: 0 E: 0 K: 0 S: 3 H: 0 LOB: 0 BB: 0 P: 3	R: 0 E: 0 K: 1 S: 5 H: 0 LOB: 0 BB: 0 P: 5	R: 0 E: 0 K: 0 S: 4 H: 1 LOB: 1 BB: 0 P: 4	R: 0 E: 0 K: 0 S: 4 H: 1 LOB: 1 BB: 0 P: 4	R: 0 E: 0 K: 0 S: 4 H: 1 LOB: 1 BB: 0 P: 4		1B: 4 2B: 4 3B: 0 HR: 0 SF: 0 SAC: 0 DP: 0 HBP: 0	WP: 1 PB: 0 SB: 0 CS: 0 PA: 32						

PITCHER		IP	WLS	BF	H	R	ER	SO	BB	IBB	HBP	BLK	WP	HR	S	P	ERA	WHIP
Harry Brecheen, L ERA: 3.07	(1, 1)	7.0	L	28	7	2	2	1	0	0	0	0	1	0	30	30	2.57	1.000
Marlin Stuart, R ERA: 3.8	(8, 1)	1.0		4	1	0	0	0	0	0	0	0	0	0	4	4	0.00	1.000

PITCHER	IP	WLS	BF	H	R	ER	SO	BB	IBB	HBP	BLK	WP	HR	S	P	ERA	WHIP

BOTTOM

St. Louis Browns @ Philadelphia Athletics

Connie Mack Stadium, Philadelphia, PA

Sun Sep 13 1953, 3:38 AM EDT

Att. 8,477 - Unknown

livebaseballscorecards.com

AB	32
R	2
H	8
RBI	2
BB	0
SO	1
LOB	14

Cleveland Indians @ Philadelphia Athletics

Connie Mack Stadium, Philadelphia, PA

Wed Sep 16 1953, 3:33 AM EDT

Att. 2,561 - Unknown

TOP

livebaseballscorecards.com

Batter	1	2	3	4	5	6	7	8	9	AB	R	H	RBI	BB	SO	LOB
Dale Mitchell, L (1, 7) OBP: 0.352, SLG: 0.438	4-3	F7		FC6-4 (1-2f)		4-3		E6 (SH1-3)		5	0	0	0	0	0	4
Bobby Avila, R (1, 4) OBP: 0.352, SLG: 0.373	F8		6-3	F7			BB, 1B, BB	SH1-3 (1-2)		3	1	0	0	1	0	1
Luke Easter, L (1, 3) OBP: 0.358, SLG: 0.447	1B		5-4-3, 1B		K		BB, BB, 1B (1-3)	K		4	1	3	0	0	1	0
Bill Glynn, L (7, PR) (7, 3) OBP: 0.334, SLG: 0.320										1	1	0	0	0	1	1
Al Rosen, R (1, 5) OBP: 0.414, SLG: 0.605	P4		5-4-3 (1-2)		E5, HR		BB, 1B (1-2)		1B	4	2	1	0	1	0	2
Larry Doby, L (1, 8) OBP: 0.374, SLG: 0.471		BB, E, 1B	3B (2-H), 1B		HR (2-H)		BB, G1-4-3, 1B (1-2, 2-3, 3-H)		F7	3	2	2	4	2	0	1
Wally Westlake, R (1, 9) OBP: 0.422, SLG: 0.513		K	3B (1-H)		1B		1B (1-2, 2-H, 3-H), G1-4-3		F9	5	0	3	3	0	1	2
George Strickland, R (1, 6) OBP: 0.357, SLG: 0.379		1B, E (1-2)	P4		5-3		G1-4-3 (1-2f, 2-3)		1B (1-2)	5	0	2	0	0	0	3
Jim Hegan, R (1, 2) OBP: 0.283, SLG: 0.352		F8		5-3	K		F8		P4	5	0	0	0	0	1	6
Bob Feller, R (1, 1) OBP: 0.196, SLG: 0.120		E5 (1-2, 2-3)		FC6-4, 1B	L4			K		4	0	1	0	0	1	2

	AB	39
	R	7
	H	12
	RBI	7
	BB	4
	SO	5
	LOB	22

Inning Stats																		
	R: 0	H: 1	R: 0	H: 1	R: 2	H: 3	R: 0	H: 1	R: 2	H: 2	R: 0	H: 0	R: 3	H: 2	R: 0	H: 0	R: 0	H: 2
	E: 0	LOB: 1	E: 1	LOB: 3	E: 0	LOB: 1	E: 0	LOB: 1	E: 1	LOB: 0	E: 0	LOB: 2	E: 0	LOB: 2	E: 1	LOB: 1	E: 0	LOB: 2
	K: 0	BB: 0	K: 1	BB: 1	K: 0	BB: 0	K: 0	BB: 1	K: 1	BB: 0	K: 1	BB: 0	K: 0	BB: 3	K: 2	BB: 0	K: 0	BB: 0
	S: 4	P: 4	S: 7	P: 11	S: 6	P: 6	S: 4	P: 4	S: 7	P: 7	S: 5	P: 5	S: 4	P: 16	S: 8	P: 8	S: 5	P: 5

	1B: 10	SF: 0	WP: 0	PA: 44
	2B: 0	SAC: 1	PB: 0	
	3B: 1	DP: 1	SB: 0	
	HR: 1	HBP: 0	CS: 0	

PITCHER		IP	WLS	BF	H	R	ER	SO	BB	IBB	HBP	BLK	WP	HR	S	P	ERA	WHIP
Marion Fricano, R (1, 1) ERA: 4.13		5.0	L	25	8	4	3	2	1	0	0	0	0	1	28	32	5.40	1.800
Charlie Bishop, R (6, 1) ERA: 5.69		1.0		7	1	3	3	1	3	0	0	0	0	0	6	18	27.00	4.000
Morrie Martin, L (7, 1) ERA: 4.67		1.0		3	1	0	0	0	0	0	0	0	0	0	3	3	0.00	1.000
Frank Fanovich, L (8, 1) ERA: 5.55		2.0		9	2	0	0	2	0	0	0	0	0	0	13	13	0.00	1.000

PITCHER	IP	WLS	BF	H	R	ER	SO	BB	IBB	HBP	BLK	WP	HR	S	P	ERA	WHIP

BOTTOM

Cleveland Indians @ Philadelphia Athletics
Connie Mack Stadium, Philadelphia, PA
Wed Sep 16 1953, 3:33 AM EDT
Att. 2,561 - Unknown

livebaseballscorecards.com

Batter	1	2	3	4	5	6	7	8	9	AB	R	H	RBI	BB	SO	LOB
Loren Babe, L (1, 5) OBP: 0.297, SLG: 0.308	4-3		4-3			F8		F9		4	0	0	0	0	0	0
Dave Philley, S (1, 9) OBP: 0.363, SLG: 0.431	3-1			F7		2B		K		4	0	1	0	0	1	0
Eddie Robinson, L (1, 3) OBP: 0.321, SLG: 0.412	5-3			F8		6-3		BB, 1B	1B	4	1	1	0	0	0	1
Elmer Valo, L (1, 7) OBP: 0.376, SLG: 0.247		P5		1B		BB		1B, E, 1-2	BB	2	1	1	0	2	0	0
Carmen Mauro, L (1, 8) OBP: 0.302, SLG: 0.311		E2		1-2, 1B		4-3		E7, 1-H, 2-H	1B	4	0	3	1	0	0	2
Tommy Giordano, R (1, 4) OBP: 0.231, SLG: 0.417		G6-4-3, BB		5-3			K	6-3		3	0	0	0	1	1	3
Joe Demaestri, R (1, 6) OBP: 0.280, SLG: 0.331		G6-4-3, 1-2f			6-3		1B		F8	2	0	0	0	0	0	2
Cass Michaels, R (7, PH) OBP: 0.336, SLG: 0.365										1	0	1	0	0	0	0
Spider Wilhelm, R (8, 6) OBP: 0.500, SLG: 0.500										1	0	0	0	0	0	0
Ray Murray, R (1, 2) OBP: 0.337, SLG: 0.422			5-3		L5-3, 1B		F8		1-3	4	0	1	0	0	0	1
Marion Fricano, R (1, 1) OBP: 0.182, SLG: 0.159										1	0	0	0	0	1	0
Gus Zernial, R (5, PH) OBP: 0.347, SLG: 0.546										1	0	0	0	0	0	1
Charlie Bishop, R (6, 1) OBP: 0.109, SLG: 0.113										0	0	0	0	0	0	0
Morrie Martin, L (7, 1) OBP: 0.105, SLG: 0.105										0	0	0	0	0	0	0
Neal Watlington, L (7, PH) OBP: 0.217, SLG: 0.186										1	0	0	0	0	0	1
Frank Fanovich, L (8, 1) OBP: 0.182, SLG: 0.182										0	0	0	0	0	0	0
Ed McGhee, R (9, PH) OBP: 0.321, SLG: 0.320			K		L5-3, 1-2		P5		1-3	1	0	0	0	0	0	0
Inning Stats	R: 0 E: 0 K: 0 S: 3 H: 0 LOB: 0 BB: 0 P: 3	R: 0 E: 1 K: 0 S: 3 H: 1 LOB: 1 BB: 1 P: 7	R: 0 E: 0 K: 1 S: 5 H: 0 LOB: 0 BB: 0 P: 5	R: 0 E: 0 K: 0 S: 5 H: 2 LOB: 2 BB: 0 P: 5	R: 0 E: 0 K: 0 S: 3 H: 1 LOB: 0 BB: 0 P: 3	R: 0 E: 0 K: 0 S: 4 H: 1 LOB: 2 BB: 1 P: 8	R: 0 E: 0 K: 1 S: 6 H: 1 LOB: 1 BB: 0 P: 6	R: 2 E: 1 K: 1 S: 7 H: 2 LOB: 1 BB: 1 P: 11	R: 0 E: 0 K: 0 S: 3 H: 0 LOB: 0 BB: 0 P: 3	1B: 7 2B: 2 3B: 0 HR: 0	SF: 0 SAC: 0 DP: 2 HBP: 0						

PITCHER	IP	WLS	BF	H	R	ER	SO	BB	IBB	HBP	BLK	WP	HR	S	P	ERA	WHIP
Bob Feller, R (1, 1) ERA: 3.38	9.0	W	36	8	2	1	3	3	0	0	0	0	0	39	51	1.00	1.222

PITCHER	IP	WLS	BF	H	R	ER	SO	BB	IBB	HBP	BLK	WP	HR	S	P	ERA	WHIP

AB	33
R	2
H	8
RBI	1
BB	3
SO	3
LOB	11

WP: 0	PB: 0	SB: 0	CS: 0
PA: 36			

Cleveland Indians @ Philadelphia Athletics

Connie Mack Stadium, Philadelphia, PA

Thu Sep 17 1953, 3:33 AM EDT

Att. 1,925 - Unknown

TOP

livebaseballscorecards.com

Batter	1	2	3	4	5	6	7	8	9	AB	R	H	RBI	BB	SO	LOB
Dale Mitchell, L (1, 7) OBP: 0.355, SLG: 0.441	0-0 1B F8 1B	0-0 BB S 1B	0-3 ③ K			0-0 G6-4-3 1B		0-0 ② F8 3-H		4	2	3	0	0	1	1
Hank Majeski, R (8, PH) OBP: 0.326, SLG: 0.390										1	0	0	1	0	0	0
Bob Kennedy, R (8, 9) OBP: 0.314, SLG: 0.313										0	0	0	0	0	0	0
Bobby Avila, R (1, 4) OBP: 0.351, SLG: 0.372	0-0 ① P4	0-3 ② K 1-2		0-0 FC6-4 1B		0-0 ① ② G6-4-3 1-2f		0-3 ③ K		5	0	1	0	0	2	3
Luke Easter, L (1, 3) OBP: 0.364, SLG: 0.448	0-0 BB HBP BB 1-3 1B	4-0 BB 1B BB		0-0 ① F8		0-3 ③ K			0-0 FC1-5 1B 1B	4	2	2	0	1	1	1
Bill Glynn, L (9, PR) OBP: 0.334, SLG: 0.320										0	0	0	0	0	0	0
										0	0	0	0	0	0	0
Al Rosen, R (1, 5) OBP: 0.417, SLG: 0.606	1-0 BB BB 1-2 HBP	4-0 1B 1-2 2-3 BB		0-0 ② FC6-4 WP 1-2f			0-0 SH5-4 1B		0-0 E FC1-5 1-2 1B	3	0	2	0	1	0	1
Larry Doby, L (1, 8) OBP: 0.373, SLG: 0.469	0-0 ② F8 3-H	0-0 1-3 2-H 3-H 1B		0-3 ③ K 1-2			0-0 ① SH5-4 1-2		0-0 ① FC1-5 E 1-2 2-3f	4	0	1	3	0	1	5
Wally Westlake, R (1, 9) OBP: 0.422, SLG: 0.508	4-0 BB 1-2 2-3 BB	0-0 ③ L8			0-0 1B		0-0 ② F2		0-0 ② F8	4	0	1	0	1	0	5
(8, 7)																
George Strickland, R (1, 6) OBP: 0.355, SLG: 0.375	4-0 1-2 2-3 3-H BB		0-0 ① P4		0-0 ① L9		0-0 ③ F8		0-0 E5 FC5-4 1-2 2-3	4	0	0	1	1	0	4
Jim Hegan, R (1, 2) OBP: 0.282, SLG: 0.353	0-0 ③ F9		0-0 ② L5		0-3 ② K			0-0 SH1-4 F8 2B	0-0 ③ FC5-4 1-2f	5	1	1	0	0	1	7
Mike Garcia, R (1, 1) OBP: 0.271, SLG: 0.301		0-0 ① 6-3	4-0 BB		0-0 ③ 4-3			0-0 ① SH1-4 2-3		2	0	0	0	1	0	1
Art Houtteman, R (5, 1) OBP: 0.170, SLG: 0.250										0	0	0	0	0	0	0
Inning Stats	R: 2 E: 0 K: 0 S: 5 H: 2 LOB: 3 BB: 2 P: 14	R: 2 E: 0 K: 1 S: 7 H: 2 LOB: 2 BB: 2 P: 15	R: 0 E: 0 K: 1 S: 5 H: 0 LOB: 1 BB: 1 P: 9	R: 0 E: 0 K: 1 S: 6 H: 1 LOB: 1 BB: 0 P: 6	R: 0 E: 0 K: 1 S: 6 H: 1 LOB: 1 BB: 0 P: 6	R: 0 E: 0 K: 1 S: 5 H: 1 LOB: 0 BB: 0 P: 5	R: 0 E: 0 K: 0 S: 4 H: 1 LOB: 1 BB: 0 P: 4	R: 1 E: 0 K: 1 S: 6 H: 1 LOB: 0 BB: 0 P: 6	R: 0 E: 1 K: 0 S: 6 H: 2 LOB: 3 BB: 0 P: 6	1B: 10 2B: 1 3B: 0 HR: 0 SF: 0 SAC: 2 DP: 1 HBP: 1							

AB	36
R	5
H	11
RBI	5
BB	5
SO	6
LOB	28

WP: 1 PB: 0 SB: 1 CS: 0 PA: 44

PITCHER		IP	WLS	BF	H	R	ER	SO	BB	IBB	HBP	BLK	WP	HR	S	P	ERA	WHIP
Harry Byrd, R ERA: 5.32	(1, 1)	2.0		15	4	4	4	1	4	0	1	0	0	0	12	29	18.00	4.000
Morrie Martin, L ERA: 4.54	(3, 1)	6.0	L	23	5	1	1	5	1	0	0	0	1	0	32	36	1.50	1.000
Bobo Newsom, R ERA: 4.89	(9, 1)	1.0		6	2	0	0	0	0	0	0	0	0	0	6	6	0.00	2.000

PITCHER	IP	WLS	BF	H	R	ER	SO	BB	IBB	HBP	BLK	WP	HR	S	P	ERA	WHIP

Batter	1	2	3	4	5	6	7	8	9	AB	R	H	RBI	BB	SO	LOB
Loren Babe, L (1, 5) OBP: 0.298, SLG: 0.305	F8	L7			BB 4-3 6-3 1B		F9		HBP G1-6-3	3	1	0	0	1	0	2
Dave Philley, S (1, 9) OBP: 0.364, SLG: 0.432	G3-6-3 1B		F8 1B 2B		6-3 1-2		F8		G1-6-3 1-2f	5	1	2	0	0	0	2
Eddie Robinson, L (1, 3) OBP: 0.321, SLG: 0.413 Marion Fricano, R (9, PR) OBP: 0.182, SLG: 0.159	G3-6-3 1-2f		F8 2-3		4-3 2-3		2B		1B	5 0	0 0	2 0	0 0	0 0	0 0	3 0
Gus Zernial, R (1, 7) OBP: 0.349, SLG: 0.545		6-3	FC6-4 1B 3-H		BB 1B		IBB		F5	3	0	1	1	2	0	1
Carmen Mauro, L (1, 8) OBP: 0.306, SLG: 0.315		2B 1B	FC6-4 CS 1-2f		1B 1-2 3-H		6-3			4	1	2	1	0	0	3
Tommy Giordano, R (1, 4) OBP: 0.235, SLG: 0.438		FC6-4 1B 2B 1-H	CS 1-2	K	4-3			5-3		4	1	1	1	0	1	2
Joe Demaestri, R (1, 6) OBP: 0.282, SLG: 0.331		FC6-4 BB		K		L5-3 1B		5-3		3	0	1	0	1	1	0
Joe Astroth, R (1, 2) OBP: 0.368, SLG: 0.399		FC6-4 1B 1-2f 2-3		K 1B		L5-3 1-2		5-3 1B		4	0	2	0	0	0	3
Harry Byrd, R (1, 1) OBP: 0.232, SLG: 0.222 Elmer Valo, L (2, PH) OBP: 0.383, SLG: 0.257 Morrie Martin, L (3, 1) OBP: 0.100, SLG: 0.100 Neal Watlington, L (8, PH) OBP: 0.213, SLG: 0.182 Bobo Newsom, R (9, 1) OBP: 0.167, SLG: 0.167		1B 1-3 3-H		K		4-3		4-3		0 1 2 1 0	0 0 0 0 0	0 1 0 0 0	0 1 0 0 0	0 0 1 0 0	0 0 1 0 0	0 0 1 1 0
Inning Stats	R: 0 E: 0 K: 0 S: 3 H: 1 LOB: 0 BB: 0 P: 3	R: 2 E: 0 K: 0 S: 6 H: 3 LOB: 2 BB: 1 P: 10	R: 1 E: 0 K: 0 S: 4 H: 2 LOB: 0 BB: 0 P: 4	R: 0 E: 0 K: 3 S: 10 H: 1 LOB: 1 BB: 0 P: 10	R: 1 E: 0 K: 0 S: 4 H: 1 LOB: 2 BB: 2 P: 12	R: 0 E: 0 K: 0 S: 3 H: 1 LOB: 0 BB: 0 P: 3	R: 0 E: 0 K: 0 S: 4 H: 1 LOB: 2 BB: 1 P: 8	R: 0 E: 0 K: 0 S: 4 H: 1 LOB: 1 BB: 0 P: 4	R: 0 E: 0 K: 0 S: 3 H: 1 LOB: 1 BB: 0 P: 4	1B: 9 2B: 4 3B: 0 HR: 0 SF: 0 SAC: 0 DP: 3 HBP: 1						

PITCHER		IP	WLS	BF	H	R	ER	SO	BB	IBB	HBP	BLK	WP	HR	S	P	ERA	WHIP
Mike Garcia, R ERA: 3.26	(1, 1)	4.2		23	8	4	4	3	3	0	0	0	0	0	26	38	7.71	2.357
Art Houtteman, R ERA: 4.66	(5, 1)	4.1	W	17	4	0	0	0	0	1	1	0	0	0	15	20	0.00	0.923

PITCHER	IP	WLS	BF	H	R	ER	SO	BB	IBB	HBP	BLK	WP	HR	S	P	ERA	WHIP

BOTTOM

Cleveland Indians @ Philadelphia Athletics
Connie Mack Stadium, Philadelphia, PA
Thu Sep 17 1953, 3:33 AM EDT
Att. 1,925 - Unknown

livebaseballscorecards.com

AB	35
R	4
H	12
RBI	4
BB	4
SO	3
LOB	18

WP: 0	PA: 41		
PB: 0			
SB: 0			
CS: 1			

Batter	1	2	3	4	5	6	7	8	9	AB	R	H	RBI	BB	SO	LOB
Eddie Yost, R (1, 5) OBP: 0.404, SLG: 0.391	F8		5-3		P4		F3		F8	5	0	0	0	0	0	2
Pete Runnels, L (1, 6) OBP: 0.353, SLG: 0.327	BB 1B 1B		G6-4-3 1B		BBBB FC6-4 BB		P5		L7	4	1	2	0	1	0	2
Mickey Vernon, L (1, 3) OBP: 0.403, SLG: 0.521	BBBB FC5 1B 1-2 BB		G6-4-3 1-2f		P5			0-0 HR	SSS K	4	1	1	1	1	1	3
Jackie Jensen, R (1, 9) OBP: 0.360, SLG: 0.411	1-2 2-H 1B			1B 2B	FC6-4 1-2f			F2		4	1	2	1	0	0	1
Gil Coan, L (1, 7) OBP: 0.303, SLG: 0.288	F8			F7		4-3		1B 1B		4	0	1	0	0	0	3
Jim Busby, R (1, 8) OBP: 0.357, SLG: 0.415	FC5 2-3f			2-H HR 1B		1-3		1-2 1B		4	1	2	1	0	0	2
Wayne Terwilliger, R (1, 4) OBP: 0.342, SLG: 0.345		SSS K		1-H HR		6-3		F7		4	1	1	2	0	1	2
Ed Fitz Gerald, R (1, 2) OBP: 0.292, SLG: 0.312		L4		F5			1B	6-3		4	0	1	0	0	0	2
Spec Shea, R (1, 1) OBP: 0.215, SLG: 0.226		P6		5-3			P4		BBBB BB	2	0	0	0	0	0	0
Clyde Vollmer, R (7, PH) OBP: 0.343, SLG: 0.378										1	0	0	0	0	0	1
Al Sima, R (7, 1) OBP: 0.118, SLG: 0.118										0	0	0	0	0	0	0
Kite Thomas, R (9, PH) OBP: 0.310, SLG: 0.307										0	0	0	0	0	0	0
Jerry Snyder, R (9, PR) OBP: 0.383, SLG: 0.400										0	0	0	0	0	0	0
Inning Stats	R: 1 E: 0 K: 0 S: 5 H: 2 LOB: 2 BB: 1 P: 9	R: 0 E: 0 K: 1 S: 5 H: 0 LOB: 0 BB: 0 P: 5	R: 0 E: 0 K: 0 S: 3 H: 1 LOB: 0 BB: 0 P: 3	R: 3 E: 0 K: 0 S: 6 H: 3 LOB: 0 BB: 0 P: 6	R: 0 E: 0 K: 0 S: 3 H: 0 LOB: 1 BB: 1 P: 7	R: 0 E: 0 K: 0 S: 3 H: 0 LOB: 0 BB: 0 P: 3	R: 0 E: 0 K: 0 S: 4 H: 1 LOB: 1 BB: 0 P: 4	R: 1 E: 0 K: 0 S: 6 H: 3 LOB: 2 BB: 0 P: 6	R: 0 E: 0 K: 1 S: 5 H: 0 LOB: 1 BB: 1 P: 9	1B: 7 2B: 1 3B: 0 HR: 2 SF: 0 SAC: 0 DP: 1 HBP: 0						

PITCHER	IP	WLS	BF	H	R	ER	SO	BB	IBB	HBP	BLK	WP	HR	S	P	ERA	WHIP
Joe Coleman, R (1, 1) ERA: 4.37	7.1	W	33	10	5	5	1	2	0	0	0	0	2	33	41	6.14	1.636
Morrie Martin, L (8, 1) ERA: 4.49	1.2	S	6	0	0	0	1	1	0	0	0	0	0	7	11	0.00	0.600

PITCHER	IP	WLS	BF	H	R	ER	SO	BB	IBB	HBP	BLK	WP	HR	S	P	ERA	WHIP

TOP

Washington Senators @ Philadelphia Athletics

Connie Mack Stadium, Philadelphia, PA

Sat Sep 19 1953, 3:33 AM EDT

Att. 1,057 - Unknown

livebaseballscorecards.com

AB	36
R	5
H	10
RBI	5
BB	2
SO	2
LOB	18

Batter	1	2	3	4	5	6	7	8	9	AB	R	H	RBI	BB	SO	LOB
Loren Babe, L (1, 5) OBP: 0.298, SLG: 0.305	0-0 E HR 1B	0-0 ② F7		0-0 ③ 4-3			0-0 ② F7			4	1	1	0	0	0	1
Dave Philley, S (1, 9) OBP: 0.363, SLG: 0.430	0-0 E4 1-2 HR	B B B 4-0 BB			S S S 0-3 ① K		0-0 ③ 6-3			3	1	0	0	1	1	1
Eddie Robinson, L (1, 3) OBP: 0.321, SLG: 0.412	0-0 ① F5	0-0 ③ F7			0-0 2B 1B			0-0 ① 5-3		4	1	1	0	0	0	3
Gus Zernial, R (1, 7) OBP: 0.350, SLG: 0.552	0-0 1-H 2-H HR		0-0 ① F8		0-0 ② 1-H 2B			0-0 ② F7		4	1	2	4	0	0	0
Carmen Mauro, L (1, 8) OBP: 0.310, SLG: 0.311	B B B B	4-0 HR BB	B B B B 4-0 5-3 BB		0-0 ③ F7			0-0 ③ F8		2	1	0	0	2	0	0
Tommy Giordano, R (1, 4) OBP: 0.250, SLG: 0.579	0-0 1-H HR		0-0 ② ③ 5-3 1-2			0-0 ① 6-3				3	1	1	2	0	0	1
Joe Demaestri, R (1, 6) OBP: 0.280, SLG: 0.328	0-0 ② F7			0-0 ① 5-3		0-0 ② G3				3	0	0	0	0	0	0
Ray Murray, R (1, 2) OBP: 0.333, SLG: 0.417	0-0 ③ F4			0-0 ② F9		0-0 ③ F9				3	0	0	0	0	0	0
Joe Coleman, R (1, 1) OBP: 0.348, SLG: 0.364 Morrie Martin, L (8, 1) OBP: 0.100, SLG: 0.100		0-0 ① F7		0-0 1B			0-0 ① 6-3			3 0	0 0	1 0	0 0	0 0	0 0	0 0
Inning Stats	R: 5 E: 1 K: 0 S: 7 H: 3 LOB: 0 BB: 1 P: 11	R: 0 E: 0 K: 0 S: 3 H: 0 LOB: 1 BB: 1 P: 7	R: 0 E: 0 K: 0 S: 2 H: 0 LOB: 0 BB: 1 P: 6	R: 0 E: 0 K: 0 S: 4 H: 1 LOB: 1 BB: 0 P: 4	R: 1 E: 0 K: 1 S: 6 H: 2 LOB: 0 BB: 0 P: 6	R: 0 E: 0 K: 0 S: 3 H: 0 LOB: 0 BB: 0 P: 3	R: 0 E: 0 K: 0 S: 3 H: 0 LOB: 0 BB: 0 P: 3	R: 0 E: 0 K: 0 S: 3 H: 0 LOB: 0 BB: 0 P: 3		1B: 3 2B: 1 3B: 0 HR: 2	SF: 0 SAC: 0 DP: 0 HBP: 0						

BOTTOM

Washington Senators @ Philadelphia Athletics
Connie Mack Stadium, Philadelphia, PA
Sat Sep 19 1953, 3:33 AM EDT
Att. 1,057 - Unknown

livebaseballscorecards.com

AB	29
R	6
H	6
RBI	6
BB	3
SO	1
LOB	6

WP: 0 PB: 0 SB: 0 CS: 0 PA: 32

PITCHER		IP	WLS	BF	H	R	ER	SO	BB	IBB	HBP	BLK	WP	HR	S	P	ERA	WHIP
Spec Shea, R ERA: 3.94	(1, 1)	6.0	L	26	6	6	5	1	3	0	0	0	0	2	25	37	7.50	1.500
Al Sima, L ERA: 3.48	(7, 1)	2.0		6	0	0	0	0	0	0	0	0	0	0	6	6	0.00	0.000

PITCHER		IP	WLS	BF	H	R	ER	SO	BB	IBB	HBP	BLK	WP	HR	S	P	ERA	WHIP

Washington Senators @ Philadelphia Athletics

Connie Mack Stadium, Philadelphia, PA

Sun Sep 20 1953, 3:38 AM EDT

Att. 4,468 - Unknown

TOP

livebaseballscorecards.com

Batter	1	2	3	4	5	6	7	8	9	10	11	AB	R	H	RBI	BB	SO	LOB
Eddie Yost, R (1, 5) OBP: 0.404, SLG: 0.398	5-3		1-H HR			BB 1B		F3			L5	5	1	2	2	0	0	0
Pete Runnels, L (1, 6) OBP: 0.350, SLG: 0.325	4-3		4-3			K		4-3			3-1	5	0	0	0	0	1	1
Mickey Vernon, L (1, 3) OBP: 0.403, SLG: 0.520	K			F9		FC6-4 1-2 BB			F7		F9	4	0	0	0	1	1	0
Jackie Jensen, R (1, 9) OBP: 0.359, SLG: 0.413		5-3		5-3		FC6-4 1-2f			K			4	0	0	0	0	1	2
Clyde Vollmer, R (1, 7) OBP: 0.346, SLG: 0.398		5-3		F8			HR		2B			4	1	2	1	0	0	0
Gil Coan, L (9, PR) (9, 7) OBP: 0.301, SLG: 0.286												0	0	0	0	0	0	0
Jim Busby, R (1, 8) OBP: 0.358, SLG: 0.415		F7			5-3		F2		1-3			4	0	0	0	0	0	1
Tony Roig, R (1, 4)			6-3		F9		F7			K		4	0	0	0	0	1	0
Mickey Grasso, R (1, 2) OBP: 0.252, SLG: 0.272			6-3		6-3		F7			F2		4	0	0	0	0	0	0
Bunky Stewart, L (1, 1) OBP: 0.250, SLG: 0.250			HR 1B			4-3		L8		F8		4	1	1	0	0	0	0
Inning Stats	R: 0 E: 0 K: 1 S: 5 / H: 0 LOB: 0 BB: 0 P: 5	R: 0 E: 0 K: 0 S: 3 / H: 0 LOB: 0 BB: 0 P: 3	R: 2 E: 0 K: 0 S: 5 / H: 2 LOB: 0 BB: 0 P: 5	R: 0 E: 0 K: 0 S: 3 / H: 0 LOB: 0 BB: 0 P: 3	R: 0 E: 0 K: 0 S: 3 / H: 0 LOB: 0 BB: 0 P: 3	R: 0 E: 0 K: 1 S: 6 / H: 1 LOB: 2 BB: 1 P: 10	R: 1 E: 0 K: 0 S: 4 / H: 1 LOB: 0 BB: 0 P: 4	R: 0 E: 0 K: 0 S: 3 / H: 0 LOB: 0 BB: 0 P: 3	R: 0 E: 0 K: 1 S: 6 / H: 1 LOB: 1 BB: 0 P: 6	R: 0 E: 0 K: 1 S: 5 / H: 0 LOB: 0 BB: 0 P: 5	R: 0 E: 0 K: 0 S: 3 / H: 0 LOB: 0 BB: 0 P: 3							

PITCHER	IP	WLS	BF	H	R	ER	SO	BB	IBB	HBP	BLK	WP	HR	S	P	ERA	WHIP
Marion Fricano, R (1, 1) ERA: 4.04	11.0	W	39	5	3	3	4	1	0	0	0	0	2	46	50	2.46	0.545

PITCHER	IP	WLS	BF	H	R	ER	SO	BB	IBB	HBP	BLK	WP	HR	S	P	ERA	WHIP

AB	38
R	3
H	5
RBI	3
BB	1
SO	4
LOB	4

1B: 2	SF: 0	WP: 0	PA: 39
2B: 1	SAC: 0	PB: 0	
3B: 0	DP: 0	SB: 0	
HR: 2	HBP: 0	CS: 0	

Batter	1	2	3	4	5	6	7	8	9	10	11	AB	R	H	RBI	BB	SO	LOB
Joe Demaestri, R (1, 6) OBP: 0.290, SLG: 0.343	BBBB 4-0 G4-6-3 BB		x 0-0 ② P5		x 0-0 G6-4-3 1B		x 0-0 ② G3			x 0-0 FC5-2 3B	x 0-0 1-2 2-H 1B	5	0	3	1	1	0	1
Dave Philley, S (1, 9) OBP: 0.363, SLG: 0.430	x 0-0 ①② G4-6-3 1-2f		x 0-0 1-2 1B		x 0-0 ① G6-4-3 ② 1-2f		x 0-0 ③ 6-3			x 0-0 ① 6-3		5	0	1	0	0	0	3
Eddie Robinson, L (1, 3) OBP: 0.322, SLG: 0.419	x 0-0 ③ F8		x 0-0 ③ FC5 2-3f		x 0-0 2B			x 0-0 ① F9		I 4-0 FC5-2 IBB IBB		4	0	1	0	1	0	2
Gus Zernial, R (1, 7) OBP: 0.351, SLG: 0.560		x 0-0 ① 5-3		x 0-0 ① 4-3	x 0-0 ③ P6			x 0-0 1B		I 4-0 FC5-2 1-2 IBB		4	0	1	0	1	0	1
Pete Suder, R (1, 5) OBP: 0.312, SLG: 0.349		x 0-0 ② F8		x 0-0 HBP HR 1B		x 0-0 ① F8		x 0-0 ② F8		x 0-0 ② FC5-2 FC6-4 1-2 2-3 3-Hf		5	1	1	0	0	0	4
Ed McGhee, R (1, 8) OBP: 0.323, SLG: 0.320		x 0-0 1B		H 1-0 1-2 HR HBP		x 0-0 ② 5-3		x 0-0 ③ P4		x 0-0 ③ FC6-4 1-2f		4	1	1	0	0	0	4
Tommy Giordano, R (1, 4) OBP: 0.310, SLG: 0.538		x 0-0 ③ F9		x 0-0 ② L8		x 0-0 CS 2B			x 0-0 ① F2		BBBB 4-0 5-3 1B BB	4	1	1	0	1	0	3
Ray Murray, R (1, 2) OBP: 0.335, SLG: 0.426			x 0-0 ① 5-3	x 0-0 1-H 2-H HR		I 4-0 IBB			x 0-0 ② F7		x 0-0 ① 5-3 1-2	4	1	1	3	1	0	1
Marion Fricano, R (1, 1) OBP: 0.186, SLG: 0.152 Cass Michaels, R (11, PH) OBP: 0.337, SLG: 0.365			BBBB 4-0 FC5 1B BB	x 0-0 ③ L4		x 0-0 ③ CS 2-3	SSS 0-3 ① K		x 0-0 ③ 4-3		I 4-0 1B IBB	3 0	0 0	0 0	0 0	1 1	1 0	0 0
Inning Stats	R: 0 H: 0 E: 0 LOB: 0 K: 0 BB: 1 S: 2 P: 6	R: 0 H: 1 E: 0 LOB: 1 K: 0 BB: 0 S: 4 P: 4	R: 0 H: 1 E: 0 LOB: 2 K: 0 BB: 1 S: 4 P: 8	R: 3 H: 2 E: 0 LOB: 0 K: 0 BB: 0 S: 5 P: 6	R: 0 H: 2 E: 0 LOB: 1 K: 0 BB: 0 S: 4 P: 4	R: 0 H: 1 E: 0 LOB: 1 K: 0 BB: 1 S: 3 P: 7	R: 0 H: 0 E: 0 LOB: 0 K: 1 BB: 0 S: 5 P: 5	R: 0 H: 1 E: 0 LOB: 1 K: 0 BB: 0 S: 4 P: 4	R: 0 H: 0 E: 0 LOB: 0 K: 0 BB: 0 S: 3 P: 3	R: 0 H: 1 E: 0 LOB: 3 K: 0 BB: 2 S: 4 P: 12	R: 1 H: 1 E: 0 LOB: 2 K: 0 BB: 2 S: 2 P: 10	1B: 6 2B: 2 3B: 1 HR: 1	SF: 0 SAC: 0 DP: 2 HBP: 1						

PITCHER	IP	WLS	BF	H	R	ER	SO	BB	IBB	HBP	BLK	WP	HR	S	P	ERA	WHIP
Bunky Stewart, L (1, 1) ERA: 3.48	10.1	L	46	10	4	4	1	3	4	1	0	0	1	40	69	3.48	1.258

PITCHER	IP	WLS	BF	H	R	ER	SO	BB	IBB	HBP	BLK	WP	HR	S	P	ERA	WHIP

BOTTOM

Washington Senators @ Philadelphia Athletics
Connie Mack Stadium, Philadelphia, PA

Sun Sep 20 1953, 3:38 AM EDT
Att. 4,468 - Unknown

livebaseballscorecards.com

AB	38
R	4
H	10
RBI	4
BB	7
SO	1
LOB	19

WP: 0	PA:	47
PB: 0		
SB: 0		
CS: 1		

Batter	1	2	3	4	5	6	7	8	9	AB	R	H	RBI	BB	SO	LOB
Loren Babe, L (1, 5) OBP: 0.297, SLG: 0.302 Ed McGhee, R (9, PH) OBP: 0.322, SLG: 0.319	SSS 0-3 ① K		x 0-0 ② F2		BBB 4-0 1-2 BB		SSS 0-3 ③ K		x 0-0 ③ F7	0 1	0 0	0 0	0 0	0 0	0 0	0 1
Dave Philley, S (1, 9) OBP: 0.361, SLG: 0.427	SSS 0-3 ② K		x 0-0 ③ 4-3		x 0-0 ③ F2			x 0-0 ① F9		4	0	0	0	0	1	2
Eddie Robinson, L (1, 3) OBP: 0.322, SLG: 0.417	SSS 0-3 ③ K			SSS 0-3 ① K		BBBB 4-0 BB		x 0-0 ② P4		3	0	0	0	1	2	0
Gus Zernial, R (1, 7) OBP: 0.352, SLG: 0.565 Elmer Valo, L (8, 7) OBP: 0.379, SLG: 0.253		x 0-0 FC6-4 1B		SSS 0-3 ② K		x 0-0 ① L4		x 0-0 HR		4 0	1 0	2 0	1 0	0 0	1 0	1 0
Carmen Mauro, L (1, 8) OBP: 0.309, SLG: 0.306		x 0-0 ① FC6-4 1B 1-2f		BBBB 4-0 E BB		x 0-0 ② F7		x 0-0 ③ F5		3	0	0	0	1	0	2
Tommy Giordano, R (1, 4) OBP: 0.273, SLG: 0.467		x 0-0 ② F8		x 0-0 ③ F2 1-2		SSS 0-3 ③ K			x 0-0 ① F8	4	0	0	0	0	1	3
Joe Demaestri, R (1, 6) OBP: 0.294, SLG: 0.348		x 0-0 1-3 1B			BBBB 4-0 BB BB		x 0-0 ① 5-3		x 0-0 2B 2B	3	1	2	0	1	0	0
Ray Murray, R (1, 2) OBP: 0.333, SLG: 0.427		SSS 0-3 ③ K			x 0-0 ① P6		x 0-0 ② F8		x 0-0 2-H 2B	4	0	1	1	0	1	3
Harry Byrd, R (1, 1) OBP: 0.232, SLG: 0.222 Charlie Bishop, R (2, 1) OBP: 0.121, SLG: 0.125 Joe Coleman, R (6, 1) OBP: 0.333, SLG: 0.348 Cass Michaels, R (9, PH) OBP: 0.336, SLG: 0.365			SSS 0-3 ① K		SSS 0-3 ② K		SSS 0-3 K		SSS 0-3 ② K	0 2 1 1	0 0 0 0	0 0 0 0	0 0 0 0	0 2 1 1	0 0 0 0	0 1 0 1
Inning Stats	R: 0 E: 0 K: 3 S: 9 H: 0 LOB: 0 BB: 0 P: 9	R: 0 E: 0 K: 1 S: 7 H: 2 LOB: 2 BB: 0 P: 7	R: 0 E: 0 K: 1 S: 5 H: 0 LOB: 0 BB: 0 P: 5	R: 0 E: 1 K: 2 S: 7 H: 0 LOB: 1 BB: 1 P: 11	R: 0 E: 0 K: 1 S: 5 H: 0 LOB: 2 BB: 2 P: 13	R: 0 E: 0 K: 1 S: 5 H: 0 LOB: 1 BB: 1 P: 9	R: 0 E: 1 K: 2 S: 8 H: 0 LOB: 1 BB: 0 P: 8	R: 1 E: 0 K: 0 S: 4 H: 1 LOB: 0 BB: 0 P: 4	R: 1 E: 0 K: 1 S: 7 H: 2 LOB: 1 BB: 0 P: 7	1B: 2 2B: 2 3B: 0 HR: 1 SF: 0 SAC: 0 DP: 0 HBP: 0						

PITCHER	IP	WLS	BF	H	R	ER	SO	BB	IBB	HBP	BLK	WP	HR	S	P	ERA	WHIP
Allie Reynolds, R (1, 1) ERA: 3.41	7.0	W	28	2	0	0	11	4	0	0	0	0	0	46	62	0.00	0.857
Bob Kuzava, L (8, 1) ERA: 3.44	2.0	S	9	3	2	2	1	0	0	0	0	0	1	11	11	9.00	1.500

PITCHER	IP	WLS	BF	H	R	ER	SO	BB	IBB	HBP	BLK	WP	HR	S	P	ERA	WHIP

TOP

Philadelphia Athletics @ New York Yankees

Yankee Stadium, Bronx, NY

Tue Sep 22 1953, 3:33 AM EDT

Att. 10,004 - Unknown

livebaseballscorecards.com

AB	30
R	2
H	5
RBI	2
BB	3
SO	10
LOB	14

WP: 0 PA: 37
PB: 0
SB: 0
CS: 0

Batter	1	2	3	4	5	6	7	8	9	AB	R	H	RBI	BB	SO	LOB
Andy Carey, R (1, 5) OBP: 0.383, SLG: 0.534	0-0 1B 2B	4-0 1B 1B BB	0-3 K ③		0-0 FC5 ③ 2-3f			0-3 K ①		4	2	1	0	1	2	2
Joe Collins, L (1, 3) OBP: 0.370, SLG: 0.447	0-0 F8 ①	0-0 1B 1-3 1B 1B		0-0 F3 ①		0-0 F7 ①		0-0 1B 1B		4	1	1	0	0	0	1
Don Bollweg, L (7, 3) OBP: 0.393, SLG: 0.500										1	0	1	0	0	0	0
Hank Bauer, R (1, 9) OBP: 0.392, SLG: 0.452	0-3 K ②	0-0 1B 1-2 3-H 1B 1B		0-0 7-3 1B		0-0 1B		0-0 G4-6-3 1-2 1B		2	1	1	1	0	1	1
Bill Renna, R (4, 9) OBP: 0.395, SLG: 0.478										3	0	3	0	0	0	0
Yogi Berra, L (1, 2) OBP: 0.362, SLG: 0.521	4-0 1B BB	0-0 BB 1-3 2-H 1B 1B		0-0 7-3 ② ③ 1-2f		0-0 F9 ②		0-0 G4-6-3 ② ③ 1-2f		4	1	1	1	1	0	4
Mickey Mantle, S (1, 8) OBP: 0.402, SLG: 0.507	0-0 1-3 2-H 1B	4-0 1B 1-2 BB			4-0 1B 1B BB	0-0 F3 ③				2	1	1	1	2	0	1
Irv Noren, L (1, 7) OBP: 0.350, SLG: 0.391	0-0 1-3 ③	0-0 1-3 2-H 3-H 1B			0-0 F3 ①		0-0 4-3 ①			4	0	1	2	0	0	3
Billy Martin, R (1, 4) OBP: 0.314, SLG: 0.398	0-0 1B 3B				0-0 FC5 1B 1-2 1B		0-0 1B			3	1	2	0	0	0	2
Jerry Coleman, R (6, 4) OBP: 0.200, SLG: 0.200	0-0 F8 ③									1	0	1	0	0	0	0
Willy Miranda, S (1, 6) OBP: 0.290, SLG: 0.270		0-0 G4-6-3 3-H 1B	0-0 F2 ①		0-3 K ②		0-0 F8 ②			4	0	1	1	0	1	3
Allie Reynolds, R (1, 1) OBP: 0.265, SLG: 0.171		0-0 G4-6-3 ① ② 1-2f	0-3 K ②		0-0 1-2 2-H 1B		0-3 K ③			3	0	1	1	0	1	1
Johnny Mize, L (7, PH) OBP: 0.330, SLG: 0.398										1	0	0	0	0	1	1
Bob Kuzava, S (8, 1) OBP: 0.208, SLG: 0.050										0	0	0	0	0	0	0
Inning Stats	R: 1 E: 0 K: 1 S: 7 H: 2 LOB: 2 BB: 1 P: 11	R: 5 E: 0 K: 0 S: 8 H: 6 LOB: 2 BB: 2 P: 16	R: 0 E: 0 K: 2 S: 7 H: 0 LOB: 0 BB: 0 P: 7	R: 0 E: 0 K: 0 S: 3 H: 1 LOB: 0 BB: 0 P: 3	R: 1 E: 0 K: 1 S: 7 H: 2 LOB: 2 BB: 1 P: 11	R: 0 E: 0 K: 0 S: 4 H: 1 LOB: 1 BB: 0 P: 4	R: 0 E: 0 K: 1 S: 6 H: 1 LOB: 1 BB: 0 P: 6	R: 0 E: 0 K: 1 S: 6 H: 2 LOB: 1 BB: 0 P: 6		1B: 13 2B: 2 3B: 1 HR: 0	SF: 0 SAC: 0 DP: 3 HBP: 0					

PITCHER		IP	WLS	BF	H	R	ER	SO	BB	IBB	HBP	BLK	WP	HR	S	P	ERA	WHIP
Harry Byrd, R ERA: 5.51	(1, 1)	1.2	L	15	8	6	6	1	3	0	0	0	0	0	14	26	32.40	6.600
Charlie Bishop, R ERA: 5.66	(2, 1)	3.2		15	4	1	1	3	1	0	0	0	0	0	20	24	2.46	1.364
Joe Coleman, R ERA: 4.22	(6, 1)	2.2		10	3	0	0	2	0	0	0	0	0	0	14	14	0.00	1.125

PITCHER	IP	WLS	BF	H	R	ER	SO	BB	IBB	HBP	BLK	WP	HR	S	P	ERA	WHIP

BOTTOM

Philadelphia Athletics @ New York Yankees

Yankee Stadium, Bronx, NY

Tue Sep 22 1953, 3:33 AM EDT

Att. 10,004 - Unknown

livebaseballscorecards.com

AB	36
R	7
H	15
RBI	7
BB	4
SO	6
LOB	19

Philadelphia Athletics @ New York Yankees

Yankee Stadium, Bronx, NY

Wed Sep 23 1953, 3:33 AM EDT

Att. 3,277 - Unknown

livebaseballscorecards.com

TOP

Batter	1	2	3	4	5	6	7	8	9	AB	R	H	RBI	BB	SO	LOB
Joe Demaestri, R (1, 6) OBP: 0.296, SLG: 0.352	F7		6-3 1-2			1B 1B		WP 2B		4	1	2	0	0	0	1
Dave Philley, S (1, 9) OBP: 0.359, SLG: 0.425	6-3		K			F7		4-3		4	0	0	0	0	1	2
Eddie Robinson, L (1, 3) OBP: 0.320, SLG: 0.415	F9			F3		F8		F5 2-3		4	0	0	0	0	0	2
Gus Zernial, R (1, 7) OBP: 0.353, SLG: 0.564		1B 1B		K2-3		1B 1-3 1B		K		4	0	2	0	0	2	1
Pete Suder, R (1, 5) OBP: 0.313, SLG: 0.349 Loren Babe, L (9, PH) OBP: 0.297, SLG: 0.301		F2		F9		1-2 3-H 1B			F9	3 0	0 0	1 0	1 0	0 0	0 0	1 0
Tommy Giordano, R (1, 4) OBP: 0.243, SLG: 0.412		K			F8	F9			K	4	0	0	0	0	2	3
Ed McGhee, R (1, 8) OBP: 0.329, SLG: 0.325		1-2 1B			1B		CS 1B		BB	3	0	3	0	1	0	0
Joe Astroth, R (1, 2) OBP: 0.366, SLG: 0.400 Elmer Valo, L (9, PH) OBP: 0.375, SLG: 0.250		P4			F9		E6 G5-4-3 1-2		3-1	3 1	0 0	0 0	0 0	0 0	0 0	4 1
Bobby Shantz, R (1, 1) OBP: 0.275, SLG: 0.316 Morrie Martin, L (4, 1) OBP: 0.095, SLG: 0.095			6-3 1B		K		G5-4-3 1-2f			1 2	0 0	1 0	0 0	0 0	0 1	0 2
Inning Stats	R: 0 E: 0 K: 0 S: 3 H: 0 LOB: 0 BB: 0 P: 3	R: 0 E: 0 K: 1 S: 7 H: 2 LOB: 2 BB: 0 P: 7	R: 0 E: 0 K: 1 S: 5 H: 1 LOB: 0 BB: 0 P: 5	R: 0 E: 0 K: 1 S: 5 H: 0 LOB: 0 BB: 0 P: 5	R: 0 E: 0 K: 1 S: 6 H: 1 LOB: 1 BB: 0 P: 6	R: 1 E: 0 K: 0 S: 6 H: 3 LOB: 2 BB: 0 P: 6	R: 0 E: 1 K: 0 S: 3 H: 1 LOB: 0 BB: 0 P: 3	R: 0 E: 0 K: 1 S: 6 H: 1 LOB: 1 BB: 0 P: 6	R: 0 E: 0 K: 1 S: 5 H: 0 LOB: 1 BB: 1 P: 9	1B: 8 2B: 1 3B: 0 HR: 0 SF: 0 SAC: 0 DP: 1 HBP: 0						

	AB	33
	R	1
	H	9
	RBI	1
	BB	1
	SO	6
	LOB	17

WP: 1 PA: 35
PB: 0
SB: 0
CS: 1

PITCHER		IP	WLS	BF	H	R	ER	SO	BB	IBB	HBP	BLK	WP	HR	S	P	ERA	WHIP
Ed Lopat, L ERA: 2.42	(1, 1)	7.0	W	27	8	1	1	4	0	0	0	0	0	0	35	35	1.29	1.143
Johnny Sain, R ERA: 2.98	(8, 1)	2.0	S	8	1	0	0	2	1	0	0	0	1	0	11	15	0.00	1.000

PITCHER	IP	WLS	BF	H	R	ER	SO	BB	IBB	HBP	BLK	WP	HR	S	P	ERA	WHIP

Batter	1	2	3	4	5	6	7	8	9	AB	R	H	RBI	BB	SO	LOB
Gil McDougald, R (1, 5) OBP: 0.364, SLG: 0.420	F7		5-3		F8 3-H		1-3 2B	F7		5	0	1	1	0	0	2
Gene Woodling, L (1, 7) OBP: 0.430, SLG: 0.468	G3		K		4-3		K			3	0	0	0	0	1	1
Bill Renna, R (7, 7) OBP: 0.392, SLG: 0.474										1	0	0	0	0	1	3
Hank Bauer, R (1, 9) OBP: 0.395, SLG: 0.453	5-3			WP 5-3 1B		E WP 1B	BB			3	0	2	0	1	0	0
Don Bollweg, L (1, 3) OBP: 0.390, SLG: 0.513		HR		F7		K 1-2	F5			4	1	1	1	0	1	5
Mickey Mantle, S (1, 8) OBP: 0.400, SLG: 0.507		FC5-4-1 2B		5-3 1-2		P4	F7			4	0	1	0	0	0	5
Billy Martin, R (1, 4) OBP: 0.312, SLG: 0.396		F8		K 2-3		E5 2-3 BB		2B 1B		3	0	0	0	0	1	3
Jerry Coleman, R (7, 4) OBP: 0.333, SLG: 0.333										1	1	1	0	0	0	0
Phil Rizzuto, R (1, 6) OBP: 0.387, SLG: 0.356		FC5-4-1 2-3			F2	1-2 BB		F8		3	0	0	0	1	0	2
Charles Silvera, R (1, 2) OBP: 0.356, SLG: 0.346		6-3			1B F8 2B	F8		F9		4	1	1	0	0	0	5
Ed Lopat, L (1, 1) OBP: 0.250, SLG: 0.238			K		2-3 1B		2B BB	1-H 2B		2	0	1	0	0	1	0
Johnny Mize, L (7, PH) OBP: 0.336, SLG: 0.398										0	0	0	0	1	0	0
Joe Collins, L (7, PR) OBP: 0.370, SLG: 0.447										0	0	0	0	0	0	0
Johnny Sain, R (8, 1) OBP: 0.301, SLG: 0.324										1	0	1	1	0	0	0
Inning Stats	R: 0 E: 0 K: 0 S: 3 H: 0 LOB: 0 BB: 0 P: 3	R: 1 E: 0 K: 0 S: 5 H: 2 LOB: 1 BB: 0 P: 5	R: 0 E: 0 K: 2 S: 7 H: 0 LOB: 0 BB: 0 P: 7	R: 0 E: 0 K: 1 S: 6 H: 1 LOB: 1 BB: 0 P: 6	R: 1 E: 0 K: 0 S: 5 H: 2 LOB: 1 BB: 0 P: 5	R: 0 E: 1 K: 1 S: 7 H: 1 LOB: 3 BB: 1 P: 11	R: 0 E: 0 K: 1 S: 6 H: 1 LOB: 3 BB: 2 P: 14	R: 1 E: 0 K: 0 S: 5 H: 2 LOB: 1 BB: 0 P: 5		1B: 4 2B: 4 3B: 0 HR: 1 SF: 0 SAC: 0 DP: 0 HBP: 0				WP: 2 PB: 0 SB: 0 CS: 0 PA: 37		

PITCHER	IP	WLS	BF	H	R	ER	SO	BB	IBB	HBP	BLK	WP	HR	S	P	ERA	WHIP
Bobby Shantz, L (1, 1) ERA: 4.09	3.0	L	11	2	1	1	2	0	0	0	0	0	1	15	15	3.00	0.667
Morrie Martin, L (4, 1) ERA: 4.43	5.0		26	7	2	2	3	3	0	0	0	2	0	29	41	3.60	2.000

PITCHER	IP	WLS	BF	H	R	ER	SO	BB	IBB	HBP	BLK	WP	HR	S	P	ERA	WHIP

BOTTOM

Philadelphia Athletics @ New York Yankees

Yankee Stadium, Bronx, NY

Wed Sep 23 1953, 3:33 AM EDT

Att. 3,277 - Unknown

livebaseballscorecards.com

AB	34
R	3
H	9
RBI	3
BB	3
SO	5
LOB	26

Batter	1	2	3	4	5	6	7	8	9	AB	R	H	RBI	BB	SO	LOB
Loren Babe, L (1, 5) OBP: 0.299, SLG: 0.304	G6-3 1B		F8 1-2			3-1		1B		4	0	2	0	0	0	1
Dave Philley, S (1, 9) OBP: 0.359, SLG: 0.424	G6-3 1-2f		6-3			1B		4-3		1	0	0	0	0	0	1
Elmer Valo, L (1, 9) OBP: 0.374, SLG: 0.253										3	0	1	0	0	0	2
Eddie Robinson, L (1, 3) OBP: 0.319, SLG: 0.414	1B			4-3		P6			P4	4	0	1	0	0	0	1
Gus Zernial, R (1, 7) OBP: 0.353, SLG: 0.561	F8			6-3			F9		BB	3	0	0	0	1	0	1
Carmen Mauro, L (1, 8) OBP: 0.308, SLG: 0.305		G1-4-3 1B		L7			4-3		F7	4	0	1	0	0	0	1
Tommy Giordano, R (1, 4) OBP: 0.244, SLG: 0.378		P3			6-3		BB		F7	3	0	0	0	1	0	2
Joe Demaestri, R (1, 6) OBP: 0.294, SLG: 0.349		G1-4-3 1-2f			L6		4-3			3	0	0	0	0	0	2
Ray Murray, R (1, 2) OBP: 0.330, SLG: 0.422			1-3		6-3			F7		3	0	0	0	0	0	0
Marion Fricano, R (1, 1) OBP: 0.192, SLG: 0.159			PB 1B			K		K		3	0	1	0	0	2	0
Inning Stats	R: 0 E: 0 K: 0 S: 4 H: 2 LOB: 1 BB: 0 P: 4	R: 0 E: 0 K: 0 S: 3 H: 1 LOB: 0 BB: 0 P: 3	R: 0 E: 0 K: 0 S: 4 H: 1 LOB: 1 BB: 0 P: 4	R: 0 E: 0 K: 0 S: 3 H: 0 LOB: 0 BB: 0 P: 3	R: 0 E: 0 K: 0 S: 3 H: 0 LOB: 0 BB: 0 P: 3	R: 0 E: 0 K: 1 S: 6 H: 1 LOB: 1 BB: 0 P: 6	R: 0 E: 0 K: 0 S: 3 H: 0 LOB: 1 BB: 1 P: 7	R: 0 E: 0 K: 1 S: 6 H: 1 LOB: 1 BB: 0 P: 6	R: 0 E: 0 K: 0 S: 3 H: 0 LOB: 1 BB: 1 P: 7	1B: 6 2B: 0 3B: 0 HR: 0 SF: 0 SAC: 0 DP: 2 HBP: 0	WP: 0 PB: 1 SB: 0 CS: 0 PA: 33					

PITCHER	IP	WLS	BF	H	R	ER	SO	BB	IBB	HBP	BLK	WP	HR	S	P	ERA	WHIP
Bob Porterfield, R (1, 1) ERA: 3.35	9.0	W	33	6	0	0	2	2	0	0	0	0	0	35	43	0.00	0.889

PITCHER	IP	WLS	BF	H	R	ER	SO	BB	IBB	HBP	BLK	WP	HR	S	P	ERA	WHIP

TOP

Philadelphia Athletics @ Washington Senators

Griffith Stadium, Washington, DC

Fri Sep 25 1953, 3:33 AM EDT

Att. 2,403 - Unknown

livebaseballscorecards.com

AB	31
R	0
H	6
RBI	0
BB	2
SO	2
LOB	11

Batter	1	2	3	4	5	6	7	8	9	AB	R	H	RBI	BB	SO	LOB
Eddie Yost, R (1, 5) OBP: 0.402, SLG: 0.395	F7		5-3			5-3		4-3 2-3		4	0	0	0	0	0	1
Pete Runnels, L (1, 6) OBP: 0.349, SLG: 0.324	1-3		5-3			FC1-6 1B		F7		4	0	1	0	0	0	1
Mickey Vernon, L (1, 3) OBP: 0.400, SLG: 0.517	3-1		4-3			FC1-6 1-2f			1-3	4	0	0	0	0	0	1
Jackie Jensen, R (1, 9) OBP: 0.360, SLG: 0.413		5-3		BBBB G1-4-3 BB		F8			1B 1B 1B 1B	3	1	1	0	1	0	1
Clyde Vollmer, R (1, 7) OBP: 0.347, SLG: 0.399		BB 1B 1B		G1-4-3 1-2f			6-3		1B 1B 1-2 1B	4	0	2	0	0	0	1
Jim Busby, R (1, 8) OBP: 0.361, SLG: 0.417		BB 1-2 1B		CS 1B			6-3		1B 1-2 2-3 1B	4	0	3	0	0	0	0
Wayne Terwilliger, R (1, 4) OBP: 0.343, SLG: 0.345		BBBB 1-2 2-3 BB	CS 1-2		6-3		6-3		1-2 2-3 3-H 1B	3	0	1	1	1	0	0
Ed Fitz Gerald, R (1, 2) OBP: 0.291, SLG: 0.318		F9			F8			BBBB 4-3 SH1-4 BB		2	0	0	0	1	0	3
Bob Porterfield, R (1, 1) OBP: 0.298, SLG: 0.418		F2			5-3			SH1-4 1-2		2	0	0	0	0	0	3
Inning Stats	R: 0 E: 0 K: 0 S: 3 H: 0 LOB: 0 BB: 0 P: 3	R: 0 E: 0 K: 0 S: 5 H: 2 LOB: 3 BB: 1 P: 9	R: 0 E: 0 K: 0 S: 3 H: 0 LOB: 0 BB: 0 P: 3	R: 0 E: 0 K: 0 S: 2 H: 1 LOB: 0 BB: 1 P: 6	R: 0 E: 0 K: 0 S: 3 H: 0 LOB: 0 BB: 0 P: 3	R: 0 E: 1 K: 0 S: 4 H: 1 LOB: 1 BB: 0 P: 4	R: 0 E: 0 K: 0 S: 3 H: 0 LOB: 0 BB: 0 P: 3	R: 0 E: 0 K: 0 S: 3 H: 0 LOB: 1 BB: 1 P: 7	R: 1 E: 0 K: 0 S: 5 H: 4 LOB: 3 BB: 0 P: 5	1B: 8 2B: 0 3B: 0 HR: 0 SF: 0 SAC: 1 DP: 1 HBP: 0						

PITCHER	IP	WLS	BF	H	R	ER	SO	BB	IBB	HBP	BLK	WP	HR	S	P	ERA	WHIP
Marion Fricano, R (1, 1) ERA: 3.92	8.1	L	34	8	1	1	0	3	0	0	0	0	0	31	43	1.08	1.320

PITCHER	IP	WLS	BF	H	R	ER	SO	BB	IBB	HBP	BLK	WP	HR	S	P	ERA	WHIP

BOTTOM

Philadelphia Athletics @ Washington Senators
Griffith Stadium, Washington, DC
Fri Sep 25 1953, 3:33 AM EDT
Att. 2,403 - Unknown

livebaseballscorecards.com

AB	30
R	1
H	8
RBI	1
BB	3
SO	0
LOB	11

Batter	1	2	3	4	5	6	7	8	9	AB	R	H	RBI	BB	SO	LOB
Joe Demaestri, R (1, 6) OBP: 0.296, SLG: 0.353	SH2-3 1B		4-3 2-3	SH1-3 1-2 2-3		P4		3-1 FC6 2B	K	4	1	2	0	0	0	2
Spider Wilhelm, R (8, 6) OBP: 0.333, SLG: 0.333										1	0	0	0	0	1	0
Dave Philley, S (1, 9) OBP: 0.359, SLG: 0.424	SH2-3 1-2		1B 1B 3-H 1B	1-3		1B 1-3 1B		FC6 FC4-6 3-1 BB	F7	0	0	0	0	0	0	0
Elmer Valo, L (1, 9) OBP: 0.385, SLG: 0.265										4	3	2	1	1	0	2
Eddie Robinson, L (1, 3) OBP: 0.322, SLG: 0.414	P6		1B 2B 1-2 1B	BB		E 2-H 3-H 1B		3-1 1-2 2-3		4	1	2	2	1	0	3
Gus Zernial, R (1, 7) OBP: 0.351, SLG: 0.558	K		2B F9 1-2 2-H 1B	P4		F8		FC6 FC4-6 2-3 3-H		5	1	1	2	0	1	6
Pete Suder, R (1, 5) OBP: 0.312, SLG: 0.350		F9	1-3 2-H 2B		1-3	E4 2-3		FC4-6 CI 1-2f 3B 3-H		4	0	1	1	0	0	1
Loren Babe, L (7, 5) OBP: 0.298, SLG: 0.303										1	1	0	1	0	0	1
Tommy Giordano, R (1, 4) OBP: 0.267, SLG: 0.375		G6-4-3 BB	F9 3-H		FC4-6 1B	F8		CI 1-2 3B		3	1	1	1	1	0	3
Ed McGhee, R (1, 8) OBP: 0.328, SLG: 0.324	G6-4-3 1-2f		3-1		FC4-6 1-2f		4-3	1-H 2-H 3B		1	0	0	0	0	0	1
Carmen Mauro, L (2, 8) OBP: 0.307, SLG: 0.314										4	0	1	2	0	0	2
Joe Astroth, R (1, 2) OBP: 0.367, SLG: 0.400			2B 1B	SH1-3 CI 1B	6-3		5-3	P3		5	1	2	0	0	0	2
Bob Trice, R (1, 1) OBP: 0.250, SLG: 0.286			4-3 1-H 1B 2B	CI SH1-3 1-2		1B 1B HBP	F8		K	3	2	1	1	0	1	0
Inning Stats	R: 0 E: 0 K: 1 S: 6 H: 1 LOB: 1 BB: 0 P: 6	R: 0 E: 0 K: 0 S: 2 H: 0 LOB: 0 BB: 1 P: 6	R: 5 E: 0 K: 0 S: 9 H: 6 LOB: 1 BB: 0 P: 9	R: 0 E: 1 K: 0 S: 5 H: 1 LOB: 3 BB: 1 P: 9	R: 0 E: 0 K: 0 S: 4 H: 1 LOB: 1 BB: 0 P: 4	R: 2 E: 1 K: 0 S: 6 H: 2 LOB: 2 BB: 0 P: 7	R: 0 E: 0 K: 0 S: 3 H: 0 LOB: 0 BB: 0 P: 3	R: 4 E: 1 K: 0 S: 7 H: 2 LOB: 1 BB: 1 P: 11	R: 0 E: 0 K: 2 S: 7 H: 0 LOB: 0 BB: 0 P: 7	1B: 9 2B: 3 3B: 1 HR: 0 SF: 0 SAC: 2 DP: 1 HBP: 1						

PITCHER	IP	WLS	BF	H	R	ER	SO	BB	IBB	HBP	BLK	WP	HR	S	P	ERA	WHIP
Dean Stone, L (1, 1) ERA: 8.31	3.0	L	16	7	5	5	1	1	0	0	0	0	0	17	21	15.00	2.667
Sonny Dixon, R (4, 1) ERA: 3.76	4.0		20	4	2	2	0	1	0	1	0	0	0	18	23	4.50	1.250
Jerry Lane, R (8, 1) ERA: 4.92	2.0		11	2	4	3	2	1	0	0	0	0	0	14	18	13.50	1.500

PITCHER	IP	WLS	BF	H	R	ER	SO	BB	IBB	HBP	BLK	WP	HR	S	P	ERA	WHIP

TOP

Philadelphia Athletics @ Washington Senators

Griffith Stadium, Washington, DC

Sat Sep 26 1953, 3:33 AM EDT

Att. 2,252 - Unknown

livebaseballscorecards.com

AB	39
R	11
H	13
RBI	11
BB	3
SO	3
LOB	23

PA: 47

WP: 0
PB: 0
SB: 0
CS: 0

Batter	1	2	3	4	5	6	7	8	9	AB	R	H	RBI	BB	SO	LOB
Eddie Yost, R (1, 5) OBP: 0.401, SLG: 0.392	F2		BBBB 1B BB 1-2		6-3		5-3		G1-4-3 1-	4	0	0	0	1	0	3
Pete Runnels, L (1, 6) OBP: 0.349, SLG: 0.322	4-3		L9 2-3			3-1	BBBB BB			3	0	0	0	1	0	2
Mickey Vernon, L (1, 3) OBP: 0.402, SLG: 0.518	1B		1-2 3-H 1B			BB 1B 1B	1-3			4	1	3	1	0	0	2
Jackie Jensen, R (1, 9) OBP: 0.358, SLG: 0.410	1-3		1-3			F9		F8		4	0	0	0	0	0	4
Clyde Vollmer, R (1, 7) OBP: 0.346, SLG: 0.396		1-3		F9		BBBB 1B 1-2 BB		F7		3	0	0	0	1	0	0
Jim Busby, R (1, 8) OBP: 0.360, SLG: 0.416		G3		6-3		1-2 2-H 1B		F7		4	0	1	1	0	0	0
Mel Hoderlein, S (1, 4) OBP: 0.283, SLG: 0.191		5-3		4-3		F9			BBBB F8 1B BB	3	0	0	0	1	0	2
Kite Thomas, R (1, 2) OBP: 0.306, SLG: 0.302			F5		6-3		5-3		1-2 1B	4	0	1	0	0	0	0
Dean Stone, L (1, 1) Bruce Barmes, L (3, PH) OBP: 0.250, SLG: 0.250 Sonny Dixon, S (4, 1) OBP: 0.267, SLG: 0.192 Tony Roig, R (7, PH) OBP: 0.125, SLG: 0.250 Jerry Lane, R (8, 1) OBP: 0.273, SLG: 0.222 Mickey Grasso, R (9, PH) OBP: 0.251, SLG: 0.271			L9 BB 1B 1B		G3		2B		F8 2-3	0 1 1 1 0 1	0 1 0 0 0 0	0 1 0 1 0 0	0 0 0 0 0 0	0 0 0 0 0 0	0 0 0 0 0 0	0 0 0 0 0 2
Inning Stats	R: 0 H: 1 E: 0 LOB: 1 K: 0 BB: 0 S: 4 P: 4	R: 0 H: 0 E: 0 LOB: 0 K: 0 BB: 0 S: 3 P: 3	R: 1 H: 2 E: 0 LOB: 2 K: 0 BB: 1 S: 5 P: 9	R: 0 H: 0 E: 0 LOB: 0 K: 0 BB: 0 S: 3 P: 3	R: 0 H: 0 E: 0 LOB: 0 K: 0 BB: 0 S: 3 P: 3	R: 1 H: 2 E: 0 LOB: 2 K: 0 BB: 1 S: 5 P: 9	R: 0 H: 1 E: 0 LOB: 2 K: 0 BB: 1 S: 4 P: 8	R: 0 H: 0 E: 0 LOB: 0 K: 0 BB: 0 S: 3 P: 3	R: 0 H: 1 E: 0 LOB: 1 K: 0 BB: 1 S: 3 P: 7	1B: 6 SF: 0 2B: 1 SAC: 0 3B: 0 DP: 1 HR: 0 HBP: 0						

PITCHER		IP	WLS	BF	H	R	ER	SO	BB	IBB	HBP	BLK	WP	HR	S	P	ERA	WHIP
Bob Trice, R ERA: 5.48	(1, 1)	9.0	W	37	7	2	2	0	4	0	0	0	0	0	33	49	2.00	1.222

PITCHER	IP	WLS	BF	H	R	ER	SO	BB	IBB	HBP	BLK	WP	HR	S	P	ERA	WHIP

BOTTOM

Philadelphia Athletics @ Washington Senators

Griffith Stadium, Washington, DC

Sat Sep 26 1953, 3:33 AM EDT

Att. 2,252 - Unknown

livebaseballscorecards.com

AB	33
R	2
H	7
RBI	2
BB	4
SO	0
LOB	15

PA: 37

TOP

Philadelphia Athletics @ Washington Senators
Griffith Stadium, Washington, DC
Sun Sep 27 1953, 3:33 AM EST
Att. 3,740 - Unknown

livebaseballscorecards.com

Batter	1	2	3	4	5	6	7	8	9	AB	R	H	RBI	BB	SO	LOB
Joe Demaestri, R (1, 6) OBP: 0.297, SLG: 0.352	BBBB 4-0 1B FC3-2 BB	x 0-0 ③ 1-3			x 0-0 BB 1B 2B	SSS 0-3 ② K		x 0-0 ① F2	SSS 0-3 ③ K	1	0	0	0	1	0	1
Spider Wilhelm, R (2, 6) OBP: 0.286, SLG: 0.429										4	1	1	0	0	2	1
Dave Philley, S (1, 9) OBP: 0.359, SLG: 0.424	x 0-0 1-3 FC3-2 1B 1B		x 0-0 ① 4-3		BBBB 4-0 1B BB BB	x 0-0 ③ 4-3		x 0-0 ② 1-3		2	1	1	0	0	0	0
Elmer Valo, L (3, 9) OBP: 0.383, SLG: 0.259										2	1	0	0	1	0	0
Eddie Robinson, L (1, 3) OBP: 0.322, SLG: 0.413	x 0-0 ① FC3-2 1B 1-2 3-H		x 0-0 ② 4-3		BBBB 4-0 1B E 1-2 2-3 BB		SSS 0-3 ① K	x 0-0 1B 1B 1B		4	2	1	0	1	1	2
Gus Zernial, R (1, 7) OBP: 0.355, SLG: 0.559	x 0-0 1-2 2-H 1B		x 0-0 ③ F8		x 0-0 E E 1-2 2-H 3-H 1B		BBBB 4-0 BB BB 1B BB	x 0-0 1B 1-2 1B		4	2	3	3	1	0	0
Pete Suder, R (1, 5) OBP: 0.312, SLG: 0.350	x 0-0 ② F8			x 0-0 ① 6-3	x 0-0 E2 1-H 2-H 1B		BBBB 4-0 BB 1B 1-2 BB	x 0-0 ③ 1-3 2-H 1B		3	0	1	1	0	0	2
Loren Babe, L (6, 5) OBP: 0.302, SLG: 0.305										1	1	1	1	1	0	0
Cass Michaels, R (1, 4) OBP: 0.335, SLG: 0.363	x 0-0 ③ F9			x 0-0 S 1B	x 0-0 ② P4		SSS 0-3 ② K		x 0-0 ① F7	5	0	1	0	0	1	5
Carmen Mauro, L (1, 8) OBP: 0.313, SLG: 0.315		x 0-0 1B	x 0-0 ② F6 1-2	BBBB 4-0 BB		BBBB 4-0 1B 1-2 2-3 BB			SSS 0-3 ② K	3	0	1	0	2	1	1
Ray Murray, R (1, 2) OBP: 0.331, SLG: 0.425	SSS 0-3 ① K		x 0-0 ③ 4-3	x 0-0 ③ F8		x 0-0 1-3 2-H 3-H 1B			x 0-0 2B 2B	5	1	2	2	0	1	4
Joe Coleman, R (1, 1) OBP: 0.310, SLG: 0.357	SSS 0-3 ② K				x 0-0 ① F8	SSS 0-3 ① K	SSS 0-3 ③ K		x 0-0 2-H 2B	5	0	1	1	0	3	3

	AB	39
	R	9
	H	13
	RBI	8
	BB	7
	SO	9
	LOB	19

Inning Stats																		
	R: 1	H: 2	R: 0	H: 1	R: 0	H: 0	R: 0	H: 1	R: 4	H: 3	R: 0	H: 0	R: 2	H: 1	R: 1	H: 3	R: 1	H: 2
	E: 0	LOB: 2	E: 0	LOB: 1	E: 0	LOB: 0	E: 0	LOB: 1	E: 1	LOB: 2	E: 0	LOB: 0	E: 0	LOB: 2	E: 0	LOB: 2	E: 0	LOB: 1
	K: 0	BB: 1	K: 2	BB: 0	K: 0	BB: 0	K: 0	BB: 0	K: 0	BB: 3	K: 2	BB: 0	K: 3	BB: 3	K: 0	BB: 0	K: 2	BB: 0
	S: 5	P: 9	S: 8	P: 8	S: 3	P: 3	S: 4	P: 4	S: 6	P: 18	S: 7	P: 7	S: 10	P: 22	S: 5	P: 5	S: 9	P: 9

	1B: 10	SF: 0	WP: 0	PA: 46
	2B: 3	SAC: 0	PB: 0	
	3B: 0	DP: 0	SB: 1	
	HR: 0	HBP: 0	CS: 0	

PITCHER		IP	WLS	BF	H	R	ER	SO	BB	IBB	HBP	BLK	WP	HR	S	P	ERA	WHIP
Bunky Stewart, L ERA: 4.7	(1, 1)	5.0	L	26	7	5	4	2	4	0	0	0	0	0	26	42	7.20	2.200
Walt Masterson, R ERA: 3.63	(6, 1)	4.0		20	6	4	4	7	3	0	0	0	0	0	31	43	9.00	2.250

PITCHER	IP	WLS	BF	H	R	ER	SO	BB	IBB	HBP	BLK	WP	HR	S	P	ERA	WHIP

BOTTOM

Philadelphia Athletics @ Washington Senators
Griffith Stadium, Washington, DC
Sun Sep 27 1953, 3:33 AM EST
Att. 3,740 - Unknown

livebaseballscorecards.com

Batter	1	2	3	4	5	6	7	8	9	AB	R	H	RBI	BB	SO	LOB
Eddie Yost, R (1, 5) OBP: 0.403, SLG: 0.395	BBBB 4-0 4-3 4-3 BB		BBBB 4-0 1B BB		x 0-0 1B 1B 2B	x 0-0 1-2 3-H 1B			x 0-0 ② P4	3	1	2	1	2	0	0
Pete Runnels, L (1, 6) OBP: 0.347, SLG: 0.321	x 0-0 ① 4-3 1-2		x 0-0 ② L6		x 0-0 1B 2-3 1B	x 0-0 ③ 1-3			x 0-0 ③ 4-3	5	0	1	0	0	0	4
Mickey Vernon, L (1, 3) OBP: 0.403, SLG: 0.518	x 0-0 ② 4-3 2-3		x 0-0 FC6-4 1-2 1B		x 0-0 BB 1-3 3-H 1B		x 0-0 ① L9			4	0	2	1	0	0	1
Jackie Jensen, R (1, 9) OBP: 0.357, SLG: 0.408	x 0-0 ③ F8		x 0-0 ③ FC6-4 1-2f		BBBB 4-0 G5-4-3 1-2 BB		x 0-0 ② F2			3	0	0	0	1	0	3
Clyde Vollmer, R (1, 7) OBP: 0.343, SLG: 0.392		x 0-0 ① 4-3		x 0-0 ① F8	x 0-0 ② ③ G5-4-3 1-2f		x 0-0 ③ 6-3			4	0	0	0	0	0	3
Jim Busby, R (1, 8) OBP: 0.359, SLG: 0.415		x 0-0 ② 5-3		x 0-0 ② 5-3		x 0-0 G5-4-3 E 1B 1B		x 0-0 ① 6-3		4	1	1	0	0	0	0
Jerry Snyder, R (1, 4) OBP: 0.388, SLG: 0.403		x 0-0 FC6-4 1B		x 0-0 1B		x 0-0 E5 G5-4-3 1-2		x 0-0 ② F8		4	0	2	0	0	0	1
Mickey Grasso, R (1, 2) OBP: 0.251, SLG: 0.276		x 0-0 ③ FC6-4 1-2f		x 0-0 ③ F7		x 0-0 ① ② G5-4-3 1-2f 2-3		x 0-0 PO 2B		4	0	1	0	0	0	4
Bunky Stewart, L (1, 1) Bruce Barmes, L (5, PH) Walt Masterson, R (6, 1) Kite Thomas, R (9, PH) OBP: 0.200, SLG: 0.200 OBP: 0.200, SLG: 0.200 OBP: 0.228, SLG: 0.157 OBP: 0.311, SLG: 0.308			x 0-0 ① 4-3		x 0-0 ① P6	BBBB 4-0 1B BB		0-0 ③ PO 2-3	x 0-0 ① 1- 1B	1 1 0 1	0 0 0 0	0 0 0 1	0 0 0 0	0 0 1 0	0 0 0 0	0 0 0 0
Inning Stats	R: 0 E: 0 K: 0 S: 3 H: 0 LOB: 1 BB: 1 P: 7	R: 0 E: 0 K: 0 S: 4 H: 1 LOB: 1 BB: 0 P: 4	R: 0 E: 0 K: 0 S: 4 H: 1 LOB: 2 BB: 1 P: 8	R: 0 E: 0 K: 0 S: 4 H: 1 LOB: 1 BB: 0 P: 4	R: 1 E: 0 K: 0 S: 5 H: 3 LOB: 2 BB: 1 P: 9	R: 1 E: 1 K: 0 S: 5 H: 2 LOB: 2 BB: 1 P: 9	R: 0 E: 0 K: 0 S: 3 H: 0 LOB: 0 BB: 0 P: 3	R: 0 E: 0 K: 0 S: 3 H: 1 LOB: 0 BB: 0 P: 3	R: 0 E: 0 K: 0 S: 3 H: 1 LOB: 0 BB: 0 P: 3	1B: 8 2B: 2 3B: 0 HR: 0	SF: 0 SAC: 0 DP: 2 HBP: 0					

	AB	34
	R	2
	H	10
	RBI	2
	BB	4
	SO	0
	LOB	16

PITCHER	IP	WLS	BF	H	R	ER	SO	BB	IBB	HBP	BLK	WP	HR	S	P	ERA	WHIP
Joe Coleman, R (1, 1) ERA: 4.0	9.0	W	38	10	2	2	0	4	0	0	0	0	0	34	50	2.00	1.556

PITCHER	IP	WLS	BF	H	R	ER	SO	BB	IBB	HBP	BLK	WP	HR	S	P	ERA	WHIP

WP: 0 PB: 0 SB: 0 CS: 0 PA: 39