

Philadelphia Athletics - 1954


Batter	1	2	3	4	5	6	7	8	9	AB	R	H	RBI	BB	SO	LOB	TOP					
Billy Conso, R (1,4) OBP: 0.250, SLG: 0.250 Harry Agganis, L (8,PH) Joe Dobson, R (8,1) Ellis Kinder, R (8,1)	0-0 P6		0-0 2B SF7 1B		0-3 K		0-0 F8	0-0 F9		4	1	1	0	0	1	0	Boston Red Sox @ Philadelphia Athletics Connie Mack Stadium, Philadelphia, PA Tue Apr 13 1954, 3:33 AM EST Att: 16,331 - Unknown livebaseballscorecards.com					
Jim Piersall, R (1,8) OBP: 0.400, SLG: 0.800	0-0 L9		0-0 1-3 2B		0-0 S 2B		0-0 1-3		0-0 F8	5	0	2	0	0	0	0						
Jackie Jensen, R (1,9) OBP: 0.800, SLG: 3.000	4-0 FC4 BB		0-0 SF7		4-0 G4-6-3 BB		0-0 2-3 BB		0-0 HR	2	1	2	2	2	0	0						
George Kell, R (1,5)	0-0 FC4		0-0 5-3		0-0 G4-6-3		0-0 F8		0-0 P3	5	0	0	0	0	0	5						
Billy Goodman, L (1,7) OBP: 0.800, SLG: 1.000		0-0 FC5-4 1B		0-0 1-3		0-0 1-3 1B		0-0 1B WP 1B		5	1	4	0	0	0	0						
Dick Gemert, R (1,3)		0-0 FC5-4 1B FC6-4 1-2		0-0 F7		0-0 1-3 1B		4-0 1B BB		4	0	0	0	1	0	3						
Sammy White, R (1,2) OBP: 0.500, SLG: 1.250		0-0 FC6-4 1-2 FC5-4		0-0 HR		0-0 FC5-4 1B 2-H		0-0 F7		4	1	2	2	0	0	3						
Ted Lepcio, R (1,6)		0-0 FC5-4 1-2		4-0 BB		0-0 FC5-4 1-2		0-0 F7		3	0	0	0	1	0	4						
Mel Parnell, L (1,1) Floyd Baker, L (6,PH) Tom Herrin, R (6,1) Charlie Maxwell, L (8,PH) Karl Olson, R (8,7)			0-3 K		0-0 4-3		0-0 G3		0-0 1-2 2-3 1B	2	0	0	0	0	1	1						
Inning Stats	R: 0 E: 0 K: 0 S: 3	H: 0 LOB: 1 BB: 1 P: 7	R: 0 E: 0 K: 0 S: 4	H: 1 LOB: 1 BB: 0 P: 4	R: 1 E: 0 K: 1 S: 7	H: 2 LOB: 1 BB: 0 P: 7	R: 1 E: 0 K: 0 S: 4	H: 1 LOB: 1 BB: 1 P: 8	R: 0 E: 0 K: 1 S: 5	H: 1 LOB: 1 BB: 1 P: 9	R: 1 E: 1 K: 0 S: 5	H: 2 LOB: 1 BB: 0 P: 5	R: 0 E: 0 K: 0 S: 4	H: 1 LOB: 1 BB: 0 P: 4	R: 0 E: 0 K: 0 S: 5	H: 2 LOB: 3 BB: 1 P: 9		R: 1 E: 0 K: 0 S: 5	H: 2 LOB: 1 BB: 0 P: 5	1B: 6 2B: 4 3B: 0 HR: 2	SF: 1 SAC: 0 DP: 1 HBP: 0	WP: 1 PB: 0 SB: 1 CS: 0
PITCHER	IP WLS BF H R ER SO BB IBB HBP BLK WP HR S P ERA WHIP																					
Bobby Shantz, L (1,1) ERA: 3.6	5.0 W 22 5 2 2 2 3 0 0 0 0 0 1 23 35 3.60 1.600																					
Ozzie Van Brabant, R (6,1) ERA: 4.5	2.0 9 3 1 1 0 0 0 0 0 0 0 0 9 9 4.50 1.500																					
Bill Upton, R (8,1) ERA: 4.5	2.0 S 11 4 1 1 0 1 0 0 0 0 1 1 10 14 4.50 2.500																					

Batter	1	2	3	4	5	6	7	8	9	AB	R	H	RBI	BB	SO	LOB	BOTTOM					
Joe Demaestri, R (1,6) OBP: 0.200, SLG: 0.200	0-0 CS 1B		0-0 P3		0-0 F7		0-0 FC1-4 1B		0-0 5-3	5	0	1	0	0	0	3	Boston Red Sox @ Philadelphia Athletics Connie Mack Stadium, Philadelphia, PA Tue Apr 13 1954, 3:33 AM EST Att: 16,331 - Unknown livebaseballscorecards.com					
Spook Jacobs, R (1,4) OBP: 0.800, SLG: 0.800	0-0 FC1-4 1-2 1B		0-0 1B		0-0 P4		0-0 1-2 1B		0-0 BB 1B BB 1B	5	1	4	0	0	0	0						
Vic Power, R (1,8) OBP: 0.200, SLG: 0.200	0-0 FC1-4 1-2 1B BB		0-0 L8		0-0 E5 HR		0-0 1-3		0-0 BB BB 1B	5	2	1	0	0	4							
Gus Zernial, R (1,7) OBP: 0.400, SLG: 1.000	4-0 1B 2B BB		0-3 K		0-0 1-H HR		0-0 P5		0-0 F7	4	2	1	2	1	1	3						
Don Bollweg, L (1,3) OBP: 0.600, SLG: 0.750	0-0 1-2 2-H 2B 1B		0-0 1-3		0-0 4-3		0-0 PB 2B		4-0 1-2 2-3 3-H BB	4	1	2	1	1	0	1						
Bill Renno, R (1,9) OBP: 0.800, SLG: 1.667	0-0 1-H 2-H 2B		1-0 FC1-4 HBP		0-0 3B		0-0 L8		4-0 1-2 2-3 3-H BB	3	0	2	3	1	0	1						
Pete Suder, R (1,5)	0-0 1-3		0-0 P5		0-0 L6		4-0 PB IBB		0-0 P3	4	0	0	0	1	0	6						
Joe Astroth, R (1,2) Elmer Valo, L (7,PH) Billy Shantz, R (8,2)		0-0 F8		0-0 FC1-4 1-2 1B		0-3 K		4-0 1-2 2-3 IBB		3	0	0	0	0	1	1						
Bobby Shantz, R (1,1) OBP: 0.500, SLG: 0.500 Ozzie Van Brabant, R (6,1) Eddie Joost, R (7,PH) Bill Upton, R (8,1)		0-0 6-3		0-0 1-2 1B		4-0 FC1-4 BB		0-0 F8		2	0	1	0	0	0	0						
Inning Stats	R: 3 E: 0 K: 0 S: 6	H: 4 LOB: 1 BB: 1 P: 10	R: 0 E: 0 K: 0 S: 3	H: 0 LOB: 0 BB: 0 P: 3	R: 0 E: 0 K: 1 S: 6	H: 1 LOB: 1 BB: 0 P: 6	R: 0 E: 0 K: 0 S: 4	H: 1 LOB: 2 BB: 0 P: 5	R: 2 E: 1 K: 1 S: 6	H: 2 LOB: 1 BB: 0 P: 6	R: 0 E: 0 K: 1 S: 6	H: 1 LOB: 2 BB: 1 P: 10	R: 0 E: 0 K: 0 S: 4	H: 1 LOB: 3 BB: 2 P: 12	R: 1 E: 0 K: 0 S: 5	H: 2 LOB: 3 BB: 2 P: 13		R: 1 E: 0 K: 0 S: 5	H: 2 LOB: 2 BB: 2 P: 13	1B: 8 2B: 2 3B: 1 HR: 1	SF: 0 SAC: 0 DP: 0 HBP: 1	WP: 0 PB: 1 SB: 0 CS: 1
PITCHER	IP WLS BF H R ER SO BB IBB HBP BLK WP HR S P ERA WHIP																					
Mel Parnell, L (1,1) ERA: 7.2	5.0 L 25 8 5 4 1 1 0 0 0 0 0 10 22 7.20 1.800																					
Tom Herrin, R (6,1) ERA	2.0 2 0 0 1 1 2 0 0 0 0 0 4 8 13.50 4.500																					
Joe Dobson, R (8,1) ERA: 13.5	0.2 5 2 1 1 0 1 0 0 0 0 0 0 1 5 0.00 3.000																					
Ellis Kinder, R (8,1) ERA	0.1 2 0 0 0 0 1 0 0 0 0 0 0 1 5 0.00 3.000																					

Batter	1	2	3	4	5	6	7	8	9	AB	R	H	RBI	BB	SO	LOB	TOP			
Joe Demaestri, R OBP: 0.222, SLG: 0.222 (1, 6)	6-3		1B		6-3		1-3			4	0	1	0	0	0	0				
Spook Jacobs, R OBP: 0.667, SLG: 0.667 (1, 4)	1B		P4			1-3		1B		4	0	2	0	0	0	1				
Vic Power, R OBP: 0.333, SLG: 0.333 (1, 8)	1B		F9			BB	BB	F5		4	0	2	0	0	0	2				
Gus Zernial, R OBP: 0.333, SLG: 0.625 (1, 7)	K		4-3			F7		G4-6-3		4	0	1	0	0	1	4				
Don Bollweg, L OBP: 0.444, SLG: 0.429 (1, 3)	K			G3		BB		G4-6-3		3	0	0	0	1	1	4				
Bill Renne, R OBP: 0.667, SLG: 1.000 (1, 9)		5-3		4-3		BB		G6-4-3		3	0	1	0	1	0	0				
Pete Suder, R (1, 5)		4-3		L9		BB		G6-4-3		4	0	0	0	0	0	4				
Jim Robertson, R OBP: 0.500, SLG: 0.667 (1, 2)					2-3			BB		3	0	1	0	1	0	0				
Alex Kellner, R (1, 1)					P1					3	0	0	0	0	0	1				
Elmer Valo, L (9, PH)		1-3					6-3		K	1	0	0	0	0	1	1				
Inning Stats	R: 0 E: 0 K: 2 S: 9	H: 2 LOB: 2 BB: 0 P: 9	R: 0 E: 0 K: 0 S: 4	H: 1 LOB: 1 BB: 0 P: 4	R: 0 E: 0 K: 0 S: 4	H: 1 LOB: 1 BB: 0 P: 4	R: 0 E: 0 K: 0 S: 3	H: 0 LOB: 0 BB: 0 P: 3	R: 0 E: 0 K: 0 S: 3	H: 1 LOB: 3 BB: 2 P: 12	R: 0 E: 0 K: 0 S: 3	H: 0 LOB: 0 BB: 0 P: 3	R: 0 E: 0 K: 0 S: 4	H: 2 LOB: 1 BB: 0 P: 4	R: 0 E: 0 K: 1 S: 5	H: 1 LOB: 1 BB: 1 P: 9	1B: 7 2B: 1 3B: 0 HR: 0	SF: 0 SAC: 0 DP: 2 HBP: 0	WP: 0 PB: 0 SB: 0 CS: 0	PA: 36
PITCHER Tom Morgan, R ERA: (1, 1)	IP: 9.0 WLS: W BF: 36 H: 8 R: 0 ER: 0 SO: 3 BB: 3 IBB: 0 HBP: 0 BLK: 0 WP: 0 HR: 0 S: 39 P: 51 ERA: 0.00 WHIP: 1.222																			

Philadelphia Athletics @ New York Yankees
Yankee Stadium, Bronx, NY
Thu Apr 15 1954, 3:33 AM EST
Att: 23,494 - Unknown

AB 33
R 0
H 8
RBI 0
BB 3
SO 3
LOB 17



Batter	1	2	3	4	5	6	7	8	9	AB	R	H	RBI	BB	SO	LOB	BOTTOM			
Hank Bauer, R OBP: 0.357, SLG: 0.571 (1, 9)	L8		HBP		F4			HR		4	1	2	1	0	0	0				
Bill Skowron, R OBP: 0.273, SLG: 0.700 (1, 3)					F4			HR		3	1	2	1	0	0	0				
Joe Collins, L (9, 3)								HR		0	0	0	0	0	0	0				
Mickey Mantle, S OBP: 0.214, SLG: 0.083 (1, 8)	8-2		L9		5-3			6-3		4	0	0	0	0	0	3				
Yogi Berra, L OBP: 0.154, SLG: 0.154 (1, 2)			F9					F5		4	0	1	0	0	0	2				
Gil McDougald, R OBP: 0.308, SLG: 0.222 (1, 5)		FC6-4		E5				F7		4	1	0	0	0	0	1				
Bob Cerv, R (1, 7)										3	0	0	0	0	0	2				
Gene Woodling, L (9, 7)		4-3		FC6-4				F3		0	0	0	0	0	0	0				
Jerry Coleman, R OBP: 0.364, SLG: 0.455 (1, 4)					F8			F7		3	0	1	1	0	0	1				
Phil Rizzuto, R OBP: 0.364, SLG: 0.333 (1, 6)					F3			F7		2	0	0	0	1	0	1				
Tom Morgan, R (1, 1)					F7			K		3	0	0	0	0	1	2				
Inning Stats	R: 0 E: 0 K: 0 S: 3	H: 1 LOB: 0 BB: 0 P: 3	R: 1 E: 0 K: 0 S: 5	H: 2 LOB: 1 BB: 0 P: 5	R: 0 E: 0 K: 0 S: 4	H: 1 LOB: 2 BB: 0 P: 5	R: 0 E: 0 K: 0 S: 4	H: 0 LOB: 2 BB: 1 P: 8	R: 0 E: 0 K: 0 S: 3	H: 0 LOB: 0 BB: 0 P: 3	R: 0 E: 0 K: 1 S: 5	H: 0 LOB: 0 BB: 0 P: 5	R: 0 E: 0 K: 0 S: 5	H: 2 LOB: 0 BB: 0 P: 5	R: 2 E: 0 K: 0 S: 5	H: 2 LOB: 0 BB: 0 P: 5	1B: 3 2B: 1 3B: 1 HR: 2	SF: 0 SAC: 0 DP: 1 HBP: 1	WP: 0 PB: 0 SB: 0 CS: 1	PA: 32
PITCHER Alex Kellner, L ERA: 3.38 (1, 1)	IP: 8.0 WLS: L BF: 32 H: 6 R: 3 ER: 3 SO: 1 BB: 1 IBB: 0 HBP: 1 BLK: 0 WP: 0 HR: 2 S: 32 P: 37 ERA: 3.38 WHIP: 0.875																			

Philadelphia Athletics @ New York Yankees
Yankee Stadium, Bronx, NY
Thu Apr 15 1954, 3:33 AM EST
Att: 23,494 - Unknown

AB 30
R 3
H 6
RBI 3
BB 1
SO 1
LOB 12




Batter	1	2	3	4	5	6	7	8	9	AB	R	H	RBI	BB	SO	LOB	TOP				
Joe Demaestri, R OBP: 0.357, SLG: 0.429 (1, 6)										5	0	3	1	0	1	1	Philadelphia Athletics @ Boston Red Sox Fenway Park, Boston, MA Sun Apr 18 1954, 3:33 AM EST Unknown				
Spook Jacobs, R OBP: 0.538, SLG: 0.538 (1, 4)										4	1	1	1	0	0	4					
Vic Power, R OBP: 0.357, SLG: 0.429 (1, 8)										5	1	2	1	0	0	3					
Gus Zernial, R OBP: 0.429, SLG: 0.636 (1, 7)										3	0	1	1	1	1	1					
Don Bollweg, L OBP: 0.357, SLG: 0.417 (1, 3)										5	1	1	0	0	1	6					
Bill Renna, R OBP: 0.500, SLG: 0.636 (1, 9)										5	1	1	0	0	0	3					
Pete Suder, R OBP: 0.214, SLG: 0.154 (1, 5)										5	0	2	1	0	0	1					
Billy Shantz, R OBP: 0.500, SLG: 0.500 (1, 2)										4	1	2	1	0	0	3					
Bob Trice, R OBP: 0.667, SLG: 0.500 (1, 1)										2	1	1	0	1	1	1					
Inning Stats	R: 0 E: 0 K: 1 S: 5	H: 0 LOB: 0 BB: 0 P: 5	R: 1 E: 0 K: 0 S: 4	H: 2 LOB: 1 BB: 0 P: 4	R: 1 E: 1 K: 1 S: 8	H: 2 LOB: 3 BB: 0 P: 9	R: 2 E: 0 K: 0 S: 5	H: 3 LOB: 2 BB: 1 P: 9	R: 0 E: 0 K: 0 S: 6	H: 1 LOB: 1 BB: 0 P: 6	R: 0 E: 0 K: 1 S: 6	H: 1 LOB: 1 BB: 0 P: 6	R: 0 E: 0 K: 0 S: 3	H: 0 LOB: 0 BB: 0 P: 3	R: 0 E: 0 K: 0 S: 3	H: 0 LOB: 0 BB: 0 P: 3	1B: 10 2B: 5 3B: 0 HR: 0	SF: 0 SAC: 1 DP: 1 HBP: 1	WP: 0 PB: 1 SB: 1 CS: 0	PA: 43	
PITCHER	IP WLS BF H R ER SO	IP WLS BF H R ER SO	IP WLS BF H R ER SO	IP WLS BF H R ER SO	IP WLS BF H R ER SO	IP WLS BF H R ER SO	IP WLS BF H R ER SO	IP WLS BF H R ER SO	IP WLS BF H R ER SO	IP WLS BF H R ER SO	IP WLS BF H R ER SO	IP WLS BF H R ER SO	IP WLS BF H R ER SO	IP WLS BF H R ER SO	IP WLS BF H R ER SO	IP WLS BF H R ER SO	ERA WHIP	ERA WHIP			
Tom Brewer, R ERA: 8.1 (1, 1)	3.1	L	19	7	4	3	2	1	0	0	0	0	0	0	0	0	0	8.10	2.400		
Hal Brown, R ERA: 3.38 (4, 1)	2.2		14	5	2	1	0	1	0	0	0	0	0	0	0	0	0	3.38	2.250		
Frank Sullivan, R ERA: (7, 1)	2.0		8	2	0	0	2	0	0	0	0	0	0	0	0	0	0	0.00	1.000		
Tex Clevenger, R ERA: (9, 1)	1.0		3	0	0	0	0	0	0	0	0	0	0	0	0	0	0	0.00	0.000		

Batter	1	2	3	4	5	6	7	8	9	AB	R	H	RBI	BB	SO	LOB	BOTTOM			
Billy Goodman, L OBP: 0.500, SLG: 0.643 (1, 4)										5	1	2	0	0	0	3	Philadelphia Athletics @ Boston Red Sox Fenway Park, Boston, MA Sun Apr 18 1954, 3:33 AM EST Unknown			
Jim Piersall, R OBP: 0.200, SLG: 0.333 (1, 9)										5	0	0	0	0	0	2				
Jackie Jensen, R OBP: 0.533, SLG: 1.182 (1, 8)										5	1	2	2	0	0	0				
George Kell, R OBP: 0.357, SLG: 0.308 (1, 5)										5	1	2	0	0	0	1				
Harry Agganis, L OBP: 0.500, SLG: 0.875 (8, PR)										4	0	2	0	0	0	1				
Hoot Evers, R (8, PR)										0	1	0	0	0	0	0				
Tex Clevenger, R (9, 1)										0	0	0	0	0	0	0				
Charlie Maxwell, L OBP: 0.429, SLG: 0.500 (1, 7)										3	0	1	0	1	0	2				
Mickey Owen, R (1, 2)										1	0	0	0	2	0	2				
Frank Sullivan, R (7, 1)										0	0	0	0	0	0	0				
Dick Gemert, R (8, PH) (9, 3)										0	0	0	0	1	0	0				
Ted Lepcio, R OBP: 0.250, SLG: 0.200 (1, 6)										3	0	1	1	0	0	3				
Tom Brewer, R (1, 1)										1	0	0	0	0	0	3				
Hal Brown, R (4, 1)										1	0	0	0	0	0	0				
Sammy White, R OBP: 0.700, SLG: 1.500 (6, PH) (7, 2)										2	0	1	1	0	0	2				
Inning Stats	R: 0 E: 0 K: 0 S: 4	H: 1 LOB: 1 BB: 0 P: 4	R: 0 E: 0 K: 0 S: 4	H: 2 LOB: 2 BB: 1 P: 8	R: 2 E: 0 K: 0 S: 6	H: 3 LOB: 2 BB: 1 P: 10	R: 0 E: 0 K: 0 S: 4	H: 1 LOB: 1 BB: 0 P: 4	R: 0 E: 0 K: 0 S: 3	H: 0 LOB: 0 BB: 0 P: 3	R: 0 E: 0 K: 0 S: 3	H: 0 LOB: 0 BB: 0 P: 3	R: 2 E: 0 K: 0 S: 6	H: 3 LOB: 3 BB: 1 P: 10	R: 0 E: 0 K: 0 S: 3	H: 0 LOB: 0 BB: 0 P: 3	1B: 6 2B: 4 3B: 0 HR: 1	SF: 1 SAC: 0 DP: 2 HBP: 0	WP: 0 PB: 0 SB: 0 CS: 0	PA: 40
PITCHER	IP WLS BF H R ER SO	IP WLS BF H R ER SO	IP WLS BF H R ER SO	IP WLS BF H R ER SO	IP WLS BF H R ER SO	IP WLS BF H R ER SO	IP WLS BF H R ER SO	IP WLS BF H R ER SO	IP WLS BF H R ER SO	IP WLS BF H R ER SO	IP WLS BF H R ER SO	IP WLS BF H R ER SO	IP WLS BF H R ER SO	IP WLS BF H R ER SO	IP WLS BF H R ER SO	IP WLS BF H R ER SO	ERA WHIP	ERA WHIP		
Bob Trice, R ERA: 4.0 (1, 1)	9.0	W	40	11	4	4	0	3	1	0	0	0	0	0	0	0	4.00	1.556		

Batter	1	2	3	4	5	6	7	8	9	10	11	12	13	AB	R	H	RBI	BB	SO	LOB	TOP	
Joe Demaestri, R OBP: 0.250, SLG: 0.300 (1.6)	6-3		F2		E5		K		F8			F8		6	0	0	0	0	1	4		
Spook Jacobs, R OBP: 0.421, SLG: 0.421 (1.4)	1-3		F7		9-3		1-3				WP 1B	F9		6	0	1	0	0	0	3		
Vic Power, R OBP: 0.300, SLG: 0.400 (1.8)	P3				4-3		4-3		F8		F2			6	0	1	0	0	0	1		
Gus Zernial, R OBP: 0.400, SLG: 0.882 (1.7)		HR					F7		K		F8		F5	6	2	2	2	0	1	2		
Don Bollweg, L OBP: 0.350, SLG: 0.353 (1.3)		4-3			1B 1B		FC5-4 1B		G3		5-3		F8	5	1	1	0	1	0	1		
Bill Renna, R OBP: 0.400, SLG: 0.471 (1.9)		P5			FC5 1B		FC5-4 1B				4-3		K	6	0	1	0	0	1	1		
Pete Suder, R OBP: 0.300, SLG: 0.316 (1.5)		P4			FC5 1B		F9				G3 2B		F5	6	0	3	1	0	0	1		
Joe Astroth, R OBP: 0.375, SLG: 0.429 (1.2)					FC5 2B		F2				G3 1BB			4	0	2	0	1	0	2		
Amie Portocarrero, R OBP: 0.333, SLG: 1.000 (9, PH)					6-3		2B				G3		P3	3	0	1	0	0	1	3		
Elmer Valo, L (9, PH)					K		1-2 2-3r				1-2 2-3			1	0	0	0	0	0	2		
Moe Burtzschy, R (9, 1)					K		3B							1	0	0	0	0	0	1		
Inning Stats	R: 0 E: 0 K: 0 S: 3	H: 0 LOB: 0 BB: 0 P: 3	R: 1 E: 0 K: 0 S: 4	H: 1 LOB: 0 BB: 4 P: 4	R: 0 E: 0 K: 0 S: 4	H: 1 LOB: 1 BB: 0 P: 4	R: 2 E: 0 K: 1 S: 8	H: 3 LOB: 2 BB: 1 P: 12	R: 0 E: 1 K: 0 S: 3	H: 0 LOB: 0 BB: 0 P: 3	R: 0 E: 0 K: 1 S: 6	H: 1 LOB: 2 BB: 1 P: 8	R: 0 E: 0 K: 1 S: 6	H: 2 LOB: 1 BB: 0 P: 6	R: 0 E: 0 K: 0 S: 4	H: 1 LOB: 1 BB: 0 P: 4	R: 0 E: 0 K: 0 S: 3	H: 0 LOB: 0 BB: 0 P: 3	1B: 6 2B: 4 3B: 1 HR: 2	SF: 0 SAC: 0 DP: 1 HBP: 0	WP: 1 PB: 0 SB: 0 CS: 0	PA: 52
PITCHER	IP 10.0	WLS 41	BF 9	H 9	R 3	ER 3	SO 3	BB 1	IBB 1	HBP 0	BLK 0	WP 1	HR 2	S 45	P 53	ERA 2.70	WHIP 1.000					
Sid Hudson, R ERA: 2.7 (1.1)																						
Ellis Kinder, R ERA: (11.1)	IP 3.0	WLS W	BF 11	H 3	R 0	ER 0	SO 1	BB 0	IBB 0	HBP 0	BLK 0	WP 0	HR 0	S 13	P 13	ERA 0.00	WHIP 1.000					

Philadelphia Athletics @ Boston Red Sox
Fenway Park, Boston, MA
Sun Apr 18 1954, 3:38 AM EST
Att. 22,566 - Unknown

AB 50
R 3
H 12
RBI 3
BB 2
SO 4
LOB 21



Batter	1	2	3	4	5	6	7	8	9	10	11	12	13	AB	R	H	RBI	BB	SO	LOB	BOTTOM			
Billy Goodman, L OBP: 0.400, SLG: 0.474 (1.4)	1B BB	F8		F7			F7			FC2-6 BB		F8		5	0	0	0	1	0	3				
Jim Piersall, R OBP: 0.286, SLG: 0.316 (1.9)	1B BB			K			F8			1-2 BB		FC6-4		4	1	1	0	2	1	1				
Jackie Jensen, R OBP: 0.524, SLG: 1.118 (1.8)	1-2 2-3 1B			HR 1B			6-3			6-3		K		6	2	3	1	0	1	2				
George Kell, R OBP: 0.263, SLG: 0.222 (1.5)	F2			P6			P5			5-3		1-3		5	0	0	0	0	0	7				
Harry Agganis, L OBP: 0.385, SLG: 0.846 (1.3)	K			HR			K			3-1		F8		5	1	1	3	0	2	3				
Charlie Maxwell, L OBP: 0.300, SLG: 0.333 (1.7)	F8						4-3			6-3		3-1		3	0	0	0	0	0	3				
Karl Olson, R OBP: 0.250, SLG: 0.500 (7.7)												3-1		2	0	0	0	0	0	0				
Sammy White, R OBP: 0.600, SLG: 1.200 (1.2)		P					5-3			G5-4 1B		K		5	0	2	0	0	1	0				
Milt Bolling, R (1.6)		K					F8			G5-4-3		F2		5	0	0	0	0	1	2				
Sid Hudson, R OBP: 0.333, SLG: 0.333 (1.1)							6-3			FC2-6 BB		FC6-4 1B		3	0	1	0	0	1	0				
Dick Gernert, R (10, PH)														0	0	0	0	1	0	0				
Ellis Kinder, R OBP: 1.000, SLG: 1.000 (11.1)							K			6-3				1	0	1	0	0	0	0				
Inning Stats	R: 0 E: 0 K: 1 S: 6	H: 1 LOB: 3 BB: 2 P: 14	R: 0 E: 0 K: 1 S: 6	H: 1 LOB: 1 BB: 0 P: 6	R: 3 E: 0 K: 0 S: 7	H: 4 LOB: 1 BB: 0 P: 7	R: 0 E: 0 K: 2 S: 7	H: 0 LOB: 0 BB: 0 P: 7	R: 0 E: 0 K: 1 S: 5	H: 0 LOB: 0 BB: 0 P: 5	R: 0 E: 0 K: 0 S: 3	H: 1 LOB: 0 BB: 0 P: 3	R: 0 E: 0 K: 1 S: 5	H: 0 LOB: 0 BB: 2 P: 13	R: 0 E: 0 K: 1 S: 5	H: 0 LOB: 0 BB: 0 P: 5	R: 0 E: 0 K: 0 S: 4	H: 1 LOB: 1 BB: 0 P: 4	R: 1 E: 0 K: 0 S: 1	H: 1 LOB: 0 BB: 0 P: 1	1B: 6 2B: 1 3B: 0 HR: 2	SF: 0 SAC: 0 DP: 1 HBP: 0	WP: 0 PB: 0 SB: 0 CS: 0	PA: 48
PITCHER	IP 8.0	WLS 32	BF 6	H 6	R 3	ER 3	SO 5	BB 2	IBB 0	HBP 0	BLK 0	WP 0	HR 1	S 40	P 48	ERA 3.38	WHIP 1.000							
Amie Portocarrero, R ERA: 3.38 (1.1)																								
Moe Burtzschy, R ERA: 2.25 (9.1)	IP 4.0	WLS L	BF 16	H 3	R 1	ER 1	SO 2	BB 0	IBB 0	HBP 0	BLK 0	WP 0	HR 1	S 18	P 26	ERA 2.25	WHIP 1.250							

Philadelphia Athletics @ Boston Red Sox
Fenway Park, Boston, MA
Sun Apr 18 1954, 3:38 AM EST
Att. 22,566 - Unknown


AB 44
R 4
H 9
RBI 4
BB 4
SO 7
LOB 21




Batter	1	2	3	4	5	6	7	8	9	AB	R	H	RBI	BB	SO	LOB	TOP										
Joe Demaestri, R (1, 6) OBP: 0.250, SLG: 0.292	5-3		1B		4-3		F8			4	0	1	0	0	0	0	Philadelphia Athletics @ Washington Senators Griffith Stadium, Washington, DC Mon Apr 19 1954, 3:33 AM EST Att: 11,426 - Unknown										
Spook Jacobs, R (1, 4) OBP: 0.435, SLG: 0.435	1B		K		1B		4-3		4	1	2	0	0	1	0												
Vic Power, R (1, 8) OBP: 0.292, SLG: 0.375	4-3				1B		6-3		4	0	1	0	0	0	2												
Gus Zernial, R (1, 7) OBP: 0.375, SLG: 0.762	1B				G6-4-3		K		4	0	1	1	0	1	1												
Don Bollweg, L (1, 3) OBP: 0.333, SLG: 0.333	4-3				1B		1-3		4	1	1	0	0	0	1												
Bill Renna, R (1, 9) OBP: 0.417, SLG: 0.524					1B				4	1	2	0	0	1	0												
Pete Suder, R (1, 5) OBP: 0.292, SLG: 0.273					1B		F9		3	0	0	0	1	0	1												
Jim Robertson, R (1, 2) OBP: 0.429, SLG: 0.500					1B		6-3		3	0	1	2	0	0	0												
Morrie Martin, L (1, 1) OBP: 0.500, SLG: 0.500					1B		K		2	0	1	0	0	0	2												
Art Ditmar, R (6, 1)					1B		K		1	0	0	0	0	1	0												
Inning Stats	R: 1 E: 0 K: 0 S: 5	H: 2 LOB: 1 BB: 0 P: 5	R: 0 E: 0 K: 0 S: 3	H: 0 LOB: 0 BB: 0 P: 3	R: 0 E: 0 K: 1 S: 5	H: 2 LOB: 0 BB: 0 P: 5	R: 2 E: 0 K: 0 S: 6	H: 4 LOB: 2 BB: 1 P: 10	R: 0 E: 0 K: 0 S: 3	H: 1 LOB: 0 BB: 0 P: 3	R: 0 E: 0 K: 0 S: 4	H: 1 LOB: 1 BB: 0 P: 4	R: 0 E: 0 K: 1 S: 5	H: 0 LOB: 0 BB: 0 P: 5	R: 0 E: 0 K: 1 S: 5	H: 0 LOB: 0 BB: 0 P: 5	R: 0 E: 0 K: 1 S: 5	H: 0 LOB: 0 BB: 0 P: 5	1B: 9 2B: 1 3B: 0 HR: 0	SF: 0 SAC: 0 DP: 2 HBP: 0	WP: 0 PB: 0 SB: 0 CS: 0	PA: 34					
PITCHER	IP	WLS	BF	H	R	ER	SO	BB	IBB	HBP	BLK	WP	HR	S	P	ERA	WHIP										
Spec Shea, R (1, 1) ERA: 6.75	4.0		18	8	3	3	1	1	0	0	0	0	0	19	23	6.75	2.250										
Connie Marrero, R (5, 1) ERA:	3.0		10	2	0	0	1	0	0	0	0	0	0	12	12	0.00	0.667										
Camilo Pascual, R (8, 1) ERA:	2.0	W	6	0	0	0	2	0	0	0	0	0	0	10	10	0.00	0.000										

Batter	1	2	3	4	5	6	7	8	9	AB	R	H	RBI	BB	SO	LOB	BOTTOM										
Eddie Yost, R (1, 5) OBP: 0.429, SLG: 0.529	6-3		F8		6-3		SH5-4		HR	4	1	1	1	0	0	0	Philadelphia Athletics @ Washington Senators Griffith Stadium, Washington, DC Mon Apr 19 1954, 3:33 AM EST Att: 11,426 - Unknown										
Tom Umphlett, R (1, 9) OBP: 0.231, SLG: 0.385			F8		K		P2			4	0	1	0	0	1	2											
Mickey Vernon, L (1, 3) OBP: 0.227, SLG: 0.263	K		F7		F3		2B		IBB	3	0	0	0	1	1	1											
Roy Sievers, R (1, 7) OBP: 0.381, SLG: 0.438	5-3				2B		FC3-6			2	1	1	2	2	0	1											
Jim Busby, R (1, 8) OBP: 0.150, SLG: 0.316					E		FC3-6		6-3	4	0	1	0	0	0	3											
Pete Runnels, L (1, 6) OBP: 0.235, SLG: 0.133			K		E3		K		SH3	3	0	0	1	1	2	2											
Ed Fitz Gerald, R (1, 2) OBP: 0.182, SLG: 0.100			E		K		FC6-4		SH3	2	0	0	0	1	1	3											
Wayne Terwilliger, R (1, 4) OBP: 0.400, SLG: 0.294					1-3				6-3	3	1	1	0	1	0	3											
Spec Shea, R (1, 1)							SH5-4		E	1	0	0	0	0	0	2											
Clyde Vollmer, R (4, PH)					F7		FC3		SH5-4	1	0	0	0	0	0	2											
Connie Marrero, R (5, 1)							2B		F9	0	0	0	0	0	0	0											
Tom Wright, L (7, PH) OBP: 0.222, SLG: 0.333										1	1	0	0	0	0	1											
Camilo Pascual, R (8, 1)										1	0	0	0	0	1	1											
Inning Stats	R: 0 E: 0 K: 1 S: 6	H: 1 LOB: 1 BB: 0 P: 6	R: 0 E: 1 K: 1 S: 5	H: 0 LOB: 2 BB: 2 P: 13	R: 0 E: 0 K: 0 S: 3	H: 0 LOB: 0 BB: 0 P: 3	R: 1 E: 1 K: 1 S: 7	H: 1 LOB: 2 BB: 1 P: 11	R: 0 E: 0 K: 1 S: 5	H: 0 LOB: 0 BB: 0 P: 5	R: 0 E: 0 K: 1 S: 5	H: 0 LOB: 1 BB: 1 P: 9	R: 2 E: 1 K: 0 S: 6	H: 2 LOB: 2 BB: 1 P: 10	R: 0 E: 0 K: 0 S: 3	H: 0 LOB: 1 BB: 1 P: 7	R: 1 E: 0 K: 0 S: 1	H: 1 LOB: 0 BB: 0 P: 1	1B: 1 2B: 2 3B: 1 HR: 1	SF: 0 SAC: 2 DP: 0 HBP: 0	WP: 0 PB: 0 SB: 0 CS: 0	PA: 37					
PITCHER	IP	WLS	BF	H	R	ER	SO	BB	IBB	HBP	BLK	WP	HR	S	P	ERA	WHIP										
Morrie Martin, L (1, 1) ERA: 1.8	5.0		21	2	1	1	4	3	0	0	0	0	0	26	38	1.80	1.000										
Art Ditmar, R (6, 1) ERA: 3.0	3.0	L	16	3	3	1	1	2	1	0	0	0	1	15	27	3.00	1.667										

AB 33
R 3
H 10
RBI 3
BB 1
SO 4
LOB 7



AB 29
R 4
H 5
RBI 4
BB 6
SO 5
LOB 21



Batter	1	2	3	4	5	6	7	8	9	AB	R	H	RBI	BB	SO	LOB	TOP				
Eddie Yost, R OBP: 0.419, SLG: 0.417 (1, 5)										4	2	1	2	1	2	2	Washington Senators @ Philadelphia Athletics Connie Mack Stadium, Philadelphia, PA Wed Apr 21 1954, 3:33 AM EST Att: 4,175 - Unknown livebaseballscorecards.com				
Jim Busby, R OBP: 0.241, SLG: 0.464 (1, 8)										6	1	4	4	0	0	1					
Mickey Vernon, L OBP: 0.258, SLG: 0.370 (1, 3)										4	2	2	2	1	0	3					
Roy Sievers, R OBP: 0.310, SLG: 0.318 (1, 7)										3	0	0	1	1	0	1					
Clyde Vollmer, R OBP: 0.222, SLG: 0.500 (1, 9)										5	1	1	2	0	1	3					
Pete Runnels, L OBP: 0.273, SLG: 0.211 (1, 6)										4	2	1	0	1	0	0					
Ed Fitz Gerald, R OBP: 0.313, SLG: 0.214 (1, 2)										4	2	2	1	1	0	0					
Wayne Terwilliger, R OBP: 0.393, SLG: 0.292 (1, 4)										4	2	1	0	1	0	1					
Bob Porterfield, R OBP: 0.143, SLG: 0.167 (1, 1)										4	1	1	1	0	0	2					
Inning Stats	R: 3 E: 0 K: 0 S: 5	H: 2 LOB: 0 BB: 0 P: 6	R: 0 E: 0 K: 0 S: 3	H: 0 LOB: 0 BB: 0 P: 3	R: 1 E: 0 K: 1 S: 6	H: 1 LOB: 0 BB: 0 P: 6	R: 0 E: 0 K: 0 S: 4	H: 1 LOB: 1 BB: 0 P: 4	R: 0 E: 0 K: 1 S: 5	H: 0 LOB: 0 BB: 0 P: 5	R: 2 E: 0 K: 0 S: 5	H: 2 LOB: 3 BB: 3 P: 17	R: 4 E: 0 K: 1 S: 8	H: 3 LOB: 1 BB: 1 P: 16	R: 3 E: 0 K: 0 S: 6	H: 3 LOB: 1 BB: 1 P: 10	1B: 8 2B: 2 3B: 1 HR: 2	SF: 2 SAC: 0 DP: 0 HBP: 1	WP: 0 PB: 1 SB: 0 CS: 0	PA: 47	
PITCHER	IP	WLS	BF	H	R	ER	SO	BB	IBB	HBP	BLK	WP	HR	S	P	ERA	WHIP				
Marion Fricano, R ERA: 7.2 (1, 1)	5.0	L	21	5	4	4	1	0	0	1	0	0	2	22	23	7.20	1.000				
Lee Wheat, R ERA: 18.0 (6, 1)	3.0		19	5	6	6	2	5	0	0	0	0	0	18	38	18.00	3.333				
Ozzie Van Brabant, R ERA: 9.0 (9, 1)	1.0		7	3	3	2	0	1	0	0	0	0	0	6	10	18.00	4.000				

Batter	1	2	3	4	5	6	7	8	9	AB	R	H	RBI	BB	SO	LOB	BOTTOM				
Joe Demaestri, R OBP: 0.242, SLG: 0.303 (1, 6)										4	0	0	0	0	0	4	Washington Senators @ Philadelphia Athletics Connie Mack Stadium, Philadelphia, PA Wed Apr 21 1954, 3:33 AM EST Att: 4,175 - Unknown livebaseballscorecards.com				
Spook Jacobs, R OBP: 0.438, SLG: 0.467 (1, 4)										4	0	0	0	0	0	1					
Vic Power, R OBP: 0.303, SLG: 0.406 (1, 8)										3	0	0	0	1	0	0					
Don Bollweg, L OBP: 0.333, SLG: 0.259 (1, 3)										2	1	0	0	2	0	2					
Bill Renna, R OBP: 0.424, SLG: 0.464 (1, 9)										4	0	0	0	0	1	2					
Pete Suder, R OBP: 0.273, SLG: 0.258 (1, 5)										4	0	0	0	0	0	1					
Ed McGhee, R OBP: 0.125, SLG: 0.125 (1, 7)										4	0	1	0	0	0	0					
Billy Shantz, R OBP: 0.364, SLG: 0.364 (1, 2)										3	0	1	1	0	1	0					
Marion Fricano, R (1, 1)										1	0	0	0	0	1	0					
Elmer Valo, L (6, PH)										0	0	0	0	1	0	0					
Lee Wheat, R (6, 1)										0	0	0	0	0	0	0					
Lou Limmer, L OBP: 1.000, SLG: 1.000 (8, PH)										1	0	1	0	0	0	0					
Ozzie Van Brabant, R (9, 1)										0	0	0	0	0	0	0					
Inning Stats	R: 0 E: 0 K: 0 S: 3	H: 0 LOB: 0 BB: 0 P: 3	R: 0 E: 0 K: 2 S: 7	H: 0 LOB: 0 BB: 0 P: 7	R: 0 E: 0 K: 0 S: 3	H: 0 LOB: 0 BB: 0 P: 3	R: 1 E: 0 K: 0 S: 5	H: 2 LOB: 3 BB: 2 P: 13	R: 0 E: 0 K: 1 S: 5	H: 0 LOB: 1 BB: 1 P: 9	R: 0 E: 0 K: 0 S: 3	H: 0 LOB: 0 BB: 0 P: 3	R: 0 E: 0 K: 0 S: 4	H: 1 LOB: 2 BB: 1 P: 8	R: 0 E: 0 K: 0 S: 3	H: 0 LOB: 0 BB: 0 P: 3	1B: 3 2B: 0 3B: 0 HR: 0	SF: 0 SAC: 0 DP: 0 HBP: 0	WP: 0 PB: 0 SB: 0 CS: 0	PA: 34	
PITCHER	IP	WLS	BF	H	R	ER	SO	BB	IBB	HBP	BLK	WP	HR	S	P	ERA	WHIP				
Bob Porterfield, R ERA: 4.15 (1, 1)	9.0	W	34	3	1	1	3	4	0	0	0	0	0	36	52	1.00	0.778				



Batter	1	2	3	4	5	6	7	8	9	AB	R	H	RBI	BB	SO	LOB	TOP								
Gil McDougald, R OBP: 0.286, SLG: 0.400 (1, 5)										4	0	0	0	0	1	3									
Hank Bauer, R OBP: 0.495, SLG: 0.676 (1, 9)										4	0	2	0	0	0	0									
Mickey Mantle, S OBP: 0.278, SLG: 0.419 (1, 8)										3	0	0	0	1	2	1									
Yogi Berra, L OBP: 0.212, SLG: 0.313 (1, 2)										4	0	0	0	0	0	3									
Eddie Robinson, L OBP: 0.500, SLG: 0.500 Bill Skowron, R OBP: 0.350, SLG: 0.556 (7, 3)										2	0	1	0	1	0	0									
Gene Woodling, L OBP: 0.238, SLG: 0.158 (1, 7)										2	0	0	0	2	0	2									
Jerry Coleman, R OBP: 0.214, SLG: 0.222 Irv Noren, L (9, PH)										3	0	1	0	0	0	3									
Phil Rizzuto, R OBP: 0.407, SLG: 0.435 Joe Collins, L OBP: 0.333, SLG: 0.143 (9, PH)										3	0	1	0	0	0	3									
Harry Byrd, R (1, 1) Enos Slaughter, L (7, PH) Johnny Sain, R (7, 1)										1	0	0	0	0	0	0									
Inning Stats	R: 0 E: 0 K: 0 S: 4	H: 1 LOB: 1 BB: 0 P: 4	R: 0 E: 0 K: 0 S: 2	H: 0 LOB: 0 BB: 1 P: 6	R: 0 E: 0 K: 1 S: 5	H: 1 LOB: 0 BB: 0 P: 5	R: 0 E: 0 K: 1 S: 5	H: 0 LOB: 0 BB: 0 P: 5	R: 0 E: 0 K: 0 S: 3	H: 1 LOB: 1 BB: 1 P: 7	R: 0 E: 0 K: 0 S: 4	H: 1 LOB: 2 BB: 2 P: 8	R: 0 E: 0 K: 0 S: 4	H: 1 LOB: 3 BB: 2 P: 12	R: 0 E: 0 K: 1 S: 5	H: 0 LOB: 0 BB: 0 P: 5	R: 0 E: 0 K: 0 S: 4	H: 1 LOB: 1 BB: 0 P: 4	1B: 6 2B: 1 3B: 0 HR: 0	SF: 0 SAC: 1 DP: 3 HBP: 0	WP: 0 PB: 0 SB: 0 CS: 0	PA: 35			
PITCHER Bob Trice, R ERA: 2.0 (1, 1)	IP: 9.0 WLS: W BF: 35 H: 6 R: 0 ER: 0 SO: 3 BB: 4 IBB: 1 HBP: 0 BLK: 0 WP: 0 HR: 0 S: 36 P: 56 ERA: 0.00 WHIP: 1.111																								

New York Yankees @ Philadelphia Athletics
 Connie Mack Stadium, Philadelphia, PA
 Sat Apr 24 1954, 3:33 AM EST
 Att: 4,292 - Unknown

AB	29
R	0
H	6
RBI	0
BB	5
SO	3
LOB	17



Batter	1	2	3	4	5	6	7	8	9	AB	R	H	RBI	BB	SO	LOB	BOTTOM							
Eddie Joost, R (1, 5)										4	0	0	0	0	2	1								
Spook Jacobs, R OBP: 0.444, SLG: 0.471 (1, 4)										4	0	2	0	0	1	0								
Vic Power, R OBP: 0.297, SLG: 0.389 (1, 8)										4	0	1	0	0	0	1								
Gus Zernial, R OBP: 0.407, SLG: 0.750 (1, 7)										3	0	2	0	0	0	0								
Don Bollweg, L OBP: 0.333, SLG: 0.241 (1, 3)										2	0	0	0	1	0	2								
Bill Renne, R OBP: 0.417, SLG: 0.452 (1, 9)										3	0	1	0	0	0	2								
Joe Demaestri, R OBP: 0.250, SLG: 0.389 (1, 6)										3	1	1	1	0	0	1								
Joe Astroth, R OBP: 0.273, SLG: 0.300 (1, 2)										3	0	0	0	0	0	1								
Bob Trice, R OBP: 0.667, SLG: 0.500 (1, 1)										2	0	1	0	0	1	1								
Inning Stats	R: 0 E: 0 K: 0 S: 5	H: 3 LOB: 2 BB: 0 P: 5	R: 0 E: 0 K: 1 S: 6	H: 1 LOB: 1 BB: 0 P: 6	R: 0 E: 0 K: 1 S: 5	H: 1 LOB: 0 BB: 0 P: 5	R: 0 E: 0 K: 0 S: 3	H: 0 LOB: 0 BB: 0 P: 3	R: 1 E: 0 K: 0 S: 3	H: 1 LOB: 0 BB: 0 P: 4	R: 0 E: 0 K: 0 S: 4	H: 1 LOB: 2 BB: 1 P: 8	R: 0 E: 0 K: 0 S: 3	H: 1 LOB: 0 BB: 0 P: 3	R: 0 E: 0 K: 2 S: 7	H: 0 LOB: 0 BB: 0 P: 7	1B: 7 2B: 1 3B: 0 HR: 1	SF: 0 SAC: 0 DP: 2 HBP: 1	WP: 0 PB: 0 SB: 0 CS: 1	PA: 31				
PITCHER Harry Byrd, R ERA: 1.5 Johnny Sain, R ERA:	IP: 6.0 WLS: L BF: 24 H: 7 R: 1 ER: 1 SO: 2 BB: 1 IBB: 0 HBP: 1 BLK: 0 WP: 0 HR: 1 S: 26 P: 31 ERA: 1.50 WHIP: 1.333																							

New York Yankees @ Philadelphia Athletics
 Connie Mack Stadium, Philadelphia, PA
 Sat Apr 24 1954, 3:33 AM EST
 Att: 4,292 - Unknown

AB	28
R	1
H	8
RBI	1
BB	1
SO	4
LOB	9



Batter	1	2	3	4	5	6	7	8	9	AB	R	H	RBI	BB	SO	LOB	TOP											
Gil McDougald, R (1, 5) OBP: 0.350, SLG: 0.438	0-0 2B		4-0 CS BB		0-0 F9		4-0 BB BB	4-0 BB		2	0	1	0	3	0	1	New York Yankees @ Philadelphia Athletics Connie Mack Stadium, Philadelphia, PA Sun Apr 25 1954, 3:33 AM EDT Unknown livebaseballscorecards.com											
Hank Bauer, R (1, 9) OBP: 0.397, SLG: 0.590	0-0 5-3		0-0 6-3		0-0 FC6-4 BB		0-0 F3	0-0 L7		5	0	0	0	0	0	5												
Mickey Mantle, S (1, 8) OBP: 0.293, SLG: 0.382	0-0 L8			0-0 6-3	4-0 1-2 BB		4-0 1-2 BB		0-0 F6	3	0	0	0	2	0	1												
Yogi Berra, L (1, 2) OBP: 0.184, SLG: 0.270	0-0 1-3			0-0 3-1	0-0 4-3		0-0 F3		0-0 F3	5	0	0	0	0	0	5												
Bill Skowron, R (1, 3) OBP: 0.375, SLG: 0.682 Joe Collins, L (8, 3) OBP: 0.400, SLG: 0.143		0-0 5-3		0-0 1B		0-0 6-3		0-0 HR	4-0 BB	4	1	2	1	0	0	0												
Gene Woodling, L (1, 7) OBP: 0.269, SLG: 0.174		0-0 1B		0-0 4-3		0-0 F6		4-0 1B WP BB	0-0 6-3	4	1	1	0	1	0	2												
Jerry Coleman, R (1, 4) OBP: 0.313, SLG: 0.452		0-0 1B		0-0 1B		0-0 HR		0-0 HR	0-0 1B 2B	4	3	4	1	0	0	0												
Phil Rizzuto, R (1, 6) OBP: 0.419, SLG: 0.577		0-0 G1-6-3		0-0 1B		0-0 HR		0-0 SF7	0-0 1B	3	1	2	3	0	0	2												
Jim McDonald, R (1, 1) OBP: 0.286, SLG: 0.286 Johnny Sain, R (8, 1)			0-3 K		0-0 FC6-4 1B		0-0 CS		0-3 K	4	0	1	0	0	2	0												
Inning Stats	R: 0 E: 0 K: 0 S: 4	H: 1 LOB: 1 BB: 0 P: 4	R: 0 E: 0 K: 0 S: 4	H: 2 LOB: 1 BB: 0 P: 4	R: 0 E: 0 K: 1 S: 4	H: 0 LOB: 0 BB: 1 P: 8	R: 0 E: 0 K: 0 S: 4	H: 1 LOB: 1 BB: 0 P: 4	R: 2 E: 0 K: 0 S: 6	H: 3 LOB: 2 BB: 1 P: 10	R: 1 E: 0 K: 0 S: 4	H: 2 LOB: 0 BB: 0 P: 4	R: 0 E: 0 K: 1 S: 5	H: 0 LOB: 2 BB: 2 P: 13	R: 3 E: 0 K: 0 S: 5	H: 2 LOB: 1 BB: 2 P: 13		R: 0 E: 0 K: 0 S: 3	H: 0 LOB: 1 BB: 1 P: 7	1B: 6 2B: 2 3B: 0 HR: 3	SF: 1 SAC: 0 DP: 1 HBP: 0	WP: 1 PA: 43 PB: 0 SB: 0 CS: 2						
PITCHER	IP	WLS	BF	H	R	ER	SO	BB	IBB	HBP	BLK	WP	HR	S	P	ERA	WHIP											
Alex Kellner, L (1, 1) ERA: 2.36	5.2	L	26	9	3	3	1	2	0	0	0	0	0	2	26	34	4.76	1.941										
Amie Portocarrero, R (8, 1) ERA: 4.82	1.1		8	2	3	2	1	3	0	0	0	0	1	7	19	13.50	3.750											
Dick Rozek, L (8, 1) ERA:	1.0		4	0	0	0	0	1	0	0	0	0	1	0	3	7	0.00	1.000										
Moe Burtis, R (9, 1) ERA: 1.8	1.0		4	0	0	0	0	1	0	0	0	0	0	0	3	7	0.00	1.000										

Batter	1	2	3	4	5	6	7	8	9	AB	R	H	RBI	BB	SO	LOB	BOTTOM										
Eddie Joost, R (1, 5) OBP: 0.333, SLG: 0.143 Marion Fricano, R (8, FR) Jim Finigan, R (9, 5)	0-0 CS 1B		0-0 F8		4-0 L3 IBB			4-0 FC6-4 BB		2	0	1	0	2	0	0	New York Yankees @ Philadelphia Athletics Connie Mack Stadium, Philadelphia, PA Sun Apr 25 1954, 3:33 AM EDT Unknown livebaseballscorecards.com										
Spook Jacobs, R (1, 4) OBP: 0.425, SLG: 0.474	0-0 5-3			0-0 2B	0-0 L3		0-0 FC6-4 BB	0-0 FC6-4		4	0	1	0	0	0	6											
Vic Power, R (1, 8) OBP: 0.268, SLG: 0.350	0-0 6-3			0-0 1-3		0-0 6-3		0-0 F2		4	0	0	0	0	0	3											
Gus Zernial, R (1, 7) OBP: 0.387, SLG: 0.679		0-0 L4		0-0 F4		0-0 G1-6-3 1B		0-0 FC6-4	0-0 FC6-4	4	0	1	0	0	0	3											
Don Bollweg, L (1, 3) OBP: 0.300, SLG: 0.212		0-0 L8		0-0 4-3		0-0 G1-6-3		0-0 F6		4	0	0	0	0	0	2											
Bill Renne, R (1, 9) OBP: 0.400, SLG: 0.412		0-0 E5			4-0 1B BB		0-0 F6		0-0 F7	3	1	0	0	1	0	0											
Joe Demaestri, R (1, 6) OBP: 0.275, SLG: 0.400		0-0 1-3			0-0 SH3 1B		0-0 5-3		0-0 1B	4	0	2	0	0	0	1											
Billy Shantz, R (1, 2) OBP: 0.333, SLG: 0.333			0-0 F7		0-0 SH3 1B		0-0 5-3		0-0 F4	4	0	1	1	0	0	1											
Alex Kellner, R (1, 1) Amie Portocarrero, R (8, 1) Dick Rozek, L (8, PH) Lou Limmer, L (1, 000) Moe Burtis, R (9, 1)		0-0 5-3			0-0 SH3		4-0 FC6-4 BB			1	0	0	0	0	0	0											
Inning Stats	R: 0 E: 0 K: 0 S: 3	H: 1 LOB: 0 BB: 0 P: 3	R: 0 E: 1 K: 0 S: 4	H: 0 LOB: 1 BB: 0 P: 4	R: 0 E: 0 K: 0 S: 3	H: 0 LOB: 0 BB: 0 P: 3	R: 0 E: 0 K: 0 S: 4	H: 1 LOB: 1 BB: 0 P: 4	R: 0 E: 0 K: 0 S: 3	H: 1 LOB: 0 BB: 0 P: 3	R: 0 E: 0 K: 0 S: 3	H: 0 LOB: 0 BB: 0 P: 3	R: 0 E: 0 K: 0 S: 3	H: 0 LOB: 2 BB: 2 P: 11	R: 0 E: 0 K: 0 S: 4	H: 1 LOB: 1 BB: 0 P: 4		1B: 5 2B: 2 3B: 0 HR: 0	SF: 0 SAC: 1 DP: 2 HBP: 0	WP: 0 PA: 35 PB: 0 SB: 0 CS: 1							
PITCHER	IP	WLS	BF	H	R	ER	SO	BB	IBB	HBP	BLK	WP	HR	S	P	ERA	WHIP										
Jim McDonald, R (1, 1) ERA: 0.56	7.0	W	28	5	1	1	0	3	0	0	0	0	0	24	40	1.29	1.143										
Johnny Sain, R (8, 1) ERA:	2.0	S	7	1	0	0	0	0	0	0	0	0	0	7	7	0.00	0.500										


Batter	1	2	3	4	5	6	7	8	9	AB	R	H	RBI	BB	SO	LOB	TOP
Bobby Young, L OBP: 0.315, SLG: 0.277 (1,4)										4	1	1	0	0	0	1	Baltimore Orioles @ Philadelphia Athletics Connie Mack Stadium, Philadelphia, PA Fri Apr 30 1954, 3:33 AM EDT Att: 7,327 - Unknown
Gil Coan, L OBP: 0.316, SLG: 0.286 (1,8)										4	0	1	0	0	0	0	
Eddie Waitkus, L OBP: 0.226, SLG: 0.180 (1,3)										4	0	0	1	0	0	1	
Vic Wertz, L OBP: 0.381, SLG: 0.286 (1,9)										2	0	0	0	2	0	0	
Vern Stephens, R OBP: 0.340, SLG: 0.551 (1,5)										4	0	0	0	0	0	3	
Sam Mele, R OBP: 0.182, SLG: 0.250 (1,7)										3	0	0	0	0	0	0	
Clint Courtney, L OBP: 0.333, SLG: 0.471 (1,2)										3	0	1	0	0	0	0	
Billy Hunter, R OBP: 0.217, SLG: 0.214 (1,6)										3	0	0	0	0	0	1	
Duane Pilette, R OBP: 0.125, SLG: 0.250 (1,1)										2	0	0	0	0	1	1	
Dick Kokos, L OBP: 0.250, SLG: 0.625 (9, PH)										1	0	0	0	0	0	0	
Inning Stats	R: 0 E: 0 K: 0 S: 3	H: 0 LOB: 0 BB: 0 P: 3	R: 0 E: 0 K: 0 S: 3	H: 0 LOB: 0 BB: 0 P: 3	R: 0 E: 0 K: 0 S: 3	H: 0 LOB: 0 BB: 0 P: 3	R: 0 E: 0 K: 0 S: 3	H: 1 LOB: 1 BB: 0 P: 6	R: 0 E: 0 K: 0 S: 3	H: 0 LOB: 1 BB: 1 P: 7	R: 0 E: 0 K: 0 S: 3	H: 0 LOB: 0 BB: 0 P: 3	R: 1 E: 0 K: 0 S: 5	H: 2 LOB: 2 BB: 1 P: 9	1B: 2 2B: 1 3B: 0 HR: 0	SF: 0 SAC: 0 DP: 0 HBP: 0	WP: 0 PA: 32 PB: 0 SB: 0 CS: 0
PITCHER Bob Trice, R ERA: 1.67 (1,1)	IP: 9.0 WLS: W BF: 32 H: 3 R: 1 ER: 1 SO: 1 BB: 2 IBB: 0 HBP: 0 BLK: 0 WP: 0 HR: 0 S: 32 P: 40 ERA: 1.00 WHIP: 0.556															PITCHER	

AB	30
R	1
H	3
RBI	1
BB	2
SO	1
LOB	7



Batter	1	2	3	4	5	6	7	8	9	AB	R	H	RBI	BB	SO	LOB	BOTTOM		
Eddie Joost, R OBP: 0.231, SLG: 0.091 (1,6)										4	0	0	0	0	0	0	Baltimore Orioles @ Philadelphia Athletics Connie Mack Stadium, Philadelphia, PA Fri Apr 30 1954, 3:33 AM EDT Att: 7,327 - Unknown		
Spook Jacobs, R OBP: 0.354, SLG: 0.391 (1,4)										4	0	0	0	0	0	0			
Vic Power, R OBP: 0.347, SLG: 0.391 (1,8)										3	2	2	0	1	1	0			
Gus Zernial, R OBP: 0.410, SLG: 0.618 (1,7)										2	1	0	0	2	1	2			
Don Bollweg, L OBP: 0.333, SLG: 0.256 (1,3)										3	2	1	0	1	0	3			
Bill Renne, R OBP: 0.396, SLG: 0.475 (1,9)										4	0	2	3	0	1	1			
Jim Finigan, R OBP: 0.625, SLG: 0.667 (1,5)										3	0	1	1	1	1	1			
Billy Shantz, R OBP: 0.316, SLG: 0.368 (1,2)										4	0	1	0	0	3	3			
Bob Trice, R OBP: 0.444, SLG: 0.286 (1,1)										3	0	0	0	0	1	1			
Inning Stats	R: 0 E: 0 K: 0 S: 4	H: 1 LOB: 2 BB: 1 P: 8	R: 0 E: 0 K: 1 S: 6	H: 1 LOB: 0 BB: 0 P: 6	R: 0 E: 0 K: 1 S: 5	H: 0 LOB: 0 BB: 0 P: 5	R: 2 E: 0 K: 1 S: 5	H: 1 LOB: 0 BB: 2 P: 13	R: 0 E: 0 K: 0 S: 3	H: 0 LOB: 0 BB: 0 P: 3	R: 1 E: 0 K: 2 S: 8	H: 1 LOB: 1 BB: 1 P: 12	R: 0 E: 0 K: 2 S: 7	H: 0 LOB: 0 BB: 0 P: 7	R: 2 E: 0 K: 1 S: 8	H: 3 LOB: 2 BB: 1 P: 12	1B: 4 2B: 2 3B: 1 HR: 0	SF: 0 SAC: 0 DP: 0 HBP: 0	WP: 0 PA: 35 PB: 1 SB: 0 CS: 1
PITCHER Duane Pilette, R ERA: 2.42 (1,1)	IP: 8.0 WLS: L BF: 35 H: 7 R: 5 ER: 4 SO: 8 BB: 5 IBB: 0 HBP: 0 BLK: 0 WP: 0 HR: 0 S: 46 P: 66 ERA: 4.50 WHIP: 1.500															PITCHER			

AB	30
R	5
H	7
RBI	4
BB	5
SO	8
LOB	11




Batter	1	2	3	4	5	6	7	8	9	10	AB	R	H	RBI	BB	SO	LOB		
Chico Garcia, R OBP: 0.200, SLG: 0.200 (1,4)	5-3		5-3			5-3		2-H 1B			4	0	1	0	0	0	0		
Chuck Diering, R OBP: 0.200, SLG: 0.143 (1,8)	F8			5-3			F7 1B		F9		4	0	1	0	0	0	0		
Jim Fridley, R OBP: 0.222, SLG: 0.125 (1,7)	F7			E5 2B SF9			F7 1-2		G5-4-3 1B		4	1	1	0	0	0	1		
Sam Mele, R OBP: 0.189, SLG: 0.278 (1,9)		4-3			SF9 1-3 2B		F7		G5-4-3 1-2 1B		4	0	1	0	0	0	1		
Vern Stephens, R OBP: 0.315, SLG: 0.519 (1,5)		F8			SF9		6-3			5-3	3	0	0	1	0	0	0		
Don Lenhardt, R OBP: 0.233, SLG: 0.214 (1,3)					2-3 3-4 F3					F2	4	0	1	0	0	0	1		
Ray Murray, R OBP: 0.273, SLG: 0.455 (1,2)		FC6-4 1B					F7			L6	4	0	1	0	0	0	1		
Billy Hunter, R OBP: 0.208, SLG: 0.205 (1,6)							5-3				2	0	0	0	0	0	0		
Lou Kretlow, R OBP: 0.167, SLG: 0.167 (1,1)				6-3			6-3				3	0	0	0	0	0	1		
Inning Stats	R: 0 E: 0 K: 0 S: 3	H: 0 LOB: 0 BB: 0 P: 3	R: 0 E: 0 K: 0 S: 4	H: 1 LOB: 1 BB: 0 P: 4	R: 0 E: 0 K: 0 S: 3	H: 0 LOB: 0 BB: 0 P: 3	R: 1 E: 1 K: 0 S: 5	H: 1 LOB: 1 BB: 0 P: 5	R: 0 E: 0 K: 0 S: 3	H: 0 LOB: 0 BB: 0 P: 3	R: 0 E: 0 K: 0 S: 4	H: 2 LOB: 2 BB: 0 P: 4	R: 0 E: 0 K: 0 S: 3	H: 1 LOB: 0 BB: 0 P: 3	R: 0 E: 0 K: 0 S: 3	H: 0 LOB: 0 BB: 0 P: 3	1B: 5 2B: 1 3B: 0 HR: 0	SF: 1 SAC: 1 DP: 1 HBP: 0	
PITCHER Alex Kellner, L ERA: 1.65 (1,1)	IP: 10.0 W: 1 L: 0 S: 4	WLS: 34 BF: 6 R: 1 ER: 0 SO: 0	H: 6 R: 0 ER: 0 SO: 0	BB: 0 IBB: 0 HBP: 0 BLK: 0	WP: 0 HR: 0 S: 34 P: 34	ERA: 0.00 WHIP: 0.600													

TOP

Baltimore Orioles @ Philadelphia Athletics
 Connie Mack Stadium, Philadelphia, PA
 Sat May 01 1954, 3:33 AM EDT
 Att: 3,620 - Unknown

livebaseballscorecards.com

AB 32
 R 1
 H 6
 RBI 1
 BB 0
 SO 0
 LOB 5




Batter	1	2	3	4	5	6	7	8	9	10	AB	R	H	RBI	BB	SO	LOB			
Eddie Joost, R OBP: 0.333, SLG: 0.267 (1,6)	F8 SF8 2B	F7		K			FC4-6 1B			IBB	4	1	2	0	1	1	2			
Spook Jacobs, R OBP: 0.346, SLG: 0.367 (1,4)							FC4-6 1-2 1B				3	0	0	0	1	0	1			
Lou Limmer, L OBP: 0.667, SLG: 0.500 (9, PH)											1	0	0	0	0	0	2			
Pete Suder, R OBP: 0.273, SLG: 0.258 (10,4)											0	0	0	0	0	0	0			
Vic Power, R OBP: 0.352, SLG: 0.392 (1,8)	F8			4-3 1B			4-3				5	0	2	0	0	0	3			
Gus Zernial, R OBP: 0.409, SLG: 0.605 (1,7)	SF8			4-3 1B			4-3 1B				4	0	2	1	0	0	1			
Don Bollweg, L OBP: 0.302, SLG: 0.227 (1,3)	F3			4-3			K				5	1	0	0	0	1	5			
Bill Renna, R OBP: 0.415, SLG: 0.452 (1,9)				CS BB			K				2	0	0	0	3	1	0			
Jim Finigan, R OBP: 0.615, SLG: 0.600 (1,5)				FC6-4 IBB			F7				4	0	2	1	1	0	3			
Billy Shantz, R OBP: 0.304, SLG: 0.318 (1,2)				1B BB			6-3				3	0	0	0	1	0	1			
Alex Kellner, R OBP: 0.083, SLG: 0.083 (1,1)				1B			5-3				4	0	1	0	0	0	2			
Inning Stats	R: 1 E: 0 K: 0 S: 4	H: 1 LOB: 1 BB: 1 P: 8	R: 0 E: 0 K: 0 S: 3	H: 2 LOB: 2 BB: 2 P: 11	R: 0 E: 0 K: 1 S: 5	H: 2 LOB: 3 BB: 1 P: 9	R: 0 E: 0 K: 1 S: 5	H: 0 LOB: 0 BB: 0 P: 5	R: 0 E: 0 K: 1 S: 6	H: 1 LOB: 1 BB: 0 P: 6	R: 0 E: 0 K: 0 S: 4	H: 1 LOB: 1 BB: 0 P: 4	R: 0 E: 0 K: 0 S: 3	H: 0 LOB: 0 BB: 0 P: 3	R: 0 E: 0 K: 0 S: 3	H: 1 LOB: 2 BB: 1 P: 11	R: 1 E: 1 K: 0 S: 4	H: 2 LOB: 2 BB: 1 P: 8	1B: 8 2B: 1 3B: 0 HR: 0	SF: 1 SAC: 0 DP: 1 HBP: 0
PITCHER Lou Kretlow, R ERA: 3.78 (1,1)	IP: 9.2 W: 1 L: 0 S: 7	WLS: 43 BF: 9 R: 2 ER: 2 SO: 3	H: 9 R: 2 ER: 2 SO: 3	BB: 4 IBB: 3 HBP: 0 BLK: 0	WP: 0 HR: 0 S: 42 P: 70	ERA: 1.86 WHIP: 1.345														

BOTTOM

Baltimore Orioles @ Philadelphia Athletics
 Connie Mack Stadium, Philadelphia, PA
 Sat May 01 1954, 3:33 AM EDT
 Att: 3,620 - Unknown

livebaseballscorecards.com

AB 35
 R 2
 H 9
 RBI 2
 BB 7
 SO 3
 LOB 20



Batter	1	2	3	4	5	6	7	8	9	AB	R	H	RBI	BB	SO	LOB	TOP								
Chico Carrasquel, R OBP: 0.352, SLG: 0.438 (1, 6)										5	1	3	1	0	0	1	Chicago White Sox @ Philadelphia Athletics Connie Mack Stadium, Philadelphia, PA Sun May 02 1954, 3:33 AM EDT Unknown								
Nelle Fox, L OBP: 0.357, SLG: 0.328 (1, 4)										4	1	0	0	1	0	3									
Minnie Minoso, R OBP: 0.309, SLG: 0.532 (1, 9)										5	0	0	0	0	0	3									
Feris Fain, L OBP: 0.353, SLG: 0.443 (1, 3)										4	0	1	1	0	1	0									
Sherm Lollar, R OBP: 0.367, SLG: 0.400 (1, 2)										5	0	1	0	0	1	2									
Cass Michaels, R OBP: 0.423, SLG: 0.409 (1, 5)										3	0	1	0	1	1	2									
Johnny Groth, R OBP: 0.367, SLG: 0.561 (1, 8)										3	1	2	0	1	0	1									
Bill Wilson, R OBP: 0.409, SLG: 0.611 (1, 7)										0	1	0	0	0	0	0									
Don Johnson, R (1, 1)										4	0	0	0	0	0	7									
Inning Stats	R: 0 E: 0 K: 0 S: 3	H: 0 LOB: 0 BB: 0 P: 3	R: 0 E: 0 K: 0 S: 4	H: 1 LOB: 3 BB: 2 P: 12	R: 0 E: 0 K: 0 S: 3	H: 1 LOB: 0 BB: 0 P: 3	R: 0 E: 0 K: 1 S: 6	H: 1 LOB: 1 BB: 0 P: 6	R: 0 E: 0 K: 0 S: 4	H: 1 LOB: 1 BB: 0 P: 4	R: 0 E: 0 K: 1 S: 6	H: 1 LOB: 1 BB: 0 P: 6	R: 3 E: 0 K: 0 S: 4	H: 2 LOB: 0 BB: 2 P: 12	R: 0 E: 0 K: 1 S: 7	H: 2 LOB: 3 BB: 1 P: 11	R: 1 E: 2 K: 0 S: 5	H: 1 LOB: 1 BB: 0 P: 5	1B: 6 2B: 2 3B: 0 HR: 2	SF: 1 SAC: 0 DP: 1 HBP: 0	WP: 0 PB: 0 SB: 1 CS: 1	PA: 41			
PITCHER	IP	WLS	BF	H	R	ER	SO	BB	IBB	HBP	BLK	WP	HR	S	P	ERA	WHIP								
Morie Martin, L ERA: 2.79 (1, 1)	6.1	L	29	7	3	3	2	4	0	0	0	0	2	29	45	4.26	1.737								
Moe Burtshy, R ERA: 1.17 (7, 1)	2.2		12	3	1	0	1	0	1	0	0	0	0	13	17	0.00	1.125								

AB 33
R 4
H 8
RBI 2
BB 3
SO 3
LOB 19



Batter	1	2	3	4	5	6	7	8	9	AB	R	H	RBI	BB	SO	LOB	BOTTOM								
Eddie Joost, R OBP: 0.318, SLG: 0.263 (1, 6)										4	0	1	0	0	2	1	Chicago White Sox @ Philadelphia Athletics Connie Mack Stadium, Philadelphia, PA Sun May 02 1954, 3:33 AM EDT Unknown								
Spook Jacobs, R OBP: 0.321, SLG: 0.340 (1, 4)										4	0	0	0	0	0	2									
Vic Power, R OBP: 0.333, SLG: 0.370 (1, 8)										3	0	0	0	0	0	1									
Gus Zernial, R OBP: 0.383, SLG: 0.561 (1, 7)										3	0	0	0	0	0	1									
Don Bollweg, L OBP: 0.286, SLG: 0.213 (1, 3)										3	0	0	0	0	1	0									
Bill Renne, R OBP: 0.393, SLG: 0.422 (1, 9)										3	0	0	0	0	0	0									
Jim Finigan, R OBP: 0.500, SLG: 0.462 (1, 5)										3	0	0	0	0	1	0									
Joe Astroth, R OBP: 0.214, SLG: 0.231 (1, 2)										3	0	0	0	0	0	0									
Morie Martin, L OBP: 0.286, SLG: 0.429 (1, 1)										2	0	1	0	0	0	0									
Moe Burtshy, R (7, 1)										0	0	0	0	0	0	0									
Elmer Valo, L (9, PH)										1	0	0	0	0	0	0									
Inning Stats	R: 0 E: 0 K: 1 S: 5	H: 0 LOB: 0 BB: 0 P: 5	R: 0 E: 0 K: 1 S: 5	H: 0 LOB: 0 BB: 0 P: 5	R: 0 E: 0 K: 0 S: 3	H: 0 LOB: 0 BB: 0 P: 3	R: 0 E: 0 K: 0 S: 4	H: 1 LOB: 1 BB: 0 P: 4	R: 0 E: 0 K: 0 S: 3	H: 0 LOB: 0 BB: 0 P: 3	R: 0 E: 0 K: 0 S: 3	H: 0 LOB: 0 BB: 0 P: 3	R: 0 E: 0 K: 1 S: 5	H: 0 LOB: 0 BB: 0 P: 5	R: 0 E: 0 K: 1 S: 5	H: 0 LOB: 0 BB: 0 P: 5	1B: 1 2B: 1 3B: 0 HR: 0	SF: 0 SAC: 0 DP: 0 HBP: 0	WP: 0 PB: 0 SB: 0 CS: 0	PA: 29					
PITCHER	IP	WLS	BF	H	R	ER	SO	BB	IBB	HBP	BLK	WP	HR	S	P	ERA	WHIP								
Don Johnson, R ERA: 1.31 (1, 1)	9.0	W	29	2	0	0	4	0	0	0	0	0	0	37	37	0.00	0.222								



Batter	1	2	3	4	5	6	7	8	9	AB	R	H	RBI	BB	SO	LOB	TOP								
Chico Carrasquel, R OBP: 0.333, SLG: 0.412	0-3 K		0-3 K					0-0 F8									4 0 0 0 0 2 2								
Nellie Fox, L OBP: 0.336, SLG: 0.309	0-0 6-3		0-0 3-4-1					0-0 P6									4 0 0 0 0 0 1								
Minnie Minoso, R OBP: 0.306, SLG: 0.508	0-0 5-3		0-3 K					0-0 5-3									3 0 0 0 1 1 1								
Feris Fain, L OBP: 0.375, SLG: 0.469																	3 0 2 0 1 0 0								
Don Nicholas, L (9, PR)																	0 0 0 0 0 0 0								
Cass Michaels, R OBP: 0.423, SLG: 0.409																	0 0 0 0 0 0 0								
Bob Boyd, L OBP: 0.308, SLG: 0.333																	3 0 0 0 0 0 2								
Jim Rivera, L OBP: 0.250, SLG: 0.348																	1 0 0 0 0 0 2								
Grady Hatton, L OBP: 0.273, SLG: 0.300																	4 0 1 0 0 1 1								
Johnny Groth, R OBP: 0.359, SLG: 0.541																	4 0 1 0 0 0 4								
Red Wilson, R OBP: 0.286, SLG: 0.714																	3 1 1 1 0 0 1								
Sherm Lollar, R OBP: 0.361, SLG: 0.392																	1 0 0 0 0 0 3								
Mike Fomiele, R OBP: 0.333, SLG: 0.333																	2 0 1 0 0 0 1								
Bud Stewart, L (8, PH)																	1 0 0 0 0 1 0								
Harry Dorish, R (8, 1)																	0 0 0 0 0 0 0								
Inning Stats	R: 0 E: 0 K: 1 S: 5	H: 0 LOB: 0 BB: 0 P: 5	R: 0 E: 0 K: 1 S: 6	H: 1 LOB: 1 BB: 0 P: 6	R: 1 E: 0 K: 2 S: 9	H: 2 LOB: 1 BB: 0 P: 9	R: 0 E: 0 K: 0 S: 3	H: 0 LOB: 0 BB: 0 P: 3	R: 0 E: 0 K: 0 S: 4	H: 1 LOB: 1 BB: 0 P: 4	R: 0 E: 0 K: 0 S: 3	H: 0 LOB: 0 BB: 1 P: 7	R: 0 E: 0 K: 0 S: 3	H: 0 LOB: 0 BB: 0 P: 3	R: 0 E: 0 K: 1 S: 5	H: 0 LOB: 0 BB: 1 P: 5	R: 0 E: 0 K: 0 S: 5	H: 2 LOB: 3 BB: 1 P: 9	1B: 4 2B: 1 3B: 0 HR: 1	SF: 0 SAC: 0 DP: 0 HBP: 0	WP: 0 PB: 0 SB: 1 CS: 0	PA: 35			
PITCHER	IP	WLS	BF	H	R	ER	SO	BB	IBB	HBP	BLK	WP	HR	S	P	ERA	WHIP								
Amie Portocarrero, R ERA: 3.12	(1, 1)	8.0	30	4	1	1	5	2	0	0	0	0	1	38	46	1.12	0.750								
Marion Fricano, R ERA: 6.0	(9, 1)	1.0	W	5	2	0	0	0	0	0	0	0	0	5	5	0.00	2.000								

Chicago White Sox @ Philadelphia Athletics
 Connie Mack Stadium, Philadelphia, PA
 Sun May 02 1954, 3:38 AM EDT
 Att: 12,299 - Unknown


AB	33
R	1
H	6
RBI	1
BB	2
SO	5
LOB	18



Batter	1	2	3	4	5	6	7	8	9	AB	R	H	RBI	BB	SO	LOB	BOTTOM								
Joe Demaestri, R OBP: 0.229, SLG: 0.333	0-0 6-3		0-0 L4					0-0 F7									4 0 0 0 0 1 1								
Spook Jacobs, R OBP: 0.317, SLG: 0.321	0-0 6-3							0-0 F9									3 0 0 0 1 0 0								
Vic Power, R OBP: 0.328, SLG: 0.362	0-0 4-3							0-3 K									4 0 1 0 0 1 0								
Gus Zernial, R OBP: 0.392, SLG: 0.545								0-0 K									3 1 1 0 1 1 2								
Don Bollweg, L OBP: 0.300, SLG: 0.220								0-0 F8									3 0 1 0 1 1 1								
Bill Renne, R OBP: 0.400, SLG: 0.429								0-3 K									4 1 2 1 0 2 3								
Jim Finigan, R OBP: 0.421, SLG: 0.375								0-0 K									4 1 2 1 0 2 3								
Jim Robertson, R OBP: 0.429, SLG: 0.364								0-0 K									4 1 2 1 0 2 3								
Elmer Vato, L OBP: 0.500, SLG: 0.250								0-0 K									4 1 2 1 0 2 3								
Amie Portocarrero, R OBP: 0.167, SLG: 0.500								0-0 K									4 1 2 1 0 2 3								
Marion Fricano, R (9, 1)								0-0 K									4 1 2 1 0 2 3								
Inning Stats	R: 0 E: 0 K: 0 S: 3	H: 0 LOB: 0 BB: 0 P: 3	R: 0 E: 0 K: 1 S: 5	H: 0 LOB: 0 BB: 0 P: 5	R: 0 E: 0 K: 0 S: 4	H: 1 LOB: 1 BB: 0 P: 4	R: 0 E: 0 K: 2 S: 8	H: 1 LOB: 3 BB: 2 P: 16	R: 0 E: 0 K: 1 S: 5	H: 0 LOB: 0 BB: 0 P: 5	R: 1 E: 0 K: 1 S: 8	H: 3 LOB: 2 BB: 0 P: 8	R: 0 E: 0 K: 0 S: 3	H: 0 LOB: 0 BB: 0 P: 3	R: 0 E: 0 K: 1 S: 5	H: 0 LOB: 1 BB: 1 P: 9	R: 1 E: 0 K: 0 S: 3	H: 2 LOB: 1 BB: 0 P: 3	1B: 7 2B: 0 3B: 0 HR: 0	SF: 0 SAC: 1 DP: 0 HBP: 0	WP: 0 PB: 0 SB: 0 CS: 0	PA: 35			
PITCHER	IP	WLS	BF	H	R	ER	SO	BB	IBB	HBP	BLK	WP	HR	S	P	ERA	WHIP								
Mike Fomiele, R ERA: 0.88	(1, 1)	7.0	28	5	1	1	5	1	1	0	0	0	0	36	44	1.29	0.857								
Harry Dorish, R ERA: 1.29	(8, 1)	1.1	L	7	2	1	1	1	0	0	0	0	0	8	12	6.75	2.250								

Chicago White Sox @ Philadelphia Athletics
 Connie Mack Stadium, Philadelphia, PA
 Sun May 02 1954, 3:38 AM EDT
 Att: 12,299 - Unknown

AB	31
R	2
H	7
RBI	2
BB	3
SO	6
LOB	13



Batter	1	2	3	4	5	6	7	8	9	AB	R	H	RBI	BB	SO	LOB	TOP			
Bobby Avila, R (1, 4) OBP: 0.434, SLG: 0.439 Luke Easter, L (9, PH) OBP: 0.167, SLG: 0.167	0-3 K		0-0 F9		0-0 G5-4-3 1B		0-0 F3		0-0 F9	4	0	1	0	0	1	0	Cleveland Indians @ Philadelphia Athletics Connie Mack Stadium, Philadelphia, PA Tue May 04 1954, 3:33 AM EDT Att: 6,071 - Unknown livebaseballscorecards.com			
Al Smith, R (1, 5) OBP: 0.423, SLG: 0.476	4-0 BB		0-0 3B		0-0 F5		0-0 BLK 2B			3	0	2	0	1	0	1				
Wally Westlake, R (1, 7) OBP: 0.368, SLG: 0.600	0-0 F8		0-3 K		0-0 G5-4-3 1-2		0-0 5-3 2-3			4	0	0	0	0	1	4				
Al Rosen, R (1, 3) OBP: 0.408, SLG: 0.483	0-0 F8		4-0 BB		0-0 HR				0-0 F9	3	1	1	1	1	0	1				
Larry Doby, L (1, 8) OBP: 0.400, SLG: 0.533		0-0 G3 3B	0-0 4-3		0-0 2B				0-0 4-3	4	1	2	0	0	0	2				
Dave Philley, S (1, 9) OBP: 0.254, SLG: 0.358		0-0 G3 3-H		0-0 2B		0-0 F8			0-0 F9	4	0	1	1	0	0	1				
George Strickland, R (1, 6) OBP: 0.354, SLG: 0.377 Dale Mitchell, L (9, PH) OBP: 0.304, SLG: 0.158 Dave Pope, L (9, PR)		0-3 K		0-0 P5		0-0 5-3			4-0 FC1-6 BB	3	0	0	0	0	1	2				
Jim Hegan, R (1, 2) OBP: 0.255, SLG: 0.326		0-0 1B		0-0 F5		0-3 K			0-0 FC1-6 1-2	4	0	1	0	0	1	3				
Mike Garcia, R (1, 1) Bill Glynn, L (9, PH) OBP: 0.459, SLG: 0.485		0-0 P4		0-0 6-3			0-3 K		0-0 F5	3	0	0	0	0	1	2				
Inning Stats	R: 0 E: 0 K: 1 S: 5	H: 0 LOB: 1 BB: 1 P: 9	R: 1 E: 0 K: 1 S: 7	H: 2 LOB: 1 BB: 0 P: 7	R: 0 E: 0 K: 1 S: 6	H: 1 LOB: 2 BB: 1 P: 10	R: 0 E: 0 K: 0 S: 4	H: 1 LOB: 0 BB: 0 P: 4	R: 0 E: 0 K: 1 S: 3	H: 1 LOB: 1 BB: 0 P: 3	R: 0 E: 0 K: 1 S: 6	H: 1 LOB: 1 BB: 0 P: 6	R: 0 E: 0 K: 0 S: 3	H: 0 LOB: 0 BB: 0 P: 3	R: 0 E: 0 K: 0 S: 3	H: 0 LOB: 1 BB: 1 P: 7		1B: 2 2B: 3 3B: 2 HR: 1	SF: 0 SAC: 0 DP: 1 HBP: 0	WP: 0 PB: 0 SB: 0 CS: 0
PITCHER Bob Trice, R (1, 1) ERA: 1.75	IP: 9.0 WLS: W BF: 37 H: 8 R: 2 ER: 2 SO: 5 BB: 3 IBB: 0 HBP: 0 BLK: 1 WP: 0 HR: 1 S: 44 P: 56 ERA: 2.00 WHIP: 1.222															PITCHER				

Batter	1	2	3	4	5	6	7	8	9	AB	R	H	RBI	BB	SO	LOB	BOTTOM			
Joe Demaestri, R (1, 6) OBP: 0.232, SLG: 0.339	0-0 F5			0-0 SH1-4 2B		0-0 FC1-5 E 1-2 2-3F 4-3		0-0 BB 1B		4	2	2	0	0	0	2	Cleveland Indians @ Philadelphia Athletics Connie Mack Stadium, Philadelphia, PA Tue May 04 1954, 3:33 AM EDT Att: 6,071 - Unknown livebaseballscorecards.com			
Spook Jacobs, R (1, 4) OBP: 0.358, SLG: 0.361	4-0 F3 BB			0-0 SH1-4		0-0 E5 4-3 1-3 2-H 1B		4-0 1B BB		1	0	1	0	2	0	0				
Vic Power, R (1, 8) OBP: 0.313, SLG: 0.344	0-0 F3 1-2			0-0 G5-4-3 1B		0-0 4-3		0-0 F8		4	0	1	1	0	0	4				
Gus Zernial, R (1, 7) OBP: 0.356, SLG: 0.481		0-0 F8		0-0 G5-4-3 1-2		0-0 F2		0-0 1-2 2-H 1B		4	0	1	1	0	0	3				
Don Bollweg, L (1, 3) OBP: 0.292, SLG: 0.204		0-3 K			4-0 G4-6-3 BB		0-0 3-1		0-0 6-3	3	0	0	0	1	1	2				
Bill Renno, R (1, 9) OBP: 0.375, SLG: 0.396		0-3 K			0-0 G4-6-3 1-2		0-3 K			3	0	0	0	0	2	1				
Pete Suder, R (1, 5) OBP: 0.270, SLG: 0.257			0-0 6-3		0-3 K					3	0	1	0	0	1	0				
Billy Shantz, R (1, 2) OBP: 0.308, SLG: 0.320			0-0 1-6-3			0-0 FC1-5 1B	0-3 K			3	0	1	0	0	1	1				
Bob Trice, R (1, 1) OBP: 0.417, SLG: 0.300			0-3 K			0-0 1B FC1-5 E 1-2 1B		0-3 K		3	1	1	0	0	2	0				
Inning Stats	R: 0 E: 0 K: 0 S: 2	H: 0 LOB: 0 BB: 1 P: 6	R: 0 E: 0 K: 2 S: 7	H: 0 LOB: 0 BB: 0 P: 7	R: 0 E: 0 K: 1 S: 5	H: 0 LOB: 0 BB: 0 P: 5	R: 0 E: 0 K: 0 S: 4	H: 2 LOB: 1 BB: 0 P: 4	R: 0 E: 0 K: 1 S: 4	H: 0 LOB: 0 BB: 1 P: 8	R: 2 E: 1 K: 0 S: 6	H: 3 LOB: 1 BB: 0 P: 6	R: 0 E: 0 K: 2 S: 8	H: 1 LOB: 1 BB: 0 P: 8	R: 1 E: 0 K: 1 S: 7	H: 2 LOB: 2 BB: 1 P: 11		1B: 7 2B: 1 3B: 0 HR: 0	SF: 0 SAC: 1 DP: 2 HBP: 0	WP: 0 PB: 0 SB: 0 CS: 0
PITCHER Mike Garcia, R (1, 1) ERA: 3.94	IP: 8.0 WLS: L BF: 32 H: 8 R: 3 ER: 2 SO: 7 BB: 3 IBB: 0 HBP: 0 BLK: 0 WP: 0 HR: 0 S: 43 P: 55 ERA: 2.25 WHIP: 1.375															PITCHER				

Batter	1	2	3	4	5	6	7	8	9	AB	R	H	RBI	BB	SO	LOB	TOP										
Bobby Avila, R OBP: 0.425, SLG: 0.429 (1, 4)										4	1	1	1	0	0	1	Cleveland Indians @ Philadelphia Athletics Connie Mack Stadium, Philadelphia, PA Wed May 05 1954, 3:33 AM EDT Att: 4,275 - Unknown										
Al Smith, R OBP: 0.400, SLG: 0.440 (1, 5)										4	1	1	0	0	2	0											
Wally Westlake, R OBP: 0.377, SLG: 0.611 (1, 7)										4	2	2	0	0	2	2											
Al Rosen, R OBP: 0.413, SLG: 0.484 (1, 3)										4	1	2	2	0	0	0											
Larry Doby, L OBP: 0.378, SLG: 0.500 (1, 8)										4	0	0	0	0	1	4											
Dave Philley, S OBP: 0.254, SLG: 0.404 (1, 9)										4	1	1	3	0	0	1											
George Strickland, R OBP: 0.333, SLG: 0.351 (1, 6)										4	0	0	0	0	0	0											
Jim Hegan, R OBP: 0.255, SLG: 0.362 (1, 2)										4	1	1	0	0	0	0											
Bob Lemon, L (1, 1)										2	0	0	0	1	1	0											
Inning Stats	R: 2 E: 1 K: 0 S: 6	H: 3 LOB: 1 BB: 0 P: 6	R: 1 E: 0 K: 0 S: 3	H: 1 LOB: 0 BB: 1 P: 7	R: 1 E: 1 K: 1 S: 6	H: 1 LOB: 0 BB: 0 P: 6	R: 0 E: 0 K: 0 S: 3	H: 0 LOB: 0 BB: 0 P: 3	R: 0 E: 0 K: 2 S: 7	H: 3 LOB: 0 BB: 0 P: 8	R: 0 E: 0 K: 0 S: 3	H: 0 LOB: 0 BB: 0 P: 3	R: 0 E: 0 K: 0 S: 3	H: 0 LOB: 0 BB: 0 P: 3	R: 0 E: 0 K: 0 S: 3	H: 0 LOB: 0 BB: 0 P: 3	1B: 5 2B: 1 3B: 1 HR: 1	SF: 0 SAC: 0 DP: 1 HBP: 0	WP: 0 PB: 1 SB: 0 CS: 1	PA: 36							
PITCHER	IP	WLS	BF	H	R	ER	SO	BB	IBB	HBP	BLK	WP	HR	S	P	ERA	WHIP										
Alex Kellner, L ERA: 2.56 (1, 1)	6.0	L	26	8	7	5	4	1	0	0	0	0	1	33	37	7.50	1.500										
Marion Fricano, R ERA: 4.0 (7, 1)	3.0		9	0	0	0	0	0	0	0	0	0	0	9	9	0.00	0.000										

AB	34
R	7
H	8
RBI	6
BB	1
SO	4
LOB	8



Batter	1	2	3	4	5	6	7	8	9	AB	R	H	RBI	BB	SO	LOB	BOTTOM										
Joe Demaestri, R OBP: 0.230, SLG: 0.328 (1, 6)											5	0	1	0	0	3	Cleveland Indians @ Philadelphia Athletics Connie Mack Stadium, Philadelphia, PA Wed May 05 1954, 3:33 AM EDT Att: 4,275 - Unknown										
Spook Jacobs, R OBP: 0.361, SLG: 0.354 (1, 4)										4	0	1	0	1	0	2											
Vic Power, R OBP: 0.319, SLG: 0.391 (1, 8)										5	1	2	1	0	4												
Gus Zernial, R OBP: 0.349, SLG: 0.455 (1, 7)										3	1	0	0	1	2	1											
Don Bollweg, L OBP: 0.304, SLG: 0.196 (1, 3)										2	0	0	0	2	0	0											
Bill Renno, R OBP: 0.397, SLG: 0.439 (1, 9)										4	0	3	1	0	0	1											
Pete Suder, R OBP: 0.244, SLG: 0.231 (1, 5)										4	0	0	0	0	5												
Billy Shantz, R OBP: 0.300, SLG: 0.345 (1, 2)										4	0	1	0	0	1	2											
Alex Kellner, R OBP: 0.071, SLG: 0.071 (1, 1)										2	0	0	0	0	0	0											
Marion Fricano, R OBP: 0.500, SLG: 0.500 (7, 1)										1	0	1	0	0	0	0											
Lou Limmer, L OBP: 0.500, SLG: 0.250 (9, PH)										0	0	0	0	1	0	0											
Inning Stats	R: 0 E: 0 K: 0 S: 4	H: 1 LOB: 1 BB: 0 P: 4	R: 0 E: 0 K: 0 S: 3	H: 0 LOB: 1 BB: 1 P: 7	R: 0 E: 0 K: 1 S: 5	H: 1 LOB: 1 BB: 2 P: 13	R: 0 E: 0 K: 0 S: 4	H: 1 LOB: 1 BB: 0 P: 4	R: 0 E: 0 K: 1 S: 6	H: 1 LOB: 1 BB: 0 P: 6	R: 0 E: 0 K: 0 S: 4	H: 2 LOB: 1 BB: 0 P: 4	R: 0 E: 0 K: 1 S: 7	H: 2 LOB: 1 BB: 0 P: 7	R: 0 E: 0 K: 0 S: 3	H: 0 LOB: 2 BB: 2 P: 11	1B: 6 2B: 2 3B: 0 HR: 1	SF: 0 SAC: 0 DP: 2 HBP: 0	WP: 0 PB: 0 SB: 0 CS: 0	PA: 39							
PITCHER	IP	WLS	BF	H	R	ER	SO	BB	IBB	HBP	BLK	WP	HR	S	P	ERA	WHIP										
Bob Lemon, R ERA: 2.11 (1, 1)	9.0	W	39	9	2	2	3	5	0	0	0	0	1	40	60	2.00	1.556										

AB	34
R	2
H	9
RBI	2
BB	5
SO	3
LOB	18



Batter	1	2	3	4	5	6	7	8	9	AB	R	H	RBI	BB	SO	LOB	TOP			
Bobby Avila, R OBP: 0.429, SLG: 0.446 (1, 4)	0-0 SH1-3 SF9 2B		0-0 P4		0-0 PB 1B		0-0 6-3			4	2	2	0	0	0	0	Cleveland Indians @ Philadelphia Athletics Connie Mack Stadium, Philadelphia, PA Thu May 06 1954, 3:33 AM EDT Att: 3,170 - Unknown			
Al Smith, R OBP: 0.471, SLG: 0.593 (1, 5)	4-0 SH1-3 BB		0-0		4-0 1B BB			0-0 HR		2	1	2	1	2	0	0				
Wally Westlake, R OBP: 0.375, SLG: 0.596 (1, 7)	0-0 SH1-3		0-0 3-1		0-0 1B			0-3 K		3	0	1	1	0	1	1				
Al Rosen, R OBP: 0.392, SLG: 0.462 (1, 3)	0-0 SF9			0-0 F8	0-0 F9			0-0 F3		3	0	0	1	0	0	2				
Larry Doby, L OBP: 0.385, SLG: 0.500 (1, 8)	0-0 F9			0-0 F5		0-0 G4-3 1B		0-0 1B		4	0	2	0	0	0	1				
Dave Philley, S OBP: 0.254, SLG: 0.383 (1, 9)		0-0 F8		0-0 BB		0-0 F8		0-0 G3		3	0	0	0	1	0	2				
George Strickland, R OBP: 0.315, SLG: 0.328 (1, 6)		0-0 F7		0-0 2-3		0-0 G4-3		0-0 F8		4	0	0	0	0	0	2				
Jim Hegan, R OBP: 0.236, SLG: 0.333 (1, 2)		0-0 F8			0-0 F9		0-0 F7		0-0 5-3	4	0	0	0	0	0	0				
Early Wynn, S OBP: 0.333, SLG: 0.357 (1, 1)			0-0 F8		0-0 F9		0-0 F8		0-0 F7	4	0	0	0	0	0	0				
Inning Stats	R: 1 E: 0 K: 0 S: 4	H: 1 LOB: 1 BB: 1 P: 8	R: 0 E: 0 K: 0 S: 3	H: 0 LOB: 0 BB: 0 P: 3	R: 0 E: 0 K: 0 S: 4	H: 1 LOB: 1 BB: 0 P: 4	R: 0 E: 0 K: 0 S: 3	H: 0 LOB: 1 BB: 1 P: 7	R: 1 E: 0 K: 0 S: 5	H: 2 LOB: 2 BB: 1 P: 9	R: 0 E: 0 K: 0 S: 3	H: 0 LOB: 0 BB: 0 P: 3	R: 0 E: 0 K: 0 S: 7	H: 2 LOB: 1 BB: 0 P: 7	R: 0 E: 0 K: 0 S: 3	H: 0 LOB: 0 BB: 0 P: 3	1B: 5 2B: 1 3B: 0 HR: 1	SF: 1 SAC: 1 DP: 1 HBP: 0	WP: 0 PB: 1 SB: 0 CS: 0	PA: 36
PITCHER Amie Portocarrero, R ERA: 3.08 (1, 1)	IP: 9.0 WLS: L BF: 36 H: 7 R: 3 ER: 3 SO: 1 BB: 3 IBB: 0 HBP: 0 BLK: 0 WP: 0 HR: 1 S: 35 P: 47 ERA: 3.00 WHIP: 1.11															PITCHER				

Batter	1	2	3	4	5	6	7	8	9	AB	R	H	RBI	BB	SO	LOB	BOTTOM				
Joe Demaestri, R OBP: 0.231, SLG: 0.323 (1, 6)	0-3 K		0-0 6-3			0-3 K		0-0 E7 8-4 1B		4	0	1	0	0	2	1	Cleveland Indians @ Philadelphia Athletics Connie Mack Stadium, Philadelphia, PA Thu May 06 1954, 3:33 AM EDT Att: 3,170 - Unknown				
Spook Jacobs, R OBP: 0.355, SLG: 0.348 (1, 4)	0-0 3-1		0-0 F8			0-0 1B 1B		0-0 8-4		4	0	1	0	0	0	1					
Vic Power, R OBP: 0.329, SLG: 0.438 (1, 8)	0-0 F9			0-0 F8		0-0 1B 1B		0-0 2-3f HR		4	1	2	2	0	0	0					
Gus Zernial, R OBP: 0.328, SLG: 0.424 (1, 7)		0-0 F3		0-0 F9		0-3 K		0-0 F7		4	0	0	0	0	1	2					
Don Bollweg, L OBP: 0.292, SLG: 0.186 (1, 3)		0-3 K		0-0 P4		0-3 K			0-0 F5	3	0	0	0	0	2	2					
Lou Limmer, L OBP: 0.429, SLG: 0.200 (9, PH)									0-0 F5	1	0	0	0	0	0	0					
Bill Renno, R OBP: 0.417, SLG: 0.450 (1, 9)		4-0 1B BB			0-0 G6-4-3 1B		0-0 SH3-4 1B		0-0 F5	3	0	2	0	1	0	0					
Jim Finigan, R OBP: 0.375, SLG: 0.333 (1, 5)					0-0 G6-4-3 1B		0-0 SH3-4		0-3 K	2	0	1	0	0	0	1					
Ed McGhee, R OBP: 0.091, SLG: 0.100 (9, PH)					1-2 1B		1-2 K			1	0	0	0	0	1	0					
Jim Robertson, R OBP: 0.389, SLG: 0.286 (1, 2)			0-3 K			0-3 K		0-0 F2		3	0	0	0	0	2	3					
Amie Portocarrero, R OBP: 0.222, SLG: 0.375 (1, 1)						4-0 1B BB		0-0 P4		2	1	0	0	1	1	1					
Inning Stats	R: 0 E: 0 K: 1 S: 5	H: 0 LOB: 0 BB: 0 P: 5	R: 0 E: 0 K: 2 S: 8	H: 1 LOB: 2 BB: 1 P: 12	R: 0 E: 0 K: 1 S: 5	H: 0 LOB: 0 BB: 0 P: 5	R: 0 E: 0 K: 0 S: 3	H: 0 LOB: 0 BB: 0 P: 3	R: 0 E: 0 K: 3 S: 11	H: 2 LOB: 2 BB: 1 P: 15	R: 0 E: 0 K: 0 S: 4	H: 1 LOB: 1 BB: 0 P: 4	R: 1 E: 1 K: 0 S: 4	H: 2 LOB: 0 BB: 0 P: 4	R: 0 E: 0 K: 1 S: 5	H: 0 LOB: 0 BB: 0 P: 5		1B: 6 2B: 1 3B: 0 HR: 1	SF: 0 SAC: 1 DP: 2 HBP: 0	WP: 0 PB: 0 SB: 0 CS: 0	PA: 34
PITCHER Early Wynn, R ERA: 4.13 (1, 1)	IP: 9.0 WLS: W BF: 34 H: 7 R: 2 ER: 2 SO: 9 BB: 2 IBB: 0 HBP: 0 BLK: 0 WP: 0 HR: 1 S: 50 P: 58 ERA: 2.00 WHIP: 1.000															PITCHER					


Batter	1	2	3	4	5	6	7	8	9	AB	R	H	RBI	BB	SO	LOB	TOP			
Joe Demaestri, R OBP: 0.217, SLG: 0.304 (1, 6)										4	0	0	0	0	0	2	Philadelphia Athletics @ New York Yankees Yankee Stadium, Bronx, NY Fri May 07 1954, 3:33 AM EDT Att: 5,805 - Unknown			
Spook Jacobs, R OBP: 0.350, SLG: 0.333 (1, 4)										3	0	0	0	1	0	1				
Vic Power, R OBP: 0.325, SLG: 0.442 (1, 8)										4	0	1	0	0	0	2				
Gus Zernial, R OBP: 0.338, SLG: 0.410 (1, 7)										2	0	0	0	2	0	1				
Don Bollweg, L OBP: 0.293, SLG: 0.180 Lou Limmer, L OBP: 0.375, SLG: 0.167 (9, PH)										2	0	0	0	1	1	2				
Bill Renne, R OBP: 0.406, SLG: 0.438 (1, 9)										4	0	1	0	0	0	2				
Pete Suder, R OBP: 0.267, SLG: 0.279 (1, 5)										4	0	2	0	0	0	0				
Joe Astroth, R OBP: 0.150, SLG: 0.158 Elmer Valo, L OBP: 0.333, SLG: 0.143 (9, PH)										3	0	0	0	0	0	1				
Morrie Martin, L OBP: 0.300, SLG: 0.400 Ed McChee, R OBP: 0.083, SLG: 0.091 (9, PH)										3	0	1	0	0	0	1				
										1	0	0	0	0	0	2				
Inning Stats	R: 0 E: 0 K: 0 S: 3	H: 0 LOB: 2 BB: 2 P: 11	R: 0 E: 0 K: 0 S: 3	H: 0 LOB: 0 BB: 0 P: 3	R: 0 E: 0 K: 0 S: 4	H: 1 LOB: 1 BB: 0 P: 4	R: 0 E: 0 K: 1 S: 5	H: 0 LOB: 0 BB: 0 P: 5	R: 0 E: 0 K: 0 S: 4	H: 1 LOB: 1 BB: 0 P: 4	R: 0 E: 0 K: 0 S: 3	H: 0 LOB: 0 BB: 0 P: 3	R: 0 E: 0 K: 0 S: 4	H: 1 LOB: 1 BB: 0 P: 4	R: 0 E: 0 K: 0 S: 5	H: 2 LOB: 2 BB: 0 P: 5	1B: 3 2B: 2 3B: 0 HR: 0	SF: 0 SAC: 0 DP: 0 HBP: 0	WP: 0 PB: 0 SB: 1 CS: 0	PA: 36
PITCHER Tom Morgan, R ERA: 1.77 (1, 1)	IP: 9.0 WLS: W BF: 36 H: 5 R: 0 ER: 0 SO: 1 BB: 4 IBB: 0 HBP: 0 BLK: 0 WP: 0 HR: 0 S: 34 P: 50 ERA: 0.00 WHIP: 1.000															PITCHER				

Batter	1	2	3	4	5	6	7	8	9	AB	R	H	RBI	BB	SO	LOB	BOTTOM			
Phil Rizzuto, R OBP: 0.311, SLG: 0.377 (1, 6)										4	0	0	0	0	1	0	Philadelphia Athletics @ New York Yankees Yankee Stadium, Bronx, NY Fri May 07 1954, 3:33 AM EDT Att: 5,805 - Unknown			
Hank Bauer, R OBP: 0.357, SLG: 0.468 (1, 9)										3	0	1	0	0	0	0				
Mickey Mantle, S OBP: 0.339, SLG: 0.423 (1, 8)										3	1	1	1	0	1	1				
Yogi Berra, L OBP: 0.299, SLG: 0.493 (1, 2)										3	1	1	1	0	0	1				
Bill Skowron, R OBP: 0.302, SLG: 0.513 Joe Collins, L OBP: 0.419, SLG: 0.565 (8, 3)										3	0	0	0	0	0	0				
Gene Woodling, L OBP: 0.362, SLG: 0.237 (1, 7)										3	0	0	0	0	0	0				
Gil McDougald, R OBP: 0.308, SLG: 0.313 (1, 4)										2	0	0	0	1	0	0				
Andy Carey, R OBP: 0.263, SLG: 0.353 (1, 5)										2	0	0	0	0	0	1				
Tom Morgan, R (1, 1)										3	0	0	0	0	0	1				
										1	0	0	0	0	0	0				
Inning Stats	R: 0 E: 0 K: 1 S: 6	H: 1 LOB: 1 BB: 0 P: 6	R: 0 E: 0 K: 0 S: 3	H: 0 LOB: 0 BB: 0 P: 3	R: 0 E: 0 K: 0 S: 3	H: 0 LOB: 0 BB: 0 P: 3	R: 0 E: 0 K: 1 S: 5	H: 0 LOB: 0 BB: 0 P: 5	R: 0 E: 0 K: 0 S: 3	H: 0 LOB: 0 BB: 1 P: 7	R: 0 E: 0 K: 0 S: 3	H: 0 LOB: 0 BB: 0 P: 3	R: 2 E: 0 K: 0 S: 5	H: 2 LOB: 2 BB: 0 P: 5	R: 0 E: 0 K: 0 S: 2	H: 0 LOB: 0 BB: 0 P: 3	1B: 0 2B: 1 3B: 0 HR: 2	SF: 0 SAC: 0 DP: 1 HBP: 1	WP: 0 PB: 0 SB: 0 CS: 0	PA: 28
PITCHER Morrie Martin, L ERA: 2.63 (1, 1)	IP: 8.0 WLS: L BF: 28 H: 3 R: 2 ER: 2 SO: 2 BB: 1 IBB: 0 HBP: 1 BLK: 0 WP: 0 HR: 2 S: 30 P: 35 ERA: 2.25 WHIP: 0.500															PITCHER				

Batter	1	2	3	4	5	6	7	8	9	AB	R	H	RBI	BB	SO	LOB	TOP				
Spook Jacobs, R OBP: 0.345, SLG: 0.329 (1, 4)	0-0 5-3		0-0 1B			0-0 5-3	0-0 1-3			4	0	1	0	0	0	0					
Pete Suder, R OBP: 0.265, SLG: 0.277 (1, 5)	0-0 F7		0-0 F9			0-0 6-3		0-0 1B		4	0	1	0	0	0	1					
Vic Power, R OBP: 0.321, SLG: 0.432 (1, 8)	0-0 1B			0-0 E6		0-0 5-3		0-0 F3		4	0	1	0	0	0	1					
Lou Limmer, L OBP: 0.250, SLG: 0.100 (1, 3)	0-0 F7			0-0 F5			0-0 F8	0-0 F9		4	0	0	0	0	0	3					
Gus Zernial, R OBP: 0.360, SLG: 0.422 (1, 7)		4-0 BB		0-0 1B		0-0 1B	0-0 1B	0-0 5-3		3	1	2	0	1	0	1					
Bill Renno, R OBP: 0.386, SLG: 0.412 (1, 9)	0-0 P5			0-0 1B		0-0 G6-4-3		0-0 F7		4	1	0	0	0	0	4					
Joe Demaestri, R OBP: 0.219, SLG: 0.301 (1, 6)	0-0 G5-4-3			0-0 1B		0-0 5-3		0-0 5-3		4	1	1	0	0	0	1					
Billy Shantz, R OBP: 0.324, SLG: 0.455 (1, 2)			0-0 P6		0-0 1B		0-0 HR	0-0 6-3		4	1	2	4	0	0	0					
Bob Trice, R OBP: 0.385, SLG: 0.273 (1, 1)			0-0 F2		0-0 G1-6-3		0-0 1-3			1	0	0	0	0	0	0					
Lee Wheat, R (3, 1)										1	0	0	0	0	0	1					
Elmer Valo, L OBP: 0.300, SLG: 0.125 (7, PH)										1	0	0	0	0	0	0					
Art Ditmar, R (7, 1)										0	0	0	0	0	0	0					
Inning Stats	R: 0 E: 0 K: 0 S: 4	H: 1 LOB: 1 BB: 0 P: 4	R: 0 E: 0 K: 0 S: 2	H: 0 LOB: 0 BB: 1 P: 6	R: 0 E: 0 K: 0 S: 4	H: 1 LOB: 1 BB: 0 P: 4	R: 0 E: 1 K: 0 S: 4	H: 1 LOB: 1 BB: 0 P: 4	R: 0 E: 0 K: 0 S: 3	H: 0 LOB: 0 BB: 0 P: 3	R: 4 E: 1 K: 0 S: 7	H: 3 LOB: 0 BB: 0 P: 7	R: 0 E: 0 K: 0 S: 4	H: 1 LOB: 1 BB: 0 P: 4	R: 0 E: 0 K: 0 S: 3	H: 0 LOB: 0 BB: 0 P: 3	1B: 7 2B: 0 3B: 0 HR: 1	SF: 0 SAC: 0 DP: 3 HBP: 0	WP: 0 PB: 0 SB: 0 CS: 0	PA: 35	
PITCHER	IP	WLS	BF	H	R	ER	SO	BB	IBB	HBP	BLK	WP	HR	S	P	ERA	WHIP				
Harry Byrd, R ERA: 2.25 (1, 1)	7.0	W	29	8	4	3	0	1	0	0	0	0	1	28	32	3.86	1.286				
Johnny Sain, R ERA: (8, 1)	2.0	S	6	0	0	0	0	0	0	0	0	0	0	6	6	0.00	0.000				

Philadelphia Athletics @ New York Yankees
Yankee Stadium, Bronx, NY
Sun May 09 1954, 3:33 AM EDT
Unknown


AB	34
R	4
H	8
RBI	4
BB	1
SO	0
LOB	12



Batter	1	2	3	4	5	6	7	8	9	AB	R	H	RBI	BB	SO	LOB	BOTTOM				
Phil Rizzuto, R OBP: 0.292, SLG: 0.351 (1, 6)	0-0 F8		0-0 4-3			0-0 P1		0-0 1B		4	0	0	0	0	0	2					
Willy Miranda, S (7, 6)		0-0 P4								0	0	0	0	0	0	0					
Eddie Robinson, L OBP: 0.389, SLG: 0.375 (8, PH)										1	0	1	0	0	0	0					
Jerry Coleman, R OBP: 0.235, SLG: 0.347 (9, 6)										0	0	0	0	0	0	0					
Inv Noren, L OBP: 0.321, SLG: 0.385 (1, 8)	0-0 4-3		0-0 F7		0-0 F9		0-0 2B	0-0 K		5	0	1	0	0	1	2					
Joe Collins, L OBP: 0.429, SLG: 0.520 (1, 3)	4-0 BB		4-0 HR		0-0 F3		0-0 F3			2	1	0	0	2	0	1					
Yogi Berra, L OBP: 0.309, SLG: 0.533 (1, 2)	0-0 4-1		0-0 HR		0-0 1B		0-0 F5			4	1	2	2	0	0	1					
Enos Slaughter, L OBP: 0.424, SLG: 0.480 (1, 9)		4-0 BB	0-0 HR		0-0 F7		0-0 5-3			3	2	1	1	1	0	1					
Gene Woodling, L OBP: 0.373, SLG: 0.244 (1, 7)		4-0 BB	0-0 HR		0-0 1B		0-0 4-3		0-0 4-3	3	1	1	0	1	0	0					
Gil McDougald, R OBP: 0.317, SLG: 0.328 (1, 4)		0-0 HR	4-0 2B		0-0 1B		0-0 5-3		0-0 L7	3	1	1	1	1	0	0					
Andy Carey, R OBP: 0.348, SLG: 0.550 (1, 5)		0-0 HR	0-0 2B		0-0 BB		0-0 F8		4-0 1B	3	1	2	3	1	0	0					
Harry Byrd, R (1, 1)			0-0 HR		0-0 1B				0-3 BB	3	0	0	0	0	0	2					
Johnny Sain, R (8, 1)		0-0 4-3		0-0 5-3		0-0 5-3		0-3 K		1	0	0	0	0	1	1					
Inning Stats	R: 0 E: 0 K: 0 S: 3	H: 0 LOB: 1 BB: 1 P: 7	R: 4 E: 0 K: 0 S: 5	H: 2 LOB: 0 BB: 2 P: 13	R: 3 E: 0 K: 0 S: 6	H: 4 LOB: 2 BB: 2 P: 14	R: 0 E: 0 K: 0 S: 4	H: 1 LOB: 1 BB: 0 P: 4	R: 0 E: 0 K: 0 S: 3	H: 0 LOB: 0 BB: 0 P: 3	R: 0 E: 0 K: 2 S: 8	H: 1 LOB: 2 BB: 1 P: 12	R: 0 E: 0 K: 0 S: 4	H: 0 LOB: 0 BB: 0 P: 3	R: 0 E: 0 K: 0 S: 3	H: 0 LOB: 0 BB: 0 P: 3	1B: 4 2B: 2 3B: 0 HR: 3	SF: 0 SAC: 0 DP: 0 HBP: 0	WP: 0 PB: 0 SB: 0 CS: 0	PA: 38	
PITCHER	IP	WLS	BF	H	R	ER	SO	BB	IBB	HBP	BLK	WP	HR	S	P	ERA	WHIP				
Bob Trice, R ERA: 3.32 (1, 1)	2.0	L	14	4	7	7	0	4	0	0	0	0	3	10	26	31.50	4.000				
Lee Wheat, R ERA: 7.71 (3, 1)	4.0		16	4	0	0	0	1	0	0	0	0	0	15	19	0.00	1.250				
Art Ditmar, R ERA: 7.5 (7, 1)	2.0		8	1	0	0	2	1	0	0	0	0	0	11	15	0.00	1.000				

Philadelphia Athletics @ New York Yankees
Yankee Stadium, Bronx, NY
Sun May 09 1954, 3:33 AM EDT
Unknown


AB	32
R	7
H	9
RBI	7
BB	6
SO	2
LOB	10



Batter	1	2	3	4	5	6	7	8	9	AB	R	H	RBI	BB	SO	LOB	TOP				
Spook Jacobs, R OBP: 0.330, SLG: 0.313 (1, 4)	F9		6-3			6-3		K		4	0	0	0	0	1	1					
Pete Suder, R OBP: 0.264, SLG: 0.275 (1, 5)	F9			4-3					F3	4	0	1	0	0	0	0					
Vic Power, R OBP: 0.307, SLG: 0.412 (1, 8)	F3			5-3					1-3	4	0	0	0	0	0	1					
Lou Limmer, L OBP: 0.313, SLG: 0.214 (1, 3)		FC4-6 1B			PO 1B			F7		4	0	2	0	0	1	0					
Gus Zernial, R OBP: 0.346, SLG: 0.403 (1, 7)		K		PO 1-2		F8		L7		3	0	0	0	0	1	1					
Bill Renna, R OBP: 0.386, SLG: 0.451 (1, 9)		FC4-6 FC6-4 1-2			HR			F9		3	1	1	1	0	0	1					
Joe Demaestri, R OBP: 0.211, SLG: 0.289 (1, 6)		FC6-4 1-2			F8			F5		3	0	0	0	0	0	1					
Jim Robertson, R OBP: 0.333, SLG: 0.235 (1, 2)			P4		1-3			E5		3	0	0	0	0	0	0					
Alex Kellner, R OBP: 0.059, SLG: 0.059 (1, 1)			4-3			5-3		F5		3	0	0	0	0	0	1					
Inning Stats	R: 0 E: 0 K: 0 S: 3	H: 0 LOB: 0 BB: 0 P: 3	R: 0 E: 0 K: 1 S: 6	H: 1 LOB: 1 BB: 0 P: 6	R: 0 E: 0 K: 0 S: 3	H: 0 LOB: 0 BB: 0 P: 3	R: 0 E: 0 K: 0 S: 3	H: 1 LOB: 0 BB: 0 P: 3	R: 1 E: 0 K: 0 S: 4	H: 1 LOB: 0 BB: 0 P: 4	R: 0 E: 0 K: 0 S: 3	H: 0 LOB: 0 BB: 0 P: 3	R: 0 E: 1 K: 1 S: 6	H: 0 LOB: 1 BB: 0 P: 6	R: 0 E: 0 K: 1 S: 5	H: 0 LOB: 0 BB: 0 P: 5	1B: 3 2B: 0 3B: 0 HR: 1	SF: 0 SAC: 0 DP: 0 HBP: 0	WP: 0 PB: 0 SB: 0 CS: 0	PA: 32	
PITCHER	IP	WLS	BF	H	R	ER	SO	BB	IBB	HBP	BLK	WP	HR	S	P	ERA	WHIP				
Jim McDonald, R ERA: 2.08 (1, 1)	7.0		24	4	1	1	1	0	0	0	0	0	1	26	26	1.29	0.571				
Tom Gorman, R ERA: 0.93 (8, 1)	2.0		7	0	0	0	2	0	0	0	0	0	0	11	11	0.00	0.000				

Philadelphia Athletics @ New York Yankees
Yankee Stadium, Bronx, NY
Sun May 09 1954, 3:38 AM EDT
Att: 23,909 - Unknown

AB 31
R 1
H 4
RBI 1
BB 0
SO 3
LOB 6



Batter	1	2	3	4	5	6	7	8	9	AB	R	H	RBI	BB	SO	LOB	BOTTOM					
Phil Rizzuto, R OBP: 0.319, SLG: 0.383 (1, 6)	F9		5-3 1B		6-3 2B		4-0 1-2 BB			3	0	2	0	1	0	0						
Hank Bauer, R OBP: 0.338, SLG: 0.439 (1, 9)	5-3		5-3 1-2		6-3 2-3		G6-4-3 1-2			4	0	0	0	0	0	4						
Mickey Mantle, S OBP: 0.333, SLG: 0.429 (1, 8)	4-3		F8		L9			4-3 1B 2B		4	1	1	0	0	0	2						
Yogi Berra, L OBP: 0.294, SLG: 0.506 (1, 2)		F9		F2		P5		4-3		4	0	0	0	0	0	1						
Bill Skowron, R OBP: 0.319, SLG: 0.512 (1, 3)		P5		1B		F8		2-3		4	0	2	1	0	0	0						
Gene Woodling, L OBP: 0.400, SLG: 0.273 (1, 7)		BB		1B				G6-4-3 1B		3	0	2	0	1	0	1						
Gil McDougald, R OBP: 0.326, SLG: 0.319 (1, 4)		BB		1B		FC5-4 1B		G6-4-3 1-2		2	0	0	0	2	0	1						
Andy Carey, R OBP: 0.296, SLG: 0.458 (1, 5)		6-3		G4-6-3 BB						4	0	0	0	0	1	5						
Jim McDonald, R OBP: 0.364, SLG: 0.222 (1, 1)										2	0	0	0	0	2	0						
Enos Slaughter, L OBP: 0.441, SLG: 0.500 (7, PH)			K							1	0	1	0	0	0	0						
Tom Gorman, R (8, 1)										0	0	0	0	0	0	0						
Eddie Robinson, L OBP: 0.368, SLG: 0.353 (8, PH)										1	0	0	0	0	0	0						
Inning Stats	R: 0 E: 0 K: 0 S: 3	H: 0 LOB: 0 BB: 0 P: 3	R: 0 E: 0 K: 1 S: 6	H: 0 LOB: 2 BB: 2 P: 11	R: 0 E: 0 K: 1 S: 4	H: 1 LOB: 1 BB: 0 P: 6	R: 0 E: 0 K: 0 S: 4	H: 2 LOB: 2 BB: 1 P: 8	R: 0 E: 0 K: 1 S: 6	H: 1 LOB: 1 BB: 0 P: 6	R: 0 E: 0 K: 0 S: 4	H: 1 LOB: 1 BB: 0 P: 4	R: 0 E: 0 K: 1 S: 5	H: 1 LOB: 1 BB: 1 P: 9	R: 1 E: 0 K: 0 S: 4	H: 2 LOB: 0 BB: 0 P: 4	R: 0 E: 0 K: 0 S: 3	H: 0 LOB: 0 BB: 0 P: 3	1B: 6 2B: 2 3B: 0 HR: 0	SF: 0 SAC: 0 DP: 3 HBP: 0	WP: 0 PB: 0 SB: 0 CS: 0	PA: 36
PITCHER	IP	WLS	BF	H	R	ER	SO	BB	IBB	HBP	BLK	WP	HR	S	P	ERA	WHIP					
Alex Kellner, L ERA: 2.27 (1, 1)	9.0		36	8	1	1	3	4	0	0	0	0	0	38	54	1.00	1.333					

Philadelphia Athletics @ New York Yankees
Yankee Stadium, Bronx, NY
Sun May 09 1954, 3:38 AM EDT
Att: 23,909 - Unknown


AB 32
R 1
H 8
RBI 1
BB 4
SO 3
LOB 14



Batter	1	2	3	4	5	6	7	8	9	AB	R	H	RBI	BB	SO	LOB	TOP			
Spook Jacobs, R OBP: 0.326, SLG: 0.310 (1,4)										4	0	1	2	0	1	3				
Pete Suder, R OBP: 0.269, SLG: 0.268 (1,5)										5	0	1	2	0	0	2				
Vic Power, R OBP: 0.293, SLG: 0.393 (1,8)										4	0	0	0	0	1	1				
Lou Limmer, L OBP: 0.250, SLG: 0.167 (1,3)										4	0	0	0	0	0	0				
Gus Zernial, R OBP: 0.341, SLG: 0.386 (1,7)										3	0	0	0	1	1	0				
Bill Renno, R OBP: 0.366, SLG: 0.427 (1,9)										4	1	0	0	0	2	1				
Joe Demaestri, R OBP: 0.238, SLG: 0.313 (1,6)										4	2	3	0	0	0	0	AB 35			
Billy Shantz, R OBP: 0.368, SLG: 0.541 (1,2)										4	2	3	1	0	0	1	R 6			
Marion Fricano, R OBP: 0.250, SLG: 0.250 (1,1)										2	0	0	0	0	1	3	H 9			
Elmer Valo, L OBP: 0.364, SLG: 0.125 (7, PH)										0	1	0	0	1	0	0	RBI 6			
Moe Burtusky, R OBP: 0.500, SLG: 0.500 (7,1)										1	0	1	1	0	0	0	BB 2			
Bob Trice, R OBP: 0.385, SLG: 0.273 (9,1)										0	0	0	0	0	0	0	SO 6			
Inning Stats	R: 0 E: 0 K: 0 S: 3	H: 0 LOB: 0 BB: 0 P: 3	R: 0 E: 0 K: 2 S: 7	H: 0 LOB: 0 BB: 0 P: 7	R: 1 E: 1 K: 1 S: 7	H: 2 LOB: 1 BB: 0 P: 7	R: 0 E: 0 K: 1 S: 5	H: 0 LOB: 0 BB: 0 P: 5	R: 0 E: 0 K: 1 S: 7	H: 2 LOB: 2 BB: 0 P: 7	R: 4 E: 0 K: 0 S: 6	H: 3 LOB: 1 BB: 2 P: 14	R: 0 E: 0 K: 0 S: 3	H: 0 LOB: 0 BB: 0 P: 3	R: 1 E: 0 K: 1 S: 7	H: 2 LOB: 1 BB: 0 P: 7	1B: 8 2B: 0 3B: 1 HR: 0	SF: 0 SAC: 1 DP: 0 HBP: 0	WP: 0 PB: 0 SB: 0 CS: 0	PA: 38
PITCHER	IP WLS BF H R ER SO BB IBB HBP BLK WP HR S P ERA WHIP	7.0 30 7 5 5 5 2 0 0 0 0 0 0 38 46 6.43 1.286	2.0 W 8 2 1 1 1 0 0 0 0 0 0 0 10 10 4.50 1.000																	

Philadelphia Athletics @ Baltimore Orioles
Memorial Stadium, Baltimore, MD
Mon May 10 1954, 3:33 AM EDT
Att. 7,887 - Unknown - 53 F

AB 35
R 6
H 9
RBI 6
BB 2
SO 6
LOB 11

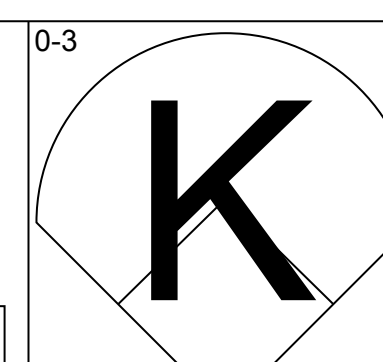
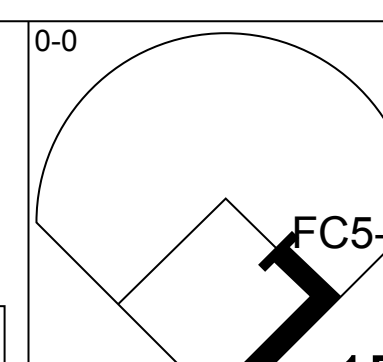
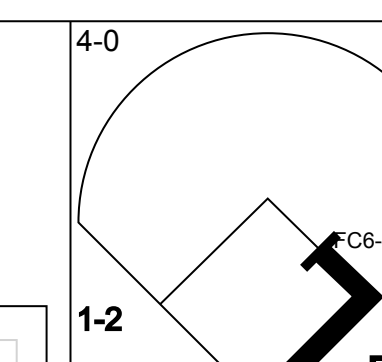
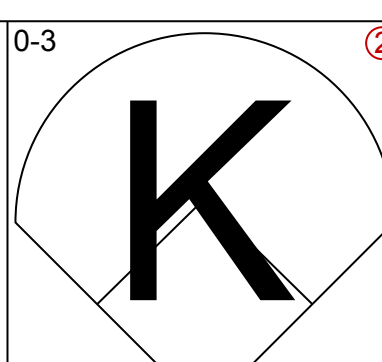
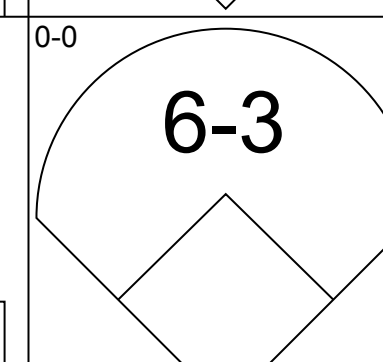
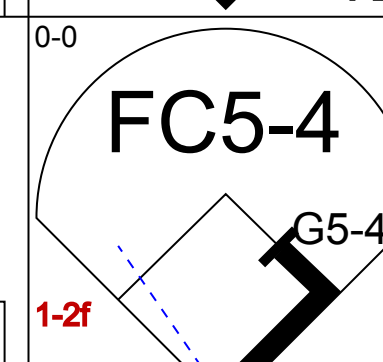
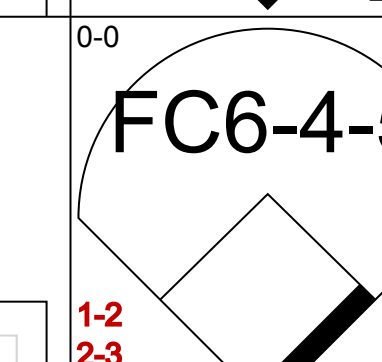
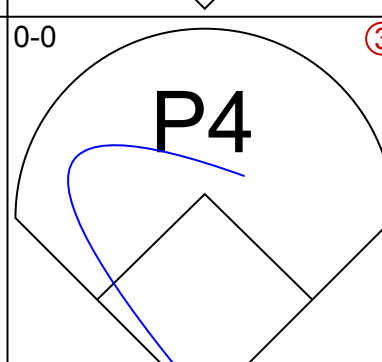
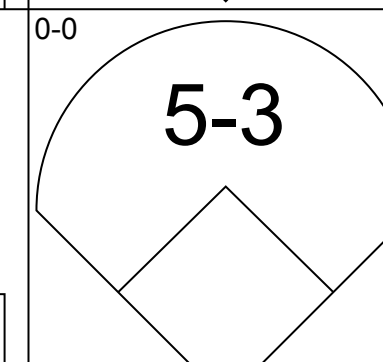
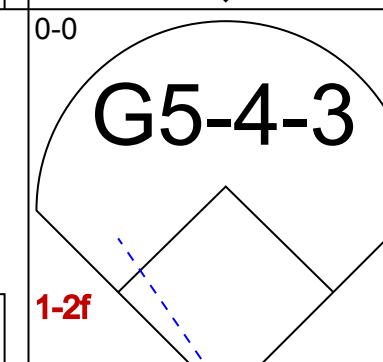
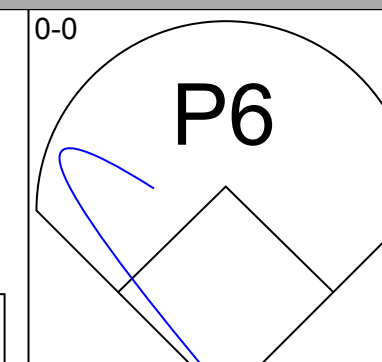
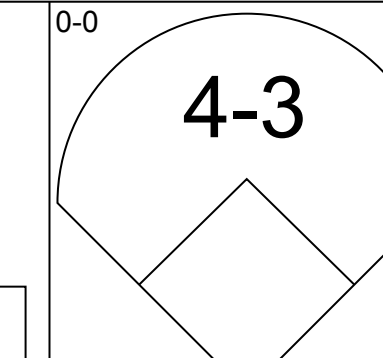
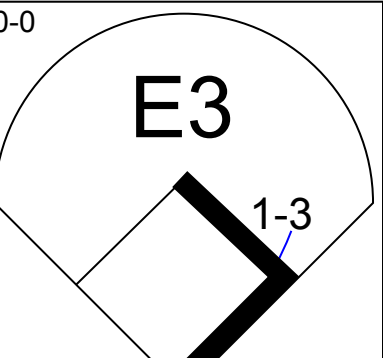
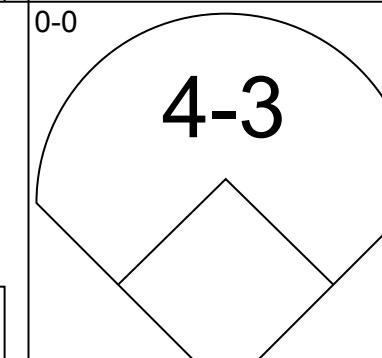
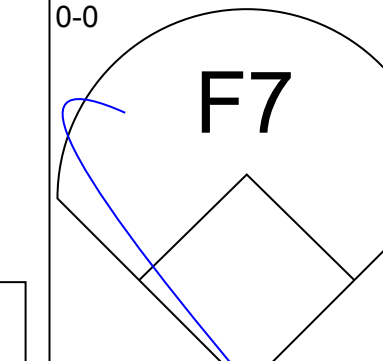
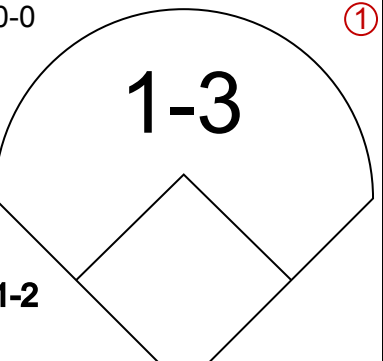
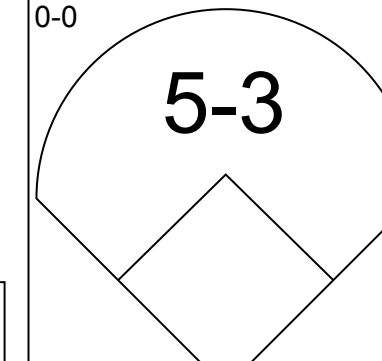
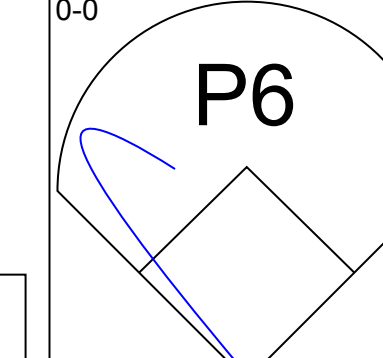
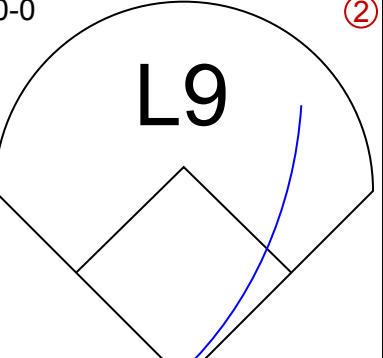
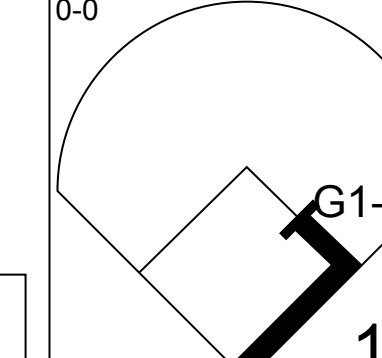
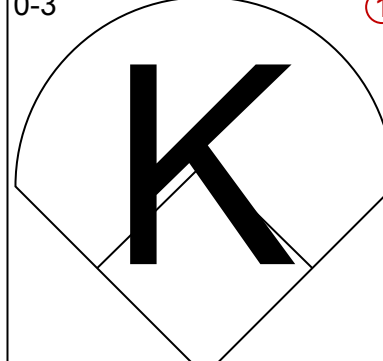
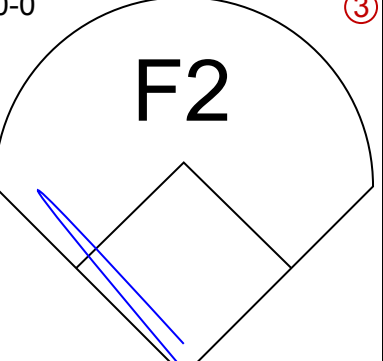
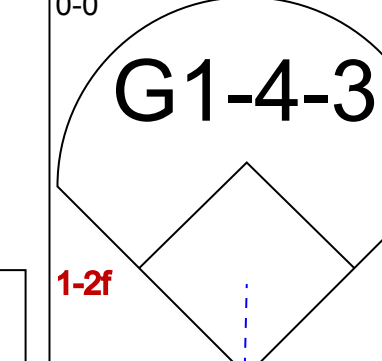
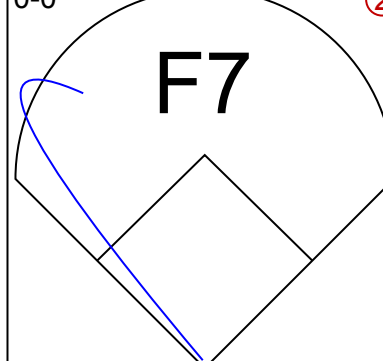
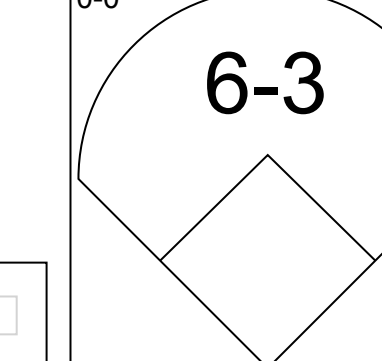
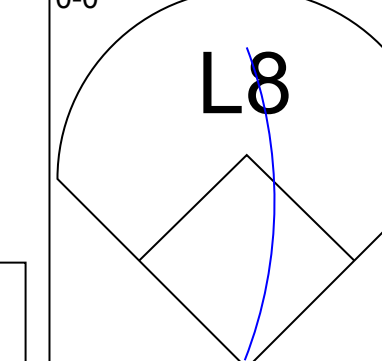

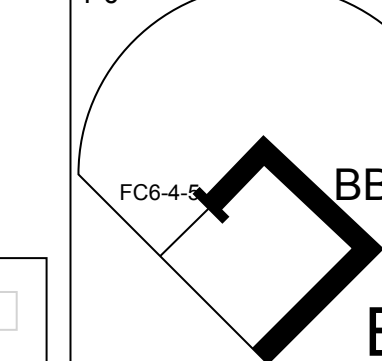
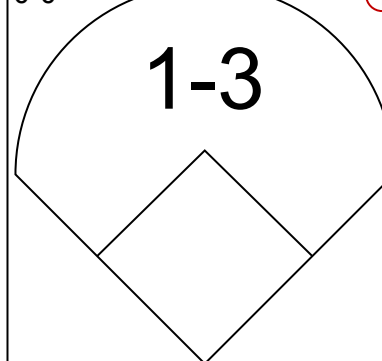


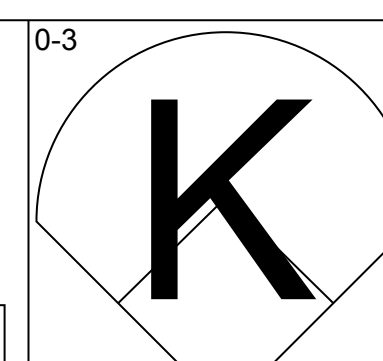
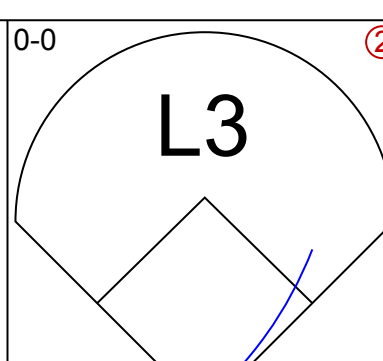
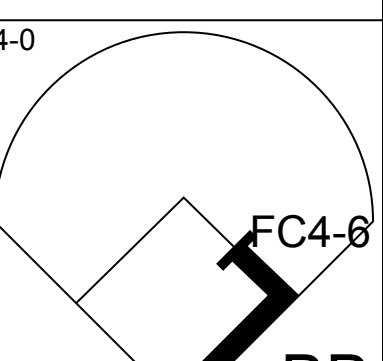
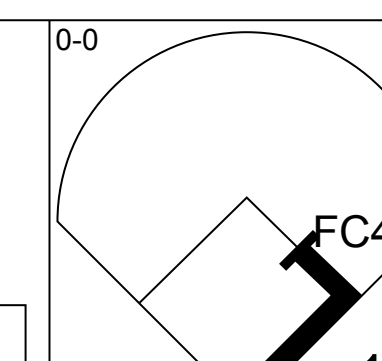
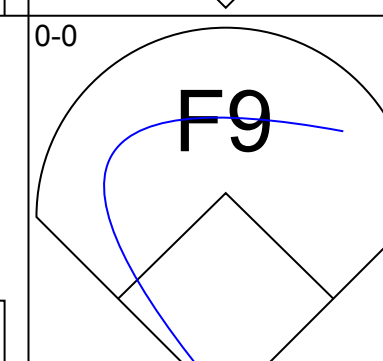
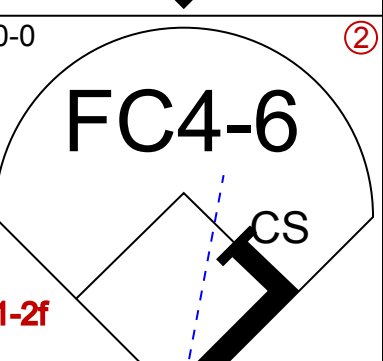
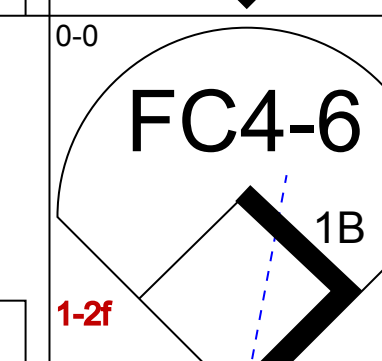
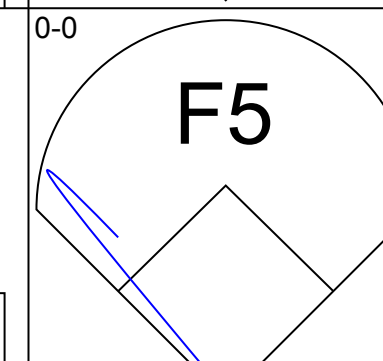
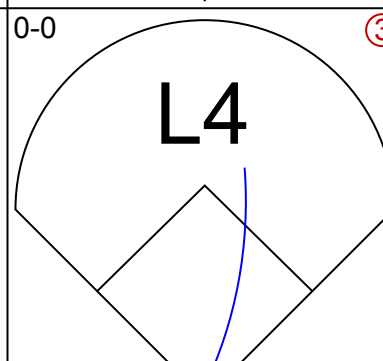
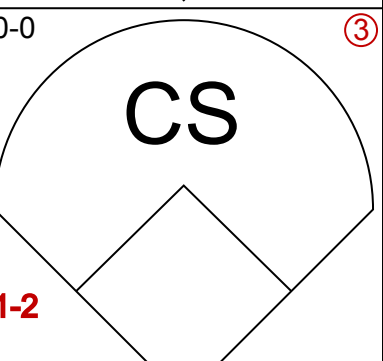
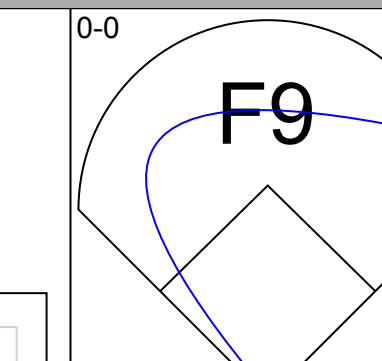
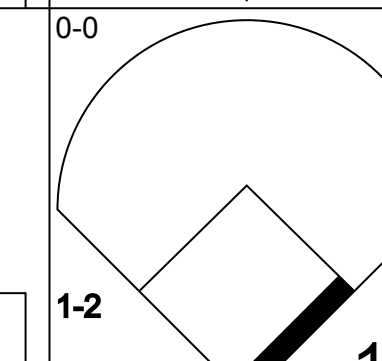
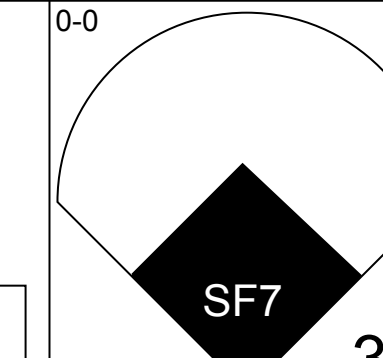
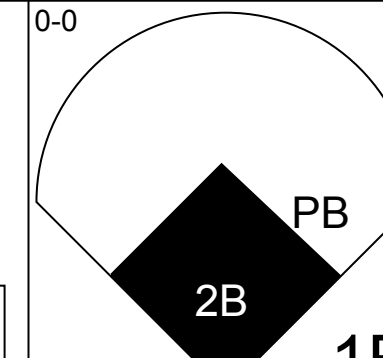
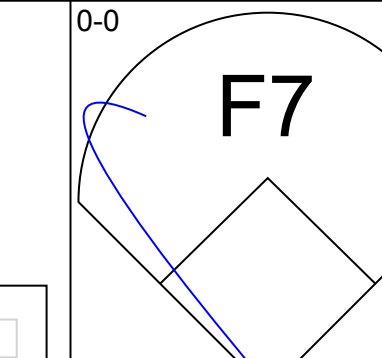
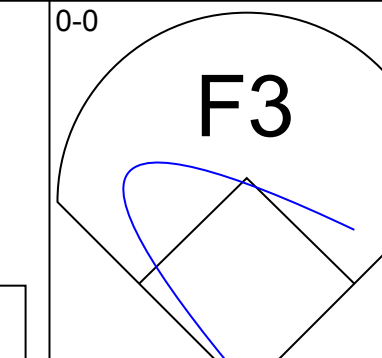
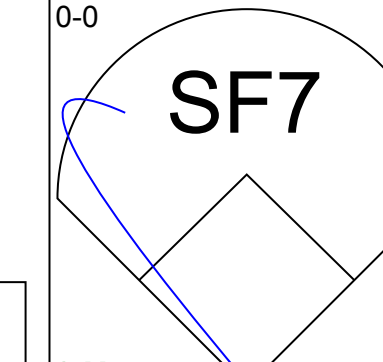
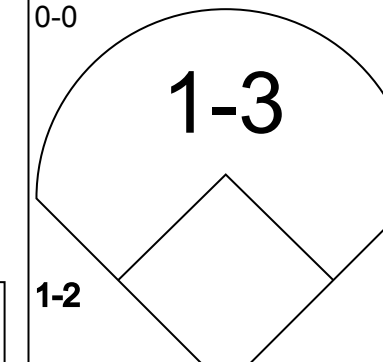
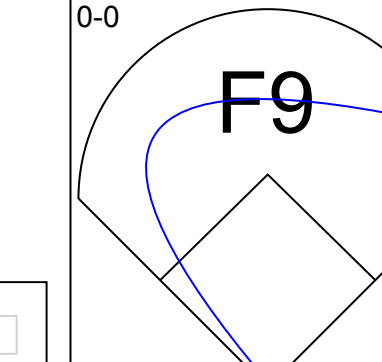
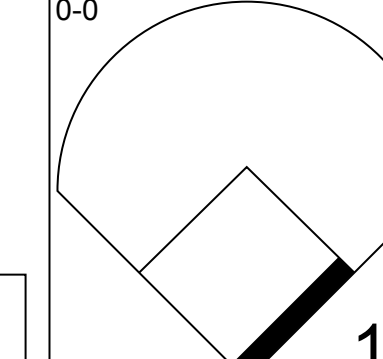
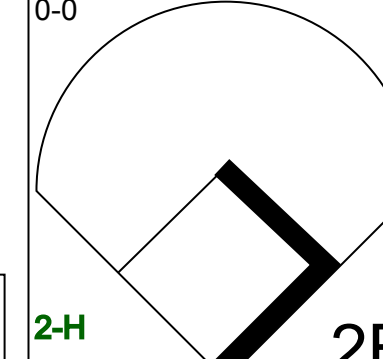
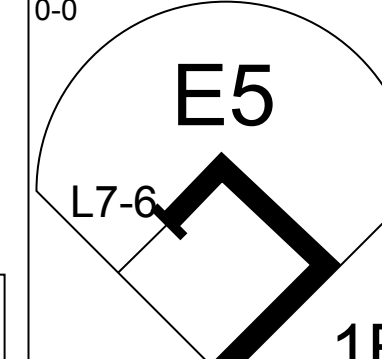
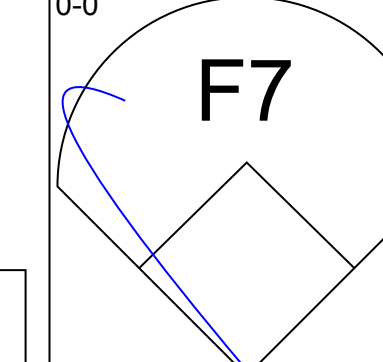
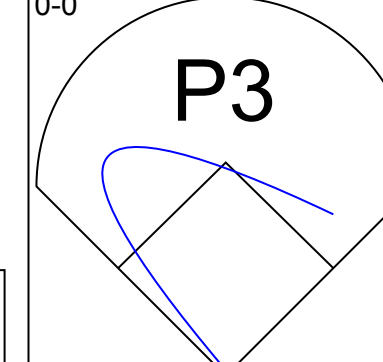
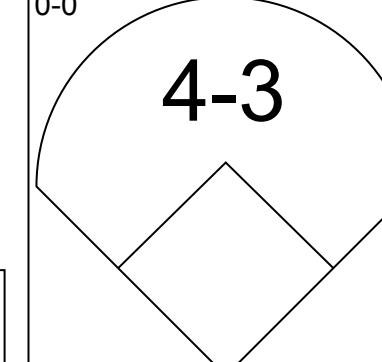
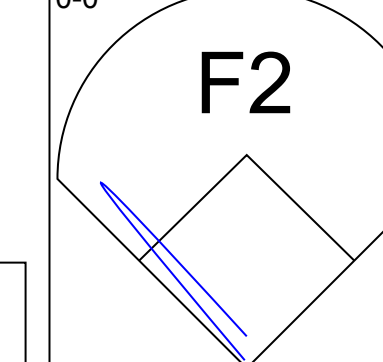
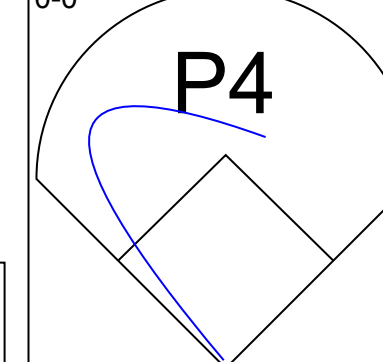
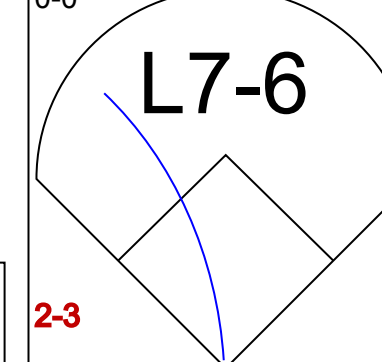
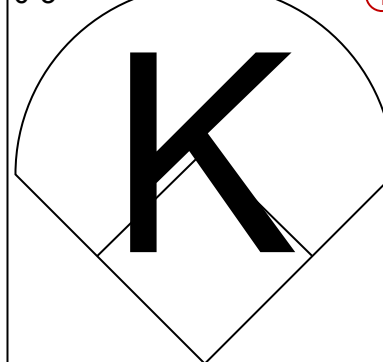
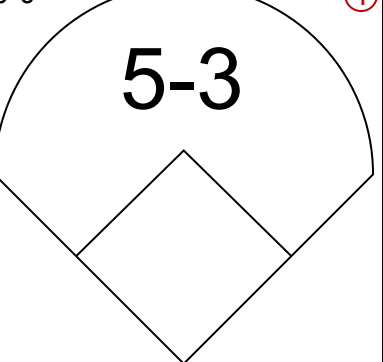
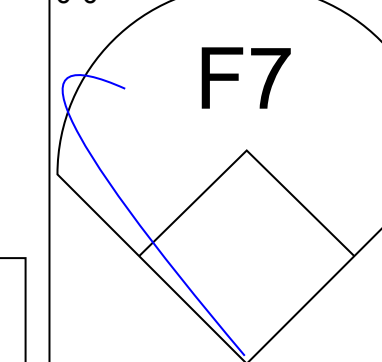
Batter	1	2	3	4	5	6	7	8	9	AB	R	H	RBI	BB	SO	LOB	BOTTOM					
Bobby Young, L OBP: 0.352, SLG: 0.339 (1,4)										3	3	2	0	1	0	1						
Gil Coan, L OBP: 0.291, SLG: 0.255 (1,8)										4	1	1	1	0	0	3						
Dick Kryhoski, L OBP: 0.625, SLG: 0.786 (1,3)										4	1	3	4	1	0	1						
Sam Mele, R OBP: 0.185, SLG: 0.294 (1,7)										4	0	0	1	0	0	3						
Vic Wertz, L OBP: 0.362, SLG: 0.265 (1,9)										4	0	1	1	0	0	2						
Vern Stephens, R OBP: 0.288, SLG: 0.437 (1,5)										4	0	1	0	0	0	1						
Clint Courtney, L OBP: 0.275, SLG: 0.354 (1,2)										3	1	0	0	1	0	2						
Neil Berry, R OBP: 0.286, SLG: 0.167 (1,6)										2	0	0	0	0	2	0						
Don Lenhardt, R OBP: 0.222, SLG: 0.182 (7, PH)										1	0	0	0	0	1	0						
Billy Hunter, R OBP: 0.196, SLG: 0.192 (8,6)										0	0	0	0	0	0	0						
Bob Kennedy, R OBP: 0.400, SLG: 0.500 (9, PH)										1	0	0	0	0	1	1						
Don Larsen, R OBP: 0.300, SLG: 0.400 (1,1)										2	0	1	0	0	0	0						
Dick Kokos, L OBP: 0.429, SLG: 0.500 (7, PH)										0	0	0	0	1	0	0						
Howie Fox, R OBP: 0.500, SLG: 0.500 (8,1)										0	0	0	0	0	0	0						
Jim Fritley, R OBP: 0.313, SLG: 0.385 (9, PH)										0	1	0	0	1	0	0						
Inning Stats	R: 1 E: 0 K: 0 S: 4	H: 1 LOB: 1 BB: 1 P: 8	R: 0 E: 0 K: 1 S: 5	H: 0 LOB: 0 BB: 0 P: 5	R: 0 E: 0 K: 0 S: 4	H: 1 LOB: 1 BB: 0 P: 4	R: 0 E: 0 K: 0 S: 3	H: 0 LOB: 0 BB: 0 P: 3	R: 0 E: 0 K: 1 S: 5	H: 0 LOB: 0 BB: 0 P: 5	R: 2 E: 0 K: 0 S: 7	H: 4 LOB: 2 BB: 0 P: 7	R: 0 E: 0 K: 1 S: 5	H: 0 LOB: 1 BB: 1 P: 9	R: 0 E: 0 K: 0 S: 3	H: 0 LOB: 1 BB: 1 P: 7	R: 4 E: 0 K: 1 S: 7	H: 3 LOB: 1 BB: 2 P: 15	1B: 7 2B: 2 3B: 0 HR: 0	SF: 1 SAC: 2 DP: 0 HBP: 0	WP: 0 PB: 1 SB: 0 CS: 0	PA: 40
PITCHER	IP WLS BF H R ER SO BB IBB HBP BLK WP HR S P ERA WHIP	6.0 25 6 3 3 2 1 0 0 0 0 0 0 28 32 4.50 1.167	2.1 12 1 3 3 2 4 0 0 0 0 0 0 12 28 11.57 2.143	0.1 L 3 2 1 1 0 0 0 0 0 0 0 0 3 3 27.00 6.000																		

Philadelphia Athletics @ Baltimore Orioles
Memorial Stadium, Baltimore, MD
Mon May 10 1954, 3:33 AM EDT
Att. 7,887 - Unknown - 53 F


AB 32
R 7
H 9
RBI 7
BB 5
SO 4
LOB 14



Batter	1	2	3	4	5	6	7	8	9	AB	R	H	RBI	BB	SO	LOB	TOP			
Spook Jacobs, R (1,4) OBP: 0.337, SLG: 0.314 Don Bollweg, L (9, PH) OBP: 0.289, SLG: 0.177										2	0	1	0	1	1	0	Philadelphia Athletics @ Baltimore Orioles Memorial Stadium, Baltimore, MD Tue May 11 1954, 3:33 AM EDT Att: 10,837 - Unknown - 58 F			
Pete Suder, R (1,5) OBP: 0.242, SLG: 0.250										4	0	0	0	0	0	3				
Vic Power, R (1,8) OBP: 0.284, SLG: 0.380										3	0	0	0	0	0	1				
Lou Limmer, L (1,3) OBP: 0.217, SLG: 0.143										3	0	0	0	0	0	0				
Gus Zernial, R (1,7) OBP: 0.329, SLG: 0.370										3	0	0	0	0	0	1				
Bill Renno, R (1,9) OBP: 0.367, SLG: 0.423										3	0	1	0	0	0	1				
Joe Demaestri, R (1,6) OBP: 0.229, SLG: 0.301										3	0	0	0	0	1	2				
Billy Shantz, R (1,2) OBP: 0.341, SLG: 0.500										3	0	0	0	0	0	0				
Arnie Portocarrero, R (1,1) OBP: 0.273, SLG: 0.333 Elmer Valo, L (9, PH) OBP: 0.333, SLG: 0.111										1	0	0	0	1	1	0				
Inning Stats	R: 0 E: 0 K: 1 S: 5	H: 0 LOB: 0 BB: 0 P: 5	R: 0 E: 0 K: 0 S: 3	H: 0 LOB: 0 BB: 0 P: 3	R: 0 E: 0 K: 2 S: 7	H: 0 LOB: 0 BB: 0 P: 7	R: 0 E: 0 K: 0 S: 3	H: 1 LOB: 0 BB: 0 P: 3	R: 0 E: 1 K: 0 S: 4	H: 0 LOB: 1 BB: 2 P: 4	R: 0 E: 0 K: 0 S: 2	H: 0 LOB: 0 BB: 0 P: 10	R: 0 E: 0 K: 0 S: 3	H: 0 LOB: 0 BB: 0 P: 3	R: 0 E: 0 K: 1 S: 5	H: 1 LOB: 0 BB: 0 P: 5	1B: 2 2B: 1 3B: 0 HR: 0	SF: 0 SAC: 0 DP: 3 HBP: 0	WP: 0 PB: 0 SB: 0 CS: 0	PA: 29
PITCHER Joe Coleman, R (1,1) ERA: 1.95	IP: 9.0 WLS: W BF: 29 H: 2 R: 0 ER: 0 SO: 4 BB: 2 IBB: 0 HBP: 0 BLK: 0 WP: 0 HR: 0 S: 35 P: 43 ERA: 0.00 WHIP: 0.444															PITCHER				

Batter	1	2	3	4	5	6	7	8	9	AB	R	H	RBI	BB	SO	LOB	BOTTOM	
Bobby Young, L (1,4) OBP: 0.360, SLG: 0.338										3	0	1	0	1	1	0	Philadelphia Athletics @ Baltimore Orioles Memorial Stadium, Baltimore, MD Tue May 11 1954, 3:33 AM EDT Att: 10,837 - Unknown - 58 F	
Gil Coan, L (1,8) OBP: 0.288, SLG: 0.255										4	0	1	0	0	2			
Dick Kryhoski, L (1,3) OBP: 0.550, SLG: 0.667										4	0	1	0	0	1			
Sam Mele, R (1,7) OBP: 0.207, SLG: 0.345										4	2	2	0	0	2			
Vic Wertz, L (1,9) OBP: 0.344, SLG: 0.255										2	0	0	1	0	1			
Vern Stephens, R (1,5) OBP: 0.316, SLG: 0.473										3	0	3	1	0	0			
Clint Courtney, L (1,2) OBP: 0.259, SLG: 0.333										3	0	0	0	0	3			
Neil Berry, R (1,6) OBP: 0.200, SLG: 0.111										3	0	0	0	0	3			
Joe Coleman, R (1,1) OBP: 0.111, SLG: 0.111										3	0	0	0	0	1	0		
Inning Stats	R: 0 E: 0 K: 1 S: 5	H: 2 LOB: 1 BB: 0 P: 5	R: 0 E: 0 K: 1 S: 6	H: 1 LOB: 1 BB: 0 P: 6	R: 1 E: 0 K: 0 S: 5	H: 2 LOB: 1 BB: 0 P: 5	R: 0 E: 0 K: 0 S: 2	H: 0 LOB: 0 BB: 1 P: 6	R: 0 E: 0 K: 0 S: 3	H: 0 LOB: 0 BB: 0 P: 3	R: 0 E: 1 K: 0 S: 3	H: 1 LOB: 0 BB: 0 P: 3	R: 0 E: 0 K: 0 S: 5	H: 2 LOB: 2 BB: 0 P: 5	1B: 6 2B: 2 3B: 1 HR: 0	SF: 1 SAC: 0 DP: 1 HBP: 0	WP: 0 PB: 1 SB: 0 CS: 1	PA: 32
PITCHER Arnie Portocarrero, R (1,1) ERA: 2.88	IP: 8.0 WLS: L BF: 31 H: 8 R: 2 ER: 2 SO: 2 BB: 1 IBB: 0 HBP: 0 BLK: 0 WP: 0 HR: 0 S: 34 P: 38 ERA: 2.25 WHIP: 1.125															PITCHER		

AB 27
R 0
H 2
RBI 0
BB 2
SO 4
LOB 8



AB 29
R 2
H 8
RBI 2
BB 1
SO 2
LOB 12



Batter	1	2	3	4	5	6	7	8	9	AB	R	H	RBI	BB	SO	LOB	TOP			
Spook Jacobs, R (1,4) OBP: 0.333, SLG: 0.311	E5 FC1-5		1-3					L4-3		4	0	1	1	0	0	1	Philadelphia Athletics @ Chicago White Sox Comiskey Park, Chicago, IL Thu May 13 1954, 4:33 AM EDT Att: 3,206 - Unknown			
Vic Power, R (1,8) OBP: 0.273, SLG: 0.365	E6 FC1-5		K					P4		4	0	0	0	0	1	3				
Don Bollweg, L (1,3) OBP: 0.288, SLG: 0.197	FC1-5 1-2 2-3f			K				P6	SH1-3 1B 2B	4	1	1	0	0	1	2				
Bill Renna, R (1,9) OBP: 0.355, SLG: 0.407	P4			F8				P4	SH1-3 2-3	3	0	0	0	0	0	2				
Gus Zernial, R (1,7) OBP: 0.326, SLG: 0.364	K			F3				P4	2B 1B	4	1	1	1	0	1	2				
Pete Suder, R (1,5) OBP: 0.242, SLG: 0.266				F9				P4	3-H 1-H 2B	4	0	1	1	0	0	0				
Bobby Shantz, R (9, PR) OBP: 0.333, SLG: 0.333					G3					0	0	0	0	0	0	0				
Jim Finigan, R (9, 5) OBP: 0.375, SLG: 0.333										0	0	0	0	0	0	0				
Joe Demaestri, R (1,6) OBP: 0.218, SLG: 0.287			K		F9			F9	6-3	4	0	0	0	0	1	1				
Billy Shantz, R (1,2) OBP: 0.333, SLG: 0.465			6-3					K	6-3	3	1	0	0	1	1	1				
Morrie Martin, L (1,1) OBP: 0.333, SLG: 0.417					4-3					2	0	1	0	0	0	0				
Lou Limmer, L (8, PH) OBP: 0.250, SLG: 0.143										0	0	0	0	1	0	0				
Moe Burtshy, R (8, 1) OBP: 0.500, SLG: 0.500								L4-3	BB	0	0	0	0	0	0	0				
Inning Stats	R: 0 E: 2 K: 1 S: 7	H: 0 LOB: 2 BB: 0 P: 7	R: 0 E: 0 K: 1 S: 5	H: 0 LOB: 0 BB: 0 P: 5	R: 0 E: 0 K: 1 S: 5	H: 0 LOB: 0 BB: 0 P: 5	R: 1 E: 0 K: 0 S: 5	H: 2 LOB: 2 BB: 1 P: 9	R: 0 E: 0 K: 0 S: 3	H: 0 LOB: 0 BB: 0 P: 3	R: 0 E: 0 K: 1 S: 5	H: 0 LOB: 0 BB: 0 P: 5	R: 0 E: 0 K: 0 S: 2	H: 0 LOB: 0 BB: 1 P: 6	R: 2 E: 0 K: 0 S: 6	H: 3 LOB: 1 BB: 0 P: 6	1B: 3 2B: 3 3B: 0 HR: 0	SF: 0 SAC: 1 DP: 1 HBP: 0	WP: 0 PB: 0 SB: 0 CS: 0	PA: 35
PITCHER Virgil Trucks, R (1,1) ERA: 2.39	IP: 9.0 WLS: L BF: 35 H: 5 R: 3 ER: 3 SO: 5 BB: 2 IBB: 0 HBP: 0 BLK: 0 WP: 0 HR: 0 S: 43 P: 51 ERA: 3.00 WHIP: 0.778															PITCHER				


Batter	1	2	3	4	5	6	7	8	9	AB	R	H	RBI	BB	SO	LOB	BOTTOM			
Chico Carrasquel, R (1,6) OBP: 0.331, SLG: 0.387	4-3 1B 2B		F7		4-3			P5	SH5-3	4	1	1	0	0	0	1	Philadelphia Athletics @ Chicago White Sox Comiskey Park, Chicago, IL Thu May 13 1954, 4:33 AM EDT Att: 3,206 - Unknown			
Nellie Fox, L (1,4) OBP: 0.357, SLG: 0.333	4-3				FC5 1B			F8	FC6-4 BB	4	0	2	1	1	0	1				
Johnny Groth, R (1,8) OBP: 0.347, SLG: 0.464	FC5-4 1B		1-3						FC6-4	5	0	3	1	0	0	3				
Minnie Minoso, R (1,7) OBP: 0.348, SLG: 0.515	FC5-4 CS				6-3			FC5	L9	4	0	0	0	0	0	4				
Sherm Lollar, R (1,2) OBP: 0.384, SLG: 0.408	CS	5-3		FC5-4 BB				SH5-4 1B	F7	3	0	1	0	1	0	0				
Cass Michaels, R (1,5) OBP: 0.518, SLG: 0.535				FC5-4 G5-4				SH5-4 1B	F9	4	0	2	0	0	0	1				
Bill Wilson, R (1,9) OBP: 0.317, SLG: 0.382				F3	G5-4			SH5-4	F2	3	0	0	0	0	0	2				
Bob Boyd, L (1,3) OBP: 0.237, SLG: 0.236			3-4-1						K	3	1	1	0	1	1	1				
Virgil Trucks, R (1,1) OBP: 0.125, SLG: 0.125					P6				SH5-3 BB	3	0	0	0	0	1	4				
Bud Stewart, L (9, PH) OBP: 0.263, SLG: 0.313										0	0	0	0	1	0	0				
Jim Rivera, L (9, PR) OBP: 0.263, SLG: 0.313										0	0	0	0	0	0	0				
Inning Stats	R: 1 E: 0 K: 0 S: 4	H: 2 LOB: 0 BB: 0 P: 4	R: 0 E: 0 K: 0 S: 4	H: 1 LOB: 1 BB: 0 P: 4	R: 0 E: 0 K: 0 S: 3	H: 0 LOB: 1 BB: 1 P: 7	R: 1 E: 0 K: 1 S: 8	H: 3 LOB: 2 BB: 0 P: 8	R: 0 E: 0 K: 0 S: 4	H: 2 LOB: 2 BB: 1 P: 8	R: 0 E: 0 K: 0 S: 4	H: 1 LOB: 1 BB: 0 P: 4	R: 0 E: 0 K: 0 S: 3	H: 0 LOB: 0 BB: 0 P: 3	R: 0 E: 0 K: 1 S: 5	H: 0 LOB: 2 BB: 2 P: 13	1B: 9 2B: 1 3B: 0 HR: 0	SF: 0 SAC: 2 DP: 1 HBP: 0	WP: 0 PB: 0 SB: 0 CS: 1	PA: 40
PITCHER Morrie Martin, L (1,1) ERA: 2.62	IP: 7.0 WLS: W BF: 8 H: 10 R: 2 ER: 2 SO: 1 BB: 2 IBB: 0 HBP: 0 BLK: 0 WP: 0 HR: 0 S: 31 P: 39 ERA: 2.57 WHIP: 1.714															PITCHER				
Moe Burtshy, R (8, 1) ERA: 3.0	IP: 2.0 WLS: W BF: 8 H: 0 R: 0 ER: 0 SO: 1 BB: 2 IBB: 0 HBP: 0 BLK: 0 WP: 0 HR: 0 S: 8 P: 16 ERA: 0.00 WHIP: 1.000															PITCHER				

Batter	1	2	3	4	5	6	7	8	9	AB	R	H	RBI	BB	SO	LOB	TOP		
Spook Jacobs, R (1, 4) OBP: 0.317, SLG: 0.295	0-0 6-3		0-0 G3		0-0 F8		0-0 F7		0-0 6-3	5	0	0	0	0	0	3	Philadelphia Athletics @ Chicago White Sox Comiskey Park, Chicago, IL Fri May 14 1954, 4:33 AM EDT Att: 21,613 - Unknown		
Ed McChes, R (1, 8) OBP: 0.250, SLG: 0.286	0-0 L6-3 1B		4-0 IBB		0-3 K			0-0 WP 1B 2B		3	1	2	0	1	1				
Don Bollweg, L (1, 3) OBP: 0.274, SLG: 0.186	0-0 L6-3		0-3 K		0-3 K			0-0 6-3		4	0	0	0	0	2	6			
Bill Renna, R (1, 9) OBP: 0.351, SLG: 0.435		0-0 6-3		0-0 HR		0-0 5-3		0-3 K		4	1	1	1	0	1	1			
Gus Zernial, R (1, 7) OBP: 0.323, SLG: 0.358		0-3 K		0-0 P4		0-0 1-3		0-0 WP E 1B		4	1	1	1	0	1	0			
Jim Finigan, R (1, 5) OBP: 0.429, SLG: 0.440		0-0 P4				0-0 1B		0-0 E7 1B		4	0	3	1	0	0	0			
Joe Demaestri, R (1, 6) OBP: 0.220, SLG: 0.286			0-0 E 1B		0-0 F8		0-0 5-3		0-0 F7	4	0	1	0	0	0	3			
Billy Shantz, R (1, 2) OBP: 0.306, SLG: 0.426			0-0 E9 G3 1-3		0-0 L4		0-3 K		0-0 F9	4	0	0	0	0	1	2			
Alex Kellner, R (1, 1) OBP: 0.105, SLG: 0.105			0-0 FC6-4-2 G3 1-2 3-H				0-3 K		0-0 1-3	2	0	1	0	0	0	2			
Jim Robertson, R (7, PH) OBP: 0.316, SLG: 0.222							0-0 K			1	0	0	0	0	1	0			
Art Ditmar, R (7, 1) OBP: 0.274, SLG: 0.186							0-0 1B			1	0	0	0	0	0	0			
Inning Stats	R: 0 E: 0 K: 0 S: 3	H: 1 LOB: 0 BB: 0 P: 3	R: 0 E: 0 K: 1 S: 5	H: 0 LOB: 0 BB: 0 P: 5	R: 0 E: 1 K: 1 S: 7	H: 1 LOB: 3 BB: 1 P: 11	R: 1 E: 0 K: 0 S: 5	H: 2 LOB: 1 BB: 0 P: 5	R: 0 E: 0 K: 2 S: 8	H: 1 LOB: 1 BB: 0 P: 4	R: 0 E: 0 K: 2 S: 7	H: 0 LOB: 0 BB: 0 P: 7	R: 2 E: 1 K: 1 S: 8	H: 3 LOB: 1 BB: 0 P: 8	R: 0 E: 0 K: 0 S: 3	H: 0 LOB: 0 BB: 0 P: 3	1B: 6 2B: 3 3B: 0 HR: 1	SF: 0 SAC: 0 DP: 1 HBP: 0	WP: 2 PA: 37 CS: 0
PITCHER	IP	WLS	BF	H	R	ER	SO	BB	IBB	HBP	BLK	WP	HR	S	P	ERA	WHIP		
Billy Pierce, L (1, 1) ERA: 3.46	7.2		33	9	3	3	7	0	1	0	0	2	1	46	50	3.52	1.174		
Don Johnson, R (8, 1) ERA: 1.85	1.1	W	4	0	0	0	0	0	0	0	0	0	0	4	4	0.00	0.000		

Batter	1	2	3	4	5	6	7	8	9	AB	R	H	RBI	BB	SO	LOB	BOTTOM		
Chico Carrasquel, R (1, 6) OBP: 0.320, SLG: 0.373	0-0 F7		0-0 6-3		0-0 F8			0-0 F8		4	0	0	0	0	0	3	Philadelphia Athletics @ Chicago White Sox Comiskey Park, Chicago, IL Fri May 14 1954, 4:33 AM EDT Att: 21,613 - Unknown		
Nellie Fox, L (1, 4) OBP: 0.345, SLG: 0.321	0-0 F7				0-0 F9		0-0 1-5-3	0-0 F8		4	0	0	0	0	0	0			
Johnny Groth, R (1, 8) OBP: 0.343, SLG: 0.450	4-0 CS BB			0-3 K		0-0 6-3		0-0 5-3		3	0	0	0	1	1	0			
Minnie Minoso, R (1, 7) OBP: 0.361, SLG: 0.542	0-0 CS		0-0 4-3 1B		0-0 F7		0-0 HR 3B		0-0 1B E 1B	4	2	3	0	0	0	0			
Cass Michaels, R (1, 5) OBP: 0.533, SLG: 0.638		0-0 4-3			0-0 1B 2B		0-0 HR		0-0 E8 1B	4	2	3	2	0	0	1			
Red Wilson, R (1, 2) OBP: 0.211, SLG: 0.333		0-0 6-3			0-0 F8		0-3 K			3	0	0	0	0	1	2			
Bill Wilson, R (1, 9) OBP: 0.310, SLG: 0.371					4-0 SH1-3 1B BB		0-0 5-3			1	0	0	0	0	0	1			
Sherm Lollar, R (6, PH) OBP: 0.386, SLG: 0.403					0-0 SH1-3 1B					1	0	0	0	1	0	0			
Grady Hatton, L (8, 3) OBP: 0.270, SLG: 0.194					0-0 SH1-3 1B					0	0	0	0	0	0	0			
Bob Boyd, L (1, 3) OBP: 0.233, SLG: 0.232					0-0 5-3					1	0	0	0	0	0	0			
Bob Keegan, R (6, PH) OBP: 0.333, SLG: 0.333					0-0 SH1-3 1B					1	0	1	1	0	0	0			
Jim Rivera, L (6, FR) OBP: 0.282, SLG: 0.313					0-0 SH1-3 1B					0	0	0	0	1	0	0			
Billy Pierce, L (1, 1) OBP: 0.235, SLG: 0.188					0-0 1-3					2	0	0	0	0	0	1			
Don Johnson, R (8, 1) ERA: 1.85					0-0 1-2 2-3					0	0	0	0	0	0	0			
Inning Stats	R: 0 E: 0 K: 0 S: 2	H: 0 LOB: 0 BB: 1 P: 6	R: 0 E: 0 K: 0 S: 4	H: 1 LOB: 0 BB: 0 P: 4	R: 0 E: 0 K: 1 S: 5	H: 0 LOB: 0 BB: 0 P: 5	R: 0 E: 0 K: 1 S: 5	H: 0 LOB: 0 BB: 0 P: 5	R: 2 E: 0 K: 1 S: 7	H: 2 LOB: 0 BB: 0 P: 7	R: 0 E: 0 K: 0 S: 2	H: 0 LOB: 0 BB: 1 P: 6	R: 0 E: 0 K: 0 S: 3	H: 0 LOB: 0 BB: 0 P: 3	R: 1 E: 1 K: 0 S: 2	H: 2 LOB: 1 BB: 0 P: 2	1B: 4 2B: 2 3B: 1 HR: 1	SF: 0 SAC: 1 DP: 1 HBP: 0	WP: 0 PA: 33 CS: 1
PITCHER	IP	WLS	BF	H	R	ER	SO	BB	IBB	HBP	BLK	WP	HR	S	P	ERA	WHIP		
Alex Kellner, L (1, 1) ERA: 2.52	6.0		24	5	3	3	2	2	0	0	0	0	1	26	34	4.50	1.167		
Art Ditmar, R (7, 1) ERA: 5.63	2.0	L	8	2	1	0	0	1	0	0	0	0	0	7	11	0.00	1.500		

Batter	1	2	3	4	5	6	7	8	9	AB	R	H	RBI	BB	SO	LOB	TOP																
Joe Demaestri, R OBP: 0.218, SLG: 0.265 (1, 6)										4	1	0	0	2	0	1	Philadelphia Athletics @ Cleveland Indians Cleveland Municipal Stadium, Cleveland, OH Sun May 16 1954, 3:33 AM EDT Unknown																
Spook Jacobs, R OBP: 0.327, SLG: 0.301 (1, 4)										4	2	2	0	1	0	0																	
Don Bollweg, L OBP: 0.312, SLG: 0.263 (1, 3)										2	2	2	4	3	0	0																	
Bill Renna, R OBP: 0.340, SLG: 0.426 (1, 9)										5	1	1	0	0	0	7																	
Gus Zernial, R OBP: 0.333, SLG: 0.416 (1, 7)										5	0	1	1	0	2	5																	
Vic Power, R OBP: 0.279, SLG: 0.366 (1, 8)										5	0	2	1	0	0	5																	
Jim Finigan, R OBP: 0.459, SLG: 0.452 (1, 5)										3	0	1	1	2	1	4																	
Billy Shantz, R OBP: 0.276, SLG: 0.364 (1, 2)										4	0	0	0	1	1	2																	
Marion Fricano, R OBP: 0.167, SLG: 0.167 Dick Rozek, L ERA: 7.5 Ozzie Van Brabant, R ERA: 6.75 Lou Limmer, L OBP: 0.291, SLG: 0.139 Lee Wheat, R OBP: 0.321, SLG: 0.323 Elmer Valo, L OBP: 0.306, SLG: 0.100 (1, 1)											2	0	0	0	0	1		3															
Inning Stats	R: 2 E: 1 K: 0 S: 6	H: 2 LOB: 2 BB: 1 P: 10	R: 0 E: 0 K: 1 S: 5	H: 0 LOB: 0 BB: 0 P: 5	R: 3 E: 0 K: 1 S: 9	H: 5 LOB: 2 BB: 1 P: 13	R: 0 E: 0 K: 0 S: 3	H: 0 LOB: 1 BB: 1 P: 7	R: 0 E: 0 K: 1 S: 5	H: 0 LOB: 3 BB: 4 P: 21	R: 0 E: 0 K: 0 S: 3	H: 0 LOB: 1 BB: 1 P: 7	R: 1 E: 0 K: 1 S: 7	H: 2 LOB: 2 BB: 1 P: 11	R: 0 E: 0 K: 0 S: 3	H: 0 LOB: 0 BB: 0 P: 3		1B: 7 2B: 1 3B: 0 HR: 1	SF: 0 SAC: 0 DP: 1 HBP: 0	WP: 0 PB: 0 SB: 0 CS: 0	PA: 46												
PITCHER	IP WLS BF H R ER SO BB IBB HBP BLK WP HR S P ERA WHIP																																
Bob Feller, R ERA: 12.15 (1, 1)	2.1	16	7	5	5	2	1	0	0	0	0	0	1	19	23	19.29	3.429																
Bob Chakales, R ERA: 1.93 (3, 1)	2.2	W	13	0	1	1	1	6	0	0	0	0	0	9	33	3.38	2.250																
Ray Narleski, R ERA: 1.62 (6, 1)	4.0	S	17	2	1	1	2	3	0	0	0	0	0	18	30	2.25	1.250																

AB 36
R 7
H 9
RBI 7
BB 10
SO 5
LOB 28



Batter	1	2	3	4	5	6	7	8	9	AB	R	H	RBI	BB	SO	LOB	BOTTOM																
Al Smith, R OBP: 0.373, SLG: 0.344 (1, 7)										4	1	0	0	1	1	1	Philadelphia Athletics @ Cleveland Indians Cleveland Municipal Stadium, Cleveland, OH Sun May 16 1954, 3:33 AM EDT Unknown																
Bobby Avila, R OBP: 0.448, SLG: 0.458 (1, 4)										4	1	2	0	0	0	0																	
Dave Philley, S OBP: 0.264, SLG: 0.355 (1, 9)										4	1	1	1	1	0	2																	
Al Rosen, R OBP: 0.407, SLG: 0.535 (1, 3)										3	3	2	2	2	0	2																	
Larry Doby, L OBP: 0.362, SLG: 0.431 (1, 8)										4	1	2	2	1	0	2																	
Rudy Regalado, R OBP: 0.426, SLG: 0.542 (1, 5)										5	1	2	1	0	0	4																	
George Strickland, R OBP: 0.315, SLG: 0.359 (1, 6)										5	2	3	2	0	0	1																	
Jim Hegan, R OBP: 0.282, SLG: 0.452 (1, 2)										5	2	4	4	0	0	1																	
Bob Feller, R (1, 1)										1	0	0	0	0	0	0																	
Bob Chakales, R (3, 1)										1	0	0	0	0	0	1																	
Ray Narleski, R (6, 1)										2	0	0	0	0	0	4																	
Inning Stats	R: 0 E: 0 K: 1 S: 5	H: 1 LOB: 0 BB: 0 P: 5	R: 3 E: 0 K: 0 S: 6	H: 3 LOB: 0 BB: 0 P: 6	R: 0 E: 0 K: 0 S: 3	H: 0 LOB: 0 BB: 0 P: 3	R: 6 E: 0 K: 0 S: 6	H: 3 LOB: 2 BB: 4 P: 23	R: 0 E: 0 K: 0 S: 4	H: 1 LOB: 1 BB: 0 P: 4	R: 1 E: 0 K: 0 S: 5	H: 2 LOB: 2 BB: 1 P: 9	R: 0 E: 0 K: 0 S: 4	H: 1 LOB: 0 BB: 0 P: 4	R: 2 E: 1 K: 0 S: 8	H: 5 LOB: 3 BB: 0 P: 8	1B: 12 2B: 3 3B: 0 HR: 2	SF: 0 SAC: 1 DP: 1 HBP: 1	WP: 0 PB: 0 SB: 0 CS: 0	PA: 45													
PITCHER	IP WLS BF H R ER SO BB IBB HBP BLK WP HR S P ERA WHIP																																
Marion Fricano, R ERA: 7.5 (1, 1)	3.0	L	17	7	8	1	2	0	0	0	0	0	0	1	10	0.00	6.000																
Dick Rozek, L ERA: 6.75 (4, 1)	0.1		4	0	0	0	2	0	1	0	0	0	0	1	10	0.00	6.000																
Ozzie Van Brabant, R ERA: 9.35 (4, 1)	2.2		12	3	2	2	1	0	0	0	0	0	0	11	15	6.75	1.500																
Lee Wheat, R ERA: 6.75 (7, 1)	2.0		12	6	2	2	0	0	0	0	0	0	0	12	12	9.00	3.000																



Batter	1	2	3	4	5	6	7	8	9	AB	R	H	RBI	BB	SO	LOB	TOP			
Joe Demaestri, R (1, 6) OBP: 0.219, SLG: 0.265	0-0 5-3			0-0 1B		0-0 F8		0-3 K		4	0	1	0	0	1	1	Philadelphia Athletics @ Cleveland Indians Cleveland Municipal Stadium, Cleveland, OH Sun May 16 1954, 3:38 AM EDT Att: 21,713 - Unknown			
Spook Jacobs, R (1, 4) OBP: 0.319, SLG: 0.292 Lou Limmer, L (9, PH) OBP: 0.222, SLG: 0.125	0-0 F3			0-3 K		0-0 6-3		0-0 4-3		3	0	0	0	0	1	2				
Don Bollweg, L (1, 3) OBP: 0.302, SLG: 0.253	0-0 P5			0-0 F9			0-0 4-3			3	0	0	0	0	0	1				
Bill Renna, R (1, 9) OBP: 0.330, SLG: 0.412		0-0 F8		0-0 1-3			0-0 3-1			3	0	0	0	0	0	1				
Gus Zernial, R (1, 7) OBP: 0.333, SLG: 0.407		0-0 F8			4-0 G4-6-3 BB		0-0 F7			2	0	0	0	1	0	0				
Vic Power, R (1, 8) OBP: 0.271, SLG: 0.356		0-0 5-3			0-0 G4-6-3 1-2			0-0 4-3		3	0	0	0	0	0	1				
Jim Finigan, R (1, 5) OBP: 0.425, SLG: 0.412			0-3 K		0-3 K			0-0 5-3		3	0	0	0	0	2	0				
Joe Astroth, R (1, 2) OBP: 0.174, SLG: 0.143			0-0 L1			4-0 BB		0-0 L4		2	0	0	0	1	0	0				
Arnie Portocarrero, R (1, 1) OBP: 0.231, SLG: 0.273 Elmer Valo, L (9, PH) OBP: 0.256, SLG: 0.091			0-0 5-3		0-3 K			0-0 F8		2	0	0	0	0	1	1				
Inning Stats	R: 0 E: 0 K: 0 S: 3	H: 0 LOB: 0 BB: 0 P: 3	R: 0 E: 0 K: 0 S: 3	H: 0 LOB: 0 BB: 0 P: 3	R: 0 E: 0 K: 1 S: 5	H: 0 LOB: 0 BB: 0 P: 5	R: 0 E: 0 K: 1 S: 6	H: 1 LOB: 1 BB: 0 P: 6	R: 0 E: 0 K: 1 S: 4	H: 0 LOB: 0 BB: 1 P: 8	R: 0 E: 0 K: 0 S: 3	H: 0 LOB: 0 BB: 0 P: 3	R: 0 E: 0 K: 0 S: 3	H: 0 LOB: 0 BB: 0 P: 3	R: 0 E: 0 K: 1 S: 5	H: 0 LOB: 0 BB: 0 P: 5	1B: 1 2B: 0 3B: 0 HR: 0	SF: 0 SAC: 0 DP: 1 HBP: 0	WP: 0 PB: 0 SB: 0 CS: 0	PA: 29
PITCHER Mike Garcia, R (1, 1) ERA: 3.25	IP: 9.0 WLS: W BF: 29 H: 1 R: 0 ER: 0 SO: 5 BB: 2 IBB: 0 HBP: 0 BLK: 0 WP: 0 HR: 0 S: 37 P: 45 ERA: 0.00 WHIP: 0.333															PITCHER				


Batter	1	2	3	4	5	6	7	8	9	AB	R	H	RBI	BB	SO	LOB	BOTTOM			
Al Smith, R (1, 7) OBP: 0.380, SLG: 0.344	0-0 L6-3 1B		4-0 1B 1B BB	0-0 F8		0-3 K				3	1	1	0	1	1	2	Philadelphia Athletics @ Cleveland Indians Cleveland Municipal Stadium, Cleveland, OH Sun May 16 1954, 3:38 AM EDT Att: 21,713 - Unknown			
Bobby Avila, R (1, 4) OBP: 0.457, SLG: 0.477	0-0 L6-3 1-2		0-0 1B E 1B		0-0 SH1-3 1B 2B		0-0 F7 BB SF8 1B			4	3	3	0	0	0	1				
Dave Philley, S (1, 9) OBP: 0.275, SLG: 0.358	0-3 K		0-0 E5 1B 1-H 3-H		0-0 SH1-3 2-3		4-0 1-2 BB			2	1	1	1	1	1	0				
Al Rosen, R (1, 3) OBP: 0.410, SLG: 0.563		0-0 5-3	0-0 1B HR 2-H		0-0 1B 3-H		0-0 F7 2-3			4	1	2	3	0	0	2				
Larry Doby, L (1, 8) OBP: 0.350, SLG: 0.419		0-0 F7	0-0 F8		0-0 F7 3-H		0-0 SF8 3-H			3	0	0	1	0	0	1				
Rudy Regalado, R (1, 5) OBP: 0.406, SLG: 0.500		0-0 1B 1B	0-0 5-3		0-0 5-3		0-0 F8			4	0	1	0	0	0	2				
George Strickland, R (1, 6) OBP: 0.330, SLG: 0.362		0-0 1B 1-2		4-0 G3 BB		4-0 SH3-4 6-3 BB		0-0 F6		2	0	1	0	2	0	0				
Hal Naragon, L (1, 2) OBP: 0.240, SLG: 0.250		0-0 F7		0-0 G3 1-2		0-0 6-3		0-0 P6		4	0	0	0	0	0	4				
Mike Garcia, R (1, 1)			0-0 5-3	0-3 K		0-0 SH3-4 2-3		0-0 6-3		3	0	0	0	0	1	1				
Inning Stats	R: 0 E: 0 K: 1 S: 5	H: 1 LOB: 0 BB: 0 P: 5	R: 0 E: 0 K: 0 S: 5	H: 2 LOB: 2 BB: 0 P: 5	R: 4 E: 1 K: 0 S: 6	H: 3 LOB: 0 BB: 1 P: 10	R: 0 E: 0 K: 1 S: 5	H: 0 LOB: 1 BB: 1 P: 9	R: 1 E: 0 K: 0 S: 5	H: 2 LOB: 1 BB: 0 P: 5	R: 0 E: 0 K: 0 S: 4	H: 1 LOB: 1 BB: 1 P: 8	R: 0 E: 0 K: 0 S: 3	H: 0 LOB: 0 BB: 0 P: 3	R: 0 E: 0 K: 1 S: 5	H: 0 LOB: 0 BB: 0 P: 5	1B: 7 2B: 2 3B: 0 HR: 1	SF: 1 SAC: 2 DP: 1 HBP: 0	WP: 0 PB: 0 SB: 0 CS: 0	PA: 36
PITCHER Arnie Portocarrero, R (1, 1) ERA: 3.61	IP: 8.0 WLS: L BF: 36 H: 9 R: 6 ER: 6 SO: 3 BB: 4 IBB: 0 HBP: 0 BLK: 0 WP: 0 HR: 1 S: 38 P: 54 ERA: 6.75 WHIP: 1.625															PITCHER				

Batter	1	2	3	4	5	6	7	8	9	AB	R	H	RBI	BB	SO	LOB	TOP				
Joe Demaestri, R (1, 6) OBP: 0.227, SLG: 0.274	0-3 K		0-0 2B		1-2 2-3 HBP		0-0 F8		0-0 F7	4	0	1	0	0	1	1	Philadelphia Athletics @ Detroit Tigers Briggs Stadium, Detroit, MI Tue May 18 1954, 4:33 AM EDT Att. 4,248 - Unknown				
Spook Jacobs, R (1, 4) OBP: 0.322, SLG: 0.290 Elmer Valo, L (5, PH) OBP: 0.267, SLG: 0.091 Pete Suder, R (5, 4) OBP: 0.239, SLG: 0.262	0-0 5-3		4-0 BB		0-0 SF8		0-0 3-1			1	0	0	0	1	0	0					
Don Bollweg, L (1, 3) OBP: 0.300, SLG: 0.244	0-3 K		0-3 K		0-0 FC6			4-0 FC8-6 BB	3	0	0	0	1	2	4						
Bill Renna, R (1, 9) OBP: 0.336, SLG: 0.446		0-0 6-3		0-0 G6-4-3 1B		0-0 HR		0-0 FC8-6 1-2	4	1	2	1	0	0	1						
Gus Zernial, R (1, 7) OBP: 0.321, SLG: 0.389	0-3 K		0-3 K		0-0 P4		0-0 P1		0-0 P1	4	0	0	0	0	2	2					
Vic Power, R (1, 8) OBP: 0.261, SLG: 0.343	0-0 P4		0-0 G6-4-3		0-0 L9		0-0 L9		0-0 F2	4	0	0	0	0	0	2					
Jim Finigan, R (1, 5) OBP: 0.432, SLG: 0.526			0-0 HR		0-0 6-3		0-0 2B		0-0 6-3	4	1	2	1	0	0	0					
Billy Shantz, R (1, 2) OBP: 0.274, SLG: 0.373			0-0 F7		0-0 HBP SF8 2B		0-0 F9		0-0 F6	4	1	1	0	0	0	1					
Morrie Martin, L (1, 1) OBP: 0.308, SLG: 0.385 Lou Limmer, L (5, PH) OBP: 0.250, SLG: 0.125 Art Ditmar, R (5, 1) Jim Robertson, R (9, PH) OBP: 0.348, SLG: 0.222			0-3 K		4-0 HBP BB		0-3 K		4-0 BB	1	0	0	0	0	1	0					
Inning Stats	R: 0 E: 0 K: 2 S: 7	H: 0 LOB: 0 BB: 0 P: 7	R: 0 E: 0 K: 1 S: 5	H: 0 LOB: 0 BB: 0 P: 5	R: 1 E: 0 K: 2 S: 9	H: 2 LOB: 2 BB: 1 P: 13	R: 0 E: 0 K: 1 S: 5	H: 1 LOB: 0 BB: 0 P: 5	R: 1 E: 0 K: 0 S: 4	H: 1 LOB: 2 BB: 1 P: 9	R: 1 E: 0 K: 0 S: 5	H: 2 LOB: 1 BB: 0 P: 5	R: 0 E: 0 K: 1 S: 5	H: 0 LOB: 0 BB: 0 P: 5	R: 0 E: 0 K: 0 S: 3	H: 0 LOB: 1 BB: 1 P: 7		R: 0 E: 0 K: 0 S: 3	H: 0 LOB: 1 BB: 1 P: 7	1B: 1 2B: 3 3B: 0 HR: 2	SF: 1 SAC: 0 DP: 1 HBP: 1
PITCHER Steve Gromek, R (1, 1) ERA: 2.39	IP: 9.0 WLS: W BF: 37 H: 6 R: 3 ER: 3 SO: 7 BB: 4 IBB: 0 HBP: 1 BLK: 0 WP: 0 HR: 2 S: 46 P: 63 ERA: 3.00 WHIP: 1.111															PITCHER					

Batter	1	2	3	4	5	6	7	8	9	AB	R	H	RBI	BB	SO	LOB	BOTTOM		
Harvey Kuenn, R (1, 6) OBP: 0.303, SLG: 0.379	0-0 1B		0-0 1-3		0-0 6-3		0-0 F3		0-0 S 1B	5	1	2	0	0	0	3	Philadelphia Athletics @ Detroit Tigers Briggs Stadium, Detroit, MI Tue May 18 1954, 4:33 AM EDT Att. 4,248 - Unknown		
Frank Bolling, R (1, 4) OBP: 0.317, SLG: 0.394	0-0 P4		0-0 E7 1B SF8		0-0 HR		0-0 L6		0-3 K	5	2	2	2	0	1	2			
Ray Boone, R (1, 5) OBP: 0.459, SLG: 0.570	0-0 L8		0-0 2B 1B		0-0 BB		0-0 8-4 1B		0-0 1B	4	1	3	1	1	0	1			
Walt Dropo, R (1, 3) OBP: 0.284, SLG: 0.368	0-0 P3		0-0 SF8		0-3 K		0-0 1B		0-0 F9	4	0	1	1	0	1	3			
Jim Delsing, L (1, 7) OBP: 0.381, SLG: 0.382		0-0 1B SF9 2B		0-0 1B 2B		0-0 E4 L4-3 WP 2B		0-0 8-4	4	3	2	1	0	0	2				
Al Kaline, R (1, 9) OBP: 0.321, SLG: 0.301		0-0 L5-3		0-0 1B		0-0 L4-3		0-0 L6-3	4	0	1	1	0	0	2				
Bill Tuttle, R (1, 8) OBP: 0.440, SLG: 0.521		0-0 1B		0-0 4-1		0-0 2B BB		0-0 F9	3	0	1	0	1	0	1				
Frank House, L (1, 2) OBP: 0.422, SLG: 0.571		0-0 SF9		0-0 6-3 SH1-4 HR 1B		0-0 1B 2B		0-0 L9	3	1	2	2	0	0	0				
Steve Gromek, S (1, 1) OBP: 0.174, SLG: 0.095		0-0 5-3		0-0 SH1-4		0-0 K		0-0 6-3	3	0	0	0	0	1	3				
Inning Stats	R: 0 E: 0 K: 0 S: 4	H: 1 LOB: 1 BB: 0 P: 4	R: 1 E: 0 K: 0 S: 5	H: 2 LOB: 1 BB: 0 P: 5	R: 3 E: 1 K: 0 S: 7	H: 4 LOB: 1 BB: 0 P: 7	R: 2 E: 0 K: 1 S: 7	H: 2 LOB: 1 BB: 1 P: 11	R: 1 E: 1 K: 1 S: 7	H: 1 LOB: 2 BB: 1 P: 11	R: 0 E: 0 K: 0 S: 4	H: 2 LOB: 1 BB: 0 P: 4	R: 0 E: 0 K: 0 S: 3	H: 0 LOB: 0 BB: 0 P: 3	R: 1 E: 0 K: 1 S: 7	H: 2 LOB: 1 BB: 0 P: 7		1B: 10 2B: 4 3B: 0 HR: 1	SF: 2 SAC: 1 DP: 1 HBP: 0
PITCHER Morrie Martin, L (1, 1) ERA: 3.76 Art Ditmar, R (5, 1) ERA: 4.5	IP: 4.0 WLS: L BF: 18 H: 5 R: 2 ER: 1 SO: 2 BB: 1 IBB: 0 HBP: 0 BLK: 0 WP: 1 HR: 1 S: 23 P: 27 ERA: 13.50 WHIP: 2.500															PITCHER			

Batter	1	2	3	4	5	6	7	8	9	AB	R	H	RBI	BB	SO	LOB	TOP				
Joe Demaestri, R OBP: 0.219, SLG: 0.266	L7	SF9			5-3		5-3			3	0	0	1	0	0	1	Philadelphia Athletics @ Detroit Tigers Briggs Stadium, Detroit, MI Wed May 19 1954, 4:33 AM EDT Att: 3,549 - Unknown				
Spook Jacobs, R OBP: 0.320, SLG: 0.297	2B	FC5			L9			6-3		4	0	1	0	0	0	2					
Don Bollweg, L OBP: 0.298, SLG: 0.279	F8				F5			HR		4	1	1	1	0	0	1					
Bill Renna, R OBP: 0.325, SLG: 0.429	F4				F7			L7		4	0	0	0	0	0	1					
Elmer Valo, L OBP: 0.316, SLG: 0.143		1B			F7			3-1		3	0	1	0	1	0	0					
Vic Power, R OBP: 0.261, SLG: 0.339		1B			1-3			4-3		4	1	1	0	0	0	1					
Jim Finigan, R OBP: 0.417, SLG: 0.500		1B			5-3		K			4	1	1	1	0	1	0					
Billy Shantz, R OBP: 0.288, SLG: 0.381		FC5			5-3		SH3-4			4	0	2	0	0	0	0					
Alex Kellner, R OBP: 0.143, SLG: 0.100		1-2			K		SH3-4			1	0	0	0	1	1	0					
Moe Burtzsch, R OBP: 0.500, SLG: 0.500		1-2			K		1-2			0	0	0	0	0	0	0					
Inning Stats	R: 0 E: 0 K: 0 S: 4	H: 1 LOB: 1 BB: 0 P: 4	R: 2 E: 0 K: 0 S: 5	H: 3 LOB: 2 BB: 13	R: 0 E: 0 K: 0 S: 4	H: 1 LOB: 1 BB: 0 P: 4	R: 0 E: 0 K: 1 S: 5	H: 0 LOB: 0 BB: 0 P: 5	R: 0 E: 0 K: 0 S: 3	H: 0 LOB: 0 BB: 0 P: 3	R: 0 E: 0 K: 1 S: 6	H: 1 LOB: 1 BB: 0 P: 6	R: 1 E: 0 K: 0 S: 4	H: 1 LOB: 0 BB: 0 P: 4	R: 0 E: 0 K: 0 S: 3	H: 0 LOB: 0 BB: 0 P: 3	1B: 5 2B: 1 3B: 0 HR: 1	SF: 1 SAC: 1 DP: 0 HBP: 0	WP: 0 PB: 0 SB: 0 CS: 0	PA: 35	
PITCHER	IP	WLS	BF	H	R	ER	SO	BB	IBB	HBP	BLK	WP	HR	S	P	ERA	WHIP				
Ralph Branca, R ERA: 4.5	1.1		8	4	2	2	0	1	0	0	0	0	0	7	11	13.50	3.750				
George Zuverink, R ERA: 4.75	6.2		24	3	1	1	2	1	0	0	0	0	1	27	31	1.35	0.600				
Dick Marlowe, R ERA: 1.13	1.0	W	3	0	0	0	0	0	0	0	0	0	0	3	3	0.00	0.000				

AB 31
R 3
H 7
RBI 3
BB 2
SO 2
LOB 6



Batter	1	2	3	4	5	6	7	8	9	AB	R	H	RBI	BB	SO	LOB	BOTTOM					
Harvey Kuenn, R OBP: 0.306, SLG: 0.392	FC5-4		1B		5-3		1-3	P4		4	1	1	0	1	0	3	Philadelphia Athletics @ Detroit Tigers Briggs Stadium, Detroit, MI Wed May 19 1954, 4:33 AM EDT Att: 3,549 - Unknown					
Frank Bolling, R OBP: 0.312, SLG: 0.384	FC5-4		P6		F9		1-3	FC6-4		5	0	1	0	0	0	5						
Ray Boone, R OBP: 0.483, SLG: 0.583	6-3		1B		1-2			1B		3	1	3	1	2	0	0						
Walt Dropo, R OBP: 0.274, SLG: 0.354	6-3		F3		F9		6-3	SH		4	0	0	0	0	0	6						
Jim Delsing, L OBP: 0.370, SLG: 0.370	1-3		P4		5-3			E5		3	0	0	0	0	0	5						
Matt Batts, R OBP: 0.304, SLG: 0.300	1-3							SH1-4		1	0	0	0	0	0	0						
Reno Bertoia, R								1B		0	1	0	0	0	0	0						
Don Lund, R								IBB		0	0	0	0	1	0	0						
Al Kaline, R OBP: 0.319, SLG: 0.299		L8			L9		L6-3	SH1-4		4	0	1	1	0	0	0						
Bill Tuttle, R OBP: 0.451, SLG: 0.531		5-3			1B		E9	2B		4	1	3	1	0	0	0						
Frank House, L OBP: 0.425, SLG: 0.583					P6		SF9	1B		2	0	1	1	1	0	1						
Chuck Kress, L OBP: 0.316, SLG: 0.278										0	0	0	0	0	0	0						
Al Lakeman, R										0	0	0	0	0	0	0						
Ralph Branca, R										0	0	0	0	0	0	0						
George Zuverink, R OBP: 0.200, SLG: 0.200		FC6-4			P4		F2	FC6-4		3	0	0	0	0	0	2						
Bob Nieman, R OBP: 0.400, SLG: 0.250										0	0	0	0	1	0	0						
Bob Miller, R										0	0	0	0	0	0	0						
Dick Marlowe, R OBP: 1.000, SLG: 1.000										0	0	0	0	0	0	0						
Inning Stats	R: 0 E: 0 K: 0 S: 3	H: 0 LOB: 2 BB: 2 P: 11	R: 0 E: 0 K: 0 S: 3	H: 0 LOB: 1 BB: 1 P: 7	R: 1 E: 0 K: 0 S: 5	H: 2 LOB: 1 BB: 0 P: 5	R: 0 E: 0 K: 0 S: 4	H: 1 LOB: 1 BB: 0 P: 4	R: 0 E: 0 K: 0 S: 5	H: 2 LOB: 2 BB: 0 P: 5	R: 1 E: 1 K: 0 S: 4	H: 1 LOB: 0 BB: 0 P: 4	R: 0 E: 0 K: 0 S: 4	H: 1 LOB: 1 BB: 0 P: 4	R: 1 E: 1 K: 0 S: 6	H: 2 LOB: 3 BB: 1 P: 10	R: 1 E: 1 K: 0 S: 2	H: 1 LOB: 3 BB: 2 P: 10	1B: 8 2B: 1 3B: 1 HR: 0	SF: 1 SAC: 2 DP: 0 HBP: 0	WP: 0 PB: 0 SB: 0 CS: 0	PA: 42
PITCHER	IP	WLS	BF	H	R	ER	SO	BB	IBB	HBP	BLK	WP	HR	S	P	ERA	WHIP					
Alex Kellner, L ERA: 2.48	8.0	L	41	9	4	2	0	4	2	0	0	0	0	35	59	2.25	1.625					
Moe Burtzsch, R ERA: 3.0	0.0		1	1	0	0	0	0	0	0	0	0	0	1	1	∞	∞					


AB 33
R 4
H 10
RBI 4
BB 6
SO 0
LOB 22



Batter	1	2	3	4	5	6	7	8	9	AB	R	H	RBI	BB	SO	LOB	TOP			
Joe Demaestri, R OBP: 0.223, SLG: 0.264 (1, 6)	6-3 1	P6 2		F8 2			F7 1		F3 1	5	0	0	0	0	0	2				
Spook Jacobs, R OBP: 0.333, SLG: 0.315 Ed McGhee, R OBP: 0.227, SLG: 0.250 (1, 4) (9, PH)	F8 2	L7 3		F8 3	1-2 2-H 1B		L4 2		F8 2	4	0	1	0	0	0	0				
Don Bollweg, L OBP: 0.314, SLG: 0.289 (1, 3)	E5 HR 1B		P4 1		K 1		1B BB		L5 3	4	1	1	0	1	1	0				
Gus Zernial, R OBP: 0.345, SLG: 0.427 (1, 7)	HR BB		F5 2		F9 2		1-3 1B			3	1	1	0	1	0	0				
Elmer Valo, L OBP: 0.355, SLG: 0.333 (1, 9)	HR 1-H 2-H		4-3 3		F7 3		BB BB			3	1	1	3	1	0	0				
Vic Power, R OBP: 0.283, SLG: 0.355 (1, 8)	1B BB		5-3 1		CS BB		F8 3			2	0	0	0	2	0	3				
Jim Finigan, R OBP: 0.443, SLG: 0.519 (1, 5)	1-3 1B		1B 1B 1B		1-2 2B		P3 1			4	1	3	0	0	0	0				
Billy Shantz, R OBP: 0.278, SLG: 0.360 (1, 2)	P4 3		1B 1B 1B		P6 2		P6 2			4	0	1	0	0	0	3				
Bob Trice, R OBP: 0.375, SLG: 0.286 Lee Wheat, R OBP: 0.200, SLG: 0.200 (1, 1) (4, 1)		K 1		1-2 3-H 1B 1B		K 3		K 3		2	0	1	1	0	1	0				
										2	0	0	0	0	2	1				
Inning Stats	R: 3 E: 1 K: 0 S: 6	H: 3 LOB: 2 BB: 2 P: 14	R: 0 E: 0 K: 1 S: 5	H: 0 LOB: 0 BB: 0 P: 5	R: 0 E: 0 K: 0 S: 3	H: 0 LOB: 0 BB: 0 P: 3	R: 1 E: 0 K: 0 S: 6	H: 4 LOB: 2 BB: 0 P: 6	R: 0 E: 0 K: 1 S: 5	H: 1 LOB: 1 BB: 1 P: 9	R: 0 E: 0 K: 0 S: 4	H: 1 LOB: 3 BB: 2 P: 12	R: 0 E: 0 K: 1 S: 5	H: 0 LOB: 0 BB: 0 P: 5	R: 0 E: 0 K: 0 S: 3	H: 0 LOB: 0 BB: 0 P: 3	1B: 7 2B: 1 3B: 0 HR: 1	SF: 0 SAC: 0 DP: 0 HBP: 0	WP: 0 PB: 0 SB: 0 CS: 1	PA: 39
PITCHER	IP WLS BF H R ER SO BB IBB HBP BLK WP HR S P ERA WHIP	IP WLS BF H R ER SO BB IBB HBP BLK WP HR S P ERA WHIP																		
Connie Marrero, R ERA: 4.74 Dean Stone, L ERA: 2.65 (1, 1) (5, 1)	4.0 W 19 2 0 4 1 2 0 0 0 0 1 20 28 9.00 2.250	5.0 L 19 2 0 0 3 3 0 0 0 0 0 0 22 34 0.00 1.000																		

Philadelphia Athletics @ Washington Senators
Griffith Stadium, Washington, DC
Sun May 23 1954, 3:33 AM EDT
Att: 6,108 - Unknown


AB 34
R 4
H 9
RBI 4
BB 5
SO 4
LOB 9

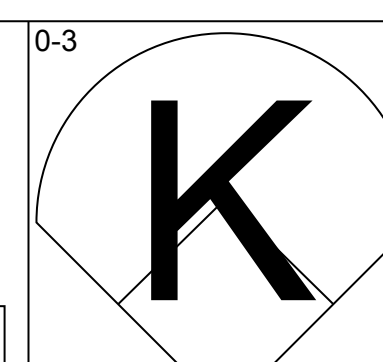
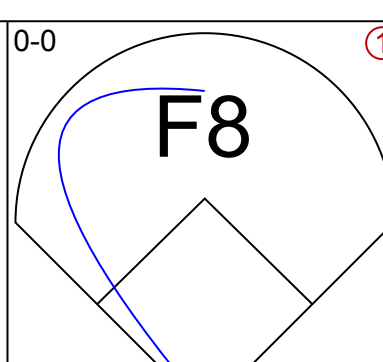
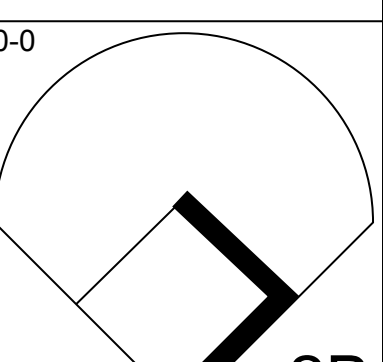
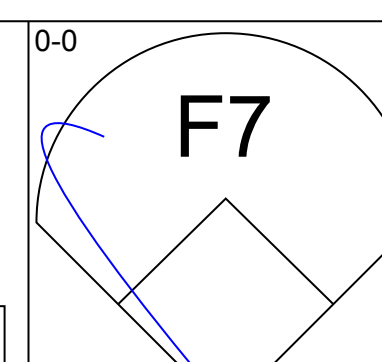
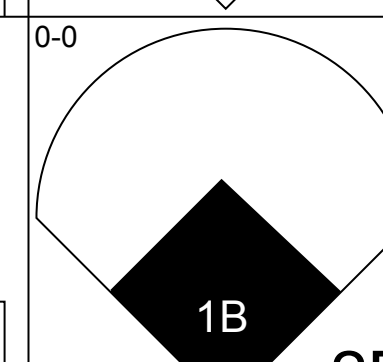
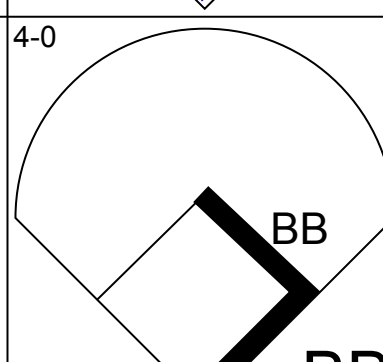
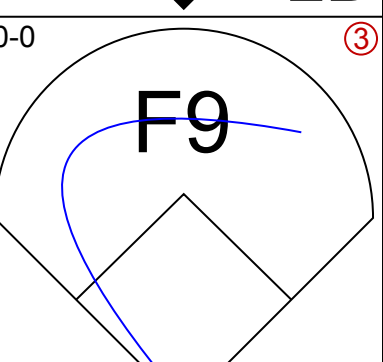
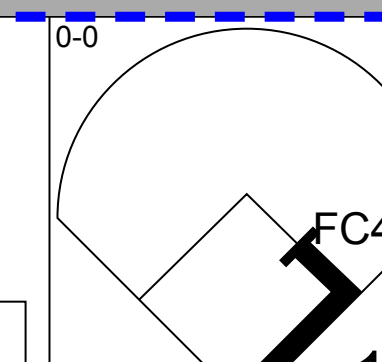
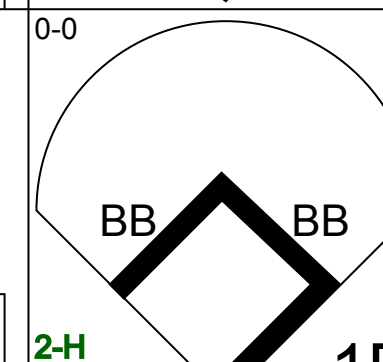
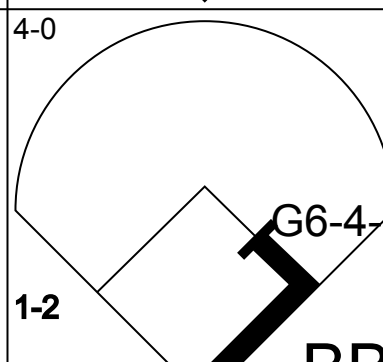

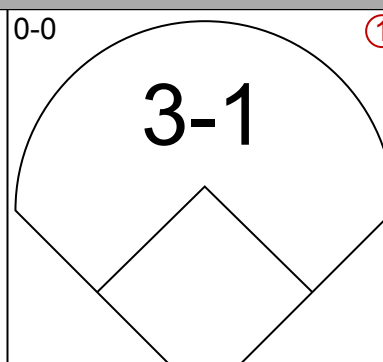
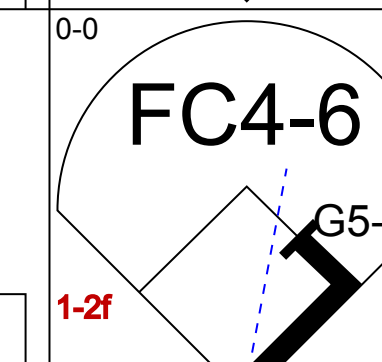
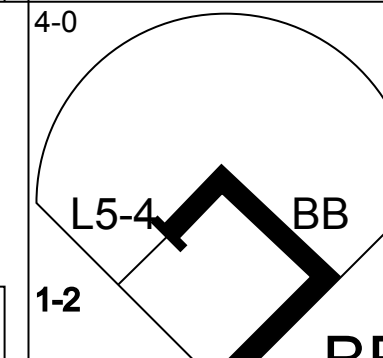
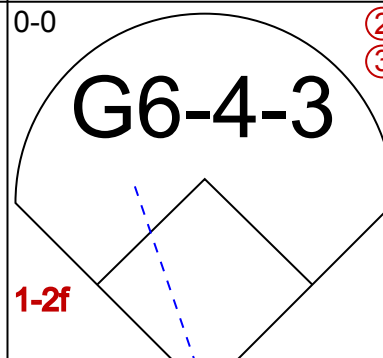
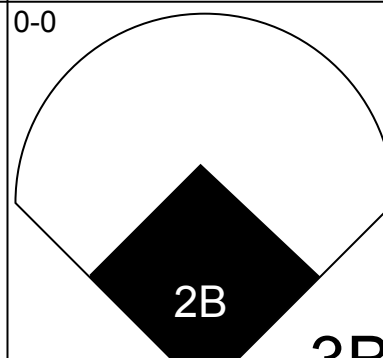
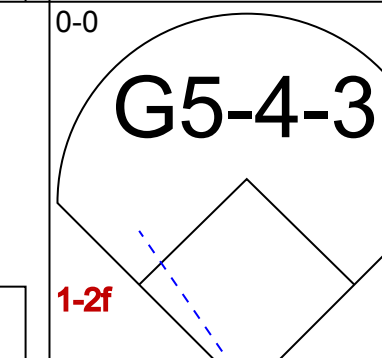
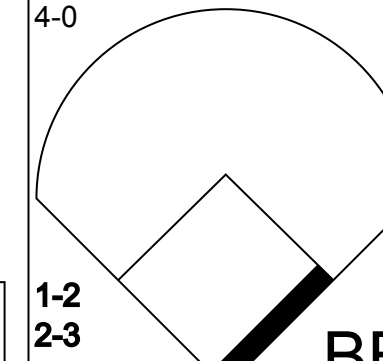
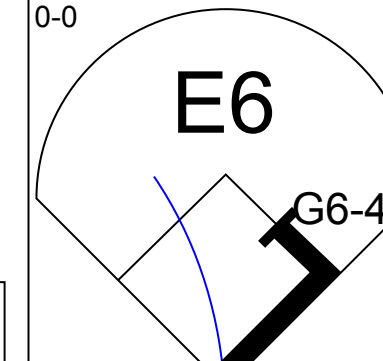
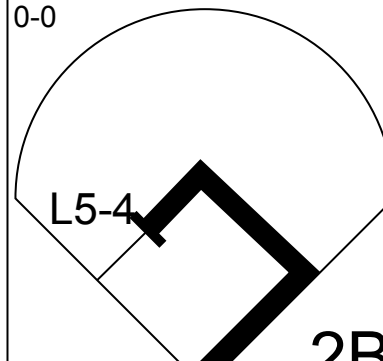
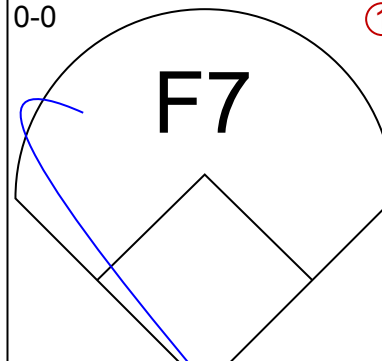
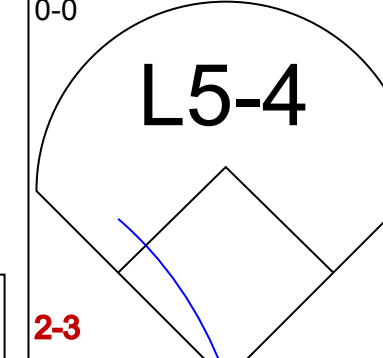
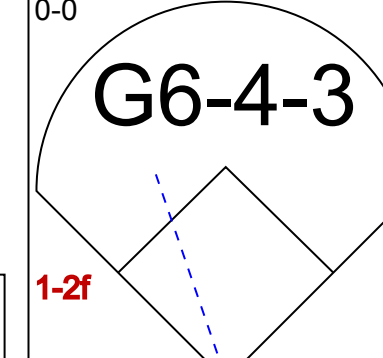
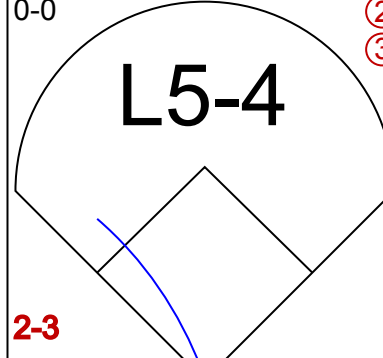
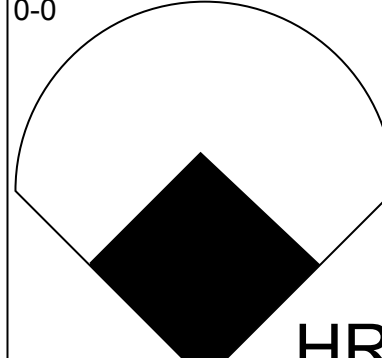
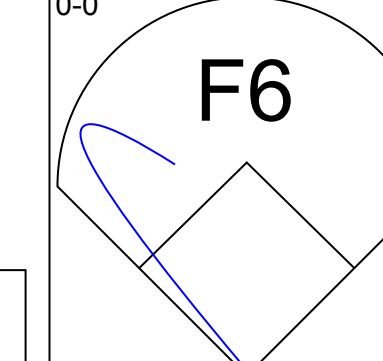
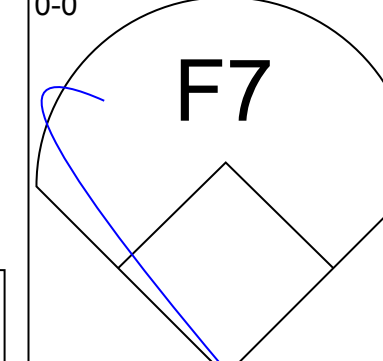
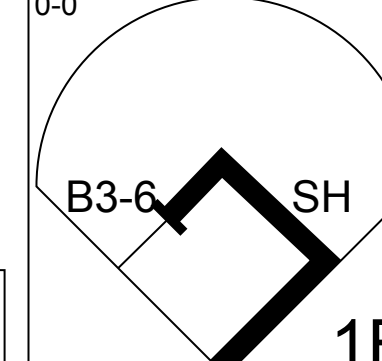
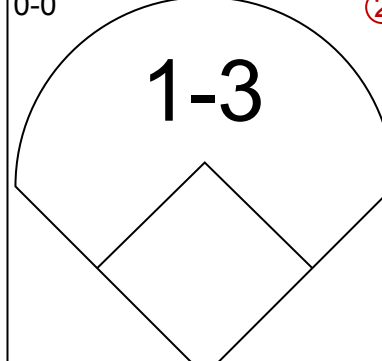
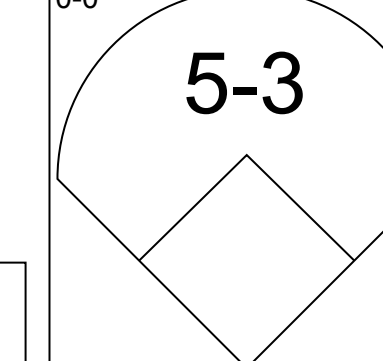
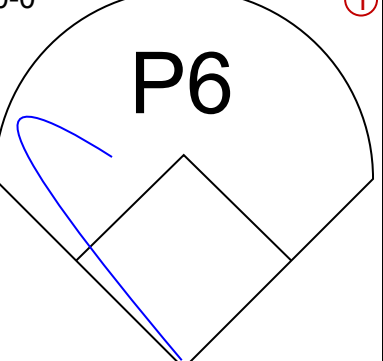
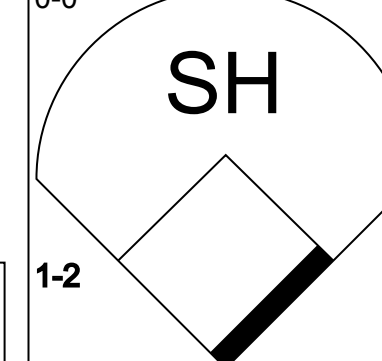
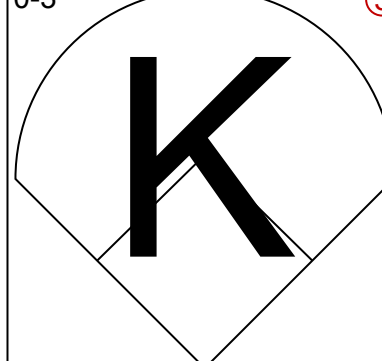
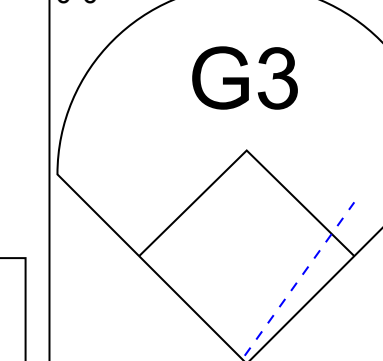
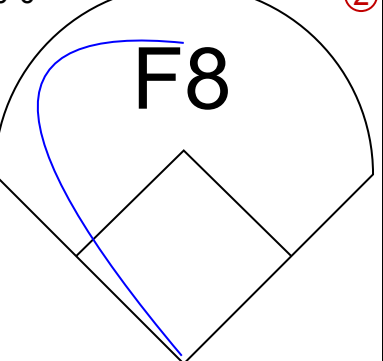
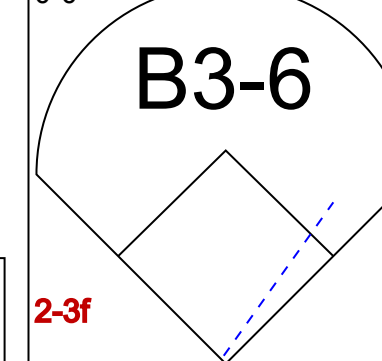


Batter	1	2	3	4	5	6	7	8	9	AB	R	H	RBI	BB	SO	LOB	BOTTOM	
Eddie Yost, R OBP: 0.397, SLG: 0.316 (1, 5)	5-3 1		G3 2B	FC6-4 1B			F5 1	BLK 1B BB		4	2	2	0	1	0	0		
Tom Umphlett, R OBP: 0.285, SLG: 0.286 (1, 9)	2B SF7 1B		G3 2-3	FC6-4 1-2			5-3 1	2B 1B 1-H 3-H		5	1	2	1	0	0	3		
Mickey Vernon, L OBP: 0.351, SLG: 0.607 (1, 3)	1-3 2B		2-3 3-H 2B				F8 1	HR 2B		5	1	4	2	0	0	0		
Roy Sievers, R OBP: 0.328, SLG: 0.495 (1, 7)	SF7 3-H		1-3 3				4-3 2	F8 3	5-3 3	4	0	0	1	0	0	3		
Jim Busby, R OBP: 0.370, SLG: 0.504 (1, 8)	F2 3			3B 1B			5-3 3		5-3 1	4	1	1	0	0	0	1		
Pete Runnels, L OBP: 0.370, SLG: 0.372 (1, 6)		1-3 1		FC6-2 3B			B1-6 1B	1B BB		3	1	2	1	1	0	0		
Joe Tipton, R OBP: 0.366, SLG: 0.306 (1, 2)		K 2		5-3 1			1-2 1B	1-2 3B 1B		4	1	2	0	0	1	1		
Wayne Terwilliger, R OBP: 0.270, SLG: 0.225 Clyde Vollmer, R OBP: 0.245, SLG: 0.346 Mel Hoderlein, S OBP: 0.160, SLG: 0.200 (1, 4) (8, PH) (9, 4)		F7 3		FC6-2 2B			B1-6 2	K 2		3	1	0	0	0	0	3		
Connie Marrero, R (1, 1)				3-H 2B			1-3 3		1-1 2-H 3B	1	0	0	0	0	0	0		
Tom Wright, L OBP: 0.322, SLG: 0.327 Dean Stone, L OBP: 0.250, SLG: 0.750 (4, PH) (5, 1)			4-3 1	1B 2B			1-3 3			1	0	1	1	0	0	0		
										2	1	1	2	0	0	1		
Inning Stats	R: 1 E: 0 K: 0 S: 5	H: 2 LOB: 1 BB: 0 P: 5	R: 0 E: 0 K: 1 S: 5	H: 0 LOB: 0 BB: 0 P: 5	R: 1 E: 0 K: 0 S: 5	H: 2 LOB: 1 BB: 0 P: 7	R: 2 E: 0 K: 0 S: 7	H: 4 LOB: 2 BB: 0 P: 7	R: 0 E: 0 K: 0 S: 4	H: 2 LOB: 1 BB: 0 P: 4	R: 1 E: 0 K: 0 S: 4	H: 1 LOB: 0 BB: 0 P: 4	R: 4 E: 0 K: 1 S: 9	H: 4 LOB: 2 BB: 2 P: 17	1B: 7 2B: 6 3B: 2 HR: 1	SF: 1 SAC: 0 DP: 1 HBP: 0	WP: 0 PB: 0 SB: 0 CS: 0	PA: 40
PITCHER	IP WLS BF H R ER SO BB IBB HBP BLK WP HR S P ERA WHIP	IP WLS BF H R ER SO BB IBB HBP BLK WP HR S P ERA WHIP																
Bob Trice, R ERA: 4.6 Lee Wheat, R ERA: 7.58 (1, 1) (4, 1)	3.2 L 22 8 5 5 1 2 0 0 0 1 0 1 22 30 10.38 2.308																	

Philadelphia Athletics @ Washington Senators
Griffith Stadium, Washington, DC
Sun May 23 1954, 3:33 AM EDT
Att: 6,108 - Unknown

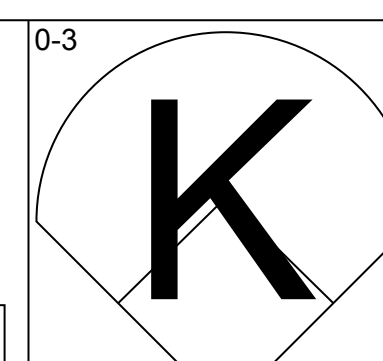
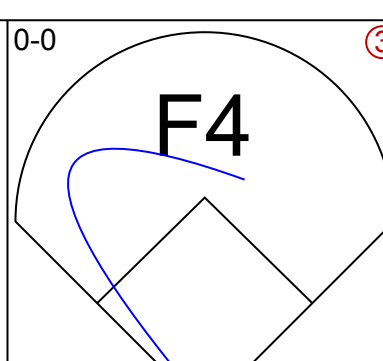
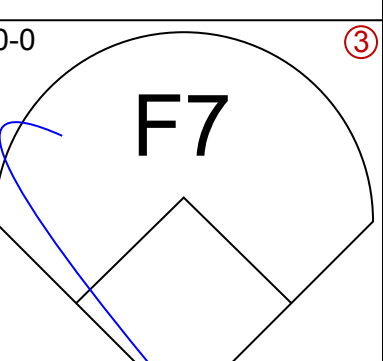
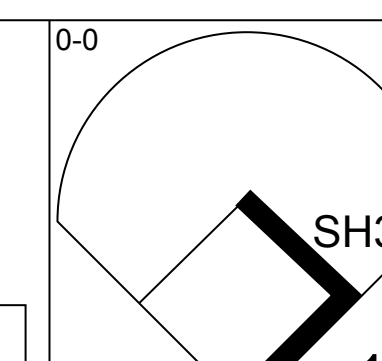
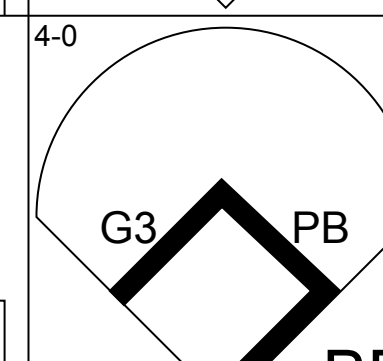
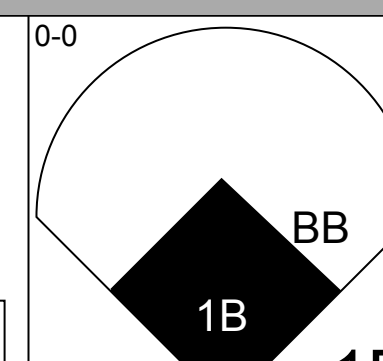

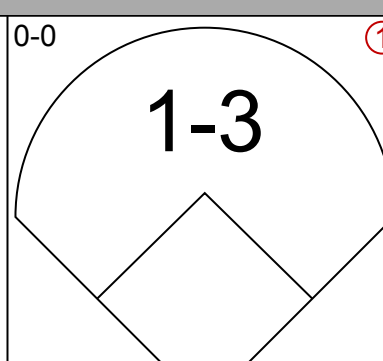
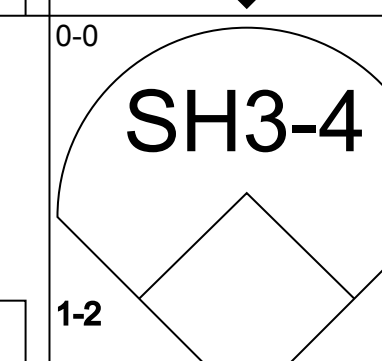
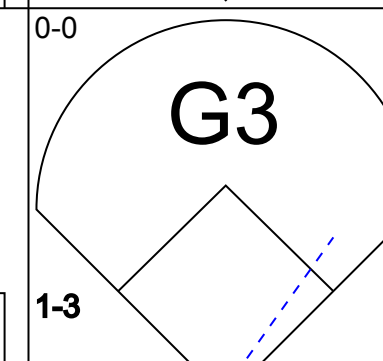
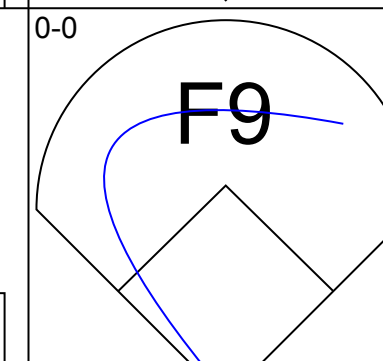
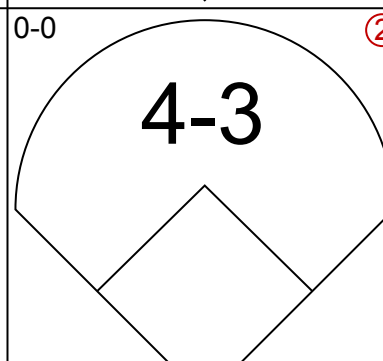
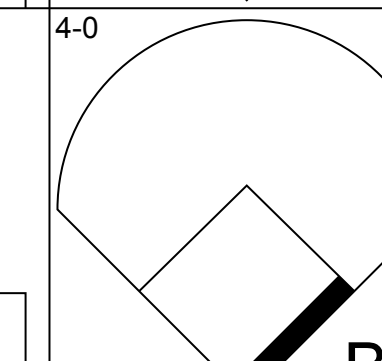
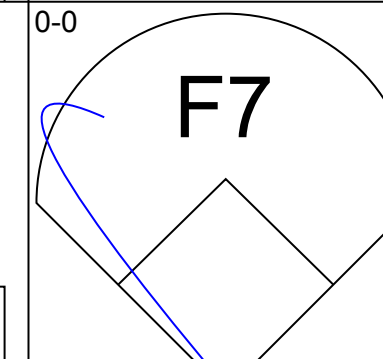
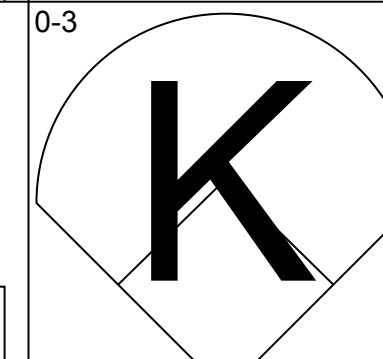
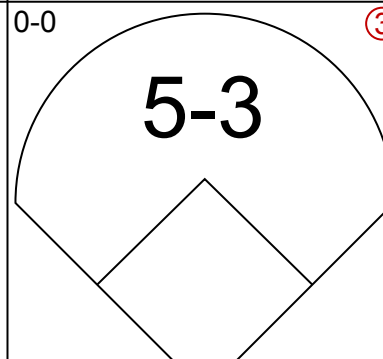
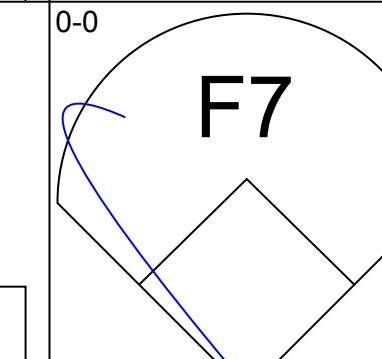
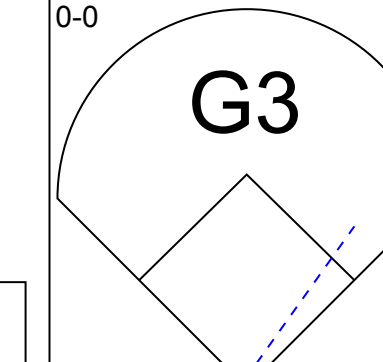
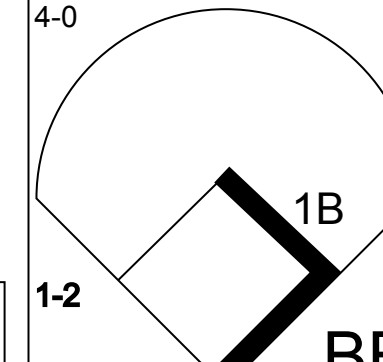

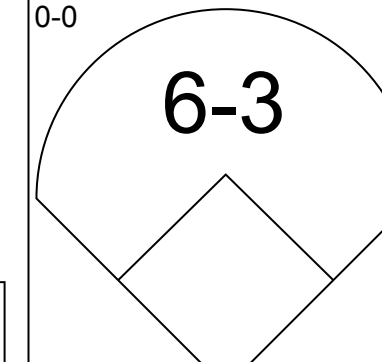
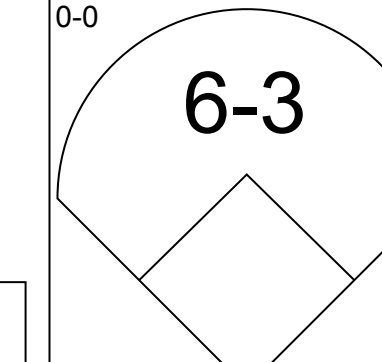
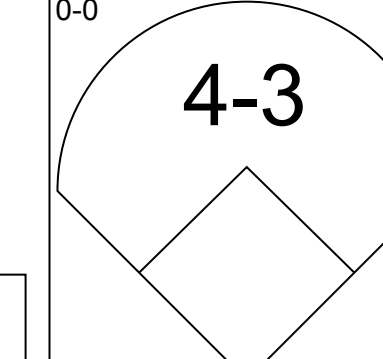
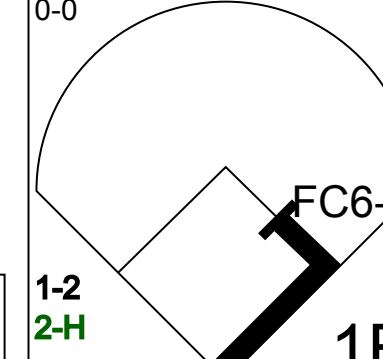

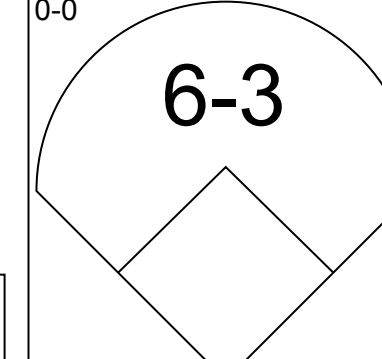
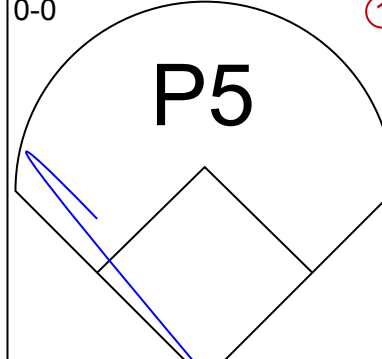
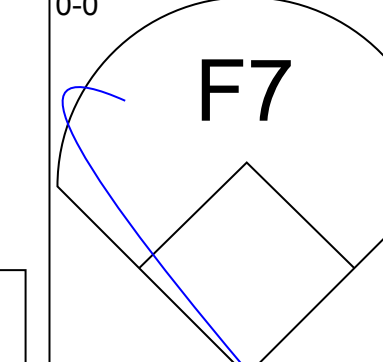
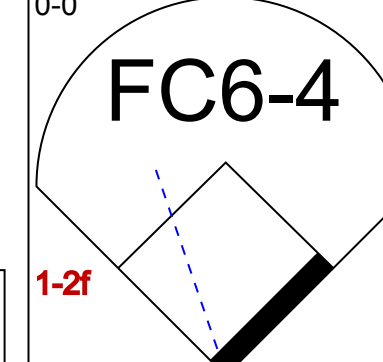

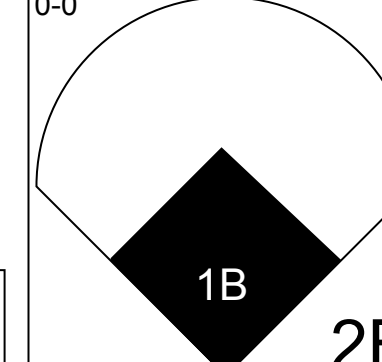
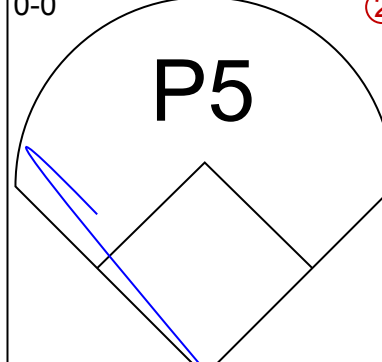
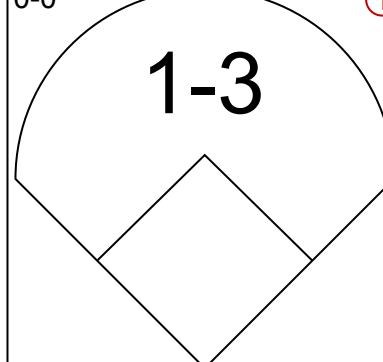
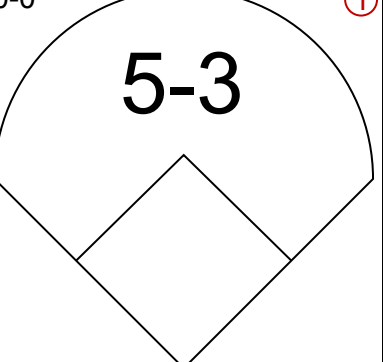
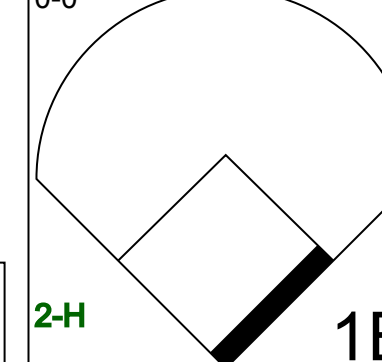
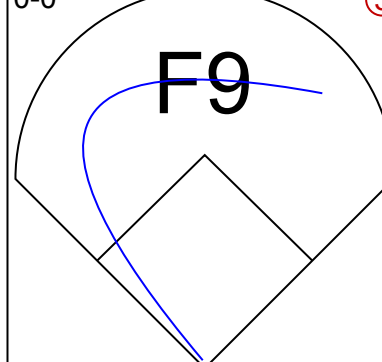
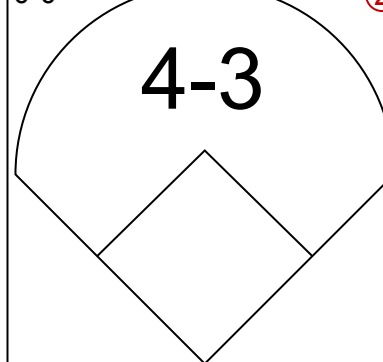
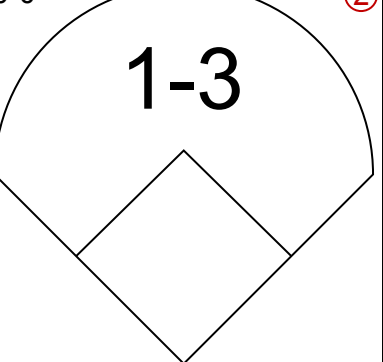
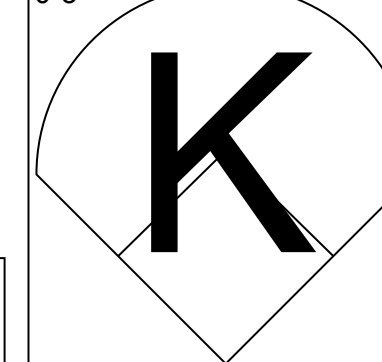
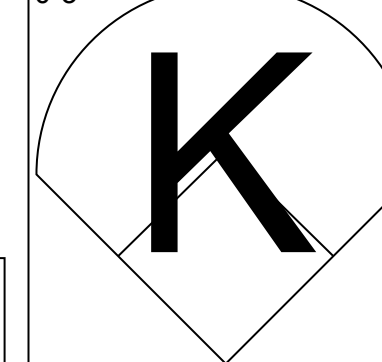
AB 37
R 9
H 15
RBI 8
BB 2
SO 2
LOB 14



Batter	1	2	3	4	5	6	7	8	9	AB	R	H	RBI	BB	SO	LOB	TOP							
Harry Agganis, L (1, 3) OBP: 0.375, SLG: 0.457										4	0	1	0	0	1	1	Boston Red Sox @ Philadelphia Athletics Connie Mack Stadium, Philadelphia, PA Tue May 25 1954, 3:33 AM EDT Att: 4,594 - Unknown livebaseballscorecards.com							
Jim Piersall, R (1, 8) OBP: 0.333, SLG: 0.341										3	1	2	0	1	0	1								
Ted Williams, L (1, 7) OBP: 0.571, SLG: 0.697										3	0	1	1	1	0	1								
Jackie Jensen, R (1, 9) OBP: 0.290, SLG: 0.422										3	1	1	0	1	0	3								
Billy Goodman, L (1, 5) OBP: 0.356, SLG: 0.413										3	0	1	1	1	0	0								
Sammy White, R (1, 2) OBP: 0.234, SLG: 0.391										4	1	1	1	0	0	5								
Ted Lepcio, R (1, 4) OBP: 0.351, SLG: 0.360										4	0	1	0	0	0	0								
Mitt Bolling, R (1, 6) OBP: 0.275, SLG: 0.300										3	0	0	0	0	1	0								
Willard Nixon, L (1, 1)										3	0	0	0	0	0	2								
Inning Stats	R: 1 E: 0 K: 1 S: 6	H: 2 LOB: 2 BB: 2 P: 14	R: 0 E: 0 K: 0 S: 3	H: 0 LOB: 0 BB: 0 P: 3	R: 0 E: 0 K: 0 S: 2	H: 0 LOB: 1 BB: 2 P: 10	R: 0 E: 1 K: 0 S: 3	H: 0 LOB: 0 BB: 0 P: 3	R: 0 E: 0 K: 0 S: 4	H: 1 LOB: 1 BB: 0 P: 4	R: 1 E: 0 K: 0 S: 4	H: 2 LOB: 0 BB: 0 P: 4	R: 0 E: 0 K: 0 S: 4	H: 1 LOB: 0 BB: 0 P: 4	R: 0 E: 0 K: 1 S: 3	H: 1 LOB: 0 BB: 0 P: 3		R: 1 E: 0 K: 0 S: 6	H: 1 LOB: 0 BB: 0 P: 6	1B: 3 2B: 6 3B: 1 HR: 1	SF: 0 SAC: 1 DP: 6 HBP: 0	WP: 0 PB: 0 SB: 0 CS: 0	PA: 35	
PITCHER	IP WLS BF H R ER SO BB IBB HBP BLK WP HR S P ERA WHIP																							
Marion Fricano, R (1, 1) ERA: 5.67	7.0	28	6	2	2	1	4	0	0	0	0	0	0	0	0	26	42	2.57	1.429					
Morne Martin, L (8, 1) ERA: 3.79	2.0	7	2	1	1	1	0	0	0	0	0	0	1	9	9	4.50	1.000							

AB 30
R 3
H 8
RBI 3
BB 4
SO 2
LOB 13



Batter	1	2	3	4	5	6	7	8	9	AB	R	H	RBI	BB	SO	LOB	BOTTOM						
Joe Demaestri, R (1, 6) OBP: 0.217, SLG: 0.256										4	0	1	0	0	1	0	Boston Red Sox @ Philadelphia Athletics Connie Mack Stadium, Philadelphia, PA Tue May 25 1954, 3:33 AM EDT Att: 4,594 - Unknown livebaseballscorecards.com						
Spook Jacobs, R (1, 4) OBP: 0.352, SLG: 0.315										2	1	1	0	1	0	0							
Don Bollweg, L (1, 3) OBP: 0.317, SLG: 0.275										3	0	0	0	1	0	2							
Gus Zernial, R (1, 7) OBP: 0.331, SLG: 0.405										4	0	0	0	0	1	4							
Elmer Valo, L (1, 9) OBP: 0.333, SLG: 0.267										3	0	0	0	1	0	2							
Vic Power, R (1, 8) OBP: 0.281, SLG: 0.349										4	0	1	1	0	0	0							
Jim Finigan, R (1, 5) OBP: 0.420, SLG: 0.500										4	1	1	0	0	0	2							
Joe Astroth, R (1, 2) OBP: 0.161, SLG: 0.138										4	0	1	1	0	0	0							
Marion Fricano, R (1, 1) OBP: 0.222, SLG: 0.222										2	0	0	0	0	0	0							
Lou Limmer, L (7, PH) OBP: 0.267, SLG: 0.120										1	0	0	0	0	1	1							
Morne Martin, L (8, 1) OBP: 0.308, SLG: 0.385										0	0	0	0	0	0	0							
Inning Stats	R: 0 E: 0 K: 1 S: 5	H: 0 LOB: 1 BB: 1 P: 9	R: 0 E: 0 K: 0 S: 3	H: 0 LOB: 0 BB: 0 P: 3	R: 0 E: 0 K: 0 S: 3	H: 0 LOB: 0 BB: 0 P: 3	R: 1 E: 0 K: 1 S: 7	H: 2 LOB: 2 BB: 1 P: 11	R: 0 E: 0 K: 0 S: 3	H: 0 LOB: 0 BB: 0 P: 3	R: 1 E: 0 K: 1 S: 7	H: 2 LOB: 1 BB: 0 P: 7	R: 0 E: 0 K: 0 S: 4	H: 1 LOB: 2 BB: 1 P: 8	R: 0 E: 0 K: 0 S: 3	H: 0 LOB: 0 BB: 0 P: 3	R: 1 E: 0 K: 0 S: 6	H: 0 LOB: 0 BB: 0 P: 6	1B: 4 2B: 1 3B: 0 HR: 0	SF: 0 SAC: 1 DP: 0 HBP: 0	WP: 0 PB: 1 SB: 0 CS: 0	PA: 35	
PITCHER	IP WLS BF H R ER SO BB IBB HBP BLK WP HR S P ERA WHIP																						
Willard Nixon, R (1, 1) ERA: 3.0	9.0	35	5	2	2	3	3	0	0	0	0	0	0	0	38	50	2.00	0.889					

AB 31
R 2
H 5
RBI 2
BB 3
SO 3
LOB 11




Batter	1	2	3	4	5	6	7	8	9	AB	R	H	RBI	BB	SO	LOB	TOP										
Eddie Yost, R OBP: 0.360, SLG: 0.305 (1, 5)	F7	BB		1B SF8	F7		3B	F9		3	2	0	0	3	0	3	Washington Senators @ Philadelphia Athletics Connie Mack Stadium, Philadelphia, PA Fri May 28 1954, 3:33 AM EDT Att: 2,673 - Unknown AB 36 R 12 H 12 RBI 11 BB 10 SO 5 LOB 19										
Jim Busby, R OBP: 0.356, SLG: 0.514 (1, 8)	HR	1-3		2B	5-3	K	F3	F3		6	2	2	1	0	1	4											
Mickey Vernon, L OBP: 0.342, SLG: 0.580 (1, 3)	2B			2B	SF8	HR	WP	G3		3	3	2	3	2	0	0											
Roy Sievers, R OBP: 0.349, SLG: 0.528 (1, 7)	P5			1B	5-3	HR	S	K		5	1	2	2	1	1	2											
Jim Lemon, R OBP: 0.545, SLG: 0.556 (1, 9)	BB			G6-4-3		FC3-6	P4			3	0	1	1	2	0	3											
Pete Runnels, L OBP: 0.393, SLG: 0.402 (1, 6)	F7			HR	L8	FC3-6		6-3		5	1	1	1	0	0	4											
Joe Tipton, R OBP: 0.320, SLG: 0.311 (1, 2)				HR	E6		P5	P6		5	1	0	0	0	2	2											
Wayne Terwilliger, R OBP: 0.290, SLG: 0.267 (1, 4)	BB			HR	SH1-3	SH1-4	1B	1B		3	2	3	3	2	0	0											
Dean Stone, L OBP: 0.286, SLG: 0.571 Bunky Stewart, L (8, 1)	K			F7	SH1-3	SH1-4	1B	1B		3	0	1	0	0	1	1											
Inning Stats	R: 1 E: 0 K: 0 S: 5	H: 2 LOB: 2 BB: 1 P: 9	R: 0 E: 0 K: 2 S: 7	H: 0 LOB: 2 BB: 15	R: 4 E: 1 K: 0 S: 6	H: 3 LOB: 0 BB: 1 P: 10	R: 2 E: 0 K: 0 S: 5	H: 2 LOB: 1 BB: 0 P: 9	R: 0 E: 0 K: 0 S: 4	H: 1 LOB: 1 BB: 0 P: 4	R: 2 E: 0 K: 2 S: 8	H: 1 LOB: 1 BB: 2 P: 16	R: 3 E: 0 K: 0 S: 4	H: 1 LOB: 1 BB: 3 P: 16	R: 0 E: 0 K: 0 S: 5	H: 2 LOB: 2 BB: 0 P: 5	R: 0 E: 0 K: 1 S: 5	H: 0 LOB: 0 BB: 0 P: 5	1B: 5 2B: 3 3B: 1 HR: 3	SF: 1 SAC: 2 DP: 1 HBP: 0	WP: 1 PB: 0 CS: 1	PA: 49					
PITCHER	IP	WLS	BF	H	R	ER	SO	BB	IBB	HBP	BLK	WP	HR	S	P	ERA	WHIP										
Bob Trice, R ERA: 5.08 (1, 1)	3.0	L	20	6	7	4	2	5	0	0	0	0	2	19	39	12.00	3.667										
Moe Burtsochy, R ERA: 3.0 (4, 1)	3.0		14	3	2	2	2	2	0	0	0	0	1	16	24	6.00	1.667										
Ozzie Van Brabant, R ERA: 5.4 (7, 1)	2.0		12	3	3	3	0	3	0	0	0	1	0	9	21	13.50	3.000										
Lee Wheat, R ERA: 7.2 (9, 1)	1.0		3	0	0	0	1	0	0	0	0	0	0	5	5	0.00	0.000										

Batter	1	2	3	4	5	6	7	8	9	AB	R	H	RBI	BB	SO	LOB	BOTTOM										
Spook Jacobs, R OBP: 0.358, SLG: 0.324 (1, 4)	G3		4-3			L3	1B	2B	HR	4	1	2	0	0	0	0	Washington Senators @ Philadelphia Athletics Connie Mack Stadium, Philadelphia, PA Fri May 28 1954, 3:33 AM EDT Att: 2,673 - Unknown AB 35 R 6 H 9 RBI 6 BB 1 SO 1 LOB 11										
Elmer Valo, L OBP: 0.319, SLG: 0.270 (1, 9)	F8				F9	L3	HR	2B		4	1	1	1	0	0	1											
Jim Finigan, R OBP: 0.423, SLG: 0.500 (1, 5)	F8				5-3	1B	2B	5-3		4	1	1	0	0	0	2											
Gus Zernial, R OBP: 0.331, SLG: 0.475 (1, 7)	HR				F3	F8	HR			4	2	2	4	0	0	1											
Vic Power, R OBP: 0.285, SLG: 0.343 (1, 8)	P6				F2	5-3	K2-3			4	0	0	0	0	1	1											
Don Bollweg, L OBP: 0.327, SLG: 0.284 (1, 3)	4-3				BB	1B	2B			3	0	2	1	1	0	0											
Joe Demaestri, R OBP: 0.205, SLG: 0.241 (1, 6)	6-3				F9	P3		F7		4	0	0	0	0	0	3											
Joe Astroth, R OBP: 0.189, SLG: 0.147 Jim Robertson, R OBP: 0.236, SLG: 0.182 (1, 2) (7, 2)	F5				F6			F8	F8	2	0	0	0	0	0	1											
Bob Trice, R OBP: 0.363, SLG: 0.287 (1, 1) Moe Burtsochy, R OBP: 0.200, SLG: 0.500 (4, 1) Ed McShane, R OBP: 0.288, SLG: 0.229 (5, PH) Ozzie Van Brabant, R OBP: 0.350, SLG: 0.288 (7, 1) Pete Suder, R OBP: 0.200, SLG: 0.200 (9, 1) Lee Wheat, R OBP: 0.200, SLG: 0.200 (9, 1) Bill Renna, R OBP: 0.238, SLG: 0.422 (9, PH)	F9				4-3			F8	F8	1	0	0	0	0	0	0											
Inning Stats	R: 0 E: 0 K: 0 S: 3	H: 0 LOB: 0 BB: 0 P: 3	R: 1 E: 0 K: 0 S: 4	H: 1 LOB: 0 BB: 0 P: 4	R: 0 E: 0 K: 0 S: 3	H: 0 LOB: 0 BB: 0 P: 3	R: 0 E: 0 K: 0 S: 3	H: 0 LOB: 0 BB: 0 P: 3	R: 0 E: 0 K: 0 S: 3	H: 1 LOB: 1 BB: 0 P: 3	R: 1 E: 0 K: 0 S: 5	H: 2 LOB: 1 BB: 0 P: 5	R: 4 E: 0 K: 1 S: 9	H: 4 LOB: 1 BB: 0 P: 9	R: 0 E: 0 K: 0 S: 4	H: 1 LOB: 1 BB: 0 P: 4	1B: 3 2B: 5 3B: 0 HR: 2	SF: 0 SAC: 0 DP: 1 HBP: 0	WP: 0 PB: 0 CS: 0	PA: 36							
PITCHER	IP	WLS	BF	H	R	ER	SO	BB	IBB	HBP	BLK	WP	HR	S	P	ERA	WHIP										
Dean Stone, L ERA: 4.01 (1, 1)	7.2	W	31	8	6	6	0	1	0	0	0	0	2	30	34	7.04	1.174										
Bunky Stewart, L ERA: 7.11 (8, 1)	1.1	S	5	1	0	0	1	0	0	0	0	0	0	7	7	0.00	0.750										

Batter	1	2	3	4	5	6	7	8	9	AB	R	H	RBI	BB	SO	LOB	TOP										
Eddie Yost, R OBP: 0.380, SLG: 0.316 (1, 5)										3	1	0	1	1	1	0	Washington Senators @ Philadelphia Athletics Connie Mack Stadium, Philadelphia, PA Sun May 30 1954, 3:33 AM EDT Unknown										
Jim Busby, R OBP: 0.355, SLG: 0.510 (1, 8)										4	1	0	1	0	0	2											
Mickey Vernon, L OBP: 0.352, SLG: 0.600 (1, 3)										5	1	3	2	0	0	1											
Roy Sievers, R OBP: 0.354, SLG: 0.512 (1, 7)										2	0	0	0	2	0	0											
Pete Runnels, L OBP: 0.381, SLG: 0.414 (1, 6)										4	1	1	0	0	1	3											
Jim Lemon, R OBP: 0.500, SLG: 0.500 (1, 9)										2	0	1	1	2	1	0											
Mickey McDermott, L OBP: 0.250, SLG: 0.231 (1, 1)										4	0	0	0	0	1	3											
Joe Tipton, R OBP: 0.296, SLG: 0.286 (1, 2)										4	0	0	0	0	1	1											
Wayne Terwilliger, R OBP: 0.302, SLG: 0.331 (1, 4)										4	2	1	1	0	0	1											
Inning Stats	R: 0 E: 0 K: 1 S: 6	H: 1 LOB: 2 BB: 1 P: 10	R: 0 E: 0 K: 2 S: 7	H: 0 LOB: 0 BB: 0 P: 7	R: 0 E: 0 K: 0 S: 2	H: 0 LOB: 0 BB: 1 P: 6	R: 1 E: 0 K: 0 S: 4	H: 1 LOB: 1 BB: 0 P: 8	R: 1 E: 1 K: 0 S: 5	H: 2 LOB: 1 BB: 0 P: 7	R: 1 E: 0 K: 0 S: 3	H: 1 LOB: 0 BB: 0 P: 4	R: 0 E: 0 K: 1 S: 4	H: 0 LOB: 1 BB: 2 P: 12	R: 2 E: 1 K: 0 S: 5	H: 1 LOB: 0 BB: 0 P: 5	1B: 4 2B: 1 3B: 0 HR: 2	SF: 1 SAC: 0 DP: 1 HBP: 1	WP: 0 PB: 0 SB: 2 CS: 2	PA: 40							
PITCHER	IP	WLS	BF	H	R	ER	SO	BB	IBB	HBP	BLK	WP	HR	S	P	ERA	WHIP										
Marion Fricano, R ERA: 5.18 (1, 1)	6.0	L	26	5	3	2	4	3	0	0	0	0	1	31	43	3.00	1.333										
Moe Burtzschy, R ERA: 3.43 (7, 1)	3.0		13	2	3	2	1	2	0	1	0	0	1	12	21	6.00	1.333										

Batter	1	2	3	4	5	6	7	8	9	AB	R	H	RBI	BB	SO	LOB	BOTTOM										
Spook Jacobs, R OBP: 0.363, SLG: 0.329 (1, 4)										3	0	0	0	1	0	0	Washington Senators @ Philadelphia Athletics Connie Mack Stadium, Philadelphia, PA Sun May 30 1954, 3:33 AM EDT Unknown										
Don Bellweg, L OBP: 0.317, SLG: 0.276 (1, 3)										3	0	0	0	0	1	1											
Ed McGhee, R OBP: 0.240, SLG: 0.227 (9, PH)										3	0	0	0	1	2	1											
Jim Finigan, R OBP: 0.419, SLG: 0.513 (1, 5)										4	0	2	0	0	1	2											
Gus Zernial, R OBP: 0.347, SLG: 0.484 (1, 7)										4	0	2	0	0	0	1											
Elmer Valo, L OBP: 0.333, SLG: 0.317 (1, 9)										4	0	0	0	0	1	3											
Vic Power, R OBP: 0.283, SLG: 0.338 (1, 8)										4	0	0	0	0	1	3											
Joe Demaestri, R OBP: 0.216, SLG: 0.240 (1, 6)										2	0	0	0	1	0	1											
Billy Shantz, R OBP: 0.267, SLG: 0.354 (1, 2)										3	0	0	0	0	0	1											
Marion Fricano, R OBP: 0.200, SLG: 0.200 (1, 1)										1	0	0	0	0	0	0											
Lou Limmer, L OBP: 0.250, SLG: 0.111 (6, PH)										1	0	0	0	0	1	0											
Moe Burtzschy, R OBP: 0.333, SLG: 0.333 (7, 1)										1	0	0	0	0	1	0											
Inning Stats	R: 0 E: 0 K: 2 S: 7	H: 0 LOB: 0 BB: 0 P: 7	R: 0 E: 0 K: 2 S: 8	H: 1 LOB: 1 BB: 0 P: 8	R: 0 E: 0 K: 0 S: 3	H: 0 LOB: 0 BB: 0 P: 3	R: 0 E: 0 K: 1 S: 6	H: 1 LOB: 1 BB: 0 P: 6	R: 0 E: 0 K: 0 S: 2	H: 0 LOB: 0 BB: 1 P: 6	R: 0 E: 0 K: 1 S: 5	H: 0 LOB: 2 BB: 2 P: 13	R: 0 E: 0 K: 0 S: 3	H: 0 LOB: 0 BB: 0 P: 3	R: 0 E: 0 K: 1 S: 5	H: 0 LOB: 2 BB: 1 P: 5	R: 0 E: 0 K: 0 S: 4	H: 2 LOB: 2 BB: 1 P: 8	1B: 2 2B: 2 3B: 0 HR: 0	SF: 0 SAC: 0 DP: 2 HBP: 0	WP: 0 PB: 0 SB: 0 CS: 0	PA: 33					
PITCHER	IP	WLS	BF	H	R	ER	SO	BB	IBB	HBP	BLK	WP	HR	S	P	ERA	WHIP										
Mickey McDermott, L ERA: 3.53 (1, 1)	9.0	W	33	4	0	0	7	4	0	0	0	0	0	43	59	0.00	0.889										


AB	32
R	6
H	7
RBI	5
BB	5
SO	5
LOB	11



Batter	1	2	3	4	5	6	7	8	9	AB	R	H	RBI	BB	SO	LOB	TOP					
Eddie Yost, R OBP: 0.381, SLG: 0.319 (1, 5)																						
Jim Busby, R OBP: 0.345, SLG: 0.494 (1, 8)																						
Mickey Vernon, L OBP: 0.348, SLG: 0.607 (1, 3)																						
Roy Sievers, R OBP: 0.358, SLG: 0.508 (1, 7)																						
Tom Umphlett, R OBP: 0.231, SLG: 0.258 (9, 7)																						
Pete Runnels, L OBP: 0.385, SLG: 0.412 (1, 6)																						
Jim Lemon, R OBP: 0.417, SLG: 0.400 (1, 9)																						
Ed Fitz Gerald, R OBP: 0.302, SLG: 0.278 (1, 2)																						
Wayne Terwilliger, R OBP: 0.294, SLG: 0.320 (1, 4)																						
Bob Porterfield, R OBP: 0.129, SLG: 0.179 (1, 1)																						
Inning Stats	R: 0 E: 0 K: 1 S: 6	H: 1 LOB: 1 BB: 0 P: 6	R: 1 E: 1 K: 2 S: 9	H: 1 LOB: 2 BB: 1 P: 13	R: 2 E: 1 K: 0 S: 5	H: 1 LOB: 1 BB: 1 P: 9	R: 0 E: 0 K: 0 S: 3	H: 0 LOB: 0 BB: 0 P: 3	R: 0 E: 0 K: 0 S: 4	H: 1 LOB: 1 BB: 1 P: 4	R: 1 E: 0 K: 0 S: 5	H: 2 LOB: 2 BB: 1 P: 9	R: 1 E: 0 K: 1 S: 6	H: 1 LOB: 0 BB: 0 P: 6	R: 0 E: 0 K: 1 S: 5	H: 0 LOB: 0 BB: 0 P: 5	R: 0 E: 0 K: 0 S: 3	H: 0 LOB: 0 BB: 0 P: 3	1B: 5 2B: 1 3B: 0 HR: 1	SF: 0 SAC: 0 DP: 0 HBP: 0	WP: 2 PB: 0 SB: 1 CS: 0	PA: 39
PITCHER Arnie Portocarrero, R ERA: 3.13 (1, 1)	IP: 9.0 WLS: W BF: 39 H: 7 R: 5 ER: 2 SO: 5 BB: 3 IBB: 0 HBP: 0 BLK: 0 WP: 2 HR: 1 S: 46 P: 58 ERA: 2.00 WHIP: 1.11															PITCHER	IP: 9.0 WLS: W BF: 39 H: 7 R: 5 ER: 2 SO: 5 BB: 3 IBB: 0 HBP: 0 BLK: 0 WP: 2 HR: 1 S: 46 P: 58 ERA: 2.00 WHIP: 1.11					

Washington Senators @ Philadelphia Athletics
 Connie Mack Stadium, Philadelphia, PA
 Sun May 30 1954, 3:38 AM EDT
 Att: 6,144 - Unknown


AB 36
 R 5
 H 7
 RBI 3
 BB 3
 SO 5
 LOB 17



Batter	1	2	3	4	5	6	7	8	9	AB	R	H	RBI	BB	SO	LOB	BOTTOM					
Spook Jacobs, R OBP: 0.360, SLG: 0.327 (1, 4)																						
Don Bollweg, L OBP: 0.319, SLG: 0.280 (1, 3)																						
Lou Limmer, L OBP: 0.235, SLG: 0.103 (5, 3)																						
Jim Finigan, R OBP: 0.411, SLG: 0.500 (1, 5)																						
Gus Zernial, R OBP: 0.351, SLG: 0.515 (1, 7)																						
Elmer Valo, L OBP: 0.327, SLG: 0.311 (1, 9)																						
Vic Power, R OBP: 0.288, SLG: 0.338 (1, 8)																						
Eddie Joost, R OBP: 0.304, SLG: 0.250 (1, 6)																						
Joe Demaestri, R OBP: 0.213, SLG: 0.236 (4, 6)																						
Pete Suder, R OBP: 0.261, SLG: 0.299 (9, PH)																						
Jim Robertson, R OBP: 0.286, SLG: 0.174 (1, 2)																						
Joe Astroth, R OBP: 0.200, SLG: 0.139 (4, 2)																						
Arnie Portocarrero, R OBP: 0.190, SLG: 0.167 (1, 1)																						
Ed McChes, R OBP: 0.260, SLG: 0.304 (9, PH)																						
Inning Stats	R: 0 E: 0 K: 1 S: 5	H: 0 LOB: 0 BB: 0 P: 5	R: 0 E: 0 K: 0 S: 4	H: 1 LOB: 1 BB: 0 P: 4	R: 3 E: 0 K: 0 S: 7	H: 4 LOB: 1 BB: 0 P: 7	R: 0 E: 0 K: 1 S: 5	H: 0 LOB: 0 BB: 0 P: 5	R: 0 E: 0 K: 0 S: 3	H: 0 LOB: 1 BB: 1 P: 7	R: 1 E: 0 K: 0 S: 4	H: 2 LOB: 0 BB: 0 P: 4	R: 0 E: 0 K: 1 S: 5	H: 0 LOB: 0 BB: 0 P: 5	R: 0 E: 0 K: 0 S: 3	H: 0 LOB: 0 BB: 0 P: 3	R: 2 E: 0 K: 0 S: 3	H: 2 LOB: 2 BB: 2 P: 11	1B: 6 2B: 2 3B: 0 HR: 1	SF: 0 SAC: 0 DP: 1 HBP: 0	WP: 0 PB: 0 SB: 0 CS: 0	PA: 36
PITCHER Bob Porterfield, R ERA: 2.53 (1, 1)	IP: 8.1 WLS: L BF: 36 H: 9 R: 6 ER: 6 SO: 3 BB: 3 IBB: 0 HBP: 0 BLK: 0 WP: 0 HR: 1 S: 39 P: 51 ERA: 6.48 WHIP: 1.440															PITCHER	IP: 8.1 WLS: L BF: 36 H: 9 R: 6 ER: 6 SO: 3 BB: 3 IBB: 0 HBP: 0 BLK: 0 WP: 0 HR: 1 S: 39 P: 51 ERA: 6.48 WHIP: 1.440					


Washington Senators @ Philadelphia Athletics
 Connie Mack Stadium, Philadelphia, PA
 Sun May 30 1954, 3:38 AM EDT
 Att: 6,144 - Unknown

AB 33
 R 6
 H 9
 RBI 6
 BB 3
 SO 3
 LOB 7



Batter	1	2	3	4	5	6	7	8	9	AB	R	H	RBI	BB	SO	LOB	TOP								
Spook Jacobs, R OBP: 0.395, SLG: 0.333 (1, 4)										6	2	3	1	0	0	3	Philadelphia Athletics @ Boston Red Sox Fenway Park, Boston, MA Mon May 31 1954, 3:33 AM EDT Unknown								
Elmer Vato, L OBP: 0.328, SLG: 0.300 (1, 9)										5	1	1	2	1	0	1									
Jim Finigan, R OBP: 0.427, SLG: 0.518 (1, 5)										3	1	1	2	3	2	5									
Gus Zernial, R OBP: 0.344, SLG: 0.500 (1, 7)										6	0	1	1	0	1	7									
Vic Power, R OBP: 0.292, SLG: 0.336 (1, 3)										4	1	1	0	1	0	4									
Ed McChes, R OBP: 0.323, SLG: 0.444 (1, 8)										4	2	2	2	1	1	3									
Eddie Joost, R OBP: 0.357, SLG: 0.333 (1, 6)										4	1	2	2	1	0	0									
Joe Astroth, R OBP: 0.222, SLG: 0.150 (1, 2)										4	2	1	0	1	1	3									
Art Diltmar, R OBP: 0.238, SLG: 0.292 (2, 1)										0	0	0	0	0	0	0									
Inning Stats	R: 1 E: 1 K: 2 S: 9	H: 1 LOB: 2 BB: 1 P: 13	R: 4 E: 0 K: 0 S: 7	H: 4 LOB: 1 BB: 1 P: 11	R: 1 E: 0 K: 0 S: 4	H: 1 LOB: 0 BB: 0 P: 4	R: 0 E: 0 K: 0 S: 4	H: 1 LOB: 2 BB: 1 P: 8	R: 0 E: 0 K: 1 S: 4	H: 0 LOB: 2 BB: 3 P: 16	R: 3 E: 0 K: 1 S: 8	H: 3 LOB: 1 BB: 1 P: 12	R: 0 E: 0 K: 1 S: 5	H: 0 LOB: 1 BB: 0 P: 5	R: 0 E: 0 K: 0 S: 3	H: 0 LOB: 1 BB: 1 P: 7		R: 1 E: 0 K: 1 S: 7	H: 2 LOB: 3 BB: 2 P: 15	1B: 9 2B: 2 3B: 1 HR: 1	SF: 0 SAC: 1 DP: 1 HBP: 0	WP: 0 PB: 0 SB: 0 CS: 0	PA: 49		
PITCHER	IP	WLS	BF	H	R	ER	SO	BB	IBB	HBP	BLK	WP	HR	S	P	ERA	WHIP								
Tom Brewer, R ERA: 4.62 (1, 1)	1.1		12	5	5	4	2	2	0	0	0	0	0	14	22	27.00	5.250								
Tom Herrin, R ERA: 8.79 (2, 1)	4.2	W	23	5	4	4	2	5	0	0	0	0	1	22	42	7.71	2.143								
Ellis Kinder, R ERA: 5.68 (7, 1)	3.0	S	14	2	1	1	2	3	0	0	0	0	0	15	27	3.00	1.667								


Batter	1	2	3	4	5	6	7	8	9	AB	R	H	RBI	BB	SO	LOB	BOTTOM									
Billy Goodman, L OBP: 0.350, SLG: 0.385 (1, 5)										4	3	1	0	2	0	3	Philadelphia Athletics @ Boston Red Sox Fenway Park, Boston, MA Mon May 31 1954, 3:33 AM EDT Unknown									
Billy Consolo, R OBP: 0.125, SLG: 0.067 (7, 5)										1	0	0	0	0	0											
Jim Piersall, R OBP: 0.342, SLG: 0.391 (1, 9)										5	4	4	2	1	0	0										
Ted Williams, L OBP: 0.378, SLG: 0.711 (1, 7)										2	2	1	4	1	0	2										
Karl Olson, R OBP: 0.320, SLG: 0.417 (4, PR)										2	1	1	1	0	0	1										
Jackie Jensen, R OBP: 0.331, SLG: 0.440 (7, PR)										2	1	2	1	3	0	0										
Charlie Maxwell, L OBP: 0.324, SLG: 0.290 (8, 7)										0	0	0	0	0	0	0										
Harry Agganis, L OBP: 0.357, SLG: 0.431 (1, 3)										6	1	0	1	0	2	10										
Sammy White, R OBP: 0.254, SLG: 0.386 (1, 2)										5	1	2	2	1	0	3										
Ted Lepcio, R OBP: 0.342, SLG: 0.362 (1, 4)										4	2	1	1	2	0	4										
Milt Bolling, R OBP: 0.318, SLG: 0.378 (1, 6)										5	4	4	5	1	0	3										
Tom Brewer, R ERA: 7.71 (1, 1)	1.0	L	11	4	5	7	6	0	1	1	0	0	0	1	0	0	54.00	7.000								
Tom Herrin, R ERA: 5.07 (2, 1)	2.1		15	4	5	5	2	1	1	1	0	0	1	16	25	19.29	2.143									
Floyd Baker, L OBP: 0.300, SLG: 0.500 (6, PH)	0.2		6	2	2	2	1	2	0	0	0	0	0	6	14	27.00	6.000									
Moe Burtch, R ERA: 5.09 (5, 1)	2.0		14	5	5	5	1	3	1	0	0	0	0	12	28	22.50	4.000									
Marion Fricano, R ERA: 5.14 (7, 1)	2.0		9	2	1	1	0	1	0	0	0	0	1	8	12	4.50	1.500									
Inning Stats	R: 3 E: 0 K: 0 S: 6	H: 3 LOB: 1 BB: 0 P: 7	R: 4 E: 1 K: 0 S: 6	H: 2 LOB: 3 BB: 4 P: 22	R: 0 E: 0 K: 1 S: 5	H: 0 LOB: 0 BB: 0 P: 5	R: 7 E: 0 K: 2 S: 13	H: 6 LOB: 2 BB: 2 P: 22	R: 0 E: 0 K: 1 S: 5	H: 0 LOB: 2 BB: 2 P: 13	R: 5 E: 0 K: 0 S: 7	H: 5 LOB: 1 BB: 2 P: 15	R: 0 E: 0 K: 0 S: 4	H: 1 LOB: 2 BB: 1 P: 8	R: 1 E: 0 K: 0 S: 4	H: 1 LOB: 0 BB: 0 P: 4	1B: 11 2B: 2 3B: 2 HR: 3	SF: 0 SAC: 0 DP: 0 HBP: 2	WP: 0 PB: 0 SB: 1 CS: 0	PA: 55						
PITCHER	IP	WLS	BF	H	R	ER	SO	BB	IBB	HBP	BLK	WP	HR	S	P	ERA	WHIP									
Art Diltmar, R ERA: 5.07 (4, 1)	0.2		6	2	2	2	1	2	0	0	0	0	0	6	14	27.00	6.000									



Batter	1	2	3	4	5	6	7	8	9	AB	R	H	RBI	BB	SO	LOB	TOP			
Spook Jacobs, R OBP: 0.356, SLG: 0.325 (1, 4)	0-0 4-1		0-0 F7		0-0 5-3			0-0 5-3		4	0	0	0	0	0	0				
Elmer Vato, L OBP: 0.308, SLG: 0.278 (1, 9)	0-0 F7		0-0 P4			0-0 F7		0-0 F9		4	0	0	0	0	0	0				
Jim Finigan, R OBP: 0.430, SLG: 0.512 (1, 5)	4-0 BB		0-0 L4			0-0 F7		0-0 1B		3	0	1	0	1	0	0				
Gus Zernial, R OBP: 0.348, SLG: 0.500 (1, 7)	0-0 F9			0-0 FC5-4 1B		0-0 1B		0-0 L8		4	0	2	0	0	0	2				
Vic Power, R OBP: 0.285, SLG: 0.327 (1, 3)		0-0 6-3		0-0 F8		0-0 F7			0-0 F8	4	0	0	0	0	0	2				
Ed McGhee, R OBP: 0.314, SLG: 0.419 (1, 8)		0-0 5-3		0-0 FC5-4 1-2			0-0 L4		0-0 1B	4	0	1	0	0	0	1				
Joe Demaestri, R OBP: 0.208, SLG: 0.230 (1, 6)		0-0 E5 1B		0-0 F8		0-3 K		0-0 P4		4	0	0	0	0	1	2				
Billy Shantz, R OBP: 0.289, SLG: 0.372 (1, 2)	0-0 1-2 1B			0-0 F2		0-0 1B		0-0 FC6-4 1B		4	0	3	0	0	0	0				
Ozzie Van Brabant, R OBP: 0.258, SLG: 0.294 (7, PH) Art Diltmar, R OBP: 0.217, SLG: 0.146 (9, PH)	0-0 4-3			0-3 K		0-0 F9		0-0 FC6-4 1-2		2	0	0	0	0	1	2				
Inning Stats	R: 0 E: 0 K: 0 S: 3	H: 0 LOB: 1 BB: 1 P: 7	R: 0 E: 1 K: 0 S: 5	H: 1 LOB: 2 BB: 0 P: 5	R: 0 E: 0 K: 0 S: 3	H: 0 LOB: 0 BB: 0 P: 3	R: 0 E: 0 K: 0 S: 4	H: 1 LOB: 1 BB: 0 P: 4	R: 0 E: 0 K: 1 S: 5	H: 0 LOB: 0 BB: 0 P: 5	R: 0 E: 0 K: 0 S: 4	H: 1 LOB: 1 BB: 0 P: 4	R: 0 E: 0 K: 0 S: 6	H: 1 LOB: 1 BB: 0 P: 6	R: 0 E: 0 K: 0 S: 4	H: 2 LOB: 2 BB: 0 P: 5	1B: 7 2B: 0 3B: 0 HR: 0	SF: 0 SAC: 0 DP: 0 HBP: 0	WP: 0 PB: 0 SB: 0 CS: 0	PA: 36
PITCHER Bill Henry, L ERA: 2.94 (1, 1)	IP: 9.0 WLS: W BF: 36 H: 7 R: 0 ER: 0 SO: 2 BB: 1 IBB: 0 HBP: 0 BLK: 0 WP: 0 HR: 0 S: 39 P: 43 ERA: 0.00 WHIP: 0.889															PITCHER				

Philadelphia Athletics @ Boston Red Sox
Fenway Park, Boston, MA
Mon May 31 1954, 3:38 AM EDT
Att: 23,255 - Unknown

AB 35
R 0
H 7
RBI 0
BB 1
SO 2
LOB 12



Batter	1	2	3	4	5	6	7	8	9	AB	R	H	RBI	BB	SO	LOB	BOTTOM			
Billy Goodman, L OBP: 0.345, SLG: 0.373 (1, 5)	4-0 BB 1B 2B BB		0-0 F7		0-0 L7		0-0 6-3	0-0 4-3		4	1	0	0	1	0	2				
Jim Piersall, R OBP: 0.347, SLG: 0.416 (1, 9)	0-0 F8	0-0 G3			0-0 HR		4-0 2B SF8 BB			3	2	1	1	1	0	2				
Ted Williams, L OBP: 0.574, SLG: 0.714 (1, 7) Karl Olson, R OBP: 0.320, SLG: 0.417 (8, 7)	0-0 1-2 2B 1B		0-0 6-3		0-0 F8		0-0 1-3 2B			4	1	2	0	0	0	0				
Jackie Jensen, R OBP: 0.329, SLG: 0.433 (1, 8)	4-0 1-2 2-3 2B BB		0-0 5-3		0-0 P5		0-0 3-H SF8			2	1	0	1	1	0	0				
Harry Agganis, L OBP: 0.361, SLG: 0.467 (1, 3)	0-0 1-H 2-H 3-H CS 2B		0-0 G3		0-0 HR		0-0 F8			4	1	2	4	0	0	1				
Ted Lepcio, R OBP: 0.349, SLG: 0.352 (1, 4)	0-3 K			0-0 5-3		1-0 1B SF9 HBP		4-0 1B FC5-4 BB		2	2	0	0	1	1	1				
Milt Bolling, R OBP: 0.326, SLG: 0.397 (1, 6)		0-0 1B 2B		0-0 F9		0-0 1-3 1B		0-3 K		4	1	2	0	0	1	1				
Mickey Owen, R OBP: 0.357, SLG: 0.200 (1, 2)		0-0 P5		4-0 BB		0-0 3-H SF9		0-0 1-3 1B		2	0	1	1	1	0	1				
Bill Henry, L OBP: 0.217, SLG: 0.182 (1, 1)		0-0 2-H 1B		0-0 F2		0-0 4-3		0-0 1-2 FC5-4		4	0	1	2	0	0	2				
Inning Stats	R: 3 E: 0 K: 1 S: 6	H: 2 LOB: 0 BB: 2 P: 14	R: 1 E: 0 K: 0 S: 5	H: 2 LOB: 1 BB: 0 P: 5	R: 0 E: 0 K: 0 S: 3	H: 0 LOB: 0 BB: 0 P: 3	R: 0 E: 0 K: 0 S: 3	H: 0 LOB: 1 BB: 1 P: 7	R: 1 E: 0 K: 0 S: 4	H: 1 LOB: 0 BB: 0 P: 4	R: 2 E: 0 K: 0 S: 4	H: 2 LOB: 0 BB: 0 P: 5	R: 1 E: 0 K: 0 S: 4	H: 1 LOB: 1 BB: 1 P: 8	R: 1 E: 0 K: 1 S: 6	H: 1 LOB: 1 BB: 1 P: 10	1B: 4 2B: 3 3B: 0 HR: 2	SF: 2 SAC: 0 DP: 0 HBP: 1	WP: 0 PB: 0 SB: 0 CS: 1	PA: 37
PITCHER Ozzie Van Brabant, R ERA: 6.86 (1, 1) Art Diltmar, R ERA: 7.83 (7, 1)	IP: 6.0 WLS: L BF: 27 H: 7 R: 7 ER: 7 SO: 1 BB: 3 IBB: 0 HBP: 0 BLK: 0 WP: 0 HR: 2 S: 25 P: 38 ERA: 10.50 WHIP: 1.667															PITCHER				

Philadelphia Athletics @ Boston Red Sox
Fenway Park, Boston, MA
Mon May 31 1954, 3:38 AM EDT
Att: 23,255 - Unknown

AB 29
R 9
H 9
RBI 9
BB 5
SO 2
LOB 10




Batter	1	2	3	4	5	6	7	8	9	AB	R	H	RBI	BB	SO	LOB	TOP			
Cal Abrams, L (1,8) OBP: 0.330, SLG: 0.247	5-3		K				K			4	0	1	0	1	2	0	Baltimore Orioles @ Philadelphia Athletics Connie Mack Stadium, Philadelphia, PA Thu Jun 03 1954, 3:33 AM EDT Att: 2,187 - Unknown			
Billy Hunter, R (1,6) OBP: 0.240, SLG: 0.253	F2		P3				F7		F8	5	0	1	0	0	0	3				
Eddie Waitkus, L (1,3) OBP: 0.277, SLG: 0.308			3-1				F3		F8	4	0	1	0	0	0	2				
Sam Mele, R (1,9) OBP: 0.288, SLG: 0.364	E6						F5		F3	4	0	0	0	0	0	2				
Bob Kennedy, R (1,5) OBP: 0.400, SLG: 0.457	6-3						FC4-6		F9	4	0	2	0	0	0	3				
Jim Fridley, R (1,7) OBP: 0.356, SLG: 0.500							L7		FC3-6	4	1	2	0	0	0	2				
Clint Courtney, L (1,2) OBP: 0.291, SLG: 0.352							6-3		FC3-6	4	0	1	0	0	0	3				
Bobby Young, L (1,4) OBP: 0.331, SLG: 0.351							HR		FC3-6	3	1	1	1	1	0	3				
Don Larsen, R (1,1) OBP: 0.267, SLG: 0.286							F2		5-3	3	0	0	0	0	0	2				
Marlin Stuart, L (8,1)										0	0	0	0	0	0	0				
Dick Kryhoski, L (9, PH) OBP: 0.333, SLG: 0.391										1	0	0	1	0	0	1				
Inning Stats	R: 0 E: 1 K: 0 S: 5	H: 1 LOB: 2 BB: 0 P: 5	R: 0 E: 0 K: 0 S: 4	H: 1 LOB: 1 BB: 0 P: 4	R: 0 E: 0 K: 1 S: 5	H: 0 LOB: 0 BB: 0 P: 5	R: 0 E: 0 K: 0 S: 4	H: 1 LOB: 1 BB: 0 P: 4	R: 1 E: 0 K: 0 S: 4	H: 1 LOB: 1 BB: 0 P: 8	R: 0 E: 0 K: 0 S: 4	H: 0 LOB: 1 BB: 1 P: 8	R: 0 E: 0 K: 0 S: 4	H: 1 LOB: 1 BB: 0 P: 4	R: 0 E: 0 K: 0 S: 6	H: 3 LOB: 2 BB: 0 P: 6	1B: 5 2B: 3 3B: 0 HR: 1	SF: 0 SAC: 0 DP: 1 HBP: 0	WP: 0 PA: 38 PB: 0 SB: 0 CS: 0	
PITCHER Marion Fricano, R (1,1) ERA: 4.5	IP: 9.0 WLS: W BF: 38	H: 9 R: 2 ER: 2 SO: 2	BB: 2 IBB: 0 HBP: 0 BLK: 0	WP: 0 HR: 1 S: 40 P: 48	ERA: 2.00 WHIP: 1.222	PITCHER										IP: 9.0 WLS: W BF: 38	H: 9 R: 2 ER: 2 SO: 2	BB: 2 IBB: 0 HBP: 0 BLK: 0	WP: 0 HR: 1 S: 40 P: 48	ERA: 2.00 WHIP: 1.222

AB 36
R 2
H 9
RBI 2
BB 2
SO 2
LOB 21



Batter	1	2	3	4	5	6	7	8	9	AB	R	H	RBI	BB	SO	LOB	BOTTOM			
Spook Jacobs, R (1,4) OBP: 0.378, SLG: 0.363	BB		K				F9			5	0	3	1	0	1	0	Baltimore Orioles @ Philadelphia Athletics Connie Mack Stadium, Philadelphia, PA Thu Jun 03 1954, 3:33 AM EDT Att: 2,187 - Unknown			
Elmer Valo, L (1,9) OBP: 0.350, SLG: 0.338	1B		F7				1B			3	2	2	1	2	0	0				
Jim Finigan, R (1,5) OBP: 0.409, SLG: 0.480	BB		5-3				L4			4	0	0	0	1	0	4				
Gus Zernial, R (1,7) OBP: 0.353, SLG: 0.526	BB						2B			5	0	2	1	0	0	5				
Don Bollweg, L (1,3) OBP: 0.327, SLG: 0.293							1B			4	0	2	0	0	0	4				
Ed McGhee, R (1,8) OBP: 0.285, SLG: 0.318							F9			4	0	0	0	0	0	3				
Joe Demaestri, R (1,6) OBP: 0.228, SLG: 0.275							P5			4	3	3	1	0	0	2				
Billy Shantz, R (1,2) OBP: 0.317, SLG: 0.411							L5			3	1	2	1	1	1	0				
Marion Fricano, R (1,1) OBP: 0.154, SLG: 0.154							HR			3	0	0	0	0	2	4				
Inning Stats	R: 0 E: 0 K: 0 S: 3	H: 1 LOB: 2 BB: 2 P: 11	R: 1 E: 0 K: 1 S: 6	H: 1 LOB: 0 BB: 0 P: 6	R: 0 E: 0 K: 1 S: 5	H: 0 LOB: 0 BB: 0 P: 5	R: 0 E: 0 K: 1 S: 7	H: 2 LOB: 3 BB: 1 P: 11	R: 1 E: 0 K: 0 S: 5	H: 2 LOB: 1 BB: 0 P: 5	R: 1 E: 0 K: 1 S: 7	H: 3 LOB: 2 BB: 0 P: 7	R: 1 E: 1 K: 0 S: 4	H: 1 LOB: 1 BB: 1 P: 8	R: 2 E: 0 K: 0 S: 7	H: 4 LOB: 2 BB: 0 P: 7	1B: 10 2B: 2 3B: 1 HR: 1	SF: 0 SAC: 1 DP: 1 HBP: 0	WP: 0 PA: 40 PB: 0 SB: 1 CS: 0	
PITCHER Don Larsen, R (1,1) ERA: 4.14	IP: 7.0 WLS: L BF: 33	H: 10 R: 4 ER: 4 SO: 4	BB: 3 IBB: 1 HBP: 0 BLK: 0	WP: 0 HR: 1 S: 37 P: 53	ERA: 5.14 WHIP: 1.857	PITCHER										IP: 1.0 WLS: 7 BF: 4	H: 4 R: 2 ER: 2 SO: 0	BB: 0 IBB: 0 HBP: 0 BLK: 0	WP: 0 HR: 0 S: 7 P: 11	ERA: 18.00 WHIP: 4.000

AB 35
R 6
H 14
RBI 5
BB 4
SO 4
LOB 22



Batter	1	2	3	4	5	6	7	8	9	AB	R	H	RBI	BB	SO	LOB	TOP		
Cal Abrams, L (1, 8) OBP: 0.343, SLG: 0.294	4-3	F7																	
Billy Hunter, R (1, 6) OBP: 0.241, SLG: 0.255 Don Larsen, R (9, PH) OBP: 0.258, SLG: 0.276	1B		F7						5-3	3	1	1	1	0	0	1			
Eddie Waitkus, L (1, 3) OBP: 0.284, SLG: 0.313	1B		F9						F7	5	1	2	0	0	0	1			
Sam Mele, R (1, 9) OBP: 0.287, SLG: 0.361	E3		6-3							4	0	1	1	0	0	1			
Bob Kennedy, R (1, 5) OBP: 0.370, SLG: 0.429	SF8								L4	3	0	0	1	0	0	0			
Jim Fridley, R (1, 7) OBP: 0.347, SLG: 0.500	1-3								1B	4	1	1	0	0	0	1			
Clint Courtney, L (1, 2) OBP: 0.306, SLG: 0.393			F2							4	2	3	1	0	0	0			
Bobby Young, L (1, 4) OBP: 0.342, SLG: 0.384									G3-6-1	4	0	3	2	0	0	1			
Bob Chakales, R (1, 1) OBP: 0.400, SLG: 0.250 Howie Fox, R (3, 1) OBP: 0.200, SLG: 0.200 Dick Kryhoski, L (6, PH) OBP: 0.330, SLG: 0.387 Mike Blyzka, R (6, 1) OBP: 0.280, SLG: 0.195	5-3								F8	1	0	0	0	0	0	1			
Gil Coan, L (9, PH) OBP: 0.280, SLG: 0.195										1	0	0	0	0	0	0			
Inning Stats	R: 2 E: 1 K: 0 S: 6	H: 3 LOB: 1 BB: 0 P: 6	R: 0 E: 0 K: 0 S: 4	H: 1 LOB: 1 BB: 0 P: 4	R: 0 E: 0 K: 0 S: 3	H: 0 LOB: 0 BB: 0 P: 3	R: 1 E: 0 K: 0 S: 5	H: 2 LOB: 1 BB: 0 P: 5	R: 0 E: 0 K: 0 S: 3	H: 1 LOB: 1 BB: 0 P: 7	R: 1 E: 0 K: 0 S: 4	H: 1 LOB: 0 BB: 0 P: 4	R: 1 E: 0 K: 0 S: 4	H: 2 LOB: 0 BB: 0 P: 4	R: 0 E: 0 K: 0 S: 4	H: 1 LOB: 1 BB: 0 P: 4	1B: 6 2B: 4 3B: 3 HR: 0	SF: 2 SAC: 0 DP: 1 HBP: 0	WP: 0 PA: 39 PB: 0 SB: 0 CS: 0
PITCHER Bob Trice, R (1, 1) ERA: 4.91	IP: 9.0 WLS: W BF: 39 H: 13 R: 6 ER: 5 SO: 0 BB: 1 IBB: 0 HBP: 0 BLK: 0 WP: 0 HR: 0 S: 38 P: 42 ERA: 5.00 WHIP: 1.556															PITCHER			

Baltimore Orioles @ Philadelphia Athletics
 Connie Mack Stadium, Philadelphia, PA
 Fri Jun 04 1954, 3:33 AM EDT
 Att: 1,092 - Unknown


AB 36
 R 6
 H 13
 RBI 6
 BB 1
 SO 0
 LOB 10

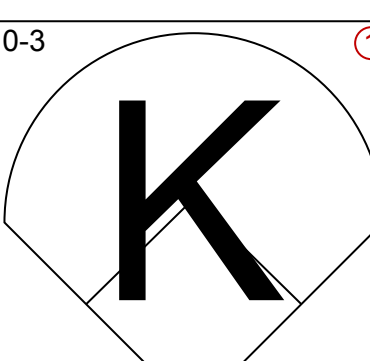
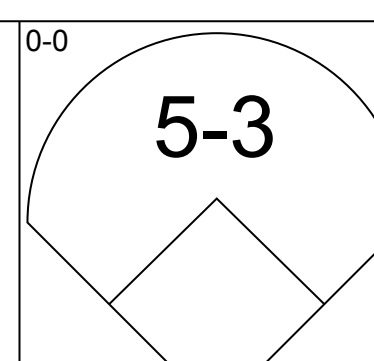
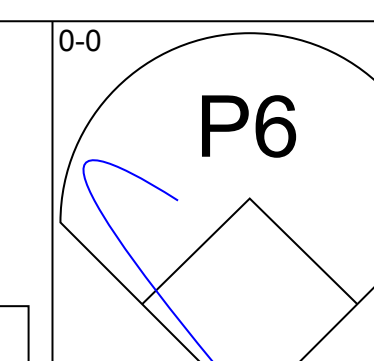
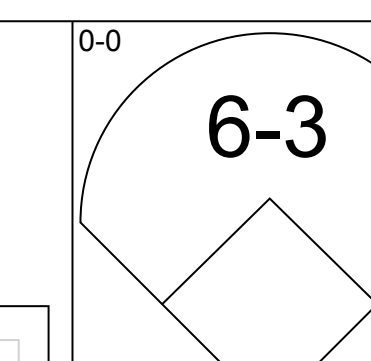
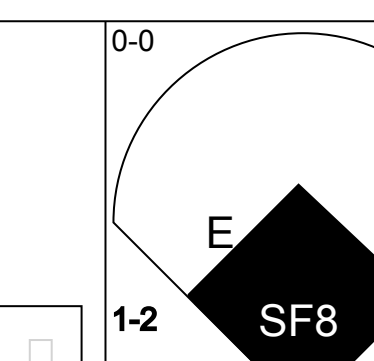
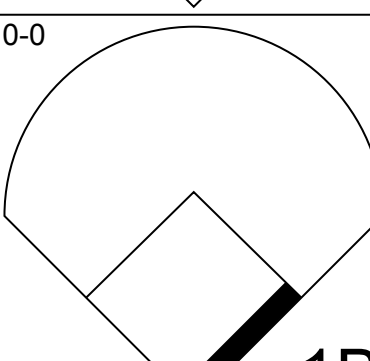
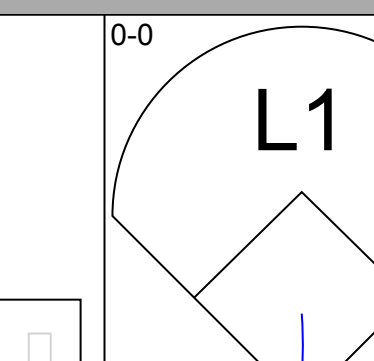
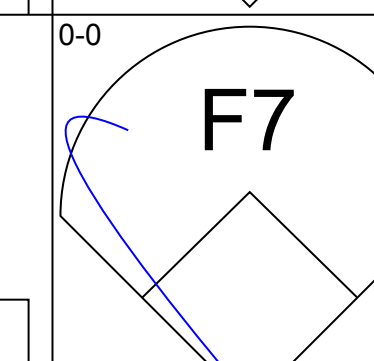
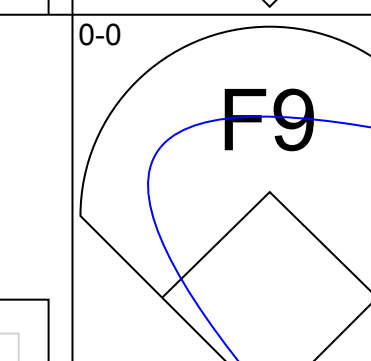
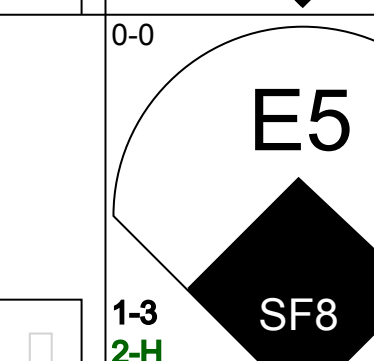
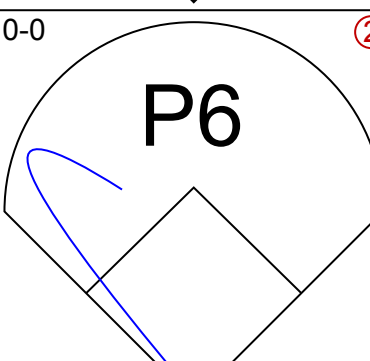
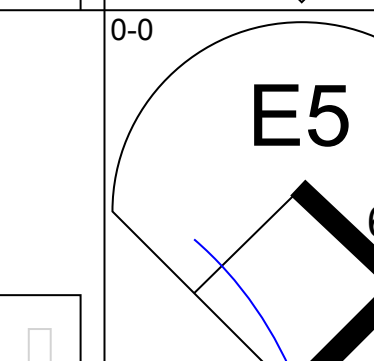
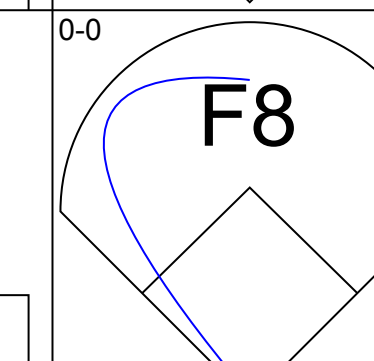
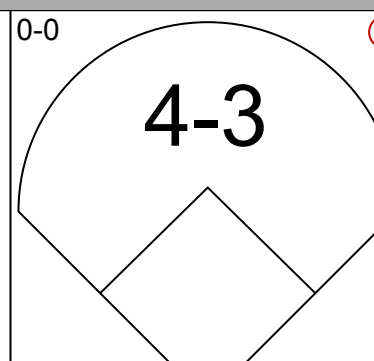
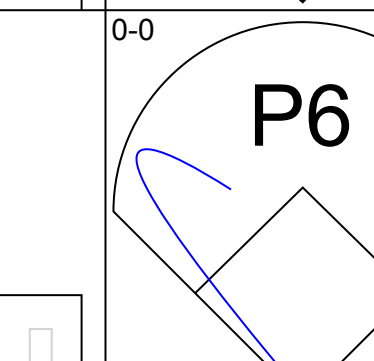
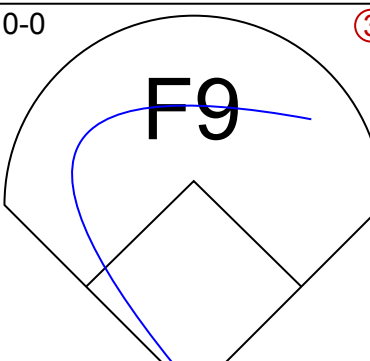
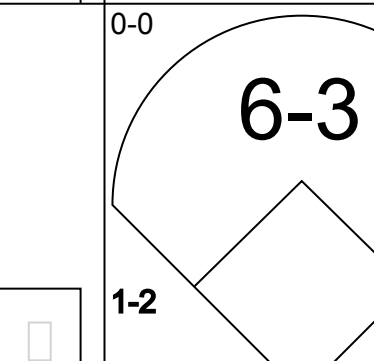
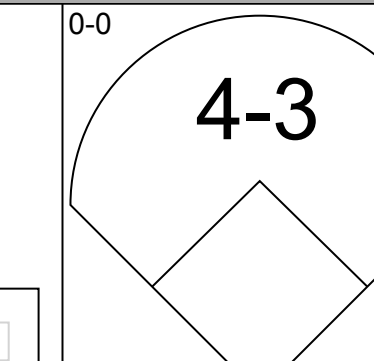
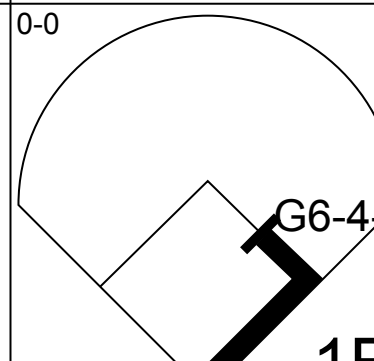
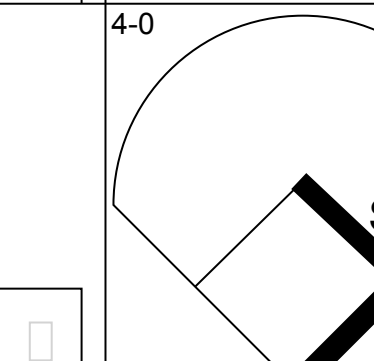
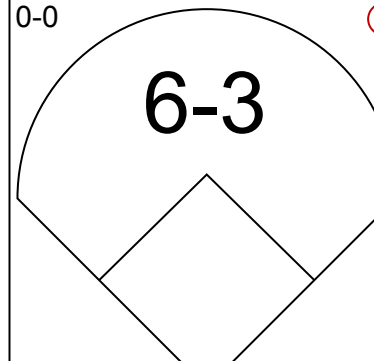
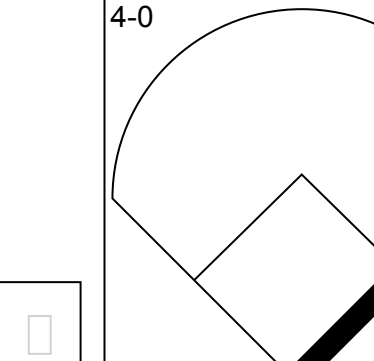
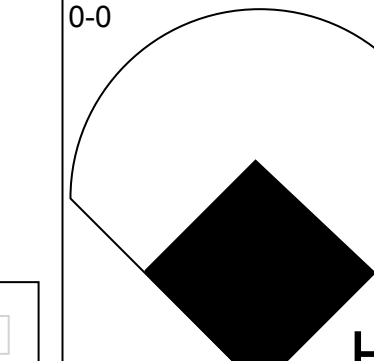
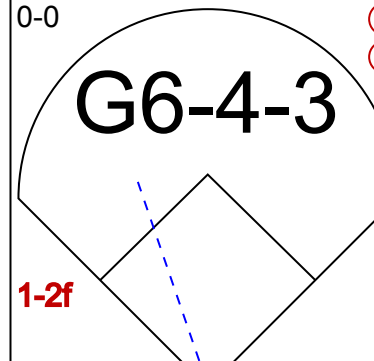
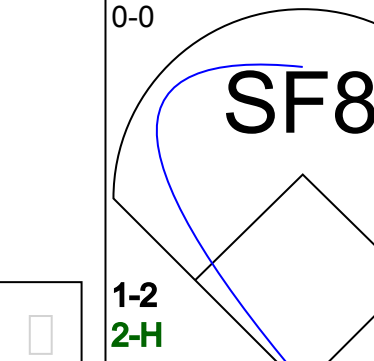
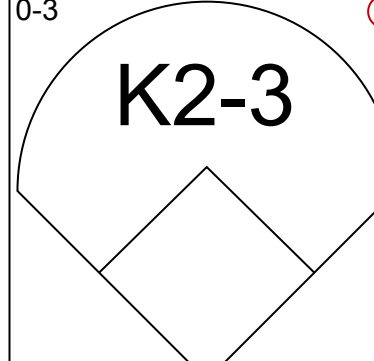
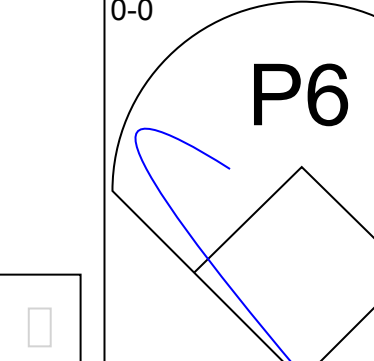
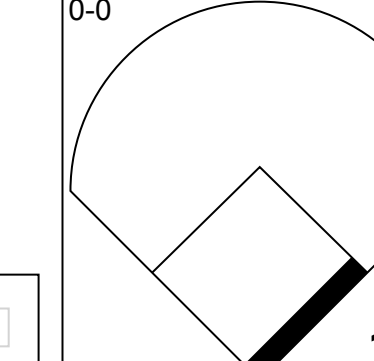
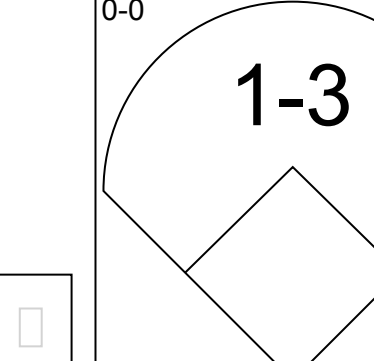
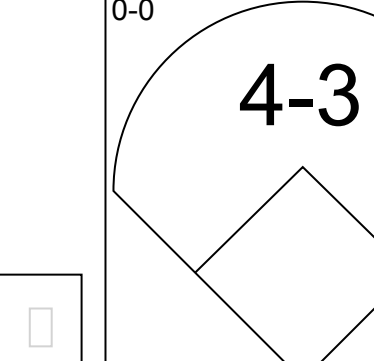
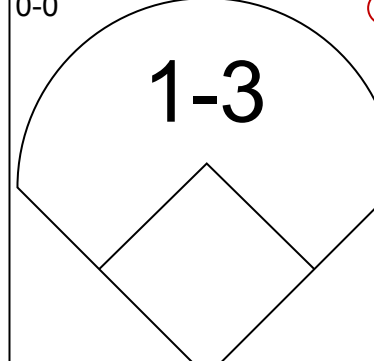
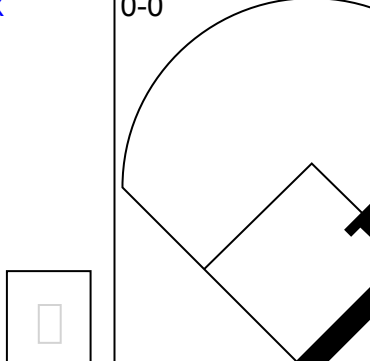
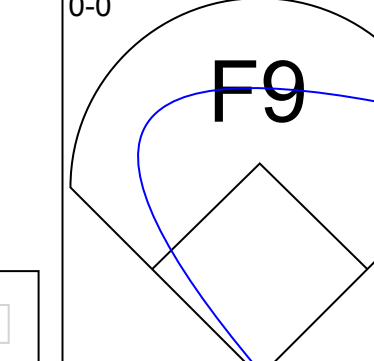
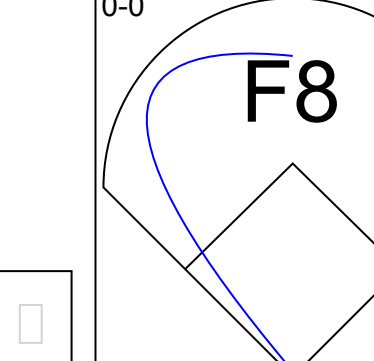
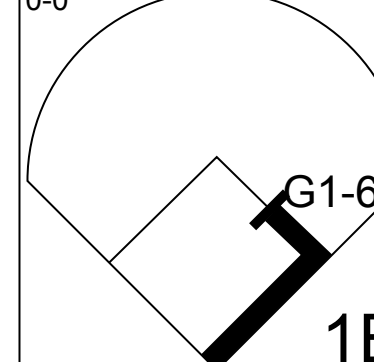
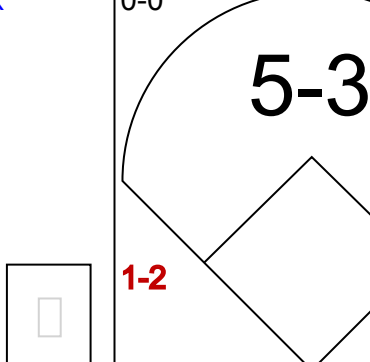
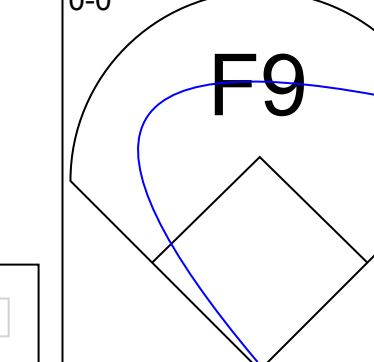
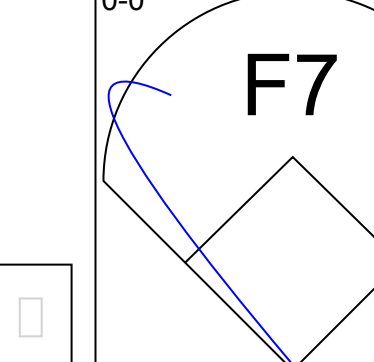
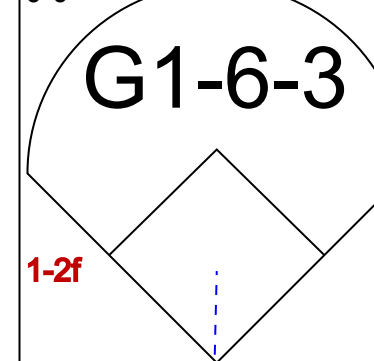
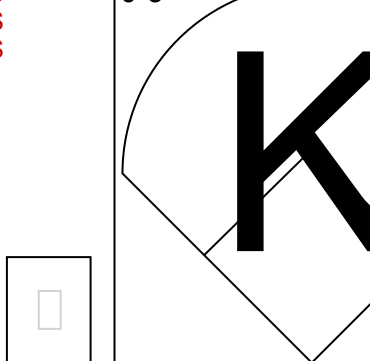
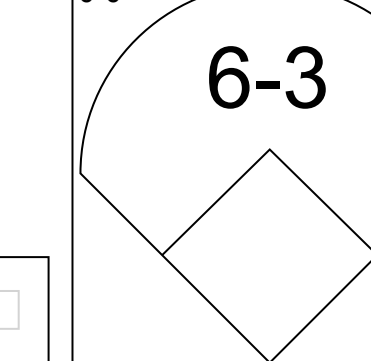
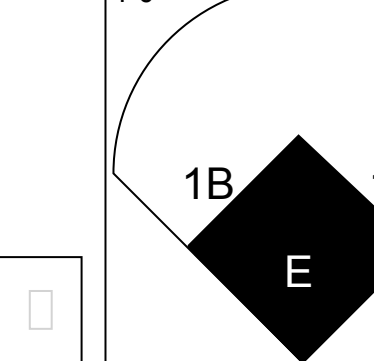


Batter	1	2	3	4	5	6	7	8	9	AB	R	H	RBI	BB	SO	LOB	BOTTOM		
Spook Jacobs, R (1, 4) OBP: 0.378, SLG: 0.360	4-3									4	2	1	0	1	0	2			
Elmer Valo, L (1, 9) OBP: 0.395, SLG: 0.353									P3	3	0	1	2	2	0	1			
Jim Finigan, R (1, 5) OBP: 0.400, SLG: 0.466	L9-3								K	5	1	1	0	0	1	3			
Gus Zernial, R (1, 7) OBP: 0.360, SLG: 0.519										2	1	0	0	3	0	0			
Don Bollweg, L (1, 3) OBP: 0.344, SLG: 0.304									CS	2	1	2	1	2	0	0			
Ed McGhee, R (1, 8) OBP: 0.283, SLG: 0.396									CS	4	1	2	4	0	0	4			
Joe Demaestri, R (1, 6) OBP: 0.228, SLG: 0.270										3	0	0	0	1	1	1			
Billy Shantz, R (1, 2) OBP: 0.324, SLG: 0.408										3	0	1	0	1	0	3			
Bob Trice, R (1, 1) OBP: 0.346, SLG: 0.500										4	1	1	0	0	1	2			
Inning Stats	R: 0 E: 0 K: 0 S: 2	H: 0 LOB: 0 BB: 1 P: 6	R: 2 E: 1 K: 1 S: 7	H: 2 LOB: 0 BB: 0 P: 7	R: 3 E: 1 K: 1 S: 8	H: 3 LOB: 3 BB: 3 P: 20	R: 0 E: 0 K: 0 S: 3	H: 1 LOB: 1 BB: 1 P: 7	R: 0 E: 0 K: 0 S: 4	H: 1 LOB: 1 BB: 0 P: 4	R: 2 E: 0 K: 0 S: 5	H: 2 LOB: 3 BB: 3 P: 17	R: 0 E: 0 K: 0 S: 3	H: 0 LOB: 1 BB: 1 P: 7	R: 0 E: 0 K: 1 S: 4	H: 0 LOB: 0 BB: 1 P: 8	1B: 6 2B: 3 3B: 0 HR: 1	SF: 0 SAC: 0 DP: 1 HBP: 0	WP: 0 PA: 41 PB: 0 SB: 0 CS: 1
PITCHER Bob Chakales, R (1, 1) ERA: 3.46 Howie Fox, R (3, 1) ERA: 4.11 Mike Blyzka, R (6, 1) ERA: 4.91	IP: 2.2 WLS: L BF: 14 H: 4 R: 5 ER: 4 SO: 2 BB: 2 IBB: 1 HBP: 0 BLK: 0 WP: 0 HR: 1 S: 15 P: 27 ERA: 13.50 WHIP: 2.250															PITCHER			

Baltimore Orioles @ Philadelphia Athletics
 Connie Mack Stadium, Philadelphia, PA
 Fri Jun 04 1954, 3:33 AM EDT
 Att: 1,092 - Unknown


AB 30
 R 7
 H 9
 RBI 7
 BB 10
 SO 3
 LOB 16

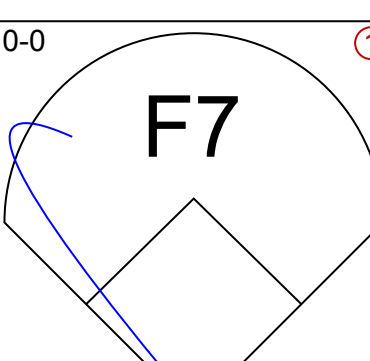
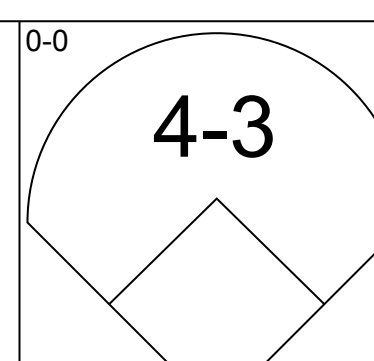
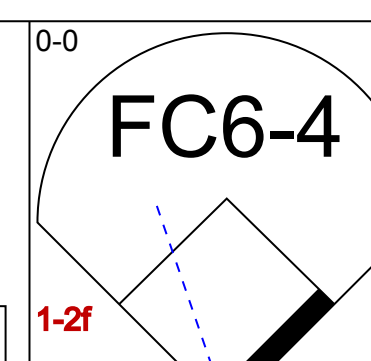
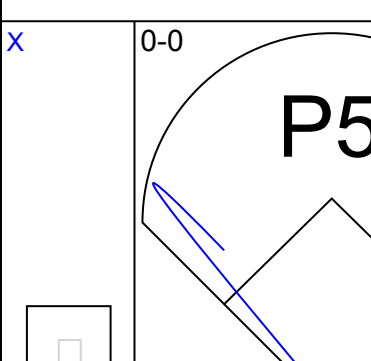
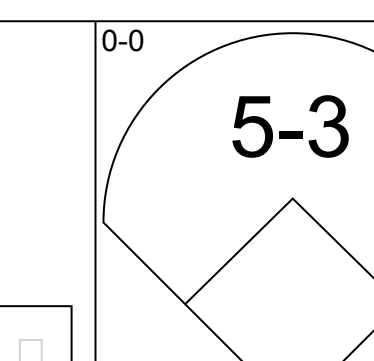
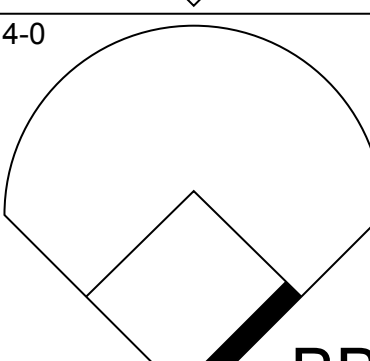
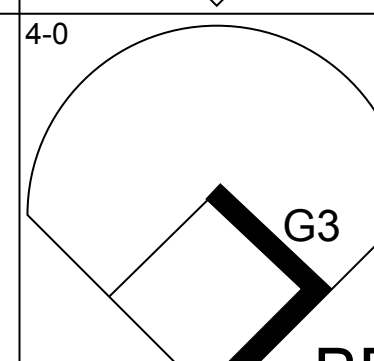

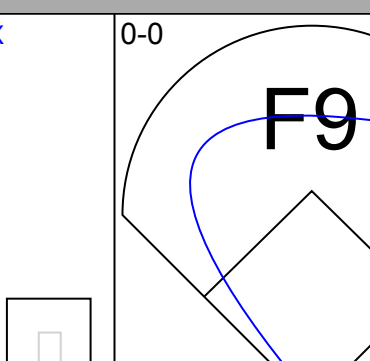
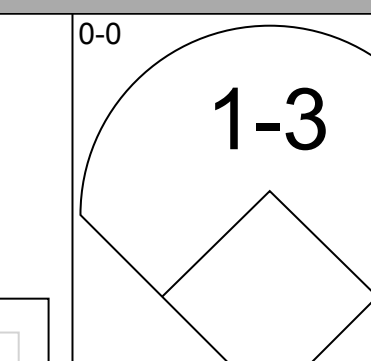
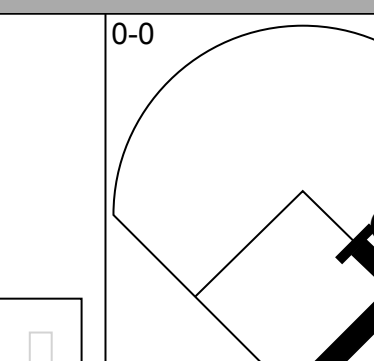
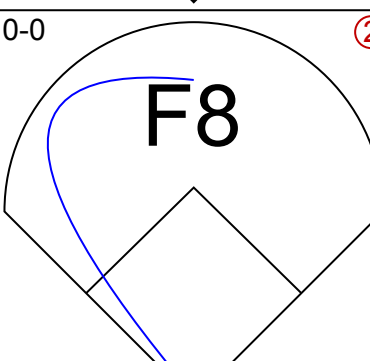
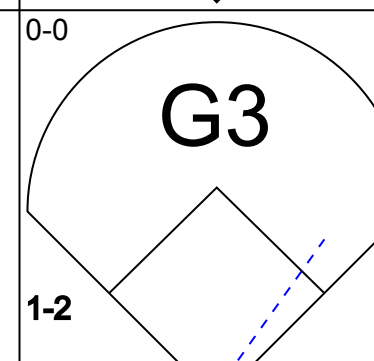
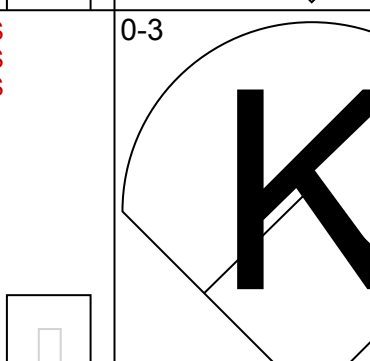
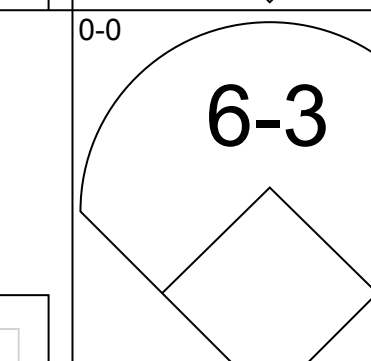
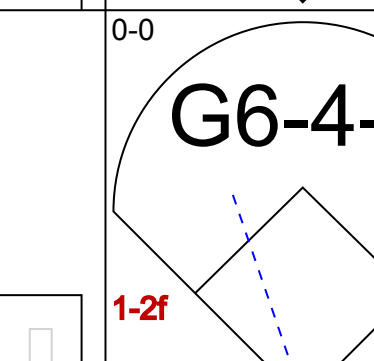
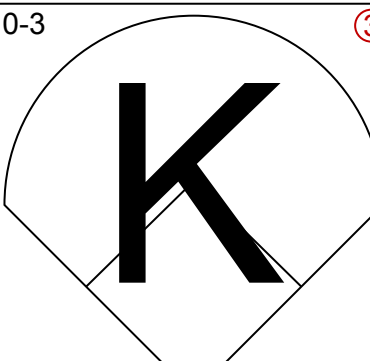
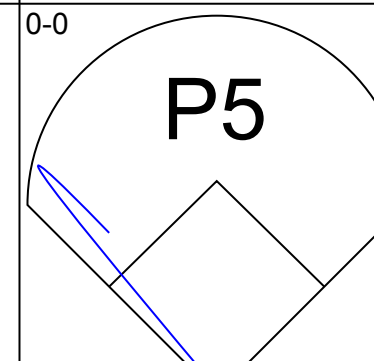
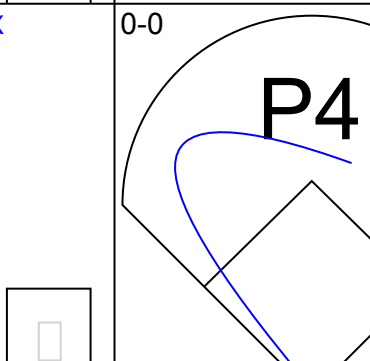
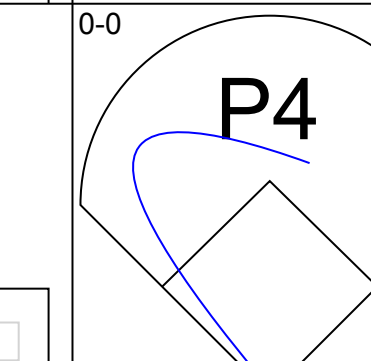
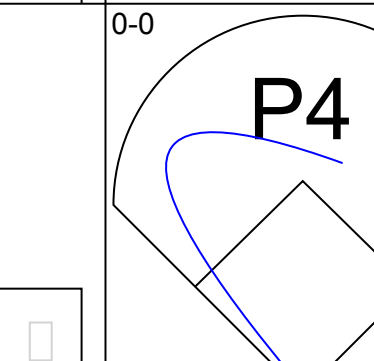
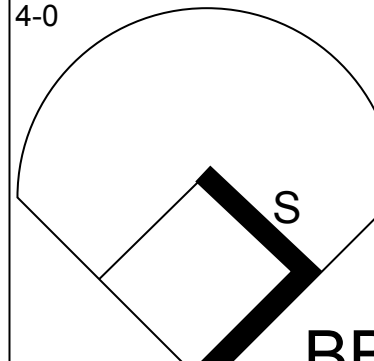
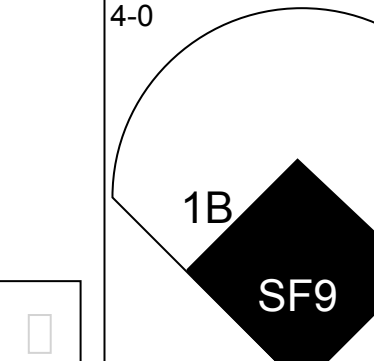
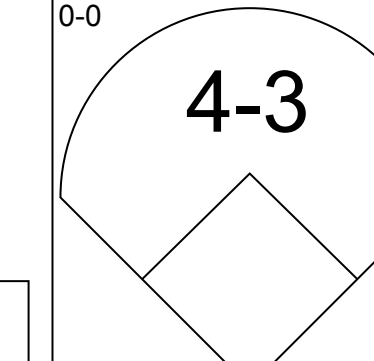
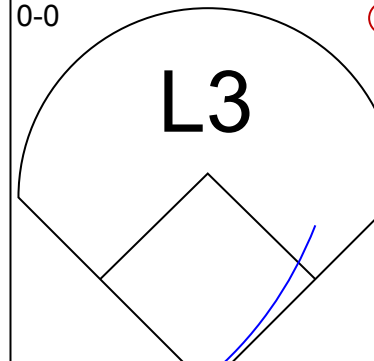
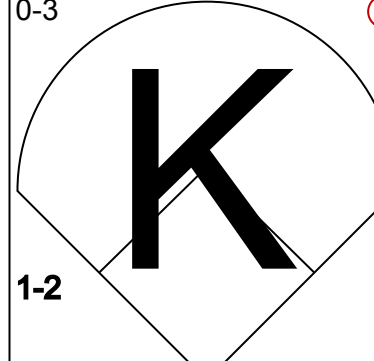
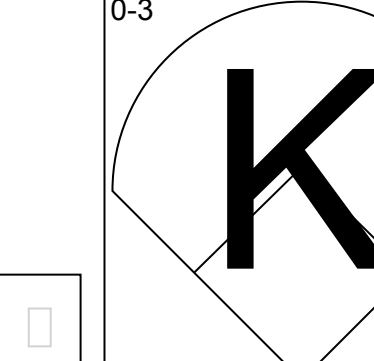

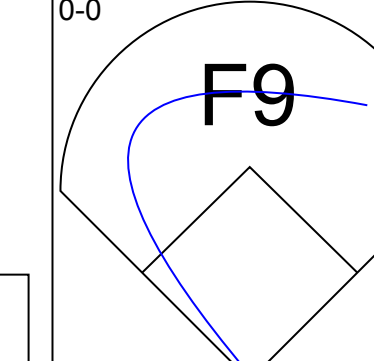
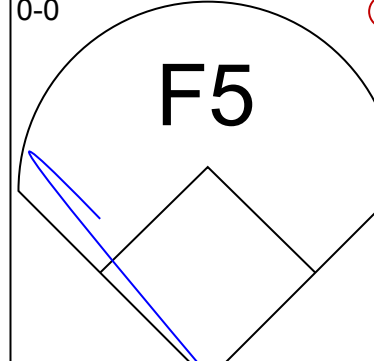
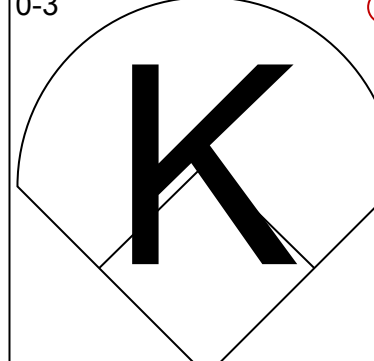
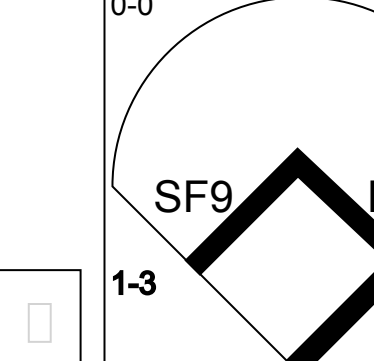

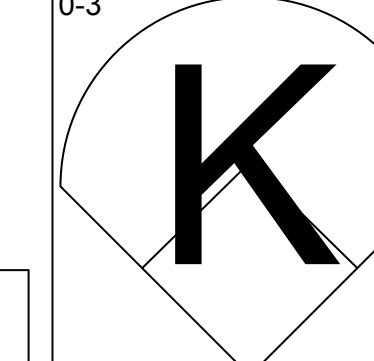
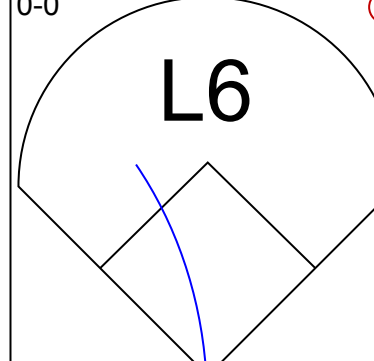
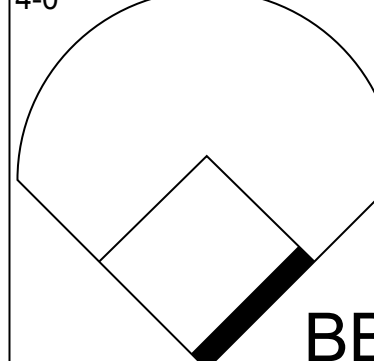
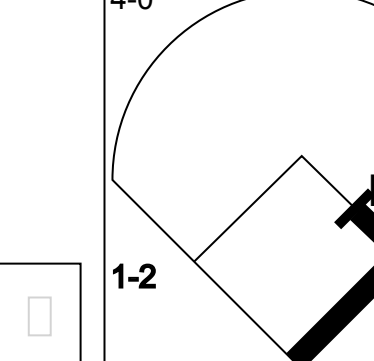
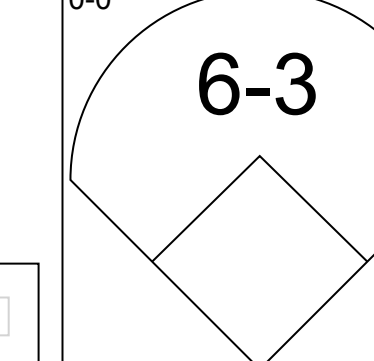
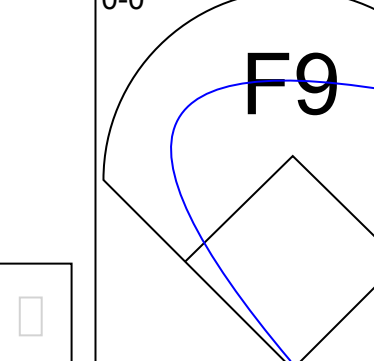

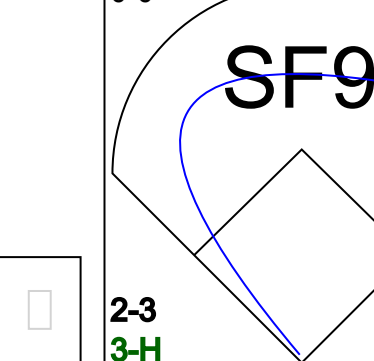
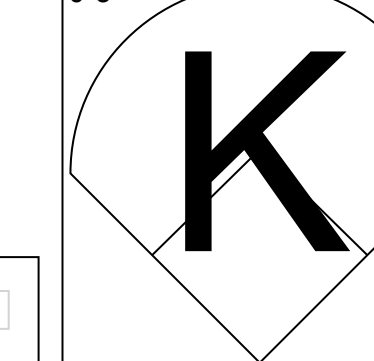
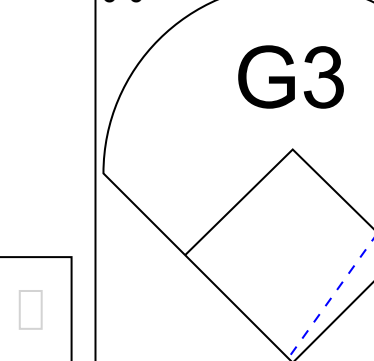


Batter	1	2	3	4	5	6	7	8	9	10	11	AB	R	H	RBI	BB	SO	LOB	TOP					
Al Smith, R OBP: 0.389, SLG: 0.376 (1, 7)												5	1	1	0	0	1	0						
Bobby Avila, R OBP: 0.443, SLG: 0.505 (1, 4)												5	1	2	0	0	0	0						
Larry Doby, L OBP: 0.328, SLG: 0.392 (1, 8)												5	0	0	0	0	0	0	3					
Rudy Regalado, R OBP: 0.365, SLG: 0.404 (1, 5)												4	0	1	0	1	0	2						
Dave Philley, S OBP: 0.275, SLG: 0.395 (1, 9)												3	1	1	3	1	0	1						
Bill Clynn, L OBP: 0.417, SLG: 0.419 (1, 3)												5	0	1	0	0	1	3						
George Strickland, R OBP: 0.355, SLG: 0.355 (1, 6)												4	0	1	0	0	0	1						
Jim Hegan, R OBP: 0.306, SLG: 0.435 (1, 2)												4	0	1	0	0	0	2						
Mike Garcia, R OBP: 0.103, SLG: 0.037 (1, 1)												3	1	0	0	1	1	1						
Inning Stats	R: 0 E: 0 K: 1 S: 6	H: 1 LOB: 1 BB: 0 P: 6	R: 0 E: 0 K: 1 S: 5	H: 0 LOB: 0 BB: 0 P: 5	R: 0 E: 0 K: 0 S: 3	H: 1 LOB: 0 BB: 0 P: 3	R: 0 E: 1 K: 0 S: 4	H: 0 LOB: 2 BB: 1 P: 8	R: 0 E: 0 K: 1 S: 5	H: 1 LOB: 0 BB: 0 P: 5	R: 0 E: 0 K: 0 S: 3	H: 0 LOB: 0 BB: 0 P: 3	R: 0 E: 0 K: 0 S: 3	H: 1 LOB: 0 BB: 0 P: 3	R: 0 E: 0 K: 0 S: 3	H: 0 LOB: 0 BB: 0 P: 3	R: 0 E: 0 K: 0 S: 3	H: 0 LOB: 0 BB: 0 P: 3	R: 3 E: 1 K: 0 S: 5	H: 2 LOB: 1 BB: 2 P: 13	1B: 7 2B: 0 3B: 0 HR: 1	SF: 1 SAC: 0 DP: 2 HBP: 0	WP: 0 PB: 0 SB: 0 CS: 0	PA: 42
PITCHER Alex Kellner, L ERA: 3.14 (1, 1)	IP: 11.0 WLS: 1 BF: 42 H: 8 R: 4 ER: 4 SO: 3	BB: 2 IBB: 1 HBP: 0 BLK: 0	WP: 0 HR: 1 S: 45 P: 57	ERA: 3.27 WHIP: 0.909																				

Cleveland Indians @ Philadelphia Athletics
 Connie Mack Stadium, Philadelphia, PA
 Sat Jun 05 1954, 3:33 AM EDT
 Atf: 3,038 - Unknown

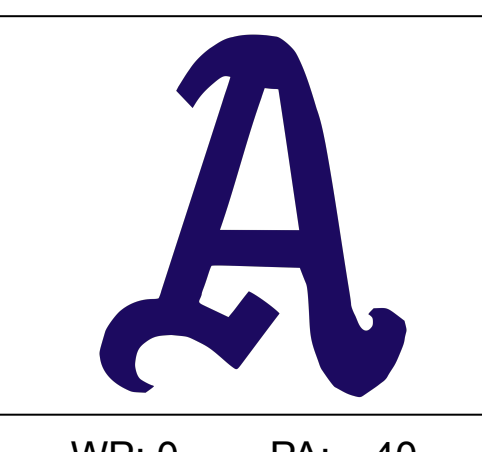
AB 38
 R 4
 H 8
 RBI 3
 BB 3
 SO 3
 LOB 13



Batter	1	2	3	4	5	6	7	8	9	10	11	AB	R	H	RBI	BB	SO	LOB	BOTTOM					
Spook Jacobs, R OBP: 0.369, SLG: 0.350 (1, 4)												5	0	0	0	0	0	2						
Elmer Valo, L OBP: 0.379, SLG: 0.352 (1, 9)												3	0	1	0	2	0	0						
Jim Finigan, R OBP: 0.384, SLG: 0.444 (1, 5)												5	0	0	0	0	1	3						
Gus Zernial, R OBP: 0.350, SLG: 0.503 (1, 7)												5	0	0	0	0	1	2						
Don Bollweg, L OBP: 0.348, SLG: 0.299 (1, 3)												2	1	0	0	2	0	0						
Ed McGhee, R OBP: 0.283, SLG: 0.365 (1, 8)												4	0	0	0	0	2	2						
Joe Demaestri, R OBP: 0.229, SLG: 0.269 (1, 6)												4	0	1	0	0	2	1						
Billy Shantz, R OBP: 0.330, SLG: 0.400 (1, 2)												2	0	0	0	2	0	0						
Alex Kellner, R OBP: 0.148, SLG: 0.120 (1, 1)												3	0	0	1	0	1	2						
Inning Stats	R: 0 E: 0 K: 1 S: 5	H: 0 LOB: 1 BB: 2 P: 9	R: 0 E: 0 K: 2 S: 7	H: 0 LOB: 2 BB: 15	R: 0 E: 0 K: 0 S: 3	H: 0 LOB: 1 BB: 7	R: 1 E: 0 K: 1 S: 6	H: 1 LOB: 2 BB: 14	R: 0 E: 0 K: 1 S: 5	H: 0 LOB: 0 BB: 0 P: 5	R: 0 E: 0 K: 1 S: 5	H: 0 LOB: 2 BB: 2 P: 5	R: 0 E: 0 K: 0 S: 3	H: 0 LOB: 0 BB: 0 P: 3	R: 0 E: 0 K: 0 S: 3	H: 0 LOB: 0 BB: 0 P: 3	R: 0 E: 0 K: 0 S: 3	H: 0 LOB: 0 BB: 0 P: 3	R: 0 E: 0 K: 0 S: 3	H: 1 LOB: 0 BB: 0 P: 3	1B: 2 2B: 0 3B: 0 HR: 0	SF: 1 SAC: 0 DP: 1 HBP: 0	WP: 0 PB: 0 SB: 0 CS: 0	PA: 40
PITCHER Mike Garcia, R ERA: 2.56 (1, 1)	IP: 11.0 WLS: 1 BF: 40 H: 2 R: 1 ER: 1 SO: 7	BB: 6 IBB: 0 HBP: 0 BLK: 0	WP: 0 HR: 0 S: 48 P: 72	ERA: 0.82 WHIP: 0.727																				

Cleveland Indians @ Philadelphia Athletics
 Connie Mack Stadium, Philadelphia, PA
 Sat Jun 05 1954, 3:33 AM EDT
 Atf: 3,038 - Unknown

AB 33
 R 1
 H 2
 RBI 1
 BB 6
 SO 7
 LOB 12



Batter	1	2	3	4	5	6	7	8	9	AB	R	H	RBI	BB	SO	LOB	TOP			
Al Smith, R OBP: 0.386, SLG: 0.380 (1, 7)										4	0	1	0	0	1	0				
Bobby Avila, R OBP: 0.437, SLG: 0.497 (1, 4)										3	0	0	0	0	2	0				
Larry Doby, L OBP: 0.332, SLG: 0.387 (1, 8)										2	0	0	0	2	1	0				
Rudy Regalado, R OBP: 0.352, SLG: 0.388 (1, 5)										4	0	0	0	0	1	3				
Dave Philley, S OBP: 0.276, SLG: 0.406 (1, 9)										3	1	1	0	0	0	0				
Bill Glynn, L OBP: 0.392, SLG: 0.400 (1, 3)										2	0	0	1	0	0	0				
George Strickland, R OBP: 0.335, SLG: 0.367 (1, 6)										3	1	1	0	0	0	0				
Jim Hegan, R OBP: 0.299, SLG: 0.427 (1, 2)										2	0	0	1	0	0	0				
Bob Feller, R OBP: 0.417, SLG: 0.300 (1, 1)										3	0	0	0	0	2	0				
Hal Newhouser, L (9, 1)										0	0	0	0	0	0	0				
Inning Stats	R: 0 E: 0 K: 2 S: 7	H: 0 LOB: 1 BB: 1 P: 11	R: 2 E: 0 K: 1 S: 7	H: 2 LOB: 0 BB: 0 P: 7	R: 0 E: 0 K: 0 S: 3	H: 1 LOB: 1 BB: 1 P: 7	R: 0 E: 0 K: 0 S: 3	H: 0 LOB: 0 BB: 0 P: 3	R: 0 E: 0 K: 1 S: 5	H: 0 LOB: 0 BB: 0 P: 5	R: 0 E: 0 K: 0 S: 3	H: 0 LOB: 0 BB: 0 P: 3	R: 0 E: 0 K: 1 S: 5	H: 0 LOB: 0 BB: 0 P: 5	R: 0 E: 0 K: 2 S: 7	H: 0 LOB: 0 BB: 0 P: 7	1B: 0 2B: 1 3B: 2 HR: 0	SF: 2 SAC: 1 DP: 1 HBP: 0	WP: 0 PB: 0 SB: 0 CS: 0	PA: 31
PITCHER Arnie Portocarrero, R ERA: 2.83 (1, 1)	IP: 9.0 WLS: L BF: 31 H: 3 R: 2 ER: 2 SO: 7 BB: 2 IBB: 0 HBP: 0 BLK: 0 WP: 0 HR: 0 S: 43 P: 51 ERA: 2.00 WHIP: 0.556																			

Cleveland Indians @ Philadelphia Athletics
 Connie Mack Stadium, Philadelphia, PA
 Sun Jun 06 1954, 3:33 AM EDT
 Unknown


AB	26
R	2
H	3
RBI	2
BB	2
SO	7
LOB	3



Batter	1	2	3	4	5	6	7	8	9	AB	R	H	RBI	BB	SO	LOB	BOTTOM					
Spook Jacobs, R OBP: 0.371, SLG: 0.353 (1, 4)										4	0	2	0	0	0	1						
Don Bollweg, L OBP: 0.346, SLG: 0.298 (1, 3)										4	0	1	0	0	0	1						
Jim Finigan, R OBP: 0.380, SLG: 0.432 (1, 5)										3	0	0	0	1	1	2						
Gus Zernial, R OBP: 0.342, SLG: 0.491 (1, 7)										4	0	0	0	0	0	3						
Bill Renna, R OBP: 0.315, SLG: 0.402 (1, 9)										4	0	0	0	0	1	0						
Vic Power, R OBP: 0.287, SLG: 0.327 (1, 8)										4	0	0	0	0	0	0						
Joe Demaestri, R OBP: 0.235, SLG: 0.275 (1, 6)										4	0	2	0	0	1	0						
Bobby Shantz, R OBP: 0.333, SLG: 0.333 (9, PR)										0	0	0	0	0	0	0						
Billy Shantz, R OBP: 0.339, SLG: 0.408 (1, 2)										3	0	2	0	0	1	0						
Elmer Vato, L OBP: 0.374, SLG: 0.347 (9, PH)										1	0	0	0	0	0	1						
Arnie Portocarrero, R OBP: 0.231, SLG: 0.348 (1, 1)										2	1	1	1	0	0	2						
Inning Stats	R: 0 E: 0 K: 0 S: 3	H: 0 LOB: 1 BB: 1 P: 7	R: 0 E: 0 K: 1 S: 5	H: 0 LOB: 0 BB: 0 P: 5	R: 1 E: 0 K: 1 S: 8	H: 3 LOB: 2 BB: 0 P: 8	R: 0 E: 0 K: 1 S: 7	H: 2 LOB: 2 BB: 0 P: 7	R: 0 E: 0 K: 1 S: 5	H: 1 LOB: 0 BB: 0 P: 5	R: 0 E: 0 K: 0 S: 3	H: 0 LOB: 0 BB: 0 P: 3	R: 0 E: 0 K: 0 S: 4	H: 1 LOB: 1 BB: 0 P: 4	R: 0 E: 0 K: 0 S: 3	H: 0 LOB: 0 BB: 0 P: 3	R: 0 E: 0 K: 0 S: 4	H: 1 LOB: 1 BB: 0 P: 4	1B: 7 2B: 0 3B: 0 HR: 1	SF: 0 SAC: 1 DP: 1 HBP: 0	WP: 0 PB: 0 SB: 0 CS: 0	PA: 35
PITCHER Bob Feller, R ERA: 5.13 (1, 1)	IP: 8.2 WLS: W BF: 34 H: 8 R: 1 ER: 1 SO: 4 BB: 1 IBB: 0 HBP: 0 BLK: 0 WP: 1 HR: 1 S: 41 P: 45 ERA: 1.04 WHIP: 1.038																					
Hal Newhouser, L ERA: 1.32 (9, 1)	IP: 0.1 WLS: S BF: 1 H: 0 R: 0 ER: 0 SO: 0 BB: 0 IBB: 0 HBP: 0 BLK: 0 WP: 0 HR: 0 S: 1 P: 1 ERA: 0.00 WHIP: 0.000																					

Cleveland Indians @ Philadelphia Athletics
 Connie Mack Stadium, Philadelphia, PA
 Sun Jun 06 1954, 3:33 AM EDT
 Unknown

AB	33
R	1
H	8
RBI	1
BB	1
SO	4
LOB	10



Batter	1	2	3	4	5	6	7	8	9	AB	R	H	RBI	BB	SO	LOB	TOP			
Chico Carrasquel, R (1, 6) OBP: 0.352, SLG: 0.392	1-3	6-3			5-3		2B		1B	5	1	2	1	0	0	0	Chicago White Sox @ Philadelphia Athletics Connie Mack Stadium, Philadelphia, PA Tue Jun 08 1954, 3:33 AM EDT Att: 16,1615 - Unknown			
Nelle Fox, L (1, 4) OBP: 0.390, SLG: 0.382	F4				6-3		2B		1B	4	1	2	0	1	0	0				
Minnie Minoso, R (1, 7) OBP: 0.406, SLG: 0.592	E				5-3		SF8		F8	4	1	1	1	0	1	2				
Ferris Fain, L (1, 3) OBP: 0.385, SLG: 0.444	E				3-1		HR		K	4	2	1	2	1	1	2				
George Kell, R (1, 5) OBP: 0.342, SLG: 0.305	E3				L5		HR		L4	5	1	2	2	0	0	2				
Sherm Lollar, R (1, 2) OBP: 0.371, SLG: 0.423	F8				FC5-4		F6			3	0	1	0	1	0	1				
Jim Rivera, L (1, 9) OBP: 0.355, SLG: 0.475		1B			F8		3-1		F2	4	1	1	0	0	0	2				
Johnny Groth, R (1, 8) OBP: 0.348, SLG: 0.389		E			L8		2B		1-3	4	2	2	0	0	0	1				
Virgil Trucks, R (1, 1) OBP: 0.143, SLG: 0.147		K			FC5-4		F9		K	4	0	0	0	0	2	4				
Inning Stats	R: 2 E: 2 K: 0 S: 5	H: 2 LOB: 1 BB: 1 P: 9	R: 2 E: 1 K: 1 S: 7	H: 3 LOB: 1 BB: 0 P: 7	R: 0 E: 0 K: 1 S: 5	H: 0 LOB: 0 BB: 0 P: 5	R: 0 E: 0 K: 0 S: 4	H: 1 LOB: 1 BB: 0 P: 4	R: 0 E: 0 K: 0 S: 3	H: 0 LOB: 0 BB: 1 P: 7	R: 5 E: 0 K: 0 S: 7	H: 4 LOB: 0 BB: 1 P: 11	R: 0 E: 0 K: 1 S: 5	H: 0 LOB: 2 BB: 0 P: 5	R: 0 E: 0 K: 1 S: 7	H: 2 LOB: 2 BB: 0 P: 7	1B: 8 2B: 3 3B: 0 HR: 1	SF: 1 SAC: 0 DP: 0 HBP: 0	WP: 0 PB: 0 CS: 0	PA: 41
PITCHER	IP WLS BF H R ER SO BB IBB HBP BLK WP HR S P ERA WHIP																			
Bob Trice, R (1, 1) ERA: 5.3	7.0 L 33 10 9 7 2 2 2 1 0 0 0 1 34 46 9.00 1.714																			
Morne Martin, L (8, 1) ERA: 5.47	2.0 8 2 0 0 2 0 0 0 0 0 0 0 12 12 0.00 1.000																			

Batter	1	2	3	4	5	6	7	8	9	AB	R	H	RBI	BB	SO	LOB	BOTTOM			
Spook Jacobs, R (1, 4) OBP: 0.360, SLG: 0.339	1-3		1-3		G1-3-6			1-3		4	0	0	0	0	0	1	Chicago White Sox @ Philadelphia Athletics Connie Mack Stadium, Philadelphia, PA Tue Jun 08 1954, 3:33 AM EDT Att: 16,1615 - Unknown			
Don Bollweg, L (1, 3) OBP: 0.345, SLG: 0.302	L8		E9		G3			FC4-6		3	1	1	0	1	0	0				
Jim Finigan, R (1, 5) OBP: 0.384, SLG: 0.454	F7		1B				K	FC4-6		3	0	0	0	1	1	1				
Gus Zernial, R (1, 7) OBP: 0.339, SLG: 0.482		5-3					6-3		K	4	0	1	1	0	1	1				
Bill Renna, R (1, 9) OBP: 0.317, SLG: 0.400		HR			F7		E8		L8	3	1	0	0	1	0	2				
Vic Power, R (1, 8) OBP: 0.290, SLG: 0.347		HR			5-3				F8	4	1	2	2	0	0	0				
Joe Demaestri, R (1, 6) OBP: 0.231, SLG: 0.266		6-3			1-3			F4		3	0	0	0	0	0	0				
Elmer Valo, L (9, PH) OBP: 0.402, SLG: 0.382									BB	0	0	0	0	1	0	0				
Billy Shantz, R (1, 2) OBP: 0.328, SLG: 0.393	1-3				6-3			F1		4	0	0	0	0	0	1				
Bob Trice, R (1, 1) OBP: 0.321, SLG: 0.462					5-3			5-3		2	0	0	0	0	0	0				
Lou Limmer, L (7, PH) OBP: 0.237, SLG: 0.094										1	0	0	0	0	0	0				
Morne Martin, L (8, 1) OBP: 0.235, SLG: 0.294										0	0	0	0	0	0	0				
Inning Stats	R: 0 E: 0 K: 0 S: 3	H: 0 LOB: 0 BB: 0 P: 3	R: 2 E: 0 K: 0 S: 4	H: 1 LOB: 0 BB: 1 P: 8	R: 1 E: 1 K: 0 S: 5	H: 2 LOB: 2 BB: 1 P: 9	R: 0 E: 0 K: 0 S: 3	H: 0 LOB: 0 BB: 0 P: 3	R: 0 E: 1 K: 1 S: 6	H: 1 LOB: 2 BB: 0 P: 6	R: 0 E: 0 K: 0 S: 3	H: 0 LOB: 0 BB: 0 P: 3	R: 0 E: 0 K: 1 S: 5	H: 0 LOB: 1 BB: 1 P: 9	R: 0 E: 0 K: 0 S: 3	H: 0 LOB: 1 BB: 1 P: 7	1B: 2 2B: 1 3B: 0 HR: 1	SF: 0 SAC: 0 DP: 1 HBP: 0	WP: 0 PB: 0 CS: 0	PA: 35
PITCHER	IP WLS BF H R ER SO BB IBB HBP BLK WP HR S P ERA WHIP																			
Virgil Trucks, R (1, 1) ERA: 2.9	9.0 W 35 4 3 3 2 4 0 0 0 0 0 1 35 51 3.00 0.889																			

Batter	1	2	3	4	5	6	7	8	9	AB	R	H	RBI	BB	SO	LOB	TOP								
Chico Carrasquel, R (1.6) OBP: 0.349, SLG: 0.402	0-3 K		0-0 F7		0-0 F7	1-H 2-H HR		0-0 F9		5	1	1	3	0	1	0									
Nelle Fox, L (1.4) OBP: 0.386, SLG: 0.378	0-0 P6		0-0 1-3		0-0 E9	1B		0-0 4-3		5	1	1	0	0	0	0									
Minnie Minoso, R (1.7) OBP: 0.410, SLG: 0.597	0-0 F7				0-0 1B					5	1	3	1	0	1	0									
Feris Fain, L (1.3) OBP: 0.386, SLG: 0.440		0-0 F7	0-0 F7		0-0 1B	5-3 1B		0-0 6-3		4	0	1	0	1	0	2									
George Kell, R (1.5) OBP: 0.333, SLG: 0.297		0-0 F3			0-0 5-3			0-0 F8		4	0	0	1	0	0	1									
Cass Michaels, R (7.5) OBP: 0.460, SLG: 0.495					0-0 5-3					1	0	0	0	0	0	1									
Sherm Lollar, R (1.2) OBP: 0.372, SLG: 0.441		4-0 1B 2B BB			0-0 P4	5-3		0-0 HR		4	2	1	1	1	0	2									
Jim Rivera, L (1.9) OBP: 0.366, SLG: 0.480		0-0 2B 1-2 1B			4-0 HR BB			0-0 E3		3	1	2	0	1	0	0									
Johnny Groth, R (1.8) OBP: 0.357, SLG: 0.418		0-0 1B			0-0 HR BB			4-0 G6-4-3 1B		3	2	2	3	1	0	1									
Bob Keegan, R (1.1) OBP: 0.209, SLG: 0.231	0-0 F2				0-0 F8			0-0 G3		4	1	1	0	0	0	2									
Inning Stats	R: 0 E: 0 K: 1 S: 5	H: 0 LOB: 0 BB: 0 P: 5	R: 1 E: 0 K: 0 S: 5	H: 2 LOB: 2 BB: 1 P: 9	R: 0 E: 0 K: 0 S: 4	H: 1 LOB: 1 BB: 0 P: 4	R: 2 E: 1 K: 0 S: 4	H: 1 LOB: 0 BB: 1 P: 8	R: 2 E: 1 K: 0 S: 6	H: 3 LOB: 1 BB: 0 P: 6	R: 3 E: 1 K: 0 S: 6	H: 3 LOB: 1 BB: 1 P: 10	R: 1 E: 0 K: 0 S: 4	H: 2 LOB: 0 BB: 0 P: 4	R: 0 E: 0 K: 0 S: 3	H: 0 LOB: 0 BB: 0 P: 3	R: 0 E: 0 K: 1 S: 5	H: 0 LOB: 1 BB: 1 P: 9	1B: 7 2B: 2 3B: 0 HR: 3	SF: 0 SAC: 0 DP: 1 HBP: 0	WP: 0 PB: 0 SB: 0 CS: 0	PA: 42			
PITCHER	IP	WLS	BF	H	R	ER	SO	BB	IBB	HBP	BLK	WP	HR	S	P	ERA	WHIP								
Alex Kellner, L (1.1) ERA: 3.54	6.0	L	31	10	8	6	1	3	0	0	0	0	2	30	42	9.00	2.167								
Art Ditmar, R (7.1) ERA: 7.71	3.0		11	2	1	1	1	1	0	0	0	0	1	12	16	3.00	1.000								

Chicago White Sox @ Philadelphia Athletics
 Connie Mack Stadium, Philadelphia, PA
 Wed Jun 09 1954, 3:33 AM EDT
 Att: 3,582 - Unknown

AB 38
 R 9
 H 12
 RBI 9
 BB 4
 SO 2
 LOB 9



Batter	1	2	3	4	5	6	7	8	9	AB	R	H	RBI	BB	SO	LOB	BOTTOM								
Spook Jacobs, R (1.4) OBP: 0.352, SLG: 0.330	0-0 4-3		0-0 4-3			0-0 5-3	0-0 5-3		0-0 FC3-6 BB E	5	0	0	0	0	0	3									
Don Bollweg, L (1.3) OBP: 0.341, SLG: 0.299	0-0 G6-4-3 1B				0-0 F9	0-0 E3 1B 2B		0-0 F9	0-0 E5 BB	5	1	1	0	0	0	1									
Jim Finigan, R (1.5) OBP: 0.399, SLG: 0.463	0-0 G6-4-3 1-2				0-0 FC6-4 1B	0-0 2B 1B		0-0 1B 1B	4-0 1-2 2-3 BB	4	2	3	0	1	0	1									
Bill Renna, R (1.9) OBP: 0.319, SLG: 0.400		0-0 G1-6-3 1B			0-0 FC6-4 1-2	0-0 F2		0-0 1B 5-3 1B	0-3 K	5	1	2	0	0	1	6									
Elmer Valo, L (1.7) OBP: 0.406, SLG: 0.400		0-0 G1-6-3 1-2			0-0 G3	0-0 2B		0-0 5-3 1B		4	0	2	3	0	0	2									
Vic Power, R (1.8) OBP: 0.289, SLG: 0.344		0-0 L9				0-0 1B		0-0 F8	0-0 5-3	4	0	1	1	0	0	2									
Joe Demaestri, R (1.6) OBP: 0.232, SLG: 0.265			0-0 E8 1B			0-0 F7		0-0 P6	0-0 1-3	4	0	1	0	0	0	2									
Billy Shantz, R (1.2) OBP: 0.317, SLG: 0.378			0-3 K			0-0 L9		0-0 1-3	0-0 6-3	4	0	0	0	0	1	2									
Alex Kellner, R (1.1) OBP: 0.138, SLG: 0.111					0-0 4-3			4-0 BB		2	0	0	0	0	0	2									
Art Ditmar, R (7.1)						0-0 5-3			0-0 FC3-6 1B	0	0	0	0	1	0	0									
Lou Limmer, L (9. PH) OBP: 0.256, SLG: 0.121										1	0	1	0	0	0	0									
Inning Stats	R: 0 E: 0 K: 0 S: 3	H: 1 LOB: 0 BB: 0 P: 3	R: 0 E: 0 K: 0 S: 3	H: 1 LOB: 0 BB: 0 P: 3	R: 0 E: 0 K: 1 S: 6	H: 1 LOB: 1 BB: 0 P: 6	R: 0 E: 0 K: 0 S: 4	H: 1 LOB: 1 BB: 0 P: 4	R: 0 E: 0 K: 0 S: 4	H: 1 LOB: 1 BB: 0 P: 4	R: 2 E: 1 K: 0 S: 6	H: 2 LOB: 1 BB: 0 P: 6	R: 0 E: 0 K: 0 S: 3	H: 0 LOB: 1 BB: 1 P: 7	R: 2 E: 0 K: 0 S: 6	H: 3 LOB: 1 BB: 0 P: 6	R: 0 E: 1 K: 1 S: 7	H: 1 LOB: 3 BB: 1 P: 11	1B: 10 2B: 1 3B: 0 HR: 0	SF: 0 SAC: 0 DP: 2 HBP: 0	WP: 0 PB: 0 SB: 0 CS: 0	PA: 40			
PITCHER	IP	WLS	BF	H	R	ER	SO	BB	IBB	HBP	BLK	WP	HR	S	P	ERA	WHIP								
Bob Keegan, R (1.1) ERA: 2.29	9.0	W	40	11	4	2	2	2	0	0	0	0	0	42	50	2.00	1.444								

Chicago White Sox @ Philadelphia Athletics
 Connie Mack Stadium, Philadelphia, PA
 Wed Jun 09 1954, 3:33 AM EDT
 Att: 3,582 - Unknown

AB 38
 R 4
 H 11
 RBI 4
 BB 2
 SO 2
 LOB 21



Batter	1	2	3	4	5	6	7	8	9	AB	R	H	RBI	BB	SO	LOB	TOP			
Frank Bolling, R OBP: 0.312, SLG: 0.352 (1, 4)	F4		BB 1B		1B BB			F7		3	0	1	0	1	0	0	Detroit Tigers @ Philadelphia Athletics Connie Mack Stadium, Philadelphia, PA Fri Jun 11 1954, 3:38 AM EDT Att.: 4,753 - Unknown			
Bill Tuttle, R OBP: 0.415, SLG: 0.461 (1, 8)	F4		FC6-4 BB		1B			P5		3	0	1	0	1	0	0				
Bob Nieman, R OBP: 0.321, SLG: 0.377 (1, 7)			FC6-4 1-2		F8			F8		4	0	1	0	0	0	4				
Ray Boone, R OBP: 0.398, SLG: 0.520 (1, 5)	F5			HR				5-3		4	1	1	1	0	1	1				
Walt Dropo, R OBP: 0.314, SLG: 0.374 (1, 3)		F8		G6-4-3 BB				4-3		3	0	0	0	1	0	0				
Al Kaline, R OBP: 0.289, SLG: 0.312 Wayne Belardi, L OBP: 0.348, SLG: 0.368 (9, PH)				L8				L5-3		3	0	1	0	0	0	1				
Harvey Kuenn, R OBP: 0.296, SLG: 0.359 (1, 6)		9-3		G6-4-3				F3		3	0	0	0	0	0	2				
Frank House, L OBP: 0.383, SLG: 0.477 (1, 2)				F7				4-3		3	0	0	0	0	0	0				
Steve Gromek, S OBP: 0.212, SLG: 0.133 (1, 1)				5-3				6-3		3	0	1	0	0	0	0				
Inning Stats	R: 0 E: 0 K: 0 S: 4	H: 1 LOB: 1 BB: 0 P: 4	R: 0 E: 0 K: 0 S: 3	H: 1 LOB: 0 BB: 0 P: 3	R: 0 E: 0 K: 0 S: 4	H: 1 LOB: 2 BB: 1 P: 8	R: 1 E: 0 K: 0 S: 3	H: 1 LOB: 0 BB: 1 P: 7	R: 0 E: 0 K: 0 S: 4	H: 2 LOB: 2 BB: 1 P: 8	R: 0 E: 0 K: 0 S: 3	H: 0 LOB: 0 BB: 0 P: 3	R: 0 E: 0 K: 0 S: 3	H: 0 LOB: 0 BB: 0 P: 3	R: 0 E: 0 K: 1 S: 5	H: 0 LOB: 0 BB: 0 P: 5	1B: 5 2B: 1 3B: 0 HR: 1	SF: 0 SAC: 0 DP: 2 HBP: 0	WP: 0 PB: 0 SB: 0 CS: 0	PA: 33
PITCHER Marion Fricano, R ERA: 4.03 (1, 1)	IP: 9.0 WLS: W BF: 33 H: 6 R: 1 ER: 1 SO: 1 BB: 3 IBB: 0 HBP: 0 BLK: 0 WP: 0 HR: 1 S: 32 P: 44 ERA: 1.00 WHIP: 1.000																			

Batter	1	2	3	4	5	6	7	8	9	AB	R	H	RBI	BB	SO	LOB	BOTTOM			
Spook Jacobs, R OBP: 0.348, SLG: 0.320 (1, 4)	F7		F7		P5			F8		4	0	0	0	0	0	0	Detroit Tigers @ Philadelphia Athletics Connie Mack Stadium, Philadelphia, PA Fri Jun 11 1954, 3:38 AM EDT Att.: 4,753 - Unknown			
Lou Limmer, L OBP: 0.292, SLG: 0.205 (1, 3)	P5			SH1-4 1B HBP	P2			1-3		3	1	0	0	1	0	0				
Jim Finigan, R OBP: 0.388, SLG: 0.447 (1, 5)	4-3			HBP SH1-4 1B				P5		4	0	1	0	0	0	0				
Bill Renna, R OBP: 0.329, SLG: 0.426 (1, 8) (2, 9)		F6		SH1-4				K		3	1	1	1	0	1	0				
Elmer Valo, L OBP: 0.422, SLG: 0.424 (1, 9) (2, 7)				HBP IBB				F7		2	0	1	0	2	0	0				
Gus Zernial, R OBP: 0.339, SLG: 0.482 Vic Power, R OBP: 0.279, SLG: 0.333 (1, 7) (2, 8)				HBP IBB	P4			F8		0	0	0	0	0	0	0				
Joe Demaestri, R OBP: 0.244, SLG: 0.273 (1, 6)		F6		HBP						2	0	1	1	0	0	1				
Joe Astroth, R OBP: 0.208, SLG: 0.146 (1, 2)				1-2 2-3 3-H	F8 P4			P4		3	0	0	0	0	0	5				
Marion Fricano, R OBP: 0.118, SLG: 0.118 (1, 1)				3-1				K		3	0	0	0	0	2	0				
Inning Stats	R: 0 E: 0 K: 0 S: 3	H: 0 LOB: 0 BB: 0 P: 3	R: 0 E: 0 K: 0 S: 3	H: 0 LOB: 1 BB: 1 P: 7	R: 0 E: 0 K: 0 S: 3	H: 0 LOB: 0 BB: 0 P: 3	R: 1 E: 0 K: 0 S: 4	H: 1 LOB: 3 BB: 2 P: 13	R: 0 E: 0 K: 1 S: 5	H: 0 LOB: 0 BB: 0 P: 5	R: 0 E: 0 K: 0 S: 6	H: 3 LOB: 2 BB: 0 P: 6	R: 0 E: 0 K: 1 S: 5	H: 0 LOB: 0 BB: 0 P: 5	R: 0 E: 0 K: 1 S: 5	H: 0 LOB: 0 BB: 0 P: 5	1B: 3 2B: 0 3B: 0 HR: 1	SF: 0 SAC: 1 DP: 0 HBP: 1	WP: 0 PB: 0 SB: 0 CS: 0	PA: 32
PITCHER Steve Gromek, R ERA: 3.24 (1, 1)	IP: 8.0 WLS: L BF: 32 H: 4 R: 2 ER: 2 SO: 3 BB: 2 IBB: 1 HBP: 1 BLK: 0 WP: 0 HR: 1 S: 34 P: 47 ERA: 2.25 WHIP: 0.750																			

Batter	1	2	3	4	5	6	7	8	9	AB	R	H	RBI	BB	SO	LOB	TOP	
Frank Bolling, R (1,4) Fred Hatfield, L (8,PH) OBP: 0.312, SLG: 0.352 OBP: 0.357, SLG: 0.380	E5 1B		F7		G5-4-3 1B			SF8 1-3 2B	BB 1-2 2-3	3	0	1	0	0	0	1		
Bill Tuttle, R (1,8) OBP: 0.406, SLG: 0.451	F8		F9		G5-4-3 1-2			SF8	F8	4	0	0	1	0	0	7		
Bob Nieman, R (1,7) OBP: 0.317, SLG: 0.368	1-3 1B		FC5-4 1-2		F8			1-3		4	0	1	0	0	0	2		
Ray Boone, R (1,5) OBP: 0.395, SLG: 0.514	5-3			SH1-3 1B	F8			F8		4	0	1	0	0	0	2		
Wayne Belardi, L (1,3) OBP: 0.333, SLG: 0.478		F8		P4		3-1			HR	4	1	1	1	0	0	1		
Al Kaline, R (1,9) OBP: 0.295, SLG: 0.318		1B		SH1-3 1-2			G6-3 1B		L9	3	0	2	0	0	0	0		
Harvey Kuenn, R (1,6) OBP: 0.291, SLG: 0.352		F9		F9			G6-3 1-2		F8	4	0	0	0	0	0	3		
Frank House, L (1,2) Reno Bertoia, R (9,FR)		F8			SH3-4 BB		6-3		BB BB 1B	3	0	1	0	1	0	1		
Ned Garver, R (1,1) Johnny Pesky, L (8,PH) Ralph Branca, R (8,1) Jim Delsing, L (9,PH) OBP: 0.242, SLG: 0.200 OBP: 0.316, SLG: 0.375 OBP: 0.400, SLG: 0.385 OBP: 0.345, SLG: 0.346				FC5-4 1B		SH3-4 1-2		2B SF8 1B	BB 1-2 BB	1	0	1	0	0	0	0		
Inning Stats	R: 0 E: 1 K: 0 S: 4	H: 1 LOB: 1 BB: 0 P: 4	R: 0 E: 0 K: 0 S: 4	H: 1 LOB: 1 BB: 0 P: 4	R: 0 E: 0 K: 0 S: 4	H: 1 LOB: 1 BB: 0 P: 4	R: 0 E: 0 K: 0 S: 3	H: 0 LOB: 0 BB: 0 P: 3	R: 0 E: 0 K: 0 S: 3	H: 1 LOB: 0 BB: 0 P: 3	R: 1 E: 0 K: 0 S: 5	H: 2 LOB: 1 BB: 0 P: 5	R: 1 E: 0 K: 0 S: 5	H: 2 LOB: 3 BB: 2 P: 13	1B: 8 2B: 1 3B: 0 HR: 1	SF: 1 SAC: 2 DP: 2 HBP: 0	WP: 0 PA: 38 PB: 0 SB: 0 CS: 0	
PITCHER	IP	WLS	BF	H	R	ER	SO	BB	IBB	HBP	BLK	WP	HR	S	P	ERA	WHIP	
Bob Trice, R (1,1) ERA: 4.96	8.2	W	37	10	2	2	0	3	0	0	0	0	1	34	46	2.08	1.500	
Sonny Dixon, R (9,1) ERA: 3.0	0.1	S	1	0	0	0	0	0	0	0	0	0	0	1	1	0.00	0.000	

Detroit Tigers @ Philadelphia Athletics
 Connie Mack Stadium, Philadelphia, PA
 Sat Jun 12 1954, 3:33 AM EDT
 Att: 2,012 - Unknown


AB 32
 R 2
 H 10
 RBI 2
 BB 3
 SO 0
 LOB 17



Batter	1	2	3	4	5	6	7	8	9	AB	R	H	RBI	BB	SO	LOB	BOTTOM	
Spook Jacobs, R (1,4) OBP: 0.391, SLG: 0.324	5-3		1B E 1B		L5			E 1B 1B		4	2	2	0	0	0	1		
Lou Limmer, L (1,3) OBP: 0.288, SLG: 0.209	3-1		F7		G4-6-3 1-2			E9 1B FC4-6 1B		4	1	1	0	0	0	2		
Jim Finigan, R (1,5) OBP: 0.397, SLG: 0.448	4-0 BB BB		E9 1-H 1B		4-3			1B E IBB		2	1	1	0	2	0	0		
Bill Renna, R (1,9) OBP: 0.333, SLG: 0.429	1-2 1B		P6		P4			FC4-6 1-2 2-3 3-H 1B		4	0	2	1	0	0	1		
Elmer Valo, L (1,7) OBP: 0.407, SLG: 0.404	K		K		F8			FC4-6 1-2 2-3 3-H 1B		4	0	0	1	0	2	4		
Bill Wilson, R (1,8) OBP: 0.283, SLG: 0.333		F8		K				F8	F2	4	0	0	0	0	1	1		
Joe Demaestri, R (1,6) OBP: 0.245, SLG: 0.274		FC5-4 1B		F5				5-3		3	0	1	0	0	0	0		
Joe Astroth, R (1,2) OBP: 0.196, SLG: 0.137		FC5-4 1-2		F7				F8		3	0	0	0	0	0	1		
Bob Trice, R (1,1) Sonny Dixon, S (9,1) OBP: 0.323, SLG: 0.448 ERA: 5.09		L1			G4-6-3 1B			K		3	0	1	0	0	1	1		
Inning Stats	R: 0 E: 0 K: 1 S: 6	H: 1 LOB: 2 BB: 1 P: 10	R: 0 E: 0 K: 0 S: 4	H: 1 LOB: 1 BB: 0 P: 4	R: 1 E: 1 K: 1 S: 7	H: 2 LOB: 1 BB: 0 P: 7	R: 0 E: 0 K: 1 S: 5	H: 0 LOB: 0 BB: 0 P: 5	R: 0 E: 0 K: 0 S: 3	H: 0 LOB: 0 BB: 0 P: 3	R: 0 E: 0 K: 0 S: 3	H: 0 LOB: 0 BB: 0 P: 3	R: 0 E: 2 K: 1 S: 8	H: 3 LOB: 1 BB: 1 P: 12	1B: 8 2B: 0 3B: 0 HR: 0	SF: 0 SAC: 0 DP: 1 HBP: 0	WP: 0 PA: 33 PB: 0 SB: 0 CS: 0	
PITCHER	IP	WLS	BF	H	R	ER	SO	BB	IBB	HBP	BLK	WP	HR	S	P	ERA	WHIP	
Ned Garver, R (1,1) ERA: 1.42	7.0	L	26	5	1	0	3	1	0	0	0	0	0	31	35	0.00	0.857	
Ralph Branca, R (8,1) ERA: 5.09	1.0	L	7	3	3	2	1	0	1	0	0	0	0	8	12	18.00	3.000	

Detroit Tigers @ Philadelphia Athletics
 Connie Mack Stadium, Philadelphia, PA
 Sat Jun 12 1954, 3:33 AM EDT
 Att: 2,012 - Unknown


AB 31
 R 4
 H 8
 RBI 2
 BB 2
 SO 4
 LOB 11



Batter	1	2	3	4	5	6	7	8	9	AB	R	H	RBI	BB	SO	LOB	TOP					
Frank Bolling, R (1,4) OBP: 0.305, SLG: 0.343	F7		F8		K		L5		L7	5	0	0	0	0	1	4						
Bill Tuttle, R (1,8) OBP: 0.403, SLG: 0.446	6-3			F8		HR 1-3 1B	6-3			4	1	1	0	0	0	2						
Bob Nieman, R (1,7) OBP: 0.297, SLG: 0.344				5-3			1-3		F7	4	0	0	0	0	0	1						
Jim Delsing, L (8,7) OBP: 0.345, SLG: 0.346	F3						1-2			0	0	0	0	0	0	0						
Ray Boone, R (1,5) OBP: 0.397, SLG: 0.516		6-3		FC6-4 BB			5-3		1B	3	1	1	0	1	0	1						
Walt Dropo, R (1,3) OBP: 0.317, SLG: 0.391		F8		FC6-4					2B	3	1	1	2	1	0	1						
Al Kaline, R (1,9) OBP: 0.294, SLG: 0.316				1-2		2H HR			1B	4	0	1	0	0	1	2						
Harvey Kuenn, R (1,6) OBP: 0.294, SLG: 0.359		4-3							L3	4	0	2	1	0	0	1						
Red Wilson, R (1,2) OBP: 0.340, SLG: 0.348			6-3				SH		1B	2	0	0	0	1	0	0						
Billy Hoelt, L (1,1) OBP: 0.185, SLG: 0.200			F7				1-2		K	3	0	0	0	1	1	2						
Inning Stats	R: 0 E: 0 K: 0 S: 3	H: 0 LOB: 0 BB: 0 P: 3	R: 0 E: 0 K: 0 S: 4	H: 1 LOB: 1 BB: 0 P: 4	R: 0 E: 0 K: 0 S: 3	H: 0 LOB: 0 BB: 0 P: 3	R: 0 E: 0 K: 0 S: 3	H: 0 LOB: 1 BB: 1 P: 7	R: 0 E: 0 K: 1 S: 5	H: 0 LOB: 2 BB: 2 P: 13	R: 2 E: 0 K: 1 S: 7	H: 2 LOB: 0 BB: 0 P: 7	R: 0 E: 0 K: 0 S: 5	H: 1 LOB: 2 BB: 0 P: 5	R: 1 E: 0 K: 0 S: 4	H: 2 LOB: 2 BB: 1 P: 8	R: 0 E: 0 K: 1 S: 5	H: 0 LOB: 0 BB: 0 P: 5	1B: 3 2B: 2 3B: 0 HR: 1	SF: 0 SAC: 1 DP: 0 HBP: 0	WP: 0 PB: 0 SB: 0 CS: 0	PA: 37
PITCHER Alex Kellner, L (1,1) ERA: 3.49	IP: 9.0 WLS: W BF: 37 H: 6 R: 3 ER: 3 SO: 3 BB: 3 IBB: 1 HBP: 0 BLK: 0 WP: 0 HR: 1 S: 39 P: 55 ERA: 3.00 WHIP: 1.000															PITCHER						

Detroit Tigers @ Philadelphia Athletics
 Connie Mack Stadium, Philadelphia, PA
 Sun Jun 13 1954, 3:33 AM EDT
 Unknown


AB 32
 R 3
 H 6
 RBI 3
 BB 4
 SO 3
 LOB 14



Batter	1	2	3	4	5	6	7	8	9	AB	R	H	RBI	BB	SO	LOB	BOTTOM					
Spook Jacobs, R (1,4) OBP: 0.356, SLG: 0.327	1B		P3		1B		6-3		1B	4	2	2	1	1	0	0						
Lou Limmer, L (1,3) OBP: 0.304, SLG: 0.255					3H				1B	4	0	2	0	0	0	1						
Don Bollweg, L (8,3) OBP: 0.339, SLG: 0.297	L9		3-1		1B		FC5			0	0	0	0	0	0	0						
Vic Power, R (9, PH) OBP: 0.293, SLG: 0.337					1-2		2B		1B	1	0	1	2	0	0	0						
Jim Finigan, R (1,5) OBP: 0.394, SLG: 0.442			F8		K		FC5			4	0	1	0	0	1	3						
Bill Renna, R (1,9) OBP: 0.331, SLG: 0.424					1-3 2H				F3	4	0	1	1	0	2	2						
Elmer Valo, L (1,7) OBP: 0.402, SLG: 0.391		4-3			F8		FC5-4 BB		P4	3	0	0	0	1	0	2						
Bill Wilson, R (1,8) OBP: 0.300, SLG: 0.357									F8	3	0	1	0	1	0	1						
Joe Demaestri, R (1,6) OBP: 0.245, SLG: 0.269					P6					3	0	0	0	1	1	2						
Joe Astroth, R (1,2) OBP: 0.200, SLG: 0.164									4-3	4	1	1	0	0	1	3						
Alex Kellner, R (1,1) OBP: 0.125, SLG: 0.100										3	0	0	0	0	0	2						
Gus Zernial, R (9, PH) OBP: 0.342, SLG: 0.482										0	0	0	0	1	0	0						
Bobby Shantz, R (9, PR) OBP: 0.333, SLG: 0.333									1B	0	1	0	0	0	0	0						
Inning Stats	R: 0 E: 0 K: 1 S: 7	H: 2 LOB: 2 BB: 0 P: 7	R: 0 E: 0 K: 1 S: 4	H: 0 LOB: 1 BB: 2 P: 12	R: 0 E: 0 K: 0 S: 3	H: 0 LOB: 0 BB: 0 P: 3	R: 0 E: 0 K: 1 S: 6	H: 1 LOB: 0 BB: 0 P: 6	R: 2 E: 0 K: 1 S: 8	H: 4 LOB: 2 BB: 0 P: 8	R: 0 E: 0 K: 0 S: 3	H: 0 LOB: 1 BB: 1 P: 7	R: 0 E: 0 K: 0 S: 4	H: 1 LOB: 0 BB: 0 P: 4	R: 0 E: 0 K: 0 S: 3	H: 0 LOB: 0 BB: 0 P: 3	R: 2 E: 0 K: 1 S: 5	H: 1 LOB: 1 BB: 2 P: 13	1B: 6 2B: 4 3B: 0 HR: 0	SF: 0 SAC: 0 DP: 1 HBP: 0	WP: 0 PB: 0 SB: 0 CS: 2	PA: 38
PITCHER Billy Hoelt, L (1,1) ERA: 3.74	IP: 8.2 WLS: L BF: 38 H: 9 R: 4 ER: 4 SO: 5 BB: 4 IBB: 1 HBP: 0 BLK: 0 WP: 0 HR: 0 S: 43 P: 63 ERA: 4.15 WHIP: 1.500															PITCHER						

Detroit Tigers @ Philadelphia Athletics
 Connie Mack Stadium, Philadelphia, PA
 Sun Jun 13 1954, 3:33 AM EDT
 Unknown

AB 33
 R 4
 H 9
 RBI 4
 BB 5
 SO 5
 LOB 16



Batter	1	2	3	4	5	6	7	8	9	AB	R	H	RBI	BB	SO	LOB	TOP			
Harvey Kuenn, R OBP: 0.288, SLG: 0.352	F2	F9		FC6-4		F9			1-3	5	0	0	0	0	0	3				
Fred Hatfield, L OBP: 0.344, SLG: 0.364	P4			4-3		4-3			K	5	0	1	0	0	2	1				
Jim Delsing, L OBP: 0.352, SLG: 0.361	HR			4-3		1B			F8	5	1	3	0	0	0	1				
Ray Boone, R OBP: 0.394, SLG: 0.527	HR			F9		F7			F9	4	1	1	2	0	0	3				
Wayne Belardi, L OBP: 0.387, SLG: 0.500				4-1		BB				3	0	2	0	0	0	1				
Al Kaline, R OBP: 0.293, SLG: 0.312	L3				L5	FC6-4			L9-6	3	0	0	0	1	0	3				
Bill Tuttle, R OBP: 0.405, SLG: 0.468						FC6-4			F9	4	1	2	1	0	0	3				
Frank House, L OBP: 0.389, SLG: 0.475				4-3					FC4-6	4	0	2	0	0	0	1				
George Zuverink, R OBP: 0.211, SLG: 0.211									G5-4-3	2	0	1	0	0	0	1				
Johanny Pesky, L OBP: 0.300, SLG: 0.353	6-3					FC4-6			G5-4-3	1	0	0	0	0	0	1				
Dick Marlowe, R OBP: 0.286, SLG: 0.429										0	0	0	0	0	0	0				
Bob Nieman, R OBP: 0.292, SLG: 0.339										1	0	0	0	0	0	1				
Dick Weik, R ERA: 2.81										0	0	0	0	0	0	0				
Inning Stats	R: 2 E: 0 K: 0 S: 5	H: 2 LOB: 1 BB: 0 P: 6	R: 0 E: 0 K: 0 S: 4	H: 1 LOB: 1 BB: 0 P: 4	R: 0 E: 0 K: 0 S: 4	H: 1 LOB: 1 BB: 0 P: 4	R: 1 E: 0 K: 0 S: 5	H: 2 LOB: 1 BB: 0 P: 5	R: 0 E: 0 K: 0 S: 7	H: 1 LOB: 1 BB: 0 P: 11	R: 0 E: 0 K: 0 S: 4	H: 2 LOB: 1 BB: 0 P: 4	R: 0 E: 0 K: 0 S: 3	H: 1 LOB: 0 BB: 0 P: 3	R: 0 E: 0 K: 1 S: 5	H: 0 LOB: 0 BB: 0 P: 5	1B: 8 2B: 3 3B: 0 HR: 2	SF: 0 SAC: 0 DP: 2 HBP: 1	WP: 0 PB: 0 SB: 0 CS: 0	PA: 39
PITCHER	IP WLS BF H R ER SO BB IBB HBP BLK WP HR S P ERA WHIP																			
Amie Portocarrero, R ERA: 3.99	(1, 1)	7.0 W 33 11 3 3 1 1 0 1 0 0 2 33 38 3.86 1.714																		
Sonny Dixon, R ERA: 2.81	(8, 1)	2.0 S 6 1 0 0 1 0 0 0 0 0 0 0 8 8 0.00 0.500																		

Detroit Tigers @ Philadelphia Athletics
 Connie Mack Stadium, Philadelphia, PA
 Sun Jun 13 1954, 3:38 AM EDT
 Att: 5,368 - Unknown

AB 37
 R 3
 H 12
 RBI 3
 BB 1
 SO 2
 LOB 19



Batter	1	2	3	4	5	6	7	8	9	AB	R	H	RBI	BB	SO	LOB	BOTTOM			
Spook Jacobs, R OBP: 0.350, SLG: 0.321	F5	L7		4-3					5-3	4	0	0	0	0	0	1				
Don Bollweg, L OBP: 0.350, SLG: 0.313										2	2	2	0	0	0	0				
Bobby Shantz, R OBP: 0.333, SLG: 0.333	E									0	1	0	0	0	0	0				
Lou Limmer, L OBP: 0.316, SLG: 0.333	3B			E						1	1	1	1	0	0	0				
Jim Finigan, R OBP: 0.396, SLG: 0.440	3B			6-3					F3	3	1	1	0	1	0	1				
Bill Renna, R OBP: 0.323, SLG: 0.412	E6			6-3					L7	4	1	0	0	0	0	4				
Elmer Valo, L OBP: 0.405, SLG: 0.417	FC5-2			E9					K	4	0	2	4	0	1	1				
Bill Wilson, R OBP: 0.296, SLG: 0.370	K			6-3					K2-3	4	0	1	0	0	2	2				
Joe Demaestri, R OBP: 0.245, SLG: 0.265	FC5-2								5-3	3	0	0	0	1	0	1				
Jim Robertson, R OBP: 0.294, SLG: 0.207				P6					5-3	4	0	1	0	0	0	2				
Amie Portocarrero, R ERA: 3.79				SH1-4						1	0	0	0	0	0	0				
Pete Suder, R ERA: 4.3				L9						1	0	0	0	0	0	0				
Sonny Dixon, S ERA: 3.86									P5	0	0	0	0	0	0	0				
Inning Stats	R: 3 E: 1 K: 1 S: 8	H: 2 LOB: 1 BB: 1 P: 12	R: 0 E: 0 K: 0 S: 3	H: 0 LOB: 0 BB: 0 P: 3	R: 1 E: 1 K: 0 S: 5	H: 2 LOB: 1 BB: 0 P: 5	R: 0 E: 0 K: 0 S: 4	H: 1 LOB: 1 BB: 0 P: 4	R: 1 E: 0 K: 0 S: 3	H: 1 LOB: 1 BB: 0 P: 4	R: 0 E: 0 K: 1 S: 5	H: 0 LOB: 0 BB: 0 P: 5	R: 1 E: 0 K: 0 S: 4	H: 1 LOB: 0 BB: 0 P: 4	R: 0 E: 0 K: 1 S: 6	H: 1 LOB: 2 BB: 1 P: 10	1B: 4 2B: 2 3B: 1 HR: 1	SF: 0 SAC: 1 DP: 1 HBP: 1	WP: 0 PB: 0 SB: 0 CS: 0	PA: 35
PITCHER	IP WLS BF H R ER SO BB IBB HBP BLK WP HR S P ERA WHIP																			
George Zuverink, R ERA: 3.79	(1, 1)	5.0 L 23 6 5 4 1 1 0 1 0 0 0 23 28 7.20 1.400																		
Dick Marlowe, R ERA: 4.3	(6, 1)	2.0 7 1 1 1 1 0 0 0 0 0 0 1 9 9 4.50 0.500																		
Dick Weik, R ERA: 3.86	(8, 1)	1.0 5 1 0 0 1 1 0 0 0 0 0 0 6 10 0.00 2.000																		

Detroit Tigers @ Philadelphia Athletics
 Connie Mack Stadium, Philadelphia, PA
 Sun Jun 13 1954, 3:38 AM EDT
 Att: 5,368 - Unknown


AB 31
 R 6
 H 8
 RBI 5
 BB 2
 SO 3
 LOB 12



Batter	1	2	3	4	5	6	7	8	9	AB	R	H	RBI	BB	SO	LOB	TOP									
Spook Jacobs, R OBP: 0.358, SLG: 0.332 (1, 4)	0-0 3B 1B	0-0 2H 2B		0-0 5-3		0-0 1B 1B		4-0 3B BB	0-0 1-3	5	3	3	1	1	0	1										
Lou Limmer, L OBP: 0.306, SLG: 0.358 (1, 3)	0-0 P4	0-0 F8		0-0 F7		0-3 K 1-2		0-0 1-H 2B 3B		5	1	1	1	0	1	3										
Jim Finigan, R OBP: 0.408, SLG: 0.473 (1, 5)	0-0 1-H FC3-2 3B	0-0 F8				0-0 HR 1B		0-0 HR 1B		5	2	4	3	0	0	1										
Bill Renna, R OBP: 0.325, SLG: 0.428 (1, 9)	4-0 FC3-2 1B BB			0-0 F4		0-0 P3		0-3 1-H HR	0-3 K	4	2	1	2	1	1	2										
Elmer Valo, L OBP: 0.397, SLG: 0.406 (1, 7)	0-0 FC3-2 1B			0-0 E 1B		0-0 F7		0-0 3-1	0-0 5-3	5	0	1	0	0	0	4										
Bill Wilson, R OBP: 0.322, SLG: 0.440 (1, 8)	0-0 1-2 3-H 1B			0-0 F8		0-0 1-H HR			BB	0	2	0	0	0	0	0										
Joe Demaestri, R OBP: 0.249, SLG: 0.269 (1, 6)	0-0 F7			0-0 E6		0-0 1-2 1B		0-0 G4-6-3 1-2	0-0 1B	5	0	2	0	0	0	4										
Joe Astroth, R OBP: 0.215, SLG: 0.155 (1, 2)		4-0 SH3-4 2B BB		0-3 K		0-0 L7		0-0 6-3	0-0 1B	3	1	0	0	2	1	3										
Marion Fricano, R OBP: 0.118, SLG: 0.118 Moe Burtzschy, R OBP: 0.200, SLG: 0.200 Pete Suder, R OBP: 0.263, SLG: 0.288 Al Sima, R (6, 1)		0-0 SH3-4		0-0 F8		0-3 K		0-3 K	0-3 K	0	0	0	0	0	0	0										
Inning Stats	R: 2 E: 0 K: 0 S: 6	H: 3 LOB: 2 BB: 1 P: 10	R: 1 E: 0 K: 0 S: 4	H: 1 LOB: 1 BB: 1 P: 8	R: 0 E: 1 K: 1 S: 7	H: 1 LOB: 2 BB: 0 P: 7	R: 0 E: 0 K: 0 S: 3	H: 0 LOB: 1 BB: 0 P: 3	R: 2 E: 0 K: 0 S: 6	H: 3 LOB: 1 BB: 0 P: 6	R: 3 E: 0 K: 2 S: 10	H: 3 LOB: 0 BB: 0 P: 10	R: 0 E: 0 K: 0 S: 2	H: 0 LOB: 0 BB: 1 P: 6	R: 2 E: 0 K: 2 S: 9	H: 2 LOB: 1 BB: 1 P: 13	R: 1 E: 1 K: 1 S: 6	H: 1 LOB: 1 BB: 1 P: 10	1B: 8 2B: 2 3B: 2 HR: 2	SF: 0 SAC: 1 DP: 1 HBP: 0	WP: 1 PB: 0 SB: 1 CS: 0	PA: 46				
PITCHER	IP	WLS	BF	H	R	ER	SO	BB	IBB	HBP	BLK	WP	HR	S	P	ERA	WHIP									
Bob Keegan, R ERA: 2.62 Don Johnson, R ERA: 3.29 Harry Dorish, R ERA: 3.6	(1, 1)	4.2	L	25	8	5	5	1	2	0	0	0	0	1	25	33	9.64	2.143								
	(5, 1)	1.1		7	3	3	3	2	0	0	0	0	0	1	11	11	20.25	2.250								
	(7, 1)	3.0		14	3	3	2	3	2	1	0	0	1	0	17	29	6.00	1.667								

Philadelphia Athletics @ Chicago White Sox
Comiskey Park, Chicago, IL
Tue Jun 15 1954, 4:33 AM EDT
Att: 26,458 - Unknown


AB 36
R 11
H 12
RBI 7
BB 4
SO 6
LOB 19



Batter	1	2	3	4	5	6	7	8	9	AB	R	H	RBI	BB	SO	LOB	BOTTOM									
Chico Carrasquel, R OBP: 0.345, SLG: 0.406 (1, 6)	0-0 3B 3B	0-0 WP 2H 2B		4-0 1B BB		0-3 K			0-0 5-3	4	1	2	1	1	1	0										
Nellie Fox, L OBP: 0.387, SLG: 0.403 (1, 4)	0-0 FC4-6 3B	0-0 F8		0-0 1-2 1B				0-0 G3	0-0 6-3	5	1	2	1	0	0	1										
Minnie Minoso, R OBP: 0.406, SLG: 0.562 (1, 7)	4-0 FC4-6 BB	0-0 1-3		0-0 F7				4-0 BB		2	0	0	0	2	0	3										
Ferris Fain, L OBP: 0.379, SLG: 0.416 (1, 3)	0-3 K			4-0 4-3 BB		4-0 BB		0-0 F2		2	0	0	0	2	1	3										
Jim Rivera, L OBP: 0.352, SLG: 0.469 (1, 9)	0-0 FC4-6 1-2 3-H			0-0 4-3		0-0 L9		0-0 6-3		4	0	0	1	0	0	4										
Sherm Lollar, R OBP: 0.366, SLG: 0.424 (1, 2)	0-0 F9			0-0 F9		0-0 P6		0-0 1-3		4	0	0	0	0	0	3										
Cass Michaels, R OBP: 0.426, SLG: 0.456 (1, 5)		0-0 6-3		0-0 F7		0-0 6-3		0-0 F9		4	0	0	0	0	0	2										
Johnny Groth, R OBP: 0.351, SLG: 0.418 (1, 8)		0-0 HR		0-0 5-3		0-0 F7		0-0 F7		4	1	1	1	0	0	0										
Bob Keegan, R OBP: 0.222, SLG: 0.268 Don Johnson, R OBP: 0.049, SLG: 0.050 Fred Marsh, R OBP: 0.333, SLG: 0.200 Harry Dorish, R OBP: 0.111, SLG: 0.111 Ron Jackson, R (9, PH)		0-0 2B 2B		0-0 5-3		0-0 6-3		0-0 F3		2	1	1	0	0	0	0										
Inning Stats	R: 2 E: 0 K: 1 S: 7	H: 2 LOB: 1 BB: 1 P: 11	R: 2 E: 0 K: 0 S: 6	H: 3 LOB: 1 BB: 0 P: 6	R: 0 E: 0 K: 0 S: 3	H: 0 LOB: 1 BB: 1 P: 7	R: 0 E: 0 K: 0 S: 4	H: 1 LOB: 2 BB: 1 P: 8	R: 0 E: 0 K: 0 S: 3	H: 0 LOB: 0 BB: 1 P: 7	R: 0 E: 0 K: 1 S: 5	H: 0 LOB: 0 BB: 0 P: 5	R: 0 E: 0 K: 0 S: 3	H: 0 LOB: 1 BB: 1 P: 7	R: 0 E: 0 K: 0 S: 3	H: 0 LOB: 0 BB: 0 P: 3	R: 0 E: 0 K: 0 S: 3	H: 0 LOB: 0 BB: 0 P: 3	1B: 1 2B: 2 3B: 2 HR: 1	SF: 0 SAC: 0 DP: 0 HBP: 0	WP: 1 PB: 0 SB: 0 CS: 0	PA: 38				
PITCHER	IP	WLS	BF	H	R	ER	SO	BB	IBB	HBP	BLK	WP	HR	S	P	ERA	WHIP									
Marion Fricano, R ERA: 4.55 Moe Burtzschy, R ERA: 5.52 Al Sima, L ERA: 3.27	(1, 1)	1.1		10	5	4	4	1	1	0	0	0	0	1	11	15	27.00	4.500								
	(2, 1)	3.2	W	15	1	0	0	0	3	0	0	0	1	0	12	24	0.00	1.091								
	(6, 1)	4.0	S	13	0	0	0	1	1	0	0	0	0	0	14	18	0.00	0.250								

Philadelphia Athletics @ Chicago White Sox
Comiskey Park, Chicago, IL
Tue Jun 15 1954, 4:33 AM EDT
Att: 26,458 - Unknown

AB 33
R 4
H 6
RBI 4
BB 5
SO 2
LOB 16




Batter	1	2	3	4	5	6	7	8	9	AB	R	H	RBI	BB	SO	LOB	TOP				
Spook Jacobs, R OBP: 0.348, SLG: 0.322 (1, 4)	0-0 3-1		0-0 5-3		0-0 1-2 1B		0-0 F3		0-0 5-3	5	0	1	0	0	0	1	Philadelphia Athletics @ Chicago White Sox Comiskey Park, Chicago, IL Thu Jun 17 1954, 4:33 AM EDT Att: 5,339 - Unknown				
Don Bollweg, L OBP: 0.339, SLG: 0.301 (1, 3)	0-3 K		0-0 F9		0-0 FC5		0-0 4-3		0-0 6-3	5	0	0	0	0	1	3					
Jim Finigan, R OBP: 0.410, SLG: 0.468 (1, 5)	0-0 5-3			0-0 G6-4-3 BB 1B		0-0 6-3	4-0 1B BB		0-0 6-3	4	0	1	0	1	0	0					
Bill Renna, R OBP: 0.339, SLG: 0.459 (1, 9)		0-0 1B		4-0 G6-4-3 BB		0-3 K	0-0 FC5-4 1B			3	0	2	0	1	1	0					
Vic Power, R OBP: 0.277, SLG: 0.330 Moe Burtshy, R OBP: 0.200, SLG: 0.200 (7, 1)	0-0 F9		0-0 G6-4-3		0-0 P6		0-0 FC5-4			4	0	0	0	0	0	5					
Bill Wilson, R OBP: 0.313, SLG: 0.483 (1, 8)	0-0 P4		0-0 F5				0-0 HR	0-3 K		0	1	0	0	0	0	0					
Joe Demaestri, R OBP: 0.250, SLG: 0.266 (1, 6)	0-0 F5			0-0 5-3		4-0 BB HR	0-0 5-3			3	1	0	0	1	0	1					
Joe Astroth, R OBP: 0.260, SLG: 0.161 (1, 2)			0-0 F7		4-0 FC5 1B BB		4-0 HR BB	4-0 BB		1	1	0	0	3	0	0					
Alex Kellner, R OBP: 0.147, SLG: 0.156 Gus Zernial, R OBP: 0.344, SLG: 0.500 (7, PH) (7, 7)	0-0 2B			0-0 F7		0-0 F7		0-3 K		2	0	1	0	0	0	1					
Inning Stats	R: 0 E: 0 K: 1 S: 5	H: 0 LOB: 0 BB: 0 P: 5	R: 0 E: 0 K: 0 S: 4	H: 1 LOB: 1 BB: 0 P: 4	R: 0 E: 0 K: 0 S: 4	H: 1 LOB: 1 BB: 0 P: 4	R: 0 E: 0 K: 0 S: 3	H: 1 LOB: 2 BB: 1 P: 7	R: 0 E: 0 K: 0 S: 4	H: 0 LOB: 0 BB: 0 P: 5	R: 4 E: 0 K: 0 S: 6	H: 3 LOB: 2 BB: 3 P: 18	R: 0 E: 0 K: 2 S: 7	H: 0 LOB: 1 BB: 1 P: 11	R: 0 E: 0 K: 0 S: 3	H: 0 LOB: 0 BB: 0 P: 3		1B: 4 2B: 1 3B: 0 HR: 2	SF: 0 SAC: 0 DP: 1 HBP: 0	WP: 0 PB: 0 SB: 0 CS: 0	PA: 39
PITCHER	IP	WLS	BF	H	R	ER	SO	BB	IBB	HBP	BLK	WP	HR	S	P	ERA	WHIP			ERA	WHIP
Jack Harshman, L ERA: 4.38 (1, 1)	6.0	W	27	6	4	4	2	4	0	0	0	0	2	27	43	6.00	1.667				
Mike Fomieses, R ERA: 3.49 (7, 1)	1.0		5	1	0	0	0	1	0	0	0	0	0	4	8	0.00	2.000				
Don Johnson, R ERA: 3.11 (8, 1)	2.0	S	7	0	0	0	2	1	0	0	0	0	0	10	14	0.00	0.500				

Batter	1	2	3	4	5	6	7	8	9	AB	R	H	RBI	BB	SO	LOB	BOTTOM				
Chico Carrasquel, R OBP: 0.358, SLG: 0.410 (1, 6)	4-0 SH5-3 1B BB	4-0 1-2 BB		0-0 1-2 2H 1B		0-0 6-3	0-3 K			3	1	1	1	2	1	3	Philadelphia Athletics @ Chicago White Sox Comiskey Park, Chicago, IL Thu Jun 17 1954, 4:33 AM EDT Att: 5,339 - Unknown				
Nellie Fox, L OBP: 0.389, SLG: 0.404 (1, 4)	0-0 SH5-3	0-0 4-3		0-0 1-2 2H 1B		0-0 G6-4-3 1B		0-3 K		4	1	2	1	0	1	2					
Minnie Minoso, R OBP: 0.410, SLG: 0.560 (1, 7)	4-0 1B BB		0-0 P3	0-0 G6-4-3		0-0 1-2 1B 2B		0-0 P6		4	2	1	1	1	0	2					
Johnny Groth, R OBP: 0.367, SLG: 0.426 (1, 8)	0-0 1-2 2H 1B		4-0 BB		0-0 1B	0-0 1-2 2H 1B		4-0 CS BB		3	0	3	2	2	0	0					
Cass Michaels, R OBP: 0.427, SLG: 0.451 (1, 5)	0-0 G6-4-3 1B		0-0 P6		0-0 F9	0-0 CS	0-0 S BB 1B	0-0 CS		4	0	2	1	0	0	2					
Matt Batts, R OBP: 0.279, SLG: 0.256 Ferris Fain, L OBP: 0.387, SLG: 0.429 Jim Rivera, L OBP: 0.341, SLG: 0.453 (7, PR) (8, 9)	0-0 G6-4-3		0-0 F3		0-0 1-2 1B		4-0 S BB			3	0	1	0	0	0	3					
Ed McGhee, R OBP: 0.242, SLG: 0.333 Fred Marsh, R OBP: 0.286, SLG: 0.167 Sherm Lollar, R OBP: 0.370, SLG: 0.429 (1, 9) (7, PH) (8, 2)		0-0 E5 FC3-6		0-0 5-3	0-0 F7		0-3 K			3	0	0	0	0	0	2					
Phil Cavarretta, L OBP: 0.444, SLG: 0.286 (1, 3)		0-0 FC3-6 BB		0-0 1B 1B		0-0 L6		4-0 1B IBB		3	1	1	0	1	0	3					
Jack Harshman, L OBP: 0.333, SLG: 0.167 Mike Fomieses, R OBP: 0.143, SLG: 0.143 Willard Marshall, L OBP: 0.333, SLG: 0.258 Don Johnson, R OBP: 0.045, SLG: 0.048 (1, 1) (7, 1) (7, PH) (8, 1)		0-0 B5		0-0 1B 1B		0-0 F8	0-0 F2			3	1	1	0	0	0	1					
Inning Stats	R: 2 E: 0 K: 0 S: 4	H: 2 LOB: 1 BB: 2 P: 12	R: 0 E: 1 K: 0 S: 4	H: 0 LOB: 2 BB: 1 P: 8	R: 0 E: 0 K: 0 S: 3	H: 0 LOB: 1 BB: 1 P: 7	R: 2 E: 0 K: 0 S: 6	H: 4 LOB: 0 BB: 0 P: 6	R: 0 E: 0 K: 0 S: 5	H: 2 LOB: 2 BB: 0 P: 5	R: 2 E: 0 K: 0 S: 5	H: 3 LOB: 0 BB: 0 P: 5	R: 0 E: 0 K: 2 S: 8	H: 1 LOB: 3 BB: 2 P: 16	R: 0 E: 0 K: 1 S: 4	H: 0 LOB: 0 BB: 1 P: 8		1B: 11 2B: 1 3B: 0 HR: 0	SF: 0 SAC: 1 DP: 2 HBP: 0	WP: 0 PB: 0 SB: 3 CS: 2	PA: 42
PITCHER	IP	WLS	BF	H	R	ER	SO	BB	IBB	HBP	BLK	WP	HR	S	P	ERA	WHIP			ERA	WHIP
Alex Kellner, L ERA: 3.82 (1, 1)	6.0	L	31	11	6	6	0	4	0	0	0	0	0	27	43	9.00	2.500				
Moe Burtshy, R ERA: 5.18 (7, 1)	2.0		9	1	0	0	3	2	1	0	0	0	0	12	24	0.00	1.500				

Batter	1	2	3	4	5	6	7	8	9	AB	R	H	RBI	BB	SO	LOB	TOP										
Spook Jacobs, R OBP: 0.342, SLG: 0.316 (1, 4)	0-0 1-3		0-0 E5			0-0 6-3		0-0 F7		4	0	0	0	0	0	0	Philadelphia Athletics @ Detroit Tigers Briggs Stadium, Detroit, MI Fri Jun 18 1954, 4:33 AM EDT Att: 23,216 - Unknown										
Vic Power, R OBP: 0.272, SLG: 0.323 (1, 3)	0-0 L9		0-0 L9			0-0 5-3		0-0 F7		4	0	0	0	0	0	1											
Jim Finigan, R OBP: 0.407, SLG: 0.475 (1, 5)	0-3 K		0-0 L9			0-3 K		0-0 3B		4	0	1	0	0	2	1											
Bill Renna, R OBP: 0.348, SLG: 0.488 (1, 9)		0-0 HR		0-0 F7			0-0 1B	4-0 BB		3	2	2	1	1	0	0											
Gus Zernial, R OBP: 0.347, SLG: 0.500 (1, 7)		0-0 G3 1B		0-0 5-3			0-0 2H 1B	0-0 L9		4	0	2	1	0	0	2											
Bill Wilson, R OBP: 0.296, SLG: 0.452 (1, 8)		0-3 K		0-0 G3			0-0 F7		0-0 1-3	4	0	0	0	0	1	2											
Joe Demaestri, R OBP: 0.246, SLG: 0.261 (1, 6)		0-0 G3		0-0 5-3			0-0 F8		0-0 F8	4	0	0	0	0	0	2											
Jim Robertson, R OBP: 0.289, SLG: 0.188 (1, 2)		0-0 4-3		0-0 F8			1-0 HBP		0-3 K	3	0	0	0	0	1	1											
Arnie Portocarrero, R OBP: 0.188, SLG: 0.276 (1, 1)			0-0 5-3		0-3 K		0-0 P4			3	0	0	0	0	1	2											
Inning Stats	R: 0 E: 0 K: 1 S: 5	H: 0 LOB: 0 BB: 0 P: 5	R: 1 E: 0 K: 1 S: 7	H: 2 LOB: 1 BB: 0 P: 7	R: 0 E: 1 K: 0 S: 4	H: 0 LOB: 1 BB: 0 P: 4	R: 0 E: 0 K: 0 S: 3	H: 0 LOB: 0 BB: 0 P: 3	R: 0 E: 0 K: 1 S: 5	H: 0 LOB: 0 BB: 0 P: 5	R: 1 E: 0 K: 0 S: 5	H: 2 LOB: 2 BB: 0 P: 6	R: 0 E: 0 K: 0 S: 4	H: 1 LOB: 2 BB: 1 P: 8	R: 0 E: 0 K: 1 S: 5	H: 0 LOB: 0 BB: 0 P: 5	1B: 2 2B: 1 3B: 1 HR: 1	SF: 0 SAC: 0 DP: 0 HBP: 1	WP: 0 PB: 0 SB: 1 CS: 0	PA: 35							
PITCHER	IP	WLS	BF	H	R	ER	SO	BB	IBB	HBP	BLK	WP	HR	S	P	ERA	WHIP										
Billy Hoelt, L ERA: 3.61 (1, 1)	7.2	L	31	5	2	2	4	1	0	1	0	0	1	37	42	2.35	0.783										
Ray Herbert, R ERA: 5.6 (8, 1)	0.1		1	0	0	0	0	0	0	0	0	0	0	1	1	0.00	0.000										
Dick Marlowe, R ERA: 4.15 (9, 1)	1.0		3	0	0	0	1	0	0	0	0	0	0	5	5	0.00	0.000										


AB 33
R 2
H 5
RBI 2
BB 1
SO 5
LOB 11




Batter	1	2	3	4	5	6	7	8	9	AB	R	H	RBI	BB	SO	LOB	BOTTOM										
Harvey Kuenn, R OBP: 0.288, SLG: 0.352 (1, 6)	0-0 6-3		0-0 F7			0-0 SH5-3 2B		0-0 F8		4	0	1	0	0	0	1	Philadelphia Athletics @ Detroit Tigers Briggs Stadium, Detroit, MI Fri Jun 18 1954, 4:33 AM EDT Att: 23,216 - Unknown										
Jim Delsing, L OBP: 0.335, SLG: 0.341 (1, 7)	0-3 K			0-0 F9		0-0 SH5-3		0-0 P5		3	0	0	0	0	1	2											
Ray Boone, R OBP: 0.388, SLG: 0.523 (1, 5)		0-0 HR		0-0 5-3		0-0 F2		0-0 5-3		4	1	1	1	0	0	3											
Wayne Belardi, L OBP: 0.350, SLG: 0.394 (1, 3)	0-3 K			4-0 BB BB		0-0 F9			0-0 F8	3	0	0	0	1	1	1											
Frank House, L OBP: 0.393, SLG: 0.486 (1, 2)		0-3 K		4-0 BB 1-2 BB			0-0 3-1		0-0 F8	3	0	0	0	1	1	0											
Bill Tuttle, R OBP: 0.400, SLG: 0.461 (1, 8)		0-0 F2		0-0 F9			0-0 2B		0-0 F8	4	0	1	0	0	0	2											
Al Kaline, R OBP: 0.283, SLG: 0.296 (1, 9)		0-0 L6			0-3 K		0-0 L9			3	0	0	0	0	1	1											
Frank Bolling, R OBP: 0.306, SLG: 0.340 (1, 4)			0-3 K		0-0 P5		0-0 F5			2	0	0	0	0	1	0											
Fred Hatfield, L OBP: 0.353, SLG: 0.350 (7, PH) (8, 4)					0-0 P5					1	0	0	0	0	0	1											
Billy Hoelt, L OBP: 0.172, SLG: 0.185 (1, 1)			0-0 F7		0-0 K			0-0 S 1B		2	0	0	0	0	1	0											
Ray Herbert, R OBP: 0.296, SLG: 1.000 (8, PH)										0	0	0	0	0	0	0											
Bob Nieman, R OBP: 0.310, SLG: 0.353 (8, PH)										1	0	1	0	0	0	0											
Reno Bertoia, R (8, PR)										0	0	0	0	0	0	0											
Dick Marlowe, R OBP: 0.286, SLG: 0.429 (9, 1)										0	0	0	0	0	0	0											
Inning Stats	R: 1 E: 0 K: 2 S: 8	H: 1 LOB: 0 BB: 0 P: 8	R: 0 E: 0 K: 1 S: 5	H: 0 LOB: 0 BB: 0 P: 5	R: 0 E: 0 K: 1 S: 5	H: 0 LOB: 0 BB: 0 P: 5	R: 0 E: 0 K: 0 S: 3	H: 0 LOB: 2 BB: 2 P: 11	R: 0 E: 0 K: 2 S: 7	H: 0 LOB: 0 BB: 0 P: 7	R: 0 E: 0 K: 0 S: 4	H: 1 LOB: 1 BB: 0 P: 4	R: 0 E: 0 K: 0 S: 4	H: 1 LOB: 1 BB: 0 P: 4	R: 0 E: 0 K: 0 S: 4	H: 1 LOB: 2 BB: 0 P: 4	R: 0 E: 0 K: 0 S: 3	H: 0 LOB: 0 BB: 0 P: 3	1B: 1 2B: 2 3B: 0 HR: 1	SF: 0 SAC: 1 DP: 0 HBP: 0	WP: 0 PB: 0 SB: 1 CS: 0	PA: 33					
PITCHER	IP	WLS	BF	H	R	ER	SO	BB	IBB	HBP	BLK	WP	HR	S	P	ERA	WHIP										
Arnie Portocarrero, R ERA: 3.35 (1, 1)	9.0	W	33	4	1	1	6	2	0	0	0	0	1	43	51	1.00	0.667										

AB 30
R 1
H 4
RBI 1
BB 2
SO 6
LOB 11




Batter	1	2	3	4	5	6	7	8	9	AB	R	H	RBI	BB	SO	LOB	TOP			
Spook Jacobs, R OBP: 0.347, SLG: 0.319	6-3		L6-3 1B		E5 1B					4	1	2	0	1	0	2	Philadelphia Athletics @ Detroit Tigers Briggs Stadium, Detroit, MI Sat Jun 19 1954, 4:33 AM EDT Att: 7,321 - Unknown livebaseballscorecards.com AB 37 R 5 H 11 RBI 5 BB 3 SO 5 LOB 13 			
Vic Power, R OBP: 0.270, SLG: 0.317	5-3		L6-3 1-2		5-3			4-0 1B 1-2 2B BB	6-3	4	1	0	0	1	0	2				
Jim Finigan, R OBP: 0.401, SLG: 0.466	K			6-3		P5		2B 1B 1-2 2-H	K	5	1	1	1	0	2	0				
Bill Renna, R OBP: 0.349, SLG: 0.491		K		5-3		FC6-4 1B		1-3 2-H	F7	5	1	2	1	0	1	0				
Gus Zernial, R OBP: 0.350, SLG: 0.511		F8				L7		1B 1B		4	1	2	2	0	0	1				
Bill Wilson, R OBP: 0.307, SLG: 0.446		1B			3B	FC6-4 1-2		2-H 3-H 0-3	K	3	0	1	0	1	1	2				
Joe Demaestri, R OBP: 0.250, SLG: 0.265		1B			BB					4	0	2	0	0	0	2				
Billy Shantz, R OBP: 0.315, SLG: 0.373										3	0	0	0	0	0	2				
Lou Limmer, L OBP: 0.343, SLG: 0.448										1	0	1	1	0	0	0				
Joe Astroth, R OBP: 0.260, SLG: 0.161										0	0	0	0	0	0	0				
Marion Fricano, R OBP: 0.105, SLG: 0.105										2	0	0	0	0	1	0				
Jim Robertson, R OBP: 0.282, SLG: 0.182										1	0	0	0	0	0	0				
Dutch Romberger, R OBP: 0.337, SLG: 0.299										0	0	0	0	0	0	0				
Don Bollweg, L OBP: 0.200, SLG: 0.200										1	0	0	0	0	0	2				
Moe Burtshy, R OBP: 0.200, SLG: 0.200										0	0	0	0	0	0	0				
Inning Stats	R: 0 E: 0 K: 1 S: 5	H: 0 LOB: 0 BB: 0 P: 5	R: 0 E: 0 K: 1 S: 7	H: 2 LOB: 2 BB: 0 P: 7	R: 0 E: 0 K: 0 S: 3	H: 1 LOB: 0 BB: 0 P: 3	R: 0 E: 0 K: 0 S: 4	H: 1 LOB: 2 BB: 1 P: 8	R: 0 E: 1 K: 1 S: 6	H: 1 LOB: 1 BB: 0 P: 6	R: 0 E: 0 K: 0 S: 4	H: 0 LOB: 0 BB: 0 P: 3	R: 5 E: 0 K: 1 S: 10	H: 5 LOB: 2 BB: 2 P: 18	R: 0 E: 0 K: 1 S: 5	H: 0 LOB: 0 BB: 0 P: 5	1B: 9 2B: 2 3B: 1 HR: 0	SF: 0 SAC: 0 DP: 1 HBP: 0	WP: 0 PB: 0 SB: 0 CS: 0	PA: 40
PITCHER	IP WLS BF H R ER SO BB IBB HBP BLK WP HR S P ERA WHIP																			
Al Aber, L ERA: 2.73	(1, 1) 7.0 0 29 6 2 2 3 3 0 0 0 0 0 0 32 44 2.57 1.286																			
Ray Herbert, R ERA: 6.37	(8, 1) 0.0 L 3 3 2 2 0 0 0 0 0 0 0 0 0 3 3 ∞ ∞																			
Dick Marlowe, R ERA: 3.9	(8, 1) 2.0 8 2 1 1 2 0 0 0 0 0 0 0 0 12 12 4.50 1.000																			

Batter	1	2	3	4	5	6	7	8	9	AB	R	H	RBI	BB	SO	LOB	BOTTOM				
Harvey Kuenn, R OBP: 0.284, SLG: 0.346	F8		6-3		F9		F9			4	0	0	0	0	0	1	Philadelphia Athletics @ Detroit Tigers Briggs Stadium, Detroit, MI Sat Jun 19 1954, 4:33 AM EDT Att: 7,321 - Unknown livebaseballscorecards.com AB 34 R 4 H 5 RBI 4 BB 1 SO 6 LOB 11 				
Jim Delsing, L OBP: 0.326, SLG: 0.333	E3			E6 HR	F9		F5			4	1	0	0	0	0	1					
Ray Boone, R OBP: 0.386, SLG: 0.518	F9			P6		HR 1B		K		4	1	1	0	0	1	2					
Wayne Belardi, L OBP: 0.341, SLG: 0.459	F8			HR		L9		K		4	1	1	2	0	1	2					
Frank House, L OBP: 0.390, SLG: 0.477		F8		FC5-4 BB		F7		4-3		3	0	0	0	1	0	1					
Bill Tuttle, R OBP: 0.402, SLG: 0.476				F3		HR		F2		4	1	2	2	0	0	1					
Al Kaline, R OBP: 0.283, SLG: 0.301				L4-6-3 1B		FC5-4 1-2				3	0	1	0	0	0	2					
Bob Nieman, R OBP: 0.306, SLG: 0.348								K		1	0	0	0	0	1	0					
Frank Bolling, R OBP: 0.303, SLG: 0.335				F7						3	0	0	0	0	1	1					
Fred Hatfield, L OBP: 0.348, SLG: 0.344								K		1	0	0	0	0	1	0					
Al Aber, L OBP: 0.143, SLG: 0.143										3	0	0	0	0	1	0					
Ray Herbert, R OBP: 0.286, SLG: 1.000										0	0	0	0	0	0	0					
Dick Marlowe, R OBP: 0.286, SLG: 0.429								K		0	0	0	0	0	0	0					
Inning Stats	R: 0 E: 1 K: 0 S: 4	H: 0 LOB: 1 BB: 0 P: 4	R: 0 E: 0 K: 0 S: 3	H: 1 LOB: 0 BB: 0 P: 3	R: 0 E: 0 K: 0 S: 3	H: 0 LOB: 0 BB: 0 P: 3	R: 2 E: 1 K: 0 S: 5	H: 1 LOB: 1 BB: 1 P: 9	R: 0 E: 0 K: 1 S: 4	H: 3 LOB: 1 BB: 0 P: 8	R: 0 E: 0 K: 1 S: 5	H: 0 LOB: 0 BB: 0 P: 5	R: 0 E: 0 K: 2 S: 7	H: 0 LOB: 0 BB: 0 P: 7	R: 0 E: 0 K: 2 S: 7	H: 0 LOB: 0 BB: 0 P: 7		1B: 2 2B: 1 3B: 0 HR: 2	SF: 0 SAC: 0 DP: 1 HBP: 0	WP: 0 PB: 0 SB: 0 CS: 0	PA: 35
PITCHER	IP WLS BF H R ER SO BB IBB HBP BLK WP HR S P ERA WHIP																				
Marion Fricano, R ERA: 4.55	(1, 1) 6.0 0 26 5 4 3 1 1 0 0 0 0 0 0 27 31 4.50 1.000																				
Dutch Romberger, R ERA: 6.14	(7, 1) 1.0 W 3 0 0 0 1 0 0 0 0 0 0 0 5 5 0.00 0.000																				
Moe Burtshy, R ERA: 4.89	(8, 1) 2.0 S 6 0 0 0 4 0 0 0 0 0 0 0 0 14 14 0.00 0.000																				

Batter	1	2	3	4	5	6	7	8	9	AB	R	H	RBI	BB	SO	LOB	TOP					
Spook Jacobs, R OBP: 0.345, SLG: 0.317	F7		F8		F8		6-3		5-3	5	0	1	0	0	0	1						
Lou Limmer, L OBP: 0.319, SLG: 0.413	P4		F8		F9		F7		4-3	5	0	0	0	0	0	3						
Jim Finigan, R OBP: 0.403, SLG: 0.467	K			E 1B 1B	6-3					4	2	2	0	0	1	0						
Bill Renna, R OBP: 0.347, SLG: 0.485		5-3		1B E 1B			P6		F9	4	1	1	0	0	0	1						
Gus Zernial, R OBP: 0.343, SLG: 0.500		F8		F9			F5		K	4	0	0	0	0	1	3						
Bill Wilson, R OBP: 0.316, SLG: 0.441		K		E5 1B					1B 1B	3	1	1	0	1	1	2						
Joe Demaestri, R OBP: 0.250, SLG: 0.265			K	K			P3		FC6-4 1B	4	0	1	1	0	2	4						
Joe Astroth, R OBP: 0.286, SLG: 0.185			FC1-6 1B	1B 1B			SH1-4 BB		FC6-4 1B	3	0	2	1	1	0	2						
Al Sima, R OBP: 0.167, SLG: 0.167			FC1-6 1B				SH1-4			2	0	1	2	0	0	1						
Sonny Dixon, S ERA: 2.07									K	1	0	0	0	0	1	0						
Inning Stats	R: 0 E: 0 K: 1 S: 5	H: 0 LOB: 0 BB: 0 P: 5	R: 0 E: 0 K: 1 S: 5	H: 0 LOB: 0 BB: 0 P: 5	R: 0 E: 0 K: 1 S: 7	H: 2 LOB: 2 BB: 0 P: 7	R: 3 E: 1 K: 1 S: 9	H: 4 LOB: 2 BB: 0 P: 9	R: 0 E: 0 K: 0 S: 3	H: 0 LOB: 1 BB: 0 P: 7	R: 0 E: 0 K: 0 S: 3	H: 0 LOB: 1 BB: 1 P: 7	R: 0 E: 0 K: 0 S: 3	H: 0 LOB: 1 BB: 1 P: 7	R: 1 E: 0 K: 1 S: 8	H: 3 LOB: 3 BB: 0 P: 8	R: 0 E: 0 K: 1 S: 5	H: 0 LOB: 0 BB: 0 P: 5	1B: 9 2B: 0 3B: 0 HR: 0	SF: 0 SAC: 1 DP: 0 HBP: 0	WP: 0 PB: 0 SB: 0 CS: 0	PA: 38
PITCHER	IP	WLS	BF	H	R	ER	SO	BB	IBB	HBP	BLK	WP	HR	S	P	ERA	WHIP					
Early Wynn, R ERA: 3.58	8.0	L	35	9	4	1	5	2	0	0	0	0	0	43	51	1.12	1.375					
Mike Garcia, R ERA: 2.07	1.0	S	3	0	0	0	1	0	0	0	0	0	0	5	5	0.00	0.000					

Philadelphia Athletics @ Cleveland Indians
Cleveland Municipal Stadium, Cleveland, OH
Tue Jun 22 1954, 3:33 AM EDT
Att: 12,964 - Unknown

AB 35
R 4
H 9
RBI 4
BB 2
SO 6
LOB 17



Batter	1	2	3	4	5	6	7	8	9	AB	R	H	RBI	BB	SO	LOB	BOTTOM					
Al Smith, R OBP: 0.420, SLG: 0.455	PB 5-3 4-3 BB		F7		FC5-4			F7		3	1	0	0	1	0	1						
Rudy Resalado, R OBP: 0.355, SLG: 0.349	5-3			1B			F8		HBP BB 1B	4	0	2	0	0	0	1						
Larry Doby, L OBP: 0.349, SLG: 0.431	4-3			P4			4-3		FC5 HBP BB	3	0	0	1	1	0	1						
Al Rosen, R OBP: 0.421, SLG: 0.603	K			FC6-4 1B			5-3		1-2 2-3 HBP	3	0	1	0	0	1	0						
Dave Philley, S OBP: 0.287, SLG: 0.372		F9		F3			6-3		FC5	4	0	0	0	0	0	5						
Hank Majeski, R OBP: 0.389, SLG: 0.451	5-3			FC6-4 1B			6-3		P4	4	0	0	0	0	0	2						
George Strickland, R OBP: 0.543, SLG: 0.367					G6-4-3 BB				F7	1	0	0	0	2	0	0						
Dale Mitchell, L OBP: 0.359, SLG: 0.194	L6									1	0	0	0	0	0	0						
Jim Hegan, R OBP: 0.276, SLG: 0.371			F9		G6-4-3					2	0	0	0	0	0	1						
Wally Westlake, R OBP: 0.333, SLG: 0.496							5-3			1	0	0	0	0	0	1						
Hal Naragon, L OBP: 0.274, SLG: 0.305									K	1	0	0	0	0	1	0						
Early Wynn, S OBP: 0.250, SLG: 0.265										2	0	1	0	0	1	0						
Bobby Avila, R OBP: 0.439, SLG: 0.497										1	0	0	0	0	1	0						
Mike Garcia, R OBP: 0.108, SLG: 0.057									K	0	0	0	0	0	0	0						
Inning Stats	R: 1 E: 0 K: 1 S: 5	H: 0 LOB: 1 BB: 1 P: 9	R: 0 E: 0 K: 0 S: 3	H: 0 LOB: 0 BB: 0 P: 3	R: 0 E: 0 K: 1 S: 5	H: 0 LOB: 0 BB: 0 P: 5	R: 0 E: 0 K: 0 S: 5	H: 2 LOB: 2 BB: 0 P: 5	R: 0 E: 0 K: 0 S: 3	H: 1 LOB: 1 BB: 1 P: 7	R: 0 E: 0 K: 0 S: 3	H: 0 LOB: 0 BB: 0 P: 3	R: 0 E: 0 K: 0 S: 3	H: 0 LOB: 1 BB: 1 P: 7	R: 0 E: 0 K: 1 S: 6	H: 1 LOB: 3 BB: 1 P: 11	R: 0 E: 0 K: 1 S: 5	H: 0 LOB: 0 BB: 0 P: 5	1B: 4 2B: 0 3B: 0 HR: 0	SF: 0 SAC: 0 DP: 1 HBP: 1	WP: 0 PB: 1 SB: 0 CS: 0	PA: 35
PITCHER	IP	WLS	BF	H	R	ER	SO	BB	IBB	HBP	BLK	WP	HR	S	P	ERA	WHIP					
Al Sima, L ERA: 1.93	7.2	W	30	4	1	0	3	4	0	0	0	0	0	32	48	0.00	1.043					
Sonny Dixon, R ERA: 3.6	1.1	S	5	0	0	0	1	0	0	1	0	0	0	6	7	0.00	0.000					

Philadelphia Athletics @ Cleveland Indians
Cleveland Municipal Stadium, Cleveland, OH
Tue Jun 22 1954, 3:33 AM EDT
Att: 12,964 - Unknown

AB 30
R 1
H 4
RBI 1
BB 4
SO 4
LOB 12



Batter	1	2	3	4	5	6	7	8	9	AB	R	H	RBI	BB	SO	LOB	TOP					
Spook Jacobs, R OBP: 0.343, SLG: 0.313	0-0 6-3		4-0 BB		0-0 F9		0-0 1-3			3	0	0	0	1	0	3	Philadelphia Athletics @ Cleveland Indians Cleveland Municipal Stadium, Cleveland, OH Wed Jun 23 1954, 3:33 AM EDT Att. 4,549 - Unknown					
Lou Limmer, L OBP: 0.303, SLG: 0.388	0-0 4-3		0-0 G6-4-3		0-3 K			0-0 F8		4	0	0	0	0	1	3						
Jim Finigan, R OBP: 0.395, SLG: 0.456	0-0 P6			0-3 K		0-0 6-3		0-0 F9		4	0	0	0	0	1	0						
Bill Renna, R OBP: 0.345, SLG: 0.477		4-0 2B BB		0-0 F8		0-0 F2		0-0 P5		3	1	0	0	1	0	0						
Gus Zernial, R OBP: 0.341, SLG: 0.495		0-0 F8		0-0 FC6 1B		0-3 K			0-0 F7		4	0	1	0	0	1						
Bill Wilson, R OBP: 0.325, SLG: 0.486		0-0 F8		0-0 FC6			0-0 HR			4	1	2	1	0	0	2						
Joe Demaestri, R OBP: 0.254, SLG: 0.274		0-0 1-H 2B		0-0 FC5-4 1B		0-0 1-3		0-0 F9		4	0	2	1	0	0	1						
Jim Robertson, R OBP: 0.262, SLG: 0.167		0-0 1-3		0-0 FC5-4 2B		0-0 1-3		0-3 K		3	0	0	0	0	0	2						
Don Bollweg, L OBP: 0.335, SLG: 0.297				0-0 1-2						1	0	0	0	0	1	1						
Bob Trice, R OBP: 0.361, SLG: 0.500			0-0 4-3		0-0 1-3 2B					3	0	2	0	0	0	0						
Inning Stats	R: 0 E: 0 K: 0 S: 3	H: 0 LOB: 0 BB: 0 P: 3	R: 1 E: 0 K: 0 S: 4	H: 1 LOB: 1 BB: 1 P: 8	R: 0 E: 0 K: 0 S: 2	H: 0 LOB: 0 BB: 1 P: 6	R: 0 E: 0 K: 1 S: 6	H: 1 LOB: 1 BB: 0 P: 6	R: 0 E: 0 K: 1 S: 7	H: 2 LOB: 2 BB: 0 P: 7	R: 0 E: 0 K: 0 S: 5	H: 0 LOB: 0 BB: 0 P: 5	R: 1 E: 0 K: 0 S: 5	H: 2 LOB: 1 BB: 0 P: 5	R: 0 E: 0 K: 0 S: 3	H: 0 LOB: 0 BB: 0 P: 3	R: 0 E: 0 K: 1 S: 6	H: 1 LOB: 1 BB: 0 P: 6	1B: 4 2B: 2 3B: 0 HR: 1	SF: 0 SAC: 0 DP: 1 HBP: 0	WP: 0 PB: 0 SB: 0 CS: 0	PA: 35
PITCHER Bob Lemon, R ERA: 3.04	IP: 9.0 WLS: W BF: 35 H: 7 R: 2 ER: 2 SO: 4 BB: 2 IBB: 0 HBP: 0 BLK: 0 WP: 0 HR: 1 S: 41 P: 49 ERA: 2.00 WHIP: 1.000															PITCHER						

AB 33
R 2
H 7
RBI 2
BB 2
SO 4
LOB 13



Batter	1	2	3	4	5	6	7	8	9	AB	R	H	RBI	BB	SO	LOB	BOTTOM					
Al Smith, R OBP: 0.417, SLG: 0.447	4-0 HR BB		0-0 F8		0-0 5-3		0-0 E5			3	1	0	0	1	0	0	Philadelphia Athletics @ Cleveland Indians Cleveland Municipal Stadium, Cleveland, OH Wed Jun 23 1954, 3:33 AM EDT Att. 4,549 - Unknown					
Bobby Avila, R OBP: 0.431, SLG: 0.487	0-3 K		0-0 5-3			0-0 F7	0-0 L6			4	0	0	0	0	1	2						
Larry Doby, L OBP: 0.351, SLG: 0.444	0-0 1-H HR		0-0 4-3			0-0 HR 1B	0-0 G3			4	2	2	2	0	0	1						
Al Rosen, R OBP: 0.423, SLG: 0.618	0-0 WP 4-3 1B			0-0 F9		0-0 1-H HR		0-0 1-3		4	1	2	2	0	0	0						
Dave Philley, S OBP: 0.282, SLG: 0.366	0-0 4-3			0-0 F8		0-0 4-3		0-0 3-1		4	0	0	0	0	0	1						
Rudy Regalado, R OBP: 0.356, SLG: 0.346	0-0 5-3			0-0 E5		0-0 1B		0-0 6-3		4	0	1	0	0	0	1						
George Strickland, R OBP: 0.339, SLG: 0.362		0-3 K		0-0 F9		0-0 5-3				3	0	0	0	0	1	2						
Jim Hegan, R OBP: 0.272, SLG: 0.364		0-0 F7			0-0 P3		0-0 6-3			3	0	0	0	0	0	0						
Bob Lemon, L OBP: 0.209, SLG: 0.300		0-0 4-3			0-0 F8		0-0 HR			3	1	1	1	0	0	0						
Inning Stats	R: 2 E: 0 K: 1 S: 7	H: 2 LOB: 1 BB: 1 P: 11	R: 0 E: 0 K: 1 S: 5	H: 0 LOB: 0 BB: 0 P: 5	R: 0 E: 0 K: 0 S: 3	H: 0 LOB: 0 BB: 0 P: 3	R: 0 E: 0 K: 0 S: 4	H: 0 LOB: 1 BB: 0 P: 4	R: 0 E: 0 K: 0 S: 3	H: 0 LOB: 0 BB: 0 P: 3	R: 2 E: 0 K: 0 S: 6	H: 3 LOB: 1 BB: 0 P: 6	R: 1 E: 1 K: 0 S: 5	H: 1 LOB: 1 BB: 0 P: 5	R: 0 E: 0 K: 0 S: 3	H: 0 LOB: 0 BB: 0 P: 3		R: 0 E: 0 K: 1 S: 6	H: 0 LOB: 0 BB: 0 P: 3	1B: 3 2B: 0 3B: 0 HR: 3	SF: 0 SAC: 0 DP: 0 HBP: 0	WP: 1 PB: 0 SB: 0 CS: 0
PITCHER Bob Trice, R ERA: 5.24	IP: 8.0 WLS: L BF: 33 H: 6 R: 5 ER: 5 SO: 2 BB: 1 IBB: 0 HBP: 0 BLK: 0 WP: 1 HR: 3 S: 36 P: 40 ERA: 5.62 WHIP: 0.875															PITCHER						

AB 32
R 5
H 6
RBI 5
BB 1
SO 2
LOB 7



Batter	1	2	3	4	5	6	7	8	9	AB	R	H	RBI	BB	SO	LOB	TOP																			
Spook Jacobs, R OBP: 0.342, SLG: 0.312	F2		HR	F8			FC5-4			4	1	1	1	0	0	3	Philadelphia Athletics @ Cleveland Indians Cleveland Municipal Stadium, Cleveland, OH Thu Jun 24 1954, 3:33 AM EDT Att. 4,570 - Unknown																			
Lou Limmer, L OBP: 0.300, SLG: 0.423	3-1		HR		F7		P6			4	1	1	2	0	0	1																				
Jim Finigan, R OBP: 0.387, SLG: 0.446	F8		E6		F7			1-3		4	0	0	0	0	0	0																				
Bill Renna, R OBP: 0.338, SLG: 0.466		K	G5-4-3		6-3			K		4	0	0	0	0	2	1																				
Gus Zernial, R OBP: 0.335, SLG: 0.484	F8			P4		F7		F9		4	0	0	0	0	0	0																				
Bill Wilson, R OBP: 0.310, SLG: 0.461	4-3			L5		K			F9	4	0	0	0	0	1	0																				
Joe Demaestri, R OBP: 0.258, SLG: 0.291			3B	HR		P4			5-3	4	2	2	1	0	0	0																				
Billy Shantz, R OBP: 0.328, SLG: 0.405			1B	BB			FC1-5		K	3	1	2	1	1	1	0																				
Arnie Portocarrero, R OBP: 0.200, SLG: 0.281			6-3				FC1-5			3	0	1	0	0	0	2																				
Inning Stats	R: 0 E: 0 K: 0 S: 3	H: 0 LOB: 0 BB: 0 P: 3	R: 0 E: 0 K: 1 S: 5	H: 0 LOB: 0 BB: 0 P: 5	R: 4 E: 1 K: 0 S: 7	H: 4 LOB: 0 BB: 0 P: 7	R: 1 E: 0 K: 0 S: 5	H: 2 LOB: 2 BB: 1 P: 9	R: 0 E: 0 K: 0 S: 3	H: 0 LOB: 0 BB: 0 P: 3	R: 0 E: 0 K: 1 S: 4	H: 1 LOB: 1 BB: 0 P: 4	R: 0 E: 0 K: 1 S: 5	H: 0 LOB: 0 BB: 0 P: 5	R: 0 E: 0 K: 1 S: 5	H: 0 LOB: 0 BB: 0 P: 5	1B: 3 2B: 1 3B: 1 HR: 2	SF: 0 SAC: 0 DP: 1 HBP: 0	WP: 0 PB: 0 SB: 0 CS: 0	PA: 35																
PITCHER	IP	WLS	BF	H	R	ER	SO	BB	IBB	HBP	BLK	WP	HR	S	P	ERA	WHIP	PITCHER		IP	WLS	BF	H	R	ER	SO	BB	IBB	HBP	BLK	WP	HR	S	P	ERA	WHIP
Art Houtteman, R ERA: 3.31	3.0	L	13	4	4	4	1	0	0	0	0	0	1	15	15	12.00	1.333																			
Ray Narleski, R ERA: 2.53	2.0		9	2	1	1	0	1	0	0	0	0	1	8	12	4.50	1.500																			
Bob Hooper, R ERA: 1.84	3.0		10	1	0	0	2	0	0	0	0	0	0	14	14	0.00	0.333																			
Dave Hoskins, R ERA: 2.61	1.0		3	0	0	0	1	0	0	0	0	0	0	5	5	0.00	0.000																			

Batter	1	2	3	4	5	6	7	8	9	AB	R	H	RBI	BB	SO	LOB	BOTTOM																			
Al Smith, R OBP: 0.409, SLG: 0.437	F7		4-3					K		4	0	0	1	0	1	2	Philadelphia Athletics @ Cleveland Indians Cleveland Municipal Stadium, Cleveland, OH Thu Jun 24 1954, 3:33 AM EDT Att. 4,570 - Unknown																			
Bobby Avila, R OBP: 0.427, SLG: 0.482	F9		F9			F9				4	0	1	0	0	0	1																				
Larry Doby, L OBP: 0.353, SLG: 0.441	4-3			FC6-4				1B		2	0	0	0	2	0	1																				
Al Rosen, R OBP: 0.419, SLG: 0.610		5-3		FC6-4		K			6-3	4	0	1	0	0	1	1																				
Dave Philley, S OBP: 0.282, SLG: 0.364				1B		F8			F9	4	0	1	0	0	0	3																				
Rudy Regalado, R OBP: 0.348, SLG: 0.338		G6-4-3		P4					F9	4	0	0	0	0	2	3																				
George Strickland, R OBP: 0.335, SLG: 0.356			6-3	PO		F8				3	0	0	0	0	0	0																				
Hal Naragon, L OBP: 0.277, SLG: 0.295			1B	4-3					K	2	1	0	0	1	2	0																				
Art Houtteman, R OBP: 0.324, SLG: 0.419									F7	0	0	0	0	0	0	0																				
Dale Mitchell, L OBP: 0.375, SLG: 0.219										1	0	0	0	0	0	0																				
Ray Narleski, R OBP: 0.375, SLG: 0.219										0	0	0	0	0	0	0																				
Dave Pope, L OBP: 0.286, SLG: 0.211										0	0	0	0	0	0	0																				
Bob Hooper, R OBP: 0.375, SLG: 0.211										0	0	0	0	0	0	0																				
Bill Glynn, L OBP: 0.325, SLG: 0.328										1	0	0	0	0	0	0																				
Dave Hoskins, L OBP: 0.325, SLG: 0.328										0	0	0	0	0	0	0																				
Inning Stats	R: 0 E: 0 K: 0 S: 3	H: 0 LOB: 0 BB: 0 P: 3	R: 0 E: 0 K: 0 S: 3	H: 1 LOB: 0 BB: 0 P: 3	R: 1 E: 0 K: 0 S: 4	H: 1 LOB: 1 BB: 1 P: 8	R: 0 E: 0 K: 0 S: 3	H: 1 LOB: 1 BB: 1 P: 7	R: 0 E: 0 K: 1 S: 6	H: 1 LOB: 1 BB: 0 P: 6	R: 0 E: 0 K: 2 S: 7	H: 0 LOB: 0 BB: 0 P: 7	R: 0 E: 0 K: 1 S: 6	H: 1 LOB: 1 BB: 0 P: 6	R: 0 E: 0 K: 1 S: 5	H: 0 LOB: 0 BB: 0 P: 5	1B: 5 2B: 0 3B: 0 HR: 0	SF: 0 SAC: 0 DP: 1 HBP: 0	WP: 0 PB: 0 SB: 0 CS: 0	PA: 34																
PITCHER	IP	WLS	BF	H	R	ER	SO	BB	IBB	HBP	BLK	WP	HR	S	P	ERA	WHIP	PITCHER		IP	WLS	BF	H	R	ER	SO	BB	IBB	HBP	BLK	WP	HR	S	P	ERA	WHIP
Arnie Portocarrero, R ERA: 3.15	9.0	W	33	5	1	1	6	3	0	0	0	0	0	42	54	1.00	0.889																			

AB 34
R 5
H 7
RBI 5
BB 1
SO 4
LOB 7

A

AB 30
R 1
H 5
RBI 1
BB 3
SO 6
LOB 11

C


livebaseballscores.com

livebaseballscores.com

Batter	1	2	3	4	5	6	7	8	9	AB	R	H	RBI	BB	SO	LOB	TOP			
Spook Jacobs, R OBP: 0.336, SLG: 0.306 (1, 4)	6-3		G4-6-3		K		E6		5-3	5	0	0	0	0	1	1	Philadelphia Athletics @ Baltimore Orioles Memorial Stadium, Baltimore, MD Fri Jun 25 1954, 3:33 AM EDT Att: 10,160 - Unknown			
Lou Limmer, L OBP: 0.321, SLG: 0.446 (1, 3)	6-3		F							3	1	2	0	1	0	0				
Jim Finigan, R OBP: 0.379, SLG: 0.436 (1, 5)	K		E6		1-3		E5			4	0	0	0	0	1	4				
Bill Renna, R OBP: 0.342, SLG: 0.473 (1, 9)		6-3								4	0	2	1	0	0	3				
Gus Zernial, R OBP: 0.333, SLG: 0.480 (1, 7)		FC5	P6			6-3			P4	4	0	1	0	0	0	3				
Bill Wilson, R OBP: 0.306, SLG: 0.443 (1, 8)					F6		F5		1-3	3	0	0	0	1	0	1				
Joe Demaestri, R OBP: 0.254, SLG: 0.286 (1, 6)					6-3		4-3		F8	4	0	0	0	0	1	3				
Joe Astroth, R OBP: 0.275, SLG: 0.176 Vic Power, R OBP: 0.269, SLG: 0.315 (9, PH)		FC5			6-3				F7	3	0	0	0	0	0	2				
Marion Fricano, R OBP: 0.105, SLG: 0.105 Ozzie Van Brabant, R OBP: 0.453, SLG: 0.295 Don Bollweg, L OBP: 0.333, SLG: 0.295 (5, PH) Moe Birtschy, R OBP: 0.187, SLG: 0.167 Elmer Valo, L OBP: 0.369, SLG: 0.396 (9, PH)						4-3			P4	1	0	1	0	0	0	0				
Inning Stats	R: 0 E: 0 K: 1 S: 5	H: 0 LOB: 0 BB: 0 P: 5	R: 0 E: 0 K: 1 S: 6	H: 1 LOB: 2 BB: 1 P: 10	R: 1 E: 1 K: 0 S: 6	H: 3 LOB: 2 BB: 0 P: 6	R: 0 E: 0 K: 0 S: 3	H: 0 LOB: 0 BB: 0 P: 3	R: 0 E: 0 K: 0 S: 4	H: 1 LOB: 1 BB: 0 P: 4	R: 0 E: 2 K: 0 S: 6	H: 1 LOB: 3 BB: 0 P: 6	R: 0 E: 0 K: 0 S: 3	H: 0 LOB: 0 BB: 0 P: 3	R: 0 E: 0 K: 0 S: 3	H: 0 LOB: 0 BB: 0 P: 3		1B: 4 2B: 2 3B: 0 HR: 0	SF: 0 SAC: 0 DP: 1 HBP: 0	WP: 0 PB: 0 SB: 0 CS: 0
PITCHER Duane Pilette, R ERA: 3.21 (1, 1)	IP: 9.0 WLS: W BF: 37 H: 6 R: 1 ER: 0 SO: 3 BB: 2 IBB: 0 HBP: 0 BLK: 0 WP: 0 HR: 0 S: 41 P: 49 ERA: 0.00 WHIP: 0.889																			

Batter	1	2	3	4	5	6	7	8	9	AB	R	H	RBI	BB	SO	LOB	BOTTOM			
Cal Abrams, L OBP: 0.384, SLG: 0.365 (1, 9)			K							5	1	1	0	0	2	6	Philadelphia Athletics @ Baltimore Orioles Memorial Stadium, Baltimore, MD Fri Jun 25 1954, 3:33 AM EDT Att: 10,160 - Unknown			
Dick Kryhoski, L OBP: 0.347, SLG: 0.408 (1, 3)					F5					4	1	2	0	1	0	0				
Chuck Diering, R OBP: 0.388, SLG: 0.379 (1, 8)										5	2	2	1	0	2	2				
Vern Stephens, R OBP: 0.332, SLG: 0.452 (1, 5)										4	0	2	1	0	1	1				
Gil Coan, L OBP: 0.317, SLG: 0.300 (1, 7)										4	1	1	2	0	1	1				
Clint Courtney, L OBP: 0.333, SLG: 0.389 (1, 2)										4	0	2	0	0	0	3				
Bobby Young, L OBP: 0.360, SLG: 0.362 (1, 4)										4	0	3	0	0	0	0				
Billy Hunter, R OBP: 0.255, SLG: 0.254 (1, 6)										3	0	0	0	1	0	4				
Duane Pilette, R OBP: 0.143, SLG: 0.115 (1, 1)										3	0	0	0	1	2	5				
Inning Stats	R: 4 E: 0 K: 1 S: 11	H: 6 LOB: 3 BB: 1 P: 15	R: 0 E: 0 K: 2 S: 7	H: 1 LOB: 0 BB: 0 P: 7	R: 0 E: 0 K: 1 S: 7	H: 2 LOB: 3 BB: 1 P: 11	R: 1 E: 0 K: 0 S: 5	H: 2 LOB: 1 BB: 0 P: 5	R: 0 E: 0 K: 0 S: 3	H: 0 LOB: 0 BB: 0 P: 3	R: 0 E: 0 K: 0 S: 3	H: 0 LOB: 1 BB: 1 P: 7	R: 0 E: 0 K: 2 S: 9	H: 2 LOB: 2 BB: 0 P: 9	R: 0 E: 0 K: 2 S: 7	H: 0 LOB: 0 BB: 0 P: 7		1B: 11 2B: 2 3B: 0 HR: 0	SF: 0 SAC: 0 DP: 0 HBP: 0	WP: 1 PB: 0 SB: 0 CS: 0
PITCHER Marion Fricano, R ERA: 5.1 (1, 1) Ozzie Van Brabant, R ERA: 6.12 (1, 1) Moe Birtschy, R ERA: 4.38 (5, 1)	IP: 0.0 WLS: L BF: 5 H: 6 R: 1 ER: 4 SO: 4 BB: 0 IBB: 0 HBP: 0 BLK: 0 WP: 1 HR: 0 S: 5 P: 5 ERA: ∞ WHIP: ∞																			

AB 35
R 1
H 6
RBI 1
BB 2
SO 3
LOB 17




AB 36
R 5
H 13
RBI 4
BB 3
SO 8
LOB 22



Batter	1	2	3	4	5	6	7	8	9	AB	R	H	RBI	BB	SO	LOB	TOP			
Spook Jacobs, R OBP: 0.341, SLG: 0.306										4	0	2	0	0	0	0	Philadelphia Athletics @ Baltimore Orioles Memorial Stadium, Baltimore, MD Sun Jun 27 1954, 3:38 AM EDT Att: 15,792 - Unknown			
Pete Suder, R OBP: 0.244, SLG: 0.266										4	0	0	0	0	1	2				
Lou Limmer, L OBP: 0.313, SLG: 0.395										4	0	0	0	0	0	0				
Bill Renna, R OBP: 0.333, SLG: 0.451										4	1	1	0	0	1	0				
Gus Zernial, R OBP: 0.339, SLG: 0.485										4	1	1	2	0	0	0				
Bill Wilson, R OBP: 0.317, SLG: 0.422										3	0	1	0	0	1	0				
Joe Demaestri, R OBP: 0.248, SLG: 0.278										3	0	0	0	0	0	1				
Billy Shantz, R OBP: 0.321, SLG: 0.389										3	0	0	0	0	1	0				
Al Sima, R OBP: 0.111, SLG: 0.111										3	0	0	0	0	0	0				
Inning Stats	R: 0 E: 0 K: 0 S: 3	H: 0 LOB: 0 BB: 0 P: 3	R: 0 E: 0 K: 0 S: 4	H: 1 LOB: 1 BB: 0 P: 4	R: 0 E: 0 K: 1 S: 6	H: 1 LOB: 1 BB: 0 P: 6	R: 2 E: 0 K: 1 S: 7	H: 2 LOB: 0 BB: 0 P: 7	R: 0 E: 0 K: 1 S: 6	H: 1 LOB: 1 BB: 0 P: 6	R: 0 E: 0 K: 0 S: 5	H: 0 LOB: 0 BB: 0 P: 5	R: 0 E: 0 K: 0 S: 3	H: 0 LOB: 0 BB: 0 P: 3	R: 0 E: 0 K: 0 S: 3	H: 0 LOB: 0 BB: 0 P: 3	1B: 4 2B: 0 3B: 0 HR: 1	SF: 0 SAC: 0 DP: 0 HBP: 0	WP: 0 PB: 0 SB: 0 CS: 0	PA: 32
PITCHER Joe Coleman, R ERA: 2.78	IP: 9.0 WLS: W BF: 32 H: 5 R: 2 ER: 2 SO: 4 BB: 0 IBB: 0 HBP: 0 BLK: 0 WP: 0 HR: 1 S: 40 P: 40 ERA: 2.00 WHIP: 0.556															PITCHER				

Batter	1	2	3	4	5	6	7	8	9	AB	R	H	RBI	BB	SO	LOB	BOTTOM					
Cal Abrams, L OBP: 0.375, SLG: 0.359										4	0	0	0	0	2	0	Philadelphia Athletics @ Baltimore Orioles Memorial Stadium, Baltimore, MD Sun Jun 27 1954, 3:38 AM EDT Att: 15,792 - Unknown					
Jim Fritley, R OBP: 0.301, SLG: 0.388										0	0	0	0	1	0	0						
Jim Brideweser, R OBP: 0.342, SLG: 0.347										5	1	2	0	0	0	4						
Dick Kryhoski, L OBP: 0.339, SLG: 0.393										5	0	1	1	0	0	2						
Vern Stephens, R OBP: 0.329, SLG: 0.443										3	1	1	0	1	0	0						
Chuck Diering, R OBP: 0.408, SLG: 0.422										4	0	2	1	0	0	1						
Sam Mele, R OBP: 0.296, SLG: 0.395										4	0	2	1	0	1	4						
Les Moss, R OBP: 0.300, SLG: 0.288										4	0	0	0	0	0	2						
Billy Hunter, R OBP: 0.256, SLG: 0.255										4	0	2	0	0	0	1						
Joe Coleman, R OBP: 0.191, SLG: 0.311										4	1	1	0	0	0	1						
Inning Stats	R: 1 E: 0 K: 2 S: 10	H: 3 LOB: 2 BB: 0 P: 10	R: 0 E: 0 K: 0 S: 3	H: 1 LOB: 0 BB: 0 P: 3	R: 0 E: 0 K: 1 S: 5	H: 0 LOB: 0 BB: 0 P: 5	R: 1 E: 0 K: 0 S: 4	H: 1 LOB: 1 BB: 1 P: 8	R: 0 E: 0 K: 0 S: 4	H: 1 LOB: 1 BB: 0 P: 4	R: 0 E: 0 K: 0 S: 4	H: 0 LOB: 0 BB: 0 P: 4	R: 0 E: 1 K: 0 S: 4	H: 0 LOB: 1 BB: 0 P: 4	R: 0 E: 1 K: 0 S: 4	H: 1 LOB: 1 BB: 0 P: 4	R: 1 E: 0 K: 0 S: 5	H: 3 LOB: 3 BB: 1 P: 9	1B: 9 2B: 2 3B: 0 HR: 0	SF: 0 SAC: 0 DP: 2 HBP: 0	WP: 0 PB: 0 SB: 0 CS: 0	PA: 39
PITCHER Al Sima, L ERA: 2.3	IP: 8.2 WLS: L BF: 39 H: 11 R: 3 ER: 3 SO: 3 BB: 1 IBB: 1 HBP: 0 BLK: 0 WP: 0 HR: 0 S: 43 P: 51 ERA: 3.12 WHIP: 1.385															PITCHER						

AB 32
R 2
H 5
RBI 2
BB 0
SO 4
LOB 3



AB 37
R 3
H 11
RBI 3
BB 2
SO 3
LOB 15



Batter	1	2	3	4	5	6	7	8	9	AB	R	H	RBI	BB	SO	LOB	TOP			
Eddie Yost, R OBP: 0.384, SLG: 0.355 (1, 5)	0-0 1B 4-1 SF8	0-0 1B 1-3 2-H		4-0 BB		0-0 P4 1-2		0-0 F7		4	1	2	1	1	0	3	Washington Senators @ Philadelphia Athletics Connie Mack Stadium, Philadelphia, PA Tue Jun 29 1954, 3:33 AM EDT Att: 2,647 - Unknown AB 35 R 2 H 9 RBI 2 BB 6 SO 4 LOB 25			
Johnny Pesky, L OBP: 0.333, SLG: 0.333 (1, 4)	0-0 4-1 1-2	0-0 F7		0-0 P4			0-0 F8	0-0 4-3		5	0	0	0	0	0	6				
Mickey Vernon, L OBP: 0.367, SLG: 0.585 (1, 3)	0-0 1B 2-3	0-0 F8		0-0 P4			0-0 P4		0-0 3B	5	0	2	0	0	0	3				
Roy Sievers, R OBP: 0.336, SLG: 0.421 (1, 7)	0-0 SF8 3-H		0-3 K		0-0 L8		4-0 1B BB	0-0 P5		3	0	0	1	1	1	1				
Jim Busby, R OBP: 0.342, SLG: 0.449 (1, 8)	0-0 1-2 1B		0-0 S 1B		0-0 F2		0-0 1-2 1B	0-0 5-3		5	0	3	0	0	0	1				
Pete Runnels, L OBP: 0.372, SLG: 0.426 (1, 6)	0-0 1-4-3		0-3 K		0-3 K		0-0 1-3	0-0 3-1		5	0	0	0	0	2	6				
Tom Umphlett, R OBP: 0.276, SLG: 0.294 (1, 9)		0-0 F7	4-0 1-2 BB		0-0 F8			0-0 BB 1B		3	0	1	0	1	0	0				
Joe Tipton, R OBP: 0.327, SLG: 0.310 (8, PH)		4-0 1B BB	0-3 K		4-0 FC4-6 BB		4-0 1-2 BB			1	1	0	0	2	1	2				
Tom Wright, L OBP: 0.343, SLG: 0.379 (8, FR)										0	0	0	0	1	0	0				
Jerry Snyder, R OBP: 0.348, SLG: 0.314 (8, 2)										0	0	0	0	0	0	0				
Ed Fitz Gerald, R OBP: 0.245, SLG: 0.224 (1, 1)		0-0 1B 1-2 1B		0-0 F8		0-0 FC4-6 1-2 E		0-0 F7		4	0	1	0	0	0	3				
Inning Stats	R: 1 E: 0 K: 0 S: 6	H: 3 LOB: 2 BB: 0 P: 6	R: 1 E: 0 K: 0 S: 5	H: 2 LOB: 2 BB: 1 P: 9	R: 0 E: 0 K: 3 S: 10	H: 1 LOB: 1 BB: 1 P: 14	R: 0 E: 0 K: 0 S: 3	H: 0 LOB: 1 BB: 0 P: 7	R: 0 E: 1 K: 0 S: 5	H: 0 LOB: 1 BB: 1 P: 7	R: 0 E: 0 K: 0 S: 4	H: 1 LOB: 2 BB: 1 P: 8	R: 0 E: 0 K: 0 S: 4	H: 1 LOB: 2 BB: 0 P: 8	R: 0 E: 0 K: 0 S: 4	H: 1 LOB: 1 BB: 0 P: 4	1B: 8 2B: 1 3B: 1 HR: 0	SF: 1 SAC: 0 DP: 0 HBP: 0	WP: 0 PB: 0 SB: 1 CS: 0	PA: 42
PITCHER Arnie Portocarrero, R ERA: 3.06 (1, 1)	IP: 9.0 WLS: W BF: 42	H: 9 R: 2 ER: 2 SO: 4	BB: 6 IBB: 0 HBP: 0 BLK: 0	WP: 0 HR: 0 S: 44 P: 68	ERA: 2.00 WHIP: 1.667															

Batter	1	2	3	4	5	6	7	8	9	AB	R	H	RBI	BB	SO	LOB	BOTTOM			
Spook Jacobs, R OBP: 0.342, SLG: 0.305 (1, 4)	4-0 FC1-6 BB		0-0 L5	0-0 4-3		0-0 1-3		0-0 1B		4	0	1	0	1	0	4	Washington Senators @ Philadelphia Athletics Connie Mack Stadium, Philadelphia, PA Tue Jun 29 1954, 3:33 AM EDT Att: 2,647 - Unknown AB 33 R 3 H 10 RBI 2 BB 3 SO 6 LOB 26			
Pete Suder, R OBP: 0.342, SLG: 0.298 (1, 5)	0-0 FC1-6 1-2 FC4-6		0-0 1B		0-0 G6-4-3 1B		0-0 E 2B	0-0 5-3		5	1	3	0	0	0	2				
Lou Limmer, L OBP: 0.311, SLG: 0.389 (1, 3)	0-0 P6		0-0 BB 1B		0-0 G6-4-3 1-2		0-0 FC3 2-H 3B			4	1	1	0	0	0	2				
Bill Renna, R OBP: 0.336, SLG: 0.460 (1, 9)	0-0 FC4-6 1-2		4-0 1-2 BB		0-0 P3		0-0 2-H 3B			3	0	1	1	1	0	1				
Gus Zernial, R OBP: 0.342, SLG: 0.483 (1, 7)		1-0 6-3 1B HBP	0-3 K		0-0 SH1-4 1B		0-0 1-3			3	1	1	0	0	1	4				
Bill Wilson, R OBP: 0.324, SLG: 0.426 (1, 8)		0-0 6-3 1-2 1B	0-0 1-5-3		0-0 SH1-4 1-2 1B		0-3 K			4	0	2	0	0	1	4				
Joe Demaestri, R OBP: 0.245, SLG: 0.275 (1, 6)		0-0 6-3 1-2 2-3		0-3 K		0-0 SH1-4 1-2 2-3		0-3 K		3	0	0	0	0	2	3				
Joe Astroth, R OBP: 0.270, SLG: 0.171 (1, 2)		0-0 6-3		0-0 FC1-6 1B		4-0 IBB		0-0 6-3		3	0	1	1	1	0	1				
Arnie Portocarrero, R OBP: 0.179, SLG: 0.250 (1, 1)		3-H K		0-3 FC1-6 1-2		0-3 K		0-0 P3		4	0	0	0	0	2	5				
Inning Stats	R: 0 E: 0 K: 0 S: 3	H: 0 LOB: 1 BB: 1 P: 7	R: 1 E: 0 K: 1 S: 6	H: 1 LOB: 1 BB: 0 P: 7	R: 0 E: 0 K: 1 S: 7	H: 2 LOB: 3 BB: 1 P: 11	R: 0 E: 0 K: 1 S: 6	H: 1 LOB: 1 BB: 0 P: 6	R: 0 E: 0 K: 0 S: 3	H: 1 LOB: 0 BB: 0 P: 3	R: 0 E: 0 K: 1 S: 7	H: 2 LOB: 3 BB: 1 P: 11	R: 2 E: 1 K: 2 S: 10	H: 2 LOB: 1 BB: 0 P: 10	R: 0 E: 0 K: 0 S: 4	H: 1 LOB: 1 BB: 0 P: 4		1B: 8 2B: 1 3B: 1 HR: 0	SF: 0 SAC: 1 DP: 1 HBP: 1	WP: 0 PB: 0 SB: 0 CS: 0
PITCHER Mickey McDermott, L ERA: 3.48 (1, 1)	IP: 8.0 WLS: L BF: 38	H: 10 R: 3 ER: 2 SO: 6	BB: 2 IBB: 1 HBP: 1 BLK: 0	WP: 0 HR: 0 S: 46 P: 59	ERA: 2.25 WHIP: 1.500															

Batter	1	2	3	4	5	6	7	8	9	AB	R	H	RBI	BB	SO	LOB	TOP					
Eddie Yost, R OBP: 0.391, SLG: 0.361 (1, 5)										4	1	3	1	1	1	0	Washington Senators @ Philadelphia Athletics Connie Mack Stadium, Philadelphia, PA Wed Jun 30 1954, 3:33 AM EDT Att: 4,121 - Unknown					
Johnny Pesky, L OBP: 0.325, SLG: 0.324 (1, 4)										5	1	1	0	0	0	6						
Mickey Vernon, L OBP: 0.365, SLG: 0.578 (1, 3)										5	1	1	1	0	0	3						
Tom Wright, L OBP: 0.345, SLG: 0.374 (1, 7)										4	0	1	1	1	1	1						
Jim Busby, R OBP: 0.340, SLG: 0.452 (1, 8)										5	0	1	1	0	0	2						
Pete Runnels, L OBP: 0.370, SLG: 0.421 (1, 6)										3	0	0	0	1	0	3						
Tom Umphlett, R OBP: 0.282, SLG: 0.299 (1, 9)										4	2	2	0	0	0	2						
Ed Fitz Gerald, R OBP: 0.354, SLG: 0.329 (1, 2)										3	1	2	0	0	0	0						
Camilo Pascual, R Bunky Stewart, L Clyde Volmer, R Chuck Stobbs, L Roy Sievers, R Connie Marrero, R (1, 1) (3, 1) (7, PH) (7, 1) (8, PH) (8, 1)										1	0	0	0	0	0	1		0				
Inning Stats	R: 0 E: 0 K: 0 S: 3	H: 1 LOB: 0 BB: 0 P: 3	R: 0 E: 0 K: 0 S: 3	H: 0 LOB: 1 BB: 1 P: 7	R: 0 E: 0 K: 2 S: 7	H: 0 LOB: 0 BB: 0 P: 7	R: 1 E: 0 K: 0 S: 5	H: 2 LOB: 1 BB: 0 P: 5	R: 1 E: 0 K: 0 S: 5	H: 2 LOB: 2 BB: 1 P: 9	R: 0 E: 0 K: 1 S: 5	H: 0 LOB: 1 BB: 1 P: 9	R: 4 E: 1 K: 0 S: 8	H: 5 LOB: 1 BB: 0 P: 8	R: 1 E: 0 K: 0 S: 5	H: 2 LOB: 1 BB: 0 P: 5		R: 0 E: 0 K: 0 S: 3	H: 0 LOB: 0 BB: 0 P: 3	1B: 9 2B: 2 3B: 1 HR: 0	SF: 0 SAC: 1 DP: 0 HBP: 0	WP: 0 PB: 0 SB: 0 CS: 1
PITCHER	IP WLS BF H R ER SO BB IBB HBP BLK WP HR S P ERA WHIP	6.0 28 8 5 5 3 3 0 0 0 0 0 0 31 43 7.50 1.833	3.0 W 13 4 2 1 0 0 0 0 0 0 0 13 13 3.00 1.333																			

Batter	1	2	3	4	5	6	7	8	9	AB	R	H	RBI	BB	SO	LOB	BOTTOM					
Spook Jacobs, R OBP: 0.343, SLG: 0.307 (1, 4)										5	0	2	0	0	0	5	Washington Senators @ Philadelphia Athletics Connie Mack Stadium, Philadelphia, PA Wed Jun 30 1954, 3:33 AM EDT Att: 4,121 - Unknown					
Pete Suder, R OBP: 0.261, SLG: 0.303 (1, 5)									5	0	1	0	0	0	2							
Lou Limmer, L OBP: 0.315, SLG: 0.400 (1, 3)										5	2	2	0	0	2							
Bill Renna, R OBP: 0.333, SLG: 0.450 (1, 9)										4	1	0	0	1	1							
Gus Zernial, R OBP: 0.343, SLG: 0.486 (1, 7)										5	2	2	2	0	1	0						
Bill Wilson, R OBP: 0.345, SLG: 0.500 (1, 8)										4	3	3	3	1	0	0						
Joe Demaestri, R OBP: 0.245, SLG: 0.272 (1, 6)										2	0	0	1	1	0	1						
Billy Shantz, R OBP: 0.326, SLG: 0.388 (1, 2)										3	0	1	1	1	0	1						
Marion Francano, R OBP: 0.182, SLG: 0.143 Sonny Dixon, S (1, 1) (7, 1)									2	0	1	0	1	0	0	1						
Inning Stats	R: 0 E: 0 K: 0 S: 4	H: 1 LOB: 1 BB: 0 P: 4	R: 0 E: 0 K: 0 S: 3	H: 0 LOB: 3 BB: 3 P: 15	R: 4 E: 0 K: 0 S: 7	H: 5 LOB: 2 BB: 2 P: 15	R: 1 E: 0 K: 2 S: 8	H: 1 LOB: 0 BB: 0 P: 8	R: 0 E: 0 K: 0 S: 3	H: 0 LOB: 0 BB: 0 P: 3	R: 0 E: 0 K: 0 S: 4	H: 1 LOB: 1 BB: 0 P: 4	R: 2 E: 1 K: 0 S: 6	H: 3 LOB: 1 BB: 0 P: 6	R: 0 E: 0 K: 0 S: 3	H: 0 LOB: 0 BB: 0 P: 3		R: 1 E: 0 K: 0 S: 3	H: 1 LOB: 0 BB: 0 P: 3	1B: 7 2B: 3 3B: 0 HR: 2	SF: 1 SAC: 0 DP: 0 HBP: 0	WP: 0 PB: 0 SB: 1 CS: 0
PITCHER	IP WLS BF H R ER SO BB IBB HBP BLK WP HR S P ERA WHIP	2.2 18 12 2 1 0 2 0 0 0 0 0 16 16 0.00 0.600	3.1 2 1 0 2 0 0 0 0 0 0 0 6 6 9.00 3.000	1.0 6 3 2 1 0 0 0 0 0 0 0 1 6 6 5.40 0.600																		


Batter	1	2	3	4	5	6	7	8	9	AB	R	H	RBI	BB	SO	LOB	TOP								
Spook Jacobs, R OBP: 0.347, SLG: 0.307 (1, 4)	F7		FC		1B				BB	3	1	1	0	2	0	1	Philadelphia Athletics @ Boston Red Sox Fenway Park, Boston, MA Fri Jul 02, 1954, 3:33 AM EDT Att: 12,913 - Unknown livebaseballscorecards.com								
Eddie Joost, R OBP: 0.400, SLG: 0.441 (1, 5)	K		G6-4-3		1B		P4		BB	4	0	1	2	1	1	4									
Lou Limmer, L OBP: 0.310, SLG: 0.390 (1, 3)			3-1		E6		F8		BB	5	0	1	0	0	0	6									
Bill Renna, R OBP: 0.328, SLG: 0.442 (1, 9)	F7			L7	4-3					4	0	0	0	0	0	3									
Gus Zernial, R OBP: 0.337, SLG: 0.477 (1, 7)		F7		K		6-3			L9	4	0	0	0	0	1	0									
Bill Wilson, R OBP: 0.342, SLG: 0.520 (1, 8)		HR		K					5-3	4	1	1	1	0	2	0									
Joe Demaestri, R OBP: 0.242, SLG: 0.268 (1, 6)		F7			6-3	5-3			P4	4	0	0	0	0	0	0									
Billy Shantz, R OBP: 0.326, SLG: 0.394 (9, PH)		5-3			4-3					3	0	1	0	0	0	0									
Don Bollweg, L OBP: 0.335, SLG: 0.310 (9, PH)							2B		SF9	1	1	1	0	0	0	0									
Bob Trice, R OBP: 0.372, SLG: 0.462 (9, PH)			G6-4-3	FC	1B		P3		SF9	2	1	1	0	1	0	1									
Elmer Valo, L OBP: 0.388, SLG: 0.393 (9, PH)					1B	BB				0	0	0	1	0	0	0									
Inning Stats	R: 0 E: 0 K: 1 S: 6	H: 1 LOB: 1 BB: 0 P: 6	R: 1 E: 0 K: 0 S: 4	H: 1 LOB: 0 BB: 0 P: 4	R: 0 E: 0 K: 0 S: 4	H: 1 LOB: 1 BB: 0 P: 4	R: 0 E: 0 K: 2 S: 7	H: 0 LOB: 0 BB: 0 P: 7	R: 2 E: 1 K: 0 S: 6	H: 2 LOB: 2 BB: 1 P: 10	R: 0 E: 0 K: 1 S: 5	H: 0 LOB: 0 BB: 0 P: 5	R: 0 E: 0 K: 0 S: 4	H: 1 LOB: 2 BB: 1 P: 8	R: 0 E: 0 K: 0 S: 3	H: 0 LOB: 0 BB: 0 P: 3	R: 1 E: 0 K: 0 S: 4	H: 1 LOB: 2 BB: 2 P: 12	1B: 4 2B: 1 3B: 1 HR: 1	SF: 1 SAC: 0 DP: 1 HBP: 0	WP: 0 PB: 0 SB: 0 CS: 0	PA: 39			
PITCHER	IP	WLS	BF	H	R	ER	SO	BB	IBB	HBP	BLK	WP	HR	S	P	ERA	WHIP								
Tom Brewer, R ERA: 3.32 (1, 1)	8.2	W	38	7	4	4	4	4	0	0	0	0	1	42	58	4.15	1.269								
Ellis Kinder, R ERA: 3.42 (9, 1)	0.1	S	1	0	0	0	0	0	0	0	0	0	0	1	1	0.00	0.000								

Batter	1	2	3	4	5	6	7	8	9	AB	R	H	RBI	BB	SO	LOB	BOTTOM								
Mitt Bolling, R OBP: 0.339, SLG: 0.397 (1, 6)	F2		1-3		1B		FC6-4	1-3		4	1	0	0	1	0	2	Philadelphia Athletics @ Boston Red Sox Fenway Park, Boston, MA Fri Jul 02, 1954, 3:33 AM EDT Att: 12,913 - Unknown livebaseballscorecards.com								
Billy Goodman, L OBP: 0.353, SLG: 0.359 (1, 3)	F7			2B	1B		F7			4	1	2	2	0	0	1									
Ted Williams, L OBP: 0.488, SLG: 0.581 (1, 7)				K	1B					3	1	2	1	1	1	1									
Jackie Jensen, R OBP: 0.322, SLG: 0.431 (1, 9)	F8				1B		F8		BB	4	0	1	1	0	0	3									
Karl Olson, R OBP: 0.371, SLG: 0.443 (1, 8)		K		1-3		6-3			2B	4	1	1	0	0	1	1									
Sammy White, R OBP: 0.316, SLG: 0.426 (1, 2)		6-3		6-3		P6			BB	3	1	0	0	1	0	1									
Ted Lepcio, R OBP: 0.363, SLG: 0.394 (1, 4)		5-3				P4				4	0	1	0	0	0	3									
Grady Hatton, L OBP: 0.333, SLG: 0.296 (1, 5)			F2		BB		F9		BB	3	2	1	3	1	0	0									
Tom Brewer, R OBP: 0.269, SLG: 0.320 (1, 1)					BB				BB	4	1	2	1	0	0	2									
Ellis Kinder, R OBP: 0.231, SLG: 0.231 (9, 1)			1-3		FC1-5					0	0	0	0	0	0	0									
Inning Stats	R: 0 E: 0 K: 0 S: 4	H: 1 LOB: 1 BB: 0 P: 4	R: 0 E: 0 K: 1 S: 5	H: 0 LOB: 0 BB: 0 P: 5	R: 0 E: 0 K: 0 S: 3	H: 0 LOB: 0 BB: 0 P: 3	R: 1 E: 0 K: 1 S: 7	H: 2 LOB: 1 BB: 0 P: 7	R: 3 E: 0 K: 0 S: 5	H: 3 LOB: 1 BB: 2 P: 13	R: 0 E: 0 K: 0 S: 3	H: 0 LOB: 0 BB: 0 P: 3	R: 0 E: 0 K: 0 S: 4	H: 1 LOB: 1 BB: 0 P: 4	R: 4 E: 0 K: 0 S: 6	H: 3 LOB: 1 BB: 2 P: 14	1B: 6 2B: 2 3B: 2 HR: 0	SF: 0 SAC: 0 DP: 0 HBP: 0	WP: 0 PB: 0 SB: 0 CS: 0	PA: 37					
PITCHER	IP	WLS	BF	H	R	ER	SO	BB	IBB	HBP	BLK	WP	HR	S	P	ERA	WHIP								
Bob Trice, R ERA: 5.09 (1, 1)	8.0	L	37	10	8	8	2	4	0	0	0	0	0	37	53	9.00	1.750								

Batter	1	2	3	4	5	6	7	8	9	AB	R	H	RBI	BB	SO	LOB	TOP				
Spook Jacobs, R OBP: 0.345, SLG: 0.304 (1, 4)	6-3	SF9		F3				4-3		3	0	1	1	0	2						
Eddie Joest, R OBP: 0.422, SLG: 0.447 (1, 5)	1B	G4-6-3		1B				1B		4	1	2	2	1	1	4					
Lou Limmer, L OBP: 0.314, SLG: 0.390 (1, 3)	P3			1B				1B		5	0	2	0	0	0	1					
Bill Renna, R OBP: 0.333, SLG: 0.443 (1, 9)	1B			HR				L3		4	1	2	1	1	0	2					
Gus Zernial, R OBP: 0.339, SLG: 0.489 (1, 7)	F7			HR				F9		5	1	2	2	0	1	4					
Bill Wilson, R OBP: 0.336, SLG: 0.500 (1, 8)		1B		F8				K		4	1	0	0	0	2	3					
Joe Demaestri, R OBP: 0.241, SLG: 0.267 (1, 6)		1B		P6				5-3		5	1	1	0	0	1	0					
Joe Astroth, R OBP: 0.280, SLG: 0.188 (1, 2)		SF9		PB				4-3		4	1	2	0	0	0	0					
Alex Kellner, R OBP: 0.175, SLG: 0.184 (1, 1)		G4-6-3		FC2				K		4	1	2	1	0	1	1					
Inning Stats	R: 0 E: 0 K: 0 S: 4	H: 1 LOB: 2 BB: 1 P: 8	R: 2 E: 0 K: 0 S: 5	H: 3 LOB: 1 BB: 0 P: 6	R: 2 E: 0 K: 0 S: 4	H: 1 LOB: 0 BB: 1 P: 8	R: 3 E: 1 K: 1 S: 10	H: 4 LOB: 2 BB: 0 P: 10	R: 0 E: 0 K: 1 S: 6	H: 1 LOB: 1 BB: 0 P: 6	R: 0 E: 0 K: 2 S: 7	H: 0 LOB: 0 BB: 0 P: 7	R: 0 E: 0 K: 0 S: 4	H: 2 LOB: 1 BB: 0 P: 4	R: 0 E: 0 K: 1 S: 5	H: 0 LOB: 0 BB: 0 P: 5	1B: 12 2B: 1 3B: 0 HR: 1	SF: 1 SAC: 0 DP: 2 HBP: 1	WP: 0 PB: 1 SB: 0 CS: 0	PA: 43	
PITCHER	IP	WLS	BF	H	R	ER	SO	BB	IBB	HBP	BLK	WP	HR	S	P	ERA	WHIP				
Tex Clevenger, R ERA: 5.82 (1, 1)	0.1		2	0	0	0	0	1	0	0	0	0	0	1	5	0.00	3.000				
Sid Hudson, R ERA: 4.54 (1, 1)	0.2	L	7	4	2	2	0	0	0	1	0	0	0	6	7	27.00	6.000				
Russ Kemmerer, R ERA: 6.75 (2, 1)	2.0		7	1	2	2	0	1	0	0	0	0	1	6	10	9.00	1.000				
Hal Brown, R ERA: 4.53 (4, 1)	4.0		20	6	3	2	5	1	0	0	0	0	0	29	33	4.50	1.750				
Frank Sullivan, R ERA: 3.39 (8, 1)	2.0		7	2	0	0	1	0	0	0	0	0	0	9	9	0.00	1.000				

Philadelphia Athletics @ Boston Red Sox
Fenway Park, Boston, MA
Sat Jul 03 1954, 3:33 AM EDT
Att: 7,232 - Unknown

AB 38
R 7
H 13
RBI 7
BB 3
SO 6
LOB 17



Batter	1	2	3	4	5	6	7	8	9	AB	R	H	RBI	BB	SO	LOB	BOTTOM				
Mitt Bolling, R OBP: 0.332, SLG: 0.388 (1, 6)	F9		L6-4		K			K	K	5	0	0	0	0	3	4					
Billy Goodman, L OBP: 0.347, SLG: 0.353 (1, 3)	F8		F8				1-3	K		4	0	0	0	0	1	2					
Ted Williams, L OBP: 0.496, SLG: 0.579 (1, 7)	6-3			WP						2	1	1	0	2	0	0					
Jackie Jensen, R OBP: 0.318, SLG: 0.424 (1, 9)		1-3		P4			F2	F8		4	0	0	0	0	0	3					
Karl Olson, R OBP: 0.367, SLG: 0.437 (1, 8)		K					P3		5-3	4	0	1	1	0	1	1					
Sammy White, R OBP: 0.315, SLG: 0.427 (1, 2)		L7			K				L5	4	0	1	0	0	1	1					
Ted Lepcio, R OBP: 0.365, SLG: 0.396 (1, 4)					F8			L6		4	1	2	0	0	0	2					
Grady Hatton, L OBP: 0.339, SLG: 0.317 (1, 5)				L6-4					1B	3	1	1	1	1	1	1					
Tex Clevenger, R OBP: 0.278, SLG: 0.364 (1, 1)										0	0	0	0	0	0	0					
Sid Hudson, R OBP: 0.143, SLG: 0.140 (1, 1)										0	0	0	0	0	0	0					
Russ Kemmerer, R (2, 1)										0	0	0	0	0	0	0					
Billy Conzolo, R OBP: 0.243, SLG: 0.143 (3, PH)										0	0	0	0	1	0	0					
Hal Brown, R OBP: 0.321, SLG: 0.293 (4, 1)										1	0	0	0	0	0	0					
Don Lenhardt, R OBP: 0.305, SLG: 0.413 (7, PH)										1	0	0	0	0	1	0					
Frank Sullivan, R OBP: 0.175, SLG: 0.050 (8, 1)										0	0	0	0	0	0	0					
Del Wilber, R OBP: 0.083, SLG: 0.083 (9, PH)										1	0	1	1	0	0	0					
Inning Stats	R: 0 E: 0 K: 0 S: 3	H: 0 LOB: 0 BB: 0 P: 3	R: 0 E: 0 K: 1 S: 5	H: 0 LOB: 0 BB: 0 P: 5	R: 0 E: 0 K: 0 S: 3	H: 1 LOB: 2 BB: 2 P: 11	R: 1 E: 0 K: 1 S: 6	H: 1 LOB: 1 BB: 1 P: 10	R: 0 E: 0 K: 0 S: 3	H: 0 LOB: 1 BB: 1 P: 7	R: 0 E: 0 K: 1 S: 6	H: 1 LOB: 1 BB: 0 P: 6	R: 0 E: 0 K: 2 S: 8	H: 1 LOB: 0 BB: 0 P: 8	R: 2 E: 0 K: 1 S: 8	H: 3 LOB: 1 BB: 0 P: 8	1B: 5 2B: 2 3B: 1 HR: 0	SF: 0 SAC: 0 DP: 1 HBP: 0	WP: 1 PB: 0 SB: 0 CS: 0	PA: 37	
PITCHER	IP	WLS	BF	H	R	ER	SO	BB	IBB	HBP	BLK	WP	HR	S	P	ERA	WHIP				
Alex Kellner, L ERA: 3.72 (1, 1)	9.0	W	37	7	3	3	7	4	0	0	0	1	0	47	63	3.00	1.222				

Philadelphia Athletics @ Boston Red Sox
Fenway Park, Boston, MA
Sat Jul 03 1954, 3:33 AM EDT
Att: 7,232 - Unknown

AB 33
R 3
H 7
RBI 3
BB 4
SO 7
LOB 15



Batter	1	2	3	4	5	6	7	8	9	AB	R	H	RBI	BB	SO	LOB	TOP				
Spook Jacobs, R OBP: 0.347, SLG: 0.307 (1, 4)										4	0	2	0	0	0	1	Philadelphia Athletics @ Boston Red Sox Fenway Park, Boston, MA Sun Jul 04 1954, 3:33 AM EDT Att: 13,861 - Unknown				
Eddie Joost, R OBP: 0.417, SLG: 0.425 Jim Finigan, R OBP: 0.385, SLG: 0.433 (7, PH) (7, 5)										2	0	0	0	1	1	2					
Lou Limmer, L OBP: 0.311, SLG: 0.385 (1, 3)										4	0	1	0	0	0	1					
Bill Renna, R OBP: 0.336, SLG: 0.441 (1, 9)										3	0	1	0	1	1	0					
Gus Zernial, R OBP: 0.333, SLG: 0.480 (1, 7)										4	0	0	0	0	1	3					
Bill Wilson, R OBP: 0.341, SLG: 0.495 (1, 8)										3	0	1	0	1	0	1					
Joe Demaestri, R OBP: 0.241, SLG: 0.266 (1, 6)										4	0	1	0	0	1	4					
Billy Shantz, R OBP: 0.324, SLG: 0.391 Joe Astroth, R OBP: 0.291, SLG: 0.193 (1, 2) (2, 2)										1	0	0	0	0	0	1					
Al Sima, R OBP: 0.100, SLG: 0.100 Sonny Dixon, S OBP: 0.091, SLG: 0.182 Pete Suder, R OBP: 0.258, SLG: 0.300 Hal Raether, R (7, PH) Jim Robertson, R OBP: 0.256, SLG: 0.162 (9, PH)										1	0	0	0	0	1	1					
Inning Stats	R: 0 E: 0 K: 0 S: 5	H: 3 LOB: 2 BB: 0 P: 5	R: 0 E: 0 K: 1 S: 5	H: 0 LOB: 1 BB: 1 P: 9	R: 0 E: 0 K: 0 S: 2	H: 0 LOB: 0 BB: 1 P: 6	R: 0 E: 0 K: 1 S: 6	H: 1 LOB: 1 BB: 0 P: 6	R: 0 E: 0 K: 1 S: 6	H: 0 LOB: 2 BB: 1 P: 10	R: 0 E: 0 K: 1 S: 4	H: 2 LOB: 1 BB: 0 P: 4	R: 0 E: 0 K: 1 S: 5	H: 0 LOB: 0 BB: 0 P: 5	R: 0 E: 0 K: 0 S: 4	H: 1 LOB: 1 BB: 0 P: 4		1B: 7 2B: 1 3B: 0 HR: 0	SF: 0 SAC: 0 DP: 3 HBP: 0	WP: 0 PB: 0 SB: 0 CS: 0	PA: 36
PITCHER Leo Kiely, L ERA: 3.49 (1, 1)	IP: 9.0 WLS: W BF: 36 H: 8 R: 0 ER: 0 SO: 5 BB: 3 IBB: 0 HBP: 0 BLK: 0 WP: 0 HR: 0 S: 43 P: 55 ERA: 0.00 WHIP: 1.222															PITCHER					

Batter	1	2	3	4	5	6	7	8	9	AB	R	H	RBI	BB	SO	LOB	BOTTOM				
Mitt Bolling, R OBP: 0.342, SLG: 0.396 (1, 6)										3	1	2	1	2	0	2	Philadelphia Athletics @ Boston Red Sox Fenway Park, Boston, MA Sun Jul 04 1954, 3:33 AM EDT Att: 13,861 - Unknown				
Billy Goodman, L OBP: 0.352, SLG: 0.358 (1, 3)										5	1	3	1	0	0	3					
Ted Williams, L OBP: 0.492, SLG: 0.566 (1, 7)										4	2	1	0	1	0	4					
Jackie Jensen, R OBP: 0.324, SLG: 0.432 Jim Piersall, R OBP: 0.313, SLG: 0.345 (4, PR) (5, 9)										2	2	2	1	1	0	0					
Karl Olson, R OBP: 0.361, SLG: 0.427 (1, 8)										5	0	1	1	0	1	3					
Sammy White, R OBP: 0.318, SLG: 0.440 (1, 2)										4	1	2	3	0	0	0					
Ted Lepcio, R OBP: 0.368, SLG: 0.398 (1, 4)										4	1	2	0	0	0	2					
Grady Hatton, L OBP: 0.351, SLG: 0.327 (1, 5)										3	0	2	0	1	0	0					
Leo Kiely, L OBP: 0.111, SLG: 0.115 (1, 1)										3	0	0	0	1	1	3					
Inning Stats	R: 2 E: 0 K: 0 S: 6	H: 4 LOB: 2 BB: 1 P: 10	R: 1 E: 0 K: 1 S: 7	H: 3 LOB: 0 BB: 0 P: 7	R: 2 E: 0 K: 0 S: 5	H: 2 LOB: 0 BB: 0 P: 5	R: 2 E: 1 K: 0 S: 5	H: 2 LOB: 1 BB: 1 P: 9	R: 0 E: 0 K: 0 S: 5	H: 2 LOB: 2 BB: 0 P: 5	R: 0 E: 0 K: 1 S: 6	H: 1 LOB: 0 BB: 0 P: 6	R: 1 E: 0 K: 0 S: 3	H: 1 LOB: 2 BB: 3 P: 15	R: 0 E: 0 K: 0 S: 2	H: 0 LOB: 0 BB: 1 P: 6		1B: 12 2B: 2 3B: 0 HR: 1	SF: 0 SAC: 0 DP: 2 HBP: 0	WP: 0 PB: 0 SB: 0 CS: 1	PA: 41
PITCHER Al Sima, L ERA: 3.64 Sonny Dixon, R ERA: 3.29 Hal Raether, R ERA: 4.5 (1, 1) (3, 1) (7, 1)	IP: 2.1 WLS: L BF: 15 H: 5 R: 5 ER: 2 SO: 1 BB: 1 IBB: 0 HBP: 0 BLK: 1 WP: 0 HR: 1 S: 16 P: 20 ERA: 19.29 WHIP: 4.286															PITCHER					

Batter	1	2	3	4	5	6	7	8	9	AB	R	H	RBI	BB	SO	LOB	TOP					
Gil McDougald, R OBP: 0.351, SLG: 0.378 (1, 4)										6	1	2	1	0	0	3	New York Yankees @ Philadelphia Athletics Connie Mack Stadium, Philadelphia, PA Mon Jul 05 1954, 3:33 AM EDT Unknown livebaseballscores.com					
Joe Collins, L OBP: 0.400, SLG: 0.490 (1, 3)										6	1	4	2	0	0	1						
Mickey Mantle, S OBP: 0.400, SLG: 0.588 (1, 8)										5	1	1	1	0	2	4						
Yogi Berra, L OBP: 0.340, SLG: 0.465 (1, 2)										3	2	2	0	2	0	1						
Irv Noren, L OBP: 0.383, SLG: 0.429 (1, 9)										4	1	1	0	1	0	4						
Gene Woodling, L OBP: 0.381, SLG: 0.376 (1, 7)										4	0	2	1	1	0	3						
Andy Carey, R OBP: 0.321, SLG: 0.451 (1, 5)										5	0	1	1	0	0	6						
Phil Rizzuto, R OBP: 0.324, SLG: 0.282 (1, 6)										3	0	1	0	1	1	1						
Willy Miranda, S OBP: 0.350, SLG: 0.313 (8, 6)										1	1	1	0	0	0	0						
Harry Byrd, R OBP: 0.292, SLG: 0.261 (1, 1)										3	0	1	1	1	0	4						
Johnny Sain, R OBP: 0.500, SLG: 0.375 (8, 1)										0	0	0	0	0	0	0						
Inning Stats	R: 1 E: 0 K: 1 S: 7	H: 2 LOB: 3 BB: 2 P: 15	R: 0 E: 0 K: 2 S: 8	H: 1 LOB: 2 BB: 1 P: 12	R: 1 E: 0 K: 0 S: 4	H: 2 LOB: 2 BB: 2 P: 12	R: 0 E: 0 K: 0 S: 4	H: 1 LOB: 1 BB: 0 P: 4	R: 1 E: 0 K: 0 S: 6	H: 3 LOB: 2 BB: 0 P: 6	R: 0 E: 0 K: 0 S: 3	H: 0 LOB: 1 BB: 1 P: 7	R: 0 E: 0 K: 0 S: 4	H: 1 LOB: 1 BB: 0 P: 4	R: 3 E: 0 K: 0 S: 7	H: 4 LOB: 1 BB: 0 P: 7	R: 1 E: 0 K: 0 S: 4	H: 2 LOB: 0 BB: 0 P: 4	1B: 10 2B: 4 3B: 0 HR: 2	SF: 0 SAC: 1 DP: 2 HBP: 0	WP: 0 PB: 0 SB: 0 CS: 0	PA: 47
PITCHER	IP WLS BF H R ER SO BB IBB HBP BLK WP HR S P ERA WHIP																					
Arnie Portocarrero, R ERA: 3.31 (1, 1)	7.2 L 42 14 6 6 3 6 0 0 0 0 0 2 42 66 7.04 2.609																					
Dutch Romberger, R ERA: 8.0 (8, 1)	1.1 S 5 2 1 1 0 0 0 0 0 0 0 0 5 5 6.75 1.500																					

Batter	1	2	3	4	5	6	7	8	9	AB	R	H	RBI	BB	SO	LOB	BOTTOM					
Spook Jacobs, R OBP: 0.348, SLG: 0.308 (1, 4)										5	1	2	0	0	0	1	New York Yankees @ Philadelphia Athletics Connie Mack Stadium, Philadelphia, PA Mon Jul 05 1954, 3:33 AM EDT Unknown livebaseballscores.com					
Lou Limmer, L OBP: 0.307, SLG: 0.386 (1, 3)										5	0	1	0	0	0	3						
Jim Finigan, R OBP: 0.387, SLG: 0.432 (1, 5)										3	1	1	0	1	1	1						
Bill Renna, R OBP: 0.331, SLG: 0.433 (1, 9)										4	0	0	0	0	1	3						
Gus Zernial, R OBP: 0.336, SLG: 0.481 (1, 7)										4	1	2	1	0	0	0						
Bill Wilson, R OBP: 0.354, SLG: 0.523 (1, 8)										2	1	1	3	1	0	0						
Joe Demaestri, R OBP: 0.241, SLG: 0.266 (1, 6)										4	0	1	0	0	0	4						
Joe Astroth, R OBP: 0.273, SLG: 0.186 (1, 2)										3	0	0	0	0	0	4						
Don Bollweg, L OBP: 0.335, SLG: 0.308 (9, PH)										1	0	0	0	0	0	0						
Arnie Portocarrero, R OBP: 0.167, SLG: 0.231 (1, 1)										3	0	0	0	0	1	0						
Dutch Romberger, R ERA: 4.03 (8, 1)										0	0	0	0	0	0	0						
Elmer Valo, L OBP: 0.393, SLG: 0.393 (9, PH)										0	0	0	0	1	0	0						
Inning Stats	R: 0 E: 0 K: 0 S: 3	H: 0 LOB: 0 BB: 0 P: 3	R: 0 E: 0 K: 0 S: 3	H: 0 LOB: 0 BB: 0 P: 4	R: 0 E: 0 K: 0 S: 4	H: 1 LOB: 1 BB: 0 P: 4	R: 0 E: 0 K: 0 S: 5	H: 2 LOB: 3 BB: 1 P: 9	R: 0 E: 0 K: 2 S: 8	H: 1 LOB: 1 BB: 0 P: 8	R: 0 E: 0 K: 1 S: 5	H: 0 LOB: 0 BB: 0 P: 5	R: 0 E: 0 K: 0 S: 3	H: 1 LOB: 0 BB: 0 P: 3	R: 4 E: 0 K: 0 S: 6	H: 3 LOB: 0 BB: 1 P: 10	R: 0 E: 0 K: 0 S: 3	H: 0 LOB: 1 BB: 1 P: 7	1B: 6 2B: 1 3B: 0 HR: 1	SF: 0 SAC: 0 DP: 1 HBP: 1	WP: 1 PB: 0 SB: 0 CS: 0	PA: 38
PITCHER	IP WLS BF H R ER SO BB IBB HBP BLK WP HR S P ERA WHIP																					
Harry Byrd, R ERA: 4.03 (1, 1)	7.2 W 33 8 4 4 3 2 0 0 0 0 1 1 36 45 4.70 1.304																					
Johnny Sain, R ERA: 1.91 (8, 1)	1.1 S 5 0 0 0 0 1 0 0 0 0 0 0 4 8 0.00 0.750																					


Batter	1	2	3	4	5	6	7	8	9	AB	R	H	RBI	BB	SO	LOB	TOP										
Gil McDougald, R OBP: 0.348, SLG: 0.374 (1, 4)	5-3		K		F7	K			1B 2B	5	1	1	0	0	2	3	New York Yankees @ Philadelphia Athletics Connie Mack Stadium, Philadelphia, PA Mon Jul 05 1954, 3:38 AM EDT Att: 19,661 - Unknown livebaseballscorecards.com										
Joe Collins, L OBP: 0.400, SLG: 0.483 Eddie Robinson, L OBP: 0.317, SLG: 0.303 (1, 3) (9, 3)	F2			L8		E BB	4-3		2B 1B	4	2	1	0	1	0	0											
Mickey Mantle, S OBP: 0.400, SLG: 0.590 (1, 8)	F8			3B BB		E9 3B	4-3		P4	4	2	1	1	1	0	2											
Yogi Berra, L OBP: 0.344, SLG: 0.476 Charles Silvera, R OBP: 0.429, SLG: 0.333 (1, 2) (9, 2)		G3		1H SF9 3B		HR BB			1B 2B	4	3	2	3	1	0	0											
Irv Noren, L OBP: 0.388, SLG: 0.471 (1, 9) (8, 7)	F8			SF9		1H HR			FC6-4 1B	4	2	3	5	0	0	0											
Gene Woodling, L OBP: 0.379, SLG: 0.374 Hank Bauer, R OBP: 0.383, SLG: 0.471 (1, 7) (8, 9)	4-3			L8		3B 1B			K	4	1	1	0	0	0	0											
Andy Carey, R OBP: 0.329, SLG: 0.465 (1, 5)				G6-4-3 BB		FC3-4 1B			F2 FC6-4	4	0	2	1	1	0	1											
Phil Rizzuto, R OBP: 0.320, SLG: 0.278 Willy Miranda, S OBP: 0.391, SLG: 0.353 (1, 6) (7, 6)			G6-4-3		FC3-4	F5			1B	3	0	0	0	0	0	3											
Tom Morgan, R OBP: 0.231, SLG: 0.360 Tom Gorman, R (7, 1)				5-3		K			F9	3	0	1	0	0	1	2											
Inning Stats	R: 0 E: 0 K: 0 S: 3	H: 0 LOB: 0 BB: 0 P: 3	R: 0 E: 0 K: 0 S: 3	H: 0 LOB: 0 BB: 0 P: 3	R: 0 E: 0 K: 1 S: 5	H: 1 LOB: 1 BB: 1 P: 9	R: 2 E: 0 K: 0 S: 4	H: 1 LOB: 0 BB: 1 P: 8	R: 0 E: 0 K: 0 S: 4	H: 1 LOB: 1 BB: 0 P: 4	R: 5 E: 1 K: 2 S: 11	H: 4 LOB: 1 BB: 2 P: 19	R: 0 E: 0 K: 0 S: 3	H: 0 LOB: 0 BB: 0 P: 3	R: 1 E: 0 K: 0 S: 5	H: 2 LOB: 1 BB: 0 P: 5		R: 3 E: 0 K: 1 S: 9	H: 4 LOB: 1 BB: 0 P: 9	1B: 7 2B: 1 3B: 3 HR: 2	SF: 1 SAC: 0 DP: 1 HBP: 0	WP: 0 PB: 0 SB: 0 CS: 0	PA: 43				
PITCHER	IP	WLS	BF	H	R	ER	SO	BB	IBB	HBP	BLK	WP	HR	S	P	ERA	WHIP										
Marion Fricano, R ERA: 5.66 (1, 1)	5.0	L	23	5	6	6	1	4	0	0	0	0	1	21	37	10.80	1.800										
Moe Burttschy, R ERA: 4.39 (6, 1)	2.0		8	2	1	1	2	0	0	0	0	0	0	12	12	4.50	1.000										
Sonny Dixon, R ERA: 3.88 (8, 1)	2.0		12	6	4	4	1	0	0	0	0	0	1	14	14	18.00	3.000										

Batter	1	2	3	4	5	6	7	8	9	AB	R	H	RBI	BB	SO	LOB	BOTTOM										
Spook Jacobs, R OBP: 0.352, SLG: 0.316 (1, 4)	4-3 1B		1-3				3-1		1B	5	0	3	0	0	0	1	New York Yankees @ Philadelphia Athletics Connie Mack Stadium, Philadelphia, PA Mon Jul 05 1954, 3:38 AM EDT Att: 19,661 - Unknown livebaseballscorecards.com										
Lou Limmer, L OBP: 0.303, SLG: 0.376 (1, 3)	F7		F8		SF7				F9	3	0	0	1	1	0	2											
Jim Finigan, R OBP: 0.380, SLG: 0.423 (1, 5)	4-3 1-2		4-3		4-3		K			4	0	0	0	0	1	4											
Bill Renna, R OBP: 0.329, SLG: 0.430 (1, 9)	6-3				1B 1B		F9 K			4	0	1	0	0	1	3											
Gus Zernial, R OBP: 0.338, SLG: 0.485 (1, 7)		6-3		G1-6-3 1B		1B SF7 2B		K		4	1	2	0	0	1	0											
Bill Wilson, R OBP: 0.356, SLG: 0.522 (1, 8)				F6		2-3 1B		5-3		4	0	2	0	0	0	2											
Joe Demaestri, R OBP: 0.238, SLG: 0.263 (1, 6)		FC4-6 1B		G1-6-3		SF7		P5		3	0	0	1	0	0	3											
Jim Robertson, R OBP: 0.255, SLG: 0.171 (1, 2)		FC4-6 1B			1-3	1-3		F2		4	0	1	0	0	0	1											
Marion Fricano, R OBP: 0.208, SLG: 0.174 Moe Burttschy, R OBP: 0.167, SLG: 0.167 Don Bollweg, L OBP: 0.337, SLG: 0.313 Sonny Dixon, S OBP: 0.091, SLG: 0.182 Elmer Vato, L OBP: 0.390, SLG: 0.389 (1, 1) (6, 1) (7, PH) (8, 1) (9, PH)		FC4-6			2B SF7 1B			F3		2	1	1	0	0	0	2											
Inning Stats	R: 0 E: 0 K: 0 S: 4	H: 1 LOB: 1 BB: 0 P: 4	R: 0 E: 0 K: 0 S: 5	H: 2 LOB: 2 BB: 0 P: 5	R: 0 E: 0 K: 0 S: 3	H: 0 LOB: 0 BB: 0 P: 3	R: 0 E: 0 K: 0 S: 4	H: 2 LOB: 1 BB: 0 P: 4	R: 1 E: 0 K: 0 S: 5	H: 2 LOB: 1 BB: 0 P: 5	R: 0 E: 0 K: 2 S: 8	H: 1 LOB: 2 BB: 1 P: 12	R: 0 E: 0 K: 1 S: 5	H: 0 LOB: 0 BB: 0 P: 5	R: 0 E: 0 K: 0 S: 4	H: 1 LOB: 1 BB: 0 P: 4		1B: 9 2B: 2 3B: 0 HR: 0	SF: 2 SAC: 0 DP: 1 HBP: 0	WP: 0 PB: 0 SB: 0 CS: 0	PA: 38						
PITCHER	IP	WLS	BF	H	R	ER	SO	BB	IBB	HBP	BLK	WP	HR	S	P	ERA	WHIP										
Tom Morgan, R ERA: 4.07 (1, 1)	6.1	W	29	10	2	2	0	1	0	0	0	0	0	28	32	2.84	1.737										
Tom Gorman, R ERA: 1.57 (7, 1)	2.2	S	9	1	0	0	3	0	0	0	0	0	0	15	15	0.00	0.375										

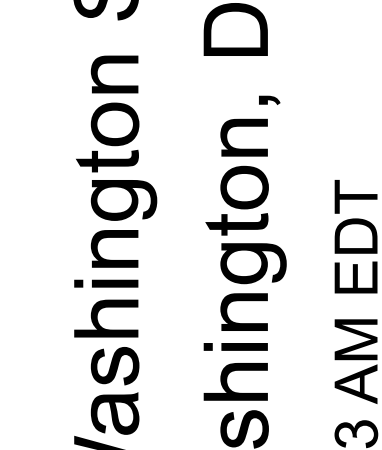
Batter	1	2	3	4	5	6	7	8	9	AB	R	H	RBI	BB	SO	LOB	TOP			
Spook Jacobs, R OBP: 0.393, SLG: 0.314	1-3		FC4-6 BB			F9 BLK 1B BB		4-3		2	1	0	0	2	0	0	Philadelphia Athletics @ Washington Senators Griffith Stadium, Washington, DC Tue Jul 06 1954, 3:33 AM EDT Att: 3,985 - Unknown			
Lou Limmer, L OBP: 0.301, SLG: 0.397	K		FC4-6			F9		HR		4	1	1	1	0	1	2				
Jim Finigan, R OBP: 0.378, SLG: 0.419	F7			6-3		FC5-4 1B		G3		4	0	1	1	0	0	0				
Bill Renna, R OBP: 0.328, SLG: 0.424		6-3				F8 3-H 1B		F8		3	0	0	0	1	0	1				
Gus Zernial, R OBP: 0.341, SLG: 0.485				K		FC5-4				4	0	2	0	0	1	2				
Bill Wilson, R OBP: 0.362, SLG: 0.521		1B								4	0	2	0	0	0	2				
Joe Demaestri, R OBP: 0.234, SLG: 0.259										4	0	0	0	0	0	4				
Joe Astroth, R OBP: 0.262, SLG: 0.178			1-3							4	0	0	0	0	1	3				
Bob Trice, R OBP: 0.356, SLG: 0.439										2	0	0	0	0	0	0				
Vic Power, R OBP: 0.271, SLG: 0.317	1-3									1	0	0	0	0	0	1				
Al Sima, F OBP: 0.100, SLG: 0.100										0	0	0	0	0	0	0				
Jim Robertson, R OBP: 0.250, SLG: 0.167										1	0	0	0	0	1	2				
Inning Stats	R: 0 E: 0 K: 1 S: 5	H: 0 LOB: 0 BB: 0 P: 5	R: 0 E: 0 K: 0 S: 4	H: 1 LOB: 1 BB: 0 P: 4	R: 0 E: 0 K: 0 S: 3	H: 0 LOB: 1 BB: 1 P: 7	R: 0 E: 0 K: 1 S: 5	H: 0 LOB: 1 BB: 1 P: 9	R: 0 E: 0 K: 0 S: 3	H: 0 LOB: 0 BB: 0 P: 3	R: 1 E: 0 K: 0 S: 4	H: 1 LOB: 1 BB: 1 P: 8	R: 0 E: 0 K: 0 S: 4	H: 1 LOB: 0 BB: 0 P: 4	R: 1 E: 0 K: 2 S: 9	H: 1 LOB: 2 BB: 0 P: 9	1B: 5 2B: 0 3B: 0 HR: 1	SF: 0 SAC: 0 DP: 0 HBP: 0	WP: 0 PB: 0 SB: 0 CS: 0	PA: 36
PITCHER Johnny Schmitz, L ERA: 2.79	IP: 9.0 WLS: W BF: 36 H: 6 R: 2 ER: 2 SO: 4 BB: 3 IBB: 0 HBP: 0 BLK: 1 WP: 0 HR: 1 S: 41 P: 53 ERA: 2.00 WHIP: 1.000															PITCHER				

Batter	1	2	3	4	5	6	7	8	9	AB	R	H	RBI	BB	SO	LOB	BOTTOM			
Eddie Yost, R OBP: 0.403, SLG: 0.381	G3 1B		F2			3B 2B	FC3-6 1B			4	1	3	1	0	0	0	Philadelphia Athletics @ Washington Senators Griffith Stadium, Washington, DC Tue Jul 06 1954, 3:33 AM EDT Att: 3,985 - Unknown			
Johnny Pesky, L OBP: 0.320, SLG: 0.352	G3		L6			1B 3B	FC3-6 CS			4	1	1	1	0	0	2				
Mickey Vernon, L OBP: 0.370, SLG: 0.574	G3					1B 3B	CS			4	2	3	1	0	0	1				
Roy Sievers, R OBP: 0.332, SLG: 0.431						5-3 1B	FC6-4 1B			3	0	1	1	1	0	2				
Jim Busby, R OBP: 0.339, SLG: 0.439	5-3					5-3 1B	FC6-4			4	0	1	1	0	0	4				
Pete Runnels, L OBP: 0.365, SLG: 0.405			L7			G4-6-3 1B	F2			4	0	0	0	0	0	3				
Tom Umphlett, R OBP: 0.270, SLG: 0.284						F8 1B	F5			3	0	1	0	0	0	1				
Ed Fitz Gerald, R OBP: 0.353, SLG: 0.331			G1-4-3 1B			L6	SH3-4 1B 2B			3	1	1	0	0	0	1				
Johnny Schmitz, R OBP: 0.208, SLG: 0.174			L4			F7	SH3-4			2	0	0	0	0	0	0				
Inning Stats	R: 0 E: 0 K: 0 S: 4	H: 1 LOB: 2 BB: 1 P: 8	R: 0 E: 0 K: 0 S: 3	H: 1 LOB: 0 BB: 0 P: 3	R: 0 E: 0 K: 0 S: 3	H: 0 LOB: 0 BB: 0 P: 3	R: 1 E: 0 K: 0 S: 4	H: 2 LOB: 0 BB: 0 P: 4	R: 0 E: 0 K: 0 S: 3	H: 0 LOB: 0 BB: 0 P: 3	R: 3 E: 0 K: 0 S: 7	H: 4 LOB: 1 BB: 0 P: 7	R: 1 E: 0 K: 0 S: 4	H: 2 LOB: 0 BB: 0 P: 4	R: 0 E: 0 K: 0 S: 4	H: 1 LOB: 1 BB: 0 P: 4		1B: 6 2B: 3 3B: 2 HR: 0	SF: 0 SAC: 1 DP: 2 HBP: 0	WP: 0 PB: 0 SB: 0 CS: 1
PITCHER Bob Trice, R ERA: 5.14 Al Sima, L ERA: 3.69	IP: 6.0 WLS: L BF: 25 H: 8 R: 4 ER: 4 SO: 4 BB: 1 IBB: 0 HBP: 0 BLK: 0 WP: 0 HR: 0 S: 24 P: 28 ERA: 6.00 WHIP: 1.500															PITCHER				

AB 33
R 2
H 6
RBI 2
BB 3
SO 4
LOB 17



AB 31
R 5
H 11
RBI 5
BB 1
SO 0
LOB 14



Batter	1	2	3	4	5	6	7	8	9	AB	R	H	RBI	BB	SO	LOB	TOP
Mitt Bolling, R OBP: 0.348, SLG: 0.383 (1, 6)	0-0 SH5-3 2B 1B	4-0 G3 BB		4-0 BB BB		0-3 K		0-0 G5-3 BB 1B		3	1	2	0	2	1	1	
Billy Goodman, L OBP: 0.350, SLG: 0.356 (1, 3)	0-0 SH5-3 1-2	0-0 G3 1-2		4-0 BB 1-2 2-3		1-0 BB HBP		0-3 K		2	0	0	0	1	1	3	
Ted Williams, L OBP: 0.507, SLG: 0.586 (1, 7)	4-0 2B SF7 BB	0-0 6-3		0-0 L9		4-0 FC6-4 BB 1-2 2-3		4-0 BB 1-2 2-3		2	1	0	0	3	0	4	
Sammy White, R OBP: 0.325, SLG: 0.438 Mickey Owen, R OBP: 0.333, SLG: 0.300 (1, 2) (3, 2)	0-0 1-3 2H 2B		0-0 1-3		0-0 2B	0-0 FC6-4 1-2		0-0 G5-3 2-3f		2	0	1	1	0	0	0	
Jackie Jensen, R OBP: 0.326, SLG: 0.430 (1, 8)	4-0 IBB		4-0 G5-4-3 BB		0-0 P4		0-0 E6		0-3 K	3	0	0	0	2	1	1	
Ted Lepcio, R OBP: 0.366, SLG: 0.427 (1, 4)	0-0 SF7		0-0 G5-4-3 1-2f		0-0 6-3		0-3 K		0-3 K	4	0	0	1	0	2	3	
Grady Hatton, L OBP: 0.361, SLG: 0.350 (1, 5)	0-0 P5			0-0 F7	0-0 P4		0-0 L5		1-0 HBP	4	0	0	0	0	0	4	
Jim Piersall, R OBP: 0.312, SLG: 0.348 (1, 9)		0-3 K		0-0 BB BB 1B		0-0 BB 2B		0-0 6-3		5	0	2	0	0	1	2	
Leo Kiely, L OBP: 0.136, SLG: 0.290 Russ Kemmerer, R OBP: 0.346, SLG: 0.299 Karl Olson, R OBP: 0.241, SLG: 0.413 Hal Brown, R OBP: 0.310, SLG: 0.415 Don Lenhardt, R OBP: 0.302, SLG: 0.416 Bill Henry, L OBP: 0.200, SLG: 0.125 (1, 1) (5, 1) (6, Ph) (6, 1) (8, Ph) (8, 1)		0-0 HR		0-3 K		0-0 6-3		0-0 BB 1B		2	1	1	1	0	1	1	
Inning Stats	R: 2 E: 0 K: 0 S: 5	H: 2 LOB: 2 BB: 2 P: 13	R: 1 E: 0 K: 1 S: 6	H: 1 LOB: 1 BB: 1 P: 10	R: 0 E: 0 K: 0 S: 2	H: 0 LOB: 0 BB: 1 P: 6	R: 0 E: 0 K: 1 S: 6	H: 1 LOB: 3 BB: 0 P: 4	R: 0 E: 1 K: 1 S: 6	H: 0 LOB: 1 BB: 0 P: 6	R: 0 E: 0 K: 2 S: 7	H: 2 LOB: 2 BB: 0 P: 8	R: 0 E: 0 K: 2 S: 7	H: 0 LOB: 1 BB: 0 P: 8	1B: 4 2B: 3 3B: 0 HR: 1	SF: 1 SAC: 1 DP: 2 HBP: 2	WP: 0 PA: 44 PB: 0 SB: 0 CS: 0
PITCHER Alex Kellner, L ERA: 3.67 (1, 1)	IP: 9.0 WLS: W BF: 44 H: 8 R: 3 ER: 3 SO: 7 BB: 7 IBB: 1 HBP: 2 BLK: 0 WP: 0 HR: 1 S: 48 P: 82 ERA: 3.00 WHIP: 1.667											PITCHER IP: WLS: BF: H: R: ER: SO: BB: IBB: HBP: BLK: WP: HR: S: P: ERA: WHIP					

Boston Red Sox @ Philadelphia Athletics
Connie Mack Stadium, Philadelphia, PA
 Fri Jul 09 1954, 3:33 AM EDT
 Att: 5,625 - Unknown

AB	32
R	3
H	8
RBI	3
BB	8
SO	7
LOB	26



Batter	1	2	3	4	5	6	7	8	9	AB	R	H	RBI	BB	SO	LOB	BOTTOM
Spook Jacobs, R OBP: 0.348, SLG: 0.309 (1, 4)	0-0 4-3		0-0 B1	0-0 L8		0-0 6-3		0-0 5-3		5	0	0	0	0	0	1	
Joe Demaestri, R OBP: 0.241, SLG: 0.285 (1, 6)	4-0 G3-6-3 BB		0-0 HR		0-0 HR	0-3 K		0-0 5-3		4	2	2	2	1	1	0	
Jim Finigan, R OBP: 0.380, SLG: 0.415 (1, 5)	0-0 G3-6-3 1-2f		4-0 HR BB		0-0 P6		4-0 2B BB			2	2	0	0	2	0	1	
Bill Renna, R OBP: 0.331, SLG: 0.439 (1, 9)		0-0 L7	0-0 1-H HR		0-0 1-3 BB 1B		0-0 L8			4	1	2	2	0	0	1	
Gus Zernial, R OBP: 0.343, SLG: 0.488 (1, 7)		0-0 P3	0-3 K		4-0 1-3 BB		0-0 1-H IHR 2B			3	1	1	1	1	1	0	
Bill Wilson, R OBP: 0.366, SLG: 0.545 (1, 8)		0-0 E 1B E 1B	0-0 P4		0-0 1-2 2-3 1-3		0-0 2-H IHR			4	2	2	2	0	0	2	
Vic Power, R OBP: 0.280, SLG: 0.319 (1, 3)		0-0 E5 E 1B		4-0 SH2-3 BB	4-0 BB		0-3 K			2	1	1	0	2	1	0	
Joe Astroth, R OBP: 0.262, SLG: 0.181 (1, 2)		0-0 E4 2-H 3-H 1B		0-3 K	0-0 L8		0-0 F7			4	0	1	2	0	1	4	
Alex Kellner, R OBP: 0.163, SLG: 0.171 (1, 1)		0-3 K		0-0 SH2-3 1-2		0-0 5-3		0-0 6-3		3	0	0	0	0	1	1	
Inning Stats	R: 0 E: 0 K: 0 S: 2	H: 0 LOB: 0 BB: 1 P: 6	R: 2 E: 2 K: 1 S: 8	H: 3 LOB: 1 BB: 0 P: 8	R: 3 E: 0 K: 1 S: 7	H: 2 LOB: 0 BB: 1 P: 11	R: 0 E: 0 K: 1 S: 5	H: 0 LOB: 3 BB: 2 P: 13	R: 0 E: 0 K: 1 S: 5	H: 0 LOB: 0 BB: 1 P: 5	R: 3 E: 0 K: 1 S: 7	H: 2 LOB: 0 BB: 1 P: 11	R: 0 E: 0 K: 0 S: 3	H: 0 LOB: 0 BB: 0 P: 3	1B: 4 2B: 1 3B: 0 HR: 4	SF: 0 SAC: 1 DP: 1 HBP: 0	WP: 0 PA: 38 PB: 0 SB: 0 CS: 0
PITCHER Leo Kiely, L ERA: 3.91 (1, 1)	IP: 4.1 WLS: L BF: 23 H: 7 R: 6 ER: 3 SO: 3 BB: 4 IBB: 0 HBP: 0 BLK: 0 WP: 0 HR: 3 S: 25 P: 41 ERA: 10.38 WHIP: 2.538											PITCHER IP: WLS: BF: H: R: ER: SO: BB: IBB: HBP: BLK: WP: HR: S: P: ERA: WHIP					
Russ Kemmerer, R ERA: 4.22 (5, 1)	0.2	3	0	0	0	0	1	0	0	0	0	0	2	6	0.00	1.500	
Hal Brown, R ERA: 6.09 (6, 1)	2.0	9	2	3	3	2	1	0	0	0	0	0	12	16	13.50	1.500	
Bill Henry, L ERA: 5.0 (8, 1)	1.0	3	0	0	0	0	0	0	0	0	0	0	3	3	0.00	0.000	

Boston Red Sox @ Philadelphia Athletics
Connie Mack Stadium, Philadelphia, PA
 Fri Jul 09 1954, 3:33 AM EDT
 Att: 5,625 - Unknown

AB	31
R	9
H	9
RBI	9
BB	6
SO	5
LOB	10




Batter	1	2	3	4	5	6	7	8	9	AB	R	H	RBI	BB	SO	LOB	TOP			
Mitt Bolling, R OBP: 0.347, SLG: 0.382	F8	3-4-1 1B	P2			5-3	F7		E S 1B	6	2	2	0	0	0	1				
Jim Piersall, R OBP: 0.321, SLG: 0.364	BB 1B	3-4-1 1B			L6	1-3		P3	1-3	6	2	2	1	0	0	1				
Ted Williams, L OBP: 0.333, SLG: 0.625	1B	3-4-1				E1		BB 1B	BB 1B	4	2	2	0	1	0	2				
Charlie Maxwell, L OBP: 0.318, SLG: 0.291	1B	1-2 2-3				BB 1B		BB 1B	WP 1B	1	1	1	1	0	0	0				
Sammy White, R OBP: 0.332, SLG: 0.441	4-3 1B	BB 1B			F8	BB 1B		BB 1B	3-H 1B	6	2	4	3	0	0	2				
Billy Goodman, L OBP: 0.360, SLG: 0.370	4-3 1B	FC6-4 BB			4-3	1B		1-2 2-3	1B	4	1	2	3	2	0	2				
Jackie Jensen, R OBP: 0.326, SLG: 0.425	4-3	FC6-4				BB 1B		1-2 2-3	BB 1B	5	0	1	2	0	1	6				
Ted Lepcio, R OBP: 0.359, SLG: 0.426	K					F9		F8	1B BB	4	0	0	0	1	1	4				
Grady Hatton, L OBP: 0.364, SLG: 0.382		F8				L4		6-3	1-2 2-H 1B	5	0	2	1	0	0	0				
Tom Brewer, R OBP: 0.281, SLG: 0.355		1B 1B 2B				K		K	K	5	1	2	0	0	3	3				
Inning Stats	R: 2 E: 0 K: 1 S: 8	H: 3 LOB: 2 BB: 1 P: 12	R: 3 E: 0 K: 0 S: 7	H: 4 LOB: 2 BB: 1 P: 11	R: 0 E: 0 K: 0 S: 4	H: 1 LOB: 1 BB: 0 P: 4	R: 0 E: 0 K: 0 S: 4	H: 1 LOB: 1 BB: 0 P: 4	R: 0 E: 0 K: 2 S: 8	H: 1 LOB: 2 BB: 1 P: 10	R: 0 E: 0 K: 1 S: 5	H: 0 LOB: 0 BB: 0 P: 5	R: 3 E: 0 K: 1 S: 9	H: 4 LOB: 2 BB: 1 P: 13	R: 1 E: 0 K: 0 S: 5	H: 2 LOB: 1 BB: 0 P: 5	1B: 15 2B: 3 3B: 0 HR: 0	SF: 0 SAC: 0 DP: 0 HBP: 0	WP: 2 PB: 0 SB: 1 CS: 0	PA: 50
PITCHER	IP WLS BF H R ER SO BB IBB HBP BLK WP HR S P ERA WHIP																			
Marion Fricano, R ERA: 6.09	(1, 1)	2.0	L	15	7	5	5	1	2	0	0	0	0	0	0	15	23	22.50	4.500	
Al Sima, L ERA: 3.52	(3, 1)	6.0		30	9	5	3	4	2	0	0	0	0	0	36	44	4.50	1.833		
Moe Burtis, R ERA: 4.4	(9, 1)	1.0		5	2	1	1	0	0	0	0	0	0	1	0	5	5	9.00	2.000	

Boston Red Sox @ Philadelphia Athletics
 Connie Mack Stadium, Philadelphia, PA
 Sun Jul 11 1954, 3:38 AM EDT
 Att: 7,445 - Unknown

livebaseballscorecards.com

AB 46
 R 11
 H 18
 RBI 11
 BB 4
 SO 5
 LOB 21




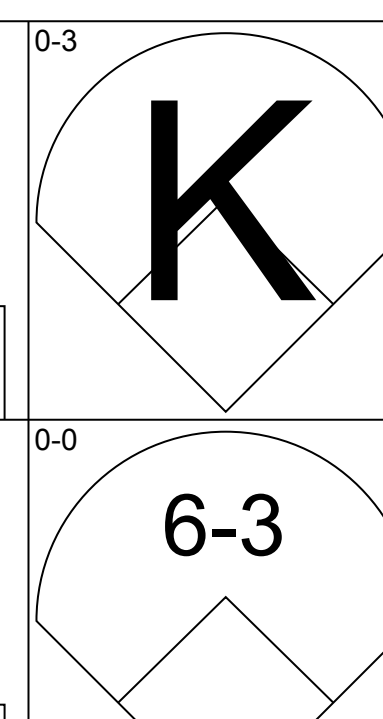
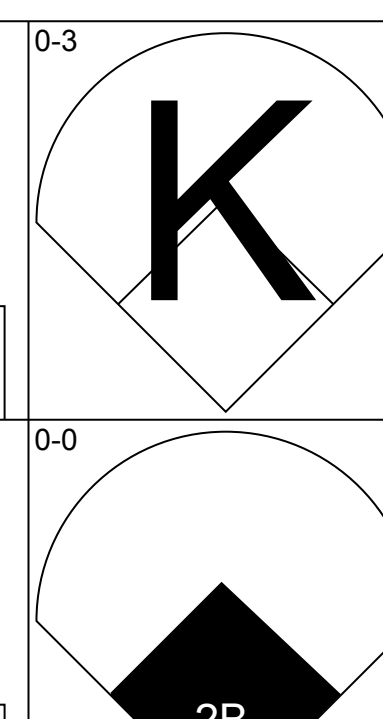
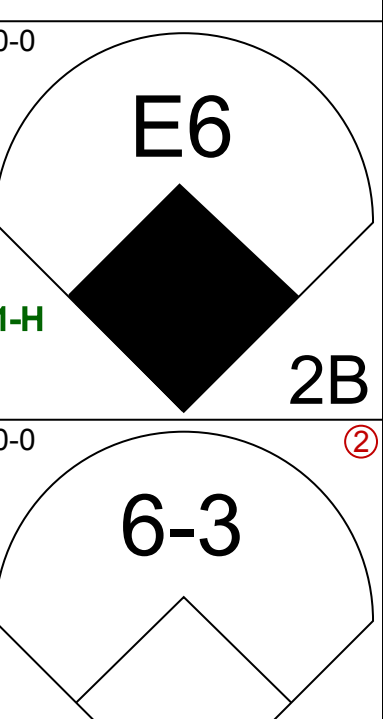
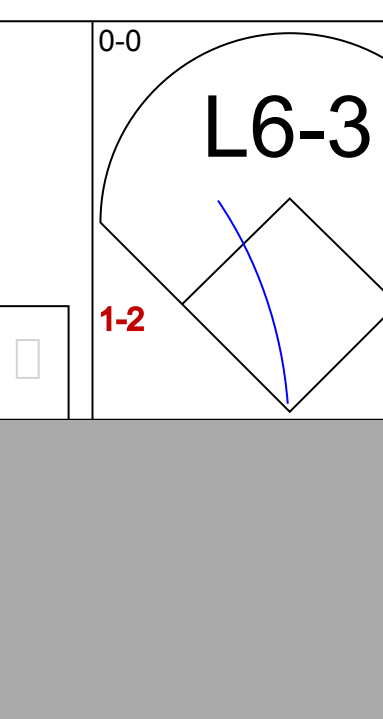
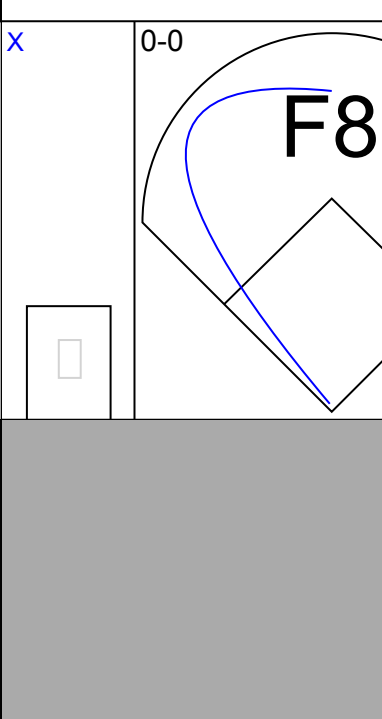
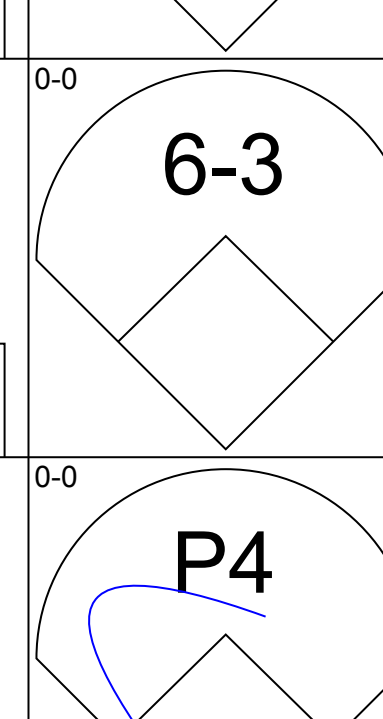
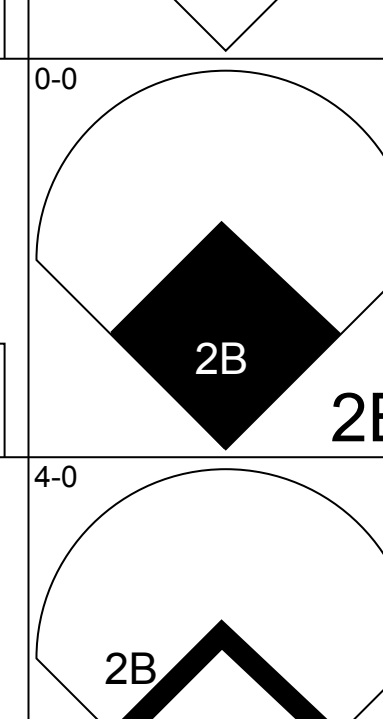
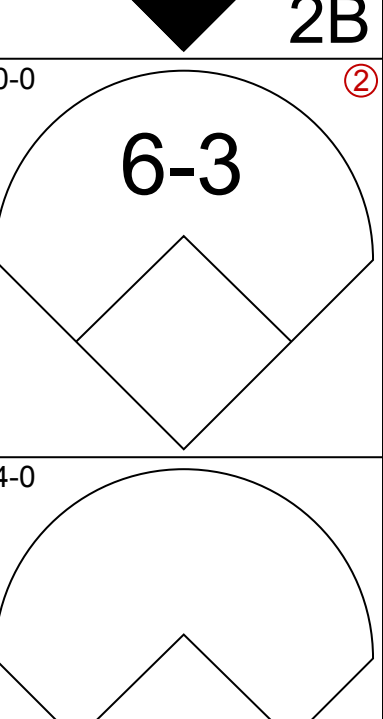
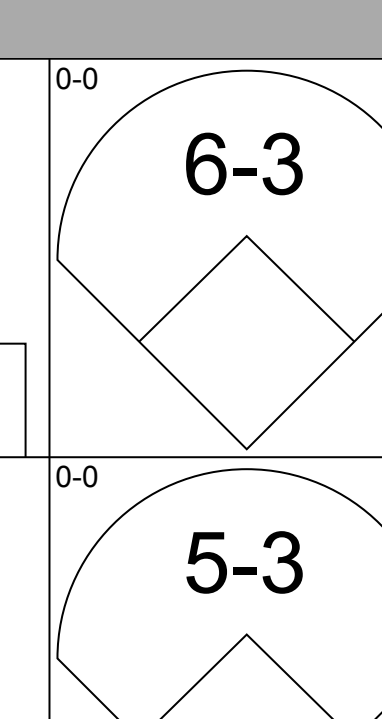
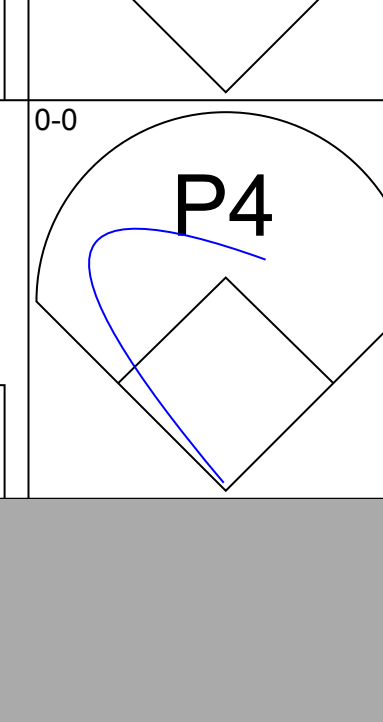
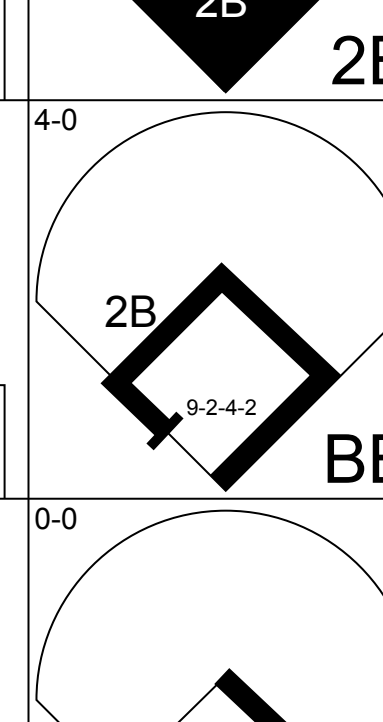
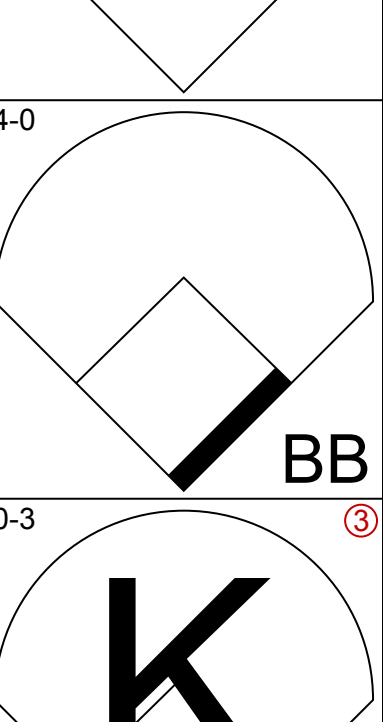
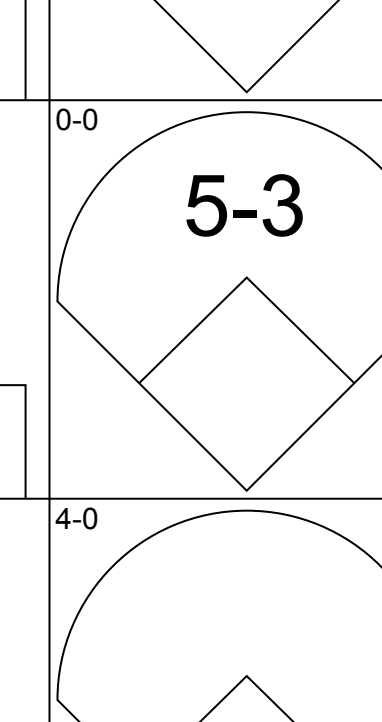
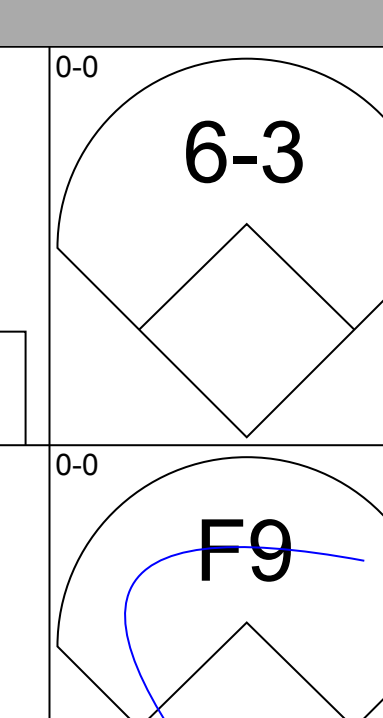
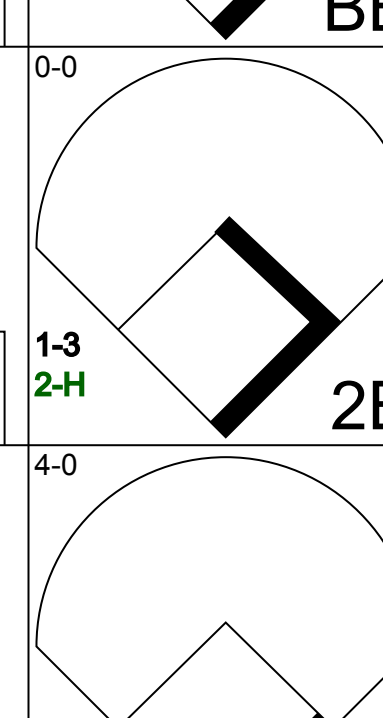
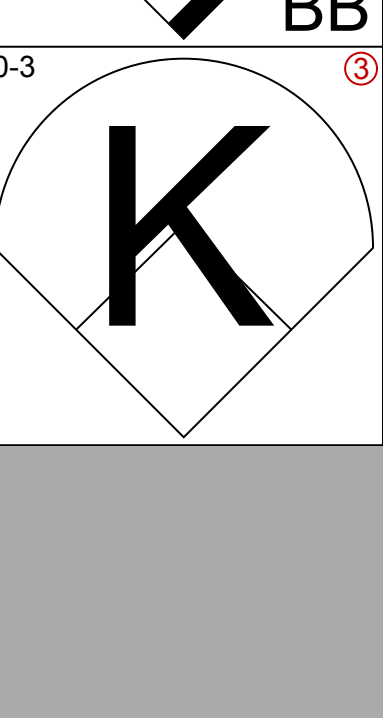
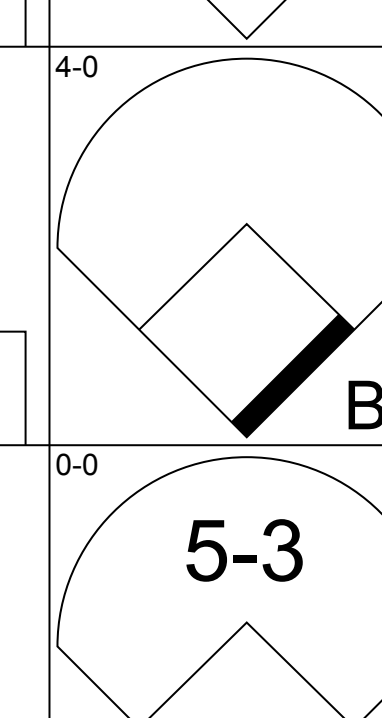
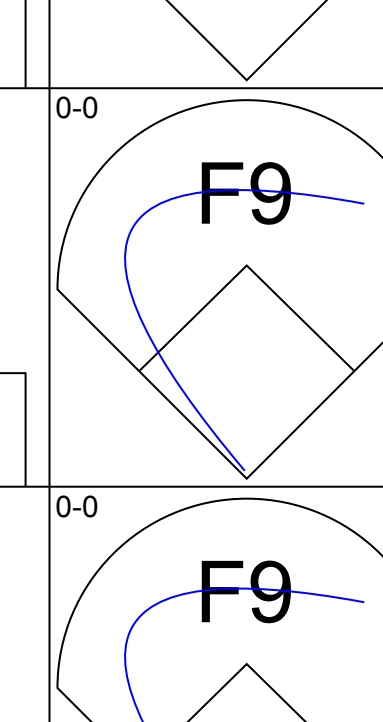
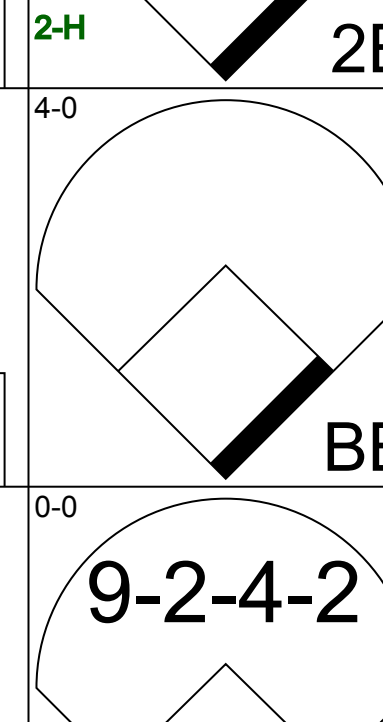
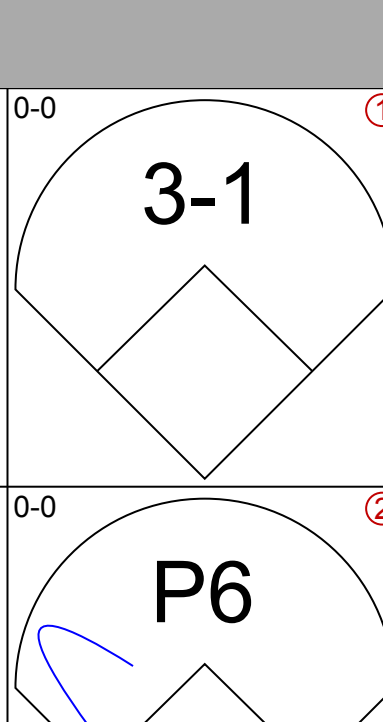
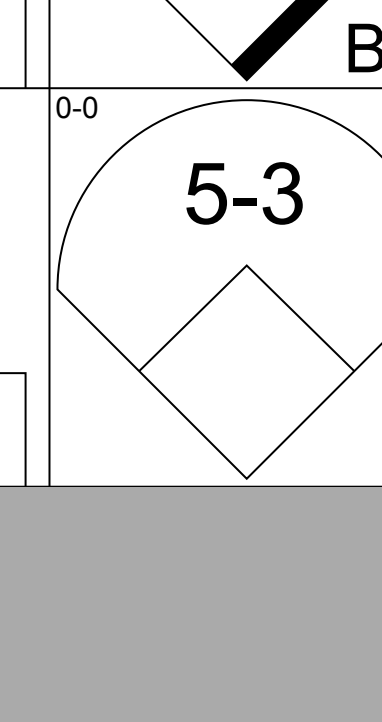
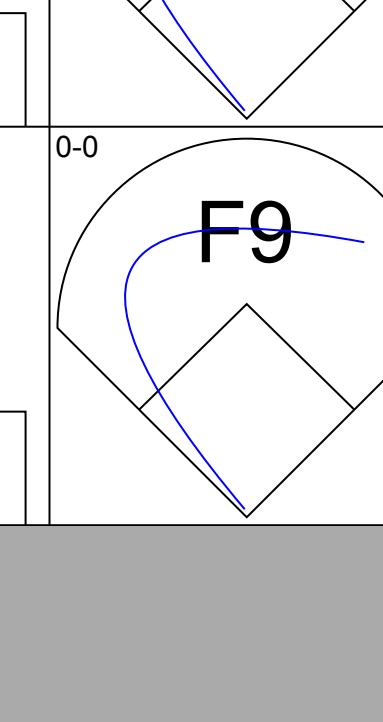
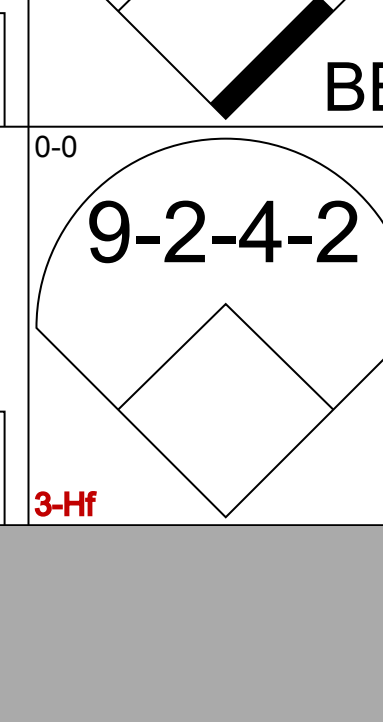
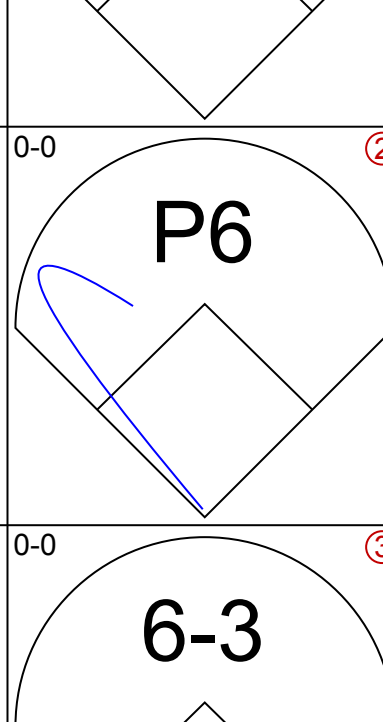
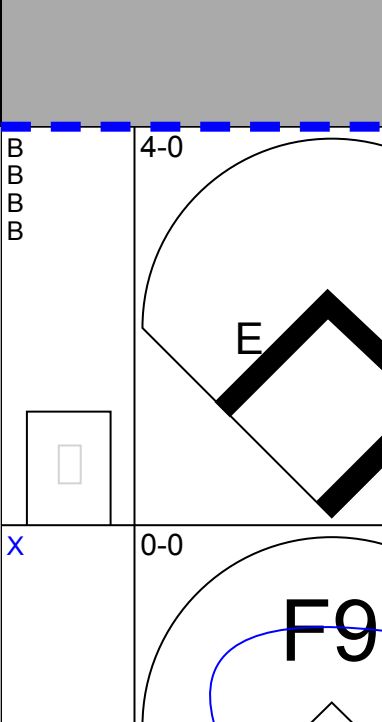
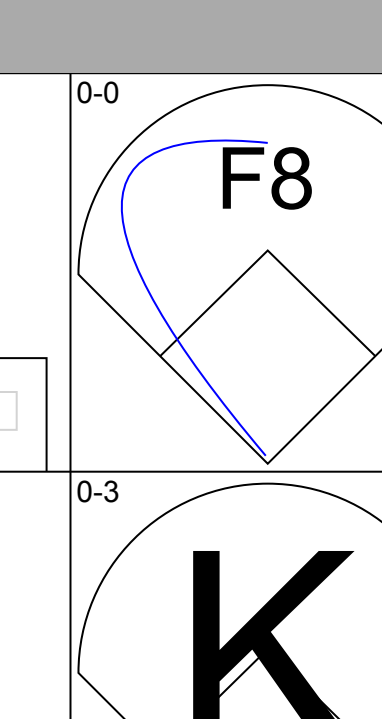
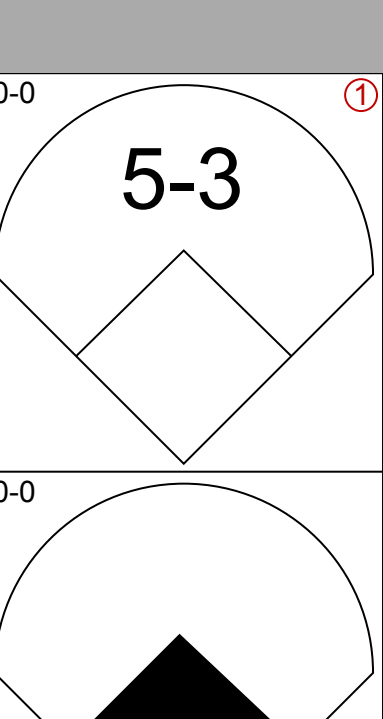
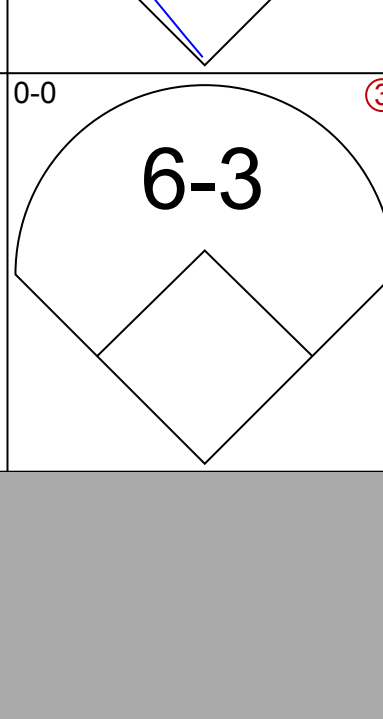
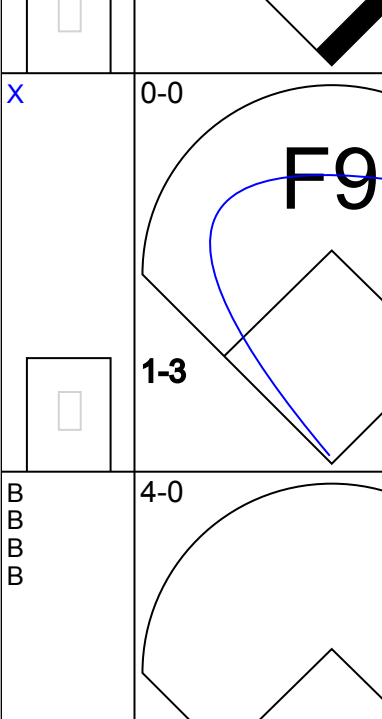
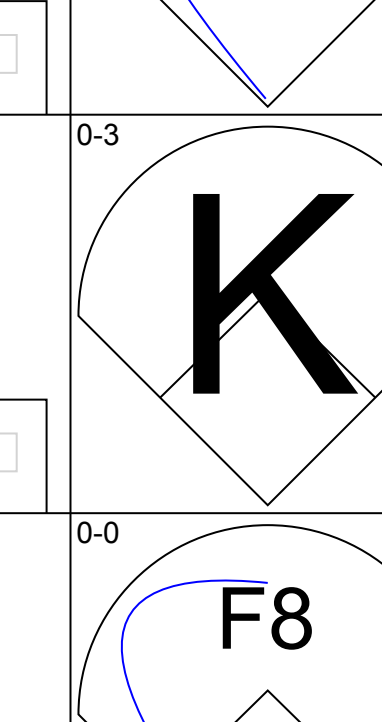
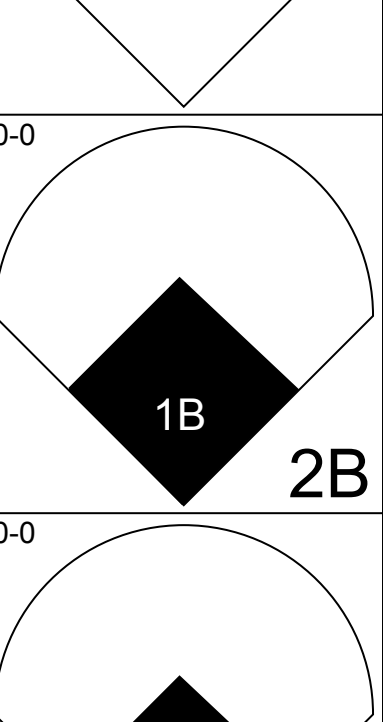
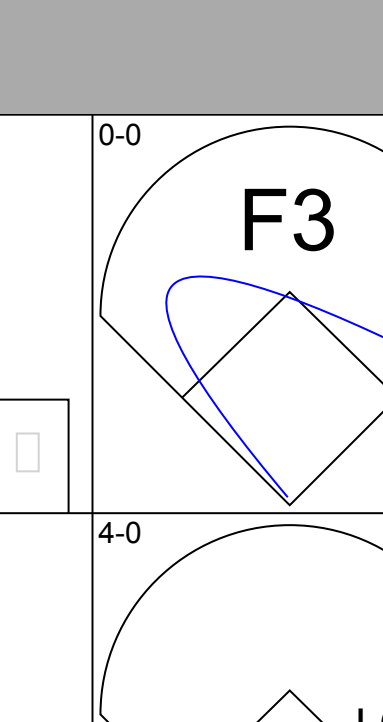
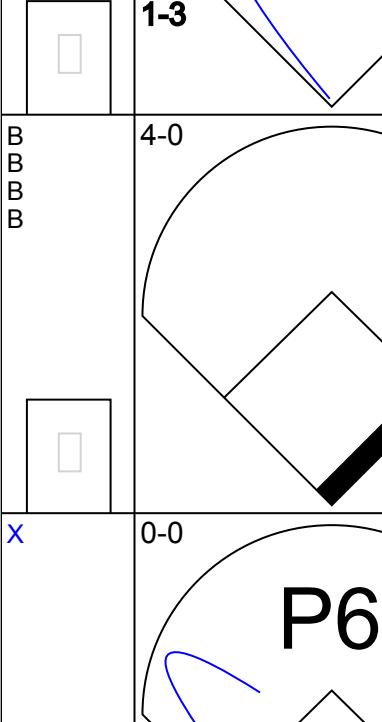
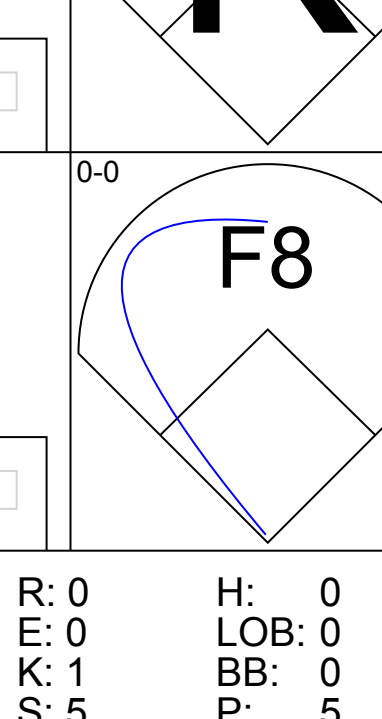
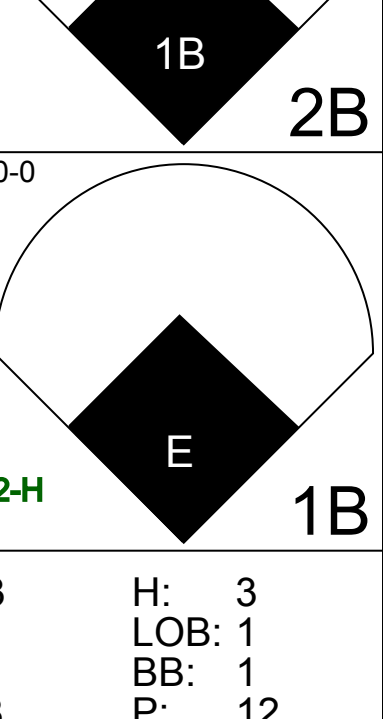
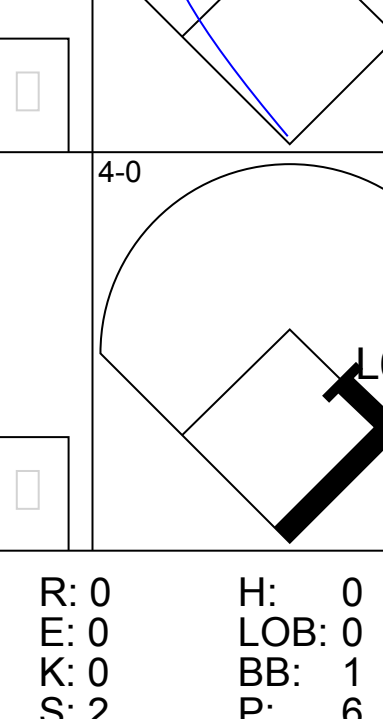
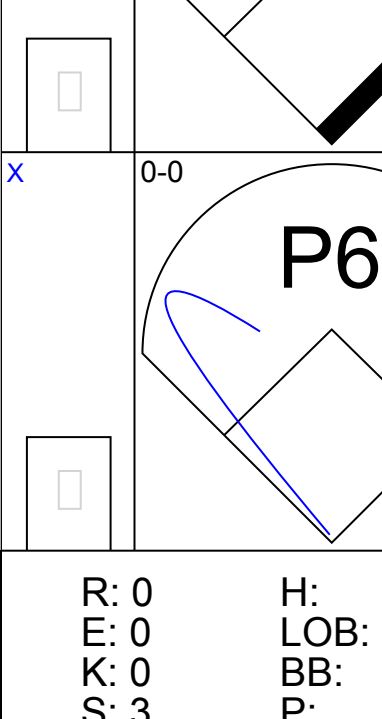
Batter	1	2	3	4	5	6	7	8	9	AB	R	H	RBI	BB	SO	LOB	BOTTOM			
Joe Demaestri, R OBP: 0.243, SLG: 0.281	L4	BB				FC3-6 1B	F9			3	0	1	0	1	0	0				
Don Bollweg, L OBP: 0.323, SLG: 0.298	4-3	F9				FC3-6 1B	4-3			4	0	0	0	0	0	4				
Jim Finigan, R OBP: 0.373, SLG: 0.400	FC6-4 BB					F9	FC4-6 1B			3	0	1	0	1	1	0				
Bill Renna, R OBP: 0.330, SLG: 0.433	FC6-4					FC4-6	FC4-6			4	0	1	0	0	0	3				
Elmer Valo, L OBP: 0.383, SLG: 0.375		P5				L4-3	F2			4	0	0	0	0	0	1				
Vic Power, R OBP: 0.281, SLG: 0.316		BB 1B 4-3 BB				E6 L6-3	1B			3	1	1	0	1	0	0				
Pete Suder, R OBP: 0.258, SLG: 0.298		4-3 BB 1B				F9	P3			4	0	1	0	0	0	2				
Jim Robertson, R OBP: 0.273, SLG: 0.208		4-3 BB				L6-3	F7			3	0	0	0	1	0	2				
Marion Fricano, R OBP: 0.208, SLG: 0.174		4-3				6-3				0	0	0	0	0	0	0				
Joe Astroth, R OBP: 0.265, SLG: 0.182										1	0	0	1	0	0	2				
Al Sima, P OBP: 0.083, SLG: 0.083										2	0	0	0	0	0	0				
Moe Burtis, R OBP: 0.167, SLG: 0.167										0	0	0	0	0	0	0				
Inning Stats	R: 0 E: 0 K: 0 S: 3	H: 0 LOB: 1 BB: 1 P: 7	R: 0 E: 0 K: 0 S: 4	H: 1 LOB: 3 BB: 3 P: 16	R: 0 E: 0 K: 0 S: 3	H: 1 LOB: 0 BB: 0 P: 3	R: 0 E: 0 K: 0 S: 3	H: 0 LOB: 0 BB: 0 P: 3	R: 0 E: 0 K: 0 S: 4	H: 1 LOB: 1 BB: 0 P: 4	R: 0 E: 0 K: 1 S: 5	H: 0 LOB: 0 BB: 0 P: 5	R: 0 E: 0 K: 0 S: 3	H: 0 LOB: 0 BB: 0 P: 3	R: 0 E: 0 K: 0 S: 3	H: 0 LOB: 0 BB: 0 P: 3	1B: 5 2B: 2 3B: 0 HR: 0	SF: 0 SAC: 0 DP: 2 HBP: 0	WP: 0 PB: 0 SB: 0 CS: 0	PA: 35
PITCHER	IP WLS BF H R ER SO BB IBB HBP BLK WP HR S P ERA WHIP																			
Tom Brewer, R ERA: 3.71	(1, 1)	9.0	W	35	5	1	1	1	4	0	0	0	0	0	33	49	1.00	1.000		

Boston Red Sox @ Philadelphia Athletics
 Connie Mack Stadium, Philadelphia, PA
 Sun Jul 11 1954, 3:38 AM EDT
 Att: 7,445 - Unknown

livebaseballscorecards.com

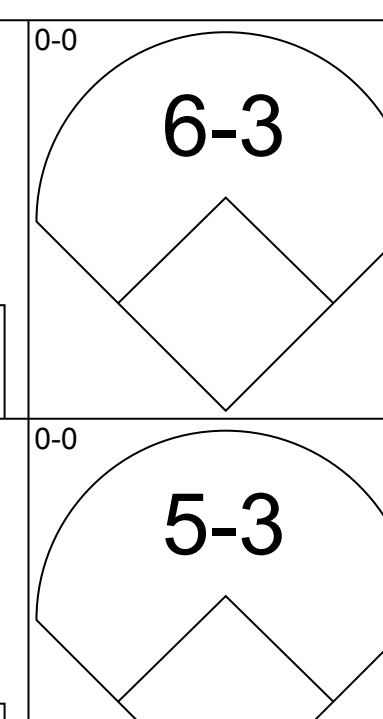
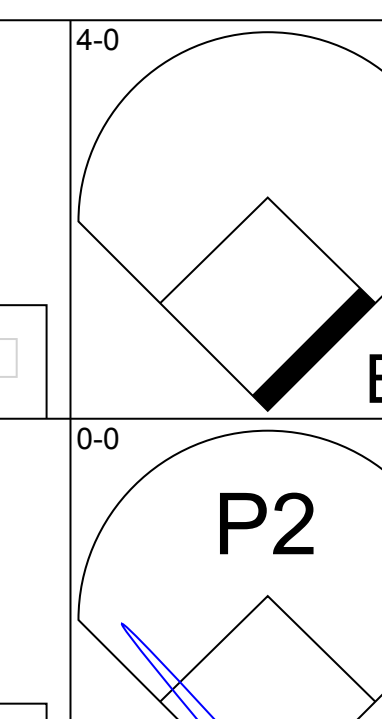
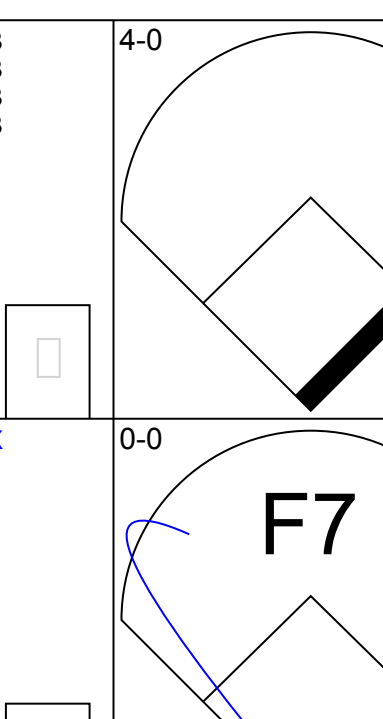
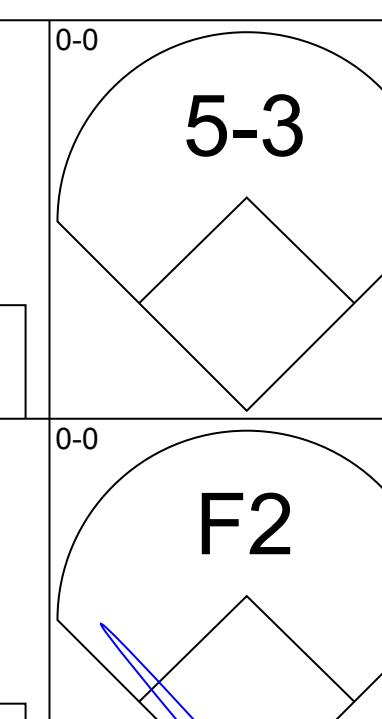
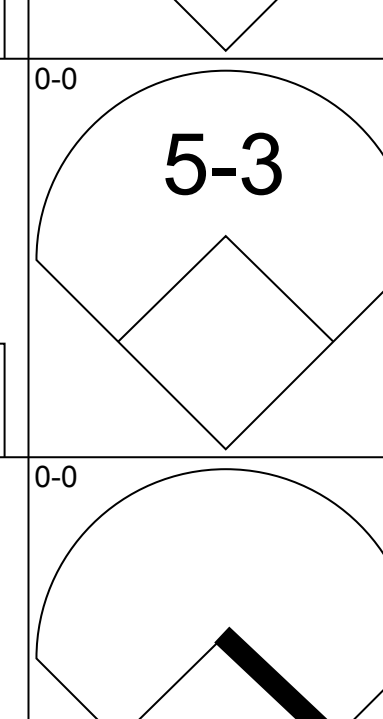
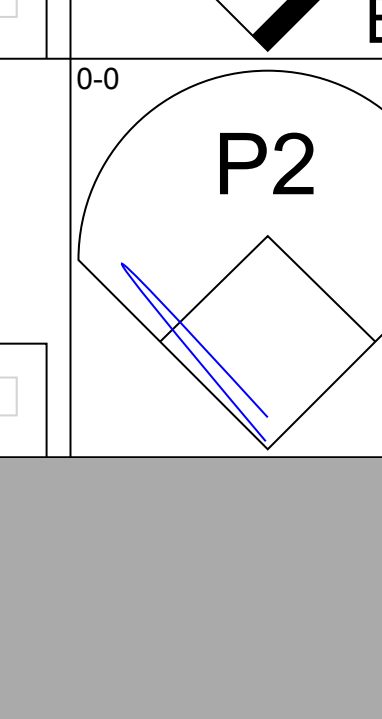
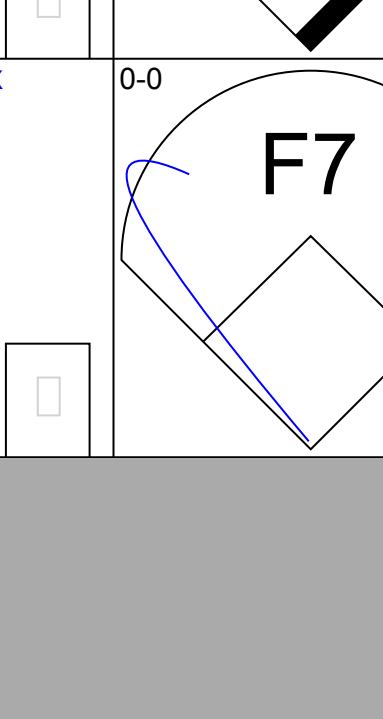
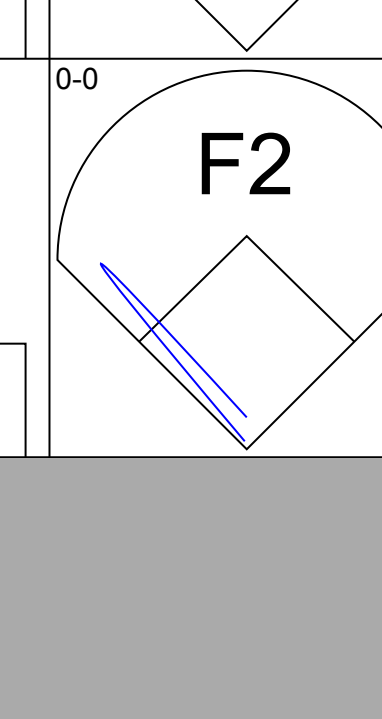
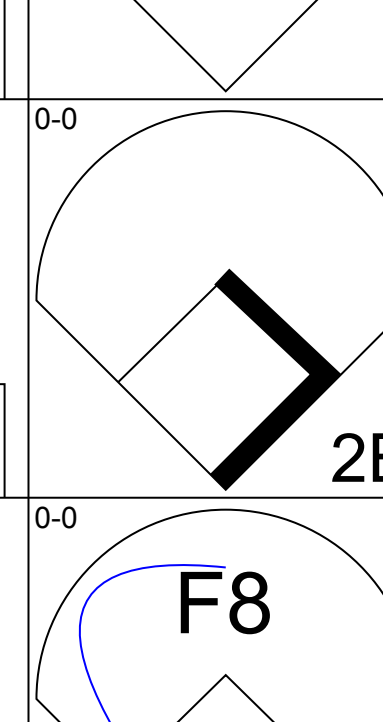
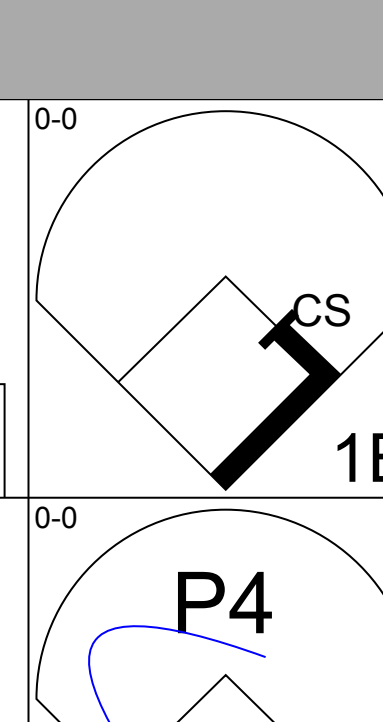
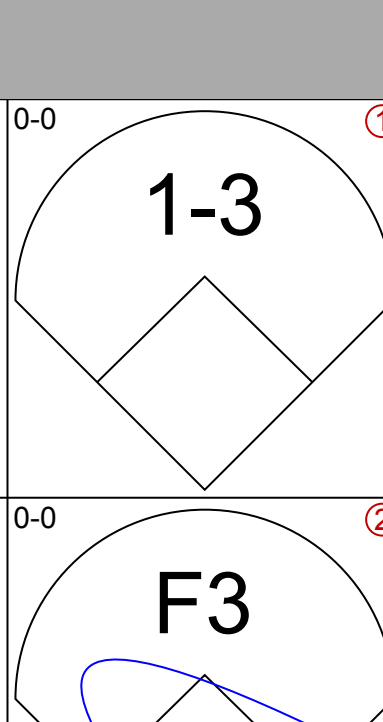
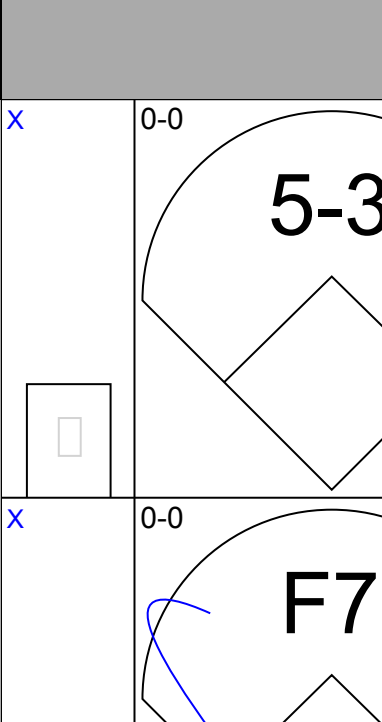
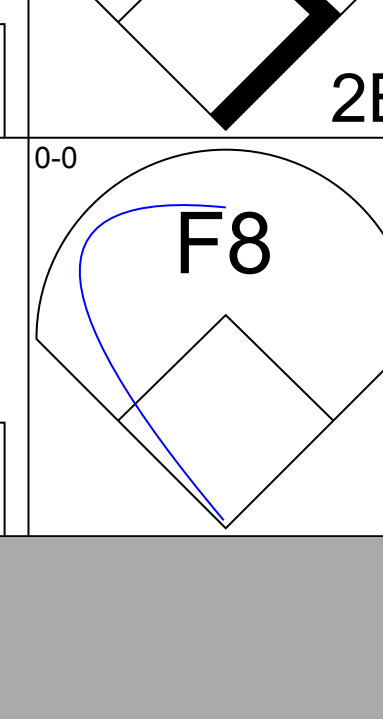
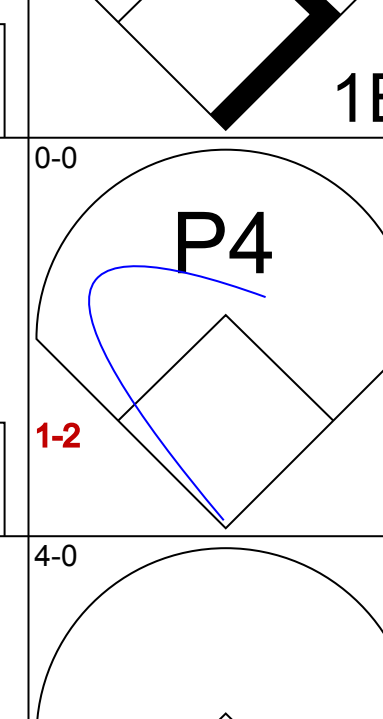
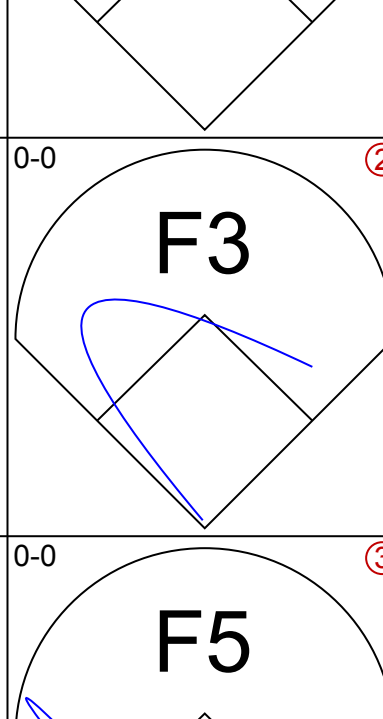
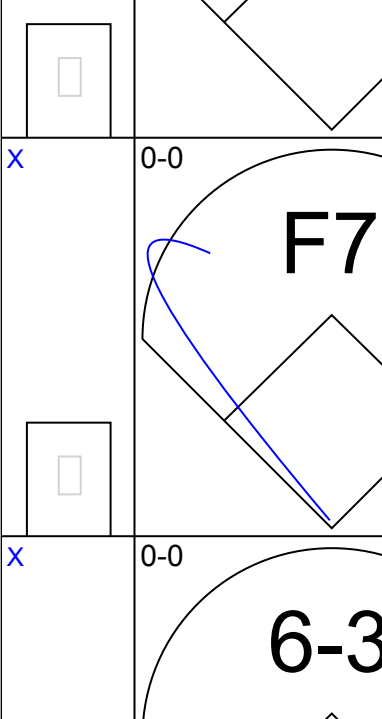
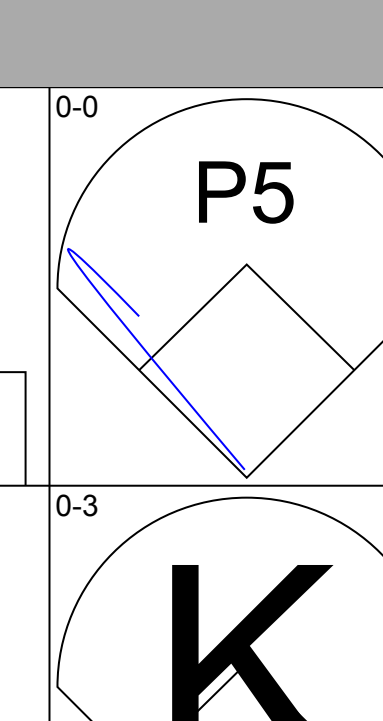
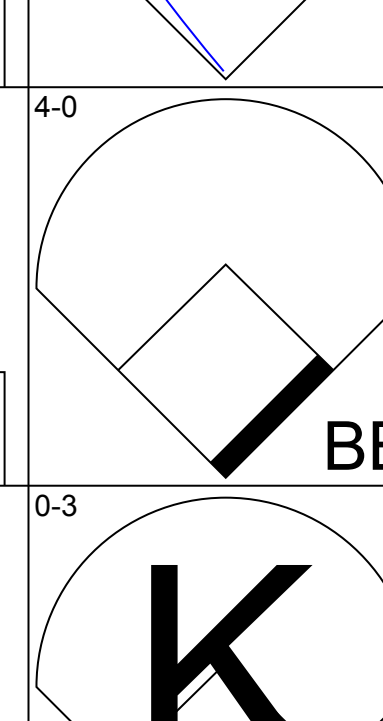
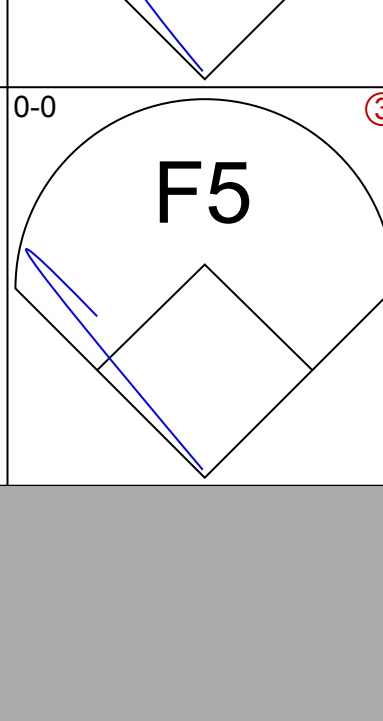
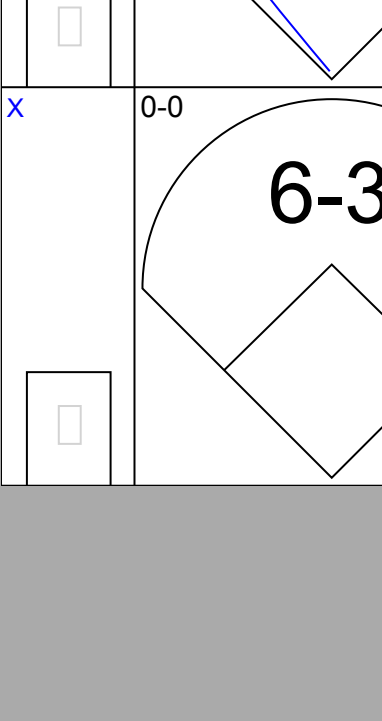
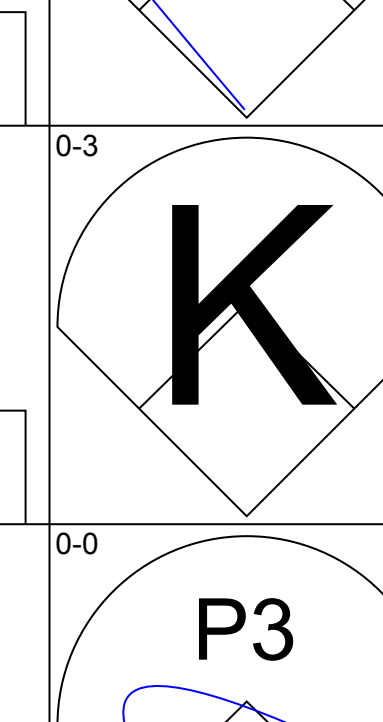
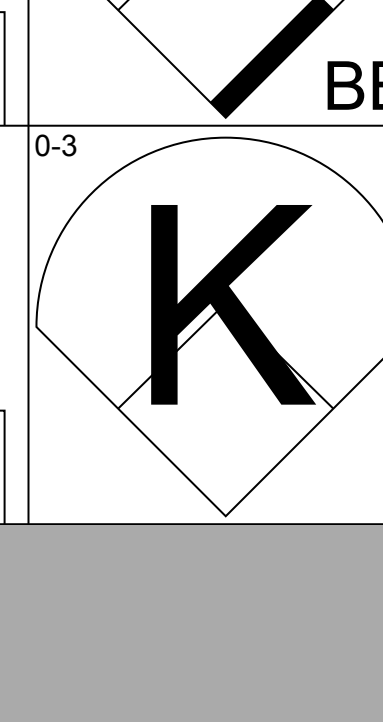
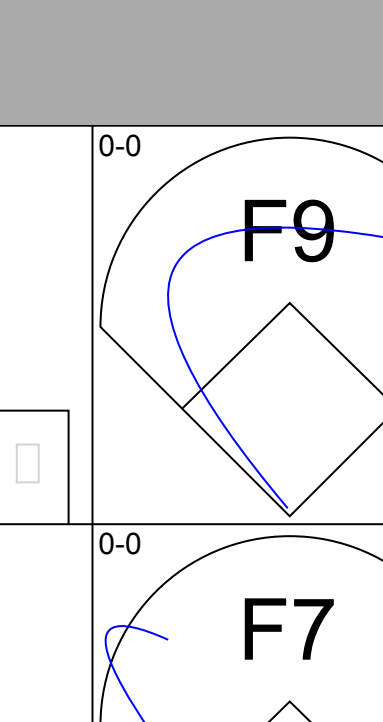
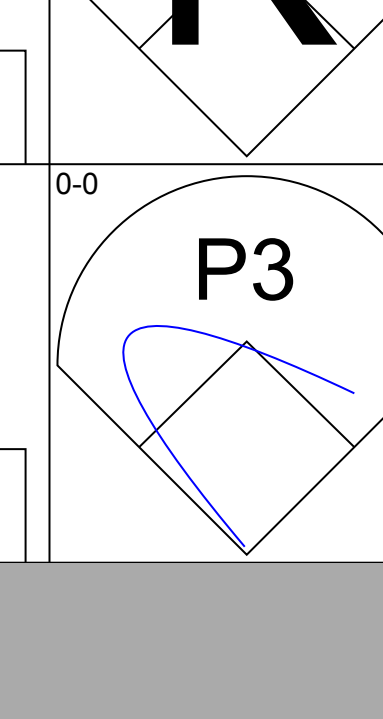
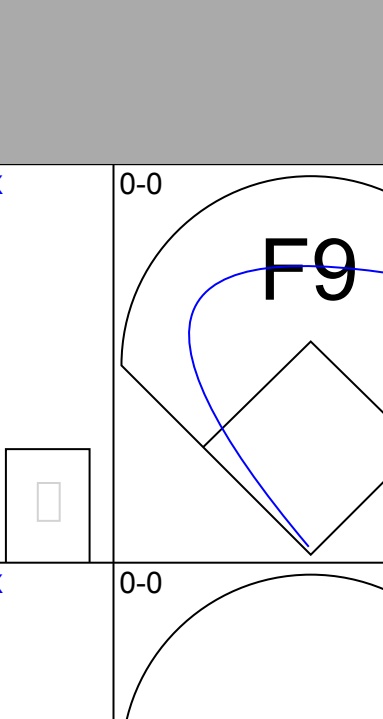
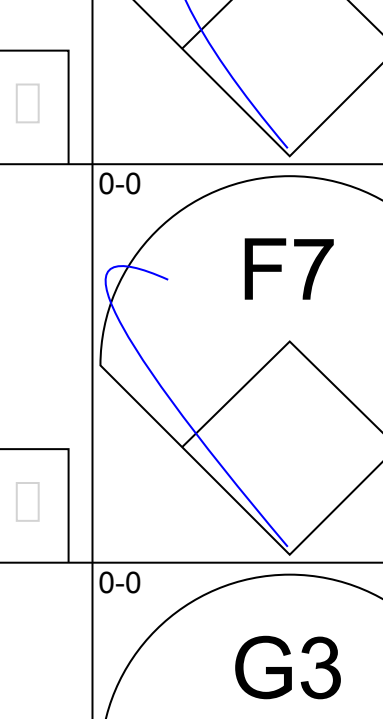
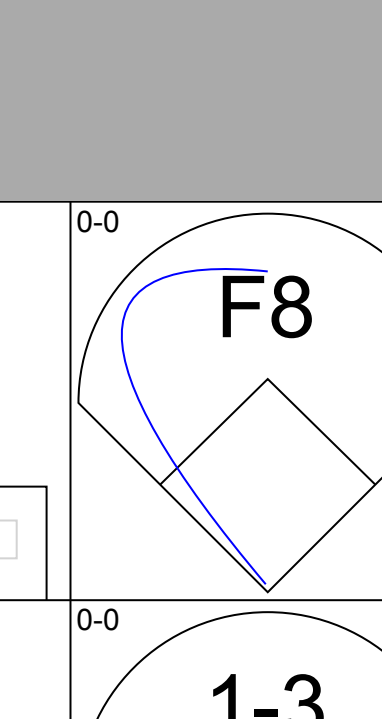
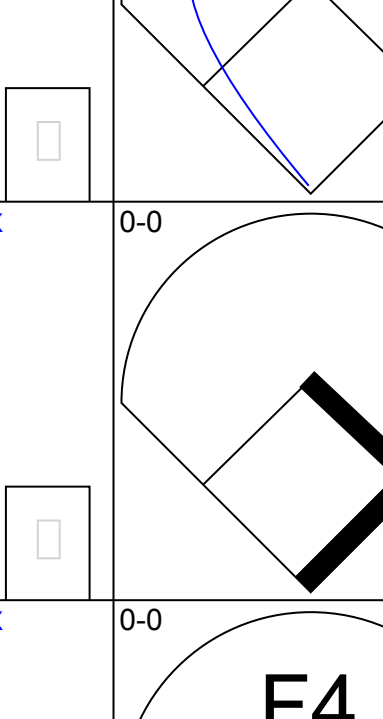
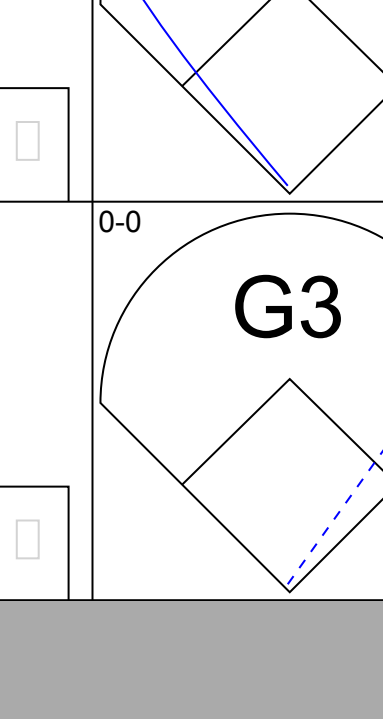
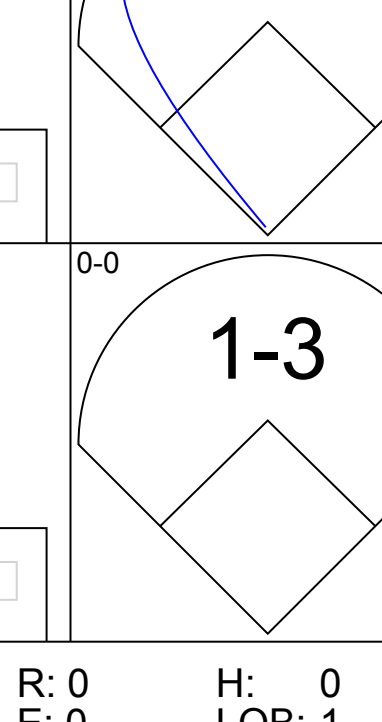
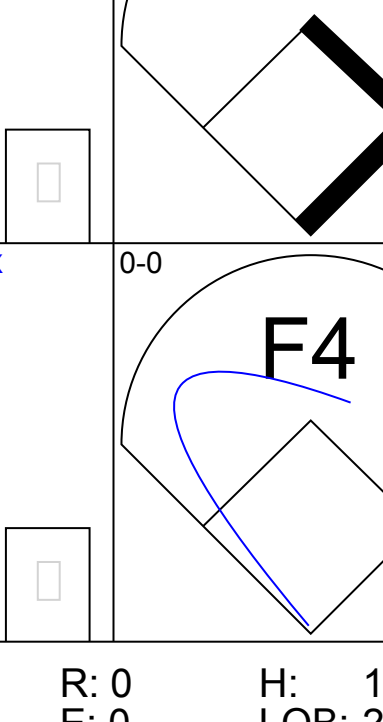
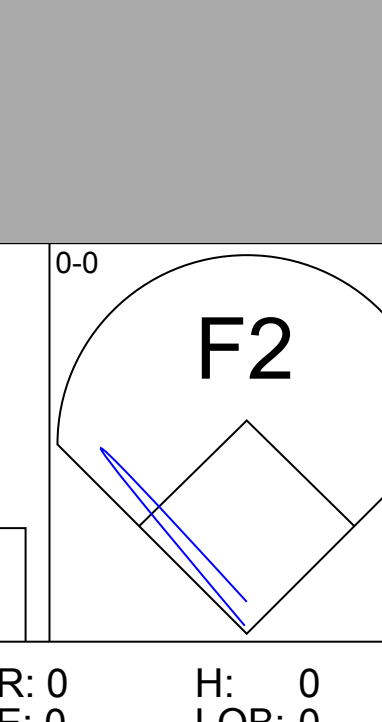
AB 31
 R 1
 H 5
 RBI 1
 BB 4
 SO 1
 LOB 14



Batter	1	2	3	4	5	6	7	8	9	AB	R	H	RBI	BB	SO	LOB	TOP					
Al Smith, R OBP: 0.410, SLG: 0.446 (1, 7)										5	1	1	1	0	2	3	Cleveland Indians @ Philadelphia Athletics Connie Mack Stadium, Philadelphia, PA Thu Jul 15 1954, 3:33 AM EDT Att: 6,209 - Unknown					
Bobby Avila, R OBP: 0.400, SLG: 0.460 (1, 4)										4	1	1	0	0	0	0						
Larry Doby, L OBP: 0.369, SLG: 0.462 (1, 8)										2	0	0	0	2	0	0						
Al Rosen, R OBP: 0.402, SLG: 0.514 (1, 5)										3	0	1	1	1	1	1						
Wally Westlake, R OBP: 0.325, SLG: 0.488 (1, 9)										3	0	0	0	1	0	1						
Bill Glynn, L OBP: 0.333, SLG: 0.421 (1, 3)										3	0	0	0	1	0	3						
Sam Dente, R OBP: 0.250, SLG: 0.296 (1, 6)										4	0	0	0	0	0	1						
Jim Hegan, R OBP: 0.308, SLG: 0.390 (1, 2)										3	1	1	0	1	1	0						
Early Wynn, S OBP: 0.275, SLG: 0.239 (1, 1)										3	1	1	1	1	0	2						
Inning Stats	R: 0 E: 0 K: 1 S: 5	H: 0 LOB: 0 BB: 0 P: 5	R: 0 E: 0 K: 0 S: 3	H: 0 LOB: 0 BB: 0 P: 3	R: 0 E: 0 K: 1 S: 5	H: 0 LOB: 0 BB: 0 P: 5	R: 1 E: 0 K: 1 S: 6	H: 2 LOB: 2 BB: 2 P: 14	R: 3 E: 1 K: 1 S: 8	H: 3 LOB: 1 BB: 1 P: 12	R: 0 E: 0 K: 0 S: 3	H: 0 LOB: 0 BB: 0 P: 3	R: 0 E: 0 K: 0 S: 2	H: 0 LOB: 0 BB: 1 P: 6	R: 0 E: 0 K: 0 S: 3	H: 0 LOB: 1 BB: 1 P: 7		R: 0 E: 0 K: 0 S: 3	H: 0 LOB: 2 BB: 2 P: 11	1B: 1 2B: 6 3B: 0 HR: 0	SF: 0 SAC: 0 DP: 2 HBP: 0	WP: 0 PB: 0 SB: 1 CS: 0
PITCHER	IP	WLS	BF	H	R	ER	SO	BB	IBB	HBP	BLK	WP	HR	S	P	ERA	WHIP					
Alex Kellner, L ERA: 3.65 (1, 1)	8.0	L	32	5	4	3	4	5	0	0	0	0	0	35	55	3.38	1.250					
Marion Fricano, R ERA: 6.01 (9, 1)	1.0		5	0	0	0	0	2	0	0	0	0	0	3	11	0.00	2.000					

AB	30
R	4
H	5
RBI	3
BB	7
SO	4
LOB	11



Batter	1	2	3	4	5	6	7	8	9	AB	R	H	RBI	BB	SO	LOB	BOTTOM					
Spook Jacobs, R OBP: 0.349, SLG: 0.304 (1, 4)										2	0	0	0	2	0	0	Cleveland Indians @ Philadelphia Athletics Connie Mack Stadium, Philadelphia, PA Thu Jul 15 1954, 3:33 AM EDT Att: 6,209 - Unknown					
Don Bellweg, L OBP: 0.317, SLG: 0.291 (1, 3)										4	0	0	0	0	3							
Jim Finigan, R OBP: 0.376, SLG: 0.407 (1, 5)										4	0	2	0	0	0							
Bill Renna, R OBP: 0.325, SLG: 0.426 (1, 9)										4	0	0	0	0	2							
Elmer Valo, L OBP: 0.379, SLG: 0.365 (1, 7)										3	0	0	0	1	0							
Bill Wilson, R OBP: 0.364, SLG: 0.519 (1, 8)										3	0	0	0	0	2	1						
Joe Demaestri, R OBP: 0.241, SLG: 0.278 (1, 6)										3	0	0	0	0	0							
Joe Astroth, R OBP: 0.267, SLG: 0.196 (1, 2)										3	0	1	0	0	0							
Alex Kellner, R OBP: 0.156, SLG: 0.163 (1, 1)										2	0	0	0	0	0	1						
Lou Limmer, L OBP: 0.301, SLG: 0.391 (8, PH)										1	0	0	0	0	0	0						
Marion Fricano, R OBP: 0.208, SLG: 0.174 (9, 1)										0	0	0	0	0	0	0						
Inning Stats	R: 0 E: 0 K: 0 S: 4	H: 1 LOB: 1 BB: 0 P: 4	R: 0 E: 0 K: 1 S: 5	H: 0 LOB: 0 BB: 0 P: 5	R: 0 E: 0 K: 0 S: 3	H: 0 LOB: 1 BB: 1 P: 7	R: 0 E: 0 K: 1 S: 5	H: 1 LOB: 1 BB: 1 P: 9	R: 0 E: 0 K: 0 S: 4	H: 1 LOB: 2 BB: 1 P: 8	R: 0 E: 0 K: 0 S: 3	H: 0 LOB: 0 BB: 0 P: 3	R: 0 E: 0 K: 0 S: 3	H: 0 LOB: 0 BB: 0 P: 3	R: 0 E: 0 K: 0 S: 3	H: 0 LOB: 0 BB: 0 P: 3	R: 0 E: 0 K: 0 S: 3	H: 0 LOB: 0 BB: 0 P: 3	1B: 1 2B: 2 3B: 0 HR: 0	SF: 0 SAC: 0 DP: 0 HBP: 0	WP: 0 PB: 0 SB: 0 CS: 1	PA: 32
PITCHER	IP	WLS	BF	H	R	ER	SO	BB	IBB	HBP	BLK	WP	HR	S	P	ERA	WHIP					
Early Wynn, R ERA: 3.5 (1, 1)	9.0	W	32	3	0	0	2	3	0	0	0	0	0	33	45	0.00	0.667					

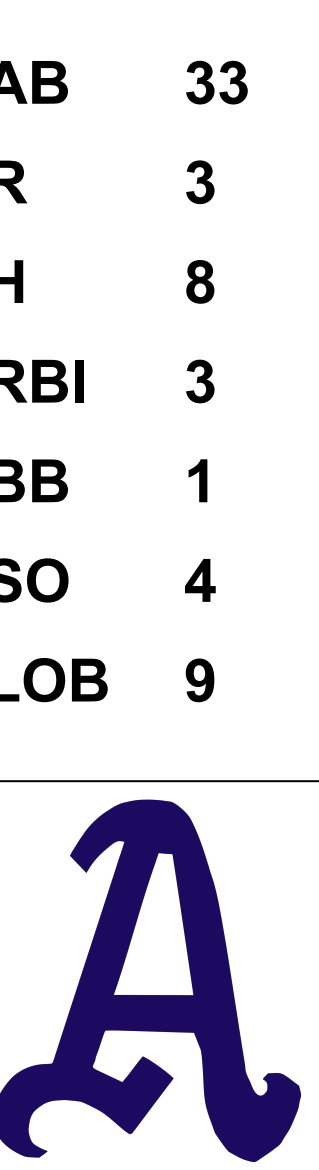


Batter	1	2	3	4	5	6	7	8	9	AB	R	H	RBI	BB	SO	LOB	TOP								
Al Smith, R OBP: 0.416, SLG: 0.466 (1, 7)										6	1	4	1	0	1	0	Cleveland Indians @ Philadelphia Athletics Connie Mack Stadium, Philadelphia, PA Fri Jul 16 1954, 3:33 AM EDT Att: 5,525 - Unknown								
Bobby Avila, R OBP: 0.402, SLG: 0.466 (1, 4)										5	2	2	1	1	1	4									
Larry Doby, L OBP: 0.369, SLG: 0.459 (1, 8)										4	0	1	0	0	1	3									
Al Rosen, R OBP: 0.405, SLG: 0.518 (1, 5)										4	2	2	2	1	0	0									
Dave Philley, S OBP: 0.295, SLG: 0.377 (1, 9)										5	1	3	2	0	0	2									
Bill Glynn, L OBP: 0.336, SLG: 0.437 (1, 3)										5	2	2	0	0	2	5									
Sam Dente, R OBP: 0.303, SLG: 0.419 (1, 6)										4	1	3	3	0	0	2									
Jim Hegan, R OBP: 0.302, SLG: 0.381 (1, 2)										5	0	0	0	0	2	5									
Mike Garcia, R OBP: 0.130, SLG: 0.070 (1, 1)										3	0	0	0	0	0	1									
Vic Wertz, L OBP: 0.319, SLG: 0.275 (7, PH)										1	0	1	0	0	0	0									
Ray Narleski, R OBP: 0.302, SLG: 0.381 (7, 1)										1	0	0	0	0	1	0									
Inning Stats	R: 0 E: 0 K: 0 S: 2	H: 0 LOB: 0 BB: 1 P: 6	R: 1 E: 1 K: 0 S: 5	H: 1 LOB: 1 BB: 0 P: 5	R: 0 E: 0 K: 2 S: 8	H: 1 LOB: 1 BB: 0 P: 8	R: 2 E: 0 K: 1 S: 8	H: 3 LOB: 1 BB: 0 P: 8	R: 3 E: 0 K: 2 S: 12	H: 5 LOB: 2 BB: 0 P: 12	R: 1 E: 0 K: 1 S: 6	H: 2 LOB: 1 BB: 0 P: 7	R: 2 E: 0 K: 0 S: 7	H: 4 LOB: 2 BB: 0 P: 7	R: 0 E: 0 K: 1 S: 6	H: 1 LOB: 2 BB: 1 P: 10	R: 0 E: 0 K: 1 S: 6	H: 1 LOB: 1 BB: 0 P: 6	1B: 9 2B: 6 3B: 2 HR: 1	SF: 1 SAC: 0 DP: 0 HBP: 1	WP: 0 PB: 0 SB: 3 CS: 0	PA: 48			
PITCHER	IP	WLS	BF	H	R	ER	SO	BB	IBB	HBP	BLK	WP	HR	S	P	ERA	WHIP								
Arnie Portocarrero, R ERA: 3.43 (1, 1)	5.0	L	26	10	6	5	5	1	0	0	0	0	1	35	39	9.00	2.200								
Sonny Dixon, R ERA: 4.53 (6, 1)	2.0		12	6	3	3	1	0	0	1	0	0	0	13	14	13.50	3.000								
Moe Burtschy, R ERA: 4.2 (8, 1)	2.0		9	2	0	0	2	1	0	0	0	0	0	12	16	0.00	1.500								

AB 43
R 9
H 18
RBI 9
BB 2
SO 8
LOB 22



Batter	1	2	3	4	5	6	7	8	9	AB	R	H	RBI	BB	SO	LOB	BOTTOM								
Spook Jacobs, R OBP: 0.346, SLG: 0.300 (1, 4)										4	0	0	0	0	0	0	Cleveland Indians @ Philadelphia Athletics Connie Mack Stadium, Philadelphia, PA Fri Jul 16 1954, 3:33 AM EDT Att: 5,525 - Unknown								
Don Bollweg, L OBP: 0.316, SLG: 0.301 (1, 3)										4	0	1	0	0	0	0									
Jim Finigan, R OBP: 0.378, SLG: 0.408 (1, 5)										4	2	2	0	0	0	1									
Bill Renna, R OBP: 0.324, SLG: 0.427 (1, 9)										4	0	1	1	0	1	2									
Eimer Valo, L OBP: 0.383, SLG: 0.364 (1, 7)										3	1	1	0	1	0	0									
Bill Wilson, R OBP: 0.381, SLG: 0.518 (1, 8)										4	0	1	0	0	1	2									
Joe Demaestri, R OBP: 0.244, SLG: 0.285 (1, 6)										3	0	2	2	0	0	0									
Jim Robertson, R OBP: 0.254, SLG: 0.192 (1, 2)										4	0	0	0	0	0	4									
Arnie Portocarrero, R OBP: 0.182, SLG: 0.225 (1, 1)										1	0	0	0	0	1	0									
Lou Limmer, L OBP: 0.259, SLG: 0.388 (6, PH)										1	0	0	0	0	0	0									
Sonny Dixon, S OBP: 0.083, SLG: 0.167 (6, 1)										0	0	0	0	0	0	0									
Pete Suder, R OBP: 0.255, SLG: 0.295 (7, PH)										1	0	0	0	0	1	0									
Moe Burtschy, R OBP: 0.167, SLG: 0.167 (8, 1)										0	0	0	0	0	0	0									
Inning Stats	R: 0 E: 1 K: 0 S: 4	H: 0 LOB: 1 BB: 0 P: 4	R: 0 E: 0 K: 0 S: 4	H: 1 LOB: 1 BB: 0 P: 4	R: 0 E: 0 K: 1 S: 5	H: 1 LOB: 1 BB: 0 P: 5	R: 2 E: 0 K: 0 S: 5	H: 3 LOB: 1 BB: 1 P: 9	R: 0 E: 0 K: 0 S: 3	H: 0 LOB: 0 BB: 0 P: 3	R: 1 E: 0 K: 1 S: 8	H: 3 LOB: 2 BB: 0 P: 8	R: 0 E: 0 K: 1 S: 5	H: 0 LOB: 0 BB: 0 P: 5	R: 0 E: 0 K: 0 S: 3	H: 0 LOB: 0 BB: 0 P: 3	1B: 4 2B: 3 3B: 1 HR: 0	SF: 1 SAC: 0 DP: 0 HBP: 0	WP: 0 PB: 0 SB: 0 CS: 0	PA: 35					
PITCHER	IP	WLS	BF	H	R	ER	SO	BB	IBB	HBP	BLK	WP	HR	S	P	ERA	WHIP								
Mike Garcia, R ERA: 2.21 (1, 1)	6.0	W	26	8	3	3	2	1	0	0	0	0	0	29	33	4.50	1.500								
Ray Narleski, R ERA: 2.32 (7, 1)	3.0	S	9	0	0	0	2	0	0	0	0	0	0	13	13	0.00	0.000								



Batter	1	2	3	4	5	6	7	8	9	AB	R	H	RBI	BB	SO	LOB	TOP			
Al Smith, R OBP: 0.415, SLG: 0.459 (1, 7)										3	2	0	0	2	1	2	Cleveland Indians @ Philadelphia Athletics Connie Mack Stadium, Philadelphia, PA Sat Jul 17 1954, 3:33 AM EDT Att: 3,219 - Unknown			
Bobby Avila, R OBP: 0.405, SLG: 0.466 (1, 4)										4	3	2	0	1	0	1				
Larry Doby, L OBP: 0.367, SLG: 0.455 (1, 8)										5	0	1	1	0	1	4				
Al Rosen, R OBP: 0.402, SLG: 0.516 (1, 5)										5	0	1	2	0	0	4				
Dave Philley, S OBP: 0.296, SLG: 0.379 (1, 9)										4	0	1	1	1	0	2				
Bill Glynn, L OBP: 0.331, SLG: 0.427 (1, 3)										5	0	1	1	0	0	2				
Sam Dente, R George Strickland, R OBP: 0.303, SLG: 0.419 OBP: 0.327, SLG: 0.341 (1, 6)										0	0	0	0	0	0	0				
Jim Hegan, R OBP: 0.305, SLG: 0.405 (1, 2)										4	1	2	1	0	0	0				
Bob Feller, R OBP: 0.333, SLG: 0.320 (1, 1)										4	0	2	0	0	1	1				
Inning Stats	R: 1 E: 0 K: 0 S: 4	H: 1 LOB: 1 BB: 1 P: 8	R: 0 E: 0 K: 1 S: 6	H: 1 LOB: 1 BB: 0 P: 6	R: 1 E: 1 K: 1 S: 7	H: 1 LOB: 1 BB: 0 P: 7	R: 1 E: 0 K: 1 S: 7	H: 2 LOB: 1 BB: 0 P: 7	R: 1 E: 0 K: 0 S: 4	H: 1 LOB: 2 BB: 2 P: 12	R: 0 E: 0 K: 0 S: 3	H: 0 LOB: 0 BB: 0 P: 3	R: 0 E: 0 K: 0 S: 3	H: 0 LOB: 0 BB: 0 P: 3	R: 2 E: 0 K: 1 S: 8	H: 3 LOB: 2 BB: 1 P: 12		1B: 5 2B: 3 3B: 1 HR: 1	SF: 0 SAC: 0 DP: 0 HBP: 0	WP: 0 PB: 0 SB: 1 CS: 0
PITCHER	IP WLS BF H R ER SO BB IBB HBP BLK WP HR S P ERA WHIP																			
Al Sima, L ERA: 3.92 (1, 1)	6.0 L 29 7 4 3 3 3 0 0 0 0 0 1 32 44 4.50 1.667																			
Marion Fricano, R ERA: 6.01 (7, 1)	3.0 13 3 2 2 1 1 0 0 0 0 0 0 14 18 6.00 1.333																			

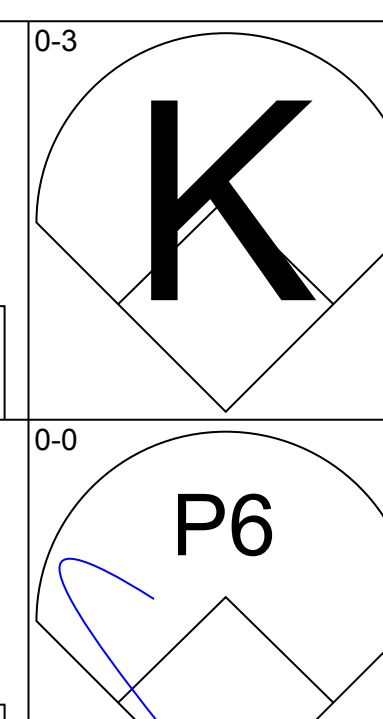
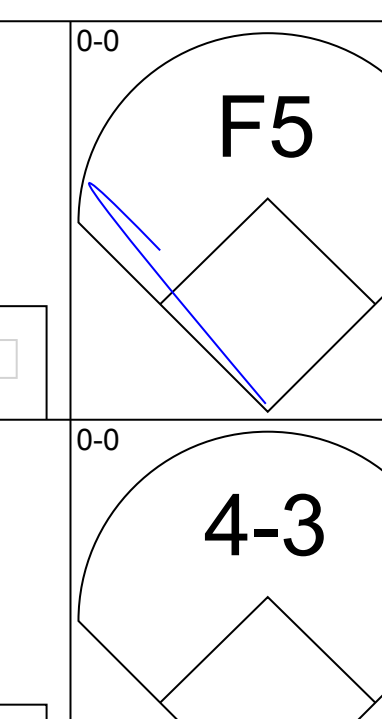
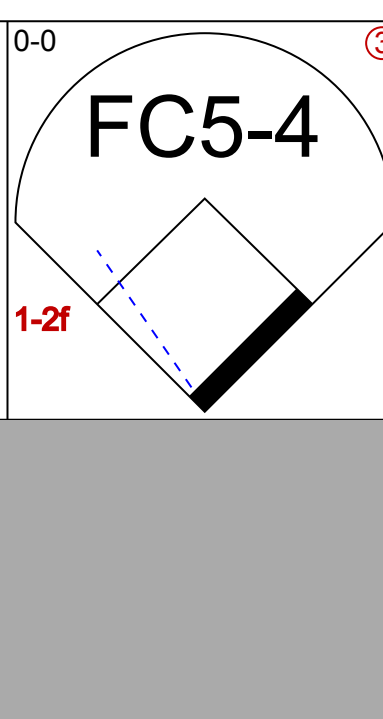
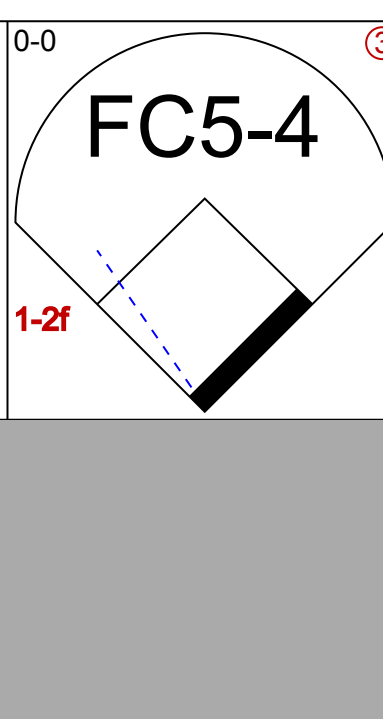
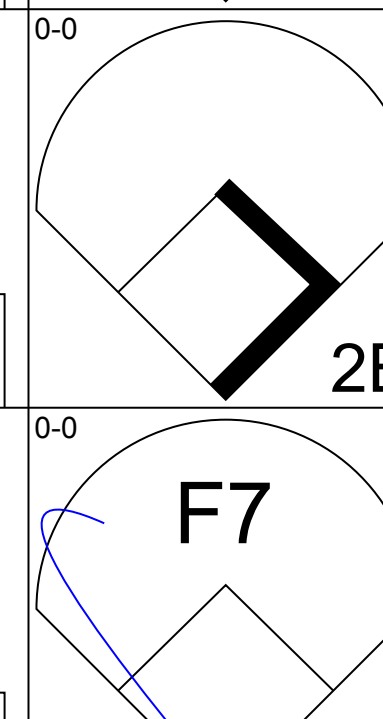
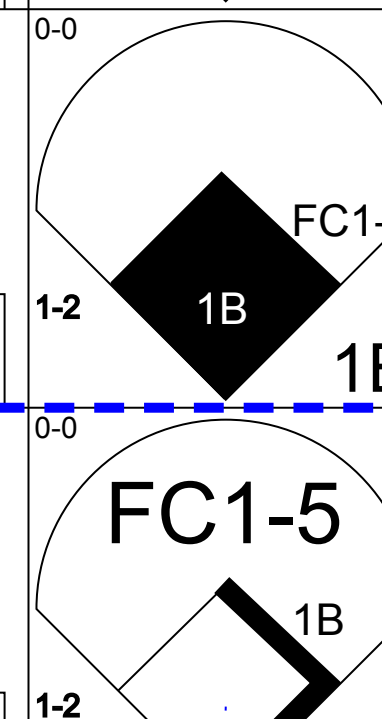


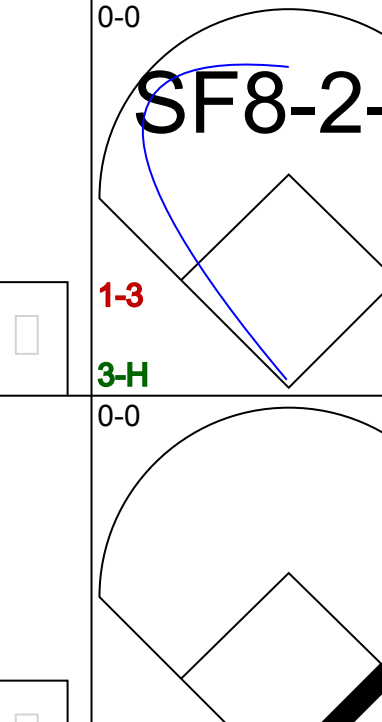
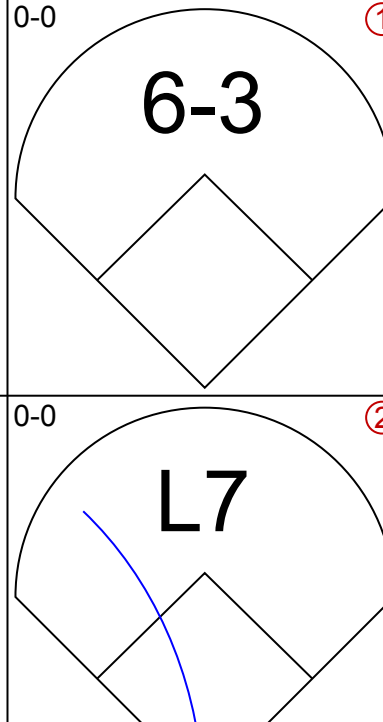
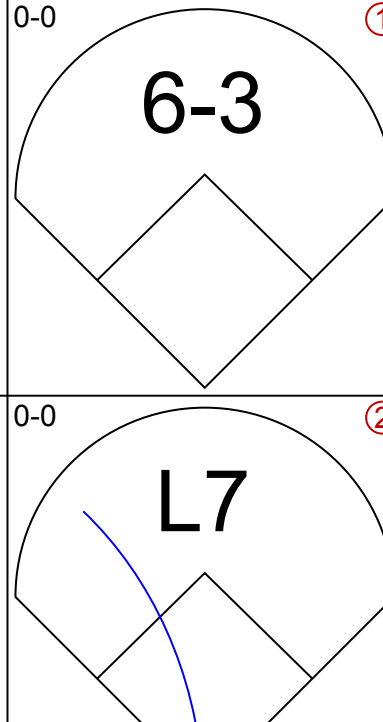


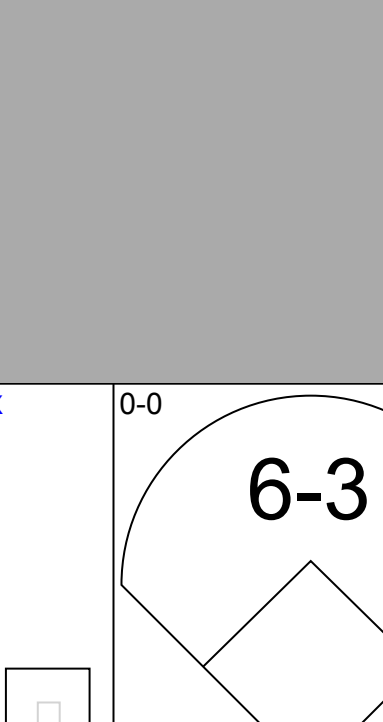
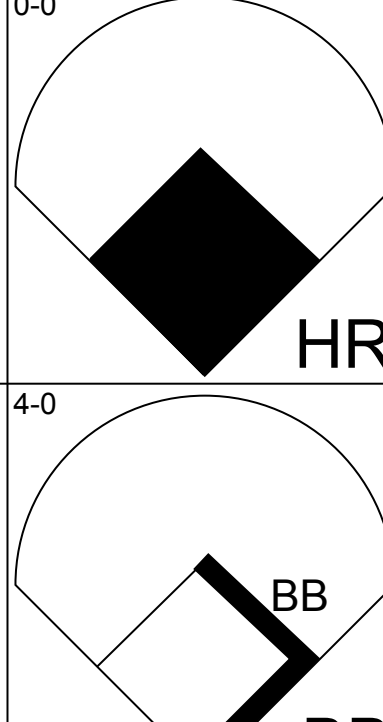
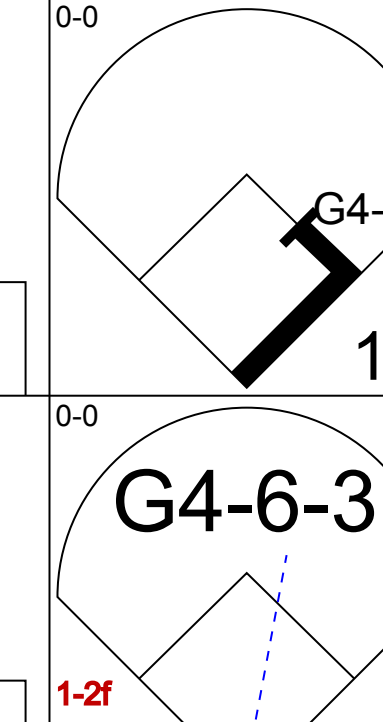
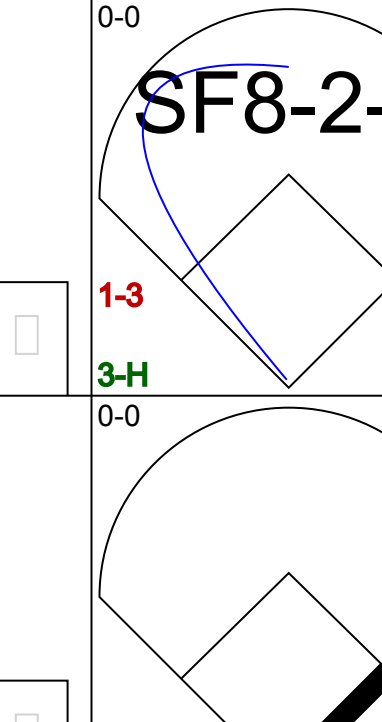
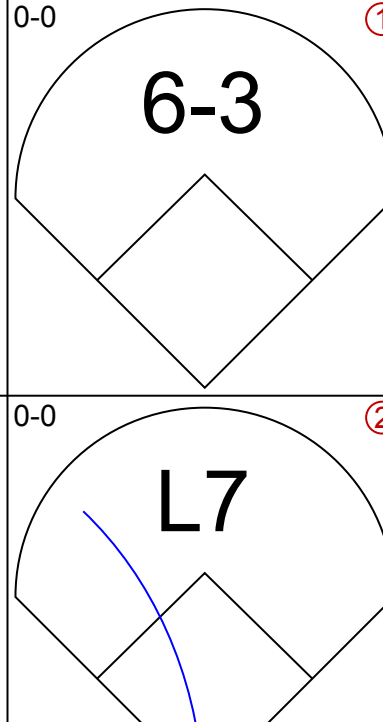
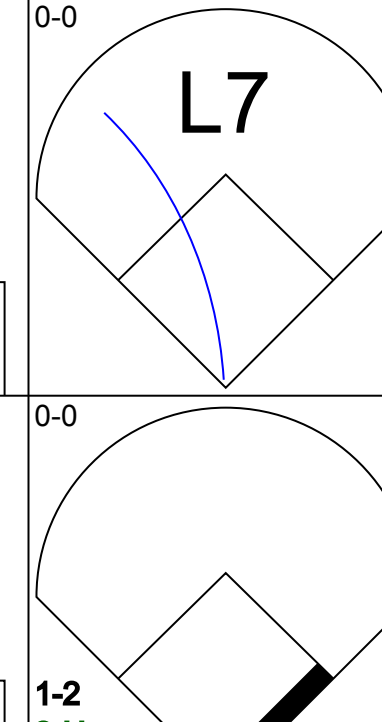
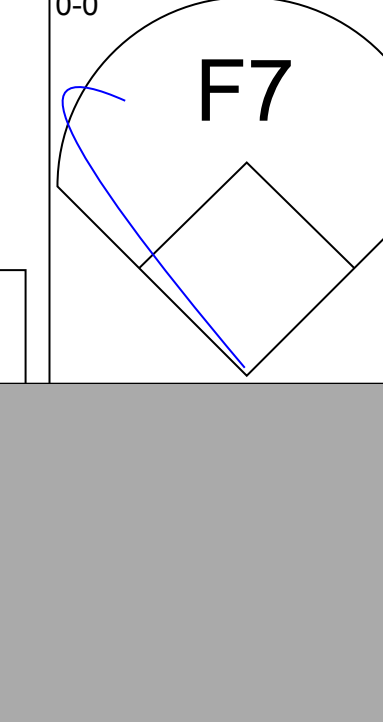

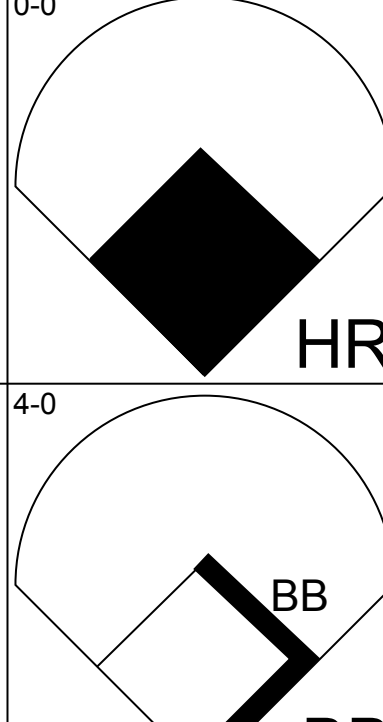
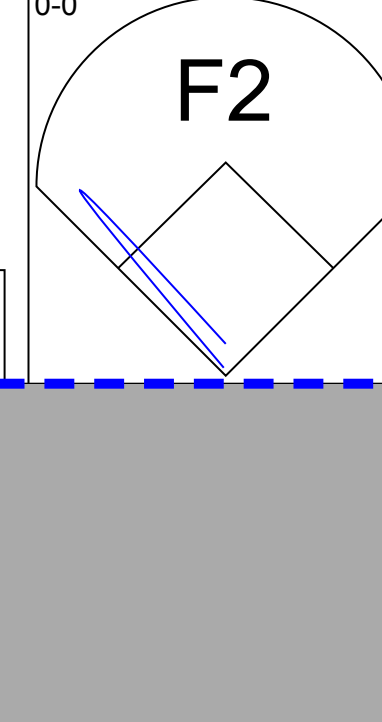

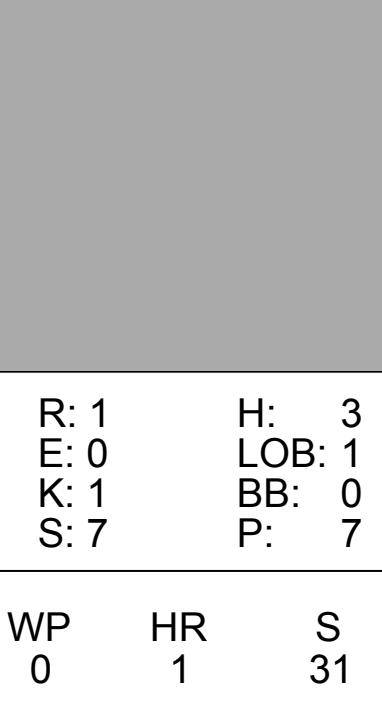
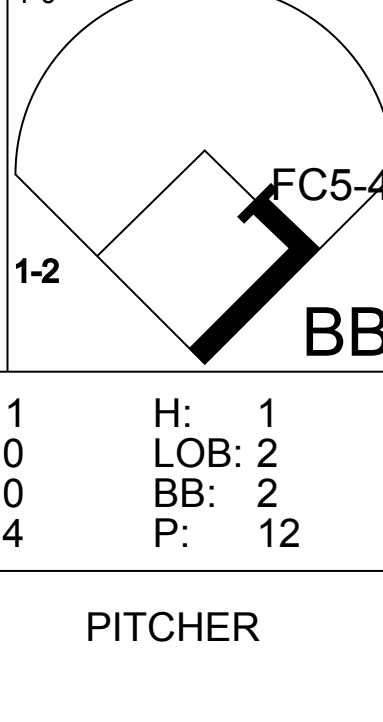
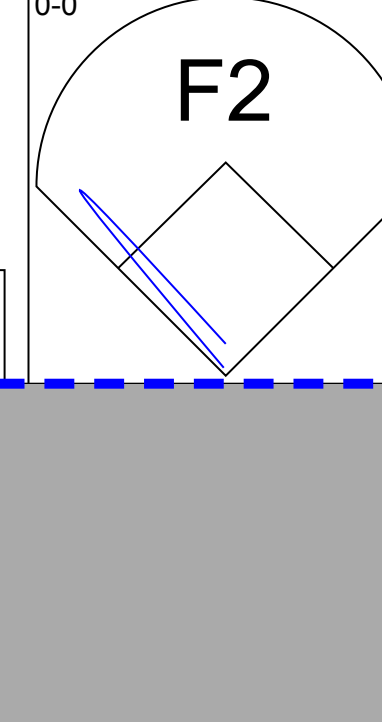
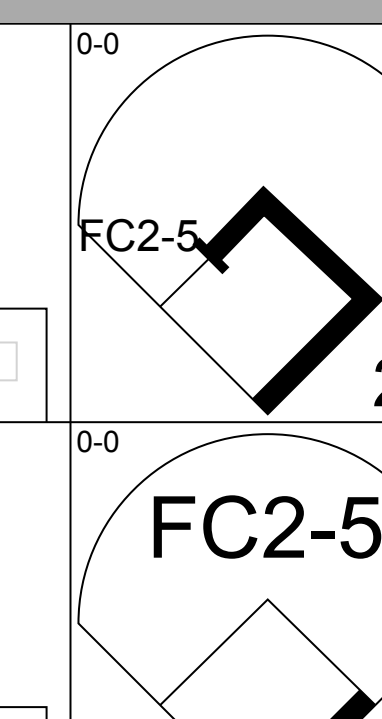
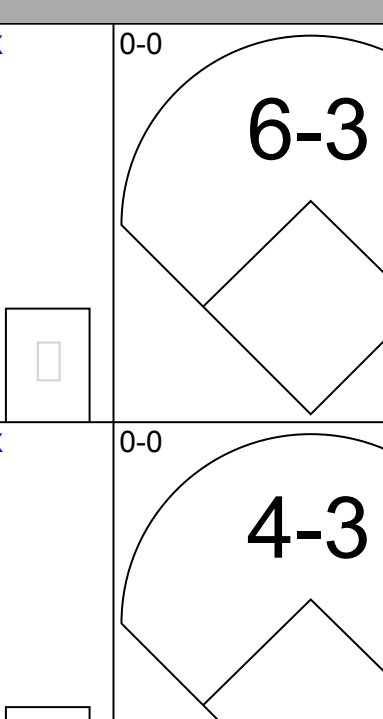
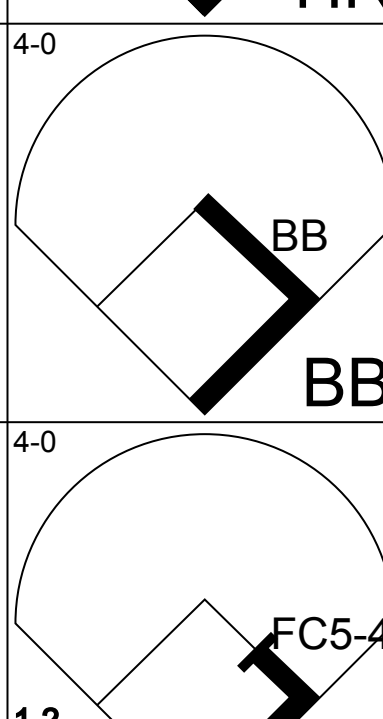
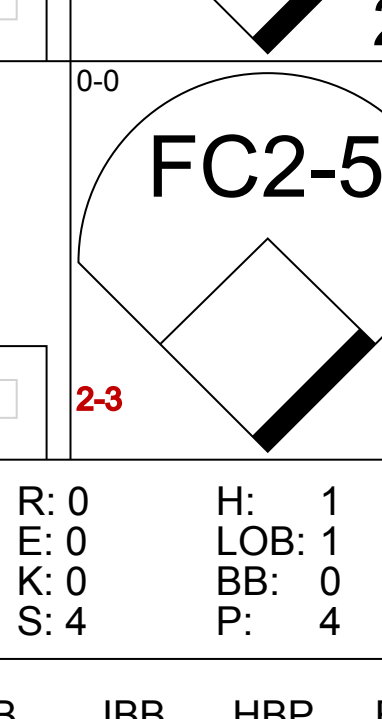
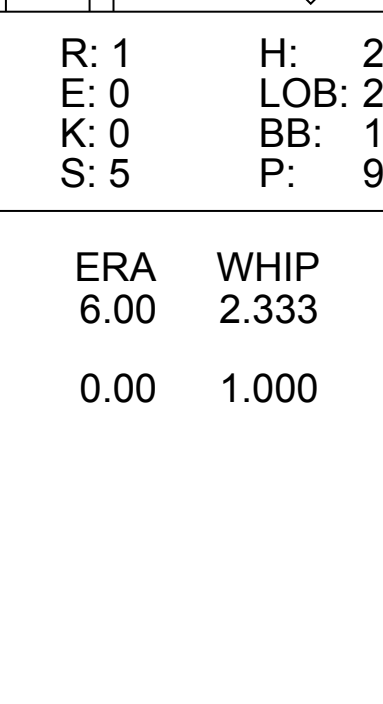
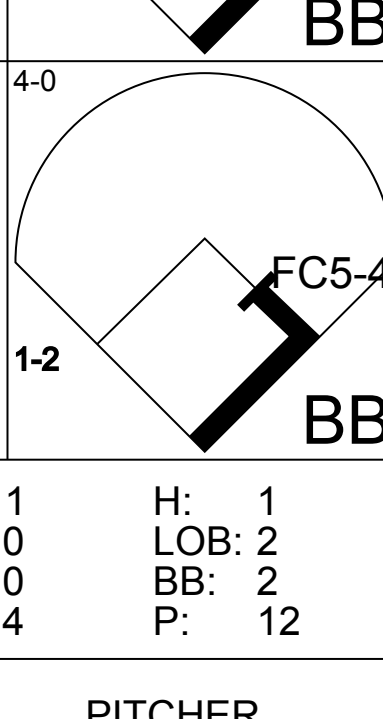
AB	38
R	6
H	10
RBI	6
BB	4
SO	4
LOB	18



Batter	1	2	3	4	5	6	7	8	9	AB	R	H	RBI	BB	SO	LOB	BOTTOM					
Joe Demaestri, R OBP: 0.241, SLG: 0.281 (1, 6)										4	0	0	0	0	0	0	Cleveland Indians @ Philadelphia Athletics Connie Mack Stadium, Philadelphia, PA Sat Jul 17 1954, 3:33 AM EDT Att: 3,219 - Unknown					
Don Bollweg, L OBP: 0.316, SLG: 0.306 (1, 3)										4	0	2	0	0	0	0						
Jim Finigan, R OBP: 0.373, SLG: 0.403 (1, 5)										3	0	0	0	0	2	2						
Bill Renna, R OBP: 0.320, SLG: 0.422 (1, 9)										3	0	0	0	0	1	2						
Vic Power, R OBP: 0.278, SLG: 0.311 (1, 7)										3	0	0	0	0	1	1						
Bill Wilson, R OBP: 0.354, SLG: 0.507 (1, 8)										3	0	0	0	0	1	0						
Pete Suder, R OBP: 0.248, SLG: 0.286 (1, 4)										3	0	0	0	0	0	0						
Joe Astroth, R OBP: 0.261, SLG: 0.190 (1, 2)										3	0	0	0	0	0	0						
Al Sima, R Lou Limmer, L Marion Fricano, R Jim Robertson, R OBP: 0.077, SLG: 0.077 OBP: 0.297, SLG: 0.385 OBP: 0.208, SLG: 0.174 OBP: 0.250, SLG: 0.189 (1, 1)										1	0	0	0	0	0	0						
Inning Stats	R: 0 E: 0 K: 0 S: 3	H: 1 LOB: 0 BB: 0 P: 3	R: 0 E: 0 K: 2 S: 7	H: 0 LOB: 0 BB: 0 P: 7	R: 0 E: 0 K: 0 S: 3	H: 0 LOB: 0 BB: 0 P: 3	R: 0 E: 0 K: 1 S: 6	H: 1 LOB: 1 BB: 0 P: 6	R: 0 E: 0 K: 0 S: 3	H: 0 LOB: 0 BB: 0 P: 3	R: 0 E: 0 K: 1 S: 5	H: 0 LOB: 0 BB: 0 P: 5	R: 0 E: 1 K: 2 S: 8	H: 0 LOB: 1 BB: 0 P: 8	R: 0 E: 0 K: 0 S: 3	H: 0 LOB: 0 BB: 0 P: 3		R: 0 E: 0 K: 0 S: 3	H: 0 LOB: 0 BB: 0 P: 3	1B: 2 2B: 0 3B: 0 HR: 0	SF: 0 SAC: 0 DP: 0 HBP: 0	WP: 0 PB: 0 SB: 0 CS: 0
PITCHER	IP WLS BF H R ER SO BB IBB HBP BLK WP HR S P ERA WHIP																					
Bob Feller, R ERA: 2.99 (1, 1)	9.0 W 29 2 0 0 6 0 0 0 0 0 0 0 41 41 0.00 0.222																					

AB	29
R	0
H	2
RBI	0
BB	0
SO	6
LOB	5

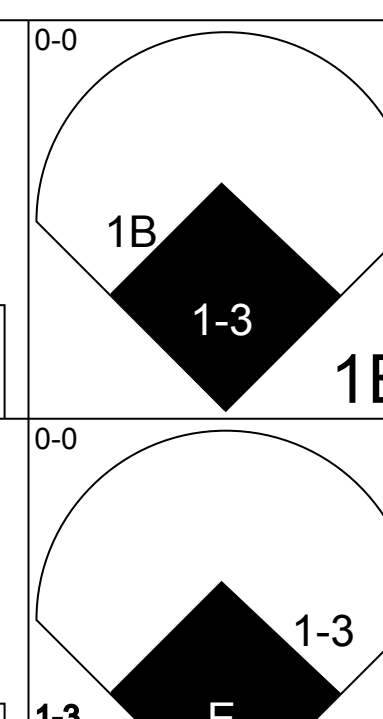
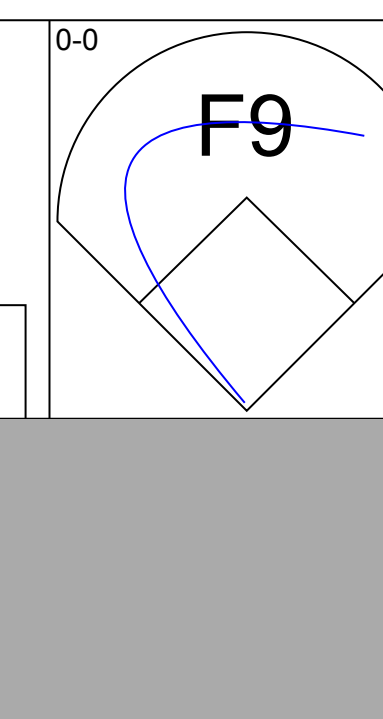
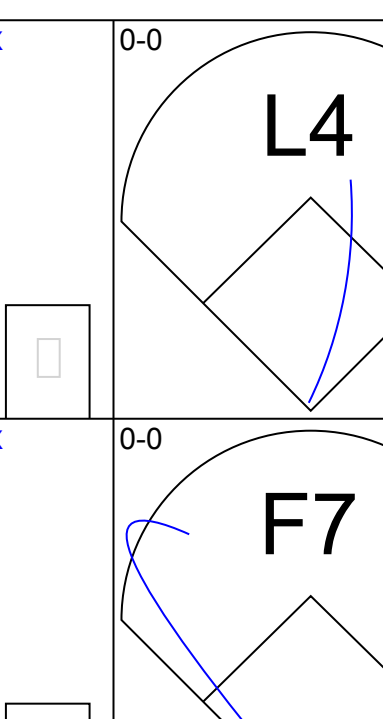
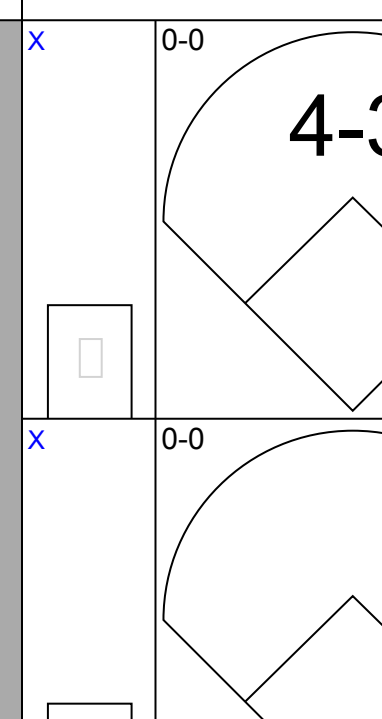
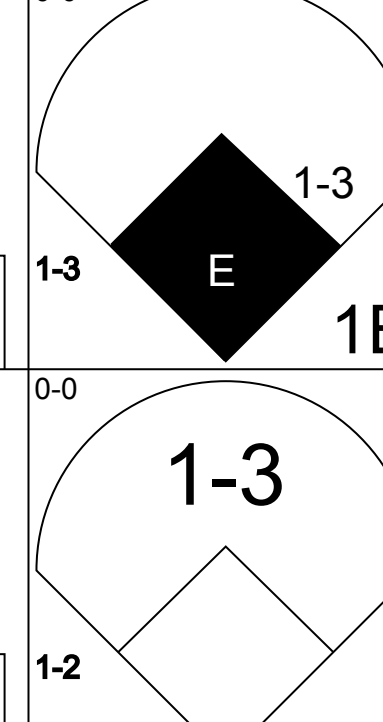
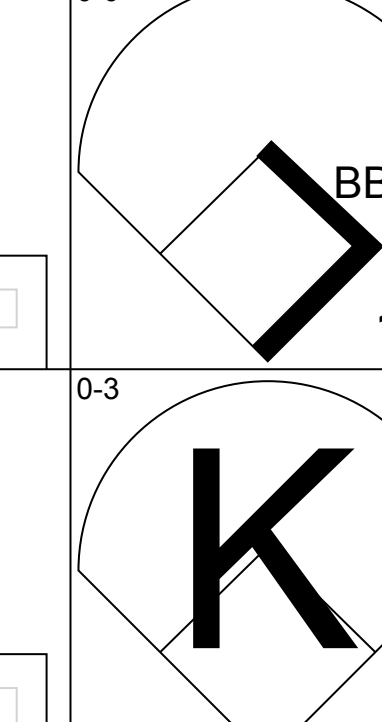
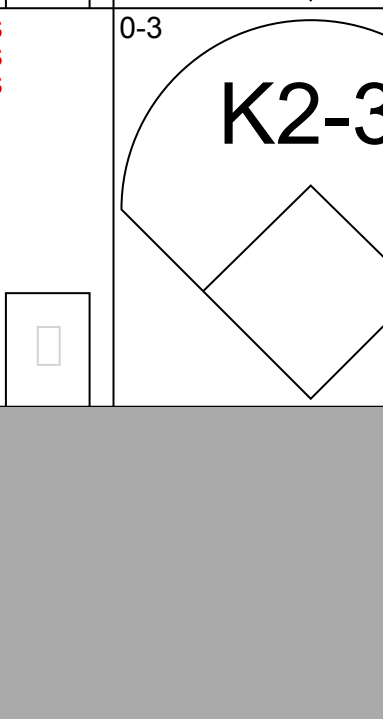
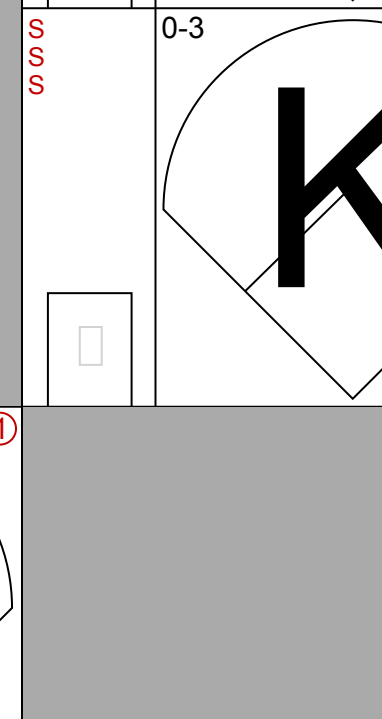
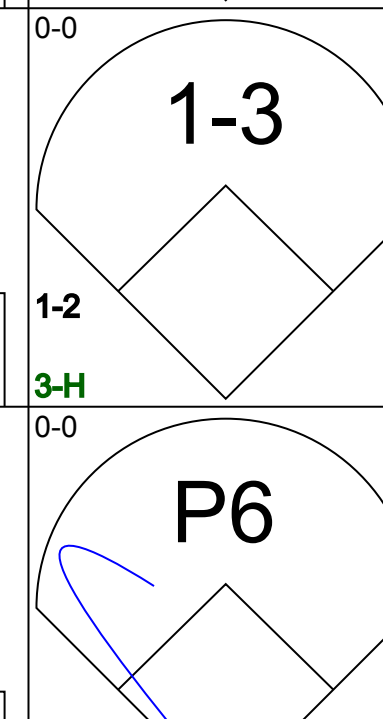
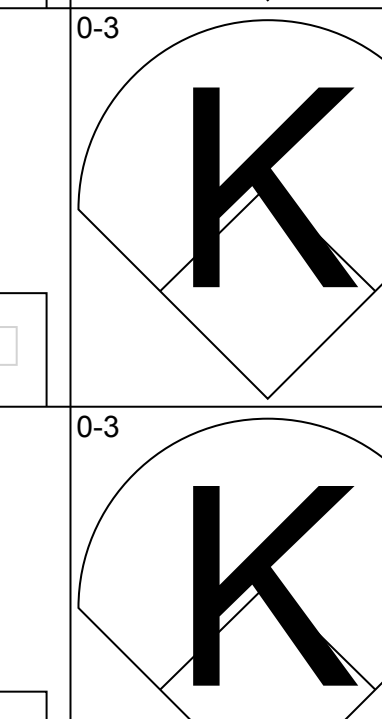


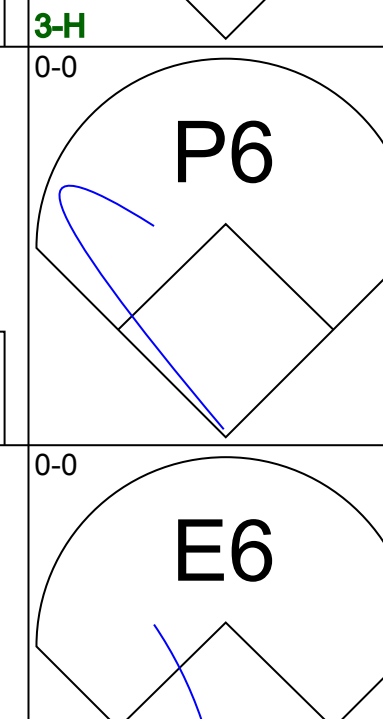
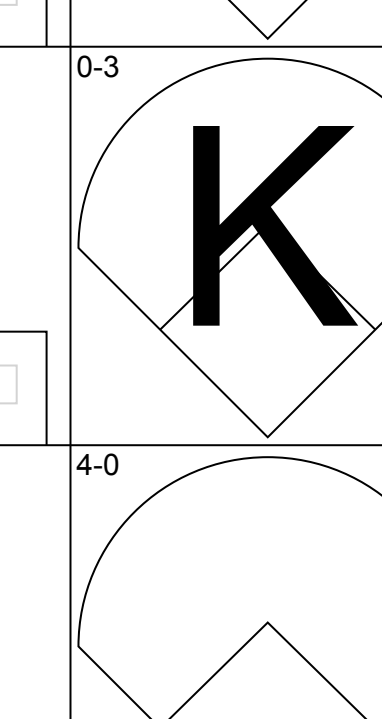
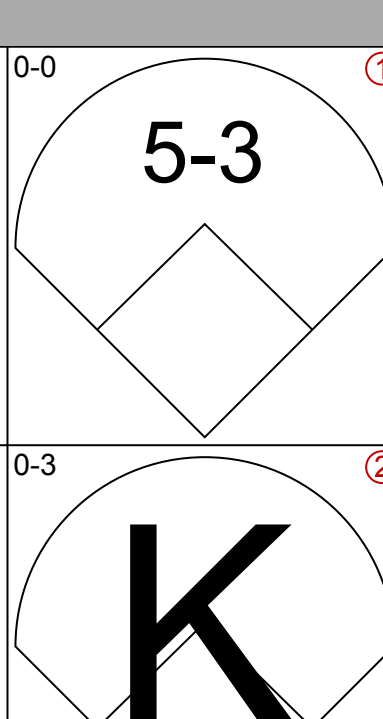
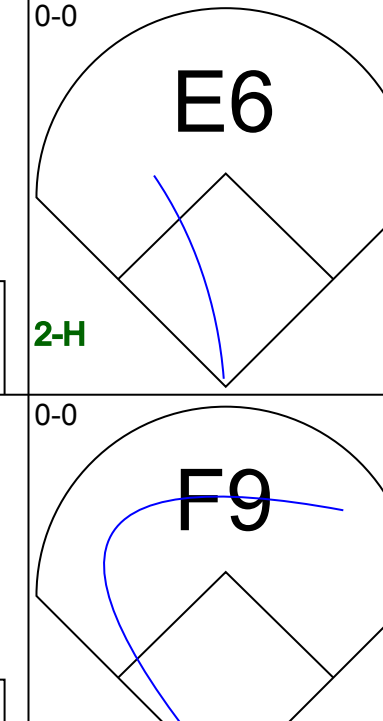
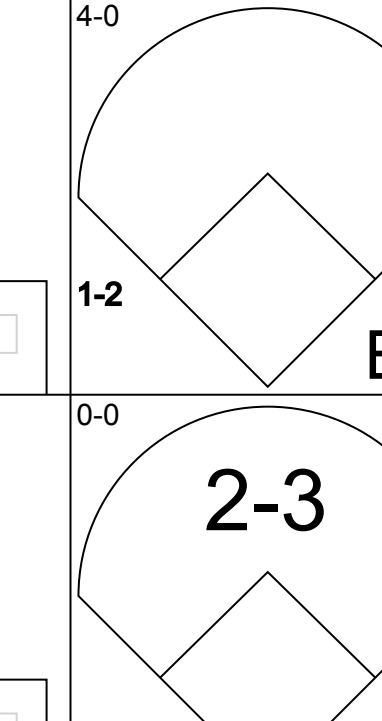
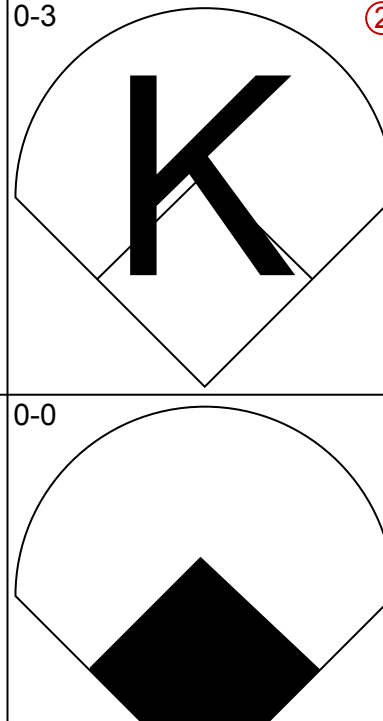
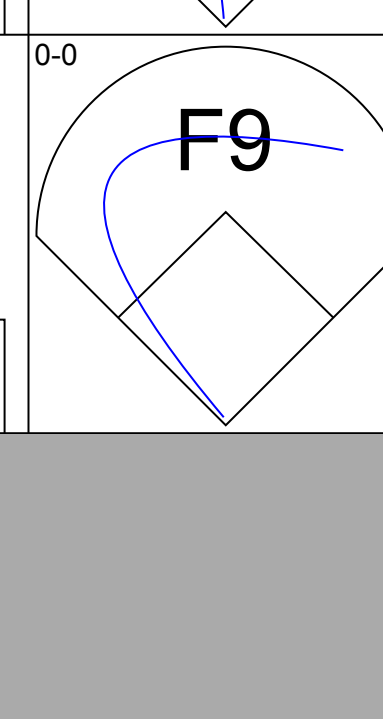
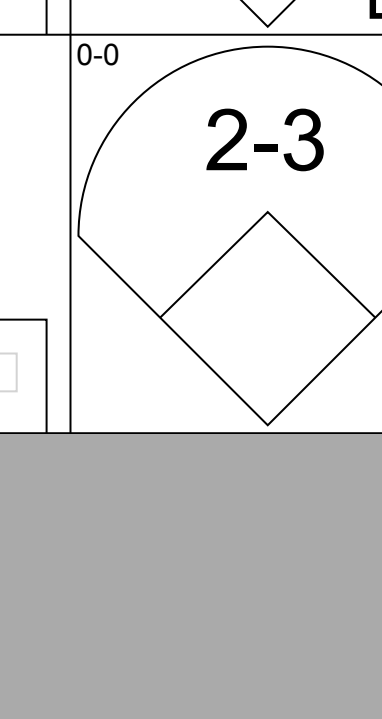
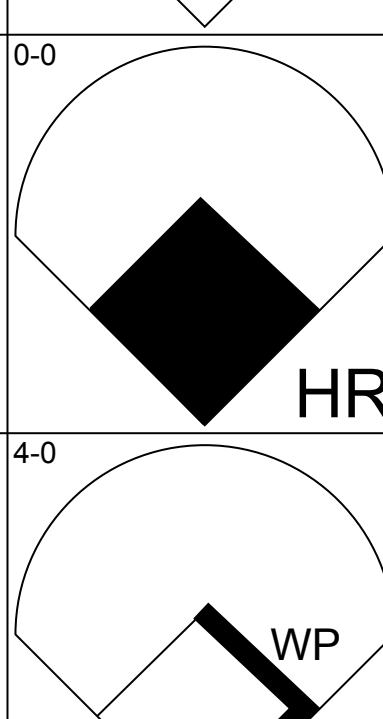
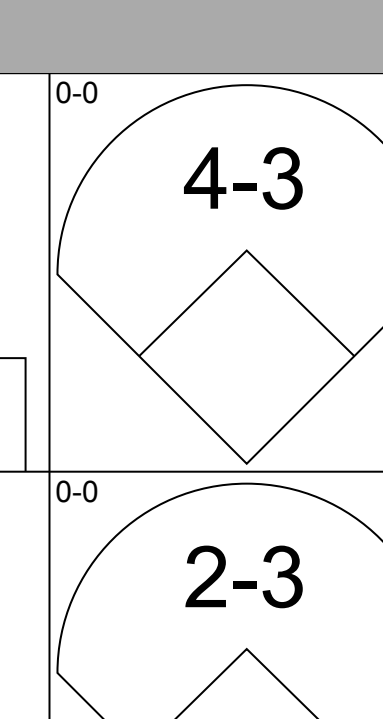
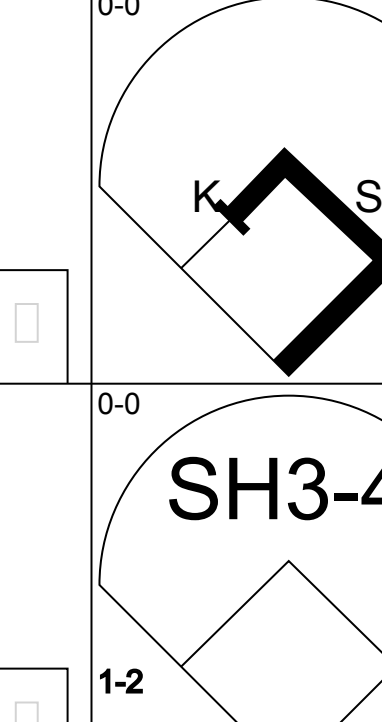
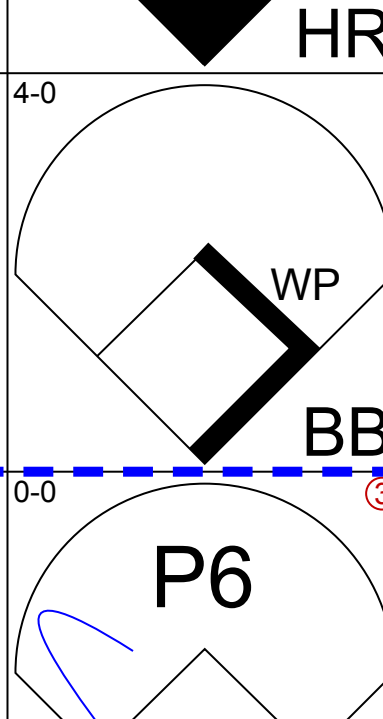

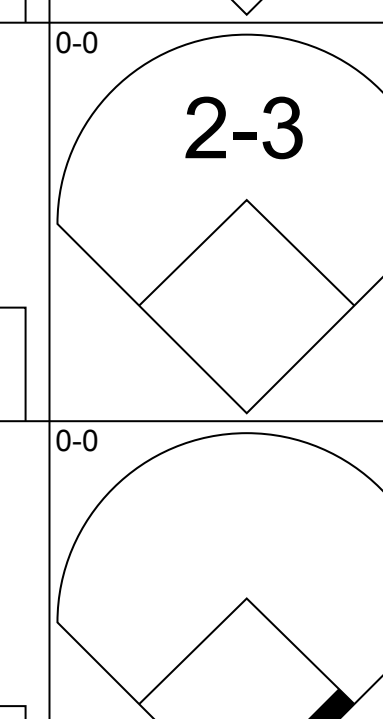
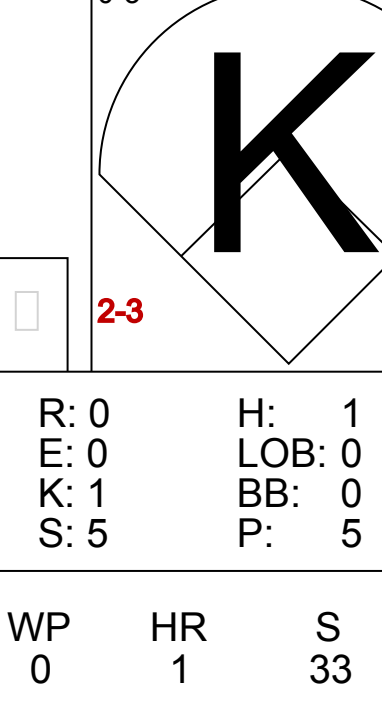
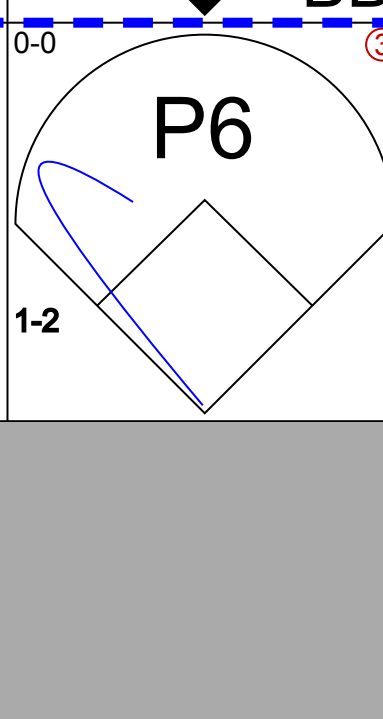
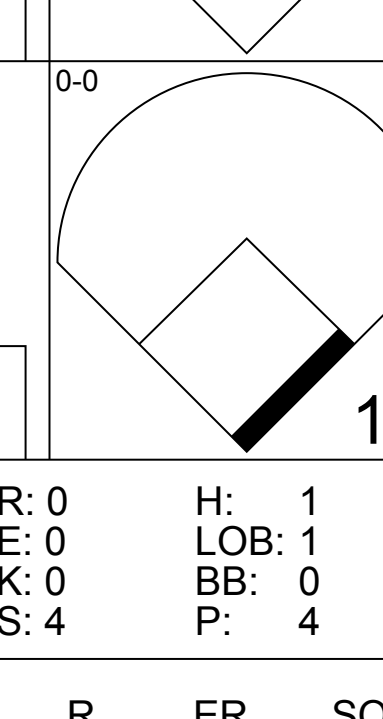




Batter	1	2	3	4	5	6	7	8	9	AB	R	H	RBI	BB	SO	LOB	TOP	
Chico Carrasquel, R OBP: 0.357, SLG: 0.387 (1, 6)										3	1	0	0	1	1	3		
Nelle Fox, L OBP: 0.361, SLG: 0.394 (1, 4)										4	0	2	0	0	0	1		
Minnie Minoso, R OBP: 0.410, SLG: 0.546 (1, 7)										4	2	4	1	0	0	0		
Phil Cavarretta, L OBP: 0.426, SLG: 0.431 (1, 3)										4	0	1	0	0	0	5		
Sherm Lollar, R OBP: 0.353, SLG: 0.395 Matt Batts, R OBP: 0.329, SLG: 0.392 (1, 2)										1	0	1	0	0	0	0		
Jim Rivera, L OBP: 0.345, SLG: 0.441 (1, 9)										4	0	2	1	0	0	1		
Cass Michaels, R OBP: 0.423, SLG: 0.480 (1, 5)										4	1	1	1	0	1	3		
Johnny Groth, R OBP: 0.349, SLG: 0.377 (1, 8)										2	0	1	0	1	0	0		
Don Johnson, R OBP: 0.094, SLG: 0.034 Sandy Consuegra, R OBP: 0.212, SLG: 0.188 (1, 1)										2	0	0	0	1	0	1		
										0	0	0	0	0	0	0		
Inning Stats	R: 0 E: 0 K: 1 S: 6	H: 1 LOB: 1 BB: 0 P: 6	R: 0 E: 0 K: 0 S: 3	H: 1 LOB: 0 BB: 0 P: 3	R: 0 E: 0 K: 0 S: 4	H: 1 LOB: 1 BB: 0 P: 4	R: 1 E: 0 K: 1 S: 7	H: 3 LOB: 1 BB: 0 P: 7	R: 1 E: 0 K: 0 S: 5	H: 2 LOB: 2 BB: 1 P: 9	R: 1 E: 0 K: 0 S: 4	H: 1 LOB: 2 BB: 2 P: 12	R: 1 E: 0 K: 0 S: 6	H: 3 LOB: 2 BB: 0 P: 6				
PITCHER	IP WLS BF H R ER SO BB IBB HBP BLK WP HR S P ERA WHIP																	
Charlie Bishop, R ERA: 6.0 Sonny Dixon, R ERA: 4.45	(1, 1) (7, 1)	6.0 1.0	L 4	30 1	11 0	4 0	4 0	2 0	3 0	0 0	0 0	0 0	0 0	0 4	43 4	0.00 0.00	2.333 1.000	

Chicago White Sox @ Philadelphia Athletics
 Connie Mack Stadium, Philadelphia, PA
 Sun Jul 18 1954, 3:38 AM EDT
 Att: 5,496 - Unknown

AB	30
R	4
H	12
RBI	4
BB	3
SO	2
LOB	16



Batter	1	2	3	4	5	6	7	8	9	AB	R	H	RBI	BB	SO	LOB	BOTTOM
Spook Jacobs, R OBP: 0.344, SLG: 0.299 (1, 4)										4	1	1	0	0	0	1	
Joe Demaestri, R OBP: 0.247, SLG: 0.286 (1, 6)										4	1	3	0	0	0	0	
Jim Finigan, R OBP: 0.372, SLG: 0.402 (1, 5)										4	0	0	1	0	3	3	
Bill Renna, R OBP: 0.315, SLG: 0.425 (1, 9)										3	0	0	0	0	1	2	
Bill Wilson, R OBP: 0.363, SLG: 0.503 (1, 8)										2	0	0	0	1	1	0	
Vic Power, R OBP: 0.274, SLG: 0.320 (1, 7)										3	1	1	1	0	0	3	
Don Bollweg, L OBP: 0.321, SLG: 0.310 (1, 3)										2	0	1	0	1	0	0	
Joe Astroth, R OBP: 0.254, SLG: 0.185 (1, 2)										2	0	0	0	0	0	1	
Charlie Bishop, R OBP: 0.500, SLG: 0.500 Sonny Dixon, S OBP: 0.083, SLG: 0.167 Lou Limmer, L OBP: 0.295, SLG: 0.382 (1, 1)										2	0	1	0	0	1	1	
										0	0	0	0	0	0	0	
										1	0	0	0	0	0	0	
Inning Stats	R: 2 E: 1 K: 0 S: 6	H: 2 LOB: 1 BB: 0 P: 6	R: 0 E: 0 K: 0 S: 4	H: 1 LOB: 1 BB: 0 P: 4	R: 0 E: 0 K: 2 S: 8	H: 1 LOB: 2 BB: 1 P: 12	R: 0 E: 0 K: 1 S: 5	H: 1 LOB: 0 BB: 0 P: 5	R: 0 E: 0 K: 1 S: 5	H: 0 LOB: 0 BB: 0 P: 5	R: 1 E: 0 K: 0 S: 6	H: 1 LOB: 1 BB: 1 P: 10	R: 0 E: 0 K: 1 S: 6	H: 1 LOB: 1 BB: 0 P: 6			
PITCHER	IP WLS BF H R ER SO BB IBB HBP BLK WP HR S P ERA WHIP																
Don Johnson, R ERA: 3.05 Sandy Consuegra, R ERA: 2.71	(1, 1) (6, 1)	5.2 1.1	W 5	6 1	3 0	2 0	5 1	0 0	0 0	0 0	0 0	0 0	0 0	1 7	7 7	0.00 0.750	1.412

Chicago White Sox @ Philadelphia Athletics
 Connie Mack Stadium, Philadelphia, PA
 Sun Jul 18 1954, 3:38 AM EDT
 Att: 5,496 - Unknown


AB	27
R	3
H	7
RBI	2
BB	2
SO	6
LOB	11



Batter	1	2	3	4	5	6	7	8	9	AB	R	H	RBI	BB	SO	LOB	TOP					
Harvey Kuenn, R (1, 6) OBP: 0.292, SLG: 0.354										5	2	3	4	1	0	0						
Bill Tuttle, R (1, 8) OBP: 0.378, SLG: 0.447										5	1	2	1	1	0	2						
Bob Nieman, R (1, 7) OBP: 0.311, SLG: 0.364										0	1	0	0	0	0	0						
Don Lund, R (1, PH) OBP: 0.164, SLG: 0.137										4	0	0	0	0	0	3						
Ray Boone, R (1, 5) OBP: 0.395, SLG: 0.478										1	1	1	0	3	0	0						
Reno Bertola, R (7, 5) OBP: 0.276, SLG: 0.320										1	0	0	0	0	1	1						
Walt Dropo, R (1, 3) OBP: 0.325, SLG: 0.387										5	2	3	2	0	2	2						
Al Kaline, R (1, 9) OBP: 0.271, SLG: 0.287										2	0	0	0	0	0	3						
Steve Souchock, R (5, 7) OBP: 0.263, SLG: 0.353										2	1	1	1	0	0	1						
Red Wilson, R (1, 2) OBP: 0.367, SLG: 0.358										4	2	2	0	1	0	2						
Frank Bolling, R (1, 4) OBP: 0.291, SLG: 0.307										3	1	1	3	2	1	0						
Steve Gromek, S (1, 1) OBP: 0.231, SLG: 0.130										4	1	0	1	1	1	4						
Inning Stats	R: 9 E: 1 K: 0 S: 8	H: 4 LOB: 0 BB: 4 P: 24	R: 0 E: 0 K: 1 S: 6	H: 1 LOB: 3 BB: 2 P: 14	R: 0 E: 0 K: 0 S: 3	H: 0 LOB: 0 BB: 0 P: 3	R: 0 E: 0 K: 0 S: 4	H: 2 LOB: 1 BB: 0 P: 4	R: 0 E: 0 K: 1 S: 5	H: 0 LOB: 0 BB: 0 P: 5	R: 0 E: 0 K: 1 S: 4	H: 0 LOB: 1 BB: 2 P: 12	R: 1 E: 0 K: 0 S: 4	H: 1 LOB: 0 BB: 0 P: 4	R: 0 E: 0 K: 1 S: 6	H: 2 LOB: 1 BB: 0 P: 6	R: 2 E: 0 K: 1 S: 8	H: 3 LOB: 2 BB: 1 P: 12	1B: 8 2B: 3 3B: 0 HR: 2	SF: 0 SAC: 2 DP: 3 HBP: 0	WP: 0 PB: 0 SB: 0 CS: 0	PA: 47
PITCHER	IP WLS BF H R ER SO BB IBB HBP BLK WP HR S P ERA WHIP																					
Alex Kellner, L (1, 1) ERA: 4.05	0.1 L 8 3 7 6 0 2 1 0 0 0 0 0 5 17 162.00 15.000																					
Johnny Gray, R (1, 1) ERA: 9.0	8.2 39 10 5 5 5 6 0 0 0 0 0 2 43 67 5.19 1.846																					

Detroit Tigers @ Philadelphia Athletics
 Connie Mack Stadium, Philadelphia, PA
 Tue Jul 20 1954, 3:33 AM EDT
 Unknown


AB 36
 R 12
 H 13
 RBI 12
 BB 9
 SO 5
 LOB 18



Batter	1	2	3	4	5	6	7	8	9	AB	R	H	RBI	BB	SO	LOB	BOTTOM			
Spook Jacobs, R (1, 4) OBP: 0.346, SLG: 0.302										4	0	2	0	0	0	2				
Joe Demaestri, R (1, 6) OBP: 0.250, SLG: 0.287										3	0	1	0	0	0	1				
Jim Finigan, R (1, 5) OBP: 0.370, SLG: 0.399										4	0	1	0	0	0	4				
Bill Renna, R (1, 9) OBP: 0.314, SLG: 0.420										3	0	0	0	1	0	1				
Bill Wilson, R (1, 8) OBP: 0.360, SLG: 0.493										3	0	0	0	1	0	1				
Don Bollweg, L (1, 3) OBP: 0.320, SLG: 0.305										3	0	0	0	0	0	0				
Vic Power, R (1, 7) OBP: 0.273, SLG: 0.318										4	0	1	0	0	0	3				
Joe Astroth, R (1, 2) OBP: 0.262, SLG: 0.196										4	0	2	0	0	0	1				
Alex Kellner, R (1, 1) OBP: 0.156, SLG: 0.163										0	0	0	0	0	0	0				
Johnny Gray, R (1, 1) OBP: 0.293, SLG: 0.379										3	0	0	0	0	1	2				
Lou Limmer, L (9, PH) OBP: 0.293, SLG: 0.379										1	0	0	0	0	1	1				
Inning Stats	R: 0 E: 0 K: 0 S: 3	H: 1 LOB: 0 BB: 0 P: 3	R: 0 E: 0 K: 1 S: 6	H: 1 LOB: 1 BB: 0 P: 6	R: 0 E: 0 K: 0 S: 3	H: 1 LOB: 3 BB: 2 P: 12	R: 0 E: 0 K: 0 S: 4	H: 1 LOB: 0 BB: 0 P: 5	R: 0 E: 0 K: 0 S: 3	H: 0 LOB: 0 BB: 0 P: 3	R: 0 E: 0 K: 0 S: 4	H: 1 LOB: 1 BB: 0 P: 4	R: 0 E: 0 K: 0 S: 4	H: 1 LOB: 1 BB: 0 P: 4	R: 0 E: 0 K: 1 S: 6	H: 1 LOB: 1 BB: 0 P: 6	1B: 7 2B: 0 3B: 0 HR: 0	SF: 0 SAC: 0 DP: 2 HBP: 2	WP: 0 PB: 0 SB: 0 CS: 0	PA: 36
PITCHER	IP WLS BF H R ER SO BB IBB HBP BLK WP HR S P ERA WHIP																			
Steve Gromek, R (1, 1) ERA: 2.66	9.0 W 36 7 0 0 2 2 0 0 2 0 0 0 36 46 0.00 1.000																			

Detroit Tigers @ Philadelphia Athletics
 Connie Mack Stadium, Philadelphia, PA
 Tue Jul 20 1954, 3:33 AM EDT
 Unknown

AB 32
 R 0
 H 7
 RBI 0
 BB 2
 SO 2
 LOB 16




Batter	1	2	3	4	5	6	7	8	9	AB	R	H	RBI	BB	SO	LOB	TOP																		
Harvey Kuenn, R (1.6) OBP: 0.294, SLG: 0.354	0-0 6-3		0-0 F8		0-0 1B			4-0 HR BB		3	1	1	0	1	0	1	Detroit Tigers @ Philadelphia Athletics Connie Mack Stadium, Philadelphia, PA Tue Jul 20 1954, 3:38 AM EDT Att: 4,351 - Unknown livebaseballscorecards.com																		
Bill Tuttle, R (1.8) OBP: 0.380, SLG: 0.457	0-3 K		0-0 1B		0-3 K			0-0 1-H HR		4	1	2	2	0	2	1																			
Jim Delsing, L (1.7) OBP: 0.326, SLG: 0.317	0-0 5-3		0-0 F8			0-0 F7		0-0 F8 SF8 2B		4	1	1	0	0	0	2																			
Ray Boone, R (1.5) OBP: 0.396, SLG: 0.476		0-0 E SF8 1B		0-0 P4		4-0 BB		0-0 F8 2-3		3	1	1	0	1	0	1																			
Wayne Belardi, L (1.3) OBP: 0.382, SLG: 0.455		0-0 E3 L9-6-4 1-3		4-0 BB		0-0 F7		0-0 SF8		2	0	0	1	1	0	2																			
Frank House, L (1.2) OBP: 0.315, SLG: 0.385		0-0 SF8 3-H		0-3 K		0-3 K		0-0 G3		3	0	0	1	0	2	2																			
Al Kaline, R (1.9) OBP: 0.268, SLG: 0.283		0-0 L9-6-4 2-3		0-0 L8			0-0 L6		0-0 L7	4	0	0	0	0	0	2																			
Frank Bolling, R (1.4) OBP: 0.289, SLG: 0.305			0-3 K		0-0 F7		0-3 K		0-0 F7	2	0	0	0	0	1	0																			
Walt Droop, R (7. PH) OBP: 0.324, SLG: 0.385										1	0	0	0	0	1	0																			
Reno Bertioia, R (7.4) OBP: 0.267, SLG: 0.308										1	0	0	0	0	0	0																			
Ned Garver, R (1.1) OBP: 0.250, SLG: 0.205					0-0 4-3		0-0 F2		0-0 F3	4	0	1	0	0	0	0																			
Inning Stats	R: 0 E: 0 K: 1 S: 5	H: 0 LOB: 0 BB: 0 P: 5	R: 1 E: 1 K: 0 S: 4	H: 1 LOB: 0 BB: 0 P: 4	R: 0 E: 0 K: 1 S: 7	H: 2 LOB: 2 BB: 0 P: 7	R: 0 E: 0 K: 1 S: 5	H: 0 LOB: 1 BB: 1 P: 9	R: 0 E: 0 K: 1 S: 6	H: 0 LOB: 1 BB: 1 P: 9	R: 0 E: 0 K: 1 S: 5	H: 0 LOB: 0 BB: 0 P: 5	R: 3 E: 0 K: 0 S: 5	H: 2 LOB: 0 BB: 1 P: 9	R: 0 E: 0 K: 0 S: 3	H: 0 LOB: 0 BB: 0 P: 3	1B: 4 2B: 2 3B: 0 HR: 1	SF: 2 SAC: 0 DP: 1 HBP: 0	WP: 0 PB: 0 SB: 0 CS: 0	PA: 36															
PITCHER	IP 9.0	WLS L	BF 36	H 6	R 4	ER 3	SO 6	BB 3	IBB 0	HBP 0	BLK 0	WP 0	HR 1	S 45	P 57	ERA 3.00	WHIP 1.000	PITCHER	IP 9.0	WLS L	BF 36	H 6	R 4	ER 3	SO 6	BB 3	IBB 0	HBP 0	BLK 0	WP 0	HR 1	S 45	P 57	ERA 3.00	WHIP 1.000

Batter	1	2	3	4	5	6	7	8	9	AB	R	H	RBI	BB	SO	LOB	BOTTOM																		
Spook Jacobs, R (1.4) OBP: 0.345, SLG: 0.301	0-0 8-3 1B		0-0 5-3		0-0 FC1-6 1-2		0-0 6-3			4	0	1	0	0	0	1	Detroit Tigers @ Philadelphia Athletics Connie Mack Stadium, Philadelphia, PA Tue Jul 20 1954, 3:38 AM EDT Att: 4,351 - Unknown livebaseballscorecards.com																		
Lou Limmer, L (1.3) OBP: 0.291, SLG: 0.370	0-0 8-3 1-2			4-0 E 1B BB	0-0 F5			0-0 P6		3	1	0	0	1	0	2																			
Vic Power, R (1.7) OBP: 0.269, SLG: 0.313	0-0 6-3			0-0 F9	0-0 4-3			0-0 P6		4	0	0	0	0	0	2																			
Bill Renna, R (1.9) OBP: 0.313, SLG: 0.415		0-0 F8		4-0 1B BB	0-0 F5		0-0 F5	0-0 1-3		3	0	0	0	1	0	0																			
Bill Wilson, R (1.8) OBP: 0.364, SLG: 0.493		0-0 CS 1B		0-0 FC4 1B		0-0 L5			0-0 SH3-4 1B	4	1	2	0	0	0	2																			
Jim Finigan, R (1.5) OBP: 0.373, SLG: 0.403	0-3 K			0-0 1B	0-0 1B		0-0 1B		0-0 SH3-4	3	0	2	1	0	1	1																			
Joe Demaestri, R (1.6) OBP: 0.256, SLG: 0.302				0-0 HR	0-0 1B		0-0 1B		0-0 2-3	4	1	3	2	0	0	1																			
Jim Robertson, R (1.2) OBP: 0.254, SLG: 0.217				0-0 P2	0-3 K				0-0 F3	3	0	0	0	0	1	2																			
Don Bollweg, L (9. PH) OBP: 0.315, SLG: 0.304										1	0	0	0	0	0	1																			
Arnie Portocarrero, R (1.1) OBP: 0.191, SLG: 0.233				0-3 K			0-3 K			3	0	1	0	0	2	0																			
Inning Stats	R: 0 E: 0 K: 0 S: 3	H: 1 LOB: 0 BB: 0 P: 3	R: 0 E: 0 K: 1 S: 5	H: 1 LOB: 0 BB: 0 P: 5	R: 1 E: 0 K: 1 S: 6	H: 1 LOB: 0 BB: 0 P: 6	R: 2 E: 1 K: 1 S: 7	H: 2 LOB: 2 BB: 2 P: 15	R: 0 E: 0 K: 0 S: 4	H: 2 LOB: 2 BB: 0 P: 4	R: 0 E: 0 K: 1 S: 5	H: 0 LOB: 0 BB: 0 P: 5	R: 0 E: 0 K: 0 S: 3	H: 0 LOB: 0 BB: 0 P: 3	R: 0 E: 0 K: 0 S: 4	H: 1 LOB: 1 BB: 0 P: 4	1B: 8 2B: 1 3B: 0 HR: 1	SF: 0 SAC: 1 DP: 1 HBP: 0	WP: 0 PB: 0 SB: 0 CS: 1	PA: 35															
PITCHER	IP 9.0	WLS W	BF 35	H 9	R 3	ER 3	SO 4	BB 2	IBB 0	HBP 0	BLK 0	WP 0	HR 1	S 41	P 49	ERA 3.00	WHIP 1.222	PITCHER	IP 9.0	WLS W	BF 35	H 9	R 3	ER 3	SO 4	BB 2	IBB 0	HBP 0	BLK 0	WP 0	HR 1	S 41	P 49	ERA 3.00	WHIP 1.222


Batter	1	2	3	4	5	6	7	8	9	AB	R	H	RBI	BB	SO	LOB	TOP			
Harvey Kuenn, R OBP: 0.293, SLG: 0.353 (1, 6)										4	0	1	0	0	1	0	Detroit Tigers @ Philadelphia Athletics Connie Mack Stadium, Philadelphia, PA Wed Jul 21 1954, 3:33 AM EDT Att: 1,760 - Unknown			
Bill Tuttle, R OBP: 0.378, SLG: 0.458 (1, 8)										4	0	1	0	0	0	1				
Jim Delsing, L OBP: 0.321, SLG: 0.312 (1, 7)										4	0	0	0	0	0	2				
Ray Boone, R OBP: 0.397, SLG: 0.475 (1, 5)										3	0	1	0	1	0	1				
Wayne Belardi, L OBP: 0.378, SLG: 0.456 (1, 3)										4	1	1	0	0	0	3				
Al Kaline, R OBP: 0.271, SLG: 0.286 (1, 9)										4	0	2	0	0	0	1				
Red Wilson, R OBP: 0.357, SLG: 0.347 (1, 2)										3	0	0	0	0	1	3				
Frank House, L OBP: 0.314, SLG: 0.383 (0, PH)										1	0	0	0	0	0	1				
Frank Bolling, R OBP: 0.286, SLG: 0.302 (1, 4)										3	0	0	1	0	0	2				
George Zuverink, R OBP: 0.158, SLG: 0.184 (1, 1)										3	0	0	0	0	1	3				
Inning Stats	R: 0 E: 0 K: 0 S: 4	H: 1 LOB: 2 BB: 1 P: 8	R: 0 E: 1 K: 1 S: 6	H: 1 LOB: 1 BB: 0 P: 6	R: 0 E: 0 K: 0 S: 4	H: 1 LOB: 1 BB: 0 P: 4	R: 1 E: 0 K: 1 S: 7	H: 2 LOB: 1 BB: 0 P: 7	R: 0 E: 0 K: 0 S: 3	H: 0 LOB: 0 BB: 0 P: 3	R: 0 E: 0 K: 0 S: 3	H: 0 LOB: 0 BB: 0 P: 3	R: 0 E: 0 K: 1 S: 5	H: 0 LOB: 0 BB: 0 P: 5	R: 0 E: 0 K: 0 S: 4	H: 1 LOB: 1 BB: 0 P: 4	1B: 4 2B: 2 3B: 0 HR: 0	SF: 0 SAC: 0 DP: 1 HBP: 0	WP: 1 PB: 0 SB: 0 CS: 0	PA: 34
PITCHER Sonny Dixon, R ERA: 3.97 (1, 1)	IP: 9.0 WLS: W BF: 34 H: 6 R: 1 ER: 1 SO: 3 BB: 1 IBB: 0 HBP: 0 BLK: 0 WP: 1 HR: 0 S: 39 P: 43 ERA: 1.00 WHIP: 0.778															PITCHER				

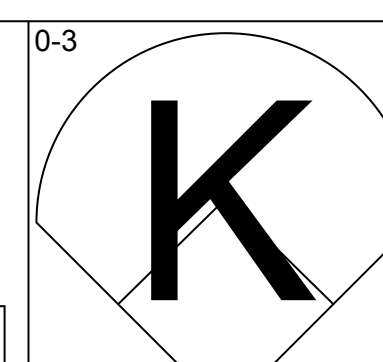
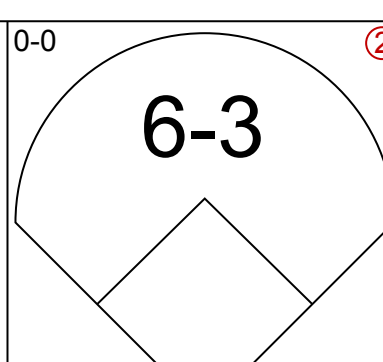
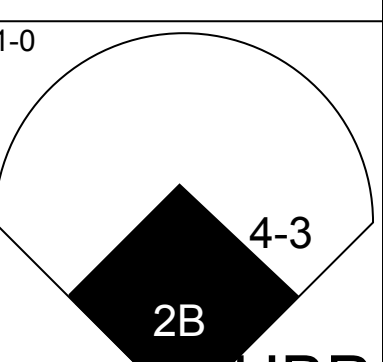
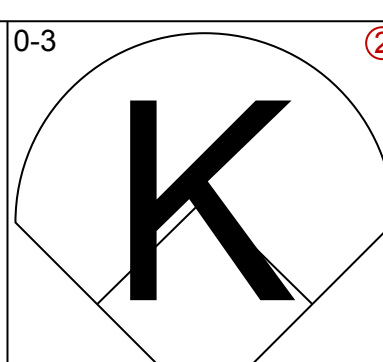
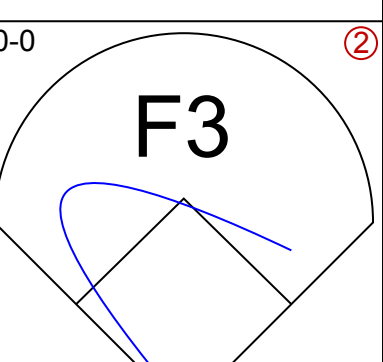
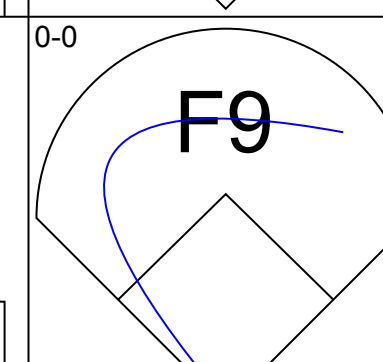
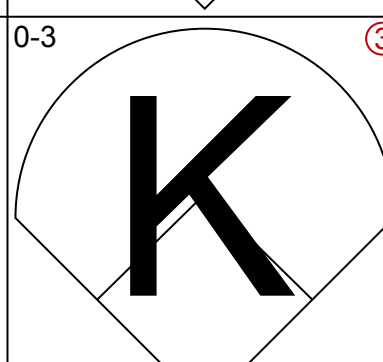
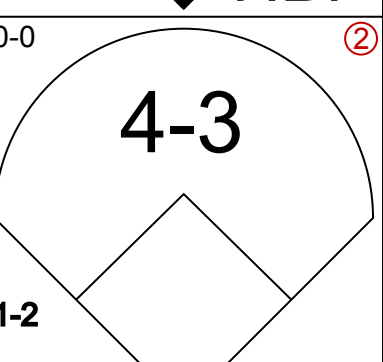
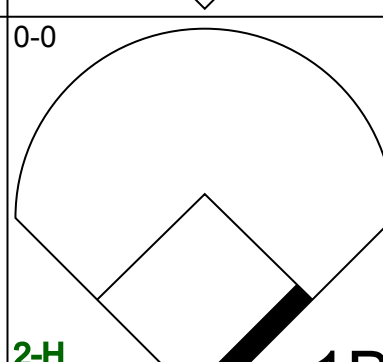
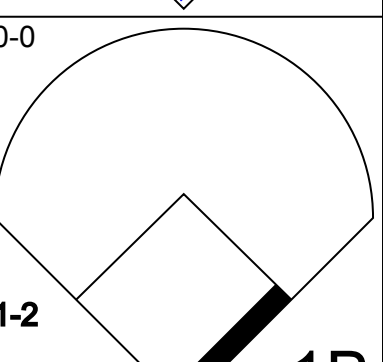
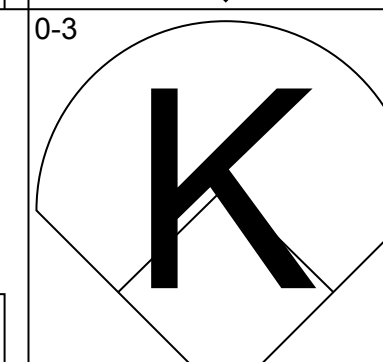
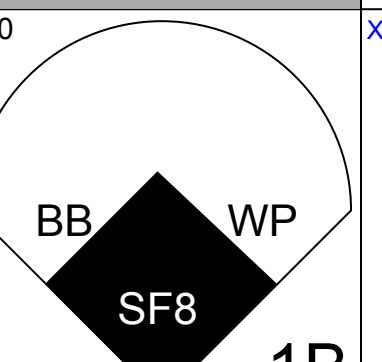
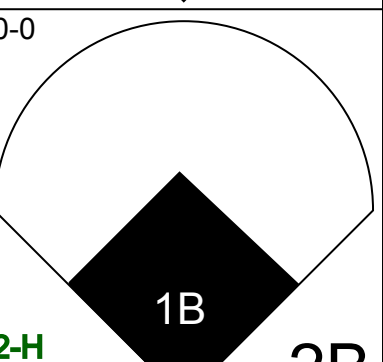
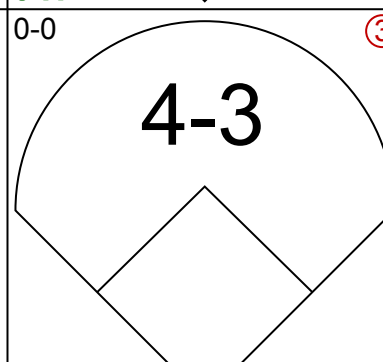
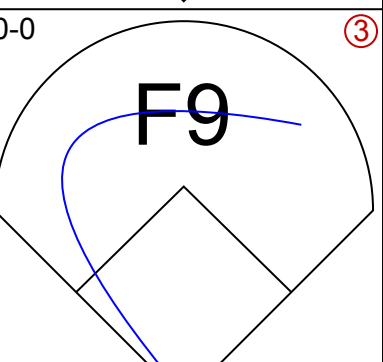
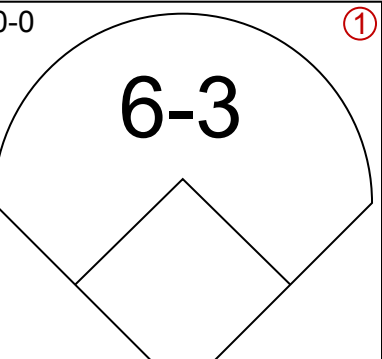
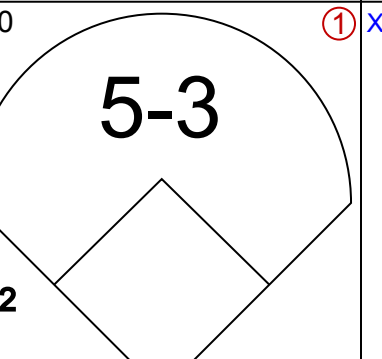
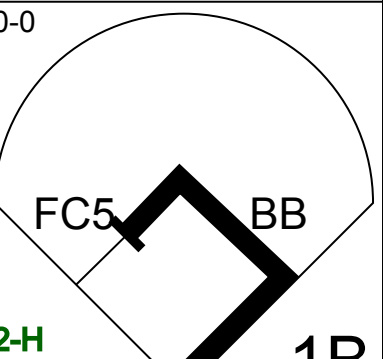
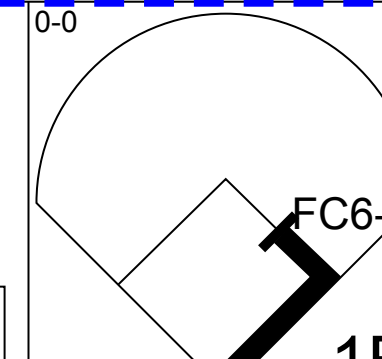
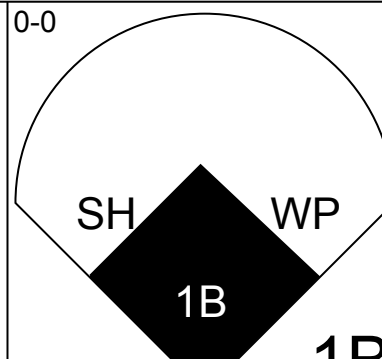
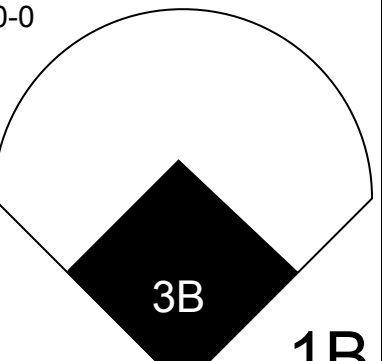
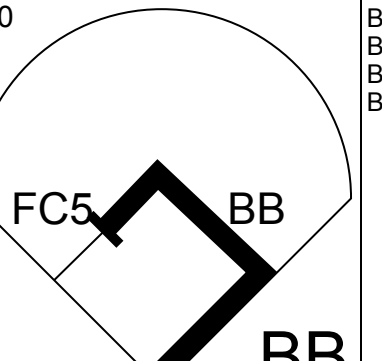
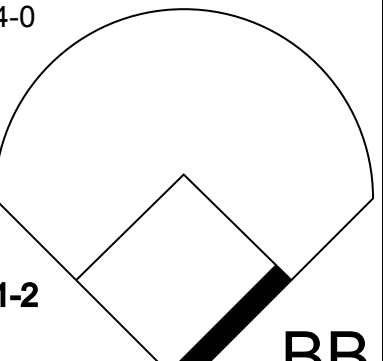
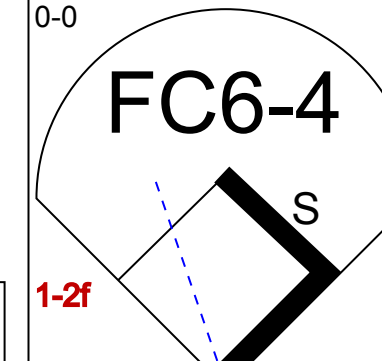
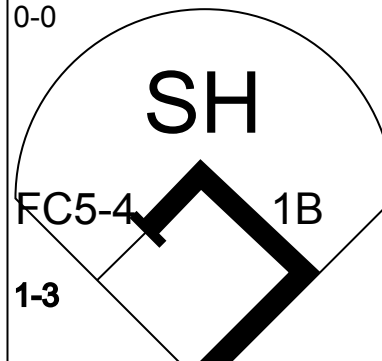
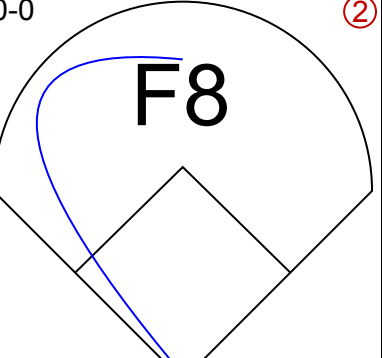
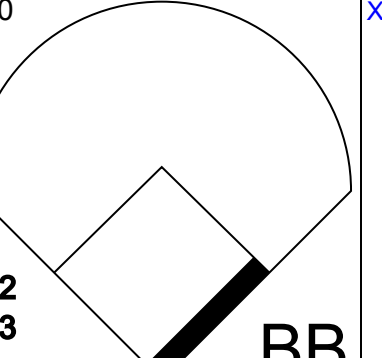
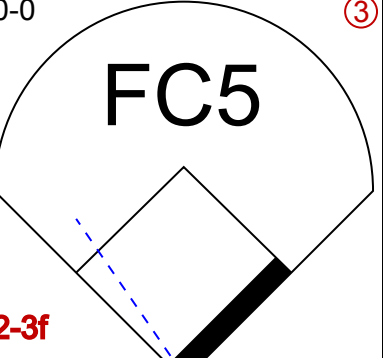
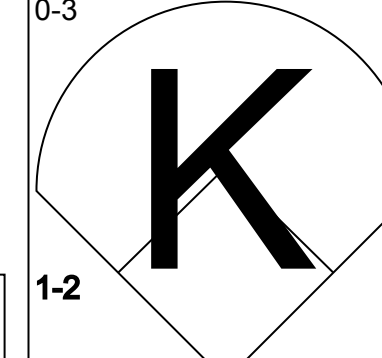
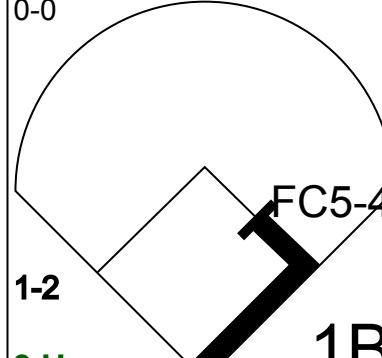
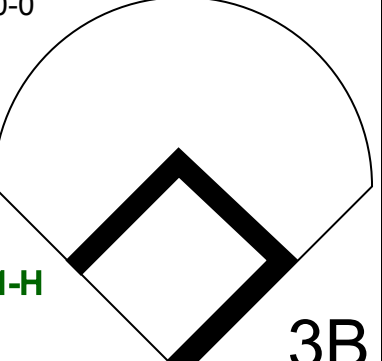
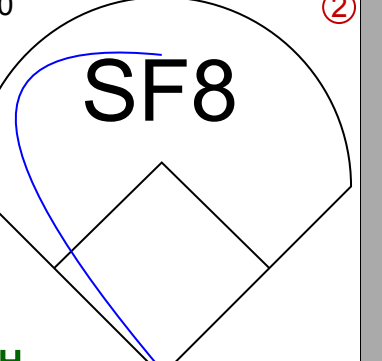
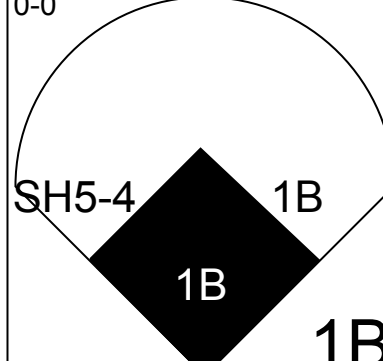
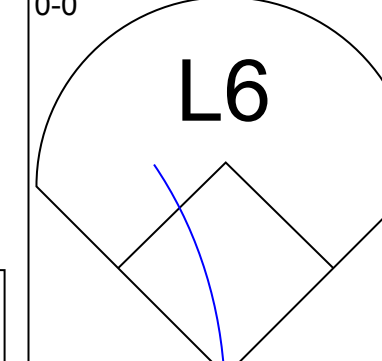
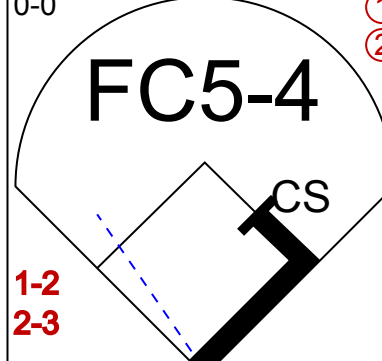
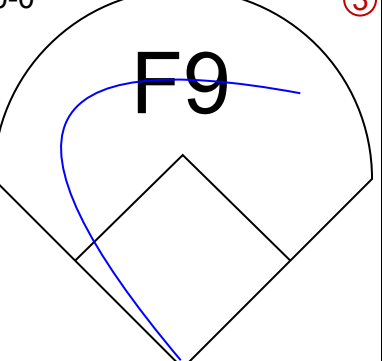
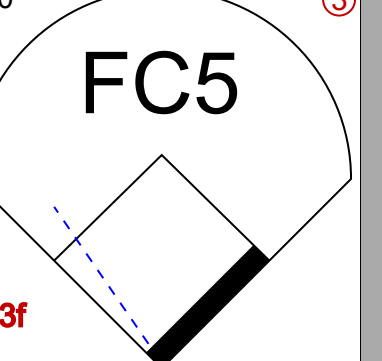
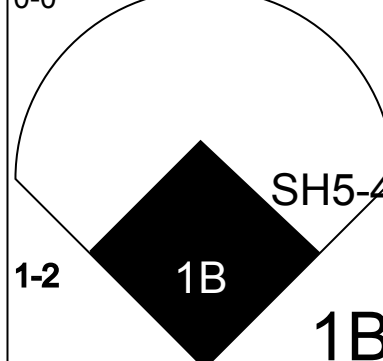
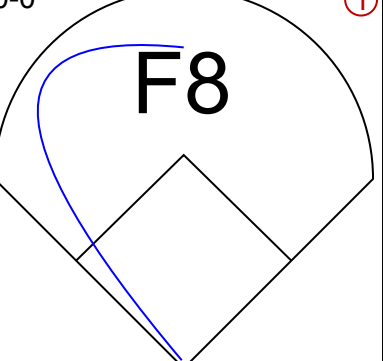
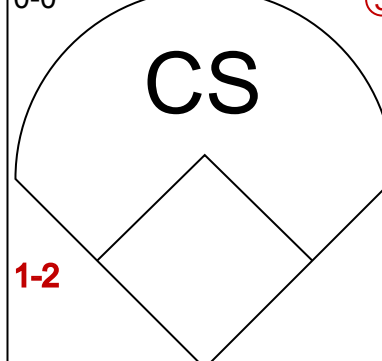

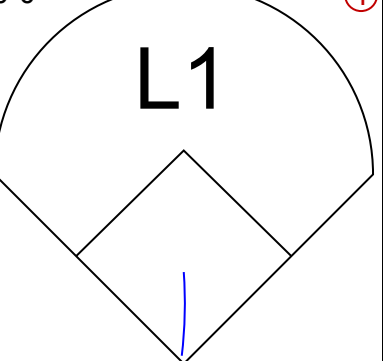
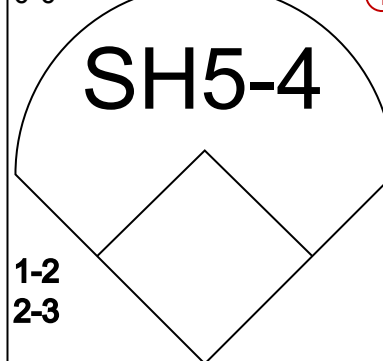
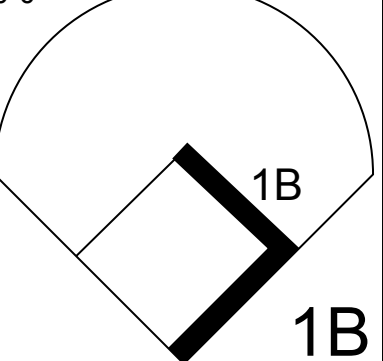
Batter	1	2	3	4	5	6	7	8	9	AB	R	H	RBI	BB	SO	LOB	BOTTOM			
Spook Jacobs, R OBP: 0.344, SLG: 0.298 (1, 4)										3	1	0	0	1	0	0	Detroit Tigers @ Philadelphia Athletics Connie Mack Stadium, Philadelphia, PA Wed Jul 21 1954, 3:33 AM EDT Att: 1,760 - Unknown			
Lou Limmer, L OBP: 0.290, SLG: 0.388 (1, 3)										4	1	1	2	0	0	0				
Vic Power, R OBP: 0.264, SLG: 0.307 (1, 7)										4	0	0	0	0	0	0				
Bill Renna, R OBP: 0.310, SLG: 0.410 (1, 9)										3	0	0	0	0	0	0				
Bill Wilson, R OBP: 0.363, SLG: 0.490 (1, 8)										3	0	1	0	0	0	0				
Jim Finigan, R OBP: 0.373, SLG: 0.414 (1, 5)										3	1	1	1	0	0	1				
Joe Demaestri, R OBP: 0.260, SLG: 0.315 (1, 6)										3	1	2	1	0	0	0				
Joe Astroth, R OBP: 0.264, SLG: 0.200 (1, 2)										3	0	1	0	0	0	0				
Sonny Dixon, S OBP: 0.067, SLG: 0.133 (1, 1)										3	0	0	0	0	0	2				
Inning Stats	R: 2 E: 0 K: 0 S: 5	H: 2 LOB: 1 BB: 1 P: 9	R: 0 E: 0 K: 0 S: 3	H: 0 LOB: 0 BB: 0 P: 3	R: 0 E: 0 K: 0 S: 3	H: 0 LOB: 0 BB: 0 P: 3	R: 1 E: 0 K: 0 S: 4	H: 1 LOB: 0 BB: 0 P: 4	R: 0 E: 0 K: 0 S: 3	H: 0 LOB: 0 BB: 0 P: 3	R: 1 E: 0 K: 0 S: 5	H: 3 LOB: 1 BB: 0 P: 5	R: 0 E: 0 K: 0 S: 3	H: 0 LOB: 0 BB: 0 P: 3	R: 0 E: 0 K: 0 S: 3	H: 0 LOB: 0 BB: 0 P: 3	1B: 3 2B: 1 3B: 0 HR: 3	SF: 0 SAC: 0 DP: 1 HBP: 0	WP: 0 PB: 0 SB: 1 CS: 0	PA: 30
PITCHER George Zuverink, R ERA: 3.44 (1, 1)	IP: 8.0 WLS: L BF: 30 H: 6 R: 4 ER: 4 SO: 0 BB: 1 IBB: 0 HBP: 0 BLK: 0 WP: 0 HR: 3 S: 29 P: 33 ERA: 4.50 WHIP: 0.875															PITCHER				

AB 33
R 1
H 6
RBI 1
BB 1
SO 3
LOB 17



AB 29
R 4
H 6
RBI 4
BB 1
SO 0
LOB 3

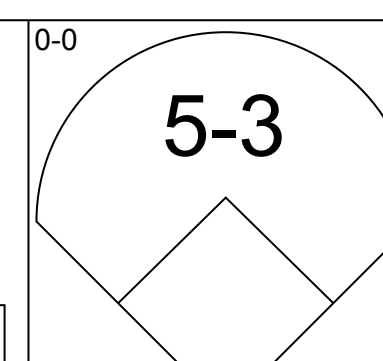
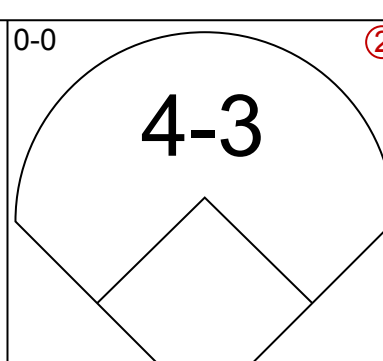
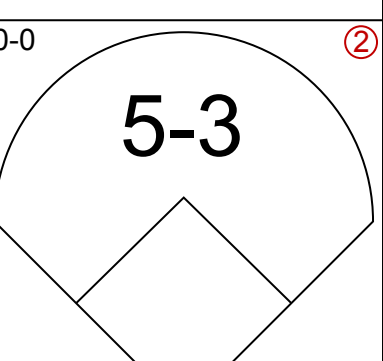
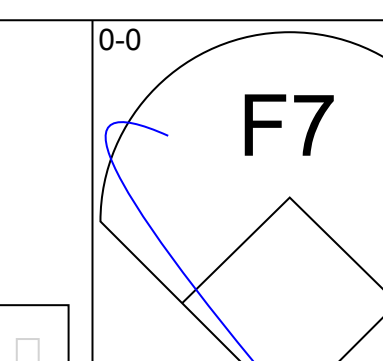
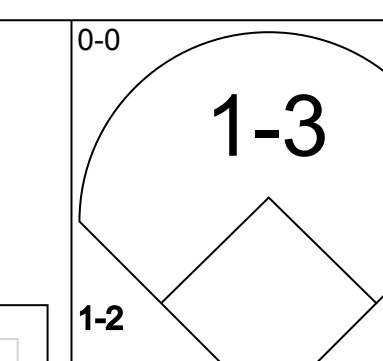
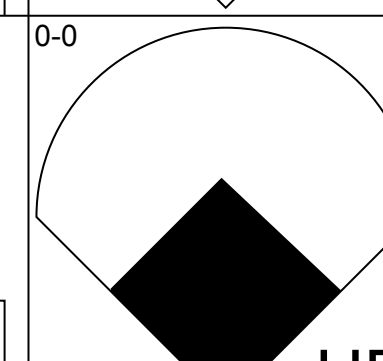
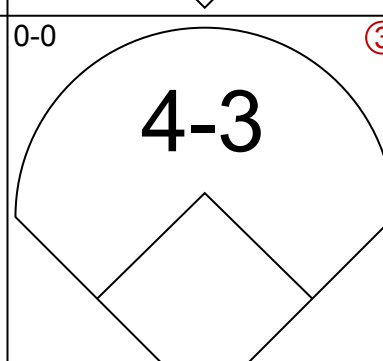
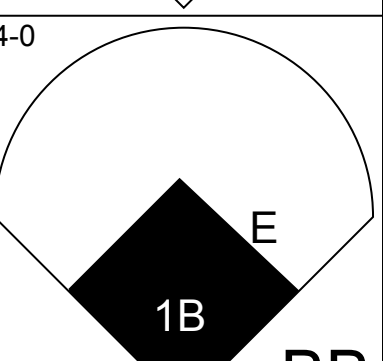
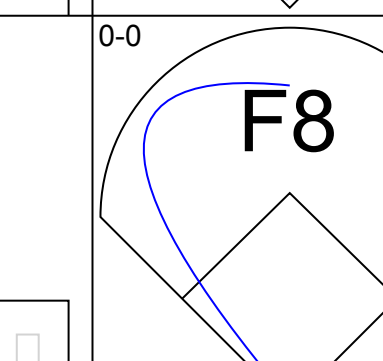
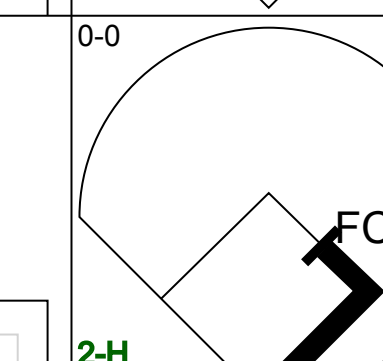
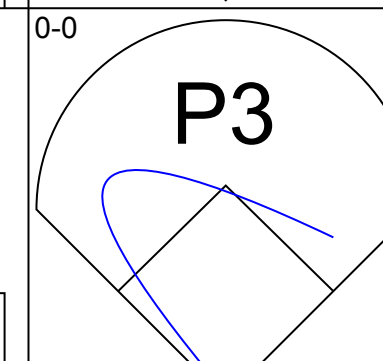
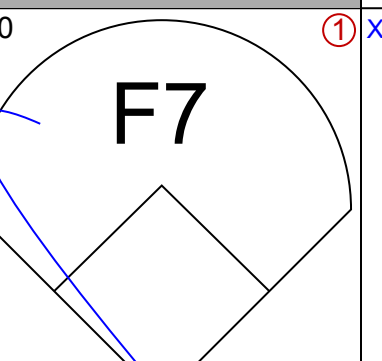
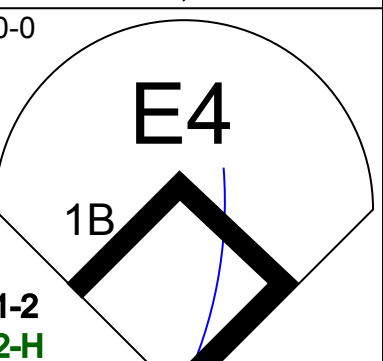
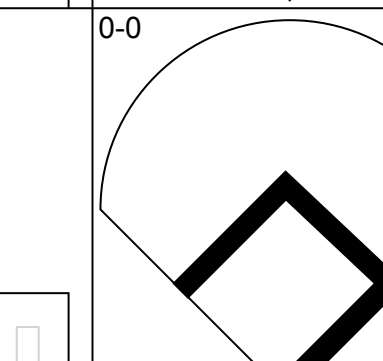
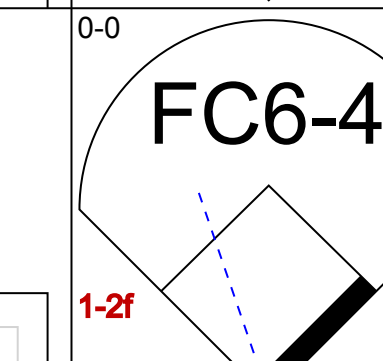
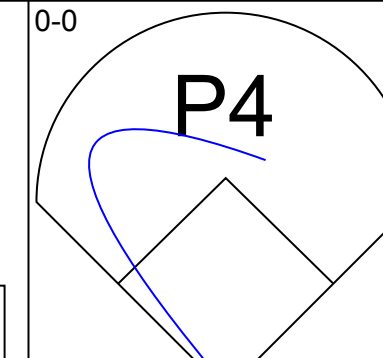
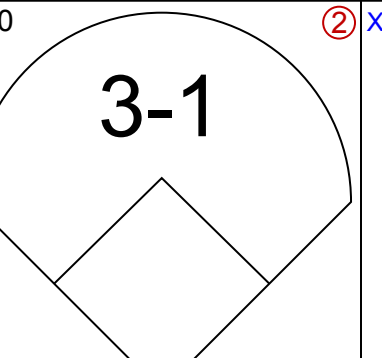
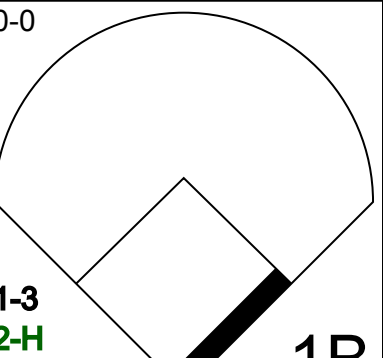
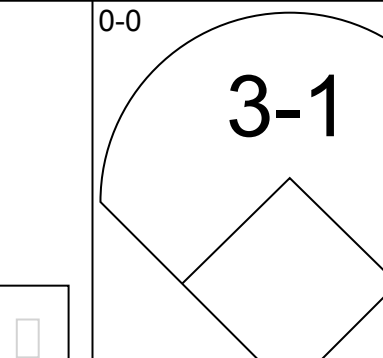
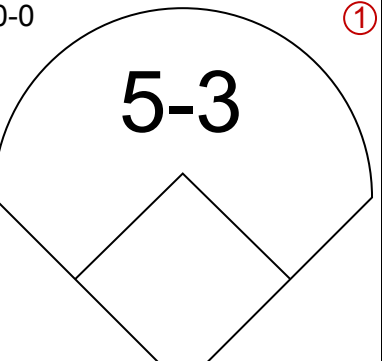
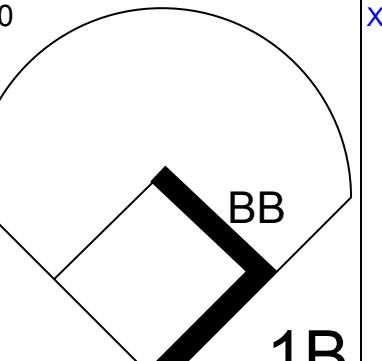
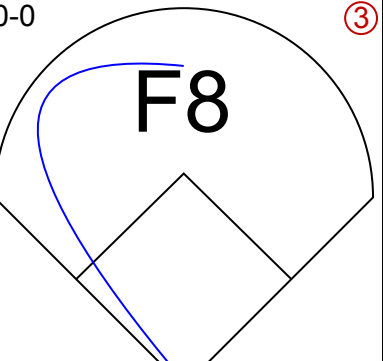
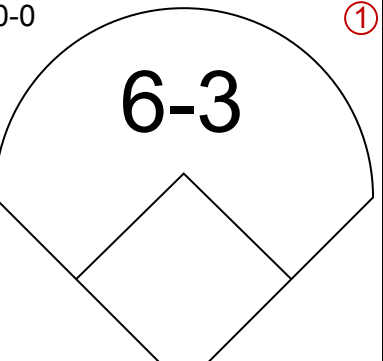
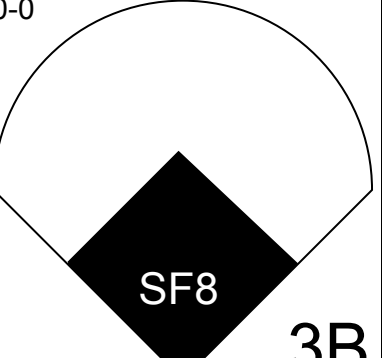
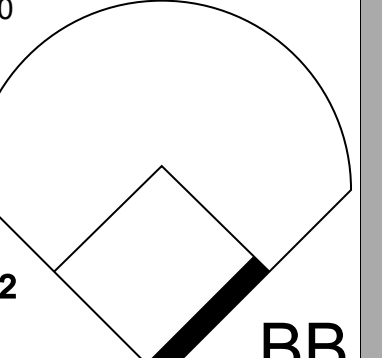
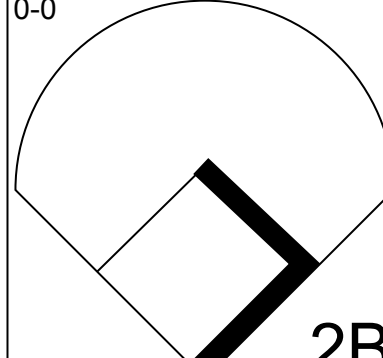
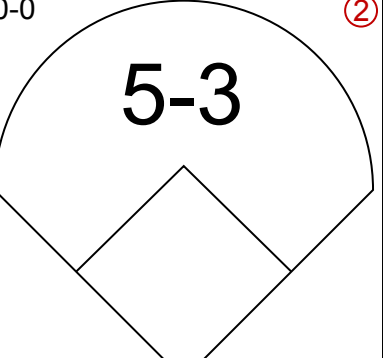
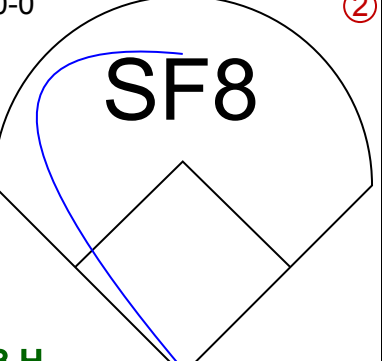
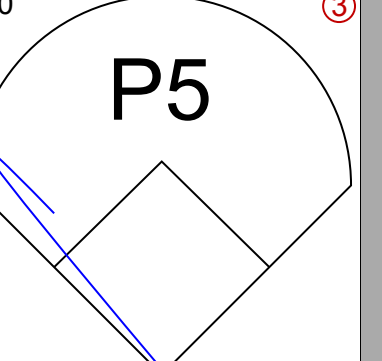
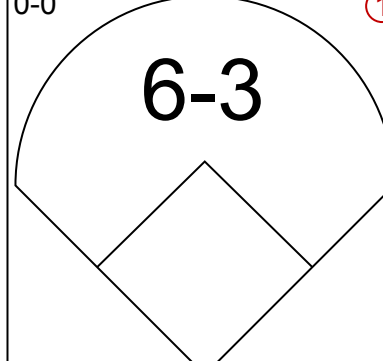
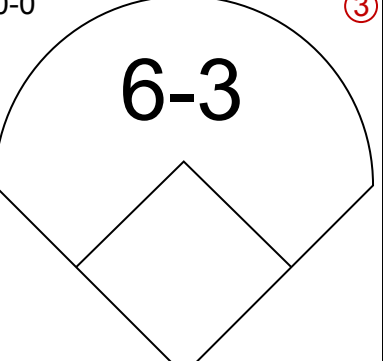
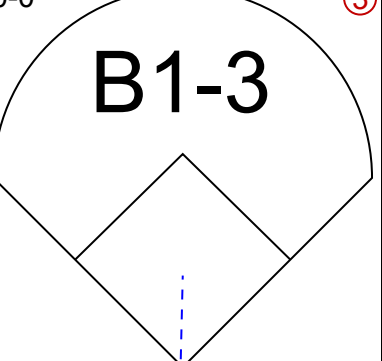
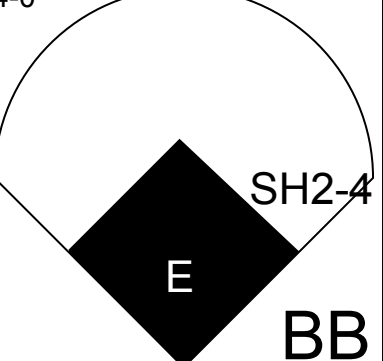
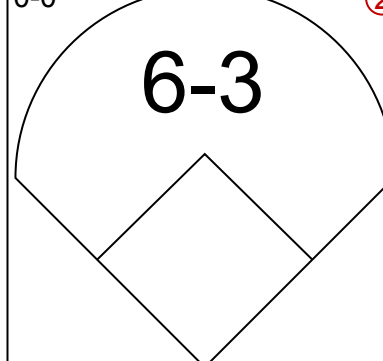
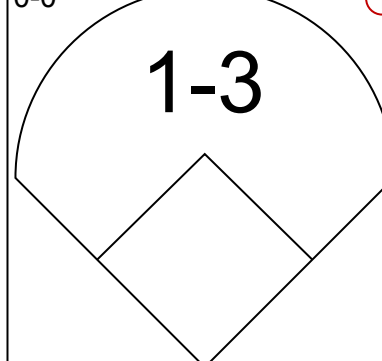
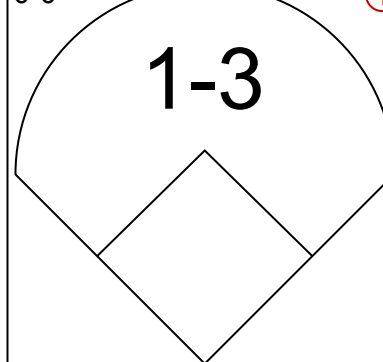
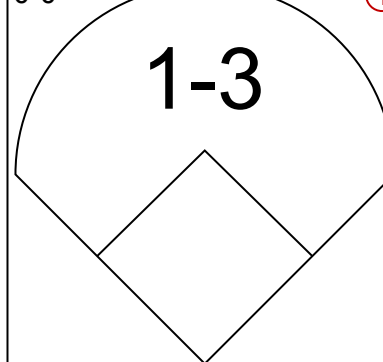
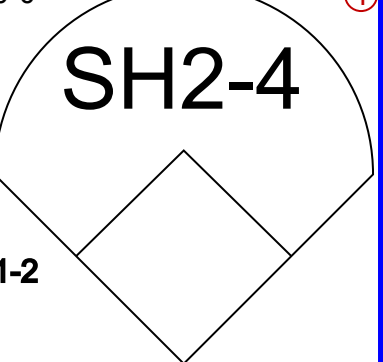
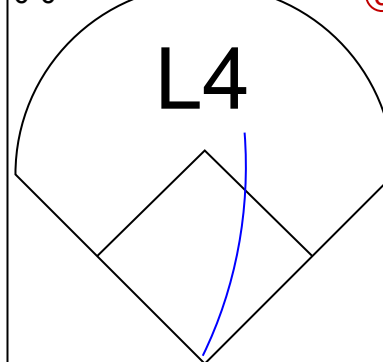
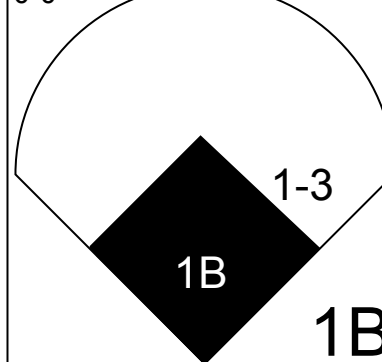


Batter	1	2	3	4	5	6	7	8	9	AB	R	H	RBI	BB	SO	LOB	TOP					
Jim Brideweser, R (1, 4) <small>OBP: 0.344, SLG: 0.331</small> Bobby Young, L (7, 4) <small>OBP: 0.343, SLG: 0.342</small>										3	1	0	0	0	2	2						
Chuck Diering, R (1, 8) <small>OBP: 0.379, SLG: 0.362</small>										5	0	2	2	0	1	1						
Eddie Waitkus, L (1, 3) <small>OBP: 0.314, SLG: 0.370</small>										5	2	2	1	0	1	3						
Vern Stephens, R (1, 5) <small>OBP: 0.309, SLG: 0.412</small>										5	1	3	1	0	0	1						
Sam Mele, R (1, 9) <small>OBP: 0.288, SLG: 0.378</small> Bob Kennedy, R (7, 9) <small>OBP: 0.293, SLG: 0.340</small>										2	1	1	0	2	0	1						
Les Moss, R (1, 2) <small>OBP: 0.321, SLG: 0.303</small> Clint Courtney, L (9, PH) <small>OBP: 0.332, SLG: 0.374</small> (9, 2)										3	0	0	0	1	1	4						
Jim Fridley, R (1, 7) <small>OBP: 0.295, SLG: 0.386</small>										4	1	2	2	0	0	3						
Billy Hunter, R (1, 6) <small>OBP: 0.276, SLG: 0.288</small>										4	1	1	0	0	0	3						
Duane Pilette, R (1, 1) <small>OBP: 0.163, SLG: 0.125</small>										3	0	1	0	0	1	0						
Inning Stats	R: 0 E: 0 K: 2 S: 7	H: 0 LOB: 0 BB: 0 P: 7	R: 1 E: 0 K: 0 S: 5	H: 2 LOB: 1 BB: 0 P: 5	R: 0 E: 0 K: 2 S: 7	H: 0 LOB: 0 BB: 0 P: 7	R: 1 E: 0 K: 0 S: 4	H: 1 LOB: 2 BB: 2 P: 12	R: 2 E: 0 K: 0 S: 5	H: 2 LOB: 2 BB: 1 P: 10	R: 2 E: 0 K: 1 S: 8	H: 3 LOB: 1 BB: 0 P: 8	R: 0 E: 0 K: 1 S: 6	H: 1 LOB: 1 BB: 0 P: 6	R: 0 E: 0 K: 0 S: 5	H: 2 LOB: 2 BB: 0 P: 5	R: 1 E: 0 K: 0 S: 4	H: 2 LOB: 0 BB: 0 P: 4	1B: 11 2B: 1 3B: 1 HR: 0	SF: 1 SAC: 2 DP: 1 HBP: 1	WP: 2 PB: 0 SB: 1 CS: 1	PA: 44
PITCHER	IP WLS BF H R ER SO BB IBB HBP BLK WP HR S P ERA WHIP																					
Alex Kellner, L (1, 1) <small>ERA: 4.26</small> Marion Francano, R (7, 1) <small>ERA: 5.61</small>	6.0 L 30 8 6 6 5 3 0 1 0 1 0 36 49 9.00 1.833																					

Baltimore Orioles @ Philadelphia Athletics
 Connie Mack Stadium, Philadelphia, PA
 Fri Jul 23 1954, 3:33 AM EDT
 Att: 1,791 - Unknown


AB 36
 R 7
 H 13
 RBI 7
 BB 3
 SO 6
 LOB 19



Batter	1	2	3	4	5	6	7	8	9	AB	R	H	RBI	BB	SO	LOB	BOTTOM					
Spook Jacobs, R (1, 4) <small>OBP: 0.338, SLG: 0.292</small>										5	0	0	0	0	0	2						
Lou Limmer, L (1, 3) <small>OBP: 0.303, SLG: 0.419</small>										4	2	2	2	1	0	0						
Vic Power, R (1, 7) <small>OBP: 0.262, SLG: 0.311</small>										5	0	1	0	0	0	2						
Elmer Valo, L (1, 9) <small>OBP: 0.379, SLG: 0.361</small>										4	0	1	1	0	0	1						
Bill Wilson, R (1, 8) <small>OBP: 0.364, SLG: 0.481</small>										4	0	1	0	0	0	2						
Jim Finigan, R (1, 5) <small>OBP: 0.387, SLG: 0.434</small>										3	1	2	0	1	0	0						
Joe Demaestri, R (1, 6) <small>OBP: 0.257, SLG: 0.318</small>										3	0	0	1	0	0	3						
Jim Robertson, R (1, 2) <small>OBP: 0.267, SLG: 0.239</small>										3	1	0	0	1	0	1						
Alex Kellner, R (1, 1) <small>OBP: 0.152, SLG: 0.159</small> Don Bollweg, L (6, PH) <small>OBP: 0.316, SLG: 0.301</small> Marion Francano, R (7, 1) <small>OBP: 0.200, SLG: 0.167</small> Bill Renna, R (9, PH) <small>OBP: 0.307, SLG: 0.405</small>										1	0	0	0	0	0	0						
Inning Stats	R: 1 E: 0 K: 0 S: 4	H: 1 LOB: 0 BB: 0 P: 4	R: 1 E: 0 K: 0 S: 4	H: 1 LOB: 0 BB: 0 P: 4	R: 0 E: 0 K: 0 S: 3	H: 0 LOB: 0 BB: 0 P: 3	R: 0 E: 0 K: 0 S: 4	H: 1 LOB: 2 BB: 1 P: 8	R: 2 E: 1 K: 0 S: 5	H: 1 LOB: 2 BB: 2 P: 13	R: 0 E: 0 K: 0 S: 4	H: 1 LOB: 1 BB: 0 P: 4	R: 0 E: 0 K: 0 S: 4	H: 1 LOB: 0 BB: 0 P: 4	R: 0 E: 0 K: 0 S: 3	H: 0 LOB: 0 BB: 0 P: 3	R: 1 E: 0 K: 0 S: 5	H: 2 LOB: 1 BB: 0 P: 5	1B: 4 2B: 1 3B: 2 HR: 1	SF: 1 SAC: 1 DP: 0 HBP: 0	WP: 0 PB: 0 SB: 0 CS: 0	PA: 39
PITCHER	IP WLS BF H R ER SO BB IBB HBP BLK WP HR S P ERA WHIP																					
Duane Pilette, R (1, 1) <small>ERA: 2.87</small>	9.0 W 39 8 5 3 0 3 0 0 0 0 1 36 48 3.00 1.222																					

Baltimore Orioles @ Philadelphia Athletics
 Connie Mack Stadium, Philadelphia, PA
 Fri Jul 23 1954, 3:33 AM EDT
 Att: 1,791 - Unknown

AB 34
 R 5
 H 8
 RBI 4
 BB 3
 SO 0
 LOB 12



Batter	1	2	3	4	5	6	7	8	9	AB	R	H	RBI	BB	SO	LOB	TOP								
Cal Abrams, L OBP: 0.396, SLG: 0.387	F7		K				F8		1B	5	1	2	2	0	1	1									
Eddie Waitkus, L OBP: 0.322, SLG: 0.384	4-3						4-3		1B	5	1	3	1	0	0	1									
Chuck Diering, R OBP: 0.375, SLG: 0.358	F9		L8				F8		1B	5	1	1	0	0	0	3									
Vern Stephens, R OBP: 0.315, SLG: 0.411																									
Chico Garcia, R OBP: 0.136, SLG: 0.146																									
Clint Courtney, L OBP: 0.328, SLG: 0.369																									
Bob Kennedy, R OBP: 0.291, SLG: 0.337																									
Jim Brideweser, R OBP: 0.348, SLG: 0.336																									
Gil Coan, L OBP: 0.299, SLG: 0.292																									
Jim Fridley, R OBP: 0.291, SLG: 0.381																									
Bobby Young, L OBP: 0.344, SLG: 0.341																									
Billy Hunter, R OBP: 0.273, SLG: 0.285																									
Don Larsen, R OBP: 0.300, SLG: 0.447																									
Bob Chakales, R OBP: 0.474, SLG: 0.500																									
Joe Coleman, R OBP: 0.176, SLG: 0.291																									
Lou Kretlow, R OBP: 0.214, SLG: 0.154																									
Dick Kuylenstierna, L OBP: 0.310, SLG: 0.349																									
Mike Blyzka, R OBP: 0.300, SLG: 0.411																									
Sam Mele, R OBP: 0.300, SLG: 0.378																									
Howie Fox, R OBP: 0.300, SLG: 0.300																									
Les Moss, R OBP: 0.138, SLG: 0.300																									
Inning Stats	R: 0 E: 0 K: 0 S: 3	H: 0 LOB: 0 BB: 0 P: 3	R: 0 E: 0 K: 0 S: 4	H: 1 LOB: 2 BB: 1 P: 8	R: 0 E: 0 K: 2 S: 8	H: 1 LOB: 1 BB: 0 P: 8	R: 0 E: 0 K: 0 S: 3	H: 0 LOB: 0 BB: 0 P: 3	R: 3 E: 0 K: 1 S: 5	H: 2 LOB: 1 BB: 2 P: 13	R: 0 E: 0 K: 1 S: 5	H: 0 LOB: 1 BB: 1 P: 9	R: 0 E: 0 K: 0 S: 3	H: 0 LOB: 1 BB: 1 P: 7	R: 0 E: 1 K: 1 S: 7	H: 1 LOB: 3 BB: 1 P: 11	R: 2 E: 0 K: 0 S: 7	H: 5 LOB: 2 BB: 0 P: 7	1B: 8 2B: 2 3B: 0 HR: 0	SF: 0 SAC: 0 DP: 0 HBP: 0	WP: 0 PB: 0 SB: 1 CS: 0	PA: 43			
PITCHER	IP	WLS	BF	H	R	ER	SO	BB	IBB	HBP	BLK	WP	HR	S	P	ERA	WHIP								
Johnny Gray, R ERA: 7.2	(1, 1)	7.0	W	31	4	3	3	6	0	0	0	0	0	31	55	3.86	1.429								
Al Sima, L ERA: 3.5	(8, 1)	1.0		5	1	0	0	0	0	0	0	0	0	7	7	0.00	1.000								
Moe Burtzsch, R ERA: 4.81	(9, 1)	1.0	S	7	5	2	2	0	0	0	0	0	0	7	7	18.00	5.000								

Baltimore Orioles @ Philadelphia Athletics
 Connie Mack Stadium, Philadelphia, PA
 Sat Jul 24 1954, 3:33 AM EDT
 Att: 1,634 - Unknown


AB	37
R	5
H	10
RBI	5
BB	6
SO	4
LOB	25



Batter	1	2	3	4	5	6	7	8	9	AB	R	H	RBI	BB	SO	LOB	BOTTOM								
Spook Jacobs, R OBP: 0.342, SLG: 0.301										4	2	3	1	0	0	0									
Lou Limmer, L OBP: 0.308, SLG: 0.441										4	1	2	1	0	0	2									
Vic Power, R OBP: 0.258, SLG: 0.307										3	0	0	1	0	1	3									
Eimer Valo, L OBP: 0.376, SLG: 0.368										3	1	1	1	0	0	1									
Bill Wilson, R OBP: 0.361, SLG: 0.476										4	0	1	0	0	1	0									
Jim Finigan, R OBP: 0.389, SLG: 0.435										2	1	1	1	1	1	0									
Joe Demaestri, R OBP: 0.256, SLG: 0.320										4	1	1	1	0	1	2									
Jim Robertson, R OBP: 0.278, SLG: 0.243										3	0	1	0	1	1	2									
Johnny Gray, R ERA: 7.2	(1, 1)	1.0	L	8	5	4	4	1	0	0	0	0	0	0	0	0									
Al Sima, R OBP: 0.071, SLG: 0.071	(8, 1)	3.0		14	5	2	2	3	0	0	0	0	0	20	20	6.00	1.667								
Don Bollweg, L OBP: 0.314, SLG: 0.299	(6, PH)	1.0		3	0	0	0	1	0	0	0	0	0	5	5	0.00	0.000								
Moe Burtzsch, R OBP: 0.167, SLG: 0.167	(9, 1)	1.0		4	0	0	0	1	1	0	0	0	0	5	9	0.00	1.000								
Inning Stats	R: 2 E: 0 K: 1 S: 7	H: 2 LOB: 0 BB: 0 P: 7	R: 2 E: 0 K: 1 S: 9	H: 4 LOB: 2 BB: 0 P: 9	R: 1 E: 0 K: 1 S: 7	H: 2 LOB: 1 BB: 0 P: 7	R: 1 E: 0 K: 1 S: 7	H: 2 LOB: 1 BB: 0 P: 7	R: 0 E: 0 K: 1 S: 5	H: 0 LOB: 0 BB: 1 P: 9	R: 0 E: 0 K: 0 S: 3	H: 0 LOB: 0 BB: 0 P: 3	R: 0 E: 0 K: 1 S: 5	H: 0 LOB: 1 BB: 1 P: 9	R: 0 E: 0 K: 1 S: 5	H: 0 LOB: 1 BB: 1 P: 9	1B: 5 2B: 4 3B: 1 HR: 0	SF: 3 SAC: 0 DP: 0 HBP: 0	WP: 0 PB: 0 SB: 0 CS: 0	PA: 36					
PITCHER	IP	WLS	BF	H	R	ER	SO	BB	IBB	HBP	BLK	WP	HR	S	P	ERA	WHIP								
Joe Coleman, R ERA: 3.45	(1, 1)	1.0	L	8	5	4	4	1	0	0	0	0	0	0	0	0	0								
Lou Kretlow, R ERA: 5.06	(2, 1)	3.0		14	5	2	2	3	0	0	0	0	0	20	20	6.00	1.667								
Mike Blyzka, R ERA: 6.08	(5, 1)	2.0		7	0	0	0	1	1	0	0	0	0	8	12	0.00	0.500								
Howie Fox, R ERA: 2.86	(7, 1)	1.0		3	0	0	0	1	0	0	0	0	0	5	5	0.00	0.000								
Bob Chakales, R ERA: 3.72	(8, 1)	1.0		4	0	0	0	1	1	0	0	0	0	5	9	0.00	1.000								

Baltimore Orioles @ Philadelphia Athletics
 Connie Mack Stadium, Philadelphia, PA
 Sat Jul 24 1954, 3:33 AM EDT
 Att: 1,634 - Unknown

AB	31
R	6
H	10
RBI	6
BB	2
SO	7
LOB	13



Batter	1	2	3	4	5	6	7	8	9	AB	R	H	RBI	BB	SO	LOB	TOP				
Cal Abrams, L OBP: 0.396, SLG: 0.382										3	0	0	0	2	0	3	<p>Baltimore Orioles @ Philadelphia Athletics Connie Mack Stadium, Philadelphia, PA Sun Jul 25 1954, 3:33 AM EDT Unknown</p>				
Eddie Waitkus, L OBP: 0.318, SLG: 0.380										4	0	1	1	0	1	2					
Chuck Diering, R OBP: 0.384, SLG: 0.359										2	0	1	0	2	0	0					
Vern Stephens, R OBP: 0.313, SLG: 0.405										4	0	0	0	1	3	7					
Clint Courtney, L OBP: 0.322, SLG: 0.362										4	0	0	0	0	0	4					
Jim Fritley, R OBP: 0.289, SLG: 0.378										1	0	0	0	0	1	2					
Gil Coan, L OBP: 0.302, SLG: 0.296										4	1	2	0	0	0	0					
Bob Kennedy, R OBP: 0.295, SLG: 0.337										0	0	0	0	1	0	0					
Bobby Young, L OBP: 0.341										3	2	1	0	1	0	1					
Les Moss, R OBP: 0.315, SLG: 0.297										1	0	0	0	0	0	3					
Billy Hunter, R OBP: 0.277, SLG: 0.302										3	1	2	2	0	0	1					
Bob Turley, R OBP: 0.148, SLG: 0.151										2	0	1	1	0	0	0					
Joe Coleman, R OBP: 0.190, SLG: 0.304										1	0	1	0	0	0	0					
Bob Chakales, R OBP: 0.474, SLG: 0.500										0	0	0	0	0	0	0					
Inning Stats	R: 0 E: 0 K: 1 S: 5	H: 0 LOB: 2 BB: 1 P: 10	R: 2 E: 1 K: 0 S: 6	H: 1 LOB: 3 BB: 2 P: 14	R: 2 E: 0 K: 0 S: 5	H: 3 LOB: 0 BB: 0 P: 5	R: 0 E: 0 K: 1 S: 6	H: 1 LOB: 2 BB: 1 P: 10	R: 0 E: 0 K: 0 S: 4	H: 0 LOB: 0 BB: 0 P: 8	R: 0 E: 0 K: 1 S: 5	H: 0 LOB: 0 BB: 0 P: 5	R: 0 E: 0 K: 0 S: 3	H: 0 LOB: 0 BB: 0 P: 3	R: 0 E: 0 K: 1 S: 6	H: 2 LOB: 1 BB: 0 P: 6	R: 0 E: 0 K: 1 S: 5	H: 1 LOB: 2 BB: 2 P: 13	1B: 8 2B: 1 3B: 0 HR: 1	SF: 1 SAC: 2 DP: 1 HBP: 1	WP: 0 PA: 43 PB: 0 SB: 1 CS: 0
PITCHER	IP WLS BF H R ER SO BB IBB HBP BLK WP HR S P ERA WHIP	IP WLS BF H R ER SO BB IBB HBP BLK WP HR S P ERA WHIP	IP WLS BF H R ER SO BB IBB HBP BLK WP HR S P ERA WHIP	IP WLS BF H R ER SO BB IBB HBP BLK WP HR S P ERA WHIP	IP WLS BF H R ER SO BB IBB HBP BLK WP HR S P ERA WHIP	IP WLS BF H R ER SO BB IBB HBP BLK WP HR S P ERA WHIP	IP WLS BF H R ER SO BB IBB HBP BLK WP HR S P ERA WHIP	IP WLS BF H R ER SO BB IBB HBP BLK WP HR S P ERA WHIP	IP WLS BF H R ER SO BB IBB HBP BLK WP HR S P ERA WHIP	IP WLS BF H R ER SO BB IBB HBP BLK WP HR S P ERA WHIP	IP WLS BF H R ER SO BB IBB HBP BLK WP HR S P ERA WHIP	IP WLS BF H R ER SO BB IBB HBP BLK WP HR S P ERA WHIP	IP WLS BF H R ER SO BB IBB HBP BLK WP HR S P ERA WHIP	IP WLS BF H R ER SO BB IBB HBP BLK WP HR S P ERA WHIP	IP WLS BF H R ER SO BB IBB HBP BLK WP HR S P ERA WHIP	IP WLS BF H R ER SO BB IBB HBP BLK WP HR S P ERA WHIP	IP WLS BF H R ER SO BB IBB HBP BLK WP HR S P ERA WHIP	IP WLS BF H R ER SO BB IBB HBP BLK WP HR S P ERA WHIP	IP WLS BF H R ER SO BB IBB HBP BLK WP HR S P ERA WHIP	IP WLS BF H R ER SO BB IBB HBP BLK WP HR S P ERA WHIP	IP WLS BF H R ER SO BB IBB HBP BLK WP HR S P ERA WHIP

AB 32
R 4
H 9
RBI 4
BB 7
SO 5
LOB 23




Batter	1	2	3	4	5	6	7	8	9	AB	R	H	RBI	BB	SO	LOB	BOTTOM			
Spook Jacobs, R OBP: 0.342, SLG: 0.301										3	0	1	0	0	0	0	<p>Baltimore Orioles @ Philadelphia Athletics Connie Mack Stadium, Philadelphia, PA Sun Jul 25 1954, 3:33 AM EDT Unknown</p>			
Bill Renna, R OBP: 0.306, SLG: 0.404										1	0	0	0	0	1	3				
Pete Studer, R OBP: 0.262, SLG: 0.301										1	1	1	2	1	0	0				
Lou Limmer, L OBP: 0.309, SLG: 0.432										3	1	0	1	2	1	2				
Vic Power, R OBP: 0.257, SLG: 0.305										5	1	1	0	0	0	5				
Eimer Valo, L OBP: 0.389, SLG: 0.375										3	1	2	1	2	0	0				
Bill Wilson, R OBP: 0.372, SLG: 0.476										2	1	1	1	3	0	0				
Jim Finigan, R OBP: 0.392, SLG: 0.434										3	1	1	1	2	1	2				
Joe Demaestri, R OBP: 0.261, SLG: 0.320										3	2	1	0	2	0	5				
Jim Robertson, R OBP: 0.298, SLG: 0.257										4	1	2	2	1	0	3				
Arnie Portocarrero, R OBP: 0.184, SLG: 0.222										2	0	0	0	0	2	3				
Don Bolweg, L OBP: 0.317, SLG: 0.299										0	0	0	0	1	0	0				
Moe Burtchsky, R OBP: 0.187, SLG: 0.167										0	0	0	0	0	0	0				
Eddie Joost, R OBP: 0.408, SLG: 0.415										1	0	0	0	0	0	3				
Al Sima, L OBP: 0.071, SLG: 0.071										0	0	0	0	0	0	0				
Inning Stats	R: 0 E: 0 K: 1 S: 5	H: 0 LOB: 0 BB: 0 P: 5	R: 0 E: 0 K: 2 S: 7	H: 0 LOB: 3 BB: 3 P: 19	R: 1 E: 0 K: 0 S: 4	H: 1 LOB: 3 BB: 3 P: 16	R: 0 E: 0 K: 1 S: 6	H: 1 LOB: 2 BB: 1 P: 10	R: 0 E: 0 K: 0 S: 3	H: 1 LOB: 0 BB: 0 P: 3	R: 1 E: 0 K: 1 S: 6	H: 1 LOB: 2 BB: 2 P: 14	R: 0 E: 0 K: 0 S: 3	H: 0 LOB: 3 BB: 3 P: 15	R: 7 E: 1 K: 0 S: 9	H: 6 LOB: 1 BB: 2 P: 17	1B: 10 2B: 0 3B: 0 HR: 0	SF: 1 SAC: 1 DP: 0 HBP: 0	WP: 1 PA: 47 PB: 0 SB: 0 CS: 0	
PITCHER	IP WLS BF H R ER SO BB IBB HBP BLK WP HR S P ERA WHIP	IP WLS BF H R ER SO BB IBB HBP BLK WP HR S P ERA WHIP	IP WLS BF H R ER SO BB IBB HBP BLK WP HR S P ERA WHIP	IP WLS BF H R ER SO BB IBB HBP BLK WP HR S P ERA WHIP	IP WLS BF H R ER SO BB IBB HBP BLK WP HR S P ERA WHIP	IP WLS BF H R ER SO BB IBB HBP BLK WP HR S P ERA WHIP	IP WLS BF H R ER SO BB IBB HBP BLK WP HR S P ERA WHIP	IP WLS BF H R ER SO BB IBB HBP BLK WP HR S P ERA WHIP	IP WLS BF H R ER SO BB IBB HBP BLK WP HR S P ERA WHIP	IP WLS BF H R ER SO BB IBB HBP BLK WP HR S P ERA WHIP	IP WLS BF H R ER SO BB IBB HBP BLK WP HR S P ERA WHIP	IP WLS BF H R ER SO BB IBB HBP BLK WP HR S P ERA WHIP	IP WLS BF H R ER SO BB IBB HBP BLK WP HR S P ERA WHIP	IP WLS BF H R ER SO BB IBB HBP BLK WP HR S P ERA WHIP	IP WLS BF H R ER SO BB IBB HBP BLK WP HR S P ERA WHIP	IP WLS BF H R ER SO BB IBB HBP BLK WP HR S P ERA WHIP	IP WLS BF H R ER SO BB IBB HBP BLK WP HR S P ERA WHIP	IP WLS BF H R ER SO BB IBB HBP BLK WP HR S P ERA WHIP	IP WLS BF H R ER SO BB IBB HBP BLK WP HR S P ERA WHIP	IP WLS BF H R ER SO BB IBB HBP BLK WP HR S P ERA WHIP


AB 31
R 9
H 10
RBI 8
BB 14
SO 5
LOB 26





Batter	1	2	3	4	5	6	7	8	9	AB	R	H	RBI	BB	SO	LOB	TOP		
Cal Abrams, L OBP: 0.396, SLG: 0.386 (1, 9)										5	1	2	0	0	0	1	<p>Baltimore Orioles @ Philadelphia Athletics Connie Mack Stadium, Philadelphia, PA Sun Jul 25 1954, 3:38 AM EDT Att: 4,021 - Unknown</p>		
Eddie Waitkus, L OBP: 0.311, SLG: 0.371 Sam Mele, R OBP: 0.290, SLG: 0.378 (1, 3)										4	0	0	0	0	0	2			
Chuck Diering, R OBP: 0.376, SLG: 0.351 (1, 8)										5	0	0	0	0	1				
Vern Stephens, R OBP: 0.319, SLG: 0.410 (1, 5)										4	1	3	1	0	0				
Clint Courtney, L OBP: 0.325, SLG: 0.369 (1, 2)										4	0	2	1	0	1				
Gil Coan, L OBP: 0.306, SLG: 0.297 (1, 7)										3	0	1	0	1	3				
Bobby Young, L OBP: 0.345, SLG: 0.339 (1, 4)										4	0	1	0	0	3				
Billy Hunter, R OBP: 0.276, SLG: 0.302 Dick Kryniski, L OBP: 0.309, SLG: 0.348 Howie Fox, R OBP: 0.300, SLG: 0.300 (1, 6)										3	0	1	0	0	0				
Don Larsen, R OBP: 0.302, SLG: 0.500 Jim Brideweser, R OBP: 0.352, SLG: 0.354 (8, 6)										1	0	0	0	0	0				
Inning Stats	R: 2 E: 0 K: 0 S: 6	H: 3 LOB: 1 BB: 0 P: 6	R: 1 E: 0 K: 0 S: 5	H: 2 LOB: 1 BB: 0 P: 5	R: 0 E: 0 K: 1 S: 5	H: 2 LOB: 2 BB: 0 P: 5	R: 0 E: 0 K: 1 S: 5	H: 0 LOB: 0 BB: 0 P: 5	R: 0 E: 0 K: 0 S: 4	H: 1 LOB: 1 BB: 0 P: 4	R: 0 E: 0 K: 0 S: 3	H: 0 LOB: 0 BB: 0 P: 3	R: 0 E: 0 K: 0 S: 4	H: 1 LOB: 2 BB: 1 P: 8	R: 1 E: 0 K: 0 S: 4	H: 1 LOB: 0 BB: 0 P: 4		1B: 8 2B: 2 3B: 1 HR: 1	SF: 1 SAC: 0 DP: 1 HBP: 0
PITCHER	IP WLS BF H R ER SO BB IBB HBP BLK WP HR S P ERA WHIP	8.0 W 36 12 4 4 1 1 0 0 0 0 1 37 41 4.50 1.625	1.0 S 3 0 0 0 0 0 0 0 0 0 0 3 3 0.00 0.000	PITCHER															

Batter	1	2	3	4	5	6	7	8	9	AB	R	H	RBI	BB	SO	LOB	BOTTOM
Spook Jacobs, R OBP: 0.341, SLG: 0.300 (1, 4)										4	0	1	1	0	0	1	<p>Baltimore Orioles @ Philadelphia Athletics Connie Mack Stadium, Philadelphia, PA Sun Jul 25 1954, 3:38 AM EDT Att: 4,021 - Unknown</p>
Lou Limmer, L OBP: 0.307, SLG: 0.447 (1, 3)										4	1	1	1	0	0	1	
Vic Power, R OBP: 0.260, SLG: 0.312 (1, 7)										4	0	2	0	0	0	0	
Elmer Valo, L OBP: 0.382, SLG: 0.366 (1, 9)										3	1	0	0	0	0	1	
Bill Wilson, R OBP: 0.375, SLG: 0.480 (1, 8)										3	1	1	0	1	0	0	
Jim Finigan, R OBP: 0.387, SLG: 0.427 (1, 5)										4	0	0	0	0	0	4	
Joe Demaestri, R OBP: 0.262, SLG: 0.320 (1, 6)										3	1	1	1	0	0	0	
Joe Astroth, R OBP: 0.265, SLG: 0.220 (1, 2)										3	1	1	2	0	0	0	
Sonny Dixon, S OBP: 0.167, SLG: 0.278 Al Sima, R OBP: 0.071, SLG: 0.071 (1, 1)										3	1	2	1	0	1	0	
Inning Stats	R: 0 E: 0 K: 0 S: 3	H: 0 LOB: 0 BB: 0 P: 3	R: 0 E: 0 K: 0 S: 3	H: 0 LOB: 0 BB: 0 P: 3	R: 0 E: 0 K: 1 S: 5	H: 0 LOB: 0 BB: 0 P: 5	R: 0 E: 0 K: 0 S: 3	H: 0 LOB: 0 BB: 0 P: 3	R: 0 E: 0 K: 0 S: 5	H: 2 LOB: 1 BB: 0 P: 5	R: 4 E: 0 K: 0 S: 8	H: 5 LOB: 1 BB: 0 P: 8	R: 1 E: 0 K: 0 S: 4	H: 2 LOB: 1 BB: 1 P: 8	1B: 4 2B: 3 3B: 1 HR: 1	SF: 0 SAC: 1 DP: 1 HBP: 0	
PITCHER	IP WLS BF H R ER SO BB IBB HBP BLK WP HR S P ERA WHIP	7.0 L 28 7 5 5 1 0 0 0 0 0 1 30 30 6.43 1.000	1.0 5 2 1 1 0 1 0 0 0 0 0 1 4 8 9.00 3.000	PITCHER													

Batter	1	2	3	4	5	6	7	8	9	AB	R	H	RBI	BB	SO	LOB	TOP
Spook Jacobs, R OBP: 0.340, SLG: 0.300 (1, 4)	5-3		1B			5-3			1-3	4	0	1	0	0	0	0	Philadelphia Athletics @ Detroit Tigers Briggs Stadium, Detroit, MI Tue Jul 27 1954, 4:33 AM EDT Unknown
Lou Limmer, L OBP: 0.306, SLG: 0.460 (1, 3)	K		F3			F5			HR	4	1	1	1	0	1		
Vic Power, R OBP: 0.260, SLG: 0.323 (1, 7)	E6					L9			HR	4	1	1	1	0	0		
Elmer Valo, L OBP: 0.373, SLG: 0.356 (1, 9)	L9								HR	4	0	0	0	0	1		
Bill Wilson, R OBP: 0.373, SLG: 0.474 (1, 8)										4	0	1	0	0	0		
Jim Finigan, R OBP: 0.382, SLG: 0.420 (1, 5)										4	0	0	0	0	1		
Joe Demaestri, R OBP: 0.263, SLG: 0.320 (1, 6)										3	0	1	0	0	0		
Jim Robertson, R OBP: 0.287, SLG: 0.247 (1, 2)										3	0	0	0	0	1		
Charlie Bishop, R OBP: 0.143, SLG: 0.143 (1, 1)			K							3	0	0	0	0	2	1	
Inning Stats	R: 0 E: 1 K: 1 S: 6	H: 0 LOB: 1 BB: 0 P: 6	R: 0 E: 0 K: 0 S: 3	H: 0 LOB: 0 BB: 0 P: 3	R: 0 E: 0 K: 1 S: 6	H: 1 LOB: 1 BB: 0 P: 6	R: 0 E: 0 K: 0 S: 3	H: 0 LOB: 0 BB: 0 P: 3	R: 0 E: 0 K: 0 S: 3	H: 0 LOB: 0 BB: 0 P: 3	R: 0 E: 0 K: 0 S: 3	H: 0 LOB: 0 BB: 0 P: 3	R: 2 E: 0 K: 0 S: 6	H: 3 LOB: 1 BB: 0 P: 6	1B: 3 2B: 0 3B: 0 HR: 2	SF: 0 SAC: 0 DP: 0 HBP: 0	
PITCHER Steve Gromek, R ERA: 2.63 (1, 1)	IP: 9.0 WLS: W BF: 33 H: 5 R: 2 ER: 2 SO: 3 BB: 0 IBB: 0 HBP: 0 BLK: 0 WP: 0 HR: 2 S: 39 P: 39 ERA: 2.00 WHIP: 0.556															PITCHER Steve Gromek, R ERA: 2.63 (1, 1)	IP: 9.0 WLS: W BF: 33 H: 5 R: 2 ER: 2 SO: 3 BB: 0 IBB: 0 HBP: 0 BLK: 0 WP: 0 HR: 2 S: 39 P: 39 ERA: 2.00 WHIP: 0.556

Batter	1	2	3	4	5	6	7	8	9	AB	R	H	RBI	BB	SO	LOB	BOTTOM		
Harvey Kuenn, R OBP: 0.296, SLG: 0.361 (1, 6)	6-3									5	0	3	0	0	0	0	Philadelphia Athletics @ Detroit Tigers Briggs Stadium, Detroit, MI Tue Jul 27 1954, 4:33 AM EDT Unknown		
Bill Tuttle, R OBP: 0.376, SLG: 0.442 (1, 8)	K									4	0	1	1	1	1	3			
Jim Delsing, L OBP: 0.326, SLG: 0.336 (1, 7)	4-3									3	1	1	0	0	2				
Ray Boone, R OBP: 0.393, SLG: 0.476 (1, 5)										4	0	2	1	0	0	1			
Wayne Belardi, L OBP: 0.377, SLG: 0.464 (8, PR)										3	0	1	0	1	0	1			
Reno Bertoia, R OBP: 0.267, SLG: 0.308 (8, PR)										0	0	0	0	0	0	0			
Walt Drogo, R OBP: 0.329, SLG: 0.383 (9, 3)										0	0	0	0	0	0	0			
Al Kaline, R OBP: 0.281, SLG: 0.306 (1, 9)										4	0	2	0	0	0	4			
Red Wilson, R OBP: 0.328, SLG: 0.310 (1, 2)										4	1	1	0	0	0	5			
Frank Bolling, R OBP: 0.295, SLG: 0.333 (1, 4)										4	1	1	1	0	0	1			
Steve Gromek, S OBP: 0.232, SLG: 0.140 (1, 1)										4	0	1	0	0	1	1			
Inning Stats	R: 0 E: 0 K: 1 S: 5	H: 0 LOB: 0 BB: 0 P: 5	R: 0 E: 0 K: 0 S: 4	H: 1 LOB: 0 BB: 0 P: 4	R: 1 E: 0 K: 0 S: 4	H: 2 LOB: 0 BB: 0 P: 4	R: 1 E: 0 K: 0 S: 5	H: 3 LOB: 1 BB: 0 P: 5	R: 0 E: 0 K: 0 S: 4	H: 2 LOB: 1 BB: 0 P: 4	R: 0 E: 0 K: 0 S: 3	H: 0 LOB: 0 BB: 0 P: 3	R: 0 E: 0 K: 0 S: 3	H: 0 LOB: 2 BB: 2 P: 11	R: 1 E: 0 K: 1 S: 7	H: 3 LOB: 2 BB: 0 P: 7	1B: 10 2B: 3 3B: 0 HR: 1	SF: 0 SAC: 1 DP: 3 HBP: 0	WP: 0 PA: 38 PB: 0 SB: 0 CS: 0
PITCHER Charlie Bishop, R ERA: 5.85 (1, 1)	IP: 8.2 WLS: L BF: 38 H: 13 R: 3 ER: 3 SO: 2 BB: 1 IBB: 1 HBP: 0 BLK: 0 WP: 0 HR: 1 S: 40 P: 48 ERA: 3.12 WHIP: 1.615															PITCHER Charlie Bishop, R ERA: 5.85 (1, 1)	IP: 8.2 WLS: L BF: 38 H: 13 R: 3 ER: 3 SO: 2 BB: 1 IBB: 1 HBP: 0 BLK: 0 WP: 0 HR: 1 S: 40 P: 48 ERA: 3.12 WHIP: 1.615		


Batter	1	2	3	4	5	6	7	8	9	AB	R	H	RBI	BB	SO	LOB	TOP										
Spook Jacobs, R OBP: 0.338, SLG: 0.301 (1.4)	0-0 6-3		0-0 G3 5-3 2B	0-3 K		0-0 5-3		0-0 5-3		5	1	1	0	0	1	2	Philadelphia Athletics @ Detroit Tigers Briggs Stadium, Detroit, MI Tue Jul 27 1954, 4:38 AM EDT Att: 22,603 - Unknown AB 37 R 8 H 13 RBI 7 BB 2 SO 3 LOB 14 										
Lou Limmer, L OBP: 0.309, SLG: 0.476 (1.3)	0-0 G4-6-3 1B		0-0 G3		0-0 HR	0-0 L9		0-0 3-1		5	1	2	1	0	0	1											
Vic Power, R OBP: 0.299, SLG: 0.321 (1.7)	0-0 G4-6-3 1-2		0-0 5-3		0-0 1B 6-3 1B		0-0 F7		0-0 L8	5	1	1	1	0	0	1											
Bill Renna, R OBP: 0.304, SLG: 0.400 (1.9)		0-0 CS 1B	0-0 6-3		0-0 6-3		0-0 E6 BB 1B		0-0 6-3	5	1	1	0	0	0	1											
Bill Wilson, R OBP: 0.380, SLG: 0.478 (1.8)		0-0 F2		0-0 1B FC6 1B	0-0 1B	0-0 1B	4-0 1B CS BB			3	2	2	0	1	0	1											
Jim Finigan, R OBP: 0.390, SLG: 0.427 (1.5)	4-0 BB	0-0 3B	0-0 FC6 1B	0-0 1B	0-0 1B	0-0 1B	0-0 CS 1B			3	1	3	2	1	0	0											
Joe Demaestri, R OBP: 0.265, SLG: 0.328 (1.6)		0-0 1B	0-0 SH3 FC6 1B	0-0 L9		0-0 K		0-3 K		4	1	2	1	0	1	3											
Joe Astroth, R OBP: 0.265, SLG: 0.230 (1.2)		0-0 2B	0-0 FC6 SH3 1B	0-0 F7		0-0 F9				4	0	1	2	0	0	4											
Marion Fricano, R OBP: 0.179, SLG: 0.148 (1.1)		0-3 K	0-0 SH3	0-0 4-3		0-0 5-3				3	0	0	0	0	1	1											
Inning Stats	R: 0 E: 0 K: 0 S: 3	H: 1 LOB: 0 BB: 0 P: 3	R: 2 E: 0 K: 1 S: 7	H: 3 LOB: 1 BB: 1 P: 11	R: 1 E: 0 K: 0 S: 4	H: 1 LOB: 0 BB: 0 P: 4	R: 1 E: 0 K: 1 S: 8	H: 3 LOB: 2 BB: 0 P: 8	R: 2 E: 0 K: 0 S: 7	H: 4 LOB: 2 BB: 0 P: 7	R: 0 E: 0 K: 0 S: 3	H: 0 LOB: 0 BB: 0 P: 3	R: 2 E: 1 K: 1 S: 6	H: 1 LOB: 2 BB: 1 P: 10	R: 0 E: 0 K: 0 S: 3	H: 0 LOB: 0 BB: 0 P: 3	R: 0 E: 0 K: 0 S: 3	H: 0 LOB: 0 BB: 0 P: 3	1B: 9 2B: 3 3B: 1 HR: 1	SF: 0 SAC: 1 DP: 2 HBP: 0	WP: 0 PB: 0 SB: 0 CS: 3	PA: 40					
PITCHER	IP	WLS	BF	H	R	ER	SO	BB	IBB	HBP	BLK	WP	HR	S	P	ERA	WHIP										
Ned Garver, R ERA: 2.55 (1.1)	4.1	L	24	12	6	6	2	1	0	0	0	0	1	27	31	12.46	3.000										
Bob Miller, L ERA: 2.9 (5.1)	4.2		16	1	2	0	1	1	0	0	0	0	0	17	21	0.00	0.429										

Batter	1	2	3	4	5	6	7	8	9	AB	R	H	RBI	BB	SO	LOB	BOTTOM										
Harvey Kuenn, R OBP: 0.298, SLG: 0.362 (1.6)	0-0 4-3 4-3 1B		0-0 F8			0-0 F3		0-0 FC5 E 1B		4	0	2	0	0	0	0	Philadelphia Athletics @ Detroit Tigers Briggs Stadium, Detroit, MI Tue Jul 27 1954, 4:38 AM EDT Att: 22,603 - Unknown AB 33 R 3 H 5 RBI 3 BB 2 SO 0 LOB 14 										
Bill Tuttle, R OBP: 0.372, SLG: 0.437 (1.8)	0-0 4-3 1-2		0-0 1-3		0-0 F3		0-0 E1 FC5 3B		0-0 FC5	4	1	0	0	0	0	2											
Jim Delsing, L OBP: 0.325, SLG: 0.335 (1.7)	0-0 4-3		0-0 P3		0-0 P4		0-0 F8		0-0 FC5 3B	1	0	0	0	0	0	1											
Don Lund, R OBP: 0.172, SLG: 0.132 (2.7)	0-0 4-3 2-3		0-0 P3		0-0 P4		0-0 F8		0-0 FC5 3B	2	1	0	0	1	0	2											
Ray Boone, R OBP: 0.392, SLG: 0.480 (1.5)	0-0 L7		0-0 P4		0-0 F8		0-0 F8		0-0 FC5 3B	4	0	1	2	0	0	2											
Wayne Belardi, L OBP: 0.380, SLG: 0.487 (1.3)		0-0 L4		4-0 FC3-6 1B BB		0-0 HR		0-0 4-3		3	1	1	1	1	0	1											
Al Kaline, R OBP: 0.280, SLG: 0.306 (1.9)		0-0 L1-3		0-0 FC3-6 1B		0-0 L9		0-0 L6		4	0	1	0	0	0	0											
Frank House, L OBP: 0.308, SLG: 0.371 (1.2)		0-0 G3		0-0 FC3-6		0-0 F4		0-0 G3		4	0	0	0	0	0	2											
Frank Bolling, R OBP: 0.292, SLG: 0.330 (1.4)			0-0 F8		0-0 F8		0-0 F7		0-0 4-3	3	0	0	0	0	0	2											
Bob Nieman, R OBP: 0.304, SLG: 0.355 (9, PH)					0-0 F8				0-0 4-3	1	0	0	0	0	0	0											
Ned Garver, R OBP: 0.245, SLG: 0.200 (1.1)			0-0 P4		0-0 F8				0-0 6-3	1	0	0	0	0	0	0											
Bob Miller, R OBP: 0.111, SLG: 0.111 (5.1)					0-0 F8					2	0	0	0	0	0	2											
Inning Stats	R: 0 E: 0 K: 0 S: 4	H: 1 LOB: 1 BB: 0 P: 4	R: 0 E: 0 K: 0 S: 3	H: 0 LOB: 0 BB: 0 P: 3	R: 0 E: 0 K: 0 S: 3	H: 0 LOB: 0 BB: 0 P: 3	R: 0 E: 0 K: 0 S: 3	H: 0 LOB: 0 BB: 0 P: 3	R: 0 E: 0 K: 0 S: 4	H: 1 LOB: 2 BB: 1 P: 8	R: 0 E: 0 K: 0 S: 3	H: 0 LOB: 1 BB: 1 P: 7	R: 1 E: 0 K: 0 S: 4	H: 1 LOB: 0 BB: 0 P: 4	R: 2 E: 1 K: 0 S: 6	H: 2 LOB: 1 BB: 0 P: 6	R: 0 E: 0 K: 0 S: 3	H: 0 LOB: 0 BB: 0 P: 3	1B: 3 2B: 0 3B: 1 HR: 1	SF: 0 SAC: 0 DP: 0 HBP: 0	WP: 0 PB: 0 SB: 0 CS: 0	PA: 35					
PITCHER	IP	WLS	BF	H	R	ER	SO	BB	IBB	HBP	BLK	WP	HR	S	P	ERA	WHIP										
Marion Fricano, R ERA: 5.36 (1.1)	9.0	W	35	5	3	1	0	2	0	0	0	0	1	33	41	1.00	0.778										

Batter	1	2	3	4	5	6	7	8	9	AB	R	H	RBI	BB	SO	LOB	TOP										
Spook Jacobs, R (1,4) OBP: 0.336, SLG: 0.299 Pete Suder, R (7,4) OBP: 0.266, SLG: 0.314	6-3	FC6-4			5-3			3-1	F8	3	0	0	0	0	0	2											
Lou Limmer, L (1,3) OBP: 0.391, SLG: 0.462	3-1		K			K		3-1	4-3	5	0	0	0	0	2	3											
Vic Power, R (1,7) OBP: 0.262, SLG: 0.323	1B		F8			1B		P4		4	0	2	0	0	0	1											
Bill Renna, R (1,9) OBP: 0.307, SLG: 0.399	FC6-4		F8			G6-4-3		F8		3	0	1	0	1	0	1											
Bill Wilson, R (1,8) OBP: 0.373, SLG: 0.467	FC6-4				F7	G6-4-3			K	4	0	0	0	0	1	4											
Jim Finigan, R (1,5)		6-3		6-3					1B	3	1	1	0	1	0	0											
Joe Demaestri, R (1,6) Eddie Joost, R (7,6) OBP: 0.253, SLG: 0.326 OBP: 0.143, SLG: 0.143	6-3		K			K			1B	3	0	0	0	0	2	1											
Billy Shantz, R (1,2) OBP: 0.329, SLG: 0.394	1B				5-3			L9		4	0	2	1	0	0	1											
Alex Kellner, R (1,1) Moe Burtzschy, R (6,1) Joe Astroth, R (9,PH) OBP: 0.167, SLG: 0.174 OBP: 0.143, SLG: 0.143 OBP: 0.270, SLG: 0.236	FC6-4				K			K		2	0	1	0	0	1	0											
									1B	1	0	0	0	0	1	1											
									1B	1	0	1	1	0	0	0											
Inning Stats	R: 0 E: 0 K: 0 S: 5	H: 2 LOB: 2 BB: 0 P: 5	R: 0 E: 0 K: 0 S: 5	H: 2 LOB: 2 BB: 0 P: 5	R: 0 E: 0 K: 1 S: 5	H: 0 LOB: 0 BB: 0 P: 5	R: 0 E: 0 K: 1 S: 5	H: 0 LOB: 0 BB: 0 P: 5	R: 0 E: 0 K: 1 S: 5	H: 1 LOB: 1 BB: 1 P: 9	R: 0 E: 0 K: 2 S: 7	H: 0 LOB: 1 BB: 1 P: 11	R: 0 E: 0 K: 0 S: 4	H: 1 LOB: 1 BB: 0 P: 4	R: 2 E: 0 K: 1 S: 9	H: 4 LOB: 2 BB: 0 P: 9	1B: 9 2B: 1 3B: 0 HR: 0	SF: 0 SAC: 0 DP: 1 HBP: 0	WP: 0 PB: 0 SB: 0 CS: 0	PA: 38							
PITCHER	IP	WLS	BF	H	R	ER	SO	BB	IBB	HBP	BLK	WP	HR	S	P	ERA	WHIP										
Al Aber, L (1,1) ERA: 3.74	9.0	W	38	10	2	2	7	2	0	0	0	0	0	50	58	2.00	1.333										

Philadelphia Athletics @ Detroit Tigers
Briggs Stadium, Detroit, MI
Wed Jul 28 1954, 4:33 AM EDT
Att: 3,535 - Unknown

AB 36
R 2
H 10
RBI 2
BB 2
SO 7
LOB 16



Batter	1	2	3	4	5	6	7	8	9	AB	R	H	RBI	BB	SO	LOB	BOTTOM										
Harvey Kuenn, R (1,6) OBP: 0.302, SLG: 0.365	F8		HR	CS		5-3	1B			5	1	3	0	0	0	1											
Bill Tuttle, R (1,8) OBP: 0.380, SLG: 0.442			HR	CS		HR	CS			3	2	3	2	2	0	0											
Steve Souchock, R (1,7) OBP: 0.280, SLG: 0.609	F7		HR	2-H		F3	1B			5	2	2	6	0	0	5											
Ray Boone, R (1,5) Reno Bertola, R (7,5) OBP: 0.393, SLG: 0.478 OBP: 0.290, SLG: 0.308	F8		G5-3			6-3	1B			3	1	1	0	0	0	1											
Walt Dropo, R (1,3) OBP: 0.331, SLG: 0.381		2B				6-3	L5-3			4	0	1	0	1	0	2											
Al Kaline, R (1,9) Don Lund, R (8,PH) OBP: 0.280, SLG: 0.305 OBP: 0.186, SLG: 0.167	L8					L5-3	L1-3			4	0	1	0	0	0	3											
Red Wilson, R (1,2) OBP: 0.336, SLG: 0.333			G5-3			IBB	1B			4	1	2	0	1	1	4											
Frank Bolling, R (1,4) OBP: 0.297, SLG: 0.333						FC4-6	SF8-3-4			3	1	2	1	1	0	2											
Al Aber, L (1,1) OBP: 0.227, SLG: 0.200	G4-6-3					FC4-6	SF8			3	2	1	1	0	0	4											
Inning Stats	R: 0 E: 0 K: 0 S: 3	H: 0 LOB: 1 BB: 1 P: 7	R: 0 E: 0 K: 0 S: 3	H: 1 LOB: 2 BB: 2 P: 11	R: 3 E: 0 K: 0 S: 6	H: 4 LOB: 1 BB: 1 P: 10	R: 1 E: 0 K: 0 S: 5	H: 3 LOB: 1 BB: 0 P: 5	R: 1 E: 0 K: 0 S: 3	H: 1 LOB: 1 BB: 1 P: 8	R: 3 E: 0 K: 0 S: 6	H: 3 LOB: 0 BB: 0 P: 6	R: 2 E: 0 K: 0 S: 7	H: 4 LOB: 2 BB: 0 P: 7	R: 0 E: 0 K: 1 S: 6	H: 1 LOB: 2 BB: 1 P: 10	1B: 12 2B: 4 3B: 0 HR: 2	SF: 2 SAC: 0 DP: 3 HBP: 1	WP: 0 PB: 0 SB: 0 CS: 2	PA: 44							
PITCHER	IP	WLS	BF	H	R	ER	SO	BB	IBB	HBP	BLK	WP	HR	S	P	ERA	WHIP										
Alex Kellner, L (1,1) Moe Burtzschy, R (6,1) ERA: 4.6 ERA: 4.82	5.1	L	30	5	2	2	1	1	0	0	0	0	0	15	19	6.75	2.250										

Philadelphia Athletics @ Detroit Tigers
Briggs Stadium, Detroit, MI
Wed Jul 28 1954, 4:33 AM EDT
Att: 3,535 - Unknown

AB 35
R 10
H 17
RBI 10
BB 6
SO 1
LOB 22



Batter	1	2	3	4	5	6	7	8	9	AB	R	H	RBI	BB	SO	LOB	TOP									
Spook Jacobs, R (1, 4) OBP: 0.335, SLG: 0.298	0-0 6-3		0-0 1-3		0-0 1-2 2-H 1B		0-0 G3			4	0	1	1	0	0	0	Philadelphia Athletics @ Detroit Tigers Briggs Stadium, Detroit, MI Thu Jul 29 1954, 4:33 AM EDT Unknown									
Lou Limmer, L (1, 3) OBP: 0.299, SLG: 0.458	0-0 1B		0-0 F5		0-0 P6		0-3 K			4	0	1	0	0	1	2										
Vic Power, R (1, 7) OBP: 0.262, SLG: 0.322	0-0 1-4-3 1-2 1B		0-0 F7		0-0 L7			0-0 6-3		4	0	1	0	0	0	2										
Bill Renna, R (1, 9) OBP: 0.303, SLG: 0.394	0-0 L4-3			0-0 F8		0-0 L7		0-0 6-3		4	0	0	0	0	0	2										
Bill Wilson, R (1, 8) OBP: 0.375, SLG: 0.462		1-0 1B FC5-4 HBP		0-0 F5		4-0 BB BB		0-0 F7		2	1	0	0	1	0	0										
Jim Finigan, R (1, 5) OBP: 0.393, SLG: 0.425		0-0 FC5-4 1B		0-3 K		4-0 BB BB			0-0 L8	3	0	1	0	1	1	0										
Joe Demaestri, R (1, 6) OBP: 0.266, SLG: 0.328		0-3 K			0-0 SH1-4 1B		0-0 F7		0-0 G6-4-3 1B	4	1	2	0	0	1	4										
Jim Robertson, R (1, 2) OBP: 0.276, SLG: 0.238		0-0 FC5-4		0-0 SH1-4		0-0 L6			0-0 G6-4-3	3	0	0	1	0	0	4										
Johnny Gray, R (1, 1) OBP: 0.182, SLG: 0.100	0-0 L9			1-2 3-H			0-3 K			3	0	1	0	0	1	1										
Inning Stats	R: 0 E: 0 K: 0 S: 4	H: 2 LOB: 1 BB: 0 P: 4	R: 1 E: 0 K: 1 S: 6	H: 1 LOB: 1 BB: 0 P: 7	R: 0 E: 0 K: 1 S: 3	H: 0 LOB: 0 BB: 0 P: 3	R: 0 E: 0 K: 1 S: 5	H: 0 LOB: 0 BB: 0 P: 5	R: 1 E: 0 K: 0 S: 6	H: 3 LOB: 2 BB: 0 P: 6	R: 0 E: 0 K: 0 S: 3	H: 0 LOB: 0 BB: 2 P: 11	R: 0 E: 0 K: 2 S: 7	H: 0 LOB: 0 BB: 0 P: 7	R: 0 E: 0 K: 0 S: 3	H: 0 LOB: 0 BB: 0 P: 3		R: 0 E: 0 K: 0 S: 3	H: 1 LOB: 0 BB: 0 P: 3	1B: 7 2B: 1 3B: 0 HR: 0	SF: 0 SAC: 1 DP: 2 HBP: 1	WP: 0 PB: 0 SB: 0 CS: 0	PA: 35			
PITCHER George Zuverink, R (1, 1) ERA: 3.3	IP: 9.0 WLS: W BF: 35	H: 7 R: 2 ER: 2 SO: 4	BB: 2 IBB: 0 HBP: 1 BLK: 0	WP: 0 HR: 0 S: 40 P: 49	ERA: 2.00 WHIP: 1.000											ERA: 2.00 WHIP: 1.000										

Batter	1	2	3	4	5	6	7	8	9	AB	R	H	RBI	BB	SO	LOB	BOTTOM									
Harvey Kuenn, R (1, 6) OBP: 0.303, SLG: 0.367	0-0 P4		0-0 F9		0-0 BB 1B		0-0 CS 1B			4	0	2	1	0	0	0	Philadelphia Athletics @ Detroit Tigers Briggs Stadium, Detroit, MI Thu Jul 29 1954, 4:33 AM EDT Unknown									
Bill Tuttle, R (1, 8) OBP: 0.379, SLG: 0.438	0-0 L8			0-0 L7	4-0 BB BB		0-0 CS 1-2	0-0 5-3		3	0	0	0	1	0	0										
Steve Souchock, R (1, 7) OBP: 0.241, SLG: 0.519	0-3 K			0-0 F7	0-3 K		0-3 K		0-3 K	4	0	0	0	0	3	2										
Ray Boone, R (1, 5) OBP: 0.392, SLG: 0.476		0-0 F8		0-0 5-3		0-0 G3-6-3 1B		0-0 6-3		4	0	1	0	0	0	0										
Wayne Belardi, L (1, 3) OBP: 0.386, SLG: 0.487		4-0 BB BB			0-0 SH1-4 3B 1B	0-0 G3-6-3	0-0 1-2			2	1	1	0	1	0	1										
Al Kaline, R (1, 9) OBP: 0.281, SLG: 0.303		0-0 L7		0-0 SH1-4 3B BB	4-0 SH1-4 3B BB	0-0 L8				2	1	0	0	1	0	1										
Red Wilson, R (1, 2) OBP: 0.333, SLG: 0.328		0-0 F2			0-0 SH1-4		0-0 5-3			2	0	0	0	0	0	1										
Frank Bolling, R (1, 4) OBP: 0.300, SLG: 0.341			0-3 K		0-0 SH1-4 3B		4-0 SH3-4 1B BB			2	2	1	2	1	1	0										
George Zuverink, R (1, 1) OBP: 0.150, SLG: 0.175			0-3 K		0-0 SH1-4		0-0 SH3-4			1	0	0	1	0	1	0										
Inning Stats	R: 0 E: 0 K: 1 S: 5	H: 0 LOB: 0 BB: 0 P: 5	R: 0 E: 0 K: 0 S: 3	H: 0 LOB: 1 BB: 1 P: 7	R: 0 E: 0 K: 2 S: 7	H: 0 LOB: 0 BB: 0 P: 7	R: 0 E: 0 K: 0 S: 3	H: 0 LOB: 0 BB: 0 P: 3	R: 3 E: 0 K: 1 S: 8	H: 3 LOB: 2 BB: 2 P: 16	R: 0 E: 0 K: 0 S: 3	H: 1 LOB: 0 BB: 0 P: 3	R: 1 E: 0 K: 0 S: 3	H: 1 LOB: 0 BB: 1 P: 7	R: 0 E: 0 K: 1 S: 5	H: 0 LOB: 0 BB: 0 P: 5		1B: 4 2B: 0 3B: 1 HR: 0	SF: 0 SAC: 3 DP: 1 HBP: 0	WP: 0 PB: 0 SB: 0 CS: 1	PA: 32					
PITCHER Johnny Gray, R (1, 1) ERA: 6.43	IP: 8.0 WLS: L BF: 31	H: 5 R: 4 ER: 4 SO: 5	BB: 4 IBB: 0 HBP: 0 BLK: 0	WP: 0 HR: 0 S: 37 P: 53	ERA: 4.50 WHIP: 1.125											ERA: 4.50 WHIP: 1.125										


Batter	1	2	3	4	5	6	7	8	9	AB	R	H	RBI	BB	SO	LOB	TOP					
Spook Jacobs, R OBP: 0.336, SLG: 0.299 (1, 4)										5	0	2	1	0	0	0	Philadelphia Athletics @ Detroit Tigers Briggs Stadium, Detroit, MI Thu Jul 29 1954, 4:38 AM EDT Att: 4,872 - Unknown					
Lou Limmer, L OBP: 0.299, SLG: 0.450 (1, 3)										3	0	0	0	1	0	2						
Vic Power, R OBP: 0.262, SLG: 0.321 (1, 7)										4	0	1	0	0	0	3						
Bill Renna, R OBP: 0.302, SLG: 0.392 (1, 9)										4	1	1	0	0	1	1						
Bill Wilson, R OBP: 0.373, SLG: 0.463 (1, 8)										4	1	1	0	0	1	1						
Jim Finigan, R OBP: 0.394, SLG: 0.433 (1, 5)										4	0	2	1	0	0	1						
Joe Demaestri, R OBP: 0.263, SLG: 0.324 (1, 6)										4	0	0	0	0	0	3						
Billy Shantz, R OBP: 0.327, SLG: 0.386 (1, 2)										3	1	0	0	1	1	0						
Sonny Dixon, S OBP: 0.211, SLG: 0.316 (3, 1) Al Sims, R OBP: 0.267, SLG: 0.992 (4, 1) Dutch Romberger, R OBP: 0.298, SLG: 0.328 (7, PH) Jim Robertson, R OBP: 0.143, SLG: 0.143 (7, 1) Moe Burtzsch, R OBP: 0.294, SLG: 0.311 (8, PH)										1	0	1	1	0	0	0		A				
Inning Stats	R: 0 E: 0 K: 0 S: 4	H: 1 LOB: 1 BB: 0 P: 4	R: 2 E: 0 K: 0 S: 6	H: 3 LOB: 2 BB: 1 P: 10	R: 1 E: 1 K: 0 S: 5	H: 2 LOB: 1 BB: 0 P: 5	R: 0 E: 0 K: 2 S: 7	H: 0 LOB: 0 BB: 0 P: 7	R: 0 E: 0 K: 1 S: 5	H: 0 LOB: 0 BB: 0 P: 5	R: 0 E: 0 K: 0 S: 3	H: 0 LOB: 0 BB: 0 P: 3	R: 0 E: 0 K: 0 S: 3	H: 1 LOB: 2 BB: 2 P: 11	R: 0 E: 0 K: 1 S: 6	H: 1 LOB: 1 BB: 0 P: 6			R: 0 E: 0 K: 1 S: 5	H: 0 LOB: 0 BB: 0 P: 5	1B: 5 2B: 3 3B: 0 HR: 0	SF: 0 SAC: 0 DP: 1 HBP: 0
PITCHER Billy Hoelt, L ERA: 4.48 (1, 1)	IP: 9.0 WLS: W BF: 37 H: 8 R: 3 ER: 3 SO: 5 BB: 2 IBB: 1 HBP: 0 BLK: 0 WP: 0 HR: 0 S: 44 P: 56 ERA: 3.00 WHIP: 1.111															PITCHER						

Batter	1	2	3	4	5	6	7	8	9	AB	R	H	RBI	BB	SO	LOB	BOTTOM			
Harvey Kuenn, R OBP: 0.309, SLG: 0.374 (1, 6)										5	2	4	0	0	0	0	Philadelphia Athletics @ Detroit Tigers Briggs Stadium, Detroit, MI Thu Jul 29 1954, 4:38 AM EDT Att: 4,872 - Unknown			
Bill Tuttle, R OBP: 0.382, SLG: 0.441 (1, 8)										5	1	3	0	0	0	2				
Bob Nieman, R OBP: 0.309, SLG: 0.378 (1, 7)										3	1	1	4	1	0	4				
Don Lund, R OBP: 0.186, SLG: 0.167 (9, 7)										0	0	0	0	0	0	0				
Ray Boone, R OBP: 0.390, SLG: 0.474 (1, 5)										3	1	1	1	0	0	4				
Wayne Belardi, L OBP: 0.384, SLG: 0.483 (3, PH) Walt Drogo, R OBP: 0.331, SLG: 0.380 (4, 3)										1	0	0	0	0	0	2				
Al Kaline, R OBP: 0.277, SLG: 0.299 (1, 9)										4	0	0	0	0	0	1				
Frank House, L OBP: 0.307, SLG: 0.373 (1, 2)										4	0	1	1	0	1	0				
Frank Bolling, R OBP: 0.299, SLG: 0.338 (1, 4)										3	0	0	0	1	0	2				
Billy Hoelt, L OBP: 0.233, SLG: 0.211 (1, 1)										3	2	1	0	1	0	1				
Inning Stats	R: 0 E: 0 K: 0 S: 5	H: 2 LOB: 2 BB: 0 P: 5	R: 0 E: 0 K: 0 S: 3	H: 0 LOB: 0 BB: 0 P: 3	R: 5 E: 0 K: 1 S: 10	H: 5 LOB: 1 BB: 1 P: 14	R: 1 E: 0 K: 0 S: 5	H: 2 LOB: 2 BB: 1 P: 9	R: 0 E: 0 K: 0 S: 5	H: 3 LOB: 0 BB: 0 P: 5	R: 0 E: 0 K: 0 S: 3	H: 0 LOB: 0 BB: 0 P: 3	R: 0 E: 0 K: 0 S: 3	H: 0 LOB: 0 BB: 0 P: 3	R: 0 E: 0 K: 0 S: 3	H: 0 LOB: 0 BB: 0 P: 3	1B: 9 2B: 2 3B: 0 HR: 1	SF: 1 SAC: 0 DP: 1 HBP: 0	WP: 0 PB: 0 SB: 0 CS: 0	PA: 38
PITCHER Sonny Dixon, R ERA: 4.52 (1, 1) Al Sims, L ERA: 3.66 (3, 1) Dutch Romberger, R ERA: 11.48 (4, 1) Moe Burtzsch, R ERA: 4.64 (7, 1)	IP: 2.0 WLS: L BF: 13 H: 6 R: 5 ER: 5 SO: 0 BB: 1 IBB: 0 HBP: 0 BLK: 0 WP: 0 HR: 0 S: 9 P: 16 ERA: 22.50 WHIP: 3.500															PITCHER				

Batter	1	2	3	4	5	6	7	8	9	AB	R	H	RBI	BB	SO	LOB	TOP										
Spook Jacobs, R (1,4) OBP: 0.328, SLG: 0.292 Pete Suder, R (8,PH) OBP: 0.261, SLG: 0.308	0-0 G5-4-3 1B		0-0 6-3		0-0 P6		0-0 6-3	0-3 K		4	0	1	0	0	0	0											
Lou Limmer, L (1,3) OBP: 0.324, SLG: 0.429	0-3 K		0-0 4-3		0-0 F7		0-0 F8		0-3 K	5	0	0	0	0	2	1											
Jim Finigan, R (1,5) OBP: 0.391, SLG: 0.433	0-0 G5-4-3 1-2		0-0 F8		4-0 FC6-4 BB			0-0 1B WP FC5-4 1B	0-3 K2-3	4	1	1	0	1	1	1											
Bill Renna, R (1,9) OBP: 0.303, SLG: 0.394		0-0 F6		0-0 3B 1B	0-0 FC6-4 1-2			0-0 F3	0-3 K	5	1	1	0	0	1	2											
Elmer Valo, L (1,7) OBP: 0.379, SLG: 0.386		0-0 HR 2B		0-0 1-H 3B	0-0 E3 B1			0-0 FC5-4 BB 1-3 BB 1B		4	2	3	1	0	0	0											
Bill Wilson, R (1,8) OBP: 0.362, SLG: 0.457				0-0 5-3	0-0 B1			4-0 BB 1-2 BB		0	1	0	0	0	0	0											
Joe Demaestri, R (1,6) OBP: 0.260, SLG: 0.319		0-0 2-H HR		0-0 F9	0-0 F5		0-0 F9	0-0 FC5-4 BB 1-2 2-3 3-H 4-0		4	0	0	1	0	0	4											
Billy Shantz, R (1,2) OBP: 0.331, SLG: 0.390 Don Bolweg, L (8,PH) OBP: 0.323, SLG: 0.303 Jim Robertson, R (8,2) OBP: 0.277, SLG: 0.229	0-0 FC4 1B			4-0 FC4-6 IBB	0-0 1-3			0-0 BB 1-2 BB		2	0	1	0	1	0	1											
Marion Fricano, R (1,1) OBP: 0.161, SLG: 0.133 Al Sima, R (7,1) OBP: 0.067, SLG: 0.067 Vic Power, R (8,PH) OBP: 0.265, SLG: 0.324 Charlie Bishop, R (8,1) OBP: 0.250, SLG: 0.250	0-0 FC4 1-2			0-0 FC4-6 1-2	0-0 1-3			4-0 BB 1-2 2-3 3-H BB		3	0	0	0	0	0	3											
Inning Stats	R: 0 E: 0 K: 1 S: 5	H: 1 LOB: 0 BB: 0 P: 5	R: 2 E: 0 K: 0 S: 6	H: 3 LOB: 1 BB: 0 P: 6	R: 0 E: 0 K: 0 S: 3	H: 0 LOB: 0 BB: 0 P: 3	R: 1 E: 0 K: 0 S: 5	H: 2 LOB: 2 BB: 1 P: 9	R: 0 E: 1 K: 0 S: 4	H: 0 LOB: 1 BB: 0 P: 4	R: 0 E: 0 K: 0 S: 3	H: 0 LOB: 0 BB: 0 P: 3	R: 2 E: 0 K: 1 S: 7	H: 2 LOB: 3 BB: 3 P: 19	R: 0 E: 0 K: 3 S: 9	H: 0 LOB: 0 BB: 0 P: 9	1B: 5 2B: 1 3B: 1 HR: 1	SF: 0 SAC: 0 DP: 1 HBP: 0	WP: 1 PB: 0 SB: 0 CS: 0	PA: 40							
PITCHER	IP	WLS	BF	H	R	ER	SO	BB	IBB	HBP	BLK	WP	HR	S	P	ERA	WHIP										
Sandy Consuegra, R (1,1) ERA: 3.12 Billy Pierce, L (8,1) ERA: 3.29	7.2	W	34	8	5	5	1	2	1	0	0	1	1	33	45	5.87	1.304										
	1.1	S	6	0	0	0	4	2	0	0	0	0	0	12	20	0.00	1.500										

Philadelphia Athletics @ Chicago White Sox
Comiskey Park, Chicago, IL
Sun Aug 01 1954, 4:33 AM EDT
Unknown

AB 32
R 5
H 7
RBI 3
BB 4
SO 5
LOB 15



Batter	1	2	3	4	5	6	7	8	9	AB	R	H	RBI	BB	SO	LOB	BOTTOM										
Chico Carrasquel, R (1,6) OBP: 0.359, SLG: 0.383	0-0 SH2-3 1B		0-0 F7		0-0 4-3		1-0 1B FC4-6 HBP	0-0 5-3		4	1	1	0	0	0	4											
Nellie Fox, L (1,4) OBP: 0.362, SLG: 0.391	0-0 SH2-3 1-2		0-0 F7		0-0 1B		0-0 FC4-6 1B			3	0	2	3	0	0	0											
Minnie Minoso, R (1,7) OBP: 0.416, SLG: 0.543	0-0 F8			4-0 HR BB	0-0 F7		0-0 FC4-6 1B 1-2 3-H			3	1	0	1	1	0	3											
Phil Cavarretta, L (1,3) OBP: 0.417, SLG: 0.436 Ron Jackson, R (7,PR) OBP: 0.397, SLG: 0.564	0-0 G3			0-0 1-H HR	0-0 B3		0-0 1-2 1B			4	1	2	2	0	0	1											
Jim Rivera, L (1,8) OBP: 0.355, SLG: 0.439		0-0 P4		0-3 K	0-0 F8		0-3 K			4	0	0	0	0	2	2											
Carl Sawatski, L (1,2) OBP: 0.319, SLG: 0.363 Fred Marsh, R (8,PR) OBP: 0.296, SLG: 0.280 Sherm Lollar, R (9,2) OBP: 0.345, SLG: 0.382		0-0 3B		0-0 4-3	0-0 K		0-3 K	0-0 SH1-3 BB 1B		4	0	2	0	0	1	0											
Cass Michaels, R (1,5) OBP: 0.405, SLG: 0.425		0-0 5-3		0-0 6-3	0-0 5-3		0-0 5-3	4-0 SH1-3 BB 1-2 BB		3	0	0	0	1	0	1											
Ed McGhee, R (1,9) OBP: 0.244, SLG: 0.293		0-0 5-3			0-0 F3		0-0 1B E 1B	0-0 P4		4	1	1	0	0	0	3											
Sandy Consuegra, R (1,1) OBP: 0.268, SLG: 0.231 Billy Pierce, L (8,1) OBP: 0.282, SLG: 0.243			0-0 6-3		0-0 4-3 1B 1B		0-0 1-3 1B HBP 1B	0-0 SH1-3		3	2	2	0	0	0	0											
Inning Stats	R: 0 E: 0 K: 0 S: 4	H: 1 LOB: 1 BB: 0 P: 4	R: 0 E: 0 K: 0 S: 4	H: 1 LOB: 0 BB: 0 P: 4	R: 0 E: 0 K: 1 S: 6	H: 0 LOB: 0 BB: 0 P: 3	R: 2 E: 0 K: 1 S: 6	H: 1 LOB: 1 BB: 1 P: 10	R: 1 E: 0 K: 0 S: 5	H: 2 LOB: 1 BB: 0 P: 5	R: 0 E: 0 K: 1 S: 5	H: 0 LOB: 0 BB: 0 P: 5	R: 3 E: 1 K: 1 S: 9	H: 4 LOB: 2 BB: 0 P: 10	R: 0 E: 0 K: 0 S: 4	H: 1 LOB: 3 BB: 1 P: 8	1B: 8 2B: 0 3B: 1 HR: 1	SF: 0 SAC: 2 DP: 0 HBP: 1	WP: 0 PB: 0 SB: 0 CS: 0	PA: 37							
PITCHER	IP	WLS	BF	H	R	ER	SO	BB	IBB	HBP	BLK	WP	HR	S	P	ERA	WHIP										
Marion Fricano, R (1,1) ERA: 5.54 Al Sima, L (7,1) ERA: 3.5 Charlie Bishop, R (8,1) ERA: 7.4	6.2	L	31	9	6	6	2	1	0	1	0	0	0	33	38	8.10	1.500										
	0.1		1	0	0	0	1	0	0	0	0	0	0	3	3	0.00	0.000										
	1.0		5	1	0	0	0	1	0	0	0	0	0	4	8	0.00	2.000										


Philadelphia Athletics @ Chicago White Sox
Comiskey Park, Chicago, IL
Sun Aug 01 1954, 4:33 AM EDT
Unknown


AB 32
R 6
H 10
RBI 6
BB 2
SO 3
LOB 14



Batter	1	2	3	4	5	6	7	8	9	AB	R	H	RBI	BB	SO	LOB	TOP										
Spook Jacobs, R OBP: 0.329, SLG: 0.292 (1, 4)										3	0	1	0	1	0	3	Philadelphia Athletics @ Chicago White Sox Comiskey Park, Chicago, IL Sun Aug 01 1954, 4:38 AM EDT Att: 17,057 - Unknown										
Lou Limmer, L OBP: 0.292, SLG: 0.425 Don Bollweg, L OBP: 0.321, SLG: 0.299 (1, 3) (5, 3)										2	0	0	0	0	1	1											
Jim Finigan, R OBP: 0.388, SLG: 0.430 Vic Power, R OBP: 0.263, SLG: 0.322 (1, 5) (5, 5)										2	0	0	0	0	0	0											
Bill Renna, R OBP: 0.303, SLG: 0.390 (1, 9)											3	1	0	0	1	0											
Elmer Valo, L OBP: 0.376, SLG: 0.382 (1, 7)											4	0	1	0	0	1											
Bill Wilson, R OBP: 0.357, SLG: 0.450 (1, 8)											0	0	0	0	0	0											
Joe Demaestri, R OBP: 0.258, SLG: 0.317 (1, 6)										3	0	0	0	0	0	2											
Jim Robertson, R OBP: 0.281, SLG: 0.235 Billy Shantz, R OBP: 0.320, SLG: 0.388 (1, 2) (5, 2)										2	0	1	1	0	1	0											
Sonny Dixon, S OBP: 0.211, SLG: 0.316 Al Sima, R OBP: 0.063, SLG: 0.063 Dutch Romberger, R Moe Burtshy, R OBP: 0.100, SLG: 0.100 (1, 1) (2, 1) (4, 1) (7, 1)										0	0	0	0	0	0	0											
Inning Stats	R: 0 E: 0 K: 0 S: 3	H: 1 LOB: 0 BB: 0 P: 3	R: 0 E: 0 K: 1 S: 5	H: 0 LOB: 0 BB: 0 P: 5	R: 0 E: 0 K: 2 S: 7	H: 0 LOB: 0 BB: 0 P: 7	R: 0 E: 0 K: 1 S: 5	H: 0 LOB: 0 BB: 0 P: 5	R: 1 E: 0 K: 0 S: 5	H: 2 LOB: 2 BB: 2 P: 13	R: 0 E: 0 K: 0 S: 3	H: 0 LOB: 0 BB: 0 P: 3	R: 0 E: 0 K: 1 S: 5	H: 0 LOB: 1 BB: 1 P: 9	R: 0 E: 0 K: 0 S: 3	H: 0 LOB: 0 BB: 0 P: 3		1B: 3 2B: 0 3B: 0 HR: 0	SF: 0 SAC: 0 DP: 1 HBP: 0	WP: 0 PB: 0 SB: 0 CS: 0	PA: 32						
PITCHER	IP	WLS	BF	H	R	ER	SO	BB	IBB	HBP	BLK	WP	HR	S	P	ERA	WHIP										
Virgil Trucks, R ERA: 2.41 Harry Dorish, R ERA: 2.93 (1, 1) (9, 1)	8.0	W	29	3	1	1	6	3	0	0	0	0	0	38	50	1.12	0.750										

Batter	1	2	3	4	5	6	7	8	9	AB	R	H	RBI	BB	SO	LOB	BOTTOM										
Chico Carrasquel, R OBP: 0.360, SLG: 0.381 Fred Marsh, R OBP: 0.290, SLG: 0.280 (1, 6) (7, 6)										4	2	1	1	1	0	1	Philadelphia Athletics @ Chicago White Sox Comiskey Park, Chicago, IL Sun Aug 01 1954, 4:38 AM EDT Att: 17,057 - Unknown										
Nellie Fox, L OBP: 0.365, SLG: 0.391 (1, 4)										2	1	1	1	2	0	0											
Minnie Minoso, R OBP: 0.415, SLG: 0.549 (1, 7)										5	1	2	4	0	0	2											
Phil Cavarretta, L OBP: 0.414, SLG: 0.433 Ron Jackson, R OBP: 0.355, SLG: 0.544 (1, 3) (5, 3)										3	0	1	0	0	0	1											
Jim Rivera, L OBP: 0.359, SLG: 0.457 (1, 9)										5	2	3	1	0	0	2											
Matt Batts, R OBP: 0.347, SLG: 0.369 (1, 2)										3	2	2	0	2	0	0											
Cass Michaels, R OBP: 0.408, SLG: 0.434 (1, 5)										5	2	3	1	0	0	2											
Johnny Groth, R OBP: 0.348, SLG: 0.364 (1, 8)										5	1	2	2	0	0	4											
Virgil Trucks, R OBP: 0.181, SLG: 0.214 Harry Dorish, R OBP: 0.118, SLG: 0.118 (1, 1) (9, 1)										3	1	1	2	0	2	0											
Inning Stats	R: 0 E: 0 K: 0 S: 3	H: 0 LOB: 1 BB: 1 P: 7	R: 5 E: 0 K: 0 S: 10	H: 7 LOB: 2 BB: 0 P: 10	R: 0 E: 0 K: 0 S: 3	H: 0 LOB: 0 BB: 0 P: 3	R: 4 E: 0 K: 1 S: 9	H: 4 LOB: 2 BB: 2 P: 17	R: 0 E: 0 K: 1 S: 5	H: 0 LOB: 1 BB: 1 P: 9	R: 3 E: 0 K: 0 S: 7	H: 4 LOB: 1 BB: 0 P: 7	R: 0 E: 0 K: 0 S: 3	H: 0 LOB: 0 BB: 0 P: 3	R: 0 E: 0 K: 0 S: 3	H: 1 LOB: 1 BB: 1 P: 7		1B: 11 2B: 2 3B: 1 HR: 2	SF: 2 SAC: 0 DP: 1 HBP: 0	WP: 1 PB: 0 SB: 1 CS: 0	PA: 44						
PITCHER	IP	WLS	BF	H	R	ER	SO	BB	IBB	HBP	BLK	WP	HR	S	P	ERA	WHIP										
Sonny Dixon, R ERA: 5.03 Al Sima, L ERA: 3.99 Dutch Romberger, R ERA: 11.49 Moe Burtshy, R ERA: 4.13 (1, 1) (2, 1) (4, 1) (7, 1)	1.1	L	10	5	5	5	0	1	0	0	0	1	2	14	18	15.43	2.571										

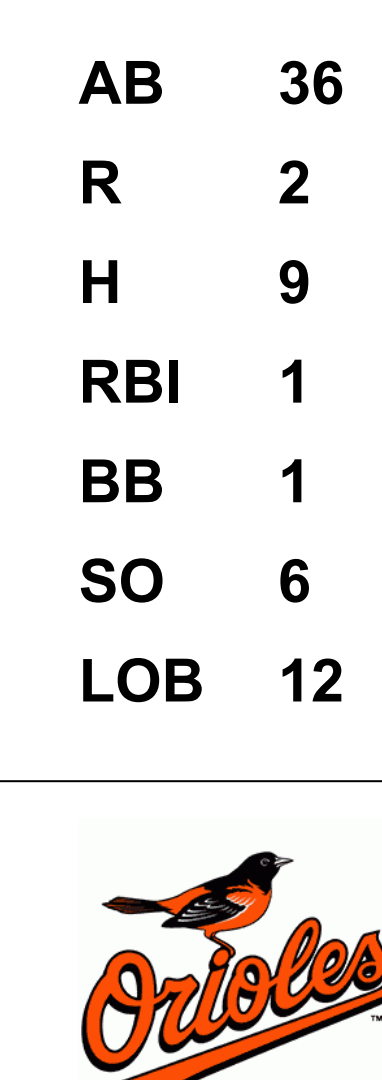

Batter	1	2	3	4	5	6	7	8	9	AB	R	H	RBI	BB	SO	LOB	TOP					
Joe Demaestri, R (1, 6) OBP: 0.258, SLG: 0.316	0-3 K		0-0 4-3			0-0 BB BB BB 1B		0-0 6-3		4	1	1	0	0	1	1	Philadelphia Athletics @ Baltimore Orioles Memorial Stadium, Baltimore, MD Mon Aug 02 1954, 3:33 AM EDT Att: 7,839 - Unknown					
Lou Limmer, L (1, 3) OBP: 0.291, SLG: 0.421	0-0 6-3			0-0 1B		0-0 F7		0-3 K		4	0	1	0	0	1	1						
Jim Finigan, R (1, 5) OBP: 0.387, SLG: 0.425	0-0 5-3			0-0 P6		4-0 BB BB 1-2 BB		0-3 K		3	0	0	0	1	1	1						
Bill Renna, R (1, 9) OBP: 0.305, SLG: 0.390		0-0 P4		0-0 P6		4-0 BB BB 1-2 2-3 BB			0-0 1B 4-3 1B	3	1	1	0	1	0	1						
Elmer Valo, L (1, 7) OBP: 0.379, SLG: 0.381	0-3 K		0-0 P6			4-0 1-2 2-3 3-H BB			0-0 4-3 BB 1-3 1B	3	0	1	1	1	1	1						
Bill Wilson, R (1, 8) OBP: 0.356, SLG: 0.444	0-0 F7				0-0 5-3	0-0 4-3			4-0 1-2 BB 4-3 BB	3	0	0	0	1	0	3						
Pete Suder, R (1, 4) OBP: 0.252, SLG: 0.297			0-0 F8		0-0 1-3		0-0 F9		0-0 4-3 1-2 2-3 3-H	4	0	0	1	0	0	2						
Joe Astroth, R (1, 2) OBP: 0.270, SLG: 0.236			0-0 1B		0-3 K		0-3 K		0-0 F7	4	0	1	0	0	2	2						
Johnny Gray, R (1, 1) OBP: 0.167, SLG: 0.091 Sonny Dixon, S (5, 1) OBP: 0.190, SLG: 0.286 Don Bollweg, L (9, PH) OBP: 0.319, SLG: 0.298			0-3 K		0-0 6-3	0-3 K		0-0 1-3		1	0	0	0	0	1	1		AB 32 R 2 H 5 RBI 2 BB 4 SO 8 LOB 15 				
Inning Stats	R: 0 E: 0 K: 1 S: 5	H: 0 LOB: 0 BB: 0 P: 5	R: 0 E: 0 K: 1 S: 5	H: 0 LOB: 0 BB: 0 P: 5	R: 0 E: 0 K: 1 S: 6	H: 1 LOB: 1 BB: 0 P: 6	R: 0 E: 0 K: 0 S: 4	H: 1 LOB: 1 BB: 0 P: 4	R: 0 E: 0 K: 1 S: 5	H: 0 LOB: 0 BB: 0 P: 5	R: 1 E: 0 K: 0 S: 4	H: 1 LOB: 3 BB: 3 P: 16	R: 0 E: 0 K: 2 S: 7	H: 0 LOB: 0 BB: 0 P: 7	R: 0 E: 0 K: 2 S: 7	H: 0 LOB: 0 BB: 0 P: 7	R: 1 E: 0 K: 0 S: 5	H: 2 LOB: 2 BB: 1 P: 9	1B: 5 2B: 0 3B: 0 HR: 0	SF: 0 SAC: 0 DP: 0 HBP: 0	WP: 0 PB: 0 SB: 0 CS: 0	PA: 36
PITCHER Bob Turley, R (1, 1) ERA: 3.83	IP: 9.0 WLS: W BF: 36 H: 5 R: 2 ER: 2 SO: 8 BB: 4 IBB: 0 HBP: 0 BLK: 0 WP: 0 HR: 0 S: 48 P: 64 ERA: 2.00 WHIP: 1.000															PITCHER						

Batter	1	2	3	4	5	6	7	8	9	AB	R	H	RBI	BB	SO	LOB	BOTTOM			
Cal Abrams, L (1, 9) OBP: 0.396, SLG: 0.383	0-0 G3 PB 2B		0-0 4-3			4-0 BB WP FC4 BB		0-0 F7		4	3	2	1	1	0	0	Philadelphia Athletics @ Baltimore Orioles Memorial Stadium, Baltimore, MD Mon Aug 02 1954, 3:33 AM EDT Att: 7,839 - Unknown			
Eddie Waitkus, L (1, 3) OBP: 0.329, SLG: 0.362	0-0 G3		0-0 FC1-6 1B		4-0 E BB 1-2 1B BB		0-0 1B		0-0 3-H 2B 1B	4	1	3	0	1	0	1				
Chuck Diering, R (1, 8) OBP: 0.376, SLG: 0.333	4-0 1B G3-4 BB 3-H		0-0 FC1-6 1-2 1B		4-0 1B BB 1-2 2-3 BB		0-0 L8		4-0 FC1-6 IBB	2	2	0	0	3	0	2				
Bob Kennedy, R (1, 5) OBP: 0.322, SLG: 0.372	0-0 G3-4 3B 1B		0-3 K		0-0 FC4 BB BB 1B BB		0-3 K		0-0 SF9	4	2	1	2	0	2	4				
Clint Courtney, L (1, 2) OBP: 0.327, SLG: 0.381	0-0 G3-4		0-0 F8		0-0 BB BB F9 1B		0-0 F7		0-0 FC1-6 1-2	5	1	1	2	0	0	4				
Jim Fritley, R (1, 7) OBP: 0.311, SLG: 0.407	0-0 3B			0-3 K	4-0 BB BB 1-2 2-3 3-H BB		0-0 CS 1B			3	0	2	2	1	1	0				
Billy Hunter, R (1, 6) OBP: 0.289, SLG: 0.322	0-0 F8			0-0 5-3	4-0 1-2 2-3 3-H BB		0-0 F2			3	0	0	1	1	0	2				
Chico Garcia, R (1, 4) OBP: 0.219, SLG: 0.196		4-0 1-4 BB		0-3 K	0-0 F9		0-0 CS		0-0 1B 3B	3	1	1	1	1	1	2				
Bob Turley, R (1, 1) OBP: 0.136, SLG: 0.138		0-0 1-4			0-0 F7 6-3			0-3 K		4	0	0	0	0	1	4		AB 32 R 10 H 10 RBI 9 BB 8 SO 5 LOB 19 		
Inning Stats	R: 3 E: 0 K: 0 S: 6	H: 3 LOB: 1 BB: 1 P: 10	R: 0 E: 0 K: 0 S: 2	H: 0 LOB: 0 BB: 1 P: 6	R: 0 E: 0 K: 1 S: 6	H: 1 LOB: 1 BB: 0 P: 6	R: 0 E: 0 K: 2 S: 7	H: 0 LOB: 0 BB: 0 P: 7	R: 5 E: 1 K: 0 S: 5	H: 1 LOB: 2 BB: 5 P: 25	R: 0 E: 0 K: 1 S: 6	H: 1 LOB: 1 BB: 0 P: 6	R: 0 E: 0 K: 0 S: 3	H: 1 LOB: 0 BB: 0 P: 3	R: 2 E: 0 K: 1 S: 8	H: 3 LOB: 2 BB: 1 P: 12	1B: 6 2B: 3 3B: 2 HR: 0	SF: 1 SAC: 0 DP: 1 HBP: 0	WP: 1 PB: 2 SB: 1 CS: 1	PA: 42
PITCHER Johnny Gray, R (1, 1) ERA: 7.52 Sonny Dixon, R (5, 1) ERA: 5.02	IP: 4.1 WLS: L BF: 25 H: 5 R: 8 ER: 7 SO: 3 BB: 7 IBB: 0 HBP: 0 BLK: 0 WP: 1 HR: 0 S: 24 P: 52 ERA: 14.54 WHIP: 2.769															PITCHER				

Batter	1	2	3	4	5	6	7	8	9	AB	R	H	RBI	BB	SO	LOB	TOP			
Joe Demaestri, R OBP: 0.256, SLG: 0.313 (1, 6)										4	1	0	0	0	1	1	Philadelphia Athletics @ Baltimore Orioles Memorial Stadium, Baltimore, MD Tue Aug 03 1954, 3:33 AM EDT Att: 10,134 - Unknown			
Don Bollweg, L OBP: 0.322, SLG: 0.322 (1, 3)										4	1	3	1	0	0	1				
Jim Finigan, R OBP: 0.382, SLG: 0.419 (1, 5)										4	0	0	0	0	0	3				
Bill Renna, R OBP: 0.304, SLG: 0.388 (1, 9)										4	0	1	1	0	0	0				
Elmer Valo, L OBP: 0.382, SLG: 0.376 (1, 7)										2	1	0	0	2	0	0				
Bill Wilson, R OBP: 0.350, SLG: 0.435 (1, 8)										4	0	0	0	0	0	2				
Pete Suder, R OBP: 0.244, SLG: 0.287 (1, 4)										4	1	0	0	0	0	1				
Joe Astroth, R OBP: 0.264, SLG: 0.231 (1, 2)										3	1	0	0	0	1	2				
Arnie Portocarrero, R OBP: 0.204, SLG: 0.240 (1, 1)										3	1	1	1	0	0	0				
Inning Stats	R: 1 E: 1 K: 1 S: 6	H: 1 LOB: 0 BB: 0 P: 6	R: 4 E: 3 K: 0 S: 7	H: 2 LOB: 1 BB: 1 P: 11	R: 0 E: 0 K: 0 S: 2	H: 0 LOB: 0 BB: 1 P: 6	R: 0 E: 0 K: 0 S: 3	H: 0 LOB: 0 BB: 0 P: 3	R: 0 E: 0 K: 0 S: 3	H: 0 LOB: 0 BB: 0 P: 3	R: 0 E: 0 K: 0 S: 5	H: 0 LOB: 0 BB: 0 P: 5	R: 1 E: 1 K: 0 S: 4	H: 1 LOB: 0 BB: 0 P: 4	R: 0 E: 0 K: 0 S: 3	H: 0 LOB: 0 BB: 0 P: 3	1B: 3 2B: 2 3B: 1 HR: 0	SF: 0 SAC: 0 DP: 2 HBP: 0	WP: 0 PB: 0 SB: 0 CS: 1	PA: 35
PITCHER	IP WLS BF H R ER SO BB IBB HBP BLK WP HR S P ERA WHIP																			
Don Larsen, R ERA: 4.1 (1, 1)	2.0 L 12 3 5 0 1 1 0 0 0 0 0 0 13 17 0.00 2.000																			
Howie Fox, R ERA: 2.77 (3, 1)	4.0 12 1 0 0 0 1 0 0 0 0 0 0 11 15 0.00 0.500																			
Mike Blyzka, R ERA: 5.4 (7, 1)	3.0 10 1 1 0 1 0 0 0 0 0 0 0 12 12 0.00 0.333																			

Batter	1	2	3	4	5	6	7	8	9	AB	R	H	RBI	BB	SO	LOB	BOTTOM					
Cal Abrams, L OBP: 0.390, SLG: 0.376 (1, 9)										5	0	0	0	0	0	1	Philadelphia Athletics @ Baltimore Orioles Memorial Stadium, Baltimore, MD Tue Aug 03 1954, 3:33 AM EDT Att: 10,134 - Unknown					
Eddie Waitkus, L OBP: 0.330, SLG: 0.378 (1, 3)										5	1	2	0	0	1	0						
Chuck Diering, R OBP: 0.382, SLG: 0.337 (1, 8)										3	0	2	0	1	1	1						
Bob Kennedy, R OBP: 0.316, SLG: 0.364 (1, 5)										4	0	0	0	0	1	4						
Clint Courtney, L OBP: 0.330, SLG: 0.382 (1, 2)										4	1	2	0	0	0	1						
Jim Fridley, R OBP: 0.310, SLG: 0.409 (1, 7)										4	0	1	0	0	2	2						
Billy Hunter, R OBP: 0.288, SLG: 0.322 (1, 6)										3	0	1	1	0	0	0						
Chico Garcia, R OBP: 0.212, SLG: 0.190 (1, 4)										2	0	0	0	0	0	0						
Bobby Young, L OBP: 0.341, SLG: 0.342 (6, PH) (7, 4)										2	0	0	0	0	0	2						
Don Larsen, R OBP: 0.317, SLG: 0.482 (1, 1)										1	0	1	0	0	0	0						
Howie Fox, R OBP: 0.273, SLG: 0.273 (3, 1)										1	0	0	0	0	0	0						
Gil Coan, L OBP: 0.302, SLG: 0.292 (6, PH)										1	0	0	0	0	1	1						
Mike Blyzka, R OBP: 0.111, SLG: 0.111 (7, 1)										0	0	0	0	0	0	0						
Dick Kryhoski, L OBP: 0.304, SLG: 0.343 (9, PH)										1	0	0	0	0	0	0						
Inning Stats	R: 1 E: 1 K: 2 S: 10	H: 2 LOB: 2 BB: 0 P: 10	R: 0 E: 0 K: 0 S: 4	H: 1 LOB: 1 BB: 0 P: 4	R: 0 E: 0 K: 1 S: 5	H: 0 LOB: 1 BB: 1 P: 9	R: 0 E: 0 K: 1 S: 5	H: 0 LOB: 0 BB: 0 P: 5	R: 0 E: 0 K: 1 S: 7	H: 2 LOB: 2 BB: 0 P: 7	R: 1 E: 0 K: 1 S: 7	H: 2 LOB: 1 BB: 0 P: 7	R: 0 E: 0 K: 0 S: 4	H: 1 LOB: 1 BB: 0 P: 4	R: 0 E: 0 K: 0 S: 4	H: 1 LOB: 0 BB: 0 P: 4	R: 0 E: 0 K: 0 S: 3	H: 0 LOB: 0 BB: 0 P: 3	1B: 6 2B: 2 3B: 1 HR: 0	SF: 1 SAC: 0 DP: 0 HBP: 0	WP: 0 PB: 0 SB: 0 CS: 0	PA: 38
PITCHER	IP WLS BF H R ER SO BB IBB HBP BLK WP HR S P ERA WHIP																					
Arnie Portocarrero, R ERA: 3.41 (1, 1)	9.0 W 38 9 2 1 6 1 0 0 0 0 0 0 49 53 1.00 1.111																					

AB 32
R 6
H 5
RBI 3
BB 2
SO 2
LOB 10



Batter	1	2	3	4	5	6	7	8	9	AB	R	H	RBI	BB	SO	LOB	TOP				
Joe Demaestri, R OBP: 0.254, SLG: 0.310	P4	K		6-3		K	K			6	0	1	0	0	3	5					
Don Bollweg, L OBP: 0.322, SLG: 0.332	5-3		K	F7		HR		F2	6-3	6	1	1	2	0	1	1					
Jim Finigan, R OBP: 0.385, SLG: 0.420	E		FC3-6	5-3		F8		BB		4	1	2	0	1	0	0					
Bill Renna, R OBP: 0.306, SLG: 0.388	E6		FC3-6			F9		BB		5	0	2	0	0	1	1					
Elmer Valo, L OBP: 0.377, SLG: 0.370	G3		FC3-6			F8		F2		5	1	1	0	0	0	6					
Bill Wilson, R OBP: 0.355, SLG: 0.434		E6				K				3	2	1	0	2	1	1					
Pete Suder, R OBP: 0.258, SLG: 0.308		5-3								5	0	3	1	0	0	4					
Joe Astroth, R OBP: 0.268, SLG: 0.237						K				5	0	2	2	0	1	3					
Alex Kellner, R OBP: 0.192, SLG: 0.184										3	1	1	0	1	1	4					
Charlie Bishop, R OBP: 0.222, SLG: 0.222			P3			HR		K		1	0	0	0	0	1	0					
Inning Stats	R: 0 E: 1 K: 0 S: 5	H: 1 LOB: 2 BB: 0 P: 5	R: 0 E: 1 K: 1 S: 6	H: 0 LOB: 2 BB: 1 P: 10	R: 3 E: 0 K: 1 S: 9	H: 4 LOB: 2 BB: 1 P: 13	R: 0 E: 0 K: 0 S: 3	H: 0 LOB: 0 BB: 0 P: 3	R: 0 E: 0 K: 3 S: 11	H: 2 LOB: 2 BB: 0 P: 11	R: 2 E: 0 K: 1 S: 7	H: 2 LOB: 0 BB: 0 P: 7	R: 1 E: 0 K: 2 S: 10	H: 3 LOB: 2 BB: 0 P: 10	R: 0 E: 0 K: 0 S: 4	H: 1 LOB: 3 BB: 2 P: 12	R: 0 E: 0 K: 1 S: 6	H: 1 LOB: 1 BB: 0 P: 6	1B: 12 2B: 1 3B: 0 HR: 1	SF: 0 SAC: 0 DP: 0 HBP: 0	WP: 0 PA: 47 PB: 0 SB: 1 CS: 0
PITCHER	IP	WLS	BF	H	R	ER	SO	BB	IBB	HBP	BLK	WP	HR	S	P	ERA	WHIP				
Duane Pilette, R ERA: 3.32	6.1	L	35	12	6	6	6	2	0	0	0	0	1	45	53	8.53	2.211				
Lou Kretlow, R ERA: 4.54	0.2		2	0	0	0	2	0	0	0	0	0	0	6	6	0.00	0.000				
Bob Chakales, R ERA: 3.66	2.0		10	2	0	0	1	2	0	0	0	0	0	10	18	0.00	2.000				

Philadelphia Athletics @ Baltimore Orioles
 Memorial Stadium, Baltimore, MD
 Wed Aug 04 1954, 3:33 AM EDT
 Att: 7,637 - Unknown

AB 43
 R 6
 H 14
 RBI 5
 BB 4
 SO 9
 LOB 25

A

Batter	1	2	3	4	5	6	7	8	9	AB	R	H	RBI	BB	SO	LOB	BOTTOM				
Cal Abrams, L OBP: 0.387, SLG: 0.371	F8		HBP						F7	4	1	0	0	1	0	1					
Chuck Diering, R OBP: 0.376, SLG: 0.332	F8		2B						K	4	0	0	0	0	1	1					
Eddie Waitkus, L OBP: 0.332, SLG: 0.383	P3								F9	5	1	2	2	0	1	1					
Bob Kennedy, R OBP: 0.320, SLG: 0.367										4	1	2	0	0	0	2					
Jim Fridley, R OBP: 0.314, SLG: 0.411										4	0	2	1	0	1	1					
Les Moss, R OBP: 0.327, SLG: 0.298										2	0	1	0	1	0	1					
Clint Courtney, L OBP: 0.329, SLG: 0.381										1	0	0	0	0	0	2					
Billy Hunter, R OBP: 0.290, SLG: 0.331										2	1	1	0	0	0	1					
Don Larsen, R OBP: 0.311, SLG: 0.474										1	0	0	0	0	0	2					
Jim Brideweser, R OBP: 0.354, SLG: 0.356										1	0	1	1	0	0	0					
Chico Garcia, R OBP: 0.203, SLG: 0.180										3	0	0	0	0	0	2					
Bobby Young, L OBP: 0.340, SLG: 0.340										1	0	0	0	0	0	2					
Duane Pilette, R OBP: 0.184, SLG: 0.114										2	0	0	0	0	2	1					
Lou Kretlow, R OBP: 0.233, SLG: 0.179										0	0	0	0	0	0	0					
Vern Stephens, R OBP: 0.312, SLG: 0.399										1	0	0	0	0	0	0					
Bob Chakales, R OBP: 0.429, SLG: 0.450										0	0	0	0	0	0	0					
Dick Kryhoski, L OBP: 0.307, SLG: 0.346										1	0	1	0	0	0	0					
Inning Stats	R: 0 E: 0 K: 0 S: 3	H: 0 LOB: 0 BB: 0 P: 3	R: 0 E: 0 K: 0 S: 3	H: 1 LOB: 0 BB: 0 P: 3	R: 2 E: 0 K: 1 S: 7	H: 2 LOB: 1 BB: 1 P: 12	R: 0 E: 0 K: 1 S: 5	H: 0 LOB: 1 BB: 1 P: 9	R: 0 E: 0 K: 1 S: 5	H: 0 LOB: 0 BB: 0 P: 5	R: 0 E: 0 K: 1 S: 7	H: 2 LOB: 2 BB: 0 P: 7	R: 0 E: 0 K: 0 S: 3	H: 0 LOB: 0 BB: 0 P: 3	R: 2 E: 1 K: 0 S: 7	H: 4 LOB: 2 BB: 0 P: 7	R: 0 E: 0 K: 1 S: 6	H: 1 LOB: 1 BB: 0 P: 6	1B: 8 2B: 2 3B: 1 HR: 0	SF: 0 SAC: 0 DP: 1 HBP: 1	WP: 0 PA: 39 PB: 0 SB: 0 CS: 0
PITCHER	IP	WLS	BF	H	R	ER	SO	BB	IBB	HBP	BLK	WP	HR	S	P	ERA	WHIP				
Alex Kellner, L ERA: 4.62	7.1	W	32	8	4	4	4	2	0	1	0	0	0	37	46	4.91	1.364				
Charlie Bishop, R ERA: 6.92	1.2	S	7	2	0	0	1	0	0	0	0	0	0	9	9	0.00	1.200				

Philadelphia Athletics @ Baltimore Orioles
 Memorial Stadium, Baltimore, MD
 Wed Aug 04 1954, 3:33 AM EDT
 Att: 7,637 - Unknown

AB 36
 R 4
 H 10
 RBI 4
 BB 2
 SO 5
 LOB 17

Orioles

Batter	1	2	3	4	5	6	7	8	9	AB	R	H	RBI	BB	SO	LOB	TOP			
Joe Demaestri, R (1, 6) OBP: 0.254, SLG: 0.309										5	1	1	0	0	2	2	Philadelphia Athletics @ Cleveland Indians Cleveland Municipal Stadium, Cleveland, OH Fri Aug 06 1954, 3:33 AM EDT Att: 12,560 - Unknown			
Don Bollweg, L (1, 3) OBP: 0.326, SLG: 0.343										5	1	3	1	0	0	1				
Jim Finigan, R (1, 5) OBP: 0.390, SLG: 0.423										3	0	2	2	1	0	1				
Bill Renna, R (1, 9) OBP: 0.305, SLG: 0.384										3	0	0	0	1	0	4				
Elmer Valo, L (1, 7) OBP: 0.374, SLG: 0.363										3	0	0	0	1	0	1				
Bill Wilson, R (1, 8) OBP: 0.346, SLG: 0.426										4	0	0	0	0	1	4				
Pete Suder, R (1, 4)										4	0	0	0	0	0	3				
Joe Astroth, R (1, 2) OBP: 0.268, SLG: 0.237										4	1	1	0	0	0	0				
Al Sima, R (1, 1) OBP: 0.059, SLG: 0.059										1	0	0	0	0	1	0				
Marion Fricano, R (2, 1) OBP: 0.161, SLG: 0.133										0	0	0	0	0	0	0				
Lou Limmer, L (7, PH) OBP: 0.290, SLG: 0.419										1	0	0	0	0	1	0				
Sonny Dixon, S (7, 1) OBP: 0.190, SLG: 0.286										0	0	0	0	0	0	0				
Vic Power, R (9, PH) OBP: 0.266, SLG: 0.324										1	0	1	0	0	0	0				
Inning Stats	R: 2 E: 0 K: 0 S: 6	H: 3 LOB: 1 BB: 0 P: 6	R: 0 E: 0 K: 1 S: 5	H: 0 LOB: 0 BB: 0 P: 5	R: 0 E: 0 K: 0 S: 4	H: 1 LOB: 1 BB: 0 P: 4	R: 0 E: 0 K: 0 S: 3	H: 0 LOB: 0 BB: 0 P: 3	R: 1 E: 0 K: 0 S: 5	H: 2 LOB: 2 BB: 1 P: 9	R: 0 E: 0 K: 2 S: 7	H: 0 LOB: 0 BB: 0 P: 7	R: 0 E: 0 K: 1 S: 6	H: 1 LOB: 3 BB: 2 P: 14	R: 0 E: 0 K: 1 S: 6	H: 1 LOB: 1 BB: 0 P: 6	1B: 7 2B: 1 3B: 0 HR: 0	SF: 0 SAC: 1 DP: 0 HBP: 0	WP: 1 PB: 0 SB: 0 CS: 0	PA: 38
PITCHER Mike Garcia, R (1, 1) ERA: 2.49	IP: 9.0 WLS: W BF: 38 H: 8 R: 3 ER: 3 SO: 5 BB: 3 IBB: 0 HBP: 0 BLK: 0 WP: 1 HR: 0 S: 45 P: 57 ERA: 3.00 WHIP: 1.222															PITCHER				

Batter	1	2	3	4	5	6	7	8	9	AB	R	H	RBI	BB	SO	LOB	BOTTOM			
Al Smith, R (1, 9) OBP: 0.396, SLG: 0.442										4	1	1	0	1	0	1	Philadelphia Athletics @ Cleveland Indians Cleveland Municipal Stadium, Cleveland, OH Fri Aug 06 1954, 3:33 AM EDT Att: 12,560 - Unknown			
Bobby Avila, R (1, 4) OBP: 0.383, SLG: 0.459										5	0	1	1	0	0	2				
Larry Doby, L (1, 8) OBP: 0.362, SLG: 0.500										4	0	1	2	0	0	2				
Al Rosen, R (1, 5) OBP: 0.396, SLG: 0.527										3	1	1	0	1	1	1				
Vic Wertz, L (1, 3) OBP: 0.327, SLG: 0.362										4	0	0	0	0	1	4				
Bill Glynn, L (8, 3) OBP: 0.298, SLG: 0.396										0	0	0	0	0	0	0				
Dave Pope, L (1, 7) OBP: 0.418, SLG: 0.359										3	2	2	0	1	0	0				
Sam Dente, R (1, 6) OBP: 0.304, SLG: 0.342										3	1	2	2	1	0	1				
Jim Hegan, R (1, 2) OBP: 0.323, SLG: 0.427										4	1	1	1	0	0	2				
Mike Garcia, R (1, 1) OBP: 0.172, SLG: 0.127										4	1	2	1	0	1	1				
Inning Stats	R: 0 E: 0 K: 0 S: 3	H: 0 LOB: 0 BB: 0 P: 3	R: 5 E: 0 K: 1 S: 11	H: 6 LOB: 3 BB: 2 P: 19	R: 0 E: 0 K: 1 S: 5	H: 0 LOB: 1 BB: 1 P: 9	R: 0 E: 0 K: 0 S: 3	H: 0 LOB: 0 BB: 0 P: 3	R: 1 E: 0 K: 1 S: 6	H: 1 LOB: 1 BB: 1 P: 10	R: 1 E: 0 K: 0 S: 5	H: 2 LOB: 1 BB: 0 P: 5	R: 0 E: 0 K: 0 S: 3	H: 1 LOB: 1 BB: 0 P: 3	R: 0 E: 0 K: 0 S: 4	H: 1 LOB: 1 BB: 0 P: 4	1B: 9 2B: 2 3B: 0 HR: 0	SF: 0 SAC: 0 DP: 1 HBP: 0	WP: 0 PB: 0 SB: 2 CS: 0	PA: 38
PITCHER Al Sima, L (1, 1) ERA: 4.53	IP: 1.1 WLS: L BF: 8 H: 4 R: 4 ER: 4 SO: 4 BB: 0 IBB: 0 HBP: 0 BLK: 0 WP: 0 HR: 0 S: 10 P: 10 ERA: 27.00 WHIP: 3.000															PITCHER				
Marion Fricano, R (2, 1) ERA: 5.55	IP: 4.2 WLS: L BF: 23 H: 5 R: 3 ER: 3 SO: 2 BB: 4 IBB: 0 HBP: 0 BLK: 0 WP: 0 HR: 0 S: 23 P: 39 ERA: 5.79 WHIP: 1.929															PITCHER				
Sonny Dixon, R (7, 1) ERA: 4.9	IP: 2.0 WLS: L BF: 7 H: 2 R: 0 ER: 0 SO: 0 BB: 0 IBB: 0 HBP: 0 BLK: 0 WP: 0 HR: 0 S: 7 P: 7 ERA: 0.00 WHIP: 1.000															PITCHER				

AB 34
R 3
H 8
RBI 3
BB 3
SO 5
LOB 16

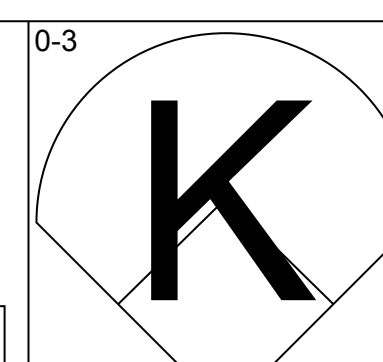
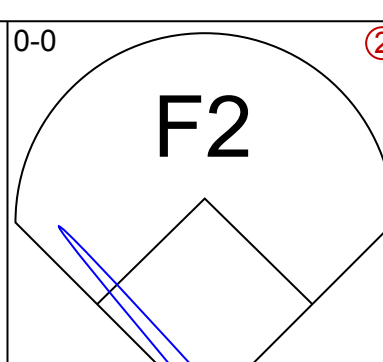
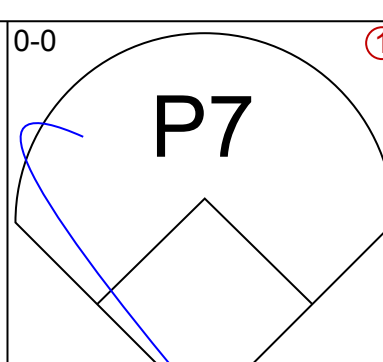
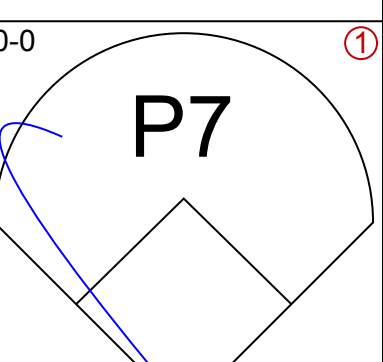
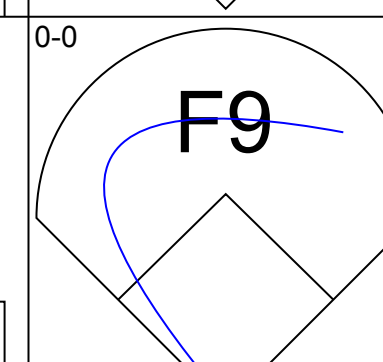
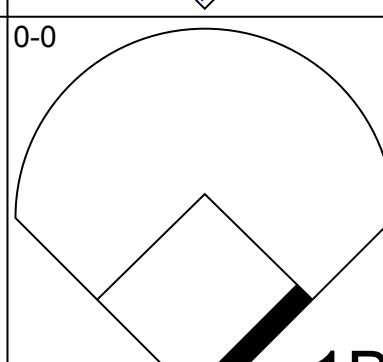
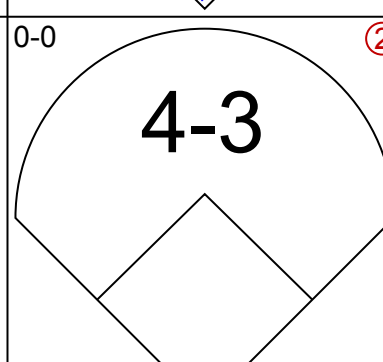
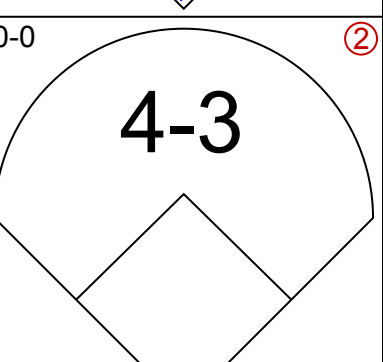
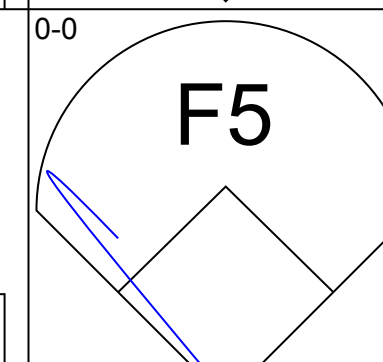
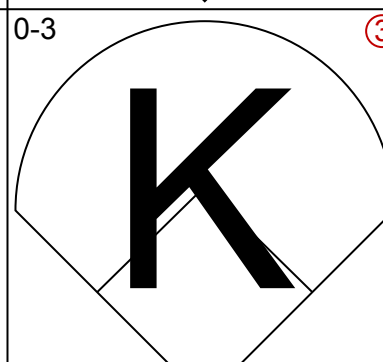
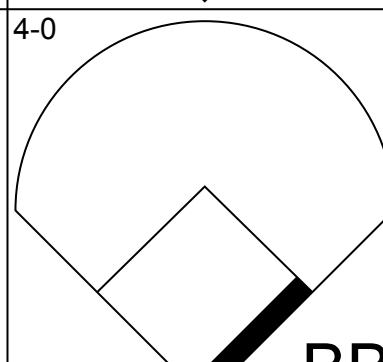
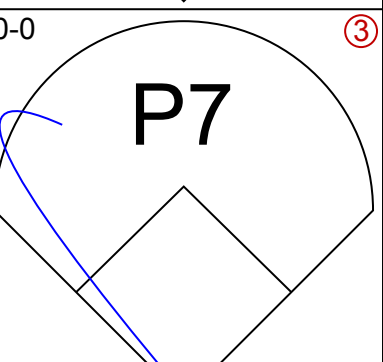
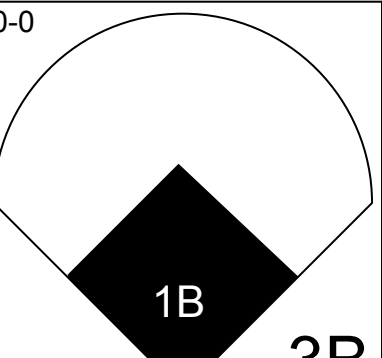
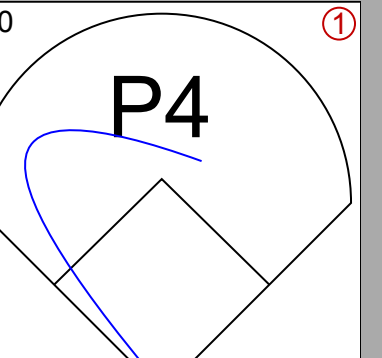
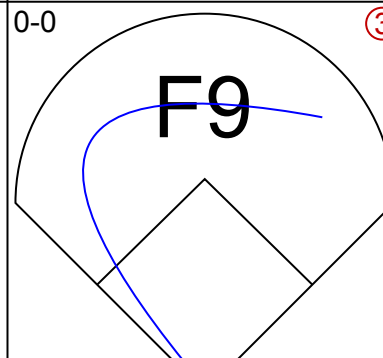
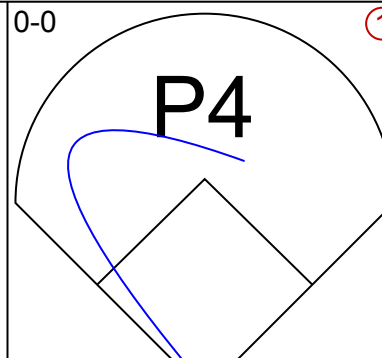
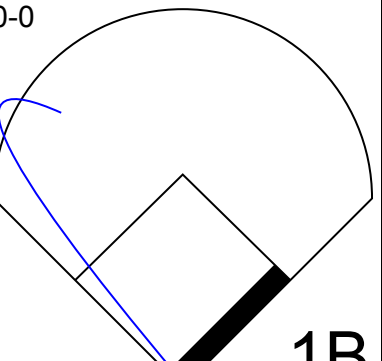
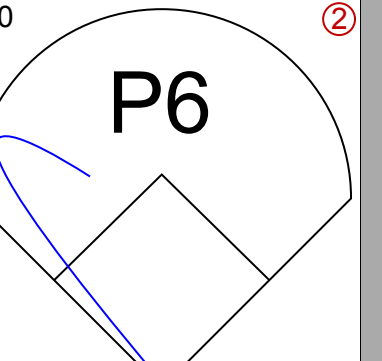
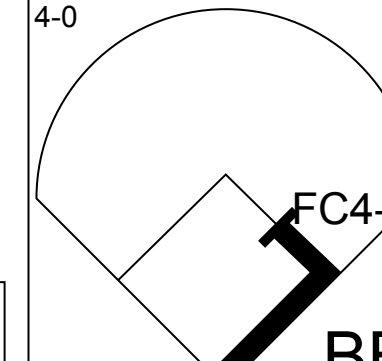
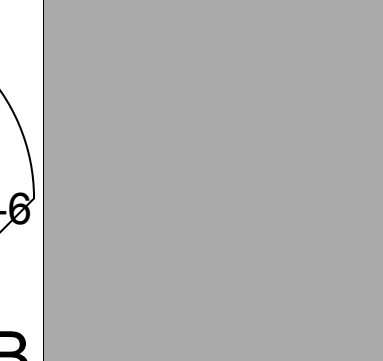
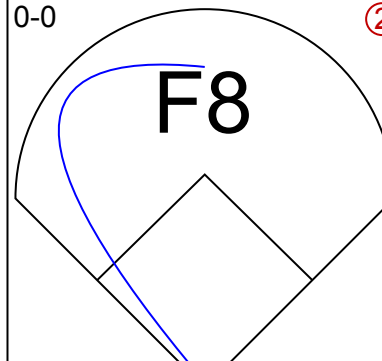
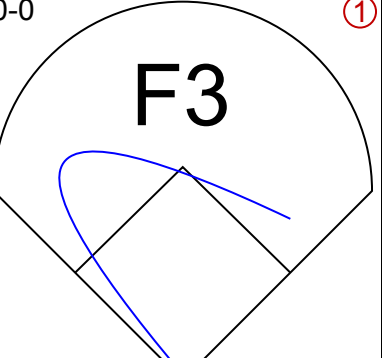
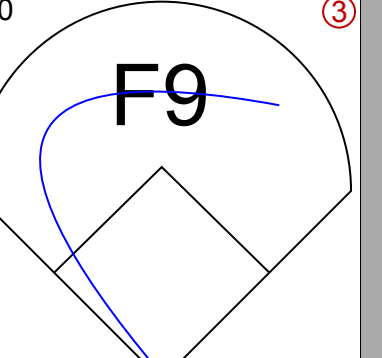
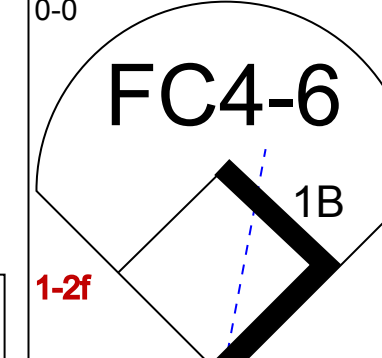
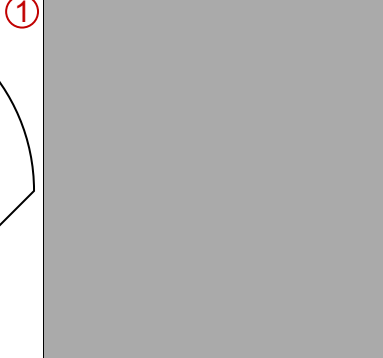
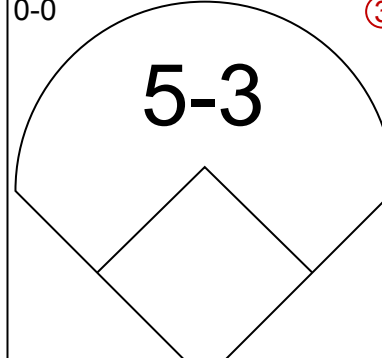
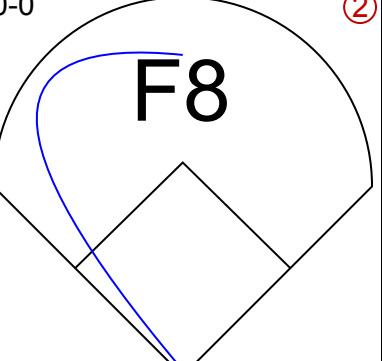
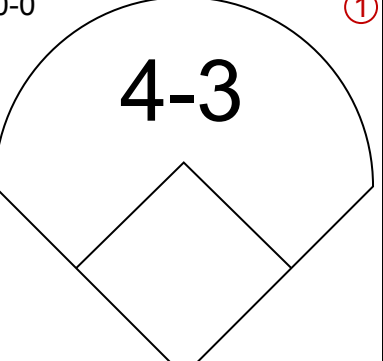
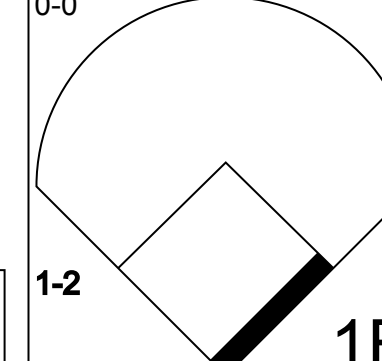
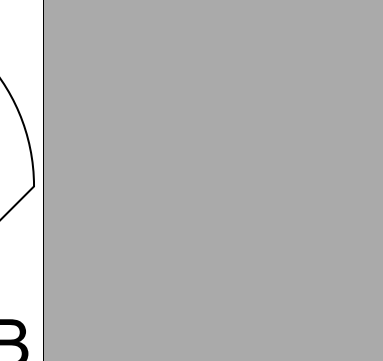
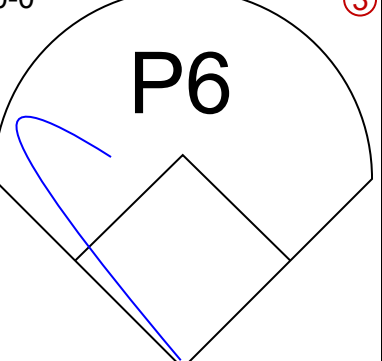
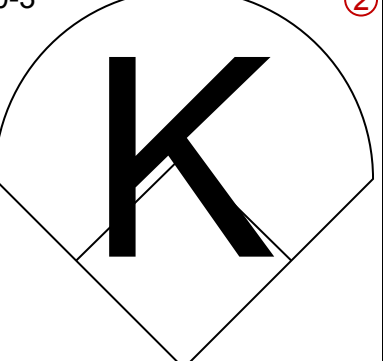
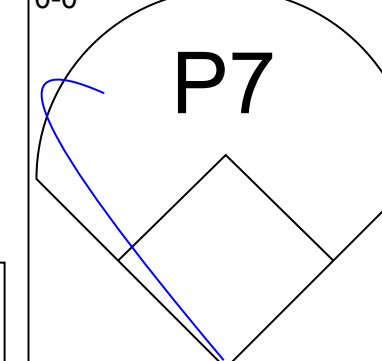
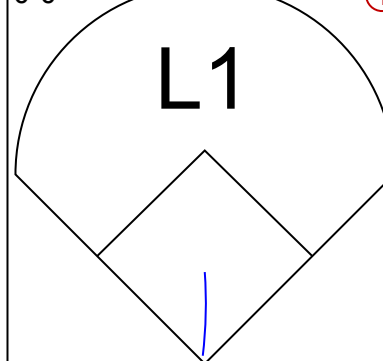
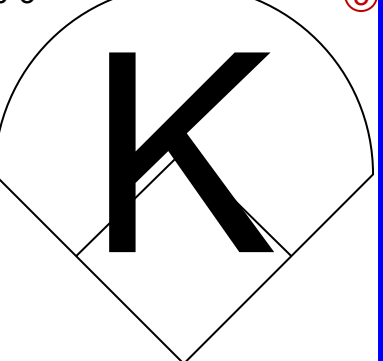
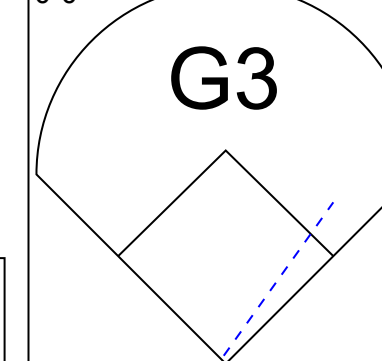
A

BOTTOM


AB 34
R 7
H 11
RBI 7
BB 4
SO 3
LOB 14

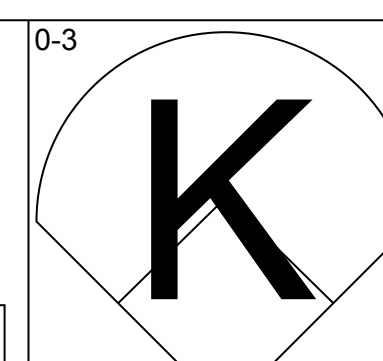
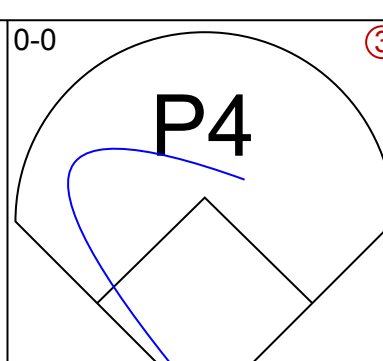
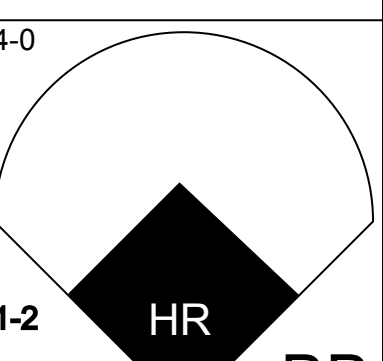
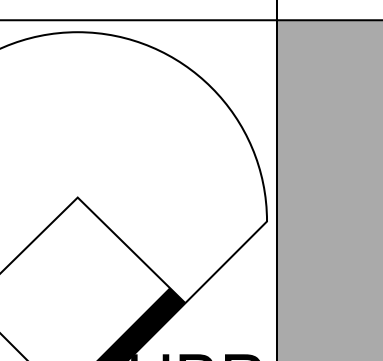
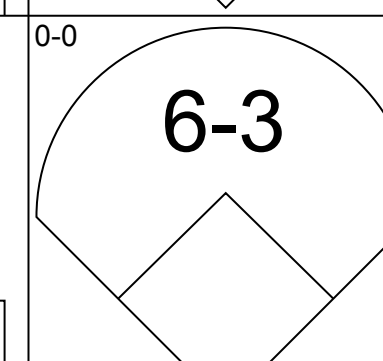
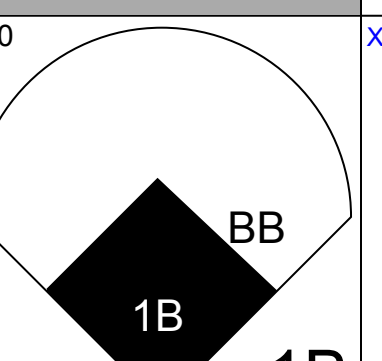
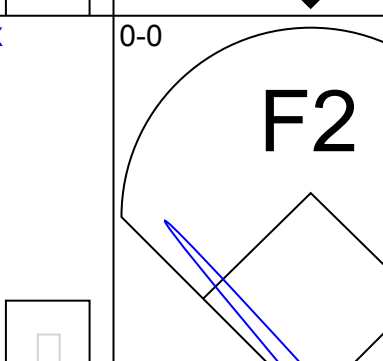
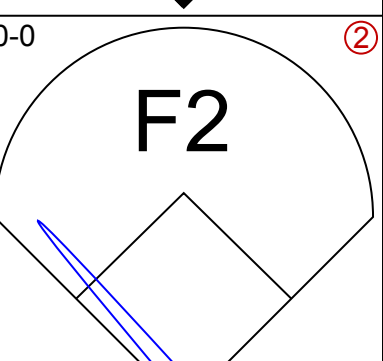
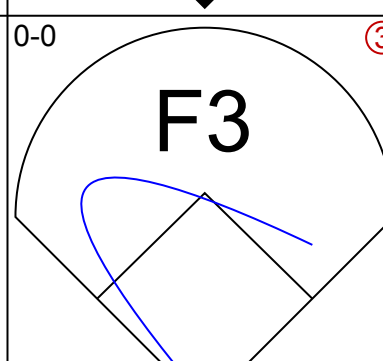
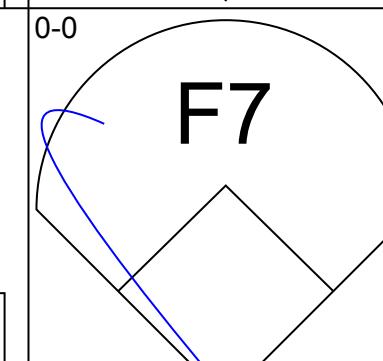
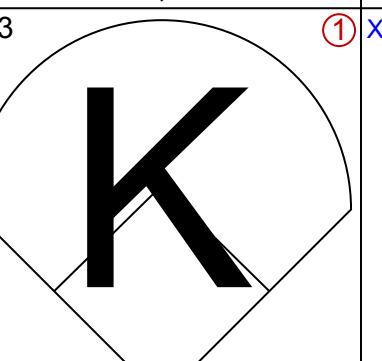
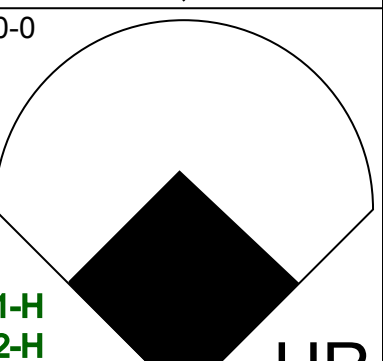
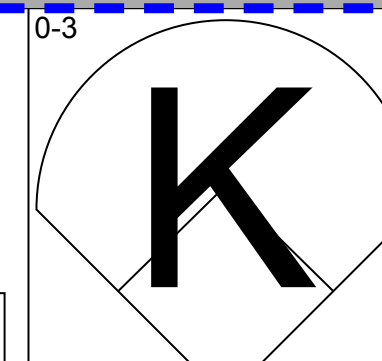
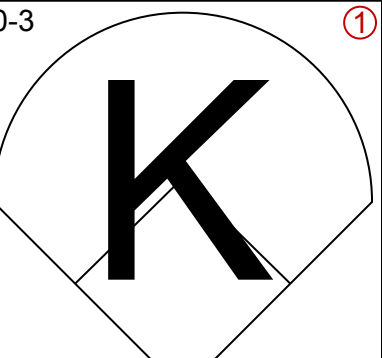
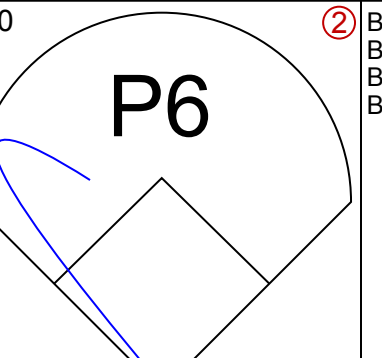
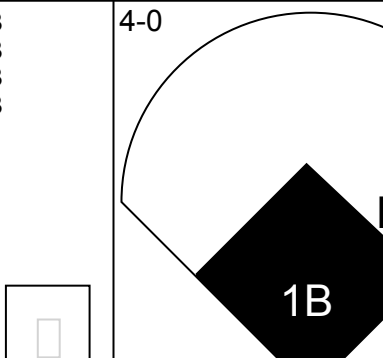
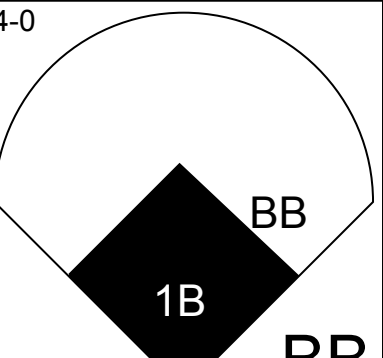
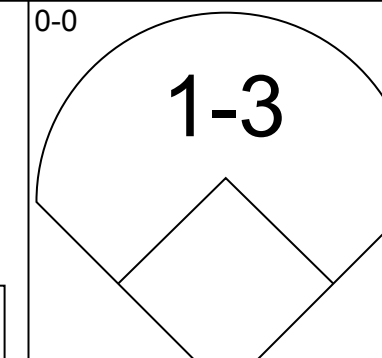
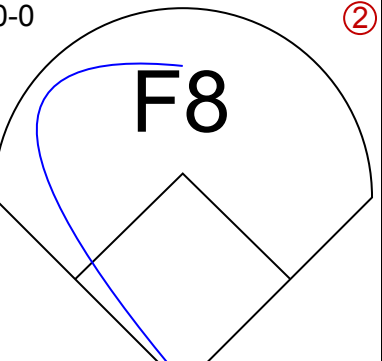
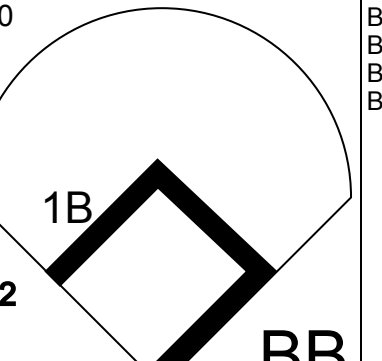
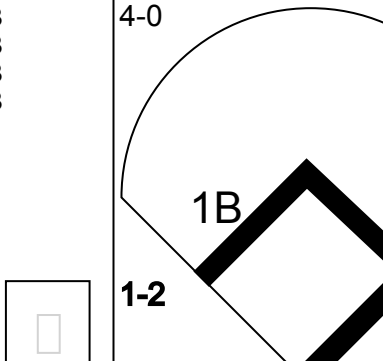
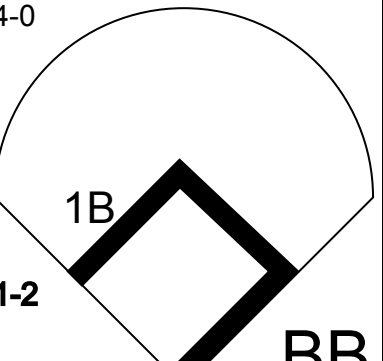
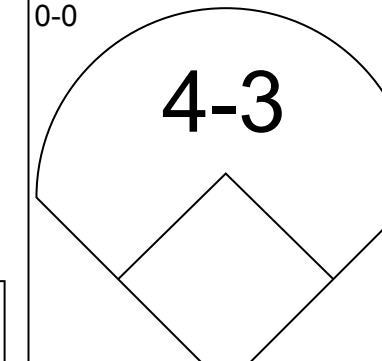
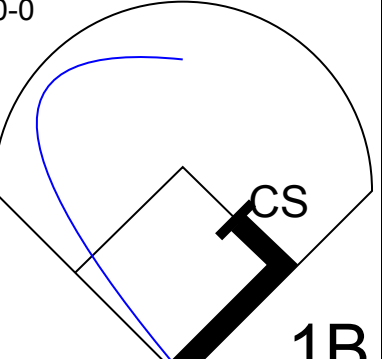
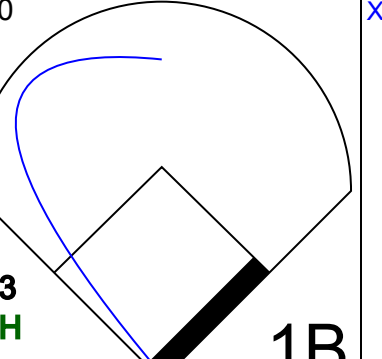
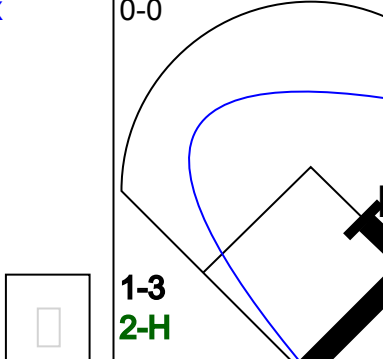
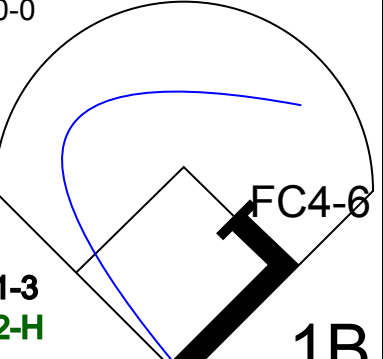

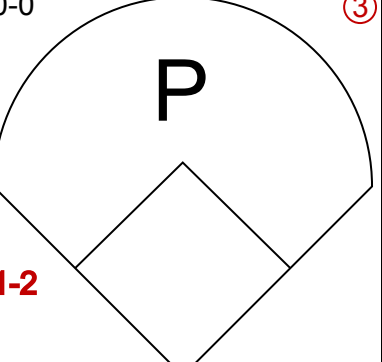
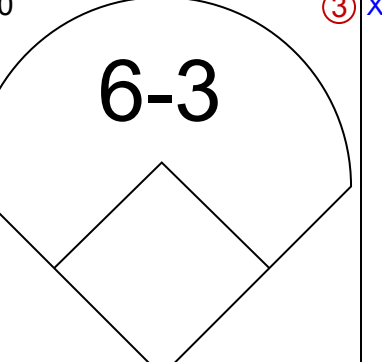
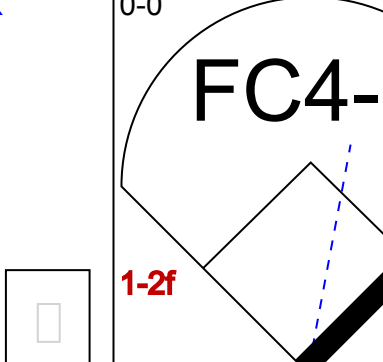
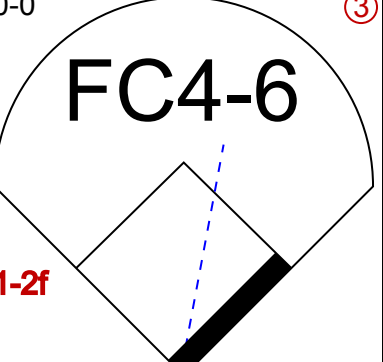
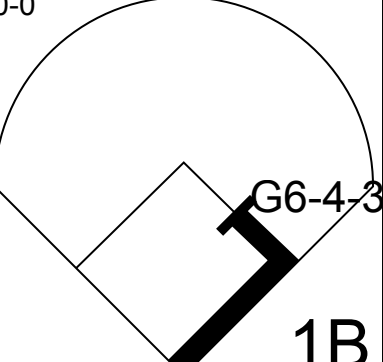

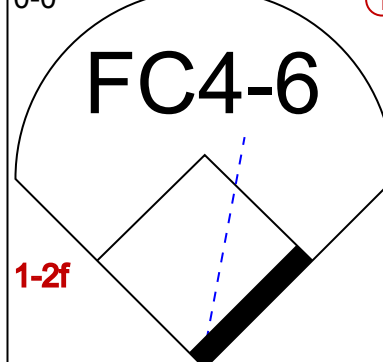


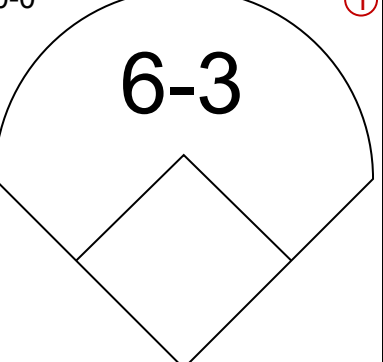
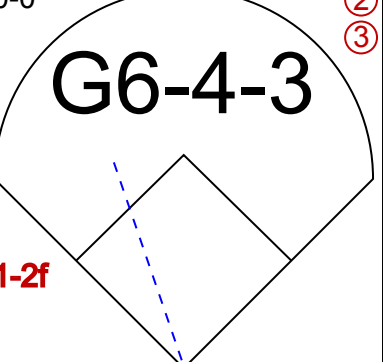
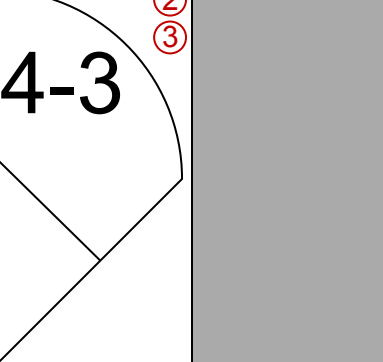
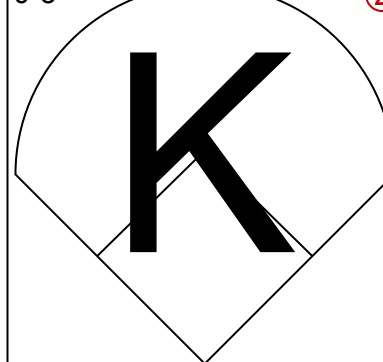
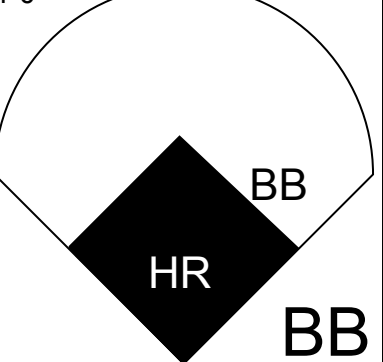
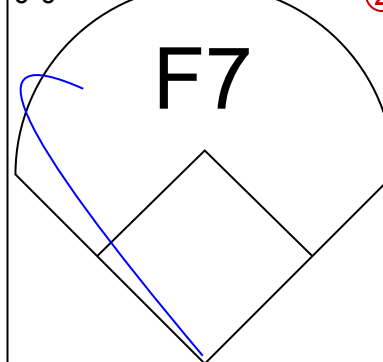


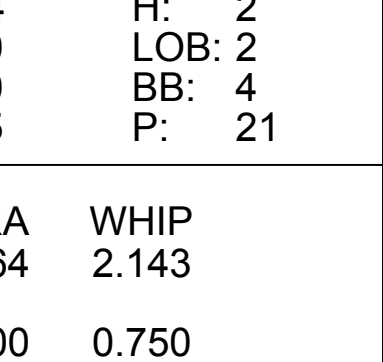
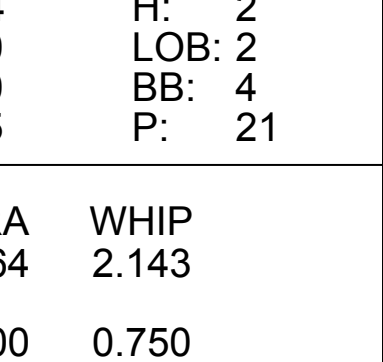
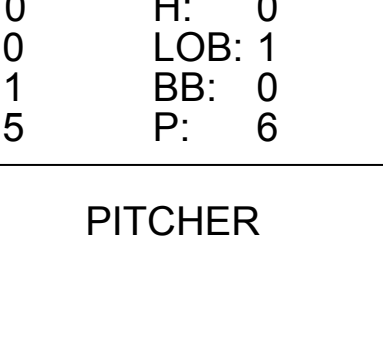
C

WP: 0
PB: 0
SB: 2
CS: 0

Batter	1	2	3	4	5	6	7	8	9	AB	R	H	RBI	BB	SO	LOB	TOP			
Joe Demaestri, R (1, 6) OBP: 0.251, SLG: 0.306										4	0	0	0	0	1	0	Philadelphia Athletics @ Cleveland Indians Cleveland Municipal Stadium, Cleveland, OH Sat Aug 07 1954, 3:33 AM EDT Att: 8,393 - Unknown			
Don Bollweg, L (1, 3) OBP: 0.327, SLG: 0.341										4	0	1	0	0	0	0				
Jim Finigan, R (1, 5) OBP: 0.388, SLG: 0.419										3	0	0	0	1	1	1				
Eimer Valo, L (1, 7) OBP: 0.372, SLG: 0.373										4	1	1	0	0	0	1				
Bill Renna, R (1, 9) OBP: 0.307, SLG: 0.384										3	0	1	1	1	0	0				
Vic Power, R (1, 8) OBP: 0.282, SLG: 0.319										4	0	0	0	0	0	2				
Pete Suder, R (1, 4) OBP: 0.252, SLG: 0.299										3	0	1	0	0	0	1				
Jim Robertson, R (1, 2) OBP: 0.273, SLG: 0.227										3	0	0	0	0	1	3				
Johnny Gray, R (1, 1) OBP: 0.143, SLG: 0.077										2	0	0	0	0	1	0				
Charlie Bishop, R (5, 1) OBP: 0.222, SLG: 0.222										0	0	0	0	0	0	0				
Lou Limmer, L (7, PH) OBP: 0.288, SLG: 0.417										1	0	0	0	0	0	2				
Sonny Dixon, S (7, 1) OBP: 0.190, SLG: 0.286										0	0	0	0	0	0	0				
Inning Stats	R: 0 E: 0 K: 1 S: 5	H: 0 LOB: 0 BB: 0 P: 5	R: 1 E: 0 K: 0 S: 5	H: 2 LOB: 1 BB: 0 P: 5	R: 0 E: 0 K: 1 S: 6	H: 1 LOB: 1 BB: 0 P: 6	R: 0 E: 0 K: 0 S: 3	H: 0 LOB: 0 BB: 0 P: 3	R: 0 E: 0 K: 2 S: 7	H: 0 LOB: 0 BB: 0 P: 7	R: 0 E: 0 K: 0 S: 3	H: 0 LOB: 1 BB: 1 P: 7	R: 0 E: 0 K: 0 S: 4	H: 1 LOB: 2 BB: 1 P: 8	R: 0 E: 0 K: 0 S: 3	H: 0 LOB: 0 BB: 0 P: 3	1B: 3 2B: 0 3B: 1 HR: 0	SF: 0 SAC: 0 DP: 0 HBP: 0	WP: 0 PB: 0 SB: 0 CS: 0	PA: 33
PITCHER	IP WLS BF H R ER SO BB IBB HBP BLK WP HR S P ERA WHIP																			
Bob Feller, R (1, 1) ERA: 3.22	9.0 W 33 4 1 1 4 2 0 0 0 0 0 0 39 47 1.00 0.667																			

AB	31
R	1
H	4
RBI	1
BB	2
SO	4
LOB	10



Batter	1	2	3	4	5	6	7	8	9	AB	R	H	RBI	BB	SO	LOB	BOTTOM			
Al Smith, R (1, 9) OBP: 0.397, SLG: 0.439										2	1	0	0	1	1	1	Philadelphia Athletics @ Cleveland Indians Cleveland Municipal Stadium, Cleveland, OH Sat Aug 07 1954, 3:33 AM EDT Att: 8,393 - Unknown			
Bobby Avila, R (1, 4) OBP: 0.382, SLG: 0.457										4	1	1	0	0	0	3				
Larry Doby, L (1, 8) OBP: 0.362, SLG: 0.505										4	1	1	3	0	2	1				
Al Rosen, R (1, 5) OBP: 0.395, SLG: 0.522										3	1	0	0	1	1	1				
Vic Wertz, L (1, 3) OBP: 0.330, SLG: 0.359										2	0	0	0	2	0	0				
Bill Glynn, L (8, 3) OBP: 0.298, SLG: 0.396										0	0	0	0	0	0	0				
Dave Pope, L (1, 7) OBP: 0.447, SLG: 0.395										4	0	3	2	0	0	0				
Sam Dente, R (1, 6) OBP: 0.313, SLG: 0.351										5	0	2	0	0	0	5				
Jim Hegan, R (1, 2) OBP: 0.319, SLG: 0.421										4	0	0	0	0	1	2				
Bob Feller, R (1, 1) OBP: 0.294, SLG: 0.258										2	1	0	0	1	1	1				
Inning Stats	R: 0 E: 0 K: 1 S: 5	H: 0 LOB: 0 BB: 0 P: 5	R: 0 E: 0 K: 1 S: 5	H: 1 LOB: 0 BB: 0 P: 5	R: 0 E: 0 K: 1 S: 6	H: 1 LOB: 1 BB: 0 P: 6	R: 1 E: 0 K: 1 S: 7	H: 2 LOB: 2 BB: 1 P: 11	R: 4 E: 0 K: 0 S: 5	H: 2 LOB: 2 BB: 4 P: 21	R: 0 E: 0 K: 1 S: 5	H: 0 LOB: 1 BB: 0 P: 6	R: 0 E: 0 K: 1 S: 5	H: 0 LOB: 0 BB: 0 P: 5	R: 0 E: 0 K: 0 S: 3	H: 1 LOB: 0 BB: 0 P: 3	1B: 6 2B: 0 3B: 0 HR: 1	SF: 0 SAC: 0 DP: 1 HBP: 1	WP: 0 PB: 0 SB: 0 CS: 1	PA: 36
PITCHER	IP WLS BF H R ER SO BB IBB HBP BLK WP HR S P ERA WHIP																			
Johnny Gray, R (1, 1) ERA: 7.78	4.2 L 24 5 5 5 4 5 0 0 0 0 0 0 26 46 9.64 2.143																			
Charlie Bishop, R (5, 1) ERA: 6.59	1.1 6 1 0 0 1 0 0 1 0 0 0 7 8 0.00 0.750																			
Sonny Dixon, R (7, 1) ERA: 4.78	2.0 6 1 0 0 1 0 0 0 0 0 0 8 8 0.00 0.500																			


AB	30
R	5
H	7
RBI	5
BB	5
SO	6
LOB	14



Batter	1	2	3	4	5	6	7	8	9	AB	R	H	RBI	BB	SO	LOB	TOP		
Joe Demaestri, R (1, 6) OBP: 0.251, SLG: 0.307	0-3 K		0-0 6-3		0-3 K			0-0 1-3 2B		4	0	1	0	0	2	1	Philadelphia Athletics @ Cleveland Indians Cleveland Municipal Stadium, Cleveland, OH Sun Aug 08 1954, 3:38 AM EDT Att: 20,381 - Unknown		
Don Bollweg, L (1, 3) OBP: 0.324, SLG: 0.353	0-0 HR		0-0 P4		0-0 F7			0-0 SF9		3	1	1	2	0	0	1			
Jim Finigan, R (1, 5) OBP: 0.382, SLG: 0.411	0-3 K		0-0 F2			0-0 P6		0-0 3-H 6-3		4	0	0	0	0	1	1			
Elmer Valo, L (1, 7) OBP: 0.377, SLG: 0.367	0-0 4-3			0-0 F8		0-3 K		0-0 1-3		4	0	0	0	0	1	1			
Bill Renna, R (1, 9) OBP: 0.303, SLG: 0.378		0-0 F8		0-0 1B		0-0 P4		0-0 P3		4	0	1	0	0	0	0			
Vic Power, R (1, 8) OBP: 0.265, SLG: 0.321		0-0 3-1 E 1B		0-0 F7			0-0 4-3	0-0 L4		4	0	1	0	0	0	1			
Pete Suder, R (1, 4) OBP: 0.245, SLG: 0.289		0-0 E5 3-1 1-2		0-0 F8			0-0 F7	0-3 K		4	0	0	0	0	1	2			
Billy Shantz, R (1, 2) OBP: 0.323, SLG: 0.380		0-0 3-1 1-2 2-3			0-0 6-3			0-0 F8		3	0	0	0	0	0	2			
Alex Kellner, R (1, 1) OBP: 0.192, SLG: 0.184		0-0 F8			0-0 1B			0-0 2B SF9 1B		0	0	0	0	0	0	0			
Sonny Dixon, S (1, 1) OBP: 0.217, SLG: 0.304										2	0	1	0	0	0	2			
Lou Limmer, L (6, PH) OBP: 0.290, SLG: 0.418										1	1	1	0	0	0	0			
Moe Burtchschy, R (8, 1) OBP: 0.100, SLG: 0.100										0	0	0	0	0	0	0			
Inning Stats	R: 1 E: 0 K: 2 S: 8	H: 1 LOB: 0 BB: 0 P: 8	R: 0 E: 1 K: 0 S: 5	H: 1 LOB: 2 BB: 0 P: 5	R: 0 E: 0 K: 0 S: 3	H: 0 LOB: 0 BB: 0 P: 3	R: 0 E: 0 K: 0 S: 4	H: 1 LOB: 1 BB: 0 P: 4	R: 0 E: 0 K: 1 S: 6	H: 0 LOB: 0 BB: 0 P: 5	R: 0 E: 0 K: 0 S: 3	H: 0 LOB: 0 BB: 0 P: 3	R: 1 E: 0 K: 0 S: 5	H: 2 LOB: 1 BB: 0 P: 5	R: 0 E: 0 K: 1 S: 5	H: 0 LOB: 0 BB: 0 P: 5	1B: 4 2B: 1 3B: 0 HR: 1	SF: 1 SAC: 0 DP: 0 HBP: 0	WP: 0 PA: 34 PB: 0 SB: 0 CS: 0
PITCHER Art Houtteman, R (1, 1) ERA: 3.67	IP: 9.0 WLS: W BF: 34 H: 6 R: 2 ER: 2 SO: 5 BB: 0 IBB: 0 HBP: 0 BLK: 0 WP: 0 HR: 1 S: 44 P: 44 ERA: 2.00 WHIP: 0.667															PITCHER			

Batter	1	2	3	4	5	6	7	8	9	AB	R	H	RBI	BB	SO	LOB	BOTTOM		
Al Smith, R (1, 9) OBP: 0.392, SLG: 0.433	0-0 1B HR	0-0 5-3		0-0 FC6-4 1-2		0-0 F7		0-0 4-3		5	1	1	0	0	0	3	Philadelphia Athletics @ Cleveland Indians Cleveland Municipal Stadium, Cleveland, OH Sun Aug 08 1954, 3:38 AM EDT Att: 20,381 - Unknown		
Bobby Avila, R (1, 4) OBP: 0.380, SLG: 0.452	0-0 1-3 HR	0-0 F8			0-0 F5		0-0 5-3	0-0 5-3		5	1	1	0	0	0	1			
Larry Doby, L (1, 8) OBP: 0.365, SLG: 0.510	0-0 1-H 3-H HR		4-0 BB G4-6-3			4-0 2B BB				2	1	2	3	2	0	0			
Al Rosen, R (1, 5) OBP: 0.389, SLG: 0.512	0-3 K		0-0 F7		0-0 F7		0-0 F7			4	0	0	0	0	1	3			
Vic Wertz, L (1, 3) OBP: 0.332, SLG: 0.356	0-0		0-0		0-0		0-0			3	0	1	0	0	0	2			
Bill Glynn, L (6, 3) OBP: 0.302, SLG: 0.407	1B		G4-6-3 1-2		4-3			1-3 2B		1	0	1	0	0	0	0			
Wally Westlake, R (1, 7) OBP: 0.338, SLG: 0.490	0-0			0-0 F8 SH1-3 1B		0-0 SH5-4 SH1-4 2B				3	2	3	0	1	0	0			
Sam Dente, R (1, 6) OBP: 0.315, SLG: 0.349	0-0 F9			0-0 SH1-3 1-2		0-0 SH5-4 2-3		0-0 F8		2	0	0	0	0	0	5			
Hal Naragon, L (1, 2) OBP: 0.289, SLG: 0.277	0-0 G3			0-0 F8 2-3		4-0 SH1-4 BB		0-0 E5		2	0	0	0	0	0	3			
Dave Pope, L (6, PH) OBP: 0.442, SLG: 0.370										0	0	0	0	1	0	0			
Jim Hegan, R (7, 2) OBP: 0.321, SLG: 0.422										1	0	0	0	0	0	0			
Art Houtteman, R (1, 1) OBP: 0.278, SLG: 0.353		0-0 F3		0-0 FC6-4 3-H 1B		0-0 SH1-4		0-3 K		3	0	1	2	0	1	1			
Inning Stats	R: 3 E: 0 K: 1 S: 10	H: 5 LOB: 2 BB: 0 P: 10	R: 0 E: 0 K: 0 S: 3	H: 0 LOB: 0 BB: 0 P: 3	R: 0 E: 0 K: 0 S: 2	H: 0 LOB: 0 BB: 1 P: 6	R: 1 E: 0 K: 0 S: 5	H: 2 LOB: 1 BB: 0 P: 5	R: 0 E: 0 K: 0 S: 4	H: 1 LOB: 1 BB: 1 P: 8	R: 0 E: 0 K: 0 S: 4	H: 1 LOB: 3 BB: 2 P: 12	R: 0 E: 1 K: 1 S: 6	H: 0 LOB: 1 BB: 0 P: 6	R: 0 E: 1 K: 1 S: 6	H: 0 LOB: 1 BB: 0 P: 6	1B: 7 2B: 2 3B: 0 HR: 1	SF: 0 SAC: 3 DP: 1 HBP: 0	WP: 0 PA: 38 PB: 0 SB: 0 CS: 0
PITCHER Alex Kellner, L (1, 1) ERA: 4.79	IP: 0.1 WLS: L BF: 6 H: 5 R: 3 ER: 3 SO: 3 BB: 0 IBB: 0 HBP: 0 BLK: 0 WP: 0 HR: 1 S: 8 P: 8 ERA: 81.00 WHIP: 15.000															PITCHER			
PITCHER Sonny Dixon, R (1, 1) ERA: 4.63	IP: 6.2 WLS: 28 BF: 5 H: 2 R: 2 ER: 2 SO: 4 BB: 0 IBB: 0 HBP: 0 BLK: 0 WP: 0 HR: 0 S: 24 P: 40 ERA: 2.70 WHIP: 1.350															PITCHER			
PITCHER Moe Burtchschy, R (8, 1) ERA: 4.06	IP: 1.0 WLS: 4 BF: 0 H: 0 R: 0 ER: 0 SO: 1 BB: 0 IBB: 0 HBP: 0 BLK: 0 WP: 0 HR: 0 S: 6 P: 6 ERA: 0.00 WHIP: 0.000															PITCHER			

AB 33
R 2
H 6
RBI 2
BB 0
SO 5
LOB 11




AB 31
R 5
H 10
RBI 5
BB 4
SO 2
LOB 18



Batter	1	2	3	4	5	6	7	8	9	AB	R	H	RBI	BB	SO	LOB	TOP					
Joe Demaestri, R (1, 6) OBP: 0.258, SLG: 0.314										4	1	3	0	1	0	0	Philadelphia Athletics @ New York Yankees Yankee Stadium, Bronx, NY Tue Aug 10 1954, 3:33 AM EDT Att: 16,850 - Unknown					
Don Bollweg, L (1, 3) OBP: 0.326, SLG: 0.354										5	0	2	1	0	1	2						
Jim Finigan, R (1, 5) OBP: 0.381, SLG: 0.409										4	0	1	0	0	1	4						
Elmer Valo, L (1, 7) OBP: 0.374, SLG: 0.361										3	0	0	0	1	0	3						
Bill Renna, R (1, 9) OBP: 0.303, SLG: 0.376										4	0	1	0	0	0	4						
Vic Power, R (1, 8) OBP: 0.265, SLG: 0.323										4	1	1	0	0	0	0						
Pete Suder, R (1, 4) OBP: 0.245, SLG: 0.295										4	0	1	0	0	1	1						
Billy Shantz, R (1, 2) OBP: 0.321, SLG: 0.377										4	0	1	1	0	1	1						
Charlie Bishop, R (1, 1) OBP: 0.182, SLG: 0.182										2	0	0	0	0	2	1						
Lou Limmer, L (6, PH) OBP: 0.289, SLG: 0.416										1	0	0	0	0	1	1						
Marion Francano, R (6, PH) OBP: 0.161, SLG: 0.133										0	0	0	0	0	0	0						
Bill Wilson, R (9, PH) OBP: 0.348, SLG: 0.424										1	0	0	0	0	0	0						
Inning Stats	R: 1 E: 1 K: 0 S: 5	H: 2 LOB: 1 BB: 0 P: 5	R: 0 E: 0 K: 1 S: 5	H: 0 LOB: 0 BB: 0 P: 5	R: 0 E: 0 K: 1 S: 7	H: 2 LOB: 3 BB: 1 P: 11	R: 0 E: 0 K: 1 S: 6	H: 1 LOB: 1 BB: 0 P: 6	R: 0 E: 0 K: 1 S: 5	H: 0 LOB: 1 BB: 1 P: 9	R: 1 E: 0 K: 1 S: 7	H: 3 LOB: 1 BB: 0 P: 7	R: 0 E: 0 K: 1 S: 6	H: 1 LOB: 1 BB: 0 P: 6	R: 0 E: 0 K: 0 S: 3	H: 0 LOB: 0 BB: 0 P: 3	R: 0 E: 0 K: 1 S: 6	H: 1 LOB: 1 BB: 0 P: 6	1B: 7 2B: 3 3B: 0 HR: 0	SF: 0 SAC: 0 DP: 0 HBP: 0	WP: 1 PB: 0 SB: 0 CS: 0	PA: 38
PITCHER Bob Grim, R (1, 1) ERA: 3.04	IP: 9.0 WLS: W BF: 38 H: 10 R: 2 ER: 2 SO: 7 BB: 2 IBB: 0 HBP: 0 BLK: 0 WP: 1 HR: 0 S: 50 P: 58 ERA: 2.00 WHIP: 1.333															PITCHER	IP: 9.0 WLS: W BF: 38 H: 10 R: 2 ER: 2 SO: 7 BB: 2 IBB: 0 HBP: 0 BLK: 0 WP: 1 HR: 0 S: 50 P: 58 ERA: 2.00 WHIP: 1.333					

AB 36
R 2
H 10
RBI 2
BB 2
SO 7
LOB 17



Batter	1	2	3	4	5	6	7	8	9	AB	R	H	RBI	BB	SO	LOB	BOTTOM			
Andy Carey, R (1, 5) OBP: 0.346, SLG: 0.414										4	0	1	1	0	0	2	Philadelphia Athletics @ New York Yankees Yankee Stadium, Bronx, NY Tue Aug 10 1954, 3:33 AM EDT Att: 16,850 - Unknown			
Joe Collins, L (1, 3) OBP: 0.359, SLG: 0.450										4	1	0	0	1	0	4				
Mickey Mantle, S (1, 8) OBP: 0.400, SLG: 0.580										3	1	0	0	2	1	1				
Yogi Berra, L (1, 2) OBP: 0.360, SLG: 0.488										4	0	1	1	0	0	2				
Irv Noren, L (1, 9) OBP: 0.383, SLG: 0.502										3	0	2	1	1	0	0				
Gene Woodling, L (1, 7) OBP: 0.370, SLG: 0.368										4	0	1	0	0	0	4				
Jerry Coleman, R (1, 4) OBP: 0.288, SLG: 0.289										3	1	0	0	1	1	2				
Phil Rizzuto, R (1, 6) OBP: 0.301, SLG: 0.248										3	2	2	0	1	0	1				
Bob Grim, R (1, 1) OBP: 0.180, SLG: 0.208										3	0	1	0	0	0	1				
Inning Stats	R: 0 E: 0 K: 0 S: 3	H: 0 LOB: 0 BB: 0 P: 3	R: 0 E: 0 K: 1 S: 6	H: 1 LOB: 1 BB: 0 P: 6	R: 3 E: 0 K: 0 S: 6	H: 4 LOB: 2 BB: 2 P: 14	R: 0 E: 0 K: 0 S: 3	H: 0 LOB: 2 BB: 1 P: 8	R: 0 E: 0 K: 1 S: 5	H: 0 LOB: 1 BB: 1 P: 9	R: 2 E: 1 K: 0 S: 5	H: 1 LOB: 2 BB: 2 P: 13	R: 0 E: 1 K: 0 S: 4	H: 1 LOB: 1 BB: 0 P: 4	R: 0 E: 0 K: 0 S: 4	H: 1 LOB: 1 BB: 0 P: 4		1B: 8 2B: 0 3B: 0 HR: 0	SF: 0 SAC: 1 DP: 0 HBP: 1	WP: 0 PB: 0 SB: 0 CS: 0
PITCHER Charlie Bishop, R (1, 1) ERA: 6.34 Marion Francano, R (6, 1) ERA: 5.4	IP: 5.0 WLS: L BF: 24 H: 5 R: 3 ER: 3 SO: 2 BB: 4 IBB: 1 HBP: 0 BLK: 0 WP: 0 HR: 0 S: 23 P: 40 ERA: 5.40 WHIP: 1.800															PITCHER	IP: 3.0 WLS: 15 BF: 3 H: 2 R: 2 ER: 0 SO: 0 BB: 2 IBB: 0 HBP: 0 BLK: 0 WP: 0 HR: 0 S: 13 P: 21 ERA: 0.00 WHIP: 1.667			

AB 31
R 5
H 8
RBI 3
BB 6
SO 2
LOB 17



Batter	1	2	3	4	5	6	7	8	9	AB	R	H	RBI	BB	SO	LOB	TOP
Joe Demaestri, R (1, 6) OBP: 0.255, SLG: 0.310	L8		F5		5-3		K		5-3	5	0	0	0	0	1	1	Philadelphia Athletics @ New York Yankees Yankee Stadium, Bronx, NY Wed Aug 11, 1954, 3:33 AM EDT Att: 9,733 - Unknown livebaseballscorecards.com
Don Bollweg, L (1, 3) OBP: 0.325, SLG: 0.352	1-3		BB BB 1B		K		F2			4	0	1	0	0	1	0	
Jim Finigan, R (1, 5) OBP: 0.385, SLG: 0.408	BB		BB 1-2 BB		BB		F3			1	0	0	0	3	0	0	
Elmer Valo, L (1, 9) OBP: 0.372, SLG: 0.355	F4		FC5-4 BB		F2				F3	3	0	0	0	1	0	2	
Bill Wilson, R (1, 8) OBP: 0.342, SLG: 0.416		F2	FC5-4 1-2			F8			5-3	4	0	0	0	0	0	3	
Vic Power, R (1, 7) OBP: 0.271, SLG: 0.327		1B		FC6-4 1B		3B HBP			6-3	3	1	2	0	0	0	0	
Pete Suder, R (1, 4) OBP: 0.245, SLG: 0.308	F9		F3		F3	1-H 3B			1-3	4	0	1	1	0	0	2	
Billy Shantz, R (1, 2) OBP: 0.320, SLG: 0.369	K		K		K				BB	3	0	0	0	1	3	3	
Johnny Gray, R (1, 1) OBP: 0.116, SLG: 0.063			K		FC6-4				K	3	0	0	0	0	1	2	
Lou Limmer, L (9, PH) OBP: 0.288, SLG: 0.414							5-3		K	1	0	0	0	0	1	1	
Inning Stats	R: 0 E: 0 K: 0 S: 3	H: 0 LOB: 1 BB: 1 P: 7	R: 0 E: 0 K: 1 S: 6	H: 1 LOB: 3 BB: 0 P: 6	R: 0 E: 0 K: 1 S: 6	H: 1 LOB: 3 BB: 2 P: 14	R: 0 E: 0 K: 1 S: 5	H: 1 LOB: 1 BB: 1 P: 9	R: 0 E: 0 K: 1 S: 5	H: 0 LOB: 0 BB: 0 P: 5	R: 0 E: 0 K: 0 S: 3	H: 0 LOB: 0 BB: 0 P: 3	R: 0 E: 0 K: 1 S: 5	H: 0 LOB: 1 BB: 1 P: 9	1B: 3 2B: 0 3B: 1 HR: 0	SF: 0 SAC: 0 DP: 0 HBP: 1	WP: 0 PA: 37 PB: 0 SB: 0 CS: 0
PITCHER Harry Byrd, R (1, 1) ERA: 3.05	IP: 9.0 WLS: W BF: 37 H: 4 R: 1 ER: 1 SO: 7 BB: 5 IBB: 0 HBP: 1 BLK: 0 WP: 0 HR: 0 S: 45 P: 66 ERA: 1.00 WHIP: 1.000																

Batter	1	2	3	4	5	6	7	8	9	AB	R	H	RBI	BB	SO	LOB	BOTTOM
Andy Carey, R (1, 5) OBP: 0.347, SLG: 0.414	E9 4-3 BB 1B	FC3-6 1B		5-3		F6	F7			5	1	2	0	0	0	2	Philadelphia Athletics @ New York Yankees Yankee Stadium, Bronx, NY Wed Aug 11, 1954, 3:33 AM EDT Att: 9,733 - Unknown livebaseballscorecards.com
Joe Collins, L (1, 3) OBP: 0.383, SLG: 0.460	4-3 2-3	FC3-6 1-2 2-3		BB		E BB BB			HR	3	1	1	1	2	0	3	
Mickey Mantle, S (1, 8) OBP: 0.400, SLG: 0.575	BB BB BB	F7		K		E BB 1-2 BB			K	3	0	0	0	2	2	3	
Yogi Berra, L (1, 2) OBP: 0.361, SLG: 0.493	K		HR		1B BB	E4 1-2 2-3			F6	4	1	1	1	1	1	4	
Irv Noren, L (1, 9) OBP: 0.386, SLG: 0.505	BB 1-2 BB			2B		L3			4-3	4	0	2	0	1	0	3	
Gene Woodling, L (1, 7) OBP: 0.371, SLG: 0.366	FC6-4 1-2 2-3 3-H BB		F9		F8		4-3 1B BB			2	0	0	1	2	0	3	
Jerry Coleman, R (1, 4) OBP: 0.285, SLG: 0.286	FC6-4		K		F9		F7			2	0	0	0	0	1	4	
Enos Slaughter, L (6, PH) OBP: 0.383, SLG: 0.323										1	0	0	0	0	0	2	
Willy Miranda, S (6, 4) OBP: 0.327, SLG: 0.444										1	0	0	0	0	0	1	
Phil Rizzuto, R (1, 6) OBP: 0.301, SLG: 0.248		F6	F7		K		4-3 1B			4	0	1	0	0	1	3	
Harry Byrd, R (1, 1) OBP: 0.250, SLG: 0.211		FC3-6 1B BB		5-3		1-3	4-3 1B			3	0	0	0	1	0	2	
Inning Stats	R: 1 E: 1 K: 1 S: 6	H: 1 LOB: 3 BB: 3 P: 18	R: 0 E: 0 K: 0 S: 4	H: 1 LOB: 2 BB: 1 P: 8	R: 1 E: 0 K: 1 S: 7	H: 2 LOB: 1 BB: 0 P: 7	R: 0 E: 0 K: 1 S: 5	H: 0 LOB: 1 BB: 1 P: 9	R: 0 E: 1 K: 0 S: 4	H: 0 LOB: 3 BB: 2 P: 12	R: 0 E: 0 K: 0 S: 4	H: 1 LOB: 2 BB: 1 P: 8	R: 1 E: 0 K: 1 S: 6	H: 1 LOB: 0 BB: 0 P: 6	1B: 4 2B: 1 3B: 0 HR: 2	SF: 0 SAC: 0 DP: 0 HBP: 0	WP: 0 PA: 41 PB: 0 SB: 0 CS: 0
PITCHER Johnny Gray, R (1, 1) ERA: 7.0	IP: 8.0 WLS: L BF: 41 H: 7 R: 3 ER: 3 SO: 5 BB: 9 IBB: 0 HBP: 0 BLK: 0 WP: 0 HR: 2 S: 42 P: 78 ERA: 3.38 WHIP: 2.000																


Batter	1	2	3	4	5	6	7	8	9	AB	R	H	RBI	BB	SO	LOB	TOP					
Joe Demaestri, R OBP: 0.255, SLG: 0.312	F4		F9		6-3			4-3 1B 2B		4	1	1	0	0	0	1	Philadelphia Athletics @ New York Yankees Yankee Stadium, Bronx, NY Thu Aug 12 1954, 3:33 AM EDT Unknown					
Don Bollweg, L OBP: 0.327, SLG: 0.354	4-3					E8 1B		4-3		4	1	2	0	0	0	1						
Jim Finigan, R OBP: 0.389, SLG: 0.412	HR 1B		4-3				CS 1B	L5-3 1B		4	1	3	2	0	0	1						
Bill Renna, R OBP: 0.302, SLG: 0.383	HR				L9		3-H 1-2 K	L5-3		4	1	1	2	0	1	2						
Vic Power, R OBP: 0.268, SLG: 0.322	6-3				5-3		6-3		L7	4	0	0	0	0	0	0						
Bill Wilson, R OBP: 0.337, SLG: 0.409			K		6-3				F7	4	0	0	0	0	2	0						
Pete Suder, R OBP: 0.238, SLG: 0.299			F5			6-3			F8	4	0	0	0	0	0	0						
Billy Shantz, R OBP: 0.326, SLG: 0.371			F7			SH5-3 1B		FC6-4 BB		2	0	1	0	1	0	0						
Arnie Portocarrero, R OBP: 0.186, SLG: 0.218					K	SH5-3		FC6-4		2	0	0	0	0	1	1						
Inning Stats	R: 2 E: 0 K: 0 S: 5	H: 2 LOB: 0 BB: 0 P: 5	R: 0 E: 0 K: 1 S: 5	H: 0 LOB: 0 BB: 0 P: 5	R: 0 E: 0 K: 1 S: 6	H: 1 LOB: 1 BB: 0 P: 6	R: 0 E: 0 K: 0 S: 3	H: 0 LOB: 0 BB: 0 P: 3	R: 0 E: 0 K: 1 S: 4	H: 1 LOB: 1 BB: 0 P: 4	R: 1 E: 1 K: 1 S: 6	H: 2 LOB: 0 BB: 0 P: 6	R: 0 E: 0 K: 1 S: 5	H: 0 LOB: 1 BB: 1 P: 9	R: 1 E: 0 K: 0 S: 4	H: 2 LOB: 0 BB: 0 P: 4		R: 0 E: 0 K: 0 S: 3	H: 0 LOB: 0 BB: 0 P: 3	1B: 6 2B: 2 3B: 0 HR: 1	SF: 0 SAC: 1 DP: 1 HBP: 0	WP: 0 PB: 0 SB: 0 CS: 1
PITCHER Ed Lopat, L ERA: 3.47	IP: 9.0 WLS: W BF: 34 H: 8 R: 4 ER: 3 SO: 4 BB: 1 IBB: 0 HBP: 0 BLK: 0 WP: 0 HR: 1 S: 41 P: 45 ERA: 3.00 WHIP: 1.000															PITCHER						

Batter	1	2	3	4	5	6	7	8	9	AB	R	H	RBI	BB	SO	LOB	BOTTOM			
Jerry Coleman, R OBP: 0.284, SLG: 0.282	F9		4-3 1B BB		F4		F9			3	1	0	0	1	0	1	Philadelphia Athletics @ New York Yankees Yankee Stadium, Bronx, NY Thu Aug 12 1954, 3:33 AM EDT Unknown			
Joe Collins, L OBP: 0.362, SLG: 0.455	BB 3B BB		4-3		L3			F8		3	1	0	0	1	0	1				
Mickey Mantle, S OBP: 0.403, SLG: 0.584	BB 1-2 3B BB				F7			HR		3	2	2	2	1	0	0				
Yogi Berra, L OBP: 0.360, SLG: 0.489	F6		F6		F8			1B BB		3	0	0	0	1	0	3				
Irv Noren, L OBP: 0.391, SLG: 0.524	1-H 2-H 3B				F8		HR	1B		4	1	3	3	0	0	0				
Gene Woodling, L OBP: 0.367, SLG: 0.361	F6				K		2-3	K		4	0	0	0	0	2	3				
Andy Carey, R OBP: 0.349, SLG: 0.413			F9					F8		3	0	1	0	1	0	2				
Phil Rizzuto, R OBP: 0.299, SLG: 0.246			F6							2	0	0	0	0	0	1				
Enos Slaughter, L OBP: 0.388, SLG: 0.318					4-3			FC4-6		1	0	0	0	0	0	1				
Willy Miranda, S OBP: 0.327, SLG: 0.444							1-2			0	0	0	0	0	0	0				
Ed Lopat, L OBP: 0.085, SLG: 0.023			F5		4-3			K		3	0	0	0	0	1	1				
Inning Stats	R: 2 E: 0 K: 0 S: 4	H: 1 LOB: 1 BB: 2 P: 12	R: 0 E: 0 K: 0 S: 3	H: 0 LOB: 0 BB: 0 P: 3	R: 1 E: 0 K: 0 S: 3	H: 1 LOB: 0 BB: 1 P: 7	R: 0 E: 0 K: 1 S: 5	H: 0 LOB: 1 BB: 1 P: 9	R: 0 E: 0 K: 0 S: 3	H: 0 LOB: 0 BB: 0 P: 3	R: 1 E: 0 K: 0 S: 4	H: 1 LOB: 0 BB: 0 P: 4	R: 0 E: 0 K: 1 S: 6	H: 1 LOB: 1 BB: 0 P: 6	R: 1 E: 0 K: 1 S: 7	H: 2 LOB: 2 BB: 1 P: 11	1B: 3 2B: 0 3B: 1 HR: 2	SF: 0 SAC: 0 DP: 0 HBP: 0	WP: 0 PB: 0 SB: 0 CS: 1	PA: 34
PITCHER Arnie Portocarrero, R ERA: 3.71	IP: 8.0 WLS: L BF: 34 H: 6 R: 5 ER: 5 SO: 3 BB: 5 IBB: 0 HBP: 0 BLK: 0 WP: 0 HR: 2 S: 35 P: 55 ERA: 5.62 WHIP: 1.375															PITCHER				


Batter	1	2	3	4	5	6	7	8	9	AB	R	H	RBI	BB	SO	LOB	TOP			
Joe Demaestri, R OBP: 0.253, SLG: 0.311										4	0	1	0	0	1	0	Philadelphia Athletics @ Washington Senators Griffith Stadium, Washington, DC Sun Aug 15 1954, 3:33 AM EDT Att: 1,894 - Unknown			
Lou Limmer, L OBP: 0.290, SLG: 0.410										4	0	1	0	0	1					
Jim Finigan, R OBP: 0.392, SLG: 0.410										4	0	1	0	0	0					
Bill Renna, R OBP: 0.307, SLG: 0.384										4	0	1	0	0	0	2				
Vic Power, R OBP: 0.274, SLG: 0.333										4	1	2	0	0	0	1				
Bill Wilson, R OBP: 0.331, SLG: 0.408										4	0	0	0	0	0	3				
Pete Suder, R OBP: 0.227, SLG: 0.283										4	0	1	0	0	0	1				
Joe Astroth, R OBP: 0.263, SLG: 0.232										3	0	0	1	0	0	1				
Johnny Gray, R OBP: 0.100, SLG: 0.053										3	0	0	0	0	0	1				
Al Sima, R OBP: 0.059, SLG: 0.059										0	0	0	0	0	0	0				
Inning Stats	R: 0 E: 0 K: 1 S: 6	H: 1 LOB: 1 BB: 0 P: 6	R: 1 E: 0 K: 0 S: 5	H: 2 LOB: 1 BB: 0 P: 5	R: 0 E: 0 K: 0 S: 4	H: 1 LOB: 1 BB: 0 P: 4	R: 0 E: 0 K: 0 S: 3	H: 0 LOB: 0 BB: 0 P: 3	R: 0 E: 0 K: 1 S: 6	H: 1 LOB: 1 BB: 0 P: 6	R: 0 E: 0 K: 0 S: 4	H: 0 LOB: 0 BB: 0 P: 3	R: 0 E: 0 K: 0 S: 3	H: 0 LOB: 0 BB: 0 P: 3	R: 0 E: 0 K: 0 S: 4	H: 1 LOB: 1 BB: 0 P: 4	1B: 6 2B: 1 3B: 0 HR: 0	SF: 0 SAC: 0 DP: 0 HBP: 0	WP: 1 PB: 0 SB: 0 CS: 0	PA: 34
PITCHER Johnny Schmitz, L ERA: 3.2	IP: 9.0 WLS: W BF: 34 H: 7 R: 1 ER: 1 SO: 2 BB: 0 IBB: 0 HBP: 0 BLK: 0 WP: 1 HR: 0 S: 38 P: 38 ERA: 1.00 WHIP: 0.778																			

Batter	1	2	3	4	5	6	7	8	9	AB	R	H	RBI	BB	SO	LOB	BOTTOM			
Eddie Yost, R OBP: 0.414, SLG: 0.410										2	1	0	0	2	0	1	Philadelphia Athletics @ Washington Senators Griffith Stadium, Washington, DC Sun Aug 15 1954, 3:33 AM EDT Att: 1,894 - Unknown			
Pete Runnels, L OBP: 0.375, SLG: 0.407										3	2	1	0	1	0	1				
Mickey Vernon, L OBP: 0.369, SLG: 0.527										3	1	2	0	1	0	0				
Jim Busby, R OBP: 0.338, SLG: 0.395										3	0	2	3	1	0	0				
Roy Sievers, R OBP: 0.344, SLG: 0.454										3	0	1	1	1	0	3				
Tom Wright, L OBP: 0.317, SLG: 0.328										4	0	0	0	0	1	4				
Ed Fitz Gerald, R OBP: 0.348, SLG: 0.379										4	0	0	0	0	0	0				
Wayne Terwilliger, R OBP: 0.277, SLG: 0.275										3	0	1	0	0	0	0				
Johnny Schmitz, R OBP: 0.195, SLG: 0.154										3	0	0	0	0	0	1				
Inning Stats	R: 1 E: 0 K: 0 S: 4	H: 2 LOB: 2 BB: 2 P: 12	R: 0 E: 0 K: 0 S: 3	H: 0 LOB: 0 BB: 0 P: 3	R: 0 E: 0 K: 1 S: 5	H: 0 LOB: 0 BB: 0 P: 5	R: 3 E: 0 K: 0 S: 5	H: 3 LOB: 1 BB: 2 P: 13	R: 0 E: 0 K: 0 S: 4	H: 1 LOB: 1 BB: 0 P: 4	R: 0 E: 0 K: 0 S: 3	H: 0 LOB: 0 BB: 0 P: 3	R: 0 E: 0 K: 0 S: 3	H: 0 LOB: 0 BB: 0 P: 3	R: 0 E: 0 K: 0 S: 3	H: 0 LOB: 0 BB: 0 P: 3	1B: 7 2B: 1 3B: 0 HR: 0	SF: 0 SAC: 0 DP: 2 HBP: 0	WP: 0 PB: 0 SB: 0 CS: 0	PA: 34
PITCHER Johnny Gray, R ERA: 6.75	IP: 7.0 WLS: L BF: 31 H: 7 R: 4 ER: 4 SO: 1 BB: 4 IBB: 2 HBP: 0 BLK: 0 WP: 0 HR: 0 S: 27 P: 51 ERA: 5.14 WHIP: 1.571																			
Al Sima, L ERA: 4.45	IP: 1.0 WLS: L BF: 3 H: 0 R: 0 ER: 0 SO: 0 BB: 0 IBB: 0 HBP: 0 BLK: 0 WP: 0 HR: 0 S: 3 P: 3 ERA: 0.00 WHIP: 0.000																			

AB 34
R 1
H 7
RBI 1
BB 0
SO 2
LOB 11



AB 28
R 4
H 7
RBI 4
BB 6
SO 1
LOB 10



Batter	1	2	3	4	5	6	7	8	9	AB	R	H	RBI	BB	SO	LOB	TOP										
Andy Carey, R (1, 5) <small>OBP: 0.398, SLG: 0.408</small> Bill Skowron, R (6, PR) <small>OBP: 0.401, SLG: 0.606</small> Phil Rizzuto, R (9, 6) <small>OBP: 0.307, SLG: 0.260</small>	5-3		2B 1B BB	E3 1B		1-0 2B HBP		L6		2	2	0	0	1	0	0											
Joe Collins, L (1, 3) <small>OBP: 0.370, SLG: 0.465</small>	FC4-6 1B		1B 2B	F8		1-2 2B 1B		F3		5	2	3	0	0	0	1											
Mickey Mantle, S (1, 8) <small>OBP: 0.410, SLG: 0.581</small>	FC4-6 WP 1-2		2B 1B	1B		1-H 2B		FC5-4 1B		5	1	4	4	0	0	1											
Yogi Berra, L (1, 2) <small>OBP: 0.364, SLG: 0.486</small>	F7		3-1 1B 2B	F7		1-H 2-H		F9		5	1	1	2	0	0	5											
Irv Noren, L (1, 9) <small>OBP: 0.384, SLG: 0.507</small>		CS E BB	K					F7		4	0	0	0	1	1	2											
Gene Woodling, L (1, 7) <small>OBP: 0.362, SLG: 0.355</small>	E3 1-2 1B		3-1					F3		4	1	0	0	0	0	2											
Jerry Coleman, R (1, 4) <small>OBP: 0.300, SLG: 0.303</small>	1-3		2-3 1B					P4		4	0	1	1	0	1	2											
Willy Miranda, S (1, 6) <small>OBP: 0.304, SLG: 0.393</small> (9, 5)	FC6-4 2-H 1B		F8					CS 1B		4	0	2	1	0	0	1											
Ed Lopat, L (1, 1) <small>OBP: 0.078, SLG: 0.021</small> Johnny Sain, R (8, 1) <small>OBP: 0.412, SLG: 0.333</small>	FC6-4 1-2		F8					1-6-3		4	0	0	0	0	0	2											
Inning Stats	R: 0 E: 0 K: 0 S: 4	H: 1 LOB: 1 BB: 0 P: 4	R: 1 E: 1 K: 0 S: 4	H: 1 LOB: 1 BB: 1 P: 8	R: 4 E: 0 K: 1 S: 9	H: 4 LOB: 1 BB: 1 P: 13	R: 1 E: 2 K: 0 S: 5	H: 1 LOB: 1 BB: 0 P: 5	R: 0 E: 0 K: 1 S: 5	H: 0 LOB: 0 BB: 0 P: 5	R: 2 E: 0 K: 0 S: 5	H: 2 LOB: 2 BB: 0 P: 6	R: 0 E: 0 K: 0 S: 3	H: 0 LOB: 0 BB: 0 P: 3	R: 0 E: 0 K: 0 S: 3	H: 1 LOB: 0 BB: 0 P: 3	R: 0 E: 0 K: 0 S: 4	H: 1 LOB: 1 BB: 0 P: 4	1B: 8 2B: 3 3B: 0 HR: 0	SF: 0 SAC: 0 DP: 0 HBP: 1	WP: 1 PB: 0 CS: 2	PA: 41					
PITCHER	IP	WLS	BF	H	R	ER	SO	BB	IBB	HBP	BLK	WP	HR	S	P	ERA	WHIP										
Johnny Gray, R (1, 1) <small>ERA: 7.17</small> Moe Burtch, R (3, 1) <small>ERA: 3.97</small> Al Sima, L (7, 1) <small>ERA: 5.03</small> Sonny Dixon, R (9, 1) <small>ERA: 4.23</small>	2.0	L	13	5	5	4	0	2	0	0	0	1	0	11	19	18.00	3.500										
Ed Lopat, L (1, 1) <small>ERA: 3.62</small> Johnny Sain, R (8, 1) <small>ERA: 2.62</small>	7.0	W	29	8	5	5	2	1	0	0	0	0	0	9	17	6.43	1.286										

New York Yankees @ Philadelphia Athletics
 Connie Mack Stadium, Philadelphia, PA
 Thu Aug 19 1954, 3:33 AM EDT
 Att: 3,116 - Unknown
 livebaseballscorecards.com


AB	38
R	8
H	11
RBI	8
BB	2
SO	2
LOB	16



Batter	1	2	3	4	5	6	7	8	9	AB	R	H	RBI	BB	SO	LOB	BOTTOM										
Spook Jacobs, R (1, 4) <small>OBP: 0.330, SLG: 0.291</small>	SH1-3 BB		G5-4-3 1-2			F9		2B 1B 1B		3	1	1	1	2	0	2											
Lou Limmer, L (1, 3) <small>OBP: 0.291, SLG: 0.403</small> Don Bollweg, L (8, PH) <small>OBP: 0.325, SLG: 0.364</small> Elmer Valo, L (8, PR) <small>OBP: 0.357, SLG: 0.337</small> (9, 7)	SH1-3		K			FC6-4 FC5-4		1-3 2-H 3-H 2B		2	0	0	0	0	1	1											
Jim Finigan, R (1, 5) <small>OBP: 0.383, SLG: 0.397</small>	6-3					F2		FC5-4		4	0	0	0	0	0	4											
Bill Renna, R (1, 9) <small>OBP: 0.305, SLG: 0.378</small>	6-3					5-3		F9		4	0	1	2	0	0	1											
Vic Power, R (1, 7) <small>OBP: 0.276, SLG: 0.337</small> (9, 3)		E7 FC6-5 1B				F7		6-3		4	0	1	0	0	0	2											
Bill Wilson, R (1, 8) <small>OBP: 0.331, SLG: 0.399</small>		K				F7		F8		4	0	0	0	0	2	3											
Joe Demaestri, R (1, 6) <small>OBP: 0.255, SLG: 0.314</small>	FC6-5 2-3					F8		1B 1B 1B		4	1	1	0	0	0	1											
Joe Astroth, R (1, 2) <small>OBP: 0.274, SLG: 0.238</small>	F8					5-3		1B 2B 1B		4	1	1	0	0	0	1											
Johnny Gray, R (1, 1) <small>OBP: 0.107, SLG: 0.053</small> Moe Burtch, R (3, 1) <small>OBP: 0.167, SLG: 0.167</small> Pete Sauer, R (6, PR) <small>OBP: 0.147, SLG: 0.121</small> Marion Fricano, R (6, PR) <small>OBP: 0.192, SLG: 0.192</small> Al Sima, R (7, 1) <small>OBP: 0.266, SLG: 0.266</small> Jim Robertson, R (8, PH) <small>OBP: 0.160, SLG: 0.224</small> Sonny Dixon, S (9, 1) <small>OBP: 0.266, SLG: 0.320</small> Eddie Joost, R (9, PH) <small>OBP: 0.431, SLG: 0.429</small>			G5-4-3 1B			FC6-4 1B		1-2 2-3 2B 1B		0	0	0	0	0	0	0											
Inning Stats	R: 0 E: 0 K: 0 S: 3	H: 0 LOB: 1 BB: 1 P: 7	R: 0 E: 1 K: 1 S: 6	H: 1 LOB: 1 BB: 0 P: 6	R: 0 E: 0 K: 1 S: 5	H: 1 LOB: 0 BB: 0 P: 5	R: 0 E: 0 K: 0 S: 3	H: 0 LOB: 0 BB: 0 P: 3	R: 0 E: 0 K: 0 S: 4	H: 1 LOB: 1 BB: 0 P: 4	R: 0 E: 0 K: 0 S: 3	H: 0 LOB: 0 BB: 0 P: 3	R: 5 E: 0 K: 1 S: 11	H: 6 LOB: 2 BB: 0 P: 11	R: 0 E: 0 K: 0 S: 3	H: 0 LOB: 2 BB: 2 P: 11	1B: 8 2B: 1 3B: 0 HR: 0	SF: 0 SAC: 1 DP: 1 HBP: 0	WP: 0 PB: 0 CS: 0	PA: 38							
PITCHER	IP	WLS	BF	H	R	ER	SO	BB	IBB	HBP	BLK	WP	HR	S	P	ERA	WHIP										
Ed Lopat, L (1, 1) <small>ERA: 3.62</small> Johnny Sain, R (8, 1) <small>ERA: 2.62</small>	7.0	W	29	8	5	5	2	1	0	0	0	0	0	9	17	6.43	1.286										

New York Yankees @ Philadelphia Athletics
 Connie Mack Stadium, Philadelphia, PA
 Thu Aug 19 1954, 3:33 AM EDT
 Att: 3,116 - Unknown
 livebaseballscorecards.com

AB	34
R	5
H	9
RBI	5
BB	3
SO	3
LOB	17



Batter	1	2	3	4	5	6	7	8	9	10	11	12	AB	R	H	RBI	BB	SO	LOB	TOP				
Eddie Yost, R OBP: 0.415, SLG: 0.406 (1, 5)	F8		FC3-6 BB		K		L7		5-3			SH1-3	4	0	0	0	1	1	1					
Pete Runnels, L OBP: 0.373, SLG: 0.410 (1, 6) (12, 7)	E7		FC3-6 1B		F2			HR	F7			6-3	6	1	1	0	0	0	3					
Mickey Vernon, L OBP: 0.370, SLG: 0.525 (1, 3)	P6							HR					4	1	3	2	2	0	1					
Jim Busby, R OBP: 0.342, SLG: 0.398 (1, 8)	K		F5		F3			HR	BB 1B	G6-4-3 1B			5	0	1	0	1	1	5					
Roy Sievers, R OBP: 0.339, SLG: 0.454 (1, 7)		P5											5	0	0	0	0	0	3					
Tom Umpshett, R OBP: 0.284, SLG: 0.293 (12, PH)			6-3										0	0	0	0	0	0	0					
Mickey McDermott, L OBP: 0.295, SLG: 0.247 (12, PH)													1	0	0	0	0	0	3					
Camilo Pascual, R OBP: 0.195, SLG: 0.056 (12, 1)													0	0	0	0	0	0	0					
Tom Wright, L OBP: 0.322, SLG: 0.336 (1, 9)	K				F7			BB 3	L7				4	0	0	0	1	1						
Ed Fitz Gerald, R OBP: 0.341, SLG: 0.373 (1, 2)		BB BB			6-3			L3		BB			3	0	0	0	2	1	1					
Wayne Terwilliger, R OBP: 0.283, SLG: 0.277 (1, 4)										F9			3	0	1	0	1	0	2					
Johnny Schmitz, R OBP: 0.178, SLG: 0.140 (12, PH)													4	0	0	0	0	0	4					
Clyde Vollmer, R OBP: 0.301, SLG: 0.327 (12, PR)			5-3										0	0	0	0	1	0	0					
Jerry Snyder, R OBP: 0.267, SLG: 0.236 (12, 6)					1-3				P3				0	0	0	0	0	0	0					
Inning Stats	R: 0 E: 1 K: 1 S: 6	H: 0 LOB: 1 BB: 0 P: 6	R: 0 E: 0 K: 1 S: 5	H: 0 LOB: 2 BB: 2 P: 13	R: 0 E: 0 K: 0 S: 4	H: 1 LOB: 2 BB: 1 P: 8	R: 0 E: 0 K: 0 S: 3	H: 0 LOB: 1 BB: 1 P: 9	R: 0 E: 0 K: 1 S: 5	H: 0 LOB: 0 BB: 1 P: 6	R: 2 E: 0 K: 0 S: 6	H: 3 LOB: 2 BB: 1 P: 10	R: 0 E: 0 K: 0 S: 3	H: 1 LOB: 0 BB: 0 P: 3	R: 0 E: 0 K: 0 S: 3	H: 1 LOB: 0 BB: 0 P: 3	R: 0 E: 0 K: 1 S: 5	H: 0 LOB: 0 BB: 0 P: 5	R: 0 E: 0 K: 0 S: 3	H: 0 LOB: 3 BB: 3 P: 15	1B: 4 2B: 2 3B: 0 HR: 1	SF: 0 SAC: 1 DP: 2 HBP: 1	WP: 0 PB: 0 CS: 0	PA: 50
PITCHER Charlie Bishop, R ERA: 4.69 (1, 1)	IP: 12.0 WLS: 7 BF: 50 H: 6 R: 2 ER: 2 SO: 4 BB: 8 IBB: 1 HBP: 1 BLK: 0 WP: 0 HR: 1 S: 48 P: 85 ERA: 1.50 WHIP: 1.167											PITCHER	IP: 12.0 WLS: 7 BF: 50 H: 6 R: 2 ER: 2 SO: 4 BB: 8 IBB: 1 HBP: 1 BLK: 0 WP: 0 HR: 1 S: 48 P: 85 ERA: 1.50 WHIP: 1.167											

Washington Senators @ Philadelphia Athletics
 Connie Mack Stadium, Philadelphia, PA
 Sun Aug 22 1954, 3:33 AM EDT
 Unknown


AB 39
 R 2
 H 6
 RBI 2
 BB 9
 SO 4
 LOB 24



Batter	1	2	3	4	5	6	7	8	9	10	11	12	AB	R	H	RBI	BB	SO	LOB	BOTTOM								
Spook Jacobs, R OBP: 0.335, SLG: 0.293 (1, 4)	6-3						FC6-4 S						4	0	2	0	2	0	2									
Eimer Valo, L OBP: 0.352, SLG: 0.328 (1, 7)	4-3						G3						5	0	0	0	1	1	6									
Jim Finigan, R OBP: 0.382, SLG: 0.394 (1, 5)	6-3												5	1	1	0	1	0	4									
Bill Renna, R OBP: 0.304, SLG: 0.378 (1, 9)		1B 2B											5	1	1	0	0	0	1									
Vic Power, R OBP: 0.283, SLG: 0.342 (1, 3)		5-3											4	1	2	0	2	0	2									
Bill Wilson, R OBP: 0.331, SLG: 0.402 (1, 8)		P6											6	0	2	1	0	0	5									
Joe Demaestri, R OBP: 0.259, SLG: 0.319 (1, 6)													6	0	3	2	0	0	4									
Joe Astroth, R OBP: 0.277, SLG: 0.239 (1, 2)			4-3										4	0	1	0	0	0	0									
Charlie Bishop, R OBP: 0.100, SLG: 0.100 (1, 1)													4	0	0	0	0	3	2									
Inning Stats	R: 0 E: 0 K: 0 S: 3	H: 0 LOB: 0 BB: 0 P: 3	R: 1 E: 0 K: 0 S: 4	H: 2 LOB: 1 BB: 0 P: 4	R: 0 E: 0 K: 1 S: 6	H: 1 LOB: 2 BB: 1 P: 10	R: 0 E: 0 K: 0 S: 4	H: 1 LOB: 1 BB: 1 P: 4	R: 0 E: 0 K: 0 S: 4	H: 1 LOB: 2 BB: 1 P: 8	R: 0 E: 0 K: 0 S: 2	H: 0 LOB: 0 BB: 1 P: 6	R: 0 E: 0 K: 1 S: 6	H: 1 LOB: 1 BB: 0 P: 7	R: 1 E: 0 K: 0 S: 5	H: 2 LOB: 1 BB: 0 P: 5	R: 0 E: 0 K: 1 S: 6	H: 1 LOB: 1 BB: 1 P: 6	R: 0 E: 0 K: 0 S: 4	H: 1 LOB: 2 BB: 1 P: 8	R: 0 E: 0 K: 1 S: 5	H: 0 LOB: 1 BB: 1 P: 9	R: 1 E: 0 K: 0 S: 4	H: 2 LOB: 2 BB: 1 P: 8	1B: 8 2B: 4 3B: 0 HR: 0	SF: 0 SAC: 2 DP: 1 HBP: 1	WP: 1 PB: 0 CS: 0	PA: 52
PITCHER Johnny Schmitz, L ERA: 3.07 (1, 1)	IP: 11.0 WLS: 4 BF: 47 H: 10 R: 2 ER: 2 SO: 4 BB: 4 IBB: 1 HBP: 1 BLK: 0 WP: 0 HR: 0 S: 49 P: 70 ERA: 1.64 WHIP: 1.273											PITCHER	IP: 11.0 WLS: 4 BF: 47 H: 10 R: 2 ER: 2 SO: 4 BB: 4 IBB: 1 HBP: 1 BLK: 0 WP: 0 HR: 0 S: 49 P: 70 ERA: 1.64 WHIP: 1.273															
Camilo Pascual, R ERA: 5.18 (12, 1)	0.2 L 5 2 1 1 0 1 0 0 0 1 0 4 8 13.50 4.500											PITCHER	0.2 L 5 2 1 1 0 1 0 0 0 1 0 4 8 13.50 4.500															

Washington Senators @ Philadelphia Athletics
 Connie Mack Stadium, Philadelphia, PA
 Sun Aug 22 1954, 3:33 AM EDT
 Unknown

AB 43
 R 3
 H 12
 RBI 3
 BB 6
 SO 4
 LOB 26



Batter	1	2	3	4	5	6	7	8	9	AB	R	H	RBI	BB	SO	LOB	TOP		
Eddie Yost, R OBP: 0.412, SLG: 0.402 (1, 5)	F7		BB		F2		P4		K	4	0	0	0	1	1	6	Washington Senators @ Philadelphia Athletics Connie Mack Stadium, Philadelphia, PA Sun Aug 22 1954, 3:38 AM EDT Att: 3,634 - Unknown		
Pete Runnels, L OBP: 0.371, SLG: 0.407 (1, 6)	6-3		P6		F7		FC5-4		2B	5	1	1	0	0	0	6			
Mickey Vernon, L OBP: 0.370, SLG: 0.524 (1, 3)	F7				P4		3-1		HR	4	1	1	2	1	0	0			
Jim Busby, R OBP: 0.341, SLG: 0.395 (1, 8)			P5		BB		F7		F9	4	0	0	0	1	0	2			
Roy Sievers, R OBP: 0.338, SLG: 0.459 (1, 7)			K		F8		F9		F8	4	1	1	2	0	1	1			
Tom Wright, L OBP: 0.327, SLG: 0.336 (1, 9)			BB		F8				F5	3	0	1	0	1	0	1			
Joe Tipton, R OBP: 0.348, SLG: 0.309 (1, 2)			K		BB		BB		1B	3	0	1	0	1	2	1			
Wayne Terwilliger, R OBP: 0.281, SLG: 0.274 (9, PH)			F8		F9		P3		1B	3	0	0	0	0	0	3			
Johnny Pesky, L OBP: 0.297, SLG: 0.326 (9, 4)									2B	1	1	1	0	0	0	0			
Bob Porterfield, R OBP: 0.141, SLG: 0.125 (7, PH)			5-3				FC5-4		K	1	0	0	0	1	0	0			
Clyde Volmer, R OBP: 0.307, SLG: 0.327 (7, 1)							BB			0	0	0	0	0	0	0			
Bunky Stewart, L OBP: 0.262, SLG: 0.244 (9, PH)							1-2			0	0	0	0	0	1	1			
Mickey McDermott, L OBP: 0.262, SLG: 0.244 (9, 1)							BB			0	0	0	0	0	0	0			
Spec Shea, R OBP: 0.262, SLG: 0.244 (9, 1)							BB			0	0	0	0	0	0	0			
Inning Stats	R: 0 E: 0 K: 0 S: 3	H: 0 LOB: 0 BB: 0 P: 3	R: 0 E: 0 K: 2 S: 7	H: 0 LOB: 1 BB: 1 P: 11	R: 0 E: 0 K: 0 S: 3	H: 0 LOB: 1 BB: 1 P: 7	R: 0 E: 0 K: 0 S: 3	H: 0 LOB: 2 BB: 2 P: 11	R: 0 E: 0 K: 0 S: 3	H: 2 LOB: 3 BB: 1 P: 9	R: 2 E: 0 K: 1 S: 6	H: 1 LOB: 0 BB: 1 P: 10	R: 2 E: 0 K: 2 S: 10	H: 3 LOB: 1 BB: 0 P: 10	1B: 4 2B: 1 3B: 0 HR: 1	SF: 0 SAC: 0 DP: 0 HBP: 0	WP: 0 PA: 40 CS: 0		
PITCHER	IP WLS BF H R ER SO BB IBB HBP BLK WP HR S P ERA WHIP																		
Arnie Portocarrero, R ERA: 3.86 (1, 1)	9.0		40	6	4	4	5	7	0	0	0	0	0	0	1	43	71	4.00	1.444

Batter	1	2	3	4	5	6	7	8	9	AB	R	H	RBI	BB	SO	LOB	BOTTOM		
Joe Demaestri, R OBP: 0.258, SLG: 0.321 (1, 6)	6-3		FC1-5-4				HR		WP	5	1	1	0	0	0	5	Washington Senators @ Philadelphia Athletics Connie Mack Stadium, Philadelphia, PA Sun Aug 22 1954, 3:38 AM EDT Att: 3,634 - Unknown		
Lou Limmer, L OBP: 0.280, SLG: 0.413 (1, 3)	F8				1-3		L5			4	1	1	2	0	0	2			
Jim Finigan, R OBP: 0.383, SLG: 0.395 (1, 5)	4-3				HR					4	1	2	0	0	0	0			
Bill Renna, R OBP: 0.303, SLG: 0.385 (1, 9)			F9		HR		F8		F7	4	1	1	2	0	0	1			
Vic Power, R OBP: 0.280, SLG: 0.338 (1, 7)			6-3		P6		F9		F9	4	0	0	0	0	0	1			
Bill Wilson, R OBP: 0.333, SLG: 0.403 (1, 8)			1B		F9		K		SH3-4	4	0	2	0	0	1	1			
Pete Suder, R OBP: 0.222, SLG: 0.275 (1, 4)			F8		P4		6-3		SH3-4	3	0	0	0	0	0	1			
Jim Robertson, R OBP: 0.293, SLG: 0.235 (1, 2)			SH1-3		P6		FC5-4		K	4	0	2	0	0	1	1			
Arnie Portocarrero, R OBP: 0.177, SLG: 0.207 (1, 1)			SH1-3		P3		FC6		WP	2	0	0	0	0	0	1			
Eimer Valo, L OBP: 0.355, SLG: 0.328 (9, PH)									BB	0	0	0	0	1	0	0			
Inning Stats	R: 0 E: 0 K: 0 S: 3	H: 0 LOB: 0 BB: 0 P: 3	R: 0 E: 0 K: 0 S: 4	H: 1 LOB: 1 BB: 0 P: 4	R: 0 E: 0 K: 0 S: 3	H: 1 LOB: 0 BB: 0 P: 3	R: 2 E: 0 K: 0 S: 5	H: 2 LOB: 0 BB: 0 P: 5	R: 0 E: 0 K: 1 S: 8	H: 3 LOB: 1 BB: 0 P: 8	R: 0 E: 1 K: 0 S: 5	H: 1 LOB: 2 BB: 0 P: 5	R: 0 E: 0 K: 0 S: 3	H: 0 LOB: 0 BB: 0 P: 3	R: 0 E: 0 K: 1 S: 5	H: 1 LOB: 1 BB: 1 P: 9	1B: 6 2B: 2 3B: 0 HR: 2	SF: 0 SAC: 2 DP: 1 HBP: 0	WP: 1 PA: 37 CS: 0
PITCHER	IP WLS BF H R ER SO BB IBB HBP BLK WP HR S P ERA WHIP																		
Bob Porterfield, R ERA: 2.71 (1, 1)	6.0		24	7	4	4	1	0	0	0	0	0	0	0	0	8	26	6.00	1.167
Bunky Stewart, L ERA: 7.27 (7, 1)	2.0		8	1	0	0	0	0	0	0	0	0	0	0	0	8	8	0.00	0.500
Spec Shea, R ERA: 6.79 (9, 1)	1.0		5	1	0	0	1	1	0	0	0	0	0	0	0	5	9	0.00	2.000

AB	33
R	4
H	6
RBI	4
BB	7
SO	5
LOB	21


AB	34
R	4
H	9
RBI	4
BB	1
SO	2
LOB	13



Batter	1	2	3	4	5	6	7	8	9	AB	R	H	RBI	BB	SO	LOB	TOP								
Eddie Yost, R OBP: 0.413, SLG: 0.400 (1, 5)	F2		F8			1B	F2		1B	4	2	1	2	2	0	3	Washington Senators @ Philadelphia Athletics Connie Mack Stadium, Philadelphia, PA Mon Aug 23 1954, 3:33 AM EDT Unknown								
Pete Runnels, L OBP: 0.375, SLG: 0.408 (1, 6)	FC6-4		4-3		1B	FC6-4			2B	4	1	2	2	2	0	2									
Mickey Vernon, L OBP: 0.369, SLG: 0.524 (1, 3)	F8			6-3	HBP	K			2B	6	0	2	1	0	1	6									
Jim Busby, R OBP: 0.341, SLG: 0.394 (1, 8)	FC6-4			E6	HBP				FC4-2-5	6	0	2	3	0	0	3									
Roy Sievers, R OBP: 0.339, SLG: 0.457 (1, 7)		FC6-4		F8		K			F3	4	0	1	0	0	1	3									
Tom Wright, L OBP: 0.321, SLG: 0.329 (7, PH)		F5		4-3					E6	3	0	0	0	0	0	5									
Tom Umphlett, R OBP: 0.263, SLG: 0.291 (7, 9)				4-3					1B	2	0	0	0	0	1	0									
Ed Fitz Gerald, R OBP: 0.346, SLG: 0.375 (1, 2)		F9			F2	SH	1B		1B	4	2	2	0	1	0	1									
Wayne Terwilliger, R OBP: 0.280, SLG: 0.273 (1, 4)		FC6-4			1-3	E3	SH		F2	5	1	1	0	0	0	4									
Chuck Stobbs, L OBP: 0.239, SLG: 0.171 (1, 1)			G3		1B	SH			K	3	2	1	0	1	1	0									
Inning Stats	R: 0 E: 0 K: 0 S: 3	H: 0 LOB: 1 BB: 1 P: 7	R: 0 E: 0 K: 0 S: 4	H: 1 LOB: 1 BB: 0 P: 4	R: 0 E: 0 K: 0 S: 3	H: 0 LOB: 0 BB: 0 P: 3	R: 0 E: 1 K: 0 S: 4	H: 0 LOB: 1 BB: 0 P: 4	R: 3 E: 0 K: 0 S: 6	H: 3 LOB: 3 BB: 2 P: 15	R: 3 E: 1 K: 2 S: 11	H: 2 LOB: 2 BB: 1 P: 15	R: 1 E: 0 K: 1 S: 8	H: 3 LOB: 3 BB: 1 P: 12	R: 0 E: 1 K: 0 S: 5	H: 1 LOB: 2 BB: 0 P: 5	R: 1 E: 0 K: 1 S: 6	H: 2 LOB: 1 BB: 1 P: 10	1B: 11 2B: 2 3B: 0 HR: 0	SF: 0 SAC: 1 DP: 1 HBP: 1	WP: 1 PB: 0 SB: 0 CS: 0	PA: 49			
PITCHER	IP	WLS	BF	H	R	ER	SO	BB	IBB	HBP	BLK	WP	HR	S	P	ERA	WHIP								
Marion Fricano, R ERA: 5.17 (1, 1)	4.2	L	22	4	3	3	0	3	0	0	0	0	0	19	31	5.79	1.500								
Moe Burtis, R ERA: 4.02 (5, 1)	1.1		10	2	3	1	2	1	0	1	0	0	0	12	17	6.75	2.250								
Al Sima, L ERA: 5.01 (7, 1)	2.0		12	4	1	1	1	1	0	0	0	0	0	13	17	4.50	2.500								
Bill Oster, L ERA: 9.0 (9, 1)	1.0		5	2	1	1	1	1	0	0	0	1	0	6	10	9.00	3.000								


Batter	1	2	3	4	5	6	7	8	9	AB	R	H	RBI	BB	SO	LOB	BOTTOM								
Spook Jacobs, R OBP: 0.333, SLG: 0.292 (1, 4)	F3		K		FC6-4		1-3			5	1	1	1	0	1	2	Washington Senators @ Philadelphia Athletics Connie Mack Stadium, Philadelphia, PA Mon Aug 23 1954, 3:33 AM EDT Unknown								
Elmer Valo, L OBP: 0.352, SLG: 0.325 (1, 7)	P6		F8		1-3				L1-6	5	0	1	0	0	0	4									
Jim Finigan, R OBP: 0.383, SLG: 0.396 (1, 5)	L3				FC3-6				F9	4	0	1	1	1	0	1									
Bill Renna, R OBP: 0.300, SLG: 0.380 (1, 9)		K			FC3-6				6-3	5	1	0	0	0	1	4									
Vic Power, R OBP: 0.284, SLG: 0.342 (8, 6)		F7			FC5-4				F8	5	1	3	0	0	0	2									
Bill Wilson, R OBP: 0.341, SLG: 0.420 (1, 8)					FC5-4				1B	4	1	3	1	1	0	2									
Joe Demaestri, R OBP: 0.259, SLG: 0.321 (1, 6)					FC5-4				1B	4	1	3	1	1	0	2									
Lou Limmer, L OBP: 0.288, SLG: 0.409 (8, 3)			K		FC6-4				P6	3	0	1	1	0	1	3									
Jim Robertson, R OBP: 0.300, SLG: 0.248 (1, 2)					FC6-4				K	2	0	0	0	0	1	2									
Marion Fricano, R OBP: 0.443, SLG: 0.118 (5, 1)			F3						L1-6	1	0	0	0	0	0	1									
Moe Burtis, R OBP: 0.231, SLG: 0.167 (5, PH)					FC6-4				1B	0	0	0	0	0	1	0									
Pete Suder, L OBP: 0.271, SLG: 0.274 (7, 1)									1B	1	0	0	0	0	0	0									
Al Sima, L OBP: 0.301, SLG: 0.026 (7, 1)									1B	0	0	0	0	0	0	0									
Joe Demaestri, R OBP: 0.282, SLG: 0.244 (8, PH)									1B	1	0	1	1	0	0	0									
Joe Astroth, R OBP: 0.242, SLG: 0.244 (8, PH)									1B	0	0	0	0	0	0	0									
Bill Oster, L (9, 1)									1B	0	0	0	0	0	0	0									
Inning Stats	R: 0 E: 0 K: 0 S: 3	H: 0 LOB: 0 BB: 0 P: 3	R: 0 E: 0 K: 2 S: 8	H: 1 LOB: 1 BB: 0 P: 8	R: 0 E: 0 K: 1 S: 6	H: 1 LOB: 1 BB: 0 P: 6	R: 1 E: 0 K: 0 S: 5	H: 2 LOB: 2 BB: 1 P: 9	R: 1 E: 0 K: 0 S: 4	H: 1 LOB: 1 BB: 1 P: 8	R: 0 E: 0 K: 0 S: 4	H: 1 LOB: 2 BB: 1 P: 8	R: 0 E: 1 K: 0 S: 5	H: 1 LOB: 2 BB: 0 P: 5	R: 2 E: 0 K: 0 S: 5	H: 3 LOB: 1 BB: 1 P: 9	R: 1 E: 0 K: 1 S: 7	H: 2 LOB: 1 BB: 0 P: 7	1B: 8 2B: 4 3B: 1 HR: 0	SF: 0 SAC: 0 DP: 1 HBP: 0	WP: 0 PB: 0 SB: 0 CS: 0	PA: 43			
PITCHER	IP	WLS	BF	H	R	ER	SO	BB	IBB	HBP	BLK	WP	HR	S	P	ERA	WHIP								
Chuck Stobbs, L ERA: 4.37 (1, 1)	9.0	W	43	12	5	5	4	4	0	0	0	0	0	47	63	5.00	1.778								

AB	41
R	8
H	12
RBI	8
BB	6
SO	4
LOB	27



Batter	1	2	3	4	5	6	7	8	9	AB	R	H	RBI	BB	SO	LOB	TOP								
Eddie Yost, R OBP: 0.412, SLG: 0.404 (1, 5)	F8	P4						F9	1-3	6	2	2	0	0	0	4	Washington Senators @ Philadelphia Athletics Connie Mack Stadium, Philadelphia, PA Mon Aug 23 1954, 3:38 AM EDT Att: 2,094 - Unknown								
Pete Runnels, L OBP: 0.378, SLG: 0.413 (1, 6)	K		F7							5	2	3	0	0	1	0									
Clyde Vollmer, R OBP: 0.328, SLG: 0.358 (1, 7)	E8 1B		P6							5	2	4	3	0	0	0									
Jim Busby, R OBP: 0.341, SLG: 0.394 (1, 8)	E8 2H 1B		F9							5	1	2	1	0	0	2									
Roy Sievers, R OBP: 0.339, SLG: 0.460 (1, 3)	F7									4	2	1	0	1	0	4									
Tom Umphlett, R OBP: 0.285, SLG: 0.291 (1, 9)		P6								4	1	1	1	1	0	1									
Joe Tipton, R OBP: 0.343, SLG: 0.305 (1, 2)	K		F8							5	0	1	2	0	1	2									
Harmon Killebrew, R OBP: 0.571, SLG: 0.667 (1, 4)										4	0	3	2	1	0	1									
Gus Keriazakos, R OBP: 0.154, SLG: 0.083 (1, 1)										4	0	1	0	1	2	3									
Inning Stats	R: 1 E: 2 K: 1 S: 7	H: 2 LOB: 1 BB: 0 P: 7	R: 0 E: 0 K: 1 S: 7	H: 2 LOB: 2 BB: 0 P: 7	R: 0 E: 0 K: 0 S: 3	H: 0 LOB: 0 BB: 0 P: 3	R: 1 E: 0 K: 0 S: 4	H: 2 LOB: 0 BB: 0 P: 4	R: 1 E: 0 K: 1 S: 7	H: 3 LOB: 1 BB: 0 P: 7	R: 1 E: 0 K: 1 S: 6	H: 1 LOB: 1 BB: 1 P: 10	R: 5 E: 1 K: 0 S: 8	H: 6 LOB: 1 BB: 1 P: 12	R: 1 E: 0 K: 0 S: 5	H: 2 LOB: 1 BB: 0 P: 5	R: 0 E: 0 K: 0 S: 3	H: 0 LOB: 2 BB: 2 P: 11	1B: 12 2B: 5 3B: 1 HR: 0	SF: 0 SAC: 0 DP: 2 HBP: 0	WP: 0 PB: 0 SB: 0 CS: 0	PA: 46			
PITCHER	IP	WLS	BF	H	R	ER	SO	BB	IBB	HBP	BLK	WP	HR	S	P	ERA	WHIP								
Alex Kellner, L ERA: 5.39 Sonny Dixon, R ERA: 4.24	7.0	L	36	16	9	8	4	1	1	0	0	0	0	42	50	10.29	2.429								
PITCHER	IP	WLS	BF	H	R	ER	SO	BB	IBB	HBP	BLK	WP	HR	S	P	ERA	WHIP								

Batter	1	2	3	4	5	6	7	8	9	AB	R	H	RBI	BB	SO	LOB	BOTTOM								
Spook Jacobs, R OBP: 0.338, SLG: 0.295 (1, 4)	S 1B BB									3	1	2	1	2	0	1	Washington Senators @ Philadelphia Athletics Connie Mack Stadium, Philadelphia, PA Mon Aug 23 1954, 3:38 AM EDT Att: 2,094 - Unknown								
Lou Limmer, L OBP: 0.286, SLG: 0.403 (1, 3)	F8		F8							4	0	0	0	1	0	4									
Jim Finigan, R OBP: 0.386, SLG: 0.400 (1, 5)	1B E BB									4	1	2	0	1	2	3									
Bill Renna, R OBP: 0.299, SLG: 0.376 (1, 9)	F7		K							4	0	0	0	1	2	5									
Vic Power, R OBP: 0.288, SLG: 0.344 (1, 7)	S 1B									4	0	2	1	1	0	2									
Bill Wilson, R OBP: 0.336, SLG: 0.414 (1, 8)	K		F2							4	0	0	0	1	2	6									
Pete Suder, R OBP: 0.226, SLG: 0.279 (1, 6)		F8								4	1	1	0	1	0	3									
Joe Astroth, R OBP: 0.281, SLG: 0.244 (1, 2)	K									4	0	1	0	0	1	3									
Alex Kellner, R OBP: 0.193, SLG: 0.185 Sonny Dixon, S OBP: 0.259, SLG: 0.308 (8, 1)	F8									2	0	0	0	0	0	1									
Inning Stats	R: 2 E: 0 K: 1 S: 6	H: 1 LOB: 2 BB: 2 P: 14	R: 0 E: 0 K: 1 S: 5	H: 0 LOB: 0 BB: 0 P: 5	R: 0 E: 0 K: 1 S: 6	H: 1 LOB: 3 BB: 2 P: 14	R: 1 E: 0 K: 0 S: 5	H: 2 LOB: 1 BB: 0 P: 5	R: 0 E: 0 K: 1 S: 6	H: 1 LOB: 2 BB: 1 P: 10	R: 0 E: 0 K: 1 S: 6	H: 1 LOB: 2 BB: 1 P: 10	R: 0 E: 0 K: 0 S: 3	H: 0 LOB: 2 BB: 2 P: 11	R: 0 E: 0 K: 2 S: 8	H: 1 LOB: 1 BB: 0 P: 8	R: 0 E: 0 K: 1 S: 6	H: 1 LOB: 1 BB: 0 P: 6	1B: 6 2B: 2 3B: 0 HR: 0	SF: 0 SAC: 1 DP: 0 HBP: 0	WP: 0 PB: 0 SB: 4 CS: 0	PA: 43			
PITCHER	IP	WLS	BF	H	R	ER	SO	BB	IBB	HBP	BLK	WP	HR	S	P	ERA	WHIP								
Gus Keriazakos, R ERA: 3.0	9.0	W	43	8	3	2	8	8	0	0	0	0	0	51	83	2.00	1.778								
PITCHER	IP	WLS	BF	H	R	ER	SO	BB	IBB	HBP	BLK	WP	HR	S	P	ERA	WHIP								



Batter	1	2	3	4	5	6	7	8	9	AB	R	H	RBI	BB	SO	LOB	TOP			
Al Smith, R OBP: 0.392, SLG: 0.426 (1, 7)	4-0 K2-3-2 BB		0-0 G3		0-0 FC5-4			0-0 F5		3	0	0	0	1	0	2	Cleveland Indians @ Philadelphia Athletics Connie Mack Stadium, Philadelphia, PA Tue Aug 24 1954, 3:33 AM EDT Att: 9,175 - Unknown			
Bobby Avila, R OBP: 0.389, SLG: 0.473 (1, 4) (5, 6)	0-3 K2-3-2		0-0 F9			0-0 F7		4-0 1B BB		3	0	0	0	1	1	1				
Larry Doby, L OBP: 0.355, SLG: 0.492 (1, 8)	0-0 F7			0-0 3-1		0-0 6-3		0-0 1B		4	0	1	0	0	0	0				
Al Rosen, R OBP: 0.388, SLG: 0.501 (1, 5)		4-0 2B 4-3 BB		0-0 F8		0-0 F8		0-0 F8		3	1	0	0	1	0	2				
Vic Wertz, L OBP: 0.330, SLG: 0.373 (1, 3)		0-0 4-3 1-3 2B		0-0 K			4-0 1B BB		0-3 K2-3		3	0	1	0	1	2				
Dave Philley, S OBP: 0.303, SLG: 0.357 (1, 9)		0-0 4-3			4-0 FC4-6 BB		0-0 F7		0-0 E 1B		3	0	1	1	1	0				
Sam Dente, R OBP: 0.333, SLG: 0.341 (1, 6)		0-0 F5			4-0 FC4-6 BB		0-0 E5		0-0 FC5-4		1	0	0	0	0	1				
Dale Mitchell, L OBP: 0.390, SLG: 0.280 (5, PH)		0-0 F5			4-0 FC4-6 BB		0-0 E5		0-0 FC5-4		0	0	0	0	1	0				
Hank Majeski, R OBP: 0.358, SLG: 0.373 (5, 4)		0-0 F5			1-2 FC4-6 BB		0-0 G6-4-3 1B		1-2 FC5-4		2	0	1	0	0	1				
Rudy Regalado, R OBP: 0.346, SLG: 0.331 (9, PR)		0-0 F5			0-0 P6		0-0 G6-4-3		1-2 FC5-4		0	0	0	0	0	0				
Jim Hegan, R OBP: 0.313, SLG: 0.402 (1, 2)		0-0 P6			0-0 P6		0-0 G6-4-3		0-0 P6		3	0	0	0	0	5				
Bob Lemon, L OBP: 0.256, SLG: 0.329 (9, PH)		0-0 P6			0-0 P6		1-2 FC4-6 FC5-4		0-0 P6		1	0	0	0	0	2				
Mike Garcia, R OBP: 0.197, SLG: 0.131 (11, 1)		0-3 K			0-0 FC4-6 FC5-4			0-0 G1		1	0	0	0	0	1	0				
Dave Pope, L OBP: 0.344, SLG: 0.369 (5, PH)		0-0 K			1-2 FC4-6 FC5-4			0-0 G1		1	0	0	0	0	2	0				
Ray Narveski, R OBP: 0.344, SLG: 0.369 (5, 1)		0-0 K			1-2 FC4-6 FC5-4			0-0 G1		0	0	0	0	0	0	0				
Bill Glynn, L OBP: 0.344, SLG: 0.400 (8, PH)		0-0 K			1-2 FC4-6 FC5-4			0-0 G1		1	0	0	0	0	0	0				
Bob Hooper, R OBP: 0.344, SLG: 0.400 (8, 1)		0-0 K			1-2 FC4-6 FC5-4			0-0 G1		0	0	0	0	0	0	0				
Wally Westlake, R OBP: 0.344, SLG: 0.400 (8, PH)		0-0 K			1-2 FC4-6 FC5-4			0-0 G1		1	0	0	0	0	2	0				
Inning Stats	R: 0 E: 0 K: 1 S: 4	H: 0 LOB: 0 BB: 1 P: 8	R: 1 E: 0 K: 0 S: 4	H: 1 LOB: 1 BB: 1 P: 8	R: 0 E: 0 K: 1 S: 5	H: 0 LOB: 0 BB: 0 P: 5	R: 0 E: 0 K: 1 S: 5	H: 0 LOB: 0 BB: 0 P: 5	R: 0 E: 0 K: 0 S: 3	H: 0 LOB: 0 BB: 0 P: 3	R: 0 E: 0 K: 0 S: 3	H: 1 LOB: 1 BB: 1 P: 7	R: 0 E: 0 K: 0 S: 4	H: 1 LOB: 2 BB: 0 P: 8	R: 0 E: 1 K: 1 S: 7	H: 1 LOB: 2 BB: 0 P: 7	1B: 3 2B: 2 3B: 0 HR: 0	SF: 0 SAC: 0 DP: 2 HBP: 0	WP: 0 PB: 0 SB: 0 CS: 0	PA: 36
PITCHER Johnny Gray, R ERA: 6.29 (1, 1)	IP: 9.0 WLS: W BF: 36 H: 4 R: 1 ER: 1 SO: 4 BB: 6 IBB: 0 HBP: 0 BLK: 0 WP: 0 HR: 0 S: 38 P: 62 ERA: 1.00 WHIP: 1.111															PITCHER				

AB	30
R	1
H	4
RBI	1
BB	6
SO	4
LOB	20



Batter	1	2	3	4	5	6	7	8	9	AB	R	H	RBI	BB	SO	LOB	BOTTOM	
Spook Jacobs, R OBP: 0.338, SLG: 0.293 (1, 4)	4-0 2B BB		0-0 6-3	0-0 3-1			0-0 F8			3	1	0	0	1	0	1	Cleveland Indians @ Philadelphia Athletics Connie Mack Stadium, Philadelphia, PA Tue Aug 24 1954, 3:33 AM EDT Att: 9,175 - Unknown	
Lou Limmer, L OBP: 0.286, SLG: 0.397 (1, 3)	0-0 F8		4-0 1B BB		0-0 F2		0-0 4-3			3	1	0	0	1	0	1		
Jim Finigan, R OBP: 0.390, SLG: 0.407 (1, 5)	0-0 1H 2B		0-0 1B BB		0-0 F5		0-0 1B			4	1	3	1	0	0	0		
Bill Renna, R OBP: 0.298, SLG: 0.375 (1, 9)	0-0 F3		0-0 E2 1B		0-0 P2		0-3 K			4	1	1	1	0	1	2		
Vic Power, R OBP: 0.288, SLG: 0.343 (1, 7)	0-0 3-1		1-3 1B BB		0-0 F8		0-0 F2			4	0	1	1	0	0	2		
Bill Wilson, R OBP: 0.336, SLG: 0.413 (1, 8)		0-0 5-3	0-0 1B		0-0 F7					3	0	1	0	0	0	0		
Joe Demaestri, R OBP: 0.257, SLG: 0.319 (1, 6)		0-0 F5		0-0 L6		0-0 P4				3	0	0	0	0	0	0		
Joe Astroth, R OBP: 0.282, SLG: 0.245 (1, 2)		0-0 6-3		0-0 1B		0-0 P4				3	0	1	0	0	0	0		
Johnny Gray, R OBP: 0.087, SLG: 0.045 (1, 1)			0-0 6-3	0-0 F3			0-3 K			3	0	0	0	0	1	1		
Inning Stats	R: 1 E: 0 K: 0 S: 4	H: 1 LOB: 1 BB: 1 P: 8	R: 0 E: 0 K: 0 S: 3	H: 0 LOB: 0 BB: 0 P: 3	R: 3 E: 1 K: 0 S: 6	H: 4 LOB: 2 BB: 1 P: 10	R: 0 E: 0 K: 0 S: 4	H: 1 LOB: 1 BB: 0 P: 4	R: 0 E: 0 K: 0 S: 3	H: 0 LOB: 0 BB: 0 P: 3	R: 0 E: 0 K: 1 S: 5	H: 0 LOB: 0 BB: 0 P: 5	R: 0 E: 0 K: 1 S: 6	H: 1 LOB: 1 BB: 0 P: 6	1B: 6 2B: 1 3B: 0 HR: 0	SF: 0 SAC: 0 DP: 0 HBP: 0		WP: 0 PB: 0 SB: 0 CS: 0
PITCHER Mike Garcia, R ERA: 2.54 (1, 1)	IP: 4.0 WLS: L BF: 19 H: 6 R: 4 ER: 3 SO: 3 BB: 2 IBB: 0 HBP: 0 BLK: 0 WP: 0 HR: 0 S: 17 P: 25 ERA: 6.75 WHIP: 2.000															PITCHER		
Ray Narveski, R ERA: 2.05 (5, 1)	IP: 3.0 WLS: L BF: 9 H: 0 R: 0 ER: 0 SO: 1 BB: 0 IBB: 0 HBP: 0 BLK: 0 WP: 0 HR: 0 S: 11 P: 11 ERA: 0.00 WHIP: 0.000															PITCHER		
Bob Hooper, R ERA: 4.65 (8, 1)	IP: 1.0 WLS: L BF: 4 H: 1 R: 0 ER: 0 SO: 1 BB: 0 IBB: 0 HBP: 0 BLK: 0 WP: 0 HR: 0 S: 6 P: 6 ERA: 0.00 WHIP: 1.000															PITCHER		



Batter	1	2	3	4	5	6	7	8	9	10	AB	R	H	RBI	BB	SO	LOB	TOP					
Al Smith, R OBP: 0.392, SLG: 0.436 (1, 7)	0-0 HR		0-0 F2		0-0 2B		0-0 6-3	0-0 F8	0-0 L6		5	1	2	1	0	0	1	Cleveland Indians @ Philadelphia Athletics Connie Mack Stadium, Philadelphia, PA Wed Aug 25 1954, 3:33 AM EDT Att: 7,311 - Unknown					
Bobby Avila, R OBP: 0.357, SLG: 0.473 (1, 4) (7, 6)	0-0 1B		4-0 S BB		0-0 6-3		0-0 6-3	0-0 1B	0-0 FC6-4 BB		4	1	2	0	1	0	2						
Larry Doby, L OBP: 0.357, SLG: 0.491 (1, 8)	4-0 BB		0-3 K		0-0 P6		0-0 P6	0-0 E 2B	4-0 BB		3	1	1	0	2	1	1						
Al Rosen, R OBP: 0.394, SLG: 0.495 (1, 5)	0-0 L1-4		0-0 L4		0-0 6-3		0-0 6-3	0-0 E5 2B FC2	0-0 F9		5	0	0	0	0	0	5						
Vic Wertz, L OBP: 0.332, SLG: 0.376 (1, 3) Bill Glynn, L OBP: 0.308, SLG: 0.400 (8, PR) (8, 3)	0-3 K		4-0 1B BB		0-0 3-1		0-0 3-1	0-0 FC2 2B	4-0 3B BB		3	0	1	1	1	1	1						
Dave Philley, S OBP: 0.313, SLG: 0.359 (1, 9)	0-0 1-3		0-0 G4-3 1B		0-0 1-3		0-0 1-3	0-0 FC2 BB	0-3 K		4	0	2	0	1	1	1						
Sam Dente, R OBP: 0.329, SLG: 0.336 (1, 6) Dale Mitchell, L OBP: 0.363, SLG: 0.275 (7, PH) Hank Majeski, R OBP: 0.349, SLG: 0.364 (7, 4)	0-0 P6		0-0 G4-3		0-0 1-3		0-0 1-3	0-0 FC2 BB	0-0 F7		2	2	0	0	0	0	2						
Jim Hegan, R OBP: 0.310, SLG: 0.398 (1, 2) Dave Pope, L OBP: 0.340, SLG: 0.365 (8, PH) Hal Naragon, L OBP: 0.292, SLG: 0.303 (8, 2)	0-0 F2		0-0 F8		0-0 K		0-3 K	0-3 K	0-0 3B		3	0	0	0	0	1	1						
Bob Lemon, L OBP: 0.253, SLG: 0.321 (10, 1) Mike Garcia, R OBP: 0.197, SLG: 0.131 (10, 1)	0-3 K		0-3 K		0-0 F7		0-0 F7	0-0 FC6-4 1B	0-3 K		5	0	1	0	0	3	2						
Inning Stats	R: 1 E: 0 K: 1 S: 6	H: 2 LOB: 1 BB: 1 P: 10	R: 0 E: 0 K: 0 S: 3	H: 0 LOB: 0 BB: 0 P: 3	R: 0 E: 0 K: 2 S: 7	H: 0 LOB: 1 BB: 1 P: 11	R: 0 E: 0 K: 0 S: 3	H: 1 LOB: 1 BB: 1 P: 7	R: 0 E: 0 K: 1 S: 6	H: 1 LOB: 1 BB: 0 P: 6	R: 0 E: 0 K: 1 S: 6	H: 1 LOB: 1 BB: 0 P: 3	R: 0 E: 0 K: 1 S: 9	H: 3 LOB: 3 BB: 1 P: 13	R: 0 E: 0 K: 0 S: 4	H: 1 LOB: 2 BB: 1 P: 8	R: 1 E: 0 K: 2 S: 8		H: 1 LOB: 1 BB: 1 P: 12	1B: 6 2B: 3 3B: 1 HR: 1	SF: 0 SAC: 0 DP: 2 HBP: 0	WP: 0 PB: 0 SB: 1 CS: 0	PA: 45
PITCHER	IP	WLS	BF	H	R	ER	SO	BB	IBB	HBP	BLK	WP	HR	S	P	ERA	WHIP						
Sonny Dixon, R ERA: 4.09 (1, 1)	8.0		35	8	3	2	6	4	0	0	0	0	0	1	43	59	2.25	1.500					
Al Sima, L ERA: 5.0 (9, 1)	2.0	L	10	2	1	1	2	2	0	0	0	0	0	12	20	4.50	2.000						

AB	39
R	4
H	10
RBI	3
BB	6
SO	8
LOB	24



Batter	1	2	3	4	5	6	7	8	9	10	AB	R	H	RBI	BB	SO	LOB	BOTTOM				
Spook Jacobs, R OBP: 0.338, SLG: 0.292 (1, 4)	0-0 2B G3 1B		0-0 5-3		4-0 BB		0-0 G6-4-3		0-3 K		4	1	1	0	1	1	1	Cleveland Indians @ Philadelphia Athletics Connie Mack Stadium, Philadelphia, PA Wed Aug 25 1954, 3:33 AM EDT Att: 7,311 - Unknown				
Lou Limmer, L OBP: 0.268, SLG: 0.399 (1, 3)	0-0 G3 SF8 2B		4-0 BB		0-0 L3		0-0 4-3		0-0 F8		4	1	1	0	1	0	1					
Jim Finigan, R OBP: 0.367, SLG: 0.407 (1, 5)	0-0 G3		0-0 F2		0-0 1-3		0-0 5-3		0-0 2B		5	0	1	1	0	0	2					
Bill Renna, R OBP: 0.299, SLG: 0.376 (1, 9)	0-0 SF8		0-0 5-3		4-3 PB 2B 1B		0-0 4-3		0-0 E6		4	1	2	1	0	0	1					
Vic Power, R OBP: 0.254, SLG: 0.338 (1, 7)	0-0 F7		0-0 5-3		0-0 4-3		0-0 F7		0-0 G3		5	0	0	0	0	0	4					
Bill Wilson, R OBP: 0.341, SLG: 0.418 (1, 8)	0-0 6-3		0-0 1B		0-0 2B		0-0 F7		0-0 F7		4	0	2	1	0	0	0					
Joe Demaestri, R OBP: 0.255, SLG: 0.316 (1, 6)	0-0 P6		0-0 1-3		0-0 6-3		0-0 5-3		0-0 5-3		4	0	0	0	0	0	2					
Joe Astroth, R OBP: 0.281, SLG: 0.246 (1, 2)	0-0 F2		0-0 6-3		0-0 1B		0-0 5-3		0-0 1B		4	0	1	0	0	0	0					
Sonny Dixon, S OBP: 0.267, SLG: 0.310 (1, 1) Al Sima, R OBP: 0.056, SLG: 0.056 (9, 1)	0-0 4-3		0-0 1-3		0-0 1-3		0-0 G6-4-3 1B		0-0 F9		3	0	1	0	0	0	0					
Inning Stats	R: 2 E: 0 K: 0 S: 5	H: 2 LOB: 0 BB: 0 P: 5	R: 0 E: 0 K: 0 S: 3	H: 0 LOB: 0 BB: 0 P: 3	R: 0 E: 0 K: 0 S: 3	H: 0 LOB: 1 BB: 1 P: 7	R: 0 E: 0 K: 0 S: 4	H: 1 LOB: 1 BB: 0 P: 4	R: 0 E: 0 K: 0 S: 3	H: 1 LOB: 0 BB: 0 P: 3	R: 0 E: 0 K: 0 S: 4	H: 1 LOB: 1 BB: 0 P: 4	R: 0 E: 0 K: 0 S: 4	H: 1 LOB: 1 BB: 0 P: 4	R: 0 E: 1 K: 1 S: 7	H: 1 LOB: 2 BB: 0 P: 7	1B: 6 2B: 3 3B: 0 HR: 0		SF: 1 SAC: 0 DP: 1 HBP: 0	WP: 0 PB: 1 SB: 0 CS: 0	PA: 41	
PITCHER	IP	WLS	BF	H	R	ER	SO	BB	IBB	HBP	BLK	WP	HR	S	P	ERA	WHIP					
Bob Lemon, R ERA: 2.88 (1, 1)	9.2	W	39	9	3	3	1	2	0	0	0	0	0	39	47	2.79	1.138					
Mike Garcia, R ERA: 2.53 (10, 1)	0.1	S	2	0	0	0	0	0	0	0	0	0	0	2	2	0.00	0.000					

AB	38
R	3
H	9
RBI	3
BB	2
SO	1
LOB	12



Batter	1	2	3	4	5	6	7	8	9	AB	R	H	RBI	BB	SO	LOB	TOP											
Chico Carrasquel, R OBP: 0.352, SLG: 0.377 (1, 6)										5	2	1	0	1	1	3												
Nelle Fox, L OBP: 0.376, SLG: 0.403 (1, 4)										6	1	2	0	0	0	2												
Minnie Minoso, R OBP: 0.425, SLG: 0.552 (1, 8)										4	3	1	1	1	0	1												
George Kell, R OBP: 0.357, SLG: 0.385 Ron Jackson, R OBP: 0.354, SLG: 0.525 (7, PR) (7, 3)										4	0	4	2	0	0	0												
Phil Cavarretta, L OBP: 0.416, SLG: 0.427 Johnny Groth, R OBP: 0.345, SLG: 0.367 (1, 7) (6, 7)										1	0	0	1	1	0	1												
Jim Rivera, L OBP: 0.348, SLG: 0.424 (1, 9)										3	0	1	1	2	0	2												
Sherm Lollar, R OBP: 0.328, SLG: 0.353 (1, 2)										2	0	0	1	2	1	2												
Cass Michaels, R OBP: 0.393, SLG: 0.401 (1, 5)										4	1	1	0	0	0	8												
Sandy Consuegra, R OBP: 0.275, SLG: 0.229 Dick Strahs, L (9, 1)										4	1	2	0	1	0	1												
										0	0	0	0	0	0	0												
Inning Stats	R: 2 E: 1 K: 0 S: 5	H: 1 LOB: 2 BB: 2 P: 13	R: 4 E: 2 K: 0 S: 6	H: 3 LOB: 3 BB: 2 P: 16	R: 0 E: 0 K: 1 S: 5	H: 1 LOB: 0 BB: 0 P: 5	R: 1 E: 0 K: 0 S: 4	H: 1 LOB: 2 BB: 2 P: 12	R: 0 E: 0 K: 0 S: 3	H: 2 LOB: 3 BB: 1 P: 9	R: 1 E: 1 K: 0 S: 5	H: 2 LOB: 2 BB: 1 P: 9	R: 0 E: 0 K: 1 S: 5	H: 0 LOB: 1 BB: 0 P: 6	R: 0 E: 0 K: 0 S: 3	H: 1 LOB: 0 BB: 0 P: 3	1B: 10 2B: 3 3B: 0 HR: 0	SF: 2 SAC: 2 DP: 3 HBP: 3	WP: 2 PB: 0 CS: 1	PA: 48								
PITCHER	IP	WLS	BF	H	R	ER	SO	BB	IBB	HBP	BLK	WP	HR	S	P	ERA	WHIP											
Arnie Portocarrero, R ERA: 3.97 Moe Burtis, R ERA: 4.03 Bill Oster, L ERA: 4.5	(1, 1)	1.1	L	11	3	5	3	0	3	0	0	0	1	0	8	20	20.25	4.500										
	(2, 1)	6.2		34	8	3	2	4	1	3	0	1	0	30	53	4.05	1.800											
	(9, 1)	1.0		3	1	0	0	0	0	0	0	0	0	3	3	0.00	1.000											

Chicago White Sox @ Philadelphia Athletics
 Connie Mack Stadium, Philadelphia, PA
 Thu Aug 26 1954, 3:33 AM EDT
 Unknown

AB 34
 R 8
 H 12
 RBI 6
 BB 8
 SO 2
 LOB 22

Batter	1	2	3	4	5	6	7	8	9	AB	R	H	RBI	BB	SO	LOB	BOTTOM										
Spook Jacobs, R OBP: 0.338, SLG: 0.292 (1, 4)										4	0	1	0	0	0	0											
Vic Power, R OBP: 0.286, SLG: 0.340 (1, 3)										4	0	2	0	0	0	0											
Jim Finigan, R OBP: 0.388, SLG: 0.408 (1, 5)										4	0	2	0	0	0	3											
Bill Renna, R OBP: 0.299, SLG: 0.373 (1, 9)										3	0	0	0	1	1	2											
Joe Taylor, R (1, 7)										4	0	0	0	0	2	2											
Bill Wilson, R OBP: 0.340, SLG: 0.426 (1, 8)										4	0	1	1	0	0	1											
Joe Demaestri, R OBP: 0.254, SLG: 0.314 (1, 6)										3	0	0	0	0	0	1											
Jim Robertson, R OBP: 0.293, SLG: 0.241 (1, 2)										3	0	0	0	0	0	0											
Arnie Portocarrero, R OBP: 0.177, SLG: 0.207 Moe Burtis, R OBP: 0.200, SLG: 0.143 Don Bollweg, L OBP: 0.327, SLG: 0.362 Bill Oster, L (9, 1)										0	0	0	0	0	0	0											
										2	0	0	0	0	0	0											
										1	0	0	0	0	0	0											
										0	0	0	0	0	0	0											
Inning Stats	R: 0 E: 0 K: 0 S: 4	H: 1 LOB: 1 BB: 0 P: 4	R: 0 E: 0 K: 1 S: 5	H: 0 LOB: 0 BB: 0 P: 5	R: 0 E: 0 K: 0 S: 3	H: 0 LOB: 0 BB: 0 P: 3	R: 0 E: 0 K: 1 S: 6	H: 1 LOB: 1 BB: 0 P: 6	R: 1 E: 0 K: 0 S: 4	H: 1 LOB: 0 BB: 0 P: 4	R: 0 E: 0 K: 0 S: 3	H: 1 LOB: 1 BB: 1 P: 7	R: 0 E: 0 K: 0 S: 5	H: 2 LOB: 2 BB: 0 P: 5	R: 0 E: 0 K: 1 S: 5	H: 0 LOB: 0 BB: 0 P: 5	1B: 5 2B: 0 3B: 0 HR: 1	SF: 0 SAC: 0 DP: 1 HBP: 0	WP: 0 PB: 0 CS: 0	PA: 33							
PITCHER	IP	WLS	BF	H	R	ER	SO	BB	IBB	HBP	BLK	WP	HR	S	P	ERA	WHIP										
Sandy Consuegra, R ERA: 2.76 Dick Strahs, R ERA: 3.39	(1, 1)	8.0	W	30	6	1	1	2	1	0	0	0	0	5	37	1.12	0.875										
	(9, 1)	1.0	S	3	0	0	0	1	0	0	0	0	0	5	5	0.00	0.000										

Chicago White Sox @ Philadelphia Athletics
 Connie Mack Stadium, Philadelphia, PA
 Thu Aug 26 1954, 3:33 AM EDT
 Unknown

AB 32
 R 0
 H 6
 RBI 1
 BB 1
 SO 3
 LOB 9

Batter	1	2	3	4	5	6	7	8	9	AB	R	H	RBI	BB	SO	LOB	TOP			
Chico Carrasquel, R OBP: 0.350, SLG: 0.375 (1, 6)	0-0 6-3		0-0 E6		0-0 P6			0-0 5-3		4	0	0	0	0	0	2	Chicago White Sox @ Philadelphia Athletics Connie Mack Stadium, Philadelphia, PA Thu Aug 26 1954, 3:38 AM EDT Att: 3,650 - Unknown			
Nelle Fox, L OBP: 0.373, SLG: 0.400 (1, 4)	0-0 6-3		0-0 1-4-3			0-0 P5		0-0 L3		4	0	0	0	0	0	2				
Minnie Minoso, R OBP: 0.422, SLG: 0.548 (1, 8)	0-0 4-3			0-0 6-3		0-0 6-3			0-0 F8	4	0	0	0	0	0	0				
George Kell, R OBP: 0.355, SLG: 0.387 (1, 3)		0-0 F7		0-0 F7		0-0 2B		0-0 5-3		4	0	1	0	0	0	0				
Phil Cavarretta, L OBP: 0.405, SLG: 0.415 (1, 7)		0-0 4-3		0-3 K		0-0 P6		0-0 3-1		4	0	0	0	0	1	1				
Jim Rivera, L OBP: 0.348, SLG: 0.430 (1, 9)		0-0 F7			0-0 HR		0-0 F9			3	1	1	1	0	0	0				
Carl Sawatski, L OBP: 0.291, SLG: 0.320 (1, 2)			0-3 K		0-0 FC4-6 1B		0-0 F9			3	0	1	0	0	1	0				
Cass Michaels, R OBP: 0.393, SLG: 0.399 (1, 5)			4-0 SH2-4 BB		0-3 K		0-0 6-3			2	0	0	0	1	1	1				
Don Johnson, R OBP: 0.079, SLG: 0.029 (1, 1)			0-0 SH2-4		0-0 FC4-6			0-0 6-3		0	0	0	0	0	0	0				
Morrie Martin, L OBP: 0.214, SLG: 0.286 (4, 1)					1-2					1	0	0	0	0	0	1				
Sherm Lollar, R OBP: 0.327, SLG: 0.351 (6, PH)										1	0	0	0	0	0	0				
Dick Strahs, L (8, 1)										0	0	0	0	0	0	0				
Inning Stats	R: 0 E: 0 K: 0 S: 3	H: 0 LOB: 0 BB: 0 P: 3	R: 0 E: 0 K: 0 S: 3	H: 0 LOB: 0 BB: 1 P: 3	R: 0 E: 1 K: 1 S: 6	H: 0 LOB: 2 BB: 1 P: 10	R: 0 E: 0 K: 1 S: 5	H: 0 LOB: 0 BB: 0 P: 5	R: 1 E: 0 K: 1 S: 7	H: 2 LOB: 1 BB: 0 P: 7	R: 0 E: 0 K: 0 S: 4	H: 1 LOB: 1 BB: 0 P: 4	R: 0 E: 0 K: 0 S: 3	H: 0 LOB: 0 BB: 0 P: 3	R: 0 E: 0 K: 0 S: 3	H: 0 LOB: 0 BB: 0 P: 3	1B: 1 2B: 1 3B: 0 HR: 1	SF: 0 SAC: 1 DP: 0 HBP: 0	WP: 0 PB: 0 SB: 0 CS: 0	PA: 32
PITCHER Charlie Bishop, R ERA: 4.18 (1, 1)	IP: 9.0 WLS: W BF: 32 H: 3 R: 1 ER: 1 SO: 3 BB: 1 IBB: 0 HBP: 0 BLK: 0 WP: 0 HR: 1 S: 37 P: 41 ERA: 1.00 WHIP: 0.444															PITCHER				

Batter	1	2	3	4	5	6	7	8	9	AB	R	H	RBI	BB	SO	LOB	BOTTOM			
Spook Jacobs, R OBP: 0.335, SLG: 0.289 (1, 4)	0-0 5-3		0-0 G6-3		0-0 6-3			0-0 P6		4	0	0	0	0	0	3	Chicago White Sox @ Philadelphia Athletics Connie Mack Stadium, Philadelphia, PA Thu Aug 26 1954, 3:38 AM EDT Att: 3,650 - Unknown			
Vic Power, R OBP: 0.284, SLG: 0.336 (1, 3)	0-0 1-3			0-0 4-3		0-0 P6		0-0 5-3		4	0	0	0	0	0	0				
Jim Finigan, R OBP: 0.389, SLG: 0.407 (1, 5)			0-3 K		0-0 HR 1B		0-0 L3		4-0 SH BB	3	1	1	0	1	1	0				
Bill Renna, R OBP: 0.304, SLG: 0.384 (1, 9)		0-0 1B		0-0 HR 1B		4-0 BB		0-0 SH BB FC1-2		2	1	2	2	1	0	0				
Joe Taylor, R OBP: 0.125, SLG: 0.125 (1, 7)		0-0 F2		0-0 1B 3B 1B		0-0 P6		0-0 FC6-2-5 FC1-2 BB		4	1	1	0	0	0	4				
Bill Wilson, R OBP: 0.342, SLG: 0.425 (1, 8)		0-0 L9		0-0 1B			0-0 F7		4-0 1-2 2-3 BB	3	0	1	0	1	0	1				
Joe Demaestri, R OBP: 0.254, SLG: 0.317 (1, 6)		0-0 F9		0-0 3B		0-3 K		0-0 FC1-2		4	0	1	2	0	1	4				
Joe Astroth, R OBP: 0.280, SLG: 0.241 (1, 2)			0-3 K		4-0 IBB		0-0 6-3		0-3 K	3	0	0	0	1	2	3				
Charlie Bishop, R OBP: 0.130, SLG: 0.130 (1, 1)			0-0 G6-3 1B		0-3 K			0-3 K		3	0	1	0	0	2	2				
Inning Stats	R: 0 E: 0 K: 1 S: 5	H: 0 LOB: 0 BB: 0 P: 5	R: 0 E: 0 K: 0 S: 4	H: 1 LOB: 1 BB: 0 P: 4	R: 0 E: 0 K: 1 S: 5	H: 1 LOB: 0 BB: 0 P: 5	R: 4 E: 0 K: 1 S: 10	H: 5 LOB: 2 BB: 1 P: 14	R: 0 E: 0 K: 0 S: 3	H: 0 LOB: 1 BB: 1 P: 7	R: 0 E: 0 K: 1 S: 5	H: 0 LOB: 0 BB: 0 P: 5	R: 0 E: 0 K: 1 S: 5	H: 0 LOB: 0 BB: 0 P: 5	R: 0 E: 1 K: 1 S: 6	H: 0 LOB: 3 BB: 2 P: 14	1B: 5 2B: 0 3B: 1 HR: 1	SF: 0 SAC: 1 DP: 1 HBP: 0	WP: 0 PB: 0 SB: 1 CS: 0	PA: 35
PITCHER Don Johnson, R ERA: 3.19 (1, 1)	IP: 3.1 WLS: L BF: 16 H: 7 R: 4 ER: 4 SO: 2 BB: 0 IBB: 0 HBP: 0 BLK: 0 WP: 0 HR: 1 S: 20 P: 20 ERA: 10.80 WHIP: 2.100															PITCHER				
Morrie Martin, L ERA: 3.99 (4, 1)	3.2	13	0	0	0	3	1	1	0	0	0	0	17	25	0.00	0.273				
Dick Strahs, R ERA: 3.0 (8, 1)	1.0	6	0	0	0	1	2	0	0	0	0	0	6	14	0.00	2.000				

Batter	1	2	3	4	5	6	7	8	9	AB	R	H	RBI	BB	SO	LOB	TOP					
Chico Carrasquel, R OBP: 0.355, SLG: 0.383	4-0 FC3-6 BB		4-0 3B	0-0 HR	4-0 FC5-4 BB			0-0 G4-6-3 1B		2	2	1	3	0	0		Chicago White Sox @ Philadelphia Athletics Connie Mack Stadium, Philadelphia, PA Fri Aug 27 1954, 3:33 AM EDT Att: 2,208 - Unknown					
Nellie Fox, L OBP: 0.373, SLG: 0.400	0-0 FC3-6		0-0 3B	0-0 3B	0-0 FC5-4			0-0 G4-6-3		5	2	2	0	0	3							
Minnie Minoso, R OBP: 0.422, SLG: 0.554	0-0 F9		0-0 3B	0-0 3B	0-3 K			0-0 F9		5	1	2	4	0	1	2						
George Kell, R OBP: 0.351, SLG: 0.382 Ron Jackson, R OBP: 0.364, SLG: 0.525	0-3 K		0-0 FC5-2 3B	0-0 SF6 3B		0-0 1-3		4-0 BB		3	1	0	1	0	1	2						
Matt Batts, R OBP: 0.316, SLG: 0.342		0-0 P4	4-0 3B	0-0 F9		0-0 E5		0-0 F8		4	1	0	0	1	0	1						
Jim Rivera, L OBP: 0.349, SLG: 0.433	0-0 2-3		0-0 HR	4-0 1B		0-0 L7		0-0 F9		4	1	1	2	1	0	1						
Cass Michaels, R Fred Marsh, R OBP: 0.302, SLG: 0.292	0-0 F7		1-0 HR	0-0 1B		0-0 F7		0-3 K		1	0	0	0	0	0	0						
Johnny Groth, R OBP: 0.345, SLG: 0.373			L4	0-0 F8		0-0 F8				4	1	1	3	0	0	2						
Harry Dorish, R OBP: 0.136, SLG: 0.136			1B	0-0 5-3		0-0 4-3				4	1	1	0	0	0	1						
Inning Stats	R: 0 E: 0 K: 1 S: 5	H: 0 LOB: 1 BB: 1 P: 9	R: 0 E: 0 K: 0 S: 3	H: 0 LOB: 0 BB: 0 P: 3	R: 8 E: 0 K: 0 S: 8	H: 5 LOB: 1 BB: 2 P: 17	R: 3 E: 0 K: 0 S: 7	H: 4 LOB: 2 BB: 1 P: 11	R: 0 E: 0 K: 1 S: 5	H: 0 LOB: 1 BB: 1 P: 9	R: 0 E: 0 K: 0 S: 3	H: 0 LOB: 0 BB: 0 P: 3	R: 0 E: 0 K: 0 S: 3	H: 1 LOB: 0 BB: 0 P: 3	R: 0 E: 0 K: 1 S: 5	H: 0 LOB: 1 BB: 1 P: 9		1B: 5 2B: 0 3B: 3 HR: 2	SF: 1 SAC: 0 DP: 1 HBP: 1	WP: 0 PB: 0 SB: 1 CS: 0	PA: 43	
PITCHER	IP WLS BF H R ER SO BB IBB HBP BLK WP HR S P ERA WHIP	3.0 L 18 5 8 8 1 3 0 1 0 0 1 16 23 24.00 2.667	3.0 L 15 4 3 3 1 2 0 0 0 0 1 15 23 9.00 2.000	2.0 L 6 1 0 0 0 0 0 0 0 0 0 6 6 0.00 0.500	1.0 L 4 0 0 0 1 1 0 0 0 0 0 5 9 0.00 1.000	PITCHER										ERA WHIP						
Marion Fricano, R ERA: 5.61											24.00	2.667										
Al Sima, L ERA: 5.17											9.00	2.000										
Bill Oster, L ERA: 2.25											0.00	0.500										
Moe Burtzsch, R ERA: 3.97											0.00	1.000										

Batter	1	2	3	4	5	6	7	8	9	AB	R	H	RBI	BB	SO	LOB	BOTTOM					
Spook Jacobs, R OBP: 0.332, SLG: 0.286	0-0 4-3			0-3 K		0-0 B3		0-0 L5		4	0	0	0	0	1	1	Chicago White Sox @ Philadelphia Athletics Connie Mack Stadium, Philadelphia, PA Fri Aug 27 1954, 3:33 AM EDT Att: 2,208 - Unknown					
Vic Power, R OBP: 0.286, SLG: 0.338	0-0 G5-4-3 1B			0-0 1B		0-0 4-3		0-0 6-3		4	0	2	0	0	0	0						
Jim Finigan, R OBP: 0.390, SLG: 0.411	0-0 G5-4-3			0-0 FC5-4 1B		0-0 2B		0-0 1-4-3		4	0	2	0	0	0	1						
Bill Renna, R OBP: 0.301, SLG: 0.380		0-0 F5		0-3 K		0-0 F7		0-0 6-3		4	0	0	0	0	1	3						
Joe Taylor, R OBP: 0.091, SLG: 0.091		0-0 6-3		0-0 FC5-4		0-3 K				3	0	0	0	0	1	3						
Bill Wilson, R OBP: 0.336, SLG: 0.420		0-3 K			0-0 F2		0-0 5-3			3	0	0	0	0	1	1						
Joe Demaestri, R OBP: 0.252, SLG: 0.315			0-0 F8		0-0 F7		0-0 F7			3	0	0	0	0	0	0						
Joe Astroth, R OBP: 0.276, SLG: 0.237			0-0 6-3		0-0 6-3			0-0 4-3		3	0	0	0	0	0	0						
Marion Fricano, R ERA: 5.61 Gus Gornall, R OBP: 0.338, SLG: 0.476 Al Sima, L OBP: 0.366, SLG: 0.656 Don Bollweg, L OBP: 0.288, SLG: 0.361 Bill Oster, L ERA: 2.25 Lou Limmer, L OBP: 0.265, SLG: 0.402 Moe Burtzsch, R OBP: 0.200, SLG: 0.143			0-0 5-3		0-0 L3			0-0 1B		0	0	0	0	0	0	0						
Inning Stats	R: 0 E: 0 K: 0 S: 3	H: 1 LOB: 0 BB: 0 P: 3	R: 0 E: 0 K: 1 S: 5	H: 0 LOB: 0 BB: 0 P: 5	R: 0 E: 0 K: 2 S: 9	H: 2 LOB: 0 BB: 0 P: 9	R: 0 E: 0 K: 0 S: 3	H: 0 LOB: 0 BB: 0 P: 3	R: 0 E: 0 K: 1 S: 6	H: 1 LOB: 1 BB: 0 P: 6	R: 0 E: 0 K: 0 S: 4	H: 1 LOB: 1 BB: 0 P: 4	R: 0 E: 0 K: 0 S: 3	H: 0 LOB: 0 BB: 0 P: 3	R: 0 E: 0 K: 0 S: 3	H: 0 LOB: 0 BB: 0 P: 3		1B: 4 2B: 1 3B: 0 HR: 0	SF: 0 SAC: 0 DP: 1 HBP: 0	WP: 0 PB: 0 SB: 0 CS: 0	PA: 31	
PITCHER	IP WLS BF H R ER SO BB IBB HBP BLK WP HR S P ERA WHIP	9.0 W 31 5 0 0 4 0 0 0 0 0 0 39 39 0.00 0.556	PITCHER										ERA WHIP									
Harry Dorish, R ERA: 2.64											0.00	0.556										

Batter	1	2	3	4	5	6	7	8	9	AB	R	H	RBI	BB	SO	LOB	TOP																				
Chico Carrasquel, R OBP: 0.359, SLG: 0.382 (1, 6)	F3								B1	4	1	1	1	2	1	2																					
Nellie Fox, L OBP: 0.373, SLG: 0.399 (1, 4)									4-3	6	0	2	0	0	0	7																					
Minnie Minoso, R OBP: 0.424, SLG: 0.553 (1, 8)										3	1	1	0	2	0	3																					
George Kell, R OBP: 0.348, SLG: 0.384 (8, PR) Ed McChee, R OBP: 0.296, SLG: 0.280 Don Johnson, R OBP: 0.079, SLG: 0.029 (8, 1)	F7									4	0	1	2	0	0	2																					
Sherm Lollar, R OBP: 0.329, SLG: 0.349 (1, 2)										2	0	0	0	2	0	2																					
Jim Rivera, L OBP: 0.351, SLG: 0.435 (1, 9)										5	0	3	1	0	0	3																					
Johnny Groth, R OBP: 0.341, SLG: 0.369 (1, 7)										5	0	0	0	0	0	5																					
Fred Marsh, R OBP: 0.362, SLG: 0.385 (1, 5)										4	2	4	0	1	0	0																					
Jack Harshman, L OBP: 0.271, SLG: 0.286 Billy Pierce, L OBP: 0.265, SLG: 0.200 Phil Cavarretta, L OBP: 0.403, SLG: 0.412 (8, 3)										1	0	0	0	2	0	1																					
Inning Stats	R: 0 E: 0 K: 0 S: 5	H: 2 LOB: 2 BB: 0 P: 5	R: 1 E: 0 K: 0 S: 4	H: 1 LOB: 2 BB: 2 P: 12	R: 0 E: 0 K: 0 S: 4	H: 1 LOB: 2 BB: 1 P: 8	R: 2 E: 1 K: 0 S: 5	H: 2 LOB: 3 BB: 3 P: 17	R: 0 E: 0 K: 0 S: 4	H: 1 LOB: 3 BB: 2 P: 12	R: 0 E: 0 K: 1 S: 6	H: 1 LOB: 1 BB: 0 P: 6	R: 2 E: 0 K: 0 S: 4	H: 2 LOB: 1 BB: 1 P: 8	R: 0 E: 0 K: 0 S: 4	H: 1 LOB: 1 BB: 0 P: 4	R: 10 E: 1 K: 0 S: 4	SF: 1 2B: 1 3B: 1 HR: 0	WP: 0 PB: 0 SB: 3 CS: 1	PA: 47																	
PITCHER	IP	WLS	BF	H	R	ER	SO	BB	IBB	HBP	BLK	WP	HR	S	P	ERA	WHIP	PITCHER			IP	WLS	BF	H	R	ER	SO	BB	IBB	HBP	BLK	WP	HR	S	P	ERA	WHIP
Alex Kellner, L ERA: 5.39 (1, 1)	5.0	L	30	7	3	3	0	6	2	0	0	0	0	22	54	5.40	2.600																				
Sonny Dixon, R ERA: 4.02 (8, 1)	2.0		8	2	0	0	1	0	0	0	0	0	0	10	10	0.00	1.000																				
Charlie Bishop, R ERA: 4.32 (8, 1)	2.0		9	3	2	2	0	1	0	0	0	0	0	8	12	9.00	2.000																				

Chicago White Sox @ Philadelphia Athletics
 Connie Mack Stadium, Philadelphia, PA
 Sat Aug 28 1954, 3:33 AM EDT
 Att: 1,867 - Unknown


AB	35
R	5
H	12
RBI	4
BB	9
SO	1
LOB	26



Batter	1	2	3	4	5	6	7	8	9	AB	R	H	RBI	BB	SO	LOB	BOTTOM																				
Spook Jacobs, R OBP: 0.331, SLG: 0.285 (1, 4)	F5								F9	5	0	1	1	0	1	3																					
Vic Power, R OBP: 0.285, SLG: 0.337 (1, 3)										4	0	1	0	0	1	2																					
Jim Finigan, R OBP: 0.391, SLG: 0.410 (1, 5)										3	0	1	0	1	0	1																					
Bill Renna, R OBP: 0.300, SLG: 0.377 (1, 9)										3	0	0	0	1	0	2																					
Joe Taylor, R OBP: 0.067, SLG: 0.067 (1, 7)										4	0	0	0	0	1	3																					
Bill Wilson, R OBP: 0.340, SLG: 0.418 (1, 8)										2	0	0	0	2	1	0																					
Joe Demaestri, R OBP: 0.250, SLG: 0.313 (1, 6)										4	0	0	0	0	1	2																					
Joe Astroth, R OBP: 0.286, SLG: 0.244 (1, 2)										3	1	2	0	1	0	0																					
Alex Kellner, R OBP: 0.207, SLG: 0.218 Gus Getz, R OBP: 0.337, SLG: 0.474 Sonny Dixon, R OBP: 0.285, SLG: 0.377 Pete Suder, R OBP: 0.315, SLG: 0.377 Charlie Bishop, R OBP: 0.067, SLG: 0.067 Lou Limmer, R OBP: 0.203, SLG: 0.403 (1, 1) (5, PR) (8, 1) (7, PR) (8, 1) (8, PR)										1	0	1	1	0	0	0																					
Inning Stats	R: 0 E: 0 K: 0 S: 4	H: 1 LOB: 2 BB: 1 P: 8	R: 1 E: 0 K: 0 S: 4	H: 1 LOB: 1 BB: 1 P: 8	R: 0 E: 0 K: 1 S: 5	H: 0 LOB: 0 BB: 0 P: 5	R: 0 E: 0 K: 0 S: 2	H: 0 LOB: 0 BB: 1 P: 6	R: 0 E: 0 K: 2 S: 7	H: 0 LOB: 0 BB: 0 P: 7	R: 0 E: 0 K: 0 S: 4	H: 1 LOB: 1 BB: 0 P: 4	R: 1 E: 1 K: 1 S: 7	H: 2 LOB: 2 BB: 1 P: 11	R: 0 E: 0 K: 1 S: 4	H: 0 LOB: 0 BB: 1 P: 8	R: 0 E: 1 K: 2 S: 9	H: 2 LOB: 2 BB: 0 P: 9	R: 6 E: 1 K: 0 S: 0	SF: 0 2B: 1 3B: 0 HR: 0	WP: 0 PB: 0 SB: 0 CS: 0	PA: 37															
PITCHER	IP	WLS	BF	H	R	ER	SO	BB	IBB	HBP	BLK	WP	HR	S	P	ERA	WHIP	PITCHER			IP	WLS	BF	H	R	ER	SO	BB	IBB	HBP	BLK	WP	HR	S	P	ERA	WHIP
Jack Harshman, L ERA: 2.7 (1, 1)	6.0	W	24	3	2	2	3	4	0	0	0	0	0	26	42	3.00	1.167																				
Billy Pierce, L ERA: 3.39 (7, 1)	1.0		5	2	0	0	1	0	0	0	0	0	0	7	7	0.00	2.000																				
Don Johnson, R ERA: 3.14 (8, 1)	2.0	S	8	2	0	0	3	1	0	0	0	0	0	13	17	0.00	1.500																				

Chicago White Sox @ Philadelphia Athletics
 Connie Mack Stadium, Philadelphia, PA
 Sat Aug 28 1954, 3:33 AM EDT
 Att: 1,867 - Unknown

AB	32
R	1
H	7
RBI	2
BB	5
SO	7
LOB	15



Batter	1	2	3	4	5	6	7	8	9	AB	R	H	RBI	BB	SO	LOB	TOP				
Harvey Kuenn, R OBP: 0.327, SLG: 0.384 (1, 6)	0-0 4-3		0-0 BB 1B		0-0 6-3		0-0 E 1B		0-0 1B 1B	5	0	3	0	0	0	1					
Fred Hatfield, L OBP: 0.378, SLG: 0.351 (1, 4)	0-0 2B		4-0 BB BB BB BB		0-0 F7		0-0 E9		0-0 1-2 1B	4	0	2	0	1	0	2					
Bob Nieman, R OBP: 0.317, SLG: 0.446 Hoot Evers, R OBP: 0.195, SLG: 0.247 (1, 7) (9, 7)	0-0 5-3		0-0 F8		0-0 F8		0-0 F8		0-0 1-3	5	0	0	0	0	0	8					
Ray Boone, R OBP: 0.382, SLG: 0.483 (1, 5)		0-0 HR		0-0 F3		0-0 P5		0-0 F8		4	1	1	1	0	0	5					
Walt Dropo, R OBP: 0.345, SLG: 0.396 (1, 3)		0-0 F9		0-0 F2		0-0 1B WP 1B		0-3 K		4	1	1	0	0	1	0					
Jim Delsing, L OBP: 0.324, SLG: 0.337 (1, 9)		0-0 F8		0-0 F9		0-0 WP 1B		0-0 1-3		4	0	1	0	0	0	0					
Chick King, R OBP: 0.313, SLG: 0.214 (1, 8)		0-0 F9		0-0 1B		0-3 K 1-2 3-H		0-3 K		4	0	1	0	0	2	1					
Frank House, L OBP: 0.295, SLG: 0.349 (1, 2)			0-0 F9		0-0 P4		0-0 F8		0-0 G3	4	0	0	0	0	0	2					
Ned Garver, R OBP: 0.271, SLG: 0.234 (1, 1)			0-0 E7 BB 1B		0-0 2B		0-0 F9		0-0 1-3	4	0	1	0	0	0	0					
Inning Stats	R: 0 E: 0 K: 0 S: 3	H: 1 LOB: 0 BB: 0 P: 3	R: 1 E: 0 K: 0 S: 4	H: 1 LOB: 0 BB: 0 P: 4	R: 0 E: 1 K: 0 S: 5	H: 1 LOB: 3 BB: 1 P: 9	R: 0 E: 0 K: 0 S: 4	H: 1 LOB: 1 BB: 0 P: 4	R: 0 E: 0 K: 0 S: 4	H: 1 LOB: 2 BB: 0 P: 5	R: 0 E: 0 K: 2 S: 7	H: 0 LOB: 0 BB: 0 P: 7	R: 0 E: 0 K: 0 S: 5	H: 2 LOB: 2 BB: 0 P: 5	R: 0 E: 0 K: 0 S: 5	H: 2 LOB: 2 BB: 0 P: 5	1B: 7 2B: 2 3B: 0 HR: 1	SF: 0 SAC: 0 DP: 0 HBP: 0	WP: 1 PB: 0 SB: 0 CS: 0	PA: 39	
PITCHER	IP WLS BF H R ER SO BB IBB HBP BLK WP HR S P ERA WHIP	8.0 L 34 8 2 2 3 1 0 0 0 1 1 39 43 2.25 1.125	1.0 5 2 0 0 0 0 0 0 0 0 0 0 5 5 0.00 2.000																		

Detroit Tigers @ Philadelphia Athletics
 Connie Mack Stadium, Philadelphia, PA
 Sun Aug 29 1954, 3:38 AM EDT
 Att: 3,973 - Unknown

livebaseballscorecards.com

AB 38
 R 2
 H 10
 RBI 1
 BB 1
 SO 3
 LOB 19



Batter	1	2	3	4	5	6	7	8	9	AB	R	H	RBI	BB	SO	LOB	BOTTOM					
Spook Jacobs, R OBP: 0.333, SLG: 0.287 (1, 4)	0-0 6-3		0-0 P4		0-3 K			0-0 6-3		4	0	0	0	0	1	1						
Vic Power, R OBP: 0.286, SLG: 0.337 (1, 3)	0-0 F5			0-0 CS 1B		0-0 F2		0-0 1B		4	0	2	0	0	0	0						
Jim Finigan, R OBP: 0.395, SLG: 0.413 (1, 5)	0-3 K			0-0 1-2 2B		4-0 BB		0-0 F5		3	0	1	0	1	1	1						
Gus Zernial, R OBP: 0.332, SLG: 0.465 (1, 7)		0-0 6-3		0-0 5-3		0-0 F8		0-0 F7		4	0	0	0	0	0	2						
Joe Taylor, R OBP: 0.083, SLG: 0.083 (1, 9)		0-0 G3		0-0 6-3		0-0 F8		0-0 5-3		4	0	0	0	0	0	2						
Bill Wilson, R OBP: 0.344, SLG: 0.426 (1, 8)		1-0 HBP			0-0 HR		0-0 G5-4-3 1B		0-0 P3	3	1	2	1	0	0	0						
Joe Demaestri, R OBP: 0.249, SLG: 0.310 (1, 6)		0-0 4-3			0-0 6-3		0-0 G5-4-3 1-2			3	0	0	0	0	0	2						
Jim Robertson, R OBP: 0.286, SLG: 0.234 (1, 2)			0-0 F7		0-0 6-3		0-3 K			3	0	0	0	0	1	0						
Arnie Portocarrero, R OBP: 0.188, SLG: 0.217 Elmer Valo, L OBP: 0.350, SLG: 0.323 Sonny Dixon, S OBP: 0.287, SLG: 0.310 (1, 1) (8, PH) (9, 1)			0-3 K		0-0 1B		0-3 K		0-3 K	2	0	1	0	0	1	0						
Inning Stats	R: 0 E: 0 K: 1 S: 5	H: 0 LOB: 0 BB: 0 P: 5	R: 0 E: 0 K: 0 S: 3	H: 0 LOB: 1 BB: 0 P: 4	R: 0 E: 0 K: 1 S: 5	H: 0 LOB: 0 BB: 0 P: 5	R: 0 E: 0 K: 0 S: 4	H: 2 LOB: 1 BB: 0 P: 4	R: 1 E: 0 K: 1 S: 7	H: 2 LOB: 1 BB: 0 P: 7	R: 0 E: 0 K: 0 S: 3	H: 0 LOB: 1 BB: 1 P: 7	R: 0 E: 0 K: 1 S: 5	H: 1 LOB: 0 BB: 0 P: 5	R: 0 E: 0 K: 1 S: 6	H: 1 LOB: 1 BB: 0 P: 6	R: 0 E: 0 K: 0 S: 3	H: 0 LOB: 0 BB: 0 P: 3	1B: 4 2B: 1 3B: 0 HR: 1	SF: 0 SAC: 0 DP: 1 HBP: 1	WP: 0 PB: 0 SB: 0 CS: 1	PA: 33
PITCHER	IP WLS BF H R ER SO BB IBB HBP BLK WP HR S P ERA WHIP	9.0 W 33 6 1 1 5 1 0 1 0 0 1 41 46 1.00 0.778																				

Detroit Tigers @ Philadelphia Athletics
 Connie Mack Stadium, Philadelphia, PA
 Sun Aug 29 1954, 3:38 AM EDT
 Att: 3,973 - Unknown

livebaseballscorecards.com

AB 31
 R 1
 H 6
 RBI 1
 BB 1
 SO 5
 LOB 8



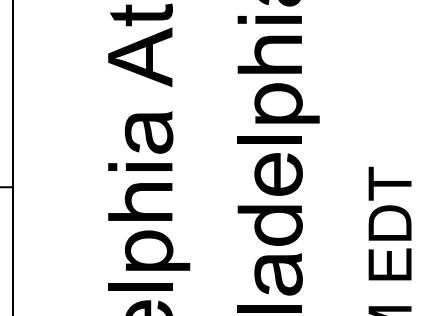
Batter	1	2	3	4	5	6	7	8	9	AB	R	H	RBI	BB	SO	LOB	TOP			
Cal Abrams, L OBP: 0.394, SLG: 0.390 (1, 9)	4-3		3-1 1B BB		3-1 1-2		1-2 1B 1B		F2	4	1	1	0	1	0	1	<p>Baltimore Orioles @ Philadelphia Athletics Connie Mack Stadium, Philadelphia, PA Tue Aug 31 1954, 3:38 AM EDT Att: 2,126 - Unknown</p>			
Gil Coan, L OBP: 0.310, SLG: 0.326 (1, 7)	3-1		3-1 1-2 1B		4-3		1-2 2-H 1-3 1B		6-3	5	1	2	1	0	0	1				
Eddie Waitkus, L OBP: 0.338, SLG: 0.381 (1, 3)	4-0 FC6-4 BB		3-1 1-2 2-3		3-1		F7 1-3 2-H 1-3 1B		4-3	4	0	1	1	1	0	2				
Vern Stephens, R OBP: 0.313, SLG: 0.405 Bob Kennedy, R OBP: 0.301, SLG: 0.355 (1, 5) (7, 5)	FC6-4 1-2		F2		F2		1-3 1B BB		1-3	3	0	0	1	1	0	4				
Clint Courtney, L OBP: 0.324, SLG: 0.364 (1, 2)		4-3			F7		F8		6-3	4	0	0	0	0	0	2				
Chuck Diering, R OBP: 0.364, SLG: 0.318 (1, 8)		4-3			5-3		1-2 1B			4	0	2	0	0	0	0				
Bobby Young, L OBP: 0.337, SLG: 0.350 (1, 4)		4-0 BB			4-3		F8		F3	3	0	0	0	1	0	3				
Billy Hunter, R OBP: 0.284, SLG: 0.316 Dick Kryniski, L OBP: 0.304, SLG: 0.332 Jim Brideweser, R OBP: 0.329, SLG: 0.328 (1, 6) (8, PH) (8, 6)		F4			6-3		0-3 K		F8	3	0	0	0	0	1	1				
Don Larsen, R OBP: 0.296, SLG: 0.434 Howie Fox, R OBP: 0.286, SLG: 0.357 (1, 1) (8, 1)			P3		3-1 BB		0-0 1B 1B		K	3	1	1	0	1	1	1				
Inning Stats	R: 0 E: 0 K: 0 S: 3	H: 0 LOB: 1 BB: 1 P: 7	R: 0 E: 0 K: 0 S: 3	H: 0 LOB: 1 BB: 1 P: 7	R: 0 E: 0 K: 0 S: 4	H: 1 LOB: 2 BB: 1 P: 8	R: 0 E: 0 K: 0 S: 3	H: 0 LOB: 1 BB: 1 P: 3	R: 0 E: 0 K: 0 S: 4	H: 1 LOB: 2 BB: 1 P: 8	R: 3 E: 0 K: 1 S: 9	H: 4 LOB: 1 BB: 0 P: 9	R: 0 E: 0 K: 1 S: 6	H: 1 LOB: 1 BB: 0 P: 6	R: 0 E: 0 K: 0 S: 3	H: 0 LOB: 0 BB: 0 P: 3		1B: 7 2B: 0 3B: 0 HR: 0	SF: 0 SAC: 0 DP: 0 HBP: 0	WP: 0 PA: 39 PB: 0 SB: 0 CS: 0
PITCHER	IP WLS BF H R ER SO BB IBB HBP BLK WP HR S P ERA WHIP	6.1 30 6 3 3 1 5 0 0 0 0 0 27 47 4.26 1.737	0.2 2 0 0 0 0 0 0 0 0 0 0 2 2 0.00 0.000	2.0 W 7 1 0 0 1 0 0 0 0 0 9 9 0.00 0.500	PITCHER															

Batter	1	2	3	4	5	6	7	8	9	AB	R	H	RBI	BB	SO	LOB	BOTTOM		
Spook Jacobs, R OBP: 0.339, SLG: 0.289 Bill Renna, R OBP: 0.298, SLG: 0.373 Sonny Dixon, S OBP: 0.258, SLG: 0.300 (1, 4) (7, PH) (8, 1)	K			3B BB	CS 1B		F5			2	1	1	0	1	1	0	<p>Baltimore Orioles @ Philadelphia Athletics Connie Mack Stadium, Philadelphia, PA Tue Aug 31 1954, 3:38 AM EDT Att: 2,126 - Unknown</p>		
Lou Limmer, L OBP: 0.297, SLG: 0.421 (1, 3)	F5			2B 3B	CS 1-2		F7		SH3 1B	4	2	2	1	0	0	0			
Jim Finigan, R OBP: 0.397, SLG: 0.419 (1, 5)	F9			6-3			3B		SH3	3	0	1	0	0	0	1			
Eimer Valo, L OBP: 0.354, SLG: 0.330 (1, 7)		4-3		1B 2B			P6		3B BB	3	2	1	1	1	0	1			
Vic Power, R OBP: 0.283, SLG: 0.332 (1, 8)				6-3			4-3		F8	4	0	1	0	0	0	4			
Joe Taylor, R OBP: 0.188, SLG: 0.250 (1, 9)		G5-4-3 1B		6-3			6-3		WP 3B	4	1	2	3	0	0	1			
Joe Demaestri, R OBP: 0.252, SLG: 0.313 (1, 6)				F9	F8		F7		BB 1B	4	0	1	0	0	0	1			
Jim Robertson, R OBP: 0.292, SLG: 0.230 (1, 2)				P3			F9		3B 1B	2	0	0	0	2	0	0			
Johnny Gray, R OBP: 0.080, SLG: 0.042 Moe Burtis, R OBP: 0.200, SLG: 0.143 Don Bollweg, L OBP: 0.327, SLG: 0.359 Charlie Bishop, R OBP: 0.115, SLG: 0.115 Pete Suder, R OBP: 0.223, SLG: 0.276 (1, 1) (7, 1) (7, PH) (7, PR) (8, 4)				F9	P4		1-2 BB		K	2	0	0	0	0	0	0			
Inning Stats	R: 0 E: 0 K: 1 S: 5	H: 0 LOB: 0 BB: 0 P: 5	R: 0 E: 0 K: 0 S: 3	H: 1 LOB: 0 BB: 0 P: 3	R: 0 E: 0 K: 0 S: 3	H: 0 LOB: 0 BB: 0 P: 3	R: 3 E: 0 K: 0 S: 6	H: 3 LOB: 1 BB: 1 P: 10	R: 0 E: 0 K: 0 S: 3	H: 1 LOB: 1 BB: 0 P: 3	R: 0 E: 0 K: 0 S: 4	H: 1 LOB: 1 BB: 0 P: 4	R: 0 E: 0 K: 0 S: 3	H: 0 LOB: 2 BB: 2 P: 11	R: 3 E: 0 K: 1 S: 8	H: 3 LOB: 2 BB: 2 P: 16		1B: 5 2B: 1 3B: 3 HR: 0	SF: 0 SAC: 1 DP: 1 HBP: 0
PITCHER	IP WLS BF H R ER SO BB IBB HBP BLK WP HR S P ERA WHIP	7.2 L 35 9 6 6 1 5 0 0 0 0 0 3 3 7.04 1.826	0.1 1 0 0 0 0 1 0 0 0 0 0 0 3 3 0.00 0.000	PITCHER															

AB 34
R 3
H 7
RBI 3
BB 5
SO 2
LOB 16



AB 30
R 6
H 9
RBI 5
BB 5
SO 2
LOB 12



Batter	1	2	3	4	5	6	7	8	9	AB	R	H	RBI	BB	SO	LOB	TOP				
Billy Goodman, L OBP: 0.361, SLG: 0.371 (1, 4)	0-0 4-3		0-0 HR 2B	0-0 1B 1B		0-0 6-3		0-0 FC5-4 1B		5	2	3	1	0	0	0					
Ted Williams, L OBP: 0.526, SLG: 0.663 Karl Olson, R OBP: 0.306, SLG: 0.360 (1, 7) (6, 9)	0-0 F8		0-0 HR	0-0 1B E		0-0 4-3		0-0 FC5-4		4	2	2	3	0	0	0					
Jackie Jensen, R OBP: 0.364, SLG: 0.483 (1, 8)	0-0 F2		0-0 E6	0-0 E7 1B		0-0 F3		0-0 L7		5	0	1	1	0	0	1					
Harry Agganis, L OBP: 0.321, SLG: 0.395 (1, 3)		0-0 F7	0-0 4-3	0-0 F8			0-0 FC4-6 E 1B		0-0 L9	5	0	1	0	0	0	2					
Sam Mele, R OBP: 0.301, SLG: 0.387 (1, 9) (6, 7)		0-0 G3-6-3 1B		0-0 E 1B 1B	0-0 5-3		0-0 FC FC4-6 1-2		4-0 3B BB	4	2	0	1	0	1						
Grady Hatton, L OBP: 0.376, SLG: 0.381 (1, 5)	0-0 G3-6-3 1-2			0-0 E9 1B FC6-4 1B	0-0 F5		0-0 FC4-6 1-2 2-3		0-0 1B 3B	5	2	2	1	0	0	3					
Sammy White, R OBP: 0.314, SLG: 0.429 (1, 2)			0-0 P2	0-0 FC6-4 1B	0-0 2B		0-3 K		0-0 1B	5	0	3	2	0	1	1					
Mitt Bolling, R OBP: 0.334, SLG: 0.356 (1, 6)			4-0 WP 2B BB	0-0 FC6-4 FC1-6 1-2 3-H	4-0 BB		0-0 5-3	0-3 K	0-3 K	3	1	0	1	2	1	2					
Frank Sullivan, R OBP: 0.219, SLG: 0.179 (1, 1)			0-3 K	0-0 FC1-6 1B 1-2	0-3 K		4-0 1B E BB	0-0 5-3		4	2	0	0	1	2	5					
Inning Stats	R: 0 E: 0 K: 0 S: 3	H: 0 LOB: 0 BB: 0 P: 3	R: 0 E: 0 K: 0 S: 3	H: 1 LOB: 0 BB: 0 P: 3	R: 3 E: 1 K: 1 S: 8	H: 2 LOB: 1 BB: 1 P: 12	R: 5 E: 2 K: 0 S: 9	H: 6 LOB: 1 BB: 0 P: 9	R: 0 E: 0 K: 1 S: 6	H: 1 LOB: 2 BB: 1 P: 10	R: 0 E: 0 K: 1 S: 6	H: 1 LOB: 1 BB: 0 P: 6	R: 1 E: 1 K: 0 S: 4	H: 1 LOB: 1 BB: 1 P: 8	R: 2 E: 0 K: 1 S: 7	H: 2 LOB: 1 BB: 1 P: 11	1B: 10 2B: 2 3B: 1 HR: 1	SF: 0 SAC: 0 DP: 1 HBP: 0	WP: 1 PB: 0 SB: 0 CS: 0	PA: 45	
PITCHER	IP	WLS	BF	H	R	ER	SO	BB	IBB	HBP	BLK	WP	HR	S	P	ERA	WHIP				
Arnie Portocarrero, R ERA: 4.1 (1, 1)	3.0	L	16	6	6	6	1	1	0	0	0	1	1	17	21	18.00	2.333				
Al Sima, L ERA: 5.05 (4, 1)	3.0		14	4	2	1	1	1	0	0	0	0	0	15	19	3.00	1.667				
Bill Oster, L ERA: 9.86 (7, 1)	3.0		15	4	3	2	2	2	0	0	0	0	0	17	25	6.00	2.000				

Boston Red Sox @ Philadelphia Athletics
Connie Mack Stadium, Philadelphia, PA
 Fri Sep 03 1954, 3:33 AM EDT
 Att: 2,874 - Unknown

AB 41
 R 11
 H 14
 RBI 9
 BB 4
 SO 4
 LOB 16



Batter	1	2	3	4	5	6	7	8	9	AB	R	H	RBI	BB	SO	LOB	BOTTOM				
Spook Jacobs, R OBP: 0.339, SLG: 0.287 (1, 4)	4-0 E S 1B BB		0-0 G4-6-3 1-2			0-0 F6		0-0 F7		3	1	0	0	1	0	1					
Lou Limmer, L OBP: 0.300, SLG: 0.420 (1, 3)	0-0 CS 1B 1-H			0-0 F8		4-0 FC4-6 BB		0-0 4-3		3	0	1	1	1	0	0					
Jim Finigan, R OBP: 0.393, SLG: 0.415 (1, 5)	0-0 E6 G5-4-3 1-2			0-0 4-3		0-0 FC4-6 1-2		0-0 6-3		4	0	0	0	0	0	2					
Gus Zernial, R OBP: 0.331, SLG: 0.461 (1, 7)	0-0 G5-4-3 1-2			0-0 L7		0-3 K		0-0 F8		4	0	0	0	0	1	1					
Bill Renna, R OBP: 0.298, SLG: 0.373 (1, 9)		0-0 F8			0-3 K		0-0 1B			3	0	1	0	0	1	0					
Bill Wilson, R OBP: 0.341, SLG: 0.422 (1, 8)		0-0 6-3			0-0 F8		0-0 P3			3	0	0	0	0	0	1					
Joe Demaestri, R OBP: 0.253, SLG: 0.314 (1, 6)		0-0 5-3			0-0 FC5-4 1B		0-3 K			3	0	1	0	0	1	1					
Joe Astroth, R OBP: 0.285, SLG: 0.251 (1, 2)			0-0 G4-6-3 1B		0-0 FC5-4 1-2		0-0 F7		0-0 G3	3	0	1	0	0	0	1					
Arnie Portocarrero, R OBP: 0.185, SLG: 0.213 (1, 1)			0-0 F5			0-0 F7		0-0 G3		1	0	0	0	0	0	1					
Al Sima, R OBP: 0.056, SLG: 0.056 (4, 1)										0	0	0	0	0	0	0					
Elmer Valo, L OBP: 0.352, SLG: 0.328 (6, PH)										1	0	0	0	0	0	0					
Bill Oster, L ERA: 9.86 (7, 1)										1	0	0	0	0	0	0					
Inning Stats	R: 1 E: 1 K: 0 S: 3	H: 1 LOB: 0 BB: 1 P: 7	R: 0 E: 0 K: 0 S: 3	H: 0 LOB: 0 BB: 0 P: 3	R: 0 E: 0 K: 0 S: 3	H: 1 LOB: 0 BB: 0 P: 3	R: 0 E: 0 K: 0 S: 3	H: 0 LOB: 0 BB: 0 P: 3	R: 0 E: 0 K: 2 S: 8	H: 1 LOB: 1 BB: 0 P: 8	R: 0 E: 0 K: 0 S: 3	H: 0 LOB: 0 BB: 0 P: 3	R: 0 E: 0 K: 0 S: 3	H: 0 LOB: 0 BB: 0 P: 3	R: 0 E: 0 K: 0 S: 3	H: 0 LOB: 0 BB: 0 P: 3	1B: 4 2B: 0 3B: 0 HR: 0	SF: 0 SAC: 0 DP: 2 HBP: 0	WP: 0 PB: 0 SB: 1 CS: 1	PA: 31	
PITCHER	IP	WLS	BF	H	R	ER	SO	BB	IBB	HBP	BLK	WP	HR	S	P	ERA	WHIP				
Frank Sullivan, R ERA: 2.9 (1, 1)	9.0	W	31	4	1	1	3	2	0	0	0	0	0	35	43	1.00	0.667				

Boston Red Sox @ Philadelphia Athletics
Connie Mack Stadium, Philadelphia, PA
 Fri Sep 03 1954, 3:33 AM EDT
 Att: 2,874 - Unknown

AB 29
 R 1
 H 4
 RBI 1
 BB 2
 SO 3
 LOB 8




Batter	1	2	3	4	5	6	7	8	9	AB	R	H	RBI	BB	SO	LOB	TOP			
Billy Goodman, L (1,4) OBP: 0.366, SLG: 0.375	0-0 G5-6-3 1B		0-0 BB FC3-6 1B	0-0 1-H FC6-5 1B		0-0 G4-6-3 1-2f			4-0 BB	4	1	3	1	1	0	1	Boston Red Sox @ Philadelphia Athletics Connie Mack Stadium, Philadelphia, PA Sat Sep 04 1954, 3:33 AM EDT Att. 2,124 - Unknown livebaseballscorecards.com			
Ted Williams, L (1,7) OBP: 0.523, SLG: 0.655	0-0 G5-6-3 1-2f		4-0 FC3-6 FC5-2 BB	0-0 1-2f			0-0 4-1	0-0 F2	4	0	0	0	1	0	3					
Jackie Jensen, R (1,8) OBP: 0.364, SLG: 0.480	4-0 BB		4-0 FC3-6 1-2 2-3 BB		0-3 K		0-0 6-3	0-0 P6	3	0	0	0	2	1	1					
Harry Agganis, L (1,3) OBP: 0.321, SLG: 0.394	0-0 4-3		0-0 FC3-6 FC5-2 1-2f 2-3 3-H		0-0 FC5-4 1B		0-0 3-1		4	0	1	1	0	0	3					
Sam Mele, R (1,9) OBP: 0.300, SLG: 0.384		4-0 L3 BB	0-0 1-2 3-H	0-0 FC5-2	0-0 FC5-4 1-2f			0-3 K	3	0	0	0	1	1	3					
Grady Hatton, L (1,5) OBP: 0.377, SLG: 0.379	0-0 L3 1-2		0-0 F9		4-0 BB			4-0 FC5-4 BB	2	0	0	0	2	0	3					
Sammy White, R (1,2) OBP: 0.311, SLG: 0.425		0-0 E6 FC6-4		0-0 F8	0-0 6-3			0-0 P4	4	0	0	0	0	0	3					
Mitt Bolling, R (1,6) OBP: 0.334, SLG: 0.353		0-0 FC6-4		4-0 E S 1B BB		0-0 6-3		0-0 FC5-4 1-2f	2	1	0	0	1	0	1					
Jim Piersall, R (8, PH) OBP: 0.335, SLG: 0.385									1	0	0	0	0	0	1					
Billy Consoletto, R (8,6) OBP: 0.313, SLG: 0.269									0	0	0	0	0	0	0					
Willard Nixon, L (1,1) OBP: 0.343, SLG: 0.350				0-0 HR		0-0 G4-6-3 1B			0-0 4-3	3	1	2	1	0	1	1				
Ellis Kinder, R (6,1) OBP: 0.222, SLG: 0.269									0	0	0	0	0	0	0	0				
Charlie Maxwell, L (9, PH) OBP: 0.318, SLG: 0.299									1	0	0	0	0	0	0	0				
Inning Stats	R: 0 E: 0 K: 0 S: 3	H: 1 LOB: 1 BB: 1 P: 7	R: 0 E: 1 K: 0 S: 3	H: 0 LOB: 1 BB: 1 P: 7	R: 2 E: 0 K: 0 S: 5	H: 2 LOB: 2 BB: 2 P: 13	R: 1 E: 0 K: 1 S: 6	H: 1 LOB: 1 BB: 1 P: 10	R: 0 E: 1 K: 0 S: 6	H: 1 LOB: 2 BB: 0 P: 10	R: 0 E: 0 K: 0 S: 3	H: 0 LOB: 0 BB: 0 P: 3	R: 0 E: 0 K: 1 S: 5	H: 0 LOB: 1 BB: 1 P: 9	R: 0 E: 0 K: 0 S: 3	H: 0 LOB: 1 BB: 1 P: 7	1B: 5 2B: 1 3B: 0 HR: 1	SF: 0 SAC: 0 DP: 3 HBP: 0	WP: 0 PB: 0 SB: 1 CS: 0	PA: 39
PITCHER Johnny Gray, R (1,1) ERA: 6.44	IP: 9.0 WLS: W BF: 39 H: 6 R: 3 ER: 3 SO: 3 BB: 8 IBB: 0 HBP: 0 BLK: 0 WP: 0 HR: 1 S: 37 P: 69 ERA: 3.00 WHIP: 1.556																			

Batter	1	2	3	4	5	6	7	8	9	AB	R	H	RBI	BB	SO	LOB	BOTTOM			
Spook Jacobs, R (1,4) OBP: 0.338, SLG: 0.287	0-0 1B 9-2 1B	0-0 5-3			0-3 K		0-0 P3		4	0	1	0	0	1	1	Boston Red Sox @ Philadelphia Athletics Connie Mack Stadium, Philadelphia, PA Sat Sep 04 1954, 3:33 AM EDT Att. 2,124 - Unknown livebaseballscorecards.com				
Lou Limmer, L (1,3) OBP: 0.302, SLG: 0.425	0-0 1B E 1B		0-0 G3			0-0 E 2B		0-0 G3	4	2	2	0	0	0	0					
Jim Finigan, R (1,5) OBP: 0.392, SLG: 0.413	0-0 9-2		0-0 G6-4-3 1B			0-0 6-3		0-0 L8	4	0	1	0	0	0	3					
Gus Zernial, R (1,7) OBP: 0.333, SLG: 0.461	0-0 E8 1B		0-0 G6-4-3			0-0 E7 1B		0-3 K	4	2	2	1	0	1	1					
Vic Power, R (9,7) OBP: 0.293, SLG: 0.332	0-0 1-H 1B		0-0 1-2f			0-0 2-H 1B			0	0	0	0	0	0	0					
Bill Renna, R (1,9) OBP: 0.300, SLG: 0.373	1-0 1B			0-0 5-3		0-0 2-H 1B			0	0	0	0	0	0	0					
Joe Taylor, R (1, PR) OBP: 0.206, SLG: 0.265									2	0	1	1	0	0	0					
Bill Wilson, R (1,8) OBP: 0.341, SLG: 0.421	0-0 1-2 2-H 1B			0-3 K		0-3 K			3	0	1	1	0	2	0					
Joe Demaestri, R (1,6) OBP: 0.251, SLG: 0.312	0-3 K			0-0 F8				0-3 K	3	0	0	0	0	2	2					
Jim Robertson, R (1,2) OBP: 0.293, SLG: 0.233		0-3 K			0-3 K			0-0 1B	3	0	1	0	0	2	0					
Johnny Gray, R (1,1) OBP: 0.071, SLG: 0.037		0-3 K			0-3 K			0-3 K	3	0	0	0	0	3	1					
Inning Stats	R: 2 E: 1 K: 1 S: 8	H: 4 LOB: 2 BB: 0 P: 9	R: 0 E: 0 K: 2 S: 7	H: 0 LOB: 0 BB: 0 P: 7	R: 0 E: 0 K: 0 S: 3	H: 1 LOB: 0 BB: 0 P: 3	R: 0 E: 0 K: 1 S: 5	H: 0 LOB: 0 BB: 0 P: 5	R: 0 E: 0 K: 3 S: 9	H: 0 LOB: 0 BB: 0 P: 9	R: 2 E: 1 K: 1 S: 7	H: 3 LOB: 0 BB: 0 P: 7	R: 0 E: 0 K: 2 S: 8	H: 1 LOB: 1 BB: 0 P: 8	R: 0 E: 0 K: 1 S: 5	H: 0 LOB: 0 BB: 0 P: 5	1B: 8 2B: 2 3B: 0 HR: 0	SF: 0 SAC: 0 DP: 2 HBP: 1	WP: 0 PB: 0 SB: 0 CS: 0	PA: 31
PITCHER Willard Nixon, R (1,1) ERA: 4.15	IP: 5.1 WLS: L BF: 22 H: 7 R: 4 ER: 3 SO: 7 BB: 0 IBB: 0 HBP: 1 BLK: 0 WP: 0 HR: 0 S: 35 P: 36 ERA: 5.06 WHIP: 1.312																			
Ellis Kinder, R (6,1) ERA: 3.34	IP: 2.2 WLS: 9 BF: 2 H: 2 R: 0 ER: 0 SO: 4 BB: 0 IBB: 0 HBP: 0 BLK: 0 WP: 0 HR: 0 S: 17 P: 17 ERA: 0.00 WHIP: 0.750																			

Batter	1	2	3	4	5	6	7	8	9	AB	R	H	RBI	BB	SO	LOB	TOP								
Billy Goodman, L (1,4) OBP: 0.369, SLG: 0.376	0-0 4-3	0-0 1B HR	4-0 BB		0-0 F8		0-0 HR 1B		0-3 K	4	2	2	0	1	0	0									
Billy Consono, R (8,4) OBP: 0.312, SLG: 0.268										1	0	0	0	0	1	2									
Ted Williams, L (1,7) OBP: 0.523, SLG: 0.662	4-0 HR BB	0-0 HR 1B	0-3 K			0-0 F8	0-0 HR 1B		0-0 FC5-4	4	3	2	2	1	1	2									
Don Lenhardt, R (7,7) OBP: 0.290, SLG: 0.387										1	0	0	0	0	0	2									
Jackie Jensen, R (1,8) OBP: 0.365, SLG: 0.484	4-0 HR BB	0-0 HR 1B	0-0 P3			0-0 L5	0-0 6-3			4	2	1	3	1	0	2									
Karl Olson, R (7,8) OBP: 0.306, SLG: 0.360										0	0	0	0	0	0	0									
Sam Mele, R (1,9) OBP: 0.306, SLG: 0.396	0-0 HR	4-0 1B CS BB			0-0 G3 SH1-3 1B				0-0 3-1	3	1	2	3	1	0	0									
Jim Piersall, R (7,9) OBP: 0.334, SLG: 0.384										1	0	0	0	0	0	0									
Grady Hatton, L (1,5) OBP: 0.379, SLG: 0.379	4-0 BB 1B BB	0-0 P2			0-0 SH1-3		0-0 L6		0-3 K	0	1	0	0	1	0	0									
Ted Lepcio, R (2,5) OBP: 0.328, SLG: 0.389										3	0	0	0	0	1	1									
Harry Agganis, L (1,3) OBP: 0.322, SLG: 0.392	0-0 P6	0-0 FC6-4 1B			0-0 G3		4-0 1B HR BB		0-0 3-1	4	1	1	0	1	0	2									
Mickey Owen, R (1,2) OBP: 0.325, SLG: 0.333	4-0 1B BB	0-0 FC6-4			0-0 F9		0-0 HR 1B			4	1	2	0	1	0	3									
Mitt Bolling, R (1,6) OBP: 0.340, SLG: 0.368	0-0 FC5-4 1B	0-0 CS			0-0 F7		0-0 HR		1-0 FC6-4 HBP 1B	4	1	3	4	0	0	0									
Tom Brewer, R (1,1) OBP: 0.291, SLG: 0.333	0-0 FC5-4				0-0 P3		0-0 F9		0-0 FC6-4 FC5-4	4	0	0	0	0	0	4									
Inning Stats	R: 4 E: 0 K: 0 S: 5	H: 2 LOB: 2 BB: 4 P: 21	R: 3 E: 0 K: 0 S: 6	H: 4 LOB: 1 BB: 1 P: 10	R: 0 E: 0 K: 1 S: 6	H: 1 LOB: 2 BB: 1 P: 10	R: 0 E: 0 K: 0 S: 4	H: 1 LOB: 1 BB: 0 P: 4	R: 0 E: 0 K: 0 S: 3	H: 0 LOB: 0 BB: 0 P: 3	R: 0 E: 0 K: 0 S: 3	H: 0 LOB: 0 BB: 0 P: 3	R: 5 E: 0 K: 0 S: 7	H: 4 LOB: 0 BB: 1 P: 11	R: 0 E: 0 K: 1 S: 5	H: 0 LOB: 0 BB: 0 P: 5	R: 0 E: 0 K: 1 S: 6	H: 1 LOB: 2 BB: 0 P: 7	1B: 9 2B: 0 3B: 0 HR: 4	SF: 0 SAC: 2 DP: 0 HBP: 1	WP: 0 PB: 0 SB: 0 CS: 1	PA: 48			
PITCHER	IP	WLS	BF	H	R	ER	SO	BB	IBB	HBP	BLK	WP	HR	S	P	ERA	WHIP								
Charlie Bishop, R (1,1) ERA: 5.09	0.2	L	8	2	4	4	0	4	0	0	0	0	1	4	20	54.00	9.000								
Al Sima, L (1,1) ERA: 5.33	1.1		8	4	3	3	0	1	0	0	0	0	1	7	11	20.25	3.750								
Bill Oster, L (3,1) ERA: 6.17	4.2		22	6	5	5	1	2	0	0	0	0	2	22	30	9.64	1.714								
Moe Burtzsch, R (7,1) ERA: 3.73	2.1		9	1	0	0	2	0	0	1	0	0	0	12	13	0.00	0.429								

Boston Red Sox @ Philadelphia Athletics
 Connie Mack Stadium, Philadelphia, PA
 Sun Sep 05 1954, 3:33 AM EDT
 Unknown


AB 37
 R 12
 H 13
 RBI 12
 BB 7
 SO 3
 LOB 18



Batter	1	2	3	4	5	6	7	8	9	AB	R	H	RBI	BB	SO	LOB	BOTTOM								
Spook Jacobs, R (1,4) OBP: 0.337, SLG: 0.285	0-0 6-3		4-0 FC3-6 BB SF8 BB	0-0 P6			0-0 6-3			3	1	0	0	1	0	0									
Lou Limmer, L (1,3) OBP: 0.305, SLG: 0.424	0-0 1B 1B		4-0 FC3-6 BB		0-0 F8			0-0 5-3		3	0	1	0	1	0	0									
Jim Finigan, R (1,5) OBP: 0.389, SLG: 0.409	0-0 P6		0-0 FC3-6 3B		0-0 6-3			0-0 1-3		4	1	0	0	0	0	3									
Gus Zernial, R (1,7) OBP: 0.332, SLG: 0.460	0-0 FC6 1B		0-0 SF8		0-0 F7			0-0 F7		3	0	1	1	0	0	0									
Vic Power, R (1,8) OBP: 0.285, SLG: 0.346	0-0 FC6		0-0 1B 3B		0-0 F9			0-0 HR		4	2	2	2	0	0	2									
Joe Taylor, R (1,9) OBP: 0.211, SLG: 0.263		0-0 5-3	0-0 1B		0-0 5-3			0-0 F9		4	0	1	1	0	0	0									
Joe Demaestri, R (1,6) OBP: 0.250, SLG: 0.309		0-0 6-3	0-0 F9		0-0 G3			0-0 P3		4	0	0	0	0	0	1									
Joe Astroth, R (1,2) OBP: 0.294, SLG: 0.277		0-0 1B			0-0 5-3			0-0 HR		4	1	3	1	0	0	0									
Charlie Bishop, R (1,1) OBP: 0.115, SLG: 0.115										0	0	0	0	0	0	0									
Al Sima, R (1,1) OBP: 0.209, SLG: 0.096										0	0	0	0	0	0	0									
Elmer Valby, L (2,PH) OBP: 0.301, SLG: 0.327										1	0	0	0	0	0	1									
Bill Oster, L (3,1) ERA: 6.17										1	0	0	0	0	0	1									
Moe Burtzsch, R (7,1) OBP: 0.182, SLG: 0.133										1	0	0	0	0	0	1									
Don Bollweg, L (8,PH) OBP: 0.202, SLG: 0.326										1	0	0	0	0	0	0									
Inning Stats	R: 0 E: 0 K: 0 S: 5	H: 2 LOB: 0 BB: 0 P: 5	R: 0 E: 0 K: 0 S: 4	H: 1 LOB: 1 BB: 0 P: 4	R: 3 E: 0 K: 0 S: 5	H: 2 LOB: 1 BB: 2 P: 13	R: 0 E: 0 K: 1 S: 5	H: 0 LOB: 0 BB: 0 P: 5	R: 0 E: 0 K: 0 S: 3	H: 0 LOB: 0 BB: 0 P: 3	R: 0 E: 0 K: 0 S: 3	H: 0 LOB: 0 BB: 0 P: 3	R: 0 E: 0 K: 0 S: 3	H: 1 LOB: 0 BB: 0 P: 3	R: 0 E: 0 K: 0 S: 5	H: 0 LOB: 0 BB: 0 P: 5	R: 2 E: 0 K: 0 S: 5	H: 2 LOB: 0 BB: 0 P: 5	1B: 5 2B: 0 3B: 1 HR: 2	SF: 1 SAC: 0 DP: 1 HBP: 0	WP: 0 PB: 0 SB: 0 CS: 0	PA: 36			
PITCHER	IP	WLS	BF	H	R	ER	SO	BB	IBB	HBP	BLK	WP	HR	S	P	ERA	WHIP								
Tom Brewer, R (1,1) ERA: 4.69	9.0	W	36	8	5	5	1	2	0	0	0	0	2	36	44	5.00	1.111								

Boston Red Sox @ Philadelphia Athletics
 Connie Mack Stadium, Philadelphia, PA
 Sun Sep 05 1954, 3:33 AM EDT
 Unknown


AB 33
 R 5
 H 8
 RBI 5
 BB 2
 SO 1
 LOB 8



Batter	1	2	3	4	5	6	7	8	9	AB	R	H	RBI	BB	SO	LOB	TOP				
Billy Goodman, L (1,4) OBP: 0.365, SLG: 0.372	F7		F9				1-6-3	F7		5	0	0	0	0	0	4	Boston Red Sox @ Philadelphia Athletics Sun Sep 05 1954, 3:38 AM EDT Att: 5,788 - Unknown Connie Mack Stadium, Philadelphia, PA livebaseballscorecards.com				
Ted Williams, L (1,7) OBP: 0.522, SLG: 0.660			G5-6-3		F7		4-3			4	0	1	0	1	0	1					
Billy Consoletto, R (8, FR) OBP: 0.312, SLG: 0.268										0	0	0	0	0	0	0					
Jim Piersall, R (8,9) OBP: 0.334, SLG: 0.384	2B							G1-4-3 BB		0	0	0	0	0	0	0					
Jackie Jensen, R (1,8) OBP: 0.365, SLG: 0.491	F2			E8 4-3 1B	FC6-5 2B			G1-4-3 1-2		5	2	2	1	0	0	2					
Sam Mele, R (1,9) OBP: 0.304, SLG: 0.393	P6			4-3	FC6-5 1B					5	1	1	0	0	1	3					
Grady Hatton, L (1,5) OBP: 0.382, SLG: 0.382		G3		1B 1B						5	2	3	1	0	0	0					
Harry Agganis, L (1,3) OBP: 0.323, SLG: 0.397	K			3-H 1B 1B						5	1	2	2	0	1	2					
Sammy White, R (1,2) OBP: 0.313, SLG: 0.426		6-3		1B 1-2 2-H		2-3				4	0	2	2	0	0	0					
Mitt Bolling, R (1,6) OBP: 0.345, SLG: 0.380				1B 3B		F8				3	1	2	0	1	0	0					
Russ Kemmerer, R (1,1) OBP: 0.250, SLG: 0.143										4	0	1	1	0	2	5					
Ellis Kinder, R (8,1) OBP: 0.222, SLG: 0.269			G5-6-3 1B	F2		K	K			0	0	0	0	0	0	0					
Inning Stats	R: 0 E: 0 K: 0 S: 4	H: 1 LOB: 1 BB: 0 P: 4	R: 0 E: 0 K: 1 S: 5	H: 0 LOB: 0 BB: 0 P: 5	R: 1 E: 0 K: 0 S: 4	H: 2 LOB: 0 BB: 0 P: 4	R: 2 E: 1 K: 0 S: 7	H: 3 LOB: 3 BB: 1 P: 11	R: 0 E: 0 K: 1 S: 5	H: 0 LOB: 0 BB: 0 P: 5	R: 4 E: 0 K: 1 S: 11	H: 6 LOB: 2 BB: 0 P: 11	R: 0 E: 0 K: 0 S: 2	H: 0 LOB: 1 BB: 1 P: 6	R: 0 E: 0 K: 1 S: 5	H: 0 LOB: 0 BB: 0 P: 5	1B: 8 2B: 3 3B: 2 HR: 1	SF: 0 SAC: 0 DP: 2 HBP: 0	WP: 0 PB: 0 SB: 0 CS: 0	PA: 42	
PITCHER	IP	WLS	BF	H	R	ER	SO	BB	IBB	HBP	BLK	WP	HR	S	P	ERA	WHIP				
Sonny Dixon, R (1,1) ERA: 4.06	6.2	L	32	11	6	5	2	1	0	0	0	0	1	35	39	6.75	1.800				
Marion Francano, R (7,1) ERA: 5.71	0.1		4	3	1	1	1	0	0	0	0	0	0	6	6	27.00	9.000				
Moe Burtstschy, R (8,1) ERA: 3.64	2.0		6	0	0	0	1	1	0	0	0	0	0	7	11	0.00	0.500				



Batter	1	2	3	4	5	6	7	8	9	AB	R	H	RBI	BB	SO	LOB	BOTTOM				
Spook Jacobs, R (1,4) OBP: 0.335, SLG: 0.282	4-3		L3		F7		4-3		P6	4	0	0	0	0	0	1	Boston Red Sox @ Philadelphia Athletics Sun Sep 05 1954, 3:38 AM EDT Att: 5,788 - Unknown Connie Mack Stadium, Philadelphia, PA livebaseballscorecards.com				
Bill Wilson, R (9, FH) OBP: 0.340, SLG: 0.419										1	0	0	0	0	0	1					
Lou Limmer, L (1,3) OBP: 0.304, SLG: 0.419	4-0 2B BB		F2		F9			K		3	1	0	0	1	1	0					
Jim Finigan, R (1,5) OBP: 0.392, SLG: 0.425	1-H 2B						K			4	1	3	2	0	1	0					
Eimer Valo, L (1,7) OBP: 0.353, SLG: 0.323	4-0 BB		4-0 BB				3-1		3-1	2	0	0	0	2	0	0					
Vic Power, R (1,8) OBP: 0.284, SLG: 0.345	0-0 1-2		G6-4-3 BB		F7		5-3			4	0	1	0	0	0	4					
Joe Taylor, R (1,9) OBP: 0.238, SLG: 0.341		4-0 BB			5-3					3	1	1	1	1	1	1					
Joe Demaestri, R (1,6) OBP: 0.250, SLG: 0.311		0-3 BB			F7		5-3			4	0	1	0	0	1	1					
Jim Robertson, R (1,2) OBP: 0.285, SLG: 0.225			F7		P3		F7			4	0	0	0	0	1	2					
Sonny Dixon, S (1,1) OBP: 0.242, SLG: 0.281		0-3 BB								2	0	0	0	0	2	1					
Marion Francano, R (7,1) OBP: 0.136, SLG: 0.114										0	0	0	0	0	0	0					
Don Bolinger, R (7, PH) OBP: 0.106, SLG: 0.000										1	0	1	0	0	0	0					
Charlie Blahosky, R (7, PH) OBP: 0.112, SLG: 0.112										0	0	0	0	0	0	0					
Moe Burtstschy, R (8,1) OBP: 0.183, SLG: 0.113										0	0	0	0	0	0	0					
Gus Zernial, R (8, PH) OBP: 0.331, SLG: 0.458										1	0	0	0	0	1	1					
Inning Stats	R: 1 E: 0 K: 0 S: 3	H: 1 LOB: 2 BB: 2 P: 11	R: 0 E: 0 K: 2 S: 7	H: 0 LOB: 1 BB: 1 P: 11	R: 0 E: 0 K: 0 S: 4	H: 1 LOB: 2 BB: 1 P: 8	R: 0 E: 0 K: 0 S: 3	H: 0 LOB: 0 BB: 0 P: 3	R: 0 E: 0 K: 1 S: 5	H: 0 LOB: 0 BB: 0 P: 5	R: 1 E: 0 K: 0 S: 5	H: 2 LOB: 1 BB: 0 P: 5	R: 1 E: 0 K: 2 S: 9	H: 2 LOB: 1 BB: 0 P: 9	R: 0 E: 0 K: 2 S: 8	H: 1 LOB: 1 BB: 0 P: 8	1B: 2 2B: 3 3B: 0 HR: 2	SF: 0 SAC: 0 DP: 1 HBP: 0	WP: 0 PB: 0 SB: 0 CS: 0	PA: 37	
PITCHER	IP	WLS	BF	H	R	ER	SO	BB	IBB	HBP	BLK	WP	HR	S	P	ERA	WHIP				
Russ Kemmerer, R (1,1) ERA: 3.88	7.2	W	32	6	3	3	5	4	0	0	0	0	2	38	54	3.52	1.304				
Ellis Kinder, R (8,1) ERA: 3.3	1.1	S	5	1	0	0	3	0	0	0	0	0	0	11	11	0.00	0.750				




Batter	1	2	3	4	5	6	7	8	9	AB	R	H	RBI	BB	SO	LOB	TOP			
Spook Jacobs, R OBP: 0.333, SLG: 0.281 Pete Suder, R OBP: 0.228, SLG: 0.276	1-3		F7			F3		BB 1-2 BB		3	0	0	0	0	0	0	Philadelphia Athletics @ Washington Senators Griffith Stadium, Washington, DC Mon Sep 06 1954, 3:33 AM EDT Unknown			
Vic Power, R OBP: 0.287, SLG: 0.346 Elmer Valo, L OBP: 0.352, SLG: 0.322	4-0			G1-6-3 1B		F8		F9		2	0	1	0	1	0	0				
Jim Finigan, R OBP: 0.388, SLG: 0.421	G3			G1-6-3 1-2		F7		F5		4	0	0	0	0	2					
Gus Zernial, R OBP: 0.330, SLG: 0.455	4-3			1B		F8		6-3		4	0	1	0	0	1					
Bill Wilson, R OBP: 0.336, SLG: 0.414		3-1		5-3		F8		4-3		4	0	0	0	0	1					
Joe Taylor, R OBP: 0.244, SLG: 0.326		5-3				F7		1B SF7 BB		2	1	0	0	1	0					
Joe Demaestri, R OBP: 0.309, SLG: 0.309 Eddie Joost, R OBP: 0.442, SLG: 0.442		6-3				5-3		BB 1-3 1B		2	0	0	0	0	0					
Joe Astroth, R OBP: 0.290, SLG: 0.273			4-3			F2		F9		3	0	0	0	0	2					
Arnie Portocarrero, R OBP: 0.182, SLG: 0.210 Marion Fricano, R OBP: 0.135, SLG: 0.111 Lou Limmer, L OBP: 0.393, SLG: 0.419 Sonny Dixon, S OBP: 0.242, SLG: 0.281			K			4-3		SF7 3-H		1	0	0	0	0	1					
Inning Stats	R: 0 E: 0 K: 0 S: 3	H: 0 LOB: 1 BB: 1 P: 7	R: 0 E: 0 K: 0 S: 3	H: 0 LOB: 0 BB: 0 P: 3	R: 0 E: 0 K: 1 S: 5	H: 0 LOB: 0 BB: 0 P: 5	R: 0 E: 0 K: 0 S: 4	H: 2 LOB: 1 BB: 0 P: 4	R: 0 E: 0 K: 0 S: 3	H: 0 LOB: 0 BB: 0 P: 3	R: 0 E: 0 K: 0 S: 3	H: 0 LOB: 0 BB: 0 P: 3	R: 0 E: 0 K: 0 S: 4	H: 1 LOB: 2 BB: 2 P: 12	R: 0 E: 0 K: 0 S: 3	H: 0 LOB: 0 BB: 0 P: 3		1B: 3 2B: 0 3B: 0 HR: 0	SF: 1 SAC: 0 DP: 1 HBP: 0	WP: 0 PB: 0 SB: 0 CS: 0
PITCHER Johnny Schmitz, L ERA: 2.72	IP: 9.0 WLS: W BF: 32 H: 3 R: 1 ER: 1 SO: 1 BB: 3 IBB: 0 HBP: 0 BLK: 0 WP: 0 HR: 0 S: 31 P: 43 ERA: 1.00 WHIP: 0.667																			

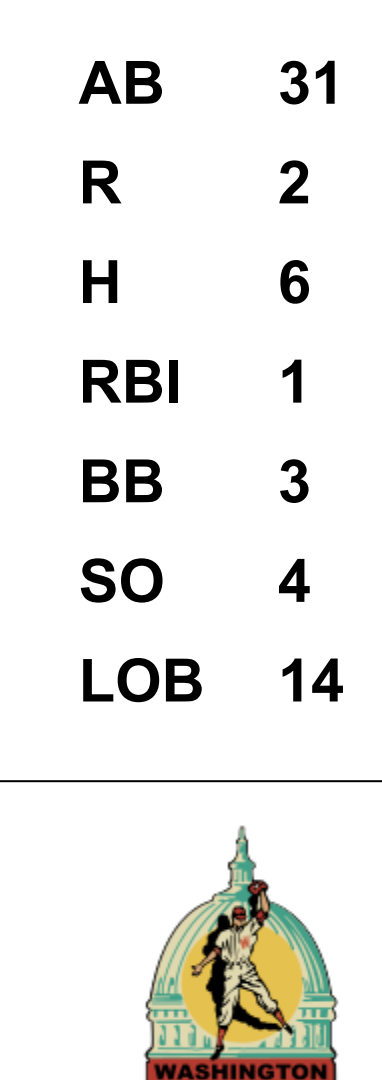
Batter	1	2	3	4	5	6	7	8	9	AB	R	H	RBI	BB	SO	LOB	BOTTOM			
Eddie Yost, R OBP: 0.412, SLG: 0.394	SH1-3 BB	F8		BB 1-2 3B 1B				4-3		3	1	1	0	2	0	2	Philadelphia Athletics @ Washington Senators Griffith Stadium, Washington, DC Mon Sep 06 1954, 3:33 AM EDT Unknown			
Jim Busby, R OBP: 0.340, SLG: 0.388 Tom Umphlett, R OBP: 0.256, SLG: 0.275	SH1-3 1-2		F8	BB 1-2 2-3 3B			1-3	HR BB		2	1	0	0	1	0	2				
Mickey Vernon, L OBP: 0.371, SLG: 0.531	F7		BB 1B	BB 1-2 2B 3B			F7	HR		5	2	3	5	0	1					
Pete Runnels, L OBP: 0.365, SLG: 0.398 Roy Dietzel, R OBP: 0.571, SLG: 0.500	5-3		BB 1-2	BB 1-2 2B BB			P1	1B		1	1	0	0	2	0	1				
Carlos Paula, R OBP: 0.400, SLG: 0.600		K	F9	BB 1-2 2B			F7	F8		5	0	2	2	0	1	3				
Jim Lemon, R OBP: 0.333, SLG: 0.382	FC 1B	6-3	BB 1-2 3B	BB 1-2 2B			K	4-3		5	1	1	0	0	2	5				
Ed Fitz Gerald, R OBP: 0.352, SLG: 0.389	FC 1B			FC3-6 1B			F8	F3		4	0	1	0	0	1					
Jerry Snyder, R OBP: 0.291, SLG: 0.253	F7			F8			SH1 1B	F8		4	0	1	0	0	3					
Johnny Schmitz, R OBP: 0.167, SLG: 0.135				FC3-6 BB 1B 3B			SH1	L7		3	1	1	1	0	0	1				
Inning Stats	R: 0 E: 0 K: 0 S: 3	H: 0 LOB: 1 BB: 1 P: 7	R: 1 E: 0 K: 1 S: 8	H: 2 LOB: 2 BB: 0 P: 8	R: 0 E: 0 K: 0 S: 4	H: 1 LOB: 2 BB: 1 P: 8	R: 5 E: 0 K: 1 S: 9	H: 4 LOB: 1 BB: 2 P: 17	R: 0 E: 0 K: 0 S: 4	H: 1 LOB: 2 BB: 1 P: 8	R: 0 E: 0 K: 1 S: 6	H: 1 LOB: 1 BB: 0 P: 6	R: 0 E: 0 K: 0 S: 3	H: 0 LOB: 0 BB: 0 P: 3	R: 2 E: 0 K: 0 S: 5	H: 2 LOB: 1 BB: 1 P: 9		1B: 8 2B: 1 3B: 1 HR: 1	SF: 0 SAC: 2 DP: 0 HBP: 0	WP: 0 PB: 0 SB: 0 CS: 0
PITCHER Arnie Portocarrero, R ERA: 4.25 Marion Fricano, R ERA: 5.57 Sonny Dixon, R ERA: 4.18	IP: 3.2 WLS: L BF: 23 H: 7 R: 6 ER: 6 SO: 2 BB: 4 IBB: 0 HBP: 0 BLK: 0 WP: 0 HR: 0 S: 21 P: 37 ERA: 14.73 WHIP: 3.000																			

Batter	1	2	3	4	5	6	7	8	9	AB	R	H	RBI	BB	SO	LOB	TOP			
Spook Jacobs, R (1,4) OBP: 0.335, SLG: 0.284										5	1	3	0	0	0	1	Philadelphia Athletics @ Washington Senators Griffith Stadium, Washington, DC Mon Sep 06 1954, 3:38 AM EDT Att: 4,865 - Unknown			
Lou Limmer, L (1,3) OBP: 0.302, SLG: 0.419										5	0	1	1	0	0	3				
Jim Finigan, R (1,5) OBP: 0.387, SLG: 0.418										3	0	0	0	1	0	2				
Gus Zernial, R (1,7) OBP: 0.330, SLG: 0.455										0	0	0	0	0	0	0				
Joe Taylor, R (1,7) OBP: 0.245, SLG: 0.319										4	0	1	0	0	2	3				
Bill Wilson, R (1,8) OBP: 0.338, SLG: 0.425										4	2	2	1	0	1	1				
Elmer Valo, L (1,9) OBP: 0.354, SLG: 0.332										3	0	1	1	1	0	1				
Joe Demaestri, R (1,6) OBP: 0.247, SLG: 0.307										4	0	0	0	0	0	3				
Jim Robertson, R (1,2) OBP: 0.284, SLG: 0.220										3	0	0	0	1	0	1				
Joe Astroth, R (9,2) OBP: 0.230, SLG: 0.273										0	0	0	0	0	0	0				
Charlie Bishop, R (1,1) OBP: 0.103, SLG: 0.103										3	0	0	0	0	1	1				
Moe Burtzsch, R (8,1) OBP: 0.176, SLG: 0.125										1	0	0	0	0	0	1				
Inning Stats	R: 0 E: 0 K: 0 S: 3	H: 1 LOB: 0 BB: 0 P: 3	R: 0 E: 0 K: 1 S: 6	H: 1 LOB: 1 BB: 0 P: 6	R: 1 E: 0 K: 2 S: 9	H: 2 LOB: 2 BB: 1 P: 13	R: 1 E: 0 K: 0 S: 4	H: 1 LOB: 1 BB: 0 P: 8	R: 0 E: 0 K: 0 S: 6	H: 0 LOB: 0 BB: 1 P: 7	R: 0 E: 0 K: 0 S: 3	H: 0 LOB: 0 BB: 0 P: 3	R: 1 E: 0 K: 0 S: 5	H: 2 LOB: 1 BB: 0 P: 5	R: 0 E: 1 K: 0 S: 4	H: 0 LOB: 1 BB: 0 P: 4	1B: 5 2B: 1 3B: 1 HR: 1	SF: 0 SAC: 0 DP: 1 HBP: 0	WP: 0 PB: 0 SB: 3 CS: 0	PA: 38
PITCHER	IP	WLS	BF	H	R	ER	SO	BB	IBB	HBP	BLK	WP	HR	S	P	ERA	WHIP			
Gus Keriazakos, R (1,1) ERA: 3.05	8.0	L	34	8	3	3	4	3	0	0	0	0	1	39	51	3.38	1.375			
Camilo Pascual, R (9,1) ERA: 4.78	1.0		4	0	0	0	0	0	0	0	0	0	0	4	4	0.00	0.000			

AB 35
R 3
H 8
RBI 3
BB 3
SO 4
LOB 17




Batter	1	2	3	4	5	6	7	8	9	AB	R	H	RBI	BB	SO	LOB	BOTTOM			
Eddie Yost, R (1,5) OBP: 0.412, SLG: 0.396										3	1	1	0	1	0	1	Philadelphia Athletics @ Washington Senators Griffith Stadium, Washington, DC Mon Sep 06 1954, 3:38 AM EDT Att: 4,865 - Unknown			
Jim Busby, R (1,8) OBP: 0.343, SLG: 0.391										4	1	3	0	0	0	0				
Jesse Levan, L (1,3) OBP: 0.343, SLG: 0.391										4	0	0	0	0	0	4				
Pete Runnels, L (1,4) OBP: 0.367, SLG: 0.400										3	0	1	1	1	0	1				
Carlos Paula, R (1,7) OBP: 0.222, SLG: 0.333										4	0	0	0	0	0	5				
Jim Lemon, R (1,9) OBP: 0.328, SLG: 0.362										3	0	0	0	1	0	1				
Steve Korceck, R (1,2) OBP: 0.335, SLG: 0.459										3	0	0	0	0	1	1				
Jerry Snyder, R (1,6) OBP: 0.295, SLG: 0.257										2	0	1	0	0	0	0				
Mickey Vernon, L (7, PH) OBP: 0.370, SLG: 0.530										1	0	0	0	0	0	1				
Roy Dietzel, R (8,4) OBP: 0.500, SLG: 0.429										1	0	0	0	0	1	0				
Gus Keriazakos, R (1,1) OBP: 0.125, SLG: 0.067										1	0	0	0	0	1	0				
Tom Wright, L (8, PH) OBP: 0.320, SLG: 0.319										1	0	0	0	0	0	0				
Camilo Pascual, R (9,1) OBP: 0.174, SLG: 0.227										0	0	0	0	0	0	0				
Inning Stats	R: 2 E: 1 K: 0 S: 5	H: 2 LOB: 1 BB: 1 P: 9	R: 0 E: 0 K: 1 S: 5	H: 0 LOB: 0 BB: 0 P: 5	R: 0 E: 0 K: 0 S: 3	H: 0 LOB: 0 BB: 0 P: 3	R: 0 E: 0 K: 0 S: 3	H: 0 LOB: 0 BB: 0 P: 3	R: 0 E: 0 K: 0 S: 4	H: 1 LOB: 1 BB: 0 P: 4	R: 0 E: 0 K: 1 S: 4	H: 0 LOB: 0 BB: 1 P: 8	R: 0 E: 0 K: 0 S: 5	H: 2 LOB: 3 BB: 1 P: 9	R: 0 E: 0 K: 2 S: 7	H: 0 LOB: 0 BB: 0 P: 7	1B: 4 2B: 3 3B: 0 HR: 0	SF: 0 SAC: 1 DP: 1 HBP: 0	WP: 0 PB: 0 SB: 1 CS: 0	PA: 35
PITCHER	IP	WLS	BF	H	R	ER	SO	BB	IBB	HBP	BLK	WP	HR	S	P	ERA	WHIP			
Charlie Bishop, R (1,1) ERA: 4.74	7.1	W	29	6	2	1	2	2	0	0	0	0	0	31	39	1.23	1.091			
Moe Burtzsch, R (8,1) ERA: 3.57	1.2	S	6	0	0	0	2	0	1	0	0	0	0	9	13	0.00	0.000			



Batter	1	2	3	4	5	6	7	8	9	AB	R	H	RBI	BB	SO	LOB	TOP					
Spook Jacobs, R OBP: 0.335, SLG: 0.286 (1, 4)	F7		F3					F5									4 0 1 1 0 0 0					
Lou Limmer, L OBP: 0.301, SLG: 0.412 (1, 3)	BB		4-3					F9									3 0 0 0 1 0 1					
Jim Finigan, R OBP: 0.385, SLG: 0.415 (1, 5)	BB		F9														4 0 2 0 0 0 0					
Gus Zernial, R OBP: 0.326, SLG: 0.449 (1, 7)	G6-4-3																4 0 0 0 0 0 3					
Elmer Valo, L OBP: 0.354, SLG: 0.333 (1, 9)																	3 0 0 0 1 2 0					
Bill Wilson, R OBP: 0.342, SLG: 0.423 (1, 8)																	4 1 1 0 0 1 1					
Joe Demaestri, R OBP: 0.252, SLG: 0.312 (1, 6)																	4 1 3 0 0 0 0					
Jim Robertson, R OBP: 0.285, SLG: 0.230 (1, 2)																	3 0 1 0 0 0 2					
Johnny Gray, R OBP: 0.067, SLG: 0.034 (1, 1)																	2 0 0 0 0 0 2					
Inning Stats	R: 0 E: 0 K: 0 S: 3	H: 1 LOB: 1 BB: 1 P: 7	R: 0 E: 0 K: 0 S: 4	H: 2 LOB: 2 BB: 1 P: 8	R: 0 E: 0 K: 0 S: 3	H: 0 LOB: 0 BB: 0 P: 3	R: 0 E: 0 K: 2 S: 7	H: 0 LOB: 0 BB: 0 P: 7	R: 1 E: 0 K: 0 S: 5	H: 2 LOB: 1 BB: 0 P: 5	R: 0 E: 0 K: 1 S: 5	H: 0 LOB: 0 BB: 0 P: 5	R: 1 E: 0 K: 0 S: 4	H: 2 LOB: 2 BB: 0 P: 4	R: 0 E: 0 K: 0 S: 4	H: 1 LOB: 1 BB: 0 P: 4	R: 0 E: 0 K: 0 S: 3	H: 0 LOB: 0 BB: 0 P: 3	1B: 6 2B: 2 3B: 0 HR: 0	SF: 0 SAC: 1 DP: 2 HBP: 0	WP: 0 PB: 0 SB: 0 CS: 1	PA: 34
PITCHER Early Wynn, R ERA: 2.82 (1, 1)	IP: 9.0 WLS: W BF: 34 H: 8 R: 2 ER: 2 SO: 3 BB: 2 IBB: 0 HBP: 0 BLK: 0 WP: 0 HR: 0 S: 38 P: 46 ERA: 2.00 WHIP: 1.111											PITCHER	IP: WLS: BF: H: R: ER: SO: BB: IBB: HBP: BLK: WP: HR: S: P: ERA: WHIP:									

Philadelphia Athletics @ Cleveland Indians
Cleveland Municipal Stadium, Cleveland, OH
Wed Sep 08 1954, 3:33 AM EDT
Att: 14,262 - Unknown

AB 31
R 2
H 8
RBI 1
BB 2
SO 3
LOB 9



Batter	1	2	3	4	5	6	7	8	9	AB	R	H	RBI	BB	SO	LOB	BOTTOM			
Al Smith, R OBP: 0.392, SLG: 0.436 (1, 7)	5-3																2 2 1 0 2 0 0			
Bobby Avila, R OBP: 0.398, SLG: 0.471 (1, 4)	K																3 2 1 1 1 1 1			
Larry Doby, L OBP: 0.360, SLG: 0.485 (1, 8)																	4 0 2 1 0 0 3			
Al Rosen, R OBP: 0.394, SLG: 0.501 (1, 5)	K																3 0 1 1 1 1 2			
Vic Wertz, L OBP: 0.334, SLG: 0.414 (1, 3)																	4 1 2 2 0 0 4			
Bill Glynn, L OBP: 0.306, SLG: 0.396 (7, PR) (8, 3)																	0 0 0 0 0 0 0			
Dave Philley, S OBP: 0.315, SLG: 0.363 (1, 9)																	4 0 0 0 0 0 2			
George Strickland, R OBP: 0.330, SLG: 0.334 (1, 6)																	3 0 0 0 1 1 0			
Jim Hegan, R OBP: 0.296, SLG: 0.377 (1, 2)																	4 0 0 0 0 2 1			
Early Wynn, S OBP: 0.253, SLG: 0.226 (1, 1)																	4 0 0 0 0 1 1			
Inning Stats	R: 0 E: 0 K: 2 S: 8	H: 1 LOB: 1 BB: 0 P: 8	R: 1 E: 0 K: 1 S: 6	H: 1 LOB: 0 BB: 0 P: 6	R: 2 E: 1 K: 0 S: 5	H: 1 LOB: 1 BB: 1 P: 9	R: 0 E: 0 K: 2 S: 7	H: 0 LOB: 0 BB: 0 P: 7	R: 0 E: 0 K: 0 S: 3	H: 0 LOB: 3 BB: 3 P: 15	R: 0 E: 0 K: 0 S: 3	H: 0 LOB: 0 BB: 0 P: 3	R: 2 E: 0 K: 1 S: 9	H: 4 LOB: 2 BB: 0 P: 9	R: 0 E: 0 K: 0 S: 2	H: 0 LOB: 0 BB: 1 P: 6	1B: 5 2B: 0 3B: 1 HR: 1	SF: 0 SAC: 0 DP: 1 HBP: 0	WP: 0 PB: 0 SB: 3 CS: 0	PA: 36
PITCHER Johnny Gray, R ERA: 6.17 (1, 1)	IP: 8.0 WLS: L BF: 36 H: 7 R: 5 ER: 3 SO: 6 BB: 4 IBB: 1 HBP: 0 BLK: 0 WP: 0 HR: 1 S: 43 P: 63 ERA: 3.38 WHIP: 1.375											PITCHER	IP: WLS: BF: H: R: ER: SO: BB: IBB: HBP: BLK: WP: HR: S: P: ERA: WHIP:							

Philadelphia Athletics @ Cleveland Indians
Cleveland Municipal Stadium, Cleveland, OH
Wed Sep 08 1954, 3:33 AM EDT
Att: 14,262 - Unknown

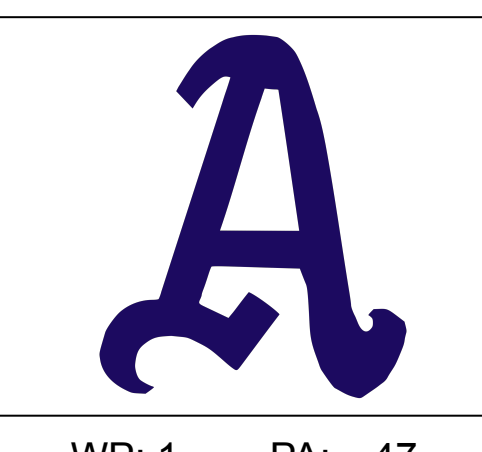
AB 31
R 5
H 7
RBI 5
BB 5
SO 6
LOB 14



Batter	1	2	3	4	5	6	7	8	9	10	11	AB	R	H	RBI	BB	SO	LOB	TOP					
Spook Jacobs, R OBP: 0.336, SLG: 0.289 (1, 4)	F9		6-3		1B		1B	1B			F9	6	0	3	0	0	0	0						
Lou Limmer, L OBP: 0.299, SLG: 0.406 Moe Burtzsch, R OBP: 0.167, SLG: 0.118 (1, 3)	F9		F8		1B		F9	4-3			P6	6	0	1	1	0	0	4						
Jim Finigan, R OBP: 0.385, SLG: 0.414 (1, 5)	P5				F8		1B				K	5	0	2	0	0	1	2						
Gus Zernial, R OBP: 0.321, SLG: 0.441 Vic Power, R OBP: 0.256, SLG: 0.344 (1, 7)		K			F7		P6	P4			L4	5	0	0	0	0	1	3						
Elmer Valo, L OBP: 0.355, SLG: 0.329 (1, 9)		HR			F9		G3				4-3	3	2	0	0	2	0	1						
Bill Wilson, R OBP: 0.342, SLG: 0.430 (1, 8)		HR			K		1B	BB			F2	4	1	1	2	1	2	2						
Joe Demaestri, R OBP: 0.256, SLG: 0.313 (1, 6)		K			6-3			FC6-4			G6-4-3	4	0	2	0	1	1	0						
Joe Astroth, R OBP: 0.288, SLG: 0.274 (1, 2)		6-3			1B		F9	FC6-4			G6-4-3	4	1	0	1	1	0	4						
Amie Portocarrero, R OBP: 0.196, SLG: 0.009 Sonny Dixon, S OBP: 0.242, SLG: 0.281 Joe Taylor, R OBP: 0.222, SLG: 0.288 (1, 1)			K		B2		K	1B			P3	3	0	0	0	1	2	1						
Inning Stats	R: 0 E: 0 K: 0 S: 3	H: 0 LOB: 0 BB: 0 P: 3	R: 2 E: 0 K: 2 S: 8	H: 1 LOB: 0 BB: 1 P: 12	R: 0 E: 0 K: 1 S: 5	H: 0 LOB: 0 BB: 0 P: 5	R: 0 E: 0 K: 1 S: 6	H: 1 LOB: 1 BB: 0 P: 6	R: 1 E: 0 K: 0 S: 5	H: 2 LOB: 2 BB: 1 P: 9	R: 0 E: 0 K: 1 S: 7	H: 2 LOB: 2 BB: 0 P: 7	R: 1 E: 0 K: 0 S: 5	H: 2 LOB: 3 BB: 2 P: 13	R: 0 E: 0 K: 1 S: 5	H: 0 LOB: 0 BB: 0 P: 5	R: 0 E: 0 K: 1 S: 4	H: 0 LOB: 0 BB: 1 P: 8	R: 0 E: 0 K: 0 S: 3	H: 0 LOB: 0 BB: 0 P: 3	1B: 8 2B: 0 3B: 0 HR: 1	SF: 0 SAC: 0 DP: 1 HBP: 0	WP: 1 PB: 0 SB: 0 CS: 0	PA: 47
PITCHER	IP ERA WLS BF H R ER SO BB IBB HBP BLK WP HR S P ERA WHIP	Bob Feller, R ERA: 3.03 Ray Narleski, R ERA: 2.18 Don Mossi, L ERA: 2.09 Hal Newhouser, L ERA: 2.36	1.0 6.0 2.0 1.0 2.0	3 26 12 3 6	0 4 1 0 0	0 1 1 0 0	1 1 1 0 1	0 2 0 0 0	0 0 0 0 0	0 0 0 0 0	0 1 0 0 0	0 0 0 0 0	0 12 5 5	20 4.50 0.00 0.00	31 1.333 0.000 0.500	43 3.000 0.000 0.000								

Philadelphia Athletics @ Cleveland Indians
Cleveland Municipal Stadium, Cleveland, OH
Thu Sep 09 1954, 3:33 AM EDT
Att: 5,145 - Unknown

AB 41
R 4
H 9
RBI 4
BB 6
SO 7
LOB 17



Batter	1	2	3	4	5	6	7	8	9	10	11	AB	R	H	RBI	BB	SO	LOB	BOTTOM							
Al Smith, R OBP: 0.393, SLG: 0.433 (1, 7)	E			F9		F5		2B		F9		3	2	0	0	2	0	3								
Bobby Avila, R OBP: 0.398, SLG: 0.472 (1, 4)	SH2-3	F7			F9		BB			F8		4	0	1	1	1	0	3								
Larry Doby, L OBP: 0.358, SLG: 0.481 (1, 8)	F8		K		1B		3-1		F9		G3	5	0	0	0	1	1	4								
Al Rosen, R OBP: 0.397, SLG: 0.502 Dave Hoskins, L (11, PR)			F9				1-3				G3	5	1	3	0	1	0	0								
Vic Wertz, L OBP: 0.332, SLG: 0.409 (1, 3)	1B				1B		3-1				G3	0	1	0	0	0	0	0								
Dave Philley, S OBP: 0.317, SLG: 0.363 (1, 9)	F2				K		3-1				4-3	5	0	0	0	1	1	5								
George Strickland, R OBP: 0.245, SLG: 0.217 Bill Gotti, L OBP: 0.178, SLG: 0.332 Don Mossi, L OBP: 0.242, SLG: 0.281 Wally Westlake, R OBP: 0.316, SLG: 0.444 Hal Newhouser, L OBP: 0.242, SLG: 0.281 Rudy Stebbins, L OBP: 0.242, SLG: 0.281 (1, 6)		SH1-3			1-3		P5				BB	5	0	2	1	1	1	3								
Jim Hegan, R OBP: 0.299, SLG: 0.377 Dale Mitchell, L OBP: 0.364, SLG: 0.263 Mickey Grasso, R (7, 2)		SH1-3			K						BB	2	0	0	0	0	1	0								
Dave Pope, L OBP: 0.337, SLG: 0.391 Hal Naragon, L OBP: 0.292, SLG: 0.289 (8, PH)		BB									BB	1	0	0	0	0	0	0								
Bob Feller, R OBP: 0.245, SLG: 0.217 Bob Lemon, L OBP: 0.260, SLG: 0.356 Ray Narleski, R (7, 1)					K		B2				K	2	0	0	0	0	2	3								
Hank Majeski, R OBP: 0.344, SLG: 0.389 (8, PH)					K						K	1	0	0	0	0	0	2								
Inning Stats	R: 1 E: 1 K: 0 S: 4	H: 1 LOB: 1 BB: 0 P: 5	R: 0 E: 0 K: 1 S: 6	H: 1 LOB: 3 BB: 2 P: 14	R: 0 E: 0 K: 2 S: 7	H: 0 LOB: 1 BB: 1 P: 11	R: 0 E: 0 K: 2 S: 7	H: 0 LOB: 1 BB: 1 P: 11	R: 0 E: 0 K: 1 S: 6	H: 1 LOB: 2 BB: 1 P: 10	R: 0 E: 2 K: 0 S: 5	H: 0 LOB: 3 BB: 1 P: 9	R: 0 E: 0 K: 0 S: 3	H: 0 LOB: 0 BB: 0 P: 3	R: 2 E: 0 K: 1 S: 7	H: 2 LOB: 1 BB: 1 P: 11	R: 1 E: 0 K: 0 S: 4	H: 1 LOB: 1 BB: 1 P: 8	R: 0 E: 0 K: 1 S: 5	H: 0 LOB: 0 BB: 0 P: 5	R: 1 E: 0 K: 0 S: 3	H: 1 LOB: 3 BB: 3 P: 15	1B: 5 2B: 1 3B: 0 HR: 1	SF: 0 SAC: 2 DP: 0 HBP: 1	WP: 0 PB: 0 SB: 0 CS: 0	PA: 53
PITCHER	IP ERA WLS BF H R ER SO BB IBB HBP BLK WP HR S P ERA WHIP	Amie Portocarrero, R ERA: 4.28 Sonny Dixon, R ERA: 4.14 Moe Burtzsch, R ERA: 3.61	9.0 1.0 0.2	44 3 6	6 0 1	4 0 1	4 0 1	7 0 0	1 0 0	0 0 0	0 0 3	0 0 0	0 0 15	49 0.000 13.50	52 0.000 6.000											

Philadelphia Athletics @ Cleveland Indians
Cleveland Municipal Stadium, Cleveland, OH
Thu Sep 09 1954, 3:33 AM EDT
Att: 5,145 - Unknown

AB 39
R 5
H 7
RBI 4
BB 11
SO 8
LOB 26



Batter	1	2	3	4	5	6	7	8	9	AB R H RBI BB SO LOB	TOP																	
Spook Jacobs, R (1,4) OBP: 0.335, SLG: 0.286	0-0 5-3		0-0 L5	0-0 G3			0-0 B1-3		4-0 1B BB	4 0 0 0 1 0 3	Philadelphia Athletics @ Detroit Tigers Briggs Stadium, Detroit, MI Fri Sep 10 1954, 4:33 AM EDT Att: 1,389 - Unknown																	
Don Bellweg, L (1,3) OBP: 0.325, SLG: 0.360 Gus Zernial, R (5,3) OBP: 0.322, SLG: 0.439	0-0 5-3 1B		0-3 K		0-0 3-1		4-0 IBB		0-3 K	3 1 1 0 0 1 1 1 0 0 0 1 1 3																		
Jim Finigan, R (1,5) OBP: 0.385, SLG: 0.414	0-0 5-3 1-2		0-0 K		0-3 K		0-0 5-3		0-0 K	5 0 2 3 0 1 3																		
Eimer Valo, L (1,9) OBP: 0.352, SLG: 0.326	0-0 K		0-3 K		0-0 P6			0-0 3-1	0-0 4-3	5 0 1 1 0 1 3																		
Vic Power, R (1,8) OBP: 0.285, SLG: 0.350	0-0 F8			0-0 HR		0-0 4-3		0-0 4-3		4 1 1 1 0 0 1																		
Joe Taylor, R (1,7) OBP: 0.224, SLG: 0.286		0-0 CS 1B		0-0 L9		0-3 K		0-0 6-3		4 0 1 0 0 1 0																		
Joe Demaestri, R (1,6) OBP: 0.295, SLG: 0.319		0-0 F7 1-2		0-0 HR		0-0 L9			0-0 L6	4 1 1 1 0 0 1																		
Jim Robertson, R (1,2) OBP: 0.297, SLG: 0.242		0-0 5-3		4-0 BB		0-0 2B			4-0 BB 1B BB	2 1 1 0 2 0 0																		
Charlie Bishop, R (1,1) OBP: 0.125, SLG: 0.156 Sonny Dixon, S (7,1) OBP: 0.235, SLG: 0.273			0-0 1B 2B	0-3 K		0-0 F2			0-0 FC1 1B	3 1 1 0 0 1 2 1 1 0 0 0 0 1																		
Inning Stats	R: 1 E: 0 K: 0 S: 5	H: 2 LOB: 1 BB: 0 P: 5	R: 0 E: 0 K: 0 S: 3	H: 1 LOB: 0 BB: 0 P: 3	R: 1 E: 0 K: 2 S: 9	H: 2 LOB: 1 BB: 0 P: 9	R: 2 E: 0 K: 1 S: 7	H: 2 LOB: 1 BB: 1 P: 11	R: 0 E: 0 K: 1 S: 5	H: 0 LOB: 0 BB: 0 P: 5	R: 0 E: 0 K: 1 S: 5	H: 0 LOB: 0 BB: 0 P: 5	R: 0 E: 0 K: 0 S: 4	H: 1 LOB: 2 BB: 1 P: 8	R: 0 E: 0 K: 0 S: 3	H: 0 LOB: 0 BB: 0 P: 3	R: 2 E: 1 K: 1 S: 7	H: 1 LOB: 2 BB: 2 P: 15	1B: 5 2B: 2 3B: 0 HR: 2	SF: 0 SAC: 0 DP: 0 HBP: 0	WP: 0 PA: 40 PB: 0 SB: 0 CS: 1							
PITCHER	IP WLS BF H R ER SO BB IBB HBP BLK WP HR S P ERA WHIP											PITCHER	IP WLS BF H R ER SO BB IBB HBP BLK WP HR S P ERA WHIP															
George Zuverink, R (1,1) ERA: 3.59	3.1	17	7	4	4	2	2	1	0	0	0	0	0	2	20	24	10.80	2.400										
Billy Hoelt, L (4,1) ERA: 4.5	3.2	13	1	0	0	3	0	1	0	0	0	0	0	18	22	0.00	0.273											
Bob Miller, L (8,1) ERA: 2.39	2.0	L	10	1	2	0	1	2	0	0	0	0	0	10	18	0.00	1.500											


Batter	1	2	3	4	5	6	7	8	9	AB R H RBI BB SO LOB	BOTTOM																
Harvey Kuenn, R (1,6) OBP: 0.335, SLG: 0.396	0-0 FC1-5 2B		0-0 L9-3-6 BB		0-0 6-3		0-0 2B 1B		0-0 4-3 1B 2B	5 2 4 0 0 0 0	Philadelphia Athletics @ Detroit Tigers Briggs Stadium, Detroit, MI Fri Sep 10 1954, 4:33 AM EDT Att: 1,389 - Unknown																
Fred Hatfield, L (1,4) OBP: 0.394, SLG: 0.365	0-0 FC1-5 1B 2-3		4-0 1-2 BB		0-0 E8 1B		0-0 1-3 2B		0-0 P6	4 1 2 1 1 0 2																	
Jim Delsing, L (1,7) OBP: 0.324, SLG: 0.335	0-0 1-3 1B		0-0 L9-3-6 2-3		0-0 4-3		0-0 2-H 3-H 1B		0-0 4-3	5 0 2 2 0 0 4																	
Ray Boone, R (1,5) OBP: 0.375, SLG: 0.475 Reno Bertoia, R (9, PR) OBP: 0.244, SLG: 0.250	0-0 F9		0-0 L5		0-3 K		0-0 1-2 HBP		0-0 1B 1B	4 0 1 1 0 1 1 0 0 0 0 0 0 0																	
Walt Dropo, R (1,3) OBP: 0.343, SLG: 0.390		4-0 BB		0-0 2B SF7 1B		0-0 F8		0-3 K	0-0 FC5-4 1B	4 1 2 0 1 1 2																	
Al Kaline, R (1,9) OBP: 0.314, SLG: 0.364		0-0 L7		0-0 1-3 2B		0-0 L6-3		0-0 L8	0-0 FC5-4 1B	5 0 1 0 0 0 3																	
Bill Tuttle, R (1,8) OBP: 0.351, SLG: 0.399		0-0 F8		0-0 SF7		0-0 L4		0-0 F7		3 0 0 1 0 0 1																	
Frank House, L (1,2) OBP: 0.307, SLG: 0.364		0-0 F7		3-H F9		0-0 1B 2B		0-0 1B		4 1 2 0 0 0 2																	
George Zuverink, R (1,1) OBP: 0.150, SLG: 0.153 Billy Hoelt, L (4,1) OBP: 0.323, SLG: 0.314 Wayne Belardi, L (7, PH) OBP: 0.337, SLG: 0.414 Bob Miller, R (8,1) OBP: 0.071, SLG: 0.071			0-0 6-3		0-3 K		0-3 K		0-3 K	1 0 0 0 0 0 0 1 0 0 0 0 1 0 1 0 0 0 0 1 1 1 0 0 0 0 1 1																	
Inning Stats	R: 0 E: 0 K: 0 S: 4	H: 2 LOB: 1 BB: 0 P: 4	R: 0 E: 0 K: 0 S: 3	H: 0 LOB: 1 BB: 1 P: 7	R: 0 E: 0 K: 0 S: 3	H: 1 LOB: 1 BB: 1 P: 7	R: 1 E: 0 K: 0 S: 5	H: 2 LOB: 1 BB: 0 P: 5	R: 0 E: 1 K: 1 S: 6	H: 1 LOB: 1 BB: 0 P: 6	R: 0 E: 0 K: 1 S: 5	H: 0 LOB: 0 BB: 0 P: 5	R: 3 E: 0 K: 2 S: 11	H: 4 LOB: 2 BB: 0 P: 12	R: 0 E: 0 K: 1 S: 6	H: 1 LOB: 1 BB: 0 P: 6	R: 1 E: 0 K: 0 S: 6	H: 3 LOB: 2 BB: 0 P: 6	1B: 10 2B: 5 3B: 0 HR: 0	SF: 1 SAC: 0 DP: 1 HBP: 1	WP: 0 PA: 42 PB: 0 SB: 0 CS: 0						
PITCHER	IP WLS BF H R ER SO BB IBB HBP BLK WP HR S P ERA WHIP											PITCHER	IP WLS BF H R ER SO BB IBB HBP BLK WP HR S P ERA WHIP														
Charlie Bishop, R (1,1) ERA: 4.79	6.2	30	10	4	4	3	2	0	0	0	0	0	0	34	42	5.40	1.800										
Sonny Dixon, R (7,1) ERA: 4.14	2.1	W	12	4	1	1	2	0	0	1	0	0	0	15	16	3.86	1.714										

Batter	1	2	3	4	5	6	7	8	9	AB	R	H	RBI	BB	SO	LOB	TOP			
Spook Jacobs, R (1,4) OBP: 0.333, SLG: 0.285 Don Bollweg, L (9, FH) OBP: 0.328, SLG: 0.359	L6		1-3			G3			L9	3	0	0	0	0	0	1	Philadelphia Athletics @ Detroit Tigers Briggs Stadium, Detroit, MI Sat Sep 11 1954, 4:33 AM EDT Att: 3,332 - Unknown			
Lou Limmer, L (1,3) OBP: 0.298, SLG: 0.404	K				P5				P6	4	0	1	1	0	1	0				
Jim Finigan, R (1,5) OBP: 0.382, SLG: 0.410	K				3-1				L9	4	0	0	0	0	1	1				
Gus Zernial, R (1,7) OBP: 0.319, SLG: 0.435		F7			F7					3	0	0	0	0	1	0				
Elmer Valo, L (1,9) OBP: 0.355, SLG: 0.335					3-1					3	0	2	0	0	0	0				
Vic Power, R (1,8) OBP: 0.283, SLG: 0.348		2B								3	0	0	0	0	0	2				
Joe Demaestri, R (1,6) OBP: 0.254, SLG: 0.317										3	0	0	0	0	1	1				
Joe Astroth, R (1,2) OBP: 0.284, SLG: 0.270			1-3			E6			K	3	1	0	0	0	1	0				
Marion Fricano, R (1,1) OBP: 0.128, SLG: 0.105			1-3			SH1-4			L4	2	0	0	0	0	0	0				
Inning Stats	R: 0 E: 0 K: 2 S: 7	H: 0 LOB: 0 BB: 0 P: 7	R: 0 E: 0 K: 0 S: 4	H: 1 LOB: 1 BB: 0 P: 4	R: 0 E: 0 K: 0 S: 3	H: 0 LOB: 0 BB: 0 P: 3	R: 0 E: 0 K: 0 S: 3	H: 0 LOB: 0 BB: 0 P: 3	R: 0 E: 0 K: 1 S: 5	H: 1 LOB: 1 BB: 0 P: 5	R: 0 E: 0 K: 1 S: 5	H: 1 LOB: 0 BB: 0 P: 5	R: 0 E: 0 K: 2 S: 7	H: 0 LOB: 0 BB: 0 P: 7	R: 0 E: 0 K: 0 S: 3	H: 0 LOB: 0 BB: 0 P: 3	1B: 2 2B: 1 3B: 0 HR: 0	SF: 0 SAC: 1 DP: 0 HBP: 0	WP: 0 PB: 0 SB: 0 CS: 0	PA: 30
PITCHER Ned Garver, R (1,1) ERA: 2.69	IP: 9.0 WLS: W BF: 30 H: 3 R: 1 ER: 0 SO: 5 BB: 0 IBB: 0 HBP: 0 BLK: 0 WP: 0 HR: 0 S: 40 P: 40 ERA: 0.00 WHIP: 0.333															PITCHER Ned Garver, R (1,1) ERA: 2.69	IP: 9.0 WLS: W BF: 30 H: 3 R: 1 ER: 0 SO: 5 BB: 0 IBB: 0 HBP: 0 BLK: 0 WP: 0 HR: 0 S: 40 P: 40 ERA: 0.00 WHIP: 0.333			

Batter	1	2	3	4	5	6	7	8	9	AB	R	H	RBI	BB	SO	LOB	BOTTOM				
Harvey Kuenn, R (1,6) OBP: 0.333, SLG: 0.393	4-3		F8			F8			F8	4	0	0	0	0	0	0	Philadelphia Athletics @ Detroit Tigers Briggs Stadium, Detroit, MI Sat Sep 11 1954, 4:33 AM EDT Att: 3,332 - Unknown				
Fred Hatfield, L (1,4) OBP: 0.396, SLG: 0.365	K		1B			F5			G1-6-3	3	1	1	0	1	1	0					
Jim Delsing, L (1,7) OBP: 0.326, SLG: 0.335	4-3		1B						G1-6-3	3	0	1	0	1	0	1					
Ray Boone, R (1,5) OBP: 0.377, SLG: 0.476			6-3			FC1-5				3	0	2	1	0	0	1					
Walt Dropo, R (1,3) OBP: 0.340, SLG: 0.386			1B			1B				3	0	0	0	0	0	4					
Al Kaline, R (1,9) OBP: 0.312, SLG: 0.362		FC4-6				FC1-5			L6-4-3	3	1	0	0	0	0	3					
Bill Tuttle, R (1,8) OBP: 0.350, SLG: 0.399		1B				L6-4-3				3	0	1	0	0	0	0					
Frank House, L (1,2) OBP: 0.307, SLG: 0.364		1B							P6	3	0	1	1	0	0	0					
Ned Garver, R (1,1) OBP: 0.244, SLG: 0.208		1B							P6	3	0	1	1	0	0	0					
Ned Garver, R (1,1) OBP: 0.244, SLG: 0.208		F7							F5	3	0	0	0	0	0	2					
Inning Stats	R: 0 E: 0 K: 1 S: 5	H: 0 LOB: 0 BB: 0 P: 5	R: 1 E: 0 K: 0 S: 6	H: 3 LOB: 2 BB: 0 P: 6	R: 1 E: 0 K: 0 S: 5	H: 2 LOB: 1 BB: 0 P: 5	R: 0 E: 0 K: 0 S: 3	H: 0 LOB: 0 BB: 0 P: 3	R: 0 E: 0 K: 0 S: 3	H: 1 LOB: 1 BB: 1 P: 7	R: 0 E: 0 K: 0 S: 3	H: 0 LOB: 0 BB: 0 P: 3	R: 0 E: 0 K: 0 S: 2	H: 0 LOB: 0 BB: 1 P: 6	R: 0 E: 0 K: 0 S: 3	H: 0 LOB: 0 BB: 0 P: 3		1B: 6 2B: 0 3B: 0 HR: 0	SF: 0 SAC: 0 DP: 2 HBP: 0	WP: 0 PB: 0 SB: 0 CS: 0	PA: 30
PITCHER Marion Fricano, R (1,1) ERA: 5.39	IP: 8.0 WLS: L BF: 30 H: 6 R: 2 ER: 2 SO: 1 BB: 2 IBB: 0 HBP: 0 BLK: 0 WP: 0 HR: 0 S: 30 P: 38 ERA: 2.25 WHIP: 1.000															PITCHER Marion Fricano, R (1,1) ERA: 5.39		IP: 8.0 WLS: L BF: 30 H: 6 R: 2 ER: 2 SO: 1 BB: 2 IBB: 0 HBP: 0 BLK: 0 WP: 0 HR: 0 S: 30 P: 38 ERA: 2.25 WHIP: 1.000			

Batter	1	2	3	4	5	6	7	8	9	AB	R	H	RBI	BB	SO	LOB	TOP			
Gil McDougald, R OBP: 0.363, SLG: 0.418 (1, 4)										5	1	1	0	0	2	2	New York Yankees @ Philadelphia Athletics Connie Mack Stadium, Philadelphia, PA Fri Sep 17 1954, 3:33 AM EDT Att: 3,047 - Unknown livebaseballscorecards.com			
Irv Noren, L OBP: 0.380, SLG: 0.491 (1, 9)										4	2	1	1	1	1	2				
Mickey Mantle, S OBP: 0.401, SLG: 0.530 (1, 8)										4	1	1	0	1	1	2				
Yogi Berra, L OBP: 0.373, SLG: 0.505 Lou Berberet, L (9, 2)										5	2	2	5	0	0	1				
Eddie Robinson, L OBP: 0.349, SLG: 0.400 Frank Leja, L (9, 3)										5	0	2	1	0	1	0				
Bob Cerv, R OBP: 0.313, SLG: 0.541 (1, 7)										4	0	0	0	0	0	3				
Andy Carey, R OBP: 0.363, SLG: 0.417 (1, 5)										4	2	2	0	0	0	1				
Jerry Coleman, R OBP: 0.281, SLG: 0.282 Woodie Held, R (9, 6)										3	1	1	0	0	0	0				
Tommy Byrne, L OBP: 0.385, SLG: 0.769 (1, 1)										4	1	3	3	0	0	0				
Inning Stats	R: 3 E: 0 K: 0 S: 5	H: 2 LOB: 1 BB: 2 P: 13	R: 0 E: 1 K: 1 S: 6	H: 1 LOB: 1 BB: 0 P: 6	R: 0 E: 0 K: 0 S: 4	H: 2 LOB: 1 BB: 0 P: 4	R: 0 E: 0 K: 0 S: 3	H: 0 LOB: 0 BB: 0 P: 3	R: 0 E: 0 K: 1 S: 5	H: 0 LOB: 0 BB: 0 P: 5	R: 1 E: 0 K: 1 S: 7	H: 2 LOB: 1 BB: 0 P: 7	R: 0 E: 0 K: 1 S: 5	H: 0 LOB: 0 BB: 0 P: 5	R: 6 E: 0 K: 0 S: 9	H: 6 LOB: 0 BB: 0 P: 9	1B: 8 2B: 4 3B: 0 HR: 1	SF: 0 SAC: 1 DP: 1 HBP: 0	WP: 0 PB: 0 SB: 0 CS: 0	PA: 41
PITCHER	IP WLS BF H R ER SO BB IBB HBP BLK WP HR S P ERA WHIP																			
Johnny Gray, R ERA: 6.33 (1, 1)	0.1 L 5 2 3 3 0 2 0 0 0 0 0 0 3 11 81.00 12.000																			
Charlie Bishop, R ERA: 4.55 (6, 1)	4.2 16 3 0 0 2 0 0 0 0 0 0 1 20 20 0.00 0.643																			
Sonny Dixon, R ERA: 4.4 (9, 1)	3.2 19 8 7 7 3 0 0 0 0 0 0 1 25 25 17.18 2.182																			
Al Sima, L ERA: 5.17 (9, 1)	0.1 1 0 0 0 0 0 0 0 0 0 0 0 1 1 0.00 0.000																			

Batter	1	2	3	4	5	6	7	8	9	AB	R	H	RBI	BB	SO	LOB	BOTTOM					
Spook Jacobs, R OBP: 0.334, SLG: 0.283 (1, 4)										4	0	1	0	1	0	0	New York Yankees @ Philadelphia Athletics Connie Mack Stadium, Philadelphia, PA Fri Sep 17 1954, 3:33 AM EDT Att: 3,047 - Unknown livebaseballscorecards.com					
Don Bellweg, L OBP: 0.316, SLG: 0.344 (1, 3)										2	0	0	0	0	1	0						
Joe Astroth, R OBP: 0.283, SLG: 0.274 (5, FH)										1	0	0	0	0	0	3						
Sonny Dixon, S OBP: 0.257, SLG: 0.273 (6, 1)										0	0	0	0	1	0	0						
Al Sima, R OBP: 0.045, SLG: 0.045 (9, PH)										1	0	0	1	0	0	2						
Joe Demaestri, R OBP: 0.255, SLG: 0.315 (9, PH)										5	0	2	1	0	1	1						
Jim Finigan, R OBP: 0.383, SLG: 0.416 (1, 5)										4	0	1	0	0	1	1						
Gus Zernial, R OBP: 0.319, SLG: 0.427 (1, 7)										4	0	1	0	0	1	1						
Vic Power, R OBP: 0.282, SLG: 0.344 (6, 3)										4	0	1	0	0	0	2						
Bill Wilson, R OBP: 0.336, SLG: 0.435 (1, 8)										4	1	2	1	0	1	1						
Jack Littrell, R OBP: 0.429, SLG: 0.333 (1, 6)										3	1	1	0	1	1	2						
Jim Robertson, R OBP: 0.301, SLG: 0.233 (1, 2)										2	1	0	0	2	0	2						
Johnny Gray, R OBP: 0.061, SLG: 0.031 (1, 1)										0	0	0	0	0	0	0						
Charlie Bishop, R OBP: 0.121, SLG: 0.152 (5, PH)										1	0	0	0	0	1	0						
Bill Renna, R OBP: 0.299, SLG: 0.370 (6, 9)										3	0	0	0	0	2	5						
Inning Stats	R: 0 E: 0 K: 2 S: 8	H: 1 LOB: 1 BB: 0 P: 8	R: 0 E: 0 K: 1 S: 6	H: 1 LOB: 1 BB: 0 P: 6	R: 0 E: 0 K: 1 S: 5	H: 0 LOB: 0 BB: 0 P: 5	R: 0 E: 0 K: 0 S: 3	H: 0 LOB: 0 BB: 0 P: 3	R: 0 E: 0 K: 1 S: 6	H: 1 LOB: 3 BB: 2 P: 14	R: 0 E: 0 K: 0 S: 3	H: 0 LOB: 0 BB: 0 P: 3	R: 0 E: 0 K: 1 S: 6	H: 1 LOB: 1 BB: 0 P: 6	R: 0 E: 0 K: 1 S: 6	H: 1 LOB: 2 BB: 1 P: 10	R: 3 E: 0 K: 1 S: 7	H: 3 LOB: 2 BB: 2 P: 15	1B: 6 2B: 1 3B: 0 HR: 1	SF: 0 SAC: 0 DP: 0 HBP: 0	WP: 0 PB: 0 SB: 0 CS: 0	PA: 39
PITCHER	IP WLS BF H R ER SO BB IBB HBP BLK WP HR S P ERA WHIP																					
Tommy Byrne, L ERA: 2.42 (1, 1)	9.0 W 39 8 3 3 8 5 0 0 0 0 1 50 70 3.00 1.444																					



Batter	1	2	3	4	5	6	7	8	9	AB	R	H	RBI	BB	SO	LOB	TOP					
Gil McDougald, R OBP: 0.365, SLG: 0.418 (1,4)										3	2	1	0	2	1	3						
Irv Noren, L OBP: 0.380, SLG: 0.489 (1,9)										4	1	1	0	1	1	2						
Mickey Mantle, S OBP: 0.401, SLG: 0.528 (1,8)										4	0	1	0	1	1	2						
Yogi Berra, L OBP: 0.373, SLG: 0.504 (1,2)										5	1	2	1	0	0	4						
Eddie Robinson, L OBP: 0.338, SLG: 0.388 (1,3)										4	0	0	1	0	0	4						
Bob Cerv, R OBP: 0.329, SLG: 0.538 (1,7)										4	1	2	1	1	0	2						
Andy Carey, R OBP: 0.365, SLG: 0.420 (1,5)										4	1	2	0	0	0	3						
Jerry Coleman, R OBP: 0.283, SLG: 0.284 (6, PH)										2	0	1	0	0	0	0						
Joe Collins, L OBP: 0.370, SLG: 0.452 (6, PH)										1	0	1	2	0	0	0						
Willy Miranda, S OBP: 0.297, SLG: 0.348 (6, PH)										0	0	0	0	0	0	0						
Bill Skowron, R OBP: 0.368, SLG: 0.582 (6, PH)										0	0	0	0	1	0	0						
Phil Rizzuto, R OBP: 0.302, SLG: 0.254 (6, PH)										0	0	0	0	0	0	0						
Ed Lopat, L OBP: 0.066, SLG: 0.018 (1,1)										1	0	0	0	0	1	1						
Harry Byrd, R OBP: 0.260, SLG: 0.196 (3,1)										0	0	0	0	0	0	0						
Enos Slaughter, L OBP: 0.376, SLG: 0.336 (4, PH)										1	0	0	0	0	0	0						
Allie Reynolds, R OBP: 0.180, SLG: 0.184 (4,1)										2	0	0	0	0	0	3						
Inning Stats	R: 3 E: 0 K: 0 S: 7	H: 4 LOB: 1 BB: 0 P: 7	R: 0 E: 0 K: 2 S: 8	H: 1 LOB: 2 BB: 0 P: 8	R: 0 E: 0 K: 0 S: 4	H: 1 LOB: 1 BB: 1 P: 8	R: 0 E: 0 K: 1 S: 5	H: 0 LOB: 0 BB: 1 P: 9	R: 0 E: 0 K: 1 S: 5	H: 0 LOB: 0 BB: 0 P: 5	R: 2 E: 1 K: 0 S: 5	H: 3 LOB: 0 BB: 0 P: 5	R: 0 E: 0 K: 0 S: 4	H: 1 LOB: 1 BB: 0 P: 4	R: 0 E: 0 K: 0 S: 3	H: 1 LOB: 1 BB: 1 P: 7	R: 1 E: 0 K: 0 S: 3	H: 0 LOB: 2 BB: 3 P: 15	1B: 10 2B: 1 3B: 0 HR: 0	SF: 1 SAC: 0 DP: 2 HBP: 0	WP: 1 PB: 0 SB: 0 CS: 1	PA: 42
PITCHER	IP	WLS	BF	H	R	ER	SO	BB	IBB	HBP	BLK	WP	HR	S	P	ERA	WHIP					
Amie Portocarrero, R ERA: 4.18 (1,1)	9.0	L	42	11	6	6	4	6	0	0	0	1	0	44	68	6.00	1.889					

New York Yankees @ Philadelphia Athletics
 Connie Mack Stadium, Philadelphia, PA
 Sat Sep 18 1954, 3:33 AM EDT
 Att: 1,834 - Unknown


AB	35
R	6
H	11
RBI	5
BB	6
SO	4
LOB	24



Batter	1	2	3	4	5	6	7	8	9	AB	R	H	RBI	BB	SO	LOB	BOTTOM					
Spook Jacobs, R OBP: 0.335, SLG: 0.283 (1,4)										2	1	1	1	0	0	0						
Pete Suder, R OBP: 0.230, SLG: 0.277 (3,4)										3	0	1	0	0	0	2						
Don Bollweg, L OBP: 0.320, SLG: 0.360 (1,3)										5	1	3	2	0	0	1						
Jim Finigan, R OBP: 0.380, SLG: 0.411 (1,5)										5	0	0	0	0	3	1						
Gus Zernial, R OBP: 0.320, SLG: 0.429 (1,7)										5	0	2	0	0	0	0						
Vic Power, R OBP: 0.281, SLG: 0.343 (1,9)										5	0	1	0	0	0	3						
Bill Wilson, R OBP: 0.341, SLG: 0.432 (1,8)										2	1	0	0	2	0	0						
Jack Littrell, R OBP: 0.455, SLG: 0.500 (1,6)										4	1	2	0	0	0	1						
Joe Astroth, R OBP: 0.291, SLG: 0.276 (1,2)										2	1	1	1	1	0	0						
Amie Portocarrero, R OBP: 0.171, SLG: 0.183 (1,1)										3	0	0	0	0	1	3						
Inning Stats	R: 0 E: 0 K: 0 S: 5	H: 2 LOB: 2 BB: 0 P: 5	R: 5 E: 0 K: 0 S: 8	H: 5 LOB: 1 BB: 1 P: 12	R: 0 E: 0 K: 0 S: 4	H: 1 LOB: 2 BB: 1 P: 8	R: 0 E: 1 K: 1 S: 6	H: 2 LOB: 1 BB: 0 P: 6	R: 0 E: 0 K: 1 S: 5	H: 0 LOB: 1 BB: 0 P: 6	R: 0 E: 0 K: 1 S: 5	H: 0 LOB: 0 BB: 0 P: 5	R: 0 E: 0 K: 0 S: 3	H: 0 LOB: 1 BB: 1 P: 7	R: 0 E: 0 K: 0 S: 4	H: 1 LOB: 1 BB: 0 P: 4	R: 0 E: 0 K: 1 S: 5	H: 0 LOB: 0 BB: 0 P: 5	1B: 8 2B: 2 3B: 0 HR: 1	SF: 0 SAC: 1 DP: 0 HBP: 1	WP: 0 PB: 0 SB: 1 CS: 0	PA: 41
PITCHER	IP	WLS	BF	H	R	ER	SO	BB	IBB	HBP	BLK	WP	HR	S	P	ERA	WHIP					
Ed Lopat, L ERA: 3.55 (1,1)	2.0		14	7	5	5	0	1	0	0	0	0	0	4	13	22.50	4.000					
Harry Byrd, R ERA: 2.99 (3,1)	1.0	5	1	0	0	0	1	0	0	0	0	0	0	4	8	0.00	2.000					
Allie Reynolds, R ERA: 3.37 (4,1)	6.0	W	22	3	0	0	4	1	0	1	0	0	0	28	33	0.00	0.667					

New York Yankees @ Philadelphia Athletics
 Connie Mack Stadium, Philadelphia, PA
 Sat Sep 18 1954, 3:33 AM EDT
 Att: 1,834 - Unknown

AB	36
R	5
H	11
RBI	4
BB	3
SO	4
LOB	11




Batter	1	2	3	4	5	6	7	8	9	AB	R	H	RBI	BB	SO	LOB	TOP																	
Gil McDougald, R OBP: 0.370, SLG: 0.429 (1, 4)										4	1	3	3	1	0	1	New York Yankees @ Philadelphia Athletics Sun Sep 19 1954, 3:33 AM EDT Att: 1,715 - Unknown Connie Mack Stadium, Philadelphia, PA																	
Irv Noren, L OBP: 0.380, SLG: 0.487 (1, 9)										4	0	1	0	1	0	3																		
Mickey Mantle, S OBP: 0.399, SLG: 0.524 (1, 8)										4	0	0	0	1	0	4																		
Yogi Berra, L OBP: 0.370, SLG: 0.499 (1, 2)										5	0	0	0	0	0	6																		
Eddie Robinson, L OBP: 0.335, SLG: 0.384 Frank Leja, L OBP: 0.333, SLG: 0.333 (8, PR) (8, 3)										4	0	1	0	0	0	0																		
Bob Cerv, R OBP: 0.344, SLG: 0.531 (1, 7)										3	0	1	0	2	0	2																		
Andy Carey, R OBP: 0.366, SLG: 0.422 (1, 5)										3	1	2	0	1	0	1																		
Jerry Coleman, R OBP: 0.329, SLG: 0.392 Enos Slaughter, L OBP: 0.297, SLG: 0.333 Willy Miranda, S OBP: 0.307, SLG: 0.348 Lou Berberet, L OBP: 0.300, SLG: 1.000 Phil Rizzuto, R OBP: 0.300, SLG: 0.254 (8, 6) (8, 6) (8, 6) (8, 6)										2	0	0	0	0	0	2																		
Tom Morgan, R OBP: 0.176, SLG: 0.224 (1, 1)										2	0	1	0	0	0	0																		
Joe Collins, L OBP: 0.369, SLG: 0.451 Johnny Sain, R OBP: 0.389, SLG: 0.313 Bill Skowron, R OBP: 0.386, SLG: 0.579 Jim Konstanty, R (8, 1)										1	0	0	0	0	0	2																		
Inning Stats	R: 0 E: 0 K: 0 S: 4	H: 1 LOB: 1 BB: 0 P: 4	R: 0 E: 0 K: 0 S: 2	H: 0 LOB: 1 BB: 2 P: 10	R: 0 E: 0 K: 0 S: 4	H: 1 LOB: 1 BB: 0 P: 4	R: 0 E: 0 K: 0 S: 3	H: 0 LOB: 1 BB: 1 P: 7	R: 0 E: 0 K: 0 S: 5	H: 2 LOB: 3 BB: 1 P: 9	R: 0 E: 0 K: 0 S: 5	H: 2 LOB: 2 BB: 0 P: 5	R: 0 E: 0 K: 0 S: 2	H: 0 LOB: 1 BB: 2 P: 10	R: 4 E: 0 K: 0 S: 7	H: 4 LOB: 1 BB: 0 P: 7	R: 0 E: 0 K: 0 S: 4	H: 1 LOB: 1 BB: 0 P: 4	1B: 10 2B: 1 3B: 0 HR: 1	SF: 0 SAC: 0 DP: 2 HBP: 0	WP: 0 PB: 0 SB: 0 CS: 0	PA: 42												
PITCHER	IP WLS BF H R ER SO BB IBB HBP BLK WP HR S P ERA WHIP																																	
Art Ditmar, R ERA: 6.35 (1, 1)	5.0	22	4	0	0	0	4	0	0	0	0	0	0	0	18	34	0.00	1.600																
Charlie Bishop, R ERA: 4.45 (6, 1)	2.0	9	2	0	0	0	2	0	0	0	0	0	0	0	7	15	0.00	2.000																
Moe Burtzsch, R ERA: 3.88 (8, 1)	1.0	L	7	4	4	0	0	0	0	0	0	1	7	7	36.00	4.000																		
Al Sima, L ERA: 5.11 (9, 1)	1.0	4	1	0	0	0	0	0	0	0	0	0	4	4	0.00	1.000																		

Batter	1	2	3	4	5	6	7	8	9	AB	R	H	RBI	BB	SO	LOB	BOTTOM															
Pete Suder, R OBP: 0.235, SLG: 0.282 (1, 4)										4	0	2	2	0	0	0	New York Yankees @ Philadelphia Athletics Sun Sep 19 1954, 3:33 AM EDT Att: 1,715 - Unknown Connie Mack Stadium, Philadelphia, PA															
Lou Limmer, L OBP: 0.301, SLG: 0.402 (1, 3)										4	0	2	0	0	0	2																
Jim Finigan, R OBP: 0.377, SLG: 0.408 (1, 5)										4	0	0	0	0	1	3																
Gus Zernial, R OBP: 0.319, SLG: 0.425 (1, 7)										3	0	0	0	1	0	2																
Vic Power, R OBP: 0.281, SLG: 0.342 (1, 9)										4	0	1	0	0	0	0																
Bill Wilson, R OBP: 0.340, SLG: 0.430 (1, 8)										4	0	1	0	0	3	0																
Jack Littrell, R OBP: 0.400, SLG: 0.385 (1, 6)										3	1	0	0	1	0	3																
Jim Robertson, R OBP: 0.300, SLG: 0.234 (1, 2)										4	1	1	0	0	1	3																
Art Ditmar, R Don Bollweg, L Marion Francis, R Charlie Bishop, R Elmer Valo, L Moe Burtzsch, R Al Sima, L Joe Demarest, R (8, 1) (8, 1) (8, 1) (8, 1) (8, 1) (8, 1) (8, 1) (8, 1)										1	0	0	0	0	0	0																
Inning Stats	R: 0 E: 0 K: 0 S: 3	H: 0 LOB: 0 BB: 0 P: 3	R: 0 E: 0 K: 1 S: 5	H: 0 LOB: 0 BB: 0 P: 5	R: 0 E: 0 K: 0 S: 3	H: 0 LOB: 0 BB: 0 P: 3	R: 0 E: 0 K: 0 S: 4	H: 2 LOB: 1 BB: 0 P: 4	R: 2 E: 1 K: 1 S: 8	H: 2 LOB: 2 BB: 1 P: 12	R: 0 E: 0 K: 1 S: 7	H: 2 LOB: 3 BB: 1 P: 11	R: 0 E: 0 K: 1 S: 6	H: 1 LOB: 1 BB: 0 P: 6	R: 0 E: 0 K: 1 S: 5	H: 0 LOB: 0 BB: 0 P: 5		R: 0 E: 0 K: 0 S: 3	H: 0 LOB: 0 BB: 0 P: 3	1B: 7 2B: 0 3B: 0 HR: 0	SF: 0 SAC: 0 DP: 1 HBP: 0	WP: 0 PB: 0 SB: 1 CS: 0	PA: 36									
PITCHER	IP WLS BF H R ER SO BB IBB HBP BLK WP HR S P ERA WHIP																															
Tom Morgan, R ERA: 3.23 (1, 1)	5.0	20	4	2	0	2	1	0	0	0	0	0	13	17	0.00	1.000																
Johnny Sain, R ERA: 3.21 (6, 1)	2.0	W	10	3	0	0	2	1	0	0	0	0	13	17	0.00	2.000																
Jim Konstanty, R ERA: 2.93 (8, 1)	2.0	S	6	0	0	0	1	0	0	0	0	0	8	8	0.00	0.000																

Batter	1	2	3	4	5	6	7	8	9	AB	R	H	RBI	BB	SO	LOB	TOP			
Pete Suder, R OBP: 0.230, SLG: 0.276 (1,4)										4	1	0	0	0	0	1				
Lou Limmer, L OBP: 0.301, SLG: 0.400 (1,3)										4	0	1	0	0	0	1				
Jim Finigan, R OBP: 0.376, SLG: 0.413 (1,5)										4	1	1	2	0	0	1				
Gus Zernial, R OBP: 0.315, SLG: 0.420 (1,7)										4	0	0	0	0	2	0				
Vic Power, R OBP: 0.284, SLG: 0.346 (1,9)										3	0	2	0	0	0	0				
Bill Wilson, R OBP: 0.340, SLG: 0.428 (1,8)										2	0	0	0	1	1	1				
Jack Littrell, R OBP: 0.333, SLG: 0.313 (1,6)										3	0	0	0	0	0	3				
Jim Robertson, R OBP: 0.294, SLG: 0.229 (1,2)										3	0	0	0	0	1	1				
Johnny Gray, R OBP: 0.057, SLG: 0.029 (1,1)										2	0	0	0	0	1	0				
Bill Oster, L (8,1)										0	0	0	0	0	0	0				
Elmer Valo, L OBP: 0.356, SLG: 0.333 (9, PH)										0	0	0	0	1	0	0				
Inning Stats	R: 0 E: 0 K: 0 S: 3	H: 1 LOB: 0 BB: 0 P: 3	R: 0 E: 0 K: 1 S: 5	H: 1 LOB: 1 BB: 1 P: 9	R: 0 E: 0 K: 1 S: 5	H: 0 LOB: 0 BB: 0 P: 5	R: 0 E: 0 K: 2 S: 7	H: 0 LOB: 0 BB: 0 P: 7	R: 0 E: 0 K: 0 S: 3	H: 0 LOB: 0 BB: 0 P: 3	R: 0 E: 0 K: 0 S: 3	H: 0 LOB: 0 BB: 0 P: 3	R: 0 E: 0 K: 2 S: 8	H: 1 LOB: 1 BB: 0 P: 8	R: 2 E: 0 K: 0 S: 4	H: 1 LOB: 0 BB: 1 P: 8	1B: 2 2B: 1 3B: 0 HR: 1	SF: 0 SAC: 0 DP: 1 HBP: 0	WP: 0 PB: 0 SB: 0 CS: 1	PA: 31
PITCHER Tom Brewer, R ERA: 4.68 (1,1)	IP: 9.0 WLS: W BF: 31 H: 4 R: 2 ER: 2 SO: 6 BB: 2 IBB: 0 HBP: 0 BLK: 0 WP: 0 HR: 1 S: 41 P: 49 ERA: 2.00 WHIP: 0.667															PITCHER				

Philadelphia Athletics @ Boston Red Sox
Fenway Park, Boston, MA
Mon Sep 20 1954, 3:33 AM EDT
Att: 1,555 - Unknown

AB 29
R 2
H 4
RBI 2
BB 2
SO 6
LOB 8



PITCHER Tom Brewer, R ERA: 4.68 (1,1)	IP: 9.0 WLS: W BF: 31 H: 4 R: 2 ER: 2 SO: 6 BB: 2 IBB: 0 HBP: 0 BLK: 0 WP: 0 HR: 1 S: 41 P: 49 ERA: 2.00 WHIP: 0.667															PITCHER
-----------------------------------------------------------	----------------------------------------------------------------------------------------------------------------------------------------------------------------------	--	--	--	--	--	--	--	--	--	--	--	--	--	--	----------------

Batter	1	2	3	4	5	6	7	8	9	AB	R	H	RBI	BB	SO	LOB	BOTTOM			
Billy Goodman, L OBP: 0.369, SLG: 0.372 (1,4)										4	0	2	0	1	0	1				
Ted Williams, L OBP: 0.504, SLG: 0.630 (1,7)										3	1	1	1	2	1	1				
Jackie Jensen, R OBP: 0.359, SLG: 0.473 (1,9)										5	1	3	0	0	0	3				
Sam Mele, R OBP: 0.310, SLG: 0.413 (1,3)										4	1	1	0	0	0	4				
Grady Hatton, L OBP: 0.381, SLG: 0.364 (1,5)										2	1	0	0	2	0	2				
Jim Piersall, R OBP: 0.335, SLG: 0.397 (1,8)										4	1	2	2	0	0	3				
Sammy White, R OBP: 0.306, SLG: 0.419 (1,2)										3	0	0	0	0	0	1				
Mitt Bolling, R OBP: 0.337, SLG: 0.370 (1,6)										4	0	3	2	0	0	0				
Tom Brewer, R OBP: 0.279, SLG: 0.350 (1,1)										4	0	0	0	0	2	4				
Inning Stats	R: 0 E: 0 K: 1 S: 6	H: 1 LOB: 1 BB: 0 P: 6	R: 0 E: 0 K: 1 S: 7	H: 2 LOB: 2 BB: 0 P: 7	R: 0 E: 0 K: 0 S: 3	H: 0 LOB: 1 BB: 1 P: 7	R: 2 E: 1 K: 1 S: 7	H: 2 LOB: 2 BB: 1 P: 11	R: 0 E: 0 K: 0 S: 3	H: 1 LOB: 2 BB: 2 P: 11	R: 0 E: 0 K: 0 S: 4	H: 1 LOB: 0 BB: 0 P: 4	R: 3 E: 0 K: 0 S: 6	H: 4 LOB: 0 BB: 0 P: 6	R: 0 E: 0 K: 0 S: 4	H: 1 LOB: 2 BB: 1 P: 8	1B: 9 2B: 2 3B: 0 HR: 1	SF: 0 SAC: 1 DP: 1 HBP: 0	WP: 1 PB: 0 SB: 0 CS: 0	PA: 39
PITCHER Johnny Gray, R ERA: 6.24 (1,1)	IP: 7.0 WLS: L BF: 34 H: 11 R: 5 ER: 4 SO: 3 BB: 4 IBB: 0 HBP: 0 BLK: 0 WP: 1 HR: 1 S: 36 P: 52 ERA: 5.14 WHIP: 2.143															PITCHER				
Bill Oster, L ERA: 7.11 (8,1)	IP: 1.0 WLS: 5 BF: 1 H: 0 R: 0 ER: 0 SO: 0 BB: 1 IBB: 0 HBP: 0 BLK: 0 WP: 0 HR: 0 S: 4 P: 8 ERA: 0.00 WHIP: 2.000															PITCHER				

Philadelphia Athletics @ Boston Red Sox
Fenway Park, Boston, MA
Mon Sep 20 1954, 3:33 AM EDT
Att: 1,555 - Unknown

AB 33
R 5
H 12
RBI 5
BB 5
SO 3
LOB 19



Batter	1	2	3	4	5	6	7	8	9	10	AB	R	H	RBI	BB	SO	LOB				
Pete Suder, R OBP: 0.230, SLG: 0.275 (1, 4)	0-0 1-3		0-0 1B		0-0 FC6-4		0-0 SF9		0-0 1-3		4	0	1	1	0	0	3				
Lou Limmer, L OBP: 0.299, SLG: 0.397 (1, 3)	0-0 3-1		0-0 G3		0-0 F6		0-0 1B		0-3 K		5	0	1	0	0	1	4				
Jim Finigan, R OBP: 0.374, SLG: 0.411 (1, 5)	0-0 F8			0-0 4-3		0-0 1B G4-6-3	0-0 F8		0-0 F8		5	1	1	0	0	0	2				
Gus Zernial, R OBP: 0.317, SLG: 0.418 (1, 7)		0-0 F8		0-3 K		0-0 1B G4-6-3	0-3 K		4-0 BB		4	0	1	0	1	2	0				
Vic Power, R OBP: 0.232, SLG: 0.360 (1, 9)		0-0 HR		0-0 1B		0-0 G4-6-3	0-0 3B		0-3 K		5	1	3	1	0	1	2				
Bill Wilson, R OBP: 0.238, SLG: 0.422 (1, 8)	0-0 5-3		0-0 P4		0-0 1-3		0-0 1-3		0-0 F7		5	0	0	0	0	0	3				
Jack Littrell, R OBP: 0.273, SLG: 0.250 (1, 6)	0-0 F2			0-0 E3 FC6-4 HBP		0-0 E5 6-3 SF9	0-3 K				4	1	0	0	0	1	1				
Joe Astroth, R OBP: 0.292, SLG: 0.273 Jim Robertson, R OBP: 0.299, SLG: 0.229 (1, 2) (8, 2)			0-0 4-3		1-0 FC6-4 HBP	0-0 6-3	4-0 FC3-6 BB				2	0	0	0	0	0	1				
Lee Wheat, R OBP: 0.143, SLG: 0.143 Elmer Valo, L OBP: 0.359, SLG: 0.333 Sonny Dixon, S OBP: 0.250, SLG: 0.265 (1, 1) (7, PH) (7, 1)			0-0 6-3		0-3 K	4-0 1B BB	0-0 FC3-6 1-3				2	0	0	0	0	1	2				
Inning Stats	R: 0 E: 0 K: 0 S: 3	H: 0 LOB: 0 BB: 0 P: 3	R: 1 E: 0 K: 0 S: 4	H: 1 LOB: 0 BB: 0 P: 4	R: 0 E: 0 K: 0 S: 4	H: 1 LOB: 1 BB: 0 P: 4	R: 0 E: 1 K: 1 S: 6	H: 0 LOB: 2 BB: 0 P: 7	R: 1 E: 0 K: 0 S: 4	H: 2 LOB: 0 BB: 1 P: 4	R: 1 E: 1 K: 0 S: 5	H: 1 LOB: 2 BB: 1 P: 9	R: 0 E: 0 K: 1 S: 5	H: 0 LOB: 1 BB: 1 P: 9	R: 0 E: 0 K: 1 S: 5	H: 0 LOB: 1 BB: 1 P: 9	1B: 5 2B: 0 3B: 1 HR: 1	SF: 1 SAC: 0 DP: 1 HBP: 1	WP: 0 PB: 0 SB: 0 CS: 0	PA: 42	
PITCHER	IP WLS BF H R ER SO BB IBB HBP BLK WP HR S P ERA WHIP	IP WLS BF H R ER SO BB IBB HBP BLK WP HR S P ERA WHIP	IP WLS BF H R ER SO BB IBB HBP BLK WP HR S P ERA WHIP	IP WLS BF H R ER SO BB IBB HBP BLK WP HR S P ERA WHIP	IP WLS BF H R ER SO BB IBB HBP BLK WP HR S P ERA WHIP	IP WLS BF H R ER SO BB IBB HBP BLK WP HR S P ERA WHIP	IP WLS BF H R ER SO BB IBB HBP BLK WP HR S P ERA WHIP	IP WLS BF H R ER SO BB IBB HBP BLK WP HR S P ERA WHIP	IP WLS BF H R ER SO BB IBB HBP BLK WP HR S P ERA WHIP	IP WLS BF H R ER SO BB IBB HBP BLK WP HR S P ERA WHIP	IP WLS BF H R ER SO BB IBB HBP BLK WP HR S P ERA WHIP	IP WLS BF H R ER SO BB IBB HBP BLK WP HR S P ERA WHIP	IP WLS BF H R ER SO BB IBB HBP BLK WP HR S P ERA WHIP	IP WLS BF H R ER SO BB IBB HBP BLK WP HR S P ERA WHIP	IP WLS BF H R ER SO BB IBB HBP BLK WP HR S P ERA WHIP	IP WLS BF H R ER SO BB IBB HBP BLK WP HR S P ERA WHIP	IP WLS BF H R ER SO BB IBB HBP BLK WP HR S P ERA WHIP	IP WLS BF H R ER SO BB IBB HBP BLK WP HR S P ERA WHIP	IP WLS BF H R ER SO BB IBB HBP BLK WP HR S P ERA WHIP	IP WLS BF H R ER SO BB IBB HBP BLK WP HR S P ERA WHIP	IP WLS BF H R ER SO BB IBB HBP BLK WP HR S P ERA WHIP

TOP

Philadelphia Athletics @ Boston Red Sox
Fenway Park, Boston, MA
Tue Sep 21 1954, 3:33 AM EDT
Unknown

AB 37
R 3
H 7
RBI 2
BB 3
SO 6
LOB 19

A

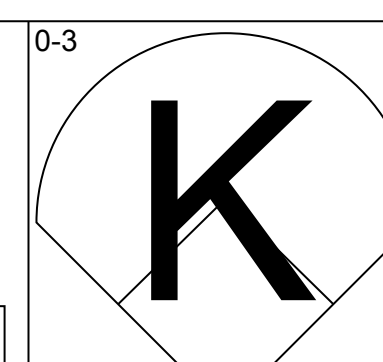
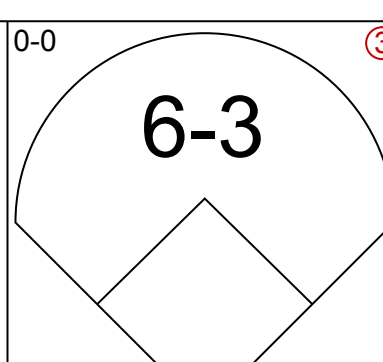
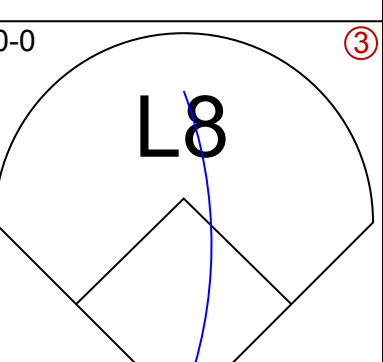
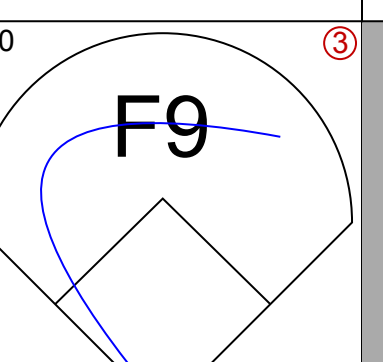
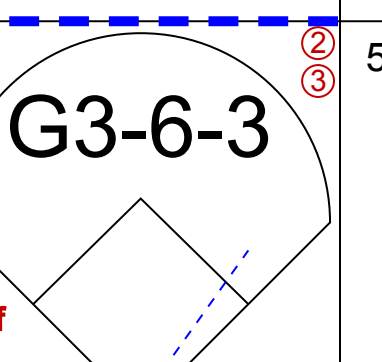
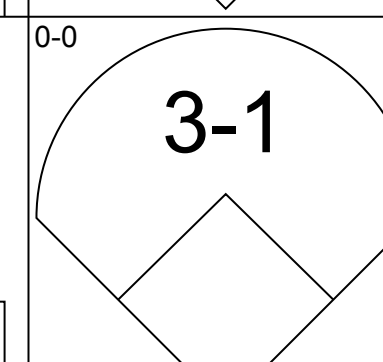
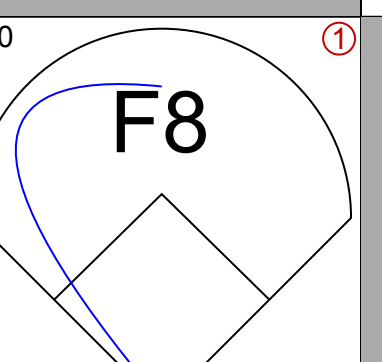
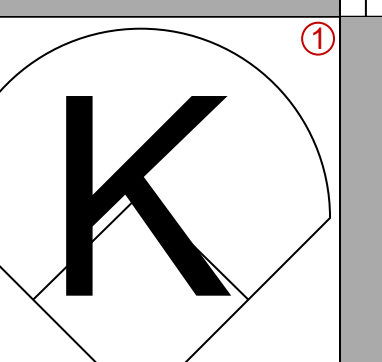
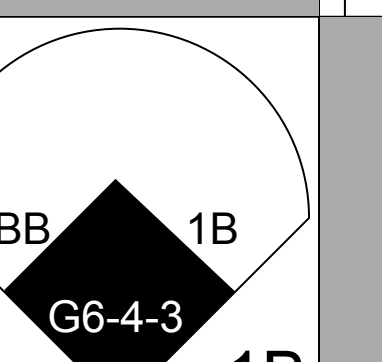
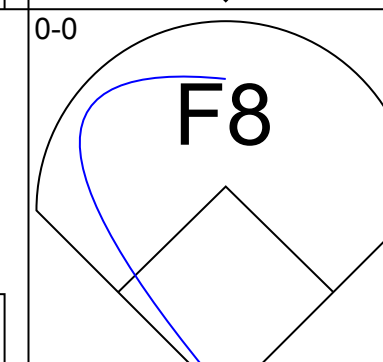
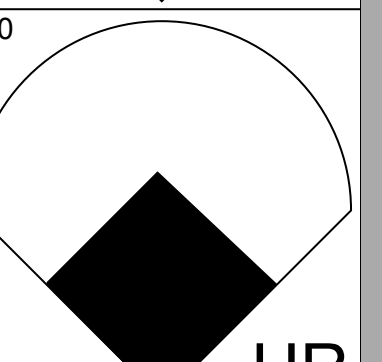
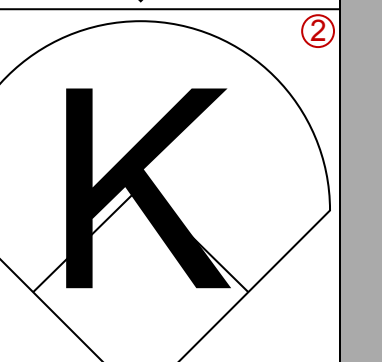
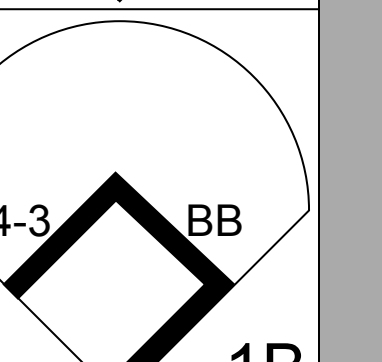
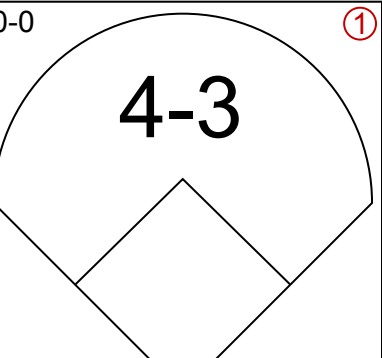

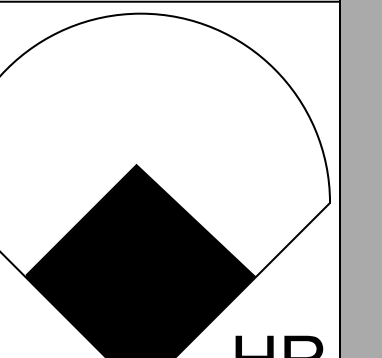
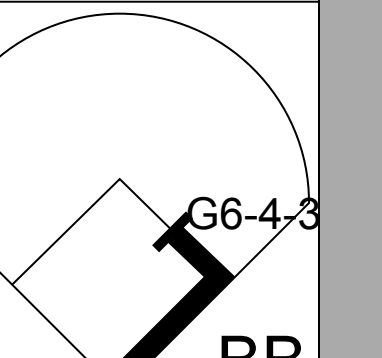
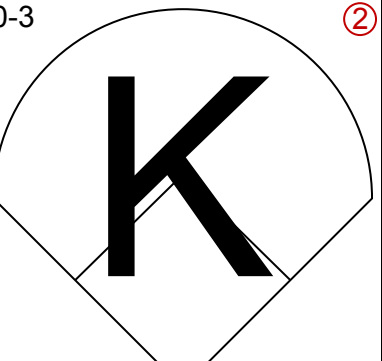
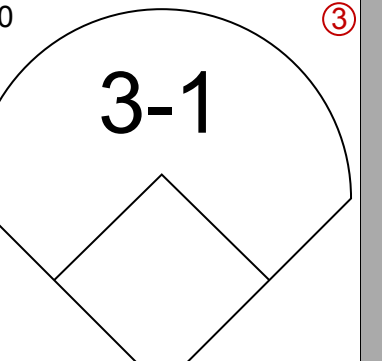
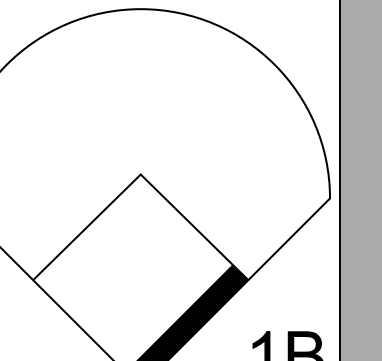
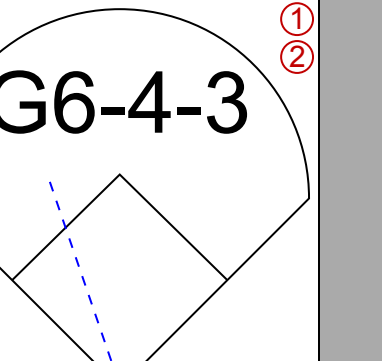
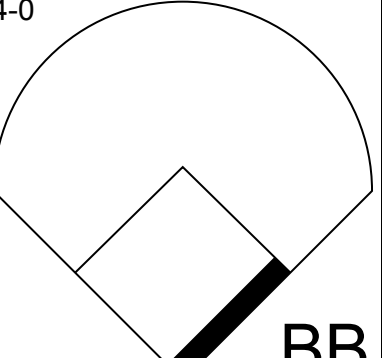
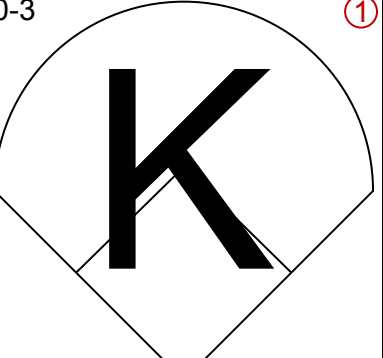
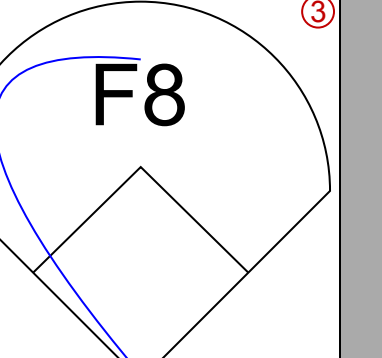
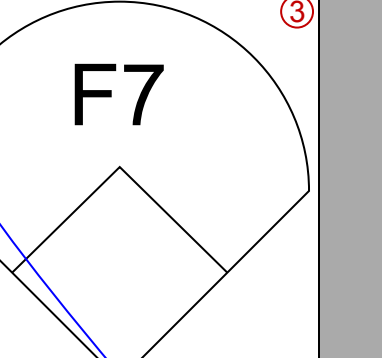
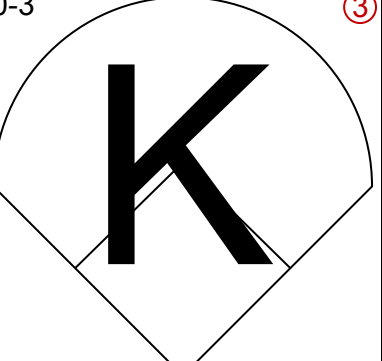
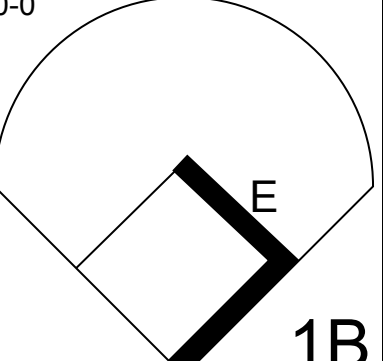
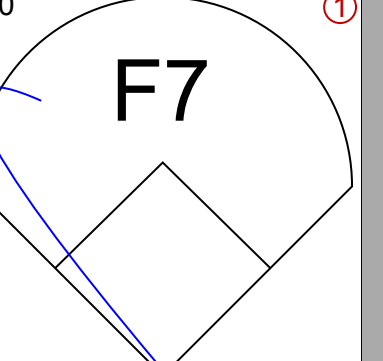
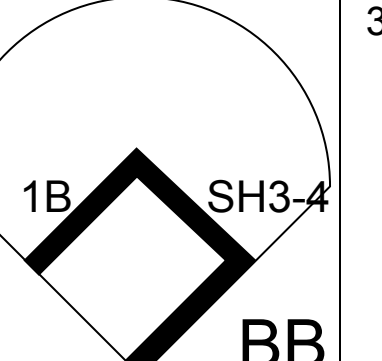
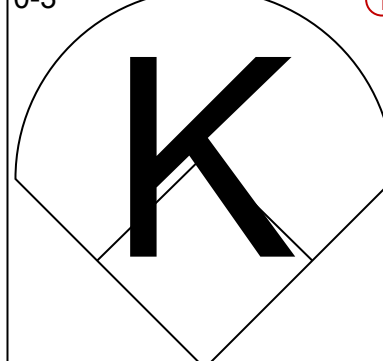
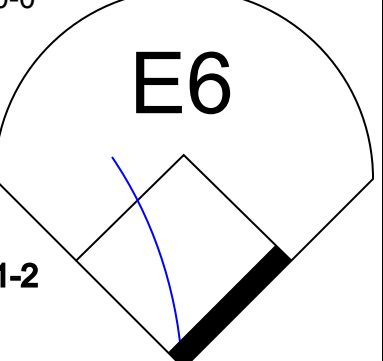
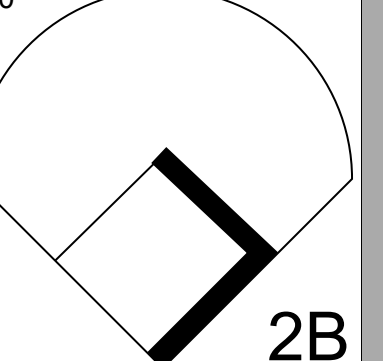
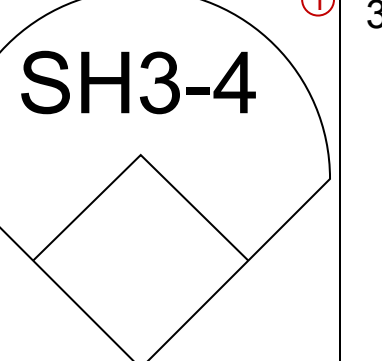
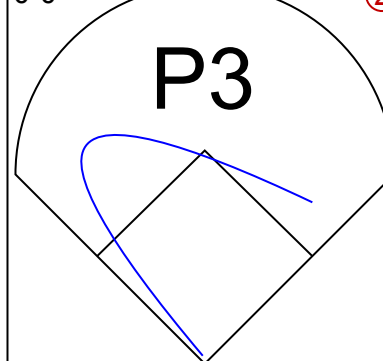
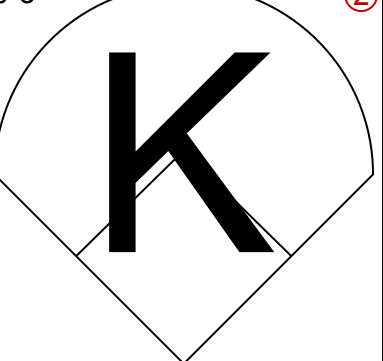
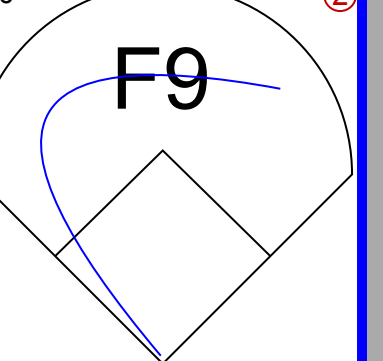
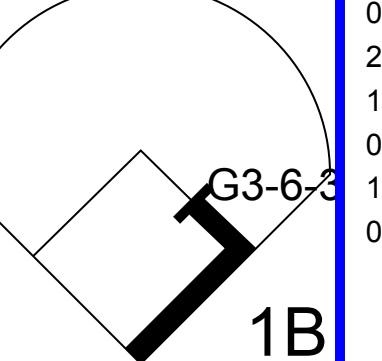
Batter	1	2	3	4	5	6	7	8	9	10	AB	R	H	RBI	BB	SO	LOB				
Billy Goodman, L OBP: 0.371, SLG: 0.377 (1, 4)	0-3 K		0-0 2B SF7 1B		0-0 FC4-5 G4-5-3		0-0 1B 2B		0-0 BB 1B		5	3	3	0	0	1	1				
Ted Williams, L OBP: 0.507, SLG: 0.634 (1, 7)	0-0 G5-4-3 1B		0-0 1-3 2B		0-0 G4-5-3 1-2f		0-0 FC5-4 1B		4-0 1B BB		4	0	3	1	1	0	1				
Jackie Jensen, R OBP: 0.358, SLG: 0.471 (1, 9) (4, 8)	0-0 G5-4-3 1-2f		0-0 SF7		0-0 P3		0-0 FC5-4 1-2f		0-0 1B 2-H		4	0	1	2	0	0	2				
Sam Mele, R OBP: 0.312, SLG: 0.414 (1, 3) (4, 9)		0-0 FC5-4 HBP 1B 1B	0-0 5-3		0-0 G4-6-3 1B		0-0 P5				4	1	2	0	0	0	2				
Grady Hatton, L OBP: 0.379, SLG: 0.363 (1, 5)	0-0 F9		0-0 F9		0-0 G4-6-3 1-2f		0-0 SH 1B				4	0	1	0	0	0	3				
Jim Piersall, R OBP: 0.337, SLG: 0.397 Harry Agganis, L OBP: 0.322, SLG: 0.399 (1, 8) (4, 3)		1-0 FC5-4 HBP		0-0 F8		0-0 F8	0-0 SH		0-0 1-3		0	0	0	0	0	0	0				
Sammy White, R OBP: 0.305, SLG: 0.416 (1, 2)	0-0 FC5-4 1B		0-0 5-3		0-0 F8		0-0 F8		4-0 G6-4-3 BB		3	0	0	0	1	0	2				
Mitt Bolling, R OBP: 0.336, SLG: 0.368 (1, 6)	0-0 1-2 3-H 1B		0-3 K		0-0 K		0-3 K		0-3 K		4	0	1	1	0	3	3				
Willard Nixon, L OBP: 0.312, SLG: 0.358 Tom Hurd, R OBP: 0.299, SLG: 0.333 Charlie Maxwell, R OBP: 0.299, SLG: 0.333 Sid Hudson, R OBP: 0.299, SLG: 0.333 Karl Olson, R OBP: 0.299, SLG: 0.333 Russ Kemmerer, R OBP: 0.299, SLG: 0.333 (1, 1) (7, 1) (8, PH) (9, 1) (9, PH) (10, 1)			0-0 4-3		0-0 FC4-5 2B		0-3 K		0-0 G6-4-3 1-2f		2	0	1	0	0	0	2				
Inning Stats	R: 0 E: 0 K: 1 S: 5	H: 1 LOB: 2 BB: 0 P: 5	R: 1 E: 0 K: 0 S: 5	H: 2 LOB: 1 BB: 0 P: 5	R: 0 E: 0 K: 1 S: 5	H: 0 LOB: 0 BB: 0 P: 5	R: 0 E: 0 K: 0 S: 3	H: 1 LOB: 0 BB: 0 P: 3	R: 1 E: 0 K: 1 S: 7	H: 2 LOB: 1 BB: 0 P: 7	R: 0 E: 0 K: 1 S: 5	H: 0 LOB: 0 BB: 0 P: 5	R: 1 E: 1 K: 1 S: 6	H: 1 LOB: 2 BB: 1 P: 10	R: 1 E: 0 K: 0 S: 2	H: 2 LOB: 2 BB: 1 P: 6	1B: 9 2B: 3 3B: 0 HR: 0	SF: 1 SAC: 1 DP: 4 HBP: 1	WP: 0 PB: 0 SB: 0 CS: 0	PA: 39	
PITCHER	IP WLS BF H R ER SO BB IBB HBP BLK WP HR S P ERA WHIP	IP WLS BF H R ER SO BB IBB HBP BLK WP HR S P ERA WHIP	IP WLS BF H R ER SO BB IBB HBP BLK WP HR S P ERA WHIP	IP WLS BF H R ER SO BB IBB HBP BLK WP HR S P ERA WHIP	IP WLS BF H R ER SO BB IBB HBP BLK WP HR S P ERA WHIP	IP WLS BF H R ER SO BB IBB HBP BLK WP HR S P ERA WHIP	IP WLS BF H R ER SO BB IBB HBP BLK WP HR S P ERA WHIP	IP WLS BF H R ER SO BB IBB HBP BLK WP HR S P ERA WHIP	IP WLS BF H R ER SO BB IBB HBP BLK WP HR S P ERA WHIP	IP WLS BF H R ER SO BB IBB HBP BLK WP HR S P ERA WHIP	IP WLS BF H R ER SO BB IBB HBP BLK WP HR S P ERA WHIP	IP WLS BF H R ER SO BB IBB HBP BLK WP HR S P ERA WHIP	IP WLS BF H R ER SO BB IBB HBP BLK WP HR S P ERA WHIP	IP WLS BF H R ER SO BB IBB HBP BLK WP HR S P ERA WHIP	IP WLS BF H R ER SO BB IBB HBP BLK WP HR S P ERA WHIP	IP WLS BF H R ER SO BB IBB HBP BLK WP HR S P ERA WHIP	IP WLS BF H R ER SO BB IBB HBP BLK WP HR S P ERA WHIP	IP WLS BF H R ER SO BB IBB HBP BLK WP HR S P ERA WHIP	IP WLS BF H R ER SO BB IBB HBP BLK WP HR S P ERA WHIP	IP WLS BF H R ER SO BB IBB HBP BLK WP HR S P ERA WHIP	IP WLS BF H R ER SO BB IBB HBP BLK WP HR S P ERA WHIP

BOTTOM

Philadelphia Athletics @ Boston Red Sox
Fenway Park, Boston, MA
Tue Sep 21 1954, 3:33 AM EDT
Unknown


AB 34
R 4
H 12
RBI 4
BB 2
SO 5
LOB 19

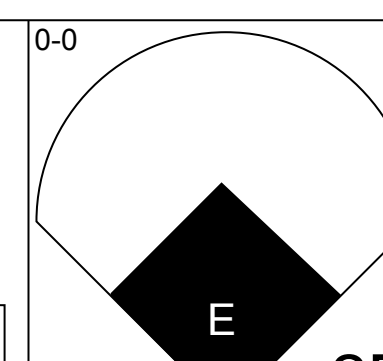
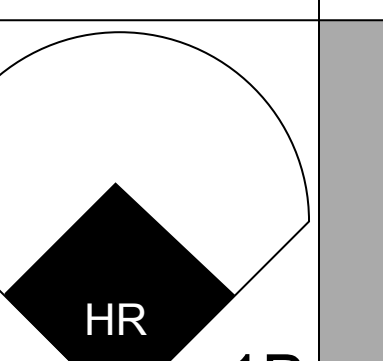
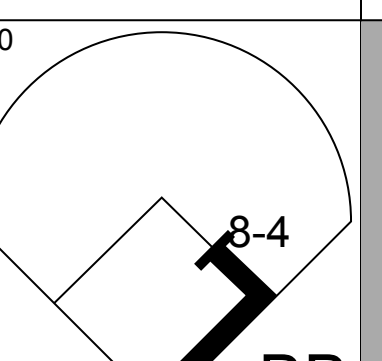
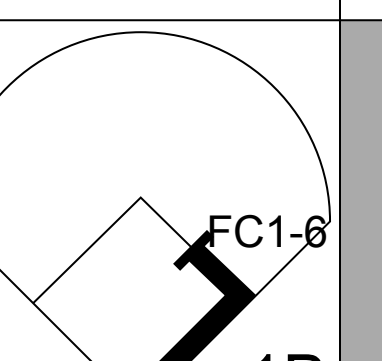
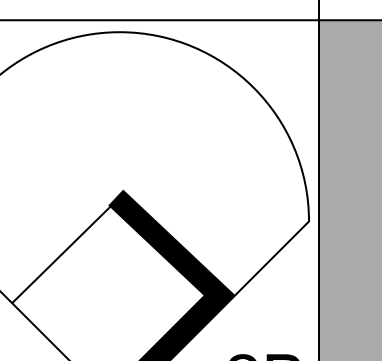
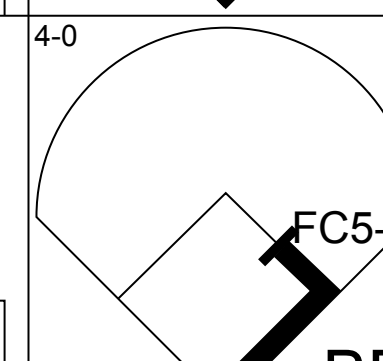
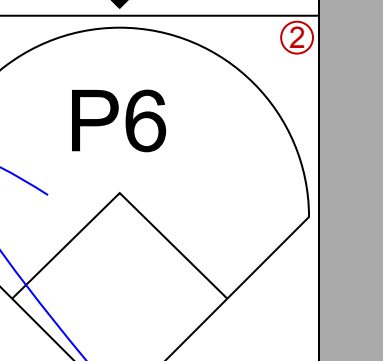
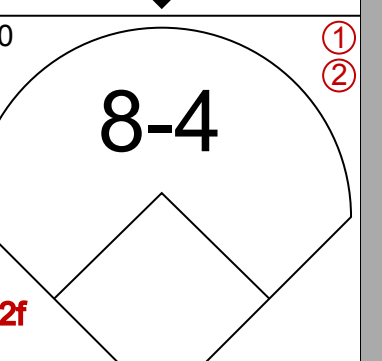
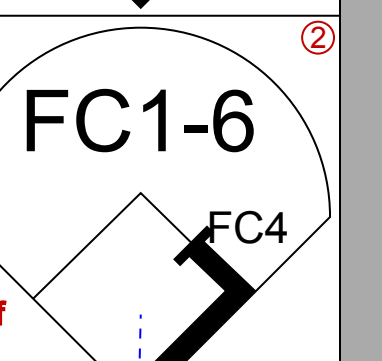
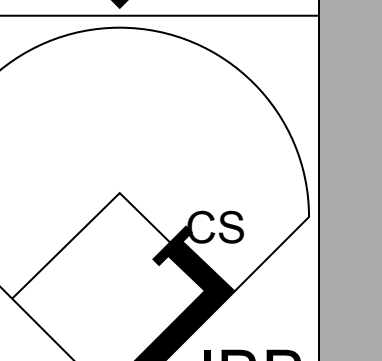
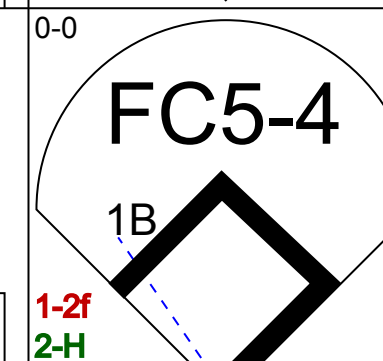

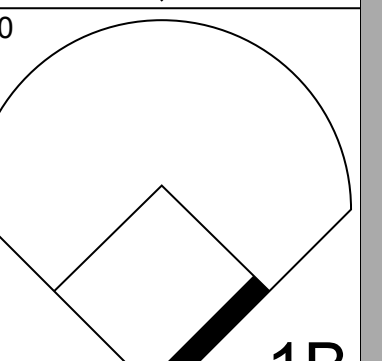
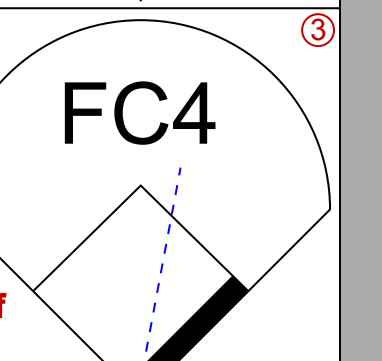
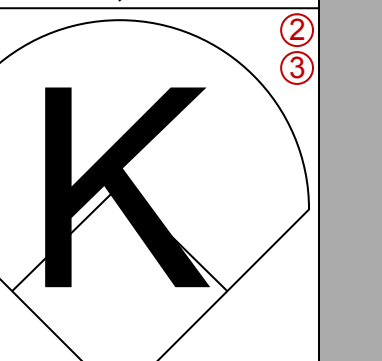
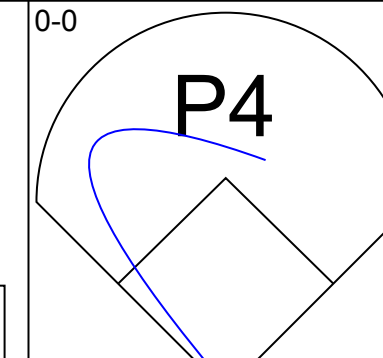
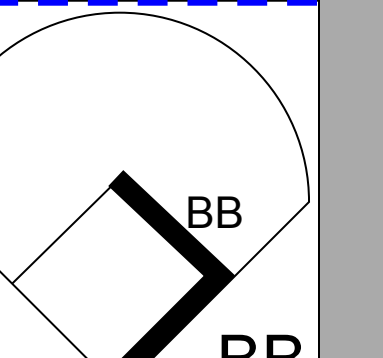
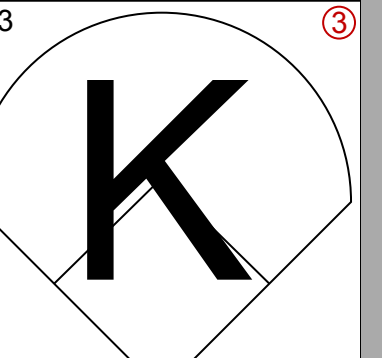


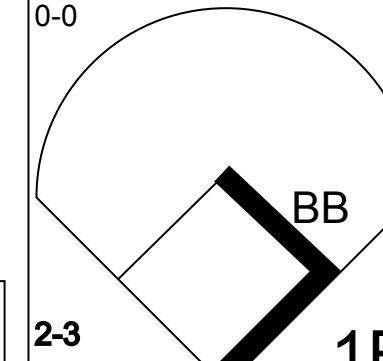
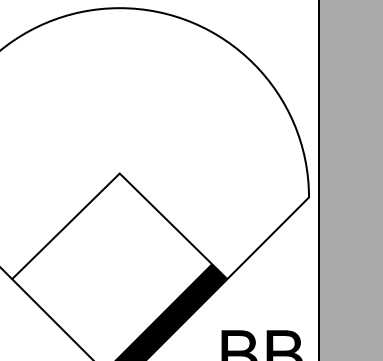
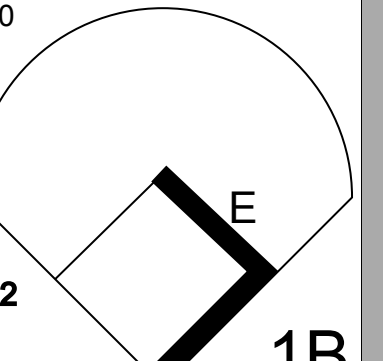
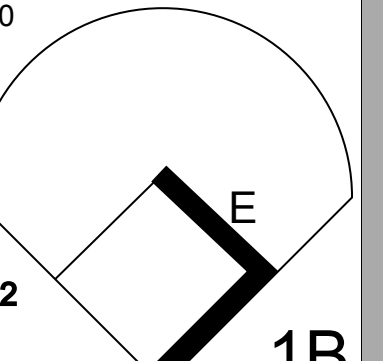

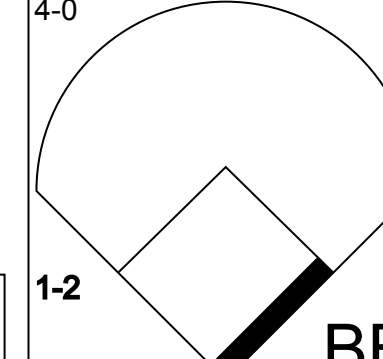
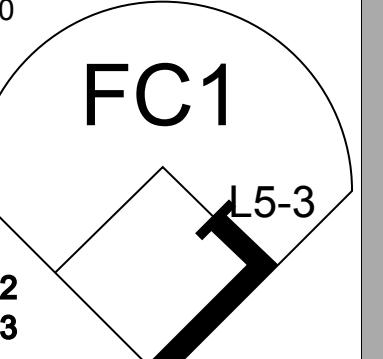
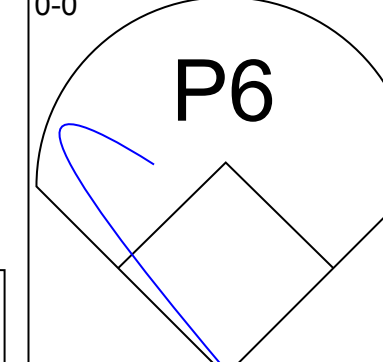
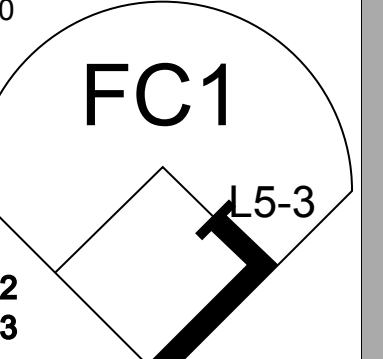


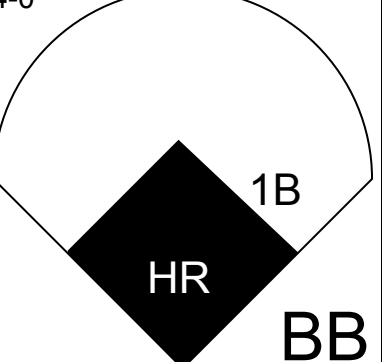
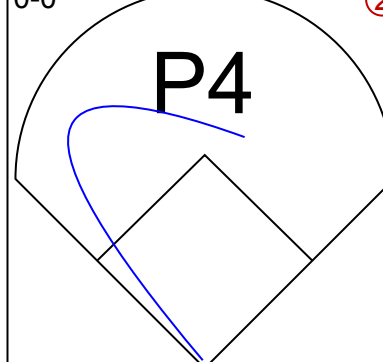

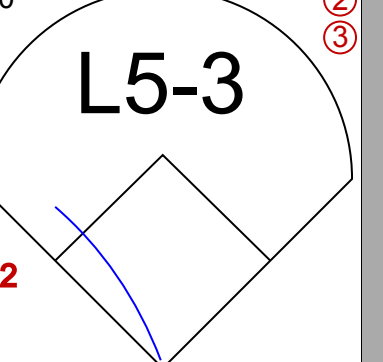
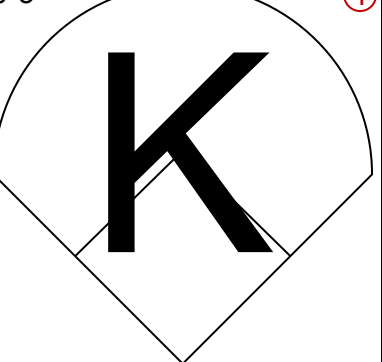
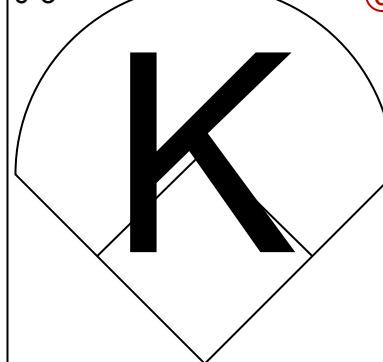
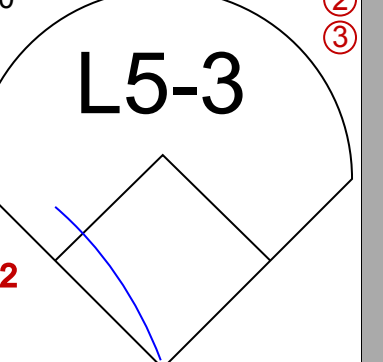

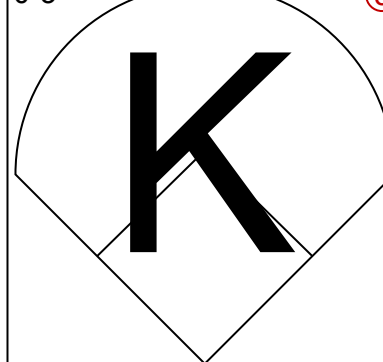

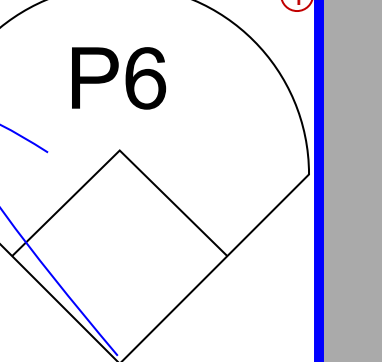
Red Sox Logo

Batter	1	2	3	4	5	6	7	8	9	AB	R	H	RBI	BB	SO	LOB	TOP			
Pete Suder, R OBP: 0.224, SLG: 0.268 (1, 4)										5	0	0	0	0	1	5				
Lou Limmer, L OBP: 0.299, SLG: 0.395 (1, 3)										4	1	1	0	0	1	0				
Jim Finigan, R OBP: 0.375, SLG: 0.418 (1, 5)									4	1	2	1	0	1	0					
Bill Renna, R OBP: 0.301, SLG: 0.377 (1, 7)									3	1	1	1	1	1	0					
Vic Power, R OBP: 0.287, SLG: 0.359 (1, 9)										4	0	1	0	0	1	2				
Bill Wilson, R OBP: 0.335, SLG: 0.418 (1, 8)										3	0	0	0	1	1	2				
Joe Demaestri, R OBP: 0.257, SLG: 0.314 (1, 6)										3	0	1	0	1	1	1				
Jim Robertson, R OBP: 0.299, SLG: 0.238 (1, 2)										3	0	1	0	0	1	1				
Ozzie Van Brabant, R OBP: 0.429, SLG: 0.300 Marion Fricano, R OBP: 0.122, SLG: 0.100 Eimer Valle, L OBP: 0.327, SLG: 0.332 Moe Burttschy, R OBP: 0.348, SLG: 0.118 Gus Zernial, R OBP: 0.348, SLG: 0.420 Johnny Gray, R OBP: 0.257, SLG: 0.109 (1, 1) (2, 1) (7, PH) (7, 1) (9, PH) (9, PH)										0	0	0	0	0	0	0				
Inning Stats	R: 0 E: 0 K: 1 S: 5	H: 0 LOB: 0 BB: 0 P: 5	R: 0 E: 0 K: 2 S: 7	H: 0 LOB: 1 BB: 1 P: 11	R: 0 E: 0 K: 1 S: 5	H: 0 LOB: 0 BB: 0 P: 5	R: 1 E: 0 K: 1 S: 6	H: 1 LOB: 0 BB: 0 P: 6	R: 0 E: 1 K: 2 S: 9	H: 1 LOB: 2 BB: 0 P: 9	R: 1 E: 0 K: 0 S: 4	H: 2 LOB: 1 BB: 0 P: 4	R: 1 E: 0 K: 0 S: 4	H: 2 LOB: 1 BB: 1 P: 8	R: 0 E: 0 K: 0 S: 3	H: 1 LOB: 2 BB: 1 P: 7	1B: 5 2B: 1 3B: 0 HR: 2	SF: 0 SAC: 1 DP: 2 HBP: 0	WP: 0 PA: 37 PB: 0 SB: 0 CS: 0	
PITCHER	IP	WLS	BF	H	R	ER	SO	BB	IBB	HBP	BLK	WP	HR	S	P	ERA	WHIP			
Frank Sullivan, R ERA: 3.19 (1, 1)	8.1	W	36	8	3	3	9	3	0	0	0	0	2	51	63	3.24	1.320			
Tom Hurd, R ERA: 2.67 (9, 1)	0.2	S	1	0	0	0	0	0	0	0	0	0	0	1	1	0.00	0.000			

Philadelphia Athletics @ Boston Red Sox
Fenway Park, Boston, MA
Tue Sep 21 1954, 3:38 AM EDT
Att: 2,774 - Unknown

AB 33
R 3
H 8
RBI 2
BB 3
SO 9
LOB 14



Batter	1	2	3	4	5	6	7	8	9	AB	R	H	RBI	BB	SO	LOB	BOTTOM			
Billy Goodman, L OBP: 0.377, SLG: 0.386 (1, 4)										4	2	4	0	1	0	0				
Ted Williams, L OBP: 0.506, SLG: 0.629 (1, 7)										3	0	0	0	2	0	4				
Jackie Jensen, R OBP: 0.358, SLG: 0.476 (1, 8)										5	1	2	3	0	1	4				
Sam Mele, R OBP: 0.314, SLG: 0.412 (1, 9)										2	0	0	0	1	1	2				
Grady Hatton, L OBP: 0.386, SLG: 0.368 (1, 5)										3	0	3	0	1	0	0				
Harry Agganis, L OBP: 0.322, SLG: 0.396 (1, 3)										3	0	0	0	1	0	5				
Sammy White, R OBP: 0.303, SLG: 0.413 (1, 2)										4	0	0	0	0	1	7				
Milt Bolling, R OBP: 0.337, SLG: 0.368 (1, 6)										3	1	1	0	1	0	3				
Frank Sullivan, R OBP: 0.192, SLG: 0.154 Tom Hurd, R OBP: 0.667, SLG: 0.500 (1, 1) (9, 1)										4	0	0	0	0	2	1				
Inning Stats	R: 1 E: 1 K: 0 S: 5	H: 2 LOB: 2 BB: 2 P: 13	R: 3 E: 0 K: 1 S: 7	H: 2 LOB: 2 BB: 3 P: 19	R: 0 E: 0 K: 1 S: 5	H: 0 LOB: 0 BB: 0 P: 5	R: 0 E: 0 K: 1 S: 5	H: 1 LOB: 1 BB: 1 P: 9	R: 0 E: 0 K: 0 S: 4	H: 2 LOB: 2 BB: 0 P: 4	R: 0 E: 1 K: 1 S: 6	H: 1 LOB: 2 BB: 0 P: 7	R: 0 E: 0 K: 1 S: 5	H: 1 LOB: 2 BB: 1 P: 9	1B: 7 2B: 5 3B: 0 HR: 1	SF: 0 SAC: 0 DP: 3 HBP: 1	WP: 0 PA: 39 PB: 0 SB: 0 CS: 1			
PITCHER	IP	WLS	BF	H	R	ER	SO	BB	IBB	HBP	BLK	WP	HR	S	P	ERA	WHIP			
Ozzie Van Brabant, R ERA: 7.05 (1, 1)	1.2	L	12	4	4	4	1	3	0	0	0	0	0	11	23	21.60	4.200			
Marion Fricano, R ERA: 5.23 (2, 1)	4.1		18	4	0	0	2	3	0	0	0	0	0	19	31	0.00	1.615			
Moe Burttschy, R ERA: 3.8 (7, 1)	2.0		9	2	0	0	2	0	1	1	0	0	0	11	16	0.00	1.000			


Philadelphia Athletics @ Boston Red Sox
Fenway Park, Boston, MA
Tue Sep 21 1954, 3:38 AM EDT
Att: 2,774 - Unknown


AB 31
R 4
H 10
RBI 3
BB 7
SO 5
LOB 26



Batter	1	2	3	4	5	6	7	8	9	AB	R	H	RBI	BB	SO	LOB	TOP					
Pete Suder, R OBP: 0.223, SLG: 0.263 (1, 4)	0-3 K	0-0 FC5-2		0-0 F9			0-0 6-3	4-0 BB		4	0	0	0	1	1	4	Philadelphia Athletics @ New York Yankees Yankee Stadium, Bronx, NY Fri Sep 24 1954, 3:33 AM EDT Att: 2,032 - Unknown livebaseballscorecards.com					
Lou Limmer, L OBP: 0.301, SLG: 0.404 Bill Renna, R OBP: 0.300, SLG: 0.376 (8, PH) (8, 9)	0-0 HR		4-0 BB	0-3 K			0-0 4-3	0-0 F6		3	1	1	1	1	1	2						
Jim Finigan, R OBP: 0.377, SLG: 0.417 (1, 5)	4-0 BB		0-0 F8		4-0 G6-4-3 BB		0-0 1B		0-0 G3	3	0	1	0	2	0	1						
Gus Zernial, R OBP: 0.320, SLG: 0.416 (1, 7)	0-0 F9		4-0 1-2 BB		0-0 G6-4-3 1-2 BB		0-0 F7		1-0 1B FC5-2 HBP	3	0	0	0	1	0	3						
Vic Power, R OBP: 0.286, SLG: 0.358 (8, 3)	0-3 K		0-0 F9		0-0 F9			0-0 F9	0-0 FC5-2 HR 1B	5	1	1	0	0	1	3						
Bill Wilson, R OBP: 0.336, SLG: 0.416 (1, 8)		0-0 FC5-2 1B	0-0 5-3			0-0 6-3		4-0 1B BB	0-0 FC5-2 HR	4	2	1	0	1	0	4						
Jack Littrell, R OBP: 0.370, SLG: 0.520 (1, 6)	0-3 K			0-0 FC 1B		0-0 2B		0-0 5-3 1B 1-2 1B	0-0 HR 1-2 2-H	5	1	4	3	0	1	1						
Joe Astroth, R OBP: 0.294, SLG: 0.276 (1, 2)	0-0 1-2 1B		0-0 FC 1-2 1B		0-0 F7		0-0 F7		0-0 5-3 1B	5	0	2	1	0	0	2						
Arnie Portocarrero, R OBP: 0.163, SLG: 0.173 (1, 1)	0-3 K		0-3 K		0-3 K		0-0 5-3		0-0 5-3 1-2 2-3	4	0	0	0	0	2	7						
Inning Stats	R: 1 E: 0 K: 2 S: 8	H: 1 LOB: 1 BB: 1 P: 12	R: 0 E: 0 K: 2 S: 9	H: 2 LOB: 2 BB: 0 P: 9	R: 0 E: 0 K: 0 S: 3	H: 0 LOB: 2 BB: 2 P: 11	R: 0 E: 0 K: 2 S: 9	H: 1 LOB: 2 BB: 0 P: 9	R: 0 E: 0 K: 0 S: 2	H: 0 LOB: 0 BB: 1 P: 6	R: 0 E: 0 K: 0 S: 4	H: 1 LOB: 1 BB: 0 P: 4	R: 0 E: 0 K: 0 S: 4	H: 1 LOB: 1 BB: 0 P: 4	R: 1 E: 0 K: 0 S: 5	H: 2 LOB: 2 BB: 2 P: 13	R: 3 E: 0 K: 0 S: 5	H: 2 LOB: 0 BB: 0 P: 6	1B: 7 2B: 1 3B: 0 HR: 2	SF: 0 SAC: 0 DP: 1 HBP: 1	WP: 0 PB: 0 SB: 0 CS: 0	PA: 44
PITCHER Art Schallock, L ERA: 4.15 (1, 1)	IP: 9.0 WLS: L BF: 44 H: 10 R: 5 ER: 5 SO: 6 BB: 6 IBB: 0 HBP: 1 BLK: 0 WP: 0 HR: 2 S: 49 P: 74 ERA: 5.00 WHIP: 1.778															PITCHER						

Batter	1	2	3	4	5	6	7	8	9	AB	R	H	RBI	BB	SO	LOB	BOTTOM				
Enos Slaughter, L OBP: 0.373, SLG: 0.331 (1, 9)	0-0 1-3	0-0 FC4-6			0-0 6-3					4	0	1	0	0	0	3	Philadelphia Athletics @ New York Yankees Yankee Stadium, Bronx, NY Fri Sep 24 1954, 3:33 AM EDT Att: 2,032 - Unknown livebaseballscorecards.com				
Joe Collins, L OBP: 0.385, SLG: 0.446 (1, 3)	0-0 F6		0-3 K		0-3 K		0-0 F9			4	0	0	0	0	2	1					
Mickey Mantle, S OBP: 0.400, SLG: 0.521 (1, 8)	0-3 K		0-0 F8		4-0 BB			0-0 F4		3	0	0	0	1	1	0					
Yogi Berra, L OBP: 0.369, SLG: 0.493 (1, 2)		4-0 FC3-6 BB	0-0 4-3		0-0 F9		0-0 F9		0-0 F9	3	0	0	0	1	0	1					
Irv Noren, L OBP: 0.379, SLG: 0.485 (1, 7)		0-0 FC3-6 BB 1-2 1B		0-3 K2-3		0-0 F8		0-0 1B		4	1	1	0	0	1	1					
Gil McDougald, R OBP: 0.388, SLG: 0.422 (1, 4)		4-0 BB 1-2 1B BB		0-3 K		0-0 F8		0-3 K		3	0	0	0	1	2	1					
Andy Carey, R OBP: 0.372, SLG: 0.422 Lou Berberet, L OBP: 0.500, SLG: 0.500 (9, PH)		0-0 BB 1-2 2-H 1B		0-0 1B		0-0 F7			0-3 K	3	0	2	1	0	0	0					
Jerry Coleman, R OBP: 0.279, SLG: 0.278 Gus Triandos, R (9, PH)		4-0 FC4-6 BB 1-2 2-3 BB		0-0 1B			0-3 K		0-3 K	2	0	1	0	1	1	0					
Art Schallock, L Frank Leja, L OBP: 0.250, SLG: 0.250 (9, PH)		0-3 K		0-0 5-3		0-0 L7			0-3 K	3	0	0	0	0	1	5					
Inning Stats	R: 0 E: 0 K: 1 S: 5	H: 0 LOB: 0 BB: 0 P: 5	R: 1 E: 0 K: 1 S: 6	H: 1 LOB: 3 BB: 3 P: 18	R: 0 E: 0 K: 1 S: 5	H: 0 LOB: 0 BB: 0 P: 5	R: 0 E: 0 K: 2 S: 9	H: 2 LOB: 2 BB: 0 P: 9	R: 0 E: 0 K: 0 S: 3	H: 0 LOB: 0 BB: 0 P: 3	R: 0 E: 0 K: 1 S: 6	H: 1 LOB: 1 BB: 0 P: 6	R: 0 E: 0 K: 1 S: 6	H: 1 LOB: 1 BB: 0 P: 6	R: 0 E: 0 K: 3 S: 9	H: 0 LOB: 0 BB: 0 P: 9		1B: 5 2B: 0 3B: 0 HR: 0	SF: 0 SAC: 0 DP: 0 HBP: 0	WP: 0 PB: 0 SB: 0 CS: 0	PA: 36
PITCHER Arnie Portocarrero, R ERA: 4.06 (1, 1)	IP: 9.0 WLS: W BF: 36 H: 5 R: 1 ER: 1 SO: 11 BB: 4 IBB: 0 HBP: 0 BLK: 0 WP: 0 HR: 0 S: 54 P: 70 ERA: 1.00 WHIP: 1.000															PITCHER					

Batter	1	2	3	4	5	6	7	8	9	AB	R	H	RBI	BB	SO	LOB	TOP																		
Pete Suder, R (1, 4) OBP: 0.223, SLG: 0.263											0	0	0	0	0	0	0	Philadelphia Athletics @ New York Yankees Yankee Stadium, Bronx, NY Sat Sep 25 1954, 3:33 AM EDT Att: 9,890 - Unknown livebaseballscorecards.com																	
Lou Limmer, L (1, 3) OBP: 0.301, SLG: 0.404											0	0	0	0	0	0	0																		
Jim Finigan, R (1, 5) OBP: 0.377, SLG: 0.417											0	0	0	0	0	0	0																		
Gus Zernial, R (1, 7) OBP: 0.320, SLG: 0.416											0	0	0	0	0	0	0																		
Vic Power, R (1, 9) OBP: 0.286, SLG: 0.358											0	0	0	0	0	0	0																		
Bill Wilson, R (1, 8) OBP: 0.336, SLG: 0.416											0	0	0	0	0	0	0																		
Jack Littrell, R (1, 6) OBP: 0.370, SLG: 0.520											0	0	0	0	0	0	0																		
Jim Robertson, R (1, 2) OBP: 0.299, SLG: 0.238											0	0	0	0	0	0	0																		
Bill Oster, L (1, 1)											0	0	0	0	0	0	0																		
Inning Stats											1B: 0	SF: 0	WP: 0	PA: 0	2B: 0	SAC: 0	FB: 0		3B: 0	DP: 0	SB: 0	CS: 0	HR: 0	HBP: 0											
PITCHER Allie Reynolds, R (1, 1) ERA: 3.37	IP	WLS	BF	H	R	ER	SO	BB	IBB	HBP	BLK	WP	HR	S	P	ERA	WHIP																		
																		PITCHER	IP	WLS	BF	H	R	ER	SO	BB	IBB	HBP	BLK	WP	HR	S	P	ERA	WHIP

Batter	1	2	3	4	5	6	7	8	9	AB	R	H	RBI	BB	SO	LOB	BOTTOM																		
Gil McDougald, R (1, 4) OBP: 0.368, SLG: 0.422											0	0	0	0	0	0	0	Philadelphia Athletics @ New York Yankees Yankee Stadium, Bronx, NY Sat Sep 25 1954, 3:33 AM EDT Att: 9,890 - Unknown livebaseballscorecards.com																	
Hank Bauer, R (1, 9) OBP: 0.361, SLG: 0.462											0	0	0	0	0	0	0																		
Mickey Mantle, S (1, 8) OBP: 0.400, SLG: 0.521											0	0	0	0	0	0	0																		
Yogi Berra, L (1, 2) OBP: 0.369, SLG: 0.493											0	0	0	0	0	0	0																		
Bill Skowron, R (1, 3) OBP: 0.383, SLG: 0.568											0	0	0	0	0	0	0																		
Bob Cerv, R (1, 7) OBP: 0.324, SLG: 0.473											0	0	0	0	0	0	0																		
Andy Carey, R (1, 5) OBP: 0.372, SLG: 0.422											0	0	0	0	0	0	0																		
Phil Rizzuto, R (1, 6) OBP: 0.299, SLG: 0.252											0	0	0	0	0	0	0																		
Allie Reynolds, R (1, 1) OBP: 0.180, SLG: 0.184											0	0	0	0	0	0	0																		
Inning Stats											1B: 0	SF: 0	WP: 0	PA: 0	2B: 0	SAC: 0	FB: 0		3B: 0	DP: 0	SB: 0	CS: 0	HR: 0	HBP: 0											
PITCHER Bill Oster, L (1, 1) ERA: 7.11	IP	WLS	BF	H	R	ER	SO	BB	IBB	HBP	BLK	WP	HR	S	P	ERA	WHIP																		
																		PITCHER	IP	WLS	BF	H	R	ER	SO	BB	IBB	HBP	BLK	WP	HR	S	P	ERA	WHIP

