

Philadelphia Phillies - 1950

Batter	1	2	3	4	5	6	7	8	9	AB R H RBI BB SO LOB	TOP																													
Pee Wee Reese, R (1, 6) C X	0-1 3-1		1-3 K			1-1 5-3		0-0 F8		4 0 0 0 0 1 1																														
George Shuba, L (1, 7) OBP: 0.250, SLG: 0.500 C X	0-1 F2		1-1 F2			3-2 1-3		2-0 2B		4 0 1 0 0 0 1																														
Duke Snider, L (1, 8) B F X	1-1 F7				0-0 F6	0-3 K		3-2 1-3		4 0 0 0 0 1 1																														
Jackie Robinson, R (1, 4) OBP: 0.500, SLG: 0.750 X		0-0 5-3			1-2 G1-6-3 1B		1-1 E4 1B 2B	0-0 B1-3		4 1 2 0 0 0 1																														
Carl Furillo, R (1, 9) OBP: 0.250, SLG: 0.250 B B B X C B B X		3-1 4-3			1-2 G1-6-3 1-2f		1-1 E G1-2-3 1B		0-1 L7	4 0 1 1 0 0 1																														
Gil Hodges, R (1, 3) OBP: 0.500, SLG: 0.333 B C B B X C B B X		4-1 BB				3-2 F3		0-1 E 1B	2-2 F7	3 0 1 0 1 0 0																														
Bobby Morgan, R (1, 5) OBP: 0.250, SLG: 0.250 C B X		1-1 F4				1-1 1B		1-1 F4	2-1 F7	4 0 1 0 0 0 3																														
Roy Campanella, R (1, 2) OBP: 0.333, SLG: 0.333 C B B B X C B B X			2-2 1B			2-0 F5		1-0 E5 1-2 2-3		3 0 1 0 0 0 3																														
Don Newcombe, L (1, 1) Carl Erskine, R (2, 1) Wayne Belardi, L (3, PH) Pat McGlothin, L (3, 1) Cal Abrams, L (5, PH) Rex Barney, R (5, 1) Gene Hermanski, L (7, PH) Clem Labine, R (7, 1) B B B B X C B B B X			3-3 K			3-3 K		1-0 G1-2-3 3-Hf		0 0 0 0 0 0 0 0 0 0 0 0 0 0 1 0 0 0 0 1 1 0 0 0 0 0 0 0 1 0 0 0 0 1 1 0 0 0 0 0 0 0 1 0 0 0 0 0 3 0 0 0 0 0 0 0																														
Inning Stats	R: 0 E: 0 K: 0 S: 6	H: 0 LOB: 0 BB: 0 P: 7	R: 0 E: 0 K: 0 S: 6	H: 0 LOB: 1 BB: 1 P: 14	R: 0 E: 0 K: 2 S: 11	H: 1 LOB: 1 BB: 0 P: 18	R: 0 E: 0 K: 0 S: 7	H: 1 LOB: 0 BB: 0 P: 9	R: 0 E: 0 K: 1 S: 9	H: 1 LOB: 1 BB: 0 P: 18	R: 0 E: 0 K: 1 S: 10	H: 0 LOB: 0 BB: 0 P: 14	R: 1 E: 2 K: 0 S: 10	H: 3 LOB: 2 BB: 0 P: 15	R: 0 E: 0 K: 0 S: 7	H: 1 LOB: 1 BB: 0 P: 12	R: 0 E: 0 K: 0 S: 8	H: 0 LOB: 0 BB: 0 P: 12	1B: 5 2B: 2 3B: 0 HR: 0	SF: 0 SAC: 0 DP: 2 HBP: 0	WP: 0 PB: 0 SB: 0 CS: 0	PA: 34																		
PITCHER Robin Roberts, R (1, 1) ERA: 1.0	IP 9.0	WLS W	BF 34	H 7	R 1	ER 1	SO 4	BB 1	IBB 0	HBP 0	BLK 0	WP 0	HR 0	S 74	P 119	ERA 1.00	WHIP 0.889						PITCHER	IP 9.0	WLS W	BF 34	H 7	R 1	ER 1	SO 4	BB 1	IBB 0	HBP 0	BLK 0	WP 0	HR 0	S 74	P 119	ERA 1.00	WHIP 0.889

Brooklyn Dodgers @ Philadelphia Phillies
 Shibe Park, Philadelphia, PA
 Tue Apr 18 1950, 3:33 AM EST
 Att: 29,074 - Unknown

AB	33
R	1
H	7
RBI	1
BB	1
SO	4
LOB	16



Batter	1	2	3	4	5	6	7	8	9	AB	R	H	RBI	BB	SO	LOB
Richie Ashburn, L OBP: 0.600, SLG: 0.333 (1, 8)	0-0 2B 1B	0-1 F9 2-3	4-0 1B BB		1-1 3-1			4-1 6-3 1B BB		3	2	1	0	2	0	1
Granny Hamner, R OBP: 0.600, SLG: 0.800 (1, 6)	1-0 2B 2B	0-0 1B 1B	0-0 1-2 1B		0-0 F3			0-1 6-3 1-2		5	2	3	3	0	0	1
Eddie Waitkus, L OBP: 0.600, SLG: 0.600 (1, 3)	0-0 F6	2-0 1B 1B	1-1 F9			1-1 G6-4-3 1B		0-0 2-H 1B		5	0	3	1	0	0	3
Del Ennis, R OBP: 0.400, SLG: 0.600 (1, 9)	2-2 2B	0-1 1-2 1B		1-3 K		3-1 G6-4-3 1-2f		3-2 5-3		5	0	2	2	0	1	2
Willie Jones, R OBP: 0.250, SLG: 0.250 (1, 5)	0-1 5-3	1-1 5-3		1-2 F8 BLK 1B		0-0 F7				4	1	1	0	0	0	3
Dick Sisler, L OBP: 0.250, SLG: 0.250 (1, 7)	0-2 6-3		1-0 BLK F8 1B		1-2 F8		0-0 F7			4	1	1	0	0	0	2
Dick Whitman, L (8, 7)					1-3					0	0	0	0	0	0	0
Mike Goliat, R OBP: 1.000, SLG: 1.250 (1, 4)		1-1 2B 2B	2-0 F8 BLK 1B		2-2 1B		2-2 1B			4	2	4	1	0	0	0
Andy Seminick, R OBP: 0.250, SLG: 0.500 (1, 2)		0-0 F9 1B 2B	1-3 K		1-2 F7		1-2 6-3			4	1	1	1	0	1	3
Robin Roberts, S (1, 1)		1-0 F2	1-0 F8		2-2 L6			1-0 6-3		4	0	0	1	0	0	2

Inning Stats	R: 2	H: 3	E: 0	K: 0	S: 12	LOB: 1	BB: 0	P: 15	R: 3	H: 5	E: 0	K: 0	S: 12	LOB: 2	BB: 0	P: 17	R: 2	H: 3	E: 0	K: 1	S: 9	LOB: 1	BB: 1	P: 19	R: 1	H: 2	E: 0	K: 1	S: 17	LOB: 0	BB: 0	P: 10	R: 0	H: 1	E: 0	K: 0	S: 5	LOB: 0	BB: 0	P: 9	R: 0	H: 1	E: 0	K: 0	S: 7	LOB: 0	BB: 0	P: 10	R: 1	H: 1	E: 0	K: 0	S: 9	LOB: 1	BB: 1	P: 17
--------------	------	------	------	------	-------	--------	-------	-------	------	------	------	------	-------	--------	-------	-------	------	------	------	------	------	--------	-------	-------	------	------	------	------	-------	--------	-------	-------	------	------	------	------	------	--------	-------	------	------	------	------	------	------	--------	-------	-------	------	------	------	------	------	--------	-------	-------

PITCHER	IP	WLS	BF	H	R	ER	SO	BB	IBB	HBP	BLK	WP	HR	S	P	ERA	WHIP
Don Newcombe, R ERA: 36.0 (1, 1)	1.0	L	8	5	4	4	0	0	0	0	0	0	0	15	19	36.00	5.000
Carl Erskine, R ERA: 9.0 (2, 1)	1.0		6	3	1	1	0	0	0	0	0	0	0	9	13	9.00	3.000
Pat McGlothin, R ERA: 13.5 (3, 1)	2.0		12	5	3	3	2	1	0	0	2	0	0	26	42	13.50	3.000
Rex Barney, R ERA: (5, 1)	2.0		6	1	0	0	0	0	0	0	0	0	0	12	19	0.00	0.500
Clem Labine, R ERA: 4.5 (7, 1)	2.0		8	2	1	1	0	1	0	0	0	0	0	16	27	4.50	1.500


BOTTOM

Brooklyn Dodgers @ Philadelphia Phillies
 Shibe Park, Philadelphia, PA
 Tue Apr 18 1950, 3:33 AM EST
 Att. 29,074 - Unknown

AB	38
R	9
H	16
RBI	9
BB	2
SO	2
LOB	17

livebaseballscorecards.com

1B	12	SF	0	WP	0	PA	40
2B	4	SAC	0	PB	0	SB	0
3B	0	DP	1	CS	0		
HR	0	HBP	0				



Batter	1	2	3	4	5	6	7	8	9	AB R H RBI BB SO LOB	TOP											
Pee Wee Reese, R (1, 6) OBP: 0.222, SLG: 0.333	1-1 S 1B		2-2 6-3		X 0-0 F5		BB 2-1 2B		SS 2-2 F7	5 1 2 0 0 0 1												
George Shuba, L (1, 7) OBP: 0.125, SLG: 0.250	3-3 K		3-2 6-3		X 0-0 F3		BB 3-2 F8		SS 1-2	4 0 0 0 0 1 2												
Duke Snider, L (1, 8) OBP: 0.125, SLG: 0.125	1-3 K		1-2 CS 1B		F 0-1 F2			B 1-0 5-3		4 0 1 0 0 1 1												
Jackie Robinson, R (1, 4) OBP: 0.625, SLG: 0.857	1-0 2-H 1B		1-0 CS 1-2	B 1-0 HR 2B		BB 4-2 2B BB		X 0-0 1-3		3 2 2 1 1 0 0												
Carl Furillo, R (1, 9) OBP: 0.250, SLG: 0.625	1-2 F7			B 1-2 HR		X 0-0 F9		F 0-2 4-3		4 1 1 2 0 0 2												
Gil Hodges, R (1, 3)		B 1-0 BLK 1B		X 0-0 1B F7 2B		B 2-2 2B 1-H		C 0-1 HR		4 3 4 2 0 0 0												
Bobby Morgan, R (1, 5)		X 0-0 L5-3 1B		B 3-1 G6-4-3 1B		B 1-1 CS 1B		B 2-3 K		4 0 3 1 0 1 0												
Bruce Edwards, R (1, 2)		B 3-1 F7		C 1-1 F7		B 2-1 CS 1-2	B 0-3 K	B 3-3 K		4 0 0 1 0 2 2												
Bud Podbielan, R (1, 1) OBP: 0.250, SLG: 0.250		X 0-1 L5-3		X 0-2 G6-4-3		S 1-1 1-3		F 0-1 BLK 1B		4 0 1 0 0 0 2												
Inning Stats	R: 1 E: 0 K: 2 S: 14	H: 2 LOB: 1 BB: 0 P: 21	R: 1 E: 0 K: 0 S: 6	H: 2 LOB: 0 BB: 0 P: 10	R: 0 E: 0 K: 0 S: 9	H: 1 LOB: 0 BB: 0 P: 16	R: 3 E: 0 K: 0 S: 13	H: 4 LOB: 0 BB: 0 P: 19	R: 0 E: 0 K: 0 S: 4	H: 0 LOB: 0 BB: 0 P: 4	R: 1 E: 0 K: 0 S: 9	H: 2 LOB: 0 BB: 1 P: 18	R: 0 E: 0 K: 1 S: 11	H: 1 LOB: 1 BB: 0 P: 17	R: 0 E: 0 K: 0 S: 5	H: 0 LOB: 0 BB: 0 P: 6	R: 1 E: 0 K: 2 S: 14	H: 2 LOB: 1 BB: 0 P: 21	1B: 8 2B: 5 3B: 0 HR: 2	SF: 0 SAC: 0 DP: 2 HBP: 0	WP: 0 PB: 0 SB: 1 CS: 2	PA: 39
PITCHER	IP WLS BF H R ER SO BB IBB HBP BLK WP HR S P ERA WHIP																					
Russ Meyer, R (1, 1) ERA: 9.53	5.2 L 25 11 6 6 2 1 0 0 0 1 0 1 54 85 9.53 2.118																					
Blix Donnelly, R (6, 1) ERA:	1.1 4 1 0 0 1 0 0 0 0 0 0 0 12 20 0.00 0.750																					
Jim Konstanty, R (8, 1) ERA: 4.5	2.0 8 2 1 1 2 0 0 0 0 1 0 1 19 27 4.50 1.000																					

Brooklyn Dodgers @ Philadelphia Phillies
 Shibe Park, Philadelphia, PA
 Wed Apr 19 1950, 3:33 AM EST
 Att. 8,450 - Unknown

AB	36
R	7
H	14
RBI	7
BB	1
SO	5
LOB	10



Batter	1	2	3	4	5	6	7	8	9	AB	R	H	RBI	BB	SO	LOB																	
Richie Ashburn, L OBP: 0.400, SLG: 0.250 (1, 8)	2-2 FC1-6 1B	0-0 G3		0-0 F8			2-1 G4-3 1-2f		2-1 1-3	5	0	1	0	0	0	3																	
Granny Hamner, R OBP: 0.333, SLG: 0.444 (1, 6)	1-1 FC1-6 1B 3B	1-1 F8		1-0 FC5-4 1-2f			1-1 F4			4	1	0	0	0	0	2																	
Eddie Waitkus, L OBP: 0.556, SLG: 0.667 (1, 3)	1-0 1-2 3B 1B		2-1 1B 2B		0-1 F9			0-0 3-1		4	2	2	0	0	0	0																	
Del Ennis, R OBP: 0.333, SLG: 0.667 (1, 9)	0-1 1-H 2-H 2B 3B		0-1 F8		1-0 5-3			1-0 L7		4	1	1	2	0	0	1																	
Willie Jones, R OBP: 0.500, SLG: 1.000 (1, 5)	0-0 3-H 2B		1-0 F9		1-0 1B			0-0 HR		4	1	3	2	0	0	1																	
Dick Sisler, L OBP: 0.375, SLG: 0.286 (1, 7)	4-0 IBB		1-0 2-H 1B		1-0 F5			3-1 G3		3	0	1	1	1	0	0																	
Mike Goliat, R OBP: 0.625, SLG: 0.750 (1, 4)	1-1 F8		3-1 1-3		0-1 1-3				2-1 L9-4-6 1B	4	0	1	0	0	0	3																	
Andy Seminick, R OBP: 0.125, SLG: 0.250 (1, 2)	2-0 F2			0-0 E6 FC1-6		1-0 6-3			0-0 L9-4-6 1-2	4	0	0	0	0	0	3																	
Russ Meyer, S (1, 1)		0-1 4-3		0-2 FC1-6 FC5-4 1-2f			1-2 G4-3 1B		0-1 1B	2	0	0	0	0	0	1																	
Blix Donnelly, R (6, 1)										0	0	0	0	0	0	0																	
Dick Whitman, L OBP: 1.000, SLG: 1.000 (7, PH)										1	0	1	0	0	0	0																	
Jim Konstanty, R (8, 1)										0	0	0	0	0	0	0																	
Stan Lopata, R OBP: 1.000, SLG: 1.000 (9, PH)										1	0	1	0	0	0	0																	
Inning Stats	R: 3 E: 0 K: 0 S: 12	H: 4 LOB: 2 BB: 1 P: 23	R: 0 E: 0 K: 0 S: 5	H: 0 LOB: 0 BB: 0 P: 6	R: 1 E: 0 K: 0 S: 8	H: 2 LOB: 1 BB: 0 P: 15	R: 0 E: 1 K: 0 S: 6	H: 0 LOB: 1 BB: 0 P: 7	R: 0 E: 0 K: 0 S: 4	H: 1 LOB: 1 BB: 0 P: 6	R: 0 E: 0 K: 0 S: 4	H: 0 LOB: 0 BB: 0 P: 6	R: 0 E: 0 K: 0 S: 7	H: 1 LOB: 0 BB: 0 P: 11	R: 1 E: 0 K: 0 S: 5	H: 1 LOB: 0 BB: 0 P: 9	R: 0 E: 0 K: 0 S: 7	H: 2 LOB: 1 BB: 0 P: 11	1B: 7 2B: 3 3B: 1 HR: 1	SF: 0 SAC: 0 DP: 2 HBP: 0	WP: 0 PB: 0 SB: 0 CS: 0	PA: 37											
PITCHER Bud Podbielan, R ERA: 5.0 (1, 1)	IP 9.0	WLS W	BF 37	H 11	R 5	ER 5	SO 0	BB 0	IBB 1	HBP 0	BLK 0	WP 0	HR 1	S 58	P 94	ERA 5.00	WHIP 1.222																
PITCHER																	IP	WLS	BF	H	R	ER	SO	BB	IBB	HBP	BLK	WP	HR	S	P	ERA	WHIP

BOTTOM

Brooklyn Dodgers @ Philadelphia Phillies
 Shibe Park, Philadelphia, PA
 Wed Apr 19 1950, 3:33 AM EST
 Att. 8,450 - Unknown

livebaseballscorecards.com

AB	36
R	5
H	11
RBI	5
BB	1
SO	0
LOB	14



Batter	1	2	3	4	5	6	7	8	9	AB	R	H	RBI	BB	SO	LOB
Connie Ryan, R (1, 4) <small>OBP: 0.357, SLG: 0.583</small>	0-0 6-3		0-0 G5-4-3							2	0	0	0	1	0	1
Sam Jethroe, S (1, 8) <small>OBP: 0.308, SLG: 0.500</small>	0-0 F2		0-0 1B							3	0	1	0	0	0	2
Willard Marshall, L (1, 9) <small>OBP: 0.154, SLG: 0.154</small>	0-0 F5									3	0	0	0	0	0	0
Bob Elliott, R (1, 5) <small>OBP: 0.385, SLG: 0.500</small>		0-0 4-3		0-0 6-3						3	0	0	0	0	0	0
Sid Gordon, R (1, 7) <small>OBP: 0.583, SLG: 1.143</small>		4-0 BLK 1B BB		0-3 K						2	1	0	0	1	1	0
Earl Torgeson, L (1, 3) <small>OBP: 0.333, SLG: 0.111</small>		0-3 K								3	0	0	0	0	1	1
Del Crandall, R (1, 2) <small>OBP: 0.545, SLG: 0.636</small>		0-0 1B								2	1	2	1	0	0	0
Buddy Kerr, R (1, 6) <small>OBP: 0.333, SLG: 0.750</small>		0-0 F9								3	0	1	1	0	0	2
Vern Bickford, R (1, 1) <small>OBP: 0.333, SLG: 0.333</small>			0-0 G5-4-3 1B							3	0	1	0	0	0	2

Inning Stats	R: 0	H: 0	E: 0	K: 0	S: 3	R: 1	H: 1	E: 0	K: 1	S: 6	R: 0	H: 2	E: 0	K: 0	S: 3	R: 0	H: 0	E: 0	K: 1	S: 5	R: 1	H: 2	E: 1	K: 0	S: 5	R: 0	H: 0	E: 0	K: 0	S: 3	R: 0	H: 0	E: 1	K: 0	S: 4
	LOB: 0	BB: 0	P: 3	LOB: 1	BB: 1	P: 10	LOB: 1	BB: 0	P: 3		LOB: 0	BB: 0	P: 5	LOB: 2	BB: 1	P: 9	LOB: 0	BB: 0	P: 3		LOB: 1	BB: 1	P: 4		LOB: 1	BB: 0	P: 4		LOB: 0	BB: 0	P: 4		LOB: 1	BB: 0	P: 4

PITCHER	IP	WLS	BF	H	R	ER	SO	BB	IBB	HBP	BLK	WP	HR	S	P	ERA	WHIP	PITCHER	IP	WLS	BF	H	R	ER	SO	BB	IBB	HBP	BLK	WP	HR	S	P	ERA	WHIP		
Ken Heintzelman, L (1, 1) <small>ERA: 2.57</small>	7.0		27	5	2	2	2	2	2	0	1	0	0	29	37	2.57	1.000																				


BOTTOM

Philadelphia Phillies @ Boston Braves
 Braves Field, Boston, MA

Fri Apr 21 1950, 3:33 AM EST
 Att. 7,308 - Unknown

AB	24
R	2
H	5
RBI	2
BB	2
SO	2
LOB	8

livebaseballscorecards.com



Batter	1	2	3	4	5	6	7	8	9	AB R H RBI BB SO LOB	TOP											
Richie Ashburn, L (1, 8) OBP: 0.500, SLG: 0.400	0-0 G6-4-3 1B		0-0 4-3			0-0 SH1-4 1B	4-0 1-2 BB		0-0 1-3	4 1 2 0 1 0 3												
Granny Hamner, R (1, 6) OBP: 0.267, SLG: 0.333	0-0 G6-4-3 1-2f				0-0 F9	0-0 SH1-4 1-2	0-0 F8			3 0 0 0 0 0 3												
Eddie Waitkus, L (1, 3) OBP: 0.375, SLG: 0.438	0-0 F2				0-0 3B 1B	0-0 F4		0-0 F6		4 1 1 0 0 0 1												
Del Ennis, R (1, 9) (8, 7) OBP: 0.438, SLG: 0.813		0-0 F8			0-0 1-H 3B 1B	0-0 2-H 1B 1B		0-0 1-3		4 0 2 2 0 0 0												
Willie Jones, R (1, 5) OBP: 0.400, SLG: 0.667		0-0 5-3			0-0 F4	0-0 1-2 1B		0-0 F9		4 0 1 0 0 0 1												
Dick Sister, L (1, 7) OBP: 0.308, SLG: 0.250		0-0 F6			0-0 4-3	0-0 G3		0-3 K	3 0 0 0 0 0 3													
Dick Whitman, L (8, 9) OBP: 1.000, SLG: 1.000									0 0 0 0 0 0 0													
Johnny Blatnik, R (9, PH)									1 0 0 0 0 1 0													
Mike Goliat, R (1, 4) OBP: 0.333, SLG: 0.400			0-0 F6			0-0 F7		0-0 G3	4 0 0 0 0 1 0													
Stan Lopata, R (1, 2) OBP: 0.375, SLG: 0.286			0-0 F7			0-0 1-3	4-0 BB FC5-4 BB	0-0 E 1B	3 0 1 0 1 0 0													
Curt Simmons, L (1, 1)			4-0 BB			0-0 4-3	0-0 FC5-4 BB 1-2f	0-0 E5	2 0 0 0 1 0 1													
Jim Konstanty, R (8, 1)									0 0 0 0 0 0 0													
Stan Hollmig, R (9, PH)									1 0 0 0 0 0 1													
Inning Stats	R: 0 E: 0 K: 0 S: 3	H: 1 LOB: 0 BB: 0 P: 3	R: 0 E: 0 K: 0 S: 3	H: 0 LOB: 0 BB: 0 P: 3	R: 0 E: 0 K: 0 S: 3	H: 0 LOB: 1 BB: 1 P: 7	R: 1 E: 0 K: 0 S: 5	H: 2 LOB: 1 BB: 0 P: 5	R: 0 E: 0 K: 0 S: 3	H: 0 LOB: 0 BB: 0 P: 3	R: 1 E: 0 K: 0 S: 6	H: 3 LOB: 2 BB: 0 P: 6	R: 0 E: 0 K: 0 S: 3	H: 0 LOB: 2 BB: 2 P: 11	R: 0 E: 0 K: 2 S: 9	H: 0 LOB: 0 BB: 0 P: 3	R: 0 E: 1 K: 2 S: 9	H: 1 LOB: 2 BB: 0 P: 9	1B: 6 2B: 0 3B: 1 HR: 0	SF: 0 SAC: 1 DP: 1 HBP: 0	WP: 0 PB: 0 SB: 0 CS: 0	PA: 37
PITCHER Warren Spahn, L (1, 1) ERA: 3.0	IP: 9.0 WLS: W BF: 37 H: 7 R: 2 ER: 2 SO: 2 BB: 3 IBB: 0 HBP: 0 BLK: 0 WP: 0 HR: 0 S: 38 P: 50 ERA: 2.00 WHIP: 1.111											PITCHER	IP: 9.0 WLS: W BF: 37 H: 7 R: 2 ER: 2 SO: 2 BB: 3 IBB: 0 HBP: 0 BLK: 0 WP: 0 HR: 0 S: 38 P: 50 ERA: 2.00 WHIP: 1.111									

Philadelphia Phillies @ Boston Braves
 Braves Field, Boston, MA
 Sat Apr 22 1950, 3:33 AM EST
 Att. 7,607 - Unknown

livebaseballscorecards.com

AB 33
 R 2
 H 7
 RBI 2
 BB 3
 SO 2
 LOB 13



Batter	1	2	3	4	5	6	7	8	9
Connie Ryan, R (1, 4) <small>OBP: 0.278, SLG: 0.438</small>	0-0 5-3		0-0 5-3		0-0 F6		0-0 F3		
Sam Jethroe, S (1, 8) <small>OBP: 0.353, SLG: 0.467</small>	0-3 K			0-0 6-3		0-0 2B 1B		4-0 SH5-3 HR BB	
Willard Marshall, L (1, 9) <small>OBP: 0.125, SLG: 0.125</small>	0-0 1-4-3			0-0 F6		0-0 F7		0-0 SH5-3 1-2	
Bob Elliott, R (1, 5) <small>OBP: 0.412, SLG: 0.692</small>		0-0 1-3		4-0 BB BB		0-3 K		0-0 HR 2-H	
Sid Gordon, R (1, 7) <small>OBP: 0.625, SLG: 1.100</small>		0-3 K		4-0 FC6-4 BB 1-2		0-0 2B 1-H		0-0 BB 1B	
Earl Torgeson, L (1, 3) <small>OBP: 0.313, SLG: 0.083</small>		0-0 4-3		0-0 FC6-4 1-2f		0-0 3-1		4-0 G4-6-3 BB 1-2	
Del Crandall, R (1, 2) <small>OBP: 0.467, SLG: 0.533</small>			0-0 F6		0-0 F3		0-0 SH1-4 1B	0-0 G4-6-3 1-2f	
Buddy Kerr, R (1, 6) <small>OBP: 0.429, SLG: 0.857</small>			0-0 2B		0-0 FC1-6 1B		0-0 SH1-4 1-2		
Warren Spahn, L (1, 1) <small>OBP: 0.250, SLG: 0.250</small>			0-3 K		0-0 FC1-6 1-2f		0-3 K		

Inning Stats	R: 0	H: 0	E: 0	K: 1	S: 5	LOB: 0	BB: 0	P: 5
	0	0	0	1	0	0	0	5
	0	0	0	1	0	0	0	5
	0	1	0	1	0	0	0	6
	0	0	0	2	2	0	11	
	0	1	0	1	0	0	4	
	1	2	0	1	0	0	7	
	0	1	0	1	0	0	6	
	2	2	0	1	2	0	12	


PITCHER	IP	WLS	BF	H	R	ER	SO	BB	IBB	HBP	BLK	WP	HR	S	P	ERA	WHIP
Curt Simmons, L (1, 1) <small>ERA: 3.68</small>	7.1	L	33	7	3	3	5	4	0	0	0	0	1	39	55	3.68	1.500
Jim Konstanty, R (8, 1) <small>ERA: 3.38</small>	0.2		1	0	0	0	0	0	0	0	0	0	0	1	1	0.00	0.000

AB	R	H	RBI	BB	SO	LOB
4	0	0	0	0	0	3
3	2	1	0	1	1	0
3	0	0	0	0	0	1
3	1	1	2	1	1	1
3	0	2	1	1	1	0
3	0	0	0	1	0	3
4	0	1	0	0	0	2
2	0	2	0	0	0	0
3	0	0	0	0	2	3

BOTTOM

Philadelphia Phillies @ Boston Braves
Braves Field, Boston, MA
 Sat Apr 22 1950, 3:33 AM EST
 Att. 7,607 - Unknown

AB	28
R	3
H	7
RBI	3
BB	4
SO	5
LOB	13



WP	HR	S	P	ERA	WHIP
0	0	0	34	0	0
0	0	0	0	0	0
0	0	0	0	0	0

Batter	1	2	3	4	5	6	7	8	9	AB R H RBI BB SO LOB	TOP	
Richie Ashburn, L (1, 8) OBP: 0.455, SLG: 0.368	0-0 6-3 WP WP 1B	0-0 F4			0-0 F7		0-0 6-3			4 1 1 0 0 0 2	Philadelphia Phillies @ Boston Braves Braves Field, Boston, MA Sun Apr 23 1950, 3:33 AM EST Unknown livebaseballscorecards.com	
Granny Hamner, R (1, 6) OBP: 0.263, SLG: 0.278	0-0 6-3	0-0 FC4-6			4-0 BB			0-0 F9		3 0 0 0 1 0 3		
Eddie Waitkus, L (1, 3) OBP: 0.350, SLG: 0.368	4-0 F7 1B BB				0-0 F7			0-0 F9		3 1 0 0 1 0 1		
Del Ennis, R (1, 9) OBP: 0.450, SLG: 0.950	0-0 F7				0-0 F9			0-0 F4		4 1 2 1 0 0 2		
Willie Jones, R (1, 5) OBP: 0.474, SLG: 0.684	0-0 1B				0-0 E6			0-0 FC3-6 1B		4 0 3 1 0 0 1		
Dick Sister, L (1, 7) OBP: 0.235, SLG: 0.188	0-0 F4				0-0 G4-6-3			0-0 FC3-6 G6-4-3 1B		4 0 0 0 0 0 5		
Mike Goliat, R (1, 4) OBP: 0.263, SLG: 0.316					0-0 F4			0-0 G6-4-3		4 0 0 0 0 0 1		
Stan Lopata, R (1, 2) OBP: 0.333, SLG: 0.200					0-0 F4			0-0 4-3		3 0 0 0 1 1 0		
Blix Donnelly, R (1, 1) Dick Whitman, L (7, PH) Bob Miller, R (7, 1) Johnny Blatnik, R (9, PH)					0-0 FC			0-3 K2-3		2 0 0 0 0 0 1		
					0-0 FC4-6			0-3 K		1 0 0 0 0 1 0		
										0 0 0 0 0 0 0		
										1 0 0 0 0 1 0		
Inning Stats	R: 2 H: 2 E: 0 LOB: 1 K: 0 BB: 1 S: 5 P: 9	R: 0 H: 0 E: 0 LOB: 2 K: 0 BB: 1 S: 4 P: 8	R: 0 H: 1 E: 1 LOB: 1 K: 0 BB: 0 S: 4 P: 4	R: 0 H: 0 E: 0 LOB: 0 K: 0 BB: 0 S: 3 P: 3	R: 0 H: 0 E: 0 LOB: 1 K: 0 BB: 1 S: 3 P: 7	R: 0 H: 1 E: 0 LOB: 0 K: 0 BB: 0 S: 3 P: 3	R: 0 H: 0 E: 0 LOB: 0 K: 1 BB: 0 S: 5 P: 5	R: 1 H: 2 E: 0 LOB: 1 K: 0 BB: 0 S: 5 P: 5	R: 0 H: 0 E: 0 LOB: 0 K: 2 BB: 0 S: 7 P: 7	1B: 4 SF: 0 2B: 1 SAC: 0 3B: 0 DP: 2 HR: 1 HBP: 0	WP: 2 PA: 36 PB: 0 SB: 0 CS: 0	
PITCHER Johnny Sain, R (1, 1) ERA: 4.5	IP WLS BF H R ER SO BB IBB HBP BLK WP HR S P ERA WHIP	9.0 W 36 6 3 3 3 3 3 0 0 0 2 1 39 51 3.00 1.000										



Batter	1	2	3	4	5	6	7	8	9
Connie Ryan, R <small>OBP: 0.227, SLG: 0.350</small> (1, 4)	0-0 5-3		0-0 6-3		0-0 F6	0-0 FC5-4			
Sam Jethroe, S <small>OBP: 0.333, SLG: 0.389</small> (1, 8)	0-3 K		0-0 F5		0-0 F9		4-0 G6-4-3 BB		
Willard Marshall, L <small>OBP: 0.200, SLG: 0.200</small> (1, 9)	0-0 F7			0-0 BB 1B BB 1B	0-0 FC6-4 1B		0-0 F4		
Bob Elliott, R <small>OBP: 0.333, SLG: 0.529</small> (1, 5)		0-3 K		0-0 F7	0-0 FC6-4		0-0 G6-4-3		
Sid Gordon, R <small>OBP: 0.550, SLG: 0.857</small> (1, 7)		0-0 1B E 1B		0-0 F7		0-0 6-3		0-0 F6	
Earl Torgeson, L <small>OBP: 0.450, SLG: 0.313</small> (1, 3)		0-0 E9 6-3 1B		0-0 BB BB 1-2 1B		0-0 1B 1B		0-0 BLK 1B	
Del Crandall, R <small>OBP: 0.526, SLG: 0.529</small> (1, 2)		0-0 6-3		4-0 BB 1-2 2-3 BB		0-0 1B 1B		4-0 G6-4-3 BB	
Buddy Kerr, R <small>OBP: 0.444, SLG: 0.765</small> (1, 6)		0-0 1-3		4-0 1-2 2-3 3-H BB		0-0 FC5-4 1B		0-0 G6-4-3	
Johnny Sain, R (1, 1)			0-0 F9	0-0 F8		0-0 F8			

Inning Stats	R: 0	H: 0	E: 0	K: 1	S: 5	R: 2	H: 2	E: 1	K: 1	S: 7	R: 0	H: 0	E: 0	K: 0	S: 3	R: 1	H: 2	E: 0	K: 0	S: 5	R: 0	H: 1	E: 0	K: 0	S: 4	R: 1	H: 3	E: 0	K: 0	S: 6	R: 0	H: 0	E: 0	K: 0	S: 2	R: 0	H: 1	E: 0	K: 0	S: 3
	0	0	0	1	5	2	2	1	1	7	0	0	0	0	3	0	2	3	0	0	5	0	1	0	0	4	0	3	2	0	6	0	0	0	1	0	1	0	7	


PITCHER	IP	WLS	BF	H	R	ER	SO	BB	IBB	HBP	BLK	WP	HR	S	P	ERA	WHIP
Blix Donnelly, R <small>ERA: 2.45</small>	(1, 1)	6.0	28	8	4	2	2	2	0	0	0	0	0	30	38	3.00	1.667
Bob Miller, R <small>ERA:</small>	(7, 1)	2.0	7	1	0	0	0	2	0	0	1	0	0	5	13	0.00	1.500

BOTTOM

Philadelphia Phillies @ Boston Braves
Braves Field, Boston, MA
 Sun Apr 23 1950, 3:33 AM EST
 Unknown

AB	R	H	RBI	BB	SO	LOB
4	0	0	0	0	0	2
3	0	0	0	1	1	0
4	1	2	0	0	0	1
4	0	0	0	0	1	3
4	1	1	0	0	0	1
4	2	4	0	0	0	0
2	0	1	1	2	0	0
3	0	1	2	1	0	2
3	0	0	0	0	0	5

AB	31
R	4
H	9
RBI	3
BB	4
SO	2
LOB	14



WP	PA
0	35

1B	2B	3B	HR	SF	SAC	DP	HBP
9	0	0	0	0	2	0	0

Batter	1	2	3	4	5	6	7	8	9	AB	R	H	RBI	BB	SO	LOB	TOP										
Richie Ashburn, L (1, 8) OBP: 0.407, SLG: 0.333	0-0 1B 1B	0-0 F7		0-0 FC6-4 2B		0-0 F9	0-0 G1-2-3			5	2	1	0	0	0	4											
Granny Hamner, R (1, 6) OBP: 0.333, SLG: 0.391	0-0 1B 1B	0-0 1B		0-0 2B		0-0 F2		0-0 F9		5	1	3	1	0	0	0											
Eddie Waitkus, L (1, 3) OBP: 0.440, SLG: 0.409	0-0 BB 1B 1B	0-3 K			4-0 BB BB	4-0 FC5-4 BB		0-0 2B 1B		3	2	2	1	2	1	1											
Del Ennis, R (1, 9) OBP: 0.400, SLG: 0.840	0-0 F9		0-0 1-3		0-0 F3	0-0 FC5-4		0-0 2B		5	0	1	1	0	0	4											
Willie Jones, R (1, 5) OBP: 0.500, SLG: 0.696	0-0 BB 1B		0-0 F2		4-0 BB BB		0-0 1B 2B	0-0 F8		4	1	2	1	1	0	1											
Johnny Blatnik, R (1, 7) Dick Whitman, L (5, 7) OBP: 0.250, SLG: 0.250	4-0 FC6-4 BB		4-0 BB		0-3 K		0-0 5-3	0-0 F8		1	0	0	0	2	1	2											
Mike Goliat, R (1, 4) OBP: 0.292, SLG: 0.273	0-0 F6		0-0 F7		4-0 BB BB		4-0 BB 1B BB		0-0 G3	3	0	0	0	2	0	4											
Ken Silvestri, S (1, 2) Dick Sisler, L (7, PH) Jim Konstanty, R (7, 1)	0-0 FC6-4			4-0 FC2-6 BB		4-0 BB BB		0-0 BB 1B	0-0 1-3	1	0	0	1	2	0	3											
Robin Roberts, S (1, 1) Stan Lopata, R (7, PH) (7, 2)		0-0 F8		0-0 FC2-6 FC6-4		0-0 5-3		4-0 BB BB	0-0 F4	3	0	0	0	0	0	4											
Inning Stats	R: 2 E: 0 K: 0 S: 7	H: 4 LOB: 3 BB: 1 P: 11	R: 0 E: 0 K: 1 S: 6	H: 1 LOB: 1 BB: 0 P: 6	R: 0 E: 0 K: 0 S: 3	H: 0 LOB: 1 BB: 1 P: 7	R: 1 E: 0 K: 0 S: 3	H: 1 LOB: 1 BB: 1 P: 7	R: 1 E: 0 K: 1 S: 5	H: 0 LOB: 3 BB: 4 P: 21	R: 0 E: 0 K: 0 S: 3	H: 0 LOB: 1 BB: 1 P: 7	R: 1 E: 0 K: 0 S: 4	H: 2 LOB: 2 BB: 2 P: 12	R: 1 E: 0 K: 0 S: 5	H: 2 LOB: 1 BB: 0 P: 5	R: 0 E: 0 K: 0 S: 3	H: 0 LOB: 0 BB: 0 P: 3	1B: 7 2B: 3 3B: 0 HR: 0	SF: 0 SAC: 0 DP: 1 HBP: 0	WP: 0 PB: 0 SB: 0 CS: 0	PA: 45					
PITCHER	IP	WLS	BF	H	R	ER	SO	BB	IBB	HBP	BLK	WP	HR	S	P	ERA	WHIP										
Johnny Antonelli, L (1, 1) ERA: 54.0	0.1		5	4	2	2	0	0	0	0	0	0	0	5	5	54.00	12.000										
Normie Roy, R ERA: 4.5	6.0		30	4	3	3	2	9	0	0	0	0	0	25	61	4.50	2.167										
Bobby Hogue, R ERA: 3.38	2.2	L	10	2	1	1	0	1	0	0	0	0	0	9	13	3.38	1.125										

Philadelphia Phillies @ Boston Braves
Braves Field, Boston, MA

Sun Apr 23 1950, 3:38 AM EST
Att: 10,302 - Unknown

livebaseballscorecards.com



Batter	1	2	3	4	5	6	7	8	9	AB	R	H	RBI	BB	SO	LOB
Connie Ryan, R (1, 4) OBP: 0.192, SLG: 0.292	0-0 F2		0-0 5-3		0-0 F6		0-3 K			4	0	0	0	0	1	0
Sam Jethroe, S (1, 8) OBP: 0.400, SLG: 0.476	4-0 G3-6-3 BB		0-0 1B 1B		0-0 1B 2B		0-3 K			3	1	2	0	1	1	0
Willard Marshall, L (1, 9) OBP: 0.208, SLG: 0.208	0-0 G3-6-3 1-2f		0-0 1B		0-0 F6		0-0 F2			4	0	1	0	0	0	2
Bob Elliott, R (1, 5) OBP: 0.320, SLG: 0.476		0-0 F8	0-0 F9		0-0 HR 1B		0-0 F5			4	1	1	1	0	0	2
Sid Gordon, R (1, 7) OBP: 0.542, SLG: 0.941		4-0 BB 2B BB	0-0 6-3		0-0 HR		0-0 F7			3	2	1	2	1	0	2
Earl Torgeson, L (1, 3) OBP: 0.417, SLG: 0.263		4-0 1-2 2B BB		0-0 F7	0-0 F5		0-0 6-3			3	1	0	0	1	0	0
Del Crandall, R (1, 2) OBP: 0.478, SLG: 0.524		0-0 1-H 2-H 2B		0-0 F7		0-0 6-3			0-0 F7	4	0	1	2	0	0	0
Buddy Kerr, R (1, 6) OBP: 0.409, SLG: 0.667		0-0 6-3		0-0 1B		0-0 F9			0-0 6-3	4	0	1	0	0	0	1
Johnny Antonelli, L (1, 1)		0-3 K		0-0 G3		0-3 K			0-0 F9	0	0	0	0	0	0	0
Normie Roy, R (1, 1)										3	0	0	0	0	2	2
Bobby Hogue, R (7, 1)										0	0	0	0	0	0	0
Pete Reiser, L (9, PH)										1	0	0	0	0	0	0

BOTTOM

Philadelphia Phillies @ Boston Braves
 Braves Field, Boston, MA
 Sun Apr 23 1950, 3:38 AM EST
 Att. 10,302 - Unknown

livebaseballscorecards.com

AB	33
R	5
H	7
RBI	5
BB	3
SO	4
LOB	9



Inning Stats	R: 0	H: 0	E: 0	K: 0	S: 2	P: 6	R: 2	H: 1	E: 0	K: 1	S: 6	R: 0	H: 2	E: 0	K: 0	S: 5	R: 0	H: 1	E: 0	K: 0	S: 4	R: 3	H: 3	E: 1	K: 0	S: 6	R: 0	H: 0	E: 0	K: 1	S: 5	R: 0	H: 0	E: 0	K: 0	S: 3	R: 0	H: 0	E: 0	K: 0	S: 3	R: 0	H: 0	E: 0	K: 0	S: 3	R: 0	H: 0	E: 0	K: 0	S: 3	1B: 4	SF: 0	2B: 2	SAC: 0	3B: 0	DP: 1	HR: 1	HBP: 0	WP: 0	PA: 36
--------------	------	------	------	------	------	------	------	------	------	------	------	------	------	------	------	------	------	------	------	------	------	------	------	------	------	------	------	------	------	------	------	------	------	------	------	------	------	------	------	------	------	------	------	------	------	------	------	------	------	------	------	-------	-------	-------	--------	-------	-------	-------	--------	-------	--------

PITCHER	IP	WLS	BF	H	R	ER	SO	BB	IBB	HBP	BLK	WP	HR	S	P	ERA	WHIP
Robin Roberts, R (1, 1) ERA: 1.8	6.0		27	7	5	2	2	3	0	0	0	0	1	28	40	3.00	1.667
Jim Konstanty, R (7, 1) ERA: 1.59	3.0	W	9	0	0	0	2	0	0	0	0	0	0	13	13	0.00	0.000

Batter	1	2	3	4	5	6	7	8	9	AB R H RBI BB SO LOB	TOP
Richie Ashburn, L (1, 8) OBP: 0.387, SLG: 0.321	0-0 F8			0-0 1B	0-0 FC5-4		0-0 1-3			4 1 1 0 0 0 2	<p>Philadelphia Phillies @ New York Giants</p> <p>Polo Grounds, New York, NY</p> <p>Tue Apr 25 1950, 3:33 AM EST</p> <p>Att. 4,940 - Unknown</p> <p>livebaseballscorecards.com</p>
Granny Hamner, R (1, 6) OBP: 0.321, SLG: 0.370	0-0 5-3			0-0 1-3 1B	0-0 1-3		0-0 5-3			4 0 1 0 0 0 2	
Eddie Waitkus, L (1, 3) OBP: 0.448, SLG: 0.400	0-3 K			0-0 1-3 1B		0-0 F8		4-0 FC5-4 BB		3 0 1 1 1 1 0	
Del Ennis, R (1, 9) OBP: 0.379, SLG: 0.759		0-0 F8		0-3 K		0-0 1B HR		0-0 FC5-4 5-3		4 1 1 0 0 1 3	
Willie Jones, R (1, 5) OBP: 0.464, SLG: 0.630		0-0 F8		0-0 1-3		0-0 1-2 HR 1B		0-0 5-3		4 1 1 0 0 0 3	
Dick Sister, L (1, 7) OBP: 0.273, SLG: 0.381		0-0 4-3		0-0 4-3		0-0 1-H 2-H HR		0-0 F7		4 1 1 3 0 0 3	
Putsy Caballero, R (1, 4)			0-0 6-3		0-0 6-3	0-0 F9		0-0 5-3		4 0 0 0 0 0 0	
Stan Lopata, R (1, 2) OBP: 0.333, SLG: 0.200			0-0 F8		0-0 FC5-4 1B	0-0 F5		0-0 4-3		4 0 1 0 0 0 0	
Russ Meyer, S (1, 1) Johnny Blatnik, R (5, PH) Bob Miller, R (5, 1) Dick Whitman, L (7, PH) Milo Candini, R (7, 1) Mike Goliat, R (9, PH)			0-3 K		0-0 FC5-4 1B		0-0 4-3		0-0 4-3	1 0 0 0 0 0 1 0 1 0 1 0 0 0 0 0 0 0 0 0 0 0 0 0 1 0 0 0 0 0 0 0 0 0 0 0 0 0 0 0 1 0 0 0 0 0 0 0	
Inning Stats	R: 0 H: 0 E: 0 LOB: 0 K: 1 BB: 0 S: 5 P: 5	R: 0 H: 0 E: 0 LOB: 0 K: 0 BB: 0 S: 3 P: 3	R: 0 H: 0 E: 0 LOB: 0 K: 1 BB: 0 S: 5 P: 5	R: 1 H: 3 E: 0 LOB: 2 K: 1 BB: 0 S: 8 P: 8	R: 0 H: 2 E: 0 LOB: 2 K: 0 BB: 0 S: 5 P: 5	R: 3 H: 3 E: 0 LOB: 0 K: 0 BB: 0 S: 6 P: 6	R: 0 H: 0 E: 0 LOB: 0 K: 0 BB: 0 S: 3 P: 3	R: 0 H: 0 E: 0 LOB: 1 K: 0 BB: 1 S: 3 P: 7	R: 0 H: 0 E: 0 LOB: 0 K: 0 BB: 0 S: 3 P: 3	1B: 7 SF: 0 2B: 0 SAC: 0 3B: 0 DP: 0 HR: 1 HBP: 0	WP: 0 PA: 36 PB: 0 SB: 0 CS: 0
PITCHER Larry Jansen, R (1, 1) ERA: 6.75	IP WLS BF H R ER SO BB IBB HBP BLK WP HR S P ERA WHIP										



Batter	1	2	3	4	5	6	7	8	9
Eddie Stanky, R OBP: 0.480, SLG: 0.278 (1, 4) X	0-0 E 1B	4-0 2B E BB	0-0 1-3			4-0 SH3-4 BB	0-3 K		
Alvin Dark, R OBP: 0.450, SLG: 0.632 (1, 6) X	0-0 F9	0-0 E 1-3 2B		0-0 HR		0-0 SH3-4 1-2	0-0 F9		
Hank Thompson, L OBP: 0.636, SLG: 1.143 (1, 5) X	0-0 E6 1B 1-2	4-0 E BB		0-0 6-3		0-0 F2		0-0 G4 1B 2B	
Don Mueller, L OBP: 0.304, SLG: 0.348 (1, 9) X	0-0 E5 F8 1B 1-H 2-H	0-0 E4 1-2 2-3 3-H		0-0 F8		0-0 P6		0-0 G4 2-3	
Whitey Lockman, L OBP: 0.280, SLG: 0.400 (1, 7) X	0-0 F8 1B	0-0 G3		0-0 1-3			0-0 P6	0-0 L4	
Bobby Thomson, R OBP: 0.261, SLG: 0.227 (1, 8) X	0-0 F8 1-2 3-H		0-0 F2		0-3 K	4-0 1B BB	0-0 BLK 1B 3-H		
Jack Harshman, L OBP: 0.273, SLG: 0.500 (1, 3) X	0-0 F9		0-0 HR		0-0 3-1	0-0 1B 1B 1B 1-3	0-0 4-3 1-2		
Wes Westrum, R OBP: 0.444, SLG: 0.385 (1, 2) X		0-0 F4	4-0 SH1-3 BB		0-0 2B	0-0 1B 1B 1-2 3-H			
Larry Jansen, R OBP: 0.200, SLG: 0.200 (1, 1) X		0-0 F9	0-0 SH1-3 1-2		0-0 6-3	0-0 1B 1-2 2-3			

Inning Stats	R: 3 E: 2 K: 0 S: 7	H: 3 LOB: 1 BB: 0 P: 7	R: 1 E: 1 K: 0 S: 5	H: 1 LOB: 3 BB: 2 P: 13	R: 1 E: 0 K: 0 S: 4	H: 1 LOB: 1 BB: 1 P: 8	R: 1 E: 0 K: 0 S: 4	H: 1 LOB: 0 BB: 0 P: 4	R: 0 E: 0 K: 1 S: 6	H: 1 LOB: 1 BB: 0 P: 6	R: 0 E: 0 K: 0 S: 3	H: 0 LOB: 1 BB: 1 P: 7	R: 1 E: 0 K: 1 S: 8	H: 3 LOB: 3 BB: 1 P: 12	R: 1 E: 0 K: 0 S: 5	H: 2 LOB: 1 BB: 0 P: 5
--------------	------------------------------	---------------------------------	------------------------------	----------------------------------	------------------------------	---------------------------------	------------------------------	---------------------------------	------------------------------	---------------------------------	------------------------------	---------------------------------	------------------------------	----------------------------------	------------------------------	---------------------------------

PITCHER	IP	WLS	BF	H	R	ER	SO	BB	IBB	HBP	BLK	WP	HR	S	P	ERA	WHIP
Russ Meyer, R ERA: 8.38 (1, 1)	4.0	L	23	6	6	3	0	3	0	0	0	0	2	20	32	6.75	2.250
Bob Miller, R ERA: (5, 1)	2.0		8	1	0	0	1	1	0	0	0	0	0	9	13	0.00	1.000
Milo Candini, R ERA: 9.0 (7, 1)	2.0		12	5	2	2	1	1	0	0	1	0	0	13	17	9.00	3.000


BOTTOM

Philadelphia Phillies @ New York Giants
Polo Grounds, New York, NY

Tue Apr 25 1950, 3:33 AM EST
Att. 4,940 - Unknown

AB	R	H	RBI	BB	SO	LOB
3	2	1	0	2	1	4
4	1	2	1	0	0	4
4	2	1	0	1	0	2
5	1	1	1	0	0	4
5	0	1	0	0	0	4
4	1	1	2	1	1	1
5	1	2	1	0	0	2
3	0	2	1	1	0	0
3	0	1	0	0	0	1

AB	36
R	8
H	12
RBI	6
BB	5
SO	2
LOB	22



WP: 0	PA: 43
PB: 0	SB: 0
CS: 0	

livebaseballscorecards.com

Batter	1	2	3	4	5	6	7	8	9	10	AB	R	H	RBI	BB	SO	LOB	TOP						
Dick Whitman, L (1, 8) OBP: 0.200, SLG: 0.200	3-3 K		0-0 1B		2-1 4-3			3-3 K		1-0 FC5-6 G3	5	0	1	0	0	2	2	Philadelphia Phillies @ Brooklyn Dodgers Ebbets Field, Brooklyn, NY Wed Apr 26 1950, 3:33 AM EST Att. 21,556 - Unknown						
Granny Hamner, R (1, 6) OBP: 0.273, SLG: 0.313	1-0 6-3		0-0 4-3			0-0 F7		1-1 6-3		0-0 G3	5	0	0	0	0	0	2							
Eddie Waitkus, L (1, 3) OBP: 0.441, SLG: 0.379	1-2 G3			0-0 1B 1-3		1-1 L8			2-2 E3 1B HR	1-1 HBP	4	2	1	0	0	0	0							
Del Ennis, R (1, 9) OBP: 0.382, SLG: 0.706		2-3 K		0-0 1B 1-3		0-1 F9			0-1 HR 1B	1-2 F8	5	1	2	0	0	1	2							
Willie Jones, R (1, 5) OBP: 0.438, SLG: 0.677		0-1 5-3		2-1 F6			3-3 K		0-0 HR 1-H 2-H		4	1	1	3	0	1	2							
Dick Sister, L (1, 7) OBP: 0.308, SLG: 0.375		4-2 BB		0-0 1-3		1-0 FC6-4 1B		2-0 F7			3	0	1	1	1	0	1							
Mike Goliat, R (1, 4) OBP: 0.241, SLG: 0.222		1-3 K		2-1 4-3		2-1 FC6-4 FC5-4		0-1 6-3			4	0	0	0	0	1	3							
Stan Lopata, R (1, 2) OBP: 0.273, SLG: 0.158			3-3 K		2-1 F9		1-1 FC5-4		3-1 1-3		4	0	0	0	0	1	1							
Ken Heintzelman, R (1, 1) Richie Ashburn, L (8, PH) Blix Donnelly, R (8, 1) OBP: 0.333, SLG: 0.333			0-3 K		0-1 1-3		4-2 CS BB		0-2 FC5-6 1B		2	0	0	0	0	1	0							
Inning Stats	R: 0 E: 0 K: 1 S: 7	H: 0 LOB: 0 BB: 0 P: 12	R: 0 E: 0 K: 2 S: 11	H: 0 LOB: 1 BB: 1 P: 18	R: 0 E: 0 K: 2 S: 9	H: 1 LOB: 1 BB: 0 P: 12	R: 1 E: 0 K: 0 S: 7	H: 2 LOB: 1 BB: 0 P: 11	R: 0 E: 0 K: 0 S: 6	H: 0 LOB: 0 BB: 0 P: 10	R: 0 E: 0 K: 1 S: 8	H: 1 LOB: 1 BB: 0 P: 15	R: 0 E: 0 K: 1 S: 7	H: 0 LOB: 0 BB: 1 P: 15	R: 3 E: 1 K: 0 S: 11	H: 2 LOB: 0 BB: 0 P: 18	R: 0 E: 0 K: 0 S: 9		H: 1 LOB: 2 BB: 0 P: 12	1B: 6 2B: 1 3B: 0 HR: 1	SF: 0 SAC: 0 DP: 1 HBP: 1	WP: 0 PB: 0 SB: 0 CS: 1	PA: 40	
PITCHER Bud Podbielan, R (1, 1) ERA: 3.86 Willie Ramsdell, R (10, 1) ERA:	IP 9.2	WLS W	BF 38	H 7	R 4	ER 3	SO 7	BB 2	IBB 0	HBP 0	BLK 0	WP 0	HR 1	S 76	P 123	ERA 2.79	WHIP 0.931							

livebaseballscores.com



Batter	1	2	3	4	5	6	7	8	9	10	AB R H RBI BB SO LOB													
Pee Wee Reese, R (1, 6) OBP: 0.353, SLG: 0.387	0-0 F6		3-1 5-3	0-0 F8		1-0 F4		4-1 S BB		0-0 1-2 2-3 3-H 1B	5 0 1 1 1 0 3													
Bobby Morgan, R (1, 5) OBP: 0.400, SLG: 0.333	1-1 FC5-4 1B		0-0 E5 1-4-3 E		4-0 HR BB	3-2 F7		1-3 K			4 1 1 0 1 1 2													
Jim Russell, S (1, 7) OBP: 0.400, SLG: 0.917	2-3 K		2-2 FC2 1-4-3		1-0 HR 1-H	3-2 F7			0-3 K		5 1 1 2 0 2 3													
Jackie Robinson, R (1, 4) OBP: 0.452, SLG: 0.593	0-0 FC5-4 1-2f		2-2 1-4-3		2-1 F7		1-3 K		2-2 1-3		5 0 0 0 0 1 3													
Carl Furillo, R (1, 9) OBP: 0.258, SLG: 0.367			3-2 F8		2-2 F8		4-1 CS BB		1-1 F4		4 0 0 0 1 0 2													
Gil Hodges, R (1, 3) OBP: 0.483, SLG: 0.800			1-2 2B		2-3 K	1-2 1B 1B	3-3 K 1-2		0-0 F7		5 0 2 0 0 2 1													
Duke Snider, L (1, 8) OBP: 0.462, SLG: 0.450			2-3 K		4-2 1B BB	0-0 1B		2-2 HR		1-1 2B 1B 1B	4 2 3 1 1 1 1													
Roy Campanella, R (1, 2) OBP: 0.417, SLG: 0.818			4-0 IBB		2-1 1B	0-0 HR	0-1 F5		0-1 1B 2B		4 1 3 1 1 0 0													
Bud Podbielan, R (1, 1) OBP: 0.250, SLG: 0.250 Willie Ramsdell, R (10, 1) George Shuba, L (10, PH) OBP: 0.261, SLG: 0.250			0-0 4-3		3-3 K	0-0 1B	0-0 1B	1-2 F4		4-0 1B IBB	4 0 1 0 0 1 4 0 0 0 0 0 0 0 0 0 0 0 0 1 0 0													
Inning Stats	R: 0 E: 0 K: 1 S: 7	H: 1 LOB: 1 BB: 0 P: 10	R: 0 E: 0 K: 1 S: 11	H: 1 LOB: 2 BB: 1 P: 21	R: 0 E: 2 K: 0 S: 11	H: 0 LOB: 2 BB: 0 P: 19	R: 0 E: 0 K: 2 S: 12	H: 1 LOB: 2 BB: 1 P: 23	R: 2 E: 0 K: 0 S: 10	H: 3 LOB: 2 BB: 1 P: 20	R: 1 E: 0 K: 0 S: 9	H: 2 LOB: 1 BB: 0 P: 16	R: 0 E: 0 K: 2 S: 7	H: 0 LOB: 1 BB: 1 P: 15	R: 1 E: 0 K: 1 S: 14	H: 1 LOB: 1 BB: 1 P: 22	R: 0 E: 0 K: 1 S: 8	H: 0 LOB: 0 BB: 0 P: 11	R: 1 E: 0 K: 0 S: 6	H: 3 LOB: 3 BB: 1 P: 11	1B: 7 2B: 3 3B: 0 HR: 3	SF: 0 SAC: 0 DP: 1 HBP: 0	WP: 0 PB: 0 SB: 1 CS: 1	PA: 46

PITCHER	IP	WLS	BF	H	R	ER	SO	BB	IBB	HBP	BLK	WP	HR	S	P	ERA	WHIP
Ken Heintzelman, L (1, 1) ERA: 3.21	7.0		33	8	3	3	6	3	1	0	0	0	2	67	124	3.86	1.571
Blix Donnelly, R (8, 1) ERA: 3.72	2.1	L	13	4	2	2	2	1	1	0	0	0	1	28	44	7.71	2.143


BOTTOM

Philadelphia Phillies @ Brooklyn Dodgers

Ebbets Field, Brooklyn, NY

Wed Apr 26 1950, 3:33 AM EST
Att: 21,556 - Unknown

AB	40
R	5
H	12
RBI	5
BB	6
SO	8
LOB	19



Batter	1	2	3	4	5	6	7	8	9	AB R H RBI BB SO LOB	TOP	
Connie Ryan, R (1, 4) <small>OBP: 0.233, SLG: 0.237</small>	0-0 			0-0 		0-0 		0-0 		4 0 1 0 0 0 0		
Sam Jethroe, S (1, 8) <small>OBP: 0.395, SLG: 0.432</small>	0-3 			0-0 		0-0 		0-0 		4 0 0 0 0 1 1		
Willard Marshall, L (1, 9) <small>OBP: 0.262, SLG: 0.225</small>	0-0 			0-0 		0-0 		0-0 		4 1 1 0 0 0 2		
Bob Elliott, R (1, 5) <small>OBP: 0.268, SLG: 0.361</small>			0-0 		0-0 		0-0 		4-0 		3 0 0 0 1 0 0	
Sid Gordon, R (1, 7) <small>OBP: 0.385, SLG: 0.533</small>			4-0 		0-3 		0-0 		0-0 		3 0 0 0 1 1 2	
Del Crandall, R (1, 2) <small>OBP: 0.368, SLG: 0.400</small>			0-0 		0-0 		4-0 		0-0 		3 0 1 1 1 0 2	
Earl Torgeson, L (1, 3) <small>OBP: 0.359, SLG: 0.219</small>			0-0 		4-0 		4-0 		0-0 		2 0 0 0 2 0 1	
Buddy Kerr, R (1, 6) <small>OBP: 0.278, SLG: 0.412</small>			0-0 		0-0 		0-0 				3 0 0 0 0 0 4	
Johnny Sain, R (1, 1) Bob Hall, R (5, 1) Roy Hartsfield, R (8, PH) Ernie Johnson, R (8, 1)			0-0 		0-3 		0-3 				1 0 0 0 0 0 0	
Inning Stats	R: 0 H: 1 E: 0 LOB: 0 K: 1 BB: 0 S: 5 P: 5	R: 0 H: 0 E: 0 LOB: 0 K: 0 BB: 1 S: 2 P: 6	R: 0 H: 0 E: 0 LOB: 0 K: 0 BB: 0 S: 3 P: 3	R: 0 H: 0 E: 0 LOB: 0 K: 0 BB: 0 S: 3 P: 3	R: 0 H: 1 E: 0 LOB: 2 K: 1 BB: 1 S: 6 P: 10	R: 0 H: 0 E: 1 LOB: 1 K: 1 BB: 0 S: 6 P: 6	R: 0 H: 0 E: 0 LOB: 2 K: 0 BB: 2 S: 3 P: 11	R: 0 H: 0 E: 0 LOB: 0 K: 1 BB: 0 S: 5 P: 5	R: 1 H: 1 E: 0 LOB: 1 K: 0 BB: 1 S: 4 P: 8	1B: 2 SF: 0 2B: 2 SAC: 0 3B: 0 DP: 2 HR: 0 HBP: 0	WP: 0 PA: 34 PB: 0 SB: 0 CS: 0	
PITCHER Curt Simmons, L (1, 1) <small>ERA: 2.2</small>	IP WLS BF H R ER SO BB IBB HBP BLK WP HR S P ERA WHIP 9.0 W 34 3 1 1 4 5 0 0 0 0 0 0 37 57 1.00 0.889											PITCHER IP WLS BF H R ER SO BB IBB HBP BLK WP HR S P ERA WHIP

Boston Braves @ Philadelphia Phillies
 Shibe Park, Philadelphia, PA
 Fri Apr 28 1950, 3:33 AM EST
 Att. 22,231 - Unknown

livebaseballscorecards.com

AB 29
R 1
H 3
RBI 1
BB 5
SO 4
LOB 12



Batter	1	2	3	4	5	6	7	8	9
Dick Whitman, L OBP: 0.333, SLG: 0.300 (1, 8)	0-0 G6-4-3 1B	0-0 FC4			0-0 P6	0-0 FC3-6 1B		0-0 1B 1B	
Granny Hamner, R OBP: 0.302, SLG: 0.317 (1, 6)	0-0 G6-4-3 1-2f		0-0 1B FC6-4 1B		4-0 FC 1B BB	0-0 F7		0-0 1-2 1B	
Eddie Waitkus, L OBP: 0.455, SLG: 0.395 (1, 3)	0-0 1B		0-0 FC6-4 1-3 1B		0-0 1-2 FC 1B	0-0 1-2 FC6-4 1B		0-0 F4	
Del Ennis, R OBP: 0.349, SLG: 0.605 (1, 9)	0-0 F6		0-0 FC6-4 FC4-6 1-2f 3-H		0-0 1-2 2-3 FC 1B E	0-0 1-2f FC6-4			
Willie Jones, R OBP: 0.415, SLG: 0.675 (1, 5)		0-0 F2	0-0 F9		0-0 1-2 2-H 3-H E 2B 1B		0-0 F6		
Dick Sisler, L OBP: 0.371, SLG: 0.515 (1, 7)		0-0 1-3 1B 1B	0-0 FC4-6 1-2f		0-0 1-3 2-H 4-3		0-0 F7		
Mike Goliat, R OBP: 0.237, SLG: 0.229 (1, 4)		0-0 1-3 1B		0-0 6-3	0-0 3-H 2B		0-0 L7		
Stan Lopata, R OBP: 0.355, SLG: 0.231 (1, 2)		0-0 1B 2-H 1B		0-3 K	0-0 3-H F9		0-3 K		
Curt Simmons, L OBP: 0.429, SLG: 0.333 (1, 1)		0-0 1-3 FC4 1B		0-0 6-3		0-0 FC3-6 1B		0-0 6-3	

Inning Stats	R: 0	H: 2	E: 0	K: 0	S: 4	LOB: 1	BB: 0	P: 4	R: 1	H: 3	E: 0	K: 0	S: 6	LOB: 2	BB: 0	P: 6	R: 1	H: 2	E: 0	K: 0	S: 5	LOB: 1	BB: 0	P: 5	R: 0	H: 0	E: 0	K: 1	S: 5	LOB: 0	BB: 0	P: 5	R: 4	H: 3	E: 1	K: 0	S: 7	LOB: 1	BB: 1	P: 11	R: 0	H: 2	E: 0	K: 0	S: 5	LOB: 2	BB: 0	P: 5	R: 0	H: 0	E: 0	K: 0	S: 3	LOB: 0	BB: 0	P: 3	R: 0	H: 2	E: 0	K: 1	S: 7	LOB: 2	BB: 0	P: 7	R: 0	H: 2	E: 0	K: 1	S: 7	LOB: 0	BB: 0	P: 7
1B: 13	SF: 0	2B: 1	SAC: 0	3B: 0	DP: 1	HR: 0	HBP: 0	WP: 0	PA: 39																																																															

PITCHER	IP	WLS	BF	H	R	ER	SO	BB	IBB	HBP	BLK	WP	HR	S	P	ERA	WHIP
Johnny Sain, R ERA: 5.96 (1, 1)	4.2	L	25	10	6	6	1	1	0	0	0	0	0	26	30	11.57	2.357
Bob Hall, R ERA: (5, 1)	2.1		9	2	0	0	0	0	0	0	0	0	0	9	9	0.00	0.857
Ernie Johnson, R ERA: (8, 1)	1.0		5	2	0	0	1	0	0	0	0	0	0	7	7	0.00	2.000

BOTTOM

Boston Braves @ Philadelphia Phillies
 Shibe Park, Philadelphia, PA
 Fri Apr 28 1950, 3:33 AM EST
 Att. 22,231 - Unknown

livebaseballscorecards.com

AB	38
R	6
H	14
RBI	5
BB	1
SO	2
LOB	18



Batter	1	2	3	4	5	6	7	8	9	AB R H RBI BB SO LOB	TOP
Sam Jethroe, S (1, 8) OBP: 0.417, SLG: 0.463	1-0 5-3 E HBP		0-0 F7		0-0 FC6 1B		0-0 E4 CS		0-0 2B	4 1 2 0 0 0 0	
Buddy Kerr, R (1, 6) OBP: 0.293, SLG: 0.378	0-0 5-3		0-3 K		0-3 K		4-0 BB		4-0 BB	3 0 0 0 2 2 3	
Earl Torgeson, L (1, 3) OBP: 0.364, SLG: 0.222	4-0 S BB		0-0 1B		0-0 FC6 1-2f		0-0 CS 3-H	0-3 K	0-0 L9	4 0 1 0 1 1 5	
Bob Elliott, R (1, 5) OBP: 0.267, SLG: 0.350	0-0 F8 1-2 3-H		0-0 6-3			0-0 6-3 1B		0-0 L7		4 0 1 0 0 0 2	
Sid Gordon, R (1, 7) Pete Reiser, L (8, 7) OBP: 0.372, SLG: 0.500	0-0 6-3			0-0 6-3		0-0 6-3 1-2		0-0 PB 1B		4 0 1 0 0 0 2 0 0 0 0 0 0 0	
Willard Marshall, L (1, 9) OBP: 0.239, SLG: 0.205		0-0 1-3		0-0 F5		0-0 F8		0-0 F8 1-2		4 0 0 0 0 0 2	
Del Crandall, R (1, 2) OBP: 0.333, SLG: 0.359		0-3 K		0-0 F9		0-0 5-3			0-0 1-4-3	4 0 0 0 0 1 1	
Connie Ryan, R (1, 4) OBP: 0.255, SLG: 0.244		0-0 1B			4-0 1B BB		0-0 5-3		0-3 K	3 0 1 0 1 1 0	
Vern Bickford, R (1, 1) Tommy Holmes, L (9, PH) Roy Hartsfield, R (9, PR) OBP: 0.125, SLG: 0.125		0-3 K			0-3 K		0-0 5-3		4-0 2B BB	3 0 0 0 0 2 2 0 0 0 0 1 0 0 0 0 0 0 0 0 0	
Inning Stats	R: 1 E: 0 K: 0 S: 3 H: 0 LOB: 1 BB: 1 P: 8	R: 0 E: 0 K: 2 S: 8 H: 1 LOB: 1 BB: 0 P: 8	R: 0 E: 0 K: 1 S: 6 H: 1 LOB: 1 BB: 0 P: 6	R: 0 E: 0 K: 0 S: 3 H: 0 LOB: 0 BB: 0 P: 3	R: 0 E: 0 K: 0 S: 8 H: 1 LOB: 2 BB: 1 P: 12	R: 0 E: 0 K: 0 S: 4 H: 1 LOB: 1 BB: 0 P: 4	R: 0 E: 1 K: 0 S: 3 H: 0 LOB: 1 BB: 1 P: 7	R: 0 E: 0 K: 1 S: 6 H: 1 LOB: 1 BB: 0 P: 6	R: 0 E: 0 K: 1 S: 6 H: 1 LOB: 3 BB: 2 P: 14	1B: 5 2B: 1 3B: 0 HR: 0 SF: 0 SAC: 0 DP: 0 HBP: 1	WP: 0 PB: 1 SB: 2 CS: 1 PA: 40
PITCHER Bob Miller, R (1, 1) ERA:	IP: 9.0 WLS: W BF: 39 H: 6 R: 1 ER: 0 SO: 7 BB: 5 IBB: 0 HBP: 1 BLK: 0 WP: 0 HR: 0 S: 47 P: 68 ERA: 0.00 WHIP: 1.222										

Boston Braves @ Philadelphia Phillies
 Shibe Park, Philadelphia, PA
 Sat Apr 29 1950, 3:33 AM EST
 Att. 5,064 - Unknown

livebaseballscorecards.com

AB	33
R	1
H	6
RBI	0
BB	5
SO	7
LOB	17



Batter	1	2	3	4	5	6	7	8	9	AB	R	H	RBI	BB	SO	LOB				
Dick Whitman, L OBP: 0.360, SLG: 0.333 (1, 8)	0-0 G4-6-3 1B		0-0 FC3-6 1B		0-0 G6-4-3 1B		0-0 G3			4	1	2	0	0	0	2				
Granny Hamner, R OBP: 0.298, SLG: 0.311 (1, 6)	0-0 L8		0-0 1B		0-0 G6-4-3 1-2f		0-0 F8			4	1	1	0	0	0	3				
Eddie Waitkus, L OBP: 0.458, SLG: 0.405 (1, 3)	0-0 G4-6-3 1-2f		0-0 1B		0-0 FC6-4 1B		0-0 F7			4	0	2	1	0	0	1				
Del Ennis, R OBP: 0.362, SLG: 0.596 (1, 9)		0-0 1B	0-0 1B		0-0 F4		0-0 F5			4	0	2	1	0	0	1				
Willie Jones, R OBP: 0.400, SLG: 0.659 (1, 5)		0-0 F7	0-0 1-3		0-0 FC6-4 1B		0-0 2B			4	0	1	0	0	0	4				
Dick Sisler, L OBP: 0.410, SLG: 0.528 (1, 7)		0-0 1B		0-0 4-3		0-0 1B		4-0 IBB		3	0	2	0	1	0	0				
Mike Goliat, R OBP: 0.214, SLG: 0.205 (1, 4)		0-0 G1-4-3 1-2f		0-0 F7		0-0 F8		0-0 F4		4	0	0	0	0	0	6				
Stan Lopata, R OBP: 0.353, SLG: 0.241 (1, 2)			0-0 6-3		0-0 F9		0-0 E BLK 1B			3	0	1	0	0	0	0				
Bob Miller, R OBP: 0.333, SLG: 0.333 (1, 1)			0-0 FC3-6 1B		0-3 K		0-0 1-3			3	0	1	0	0	1	1				
Inning Stats	R: 0 E: 0 K: 0 S: 3	H: 1 LOB: 0 BB: 0 P: 3	R: 0 E: 0 K: 0 S: 4	H: 2 LOB: 1 BB: 0 P: 4	R: 2 E: 0 K: 0 S: 7	H: 4 LOB: 2 BB: 0 P: 7	R: 0 E: 0 K: 0 S: 3	H: 0 LOB: 0 BB: 0 P: 3	R: 0 E: 0 K: 1 S: 5	H: 1 LOB: 0 BB: 0 P: 5	R: 0 E: 0 K: 0 S: 5	H: 2 LOB: 2 BB: 0 P: 5	R: 0 E: 1 K: 0 S: 4	H: 1 LOB: 1 BB: 0 P: 4	R: 0 E: 0 K: 0 S: 4	H: 1 LOB: 2 BB: 1 P: 8	1B: 11 2B: 1 3B: 0 HR: 0	SF: 0 SAC: 0 DP: 3 HBP: 0	WP: 0 PB: 0 SB: 0 CS: 0	PA: 34
PITCHER Vern Bickford, R ERA: 2.63 (1, 1)	IP: 8.0 WLS: L BF: 34 H: 12 R: 2 ER: 2 SO: 1 BB: 0 IBB: 1 HBP: 0 BLK: 1 WP: 0 HR: 0 S: 35 P: 39 ERA: 2.25 WHIP: 1.500															PITCHER IP: 0.0 WLS: 0 BF: 0 H: 0 R: 0 ER: 0 SO: 0 BB: 0 IBB: 0 HBP: 0 BLK: 0 WP: 0 HR: 0 S: 0 P: 0 ERA: 0.00 WHIP: 0.000				

BOTTOM

Boston Braves @ Philadelphia Phillies
 Shibe Park, Philadelphia, PA
 Sat Apr 29 1950, 3:33 AM EST
 Att. 5,064 - Unknown

livebaseballscorecards.com

AB	33
R	2
H	12
RBI	2
BB	1
SO	1
LOB	18



Batter	1	2	3	4	5	6	7	8	9	AB R H RBI BB SO LOB	TOP											
Sam Jethroe, S (1, 8) OBP: 0.453, SLG: 0.600	4-0 G5-4-3 BB		0-0 1B 3B		0-0 HR		0-0 F7		0-0 2-H 1B	4 2 3 2 1 0 0												
Buddy Kerr, R (1, 6) OBP: 0.261, SLG: 0.333	0-0 G5-4-3 1-2f		0-3 K		0-0 F2			0-3 K	0-0 B2-3	5 0 0 0 0 2 3												
Earl Torgeson, L (1, 3) OBP: 0.396, SLG: 0.275	0-0 6-3		0-0 S 1B		0-0 G5-4-3 1B			0-0 1-3 1B		4 0 3 1 0 0 0												
Bob Elliott, R (1, 5) OBP: 0.245, SLG: 0.318		0-0 F7	0-0 F5		0-0 G5-4-3			0-0 1-3		4 0 0 0 0 0 3												
Pete Reiser, L (1, 7) OBP: 0.500, SLG: 0.250		0-0 S 1B		4-0 G4-6-3 BB		0-0 1-3		0-3 K		3 0 1 0 1 1 1												
Willard Marshall, L (1, 9) OBP: 0.260, SLG: 0.213		4-0 1-2 BB		0-0 G4-6-3		0-0 F6			0-0 SH2-4 1B	3 1 1 0 1 0 1												
Paul Burris, R (1, 2) OBP: 0.333, SLG: 0.333		0-0 F7		0-0 BLK BB 1B		0-0 F4			0-0 SH2-4	3 0 1 0 0 0 2												
Connie Ryan, R (1, 4) OBP: 0.275, SLG: 0.250		0-0 F2		4-0 BLK BB			0-0 5-3		0-0 SH2-6-4 1B	3 1 1 1 1 0 2												
Normie Roy, R (1, 1)			0-0 4-3		0-0 F3		0-3 K		0-0 SH2-6-4	3 0 0 0 0 1 2												
Inning Stats	R: 0 E: 0 K: 0 S: 2	H: 0 LOB: 0 BB: 1 P: 6	R: 0 E: 0 K: 0 S: 4	H: 1 LOB: 2 BB: 1 P: 8	R: 1 E: 0 K: 1 S: 7	H: 2 LOB: 1 BB: 0 P: 7	R: 0 E: 0 K: 0 S: 3	H: 1 LOB: 2 BB: 2 P: 11	R: 1 E: 0 K: 0 S: 4	H: 2 LOB: 0 BB: 0 P: 4	R: 0 E: 0 K: 0 S: 3	H: 0 LOB: 0 BB: 0 P: 3	R: 0 E: 0 K: 1 S: 5	H: 0 LOB: 0 BB: 0 P: 5	R: 0 E: 0 K: 2 S: 8	H: 1 LOB: 1 BB: 0 P: 8	R: 2 E: 0 K: 0 S: 6	H: 3 LOB: 1 BB: 0 P: 6	1B: 8 2B: 0 3B: 1 HR: 1	SF: 0 SAC: 2 DP: 3 HBP: 0	WP: 0 PB: 0 SB: 2 CS: 0	PA: 38
PITCHER	IP WLS BF H R ER SO BB IBB HBP BLK WP HR S P ERA WHIP																					
Russ Meyer, R (1, 1) ERA: 7.3	2.2 L 12 3 1 1 1 1 2 0 0 0 0 0 12 20 3.38 1.875																					
Milo Candini, R (3, 1) ERA: 6.23	2.1 10 3 1 1 0 2 0 0 0 1 0 1 8 16 3.86 2.143																					
Bubba Church, R (6, 1) ERA:	3.0 10 1 0 0 3 0 0 0 0 0 0 0 16 16 0.00 0.333																					
Jim Konstanty, R (9, 1) ERA: 4.05	1.0 6 3 2 2 0 0 0 0 0 0 0 0 6 6 18.00 3.000																					

Boston Braves @ Philadelphia Phillies
 Shibe Park, Philadelphia, PA
 Sun Apr 30 1950, 3:33 AM EDT
 Unknown

livebaseballscorecards.com

AB 32
R 4
H 10
RBI 4
BB 4
SO 4
LOB 14



Batter	1	2	3	4	5	6	7	8	9	AB R H RBI BB SO LOB
Dick Whitman, L (1, 8) OBP: 0.345, SLG: 0.296	0-3 K		0-0 G3		0-0 G6-3			4-0 FC1-4 BB		3 0 0 0 1 1 2
Granny Hamner, R (1, 6) OBP: 0.294, SLG: 0.306	0-0 1B		0-0 F9			0-0 F8		0-0 FC1-4		4 0 1 0 0 0 2
Eddie Waitkus, L (1, 3) OBP: 0.423, SLG: 0.370	0-0 F6			0-0 1-3		0-0 F3		0-3 K		4 0 0 0 0 1 3
Del Ennis, R (1, 9) OBP: 0.353, SLG: 0.560	0-0 4-3			4-0 BB		0-0 5-3			0-0 6-3	3 0 0 0 1 0 1
Willie Jones, R (1, 5) OBP: 0.408, SLG: 0.702		4-0 BB		0-3 K			0-0 5-3		0-0 HR	3 1 1 1 1 1 1
Dick Sisler, L (1, 7) OBP: 0.372, SLG: 0.475		0-0 G3-6-3		0-0 F7			0-0 F8		0-0 4-3	4 0 0 0 0 0 2
Mike Goliat, R (1, 4) OBP: 0.261, SLG: 0.238		0-0 1B			0-0 PB 1B		0-3 K		4-0 BB	3 0 2 0 1 1 0
Stan Lopata, R (1, 2) OBP: 0.342, SLG: 0.242		0-3 K			0-0 3-1			0-0 6-3	0-0 1B	4 0 1 0 0 1 2
Russ Meyer, S (1, 1) Milo Candini, R (3, 1) Richie Ashburn, L (5, PH) Bubba Church, R (6, 1) Putsy Caballero, R (8, PH) Jim Konstanty, R (9, 1) Bill Nicholson, L (9, PH)			0-0 F8		4-0 G6-3 BB			4-0 FC1-4 BB	0-0 F7	0 0 0 0 0 0 0 1 0 0 0 0 0 0 0 0 0 0 1 0 0 0 0 0 0 0 0 0 0 0 0 0 1 0 0 0 0 0 0 0 0 0 1 0 0 0 0 0 2


Inning Stats	R: 0	H: 1	E: 0	LOB: 1	K: 1	BB: 0	S: 6	P: 6	R: 0	H: 1	E: 0	LOB: 1	K: 1	BB: 1	S: 5	P: 9	R: 0	H: 0	E: 0	LOB: 0	K: 0	BB: 0	S: 3	P: 3	R: 0	H: 0	E: 0	LOB: 0	K: 0	BB: 0	S: 3	P: 3	R: 0	H: 0	E: 0	LOB: 0	K: 1	BB: 0	S: 5	P: 5	R: 0	H: 0	E: 0	LOB: 2	K: 1	BB: 2	S: 5	P: 13	R: 1	H: 2	E: 0	LOB: 2	K: 0	BB: 1	S: 5	P: 9	1B: 4	2B: 0	3B: 0	HR: 1	SF: 0	SAC: 0	DP: 2	HBP: 0	WP: 0	PA: 36
PITCHER Normie Roy, R (1, 1) ERA: 2.4	IP	WLS	BF	H	R	ER	SO	BB	IBB	HBP	BLK	WP	HR	S	P	ERA	WHIP																			IP	WLS	BF	H	R	ER	SO	BB	IBB	HBP	BLK	WP	HR	S	P	ERA	WHIP														

BOTTOM

Boston Braves @ Philadelphia Phillies
 Shibe Park, Philadelphia, PA
 Sun Apr 30 1950, 3:33 AM EDT
 Unknown

livebaseballscorecards.com

AB	30
R	1
H	5
RBI	1
BB	6
SO	5
LOB	15



Batter	1	2	3	4	5	6	7	8	9	AB R H RBI BB SO LOB	TOP											
Sam Jethroe, S (1, 8) OBP: 0.414, SLG: 0.540	0-3 K		0-0 F5		0-3 K		0-0 F9		0-0 F5	5 0 0 0 0 2 4												
Buddy Kerr, R (1, 6) OBP: 0.255, SLG: 0.319	0-3 K			0-3 K		0-0 F3	0-0 1B		0-0 F7	5 0 1 0 0 2 0												
Earl Torgeson, L (1, 3) OBP: 0.404, SLG: 0.279	0-0			4-0 3B BB		0-0 E5 1B	0-0 F7			3 2 1 0 1 0 3												
Bob Elliott, R (1, 5) OBP: 0.245, SLG: 0.354		0-0 F4		0-0 1-H 3B		0-3 K		0-0 1-6-3		4 0 1 1 0 1 1												
Pete Reiser, L (1, 7) OBP: 0.500, SLG: 0.750	0-3 K		0-3 K		0-0 2-H 1B			0-0 HR		4 1 2 2 0 2 1												
Willard Marshall, L (1, 9) OBP: 0.241, SLG: 0.196	0-0 F2		0-0 1-3		0-0 F3			0-0 4-3		4 0 0 0 0 0 2												
Del Crandall, R (1, 2) OBP: 0.333, SLG: 0.341			0-0 6-3		0-0 6-3		4-0 1B BB BB	0-0		2 0 0 0 1 0 0												
Wait Linden, R (8, PH) OBP: 1.000, SLG: 2.000										1 0 1 0 0 0 0	AB 35 R 3 H 8 RBI 3 BB 3 SO 11 LOB 15											
Connie Ryan, R (1, 4) OBP: 0.291, SLG: 0.255			0-3 K		0-0 1B		4-0 1B BB	0-3 K		3 0 1 0 1 2 1												
Dick Donovan, L (1, 1) OBP: 0.800, SLG: 0.500			0-0		0-3 K		0-0 F5		0-3 K	2 0 1 0 0 1 1												
Bob Hall, R (5, 1)										0 0 0 0 0 0 0												
Bobby Hogue, R (6, 1)										0 0 0 0 0 0 0												
Tommy Holmes, L (7, PH)										1 0 0 0 0 0 2												
Dick Manville, R (7, 1)										0 0 0 0 0 0 0												
Luis Olmo, R (8, PH)										1 0 0 0 0 1 0												
Inning Stats	R: 0 E: 0 K: 2 S: 7	H: 0 LOB: 0 BB: 0 P: 7	R: 0 E: 0 K: 1 S: 5	H: 0 LOB: 0 BB: 0 P: 5	R: 0 E: 0 K: 1 S: 6	H: 1 LOB: 1 BB: 0 P: 6	R: 1 E: 0 K: 2 S: 8	H: 1 LOB: 1 BB: 1 P: 12	R: 0 E: 0 K: 2 S: 8	H: 1 LOB: 1 BB: 0 P: 8	R: 1 E: 1 K: 1 S: 7	H: 2 LOB: 1 BB: 0 P: 7	R: 0 E: 0 K: 0 S: 4	H: 1 LOB: 3 BB: 2 P: 12	R: 1 E: 0 K: 1 S: 7	H: 2 LOB: 1 BB: 0 P: 7	R: 0 E: 0 K: 1 S: 5	H: 0 LOB: 0 BB: 0 P: 5	1B: 5 2B: 1 3B: 1 HR: 1	SF: 0 SAC: 0 DP: 0 HBP: 0	WP: 0 PB: 0 SB: 0 CS: 0	PA: 38
PITCHER Robin Roberts, R (1, 1) ERA: 2.18	IP 9.0 WLS W BF 38 H 8 R 3 ER 3 SO 11 BB 3 IBB 0 HBP 0 BLK 0 WP 0 HR 1 S 57 P 69 ERA 3.00 WHIP 1.222											PITCHER	IP WLS BF H R ER SO BB IBB HBP BLK WP HR S P ERA WHIP									

Boston Braves @ Philadelphia Phillies
 Shibe Park, Philadelphia, PA
 Sun Apr 30 1950, 3:38 AM EDT
 Att. 14,201 - Unknown

livebaseballscorecards.com



Batter	1	2	3	4	5	6	7	8	9	AB	R	H	RBI	BB	SO	LOB
Dick Whitman, L OBP: 0.286, SLG: 0.242 (1, 8)	0-0 L7	0-0 4-3		0-0 FC3-2	0-0 FC6-4	0-0 F7		0-3 K		6	0	0	0	0	1	9
Granny Hamner, R OBP: 0.316, SLG: 0.358 (1, 6)	0-0 HR	1-0 FC3-6		0-0 F9		0-0 6-3	4-0 WP	0-3 K		4	1	1	2	1	1	4
Eddie Waitkus, L OBP: 0.421, SLG: 0.380 (1, 3)	4-0 BB	0-0 FC3-6		0-0 F3		0-0 1B	0-0 F8			4	2	1	0	1	0	4
Del Ennis, R OBP: 0.375, SLG: 0.547 (1, 9)	4-0 BB		0-0 F7		0-0 L7	0-0 1B	4-0 BB			3	1	1	1	2	0	0
Willie Jones, R OBP: 0.389, SLG: 0.654 (1, 5)	0-0 F2		0-0 4-3		0-0 F5	0-0 1B	0-0 F7			5	1	1	0	0	0	4
Dick Sisler, L OBP: 0.396, SLG: 0.452 (1, 7)	4-0 BB		0-0 G3		4-0 HR	4-0 1B	0-0 F7			2	2	0	0	3	0	2
Mike Goliat, R OBP: 0.294, SLG: 0.326 (1, 4)	4-0 BB			0-0 FC3-2	0-0 HR	0-0 F9		0-0 E5		4	1	2	4	1	0	2
Ken Silvestri, S OBP: 0.625, SLG: 0.400 (1, 2)	0-0 L4			0-0 FC3-2	4-0 BB	0-0 1B		0-0 F4		4	1	2	1	1	0	4
Robin Roberts, S OBP: 0.235, SLG: 0.071 (1, 1)		0-0 6-3		4-0 F9	4-0 FC6-4	0-0 1B		4-0 BB		2	0	1	1	3	0	0

Inning Stats	R: 2	H: 1	E: 0	K: 0	S: 4	LOB: 3	BB: 4	P: 20	R: 0	H: 0	E: 0	K: 0	S: 3	LOB: 1	BB: 0	P: 4	R: 0	H: 0	E: 0	K: 0	S: 3	LOB: 0	BB: 0	P: 3	R: 1	H: 2	E: 0	K: 0	S: 5	LOB: 2	BB: 1	P: 9	R: 2	H: 1	E: 0	K: 0	S: 4	LOB: 2	BB: 3	P: 16	R: 4	H: 5	E: 0	K: 0	S: 8	LOB: 2	BB: 1	P: 12	R: 0	H: 0	E: 0	K: 0	S: 3	LOB: 2	BB: 2	P: 11	R: 0	H: 0	E: 1	K: 2	S: 8	LOB: 2	BB: 1	P: 12	1B: 6	SF: 0	2B: 1	SAC: 0	3B: 0	DP: 0	HR: 2	HBP: 1	WP: 2	PA: 47
--------------	------	------	------	------	------	--------	-------	-------	------	------	------	------	------	--------	-------	------	------	------	------	------	------	--------	-------	------	------	------	------	------	------	--------	-------	------	------	------	------	------	------	--------	-------	-------	------	------	------	------	------	--------	-------	-------	------	------	------	------	------	--------	-------	-------	------	------	------	------	------	--------	-------	-------	-------	-------	-------	--------	-------	-------	-------	--------	-------	--------

PITCHER	IP	WLS	BF	H	R	ER	SO	BB	IBB	HBP	BLK	WP	HR	S	P	ERA	WHIP
Dick Donovan, R ERA: 7.94 (1, 1)	4.2	L	27	4	5	5	0	8	0	1	0	0	0	8	12	36.00	6.000
Bob Hall, R ERA: 10.8 (5, 1)	1.0		9	5	4	4	0	1	0	0	0	0	0	8	12	36.00	6.000
Bobby Hogue, R ERA: 3.0 (6, 1)	0.1		1	0	0	0	0	0	0	0	0	0	0	1	1	0.00	0.000
Dick Manville, R ERA: (7, 1)	2.0		10	0	0	0	2	3	0	0	0	1	0	11	23	0.00	1.500

BOTTOM

Boston Braves @ Philadelphia Phillies
 Shibe Park, Philadelphia, PA
 Sun Apr 30 1950, 3:38 AM EDT
 Att. 14,201 - Unknown

AB	34
R	9
H	9
RBI	9
BB	12
SO	2
LOB	29



Batter	1	2	3	4	5	6	7	8	9	AB R H RBI BB SO LOB	TOP	
Dick Whitman, L (1, 8) OBP: 0.275, SLG: 0.216	1-0 6-3 HBP		0-0 F3	0-0 F7		0-0 6-3		0-0 F9		4 0 0 1 0 0 2		
Granny Hamner, R (1, 6) OBP: 0.306, SLG: 0.345	0-0 6-3		0-0 BB 1B		0-0 F7	0-0 F8		0-0 1-3		5 0 1 0 0 0 2		
Eddie Waitkus, L (1, 3) OBP: 0.419, SLG: 0.370	0-0 F8		0-0 F4		4-0 1B E BB	0-0 1-3			0-0 WP PB E 1B	4 2 1 0 1 0 2		
Del Ennis, R (1, 9) OBP: 0.377, SLG: 0.526	0-0 F7		4-0 FC4-6 BB		0-0 1B E 1B		0-0 6-3		0-0 G3	4 1 1 0 1 0 2		
Willie Jones, R (1, 5) OBP: 0.390, SLG: 0.625		4-0 2B 6-3 BB	0-0 FC4-6		0-0 E7 E 1B 1B		0-0 6-3		0-3 K	4 2 1 1 1 1 3		
Dick Sister, L (1, 7) OBP: 0.415, SLG: 0.467		0-0 6-3 1-3 2B		0-0 4-3	4-0 E 1B BB		0-0 6-3		4-0 E S BB	3 1 1 0 2 0 0		
Mike Goliat, R (1, 4) OBP: 0.286, SLG: 0.333		0-0 6-3		0-0 1-3 E 2B	0-0 F6		0-0 F9		0-3 K	5 1 1 1 0 1 4		
Stan Lopata, R (1, 2) OBP: 0.349, SLG: 0.263		0-3 K		0-0 1-3	0-0 1B		0-0 2B F9 1B		0-0 F9	5 1 2 2 0 1 4		
Ken Heintzelman, R Bubba Church, R Bill Nicholson, L Curt Simmons, L Jackie Thompson, L Rickey Ashburn, L Milo Candrea, R Jim Konstanty, R Stan Holmgren, R Blix Donnelly, R		0-3 K		0-0 E4	0-0 F7		0-0 1-3 2B			1 0 0 0 0 0 1 1 0 0 0 0 0 0 0 0 1 0 1 0 0 0 0 0 0 0 0 0 0 0 0 0 0 0 1 0 0 1 0 0 0 0 0 0 0 0 0 0 0 0		
Inning Stats	R: 0 H: 0 E: 0 LOB: 1 K: 0 BB: 0 S: 3 P: 4	R: 1 H: 1 E: 0 LOB: 1 K: 2 BB: 1 S: 8 P: 12	R: 0 H: 1 E: 0 LOB: 2 K: 0 BB: 1 S: 4 P: 8	R: 1 H: 1 E: 1 LOB: 1 K: 0 BB: 0 S: 5 P: 5	R: 4 H: 3 E: 2 LOB: 1 K: 0 BB: 2 S: 6 P: 14	R: 0 H: 0 E: 0 LOB: 0 K: 0 BB: 0 S: 3 P: 3	R: 0 H: 0 E: 0 LOB: 0 K: 0 BB: 0 S: 3 P: 3	R: 1 H: 2 E: 0 LOB: 1 K: 0 BB: 0 S: 5 P: 5	R: 1 H: 1 E: 1 LOB: 2 K: 2 BB: 1 S: 9 P: 13	1B: 6 SF: 0 2B: 3 SAC: 0 3B: 0 DP: 0 HR: 0 HBP: 1	WP: 1 PA: 44 PB: 1 SB: 1 CS: 0	
PITCHER	IP WLS BF H R ER SO BB IBB HBP BLK WP HR S P ERA WHIP											
Bob Rush, R (1, 1) ERA: 2.76	7.1 W 36 8 7 5 2 4 0 1 0 0 0 0 35 52 6.14 1.636											
Dutch Leonard, R (8, 1) ERA: 3.38	1.2 S 8 1 1 0 2 1 0 0 0 1 0 0 11 15 0.00 1.200											

Philadelphia Phillies @ Chicago Cubs
Wrigley Field, Chicago, IL
Tue May 02 1950, 3:33 AM CDT
Att. 6,279 - Unknown

livebaseballscorecards.com

AB 38
R 8
H 9
RBI 5
BB 5
SO 4
LOB 21



Batter	1	2	3	4	5	6	7	8	9	AB	R	H	RBI	BB	SO	LOB
Wayne Terwilliger, R (1, 4) OBP: 0.357, SLG: 0.400	0-0 CS 1B	0-0 F7	0-0 F8					0-0 F8		5	0	1	0	1	0	2
Hal Jeffcoat, R (1, 9) OBP: 0.250, SLG: 0.500 Hank Edwards, L (5, 9) OBP: 0.667, SLG: 1.000	0-0 1B 2B	0-0 E 2B 1B	0-3 K			0-0 F6		0-0 2B	0-0 2B	3	2	2	0	0	1	0
Preston Ward, L (1, 3) OBP: 0.370, SLG: 0.583	0-0 2B 1B	0-0 E4 2B 1B			0-0 K			0-0 F2		5	2	2	1	1	1	5
Hank Sauer, R (1, 7) OBP: 0.444, SLG: 0.563	0-0 2B 2B	0-0 1B 2B			0-0 F6		0-0 F7	0-0 BB BB		4	2	2	3	1	0	1
Andy Pafko, R (1, 8) OBP: 0.577, SLG: 0.895	0-0 2B BB	0-0 2B 1B			0-0 F2		0-0 2B	0-0 BB BB		3	2	2	2	2	0	1
Randy Jackson, R (1, 5) OBP: 0.400, SLG: 0.600	0-0 F3	0-0 2B 1B			0-0 E6 FC6-4		0-0 2B	0-0 F8		5	0	2	1	0	0	6
Roy Smalley, R (1, 6) OBP: 0.308, SLG: 0.600	0-0 2B	0-0 2B			0-0 FC6-4		0-0 F2	0-0 F2		5	0	2	2	0	0	6
Mickey Owen, R (1, 2) OBP: 0.150, SLG: 0.056 Bob Ramazzotti, R (8, PR) Bob Scheffing, R (9, 2)	0-0 F8	0-0 4-3			0-3 K		0-0 BB	0-0 SH5-4 2B 1B		4	0	1	0	1	1	4
Bob Rush, R (1, 1) OBP: 0.143, SLG: 0.143 Dutch Leonard, R (8, 1)		0-3 K	0-3 K			0-0 BB 1B	0-0 6-3	0-0 SH5-4		4	0	1	0	0	2	2

Inning Stats	R: 3	H: 5	E: 0	LOB: 2	K: 0	S: 7	R: 4	H: 5	E: 1	LOB: 2	K: 1	S: 11	R: 0	H: 0	E: 0	LOB: 0	K: 2	S: 7	R: 0	H: 0	E: 1	LOB: 2	K: 0	S: 4	R: 0	H: 1	E: 0	LOB: 2	K: 2	S: 8	R: 1	H: 2	E: 0	LOB: 2	K: 0	S: 5	R: 1	H: 1	E: 0	LOB: 3	K: 0	S: 4	R: 1	H: 2	E: 0	LOB: 2	K: 0	S: 5
	7	11	1	2	0	11	4	11	1	2	1	11	0	0	0	7	0	7	0	0	0	0	7	0	11	0	0	0	1	12	0	2	0	5	1	9	1	1	0	16	3	4	1	2	0	5		


PITCHER	IP	WLS	BF	H	R	ER	SO	BB	IBB	HBP	BLK	WP	HR	S	P	ERA	WHIP
Ken Heintzelman, L ERA: 4.6	1.2		15	9	7	3	1	1	0	0	0	0	0	16	20	16.20	6.000
Bubba Church, R ERA:	1.1		5	1	0	0	2	0	0	0	0	0	0	9	9	0.00	0.750
Jocko Thompson, L ERA:	1.0		5	0	0	0	0	1	0	0	0	0	0	4	8	0.00	1.000
Milo Candini, R ERA: 6.75	2.1		14	4	2	2	2	3	0	0	0	0	0	15	27	7.71	3.000
Jim Konstanty, R ERA: 3.68	0.2		4	0	0	0	0	2	0	0	0	0	0	2	10	0.00	3.000

BOTTOM

Philadelphia Phillies @ Chicago Cubs
Wrigley Field, Chicago, IL
Tue May 02 1950, 3:33 AM CDT
Att. 6,279 - Unknown

AB	40
R	10
H	16
RBI	10
BB	7
SO	5
LOB	29

livebaseballscorecards.com



WP: 0	PA: 48
PB: 0	
SB: 0	
CS: 1	

Batter	1	2	3	4	5	6	7	8	9	AB	R	H	RBI	BB	SO	LOB	TOP										
Richie Ashburn, L OBP: 0.436, SLG: 0.333 (1, 8)	0-0 5-3	0-0 1B		0-0 FC1-6 1B	0-0 E 1B		4-0 BB			4	0	2	1	1	0	1											
Granny Hamner, R OBP: 0.313, SLG: 0.339 (1, 6)	4-0 E 1B BB	0-0 FC4-6 1B		0-0 F9	0-0 E6		0-0 F8			4	0	1	1	1	0	4											
Eddie Waitkus, L OBP: 0.418, SLG: 0.373 (1, 3)	0-0 E 1B	0-0 FC4-6		0-0 1B	0-0 F9		0-0 P4			5	0	2	0	0	0	7											
Del Ennis, R OBP: 0.364, SLG: 0.492 (1, 9)	0-0 E4 1-2 2-3		4-0 HR BB	0-0 P4		0-0 P6		0-0 5-3		4	1	0	0	1	0	4											
Willie Jones, R OBP: 0.391, SLG: 0.705 (1, 5)	0-3 K		0-0 HR		0-0 HR		0-0 6-3		0-0 F3	5	2	2	3	0	1	3											
Dick Sister, L OBP: 0.414, SLG: 0.449 Dick Whitman, L OBP: 0.275, SLG: 0.216 (1, 7) (8, 7)	0-0 F7		0-0 F9		0-0 1B BLK 1B		4-0 BB		0-0 F9	4	1	1	0	1	0	3											
Mike Goliat, R OBP: 0.279, SLG: 0.321 (1, 4)		0-0 4-3	0-0 6-3		0-0 1B SH3-4 1B		0-3 K			5	0	1	0	0	1	1											
Ken Silvestri, S OBP: 0.500, SLG: 0.556 (1, 2)		0-0 E4 1B 1B	0-0 F7		0-0 SH3-4				0-0 4-3	4	1	1	0	0	0	0											
Ken Johnson, L OBP: 0.200, SLG: 0.200 Jim Konstanty, R (9, 1)		0-3 K		0-0 FC1-6 1B	0-0 E5 E 1B		0-0 G3		0-0 6-3	5	0	1	0	0	1	4											
Inning Stats	R: 0 E: 1 K: 1 S: 7	H: 1 LOB: 3 BB: 1 P: 11	R: 0 E: 1 K: 1 S: 8	H: 2 LOB: 3 BB: 0 P: 8	R: 2 E: 0 K: 0 S: 4	H: 1 LOB: 0 BB: 1 P: 8	R: 0 E: 0 K: 0 S: 5	H: 2 LOB: 2 BB: 0 P: 5	R: 2 E: 2 K: 0 S: 8	H: 4 LOB: 3 BB: 0 P: 8	R: 0 E: 0 K: 1 S: 5	H: 0 LOB: 1 BB: 1 P: 9	R: 1 E: 0 K: 0 S: 4	H: 1 LOB: 1 BB: 1 P: 8	R: 0 E: 0 K: 0 S: 3	H: 0 LOB: 0 BB: 0 P: 3	R: 0 E: 0 K: 0 S: 3	H: 0 LOB: 0 BB: 0 P: 3	1B: 8 2B: 0 3B: 1 HR: 2	SF: 0 SAC: 1 DP: 0 HBP: 0	WP: 0 PB: 0 SB: 0 CS: 0	PA: 45					
PITCHER	IP	WLS	BF	H	R	ER	SO	BB	IBB	HBP	BLK	WP	HR	S	P	ERA	WHIP										
Johnny Klippstein, R ERA: 9.0 (1, 1)	4.0	L	25	9	4	4	2	2	0	0	1	0	2	27	35	9.00	2.750										
Frank Hiller, R ERA: (5, 1)	1.0		5	1	0	0	0	0	0	0	0	0	0	5	5	0.00	1.000										
Bill Voiselle, R ERA: 11.57 (6, 1)	2.0		9	1	1	1	1	2	0	0	0	0	0	9	17	4.50	1.500										
Doyle Lade, R ERA: (8, 1)	2.0		6	0	0	0	0	0	0	0	0	0	0	6	6	0.00	0.000										

Philadelphia Phillies @ Chicago Cubs
Wrigley Field, Chicago, IL
Wed May 03 1950, 3:33 AM CDT
Att. 4,071 - Unknown

livebaseballscorecards.com

AB	40
R	5
H	11
RBI	5
BB	4
SO	3
LOB	27



Batter	1	2	3	4	5	6	7	8	9	AB	R	H	RBI	BB	SO	LOB
Wayne Terwilliger, R (1, 4) OBP: 0.375, SLG: 0.393 Carl Sawatski, L (9, PH)	4-0 G1-6-3 BB			x 0-0 F8		x 0-0 L6		x 0-0 6-3 1B	0-3 K	3	0	1	0	1	0	0
Hal Jeffcoat, R (1, 9) OBP: 0.250, SLG: 0.458 Carmen Mauro, L (9, PH)	0-0 G1-6-3 1-2f			x 0-0 G3		x 0-0 1B		x 0-0 6-3 1-2	0-0 4-3	4	0	1	0	0	0	2
Preston Ward, L (1, 3) OBP: 0.355, SLG: 0.536	0-0 F7			x 0-0 1B 1B		x 0-0 F7		x 0-0 F8		4	0	1	0	0	0	2
Hank Sauer, R (1, 7) OBP: 0.409, SLG: 0.500		x 0-0 F7		x 0-0 1-2 FC6-4 1B		x 0-0 L3		x 0-0 F8		4	0	1	0	0	0	2
Andy Pafko, R (1, 8) OBP: 0.567, SLG: 0.818		x 0-0 G6-4-3 1B		x 0-0 FC6-4 1-2f		x 0-0 4-3			4-0 1B BB	3	1	1	0	1	0	2
Randy Jackson, R (1, 5) OBP: 0.444, SLG: 0.778		x 0-0 G6-4-3 1-2f		x 0-0 5-3		x 0-0 1B 3B			0-0 BB 1B 1B	4	1	2	0	0	0	1
Roy Smalley, R (1, 6) OBP: 0.400, SLG: 0.655			x 0-0 G6-4-3 1B		x 0-0 WP 1B		x 0-0 1B 3-H		0-0 1-2 2-H BB 1B	4	0	4	2	0	0	0
Mickey Owen, R (1, 2) OBP: 0.174, SLG: 0.095 Phil Cavarretta, L (9, PH)			x 0-0 G6-4-3 1-2f		x 0-0 F7		x 0-0 G5-4-3 1B		0-3 K	3	0	1	0	0	0	2
Johnny Klippstein, R (1, 1) Frank Hiller, R (5, 1) Bob Ramazzotti, R (5, PH) Bill Voiselle, R (8, 1) Bob Scheffing, R (7, PH) Doyle Lade, R (8, 1) Hank Edwards, L (9, PH)			x 0-0 L3		x 0-0 6-3 1-2		x 0-0 G5-4-3 1-2f		4-0 1-2 2-3 BB	1	0	0	0	0	0	0

Inning Stats	R: 0	H: 0	E: 0	K: 0	S: 2	LOB: 0	BB: 1	P: 6	R: 0	H: 1	E: 0	K: 0	S: 3	LOB: 0	BB: 0	P: 3	R: 0	H: 1	E: 0	K: 0	S: 3	LOB: 0	BB: 0	P: 3	R: 0	H: 2	E: 0	K: 0	S: 5	LOB: 2	BB: 0	P: 5	R: 0	H: 1	E: 0	K: 0	S: 4	LOB: 1	BB: 0	P: 4	R: 1	H: 3	E: 0	K: 0	S: 5	LOB: 1	BB: 0	P: 5	R: 0	H: 1	E: 0	K: 0	S: 4	LOB: 1	BB: 0	P: 4	R: 1	H: 2	E: 0	K: 2	S: 9	LOB: 3	BB: 2	P: 17	1B: 11	SF: 0	2B: 0	SAC: 0	3B: 1	DP: 4	HR: 0	HBP: 0	WP: 1	PA: 38
--------------	------	------	------	------	------	--------	-------	------	------	------	------	------	------	--------	-------	------	------	------	------	------	------	--------	-------	------	------	------	------	------	------	--------	-------	------	------	------	------	------	------	--------	-------	------	------	------	------	------	------	--------	-------	------	------	------	------	------	------	--------	-------	------	------	------	------	------	------	--------	-------	-------	--------	-------	-------	--------	-------	-------	-------	--------	-------	--------

PITCHER	IP	WLS	BF	H	R	ER	SO	BB	IBB	HBP	BLK	WP	HR	S	P	ERA	WHIP
Ken Johnson, L (1, 1) ERA: 1.8	8.0	W	34	12	2	2	0	2	0	0	0	1	0	32	40	2.25	1.750
Jim Konstanty, R (9, 1) ERA: 3.24	1.0	S	4	0	0	0	2	1	0	0	0	0	0	7	11	0.00	1.000


BOTTOM


Philadelphia Phillies @ Chicago Cubs
Wrigley Field, Chicago, IL

Wed May 03 1950, 3:33 AM CDT
Att. 4,071 - Unknown

livebaseballscorecards.com

AB	35
R	2
H	12
RBI	2
BB	3
SO	2
LOB	22



Batter	1	2	3	4	5	6	7	8	9	AB R H RBI BB SO LOB	TOP							
Richie Ashburn, L (1, 8) OBP: 0.436, SLG: 0.333										0 0 0 0 0 0 0 0	Philadelphia Phillies @ St. Louis Cardinals Sportsman's Park, St. Louis, MO Thu May 04 1950, 4:33 AM EDT Att. 9,871 - Unknown livebaseballscorecards.com							
Granny Hamner, R (1, 6) OBP: 0.313, SLG: 0.339										0 0 0 0 0 0 0 0								
Eddie Waitkus, L (1, 3) OBP: 0.418, SLG: 0.373										0 0 0 0 0 0 0 0								
Del Ennis, R (1, 9) OBP: 0.364, SLG: 0.492										0 0 0 0 0 0 0 0								
Willie Jones, R (1, 5) OBP: 0.391, SLG: 0.705										0 0 0 0 0 0 0 0								
Dick Sister, L (1, 7) OBP: 0.414, SLG: 0.449										0 0 0 0 0 0 0 0								
Mike Goliat, R (1, 4) OBP: 0.279, SLG: 0.321										0 0 0 0 0 0 0 0								
Ken Silvestri, S (1, 2) OBP: 0.500, SLG: 0.556										0 0 0 0 0 0 0 0								
Curt Simmons, L (1, 1) OBP: 0.429, SLG: 0.333	0 0 0 0 0 0 0 0	AB 0 R 0 H 0 RBI 0 BB 0 SO 0 LOB 0 																
Inning Stats										1B: 0 SF: 0 2B: 0 SAC: 0 3B: 0 DP: 0 HR: 0 HBP: 0 WP: 0 PA: 0 PB: 0 SB: 0 CS: 0								
PITCHER Gerry Staley, R (1, 1) ERA: 5.49	IP	WLS	BF	H	R	ER	SO	BB	IBB	HBP	BLK	WP	HR	S	P	ERA	WHIP	PITCHER IP WLS BF H R ER SO BB IBB HBP BLK WP HR S P ERA WHIP

Batter	1	2	3	4	5	6	7	8	9	AB R H RBI BB SO LOB	TOP
Richie Ashburn, L (1, 8) OBP: 0.438, SLG: 0.350	4-0 BB G6-4-3		x 0-0 F7			x 0-0 3-1		0-3 K		3 0 0 0 1 1 1	Philadelphia Phillies @ St. Louis Cardinals Sportsman's Park, St. Louis, MO Fri May 05 1950, 4:33 AM EDT Att. 12,302 - Unknown
Granny Hamner, R (1, 6) OBP: 0.342, SLG: 0.362	x 0-0 G6-4-3 1-2f		x 0-0 6-3			x 0-0 3-1 HR 2B		x 0-0 1B 1B		4 1 2 0 0 0 2	
Eddie Waitkus, L (1, 3) OBP: 0.368, SLG: 0.324	x 0-0 G3					x 0-0 3-1 2-3		x 0-0 F9		4 0 0 0 0 1 2	
Del Ennis, R (1, 9) OBP: 0.373, SLG: 0.529		x 0-0 5-3				x 0-0 3-1 HR 3-H		x 0-0 1-2 1B		4 1 2 2 0 1 0	
Willie Jones, R (1, 5) OBP: 0.389, SLG: 0.672		x 0-0 6-3				x 0-0 6-3		x 0-0 1-3		4 0 0 0 0 0 2	
Dick Sister, L (1, 7) OBP: 0.478, SLG: 0.569		x 0-0 1B				x 0-0 1B		x 0-0 1-3		4 0 3 0 0 0 0	
Mike Goliat, R (1, 4) OBP: 0.286, SLG: 0.313		x 0-0 P3				x 0-0 F7		x 0-0 L3 1B		4 0 1 0 0 0 3	
Stan Lopata, R (1, 2) OBP: 0.319, SLG: 0.238			x 0-0 F7			x 0-0 F8		x 0-3 K 1B		4 0 0 0 0 1 3	
Robin Roberts, S (1, 1) OBP: 0.200, SLG: 0.059 Andy Seminick, R (9, PH) OBP: 0.111, SLG: 0.222			x 0-0 E9			x 0-0 F8		x 0-3 K		3 0 0 0 0 0 2 1 0 0 0 0 1 1	
Inning Stats	R: 0 H: 0 E: 0 LOB: 0 K: 0 BB: 1 S: 2 P: 6	R: 0 H: 1 E: 0 LOB: 1 K: 0 BB: 0 S: 4 P: 4	R: 0 H: 0 E: 1 LOB: 1 K: 0 BB: 0 S: 4 P: 4	R: 0 H: 0 E: 0 LOB: 0 K: 2 BB: 0 S: 7 P: 7	R: 0 H: 1 E: 0 LOB: 1 K: 0 BB: 0 S: 4 P: 4	R: 2 H: 2 E: 0 LOB: 0 K: 0 BB: 0 S: 5 P: 5	R: 0 H: 1 E: 0 LOB: 1 K: 1 BB: 0 S: 6 P: 6	R: 0 H: 2 E: 0 LOB: 2 K: 1 BB: 0 S: 7 P: 7	R: 0 H: 1 E: 0 LOB: 1 K: 1 BB: 0 S: 6 P: 6	1B: 6 SF: 0 2B: 1 SAC: 0 3B: 0 DP: 1 HR: 1 HBP: 0	WP: 0 PA: 36 PB: 0 SB: 0 CS: 0
PITCHER Harry Brecheen, L (1, 1) ERA: 1.2	IP WLS BF H R ER SO BB IBB HBP BLK WP HR S P ERA WHIP										
	9.0 W 36 8 2 2 5 1 0 0 0 0 0 1 45 49 2.00 1.000										

livebaseballscorecards.com

AB	35
R	2
H	8
RBI	2
BB	1
SO	5
LOB	16



Batter	1	2	3	4	5	6	7	8	9	AB	R	H	RBI	BB	SO	LOB
--------	---	---	---	---	---	---	---	---	---	----	---	---	-----	----	----	-----

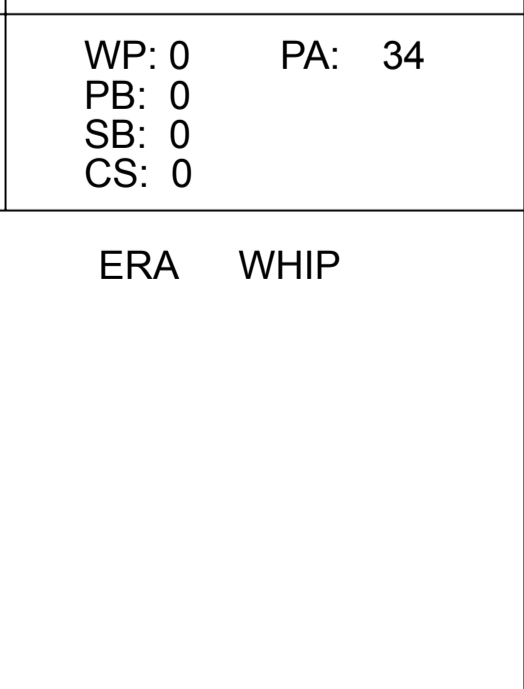
Tommy Glaviano, R <small>(1, 5) OBP: 0.509, SLG: 0.425</small>	4-0 		4-0 	0-0 		0-0 				2	0	1	1	2	0	1
Harry Walker, L <small>(1, 8) OBP: 0.167, SLG: 0.107</small> <small>(9, 9)</small>	0-0 		0-0 	0-0 			0-0 			4	0	0	0	0	0	3
Stan Musial, L <small>(1, 3) OBP: 0.500, SLG: 0.767</small>	0-3 		0-0 		0-0 		0-0 			4	0	2	0	0	1	1
Enos Slaughter, L <small>(1, 7) OBP: 0.308, SLG: 0.218</small>	0-0 		0-0 		0-0 		0-0 			4	0	0	0	0	0	4
Red Schoendienst, S <small>(1, 4) OBP: 0.288, SLG: 0.355</small>		0-0 		0-0 		0-0 		0-0 		4	1	2	0	0	0	0
Bill Howerton, L <small>(1, 9) OBP: 0.583, SLG: 0.600</small> Chuck Diering, R <small>(9, 8) OBP: 0.333, SLG: 0.395</small>		0-0 		0-0 		0-0 		4-0 		3	1	2	0	1	0	1
Joe Garagiola, L <small>(1, 2) OBP: 0.375, SLG: 0.357</small>		0-0 		0-0 		4-0 		0-0 		3	0	0	1	1	0	3
Marty Marion, R <small>(1, 6) OBP: 0.286, SLG: 0.429</small>		0-0 		0-0 		0-3 				3	1	1	1	0	1	2
Harry Brecheen, L <small>(1, 1)</small>			0-0 	0-0 		0-3 				3	0	0	0	0	1	2

Inning Stats	R: 0	H: 0	E: 0	K: 1	S: 5	LOB: 1	BB: 1	P: 9	R: 0	H: 1	E: 0	K: 0	S: 4	LOB: 1	BB: 0	P: 4	R: 0	H: 1	E: 0	K: 0	S: 4	LOB: 2	BB: 1	P: 8	R: 3	H: 4	E: 0	K: 0	S: 7	LOB: 1	BB: 0	P: 7	R: 0	H: 2	E: 0	K: 0	S: 4	LOB: 1	BB: 0	P: 4	R: 0	H: 0	E: 0	K: 2	S: 7	LOB: 1	BB: 1	P: 11	R: 0	H: 0	E: 0	K: 0	S: 3	LOB: 0	BB: 0	P: 3	R: 0	H: 0	E: 0	K: 0	S: 2	LOB: 0	BB: 0	P: 6
--------------	------	------	------	------	------	--------	-------	------	------	------	------	------	------	--------	-------	------	------	------	------	------	------	--------	-------	------	------	------	------	------	------	--------	-------	------	------	------	------	------	------	--------	-------	------	------	------	------	------	------	--------	-------	-------	------	------	------	------	------	--------	-------	------	------	------	------	------	------	--------	-------	------

PITCHER	IP	WLS	BF	H	R	ER	SO	BB	IBB	HBP	BLK	WP	HR	S	P	ERA	WHIP
Robin Roberts, R <small>(1, 1) ERA: 2.41</small>	8.0	L	34	8	3	3	3	4	0	0	0	0	0	36	52	3.38	1.500

BOTTOM

Philadelphia Phillies @ St. Louis Cardinals Sportsman's Park, St. Louis, MO <small>Fri May 05 1950, 4:33 AM EDT Att. 12,302 - Unknown</small>	AB 30 R 3 H 8 RBI 3 BB 4 SO 3 LOB 17
---	---



Batter	1	2	3	4	5	6	7	8	9	AB R H RBI BB SO LOB	TOP	
Richie Ashburn, L (1, 8) OBP: 0.431, SLG: 0.354	0-0 G6-4-3 1B	0-0 FC4-6			0-3 K	0-0 F8		0-0 4-3		5 0 1 0 0 1 4		
Granny Hamner, R (1, 6) OBP: 0.349, SLG: 0.364	0-0 G6-4-3 1-2f		4-0 HR BB		0-0 F3		0-0 1B F7 1B	0-0 6-3		4 2 1 0 1 0 1		
Eddie Waitkus, L (1, 3) OBP: 0.395, SLG: 0.403	4-0 BB		0-0 HR		0-0 1B		0-0 1B BB 1B		0-0 F8	4 2 3 2 1 0 0		
Del Ennis, R (1, 9) OBP: 0.365, SLG: 0.525	0-3 K		0-0 F5		0-3 K		0-0 F7		0-0 F9	5 0 0 1 0 2 3		
Willie Jones, R (1, 5) OBP: 0.392, SLG: 0.634 Putsy Caballero, R (7, 5) OBP: 0.250, SLG: 0.143		0-3 K	0-0 3-1		4-0 2B BB		4-0 1B BB		0-0 1B	2 0 0 0 2 1 0 1 0 1 0 0 0 0		
Dick Sister, L (1, 7) OBP: 0.481, SLG: 0.606		0-0 HR	0-0 F8		0-0 E FC6-4 2B		0-0 F7		0-0 4-3	5 2 2 1 0 0 3		
Mike Goliat, R (1, 4) OBP: 0.329, SLG: 0.347		0-0 PB 1B		0-0 G4-6-3 1B		0-0 E1 FC6-4 FC		0-0 1-2 2-H 1B		4 0 3 1 0 0 1		
Stan Lopata, R (1, 2) OBP: 0.339, SLG: 0.260		4-0 FC4-6 BB		0-0 G4-6-3		0-0 FC FC6-4		0-3 K		3 0 0 0 1 1 5		
Ken Heintzelman, R (1, 1)		0-3 K		0-3 K		0-0 FC6-4		0-0 P4		4 0 0 1 0 2 4		
Inning Stats	R: 0 H: 1 E: 0 LOB: 1 K: 1 BB: 1 S: 5 P: 9	R: 1 H: 2 E: 0 LOB: 2 K: 2 BB: 1 S: 9 P: 13	R: 2 H: 1 E: 0 LOB: 0 K: 0 BB: 1 S: 4 P: 8	R: 0 H: 1 E: 0 LOB: 0 K: 1 BB: 0 S: 5 P: 5	R: 0 H: 1 E: 0 LOB: 1 K: 2 BB: 0 S: 8 P: 8	R: 1 H: 1 E: 1 LOB: 2 K: 0 BB: 1 S: 5 P: 9	R: 2 H: 3 E: 0 LOB: 2 K: 1 BB: 1 S: 8 P: 12	R: 0 H: 0 E: 0 LOB: 0 K: 0 BB: 0 S: 3 P: 3	R: 0 H: 1 E: 0 LOB: 1 K: 0 BB: 0 S: 4 P: 4	1B: 8 SF: 0 2B: 1 SAC: 0 3B: 0 DP: 2 HR: 2 HBP: 0	WP: 0 PA: 42 PB: 1 SB: 0 CS: 0	
PITCHER	IP WLS BF H R ER SO BB IBB HBP BLK WP HR S P ERA WHIP											
Howie Fox, R (1, 1) ERA: 7.41	6.0 L 30 9 6 6 6 4 0 0 0 0 0 2 38 54 9.00 2.167											
Frank Smith, R (7, 1) ERA: 4.12	2.0 8 1 0 0 1 1 0 0 0 0 0 0 9 13 0.00 1.000											
Kent Peterson, L (9, 1) ERA: 9.0	1.0 4 1 0 0 0 0 0 0 0 0 0 0 4 4 0.00 1.000											

Philadelphia Phillies @ Cincinnati Reds
Crosley Field, Cincinnati, OH
Sun May 07 1950, 3:33 AM EDT
Unknown

AB	37
R	6
H	11
RBI	6
BB	5
SO	7
LOB	21



WP: 0	PA: 42
PB: 1	
SB: 0	
CS: 0	

1B: 8	SF: 0
2B: 1	SAC: 0
3B: 0	DP: 2
HR: 2	HBP: 0

Batter	1	2	3	4	5	6	7	8	9	AB	R	H	RBI	BB	SO	LOB
Bobby Adams, R OBP: 0.358, SLG: 0.396 (1, 4)	0-0 5-3		0-0 F8		0-0 F9			0-0 FC4 BB 1-2f		4	0	0	0	0	0	1
Peanuts Lowrey, R OBP: 0.370, SLG: 0.375 (1, 7)	4-0 BLK BB		0-0 1B 1B			0-0 1-3		4-0 1-2 BB		2	0	1	0	2	0	0
Grady Hatton, L OBP: 0.351, SLG: 0.472 (1, 5)	0-0 F9 1-2		0-0 1B			0-0 F9		0-0 F9		4	0	1	0	0	0	3
Ron Northey, L OBP: 0.344, SLG: 0.724 (1, 9)	0-0 F5		0-0 P5			0-0 F8			4-0 BB G6-4-3	3	0	0	0	1	0	3
Walker Cooper, R OBP: 0.190, SLG: 0.238 (1, 2)		0-0 5-3		0-0 6-3			0-0 P3		0-0 F9	4	0	0	0	0	0	1
Bob Usher, R OBP: 0.321, SLG: 0.667 (1, 8)		0-0 F9		0-0 G4-6-3 1B		0-3 K		0-0 G6-4-3 1-2f		4	0	1	0	0	1	1
Ted Kluszewski, L OBP: 0.250, SLG: 0.310 (1, 3)		0-0 E7		0-0 G4-6-3 1-2f		0-0 4-3				3	0	0	0	0	0	1
Virgil Stallcup, R OBP: 0.255, SLG: 0.292 (1, 6)		0-0 P5		0-3 K			0-0 5-3			3	0	0	0	0	1	1
Howie Fox, R OBP: 0.200, SLG: 0.200 (1, 1)			0-0 F7		0-0 P5			4-0 FC4 BB		2	0	0	0	0	0	0
Frank Smith, R OBP: 0.250, SLG: 0.250 (7, 1)										0	0	0	0	0	0	0
Sammy Meeks, R (8, PH)										0	0	0	0	1	0	0
Kent Peterson, R OBP: 0.500, SLG: 0.500 (9, 1)										0	0	0	0	0	0	0

Inning Stats	R: 0 E: 0 K: 0 S: 3	H: 0 LOB: 1 BB: 1 P: 7	R: 0 E: 1 K: 0 S: 4	H: 0 LOB: 1 BB: 0 P: 4	R: 0 E: 0 K: 0 S: 5	H: 2 LOB: 2 BB: 0 P: 5	R: 0 E: 0 K: 0 S: 3	H: 1 LOB: 0 BB: 0 P: 3	R: 0 E: 0 K: 1 S: 5	H: 0 LOB: 0 BB: 0 P: 5	R: 0 E: 0 K: 0 S: 3	H: 0 LOB: 0 BB: 0 P: 3	R: 0 E: 0 K: 1 S: 5	H: 0 LOB: 0 BB: 0 P: 5	R: 0 E: 0 K: 0 S: 3	H: 0 LOB: 2 BB: 2 P: 11	R: 0 E: 0 K: 0 S: 2	H: 0 LOB: 0 BB: 1 P: 6	1B: 3 2B: 0 3B: 0 HR: 0	SF: 0 SAC: 0 DP: 2 HBP: 0	WP: 0 PB: 0 SB: 0 CS: 0	PA: 33											
PITCHER Ken Heintzelman, L ERA: 2.92 (1, 1)	IP 9.0	WLS W	BF 33	H 3	R 0	ER 0	SO 2	BB 4	IBB 0	HBP 0	BLK 1	WP 0	HR 0	S 33	P 49	ERA 0.00	WHIP 0.778																
PITCHER																	IP	WLS	BF	H	R	ER	SO	BB	IBB	HBP	BLK	WP	HR	S	P	ERA	WHIP


BOTTOM

Philadelphia Phillies @ Cincinnati Reds
Crosley Field, Cincinnati, OH

Sun May 07 1950, 3:33 AM EDT
Unknown

livebaseballscorecards.com

AB	29
R	0
H	3
RBI	0
BB	4
SO	2
LOB	11



Batter	1	2	3	4	5	6	7	8	9	AB R H RBI BB SO LOB	TOP	
Richie Ashburn, L (1, 8) OBP: 0.429, SLG: 0.346	0-0 WP 2B S 1B	4-0 FC4-6 1B 1-2 2-3 3-H BB		0-0 F7			0-0 F8		0-0 F7	4 1 1 1 1 0 2		
Granny Hamner, R (1, 6) OBP: 0.363, SLG: 0.390	0-0 F7	0-0 FC4-6 1B		0-3 K			0-0 1B		0-0 1-H 2B	5 0 3 2 0 1 2		
Eddie Waitkus, L (1, 3) OBP: 0.396, SLG: 0.407	0-0 2B	0-0 FC4-6 FC5-4 1-2f 2-3 3-H		0-0 F8			0-0 F7		4-0 BB	4 0 1 2 1 0 3		
Del Ennis, R (1, 9) OBP: 0.356, SLG: 0.541	0-0 F7	0-0 FC5-4 1-2f		0-0 5-3			0-0 HR		0-0 F7	5 1 1 1 0 0 5		
Willie Jones, R (1, 5) OBP: 0.373, SLG: 0.600	0-0 F9		0-0 1-3		0-3 K		0-0 6-3			4 0 0 0 0 1 1		
Putsy Caballero, R (8, 5) OBP: 0.250, SLG: 0.143										0 0 0 0 0 0 0		
Dick Sister, L (1, 7) OBP: 0.469, SLG: 0.586		0-0 HBP BB BB 1B	0-0 F5		0-0 L3		0-0 4-3		0-0 4-3	4 1 1 0 0 0 0		
Mike Goliat, R (1, 4) OBP: 0.325, SLG: 0.333		4-0 BB HBP 1B BB	0-3 K		0-0 4-3		0-0 P3			3 1 0 0 1 1 0		
Andy Seminick, R (1, 2) OBP: 0.308, SLG: 0.364		1-0 1B BB FC4-6 HBP		0-0 2B		0-0 F7		4-0 FC3-6 BB		2 1 1 0 1 0 0		
Bubba Church, R (1, 1) Curt Simmons, L (6, 1) OBP: 0.231, SLG: 0.167		0-3 K	0-0 F6		0-0 F7		0-0 F7		0-0 FC3-6 1-2f 2B	2 0 0 0 0 1 4 2 1 0 0 0 0 1		
Inning Stats	R: 1 H: 2 E: 0 LOB: 1 K: 0 BB: 0 S: 5 P: 5	R: 3 H: 2 E: 0 LOB: 2 K: 1 BB: 2 S: 7 P: 16	R: 0 H: 0 E: 0 LOB: 0 K: 1 BB: 0 S: 5 P: 5	R: 0 H: 1 E: 0 LOB: 1 K: 1 BB: 0 S: 6 P: 6	R: 0 H: 0 E: 0 LOB: 0 K: 1 BB: 0 S: 5 P: 5	R: 0 H: 0 E: 0 LOB: 0 K: 0 BB: 0 S: 3 P: 3	R: 0 H: 1 E: 0 LOB: 1 K: 0 BB: 0 S: 4 P: 4	R: 1 H: 1 E: 0 LOB: 0 K: 0 BB: 0 S: 4 P: 4	R: 1 H: 1 E: 0 LOB: 2 K: 0 BB: 2 S: 4 P: 12	1B: 4 SF: 0 2B: 3 SAC: 0 3B: 0 DP: 0 HR: 1 HBP: 1	WP: 1 PA: 40 PB: 0 SB: 1 CS: 0	
PITCHER	IP WLS BF H R ER SO BB IBB HBP BLK WP HR S P ERA WHIP											
Ewell Blackwell, R (1, 1) ERA: 2.45	8.0 L 34 7 5 5 4 2 0 1 0 1 1 39 48 5.62 1.125											
Kent Peterson, L (9, 1) ERA: 9.28	0.2 5 1 1 1 0 2 0 0 0 0 0 3 11 13.50 4.500											
Johnny Hetki, R (9, 1) ERA: 8.74	0.1 1 0 0 0 0 0 0 0 0 0 0 1 1 0.00 0.000											

Philadelphia Phillies @ Cincinnati Reds
Crosley Field, Cincinnati, OH
Sun May 07 1950, 3:38 AM EDT
Att. 13,313 - Unknown

livebaseballscorecards.com

AB	35
R	6
H	8
RBI	6
BB	4
SO	4
LOB	18



Batter	1	2	3	4	5	6	7	8	9	AB	R	H	RBI	BB	SO	LOB
Bobby Adams, R (1, 4) OBP: 0.379, SLG: 0.392	0-0 5-3		0-0 F7		4-0 HR BB	0-0 2-6 1B			4-0 4-3 BB	3	1	1	1	2	0	1
Lloyd Merriman, L (1, 8) OBP: 0.393, SLG: 0.400 Bob Usher, R (9, PH) OBP: 0.310, SLG: 0.643	0-0 1-3		0-0 1-2 1B		0-3 K	0-0 2-6 1-2			0-3 K	4	0	1	0	0	1	1
Grady Hatton, L (1, 5) OBP: 0.355, SLG: 0.509	4-0 BB		0-0 F5		0-0 HR				0-0 4-3 2-3	4	1	1	2	1	0	3
Ron Northey, L (1, 9) OBP: 0.378, SLG: 0.719	0-0 G3				4-0 1B BB				0-0 4-3	3	0	1	0	2	0	2
Johnny Wyrostek, L (1, 7) OBP: 0.344, SLG: 0.418			0-0 F7		0-0 F9				0-0 F8	4	0	0	0	0	0	3
Ted Kluszewski, L (1, 3) OBP: 0.250, SLG: 0.370			0-0 F5		0-0 F8				0-3 K HR	4	1	1	1	0	1	1
Virgil Stallcup, R (1, 6) OBP: 0.255, SLG: 0.288			0-0 F8		0-0 1-2 1B				0-3 K	4	0	1	0	0	1	0
Dixie Howell, R (1, 2) OBP: 0.278, SLG: 0.294 Mary Rackley, L (8, PR) OBP: 1.000, SLG: 1.000 Kent Peterson, R (9, 1) OBP: 0.500, SLG: 0.500 Johnny Hetki, R (9, 1)			0-0 1-3		0-0 F5				0-0 1-3 1B	4	1	2	0	0	0	2
Ewell Blackwell, R (1, 1) OBP: 0.333, SLG: 0.200 Walker Cooper, R (8, PH) OBP: 0.186, SLG: 0.233			0-0 1B		4-3				0-0 1-2 F7	0	0	0	0	0	0	1

Inning Stats	R: 0	H: 0	E: 0	K: 0	S: 3	R: 0	H: 0	E: 0	K: 0	S: 3	R: 0	H: 2	E: 0	K: 0	S: 5	R: 0	H: 1	E: 0	K: 0	S: 4	R: 2	H: 2	E: 0	K: 1	S: 7	R: 2	H: 3	E: 0	K: 0	S: 5	R: 0	H: 0	E: 0	K: 0	S: 3	R: 0	H: 1	E: 0	K: 2	S: 8	R: 0	H: 0	E: 0	K: 1	S: 5	R: 0	H: 0	E: 0	K: 1	S: 9	1B: 6	SF: 0	2B: 1	SAC: 0	3B: 0	DP: 0	HR: 2	HBP: 0	WP: 0	PA: 40
--------------	------	------	------	------	------	------	------	------	------	------	------	------	------	------	------	------	------	------	------	------	------	------	------	------	------	------	------	------	------	------	------	------	------	------	------	------	------	------	------	------	------	------	------	------	------	------	------	------	------	------	-------	-------	-------	--------	-------	-------	-------	--------	-------	--------

PITCHER	IP	WLS	BF	H	R	ER	SO	BB	IBB	HBP	BLK	WP	HR	S	P	ERA	WHIP
Bubba Church, R (1, 1) ERA: 3.6	5.2		28	8	4	4	1	3	0	0	0	0	2	27	39	6.35	1.941
Curt Simmons, L (6, 1) ERA: 2.93	3.1	W	13	1	0	0	3	2	0	0	0	0	0	16	24	0.00	0.900

BOTTOM

Philadelphia Phillies @ Cincinnati Reds
Crosley Field, Cincinnati, OH
Sun May 07 1950, 3:38 AM EDT
Att. 13,313 - Unknown

livebaseballscorecards.com

AB	35
R	4
H	9
RBI	4
BB	5
SO	4
LOB	16



Batter	1	2	3	4	5	6	7	8	9	AB R H RBI BB SO LOB	TOP										
Richie Ashburn, L (1, 8) OBP: 0.426, SLG: 0.368	0-0 6-3		0-0 4-1		0-0 FC5-4 1B		0-0 1-H E 2B		0-3 K	5 1 2 1 0 1 0	Philadelphia Phillies @ Cincinnati Reds Crosley Field, Cincinnati, OH Mon May 08 1950, 3:33 AM EDT Att. 5,141 - Unknown livebaseballscorecards.com										
Granny Hamner, R (1, 6) OBP: 0.354, SLG: 0.379	0-0 F2		0-0 5-3		0-0 F7		0-3 2-H K	0-0 5-3 1B	5 0 1 1 0 1 1												
Eddie Waitkus, L (1, 3) OBP: 0.396, SLG: 0.407	0-0 4-3		0-0 F4		0-0 FC5-4 1-2f		0-0 1B	0-0 1-2 1B	5 0 2 0 0 0 1												
Del Ennis, R (1, 9) OBP: 0.347, SLG: 0.522		0-0 F6		0-0 F9		0-0 F9	0-0 1-3 1B	0-0 5-3	5 0 1 0 0 0 2												
Willie Jones, R (1, 5) OBP: 0.368, SLG: 0.582 Putsy Caballero, R (8, 5) OBP: 0.222, SLG: 0.125		0-0 E6 2B 1B		0-0 6-3		0-0 6-3		0-0 2B FC6-2-5-2 1B	4 1 1 0 0 0 0 1 0 0 0 0 0 2												
Dick Sister, L (1, 7) OBP: 0.482, SLG: 0.616		0-0 1-3 1B 2B		0-3 K		4-0 BB		0-0 1-3 2B	3 1 2 0 1 1 0												
Mike Goliat, R (1, 4) OBP: 0.333, SLG: 0.380		0-0 2-H 3-H 6-3 1B			0-0 HR	0-3 K		0-0 6-3	4 1 2 3 0 1 3												
Ken Silvestri, S (1, 2) OBP: 0.474, SLG: 0.429 Dick Whitman, L (7, PH) OBP: 0.293, SLG: 0.237 Bob Miller, R (7, 1) OBP: 0.143, SLG: 0.143		0-0 6-3			1-0 FC1-6 HBP		0-0 2B 1B	0-0 FC6-2-5-2	1 0 0 0 0 0 1 1 1 1 0 0 0 0 1 0 0 0 0 0 2												
Ken Johnson, L (1, 1) OBP: 0.143, SLG: 0.143 Andy Seminick, R (7, PH) OBP: 0.267, SLG: 0.308 (7, 2)		0-0 1-6-3			0-0 FC1-6 1B F7		0-3 K	0-3 K	2 1 0 0 0 0 2 2 0 0 0 0 2 3												
Inning Stats	R: 0 E: 0 K: 0 S: 3	H: 0 LOB: 0 BB: 0 P: 3	R: 2 E: 1 K: 0 S: 6	H: 2 LOB: 1 BB: 0 P: 6	R: 0 E: 0 K: 1 S: 5	H: 0 LOB: 0 BB: 0 P: 5	R: 2 E: 0 K: 1 S: 5	H: 2 LOB: 1 BB: 0 P: 6	R: 0 E: 0 K: 1 S: 5	H: 0 LOB: 1 BB: 1 P: 9		R: 2 E: 1 K: 2 S: 10	H: 4 LOB: 2 BB: 0 P: 10	R: 0 E: 0 K: 1 S: 7	H: 2 LOB: 2 BB: 0 P: 7	R: 0 E: 0 K: 1 S: 7	H: 2 LOB: 2 BB: 0 P: 7	1B: 8 2B: 3 3B: 0 HR: 1	SF: 0 SAC: 0 DP: 0 HBP: 1	WP: 0 PB: 0 SB: 0 CS: 0	PA: 41
PITCHER Herm Wehmeier, R (1, 1) ERA: 5.4 Eddie Erault, R (8, 1) ERA: 6.46	IP 7.0	WLS L	BF 33	H 10	R 6	ER 5	SO 4	BB 1	IBB 0	HBP 1	BLK 0	WP 0	HR 1	S 39	P 44	ERA 6.43	WHIP 1.571				
PITCHER	IP	WLS	BF	H	R	ER	SO	BB	IBB	HBP	BLK	WP	HR	S	P	ERA	WHIP				

Philadelphia Phillies @ Cincinnati Reds
 Crosley Field, Cincinnati, OH
 Mon May 08 1950, 3:33 AM EDT
 Att. 5,141 - Unknown

AB	39
R	6
H	12
RBI	5
BB	1
SO	6
LOB	17



Batter	1	2	3	4	5	6	7	8	9	AB R H RBI BB SO LOB
Bobby Adams, R OBP: 0.349, SLG: 0.357 (1, 4)	0-0 6-3		0-0 F7		0-0 F7		0-0 F6		0-3 K	5 0 0 0 0 1 1
Peanuts Lowrey, R OBP: 0.400, SLG: 0.360 Johnny Wyrostek, L OBP: 0.339, SLG: 0.411 (1, 7) (7, 7)	4-0 BB		4-0 WP BB		0-0 F3		0-0 F7			1 0 0 0 2 0 0 1 0 0 0 0 0 0
Grady Hatton, L OBP: 0.333, SLG: 0.475 (1, 5)	0-0 FC3-5-4		0-0 F8		0-0 4-3		0-0 F9			4 0 0 1 0 0 2
Walker Cooper, R OBP: 0.191, SLG: 0.255 (1, 2)	0-0 4-3		0-0 F8		0-0 HR 2B		0-3 K			4 1 1 0 0 1 2
Danny Litwhiler, R OBP: 0.290, SLG: 0.321 Ron Northey, L OBP: 0.395, SLG: 0.719 (1, 9) (7, 9)		0-0 FC4-3 BB 1B		0-0 F4		0-0 F9		4-0 FC3-8 BB		3 0 1 0 0 0 1 0 0 0 0 1 0 0
Bob Usher, R OBP: 0.344, SLG: 0.621 Lloyd Merriman, L OBP: 0.379, SLG: 0.385 (1, 8) (8, PH) (9, 8)		4-0 FC4-3 BB		0-0 F9		4-0 HR BB		0-0 FC3-6 FC4-8		1 1 0 0 2 0 0 1 0 0 0 0 0 1
Ted Kluszewski, L OBP: 0.250, SLG: 0.420 (1, 3)		0-0 FC4-3 G5-4-3		0-0 F8		0-0 HR		0-0 FC4-6		4 1 1 3 0 0 3
Virgil Stallcup, R OBP: 0.271, SLG: 0.357 (1, 6)		0-0 G5-4-3			0-0 HR		0-0 1B		0-0 F6	4 1 2 1 0 0 2
Herm Wehmeier, R OBP: 0.417, SLG: 0.455 Eddie Erault, R Mary Rackley, L OBP: 0.500, SLG: 0.500 (1, 1) (8, 1) (9, PH)			0-0 WP F8 2B		0-0 1-3		0-0 1-3		0-0 F6	3 1 1 0 0 0 1 0 0 0 0 0 0 0 1 0 0 0 0 0 0

Inning Stats	R: 0	H: 0	E: 0	K: 0	S: 3	H: 0	LOB: 1	BB: 1	P: 7	R: 0	H: 1	E: 0	K: 0	S: 3	H: 1	LOB: 1	BB: 1	P: 7	R: 1	H: 1	E: 0	K: 0	S: 4	H: 0	LOB: 0	BB: 0	P: 3	R: 1	H: 1	E: 0	K: 0	S: 4	H: 3	LOB: 1	BB: 1	P: 10	R: 0	H: 0	E: 0	K: 0	S: 3	H: 0	LOB: 0	BB: 0	P: 3	R: 0	H: 0	E: 0	K: 1	S: 5	H: 0	LOB: 1	BB: 1	P: 9	R: 0	H: 0	E: 0	K: 1	S: 5	H: 0	LOB: 0	BB: 0	P: 5	1B: 2	SF: 0	2B: 2	SAC: 0	3B: 0	DP: 1	HR: 2	HBP: 0	WP: 1	PA: 37
--------------	------	------	------	------	------	------	--------	-------	------	------	------	------	------	------	------	--------	-------	------	------	------	------	------	------	------	--------	-------	------	------	------	------	------	------	------	--------	-------	-------	------	------	------	------	------	------	--------	-------	------	------	------	------	------	------	------	--------	-------	------	------	------	------	------	------	------	--------	-------	------	-------	-------	-------	--------	-------	-------	-------	--------	-------	--------


PITCHER	IP	WLS	BF	H	R	ER	SO	BB	IBB	HBP	BLK	WP	HR	S	P	ERA	WHIP
Ken Johnson, L ERA: 3.94 (1, 1)	6.0	W	27	6	5	5	0	4	0	0	0	1	2	23	39	7.50	1.667
Bob Miller, R ERA: 1.69 (7, 1)	3.0	S	10	0	0	0	2	1	0	0	0	0	0	13	17	0.00	0.333

BOTTOM

Philadelphia Phillies @ Cincinnati Reds
Crosley Field, Cincinnati, OH

Mon May 08 1950, 3:33 AM EDT
Att. 5,141 - Unknown

AB	32
R	5
H	6
RBI	5
BB	5
SO	2
LOB	13



Batter	1	2	3	4	5	6	7	8	9	AB R H RBI BB SO LOB	TOP		
Richie Ashburn, L (1, 8) OBP: 0.403, SLG: 0.344	0-0 		0-0 		0-0 			0-0 		4 0 0 0 0 0 0	Philadelphia Phillies @ Pittsburgh Pirates Forbes Field, Pittsburgh, PA Thu May 11 1950, 3:33 AM EDT Att. 28,452 - Unknown		
Granny Hamner, R (1, 6) OBP: 0.340, SLG: 0.363	0-0 		0-0 			0-0 		0-0 		4 0 0 0 0 0 0			
Eddie Waitkus, L (1, 3) OBP: 0.400, SLG: 0.404	4-0 		0-0 			0-0 		0-0 		3 1 1 0 1 0 0			
Del Ennis, R (1, 9) OBP: 0.354, SLG: 0.532	0-0 			0-0 		0-0 		0-0 		4 1 2 0 0 0 1			
Willie Jones, R (1, 5) OBP: 0.363, SLG: 0.602	0-0 			0-0 			0-0 		0-0 	4 1 1 3 0 0 1			
Dick Sister, L (1, 7) OBP: 0.461, SLG: 0.584	0-0 			0-0 			0-0 		0-0 	4 0 0 0 0 0 1			
Mike Goliat, R (1, 4) OBP: 0.330, SLG: 0.373		0-0 		0-0 			0-0 		0-3 	4 0 1 0 0 1 1			
Stan Lopata, R (1, 2) OBP: 0.339, SLG: 0.264					0-3 		0-0 			3 0 1 0 0 1 0			
Robin Roberts, S (1, 1) OBP: 0.174, SLG: 0.050					0-0 		0-0 			3 0 0 0 0 0 2			
Inning Stats	R: 3 H: 2 E: 0 LOB: 0 K: 0 BB: 1 S: 5 P: 9	R: 0 H: 0 E: 0 LOB: 0 K: 0 BB: 0 S: 3 P: 3	R: 0 H: 0 E: 0 LOB: 0 K: 0 BB: 0 S: 3 P: 3	R: 0 H: 1 E: 0 LOB: 1 K: 0 BB: 0 S: 4 P: 4	R: 0 H: 0 E: 0 LOB: 0 K: 1 BB: 0 S: 5 P: 5	R: 0 H: 0 E: 0 LOB: 0 K: 0 BB: 0 S: 3 P: 3	R: 0 H: 2 E: 0 LOB: 2 K: 0 BB: 0 S: 5 P: 5	R: 0 H: 1 E: 0 LOB: 1 K: 0 BB: 0 S: 4 P: 4	R: 0 H: 0 E: 0 LOB: 0 K: 1 BB: 0 S: 5 P: 5	1B: 4 SF: 0 2B: 1 SAC: 0 3B: 0 DP: 0 HR: 1 HBP: 0	WP: 0 PA: 34 PB: 0 SB: 0 CS: 0		
PITCHER	IP WLS BF H R ER SO BB IBB HBP BLK WP HR S P ERA WHIP											PITCHER	IP WLS BF H R ER SO BB IBB HBP BLK WP HR S P ERA WHIP
Murry Dickson, R (1, 1) ERA: 3.15	8.0 L 31 6 3 3 1 1 0 0 0 0 0 1 32 36 3.38 0.875												
Junior Walsh, R (9, 1) ERA:	1.0 3 0 0 0 1 0 0 0 0 0 0 0 5 5 0.00 0.000												

AB	33
R	3
H	6
RBI	3
BB	1
SO	2
LOB	6



Batter	1	2	3	4	5	6	7	8	9	AB R H RBI BB SO LOB
Ted Beard, L (1, 9) OBP: 0.337, SLG: 0.377	0-3 K ①		0-0 K ③			0-0 K 1B ②		0-0 G4-6-3 ② ③		4 0 1 1 0 1 1
Tom Saffell, L (1, 8) OBP: 0.364, SLG: 0.125	0-0 K ②			0-0 K ①		0-3 K 1B ②			0-0 K 1B 1B	4 1 1 0 0 1 1
Johnny Hopp, L (1, 3) OBP: 0.434, SLG: 0.508	0-0 K ③			0-0 K ②		0-0 K ③			0-0 K 1B 1B	4 0 1 0 0 0 1
Ralph Kiner, R (1, 7) OBP: 0.432, SLG: 0.574		0-0 K 1B ①		0-3 K ③		0-3 K ①			0-0 P ①	4 0 1 0 0 2 2
Nanny Fernandez, R (1, 5) OBP: 0.301, SLG: 0.416		0-0 K ①			0-0 K ①		0-0 K ②		0-0 K 1B ①	4 0 1 1 0 0 1
Danny Murtaugh, R (1, 4) OBP: 0.350, SLG: 0.333		0-0 K ②			0-0 K ②		0-0 K 1B ③		0-3 K 1B ②	3 0 1 0 0 0 1
Wally Westlake, R (9, PH) OBP: 0.342, SLG: 0.459		0-0 K ③			0-0 K ③				0-3 K ③	1 0 0 0 0 1 2
Pete Castiglione, R (1, 6) OBP: 0.185, SLG: 0.120		0-0 K ③			0-0 K ③				0-3 K ③	2 0 0 0 0 0 1
Stan Rojek, R (6, 6) OBP: 0.268, SLG: 0.263										1 0 0 0 0 0 1
Dale Coogan, L (9, PH) OBP: 0.250, SLG: 0.273										1 0 0 0 0 1 2
Clyde McCullough, R (1, 2) OBP: 0.250, SLG: 0.311			0-0 K ①			0-0 K 1B 3B ①		4-0 G4-6-3 BB		2 1 1 0 1 0 0
Murry Dickson, R (1, 1) OBP: 0.214, SLG: 0.154			0-3 K ②			0-0 K ①		0-3 K ①		2 0 0 0 0 1 1
Mary Rickert, L (8, PH) OBP: 0.125, SLG: 0.125										1 0 0 0 0 1 1
Junior Walsh, R (9, 1)										0 0 0 0 0 0 0

Inning Stats	R: 0	H: 0	E: 0	K: 1	S: 5	R: 0	H: 1	E: 0	K: 0	S: 4	R: 0	H: 0	E: 0	K: 1	S: 5	R: 0	H: 0	E: 0	K: 0	S: 3	R: 1	H: 2	E: 0	K: 1	S: 7	R: 0	H: 1	E: 0	K: 1	S: 6	R: 0	H: 0	E: 0	K: 1	S: 4	R: 1	H: 3	E: 1	K: 2	S: 10	1B: 6	2B: 0	3B: 1	HR: 0	SF: 0	SAC: 0	DP: 1	HBP: 0	WP: 0	PB: 0	SB: 1	CS: 0	PA: 34
Robins Roberts, R (1, 1) ERA: 2.34	IP	WLS	BF	H	R	ER	SO	BB	IBB	HBP	BLK	WP	HR	S	P	ERA	WHIP																			IP	WLS	BF	H	R	ER	SO	BB	IBB	HBP	BLK	WP	HR	S	P	ERA	WHIP	

BOTTOM

Philadelphia Phillies @ Pittsburgh Pirates
Forbes Field, Pittsburgh, PA
 Thu May 11 1950, 3:33 AM EDT
 Att. 28,452 - Unknown

livebaseballscorecards.com

AB	33
R	2
H	7
RBI	2
BB	1
SO	8
LOB	15



Batter	1	2	3	4	5	6	7	8	9	AB R H RBI BB SO LOB	TOP													
Eddie Stanky, R (1, 4) OBP: 0.453, SLG: 0.397	4-0 4-3 BLK 6-3 BB		0-0 6-3		0-0 1-2 1B			4-0 FC6-4 BB		2 1 1 0 2 0 0	New York Giants @ Philadelphia Phillies Shibe Park, Philadelphia, PA Sat May 13 1950, 3:33 AM EDT Att. 12,596 - Unknown													
Whitey Lockman, L (1, 7) OBP: 0.384, SLG: 0.418	0-0 4-3 1-3		0-0 4-3		0-0 1-3			0-0 FC6-4 L1-3 1-2f		4 0 0 0 0 0 4														
Don Mueller, L (1, 9) OBP: 0.303, SLG: 0.333	0-0 6-3 3-H		0-0 6-3					0-0 L1-3 1-2		4 0 0 1 0 0 1														
Bobby Thomson, R (1, 8) OBP: 0.329, SLG: 0.333	0-0 F2			0-0 L6				0-0 F8 1B		4 0 1 0 0 0 0														
Wes Westrum, R (1, 2) OBP: 0.456, SLG: 0.400		4-0 BB BB		0-3 K		4-0 FC6-4 BB		0-3 K		2 0 0 0 2 2 1														
Alvin Dark, R (1, 6) OBP: 0.297, SLG: 0.328		0-3 K		0-0 F9		0-0 FC6-4 1-2f		0-3 K		4 0 0 0 0 2 3														
Tookie Gilbert, L (1, 3) OBP: 0.357, SLG: 0.400		0-3 K			0-0 1B 1B			0-0 F8		4 0 1 0 0 1 2														
Hank Thompson, L (1, 5) OBP: 0.419, SLG: 0.521		4-0 BB 1-2 BB			0-0 F7			0-3 K		2 0 0 0 1 1 1														
Dave Koslo, L (1, 1)		0-3 K			0-0 F9			0-3 K		1 0 0 0 0 1 2														
Jack Maguire, R (5, PH) OBP: 0.333, SLG: 0.375										1 0 0 0 0 0 1														
Sal Maglie, R (5, 1)										0 0 0 0 0 0 0														
Mike McCormick, R (7, PH)										1 0 0 0 0 1 0														
Kirby Higbe, R (7, 1)										0 0 0 0 0 0 0														
Inning Stats	R: 1 E: 0 K: 0 S: 3	H: 0 LOB: 0 BB: 1 P: 7	R: 0 E: 0 K: 3 S: 9	H: 0 LOB: 2 BB: 2 P: 17	R: 0 E: 0 K: 0 S: 3	H: 0 LOB: 0 BB: 0 P: 3	R: 0 E: 0 K: 1 S: 5	H: 0 LOB: 0 BB: 0 P: 5	R: 0 E: 0 K: 0 S: 5	H: 2 LOB: 2 BB: 0 P: 5	R: 0 E: 0 K: 0 S: 3	H: 0 LOB: 1 BB: 1 P: 7	R: 0 E: 0 K: 2 S: 7	H: 0 LOB: 0 BB: 0 P: 7	R: 0 E: 0 K: 0 S: 2	H: 0 LOB: 0 BB: 1 P: 6	R: 0 E: 0 K: 2 S: 8	H: 0 LOB: 0 BB: 0 P: 8	R: 0 E: 0 K: 2 S: 8	H: 1 LOB: 1 BB: 0 P: 8	1B: 3 2B: 1 3B: 0 HR: 0	SF: 0 SAC: 0 DP: 1 HBP: 0	WP: 0 PB: 0 SB: 0 CS: 0	PA: 34
PITCHER Curt Simmons, L (1, 1) ERA: 2.45	IP: 9.0 WLS: W BF: 34 H: 3 R: 1 ER: 1 SO: 8 BB: 5 IBB: 0 HBP: 0 BLK: 1 WP: 0 HR: 0 S: 45 P: 65 ERA: 1.00 WHIP: 0.889											PITCHER	IP: WLS: BF: H: R: ER: SO: BB: IBB: HBP: BLK: WP: HR: S: P: ERA: WHIP:											

livebaseballscorecards.com

AB	29
R	1
H	3
RBI	1
BB	5
SO	8
LOB	15



Batter	1	2	3	4	5	6	7	8	9
Richie Ashburn, L (1, 8) OBP: 0.421, SLG: 0.365	0-0 4-3			0-0 G3 1B 2B	4-0 CS BB			4-0 FC6-4 BB	
Granny Hamner, R (1, 6) OBP: 0.327, SLG: 0.347	0-0 F8			0-0 G3	0-0 CS	0-0 6-3		0-0 FC6-4 1B L7	
Eddie Waitkus, L (1, 3) OBP: 0.413, SLG: 0.419	0-0 L8			0-0 2B 1B		0-0 HR 1B		0-0 1-3 1B	
Del Ennis, R (1, 9) OBP: 0.350, SLG: 0.551		0-0 F3		0-0 F6		0-0 HR		0-0 L7	
Willie Jones, R (1, 5) OBP: 0.358, SLG: 0.598		0-0 6-3		0-0 HR 2B		0-0 F9		0-0 F7	
Dick Sisler, L (1, 7) OBP: 0.457, SLG: 0.613		0-0 G3		0-0 HR		0-0 G3			
Mike Goliat, R (1, 4) OBP: 0.319, SLG: 0.360			0-3 K	0-3 K			0-0 1-3		
Andy Seminick, R (1, 2) OBP: 0.222, SLG: 0.250			0-3 K		0-3 K		0-0 L5		
Curt Simmons, L (1, 1) OBP: 0.188, SLG: 0.133			0-0 6-3		0-0 F7		0-0 F8		

Inning Stats	R: 0	H: 0	E: 0	K: 0	S: 3	LOB: 0	BB: 0	P: 3	R: 0	H: 0	E: 0	K: 2	S: 7	LOB: 0	BB: 0	P: 7	R: 4	H: 4	E: 0	K: 1	S: 9	LOB: 0	BB: 1	P: 8	R: 2	H: 2	E: 0	K: 0	S: 5	LOB: 0	BB: 0	P: 5	R: 0	H: 0	E: 0	K: 0	S: 3	LOB: 0	BB: 0	P: 3	R: 1	H: 1	E: 0	K: 0	S: 4	LOB: 1	BB: 1	P: 8
	0	0	0	0	3	0	0	3	0	0	0	2	7	0	0	7	4	4	0	1	9	0	1	8	2	2	0	5	0	0	0	5	0	0	0	0	3	0	0	3	1	1	0	8				

PITCHER	IP	WLS	BF	H	R	ER	SO	BB	IBB	HBP	BLK	WP	HR	S	P	ERA	WHIP
Dave Koslo, L (1, 1) ERA: 5.68	4.0	L	16	4	4	4	3	0	0	0	0	0	1	22	22	9.00	1.000
Sal Maglie, R (5, 1) ERA: 6.55	2.0		8	2	2	2	1	1	0	0	0	0	1	9	13	9.00	1.500
Kirby Higbe, R (7, 1) ERA: 7.36	2.0		8	1	1	1	0	1	0	0	0	0	0	7	11	4.50	1.000

AB R H RBI BB SO LOB

2	1	1	0	2	0	0
4	1	0	0	0	0	2
4	2	3	1	0	0	0
4	1	1	3	0	0	2
4	1	1	1	0	0	1
3	1	1	2	0	0	0
3	0	0	0	0	2	0
3	0	0	0	0	2	0
3	0	0	0	0	0	0

AB	30
R	7
H	7
RBI	7
BB	2
SO	4
LOB	5



WP	HR	S	P	ERA	WHIP
0	0	0	33		

New York Giants @ Philadelphia Phillies
 Shibe Park, Philadelphia, PA
 Sat May 13 1950, 3:33 AM EDT
 Att. 12,596 - Unknown

livebaseballscorecards.com

Batter	1	2	3	4	5	6	7	8	9	AB R H RBI BB SO LOB	TOP									
Eddie Stanky, R (1, 4) OBP: 0.475, SLG: 0.426	4-0 6-3 HR BB	0-0 1-3 2B			4-0 1B F9 BB		0-0 1-3 1B		0-3 K	3 2 2 0 2 1 1	New York Giants @ Philadelphia Phillies Shibe Park, Philadelphia, PA Sun May 14 1950, 3:33 AM EDT Unknown livebaseballscorecards.com									
Alvin Dark, R (1, 6) OBP: 0.290, SLG: 0.318	0-0 6-3 1-2	0-0 B1-3			0-0 F9 1-3 1B		0-0 1-3 1-2	0-0 L4	5 0 1 0 0 0 5											
Bill Rigney, R (1, 5) OBP: 0.250, SLG: 0.273	4-0 HR BB				0-0 F9 2-3 3-H		0-0 6-3		3 1 0 1 1 0 2											
Bobby Thomson, R (1, 8) OBP: 0.324, SLG: 0.373	0-0 1-H 2-H HR				0-0 6-3			0-0 6-3	4 1 1 3 0 0 1											
Jack Maguire, R (1, 9) OBP: 0.250, SLG: 0.273	0-3 K				0-0 F9			0-0 1B	3 0 0 0 0 1 1											
Don Mueller, L (8, PH) OBP: 0.313, SLG: 0.343					0-0 F3				1 0 1 0 0 0 0											
Tookie Gilbert, L (1, 3) OBP: 0.344, SLG: 0.357	0-0 F9				4-0 BB			0-0 F8	3 0 0 0 1 0 1											
Whitey Lockman, L (1, 7) OBP: 0.377, SLG: 0.400		4-0 FC6-4 BB			0-0 F2			0-0 F4	3 0 0 0 1 0 2											
Ray Mueller, R (1, 2) OBP: 0.125, SLG: 0.250		0-0 FC6-4 2B 1-2f			0-0 P6			0-0 2B	4 0 1 0 0 0 2											
Larry Jansen, R (1, 1) OBP: 0.077, SLG: 0.077		0-3 K			0-0 F9			0-3 K	4 0 0 0 0 2 3											
Inning Stats	R: 3 E: 0 K: 1 S: 6	H: 1 LOB: 0 BB: 2 P: 14	R: 0 E: 0 K: 1 S: 6	H: 1 LOB: 2 BB: 1 P: 10	R: 0 E: 0 K: 0 S: 3	H: 0 LOB: 1 BB: 1 P: 7	R: 1 E: 0 K: 0 S: 4	H: 1 LOB: 1 BB: 1 P: 8	R: 0 E: 0 K: 0 S: 3	H: 0 LOB: 0 BB: 0 P: 3	R: 0 E: 0 K: 0 S: 4	H: 1 LOB: 1 BB: 0 P: 4	R: 0 E: 0 K: 2 S: 8	H: 1 LOB: 1 BB: 0 P: 8	R: 0 E: 0 K: 2 S: 8	H: 1 LOB: 1 BB: 0 P: 8	1B: 3 2B: 2 3B: 0 HR: 1	SF: 0 SAC: 0 DP: 0 HBP: 0	WP: 0 PB: 0 SB: 0 CS: 0	PA: 38
PITCHER	IP WLS BF H R ER SO BB IBB HBP BLK WP HR S P ERA WHIP																			
Ken Heintzelman, L (1, 1) ERA: 3.41	7.0 L 30 4 4 4 2 5 0 0 0 0 0 1 29 49 5.14 1.286																			
Jim Konstanty, R (8, 1) ERA: 2.7	2.0 8 2 0 0 2 0 0 0 0 0 0 0 12 12 0.00 1.000																			


Batter	1	2	3	4	5	6	7	8	9	AB R H RBI BB SO LOB
Richie Ashburn, L (1, 8) OBP: 0.400, SLG: 0.343	0-0 G3	0-3 K			0-0 4-3			0-0 F8		4 0 0 0 0 1 2
Granny Hamner, R (1, 6) OBP: 0.324, SLG: 0.343	0-0 1B	0-0 F5			0-3 K			0-3 K		4 1 1 0 0 2 2
Eddie Waitkus, L (1, 3) OBP: 0.407, SLG: 0.412	0-0 1B		0-0 4-3		0-3 K			0-0 F8		4 0 1 0 0 1 0
Del Ennis, R (1, 9) OBP: 0.346, SLG: 0.539	0-0 1B		0-0 F7		0-3 K			0-3 K		4 0 1 1 0 2 0
Willie Jones, R (1, 5) OBP: 0.354, SLG: 0.604	0-0 G5-4-3		0-0 5-3		0-0 5-3			0-0 3B		4 1 1 0 0 0 2
Dick Sisler, L (1, 7) OBP: 0.448, SLG: 0.619		0-3 K		0-0 4-3		0-0 4-3		0-0 3B		4 0 1 1 0 1 0
Mike Goliat, R (1, 4) OBP: 0.316, SLG: 0.378		0-0 1B		0-0 F9			0-0 L8	0-0 5-3		4 1 1 0 0 0 1
Stan Lopata, R (1, 2) OBP: 0.349, SLG: 0.286		4-0 1B		0-0 2B			0-3 K	0-0 6-3		3 0 1 0 1 1 1
Ken Heintzelman, R (1, 1) OBP: 0.091, SLG: 0.091		0-0 BB		0-3 K			0-0 F8			2 0 1 1 0 1 1
Dick Whitman, L (7, PH) OBP: 0.286, SLG: 0.231										1 0 0 0 0 0 0
Jim Konstanty, R (8, 1)										0 0 0 0 0 0 0

Inning Stats	R: 1 E: 0 K: 5 S: 5	H: 3 LOB: 1 BB: 0 P: 5	R: 1 E: 0 K: 2 S: 9	H: 2 LOB: 2 BB: 1 P: 13	R: 0 E: 0 K: 0 S: 3	H: 0 LOB: 0 BB: 0 P: 3	R: 0 E: 0 K: 1 S: 6	H: 1 LOB: 1 BB: 0 P: 6	R: 0 E: 0 K: 2 S: 7	H: 0 LOB: 0 BB: 0 P: 7	R: 0 E: 0 K: 1 S: 5	H: 0 LOB: 0 BB: 0 P: 5	R: 0 E: 0 K: 1 S: 5	H: 0 LOB: 0 BB: 0 P: 5	R: 0 E: 0 K: 1 S: 5	R: 1 E: 0 K: 1 S: 7	H: 2 LOB: 1 BB: 0 P: 7	1B: 4 2B: 1 3B: 3 HR: 0	SF: 0 SAC: 0 DP: 1 HBP: 0	WP: 0 PB: 0 SB: 0 CS: 0	PA: 35
PITCHER Larry Jansen, R (1, 1) ERA: 5.19	IP 9.0 WLS W BF 35 H 8 R 3 ER 3 SO 9 BB 1 IBB 0 HBP 0 BLK 0 WP 0 HR 0 S 52 P 56 ERA 3.00 WHIP 1.000																				

BOTTOM

New York Giants @ Philadelphia Phillies
 Shibe Park, Philadelphia, PA
 Sun May 14 1950, 3:33 AM EDT
 Unknown

AB	34
R	3
H	8
RBI	3
BB	1
SO	9
LOB	9



Batter	1	2	3	4	5	6	7	8	9	AB R H RBI BB SO LOB	TOP																						
Grady Hatton, L (1, 5) OBP: 0.318, SLG: 0.425	0-0 1-3		0-3 K			0-0 F7		0-0 4-3		4 0 0 0 0 1 2	Cincinnati Reds @ Philadelphia Phillies Shibe Park, Philadelphia, PA Tue May 16 1950, 3:33 AM EDT Att. 16,041 - Sunny livebaseballscorecards.com																						
Lloyd Merriman, L (1, 8) OBP: 0.378, SLG: 0.424	0-3 K			0-0 F2		0-0 F5		0-0 F7		4 0 0 0 0 1 2																							
Johnny Wyrostek, L (1, 7) OBP: 0.380, SLG: 0.437	0-0 4-3			0-0 F6		0-0 F3		0-0 4-3		4 0 0 0 0 0 0																							
Ron Northey, L (1, 9) OBP: 0.426, SLG: 0.725 Bob Usher, R (7, 9) OBP: 0.326, SLG: 0.524		0-0 2B		0-0 1B		0-0 4-3		0-0 F6		3 0 2 0 0 0 0 1 0 0 0 0 0 0																							
Joe Adcock, R (1, 3) OBP: 0.207, SLG: 0.214		0-0 F9		0-0 F9		0-0 F2		0-0 6-3		4 0 0 0 0 0 2																							
Connie Ryan, R (1, 4) OBP: 0.333, SLG: 0.337 Bobby Adams, R (7, 4) OBP: 0.329, SLG: 0.333		0-0 5-3			0-0 6-3		4-0 BB			2 0 0 0 1 0 1 0 0 0 0 0 0 0																							
Virgil Stallcup, R (1, 6) OBP: 0.291, SLG: 0.382		0-0 6-3			0-0 F8		0-0 F5			3 0 0 0 0 0 2																							
Dixie Howell, R (1, 2) OBP: 0.405, SLG: 0.300 Herm Wehmeier, R (8, PR) OBP: 0.333, SLG: 0.357 Johnny Pramesa, R (8, 2) OBP: 0.286, SLG: 0.857			0-0 F3		4-0 BB		4-0 SH3-4 BB			1 0 0 0 2 0 0 0 0 0 0 0 0 0 0 0 0 0 0 0 0																							
Ewell Blackwell, R (1, 1) OBP: 0.250, SLG: 0.100			0-3 K		0-3 K		0-0 SH3-4			2 0 0 0 0 2 1																							
Inning Stats	R: 0 E: 0 K: 1 S: 5	H: 0 LOB: 0 BB: 0 P: 5	R: 0 E: 0 K: 0 S: 4	H: 1 LOB: 1 BB: 0 P: 4	R: 0 E: 0 K: 2 S: 7	H: 0 LOB: 0 BB: 0 P: 7	R: 0 E: 0 K: 0 S: 4	H: 1 LOB: 1 BB: 0 P: 4	R: 0 E: 0 K: 1 S: 5	H: 0 LOB: 1 BB: 1 P: 9		R: 0 E: 0 K: 0 S: 3	H: 0 LOB: 0 BB: 0 P: 3	R: 0 E: 0 K: 0 S: 3	H: 0 LOB: 1 BB: 1 P: 7	R: 0 E: 0 K: 0 S: 3	H: 0 LOB: 2 BB: 1 P: 7	R: 0 E: 0 K: 0 S: 3	H: 0 LOB: 0 BB: 0 P: 3	1B: 1 2B: 1 3B: 0 HR: 0	SF: 0 SAC: 1 DP: 0 HBP: 0	WP: 0 PB: 0 SB: 0 CS: 0	PA: 32										
PITCHER Robin Roberts, R (1, 1) ERA: 1.95	IP 9.0	WLS W	BF 32	H 2	R 0	ER 0	SO 4	BB 3	IBB 0	HBP 0	BLK 0	WP 0	HR 0	S 37	P 49	ERA 0.00	WHIP 0.556																
											PITCHER	IP	WLS	BF	H	R	ER	SO	BB	IBB	HBP	BLK	WP	HR	S	P	ERA	WHIP					



Batter	1	2	3	4	5	6	7	8	9	AB R H RBI BB SO LOB	BOTTOM
Richie Ashburn, L (1, 8) <small>OBP: 0.433, SLG: 0.392</small>										2 1 1 0 2 0 0	Cincinnati Reds @ Philadelphia Phillies Shibe Park, Philadelphia, PA Tue May 16 1950, 3:33 AM EDT Att. 16,041 - Sunny
Granny Hamner, R (1, 6) <small>OBP: 0.319, SLG: 0.336</small>										4 0 1 0 0 0 3	
Eddie Waitkus, L (1, 3) <small>OBP: 0.397, SLG: 0.394</small>										2 0 0 0 1 0 1	
Del Ennis, R (1, 9) <small>OBP: 0.357, SLG: 0.556</small>										3 0 0 0 0 1 2	
Willie Jones, R (1, 5) <small>OBP: 0.364, SLG: 0.592</small>										3 0 1 0 0 0 2	
Dick Sisler, L (1, 7) <small>OBP: 0.442, SLG: 0.630</small>										3 0 0 0 0 0 1	
Mike Goliat, R (1, 4) <small>OBP: 0.321, SLG: 0.365</small>										3 0 0 0 0 2 0	
Stan Lopata, R (1, 2) <small>OBP: 0.348, SLG: 0.276</small>										2 0 0 0 1 0 0	
Robin Roberts, S (1, 1) <small>OBP: 0.154, SLG: 0.043</small>										3 0 0 0 0 2 1	
Inning Stats	R: 1 H: 2 E: 0 LOB: 1 K: 0 BB: 1 S: 4 P: 8	R: 0 H: 0 E: 0 LOB: 0 K: 0 BB: 0 S: 3 P: 3	R: 0 H: 0 E: 0 LOB: 1 K: 1 BB: 1 S: 5 P: 9	R: 0 H: 1 E: 0 LOB: 0 K: 1 BB: 0 S: 5 P: 5	R: 0 H: 0 E: 0 LOB: 0 K: 1 BB: 0 S: 5 P: 5	R: 0 H: 0 E: 0 LOB: 0 K: 0 BB: 0 S: 3 P: 3	R: 0 H: 0 E: 1 LOB: 0 K: 0 BB: 0 S: 3 P: 3	R: 0 H: 0 E: 0 LOB: 2 K: 2 BB: 2 S: 7 P: 15	1B: 3 SF: 0 2B: 0 SAC: 0 3B: 0 DP: 3 HR: 0 HBP: 0	WP: 0 PA: 29 PB: 0 SB: 2 CS: 0	
PITCHER Ewell Blackwell, R (1, 1) <small>ERA: 1.53</small>	IP WLS BF H R ER SO BB IBB HBP BLK WP HR S P ERA WHIP 8.0 L 29 3 1 1 5 4 0 0 0 0 0 0 35 51 1.12 0.875					PITCHER IP WLS BF H R ER SO BB IBB HBP BLK WP HR S P ERA WHIP					

livebaseballscorecards.com

AB 25
R 1
H 3
RBI 0
BB 4
SO 5
LOB 10




Batter	1	2	3	4	5	6	7	8	9	AB R H RBI BB SO LOB	TOP
Bobby Adams, R (1, 4) OBP: 0.333, SLG: 0.318	4-0 1B BB	0-0 5-3		0-0 FC6-4 1-2f		4-0 FC6-4 BB		0-0 F9		3 0 0 0 2 0 2	Cincinnati Reds @ Philadelphia Phillies Shibe Park, Philadelphia, PA Wed May 17 1950, 3:33 AM EDT Att. 12,655 - Unknown - 70 F
Johnny Wrostock, L (1, 8) OBP: 0.381, SLG: 0.461	0-0 F8		0-0 6-3 3B		0-0 F3	0-0 FC6-4 BB 1-2f		0-0 FC6-4 1B		5 1 2 0 0 0 2	
Peanuts Lowrey, R (1, 7) OBP: 0.388, SLG: 0.341	0-0 1-2 1B		0-0 6-3		0-0 1B FC1-2-5 1B	4-0 1-2 BB		0-0 FC6-4 1-2f		4 0 2 1 1 0 1	
Ron Northey, L (1, 9) OBP: 0.423, SLG: 0.711	0-0 F5		0-0 3-H 2B		0-0 FC1-2-5 1B 1-3	0-0 F9		0-0 F4		5 1 2 0 0 0 4	
Joe Adcock, R (1, 3) OBP: 0.176, SLG: 0.182	0-3 K		0-0 F7		0-0 FC1-2-5 1B 1-3 3-H	0-0 F8		0-0 5-3		5 1 0 0 0 1 7	
Grady Hatton, L (1, 5) OBP: 0.323, SLG: 0.410		4-0 SH5-4 1B F9 BB	0-0 F4		4-0 1B 1-2 BB		0-0 F8		0-3 K	3 1 0 0 2 1 1	
Virgil Stallcup, R (1, 6) OBP: 0.301, SLG: 0.388		0-0 F9 SH5-4 1-2 1B		0-0 F5	0-0 1B 1-2 2-3 3-H 1B		0-0 5-3			4 0 2 1 0 0 0	
Dixie Howell, R (1, 2) OBP: 0.400, SLG: 0.303		0-0 SH5-4 1-2 2-3 1B		0-0 E6 FC6-4	0-0 1B 1-2 2-3 3-H 1B		0-0 F5			3 0 1 1 0 0 0	
Herm Wehmeier, R (1, 1) OBP: 0.263, SLG: 0.278		0-0 F9 2-3 3-H		0-0 F9	0-0 1-3			0-0 4-3		4 0 0 1 0 0 5	
Inning Stats	R: 0 E: 0 K: 1 S: 6 H: 1 LOB: 2 BB: 1 P: 10	R: 1 E: 0 K: 0 S: 4 H: 1 LOB: 1 BB: 1 P: 8	R: 1 E: 0 K: 0 S: 5 H: 2 LOB: 1 BB: 0 P: 5	R: 0 E: 1 K: 0 S: 4 H: 0 LOB: 1 BB: 0 P: 4	R: 2 E: 0 K: 0 S: 7 H: 4 LOB: 3 BB: 1 P: 11	R: 0 E: 0 K: 0 S: 3 H: 0 LOB: 2 BB: 2 P: 11	R: 0 E: 0 K: 0 S: 3 H: 0 LOB: 0 BB: 0 P: 3	R: 0 E: 0 K: 0 S: 4 H: 1 LOB: 1 BB: 0 P: 4	R: 0 E: 0 K: 1 S: 5 H: 0 LOB: 0 BB: 0 P: 5	1B: 7 2B: 1 3B: 1 HR: 0 SF: 0 SAC: 1 DP: 0 HBP: 0	WP: 0 PB: 0 SB: 0 CS: 0 PA: 42
PITCHER Ken Johnson, L (1, 1) ERA: 3.96	IP 9.0 WLS W BF 42 H 9 R 4 ER 4 SO 2 BB 5 IBB 0 HBP 0 BLK 0 WP 0 HR 0 S 41 P 61 ERA 4.00 WHIP 1.556										

livebaseballscorecards.com

AB	36
R	4
H	9
RBI	4
BB	5
SO	2
LOB	22



Batter	1	2	3	4	5	6	7	8	9	AB	R	H	RBI	BB	SO	LOB	BOTTOM						
Richie Ashburn, L (1, 8) OBP: 0.426, SLG: 0.410	0-0 6-3 3B		0-0 F9			0-0 F2		0-0 L6		4	1	1	0	0	0	0	Cincinnati Reds @ Philadelphia Phillies Shibe Park, Philadelphia, PA Wed May 17 1950, 3:33 AM EDT Att. 12,655 - Unknown - 70 F AB 29 R 5 H 5 RBI 4 BB 3 SO 7 LOB 3 						
Granny Hamner, R (1, 6) OBP: 0.308, SLG: 0.324	0-3 K		0-0 F3			0-0 1-3		0-3 K		4	0	0	0	0	2	1							
Eddie Waitkus, L (1, 3) OBP: 0.392, SLG: 0.407	0-0 6-3		0-0 F9			0-0 L6			0-0 1B 3B	4	1	1	1	0	0	0							
Del Ennis, R (1, 9) OBP: 0.353, SLG: 0.541	0-3 K			0-0 F7			0-0 F4		4-0 1B S IBB	3	0	0	0	1	1	0							
Willie Jones, R (1, 5) OBP: 0.369, SLG: 0.584		0-3 K		0-3 K			4-0 1B WP BB		0-0 1B 3-H	3	1	1	1	1	2	0							
Dick Sisler, L (1, 7) OBP: 0.449, SLG: 0.628		4-0 HR BB		0-0 G3			0-0 1-3 WP 1B			2	1	1	0	1	0	0							
Mike Goliat, R (1, 4) OBP: 0.321, SLG: 0.394		0-0 1-H HR			0-0 F3		0-3 K			3	1	1	2	0	1	1							
Ken Silvestri, S (1, 2) OBP: 0.429, SLG: 0.375		0-3 K			0-0 F6		0-0 F5			2	0	0	0	0	1	0							
Dick Whitman, L (7, PH) OBP: 0.295, SLG: 0.268										1	0	0	0	0	0	1							
Andy Seminick, R (8, 2) OBP: 0.217, SLG: 0.200										0	0	0	0	0	0	0							
Ken Johnson, L (1, 1) OBP: 0.100, SLG: 0.100								0-0 F6		3	0	0	0	0	0	0							
Inning Stats	R: 1 E: 0 K: 2 S: 8	H: 1 LOB: 0 BB: 0 P: 8	R: 2 E: 0 K: 2 S: 8	H: 1 LOB: 0 BB: 1 P: 12	R: 0 E: 0 K: 0 S: 3	H: 0 LOB: 0 BB: 0 P: 3	R: 0 E: 0 K: 0 S: 3	H: 0 LOB: 0 BB: 0 P: 3	R: 0 E: 0 K: 0 S: 3	H: 0 LOB: 0 BB: 0 P: 3	R: 1 E: 0 K: 1 S: 6	H: 1 LOB: 1 BB: 1 P: 10	R: 0 E: 0 K: 1 S: 5	H: 0 LOB: 0 BB: 0 P: 5	R: 1 E: 0 K: 0 S: 2	H: 2 LOB: 2 BB: 1 P: 6	1B: 2 2B: 0 3B: 2 HR: 1	SF: 0 SAC: 0 DP: 0 HBP: 0	WP: 1 PB: 0 SB: 1 CS: 0	PA: 32			
PITCHER Herm Wehmeier, R (1, 1) ERA: 5.31	IP 8.0	WLS L	BF 32	H 5	R 5	ER 5	SO 7	BB 2	IBB 1	HBP 0	BLK 0	WP 1	HR 1	S 43	P 55	ERA 5.62	WHIP 0.875					ERA 5.62	WHIP 0.875

livebaseballscorecards.com

Batter	1	2	3	4	5	6	7	8	9	AB R H RBI BB SO LOB	TOP											
Wayne Terwilliger, R (1, 4) OBP: 0.396, SLG: 0.527	0-3 K		0-0 L5		0-0 F2		0-0 F5		0-0 2B	5 1 1 0 0 1 2												
Bob Borkowski, R (1, 9) OBP: 0.385, SLG: 0.111 Hank Edwards, L (7, PH) OBP: 0.563, SLG: 0.821	4-0 2B BB		0-0 G4-6-3			4-0 F9 S 2B BB	0-0 BB	1-2 BB	0-0 5-3 2B	1 2 0 0 2 0 1 2 0 2 1 0 0 0												
Randy Jackson, R (1, 5) OBP: 0.286, SLG: 0.462	0-0 F8			0-0 6-3		0-3 K	4-0 FC5-4 BB	1-2 2-3 BB	0-3 K	4 0 0 0 1 2 3												
Hank Sauer, R (1, 7) OBP: 0.422, SLG: 0.474	0-0 1-H 2B			4-0 BB BB		0-0 F9	0-0 F7	0-0 3-H	0-0 5-3	4 0 1 2 1 0 4												
Andy Pafko, R (1, 8) OBP: 0.468, SLG: 0.641	0-0 F9			4-0 1-2 BB		0-0 2B	0-0 FC5-4	1-2 1-2f	0-0 6-3	4 0 1 1 1 0 4												
Roy Smalley, R (1, 6) OBP: 0.269, SLG: 0.360		0-3 K		0-0 F8		0-0 F9		0-0 5-3		4 0 0 0 0 1 3												
Preston Ward, L (1, 3) OBP: 0.340, SLG: 0.477		0-3 K		0-0 4-3			0-0 WP 2B	0-0 HR		4 2 2 1 0 1 2												
Mickey Owen, R (1, 2) OBP: 0.265, SLG: 0.289		0-0 3-1			0-3 K		0-0 2-H 1B	0-0 F9		4 1 1 1 0 1 0												
Bob Rush, R (1, 1) OBP: 0.300, SLG: 0.300			0-0 G4-6-3 1B		0-3 K		0-0 2-H BB 1B F7 1B	0-0 6-3		4 1 2 1 0 1 0												
Inning Stats	R: 1 E: 0 K: 1 S: 6	H: 1 LOB: 1 BB: 1 P: 10	R: 0 E: 0 K: 2 S: 7	H: 0 LOB: 0 BB: 0 P: 7	R: 0 E: 0 K: 0 S: 3	H: 1 LOB: 0 BB: 0 P: 3	R: 0 E: 0 K: 0 S: 3	H: 0 LOB: 2 BB: 2 P: 11	R: 0 E: 0 K: 2 S: 7	H: 0 LOB: 0 BB: 0 P: 7	R: 1 E: 0 K: 1 S: 6	H: 1 LOB: 1 BB: 1 P: 10	R: 3 E: 0 K: 0 S: 7	H: 4 LOB: 2 BB: 1 P: 11	R: 1 E: 0 K: 0 S: 4	H: 1 LOB: 0 BB: 0 P: 4	R: 1 E: 0 K: 1 S: 7	H: 2 LOB: 1 BB: 0 P: 7	1B: 3 2B: 6 3B: 0 HR: 1	SF: 0 SAC: 0 DP: 1 HBP: 0	WP: 1 PB: 0 SB: 1 CS: 0	PA: 41
PITCHER	IP WLS BF H R ER SO BB IBB HBP BLK WP HR S P ERA WHIP																					
Curt Simmons, L (1, 1) ERA: 3.16	6.0 L 27 6 5 5 6 4 0 0 0 1 0 35 51 7.50 1.667																					
Jim Konstanty, R (7, 1) ERA: 2.95	2.0 9 2 1 1 0 1 0 0 0 0 1 8 12 4.50 1.500																					
Bob Miller, R (9, 1) ERA: 2.13	1.0 5 2 1 1 1 0 0 0 0 0 0 7 7 9.00 2.000																					

Chicago Cubs @ Philadelphia Phillies
 Shibe Park, Philadelphia, PA
 Sat May 20 1950, 3:33 AM EDT
 Att. 4,020 - Unknown

livebaseballscorecards.com

AB	36
R	7
H	10
RBI	7
BB	5
SO	7
LOB	19



Batter	1	2	3	4	5	6	7	8	9	AB	R	H	RBI	BB	SO	LOB
Richie Ashburn, L (1, 8) OBP: 0.418, SLG: 0.395	0-0 F7		0-0 FC5-4 1B		0-0 F8			4-0 G3 BB		3	1	0	0	1	0	1
Granny Hamner, R (1, 6) OBP: 0.315, SLG: 0.325	4-0 3-1 1B BB		0-0 E 1-3 1B		0-0 6-3			0-0 F8		3	1	1	0	1	0	2
Eddie Waitkus, L (1, 3) OBP: 0.379, SLG: 0.393	0-0 3-1 1-2		0-0 F7 2-3 3-H		0-0 4-3			0-0 G3 1-2 2-3		4	0	0	1	0	0	4
Del Ennis, R (1, 9) OBP: 0.350, SLG: 0.530	0-0 FC6-4 1B 2-H		0-3 K		0-0 1-3			0-0 1-3		4	0	1	1	0	1	3
Willie Jones, R (1, 5) OBP: 0.357, SLG: 0.562	0-0 FC6-4 1-2f		0-0 F7		0-0 L4			0-0 6-3		4	0	0	0	0	0	1
Dick Sisler, L (1, 7) OBP: 0.441, SLG: 0.612		0-0 4-3		0-0 1B			0-0 G3		0-0 4-3	4	0	1	0	0	0	0
Mike Goliat, R (1, 4) OBP: 0.310, SLG: 0.379		0-0 F3		0-0 F8		0-3 K		0-0 5-3		4	0	0	0	0	1	1
Andy Seminick, R (1, 2) OBP: 0.192, SLG: 0.174		0-0 F8		0-0 1-3			0-0 5-3			3	0	0	0	0	0	1
Curt Simmons, L (1, 1) OBP: 0.222, SLG: 0.176			0-0 FC5-4 1B		0-0 F2			0-0 G3 BB 1B		2	0	1	0	0	0	0
Jim Konstanty, R (7, 1)										0	0	0	0	0	0	0
Dick Whitman, L (8, PH) OBP: 0.311, SLG: 0.286										1	0	1	0	0	0	0
Bob Miller, R (9, 1) OBP: 0.143, SLG: 0.143										0	0	0	0	0	0	0

Inning Stats	R: 1 E: 0 K: 0 S: 4	H: 1 LOB: 1 BB: 1 P: 8	R: 0 E: 0 K: 0 S: 3	H: 0 LOB: 0 BB: 0 P: 3	R: 1 E: 1 K: 1 S: 7	H: 2 LOB: 1 BB: 0 P: 7	R: 0 E: 0 K: 0 S: 4	H: 1 LOB: 1 BB: 0 P: 4	R: 0 E: 0 K: 0 S: 3	H: 0 LOB: 0 BB: 0 P: 3	R: 0 E: 0 K: 1 S: 5	H: 0 LOB: 0 BB: 0 P: 5	R: 0 E: 0 K: 0 S: 4	H: 1 LOB: 2 BB: 1 P: 8	R: 0 E: 0 K: 0 S: 3	H: 0 LOB: 0 BB: 0 P: 3	1B: 5 2B: 0 3B: 0 HR: 0	SF: 0 SAC: 0 DP: 0 HBP: 0	WP: 0 PB: 0 SB: 0 CS: 0	PA: 34	
PITCHER Bob Rush, R (1, 1) ERA: 2.49	IP 9.0	WLS W	BF 34	H 5	R 2	ER 2	SO 2	BB 2	IBB 0	HBP 0	BLK 0	WP 0	HR 0	S 36	P 44	ERA 2.00	WHIP 0.778				
PITCHER	IP	WLS	BF	H	R	ER	SO	BB	IBB	HBP	BLK	WP	HR	S	P	ERA	WHIP				

BOTTOM

Chicago Cubs @ Philadelphia Phillies

Shibe Park, Philadelphia, PA

Sat May 20 1950, 3:33 AM EDT

Att. 4,020 - Unknown

livebaseballscorecards.com

AB	32
R	2
H	5
RBI	2
BB	2
SO	2
LOB	13



Batter	1	2	3	4	5	6	7	8	9	AB R H RBI BB SO LOB	TOP									
Tommy Glaviano, R (1, 5) OBP: 0.438, SLG: 0.457	0-0 5-3		0-0 4-3 1-H 2B	0-0 6-3			0-0 6-3			4 1 1 1 0 0 0	St. Louis Cardinals @ Philadelphia Phillies Shibe Park, Philadelphia, PA Sun May 21 1950, 3:33 AM EDT Unknown									
Harry Walker, L (1, 8) OBP: 0.250, SLG: 0.170	0-0 5-3		0-0 4-3	0-0 5-3			0-0 6-3			4 0 0 0 0 0 1										
Stan Musial, L (1, 3) OBP: 0.519, SLG: 0.734	0-0 F9		0-0 2B				0-0 F8			4 1 1 1 0 0 0										
Enos Slaughter, L (1, 9) OBP: 0.413, SLG: 0.410		0-0 HR	0-0 2-H E 2B			0-0 F8		0-0 BB CS		3 2 2 2 1 0 0										
Bill Howerton, L (1, 7) OBP: 0.378, SLG: 0.410		0-3 K	0-0 E4 2B WP			0-0 F9		0-3 K 1-2		4 1 0 1 0 2 1										
Red Schoendienst, S (1, 4) OBP: 0.275, SLG: 0.313		0-0 F9	0-0 F7			0-0 G4-6-3 1B		0-0 G3		4 0 1 0 0 0 1										
Joe Garagiola, L (1, 2) OBP: 0.459, SLG: 0.491		0-0 1B	0-0 WP 2B			0-0 G4-6-3 1-2		0-0 2B		4 0 3 1 0 0 1										
Marty Marion, R (1, 6) OBP: 0.375, SLG: 0.333	0-0 1-3		0-0 F5			0-0 F3		0-0 F3		4 0 0 0 0 0 3										
Al Brazle, L (1, 1) OBP: 0.333, SLG: 0.333			0-0 2B			0-0 F5		0-0 6-3		2 1 1 0 0 0 0										
Gerry Staley, R (4, 1) OBP: 0.286, SLG: 0.231			0-0 1B			0-0 F5				1 0 0 0 0 0 0										
Howie Pollet, L (8, 1) OBP: 0.095, SLG: 0.095										1 0 0 0 0 0 1										
Inning Stats	R: 0 E: 0 K: 0 S: 3	H: 0 LOB: 0 BB: 0 P: 3	R: 1 E: 0 K: 1 S: 7	H: 2 LOB: 1 BB: 0 P: 7	R: 5 E: 1 K: 0 S: 9	H: 5 LOB: 1 BB: 0 P: 9	R: 0 E: 0 K: 0 S: 3	H: 0 LOB: 0 BB: 0 P: 3	R: 0 E: 0 K: 0 S: 3	H: 1 LOB: 0 BB: 0 P: 3	R: 0 E: 0 K: 0 S: 3	H: 0 LOB: 0 BB: 0 P: 3	R: 0 E: 0 K: 1 S: 4	H: 0 LOB: 0 BB: 1 P: 8	R: 0 E: 0 K: 0 S: 4	H: 1 LOB: 1 BB: 0 P: 4	1B: 3 2B: 5 3B: 0 HR: 1	SF: 0 SAC: 0 DP: 1 HBP: 0	WP: 2 PB: 0 SB: 0 CS: 1	PA: 36
PITCHER	IP WLS BF H R ER SO BB IBB HBP BLK WP HR S P ERA WHIP																			
Robin Roberts, R (1, 1) ERA: 2.6	2.1 L 14 6 6 5 1 0 0 0 0 0 0 1 16 16 19.29 2.571																			
Bubba Church, R (3, 1) ERA: 2.3	4.2 15 2 0 0 0 0 0 0 0 0 2 0 15 15 0.00 0.429																			
Jim Konstanty, R (8, 1) ERA: 2.79	1.0 3 0 0 0 1 1 0 0 0 0 0 0 4 8 0.00 1.000																			
Bob Miller, R (9, 1) ERA: 2.05	1.0 4 1 0 0 0 0 0 0 0 0 0 0 4 4 0.00 1.000																			

livebaseballscorecards.com

AB 35
R 6
H 9
RBI 6
BB 1
SO 2
LOB 8



Batter	1	2	3	4	5	6	7	8	9	AB	R	H	RBI	BB	SO	LOB
Richie Ashburn, L (1, 8) OBP: 0.417, SLG: 0.395	0-0 CS BB 1B		0-0 1-3		0-0 FC6-4 1B		0-0 FC4-6 1B		0-0 FC1-6 FC4-6	5	1	2	0	0	0	2
Granny Hamner, R (1, 6) OBP: 0.326, SLG: 0.331	4-0 1-2 BB			0-0 FC3-6 1B	0-0 FC6-4 1B		0-0 1B 1B		0-0 F7	4	0	2	0	1	0	2
Eddie Waitkus, L (1, 3) OBP: 0.380, SLG: 0.393	0-3 1-2 2-3 K			0-0 FC3-6 2B	0-0 1-3 1B		0-0 FC5-4 1B		0-0 FC4-6	5	1	2	1	0	1	4
Del Ennis, R (1, 9) OBP: 0.346, SLG: 0.529		0-0 6-3		0-0 1-3 2B	0-0 F8		0-0 FC5-4			4	1	1	0	0	0	4
Willie Jones, R (1, 5) OBP: 0.370, SLG: 0.593		0-0 FC5-4 1B		4-0 2B 6-3 BB		0-0 F9		0-0 HR		3	2	2	1	1	0	0
Dick Sisler, L (1, 7) OBP: 0.443, SLG: 0.618		0-3 K		0-0 6-3 2B		0-0 G6-4-3 1B		0-0 4-3		4	0	2	2	0	1	1
Mike Goliat, R (1, 4) OBP: 0.307, SLG: 0.375		0-0 FC5-4		0-0 6-3		0-0 G6-4-3		0-0 F3		1	0	0	0	0	0	1
Jimmy Bloodworth, R (4, PH) OBP: 0.250, SLG: 0.222				0-0 2-3 3-H		0-0 1-2f				3	0	0	1	0	0	2
Stan Lopata, R (1, 2) OBP: 0.338, SLG: 0.267			0-0 5-3		0-3 K		0-0 F5		0-3 K	2	0	0	0	0	1	1
Dick Whitman, L (7, PH) OBP: 0.304, SLG: 0.279										1	0	0	0	0	0	0
Jim Konstanty, R (8, 1)										0	0	0	0	0	0	0
Stan Holmigg, R (8, PH) OBP: 0.333, SLG: 0.667										1	0	0	0	0	1	0
Bob Miller, R (9, 1) OBP: 0.143, SLG: 0.143										0	0	0	0	0	0	0
Robin Roberts, S (1, 1) OBP: 0.154, SLG: 0.043			0-3 K		0-0 5-3		0-0 FC4-6 1B		4-0 FC1-6 BB	0	0	0	0	0	0	0
Bubba Church, R (3, 1)										2	0	0	0	0	1	0
Andy Seminick, R (7, PH) OBP: 0.250, SLG: 0.208										1	0	1	0	1	0	0

Inning Stats	R: 0	H: 1	E: 0	LOB: 2	K: 1	BB: 1	P: 8	R: 0	H: 1	E: 0	LOB: 1	K: 1	BB: 0	P: 6	R: 0	H: 0	E: 0	LOB: 0	K: 1	BB: 0	P: 5	R: 3	H: 3	E: 0	LOB: 1	K: 1	BB: 1	P: 12	R: 0	H: 2	E: 0	LOB: 2	K: 0	BB: 0	P: 5	R: 0	H: 1	E: 0	LOB: 0	K: 0	BB: 0	P: 3	R: 1	H: 3	E: 0	LOB: 2	K: 0	BB: 0	P: 6	R: 1	H: 1	E: 0	LOB: 0	K: 1	BB: 0	P: 6	R: 0	H: 0	E: 0	LOB: 1	K: 0	BB: 1	P: 7	1B: 9	SF: 0	2B: 2	SAC: 0	3B: 1	DP: 1	HR: 1	HBP: 0	WP: 0	PA: 39
--------------	------	------	------	--------	------	-------	------	------	------	------	--------	------	-------	------	------	------	------	--------	------	-------	------	------	------	------	--------	------	-------	-------	------	------	------	--------	------	-------	------	------	------	------	--------	------	-------	------	------	------	------	--------	------	-------	------	------	------	------	--------	------	-------	------	------	------	------	--------	------	-------	------	-------	-------	-------	--------	-------	-------	-------	--------	-------	--------

PITCHER	IP	WLS	BF	H	R	ER	SO	BB	IBB	HBP	BLK	WP	HR	S	P	ERA	WHIP
Al Brazle, L (1, 1) ERA: 2.61	3.1		15	5	3	3	3	2	0	0	0	0	0	19	27	8.10	2.100
Gerry Staley, R (4, 1) ERA: 5.71	3.2	W	17	7	2	2	1	0	0	0	0	0	1	19	19	4.91	1.909
Howie Pollet, L (8, 1) ERA: 2.49	2.0	S	7	0	0	0	1	1	0	0	0	0	0	8	12	0.00	0.500

BOTTOM

St. Louis Cardinals @ Philadelphia Phillies
 Shibe Park, Philadelphia, PA
 Sun May 21 1950, 3:33 AM EDT
 Unknown

livebaseballscores.com

AB	36
R	5
H	12
RBI	5
BB	3
SO	5
LOB	17



Batter	1	2	3	4	5	6	7	8	9	AB R H RBI BB SO LOB	TOP
--------	---	---	---	---	---	---	---	---	---	----------------------	-----

Tommy Glaviano, R <small>OBP: 0.431, SLG: 0.458</small> (1, 5)	0-0 F2		0-0 F8			0-0 F8		0-0 1B 2B		4 1 1 0 0 0 0	
---	-----------	--	-----------	--	--	-----------	--	-----------------	--	---------------	--

Chuck Diering, R <small>OBP: 0.320, SLG: 0.358</small> (1, 8)	0-0 5-3		0-0 F8			0-0 5-3		0-0 L4-3 1B		4 0 1 1 0 0 0	
--	------------	--	-----------	--	--	------------	--	-------------------	--	---------------	--

Stan Musial, L <small>OBP: 0.500, SLG: 0.704</small> (1, 3)	0-0 G3			0-3 K		0-0 1-3		0-0 L4-3 1-2		4 0 0 0 0 1 1	
--	-----------	--	--	----------	--	------------	--	--------------------	--	---------------	--

Johnny Lindell, R <small>OBP: 0.302, SLG: 0.270</small> (1, 7)		0-0 G1-6-3 1B		0-0 6-3			0-0 E6 BLK 1B	0-0 5-3		4 0 1 0 0 0 0	
---	--	---------------------	--	------------	--	--	------------------------	------------	--	---------------	--

Enos Slaughter, L <small>OBP: 0.408, SLG: 0.404</small> (1, 9)		0-0 G1-6-3 1-2f		0-0 FC6-4 1B			0-0 P6		0-0 6-3	4 0 1 0 0 0 2	
---	--	-----------------------	--	--------------------	--	--	-----------	--	------------	---------------	--

Eddie Miller, R <small>OBP: 0.349, SLG: 0.357</small> (1, 6)		4-0 1B BB		0-0 FC6-4 1-2f			0-0 F7		0-0 F9	3 0 0 0 1 0 2	
---	--	-----------------	--	----------------------	--	--	-----------	--	-----------	---------------	--

Red Schoendienst, S <small>OBP: 0.282, SLG: 0.319</small> (1, 4)		0-0 1-3 1B			0-0 5-3		0-0 1-2 BLK 1B		0-0 6-3	4 0 2 0 0 0 0	
---	--	------------------	--	--	------------	--	-------------------------	--	------------	---------------	--

Del Rice, R <small>OBP: 0.212, SLG: 0.280</small> (1, 2)		0-0 F4			0-0 L6		0-0 F5 1-2 2-3			3 0 0 0 0 0 4	
---	--	-----------	--	--	-----------	--	-------------------------	--	--	---------------	--

Red Munger, R <small>OBP: 0.286, SLG: 0.231</small> Eddie Kazak, R <small>OBP: 0.364, SLG: 0.476</small> (8, PH) Cloyd Boyer, R (8, 1)		0-0 F7			0-0 4-3			0-0 HR		2 0 0 0 0 0 0 1 1 1 1 0 0 0 0 0 0 0 0 0 0	
---	--	-----------	--	--	------------	--	--	-----------	--	---	--

Inning Stats	R: 0 E: 0 K: 0 S: 3	H: 0 LOB: 0 BB: 0 P: 3	R: 0 E: 0 K: 0 S: 4	H: 2 LOB: 2 BB: 1 P: 8	R: 0 E: 0 K: 0 S: 3	H: 0 LOB: 0 BB: 0 P: 3	R: 0 E: 0 K: 1 S: 6	H: 1 LOB: 1 BB: 0 P: 6	R: 0 E: 0 K: 0 S: 3	H: 0 LOB: 0 BB: 0 P: 3	R: 0 E: 0 K: 0 S: 3	H: 0 LOB: 0 BB: 0 P: 3	R: 0 E: 1 K: 0 S: 5	H: 1 LOB: 2 BB: 0 P: 5	R: 2 E: 0 K: 0 S: 5	H: 3 LOB: 0 BB: 0 P: 5	R: 0 E: 0 K: 0 S: 3	H: 0 LOB: 0 BB: 0 P: 3	1B: 5 2B: 2 3B: 0 HR: 1	SF: 0 SAC: 0 DP: 2 HBP: 0	WP: 0 PB: 0 SB: 0 CS: 0	PA: 34
--------------	------------------------------	---------------------------------	------------------------------	---------------------------------	------------------------------	---------------------------------	------------------------------	---------------------------------	------------------------------	---------------------------------	------------------------------	---------------------------------	------------------------------	---------------------------------	------------------------------	---------------------------------	------------------------------	---------------------------------	----------------------------------	------------------------------------	----------------------------------	--------

PITCHER	IP	WLS	BF	H	R	ER	SO	BB	IBB	HBP	BLK	WP	HR	S	P	ERA	WHIP
Ken Heintzelman, L <small>ERA: 3.26</small> (1, 1)	7.0		29	7	2	2	1	1	0	0	1	0	1	30	34	2.57	1.143
Curt Simmons, L <small>ERA: 3.02</small> (8, 1)	2.0	W	5	0	0	0	0	0	0	0	0	0	0	5	5	0.00	0.000

St. Louis Cardinals @ Philadelphia Phillies
 Shibe Park, Philadelphia, PA
 Sun May 21 1950, 3:38 AM EDT
 Att: 32,986 - Unknown

livebaseballscorecards.com

AB	33
R	2
H	7
RBI	2
BB	1
SO	1
LOB	9



Batter	1	2	3	4	5	6	7	8	9	AB	R	H	RBI	BB	SO	LOB
Richie Ashburn, L (1, 8) OBP: 0.421, SLG: 0.422	0-0 1B 1B		0-0 1-3		0-0 2-H 3B		0-0 1-2f FC4-6			4	0	2	1	0	0	2
Granny Hamner, R (1, 6) OBP: 0.323, SLG: 0.328	0-0 1-2 G6-4-3 1B		0-0 F9		0-0 5-3		0-0 F6			4	0	1	0	0	0	3
Eddie Waitkus, L (1, 3) OBP: 0.376, SLG: 0.397	0-0 F5			0-0 6-3 4-3 2B	0-0 L4			0-0 F5		4	1	1	0	0	0	3
Del Ennis, R (1, 9) OBP: 0.336, SLG: 0.512	0-0 1-2f G6-4-3			0-0 2-3 6-3		0-0 F8		0-0 6-3		4	0	0	0	0	0	3
Willie Jones, R (1, 5) OBP: 0.374, SLG: 0.598		0-0 4-3 9-2 2B		0-0 3-H 4-3		0-0 1B		0-3 K		4	0	2	1	0	1	0
Dick Sisler, L (1, 7) OBP: 0.445, SLG: 0.610		0-0 2-3 4-3		0-0 1B		0-0 F8			4-0 SH2-4 HR BB	3	1	1	0	1	0	2
Jimmy Bloodworth, R (1, 4) OBP: 0.217, SLG: 0.190		0-0 3-Hf 9-2		0-3 K		0-0 L9			0-0 1-2 SH2-4	3	0	0	0	0	1	3
Andy Seminick, R (1, 2) OBP: 0.344, SLG: 0.444			0-0 K		0-0 SH3-4 3B 1B		4-0 BB FC5-4 BB		0-0 2-H HR	3	2	3	2	1	0	0
Ken Heintzelman, R (1, 1) OBP: 0.077, SLG: 0.077			0-3 K			0-0 1-2 SH3-4				2	0	0	0	0	1	2
Curt Simmons, L (8, 1) OBP: 0.222, SLG: 0.176							0-0 1-2f FC5-4 FC4-6			0	0	0	0	0	0	0

Inning Stats	R: 0	H: 2	E: 0	K: 0	S: 4	LOB: 1	BB: 0	P: 4	R: 0	H: 1	E: 0	K: 0	S: 3	LOB: 0	BB: 0	P: 3	R: 0	H: 1	E: 0	K: 1	S: 6	LOB: 1	BB: 0	P: 6	R: 1	H: 2	E: 0	K: 1	S: 7	LOB: 1	BB: 0	P: 7	R: 1	H: 2	E: 0	K: 0	S: 5	LOB: 1	BB: 0	P: 5	R: 0	H: 1	E: 0	K: 0	S: 4	LOB: 1	BB: 0	P: 4	R: 0	H: 0	E: 0	K: 0	S: 3	LOB: 1	BB: 1	P: 7	R: 0	H: 0	E: 0	K: 1	S: 5	LOB: 0	BB: 0	P: 5	R: 2	H: 1	E: 0	K: 0	S: 2	LOB: 0	BB: 1	P: 6	1B: 5	SF: 0	2B: 4	SAC: 2	3B: 1	DP: 2	HR: 1	HBP: 0	WP: 0	PA: 35
PITCHER	IP	WLS	BF	H	R	ER	SO	BB	IBB	HBP	BLK	WP	HR	S	P	ERA	WHIP																																																																	
Red Munger, R (1, 1) ERA: 3.58	7.0		29	9	2	2	2	1	0	0	0	0	0	32	36	2.57	1.429																																																																	
Cloyd Boyer, R (8, 1) ERA: 3.38	1.1	L	6	1	2	2	1	1	0	0	0	0	1	7	11	13.50	1.500																																																																	

BOTTOM

St. Louis Cardinals @ Philadelphia Phillies
Shibe Park, Philadelphia, PA
Sun May 21 1950, 3:38 AM EDT
Att. 32,986 - Unknown

livebaseballscorecards.com

AB	31
R	4
H	10
RBI	4
BB	2
SO	3
LOB	18

Batter	1	2	3	4	5	6	7	8	9	AB R H RBI BB SO LOB	TOP											
Pete Castiglione, R (1, 6) <small>OBP: 0.267, SLG: 0.304</small> Stan Rojek, R (2, 6) <small>OBP: 0.259, SLG: 0.241</small> George Strickland, R (9, 6) <small>OBP: 0.667, SLG: 0.500</small>	0-0 F3		0-0 G4-6-3 1B			0-0 F7		4-0 BB S HR BB	0-0 FC5-6 E 1B	1 0 0 0 0 0 0 3 2 2 1 1 0 0 0 0 0 0 0 0 0												
Tom Saffell, L (1, 8) <small>OBP: 0.282, SLG: 0.222</small>	0-0 BB 1B		0-0 G4-6-3 1-2f			0-0 1B FC1-2 2B		0-3 K	0-0 FC5-6 E 1B	5 0 2 0 0 1 4												
Dale Coogan, L (1, 3) <small>OBP: 0.348, SLG: 0.282</small>	4-0 FC6-4 1-2 BB		0-3 K			0-0 FC1-2 BB 2-3 1B		0-3 K	0-0 F7 1-3 2-H	4 0 1 0 1 2 2												
Ralph Kiner, R (1, 7) <small>OBP: 0.428, SLG: 0.509</small>	0-3 K			0-0 4-3		4-0 FC1-2 1-2 BB		4-0 BB 1-2 HR IBB	0-3 K	3 1 0 0 2 2 3												
Nanny Fernandez, R (1, 5) <small>OBP: 0.300, SLG: 0.361</small> Johnny Hopp, L (8, PH) <small>OBP: 0.455, SLG: 0.576</small> Hank Schenz, R (8, PR) <small>OBP: 0.286, SLG: 0.571</small>	0-0 FC6-4 1-2f			0-0 6-3		0-0 FC1-2 FC6-4 1-2 2-3 3-Hf		4-0 HR BB		3 0 0 0 0 0 5 0 0 0 0 1 0 0 0 1 0 0 0 0 0												
Wally Westlake, R (1, 9) <small>OBP: 0.353, SLG: 0.461</small>		0-0 6-3		0-0 CS 1B		0-0 FC6-4 1-2f		0-0 HR		4 1 2 4 0 0 3												
Danny Murtaugh, R (1, 4) <small>OBP: 0.398, SLG: 0.434</small>				0-0 CS 1-2	0-0 1-3		0-0 F8	0-0 F6		4 0 1 0 0 0 1												
Ray Mueller, R (1, 2) <small>OBP: 0.182, SLG: 0.409</small>					0-0 1-3		0-0 F2		0-0 1B 1B 1B	4 1 1 0 0 0 1												
Bill MacDonald, R (1, 1) <small>OBP: 0.250, SLG: 0.250</small>					0-0 F8		0-0 4-1		0-0 FC5-6 1B 1-3 1B	4 0 1 0 0 1 1												
Inning Stats	R: 0 E: 0 K: 1 S: 6	H: 1 LOB: 2 BB: 1 P: 10	R: 0 E: 0 K: 1 S: 6	H: 1 LOB: 1 BB: 0 P: 6	R: 0 E: 0 K: 1 S: 5	H: 1 LOB: 0 BB: 0 P: 5	R: 0 E: 0 K: 0 S: 3	H: 1 LOB: 0 BB: 0 P: 3	R: 0 E: 0 K: 0 S: 3	H: 0 LOB: 0 BB: 0 P: 3	R: 0 E: 0 K: 0 S: 5	H: 2 LOB: 3 BB: 1 P: 9	R: 0 E: 0 K: 0 S: 3	H: 0 LOB: 0 BB: 0 P: 3	R: 4 E: 0 K: 2 S: 8	H: 1 LOB: 1 BB: 3 P: 20	R: 2 E: 1 K: 1 S: 8	H: 3 LOB: 1 BB: 0 P: 8	1B: 7 2B: 2 3B: 0 HR: 1	SF: 0 SAC: 0 DP: 1 HBP: 0	WP: 0 PB: 0 SB: 1 CS: 1	PA: 41
PITCHER	IP WLS BF H R ER SO BB IBB HBP BLK WP HR S P ERA WHIP																					
Russ Meyer, R (1, 1) <small>ERA: 7.97</small> Jim Konstanty, R (9, 1) <small>ERA: 3.1</small>	8.0 L 34 7 4 4 5 4 1 0 0 0 1 39 59 4.50 1.375																					
	1.0 6 3 2 1 1 0 0 0 0 0 0 8 8 9.00 3.000																					

Pittsburgh Pirates @ Philadelphia Phillies
 Shibe Park, Philadelphia, PA
 Tue May 23 1950, 3:33 AM EDT
 Att. 12,428 - Unknown

livebaseballscorecards.com

AB	35
R	6
H	10
RBI	5
BB	5
SO	6
LOB	20




Batter	1	2	3	4	5	6	7	8	9	AB	R	H	RBI	BB	SO	LOB
Richie Ashburn, L (1, 8) OBP: 0.405, SLG: 0.404	0-0 5-3		0-3 K			0-0 6-3		0-0 G3		4	0	0	0	0	1	0
Granny Hamner, R (1, 6) OBP: 0.314, SLG: 0.317	0-0 4-3		0-0 5-3			0-0 5-3			0-0 5-3	4	0	0	0	0	0	0
Eddie Waitkus, L (1, 3) OBP: 0.372, SLG: 0.392	0-0 F7			0-0 F4			0-0 F7		0-0 G5-4-3 1B	4	0	1	0	0	0	0
Del Ennis, R (1, 9) OBP: 0.333, SLG: 0.504		0-0 FC5 1B		0-3 K		0-0 F8		0-0 G5-4-3 1-2	0-0 G5-4-3	4	0	1	0	0	1	1
Willie Jones, R (1, 5) OBP: 0.365, SLG: 0.583		0-0 F9		0-0 6-3		0-0 E5				3	0	0	0	0	0	1
Dick Sisler, L (1, 7) OBP: 0.443, SLG: 0.598		0-3 K			0-0 3-1		4-0 IBB			2	0	0	0	1	1	1
Jimmy Bloodworth, R (1, 4) OBP: 0.231, SLG: 0.208		0-0 1-2 1B			0-0 F7		0-0 F8			3	0	1	0	0	0	2
Andy Seminick, R (1, 2) OBP: 0.314, SLG: 0.400		0-0 FC5 2-3f			0-3 K			0-3 K		3	0	0	0	0	2	2
Russ Meyer, S (1, 1) Dick Whitman, L (8, PH) Jim Konstanty, R (9, 1)			0-3 K			0-3 K		0-0 1-3		2	0	0	0	0	2	0
										1	0	0	0	0	0	0
										0	0	0	0	0	0	0

Inning Stats	R: 0 E: 0 K: 0 S: 3	H: 0 LOB: 0 BB: 0 P: 3	R: 0 E: 0 K: 1 S: 7	H: 2 LOB: 2 BB: 0 P: 7	R: 0 E: 0 K: 2 S: 7	H: 0 LOB: 0 BB: 0 P: 7	R: 0 E: 0 K: 1 S: 5	H: 0 LOB: 0 BB: 0 P: 5	R: 0 E: 0 K: 1 S: 5	H: 0 LOB: 0 BB: 0 P: 5	R: 0 E: 1 K: 0 S: 4	H: 0 LOB: 2 BB: 1 P: 8	R: 0 E: 0 K: 1 S: 5	H: 0 LOB: 0 BB: 0 P: 5	R: 0 E: 0 K: 0 S: 3	H: 1 LOB: 0 BB: 0 P: 3	1B: 3 2B: 0 3B: 0 HR: 0	SF: 0 SAC: 0 DP: 1 HBP: 0
PITCHER Bill MacDonald, R (1, 1) ERA: 1.0	IP: 9.0 WLS: W BF: 31 H: 3 R: 0 ER: 0 SO: 7 BB: 0 IBB: 1 HBP: 0 BLK: 0 WP: 0 HR: 0 S: 44 P: 48 ERA: 0.00 WHIP: 0.333																	

BOTTOM

Pittsburgh Pirates @ Philadelphia Phillies
 Shibe Park, Philadelphia, PA
 Tue May 23 1950, 3:33 AM EDT
 Att. 12,428 - Unknown

AB	30
R	0
H	3
RBI	0
BB	1
SO	7
LOB	7



WP: 0	PA: 31
PB: 0	SB: 0
CS: 0	

Batter	1	2	3	4	5	6	7	8	9	AB R H RBI BB SO LOB	TOP																
George Strickland, R OBP: 0.286, SLG: 0.167 (1, 6)	0-0 6-3		0-0 FC6-4			0-0 F4		0-0 F8		4 0 0 0 0 0 1	Pittsburgh Pirates @ Philadelphia Phillies Shibe Park, Philadelphia, PA Wed May 24 1950, 3:33 AM EDT Att: 18,993 - Unknown livebaseballscorecards.com																
Tom Saffell, L OBP: 0.280, SLG: 0.224 (1, 8)	0-0 F8			0-0 1B		0-0 1-3		0-0 F9		4 0 1 0 0 0 0																	
Dale Coogan, L OBP: 0.340, SLG: 0.279 (1, 3)	0-3 K			0-3 K			0-0 1B HR	0-0 3-1		4 1 1 0 0 2 1																	
Ralph Kiner, R OBP: 0.423, SLG: 0.500 (1, 7)		0-3 K		0-0 F4		0-0 1B HR		0-0 F4		4 1 1 0 0 1 1																	
Nanny Fernandez, R OBP: 0.291, SLG: 0.350 (1, 5)		0-3 K		0-0 F8		0-0 F3		0-0 6-3		4 0 0 0 0 1 3																	
Wally Westlake, R OBP: 0.350, SLG: 0.481 (1, 9)		0-3 K			0-0 F2		0-0 HR	0-0 5-3		4 1 1 3 0 1 0																	
Danny Murtaugh, R OBP: 0.405, SLG: 0.435 (1, 4)			4-0 CS BB		0-0 F4		0-0 1B			2 0 1 0 1 0 0																	
Clyde McCullough, R OBP: 0.286, SLG: 0.347 (1, 2)			0-0 FC6-4		0-0 6-3		0-0 F8			0 0 0 0 0 0 0																	
Ray Mueller, R OBP: 0.200, SLG: 0.400 (2, 2)			1-2 1B							3 0 1 0 0 0 1																	
Murry Dickson, R OBP: 0.250, SLG: 0.217 (1, 1)			0-0 F9			0-0 4-3		0-0 F5		3 0 0 0 0 0 2																	
Bill Werle, L OBP: 0.462, SLG: 0.300 (8, 1)										0 0 0 0 0 0 0																	
Inning Stats	R: 0 E: 0 K: 1 S: 5	H: 0 LOB: 0 BB: 0 P: 5	R: 0 E: 0 K: 3 S: 9	H: 0 LOB: 0 BB: 0 P: 9	R: 0 E: 0 K: 0 S: 3	H: 1 LOB: 1 BB: 1 P: 7	R: 0 E: 0 K: 1 S: 6	H: 1 LOB: 1 BB: 0 P: 6	R: 0 E: 0 K: 0 S: 3	H: 0 LOB: 0 BB: 0 P: 3	R: 0 E: 0 K: 0 S: 3	H: 0 LOB: 0 BB: 0 P: 3	R: 3 E: 0 K: 0 S: 7	H: 4 LOB: 1 BB: 0 P: 7	R: 0 E: 0 K: 0 S: 3	H: 0 LOB: 0 BB: 0 P: 3	R: 0 E: 0 K: 0 S: 3	H: 0 LOB: 0 BB: 0 P: 3	1B: 5 2B: 0 3B: 0 HR: 1	SF: 0 SAC: 0 DP: 0 HBP: 0	WP: 0 PB: 0 SB: 0 CS: 1	PA: 33					
PITCHER	IP WLS BF H R ER SO BB IBB HBP BLK WP HR S P ERA WHIP																										
Bubba Church, R ERA: 2.78 (1, 1)	7.0	27	6	3	3	5	1	0	0	0	0	0	1	36	40	3.86	1.000										
Jim Konstanty, R ERA: 2.82 (8, 1)	2.0	W	6	0	0	0	0	0	0	0	0	0	0	6	6	0.00	0.000										



Batter	1	2	3	4	5	6	7	8	9
Richie Ashburn, L (1, 8) OBP: 0.414, SLG: 0.414	0-0 5-3		0-0 CS 1B		0-0 F8			0-0 HR 1B	
Granny Hamner, R (1, 6) OBP: 0.310, SLG: 0.308	0-0 F3		0-3 K 1-2		0-0 F9			0-0 HR BB F4	
Dick Sister, L (1, 7) OBP: 0.444, SLG: 0.618	4-0 BB 1B BB		0-0 F4		0-0 3-1			0-0 1-H 2-H HR	
Del Ennis, R (1, 9) OBP: 0.338, SLG: 0.504 Stan Hollmig, R (9, 9) OBP: 0.333, SLG: 0.667	0-0 1-2 BB 1B		0-0 CS 1B		0-3 K			0-0 6-3	
Willie Jones, R (1, 5) OBP: 0.369, SLG: 0.573	4-0 1-2 2-3 BB		4-0 BB BB BB 1B BB		0-0 F5			0-0 E5 1B WP	
Jimmy Bloodworth, R (1, 3) OBP: 0.267, SLG: 0.250	0-0 1-3		0-0 1-2 FC4-3-2 1B		0-0 1-3			0-0 WP 1B 1B	
Mike Goliat, R (1, 4) OBP: 0.305, SLG: 0.370		0-3 K	0-0 FC4-3-2 1-2 2-H		0-0 FC4-3-2		0-0 G4-6-3 1B	0-0 F9 1-3 2-H	
Andy Seminick, R (1, 2) OBP: 0.333, SLG: 0.394		0-0 F4			0-0 BLK 1B		0-0 F8	4-0 1B BB	
Bubba Church, R (1, 1) Dick Whitman, L (7, PH) OBP: 0.292, SLG: 0.267 Jim Konstanty, R (8, 1) OBP: 0.200, SLG: 0.200		0-0 1-6-3			0-0 B3-4		0-0 G4-6-3	0-0 1-2 3-H 1B	

AB	R	H	RBI	BB	SO	LOB
5	1	3	1	0	0	1
4	1	0	0	1	1	4
3	1	1	3	1	0	0
4	0	2	0	0	1	0
0	0	0	0	0	0	0
2	1	0	0	2	0	1
4	1	2	0	0	0	4
4	0	1	0	0	1	3
3	1	1	0	1	0	1
2	0	0	0	0	0	1
1	0	0	0	0	0	1
1	0	1	1	0	0	0

BOTTOM	
Pittsburgh Pirates @ Philadelphia Phillies	
Shibe Park, Philadelphia, PA	
Wed May 24 1950, 3:33 AM EDT	
Att. 18,993 - Unknown	
AB	33
R	6
H	11
RBI	5
BB	5
SO	3
LOB	16
WP: 2	PA: 38
PB: 0	SB: 0
CS: 2	

Inning Stats		R	H	E	K	S	R	H	E	K	S	R	H	E	K	S	R	H	E	K	S	R	H	E	K	S	
Murry Dickson, R (1, 1) ERA: 3.25	7.0	0	1	0	0	3	0	0	0	0	3	0	0	0	0	3	0	0	0	0	0	0	0	0	0	0	0
Bill Werle, L (8, 1) ERA: 3.5	1.0	0	0	0	0	0	0	0	0	0	0	0	0	0	0	0	0	0	0	0	0	0	0	0	0	0	0

PITCHER		IP	WLS	BF	H	R	ER	SO	BB	IBB	HBP	BLK	WP	HR	S	P	ERA	WHIP
Murry Dickson, R (1, 1) ERA: 3.25	(1, 1)	7.0	0	30	8	3	3	3	4	0	0	1	0	1	32	48	3.86	1.714
Bill Werle, L (8, 1) ERA: 3.5	(8, 1)	1.0	L	8	3	3	0	0	1	0	0	0	1	0	7	11	0.00	4.000



Batter	1	2	3	4	5	6	7	8	9	AB R H RBI BB SO LOB	TOP	
Tom Saffell, L (1, 8) OBP: 0.282, SLG: 0.229 Mary Rickert, L (7, PH) OBP: 0.167, SLG: 0.167 (7, 9)	0-0 FC1-6 1B		0-0 P6		0-0 F7		0-0 F7		0-0 FC6 1B	3 0 1 0 0 0 0 2 0 1 0 0 0 2		
Hank Schenz, R (1, 5) OBP: 0.250, SLG: 0.500	0-0 FC1-6 1-2f 2B		0-0 F8 2B		0-0 4-3			0-0 6-3	0-0 FC6 1-2f	5 0 1 0 0 0 2		
Johnny Hopp, L (1, 3) OBP: 0.456, SLG: 0.584	0-0 1-H 2B		0-0 F8 2-3			0-0 F8		0-0 1B BB 1B		4 0 2 0 0 0 1		
Ralph Kiner, R (1, 7) OBP: 0.425, SLG: 0.491	4-0 BB		0-0 6-3			0-0 P3		4-0 1B BB 1-2		2 0 0 0 2 0 1		
Wally Westlake, R (1, 9) OBP: 0.339, SLG: 0.464 (7, 8)	0-0 F8			0-3 K		0-0 4-3		0-0 F9		4 0 0 0 0 1 4		
Danny Murtaugh, R (1, 4) OBP: 0.408, SLG: 0.446		0-0 F7		0-0 F9			0-0 6-3 FC5-2 2B	0-0 1-2 2-3 FC4 1B		4 0 2 0 0 0 0		
George Strickland, R (1, 6) OBP: 0.364, SLG: 0.125		4-0 BB		1-0 FC4 HBP			0-0 6-3 2-3	0-0 FC4 1-2f		2 0 0 0 1 0 4		
Earl Turner, R (1, 2) OBP: 0.357, SLG: 0.308		0-0 F7		0-0 FC4 1-2f			0-0 FC5-2 1B		0-0 F2	4 0 0 0 0 0 3		
Cliff Chambers, L (1, 1) OBP: 0.321, SLG: 0.269 Dale Coogan, L (9, PH) OBP: 0.333, SLG: 0.273		0-0 G2-3				0-0 F7		0-0 3-H 1-2 1B	0-0 4-3	3 0 1 0 0 0 1 1 0 0 0 0 0 0		
Inning Stats	R: 0 H: 2 E: 0 LOB: 2 K: 0 BB: 1 S: 4 P: 8	R: 0 H: 0 E: 0 LOB: 1 K: 0 BB: 1 S: 3 P: 7	R: 0 H: 1 E: 0 LOB: 1 K: 0 BB: 0 S: 4 P: 4	R: 0 H: 0 E: 0 LOB: 1 K: 1 BB: 0 S: 5 P: 6	R: 0 H: 0 E: 0 LOB: 0 K: 0 BB: 0 S: 3 P: 3	R: 0 H: 0 E: 0 LOB: 0 K: 0 BB: 0 S: 3 P: 3	R: 0 H: 2 E: 0 LOB: 2 K: 0 BB: 0 S: 5 P: 5	R: 0 H: 2 E: 0 LOB: 3 K: 0 BB: 1 S: 5 P: 9	R: 0 H: 1 E: 0 LOB: 1 K: 0 BB: 0 S: 4 P: 4	1B: 5 SF: 0 2B: 3 SAC: 0 3B: 0 DP: 0 HR: 0 HBP: 1	WP: 0 PA: 38 PB: 0 SB: 0 CS: 0	
PITCHER Bob Miller, R (1, 1) ERA: 1.53	IP WLS BF H R ER SO BB IBB HBP BLK WP HR S P ERA WHIP	9.0 W 38 8 0 0 1 3 0 1 0 0 0 0 36 49 0.00 1.222										

Pittsburgh Pirates @ Philadelphia Phillies
 Shibe Park, Philadelphia, PA
 Thu May 25 1950, 3:33 AM EDT
 Att. 5,265 - Unknown

livebaseballscorecards.com

AB	34
R	0
H	8
RBI	0
BB	3
SO	1
LOB	18



Batter	1	2	3	4	5	6	7	8	9
Richie Ashburn, L (1, 8) OBP: 0.408, SLG: 0.408	0-0 L4-3 1B		0-0 P6		0-0 FC1-4 CS			0-0 P5	
Granny Hamner, R (1, 6) OBP: 0.308, SLG: 0.306	0-0 L4-3 1-1			0-3 K	0-0 1B			0-3 K	
Dick Sister, L (1, 7) OBP: 0.438, SLG: 0.605	0-0 G3			0-0 1B	0-0 G1-3			0-0 F5	
Willie Jones, R (1, 5) OBP: 0.361, SLG: 0.558		0-0 L5		0-0 L9		0-0 F7			
Jimmy Bloodworth, R (1, 3) OBP: 0.273, SLG: 0.258		0-0 G4-6-3 1B		0-0 F7		0-3 K			
Dick Whitman, L (1, 9) OBP: 0.314, SLG: 0.292		0-0 G4-6-3 1-2f			0-0 3B 1B	0-0 CS 1B			
Mike Goliat, R (1, 4) OBP: 0.306, SLG: 0.387			0-3 K		0-0 3B 3B	0-0 CS 1-2	0-0 F2		
Andy Seminick, R (1, 2) OBP: 0.381, SLG: 0.500			0-0 1B		0-0 1B 3B		0-0 G6-4-3 1B		
Bob Miller, R (1, 1) OBP: 0.200, SLG: 0.200			0-0 L9		0-0 FC1-4 1B		0-0 G6-4-3 1-2f		


Inning Stats	R: 0 E: 0 K: 0 S: 3	H: 1 LOB: 0 BB: 0 P: 3	R: 0 E: 0 K: 0 S: 3	H: 1 LOB: 0 BB: 0 P: 3	R: 0 E: 0 K: 1 S: 6	H: 1 LOB: 1 BB: 0 P: 6	R: 0 E: 0 K: 1 S: 6	H: 1 LOB: 1 BB: 0 P: 6	R: 3 E: 0 K: 0 S: 7	H: 5 LOB: 1 BB: 0 P: 7	R: 0 E: 0 K: 1 S: 5	H: 1 LOB: 0 BB: 0 P: 5	R: 0 E: 0 K: 0 S: 3	H: 1 LOB: 0 BB: 0 P: 3	R: 0 E: 0 K: 1 S: 5	H: 0 LOB: 0 BB: 0 P: 5
1B: 9 2B: 1 3B: 2 HR: 0	SF: 0 SAC: 0 DP: 3 HBP: 0	WP: 0 PA: 31 PB: 0 SB: 0 CS: 2														

PITCHER	IP	WLS	BF	H	R	ER	SO	BB	IBB	HBP	BLK	WP	HR	S	P	ERA	WHIP
Cliff Chambers, L (1, 1) ERA: 3.07	8.0	L	30	11	3	3	4	0	0	0	0	0	0	38	38	3.38	1.375

BOTTOM

Pittsburgh Pirates @ Philadelphia Phillies
Shibe Park, Philadelphia, PA
 Thu May 25 1950, 3:33 AM EDT
 Att. 5,265 - Unknown

AB	30
R	3
H	11
RBI	3
BB	0
SO	4
LOB	9



Batter	1	2	3	4	5	6	7	8	9	AB R H RBI BB SO LOB							
Richie Ashburn, L (1, 8) OBP: 0.400, SLG: 0.393	4-0 BB 4-3		0-0 6-3		0-0 F7		0-0 F8		0-0 3-1	4 0 0 0 1 0 4							
Granny Hamner, R (1, 6) OBP: 0.311, SLG: 0.299	0-0 F2			4-0 BB		0-0 F8		0-0 F3	4-0 BB	3 0 0 0 2 0 1							
Dick Sisler, L (1, 7) OBP: 0.422, SLG: 0.580	0-0 4-3 1-2			0-3 K		0-0 F8		0-0 E4 2B F8	0-0 F8	5 1 0 0 0 1 4							
Willie Jones, R (1, 5) OBP: 0.358, SLG: 0.556	0-0 P4			0-0 F7		0-0 6-3		0-0 2B 1-3		4 0 1 0 0 0 2							
Jimmy Bloodworth, R (1, 3) OBP: 0.243, SLG: 0.229		0-0 1-3		0-3 K			0-3 K	0-0 F8		4 0 0 1 0 2 2							
Dick Whitman, L (1, 9) OBP: 0.345, SLG: 0.353		0-3 K			0-0 2B		0-0 1B 2B	4-0 FC6-4 BB		3 2 2 0 1 1 0							
Mike Goliat, R (1, 4) OBP: 0.304, SLG: 0.391		0-0 6-3			0-0 4-3 2-H 2B		0-3 K	0-0 FC6-4 1-2f		4 0 1 1 0 1 3							
Andy Seminick, R (1, 2) OBP: 0.370, SLG: 0.462			0-0 4-3		0-0 1-3		4-0 1B BB	0-0 E5 SH1-4		3 0 0 0 1 0 1							
Robin Roberts, S (1, 1) OBP: 0.172, SLG: 0.077			0-3 K		0-0 4-3		0-0 1-3 2-H 1B	0-0 SH1-4		3 0 1 1 0 1 1							
Inning Stats	R: 0 E: 0 K: 0 S: 3 H: 0 LOB: 1 BB: 1 P: 7	R: 0 E: 0 K: 1 S: 5 H: 0 LOB: 0 BB: 0 P: 5	R: 0 E: 0 K: 1 S: 5 H: 0 LOB: 0 BB: 0 P: 5	R: 0 E: 0 K: 2 S: 7 H: 0 LOB: 1 BB: 1 P: 11	R: 1 E: 0 K: 0 S: 5 H: 2 LOB: 1 BB: 0 P: 5	R: 0 E: 0 K: 0 S: 3 H: 0 LOB: 0 BB: 0 P: 3	R: 1 E: 0 K: 2 S: 9 H: 2 LOB: 2 BB: 1 P: 13	R: 1 E: 1 K: 0 S: 5 H: 1 LOB: 2 BB: 1 P: 9	R: 0 E: 1 K: 0 S: 4 H: 0 LOB: 2 BB: 1 P: 8	1B: 1 2B: 4 3B: 0 HR: 0 SF: 0 SAC: 1 DP: 0 HBP: 0	WP: 0 PB: 0 SB: 0 CS: 0 PA: 39						
PITCHER	IP	WLS	BF	H	R	ER	SO	BB	IBB	HBP	BLK	WP	HR	S	P	ERA	WHIP
Larry Jansen, R (1, 1) ERA: 4.5	7.0		28	4	2	2	6	3	0	0	0	0	0	37	49	2.57	1.000
Jack Kramer, R (8, 1) ERA: 3.57	1.0	L	6	1	1	0	0	1	0	0	0	0	0	5	9	0.00	2.000
Andy Hansen, R (9, 1) ERA: 3.07	1.0		5	0	0	0	0	1	0	0	0	0	0	4	8	0.00	1.000

Philadelphia Phillies @ New York Giants
Polo Grounds, New York, NY
Fri May 26 1950, 3:33 AM EDT
Att: 17,782 - Unknown

AB	33
R	3
H	5
RBI	3
BB	5
SO	6
LOB	18



Batter	1	2	3	4	5	6	7	8	9	AB	R	H	RBI	BB	SO	LOB
Eddie Stanky, R OBP: 0.437, SLG: 0.357 (1, 4)	0-0 F9		4-0 BB CS BB			0-0 F3	0-0 FC5-4 1-2f			3	0	0	0	1	0	2
Whitey Lockman, L OBP: 0.328, SLG: 0.357 (1, 7) (8, 8)	0-3 K		0-0 F5 1-2			0-0 2B		0-0 F8		4	0	1	0	0	1	1
Bobby Thomson, R OBP: 0.352, SLG: 0.450 Jack Kramer, R OBP: 0.500, SLG: 2.000 Spider Jorgensen, L Andy Hansen, R	0-0 2B			0-0 F5		1-0 G5-4-3 HBP		0-3 K		2	0	1	0	0	0	0
Hank Thompson, L OBP: 0.432, SLG: 0.486 (1, 5)	0-0 L6			0-3 K		0-0 G5-4-3 1-2f		0-0 F7		4	0	0	0	0	1	3
Don Mueller, L OBP: 0.309, SLG: 0.370 (1, 9)		0-0 HR		0-0 4-3			0-0 G3		0-0 BB 1B	4	1	2	1	0	0	0
Tookie Gilbert, L OBP: 0.342, SLG: 0.414 (1, 3)		0-0 F8			0-3 K		0-3 K		0-3 K	4	0	0	0	0	3	1
Wes Westrum, R OBP: 0.409, SLG: 0.408 Jack Maguire, R OBP: 0.214, SLG: 0.231 (1, 2) (9, PR)		0-3 K			0-3 K		0-0 1B 1B		4-0 BB 1-2 BB	3	1	1	0	1	2	0
Alvin Dark, R OBP: 0.296, SLG: 0.357 (1, 6)		0-0 6-3			0-0 WP 1B		0-0 1B 1B		0-0 F3	4	0	2	0	0	0	2
Larry Jansen, R OBP: 0.118, SLG: 0.176 Roy Weatherly, L OBP: 0.600, SLG: 0.625 (1, 1) (7, PH) (8, 7)			0-3 K			0-3 K 1-2		0-0 FC5-4 1-2 2-H 1B		2	0	0	0	0	2	1
									0-3 K	2	0	1	1	0	1	2

Inning Stats	R: 0	H: 1	E: 0	K: 1	S: 6	LOB: 1	BB: 0	P: 6
R: 1	H: 1	E: 0	K: 1	S: 6	LOB: 0	BB: 0	P: 6	
R: 0	H: 0	E: 0	K: 1	S: 4	LOB: 0	BB: 1	P: 8	
R: 0	H: 0	E: 0	K: 1	S: 5	LOB: 0	BB: 0	P: 5	
R: 0	H: 1	E: 0	K: 3	S: 10	LOB: 1	BB: 0	P: 10	
R: 0	H: 1	E: 0	K: 0	S: 3	LOB: 1	BB: 0	P: 4	
R: 1	H: 3	E: 0	K: 1	S: 8	LOB: 2	BB: 0	P: 8	
R: 0	H: 0	E: 0	K: 1	S: 5	LOB: 0	BB: 0	P: 5	
R: 0	H: 1	E: 0	K: 2	S: 8	LOB: 2	BB: 1	P: 12	
1B: 5	SF: 0	2B: 2	SAC: 0	3B: 0	DP: 1	HR: 1	HBP: 1	

BOTTOM


Philadelphia Phillies @ New York Giants
Polo Grounds, New York, NY

Fri May 26 1950, 3:33 AM EDT
Att. 17,782 - Unknown

livebaseballscorecards.com

AB	33
R	2
H	8
RBI	2
BB	2
SO	11
LOB	12

WP: 1 PA: 36
PB: 0
SB: 0
CS: 1



Batter	1	2	3	4	5	6	7	8	9	AB R H RBI BB SO LOB	TOP											
Richie Ashburn, L (1, 8) OBP: 0.392, SLG: 0.402	0-0 F7		0-0 E 3B	0-3 K		0-0 F4			0-0 1-3	5 1 1 0 0 1 1												
Granny Hamner, R (1, 6) OBP: 0.314, SLG: 0.324	0-0 1B		0-0 5-3	0-0 F6		0-0 F6			0-0 HR	5 1 2 1 0 0 2												
Eddie Waitkus, L (1, 3) OBP: 0.380, SLG: 0.395	0-0 F5		4-0 E 1B BB	0-0 1B			0-3 K		0-0 BLK 1B	4 1 2 0 1 1 1												
Willie Jones, R (1, 5) OBP: 0.345, SLG: 0.535	0-0 F8		0-0 E6 HBP 1B HR 1-2 3-H	0-0 F3			0-0 5-3		0-0 1-3	5 1 0 1 0 0 4												
Dick Sisler, L (1, 7) OBP: 0.421, SLG: 0.569		4-0 1B F8 BB	0-0 HBP HR 1B 1-2 2-H		0-0 F9		0-0 5-3		0-0 F9	4 2 1 1 1 0 1												
Dick Whitman, L (1, 9) OBP: 0.356, SLG: 0.352		0-0 1B	1-0 HR HBP 1-2 2-3		0-0 4-3			0-0 4-3		3 1 1 0 0 0 0												
Mike Goliat, R (1, 4) OBP: 0.295, SLG: 0.378		0-0 F8 3-H	0-3 K		0-0 5-3			0-0 F6		4 0 0 1 0 1 4												
Andy Seminick, R (1, 2) OBP: 0.400, SLG: 0.558		0-0 F8	0-0 HR 1-H 2-H 3-H			0-0 1B		0-0 1B		4 1 3 4 0 0 1												
Curt Simmons, L (1, 1) OBP: 0.182, SLG: 0.143		0-0 6-3	0-0 F9			0-0 F7		0-3 K2-3		4 0 0 0 0 1 3												
Jim Konstanty, R (8, 1) OBP: 0.200, SLG: 0.200										0 0 0 0 0 0 0												
Inning Stats	R: 0 E: 0 K: 0 S: 4	H: 1 LOB: 1 BB: 0 P: 4	R: 1 E: 0 K: 0 S: 4	H: 1 LOB: 1 BB: 1 P: 8	R: 6 E: 1 K: 1 S: 9	H: 3 LOB: 0 BB: 1 P: 14	R: 0 E: 0 K: 1 S: 6	H: 1 LOB: 1 BB: 0 P: 6	R: 0 E: 0 K: 0 S: 3	H: 0 LOB: 0 BB: 0 P: 3	R: 0 E: 0 K: 0 S: 4	H: 1 LOB: 1 BB: 0 P: 4	R: 0 E: 0 K: 1 S: 5	H: 0 LOB: 0 BB: 0 P: 5	R: 0 E: 0 K: 1 S: 6	H: 1 LOB: 1 BB: 0 P: 6	R: 1 E: 0 K: 0 S: 5	H: 2 LOB: 1 BB: 0 P: 5	1B: 7 2B: 0 3B: 1 HR: 2	SF: 0 SAC: 0 DP: 0 HBP: 1	WP: 0 PB: 0 SB: 0 CS: 0	PA: 41
PITCHER	IP WLS BF H R ER SO BB IBB HBP BLK WP HR S P ERA WHIP																					
Sheldon Jones, R (1, 1) ERA: 6.03	2.2 L 17 5 7 2 1 2 0 0 1 0 0 1 16 25 6.75 2.625																					
Andy Hansen, R (3, 1) ERA: 2.65	2.1 8 1 0 0 1 0 0 0 0 0 0 0 10 10 0.00 0.429																					
Sal Maglie, R (6, 1) ERA: 5.27	2.0 7 1 0 0 1 0 0 0 0 0 0 0 9 9 0.00 0.500																					
Kirby Higbe, R (8, 1) ERA: 4.02	2.0 9 3 1 1 1 0 0 0 0 1 0 1 11 11 4.50 1.500																					

Philadelphia Phillies @ New York Giants
Polo Grounds, New York, NY
Sat May 27 1950, 3:33 AM EDT
Att: 13,273 - Unknown

livebaseballscores.com

AB	38
R	8
H	10
RBI	8
BB	2
SO	4
LOB	17



Batter	1	2	3	4	5	6	7	8	9	AB	R	H	RBI	BB	SO	LOB	BOTTOM										
Eddie Stanky, R OBP: 0.446, SLG: 0.431 (1, 4)	0-0 HR		0-0 2-H HR		0-3 K			0-0 1B 1B		4	3	3	3	0	1	1	Philadelphia Phillies @ New York Giants Polo Grounds, New York, NY Sat May 27 1950, 3:33 AM EDT Att. 13,273 - Unknown										
Alvin Dark, R OBP: 0.303, SLG: 0.357 (1, 6)	0-0 F5		4-0 G6-4-3 BB			0-0 5-3		0-0 1B 1B		3	1	1	0	1	0	0											
Bobby Thomson, R OBP: 0.349, SLG: 0.442 (1, 8)	0-0 F8		0-0 G6-4-3 1-2f			0-0 F3		0-0 G1-6-3 1B 1B		4	0	1	1	0	0	1											
Monte Irvin, R OBP: 0.375, SLG: 0.471 Don Mueller, L OBP: 0.317, SLG: 0.378 (8, PH) (9, 9)	0-3 K			0-0 F8		0-0 F4		0-0 G1-6-3 1B		3	0	0	0	0	1	0											
Wes Westrum, R OBP: 0.407, SLG: 0.397 Hank Thompson, L OBP: 0.427, SLG: 0.480 (8, PH) (9, 5)		0-0 6-3		0-3 K		4-0 E BB		0-0 G1-6-3		2	0	0	0	1	1	0											
Bill Rigney, R OBP: 0.304, SLG: 0.158 Roy Weatherly, L OBP: 0.545, SLG: 0.556 Sam Calderone, R OBP: 0.455, SLG: 0.545 (8, PH) (9, 2)		0-0 5-3		0-0 1-3		0-0 F4		0-0 F8		3	0	0	0	0	0	1											
Tookie Gilbert, L OBP: 0.325, SLG: 0.392 (1, 3)		0-0 F7			0-0 1-3		0-3 K		0-0 F3	4	0	0	0	0	1	1											
Whitey Lockman, L OBP: 0.333, SLG: 0.370 (1, 7)			0-0 HR 2B		0-0 1B		0-0 E7		0-0 F8	4	1	2	0	0	0	1											
Sheldon Jones, R Andy Hansen, R Jack Maguire, R Sal Maglie, R Jack Lohrke, R Kirby Higbe, R Spider Jorgensen, L (1, 1) (3, 1) (5, PH) (8, 1) (7, PH) (8, 1) (9, PH)			0-3 K		0-3 K		0-3 K		0-0 F7	0	0	0	0	0	0	0											
Inning Stats	R: 1 E: 0 K: 1 S: 6	H: 1 LOB: 0 BB: 0 P: 6	R: 0 E: 0 K: 0 S: 3	H: 0 LOB: 0 BB: 0 P: 3	R: 2 E: 0 K: 1 S: 6	H: 2 LOB: 0 BB: 1 P: 10	R: 0 E: 0 K: 1 S: 5	H: 0 LOB: 0 BB: 0 P: 5	R: 0 E: 0 K: 2 S: 8	H: 1 LOB: 1 BB: 0 P: 8	R: 0 E: 0 K: 0 S: 3	H: 0 LOB: 0 BB: 0 P: 3	R: 0 E: 1 K: 2 S: 8	H: 0 LOB: 2 BB: 1 P: 12	R: 2 E: 0 K: 0 S: 6	H: 4 LOB: 1 BB: 0 P: 6	R: 0 E: 0 K: 0 S: 3	H: 0 LOB: 0 BB: 0 P: 3	1B: 5 2B: 1 3B: 0 HR: 2	SF: 0 SAC: 0 DP: 2 HBP: 0	WP: 0 PB: 0 SB: 0 CS: 0	PA: 36					
PITCHER Curt Simmons, L ERA: 3.48 Jim Konstanty, R ERA: 2.59	IP 7.0 WLS W (1, 1)	BF 30 (8, 1)	H 7	R 5	ER 5	SO 7	BB 2	IBB 0	HBP 0	BLK 0	WP 0	HR 2	S 42	P 50	ERA 6.43	WHIP 1.286											
										PITCHER	IP	WLS	BF	H	R	ER	SO	BB	IBB	HBP	BLK	WP	HR	S	P	ERA	WHIP

livebaseballscorecards.com

AB	34
R	5
H	8
RBI	5
BB	2
SO	7
LOB	12



Batter	1	2	3	4	5	6	7	8	9	10	11	AB R H RBI BB SO LOB	TOP
Richie Ashburn, L (1, 8) OBP: 0.393, SLG: 0.397	0-0 F3		4-0 1B BB		0-0 P4		0-0 1B 1-3 2-H			0-0 F9		4 0 1 1 1 0 0	Philadelphia Phillies @ New York Giants Polo Grounds, New York, NY Sun May 28 1950, 3:33 AM EDT Unknown
Granny Hamner, R (1, 6) OBP: 0.323, SLG: 0.333	0-0 5-3		0-0 1B 1-3			0-0 1B 1B	0-0 1B FC4-6			0-3 K		5 0 3 1 0 1 0	
Eddie Waitkus, L (1, 3) OBP: 0.374, SLG: 0.388	0-0 3-1		0-3 K			0-0 1B 1-3	0-0 FC4-6 1-2f			0-0 F8		5 0 1 0 0 1 4	
Willie Jones, R (1, 5) OBP: 0.347, SLG: 0.530		0-0 FC3-6 1B		0-0 1-3 WP 1B		0-0 F7		0-0 F5		0-0 F9		5 0 2 0 0 0 1	
Dick Sisler, L (1, 7) OBP: 0.414, SLG: 0.551		0-0 FC3-6 G3 1-2f		0-0 4-6-3 1-2		0-0 G3		0-0 P6		4-0 1B BB		4 1 0 0 1 0 3	
Dick Whitman, L (1, 9) OBP: 0.344, SLG: 0.339		0-0 G3 1-2		0-0 1-3 2-3			0-0 E1 1B 1B	0-0 P5		0-0 E9 1B HR		5 2 1 0 0 0 2	
Mike Goliat, R (1, 4) OBP: 0.299, SLG: 0.403		0-0 5-3		0-0 4-3			0-0 1B 1B 1-2		0-0 F5		0-0 HR	5 2 2 2 0 0 2	
Andy Seminick, R (1, 2) OBP: 0.364, SLG: 0.500			0-0 5-6-3		0-0 1-3		0-0 P4		0-3 K	0-3 K		5 0 0 0 0 2 2	
Ken Johnson, L (1, 1) OBP: 0.083, SLG: 0.083			0-0 4-3		0-0 F3		0-0 F5		0-0 4-3	0-3 K		2 0 0 0 0 0 0	
Del Ennis, R (7, PH) OBP: 0.336, SLG: 0.500												1 0 0 0 0 0 2	
Jim Konstanty, R (7, 1) OBP: 0.143, SLG: 0.143												2 0 0 0 0 1 0	
Inning Stats	R: 0 H: 0 E: 0 K: 0 S: 3	R: 0 H: 1 E: 0 K: 0 S: 4	R: 0 H: 1 E: 0 K: 1 S: 6	R: 0 H: 1 E: 0 K: 0 S: 4	R: 0 H: 0 E: 0 K: 0 S: 3	R: 0 H: 2 E: 0 K: 0 S: 4	R: 2 H: 3 E: 1 K: 0 S: 7	R: 0 H: 0 E: 0 K: 1 S: 5	R: 0 H: 0 E: 0 K: 1 S: 5	R: 0 H: 0 E: 0 K: 2 S: 9	R: 3 H: 2 E: 1 K: 2 S: 9	1B: 9 SF: 0 2B: 0 SAC: 0 3B: 0 DP: 0 HR: 1 HBP: 0	WP: 1 PA: 45 PB: 0 SB: 0 CS: 0
PITCHER	IP WLS BF H R ER SO BB IBB HBP BLK WP HR S P ERA WHIP												
Clint Hartung, R (1, 1) ERA: 4.7	6.2 29 8 2 0 1 1 0 0 0 1 0 30 34 0.00 1.350												
Andy Hansen, R (7, 1) ERA: 3.38	4.1 L 16 2 3 3 4 1 0 0 0 0 1 23 27 6.23 0.692												

livebaseballscorecards.com

AB	43
R	5
H	10
RBI	4
BB	2
SO	5
LOB	16



Batter	1	2	3	4	5	6	7	8	9	10	11	AB R H RBI BB SO LOB	BOTTOM												
Eddie Stanky, R OBP: 0.444, SLG: 0.419 (1, 4)	0-3 K		4-0 E BB		0-0 F7		4-0 SH2-4 BB		0-3 K			3 0 0 0 2 2 0	Philadelphia Phillies @ New York Giants Polo Grounds, New York, NY Sun May 28 1950, 3:33 AM EDT Unknown												
Alvin Dark, R OBP: 0.293, SLG: 0.345 (1, 6)	0-0 F7		0-0 E5		0-0 6-3		0-0 SH2-4		0-0 5-3			4 0 0 0 0 0 1													
Bobby Thomson, R OBP: 0.351, SLG: 0.444 (1, 8)	0-0 2B		0-3 K			4-0 BB 1B BB	0-0 F7		0-0 5-3			4 1 1 0 1 1 3													
Monte Irvin, R OBP: 0.372, SLG: 0.444 Don Mueller, L OBP: 0.310, SLG: 0.369 (1, 9) (7, 9)	0-0 6-3		0-0 5-3			4-0 BB 1B E BB	0-0 L3		0-0 4-3			2 1 0 0 1 0 3 2 0 0 0 0 0 1													
Bill Rigney, R OBP: 0.370, SLG: 0.227 Hank Thompson, L OBP: 0.423, SLG: 0.474 (1, 5) (11, PH)		4-0 1-3 BB		0-0 SH3-4 1B		0-0 FC3-6 E 1B		0-0 5-3			0-0 F8	3 0 2 1 1 0 0 1 0 0 0 0 0 0													
Sam Calderone, R OBP: 0.385, SLG: 0.462 Spider Jorgensen, L OBP: 0.402, SLG: 0.392 (1, 2) (8, PH) (9, 2)		0-3 K		0-0 SH3-4		0-3 K		0-0 4-3			0-3 K	2 0 0 0 0 2 3 1 0 0 0 0 0 0 1 0 0 0 0 1 0													
Whitey Lockman, L OBP: 0.328, SLG: 0.363 (1, 7)		0-0 1-3		0-0 F8		0-0 E4 FC3-6		0-0 4-3			0-0 1B	5 0 1 1 0 0 3													
Tookie Gilbert, L OBP: 0.307, SLG: 0.367 (1, 3)		0-0 P6		0-3 K		0-0 FC3-6			0-0 4-3		0-0 P5	5 0 0 0 0 1 5													
Clint Hartung, R OBP: 0.167, SLG: 0.417 Andy Hansen, R (7, 1)			0-0 F9		0-3 K		0-0 1-3		0-3 K			3 0 0 0 0 1 2 1 0 0 0 0 1 0													
Inning Stats	R: 0 E: 0 K: 1 S: 6	H: 1 LOB: 1 BB: 0 P: 6	R: 0 E: 0 K: 1 S: 5	H: 0 LOB: 1 BB: 1 P: 9	R: 0 E: 1 K: 1 S: 6	H: 0 LOB: 2 BB: 1 P: 10	R: 0 E: 0 K: 1 S: 5	H: 0 LOB: 0 BB: 0 P: 5	R: 2 E: 1 K: 0 S: 7	H: 1 LOB: 2 BB: 2 P: 15	R: 0 E: 0 K: 0 S: 3	H: 0 LOB: 0 BB: 1 P: 7		R: 0 E: 0 K: 0 S: 3	H: 0 LOB: 0 BB: 0 P: 3	R: 0 E: 0 K: 2 S: 7	H: 0 LOB: 0 BB: 0 P: 7	R: 0 E: 0 K: 0 S: 3	H: 0 LOB: 0 BB: 0 P: 3	R: 0 E: 0 K: 1 S: 6	H: 1 LOB: 1 BB: 0 P: 6	1B: 3 2B: 1 3B: 0 HR: 0	SF: 0 SAC: 2 DP: 0 HBP: 0	WP: 0 PB: 0 SB: 0 CS: 0	PA: 44
PITCHER	IP WLS BF H R ER SO BB IBB HBP BLK WP HR S P ERA WHIP	IP WLS BF H R ER SO BB IBB HBP BLK WP HR S P ERA WHIP																							
Ken Johnson, L ERA: 3.77 Jim Konstanty, R ERA: 2.15 (1, 1) (7, 1)	6.0 W 27 3 2 2 6 4 0 0 0 0 0 35 51 3.00 1.167	5.0 W 17 1 0 0 3 1 0 0 0 0 0 22 26 0.00 0.400																							

livebaseballscorecards.com

AB	37
R	2
H	4
RBI	2
BB	5
SO	9
LOB	21



Batter	1	2	3	4	5	6	7	8	9	AB R H RBI BB SO LOB	TOP									
Richie Ashburn, L (1, 8) OBP: 0.388, SLG: 0.392	0-3 K		0-0 P4		0-0 4-3			0-0 G6-3 1B		4 0 1 0 0 1 0	Philadelphia Phillies @ New York Giants Polo Grounds, New York, NY Sun May 28 1950, 3:38 AM EDT Att. 23,986 - Unknown livebaseballscorecards.com									
Granny Hamner, R (1, 6) OBP: 0.321, SLG: 0.331	0-0 1-3 1B		0-0 F9		0-0 P5			0-0 G6-3 1-2f		4 0 1 0 0 0 1										
Eddie Waitkus, L (1, 3) OBP: 0.364, SLG: 0.377	0-0 1-3 1-2			0-0 F8	0-0 F7			0-0 6-3		4 0 0 0 0 0 1										
Willie Jones, R (1, 5) OBP: 0.351, SLG: 0.526	0-0 1-3			0-0 1B 1B		0-0 F7		4-0 G4-6-3 BB	BBB	3 1 1 0 1 0 1										
Dick Sisler, L (1, 7) OBP: 0.416, SLG: 0.550		0-0 FC1-6 1B		0-0 FC1-4 1-2 1B		0-0 F9		0-0 G4-6-3 1-2f	BBB	4 0 2 0 0 0 1										
Dick Whitman, L (1, 9) OBP: 0.343, SLG: 0.339		0-0 FC1-6 FC4-6 1-2f		0-0 FC1-4 1-2 2-H 1B		0-0 4-3		0-0 3-1		3 0 1 1 0 0 1										
Andy Seminick, R (9, PH) OBP: 0.357, SLG: 0.490										1 0 0 0 0 0 0										
Mike Goliat, R (1, 4) OBP: 0.292, SLG: 0.394		0-3 K		0-0 FC1-4 1-2f 2-3 BB		0-0 6-3				3 0 0 0 0 1 3										
Stan Lopata, R (1, 2) OBP: 0.338, SLG: 0.258		0-0 FC4-6 1-2f		4-0 BB BB BB BB		0-0 1-3				2 0 0 0 1 0 1										
Ken Heintzelman, R (1, 1) OBP: 0.067, SLG: 0.067			0-0 1-3		0-3 K		0-0 G3			2 0 0 0 0 1 3										
Jimmy Bloodworth, R (7, PH) OBP: 0.237, SLG: 0.222										1 0 0 0 0 0 0										
Bubba Church, R (7, 1)										0 0 0 0 0 0 0										
Bob Miller, R (8, 1) OBP: 0.200, SLG: 0.200										0 0 0 0 0 0 0										
Inning Stats	R: 0 E: 0 K: 1 S: 6	H: 1 LOB: 1 BB: 0 P: 6	R: 0 E: 0 K: 1 S: 6	H: 1 LOB: 1 BB: 0 P: 6	R: 0 E: 0 K: 0 S: 3	H: 0 LOB: 0 BB: 0 P: 3	R: 1 E: 0 K: 1 S: 8	H: 3 LOB: 3 BB: 1 P: 12	R: 0 E: 0 K: 0 S: 3	H: 0 LOB: 0 BB: 0 P: 3	R: 0 E: 0 K: 0 S: 3	H: 0 LOB: 0 BB: 0 P: 3	R: 0 E: 0 K: 0 S: 3	H: 1 LOB: 0 BB: 0 P: 3	R: 0 E: 0 K: 0 S: 2	H: 0 LOB: 0 BB: 1 P: 6	1B: 6 2B: 0 3B: 0 HR: 0	SF: 0 SAC: 0 DP: 2 HBP: 0	WP: 0 PB: 0 SB: 0 CS: 0	PA: 33
PITCHER Dave Koslo, L (1, 1) ERA: 3.35	IP: 9.0 WLS: W BF: 33 H: 6 R: 1 ER: 1 SO: 3 BB: 2 IBB: 0 HBP: 0 BLK: 0 WP: 0 HR: 0 S: 37 P: 45 ERA: 1.00 WHIP: 0.889																			



Batter	1	2	3	4	5	6	7	8	9
Eddie Stanky, R OBP: 0.457, SLG: 0.426 (1, 4)	4-0 BB E BB		0-0 4-3		0-0 FC1-6 1B		4-0 4-3 SH1-4 BB	0-0 BB 1B	
Alvin Dark, R OBP: 0.299, SLG: 0.352 (1, 6)	0-0 F7		0-0 2B		0-0 FC1-6 1-2f		0-0 SH1-4	4-0 1-2 3-H BB	
Bobby Thomson, R OBP: 0.346, SLG: 0.430 (1, 8)	0-0 E6 1-2 BB		0-0 F8		0-0 F7		4-0 4-3 BB	0-0 F8	
Monte Irvin, R OBP: 0.362, SLG: 0.410 (1, 9)	0-0 F7		4-0 BB		0-0 F7		0-0 4-3		
Wes Westrum, R OBP: 0.406, SLG: 0.382 (1, 2)	4-0 1-2 2-3 BB		0-0 F8		4-0 2B 1B BB		0-0 F8		
Bill Rigney, R OBP: 0.355, SLG: 0.269 (1, 5)	0-0 P4		0-0 F8		0-0 1B 2B		0-0 F7		
Whitey Lockman, L OBP: 0.333, SLG: 0.367 (1, 7)		0-0 F9		0-0 F9		0-0 2H 3-H 1B	0-0 FC3-6 BB 1B		
Tookie Gilbert, L OBP: 0.304, SLG: 0.354 (1, 3)		0-0 F9		0-0 G3		0-0 F3	4-0 FC3-6 BB		
Dave Koslo, L (1, 1)		0-0 F9		0-3 K		0-3 K	0-0 FC3-6 BB 1B 1-2f 2-3		

AB	R	H	RBI	BB	SO	LOB
3	0	2	1	2	0	0
3	0	1	0	1	0	2
4	0	0	0	1	0	6
3	0	0	0	1	0	4
2	1	0	0	2	0	4
4	1	1	0	0	0	3
4	1	2	2	0	0	0
3	0	0	0	1	0	1
4	0	0	0	0	2	3

BOTTOM

Philadelphia Phillies @ New York Giants
Polo Grounds, New York, NY
Sun May 28 1950, 3:38 AM EDT
Att. 23,986 - Unknown

livebaseballscorecards.com

AB	30
R	3
H	6
RBI	3
BB	8
SO	2
LOB	23



1B: 4	SF: 0
2B: 2	SAC: 1
3B: 0	DP: 0
HR: 0	HBP: 0

WP: 0	PA: 39
PB: 0	
SB: 0	
CS: 0	

Inning Stats	R	H	E	K	S	H	LOB	BB	P
Ken Heintzelman, L ERA: 3.22 (1, 1)	0	0	1	27	2	0	3	0	2
Bubba Church, R ERA: 3.0 (7, 1)	0	1	1	8	0	0	1	0	0
Bob Miller, R ERA: 1.5 (8, 1)	0	0	0	4	0	0	0	0	0

PITCHER	IP	WLS	BF	H	R	ER	SO	BB	IBB	HBP	BLK	WP	HR	S	P	ERA	WHIP
Ken Heintzelman, L ERA: 3.22 (1, 1)	6.0	L	27	4	2	2	2	4	0	0	0	0	0	27	43	3.00	1.333
Bubba Church, R ERA: 3.0 (7, 1)	1.1		8	1	1	1	0	3	0	0	0	0	0	5	17	6.75	3.000
Bob Miller, R ERA: 1.5 (8, 1)	0.2		4	1	0	0	0	1	0	0	0	0	0	3	7	0.00	3.000

Batter	1	2	3	4	5	6	7	8	9	10	AB	R	H	RBI	BB	SO	LOB	TOP									
Richie Ashburn, L (1, 8) OBP: 0.400, SLG: 0.415	4-2 BB	4-2 BB	1-0 F3		2-0 F8			2-2 HR	4-0 BB		3	1	1	1	3	0	5	Philadelphia Phillies @ Brooklyn Dodgers Ebbets Field, Brooklyn, NY Tue May 30 1950, 3:33 AM EDT Att. 18,884 - Unknown									
Granny Hamner, R (1, 6) OBP: 0.322, SLG: 0.331	0-1 F4	0-1 F9		2-1 G5-4-3 1B		0-0 6-3		1-3 K	2-2 E1		6	0	2	0	0	1	3										
Eddie Waitkus, L (1, 3) OBP: 0.369, SLG: 0.378	0-0 F7	4-2 BB		1-1 F8		1-0 FC4-6 1B		3-1 1B		2-1 4-3	5	0	2	0	1	0	2										
Willie Jones, R (1, 5) OBP: 0.344, SLG: 0.517	1-1 F9	3-2 F9		0-0 G5-4-3		2-2 FC4-6		2-1 L7		1-1 2B	6	0	1	0	0	0	7										
Dick Sisler, L (1, 7) OBP: 0.426, SLG: 0.588		0-1 HR	4-2 FC6-4 BB		0-0 HR		0-0 F7	1-1 1B		1-0 F9	5	2	3	1	1	0	2										
Dick Whitman, L (1, 9) OBP: 0.356, SLG: 0.323		4-0 HR	4-1 FC6-4 BB		2-1 E6		4-1 BB	1-1 F4		1-1 6-3	3	1	0	0	3	0	3										
Mike Goliat, R (1, 4) OBP: 0.289, SLG: 0.409		0-0 HR	0-0 FC6-4 BB		1-3 K		0-0 G5-4-3		1-3 K		5	1	1	3	0	2	4										
Andy Seminick, R (1, 2) OBP: 0.393, SLG: 0.500		2-2 FC1-6 HBP	1-3 K		1-2 1B		3-2 1B		4-2 1B BB		3	0	2	0	1	1	2										
Putsy Caballero, R (9, PR) OBP: 0.222, SLG: 0.125											0	1	0	0	0	0	0										
Stan Lopata, R (9, 2) OBP: 0.338, SLG: 0.258											0	0	0	0	0	0	0										
Robin Roberts, S (1, 1) OBP: 0.182, SLG: 0.069		2-1 FC1-6	4-2 BB		1-3 K		0-3 K		1-3 K		3	0	0	0	1	2	4										
Del Ennis, R (9, PH) OBP: 0.333, SLG: 0.496											1	0	0	0	0	1	1										
Jim Konstanty, R (9, 1) OBP: 0.143, SLG: 0.143											0	0	0	0	0	0	0										
Inning Stats	R: 0 E: 0 K: 0 S: 7	H: 0 LOB: 1 BB: 1 P: 12	R: 3 E: 0 K: 0 S: 17	H: 2 LOB: 3 BB: 3 P: 36	R: 0 E: 0 K: 1 S: 13	H: 0 LOB: 3 BB: 3 P: 27	R: 0 E: 0 K: 0 S: 5	H: 1 LOB: 0 BB: 0 P: 8	R: 1 E: 1 K: 2 S: 14	H: 2 LOB: 2 BB: 0 P: 21	R: 0 E: 0 K: 0 S: 9	H: 1 LOB: 1 BB: 0 P: 12	R: 0 E: 0 K: 1 S: 8	H: 1 LOB: 1 BB: 1 P: 15	R: 1 E: 0 K: 1 S: 14	H: 3 LOB: 2 BB: 0 P: 24	R: 1 E: 1 K: 2 S: 11	H: 1 LOB: 2 BB: 2 P: 23	R: 0 E: 0 K: 0 S: 7	H: 1 LOB: 1 BB: 0 P: 12	1B: 7 2B: 1 3B: 1 HR: 3	SF: 0 SAC: 0 DP: 2 HBP: 1	WP: 1 PB: 0 SB: 0 CS: 0	PA: 51			
PITCHER	IP	WLS	BF	H	R	ER	SO	BB	IBB	HBP	BLK	WP	HR	S	P	ERA	WHIP										
Rex Barney, R (1, 1) ERA: 2.42	2.0		15	2	3	3	0	6	0	1	0	0	1	28	60	13.50	4.000										
Bud Podbielan, R (3, 1) ERA: 4.79	5.0		21	5	1	1	4	2	0	0	0	1	1	45	71	1.80	1.400										
Preacher Roe, L (8, 1) ERA: 3.68	3.0	W	15	5	2	1	3	2	0	0	0	0	1	32	59	3.00	2.333										

livebaseballscores.com

AB 40
R 6
H 12
RBI 5
BB 10
SO 7
LOB 33



Batter	1	2	3	4	5	6	7	8	9	10	AB	R	H	RBI	BB	SO	LOB
Billy Cox, R OBP: 0.301, SLG: 0.328 (1, 5) (8, 6)	1-2 S 2B 1B	2-0 5-3			0-0 1B		2-0 1B	0-1 1-3			5	1	3	0	0	0	4
George Shuba, L OBP: 0.320, SLG: 0.429 (1, 7)	2-3 K		4-1 S 1B BB		2-2 F8		3-3 K		1-2 G3		4	1	0	0	1	2	3
Duke Snider, L OBP: 0.397, SLG: 0.444 (1, 8)	1-0 F7		2-1 F8		2-1 1-3			2-1 F4	0-0 F9		5	0	0	0	0	0	3
Jackie Robinson, R OBP: 0.480, SLG: 0.606 (1, 4)	3-1 2B 1-H		3-2 G6-4-3 1B 1-H			2-2 F7		0-0 HR	1-2 F7		5	2	3	3	0	0	0
Carl Furillo, R OBP: 0.297, SLG: 0.358 (1, 9)	2-2 2B		2-1 G6-4-3 1-2f			3-2 5-3		2-0 F8 3B		1-0 5-3	5	1	2	1	0	0	1
Gil Hodges, R OBP: 0.378, SLG: 0.457 (1, 3)	1-2 6-3			0-1 6-3		0-0 F8		4-0 1B BB IBB		0-1 F6	4	0	0	0	1	0	1
Eddie Miksis, R OBP: 0.171, SLG: 0.176 (1, 6)		1-0 6-3		1-3 K			1-2 L7	2-0 F8		4-1 BB E BB	2	0	0	0	0	1	0
Gene Hermanski, L OBP: 0.474, SLG: 0.500 (7, PH)											1	0	0	0	0	0	0
Bobby Morgan, R OBP: 0.365, SLG: 0.271 (8, 5)											1	1	0	1	1	0	1
Roy Campanella, R OBP: 0.376, SLG: 0.575 (1, 2)				3-2 6-3			1-2 HR	4-0 1B BB		4-0 E BB	3	1	1	1	2	1	0
Rex Barney, R OBP: 0.250, SLG: 0.500 (1, 1)											1	0	1	0	0	0	0
Bud Podbielan, R OBP: 0.235, SLG: 0.250 (3, 1)											1	0	0	0	0	0	0
Jim Russell, S OBP: 0.333, SLG: 0.579 (7, PH)											1	0	0	0	0	0	0
Preacher Roe, R OBP: 0.200, SLG: 0.211 (8, 1)											2	0	1	0	0	0	1

Inning Stats	R: 2	H: 3	E: 0	K: 1	S: 16	H: 1	LOB: 1	BB: 0	P: 26	R: 0	H: 1	E: 0	K: 0	S: 8	H: 0	LOB: 0	BB: 1	P: 19	R: 0	H: 0	E: 0	K: 1	S: 8	H: 0	LOB: 0	BB: 0	P: 12	R: 0	H: 1	E: 0	K: 0	S: 10	H: 0	LOB: 0	BB: 0	P: 14	R: 0	H: 0	E: 0	K: 0	S: 7	H: 0	LOB: 0	BB: 0	P: 12	R: 1	H: 2	E: 0	K: 1	S: 12	H: 1	LOB: 1	BB: 0	P: 21	R: 2	H: 3	E: 0	K: 0	S: 9	H: 3	LOB: 3	BB: 2	P: 23	R: 0	H: 0	E: 0	K: 0	S: 7	H: 0	LOB: 0	BB: 0	P: 9	R: 1	H: 0	E: 1	K: 0	S: 8	H: 0	LOB: 2	BB: 2	P: 19	1B: 5	SF: 0	2B: 3	SAC: 0	3B: 1	DP: 1	HR: 2	HBP: 0	WP: 0	PA: 45
--------------	------	------	------	------	-------	------	--------	-------	-------	------	------	------	------	------	------	--------	-------	-------	------	------	------	------	------	------	--------	-------	-------	------	------	------	------	-------	------	--------	-------	-------	------	------	------	------	------	------	--------	-------	-------	------	------	------	------	-------	------	--------	-------	-------	------	------	------	------	------	------	--------	-------	-------	------	------	------	------	------	------	--------	-------	------	------	------	------	------	------	------	--------	-------	-------	-------	-------	-------	--------	-------	-------	-------	--------	-------	--------

PITCHER	IP	WLS	BF	H	R	ER	SO	BB	IBB	HBP	BLK	WP	HR	S	P	ERA	WHIP
Robin Roberts, R ERA: 2.95 (1, 1)	8.0		37	11	6	6	4	2	1	0	0	0	2	76	137	6.75	1.625
Jim Konstanty, R ERA: 2.03 (9, 1)	1.2	L	8	0	1	0	0	2	0	0	0	0	0	15	28	0.00	1.200

PITCHER	IP	WLS	BF	H	R	ER	SO	BB	IBB	HBP	BLK	WP	HR	S	P	ERA	WHIP
---------	----	-----	----	---	---	----	----	----	-----	-----	-----	----	----	---	---	-----	------


BOTTOM

Philadelphia Phillies @ Brooklyn Dodgers
Ebbets Field, Brooklyn, NY

Tue May 30 1950, 3:33 AM EDT
Att: 18,884 - Unknown

livebaseballscorecards.com

AB	40
R	7
H	11
RBI	6
BB	5
SO	4
LOB	14



Batter	1	2	3	4	5	6	7	8	9	AB R H RBI BB SO LOB	TOP											
Richie Ashburn, L (1, 8) OBP: 0.404, SLG: 0.405	2-2 F9	4-2 BB		4-1 BB	2-1 4-3			1-2 2B HBP	2-2 F7	3 1 0 0 2 0 3												
Granny Hamner, R (1, 6) OBP: 0.324, SLG: 0.335	4-1 2B BB	2-3 K		0-1 F8		0-1 F9		0-1 2B		4 0 1 1 1 1 5												
Eddie Waitkus, L (1, 3) OBP: 0.377, SLG: 0.399	0-1 2B		1-2 1B 2B	1-1 F7		0-0 1B		1-0 F8		5 1 3 0 0 0 3												
Willie Jones, R (1, 5) OBP: 0.346, SLG: 0.517	2-2 F3		0-0 4-3 2B		2-1 2B	1-1 6-3		4-0 BB		4 1 1 0 1 0 3												
Dick Sister, L (1, 7) OBP: 0.425, SLG: 0.579	3-2 4-3		1-1 1B		4-0 2B BB		0-1 4-3	1-3 K		4 1 1 1 1 1 4												
Dick Whitman, L (1, 9)		3-1 SH1-4 BB 1B	1-1 F7		0-0 FC5-4 1-H 2-H 2B		1-0 HBP 1B	2-0 1-3		5 0 3 2 0 0 3												
Mike Goliat, R (1, 4)		4-2 SH1-4 BB	2-2 F8		2-1 5-3		2-3 K		4-0 BB	3 0 0 0 2 1 3												
Andy Seminick, R (1, 2)		0-0 F7		2-0 E6 BB	4-1 FC5-4 BB		2-1 HBP	0-3 K		3 0 0 0 1 1 3												
Russ Meyer, S (1, 1) Del Ennis, R (5, PH) Bubba Church, R (5, PR) Blix Donnelly, R (5, 1) Jimmy Bloodworth, R (7, PH) Bob Miller, R (7, 1) Stan Lopata, R (9, PH)		0-0 SH1-4		3-3 K	1-0 FC5-4		0-0 F9	1-3 K		1 0 0 0 0 1 1 1 0 0 0 0 0 2 0 0 0 0 0 0 0 0 0 0 0 0 0 0 1 0 0 0 0 0 2 0 0 0 0 0 0 0 1 0 0 0 0 1 1												
Inning Stats	R: 0 E: 0 K: 0 S: 15	H: 1 LOB: 2 BB: 1 P: 26	R: 0 E: 0 K: 1 S: 11	H: 1 LOB: 3 BB: 2 P: 24	R: 1 E: 0 K: 0 S: 13	H: 2 LOB: 1 BB: 0 P: 18	R: 0 E: 1 K: 1 S: 11	H: 0 LOB: 2 BB: 1 P: 21	R: 2 E: 0 K: 0 S: 9	H: 2 LOB: 2 BB: 2 P: 24	R: 0 E: 0 K: 0 S: 5	H: 1 LOB: 0 BB: 0 P: 6	R: 0 E: 0 K: 1 S: 10	H: 1 LOB: 2 BB: 0 P: 15	R: 1 E: 0 K: 1 S: 11	H: 1 LOB: 2 BB: 1 P: 20	R: 0 E: 0 K: 2 S: 13	H: 0 LOB: 1 BB: 1 P: 20	1B: 4 2B: 5 3B: 0 HR: 0	SF: 0 SAC: 1 DP: 0 HBP: 2	WP: 0 PB: 0 SB: 0 CS: 0	PA: 46
PITCHER	IP WLS BF H R ER SO BB IBB HBP BLK WP HR S P ERA WHIP												PITCHER	IP WLS BF H R ER SO BB IBB HBP BLK WP HR S P ERA WHIP								
Jack Banta, R (1, 1) ERA: 2.19	7.0 W 38 9 4 4 3 6 0 2 0 0 0 78 139 5.14 2.143																					
Ralph Branca, R (8, 1) ERA: 6.38	2.0 S 8 0 0 0 3 2 0 0 0 0 0 20 35 0.00 1.000																					

Philadelphia Phillies @ Brooklyn Dodgers
Ebbets Field, Brooklyn, NY
Tue May 30 1950, 3:38 AM EDT
Att. 34,700 - Unknown

livebaseballscorecards.com

AB	35
R	4
H	9
RBI	4
BB	8
SO	6
LOB	33



Batter	1	2	3	4	5	6	7	8	9
Billy Cox, R OBP: 0.282, SLG: 0.306 (1, 6)	0-1 6-3	0-1 FC6-4		1-0 E6		1-1 L7		2-1 F7	
Gene Hermanski, L OBP: 0.391, SLG: 0.400 (1, 7)	1-0 F8		1-2 L4	2-3 K		1-0 F7			
Duke Snider, L OBP: 0.413, SLG: 0.526 (1, 8)	1-1 HR		2-2 HR		0-2 HR		0-0 FC1-5 BB 1B		
Jackie Robinson, R OBP: 0.481, SLG: 0.597 (1, 4)	4-0 PO 1B BB		1-0 F8		0-0 6-3		4-2 G5-3 FC1-5 BB		
Carl Furillo, R OBP: 0.296, SLG: 0.355 (1, 9)	0-0 1-2 1B		0-0 6-3		2-1 5-3		0-0 FC1-5 1-2 2-3f		
Gil Hodges, R OBP: 0.382, SLG: 0.474 (1, 3)	1-2 PO 2-3	1-1 G5-4-3 1B 2B		1-2 F8	2-2 2B		0-0 G5-3 2-3f		
Bobby Morgan, R OBP: 0.371, SLG: 0.264 (1, 5)		4-1 G5-4-3 BB		4-0 PB BB E BB	2-3 K		1-3 K		
Roy Campanella, R OBP: 0.390, SLG: 0.573 (1, 2)		0-0 G5-4-3 1-2f 2-3		4-2 PB E BB		2-2 FC1-6 1B		4-2 FC3-6 BB	
Jack Banta, L OBP: 0.167, SLG: 0.091 Ralph Branca, R (8, 1)		0-1 FC6-4 1B 3-H		0-1 F7		0-0 FC1-6 1-2f		1-0 FC3-6 1-2f	


Inning Stats	R: 1	H: 2	E: 0	K: 0	S: 8	LOB: 1	BB: 1	P: 15	R: 1	H: 2	E: 0	K: 0	S: 8	LOB: 1	BB: 1	P: 13	R: 1	H: 1	E: 0	K: 0	S: 8	LOB: 0	BB: 0	P: 12	R: 2	H: 0	E: 1	K: 1	S: 12	LOB: 1	BB: 2	P: 24	R: 1	H: 2	E: 0	K: 1	S: 14	LOB: 1	BB: 0	P: 20	R: 0	H: 1	E: 0	K: 0	S: 7	LOB: 1	BB: 0	P: 11	R: 0	H: 1	E: 0	K: 0	S: 6	LOB: 1	BB: 1	P: 10	R: 0	H: 0	E: 0	K: 1	S: 8	LOB: 1	BB: 1	P: 16
1B: 4	SF: 0	2B: 2	SAC: 0	3B: 0	DP: 2	HR: 3	HBP: 0	WP: 0	PA: 38																																																							

PITCHER	IP	WLS	BF	H	R	ER	SO	BB	IBB	HBP	BLK	WP	HR	S	P	ERA	WHIP
Russ Meyer, R ERA: 7.77 (1, 1)	4.0	L	20	5	5	3	1	4	0	0	0	0	2	36	64	6.75	2.250
Blix Donnelly, R ERA: 4.26 (5, 1)	2.0		9	3	1	1	1	0	0	0	0	0	1	21	31	4.50	1.500
Bob Miller, R ERA: 1.42 (7, 1)	2.0		8	1	0	0	1	2	0	0	0	0	0	14	26	0.00	1.500

BOTTOM

Philadelphia Phillies @ Brooklyn Dodgers
Ebbets Field, Brooklyn, NY
Tue May 30 1950, 3:38 AM EDT
Att. 34,700 - Unknown

AB	31
R	6
H	9
RBI	4
BB	6
SO	3
LOB	16



Batter	1	2	3	4	5	6	7	8	9	AB R H RBI BB SO LOB	TOP																
Dick Whitman, L OBP: 0.349, SLG: 0.333 (1, 8) (7, 9)	0-0 F7	0-0 F9		0-0 4-3		0-0 FC1-6		0-0 FC4-6		5 0 0 2 0 0 4																	
Granny Hamner, R OBP: 0.320, SLG: 0.331 (1, 6)	0-0 P4	0-0 FC6-4		0-3 K		0-0 1B		0-0 F8		5 0 1 0 0 1 3																	
Eddie Waitkus, L OBP: 0.365, SLG: 0.386 (1, 3)	0-3 K	0-0 G3			0-0 4-3	0-0 P4			0-0 E6	5 1 0 0 0 1 3																	
Del Ennis, R OBP: 0.336, SLG: 0.489 Richie Ashburn, L OBP: 0.404, SLG: 0.405 (1, 9) (7, 8)		0-0 1B 1B	0-0 E6		4-0 BB BB	0-0 F9			0-0 SH1-3	3 1 1 0 1 0 2 0 0 0 0 0 0 0																	
Willie Jones, R OBP: 0.341, SLG: 0.507 (1, 5)		0-0 1B 2B 1B	0-0 F2		0-0 P6			0-0 P6		5 1 1 0 0 0 3																	
Dick Sister, L OBP: 0.430, SLG: 0.597 (1, 7)		0-0 2B 1B 1B	0-0 P4		4-0 BB BB	0-0 F3		0-0 HR		4 2 2 3 1 0 1																	
Mike Goliat, R OBP: 0.289, SLG: 0.400 (1, 4)		0-0 1B 2B	0-0 5-3		0-0 P3	0-0 F6		0-3 K		5 1 1 1 0 1 3																	
Andy Seminick, R OBP: 0.429, SLG: 0.473 (1, 2)		4-0 1B F9 BB		4-0 FC1-6 BB		4-0 E FC1-6 BB		4-0 FC4-6 BB		0 2 0 0 4 0 0																	
Curt Simmons, L OBP: 0.192, SLG: 0.160 Jim Konstanty, R OBP: 0.143, SLG: 0.143 (1, 1) (8, 1)		0-0 FC6-4 1B		0-0 FC1-6		0-0 E3 FC1-6		0-0 F8		4 0 1 2 0 0 3 0 0 0 0 0 0 0																	
Inning Stats	R: 0 E: 0 K: 1 S: 5	H: 0 LOB: 0 BB: 0 P: 5	R: 5 E: 0 K: 0 S: 8	H: 5 LOB: 1 BB: 1 P: 12	R: 0 E: 1 K: 0 S: 4	H: 0 LOB: 1 BB: 0 P: 4	R: 0 E: 0 K: 1 S: 5	H: 0 LOB: 1 BB: 1 P: 9	R: 0 E: 0 K: 0 S: 3	H: 0 LOB: 2 BB: 2 P: 11	R: 1 E: 1 K: 0 S: 5	H: 1 LOB: 2 BB: 1 P: 9	R: 0 E: 0 K: 0 S: 3	H: 0 LOB: 0 BB: 0 P: 3	R: 0 E: 0 K: 0 S: 3	H: 0 LOB: 1 BB: 1 P: 7	R: 2 E: 1 K: 1 S: 7	H: 1 LOB: 0 BB: 0 P: 7	1B: 5 2B: 1 3B: 0 HR: 1	SF: 0 SAC: 1 DP: 0 HBP: 0	WP: 0 PB: 0 SB: 0 CS: 0	PA: 43					
PITCHER	IP	WLS	BF	H	R	ER	SO	BB	IBB	HBP	BLK	WP	HR	S	P	ERA	WHIP										
Frank Hiller, R ERA: 2.3 (1, 1)	1.0	L	9	5	5	5	1	1	0	0	0	0	0	10	14	45.00	6.000										
Dutch Leonard, R ERA: 3.46 (2, 1)	2.0		7	0	0	0	0	0	0	0	0	0	0	7	7	0.00	0.000										
Johnny Klippstein, R ERA: 6.94 (4, 1)	2.0		9	0	0	0	1	3	0	0	0	0	0	8	20	0.00	1.500										
Monk Dubiel, R ERA: 3.75 (6, 1)	3.0		13	1	1	0	0	2	0	0	0	0	0	11	19	0.00	1.000										
Bill Voiselle, R ERA: 4.54 (9, 1)	1.0		5	1	2	0	1	0	0	0	0	0	1	7	7	0.00	1.000										

Philadelphia Phillies @ Chicago Cubs
Wrigley Field, Chicago, IL
Thu Jun 01 1950, 3:33 AM CDT
Att. 9,812 - Unknown

livebaseballscorecards.com

AB	36
R	8
H	7
RBI	8
BB	6
SO	3
LOB	22



BOTTOM

Philadelphia Phillies @ Chicago Cubs
Wrigley Field, Chicago, IL
Thu Jun 01 1950, 3:33 AM CDT
Att. 9,812 - Unknown

livebaseballscorecards.com

AB 33
R 4
H 7
RBI 4
BB 5
SO 7
LOB 19



WP: 0 PA: 38
PB: 0
SB: 0
CS: 0

AB R H RBI BB SO LOB

4 0 0 0 1 0 3
3 1 0 0 1 2 2
1 0 0 0 0 0 2

3 1 1 1 1 1 0

3 0 1 1 1 0 1

4 0 0 0 0 1 4

4 1 2 1 0 1 1

4 0 0 0 0 0 3

4 0 2 0 0 0 1

0 0 0 0 0 0 0
0 0 0 0 0 0 0
1 0 0 0 0 0 1
0 0 0 0 0 0 0
1 0 0 0 0 0 1
0 0 0 0 0 0 0
0 0 0 0 1 0 0
0 0 1 0 0 0 0
0 0 0 0 0 0 0
1 0 1 1 0 0 0

1B: 4 SF: 0
2B: 2 SAC: 0
3B: 1 DP: 0
HR: 0 HBP: 0

Batter	1	2	3	4	5	6	7	8	9
Wayne Terwilliger, R (1, 4) OBP: 0.366, SLG: 0.451	0-0 1-3 		0-0 F7 		0-0 F8 			0-0 F8 	4-0 BB
Mickey Owen, R (1, 2) OBP: 0.227, SLG: 0.229 Hank Edwards, L (9, PH) OBP: 0.409, SLG: 0.567	0-3 K 		0-3 K 		0-0 F9 			4-0 BB 	0-0 G3
Phil Cavarretta, L (1, 3) OBP: 0.364, SLG: 0.397	0-3 K 			4-0 BB 		0-0 F7 		0-0 BB 	
Hank Sauer, R (1, 7) OBP: 0.421, SLG: 0.575		0-0 3B 		4-0 BB 		0-0 6-3 		0-0 F9 	
Andy Pafko, R (1, 8) OBP: 0.424, SLG: 0.554		0-3 K 		4-0 BB 		0-0 F9 		0-0 F8 	
Bill Serena, R (1, 5) OBP: 0.326, SLG: 0.368		0-3 K 		4-0 BB 			0-0 4-3 		0-0 BB
Roy Smalley, R (1, 6) OBP: 0.291, SLG: 0.391		0-0 F9 		6-3 			0-0 P4 		0-0 F8
Bob Borkowski, R (1, 9) OBP: 0.448, SLG: 0.542			0-0 BB 		0-0 BB 		0-0 4-3 		0-0 6-3
Frank Hiller, R Dutch Leonard, R Ermil Verban, R Johnny Kopsa, R Bob Ramo, R Monk Dubiel, R Rube Walker, L Johnny Vander Meer, S Earl Naps, R Bob Schilling, R			0-3 K 		0-3 K 			4-0 BB 	0-0 BB

Inning Stats	R: 0	H: 0	E: 0	K: 2	S: 7	H: 0	LOB: 0	BB: 0	P: 7	R: 0	H: 1	E: 0	K: 2	S: 8	H: 1	LOB: 1	BB: 0	P: 8	R: 0	H: 1	E: 0	K: 2	S: 8	R: 1	H: 1	E: 0	K: 0	S: 3	H: 1	LOB: 1	BB: 2	P: 11	R: 0	H: 1	E: 0	K: 1	S: 6	H: 0	LOB: 0	BB: 0	P: 3	R: 0	H: 0	E: 0	K: 0	S: 3	H: 0	LOB: 0	BB: 0	P: 3	R: 2	H: 1	E: 0	K: 0	S: 4	H: 1	LOB: 1	BB: 2	P: 12	R: 1	H: 2	E: 0	K: 0	S: 5	H: 2	LOB: 2	BB: 1	P: 9	1B: 4	SF: 0	2B: 2	SAC: 0	3B: 1	DP: 0	HR: 0	HBP: 0
--------------	------	------	------	------	------	------	--------	-------	------	------	------	------	------	------	------	--------	-------	------	------	------	------	------	------	------	------	------	------	------	------	--------	-------	-------	------	------	------	------	------	------	--------	-------	------	------	------	------	------	------	------	--------	-------	------	------	------	------	------	------	------	--------	-------	-------	------	------	------	------	------	------	--------	-------	------	-------	-------	-------	--------	-------	-------	-------	--------

PITCHER	IP	WLS	BF	H	R	ER	SO	BB	IBB	HBP	BLK	WP	HR	S	P	ERA	WHIP
Curt Simmons, L (1, 1) ERA: 3.51	7.1	W	29	4	3	3	7	4	0	0	0	0	0	39	55	3.68	1.091
Jim Konstanty, R (8, 1) ERA: 2.2	1.2	S	9	3	1	1	0	1	0	0	0	0	0	8	12	5.40	2.400

Batter	1	2	3	4	5	6	7	8	9	AB R H RBI BB SO LOB	TOP										
Dick Whitman, L OBP: 0.352, SLG: 0.350 (1, 8) (8, 9)	0-0 2B	0-0 F8		0-0 4-3		0-0 F9			0-0 1B G3 1B	5 2 2 1 0 0 3											
Granny Hamner, R OBP: 0.323, SLG: 0.339 (1, 6)	0-0 1B 2B	0-0 F9		0-0 F9			0-0 B1-3		0-0 G3 1B 1B	5 1 2 1 0 0 2											
Eddie Waitkus, L OBP: 0.372, SLG: 0.399 (1, 3)	0-0 1B G6-4-3		0-0 HR 2B	0-0 5-3			0-0 1-6-3		0-0 G3 1B	5 1 3 1 0 0 0											
Del Ennis, R OBP: 0.333, SLG: 0.504 Richie Ashburn, L OBP: 0.401, SLG: 0.402 (1, 9) (8, 8)	0-0 G6-4-3		0-0 HR		0-0 F8		0-0 5-3		0-0 G3	4 1 1 2 0 0 1 1 0 0 1 0 0 2											
Willie Jones, R OBP: 0.331, SLG: 0.490 (1, 5)	0-0 F9		0-0 1-3		0-0 6-3			0-0 F7	0-0 F3	5 0 0 0 0 0 2											
Dick Sister, L OBP: 0.432, SLG: 0.595 (1, 7)		0-0 1B F8 1B	0-0 1-3 1B		0-0 G3			0-0 5-3		4 1 2 0 0 0 0											
Mike Goliat, R OBP: 0.295, SLG: 0.403 (1, 4)		0-0 BB 1B	0-0 1-3			0-0 5-3		0-0 1B		4 0 2 0 0 0 1											
Andy Seminick, R OBP: 0.432, SLG: 0.456 (1, 2)		4-0 BB	4-0 IBB			0-0 5-3		0-3 K		2 0 0 0 2 1 1											
Bubba Church, R OBP: 0.111, SLG: 0.222 Jim Konstanty, R OBP: 0.125, SLG: 0.125 (1, 1) (7, 1)		0-3 K	0-0 F7			0-0 2B			0-3 K	3 0 1 0 0 1 5 1 0 0 0 0 1 0											
Inning Stats	R: 2 E: 0 K: 0 S: 5	H: 3 LOB: 0 BB: 0 P: 5	R: 1 E: 0 K: 1 S: 7	H: 2 LOB: 2 BB: 1 P: 11	R: 2 E: 0 K: 0 S: 6	H: 3 LOB: 2 BB: 1 P: 10	R: 0 E: 0 K: 0 S: 3	H: 0 LOB: 0 BB: 0 P: 3	R: 0 E: 0 K: 0 S: 3	H: 0 LOB: 0 BB: 0 P: 3	R: 0 E: 0 K: 0 S: 4	H: 1 LOB: 1 BB: 0 P: 4	R: 0 E: 0 K: 0 S: 3	H: 0 LOB: 0 BB: 0 P: 3	R: 0 E: 0 K: 1 S: 6	H: 1 LOB: 1 BB: 0 P: 6	R: 1 E: 0 K: 1 S: 8	H: 3 LOB: 2 BB: 0 P: 8	1B: 8 2B: 4 3B: 0 HR: 1	SF: 0 SAC: 0 DP: 1 HBP: 0	WP: 0 PA: 41 PB: 0 SB: 0 CS: 0
PITCHER	IP WLS BF H R ER SO BB IBB HBP BLK WP HR S P ERA WHIP																				
Bob Rush, R ERA: 3.23 (1, 1)	2.0 L 13 7 5 5 1 1 0 0 0 0 0 1 14 18 22.50 4.000																				
Doyle Lade, R ERA: 4.01 (3, 1)	5.0 18 2 0 0 0 0 0 1 0 0 0 0 17 21 0.00 0.400																				
Bill Voiselle, R ERA: 4.41 (8, 1)	1.0 4 1 0 0 1 0 0 0 0 0 0 0 6 6 0.00 1.000																				
Frank Hiller, R ERA: 2.54 (9, 1)	1.0 6 3 1 1 1 0 0 0 0 0 0 0 8 8 9.00 3.000																				

Philadelphia Phillies @ Chicago Cubs
Wrigley Field, Chicago, IL
Sat Jun 03 1950, 3:33 AM CDT
Att: 10,805 - Unknown

livebaseballscorecards.com

AB	39
R	6
H	13
RBI	6
BB	2
SO	3
LOB	17



BOTTOM

Philadelphia Phillies @ Chicago Cubs
Wrigley Field, Chicago, IL
Sat Jun 03 1950, 3:33 AM CDT
Att. 10,805 - Unknown

livebaseballscorecards.com

AB	35
R	2
H	10
RBI	2
BB	4
SO	4
LOB	21



WP:	0	PA:	39
PB:	0	SB:	0
CS:	0		

AB	R	H	RBI	BB	SO	LOB
5	0	1	0	0	0	1
5	0	2	0	0	0	1
5	1	3	1	0	0	2
3	0	1	0	1	0	2
3	0	2	0	1	0	3
4	0	1	1	0	1	3
3	0	0	0	1	0	5
4	0	0	0	0	2	3
0	0	0	0	0	0	0
2	0	0	0	0	1	0
0	1	0	0	1	0	0
0	0	0	0	0	0	0
1	0	0	0	0	0	1
0	0	0	0	0	0	0

Batter	1	2	3	4	5	6	7	8	9
Wayne Terwilliger, R OBP: 0.361, SLG: 0.442 (1, 4)	0-0 F7 ①		0-0 E6		0-0 1B 1B		0-0 F7 ②		0-0 P3 ①
Rube Walker, L OBP: 0.224, SLG: 0.250 (1, 2)	0-0 F9 ②		0-0 4-3 ③		0-0 1B G4-6-3 1-3		0-0 BB 1B 1B 1-2		0-0 F9 ②
Phil Cavarretta, L OBP: 0.380, SLG: 0.413 (1, 3)	0-0 1B			0-0 BB 1B 1B	0-0 G4-6-3 ② ③ 1-2f		0-0 BB 1B 1-2 2-H		0-0 4-3 ③
Hank Sauer, R OBP: 0.424, SLG: 0.569 (1, 7)	0-0 F8 ③			0-0 F3 ①		0-0 L8 1B 1B	4-0 BB BB BB BB	4-0 BB	
Andy Pafko, R OBP: 0.432, SLG: 0.556 (1, 8)		0-0 9-3 1B		4-0 E 1B BB 1-2		0-0 1B G1-6-3	0-0 F3 ③		
Hank Edwards, L OBP: 0.400, SLG: 0.547 (1, 9)		0-0 F8 ①		0-0 E9 1B 1-3 2-H		0-0 L8 ① 2-3		0-3 K ①	
Bill Serena, R OBP: 0.322, SLG: 0.354 (1, 5)		0-0 9-3 ② ③ 1-2f		0-0 1-3 ②		0-0 G1-6-3 ② ③ 1-2f		4-0 BB	
Roy Smalley, R OBP: 0.283, SLG: 0.379 (1, 6)			0-0 F7 ① S S S	0-3 K ③			0-0 6-3 ① S S S	0-3 K ②	
Bob Rush, R OBP: 0.280, SLG: 0.231 (1, 1)			0-3 K ②		0-0 F9 ①		4-0 BB 1B 1B	0-0 F8 ③	
Doyle Lade, R OBP: 0.500, SLG: 0.500 (3, 1)									
Paul Winster, L OBP: 0.357, SLG: 0.364 (7, PH)									
Bill Voiselle, R OBP: 0.125, SLG: 0.125 (8, 1)									
Bob Scheffing, R OBP: 0.250, SLG: 0.333 (8, PH)									
Frank Hiller, R (9, 1)									

Inning Stats	R: 0	H: 1	E: 0	LOB: 1	K: 0	BB: 0	S: 4	R: 0	H: 1	E: 0	LOB: 0	K: 0	BB: 0	S: 3	R: 0	H: 0	E: 1	LOB: 1	K: 1	BB: 0	S: 6	R: 1	H: 2	E: 1	LOB: 2	K: 1	BB: 1	S: 7	R: 0	H: 2	E: 0	LOB: 1	K: 0	BB: 0	S: 4	R: 0	H: 2	E: 0	LOB: 1	K: 0	BB: 0	S: 4	R: 1	H: 2	E: 0	LOB: 3	K: 0	BB: 2	S: 5	R: 0	H: 0	E: 0	LOB: 1	K: 2	BB: 1	S: 7	R: 0	H: 0	E: 0	LOB: 0	K: 0	BB: 0	S: 3	1B: 10	SF: 0	2B: 1	SAC: 0	3B: 0	DP: 3	HR: 0	HBP: 0	WP: 0	PA: 39
--------------	------	------	------	--------	------	-------	------	------	------	------	--------	------	-------	------	------	------	------	--------	------	-------	------	------	------	------	--------	------	-------	------	------	------	------	--------	------	-------	------	------	------	------	--------	------	-------	------	------	------	------	--------	------	-------	------	------	------	------	--------	------	-------	------	------	------	------	--------	------	-------	------	--------	-------	-------	--------	-------	-------	-------	--------	-------	--------

PITCHER	IP	WLS	BF	H	R	ER	SO	BB	IBB	HBP	BLK	WP	HR	S	P	ERA	WHIP
Bubba Church, R ERA: 2.93 (1, 1)	6.2	W	31	10	2	2	2	3	0	0	0	0	0	32	44	2.70	1.950
Jim Konstanty, R ERA: 2.06 (7, 1)	2.1	S	8	0	0	0	2	1	0	0	0	0	0	11	15	0.00	0.429

Batter	1	2	3	4	5	6	7	8	9	AB R H RBI BB SO LOB	TOP											
Dick Whitman, L (1, 8) OBP: 0.337, SLG: 0.333	0-0 F8		0-0 3-1			0-0 1-3		0-0 FC4-6		4 0 0 0 0 0 1	Philadelphia Phillies @ St. Louis Cardinals Sportsman's Park, St. Louis, MO Sun Jun 04 1950, 4:33 AM EDT Att: 30,956 - Unknown											
Granny Hamner, R (1, 6) OBP: 0.321, SLG: 0.337	0-0 FC4-6 1B		0-0 5-3			0-0 F8		0-0 F8		4 0 1 0 0 0 1												
Eddie Waitkus, L (1, 3) OBP: 0.369, SLG: 0.395	0-0 FC4-6 FC6-4 1-2f			0-0 4-3		0-0 HR 1B		0-0 G3		4 1 1 0 0 0 2												
Del Ennis, R (1, 9) OBP: 0.338, SLG: 0.524	0-0 FC6-4 1-2f			0-0 1B 1B		0-0 HR 1B		0-0 F3		4 1 2 2 0 0 1												
Willie Jones, R (1, 5) OBP: 0.335, SLG: 0.497		0-0 6-3		0-0 L4-3 1B		0-0 F2		0-0 2B		4 0 2 0 0 0 0												
Dick Sister, L (1, 7) OBP: 0.434, SLG: 0.589		0-0 1B		0-0 L4-3 1-2		4-0 G5-4-3 BB		0-3 K		3 0 1 0 1 1 3												
Mike Goliat, R (1, 4) OBP: 0.294, SLG: 0.395		0-0 F8			4-0 21-6-4-3 BB	0-3 K		0-3 K		3 0 0 0 1 2 3												
Andy Seminick, R (1, 2) OBP: 0.416, SLG: 0.433		0-0 F4			0-0 G1-6-4-3	0-0 G5-4-3				3 0 0 0 0 0 3												
Ken Heintzelman, R (1, 1) OBP: 0.059, SLG: 0.059			0-0 6-3		0-3 K			0-0 FC4-6 1B		2 0 0 0 0 1 0												
Russ Meyer, S (6, 1)										0 0 0 0 0 0 0												
Jimmy Bloodworth, R (8, PH) OBP: 0.250, SLG: 0.237										1 0 1 0 0 0 0												
Putsy Caballero, R (8, PR) OBP: 0.222, SLG: 0.125										0 0 0 0 0 0 0												
Bob Miller, R (8, 1) OBP: 0.200, SLG: 0.200										0 0 0 0 0 0 0												
Inning Stats	R: 0 E: 0 K: 0 S: 4	H: 1 LOB: 1 BB: 0 P: 4	R: 0 E: 0 K: 0 S: 4	H: 1 LOB: 1 BB: 0 P: 4	R: 0 E: 0 K: 0 S: 3	H: 0 LOB: 0 BB: 0 P: 3	R: 0 E: 0 K: 0 S: 4	H: 2 LOB: 1 BB: 0 P: 4	R: 0 E: 0 K: 1 S: 4	H: 0 LOB: 0 BB: 1 P: 8	R: 2 E: 0 K: 0 S: 5	H: 2 LOB: 0 BB: 0 P: 5	R: 0 E: 0 K: 1 S: 4	H: 0 LOB: 0 BB: 1 P: 8	R: 0 E: 0 K: 0 S: 4	H: 1 LOB: 1 BB: 0 P: 4	R: 0 E: 0 K: 2 S: 8	H: 1 LOB: 1 BB: 0 P: 8	1B: 6 2B: 2 3B: 0 HR: 1	SF: 0 SAC: 0 DP: 3 HBP: 0	WP: 0 PB: 0 SB: 0 CS: 0	PA: 34
PITCHER Max Lanier, L (1, 1) ERA: 2.55	IP 9.0 WLS W BF 34 H 8 R 2 ER 2 SO 4 BB 2 IBB 0 HBP 0 BLK 0 WP 0 HR 1 S 40 P 48 ERA 2.00 WHIP 1.111											PITCHER	IP WLS BF H R ER SO BB IBB HBP BLK WP HR S P ERA WHIP									

livebaseballscorecards.com

AB	32
R	2
H	8
RBI	2
BB	2
SO	4
LOB	14



Batter	1	2	3	4	5	6	7	8	9
Tommy Glaviano, R OBP: 0.457, SLG: 0.477 Eddie Kazak, R OBP: 0.367, SLG: 0.407 (1, 5) (6, PR) (7, 5)	0-0 F3		0-0 F8		0-0 9-3 1B	0-0 2B			
Red Schoendienst, S OBP: 0.315, SLG: 0.352 (1, 4)	0-0 1B		0-0 F6		0-0 9-3 1-2	0-0 F2			
Stan Musial, L OBP: 0.472, SLG: 0.667 (1, 3)	0-0 F6		0-0 4-3			0-0 SH1-4 1B	0-0 F2		
Johnny Lindell, R OBP: 0.289, SLG: 0.373 (1, 7)	0-3 K			0-3 K		0-0 SH1-4 1-2	0-0 F7		
Enos Slaughter, L OBP: 0.427, SLG: 0.487 (1, 9)		0-0 F8		0-0 1B 3B		0-0 WP 3B 1B	4-0 BB		
Eddie Miller, R OBP: 0.325, SLG: 0.309 (1, 6)		4-0 1B BB		0-0 F6		4-0 1-2 3B BB	0-0 F4		
Chuck Diering, R OBP: 0.343, SLG: 0.322 (1, 8)		0-0 1-2 1B		0-0 CS 1B		4-0 1-2 2-3 3B BB	0-0 F9		
Del Rice, R OBP: 0.236, SLG: 0.254 Bill Howerton, L OBP: 0.400, SLG: 0.418 Johnny Bucha, R OBP: 0.250, SLG: 0.250 (1, 2) (6, PH) (7, 2)		0-0 F8		0-0 CS 1-2	0-0 F6	0-3 K	0-0 F9		
Max Lanier, R OBP: 0.350, SLG: 0.412 (1, 1)		0-0 F9			0-0 1B	0-0 1B 2B 3B	0-0 1-3		

AB	R	H	RBI	BB	SO	LOB
4	0	2	1	0	0	0
0	0	0	0	0	0	0
4	0	1	0	0	0	3
4	1	1	0	0	0	1
3	0	0	0	0	2	1
3	2	2	1	1	0	0
2	1	0	0	2	0	2
3	1	2	1	1	0	0
2	0	0	0	0	0	2
1	0	0	0	0	1	3
1	0	0	0	0	0	0
4	1	2	3	0	0	2

BOTTOM

Philadelphia Phillies @ St. Louis Cardinals
Sportsman's Park, St. Louis, MO
Sun Jun 04 1950, 4:33 AM EDT
Att. 30,956 - Unknown

livebaseballscorecards.com

AB	31
R	6
H	10
RBI	6
BB	4
SO	3
LOB	14



1B: 7	SF: 0	WP: 1	PA: 37
2B: 2	SAC: 1	PB: 0	
3B: 2	DP: 1	SB: 0	
HR: 0	HBP: 0	CS: 1	

Inning Stats		R: 0	H: 1	R: 0	H: 1	R: 0	H: 0	R: 1	H: 2	R: 0	H: 2	R: 5	H: 4	R: 0	H: 0	R: 0	H: 0
		E: 0	LOB: 1	E: 0	LOB: 2	E: 0	LOB: 0	E: 0	LOB: 0	E: 0	LOB: 1	E: 0	LOB: 1	E: 0	LOB: 1	E: 0	LOB: 0
		K: 1	BB: 0	K: 0	BB: 1	K: 0	BB: 0	K: 1	BB: 0	K: 0	BB: 0	K: 1	BB: 2	K: 0	BB: 1	K: 0	BB: 0
		S: 6	P: 6	S: 4	P: 8	S: 3	P: 3	S: 6	P: 6	S: 4	P: 4	S: 9	P: 17	S: 3	P: 7	S: 3	P: 3
PITCHER	IP	WLS	BF	H	R	ER	SO	BB	IBB	HBP	BLK	WP	HR	S	P	ERA	WHIP
Ken Heintzelman, L ERA: 3.6 (1, 1)	5.1	L	24	8	4	4	2	2	0	0	0	0	0	26	34	6.75	1.875
Russ Meyer, R ERA: 7.96 (6, 1)	1.2		9	2	2	2	1	2	0	0	0	1	0	9	17	10.80	2.400
Bob Miller, R ERA: 1.38 (8, 1)	1.0		3	0	0	0	0	0	0	0	0	0	0	3	3	0.00	0.000

Batter	1	2	3	4	5	6	7	8	9	AB R H RBI BB SO LOB	TOP	
Dick Whitman, L (1, 8) OBP: 0.330, SLG: 0.326	0-0 6-3		0-0 F7		0-0 G4-6-3		0-0 F8		0-0 1B 1B 1B 1B	5 1 1 0 0 0 1		
Granny Hamner, R (1, 6) OBP: 0.328, SLG: 0.350	0-0 F7		0-0 FC3-6 1B		0-0 4-3			0-0 2B 2B	0-0 1B 1B	5 2 3 0 0 0 0		
Eddie Waitkus, L (1, 3) OBP: 0.370, SLG: 0.401	0-0 F1		0-0 FC3-6			0-0 F7		0-0 2B 2B	0-0 1B 1B	5 1 2 1 0 0 1		
Del Ennis, R (1, 9) OBP: 0.346, SLG: 0.544 Richie Ashburn, L (9, 8) OBP: 0.401, SLG: 0.402		0-0 HR	0-0 5-3			4-0 1B BB		0-0 F6 1B	0-0 E7 1B	4 1 2 3 1 0 2 0 0 0 0 0 0 0		
Willie Jones, R (1, 5) OBP: 0.343, SLG: 0.497		0-0 F9		0-0 G6-4-3 1B		0-0 1B		0-3 K BB	4-0 BB BB	4 0 2 0 1 1 1		
Dick Sister, L (1, 7) OBP: 0.438, SLG: 0.582		4-0 PB BB BB		0-3 K		0-0 F6 1B		4-0 BB BB	4-0 FC6-4 BB	2 0 0 0 3 1 3		
Jimmy Bloodworth, R (1, 4) OBP: 0.244, SLG: 0.214		4-0 PB BB		0-0 G6-4-3		0-0 F8		0-0 1-3	0-0 FC6-4	4 0 0 0 1 0 8		
Andy Seminick, R (1, 2) OBP: 0.407, SLG: 0.453		0-0 F9			0-0 1B 3B		0-0 F7		0-0 6-3	4 1 1 0 0 0 2		
Robin Roberts, S (1, 1) OBP: 0.189, SLG: 0.091		0-3 K			0-0 G4-6-3 1B		0-3 K		0-0 F5	4 0 1 1 0 2 2		
Inning Stats	R: 0 H: 0 E: 0 LOB: 0 K: 0 BB: 0 S: 3 P: 3	R: 1 H: 1 E: 0 LOB: 2 K: 1 BB: 2 S: 6 P: 14	R: 0 H: 1 E: 0 LOB: 1 K: 0 BB: 0 S: 4 P: 4	R: 0 H: 1 E: 0 LOB: 0 K: 1 BB: 0 S: 5 P: 5	R: 1 H: 2 E: 0 LOB: 0 K: 0 BB: 0 S: 4 P: 4	R: 0 H: 1 E: 0 LOB: 2 K: 0 BB: 1 S: 4 P: 8	R: 0 H: 0 E: 0 LOB: 0 K: 1 BB: 0 S: 5 P: 5	R: 1 H: 2 E: 0 LOB: 2 K: 1 BB: 1 S: 7 P: 11	R: 3 H: 4 E: 1 LOB: 3 K: 0 BB: 2 S: 7 P: 15	1B: 8 SF: 0 2B: 2 SAC: 0 3B: 1 DP: 2 HR: 1 HBP: 0	WP: 0 PA: 43 PB: 1 SB: 0 CS: 0	
PITCHER	IP WLS BF H R ER SO BB IBB HBP BLK WP HR S P ERA WHIP											
Red Munger, R (1, 1) ERA: 3.72	8.0 L 34 8 3 3 4 4 0 0 0 0 0 1 38 54 3.38 1.500											
Al Brazle, L (9, 1) ERA: 4.06	0.2 8 4 3 3 0 2 0 0 0 0 0 0 6 14 40.50 9.000											
Fred Martin, R (9, 1) ERA: 5.68	0.1 1 0 0 0 0 0 0 0 0 0 0 0 1 1 0.00 0.000											

Philadelphia Phillies @ St. Louis Cardinals
 Sportsman's Park, St. Louis, MO
 Mon Jun 05 1950, 4:33 AM EDT
 Att. 15,604 - Unknown

AB	37
R	6
H	12
RBI	5
BB	6
SO	4
LOB	20



Batter	1	2	3	4	5	6	7	8	9	AB	R	H	RBI	BB	SO	LOB
Tommy Glaviano, R (1, 5) OBP: 0.444, SLG: 0.459	0-3 K		0-0 FC5-4	0-3 K		0-0 5-3		0-0 F5		5	0	0	0	0	2	4
Red Schoendienst, S (1, 4) OBP: 0.317, SLG: 0.353	0-0 F6		0-0 FC1-6		0-0 F3	0-0 FC4-6			0-0 1B	5	1	2	0	0	0	1
Stan Musial, L (1, 3) OBP: 0.476, SLG: 0.669	0-0 F3		1-0 FC6-4		0-0 2B	0-0 FC4-6			0-0 1B	4	2	2	0	0	0	1
Enos Slaughter, L (1, 9) OBP: 0.426, SLG: 0.484		0-0 F7	0-0 FC6-4		0-0 F7		0-0 SH5-4		0-0 1B	5	0	2	0	0	0	3
Bill Howerton, L (1, 7) OBP: 0.435, SLG: 0.456		4-0 FC4-6		4-0 SH	0-0 1B	0-0 1B	0-0 SH5-4		0-0 1B	2	2	2	3	2	0	0
Harry Walker, L (1, 8) OBP: 0.262, SLG: 0.197		0-0 FC4-6		0-0 SH	0-0 1B	0-0 1B	0-0 F5		0-0 F4	5	0	2	1	0	0	3
Eddie Miller, R (1, 6) OBP: 0.346, SLG: 0.333		0-0 E9		0-0 SH	0-0 1B	0-0 1B	0-3 K		0-0 FC6-4	4	0	3	1	0	1	1
Chuck Diering, R (9, PR) OBP: 0.343, SLG: 0.322		1-3 1B		1-2 2-3	1-2 1B	1-2 1B			0-0 1B	0	0	0	0	0	0	0
Del Rice, R (1, 2) OBP: 0.230, SLG: 0.246		0-3 K		0-3 K	0-0 F9			0-0 F9	0-0 FC6-4	2	0	0	0	0	2	5
Eddie Kazak, R (5, PH) OBP: 0.355, SLG: 0.393										1	0	0	0	0	0	2
Johnny Bucha, R (6, 2) OBP: 0.167, SLG: 0.167										2	0	0	0	0	0	1
Red Munger, R (1, 1) OBP: 0.238, SLG: 0.158			4-0 FC5-4		0-3 K		0-0 F9		0-3 K	2	0	0	0	1	1	3
Johnny Lindell, R (8, PH) OBP: 0.286, SLG: 0.368										1	0	0	0	0	1	0
Al Brazle, L (9, 1) OBP: 0.200, SLG: 0.200										0	0	0	0	0	0	0
Fred Martin, R (9, 1) OBP: 0.333, SLG: 0.667										0	0	0	0	0	0	0


Inning Stats	R: 0	H: 0	R: 0	H: 1	R: 0	H: 0	R: 0	H: 4	R: 0	H: 1	R: 0	H: 0	R: 3	H: 5	1B: 11	SF: 0	
	E: 0	LOB: 0	E: 1	LOB: 2	E: 1	LOB: 2	E: 0	LOB: 2	E: 0	LOB: 1	E: 0	LOB: 0	E: 0	LOB: 1	2B: 2	SAC: 2	
	K: 1	BB: 0	K: 1	BB: 1	K: 0	BB: 1	K: 0	BB: 0	K: 1	BB: 0	K: 1	BB: 0	K: 0	BB: 0	3B: 0	DP: 0	
	S: 5	P: 5	S: 6	P: 10	S: 3	P: 8	S: 7	P: 7	S: 4	P: 4	S: 6	P: 6	S: 5	P: 5	HR: 0	HBP: 1	
PITCHER	IP	WLS	BF	H	R	ER	SO	BB	IBB	HBP	BLK	WP	HR	S	P	ERA	WHIP
Robin Roberts, R (1, 1) ERA: 3.16	9.0	W	44	13	5	5	7	3	0	1	0	0	0	54	67	5.00	1.778

BOTTOM

Philadelphia Phillies @ St. Louis Cardinals
Sportsman's Park, St. Louis, MO

Mon Jun 05 1950, 4:33 AM EDT
Att. 15,604 - Unknown

AB	38
R	5
H	13
RBI	5
BB	3
SO	7
LOB	24



livebaseballscorecards.com

Batter	1	2	3	4	5	6	7	8	9	AB R H RBI BB SO LOB	TOP
Dick Whitman, L (1, 8) OBP: 0.327, SLG: 0.323 Mike Goliat, R (9, PH) OBP: 0.292, SLG: 0.392	0-0 8-4 1B		0-3 K	0-0 F4			0-3 K		0-3 K	4 0 1 0 0 2 3 1 0 0 0 0 1 0	
Granny Hamner, R (1, 6) OBP: 0.332, SLG: 0.359	0-0 8-4 1-2f		0-0 3B 2B		0-0 F6		0-0 1B			4 1 2 1 0 0 1	
Eddie Waitkus, L (1, 3) OBP: 0.362, SLG: 0.392	0-0 F8		0-0 F4		0-0 4-3		0-0 F3			4 0 0 0 0 0 3	
Del Ennis, R (1, 9) OBP: 0.344, SLG: 0.533		0-0 4-3	4-0 3B BB		0-0 F8			0-0 F4		3 1 0 0 1 0 0	
Willie Jones, R (1, 5) OBP: 0.346, SLG: 0.509		0-0 F8	0-0 3B			0-0 1B		0-0 F9		4 0 2 3 0 0 0	
Dick Sister, L (1, 7) OBP: 0.440, SLG: 0.577		4-0 BB	0-0 G3		0-0 F6		0-0 1B			3 0 1 0 1 0 2	
Jimmy Bloodworth, R (1, 4) OBP: 0.224, SLG: 0.196		0-0 F8		0-0 5-3		0-0 F7		0-0 F4		4 0 0 0 0 0 3	
Andy Seminick, R (1, 2) OBP: 0.400, SLG: 0.441			0-0 E6 2B 1B		0-0 1B		0-0 G3		0-3 K	4 1 1 0 0 1 1	
Curt Simmons, L (1, 1) OBP: 0.207, SLG: 0.179 Stan Lopata, R (9, PH) OBP: 0.329, SLG: 0.250			0-0 E1 2B 3B 1B		0-3 K		0-0 4-3		0-3 K	3 1 1 0 0 1 1 1 0 0 0 0 1 0	
Inning Stats	R: 0 H: 1 E: 0 LOB: 0 K: 0 BB: 0 S: 3 P: 3	R: 0 H: 0 E: 0 LOB: 1 K: 0 BB: 1 S: 3 P: 7	R: 4 H: 3 E: 2 LOB: 1 K: 1 BB: 1 S: 9 P: 13	R: 0 H: 1 E: 0 LOB: 1 K: 1 BB: 0 S: 6 P: 6	R: 0 H: 0 E: 0 LOB: 0 K: 0 BB: 0 S: 3 P: 3	R: 0 H: 1 E: 0 LOB: 1 K: 0 BB: 0 S: 4 P: 4	R: 0 H: 1 E: 0 LOB: 1 K: 1 BB: 0 S: 6 P: 6	R: 0 H: 1 E: 0 LOB: 1 K: 0 BB: 0 S: 4 P: 4	R: 0 H: 0 E: 0 LOB: 0 K: 3 BB: 0 S: 9 P: 9	1B: 6 SF: 0 2B: 2 SAC: 0 3B: 1 DP: 1 HR: 0 HBP: 0	WP: 0 PA: 37 PB: 0 SB: 0 CS: 0
PITCHER Howie Pollet, L (1, 1) ERA: 2.47	IP WLS BF H R ER SO BB IBB HBP BLK WP HR S P ERA WHIP										
	9.0 W 37 8 4 0 6 2 0 0 0 0 0 0 47 55 0.00 1.111										

Philadelphia Phillies @ St. Louis Cardinals
 Sportsman's Park, St. Louis, MO
 Tue Jun 06 1950, 4:33 AM EDT
 Att. 16,328 - Unknown

livebaseballscorecards.com

AB	35
R	4
H	8
RBI	4
BB	2
SO	6
LOB	14



Batter	1	2	3	4	5	6	7	8	9	AB	R	H	RBI	BB	SO	LOB
Chuck Diering, R (1, 8) <small>OBP: 0.343, SLG: 0.323</small> Harry Walker, L (6, 8) <small>OBP: 0.259, SLG: 0.195</small>	0-0 F4 		0-0 2B 1B		0-0 FC6-4 			0-0 E5 1B SH3 BB		3	1	1	0	0	0	1
Red Schoendienst, S (1, 4) <small>OBP: 0.323, SLG: 0.360</small>	0-0 3-1		0-0 1-H 2B			4-0 HR BB		0-0 SH3		2	1	1	1	1	0	0
Stan Musial, L (1, 3) <small>OBP: 0.471, SLG: 0.655</small>	0-0 F9		0-3 K			0-3 K		4-0 BB 1B BB		3	0	0	0	1	2	2
Eddie Kazak, R (1, 5) <small>OBP: 0.400, SLG: 0.531</small>		0-0 G4-6-3 1B		0-0 6-3		0-0 1-H HR		0-0 BB 1B		4	1	3	2	0	0	0
Enos Slaughter, L (1, 9) <small>OBP: 0.417, SLG: 0.472</small>		0-3 K		0-0 F8		0-0 F8		0-3 K		4	0	0	0	0	2	4
Johnny Lindell, R (1, 7) <small>OBP: 0.284, SLG: 0.352</small>		0-0 G4-6-3 1-2f		0-0 F3		0-0 F7		4-0 1-2 2-3 3-H BB		3	0	0	1	1	0	1
Marty Marion, R (1, 6) <small>OBP: 0.364, SLG: 0.466</small>			0-0 HR		0-3 K		0-0 4-3	0-0 F3		4	1	1	1	0	1	3
Johnny Bucha, R (1, 2) <small>OBP: 0.222, SLG: 0.125</small>			0-3 K		4-0 FC6-4 BB		0-0 F3			2	0	0	0	1	1	0
Howie Pollet, L (1, 1) <small>OBP: 0.097, SLG: 0.129</small>			0-3 K		0-3 K		0-3 K			3	0	0	0	0	3	1
Inning Stats	R: 0 H: 0 E: 0 LOB: 0 K: 0 BB: 0 S: 3 P: 3	R: 0 H: 1 E: 0 LOB: 0 K: 1 BB: 0 S: 5 P: 5	R: 2 H: 3 E: 0 LOB: 1 K: 3 BB: 0 S: 12 P: 12	R: 0 H: 0 E: 0 LOB: 0 K: 0 BB: 0 S: 3 P: 3	R: 0 H: 0 E: 0 LOB: 1 K: 2 BB: 1 S: 7 P: 11	R: 2 H: 1 E: 0 LOB: 0 K: 1 BB: 1 S: 6 P: 10	R: 0 H: 0 E: 0 LOB: 0 K: 1 BB: 0 S: 5 P: 5	R: 1 H: 1 E: 1 LOB: 3 K: 1 BB: 2 S: 7 P: 15	1B: 3 SF: 0 2B: 1 SAC: 1 3B: 0 DP: 1 HR: 2 HBP: 0	WP: 0 PA: 34 PB: 0 SB: 0 CS: 0						
PITCHER Curt Simmons, L (1, 1) <small>ERA: 3.63</small>	IP 8.0 WLS L BF 34 H 6 R 5 ER 4 SO 9	BB 4 IBB 0 HBP 0 BLK 0	WP 0 HR 2 S 48 P 64 ERA 4.50 WHIP 1.250	PITCHER	IP WLS BF H R ER SO BB IBB HBP BLK WP HR S P ERA WHIP											

BOTTOM

Philadelphia Phillies @ St. Louis Cardinals
 Sportsman's Park, St. Louis, MO
 Tue Jun 06 1950, 4:33 AM EDT
 Att. 16,328 - Unknown

AB	29
R	5
H	6
RBI	5
BB	4
SO	9
LOB	12



WP: 0	PA: 34
PB: 0	
SB: 0	
CS: 0	

WP	HR	S	P	ERA	WHIP
----	----	---	---	-----	------

Batter	1	2	3	4	5	6	7	8	9	AB R H RBI BB SO LOB	TOP																						
Richie Ashburn, L OBP: 0.404, SLG: 0.405 (1, 8) X	0-0 F2		0-0 1B		0-0 F5			0-0 CS 1B		4 0 2 1 0 0 1																							
Eddie Waitkus, L OBP: 0.360, SLG: 0.385 (1, 3) S S S	0-3 K		0-0 F9		0-0 FC4-6			4-0 1B BB		3 1 0 0 1 1 3																							
Willie Jones, R OBP: 0.349, SLG: 0.509 (1, 5) X	0-0 F4		0-0 CS		0-0 F2			0-0 FC6-4 1B		4 0 2 1 0 0 0																							
Del Ennis, R OBP: 0.341, SLG: 0.526 (1, 9) X		0-0 6-3		0-0 G3-6 1B				0-0 FC6-4		4 0 1 0 0 0 2																							
Dick Sisler, L OBP: 0.435, SLG: 0.569 (1, 7) X		0-0 F7		0-0 G3-6				0-0 SH5-4 1B		4 0 1 0 0 0 2																							
Granny Hamner, R OBP: 0.332, SLG: 0.358 (1, 6) S S S	0-3 K				0-0 F9 BB 1B			0-0 SH5-4		3 1 1 0 0 1 0																							
Andy Seminick, R OBP: 0.404, SLG: 0.437 (1, 2) X			0-0 1B 1B		4-0 WP 1B BB			0-0 1-3		3 2 1 0 1 0 1																							
Jimmy Bloodworth, R OBP: 0.245, SLG: 0.204 (1, 4) X			0-0 1B		0-0 F9			4-0 IBB		0 0 0 0 0 0 0																							
Bob Miller, R OBP: 0.214, SLG: 0.214 (1, 1) S S S			0-3 K		0-0 FC4-6 1B			0-0 F7		4 0 1 2 0 1 4																							
Inning Stats	R: 0 E: 0 K: 1 S: 5	H: 0 LOB: 0 BB: 0 P: 5	R: 0 E: 0 K: 1 S: 5	H: 0 LOB: 0 BB: 0 P: 5	R: 1 E: 0 K: 1 S: 7	H: 3 LOB: 1 BB: 0 P: 7	R: 0 E: 0 K: 0 S: 3	H: 1 LOB: 0 BB: 0 P: 3	R: 2 E: 0 K: 0 S: 5	H: 2 LOB: 1 BB: 1 P: 9	R: 0 E: 0 K: 0 S: 3	H: 1 LOB: 0 BB: 0 P: 3	R: 0 E: 0 K: 0 S: 3	H: 0 LOB: 0 BB: 0 P: 3	R: 1 E: 0 K: 0 S: 4	H: 2 LOB: 1 BB: 1 P: 8	R: 0 E: 0 K: 0 S: 4	H: 1 LOB: 2 BB: 1 P: 8	1B: 10 2B: 1 3B: 0 HR: 0	SF: 0 SAC: 1 DP: 2 HBP: 0	WP: 1 PB: 0 SB: 1 CS: 2	PA: 37											
PITCHER Willie Ramsdell, R ERA: 3.24 (1, 1)	IP 9.0	WLS L	BF 36	H 10	R 4	ER 4	SO 3	BB 2	IBB 1	HBP 0	BLK 0	WP 1	HR 0	S 39	P 51	ERA 4.00	WHIP 1.333																
											PITCHER	IP	WLS	BF	H	R	ER	SO	BB	IBB	HBP	BLK	WP	HR	S	P	ERA	WHIP					

Philadelphia Phillies @ Cincinnati Reds
Crosley Field, Cincinnati, OH
Wed Jun 07 1950, 3:33 AM EDT
Att: 8,220 - Unknown - 84 F

AB	29
R	4
H	9
RBI	4
BB	2
SO	3
LOB	13



Batter	1	2	3	4	5	6	7	8	9	AB	R	H	RBI	BB	SO	LOB
Grady Hatton, L OBP: 0.323, SLG: 0.407 (1, 5)	0-0 4-3		0-0 F8		0-0 G3		0-0 F8			4	0	0	0	0	0	4
Peanuts Lowrey, R OBP: 0.367, SLG: 0.333 (1, 7)	0-0 6-3			0-0 6-3		0-0 F7		0-0 1-3		4	0	0	0	0	0	0
Johnny Wyrostek, L OBP: 0.411, SLG: 0.469 (1, 8)	0-0 3-1			0-0 F8		0-0 F5		0-0 1B 1B		4	0	1	0	0	0	0
Ted Kluszewski, L OBP: 0.317, SLG: 0.483 (1, 3)		0-0 4-3		0-0 BB 1B		0-0 2B		0-0 1-3 1B		4	0	3	0	0	0	0
Danny Litwhiler, R OBP: 0.314, SLG: 0.310 (1, 9)		0-0 F8		4-0 FC6-4 BB		0-0 F4		0-0 G5-4-3 1-2f		3	0	0	0	1	0	3
Virgil Stallcup, R OBP: 0.281, SLG: 0.394 (1, 6)		0-0 F8		0-0 FC6-4 1-2f			0-0 6-3		0-0 6-3	4	0	0	0	0	0	2
Johnny Pramesa, R OBP: 0.308, SLG: 0.396 (1, 2)			0-0 5-3		0-0 6-3		0-0 6-3		0-0 F5	4	0	0	0	0	0	0
Bobby Adams, R OBP: 0.331, SLG: 0.325 (1, 4)			0-0 5-3		0-0 F3		0-0 E 2B		0-0 F5	4	0	1	0	0	0	0
Willie Ramsdell, R OBP: 0.250, SLG: 0.250 (1, 1)			0-0 1B		0-0 1B		0-0 E6 2-3			3	0	2	0	0	0	1

Philadelphia Phillies @ Cincinnati Reds
Crosley Field, Cincinnati, OH

Wed Jun 07 1950, 3:33 AM EDT
Att. 8,220 - Unknown - 84 F

AB	34
R	0
H	7
RBI	0
BB	1
SO	0
LOB	10



Inning Stats	R: 0	H: 0	E: 0	K: 0	S: 3	R: 0	H: 0	E: 0	K: 0	S: 3	R: 0	H: 1	E: 0	K: 0	S: 4	R: 0	H: 1	E: 0	K: 0	S: 4	R: 0	H: 1	E: 0	K: 0	S: 4	R: 0	H: 1	E: 0	K: 0	S: 4	R: 0	H: 2	E: 0	K: 0	S: 4	R: 0	H: 0	E: 0	K: 0	S: 3	R: 0	H: 0	E: 0	K: 0	S: 3	1B: 5	SF: 0	2B: 2	SAC: 0	3B: 0	DP: 1	HR: 0	HBP: 0	WP: 0	PA: 35
PITCHER Bob Miller, R ERA: 1.13 (1, 1)	IP	WLS	BF	H	R	ER	SO	BB	IBB	HBP	BLK	WP	HR	S	P	ERA	WHIP																		IP	WLS	BF	H	R	ER	SO	BB	IBB	HBP	BLK	WP	HR	S	P	ERA	WHIP				

Batter	1	2	3	4	5	6	7	8	9	AB R H RBI BB SO LOB	TOP											
Richie Ashburn, L (1, 8) OBP: 0.400, SLG: 0.400	0-3 K		0-0 G6-4-3 SH 1-2 2-H 1B		0-0 F9			0-0 F9		4 0 1 1 0 1 0												
Eddie Waitkus, L (1, 3) OBP: 0.354, SLG: 0.379	0-0 P2		0-0 SH G6-4-3			0-3 K		0-0 G3		3 0 0 0 0 1 0												
Willie Jones, R (1, 5) OBP: 0.342, SLG: 0.497	0-0 1-3		0-0 G6-4-3 1-2 2-3 3-H			0-0 F9			0-0 F6	4 0 0 0 0 0 2												
Del Ennis, R (1, 9) OBP: 0.339, SLG: 0.538		0-0 HR	0-0 6-3			0-0 5-3			0-0 F7	4 1 1 1 0 0 1												
Dick Sisler, L (1, 7) OBP: 0.426, SLG: 0.555		0-0 P2		0-0 G3			0-0 1-3		0-0 F9	4 0 0 0 0 0 0												
Granny Hamner, R (1, 6) OBP: 0.327, SLG: 0.353		0-0 F9		0-0 1-3			0-3 K			3 0 0 0 0 1 0												
Andy Seminick, R (1, 2) OBP: 0.402, SLG: 0.473		0-0 6-3		0-0 F5			0-0 HR			3 1 1 1 0 0 0												
Jimmy Bloodworth, R (1, 4) OBP: 0.250, SLG: 0.212			0-0 1B		0-0 F8		0-0 5-3			0 1 0 0 0 0 0												
Ken Johnson, L (1, 1) OBP: 0.154, SLG: 0.154			0-0 1B		0-0 F7			0-0 F7		1 1 1 0 0 0 0												
Russ Meyer, S (3, 1) OBP: 0.333, SLG: 0.333			0-0 SH 1B G6-4-3 1B		0-3 K					0 0 0 0 0 0 0												
Blix Donnelly, R (4, 1) OBP: 0.290, SLG: 0.500										0 0 0 0 0 0 0												
Stan Holmig, R (5, PH) OBP: 0.290, SLG: 0.500										1 0 0 0 0 1 0												
Hank Borowy, R (5, 1) OBP: 0.200, SLG: 0.111										0 0 0 0 0 0 0												
Putsy Caballero, R (8, PH) OBP: 0.125, SLG: 0.125										1 0 0 0 0 0 0												
Jim Konstanty, R (8, 1) OBP: 0.125, SLG: 0.125										0 0 0 0 0 0 0												
Inning Stats	R: 0 E: 0 K: 1 S: 5	H: 0 LOB: 0 BB: 0 P: 5	R: 1 E: 0 K: 0 S: 4	H: 1 LOB: 0 BB: 0 P: 4	R: 2 E: 0 K: 0 S: 6	H: 3 LOB: 1 BB: 0 P: 6	R: 0 E: 0 K: 0 S: 3	H: 0 LOB: 0 BB: 0 P: 3	R: 0 E: 0 K: 1 S: 5	H: 0 LOB: 0 BB: 0 P: 5	R: 0 E: 0 K: 1 S: 5	H: 0 LOB: 0 BB: 0 P: 5	R: 1 E: 0 K: 1 S: 6	H: 1 LOB: 0 BB: 0 P: 6	R: 0 E: 0 K: 0 S: 3	H: 0 LOB: 0 BB: 0 P: 3	R: 0 E: 0 K: 0 S: 3	H: 0 LOB: 0 BB: 0 P: 3	1B: 3 2B: 0 3B: 0 HR: 2	SF: 0 SAC: 1 DP: 1 HBP: 0	WP: 0 PB: 0 SB: 0 CS: 0	PA: 32
PITCHER Ken Raffensberger, L (1, 1) ERA: 3.4	IP: 9.0 WLS: W BF: 32 H: 5 R: 4 ER: 4 SO: 4 BB: 0 IBB: 0 HBP: 0 BLK: 0 WP: 0 HR: 2 S: 40 P: 40 ERA: 4.00 WHIP: 0.556											PITCHER	IP: 9.0 WLS: W BF: 32 H: 5 R: 4 ER: 4 SO: 4 BB: 0 IBB: 0 HBP: 0 BLK: 0 WP: 0 HR: 2 S: 40 P: 40 ERA: 4.00 WHIP: 0.556									

Philadelphia Phillies @ Cincinnati Reds
Crosley Field, Cincinnati, OH
Thu Jun 08 1950, 3:33 AM EDT
Att. 4,102 - Unknown

livebaseballscorecards.com

AB	28
R	4
H	4
RBI	3
BB	0
SO	4
LOB	3



Batter	1	2	3	4	5	6	7	8	9	AB R H RBI BB SO LOB	TOP	
Richie Ashburn, L (1, 8) OBP: 0.394, SLG: 0.393	0-0 G4-6-3 1B			x 0-0 E3 HR		x 0-0 F2		x 0-0 F8	x 0-0 5-3	5 1 1 0 0 0 0	Philadelphia Phillies @ Pittsburgh Pirates Forbes Field, Pittsburgh, PA Sun Jun 11 1950, 3:33 AM EDT Unknown	
Eddie Waitkus, L (1, 3) OBP: 0.350, SLG: 0.379	0-0 G4-6-3 1-2f		x 0-0 F8	x 0-0 F8		x 0-0 F9		x 0-0 1B 2B	x 0-0 F2	5 1 1 0 0 0 2		
Willie Jones, R (1, 5) OBP: 0.348, SLG: 0.497	0-0 6-3		x 0-0 F7	x 0-0 F7		BB 4-0 BB		x 0-0 2B F8 1B	x 0-0 1B	4 1 2 0 1 0 1		
Del Ennis, R (1, 9) OBP: 0.343, SLG: 0.561 Dick Whitman, L (8, PR) OBP: 0.324, SLG: 0.319 (8, 9)		x 0-0 F7	x 0-0 HR	x 0-0 F3		x 0-0 F3		x 0-0 BB 1-3 3-H 2B	x 0-0 4-3	4 1 2 3 0 0 1 1 1 0 0 0 0 1		
Dick Sisler, L (1, 7) OBP: 0.423, SLG: 0.545		0-3 K	x 0-0 4-3	x 0-0 F3		x 0-0 F3		BB 4-0 2B IBB		3 1 0 0 1 1 0		
Granny Hamner, R (1, 6) OBP: 0.321, SLG: 0.345		x 0-0 F8		x 0-0 F8		BB 0-3 K		x 0-0 F8		4 0 0 1 0 1 2		
Andy Seminick, R (1, 2) OBP: 0.406, SLG: 0.461		0-3 K	x 0-0 F5	x 0-0 F5		BB 4-0 1B BB		BB 4-0 1-2 2-3 2B BB		2 1 0 0 2 1 0		
Jimmy Bloodworth, R (1, 4) OBP: 0.283, SLG: 0.268		0-3 K	x 0-0 1B	x 0-0 1B		x 0-0 1-2 1B		x 0-0 1-H 2-H 3-H 2B		4 0 3 3 0 1 0		
Robin Roberts, S (1, 1) OBP: 0.179, SLG: 0.086 Mike Goliat, R (7, PH) OBP: 0.290, SLG: 0.389 Jim Konstanty, R (7, 1) OBP: 0.111, SLG: 0.111		0-3 K	x 0-0 G3	x 0-0 G3		x 0-0 1-3		x 0-0 4-3		2 0 0 0 0 1 1 1 0 0 0 0 0 2 1 0 0 0 0 0 1		
Inning Stats	R: 0 H: 1 E: 0 LOB: 0 K: 0 BB: 0 S: 3 P: 3	R: 0 H: 0 E: 0 LOB: 0 K: 1 BB: 0 S: 5 P: 5	R: 0 H: 0 E: 0 LOB: 0 K: 3 BB: 0 S: 9 P: 9	R: 2 H: 1 E: 1 LOB: 0 K: 0 BB: 0 S: 5 P: 5	R: 0 H: 1 E: 0 LOB: 1 K: 0 BB: 0 S: 4 P: 4	R: 0 H: 0 E: 0 LOB: 1 K: 0 BB: 1 S: 3 P: 7	R: 0 H: 1 E: 0 LOB: 2 K: 1 BB: 1 S: 6 P: 10	R: 5 H: 4 E: 0 LOB: 1 K: 0 BB: 2 S: 7 P: 15	R: 0 H: 1 E: 0 LOB: 1 K: 0 BB: 0 S: 4 P: 4	1B: 5 SF: 0 2B: 3 SAC: 0 3B: 0 DP: 1 HR: 1 HBP: 0		WP: 0 PA: 40 PB: 0 SB: 0 CS: 0
PITCHER Vern Law, R (1, 1) ERA: 5.0	IP WLS BF H R ER SO BB IBB HBP BLK WP HR S P ERA WHIP	9.0 L 40 9 7 5 5 3 1 0 0 0 0 1 46 62 5.00 1.333										

livebaseballscorecards.com

AB 36
R 7
H 9
RBI 7
BB 4
SO 5
LOB 11



Batter	1	2	3	4	5	6	7	8	9	AB R H RBI BB SO LOB
Stan Rojek, R (1, 6) Earl Turner, R (9, PH) OBP: 0.244, SLG: 0.257 OBP: 0.242, SLG: 0.194	0-0 1B 3B		0-0 1-3		0-0 3-1		0-0 F3		0-0 FC5-4 1-2f	4 1 1 0 0 0 1 1 0 0 0 0 0 1
Johnny Hopp, L (1, 3) OBP: 0.416, SLG: 0.500	0-0 1-3		0-0 F5			4-0 1B HR BB		0-0 1-3		3 1 0 0 1 0 1
Gus Bell, L (1, 9) OBP: 0.418, SLG: 0.592	0-0 FC6-4 1B 3-H		0-0 G3			0-0 1-2 HR 1B		0-3 K		4 1 2 1 0 1 0
Ralph Kiner, R (1, 7) OBP: 0.433, SLG: 0.559	0-3 K			0-0 F7		0-0 1-H 2-H HR		0-0 F4		4 1 1 3 0 1 1
Wally Westlake, R (1, 8) OBP: 0.349, SLG: 0.542	0-0 FC6-4 1-2f			0-0 CS 1B		0-0 F7			0-0 2B 1B 1B	4 1 2 0 0 0 1
Nanny Fernandez, R (1, 5) OBP: 0.311, SLG: 0.397		0-0 1-3		0-3 K 1-2		0-3 K		0-0 F4		4 0 0 0 0 2 2
Danny Murtaugh, R (1, 4) OBP: 0.414, SLG: 0.431		0-0 E8 1B			0-0 F6	0-0 F7		0-0 1B FC5-4 2B		4 1 2 0 0 0 0
Clyde McCullough, R (1, 2) Pete Castiglione, R (9, PH) Vic Lombardi, L (9, PR) OBP: 0.320, SLG: 0.409 OBP: 0.282, SLG: 0.328 OBP: 0.429, SLG: 0.429		0-0 4-3			4-0 BB		0-0 F2		0-0 FC5-4 1B 2-3 3-H	2 0 0 0 1 0 1 1 0 1 1 0 0 0 0 0 0 0 0 0 0
Vern Law, R (1, 1) Jack Phillips, R (9, PH) OBP: 0.321, SLG: 0.407		0-0 F9			0-3 K		0-0 F2		0-0 FC5-4 1-2f 3-H	3 0 0 0 0 1 2 1 0 0 1 0 0 1

Inning Stats	R: 1 E: 0 K: 1 S: 7	H: 2 LOB: 1 BB: 0 P: 7	R: 0 E: 1 K: 0 S: 4	H: 1 LOB: 1 BB: 0 P: 4	R: 0 E: 0 K: 0 S: 3	H: 0 LOB: 0 BB: 0 P: 3	R: 0 E: 0 K: 1 S: 5	H: 1 LOB: 0 BB: 0 P: 5	R: 0 E: 0 K: 1 S: 5	H: 0 LOB: 1 BB: 1 P: 9	R: 3 E: 0 K: 1 S: 7	H: 2 LOB: 0 BB: 1 P: 11	R: 0 E: 0 K: 0 S: 3	H: 0 LOB: 0 BB: 0 P: 3	R: 0 E: 0 K: 1 S: 5	H: 0 LOB: 0 BB: 0 P: 5	R: 2 E: 0 K: 0 S: 6	H: 3 LOB: 1 BB: 0 P: 6	1B: 6 2B: 1 3B: 1 HR: 1	SF: 0 SAC: 0 DP: 0 HBP: 0	WP: 0 PB: 0 SB: 0 CS: 1	PA: 37	
PITCHER	IP	WLS	BF	H	R	ER	SO	BB	IBB	HBP	BLK	WP	HR	S	P	ERA	WHIP						
Robin Roberts, R (1, 1) ERA: 3.34	6.0		25	6	4	4	4	2	0	0	0	0	1	31	39	6.00	1.333						
Jim Konstanty, R (7, 1) ERA: 2.54	3.0	W	12	3	2	2	1	0	0	0	0	0	0	14	14	6.00	1.000						

BOTTOM

Philadelphia Phillies @ Pittsburgh Pirates
Forbes Field, Pittsburgh, PA
Sun Jun 11 1950, 3:33 AM EDT
Unknown

livebaseballscorecards.com

AB	35
R	6
H	9
RBI	6
BB	2
SO	5
LOB	11



Batter	1	2	3	4	5	6	7	8	9	10	11	12	AB R H RBI BB SO LOB	TOP													
Richie Ashburn, L OBP: 0.386, SLG: 0.390 (1, 8)	0-0 4-3 ①		0-0 2B			0-0 F5 ①	0-0 F3 ③		0-0 FC4 ③ 1-2f			0-0 G3 ①	6 0 1 0 0 0 3	Philadelphia Phillies @ Pittsburgh Pirates Forbes Field, Pittsburgh, PA Sun Jun 11 1950, 3:38 AM EDT Att. 33,217 - Unknown													
Eddie Waitkus, L OBP: 0.345, SLG: 0.369 (1, 3)	0-0 4-3 ②		0-0 G3 ②			4-0 HR BB		0-0 F4 ①		0-3 K ①		0-0 G3 ②	5 1 0 0 1 1 1														
Willie Jones, R OBP: 0.348, SLG: 0.505 (1, 5)	0-0 F9 ③		0-0 F9 ③			0-0 HR 1-H		4-0 BB G6-4-3		0-0 F9 ②		0-0 F8 ③	5 1 1 2 1 0 1														
Del Ennis, R OBP: 0.339, SLG: 0.568 (1, 9)		0-0 HR		0-3 K ①		0-3 K ②		0-0 G6-4-3 ② ③ 1-2f		0-3 K ③			5 1 1 1 0 3 1														
Dick Sisler, L OBP: 0.434, SLG: 0.562 Putsy Caballero, R OBP: 0.200, SLG: 0.111 Stan Hollmig, R OBP: 0.200, SLG: 0.400 (1, 7)		0-0		4-0 BB G6-4-3		4-0 BB			0-0 1B 1B		0-0 4-3 ①		2 0 2 0 2 0 0 0 1 0 0 0 0 0 1 0 0 0 0 0 0														
Granny Hamner, R OBP: 0.327, SLG: 0.348 (1, 6)		4-0 BB G5-4-3		0-0 G6-4-3 ② ③ 1-2f		0-0 F9 ③			0-0 1B 1B G6-4-3 1-2		0-0 WP 1B		4 0 2 0 1 0 2														
Stan Lopata, R OBP: 0.333, SLG: 0.250 (1, 2)		0-0 F6 ①			0-3 K ①		0-0 F7 ①		0-0 1B 1B G6-4-3		4-0 1-2 IBB		4 0 1 1 1 1 2														
Jimmy Bloodworth, R OBP: 0.277, SLG: 0.262 (1, 4)		0-0 G5-4-3 ② ③ 1-2f			0-3 K ②		0-0 4-3 1B		0-0 G6-4-3 ② ③ 1-2f 2-3		0-3 K ②		5 0 1 0 0 2 6														
Bob Miller, R OBP: 0.188, SLG: 0.188 Dick Whitman, L OBP: 0.200, SLG: 0.316 Bubba Church, R OBP: 0.111, SLG: 0.222 Andy Seminick, R OBP: 0.152, SLG: 0.461 Ken Johnson, L OBP: 0.154, SLG: 0.154 Jim Konstanty, R OBP: 0.111, SLG: 0.111 Mike Goliath, R OBP: 0.288, SLG: 0.387 Bliz Donnelly, R OBP: 0.333, SLG: 0.333 (1, 1)		0-0 F9 ①			0-3 K ③		0-0 4-3 ②		4-0 FC4 IBB		0-0 5-3 ③		2 0 0 0 0 0 1 0 1 0 0 0 0 0 0 1 0 0 0 0 0 0 0 0 0 0 0 0 1 0 0 0 0 0 0 0 0 0 0 0 0 0 0 0 0 0 0 0 1 0 0 0 0 0 0 2 0 0 0 0 0 0 0 0														
Inning Stats	R: 0 E: 0 K: 0 S: 3	H: 0 LOB: 0 BB: 0 P: 3	R: 1 E: 0 K: 0 S: 4	H: 2 LOB: 1 BB: 1 P: 8	R: 0 E: 0 K: 1 S: 4	H: 0 LOB: 0 BB: 1 P: 8	R: 0 E: 0 K: 3 S: 9	H: 0 LOB: 0 BB: 0 P: 9	R: 2 E: 0 K: 1 S: 6	H: 1 LOB: 1 BB: 2 P: 14	R: 0 E: 0 K: 0 S: 4	H: 1 LOB: 1 BB: 0 P: 4	R: 0 E: 0 K: 0 S: 2		H: 0 LOB: 0 BB: 1 P: 6	R: 1 E: 0 K: 0 S: 5	H: 3 LOB: 2 BB: 1 P: 9	R: 0 E: 0 K: 2 S: 7	H: 0 LOB: 0 BB: 0 P: 7	R: 0 E: 0 K: 1 S: 6	H: 1 LOB: 2 BB: 1 P: 10	R: 0 E: 0 K: 0 S: 3	H: 0 LOB: 0 BB: 0 P: 3	1B: 5 2B: 1 3B: 1 HR: 2	SF: 0 SAC: 0 DP: 4 HBP: 0	WP: 1 PB: 0 SB: 0 CS: 0	PA: 48
PITCHER	IP WLS BF H R ER SO BB IBB HBP BLK WP HR S P ERA WHIP																										
Bill MacDonald, R ERA: 3.96 (1, 1)	8.0	WLS 33	H 7	R 4	ER 4	SO 5	BB 5	IBB 0	HBP 0	BLK 0	WP 0	HR 2	S 38		P 58	ERA 4.50	WHIP 1.500										
Bill Werle, L ERA: 4.5 (9, 1)	4.0	W 15	H 2	R 0	ER 0	SO 3	BB 0	IBB 2	HBP 0	BLK 0	WP 1	HR 0	S 19	P 27	ERA 0.00	WHIP 0.500											

AB	41
R	4
H	9
RBI	4
BB	7
SO	8
LOB	19



livebaseballscores.com

Batter	1	2	3	4	5	6	7	8	9	10	11	12	AB	R	H	RBI	BB	SO	LOB
Stan Rojek, R OBP: 0.250, SLG: 0.263 (1, 6)	0-0 P2-4 1B		0-0 4-3 1-2	0-0 1-2 1B		0-0 4-3		0-0 F7			0-0 1-6-3		6	0	2	0	0	0	5
Johnny Hopp, L OBP: 0.413, SLG: 0.489 (1, 3)	0-0 F8		4-0 1B BB	0-0 F8		0-0 G3			0-0 1B 1B		0-0 4-3		5	0	1	0	1	0	5
Gus Bell, L OBP: 0.393, SLG: 0.545 (1, 9)	0-0 P2-4 1-2f		0-0 FC5-4 1B 1-2 2-H		0-0 4-3		0-0 6-3		0-3 K		0-0 4-3		6	0	1	1	0	1	2
Ralph Kiner, R OBP: 0.430, SLG: 0.566 (1, 7)		1-0 FC6-4 HBP	0-0 FC5-4 1B 1-2f		0-0 F8		0-0 F8		0-3 K			0-0 HR	5	1	1	1	0	1	3
Wally Westlake, R OBP: 0.356, SLG: 0.543 (1, 8)		0-0 FC6-4 1-3 1-2f		0-0 1B 1B		0-0 2B 1B		0-3 K		0-0 FC6-4 1B			5	2	3	0	0	1	1
Pete Castiglione, R OBP: 0.289, SLG: 0.347 (1, 5)		0-0 1-3		0-0 1B 1B G5-4-3		0-0 2B		0-0 6-3		0-0 FC6-4			5	1	2	1	0	0	3
Danny Murtaugh, R OBP: 0.414, SLG: 0.427 (1, 4)		0-3 K		0-0 1B 1B G5-4-3 1-3 2-H		0-0 6-3		4-0 BB BB			0-0 F7		4	0	1	1	1	1	2
Ray Mueller, R OBP: 0.277, SLG: 0.409 (1, 2)			0-0 1-3		0-0 G5-4-3		1-0 SH2-4 HBP		4-0 BB BB		0-0 F4		2	0	0	0	0	0	1
Vic Lombardi, L OBP: 0.429, SLG: 0.429 (6, PR)													0	0	0	0	0	0	0
Clyde McCullough, R OBP: 0.324, SLG: 0.404 (7, 2)													1	0	0	0	1	0	0
Bill MacDonald, R OBP: 0.214, SLG: 0.214 (1, 1)													3	1	2	0	0	0	2
Bill Werle, L OBP: 0.364, SLG: 0.222 (9, 1)													1	0	0	0	0	1	0

Inning Stats	R: 0	H: 1	E: 0	LOB: 0	K: 0	P: 3	R: 0	H: 0	E: 0	LOB: 1	K: 1	P: 5	R: 1	H: 2	E: 0	LOB: 2	K: 0	P: 5	R: 0	H: 0	E: 0	LOB: 2	K: 1	P: 5	R: 0	H: 2	E: 0	LOB: 2	K: 2	P: 9	R: 0	H: 0	E: 0	LOB: 0	K: 1	P: 5	R: 0	H: 0	E: 0	LOB: 2	K: 0	P: 11	R: 0	H: 2	E: 0	LOB: 2	K: 2	P: 9	R: 0	H: 0	E: 0	LOB: 0	K: 1	P: 5	R: 0	H: 0	E: 0	LOB: 0	K: 0	P: 3	R: 1	H: 1	E: 0	LOB: 0	K: 0	P: 1	1B: 11	2B: 2	3B: 0	HR: 1	SF: 0	SAC: 1	DP: 2	HBP: 2	WP: 0	PA: 49
--------------	------	------	------	--------	------	------	------	------	------	--------	------	------	------	------	------	--------	------	------	------	------	------	--------	------	------	------	------	------	--------	------	------	------	------	------	--------	------	------	------	------	------	--------	------	-------	------	------	------	--------	------	------	------	------	------	--------	------	------	------	------	------	--------	------	------	------	------	------	--------	------	------	--------	-------	-------	-------	-------	--------	-------	--------	-------	--------


PITCHER	IP	WLS	BF	H	R	ER	SO	BB	IBB	HBP	BLK	WP	HR	S	P	ERA	WHIP
Bob Miller, R ERA: 1.67 (1, 1)	6.0		29	10	4	4	1	1	0	2	0	0	0	28	34	6.00	1.833
Bubba Church, R ERA: 2.76 (7, 1)	2.0		8	0	0	0	1	2	0	0	0	0	0	8	16	0.00	1.000
Jim Konstanty, R ERA: 2.41 (9, 1)	2.0		8	2	0	0	3	0	0	0	0	0	0	14	14	0.00	1.000
Blix Donnelly, R ERA: 4.4 (11, 1)	1.0	L	4	1	1	1	0	0	0	0	0	0	1	4	4	9.00	1.000

Philadelphia Phillies @ Pittsburgh Pirates
Forbes Field, Pittsburgh, PA
 Sun Jun 11 1950, 3:38 AM EDT
 Att: 33,217 - Unknown

livebaseballscorecards.com

AB	43
R	5
H	13
RBI	4
BB	3
SO	5
LOB	24



Batter	1	2	3	4	5	6	7	8	9	AB R H RBI BB SO LOB	TOP											
Harry Walker, L (1, 8) OBP: 0.308, SLG: 0.252	0-0 6-3		0-3 K		4-0 BB G6-4-3	0-0 2B 1B		0-0 4-3		4 1 1 1 1 1 2												
Red Schoendienst, S (1, 4) OBP: 0.333, SLG: 0.415	0-0 4-3		0-0 2B		0-0 G6-4-3	0-0 2B		0-0 1B 1-3		5 0 3 2 0 0 2												
Stan Musial, L (1, 3) OBP: 0.478, SLG: 0.667	0-3 K		4-0 IBB			4-3 F3		0-0 1-3		4 0 0 0 1 1 2												
Eddie Kazak, R (1, 5) OBP: 0.418, SLG: 0.421		0-0 4-3	0-0 F8			4-0 2B 1B BB	0-0 F7	4-0 1B BB		3 1 0 0 2 0 3												
Enos Slaughter, L (1, 9) OBP: 0.429, SLG: 0.497		0-0 F5		0-0 CS 1B		0-0 1B 2B	0-0 6-3	0-0 FC6-4 1B		5 1 3 0 0 0 0												
Johnny Lindell, R (1, 7) OBP: 0.312, SLG: 0.342		0-0		0-3 K		4-0 1B F9 IBB	0-0 F7	0-3 K		2 1 1 0 1 1 1 2 0 0 0 0 1 3												
Bill Howerton, L (7, PH) OBP: 0.443, SLG: 0.486		0-0 1B		1-2																		
Marty Marion, R (1, 6) OBP: 0.344, SLG: 0.405		0-0 F4		0-0 5-3		0-0 1B 1B		0-0 6-3	0-0 FC6-4	5 1 1 2 0 0 4	AB 38 R 6 H 13 RBI 6 BB 5 SO 4 LOB 20											
Del Rice, R (1, 2) OBP: 0.276, SLG: 0.315			0-0 FC1-6 1B		0-0 F8	0-0 F9		0-0 1-3 1B		4 0 2 1 0 0 1												
Harry Brecheen, L (1, 1) OBP: 0.261, SLG: 0.227			0-0 FC1-6 2B		0-0 BB 1B	0-0 2B 1B		0-0 1-3		4 1 2 0 0 0 2												
Inning Stats	R: 0 E: 0 K: 1 S: 5	H: 0 LOB: 0 BB: 0 P: 5	R: 0 E: 0 K: 0 S: 4	H: 1 LOB: 1 BB: 0 P: 4	R: 0 E: 0 K: 1 S: 7	H: 2 LOB: 3 BB: 1 P: 11	R: 0 E: 0 K: 1 S: 5	H: 1 LOB: 0 BB: 0 P: 5	R: 0 E: 0 K: 0 S: 3	H: 1 LOB: 1 BB: 1 P: 7	R: 6 E: 0 K: 0 S: 8	H: 5 LOB: 1 BB: 2 P: 16	R: 0 E: 0 K: 0 S: 3	H: 0 LOB: 0 BB: 0 P: 3	R: 0 E: 0 K: 0 S: 4	H: 1 LOB: 1 BB: 0 P: 4	R: 0 E: 0 K: 1 S: 7	H: 2 LOB: 3 BB: 1 P: 11	1B: 10 2B: 4 3B: 0 HR: 0	SF: 0 SAC: 0 DP: 2 HBP: 0	WP: 0 PB: 0 SB: 0 CS: 1	PA: 43
PITCHER	IP WLS BF H R ER SO BB IBB HBP BLK WP HR S P ERA WHIP																					
Curt Simmons, L (1, 1) ERA: 4.09	5.2 L 28 9 6 6 3 2 2 0 0 0 0 0 30 46 9.53 1.941																					
Bubba Church, R (6, 1) ERA: 2.57	2.1 9 2 0 0 0 0 0 0 0 0 0 0 9 9 0.00 0.857																					
Russ Meyer, R (9, 1) ERA: 8.36	1.0 6 2 0 0 0 1 1 0 0 0 0 0 7 11 0.00 3.000																					

St. Louis Cardinals @ Philadelphia Phillies
 Shibe Park, Philadelphia, PA
 Tue Jun 13 1950, 3:33 AM EDT
 Att. 28,587 - Unknown

livebaseballscorecards.com

Batter	1	2	3	4	5	6	7	8	9	AB R H RBI BB SO LOB
--------	---	---	---	---	---	---	---	---	---	----------------------

Richie Ashburn, L <small>(1, 8) OBP: 0.383, SLG: 0.393</small>	0-0 		0-0 			0-0 			0-0 	4 1 1 0 0 0 0
Granny Hamner, R <small>(1, 6) OBP: 0.321, SLG: 0.342</small>	0-0 		0-0 			0-0 			0-3 	4 0 0 0 0 1 1
Eddie Waitkus, L <small>(1, 3) OBP: 0.348, SLG: 0.372</small>	0-0 			0-0 		0-0 			0-0 	4 1 2 1 0 0 0
Del Ennis, R <small>(1, 9) OBP: 0.342, SLG: 0.584</small>	0-0 			0-0 			0-0 		0-0 	4 1 2 2 0 0 1
Willie Jones, R <small>(1, 5) OBP: 0.346, SLG: 0.500</small>	0-0 			0-3 			0-0 		0-0 	4 0 1 0 0 1 2
Dick Sisler, L <small>(1, 7) OBP: 0.426, SLG: 0.549</small>		0-3 		0-0 			0-0 		0-0 	4 0 0 0 0 1 2
Andy Seminick, R <small>(1, 2) OBP: 0.400, SLG: 0.443</small>		0-0 			0-0 			0-0 		3 0 0 0 0 0 0
Jimmy Bloodworth, R <small>(1, 4) OBP: 0.265, SLG: 0.250</small>		0-3 			0-0 			0-0 		3 0 0 0 0 1 0
Curt Simmons, L <small>(1, 1) OBP: 0.194, SLG: 0.167</small> Bubba Church, R <small>(6, 1) OBP: 0.111, SLG: 0.222</small> Mike Goliat, R <small>(8, PH) OBP: 0.287, SLG: 0.384</small> Russ Meyer, S <small>(9, 1)</small>			0-0 		0-0 			0-0 		2 0 0 0 0 0 0 0 0 0 0 0 0 0 1 0 0 0 0 0 0 0 0 0 0 0 0 0

Inning Stats	R: 1	H: 2	E: 0	K: 5	S: 5	LOB: 1	BB: 0	P: 5	R: 0	H: 0	E: 0	K: 2	S: 7	LOB: 0	BB: 0	P: 7	R: 0	H: 0	E: 0	K: 0	S: 3	LOB: 0	BB: 0	P: 3	R: 0	H: 1	E: 0	K: 1	S: 6	LOB: 1	BB: 0	P: 6	R: 0	H: 0	E: 0	K: 0	S: 3	LOB: 0	BB: 0	P: 3	R: 0	H: 0	E: 0	K: 0	S: 3	LOB: 0	BB: 0	P: 3	R: 0	H: 0	E: 0	K: 0	S: 3	LOB: 0	BB: 0	P: 3	R: 0	H: 0	E: 0	K: 0	S: 3	LOB: 0	BB: 0	P: 3	R: 2	H: 3	E: 0	K: 1	S: 8	LOB: 1	BB: 0	P: 8	1B: 4	SF: 0	2B: 1	SAC: 0	3B: 0	DP: 0	HR: 1	HBP: 0	WP: 0	PA: 33
PITCHER Harry Brecheen, L <small>(1, 1) ERA: 2.67</small>	IP	WLS	BF	H	R	ER	SO	BB	IBB	HBP	BLK	WP	HR	S	P	ERA	WHIP																																																																	
	9.0	W	33	6	3	3	4	0	0	0	0	0	1	41	41	3.00	0.667																																																																	
																			PITCHER IP WLS BF H R ER SO BB IBB HBP BLK WP HR S P ERA WHIP																																																															

BOTTOM

St. Louis Cardinals @ Philadelphia Phillies
Shibe Park, Philadelphia, PA
 Tue Jun 13 1950, 3:33 AM EDT
 Att. 28,587 - Unknown

livebaseballscores.com

AB	33
R	3
H	6
RBI	3
BB	0
SO	4
LOB	6


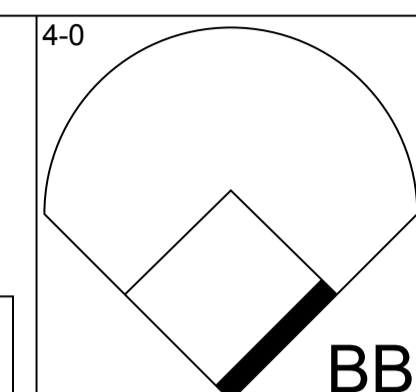

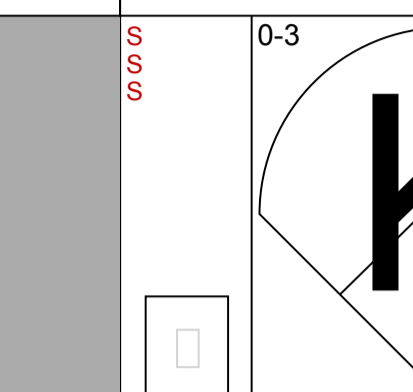
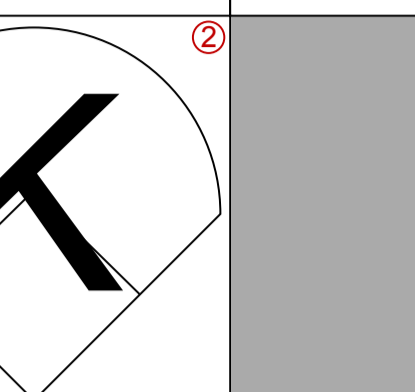

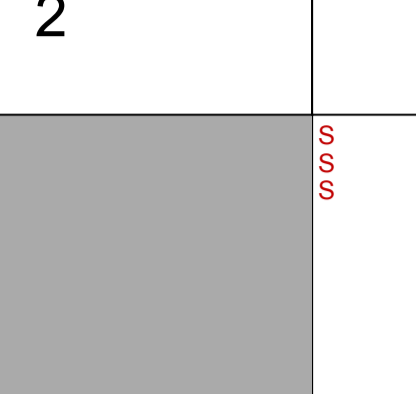
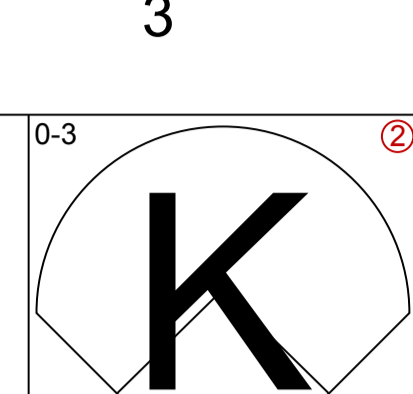

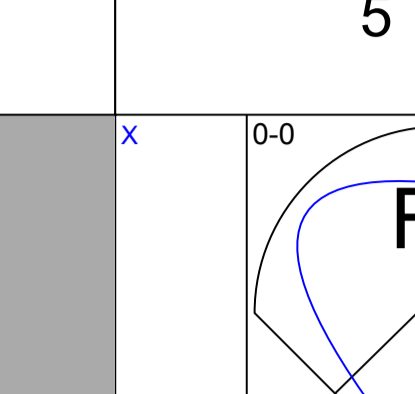

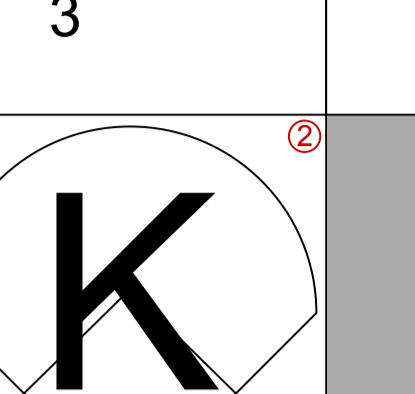

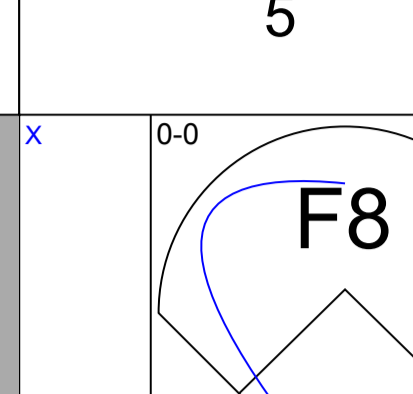
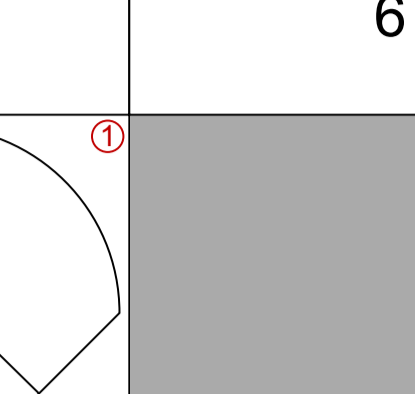

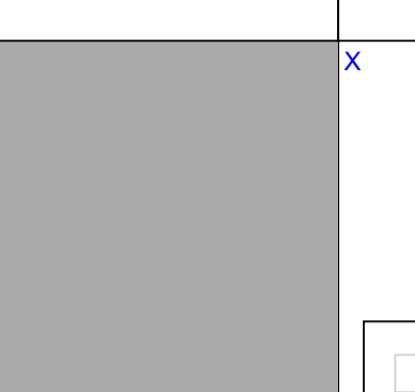
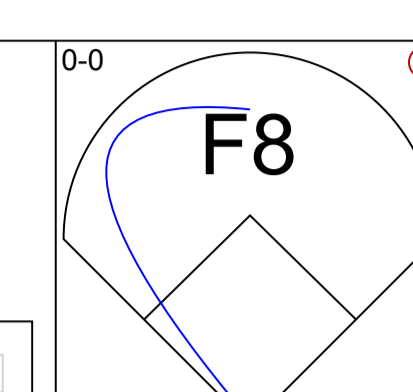
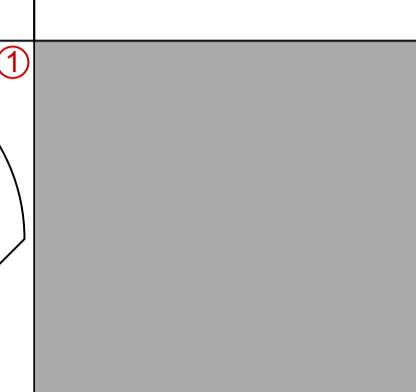
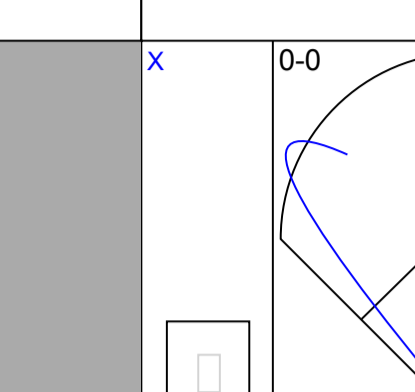

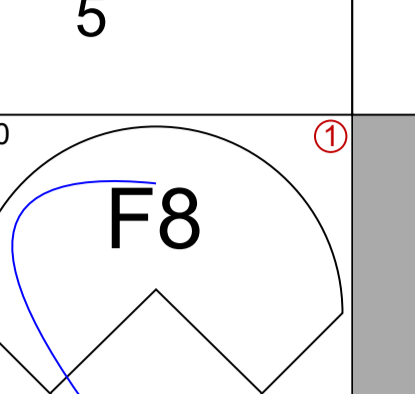

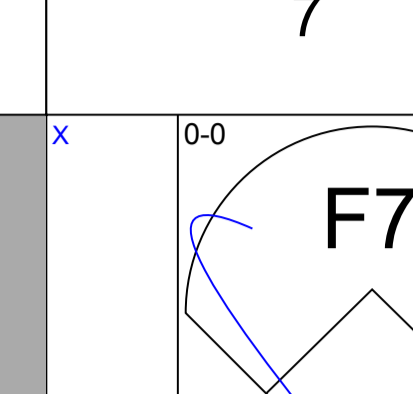
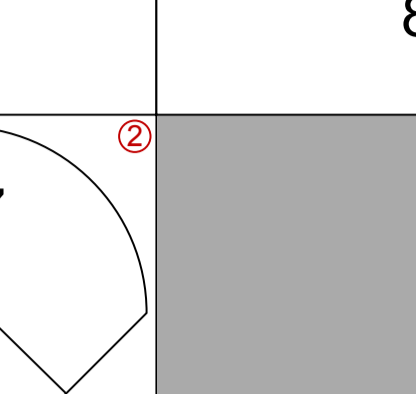

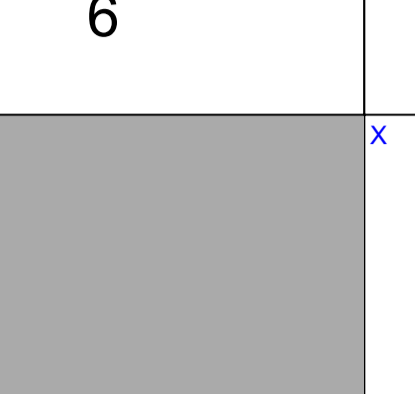
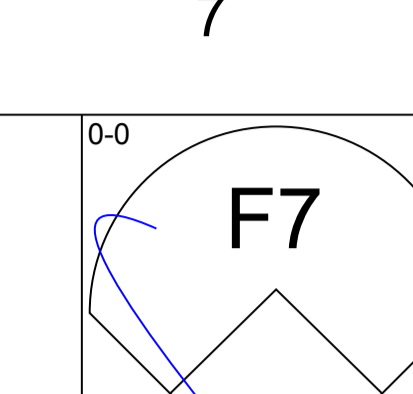
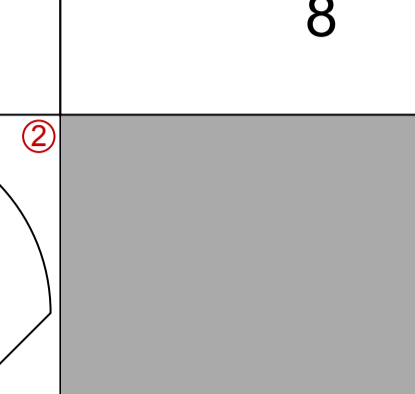


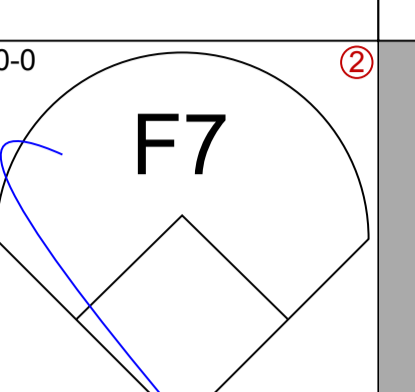


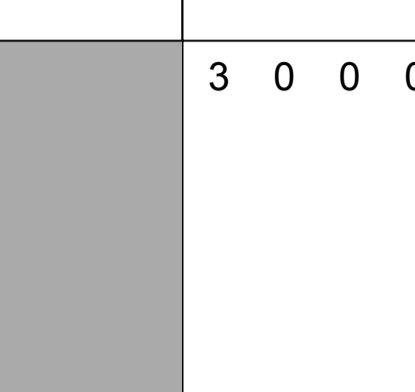



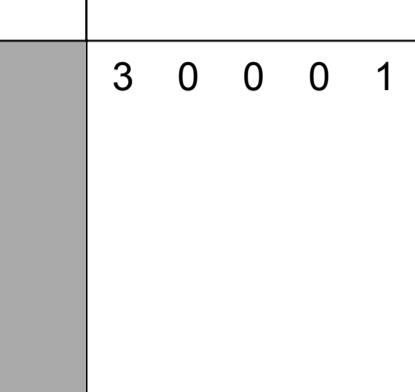
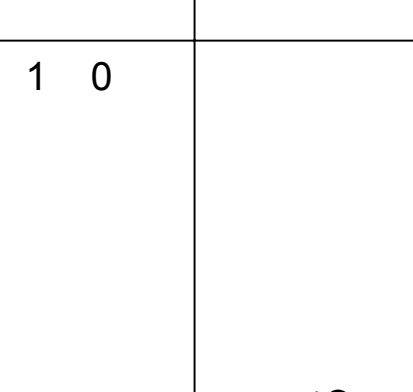


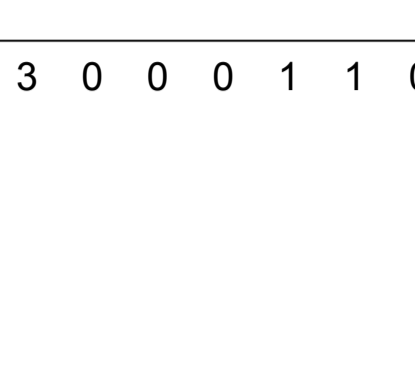




Batter	1	2	3	4	5	6	7	8	9	AB R H RBI BB SO LOB	TOP												
Harry Walker, L (1, 8) OBP: 0.312, SLG: 0.261	0-0 E 2B	4-0 BB 2-3 3-H		0-0 L4-6 2-3			0-0 FC1-6 1B 1-2f		0-0 L7	4 1 1 0 1 0 3	St. Louis Cardinals @ Philadelphia Phillies Shibe Park, Philadelphia, PA Wed Jun 14 1950, 3:33 AM EDT Att: 15,563 - Unknown												
Red Schoendienst, S (1, 4) OBP: 0.335, SLG: 0.414	0-0 E5 1B 2-H	0-0 F7			0-0 6-3		0-0 1B 1-2	0-0 P6	5 0 2 0 0 0 2														
Stan Musial, L (1, 3) OBP: 0.471, SLG: 0.651	0-0 L9		0-0 P6		0-0 1-3		0-0 F8	4-0 FC5-4 BB	4 0 0 0 1 0 3														
Eddie Kazak, R (1, 5) OBP: 0.389, SLG: 0.387	0-0 P6		0-0 F7		0-0 5-3		0-0 F7	0-0 FC5-4 1-2f	5 0 0 0 0 0 4														
Enos Slaughter, L (1, 9) OBP: 0.435, SLG: 0.500	0-0 P5		0-0 1B		4-0 BB 5-3		0-0 1B FC3-6		3 0 2 0 1 0 1														
Johnny Lindell, R (1, 7) OBP: 0.299, SLG: 0.325		0-3 K	0-0 4-3		0-3 K		0-0 FC3-6 3B 1-2f		4 1 0 0 0 2 3														
Marty Marion, R (1, 6) OBP: 0.357, SLG: 0.430		0-0 G3 BB WP 1B		4-0 L4-6 1B BB		0-0 5-3 1-2	0-0 1B 3B 1-H		3 2 2 1 1 0 1														
Del Rice, R (1, 2) OBP: 0.294, SLG: 0.326		4-0 WP G3 BB 1-2		0-0 FC4 1B 1-2		0-0 F8	0-0 B2-6-4 1B 3-H		3 0 2 1 1 0 1														
Max Lanier, R (1, 1) OBP: 0.333, SLG: 0.375		0-0 G3 1-2 2-3		0-0 FC4 1-2f		0-0 1B FC1-6	0-0 B2-6-4 1-2f		4 0 1 0 0 0 5														
Inning Stats	R: 1 E: 1 K: 0 S: 5	H: 2 LOB: 1 BB: 0 P: 5	R: 1 E: 0 K: 1 S: 6	H: 1 LOB: 2 BB: 2 P: 14	R: 0 E: 0 K: 0 S: 4	H: 1 LOB: 1 BB: 0 P: 4	R: 0 E: 0 K: 0 S: 3	H: 1 LOB: 1 BB: 1 P: 7	R: 0 E: 0 K: 1 S: 5	H: 0 LOB: 1 BB: 1 P: 9	R: 0 E: 0 K: 0 S: 5	H: 2 LOB: 2 BB: 0 P: 5	R: 2 E: 0 K: 0 S: 5	H: 3 LOB: 0 BB: 0 P: 5	R: 0 E: 0 K: 0 S: 3	H: 0 LOB: 1 BB: 1 P: 7	1B: 8 2B: 2 3B: 1 HR: 0	SF: 0 SAC: 0 DP: 2 HBP: 0	WP: 1 PB: 0 SB: 0 CS: 0	PA: 40			
PITCHER Ken Heintzelman, L (1, 1) ERA: 3.77 Jim Konstanty, R (8, 1) ERA: 2.32	IP 7.1	WLS L	BF 35	H 10	R 4	ER 4	SO 2	BB 4	IBB 0	HBP 0	BLK 0	WP 1	HR 0	S 35	P 51	ERA 4.91	WHIP 1.909					ERA 0.00	WHIP 0.600

livebaseballscorecards.com

AB	35
R	4
H	10
RBI	2
BB	5
SO	2
LOB	23



Batter	1	2	3	4	5	6	7	8	9	AB	R	H	RBI	BB	SO	LOB
Richie Ashburn, L OBP: 0.380, SLG: 0.386 (1, 8) 	4-0 		0-3 		0-0 		0-0 			3	0	0	0	1	1	0
Granny Hamner, R OBP: 0.320, SLG: 0.337 (1, 6) 	0-0 		4-0 		0-0 		0-0 			3	0	0	0	1	0	1
Eddie Waitkus, L OBP: 0.346, SLG: 0.366 (1, 3) 	0-0 		4-0 		0-0 			0-0 		3	0	0	0	1	0	1
Del Ennis, R OBP: 0.346, SLG: 0.580 (1, 9) 	0-3 		4-0 			0-0 		0-0 		3	1	1	0	1	1	1
Willie Jones, R OBP: 0.344, SLG: 0.500 (1, 5) 		0-0 	0-0 			0-0 		0-0 		4	1	1	0	0	0	3
Dick Sisler, L OBP: 0.427, SLG: 0.548 (1, 7) 		0-0 		0-3 		0-0 			0-0 	4	0	2	1	0	1	1
Andy Seminick, R OBP: 0.404, SLG: 0.446 (1, 2) 		0-3 		0-0 		0-0 			0-3 	4	0	2	1	0	2	2
Mike Goliat, R OBP: 0.280, SLG: 0.374 (1, 4) 		0-3 		0-0 		0-0 			0-3 	4	0	0	0	0	2	4
Ken Heintzelman, R OBP: 0.050, SLG: 0.050 (1, 1) 			0-3 		0-0 			0-0 		3	0	0	0	0	1	1
Jim Konstanty, R OBP: 0.111, SLG: 0.111 (8, 1)									0-0 	0	0	0	0	0	0	0
Jimmy Bloodworth, R OBP: 0.261, SLG: 0.246 (9, PH)										1	0	0	0	0	0	1


Inning Stats	R: 0	H: 0	E: 0	K: 1	S: 5	R: 0	H: 1	E: 0	K: 2	S: 8	R: 0	H: 0	E: 0	K: 2	S: 7	R: 0	H: 1	E: 0	K: 1	S: 6	R: 0	H: 0	E: 0	K: 0	S: 3	R: 2	H: 3	E: 0	K: 0	S: 5	R: 0	H: 0	E: 0	K: 0	S: 3	R: 0	H: 0	E: 0	K: 2	S: 8	R: 0	H: 1	E: 0	K: 2	S: 8	1B: 5	SF: 0	2B: 1	SAC: 0	3B: 0	DP: 1	HR: 0	HBP: 0	WP: 0	PA: 36
PITCHER Max Lanier, L ERA: 2.86 (1, 1)	IP	WLS	BF	H	R	ER	SO	BB	IBB	HBP	BLK	WP	HR	S	P	ERA	WHIP	IP	WLS	BF	H	R	ER	SO	BB	IBB	HBP	BLK	WP	HR	S	P	ERA	WHIP	IP	WLS	BF	H	R	ER	SO	BB	IBB	HBP	BLK	WP	HR	S	P	ERA	WHIP				

BOTTOM

St. Louis Cardinals @ Philadelphia Phillies
Shibe Park, Philadelphia, PA
 Wed Jun 14 1950, 3:33 AM EDT
 Att. 15,563 - Unknown

livebaseballscorecards.com

AB	32
R	2
H	6
RBI	2
BB	4
SO	8
LOB	15



Batter	1	2	3	4	5	6	7	8	9	AB R H RBI BB SO LOB	TOP	
Grady Hatton, L (1, 5) OBP: 0.332, SLG: 0.417	0-0 F8		0-0 L6-3 1B		0-0 FC6-4 1B			0-3 K		4 0 2 0 0 1 1	Cincinnati Reds @ Philadelphia Phillies Shibe Park, Philadelphia, PA Sat Jun 17 1950, 3:33 AM EDT Att. 7,669 - Unknown	
Peanuts Lowrey, R (1, 7) OBP: 0.370, SLG: 0.336	0-0 HR 1B		0-0 L6-3 1-2		0-0 FC6-4 1-2f			0-0 FC4-6 1-2 1B		4 1 2 0 0 0 2		
Johnny Wyrostek, L (1, 9) OBP: 0.414, SLG: 0.480	0-0 HR 1-H		0-0 1B		0-0 F5			0-0 FC4-6 1-2f 2-3		4 1 2 2 0 0 2		
Ted Kluszewski, L (1, 3) OBP: 0.338, SLG: 0.517	0-0 4-3		0-3 K		0-3 K			0-3 K		4 0 0 0 0 3 3		
Bob Scheffing, R (1, 2) OBP: 0.294, SLG: 0.258	0-0 1B 1B			0-0 4-3		0-0 P6			0-0 6-3	4 0 1 0 0 0 0		
Connie Ryan, R (1, 4) OBP: 0.359, SLG: 0.388	0-0 1-3 1B			0-0 6-3			0-3 K	B B B B 4-0 G6-4-3 BB		3 0 1 0 1 1 0		
Bob Usher, R (1, 8) OBP: 0.322, SLG: 0.398		0-0 5-3		0-0 F9			0-0 F4	X 0-0 G6-4-3 1-2f		4 0 0 0 0 0 1		
Virgil Stallcup, R (1, 6) OBP: 0.262, SLG: 0.349		0-0 1-3			0-0 5-3		0-0 F8			3 0 0 0 0 0 0		
Ewell Blackwell, R (1, 1) OBP: 0.154, SLG: 0.083 Harry Perkowski, L (8, PH) OBP: 0.444, SLG: 0.444 (8, 1)		0-0 F4			0-3 K			0-0 FC4-6 1B 1B		2 0 0 0 0 1 0 1 0 1 0 0 0 0		
Inning Stats	R: 2 H: 4 E: 0 LOB: 2 K: 0 BB: 0 S: 6 P: 6	R: 0 H: 0 E: 0 LOB: 0 K: 0 BB: 0 S: 3 P: 3	R: 0 H: 2 E: 0 LOB: 1 K: 1 BB: 0 S: 6 P: 6	R: 0 H: 0 E: 0 LOB: 0 K: 0 BB: 0 S: 3 P: 3	R: 0 H: 1 E: 0 LOB: 1 K: 1 BB: 0 S: 6 P: 6	R: 0 H: 0 E: 0 LOB: 0 K: 1 BB: 0 S: 5 P: 5	R: 0 H: 0 E: 0 LOB: 0 K: 1 BB: 0 S: 5 P: 5	R: 0 H: 2 E: 0 LOB: 2 K: 2 BB: 0 S: 9 P: 9	R: 0 H: 0 E: 0 LOB: 0 K: 0 BB: 1 S: 2 P: 6	1B: 8 SF: 0 2B: 1 SAC: 0 3B: 0 DP: 2 HR: 1 HBP: 0	WP: 0 PA: 34 PB: 0 SB: 0 CS: 0	
PITCHER Robin Roberts, R (1, 1) ERA: 3.22	IP WLS BF H R ER SO BB IBB HBP BLK WP HR S P ERA WHIP	9.0 W 34 9 2 2 6 1 0 0 0 0 0 1 45 49 2.00 1.111										

livebaseballscorecards.com

AB 33
R 2
H 9
RBI 2
BB 1
SO 6
LOB 9



Batter	1	2	3	4	5	6	7	8	9	AB	R	H	RBI	BB	SO	LOB
Richie Ashburn, L OBP: 0.391, SLG: 0.391 (1, 8) X	0-0 BB PB 1B	H 1-0 HBP		X 0-0 1B S 1B		X 0-0 4-3		B B B B 4-0 SH1-3 BB		3	1	2	0	1	0	0
Granny Hamner, R OBP: 0.319, SLG: 0.335 (1, 6) X	0-0 F5 1-2	0-0 1-3		X 0-0 1B 1B		X 0-0 F6		X 0-0 SH1-3 1-2		4	0	1	1	0	0	3
Eddie Waitkus, L OBP: 0.347, SLG: 0.377 (1, 3) X	0-0 F7		X 0-0 L7 3B	X 0-0 1B 1B			X 0-0 4-3	S S S 0-3 K		5	1	2	1	0	1	2
Del Ennis, R OBP: 0.352, SLG: 0.575 (1, 9) B B B B	4-0 BB BB		X 0-0 L7	0-0 P2			X 0-0 1B F7 1B	4-0 IBB		3	1	1	1	2	0	2
Willie Jones, R OBP: 0.347, SLG: 0.497 (1, 5) B B B B	4-0 BB		X 0-0 F8	0-0 1-3			X 0-0 2B 1B	0-0 L8		3	1	1	0	1	0	2
Jimmy Bloodworth, R OBP: 0.257, SLG: 0.242 (8, 5) B B	1-2 2-3 BB									1	0	0	0	0	0	2
Dick Sisler, L OBP: 0.424, SLG: 0.541 (1, 7) X	0-0 4-3		X 0-0 1B		X 0-0 4-3		X 0-0 F7			4	0	1	1	0	0	4
Andy Seminick, R OBP: 0.407, SLG: 0.460 (1, 2) X		X 0-0 FC1-6 1B	X 0-0 F2		X 0-0 F2		X 0-0 E 2B			4	0	2	1	0	0	1
Mike Goliat, R OBP: 0.273, SLG: 0.365 (1, 4) X		X 0-0 FC1-6 S		X 0-0 5-3	X 0-0 F3		X 0-0 E5			4	0	0	0	0	0	2
Robin Roberts, S OBP: 0.186, SLG: 0.079 (1, 1) S S S S		S S S S 0-3 K		S S S S 4-0 1B 1B BB		S S S S 0-3 K	X 0-0 L7			3	1	0	0	1	2	3

Inning Stats	R: 0	H: 1	E: 0	K: 0	S: 4	LOB: 3	BB: 2	P: 12	R: 0	H: 1	E: 0	K: 1	S: 6	LOB: 2	BB: 0	P: 7	R: 1	H: 2	E: 0	K: 0	S: 5	LOB: 1	BB: 0	P: 5	R: 2	H: 3	E: 0	K: 0	S: 6	LOB: 2	BB: 1	P: 10	R: 0	H: 0	E: 0	K: 0	S: 3	LOB: 0	BB: 0	P: 3	R: 0	H: 0	E: 0	K: 1	S: 5	LOB: 0	BB: 0	P: 5	R: 2	H: 3	E: 1	K: 0	S: 7	LOB: 2	BB: 0	P: 7	R: 0	H: 0	E: 0	K: 1	S: 5	LOB: 2	BB: 2	P: 13
--------------	------	------	------	------	------	--------	-------	-------	------	------	------	------	------	--------	-------	------	------	------	------	------	------	--------	-------	------	------	------	------	------	------	--------	-------	-------	------	------	------	------	------	--------	-------	------	------	------	------	------	------	--------	-------	------	------	------	------	------	------	--------	-------	------	------	------	------	------	------	--------	-------	-------

PITCHER	IP	WLS	BF	H	R	ER	SO	BB	IBB	HBP	BLK	WP	HR	S	P	ERA	WHIP
Ewell Blackwell, R ERA: 3.44 (1, 1)	7.0	L	36	10	5	5	2	3	0	1	0	0	0	36	49	6.43	1.857
Harry Perkowski, L ERA: 3.68 (8, 1)	1.0		5	0	0	0	1	1	1	0	0	0	0	5	13	0.00	1.000

BOTTOM

Cincinnati Reds @ Philadelphia Phillies
Shibe Park, Philadelphia, PA
Sat Jun 17 1950, 3:33 AM EDT
Att. 7,669 - Unknown

AB	34
R	5
H	10
RBI	5
BB	5
SO	3
LOB	21



WP	PA	ERA	WHIP
0	41		

Batter	1	2	3	4	5	6	7	8	9	AB R H RBI BB SO LOB	TOP																													
Bobby Adams, R (1, 5) OBP: 0.320, SLG: 0.313	0-0 BB BB F8 1B	0-0 L8			0-0 F6		0-0 F5		0-0 FC4-6 1-2f	5 1 1 0 0 0 3																														
Peanuts Lowrey, R (1, 7) OBP: 0.366, SLG: 0.328	4-0 F8 BB 1-2 BB	0-0 6-3			0-0 F7		0-0 F3			3 0 0 0 1 0 2																														
Johnny Wyrostek, L (1, 9) OBP: 0.416, SLG: 0.477	4-0 F8 BB 1-2 2-3		0-0 6-3		0-3 K			0-0 G5-4-3 1B		3 0 1 0 1 1 0																														
Bob Scheffing, R (1, 2) OBP: 0.289, SLG: 0.343	0-0 F8 1-2 2-3 3-H		0-0 6-3		0-0 HR			0-0 G5-4-3 1-2f		4 1 1 2 0 0 3																														
Connie Ryan, R (1, 4) OBP: 0.357, SLG: 0.391	0-3 K		0-0 2B		0-0 F9			0-0 F9		4 0 1 0 0 1 2																														
Ted Kluszewski, L (1, 3) OBP: 0.341, SLG: 0.535	0-0 6-3		0-0 L7		0-0 FC5-4 1B					4 1 2 1 0 0 3																														
Bob Usher, R (1, 8) OBP: 0.320, SLG: 0.387		4-0 1B BB		0-0 6-3		0-0 FC5-4 1-2f			0-0 F3	3 0 0 0 1 0 1																														
Sammy Meeks, R (1, 6) OBP: 0.231, SLG: 0.333		0-3 K		0-0 6-3		0-0 F2			0-0 FC4-6 1B	4 0 1 0 0 1 2																														
Lloyd Merriman, L (9, PR) OBP: 0.388, SLG: 0.424										0 0 0 0 0 0 0																														
Virgil Stallcup, R (9, 6) OBP: 0.262, SLG: 0.349										0 0 0 0 0 0 0																														
Herm Wehmeier, R (1, 1) OBP: 0.257, SLG: 0.294		0-0 1B		0-3 K			0-0 4-3		0-3 K	4 0 1 0 0 2 1																														
Inning Stats	R: 1 E: 0 K: 1 S: 6	H: 1 LOB: 2 BB: 2 P: 14	R: 0 E: 0 K: 1 S: 6	H: 1 LOB: 2 BB: 1 P: 10	R: 0 E: 0 K: 0 S: 4	H: 1 LOB: 1 BB: 0 P: 4	R: 0 E: 0 K: 1 S: 5	H: 0 LOB: 0 BB: 0 P: 5	R: 0 E: 0 K: 0 S: 5	H: 2 LOB: 1 BB: 0 P: 5	R: 0 E: 0 K: 0 S: 3	H: 0 LOB: 0 BB: 0 P: 3	R: 0 E: 0 K: 0 S: 3	H: 1 LOB: 0 BB: 0 P: 3	R: 1 E: 0 K: 1 S: 7	H: 2 LOB: 1 BB: 0 P: 7	1B: 5 2B: 1 3B: 0 HR: 2	SF: 0 SAC: 0 DP: 1 HBP: 0	WP: 0 PB: 0 SB: 0 CS: 0	PA: 37																				
PITCHER Curt Simmons, L (1, 1) ERA: 3.97	IP 9.0	WLS W	BF 37	H 8	R 3	ER 3	SO 5	BB 3	IBB 0	HBP 0	BLK 0	WP 0	HR 2	S 44	P 56	ERA 3.00	WHIP 1.222																							
																					PITCHER	IP	WLS	BF	H	R	ER	SO	BB	IBB	HBP	BLK	WP	HR	S	P	ERA	WHIP		

Cincinnati Reds @ Philadelphia Phillies
 Shibe Park, Philadelphia, PA
 Sun Jun 18 1950, 3:33 AM EDT
 Unknown

livebaseballscorecards.com

AB	34
R	3
H	8
RBI	3
BB	3
SO	5
LOB	17



Batter	1	2	3	4	5	6	7	8	9	AB R H RBI BB SO LOB
Richie Ashburn, L (1, 8) OBP: 0.390, SLG: 0.390	0-0 1-3 1B		0-0 6-3		0-0 SH3-4		0-0 F9			3 0 1 0 0 0 1
Granny Hamner, R (1, 6) OBP: 0.313, SLG: 0.329	0-0 1-3 1-2			0-0 L7	0-0 6-3		0-0 FC6-4 1-2f			4 0 0 0 0 0 3
Eddie Waitkus, L (1, 3) OBP: 0.345, SLG: 0.379	0-0 F7			0-0 F8	0-0 2B			0-0 F6		4 0 1 1 0 0 1
Del Ennis, R (1, 9) OBP: 0.350, SLG: 0.585	0-0 1-3			0-0 HR	0-0 F6			0-0 6-3		4 1 1 1 0 0 2
Willie Jones, R (1, 5) OBP: 0.350, SLG: 0.510		0-0 6-3		0-0 HR		0-0 L7		4-0 BB		3 1 1 1 1 0 0
Dick Sisler, L (1, 7) OBP: 0.421, SLG: 0.533		0-0 L8		4-0 1B BB		0-0 F7		0-0 G3		3 0 0 0 1 0 1
Andy Seminick, R (1, 2) OBP: 0.411, SLG: 0.456 Putsy Caballero, R (9, PR) OBP: 0.200, SLG: 0.111		0-3 K		0-0 FC5-4 1B		0-0 4-3		4-0 WP S 1B BB		3 0 1 0 1 1 0 0 1 0 0 0 0 0
Mike Goliat, R (1, 4) OBP: 0.267, SLG: 0.356			0-0 F3	0-0 FC5-4 1-2f		0-0 F5		0-0 F7 1-2		4 0 0 0 0 0 3
Curt Simmons, L (1, 1) OBP: 0.235, SLG: 0.212 Bill Nicholson, L (9, PH) OBP: 0.250, SLG: 0.250			0-3 K		0-0 SH3-4 2B 1B		0-0 FC6-4 1B		0-0 2-H 1B	3 1 2 0 0 1 0 1 0 1 1 0 0 0

Inning Stats	R: 0 E: 0 K: 0 S: 4	H: 1 LOB: 1 BB: 0 P: 4	R: 0 E: 0 K: 1 S: 5	H: 0 LOB: 0 BB: 0 P: 5	R: 0 E: 0 K: 1 S: 5	H: 0 LOB: 0 BB: 0 P: 5	R: 2 E: 0 K: 0 S: 6	H: 3 LOB: 2 BB: 1 P: 10	R: 1 E: 0 K: 0 S: 5	H: 2 LOB: 1 BB: 0 P: 5	R: 0 E: 0 K: 0 S: 3	H: 0 LOB: 0 BB: 0 P: 3	R: 0 E: 0 K: 0 S: 4	H: 1 LOB: 1 BB: 0 P: 4	R: 0 E: 0 K: 0 S: 3	H: 0 LOB: 1 BB: 1 P: 7	R: 1 E: 0 K: 0 S: 2	H: 1 LOB: 1 BB: 1 P: 6	1B: 5 2B: 1 3B: 0 HR: 2	SF: 0 SAC: 1 DP: 0 HBP: 0
--------------	------------------------------	---------------------------------	------------------------------	---------------------------------	------------------------------	---------------------------------	------------------------------	----------------------------------	------------------------------	---------------------------------	------------------------------	---------------------------------	------------------------------	---------------------------------	------------------------------	---------------------------------	------------------------------	---------------------------------	----------------------------------	------------------------------------

PITCHER	IP	WLS	BF	H	R	ER	SO	BB	IBB	HBP	BLK	WP	HR	S	P	ERA	WHIP
Herm Wehmeier, R (1, 1) ERA: 6.97	8.1	L	36	8	4	4	2	3	0	0	0	1	2	37	49	4.32	1.320

BOTTOM

Cincinnati Reds @ Philadelphia Phillies
 Shibe Park, Philadelphia, PA
 Sun Jun 18 1950, 3:33 AM EDT
 Unknown

AB	32
R	4
H	8
RBI	4
BB	3
SO	2
LOB	11

livebaseballscorecards.com

WP	1	PA	36
PB	0		
SB	1		
CS	0		

Batter	1	2	3	4	5	6	7	8	9	AB R H RBI BB SO LOB	TOP	
Lloyd Merriman, L (1, 8) OBP: 0.380, SLG: 0.413	0-0 E8 1B		0-0 4-3		0-0 F5			0-0 1-3		4 1 1 0 0 0 1	Cincinnati Reds @ Philadelphia Phillies Shibe Park, Philadelphia, PA Sun Jun 18 1950, 3:38 AM EDT Att. 20,495 - Unknown livebaseballscorecards.com	
Peanuts Lowrey, R (1, 7) OBP: 0.370, SLG: 0.333	0-0 G3-6-3 2-H 1B		0-0 F7			0-0 F8		0-0 WP BLK 1B		4 0 2 1 0 0 0		
Johnny Wyrostek, L (1, 9) OBP: 0.408, SLG: 0.467	0-0 G3-6-3 1-2f		0-0 4-3			0-0 4-3		0-0 F4 1-2		4 0 0 0 0 0 2		
Ted Kluszewski, L (1, 3) OBP: 0.345, SLG: 0.538	0-0 3B 2B			0-0 F8		0-0 P4		4-0 WP IBB		3 1 1 0 1 0 0		
Connie Ryan, R (1, 4) OBP: 0.360, SLG: 0.409	0-0 2-H 3B			0-0 F3			0-0 SH1-4 1B	0-0 F9 1-2 2-3		4 0 2 1 0 0 2		
Bobby Adams, R (1, 5) OBP: 0.320, SLG: 0.313	0-0 6-3			0-0 5-3			0-0 SH1-4 1-2		0-0 FC4-6 1B	3 0 1 0 0 0 1		
Dixie Howell, R (1, 2) OBP: 0.333, SLG: 0.257 Harry Perkowski, L (9, PH) OBP: 0.400, SLG: 0.400		0-0 F5			0-0 6-3		0-0 F5	0-0 FC4-6 L4-3 1-2f		3 0 0 0 0 0 1 1 0 0 0 0 0 1		
Sammy Meeks, R (1, 6) OBP: 0.233, SLG: 0.296		0-3 K			0-0 E5 3-1		4-0 BB	0-0 L4-3 1-2		3 0 0 0 1 1 1		
Howie Fox, R (1, 1) OBP: 0.222, SLG: 0.278		0-0 5-3			0-0 3-1 2-3		0-0 4-3			3 0 0 0 0 0 3		
Inning Stats	R: 2 H: 4 E: 1 LOB: 1 K: 0 BB: 0 S: 6 P: 6	R: 0 H: 0 E: 0 LOB: 0 K: 1 BB: 0 S: 5 P: 5	R: 0 H: 0 E: 0 LOB: 0 K: 0 BB: 0 S: 3 P: 3	R: 0 H: 0 E: 0 LOB: 0 K: 0 BB: 0 S: 3 P: 3	R: 0 H: 0 E: 1 LOB: 1 K: 0 BB: 0 S: 4 P: 4	R: 0 H: 0 E: 0 LOB: 0 K: 0 BB: 0 S: 3 P: 3	R: 0 H: 1 E: 0 LOB: 2 K: 0 BB: 1 S: 4 P: 8	R: 0 H: 1 E: 0 LOB: 2 K: 0 BB: 1 S: 4 P: 8	R: 0 H: 1 E: 0 LOB: 0 K: 0 BB: 0 S: 3 P: 3	1B: 5 SF: 0 2B: 2 SAC: 1 3B: 1 DP: 2 HR: 0 HBP: 0	WP: 1 PA: 35 PB: 0 SB: 0 CS: 0	
PITCHER Bob Miller, R (1, 1) ERA: 1.71	IP WLS BF H R ER SO BB IBB HBP BLK WP HR S P ERA WHIP											IP WLS BF H R ER SO BB IBB HBP BLK WP HR S P ERA WHIP
	9.0 W 35 7 2 2 1 1 1 0 1 0 35 43 2.00 0.889											



Batter	1	2	3	4	5	6	7	8	9
Richie Ashburn, L (1, 8) OBP: 0.385, SLG: 0.384	0-0 4-3		0-0 F8		0-0 G6-4-3		0-0 E9	0-0 F8	
Granny Hamner, R (1, 6) OBP: 0.312, SLG: 0.327	0-0 F5			0-0 F2		0-0 1B	0-0 F9		
Eddie Waitkus, L (1, 3) OBP: 0.348, SLG: 0.382	0-3 K			0-0 PB 1B		0-0 1B	0-0 1-3		
Del Ennis, R (1, 9) OBP: 0.348, SLG: 0.578		0-0 F7		0-0 F7		0-0 1B		0-0 F3	
Willie Jones, R (1, 5) OBP: 0.357, SLG: 0.522		0-0 3B		0-0 PB 1B		0-0 L4		4-0 1B BB	
Dick Sisler, L (1, 7) OBP: 0.427, SLG: 0.532		0-0 L5		4-0 1B BB		4-0 IBB		0-0 1B L8	
Stan Lopata, R (1, 2) OBP: 0.325, SLG: 0.243		0-0 4-3		0-0 6-3		0-0 G6-4-3		0-0 BB	
Bill Nicholson, L (6, PH) OBP: 0.200, SLG: 0.200								1-3 1B	
Andy Seminick, R (7, 2) OBP: 0.416, SLG: 0.462								3-H 1B	
Mike Goliat, R (1, 4) OBP: 0.272, SLG: 0.355			0-0 L8		0-0 FC1-6		0-0 L8	4-0 1B BB	
Bob Miller, R (1, 1) OBP: 0.200, SLG: 0.200			0-0 5-3		0-0 FC1-6		0-0 E 1B	0-0 L8	

Inning Stats	R: 0	H: 0	E: 0	K: 1	S: 5	R: 0	H: 1	E: 0	K: 0	S: 4	R: 0	H: 0	E: 0	K: 0	S: 3	R: 0	H: 2	E: 0	K: 0	S: 5	R: 0	H: 1	E: 0	K: 0	S: 3	R: 1	H: 3	E: 0	K: 0	S: 5	R: 1	H: 2	E: 1	K: 0	S: 5	R: 2	H: 2	E: 0	K: 0	S: 5	R: 0	H: 2	E: 0	K: 0	S: 5		
	0	0	0	1	5	0	1	0	0	4	0	0	0	0	3	0	2	0	0	9	0	1	0	0	3	1	3	0	2	1	5	1	2	0	5	2	2	0	13	0	2	0	13	0	2	0	13

PITCHER	IP	WLS	BF	H	R	ER	SO	BB	IBB	HBP	BLK	WP	HR	S	P	ERA	WHIP	IP	WLS	BF	H	R	ER	SO	BB	IBB	HBP	BLK	WP	HR	S	P	ERA	WHIP														
Howie Fox, R (1, 1) ERA: 5.33	8.0	L	37	11	4	3	1	3	1	0	0	0	0	35	51	3.38	1.750																															

BOTTOM

AB	R	H	RBI	BB	SO	LOB
5	0	1	0	0	0	3
4	1	1	1	0	0	1
4	0	2	0	0	1	1
4	0	1	1	0	0	1
3	1	2	0	1	0	2
2	1	1	0	2	0	1
2	0	0	0	0	0	4
1	0	0	0	0	0	3
1	0	1	1	0	0	0
3	0	1	0	1	0	0
4	1	1	1	0	0	3

AB	33
R	4
H	11
RBI	4
BB	4
SO	1
LOB	19



WP	PA
0	37

Cincinnati Reds @ Philadelphia Phillies
 Shibe Park, Philadelphia, PA
 Sun Jun 18 1950, 3:38 AM EDT
 Att. 20,495 - Unknown

livebaseballscorecards.com

Batter	1	2	3	4	5	6	7	8	9	AB R H RBI BB SO LOB	TOP																													
Stan Rojek, R (1, 6) OBP: 0.243, SLG: 0.257	0-0 F2			0-0 F6		0-0 1-3		0-0 F7		4 0 0 0 0 0 0																														
Dale Coogan, L (1, 3) OBP: 0.318, SLG: 0.295	0-0 4-3			0-0 4-3		0-0 G3		0-3 K		4 0 0 0 0 1 0																														
Gus Bell, L (1, 9) OBP: 0.333, SLG: 0.442	0-0 F7			0-3 K		0-0 4-3			0-3 K	4 0 0 0 0 2 0																														
Ralph Kiner, R (1, 7) OBP: 0.420, SLG: 0.540		0-0 G1-6-3 1B			4-0 1B 2B BB		0-0 F8		0-0 6-3	3 1 1 0 1 0 0																														
Wally Westlake, R (1, 8) OBP: 0.344, SLG: 0.515		0-0 F7			0-0 1-2 2B 1B		0-3 K		0-0 G1	4 1 1 0 0 1 1																														
Nanny Fernandez, R (1, 5) OBP: 0.319, SLG: 0.403 Ted Beard, L (7, PH) OBP: 0.348, SLG: 0.388 Pete Castiglione, R (7, 5) OBP: 0.330, SLG: 0.337		0-0 G1-6-3			0-0 F9		0-0 E6 3B 1B			2 0 0 0 0 0 3 1 1 1 0 0 0 0 0 0 0 0 0 0 0																														
Danny Murtaugh, R (1, 4) OBP: 0.411, SLG: 0.433			0-0 F6		0-0 2-3 1-H 2-H 2B		0-0 3B			3 0 2 3 0 0 0																														
Earl Turner, R (1, 2) OBP: 0.250, SLG: 0.211			0-0 CS 1B		0-0 2-3		0-0 5-3			3 0 1 0 0 0 2																														
Vern Law, R (1, 1) Hank Schenz, R (8, PH) OBP: 0.294, SLG: 0.391 Junior Walsh, R (8, 1) OBP: 0.800, SLG: 1.000			0-3 K		0-0 6-3			0-0 F2		2 0 0 0 0 1 2 1 0 0 0 0 0 0 0 0 0 0 0 0 0																														
Inning Stats	R: 0 E: 0 K: 0 S: 3	H: 0 LOB: 0 BB: 0 P: 3	R: 0 E: 0 K: 0 S: 3	H: 1 LOB: 0 BB: 0 P: 3	R: 0 E: 0 K: 1 S: 5	H: 1 LOB: 0 BB: 0 P: 5	R: 0 E: 0 K: 1 S: 5	H: 0 LOB: 0 BB: 0 P: 5	R: 2 E: 0 K: 0 S: 5	H: 2 LOB: 1 BB: 1 P: 9	R: 0 E: 0 K: 0 S: 3	H: 0 LOB: 0 BB: 0 P: 3	R: 1 E: 1 K: 1 S: 7	H: 2 LOB: 1 BB: 0 P: 7	R: 0 E: 0 K: 1 S: 5	H: 0 LOB: 0 BB: 0 P: 5	R: 0 E: 0 K: 1 S: 5	H: 0 LOB: 0 BB: 0 P: 5	1B: 4 2B: 1 3B: 1 HR: 0	SF: 0 SAC: 0 DP: 1 HBP: 0	WP: 0 PB: 0 SB: 0 CS: 1	PA: 32																		
PITCHER Russ Meyer, R (1, 1) ERA: 7.05	IP 9.0	WLS W	BF 32	H 6	R 3	ER 3	SO 5	BB 1	IBB 0	HBP 0	BLK 0	WP 0	HR 0	S 41	P 45	ERA 3.00	WHIP 0.778						PITCHER	IP 9.0	WLS W	BF 32	H 6	R 3	ER 3	SO 5	BB 1	IBB 0	HBP 0	BLK 0	WP 0	HR 0	S 41	P 45	ERA 3.00	WHIP 0.778

Pittsburgh Pirates @ Philadelphia Phillies
 Shibe Park, Philadelphia, PA
 Tue Jun 20 1950, 3:33 AM EDT
 Att. 13,597 - Unknown

livebaseballscorecards.com

AB	31
R	3
H	6
RBI	3
BB	1
SO	5
LOB	8



Batter	1	2	3	4	5	6	7	8	9	AB R H RBI BB SO LOB
--------	---	---	---	---	---	---	---	---	---	----------------------

Richie Ashburn, L (1, 8) <small>OBP: 0.393, SLG: 0.393</small>	0-0 E9 1-3 1B		0-0 1B			0-0 E 1B BB 1B	0-0 F7			4 1 3 0 0 0 0
Granny Hamner, R (1, 6) <small>OBP: 0.315, SLG: 0.327</small>	0-0 1-3 2-3		0-0 F9			0-0 BB SH E 1B	4-0 FC6-5 PB BB			3 1 1 0 1 0 2
Eddie Waitkus, L (1, 3) <small>OBP: 0.344, SLG: 0.376</small>	0-0 G3		0-0 G3			0-0 SH None BB 1B	0-0 FC6-5 1B HR			3 2 0 0 0 0 3
Del Ennis, R (1, 9) <small>OBP: 0.351, SLG: 0.574</small> Dick Whitman, L (8, 9) <small>OBP: 0.320, SLG: 0.316</small>	0-0			0-0 F9		4-0 None 1B BB	0-0 HR 1B			3 2 1 1 1 0 1 0 0 0 0 0 0 0
Willie Jones, R (1, 5) <small>OBP: 0.355, SLG: 0.531</small>		0-0 6-3		0-0 F7		0-0 1B BB	0-0 HR			4 1 1 3 0 0 2
Dick Sisler, L (1, 7) <small>OBP: 0.423, SLG: 0.526</small>		0-3 K		0-0 4-3		0-0 1B 1B	0-0 F7			4 0 1 0 0 1 0
Andy Seminick, R (1, 2) <small>OBP: 0.410, SLG: 0.447</small>		4-0 FC6-4 BB				0-0 F7	0-3 K			3 0 0 0 1 1 3
Mike Goliat, R (1, 4) <small>OBP: 0.272, SLG: 0.353</small>		0-0 FC6-4				0-0 1-3	0-0 1B			4 0 1 2 0 0 1
Russ Meyer, S (1, 1)			0-3 K			0-3 K	0-0 4-3			4 0 0 0 0 3 2

Inning Stats	R: 0	H: 1	E: 1	K: 0	S: 4	R: 0	H: 0	E: 0	K: 1	S: 5	R: 0	H: 1	E: 0	K: 1	S: 6	R: 0	H: 0	E: 0	K: 0	S: 3	R: 0	H: 0	E: 0	K: 1	S: 5	R: 4	H: 4	E: 2	K: 1	S: 10	R: 3	H: 2	E: 0	K: 0	S: 5	R: 0	H: 0	E: 0	K: 1	S: 5	1B: 7	2B: 0	3B: 0	HR: 1	SF: 0	SAC: 1	DP: 0	HBP: 0	WP: 0	PA: 36
--------------	------	------	------	------	------	------	------	------	------	------	------	------	------	------	------	------	------	------	------	------	------	------	------	------	------	------	------	------	------	-------	------	------	------	------	------	------	------	------	------	------	-------	-------	-------	-------	-------	--------	-------	--------	-------	--------

PITCHER	IP	WLS	BF	H	R	ER	SO	BB	IBB	HBP	BLK	WP	HR	S	P	ERA	WHIP
Vern Law, R (1, 1) <small>ERA: 6.55</small>	7.0	L	33	8	7	7	4	3	0	0	0	0	1	38	50	9.00	1.571
Junior Walsh, R (8, 1) <small>ERA: 5.13</small>	1.0		3	0	0	0	1	0	0	0	0	0	0	5	5	0.00	0.000

BOTTOM

Pittsburgh Pirates @ Philadelphia Phillies
 Shibe Park, Philadelphia, PA
 Tue Jun 20 1950, 3:33 AM EDT
 Att. 13,597 - Unknown

livebaseballscorecards.com

AB	32
R	7
H	8
RBI	6
BB	3
SO	5
LOB	14



Batter	1	2	3	4	5	6	7	8	9	AB R H RBI BB SO LOB	TOP														
Pete Castiglione, R OBP: 0.324, SLG: 0.340 (1, 5) (6, 6)	0-0 2B		0-0 F3		0-0 F9		0-0 5-3		0-0 F9	5 0 1 0 0 0 2															
Ted Beard, L OBP: 0.340, SLG: 0.369 (1, 8)	0-3 K		4-0 1B BB			0-3 K	0-0 F7		0-3 K	4 0 0 0 1 3 2															
Gus Bell, L OBP: 0.340, SLG: 0.467 (1, 9)	0-0 4-3		0-0 1-2 2-H 1B			0-0 3B 3B	0-0 F7			4 1 2 1 0 0 1															
Ralph Kiner, R OBP: 0.417, SLG: 0.544 (1, 7)	0-0 F4		0-0 P4			0-0 1B 3B	0-0 F7			4 1 1 1 0 0 3															
Johnny Hopp, L OBP: 0.412, SLG: 0.503 Jack Phillips, R OBP: 0.313, SLG: 0.367 (1, 3) (8, 3)		0-0 F6		0-0 F7		0-0 1B F7 1B	0-0 P2			4 1 1 1 0 0 0 0 0 0 0 0 0 0															
Danny Murtaugh, R OBP: 0.412, SLG: 0.434 (1, 4)		0-0 G6-3 1B		0-3 K		0-0 1-3 1B	0-0 6-3			4 0 2 0 0 1 0															
Stan Rojek, R OBP: 0.239, SLG: 0.252 Wally Westlake, R OBP: 0.347, SLG: 0.515 Hank Schenz, R OBP: 0.304, SLG: 0.431 (1, 6) (6, PH) (6, 5)		0-0 G6-3 1-2f		0-0 6-3		4-0 IBB			0-0 E7 3B	2 0 0 0 0 0 1 0 0 0 0 1 0 0 1 1 1 0 0 0 0															
Ray Mueller, R OBP: 0.327, SLG: 0.529 Dale Coogan, L OBP: 0.315, SLG: 0.292 Earl Turner, R OBP: 0.244, SLG: 0.205 (1, 2) (6, PH) (6, 2)			0-0 1B 2B		0-3 K	0-0 F7			0-0 F7	2 1 1 0 0 1 0 1 0 0 1 0 0 2 1 0 0 0 0 0 0															
Bill MacDonald, R OBP: 0.200, SLG: 0.200 Bill Werle, L OBP: 0.391, SLG: 0.263 (1, 1) (7, 1)			0-0 1-3		0-0 F7	0-0 G3			0-0 1B	3 0 0 0 0 0 3 1 0 1 0 0 0 0															
Inning Stats	R: 0 E: 0 K: 1 S: 6	H: 1 LOB: 1 BB: 0 P: 6	R: 0 E: 0 K: 0 S: 3	H: 1 LOB: 0 BB: 0 P: 3	R: 1 E: 0 K: 0 S: 5	H: 2 LOB: 2 BB: 1 P: 9	R: 0 E: 0 K: 1 S: 5	H: 0 LOB: 0 BB: 0 P: 5	R: 0 E: 0 K: 1 S: 5	H: 0 LOB: 0 BB: 0 P: 5	R: 3 E: 0 K: 1 S: 9	H: 4 LOB: 2 BB: 1 P: 13	R: 0 E: 0 K: 0 S: 3	H: 0 LOB: 0 BB: 0 P: 3	R: 0 E: 0 K: 0 S: 3	H: 0 LOB: 0 BB: 0 P: 3	R: 1 E: 1 K: 1 S: 7	H: 2 LOB: 1 BB: 0 P: 7	1B: 5 2B: 2 3B: 3 HR: 0	SF: 0 SAC: 0 DP: 1 HBP: 0	WP: 0 PB: 0 SB: 0 CS: 0	PA: 38			
PITCHER Robin Roberts, R ERA: 3.31 Jim Konstanty, R ERA: 2.47 (1, 1) (9, 1)	IP 8.0 1.0	WLS L 5	BF 33 5	H 8 2	R 4 1	ER 4 1	SO 4 1	BB 1 0	IBB 1 0	HBP 0 0	BLK 0 0	WP 0 0	HR 0 0	S 39 7	P 47 7	ERA 4.50 9.00	WHIP 1.125 2.000								

Pittsburgh Pirates @ Philadelphia Phillies
 Shibe Park, Philadelphia, PA
 Wed Jun 21 1950, 3:33 AM EDT
 Att. 18,632 - Unknown

livebaseballscores.com

AB	36
R	5
H	10
RBI	4
BB	2
SO	5
LOB	14



Batter	1	2	3	4	5	6	7	8	9	AB	R	H	RBI	BB	SO	LOB
Richie Ashburn, L (1, 8) OBP: 0.393, SLG: 0.390	0-0 L8		0-0 1B 1B	0-0 F7			4-0 G3 1B BB	0-0 G3		4	2	1	0	1	0	1
Granny Hamner, R (1, 6) OBP: 0.317, SLG: 0.326	4-0 BB		0-0 1B 1B	0-0 F4			0-0 F3		0-0 6-3	4	1	1	0	1	0	1
Eddie Waitkus, L (1, 3) OBP: 0.341, SLG: 0.372	0-0 P4		0-0 P2				0-0 G3		0-0 1B	5	0	1	0	0	0	4
Del Ennis, R (1, 9) OBP: 0.352, SLG: 0.567	0-0 F8		0-0 BB 1B				4-0 6-3		0-3 K	4	0	1	1	1	1	2
Willie Jones, R (1, 5) OBP: 0.365, SLG: 0.536		0-0 F8 BB 1B	4-0 BB BB				0-0 1B		0-0 1-3	4	0	3	1	1	0	1
Dick Sisler, L (1, 7) OBP: 0.420, SLG: 0.518		4-0 BB	0-0 F7				0-0 P5		0-3 K	3	0	0	1	1	1	5
Andy Seminick, R (1, 2) OBP: 0.405, SLG: 0.433		0-0 F8	4-0 BB				0-0 F8		0-0 6-3	3	0	0	0	1	0	2
Mike Goliat, R (1, 4) OBP: 0.271, SLG: 0.351		0-0 F3	0-0 F8				0-0 4-3		0-0 1B	4	0	1	0	0	0	5
Robin Roberts, S (1, 1) OBP: 0.174, SLG: 0.073 Jimmy Bloodworth, R (8, PH) OBP: 0.264, SLG: 0.239 Jim Konstanty, R (9, 1) OBP: 0.111, SLG: 0.111		0-0 F8		0-0 G3			0-3 K		0-0 F9	3	0	0	0	0	1	2

Inning Stats	R: 0	H: 0	E: 0	K: 0	S: 3	R: 0	H: 1	E: 0	K: 0	S: 4	R: 2	H: 3	E: 0	K: 0	S: 6	R: 0	H: 1	E: 0	K: 0	S: 4	R: 0	H: 0	E: 0	K: 1	S: 5	R: 1	H: 1	E: 0	K: 1	S: 6	R: 0	H: 1	E: 0	K: 0	S: 4	R: 0	H: 1	E: 0	K: 1	S: 6	1B: 8	2B: 0	3B: 0	HR: 0	SF: 0	SAC: 0	DP: 0	HBP: 0	WP: 0	PB: 0	SB: 0	CS: 0	PA: 41
--------------	------	------	------	------	------	------	------	------	------	------	------	------	------	------	------	------	------	------	------	------	------	------	------	------	------	------	------	------	------	------	------	------	------	------	------	------	------	------	------	------	-------	-------	-------	-------	-------	--------	-------	--------	-------	-------	-------	-------	--------

PITCHER	IP	WLS	BF	H	R	ER	SO	BB	IBB	HBP	BLK	WP	HR	S	P	ERA	WHIP
Bill MacDonald, R (1, 1) ERA: 3.94	6.2	W	32	6	3	3	1	6	0	0	0	0	0	28	52	4.05	1.800
Bill Werle, L (7, 1) ERA: 4.62	2.1	S	9	2	0	0	2	0	0	0	0	0	0	13	13	0.00	0.857


BOTTOM

Pittsburgh Pirates @ Philadelphia Phillies
 Shibe Park, Philadelphia, PA
 Wed Jun 21 1950, 3:33 AM EDT
 Att. 18,632 - Unknown

livebaseballscores.com

AB	35
R	3
H	8
RBI	3
BB	6
SO	3
LOB	24



Batter	1	2	3	4	5	6	7	8	9	AB R H RBI BB SO LOB	TOP									
Ted Beard, L (1, 8) OBP: 0.353, SLG: 0.375	0-0 6-3		0-0 2B 1B	0-0 F9			4-0 E BB		0-0 1B	4 1 2 0 1 0 1	Pittsburgh Pirates @ Philadelphia Phillies Shibe Park, Philadelphia, PA Thu Jun 22 1950, 3:33 AM EDT Att. 5,326 - Unknown									
Hank Sencz, R (1, 5) OBP: 0.297, SLG: 0.414	0-0 E3 2B		0-0 F7		0-0 4-3		0-0 E6 1B		0-0 F9	5 0 1 0 0 0 3										
Gus Bell, L (1, 9) OBP: 0.333, SLG: 0.463	0-0 1-3 2B		0-0 F8		0-0 4-3		0-0 1-6-3-2 1-2f 3-Hf		0-0 F8	5 0 1 0 0 0 5										
Ralph Kiner, R (1, 7) OBP: 0.414, SLG: 0.552	0-0 P4		0-0 E6 2B		0-0 F8			0-0 HR		4 1 1 1 0 0 3										
Johnny Hopp, L (1, 3) OBP: 0.408, SLG: 0.503	0-0 P5		0-0 2B		0-0 F7			0-0 G3		4 0 1 1 0 0 2										
Danny Murtaugh, R (1, 4) OBP: 0.405, SLG: 0.425		0-0 P4	0-0 F5		0-0 1-3			0-0 F2		4 0 0 0 0 0 2										
Pete Castiglione, R (1, 6) OBP: 0.330, SLG: 0.340		0-0 F8		0-0 F9		0-0 1B		4-0 BB		3 0 1 0 1 0 0										
Earl Turner, R (1, 2) OBP: 0.250, SLG: 0.214		0-0 6-3		0-0 4-3 1B		0-3 K		0-0 P6		3 0 1 0 0 1 1										
Wally Westlake, R (8, PH) OBP: 0.345, SLG: 0.512										1 0 0 0 0 0 1										
Ray Mueller, R (8, 2) OBP: 0.327, SLG: 0.529										0 0 0 0 0 0 0										
Hank Borowy, R (1, 1) OBP: 0.250, SLG: 0.250			0-0 F8 1B E 1B		0-0 4-3		0-0 1B BB E 1B		0-3 K	2 1 1 0 0 0 1										
Frank Papiash, R (4, 1)										0 0 0 0 0 0 0										
Junior Walsh, R (6, 1) OBP: 0.850, SLG: 1.000										0 0 0 0 0 0 0										
Nanny Fernandez, R (7, PH) OBP: 0.322, SLG: 0.406										1 1 1 0 0 0 0										
Vic Lombardi, L (7, 1) OBP: 0.375, SLG: 0.375										0 0 0 0 0 0 0										
Dale Grogan, L (8, PH) OBP: 0.312, SLG: 0.289										1 0 0 0 0 1 0										
Inning Stats	R: 0 E: 1 K: 0 S: 5	H: 1 LOB: 2 BB: 0 P: 5	R: 0 E: 0 K: 0 S: 3	H: 0 LOB: 0 BB: 0 P: 3	R: 2 E: 1 K: 0 S: 7	H: 3 LOB: 2 BB: 0 P: 7	R: 0 E: 0 K: 0 S: 4	H: 1 LOB: 1 BB: 0 P: 4	R: 0 E: 0 K: 1 S: 6	H: 1 LOB: 1 BB: 0 P: 6	R: 1 E: 1 K: 0 S: 3	H: 2 LOB: 0 BB: 1 P: 7	R: 1 E: 0 K: 0 S: 4	H: 1 LOB: 1 BB: 1 P: 8	R: 0 E: 0 K: 1 S: 6	H: 1 LOB: 1 BB: 0 P: 6	1B: 7 2B: 2 3B: 1 HR: 1	SF: 0 SAC: 0 DP: 0 HBP: 0	WP: 0 PB: 0 SB: 0 CS: 0	PA: 39
PITCHER Bob Miller, R (1, 1) ERA: 1.63	IP: 9.0 WLS: W BF: 39 H: 10 R: 4 ER: 1 SO: 2 BB: 2 IBB: 0 HBP: 0 BLK: 0 WP: 0 HR: 1 S: 41 P: 49 ERA: 1.00 WHIP: 1.333																			

livebaseballscorecards.com

AB	37
R	4
H	10
RBI	2
BB	2
SO	2
LOB	19

Batter	1	2	3	4	5	6	7	8	9
Richie Ashburn, L (1, 8) OBP: 0.390, SLG: 0.383	4-0 L5-4 1B BB		0-0 FC4-6 G5-4-3 1-2f	0-0 F2		0-0 G3			
Granny Hamner, R (1, 6) OBP: 0.320, SLG: 0.329	0-0 S 1-2 1B		0-0 G5-4-3 1-2f		0-0 F7		0-0 L4-3 1B		
Eddie Waitkus, L (1, 3) OBP: 0.339, SLG: 0.374	0-0 L5-4 2-3			0-0 HR 2B	0-0 G1		0-0 L4-3 1-2		
Del Ennis, R (1, 7) OBP: 0.355, SLG: 0.581	0-0 F9 1-2			0-0 HR 2-H	0-0 6-3		0-0 PB 1B 1B		
Willie Jones, R (1, 5) OBP: 0.371, SLG: 0.558		0-0 HR		0-0 G3		0-0 HR 2B	0-0 1-H 1B		
Bill Nicholson, L (1, 9) OBP: 0.222, SLG: 0.556		0-0 G3		0-3 K		0-0 HR 2-H	0-3 K		
Andy Seminick, R (1, 2) OBP: 0.408, SLG: 0.460		0-0 5-3		0-0 HR		4-0 1B 9-2 BB	0-0 F8		
Mike Goliat, R (1, 4) OBP: 0.276, SLG: 0.354		0-0 F2		0-0 E 1B		0-0 1-3 1B	0-0 F3		
Bob Miller, R (1, 1) OBP: 0.250, SLG: 0.250			0-0 FC4-6 1B	0-0 E7 1-3 1B		0-0 9-2 3-Hf	0-0 5-3		

AB	R	H	RBI	BB	SO	LOB
3	0	0	0	1	0	4
4	0	2	0	0	0	1
4	1	1	0	0	0	3
4	2	2	2	0	0	1
4	2	3	2	0	0	0
4	1	1	2	0	2	1
3	1	1	1	1	0	0
4	0	2	0	0	0	0
4	0	2	0	0	0	2

Inning Stats		R: 0	H: 1	R: 1	H: 1	R: 0	H: 1	R: 3	H: 5	R: 0	H: 0	R: 2	H: 3	R: 1	H: 3	R: 0	H: 0	R: 0	H: 0
E: 0	LOB: 1	E: 0	LOB: 0	E: 0	LOB: 0	E: 1	LOB: 2	E: 0	LOB: 0	E: 0	LOB: 0	E: 0	LOB: 1	E: 0	LOB: 1	E: 0	LOB: 0	E: 0	LOB: 0
K: 0	BB: 1	K: 0	BB: 0	K: 0	BB: 0	K: 1	BB: 0	K: 0	BB: 0	K: 0	BB: 0	K: 0	BB: 1	K: 1	BB: 0	K: 0	BB: 0	K: 0	BB: 0
S: 3	P: 7	S: 4	P: 4	S: 3	P: 3	S: 10	P: 10	S: 3	P: 3	S: 5	P: 9	S: 7	P: 7	S: 3	P: 3	S: 3	P: 3	S: 3	P: 3

AB	34
R	7
H	14
RBI	7
BB	2
SO	2
LOB	12



PITCHER		IP	WLS	BF	H	R	ER	SO	BB	IBB	HBP	BLK	WP	HR	S	P	ERA	WHIP
Hank Borowy, R (1, 1) ERA: 8.1	3.2	L	17	7	4	4	4	1	1	0	0	0	0	3	18	22	9.82	2.182
Frank Papish, L (4, 1) ERA: 33.75	1.1		8	3	2	2	0	1	0	0	0	0	0	1	7	11	13.50	3.000
Junior Walsh, R (6, 1) ERA: 4.94	1.0		3	1	0	0	0	0	0	0	0	0	0	0	3	3	0.00	1.000
Vic Lombardi, L (7, 1) ERA: 8.02	2.0		8	3	1	1	1	1	0	0	0	0	0	0	10	10	4.50	1.500

WP: 0 PA: 36
PB: 1
SB: 1
CS: 0

Pittsburgh Pirates @ Philadelphia Phillies
 Shibe Park, Philadelphia, PA
 Thu Jun 22 1950, 3:33 AM EDT
 Att. 5,326 - Unknown

livebaseballscores.com

Batter	1	2	3	4	5	6	7	8	9	AB R H RBI BB SO LOB	TOP											
Bob Ramazzotti, R (1, 4) OBP: 0.299, SLG: 0.378	0-0 3B	0-0 1-3 2-H 1B		0-3 K		0-0 WP 1-2 1B		0-0 4-3		5 0 3 1 0 1 1												
Mickey Owen, R (1, 2) OBP: 0.232, SLG: 0.245	0-3 K	0-0 F8			0-0 F6	0-0 F9		0-0 1B		5 0 1 0 0 1 4												
Phil Cavarretta, L (1, 3) OBP: 0.383, SLG: 0.438	0-3 K		0-0 3-1		4-0 E 1B BB	0-0 F8		0-0 F9		4 0 0 0 1 1 3												
Hank Sauer, R (1, 7) OBP: 0.394, SLG: 0.521	0-3 K		0-0 1B 7-2 1B		0-0 F4		0-0 6-3	0-0 F7		5 0 1 0 0 1 3												
Andy Pafko, R (1, 8) OBP: 0.450, SLG: 0.563 Wayne Terwilliger, R (7, PR) OBP: 0.323, SLG: 0.380		0-0 4-3 1B S 1B	0-0 1-3 1B		0-0 E6 1-3 1B		4-0 1B HR BB	0-0 F3		3 1 3 0 1 0 0 1 1 0 0 0 0 0												
Ron Northey, L (1, 9) OBP: 0.368, SLG: 0.522		0-3 1-2 K	0-0 7-2 3-H 1B		0-0 F7		0-0 1-2 HR 1B	0-0 5-3		5 1 1 0 0 1 5												
Bill Serena, R (1, 5) OBP: 0.344, SLG: 0.429		0-0 4-3 2-3		0-0 4-3 1B		0-0 HR	0-3 K	0-0 F9		5 1 2 1 0 1 3												
Roy Smalley, R (1, 6) OBP: 0.338, SLG: 0.492		4-0 1B 1B BB		0-0 4-3 1-2		0-0 F3	0-0 1-H 2-H HR			3 2 1 3 1 0 1												
Johnny Klippstein, R (1, 1) OBP: 0.286, SLG: 0.286 Doyle Lade, R (2, 1) OBP: 0.385, SLG: 0.385 Frank Hiller, R (7, PH) OBP: 0.385, SLG: 0.385 Paul Minner, L (7, 1) OBP: 0.278, SLG: 0.267		0-0 1B 1B 3-H		0-0 6-3		0-0 WP 1B	0-0 5-3			1 0 1 1 0 0 0 2 1 1 0 0 0 1 1 0 0 0 0 0 1 0 0 0 0 0 0 0												
Inning Stats	R: 0 E: 0 K: 3 S: 10	H: 1 LOB: 1 BB: 0 P: 10	R: 2 E: 0 K: 1 S: 8	H: 3 LOB: 2 BB: 1 P: 12	R: 0 E: 0 K: 0 S: 4	H: 2 LOB: 1 BB: 0 P: 4	R: 0 E: 0 K: 1 S: 6	H: 1 LOB: 1 BB: 0 P: 6	R: 0 E: 1 K: 0 S: 4	H: 1 LOB: 2 BB: 1 P: 8	R: 2 E: 0 K: 0 S: 6	H: 3 LOB: 1 BB: 0 P: 6	R: 3 E: 0 K: 1 S: 7	H: 2 LOB: 1 BB: 1 P: 11	R: 0 E: 0 K: 0 S: 4	H: 1 LOB: 1 BB: 0 P: 4	R: 0 E: 0 K: 0 S: 3	H: 0 LOB: 0 BB: 0 P: 3	1B: 11 2B: 1 3B: 1 HR: 2	SF: 0 SAC: 0 DP: 1 HBP: 0	WP: 2 PB: 0 SB: 1 CS: 0	PA: 43
PITCHER	IP WLS BF H R ER SO BB IBB HBP BLK WP HR S P ERA WHIP																				ERA WHIP	
Curt Simmons, L (1, 1) ERA: 4.3	6.1 L 33 12 6 6 5 3 0 0 0 0 1 1 40 52 8.53 2.368																					
Blix Donnelly, R (7, 1) ERA: 4.8	0.2 3 1 1 1 1 0 0 0 0 0 0 1 5 5 13.50 1.500																					
Jim Konstanty, R (8, 1) ERA: 2.36	2.0 7 1 0 0 0 0 0 0 0 0 0 0 7 7 0.00 0.500																					

Chicago Cubs @ Philadelphia Phillies
 Shibe Park, Philadelphia, PA
 Fri Jun 23 1950, 3:33 AM EDT
 Att. 21,030 - Unknown

livebaseballscorecards.com

AB	40
R	7
H	14
RBI	6
BB	3
SO	6
LOB	22



BOTTOM

Chicago Cubs @ Philadelphia Phillies
Shibe Park, Philadelphia, PA

livebaseballscores.com

AB	30
R	4
H	7
RBI	4
BB	8
SO	3
LOB	18



WP	0	PA	39
PB	0		
SB	0		
CS	0		

Fri Jun 23 1950, 3:33 AM EDT
Att. 21,030 - Unknown

AB R H RBI BB SO LOB

3	0	1	1	2	0	1
5	0	3	3	0	0	2
5	0	0	0	0	1	6
4	0	0	0	0	1	2
4	1	2	0	0	0	0
2	0	0	0	2	0	2
3	0	0	0	1	1	3
0	0	0	0	0	0	0
0	0	0	0	0	0	0
2	1	0	0	2	0	2
0	1	0	0	1	0	0
0	0	0	0	0	0	0
1	1	1	0	0	0	0
0	0	0	0	0	0	0
1	0	0	0	0	0	0

1B	7	SF	0
2B	0	SAC	1
3B	0	DP	2
HR	0	HBP	0

WP	0	PA	39
PB	0		
SB	0		
CS	0		

Batter	1	2	3	4	5	6	7	8	9
Richie Ashburn, L (1, 8) OBP: 0.395, SLG: 0.382	4-0 BB	4-0 BB		0-0 L7			0-0 G4-6-3 1B		0-0 4-3
Granny Hamner, R (1, 6) OBP: 0.325, SLG: 0.335	0-0 L7	0-0 BB		0-0 F8			0-0 G4-6-3 1B		0-0 1B
Eddie Waitkus, L (1, 3) OBP: 0.332, SLG: 0.366	0-3 K	0-0 F7			0-0 F8		0-0 G4-6-3		0-0 3-1
Del Ennis, R (1, 7) OBP: 0.349, SLG: 0.569	0-0 F9				0-0 K		0-0 P6		
Willie Jones, R (1, 5) OBP: 0.373, SLG: 0.557		0-0 BB			0-0 F9			0-0 BB	
Bill Nicholson, L (1, 9) OBP: 0.308, SLG: 0.455		0-0 4-3				4-0 BB		0-0 F7	
Andy Seminick, R (1, 2) OBP: 0.403, SLG: 0.447		0-0 6-3				0-3 K		4-0 BB	
Putsy Caballero, R (8, PR) OBP: 0.200, SLG: 0.111						0-3 K		4-0 BB	
Stan Lopata, R (9, 2) OBP: 0.325, SLG: 0.243						1-2 K		1-2 BB	
Mike Goliat, R (1, 4) OBP: 0.281, SLG: 0.350		4-0 BB				0-0 1-2-3		0-0 G1-6-3	
Curt Simmons, L (1, 1) OBP: 0.257, SLG: 0.212		4-0 BB				0-0 SH3-4		0-0 1B	
Blix Donnelly, R (7, 1) OBP: 0.333, SLG: 0.333						0-0 SH3-4			0-0 6-3
Dick Whitman, L (7, PH) OBP: 0.327, SLG: 0.323									
Jim Konstanty, R (8, 1) OBP: 0.111, SLG: 0.111									
Jimmy Bloodworth, R (9, PH) OBP: 0.250, SLG: 0.235		1-2 1B							

Inning Stats	R: 0	H: 0	E: 0	K: 1	S: 5	R: 3	H: 2	E: 0	K: 0	S: 5	R: 0	H: 0	E: 0	K: 0	S: 3	R: 0	H: 0	E: 0	K: 1	S: 5	R: 0	H: 0	E: 0	K: 1	S: 5	R: 1	H: 3	E: 0	K: 0	S: 5	R: 0	H: 1	E: 0	K: 0	S: 3	R: 0	H: 1	E: 0	K: 0	S: 4
--------------	------	------	------	------	------	------	------	------	------	------	------	------	------	------	------	------	------	------	------	------	------	------	------	------	------	------	------	------	------	------	------	------	------	------	------	------	------	------	------	------

PITCHER	IP	WLS	BF	H	R	ER	SO	BB	IBB	HBP	BLK	WP	HR	S	P	ERA	WHIP
Johnny Klippstein, R (1, 1) ERA: 5.47	1.2		10	1	3	3	1	4	0	0	0	0	0	8	24	16.20	3.000
Doyle Lade, R (2, 1) ERA: 4.26	4.1	W	16	1	0	0	2	3	0	0	0	0	0	17	29	0.00	0.923
Frank Hillier, R (7, 1) ERA: 4.89	0.0		3	3	1	1	0	0	0	0	0	0	0	3	3	∞	∞
Paul Minner, L (7, 1) ERA: 4.3	3.0	S	10	2	0	0	0	1	0	0	0	0	0	9	13	0.00	1.000

Batter	1	2	3	4	5	6	7	8	9	AB R H RBI BB SO LOB
Bob Ramazzotti, R (1, 4) OBP: 0.317, SLG: 0.397	0-0 PB 1B 2B		H 1-0 WP F8 1B HBP		X 0-0 1B	X 0-0 4-3			0-3 K	4 2 2 0 0 1 2
Rube Walker, L (1, 2) OBP: 0.276, SLG: 0.389	0-0 G6-3 2-H 1B		X 0-0 2-1 WP 1B		X 0-0 F8		X 0-0 G3	X 0-0 6-3	5 0 2 1 0 0 1	
Phil Cavarretta, L (1, 3) OBP: 0.373, SLG: 0.424	0-0 G6-3 1-2f		X 0-0 F8		X 0-0 F7		X 0-0 G3		4 0 0 1 0 0 3	
Hank Sauer, R (1, 7) OBP: 0.396, SLG: 0.534	0-0 HR		X 0-0 2-1		X 0-0 F6		B B B B 4-0 FC5-4 BB		3 1 1 1 1 0 2	
Andy Pafko, R (1, 8) OBP: 0.451, SLG: 0.561	0-0 6-3		X 0-0 G5-4-3 BB 1B		X 0-0 BB 1B		X 0-0 FC5-4		4 1 2 0 0 0 1	
Ron Northey, L (1, 9) OBP: 0.365, SLG: 0.517		X 0-0 4-3	B B B B 4-0 G5-4-3 BB		B B B B 4-0 1B BB		X 0-0 5-3		1 0 0 0 0 0 0	
Hank Edwards, L (2, 9) OBP: 0.411, SLG: 0.543			X 1-2 BB		X 1-2 BB				1 0 0 0 2 0 0	
Bill Serena, R (1, 5) OBP: 0.348, SLG: 0.427		B B B B 4-0 FC6-4 BB	X 0-0 G5-4-3		X 0-0 1-2f 2-3		X 0-0 1-2 2-H 1B		3 0 1 1 1 0 2	
Roy Smalley, R (1, 6) OBP: 0.336, SLG: 0.485		0-0-3 K	B B B B 4-0 BB		X 0-0 F7		X 0-0 6-3		3 0 0 0 1 1 3	
Monk Dubiel, R (1, 1) Emil Verban, R (4, PH) Frank Hiller, R (4, 1) Bob Borkowski, R (6, PH) Johnny Vander Meer, S (6, 1) Paul Minner, L (9, PH)		X 0-0 FC6-4	X 0-0 F8		X 0-0 F9			0-3 K	1 0 0 0 0 0 1 1 0 0 0 0 0 2 0 0 0 0 0 0 0 1 0 0 0 0 0 2 0 0 0 0 0 0 0 1 0 0 0 0 1 0	

Inning Stats	R: 2 E: 0 K: 0 S: 5	H: 3 LOB: 0 BB: 0 P: 5	R: 0 E: 0 K: 1 S: 5	H: 0 LOB: 1 BB: 1 P: 9	R: 1 E: 0 K: 0 S: 3	H: 1 LOB: 0 BB: 0 P: 4	R: 0 E: 0 K: 0 S: 3	H: 1 LOB: 2 BB: 2 P: 11	R: 0 E: 0 K: 0 S: 4	H: 1 LOB: 1 BB: 0 P: 4	R: 1 E: 0 K: 0 S: 5	H: 2 LOB: 2 BB: 1 P: 9	R: 0 E: 0 K: 0 S: 3	H: 0 LOB: 1 BB: 1 P: 7	R: 0 E: 0 K: 0 S: 3	H: 0 LOB: 0 BB: 0 P: 3	R: 0 E: 0 K: 2 S: 7	H: 0 LOB: 0 BB: 0 P: 7	1B: 6 2B: 2 3B: 0 HR: 1	SF: 0 SAC: 0 DP: 3 HBP: 1	WP: 1 PB: 1 SB: 0 CS: 0	PA: 38
--------------	------------------------------	---------------------------------	------------------------------	---------------------------------	------------------------------	---------------------------------	------------------------------	----------------------------------	------------------------------	---------------------------------	------------------------------	---------------------------------	------------------------------	---------------------------------	------------------------------	---------------------------------	------------------------------	---------------------------------	----------------------------------	------------------------------------	----------------------------------	--------

PITCHER	IP	WLS	BF	H	R	ER	SO	BB	IBB	HBP	BLK	WP	HR	S	P	ERA	WHIP
Russ Meyer, R (1, 1) ERA: 7.07	5.0	W	25	8	4	4	1	4	0	1	0	1	1	22	39	7.20	2.400
Jim Konstanty, R (6, 1) ERA: 2.17	4.0	S	13	0	0	0	2	1	0	0	0	0	0	16	20	0.00	0.250

Chicago Cubs @ Philadelphia Phillies
 Shibe Park, Philadelphia, PA
 Sat Jun 24 1950, 3:33 AM EDT
 Att. 7,195 - Unknown

livebaseballscorecards.com

AB	32
R	4
H	8
RBI	4
BB	5
SO	3
LOB	19



Batter	1	2	3	4	5	6	7	8	9	AB R H RBI BB SO LOB	TOP																
Bob Ramazzotti, R (1, 4) OBP: 0.322, SLG: 0.398	0-0 2B 1B		0-0 F9		0-0 F7		0-0 5-3		0-0 1B E 1B	5 1 2 0 0 0 0																	
Mickey Owen, R (1, 2) OBP: 0.231, SLG: 0.242	0-0 F8		0-0 F4			0-0 P8		0-0 E6	0-0 E 2B 1B	5 1 1 2 0 0 1																	
Bob Borkowski, R (1, 8) OBP: 0.397, SLG: 0.552	0-0 L5			0-0 HR 1B		0-0 F6		0-0 F4	0-0 2B G8 1B	5 2 1 1 0 0 2																	
Hank Sauer, R (1, 7) OBP: 0.409, SLG: 0.584	0-0 1-3 2B			0-0 1-H HR		4-0 BB BB		0-0 HR	0-0 G8 2B	4 3 4 4 1 0 0																	
Andy Pafko, R (1, 9) OBP: 0.445, SLG: 0.549	0-0 F6			0-0 6-3		4-0 1-2 BB		0-0 F2	0-0 G8	4 0 0 2 1 0 2																	
Roy Smalley, R (1, 6) OBP: 0.333, SLG: 0.492		0-0 5-3		0-0 F8		0-0 L8			0-0 HR L6	5 1 1 1 0 0 2																	
Bill Serena, R (1, 5) OBP: 0.351, SLG: 0.425		0-0 G4-6-3 1B		0-0 6-3			0-0 5-3		4-0 1B 1B 1B BB	3 1 1 0 1 0 0																	
Phil Cavarretta, L (1, 3) OBP: 0.376, SLG: 0.449		0-0 G4-6-3			0-0 F3		0-0 HR		0-0 1B 1B 1B	4 2 2 1 0 0 1																	
Johnny Schmitz, R (1, 1) OBP: 0.143, SLG: 0.146			0-3 K		0-0 P5		0-3 K		0-3 K	4 0 0 0 0 3 2																	
Bill Voiselle, R (9, 1) OBP: 0.083, SLG: 0.083										0 0 0 0 0 0 0																	
Doyle Lade, R (9, 1) OBP: 0.385, SLG: 0.385										0 0 0 0 0 0 0																	
Inning Stats	R: 0 E: 0 K: 0 S: 5	H: 2 LOB: 2 BB: 0 P: 5	R: 0 E: 0 K: 0 S: 3	H: 1 LOB: 0 BB: 0 P: 3	R: 0 E: 0 K: 1 S: 5	H: 0 LOB: 0 BB: 0 P: 5	R: 2 E: 0 K: 0 S: 5	H: 2 LOB: 0 BB: 0 P: 5	R: 0 E: 0 K: 0 S: 3	H: 0 LOB: 0 BB: 0 P: 3	R: 0 E: 0 K: 0 S: 3	H: 0 LOB: 2 BB: 2 P: 11	R: 1 E: 0 K: 1 S: 6	H: 1 LOB: 0 BB: 0 P: 6	R: 1 E: 1 K: 0 S: 4	H: 1 LOB: 0 BB: 0 P: 4	R: 7 E: 1 K: 1 S: 11	H: 5 LOB: 0 BB: 1 P: 15	1B: 6 2B: 2 3B: 0 HR: 4	SF: 0 SAC: 0 DP: 1 HBP: 0	WP: 0 PB: 0 SB: 0 CS: 0	PA: 42					
PITCHER	IP WLS BF H R ER SO BB IBB HBP BLK WP HR S P ERA WHIP																										
Ken Heintzelman, L (1, 1) ERA: 3.78	7.0		28	6	3	3	2	2	0	0	0	0	2	30	38	3.86	1.143										
Jim Konstanty, R (8, 1) ERA: 2.84	1.0	L	7	3	4	4	0	1	0	0	0	0	2	6	10	36.00	4.000										
Curt Simmons, L (9, 1) ERA: 4.48	0.1		5	3	2	2	1	0	0	0	0	0	0	7	7	54.00	9.000										
Bubba Church, R (9, 1) ERA: 2.52	0.2		2	0	2	0	0	0	0	0	0	0	0	2	2	0.00	0.000										

Chicago Cubs @ Philadelphia Phillies
 Shibe Park, Philadelphia, PA
 Sun Jun 25 1950, 3:33 AM EDT
 Unknown

livebaseballscorecards.com

AB	39
R	11
H	12
RBI	11
BB	3
SO	3
LOB	10



BOTTOM

Chicago Cubs @ Philadelphia Phillies
Shibe Park, Philadelphia, PA
Sun Jun 25 1950, 3:33 AM EDT
Unknown

AB	39
R	8
H	11
RBI	8
BB	5
SO	3
LOB	21



WP	0	PA	46
PB	0		
SB	0		
CS	0		


AB R H RBI BB SO LOB

4	1	1	0	2	0	3
5	3	2	0	0	0	2
5	1	2	2	0	0	2
5	1	2	2	0	0	2
5	1	2	1	0	0	0
3	0	1	0	0	2	2
1	0	0	0	0	0	0
0	0	0	0	0	0	0
3	0	0	0	0	0	3
0	1	0	0	0	0	0
0	0	0	0	0	0	0
0	0	0	0	0	0	0
0	0	0	0	0	0	0
1	0	0	0	0	0	3

Batter	1	2	3	4	5	6	7	8	9
Richie Ashburn, L (1, 8) OBP: 0.395, SLG: 0.382	4-0 1B 3-1 BB	0-0 F6			0-0 L9 2B		4-0 FC5-4 BB		3-1 L9
Granny Hamner, R (1, 6) OBP: 0.326, SLG: 0.347	0-0 1-3 1B 1B		0-0 G3		0-0 F5		0-0 FC5-4 2B		0-0 1B 1B
Eddie Waitkus, L (1, 3) OBP: 0.328, SLG: 0.365	0-0 1-2 3-H 1B		0-0 3-1		0-0 L9		0-0 1-H 2B		0-0 1-2 1B 1B
Del Ennis, R (1, 7) OBP: 0.344, SLG: 0.555	0-0 2-H 1B 1B		0-0 F8		0-0 1-3		0-0 F5		0-0 1-2 2-H HBP BB 1B 1B
Willie Jones, R (1, 5) OBP: 0.378, SLG: 0.553	0-0 1-2 1B			0-0 L7		0-0 5-3		0-0 F8	0-0 1-2 2-H BB HBP BB 1B
Bill Nicholson, L (1, 9) OBP: 0.316, SLG: 0.412	0-3 K			0-0 BB 1B		0-3 K		0-0 4-3	1-0 BB BB HBP
Stan Hollmig, R (8, PH) OBP: 0.167, SLG: 0.333									1-2 2-3 HBP
Dick Whitman, L (9, 9) OBP: 0.333, SLG: 0.323									
Andy Seminick, R (1, 2) OBP: 0.400, SLG: 0.468	0-0 6-3			0-0 F9		0-1 CI		0-0 E6 2B	4-0 BB BB BB BB 1-2 2-3 3-H BB BB
Ken Johnson, L (8, PR) OBP: 0.154, SLG: 0.154									
Stan Lopata, R (9, 2) OBP: 0.325, SLG: 0.243									
Dick Sister, L (9, PH) OBP: 0.423, SLG: 0.518									
Mike Goliat, R (1, 4) OBP: 0.284, SLG: 0.349					4-0 1-2 BB		0-0 5-3		0-0 2-H 2B
Ken Heintzelman, R (1, 1) OBP: 0.045, SLG: 0.045									1-2 2-3 3-H BB
Putsy Caballero, R (7, PH) OBP: 0.162, SLG: 0.100									
Jim Konstanty, R (8, 1) OBP: 0.091, SLG: 0.091									
Curt Simmons, L (9, 1) OBP: 0.297, SLG: 0.212									
Bubba Church, R (9, 1) OBP: 0.111, SLG: 0.222									
Jimmy Bloodworth, R (9, PH) OBP: 0.247, SLG: 0.232									

Inning Stats	R: 2	H: 3	E: 0	K: 1	S: 8	LOB: 2	BB: 1	P: 12	R: 0	H: 0	E: 0	K: 0	S: 3	LOB: 0	BB: 0	P: 3	R: 0	H: 0	E: 0	K: 0	S: 3	LOB: 0	BB: 0	P: 3	R: 0	H: 1	E: 0	K: 0	S: 4	LOB: 2	BB: 1	P: 8	R: 0	H: 0	E: 1	K: 1	S: 6	LOB: 1	BB: 0	P: 6	R: 1	H: 1	E: 0	K: 0	S: 4	LOB: 1	BB: 1	P: 8	R: 1	H: 1	E: 1	K: 1	S: 7	LOB: 1	BB: 0	P: 7	R: 4	H: 4	E: 0	K: 0	S: 7	LOB: 3	BB: 2	P: 16	1B: 8	2B: 3	3B: 0	HR: 0	SF: 0	SAC: 0	DP: 0	HBP: 1	WP: 0	PA: 46
--------------	------	------	------	------	------	--------	-------	-------	------	------	------	------	------	--------	-------	------	------	------	------	------	------	--------	-------	------	------	------	------	------	------	--------	-------	------	------	------	------	------	------	--------	-------	------	------	------	------	------	------	--------	-------	------	------	------	------	------	------	--------	-------	------	------	------	------	------	------	--------	-------	-------	-------	-------	-------	-------	-------	--------	-------	--------	-------	--------

PITCHER	IP	WLS	BF	H	R	ER	SO	BB	IBB	HBP	BLK	WP	HR	S	P	ERA	WHIP
Johnny Schmitz, L (1, 1) ERA: 3.9	8.1	W	41	11	8	7	3	3	0	0	0	0	0	44	56	7.56	1.680
Bill Voiselle, R (9, 1) ERA: 5.1	0.0		2	0	0	0	0	1	0	1	0	0	0	0	5	∞	∞
Doyle Lade, R (9, 1) ERA: 4.19	0.2	S	3	0	0	0	0	1	0	0	0	0	0	2	6	0.00	1.500

Batter	1	2	3	4	5	6	7	8	9	AB R H RBI BB SO LOB	TOP											
Bob Ramazzotti, R (1, 4) OBP: 0.330, SLG: 0.402	0-0 6-3		0-0 1B		0-0 1B		0-0 FC3-6			4 0 2 1 0 0 1												
Rube Walker, L (1, 2) OBP: 0.275, SLG: 0.379	0-0 F8		0-3 K		4-0 FC4 IBB		0-0 L9			3 0 0 0 1 1 3												
Bob Borkowski, R (1, 8) OBP: 0.377, SLG: 0.521	0-0 5-3			0-0 4-3	0-0 FC4			0-3 K		4 0 0 0 0 1 3												
Hank Sauer, R (1, 7) OBP: 0.406, SLG: 0.575		0-0 6-3		0-0 P4		4-0 FC6-4 BB		0-0 P6		3 0 0 0 1 0 0												
Hank Edwards, L (1, 9) OBP: 0.415, SLG: 0.541		0-0 G6-4-3 1B		0-0 5-3		0-3 K		0-0 FC6-4 1B		4 0 2 0 0 1 1												
Roy Smalley, R (1, 6) OBP: 0.332, SLG: 0.488		0-0 G6-4-3			0-0 SH5-4 1B	0-0 F5		0-0 FC6-4		4 1 1 0 0 0 3												
Bill Serena, R (1, 5) OBP: 0.351, SLG: 0.423			0-0 1B		0-0 SH5-4	0-0 FC6-4		0-0 F6		3 0 1 0 0 0 1	AB 32 R 1 H 7 RBI 1 BB 3 SO 5 LOB 16											
Phil Cavarretta, L (1, 3) OBP: 0.373, SLG: 0.439			0-0 B3		4-0 1B BB		0-0 4-3		0-0 F8	3 0 0 0 1 0 1												
Bob Rush, R (1, 1) OBP: 0.238, SLG: 0.220			0-3 K		0-3 K		0-0 FC3-6 1B		0-0 L4	4 0 1 0 0 2 3												
Inning Stats	R: 0 E: 0 K: 0 S: 3	H: 0 LOB: 0 BB: 0 P: 3	R: 0 E: 0 K: 0 S: 3	H: 1 LOB: 0 BB: 0 P: 3	R: 0 E: 0 K: 2 S: 9	H: 2 LOB: 2 BB: 0 P: 9	R: 0 E: 0 K: 0 S: 3	H: 0 LOB: 0 BB: 0 P: 3	R: 1 E: 0 K: 1 S: 7	H: 2 LOB: 3 BB: 2 P: 15	R: 0 E: 0 K: 1 S: 5	H: 0 LOB: 1 BB: 1 P: 9	R: 0 E: 0 K: 0 S: 4	H: 1 LOB: 1 BB: 0 P: 4	R: 0 E: 0 K: 1 S: 6	H: 1 LOB: 1 BB: 0 P: 6	R: 0 E: 0 K: 0 S: 3	H: 0 LOB: 0 BB: 0 P: 3	1B: 7 2B: 0 3B: 0 HR: 0	SF: 0 SAC: 1 DP: 1 HBP: 0	WP: 0 PB: 0 SB: 0 CS: 0	PA: 36
PITCHER Robin Roberts, R (1, 1) ERA: 3.14	IP 9.0 WLS W BF 36 H 7 R 1 ER 1 SO 5 BB 2 IBB 1 HBP 0 BLK 0 WP 0 HR 0 S 43 P 55 ERA 1.00 WHIP 1.000											PITCHER IP WLS BF H R ER SO BB IBB HBP BLK WP HR S P ERA WHIP										

Chicago Cubs @ Philadelphia Phillies
 Shibe Park, Philadelphia, PA
 Sun Jun 25 1950, 3:38 AM EDT
 Att. 18,484 - Unknown

livebaseballscorecards.com

Batter	1	2	3	4	5	6	7	8	9	AB R H RBI BB SO LOB
Richie Ashburn, L (1, 8) OBP: 0.396, SLG: 0.382	0-0 FC5-6 BB 1B		0-0 L8		0-0 F9		0-0 F8		0-0 1B	5 0 2 1 0 0 2
Granny Hamner, R (1, 6) OBP: 0.328, SLG: 0.351	4-0 FC5-6 BB 1-2		0-3 K			0-0 3-1 2B		0-0 6-3		3 1 1 0 0 1 1
Eddie Waitkus, L (1, 3) OBP: 0.327, SLG: 0.363	0-0 FC5-6 G1-6-3 1-2f 2-3			0-0 L7		0-0 3-1 2-3		0-0 L6-3 1B		4 0 1 0 0 0 3
Del Ennis, R (1, 7) OBP: 0.342, SLG: 0.553	0-0 G1-6-3 1-2f			0-0 4-3		0-0 2B 3-H		0-0 L6-3 1-2		4 0 1 1 0 0 3
Willie Jones, R (1, 5) OBP: 0.379, SLG: 0.548		0-0 4-3		4-0 1B S BB		4-0 E S BB		0-0 6-3		2 0 0 0 2 0 0
Bill Nicholson, L (1, 9) OBP: 0.348, SLG: 0.476 Putsy Caballero, R (9, PR) OBP: 0.182, SLG: 0.100		0-3 K		0-0 1-3 1B		0-0 F2 1-3		0-0 FC6-4 1B		4 0 2 0 0 1 1 0 1 0 0 0 0 0
Stan Lopata, R (1, 2) OBP: 0.325, SLG: 0.236 Dick Sisler, L (9, PH) OBP: 0.425, SLG: 0.518		0-0 F8		0-3 K		4-0 SH1-4 BB		4-0 FC6-4 IBB		2 0 0 0 1 1 2 0 0 0 0 1 0 0
Mike Goliat, R (1, 4) OBP: 0.285, SLG: 0.349 Dick Whitman, L (9, PH) OBP: 0.330, SLG: 0.320			0-0 FC3-6 1B		0-0 F3		0-3 K		0-0 FC6-4 1B BB 1-2f 2-3	3 0 1 0 0 1 1 1 0 0 0 0 0 2
Robin Roberts, S (1, 1) OBP: 0.167, SLG: 0.070 Andy Seminick, R (9, PH) OBP: 0.404, SLG: 0.468			0-0 FC3-6 1-2f		0-3 K		0-0 SH1-4 1-2		4-0 1B BB	2 0 0 0 0 1 1 0 0 0 0 1 0 0

Inning Stats	R: 0 E: 0 K: 0 S: 3	H: 1 LOB: 1 BB: 1 P: 7	R: 0 E: 0 K: 1 S: 5	H: 0 LOB: 0 BB: 0 P: 5	R: 0 E: 0 K: 1 S: 6	H: 1 LOB: 1 BB: 0 P: 6	R: 0 E: 0 K: 1 S: 6	H: 1 LOB: 2 BB: 1 P: 10	R: 0 E: 0 K: 1 S: 5	H: 0 LOB: 0 BB: 0 P: 5	R: 1 E: 0 K: 0 S: 4	H: 2 LOB: 1 BB: 1 P: 8	R: 0 E: 0 K: 1 S: 5	H: 0 LOB: 1 BB: 1 P: 9	R: 0 E: 0 K: 0 S: 3	H: 1 LOB: 0 BB: 0 P: 3	R: 1 E: 0 K: 0 S: 4	H: 2 LOB: 3 BB: 2 P: 12	1B: 5 2B: 4 3B: 0 HR: 0	SF: 0 SAC: 1 DP: 2 HBP: 0
PITCHER Bob Rush, R (1, 1) ERA: 3.43	IP: 8.2 WLS: L BF: 37 H: 8 R: 2 ER: 2 SO: 5 BB: 5 IBB: 1 HBP: 0 BLK: 0 WP: 0 HR: 0 S: 41 P: 65 ERA: 2.08 WHIP: 1.500																		WP: 0 PB: 0 SB: 2 CS: 0	PA: 37 ERA WHIP

BOTTOM

Chicago Cubs @ Philadelphia Phillies
 Shibe Park, Philadelphia, PA
 Sun Jun 25 1950, 3:38 AM EDT
 Att. 18,484 - Unknown

AB	30
R	2
H	8
RBI	2
BB	6
SO	5
LOB	16



livebaseballscorecards.com

Batter	1	2	3	4	5	6	7	8	9	AB R H RBI BB SO LOB	TOP									
Richie Ashburn, L (1, 8) OBP: 0.389, SLG: 0.374	0-0 5-3		0-0 F6			0-0 F8		0-0 F7		4 0 0 0 0 0 0										
Granny Hamner, R (1, 6) OBP: 0.323, SLG: 0.345	0-0 6-3		0-0 6-3			0-0 F7		0-3 K		4 0 0 0 0 1 0										
Eddie Waitkus, L (1, 3) OBP: 0.326, SLG: 0.361	0-0 F6		0-0 F5			0-3 K		0-0 1B		4 0 1 0 0 1 0										
Del Ennis, R (1, 9) OBP: 0.336, SLG: 0.543		0-3 K		0-0 F9			0-0 F8	0-0 F7		4 0 0 0 0 1 1										
Willie Jones, R (1, 5) OBP: 0.377, SLG: 0.541		0-3 K		0-3 K			4-0 HR BB		0-0 F9	3 1 0 0 1 2 0										
Dick Sister, L (1, 7) OBP: 0.427, SLG: 0.531		4-0 WP 2B BB		0-0 6-3			0-0 HR		0-0 F3	3 2 1 2 1 0 0 0 0 0 0 0 0 0										
Dick Whitman, L (9, 7) OBP: 0.330, SLG: 0.320							1-H HR													
Andy Seminick, R (1, 2) OBP: 0.407, SLG: 0.473		0-0 1-H 2B			0-0 F4		4-0 4-3 BB		0-0 F8	3 0 1 1 1 0 0										
Jimmy Bloodworth, R (1, 4) OBP: 0.250, SLG: 0.225		4-0 BB			0-3 K		0-0 4-3			2 0 0 0 1 1 1										
Curt Simmons, L (1, 1) OBP: 0.237, SLG: 0.194		0-3 K			0-0 F7		0-0 1-3			3 0 0 0 0 1 3 0 0 0 0 0 0 0										
Jim Konstanty, R (9, 1) OBP: 0.091, SLG: 0.091																				
Inning Stats	R: 0 E: 0 K: 0 S: 3	H: 0 LOB: 0 BB: 0 P: 3	R: 1 E: 0 K: 3 S: 10	H: 1 LOB: 2 BB: 2 P: 18	R: 0 E: 0 K: 0 S: 3	H: 0 LOB: 0 BB: 0 P: 3	R: 0 E: 0 K: 1 S: 5	H: 0 LOB: 0 BB: 0 P: 5	R: 0 E: 0 K: 1 S: 5	H: 0 LOB: 0 BB: 0 P: 5	R: 2 E: 0 K: 0 S: 4	H: 1 LOB: 1 BB: 2 P: 12	R: 0 E: 0 K: 1 S: 6	H: 1 LOB: 1 BB: 0 P: 6	R: 0 E: 0 K: 0 S: 3	H: 0 LOB: 0 BB: 0 P: 3	1B: 1 2B: 1 3B: 0 HR: 1	SF: 0 SAC: 0 DP: 0 HBP: 0	WP: 1 PB: 0 SB: 0 CS: 0	PA: 34
PITCHER	IP WLS BF H R ER SO BB IBB HBP BLK WP HR S P ERA WHIP																			
Warren Spahn, L (1, 1) ERA: 3.01	8.0 L 31 3 3 3 7 4 0 0 0 1 1 41 57 3.38 0.875																			
Bobby Hogue, R (9, 1) ERA: 3.07	1.0 3 0 0 0 0 0 0 0 0 0 0 0 3 3 0.00 0.000																			

Philadelphia Phillies @ Boston Braves
 Braves Field, Boston, MA
 Tue Jun 27 1950, 3:33 AM EDT
 Att. 13,361 - Unknown

AB	30
R	3
H	3
RBI	3
BB	4
SO	7
LOB	5



Batter	1	2	3	4	5	6	7	8	9	AB	R	H	RBI	BB	SO	LOB
Roy Hartsfield, R (1, 4) OBP: 0.355, SLG: 0.388	0-0 F7		0-0 CS BB 1B		4-0 BB			0-0 BB 1B		3	0	2	0	1	0	0
Sam Jethroe, S (1, 8) OBP: 0.351, SLG: 0.462	0-3 K		0-3 K		0-0 F8			4-0 BB 1-2 BB		3	0	0	0	1	2	2
Earl Torgeson, L (1, 3) OBP: 0.418, SLG: 0.461	0-3 K		4-0 BB 1-2 BB		0-0 F6			0-3 K		3	0	0	0	1	2	2
Walker Cooper, R (1, 2) OBP: 0.328, SLG: 0.466		0-0 4-3	0-0 F8 2-3		0-0 F9			0-0 F9		4	0	0	0	0	0	4
Luis Olmo, R (1, 7) OBP: 0.319, SLG: 0.356		0-0 1B 1B		0-0 6-3		0-0 2-3		0-0 F6		4	1	1	0	0	0	0
Tommy Holmes, L (1, 9) OBP: 0.458, SLG: 0.587		0-0 1B 1B		0-0 G4-6-3 1B		0-0 4-3		0-0 1B		4	1	3	0	0	0	0
Sibby Sisti, R (9, PR) OBP: 0.345, SLG: 0.239		1-2 E 1B 1B		0-0 G4-6-3 1B		0-0 4-3		0-0 1B		0	0	0	0	0	0	0
Gene Mauch, R (1, 5) OBP: 0.299, SLG: 0.282		0-0 E9 1B		0-0 G4-6-3 1-2f		0-0 F3		0-3 K		3	0	1	1	0	0	1
Sid Gordon, R (9, PH) OBP: 0.440, SLG: 0.669		1-3 2-H 1B		0-0 F2		0-0 F8		0-0 F9		1	0	0	0	0	0	1
Buddy Kerr, R (1, 6) OBP: 0.270, SLG: 0.279		0-0 F9 3-H		0-0 F2		0-0 F8		0-0 F9		3	0	0	1	0	0	1
Willard Marshall, L (9, PH) OBP: 0.312, SLG: 0.339		0-0 F9		0-0 F2		0-0 F8		0-0 F9		1	0	0	0	0	0	1
Warren Spahn, L (1, 1) OBP: 0.283, SLG: 0.269		0-3 K		0-3 K		0-3 K		0-0 F8		2	0	0	0	0	2	1
Bob Elliott, R (8, PH) OBP: 0.337, SLG: 0.468										1	0	0	0	0	0	0
Bobby Hogue, R (9, 1) OBP: 0.333, SLG: 0.500										0	0	0	0	0	0	0

Inning Stats	R: 0	H: 0	E: 0	K: 2	S: 7	R: 2	H: 3	E: 1	K: 1	S: 8	R: 0	H: 1	E: 0	K: 1	S: 5	R: 0	H: 1	E: 0	K: 0	S: 3	R: 0	H: 0	E: 0	K: 1	S: 5	R: 0	H: 0	E: 0	K: 0	S: 3	R: 0	H: 1	E: 0	K: 1	S: 6	R: 0	H: 1	E: 0	K: 1	S: 6	R: 0	H: 1	E: 0	K: 1	S: 6	1B: 7	2B: 0	3B: 0	HR: 0	SF: 0	SAC: 0	DP: 1	HBP: 0	WP: 0	PB: 0	SB: 0	CS: 1	PA: 35
--------------	------	------	------	------	------	------	------	------	------	------	------	------	------	------	------	------	------	------	------	------	------	------	------	------	------	------	------	------	------	------	------	------	------	------	------	------	------	------	------	------	------	------	------	------	------	-------	-------	-------	-------	-------	--------	-------	--------	-------	-------	-------	-------	--------

PITCHER	IP	WLS	BF	H	R	ER	SO	BB	IBB	HBP	BLK	WP	HR	S	P	ERA	WHIP
Curt Simmons, L (1, 1) ERA: 4.19	8.1	W	33	7	2	1	6	3	0	0	0	0	0	42	54	1.08	1.200
Jim Konstanty, R (9, 1) ERA: 2.81	0.2	S	2	0	0	0	1	0	0	0	0	0	0	4	4	0.00	0.000

BOTTOM

Philadelphia Phillies @ Boston Braves
Braves Field, Boston, MA
 Tue Jun 27 1950, 3:33 AM EDT
 Att. 13,361 - Unknown

AB	32
R	2
H	7
RBI	2
BB	3
SO	7
LOB	13

PITCHER	IP	WLS	BF	H	R	ER	SO	BB	IBB	HBP	BLK	WP	HR	S	P	ERA	WHIP
---------	----	-----	----	---	---	----	----	----	-----	-----	-----	----	----	---	---	-----	------

Batter	1	2	3	4	5	6	7	8	9	AB R H RBI BB SO LOB	TOP									
Richie Ashburn, L (1, 8) OBP: 0.391, SLG: 0.382	0-0 G3-6-3 1B		0-0 4-3 F4-2 2B		0-0 L9			0-0 5-3		4 0 2 0 0 0 0										
Granny Hamner, R (1, 6) OBP: 0.319, SLG: 0.340	0-0 F6		0-0 4-3 2-3			0-0 5-3		0-3 K		4 0 0 0 0 1 2										
Eddie Waitkus, L (1, 3) OBP: 0.321, SLG: 0.355	0-0 G3-6-3 1-2f		0-0 F4-2 3-H			0-0 3-1		0-0 4-3		4 0 0 0 0 0 2										
Del Ennis, R (1, 9) OBP: 0.339, SLG: 0.541		0-0 1B 1B		0-0 L4		4-0 FC5-4 BB		0-0 F9		3 1 1 0 1 0 0										
Willie Jones, R (1, 5) OBP: 0.372, SLG: 0.532		0-0 F9		0-0 5-3		0-0 FC5-4 1-2f		0-0 F9		4 0 0 0 0 0 2										
Dick Sister, L (1, 7) OBP: 0.428, SLG: 0.530		0-0 F7		0-0 1B			0-3 K		0-0 1B	4 0 2 0 0 1 1 0 0 0 0 0 0 0										
Putsy Caballero, R (9, PR) OBP: 0.182, SLG: 0.100																				
Andy Seminick, R (1, 2) OBP: 0.410, SLG: 0.483		0-0 1B 1-2		0-0 F8			0-0 2B		0-3 K	4 0 2 0 0 1 2										
Jimmy Bloodworth, R (1, 4) OBP: 0.253, SLG: 0.230		0-0 1B 1-2 2-H			0-0 F9		0-0 F8			3 0 1 1 0 0 1										
Russ Meyer, S (1, 1) OBP: 0.071, SLG: 0.071		0-0 L4			0-0 6-3		0-0 F9			2 0 0 0 0 0 2										
Bill Nicholson, L (7, PH) OBP: 0.333, SLG: 0.455										1 0 0 0 0 0 1										
Bubba Church, R (7, 1) OBP: 0.111, SLG: 0.222										0 0 0 0 0 0 0										
Inning Stats	R: 0 E: 0 K: 0 S: 3	H: 1 LOB: 0 BB: 0 P: 3	R: 1 E: 0 K: 0 S: 6	H: 3 LOB: 2 BB: 0 P: 6	R: 0 E: 0 K: 0 S: 3	H: 1 LOB: 1 BB: 0 P: 3	R: 0 E: 0 K: 0 S: 4	H: 1 LOB: 1 BB: 0 P: 4	R: 0 E: 0 K: 0 S: 3	H: 0 LOB: 0 BB: 0 P: 3	R: 0 E: 0 K: 1 S: 6	H: 1 LOB: 1 BB: 0 P: 6	R: 0 E: 0 K: 1 S: 5	H: 0 LOB: 0 BB: 0 P: 5	R: 0 E: 0 K: 1 S: 6	H: 1 LOB: 1 BB: 0 P: 6	1B: 6 2B: 3 3B: 0 HR: 0	SF: 0 SAC: 0 DP: 2 HBP: 0	WP: 0 PB: 0 SB: 0 CS: 0	PA: 34
PITCHER Johnny Sain, R (1, 1) ERA: 4.76	IP: 9.0 WLS: W BF: 34 H: 8 R: 1 ER: 1 SO: 3 BB: 1 IBB: 0 HBP: 0 BLK: 0 WP: 0 HR: 0 S: 39 P: 43 ERA: 1.00 WHIP: 1.000																			
PITCHER	IP: 9.0 WLS: W BF: 34 H: 8 R: 1 ER: 1 SO: 3 BB: 1 IBB: 0 HBP: 0 BLK: 0 WP: 0 HR: 0 S: 39 P: 43 ERA: 1.00 WHIP: 1.000																			

Philadelphia Phillies @ Boston Braves
 Braves Field, Boston, MA
 Wed Jun 28 1950, 3:33 AM EDT
 Att: 18,724 - Unknown

livebaseballscorecards.com

AB 33
 R 1
 H 8
 RBI 1
 BB 1
 SO 3
 LOB 13



Batter	1	2	3	4	5	6	7	8	9	AB	R	H	RBI	BB	SO	LOB
Roy Hartsfield, R (1, 4) OBP: 0.375, SLG: 0.408	0-0 1B		0-0 1B	0-0 1B			0-3 K			4	1	3	0	0	1	0
Sam Jethroe, S (1, 8) OBP: 0.349, SLG: 0.457	0-3 K		4-0 1B	0-0 3-1			0-0 E3			3	1	0	0	1	1	3
Earl Torgeson, L (1, 3) OBP: 0.412, SLG: 0.453	0-0 F7		0-0 FC3			0-0 F5				4	0	0	1	0	0	4
Bob Elliott, R (1, 5) OBP: 0.335, SLG: 0.460	0-0 F3		4-0 1B			0-0 5-3				3	0	0	1	1	0	1
Tommy Holmes, L (1, 9)		0-0 G3	0-0 F9			0-0 1-3				4	0	0	1	0	0	2
Walker Cooper, R (1, 2) OBP: 0.322, SLG: 0.456		0-0 6-3	0-0 F7			0-0 5-3				4	0	0	0	0	0	2
Willard Marshall, L (1, 7) OBP: 0.312, SLG: 0.339		0-0 F4				0-0 F7				3	0	1	0	0	0	0
Buddy Kerr, R (1, 6) OBP: 0.270, SLG: 0.277			0-0 F8			4-0 1B				2	0	0	0	1	0	1
Johnny Sain, R (1, 1) OBP: 0.250, SLG: 0.262			0-0 1B			0-0 F8				3	1	1	0	0	0	1

Inning Stats	R: 0	H: 1	E: 0	LOB: 1	K: 1	S: 6	P: 6	R: 0	H: 0	E: 0	LOB: 0	K: 0	S: 3	P: 3	R: 3	H: 2	E: 1	LOB: 2	K: 0	S: 6	P: 14	R: 0	H: 1	E: 0	LOB: 2	K: 0	S: 4	P: 8	R: 0	H: 0	E: 0	LOB: 0	K: 0	S: 3	P: 3	R: 0	H: 1	E: 0	LOB: 0	K: 0	S: 3	P: 3	R: 0	H: 0	E: 1	LOB: 1	K: 1	S: 6	P: 6	R: 0	H: 0	E: 0	LOB: 0	K: 0	S: 3	P: 3
--------------	------	------	------	--------	------	------	------	------	------	------	--------	------	------	------	------	------	------	--------	------	------	-------	------	------	------	--------	------	------	------	------	------	------	--------	------	------	------	------	------	------	--------	------	------	------	------	------	------	--------	------	------	------	------	------	------	--------	------	------	------

PITCHER	IP	WLS	BF	H	R	ER	SO	BB	IBB	HBP	BLK	WP	HR	S	P	ERA	WHIP
Russ Meyer, R (1, 1) ERA: 6.38	6.0	L	26	5	3	1	1	3	0	0	0	0	0	25	37	1.50	1.333
Bubba Church, R (7, 1) ERA: 2.39	2.0		7	0	0	0	1	0	0	0	0	0	0	9	9	0.00	0.000

BOTTOM

Philadelphia Phillies @ Boston Braves
Braves Field, Boston, MA
 Wed Jun 28 1950, 3:33 AM EDT
 Att. 18,724 - Unknown

livebaseballscorecards.com

AB	30
R	3
H	5
RBI	3
BB	3
SO	2
LOB	14



WP: 0	PA: 33
PB: 0	
SB: 0	
CS: 0	

PITCHER	IP	WLS	BF	H	R	ER	SO	BB	IBB	HBP	BLK	WP	HR	S	P	ERA	WHIP
---------	----	-----	----	---	---	----	----	----	-----	-----	-----	----	----	---	---	-----	------

Batter	1	2	3	4	5	6	7	8	9	AB R H RBI BB SO LOB	TOP									
Richie Ashburn, L (1, 8) OBP: 0.388, SLG: 0.379	0-0 1B		0-0 F7		0-0 4-3		0-0 3-1			4 0 1 0 0 0 2										
Granny Hamner, R (1, 6) OBP: 0.318, SLG: 0.339	0-0 F8		0-0 FC6-4 1B		0-0 F5		0-0 F4			4 0 1 0 0 0 2										
Eddie Waitkus, L (1, 3) OBP: 0.316, SLG: 0.349	0-3 K		0-0 FC6-4 1-2f		0-0 L1		0-0 F3			4 0 0 0 0 1 2										
Del Ennis, R (1, 9) OBP: 0.333, SLG: 0.531	0-3 K		0-0 F4		0-0 1-3		0-3 K			4 0 0 0 0 2 2										
Willie Jones, R (1, 5) OBP: 0.366, SLG: 0.523		0-0 F9		0-3 K		0-0 F8		0-0 6-3		4 0 0 0 0 1 0										
Dick Sister, L (1, 7) OBP: 0.438, SLG: 0.554		0-0 E 2B		0-0 G4-6-3 1B		0-0 2B		0-0 2B		4 2 4 0 0 0 0 0 0 0 0 0 0 0										
Putsy Caballero, R (9, PR) OBP: 0.182, SLG: 0.100																				
Andy Seminick, R (1, 2) OBP: 0.419, SLG: 0.492		4-0 BB		0-0 G4-6-3 1-2f		0-0 2B		4-0 BB		2 0 1 1 2 0 1 0 0 0 0 0 0 0										
Ken Johnson, L (9, PR) OBP: 0.154, SLG: 0.154																				
Jimmy Bloodworth, R (1, 4) OBP: 0.256, SLG: 0.234		0-0 FC6-4 1-2f 2-H		0-0 SH3-4 1B		0-0 F9		0-0 F7		3 0 1 0 0 0 2 1 0 0 0 0 0 2										
Bill Nicholson, L (9, PH) OBP: 0.320, SLG: 0.435																				
Ken Heintzelman, R (1, 1) OBP: 0.042, SLG: 0.042		0-0 4-3		0-0 SH3-4 1-2		0-0 1-3		0-3 K2-3		2 0 0 0 0 0 2 1 0 0 0 0 1 2										
Dick Whitman, L (9, PH) OBP: 0.327, SLG: 0.316																				
Inning Stats	R: 0 E: 0 K: 2 S: 8	H: 1 LOB: 1 BB: 0 P: 8	R: 1 E: 1 K: 0 S: 4	H: 1 LOB: 1 BB: 1 P: 8	R: 0 E: 0 K: 0 S: 4	H: 1 LOB: 0 BB: 0 P: 5	R: 0 E: 0 K: 1 S: 5	H: 1 LOB: 0 BB: 0 P: 5	R: 0 E: 0 K: 0 S: 3	H: 0 LOB: 0 BB: 0 P: 3	R: 1 E: 0 K: 0 S: 5	H: 2 LOB: 1 BB: 0 P: 5	R: 0 E: 0 K: 1 S: 5	H: 0 LOB: 0 BB: 0 P: 5	R: 0 E: 0 K: 1 S: 6	H: 1 LOB: 2 BB: 1 P: 10	1B: 4 2B: 4 3B: 0 HR: 0	SF: 0 SAC: 1 DP: 1 HBP: 0	WP: 0 PB: 0 SB: 0 CS: 0	PA: 36
PITCHER Vern Bickford, R (1, 1) ERA: 3.3	IP: 9.0 WLS: W BF: 36 H: 8 R: 2 ER: 1 SO: 5 BB: 2 IBB: 0 HBP: 0 BLK: 0 WP: 0 HR: 0 S: 44 P: 52 ERA: 1.00 WHIP: 1.111																			
PITCHER	IP: 9.0 WLS: W BF: 36 H: 8 R: 2 ER: 1 SO: 5 BB: 2 IBB: 0 HBP: 0 BLK: 0 WP: 0 HR: 0 S: 44 P: 52 ERA: 1.00 WHIP: 1.111																			

Philadelphia Phillies @ Boston Braves
 Braves Field, Boston, MA
 Thu Jun 29 1950, 3:33 AM EDT
 Att. 13,980 - Unknown

AB	33
R	2
H	8
RBI	1
BB	2
SO	5
LOB	17



Batter	1	2	3	4	5	6	7	8	9	AB	R	H	RBI	BB	SO	LOB
Roy Hartsfield, R (1, 4) OBP: 0.369, SLG: 0.413	0-0 L5		0-0 2B			0-0 5-3	0-0 F7			4	0	1	0	0	0	1
Sam Jethroe, S (1, 8) OBP: 0.348, SLG: 0.451	0-0 F7		4-0 BB			0-0 E5 G3-1		0-0 5-3		3	1	0	0	1	0	0
Earl Torgeson, L (1, 3) OBP: 0.410, SLG: 0.453	0-0 4-3		0-0 F9			0-0 G3-1		0-0 2B		4	0	1	1	0	0	2
Bob Elliott, R (1, 5) OBP: 0.328, SLG: 0.449		0-0 F5		0-0 F3		0-0 F9		0-0 L4		4	0	0	0	0	0	0
Sid Gordon, R (1, 7) OBP: 0.439, SLG: 0.669		0-0 2B		0-0 6-3			0-0 F3			3	0	1	0	0	0	0
Walker Cooper, R (1, 2) OBP: 0.322, SLG: 0.455		0-0 6-3		0-0 F8			0-0 2B 1B			3	1	1	0	0	0	1
Tommy Holmes, L (1, 9) OBP: 0.440, SLG: 0.568		0-0 1-4-3			0-0 F7		0-0 1B 2B			3	0	1	0	0	0	1
Sibby Sisti, R (7, PR) OBP: 0.345, SLG: 0.239										0	1	0	0	0	0	0
Willard Marshall, L (8, 9) OBP: 0.312, SLG: 0.339										0	0	0	0	0	0	0
Buddy Kerr, R (1, 6) OBP: 0.271, SLG: 0.278			0-0 F9		0-0 F9		0-0 G3 1B			3	0	1	2	0	0	0
Vern Bickford, R (1, 1) OBP: 0.140, SLG: 0.085			0-3 K		0-0 F6		0-0 G3			3	0	0	0	0	1	2


Inning Stats	R: 0	H: 0	E: 0	K: 0	S: 3	P: 3	R: 0	H: 1	E: 0	K: 0	S: 4	P: 4	R: 0	H: 1	E: 0	K: 1	S: 6	R: 0	H: 0	E: 0	K: 0	S: 3	P: 3	R: 0	H: 0	E: 0	K: 0	S: 3	P: 3	R: 1	H: 0	E: 1	K: 0	S: 4	R: 2	H: 3	E: 0	K: 0	S: 6	R: 0	H: 1	E: 0	K: 0	S: 3	P: 3							
	0	0	0	0	3	3	0	1	0	0	4	4	0	0	0	0	6	10	0	0	0	0	3	3	0	0	0	0	0	0	0	0	0	0	0	2	3	0	1	0	0	0	0	0	0	0	0	0	0	0	0	0

PITCHER	IP	WLS	BF	H	R	ER	SO	BB	IBB	HBP	BLK	WP	HR	S	P	ERA	WHIP	PITCHER	IP	WLS	BF	H	R	ER	SO	BB	IBB	HBP	BLK	WP	HR	S	P	ERA	WHIP													
Ken Heintzelman, L (1, 1) ERA: 3.61	8.0	L	31	6	3	2	1	1	0	0	0	0	0	32	36	2.25	0.875																															



















































BOTTOM

Philadelphia Phillies @ Boston Braves
Braves Field, Boston, MA
 Thu Jun 29 1950, 3:33 AM EDT
 Att. 13,980 - Unknown

AB	30
R	3
H	6
RBI	3
BB	1
SO	1
LOB	7



1B: 2	SF: 0	WP: 0	PA: 31
2B: 4	SAC: 0	PB: 0	
3B: 0	DP: 0	SB: 1	
HR: 0	HBP: 0	CS: 0	

Batter	1	2	3	4	5	6	7	8	9	AB R H RBI BB SO LOB	TOP																	
Billy Cox, R OBP: 0.319, SLG: 0.442 (1, 5) 	1-0  F9		4-1  4-3 BB		1-1  G4-3	0-0  FC5-2			1-1  F9	4 0 0 0 1 0 5																		
Gene Hermanski, L OBP: 0.369, SLG: 0.455 (1, 9) 	0-0  F2		2-2  4-3		1-0  F5	0-2  F5			2-1  4-3	5 0 0 0 0 0 6																		
Duke Snider, L OBP: 0.385, SLG: 0.563 (1, 8) 	2-3  K		0-3  K			2-2  HR		0-2  F5	2-2  4-3	5 1 1 1 0 2 2																		
Jackie Robinson, R OBP: 0.460, SLG: 0.603 (1, 4) 		1-1  4-3		0-1  5-3		1-2  1B 1B		2-3  K		4 1 1 0 0 1 0																		
Roy Campanella, R OBP: 0.417, SLG: 0.643 (1, 2) 		0-0  1B		1-2  F4		2-1  1B 1B		2-2  F7		4 1 2 0 0 0 0																		
Jim Russell, S OBP: 0.353, SLG: 0.554 (1, 7) 		2-3  K		2-0  F8		1-0  BLK FC4-2 1B		0-0  F9		4 0 1 1 0 1 1																		
Gil Hodges, R OBP: 0.378, SLG: 0.476 (1, 3) 		2-2  F6			0-1  BB E G4-3 1B	1-1  FC4-2 BLK FC5-2 1B		1-0  HR		4 2 3 2 0 0 1																		
Pee Wee Reese, R OBP: 0.348, SLG: 0.328 (1, 6) 			4-0  4-3 5-3 BB		1-1  E6 G4-3 BB	4-0  FC5-2 FC4-2 IBB		1-1  L4		2 0 0 0 2 0 1																		
Don Newcombe, L OBP: 0.306, SLG: 0.250 (1, 1) 			1-2  5-3		4-2  G4-3 BB	1-1  FC4-2 FC5-2		0-0  G3		3 0 0 0 1 0 4																		
Preacher Roe, R OBP: 0.154, SLG: 0.158 (8, 1) 					1-2  2-3 3-Hf					0 0 0 0 0 0 0																		
Inning Stats	R: 0 E: 0 K: 1 S: 6 H: 0 LOB: 0 BB: 0 P: 9	R: 0 E: 0 K: 1 S: 9 H: 1 LOB: 1 BB: 0 P: 14	R: 0 E: 0 K: 1 S: 14 H: 0 LOB: 2 BB: 2 P: 25	R: 0 E: 0 K: 0 S: 6 H: 0 LOB: 0 BB: 0 P: 9	R: 1 E: 1 K: 0 S: 10 H: 1 LOB: 1 BB: 1 P: 17	R: 3 E: 0 K: 0 S: 17 H: 5 LOB: 3 BB: 1 P: 29	R: 0 E: 0 K: 1 S: 9 H: 0 LOB: 0 BB: 0 P: 13	R: 1 E: 0 K: 0 S: 5 H: 1 LOB: 0 BB: 0 P: 7	R: 0 E: 0 K: 0 S: 8 H: 0 LOB: 0 BB: 0 P: 13	1B: 6 2B: 0 3B: 0 HR: 2 SF: 0 SAC: 0 DP: 1 HBP: 0	WP: 0 PB: 0 SB: 0 CS: 0 PA: 39																	
PITCHER	IP WLS BF H R ER SO BB IBB HBP BLK WP HR S P ERA WHIP											PITCHER	IP WLS BF H R ER SO BB IBB HBP BLK WP HR S P ERA WHIP															
Robin Roberts, R ERA: 3.23 (1, 1)	5.0	24	6	4	3	3	3	3	0	0	0	0	0	1	54	89	5.40	1.800										
Jim Konstanty, R ERA: 2.82 (6, 1)	3.0	W	12	2	1	1	1	0	1	0	1	0	1	22	34	3.00	0.667											
Bubba Church, R ERA: 2.33 (9, 1)	1.0	S	3	0	0	0	0	0	0	0	0	0	0	8	13	0.00	0.000											

Brooklyn Dodgers @ Philadelphia Phillies
Shibe Park, Philadelphia, PA

AB	35
R	5
H	8
RBI	4
BB	4
SO	4
LOB	20



Fri Jun 30 1950, 3:33 AM EDT
Att. 31,555 - Unknown

livebaseballscorecards.com

Batter	1	2	3	4	5	6	7	8	9
Richie Ashburn, L OBP: 0.384, SLG: 0.375 (1, 8)	1-3 K		1-2 1B		1-2 F7		0-2 5-3	1-0 L6	
Granny Hamner, R OBP: 0.316, SLG: 0.340 (1, 6)	1-2 6-3		0-1 F8		1-1 1B		1-0 5-3	1-0 F9	
Eddie Waitkus, L OBP: 0.315, SLG: 0.348 (1, 3)	0-1 3-1			0-2 4-3	1-2 1B		1-1 F7		
Del Ennis, R OBP: 0.336, SLG: 0.530 (1, 9) (9, 7)		1-1 1B		3-3 K	2-1 1B			1-1 5-3	
Willie Jones, R OBP: 0.368, SLG: 0.521 (1, 5)		1-2 G6-4-3		4-2 1B	0-2 6-3			1-1 1B	
Dick Sisler, L OBP: 0.439, SLG: 0.551 (1, 7)		0-1 F7		2-1 1B		2-2 F7	4-1 1B	1-2 2B	
Putsy Caballero, R OBP: 0.182, SLG: 0.100 (8, PR)				1-H 1B					
Bill Nicholson, L OBP: 0.320, SLG: 0.435 (9, 9)									
Andy Seminick, R OBP: 0.421, SLG: 0.500 (1, 2)			0-1 6-3	0-2 1-3		1-0 2B	0-0 1B	1-2 2B	
Mike Goliat, R OBP: 0.294, SLG: 0.378 (1, 4)			1-0 1B		2-1 HR	0-0 F8	0-0 2B	1-2 2B	
Robin Roberts, S OBP: 0.160, SLG: 0.067 (1, 1)			1-1 F7		2-3 K	0-0 6-3	1-0 2B		
Jim Konstanty, R OBP: 0.083, SLG: 0.083 (6, 1)									
Jimmy Bloodworth, R OBP: 0.265, SLG: 0.256 (8, PH)									
Ken Johnson, L OBP: 0.154, SLG: 0.154 (8, PR)									
Bubba Church, R OBP: 0.111, SLG: 0.222 (9, 1)								1-H 2-H 3-H 2B	

AB	R	H	RBI	BB	SO	LOB
5	0	1	1	0	1	2
5	1	1	0	0	0	3
4	0	1	1	0	0	0
4	0	2	0	0	1	0
3	2	1	0	1	0	3
3	0	1	1	1	0	0
0	1	0	0	0	0	0
0	0	0	0	0	0	0
4	1	2	1	0	0	1
4	3	3	1	0	0	1
2	0	0	0	0	1	1
1	0	0	0	0	0	1
1	0	1	3	0	0	0
0	0	0	0	0	0	0
0	0	0	0	0	0	0

AB	R	H	RBI	BB	SO	LOB
36	8	13	8	2	3	12

Inning	1	2	3	4	5	6	7	8	9
R	0	0	1	1	2	0	0	4	0
E	0	0	0	0	0	0	0	0	0
K	1	0	0	1	0	1	0	0	0
S	8	10	8	13	10	19	9	10	10
H	0	1	2	1	4	1	0	4	0
LOB	0	0	1	1	2	1	0	2	2
BB	0	0	0	1	0	0	0	1	0
P	10	10	13	22	28	9	9	19	19

WP	HR	S	P	ERA	WHIP
0	1	3	6	0.00	1.500

Brooklyn Dodgers @ Philadelphia Phillies
 Shibe Park, Philadelphia, PA
 Fri Jun 30 1950, 3:33 AM EDT
 Att. 31,555 - Unknown



Batter	1	2	3	4	5	6	7	8	9	AB R H RBI BB SO LOB	TOP		
Billy Cox, R OBP: 0.327, SLG: 0.447 (1, 5) FC X	0-2 1B 1B		1-1 1B 1B		1-0 1-2 2-H 1B 1B		1-1 L6 1B	1-2 L7 1B		5 0 3 1 0 0 1	Brooklyn Dodgers @ Philadelphia Phillies Shibe Park, Philadelphia, PA Sat Jul 01 1950, 3:33 AM EDT Att. 18,761 - Unknown livebaseballscorecards.com		
Gene Hermanski, L OBP: 0.382, SLG: 0.463 (1, 7) B X	1-1 FC6-4 1B 1-2		0-0 4-3 3		0-1 1-2 2-3 1B		1-0 2B 1B	2-2 CS 1-2	0-0 4-3 1	5 1 3 0 0 0 1			
Duke Snider, L OBP: 0.379, SLG: 0.553 (1, 8) X	0-0 FC6-4 G4-3 1-2f			0-0 B1-3 1	2-2 4-3 3		1-2 F8 2		1-0 4-3 2	5 0 0 0 0 0 6			
Jackie Robinson, R OBP: 0.459, SLG: 0.603 (1, 4) X	0-0 G4-3 1-2f			1-2 F8 2		0-1 E6 2B	1-2 1B 1-H 2B		0-2 1B	5 1 2 1 0 0 2			
Carl Furillo, R OBP: 0.362, SLG: 0.467 (1, 9) F X		0-1 5-3 1		2-1 F2 3		0-0 1-H 2B	0-0 2-3 1B		3-1 L5 3	5 0 2 1 0 0 1			
Roy Campanella, R OBP: 0.409, SLG: 0.630 (1, 2) X C B B F		2-2 6-3 2			1-1 F8 1	1-0 5-3 1	3-1 F9 3			4 0 0 0 0 0 3			
Gil Hodges, R OBP: 0.380, SLG: 0.476 (1, 3) X C B B B		2-1 F9 3			0-1 BB 1B 1B	2-2 6-3 2		0-1 SH2-3 E 1B		4 2 2 0 0 0 1			
Pee Wee Reese, R OBP: 0.352, SLG: 0.326 (1, 6) C C C B B B B			3-3 K 1		4-1 1B 1B BB 1-2	4-0 IBB		1-1 SH2-3 1-2		1 0 0 0 2 1 0			
Bud Podbielan, R OBP: 0.148, SLG: 0.154 (1, 1) Erv Palica, R OBP: 0.250, SLG: 0.250 (7, 1) Cal Abrams, L (8, PH) Joe Hatten, R OBP: 0.091, SLG: 0.091 (8, 1) S S F F F B X			3-2 6-3 2		1-1 B1 2	1-3 K 3		1-0 E4 CS 2-H		3 0 0 0 0 1 4 0 0 0 0 0 0 0 1 0 0 0 0 0 0 0 0 0 0 0 0 0			
Inning Stats	R: 0 E: 0 K: 0 S: 7 H: 2 LOB: 1 BB: 0 P: 8	R: 0 E: 0 K: 0 S: 7 H: 0 LOB: 0 BB: 0 P: 11	R: 0 E: 0 K: 1 S: 11 H: 1 LOB: 1 BB: 0 P: 18	R: 0 E: 0 K: 0 S: 6 H: 0 LOB: 0 BB: 0 P: 9	R: 1 E: 0 K: 0 S: 14 H: 3 LOB: 3 BB: 1 P: 23	R: 1 E: 1 K: 1 S: 12 H: 1 LOB: 2 BB: 1 P: 20	R: 1 E: 0 K: 0 S: 12 H: 3 LOB: 2 BB: 0 P: 19	R: 1 E: 1 K: 0 S: 13 H: 1 LOB: 0 BB: 0 P: 18	R: 0 E: 0 K: 0 S: 8 H: 1 LOB: 1 BB: 0 P: 12	1B: 10 2B: 2 3B: 0 HR: 0 SF: 0 SAC: 1 DP: 1 HBP: 0		WP: 0 PB: 0 SB: 0 CS: 1 PA: 42	
PITCHER	IP WLS BF H R ER SO BB IBB HBP BLK WP HR S P ERA WHIP											PITCHER	IP WLS BF H R ER SO BB IBB HBP BLK WP HR S P ERA WHIP
Bob Miller, R ERA: 1.72 (1, 1)	6.2 W 32 10 3 2 2 1 1 0 0 0 0 67 103 2.70 1.650												
Jim Konstanty, R ERA: 2.7 (7, 1)	2.1 S 9 2 1 0 0 0 0 0 0 0 0 0 23 35 0.00 0.857												

Batter	1	2	3	4	5	6	7	8	9
Richie Ashburn, L OBP: 0.389, SLG: 0.377 (1, 8)	0-1 G3 1B	1-0 F9			4-1 CS BB		0-0 1B 1B	3-1 FC6 1-2f	
Granny Hamner, R OBP: 0.311, SLG: 0.335 (1, 6)	0-0 F7	0-0 FC6-4 1-2f			2-2 5-3 1-2		0-0 F8		
Eddie Waitkus, L OBP: 0.318, SLG: 0.348 (1, 3)	1-2 G3 1-2		1-2 F8			4-0 2B BB	1-0 1B		
Del Ennis, R OBP: 0.335, SLG: 0.530 (1, 9) (9, 7)	0-0 F3		0-0 6-3			2-0 1B 2B	1-3 K2-3		
Willie Jones, R OBP: 0.370, SLG: 0.533 (1, 5)		2-2 1B BB 1B	2-3 K			2-2 F8		0-0 HR	
Dick Sisler, L OBP: 0.444, SLG: 0.550 Putsy Caballero, R OBP: 0.182, SLG: 0.100 Bill Nicholson, L OBP: 0.320, SLG: 0.435 (1, 7) (8, PR) (9, 9)		4-2 1B BB 1B		2-1 4-3		0-0 G5-4-3 1B	4-0 1B FC6-2 BB		
Andy Seminick, R OBP: 0.410, SLG: 0.484 (1, 2)		0-1 F7		1-0 6-3		0-0 G5-4-3 1-2f	2-3 K		
Mike Goliat, R OBP: 0.302, SLG: 0.401 (1, 4)		1-1 1B 1-2 2-3 1B		1-0 F2			0-1 HR	3-2 FC6-2 1B	
Bob Miller, R OBP: 0.269, SLG: 0.269 Jim Konstanty, R OBP: 0.071, SLG: 0.071 (1, 1) (7, 1)		1-2 FC6-4 1B		0-0 F7			0-2 5-3	1-2 FC6-2 FC6	

AB	R	H	RBI	BB	SO	LOB
4	0	2	0	1	0	4
4	0	0	0	0	0	5
3	1	1	0	1	0	1
4	1	1	1	0	1	3
4	2	2	1	0	1	1
2	1	1	1	2	0	0
0	0	0	0	0	0	0
0	0	0	0	0	0	0
4	0	0	0	0	1	4
4	1	3	1	0	0	0
2	0	1	2	0	0	0
2	0	0	0	0	0	2

WP	HR	S	P	ERA	WHIP
0	0	0	0	0.00	0.000
0	1	12	25	9.00	3.000

Inning Stats														Inning Stats																																																		
R	H	E	K	S	R	H	E	K	S	R	H	E	K	S	R	H	E	K	S	R	H	E	K	S	R	H	E	K	S	R	H	E	K	S	R	H	E	K	S																									
0	1	0	0	7	2	3	0	0	14	0	0	0	1	7	0	0	0	0	4	0	0	0	0	4	2	2	0	0	11	1	2	0	1	12	1	2	0	1	12	1	3	0	1	13	1	3	0	1	13	1	2	0	1	12	1	2	0	1	25	1	2	0	1	25

PITCHER														PITCHER																																	
IP	WLS	BF	H	R	ER	SO	BB	IBB	HBP	BLK	WP	HR	S	P	ERA	WHIP	IP	WLS	BF	H	R	ER	SO	BB	IBB	HBP	BLK	WP	HR	S	P	ERA	WHIP														
6.2	L	30	9	5	5	1	3	0	0	0	0	1	53	85	6.75	1.800	0.1		1	0	0	0	0	0	0	0	0	3	4	0.00	0.000	1.0		6	2	1	1	1	0	0	0	0	1	12	25	9.00	3.000

Brooklyn Dodgers @ Philadelphia Phillies
 Shibe Park, Philadelphia, PA
 Sat Jul 01 1950, 3:33 AM EDT
 Att. 18,761 - Unknown

AB	33
R	6
H	11
RBI	6
BB	4
SO	3
LOB	20



WP	0	PA	37
PB	0	SB	0
CS	1		

Batter	1	2	3	4	5	6	7	8	9	AB R H RBI BB SO LOB	TOP											
Billy Cox, R (1, 5) OBP: 0.326, SLG: 0.442	1-1 4-3		0-2 6-3		0-0 5-3			0-0 SH3-4 1B		4 0 1 0 0 0 0	Brooklyn Dodgers @ Philadelphia Phillies Shibe Park, Philadelphia, PA Sun Jul 02 1950, 3:33 AM EDT Unknown livebaseballscorecards.com											
Gene Hermanski, L (1, 7) OBP: 0.391, SLG: 0.506	0-1 HR		1-2 F3			2-2 4-3 E 1B		0-0 SH3-4		3 2 2 1 0 0 0												
Duke Snider, L (1, 8) OBP: 0.377, SLG: 0.546	4-0 FC6-4 BB		1-1 4-3			3-2 4-3 1-2		1-1 F9		3 0 0 0 1 0 2												
Jackie Robinson, R (1, 4) OBP: 0.463, SLG: 0.608	1-2 FC6-4 FC5-4 1-2f			2-0 4-3 S 2B		0-1 E7 6-3 2-H 1B		4-0 IBB		3 2 2 1 1 0 1												
Carl Furillo, R (1, 9) OBP: 0.356, SLG: 0.460	1-0 FC5-4 1-2f			0-0 4-3 2-3		0-0 6-3		0-0 L7		4 0 0 1 0 0 4												
Roy Campanella, R (1, 2) OBP: 0.402, SLG: 0.617		1-1 G4-3		1-0 L5		0-0 5-3		2-1 F5		4 0 0 0 0 0 1												
Gil Hodges, R (1, 3) OBP: 0.378, SLG: 0.473		0-1 1-6-3 1B		3-3 K 3-H		0-1 4-3		1-3 K		4 0 1 0 0 2 0												
Pee Wee Reese, R (1, 6) OBP: 0.347, SLG: 0.321		0-0 1-6-3			0-0 B1-3		2-0 F4		1-1 4-3	3 0 0 0 0 0 1												
Jim Russell, S (9, PH) OBP: 0.350, SLG: 0.549		1-2								1 0 0 0 0 0 0												
Ralph Branca, R (1, 1) OBP: 0.158, SLG: 0.235		2-3 K			1-3 K		1-2 F9			3 0 0 0 0 2 1												
Inning Stats	R: 1 E: 0 K: 0 S: 8	H: 1 LOB: 1 BB: 1 P: 15	R: 0 E: 0 K: 1 S: 8	H: 1 LOB: 1 BB: 0 P: 11	R: 0 E: 0 K: 0 S: 8	H: 0 LOB: 0 BB: 0 P: 10	R: 1 E: 0 K: 1 S: 6	H: 1 LOB: 0 BB: 0 P: 12	R: 0 E: 0 K: 1 S: 5	H: 0 LOB: 0 BB: 0 P: 6	R: 2 E: 1 K: 0 S: 10	H: 2 LOB: 0 BB: 0 P: 15	R: 0 E: 0 K: 0 S: 6	H: 0 LOB: 0 BB: 0 P: 9	R: 0 E: 0 K: 0 S: 5	H: 1 LOB: 2 BB: 1 P: 10	R: 0 E: 0 K: 1 S: 7	H: 0 LOB: 0 BB: 0 P: 11	1B: 4 2B: 1 3B: 0 HR: 1	SF: 0 SAC: 1 DP: 0 HBP: 0	WP: 0 PB: 0 SB: 1 CS: 0	PA: 35
PITCHER	IP WLS BF H R ER SO BB IBB HBP BLK WP HR S P ERA WHIP																					
Russ Meyer, R (1, 1) ERA: 5.95	8.0 W 32 6 4 3 3 1 1 0 0 0 1 56 88 3.38 0.875																					
Jim Konstanty, R (9, 1) ERA: 2.65	1.0 S 3 0 0 0 1 0 0 0 0 0 0 7 11 0.00 0.000																					

Batter	1	2	3	4	5	6	7	8	9	AB	R	H	RBI	BB	SO	LOB	BOTTOM	
Richie Ashburn, L <small>(1, 8) OBP: 0.393, SLG: 0.380</small>	4-0 1B BB	0-1 1-2 1B		2-0 F7		2-2 F7		1-0 CS 1B		4	1	2	0	1	0	1		
Granny Hamner, R <small>(1, 6) OBP: 0.320, SLG: 0.338</small>	2-1 1-3 1B 1B	3-2 1-2 2-H 1B		4-2 BB		1-3 K	4-2 1-2 BB		3	1	2	1	2	1	0			
Eddie Waitkus, L <small>(1, 3) OBP: 0.312, SLG: 0.341</small>	0-1 F9	3-2 F8		0-0 F9		1-0 4-3	0-1 F9		5	0	0	0	0	0	7			
Del Ennis, R <small>(1, 9) (9, 7) OBP: 0.333, SLG: 0.523</small>	2-0 1-2 3-H F8		1-0 L9	2-1 F8		4-2 1B BB		3	0	0	1	1	0	3				
Willie Jones, R <small>(1, 5) OBP: 0.375, SLG: 0.544</small>	1-0 2-H 1B		2-0 3-4-3 3B		1-1 F9	0-1 1-2 1B		4	1	3	1	0	0	0				
Dick Sisler, L <small>(1, 7) OBP: 0.440, SLG: 0.545</small> Ken Silvestri, S <small>(9, 2) OBP: 0.429, SLG: 0.375</small>	2-2 F2		1-1 3-4-3	0-1 G5-4-3 1B		1-0 F7		4	0	1	1	0	0	3				
Andy Seminick, R <small>(1, 2) OBP: 0.413, SLG: 0.481</small> Putsy Caballero, R <small>(8, PR) OBP: 0.182, SLG: 0.100</small> Jim Konstanty, R <small>(9, 1) OBP: 0.071, SLG: 0.071</small>		1-2 F7	4-1 BB	1-1 G5-4-3 1-2		0-0 SH3-4 HR 1B		3	0	1	0	1	0	1				
Mike Goliat, R <small>(1, 4) OBP: 0.298, SLG: 0.395</small>	2-2 F5		1-0 F9		1-3 K	1-0 SH3-4		3	0	0	0	0	1	1				
Russ Meyer, S <small>(1, 1) OBP: 0.176, SLG: 0.235</small> Bill Nicholson, L <small>(8, PH) (9, 9) OBP: 0.346, SLG: 0.583</small>	1-2 1B 1B		1-0 2B		0-1 G3	2-0 2-H HR		3	1	2	0	0	0	0				
Inning Stats	R: 2 E: 0 K: 0 S: 10	H: 2 LOB: 1 BB: 1 P: 21	R: 1 E: 0 K: 0 S: 22	H: 3 LOB: 2 BB: 0 P: 32	R: 1 E: 0 K: 0 S: 6	H: 1 LOB: 1 BB: 1 P: 15	R: 0 E: 0 K: 0 S: 7	H: 1 LOB: 0 BB: 0 P: 8	R: 0 E: 0 K: 1 S: 8	H: 0 LOB: 0 BB: 0 P: 11	R: 0 E: 0 K: 1 S: 9	H: 1 LOB: 2 BB: 1 P: 16	R: 2 E: 0 K: 0 S: 8	H: 3 LOB: 1 BB: 1 P: 16	1B: 9 2B: 1 3B: 1 HR: 1	SF: 0 SAC: 1 DP: 1 HBP: 0	WP: 0 PA: 39 PB: 0 SB: 0 CS: 1	
PITCHER Ralph Branca, R <small>(1, 1) ERA: 6.0</small>	IP: 8.0 WLS: L BF: 39 H: 12 R: 6 ER: 6 SO: 2 BB: 5 IBB: 0 HBP: 0 BLK: 0 WP: 0 HR: 1 S: 76 P: 135 ERA: 6.75 WHIP: 2.125						PITCHER	IP: 1.0 WLS: 0 BF: 5 H: 3 R: 0 ER: 0 SO: 0 BB: 1 IBB: 0 HBP: 0 BLK: 0 WP: 0 HR: 0 S: 11 P: 11										

Brooklyn Dodgers @ Philadelphia Phillies
 Shibe Park, Philadelphia, PA
 Sun Jul 02 1950, 3:33 AM EDT
 Unknown

livebaseballscorecards.com

AB	33
R	6
H	12
RBI	6
BB	5
SO	2
LOB	16



Batter	1	2	3	4	5	6	7	8	9	10	AB R H RBI BB SO LOB	TOP													
Billy Cox, R OBP: 0.317, SLG: 0.429 (1.5) B BB X C T C X	2-2 F9 ①			2-2 F3 ①			2-0 E6 1B 2B	1-2 FC6-4 4-3 HR 1-2f 2-3		2-2 F7 ①	5 2 0 0 0 0 2	Brooklyn Dodgers @ Philadelphia Phillies Shibe Park, Philadelphia, PA Sun Jul 02 1950, 3:38 AM EDT Att. 35,118 - Unknown													
Jim Russell, S OBP: 0.352, SLG: 0.538 (1.7) F S B X B	2-2 F7 ②			1-1 F7 ②			1-1 2B 1B	0-0 4-3 ②		4-1 BB	4 1 1 1 1 0 1														
Duke Snider, L OBP: 0.377, SLG: 0.558 (1.8) S T C B B B X	0-3 K ③			3-3 K ③			1-0 WP E 2B 1-H 2-H	0-0 HR 2-H		0-0 F8 ②	5 2 2 4 0 2 1														
Jackie Robinson, R OBP: 0.461, SLG: 0.626 (2.4) Eddie Miksis, R OBP: 0.149, SLG: 0.133 Gene Hermanski, L OBP: 0.397, SLG: 0.500 Al Epperly, L (8.1) Cal Abrams, L (10. PH) Bud Podbielan, R OBP: 0.148, SLG: 0.154 (10.1)			1-3 K ①		1-3 K ①		3-3 K ①	0-0 4-3 ③		3-3 K ③	1 0 0 0 0 0 1 0 2 0 0 0 0 0 2 1 1 0 0 0 0 0 0 0 0 0 0 0 0 0 0 0 1 0 0 0 0 0 1 1 0 0 0 0 0 0 0 0														
Carl Furillo, R OBP: 0.351, SLG: 0.453 (1.9)			0-0 6-3 ②		0-0 L9 ②		1-1 F3 ②		0-0 5-3 ①		4 0 0 0 0 0 1														
Bruce Edwards, R OBP: 0.208, SLG: 0.340 (1.2) S T B S			1-3 K ③		2-3 K ③		3-1 E5 FC6-4 3-H		2-2 F9 ②		4 0 0 0 0 2 0														
Gil Hodges, R OBP: 0.380, SLG: 0.475 (1.3) B B B B						3-2 F4 ①	1-2 FC6-4 ③		0-1 HR 2B		3 1 1 0 1 0 1														
Pee Wee Reese, R OBP: 0.350, SLG: 0.337 (1.6) C C C X			0-2 L1-3 ① ②			1-2 F8 ②		4-1 FC6-4 BB 4-3 BB	1-0 HR 2-H		3 2 1 2 1 0 1														
Dan Bankhead, R OBP: 0.310, SLG: 0.321 (1.1) Erv Palica, R OBP: 0.167, SLG: 0.167 (1.1) Roy Campanella, R OBP: 0.404, SLG: 0.617 (8. PH) Bobby Morgan, R OBP: 0.348, SLG: 0.368 (8.5) C C C S			0-3 K2-3 ③			3-3 K ③		4-2 FC6-4 BB 1-2	1-2 F8 ③		0 0 0 0 0 0 0 2 0 0 0 0 2 0 0 0 0 0 1 0 0 1 0 0 0 0 0 0														
Inning Stats	R: 0 E: 0 K: 1 S: 10	H: 0 LOB: 0 BB: 0 P: 14	R: 0 E: 0 K: 2 S: 7	H: 0 LOB: 0 BB: 0 P: 9	R: 0 E: 0 K: 1 S: 6	H: 0 LOB: 0 BB: 1 P: 10	R: 0 E: 0 K: 1 S: 11	H: 0 LOB: 0 BB: 0 P: 17	R: 0 E: 0 K: 2 S: 10	H: 0 LOB: 0 BB: 0 P: 13	R: 3 E: 2 K: 1 S: 15		H: 2 LOB: 1 BB: 0 P: 27	R: 3 E: 0 K: 0 S: 11	H: 1 LOB: 0 BB: 2 P: 20	R: 2 E: 0 K: 0 S: 10	H: 2 LOB: 0 BB: 0 P: 14	R: 0 E: 0 K: 1 S: 9	H: 0 LOB: 1 BB: 1 P: 18	1B: 1 2B: 3 3B: 0 HR: 2	SF: 0 SAC: 0 DP: 1 HBP: 0	WP: 1 PB: 0 SB: 0 CS: 0	PA: 40		
PITCHER Curt Simmons, L ERA: 4.17 Bob Miller, R ERA: 2.02 Jim Konstanty, R ERA: 2.59	IP 7.0	WLS 27	BF 27	H 2	R 5	ER 3	SO 9	BB 3	IBB 0	HBP 0	BLK 0	WP 1	HR 0	S 73	P 119	ERA 3.86	WHIP 0.714								
	1.2		8	3	3	3	0	0	0	0	0	0	2	14	18	16.20	1.800								
	1.1		5	0	0	0	1	1	0	0	0	0	0	12	22	0.00	0.750								

AB	36
R	8
H	5
RBI	7
BB	4
SO	10
LOB	9



BOTTOM

Brooklyn Dodgers @ Philadelphia Phillies
Shibe Park, Philadelphia, PA

Sun Jul 02 1950, 3:38 AM EDT
Att. 35,118 - Unknown

livebaseballscorecards.com

AB 41
R 8
H 11
RBI 7
BB 5
SO 4
LOB 15



WP: 0 PA: 46
PB: 0
SB: 0
CS: 0

AB R H RBI BB SO LOB

6 2 2 0 0 0 0

5 1 1 1 0 0 1

4 1 1 0 1 0 1

4 2 2 1 1 1 1

5 1 3 4 0 0 1

3 0 1 1 2 0 2

4 0 0 0 0 0 3

1 0 0 0 0 0 2

0 0 0 0 0 0 0

0 0 0 0 0 0 0

1B: 6 SF: 0
2B: 4 SAC: 0
3B: 0 DP: 0
HR: 1 HBP: 0

Batter	1	2	3	4	5	6	7	8	9	10
Richie Ashburn, L (1, 8) OBP: 0.391, SLG: 0.383	0-1 BB HR 2B	2-0 1B E 1B		2-2 4-3		0-1 L9		0-1 F8		0-0 6-3
Granny Hamner, R (1, 6) OBP: 0.318, SLG: 0.336	1-0 6-3	1-2 E9 2B 1B		1-2 F8		1-2 L7		2-1 4-3		
Eddie Waitkus, L (1, 3) OBP: 0.313, SLG: 0.340	4-2 BB HR BB	0-0 F6		1-1 4-3		3-1 1B			0-1 4-3	
Del Ennis, R (1, 9) OBP: 0.338, SLG: 0.527	4-1 HR BB	0-2 2B 2B			2-0 2B L7 1B				1-1 6-3	
Willie Jones, R (1, 5) OBP: 0.379, SLG: 0.565	0-1 HR	0-2 F8			2-1 L7 2B		3-2 F6		1-2 2B	
Dick Sisler, L (1, 7) OBP: 0.444, SLG: 0.542	0-1 1B	0-0 4-3			0-0 L7		4-0 FC6-4 BB		4-0 IBB	
Stan Lopata, R (1, 2) OBP: 0.310, SLG: 0.224	0-1 F3		2-2 4-3		0-0 F4		1-2 F6		0-1 F3	
Bill Nicholson, L (9, PH) OBP: 0.333, SLG: 0.560										
Andy Seminick, R (10, 2) OBP: 0.413, SLG: 0.481										
Mike Goliat, R (1, 4) OBP: 0.296, SLG: 0.387	0-3 K		1-2 F9		4-1 BB		2-2 FC6-4 1-2f			2-1 1-3
Curt Simmons, L (1, 1) OBP: 0.244, SLG: 0.205								0-0 F8		0-0 F8
Bob Miller, R (8, 1) OBP: 0.259, SLG: 0.259										
Jim Konstanty, R (9, 1) OBP: 0.071, SLG: 0.071		1B 1B								
Dick Whitman, L (10, PH) OBP: 0.324, SLG: 0.313										

Inning Stats	R: 4	H: 3	E: 0	K: 1	S: 15	H: 3	LOB: 1	BB: 2	P: 24	R: 3	H: 4	E: 1	K: 0	S: 16	R: 0	H: 0	E: 0	K: 1	S: 9	R: 0	H: 0	E: 0	K: 0	S: 8	R: 1	H: 2	E: 0	K: 1	S: 10	R: 0	H: 1	E: 0	K: 1	S: 12	R: 0	H: 0	E: 0	K: 0	S: 9	R: 0	H: 0	E: 0	K: 0	S: 5	R: 0	H: 0	E: 0	K: 0	S: 10	R: 0	H: 1	E: 0	K: 0	S: 16	R: 0	H: 0	E: 0	K: 0	S: 4	R: 0	H: 0	E: 0	K: 0	S: 6	1B: 6	SF: 0	2B: 4	SAC: 0	3B: 0	DP: 0	HR: 1	HBP: 0	WP: 0	PA: 46
--------------	------	------	------	------	-------	------	--------	-------	-------	------	------	------	------	-------	------	------	------	------	------	------	------	------	------	------	------	------	------	------	-------	------	------	------	------	-------	------	------	------	------	------	------	------	------	------	------	------	------	------	------	-------	------	------	------	------	-------	------	------	------	------	------	------	------	------	------	------	-------	-------	-------	--------	-------	-------	-------	--------	-------	--------

PITCHER	IP	WLS	BF	H	R	ER	SO	BB	IBB	HBP	BLK	WP	HR	S	P	ERA	WHIP
Dan Bankhead, R (1, 1) ERA: 5.35	0.1		6	3	4	4	0	2	0	0	0	0	1	10	19	108.00	15.000
Erv Palica, R (1, 1) ERA: 5.4	6.2		29	7	4	4	4	2	0	0	0	0	0	69	103	5.40	1.350
Al Epperly, R (8, 1) ERA: 6.0	2.0		8	1	0	0	0	0	1	0	0	0	0	15	23	0.00	0.500
Bud Podbielan, R (10, 1) ERA: 5.29	1.0		3	0	0	0	0	0	0	0	0	0	0	4	6	0.00	0.000

Batter	1	2	3	4	5	6	7	8	9	AB R H RBI BB SO LOB	TOP						
Roy Hartsfield, R (1, 4) OBP: 0.370, SLG: 0.406	0-3 K		0-0 E5 FC5-4		0-0 S 1B		0-0 5-3		0-0 B1-3	5 0 1 0 0 1 2							
Sam Jethroe, S (1, 8) OBP: 0.345, SLG: 0.448	0-3 K		0-0 FC5-4 1-2f		4-0 BB			0-3 K		3 0 0 0 1 2 1							
Earl Torgeson, L (1, 3) OBP: 0.408, SLG: 0.444	0-0 L6			0-3 K	0-3 K			0-0 4-3		4 0 0 0 0 2 2							
Bob Elliott, R (1, 5) OBP: 0.350, SLG: 0.513		0-0 HR		0-0 E 2B 1B		0-3 K		4-0 WP BB		3 2 2 1 1 1 0							
Sid Gordon, R (1, 7) OBP: 0.422, SLG: 0.634		0-0 F8		0-0 E6 2B		0-3 K		0-0 5-3 1-2		4 1 0 0 0 1 2							
Tommy Holmes, L (1, 9) OBP: 0.429, SLG: 0.546		0-0 P6		0-0 2B 1-H 2-H		0-0 E6			0-0 F8 2B	4 0 2 2 0 0 0							
Del Crandall, R (1, 2) OBP: 0.240, SLG: 0.222		0-0 F7		0-0 F9		0-0 F8			0-0 F8 2-3	4 0 0 0 0 0 2							
Buddy Kerr, R (1, 6) OBP: 0.273, SLG: 0.285			0-0 F2		0-0 F8		0-0		4-0 IBB	3 0 0 0 1 0 0							
Vern Bickford, R (1, 1) OBP: 0.130, SLG: 0.078			0-3 K		0-0 6-3		0-0 P4		0-3 K	4 0 0 0 0 2 2							
Inning Stats	R: 0 E: 0 K: 2 S: 7 H: 0 LOB: 0 BB: 0 P: 7	R: 1 E: 0 K: 0 S: 4 H: 1 LOB: 0 BB: 0 P: 4	R: 0 E: 1 K: 1 S: 6 H: 0 LOB: 1 BB: 0 P: 6	R: 2 E: 1 K: 1 S: 7 H: 2 LOB: 0 BB: 0 P: 7	R: 0 E: 0 K: 1 S: 6 H: 1 LOB: 2 BB: 1 P: 10	R: 0 E: 1 K: 2 S: 8 H: 0 LOB: 1 BB: 0 P: 8	R: 0 E: 0 K: 0 S: 3 H: 0 LOB: 0 BB: 0 P: 3	R: 0 E: 0 K: 1 S: 5 H: 0 LOB: 1 BB: 1 P: 9	R: 0 E: 0 K: 1 S: 6 H: 1 LOB: 2 BB: 1 P: 10	1B: 2 2B: 2 3B: 0 HR: 1 SF: 0 SAC: 0 DP: 0 HBP: 0	WP: 1 PB: 0 SB: 1 CS: 0 PA: 37						
PITCHER Ken Heintzelman, L (1, 1) ERA: 3.47 Milo Candini, R (9, 1) ERA: 5.87	IP 8.0	WLS L	BF 32	H 4	R 3	ER 2	SO 8	BB 2	IBB 0	HBP 0	BLK 0	WP 1	HR 1	S 46	P 54	ERA 2.25	WHIP 0.750

Boston Braves @ Philadelphia Phillies
 Shibe Park, Philadelphia, PA
 Mon Jul 03 1950, 3:33 AM EDT
 Att: 11,162 - Unknown

livebaseballscorecards.com

AB 34
R 3
H 5
RBI 3
BB 3
SO 9
LOB 11



Batter	1	2	3	4	5	6	7	8	9	AB	R	H	RBI	BB	SO	LOB
Richie Ashburn, L (1, 8) OBP: 0.389, SLG: 0.378	0-0 F8 ①		0-0 4-3 ②			4-0 G3-6-3 BB		0-0 FC3-6 1B ①		3	0	0	1	1	0	1
Granny Hamner, R (1, 6) OBP: 0.313, SLG: 0.331	0-0 L8 ②		0-0 F8 ③			0-0 L7 ①		0-0 F9 ②		4	0	0	0	0	0	2
Eddie Waitkus, L (1, 3) OBP: 0.313, SLG: 0.338	0-0 L3 ③				0-0 6-3 ①	0-0 G3-6-3 ② ③		0-0 FC5-4 1B ③		4	0	1	0	0	0	1
Del Ennis, R (1, 9) OBP: 0.337, SLG: 0.522		0-0 5-3 ①		0-0 F8 ②			0-0 1B ①	0-0 FC5-4 ③		4	0	1	0	0	0	2
Willie Jones, R (1, 5) OBP: 0.381, SLG: 0.564		0-0 PB 1B ①		0-0 1B ①			0-0 L9 ①		0-0 F7 ①	4	0	2	0	0	0	1
Dick Sisler, L (1, 7) OBP: 0.437, SLG: 0.532		0-0 L8 ②		0-3 K ③			0-0 F5 ②		0-0 F8 ②	4	0	0	0	0	1	3
Andy Seminick, R (1, 2) OBP: 0.409, SLG: 0.470		4-0 BB ①				0-0 6-3 ①		0-0 F9 ③		3	0	0	0	1	0	1
Mike Goliat, R (1, 4) OBP: 0.293, SLG: 0.383		0-3 K ③				0-0 F2 ②		4-0 1B FC3-6 BB		2	0	0	0	0	1	2
Dick Whitman, L (8, PH) OBP: 0.330, SLG: 0.313										0	1	0	0	1	0	0
Jimmy Bloodworth, R (9, 4) OBP: 0.265, SLG: 0.255										0	0	0	0	0	0	0
Ken Heintzelman, R (1, 1) OBP: 0.038, SLG: 0.038			0-0 5-3 ①			0-0 6-3 ③		0-0 FC3-6 1B		2	0	0	0	0	0	0
Bill Nicholson, L (8, PH) OBP: 0.357, SLG: 0.577										1	0	1	0	0	0	0
Ken Johnson, L (8, PR) OBP: 0.154, SLG: 0.154										0	0	0	0	0	0	0
Milo Candini, R (9, 1)										0	0	0	0	0	0	0

Inning Stats	R: 0	H: 0	E: 0	K: 0	S: 3	R: 0	H: 1	E: 0	K: 1	S: 6	R: 0	H: 0	E: 0	K: 0	S: 3	R: 0	H: 1	E: 0	K: 1	S: 6	R: 0	H: 0	E: 0	K: 0	S: 3	R: 0	H: 0	E: 0	K: 0	S: 2	R: 0	H: 1	E: 0	K: 0	S: 4	R: 1	H: 2	E: 0	K: 0	S: 5	R: 0	H: 0	E: 0	K: 0	S: 3	1B: 5	2B: 0	3B: 0	HR: 0	SF: 0	SAC: 0	DP: 1	HBP: 0	WP: 0	PA: 34
PITCHER Vern Bickford, R (1, 1) ERA: 3.15	IP: 9.0	WLS: W	BF: 34	H: 5	R: 1	ER: 1	SO: 2	BB: 3	IBB: 0	HBP: 0	BLK: 0	WP: 0	HR: 0	S: 35	P: 47	ERA: 1.00	WHIP: 0.889																																						
PITCHER	IP	WLS	BF	H	R	ER	SO	BB	IBB	HBP	BLK	WP	HR	S	P	ERA	WHIP																																						

BOTTOM


Boston Braves @ Philadelphia Phillies

Shibe Park, Philadelphia, PA

Mon Jul 03 1950, 3:33 AM EDT
Att. 11,162 - Unknown

AB	31
R	1
H	5
RBI	1
BB	3
SO	2
LOB	13

livebaseballscorecards.com

Batter	1	2	3	4	5	6	7	8	9	AB R H RBI BB SO LOB	TOP																														
Roy Hartsfield, R (1, 4) OBP: 0.363, SLG: 0.396	0-0 5-3		0-0 5-3		0-0 F8		0-0 1B		0-0 F8	5 0 1 0 0 0 1	Boston Braves @ Philadelphia Phillies Shibe Park, Philadelphia, PA Tue Jul 04 1950, 3:33 AM EDT Unknown livebaseballscorecards.com AB 38 R 5 H 11 RBI 5 BB 0 SO 4 LOB 10 																														
Sam Jethroe, S (1, 8) OBP: 0.343, SLG: 0.444	0-0 F3			0-0 F6	0-0 1B		0-0 F7		0-0 3-1	5 0 1 1 0 0 1																															
Earl Torgeson, L (1, 3) OBP: 0.403, SLG: 0.438	0-3 K			0-0 F8	0-0 L8			0-0 F7		4 0 0 0 0 1 1																															
Bob Elliott, R (1, 5) Pete Reiser, L (8, 5) OBP: 0.348, SLG: 0.507 OBP: 0.386, SLG: 0.326		0-0 F7		0-0 F4		0-0 FC6-4 1B		0-0 F5		4 0 1 0 0 0 0 0 0 0 0 0 0 0																															
Sid Gordon, R (1, 7) OBP: 0.423, SLG: 0.655		0-0 F3			0-0 HR	0-0 L8		0-0 1B 2B		4 2 2 1 0 0 1																															
Tommy Holmes, L (1, 9) Willard Marshall, L (6, 9) OBP: 0.433, SLG: 0.549 OBP: 0.314, SLG: 0.341		0-0 FC5-4 1B			0-0 2B 1B	0-0 F8		0-0 1B 1B		3 1 2 0 0 0 1 1 0 1 1 0 0 0																															
Del Crandall, R (1, 2) OBP: 0.250, SLG: 0.245		0-0 FC5-4			0-0 2B 2B	0-0 FC6-4		0-0 FC6-4 1B		4 1 2 1 0 0 2																															
Buddy Kerr, R (1, 6) Gene Mauch, R (7, PH) OBP: 0.271, SLG: 0.283 OBP: 0.292, SLG: 0.275			0-0 4-3		0-3 K		0-0 F9	0-0 FC6-4		2 0 0 0 0 1 1 2 0 0 0 0 0 2																															
Normie Roy, R (1, 1) Johnny Antonelli, L (1, 1) Sibby Sisti, R (5, PH) Murray Wall, R (5, 1) Luis Olmo, R (9, PH) OBP: 0.267, SLG: 0.214 OBP: 0.365, SLG: 0.353 OBP: 0.314, SLG: 0.350			0-3 K		0-0 1B 2B		0-0 F9		0-3 K	0 0 0 0 0 0 0 1 0 0 0 0 1 0 1 1 1 1 0 0 0 1 0 0 0 0 0 0 1 0 0 0 0 1 0																															
Inning Stats	R: 0 E: 0 K: 1 S: 5	H: 0 LOB: 0 BB: 0 P: 5	R: 0 E: 0 K: 0 S: 4	H: 1 LOB: 1 BB: 0 P: 4	R: 0 E: 0 K: 1 S: 5	H: 0 LOB: 0 BB: 0 P: 5	R: 0 E: 0 K: 0 S: 3	H: 0 LOB: 0 BB: 0 P: 3	R: 4 E: 0 K: 1 S: 10	H: 5 LOB: 1 BB: 0 P: 10		R: 0 E: 0 K: 0 S: 4	H: 1 LOB: 1 BB: 0 P: 4	R: 0 E: 0 K: 0 S: 4	H: 1 LOB: 1 BB: 0 P: 4	R: 1 E: 0 K: 0 S: 6	H: 3 LOB: 2 BB: 0 P: 6	R: 0 E: 0 K: 1 S: 5	H: 0 LOB: 0 BB: 0 P: 5	1B: 7 2B: 3 3B: 0 HR: 1	SF: 0 SAC: 0 DP: 0 HBP: 0	WP: 0 PB: 0 SB: 0 CS: 0	PA: 38																		
PITCHER Robin Roberts, R (1, 1) ERA: 3.35	IP 9.0	WLS W	BF 38	H 11	R 5	ER 5	SO 4	BB 0	IBB 0	HBP 0		BLK 0	WP 0	HR 1	S 46	P 46	ERA 5.00	WHIP 1.222						PITCHER	IP 9.0	WLS W	BF 38	H 11	R 5	ER 5	SO 4	BB 0	IBB 0	HBP 0	BLK 0	WP 0	HR 1	S 46	P 46	ERA 5.00	WHIP 1.222

Batter	1	2	3	4	5	6	7	8	9
Richie Ashburn, L OBP: 0.388, SLG: 0.390 (1, 8)									
Granny Hamner, R OBP: 0.315, SLG: 0.330 (1, 6)									
Eddie Waitkus, L OBP: 0.316, SLG: 0.339 Jimmy Bloodworth, R OBP: 0.282, SLG: 0.275 (1, 3) (5, 3)									
Del Ennis, R OBP: 0.338, SLG: 0.526 (1, 9)									
Willie Jones, R OBP: 0.385, SLG: 0.573 (1, 5)									
Dick Sisler, L OBP: 0.436, SLG: 0.529 (1, 7)									
Andy Seminick, R OBP: 0.420, SLG: 0.511 (1, 2)									
Mike Goliat, R OBP: 0.300, SLG: 0.383 (1, 4)									
Robin Roberts, S OBP: 0.148, SLG: 0.061 (1, 1)									

AB R H RBI BB SO LOB

6	1	2	1	0	1	1
4	2	1	0	1	0	0
2	2	1	0	1	0	0
2	2	2	0	0	0	0
4	2	1	3	1	0	2
3	3	1	3	2	0	1
5	0	2	1	0	0	4
5	2	4	4	0	0	1
3	0	1	0	1	1	4
4	0	0	1	0	3	4

1B: 9	SF: 0	WP: 0	PA: 46
2B: 2	SAC: 1	PB: 0	
3B: 2	DP: 0	SB: 0	
HR: 2	HBP: 1	CS: 0	

PITCHER	IP	WLS	BF	H	R	ER	SO	BB	IBB	HBP	BLK	WP	HR	S	P	ERA	WHIP
Normie Roy, R ERA: 6.0 (1, 1)	0.0	L	4	1	4	4	0	3	0	0	0	0	0	1	13	∞	∞
Johnny Antonelli, L ERA: 10.2 (1, 1)	4.0		22	8	5	5	3	1	0	1	0	0	2	26	31	11.25	2.250
Murray Wall, R ERA: 9.0 (5, 1)	4.0		20	6	5	4	2	1	1	0	0	0	0	22	30	9.00	1.750

Boston Braves @ Philadelphia Phillies
Shibe Park, Philadelphia, PA
Tue Jul 04 1950, 3:33 AM EDT
Unknown

AB	38
R	14
H	15
RBI	13
BB	6
SO	5
LOB	17



livebaseballscorecards.com

Batter	1	2	3	4	5	6	7	8	9	AB R H RBI BB SO LOB	TOP																										
Roy Hartsfield, R (1, 4) OBP: 0.370, SLG: 0.406	4-0 1B BB	0-3 K	0-0 F9		0-0 1B		0-0 6-3		0-0 HR 2B	5 2 2 0 1 1 1																											
Sam Jethroe, S (1, 8) OBP: 0.352, SLG: 0.450	0-3 K	0-0 E 3B 1B	0-0 FC5 BB 1B		0-0 1B		0-0 S 1B		4-0 HR IBB	5 2 4 0 1 1 1																											
Bob Elliott, R (1, 5) OBP: 0.356, SLG: 0.517	0-0 FC6-4 E 1B	0-0 E 3B	4-0 1-2 2-3 BB		4-0 1-2 IBB		0-0 P6 1-2		0-3 K	4 2 2 1 2 1 4																											
Sid Gordon, R (1, 7) OBP: 0.421, SLG: 0.661	0-0 FC6-4 1-2 2-H 1B	0-0 6-3	0-0 FC5 2-3f		0-0 FC5-4 1-2f		0-0 F9		0-0 HR 1-H 2-H 3-H	6 1 2 5 0 0 8																											
Tommy Holmes, L (1, 9) OBP: 0.417, SLG: 0.525	0-0 FC6-4 K 1-2f 2-3 HR	0-0 E6 3-H		0-0 6-3		0-0 4-3		0-0 4-3	0-0 4-3	6 1 0 0 0 0 3																											
Sibby Sisti, R (1, 3) OBP: 0.359, SLG: 0.346	0-3 K	4-0 IBB		0-0 F8		0-0 2B 1B		0-3 K		1 1 0 0 0 1 1																											
Earl Torgeson, L (2, PH) OBP: 0.404, SLG: 0.436	1-2 3-H HR									3 1 1 0 1 1 0																											
Del Crandall, R (1, 2) OBP: 0.248, SLG: 0.273	0-0 1-H 2-H HR	0-0 F8		0-0 F7		0-0 F7		0-0 3-1		5 1 1 3 0 0 3																											
Buddy Kerr, R (1, 6) OBP: 0.274, SLG: 0.287	4-0 BB		0-3 K		0-0 F9		0-0 1-H 2B		0-0 2B HR 1B	3 0 1 1 1 1 0																											
Willard Marshall, L (9, PH) OBP: 0.317, SLG: 0.344										1 0 1 0 0 0 0																											
Gene Mauch, R (9, PR) OBP: 0.292, SLG: 0.275										0 1 0 0 0 0 0																											
Bob Hall, R (1, 1) OBP: 0.500, SLG: 0.500	0-0 F2		0-0 BB 1B		0-0 F7		0-3 K		0-0 F5	1 0 0 0 0 0 1																											
Ernie Johnson, R (2, 1) OBP: 0.250, SLG: 0.375										1 0 1 0 0 0 0																											
Bobby Hogue, R (3, 1) OBP: 0.379, SLG: 0.319										2 0 0 0 0 1 1																											
Pete Reiser, L (9, PH) OBP: 0.304, SLG: 0.278										1 0 0 0 0 0 1																											
Warren Spahn, L (9, 1) OBP: 0.304, SLG: 0.278										0 0 0 0 0 0 0																											
Inning Stats	R: 5 E: 1 K: 2 S: 11	H: 3 LOB: 1 BB: 2 P: 19	R: 2 E: 1 K: 1 S: 8	H: 2 LOB: 2 BB: 1 P: 12	R: 0 E: 0 K: 1 S: 7	H: 2 LOB: 3 BB: 1 P: 11	R: 0 E: 0 K: 0 S: 3	H: 0 LOB: 0 BB: 0 P: 3	R: 0 E: 0 K: 0 S: 5	H: 2 LOB: 3 BB: 1 P: 9	R: 1 E: 0 K: 1 S: 7	H: 2 LOB: 1 BB: 0 P: 7	R: 0 E: 0 K: 0 S: 4	H: 1 LOB: 1 BB: 0 P: 4	R: 0 E: 0 K: 1 S: 5	H: 0 LOB: 0 BB: 0 P: 5	R: 4 E: 0 K: 1 S: 8	H: 3 LOB: 1 BB: 1 P: 12	1B: 10 2B: 2 3B: 1 HR: 2	SF: 0 SAC: 0 DP: 0 HBP: 0	WP: 0 PB: 0 SB: 2 CS: 0	PA: 50															
PITCHER	IP WLS BF H R ER SO BB IBB HBP BLK WP HR S P ERA WHIP																																				
Ken Johnson, L (1, 1) ERA: 4.67	1.1		12	5	7	2	3	2	0	0	0	0	1	16	24	13.50	5.250																				
Blix Donnelly, R (2, 1) ERA: 4.6	0.2		4	0	0	0	0	0	1	0	0	0	0	3	7	0.00	0.000																				
Bubba Church, R (3, 1) ERA: 2.32	4.0		20	6	1	1	2	1	1	0	0	0	0	22	30	2.25	1.750																				
Jim Konstanty, R (7, 1) ERA: 3.05	3.0	L	14	4	4	4	2	0	1	0	0	0	1	17	21	12.00	1.333																				

Boston Braves @ Philadelphia Phillies
 Shibe Park, Philadelphia, PA
 Tue Jul 04 1950, 3:38 AM EDT
 Att: 21,190 - Unknown

AB	44
R	12
H	15
RBI	10
BB	6
SO	7
LOB	24



WP	0	PA	50
PB	0		
SB	2		
CS	0		

Batter	1	2	3	4	5	6	7	8	9	AB R H RBI BB SO LOB
Richie Ashburn, L OBP: 0.387, SLG: 0.392 (1, 8)	0-0 F8	0-0 F9		0-0 F3		0-0 BB 1B 2-3	0-0 F9 2-3		0-0 F7	6 1 2 0 0 0 2
Granny Hamner, R OBP: 0.322, SLG: 0.345 (1, 6)	0-0 1-3 1B	0-0 1-H 3-H HR		0-0 6-3		0-0 BB BB 1-2 3-H 1B	4-0 F9 IBB		0-0 F6	5 1 3 4 1 0 0
Jimmy Bloodworth, R OBP: 0.273, SLG: 0.285 (1, 3)	0-0 1-3	0-3 K		0-0 F9		0-3 K	0-0 F9		4-0 FC6-4 BB	3 0 0 0 0 1 1 1 0 0 0 0 1 2 1 0 0 1 0 0 2 0 0 0 0 1 0 0
Bill Nicholson, L OBP: 0.345, SLG: 0.556 (6, PH)	0-0 1-2									
Jim Konstanty, R OBP: 0.067, SLG: 0.067 (7, 1)										
Stan Lopata, R OBP: 0.318, SLG: 0.224 (9, PH)										
Del Ennis, R OBP: 0.345, SLG: 0.532 (1, 9)	4-0 BB		0-0 1B 3B		0-0 F3	4-0 BB 1-2 2-3 BB	4-0 IBB		0-0 FC6-4 1-2f	3 1 1 0 3 0 1
Willie Jones, R OBP: 0.389, SLG: 0.570 (1, 5)	0-0 1-3		4-0 1B BB		0-0 FC3-6 1B	4-0 BB 1-2 2-3 3-H BB	0-0 F2			3 0 1 1 2 0 5
Dick Sisler, L OBP: 0.428, SLG: 0.517 (1, 7)		0-0 F8	0-0 F7		0-0 FC3-6 1-2f	0-0 F7		0-0 F3		5 0 0 0 0 0 6
Andy Seminick, R OBP: 0.420, SLG: 0.507 (1, 2)		0-0 3B 1B	0-3 K		0-3 K		0-0 2-3 1B	0-0 5-3		5 2 2 0 0 2 3
Mike Goliat, R OBP: 0.306, SLG: 0.397 (1, 4)		0-0 1-H HR 3B	0-0 FC6-4 1B			0-0 L7	0-0 2-3	0-0 S 1B		5 1 3 2 0 0 1
Ken Johnson, L OBP: 0.154, SLG: 0.154 (2, 1)		4-0 HR BB	0-0 FC6-4			0-0 1B 2B	0-0 2B F9 1B	0-0 L7		0 0 0 0 0 0 0 0 0 0 0 0 0 0 0 1 0 0 1 0 0 1 0 0 0 0 0 2 3 2 2 1 0 0 1
Blix Donnelly, R OBP: 0.333, SLG: 0.333 (2, PH)										
Dick Whitman, L OBP: 0.336, SLG: 0.313 (3, 1)										
Bubba Church, R OBP: 0.100, SLG: 0.200 (6, PH)										
Eddie Walkus, L OBP: 0.320, SLG: 0.347 (7, 3)										

Inning Stats	R: 0 E: 0 K: 0 S: 4	H: 1 LOB: 2 BB: 1 P: 8	R: 4 E: 0 K: 1 S: 8	H: 3 LOB: 0 BB: 1 P: 12	R: 1 E: 0 K: 1 S: 7	H: 2 LOB: 2 BB: 1 P: 11	R: 0 E: 0 K: 0 S: 3	H: 0 LOB: 0 BB: 0 P: 3	R: 0 E: 0 K: 1 S: 6	H: 1 LOB: 1 BB: 0 P: 6	R: 2 E: 0 K: 1 S: 8	H: 3 LOB: 3 BB: 2 P: 16	R: 2 E: 0 K: 0 S: 6	H: 3 LOB: 3 BB: 2 P: 14	R: 0 E: 0 K: 0 S: 4	H: 1 LOB: 1 BB: 0 P: 4	R: 0 E: 0 K: 0 S: 3	H: 0 LOB: 1 BB: 1 P: 7	1B: 9 2B: 2 3B: 2 HR: 1	SF: 0 SAC: 0 DP: 0 HBP: 0	WP: 0 PB: 0 SB: 1 CS: 0	PA: 49
--------------	------------------------------	---------------------------------	------------------------------	----------------------------------	------------------------------	----------------------------------	------------------------------	---------------------------------	------------------------------	---------------------------------	------------------------------	----------------------------------	------------------------------	----------------------------------	------------------------------	---------------------------------	------------------------------	---------------------------------	----------------------------------	------------------------------------	----------------------------------	--------

PITCHER	IP	WLS	BF	H	R	ER	SO	BB	IBB	HBP	BLK	WP	HR	S	P	ERA	WHIP
Bob Hall, R ERA: 6.58 (1, 1)	1.1		9	3	3	3	0	2	0	0	0	0	0	7	15	20.25	3.750
Ernie Johnson, R ERA: 8.36 (2, 1)	0.2		5	2	2	2	1	1	0	0	0	0	1	6	10	27.00	4.500
Bobby Hogue, R ERA: 3.55 (3, 1)	6.0	W	31	9	4	4	3	2	2	0	0	0	0	33	49	6.00	1.833
Warren Spahn, L ERA: 3.03 (9, 1)	1.0	S	4	0	0	0	0	1	0	0	0	0	0	3	7	0.00	1.000

BOTTOM

Boston Braves @ Philadelphia Phillies
Shibe Park, Philadelphia, PA
Tue Jul 04 1950, 3:38 AM EDT
Att. 21,190 - Unknown

livebaseballscores.com

AB	41
R	9
H	14
RBI	9
BB	8
SO	4
LOB	26



Batter	1	2	3	4	5	6	7	8	9	AB R H RBI BB SO LOB	TOP												
Eddie Stanky, R OBP: 0.469, SLG: 0.436 (1, 4) X	0-0 FC5-4 1B		0-0 BB 1-2 1B		0-0 F8 3B		4-0 4-3 BB		0-3 K	4 1 3 0 1 1 1													
Spider Jorgensen, L OBP: 0.276, SLG: 0.133 (1, 5) X	0-0 FC5-4 5-3 1-2f		4-0 G6-4-3 BB 1-2 2-3		0-0 F8 3-H		0-0 4-3 1-2		0-0 4-3 1-2	4 0 0 1 1 0 3													
Monte Irvin, R OBP: 0.343, SLG: 0.405 (1, 7) X	0-0 5-3 1-2		0-0 G6-4-3 1-2f		0-0 1B		0-0 L9		0-0 F3	5 0 1 0 0 0 6													
Hank Thompson, L OBP: 0.413, SLG: 0.528 (1, 9) X	0-0 L8			4-0 G5-4-3 1B 3B BB		0-0 F9		0-0 FC5-4 1B		3 1 1 0 1 0 2													
Bobby Thomson, R OBP: 0.337, SLG: 0.440 (1, 8)		0-0 5-3		0-0 G5-4-3 1-2 1B		0-0 HR		0-0 FC5-4 1B 1-2f		4 1 2 1 0 0 1													
Wes Westrum, R OBP: 0.394, SLG: 0.495 (1, 2)		0-3 K		0-0 G5-4-3 1-2f 2-3		0-0 5-3		0-0 L7		4 0 0 0 0 1 3													
Tookie Gilbert, L OBP: 0.344, SLG: 0.359 (1, 3)		0-0 P2		0-0 3B 3-H		0-0 G3		0-0 1-3 1B		4 0 2 1 0 0 0													
Alvin Dark, R OBP: 0.343, SLG: 0.491 (1, 6)			0-0 FC1-6 1B		0-0 F8		0-0 F3		0-0 F7	4 0 1 0 0 0 3													
Clint Hartung, R OBP: 0.236, SLG: 0.524 (1, 1)			0-0 FC1-6 BB 1B 1-2f			0-0 F7		0-0 F9		0 0 0 0 0 0 0													
Sal Maglie, R OBP: 0.071, SLG: 0.143 (7, PH)										2 0 0 0 0 0 0 1													
Roy Weatherly, L OBP: 0.450, SLG: 0.450 (7, 1)										1 0 0 0 0 0 0 0													
Andy Hansen, R (7, 1)										0 0 0 0 0 0 0 0													
Kirby Higbe, R OBP: 0.250, SLG: 0.250 (8, PH)										0 0 0 0 0 0 0 0													
Don Mueller, L OBP: 0.324, SLG: 0.402 (8, PH)										1 0 1 0 0 0 0 0													
Inning Stats	R: 0 E: 0 K: 0 S: 4	H: 1 LOB: 1 BB: 0 P: 4	R: 0 E: 0 K: 1 S: 5	H: 0 LOB: 0 BB: 0 P: 5	R: 0 E: 0 K: 0 S: 4	H: 2 LOB: 2 BB: 1 P: 8	R: 1 E: 0 K: 0 S: 4	H: 2 LOB: 1 BB: 1 P: 8	R: 1 E: 0 K: 0 S: 5	H: 2 LOB: 1 BB: 0 P: 5	R: 1 E: 0 K: 0 S: 4	H: 1 LOB: 0 BB: 0 P: 4	R: 0 E: 0 K: 0 S: 3	H: 0 LOB: 1 BB: 1 P: 7	R: 0 E: 0 K: 0 S: 5	H: 2 LOB: 2 BB: 0 P: 5	R: 0 E: 0 K: 1 S: 6	H: 1 LOB: 1 BB: 0 P: 6	1B: 8 2B: 0 3B: 2 HR: 1	SF: 0 SAC: 0 DP: 2 HBP: 0	WP: 0 PB: 0 SB: 0 CS: 0	PA: 39	
PITCHER Russ Meyer, R ERA: 5.54 (1, 1)	IP 9.0	WLS W	BF 39	H 11	R 3	ER 3	SO 2	BB 3	IBB 0	HBP 0	BLK 0	WP 0	HR 1	S 40	P 52	ERA 3.00	WHIP 1.556						PITCHER IP WLS BF H R ER SO BB IBB HBP BLK WP HR S P ERA WHIP

New York Giants @ Philadelphia Phillies
 Shibe Park, Philadelphia, PA
 Wed Jul 05 1950, 3:33 AM EDT
 Att: 17,771 - Unknown

livebaseballscorecards.com

AB	36
R	3
H	11
RBI	3
BB	3
SO	2
LOB	20



Batter	1	2	3	4	5	6	7	8	9	AB	R	H	RBI	BB	SO	LOB
Richie Ashburn, L OBP: 0.387, SLG: 0.388 (1, 8)	0-0 F8	0-0 F2		4-0 BB			L5			3	0	0	1	2	0	1
Granny Hamner, R OBP: 0.323, SLG: 0.346 (1, 6)	0-0 3B 1B		0-0 F3	0-0 F5			2B 1B		F7	5	2	2	0	0	0	4
Eddie Waitkus, L OBP: 0.328, SLG: 0.366 (1, 3)	0-0 1B 3B		0-0 3B 1B		0-0 G4-6-3 1B		0-0 HR 2B	0-0 6-3		5	3	4	2	0	0	0
Del Ennis, R OBP: 0.346, SLG: 0.541 (1, 9)	0-0 1B 1B		0-3 K		0-0 G4-6-3		0-0 HR	0-0 6-3		5	1	2	3	0	1	2
Willie Jones, R OBP: 0.392, SLG: 0.578 (1, 5)	0-0 1-2 1B		0-0 1-H 2B 3B		0-0 F3		0-0 2B 1B	0-0 5-3		5	2	3	1	0	0	0
Dick Sisler, L OBP: 0.429, SLG: 0.526 (1, 7)	0-0 G4-6-3		0-0 FC5 2B		0-0 4-3		0-0 PB 2B 2B			4	1	2	2	0	0	2
Andy Seminick, R OBP: 0.416, SLG: 0.497 (1, 2)		0-3 K	0-0 FC5		0-0 5-3		4-0 2B BB BB			3	1	0	0	1	1	1
Mike Goliat, R OBP: 0.305, SLG: 0.399 (1, 4)		0-0 4-3		0-0 F7		0-0 6-3	0-0 BB 2B			4	0	1	1	0	0	0
Russ Meyer, S OBP: 0.238, SLG: 0.250 (1, 1)		0-0 1B		0-0 L8			0-0 4-3 BB			3	0	1	0	1	0	0

Inning Stats	R: 2	H: 4	E: 0	K: 0	S: 6	L: 1	LOB: 1	BB: 0	P: 6	R: 0	H: 1	E: 0	K: 1	S: 6	R: 0	H: 3	E: 0	K: 1	S: 8	R: 0	H: 0	E: 0	K: 0	S: 3	R: 0	H: 1	E: 0	K: 0	S: 3	R: 6	H: 6	E: 0	K: 0	S: 9	R: 0	H: 0	E: 0	K: 0	S: 3	R: 0	H: 0	E: 0	K: 0	S: 3	1B: 8	SF: 0	3B: 2	HR: 1
--------------	------	------	------	------	------	------	--------	-------	------	------	------	------	------	------	------	------	------	------	------	------	------	------	------	------	------	------	------	------	------	------	------	------	------	------	------	------	------	------	------	------	------	------	------	------	-------	-------	-------	-------

PITCHER	IP	WLS	BF	H	R	ER	SO	BB	IBB	HBP	BLK	WP	HR	S	P	ERA	WHIP
Clint Hartung, R ERA: 5.6 (1, 1)	0.1	L	5	4	2	2	0	0	0	0	0	0	0	5	5	54.00	12.000
Sal Maglie, R ERA: 3.65 (1, 1)	5.2		21	5	2	2	2	1	0	0	0	0	0	24	28	3.18	1.059
Andy Hansen, R ERA: 5.04 (7, 1)	0.2		7	5	5	5	0	0	0	0	0	0	1	7	7	67.50	7.500
Kirby Higbe, R ERA: 5.23 (7, 1)	1.1		8	1	1	1	0	3	0	0	0	0	0	5	17	6.75	3.000

BOTTOM

New York Giants @ Philadelphia Phillies
 Shibe Park, Philadelphia, PA
 Wed Jul 05 1950, 3:33 AM EDT
 Att. 17,771 - Unknown

AB	37
R	10
H	15
RBI	10
BB	4
SO	2
LOB	10



WP: 0	PA: 41
PB: 1	SB: 0
CS: 0	

New York Giants @ Philadelphia Phillies

Shibe Park, Philadelphia, PA
 Wed Jul 05 1950, 3:33 AM EDT
 Att: 25,769 - Unknown

AB	36
R	7
H	11
RBI	6
BB	4
SO	1
LOB	12



WP:	0	PA:	42
PB:	0		
SB:	0		
CS:	0		

1B:	7	SF:	0
2B:	2	SAC:	2
3B:	1	DP:	0
HR:	1	HBP:	0

AB R H RBI BB SO LOB

2	1	1	0	3	0	1
5	1	3	1	0	0	1
5	1	1	1	0	0	6
5	2	2	1	0	0	0
4	0	1	1	0	0	1
1	0	0	0	0	0	0
5	0	0	1	0	0	1
3	2	2	1	1	0	0
2	0	0	0	0	1	1
1	0	0	0	0	0	1
1	0	0	0	0	0	0
0	0	0	0	0	0	0
0	0	0	0	0	0	0
1	0	1	0	0	0	0
0	0	0	0	0	0	0

Batter	1	2	3	4	5	6	7	8	9									
Eddie Stanky, R (1, 4) OBP: 0.494, SLG: 0.429	4-0 1B BB	4-0 BB		4-0 1B BB		0-0 F4		0-0 1B 1-2										
Alvin Dark, R (1, 6) OBP: 0.311, SLG: 0.338	0-0 1B 1-2 1B	0-0 F7		0-0 1B 1-2 2-H			0-0 6-3	0-0 1B 1-2 2-3										
Don Mueller, L (1, 9) OBP: 0.306, SLG: 0.333	0-0 2B 1-3 2-H 1B	0-0 F9		0-0 F5			0-0 F8	0-0 G3										
Bobby Thomson, R (1, 8) OBP: 0.329, SLG: 0.403	0-0 E9 1-H 3-H L7 2B		0-0 F2		0-0 F9		0-0 3B 2B	0-0 F6										
Whitey Lockman, L (1, 7) OBP: 0.370, SLG: 0.419 Spider Jorgensen, L (9, PH)	0-0 P6		0-0 F8		0-0 F7		0-0 3B 2-H	0-0 6-3										
Tookie Gilbert, L (1, 3) OBP: 0.297, SLG: 0.303	0-0 L7 3-H		0-0 G3		0-0 3-1		0-0 1-3	0-0 5-3										
Hank Thompson, L (1, 5) OBP: 0.439, SLG: 0.588	0-0 HR			0-0 SH2-3 1B 1B		4-0 SH3-4 BB		0-0 F3										
Ray Mueller, R (1, 2) OBP: 0.100, SLG: 0.200 Pete Milne, L (6, PH) OBP: 0.250, SLG: 0.750 Wes Westrum, R (6, 2) OBP: 0.448, SLG: 0.391	0-3 K			0-0 F4		0-0 F8		0-0 5-3										
Andy Hansen, R (1, 1) Sheldon Jones, R (6, 1) Monty Kennedy, R (6, 1) Jack Kramer, R (6, 1) Roy Weatherly, L (8, PH) Kirby Higbe, R (8, 1)		0-0 1-3		0-0 SH2-3 1-2		0-0 SH3-4 1-2		0-0 1B 1B 1B										
Inning Stats	R: 5 E: 1 K: 1 S: 9	H: 4 LOB: 0 BB: 1 P: 13	R: 0 E: 0 K: 0 S: 3	H: 0 LOB: 1 BB: 1 P: 7	R: 0 E: 0 K: 0 S: 3	H: 0 LOB: 0 BB: 0 P: 3	R: 1 E: 0 K: 0 S: 5	H: 2 LOB: 2 BB: 1 P: 9	R: 0 E: 0 K: 0 S: 3	H: 0 LOB: 0 BB: 0 P: 3	R: 0 E: 0 K: 0 S: 3	H: 0 LOB: 1 BB: 1 P: 7	R: 1 E: 0 K: 0 S: 5	H: 2 LOB: 1 BB: 0 P: 5	R: 0 E: 0 K: 0 S: 6	H: 3 LOB: 3 BB: 0 P: 6	R: 0 E: 0 K: 0 S: 3	H: 0 LOB: 0 BB: 0 P: 3

PITCHER	IP	WLS	BF	H	R	ER	SO	BB	IBB	HBP	BLK	WP	HR	S	P	ERA	WHIP
Russ Meyer, R (1, 1) ERA: 10.22	0.0		4	3	4	4	0	1	0	0	0	0	0	3	7	∞	∞
Bob Miller, R (1, 1) ERA: 1.85	3.0		11	1	1	1	1	1	0	0	0	0	1	12	16	3.00	0.667
Hank Borowy, R (4, 1) ERA: 10.13	1.0		6	2	1	1	0	1	0	0	0	0	0	5	9	9.00	3.000
Bubba Church, R (5, 1) ERA: 3.27	1.0		3	0	0	0	0	0	0	0	0	0	0	3	3	0.00	0.000
Jim Konstanty, R (6, 1) ERA: 2.76	3.0	W	15	5	1	1	0	1	0	0	0	0	0	14	18	3.00	2.000

PITCHER	IP	WLS	BF	H	R	ER	SO	BB	IBB	HBP	BLK	WP	HR	S	P	ERA	WHIP
Robin Roberts, R (9, 1) ERA: 2.29	1.0	S	3	0	0	0	0	0	0	0	0	0	0	3	3	0.00	0.000

BOTTOM

New York Giants @ Philadelphia Phillies
Shibe Park, Philadelphia, PA

livebaseballscorecards.com

AB	38
R	9
H	14
RBI	7
BB	7
SO	4
LOB	33



WP	0	PA	46
PB	0	SB	0
CS	0		

ERA	WHIP
8.31	2.308
36.00	5.000
∞	∞
0.00	0.600
0.00	2.000

Wed Jul 05 1950, 3:33 AM EDT
Att. 25,769 - Unknown

AB	R	H	RBI	BB	SO	LOB
5	2	3	0	1	0	2
4	1	1	2	0	1	2
5	1	1	0	0	0	3
3	2	2	3	2	0	1
4	2	2	1	1	0	2
5	0	3	1	0	0	3
3	0	1	0	2	1	3
4	0	0	0	1	0	8
0	0	0	0	0	0	0
0	0	0	0	0	0	0
1	1	1	0	0	0	0
0	0	0	0	0	0	0
1	0	0	0	0	0	2
0	0	0	0	0	0	0
1	0	0	0	0	0	0
2	0	0	0	0	1	2
0	0	0	0	0	1	5
0	0	0	0	0	0	0

Batter	1	2	3	4	5	6	7	8	9											
Richie Ashburn, L OBP: 0.419, SLG: 0.389 (1, 8)	0-0 F3 ①		0-0 FC6-4 1B 2-3		0-0 1B 3B	4-0 1B SH1-4 HR BB	0-0 FC5 6-3 1B	0-0 3-1 ③												
Granny Hamner, R OBP: 0.321, SLG: 0.340 (1, 6)	0-0 F6 ②		0-0 FC6-4 FC3-6 1-2f 3-H		0-0 1B 1B 3-H	0-0 SH1-4 1-2	0-3 K ①													
Eddie Waitkus, L OBP: 0.398, SLG: 0.402 (1, 3)	0-0 F8 ③		0-0 FC3-6 1-2f		0-0 F6 ①	0-0 HR 1B 2-3	0-0 6-3 ②													
Del Ennis, R OBP: 0.366, SLG: 0.571 (1, 9)		0-0 1B 1B	0-0 F7 ③		4-0 1B E BB 1-2	0-0 HR 1-H 3-H	4-0 IBB													
Willie Jones, R OBP: 0.365, SLG: 0.600 (1, 5)		0-0 FC5-4 1B 1-2		0-0 P4 ①	0-0 E7 2B 1B 1-H 2-H	4-0 1B E E BB	0-0 FC5 2-3f ③													
Dick Sisler, L OBP: 0.455, SLG: 0.652 (1, 7)		0-0 P6 ①		0-0 2B	0-0 2B 3-H	0-0 E4 E 1B 1-2		0-0 2B												
Mike Goliat, R OBP: 0.330, SLG: 0.376 (1, 4)		0-3 K ②		4-0 BB	0-0 F3 ②	0-0 E 1B 1-2 2-3	4-0 BB													
Andy Seminick, R OBP: 0.217, SLG: 0.200 (1, 2)		0-0 FC5-4 1-2f ③		0-0 F2 ②	4-0 IBB	0-0 E6 G6-4-3 1-2 2-3 3-H	0-0 F9 ①													
Russ Meyer, S Bob Miller, R Dick Whitman, L Frank Sobotka, R Bill Nicholson, L Bubba Church, R Jimmy Bloodworth, R Jim Konstanty, R Robbie Roberts, S			0-0 1B FC6-4 2B	0-0 G3 ③	0-3 K ③	0-0 G6-4-3 ③	0-3 K ②													
Inning Stats	R: 0 E: 0 K: 0 S: 3	H: 0 LOB: 0 BB: 0 P: 3	R: 0 E: 0 K: 1 S: 7	H: 2 LOB: 2 BB: 0 P: 7	R: 1 E: 0 K: 0 S: 5	H: 2 LOB: 1 BB: 0 P: 5	R: 0 E: 0 K: 0 S: 4	H: 1 LOB: 2 BB: 1 P: 8	R: 4 E: 1 K: 1 S: 9	H: 4 LOB: 2 BB: 2 P: 17	R: 4 E: 2 K: 0 S: 7	H: 3 LOB: 2 BB: 2 P: 15	R: 0 E: 0 K: 1 S: 6	H: 1 LOB: 2 BB: 1 P: 10	R: 0 E: 0 K: 1 S: 6	H: 1 LOB: 2 BB: 1 P: 10	1B: 8 2B: 4 3B: 1 HR: 1	SF: 0 SAC: 1 DP: 1 HBP: 0	WP: 0 PB: 0 SB: 0 CS: 0	PA: 46
PITCHER	IP WLS BF H R ER SO	IP WLS BF H R ER SO	IP WLS BF H R ER SO	IP WLS BF H R ER SO	IP WLS BF H R ER SO	IP WLS BF H R ER SO	IP WLS BF H R ER SO	IP WLS BF H R ER SO	IP WLS BF H R ER SO	IP WLS BF H R ER SO	IP WLS BF H R ER SO	IP WLS BF H R ER SO	IP WLS BF H R ER SO	IP WLS BF H R ER SO	IP WLS BF H R ER SO	IP WLS BF H R ER SO	ERA WHIP	ERA WHIP		
Andy Hansen, R ERA: 3.48 (1, 1)	4.1																	8.31	2.308	
Sheldon Jones, R ERA: 6.53 (5, 1)	1.0	L	9	3	4	4	1	2	1	0	0	0	0	1	8	20		36.00	5.000	
Monty Kennedy, L ERA: 3.24 (6, 1)	0.0		2	1	0	0	0	0	0	0	0	0	0	0	2	2		∞	∞	
Jack Kramer, R ERA: 4.61 (6, 1)	1.2		7	1	0	0	1	0	1	0	0	0	0	0	8	12		0.00	0.600	
Kirby Higbe, R ERA: 5.79 (8, 1)	1.0		5	1	0	0	1	1	0	0	0	0	0	0	6	10		0.00	2.000	

Batter	1	2	3	4	5	6	7	8	9	AB R H RBI BB SO LOB	TOP									
Eddie Stanky, R (1, 4) OBP: 0.471, SLG: 0.437	0-0 F9		0-0 1-3		4-0 BB		0-0 3-1 1B		0-0 FC6 1B	4 1 2 1 1 0 0	New York Giants @ Philadelphia Phillies Shibe Park, Philadelphia, PA Thu Jul 06 1950, 3:33 AM EDT Att. 8,709 - Unknown livebaseballscorecards.com									
Spider Jorgensen, L (1, 5) OBP: 0.268, SLG: 0.143	0-0 2B F7 1B		0-0 F7		0-0 G3		0-0 3-1		0-0 FC6 4-3	5 1 1 1 0 0 5										
Don Mueller, L (1, 7) OBP: 0.326, SLG: 0.408	0-0 1-3 2B		0-0 F5				0-0 F7		0-0 4-3	5 0 2 2 0 0 1										
Hank Thompson, L (1, 9) OBP: 0.409, SLG: 0.521	0-0 F7				0-0 4-3		0-0 F6		0-0 4-3	5 0 1 1 0 0 2										
Bobby Thomson, R (1, 8) OBP: 0.336, SLG: 0.449	0-0 6-3				0-0 F6		0-0 HR			4 1 1 1 0 1 3										
Tookie Gilbert, L (1, 3) OBP: 0.339, SLG: 0.353			0-0 F6		0-0 G3				0-0 5-3	4 0 0 0 0 0 0										
Wes Westrum, R (1, 2) OBP: 0.397, SLG: 0.500 Sam Calderone, R (7, 2) OBP: 0.375, SLG: 0.417			4-0 BB		0-0 F7		0-0 1B 1B 2B		0-0 F5	2 1 1 0 1 0 0 1 0 0 0 0 0 0										
Alvin Dark, R (1, 6) OBP: 0.338, SLG: 0.484			0-0 F7		0-0 5-3		0-0 F8		0-0 F7	4 0 0 0 0 0 2										
Sheldon Jones, R (1, 1) OBP: 0.207, SLG: 0.148 Monty Kennedy, R (5, 1) OBP: 0.074, SLG: 0.074 Clint Hartung, R (6, 1) OBP: 0.304, SLG: 0.609			0-3 K		0-0 BB 1B		0-0 1B 1B		0-0 1B FC6 2B	2 0 1 0 0 1 1 0 0 0 0 0 0 0 2 2 2 0 0 0 0										
Inning Stats	R: 1 E: 0 K: 0 S: 5	H: 2 LOB: 1 BB: 0 P: 5	R: 0 E: 0 K: 1 S: 5	H: 0 LOB: 1 BB: 1 P: 9	R: 0 E: 0 K: 0 S: 3	H: 0 LOB: 0 BB: 0 P: 3	R: 0 E: 0 K: 0 S: 4	H: 1 LOB: 2 BB: 1 P: 8	R: 1 E: 0 K: 0 S: 4	H: 1 LOB: 0 BB: 0 P: 4	R: 3 E: 0 K: 1 S: 10	H: 5 LOB: 2 BB: 0 P: 10	R: 0 E: 0 K: 0 S: 3	H: 0 LOB: 0 BB: 0 P: 3	R: 1 E: 0 K: 0 S: 5	H: 2 LOB: 1 BB: 0 P: 5	1B: 7 2B: 3 3B: 0 HR: 1	SF: 0 SAC: 0 DP: 0 HBP: 0	WP: 0 PB: 0 SB: 0 CS: 0	PA: 40
PITCHER	IP WLS BF H R ER SO BB IBB HBP BLK WP HR S P ERA WHIP																			
Bob Miller, R (1, 1) ERA: 2.38	6.2 W 31 9 5 5 1 2 0 0 0 0 0 1 31 39 6.75 1.650																			
Jim Konstanty, R (7, 1) ERA: 3.08	2.1 S 9 2 1 1 1 0 0 0 0 0 0 0 11 11 3.86 0.857																			

New York Giants @ Philadelphia Phillies
 Shibe Park, Philadelphia, PA
 Thu Jul 06 1950, 3:33 AM EDT
 Att. 8,709 - Unknown

AB 38
R 6
H 11
RBI 6
BB 2
SO 2
LOB 14



Batter	1	2	3	4	5	6	7	8	9
Richie Ashburn, L OBP: 0.391, SLG: 0.395 (1, 8)	0-3 K		0-0 F9		0-0 HR	4-0 BB E BB		4-0 BB F9 BB	
Granny Hamner, R OBP: 0.327, SLG: 0.358 (1, 6)	0-0 1B		0-0 6-3		0-0 HR	4-0 BB E BB		0-0 F9	
Eddie Waitkus, L OBP: 0.322, SLG: 0.359 (1, 3)	0-0 F8		0-0 F2		0-0 4-3	0-0 E4		0-0 F7	
Del Ennis, R OBP: 0.345, SLG: 0.535 (1, 9)	0-0 F8			0-0 1-3	4-0 BB	0-3 K			
Willie Jones, R OBP: 0.393, SLG: 0.591 (1, 5)		0-0 2B		0-3 K	0-0 F6		0-0 HR		
Dick Sisler, L OBP: 0.427, SLG: 0.521 (1, 7)		0-0 F2		0-0 F7		0-0 FC1-5 1B	0-0 F4		
Andy Seminick, R OBP: 0.429, SLG: 0.537 (1, 2)		0-0 2B			0-0 HR	0-0 BB FC1-5 1B	0-0 BB 1B		
Mike Goliat, R OBP: 0.309, SLG: 0.395 (1, 4)		0-0 F7			1-0 SH1-4 3B HBP	0-0 FC1-5 BB E	4-0 BB		
Bob Miller, R OBP: 0.241, SLG: 0.241 (1, 1)		0-0 5-3			0-0 SH1-4	0-3 K	0-3 K		

Inning Stats	R: 0	H: 1	E: 0	K: 1	S: 6	R: 1	H: 2	E: 0	K: 0	S: 5	R: 0	H: 0	E: 0	K: 0	S: 3	R: 0	H: 0	E: 0	K: 1	S: 5	R: 4	H: 3	E: 0	K: 0	S: 6	R: 3	H: 2	E: 1	K: 2	S: 10	R: 1	H: 2	E: 0	K: 1	S: 6	R: 0	H: 0	E: 0	K: 0	S: 2	
	0	1	0	1	6	1	2	0	0	5	0	0	0	0	3	0	0	0	0	0	5	4	3	0	0	6	3	2	1	0	2	10	1	2	0	1	6	0	0	0	2

PITCHER	IP	WLS	BF	H	R	ER	SO	BB	IBB	HBP	BLK	WP	HR	S	P	ERA	WHIP
Sheldon Jones, R ERA: 4.94 (1, 1)	4.1	L	20	6	5	5	2	0	0	1	0	0	2	23	24	10.38	1.385
Monty Kennedy, L ERA: 5.02 (5, 1)	1.1		10	2	3	1	1	3	0	0	0	0	0	9	21	6.75	3.750
Clint Hartung, R ERA: 5.53 (6, 1)	2.1		9	2	1	1	2	2	0	0	0	0	1	11	19	3.86	1.714

BOTTOM


New York Giants @ Philadelphia Phillies
Shibe Park, Philadelphia, PA

Thu Jul 06 1950, 3:33 AM EDT
Att. 8,709 - Unknown

AB	R	H	RBI	BB	SO	LOB
3	2	1	1	2	1	0
4	1	2	3	1	0	1
5	0	0	0	0	0	2
3	0	0	0	1	1	3
4	2	2	1	0	1	1
4	0	1	0	0	0	1
4	2	4	2	0	0	0
2	2	0	0	1	0	3
2	0	0	0	0	1	3
1	0	0	0	0	1	1

AB	32
R	9
H	10
RBI	7
BB	5
SO	5
LOB	15

WP: 0 PA: 39
PB: 0
SB: 0
CS: 0



Batter	1	2	3	4	5	6	7	8	9	AB R H RBI BB SO LOB	TOP											
Richie Ashburn, L OBP: 0.391, SLG: 0.403 (1, 8) C X	0-1 F7		3-2 4-3		2-2 1B 3B	0-1 E3 1B		2-1 6-3 S 1B		5 1 2 0 0 0 2												
Granny Hamner, R OBP: 0.328, SLG: 0.359 (1, 6) C B F X	1-2 F8		0-0 F6		0-0 1B	0-0 1B		0-2 6-3 1-3		5 0 2 3 0 0 1												
Eddie Waitkus, L OBP: 0.320, SLG: 0.356 (1, 3) B X	1-0 1B			0-1 F4	1-0 4-3	0-1 F4		2-2 F9		5 0 1 0 0 0 4												
Del Ennis, R OBP: 0.349, SLG: 0.534 (1, 9) X	0-0 5-3			1-1 1B		1-2 BB 1B	4-0 1B SH3 F8 BB		2-3 K	4 2 2 0 1 1 1												
Willie Jones, R OBP: 0.392, SLG: 0.597 (1, 5) S B X		1-1 F8		2-1 HR		0-0 F6	0-0 SH3		1-3 K	4 1 1 1 0 1 1												
Dick Sister, L OBP: 0.430, SLG: 0.525 (1, 7) F X		0-1 F8		0-0 2B		4-1 2B BB	0-0 1B		1-1 F8	4 1 2 0 1 0 0												
Andy Seminick, R OBP: 0.430, SLG: 0.542 (1, 2) S X		0-1 1B		0-2 F4		0-0 E 1B 2B	1-1 F8			4 1 2 3 0 0 2												
Mike Goliat, R OBP: 0.304, SLG: 0.388 (1, 4) C B F X		0-2 L7			2-3 K	0-0 F4	0-0 K			4 0 0 0 0 2 3												
Curt Simmons, L OBP: 0.244, SLG: 0.190 (1, 1) B C X			1-1 3-1		1-2 4-3	4-2 E 1B BB		1-2 6-3		3 1 0 0 1 0 0												
Inning Stats	R: 0 E: 0 K: 0 S: 7	H: 1 LOB: 1 BB: 0 P: 9	R: 0 E: 0 K: 0 S: 9	H: 1 LOB: 1 BB: 0 P: 10	R: 0 E: 0 K: 0 S: 6	H: 0 LOB: 0 BB: 0 P: 10	R: 1 E: 0 K: 0 S: 10	H: 3 LOB: 1 BB: 0 P: 13	R: 1 E: 0 K: 1 S: 13	H: 2 LOB: 1 BB: 0 P: 19	R: 4 E: 1 K: 0 S: 15	H: 3 LOB: 2 BB: 2 P: 24	R: 1 E: 0 K: 1 S: 7	H: 1 LOB: 1 BB: 1 P: 14	R: 0 E: 0 K: 0 S: 14	H: 1 LOB: 1 BB: 0 P: 19	R: 0 E: 0 K: 2 S: 8	H: 0 LOB: 0 BB: 0 P: 12	1B: 8 2B: 2 3B: 1 HR: 1	SF: 0 SAC: 1 DP: 0 HBP: 0	WP: 0 PB: 0 SB: 1 CS: 0	PA: 42
PITCHER	IP WLS BF H R ER SO BB IBB HBP BLK WP HR S P ERA WHIP																					
Ralph Branca, R ERA: 6.06 (1, 1)	5.1 L 25 9 5 4 1 1 0 0 0 0 0 1 51 72 6.75 1.875																					
Bud Podbielan, R ERA: 5.33 (6, 1)	0.1 4 1 1 0 0 1 0 0 0 0 0 0 7 11 0.00 6.000																					
Erv Palica, R ERA: 4.74 (6, 1)	0.1 1 0 0 0 0 0 0 0 0 0 0 0 2 2 0.00 0.000																					
Al Epperly, R ERA: 5.0 (7, 1)	3.0 12 2 1 1 3 1 0 0 0 0 0 0 29 45 3.00 1.000																					

Philadelphia Phillies @ Brooklyn Dodgers
 Ebbets Field, Brooklyn, NY
 Fri Jul 07 1950, 3:33 AM EDT
 Att. 28,585 - Unknown

AB	38
R	7
H	12
RBI	7
BB	3
SO	4
LOB	14




Batter	1	2	3	4	5	6	7	8	9	AB R H RBI BB SO LOB
Billy Cox, R OBP: 0.314, SLG: 0.427 (1, 5)	3-2 E5 BB	0-2 F7		3-2 FC5 2-3			1-1 F9		1-0 5-3	5 0 0 0 0 0 2
Jim Russell, S OBP: 0.368, SLG: 0.521 (1, 7)	4-2 1-2 BB		1-1 1B 1B		0-0 1B		0-0 6-3		0-0 F7	4 1 2 0 1 0 0
Duke Snider, L OBP: 0.363, SLG: 0.538 (1, 8)	0-3 K		0-0 G4-6-3 1-3 1B		0-3 K		0-1 E3 2B			4 0 1 0 0 2 3
Gil Hodges, R OBP: 0.385, SLG: 0.498 (1, 3)	1-3 K		2-1 G4-6-3 1-2 1B		2-2 F9		0-1 1-3 2B			4 0 2 1 0 1 3
Carl Furillo, R OBP: 0.341, SLG: 0.436 (1, 9)	1-1 F8		1-0 G4-6-3 1-2f 2-3		2-1 1-3		0-1 F8			4 0 0 0 0 0 7
Roy Campanella, R OBP: 0.401, SLG: 0.611 (1, 2)		3-1 HR	0-1 6-3			4-2 FC6-4 BB		2-1 6-3		3 1 1 1 1 0 1
Pee Wee Reese, R OBP: 0.351, SLG: 0.335 (1, 6)		4-0 SH1-4 BB		1-2 FC3-6 1B		1-2 FC6-4 4-3 1-2f		1-1 F3		3 0 1 0 1 0 1
Eddie Miksis, R OBP: 0.211, SLG: 0.241 (1, 4)		1-3 K		0-0 FC3-6 FC5 SH2-6-4 1-2f		1-2 4-3		0-1 F3		4 0 0 0 0 1 3
Ralph Branca, R OBP: 0.158, SLG: 0.235 (6, 1)		0-0 SH1-4		0-1 SH2-6-4		0-1 6-3		0-1 4-3		0 0 0 0 0 0 0
Bud Podbielniak, R OBP: 0.138, SLG: 0.143 (6, 1)										0 0 0 0 0 0 0
Erv Falfa, R OBP: 0.125, SLG: 0.125 (6, PH)										0 0 0 0 0 0 0
Tommy Brown, R OBP: 0.279, SLG: 0.588 (7, 1)										1 0 0 0 0 0 1
Al Epperly, L (7, 1)										0 0 0 0 0 0 0
Bruce Edwards, R OBP: 0.203, SLG: 0.375 (9, PH)		1-2								1 0 0 0 0 0 0

Inning Stats	R: 0	H: 0	E: 1	K: 2	S: 13	LOB: 2	BB: 1	P: 22	R: 1	H: 1	E: 0	K: 1	S: 9	LOB: 1	BB: 1	P: 17	R: 1	H: 3	E: 0	K: 0	S: 8	LOB: 1	BB: 0	P: 12	R: 0	H: 1	E: 0	K: 1	S: 9	LOB: 1	BB: 0	P: 13	R: 0	H: 0	E: 0	K: 0	S: 12	LOB: 1	BB: 1	P: 18	R: 0	H: 1	E: 1	K: 0	S: 9	LOB: 2	BB: 0	P: 10	R: 0	H: 0	E: 0	K: 0	S: 6	LOB: 0	BB: 0	P: 9	R: 0	H: 0	E: 0	K: 0	S: 4	LOB: 0	BB: 0	P: 5	1B: 5	SF: 0	2B: 1	SAC: 2	3B: 0	DP: 1	HR: 1	HBP: 0	WP: 0	PA: 38
--------------	------	------	------	------	-------	--------	-------	-------	------	------	------	------	------	--------	-------	-------	------	------	------	------	------	--------	-------	-------	------	------	------	------	------	--------	-------	-------	------	------	------	------	-------	--------	-------	-------	------	------	------	------	------	--------	-------	-------	------	------	------	------	------	--------	-------	------	------	------	------	------	------	--------	-------	------	-------	-------	-------	--------	-------	-------	-------	--------	-------	--------

PITCHER	IP	WLS	BF	H	R	ER	SO	BB	IBB	HBP	BLK	WP	HR	S	P	ERA	WHIP
Curt Simmons, L ERA: 3.99 (1, 1)	9.0	W	38	7	2	2	4	3	0	0	0	0	1	79	119	2.00	1.111

Philadelphia Phillies @ Brooklyn Dodgers
Ebbets Field, Brooklyn, NY
Fri Jul 07 1950, 3:33 AM EDT
Att. 28,585 - Unknown

AB	33
R	2
H	7
RBI	2
BB	3
SO	4
LOB	21



Batter	1	2	3	4	5	6	7	8	9	AB R H RBI BB SO LOB	TOP
Richie Ashburn, L (1, 8) <small>OBP: 0.392, SLG: 0.417</small>	3-2 		0-0 			0-0 		1-1 		4 1 2 1 0 0 1	
Granny Hamner, R (1, 6) <small>OBP: 0.327, SLG: 0.357</small>	0-0 		0-1 			0-2 		0-0 		4 0 1 0 0 0 2	
Eddie Waitkus, L (1, 3) <small>OBP: 0.319, SLG: 0.353</small>	1-0 			4-2 		1-1 		0-0 		3 0 0 0 1 0 2	
Del Ennis, R (1, 9) <small>OBP: 0.345, SLG: 0.526</small>		3-2 		1-1 		1-0 			3-2 	4 0 0 0 0 0 2	
Willie Jones, R (1, 5) <small>OBP: 0.390, SLG: 0.596</small>		2-2 		0-1 		1-0 			2-2 	4 1 1 0 0 0 1	
Dick Sister, L (1, 7) <small>OBP: 0.427, SLG: 0.518</small>		4-0 		1-0 		0-0 			1-2 	3 0 0 0 1 0 2	
Andy Seminick, R (1, 2) <small>OBP: 0.432, SLG: 0.538</small>		0-1 			3-3 	0-0 			4-0 	3 1 1 0 1 1 1	
Mike Goliat, R (1, 4) <small>OBP: 0.304, SLG: 0.388</small> Bill Nicholson, L (9, PH) <small>OBP: 0.367, SLG: 0.679</small> Jimmy Bloodworth, R (9, 4) <small>OBP: 0.273, SLG: 0.265</small>			1-1 		1-3 	1-2 			0-0 	3 0 1 0 0 1 1 1 1 1 3 0 0 0 0 0 0 0 0 0 0	
Robin Roberts, S (1, 1) <small>OBP: 0.143, SLG: 0.059</small> Dick Whitman, L (8, PH) <small>OBP: 0.333, SLG: 0.310</small> Jim Konstanty, R (8, 1) <small>OBP: 0.059, SLG: 0.059</small>			0-1 		1-2 		1-1 		0-3 	2 0 0 0 0 0 1 1 0 0 0 0 0 0 1 0 0 0 0 1 0	
Inning Stats	R: 0 H: 0 E: 0 LOB: 0 K: 0 BB: 0 S: 5 P: 9	R: 0 H: 0 E: 0 LOB: 1 K: 0 BB: 1 S: 9 P: 18	R: 0 H: 1 E: 0 LOB: 1 K: 0 BB: 0 S: 7 P: 8	R: 0 H: 0 E: 0 LOB: 1 K: 0 BB: 1 S: 8 P: 14	R: 0 H: 0 E: 0 LOB: 0 K: 2 BB: 0 S: 9 P: 14	R: 0 H: 1 E: 1 LOB: 1 K: 0 BB: 0 S: 7 P: 9	R: 0 H: 1 E: 0 LOB: 1 K: 0 BB: 0 S: 6 P: 8	R: 1 H: 2 E: 0 LOB: 0 K: 0 BB: 0 S: 6 P: 8	R: 3 H: 2 E: 0 LOB: 0 K: 1 BB: 1 S: 14 P: 24	1B: 4 SF: 0 2B: 1 SAC: 0 3B: 0 DP: 1 HR: 2 HBP: 0	WP: 0 PA: 36 PB: 0 SB: 0 CS: 0
PITCHER Don Newcombe, R (1, 1) <small>ERA: 4.5</small>	IP: 9.0 WLS: L BF: 36 H: 7 R: 4 ER: 4 SO: 3 BB: 2 IBB: 1 HBP: 0 BLK: 0 WP: 0 HR: 2 S: 71 P: 112 ERA: 4.00 WHIP: 1.000										

Philadelphia Phillies @ Brooklyn Dodgers
 Ebbets Field, Brooklyn, NY
 Sat Jul 08 1950, 3:33 AM EDT
 Att: 20,714 - Unknown

AB	33
R	4
H	7
RBI	4
BB	3
SO	3
LOB	13



Batter	1	2	3	4	5	6	7	8	9	AB R H RBI BB SO LOB
Billy Cox, R OBP: 0.313, SLG: 0.439 (1, 5)	1-1 HR		1-0 5-3			0-0 F6			1-2 5-3	4 1 1 1 0 0 1
Gene Hermanski, L OBP: 0.396, SLG: 0.525 (1, 7)	3-2 G3		0-0 6-3			1-2 4-3			0-0 F9	4 0 0 0 0 0 1
Duke Snider, L OBP: 0.359, SLG: 0.531 (1, 8)	1-1 1-3			1-0 L3			1-2 3-1		0-0 F2	4 0 0 0 0 0 0
Jackie Robinson, R OBP: 0.452, SLG: 0.583 (1, 4)	1-2 F8			1-0 5-3			2-1 6-3			3 0 0 0 0 0 0
Carl Furillo, R OBP: 0.341, SLG: 0.434 (1, 9)				1-0 6-3			0-0 6-3			3 0 1 0 0 0 0
Roy Campanella, R OBP: 0.400, SLG: 0.607 (1, 2)					0-0 1-3			1-2 FC1-6 1B		3 0 1 0 0 0 1
Eddie Miksis, R OBP: 0.211, SLG: 0.241 (8, PR)										0 0 0 0 0 0 0
Bruce Edwards, R OBP: 0.203, SLG: 0.375 (9, 2)										0 0 0 0 0 0 0
Gil Hodges, R OBP: 0.381, SLG: 0.492 (1, 3)					0-1 F8			0-0 B2		3 0 0 0 0 0 2
Pee Wee Reese, R OBP: 0.351, SLG: 0.335 (1, 6)					0-1 F3			2-0 FC1-6 1-2f		3 0 1 0 0 0 1
Don Newcombe, L OBP: 0.317, SLG: 0.351 (1, 1)					0-0 SH1-4		3-1 6-3	2-1 5-3		2 0 0 0 0 0 2

Inning Stats	R: 1	H: 1	E: 0	LOB: 0	K: 0	S: 10	P: 16	R: 0	H: 1	E: 0	LOB: 0	K: 0	S: 5	P: 11	R: 0	H: 1	E: 0	LOB: 1	K: 0	S: 5	P: 7	R: 0	H: 0	E: 0	LOB: 0	K: 0	S: 3	P: 6	R: 0	H: 0	E: 0	LOB: 0	K: 0	S: 5	P: 5	R: 0	H: 0	E: 0	LOB: 0	K: 0	S: 6	P: 10	R: 0	H: 0	E: 0	LOB: 0	K: 0	S: 6	P: 9	R: 0	H: 1	E: 1	LOB: 2	K: 0	S: 7	P: 12	R: 0	H: 0	E: 0	LOB: 0	K: 0	S: 5	P: 6	1B: 3	SF: 0	2B: 0	SAC: 1	3B: 0	DP: 1	HR: 1	HBP: 0
--------------	------	------	------	--------	------	-------	-------	------	------	------	--------	------	------	-------	------	------	------	--------	------	------	------	------	------	------	--------	------	------	------	------	------	------	--------	------	------	------	------	------	------	--------	------	------	-------	------	------	------	--------	------	------	------	------	------	------	--------	------	------	-------	------	------	------	--------	------	------	------	-------	-------	-------	--------	-------	-------	-------	--------

PITCHER	IP	WLS	BF	H	R	ER	SO	BB	IBB	HBP	BLK	WP	HR	S	P	ERA	WHIP
Robin Roberts, R ERA: 3.25 (1, 1)	7.0		23	3	1	1	0	0	0	0	0	0	0	40	64	1.29	0.429
Jim Konstanty, R ERA: 2.98 (8, 1)	2.0	W	7	1	0	0	0	0	0	0	0	0	0	12	18	0.00	0.500


BOTTOM

Philadelphia Phillies @ Brooklyn Dodgers
Ebbets Field, Brooklyn, NY

Sat Jul 08 1950, 3:33 AM EDT
Att. 20,714 - Unknown

livebaseballscorecards.com

AB	29
R	1
H	4
RBI	1
BB	0
SO	0
LOB	8



Batter	1	2	3	4	5	6	7	8	9	AB R H RBI BB SO LOB	TOP																						
Richie Ashburn, L (1, 8) OBP: 0.387, SLG: 0.410	0-1 F8		1-1 6-3		1-2 F7			0-0 B2		4 0 0 0 0 0 2																							
Granny Hamner, R (1, 6) OBP: 0.323, SLG: 0.353	3-2 F9			0-2 F3		1-2 F5		0-0 L8		4 0 0 0 0 0 1																							
Eddie Waitkus, L (1, 3) OBP: 0.315, SLG: 0.348	2-1 F6			1-0 L4		3-1 4-3		1-2 F4		4 0 0 0 0 0 1																							
Bill Nicholson, L (1, 9) OBP: 0.353, SLG: 0.613		3-3 K		4-1 BB		0-0 F6		3-3 K		3 0 0 0 1 2 0																							
Willie Jones, R (1, 5) OBP: 0.388, SLG: 0.591		2-3 K		2-0 F3		1-1 F6		2-2 2B F9 1B		4 1 1 0 0 1 1																							
Dick Sister, L (1, 7) OBP: 0.425, SLG: 0.518		1-0 4-3		3-3 K		1-3 K		2-0 F9 2B		4 0 1 0 0 2 0																							
Andy Seminick, R (1, 2) OBP: 0.443, SLG: 0.582 Putsy Caballero, R (9, PR) OBP: 0.182, SLG: 0.100			3-2 HR		2-2 HR		4-2 BB	4-2 BB		2 2 2 2 2 0 0 0 0 0 0 0 0 0																							
Mike Goliat, R (1, 4) OBP: 0.306, SLG: 0.386 Del Ennis, R (7, PH) OBP: 0.344, SLG: 0.524 Jimmy Bloodworth, R (7, 4) OBP: 0.270, SLG: 0.262			0-2 F6		4-1 BB		3-2 6-3	0-2 F9		1 0 0 0 1 0 0 1 0 0 0 0 0 1 1 0 0 1 0 0 2																							
Russ Meyer, S (1, 1) OBP: 0.217, SLG: 0.227 Bubba Church, R (7, 1) OBP: 0.100, SLG: 0.200 Dick Whitman, L (8, PH) OBP: 0.339, SLG: 0.327 Jim Konstanty, R (8, 1) OBP: 0.059, SLG: 0.059 Stan Lopata, R (9, PH) OBP: 0.315, SLG: 0.221			1-1 4-3		0-3 K			1-2 L8 2B	0-0 F3	2 0 0 0 0 1 1 0 0 0 0 0 0 0 1 0 1 0 0 0 0 0 0 0 0 0 0 0 1 0 0 0 0 0 2																							
Inning Stats	R: 0 E: 0 K: 0 S: 10	H: 0 LOB: 0 BB: 0 P: 15	R: 0 E: 0 K: 2 S: 11	H: 0 LOB: 0 BB: 0 P: 17	R: 1 E: 0 K: 0 S: 12	H: 1 LOB: 0 BB: 0 P: 17	R: 0 E: 0 K: 0 S: 6	H: 0 LOB: 1 BB: 1 P: 13	R: 1 E: 0 K: 2 S: 13	H: 1 LOB: 1 BB: 1 P: 23	R: 0 E: 0 K: 1 S: 7	H: 0 LOB: 0 BB: 0 P: 11	R: 0 E: 0 K: 1 S: 10	H: 0 LOB: 1 BB: 1 P: 19	R: 0 E: 0 K: 0 S: 10	H: 1 LOB: 1 BB: 0 P: 12	R: 1 E: 0 K: 1 S: 13	H: 2 LOB: 2 BB: 1 P: 24	1B: 1 2B: 2 3B: 0 HR: 2	SF: 0 SAC: 0 DP: 0 HBP: 0	WP: 0 PB: 0 SB: 0 CS: 0	PA: 36											
PITCHER Erv Palica, R (1, 1) ERA: 4.44	IP 9.0	WLS W	BF 36	H 5	R 3	ER 3	SO 6	BB 4	IBB 0	HBP 0	BLK 0	WP 0	HR 2	S 92	P 151	ERA 3.00	WHIP 1.000																
											PITCHER	IP	WLS	BF	H	R	ER	SO	BB	IBB	HBP	BLK	WP	HR	S	P	ERA	WHIP					

Philadelphia Phillies @ Brooklyn Dodgers
Ebbets Field, Brooklyn, NY
Sun Jul 09 1950, 3:33 AM EDT
Att. 20,895 - Unknown

AB	32
R	3
H	5
RBI	3
BB	4
SO	6
LOB	11



Batter	1	2	3	4	5	6	7	8	9	AB R H RBI BB SO LOB
Billy Cox, R OBP: 0.315, SLG: 0.435 (1, 5) F5										4 1 1 0 1 0 2
Gene Hermanski, L OBP: 0.391, SLG: 0.510 (1, 7) F6										3 1 0 0 1 0 2
Duke Snider, L OBP: 0.361, SLG: 0.534 (1, 8) K										4 0 2 2 0 1 2
Jackie Robinson, R OBP: 0.449, SLG: 0.578 (1, 4) 1B										4 0 1 0 0 0 2
Carl Furillo, R OBP: 0.340, SLG: 0.435 (1, 9) K										5 1 1 0 0 2 3
Gil Hodges, R OBP: 0.380, SLG: 0.487 (1, 3) K										3 1 0 0 1 1 2
Bruce Edwards, R OBP: 0.206, SLG: 0.417 (1, 2) K										4 1 1 2 0 1 2
Pee Wee Reese, R OBP: 0.354, SLG: 0.335 (1, 6) F2										3 2 1 0 1 0 0
Erv Palica, R OBP: 0.333, SLG: 0.500 (1, 1) 1B										4 0 3 3 0 1 0

Inning Stats	R: 0 E: 0 K: 1 S: 6	H: 0 LOB: 0 BB: 0 P: 7	R: 0 E: 0 K: 3 S: 11	H: 1 LOB: 1 BB: 0 P: 16	R: 0 E: 0 K: 0 S: 12	H: 2 LOB: 2 BB: 0 P: 17	R: 3 E: 0 K: 0 S: 11	H: 3 LOB: 1 BB: 1 P: 20	R: 0 E: 0 K: 1 S: 9	H: 1 LOB: 1 BB: 0 P: 14	R: 0 E: 0 K: 0 S: 9	H: 0 LOB: 0 BB: 0 P: 12	R: 2 E: 1 K: 1 S: 11	H: 1 LOB: 1 BB: 2 P: 21	R: 2 E: 0 K: 0 S: 6	H: 2 LOB: 1 BB: 1 P: 13	1B: 5 2B: 4 3B: 0 HR: 1	SF: 0 SAC: 0 DP: 0 HBP: 0	WP: 0 PB: 0 SB: 2 CS: 1	PA: 38
--------------	------------------------------	---------------------------------	-------------------------------	----------------------------------	-------------------------------	----------------------------------	-------------------------------	----------------------------------	------------------------------	----------------------------------	------------------------------	----------------------------------	-------------------------------	----------------------------------	------------------------------	----------------------------------	----------------------------------	------------------------------------	----------------------------------	--------

PITCHER	IP	WLS	BF	H	R	ER	SO	BB	IBB	HBP	BLK	WP	HR	S	P	ERA	WHIP
Russ Meyer, R ERA: 5.68 (1, 1)	6.1	L	30	8	5	5	6	3	0	0	0	0	1	66	103	7.11	1.737
Bubba Church, R ERA: 2.28 (7, 1)	0.2		2	0	0	0	0	0	0	0	0	0	0	3	4	0.00	0.000
Jim Konstanty, R ERA: 3.21 (8, 1)	1.0		6	2	2	2	0	0	1	0	0	0	0	6	13	18.00	2.000


BOTTOM

Philadelphia Phillies @ Brooklyn Dodgers
Ebbets Field, Brooklyn, NY

Sun Jul 09 1950, 3:33 AM EDT
Att. 20,895 - Unknown

livebaseballscorecards.com

AB	34
R	7
H	10
RBI	7
BB	4
SO	6
LOB	15





Batter	1	2	3	4	5	6	7	8	9	AB	R	H	RBI	BB	SO	LOB	TOP												
Richie Ashburn, L (1, 8) OBP: 0.387, SLG: 0.410											0	0	0	0	0	0	0												
Granny Hamner, R (1, 6) OBP: 0.323, SLG: 0.353											0	0	0	0	0	0	0	0											
Eddie Waitkus, L (1, 3) OBP: 0.315, SLG: 0.348											0	0	0	0	0	0	0	0											
Del Ennis, R (1, 9) OBP: 0.344, SLG: 0.524											0	0	0	0	0	0	0	0											
Willie Jones, R (1, 5) OBP: 0.388, SLG: 0.591											0	0	0	0	0	0	0	0											
Dick Sister, L (1, 7) OBP: 0.425, SLG: 0.518											0	0	0	0	0	0	0	0											
Andy Seminick, R (1, 2) OBP: 0.443, SLG: 0.582											0	0	0	0	0	0	0	0											
Jimmy Bloodworth, R (1, 4) OBP: 0.270, SLG: 0.262											0	0	0	0	0	0	0	0											
Curt Simmons, L (1, 1) OBP: 0.244, SLG: 0.190	0	0	0	0	0	0	0	0																					
Inning Stats											1B: 0	SF: 0	WP: 0	PA: 0															
PITCHER Howie Pollet, L (1, 1) ERA: 2.83	IP	WLS	BF	H	R	ER	SO	BB	IBB	HBP	BLK	WP	HR	S	P	ERA	WHIP	0.0	L	0	0	0	0	0	0	0	0	∞	∞
PITCHER	IP	WLS	BF	H	R	ER	SO	BB	IBB	HBP	BLK	WP	HR	S	P	ERA	WHIP												

Philadelphia Phillies @ St. Louis Cardinals
 Sportsman's Park, St. Louis, MO
 Thu Jul 13 1950, 4:33 AM EDT
 Att. 24,471 - Unknown

AB 0
 R 0
 H 0
 RBI 0
 BB 0
 SO 0
 LOB 0



Batter	1	2	3	4	5	6	7	8	9	AB R H RBI BB SO LOB	TOP
Richie Ashburn, L (1, 8) OBP: 0.381, SLG: 0.402										0 0 0 0 0 0 0 0	Philadelphia Phillies @ St. Louis Cardinals Sportsman's Park, St. Louis, MO Fri Jul 14 1950, 4:33 AM EDT Att. 25,529 - Unknown livebaseballscorecards.com
Granny Hamner, R (1, 6) OBP: 0.324, SLG: 0.363										0 0 0 0 0 0 0 0	
Eddie Waitkus, L (1, 3) OBP: 0.320, SLG: 0.352										0 0 0 0 0 0 0 0	
Del Ennis, R (1, 9) OBP: 0.344, SLG: 0.520										0 0 0 0 0 0 0 0	
Willie Jones, R (1, 5) OBP: 0.385, SLG: 0.584										0 0 0 0 0 0 0 0	
Dick Sister, L (1, 7) OBP: 0.426, SLG: 0.528										0 0 0 0 0 0 0 0	
Andy Seminick, R (1, 2) OBP: 0.444, SLG: 0.605										0 0 0 0 0 0 0 0	
Jimmy Bloodworth, R (1, 4) OBP: 0.272, SLG: 0.264										0 0 0 0 0 0 0 0	
Robin Roberts, S (1, 1) OBP: 0.143, SLG: 0.059	0 0 0 0 0 0 0 0	AB 0 R 0 H 0 RBI 0 BB 0 SO 0 LOB 0 									
Inning Stats	1B: 0 SF: 0 2B: 0 SAC: 0 3B: 0 DP: 0 HR: 0 HBP: 0	WP: 0 PA: 0 PB: 0 SB: 0 CS: 0									
PITCHER Harry Brecheen, L (1, 1) ERA: 3.08	IP WLS BF H R ER SO BB IBB HBP BLK WP HR S P ERA WHIP	PITCHER IP WLS BF H R ER SO BB IBB HBP BLK WP HR S P ERA WHIP									

Batter	1	2	3	4	5	6	7	8	9	AB	R	H	RBI	BB	SO	LOB	TOP	
Richie Ashburn, L (1, 8) OBP: 0.381, SLG: 0.402										0	0	0	0	0	0	0	Philadelphia Phillies @ St. Louis Cardinals Sportsman's Park, St. Louis, MO Sat Jul 15 1950, 4:33 AM EDT Att. 20,219 - Unknown livebaseballscorecards.com	
Granny Hamner, R (1, 6) OBP: 0.329, SLG: 0.381										0	0	0	0	0	0	0		
Eddie Waitkus, L (1, 3) OBP: 0.316, SLG: 0.348										0	0	0	0	0	0	0		
Del Ennis, R (1, 9) OBP: 0.343, SLG: 0.516										0	0	0	0	0	0	0		
Willie Jones, R (1, 5) OBP: 0.387, SLG: 0.582										0	0	0	0	0	0	0		
Dick Sister, L (1, 7) OBP: 0.423, SLG: 0.523										0	0	0	0	0	0	0		
Andy Seminick, R (1, 2) OBP: 0.446, SLG: 0.608										0	0	0	0	0	0	0		
Mike Goliat, R (1, 4) OBP: 0.306, SLG: 0.386										0	0	0	0	0	0	0		
Ken Heintzelman, R (1, 1) OBP: 0.038, SLG: 0.038										0	0	0	0	0	0	0		
Inning Stats																		1B: 0 SF: 0 2B: 0 SAC: 0 3B: 0 DP: 0 HR: 0 HBP: 0 WP: 0 PA: 0 PB: 0 SB: 0 CS: 0
PITCHER Max Lanier, L (1, 1) ERA: 2.76	IP	WLS	BF	H	R	ER	SO	BB	IBB	HBP	BLK	WP	HR	S	P	ERA	WHIP	PITCHER IP WLS BF H R ER SO BB IBB HBP BLK WP HR S P ERA WHIP

Batter	1	2	3	4	5	6	7	8	9	AB R H RBI BB SO LOB	TOP																				
Richie Ashburn, L (1, 8) OBP: 0.379, SLG: 0.400	0-3 K		0-0 4-3		0-0 1-3		0-0 F7		0-0 G3	5 0 0 0 0 1 1	Philadelphia Phillies @ Chicago Cubs Wrigley Field, Chicago, IL Sun Jul 16 1950, 3:33 AM CDT Unknown livebaseballscorecards.com																				
Granny Hamner, R (1, 6) OBP: 0.323, SLG: 0.372	0-0 F8		0-0 1B 1B		0-0 3-1		0-0 E6 1-2		0-0 F7	5 0 1 0 0 0 1																					
Eddie Waitkus, L (1, 3) OBP: 0.324, SLG: 0.362	0-0 F9		0-0 G5-4-3 1B		0-0 2B		0-0 F9		0-0 1B	5 0 3 0 0 0 2																					
Del Ennis, R (1, 9) OBP: 0.342, SLG: 0.509		4-0 BB FC5-2 BB	0-0 G5-4-3		0-0 5-3		0-0 F8		0-0 F7	4 0 0 0 1 0 6																					
Willie Jones, R (1, 5) OBP: 0.385, SLG: 0.571		4-0 BB FC5-2 4-3 1-2 BB		0-0 FC4-6 1B		0-0 F6		0-3 K		3 0 1 0 1 1 0																					
Dick Sister, L (1, 7) OBP: 0.429, SLG: 0.529		0-0 4-3 1-2 2-3		0-0 FC4-6 E 1-2f		0-0 1B		0-0 1B 1B		4 0 2 0 0 0 3																					
Andy Seminick, R (1, 2) OBP: 0.443, SLG: 0.595		4-0 FC5-2 IBB		0-0 FC6 1-2		0-0 F8		0-0 1B 1B		3 0 1 0 1 0 2																					
Mike Goliat, R (1, 4) OBP: 0.305, SLG: 0.383		0-0 FC5-2		0-0 F8		0-3 K		0-0 F8		3 0 0 0 0 1 6																					
Dick Whitman, L (8, PH) OBP: 0.333, SLG: 0.320		1-2 2-3 3-Hf		0-0 F8		0-0 K		0-0 F8		1 0 0 0 0 0 2																					
Jimmy Bloodworth, R (8, 4) OBP: 0.260, SLG: 0.253		0-0 K		0-0 1-3		0-0 E 1B		0-0 F3		0 0 0 0 0 0 0																					
Russ Meyer, S (1, 1) OBP: 0.231, SLG: 0.240		0-3 K		0-0 1-3		0-0 E 1B		0-0 F3		3 0 1 0 0 1 5																					
Milo Candini, R (7, 1)										0 0 0 0 0 0 0																					
Bill Nicholson, L (8, PH) OBP: 0.324, SLG: 0.559										1 0 0 0 0 0 2																					
Ken Johnson, L (8, 1) OBP: 0.154, SLG: 0.154										0 0 0 0 0 0 0																					
Inning Stats	R: 0 E: 0 K: 1 S: 5	H: 0 LOB: 0 BB: 0 P: 5	R: 0 E: 0 K: 1 S: 5	H: 0 LOB: 3 BB: 3 P: 17	R: 0 E: 0 K: 0 S: 4	H: 2 LOB: 1 BB: 0 P: 4	R: 0 E: 1 K: 0 S: 5	H: 1 LOB: 2 BB: 0 P: 5	R: 0 E: 0 K: 0 S: 4	H: 1 LOB: 1 BB: 0 P: 4	R: 0 E: 0 K: 1 S: 6	H: 1 LOB: 1 BB: 0 P: 6	R: 0 E: 1 K: 0 S: 5	H: 1 LOB: 2 BB: 0 P: 5	R: 0 E: 0 K: 1 S: 7	H: 2 LOB: 2 BB: 0 P: 7	R: 0 E: 0 K: 0 S: 4	H: 1 LOB: 1 BB: 0 P: 4	1B: 8 2B: 1 3B: 0 HR: 0	SF: 0 SAC: 0 DP: 1 HBP: 0	WP: 0 PB: 0 SB: 0 CS: 0	PA: 40									
PITCHER Monk Dubiel, R (1, 1) ERA: 2.9	IP 9.0	WLS W	BF 40	H 9	R 0	ER 0	SO 4	BB 2	IBB 1	HBP 0	BLK 0	WP 0	HR 0	S 45	P 57	ERA 0.00	WHIP 1.222														
											PITCHER	IP	WLS	BF	H	R	ER	SO	BB	IBB	HBP	BLK	WP	HR	S	P	ERA	WHIP			



Batter	1	2	3	4	5	6	7	8	9
Bob Ramazzotti, R (1, 4) <small>OBP: 0.279, SLG: 0.328</small> Carmen Mauro, L (7, PH) <small>OBP: 0.453, SLG: 0.250</small> Wayne Terwilliger, R (8, 4) <small>OBP: 0.306, SLG: 0.370</small>	0-0 F4		0-0 F8			0-3 K	4-0 1B 1B FC6-4 BB	0-3 K	
Bob Borkowski, R (1, 8) <small>OBP: 0.339, SLG: 0.411</small>	0-0 6-3			0-0 HR 1B		0-0 5-3	0-0 FC6-4 1B 1-2 2-3 3-H 1B 1B	0-0 4-3	
Roy Smalley, R (1, 6) <small>OBP: 0.339, SLG: 0.506</small>	0-0 F3			0-0 HR 1B		0-0 3B	0-0 FC6-4 1B 1-2 2-3 3-H		
Hank Sauer, R (1, 7) <small>OBP: 0.379, SLG: 0.544</small> (9, 3)		0-0 F9		0-0 5-3		0-0 6-3	0-0 FC6-4 1B 1-2f 2-3 3-H		
Andy Pafko, R (1, 9) <small>OBP: 0.422, SLG: 0.577</small>		0-0 1B		4-0 CS BB			HR		
Bill Serena, R (1, 5) <small>OBP: 0.366, SLG: 0.435</small>		0-0 F8		0-3 K 1-2			1B BB 2B		
Phil Cavarretta, L (1, 3) <small>OBP: 0.368, SLG: 0.447</small> Emil Verban, R (8, PR) <small>OBP: 0.158, SLG: 0.111</small> Hal Jeffcoat, R (9, 7) <small>OBP: 0.192, SLG: 0.314</small>		0-0 F9				0-0 F6	0-0 BB BB 1B 1B	1-0 BB HBP	
Rube Walker, L (1, 2) <small>OBP: 0.288, SLG: 0.340</small>			0-0 F6			0-0 3-1	0-3 K	4-0 1-2 BB	
Monk Dubiel, R (1, 1) <small>OBP: 0.125, SLG: 0.045</small>			0-0 F8			0-0 5-3	4-0 1B BB 1-2 1B BB	0-3 K	

AB	R	H	RBI	BB	SO	LOB
3	0	0	0	0	1	0
0	1	0	1	1	0	0
1	0	0	0	0	1	2

5	2	2	1	0	0	2
---	---	---	---	---	---	---

4	1	3	3	0	0	0
---	---	---	---	---	---	---

4	0	0	1	0	0	3
---	---	---	---	---	---	---

3	1	3	2	1	0	0
---	---	---	---	---	---	---

4	1	1	0	0	1	4
---	---	---	---	---	---	---

3	1	1	0	0	0	1
0	0	0	0	0	0	0
0	0	0	0	0	0	0

3	0	0	0	1	1	2
---	---	---	---	---	---	---

3	1	0	0	1	1	2
---	---	---	---	---	---	---

1B: 6	SF: 0
2B: 2	SAC: 0
3B: 1	DP: 1
HR: 2	HBP: 1

BOTTOM

Philadelphia Phillies @ Chicago Cubs
Wrigley Field, Chicago, IL
 Sun Jul 16 1950, 3:33 AM CDT
 Unknown

livebaseballscorecards.com

AB	33
R	8
H	10
RBI	8
BB	4
SO	5
LOB	16



Inning Stats	R	H	E	K	S	P	IP	WLS	BF	H	R	ER	SO	BB	IBB	HBP	BLK	WP	HR	S	P	ERA	WHIP
Russ Meyer, R (1, 1) <small>ERA: 6.03</small>	0	0	0	0	3	3	6.1	L	28	7	7	7	3	3	0	0	0	0	2	31	43	9.95	1.579
Milo Candini, R (7, 1) <small>ERA: 6.48</small>	0	0	0	0	0	0	0.2		5	3	1	1	0	0	0	0	0	0	5	5	13.50	4.500	
Ken Johnson, L (8, 1) <small>ERA: 4.54</small>	0	0	0	0	2	1	1.0		5	0	0	0	2	1	0	1	0	0	7	12	0.00	1.000	

WP: 0	PA: 38
PB: 0	
SB: 0	
CS: 1	

Batter	1	2	3	4	5	6	7	8	9
Bob Ramazzotti, R (1, 4) OBP: 0.269, SLG: 0.315	0-0 4-3		0-0 F2		0-3 K	0-0 FC6-4 CS 1B 1-2f		0-0 F9	
Bob Borkowski, R (1, 8) OBP: 0.341, SLG: 0.410	0-0 F9		0-0 F8		0-0 HR 1B	0-0 1B		0-0 4-3	
Roy Smalley, R (1, 6) OBP: 0.340, SLG: 0.518	0-0 2B		0-0 F9		0-0 HR 1-H 2-H	0-3 K 2-3		0-0 F3	
Hank Sauer, R (1, 3) OBP: 0.377, SLG: 0.543	0-0 F8			0-0 5-3	0-0 2B 2B		0-0 F8		
Andy Pafko, R (1, 9) OBP: 0.426, SLG: 0.595		0-0 1B 3B		0-0 F9	0-0 HR 2B		0-0 1B 2B		
Bill Serena, R (1, 5) OBP: 0.368, SLG: 0.448		0-0 F2		0-0 F9	0-0 HR		4-0 1B F8 BB		
Carmen Mauro, L (1, 7) OBP: 0.600, SLG: 0.667		0-0 FC1-6 1B 3-H			0-0 1B 3B		0-0 None 1B 1-3 2-H		
Mickey Owen, R (1, 2) OBP: 0.228, SLG: 0.236		0-0 FC1-6 FC6-4 1-2f			0-0 FC6-4 1B 3-H		0-0 F8		
Doyle Lade, R (1, 1) OBP: 0.318, SLG: 0.364		0-0 FC6-4 1-2f			0-0 FC6-4 HR 1B 1-2f		0-0 FC6-4 1B 1-2	0-0 2B	

Inning Stats	R: 0	H: 1	E: 0	LOB: 1	K: 0	BB: 0	S: 4	P: 4
	R: 1	H: 2	E: 0	LOB: 1	K: 0	BB: 0	S: 5	P: 5
	R: 0	H: 0	E: 0	LOB: 0	K: 0	BB: 0	S: 3	P: 3
	R: 0	H: 0	E: 0	LOB: 0	K: 0	BB: 0	S: 3	P: 3
	R: 7	H: 8	E: 0	LOB: 1	K: 1	BB: 0	S: 13	P: 13
	R: 0	H: 2	E: 0	LOB: 2	K: 1	BB: 0	S: 6	P: 6
	R: 2	H: 2	E: 0	LOB: 1	K: 0	BB: 1	S: 4	P: 8
	R: 0	H: 1	E: 0	LOB: 1	K: 0	BB: 0	S: 4	P: 4

PITCHER	IP	WLS	BF	H	R	ER	SO	BB	IBB	HBP	BLK	WP	HR	S	P	ERA	WHIP
Bob Miller, R (1, 1) ERA: 2.95	4.2	L	23	9	7	7	1	0	0	0	0	0	1	25	25	13.50	1.929
Blix Donnelly, R (5, 1) ERA: 4.76	1.1		7	4	1	1	1	0	0	0	0	0	1	9	9	6.75	3.000
Ken Johnson, L (7, 1) ERA: 4.78	2.0		10	3	2	2	0	1	0	0	0	0	0	8	12	9.00	2.000

BOTTOM


Philadelphia Phillies @ Chicago Cubs
Wrigley Field, Chicago, IL
Sun Jul 16 1950, 3:38 AM CDT
Att. 35,710 - Unknown

AB	R	H	RBI	BB	SO	LOB
5	0	0	0	0	1	3
5	1	2	0	0	0	1
5	1	2	3	0	1	3
4	1	1	0	0	0	1
4	3	3	1	0	0	0
3	2	1	2	1	0	1
4	1	4	2	0	0	0
4	0	1	2	0	0	3
4	1	2	0	0	0	2

1B: 7	SF: 0	WP: 0	PA: 39
2B: 6	SAC: 0	PB: 0	
3B: 2	DP: 1	SB: 0	
HR: 2	HBP: 0	CS: 1	

livebaseballscorecards.com

AB 38
R 10
H 16
RBI 10
BB 1
SO 2
LOB 14



Batter	1	2	3	4	5	6	7	8	9	AB R H RBI BB SO LOB	TOP
Richie Ashburn, L (1, 8) <small>OBP: 0.373, SLG: 0.393</small>	0-0 		0-0 		0-0 		0-0 			4 0 0 0 0 0 4	Philadelphia Phillies @ Chicago Cubs Wrigley Field, Chicago, IL Tue Jul 18 1950, 3:33 AM CDT Unknown livebaseballscorecards.com
Granny Hamner, R (1, 6) <small>OBP: 0.324, SLG: 0.375</small>	0-0 		0-0 			0-0 	0-0 			4 1 1 0 0 0 2	
Eddie Waitkus, L (1, 3) <small>OBP: 0.323, SLG: 0.357</small>	4-0 			0-0 		0-0 	0-3 			3 0 1 0 1 1 2	
Del Ennis, R (1, 9) <small>OBP: 0.340, SLG: 0.505</small>	0-0 			0-3 		0-0 		0-0 		4 1 2 1 0 1 0	
Willie Jones, R (1, 5) <small>OBP: 0.362, SLG: 0.573</small>	0-0 			0-0 		0-0 		0-0 		4 0 0 0 0 0 4	
Dick Sister, L (1, 7) <small>OBP: 0.424, SLG: 0.524</small>		0-0 			0-3 	0-0 		0-0 		4 0 1 1 0 1 0	
Andy Seminick, R (1, 2) <small>OBP: 0.442, SLG: 0.587</small> Curt Simmons, L (9, PR) <small>OBP: 0.271, SLG: 0.205</small>		0-0 			0-0 	0-0 		4-0 	3 0 1 0 1 0 1 0 0 0 0 0 0 0	AB 33 R 2 H 7 RBI 2 BB 3 SO 4 LOB 17	
Putsy Caballero, R (1, 4) <small>OBP: 0.200, SLG: 0.143</small>		0-0 			0-0 		0-0 	0-0 	4 0 1 0 0 0 1		
Robin Roberts, S (1, 1) <small>OBP: 0.133, SLG: 0.055</small> Mike Goliat, R (7, PH) <small>OBP: 0.308, SLG: 0.383</small> Ken Johnson, L (7, 1) <small>OBP: 0.154, SLG: 0.154</small> Jimmy Bloodworth, R (9, PH) <small>OBP: 0.267, SLG: 0.253</small>			0-0 		0-3 		4-0 	0-0 	2 0 0 0 0 1 2 0 0 0 0 1 0 0 0 0 0 0 0 0 0 1 0 0 0 0 0 1		
Inning Stats	R: 0 H: 1 E: 0 LOB: 2 K: 0 BB: 1 S: 4 P: 8	R: 0 H: 0 E: 0 LOB: 0 K: 0 BB: 0 S: 3 P: 3	R: 0 H: 0 E: 0 LOB: 0 K: 0 BB: 0 S: 3 P: 3	R: 0 H: 0 E: 0 LOB: 0 K: 1 BB: 0 S: 5 P: 5	R: 0 H: 2 E: 0 LOB: 2 K: 2 BB: 0 S: 9 P: 9	R: 2 H: 4 E: 0 LOB: 1 K: 0 BB: 0 S: 6 P: 6	R: 0 H: 0 E: 1 LOB: 2 K: 1 BB: 1 S: 6 P: 10	R: 0 H: 0 E: 0 LOB: 0 K: 0 BB: 0 S: 3 P: 3	R: 0 H: 0 E: 0 LOB: 1 K: 0 BB: 1 S: 2 P: 6	1B: 5 SF: 0 2B: 4 SAC: 0 3B: 0 DP: 2 HR: 0 HBP: 0	WP: 0 PA: 36 PB: 0 SB: 0 CS: 0
PITCHER Paul Minner, L (1, 1) <small>ERA: 3.54</small>	IP WLS BF H R ER SO BB IBB HBP BLK WP HR S P ERA WHIP 9.0 W 36 7 2 2 4 3 0 0 0 0 0 0 41 53 2.00 1.111										

Batter	1	2	3	4	5	6	7	8	9
Bob Ramazzotti, R OBP: 0.273, SLG: 0.326 (1, 4)	0-0 5-3 1B	0-0 FC6-4 1-2f			0-0 1B 1-2 2-3	0-0 F7 1B		0-0 E 2B	
Bob Borkowski, R OBP: 0.344, SLG: 0.410 (1, 8)	0-0 1B 1B		0-0 2-3		0-0 1B 1-3 2-H	0-0 F9		0-0 E6 2-3	
Roy Smalley, R OBP: 0.338, SLG: 0.512 (1, 6)	0-0 P4		0-0 G5-4-3 1B		0-0 FC	0-0 6-3		0-3 K	
Hank Sauer, R OBP: 0.379, SLG: 0.541 (1, 3)	0-0 FC6-4 1-2 1B		0-0 G5-4-3 1-2f		0-3 K		4-0 G5-4-3 BB		
Andy Pafko, R OBP: 0.420, SLG: 0.586 (1, 9)	0-0 FC6-4 1-2f			0-0 P5	0-0 F9		0-0 G5-4-3 1-2f		
Bill Serena, R OBP: 0.374, SLG: 0.479 (1, 5)				0-0 F9		0-0 HR	4-0 BB		
Carmen Mauro, L OBP: 0.526, SLG: 0.688 (1, 7)		0-3 K		0-0 F2		0-0 1B 3B	0-3 K		
Mickey Owen, R OBP: 0.242, SLG: 0.250 (1, 2)					0-0 CS 1B 1B	0-0 1B 1B		0-0 4-3	
Paul Minner, L OBP: 0.324, SLG: 0.303 (1, 1)		0-0 F8			0-0 1B 1-2 1B	0-0 1B 1-H		0-0 6-3	

Inning Stats	R: 0	H: 2	E: 0	K: 5	S: 5	R: 1	H: 2	E: 0	K: 1	S: 7	R: 0	H: 1	E: 0	K: 0	S: 3	R: 0	H: 0	E: 0	K: 0	S: 3	R: 1	H: 4	E: 0	K: 1	S: 9	R: 3	H: 4	E: 0	K: 0	S: 7	R: 0	H: 0	E: 0	K: 1	S: 4	R: 0	H: 1	E: 1	K: 1	S: 7
	LOB: 2	BB: 0	P: 5	LOB: 1	BB: 0	P: 7	LOB: 0	BB: 0	P: 3	LOB: 3	BB: 0	P: 9	LOB: 1	BB: 0	P: 7	LOB: 1	BB: 2	P: 12	LOB: 2	BB: 0	P: 7	LOB: 0	BB: 0	P: 7	LOB: 0	BB: 0	P: 7	SF: 0	SAC: 0	DP: 2	HBP: 0	1B: 10	2B: 1	3B: 1	HR: 2	WP: 0	PB: 0	SB: 0	CS: 1	

PITCHER	IP	WLS	BF	H	R	ER	SO	BB	IBB	HBP	BLK	WP	HR	S	P	ERA	WHIP
Robin Roberts, R ERA: 3.46 (1, 1)	6.0	L	30	13	5	5	2	0	0	0	0	0	2	34	34	7.50	2.167
Ken Johnson, L ERA: 4.54 (7, 1)	2.0		9	1	0	0	2	2	0	0	0	0	0	11	19	0.00	1.500

BOTTOM

AB	R	H	RBI	BB	SO	LOB
5	0	2	0	0	0	2
5	0	2	1	0	0	2
5	0	1	0	0	1	6
3	0	1	0	1	1	4
4	0	0	0	0	0	6
3	2	2	2	1	0	0
4	1	1	0	0	2	1
4	1	3	1	0	0	0
4	1	2	1	0	0	1


AB	37
R	5
H	14
RBI	5
BB	2
SO	4
LOB	22



WP	HR	S	P	ERA	WHIP
0	0	0	0	0.00	1.500

Philadelphia Phillies @ Chicago Cubs
Wrigley Field, Chicago, IL
 Tue Jul 18 1950, 3:33 AM CDT
 Unknown

livebaseballscorecards.com

Batter	1	2	3	4	5	6	7	8	9	AB R H RBI BB SO LOB	TOP											
Eddie Waitkus, L (1, 3) OBP: 0.326, SLG: 0.360	0-0 1B 1B	0-0 3-6 4-3 1B		0-0 E3 BB 1B		0-0 1B 1B	0-0 4-3		0-0 F4	6 2 3 0 0 0 3												
Richie Ashburn, L (1, 8) OBP: 0.375, SLG: 0.395	0-0 1-3 1B	0-0 4-3 1-2 3-H 1B		0-0 BB 1B		0-0 1-2 F7 1B		0-0 1-3 1B	0-0 F6	6 1 3 1 0 0 3												
Dick Sisler, L (1, 7) OBP: 0.427, SLG: 0.524	0-0 3-H 2B 1B	0-0 3-6 2-3f		4-0 FC5-4 BB 1-2 2-3		0-0 1-3 2-H 1B		0-0 2B 1B		4 1 2 2 1 0 1												
Del Ennis, R (1, 9) OBP: 0.337, SLG: 0.500	0-0 1-2 2B 1B		0-0 6-3	0-0 FC5-4 1-2f		0-0 F7 3-H		0-0 F5		5 1 1 1 0 0 5												
Willie Jones, R (1, 5) OBP: 0.388, SLG: 0.592	0-0 1-3 1-H 2-H 2B		0-0 1B		0-0 HR	0-0 F8		0-0 1-3 2B		5 1 4 3 0 0 1												
Granny Hamner, R (1, 6) OBP: 0.322, SLG: 0.372	0-0 2-3 1-3		0-0 F7		0-0 CS 1B	0-0 F8		0-0 F6		5 0 1 0 0 0 5												
Putsy Caballero, R (1, 4) OBP: 0.150, SLG: 0.105	0-0 F8		0-0 4-3		0-3 K 1-2		0-3 K		0-0 E5 SH3-4 FC	5 0 0 0 0 2 3	AB 45 R 8 H 18 RBI 7 BB 1 SO 4 LOB 23											
Stan Lopata, R (1, 2) OBP: 0.316, SLG: 0.229		0-0 E 1B 1B		0-3 K		0-0 1B		0-0 F8	0-0 FC SH3-4	5 1 2 0 0 1 1												
Bubba Church, R (1, 1) OBP: 0.200, SLG: 0.267		0-0 E7 1B 4-3 1B		0-0 2-3		0-3 K		0-0 1B	0-0 SH3-4	4 1 2 0 0 1 1												
Inning Stats	R: 3 E: 0 K: 0 S: 7	H: 5 LOB: 1 BB: 0 P: 7	R: 2 E: 1 K: 0 S: 5	H: 3 LOB: 0 BB: 0 P: 5	R: 0 E: 0 K: 0 S: 4	H: 1 LOB: 1 BB: 0 P: 4	R: 0 E: 1 K: 1 S: 7	H: 1 LOB: 3 BB: 1 P: 11	R: 1 E: 0 K: 2 S: 9	H: 3 LOB: 1 BB: 0 P: 9	R: 2 E: 0 K: 0 S: 6	H: 3 LOB: 1 BB: 0 P: 6	R: 0 E: 0 K: 1 S: 6	H: 1 LOB: 1 BB: 0 P: 6	R: 0 E: 1 K: 0 S: 5	H: 1 LOB: 2 BB: 0 P: 5	R: 0 E: 1 K: 0 S: 5	H: 0 LOB: 2 BB: 0 P: 5	1B: 15 2B: 3 3B: 0 HR: 1	SF: 0 SAC: 1 DP: 1 HBP: 0	WP: 0 PB: 0 SB: 0 CS: 1	PA: 47
PITCHER	IP WLS BF H R ER SO BB IBB HBP BLK WP HR S P ERA WHIP																					
Bob Rush, R (1, 1) ERA: 3.71	1.0 L 9 7 5 5 0 0 0 0 0 0 0 0 9 9 45.00 7.000																					
Johnny Vander Meer, L (2, 1) ERA: 5.16	2.0 7 2 0 0 0 0 0 0 0 0 0 0 7 7 0.00 1.000																					
Johnny Schmitz, L (4, 1) ERA: 4.55	4.0 21 8 3 3 4 1 0 0 0 0 0 1 28 32 6.75 2.250																					
Dutch Leonard, R (8, 1) ERA: 5.02	2.0 10 1 0 0 0 0 0 0 0 0 0 0 10 10 0.00 0.500																					

Philadelphia Phillies @ Chicago Cubs
Wrigley Field, Chicago, IL
Tue Jul 18 1950, 3:38 AM CDT
Att. 28,861 - Unknown

livebaseballscorecards.com

Batter	1	2	3	4	5	6	7	8	9	AB	R	H	RBI	BB	SO	LOB
--------	---	---	---	---	---	---	---	---	---	----	---	---	-----	----	----	-----

Bob Ramazzotti, R (1, 4) <small>OBP: 0.273, SLG: 0.319</small> 	4-0 		0-0 			0-0 	0-0 			3	0	0	0	1	0	0	
Bob Borkowski, R (1, 8) <small>OBP: 0.348, SLG: 0.413</small> 	0-3 			0-0 		0-0 		0-0 		4	1	2	0	0	1	1	
Roy Smalley, R (1, 6) <small>OBP: 0.339, SLG: 0.511</small> Emil Verban, R (6, PH) <small>OBP: 0.190, SLG: 0.105</small> 	0-0 			4-0 		4-0 		0-0 		1	0	0	0	1	0	1	
Hank Sauer, R (1, 3) <small>OBP: 0.377, SLG: 0.547</small> 	0-0 			0-0 		0-0 		0-3 		4	1	1	3	0	1	3	
Andy Pafko, R (1, 9) <small>OBP: 0.421, SLG: 0.583</small> 		0-0 		0-0 		0-0 		4-0 		3	0	1	0	1	0	0	
Bill Serena, R (1, 5) <small>OBP: 0.372, SLG: 0.475</small> 		0-3 		0-0 		0-0 		0-0 		4	0	1	0	0	1	4	
Carmen Mauro, L (1, 7) <small>OBP: 0.435, SLG: 0.550</small> 		0-0 		0-0 		0-0 		0-0 		4	0	0	0	0	0	1	
Rube Walker, L (1, 2) <small>OBP: 0.281, SLG: 0.331</small> 			0-0 		0-0 		0-3 		0-0 		4	0	0	0	0	1	0
Bob Rush, R (1, 1) <small>OBP: 0.288, SLG: 0.212</small> Johnny Vander Meer, S (2, 1) <small>OBP: 0.361, SLG: 0.500</small> Ron Northey, L (3, PH) <small>OBP: 0.136, SLG: 0.140</small> Johnny Schmitz, R (4, 1) <small>OBP: 0.189, SLG: 0.308</small> Hal Jeffcoat, R (7, PH) <small>OBP: 0.143, SLG: 0.143</small> Dutch Leonard, R (8, 1) <small>OBP: 0.305, SLG: 0.368</small> Wayne Terwilliger, R (9, PH)			0-0 		0-0 		0-0 		0-0 		0	0	0	0	0	0	0

Inning Stats	R: 0	H: 0	E: 0	LOB: 1	K: 1	BB: 1	S: 5	P: 9	R: 0	H: 0	E: 0	LOB: 0	K: 1	BB: 0	S: 5	P: 5	R: 0	H: 0	E: 0	LOB: 0	K: 0	BB: 0	S: 3	P: 3	R: 0	H: 1	E: 0	LOB: 2	K: 0	BB: 1	S: 4	P: 8	R: 0	H: 0	E: 0	LOB: 0	K: 0	BB: 0	S: 3	P: 3	R: 3	H: 3	E: 0	LOB: 1	K: 1	BB: 1	S: 6	P: 10	R: 0	H: 0	E: 0	LOB: 0	K: 1	BB: 0	S: 5	P: 5	R: 0	H: 1	E: 0	LOB: 2	K: 1	BB: 1	S: 6	P: 10	R: 0	H: 0	E: 0	LOB: 0	K: 0	BB: 0	S: 3	P: 3	1B: 4	2B: 0	3B: 0	HR: 1	SF: 0	SAC: 0	DP: 0	HBP: 0	WP: 0	PA: 36
--------------	------	------	------	--------	------	-------	------	------	------	------	------	--------	------	-------	------	------	------	------	------	--------	------	-------	------	------	------	------	------	--------	------	-------	------	------	------	------	------	--------	------	-------	------	------	------	------	------	--------	------	-------	------	-------	------	------	------	--------	------	-------	------	------	------	------	------	--------	------	-------	------	-------	------	------	------	--------	------	-------	------	------	-------	-------	-------	-------	-------	--------	-------	--------	-------	--------

PITCHER	IP	WLS	BF	H	R	ER	SO	BB	IBB	HBP	BLK	WP	HR	S	P	ERA	WHIP
Bubba Church, R (1, 1) <small>ERA: 2.63</small>	9.0	W	36	5	3	3	4	4	0	0	0	0	1	40	56	3.00	1.000

BOTTOM

Philadelphia Phillies @ Chicago Cubs
 Wrigley Field, Chicago, IL
 Tue Jul 18 1950, 3:38 AM CDT
 Att. 28,861 - Unknown

livebaseballscorecards.com

AB	32
R	3
H	5
RBI	3
BB	4
SO	4
LOB	11



Batter	1	2	3	4	5	6	7	8	9	10	11	AB R H RBI BB SO LOB	TOP
Eddie Waitkus, L (1, 3) OBP: 0.324, SLG: 0.357	0-0 1B		0-0 F7		0-0 1-3			0-0 1-3		0-0 5-3		5 0 1 0 0 0 1	Philadelphia Phillies @ Pittsburgh Pirates Forbes Field, Pittsburgh, PA Wed Jul 19 1950, 3:33 AM EDT Unknown
Richie Ashburn, L (1, 8) OBP: 0.375, SLG: 0.402	0-3 K			0-0 E5 1B		0-0 F7		0-0 F3		0-0 3B		5 1 2 0 0 1 1	
Willie Jones, R (1, 5) OBP: 0.385, SLG: 0.586	0-0 F8			0-0 F8		0-0 2B 1B		0-0 F7		0-0 F7		5 0 1 0 0 0 3	
Del Ennis, R (1, 9) OBP: 0.341, SLG: 0.508 (9, 7)	0-0 4-3			0-0 2H 1B		0-0 1-3 2B		0-0 2B		0-0 5-3		5 0 3 1 0 0 1	
Dick Sisler, L (1, 7) OBP: 0.423, SLG: 0.518		0-3 K		0-0 F7		0-0 F6		0-0 F8		0-0 HR 3B		3 0 0 0 0 1 3	
Jimmy Bloodworth, R (9, PH) OBP: 0.265, SLG: 0.250												1 0 0 0 0 0 1	
Bill Nicholson, L (9, 9) OBP: 0.333, SLG: 0.579												1 0 1 0 0 0 0	
Putsy Caballero, R (11, PR) OBP: 0.150, SLG: 0.105												0 1 0 0 0 0 0	
Dick Whitman, L (11, 9) OBP: 0.330, SLG: 0.317												0 0 0 0 0 0 0	
Granny Hamner, R (1, 6) OBP: 0.321, SLG: 0.379		0-0 5-3		0-0 F9		0-0 F8		0-0 F8		0-0 HR		5 1 1 2 0 0 4	
Andy Seminick, R (1, 2) OBP: 0.441, SLG: 0.579		0-0 F7		0-0 FC1-6 1B		0-0 F8		4-0 IBB		0-0 5-3		4 0 1 0 1 0 1	
Mike Goliat, R (1, 4) OBP: 0.302, SLG: 0.375			0-0 5-3		0-0 F7		0-0 4-3		0-0 F8		0-0 6-3	5 0 0 0 0 0 4	
Curt Simmons, L (1, 1) OBP: 0.250, SLG: 0.188			0-0 2-3		0-0 FC1-6 1-2F		0-3 K		0-3 K			4 0 0 0 0 2 1	
Jim Konstanty, R (11, 1) OBP: 0.056, SLG: 0.056												0 0 0 0 0 0 0	
Inning Stats	R: 0 H: 1 E: 0 LOB: 1 K: 1 BB: 0 S: 6 P: 6	R: 0 H: 0 E: 0 LOB: 0 K: 1 BB: 0 S: 5 P: 5	R: 0 H: 0 E: 0 LOB: 0 K: 0 BB: 0 S: 3 P: 3	R: 1 H: 2 E: 1 LOB: 1 K: 0 BB: 0 S: 5 P: 5	R: 0 H: 1 E: 0 LOB: 1 K: 0 BB: 0 S: 4 P: 4	R: 0 H: 2 E: 0 LOB: 2 K: 0 BB: 0 S: 5 P: 5	R: 0 H: 0 E: 0 LOB: 0 K: 1 BB: 0 S: 5 P: 5	R: 0 H: 0 E: 0 LOB: 0 K: 0 BB: 0 S: 3 P: 3	R: 0 H: 1 E: 0 LOB: 2 K: 0 BB: 1 S: 4 P: 8	R: 0 H: 1 E: 0 LOB: 1 K: 1 BB: 0 S: 6 P: 6	R: 2 H: 2 E: 0 LOB: 1 K: 0 BB: 0 S: 5 P: 5	1B: 5 SF: 0 2B: 2 SAC: 0 3B: 2 DP: 0 HR: 1 HBP: 0	WP: 0 PA: 44 PB: 0 SB: 0 CS: 0
PITCHER Bill Werle, L (1, 1) ERA: 4.49	IP WLS BF H R ER SO BB IBB HBP BLK WP HR S P ERA WHIP												
	11.0 L 44 10 3 2 4 0 1 0 0 0 0 1 51 55 1.64 0.909												

livebaseballscores.com

AB 43
R 3
H 10
RBI 3
BB 1
SO 4
LOB 20



Batter	1	2	3	4	5	6	7	8	9	10	11	AB R H RBI BB SO LOB	BOTTOM	
Stan Rojek, R OBP: 0.319, SLG: 0.316 (1, 6)	5-3		1B		G6-3			BB			1B	4 1 2 1 1 0 2	Philadelphia Phillies @ Pittsburgh Pirates Forbes Field, Pittsburgh, PA Wed Jul 19 1950, 3:33 AM EDT Unknown	
Pete Castiglione, R OBP: 0.309, SLG: 0.305 (1, 3)	6-3		F7			G4-6-3		BB			1B	5 0 2 0 0 0 3		
Ralph Kiner, R OBP: 0.423, SLG: 0.627 (1, 7)	4-3			F4		K					F8	5 0 0 1 0 2 2		
Wally Westlake, R OBP: 0.346, SLG: 0.471 (1, 8)		K		F2		G4-6-3					FC6-4	5 0 0 0 0 1 2		
Gus Bell, L OBP: 0.349, SLG: 0.462 (1, 9)		1-3					K					2 0 0 0 0 1 0		
Earl Turner, R OBP: 0.282, SLG: 0.365 (9, PH)												1 0 0 0 0 0 0		
Ted Beard, L OBP: 0.333, SLG: 0.356 (10, 9)				HBP								0 0 0 0 0 0 0		
Danny O'Connell, R OBP: 0.179, SLG: 0.286 (1, 5)		K		F8								4 0 0 0 0 1 1		
Danny Murtaugh, R OBP: 0.389, SLG: 0.415 (1, 4)			F7								F7	4 0 1 0 0 0 0		
Clyde McCullough, R OBP: 0.370, SLG: 0.459 (1, 2)			1B					BB				4 1 3 0 0 0 0		
Bill Werle, L OBP: 0.343, SLG: 0.290 (1, 1)												3 0 1 0 0 0 2		
Hank Schenz, R OBP: 0.265, SLG: 0.344 (11, PH)			6-3								K	1 0 0 0 0 1 0		
Inning Stats	R: 0 H: 0 E: 0 K: 0 S: 3	R: 0 H: 0 E: 0 K: 2 S: 7	R: 1 H: 2 E: 0 K: 0 S: 5	R: 0 H: 0 E: 0 K: 0 S: 3	R: 0 H: 3 E: 0 K: 0 S: 4	R: 0 H: 1 E: 0 K: 1 S: 5	R: 0 H: 0 E: 0 K: 1 S: 5	R: 0 H: 0 E: 0 K: 1 S: 5	R: 0 H: 1 E: 0 K: 0 S: 3	R: 0 H: 0 E: 0 K: 1 S: 5	R: 0 H: 0 E: 0 K: 0 S: 3	R: 1 H: 2 E: 0 K: 1 S: 7	1B: 7 SF: 0 2B: 2 SAC: 0 3B: 1 DP: 3 HR: 0 HBP: 1	WP: 0 PA: 40 PB: 0 SB: 0 CS: 0
PITCHER	IP WLS BF H R ER SO BB IBB HBP BLK WP HR S P ERA WHIP													
Curt Simmons, L ERA: 3.68 (1, 1)	10.1 W 38 9 2 2 6 1 0 1 0 0 0 48 53 1.74 0.968													
Jim Konstanty, R ERA: 3.08 (11, 1)	0.2 S 2 0 0 0 0 0 0 0 0 0 0 2 2 0.00 0.000													

livebaseballscorecards.com

AB	38
R	2
H	9
RBI	2
BB	1
SO	6
LOB	12



Batter	1	2	3	4	5	6	7	8	9	AB R H RBI BB SO LOB	TOP																								
Eddie Waitkus, L (1, 3) OBP: 0.322, SLG: 0.353	4-0 BB 2B BB	0-0 F9		0-0 L4			0-0 E3 SH1-3		0-0 L3	4 1 0 0 1 0 4																									
Richie Ashburn, L (1, 8) OBP: 0.383, SLG: 0.404	4-0 2B BB		0-0 G3-6-3 1B		4-0 BB		0-0 SH1-3		4-0 BB BB	1 1 1 0 3 0 0																									
Dick Sisler, L (1, 7) OBP: 0.419, SLG: 0.516	0-0 L7-4 1-H 2-H 2B		0-0 G3-6-3 1-2f		0-3 K		0-0 6-3		0-0 L8	5 0 1 2 0 1 4																									
Del Ennis, R (1, 9) OBP: 0.342, SLG: 0.508 Putsy Caballero, R (9, PR) OBP: 0.150, SLG: 0.105	0-0 L7-4 2-3 2B		0-0 2B		0-0 P5		0-0 5-3		4-0 FC BB	4 0 1 0 1 0 3 0 0 0 0 0 0 0																									
Willie Jones, R (1, 5) OBP: 0.383, SLG: 0.579	0-0 6-3		0-0 F8		0-0 5-3			4-0 S BB	0-0 FC 1-2f	4 0 0 0 1 0 4																									
Granny Hamner, R (1, 6) OBP: 0.323, SLG: 0.383		0-0 FC1-5 2B		0-0 BB 1B		0-0 F5		0-0 F8 1-2		4 0 2 0 0 0 1																									
Stan Lopata, R (1, 2) OBP: 0.313, SLG: 0.221		0-3 K		4-0 1-2 BB		0-0 F9		0-0 P4		3 0 0 0 1 1 2																									
Mike Goliat, R (1, 4) OBP: 0.306, SLG: 0.373 Bill Nicholson, L (8, PH) OBP: 0.349, SLG: 0.579 Bubba Church, R (8, PR) OBP: 0.200, SLG: 0.267 Jimmy Bloodworth, R (8, 4) OBP: 0.265, SLG: 0.250		4-0 FC1-5 BB		0-3 K BB		4-0 FC4-6 BB		4-0 BB		1 0 0 0 2 1 2 0 0 0 0 1 0 0 0 0 0 0 0 0 0 0 0 0 0 0 0 0																									
Russ Meyer, S (1, 1) OBP: 0.207, SLG: 0.214 Andy Seminick, R (8, PH) OBP: 0.439, SLG: 0.576 Jim Konstanty, R (8, 1) OBP: 0.056, SLG: 0.056		0-0 FC1-5 1-2 2-3f		0-3 K		0-0 FC4-6 1-2f		0-0 F8		3 0 0 0 0 1 5 1 0 0 0 0 0 2 0 0 0 0 0 0 0																									
Inning Stats	R: 2 E: 0 K: 0 S: 3	H: 1 LOB: 0 BB: 2 P: 11	R: 0 E: 0 K: 1 S: 6	H: 1 LOB: 2 BB: 1 P: 10	R: 0 E: 0 K: 0 S: 4	H: 2 LOB: 1 BB: 0 P: 4	R: 0 E: 0 K: 2 S: 8	H: 1 LOB: 2 BB: 1 P: 12	R: 0 E: 0 K: 1 S: 5	H: 0 LOB: 1 BB: 1 P: 9	R: 0 E: 0 K: 0 S: 3	H: 0 LOB: 1 BB: 1 P: 7	R: 0 E: 1 K: 0 S: 4	H: 0 LOB: 1 BB: 0 P: 4	R: 0 E: 0 K: 0 S: 3	H: 0 LOB: 2 BB: 2 P: 11	R: 0 E: 0 K: 0 S: 3	H: 0 LOB: 2 BB: 2 P: 11	1B: 2 2B: 4 3B: 0 HR: 0	SF: 0 SAC: 1 DP: 2 HBP: 0	WP: 0 PB: 0 SB: 1 CS: 0	PA: 41													
PITCHER Bill MacDonald, R (1, 1) ERA: 5.02	IP 9.0	WLS W	BF 41	H 5	R 2	ER 2	SO 4	BB 10	IBB 0	HBP 0	BLK 0	WP 0	HR 0	S 39	P 79	ERA 2.00	WHIP 1.667	PITCHER	IP	WLS	BF	H	R	ER	SO	BB	IBB	HBP	BLK	WP	HR	S	P	ERA	WHIP

Philadelphia Phillies @ Pittsburgh Pirates
 Forbes Field, Pittsburgh, PA
 Wed Jul 19 1950, 3:38 AM EDT
 Att: 18,953 - Unknown

livebaseballscorecards.com

AB 30
 R 2
 H 5
 RBI 2
 BB 10
 SO 4
 LOB 27



Batter	1	2	3	4	5	6	7	8	9	AB	R	H	RBI	BB	SO	LOB
Stan Rojek, R OBP: 0.321, SLG: 0.323 (1, 6)	0-0 F7		0-0 K 2B		0-0 F2	0-0 1-3 2-H 1B		0-0 F5		5	0	2	1	0	0	3
Ted Beard, L OBP: 0.325, SLG: 0.346 (1, 8)	0-0 G3		0-3 K 2-3		0-3 K		0-0 4-3			4	0	0	0	0	2	1
Ralph Kiner, R OBP: 0.424, SLG: 0.623 (1, 7)	0-0 F7		4-0 BB		4-0 BB		0-0 P4			2	0	0	0	2	0	0
Gus Bell, L OBP: 0.342, SLG: 0.452 (1, 9)		0-0 F5	0-3 K		0-0 G3		0-0 F8			4	0	0	0	0	1	2
Danny O'Connell, R OBP: 0.219, SLG: 0.313 (1, 5)		0-0 1B 2B 1B		0-0 E 1B		0-0 F9		0-0 1-3		4	2	2	0	0	0	0
Pete Castiglione, R OBP: 0.308, SLG: 0.303 (1, 3)		0-0 F8		0-0 F7		0-0 6-3		0-0 BB S 1B		4	0	1	0	0	0	2
Danny Murtaugh, R OBP: 0.393, SLG: 0.427 (1, 4)		0-0 2B 1-2 1B		0-0 E2 1-H 2B		0-0 1B 2B		0-0 F8 1-2		4	1	3	1	0	0	1
Ray Mueller, R OBP: 0.311, SLG: 0.427 (1, 2)		0-0 1-3 2-H 2B		0-0 5-3		0-0 BB 1B 1B		4-0 BB BB		3	1	2	2	1	0	1
Bill MacDonald, R OBP: 0.222, SLG: 0.160 (1, 1)		0-0 6-3		0-3 K		4-0 BB 1B 1B		4-0 BB BB		2	0	0	0	2	1	3

Inning Stats	R: 0	H: 0	E: 0	K: 0	S: 3	R: 1	H: 3	E: 0	K: 0	S: 6	R: 0	H: 1	E: 0	K: 2	S: 7	R: 1	H: 2	E: 1	K: 1	S: 7	R: 0	H: 0	E: 0	K: 1	S: 5	R: 2	H: 3	E: 0	K: 0	S: 5	R: 0	H: 0	E: 0	K: 0	S: 3	R: 0	H: 1	E: 0	K: 0	S: 4
	LOB: 0	BB: 0	P: 3	LOB: 2	BB: 0	P: 6	LOB: 1	BB: 1	P: 11	LOB: 1	BB: 0	P: 7	LOB: 1	BB: 1	P: 9	LOB: 2	BB: 1	P: 9	LOB: 0	BB: 0	P: 3	LOB: 3	BB: 2	P: 12	LOB: 0	BB: 0	P: 3	LOB: 3	BB: 2	P: 12	LOB: 0	BB: 0	P: 12	LOB: 0	BB: 0	P: 12	LOB: 0	BB: 0	P: 12	

PITCHER	IP	WLS	BF	H	R	ER	SO	BB	IBB	HBP	BLK	WP	HR	S	P	ERA	WHIP
Russ Meyer, R ERA: 5.95 (1, 1)	7.0	L	31	9	4	4	4	3	0	0	0	0	0	36	48	5.14	1.714
Jim Konstanty, R ERA: 3.04 (8, 1)	1.0		6	1	0	0	0	2	0	0	0	0	0	4	12	0.00	3.000

BOTTOM

Philadelphia Phillies @ Pittsburgh Pirates
 Forbes Field, Pittsburgh, PA
 Wed Jul 19 1950, 3:38 AM EDT
 Att. 18,953 - Unknown

AB	32
R	4
H	10
RBI	4
BB	5
SO	4
LOB	13



WP	HR	S	P	ERA	WHIP
3	0	0	0	0.00	3.000

Batter	1	2	3	4	5	6	7	8	9	AB	R	H	RBI	BB	SO	LOB	TOP						
Eddie Waitkus, L (1, 3) OBP: 0.323, SLG: 0.352	4-0 FC6-4 BB		0-0 6-3	0-0 3-1		0-0 2-H 1B	0-0 F9			4	0	1	1	1	0	3							
Richie Ashburn, L (1, 8) OBP: 0.383, SLG: 0.409	0-0 FC6-4 1-2f		0-0 5-3		0-0 2B 3B	4-0 BB		0-0 4-3		4	1	1	0	1	0	1							
Willie Jones, R (1, 5) OBP: 0.383, SLG: 0.579	0-0 G6-4-3 1-2f		0-0 1B 1B		0-0 3-H 2B	0-0 F7		0-0 F8		5	1	2	1	0	0	2							
Del Ennis, R (1, 9) OBP: 0.343, SLG: 0.516		0-0 HR	0-0 1-2 1B		0-0 6-3		0-3 K	0-0 F8		5	1	2	1	0	1	1							
Dick Sisler, L (1, 7) OBP: 0.422, SLG: 0.526		0-0 E6 1B	0-0 G3		0-0 2-H HR		4-0 1B 1B 1B BB		0-0 1B	4	2	2	2	1	0	2							
Curt Simmons, L (9, PR) OBP: 0.250, SLG: 0.188										0	0	0	0	0	0	0							
Granny Hamner, R (1, 6) OBP: 0.324, SLG: 0.392		0-0 F8		0-0 HR	0-0 P5		0-0 1-2 1B 1B		0-0 P6	5	2	2	1	0	0	2							
Stan Lopata, R (1, 2) OBP: 0.327, SLG: 0.233		0-0 1-2 1B		4-0 FC5-4 BB	0-3 K		0-0 1-2 2-3 1B 1B		0-0 F3	4	0	2	0	1	1	1							
Mike Goliat, R (1, 4) OBP: 0.306, SLG: 0.373		0-3 K		0-0 FC5-4 FC4-6 1-2f		0-0 1B 1B		0-0 P4		3	1	1	0	0	1	3							
Bill Nicholson, L (7, PH) OBP: 0.341, SLG: 0.564										1	0	0	0	0	0	3							
Jimmy Bloodworth, R (7, 4) OBP: 0.262, SLG: 0.247										1	0	0	0	0	0	1							
Bob Miller, R (1, 1) OBP: 0.242, SLG: 0.242		0-0 5-3		0-0 FC4-6 1-2f		0-3 K		0-0 1-2 2-H 3-H 1B		2	0	0	0	0	0	3							
Blix Donnelly, R (5, 1) OBP: 0.250, SLG: 0.250										1	0	0	0	0	1	1							
Jim Konstanty, R (6, 1) OBP: 0.056, SLG: 0.056										0	0	0	0	0	0	0							
Milo Candini, R (6, 1)										0	0	0	0	0	0	0							
Andy Seminick, R (7, PH) OBP: 0.442, SLG: 0.578										1	0	1	2	0	0	0							
Bubba Church, R (7, PR) OBP: 0.200, SLG: 0.267										0	0	0	0	0	0	0							
Russ Meyer, S (7, 1) OBP: 0.207, SLG: 0.214										0	0	0	0	0	0	0							
Inning Stats	R: 0 E: 0 K: 0 S: 2	H: 0 LOB: 0 BB: 1 P: 6	R: 1 E: 1 K: 1 S: 8	H: 2 LOB: 2 BB: 0 P: 8	R: 0 E: 0 K: 0 S: 5	H: 2 LOB: 2 BB: 0 P: 5	R: 1 E: 0 K: 0 S: 4	H: 1 LOB: 1 BB: 1 P: 8	R: 3 E: 0 K: 1 S: 8	H: 3 LOB: 0 BB: 0 P: 8	R: 1 E: 0 K: 1 S: 6	H: 2 LOB: 1 BB: 1 P: 10	R: 2 E: 0 K: 1 S: 8	H: 3 LOB: 2 BB: 1 P: 12	R: 0 E: 0 K: 0 S: 3	H: 0 LOB: 0 BB: 0 P: 3	R: 0 E: 0 K: 0 S: 4	H: 1 LOB: 1 BB: 0 P: 4	1B: 9 2B: 1 3B: 1 HR: 3	SF: 0 SAC: 0 DP: 1 HBP: 0	WP: 0 PB: 0 SB: 1 CS: 0	PA: 44	
PITCHER	IP	WLS	BF	H	R	ER	SO	BB	IBB	HBP	BLK	WP	HR	S	P	ERA	WHIP						
Cliff Chambers, L (1, 1) ERA: 4.93	4.1		23	8	5	5	1	2	0	0	0	0	3	23	31	10.38	2.308						
Vern Law, R (5, 1) ERA: 6.35	2.0		11	4	3	3	3	2	0	0	0	0	0	15	23	13.50	3.000						
Murry Dickson, R (7, 1) ERA: 4.34	2.2	W	10	2	0	0	0	0	0	0	0	0	0	10	10	0.00	0.750						

Philadelphia Phillies @ Pittsburgh Pirates
 Forbes Field, Pittsburgh, PA
 Thu Jul 20 1950, 3:33 AM EDT
 Att. 7,291 - Unknown

livebaseballscorecards.com

AB	40
R	8
H	14
RBI	8
BB	4
SO	4
LOB	23



Batter	1	2	3	4	5	6	7	8	9	AB R H RBI BB SO LOB	TOP											
Eddie Waitkus, L (1, 3) OBP: 0.328, SLG: 0.353	4-0 1B F8 BB		x 0-0 E 1B		x 0-0 SH5-3		x 4-0 1B SH2-3 BB		x 0-0 1-3	2 3 1 0 2 0 0												
Richie Ashburn, L (1, 8) OBP: 0.387, SLG: 0.411	0-0 1-3 1B		x 0-0 F7		x 0-0 BB S 1B		x 0-0 SH2-3		x 4-0 1B BB	3 0 2 1 1 0 1												
Dick Sisler, L (1, 7) OBP: 0.422, SLG: 0.524	0-0 F8		x 0-0 E8 1B		x 0-0 F8		x 0-0 G6-4-3 1B		x 0-0 G1-4-3 1B	5 0 2 2 0 0 2												
Del Ennis, R (1, 9) OBP: 0.344, SLG: 0.513	0-3 K		x 0-0 1-2 1B		x 4-0 BB BB		x 0-0 G6-4-3		x 0-0 G1-4-3	4 0 1 0 1 1 4												
Willie Jones, R (1, 5) OBP: 0.381, SLG: 0.574	0-0 F9		x 0-0 F8		x 4-0 1-2 2-3 BB			x 0-0 E4 BB		3 0 0 0 1 0 3												
Granny Hamner, R (1, 6) OBP: 0.320, SLG: 0.387		x 0-0 F9		x 0-0 5-3		x 0-0 F9		x 0-0 F8		4 0 0 0 0 0 4												
Stan Lopata, R (1, 2) OBP: 0.324, SLG: 0.226		x 0-0 1-3		x 4-0 G6-4-3 BB		x 0-3 K		x 0-0 F8		3 0 0 0 1 1 1												
Mike Goliat, R (1, 4) OBP: 0.305, SLG: 0.368		x 0-0 F8		x 0-0 G6-4-3		x 0-3 K		x 4-0 FC4-6 BB		3 0 0 0 1 1 1												
Bubba Church, R (1, 1) OBP: 0.211, SLG: 0.263			x 0-0 F7		x 0-0 SH5-3 1B		x 0-0 6-3		x 0-0 FC4-6	4 1 1 0 0 0 2												
Inning Stats	R: 1 E: 0 K: 1 S: 6	H: 1 LOB: 1 BB: 1 P: 10	R: 0 E: 0 K: 0 S: 3	H: 0 LOB: 0 BB: 0 P: 3	R: 1 E: 1 K: 0 S: 6	H: 2 LOB: 2 BB: 0 P: 6	R: 0 E: 0 K: 0 S: 2	H: 0 LOB: 0 BB: 1 P: 6	R: 1 E: 0 K: 0 S: 5	H: 2 LOB: 3 BB: 2 P: 13	R: 0 E: 0 K: 2 S: 7	H: 0 LOB: 0 BB: 0 P: 7	R: 1 E: 0 K: 0 S: 3	H: 1 LOB: 0 BB: 1 P: 7	R: 0 E: 1 K: 0 S: 4	H: 0 LOB: 2 BB: 1 P: 8	R: 0 E: 0 K: 0 S: 3	H: 1 LOB: 1 BB: 1 P: 7	1B: 7 2B: 0 3B: 0 HR: 0	SF: 0 SAC: 2 DP: 3 HBP: 0	WP: 0 PB: 0 SB: 1 CS: 0	PA: 40
PITCHER	IP WLS BF H R ER SO BB IBB HBP BLK WP HR S P ERA WHIP																					
Mel Queen, R (1, 1) ERA: 4.96	7.0 L 31 6 4 3 3 5 0 0 0 0 0 0 32 52 3.86 1.571																					
Hank Borowy, R (8, 1) ERA: 6.59	1.1 8 1 0 0 0 2 0 0 0 0 0 0 6 14 0.00 2.250																					
Murry Dickson, R (9, 1) ERA: 4.32	0.2 1 0 0 0 0 0 0 0 0 0 0 0 1 1 0.00 0.000																					

Philadelphia Phillies @ Pittsburgh Pirates
 Forbes Field, Pittsburgh, PA
 Fri Jul 21 1950, 3:33 AM EDT
 Att. 34,016 - Unknown

livebaseballscorecards.com

AB	31
R	4
H	7
RBI	3
BB	7
SO	3
LOB	18



Batter	1	2	3	4	5	6	7	8	9	AB	R	H	RBI	BB	SO	LOB
Bob Dillinger, R OBP: 0.367, SLG: 0.444 (1, 5)	0-0 FC4-6 1B		0-0 1B		0-3 K		0-0 F9			4	0	2	0	0	1	1
Ted Beard, L OBP: 0.331, SLG: 0.354 (1, 8)	0-0 FC4-6 1-2f		0-0 F9			4-0 BB CS		0-0 4-3		3	0	0	0	1	0	2
Johnny Hopp, L OBP: 0.395, SLG: 0.481 (1, 3)	0-0 F9		0-0 4-3			0-0 E3 1B		0-0 F7		4	0	0	0	0	0	3
Ralph Kiner, R OBP: 0.430, SLG: 0.645 (1, 7)	0-3 K			0-0 F9		0-0 FC4-6 1B		0-0 HR		4	1	2	1	0	1	1
Gus Bell, L OBP: 0.347, SLG: 0.462 (1, 9)		0-0 4-3		0-0 4-3		0-0 F7		0-0 2B		4	0	1	0	0	0	2
Danny Murtaugh, R OBP: 0.395, SLG: 0.426 (1, 4)		0-0 FC3-4 1B		0-0 1B		0-0 FC4-6 1-2f		0-0 6-3		4	0	2	0	0	0	3
Stan Rojek, R OBP: 0.318, SLG: 0.325 (1, 6)		0-0 FC3-4 1B		0-0 F8			0-0 F4		0-0 F8	3	0	0	0	0	0	2
Hank Schenz, R OBP: 0.263, SLG: 0.340 (9, PH)		0-0 FC5-4								1	0	0	0	0	0	0
Clyde McCullough, R OBP: 0.357, SLG: 0.435 (1, 2)		0-0 FC5-4			0-0 5-3		0-0 F8		0-0 5-3	3	0	0	0	0	0	1
Danny O'Connell, R OBP: 0.263, SLG: 0.368 (9, PH)										1	0	0	0	0	0	0
Mel Queen, R (1, 1)			0-0 5-3		0-0 4-3		0-0 3B		0-0 F8	2	0	0	0	0	0	0
Pete Castiglione, R OBP: 0.312, SLG: 0.321 (7, PH)										1	0	1	0	0	0	0
Hank Borowy, R OBP: 0.167, SLG: 0.167 (8, 1)										0	0	0	0	0	0	0
Murry Dickson, R OBP: 0.283, SLG: 0.289 (9, 1)										0	0	0	0	0	0	0
Wally Westlake, R OBP: 0.345, SLG: 0.469 (9, PH)										1	0	0	0	0	0	0

Inning Stats	R: 0	H: 1	E: 0	LOB: 1	K: 1	BB: 0	S: 6	P: 6	R: 0	H: 1	E: 0	LOB: 1	K: 0	BB: 0	S: 4	P: 4	R: 0	H: 1	E: 0	LOB: 1	K: 0	BB: 0	S: 4	P: 4	R: 0	H: 0	E: 0	LOB: 0	K: 1	BB: 0	S: 5	P: 5	R: 0	H: 1	E: 1	LOB: 2	K: 0	BB: 1	S: 4	P: 8	R: 0	H: 1	E: 0	LOB: 1	K: 0	BB: 0	S: 4	P: 4	R: 1	H: 2	E: 0	LOB: 1	K: 0	BB: 0	S: 5	P: 5	R: 0	H: 0	E: 0	LOB: 0	K: 0	BB: 0	S: 3	P: 3	1B: 5	SF: 0	2B: 1	SAC: 0	3B: 1	DP: 0	HR: 1	HBP: 0	WP: 0	PA: 36	PB: 0	SB: 0	CS: 1	ERA	WHIP
PITCHER Bubba Church, R ERA: 2.4 (1, 1)	IP	WLS	BF	H	R	ER	SO	BB	IBB	HBP	BLK	WP	HR	S	P	ERA	WHIP	IP	WLS	BF	H	R	ER	SO	BB	IBB	HBP	BLK	WP	HR	S	P	ERA	WHIP	IP	WLS	BF	H	R	ER	SO	BB	IBB	HBP	BLK	WP	HR	S	P	ERA	WHIP																												

BOTTOM

Philadelphia Phillies @ Pittsburgh Pirates
Forbes Field, Pittsburgh, PA

Fri Jul 21 1950, 3:33 AM EDT
Att. 34,016 - Unknown

AB	35
R	1
H	8
RBI	1
BB	1
SO	2
LOB	15

P

livebaseballscorecards.com

Batter	1	2	3	4	5	6	7	8	9	AB R H RBI BB SO LOB	TOP	
Eddie Waitkus, L (1, 3) OBP: 0.324, SLG: 0.349	0-0 F8		0-0 F7			0-0 3-1		0-0 G4-6-3		4 0 0 0 0 0 2	Philadelphia Phillies @ Cincinnati Reds Crosley Field, Cincinnati, OH Sat Jul 22 1950, 3:33 AM EDT Unknown livebaseballscorecards.com	
Richie Ashburn, L (1, 8) OBP: 0.386, SLG: 0.409	0-3 K		0-3 K			0-0 4-3		0-0 1B		4 0 1 0 0 2 1		
Dick Sisler, L (1, 7) OBP: 0.417, SLG: 0.517	0-0 4-3				0-0 F9	0-0 F8		0-0 F8		4 0 0 0 0 0 1		
Del Ennis, R (1, 9) OBP: 0.343, SLG: 0.509		0-0 6-3			0-0 F9		0-0 E WP L7 1B		0-0 F7	4 1 1 0 0 0 0		
Willie Jones, R (1, 5) OBP: 0.380, SLG: 0.569		0-0 5-3			4-0 FC5-4 BB		0-0 F2 1-2		0-3 K	3 0 0 0 1 1 1		
Granny Hamner, R (1, 6) OBP: 0.317, SLG: 0.383		0-0 F2			0-0 FC5-4 1-2f		0-0 E5 S		0-0 F6	4 0 0 0 0 0 2		
Andy Seminick, R (1, 2) OBP: 0.441, SLG: 0.574			0-0 E F7 1B			0-0 F7		0-0 L7		3 1 1 1 0 0 1		
Stan Lopata, R (7, 2) OBP: 0.324, SLG: 0.226						0-0 F3		0-0 3-H		0 0 0 0 0 0 0		
Mike Goliat, R (1, 4) OBP: 0.306, SLG: 0.368			0-0 E9 PB 1B			0-0 F3		0-0 4-3		3 0 1 0 0 0 1		
Robin Roberts, S (1, 1) OBP: 0.143, SLG: 0.069			0-0 F7 3-H			0-0 6-3		0-0 G4-6-3 1B		3 0 1 1 0 0 1		
Inning Stats	R: 0 H: 0 E: 0 LOB: 0 K: 1 BB: 0 S: 5 P: 5	R: 0 H: 0 E: 0 LOB: 0 K: 0 BB: 0 S: 3 P: 3	R: 1 H: 2 E: 1 LOB: 1 K: 1 BB: 0 S: 7 P: 7	R: 0 H: 0 E: 0 LOB: 1 K: 0 BB: 1 S: 3 P: 7	R: 0 H: 0 E: 0 LOB: 0 K: 0 BB: 0 S: 3 P: 3	R: 0 H: 0 E: 0 LOB: 0 K: 0 BB: 0 S: 3 P: 3	R: 1 H: 1 E: 1 LOB: 1 K: 0 BB: 0 S: 5 P: 5	R: 0 H: 2 E: 0 LOB: 1 K: 0 BB: 0 S: 4 P: 4	R: 0 H: 0 E: 0 LOB: 0 K: 1 BB: 0 S: 5 P: 5	1B: 5 SF: 0 2B: 0 SAC: 0 3B: 0 DP: 1 HR: 0 HBP: 0	WP: 1 PA: 33 PB: 1 SB: 1 CS: 0	
PITCHER Willie Ramsdell, R (1, 1) ERA: 4.09 Frank Smith, R (9, 1) ERA: 3.42	IP WLS BF H R ER SO BB IBB HBP BLK WP HR S P ERA WHIP											PITCHER IP WLS BF H R ER SO BB IBB HBP BLK WP HR S P ERA WHIP



Batter	1	2	3	4	5	6	7	8	9	AB R H RBI BB SO LOB
Lloyd Merriman, L (1, 8) OBP: 0.321, SLG: 0.366	0-0 F8		0-0 4-3			4-0 G4-3 BB			0-0 F9	3 0 0 0 1 0 0
Connie Ryan, R (1, 4) OBP: 0.384, SLG: 0.392	0-0 2B			4-0 G4-6-3 BB		0-0 G4-3 1-2f			0-0 1B	3 0 2 0 1 0 1
Grady Hatton, L (1, 5) OBP: 0.354, SLG: 0.434	0-0 F6			0-0 G4-6-3 1-2f			0-0 F9		0-0 F8	4 0 0 0 0 0 3
Ted Kluszewski, L (1, 3) OBP: 0.356, SLG: 0.578	0-0 6-3			0-0 6-3			0-0 F8		0-0 F5	4 0 0 0 0 0 2
Bob Usher, R (1, 9) OBP: 0.333, SLG: 0.397		0-0 FC6-5 2B			0-0 6-3			0-0 F9		3 0 1 0 0 0 0
Joe Adcock, R (1, 7) OBP: 0.298, SLG: 0.383		0-0 FC6-5 2-3			0-0 F9			0-0 F8		3 0 0 0 0 0 1
Johnny Pramesa, R (1, 2) OBP: 0.358, SLG: 0.451		0-0 G6-4-3 1-2f			4-0 BB			0-0 F8		2 0 0 0 1 0 1
Virgil Stallcup, R (1, 6) OBP: 0.295, SLG: 0.378			0-3 K		0-0 G3			0-0 1B		3 0 1 0 0 1 1
Willie Ramsdell, R (1, 1) OBP: 0.242, SLG: 0.167			0-0 F9			0-3 K		0-3 K		2 0 0 0 0 1 0
Harry Perkowski, L (8, PH) OBP: 0.389, SLG: 0.353										1 0 0 0 0 1 1
Frank Smith, R (9, 1) OBP: 0.071, SLG: 0.071										0 0 0 0 0 0 0


Inning Stats	R: 0 E: 0 K: 0 S: 4	H: 1 LOB: 1 BB: 0 P: 4	R: 0 E: 0 K: 0 S: 3	H: 1 LOB: 0 BB: 0 P: 3	R: 0 E: 0 K: 1 S: 5	H: 0 LOB: 0 BB: 0 P: 5	R: 0 E: 0 K: 0 S: 2	H: 0 LOB: 0 BB: 1 P: 6	R: 0 E: 0 K: 0 S: 3	H: 0 LOB: 1 BB: 1 P: 7	R: 0 E: 0 K: 1 S: 4	H: 0 LOB: 0 BB: 1 P: 8	R: 0 E: 0 K: 0 S: 3	H: 0 LOB: 0 BB: 0 P: 3	R: 0 E: 0 K: 1 S: 6	H: 1 LOB: 1 BB: 0 P: 6	R: 0 E: 0 K: 0 S: 4	H: 1 LOB: 1 BB: 0 P: 4	1B: 2 2B: 2 3B: 0 HR: 0	SF: 0 SAC: 0 DP: 3 HBP: 0	WP: 0 PB: 0 SB: 0 CS: 0	PA: 31
PITCHER Robin Roberts, R (1, 1) ERA: 3.27	IP 9.0 WLS W BF 31 H 4 R 0 ER 0 SO 3 BB 3 IBB 0 HBP 0 BLK 0 WP 0 HR 0 S 34 P 46 ERA 0.00 WHIP 0.778																					


BOTTOM

Philadelphia Phillies @ Cincinnati Reds
Crosley Field, Cincinnati, OH
Sat Jul 22 1950, 3:33 AM EDT
Unknown

livebaseballscorecards.com

AB	28
R	0
H	4
RBI	0
BB	3
SO	3
LOB	10



Batter	1	2	3	4	5	6	7	8	9	AB R H RBI BB SO LOB	TOP											
Eddie Waitkus, L (1, 3) OBP: 0.324, SLG: 0.348	0-0 6-3		0-0 1B			0-0 4-3		0-0 L7		4 0 1 0 0 0 0	Philadelphia Phillies @ Cincinnati Reds Crosley Field, Cincinnati, OH Sat Jul 22 1950, 3:38 AM EDT Att. 13,215 - Unknown livebaseballscorecards.com											
Richie Ashburn, L (1, 8) OBP: 0.384, SLG: 0.407	0-3 K		0-0 1-3			0-0 F9			0-0 1B 1B	4 1 1 0 0 1 2												
Dick Sisler, L (1, 7) OBP: 0.418, SLG: 0.517	0-0 F7					0-0 1B			0-0 1B 1B	4 0 2 0 0 0 0												
Del Ennis, R (1, 9) OBP: 0.342, SLG: 0.506		0-0 P6				0-0 F8			0-0 F9	4 0 1 0 0 0 3												
Willie Jones, R (1, 5) OBP: 0.379, SLG: 0.564		0-0 F3					4-0 BB BB		0-0 L8	3 0 0 0 1 0 3												
Granny Hamner, R (1, 6) OBP: 0.319, SLG: 0.387		0-0 5-3					0-0 F3		0-0 1B 1-2 2-H	4 0 2 1 0 0 1												
Stan Lopata, R (1, 2) OBP: 0.313, SLG: 0.216			0-0 5-3				0-0 G6-4-3		0-0 F8	4 0 0 0 0 1 3												
Mike Goliat, R (1, 4) OBP: 0.304, SLG: 0.365			0-0 P4						0-3 K	2 0 0 0 0 0 0												
Dick Whitman, L (8, PH) OBP: 0.328, SLG: 0.314									0-3 K	1 0 0 0 0 1 0												
Jimmy Bloodworth, R (8, 4) OBP: 0.262, SLG: 0.247										0 0 0 0 0 0 0												
Ken Heintzelman, R (1, 1) OBP: 0.069, SLG: 0.036			4-0 1B BB							1 0 0 0 1 1 0												
Bill Nicholson, L (8, PH) OBP: 0.333, SLG: 0.550										1 0 0 0 0 1 0												
Milo Candini, R (8, 1)										0 0 0 0 0 0 0												
Inning Stats	R: 0 E: 0 K: 1 S: 5	H: 0 LOB: 0 BB: 0 P: 5	R: 0 E: 0 K: 0 S: 3	H: 0 LOB: 0 BB: 0 P: 3	R: 0 E: 0 K: 0 S: 4	H: 1 LOB: 2 BB: 1 P: 8	R: 0 E: 0 K: 0 S: 4	H: 2 LOB: 2 BB: 0 P: 4	R: 0 E: 0 K: 2 S: 7	H: 0 LOB: 0 BB: 0 P: 7	R: 0 E: 0 K: 0 S: 4	H: 1 LOB: 1 BB: 0 P: 4	R: 0 E: 0 K: 0 S: 2	H: 0 LOB: 0 BB: 1 P: 6	R: 0 E: 0 K: 2 S: 7	H: 0 LOB: 0 BB: 0 P: 7	R: 1 E: 0 K: 0 S: 6	H: 3 LOB: 2 BB: 0 P: 6	1B: 6 2B: 1 3B: 0 HR: 0	SF: 0 SAC: 0 DP: 1 HBP: 0	WP: 0 PB: 0 SB: 0 CS: 0	PA: 34
PITCHER Howie Fox, R (1, 1) ERA: 4.73	IP: 9.0 WLS: W BF: 34 H: 7 R: 1 ER: 1 SO: 5 BB: 2 IBB: 0 HBP: 0 BLK: 0 WP: 0 HR: 0 S: 42 P: 50 ERA: 1.00 WHIP: 1.000											PITCHER	IP: WLS: BF: H: R: ER: SO: BB: IBB: HBP: BLK: WP: HR: S: P: ERA: WHIP:									

Batter	1	2	3	4	5	6	7	8	9
Bobby Adams, R (1, 5) OBP: 0.333, SLG: 0.344 Grady Hatton, L (8, 5) OBP: 0.354, SLG: 0.434	0-0 G4-6-3 1B		0-0 F9		0-0 F8		0-0 F7 2-H 3B		
Connie Ryan, R (1, 4) OBP: 0.382, SLG: 0.390	0-0 F3		0-0 F8			0-0 4-3 1B	0-0 F7 3-H		
Danny Litwhiler, R (1, 9) OBP: 0.394, SLG: 0.461 Lloyd Merriman, L (8, 8) OBP: 0.321, SLG: 0.366	0-0 G4-6-3 1-2f		0-3 K			0-0 F8	0-0 5-3		
Ted Kluszewski, L (1, 3) OBP: 0.354, SLG: 0.574		0-0 2B 2B 1B		0-0 F9		0-0 4-3 1-2		0-0 4-3	
Bob Usher, R (1, 8) OBP: 0.332, SLG: 0.399 (8, 9)		0-0 1-3 2B 2B		0-0 F9		0-0 F8		0-0 6-3	
Joe Adcock, R (1, 7) OBP: 0.312, SLG: 0.403		0-0 2-H 3-H 2B		0-0 6-3			0-0 BB 1B 1B	0-0 1B	
Dixie Howell, R (1, 2) OBP: 0.319, SLG: 0.271		0-0 6-3		0-0 6-3		0-0 6-3	4-0 BB BB BB 1B 1B SH1-4 BB	0-0 F7	
Virgil Stallcup, R (1, 6) OBP: 0.296, SLG: 0.378		0-0 6-3		0-0 6-3		0-0 6-3	0-0 1-3 2-H 3B 1B SH1-4		
Howie Fox, R (1, 1) OBP: 0.229, SLG: 0.343		0-0 6-3		0-0 1B			0-0 1-2 3-H SH1-4		

Inning Stats	R: 0 E: 0 K: 0 S: 3	H: 1 LOB: 0 BB: 0 P: 3	R: 2 E: 0 K: 0 S: 6	H: 3 LOB: 1 BB: 0 P: 6	R: 0 E: 0 K: 1 S: 5	H: 0 LOB: 0 BB: 0 P: 5	R: 0 E: 0 K: 0 S: 3	H: 0 LOB: 0 BB: 0 P: 3	R: 0 E: 0 K: 0 S: 4	H: 1 LOB: 1 BB: 0 P: 4	R: 0 E: 0 K: 0 S: 4	H: 1 LOB: 1 BB: 0 P: 4	R: 4 E: 0 K: 0 S: 6	H: 3 LOB: 0 BB: 1 P: 10	R: 0 E: 0 K: 0 S: 4	H: 1 LOB: 1 BB: 0 P: 4
1B: 7 2B: 2 3B: 1 HR: 0	SF: 0 SAC: 1 DP: 1 HBP: 0	WP: 0 PA: 34 PB: 0 SB: 0 CS: 0														


PITCHER	IP	WLS	BF	H	R	ER	SO	BB	IBB	HBP	BLK	WP	HR	S	P	ERA	WHIP
Ken Heintzelman, L (1, 1) ERA: 4.1	7.0	L	30	9	6	6	1	1	0	0	0	0	0	31	35	7.71	1.429
Milo Candini, R (8, 1) ERA: 5.4	1.0		4	1	0	0	0	0	0	0	0	0	0	4	4	0.00	1.000

BOTTOM

Philadelphia Phillies @ Cincinnati Reds
Crosley Field, Cincinnati, OH

Sat Jul 22 1950, 3:38 AM EDT
Att. 13,215 - Unknown

AB	32
R	6
H	10
RBI	6
BB	1
SO	1
LOB	10



Batter	1	2	3	4	5	6	7	8	9	AB	R	H	RBI	BB	SO	LOB	TOP										
Eddie Waitkus, L (1, 3) OBP: 0.323, SLG: 0.346 Jimmy Bloodworth, R (8, PH) OBP: 0.260, SLG: 0.245 (8, 3)	0-0 E3 3B	0-0 F5		0-0 1-3 3B 1B		0-0 1-3		0-0 F7		4	2	1	0	0	0	1											
Richie Ashburn, L (1, 8) OBP: 0.382, SLG: 0.410	0-3 K		0-0 F9	0-0 HR 3B		0-0 F9		0-0 4-3		5	1	1	2	0	1	1											
Willie Jones, R (1, 5) OBP: 0.382, SLG: 0.582	0-0 F8		0-0 HR 1B	0-0 HR			0-0 6-3	0-0 HR		5	3	3	3	0	0	1											
Del Ennis, R (1, 9) OBP: 0.345, SLG: 0.526	0-0 1-H 3B		0-0 1-H HR	0-0 L5			0-3 K	0-0 2B		5	1	3	3	0	1	0											
Dick Sisler, L (1, 7) OBP: 0.415, SLG: 0.515	0-0 F5		0-0 4-3	0-3 K			0-0 1B 2B	0-3 K		5	1	1	0	0	2	2											
Granny Hamner, R (1, 6) OBP: 0.321, SLG: 0.386 Putsy Caballero, R (9, PH) OBP: 0.143, SLG: 0.100 (9, 6)		0-0 1B E 1B	0-0 F7		0-0 E5 FC6-4		4-0 1B 1B BB	0-0 F9		3	2	1	0	1	0	0											
Andy Seminick, R (1, 2) OBP: 0.446, SLG: 0.594 Bubba Church, R (7, PR) OBP: 0.211, SLG: 0.263 Stan Lopata, R (7, 2) OBP: 0.310, SLG: 0.214		0-0 E 1B		0-0 HR	0-0 FC6-4 G4-6-3		0-0 1B 1B	0-3 K		4	1	3	3	0	0	1											
Mike Goliat, R (1, 4) OBP: 0.302, SLG: 0.362		0-0 F2		0-3 K	0-0 G4-6-3		0-0 1B	0-3 K		5	0	1	0	0	2	2											
Curt Simmons, L (1, 1) OBP: 0.250, SLG: 0.192		0-0 F8		0-0 1B 3B 1B		0-0 5-3	0-0 L5			4	1	1	0	0	0	3											
Inning Stats	R: 1 E: 1 K: 1 S: 7	H: 1 LOB: 1 BB: 0 P: 7	R: 1 E: 1 K: 0 S: 5	H: 2 LOB: 1 BB: 0 P: 5	R: 2 E: 0 K: 0 S: 5	H: 2 LOB: 0 BB: 0 P: 5	R: 5 E: 0 K: 2 S: 12	H: 5 LOB: 0 BB: 0 P: 12	R: 0 E: 1 K: 0 S: 3	H: 0 LOB: 0 BB: 0 P: 3	R: 0 E: 0 K: 0 S: 3	H: 0 LOB: 0 BB: 0 P: 3	R: 2 E: 0 K: 1 S: 8	H: 3 LOB: 2 BB: 1 P: 12	R: 1 E: 0 K: 1 S: 7	H: 2 LOB: 1 BB: 0 P: 7	R: 0 E: 0 K: 2 S: 7	H: 0 LOB: 0 BB: 0 P: 7	1B: 7 2B: 2 3B: 2 HR: 4	SF: 0 SAC: 0 DP: 1 HBP: 0	WP: 0 PB: 0 SB: 0 CS: 0	PA: 44					
PITCHER	IP	WLS	BF	H	R	ER	SO	BB	IBB	HBP	BLK	WP	HR	S	P	ERA	WHIP										
Ken Raffensberger, L (1, 1) ERA: 4.19	3.1	L	20	9	8	6	2	0	0	0	0	0	2	24	24	16.20	2.700										
Frank Smith, R (4, 1) ERA: 3.54	0.2		3	1	1	1	1	0	0	0	0	0	1	5	5	13.50	1.500										
Eddie Erautt, R (5, 1) ERA: 8.47	4.0		18	5	3	3	2	1	0	0	0	0	1	21	25	6.75	1.500										
Harry Perkowski, L (9, 1) ERA: 4.56	1.0		3	0	0	0	2	0	0	0	0	0	0	7	7	0.00	0.000										

Philadelphia Phillies @ Cincinnati Reds
Crosley Field, Cincinnati, OH
Sun Jul 23 1950, 3:33 AM EDT
Cloudy - 88 F

AB	42
R	12
H	15
RBI	11
BB	1
SO	7
LOB	11



Batter	1	2	3	4	5	6	7	8	9	AB R H RBI BB SO LOB
Bobby Adams, R OBP: 0.330, SLG: 0.340 (1, 5)	0-0 F8	0-0 E 1B		0-0 F9		0-0 5-3			0-0 F8	5 0 1 1 0 0 1
Connie Ryan, R OBP: 0.380, SLG: 0.388 Peanuts Lowrey, R OBP: 0.325, SLG: 0.298 (1, 4) (8, 4)	0-3 K	0-0 E6		0-0 1B			0-0 F9		4-0 BB	4 0 1 0 0 1 1 0 0 0 0 1 0 0
Danny Litwhiler, R OBP: 0.394, SLG: 0.488 (1, 9)	4-0 1B BB	0-3 K		0-0 5-3			0-0 HR		0-3 K	4 1 1 1 1 2 5
Ted Kluszewski, L OBP: 0.353, SLG: 0.569 (1, 3)	0-0 1B		0-0 4-3		0-3 K		0-0 F8			4 0 1 0 0 1 0
Bob Usher, R OBP: 0.330, SLG: 0.412 (1, 8)	0-3 K		0-0 E5 FC5-4		0-0 HR		0-0 F4			4 1 1 1 0 1 2
Joe Adcock, R OBP: 0.310, SLG: 0.398 (1, 7)		0-0 F7	0-0 FC5-4		0-0 6-3			0-0 G5-4-3 1B		4 0 1 0 0 0 1
Johnny Pramesa, R OBP: 0.354, SLG: 0.444 (1, 2)		0-0 FC6-4 1B	0-0 F9		0-0 F8			0-3 K		4 0 1 0 0 1 2
Virgil Stallcup, R OBP: 0.294, SLG: 0.375 Eddie Erautt, R OBP: 0.286, SLG: 0.429 Bob Scheffing, R OBP: 0.316, SLG: 0.396 Harry Perkowski, L OBP: 0.389, SLG: 0.353 (1, 6) (5, 1) (8, PH) (9, 1)		0-0 FC6-4 1B		0-0 F9		0-0 L1-3 1B		0-0 G5-4-3		2 1 0 0 0 0 1 1 0 1 0 0 0 0 1 0 0 0 0 0 1 0 0 0 0 0 0 0
Ken Raffensberger, R OBP: 0.218, SLG: 0.191 Frank Smith, R OBP: 0.071, SLG: 0.071 Sammy Meeks, R OBP: 0.300, SLG: 0.378 (1, 1) (4, 1) (4, PH) (5, 6)		0-0 1B E 1B		0-0 1B		0-0 L1-3		0-3 K		1 1 1 0 0 0 0 0 0 0 0 0 0 0 3 0 1 0 0 1 1

BOTTOM	
Philadelphia Phillies @ Cincinnati Reds Crosley Field, Cincinnati, OH Sun Jul 23 1950, 3:33 AM EDT Cloudy - 88 F	
AB 37 R 4 H 10 RBI 3 BB 2 SO 7 LOB 15	

Inning Stats	R: 0	H: 1	E: 0	K: 2	S: 8	LOB: 2	BB: 1	P: 12	R: 2	H: 3	E: 1	K: 1	S: 9	LOB: 2	BB: 0	P: 9	R: 0	H: 0	E: 1	K: 0	S: 4	LOB: 1	BB: 0	P: 4	R: 0	H: 2	E: 0	K: 0	S: 5	LOB: 2	BB: 0	P: 5	R: 1	H: 1	E: 0	K: 1	S: 6	LOB: 0	BB: 0	P: 6	R: 0	H: 1	E: 0	K: 0	S: 3	LOB: 0	BB: 0	P: 3	R: 1	H: 1	E: 0	K: 0	S: 4	LOB: 0	BB: 0	P: 4	R: 0	H: 1	E: 0	K: 1	S: 5	LOB: 0	BB: 0	P: 5	R: 0	H: 0	E: 0	K: 2	S: 7	LOB: 1	BB: 1	P: 11	1B: 8	SF: 0	2B: 1	SAC: 0	3B: 0	DP: 2	HR: 2	HBP: 0	WP: 0	PA: 39
PITCHER Curt Simmons, L ERA: 3.64 (1, 1)	IP	WLS	BF	H	R	ER	SO	BB	IBB	HBP	BLK	WP	HR	S	P	ERA	WHIP																			PITCHER	IP	WLS	BF	H	R	ER	SO	BB	IBB	HBP	BLK	WP	HR	S	P	ERA	WHIP																													

Philadelphia Phillies @ Cincinnati Reds
Crosley Field, Cincinnati, OH

Sun Jul 23 1950, 3:38 AM EDT
Att: 28,831 - Unknown

AB	32
R	7
H	12
RBI	6
BB	3
SO	4
LOB	17



Batter	1	2	3	4	5	6	7	8	9
Eddie Waitkus, L OBP: 0.332, SLG: 0.358 (1, 3) X	0-0 S 1B		0-0 SH1-4 1B BB	0-0 E5 1-3 3-H 1B		0-0 2-H 2B		0-0 6-3 SH1-4 1B	
Richie Ashburn, L OBP: 0.380, SLG: 0.408 (1, 8) X	0-0 F7		0-0 BB SH1-4 1-2 1B	0-0 F5		0-0 F8		0-0 SH1-4	
Dick Sisler, L OBP: 0.416, SLG: 0.515 (1, 7) X	0-0 HBP 1-H 1B		0-0 SH1-4	0-0 F9			0-0 1B SH5-3 WP 1B	0-0 6-3	
Del Ennis, R OBP: 0.344, SLG: 0.521 (1, 9) X	0-0 F9		4-0 BB IBB		0-3 K		0-0 SH5-3	0-3 K	
Willie Jones, R OBP: 0.385, SLG: 0.582 Jimmy Bloodworth, R OBP: 0.262, SLG: 0.248 (1, 5) H (3, 5)	1-0 1-2 HBP		4-0 BB G6-4-3		0-0 F9		0-0 2-3 1B	0-0 F9	
Granny Hamner, R OBP: 0.317, SLG: 0.381 (1, 6) X	0-0 F9		0-0 G6-4-3		0-0 P4		0-0 6-3	0-0 F2	
Stan Lopata, R OBP: 0.314, SLG: 0.225 (1, 2)		0-0 4-3		0-0 1B 1B 2B		0-3 K	4-0 3B IBB	0-0 F9	
Mike Goliat, R OBP: 0.304, SLG: 0.372 (1, 4)		0-0 F7		0-0 P3		0-0 SH5-4 2B 1B	0-0 1-H 2-H 3B		
Russ Meyer, S OBP: 0.219, SLG: 0.226 Jim Konstanty, R OBP: 0.056, SLG: 0.056 (1, 1) (8, 1)		0-3 K		0-0 E 1B 2-3 1B		0-0 SH5-4	0-0 1-3		

AB	R	H	RBI	BB	SO	LOB
5	2	5	2	0	0	0
4	0	1	0	0	0	4
4	1	2	1	0	0	3
3	0	0	0	1	2	2
0	0	0	1	1	0	0
0	1	0	0	0	0	0
5	0	0	0	0	0	6
4	2	1	0	1	1	0
4	1	2	2	0	0	1
3	0	1	0	0	1	1
0	0	0	0	0	0	0

Inning	1	2	3	4	5	6	7	8	9
R	1	0	1	1	0	1	3	0	0
H	2	0	2	3	0	2	3	1	0
E	0	0	0	1	0	0	0	0	0
K	0	1	0	0	1	1	0	1	0
S	5	5	4	6	5	7	6	6	3
LOB	2	0	2	2	0	1	1	1	0
BB	0	0	2	0	0	0	1	0	0
P	6	5	12	6	5	7	10	6	3

PITCHER	IP	WLS	BF	H	R	ER	SO	BB	IBB	HBP	BLK	WP	HR	S	P	ERA	WHIP
Ewell Blackwell, R ERA: 3.89 (1, 1)	7.0	L	36	12	7	7	3	1	2	1	0	1	0	38	51	9.00	1.857
Johnny Hetki, R ERA: 4.71 (8, 1)	2.0		7	1	0	0	1	0	0	0	0	0	0	9	9	0.00	0.500

WP: 1	PA: 43
PB: 0	
SB: 1	
CS: 0	

WP	HR	S	P	ERA	WHIP
1	0	1	1	9.00	1.857
0	0	1	1	0.00	0.500

Batter	1	2	3	4	5	6	7	8	9	AB	R	H	RBI	BB	SO	LOB
Lloyd Merriman, L (1, 8) OBP: 0.319, SLG: 0.363	0-0 1-3		0-0 4-3			0-0 6-3		0-0 FC4-8 1B		4	0	1	0	0	0	0
Connie Ryan, R (1, 4) OBP: 0.379, SLG: 0.386 Bobby Adams, R (3, PH) OBP: 0.326, SLG: 0.335	0-0 6-3		0-0 F9			0-0 4-3		0-0 F7		1	0	0	0	0	0	0
Grady Hatton, L (1, 5) OBP: 0.352, SLG: 0.429	0-0 F3			B B B B 4-0		0-0 4-3		0-0 F7		3	0	0	0	1	0	1
Ted Kluszewski, L (1, 3) OBP: 0.351, SLG: 0.568		0-0 E4 1-3 1B 6-3		0-0 FC6-4 FC5-4 1-2f		0-0 1B 1B 2B		0-0 FC4-6 1-2f		4	2	1	0	0	0	2
Bob Usher, R (1, 9) OBP: 0.333, SLG: 0.414		0-0 6-3 1-2 1B 1-3		0-0 F7 1-2f		0-0 1B 6-3 1B 2-3		0-0 F7		4	1	2	0	0	0	1
Joe Adcock, R (1, 7) OBP: 0.308, SLG: 0.394		0-0 1-3 1-2 2-3		0-0 FC5-4 1-2f		0-0 6-3 1B 1-3 3-H		0-0 6-3		4	1	1	1	0	0	3
Dixie Howell, R (1, 2) OBP: 0.312, SLG: 0.264 Peanuts Lowrey, R (9, PH) OBP: 0.324, SLG: 0.296		0-0 6-3 2-3 3-H			0-0 6-3		0-0 6-3 2-3 3-H		0-0 6-3		3	0	0	2	0	0
Virgil Stallcup, R (1, 6) OBP: 0.291, SLG: 0.371		0-0 K 6-3			0-0 6-3		0-0 6-3 3-H		0-0 6-3		3	0	0	1	0	1
Ewell Blackwell, R (1, 1) OBP: 0.156, SLG: 0.073 Harry Perkowski, L (7, PH) OBP: 0.368, SLG: 0.333 Johnny Hetki, R (8, 1) OBP: 0.250, SLG: 0.143			0-0 6-3			0-0 F2		0-0 K 6-3								

Inning Stats	R: 0	H: 0	E: 0	K: 0	S: 3	R: 1	H: 1	E: 1	K: 1	S: 7	R: 0	H: 0	E: 0	K: 0	S: 3	R: 0	H: 0	E: 0	K: 0	S: 3	R: 0	H: 0	E: 0	K: 0	S: 3	R: 3	H: 3	E: 0	K: 1	S: 8	R: 0	H: 1	E: 0	K: 0	S: 3	R: 0	H: 0	E: 0	K: 0	S: 3	R: 0	H: 0	E: 0	K: 0	S: 3					
R: 0	H: 0	E: 0	K: 0	S: 3	R: 1	H: 1	E: 1	K: 1	S: 7	R: 0	H: 0	E: 0	K: 0	S: 3	R: 0	H: 0	E: 0	K: 0	S: 3	R: 0	H: 0	E: 0	K: 0	S: 3	R: 0	H: 0	E: 0	K: 0	S: 3	R: 3	H: 3	E: 0	K: 1	S: 8	R: 0	H: 1	E: 0	K: 0	S: 3	R: 0	H: 0	E: 0	K: 0	S: 3						
IP	WLS	BF	H	R	ER	SO	BB	IBB	HBP	BLK	WP	HR	S	P	ERA	WHIP	IP	WLS	BF	H	R	ER	SO	BB	IBB	HBP	BLK	WP	HR	S	P	ERA	WHIP	IP	WLS	BF	H	R	ER	SO	BB	IBB	HBP	BLK	WP	HR	S	P	ERA	WHIP
7.0	W	28	5	4	3	2	1	0	0	0	0	0	31	35	3.86	0.857	2.0	S	6	0	0	0	0	0	0	0	0	0	0	6	6	0.00	0.000																	


BOTTOM

Philadelphia Phillies @ Cincinnati Reds
Crosley Field, Cincinnati, OH

Sun Jul 23 1950, 3:38 AM EDT
Att. 28,831 - Unknown

livebaseballscorecards.com

AB	33
R	4
H	5
RBI	4
BB	1
SO	2
LOB	11



Inning Stats	1B: 4	SF: 0	WP: 0	PA: 34
1B: 4	SF: 0	WP: 0	PA: 34	
2B: 1	SAC: 0	PB: 0		
3B: 0	DP: 0	SB: 0		
HR: 0	HBP: 0	CS: 0		

Batter	1	2	3	4	5	6	7	8	9	AB R H RBI BB SO LOB	TOP					
Eddie Waitkus, L (1, 3) OBP: 0.332, SLG: 0.358	0-0 4-3		0-0 4-3		0-0 1-2	0-0 1-2				3 0 1 0 0 0 1	Philadelphia Phillies @ Pittsburgh Pirates Forbes Field, Pittsburgh, PA Mon Jul 24 1950, 3:33 AM EDT Att: 15,431 - Unknown livebaseballscorecards.com					
Richie Ashburn, L (1, 8) OBP: 0.380, SLG: 0.414	0-0 4-3		0-0 2-H		0-0 F7					3 0 1 1 0 0 2						
Dick Sisler, L (1, 7) OBP: 0.415, SLG: 0.513	0-0 F8		0-0 4-3			0-0 G6-4-3				3 0 1 0 0 0 1						
Del Ennis, R (1, 9) OBP: 0.344, SLG: 0.519		0-0 4-3		0-0 G6-4-3		0-0 G6-4-3				3 0 1 0 0 0 1						
Willie Jones, R (1, 5) OBP: 0.387, SLG: 0.581		4-0 BB		0-0 F9		0-0 FC6-4				2 0 1 0 1 0 1						
Granny Hamner, R (1, 6) OBP: 0.314, SLG: 0.378		0-0 F2		0-0 G6-4-3		0-0 FC6-4				3 0 0 0 0 0 3						
Andy Seminick, R (1, 2) OBP: 0.442, SLG: 0.588		0-0 F5			0-0 F8					2 0 0 0 0 0 1						
Mike Goliat, R (1, 4) OBP: 0.308, SLG: 0.376			0-0 4-3		0-0 1B					2 1 2 0 0 0 0						
Bob Miller, R (1, 1) OBP: 0.229, SLG: 0.229			0-0 F8		0-0 F8					2 0 0 0 0 0 2						
Inning Stats	R: 0 E: 0 K: 0 S: 3	H: 0 LOB: 0 BB: 0 P: 3	R: 0 E: 0 K: 0 S: 3	H: 0 LOB: 1 BB: 1 P: 7	R: 1 E: 0 K: 0 S: 5	H: 2 LOB: 1 BB: 0 P: 5	R: 0 E: 0 K: 0 S: 3	H: 1 LOB: 0 BB: 0 P: 3	R: 0 E: 0 K: 0 S: 5	H: 2 LOB: 2 BB: 0 P: 5	R: 0 E: 0 K: 0 S: 4	H: 2 LOB: 1 BB: 0 P: 4	1B: 6 2B: 0 3B: 1 HR: 0	SF: 0 SAC: 0 DP: 2 HBP: 0	WP: 0 PB: 0 SB: 0 CS: 0	PA: 24
PITCHER Bill MacDonald, R (1, 1) ERA: 4.73	IP: 6.0 WLS: W BF: 24 H: 7 R: 1 ER: 1 SO: 0 BB: 1 IBB: 0 HBP: 0 BLK: 0 WP: 0 HR: 0 S: 23 P: 27 ERA: 1.50 WHIP: 1.333											PITCHER IP: WLS: BF: H: R: ER: SO: BB: IBB: HBP: BLK: WP: HR: S: P: ERA: WHIP:				

AB	23
R	1
H	7
RBI	1
BB	1
SO	0
LOB	12



Batter	1	2	3	4	5	6	7	8	9	AB	R	H	RBI	BB	SO	LOB
--------	---	---	---	---	---	---	---	---	---	----	---	---	-----	----	----	-----

Bob Dillinger, R <small>OBP: 0.360, SLG: 0.438</small> (1, 5)										3	1	1	0	0	0	4
Danny O'Connell, R <small>OBP: 0.255, SLG: 0.326</small> (1, 6)										3	0	0	0	0	0	3
Ralph Kiner, R <small>OBP: 0.422, SLG: 0.627</small> (1, 7)										3	0	0	1	0	0	2
Gus Bell, L <small>OBP: 0.346, SLG: 0.455</small> (1, 9)										3	0	1	0	0	1	0
Wally Westlake, R <small>OBP: 0.358, SLG: 0.479</small> (1, 8)										3	1	1	0	0	0	1
Danny Murtaugh, R <small>OBP: 0.396, SLG: 0.422</small> (1, 4)										2	0	0	0	1	0	1
Jack Phillips, R <small>OBP: 0.279, SLG: 0.404</small> (1, 3)										2	0	0	0	0	0	2
Ray Mueller, R <small>OBP: 0.324, SLG: 0.465</small> (1, 2)										2	0	2	1	0	0	0
Bill MacDonald, R <small>OBP: 0.241, SLG: 0.154</small> (1, 1)										1	0	0	0	1	0	1

Inning Stats	R: 1	H: 1	E: 0	LOB: 0	K: 0	P: 4	R: 1	H: 2	E: 0	LOB: 2	K: 0	P: 12	R: 0	H: 0	E: 0	LOB: 0	K: 1	P: 5	R: 0	H: 0	E: 0	LOB: 0	K: 0	P: 3	R: 0	H: 1	E: 0	LOB: 0	K: 0	P: 3	R: 0	H: 1	E: 0	LOB: 0	K: 0	P: 3
1B: 4	SF: 0	2B: 0	SAC: 0	3B: 1	DP: 1	HR: 0	HBP: 0																													

PITCHER	IP	WLS	BF	H	R	ER	SO	BB	IBB	HBP	BLK	WP	HR	S	P	ERA	WHIP
Bob Miller, R <small>ERA: 3.26</small> (1, 1)	6.0	L	24	5	2	2	1	2	0	0	0	0	0	24	32	3.00	1.167


BOTTOM

Philadelphia Phillies @ Pittsburgh Pirates
Forbes Field, Pittsburgh, PA
 Mon Jul 24 1950, 3:33 AM EDT
 Att. 15,431 - Unknown

AB	22
R	2
H	5
RBI	2
BB	2
SO	1
LOB	14



WP	HR	S	P	ERA	WHIP
0	0	0	0	0	0

Batter	1	2	3	4	5	6	7	8	9	AB R H RBI BB SO LOB	TOP														
Emil Verban, R OBP: 0.167, SLG: 0.143 (1, 4) X	0-0 4-3 ①		0-0 FC5-4 ②			0-0 6-3 ②			0-0 F3 ①	4 0 0 0 0 0 1	<p>Chicago Cubs @ Philadelphia Phillies Shibe Park, Philadelphia, PA Tue Jul 25 1950, 3:33 AM EDT Unknown</p> <p>livebaseballscorecards.com</p> <table border="1"> <tr><td>AB</td><td>30</td></tr> <tr><td>R</td><td>0</td></tr> <tr><td>H</td><td>3</td></tr> <tr><td>RBI</td><td>0</td></tr> <tr><td>BB</td><td>0</td></tr> <tr><td>SO</td><td>2</td></tr> <tr><td>LOB</td><td>6</td></tr> </table> 	AB	30	R	0	H	3	RBI	0	BB	0	SO	2	LOB	6
AB	30																								
R	0																								
H	3																								
RBI	0																								
BB	0																								
SO	2																								
LOB	6																								
Carmen Mauro, L OBP: 0.349, SLG: 0.410 (1, 7) S S S	0-3 K ②		0-0 4-3 ③			0-3 K ③			0-0 F7 ②	4 0 0 0 0 2 1															
Roy Smalley, R OBP: 0.324, SLG: 0.492 (1, 6) X	0-0 F9 ③				0-0 6-3 ①				0-0 L8 ①	4 0 0 0 0 0 0															
Hank Sauer, R OBP: 0.372, SLG: 0.531 (1, 3) X		0-0 F4 ①			0-0 6-3 ②				0-0 1B ②	3 0 1 0 0 0 0															
Andy Pafko, R OBP: 0.417, SLG: 0.601 (1, 8) X		0-0 FC4-6 1B ②			0-0 F8 ③				0-0 F2 ②	3 0 1 0 0 0 1															
Ron Northey, L OBP: 0.349, SLG: 0.476 (1, 9) X		0-0 FC4-6 1-2f ②			0-0 F5 ①				0-0 F9 ③	3 0 0 0 0 0 2															
Bill Serena, R OBP: 0.356, SLG: 0.450 (1, 5) X		0-0 F9 ③			0-0 F2 ②				0-0 F8 ①	3 0 0 0 0 0 1															
Mickey Owen, R OBP: 0.241, SLG: 0.244 (1, 2) X			0-0 F7 ①			0-0 F3 ③			0-0 6-3 ②	3 0 0 0 0 0 0															
Johnny Klippstein, R OBP: 0.444, SLG: 0.667 (1, 1) X			0-0 FC5-4 1B ①			0-0 4-3 ①			0-0 5-3 ③	3 0 1 0 0 0 0															
Inning Stats	R: 0 E: 0 K: 1 S: 5	H: 0 LOB: 0 BB: 0 P: 5	R: 0 E: 0 K: 0 S: 4	H: 1 LOB: 1 BB: 0 P: 4	R: 0 E: 0 K: 0 S: 4	H: 1 LOB: 1 BB: 0 P: 4	R: 0 E: 0 K: 0 S: 3	H: 0 LOB: 0 BB: 0 P: 3	R: 0 E: 0 K: 0 S: 3	H: 0 LOB: 0 BB: 0 P: 3	R: 0 E: 0 K: 0 S: 3	H: 0 LOB: 0 BB: 0 P: 3	R: 0 E: 0 K: 0 S: 3	H: 0 LOB: 0 BB: 0 P: 3	1B: 3 2B: 0 3B: 0 HR: 0	SF: 0 SAC: 0 DP: 0 HBP: 0	WP: 0 PB: 0 SB: 0 CS: 0	PA: 30							
PITCHER Bubba Church, R ERA: 2.11 (1, 1)	IP: 9.0 WLS: W BF: 30 H: 3 R: 0 ER: 0 SO: 2 BB: 0 IBB: 0 HBP: 0 BLK: 0 WP: 0 HR: 0 S: 34 P: 34 ERA: 0.00 WHIP: 0.333											PITCHER	IP: 9.0 WLS: W BF: 30 H: 3 R: 0 ER: 0 SO: 2 BB: 0 IBB: 0 HBP: 0 BLK: 0 WP: 0 HR: 0 S: 34 P: 34 ERA: 0.00 WHIP: 0.333												

Batter	1	2	3	4	5	6	7	8	9	AB R H RBI BB SO LOB	BOTTOM																							
Eddie Waitkus, L OBP: 0.335, SLG: 0.360 (1, 3)	4-0 1B 2B BB	0-0 F5		0-0 SH3-4 HR 1B		0-0 G4-6-3 1B		0-0 6-3		4 2 2 0 1 0 2	<p>Chicago Cubs @ Philadelphia Phillies Shibe Park, Philadelphia, PA Tue Jul 25 1950, 3:33 AM EDT Unknown</p>																							
Richie Ashburn, L OBP: 0.379, SLG: 0.413 (1, 8)	0-0 1-2 2B 1B	0-0 F8		0-0 SH3-4		0-0 G4-6-3 1-2f				3 1 1 0 0 0 1																								
Dick Sisler, L OBP: 0.416, SLG: 0.519 (1, 7)	0-0 1-H 2-H E 2B		0-0 1B 2B	0-0 4-1			0-0 4-3			4 2 2 2 0 0 1																								
Del Ennis, R OBP: 0.346, SLG: 0.528 (1, 9)	0-0 F8		0-0 SH G5-2-3 1B 2-H	0-0 2-3 HR		0-0 5-3				4 1 2 3 0 0 1																								
Willie Jones, R OBP: 0.386, SLG: 0.578 (1, 5)	0-0 6-3		0-0 G5-2-3 SH 1B 1-2	0-0 L6		0-0 F7				4 0 1 0 0 0 1																								
Granny Hamner, R OBP: 0.314, SLG: 0.378 (1, 6)	0-0 2-H E3 1B		0-0 SH G5-2-3 1-2 2-3		0-0 5-3		0-0 F5			3 1 1 1 0 0 0																								
Andy Seminick, R OBP: 0.441, SLG: 0.582 Stan Lopata, R OBP: 0.319, SLG: 0.233 (1, 2) (6, 2)	4-0 BB		0-0 G5-2-3 1-2 2-3 3-Hf		0-0 F4		0-0 2B 1B			2 0 0 0 1 0 3 1 0 1 0 0 0 0																								
Mike Goliat, R OBP: 0.312, SLG: 0.380 (1, 4)	0-0 F7		4-0 IBB		0-0 F8		0-0 1-3 2B			3 0 1 0 1 0 1																								
Bubba Church, R OBP: 0.174, SLG: 0.217 (1, 1)		0-0 6-3	0-3 K			0-0 6-3		0-3 K		4 0 0 0 0 2 5																								
Inning Stats	R: 4 E: 1 K: 0 S: 6	H: 3 LOB: 1 BB: 2 P: 14	R: 0 E: 0 K: 0 S: 3	H: 0 LOB: 0 BB: 0 P: 3	R: 1 E: 0 K: 1 S: 8	H: 3 LOB: 3 BB: 1 P: 12	R: 2 E: 0 K: 0 S: 5	H: 2 LOB: 0 BB: 0 P: 5	R: 0 E: 0 K: 0 S: 3	H: 0 LOB: 0 BB: 0 P: 3		R: 0 E: 0 K: 0 S: 3	H: 1 LOB: 0 BB: 0 P: 3	R: 0 E: 0 K: 0 S: 3	H: 0 LOB: 0 BB: 0 P: 3	R: 0 E: 0 K: 1 S: 7	H: 2 LOB: 2 BB: 0 P: 7	1B: 7 2B: 3 3B: 0 HR: 1	SF: 0 SAC: 2 DP: 2 HBP: 0	WP: 0 PB: 0 SB: 0 CS: 0	PA: 37													
PITCHER Johnny Klippstein, R ERA: 4.33 (1, 1)	IP 8.0	WLS L	BF 37	H 11	R 7	ER 6	SO 2	BB 2	IBB 1	HBP 0	BLK 0	WP 0	HR 1	S 38	P 50	ERA 6.75	WHIP 1.625	IP 9.0	WLS L	BF 37	H 11	R 7	ER 6	SO 2	BB 2	IBB 1	HBP 0	BLK 0	WP 0	HR 1	S 38	P 50	ERA 6.75	WHIP 1.625

livebaseballscorecards.com

AB	32
R	7
H	11
RBI	6
BB	3
SO	2
LOB	15



Batter	1	2	3	4	5	6	7	8	9	AB R H RBI BB SO LOB	TOP											
Emil Verban, R (1, 4) OBP: 0.156, SLG: 0.133	0-0 E4 G6-4-3		0-0 SH2-3 1-2			0-0 SH5-4 1-2		0-0 F7		2 0 0 0 0 0 1												
Carmen Mauro, L (1, 7) OBP: 0.340, SLG: 0.395	0-3 K		0-0 4-3			0-0 1-3		0-0 1B		4 0 1 0 0 1 3												
Roy Smalley, R (1, 6) OBP: 0.321, SLG: 0.486	0-0 G6-4-3 1-2f				0-0 F3		0-0 P4		0-0 6-3	4 0 0 0 0 0 4												
Hank Sauer, R (1, 3) OBP: 0.371, SLG: 0.526		0-0 F3			4-0 G6-4-3 BB		0-0 F9		0-0 F8	3 0 0 0 1 0 0												
Andy Pafko, R (1, 8) OBP: 0.415, SLG: 0.596		0-0 4-3			0-0 G6-4-3 1-2f		0-0 L8		0-0 1B	4 0 1 0 0 0 1												
Ron Northey, L (1, 9) OBP: 0.353, SLG: 0.476		0-0 1B				0-0 P6		0-0 1B	0-0 L8	4 0 2 0 0 0 1												
Bill Serena, R (1, 5) OBP: 0.353, SLG: 0.443		0-0 L6				0-0 F3		0-0 F7	0-3 K	4 0 0 0 0 1 3												
Rube Walker, L (1, 2) OBP: 0.293, SLG: 0.340			4-0 SH2-3 BB			0-0 F7		0-0 1B 1B		2 0 1 0 1 0 0												
Bob Rush, R (1, 1) OBP: 0.203, SLG: 0.207			0-3 K				0-0 SH5-4 1B	0-3 K		3 0 1 0 0 2 2												
Inning Stats	R: 0 E: 1 K: 1 S: 5	H: 0 LOB: 0 BB: 0 P: 5	R: 0 E: 0 K: 0 S: 4	H: 1 LOB: 1 BB: 0 P: 4	R: 0 E: 0 K: 1 S: 5	H: 0 LOB: 1 BB: 1 P: 9	R: 0 E: 0 K: 0 S: 2	H: 0 LOB: 0 BB: 1 P: 6	R: 0 E: 0 K: 0 S: 3	H: 0 LOB: 0 BB: 0 P: 3	R: 0 E: 0 K: 0 S: 4	H: 1 LOB: 1 BB: 0 P: 4	R: 0 E: 0 K: 0 S: 4	H: 1 LOB: 1 BB: 0 P: 4	R: 0 E: 0 K: 1 S: 7	H: 2 LOB: 2 BB: 0 P: 7	R: 0 E: 0 K: 1 S: 6	H: 1 LOB: 1 BB: 0 P: 6	1B: 6 2B: 0 3B: 0 HR: 0	SF: 0 SAC: 2 DP: 2 HBP: 0	WP: 0 PB: 0 SB: 0 CS: 0	PA: 34
PITCHER Robin Roberts, R (1, 1) ERA: 3.1	IP: 9.0 WLS: W BF: 34 H: 6 R: 0 ER: 0 SO: 4 BB: 2 IBB: 0 HBP: 0 BLK: 0 WP: 0 HR: 0 S: 40 P: 48 ERA: 0.00 WHIP: 0.889											PITCHER	IP: 9.0 WLS: W BF: 34 H: 6 R: 0 ER: 0 SO: 4 BB: 2 IBB: 0 HBP: 0 BLK: 0 WP: 0 HR: 0 S: 40 P: 48 ERA: 0.00 WHIP: 0.889									

Chicago Cubs @ Philadelphia Phillies
 Shibe Park, Philadelphia, PA
 Tue Jul 25 1950, 3:38 AM EDT
 Att. 32,726 - Unknown

livebaseballscorecards.com

AB	30
R	0
H	6
RBI	0
BB	2
SO	4
LOB	15



Batter	1	2	3	4	5	6	7	8	9	AB R H RBI BB SO LOB
Eddie Waitkus, L (1, 3) OBP: 0.336, SLG: 0.363	0-0 4-3		0-0 F2		0-0 1-3 2B		0-0 FC4-2 1-3 1B		0-0 1-2 G3	5 0 2 0 0 0 1
Richie Ashburn, L (1, 8) OBP: 0.382, SLG: 0.419	0-0 2B		0-0 1-3 1B		0-0 F5		0-0 FC4-2 2-3 3-H		0-0 2-H 1B	5 0 3 1 0 0 4
Dick Sister, L (1, 7) OBP: 0.414, SLG: 0.514	0-3 K		0-0 1-3		4-0 G6-4-3 IBB		0-3 K			3 0 0 0 1 2 4
Del Ennis, R (1, 9) OBP: 0.342, SLG: 0.522	0-0 6-3		0-0 5-3		0-0 G6-4-3 1-2f			0-0 6-3		4 0 0 0 0 0 5
Willie Jones, R (1, 5) OBP: 0.384, SLG: 0.574		0-0 FC1 1B		0-0 F8		0-0 F9		0-0 L7		4 0 1 0 0 0 0
Granny Hamner, R (1, 6) OBP: 0.316, SLG: 0.384		0-0 FC1 1-2		0-0 5-3 1B		0-0 6-3		0-0 3B		4 0 2 0 0 0 1
Andy Seminick, R (1, 2) OBP: 0.433, SLG: 0.570		0-3 K		0-0 5-3 1-2		0-0 5-3		0-0 5-3		4 0 0 0 0 1 4
Mike Goliat, R (1, 4) OBP: 0.308, SLG: 0.374		0-0 L7		0-0 6-3		0-0 6-3		0-0 5-3		4 0 0 0 0 0 3
Robin Roberts, S (1, 1) Putsy Caballero, R (9, PR) OBP: 0.179, SLG: 0.098 OBP: 0.143, SLG: 0.100		0-3 K		0-0 2B 1B		0-0 1B FC4-2 1B		4-0 BB BB BB BB G3 1B BB		3 0 2 0 1 1 2 0 1 0 0 0 0 0


Inning Stats	R: 0 E: 0 K: 1 S: 6	H: 1 LOB: 1 BB: 0 P: 6	R: 0 E: 0 K: 2 S: 9	H: 1 LOB: 2 BB: 0 P: 9	R: 0 E: 0 K: 0 S: 4	H: 1 LOB: 1 BB: 0 P: 4	R: 0 E: 0 K: 0 S: 4	H: 1 LOB: 1 BB: 0 P: 4	R: 0 E: 0 K: 0 S: 4	H: 2 LOB: 2 BB: 1 P: 8	R: 0 E: 0 K: 0 S: 3	H: 0 LOB: 0 BB: 0 P: 3	R: 0 E: 0 K: 1 S: 7	H: 2 LOB: 2 BB: 0 P: 7	R: 0 E: 0 K: 0 S: 4	H: 1 LOB: 1 BB: 0 P: 4	R: 1 E: 0 K: 0 S: 3	H: 1 LOB: 1 BB: 1 P: 7	1B: 7 2B: 2 3B: 1 HR: 0	SF: 0 SAC: 0 DP: 1 HBP: 0	WP: 0 PB: 0 SB: 0 CS: 0	PA: 38
PITCHER Bob Rush, R (1, 1) ERA: 3.52	IP 8.2 WLS L BF 38 H 10 R 1 ER 1 SO 4 BB 1 IBB 1 HBP 0 BLK 0 WP 0 HR 0 S 44 P 52 ERA 1.04 WHIP 1.269																					


BOTTOM

Chicago Cubs @ Philadelphia Phillies
 Shibe Park, Philadelphia, PA
 Tue Jul 25 1950, 3:38 AM EDT
 Att. 32,726 - Unknown

livebaseballscorecards.com

AB	36
R	1
H	10
RBI	1
BB	2
SO	4
LOB	24



Batter	1	2	3	4	5	6	7	8	9	AB	R	H	RBI	BB	SO	LOB	TOP																		
Wayne Terwilliger, R (1, 4) OBP: 0.305, SLG: 0.366											0	0	0	0	0	0	0	Chicago Cubs @ Philadelphia Phillies Shibe Park, Philadelphia, PA Wed Jul 26 1950, 3:33 AM EDT Att. 11,693 - Unknown livebaseballscorecards.com																	
Carmen Mauro, L (1, 7) OBP: 0.340, SLG: 0.395											0	0	0	0	0	0	0		0																
Bob Borkowski, R (1, 8) OBP: 0.340, SLG: 0.406											0	0	0	0	0	0	0		0																
Hank Sauer, R (1, 3) OBP: 0.371, SLG: 0.526											0	0	0	0	0	0	0		0																
Andy Pafko, R (1, 9) OBP: 0.415, SLG: 0.596											0	0	0	0	0	0	0		0																
Bill Serena, R (1, 5) OBP: 0.353, SLG: 0.443											0	0	0	0	0	0	0		0																
Roy Smalley, R (1, 6) OBP: 0.321, SLG: 0.486											0	0	0	0	0	0	0		0																
Mickey Owen, R (1, 2) OBP: 0.241, SLG: 0.244											0	0	0	0	0	0	0		0																
Monk Dubiel, R (1, 1) OBP: 0.125, SLG: 0.045	0	0	0	0	0	0	0	0	0	0	0	0	0	0	0																				
Inning Stats	1B: 0	SF: 0	WP: 0	PA: 0																															
PITCHER Russ Meyer, R (1, 1) ERA: 5.77	IP	WLS	BF	H	R	ER	SO	BB	IBB	HBP	BLK	WP	HR	S	P	ERA	WHIP	PITCHER	IP	WLS	BF	H	R	ER	SO	BB	IBB	HBP	BLK	WP	HR	S	P	ERA	WHIP

AB 0
R 0
H 0
RBI 0
BB 0
SO 0
LOB 0



Batter	1	2	3	4	5	6	7	8	9	AB R H RBI BB SO LOB	TOP	
Wayne Terwilliger, R (1, 4) OBP: 0.312, SLG: 0.364	4-0 SH F8 BB	0-0 FC4-6 1-2f		0-0 5-3			4-0 G6-4-3 1-2 BB		0-0 1-3 BB 1B	3 1 1 0 2 0 2	Chicago Cubs @ Philadelphia Phillies Shibe Park, Philadelphia, PA Thu Jul 27 1950, 3:33 AM EDT Att. 7,343 - Unknown livebaseballscorecards.com	
Hal Jeffcoat, R (1, 7) OBP: 0.206, SLG: 0.295	0-0 SH F8 1-3		0-0 E 4-3 1B		0-0 P3	0-0 G6-4-3 1-2f 2-3		4-0 1-3 BB	3 0 1 0 1 0 2			
Bob Borkowski, R (1, 8) OBP: 0.327, SLG: 0.388	0-0 F8 2-3 3-H		0-0 4-3 1-2		0-0 1-3	0-0 1-3		0-0 1-3 1-2 2-3	5 0 0 1 0 0 5			
Hank Sauer, R (1, 3) OBP: 0.367, SLG: 0.517	0-3 K 3-H		0-3 K 1-2		0-0 F7		0-0 F7	0-0 P3	5 0 0 0 0 2 4			
Andy Pafko, R (1, 9) OBP: 0.418, SLG: 0.611	0-0 F8		1-0 E HBP		0-0 HR		4-0 1B 1B BB	0-0 F8	3 2 1 1 1 0 3			
Bill Serena, R (1, 5) OBP: 0.354, SLG: 0.439		0-0 P4	0-0 E6 1-2 2-3		0-0 F8		0-0 FC1-6 1B 1B 1-H		4 0 1 1 0 0 2			
Roy Smalley, R (1, 6) OBP: 0.322, SLG: 0.483		0-3 K	0-0 F		0-0 F8		0-0 FC1-6 1B 1-2		4 0 1 0 0 1 3			
Mickey Owen, R (1, 2) OBP: 0.237, SLG: 0.240		0-0 BB 1B		0-0 5-3		0-3 K		0-0 FC1-6 1-2f 2-3	4 0 1 0 0 1 2			
Doyle Lade, R (1, 1) OBP: 0.360, SLG: 0.375 Frank Hiller, R (7, 1) Emil Verban, R (8, PH) Johnny Vander Meer, S (8, 1) OBP: 0.152, SLG: 0.129 OBP: 0.167, SLG: 0.273		4-0 FC4-6 1-2 BB		0-0 6-3		0-0 G6-4-3 BB 1B		0-3 K	2 0 1 0 1 0 0 0 0 0 0 0 0 0 1 0 0 0 0 1 2 0 0 0 0 0 0 0			
Inning Stats	R: 1 E: 1 K: 1 S: 6 H: 0 LOB: 1 BB: 1 P: 10	R: 0 E: 0 K: 1 S: 6 H: 1 LOB: 2 BB: 1 P: 10	R: 0 E: 1 K: 1 S: 7 H: 1 LOB: 3 BB: 0 P: 8	R: 0 E: 0 K: 0 S: 3 H: 0 LOB: 0 BB: 0 P: 3	R: 0 E: 0 K: 1 S: 3 H: 0 LOB: 0 BB: 0 P: 3	R: 1 E: 0 K: 1 S: 6 H: 1 LOB: 0 BB: 0 P: 6	R: 0 E: 0 K: 0 S: 3 H: 1 LOB: 1 BB: 1 P: 7	R: 1 E: 0 K: 1 S: 7 H: 2 LOB: 2 BB: 1 P: 11	R: 0 E: 0 K: 0 S: 4 H: 1 LOB: 2 BB: 1 P: 8	1B: 6 2B: 0 3B: 0 HR: 1 SF: 0 SAC: 1 DP: 1 HBP: 1	WP: 0 PB: 0 SB: 0 CS: 0 PA: 41	
PITCHER Curt Simmons, L (1, 1) ERA: 3.54	IP WLS BF H R ER SO BB IBB HBP BLK WP HR S P ERA WHIP	9.0 W 41 7 3 2 5 5 0 1 0 0 1 45 66 2.00 1.333										



Batter	1	2	3	4	5	6	7	8	9	AB R H RBI BB SO LOB	TOP									
Bob Dillinger, R (1, 5) OBP: 0.362, SLG: 0.436	0-0 F9		0-0 1B		0-0 4-3		0-0 FC4-6 1B		0-3 K	5 0 2 0 0 1 0	Pittsburgh Pirates @ Philadelphia Phillies Shibe Park, Philadelphia, PA Fri Jul 28 1950, 3:33 AM EDT Att. 7,343 - Unknown									
Ted Beard, L (1, 8) OBP: 0.331, SLG: 0.353	0-0 G3		0-0 1B		0-0 FC5 BB 1B		0-0 FC4-6 1B	0-0 4-3	5 0 2 0 0 0 1											
Johnny Hopp, L (1, 3) OBP: 0.410, SLG: 0.485	0-0 5-3		4-0 1B		4-0 1B		0-0 1B		2 0 1 0 2 0 0											
Wally Westlake, R (1, 7) OBP: 0.356, SLG: 0.477		1-0 E HBP	0-0 1-3		0-0 FC5		0-0 L7		3 0 0 0 0 0 7											
Gus Bell, L (1, 9) OBP: 0.323, SLG: 0.423		0-0 L7		0-0 F7		0-0 3-1		0-0 4-3	4 0 0 0 0 0 1											
Danny O'Connell, R (1, 6) OBP: 0.250, SLG: 0.349		0-0 E4 G1-6-3		0-0 L9 3B		0-0 5-3		0-0 5-3	4 1 1 0 0 0 1											
Danny Murtaugh, R (1, 4) OBP: 0.386, SLG: 0.412		0-0 G1-6-3		0-0 L9		0-0 1B		0-0 1B	4 0 2 1 0 0 2											
Ray Mueller, R (1, 2) OBP: 0.342, SLG: 0.500			0-0 F8	0-0 F6		0-0 F5		0-0 F7	4 0 0 0 0 0 2											
Bill MacDonald, R (1, 1) OBP: 0.233, SLG: 0.148			0-3 K		0-0 6-3		0-0 G3		0-0 F4	1 0 0 0 0 0 1 0										
Pete Castiglione, R (5, PH) OBP: 0.309, SLG: 0.323									1 0 0 0 0 0 0 0											
Vic Lombardi, L (5, 1) OBP: 0.364, SLG: 0.300									1 0 0 0 0 0 0 0											
Jack Phillips, R (9, PH) OBP: 0.288, SLG: 0.452									1 0 0 0 0 0 0 0											
Inning Stats	R: 0 E: 0 K: 0 S: 3	H: 0 LOB: 0 BB: 0 P: 3	R: 0 E: 1 K: 0 S: 3	H: 0 LOB: 1 BB: 0 P: 4	R: 0 E: 0 K: 1 S: 7	H: 2 LOB: 3 BB: 1 P: 11	R: 1 E: 0 K: 0 S: 4	H: 1 LOB: 0 BB: 0 P: 4	R: 0 E: 0 K: 0 S: 4	H: 1 LOB: 2 BB: 1 P: 8	R: 0 E: 0 K: 0 S: 5	H: 2 LOB: 2 BB: 0 P: 5	R: 0 E: 0 K: 0 S: 4	H: 1 LOB: 1 BB: 0 P: 4	R: 0 E: 0 K: 1 S: 5	H: 0 LOB: 0 BB: 0 P: 5	1B: 7 2B: 0 3B: 1 HR: 0	SF: 0 SAC: 0 DP: 1 HBP: 1	WP: 0 PB: 0 SB: 0 CS: 0	PA: 38
PITCHER Bob Miller, R (1, 1) ERA: 3.08	IP: 9.0 WLS: W BF: 38 H: 8 R: 1 ER: 1 SO: 2 BB: 2 IBB: 0 HBP: 1 BLK: 0 WP: 0 HR: 0 S: 39 P: 48 ERA: 1.00 WHIP: 1.111											PITCHER IP: WLS: BF: H: R: ER: SO: BB: IBB: HBP: BLK: WP: HR: S: P: ERA: WHIP:								

livebaseballscorecards.com

AB	35
R	1
H	8
RBI	1
BB	2
SO	2
LOB	14



Batter	1	2	3	4	5	6	7	8	9
Eddie Waitkus, L (1, 3) OBP: 0.335, SLG: 0.362	0-0 G3		0-0 WP 1B 2B		0-0 L7		0-0 FC4-6		
Richie Ashburn, L (1, 8) OBP: 0.386, SLG: 0.426	0-0 1B		0-0 4-3		0-0 G3-6-3 1B			0-0 F6	
Dick Sisler, L (1, 7) OBP: 0.411, SLG: 0.505	0-0 F7		0-3 K		0-0 G3-6-3			0-0 4-3	
Del Ennis, R (1, 9) OBP: 0.346, SLG: 0.539	0-0 6-3		0-0 FC6-4 1B		0-0 L8			0-0 3B	
Willie Jones, R (1, 5) OBP: 0.384, SLG: 0.566		0-3 K	0-0 FC6-4		0-0 F7			4-0 BB	
Granny Hamner, R (1, 6) OBP: 0.316, SLG: 0.384	0-0 6-3			0-0 G6-4-3 3B		0-0 F9		0-0 F7	
Andy Seminick, R (1, 2) OBP: 0.430, SLG: 0.562	0-0 5-3			4-0 G6-4-3 BB		0-0 1-3			
Mike Goliat, R (1, 4) OBP: 0.313, SLG: 0.371			0-0 SH 2B 1B		0-0 G6-4-3		0-0 FC4-6 1B		
Bob Miller, R (1, 1) OBP: 0.216, SLG: 0.216			0-0 SH 2B 4-3		0-0 5-3		0-3 K		


Inning Stats	R: 0	H: 1	E: 0	K: 0	S: 4	R: 0	H: 0	E: 0	K: 1	S: 5	R: 3	H: 3	E: 1	K: 1	S: 9	R: 1	H: 1	E: 0	K: 0	S: 3	R: 0	H: 1	E: 0	K: 0	S: 3	R: 0	H: 1	E: 0	K: 1	S: 6	R: 0	H: 1	E: 0	K: 0	S: 4
	LOB: 1	BB: 0	P: 4	LOB: 0	BB: 0	LOB: 0	BB: 0	LOB: 0	BB: 0	P: 5	LOB: 1	BB: 0	LOB: 0	BB: 0	P: 5	LOB: 0	BB: 1	LOB: 0	BB: 1	P: 7	LOB: 0	BB: 0	LOB: 1	BB: 0	P: 3	LOB: 1	BB: 1	LOB: 2	BB: 1	P: 8					

PITCHER	IP	WLS	BF	H	R	ER	SO	BB	IBB	HBP	BLK	WP	HR	S	P	ERA	WHIP
Bill MacDonald, R (1, 1) ERA: 4.72	4.0	L	18	5	4	2	2	1	0	0	0	1	0	21	25	4.50	1.500
Vic Lombardi, L (5, 1) ERA: 7.16	4.0		15	3	0	0	1	1	0	0	0	0	0	16	20	0.00	1.000

BOTTOM

AB	R	H	RBI	BB	SO	LOB
4	1	1	1	0	0	1
4	0	2	1	0	0	1
4	0	0	0	0	1	3
4	0	2	1	0	0	1
3	0	0	0	1	1	1
4	1	1	0	0	0	2
2	0	0	0	1	0	0
3	1	2	0	0	0	1
2	1	0	0	0	1	1

AB 30
R 4
H 8
RBI 3
BB 2
SO 3
LOB 11



Pittsburgh Pirates @ Philadelphia Phillies
 Shibe Park, Philadelphia, PA
 Fri Jul 28 1950, 3:33 AM EDT
 Att. 7,343 - Unknown

livebaseballscores.com

WP	HR	S	P	ERA	WHIP
1	0	0	33		

Batter	1	2	3	4	5	6	7	8	9	AB R H RBI BB SO LOB	TOP
Bob Dillinger, R OBP: 0.362, SLG: 0.435 (1, 5) X	0-0 G3 ①		0-0 6-3 ①		0-0 1B 1B	0-0 S 1B		0-0 FC6-4 1-2f ③		5 2 2 0 0 0 1	
Ted Beard, L OBP: 0.339, SLG: 0.361 (1, 8) X	0-0 FC6-4 1B		0-0 F2 ②		0-3 K ①	0-0 S 1B			0-0 WP G3 1B	5 0 3 1 0 1 1	
Johnny Hopp, L OBP: 0.406, SLG: 0.479 (1, 7) X	0-0 F5		0-0 G3 ③		0-0 1B HR 1B	0-0 3-1			0-0 G3 1-2 ①	5 1 1 0 0 0 3	
Wally Westlake, R OBP: 0.356, SLG: 0.476 (1, 9) X	0-0 FC6-4 1-2f ③			0-0 2B 1B	0-0 1-2 HR 1B		0-0 F7 ①		0-3 K 2-3 ②	5 2 2 1 0 1 2	
Danny O'Connell, R OBP: 0.275, SLG: 0.426 (1, 6) X		0-0 FC4-6 1B		0-0 1B 6-3 2B	0-0 1-H 2-H HR		0-0 F5 ②		0-0 L7 ③	5 2 3 3 0 0 1	
Danny Murtaugh, R OBP: 0.384, SLG: 0.410 (1, 4) X		0-0 FC4-6 6-3 1-2f ①		0-0 6-3 1B	0-0 2-3 3-H		0-0 F8 ③			4 0 1 1 0 0 1	
Jack Phillips, R OBP: 0.271, SLG: 0.424 (1, 3) X		0-0 6-3 1-2 ②		0-0 F8 ①	0-0 6-3 ③			0-0 6-3 ①		4 0 0 0 0 0 3	
Clyde McCullough, R OBP: 0.368, SLG: 0.450 (1, 2) X		4-0 BB		0-0 6-3 1-2 3-H ②		0-0 6-3 ①		0-0 FC6-4 1B		3 0 1 1 1 0 1	
Bill Werle, L OBP: 0.308, SLG: 0.257 (1, 1) X		0-3 K ③		0-3 K ③		0-0 6-3 ②		0-3 K ②		4 0 0 0 0 3 4	
Inning Stats	R: 0 E: 0 K: 0 S: 4 H: 1 LOB: 1 BB: 0 P: 4	R: 0 E: 0 K: 1 S: 6 H: 1 LOB: 2 BB: 1 P: 10	R: 0 E: 0 K: 0 S: 3 H: 0 LOB: 0 BB: 0 P: 3	R: 2 E: 0 K: 1 S: 8 H: 3 LOB: 1 BB: 0 P: 8	R: 4 E: 0 K: 1 S: 9 H: 4 LOB: 0 BB: 0 P: 9	R: 1 E: 0 K: 0 S: 5 H: 2 LOB: 1 BB: 0 P: 5	R: 0 E: 0 K: 0 S: 3 H: 0 LOB: 0 BB: 0 P: 3	R: 0 E: 0 K: 1 S: 6 H: 1 LOB: 1 BB: 0 P: 6	R: 0 E: 0 K: 1 S: 6 H: 1 LOB: 1 BB: 0 P: 6	1B: 11 2B: 1 3B: 0 HR: 1 SF: 0 SAC: 0 DP: 0 HBP: 0	WP: 1 PB: 0 SB: 2 CS: 0 PA: 41
PITCHER	IP WLS BF H R ER SO BB IBB HBP BLK WP HR S P ERA WHIP	IP WLS BF H R ER SO BB IBB HBP BLK WP HR S P ERA WHIP	IP WLS BF H R ER SO BB IBB HBP BLK WP HR S P ERA WHIP	IP WLS BF H R ER SO BB IBB HBP BLK WP HR S P ERA WHIP	IP WLS BF H R ER SO BB IBB HBP BLK WP HR S P ERA WHIP	IP WLS BF H R ER SO BB IBB HBP BLK WP HR S P ERA WHIP	IP WLS BF H R ER SO BB IBB HBP BLK WP HR S P ERA WHIP	IP WLS BF H R ER SO BB IBB HBP BLK WP HR S P ERA WHIP	IP WLS BF H R ER SO BB IBB HBP BLK WP HR S P ERA WHIP	IP WLS BF H R ER SO BB IBB HBP BLK WP HR S P ERA WHIP	IP WLS BF H R ER SO BB IBB HBP BLK WP HR S P ERA WHIP
Bubba Church, R ERA: 2.67 (1, 1)	5.0 L 25 9 6 6 3 1 0 0 0 0 1 30 34 10.80 2.000										
Milo Candini, R ERA: 4.61 (6, 1)	2.0 8 2 1 1 0 0 0 0 0 0 0 0 8 8 4.50 1.000										
Ken Johnson, L ERA: 4.32 (8, 1)	2.0 8 2 0 0 0 2 0 0 0 0 1 0 12 12 0.00 1.000										

Pittsburgh Pirates @ Philadelphia Phillies
 Shibe Park, Philadelphia, PA
 Sat Jul 29 1950, 3:33 AM EDT
 Att. 10,252 - Unknown

livebaseballscorecards.com

AB	40
R	7
H	13
RBI	7
BB	1
SO	5
LOB	17



Batter	1	2	3	4	5	6	7	8	9	AB R H RBI BB SO LOB
--------	---	---	---	---	---	---	---	---	---	----------------------

Eddie Waitkus, L OBP: 0.331, SLG: 0.357 (1, 3) X	0-0 G3 ①		0-3 K ①		0-0 G1 ②			0-3 K ① X	0-0 F9 ③	5 0 0 0 0 2 2
Richie Ashburn, L OBP: 0.387, SLG: 0.425 (1, 8) BBB	4-0 E BB		0-0 HR 1B		0-0 6-3 ③			0-0 B5-3 ②		3 1 1 0 1 0 0
Willie Jones, R OBP: 0.385, SLG: 0.566 (1, 5) X	0-0 E5 1-2		0-0 F2 ②					0-0 1B		4 0 2 0 0 0 2
Del Ennis, R OBP: 0.345, SLG: 0.544 (1, 9) X	0-0 L7 ②		0-0 HR 1-H					0-0 F4 ③		4 1 1 2 0 0 4
Dick Sisler, L OBP: 0.406, SLG: 0.498 (1, 7) X	0-0 G3 ③		0-3 K ③						0-0 6-3 ①	4 0 0 0 0 1 2
Granny Hamner, R OBP: 0.320, SLG: 0.388 (1, 6)		0-0 1B		0-0 L9 ①				0-0 1B FC5-4	0-0 1B 1B	4 2 3 0 0 0 0
Andy Seminick, R OBP: 0.429, SLG: 0.558 (1, 2)		0-0 L9 ①		0-0 1-3 ②				0-0 1B FC5-4	0-0 F9 ②	3 0 1 0 0 0 1
Putsy Caballero, R OBP: 0.143, SLG: 0.100 (7, PR)								1-3 1B FC5-4		0 0 0 0 0 0 0
Stan Lopata, R OBP: 0.320, SLG: 0.220 (8, 2)								0-0 1B FC5-4	0-0 1B 1B	1 0 0 0 0 0 1
Mike Goliat, R OBP: 0.312, SLG: 0.369 (1, 4)		0-0 F6 ②		0-0 5-3 ③				0-0 1B FC5-4	0-0 1B 1B	4 0 1 1 0 0 2
Bubba Church, R OBP: 0.187, SLG: 0.208 (5, PH)								1-2f 3-H G4-6-3	1-2 1B	1 0 0 0 0 0 1
Stan Hollings, R OBP: 0.143, SLG: 0.286 (6, 1)		0-0 1-4-3 ③						0-0 G4-6-3 ② ③	0-0 1B 1B	1 0 0 0 0 0 0
Milo Gardini, R (6, 1)								1-2f	1-3 2-H	0 0 0 0 0 0 0
Jimmy Bloodworth, R OBP: 0.259, SLG: 0.245 (7, PH)										1 0 0 0 0 0 1
Ken Johnson, L OBP: 0.154, SLG: 0.154 (8, 1)										0 0 0 0 0 0 0
Ken Silvestri, S OBP: 0.455, SLG: 0.412 (9, PH)										1 0 1 1 0 0 0
Dick Whitman, L OBP: 0.328, SLG: 0.314 (9, PR)										0 0 0 0 0 0 0


Inning Stats	R: 0 H: 0 E: 1 LOB: 2 K: 0 BB: 1 S: 4 P: 8	R: 0 H: 1 E: 0 LOB: 1 K: 0 BB: 0 S: 4 P: 4	R: 2 H: 2 E: 0 LOB: 0 K: 2 BB: 0 S: 9 P: 9	R: 0 H: 0 E: 0 LOB: 0 K: 0 BB: 0 S: 3 P: 3	R: 0 H: 0 E: 0 LOB: 0 K: 0 BB: 0 S: 3 P: 3	R: 0 H: 1 E: 0 LOB: 0 K: 0 BB: 0 S: 3 P: 3	R: 1 H: 2 E: 0 LOB: 1 K: 0 BB: 0 S: 4 P: 4	R: 0 H: 1 E: 0 LOB: 1 K: 1 BB: 0 S: 6 P: 6	R: 1 H: 3 E: 0 LOB: 2 K: 0 BB: 0 S: 6 P: 6	1B: 9 SF: 0 2B: 0 SAC: 0 3B: 0 DP: 2 HR: 1 HBP: 0
---------------------	---	---	---	---	---	---	---	---	---	--

PITCHER Bill Werle, L ERA: 4.67 (1, 1)	IP WLS BF H R ER SO BB IBB HBP BLK WP HR S P ERA WHIP	9.0 W 37 10 4 4 3 1 0 0 0 0 1 42 46 4.00 1.222
--	---	--

BOTTOM

Pittsburgh Pirates @ Philadelphia Phillies
 Shibe Park, Philadelphia, PA
 Sat Jul 29 1950, 3:33 AM EDT
 Att. 10,252 - Unknown

AB	36
R	4
H	10
RBI	4
BB	1
SO	3
LOB	16



WP: 0 PA: 37	SB: 0
PB: 0	CS: 0

Batter	1	2	3	4	5	6	7	8	9	AB R H RBI BB SO LOB	TOP											
Bob Dillinger, R (1, 5) OBP: 0.359, SLG: 0.431	0-0 L4		0-0 4-3		0-0 6-3			0-0 L9		4 0 0 0 0 0 0	Pittsburgh Pirates @ Philadelphia Phillies Shibe Park, Philadelphia, PA Sun Jul 30 1950, 3:33 AM EDT Unknown											
Ted Beard, L (1, 8) OBP: 0.332, SLG: 0.352	0-0 F7		0-3 K		0-0 4-3			0-0 4-3		4 0 0 0 0 1 0												
Johnny Hopp, L (1, 7) OBP: 0.407, SLG: 0.477	0-0 F8		0-0 FC6-4 1B			4-0 BB BB BB		0-0 3-1		3 0 1 0 1 0 0												
Wally Westlake, R (1, 9) OBP: 0.352, SLG: 0.469		0-0 6-3	0-0 FC6-4 1-2f			0-0 G6-4-3 1-2f		0-0 P6		4 0 0 0 0 0 2												
Danny O'Connell, R (1, 6) OBP: 0.288, SLG: 0.437		4-0 FC6-4 BB		0-0 2B		0-0 6-3		0-0 F7		3 0 1 0 1 0 0												
Danny Murtaugh, R (1, 4) OBP: 0.382, SLG: 0.407		0-0 FC6-4 BB 1-2f		0-0 F3			0-0 F7		0-0 1-3	2 0 0 0 0 0 2												
Pete Castiglione, R (4, 4) OBP: 0.305, SLG: 0.319										2 0 0 0 0 0 0												
Jack Phillips, R (1, 3) OBP: 0.288, SLG: 0.435		0-0 FC5 BB 1-2 1B		0-0 5-3			0-0 1B			3 0 2 0 0 0 1												
Ray Mueller, R (1, 2) OBP: 0.342, SLG: 0.491		4-0 1-2 2-3 BB		0-0 6-3			0-0 F2			2 0 0 0 1 0 2												
Mel Queen, R (1, 1) OBP: 0.074, SLG: 0.038		0-0 FC5 2-3f		0-0 5-3			0-0 F7			0 0 0 0 0 0 0												
Hank Borowy, R (1, 1) OBP: 0.187, SLG: 0.167										0 0 0 0 0 0 0												
Gus Bell, L (2, PH) OBP: 0.322, SLG: 0.421										1 0 0 0 0 0 3												
Junior Walsh, R (2, 1) OBP: 0.571, SLG: 0.500										0 0 0 0 0 0 0												
Stan Rojek, R (5, PH) OBP: 0.318, SLG: 0.327										1 0 0 0 0 0 0												
Bill Piro, R (5, 1) OBP: 0.286, SLG: 0.286										0 0 0 0 0 0 0												
Clyde McCullough, R (7, PH) OBP: 0.366, SLG: 0.446										1 0 0 0 0 0 1												
Vic Lombardi, L (7, 1) OBP: 0.364, SLG: 0.300										0 0 0 0 0 0 0												
Inning Stats	R: 0 E: 0 K: 0 S: 3	H: 0 LOB: 0 BB: 0 P: 3	R: 0 E: 0 K: 0 S: 4	H: 1 LOB: 3 BB: 2 P: 12	R: 0 E: 0 K: 1 S: 6	H: 1 LOB: 1 BB: 0 P: 6	R: 0 E: 0 K: 0 S: 4	H: 1 LOB: 1 BB: 0 P: 4	R: 0 E: 0 K: 0 S: 3	H: 0 LOB: 0 BB: 0 P: 3	R: 0 E: 0 K: 0 S: 2	H: 0 LOB: 0 BB: 1 P: 6	R: 0 E: 0 K: 0 S: 4	H: 1 LOB: 1 BB: 0 P: 4	R: 0 E: 0 K: 0 S: 3	H: 0 LOB: 0 BB: 0 P: 3	R: 0 E: 0 K: 0 S: 3	H: 0 LOB: 0 BB: 0 P: 3	1B: 3 2B: 1 3B: 0 HR: 0	SF: 0 SAC: 0 DP: 1 HBP: 0	WP: 0 PB: 0 SB: 0 CS: 0	PA: 33
PITCHER Robin Roberts, R (1, 1) ERA: 2.94	IP 9.0 WLS W BF 33 H 4 R 0 ER 0 SO 1 BB 3 IBB 0 HBP 0 BLK 0 WP 0 HR 0 S 32 P 44 ERA 0.00 WHIP 0.778																					

livebaseballscorecards.com

AB	30
R	0
H	4
RBI	0
BB	3
SO	1
LOB	11



Batter	1	2	3	4	5	6	7	8	9
Eddie Waitkus, L (1, 3) OBP: 0.335, SLG: 0.364 Jimmy Bloodworth, R (7, 3) OBP: 0.266, SLG: 0.252	0-0 E 2B 1B	0-0 G3 1B		0-0 1B 2B		0-0 1-3		0-0 E 1B HR 1B	
Richie Ashburn, L (1, 8) OBP: 0.390, SLG: 0.426	0-0 E4 2B 1B	0-0 F8		0-0 1B 1B		4-0 BB		0-0 E HR 1B	
Dick Sisler, L (1, 7) OBP: 0.404, SLG: 0.494	0-3 K	0-0 G3		0-0 FC6-4 1B		0-0 F6		0-0 E3 HR	
Del Ennis, R (1, 9) OBP: 0.348, SLG: 0.556	0-0 1B 2B	0-0 L7		0-0 FC6-4		0-0		0-0 HR	
Willie Jones, R (1, 5) OBP: 0.386, SLG: 0.571	0-0 P6		0-0 HR		0-0 L5		0-0 FC6-4 1B	0-0 F8	
Granny Hamner, R (1, 6) OBP: 0.319, SLG: 0.385 Putsy Caballero, R (9, 6) OBP: 0.143, SLG: 0.100	0-0 BB 1B		0-0 1-3		0-0 6-3		0-0 F4	0-0 F9	
Andy Seminick, R (1, 2) OBP: 0.428, SLG: 0.555 Stan Lopata, R (6, 2) OBP: 0.318, SLG: 0.218	0-0 BB 1B		0-0 L7		0-0 5-3		0-0 L8		
Mike Goliat, R (1, 4) OBP: 0.314, SLG: 0.379	4-0 1-2 2-3 BB		0-3 K		0-0 HR		0-0 FC6-4		
Robin Roberts, S (1, 1) OBP: 0.169, SLG: 0.092	0-3 K		0-3 K		0-0 4-3		0-3 K		

AB	R	H	RBI	BB	SO	LOB
4	2	3	0	0	0	0
1	1	1	0	0	0	0
4	2	2	1	1	0	2
5	1	1	0	0	1	6
5	2	3	5	0	0	2
5	1	2	1	0	0	2
5	0	1	2	0	0	2
0	0	0	0	0	0	0
3	0	1	0	0	0	0
1	0	0	0	0	0	2
3	1	1	1	1	1	2
4	0	0	0	0	3	3

BOTTOM	
Pittsburgh Pirates @ Philadelphia Phillies	
Shibe Park, Philadelphia, PA	
Sun Jul 30 1950, 3:33 AM EDT	
Unknown	
AB	40
R	10
H	15
RBI	10
BB	2
SO	5
LOB	21
1B: 10	SF: 0
2B: 2	SAC: 0
3B: 0	DP: 0
HR: 3	HBP: 0
WP: 0	PA: 42
PB: 0	
SB: 0	
CS: 0	

Inning Stats		R	H	E	K	S	Hitting		Pitching		Pitcher		Pitcher		
		3	4	0	2	4	R	H	R	H	IP	WLS	BF	H	R
Mel Queen, R (1, 1) ERA: 5.12		0.2	L	0	0	0	0	0	0	0	0	0	0	0	0
Hank Borowy, R (1, 1) ERA: 6.46		0.1	1	0	0	0	0	0	0	0	0	0	0	0	0
Junior Walsh, R (2, 1) ERA: 6.18		3.0	13	5	2	2	0	0	0	0	0	0	1	17	17
Bill Pierro, R (5, 1) ERA: 10.47		2.0	8	1	1	1	0	1	0	0	0	0	1	7	11
Vic Lombardi, L (7, 1) ERA: 7.41		2.0	12	5	4	3	1	0	0	0	0	0	1	14	14



Batter	1	2	3	4	5	6	7	8	9	AB R H RBI BB SO LOB	TOP
Bob Dillinger, R (1, 5) <small>OBP: 0.360, SLG: 0.433</small> Hank Schenz, R (8, PR) <small>OBP: 0.269, SLG: 0.337</small> (8, 5)	0-0 F7 		0-0 L6-3 		0-0 2B			4-0 BB SH 	0-0 F7 	3 0 1 0 1 0 1 1 0 0 0 0 0 1	
Ted Beard, L (1, 8) <small>OBP: 0.342, SLG: 0.373</small>	0-0 1B 		0-0 1B		4-0 FC6-4 			0-0 SH 		2 1 2 0 1 0 0	
Jack Phillips, R (1, 3) <small>OBP: 0.299, SLG: 0.431</small>	0-0 1B		0-0 F8 		0-0 FC6-4 			4-0 BB		3 0 1 1 1 0 3	
Wally Westlake, R (1, 7) <small>OBP: 0.348, SLG: 0.463</small>	0-0 P8 			0-0 F8 				0-3 K 		4 0 0 0 0 1 4	
Danny O'Connell, R (1, 6) <small>OBP: 0.286, SLG: 0.467</small>	0-0 6-3 			0-0 HR				0-0 F9 		4 1 1 1 0 0 4	
Pete Castiglione, R (1, 4) <small>OBP: 0.298, SLG: 0.311</small>		0-0 E4 		0-0 F6 				0-0 P2 		4 0 0 0 0 0 3	
Gus Bell, L (1, 9) <small>OBP: 0.316, SLG: 0.413</small>		0-0 L9 		0-0 F2 				0-0 F8 		4 0 0 0 0 0 1	
Clyde McCullough, R (1, 2) <small>OBP: 0.356, SLG: 0.433</small>		0-0 L9 			0-0 F8 			0-0 F7 		4 0 0 0 0 1 0	
Murry Dickson, R (1, 1) <small>OBP: 0.280, SLG: 0.286</small> Bill MacDonald, R (8, 1) <small>OBP: 0.233, SLG: 0.148</small> Johnny Hopp, L (9, PH) <small>OBP: 0.409, SLG: 0.479</small>			0-0 L6-3 1B		0-0 F3 			0-0 F3 		3 0 1 0 0 0 0 0 0 0 0 0 0 0 1 0 1 0 0 0 0	
Inning Stats	R: 1 H: 2 E: 0 LOB: 1 K: 0 BB: 0 S: 5 P: 5	R: 0 H: 0 E: 1 LOB: 0 K: 0 BB: 0 S: 3 P: 3	R: 0 H: 2 E: 0 LOB: 1 K: 0 BB: 0 S: 4 P: 4	R: 1 H: 1 E: 0 LOB: 0 K: 0 BB: 0 S: 4 P: 4	R: 0 H: 1 E: 0 LOB: 2 K: 0 BB: 1 S: 4 P: 8	R: 0 H: 0 E: 0 LOB: 0 K: 0 BB: 0 S: 3 P: 3	R: 0 H: 0 E: 0 LOB: 0 K: 0 BB: 0 S: 3 P: 3	R: 0 H: 0 E: 1 LOB: 3 K: 1 BB: 2 S: 6 P: 14	R: 0 H: 1 E: 0 LOB: 1 K: 1 BB: 0 S: 6 P: 6	1B: 4 SF: 0 2B: 2 SAC: 1 3B: 1 DP: 1 HR: 1 HBP: 0	WP: 0 PA: 37 PB: 0 SB: 0 CS: 1
PITCHER Ken Heintzelman, L (1, 1) <small>ERA: 4.03</small> Jim Konstanty, R (7, 1) <small>ERA: 2.88</small> Russ Meyer, R (9, 1) <small>ERA: 5.82</small>	IP WLS BF H R ER SO BB IBB HBP BLK WP HR S P ERA WHIP 6.0 0 24 6 2 2 0 1 0 0 0 0 1 23 27 3.00 1.167 2.0 W 9 0 0 0 1 2 0 0 0 0 0 0 9 17 0.00 1.000 1.0 S 4 1 0 0 0 1 0 0 0 0 0 0 6 6 0.00 1.000	PITCHER IP WLS BF H R ER SO BB IBB HBP BLK WP HR S P ERA WHIP									

Pittsburgh Pirates @ Philadelphia Phillies
 Shibe Park, Philadelphia, PA
 Sun Jul 30 1950, 3:38 AM EDT
 Att. 21,411 - Unknown

livebaseballscorecards.com

Batter	1	2	3	4	5	6	7	8	9
Eddie Waitkus, L (1, 3) OBP: 0.334, SLG: 0.363	0-0 G3			0-0 1-3		0-0 1B		0-0 FC3-6 BB 2B	
Richie Ashburn, L (1, 8) OBP: 0.388, SLG: 0.422	0-0 E4 F2			0-0 L1		0-0 F7		4-0 2B BB	
Willie Jones, R (1, 5) OBP: 0.387, SLG: 0.572	0-0 F2 1-2			4-0 BB		0-0 4-3		0-0 HR 2B	
Del Ennis, R (1, 7) OBP: 0.348, SLG: 0.561		0-0 5-3		0-3 K		0-0 L9		0-0 HR	
Bill Nicholson, L (1, 9) OBP: 0.360, SLG: 0.558		0-0 P6		4-0 BB		0-0 2B		0-0 G3	
Granny Hamner, R (1, 6) OBP: 0.316, SLG: 0.381		0-0 F4		0-0 G6-4-3		0-0 FC1-5-4-1 2B		0-0 4-3	
Andy Seminick, R (1, 2) OBP: 0.427, SLG: 0.550			0-0 6-3		0-0 E5		4-0 BB		
Mike Goliat, R (1, 4) OBP: 0.313, SLG: 0.378			0-0 6-3		0-0 F2		0-3 K		
Dick Sisler, L (5, PH) OBP: 0.403, SLG: 0.483									
Jimmy Bloodworth, R (6, 4) OBP: 0.264, SLG: 0.250									
Ken Heintzelman, R (1, 1) OBP: 0.067, SLG: 0.034			0-0 4-1			0-0 F8		4-0 FC3-6 BB	
Dick Whitman, L (6, PH) OBP: 0.325, SLG: 0.311									
Jim Konstanty, R (7, 1) OBP: 0.053, SLG: 0.053									
Putsy Caballero, R (8, PH) OBP: 0.182, SLG: 0.100									
Russ Meyer, S (9, 1) OBP: 0.212, SLG: 0.219									

AB	R	H	RBI	BB	SO	LOB
4	1	1	0	0	0	1
3	1	0	0	1	0	1
3	1	1	2	1	0	2
4	1	1	2	0	1	1
3	0	1	0	1	0	0
4	0	0	0	0	0	2
2	0	0	0	1	0	0
1	0	0	0	0	0	0
1	0	0	0	0	0	1
1	0	0	0	0	1	2
1	0	0	0	0	0	0
1	0	0	0	0	0	0
0	0	0	0	0	0	0
0	0	0	0	1	0	0
0	0	0	0	0	0	0
1B: 1	SF: 0					
2B: 2	SAC: 0					
3B: 0	DP: 1					
HR: 1	HBP: 0					

BOTTOM

Pittsburgh Pirates @ Philadelphia Phillies
 Shibe Park, Philadelphia, PA
 Sun Jul 30 1950, 3:38 AM EDT
 Att. 21,411 - Unknown

AB	28
R	4
H	4
RBI	4
BB	5
SO	2
LOB	10



Inning Stats	R: 0	H: 0	E: 1	LOB: 0	K: 0	BB: 0	S: 3	P: 3
Inning Stats	R: 0	H: 0	E: 1	LOB: 0	K: 0	BB: 0	S: 3	P: 3
Inning Stats	R: 0	H: 0	E: 0	LOB: 0	K: 0	BB: 0	S: 3	P: 3
Inning Stats	R: 0	H: 0	E: 0	LOB: 1	K: 1	BB: 1	S: 5	P: 9
Inning Stats	R: 0	H: 0	E: 1	LOB: 1	K: 0	BB: 1	S: 3	P: 7
Inning Stats	R: 0	H: 1	E: 0	LOB: 1	K: 0	BB: 0	S: 4	P: 4
Inning Stats	R: 0	H: 1	E: 0	LOB: 2	K: 1	BB: 1	S: 6	P: 10
Inning Stats	R: 4	H: 2	E: 0	LOB: 0	K: 0	BB: 2	S: 5	P: 13

PITCHER	IP	WLS	BF	H	R	ER	SO	BB	IBB	HBP	BLK	WP	HR	S	P	ERA	WHIP
Murry Dickson, R (1, 1) ERA: 4.2	7.1	L	30	3	3	3	2	5	0	0	0	0	0	29	49	3.68	1.091
Bill MacDonald, R (8, 1) ERA: 4.79	0.2		3	1	1	1	0	0	0	0	0	0	1	3	3	13.50	1.500

WP: 0	PA: 33
WP: 0	PA: 33
PB: 0	
SB: 0	
CS: 0	

PITCHER	IP	WLS	BF	H	R	ER	SO	BB	IBB	HBP	BLK	WP	HR	S	P	ERA	WHIP
---------	----	-----	----	---	---	----	----	----	-----	-----	-----	----	----	---	---	-----	------

Batter	1	2	3	4	5	6	7	8	9	AB R H RBI BB SO LOB	TOP											
Lloyd Merriman, L (1, 8) OBP: 0.299, SLG: 0.344	0-0 6-3	0-3 K		0-3 K		0-0 F6		0-0 F8		5 0 0 0 0 2 2												
Peanuts Lowrey, R (1, 7) OBP: 0.336, SLG: 0.313	0-0 3B	0-0 1B		0-0 6-3		0-0 1B			0-0 FC4-6 1B	5 1 4 0 0 0 1												
Johnny Wyrostek, L (1, 9) OBP: 0.396, SLG: 0.462	0-0 F8	0-0 4-3			0-0 1-3	0-0 F5			0-0 F7	5 1 1 1 0 0 3												
Ted Kluszewski, L (1, 3) OBP: 0.350, SLG: 0.555	0-0 F8		0-0 3-1		0-0 4-3 1B		0-0 4-3		0-0 FC4-6 1B	5 1 2 1 0 0 0												
Grady Hatton, L (1, 5) OBP: 0.347, SLG: 0.416	0-0 1B		0-0 5-3 1B		0-0 4-3 1B		0-0 G5-4-3 1B		0-0 FC4-6 FC6-4	5 1 3 0 0 0 3												
Connie Ryan, R (1, 4) OBP: 0.376, SLG: 0.382	0-0 E5 1B		0-0 5-3 1B		0-0 1B BB		0-0 G5-4-3 1-2f		0-0 FC6-4 1-2f	4 0 0 0 1 0 5												
Virgil Stallcup, R (1, 6) OBP: 0.291, SLG: 0.361	0-0 1B		0-0 L7		0-0 1B			0-0 L8		4 0 2 2 0 0 1												
Hobie Landrith, L (1, 2) OBP: 0.375, SLG: 0.286	0-0 F9			0-0 BLK 1B		0-0 L9		0-0 BB		3 0 1 0 1 0 4												
Bobby Adams, R (8, PR) OBP: 0.329, SLG: 0.340										0 0 0 0 0 0 0												
Dixie Howell, R (8, 2) OBP: 0.304, SLG: 0.254										0 0 0 0 0 0 0												
Herm Wehmeier, R (1, 1) OBP: 0.215, SLG: 0.250		0-3 K		0-0 F7		0-3 K		0-0 F3		2 0 0 0 0 1 1												
Frank Smith, R (5, 1) OBP: 0.071, SLG: 0.071										0 0 0 0 0 0 0												
Danny Litwiler, R (6, PH) OBP: 0.386, SLG: 0.476										1 0 0 0 0 1 0												
Johnny Hetki, R (6, 1) OBP: 0.229, SLG: 0.125										0 0 0 0 0 0 0												
Bob Usher, R (8, PH) OBP: 0.312, SLG: 0.378										1 0 0 0 0 0 1												
Harry Parkowski, L (8, 1) OBP: 0.400, SLG: 0.388										0 0 0 0 0 0 0												
Inning Stats	R: 3 E: 1 K: 0 S: 8	H: 4 LOB: 2 BB: 0 P: 8	R: 0 E: 0 K: 2 S: 8	H: 1 LOB: 1 BB: 0 P: 8	R: 0 E: 0 K: 0 S: 4	H: 1 LOB: 1 BB: 0 P: 4	R: 0 E: 0 K: 1 S: 6	H: 1 LOB: 1 BB: 0 P: 6	R: 1 E: 0 K: 0 S: 5	H: 2 LOB: 2 BB: 1 P: 9	R: 0 E: 0 K: 1 S: 6	H: 1 LOB: 1 BB: 0 P: 6	R: 0 E: 0 K: 0 S: 3	H: 1 LOB: 0 BB: 0 P: 3	R: 0 E: 0 K: 0 S: 3	H: 0 LOB: 1 BB: 1 P: 7	R: 0 E: 0 K: 0 S: 5	H: 2 LOB: 2 BB: 0 P: 5	1B: 12 2B: 0 3B: 1 HR: 0	SF: 0 SAC: 0 DP: 1 HBP: 0	WP: 0 PB: 0 SB: 0 CS: 0	PA: 42
PITCHER	IP WLS BF H R ER SO BB IBB HBP BLK WP HR S P ERA WHIP																					
Bob Miller, R (1, 1) ERA: 3.09	8.1 W 40 13 4 3 4 2 0 0 0 0 0 0 46 54 3.24 1.800																					
Jim Konstanty, R (9, 1) ERA: 2.85	0.2 S 2 0 0 0 0 0 0 0 0 0 0 0 2 2 0.00 0.000																					

Cincinnati Reds @ Philadelphia Phillies
 Shibe Park, Philadelphia, PA
 Tue Aug 01 1950, 3:33 AM EDT
 Unknown

AB	40
R	4
H	13
RBI	4
BB	2
SO	4
LOB	21



WP	0
PB	0
SB	0
CS	0

ERA	3.09
WHIP	1.800

ERA	2.85
WHIP	0.000

livebaseballscorecards.com

Batter	1	2	3	4	5	6	7	8	9
Eddie Waitkus, L OBP: 0.336, SLG: 0.361 (1, 3)	4-0 1B BB		0-3 K		4-0 1B BB	0-0 4-3			
Richie Ashburn, L OBP: 0.387, SLG: 0.420 (1, 8)	0-0 G4-6-3 1-3 1B		0-0 FC3-6 1-2f 1B		0-0 F8	0-0 F5			
Dick Sisler, L OBP: 0.404, SLG: 0.491 (1, 7)	0-0 G4-6-3 1-2f 1B		0-0 BB 1-3 1B		4-0 BB 1-2 2-3 F8 BB		0-0 F7		
Del Ennis, R OBP: 0.351, SLG: 0.570 (1, 9)		0-0 HR	4-0 1-2 BB		0-0 F8 1-2 2-H 3-H 1B		0-3 K		
Willie Jones, R OBP: 0.388, SLG: 0.570 (1, 5)		0-0 FC5-4 1B	0-0 F3		4-0 1-2 2-3 1B BB		0-0 F9		
Granny Hamner, R OBP: 0.315, SLG: 0.385 (1, 6)		0-0 FC5-4 1-2f 1B		0-0 6-3	0-0 F8 2-3 3-H		0-0 L7 3B		
Andy Seminick, R OBP: 0.424, SLG: 0.544 (1, 2)		0-0 L5		0-0 6-3	0-0 1-3 3-H 1B		0-0 L7		
Mike Goliat, R OBP: 0.310, SLG: 0.372 (1, 4)		0-0 5-3		0-0 6-3	0-0 F3		0-0 F2		
Bob Miller, R OBP: 0.244, SLG: 0.250 (1, 1)			4-0 FC3-6 BB		0-0 BB 1B 2B	0-3 K		0-3 K	

Inning Stats	R: 0 E: 0 K: 0 S: 2	H: 1 LOB: 0 BB: 1 P: 6	R: 1 E: 0 K: 0 S: 5	H: 2 LOB: 1 BB: 0 P: 5	R: 0 E: 0 K: 1 S: 6	H: 1 LOB: 3 BB: 2 P: 14	R: 0 E: 0 K: 0 S: 3	H: 0 LOB: 0 BB: 0 P: 3	R: 4 E: 0 K: 0 S: 6	H: 3 LOB: 2 BB: 3 P: 18	R: 0 E: 0 K: 1 S: 5	H: 0 LOB: 0 BB: 0 P: 5	R: 0 E: 0 K: 1 S: 5	H: 0 LOB: 0 BB: 0 P: 5	R: 1 E: 0 K: 1 S: 6	H: 1 LOB: 0 BB: 0 P: 6
1B: 5 2B: 1 3B: 1 HR: 1	SF: 0 SAC: 0 DP: 1 HBP: 0	WP: 0 PA: 36														

PITCHER	IP	WLS	BF	H	R	ER	SO	BB	IBB	HBP	BLK	WP	HR	S	P	ERA	WHIP
Herm Wehmeier, R ERA: 6.09 (1, 1)	4.1		21	5	4	4	1	5	0	0	0	0	1	18	38	8.31	2.308
Frank Smith, R ERA: 3.58 (5, 1)	0.2	L	5	2	1	1	0	1	0	0	0	0	0	4	8	13.50	4.500
Johnny Hetki, R ERA: 5.1 (6, 1)	2.0		6	0	0	0	2	0	0	0	0	0	0	10	10	0.00	0.000
Harry Perkowski, L ERA: 4.4 (8, 1)	1.0		4	1	1	1	1	0	0	0	0	0	0	6	6	9.00	1.000

BOTTOM

Cincinnati Reds @ Philadelphia Phillies
Shibe Park, Philadelphia, PA
Tue Aug 01 1950, 3:33 AM EDT
Unknown

livebaseballscorecards.com

AB	30
R	6
H	8
RBI	6
BB	6
SO	4
LOB	15



Batter	1	2	3	4	5	6	7	8	9	AB R H RBI BB SO LOB	TOP
Bobby Adams, R (1, 5) <small>OBP: 0.333, SLG: 0.341</small> Grady Hatton, L (7, PH) <small>OBP: 0.348, SLG: 0.420</small>	4-0 BB	0-0 1B		0-0 F8			0-0 FC4-6 2B		0-0 L8	2 0 1 0 1 0 1 2 1 1 0 0 0 0	Cincinnati Reds @ Philadelphia Phillies Shibe Park, Philadelphia, PA Tue Aug 01 1950, 3:38 AM EDT Att: 34,728 - Unknown
Peanuts Lowrey, R (1, 9) <small>OBP: 0.337, SLG: 0.312</small>	0-0 FC3-6 1B E 1-2f	0-0 1B		4-0 BB		0-0 E5 FC4-6 2-3		0-0 B2	4 1 1 0 1 0 2		
Bob Usher, R (1, 8) <small>OBP: 0.314, SLG: 0.379</small> Johnny Wyrostek, L (4, PH) <small>OBP: 0.394, SLG: 0.459</small>	0-0 E5 1B	0-0 4-3		0-0 P6		0-0 FC4-6 1-2f 3-H			2 1 1 0 0 0 2 2 0 0 1 0 0 3		
Ted Kluszewski, L (1, 3) <small>OBP: 0.345, SLG: 0.548</small>	0-0 F5		0-0 F8		0-0 L7		0-0 L8		4 0 0 0 0 0 2		
Connie Ryan, R (1, 4) <small>OBP: 0.375, SLG: 0.380</small>	0-0 1B 2-H		0-0 L8		0-0 6-3		0-0 F7		4 0 1 1 0 0 1		
Joe Adcock, R (1, 7) <small>OBP: 0.291, SLG: 0.364</small>	0-0 FC5-4 1B 1-2		0-0 B1-3		0-0 5-3		0-0 6-3		4 0 1 0 0 0 0		
Virgil Stallcup, R (1, 6) <small>OBP: 0.290, SLG: 0.366</small>	0-0 FC5-4 1-2f		0-0 1B 3B		0-0 F7		0-0 F3		4 1 1 0 0 0 2		
Dixie Howell, R (1, 2) <small>OBP: 0.303, SLG: 0.254</small>		0-0 4-3		0-0 BB 1B 3-H		0-0 F3		0-0 F8	4 0 1 1 0 0 0		
Ewell Blackwell, R (1, 1) <small>OBP: 0.170, SLG: 0.102</small>		0-3 K		0-3 K		0-0 L9		0-0 4-3	4 0 0 0 0 2 1		
Inning Stats	R: 2 H: 3 E: 1 LOB: 2 K: 0 BB: 1 S: 6 P: 10	R: 0 H: 2 E: 0 LOB: 2 K: 1 BB: 0 S: 7 P: 7	R: 0 H: 0 E: 0 LOB: 0 K: 0 BB: 0 S: 3 P: 3	R: 1 H: 2 E: 0 LOB: 2 K: 1 BB: 1 S: 7 P: 11	R: 0 H: 0 E: 0 LOB: 0 K: 0 BB: 0 S: 3 P: 3	R: 0 H: 0 E: 0 LOB: 0 K: 0 BB: 0 S: 3 P: 3	R: 1 H: 1 E: 1 LOB: 1 K: 0 BB: 0 S: 5 P: 5	R: 0 H: 0 E: 0 LOB: 0 K: 0 BB: 0 S: 3 P: 3	R: 0 H: 0 E: 0 LOB: 0 K: 0 BB: 0 S: 3 P: 3	1B: 6 SF: 0 2B: 1 SAC: 0 3B: 1 DP: 0 HR: 0 HBP: 0	WP: 0 PA: 38 PB: 0 SB: 0 CS: 0
PITCHER Curt Simmons, L (1, 1) <small>ERA: 3.57</small> Milo Candini, R (4, 1) <small>ERA: 3.5</small> Jim Konstanty, R (9, 1) <small>ERA: 2.82</small>	IP WLS BF H R ER SO BB IBB HBP BLK WP HR S P ERA WHIP 3.2 L 20 7 3 2 2 2 2 0 0 0 0 0 22 30 4.91 2.455										

AB	36
R	4
H	8
RBI	3
BB	2
SO	2
LOB	14



Batter	1	2	3	4	5	6	7	8	9	AB R H RBI BB SO LOB	BOTTOM													
Eddie Waitkus, L OBP: 0.339, SLG: 0.367	0-0 2B		0-3 K		0-0 1B			0-0 1B		4 0 3 0 0 1 1	<p>Cincinnati Reds @ Philadelphia Phillies Shibe Park, Philadelphia, PA Tue Aug 01 1950, 3:38 AM EDT Att. 34,728 - Unknown</p>													
Richie Ashburn, L OBP: 0.383, SLG: 0.416	0-0 F9		0-0 F9		0-0 F5			0-0 F8		4 0 0 0 0 0 4														
Dick Sisler, L OBP: 0.399, SLG: 0.486	0-0 F7			0-0 1-3		0-0 L8		0-3 K		4 0 0 0 0 1 2														
Del Ennis, R OBP: 0.350, SLG: 0.565	0-0 F7			4-0 6-3 BB		0-0 P6		0-0 L5		3 0 0 0 1 0 1														
Willie Jones, R OBP: 0.384, SLG: 0.564		0-3 K		0-0 6-3		0-0 5-3		0-0 F3		4 0 0 0 0 1 1														
Granny Hamner, R OBP: 0.312, SLG: 0.381		0-3 K		0-0 F7		0-0 F3		0-0 F9		4 0 0 0 0 1 1														
Stan Lopata, R OBP: 0.318, SLG: 0.248		0-3 K			0-0 HR		0-0 F2			3 1 1 1 0 1 0														
Mike Goliat, R OBP: 0.310, SLG: 0.370			4-0 SH3-4 BB		0-0 F7		0-0 4-3			2 0 0 0 1 0 0														
Curt Simmons, L OBP: 0.250, SLG: 0.196			0-0 SH3-4		0-0 L8		0-0 F7			0 0 0 0 0 0 0														
Milo Candini, R										1 0 0 0 0 0 0														
Dick Whitman, L OBP: 0.322, SLG: 0.308										1 0 0 0 0 0 0														
Jim Konstanty, R OBP: 0.053, SLG: 0.053			1-2							0 0 0 0 0 0 0														
Inning Stats	R: 0 E: 0 K: 0 S: 4	H: 1 LOB: 1 BB: 0 P: 4	R: 0 E: 0 K: 3 S: 9	H: 0 LOB: 0 BB: 0 P: 9	R: 0 E: 0 K: 1 S: 5	H: 0 LOB: 1 BB: 1 P: 9	R: 0 E: 0 K: 0 S: 3	H: 0 LOB: 1 BB: 1 P: 7	R: 1 E: 0 K: 0 S: 5	H: 2 LOB: 1 BB: 0 P: 5	R: 0 E: 0 K: 0 S: 3	H: 0 LOB: 0 BB: 0 P: 3	R: 0 E: 0 K: 0 S: 3	H: 0 LOB: 0 BB: 0 P: 3	R: 0 E: 0 K: 1 S: 6	H: 1 LOB: 1 BB: 0 P: 6	R: 0 E: 0 K: 0 S: 3	H: 0 LOB: 0 BB: 0 P: 3	1B: 2 2B: 1 3B: 0 HR: 1	SF: 0 SAC: 1 DP: 0 HBP: 0	WP: 0 PB: 0 SB: 0 CS: 0	PA: 33		
PITCHER Ewell Blackwell, R ERA: 3.78	IP 9.0 WLS W BF 33 H 4 R 1 ER 1 SO 5 BB 2 IBB 0 HBP 0 BLK 0 WP 0 HR 1 S 41 P 49 ERA 1.00 WHIP 0.667																							

livebaseballscorecards.com

AB 30
R 1
H 4
RBI 1
BB 2
SO 5
LOB 10



Batter	1	2	3	4	5	6	7	8	9	AB R H RBI BB SO LOB	TOP											
Lloyd Merriman, L (1, 8) OBP: 0.298, SLG: 0.337	4-0 BB		x 0-0 F5			x 0-0 6-3			x 0-0 3-1	3 0 0 0 1 0 1	Cincinnati Reds @ Philadelphia Phillies Shibe Park, Philadelphia, PA Wed Aug 02 1950, 3:33 AM EDT Att: 8,540 - Unknown - 75 F livebaseballscorecards.com											
Peanuts Lowrey, R (1, 7) OBP: 0.332, SLG: 0.307	x 0-0 F1		x 0-0 FC6-4			x 0-0 4-3			x 0-0 F8	4 0 0 0 0 0 2												
Johnny Wyrostek, L (1, 9) OBP: 0.395, SLG: 0.461	x 0-0 F7				x 0-0 3-1				BBB 4-0 BB	3 0 1 0 1 0 1												
Ted Kluszewski, L (1, 3) OBP: 0.341, SLG: 0.541	x 0-0 F8				x 0-0 F6				x 0-0 F6	4 0 0 0 0 0 3												
Grady Hatton, L (1, 5) OBP: 0.345, SLG: 0.415		x 0-0 F8			x 0-0 F8					3 0 0 0 0 0 1												
Connie Ryan, R (1, 4) OBP: 0.374, SLG: 0.377		BBB 4-0 G1-6-3 BB			x 0-0 F8					2 0 0 0 1 0 1												
Johnny Pramesa, R (1, 2) OBP: 0.366, SLG: 0.463		x 0-0 G1-6-3			x 0-0 F5					0 0 0 0 0 0 0												
Dixie Howell, R (1, 2) OBP: 0.303, SLG: 0.263		1-2 G1-6-3								3 0 1 0 0 0 1												
Virgil Stallcup, R (1, 6) OBP: 0.288, SLG: 0.363			x 0-0 F4			x 0-0 6-3			x 0-0 G3 2B	2 0 0 0 0 0 0												
Harry Perkowski, L (8, PH) OBP: 0.381, SLG: 0.350									2-3 G3	1 0 0 0 0 0 1												
Sammy Meeks, R (8, 6) OBP: 0.317, SLG: 0.395									3-H F7	0 0 0 0 0 0 0												
Willie Ramsdell, R (1, 1) OBP: 0.250, SLG: 0.182			x 0-0 FC6-4 1B			0-3 K				3 0 1 0 0 1 1												
Inning Stats	R: 0 E: 0 K: 0 S: 3	H: 0 LOB: 1 BB: 1 P: 7	R: 0 E: 0 K: 0 S: 2	H: 0 LOB: 0 BB: 1 P: 6	R: 0 E: 0 K: 0 S: 4	H: 1 LOB: 1 BB: 0 P: 4	R: 0 E: 0 K: 0 S: 3	H: 0 LOB: 0 BB: 0 P: 3	R: 0 E: 0 K: 0 S: 3	H: 0 LOB: 0 BB: 0 P: 3	R: 0 E: 0 K: 0 S: 5	H: 0 LOB: 0 BB: 0 P: 5	R: 0 E: 0 K: 0 S: 4	H: 1 LOB: 1 BB: 0 P: 4	R: 0 E: 0 K: 0 S: 3	H: 1 LOB: 0 BB: 0 P: 3	R: 0 E: 0 K: 0 S: 3	H: 0 LOB: 1 BB: 1 P: 7	1B: 1 2B: 2 3B: 0 HR: 0	SF: 0 SAC: 0 DP: 1 HBP: 0	WP: 0 PB: 0 SB: 0 CS: 1	PA: 31
PITCHER Bubba Church, R (1, 1) ERA: 2.39	IP: 9.0 WLS: W BF: 31 H: 3 R: 0 ER: 0 SO: 1 BB: 3 IBB: 0 HBP: 0 BLK: 0 WP: 0 HR: 0 S: 30 P: 42 ERA: 0.00 WHIP: 0.667											PITCHER	IP: 0 WLS: 0 BF: 0 H: 0 R: 0 ER: 0 SO: 0 BB: 0 IBB: 0 HBP: 0 BLK: 0 WP: 0 HR: 0 S: 0 P: 0 ERA: 0.00 WHIP: 0.00									



Batter	1	2	3	4	5	6	7	8	9	AB	R	H	RBI	BB	SO	LOB
Eddie Waitkus, L OBP: 0.339, SLG: 0.365 (1, 3)	4-0 WP BB BB		0-0 F7	0-0 F4			0-0 F6			3	0	0	0	1	0	3
Richie Ashburn, L OBP: 0.384, SLG: 0.415 (1, 8)	4-0 WP BB 1-2		0-0 BB 1B			0-0 L4	0-0 F8			3	0	1	0	1	0	1
Dick Sister, L OBP: 0.400, SLG: 0.483 (1, 7)	0-3 K 1-2 2-3		4-0 G6-4-3 BB			4-0 BB	0-0 G3			2	0	0	0	2	1	3
Del Ennis, R OBP: 0.352, SLG: 0.571 (1, 9)	4-0 FC4-6 IBB		0-0 G6-4-3 1-2f			0-0 F8		0-0 HR		3	1	1	1	1	0	3
Willie Jones, R OBP: 0.381, SLG: 0.558 (1, 5)	0-0 F6		0-0 F7	0-0 F9				0-3 K		4	0	0	0	0	1	4
Granny Hamner, R OBP: 0.312, SLG: 0.380 (1, 6)	0-0 FC4-6 1-2f		0-0 1B 1B			0-0 6-3		0-0 6-3		4	1	1	0	0	0	3
Andy Seminick, R OBP: 0.421, SLG: 0.539 (1, 2)		0-0 6-3		0-0 1B 1-2 1B			0-0 F7	0-3 K		4	0	1	0	0	1	0
Mike Goliat, R OBP: 0.307, SLG: 0.366 (1, 4)		0-0 6-3		0-0 F9			0-0 F3			3	0	0	0	0	0	2
Bubba Church, R OBP: 0.222, SLG: 0.259 (1, 1)		0-0 5-3		0-0 1-2 2-H 1B						3	0	2	1	0	0	0

Inning Stats	R: 0	H: 0	E: 0	K: 1	S: 5	LOB: 3	BB: 3	P: 17
	R: 0	H: 0	E: 0	K: 0	S: 3	LOB: 0	BB: 0	P: 3
	R: 0	H: 1	E: 0	K: 0	S: 3	LOB: 1	BB: 1	P: 7
	R: 1	H: 3	E: 0	K: 0	S: 6	LOB: 2	BB: 0	P: 6
	R: 0	H: 0	E: 0	K: 0	S: 3	LOB: 1	BB: 1	P: 7
	R: 0	H: 0	E: 0	K: 0	S: 3	LOB: 0	BB: 0	P: 3
	R: 0	H: 1	E: 0	K: 2	S: 8	LOB: 1	BB: 0	P: 8

PITCHER	IP	WLS	BF	H	R	ER	SO	BB	IBB	HBP	BLK	WP	HR	S	P	ERA	WHIP
Willie Ramsdell, R ERA: 3.93 (1, 1)	8.0	L	34	6	2	2	3	4	1	0	0	1	1	35	55	2.25	1.250


BOTTOM

Cincinnati Reds @ Philadelphia Phillies
Shibe Park, Philadelphia, PA
Wed Aug 02 1950, 3:33 AM EDT
Att. 8,540 - Unknown - 75 F

AB	29
R	2
H	6
RBI	2
BB	5
SO	3
LOB	19

livebaseballscorecards.com

1B	5	SF	0	WP	1	PA	34
2B	0	SAC	0	PB	0		
3B	0	DP	1	SB	0		
HR	1	HBP	0	CS	0		



Batter	1	2	3	4	5	6	7	8	9	AB R H RBI BB SO LOB	TOP																				
Tommy Glaviano, R (1, 5) OBP: 0.412, SLG: 0.423	0-3 K		0-0 F6			0-0 F7		0-0 F8		4 0 0 0 0 1 1																					
Red Schoendienst, S (1, 4) OBP: 0.317, SLG: 0.409	0-0 F6			0-0 6-3		0-3 K		0-0 4-3		4 0 0 0 0 1 0																					
Stan Musial, L (1, 7) OBP: 0.452, SLG: 0.604	0-0 F7			0-0 1B 1B		4-0 HR BB			0-0 F7	3 1 1 0 1 0 0																					
Enos Slaughter, L (1, 9) OBP: 0.404, SLG: 0.487		4-0 BB BB BB BB		0-0 1-2 1B		0-0 1-H HR			0-0 2B	3 1 3 2 1 0 0																					
Bill Howerton, L (1, 8) OBP: 0.396, SLG: 0.477		0-0 G6-3 1-2f		0-0 F5		0-0 F5			0-0 P2	4 0 0 0 0 0 4																					
Eddie Miller, R (1, 6) OBP: 0.319, SLG: 0.349		0-0 F8		0-0 P2			0-0 F7		0-0 6-3	4 0 0 0 0 0 3																					
Rocky Nelson, L (1, 3) OBP: 0.350, SLG: 0.402			0-0 G3		0-0 P4		0-0 P1			3 0 0 0 0 0 0																					
Del Rice, R (1, 2) OBP: 0.322, SLG: 0.367			0-0 2B		0-3 K		0-3 K			3 0 1 0 0 2 0																					
Howie Pollet, L (1, 1) OBP: 0.143, SLG: 0.117			0-0 F5		0-3 K			0-0 P2		3 0 0 0 0 1 1																					
Inning Stats	R: 0 E: 0 K: 1 S: 5	H: 0 LOB: 0 BB: 0 P: 5	R: 0 E: 0 K: 0 S: 2	H: 0 LOB: 0 BB: 1 P: 6	R: 0 E: 0 K: 0 S: 4	H: 1 LOB: 1 BB: 0 P: 4	R: 0 E: 0 K: 2 S: 5	H: 2 LOB: 2 BB: 0 P: 5	R: 0 E: 0 K: 1 S: 7	H: 0 LOB: 0 BB: 0 P: 7	R: 2 E: 0 K: 1 S: 6	H: 1 LOB: 0 BB: 1 P: 10	R: 0 E: 0 K: 1 S: 5	H: 0 LOB: 0 BB: 0 P: 5	R: 0 E: 0 K: 0 S: 3	H: 0 LOB: 0 BB: 0 P: 3	R: 0 E: 0 K: 0 S: 4	H: 1 LOB: 1 BB: 0 P: 4	1B: 2 2B: 2 3B: 0 HR: 1	SF: 0 SAC: 0 DP: 1 HBP: 0	WP: 0 PB: 0 SB: 0 CS: 0	PA: 33									
PITCHER Robin Roberts, R (1, 1) ERA: 2.9	IP 9.0	WLS W	BF 33	H 5	R 2	ER 2	SO 5	BB 2	IBB 0	HBP 0	BLK 0	WP 0	HR 1	S 41	P 49	ERA 2.00	WHIP 0.778														
											PITCHER	IP	WLS	BF	H	R	ER	SO	BB	IBB	HBP	BLK	WP	HR	S	P	ERA	WHIP			

St. Louis Cardinals @ Philadelphia Phillies
 Shibe Park, Philadelphia, PA
 Fri Aug 04 1950, 3:33 AM EDT
 Att: 27,691 - Unknown

livebaseballscorecards.com

AB	31
R	2
H	5
RBI	2
BB	2
SO	5
LOB	9



Batter	1	2	3	4	5	6	7	8	9	AB	R	H	RBI	BB	SO	LOB
Eddie Waitkus, L (1, 3) OBP: 0.338, SLG: 0.363	0-0 F8		0-0 1B		0-3 K		0-0 F8			4	0	1	0	0	1	1
Richie Ashburn, L (1, 8) OBP: 0.383, SLG: 0.419	0-0 6-3		0-0 F5		0-0 3B			0-0 F7		4	0	1	0	0	0	1
Willie Jones, R (1, 5) OBP: 0.379, SLG: 0.554	4-0 1B BB		0-0 5-3		0-0 6-3			0-0 F7		3	0	0	0	1	0	2
Del Ennis, R (1, 9) OBP: 0.356, SLG: 0.579	0-0 1-2 1B			0-0 2B 3B		0-0 F4		0-0 1B 3B 1B		4	2	3	0	0	0	0
Dick Sisler, L (1, 7) OBP: 0.401, SLG: 0.486	0-0 F7			0-0 SH F8 2B		0-0 6-3		0-0 1-2 3B 1B		4	2	2	1	0	0	2
Granny Hamner, R (1, 6) OBP: 0.312, SLG: 0.384		0-3 K		0-0 SH		0-0 P2		0-0 1-H 2-H 3B		3	0	1	2	0	1	0
Andy Seminick, R (1, 2) OBP: 0.415, SLG: 0.529		0-0 F6		0-0 F8			0-0 P2	0-3 K		4	0	0	1	0	1	1
Mike Goliat, R (1, 4) OBP: 0.304, SLG: 0.362		0-3 K		0-0 P3			0-0 E5 SH3-4			3	0	0	0	0	1	0
Robin Roberts, S (1, 1) OBP: 0.164, SLG: 0.090			0-3 K		0-0 3-1		0-0 SH3-4			2	0	0	0	0	1	0


Inning Stats	R: 0 H: 1 E: 0 K: 0 S: 4	H: 1 LOB: 2 BB: 1 P: 8	R: 0 H: 0 E: 0 K: 2 S: 7	H: 0 LOB: 0 BB: 0 P: 7	R: 0 H: 1 E: 0 K: 1 S: 6	H: 1 LOB: 1 BB: 0 P: 6	R: 2 H: 2 E: 0 K: 0 S: 5	H: 2 LOB: 0 BB: 0 P: 5	R: 0 H: 1 E: 0 K: 1 S: 6	H: 1 LOB: 1 BB: 0 P: 6	R: 0 H: 0 E: 0 K: 0 S: 3	H: 0 LOB: 0 BB: 0 P: 3	R: 0 H: 0 E: 1 K: 0 S: 4	H: 0 LOB: 1 BB: 0 P: 4	R: 2 H: 3 E: 0 K: 1 S: 8	H: 3 LOB: 1 BB: 0 P: 8	1B: 4 SF: 0 2B: 1 SAC: 2 3B: 3 DP: 0 HR: 0 HBP: 0
PITCHER Howie Pollet, L (1, 1) ERA: 3.29	IP: 8.0 WLS: L BF: 34 H: 8 R: 4 ER: 4 SO: 5 BB: 1 IBB: 0 HBP: 0 BLK: 0 WP: 0 HR: 0 S: 43 P: 47 ERA: 4.50 WHIP: 1.125																
PITCHER	IP: WLS: BF: H: R: ER: SO: BB: IBB: HBP: BLK: WP: HR: S: P: ERA: WHIP:																

BOTTOM

St. Louis Cardinals @ Philadelphia Phillies
 Shibe Park, Philadelphia, PA
 Fri Aug 04 1950, 3:33 AM EDT
 Att. 27,691 - Unknown

livebaseballscorecards.com

AB	31
R	4
H	8
RBI	4
BB	1
SO	5
LOB	7



WP: 0	PA: 34
PB: 0	SB: 0
CS: 0	

Batter	1	2	3	4	5	6	7	8	9	AB R H RBI BB SO LOB	TOP									
Harry Walker, L (1, 8) OBP: 0.287, SLG: 0.240	0-0 6-3		0-0 F9			0-0 F5	0-0 F6		0-0 F6	5 0 0 0 0 0 4	St. Louis Cardinals @ Philadelphia Phillies Shibe Park, Philadelphia, PA Sat Aug 05 1950, 3:33 AM EDT Att: 21,869 - Unknown livebaseballscorecards.com									
Red Schoendienst, S (1, 4) OBP: 0.316, SLG: 0.406	0-0 G3			0-0 F8		4-0 BB		0-0 F8		3 0 0 0 1 0 0										
Stan Musial, L (1, 7) OBP: 0.453, SLG: 0.603	0-0 1B			0-0 F7		0-0 F8		0-0 FC4 1B		4 0 2 0 0 0 1										
Enos Slaughter, L (1, 9) OBP: 0.402, SLG: 0.485	0-0 1-2 5-3			0-0 1B		0-0 4-3		0-0 F4		4 0 1 0 0 0 3										
Eddie Kazak, R (1, 5) OBP: 0.352, SLG: 0.431		0-0 F8		0-0 F6			0-0 5-3	0-0 FC4 1-2f		4 0 0 0 0 0 2										
Eddie Miller, R (1, 6) OBP: 0.317, SLG: 0.347		0-0 F6			0-0 F3		0-0 1B 1B	0-0 F8		4 1 1 0 0 0 0										
Rocky Nelson, L (1, 3) OBP: 0.348, SLG: 0.397		0-0 F9			0-0 F8		0-0 1B 1-2 1B	0-0 E3 1B		4 0 1 0 0 0 0										
Del Rice, R (1, 2) OBP: 0.329, SLG: 0.373			0-0 6-3		0-0 FC6-4 1B		0-0 1-2 2-H 1B	0-0 1-2 1B		4 0 3 1 0 0 0										
Gerry Staley, R (1, 1) OBP: 0.179, SLG: 0.162			0-3 K		0-0 FC6-4 1-2f		0-3 K	0-0 F5		2 0 0 0 0 1 1										
Bill Howerton, L (7, PH) OBP: 0.394, SLG: 0.474										1 0 0 0 0 1 2										
Red Munger, R (7, 1) OBP: 0.195, SLG: 0.179										0 0 0 0 0 0 0										
Tommy Glaviano, R (9, PH) OBP: 0.410, SLG: 0.421										1 0 0 0 0 0 2										
Inning Stats	R: 0 E: 0 K: 0 S: 4	H: 1 LOB: 1 BB: 0 P: 4	R: 0 E: 0 K: 0 S: 3	H: 0 LOB: 0 BB: 0 P: 3	R: 0 E: 0 K: 1 S: 5	H: 0 LOB: 0 BB: 0 P: 5	R: 0 E: 0 K: 0 S: 4	H: 1 LOB: 1 BB: 0 P: 4	R: 0 E: 0 K: 0 S: 3	H: 0 LOB: 1 BB: 1 P: 7	R: 1 E: 0 K: 1 S: 8	H: 3 LOB: 2 BB: 0 P: 8	R: 0 E: 0 K: 0 S: 4	H: 1 LOB: 1 BB: 0 P: 4	R: 0 E: 1 K: 0 S: 5	H: 1 LOB: 2 BB: 0 P: 5	1B: 8 2B: 0 3B: 0 HR: 0	SF: 0 SAC: 0 DP: 0 HBP: 0	WP: 0 PB: 0 SB: 1 CS: 0	PA: 37
PITCHER	IP WLS BF H R ER SO BB IBB HBP BLK WP HR S P ERA WHIP																			
Russ Meyer, R (1, 1) ERA: 5.45	8.1 W 35 8 1 1 2 1 0 0 0 0 0 0 38 42 1.08 1.080																			
Jim Konstanty, R (9, 1) ERA: 2.8	0.2 S 2 0 0 0 0 0 0 0 0 0 0 0 2 2 0.00 0.000																			



Batter	1	2	3	4	5	6	7	8	9
Eddie Waitkus, L OBP: 0.335, SLG: 0.360 (1, 3) X	0-0 6-3 ①		X 0-0 F9 ②		X 0-0 F9 ③			X 0-0 1-3 ①	
Richie Ashburn, L OBP: 0.382, SLG: 0.420 (1, 8) X	0-0 4-3 ②		X 0-0 1-3 ③			X 0-0 4-3 ①		X 0-0 2B ①	
Dick Sisler, L OBP: 0.405, SLG: 0.487 (1, 7) X	0-0 3-1 ③			X 0-0 1B ①		X 0-0 1B ②		X 4-0 IBB ④	
Del Ennis, R OBP: 0.352, SLG: 0.573 (1, 9)		X 0-0 F8 ①		X 0-0 G4-6-3 ①② 1-2f		X 0-0 G6-4-3 ②③ 1-2f		X 0-0 F9 ②	
Willie Jones, R OBP: 0.378, SLG: 0.551 (1, 5)		X 0-0 5-3 ②		X 0-0 5-3 ③			X 0-0 1B ① FC4-6	X 0-0 F8 ③	
Granny Hamner, R OBP: 0.314, SLG: 0.389 (1, 6)		X 0-0 1B ③			X 0-0 HR ②		X 0-0 BB ① 1-2f		
Andy Seminick, R OBP: 0.410, SLG: 0.522 (1, 2)		X 0-0 F8 ③			X 0-0 F9 ①		X 0-0 F9 ②		
Mike Goliat, R OBP: 0.310, SLG: 0.377 (1, 4)			X 0-0 SH1-3 1B ①		X 0-0 HR ② 2-H		X 4-0 BB ③ 1-2		
Russ Meyer, S OBP: 0.200, SLG: 0.206 (1, 1)			X 0-0 SH1-3 ①		X 0-0 F7 ②		X 0-0 5-3 ③		
Jim Konstanty, R OBP: 0.053, SLG: 0.053 (9, 1)			X 1-2 SH1-3 ①		X 0-0 F7 ②		X 0-0 5-3 ③		

AB	R	H	RBI	BB	SO	LOB
4	0	0	0	0	0	1
4	0	1	0	0	0	1
3	0	2	0	1	0	0
4	0	0	0	0	0	4
4	0	1	0	0	0	2
3	1	2	0	0	0	1
3	0	0	0	0	0	3
2	1	2	2	1	0	0
2	0	0	0	0	0	2
0	0	0	0	0	0	0

BOTTOM

St. Louis Cardinals @ Philadelphia Phillies
Shibe Park, Philadelphia, PA
 Sat Aug 05 1950, 3:33 AM EDT
 Att. 21,869 - Unknown

livebaseballscorecards.com

AB	29
R	2
H	8
RBI	2
BB	2
SO	0
LOB	14



Inning Stats	R	H	E	K	S	H	LOB	BB	P	R	H	E	K	S	H	LOB	BB	P	R	H	E	K	S	H	LOB	BB	P	R	H	E	K	S	H	LOB	BB	P			
	0	0	0	0	3	0	0	0	3	0	0	0	0	3	0	0	0	3	0	0	0	0	3	0	0	0	3	0	0	0	0	3	0	0	3	0	0	0	3
	0	0	0	0	4	1	1	0	4	0	0	0	0	4	0	0	0	4	0	0	0	0	4	0	0	0	4	0	0	0	0	4	0	0	4	0	0	4	
	0	0	0	0	4	1	1	0	4	0	0	0	0	4	0	0	0	4	0	0	0	0	4	0	0	0	4	0	0	0	0	4	0	0	4	0	0	4	
	0	0	0	0	3	2	2	0	3	0	0	0	0	3	2	2	0	3	0	0	0	0	3	0	0	0	3	0	0	0	0	3	0	0	3	0	0	3	
	0	0	0	0	3	2	2	0	3	0	0	0	0	3	2	2	0	3	0	0	0	0	3	0	0	0	3	0	0	0	0	3	0	0	3	0	0	3	
	0	0	0	0	3	2	2	0	3	0	0	0	0	3	2	2	0	3	0	0	0	0	3	0	0	0	3	0	0	0	0	3	0	0	3	0	0	3	

PITCHER	IP	WLS	BF	H	R	ER	SO	BB	IBB	HBP	BLK	WP	HR	S	P	ERA	WHIP
Gerry Staley, R ERA: 5.56 (1, 1)	6.0	L	22	6	2	2	0	0	0	0	0	0	1	22	22	3.00	1.000
Red Munger, R ERA: 3.77 (7, 1)	2.0		10	2	0	0	0	1	1	0	0	0	0	8	16	0.00	1.500

WP	PA	ERA	WHIP
0	32		
0			
0			
0			

Batter	1	2	3	4	5	6	7	8	9	AB R H RBI BB SO LOB	TOP
Rocky Nelson, L (1, 3) OBP: 0.336, SLG: 0.382	0-0 F9		0-0 F4		0-0 4-3		0-0 F8		0-0 F7	5 0 0 0 0 0 1	St. Louis Cardinals @ Philadelphia Phillies Shibe Park, Philadelphia, PA Sun Aug 06 1950, 3:33 AM EDT Unknown
Red Schoendienst, S (1, 4) OBP: 0.324, SLG: 0.415	0-0 1-3 1B		0-0 1-2 2B 1B		0-0 1B		0-0 1B		0-0 HR 2B	5 2 5 0 0 0 0	
Stan Musial, L (1, 8) (9, 7) OBP: 0.452, SLG: 0.609	0-0 1-3		0-0 1-2 2B 1B		0-0 F2		0-0 G3		0-0 HR	5 2 2 3 0 0 3	
Enos Slaughter, L (1, 9) OBP: 0.405, SLG: 0.489	0-0 4-3		0-0 1-H 2-H 2B		0-0 G3		0-0 SH1-4 1B		0-0 FC5-4 1B	5 1 3 2 0 0 1	
Eddie Kazak, R (1, 5) OBP: 0.349, SLG: 0.434		0-0 5-3		0-0 5-3		0-0 1B 2B		0-0 SH1-4 1B	0-0 FC5-4 1B	4 1 1 0 0 0 1	
Hal Rice, L (1, 7) Chuck Diering, R (9, 8) OBP: 0.600, SLG: 0.500 OBP: 0.382, SLG: 0.381		0-0 F9		0-3 K		0-0 CS 1-3 1B		4-0 1B IBB	0-0 WP 1B	4 0 2 1 1 1 0 0 0 0 0 0 0 0	
Marty Marion, R (1, 6) OBP: 0.338, SLG: 0.362		0-0 F6		0-0 1B		0-0 1-3		0-3 K	0-3 K	5 0 1 0 0 2 5	
Del Rice, R (1, 2) OBP: 0.335, SLG: 0.375			4-0 1B BB		0-0 F6		4-0 IBB		0-0 1-2 2-H 1B	2 1 1 1 2 0 1	
Cloyd Boyer, R (1, 1) OBP: 0.250, SLG: 0.222			0-0 F3		0-0 6-3		0-0 CS		0-0 G3	4 0 0 0 0 0 3	
Inning Stats	R: 0 H: 1 E: 0 LOB: 1 K: 0 BB: 0 S: 4 P: 4	R: 0 H: 0 E: 0 LOB: 0 K: 0 BB: 0 S: 3 P: 3	R: 3 H: 3 E: 0 LOB: 2 K: 0 BB: 1 S: 5 P: 9	R: 0 H: 1 E: 0 LOB: 1 K: 1 BB: 0 S: 6 P: 6	R: 0 H: 1 E: 0 LOB: 1 K: 0 BB: 0 S: 4 P: 4	R: 1 H: 2 E: 0 LOB: 1 K: 0 BB: 1 S: 4 P: 8	R: 0 H: 1 E: 0 LOB: 1 K: 0 BB: 0 S: 4 P: 4	R: 1 H: 2 E: 0 LOB: 2 K: 1 BB: 1 S: 7 P: 11	R: 2 H: 4 E: 0 LOB: 2 K: 1 BB: 0 S: 9 P: 9	1B: 11 SF: 0 2B: 3 SAC: 1 3B: 0 DP: 0 HR: 1 HBP: 0	WP: 1 PA: 44 PB: 0 SB: 0 CS: 1
PITCHER Bob Miller, R (1, 1) ERA: 3.25 Milo Candini, R (9, 1) ERA: 4.26	IP WLS BF H R ER SO BB IBB HBP BLK WP HR S P ERA WHIP										
	8.0 L 36 11 5 5 2 1 2 0 0 0 0 0 37 49 5.62 1.500										
	1.0 7 4 2 2 1 0 0 0 0 1 1 9 9 18.00 4.000										

livebaseballscorecards.com



Batter	1	2	3	4	5	6	7	8	9	AB R H RBI BB SO LOB
Eddie Waitkus, L (1, 3) OBP: 0.334, SLG: 0.361	0-0 F8		0-0 F7		0-0 F9			0-0 2B		4 0 1 0 0 0 1
Richie Ashburn, L (1, 8) OBP: 0.381, SLG: 0.420	0-3 K			0-0 4-3 2B		0-0 F7		0-0 F4		4 0 1 0 0 1 1
Dick Sister, L (1, 7) OBP: 0.401, SLG: 0.482	0-3 K			0-0 4-3 2-3		0-0 F8			0-3 K	4 0 0 0 0 2 1
Del Ennis, R (1, 9) OBP: 0.349, SLG: 0.567		0-0 F8		0-0 F3		0-0 F4			0-0 5-3	4 0 0 0 0 0 1
Willie Jones, R (1, 5) OBP: 0.377, SLG: 0.547		0-0 6-3		4-0 BB			0-0 F9		0-0 F9	3 0 0 0 1 0 0
Granny Hamner, R (1, 6) OBP: 0.312, SLG: 0.386		0-0 F9		0-0 F3			0-3 K			3 0 0 0 0 1 2
Andy Seminick, R (1, 2) OBP: 0.410, SLG: 0.533			0-3 K		0-0 HR		0-3 K			3 1 1 1 0 2 0
Mike Goliat, R (1, 4) OBP: 0.311, SLG: 0.376			0-0 1B		0-3 K			0-3 K		3 0 1 0 0 2 0
Bob Miller, R (1, 1) OBP: 0.233, SLG: 0.238			0-0 F9		0-3 K			0-0 1-3		2 0 0 0 0 1 1
Dick Whitman, L (8, PH) OBP: 0.319, SLG: 0.306										1 0 0 0 0 0 0
Milo Candini, R (9, 1)										0 0 0 0 0 0 0

Inning Stats	R: 0	H: 0	E: 0	K: 2	S: 7	R: 0	H: 0	E: 0	K: 0	S: 3	R: 0	H: 1	E: 0	K: 1	S: 6	R: 0	H: 1	E: 0	K: 0	S: 4	R: 1	H: 1	E: 0	K: 2	S: 8	R: 0	H: 0	E: 0	K: 2	S: 7	R: 0	H: 1	E: 0	K: 1	S: 6	R: 0	H: 0	E: 0	K: 1	S: 5	1B: 1	2B: 2	3B: 0	HR: 1	SF: 0	SAC: 0	DP: 0	HBP: 0	WP: 0	PA: 32
	0	0	0	2	7	0	0	0	0	3	0	1	0	0	6	0	0	0	0	4	0	1	0	0	0	8	0	0	0	0	7	0	1	0	6	0	1	0	5	1	2	0	0	0	0	0	32			


PITCHER	IP	WLS	BF	H	R	ER	SO	BB	IBB	HBP	BLK	WP	HR	S	P	ERA	WHIP
Cloyd Boyer, R (1, 1) ERA: 2.69	9.0	W	32	4	1	1	9	1	0	0	0	0	1	49	53	1.00	0.556


BOTTOM

St. Louis Cardinals @ Philadelphia Phillies
 Shibe Park, Philadelphia, PA
 Sun Aug 06 1950, 3:33 AM EDT
 Unknown

livebaseballscorecards.com

AB	31
R	1
H	4
RBI	1
BB	1
SO	9
LOB	7



Batter	1	2	3	4	5	6	7	8	9	AB R H RBI BB SO LOB	TOP	
Rocky Nelson, L (1, 3) OBP: 0.327, SLG: 0.370	0-3 K		0-0 4-3			0-0 4-3		0-0 F8		4 0 0 0 0 1 0		
Red Schoendienst, S (1, 4) OBP: 0.321, SLG: 0.411	0-0 F9			0-0 E4 SH1-3 1B 1B		0-0 F8		0-0 4-3		4 1 0 0 0 0 0		
Stan Musial, L (1, 8) OBP: 0.453, SLG: 0.606	0-0 6-3			0-0 SH1-3 1-2 1B 1B		4-0 BB BB BB			0-0 F1	3 1 1 0 1 0 0		
Enos Slaughter, L (1, 9) OBP: 0.404, SLG: 0.487		0-0 1B		0-0 SH1-3 1-2 2-3		0-0 F7			0-0 F7	3 0 1 0 0 0 1		
Eddie Kazak, R (1, 5) OBP: 0.346, SLG: 0.427		0-0 F6		0-0 G6-3 1B 2-H 3-H		0-0 F7			0-0 F6	4 0 1 2 0 0 1		
Hal Rice, L (1, 7) OBP: 0.500, SLG: 0.333		0-0 F6		0-0 G6-3 1-2f		4-0 WP BB BB BB BB				2 0 0 0 1 0 2		
Eddie Miller, R (1, 6) OBP: 0.312, SLG: 0.340		0-0 F9			0-0 5-3		0-3 K 1-2			3 0 0 0 0 1 2	AB 29 R 2 H 3 RBI 2 BB 2 SO 2 LOB 7	
Del Rice, R (1, 2) OBP: 0.331, SLG: 0.370			0-0 F7		0-0 F7		0-0 F9			3 0 0 0 0 0 1		
Max Lanier, R (1, 1) OBP: 0.222, SLG: 0.235			0-0 6-3		0-0 4-3			0-0 4-3		3 0 0 0 0 0 0		
Inning Stats	R: 0 H: 0 E: 0 LOB: 0 K: 1 BB: 0 S: 5 P: 5	R: 0 H: 1 E: 0 LOB: 1 K: 0 BB: 0 S: 4 P: 4	R: 0 H: 0 E: 0 LOB: 0 K: 0 BB: 0 S: 3 P: 3	R: 2 H: 2 E: 1 LOB: 0 K: 0 BB: 0 S: 5 P: 5	R: 0 H: 0 E: 0 LOB: 0 K: 0 BB: 0 S: 3 P: 3	R: 0 H: 0 E: 0 LOB: 1 K: 0 BB: 1 S: 3 P: 7	R: 0 H: 0 E: 0 LOB: 1 K: 1 BB: 1 S: 5 P: 9	R: 0 H: 0 E: 0 LOB: 0 K: 0 BB: 0 S: 3 P: 3	R: 0 H: 0 E: 0 LOB: 0 K: 0 BB: 0 S: 3 P: 3	1B: 3 SF: 0 2B: 0 SAC: 1 3B: 0 DP: 1 HR: 0 HBP: 0	WP: 1 PA: 32 PB: 0 SB: 0 CS: 0	
PITCHER Bubba Church, R (1, 1) ERA: 2.21 Jim Konstanty, R (8, 1) ERA: 2.73	IP WLS BF H R ER SO BB IBB HBP BLK WP HR S P ERA WHIP											PITCHER IP WLS BF H R ER SO BB IBB HBP BLK WP HR S P ERA WHIP

St. Louis Cardinals @ Philadelphia Phillies
 Shibe Park, Philadelphia, PA
 Sun Aug 06 1950, 3:38 AM EDT
 Att: 31,914 - Unknown

livebaseballscorecards.com

Batter	1	2	3	4	5	6	7	8	9	AB	R	H	RBI	BB	SO	LOB
Eddie Waitkus, L OBP: 0.333, SLG: 0.359 (1, 3) X	0-0 4-3 ①		0-0 6-3 ②		0-0 F7 ②		4-0 BB ②			3	0	0	0	1	0	1
Richie Ashburn, L OBP: 0.382, SLG: 0.420 (1, 8) X	0-0 G5-4-3 1B		0-3 K ③		4-0 BB ③		0-3 K ③			3	0	1	0	1	2	1
Willie Jones, R OBP: 0.374, SLG: 0.541 (1, 5) X	0-0 G5-4-3 1-2f ② ③			0-0 F9 ①	0-0 F5 ③			0-0 F9 ①		4	0	0	0	0	0	3
Del Ennis, R OBP: 0.346, SLG: 0.561 (1, 9) X		0-0 F8 ①		0-0 6-3 ②		0-0 6-3 ①		0-0 F9 ②		4	0	0	0	0	0	0
Dick Sisler, L OBP: 0.402, SLG: 0.481 (1, 7) X		4-0 FC4-6 1B BB		0-0 1B		0-0 F7 ②		0-0 1-3 ③		3	0	1	0	1	0	0
Granny Hamner, R OBP: 0.316, SLG: 0.389 (1, 6) X		0-0 FC4-6 1-2 1B		0-0 1-2 1B		0-0 1B			0-0 6-3 ①	4	0	3	0	0	0	0
Andy Seminick, R OBP: 0.404, SLG: 0.524 (1, 2) X		0-0 FC4-6 1-2f 2-3 ②		0-0 5-3 ③		0-0 F8 ③			0-0 5-3 ②	4	0	0	0	0	0	5
Mike Goliat, R OBP: 0.310, SLG: 0.375 (1, 4) X		0-0 F8 ③			0-0 SH1-3 1B		0-0 F5 ①		0-0 F8 ③	4	0	1	0	0	0	2
Bubba Church, R OBP: 0.214, SLG: 0.250 (1, 1) X			0-3 K ①		0-0 SH1-3 ①		0-3 K ②			1	0	0	0	0	1	0
Jimmy Bloodworth, R OBP: 0.261, SLG: 0.248 (7, PH) X					0-0 SH1-3 1-2					1	0	0	0	0	1	0
Jim Konstanty, R OBP: 0.053, SLG: 0.053 (8, 1) X										0	0	0	0	0	0	0


Inning Stats	R: 0	H: 1	E: 0	LOB: 0	K: 0	BB: 0	S: 3	P: 3	R: 0	H: 1	E: 0	LOB: 2	K: 2	BB: 0	S: 7	P: 7	R: 0	H: 0	E: 0	LOB: 0	K: 0	BB: 0	S: 7	P: 7	R: 0	H: 2	E: 0	LOB: 2	K: 0	BB: 0	S: 5	P: 5	R: 0	H: 1	E: 0	LOB: 2	K: 0	BB: 1	S: 4	P: 8	R: 0	H: 1	E: 0	LOB: 1	K: 0	BB: 0	S: 4	P: 4	R: 0	H: 0	E: 0	LOB: 1	K: 2	BB: 1	S: 7	P: 11	R: 0	H: 0	E: 0	LOB: 0	K: 0	BB: 0	S: 3	P: 3	R: 0	H: 0	E: 0	LOB: 0	K: 0	BB: 0	S: 3	P: 3	R: 0	H: 0	E: 0	LOB: 0	K: 0	BB: 0	S: 3	P: 3
Max Lanier, L ERA: 2.83 (1, 1)	IP	WLS	BF	H	R	ER	SO	BB	IBB	HBP	BLK	WP	HR	S	P	ERA	WHIP	IP	WLS	BF	H	R	ER	SO	BB	IBB	HBP	BLK	WP	HR	S	P	ERA	WHIP	IP	WLS	BF	H	R	ER	SO	BB	IBB	HBP	BLK	WP	HR	S	P	ERA	WHIP																													

BOTTOM

St. Louis Cardinals @ Philadelphia Phillies
Shibe Park, Philadelphia, PA
 Sun Aug 06 1950, 3:38 AM EDT
 Att. 31,914 - Unknown

AB	31
R	0
H	6
RBI	0
BB	3
SO	4
LOB	12

livebaseballscorecards.com



Batter	1	2	3	4	5	6	7	8	9	AB R H RBI BB SO LOB	TOP	
Chuck Diering, R (1, 8) <small>OBP: 0.379, SLG: 0.373</small>	0-0 5-3	4-0 BB			0-0 F8		0-0 6-3			3 0 0 0 1 0 0	St. Louis Cardinals @ Philadelphia Phillies Shibe Park, Philadelphia, PA Mon Aug 07 1950, 3:33 AM EDT Att: 25,251 - Unknown	
Red Schoendienst, S (1, 4) <small>OBP: 0.318, SLG: 0.407</small>	0-3 K	0-0 3-1			0-0 F7		0-0 5-3		4 0 0 0 0 1 2			
Stan Musial, L (1, 7) <small>OBP: 0.451, SLG: 0.603</small>	0-0 BB BB 1B		0-3 K		0-0 4-3		0-0 F4		4 0 1 0 0 1 0			
Enos Slaughter, L (1, 9) <small>OBP: 0.405, SLG: 0.485</small>	4-0 1-2 BB BB		0-0 F7		4-0 FC5-4 BB		0-0 F6		2 0 0 0 2 0 0			
Eddie Kazak, R (1, 5) <small>OBP: 0.343, SLG: 0.417</small>	4-0 1-2 2-3 BB		0-0 E6		0-0 FC5-4 BB 1-2f		0-0 4-3		3 0 0 0 1 0 1			
Nippy Jones, R (1, 3) <small>OBP: 0.318, SLG: 0.211</small>	0-0 F8		0-0 F9		4-0 1-2 BB		0-0 1-3		3 0 0 0 1 0 4			
Eddie Miller, R (1, 6) <small>OBP: 0.305, SLG: 0.331</small>		0-3 K		0-3 K		0-3 K		0-0 F3	4 0 0 0 0 3 2			
Del Rice, R (1, 2) <small>OBP: 0.333, SLG: 0.370</small>		4-0 1-3 BB		0-0 G4-3 1B		0-0 5-3		0-0 F8	3 0 1 0 1 0 2			
Harry Brecheen, L (1, 1) <small>OBP: 0.238, SLG: 0.200</small> Al Brazle, L (5, 1) <small>OBP: 0.190, SLG: 0.190</small> Tommy Glaviano, R (7, PH) <small>OBP: 0.409, SLG: 0.420</small> Red Munger, R (7, 1) <small>OBP: 0.195, SLG: 0.179</small> Ted Wilks, R (7, 1)		0-0 1-3		0-0 G4-3 1-2f		0-3 K		0-0 1-3	2 0 0 0 0 0 2 0 0 0 0 0 0 0 1 0 0 0 0 1 0 0 0 0 0 0 0 0 0 0 0 0 0 0 0			
Inning Stats	R: 0 H: 1 E: 0 LOB: 3 K: 1 BB: 2 S: 6 P: 14	R: 0 H: 0 E: 0 LOB: 2 K: 1 BB: 2 S: 5 P: 13	R: 0 H: 0 E: 1 LOB: 1 K: 1 BB: 0 S: 6 P: 6	R: 0 H: 1 E: 0 LOB: 0 K: 1 BB: 0 S: 5 P: 5	R: 0 H: 0 E: 0 LOB: 0 K: 0 BB: 0 S: 3 P: 3	R: 0 H: 0 E: 0 LOB: 2 K: 1 BB: 2 S: 5 P: 13	R: 0 H: 0 E: 0 LOB: 0 K: 1 BB: 0 S: 5 P: 5	R: 0 H: 0 E: 0 LOB: 0 K: 0 BB: 0 S: 3 P: 3	R: 0 H: 0 E: 0 LOB: 0 K: 0 BB: 0 S: 3 P: 3	1B: 2 SF: 0 2B: 0 SAC: 0 3B: 0 DP: 1 HR: 0 HBP: 0	WP: 0 PA: 35 PB: 0 SB: 0 CS: 0	
PITCHER Ken Johnson, L (1, 1) <small>ERA: 3.55</small>	IP WLS BF H R ER SO BB IBB HBP BLK WP HR S P ERA WHIP 9.0 W 35 2 0 0 6 6 0 0 0 0 0 0 41 65 0.00 0.889											PITCHER IP WLS BF H R ER SO BB IBB HBP BLK WP HR S P ERA WHIP

AB	29
R	0
H	2
RBI	0
BB	6
SO	6
LOB	13



Batter	1	2	3	4	5	6	7	8	9
Eddie Waitkus, L OBP: 0.335, SLG: 0.358 (1, 3) X	0-0 F8	4-0 FC4-6 IBB			0-0 SH FC4-6		0-0 1B SH BB 1B	0-0 F6	
Richie Ashburn, L OBP: 0.378, SLG: 0.415 (1, 8) S S S	0-3 K	0-0 FC4-6 1-2f			0-0 FC4-6 HR 1-2f 3-H		0-0 SH BB 1B 1-2	0-0 E6	
Willie Jones, R OBP: 0.376, SLG: 0.550 (1, 5) X	0-0 FC5-4 1B		0-0 1-3		0-0 HR 1-H		0-0 1B BB 3B 1B 1-2 2-3	0-0 F9	
Del Ennis, R OBP: 0.344, SLG: 0.555 (1, 9) X	0-0 FC5-4 1-2f		0-0 F7		0-0 4-3		4-0 1B 3B BB 1-2 2-3 3-H	0-3 K	
Dick Sisler, L OBP: 0.403, SLG: 0.484 (1, 7) X		0-0 2B 2B	0-0 G3		0-0 F5		0-0 3B 1B 1-2 2-3 3-H		
Granny Hamner, R OBP: 0.318, SLG: 0.390 (1, 6) X		0-0 6-3		0-0 G6-3 1B		0-0 G6-4-3 1B	0-0 F7		
Andy Seminick, R OBP: 0.401, SLG: 0.517 (1, 2) H		1-0 2B HBP		0-0 G6-3 1-2f		0-0 G6-4-3 1-2f	0-3 K		
Mike Goliat, R OBP: 0.315, SLG: 0.389 (1, 4) X		0-0 1-3 2-H 2B		0-0 4-3		0-0 1B	0-0 1-H 2-H 3-H 3B		
Ken Johnson, L OBP: 0.176, SLG: 0.125 (1, 1) X		0-0 1-3			4-0 SH FC4-6 BB	0-3 K	0-0 3-1		

Inning Stats	R: 0	H: 1	E: 0	LOB: 1	K: 1	BB: 0	S: 6	P: 6
	R: 1	H: 2	E: 0	LOB: 3	K: 0	BB: 1	S: 5	P: 10
	R: 0	H: 0	E: 0	LOB: 0	K: 0	BB: 0	S: 3	P: 3
	R: 0	H: 1	E: 0	LOB: 0	K: 0	BB: 0	S: 3	P: 3
	R: 3	H: 1	E: 1	LOB: 0	K: 0	BB: 1	S: 5	P: 9
	R: 0	H: 2	E: 0	LOB: 1	K: 1	BB: 0	S: 6	P: 6
	R: 5	H: 4	E: 0	LOB: 1	K: 1	BB: 1	S: 10	P: 14
	R: 0	H: 0	E: 1	LOB: 1	K: 1	BB: 0	S: 6	P: 6

PITCHER	IP	WLS	BF	H	R	ER	SO	BB	IBB	HBP	BLK	WP	HR	S	P	ERA	WHIP
Harry Brecheen, L ERA: 3.71 (1, 1)	4.1	L	21	5	4	3	1	1	1	1	0	0	1	20	29	6.23	1.385
Al Brazle, L ERA: 4.95 (5, 1)	1.2		6	2	0	0	1	0	0	0	0	0	0	8	8	0.00	1.200
Red Munger, R ERA: 4.17 (7, 1)	0.0		5	3	5	5	0	1	0	0	0	0	0	4	8	∞	∞
Ted Wilks, R ERA: 8.44 (7, 1)	2.0		8	1	0	0	2	0	0	0	0	0	0	12	12	0.00	0.500

AB R H RBI BB SO LOB

3	1	1	0	1	0	0
4	2	0	1	0	1	4
5	2	3	2	0	0	1
4	1	0	1	1	1	2
4	2	2	1	0	0	0
4	0	2	0	0	0	4
3	0	0	0	0	1	5
4	0	3	4	0	0	0
3	1	0	0	1	1	4

AB	R	H	RBI	BB	SO	LOB
34	9	11	9	3	4	20

BOTTOM

St. Louis Cardinals @ Philadelphia Phillies
 Shibe Park, Philadelphia, PA
 Mon Aug 07 1950, 3:33 AM EDT
 Att. 25,251 - Unknown

WP	HR	S	P	ERA	WHIP
0	0	0	0	0	0



Batter	1	2	3	4	5	6	7	8	9	AB R H RBI BB SO LOB	TOP	
Eddie Waitkus, L OBP: 0.331, SLG: 0.354 (1, 3) C S B X	1-2 6-3 ①		1-1 F7 ②		X 0-0 4-3 ③		1-2 4-3 ③		X 0-0 6-3 ③	5 0 0 0 0 0 3	Philadelphia Phillies @ Brooklyn Dodgers Ebbets Field, Brooklyn, NY Tue Aug 08 1950, 3:33 AM EDT Att: 32,886 - Unknown livebaseballscorecards.com	
Richie Ashburn, L OBP: 0.379, SLG: 0.419 (1, 8) X	0-0 F8 ②		0-1 4-3 ③			3-2 FC4-6 1B		1-1 2B 2B	4 1 2 0 0 0 1			
Dick Sisler, L OBP: 0.401, SLG: 0.484 (1, 7) B S S S	1-3 K ③			0-1 F7 ①		1-1 FC4-6 G4-3 1-2f		0-0 1B 2B	4 1 1 1 0 1 1			
Del Ennis, R OBP: 0.343, SLG: 0.557 (1, 9) B B X		2-0 1B 3B		0-0 F9 ②		0-0 G4-3 1-2f		3-3 K ①	4 1 1 0 0 1 2			
Willie Jones, R OBP: 0.375, SLG: 0.547 (1, 5) B S C S X	1-2 F5 ①			2-0 F7 ③			0-1 F4 ①	0-0 1B 1B 2-H	4 0 1 1 0 0 1			
Granny Hamner, R OBP: 0.321, SLG: 0.394 (1, 6) X		0-0 G5-4-3 1B 3-H			1-1 6-3 ①		0-2 2B 1B	1-0 1B 1B 2-H	4 1 3 1 0 0 0			
Andy Seminick, R OBP: 0.399, SLG: 0.525 (1, 2) C X	0-1 G5-4-3 1-2f				1-2 HR		1-2 L6 ②	1-1 L7 ③	4 1 1 1 0 0 3			
Mike Goliat, R OBP: 0.320, SLG: 0.397 (1, 4) F C B B X			2-2 FC6-4 1B		1-2 SH2-4 1B		0-0 E7 1-H 2B		2-0 6-3 ①	4 1 3 1 0 0 0		
Robin Roberts, S OBP: 0.171, SLG: 0.087 (1, 1) Jim Konstanty, R OBP: 0.053, SLG: 0.053 (9, 1) X			0-0 FC6-4 1-2f		0-0 SH2-4 1-2		4-1 BB		2-3 K ②	2 0 0 0 1 1 1 0 0 0 0 0 0 0		
Inning Stats	R: 0 E: 0 K: 1 S: 7 H: 0 LOB: 0 BB: 0 P: 9	R: 1 E: 0 K: 0 S: 7 H: 2 LOB: 0 BB: 0 P: 10	R: 0 E: 0 K: 0 S: 8 H: 1 LOB: 1 BB: 0 P: 11	R: 0 E: 0 K: 0 S: 4 H: 0 LOB: 0 BB: 0 P: 6	R: 1 E: 0 K: 0 S: 11 H: 2 LOB: 1 BB: 0 P: 14	R: 0 E: 0 K: 0 S: 6 H: 1 LOB: 0 BB: 0 P: 10	R: 2 E: 1 K: 0 S: 15 H: 2 LOB: 1 BB: 1 P: 21	R: 2 E: 0 K: 1 S: 10 H: 4 LOB: 1 BB: 0 P: 16	R: 0 E: 0 K: 1 S: 6 H: 0 LOB: 0 BB: 0 P: 10	1B: 7 2B: 3 3B: 1 HR: 1 SF: 0 SAC: 1 DP: 2 HBP: 0	WP: 0 PB: 0 SB: 0 CS: 0 PA: 37	
PITCHER Don Newcombe, R ERA: 4.16 (1, 1) Carl Erskine, R ERA: 4.32 (8, 1)	IP 7.0 WLS L BF 30 H 10 R 6 ER 5 SO 1 BB 1 IBB 0 HBP 0 BLK 0 WP 0 HR 1 S 61 P 85 ERA 6.43 WHIP 1.571											PITCHER IP 2.0 WLS 7 BF 2 H 2 R 0 ER 0 SO 2 BB 0 IBB 0 HBP 0 BLK 0 WP 0 HR 0 S 13 P 22 ERA 0.00 WHIP 1.000



Batter	1	2	3	4	5	6	7	8	9	AB R H RBI BB SO LOB	TOP												
Eddie Waitkus, L OBP: 0.332, SLG: 0.352 (1, 3)	4-2 1B BB	4-2 BB BB		0-0 4-3			0-0 F7		1-1 F9	3 0 0 0 2 0 0	Philadelphia Phillies @ Brooklyn Dodgers Ebbets Field, Brooklyn, NY Wed Aug 09 1950, 3:33 AM EDT Att: 19,644 - Unknown livebaseballscorecards.com												
Richie Ashburn, L OBP: 0.377, SLG: 0.415 (1, 8)	2-1 F8	4-2 BB		3-2 L4			1-2 3-1		3-2 F3	4 0 0 1 1 0 1													
Dick Sisler, L OBP: 0.397, SLG: 0.477 (1, 7)	1-3 K	0-1 F7		1-3 K			2-0 G3		0-3 K	5 0 0 0 0 3 4													
Del Ennis, R OBP: 0.345, SLG: 0.564 (1, 9)	3-2 1B			0-0 HR			0-3 K		2-0 F7	4 1 2 1 0 1 0													
Willie Jones, R OBP: 0.378, SLG: 0.546 (1, 5)	0-3 K			4-1 HR BB			0-2 G4-6-3 1B		4-1 2B L7 BB	2 2 1 0 2 1 2													
Granny Hamner, R OBP: 0.321, SLG: 0.395 (1, 6)				0-1 L8			0-1 G4-6-3 1-2f		0-0 L7 2B	4 0 1 0 0 0 2													
Andy Seminick, R OBP: 0.404, SLG: 0.537 (1, 2)				2-2 SH1-4 1B BB HR			2-2 F7		4-0 L7 IBB	2 2 1 2 2 0 0													
Mike Goliat, R OBP: 0.319, SLG: 0.395 (1, 4)				2-3 K			1-2 6-3		0-0 L7	4 0 1 1 0 1 2													
Russ Meyer, S OBP: 0.189, SLG: 0.194 Bill Nicholson, L OBP: 0.353, SLG: 0.545 (8, PH) Jim Konstanty, R OBP: 0.053, SLG: 0.053 (8, 1)				2-1 1-3			0-1 G3		3-3 K	2 0 0 0 0 0 0 1 0 0 0 0 1 2 0 0 0 0 0 0 0													
Inning Stats	R: 0 E: 0 K: 2 S: 13	H: 1 LOB: 2 BB: 1 P: 23	R: 1 E: 0 K: 0 S: 15	H: 1 LOB: 3 BB: 3 P: 32	R: 3 E: 0 K: 1 S: 12	H: 2 LOB: 0 BB: 1 P: 22	R: 0 E: 0 K: 1 S: 7	H: 0 LOB: 0 BB: 0 P: 11	R: 0 E: 0 K: 1 S: 8	H: 1 LOB: 0 BB: 0 P: 8	R: 0 E: 0 K: 0 S: 9	H: 0 LOB: 0 BB: 0 P: 12	R: 0 E: 0 K: 0 S: 5	H: 0 LOB: 0 BB: 0 P: 8	R: 1 E: 0 K: 1 S: 7	H: 1 LOB: 2 BB: 2 P: 20	R: 0 E: 0 K: 1 S: 8	H: 0 LOB: 0 BB: 0 P: 12	1B: 3 2B: 1 3B: 0 HR: 2	SF: 0 SAC: 1 DP: 1 HBP: 0	WP: 0 PB: 0 SB: 0 CS: 0	PA: 39	
PITCHER Erv Palica, R ERA: 4.08 (1, 1)	IP 9.0	WLS L	BF 39	H 6	R 5	ER 5	SO 7	BB 6	IBB 1	HBP 0	BLK 0	WP 0	HR 2	S 84	P 148	ERA 5.00	WHIP 1.333						PITCHER IP WLS BF H R ER SO BB IBB HBP BLK WP HR S P ERA WHIP



Batter	1	2	3	4	5	6	7	8	9	AB R H RBI BB SO LOB
Pee Wee Reese, R OBP: 0.363, SLG: 0.365 (1, 6)	0-1 WP 2B 1B		1-2 4-3		2-1 F8	1-0 F7			0-0 SH5-4	4 1 1 0 0 0 2
Gene Hermanski, L OBP: 0.381, SLG: 0.470 (1, 7)	0-0 F8		1-1 1B 2B 1B		1-2 L3		2-2 F6	2-2 4-3	5 1 1 0 0 0 2	
Duke Snider, L OBP: 0.375, SLG: 0.550 (1, 8)	0-1 WP 1B 2B		2-3 K		2-1 E 1B		1-1 4-3	0-0 F8	5 1 2 0 0 1 2	
Jackie Robinson, R OBP: 0.439, SLG: 0.555 (1, 4)	2-0 G1-6-3 1B		1-2 2B 1B		0-0 E6		2-2 F8		4 1 2 1 0 0 1	
Carl Furillo, R OBP: 0.356, SLG: 0.499 (1, 9)	0-0 G1-6-3 1-2f		1-0 2B		2-2 F5			0-0 SH1-4 1B	4 0 2 2 0 0 3	
Gil Hodges, R OBP: 0.394, SLG: 0.497 (1, 3)		1-1 5-3 1B	2-3 K			0-0 6-3		0-0 SH1-4	3 0 1 0 0 1 1	
Roy Campanella, R OBP: 0.373, SLG: 0.573 (1, 2)		3-1 5-3 1B		0-3 K		2-0 F9		0-0 F7	4 0 0 0 0 1 2	
Billy Cox, R OBP: 0.309, SLG: 0.396 (1, 5)		1-0 1-3		2-1 F3		3-2 1B 1B		0-2 5-3	4 0 1 0 0 0 2	
Erv Palica, R OBP: 0.207, SLG: 0.276 Jim Russell, S OBP: 0.335, SLG: 0.477 (9, PH)		2-3 K		0-2 6-3		0-0 1B		4-2 4-3 SH5-4 BB	3 0 1 0 0 1 1 0 0 0 0 1 0 0	

Inning Stats	R: 2	H: 3	E: 0	K: 0	S: 7	LOB: 0	BB: 0	P: 9	R: 0	H: 1	E: 0	K: 1	S: 8	LOB: 1	BB: 0	P: 15	R: 2	H: 3	E: 0	K: 2	S: 16	LOB: 0	BB: 0	P: 10	R: 0	H: 1	E: 1	K: 0	S: 11	LOB: 2	BB: 0	P: 18	R: 0	H: 2	E: 0	K: 0	S: 9	LOB: 2	BB: 0	P: 15	R: 0	H: 0	E: 0	K: 0	S: 10	LOB: 0	BB: 0	P: 15	R: 0	H: 1	E: 0	K: 0	S: 6	LOB: 1	BB: 0	P: 6	R: 0	H: 0	E: 0	K: 0	S: 7	LOB: 1	BB: 1	P: 13	1B: 9	SF: 0	2B: 2	SAC: 2	3B: 0	DP: 1	HR: 0	HBP: 0
--------------	------	------	------	------	------	--------	-------	------	------	------	------	------	------	--------	-------	-------	------	------	------	------	-------	--------	-------	-------	------	------	------	------	-------	--------	-------	-------	------	------	------	------	------	--------	-------	-------	------	------	------	------	-------	--------	-------	-------	------	------	------	------	------	--------	-------	------	------	------	------	------	------	--------	-------	-------	-------	-------	-------	--------	-------	-------	-------	--------

PITCHER	IP	WLS	BF	H	R	ER	SO	BB	IBB	HBP	BLK	WP	HR	S	P	ERA	WHIP
Russ Meyer, R ERA: 5.43 (1, 1)	7.0	W	31	10	4	4	4	0	0	0	0	1	0	69	106	5.14	1.429
Jim Konstanty, R ERA: 2.65 (8, 1)	2.0	S	8	1	0	0	0	1	0	0	0	0	0	13	19	0.00	1.000

BOTTOM

Philadelphia Phillies @ Brooklyn Dodgers
Ebbets Field, Brooklyn, NY

Wed Aug 09 1950, 3:33 AM EDT
Att. 19,644 - Unknown

livebaseballscorecards.com

AB	36
R	4
H	11
RBI	3
BB	1
SO	4
LOB	16



WP: 1 PA: 39
PB: 0
SB: 0
CS: 0

TOP

New York Giants @ Philadelphia Phillies
Shibe Park, Philadelphia, PA
Thu Aug 10 1950, 3:33 AM EDT
Att. 33,032 - Unknown

livebaseballscorecards.com

AB 41
R 5
H 10
RBI 4
BB 4
SO 4
LOB 24



WP: 0 PA: 46
PB: 1
SB: 0
CS: 0

AB R H RBI BB SO LOB

5 1 2 1 1 0 3

5 2 2 1 0 0 2

5 0 1 0 0 0 3

4 0 1 1 1 0 2

4 0 1 1 1 0 1

3 0 0 0 0 1 4
1 0 0 0 0 0 2
1 0 0 0 0 0 0

5 0 0 0 0 2 4

5 1 2 0 0 0 3

2 0 0 0 0 1 0
1 1 1 0 0 0 0
0 0 0 0 0 0 0
0 0 0 0 1 0 0

1B: 9 SF: 0
2B: 0 SAC: 1
3B: 1 DP: 0
HR: 0 HBP: 0

Batter	1	2	3	4	5	6	7	8	9	10
Eddie Stanky, R OBP: 0.466, SLG: 0.416 (1, 4)	4-0 FC1 1B BB BB	0-0 1B		0-0 L1		0-0 4-3		0-0 1B 1-H		0-0 F7
Whitey Lockman, L OBP: 0.375, SLG: 0.453 (1, 7)	0-0 BB FC1 BB 1B	0-0 F5		0-0 E 3B 2-H			0-0 P4	0-0 L4		
Don Mueller, L OBP: 0.332, SLG: 0.387 (1, 9)	0-0 FC1 BB BB 1-2 2-3	0-0 G3		0-0 E6			0-0 1B 1B 3-H		0-0 1-3	
Hank Thompson, L OBP: 0.400, SLG: 0.460 (1, 5)	4-0 BB BB 1-2 2-3 3-H		0-0 1B	0-0 G3			0-0 F9		0-0 1-3	
Wes Westrum, R OBP: 0.385, SLG: 0.497 (1, 2)	4-0 BB 1-2 2-3 3-H		0-0 P4		0-0 F8		0-0 1B 1-2		0-0 L6	
Monte Irvin, R OBP: 0.352, SLG: 0.404 (1, 3)	0-3 K		0-0 F3		0-0 5-3		0-0 4-3			0-0 F9
Roy Weatherly, L OBP: 0.400, SLG: 0.464 (7, PH)										
Tookie Gilbert, L OBP: 0.326, SLG: 0.323 (7, 3)										
Alvin Dark, R OBP: 0.336, SLG: 0.461 (1, 6)	0-3 K		0-0 3-1		0-0 1-3			0-0 6-3		0-3 K
Bobby Thomson, R OBP: 0.315, SLG: 0.418 (1, 8)	0-0 F8			0-0 SH1-4 3B 1B		0-0 F9		0-0 P3		0-0 BB 1B
Larry Jansen, R OBP: 0.188, SLG: 0.212 (1, 1)		0-0 F9		0-0 SH1-4		0-3 K		0-0 PB 1B 1B		4-0 BB
Clint Hartung, R OBP: 0.294, SLG: 0.588 (8, PH)										
Jack Kramer, R OBP: 0.316, SLG: 0.333 (8, 1)										
Dave Koslo, L OBP: 0.173, SLG: 0.184 (8, 1)										

Inning Stats	R: 2	H: 1	E: 0	K: 2	S: 9	LOB: 3	BB: 3	P: 21
	R: 0	H: 1	E: 0	K: 0	S: 4	LOB: 1	BB: 0	P: 4
	R: 0	H: 1	E: 0	K: 0	S: 4	LOB: 1	BB: 0	P: 4
	R: 2	H: 2	E: 1	K: 0	S: 6	LOB: 1	BB: 0	P: 6
	R: 0	H: 0	E: 0	K: 0	S: 3	LOB: 0	BB: 0	P: 3
	R: 0	H: 0	E: 0	K: 1	S: 5	LOB: 0	BB: 0	P: 5
	R: 0	H: 2	E: 0	K: 0	S: 5	LOB: 2	BB: 0	P: 5
	R: 1	H: 2	E: 0	K: 0	S: 5	LOB: 1	BB: 0	P: 5
	R: 0	H: 0	E: 0	K: 0	S: 3	LOB: 0	BB: 0	P: 3
	R: 0	H: 1	E: 0	K: 1	S: 6	LOB: 2	BB: 1	P: 10

PITCHER	IP	WLS	BF	H	R	ER	SO	BB	IBB	HBP	BLK	WP	HR	S	P	ERA	WHIP
Bubba Church, R ERA: 2.4 (1, 1)	0.0		5	1	2	2	0	3	0	0	0	0	0	2	14	∞	∞
Bob Miller, R ERA: 3.13 (1, 1)	7.2		32	8	3	1	3	0	0	0	0	0	0	38	38	1.17	1.043
Jim Konstanty, R ERA: 2.58 (8, 1)	2.1	W	9	1	0	0	1	1	0	0	0	0	0	10	14	0.00	0.857

New York Giants @ Philadelphia Phillies

Shibe Park, Philadelphia, PA

Thu Aug 10 1950, 3:33 AM EDT

Att: 33,032 - Unknown

livebaseballscorecards.com

AB	34
R	6
H	12
RBI	5
BB	6
SO	1
LOB	17



WP:	0	PA:	43
PB:	0		
SB:	0		
CS:	0		

Batter	1	2	3	4	5	6	7	8	9	10	AB	R	H	RBI	BB	SO	LOB
Eddie Waitkus, L (1, 3) OBP: 0.333, SLG: 0.352	G4-6-3 1B		F7		FC6-4 1B			P4			5	0	2	0	0	0	2
Richie Ashburn, L (1, 8) OBP: 0.375, SLG: 0.412	F8		F5		L3		BB SH1-4 F8 1B	F7			5	1	1	0	0	0	2
Dick Sisler, L (1, 7) OBP: 0.395, SLG: 0.474	G4-6-3 1-2f		F9		BB 1B 1B BB		SH1-4 1-2	F9			3	1	0	0	1	0	1
Del Ennis, R (1, 9) OBP: 0.350, SLG: 0.566		SH5-4 E 1B		FC3-6 1B	BB 1-2 1B 1B		BB IBB	F3			4	0	3	0	1	0	0
Willie Jones, R (1, 5) OBP: 0.378, SLG: 0.542	E5 SH5-4 1-2		FC3-6 HR		1B BB 1-2 2-3		BB 1-2 2-3	6-3			3	1	0	0	2	0	2
Granny Hamner, R (1, 6) OBP: 0.324, SLG: 0.404	SH5-4 1-2 2-3		HR		1-2 2-H 3-H 1B		F8 3-H				4	2	3	4	0	0	2
Andy Seminick, R (1, 2) OBP: 0.404, SLG: 0.533			3-1				L7 F8				4	0	1	0	1	0	2
Mike Goliat, R (1, 4) OBP: 0.321, SLG: 0.404			IBB				5-3				3	1	1	1	1	1	3
Bubba Church, R (1, 1) OBP: 0.214, SLG: 0.250			3-1					SH1-4 BB			0	0	0	0	0	0	0
Bob Miller, R (1, 1) OBP: 0.239, SLG: 0.244											3	0	1	0	0	0	3
Jim Konstanty, R (8, 1) OBP: 0.053, SLG: 0.053							FC6-4 1B				0	0	0	0	0	0	0

Inning Stats	R: 0	H: 1	E: 0	K: 0	S: 3	P: 3	R: 0	H: 1	E: 1	K: 1	S: 7	R: 0	H: 0	E: 0	K: 0	S: 3	R: 3	H: 3	E: 0	K: 0	S: 6	R: 1	H: 3	E: 0	K: 0	S: 4	R: 0	H: 1	E: 0	K: 0	S: 4	R: 1	H: 1	E: 0	K: 0	S: 4	R: 0	H: 0	E: 0	K: 0	S: 3	R: 0	H: 2	E: 1	K: 0	S: 2	1B: 10	SF: 0	2B: 0	3B: 0	HR: 2	SAC: 3	DP: 1	HBP: 0	WP: 0	PA: 43
--------------	------	------	------	------	------	------	------	------	------	------	------	------	------	------	------	------	------	------	------	------	------	------	------	------	------	------	------	------	------	------	------	------	------	------	------	------	------	------	------	------	------	------	------	------	------	------	--------	-------	-------	-------	-------	--------	-------	--------	-------	--------

PITCHER	IP	WLS	BF	H	R	ER	SO	BB	IBB	HBP	BLK	WP	HR	S	P	ERA	WHIP
Larry Jansen, R (1, 1) ERA: 3.25	7.0		34	10	5	5	1	3	2	0	0	0	2	31	51	6.43	1.857
Jack Kramer, R (8, 1) ERA: 3.84	0.1		2	0	0	0	0	1	0	0	0	0	0	1	5	0.00	3.000
Dave Koslo, L (8, 1) ERA: 4.02	1.2	L	7	2	1	0	0	0	0	0	0	0	0	7	7	0.00	1.200

Batter	1	2	3	4	5	6	7	8	9	AB R H RBI BB SO LOB	TOP
Eddie Stanky, R (1, 4) OBP: 0.466, SLG: 0.413	0-0 P2		0-0 P6		4-0 BB			4-0 BB BB		2 1 0 0 2 0 0	New York Giants @ Philadelphia Phillies Shibe Park, Philadelphia, PA Fri Aug 11 1950, 3:33 AM EDT Att. 15,895 - Unknown
Whitey Lockman, L (1, 7) OBP: 0.373, SLG: 0.451	0-3 K		0-0 4-3		0-0 FC1-4-6			0-0 BB BB		4 0 1 0 0 1 1	
Bobby Thomson, R (1, 8) OBP: 0.314, SLG: 0.415	0-0 6-3				0-0 5-3			4-0 BB BB		3 0 0 0 1 0 0	
Wes Westrum, R (1, 2) OBP: 0.384, SLG: 0.492		4-0 1B BB		0-3 K				0-0 F2		3 0 0 0 1 2 3	
Monte Irvin, R (1, 3) OBP: 0.354, SLG: 0.400		0-3 K		4-0 HR BB				4-0 BB		2 1 0 1 2 1 1	
Tookie Gilbert, L (8, 3) OBP: 0.326, SLG: 0.323					0-0 4-3			1-2 2-3 3-H BB		0 0 0 0 0 0 0	
Alvin Dark, R (1, 6) OBP: 0.336, SLG: 0.466		0-3 K		0-0 HR			0-0 F3	0-0 FC5		4 1 1 2 0 1 4	
Don Mueller, L (1, 9) OBP: 0.334, SLG: 0.388		0-0 1B		0-0 F8			0-0 G6-4-3 1B		0-0 3-1	4 0 2 0 0 0 0	
Hank Thompson, L (1, 5) OBP: 0.396, SLG: 0.455		0-0 1-3		0-0 K			0-0 G6-4-3		0-0 L1	4 0 0 0 0 1 3	
Sal Maglie, R (1, 1) OBP: 0.122, SLG: 0.175			0-3 K		0-3 K			0-0 B1-3	0-3 K	4 0 0 0 0 3 0	
Inning Stats	R: 0 H: 0 E: 0 LOB: 0 K: 1 BB: 0 S: 5 P: 5	R: 0 H: 1 E: 0 LOB: 2 K: 2 BB: 1 S: 8 P: 12	R: 0 H: 0 E: 0 LOB: 0 K: 1 BB: 0 S: 5 P: 5	R: 2 H: 1 E: 0 LOB: 0 K: 1 BB: 1 S: 6 P: 10	R: 0 H: 0 E: 0 LOB: 1 K: 2 BB: 1 S: 7 P: 11	R: 0 H: 0 E: 0 LOB: 0 K: 1 BB: 0 S: 5 P: 5	R: 0 H: 1 E: 0 LOB: 0 K: 0 BB: 0 S: 3 P: 3	R: 1 H: 1 E: 0 LOB: 3 K: 0 BB: 3 S: 4 P: 16	R: 0 H: 0 E: 0 LOB: 0 K: 1 BB: 0 S: 5 P: 5	1B: 3 SF: 0 2B: 0 SAC: 0 3B: 0 DP: 1 HR: 1 HBP: 0	WP: 0 PA: 36 PB: 0 SB: 0 CS: 0
PITCHER Curt Simmons, L (1, 1) ERA: 3.54	IP WLS BF H R ER SO BB IBB HBP BLK WP HR S P ERA WHIP										
	9.0 L 36 4 3 3 9 6 0 0 0 0 0 1 48 72 3.00 1.111										

livebaseballscorecards.com

AB	30
R	3
H	4
RBI	3
BB	6
SO	9
LOB	12



Batter	1	2	3	4	5	6	7	8	9	AB R H RBI BB SO LOB
Eddie Waitkus, L (1, 3) OBP: 0.331, SLG: 0.351	0-0 6-3 1B		0-0 FC5-6 1B		0-0 G4-3 1B		0-0 FC1-6 E		0-0 G3	5 0 1 0 0 0 2
Richie Ashburn, L (1, 8) OBP: 0.378, SLG: 0.414	0-0 CS 1B		0-0 G6-4-3 1B		0-0 G4-3 1-2f		0-0 E4 BB		0-0 1B	5 0 3 0 0 0 2
Willie Jones, R (1, 5) OBP: 0.361, SLG: 0.541	0-0 FC6-4 1B		0-0 G6-4-3 1-2f		4-0 BB		4-0 G5-4-3 BB		0-0 P4	3 0 1 0 2 0 3
Del Ennis, R (1, 7) OBP: 0.347, SLG: 0.560	0-0 FC6-4 1-2f			0-0 F8	0-0 4-3		0-0 G5-4-3 1-2f			4 0 0 0 0 0 5
Bill Nicholson, L (1, 9) OBP: 0.327, SLG: 0.500		0-3 K		0-0 P5		0-3 K		0-3 K		4 0 0 0 0 3 0
Granny Hamner, R (1, 6) OBP: 0.324, SLG: 0.405		0-0 F9		0-0 2B		0-0 P4		0-0 4-3		4 0 1 0 0 0 0
Andy Seminick, R (1, 2) OBP: 0.412, SLG: 0.533		4-0 BB		4-0 BB		4-0 BB		1-0 HBP		0 0 0 0 3 0 0
Putsy Caballero, R (8, PR) OBP: 0.182, SLG: 0.100										0 0 0 0 0 0 0
Stan Lopata, R (9, 2) OBP: 0.318, SLG: 0.248										0 0 0 0 0 0 0
Mike Goliat, R (1, 4) OBP: 0.318, SLG: 0.399		0-0 FC6-4 1-2f		0-0 F7		0-0 P4		0-0 F8		4 0 0 0 0 0 5
Curt Simmons, L (1, 1) OBP: 0.286, SLG: 0.211			0-0 FC5-6 1B		4-0 BB		4-0 FC1-6 BB		0-0 1-3	1 1 1 0 2 0 0
Dick Whitman, L (9, PH) OBP: 0.317, SLG: 0.303										1 0 0 0 0 0 0

Inning Stats	R: 0	H: 2	E: 0	LOB: 1	K: 0	BB: 0	S: 4	P: 4	R: 0	H: 0	E: 0	LOB: 1	K: 1	BB: 1	S: 5	P: 9	R: 0	H: 2	E: 0	LOB: 1	K: 0	BB: 0	S: 4	P: 4	R: 0	H: 1	E: 0	LOB: 2	K: 0	BB: 1	S: 4	P: 8	R: 1	H: 1	E: 0	LOB: 1	K: 0	BB: 2	S: 3	P: 11	R: 0	H: 0	E: 0	LOB: 1	K: 1	BB: 1	S: 5	P: 9	R: 0	H: 0	E: 1	LOB: 2	K: 0	BB: 2	S: 3	P: 11	R: 0	H: 0	E: 0	LOB: 1	K: 1	BB: 0	S: 5	P: 6	R: 0	H: 1	E: 0	LOB: 1	K: 0	BB: 0	S: 4	P: 4	1B: 6	SF: 0	2B: 1	SAC: 0	3B: 0	DP: 3	HR: 0	HBP: 1	WP: 0	PA: 39
PITCHER Sal Maglie, R (1, 1) ERA: 3.04	IP	WLS	BF	H	R	ER	SO	BB	IBB	HBP	BLK	WP	HR	S	P	ERA	WHIP	IP	WLS	BF	H	R	ER	SO	BB	IBB	HBP	BLK	WP	HR	S	P	ERA	WHIP	IP	WLS	BF	H	R	ER	SO	BB	IBB	HBP	BLK	WP	HR	S	P	ERA	WHIP																															


BOTTOM

New York Giants @ Philadelphia Phillies
 Shibe Park, Philadelphia, PA
 Fri Aug 11 1950, 3:33 AM EDT
 Att. 15,895 - Unknown

livebaseballscores.com

AB	31
R	1
H	7
RBI	0
BB	7
SO	3
LOB	17



Batter	1	2	3	4	5	6	7	8	9	10	11	AB R H RBI BB SO LOB	TOP														
Eddie Stanky, R OBP: 0.465, SLG: 0.411 Jack Lohrke, R OBP: 0.214, SLG: 0.154	(1, 4) BB FC1-5 1B BB	(0, 0) F8		(0, 0) F5		(0, 0) BB 1B	(0, 0) 1B			(0, 0) F2		2 0 0 1 1 0 3 3 1 2 0 0 0 0	<p>New York Giants @ Philadelphia Phillies Shibe Park, Philadelphia, PA Sat Aug 12 1950, 3:33 AM EDT Att. 14,955 - Unknown</p> <p>livebaseballscorecards.com</p> <table border="1"> <tr><td>AB</td><td>44</td></tr> <tr><td>R</td><td>4</td></tr> <tr><td>H</td><td>13</td></tr> <tr><td>RBI</td><td>4</td></tr> <tr><td>BB</td><td>6</td></tr> <tr><td>SO</td><td>4</td></tr> <tr><td>LOB</td><td>27</td></tr> </table> 	AB	44	R	4	H	13	RBI	4	BB	6	SO	4	LOB	27
AB	44																										
R	4																										
H	13																										
RBI	4																										
BB	6																										
SO	4																										
LOB	27																										
Whitey Lockman, L OBP: 0.375, SLG: 0.450	(1, 7) E FC1-5 1B	(0, 0) F4			(0, 0) F6	(0, 0) BB 1B	(0, 0) 1B			(0, 0) F8		5 0 2 0 1 0 1															
Don Mueller, L OBP: 0.337, SLG: 0.390	(1, 9) FC1-5 E 1-2 2-3f				(0, 0) F6							6 0 3 2 0 0 2															
Hank Thompson, L OBP: 0.395, SLG: 0.454 Bill Rigney, R OBP: 0.257, SLG: 0.221 Monte Irvin, R OBP: 0.361, SLG: 0.401	(1, 5) E4 (2, 5) (4, 4) (5, PH) 1-2 2-3 (5, 5)				(0, 0) F3	(0, 0) BB 1B	(0, 0) BB			(0, 0) G4-3 1B		1 0 0 0 0 0 2 1 0 0 0 0 0 0 2 0 1 0 2 0 1															
Wes Westrum, R OBP: 0.378, SLG: 0.483	(1, 2) S K				(0, 0) F8	(0, 0) F2	(0, 0) F7			(0, 0) F8		6 0 0 0 0 1 9															
Bobby Thomson, R OBP: 0.315, SLG: 0.421	(1, 8) 5-1				(0, 0) WP 1B 1B	(0, 0) F8				(0, 0) F2		6 1 2 1 0 0 6															
Alvin Dark, R OBP: 0.334, SLG: 0.463					(0, 3) K					(0, 0) F7		5 1 1 0 0 1 1															
Tookie Gilbert, L OBP: 0.327, SLG: 0.324					(0, 0) SH1-3 1B 1B					(0, 0) F9		5 0 2 0 0 0 0															
Sheldon Jones, R OBP: 0.205, SLG: 0.139 Roy Weatherly, L OBP: 0.394, SLG: 0.456 Jack Kramer, R OBP: 0.381, SLG: 0.333 Dave Koslo, L OBP: 0.170, SLG: 0.180	(1, 1) (4, PH) (4, 1) (7, 1)				(0, 3) K					(0, 3) K		0 0 0 0 0 0 0 1 0 0 0 0 1 2 0 1 0 0 2 0 0 1 0 0 0 0 1 0															
Inning Stats	R: 0 H: 1 E: 1 LOB: 3 K: 1 BB: 1 S: 7 P: 11	R: 1 H: 2 E: 0 LOB: 1 K: 0 BB: 0 S: 5 P: 5	R: 0 H: 0 E: 0 LOB: 0 K: 0 BB: 0 S: 3 P: 3	R: 0 H: 2 E: 0 LOB: 2 K: 2 BB: 0 S: 9 P: 9	R: 0 H: 1 E: 0 LOB: 2 K: 0 BB: 1 S: 4 P: 8	R: 2 H: 2 E: 0 LOB: 3 K: 0 BB: 3 S: 5 P: 17	R: 1 H: 3 E: 0 LOB: 3 K: 0 BB: 1 S: 5 P: 9	R: 0 H: 1 E: 0 LOB: 0 K: 0 BB: 0 S: 3 P: 3	R: 0 H: 0 E: 0 LOB: 0 K: 0 BB: 0 S: 3 P: 3	R: 0 H: 0 E: 0 LOB: 0 K: 1 BB: 0 S: 5 P: 5	R: 0 H: 1 E: 0 LOB: 1 K: 0 BB: 0 S: 4 P: 4	1B: 12 SF: 0 2B: 0 SAC: 1 3B: 0 DP: 1 HR: 1 HBP: 0	WP: 1 PA: 51 PB: 0 SB: 0 CS: 0														
PITCHER	IP WLS BF H R ER SO BB IBB HBP BLK WP HR S P ERA WHIP																										
Robin Roberts, R ERA: 3.08 Jim Konstanty, R ERA: 2.47	(1, 1) 7.0 W 38 11 4 4 3 6 0 0 0 1 1 38 62 5.14 2.429	(8, 1) 4.0 W 13 2 0 0 1 0 0 0 0 0 0 15 15 0.00 0.500																									

BOTTOM

New York Giants @ Philadelphia Phillies

Shibe Park, Philadelphia, PA

Sat Aug 12 1950, 3:33 AM EDT

Att. 14,955 - Unknown

livebaseballscores.com

AB	39
R	5
H	9
RBI	4
BB	6
SO	2
LOB	14



WP	0	PA	46
PB	0		
SB	1		
CS	0		

AB R H RBI BB SO LOB

4	0	1	2	2	1	3
4	0	0	0	1	0	5
5	0	0	0	0	0	3
5	0	1	0	0	1	0
5	0	0	0	0	0	1
5	1	2	0	0	0	0
1	1	0	0	1	0	0
3	1	1	0	0	0	1
4	2	2	1	1	0	1
2	0	1	1	0	0	0
1	0	1	0	0	0	0
0	0	0	0	0	0	0
0	0	0	0	0	0	0
0	0	0	0	1	0	0
0	0	0	0	0	0	0

R: 1	H: 1	1B: 7	SF: 0
E: 0	LOB: 3	2B: 1	SAC: 1
K: 0	BB: 2	3B: 1	DP: 3
S: 3	P: 11	HR: 0	HBP: 0

R: 0	H: 0		
E: 0	LOB: 0		
K: 0	BB: 0		
S: 3	P: 3		

R: 0	H: 1		
E: 0	LOB: 1		
K: 1	BB: 0		
S: 6	P: 6		

R: 0	H: 1		
E: 0	LOB: 1		
K: 1	BB: 0		
S: 6	P: 6		

R: 1	H: 2		
E: 1	LOB: 3		
K: 0	BB: 0		
S: 6	P: 6		

R: 0	H: 0		
E: 0	LOB: 0		
K: 0	BB: 0		
S: 3	P: 3		

R: 0	H: 0		
E: 1	LOB: 1		
K: 0	BB: 0		
S: 4	P: 4		

R: 0	H: 0		
E: 1	LOB: 1		
K: 0	BB: 0		
S: 4	P: 4		

R: 0	H: 0		
E: 0	LOB: 0		
K: 0	BB: 0		
S: 3	P: 3		

R: 3	H: 4		
E: 1	LOB: 1		
K: 1	BB: 1		
S: 8	P: 12		

R: 0	H: 0		
E: 0	LOB: 0		
K: 0	BB: 1		
S: 2	P: 6		

R: 0	H: 0		
E: 0	LOB: 0		
K: 0	BB: 0		
S: 2	P: 6		

Inning Stats																	PITCHER																																			
Sheldon Jones, R	(1, 1)	3.0	13	4	3	2	1	2	0	0	0	0	0	13	21	6.00	2.000	Jack Kramer, R	(4, 1)	3.1	14	1	1	0	0	1	0	0	0	0	13	17	0.00	0.600	Dave Koslo, L	(7, 1)	4.1	L	19	4	1	1	1	0	3	0	0	0	18	30	2.08	0.923

Batter	1	2	3	4	5	6	7	8	9	10	11	AB	R	H	RBI	BB	SO	LOB
Eddie Waitkus, L OBP: 0.333, SLG: 0.350	G4-6-3 BB	K			3-1		FC5-4 1-2 2-H 1B		G6-4-3 IBB		F8 3-H	4	0	1	2	2	1	3
Richie Ashburn, L OBP: 0.376, SLG: 0.410	G4-6-3 1-2f		1-4		BB		FC5-4 1-2f 2-3		G6-4-3 1-2f			4	0	0	0	1	0	5
Dick Sisler, L OBP: 0.391, SLG: 0.467	F4		4-3		F1		G3 1-2		F6			5	0	0	0	0	0	3
Del Ennis, R OBP: 0.345, SLG: 0.556		G5-4-3 1B	6-3		5-3		K		F3			5	0	1	0	0	1	0
Willie Jones, R OBP: 0.377, SLG: 0.534		G5-4-3 1-2f	6-3		6-3		F5		F8			5	0	0	0	0	0	1
Granny Hamner, R OBP: 0.324, SLG: 0.407		1B 2B	4-3		1-3		1B		F9			5	1	2	0	0	0	0
Andy Seminick, R OBP: 0.413, SLG: 0.530		1B E BB	E6 FC6-4		F7		F6		F8 3B			1	1	0	0	1	0	0
Stan Lopata, R OBP: 0.319, SLG: 0.267		1B BB	FC6-4		E3 1B 1B		SH3-1 1B		IBB IBB			3	1	1	0	0	0	1
Mike Goliat, R OBP: 0.322, SLG: 0.400		E7 1B 1B	FC6-4 1-2f		1B 1B		SH3-1 1B		IBB IBB			4	2	2	1	1	0	1
Robin Roberts, S OBP: 0.179, SLG: 0.099			4-3									2	0	1	1	0	0	0
Bill Nicholson, L OBP: 0.339, SLG: 0.510												1	0	1	0	0	0	0
Putsy Caballero, R OBP: 0.182, SLG: 0.100												0	0	0	0	0	0	0
Jim Konstanty, R OBP: 0.053, SLG: 0.053												0	0	0	0	0	0	0
Jimmy Bloodworth, R OBP: 0.269, SLG: 0.343												0	0	0	0	1	0	0
Ken Johnson, L OBP: 0.176, SLG: 0.125												0	0	0	0	0	0	0

Batter	1	2	3	4	5	6	7	8	9	AB R H RBI BB SO LOB	TOP												
Eddie Stanky, R (1, 4) OBP: 0.465, SLG: 0.415	0-3 K		0-0 F7		4-0 1B FC4 BB	0-0 FC5-4			0-0 1B 3B	4 1 1 0 1 1 2													
Whitey Lockman, L (1, 7) OBP: 0.373, SLG: 0.444	0-0 L8		0-0 4-3		0-0 F2			4-0 5-3 BB	0-0 P6	4 0 0 0 1 0 3													
Don Mueller, L (1, 9) OBP: 0.335, SLG: 0.387	0-0 4-3			0-0 F8	0-0 FC4 1B			0-0 F3	0-0 1B	5 0 1 1 0 0 3													
Wes Westrum, R (1, 2) OBP: 0.381, SLG: 0.483		0-0 S 1B		4-0 WP BB	0-0 1B			0-0 5-3	0-0 F5	4 0 2 1 1 0 2													
Bobby Thomson, R (1, 8) OBP: 0.311, SLG: 0.416		0-0 F9		0-3 K	0-0 F9			0-0 5-3	0-0 F8	5 0 0 0 0 1 7													
Monte Irvin, R (1, 3) OBP: 0.359, SLG: 0.395		0-3 K		4-0 BB		0-0 5-3		0-0 F3		3 0 0 0 1 1 1													
Tookie Gilbert, L (8, 3) OBP: 0.327, SLG: 0.324										0 0 0 0 0 0 0													
Alvin Dark, R (1, 6) OBP: 0.336, SLG: 0.460		4-0 BB		0-0 4-3		0-0 5-3		4-0 6-3 BB		2 0 0 0 2 0 2													
Jack Lohrke, R (1, 5) OBP: 0.219, SLG: 0.167		0-0 F8			0-0 F7	0-0 1B 1B		0-0 6-3		4 0 1 0 0 0 3													
Jim Hearn, R (1, 1) OBP: 0.316, SLG: 0.188			0-0 5-3		4-0 FC4 BB 1B	0-0 FC5-4 1B		0-3 K		3 1 1 0 1 1 1													
Inning Stats	R: 0 E: 0 K: 1 S: 5	H: 0 LOB: 0 BB: 0 P: 5	R: 0 E: 0 K: 1 S: 6	H: 1 LOB: 2 BB: 1 P: 10	R: 0 E: 0 K: 0 S: 3	H: 0 LOB: 0 BB: 0 P: 3	R: 0 E: 0 K: 1 S: 5	H: 0 LOB: 2 BB: 2 P: 13	R: 1 E: 0 K: 0 S: 5	H: 1 LOB: 3 BB: 2 P: 13	R: 0 E: 0 K: 0 S: 5	H: 2 LOB: 2 BB: 0 P: 5	R: 0 E: 0 K: 0 S: 3	H: 0 LOB: 1 BB: 1 P: 7	R: 0 E: 0 K: 1 S: 5	H: 0 LOB: 1 BB: 1 P: 9	R: 1 E: 0 K: 0 S: 5	H: 2 LOB: 1 BB: 0 P: 5	1B: 5 2B: 0 3B: 1 HR: 0	SF: 0 SAC: 0 DP: 0 HBP: 0	WP: 1 PB: 0 SB: 1 CS: 0	PA: 41	
PITCHER Ken Johnson, L (1, 1) ERA: 3.32	IP 9.0	WLS L	BF 41	H 6	R 2	ER 2	SO 4	BB 7	IBB 0	HBP 0	BLK 0	WP 1	HR 0	S 42	P 70	ERA 2.00	WHIP 1.444						PITCHER IP WLS BF H R ER SO BB IBB HBP BLK WP HR S P ERA WHIP


New York Giants @ Philadelphia Phillies
 Shibe Park, Philadelphia, PA
 Sun Aug 13 1950, 3:33 AM EDT
 Att: 19,644 - Unknown

livebaseballscorecards.com

AB	34
R	2
H	6
RBI	2
BB	7
SO	4
LOB	24



Batter	1	2	3	4	5	6	7	8	9	AB R H RBI BB SO LOB
Eddie Waitkus, L (1, 3) OBP: 0.333, SLG: 0.347	0-3 K			x 0-0 1-3		B B B 4-0 FC6 BB		x 0-0 F7	3 0 0 0 1 1 0	
Richie Ashburn, L (1, 8) OBP: 0.375, SLG: 0.411	0-0 1-3		x 0-0 G3 2B		x 0-0 FC6 1-2f		x 0-0 P6	4 0 1 0 0 0 1		
Dick Sisler, L (1, 7) OBP: 0.388, SLG: 0.464	0-3 K		x 0-0 G3 2-3		x 0-0 F8		x 0-0 F8	3 0 0 0 0 1 1		
Del Ennis, R (1, 9) OBP: 0.345, SLG: 0.555		x 0-0 F8	x 0-0 6-3		x 0-0 G6-4-3 1B		x 0-0 G6-4-3 1B	3 0 1 0 0 0 1		
Willie Jones, R (1, 5) OBP: 0.374, SLG: 0.531		x 0-0 F7		x 0-0 5-3		x 0-0 G6-4-3 1-2f		3 0 0 0 0 0 1		
Granny Hamner, R (1, 6) OBP: 0.322, SLG: 0.405		x 0-0 F9		x 0-0 F8		x 0-0 F8		3 0 0 0 0 0 0		
Andy Seminick, R (1, 2) OBP: 0.409, SLG: 0.524			x 0-0 5-3		x 0-0 F9		x 0-0 5-3	3 0 0 0 0 0 0		
Mike Goliat, R (1, 4) OBP: 0.322, SLG: 0.399			x 0-0 F9		x 0-0 CS 1B		x 0-0 L5	3 0 1 0 0 0 0		
Ken Johnson, L (1, 1) OBP: 0.211, SLG: 0.167 Bill Nicholson, L (9, PH) OBP: 0.333, SLG: 0.500			x 0-0 1B		S S S 0-3 K 1-2		x 0-0 4-3	2 0 1 0 0 1 1 1 0 0 0 0 0 0		

BOTTOM	
<p>New York Giants @ Philadelphia Phillies Shibe Park, Philadelphia, PA Sun Aug 13 1950, 3:33 AM EDT Att. 19,644 - Unknown</p>	
AB 28 R 0 H 4 RBI 0 BB 1 SO 3 LOB 5	

Inning Stats	R: 0	H: 0	E: 0	LOB: 0	K: 2	BB: 0	S: 7	P: 7	R: 0	H: 0	E: 0	LOB: 0	K: 0	BB: 0	S: 3	P: 3	R: 0	H: 1	E: 0	LOB: 1	K: 0	BB: 0	S: 3	P: 3	R: 0	H: 0	E: 0	LOB: 0	K: 0	BB: 0	S: 3	P: 3	R: 0	H: 1	E: 0	LOB: 1	K: 1	BB: 1	S: 5	P: 9	R: 0	H: 1	E: 0	LOB: 0	K: 0	BB: 0	S: 3	P: 3	R: 0	H: 0	E: 0	LOB: 0	K: 0	BB: 0	S: 3	P: 3	R: 0	H: 0	E: 0	LOB: 0	K: 0	BB: 0	S: 3	P: 3	R: 0	H: 0	E: 0	LOB: 0	K: 0	BB: 0	S: 3	P: 3	1B: 3	SF: 0	2B: 2	SAC: 0	3B: 0	DP: 2	HR: 0	HBP: 0	WP: 0	PA: 29	ERA	WHIP
PITCHER Jim Hearn, R (1, 1) ERA: 2.82	IP 9.0 WLS W BF 29 H 4 R 0 ER 0 SO 3 BB 1 IBB 0 HBP 0 BLK 0 WP 0 HR 0 S 34 P 38 ERA 0.00 WHIP 0.556	PITCHER IP WLS BF H R ER SO BB IBB HBP BLK WP HR S P ERA WHIP																																																																																		

Batter	1	2	3	4	5	6	7	8	9	AB R H RBI BB SO LOB	TOP									
Roy Hartsfield, R (1, 4) OBP: 0.316, SLG: 0.359	4-0 BB BB	0-3 K	0-0 K		0-0 F8		0-3 K		0-0 5-3	4 0 0 0 1 2 3										
Sam Jethroe, S (1, 8) OBP: 0.358, SLG: 0.459	0-3 K	0-0 4-3			0-3 K		0-0 BB 1B		0-0 1-3	5 0 1 0 0 2 3										
Earl Torgeson, L (1, 3) OBP: 0.405, SLG: 0.471	4-0 BB BB		0-0 4-3			0-0 BB 1B	4-0 BB BB	1-2 2-3 BB	0-0 F7	3 0 1 0 2 0 0										
Bob Elliott, R (1, 5) OBP: 0.388, SLG: 0.520	0-3 K		0-0 F3			0-0 F9	0-0 F4			4 0 0 0 0 1 6										
Walker Cooper, R (1, 2) OBP: 0.370, SLG: 0.505	0-0 L8		0-0 F7			0-0 L9		0-0 FC4-6 1B		4 0 1 0 0 0 3										
Sid Gordon, R (1, 7) OBP: 0.426, SLG: 0.585		0-0 6-3		0-3 K		4-0 BB		0-0 FC4-6 1B 1B		3 0 0 0 1 1 1										
Willard Marshall, L (1, 9) OBP: 0.338, SLG: 0.354		4-0 1B 1B BB		0-0 F6		0-0 F5		0-0 1B 1B		3 1 1 0 1 0 2										
Buddy Kerr, R (1, 6) OBP: 0.277, SLG: 0.276		0-0 1B 1B		0-0 L9			0-0 F8	0-0 G4-6-3 1B		4 0 2 0 0 0 0										
Johnny Sain, R (1, 1) OBP: 0.275, SLG: 0.253		0-0 1B		0-0 5-3			4-0 BB 1B BB	0-0 G4-6-3 1B		1 0 1 1 0 0 0										
Mickey Haefliger, L (2, 1) OBP: 0.280, SLG: 0.182										1 0 0 0 0 0 0										
Gene Mauch, R (7, PH) OBP: 0.294, SLG: 0.280										0 0 0 0 1 0 0										
Bob Hall, R (7, 1) OBP: 0.083, SLG: 0.083										0 0 0 0 0 0 0										
Tommy Holmes, L (8, PH) OBP: 0.388, SLG: 0.457										1 0 0 0 0 0 3										
Johnny Antonelli, L (8, 1) OBP: 0.222, SLG: 0.222		1-2 3-H 1B								0 0 0 0 0 0 0										
Inning Stats	R: 0 E: 0 K: 2 S: 7	H: 0 LOB: 2 BB: 2 P: 15	R: 1 E: 0 K: 1 S: 7	H: 2 LOB: 2 BB: 1 P: 11	R: 0 E: 0 K: 0 S: 3	H: 0 LOB: 0 BB: 0 P: 3	R: 0 E: 0 K: 1 S: 5	H: 0 LOB: 0 BB: 0 P: 5	R: 0 E: 0 K: 1 S: 4	H: 1 LOB: 2 BB: 1 P: 8	R: 0 E: 0 K: 1 S: 6	H: 1 LOB: 3 BB: 2 P: 14	R: 0 E: 0 K: 0 S: 5	H: 3 LOB: 2 BB: 0 P: 5	R: 0 E: 0 K: 0 S: 3	H: 0 LOB: 0 BB: 0 P: 3	1B: 7 2B: 0 3B: 0 HR: 0	SF: 0 SAC: 0 DP: 1 HBP: 0	WP: 0 PB: 0 SB: 0 CS: 0	PA: 39
PITCHER	IP WLS BF H R ER SO BB IBB HBP BLK WP HR S P ERA WHIP																			IP WLS BF H R ER SO BB IBB HBP BLK WP HR S P ERA WHIP
Curt Simmons, L (1, 1) ERA: 3.44	7.1 W 35 7 1 1 6 6 0 0 0 0 0 0 41 65 1.23 1.773																			
Jim Konstanty, R (8, 1) ERA: 2.43	1.2 S 4 0 0 0 0 0 0 0 0 0 0 0 4 4 0.00 0.000																			

Boston Braves @ Philadelphia Phillies
 Shibe Park, Philadelphia, PA
 Tue Aug 15 1950, 3:33 AM EDT
 Att: 32,215 - Unknown

livebaseballscorecards.com

AB	33
R	1
H	7
RBI	1
BB	6
SO	6
LOB	21



Batter	1	2	3	4	5	6	7	8	9	AB	R	H	RBI	BB	SO	LOB	BOTTOM
--------	---	---	---	---	---	---	---	---	---	----	---	---	-----	----	----	-----	--------

Eddie Waitkus, L <small>OBP: 0.335, SLG: 0.349</small> (1, 3) X	0-0 	0-0 E1 	0-0 FC6-4 		0-0 			4-0 		4	3	2	0	1	0	1	Boston Braves @ Philadelphia Phillies Shibe Park, Philadelphia, PA Tue Aug 15 1950, 3:33 AM EDT Att. 32,215 - Unknown
Richie Ashburn, L <small>OBP: 0.375, SLG: 0.411</small> (1, 8) X	0-0 	0-0 FC4-6 	0-0 F3 		0-0 F6 			0-0 G3 		5	1	2	0	0	0	4	
Dick Sister, L <small>OBP: 0.386, SLG: 0.460</small> (1, 7) X	0-0 F2 	0-3 K 	0-0 			0-0 F8 		0-3 K 		5	0	1	0	0	2	5	
Del Ennis, R <small>OBP: 0.348, SLG: 0.560</small> (1, 9) X	0-0 FC5-2 	0-0 		0-3 K 		0-0 F3 		0-0 		5	2	3	3	0	1	0	
Willie Jones, R <small>OBP: 0.373, SLG: 0.527</small> (1, 5) X	0-0 FC5-2 	0-0 FC4-6 		0-3 K 		0-0 F9 		0-0 		5	2	1	1	0	1	4	
Granny Hamner, R <small>OBP: 0.321, SLG: 0.405</small> (1, 6) X	0-0 E8 	0-0 		0-0 F9 		0-0 F3 		0-0 FC6-4 		5	0	1	2	0	0	2	
Andy Seminick, R <small>OBP: 0.413, SLG: 0.536</small> (1, 2) X	4-0 	4-0 			0-0 6-3 		0-0 			2	1	1	1	2	0	0	
Mike Goliat, R <small>OBP: 0.324, SLG: 0.397</small> (1, 4) X	4-0 	0-3 K 			4-0 		0-0 F8 			2	0	0	1	2	1	2	
Curt Simmons, L <small>OBP: 0.269, SLG: 0.197</small> Jim Konstanty, R <small>OBP: 0.053, SLG: 0.053</small> (1, 1) X (8, 1) X	0-0 1-3 		0-0 E6 		0-0 FC5-4 		0-0 4-3 			4	0	0	0	0	0	4	

Inning Stats	R: 3 E: 1 K: 0 S: 7	H: 3 LOB: 3 BB: 2 P: 15	R: 3 E: 1 K: 2 S: 11	H: 3 LOB: 2 BB: 1 P: 15	R: 0 E: 1 K: 0 S: 4	H: 1 LOB: 2 BB: 0 P: 4	R: 0 E: 0 K: 2 S: 7	H: 0 LOB: 0 BB: 0 P: 7	R: 0 E: 0 K: 0 S: 4	H: 1 LOB: 2 BB: 1 P: 8	R: 0 E: 0 K: 0 S: 3	H: 0 LOB: 0 BB: 0 P: 3	R: 1 E: 0 K: 0 S: 4	H: 1 LOB: 0 BB: 0 P: 4	R: 2 E: 0 K: 1 S: 7	H: 2 LOB: 1 BB: 1 P: 11	1B: 7 2B: 3 3B: 0 HR: 1	SF: 0 SAC: 0 DP: 0 HBP: 0	WP: 0 PB: 1 SB: 0 CS: 0	PA: 42
--------------	------------------------------	----------------------------------	-------------------------------	----------------------------------	------------------------------	---------------------------------	------------------------------	---------------------------------	------------------------------	---------------------------------	------------------------------	---------------------------------	------------------------------	---------------------------------	------------------------------	----------------------------------	----------------------------------	------------------------------------	----------------------------------	--------

PITCHER	IP	WLS	BF	H	R	ER	SO	BB	IBB	HBP	BLK	WP	HR	S	P	ERA	WHIP
Johnny Sain, R <small>ERA: 3.98</small>	(1, 1)																
Mickey Haefner, L <small>ERA: 5.28</small>	(2, 1)	4.1	17	2	0	0	3	2	0	0	0	0	0	21	29	0.00	0.923
Bob Hall, R <small>ERA: 6.48</small>	(7, 1)	1.0	4	1	1	1	0	0	0	0	0	0	1	4	4	9.00	1.000
Johnny Antonelli, L <small>ERA: 7.07</small>	(8, 1)	1.0	6	2	2	2	1	1	0	0	0	0	0	7	11	18.00	3.000

livebaseballscorecards.com

AB	37
R	9
H	11
RBI	8
BB	5
SO	5
LOB	22



Batter	1	2	3	4	5	6	7	8	9	AB R H RBI BB SO LOB	TOP											
Roy Hartsfield, R (1, 4) OBP: 0.312, SLG: 0.354	0-0 L8		0-0 P6			0-0 5-3			0-0 L7	4 0 0 0 0 0 0												
Sam Jethroe, S (1, 8) OBP: 0.357, SLG: 0.457	0-0 4-3			0-0 F8			0-0 G5-6-3 1B		0-0 F8	4 0 1 0 0 0 0												
Earl Torgeson, L (1, 3) OBP: 0.405, SLG: 0.469	0-3 K			4-0 G6-4-3 BB			0-0 G5-6-3 1-2f			2 0 0 0 1 1 1												
Bob Elliott, R (1, 5) OBP: 0.390, SLG: 0.526		0-0 F9 3B		0-0 G6-4-3 1-2f			0-0			3 1 2 0 0 0 1												
Walker Cooper, R (1, 2) OBP: 0.366, SLG: 0.500		0-0 1-3			0-0 F7		0-0 F5			3 0 0 0 0 0 2												
Sid Gordon, R (1, 7) OBP: 0.422, SLG: 0.580		0-0 F9			0-0 5-3			0-0 5-3		3 0 0 1 0 0 0												
Willard Marshall, L (1, 9) OBP: 0.335, SLG: 0.350		0-0 F5			0-0 F2			0-0 6-3		3 0 0 0 0 0 0												
Buddy Kerr, R (1, 6) OBP: 0.276, SLG: 0.275			0-0 F8			0-0 P6		0-0 F7		2 0 0 0 0 0 0												
Tommy Holmes, L (8, PH) OBP: 0.387, SLG: 0.455										1 0 0 0 0 0 0												
Sibby Sisti, R (8, 6) OBP: 0.324, SLG: 0.306										0 0 0 0 0 0 0												
Vern Bickford, R (1, 1) OBP: 0.119, SLG: 0.086			0-0 1-3			0-3 K			0-3 K	2 0 0 0 0 1 0												
Pete Reiser, L (9, PH) OBP: 0.342, SLG: 0.258										1 0 0 0 0 1 0												
Inning Stats	R: 0 E: 0 K: 1 S: 5	H: 0 LOB: 0 BB: 0 P: 5	R: 1 E: 0 K: 0 S: 4	H: 1 LOB: 0 BB: 0 P: 4	R: 0 E: 0 K: 0 S: 3	H: 0 LOB: 0 BB: 0 P: 3	R: 0 E: 0 K: 0 S: 2	H: 0 LOB: 0 BB: 1 P: 6	R: 0 E: 0 K: 0 S: 3	H: 0 LOB: 0 BB: 0 P: 3	R: 0 E: 0 K: 1 S: 5	H: 0 LOB: 0 BB: 0 P: 5	R: 0 E: 0 K: 0 S: 4	H: 2 LOB: 1 BB: 0 P: 4	R: 0 E: 0 K: 0 S: 3	H: 0 LOB: 0 BB: 0 P: 3	R: 0 E: 0 K: 1 S: 5	H: 0 LOB: 0 BB: 0 P: 5	1B: 2 2B: 0 3B: 1 HR: 0	SF: 0 SAC: 0 DP: 2 HBP: 0	WP: 0 PB: 0 SB: 0 CS: 0	PA: 29
PITCHER Robin Roberts, R (1, 1) ERA: 2.99	IP: 9.0 WLS: W BF: 29 H: 3 R: 1 ER: 1 SO: 3 BB: 1 IBB: 0 HBP: 0 BLK: 0 WP: 0 HR: 0 S: 34 P: 38 ERA: 1.00 WHIP: 0.444																				PITCHER ERA: 2.99	

Boston Braves @ Philadelphia Phillies
 Shibe Park, Philadelphia, PA
 Wed Aug 16 1950, 3:33 AM EDT
 Att: 23,846 - Unknown

livebaseballscorecards.com

AB	28
R	1
H	3
RBI	1
BB	1
SO	3
LOB	4



Batter	1	2	3	4	5	6	7	8	9
Eddie Waitkus, L OBP: 0.336, SLG: 0.348 (1, 3) X	0-0 F9 ①		4-0 2B BB	0-0 G4-3 ①②		0-0 1B 1B		0-0 F7 ②	
Richie Ashburn, L OBP: 0.380, SLG: 0.416 (1, 8) X	0-0 F9 ②		0-0 2B 2B	0-0 1B		0-0 1B		4-0 BB	
Dick Sister, L OBP: 0.386, SLG: 0.462 (1, 7) X	0-0 FC5 HBP 1B		0-0 E 2B	0-0 P5		0-0 F9 ③		0-3 K ③	
Del Ennis, R OBP: 0.349, SLG: 0.565 (1, 9) H	1-0 1-2 HBP		0-0 F3 ②		0-0 4-3 ①		0-0 HR		
Willie Jones, R OBP: 0.374, SLG: 0.527 (1, 5) X	0-0 FC5 2-3f ③		0-0 E2 1B		0-0 1B		0-0 F7 ①		
Granny Hamner, R OBP: 0.321, SLG: 0.402 (1, 6) X		0-0 F7 ①	4-0 1B BB		0-0 P4 ②		0-0 4-3 ②		
Andy Seminick, R OBP: 0.414, SLG: 0.533 (1, 2) X		0-3 K ②	0-0 1B		0-3 K ③		4-0 BB		
Mike Goliat, R OBP: 0.320, SLG: 0.392 (1, 4) X		0-0 F9 ③	0-3 K ③			0-0 5-3 ①	0-3 K ③		
Robin Roberts, S OBP: 0.183, SLG: 0.107 (1, 1) X			0-0 1-3 ①	0-0 G4-3 1B		0-0 P6 ②		0-0 3-1 ①	

Inning Stats	R: 0	H: 1	E: 0	K: 0	S: 4	LOB: 2	BB: 0	P: 5	R: 0	H: 0	E: 0	K: 1	S: 5	LOB: 0	BB: 0	P: 5	R: 4	H: 4	E: 1	K: 1	S: 9	LOB: 2	BB: 2	P: 17	R: 0	H: 2	E: 0	K: 0	S: 4	LOB: 1	BB: 0	P: 4	R: 0	H: 1	E: 0	K: 1	S: 6	LOB: 1	BB: 0	P: 6	R: 0	H: 2	E: 0	K: 0	S: 5	LOB: 2	BB: 0	P: 5	R: 1	H: 1	E: 0	K: 1	S: 6	LOB: 1	BB: 1	P: 10	R: 0	H: 0	E: 0	K: 1	S: 5	LOB: 1	BB: 1	P: 9
--------------	------	------	------	------	------	--------	-------	------	------	------	------	------	------	--------	-------	------	------	------	------	------	------	--------	-------	-------	------	------	------	------	------	--------	-------	------	------	------	------	------	------	--------	-------	------	------	------	------	------	------	--------	-------	------	------	------	------	------	------	--------	-------	-------	------	------	------	------	------	--------	-------	------

PITCHER	IP	WLS	BF	H	R	ER	SO	BB	IBB	HBP	BLK	WP	HR	S	P	ERA	WHIP
Vern Bickford, R ERA: 3.24 (1, 1)	8.0	L	39	11	5	5	5	4	0	1	0	0	1	44	61	5.62	1.875

BOTTOM

Boston Braves @ Philadelphia Phillies
Shibe Park, Philadelphia, PA
Wed Aug 16 1950, 3:33 AM EDT
Att. 23,846 - Unknown

AB	R	H	RBI	BB	SO	LOB
4	1	1	0	1	0	1
4	1	3	1	1	0	0
5	1	2	1	0	1	4
3	1	1	1	0	0	1
4	1	2	1	0	0	2
3	0	0	0	1	0	1
3	0	1	1	1	2	1
4	0	0	0	0	2	3
4	0	1	0	0	0	0

AB	34
R	5
H	11
RBI	5
BB	4
SO	5
LOB	13

WP: 0 PA: 39
PB: 0
SB: 0
CS: 0



Batter	1	2	3	4	5	6	7	8	9	AB R H RBI BB SO LOB	TOP	
Eddie Waitkus, L (1, 3) OBP: 0.333, SLG: 0.345	0-0 E3 1B FC6-4		0-0 F9		0-0 4-3		0-0 4-3			4 1 0 0 0 0 0		
Richie Ashburn, L (1, 8) OBP: 0.379, SLG: 0.415 Dick Whitman, L (2, 8) OBP: 0.309, SLG: 0.295	0-3 K		0-0 F2		0-0 F8			0-0 1-3		1 0 0 0 0 1 1 3 0 0 0 0 0 0		
Dick Sisler, L (1, 7) OBP: 0.387, SLG: 0.463	0-0 FC6-4 1-3 1B		0-0 F7			0-0 FC4-6 1B		0-0 F8		4 0 2 0 0 0 0		
Del Ennis, R (1, 9) OBP: 0.348, SLG: 0.561	0-0 FC6-4 1-2f 3-H			4-0 F9 1B BB		0-0 FC4-6 1-2f HR		0-0 5-3		3 1 0 1 1 0 2		
Willie Jones, R (1, 5) OBP: 0.373, SLG: 0.531	0-0 F8			0-0 P5		0-0 HR 1-H		0-0 6-3		4 1 1 2 0 0 2		
Granny Hamner, R (1, 6) OBP: 0.320, SLG: 0.401		0-0 6-3		0-0 FC6-4 1-2 1B		0-0 2-3		0-0 P6		4 0 1 0 0 0 0		
Andy Seminick, R (1, 2) OBP: 0.412, SLG: 0.541		0-0 HR		0-0 F9 2-3		0-0 4-3		0-0 F5		4 1 1 1 0 0 2		
Mike Goliat, R (1, 4) OBP: 0.318, SLG: 0.389		0-0 1-3		0-0 FC6-4 1-2f			0-0 F8			3 0 0 0 0 0 2		
Russ Meyer, S (1, 1) OBP: 0.179, SLG: 0.184 Bob Miller, R (5, 1) OBP: 0.239, SLG: 0.244 Stan Hollmig, R (7, PH) OBP: 0.125, SLG: 0.250 Ken Heintzelman, R (7, 1) OBP: 0.067, SLG: 0.034	0-3 K				0-3 K		0-3 K			2 0 0 0 0 2 0 0 0 0 0 0 0 0 1 0 0 0 0 1 0 0 0 0 0 0 0 0		
Inning Stats	R: 1 H: 1 E: 1 LOB: 1 K: 1 BB: 0 S: 7 P: 7	R: 1 H: 1 E: 0 LOB: 0 K: 1 BB: 0 S: 6 P: 6	R: 0 H: 0 E: 0 LOB: 0 K: 0 BB: 0 S: 3 P: 3	R: 0 H: 1 E: 0 LOB: 2 K: 0 BB: 1 S: 4 P: 8	R: 0 H: 0 E: 0 LOB: 0 K: 1 BB: 0 S: 5 P: 5	R: 2 H: 2 E: 1 LOB: 0 K: 0 BB: 0 S: 5 P: 5	R: 0 H: 0 E: 0 LOB: 0 K: 1 BB: 0 S: 5 P: 5	R: 0 H: 0 E: 0 LOB: 0 K: 0 BB: 0 S: 3 P: 3	R: 0 H: 0 E: 0 LOB: 0 K: 0 BB: 0 S: 3 P: 3	1B: 3 SF: 0 2B: 0 SAC: 0 3B: 0 DP: 0 HR: 2 HBP: 0	WP: 0 PA: 34 PB: 0 SB: 0 CS: 0	
PITCHER Jim Hearn, R (1, 1) ERA: 2.7	IP WLS BF H R ER SO BB IBB HBP BLK WP HR S P ERA WHIP	9.0 W 34 5 4 2 4 1 0 0 0 0 2 41 45 2.00 0.667										

Philadelphia Phillies @ New York Giants
Polo Grounds, New York, NY
Fri Aug 18 1950, 3:33 AM EDT
Att: 26,086 - Unknown

livebaseballscorecards.com

AB 33
R 4
H 5
RBI 4
BB 1
SO 4
LOB 9



Batter	1	2	3	4	5	6	7	8	9
Eddie Stanky, R OBP: 0.459, SLG: 0.413 (1, 4)	0-0 5-3 	0-0 F9 			0-0 1B 1B 	0-0 F9 		0-0 F8 	
Whitey Lockman, L OBP: 0.365, SLG: 0.436 (1, 7)	0-0 6-3 		0-0 HR 		0-0 1B 1B 		0-0 P4 		
Don Mueller, L OBP: 0.332, SLG: 0.386 (1, 9)	0-0 E8 HR 1B 		0-3 K 		0-0 F4 		0-0 F8 		
Hank Thompson, L OBP: 0.393, SLG: 0.471 (1, 5)	0-0 2-H HR 		0-3 K 		0-0 1B WP 1B 		0-0 P4 		
Monte Irvin, R OBP: 0.369, SLG: 0.403 (1, 3)	0-0 BB 1B 		0-0 E6 		0-0 WP 1B 		0-0 F9 		
Tookie Gilbert, L OBP: 0.323, SLG: 0.318 (7, 3)					1-3 2-H 1B 				
Alvin Dark, R OBP: 0.338, SLG: 0.455 (1, 6)	4-0 1-2 BB 		0-0 F7 		0-3 1-3 3-H K 		0-0 E6 5-3 1B 		
Bobby Thomson, R OBP: 0.308, SLG: 0.411 (1, 8)	0-0 P4 			0-0 6-3 	0-0 6-3 		4-0 5-3 BB 		
Sam Calderone, R OBP: 0.392, SLG: 0.460 (1, 2)		0-0 F7 		0-0 5-3 		0-0 1-3 		0-0 5-3 	
Jim Hearn, R OBP: 0.304, SLG: 0.158 (1, 1)		0-0 F9 		0-0 3-1 		0-0 4-3 		4-0 BB 	

Inning Stats	R: 2 E: 1 K: 0 S: 6	H: 3 LOB: 2 BB: 1 P: 10	R: 0 E: 0 K: 0 S: 3	H: 0 LOB: 0 BB: 0 P: 3	R: 1 E: 1 K: 2 S: 9	H: 1 LOB: 1 BB: 0 P: 9	R: 0 E: 0 K: 0 S: 3	H: 0 LOB: 0 BB: 0 P: 3	R: 3 E: 0 K: 1 S: 9	H: 4 LOB: 1 BB: 0 P: 9	R: 0 E: 0 K: 0 S: 3	H: 0 LOB: 0 BB: 0 P: 3	R: 0 E: 0 K: 0 S: 3	H: 0 LOB: 0 BB: 0 P: 3	R: 1 E: 1 K: 0 S: 4	H: 1 LOB: 2 BB: 2 P: 12	
IPITCHER	IP	WLS	BF	H	R	ER	SO	BB	IBB	HBP	BLK	WP	HR	S	P	ERA	WHIP
Russ Meyer, R ERA: 5.69 (1, 1)	4.1	L	23	8	6	6	2	1	0	0	0	0	2	26	30	12.46	2.077
Bob Miller, R ERA: 3.1 (5, 1)	1.2		5	0	0	0	1	0	0	0	0	1	0	7	7	0.00	0.000
Ken Heintzelman, L ERA: 3.95 (7, 1)	2.0		9	1	1	0	0	2	0	0	0	0	0	7	15	0.00	1.500

BOTTOM

Philadelphia Phillies @ New York Giants
Polo Grounds, New York, NY
Fri Aug 18 1950, 3:33 AM EDT
Att. 26,086 - Unknown

AB	34
R	7
H	9
RBI	6
BB	3
SO	3
LOB	10



1B: 6	SF: 0	WP: 2	PA: 37
2B: 1	SAC: 0	PB: 0	
3B: 0	DP: 0	SB: 0	
HR: 2	HBP: 0	CS: 0	

Batter	1	2	3	4	5	6	7	8	9	AB R H RBI BB SO LOB	TOP									
Eddie Waitkus, L (1, 3) OBP: 0.330, SLG: 0.341	0-0 F9		0-0 G3		0-0 F9		0-0 E4 1B		0-0 6-3	5 1 0 0 0 0 1										
Richie Ashburn, L (1, 8) OBP: 0.382, SLG: 0.417	4-0 FC6-4 BB		0-0 1B		0-0 G3		0-0 1B 2-H 3-H			3 0 2 2 1 0 0										
Dick Sisler, L (1, 7) OBP: 0.384, SLG: 0.458	0-0 FC6-4 1B 1-2f		0-0 F9		0-0 F8		0-0 4-3			4 0 0 0 0 0 3										
Del Ennis, R (1, 9) OBP: 0.352, SLG: 0.563	0-0 FC6-4 1B 1-2		0-0 F9		0-0 G1-6-3 1B		0-0 5-3 1B			4 0 3 0 0 0 1										
Willie Jones, R (1, 5) OBP: 0.372, SLG: 0.535	0-0 FC6-4 1-2f			0-0 HR		0-0 G1-6-3 1-2f		0-0 P2		4 1 1 1 0 0 4										
Granny Hamner, R (1, 6) OBP: 0.318, SLG: 0.397		0-0 F9		0-0 P4		0-0 6-3		0-0 5-3 1-2		4 0 0 0 0 0 1										
Andy Seminick, R (1, 2) OBP: 0.413, SLG: 0.551		0-3 K		0-0 G5-4-3 1B		0-0 HR		0-0 5-3		4 1 2 1 0 1 1										
Mike Goliat, R (1, 4) OBP: 0.319, SLG: 0.390		0-0 1B		0-0 G5-4-3 1-2f		0-0 E 1B		0-3 K		4 1 2 0 0 1 1										
Curt Simmons, L (1, 1) OBP: 0.254, SLG: 0.185		0-0 1-3			0-0 4-3		0-3 K		0-0 1-3	4 0 0 0 0 1 2										
Inning Stats	R: 0 E: 0 K: 0 S: 4	H: 1 LOB: 2 BB: 1 P: 8	R: 0 E: 0 K: 1 S: 6	H: 1 LOB: 1 BB: 0 P: 6	R: 0 E: 0 K: 0 S: 4	H: 1 LOB: 1 BB: 0 P: 4	R: 1 E: 0 K: 0 S: 4	H: 2 LOB: 0 BB: 0 P: 4	R: 0 E: 0 K: 0 S: 3	H: 1 LOB: 0 BB: 0 P: 3	R: 3 E: 1 K: 1 S: 9	H: 3 LOB: 1 BB: 0 P: 9	R: 0 E: 0 K: 0 S: 4	H: 1 LOB: 1 BB: 0 P: 4	R: 0 E: 0 K: 1 S: 5	H: 0 LOB: 0 BB: 0 P: 5	1B: 8 2B: 0 3B: 0 HR: 2	SF: 0 SAC: 0 DP: 2 HBP: 0	WP: 0 PB: 0 SB: 1 CS: 0	PA: 37
PITCHER	IP WLS BF H R ER SO BB IBB HBP BLK WP HR S P ERA WHIP																			
Larry Jansen, R (1, 1) ERA: 3.04	8.0 L 34 10 4 2 2 1 0 0 0 0 0 2 37 41 2.25 1.375																			
Monty Kennedy, L (9, 1) ERA: 4.94	1.0 3 0 0 0 1 0 0 0 0 0 0 0 5 5 0.00 0.000																			

Philadelphia Phillies @ New York Giants
Polo Grounds, New York, NY
Mon Aug 21 1950, 3:33 AM EDT
Att: 19,320 - Unknown

livebaseballscorecards.com

AB	36
R	4
H	10
RBI	4
BB	1
SO	3
LOB	14



Batter	1	2	3	4	5	6	7	8	9	AB R H RBI BB SO LOB
Eddie Stanky, R OBP: 0.459, SLG: 0.413 (1, 4) X	0-0 FC4-6 1B		0-0 4-3			0-3 K		0-0 BB 1B		4 0 2 0 0 1 0
Whitey Lockman, L OBP: 0.363, SLG: 0.433 (1, 7) X	0-0 FC4-6 FC6-4 1-2f		0-0 F7			0-0 F8		4-0 BB BB BB 1-2 2-3		3 0 0 0 1 0 1
Don Mueller, L OBP: 0.329, SLG: 0.382 (1, 9) X	0-0 FC6-4 FC6-4 1-2f			0-0 4-3		0-0 5-3		0-0 4-3		4 0 0 0 0 0 4
Monte Irvin, R OBP: 0.363, SLG: 0.395 (1, 3) X	0-0 FC6-4 1-2f			0-3 K			0-0 6-3		0-3 K	4 0 0 0 0 2 1
Alvin Dark, R OBP: 0.335, SLG: 0.451 (1, 6) X		0-0 F9		0-0 5-3			0-0 F3		0-0 6-3	4 0 0 0 0 0 0
Bobby Thomson, R OBP: 0.305, SLG: 0.407 (1, 8) X		0-0 F9			0-0 6-3		0-0 F2		0-0 F8	4 0 0 0 0 0 0
Sam Calderone, R OBP: 0.389, SLG: 0.442 (1, 2) X		4-0 BB			0-0 6-3			0-0 6-3		2 0 0 0 1 0 0
Hank Thompson, L OBP: 0.392, SLG: 0.470 (1, 5) X		0-3 K			0-0 1B			0-0 L1		3 0 1 0 0 1 1
Larry Jansen, R OBP: 0.203, SLG: 0.239 (1, 1) X			0-0 F8		0-3 K			0-0 BB 1B 1B		2 0 0 0 0 1 1
Bill Rigney, R OBP: 0.260, SLG: 0.225 (8, PH)										1 0 1 0 0 0 0
Monty Kennedy, R OBP: 0.069, SLG: 0.069 (9, 1) X										0 0 0 0 0 0 0
Inning Stats	R: 0 H: 1 E: 0 LOB: 1 K: 0 BB: 0 S: 4 P: 4	R: 0 H: 0 E: 0 LOB: 1 K: 1 BB: 1 S: 5 P: 9	R: 0 H: 0 E: 0 LOB: 0 K: 0 BB: 0 S: 3 P: 3	R: 0 H: 0 E: 0 LOB: 0 K: 1 BB: 0 S: 5 P: 5	R: 0 H: 1 E: 0 LOB: 1 K: 1 BB: 0 S: 6 P: 6	R: 0 H: 0 E: 0 LOB: 0 K: 1 BB: 0 S: 5 P: 5	R: 0 H: 0 E: 0 LOB: 0 K: 0 BB: 0 S: 3 P: 3	R: 0 H: 2 E: 0 LOB: 3 K: 0 BB: 1 S: 5 P: 9	R: 0 H: 0 E: 0 LOB: 0 K: 1 BB: 0 S: 5 P: 5	1B: 4 SF: 0 2B: 0 SAC: 0 3B: 0 DP: 0 HR: 0 HBP: 0
PITCHER Curt Simmons, L ERA: 3.27 (1, 1)	IP 9.0 WLS W BF 33 H 4 R 0 ER 0 SO 5 BB 2 IBB 0 HBP 0 BLK 0 WP 0 HR 0 S 41 P 49 ERA 0.00 WHIP 0.667									WP: 0 PA: 33 PB: 0 SB: 0 CS: 0


BOTTOM

Philadelphia Phillies @ New York Giants
Polo Grounds, New York, NY
Mon Aug 21 1950, 3:33 AM EDT
Att. 19,320 - Unknown

livebaseballscorecards.com

AB	31
R	0
H	4
RBI	0
BB	2
SO	5
LOB	8



Batter	1	2	3	4	5	6	7	8	9	AB R H RBI BB SO LOB	TOP									
Eddie Waitkus, L (1, 3) OBP: 0.331, SLG: 0.342	0-0 F9	0-0 1B		0-3 K		0-0 FC6-4 1B			0-0 F4	5 0 2 2 0 1 0										
Richie Ashburn, L (1, 8) OBP: 0.382, SLG: 0.419	0-0 2B	0-0 F6		0-0 F6		0-0 FC6-4 1-2f			0-0 1B 1B	5 1 2 0 0 0 2										
Willie Jones, R (1, 5) OBP: 0.370, SLG: 0.531	0-0 F4	0-0 F7		0-0 F7			0-0 E5 FC5-4		0-0 1B 1-2 1B	5 0 1 0 0 0 2										
Del Ennis, R (1, 9) OBP: 0.354, SLG: 0.562	4-0 IBB		0-0 F4		0-0 1B		0-0 F6		0-0 1B 1-2 2-H	4 0 2 1 1 0 1										
Dick Sisler, L (1, 7) OBP: 0.382, SLG: 0.457	0-0 6-3		0-0 BB 2B		0-0 F7		0-0 F6		0-0 F5	5 0 1 0 0 0 6										
Granny Hamner, R (1, 6) OBP: 0.316, SLG: 0.395		0-0 1B 1B	0-0 F4		0-0 F4		0-0 FC5-4 1-2f		0-0 F9	5 1 1 0 0 0 5										
Andy Seminick, R (1, 2) OBP: 0.414, SLG: 0.549		0-0 SH3-4 1-3 1B 1B	4-0 BB IBB		0-0 F5			0-0 6-3		3 1 1 0 1 0 1	AB 38 R 4 H 11 RBI 4 BB 3 SO 3 LOB 20									
Mike Goliat, R (1, 4) OBP: 0.321, SLG: 0.390		0-0 SH3-4 1-2 3-H 1B 1B	4-0 BB BB BB BB			0-0 F7		0-0 F7		3 1 1 1 1 0 0										
Robin Roberts, S (1, 1) OBP: 0.176, SLG: 0.103		0-0 SH3-4 1-2 2-3	0-3 K			0-0 4-3		0-3 K		3 0 0 0 0 2 3										
Inning Stats	R: 0 E: 0 K: 0 S: 4	H: 1 LOB: 2 BB: 1 P: 8	R: 3 E: 0 K: 0 S: 7	H: 4 LOB: 1 BB: 0 P: 7	R: 0 E: 0 K: 1 S: 6	H: 1 LOB: 3 BB: 2 P: 14	R: 0 E: 0 K: 1 S: 5	H: 0 LOB: 0 BB: 0 P: 5	R: 0 E: 0 K: 0 S: 4	H: 1 LOB: 1 BB: 0 P: 4	R: 0 E: 1 K: 0 S: 4	H: 0 LOB: 1 BB: 0 P: 4	R: 0 E: 0 K: 1 S: 5	H: 0 LOB: 0 BB: 0 P: 5	R: 1 E: 0 K: 0 S: 6	H: 3 LOB: 2 BB: 0 P: 6	1B: 9 2B: 2 3B: 0 HR: 0	SF: 0 SAC: 1 DP: 0 HBP: 0	WP: 0 PB: 0 SB: 0 CS: 0	PA: 42
PITCHER Ken Raffensberger, L (1, 1) ERA: 3.86	IP 9.0 WLS L BF 42 H 11 R 4 ER 4 SO 3 BB 1 IBB 2 HBP 0 BLK 0 WP 0 HR 0 S 45 P 57 ERA 4.00 WHIP 1.333											PITCHER	IP WLS BF H R ER SO BB IBB HBP BLK WP HR S P ERA WHIP							

Philadelphia Phillies @ Cincinnati Reds
Crosley Field, Cincinnati, OH
Tue Aug 22 1950, 3:33 AM EDT
Att. 11,660 - Unknown - 71 F

livebaseballscorecards.com

Batter	1	2	3	4	5	6	7	8	9	AB	R	H	RBI	BB	SO	LOB
Lloyd Merriman, L (1, 8) OBP: 0.339, SLG: 0.356	0-3 K			4-0 1B 4-3 BB	0-0 1B 1-2 2-3 1B		0-0 CS 1B			3	1	2	0	1	1	0
Grady Hatton, L (1, 5) OBP: 0.359, SLG: 0.403	0-0 6-3			0-0 1B 1-3 4-3 1B	0-0 F9 2-3 3-H		0-0 CS 1-2	4-0 G4-6-3 BB		3	0	1	1	1	0	2
Johnny Wyrostek, L (1, 9) OBP: 0.395, SLG: 0.462	0-3 K			0-0 4-3 1-2 3-H	0-0 1-3 3-H 1B			0-0 G4-6-3 1-2f		4	0	1	2	0	1	2
Ted Kluszewski, L (1, 3) OBP: 0.359, SLG: 0.569		0-0 L6		0-0 FC6-4 2-3 1B	0-0 F3			0-0 F2		4	0	1	0	0	0	2
Joe Adcock, R (1, 7) OBP: 0.306, SLG: 0.393		0-0 F6		0-0 F4		0-0 4-3			0-0 1B	4	0	1	0	0	0	2
Johnny Pramesa, R (1, 2) OBP: 0.371, SLG: 0.452 Bobby Adams, R (9, PR) OBP: 0.351, SLG: 0.391		0-3 K		0-0 FC6-4 1-2f		0-0 F4		4-0 FC4-6 BB		3	0	0	0	1	1	2
Connie Ryan, R (1, 4) OBP: 0.369, SLG: 0.387			0-0 F8		0-0 1B F9 1B 1B		0-0 F6		0-0 F7	4	1	1	0	0	0	1
Virgil Stallcup, R (1, 6) OBP: 0.281, SLG: 0.350 Bob Scheffing, R (9, PH) OBP: 0.313, SLG: 0.383			0-0 6-3		0-0 F9 1-2 1B 1B		0-0 F2		0-0 FC4-6 1-2f	3	1	1	0	0	0	0
Ken Raffensberger, R (1, 1) OBP: 0.191, SLG: 0.172			0-0 1-3		0-3 K		0-0 F8			1	0	0	0	0	1	2

Inning Stats	R: 0	H: 0	E: 0	K: 2	S: 7	LOB: 0	BB: 0	P: 7	R: 0	H: 0	E: 0	K: 1	S: 5	LOB: 0	BB: 0	P: 5	R: 0	H: 0	E: 0	K: 0	S: 3	LOB: 0	BB: 0	P: 3	R: 1	H: 2	E: 0	K: 0	S: 5	LOB: 2	BB: 1	P: 9	R: 2	H: 4	E: 0	K: 1	S: 9	LOB: 2	BB: 0	P: 9	R: 0	H: 0	E: 0	K: 0	S: 3	LOB: 0	BB: 0	P: 3	R: 0	H: 1	E: 0	K: 0	S: 3	LOB: 0	BB: 0	P: 3	R: 0	H: 0	E: 0	K: 0	S: 2	LOB: 0	BB: 1	P: 6	R: 0	H: 1	E: 0	K: 0	S: 3	LOB: 1	BB: 1	P: 7	1B: 8	2B: 0	3B: 0	HR: 0	SF: 0	SAC: 0	DP: 1	HBP: 0	WP: 0	PA: 36
PITCHER Robin Roberts, R (1, 1) ERA: 2.99	IP	WLS	BF	H	R	ER	SO	BB	IBB	HBP	BLK	WP	HR	S	P	ERA	WHIP	IP	WLS	BF	H	R	ER	SO	BB	IBB	HBP	BLK	WP	HR	S	P	ERA	WHIP	IP	WLS	BF	H	R	ER	SO	BB	IBB	HBP	BLK	WP	HR	S	P	ERA	WHIP																															

BOTTOM

Philadelphia Phillies @ Cincinnati Reds
Crosley Field, Cincinnati, OH

Tue Aug 22 1950, 3:33 AM EDT
Att. 11,660 - Unknown - 71 F

AB	32
R	3
H	8
RBI	3
BB	3
SO	4
LOB	14



WP: 0	PA: 36
PB: 0	
SB: 0	
CS: 1	

Batter	1	2	3	4	5	6	7	8	9	AB R H RBI BB SO LOB	TOP											
Eddie Waitkus, L (1, 3) OBP: 0.333, SLG: 0.342	4-0 G3 1B BB		0-0 F7	0-0 F9			4-0 G4-6-3 BB		0-0 1B	3 1 1 0 2 0 0												
Richie Ashburn, L (1, 8) OBP: 0.380, SLG: 0.417	0-0 G3 1-2		0-0 1B 1B		0-3 K		0-0 G4-6-3 1-2f		0-0 L9	5 1 1 0 0 1 4												
Dick Sisler, L (1, 7) OBP: 0.382, SLG: 0.455	0-0 2B 1B		0-0 F8		0-0 G3			4-0 HR BB	0-0 4-3	4 2 1 1 1 0 2												
Del Ennis, R (1, 9) OBP: 0.355, SLG: 0.569	0-3 K		0-0 1B 1B		0-0 F9			0-0 HR		4 1 2 3 0 1 1												
Willie Jones, R (1, 5) OBP: 0.371, SLG: 0.533	0-0 1-H 2B		0-0 1-2 1B		0-0 6-3			0-0 P4		4 0 2 1 0 0 0												
Granny Hamner, R (1, 6) OBP: 0.314, SLG: 0.392	0-0 5-3		0-0 F7		0-0 F9			0-3 K		4 0 0 0 0 1 3												
Andy Seminick, R (1, 2) OBP: 0.415, SLG: 0.559		0-0 5-3		0-0 HR		0-0 5-3		0-0 FC6-4 1B		4 1 2 1 0 0 0												
Mike Goliat, R (1, 4) OBP: 0.321, SLG: 0.386		0-0 5-3		0-0 F2			4-0 PB BB	0-0 FC6-4 1-2f		3 0 0 0 1 0 1												
Bob Miller, R (1, 1) OBP: 0.220, SLG: 0.224		0-0 5-3		0-0 6-3			0-0 F2		0-0 F8	4 0 0 0 0 0 1												
Jim Konstanty, R (9, 1) OBP: 0.053, SLG: 0.053										0 0 0 0 0 0 0												
Inning Stats	R: 2 E: 0 K: 1 S: 7	H: 2 LOB: 1 BB: 1 P: 11	R: 0 E: 0 K: 0 S: 3	H: 0 LOB: 0 BB: 0 P: 3	R: 1 E: 0 K: 0 S: 6	H: 3 LOB: 2 BB: 0 P: 6	R: 1 E: 0 K: 0 S: 4	H: 1 LOB: 0 BB: 0 P: 4	R: 0 E: 0 K: 1 S: 5	H: 0 LOB: 0 BB: 0 P: 5	R: 0 E: 0 K: 0 S: 3	H: 0 LOB: 0 BB: 0 P: 3	R: 0 E: 0 K: 0 S: 2	H: 0 LOB: 1 BB: 2 P: 10	R: 2 E: 0 K: 1 S: 7	H: 2 LOB: 1 BB: 1 P: 11	R: 0 E: 0 K: 0 S: 4	H: 1 LOB: 1 BB: 0 P: 4	1B: 6 2B: 1 3B: 0 HR: 2	SF: 0 SAC: 0 DP: 1 HBP: 0	WP: 0 PB: 1 SB: 1 CS: 0	PA: 39
PITCHER	IP WLS BF H R ER SO BB IBB HBP BLK WP HR S P ERA WHIP																					
Willie Ramsdell, R (1, 1) ERA: 3.69	4.0 L 19 6 4 4 1 1 0 0 0 0 0 1 20 24 9.00 1.750																					
Howie Fox, R (5, 1) ERA: 5.16	2.0 6 0 0 0 1 0 0 0 0 0 0 0 8 8 0.00 0.000																					
Harry Perkowski, L (7, 1) ERA: 4.83	1.0 6 1 2 2 0 3 0 0 0 0 0 1 3 15 18.00 4.000																					
Johnny Hetki, R (8, 1) ERA: 5.04	2.0 8 2 0 0 1 0 0 0 0 0 0 0 10 10 0.00 1.000																					

Philadelphia Phillies @ Cincinnati Reds
Crosley Field, Cincinnati, OH
Wed Aug 23 1950, 3:33 AM EDT
Att. 5,964 - Unknown

livebaseballscorecards.com

AB	35
R	6
H	9
RBI	6
BB	4
SO	3
LOB	12



Batter	1	2	3	4	5	6	7	8	9	AB R H RBI BB SO LOB
Lloyd Merriman, L (1, 8) OBP: 0.332, SLG: 0.348	0-0 4-3	0-0 P5		0-0 4-3			0-0 F8		0-3 K	5 0 0 0 0 1 3
Grady Hatton, L (1, 5) OBP: 0.360, SLG: 0.399	0-0 F7	0-0 3-1			0-0 1-3		4-0 HR BB		4-0 1B 2B BB	3 2 0 0 2 0 2
Johnny Wyrostek, L (1, 9) OBP: 0.395, SLG: 0.460	4-0 BB 1B BB		0-0 6-3		0-0 L9		0-0 P3		0-0 2B 1B	4 0 1 0 1 0 1
Ted Kluszewski, L (1, 3) OBP: 0.365, SLG: 0.586	0-0 BB 1-2 1B		0-0 FC6-5 2B		0-0 G3		0-0 HR		0-0 1-3 2B	5 1 4 3 0 0 0
Joe Adcock, R (1, 7) OBP: 0.310, SLG: 0.391	4-0 FC6-4 BB 1-2 2-3		0-0 FC6-5 2-3			0-0 G5-4-3 1B 1B	0-0 5-3		0-0 F9	4 1 1 0 1 0 3
Johnny Pramesa, R (1, 2) OBP: 0.368, SLG: 0.443	0-0 FC6-4 1-2f		0-0 1-3			4-0 G5-4-3 1-2 BB		0-0 F7		3 0 0 0 1 0 4
Connie Ryan, R (1, 4) OBP: 0.368, SLG: 0.385		0-0 1B 1B		0-0 4-3		0-0 G5-4-3 1-2f 2-3		0-0 P5		4 0 1 0 0 0 2
Virgil Stallcup, R (1, 6) OBP: 0.280, SLG: 0.349		0-0 P4		0-0 L8		0-0 3-H 1B		0-0 F7		4 0 1 1 0 0 1
Willie Ramsdell, R (1, 1) OBP: 0.277, SLG: 0.209 Danny Litwhiler, R (4, PH) OBP: 0.379, SLG: 0.479 Howie Fox, R (5, 1) OBP: 0.225, SLG: 0.325 Bob Scheffing, R (6, PH) OBP: 0.364, SLG: 0.377 Harry Perkowski, L (7, 1) OBP: 0.222, SLG: 0.125 Johnny Hetki, R (8, 1) OBP: 0.222, SLG: 0.125 Bobby Adams, R (9, PH) OBP: 0.350, SLG: 0.390		0-0 1-2 1B		0-0 1B		0-0 4-3			0-0 P5	1 0 1 0 0 0 0 1 0 1 0 0 0 0 0 0 0 0 0 0 0 1 0 0 0 0 0 1 0 1 0 0 0 0 0 0

Inning Stats	R: 0	H: 1	E: 0	K: 0	S: 4	H: 1	LOB: 3	BB: 2	P: 12	R: 0	H: 2	E: 0	K: 0	S: 5	R: 0	H: 1	E: 0	K: 0	S: 4	R: 0	H: 0	E: 0	K: 0	S: 3	R: 0	H: 0	E: 0	K: 0	S: 3	R: 1	H: 2	E: 0	K: 0	S: 4	R: 2	H: 1	E: 0	K: 0	S: 4	R: 0	H: 0	E: 0	K: 0	S: 3	R: 1	H: 2	E: 0	K: 1	S: 7	1B: 7	2B: 2	3B: 0	HR: 1	SF: 0	SAC: 0	DP: 1	HBP: 0	WP: 0	PA: 41
--------------	------	------	------	------	------	------	--------	-------	-------	------	------	------	------	------	------	------	------	------	------	------	------	------	------	------	------	------	------	------	------	------	------	------	------	------	------	------	------	------	------	------	------	------	------	------	------	------	------	------	------	-------	-------	-------	-------	-------	--------	-------	--------	-------	--------

PITCHER	IP	WLS	BF	H	R	ER	SO	BB	IBB	HBP	BLK	WP	HR	S	P	ERA	WHIP
Bob Miller, R (1, 1) ERA: 3.16	8.2	W	39	9	4	4	1	5	0	0	0	0	1	36	56	4.15	1.615
Jim Konstanty, R (9, 1) ERA: 2.42	0.1	S	2	1	0	0	0	0	0	0	0	0	2	2	0.00	3.000	


BOTTOM


Philadelphia Phillies @ Cincinnati Reds
Crosley Field, Cincinnati, OH

Wed Aug 23 1950, 3:33 AM EDT
Att. 5,964 - Unknown

livebaseballscorecards.com

AB	36
R	4
H	10
RBI	4
BB	5
SO	1
LOB	17



Batter	1	2	3	4	5	6	7	8	9	AB R H RBI BB SO LOB	TOP
Eddie Waitkus, L (1, 3) OBP: 0.334, SLG: 0.343	0-0 3-1		4-0 G4-6-3 BB		0-0 L8		0-0 F8		0-0 SH3-4 F8 2B	4 1 1 0 1 0 0	Philadelphia Phillies @ Pittsburgh Pirates Forbes Field, Pittsburgh, PA Thu Aug 24 1950, 3:33 AM EDT Att. 9,096 - Unknown livebaseballscorecards.com AB 35 R 4 H 12 RBI 4 BB 3 SO 5 LOB 16 
Richie Ashburn, L (1, 8) OBP: 0.379, SLG: 0.418	0-3 K		0-0 G4-6-3 1-2f		0-0 5-3		0-0 1B 2B		0-0 SH3-4 2-3	4 0 1 0 0 1 2	
Dick Sisler, L (1, 7) OBP: 0.382, SLG: 0.455	0-0 G3			0-0 SH2-4 3B 1B	0-0 1B		0-0 P5		0-0 F8 3-H	5 1 2 1 0 0 1	
Del Ennis, R (1, 9) OBP: 0.358, SLG: 0.568		0-0 1B		4-0 SH2-4 3B BB	0-3 K		0-0 FC6-4 1B		0-0 6-3	4 1 2 0 1 1 1	
Willie Jones, R (1, 5) OBP: 0.369, SLG: 0.530		0-0 F8		0-0 SH2-4 1-2 2-3		0-0 F3		0-0 FC6-4 1-2f		3 0 0 0 0 0 3	
Granny Hamner, R (1, 6) OBP: 0.315, SLG: 0.397		0-0 F9		0-0 1B 3B 2-H 3-H		0-0 PB 1B		0-0 F8		4 1 2 2 0 0 1	
Andy Seminick, R (1, 2) OBP: 0.413, SLG: 0.555		0-3 K		0-0 5-3		0-0 F8		0-0 1B 1B		4 0 1 0 0 1 3	
Mike Goliat, R (1, 4) OBP: 0.325, SLG: 0.389			0-3 K	0-0 FC4-6 1B 3-H	0-0 BB		0-0 G5-4-3 1B		0-0 1B	3 0 2 1 1 1 0	
Bubba Church, R (1, 1) OBP: 0.219, SLG: 0.281			0-0 2B	0-0 FC4-6 1-2f	0-3 K		0-0 G5-4-3 1-2f		0-0 G5-4-3	4 0 1 0 0 1 5	
Inning Stats	R: 0 E: 0 K: 1 S: 5 H: 0 LOB: 0 BB: 0 P: 5	R: 0 E: 0 K: 1 S: 6 H: 1 LOB: 1 BB: 0 P: 6	R: 0 E: 0 K: 1 S: 5 H: 1 LOB: 1 BB: 1 P: 9	R: 3 E: 0 K: 0 S: 6 H: 3 LOB: 1 BB: 1 P: 10	R: 0 E: 0 K: 1 S: 6 H: 1 LOB: 1 BB: 0 P: 6	R: 0 E: 0 K: 1 S: 6 H: 1 LOB: 2 BB: 1 P: 10	R: 0 E: 0 K: 0 S: 5 H: 2 LOB: 2 BB: 0 P: 5	R: 0 E: 0 K: 0 S: 4 H: 2 LOB: 1 BB: 0 P: 4	R: 1 E: 0 K: 0 S: 4 H: 1 LOB: 0 BB: 0 P: 4	1B: 8 2B: 3 3B: 1 HR: 0 SF: 0 SAC: 2 DP: 2 HBP: 0	WP: 0 PB: 1 SB: 0 CS: 0 PA: 40
PITCHER	IP WLS BF H R ER SO BB IBB HBP BLK WP HR S P ERA WHIP										
Vern Law, R (1, 1) ERA: 5.36	8.0 L 36 11 3 3 5 3 0 0 0 0 0 0 43 55 3.38 1.750										
Murry Dickson, R (9, 1) ERA: 4.12	1.0 4 1 1 1 0 0 0 0 0 0 0 0 4 4 9.00 1.000										

Batter	1	2	3	4	5	6	7	8	9	AB R H RBI BB SO LOB
--------	---	---	---	---	---	---	---	---	---	----------------------

Pete Castiglione, R OBP: 0.304, SLG: 0.323 (1, 5)	0-0 P4-3 1B		0-0 G6-4-3 1-2f		0-0 G1-6-3 1-2f			4-0 FC6-4 BB		3 0 1 0 1 0 4
Tom Saffell, L OBP: 0.269, SLG: 0.260 (1, 8)	0-0 P4-3 1-1f			4-0 FC7-5 BB		0-3 K		0-0 P3		3 0 0 0 1 1 2
Jack Phillips, R OBP: 0.370, SLG: 0.500 (1, 3)	0-3 K			0-0 E6 FC7-5 1B		0-0 F9		0-0 FC6-4 1-2f		4 1 0 0 0 1 2
Ralph Kiner, R OBP: 0.422, SLG: 0.626 (1, 7)		0-0 G1-6-3 1B		0-0 FC7-5 1B E		0-0 1B		0-3 K		4 1 2 0 0 1 2
Gus Bell, L OBP: 0.312, SLG: 0.405 (1, 9)		0-0 F7		0-0 E9 1-H 2-H 1B		0-0 F7		0-0 4-3		4 0 1 1 0 0 2
Danny O'Connell, R OBP: 0.307, SLG: 0.419 (1, 6)		0-0 G1-6-3 1-2f		0-0 F7			0-0 F9		0-0 1B	4 0 1 0 0 0 1
Clyde McCullough, R OBP: 0.358, SLG: 0.463 (1, 2)			0-0 5-3		0-0 4-3		0-0 6-3		0-3 K	4 0 0 0 0 1 1
Johnny Berardino, R OBP: 0.323, SLG: 0.192 (1, 4)			4-0 BB BB		4-0 E BB		0-0 F2			1 0 0 0 2 0 0
Vern Law, R OBP: 0.143, SLG: 0.154 (1, 1)			4-0 BB		0-0 E1			0-0 F9		1 0 0 0 1 0 1
Johnny Hopp, L OBP: 0.423, SLG: 0.531 (8, PH)			1-2 G6-4-3 BB		1-2 G1-6-3					1 0 0 0 0 0 0
Murry Dickson, R OBP: 0.246, SLG: 0.267 (9, 1)										0 0 0 0 0 0 0

Inning Stats	R: 0 E: 0 K: 1 S: 5	H: 1 LOB: 0 BB: 0 P: 5	R: 0 E: 0 K: 0 S: 3	H: 1 LOB: 0 BB: 0 P: 3	R: 0 E: 0 K: 0 S: 2	H: 0 LOB: 1 BB: 2 P: 10	R: 2 E: 2 K: 0 S: 4	H: 1 LOB: 0 BB: 1 P: 8	R: 0 E: 1 K: 0 S: 3	H: 0 LOB: 1 BB: 1 P: 7	R: 0 E: 0 K: 1 S: 6	H: 1 LOB: 1 BB: 0 P: 6	R: 0 E: 0 K: 0 S: 3	H: 0 LOB: 0 BB: 0 P: 3	R: 0 E: 0 K: 0 S: 3	H: 0 LOB: 1 BB: 1 P: 7	R: 0 E: 0 K: 2 S: 8	H: 1 LOB: 1 BB: 0 P: 8	1B: 5 2B: 1 3B: 0 HR: 0	SF: 0 SAC: 0 DP: 4 HBP: 0	WP: 0 PB: 0 SB: 0 CS: 0	PA: 34
--------------	------------------------------	---------------------------------	------------------------------	---------------------------------	------------------------------	----------------------------------	------------------------------	---------------------------------	------------------------------	---------------------------------	------------------------------	---------------------------------	------------------------------	---------------------------------	------------------------------	---------------------------------	------------------------------	---------------------------------	----------------------------------	------------------------------------	----------------------------------	--------

PITCHER	IP	WLS	BF	H	R	ER	SO	BB	IBB	HBP	BLK	WP	HR	S	P	ERA	WHIP	PITCHER	IP	WLS	BF	H	R	ER	SO	BB	IBB	HBP	BLK	WP	HR	S	P	ERA	WHIP		
Bubba Church, R ERA: 2.19 (1, 1)	9.0	W	34	5	2	0	4	5	0	0	0	0	0	37	57	0.00	1.111																				

BOTTOM

Philadelphia Phillies @ Pittsburgh Pirates
Forbes Field, Pittsburgh, PA
 Thu Aug 24 1950, 3:33 AM EDT
 Att. 9,096 - Unknown

AB	29
R	2
H	5
RBI	1
BB	5
SO	4
LOB	15



WP: 0	PA: 34
PB: 0	
SB: 0	
CS: 0	

livebaseballscorecards.com

Batter	1	2	3	4	5	6	7	8	9	10	11	12	13	14	15	AB	R	H	RBI	BB	SO	LOB	TOP							
Eddie Waitkus, L OBP: 0.331, SLG: 0.340	F6		1B		L9		G3		F8		4-3			F8	F9	8	1	1	1	0	0	2	Philadelphia Phillies @ Pittsburgh Pirates Forbes Field, Pittsburgh, PA Fri Aug 25 1950, 3:33 AM EDT Att: 25,686 - Unknown livebaseballscorecards.com							
Richie Ashburn, L OBP: 0.382, SLG: 0.420	F8		1B		6-3		1B		1-3		1-3			FC4-6		7	1	4	1	0	0	0		AB 57 R 9 H 14 RBI 6 BB 7 SO 4 LOB 23						
Dick Sisler, L OBP: 0.379, SLG: 0.449	L6		K		1-3		E9		1-3		F8			FC4-6		7	0	1	0	0	1	4								
Del Ennis, R OBP: 0.361, SLG: 0.568		E					6-3		1B					F8	F9	5	1	2	1	2	0	1								
Willie Jones, R OBP: 0.366, SLG: 0.526		E4			F2		F9		F3		F8			5-3		7	2	1	0	0	0	4								
Granny Hamner, R OBP: 0.317, SLG: 0.397		1B			1B		F7		F8		4-3			F7		5	1	1	1	2	0	0								
Andy Seminick, R OBP: 0.417, SLG: 0.563		G6-4-3			1B		F9		G3		5-3			F8		5	2	2	1	2	0	2								
Mike Coliat, R OBP: 0.324, SLG: 0.385		G6-4-3			F9		G3		1B		F3			K		6	1	1	0	1	1	5								
Curt Simmons, L OBP: 0.247, SLG: 0.179					4-3		F9		1B		1-3			G3		2	0	0	0	0	1	2								
Russ Meyer, S OBP: 0.179, SLG: 0.184																0	0	0	0	0	0	0								
Bill Nicholson, L OBP: 0.328, SLG: 0.490																1	0	0	0	0	0	2								
Jim Konstanty, R OBP: 0.087, SLG: 0.087																4	0	1	1	0	1	1								
Inning Stats	R: 0 E: 0 K: 0 S: 3	H: 0 LOB: 0 BB: 0 P: 3	R: 2 E: 1 K: 0 S: 5	H: 3 LOB: 0 BB: 0 P: 5	R: 1 E: 0 K: 1 S: 7	H: 3 LOB: 2 BB: 0 P: 7	R: 0 E: 0 K: 1 S: 5	H: 0 LOB: 2 BB: 2 P: 13	R: 0 E: 0 K: 0 S: 3	H: 0 LOB: 0 BB: 0 P: 3	R: 0 E: 0 K: 0 S: 3	H: 1 LOB: 1 BB: 0 P: 4	R: 0 E: 0 K: 0 S: 4	H: 1 LOB: 2 BB: 1 P: 8	R: 1 E: 0 K: 1 S: 6	H: 1 LOB: 0 BB: 0 P: 6	R: 0 E: 0 K: 0 S: 3	H: 0 LOB: 0 BB: 0 P: 3	R: 0 E: 0 K: 1 S: 5	H: 0 LOB: 0 BB: 0 P: 5	R: 0 E: 0 K: 0 S: 4	H: 1 LOB: 1 BB: 0 P: 4			R: 2 E: 0 K: 0 S: 5	H: 2 LOB: 1 BB: 1 P: 9	1B: 10 2B: 3 3B: 0 HR: 1	SF: 0 SAC: 0 DP: 1 HBP: 0	WP: 1 PB: 0 SB: 0 CS: 0	PA: 64
PITCHER Bill MacDonald, R ERA: 4.67	IP: 6.2	WLS: 30	BF: 8	H: 6	R: 4	ER: 4	SO: 2	BB: 3	IBB: 1	HBP: 0	BLK: 0	WP: 0	HR: 0	S: 30	P: 46	ERA: 5.40	WHIP: 1.650													
Cliff Chambers, L ERA: 4.69	IP: 7.1	WLS: 34	BF: 6	H: 3	R: 3	ER: 3	SO: 2	BB: 0	IBB: 3	HBP: 0	BLK: 0	WP: 1	HR: 1	S: 35	P: 47	ERA: 3.24	WHIP: 0.720													


Batter	1	2	3	4	5	6	7	8	9	10	11	12	13	14	15	AB	R	H	RBI	BB	SO	LOB
Pete Castiglione, R OBP: 0.301, SLG: 0.319 (1, 5)	0-0 6-3		0-0 F8		0-0 2B 1B	0-0 6-3			0-0 G3		0-0 F3			0-0 SH1-4		6	1	1	1	0	0	1
Tom Saffell, L OBP: 0.265, SLG: 0.256 (1, 8)	0-0 1-3		0-0 5-3		0-0 2B 4-3 1B		0-0 F9		0-0 G3		0-0 4-3			0-0 F9		2	0	0	0	0	0	0
Danny Murtaugh, R OBP: 0.372, SLG: 0.393 (5, PH)																1	0	1	0	0	0	0
Hank Schenz, R OBP: 0.271, SLG: 0.337 (5, PR)																0	1	0	0	0	0	0
Gus Bell, L OBP: 0.308, SLG: 0.400 (6, 9)																4	0	0	0	0	0	2
Jack Phillips, R OBP: 0.357, SLG: 0.487 (1, 3)	0-3 K			0-0 F9	0-0 4-3 1B 2B		0-0 F6		0-0 F7			0-0 F9		0-0 F8		7	1	1	2	0	1	1
Ralph Kiner, R OBP: 0.424, SLG: 0.630 (1, 7)		0-0 4-3		0-0 E6	0-0 4-3 1B IBB		0-3 K			0-0 HR		4-0 G6-4-3 BB		4-0 FC6-4 BB		4	2	1	1	3	1	0
Wally Westlake, R OBP: 0.343, SLG: 0.440 (1, 9)		4-0 1B BB		0-0 F9	0-0 4-3			0-0 SH3-4 1B		0-0 L7		0-0 G6-4-3		0-0 FC6-4 1B		6	0	1	1	1	0	5
Danny O'Connell, R OBP: 0.314, SLG: 0.422 (1, 6)		0-0 1B		0-3 K	0-0 1B			0-0 SH3-4		0-0 F5			0-0 F3		0-0 5-3 1B		6	0	3	2	0	1
Johnny Berardino, R OBP: 0.297, SLG: 0.188 (1, 4)		0-0 F3			0-0 1B			0-0 F9		0-0 K			0-0 F9		0-0 5-3		6	1	1	0	0	1
Johnny Hopp, L OBP: 0.422, SLG: 0.529 (15, PH)															1-2 2-3		1	0	0	0	0	2
Ray Mueller, R OBP: 0.302, SLG: 0.422 (1, 2)		0-0 F2			0-0 F3		0-0 1-3		4-0 BB		0-0 6-3		0-3 K		0-0 L7		3	0	0	0	1	0
Bob Dillinger, R OBP: 0.356, SLG: 0.424 (11, PH)																1	0	0	0	0	0	
Clyde McCullough, R OBP: 0.355, SLG: 0.459 (12, 2)																2	0	0	0	0	1	
Bill MacDonald, R OBP: 0.205, SLG: 0.139 (1, 1)			0-0 4-3		0-0 1B 2B 1B		0-3 K		0-0 6-3		0-0 1B			0-0 SH1-4 1B		3	1	1	0	0	1	
Cliff Chambers, L OBP: 0.324, SLG: 0.380 (7, 1)																3	0	2	0	0	2	

Inning Stats	R: 0	H: 0	E: 0	K: 1	S: 5	H: 0	LOB: 0	BB: 0	P: 5	R: 0	H: 1	E: 0	K: 0	S: 4	H: 0	LOB: 2	BB: 1	P: 8	R: 0	H: 0	E: 0	K: 0	S: 3	H: 0	LOB: 0	BB: 0	P: 3	R: 0	H: 0	E: 0	K: 1	S: 6	H: 6	LOB: 1	BB: 1	P: 13	R: 0	H: 0	E: 0	K: 0	S: 9	H: 0	LOB: 0	BB: 0	P: 5	R: 0	H: 0	E: 0	K: 1	S: 5	H: 0	LOB: 0	BB: 0	P: 5	R: 0	H: 1	E: 0	K: 0	S: 4	H: 0	LOB: 2	BB: 1	P: 8	R: 0	H: 0	E: 0	K: 0	S: 3	H: 0	LOB: 0	BB: 0	P: 3	R: 1	H: 1	E: 0	K: 1	S: 6	H: 1	LOB: 0	BB: 0	P: 6	R: 0	H: 1	E: 0	K: 0	S: 4	H: 1	LOB: 1	BB: 1	P: 4	R: 0	H: 0	E: 0	K: 0	S: 2	H: 0	LOB: 0	BB: 1	P: 6	R: 0	H: 0	E: 0	K: 1	S: 5	H: 0	LOB: 0	BB: 0	P: 5	R: 0	H: 1	E: 0	K: 0	S: 4	H: 1	LOB: 1	BB: 0	P: 4	R: 0	H: 1	E: 0	K: 0	S: 4	H: 1	LOB: 2	BB: 1	P: 8	1B: 10	SF: 0	2B: 1	SAC: 2	3B: 0	DP: 1	HR: 1	HBP: 0	WP: 0	PA: 62
PITCHER	Curt Simmons, L ERA: 3.44 (1, 1)	IP: 4.1	WLS: 1	BF: 21	H: 6	R: 6	ER: 6	SO: 2	BB: 1	IBB: 0	HBP: 0	BLK: 0	WP: 0	HR: 0	S: 24	P: 28	ERA: 12.46	WHIP: 1.615	PITCHER	IP	WLS	BF	H	R	ER	SO	BB	IBB	HBP	BLK	WP	HR	S	P	ERA	WHIP																																																																																																				
Russ Meyer, R ERA: 5.68 (5, 1)	1.2	7	1	0	0	1	0	1	0	0	0	0	0	8	12	0.00	0.600	Jim Konstanty, R ERA: 2.3 (7, 1)	9.0	W	34	5	1	1	3	3	0	0	0	0	1	37	49	1.00	0.889																																																																																																					

Philadelphia Phillies @ Pittsburgh Pirates
 Forbes Field, Pittsburgh, PA
 Fri Aug 25 1950, 3:33 AM EDT
 Att: 25,686 - Unknown

AB 55
 R 7
 H 12
 RBI 7
 BB 5
 SO 6
 LOB 23



Batter	1	2	3	4	5	6	7	8	9	AB	R	H	RBI	BB	SO	LOB	TOP																		
Eddie Waitkus, L (1, 3) OBP: 0.331, SLG: 0.340											0	0	0	0	0	0	0	Philadelphia Phillies @ Pittsburgh Pirates Forbes Field, Pittsburgh, PA Sat Aug 26 1950, 3:33 AM EDT Att. 12,157 - Unknown livebaseballscorecards.com																	
Richie Ashburn, L (1, 8) OBP: 0.382, SLG: 0.420											0	0	0	0	0	0	0		0																
Dick Sisler, L (1, 7) OBP: 0.379, SLG: 0.449											0	0	0	0	0	0	0		0																
Del Ennis, R (1, 9) OBP: 0.361, SLG: 0.568											0	0	0	0	0	0	0		0																
Willie Jones, R (1, 5) OBP: 0.366, SLG: 0.526											0	0	0	0	0	0	0		0																
Granny Hamner, R (1, 6) OBP: 0.317, SLG: 0.397											0	0	0	0	0	0	0		0																
Stan Lopata, R (1, 2) OBP: 0.319, SLG: 0.267											0	0	0	0	0	0	0		0																
Mike Goliat, R (1, 4) OBP: 0.324, SLG: 0.385											0	0	0	0	0	0	0		0																
Robin Roberts, S (1, 1) OBP: 0.176, SLG: 0.103	0	0	0	0	0	0	0	0	0	0	0	0	0	0	0	0																			
Inning Stats	1B: 0	SF: 0	WP: 0	PA: 0	2B: 0	SAC: 0	PB: 0	3B: 0	DP: 0	SB: 0	HR: 0	HBP: 0	CS: 0																						
PITCHER Junior Walsh, R (1, 1) ERA: 6.18	IP	WLS	BF	H	R	ER	SO	BB	IBB	HBP	BLK	WP	HR	S	P	ERA	WHIP	PITCHER	IP	WLS	BF	H	R	ER	SO	BB	IBB	HBP	BLK	WP	HR	S	P	ERA	WHIP

Batter	1	2	3	4	5	6	7	8	9	AB R H RBI BB SO LOB	TOP	
Eddie Waitkus, L OBP: 0.336, SLG: 0.347 (1, 3) X	0-0 1-3		0-0 L8		0-0 1B 1B		0-0 5-3 1B		0-0 1B 1B	5 0 3 0 0 0 0		
Richie Ashburn, L OBP: 0.384, SLG: 0.423 (1, 8) X	0-0 1B FC1-4-6		0-0 F7		0-0 1B 1-2 2-H		0-0 5-3 1-2f		0-0 F2	5 0 2 1 0 0 2		
Willie Jones, R OBP: 0.363, SLG: 0.519 (1, 5) X	0-0 FC1-4-6 1-2f		0-0 L9		0-0 L9		0-0 F9		0-0 1B 1-3	5 0 1 0 0 0 3		
Del Ennis, R OBP: 0.358, SLG: 0.559 (1, 9) X	0-0 6-3			0-0 6-3		0-0 1B FC4-6 1B		0-3 K	0-0 F7	5 1 1 0 0 1 3		
Dick Sister, L OBP: 0.379, SLG: 0.449 (1, 7) X		0-0 HR 5-3 1B		0-0 G2		0-0 F6		0-0 E 2B	0-0 1-3	5 2 2 0 0 0 3		
Granny Hamner, R OBP: 0.319, SLG: 0.398 (1, 6) X		0-3 K		0-0 1-3		0-0 FC4-6 1B 1-2		0-0 E6 1B 2-H		4 1 2 0 0 1 1		
Andy Seminick, R OBP: 0.418, SLG: 0.562 (1, 2) X		0-0 5-3 1-2			0-0 6-3	0-0 FC4-6 1B 1-2 2-3		0-0 1B 2-H		4 0 2 1 0 0 1		
Mike Goliat, R OBP: 0.320, SLG: 0.388 (1, 4) X		0-0 HR 2-H			0-0 6-3	0-0 FC4-6 1-2f 2-3 3-H		0-0 F7		4 1 1 3 0 0 3		
Bubba Church, R OBP: 0.222, SLG: 0.278 (1, 1) X		0-0 6-3			0-0 1B 1B	0-0 F8		0-0 F7		4 1 1 0 0 0 3		
Inning Stats	R: 0 E: 0 K: 0 S: 4 H: 1 LOB: 1 P: 4	R: 2 E: 0 K: 1 S: 7 H: 2 LOB: 0 BB: 0 P: 7	R: 0 E: 0 K: 0 S: 3 H: 0 LOB: 0 BB: 0 P: 3	R: 0 E: 0 K: 0 S: 3 H: 0 LOB: 0 BB: 0 P: 3	R: 1 E: 0 K: 0 S: 6 H: 3 LOB: 2 BB: 0 P: 6	R: 1 E: 0 K: 0 S: 6 H: 3 LOB: 2 BB: 0 P: 6	R: 0 E: 0 K: 0 S: 3 H: 1 LOB: 0 BB: 0 P: 3	R: 2 E: 1 K: 1 S: 8 H: 3 LOB: 1 BB: 0 P: 8	R: 0 E: 0 K: 0 S: 5 H: 2 LOB: 2 BB: 0 P: 5	1B: 13 2B: 2 3B: 0 HR: 1 SF: 0 SAC: 0 DP: 1 HBP: 0	WP: 0 PB: 0 SB: 0 CS: 0 PA: 41	
PITCHER Paul Minner, L ERA: 3.55 (1, 1)	IP 9.0 WLS L BF 41 H 15 R 6 ER 5 SO 2 BB 0 IBB 0 HBP 0 BLK 0 WP 0 HR 1 S 45 P 45 ERA 5.00 WHIP 1.667											PITCHER IP WLS BF H R ER SO BB IBB HBP BLK WP HR S P ERA WHIP

Philadelphia Phillies @ Chicago Cubs
Wrigley Field, Chicago, IL
Sun Aug 27 1950, 3:33 AM CDT
Unknown

livebaseballscorecards.com

AB	41
R	6
H	15
RBI	5
BB	0
SO	2
LOB	19




Batter	1	2	3	4	5	6	7	8	9	AB	R	H	RBI	BB	SO	LOB
Wayne Terwilliger, R (1, 4) OBP: 0.305, SLG: 0.355	0-3 K		0-0 F4		0-0 F4			0-0 F7		4	0	0	0	0	1	2
Carmen Mauro, L (1, 9) OBP: 0.304, SLG: 0.359	4-0 BB		0-0 1B		0-3 K			0-0 L7		3	0	1	0	1	1	2
Preston Ward, L (1, 3) Hal Jeffcoat, R (9, PR) OBP: 0.327, SLG: 0.384 OBP: 0.234, SLG: 0.298	0-0 F8		0-0 G3						4-0 BB	3	0	0	0	1	0	2
Hank Sauer, R (1, 7) OBP: 0.358, SLG: 0.519	0-0 F8			0-0 1-4-3					0-3 K	0	0	0	0	0	1	2
Andy Pafko, R (1, 8) OBP: 0.416, SLG: 0.628		0-0 F6		0-0 6-3					0-0 F7	4	0	0	0	0	0	1
Bill Serena, R (1, 5) OBP: 0.338, SLG: 0.427		0-0 HR		0-0 4-3					4-0 BB	3	1	2	1	1	0	0
Roy Smalley, R (1, 6) OBP: 0.304, SLG: 0.435		0-0 L8			0-3 K				0-0 F8	4	0	0	0	0	2	3
Mickey Owen, R (1, 2) OBP: 0.279, SLG: 0.311		0-0 6-3			4-0 1B				0-0 G6-4-3	2	0	0	0	1	0	1
Paul Minner, L (1, 1) OBP: 0.276, SLG: 0.315			0-0 6-3		0-0 1B				0-0 5-3	3	0	1	0	0	0	0

Inning Stats	R: 0 E: 0 K: 1 S: 5	H: 0 LOB: 1 BB: 1 P: 9	R: 1 E: 0 K: 0 S: 4	H: 1 LOB: 0 BB: 0 P: 4	R: 0 E: 0 K: 0 S: 4	H: 1 LOB: 1 BB: 0 P: 4	R: 0 E: 0 K: 0 S: 3	H: 0 LOB: 0 BB: 0 P: 3	R: 0 E: 0 K: 2 S: 8	H: 1 LOB: 2 BB: 1 P: 12	R: 0 E: 0 K: 0 S: 3	H: 0 LOB: 0 BB: 0 P: 3	R: 0 E: 0 K: 1 S: 5	H: 1 LOB: 0 BB: 0 P: 5	R: 0 E: 0 K: 0 S: 3	H: 0 LOB: 0 BB: 0 P: 3	R: 0 E: 0 K: 1 S: 5	H: 0 LOB: 2 BB: 2 P: 13	1B: 3 2B: 0 3B: 0 HR: 1	SF: 0 SAC: 0 DP: 1 HBP: 0	WP: 0 PB: 0 SB: 1 CS: 0	PA: 34
PITCHER Bubba Church, R (1, 1) ERA: 2.1	IP: 9.0 WLS: W BF: 34 H: 4 R: 1 ER: 1 SO: 5 BB: 4 IBB: 0 HBP: 0 BLK: 0 WP: 0 HR: 1 S: 40 P: 56 ERA: 1.00 WHIP: 0.889																					

Philadelphia Phillies @ Chicago Cubs
Wrigley Field, Chicago, IL
Sun Aug 27 1950, 3:33 AM CDT
Unknown

AB	30
R	1
H	4
RBI	1
BB	4
SO	5
LOB	13



Batter	1	2	3	4	5	6	7	8	9	10	11	AB R H RBI BB SO LOB	TOP																			
Eddie Waitkus, L (1, 3) OBP: 0.341, SLG: 0.357	0-0 4-3 2B		0-0 6-3 1B		0-0 FC6-4 1B	0-0 1-2 1B			0-0 1B 2B		0-0 L9	6 1 5 0 0 0 0	Philadelphia Phillies @ Chicago Cubs Wrigley Field, Chicago, IL Sun Aug 27 1950, 3:38 AM CDT Att. 38,944 - Unknown																			
Richie Ashburn, L (1, 8) OBP: 0.384, SLG: 0.420	0-0 4-3 2-3		4-0 6-3 1B		0-0 FC6-4 1B	0-0 F2			0-0 2-3 1B		0-0 6-3	5 1 1 0 1 0 5																				
Dick Sisler, L (1, 7) OBP: 0.377, SLG: 0.445 Putsy Caballero, R (11, PR) OBP: 0.182, SLG: 0.100 Bill Nicholson, L (11, 9) OBP: 0.339, SLG: 0.490	0-0 4-3 3-H		0-0 6-3 1-2 2-3		0-0 6-3 1-2 3-H		0-0 F6		0-3 K		0-0 2-4 1B	6 0 1 2 0 1 5 0 0 0 0 0 0 0 0 0 0 0 0 0 0																				
Del Ennis, R (1, 9) OBP: 0.360, SLG: 0.559	0-0 1B		0-0 1-3		0-0 1B		0-0 F4		4-0 IBB		0-0 2-4	4 1 2 1 1 0 2																				
Willie Jones, R (1, 5) OBP: 0.363, SLG: 0.518	0-0 6-3			0-0 E5 1B		0-0 1B		0-0 1B		0-0 L3		5 0 2 1 0 0 4																				
Granny Hamner, R (1, 6) OBP: 0.316, SLG: 0.394		0-0 G3		0-0 F8		0-0 F9		0-0 4-3		0-0 F9		5 0 0 0 0 0 3																				
Andy Seminick, R (1, 2) OBP: 0.412, SLG: 0.552		0-0 F9		0-0 5-3			0-0 L9		0-0 F5		0-3 K	5 0 0 0 0 1 1																				
Mike Goliat, R (1, 4) OBP: 0.319, SLG: 0.385		0-0 6-3		0-0 F8			0-0 F3		0-0 6-3		0-0 1B	5 0 1 0 0 0 1																				
Bob Miller, R (1, 1) OBP: 0.222, SLG: 0.226 Jim Konstanty, R (8, 1) OBP: 0.083, SLG: 0.083			0-0 L9		0-0 FC6-4 1B	0-0 E3 1B		0-3 K		0-0 F8		4 1 1 0 0 1 0 1 0 0 0 0 0 1																				
Inning Stats	R: 1 E: 0 K: 0 S: 5	H: 2 LOB: 1 BB: 0 P: 5	R: 0 E: 0 K: 0 S: 3	H: 0 LOB: 0 BB: 0 P: 3	R: 0 E: 0 K: 0 S: 4	H: 1 LOB: 2 BB: 1 P: 8	R: 0 E: 2 K: 0 S: 4	H: 0 LOB: 1 BB: 0 P: 4	R: 3 E: 0 K: 0 S: 7	H: 4 LOB: 1 BB: 0 P: 7	R: 0 E: 1 K: 0 S: 5	H: 1 LOB: 2 BB: 0 P: 5		R: 0 E: 0 K: 1 S: 5	H: 0 LOB: 0 BB: 0 P: 5	R: 0 E: 0 K: 1 S: 6	H: 2 LOB: 2 BB: 1 P: 10	R: 0 E: 0 K: 1 S: 6	H: 1 LOB: 1 BB: 0 P: 6	R: 0 E: 0 K: 0 S: 3	H: 1 LOB: 1 BB: 0 P: 3	1B: 11 2B: 3 3B: 0 HR: 0	SF: 0 SAC: 0 DP: 1 HBP: 0	WP: 0 PB: 0 SB: 2 CS: 0	PA: 48							
PITCHER	IP WLS BF H R ER SO BB IBB HBP BLK WP HR S P ERA WHIP															IP WLS BF H R ER SO BB IBB HBP BLK WP HR S P ERA WHIP																
Bob Rush, R (1, 1) ERA: 4.14	9.0	41	11	4	4	2	1	1	0	0	0	0	0	0	43	51	4.00	1.333														
Monk Dubiel, R (10, 1) ERA: 3.66	2.0	8	2	0	0	1	0	0	0	0	0	0	0	9	9	0.00	1.000															

livebaseballscorecards.com

AB 46
R 4
H 13
RBI 4
BB 2
SO 3
LOB 22



Batter	1	2	3	4	5	6	7	8	9	10	11	AB R H RBI BB SO LOB	BOTTOM	
Wayne Terwilliger, R OBP: 0.304, SLG: 0.356 (1, 4)	0-0 6-3	0-0 5-3			0-0 6-3		0-0 4-3 2B		0-0 L8			5 0 1 0 0 0 0	Philadelphia Phillies @ Chicago Cubs Wrigley Field, Chicago, IL Sun Aug 27 1950, 3:38 AM CDT Att. 38,944 - Unknown	
Carmen Mauro, L OBP: 0.308, SLG: 0.361 (1, 9)	0-0 1B 1B		0-0 2B F7 1B		0-0 F7		0-0 4-3 2-3		0-0 3-1			5 2 2 0 0 0 1		
Phil Cavarretta, L OBP: 0.374, SLG: 0.460 (1, 3)	0-0 FC6-5 1B 1-2		0-0 F7 WP 2B		0-0 WP 2B		0-0 F7		0-0 3-1			5 1 3 0 0 0 1		
Hank Sauer, R OBP: 0.359, SLG: 0.519 Hal Jeffcoat, R OBP: 0.231, SLG: 0.295 (1, 7) (8, PR) (9, 7)	0-0 FC6-5 1B 1-2 2-H		0-0 F7		0-0 F9 2-3		0-0 1-3 1B		0-0			4 0 2 2 0 0 2 1 0 0 0 0 0 0		
Andy Pafko, R OBP: 0.413, SLG: 0.622 (1, 8)	0-0 FC6-5 1-2 2-3f		0-0 E CS BB 3-H		0-0 5-3		0-0 1-3 1-2		0-0 F9			4 0 0 0 1 0 3		
Bill Serena, R OBP: 0.337, SLG: 0.424 Bob Ramazzotti, R OBP: 0.272, SLG: 0.331 (1, 5) (8, PR) (9, 5)	0-0 5-3		0-3 K 1-H		0-0 5-3		0-0 BB		0-0 F8			3 0 0 0 1 1 3 1 0 0 0 0 0 0		
Roy Smalley, R OBP: 0.303, SLG: 0.432 (1, 6)		0-0 F9		0-0 F7		0-0 BB		0-3 K		0-0 1-3		4 0 0 0 1 1 2		
Rube Walker, L OBP: 0.281, SLG: 0.358 (1, 2)		0-0 HR		0-0 G3		0-0 5-3		0-3 K		0-3 K		5 1 1 1 0 2 3		
Bob Rush, R OBP: 0.203, SLG: 0.260 Ron Northey, L OBP: 0.360, SLG: 0.486 Monk Dubiel, R OBP: 0.176, SLG: 0.156 (1, 1) (9, PH) (10, 1)		0-3 K		0-3 K			0-3 K		0-0 5-3			3 0 0 0 0 3 0 1 0 0 0 0 0 0 0 0 0 0 0 0 0		
Inning Stats	R: 1 H: 3 E: 0 LOB: 2 K: 0 BB: 0 S: 6 P: 6	R: 1 H: 1 E: 0 LOB: 0 K: 1 BB: 0 S: 6 P: 6	R: 2 H: 2 E: 0 LOB: 0 K: 1 BB: 1 S: 6 P: 10	R: 0 H: 0 E: 0 LOB: 0 K: 1 BB: 0 S: 5 P: 5	R: 0 H: 1 E: 0 LOB: 1 K: 0 BB: 0 S: 4 P: 4	R: 0 H: 0 E: 0 LOB: 1 K: 0 BB: 1 S: 3 P: 7	R: 0 H: 1 E: 0 LOB: 1 K: 1 BB: 0 S: 6 P: 6	R: 0 H: 1 E: 0 LOB: 2 K: 2 BB: 1 S: 8 P: 12	R: 0 H: 0 E: 0 LOB: 0 K: 0 BB: 0 S: 3 P: 3	R: 0 H: 0 E: 0 LOB: 0 K: 0 BB: 0 S: 3 P: 3	R: 0 H: 0 E: 0 LOB: 0 K: 1 BB: 0 S: 5 P: 5	1B: 5 SF: 0 2B: 3 SAC: 0 3B: 0 DP: 0 HR: 1 HBP: 0		WP: 2 PA: 44 PB: 0 SB: 1 CS: 1
PITCHER	IP WLS BF H R ER SO BB IBB HBP BLK WP HR S P ERA WHIP													
Bob Miller, R ERA: 3.24 Jim Konstanty, R ERA: 2.22 (1, 1) (8, 1)	7.1 33 9 4 4 4 3 0 0 0 2 1 38 50 4.91 1.636													



Batter	1	2	3	4	5	6	7	8	9	AB R H RBI BB SO LOB	TOP									
Eddie Waitkus, L (1, 3) OBP: 0.340, SLG: 0.354	0-0 L6		0-0 F5		0-0 F6			0-0 3-1	4-0 BB 1-2 2-3 BB	4 0 0 0 1 0 1										
Richie Ashburn, L (1, 8) OBP: 0.384, SLG: 0.425	0-0 F8		0-0 3B			0-0 4-3		0-0 1B	0-0 L5	5 0 2 1 0 0 3										
Dick Sisler, L (1, 7) OBP: 0.374, SLG: 0.441	0-0 1-3		0-0 F5			0-0 F6		0-0 F3		4 0 0 0 0 0 2										
Del Ennis, R (1, 9) OBP: 0.361, SLG: 0.557		1-0 HBP		0-0 1B		0-0 F9			0-0 F8	3 1 1 0 0 0 0										
Willie Jones, R (1, 5) OBP: 0.361, SLG: 0.515		0-0 G4-6-3		0-0 SH5-4-3			0-3 K2-3		0-0 6-3	3 0 0 0 0 1 1										
Granny Hamner, R (1, 6) OBP: 0.319, SLG: 0.399		0-0 2B		0-0 CS			0-0 F7		0-0 HR	4 2 3 1 0 0 0										
Andy Seminick, R (1, 2) OBP: 0.415, SLG: 0.568		0-0 2B		0-0 F9			0-0 1B		0-0 HR	4 1 3 3 0 0 1										
Mike Goliat, R (1, 4) OBP: 0.321, SLG: 0.383			4-0 BB		0-3 K		0-0 L7		4-0 BB	2 0 0 0 2 1 1										
Putsy Caballero, R (9, PR) OBP: 0.182, SLG: 0.100									BB	0 0 0 0 0 0 0										
Curt Simmons, L (1, 1) OBP: 0.240, SLG: 0.174			0-0 FC1-6		0-0 4-3			0-0 F2	4-0 BB	2 1 0 0 0 0 1										
Milo Candini, R (7, 1) OBP: 0.200, SLG: 0.200									BB	0 0 0 0 0 0 0										
Dick Whitman, L (8, PH) OBP: 0.312, SLG: 0.298									BB	1 0 0 0 0 0 0										
Ken Heintzelman, R (8, 1) OBP: 0.097, SLG: 0.034									BB	0 0 0 0 0 0 0										
Stan Lopata, R (9, PH) OBP: 0.319, SLG: 0.263									BB	0 0 0 0 1 0 0										
Bubba Church, R (9, PR) OBP: 0.222, SLG: 0.278									BB	0 0 0 0 0 0 0										
Inning Stats	R: 0 E: 0 K: 0 S: 3	H: 0 LOB: 0 BB: 0 P: 3	R: 1 E: 0 K: 0 S: 3	H: 2 LOB: 1 BB: 0 P: 4	R: 1 E: 0 K: 0 S: 4	H: 1 LOB: 1 BB: 1 P: 8	R: 1 E: 0 K: 0 S: 4	H: 2 LOB: 0 BB: 0 P: 4	R: 0 E: 0 K: 1 S: 5	H: 0 LOB: 0 BB: 0 P: 5	R: 0 E: 0 K: 1 S: 6	H: 1 LOB: 1 BB: 0 P: 6	R: 0 E: 0 K: 0 S: 4	H: 1 LOB: 1 BB: 0 P: 4	R: 2 E: 0 K: 0 S: 5	H: 2 LOB: 3 BB: 3 P: 17	1B: 5 2B: 2 3B: 1 HR: 1	SF: 0 SAC: 1 DP: 1 HBP: 1	WP: 0 PB: 0 SB: 0 CS: 1	PA: 38
PITCHER	IP WLS BF H R ER SO BB IBB HBP BLK WP HR S P ERA WHIP																			
Dutch Leonard, R (1, 1) ERA: 4.45	8.2 W 34 9 5 5 2 1 0 1 0 0 1 36 41 5.19 1.154																			
Johnny Vander Meer, L (9, 1) ERA: 4.09	0.1 S 4 0 0 0 0 3 0 0 0 0 0 0 1 13 0.00 9.000																			

Philadelphia Phillies @ Chicago Cubs
Wrigley Field, Chicago, IL
Mon Aug 28 1950, 3:33 AM CDT
Unknown

livebaseballscorecards.com

AB	32
R	5
H	9
RBI	5
BB	4
SO	2
LOB	10



Batter	1	2	3	4	5	6	7	8	9	AB R H RBI BB SO LOB	TOP					
Eddie Waitkus, L OBP: 0.341, SLG: 0.357 (1, 3) X	0-0 L4		0-0 E1 G2-5-3	0-0 FC3-2-5 1B			0-0 1B E FC 1B	0-0 1B 2B		5 2 2 0 0 0 2	Philadelphia Phillies @ Chicago Cubs Wrigley Field, Chicago, IL Mon Aug 28 1950, 3:38 AM CDT Att: 19,756 - Unknown					
Richie Ashburn, L OBP: 0.386, SLG: 0.426 (1, 8) X	0-0 WP S 1B 1B		0-0 E1 G2-5-3 1-2 HR	0-0 1-2 3-H 2-H 1B			0-0 E1 FC 1B L9	0-0 1B 2-H		5 3 3 2 0 0 2						
Willie Jones, R OBP: 0.359, SLG: 0.511 (1, 5) X	0-0 BLK 1-2 1B		0-0 G2-5-3 1-2 2-3f		0-0 6-3		0-0 F5		0-0 F8	5 0 1 1 0 0 4						
Del Ennis, R OBP: 0.362, SLG: 0.562 (1, 9) X	0-0 F8 1-2		0-0 HR 2-H		0-0 6-3		0-0 FC 1-2 2-3 1B		0-0 5-3	5 1 2 2 0 0 1						
Dick Sister, L OBP: 0.374, SLG: 0.440 (1, 7) B B B B	4-0 FC4 BB		0-3 K		0-0 1-3		0-0 FC 1-2 2-3 3-H		0-0 1B 1B	4 1 1 1 1 1 2						
Granny Hamner, R OBP: 0.320, SLG: 0.401 (1, 6) X	0-0 FC4 1-2f			0-0 3B 2B		0-0 F9	0-0 L9		0-0 1B 1-2 1B	5 1 2 1 0 0 4						
Andy Seminick, R OBP: 0.421, SLG: 0.578 (1, 2) B B B B		4-0 G6-4-3 BB		0-0 FC3-2-5 2-H 3B		0-0 1B	0-0 F7		0-0 1-2 2-H 1B	4 0 3 2 1 0 2						
Mike Goliat, R OBP: 0.319, SLG: 0.379 (1, 4) X		0-0 G6-4-3 1-2f		4-0 FC3-2-5 1B BB		0-3 K		0-0 3-1	0-3 K	4 1 0 0 1 2 4						
Russ Meyer, S OBP: 0.167, SLG: 0.171 Jim Konstanty, R OBP: 0.080, SLG: 0.080 (6, 1)		0-3 K		0-3 K		0-3 K		0-3 K		3 0 0 0 0 3 3 1 0 0 0 0 1 0						
Inning Stats	R: 1 E: 0 K: 0 S: 5 H: 2 LOB: 2 BB: 1 P: 9	R: 0 E: 0 K: 1 S: 4 H: 0 LOB: 0 BB: 1 P: 8	R: 2 E: 2 K: 1 S: 7 H: 1 LOB: 0 BB: 0 P: 7	R: 2 E: 0 K: 1 S: 7 H: 3 LOB: 2 BB: 1 P: 11	R: 0 E: 0 K: 0 S: 3 H: 0 LOB: 0 BB: 0 P: 3	R: 0 E: 0 K: 2 S: 8 H: 1 LOB: 1 BB: 0 P: 8	R: 2 E: 1 K: 0 S: 7 H: 2 LOB: 2 BB: 0 P: 7	R: 1 E: 0 K: 1 S: 6 H: 2 LOB: 1 BB: 0 P: 6	R: 1 E: 0 K: 1 S: 8 H: 3 LOB: 2 BB: 0 P: 8	1B: 10 2B: 2 3B: 1 HR: 1 SF: 0 SAC: 0 DP: 2 HBP: 0		WP: 1 PB: 0 SB: 1 CS: 0 PA: 44				
PITCHER	IP WLS BF H R ER SO BB IBB HBP BLK WP HR S P ERA WHIP															
Johnny Schmitz, L ERA: 4.9 (1, 1)	5.0	23	6	5	3	3	3	0	0	1	1	1	26	38	5.40	1.800
Johnny Klippstein, R ERA: 5.74 (6, 1)	4.0	L	21	8	4	3	4	0	0	0	0	0	29	29	6.75	2.000

AB	41
R	9
H	14
RBI	9
BB	3
SO	7
LOB	24



Batter	1	2	3	4	5	6	7	8	9	AB R H RBI BB SO LOB	TOP											
Eddie Waitkus, L (1, 3) OBP: 0.339, SLG: 0.357	0-0 F6		0-0 2B		0-0 4-3	0-0 4-3		0-0 G3		5 0 1 0 0 0 0												
Richie Ashburn, L (1, 8) OBP: 0.386, SLG: 0.426	0-0 4-3		0-0 L8		0-0 1B 1B		0-0 F6		0-0 FC4-6 1B	5 1 2 0 0 0 1												
Willie Jones, R (1, 5) OBP: 0.362, SLG: 0.511	0-0 F8			0-0 SH2-3 L8 1B	0-0 BB F7 1B		4-0 BB 1B BB		0-0 FC4-6 1B 1-2f	4 3 2 0 1 0 1												
Del Ennis, R (1, 9) OBP: 0.364, SLG: 0.562		0-0 5-3		0-0 BB SH2-3 1B	0-0 BB 1B		4-0 BB 1B BB		0-0 F9	4 1 2 1 1 0 1												
Dick Sister, L (1, 7) OBP: 0.379, SLG: 0.446		0-0 F7 2B		0-0 SH2-3	4-0 BB 1B		0-0 BB 1B		0-0 1B	3 0 3 1 1 0 0												
Granny Hamner, R (1, 6) OBP: 0.321, SLG: 0.400		0-0 F7		4-0 BB IBB	0-0 F7		0-0 BB G6-4-3 1B		0-0 F8	4 0 1 2 1 0 5												
Andy Seminick, R (1, 2) OBP: 0.416, SLG: 0.570		0-0 6-3		0-0 L8	0-0 F3		0-0 BB G6-4-3			4 0 0 1 0 0 7												
Mike Goliat, R (1, 4) OBP: 0.319, SLG: 0.377			0-3 K	4-0 BB		0-0 6-3		0-0 5-3		2 0 0 0 1 1 0												
Jimmy Bloodworth, R (6, 4) OBP: 0.265, SLG: 0.245				1-2 2-3 BB						1 0 0 0 0 0 0												
Robin Roberts, S (1, 1) OBP: 0.167, SLG: 0.096			0-0 3-1	0-3 K		0-0 4-3		0-0 4-3		4 0 0 0 0 1 3												
Jim Konstanty, R (9, 1) OBP: 0.080, SLG: 0.080										0 0 0 0 0 0 0												
Inning Stats	R: 0 E: 0 K: 0 S: 3	H: 0 LOB: 0 BB: 0 P: 3	R: 0 E: 0 K: 0 S: 4	H: 1 LOB: 1 BB: 0 P: 4	R: 0 E: 0 K: 1 S: 6	H: 1 LOB: 1 BB: 0 P: 6	R: 1 E: 0 K: 1 S: 7	H: 2 LOB: 3 BB: 2 P: 15	R: 2 E: 1 K: 0 S: 6	H: 3 LOB: 2 BB: 1 P: 10	R: 0 E: 0 K: 0 S: 3	H: 0 LOB: 0 BB: 0 P: 3	R: 2 E: 0 K: 0 S: 4	H: 2 LOB: 1 BB: 2 P: 12	R: 0 E: 0 K: 0 S: 3	H: 0 LOB: 0 BB: 0 P: 3	R: 0 E: 0 K: 0 S: 5	H: 2 LOB: 2 BB: 0 P: 5	1B: 9 2B: 2 3B: 0 HR: 0	SF: 0 SAC: 1 DP: 1 HBP: 0	WP: 0 PB: 0 SB: 0 CS: 0	PA: 42
PITCHER	IP WLS BF H R ER SO BB IBB HBP BLK WP HR S P ERA WHIP																					
Howie Pollet, L (1, 1) ERA: 3.39	4.1 L 23 7 3 1 2 2 1 0 0 0 0 0 24 36 2.08 2.077																					
Red Munger, R (5, 1) ERA: 4.01	2.0 10 2 2 2 0 2 0 0 0 0 0 0 8 16 9.00 2.000																					
Ted Wilks, R (7, 1) ERA: 5.87	1.2 4 0 0 0 0 0 0 0 0 0 0 0 4 4 0.00 0.000																					
Fred Martin, R (9, 1) ERA: 5.0	1.0 5 2 0 0 0 0 0 0 0 0 0 0 5 5 0.00 2.000																					

Philadelphia Phillies @ St. Louis Cardinals
 Sportsman's Park, St. Louis, MO
 Tue Aug 29 1950, 4:33 AM EDT
 Att: 27,058 - Unknown

livebaseballscorecards.com

AB	36
R	5
H	11
RBI	5
BB	5
SO	2
LOB	18



Batter	1	2	3	4	5	6	7	8	9	AB	R	H	RBI	BB	SO	LOB
--------	---	---	---	---	---	---	---	---	---	----	---	---	-----	----	----	-----

BOTTOM

Tommy Glaviano, R <small>(1, 5) OBP: 0.430, SLG: 0.459</small>	0-0 		0-3 			4-0 			4-0 	2	1	1	0	2	1	0
Red Schoendienst, S <small>(1, 4) OBP: 0.309, SLG: 0.405</small>	0-0 			0-0 		0-0 			0-0 	4	0	0	0	0	0	3
Stan Musial, L <small>(1, 7) OBP: 0.444, SLG: 0.608</small>	0-0 			0-0 		0-0 			0-0 	4	2	3	0	0	0	1
Bill Howerton, L <small>(1, 8) OBP: 0.385, SLG: 0.493</small>	0-0 			0-0 			0-0 		0-0 	4	0	0	1	0	0	3
Enos Slaughter, L <small>(1, 9) OBP: 0.372, SLG: 0.433</small>		0-0 		0-0 			0-0 		0-0 	4	0	0	1	0	0	2
Marty Marion, R <small>(1, 6) OBP: 0.346, SLG: 0.354</small> Chuck Diering, R <small>(9, PR) OBP: 0.360, SLG: 0.347</small>		0-3 			0-0 		0-0 		0-0 	4	0	1	1	0	1	0
Rocky Nelson, L <small>(1, 3) OBP: 0.327, SLG: 0.361</small>		0-0 			0-0 			0-0 	0-0 	4	0	1	0	0	0	2
Del Rice, R <small>(1, 2) OBP: 0.342, SLG: 0.402</small>			0-0 		0-0 			0-0 		3	0	0	0	0	0	1
Howie Pollet, L <small>(1, 1) OBP: 0.187, SLG: 0.155</small> Red Munger, R <small>(5, 1) OBP: 0.190, SLG: 0.175</small> Ted Wilks, R <small>(7, 1)</small> Hal Rice, L <small>(8, PH) OBP: 0.250, SLG: 0.196</small> Fred Martin, R <small>(9, 1) OBP: 0.231, SLG: 0.385</small>			0-0 			0-0 		0-0 		1	0	0	0	0	0	0

Philadelphia Phillies @ St. Louis Cardinals
 Sportsman's Park, St. Louis, MO
 Tue Aug 29 1950, 4:33 AM EDT
 Att. 27,058 - Unknown

livebaseballscorecards.com

AB	32
R	3
H	6
RBI	3
BB	2
SO	2
LOB	12



Inning Stats	R: 0	H: 2	E: 0	LOB: 1	K: 0	BB: 0	S: 4	P: 4	R: 0	H: 0	E: 0	LOB: 0	K: 1	BB: 0	S: 5	P: 5	R: 0	H: 0	E: 0	LOB: 0	K: 1	BB: 0	S: 5	P: 5	R: 1	H: 1	E: 0	LOB: 0	K: 0	BB: 0	S: 4	P: 4	R: 0	H: 1	E: 0	LOB: 0	K: 0	BB: 0	S: 3	P: 3	R: 0	H: 0	E: 0	LOB: 1	K: 0	BB: 1	S: 3	P: 7	R: 0	H: 0	E: 0	LOB: 0	K: 0	BB: 0	S: 3	P: 3	R: 0	H: 0	E: 1	LOB: 2	K: 0	BB: 1	S: 6	P: 10	1B: 5	SF: 0	2B: 1	SAC: 0	3B: 0	DP: 2	HR: 0	HBP: 0	WP: 1	PA: 34
--------------	------	------	------	--------	------	-------	------	------	------	------	------	--------	------	-------	------	------	------	------	------	--------	------	-------	------	------	------	------	------	--------	------	-------	------	------	------	------	------	--------	------	-------	------	------	------	------	------	--------	------	-------	------	------	------	------	------	--------	------	-------	------	------	------	------	------	--------	------	-------	------	-------	-------	-------	-------	--------	-------	-------	-------	--------	-------	--------

PITCHER	IP	WLS	BF	H	R	ER	SO	BB	IBB	HBP	BLK	WP	HR	S	P	ERA	WHIP
Robin Roberts, R <small>(1, 1) ERA: 3.15</small>	8.2	W	33	6	3	1	2	2	0	0	0	1	0	35	43	1.04	0.923
Jim Konstanty, R <small>(9, 1) ERA: 2.14</small>	0.1	S	1	0	0	0	0	0	0	0	0	0	0	1	1	0.00	0.000

BOTTOM

Philadelphia Phillies @ St. Louis Cardinals
Sportsman's Park, St. Louis, MO

AB 34
R 8
H 11
RBI 8
BB 13
SO 5
LOB 24



WP: 0 PA: 49
PB: 0
SB: 0
CS: 0

ERA 0.00 WHIP 0.000

Wed Aug 30 1950, 4:33 AM EDT
Att. 17,232 - Unknown

livebaseballscorecards.com

AB R H RBI BB SO LOB

3	1	1	0	3	2	0
4	1	1	0	1	0	4
4	2	1	1	2	0	2
4	2	1	2	2	1	5
4	1	2	1	1	1	2
4	1	3	2	1	0	0
4	0	0	1	1	0	5
3	0	2	1	2	0	1
2	0	0	0	0	1	2
0	0	0	0	0	0	0
0	0	0	0	0	0	0
2	0	0	0	0	0	3
0	0	0	0	0	0	0

1B: 6 SF: 0
2B: 3 SAC: 2
3B: 2 DP: 1
HR: 0 HBP: 0

IP	WLS	BF	H	R	ER	SO	BB	IBB	HBP	BLK	WP	HR	S	P	ERA	WHIP
2.0		15	4	3	3	2	5	1	0	0	0	0	13	37	13.50	4.500
3.2		18	3	3	3	2	4	0	0	0	0	0	18	34	7.36	1.909
0.1		1	0	0	0	0	0	0	0	0	0	0	1	1	0.00	0.000
2.0	W	11	4	2	2	1	2	0	0	0	0	0	11	19	9.00	3.000
0.0		1	0	0	0	0	1	0	0	0	0	0	0	4	∞	∞

Batter	1	2	3	4	5	6	7	8	9
Tommy Glaviano, R OBP: 0.433, SLG: 0.458 (1, 5)	0-3 K	4-0 1-3 BB		4-0 2B F7 BB		0-3 K	0-0 G6-4-3 1-2 1B		4-0 None SH BB
Marty Marion, R OBP: 0.347, SLG: 0.356 (1, 6)	4-0 2B BB	0-0 1-3		0-0 4-3 1-3 2B		0-0 F8	0-0 G6-4-3 1-2f		0-0 SH
Stan Musial, L OBP: 0.445, SLG: 0.607 (1, 7)	0-0 2B	4-0 1-3 IBB		0-0 F7 3-H		4-0 BB 1B BB		0-0 4-3	0-0 2-3
Enos Slaughter, L OBP: 0.374, SLG: 0.433 (1, 9)	0-0 1B 2B	0-3 K		0-0 4-3 2-3		4-0 1B 1B BB		4-0 3B BB	0-0
Del Rice, R OBP: 0.345, SLG: 0.409 (1, 2)	4-0 1B BB		0-0 F8 3B	0-0 L5		0-0 1B 1B		0-3 K	
Red Schoendienst, S OBP: 0.314, SLG: 0.411 (1, 4)	0-0 1-2 2-3 1B		4-0 4-3 F8 BB		0-0 F6	0-0 1-2 3-H 1B		0-0 1-H 1B 3B	
Chuck Diering, R OBP: 0.356, SLG: 0.339 (1, 8)	0-0 F9		0-0 F8 1-2 3-H		0-0 F9	0-0 F9		4-0 1B BB	
Rocky Nelson, L OBP: 0.338, SLG: 0.366 (1, 3)		4-0 1-3 SH1-4 BB	0-0 4-3		4-0 BB		0-0 1B 1B	0-0 1-2 3-H 1B	
Max Lanier, R OBP: 0.212, SLG: 0.222 Al Brazle, L OBP: 0.196, SLG: 0.196 Harry Brecheen, L OBP: 0.264, SLG: 0.220 Gerry Staley, R OBP: 0.174, SLG: 0.159 Ted Wilks, R (9, 1)		0-0 SH1-4	0-3 K		0-0 F9		0-0 F8	0-0 F8	

Inning Stats

R: 2 E: 0 K: 1 S: 7	H: 3 LOB: 2 BB: 2 P: 15	R: 0 E: 0 K: 1 S: 5	H: 0 LOB: 3 BB: 3 P: 17	R: 1 E: 0 K: 1 S: 6	H: 1 LOB: 1 BB: 1 P: 10	R: 1 E: 0 K: 0 S: 4	H: 1 LOB: 1 BB: 1 P: 8	R: 0 E: 0 K: 0 S: 3	H: 0 LOB: 1 BB: 1 P: 7	R: 2 E: 0 K: 1 S: 7	H: 2 LOB: 2 BB: 2 P: 15	R: 0 E: 0 K: 0 S: 4	H: 2 LOB: 1 BB: 0 P: 4	R: 2 E: 0 K: 1 S: 7	H: 2 LOB: 2 BB: 2 P: 15	R: 0 E: 0 K: 0 S: 3	H: 0 LOB: 1 BB: 1 P: 7	1B: 6 2B: 3 3B: 2 HR: 0	SF: 0 SAC: 2 DP: 1 HBP: 0	WP: 0 PB: 0 SB: 0 CS: 0	PA: 49
------------------------------	----------------------------------	------------------------------	----------------------------------	------------------------------	----------------------------------	------------------------------	---------------------------------	------------------------------	---------------------------------	------------------------------	----------------------------------	------------------------------	---------------------------------	------------------------------	----------------------------------	------------------------------	---------------------------------	----------------------------------	------------------------------------	----------------------------------	--------

PITCHER Ken Johnson, L ERA: 3.65 Ken Heintzelman, L ERA: 4.35 Bob Miller, R ERA: 3.24 Jim Konstanty, R ERA: 2.26 Milo Candini, R ERA: 3.42	(1, 1) (3, 1) (6, 1) (7, 1) (7, 1) (9, 1)	IP 2.0 3.2 0.1 2.0 0.0	WLS W 	BF 15 18 1 11 1	H 4 3 0 4 0	R 3 3 0 2 0	ER 3 3 0 2 0	SO 2 2 0 1 0	BB 5 4 0 2 1	IBB 1 0 0 0 0	HBP 0 0 0 0 0	BLK 0 0 0 0 0	WP 0 0 0 0 0	HR 0 0 0 0 0	S 13 18 1 11 0	P 37 34 1 19 4	ERA 13.50 7.36 0.00 9.00 ∞	WHIP 4.500 1.909 0.000 3.000 ∞	PITCHER Curt Simmons, L ERA: 3.63 (9, 1)	IP 1.0	WLS S	BF 3	H 0	R 0	ER 0	SO 0	BB 0	IBB 0	HBP 0	BLK 0	WP 0	HR 0	S 3	P 3	ERA 0.00	WHIP 0.000
--	--	---------------------------------------	--------------------------	--------------------------------	----------------------------	----------------------------	-----------------------------	-----------------------------	-----------------------------	------------------------------	------------------------------	------------------------------	-----------------------------	-----------------------------	-------------------------------	-------------------------------	---	---	---	-----------	----------	---------	--------	--------	---------	---------	---------	----------	----------	----------	---------	---------	--------	--------	-------------	---------------

Batter	1	2	3	4	5	6	7	8	9	AB R H RBI BB SO LOB	TOP											
Eddie Waitkus, L (1, 3) OBP: 0.339, SLG: 0.355	0-0 F6		0-0 F6		0-0 F3		0-0 F8		0-0 SH1-3 E 1B	5 1 1 0 0 0 1												
Richie Ashburn, L (1, 8) OBP: 0.389, SLG: 0.431	0-0 L8		0-0 E 1B		0-0 1-3		0-0 E4 1B 1B		0-0 SH1-3 1-2	4 2 2 1 0 0 0												
Dick Sisler, L (1, 7) OBP: 0.379, SLG: 0.445	0-0 1B		0-0 E7 1-H		0-0 F5		0-0 1B 1B		0-0 E8 1B 1B	5 1 3 2 0 0 0												
Del Ennis, R (1, 9) OBP: 0.366, SLG: 0.559	0-3 K		4-0 BB		0-0 1-3		0-0 1-2 1B		0-0 6-3	4 0 1 0 1 1 2												
Willie Jones, R (1, 5) OBP: 0.361, SLG: 0.506		0-0 L6	0-0 F6		0-0 E6 IHR		0-3 K		4-0 1B BB	4 1 0 0 1 1 4												
Granny Hamner, R (1, 6) OBP: 0.322, SLG: 0.400		0-0 F9		0-0 4-3 2B		0-0 1-3		0-0 F7	0-0 1-3 2-H 1B	5 0 2 1 0 0 1												
Andy Seminick, R (1, 2) OBP: 0.413, SLG: 0.568		0-0 F9		0-0 4-3 2-3		0-0 IHR		4-0 BB	0-0 F6	4 1 1 2 1 0 3												
Mike Goliat, R (1, 4) OBP: 0.319, SLG: 0.375			0-0 SH5-3 1B 1B		0-0 L4		0-3 K		0-0 F9	4 1 1 0 0 1 2												
Bubba Church, R (1, 1) OBP: 0.205, SLG: 0.256			0-0 SH5-3 1-2		0-0 6-3		0-0 1-3		0-3 K	3 0 0 0 0 1 2												
Inning Stats	R: 0 E: 0 K: 1 S: 6	H: 1 LOB: 1 BB: 0 P: 6	R: 0 E: 0 K: 0 S: 3	H: 0 LOB: 0 BB: 0 P: 3	R: 2 E: 1 K: 0 S: 6	H: 2 LOB: 2 BB: 1 P: 10	R: 0 E: 0 K: 0 S: 4	H: 1 LOB: 1 BB: 0 P: 4	R: 0 E: 0 K: 0 S: 3	H: 0 LOB: 0 BB: 0 P: 3	R: 2 E: 1 K: 1 S: 7	H: 1 LOB: 0 BB: 0 P: 7	R: 1 E: 1 K: 1 S: 8	H: 3 LOB: 2 BB: 0 P: 8	R: 0 E: 0 K: 1 S: 5	H: 0 LOB: 1 BB: 1 P: 9	R: 2 E: 1 K: 0 S: 6	H: 3 LOB: 2 BB: 1 P: 10	1B: 9 2B: 1 3B: 0 HR: 1	SF: 0 SAC: 2 DP: 0 HBP: 0	WP: 0 PB: 0 SB: 0 CS: 0	PA: 43
PITCHER	IP WLS BF H R ER SO BB IBB HBP BLK WP HR S P ERA WHIP																					
Max Surkont, R (1, 1) ERA: 3.38	8.0 L 36 8 5 2 4 2 0 0 0 0 0 0 42 50 2.25 1.250																					
Mickey Haefner, L (9, 1) ERA: 5.48	1.0 7 3 2 2 0 1 0 0 0 0 0 0 6 10 18.00 4.000																					

Philadelphia Phillies @ Boston Braves
 Braves Field, Boston, MA
 Fri Sep 01 1950, 3:33 AM EDT
 Att. 14,908 - Unknown

livebaseballscorecards.com

AB	38
R	7
H	11
RBI	6
BB	3
SO	4
LOB	15



Batter	1	2	3	4	5	6	7	8	9	AB R H RBI BB SO LOB	TOP	
Eddie Waitkus, L (1, 3) OBP: 0.340, SLG: 0.356	0-0 FC1-5-4-5 PB 1B		0-0 F8		0-0 4-3			0-0 FC5-8 1B		4 0 2 0 0 0 0		
Richie Ashburn, L (1, 8) OBP: 0.386, SLG: 0.427	0-0 FC1-5-4-5 1-3		0-0 L5		0-0 F2			0-0 FC5-6 S 8-2-5 1-2f		4 0 0 0 0 0 2		
Dick Sisler, L (1, 7) OBP: 0.378, SLG: 0.443 Dick Whitman, L (9, 7) OBP: 0.317, SLG: 0.313	0-0 P6			0-0 1B 1B 1B	0-0 F5			0-0 8-2-5 1-Hf		4 1 1 0 0 0 2 0 0 0 0 0 0 0		
Del Ennis, R (1, 9) OBP: 0.364, SLG: 0.555	0-0 L8			0-0 F7		0-0 F8			0-3 K	4 0 0 0 0 1 2		
Willie Jones, R (1, 5) OBP: 0.362, SLG: 0.508		0-0 5-3		0-0 1B 1-3 1B 1B		0-0 F7			0-0 2B	4 1 2 0 0 0 0		
Granny Hamner, R (1, 6) OBP: 0.322, SLG: 0.399		0-0 P6		0-0 FC6-4 1-3 3-H 1B 1B		0-0 F3			0-3 K	4 0 1 1 0 1 1		
Andy Seminick, R (1, 2) OBP: 0.419, SLG: 0.571		4-0 BB		0-0 FC6-4 1-2 3-H 1B			0-0 21-4-6-3 1B		4-0 IBB	2 0 2 1 2 0 0		
Mike Goliat, R (1, 4) OBP: 0.317, SLG: 0.372 Bill Nicholson, L (9, PH) OBP: 0.328, SLG: 0.472 Jimmy Bloodworth, R (9, 4) OBP: 0.270, SLG: 0.243		0-3 K		0-0 FC6-4 1-2f 2-3			0-0 G1-4-6-3		0-0 F2	3 0 0 0 0 1 4 1 0 0 0 0 0 2 0 0 0 0 0 0 0		
Curt Simmons, L (1, 1) OBP: 0.231, SLG: 0.167			0-0 1-3	0-0 4-3			0-0 6-3			3 0 0 0 0 0 2		
Inning Stats	R: 0 H: 1 E: 0 LOB: 1 K: 0 BB: 0 S: 4 P: 4	R: 0 H: 0 E: 0 LOB: 1 K: 1 BB: 1 S: 5 P: 9	R: 0 H: 0 E: 0 LOB: 0 K: 0 BB: 0 S: 3 P: 3	R: 2 H: 4 E: 0 LOB: 2 K: 0 BB: 0 S: 7 P: 7	R: 0 H: 0 E: 0 LOB: 0 K: 0 BB: 0 S: 3 P: 3	R: 0 H: 0 E: 0 LOB: 0 K: 0 BB: 0 S: 3 P: 3	R: 0 H: 1 E: 0 LOB: 0 K: 0 BB: 0 S: 3 P: 3	R: 0 H: 1 E: 0 LOB: 0 K: 2 BB: 0 S: 8 P: 3	R: 0 H: 1 E: 0 LOB: 2 K: 2 BB: 1 S: 8 P: 12	1B: 7 SF: 0 2B: 2 SAC: 0 3B: 0 DP: 2 HR: 0 HBP: 0	WP: 0 PA: 35 PB: 1 SB: 2 CS: 0	
PITCHER Johnny Sain, R (1, 1) ERA: 4.06	IP WLS BF H R ER SO BB IBB HBP BLK WP HR S P ERA WHIP											PITCHER IP WLS BF H R ER SO BB IBB HBP BLK WP HR S P ERA WHIP

Philadelphia Phillies @ Boston Braves
 Braves Field, Boston, MA
 Sat Sep 02 1950, 3:33 AM EDT
 Att: 17,230 - Unknown

AB	33
R	2
H	8
RBI	2
BB	2
SO	3
LOB	15



Batter	1	2	3	4	5	6	7	8	9	AB R H RBI BB SO LOB
Roy Hartsfield, R (1, 4) OBP: 0.320, SLG: 0.371	0-0 F9		0-0 P4		0-0 1B		0-0 P3			4 0 1 0 0 0 1
Sam Jethroe, S (1, 8) OBP: 0.348, SLG: 0.451	0-0 G3 2B		0-3 K		0-0 6-3		0-0 FC6-4 1-2f			4 0 1 0 0 1 2
Earl Torgeson, L (1, 3) OBP: 0.402, SLG: 0.452	0-0 G3 2-3			0-0 4-3		0-0 E 1B		0-0 P3		4 0 1 0 0 0 1
Bob Elliott, R (1, 5) OBP: 0.381, SLG: 0.501	0-0 5-3			0-0 F8		0-0 F9		0-0 6-3		4 0 0 0 0 0 2
Sid Gordon, R (1, 7) OBP: 0.418, SLG: 0.582		0-0 F8		0-0 E 1B		0-0 F5		0-0 F9		4 0 1 0 0 0 1
Luis Olmo, R (1, 9) OBP: 0.306, SLG: 0.386		0-0 4-3		0-0 E4 1-2		0-0 E6 1-2		0-0 6-3		4 0 0 0 0 0 2
Del Crandall, R (1, 2) OBP: 0.267, SLG: 0.328		0-0 1B		0-0 F7		0-0 L4		0-0 F7		4 0 1 0 0 0 4
Buddy Kerr, R (1, 6) OBP: 0.287, SLG: 0.304		0-0 F9			0-0 F8		0-0 FC6 1B		0-0 1B	3 0 1 0 0 0 1
Walker Cooper, R (9, PH) OBP: 0.369, SLG: 0.504										1 0 1 0 0 0 0
Gene Mauch, R (9, PR) OBP: 0.316, SLG: 0.287										0 0 0 0 0 0 0
Johnny Sain, R (1, 1) OBP: 0.272, SLG: 0.244			0-0 1-3		0-0 G3		0-0 FC6 1-2f		0-0 F9	4 0 0 0 0 0 2

BOTTOM

Philadelphia Phillies @ Boston Braves
Braves Field, Boston, MA
 Sat Sep 02 1950, 3:33 AM EDT
 Att. 17,230 - Unknown

livebaseballscorecards.com

AB	36
R	0
H	7
RBI	0
BB	0
SO	1
LOB	16



Inning Stats	R: 0 H: 1 E: 0 LOB: 1 K: 0 BB: 0 S: 4 P: 4	R: 0 H: 1 E: 0 LOB: 1 K: 0 BB: 0 S: 4 P: 4	R: 0 H: 0 E: 0 LOB: 0 K: 1 BB: 0 S: 5 P: 5	R: 0 H: 1 E: 1 LOB: 2 K: 0 BB: 0 S: 5 P: 5	R: 0 H: 1 E: 0 LOB: 1 K: 0 BB: 0 S: 4 P: 4	R: 0 H: 1 E: 1 LOB: 2 K: 0 BB: 0 S: 5 P: 5	R: 0 H: 1 E: 0 LOB: 1 K: 0 BB: 0 S: 4 P: 4	R: 0 H: 0 E: 0 LOB: 0 K: 0 BB: 0 S: 3 P: 3	R: 0 H: 1 E: 0 LOB: 1 K: 0 BB: 0 S: 4 P: 4	1B: 6 SF: 0 2B: 1 SAC: 0 3B: 0 DP: 0 HR: 0 HBP: 0	WP: 0 PA: 36 PB: 0 SB: 0 CS: 0
---------------------	---	---	---	---	---	---	---	---	---	--	---

PITCHER Curt Simmons, L (1, 1) ERA: 3.47	IP 9.0 WLS W BF 36 H 7 R 0 ER 0 SO 1 BB 0 IBB 0 HBP 0 BLK 0 WP 0 HR 0 S 38 P 38 ERA 0.00 WHIP 0.778	PITCHER	IP WLS BF H R ER SO BB IBB HBP BLK WP HR S P ERA WHIP
---	---	----------------	---

Batter	1	2	3	4	5	6	7	8	9	AB R H RBI BB SO LOB	TOP											
Eddie Stanky, R (1, 4) OBP: 0.471, SLG: 0.413	0-0 6-3			0-0 L8		0-0 5-3	0-0 4-3		0-0 P3	5 0 0 0 0 0 2	<p>New York Giants @ Philadelphia Phillies</p> <p>Shibe Park, Philadelphia, PA</p> <p>Mon Sep 04 1950, 3:33 AM EDT Unknown</p>											
Whitey Lockman, L (1, 7) OBP: 0.359, SLG: 0.430	0-3 K			0-0 F7		0-0 F9		0-0 SH5-3 F8 1B		4 1 1 0 0 1 0												
Don Mueller, L (1, 9) OBP: 0.332, SLG: 0.383	0-0 L8			0-0 1B		0-0 1B		0-0 SH5-3 1B		4 0 3 0 0 0 0												
Hank Thompson, L (1, 5) OBP: 0.395, SLG: 0.475		0-0 4-3		0-0 4-3		0-0 F8		0-0 SH5-3		3 0 0 0 0 0 2												
Monte Irvin, R (1, 3) OBP: 0.387, SLG: 0.449		0-0 G6-4-3 1B			0-0 FC1-5 2B		0-0 E9 1B	4-0 BB BB BB		3 1 2 0 1 0 0												
Tookie Gilbert, L (8, 3) OBP: 0.317, SLG: 0.311										0 0 0 0 0 0 0												
Wes Westrum, R (1, 2) OBP: 0.370, SLG: 0.452		0-0 G6-4-3 1-2f			0-0 FC1-5 FC4-6 2-3		0-0 F5	0-0 F8		4 0 0 1 0 0 5												
Alvin Dark, R (1, 6) OBP: 0.331, SLG: 0.445			0-0 5-3		0-0 FC4-6 1-2f		0-0 SH1-3 1-2 1B	0-0 F2		4 0 1 0 0 0 3												
Bobby Thomson, R (1, 8) OBP: 0.309, SLG: 0.404			0-0 5-3		4-0 BB BB BB		0-0 SH1-3 1-2 2-H 1B		0-0 F6	3 0 1 1 1 0 0												
Jim Hearn, R (1, 1) OBP: 0.229, SLG: 0.129			0-3 K		0-3 K		0-0 SH1-3		0-0 G	3 0 0 0 0 2 2												
Inning Stats	R: 0 E: 0 K: 1 S: 5	H: 0 LOB: 0 BB: 0 P: 5	R: 0 E: 0 K: 0 S: 3	H: 1 LOB: 0 BB: 0 P: 3	R: 0 E: 0 K: 1 S: 5	H: 0 LOB: 0 BB: 0 P: 5	R: 0 E: 0 K: 0 S: 4	H: 1 LOB: 1 BB: 0 P: 4	R: 0 E: 1 K: 1 S: 6	H: 1 LOB: 2 BB: 1 P: 10	R: 0 E: 0 K: 0 S: 4	H: 1 LOB: 1 BB: 0 P: 4	R: 1 E: 1 K: 0 S: 6	H: 2 LOB: 2 BB: 0 P: 6	R: 1 E: 0 K: 0 S: 5	H: 2 LOB: 2 BB: 1 P: 9	R: 0 E: 0 K: 0 S: 3	H: 0 LOB: 0 BB: 0 P: 3	1B: 7 2B: 1 3B: 0 HR: 0	SF: 0 SAC: 2 DP: 1 HBP: 0	WP: 0 PB: 0 SB: 0 CS: 0	PA: 37
PITCHER	IP WLS BF H R ER SO BB IBB HBP BLK WP HR S P ERA WHIP																					
Robin Roberts, R (1, 1) ERA: 3.08	8.0 L 34 8 2 1 3 2 0 0 0 0 0 0 38 46 1.12 1.250																					
Jim Konstanty, R (9, 1) ERA: 2.24	1.0 3 0 0 0 0 0 0 0 0 0 0 0 3 3 0.00 0.000																					

AB	33
R	2
H	8
RBI	2
BB	2
SO	3
LOB	14



Batter	1	2	3	4	5	6	7	8	9	AB	R	H	RBI	BB	SO	LOB
Eddie Waitkus, L (1, 3) OBP: 0.339, SLG: 0.355	0-0 P6		0-0 1B		0-0 F7			0-0 1-3		4	0	1	0	0	0	1
Richie Ashburn, L (1, 8) OBP: 0.385, SLG: 0.426	0-0 5-3		0-0 1B			0-0 6-3		0-0 6-3		4	0	1	0	0	0	0
Willie Jones, R (1, 5) OBP: 0.361, SLG: 0.505	4-0 BB		0-0 L8			0-0 F2			0-0 5-3	3	0	0	0	1	0	2
Del Ennis, R (1, 7) OBP: 0.361, SLG: 0.550	0-3 K			0-0 F9		0-0 F8			0-0 F5	4	0	0	0	0	1	1
Bill Nicholson, L (1, 9) OBP: 0.323, SLG: 0.456		0-0 F7		0-0 1B			0-0 F7		0-0 F7	4	0	1	0	0	0	0
Granny Hamner, R (1, 6) OBP: 0.322, SLG: 0.399		0-0 1B		0-0 G6-3		0-3 K				3	0	1	0	0	1	1
Andy Seminick, R (1, 2) OBP: 0.416, SLG: 0.565 Putsy Caballero, R (7, PR) OBP: 0.217, SLG: 0.143 Stan Lopata, R (8, 2) OBP: 0.319, SLG: 0.263		0-0 G5-4-3			0-0 F7		0-0 E4			3	0	0	0	0	0	1
Mike Goliat, R (1, 4) OBP: 0.314, SLG: 0.370			0-0 F7		0-0 F9		0-0 G2			3	0	0	0	0	0	1
Robin Roberts, S (1, 1) OBP: 0.174, SLG: 0.106 Dick Whitman, L (8, PH) OBP: 0.315, SLG: 0.310 Jim Konstanty, R (9, 1) OBP: 0.080, SLG: 0.080			0-0 F8					0-0 L6		2	0	1	0	0	0	0

Inning Stats	R: 0	H: 0	R: 0	H: 1	R: 0	H: 2	R: 0	H: 1	R: 0	H: 1	R: 0	H: 0	R: 0	H: 0	R: 0	H: 0	R: 0	H: 0	R: 0	H: 0	1B: 5	SF: 0	WP: 0	PA: 32	
E: 0	LOB: 1	E: 0	LOB: 0	E: 0	LOB: 2	E: 0	LOB: 0	E: 0	LOB: 1	E: 0	LOB: 0	E: 1	LOB: 1	E: 0	LOB: 0	E: 0	LOB: 0	E: 0	LOB: 0	E: 0	LOB: 0	2B: 0	SAC: 0	PB: 0	
K: 1	BB: 1	K: 0	BB: 0	K: 0	BB: 0	K: 0	BB: 0	K: 0	BB: 0	K: 1	BB: 0	K: 1	BB: 0	K: 0	BB: 0	K: 0	BB: 0	K: 0	BB: 0	K: 0	BB: 0	3B: 0	DP: 2	SB: 0	
S: 5	P: 9	S: 3	P: 3	S: 5	P: 5	S: 3	P: 3	S: 4	P: 4	S: 3	P: 3	S: 6	P: 6	S: 3	P: 3	S: 3	P: 3	S: 3	P: 3	S: 3	P: 3	HR: 0	HBP: 0	CS: 0	

PITCHER	IP	WLS	BF	H	R	ER	SO	BB	IBB	HBP	BLK	WP	HR	S	P	ERA	WHIP														
Jim Hearn, R (1, 1) ERA: 2.74	9.0	W	32	5	0	0	2	1	0	0	0	0	0	35	39	0.00	0.667														
PITCHER	IP	WLS	BF	H	R	ER	SO	BB	IBB	HBP	BLK	WP	HR	S	P	ERA	WHIP														

BOTTOM

New York Giants @ Philadelphia Phillies
Shibe Park, Philadelphia, PA

Mon Sep 04 1950, 3:33 AM EDT
Unknown

AB	31
R	0
H	5
RBI	0
BB	1
SO	2
LOB	7



WP	PA	ERA	WHIP
0	32		

New York Giants @ Philadelphia Phillies
 Shibe Park, Philadelphia, PA
 Mon Sep 04 1950, 3:38 AM EDT
 Att: 33,988 - Unknown

AB	39
R	9
H	13
RBI	8
BB	4
SO	3
LOB	19



WP	0	PA	45
PB	0		
SB	1		
CS	0		

AB R H RBI BB SO LOB


3	3	1	0	2	0	3
4	1	2	2	1	0	1
5	0	2	3	0	0	5
5	0	2	1	0	0	2
4	1	2	1	0	0	1
1	0	0	0	0	1	1
5	1	1	0	0	0	2
5	2	1	0	0	0	2
4	1	2	1	1	0	0
3	0	0	0	0	2	2

Batter	1	2	3	4	5	6	7	8	9
Eddie Stanky, R (1, 4) OBP: 0.472, SLG: 0.412	0-0 4-3		0-0 4-3 1B S 1B	4-0 3B BB	0-0 F2		4-0 1B BB		
Whitey Lockman, L (1, 7) OBP: 0.362, SLG: 0.431	0-0 5-3		0-0 1-3	4-0 3B BB	0-0 1B		0-0 E7 1B		
Don Mueller, L (1, 9) OBP: 0.333, SLG: 0.388	0-0 1B		0-0 4-3	0-0 3B	0-0 P6		0-0 L8		
Hank Thompson, L (1, 5) OBP: 0.395, SLG: 0.474	0-0 F8		0-0 1B	0-0 F7		0-0 F8		0-0 L5-3 1B	
Monte Irvin, R (1, 3) OBP: 0.388, SLG: 0.461		0-0 5-3 1B	0-0 4-3		0-0 6-3	0-0 HR		0-3 K	
Tookie Gilbert, L (8, PH) OBP: 0.316, SLG: 0.310									
Wes Westrum, R (1, 2) OBP: 0.368, SLG: 0.449		0-0 5-3		0-0 L7	0-0 1B	0-0 F8		0-0 L5-3	
Alvin Dark, R (1, 6) OBP: 0.330, SLG: 0.445		0-0 F8		0-0 SH1-4 BB 2B	0-0 E6 1B	0-0 F5		0-0 F7	
Bobby Thomson, R (1, 8) OBP: 0.311, SLG: 0.405		4-0 BB		0-0 BB SH1-4 3B 1B	0-0 1B HBP 1B		0-0 F2		0-0 K
Sal Maglie, R (1, 1) OBP: 0.161, SLG: 0.189		0-0 1-3		0-0 SH1-4	1-0 1B HBP		0-3 K		0-3 K

Inning Stats	R: 0	H: 1	E: 0	LOB: 1	K: 0	BB: 0	S: 4	P: 4
	R: 0	H: 1	E: 0	LOB: 2	K: 0	BB: 1	S: 4	P: 8
	R: 1	H: 2	E: 0	LOB: 1	K: 0	BB: 2	S: 6	P: 14
	R: 2	H: 3	E: 1	LOB: 3	K: 0	BB: 0	S: 7	P: 8
	R: 1	H: 1	E: 0	LOB: 0	K: 0	BB: 0	S: 4	P: 4
	R: 1	H: 1	E: 1	LOB: 1	K: 1	BB: 1	S: 6	P: 10
	R: 0	H: 1	E: 0	LOB: 0	K: 1	BB: 0	S: 5	P: 5
	R: 0	H: 0	E: 0	LOB: 0	K: 1	BB: 0	S: 5	P: 5

PITCHER	IP	WLS	BF	H	R	ER	SO	BB	IBB	HBP	BLK	WP	HR	S	P	ERA	WHIP
Bob Miller, R (1, 1) ERA: 3.45	3.2	L	21	7	5	5	0	3	0	0	0	0	0	18	30	12.27	2.727
Russ Meyer, R (4, 1) ERA: 5.7	0.2		6	2	2	1	0	0	0	1	0	0	0	5	6	13.50	3.000
Ken Heintzelman, L (5, 1) ERA: 4.33	0.2		3	1	0	0	0	0	0	0	0	0	0	3	3	0.00	1.500
Steve Ridzik, R (6, 1) ERA: 3.0	3.0		12	3	2	1	2	1	0	0	0	0	1	15	19	3.00	1.333
Milo Candini, R (9, 1) ERA: 3.28	1.0		3	0	0	0	1	0	0	0	0	0	0	5	5	0.00	0.000

1B	10	SF	0
2B	2	SAC	1
3B	1	DP	1
HR	1	HBP	1

Batter	1	2	3	4	5	6	7	8	9	AB R H RBI BB SO LOB	TOP														
Cal Abrams, L (1, 8) OBP: 0.296, SLG: 0.136	0-0 CS 1B		0-0 6-3		0-0 1-2 1B		4-0 E BB		0-0 G3	4 0 2 0 1 0 1	<p>Brooklyn Dodgers @ Philadelphia Phillies Shibe Park, Philadelphia, PA Wed Sep 06 1950, 3:33 AM EDT Unknown</p> <p>livebaseballscorecards.com</p> <table border="1"> <tr><td>AB</td><td>31</td></tr> <tr><td>R</td><td>2</td></tr> <tr><td>H</td><td>6</td></tr> <tr><td>RBI</td><td>2</td></tr> <tr><td>BB</td><td>6</td></tr> <tr><td>SO</td><td>2</td></tr> <tr><td>LOB</td><td>12</td></tr> </table> 	AB	31	R	2	H	6	RBI	2	BB	6	SO	2	LOB	12
AB	31																								
R	2																								
H	6																								
RBI	2																								
BB	6																								
SO	2																								
LOB	12																								
Pee Wee Reese, R (1, 6) OBP: 0.364, SLG: 0.378	4-0 WP 1-2 FC6-4 BB		0-0 P9		0-0 F9		0-0 E5 1-3 1B		0-0 4-3	4 1 1 0 1 0 3															
Gene Hermanski, L (1, 7) OBP: 0.356, SLG: 0.461	4-0 FC6-4 1-2 BB		0-0 L7				0-0 4-3		0-3 K	3 0 0 0 1 1 2															
Jackie Robinson, R (1, 4) OBP: 0.423, SLG: 0.502	0-0 FC6-4 1-2f 2-H				0-0 5-3		4-0 1-6-3 BB		0-0 SH3-4 F8 1B	3 1 1 1 1 0 1															
Carl Furillo, R (1, 9) OBP: 0.363, SLG: 0.487	0-0 G3				0-0 F7		0-0 1-6-3 1-2		0-0 SH3-4 1-3	3 0 0 0 0 0 2															
Gil Hodges, R (1, 3) OBP: 0.375, SLG: 0.495			0-0 6-3		0-0 6-3		4-0 BB		0-0 F8 3-H	3 0 0 1 1 0 0															
Roy Campanella, R (1, 2) OBP: 0.370, SLG: 0.556			0-0 F2				0-0 4-3		0-0 5-3	4 0 0 0 0 0 2															
Billy Cox, R (1, 5) OBP: 0.318, SLG: 0.381			0-0 FC6 1B				0-0 5-3		0-3 K	4 0 1 0 0 1 0															
Don Newcombe, L (1, 1) OBP: 0.333, SLG: 0.354			0-0 FC6 1-2f				4-0 1B BB		0-0 4-3 3B	3 0 1 0 1 0 1															
Inning Stats	R: 1 E: 0 K: 0 S: 3	H: 1 LOB: 1 BB: 2 P: 11	R: 0 E: 0 K: 0 S: 4	H: 1 LOB: 1 BB: 0 P: 4	R: 0 E: 0 K: 0 S: 3	H: 0 LOB: 0 BB: 0 P: 3	R: 0 E: 0 K: 0 S: 3	H: 0 LOB: 0 BB: 0 P: 3	R: 0 E: 0 K: 0 S: 4	H: 1 LOB: 2 BB: 1 P: 8	R: 0 E: 0 K: 0 S: 3	H: 0 LOB: 2 BB: 2 P: 11	R: 0 E: 1 K: 1 S: 6	H: 1 LOB: 2 BB: 1 P: 10	R: 1 E: 0 K: 0 S: 4	H: 1 LOB: 0 BB: 0 P: 4	R: 0 E: 0 K: 1 S: 6	H: 1 LOB: 1 BB: 0 P: 6	1B: 5 2B: 0 3B: 1 HR: 0	SF: 0 SAC: 1 DP: 0 HBP: 0	WP: 1 PB: 0 SB: 0 CS: 1	PA: 38			
PITCHER	IP WLS BF H R ER SO BB IBB HBP BLK WP HR S P ERA WHIP																								
Bubba Church, R (1, 1) ERA: 2.17	8.0 L 34 5 2 2 1 6 0 0 0 1 0 30 54 2.25 1.375																								
Jim Konstanty, R (9, 1) ERA: 2.22	1.0 4 1 0 0 1 0 0 0 0 0 0 6 6 0.00 1.000																								

Batter	1	2	3	4	5	6	7	8	9	AB	R	H	RBI	BB	SO	LOB
Eddie Waitkus, L (1, 3) OBP: 0.336, SLG: 0.352	0-0 F7		0-0 F8			0-0 F8		0-0 P7		4	0	0	0	0	0	1
Richie Ashburn, L (1, 8) OBP: 0.388, SLG: 0.429	0-0 3-1			0-0 FC1-6 1B		0-0 1B			0-0 G3	4	0	2	0	0	0	0
Dick Sisler, L (1, 7) OBP: 0.375, SLG: 0.439	0-0 4-3			0-0 FC1-6 FC6-4 1-2f		0-3 K			0-0 1-3	4	0	0	0	0	1	2
Del Ennis, R (1, 9) OBP: 0.359, SLG: 0.545		4-0 BB		0-0 FC6-4 1-2f			0-0 1-3		0-0 F9	3	0	0	0	1	0	1
Willie Jones, R (1, 5) OBP: 0.358, SLG: 0.499		0-0 F5		0-0 F8			0-0 F8			3	0	0	0	0	0	2
Granny Hamner, R (1, 6) OBP: 0.320, SLG: 0.396		0-0 F5			0-0 6-3		0-0 F3			3	0	0	0	0	0	1
Andy Seminick, R (1, 2) OBP: 0.412, SLG: 0.558		0-3 K			0-0 6-3			0-0 3-1		3	0	0	0	0	1	1
Mike Goliat, R (1, 4) OBP: 0.310, SLG: 0.364			0-0 L5		0-0 6-3			0-0 5-3		3	0	0	0	0	0	0
Bubba Church, R (1, 1) OBP: 0.195, SLG: 0.244			0-0 F5			0-0 5-3			0-0 1B	2	0	0	0	0	0	0
Dick Whitman, L (8, PH) OBP: 0.311, SLG: 0.306										1	0	1	0	0	0	0
Jim Konstanty, R (9, 1) OBP: 0.080, SLG: 0.080										0	0	0	0	0	0	0

Inning Stats	R: 0	H: 0	R: 0	H: 0	R: 0	H: 1	R: 0	H: 0	R: 0	H: 0	R: 0	H: 1	R: 0	H: 0	R: 0	H: 0	R: 0	H: 0	R: 0	H: 0	1B: 3	SF: 0	WP: 0	PA: 31	
E: 0	LOB: 0	E: 0	LOB: 1	E: 0	LOB: 0	E: 0	LOB: 1	E: 0	LOB: 0	E: 0	LOB: 0	E: 0	LOB: 1	E: 0	LOB: 0	E: 0	LOB: 0	E: 0	LOB: 0	E: 0	LOB: 0	2B: 0	SAC: 0	PB: 0	
K: 0	BB: 0	K: 1	BB: 1	K: 0	BB: 0	K: 0	BB: 0	K: 1	BB: 0	K: 0	BB: 0	K: 0	BB: 0	K: 0	BB: 0	K: 0	BB: 0	K: 0	BB: 0	K: 0	BB: 0	3B: 0	DP: 0	SB: 0	
S: 3	P: 3	S: 5	P: 9	S: 3	P: 3	S: 4	P: 4	S: 6	P: 6	S: 3	P: 3	S: 4	P: 4	S: 3	P: 3	S: 3	P: 3	S: 3	P: 3	S: 3	P: 3	HR: 0	HBP: 0	CS: 0	

PITCHER	IP	WLS	BF	H	R	ER	SO	BB	IBB	HBP	BLK	WP	HR	S	P	ERA	WHIP	PITCHER	IP	WLS	BF	H	R	ER	SO	BB	IBB	HBP	BLK	WP	HR	S	P	ERA	WHIP	
Don Newcombe, R (1, 1) ERA: 3.55	9.0	W	31	3	0	0	2	1	0	0	0	0	0	34	38	0.00	0.444																			

BOTTOM

Brooklyn Dodgers @ Philadelphia Phillies
 Shibe Park, Philadelphia, PA
 Wed Sep 06 1950, 3:33 AM EDT
 Unknown

AB	30
R	0
H	3
RBI	0
BB	1
SO	2
LOB	8



Batter	1	2	3	4	5	6	7	8	9	AB	R	H	RBI	BB	SO	LOB
Eddie Waitkus, L OBP: 0.337, SLG: 0.357 (1, 3)	0-0 F6		0-0 F8		0-0 1B		0-0 3-1			4	1	2	0	0	0	0
Richie Ashburn, L OBP: 0.387, SLG: 0.427 (1, 8)	0-0 5-3 2B 1B		0-0 F8		0-0 F7		0-0 F8			4	1	1	1	0	0	1
Willie Jones, R OBP: 0.356, SLG: 0.495 (1, 5)	0-0 5-3 1-2		0-0 F5		0-0 F8			0-3 K2-3		4	0	0	0	0	1	2
Del Ennis, R OBP: 0.362, SLG: 0.550 (1, 9)	0-0 2B		0-0 1B		0-0 1B		0-0 2B	0-0 5-3		4	0	3	1	0	0	0
Dick Whitman, L OBP: 0.309, SLG: 0.298 (1, 7)	0-0 F5		0-0 6-3		4-0 FC5 1B BB		0-0 6-3			3	0	0	0	1	0	2
Granny Hamner, R OBP: 0.321, SLG: 0.396 (1, 6)		0-0 P8		0-0 CS 1B		0-0 FC5 1B		0-3 K		4	0	2	0	0	1	0
Andy Seminick, R OBP: 0.408, SLG: 0.551 (1, 2)		0-0 E6 FC6		0-3 K		0-0 FC5 FC6-4		0-3 K		4	0	0	0	0	2	3
Mike Goliat, R OBP: 0.310, SLG: 0.361 (1, 4) Putsy Caballero, R OBP: 0.250, SLG: 0.182 (9, PR)		0-0 F8		0-0 6-3		0-0 FC6-4		4-0 BB		3	0	0	0	1	0	3
Curt Simmons, L OBP: 0.222, SLG: 0.160 (1, 1) Jim Konstanty, R OBP: 0.080, SLG: 0.080 (9, 1) Bill Nicholson, L OBP: 0.318, SLG: 0.448 (9, PH)		0-0 FC6		0-0 1-4-3		0-0 4-3		0-0 F4		0	0	0	0	0	0	1

Inning Stats	R: 1	H: 2	E: 0	K: 0	S: 5	H: 2	LOB: 1	BB: 0	P: 5	R: 0	H: 0	E: 1	K: 0	S: 4	H: 0	LOB: 1	BB: 0	P: 4	R: 1	H: 2	E: 0	K: 0	S: 5	H: 1	LOB: 0	BB: 0	P: 5	R: 0	H: 1	E: 0	K: 1	S: 5	H: 2	LOB: 2	BB: 1	P: 8	R: 0	H: 0	E: 0	K: 0	S: 3	H: 0	LOB: 0	BB: 0	P: 3	R: 0	H: 0	E: 0	K: 1	S: 5	H: 0	LOB: 1	BB: 1	P: 11	1B: 5	2B: 3	3B: 1	HR: 0	SF: 0	SAC: 0	DP: 1	HBP: 0	WP: 0	PB: 0	SB: 0	CS: 1	PA: 36
--------------	------	------	------	------	------	------	--------	-------	------	------	------	------	------	------	------	--------	-------	------	------	------	------	------	------	------	--------	-------	------	------	------	------	------	------	------	--------	-------	------	------	------	------	------	------	------	--------	-------	------	------	------	------	------	------	------	--------	-------	-------	-------	-------	-------	-------	-------	--------	-------	--------	-------	-------	-------	-------	--------


PITCHER	IP	WLS	BF	H	R	ER	SO	BB	IBB	HBP	BLK	WP	HR	S	P	ERA	WHIP
Don Newcombe, R ERA: 3.52 (1, 1)	7.0		29	8	2	2	1	1	0	0	0	0	0	30	34	2.57	1.286
Dan Bankhead, R ERA: 5.96 (8, 1)	2.0	W	7	0	0	0	3	1	0	0	0	0	0	12	16	0.00	0.500

Brooklyn Dodgers @ Philadelphia Phillies

Shibe Park, Philadelphia, PA

Wed Sep 06 1950, 3:38 AM EDT
Att. 32,279 - Unknown

AB 34
R 2
H 8
RBI 2
BB 2
SO 4
LOB 13



Batter	1	2	3	4	5	6	7	8	9	AB R H RBI BB SO LOB	TOP											
Pee Wee Reese, R (1, 6) OBP: 0.363, SLG: 0.376 Eddie Miksis, R (8, 6) OBP: 0.226, SLG: 0.254	0-0 2B	0-0 L7			0-0 F8			0-3 K		4 1 1 0 0 1 0 0 0 0 0 0 0 0	Brooklyn Dodgers @ Philadelphia Phillies Shibe Park, Philadelphia, PA Thu Sep 07 1950, 3:33 AM EDT Att. 24,624 - Unknown livebaseballscorecards.com											
Gene Hermanski, L (1, 7) OBP: 0.358, SLG: 0.466	0-0 L6-4 2B		0-0 1B		0-0 1-3			0-0 F9		4 0 2 1 0 0 0												
Duke Snider, L (1, 8) OBP: 0.379, SLG: 0.538	0-0 L6-4 2B		0-0 P7			0-0 4-3		0-0 L7		4 0 0 0 0 0 2												
Jackie Robinson, R (1, 4) OBP: 0.424, SLG: 0.501	0-0 1B		0-0 F4			0-0 6-3		0-0 CS 1B		4 0 2 0 0 0 1												
Carl Furillo, R (1, 9) OBP: 0.358, SLG: 0.480	0-0 6-3		0-0 P7			0-0 F9		0-0 6-3		4 0 0 0 0 0 3												
Gil Hodges, R (1, 3) OBP: 0.377, SLG: 0.502		0-0 HR		0-0 G5-4-3 1B			0-0 L7			3 1 2 1 0 0 0												
Bruce Edwards, R (1, 2) OBP: 0.220, SLG: 0.412		0-0 HR		0-0 G5-4-3 1-2f			0-0 F8			3 1 1 1 0 0 1												
Billy Cox, R (1, 5) OBP: 0.313, SLG: 0.374		0-0 5-3		0-0 F6			0-0 6-3			3 0 0 0 0 0 0												
Carl Erskine, R (1, 1) OBP: 0.364, SLG: 0.381 Ralph Branca, R (8, 1) OBP: 0.212, SLG: 0.310		0-0 P8			0-3 K			0-3 K		3 0 0 0 0 2 0 0 0 0 0 0 0 0												
Inning Stats	R: 1 E: 0 K: 0 S: 5	H: 3 LOB: 1 BB: 0 P: 5	R: 2 E: 0 K: 0 S: 5	H: 2 LOB: 0 BB: 0 P: 5	R: 0 E: 0 K: 0 S: 4	H: 1 LOB: 1 BB: 0 P: 4	R: 0 E: 0 K: 0 S: 3	H: 1 LOB: 0 BB: 0 P: 3	R: 0 E: 0 K: 1 S: 5	H: 0 LOB: 0 BB: 0 P: 5	R: 0 E: 0 K: 0 S: 3	H: 0 LOB: 0 BB: 0 P: 3	R: 0 E: 0 K: 0 S: 7	H: 0 LOB: 0 BB: 0 P: 7	R: 0 E: 0 K: 0 S: 3	H: 1 LOB: 0 BB: 0 P: 3	1B: 4 2B: 3 3B: 0 HR: 2	SF: 0 SAC: 0 DP: 2 HBP: 0	WP: 0 PB: 0 SB: 0 CS: 1	PA: 32		
PITCHER Robin Roberts, R (1, 1) ERA: 3.1 Jim Konstanty, R (8, 1) ERA: 2.18	IP 7.0 2.0	WLS L	BF 26 6	H 7 1	R 3 0	ER 3 0	SO 1 2	BB 0 0	IBB 0 0	HBP 0 0	BLK 0 0	WP 0 0	HR 2 0	S 28 10	P 28 10	ERA 3.86 0.00	WHIP 1.000 0.500					ERA WHIP

Brooklyn Dodgers @ Philadelphia Phillies
 Shibe Park, Philadelphia, PA
 Thu Sep 07 1950, 3:33 AM EDT
 Att. 24,624 - Unknown

AB	32
R	3
H	8
RBI	3
BB	0
SO	3
LOB	7



Batter	1	2	3	4	5	6	7	8	9	AB	R	H	RBI	BB	SO	LOB
--------	---	---	---	---	---	---	---	---	---	----	---	---	-----	----	----	-----

Eddie Waitkus, L OBP: 0.337, SLG: 0.355 (1, 3)	4-0 BB S		0-0 G3 1-2		0-0 F8		0-0 F9			3	0	0	0	1	0	2
Richie Ashburn, L OBP: 0.386, SLG: 0.430 (1, 8)	0-3 K		0-0 4-3			0-0 G3		0-0 3B		4	0	1	0	0	1	2
Willie Jones, R OBP: 0.353, SLG: 0.491 (1, 5)	0-0 5-3 1-2			0-0 4-3		0-0 6-3		0-3 K		4	0	0	0	0	1	2
Del Ennis, R OBP: 0.363, SLG: 0.562 (1, 9)	0-0 F7			0-0 HR		0-0 HR		0-3 K		4	2	2	2	0	1	2
Jackie Mayo, L (1, 7)		0-3 K		0-0 3-1		4-0 FC5-4 BB		0-0 F5		3	0	0	0	1	1	1
Granny Hamner, R OBP: 0.320, SLG: 0.395 (1, 6)		0-0 F8		0-0 FC6-4 1B		0-0 FC5-4 1-2f		0-0 6-3		4	0	1	0	0	0	1
Andy Seminick, R OBP: 0.404, SLG: 0.544 (1, 2)		0-0 F8		0-0 FC6-4 1-2f			0-0 F4		0-3 K	4	0	0	0	0	1	1
Mike Goliat, R OBP: 0.312, SLG: 0.362 Putsy Caballero, R OBP: 0.240, SLG: 0.174 (7, PR) (8, 4)			4-0 G3 BB		0-3 K		0-0 1B		0-0 F7	2	0	1	0	1	1	0
Robin Roberts, S OBP: 0.170, SLG: 0.103 Dick Whitman, L OBP: 0.307, SLG: 0.296 Jim Konstanty, R OBP: 0.080, SLG: 0.080 (7, PH) (8, 1)			0-3 K		0-3 K		0-0 F9			1	0	0	0	0	0	1
										0	0	0	0	0	0	0

Inning Stats	R: 0	H: 0	E: 0	K: 1	S: 5	R: 0	H: 0	E: 0	K: 1	S: 5	R: 0	H: 0	E: 0	K: 1	S: 5	R: 1	H: 2	E: 0	K: 0	S: 5	R: 0	H: 0	E: 0	K: 2	S: 7	R: 1	H: 1	E: 0	K: 0	S: 4	R: 0	H: 1	E: 0	K: 0	S: 4	R: 0	H: 1	E: 0	K: 2	S: 8	R: 0	H: 0	E: 0	K: 1	S: 5	1B: 2	2B: 0	3B: 1	SF: 0	SAC: 0	DP: 0	HBP: 0	WP: 0	PA: 35
--------------	------	------	------	------	------	------	------	------	------	------	------	------	------	------	------	------	------	------	------	------	------	------	------	------	------	------	------	------	------	------	------	------	------	------	------	------	------	------	------	------	------	------	------	------	------	-------	-------	-------	-------	--------	-------	--------	-------	--------

PITCHER	IP	WLS	BF	H	R	ER	SO	BB	IBB	HBP	BLK	WP	HR	S	P	ERA	WHIP
Carl Erskine, R ERA: 6.21 (1, 1)	7.0	W	29	5	2	2	5	3	0	0	0	0	0	36	48	2.57	1.143
Ralph Branca, R ERA: 4.44 (8, 1)	2.0	S	6	0	0	0	3	0	0	0	0	0	0	12	12	0.00	0.000

BOTTOM

Brooklyn Dodgers @ Philadelphia Phillies
 Shibe Park, Philadelphia, PA
 Thu Sep 07 1950, 3:33 AM EDT
 Att. 24,624 - Unknown

livebaseballscorecards.com

AB	32
R	2
H	5
RBI	2
BB	3
SO	8
LOB	13



Batter	1	2	3	4	5	6	7	8	9	AB R H RBI BB SO LOB	TOP
Pee Wee Reese, R (1, 6) OBP: 0.364, SLG: 0.377	0-0 1B	0-0 1-3			0-3 K			0-0 HR 1B		4 1 2 0 0 1 2	
Gene Hermanski, L (1, 7) OBP: 0.356, SLG: 0.462	0-0 F7		0-0 SH5-4 BB 1B		0-0 3-1			0-0 F3		4 0 1 0 0 0 2	
Duke Snider, L (1, 8) OBP: 0.379, SLG: 0.543	0-3 K		4-0 L6 SH5-4 BB 1-2		0-3 K			0-0 HR		3 1 1 2 1 2 1	
Jackie Robinson, R (1, 4) OBP: 0.424, SLG: 0.500 Bobby Morgan, R (3, PH) OBP: 0.347, SLG: 0.407 (3, 5)	0-0 F5		0-0 SH5-4 1-2 2-3		0-0 5-3			0-0 5-3		1 0 0 0 0 0 1 2 0 0 0 0 0 0	
Carl Furillo, R (1, 9) OBP: 0.357, SLG: 0.478		0-0 E 1B 1B	0-0 L6 2-3		0-0 5-3			0-0 1-3		4 1 1 0 0 0 2	
Gil Hodges, R (1, 3) OBP: 0.376, SLG: 0.499		0-0 E5 1B 1-2		4-0 G6-4-3 BB			0-0 F9	0-0 5-3		3 0 0 0 1 0 1	
Bruce Edwards, R (1, 2) OBP: 0.221, SLG: 0.406		0-0 1-3 2-H 1B		0-3 K			0-0 4-3	0-0 6-3		4 0 1 1 0 1 1	
Billy Cox, R (1, 5) OBP: 0.310, SLG: 0.371 (3, 4)		0-0 F6		0-0 G6-4-3 1-2f			0-0 F8			3 0 0 0 0 0 3	
Erv Palica, R (1, 1) OBP: 0.224, SLG: 0.306 Cal Abrams, L (8, PH) OBP: 0.290, SLG: 0.120 Dan Bankhead, R (8, 1) OBP: 0.289, SLG: 0.278		0-3 K		0-0 B5-3				0-0 F7		2 0 0 0 0 1 2 1 0 0 0 0 0 0 0 0 0 0 0 0 0	
Inning Stats	R: 0 E: 0 K: 1 S: 6 H: 1 LOB: 1 BB: 0 P: 6	R: 1 E: 1 K: 1 S: 8 H: 2 LOB: 2 BB: 0 P: 8	R: 0 E: 0 K: 0 S: 3 H: 1 LOB: 1 BB: 1 P: 7	R: 0 E: 0 K: 1 S: 4 H: 0 LOB: 0 BB: 1 P: 8	R: 0 E: 0 K: 1 S: 5 H: 0 LOB: 0 BB: 0 P: 5	R: 0 E: 0 K: 1 S: 5 H: 0 LOB: 0 BB: 0 P: 5	R: 0 E: 0 K: 0 S: 3 H: 0 LOB: 0 BB: 0 P: 3	R: 2 E: 0 K: 0 S: 5 H: 2 LOB: 0 BB: 0 P: 5	R: 0 E: 0 K: 0 S: 3 H: 0 LOB: 0 BB: 0 P: 3	1B: 5 2B: 1 3B: 0 HR: 1 SF: 0 SAC: 1 DP: 2 HBP: 0	WP: 0 PB: 0 SB: 1 CS: 0 PA: 34
PITCHER Russ Meyer, R (1, 1) ERA: 5.52	IP 9.0 WLS W BF 34 H 6 R 3 ER 3 SO 5 BB 2 IBB 0 HBP 0 BLK 0 WP 0 HR 1 S 42 P 50 ERA 3.00 WHIP 0.889										

Brooklyn Dodgers @ Philadelphia Phillies
 Shibe Park, Philadelphia, PA
 Fri Sep 08 1950, 3:33 AM EDT
 Att. 14,727 - Unknown

AB	31
R	3
H	6
RBI	3
BB	2
SO	5
LOB	15



Batter	1	2	3	4	5	6	7	8	9
Eddie Waitkus, L OBP: 0.341, SLG: 0.359 (1, 3) X	0-0 FC2-6 1B	0-0 6-3 E 2-H 1B		4-0 BB		0-0 2-H 2B		0-0 F7	
Richie Ashburn, L OBP: 0.385, SLG: 0.427 (1, 8) X	0-0 FC2-6 1B 1B 1-2f	0-0 E4 6-3 1-2		0-0 L9		4-0 G6-4-3 BB			
Willie Jones, R OBP: 0.352, SLG: 0.489 (1, 5) X	0-0 1B 1B 1-2	0-0 6-3 1-2 2-3		0-0 P9		0-0 G6-4-3 1-2f			
Del Ennis, R OBP: 0.364, SLG: 0.559 (1, 9) X	0-0 F5	4-0 IBB			0-0 L1		4-0 FC3-6 BB		
Jackie Mayo, L OBP: 0.250, SLG: 0.143 (1, 7) X	0-0 1B 1B 1-2 2-3	0-3 K			0-0 B5-3		0-0 FC3-6 CS 1-2f		
Granny Hamner, R OBP: 0.321, SLG: 0.395 (1, 6) X	0-0 1B 1-3 2-H 3-H		0-0 6-3		1-0 HBP		0-3 K 1-2		
Andy Seminick, R OBP: 0.399, SLG: 0.538 (1, 2) X	0-0 F6		0-0 F4		0-0 6-3		0-0 F7		
Mike Goliat, R OBP: 0.316, SLG: 0.364 (1, 4) X		0-0 SH3-4 1B	0-3 K			0-0 SH5-4 2B 1B		4-0 SH2-4 BB	
Russ Meyer, S OBP: 0.163, SLG: 0.167 (1, 1) X		0-0 SH3-4 1-2		0-0 5-3		0-0 SH5-4 1-2		0-0 SH2-4	

AB	R	H	RBI	BB	SO	LOB
4	0	3	2	1	0	1
3	1	0	0	1	0	3
4	1	1	0	0	0	5
2	0	0	0	2	0	2
4	0	1	0	0	1	4
3	0	1	2	0	1	1
4	0	0	0	0	0	3
3	2	2	0	1	1	0
1	0	0	0	0	0	0

BOTTOM

Brooklyn Dodgers @ Philadelphia Phillies
 Shibe Park, Philadelphia, PA
 Fri Sep 08 1950, 3:33 AM EDT
 Att. 14,727 - Unknown

livebaseballscorecards.com

AB	28
R	4
H	8
RBI	4
BB	5
SO	3
LOB	19



1B: 7	SF: 0
2B: 1	SAC: 3
3B: 0	DP: 1
HR: 0	HBP: 1

WP: 0	PA: 37
PB: 0	
SB: 0	
CS: 1	

Inning Stats	R	H	E	K	S	P	BB	IBB	HBP	BLK	WP	HR	S	P	ERA	WHIP
Erv Palica, R ERA: 4.1 (1, 1)	7	4	0	0	0	0	3	3	1	0	0	0	34	51	5.14	1.571
Dan Bankhead, R ERA: 5.91 (8, 1)	1	0	0	0	0	0	1	0	0	0	0	0	3	7	0.00	1.000

PITCHER	IP	WLS	BF	H	R	ER	SO	BB	IBB	HBP	BLK	WP	HR	S	P	ERA	WHIP
Erv Palica, R	7.0	L	33	8	4	4	3	3	1	0	0	0	0	34	51	5.14	1.571
Dan Bankhead, R	1.0		4	0	0	0	0	1	0	0	0	0	0	3	7	0.00	1.000

Batter	1	2	3	4	5	6	7	8	9	AB R H RBI BB SO LOB	TOP																										
Roy Hartsfield, R (1, 4) OBP: 0.314, SLG: 0.375	0-0 6-3		0-0 5-3	0-0 F4			0-0 HR	0-0 4-3		5 1 1 1 0 0 3																											
Sam Jethroe, S (1, 8) OBP: 0.344, SLG: 0.453	0-3 K		0-0 6-3		0-3 K		0-3 K	0-0 4-3		5 0 0 0 0 3 0																											
Earl Torgeson, L (1, 3) OBP: 0.407, SLG: 0.455	0-0 F5		0-0 S 1B		0-0 FC6-4 1B		0-0 E S FC1-2 1B		0-0 HR 1B	5 1 4 0 0 0 0																											
Bob Elliott, R (1, 5) OBP: 0.384, SLG: 0.510		0-0 5-3	0-0 F6		0-0 F8		0-0 FC1-2 1B		0-0 HR 1B	5 2 1 2 0 0 3																											
Walker Cooper, R (1, 2) OBP: 0.369, SLG: 0.508		0-0 E4 FC6-4 2B		0-0 F7		0-0 FC6-4		0-0 PB 1B		0-0 6-3	5 1 1 0 0 0 1																										
Sid Gordon, R (1, 7) OBP: 0.425, SLG: 0.600		0-0 E4 FC6-4 1-2		0-0 1B BB 1B		0-0 5-3		0-0 PB 1B		0-0 G4-6-3 1B	5 0 3 1 0 0 1																										
Luis Olmo, R (1, 9) OBP: 0.305, SLG: 0.378		0-0 FC6-4		0-0 F8		0-0 4-3		0-0 1-2 2-3 IBB		0-0 G4-6-3	3 1 0 0 0 0 3																										
Tommy Holmes, L (7, PH) OBP: 0.393, SLG: 0.466		1-2 2-3 2B								0 0 0 0 1 0 0																											
Willard Marshall, L (8, 9) OBP: 0.324, SLG: 0.343										1 0 0 0 0 0 1																											
Buddy Kerr, R (1, 6) OBP: 0.290, SLG: 0.304		0-0 1-H 3-H 2B		4-0 1B BB		4-0 FC6-4 BB		0-0 F8		2 0 1 2 2 0 3																											
Max Surkont, R (1, 1) OBP: 0.333, SLG: 0.417		0-0 4-3		0-0 1B		0-0 FC6-4				3 0 1 0 0 0 2																											
Bobby Hogue, R (7, 1) OBP: 0.286, SLG: 0.308										1 0 0 0 0 1 0																											
Dave Cole, R (8, 1)										0 0 0 0 0 0 0																											
Mickey Haefner, L (9, 1) OBP: 0.286, SLG: 0.240				1-2 2-3 1B		1-2 2-3				0 0 0 0 0 0 0																											
Inning Stats	R: 0 E: 0 K: 1 S: 5	H: 0 LOB: 0 BB: 0 P: 5	R: 2 E: 2 K: 0 S: 6	H: 1 LOB: 1 BB: 0 P: 6	R: 0 E: 0 K: 0 S: 4	H: 1 LOB: 1 BB: 0 P: 4	R: 0 E: 0 K: 0 S: 5	H: 2 LOB: 3 BB: 1 P: 9	R: 0 E: 0 K: 1 S: 6	H: 1 LOB: 1 BB: 0 P: 6	R: 0 E: 0 K: 0 S: 3	H: 0 LOB: 1 BB: 1 P: 7	R: 2 E: 0 K: 1 S: 9	H: 4 LOB: 3 BB: 1 P: 13	R: 0 E: 0 K: 1 S: 5	H: 0 LOB: 0 BB: 0 P: 5	R: 2 E: 0 K: 0 S: 5	H: 3 LOB: 0 BB: 0 P: 5	1B: 9 2B: 1 3B: 0 HR: 2	SF: 0 SAC: 0 DP: 1 HBP: 0	WP: 0 PB: 1 SB: 2 CS: 0	PA: 43															
PITCHER	IP WLS BF H R ER SO BB IBB HBP BLK WP HR S P ERA WHIP																																				
Curt Simmons, L (1, 1) ERA: 3.4	6.2		33	9	4	2	3	2	0	0	0	0	1	37	45	2.70	1.650																				
Bob Miller, R (7, 1) ERA: 3.44	0.1		2	0	0	0	0	0	1	0	0	0	0	1	5	0.00	0.000																				
Jim Konstanty, R (8, 1) ERA: 2.29	2.0	W	8	3	2	2	1	0	0	0	0	0	1	10	10	9.00	1.500																				

Boston Braves @ Philadelphia Phillies
 Shibe Park, Philadelphia, PA
 Sat Sep 09 1950, 3:33 AM EDT
 Att: 15,329 - Unknown

livebaseballscorecards.com

AB 40
R 6
H 12
RBI 6
BB 3
SO 4
LOB 17



BOTTOM

Boston Braves @ Philadelphia Phillies
Shibe Park, Philadelphia, PA
Sat Sep 09 1950, 3:33 AM EDT
Att. 15,329 - Unknown

livebaseballscorecards.com

AB 36
R 7
H 15
RBI 7
BB 2
SO 2
LOB 13



WP: 0 PA: 39
PB: 1
SB: 0
CS: 2

AB R H RBI BB SO LOB

5 1 2 1 0 0 1

4 0 2 1 0 0 1

5 0 1 1 0 0 2

4 2 2 0 0 0 0

4 1 2 0 0 0 0

4 1 3 1 0 0 2

3 0 0 2 1 0 3

3 1 2 0 1 1 2

2 0 0 0 0 0 0

0 0 0 0 0 0 0

1 1 1 1 0 0 0

1 0 0 0 0 1 2

1B: 13 SF: 0
2B: 3 SAC: 1
3B: 0 DP: 1
HR: 0 HBP: 0

Batter	1	2	3	4	5	6	7	8	9
Eddie Waitkus, L (1, 3) OBP: 0.341, SLG: 0.360	0-0 6-3 ①		0-0 L8 ②		0-0 CS 1B		0-0 L9 ②		0-0 SH3-4 1B
Richie Ashburn, L (1, 8) OBP: 0.386, SLG: 0.428	0-0 5-3 ②		0-0 1B		0-0 F8 ② ③		0-0 1B		0-0 SH3-4 ①
Willie Jones, R (1, 5) OBP: 0.351, SLG: 0.487	0-0 L5 ③		0-0 F9 ③			0-0 6-3 ①	0-0 6-3 ③		0-0 2-H 1B
Del Ennis, R (1, 9) OBP: 0.365, SLG: 0.561		0-0 F8 ①		0-0 2B 6-3 1B		0-0 L8 ②		0-0 1B 1B 2B	
Jackie Mayo, L (1, 7) OBP: 0.333, SLG: 0.364		0-0 F6 ②		0-0 1B 2B		0-0 F8 ③		0-0 1B F7 1B	
Granny Hamner, R (1, 6) OBP: 0.324, SLG: 0.398		0-0 BB 1B		0-0 F3 ①		0-0 PB E 5-3 1B		0-0 1B F7 1B	
Andy Seminick, R (1, 2) OBP: 0.398, SLG: 0.533		4-0 BB 1B		0-0 6-3 ②		0-0 5-3 ①		0-0 F7 ①	
Mike Goliat, R (1, 4) OBP: 0.320, SLG: 0.367		0-3 K ③		0-0 2-H 1B		4-0 E PB L9 BB		0-0 CS 1B	
Curt Simmons, L (1, 1) OBP: 0.217, SLG: 0.156			0-0 1-3 ①			0-0 E8 L9 1B 1B		0-3 K ② ③	
Bob Miller, R (7, 1) OBP: 0.218, SLG: 0.222									1-2 K
Dick Whitman, L (7, PH) OBP: 0.312, SLG: 0.302									
Jim Konstanty, R (8, 1) OBP: 0.077, SLG: 0.077									

Inning Stats	R: 0	H: 0	E: 0	K: 0	S: 3	H: 0	LOB: 0	BB: 0	P: 3	R: 0	H: 1	E: 0	K: 0	S: 4	H: 1	LOB: 1	BB: 0	P: 4	R: 1	H: 3	E: 0	K: 0	S: 5	H: 0	LOB: 0	BB: 0	P: 3	R: 0	H: 0	E: 0	K: 0	S: 3	R: 3	H: 3	E: 1	K: 0	S: 6	H: 4	LOB: 2	BB: 0	P: 8	R: 1	H: 2	E: 0	K: 0	S: 3	1B: 13	SF: 0	2B: 3	SAC: 1	3B: 0	DP: 1	HR: 0	HBP: 0	WP: 0	PA: 39
--------------	------	------	------	------	------	------	--------	-------	------	------	------	------	------	------	------	--------	-------	------	------	------	------	------	------	------	--------	-------	------	------	------	------	------	------	------	------	------	------	------	------	--------	-------	------	------	------	------	------	------	--------	-------	-------	--------	-------	-------	-------	--------	-------	--------

PITCHER	IP	WLS	BF	H	R	ER	SO	BB	IBB	HBP	BLK	WP	HR	S	P	ERA	WHIP
Max Surkont, R (1, 1) ERA: 3.86	6.2		29	9	4	4	1	2	0	0	0	0	0	29	37	5.40	1.650
Bobby Hogue, R (7, 1) ERA: 5.18	0.1		4	3	2	2	0	0	0	0	0	0	0	4	4	54.00	9.000
Dave Cole, R (8, 1) ERA: 9.0	1.0	L	4	2	1	1	1	0	0	0	0	0	0	6	6	9.00	2.000
Mickey Haefner, L (9, 1) ERA: 5.46	0.1		2	1	0	0	0	0	0	0	0	0	0	2	2	0.00	3.000

Batter	1	2	3	4	5	6	7	8	9	AB R H RBI BB SO LOB	TOP
Roy Hartsfield, R (1, 4) OBP: 0.315, SLG: 0.374	0-0 F7		0-0 F7		0-0 1B					3 0 1 2 0 0 0	Boston Braves @ Philadelphia Phillies Shibe Park, Philadelphia, PA Sun Sep 10 1950, 3:33 AM EDT Att. 14,684 - Unknown livebaseballscorecards.com
Sam Jethroe, S (1, 8) OBP: 0.344, SLG: 0.451	0-0 F6		4-0 BB		0-0 F5					2 0 0 0 1 0 1	
Earl Torgeson, L (1, 3) OBP: 0.406, SLG: 0.453	0-0 F8		0-0 4-3							2 0 0 0 0 0 1	
Bob Elliott, R (1, 5) OBP: 0.383, SLG: 0.508		0-0 F8		0-3 K						2 0 0 0 0 1 0	
Walker Cooper, R (1, 2) OBP: 0.367, SLG: 0.506		0-0 6-3		0-0 6-3						2 0 0 0 0 0 0	
Sid Gordon, R (1, 7) OBP: 0.423, SLG: 0.597		0-0 F7		0-0 F7						2 0 0 0 0 0 0	
Tommy Holmes, L (1, 9) OBP: 0.394, SLG: 0.466			0-0 SH1-4 BB F7 1B		0-0 L5					2 1 1 0 0 0 0	
Buddy Kerr, R (1, 6) OBP: 0.293, SLG: 0.310			4-0 SH1-4 E BB		0-0 1B 3B					1 2 1 0 1 0 0	
Johnny Sain, R (1, 1) OBP: 0.260, SLG: 0.233			0-0 SH1-4		0-0 F8					1 0 0 0 0 0 1	
Inning Stats	R: 0 H: 0 E: 0 LOB: 0 K: 0 BB: 0 S: 3 P: 3	R: 0 H: 0 E: 0 LOB: 0 K: 0 BB: 0 S: 3 P: 3	R: 2 H: 1 E: 1 LOB: 1 K: 0 BB: 2 S: 4 P: 12	R: 0 H: 0 E: 0 LOB: 0 K: 1 BB: 0 S: 5 P: 5	R: 1 H: 2 E: 0 LOB: 1 K: 0 BB: 0 S: 5 P: 5					1B: 2 SF: 0 2B: 0 SAC: 1 3B: 1 DP: 0 HR: 0 HBP: 0	
PITCHER Bubba Church, R (1, 1) ERA: 2.22	IP WLS BF H R ER SO BB IBB HBP BLK WP HR S P ERA WHIP	5.0 L 20 3 3 2 1 2 0 0 0 0 0 0 20 28 3.60 1.000		PITCHER	IP WLS BF H R ER SO BB IBB HBP BLK WP HR S P ERA WHIP						

Batter	1	2	3	4	5	6	7	8	9	AB R H RBI BB SO LOB
Eddie Waitkus, L OBP: 0.343, SLG: 0.360 (1, 3) BB	4-0 BB		0-0 L9		0-0 2B 1B					2 0 1 0 1 0 0
Richie Ashburn, L OBP: 0.386, SLG: 0.429 (1, 8) F3	0-0 F3		0-0 1-3		0-0 1B 2B					3 0 1 1 0 0 1
Willie Jones, R OBP: 0.351, SLG: 0.486 (1, 5) F7	0-0 F7			0-0 1B 1B	0-0 F6					3 0 1 0 0 0 3
Del Ennis, R OBP: 0.366, SLG: 0.561 (1, 9) F6	0-0 F6			0-0 1B	0-0 F6					2 0 1 0 0 0 1
Jackie Mayo, L OBP: 0.357, SLG: 0.385 (1, 7) K		0-0 6-3 1B		0-3 K						2 0 1 0 0 1 2
Granny Hamner, R OBP: 0.323, SLG: 0.396 (1, 6) 6-3		0-0 6-3 1B		0-0 G6-4-3						2 0 0 0 0 0 3
Andy Seminick, R OBP: 0.396, SLG: 0.530 (1, 2) K		0-3 K		0-3 K						2 0 0 0 0 2 1
Mike Goliat, R OBP: 0.318, SLG: 0.365 (1, 4) 5-3		0-0 5-3		0-0 5-3						2 0 0 0 0 0 1
Bubba Church, R OBP: 0.209, SLG: 0.238 (1, 1) F2			0-0 F2		1-0 1B 2B HBP					1 1 0 0 0 0 0

Inning Stats	R: 0 E: 0 K: 0 S: 3	H: 0 LOB: 1 BB: 1 P: 7	R: 0 E: 0 K: 1 S: 6	H: 1 LOB: 1 BB: 0 P: 6	R: 0 E: 0 K: 0 S: 3	H: 0 LOB: 0 BB: 0 P: 3	R: 0 E: 0 K: 1 S: 6	H: 2 LOB: 1 BB: 0 P: 6	R: 1 E: 0 K: 1 S: 7	H: 2 LOB: 2 BB: 0 P: 8	1B: 4 2B: 1 3B: 0 HR: 0	SF: 0 SAC: 0 DP: 1 HBP: 1	WP: 0 PB: 0 SB: 0 CS: 0	PA: 21
--------------	------------------------------	---------------------------------	------------------------------	---------------------------------	------------------------------	---------------------------------	------------------------------	---------------------------------	------------------------------	---------------------------------	----------------------------------	------------------------------------	----------------------------------	--------

PITCHER	IP	WLS	BF	H	R	ER	SO	BB	IBB	HBP	BLK	WP	HR	S	P	ERA	WHIP
Johnny Sain, R ERA: 3.96 (1, 1)	5.0	W	21	5	1	1	3	1	0	1	0	0	0	25	30	1.80	1.200

BOTTOM

Boston Braves @ Philadelphia Phillies
Shibe Park, Philadelphia, PA
Sun Sep 10 1950, 3:33 AM EDT
Att. 14,684 - Unknown

AB	19
R	1
H	5
RBI	1
BB	1
SO	3
LOB	12



WP	HR	S	P	ERA	WHIP
0	0	1	1	1.80	1.200

Batter	1	2	3	4	5	6	7	8	9	AB R H RBI BB SO LOB	TOP
Red Schoendienst, S (1, 4) OBP: 0.311, SLG: 0.407	0-0 FC3-6 2B		0-3 K			0-0 L9		0-0 F7		4 0 1 0 0 1 0	
Marty Marion, R (1, 6) OBP: 0.340, SLG: 0.337	4-0 FC3-6 BB			0-0 1B 1B		0-0 FC6-5 2B		0-0 4-3		3 0 2 0 1 0 0	
Stan Musial, L (1, 3) OBP: 0.443, SLG: 0.614	0-0 FC3-6 CS 1-2f 2-3			0-0 F4		0-0 FC6-5			0-0 F8	4 0 0 0 0 0 4	
Bill Howerton, L (1, 8) OBP: 0.402, SLG: 0.541	0-3 K 1-2			0-0 1-2 1B		0-0 F9			0-0 F7	4 0 1 0 0 1 3	
Enos Slaughter, L (1, 9) OBP: 0.367, SLG: 0.422		0-0 L8		0-0 F7			0-0 F5		0-0 F5	4 0 0 0 0 0 2	
Hal Rice, L (1, 7) OBP: 0.256, SLG: 0.240		0-0 4-3		0-3 K			0-0 F9			3 0 0 0 0 1 2	
Eddie Kazak, R (1, 5) OBP: 0.304, SLG: 0.335					0-0 1-3		0-0 FC6-4 1B			3 0 1 0 0 0 0	
Del Rice, R (1, 2) OBP: 0.326, SLG: 0.377			0-0 6-3		0-0 F9		0-0 FC6-4 1-2f			3 0 0 0 0 0 1	
Max Lanier, R (1, 1) OBP: 0.203, SLG: 0.212			0-3 K		0-0 6-3			0-0 F9		2 0 0 0 0 1 0	
Peanuts Lowrey, R (8, PH) OBP: 0.326, SLG: 0.296										1 0 0 0 0 0 0	
Al Brazle, L (8, 1) OBP: 0.208, SLG: 0.208										0 0 0 0 0 0 0	
Inning Stats	R: 0 E: 0 K: 1 S: 5 H: 1 LOB: 1 BB: 1 P: 9	R: 0 E: 0 K: 0 S: 3 H: 0 LOB: 0 BB: 0 P: 3	R: 0 E: 0 K: 2 S: 7 H: 0 LOB: 0 BB: 0 P: 7	R: 0 E: 0 K: 1 S: 7 H: 2 LOB: 2 BB: 0 P: 7	R: 0 E: 0 K: 0 S: 3 H: 0 LOB: 0 BB: 0 P: 3	R: 0 E: 0 K: 0 S: 4 H: 1 LOB: 1 BB: 0 P: 4	R: 0 E: 0 K: 0 S: 4 H: 1 LOB: 1 BB: 0 P: 4	R: 0 E: 0 K: 0 S: 3 H: 0 LOB: 0 BB: 0 P: 3	R: 0 E: 0 K: 0 S: 3 H: 0 LOB: 0 BB: 0 P: 3	1B: 3 2B: 2 3B: 0 HR: 0 SF: 0 SAC: 0 DP: 0 HBP: 0	WP: 0 PB: 0 SB: 0 CS: 1 PA: 32
PITCHER Robin Roberts, R (1, 1) ERA: 3.0	IP WLS BF H R ER SO BB IBB HBP BLK WP HR S P ERA WHIP										
	9.0 W 32 5 0 0 4 1 0 0 0 0 0 0 39 43 0.00 0.667										

St. Louis Cardinals @ Philadelphia Phillies
 Shibe Park, Philadelphia, PA
 Tue Sep 12 1950, 3:33 AM EDT
 Att: 20,864 - Unknown

livebaseballscorecards.com

AB	31
R	0
H	5
RBI	0
BB	1
SO	4
LOB	12



Batter	1	2	3	4	5	6	7	8	9	AB	R	H	RBI	BB	SO	LOB
Eddie Waitkus, L OBP: 0.342, SLG: 0.359 (1, 3)	0-0 F8		0-0 F8		0-0 4-3			0-0 G4-6-3 1B		4	0	1	0	0	0	0
Richie Ashburn, L OBP: 0.383, SLG: 0.426 (1, 8)	0-3 K			0-0 1-3		0-0 4-3		0-0 G4-6-3 1-2f		4	0	0	0	0	1	1
Willie Jones, R OBP: 0.351, SLG: 0.484 (1, 5)	0-0 L8			4-0 BB BB		0-0 F9				2	0	0	0	1	0	0
Del Ennis, R OBP: 0.365, SLG: 0.559 (1, 9)		0-0 SH1-3 1B		0-0 L9		0-0 F9				3	0	1	0	0	0	1
Dick Sisler, L OBP: 0.376, SLG: 0.438 (1, 7)		0-0 SH1-3		4-0 BB BB			0-0 F2			1	0	0	0	1	0	0
Jackie Mayo, L OBP: 0.357, SLG: 0.385 (8, 7)		1-2		1-2 BB						0	0	0	0	0	0	0
Granny Hamner, R OBP: 0.323, SLG: 0.395 (1, 6)		0-0 F8		0-0 L7			4-0 BB BB			2	0	0	0	1	0	3
Andy Seminick, R OBP: 0.396, SLG: 0.537 (1, 2)		0-0 F6			0-0 HR		0-0 L7			3	1	1	1	0	0	2
Mike Goliat, R OBP: 0.316, SLG: 0.362 (1, 4)			0-0 F8		0-0 F8		0-0 F4			3	0	0	0	0	0	1
Robin Roberts, S OBP: 0.165, SLG: 0.100 (1, 1)			0-0 F6		0-0 F2			0-0 F8		3	0	0	0	0	0	0


Inning Stats	R: 0	H: 0	E: 0	K: 1	S: 5	LOB: 0	BB: 0	P: 5	R: 0	H: 1	E: 0	K: 0	S: 4	LOB: 1	BB: 0	P: 4	R: 0	H: 0	E: 0	K: 0	S: 3	LOB: 0	BB: 0	P: 3	R: 0	H: 0	E: 0	K: 0	S: 3	LOB: 2	BB: 2	P: 11	R: 1	H: 1	E: 0	K: 0	S: 4	LOB: 0	BB: 0	P: 4	R: 0	H: 0	E: 0	K: 0	S: 3	LOB: 0	BB: 0	P: 3	R: 0	H: 0	E: 0	K: 0	S: 3	LOB: 1	BB: 1	P: 7	R: 0	H: 1	E: 0	K: 0	S: 3	LOB: 0	BB: 0	P: 3
PITCHER	IP	WLS	BF	H	R	ER	SO	BB	IBB	HBP	BLK	WP	HR	S	P	ERA	WHIP																																															
Max Lanier, L ERA: 2.72 (1, 1)	7.0	L	26	2	1	1	1	3	0	0	0	0	0	25	37	1.29	0.714																																															
Al Brazle, L ERA: 4.41 (8, 1)	1.0		3	1	0	0	0	0	0	0	0	0	0	3	3	0.00	1.000																																															

BOTTOM

St. Louis Cardinals @ Philadelphia Phillies
Shibe Park, Philadelphia, PA
 Tue Sep 12 1950, 3:33 AM EDT
 Att. 20,864 - Unknown

AB	25
R	1
H	3
RBI	1
BB	3
SO	1
LOB	8

livebaseballscorecards.com



WP: 0	PA: 29
PB: 0	
SB: 0	
CS: 0	

Batter	1	2	3	4	5	6	7	8	9	AB	R	H	RBI	BB	SO	LOB	TOP					
Red Schoendienst, S (1, 4) OBP: 0.313, SLG: 0.409	0-0 F8		0-0 L3	0-0 1B		0-0 2B	0-0 F6		4-0 IBB	5	0	2	0	1	0	4						
Marty Marion, R (1, 6) OBP: 0.340, SLG: 0.333	4-0 BB		4-0 BB	0-0 P5		0-0 FC5-2		0-0 F9	0-0 F6	4	0	0	0	2	0	7						
Stan Musial, L (1, 3) OBP: 0.442, SLG: 0.610	4-0 BB		0-0 E9	0-3 K		0-0 F3		4-0 WP		3	0	0	1	2	1	6						
Bill Howerton, L (1, 8) OBP: 0.399, SLG: 0.536	0-3 K		0-3 K			0-0 F9		0-0 F4		2	0	0	0	0	2	4						
Peanuts Lowrey, R (5, PH) OBP: 0.323, SLG: 0.293								1-2		3	0	0	0	0	0	1						
Enos Slaughter, L (1, 9) OBP: 0.369, SLG: 0.422	0-0 4-3		4-0 IBB			0-0 FC6-4		0-0 F5	4-0 FC6	3	0	1	0	2	0	2						
Hal Rice, L (1, 7) OBP: 0.264, SLG: 0.250		0-0 G1-6-3	0-0 F8			0-0 F4		0-0 BB	0-0 FC6	5	1	2	0	0	0	6						
Eddie Kazak, R (1, 5) OBP: 0.311, SLG: 0.343		0-0 F2		0-0 SH1-4		0-0 FC6-4		0-0 BB	0-0 E5	5	0	3	0	0	0	2	AB 35					
Del Rice, R (1, 2) OBP: 0.325, SLG: 0.374		0-0 G1-6-3		0-0 SH1-4			0-0 F8	4-0 BB	0-0 5-3	3	0	0	0	1	0	2	R 2					
Harry Brecheen, L (1, 1) OBP: 0.293, SLG: 0.278			0-0 E		4-0 1B		4-0 2B	4-0 BB	0-0 F8	1	1	1	0	1	0	0	H 9					
Rocky Nelson, L (4, PR) OBP: 0.327, SLG: 0.342										0	0	0	0	0	0	0	RBI 2					
Howie Pollet, L (4, 1) OBP: 0.156, SLG: 0.158										0	0	0	0	1	0	0	BB 11					
Tommy Glaviano, R (7, PH) OBP: 0.429, SLG: 0.459										0	0	0	1	1	0	0	SO 3					
Chuck Diering, R (7, PR) OBP: 0.365, SLG: 0.349										0	0	0	0	0	0	0	LOB 35					
Al Brazier, L (7, 1) OBP: 0.204, SLG: 0.204										1	0	0	0	0	0	1						
Inning Stats	R: 0 E: 0 K: 1 S: 5	H: 0 LOB: 2 BB: 2 P: 13	R: 0 E: 0 K: 0 S: 3	H: 1 LOB: 0 BB: 0 P: 3	R: 1 E: 1 K: 1 S: 7	H: 1 LOB: 3 BB: 2 P: 15	R: 0 E: 0 K: 1 S: 7	H: 2 LOB: 3 BB: 1 P: 11	R: 0 E: 0 K: 0 S: 4	H: 1 LOB: 1 BB: 0 P: 4	R: 0 E: 0 K: 0 S: 4	H: 1 LOB: 2 BB: 1 P: 8	R: 1 E: 0 K: 0 S: 5	H: 2 LOB: 3 BB: 2 P: 13	R: 0 E: 0 K: 0 S: 3	H: 0 LOB: 2 BB: 2 P: 11	R: 0 E: 1 K: 0 S: 4	H: 1 LOB: 2 BB: 1 P: 8	1B: 7 2B: 1 3B: 1 HR: 0	SF: 0 SAC: 1 DP: 1 HBP: 0	WP: 1 PB: 0 SB: 0 CS: 0	PA: 47
PITCHER	IP WLS BF H R ER SO BB IBB HBP BLK WP HR S P ERA WHIP																				PITCHER	IP WLS BF H R ER SO BB IBB HBP BLK WP HR S P ERA WHIP
Russ Meyer, R (1, 1) ERA: 5.39	6.2 36 8 2 2 3 7 1 0 0 0 0 0 34 66 2.70 2.250																					
Jim Konstanty, R (7, 1) ERA: 2.24	2.1 11 1 0 0 0 1 2 0 0 1 0 8 20 0.00 0.857																					

St. Louis Cardinals @ Philadelphia Phillies
 Shibe Park, Philadelphia, PA
 Thu Sep 14 1950, 3:33 AM EDT
 Att: 17,142 - Unknown

livebaseballscorecards.com



Batter	1	2	3	4	5	6	7	8	9	AB R H RBI BB SO LOB
Eddie Waitkus, L OBP: 0.343, SLG: 0.360 (1, 3) BB	4-0 BB		0-0 FC4-6 1B 1-2f	0-3 K			0-0 E4 1B		0-0 FC5-2 1B 2B 1-3	4 2 1 0 1 1 3
Richie Ashburn, L OBP: 0.383, SLG: 0.426 (1, 8) X	0-0 F9		0-0 FC5-2 1B 1-2		0-0 3-1		0-0 FC5-4 1B 1-2		0-0 FC5-2 1B 2-3 3-H	5 1 2 0 0 0 4
Willie Jones, R OBP: 0.351, SLG: 0.483 (1, 5) X	0-0 L9		0-0 FC5-4 1B 1-2 2-H		0-0 F5		0-0 FC5-4 1-2f		0-0 1-2 3-H	5 0 2 2 0 0 3
Del Ennis, R OBP: 0.366, SLG: 0.563 (1, 9) X	0-0 F3		0-0 1-3 2-H		0-0 F9			0-0 2B		4 0 2 1 0 0 1
Dick Sisler, L OBP: 0.374, SLG: 0.436 Jackie Mayo, L OBP: 0.333, SLG: 0.357 (1, 7) (7, 7)		0-0 4-3	0-0 F2		0-3 K			0-0 F9		3 0 0 0 0 1 2 1 0 0 0 0 0 1
Granny Hamner, R OBP: 0.325, SLG: 0.394 (1, 6) X		0-0 F8		0-0 PB 1B		0-0 F8		4-0 G6-4-3 IBB		3 0 1 0 1 0 0
Andy Seminick, R OBP: 0.392, SLG: 0.531 (1, 2) X		0-0 4-3		0-0 F8 1-2		0-0 F3		0-0 G6-4-3 1-2f		4 0 0 0 0 0 3
Mike Goliat, R OBP: 0.318, SLG: 0.362 Putsy Caballero, R OBP: 0.240, SLG: 0.174 (1, 4) (9, PR)			0-0 6-3		4-0 IBB		0-0 5-3		0-0 FC5-6 1B	3 0 1 0 1 0 0 0 0 0 0 0 0 0
Russ Meyer, S OBP: 0.178, SLG: 0.182 Jim Konstanty, R OBP: 0.071, SLG: 0.071 Bubba Church, R OBP: 0.209, SLG: 0.238 (1, 1) (7, 1) (9, PR)			0-0 FC4-6 1B	0-3 K			0-0 5-3		0-0 FC5-6 2B FC5-2 1-2f	2 0 1 0 0 1 2 2 0 0 0 0 0 1 0 0 0 0 0 0 0

Inning Stats	R: 0 E: 0 K: 3 S: 3	H: 0 LOB: 1 BB: 1 P: 7	R: 0 E: 0 K: 3 S: 3	H: 0 LOB: 0 BB: 0 P: 3	R: 2 E: 0 K: 0 S: 7	H: 4 LOB: 2 BB: 0 P: 7	R: 0 E: 0 K: 2 S: 8	H: 1 LOB: 2 BB: 1 P: 12	R: 0 E: 0 K: 1 S: 5	H: 0 LOB: 0 BB: 0 P: 5	R: 0 E: 1 K: 0 S: 5	H: 1 LOB: 2 BB: 0 P: 5	R: 0 E: 0 K: 0 S: 3	H: 1 LOB: 1 BB: 1 P: 7	R: 1 E: 0 K: 0 S: 5	H: 3 LOB: 2 BB: 0 P: 5	1B: 7 2B: 3 3B: 0 HR: 0	SF: 0 SAC: 0 DP: 1 HBP: 0	WP: 0 PB: 1 SB: 0 CS: 0	PA: 39
--------------	------------------------------	---------------------------------	------------------------------	---------------------------------	------------------------------	---------------------------------	------------------------------	----------------------------------	------------------------------	---------------------------------	------------------------------	---------------------------------	------------------------------	---------------------------------	------------------------------	---------------------------------	----------------------------------	------------------------------------	----------------------------------	--------


PITCHER	IP	WLS	BF	H	R	ER	SO	BB	IBB	HBP	BLK	WP	HR	S	P	ERA	WHIP
Harry Brecheen, L ERA: 3.91 (1, 1)	3.0		14	4	2	2	0	1	0	0	0	0	0	13	17	6.00	1.667
Howie Pollet, L ERA: 3.48 (4, 1)	3.0		11	1	0	0	3	0	1	0	0	0	0	16	20	0.00	0.333
Al Brazle, L ERA: 4.4 (7, 1)	2.2	L	14	5	1	1	0	0	1	0	0	0	0	13	17	3.38	1.875

BOTTOM

St. Louis Cardinals @ Philadelphia Phillies
Shibe Park, Philadelphia, PA
 Thu Sep 14 1950, 3:33 AM EDT
 Att. 17,142 - Unknown

livebaseballscorecards.com

AB	36
R	3
H	10
RBI	3
BB	3
SO	3
LOB	20



Batter	1	2	3	4	5	6	7	8	9	AB R H RBI BB SO LOB	TOP																
Bobby Adams, R (1, 4) OBP: 0.364, SLG: 0.416	0-0 5-3		0-0 5-3		0-0 F8		0-0 6-3		0-0 F4	5 0 0 0 0 0 1	Cincinnati Reds @ Philadelphia Phillies Shibe Park, Philadelphia, PA Fri Sep 15 1950, 3:33 AM EDT Sunny - 75 F livebaseballscorecards.com																
Grady Hatton, L (1, 5) OBP: 0.359, SLG: 0.383	4-0 BB BB BB		0-0 F5		0-0 2B		0-0 F5			3 0 1 0 1 0 0																	
Johnny Wyrostek, L (1, 9) OBP: 0.382, SLG: 0.451	4-0 BB BB BB		4-0 1B BB		0-0 F8		0-0 F6			2 0 0 0 2 0 1																	
Ted Kluszewski, L (1, 3) OBP: 0.354, SLG: 0.544	0-0 F7		0-0 1B		0-0 FC1-6 1B		0-0 F8			4 0 2 0 0 0 2																	
Joe Adcock, R (1, 7) OBP: 0.318, SLG: 0.401	0-0 FC6-4 1-2f		0-0 F8		0-0 FC1-6 FC6 1-2f		0-0 F4			4 0 0 0 0 0 5																	
Lloyd Merriman, L (1, 8) OBP: 0.323, SLG: 0.345		0-0 L1-6 1B		0-0 F9		0-0 FC6 1B 2B 1-2f		0-3 K		3 1 1 0 0 0 1																	
Bob Usher, R (8, PH) OBP: 0.309, SLG: 0.355										1 0 0 0 0 1 0																	
Johnny Pramesa, R (1, 2) OBP: 0.380, SLG: 0.457		0-0 1-2 1B		0-0 L5-3 1B		0-0 2B 1B 1-2		0-0 F7		4 0 3 0 0 0 0																	
Virgil Stallcup, R (1, 6) OBP: 0.287, SLG: 0.368		0-0 F8		0-0 L5-3 1-2		0-0 2B		0-0 F2		4 0 1 1 0 0 3																	
Willie Ramsdell, R (1, 1) OBP: 0.259, SLG: 0.200		0-0 L1-6 2-3		0-0 4-3		0-0 F9		0-0 1B		3 0 0 0 0 0 4																	
Danny Litwhiler, R (9, PH) OBP: 0.380, SLG: 0.475										1 0 1 0 0 0 0																	
Herm Wehmeier, R (9, PR) OBP: 0.172, SLG: 0.198										0 0 0 0 0 0 0																	
Inning Stats	R: 0 E: 0 K: 0 S: 3	H: 0 LOB: 2 BB: 2 P: 11	R: 0 E: 0 K: 0 S: 4	H: 2 LOB: 1 BB: 0 P: 4	R: 0 E: 0 K: 0 S: 4	H: 1 LOB: 2 BB: 1 P: 8	R: 0 E: 0 K: 0 S: 3	H: 1 LOB: 0 BB: 0 P: 3	R: 0 E: 0 K: 0 S: 4	H: 1 LOB: 1 BB: 0 P: 4	R: 1 E: 0 K: 0 S: 6	H: 3 LOB: 2 BB: 0 P: 6	R: 0 E: 0 K: 0 S: 3	H: 0 LOB: 0 BB: 0 P: 3	R: 0 E: 0 K: 1 S: 5	H: 0 LOB: 0 BB: 0 P: 5	R: 0 E: 0 K: 0 S: 4	H: 1 LOB: 1 BB: 0 P: 4	1B: 7 2B: 4 3B: 0 HR: 0	SF: 0 SAC: 0 DP: 2 HBP: 0	WP: 0 PB: 0 SB: 0 CS: 0	PA: 37					
PITCHER	IP WLS BF H R ER SO BB IBB HBP BLK WP HR S P ERA WHIP																										
Bubba Church, R (1, 1) ERA: 2.18	2.2		13	3	0	0	0	3	0	0	0	0	0	10	22	0.00	2.250										
Ken Heintzelman, L (3, 1) ERA: 4.16	6.1	W	24	6	1	1	1	0	0	0	0	0	0	26	26	1.42	0.947										



Batter	1	2	3	4	5	6	7	8	9
Eddie Waitkus, L OBP: 0.342, SLG: 0.360 (1, 3) X	0-0 5-3 1B		0-0 3-1		0-0 L5			0-0 1-3	
Richie Ashburn, L OBP: 0.383, SLG: 0.423 (1, 8) X	0-0 F9		4-0 FC5-4 BB		0-0 F5			0-0 F8	
Willie Jones, R OBP: 0.351, SLG: 0.481 (1, 5) X	0-0 5-3 1-2		0-0 F7		0-0 F8			4-0 BB	
Del Ennis, R OBP: 0.366, SLG: 0.560 (1, 9) X	4-0 IBB		0-0 FC5-4 1-2f		0-0 1-3			0-3 K	
Jackie Mayo, L OBP: 0.278, SLG: 0.294 (1, 7) X	0-0 F6			0-3 K		0-0 F5			
Granny Hamner, R OBP: 0.325, SLG: 0.394 (1, 6) X		0-0 1B F8-6 1B		0-0 4-3		0-0 F7			
Andy Seminick, R OBP: 0.394, SLG: 0.540 (1, 2) X		0-0 F8-6 1-3 1B		0-0 HR		0-3 K			
Mike Goliat, R OBP: 0.318, SLG: 0.362 (1, 4) X		0-0 F8-6 1-2 3-H		0-0 6-3		0-0 1B			
Bubba Church, R OBP: 0.205, SLG: 0.233 Ken Heintzelman, R OBP: 0.061, SLG: 0.031 (3, 1) X		0-0 F6			0-0 F9		0-0 F3		

AB	R	H	RBI	BB	SO	LOB
4	0	1	0	0	0	0
3	0	0	0	1	0	1
3	0	0	0	1	0	2
3	0	0	0	1	1	2
3	0	0	0	0	1	2
3	1	1	0	0	0	0
3	1	2	1	0	1	0
3	0	1	1	0	0	1
1	0	0	0	0	0	0
2	0	0	0	0	0	1

BOTTOM

Cincinnati Reds @ Philadelphia Phillies
Shibe Park, Philadelphia, PA
Fri Sep 15 1950, 3:33 AM EDT
Sunny - 75 F

livebaseballscorecards.com

AB	28
R	2
H	5
RBI	2
BB	3
SO	3
LOB	9



Inning Stats	R: 0	H: 1	E: 0	K: 0	S: 4	P: 8	R: 1	H: 2	E: 0	K: 0	S: 4	R: 0	H: 0	E: 0	K: 0	S: 3	R: 1	H: 1	E: 0	K: 1	S: 6	R: 0	H: 0	E: 0	K: 0	S: 3	R: 0	H: 0	E: 0	K: 1	S: 6	R: 0	H: 1	E: 0	K: 1	S: 6	R: 0	H: 0	E: 0	K: 1	S: 5	
PITCHER Willie Ramsdell, R ERA: 3.73 (1, 1)	IP	WLS	BF	H	R	ER	SO	BB	IBB	HBP	BLK	WP	HR	S	P	ERA	WHIP																									
	8.0	L	31	5	2	2	3	2	1	0	0	0	1	34	46	2.25	0.875																									

WP	PA	ERA	WHIP
0	31		
0			
0			

Batter	1	2	3	4	5	6	7	8	9	10	11	12	13	14	15	16	17	18	19	AB	R	H	RBI	BB	SO	LOB	TOP													
Lloyd Merriman, L (1, 8) OBP: 0.327, SLG: 0.346	4-3		E 1-2 1B	1B 2-H		4-3			F9 1B		F8			4-3		F7		BB S 1B		8	2	3	1	1	0	0														
Grady Hatton, L (1, 5) OBP: 0.383, SLG: 0.384	E6		K	F7		S 1B			1-2 1B		F9			6-3 BB		6-3 1B		BB 1B BB		7	1	3	0	2	1	3														
Johnny Wyrostek, L (1, 9) OBP: 0.377, SLG: 0.443	FC4		E3 1B	6-3		F8			F8					6-3		6-3		1B 1-2 2-3 BB		8	1	0	0	1	0	8														
Ted Kluszewski, L (1, 3) OBP: 0.358, SLG: 0.541	F6		1B IBB			FC5-6 1B			F9					6-3 IBB		6-3 IBB		1-3 2-H 3-H 1B		6	1	2	2	3	0	4														
Joe Adcock, R (1, 7) Bob Usher, R (18, 7) OBP: 0.309, SLG: 0.355	L6		1-3 2-H 3-H 1B			FC5-6 1B			B1-3					F6		4-3		1-3 2-H 3-H 1B		9	0	3	2	0	0	10														
Connie Ryan, R (1, 4) OBP: 0.349, SLG: 0.361		K	K			FC5-6 1-2 2-3			G6-4-3					5-3		6-3				9	0	1	0	0	2	5														
Virgil Stallcup, R (1, 6) OBP: 0.283, SLG: 0.363		L1	F7			F8			6-3					F5						9	0	1	1	0	0	4														
Dixie Howell, R (1, 2) OBP: 0.326, SLG: 0.298		F7				F7			K					K						9	1	2	0	0	2	3														
Howie Fox, R (1, 1) Ken Raffensberger, R (8, 1) Herm Wehmeier, R (9, 1) Ted Tappe, L (19, PH) Eddie Erault, R (19, 1) OBP: 0.231, SLG: 0.250			E6 1B	L4		6-3			G3					FC6-4 1B		K				4	1	0	0	0	0	1														
Inning Stats	R: 0 E: 2 K: 0 S: 5	H: 0 LOB: 2 BB: 0 P: 5	R: 0 E: 0 K: 1 S: 5	H: 0 LOB: 0 BB: 0 P: 5	R: 3 E: 2 K: 2 S: 11	H: 2 LOB: 2 BB: 1 P: 15	R: 1 E: 0 K: 0 S: 5	H: 2 LOB: 1 BB: 0 P: 5	R: 1 E: 0 K: 1 S: 5	H: 2 LOB: 1 BB: 0 P: 4	R: 0 E: 0 K: 0 S: 4	H: 1 LOB: 1 BB: 0 P: 4	R: 0 E: 0 K: 0 S: 3	H: 1 LOB: 0 BB: 0 P: 3	R: 0 E: 0 K: 0 S: 3	H: 0 LOB: 2 BB: 0 P: 3	R: 0 E: 0 K: 1 S: 6	H: 1 LOB: 1 BB: 0 P: 6	R: 0 E: 0 K: 0 S: 4	H: 0 LOB: 0 BB: 0 P: 3	R: 0 E: 0 K: 0 S: 3	H: 0 LOB: 0 BB: 0 P: 3	R: 0 E: 0 K: 0 S: 3	H: 0 LOB: 0 BB: 0 P: 3	R: 0 E: 0 K: 0 S: 3	H: 0 LOB: 0 BB: 0 P: 3	R: 0 E: 0 K: 0 S: 3	H: 0 LOB: 0 BB: 0 P: 3	R: 0 E: 0 K: 0 S: 3	H: 0 LOB: 0 BB: 0 P: 3	R: 2 E: 0 K: 1 S: 5	H: 1 LOB: 1 BB: 3 P: 17	R: 0 E: 0 K: 0 S: 4	H: 1 LOB: 1 BB: 0 P: 4	R: 0 E: 0 K: 0 S: 4	H: 1 LOB: 0 BB: 0 P: 4	1B: 13 2B: 2 HR: 0	SF: 0 SAC: 0 DP: 2 HBP: 0	WP: 0 PB: 0 SB: 2 CS: 0	PA: 81
PITCHER	IP WLS BF H R ER SO BB IBB HBP BLK WP HR S P ERA WHIP																																							
Robin Roberts, R (1, 1) ERA: 2.98	7.0	33	8	5	2	3	0	1	0	0	0	0	0	0	0	38	42	2.57	1.143																					
Jack Brittin, R (8, 1) ERA:	1.0	3	0	0	0	1	0	0	0	0	0	0	0	0	5	5	0.00	0.000																						
Jim Konstanty, R (9, 1) ERA: 2.21	10.0	41	6	2	2	3	4	2	0	0	0	0	0	0	41	65	1.80	1.000																						
Blix Donnelly, R (19, 1) ERA: 5.68	1.0	W 4	1	0	0	0	0	0	0	0	0	0	0	4	4	0.00	1.000																							

Cincinnati Reds @ Philadelphia Phillies
 Shibe Park, Philadelphia, PA
 Fri Sep 15 1950, 3:38 AM EDT
 Att. 20,673 - Unknown - 75 F

AB 74
 R 7
 H 15
 RBI 6
 BB 7
 SO 7
 LOB 41



WP: 0 PA: 81
 PB: 0
 SB: 2
 CS: 0

Batter	1	2	3	4	5	6	7	8	9	10	11	12	13	14	15	16	17	18	19	AB	R	H	RBI	BB	SO	LOB	BOTTOM									
Eddie Waitkus, L (1, 3) OBP: 0.346, SLG: 0.366	F4	BB			FC4-6 1B		E4 1B	K		FC3-6 1B		2B		FC6-4 1-2r			2B		BB 1B	9	2	5	0	1	1	4	Cincinnati Reds @ Philadelphia Phillies Shibe Park, Philadelphia, PA Fri Sep 15 1950, 3:38 AM EDT Att. 20,673 - Unknown - 75 F									
Richie Ashburn, L (1, 8) OBP: 0.381, SLG: 0.420	FC6-4 1B	F3			FC4-6 1-2r		1B 1-2	FC6-4 1-2r		FC3-6 S		F9			4-3		F8		1B BB 1B	9	0	2	0	1	0	9										
Willie Jones, R (1, 5) OBP: 0.348, SLG: 0.474	FC6-4 1-2r			F7	F7		F8		K	F5			FC6-4 1B		6-3		F2		1B BB	9	0	1	1	1	1	6										
Del Ennis, R (1, 9) OBP: 0.368, SLG: 0.560	1B			K	F9		1B		2B 2B	F9			FC6-4 1-2r		F9				1B F8 2B	10	2	5	2	0	1	3										
Jackie Mayo, L (1, 7) OBP: 0.227, SLG: 0.238	F6			L4			L4		6-3				6-3		F9		F5		3B 1B	4	0	0	0	0	0	4										
Stan Holmiec, R (9, PH) OBP: 0.222, SLG: 0.444							6-3													0	1	0	0	0	0	0										
Putsy Caballero, R (9, PR) OBP: 0.240, SLG: 0.174																				0	1	0	0	0	0	0										
Dick Sleser, L (10, 7) OBP: 0.373, SLG: 0.434										2B										4	1	1	0	0	0	1										
Granny Hamner, R (1, 6) OBP: 0.325, SLG: 0.396		1B 2B			6-3		F4			1B 1B				F9		F8		F8		8	1	2	3	1	0	2										
Andy Seminick, R (1, 2) OBP: 0.396, SLG: 0.540																				2	0	1	0	1	0	0										
Stan Lopata, R (7, 2) OBP: 0.324, SLG: 0.276		BB 1B					5-3			F4				F8						4	0	1	1	2	0	1										
Mike Goliat, R (1, 4) OBP: 0.316, SLG: 0.361														1-3						9	1	2	0	0	1	7										
Robin Roberts, S (1, 1) OBP: 0.162, SLG: 0.088																				2	0	0	0	0	0	3										
Dick Wittmer, L (7, PH) OBP: 0.209, SLG: 0.299																				1	0	0	0	0	0	1										
Jack Griffin, R (8, 1) OBP: 0.287, SLG: 0.257																				0	0	0	0	0	0	0										
Jimmy Bloodworth, R (8, PH) OBP: 0.287, SLG: 0.257																				1	0	1	1	0	0	0										
Ken Johnson, L (8, PH) OBP: 0.287, SLG: 0.257																				0	0	0	0	0	0	0										
Jim Konstantin, L (8, PH) OBP: 0.287, SLG: 0.257																				4	0	1	0	0	0	1										
Ken Silvestri, S (18, PH) OBP: 0.287, SLG: 0.257																				1	0	0	0	0	0	1										
Bliz Donnelly, R (18, 1) OBP: 0.287, SLG: 0.257																				0	0	0	0	0	0	0										
Inning Stats	R: 0 E: 0 K: 5 S: 5	H: 2 LOB: 2 BB: 0 P: 5	R: 0 E: 0 K: 1 S: 7	H: 2 LOB: 3 BB: 1 P: 11	R: 0 E: 0 K: 1 S: 5	H: 0 LOB: 0 BB: 0 P: 5	R: 0 E: 0 K: 1 S: 3	H: 0 LOB: 1 BB: 1 P: 7	R: 0 E: 0 K: 1 S: 4	H: 0 LOB: 0 BB: 0 P: 3	R: 2 E: 1 K: 0 S: 6	H: 2 LOB: 2 BB: 1 P: 10	R: 1 E: 0 K: 1 S: 7	H: 2 LOB: 2 BB: 1 P: 11	R: 2 E: 0 K: 1 S: 8	H: 3 LOB: 2 BB: 1 P: 12	R: 0 E: 0 K: 0 S: 4	H: 1 LOB: 1 BB: 0 P: 4	R: 0 E: 0 K: 0 S: 4	H: 1 LOB: 1 BB: 0 P: 4	R: 0 E: 0 K: 0 S: 4	H: 1 LOB: 0 BB: 0 P: 4	R: 0 E: 0 K: 0 S: 3	H: 0 LOB: 0 BB: 0 P: 3	R: 0 E: 0 K: 0 S: 3	H: 0 LOB: 1 BB: 1 P: 7	R: 0 E: 0 K: 1 S: 6	H: 1 LOB: 1 BB: 0 P: 6	R: 2 E: 0 K: 0 S: 6	H: 3 LOB: 1 BB: 0 P: 6	R: 1 E: 0 K: 0 S: 3	H: 3 LOB: 3 BB: 1 P: 7	1B: 15 2B: 7 3B: 1 HR: 0	SF: 0 DP: 0 HBP: 0	WP: 0 PB: 0 SB: 1 CS: 0	PA: 85
PITCHER	IP WLS BF H R ER SO BB IBB HBP BLK WP HR S P ERA WHIP																			IP WLS BF H R ER SO BB IBB HBP BLK WP HR S P ERA WHIP																
Howie Fox, R (1, 1) ERA: 4.40	7.1 36 9 3 1 2 4 0 0 0 0 0 0 36 52 1.23 1.773																																			
Ken Raffensberger, L (8, 1) ERA: 4.32	1.0 5 2 2 2 2 0 0 0 0 0 0 9 9 18.00 2.000																																			
Herm Wehmeier, R (9, 1) ERA: 5.39	9.2 40 9 2 2 1 2 0 0 0 0 0 0 40 48 1.86 1.138																																			
Eddie Erault, R (19, 1) ERA: 6.3	0.0 L 4 3 1 1 0 1 0 0 0 0 0 3 7 ∞ ∞																																			

Cincinnati Reds @ Philadelphia Phillies
 Shibe Park, Philadelphia, PA
 Fri Sep 15 1950, 3:38 AM EDT
 Att. 20,673 - Unknown - 75 F

AB	78
R	8
H	23
RBI	8
BB	7
SO	5
LOB	44



Batter	1	2	3	4	5	6	7	8	9	AB R H RBI BB SO LOB	TOP		
Bobby Adams, R (1, 4) OBP: 0.367, SLG: 0.420	0-0 SH5-4 L8 E 1B	0-0 L5			0-0 5-3		0-0 1-2 1B		0-0 1-2 BB 1B	5 1 3 0 0 0 1	Cincinnati Reds @ Philadelphia Phillies Shibe Park, Philadelphia, PA Sat Sep 16 1950, 3:33 AM EDT Att: 12,052 - Unknown livebaseballscorecards.com		
Grady Hatton, L (1, 5) OBP: 0.364, SLG: 0.381	0-0 FC1 L8 SH5-4 1-2		0-0 3-1		4-0 CS BB		0-0 F9		4-0 1-2 2-3 BB	3 0 0 0 2 0 3			
Johnny Wyrostek, L (1, 9) OBP: 0.378, SLG: 0.446	0-0 SH5-4 1-2 2-3		0-0 FC3-6 1B		0-0 CS 1-2	0-0 1B 2B	0-3 K		0-0 F8	4 1 2 0 0 1 5			
Ted Kluszewski, L (1, 3) OBP: 0.357, SLG: 0.539	0-0 L8 2-3 3-H		0-0 FC3-6 1-2f		0-0 G3 2-H 1B		0-0 F7			4 0 1 2 0 0 2			
Lloyd Merriman, L (1, 8) OBP: 0.326, SLG: 0.342 Bob Usher, R (8, 8) OBP: 0.309, SLG: 0.355	4-0 BB		0-0 G3		0-0 G3 2-3		0-0 F5			3 0 0 0 1 0 2 0 0 0 0 0 0 0			
Joe Adcock, R (1, 7) OBP: 0.314, SLG: 0.394	0-0 4-3			0-0 5-3		0-0 6-3		0-0 4-3		4 0 0 0 0 0 3			
Johnny Pramesa, R (1, 2) OBP: 0.373, SLG: 0.448		0-0 L8		0-0 5-3		0-0 F3			0-0 L9	4 0 0 0 0 0 1			
Sammy Meeks, R (1, 6) OBP: 0.309, SLG: 0.360		0-3 K		0-0 4-3			0-0 F3		0-0 B1-3	4 0 0 0 0 1 0			
Ewell Blackwell, R (1, 1) OBP: 0.174, SLG: 0.136		0-0 1B			0-0 1-3		4-0 1B BB		0-0 BB 1B 1B	3 0 2 0 1 0 0			
Inning Stats	R: 1 E: 1 K: 0 S: 5 H: 1 LOB: 2 BB: 1 P: 9	R: 0 E: 0 K: 1 S: 6 H: 1 LOB: 1 BB: 0 P: 6	R: 0 E: 0 K: 0 S: 4 H: 1 LOB: 1 BB: 0 P: 4	R: 0 E: 0 K: 0 S: 3 H: 0 LOB: 0 BB: 0 P: 3	R: 0 E: 0 K: 0 S: 2 H: 0 LOB: 0 BB: 1 P: 6	R: 1 E: 0 K: 0 S: 5 H: 2 LOB: 1 BB: 0 P: 5	R: 0 E: 0 K: 1 S: 6 H: 1 LOB: 2 BB: 1 P: 10	R: 0 E: 0 K: 0 S: 3 H: 0 LOB: 0 BB: 0 P: 3	R: 0 E: 0 K: 0 S: 5 H: 2 LOB: 3 BB: 1 P: 9	1B: 7 2B: 1 3B: 0 HR: 0 SF: 0 SAC: 1 DP: 0 HBP: 0	WP: 0 PB: 0 SB: 0 CS: 1 PA: 40		
PITCHER	IP WLS BF H R ER SO BB IBB HBP BLK WP HR S P ERA WHIP											PITCHER	IP WLS BF H R ER SO BB IBB HBP BLK WP HR S P ERA WHIP
Bob Miller, R (1, 1) ERA: 3.37	6.0 L 25 5 2 1 1 2 0 0 0 0 0 0 25 33 1.50 1.167												
Paul Stffel, R (7, 1) ERA:	2.0 8 1 0 0 1 1 0 0 0 0 0 0 9 13 0.00 1.000												
Milo Candini, R (9, 1) ERA: 3.16	1.0 6 2 0 0 0 0 1 0 0 0 0 0 5 9 0.00 3.000												



Batter	1	2	3	4	5	6	7	8	9	AB R H RBI BB SO LOB
Eddie Waitkus, L OBP: 0.345, SLG: 0.364 (1, 3) BB	4-0 FC4-6 BB		x 0-0 F7		x 0-0 FC6-4			x 0-0 6-3		3 0 0 0 1 0 2
Richie Ashburn, L OBP: 0.379, SLG: 0.417 (1, 8) X	0-0 FC4-6 BB 1B 1-2f		x 0-0 G2-3		x 0-0 6-3			s s s 0-3 K		4 0 0 0 0 1 3
Willie Jones, R OBP: 0.346, SLG: 0.471 (1, 5) S S S	0-3 K		s s s 0-3 K			s s s 0-3 K		x 0-0 F8		4 0 0 0 0 3 1
Del Ennis, R OBP: 0.367, SLG: 0.558 (1, 9) X	0-0 BB 1-2 1B			x 0-0 5-3		s s s 0-3 K		s s s 0-3 K		4 0 1 0 0 2 0
Jackie Mayo, L OBP: 0.269, SLG: 0.250 (1, 7) B B B	4-0 BB 1-2 2-3 BB			x 0-0 G3		x 0-0 F8		x 0-0 BB 1B		3 0 1 0 1 0 0
Granny Hamner, R OBP: 0.324, SLG: 0.393 (1, 6) X	0-0 4-3			x 0-0 1-3			x 0-0 4-3	B B B B 4-0 1-2 BB		3 0 0 0 1 0 3
Andy Seminick, R OBP: 0.394, SLG: 0.537 (1, 2) X		x 0-0 5-3			x 0-0 FC1-6 1B		x 0-0 6-3	B B B B 0-3 K		4 0 1 0 0 1 2
Mike Goliat, R OBP: 0.314, SLG: 0.359 (1, 4) S S S		0-3 K			x 0-0 FC1-6 FC6-4 E 1-2f		x 0-0 6-3			3 0 0 0 0 1 1
Bob Miller, R OBP: 0.211, SLG: 0.214 Paul Stuffer, R (7, 1)		x 0-0 4-3			x 0-0 E6 FC6-4 1-2			x 0-0 4-3		2 0 0 0 0 0 1
Dick Whitman, L OBP: 0.307, SLG: 0.297 (8, PH)										0 0 0 0 0 0 0
Milo Candini, R OBP: 0.200, SLG: 0.200 (9, 1)										1 0 0 0 0 0 0
										0 0 0 0 0 0 0

Inning Stats	R: 0	H: 1	E: 0	K: 1	S: 6	LOB: 3	BB: 2	P: 14	R: 0	H: 0	E: 0	K: 1	S: 5	LOB: 0	BB: 0	P: 5	R: 0	H: 0	E: 0	K: 0	S: 3	LOB: 0	BB: 0	P: 3	R: 0	H: 1	E: 1	K: 0	S: 5	LOB: 2	BB: 0	P: 5	R: 0	H: 0	E: 0	K: 2	S: 7	LOB: 0	BB: 0	P: 7	R: 0	H: 0	E: 0	K: 0	S: 3	LOB: 0	BB: 0	P: 3	R: 0	H: 0	E: 0	K: 1	S: 5	LOB: 0	BB: 0	P: 5	R: 0	H: 1	E: 0	K: 2	S: 8	LOB: 2	BB: 1	P: 12	1B: 3	2B: 0	3B: 0	HR: 0	SF: 0	SAC: 0	DP: 0	HBP: 0	WP: 0	PB: 0	SB: 0	CS: 0	PA: 34
PITCHER Ewell Blackwell, R ERA: 3.19 (1, 1)	IP	WLS	BF	H	R	ER	SO	BB	IBB	HBP	BLK	WP	HR	S	P	ERA	WHIP																																																												
	9.0	W	34	3	0	0	8	3	0	0	0	0	0	47	59	0.00	0.667																																																												


BOTTOM

Cincinnati Reds @ Philadelphia Phillies
Shibe Park, Philadelphia, PA

Sat Sep 16 1950, 3:33 AM EDT
Att. 12,052 - Unknown

livebaseballscorecards.com

AB	31
R	0
H	3
RBI	0
BB	3
SO	8
LOB	13



Batter	1	2	3	4	5	6	7	8	9	AB R H RBI BB SO LOB	TOP											
Bob Dillinger, R OBP: 0.358, SLG: 0.421 (1, 5) X	0-0 4-3 ①		0-0 FC4-6 ③ 1-2f			0-0 F8 ①		0-0 FC6-4 ① 1-2f		4 0 0 0 0 0 3	Pittsburgh Pirates @ Philadelphia Phillies Shibe Park, Philadelphia, PA Sun Sep 17 1950, 3:33 AM EDT Att: 20,031 - Unknown livebaseballscorecards.com											
Danny O'Connell, R OBP: 0.344, SLG: 0.432 (1, 6) X	0-0 F5 ②			0-0 5-3 ①		0-0 FC6-5 ② 2B 1B		0-3 K ②		4 1 1 0 0 1 1												
Ralph Kiner, R OBP: 0.414, SLG: 0.596 (1, 7) X	0-0 4-3 ③			0-0 5-3 ②		0-0 FC6-5 ② 2B 1-2 2-3f		0-0 F8 ③		4 0 0 0 0 0 3												
Gus Bell, L OBP: 0.328, SLG: 0.445 (1, 9) X		0-0 L9 ①		0-0 F7 ③		0-0 2B ③ 1-3 2-H		0-0 HR 1B		4 1 2 1 0 0 0												
Wally Westlake, R OBP: 0.356, SLG: 0.482 (1, 8) X		0-0 F8 ②			0-0 F8 ① X	0-0 F3 ③		0-0 HR ① 1-H		4 1 1 2 0 0 2												
Ed Stevens, L OBP: 0.200, SLG: 0.143 (1, 3) X		0-0 4-3 ③			0-0 F9 ②		0-0 F6 ①	0-0 5-3 ①		4 0 0 0 0 0 0												
Johnny Berardino, R OBP: 0.278, SLG: 0.234 (1, 4) X			0-0 FC4-6 ① 1B		0-0 1B		0-0 5-3 ②	0-0 F4 ②		4 0 2 0 0 0 0												
Clyde McCullough, R OBP: 0.345, SLG: 0.417 (1, 2) X			0-3 K ①		0-0 1-3 ③		0-3 K ③	0-0 F3 ③		4 0 0 0 0 2 2												
Bill Werle, L OBP: 0.265, SLG: 0.254 (1, 1) X			0-3 K ②			0-0 FC6-5 ① 1B		4-0 FC6-4 ① BB		1 0 0 0 0 1 1												
Tom Saffell, L OBP: 0.256, SLG: 0.264 (6, PH)										1 0 1 0 0 0 0												
Junior Walsh, R OBP: 0.444, SLG: 0.333 (6, PH)										0 0 0 0 0 0 0												
Pete Castiglione, R OBP: 0.317, SLG: 0.350 (8, PH)										0 0 0 0 1 0 0												
Vic Lombardi, L OBP: 0.313, SLG: 0.333 (8, 1) X										0 0 0 0 0 0 0												
Inning Stats	R: 0 E: 0 K: 0 S: 3	H: 0 LOB: 0 BB: 0 P: 3	R: 0 E: 0 K: 0 S: 3	H: 0 LOB: 0 BB: 0 P: 3	R: 0 E: 0 K: 2 S: 8	H: 1 LOB: 1 BB: 0 P: 8	R: 0 E: 0 K: 0 S: 3	H: 0 LOB: 0 BB: 0 P: 3	R: 0 E: 0 K: 0 S: 4	H: 1 LOB: 1 BB: 0 P: 4	R: 1 E: 0 K: 0 S: 6	H: 3 LOB: 2 BB: 0 P: 6	R: 0 E: 0 K: 1 S: 5	H: 0 LOB: 0 BB: 0 P: 5	R: 0 E: 0 K: 1 S: 5	H: 0 LOB: 1 BB: 1 P: 9	R: 2 E: 0 K: 0 S: 5	H: 2 LOB: 0 BB: 0 P: 5	1B: 5 2B: 1 3B: 0 HR: 1	SF: 0 SAC: 0 DP: 0 HBP: 0	WP: 0 PB: 0 SB: 0 CS: 0	PA: 35
PITCHER	IP WLS BF H R ER SO BB IBB HBP BLK WP HR S P ERA WHIP												IP WLS BF H R ER SO BB IBB HBP BLK WP HR S P ERA WHIP									
Russ Meyer, R ERA: 5.28 (1, 1)	8.0 W 32 7 3 3 4 1 0 0 0 0 1 39 43 3.38 1.000																					
Jim Konstanty, R ERA: 2.19 (9, 1)	1.0 S 3 0 0 0 0 0 0 0 0 0 0 3 3 0.00 0.000																					



Batter	1	2	3	4	5	6	7	8	9	AB	R	H	RBI	BB	SO	LOB
Eddie Waitkus, L OBP: 0.348, SLG: 0.366 (1, 3)	0-0 FC1-5 1B 1B		0-0 6-3		0-0 5-3 2B 1B	4-0 BB				3	1	2	0	1	0	0
Richie Ashburn, L OBP: 0.378, SLG: 0.416 (1, 8)	0-0 BB FC1-5 1-2 1B		0-0 2-3		0-0 5-3 1-2	0-0 F9				4	0	1	0	0	0	2
Willie Jones, R OBP: 0.347, SLG: 0.473 (1, 5)	0-0 FC1-5 BB 1-2 2-3f		0-0 1B		0-0 E 1B 2B 2-H					4	1	2	1	0	0	2
Del Ennis, R OBP: 0.370, SLG: 0.557 (1, 9)	4-0 G6-4-3 1-2 2-3 BB		0-0 F7		4-0 1B HR IBB 2-3					1	1	0	0	3	0	1
Stan Hollmig, R OBP: 0.250, SLG: 0.417 Jackie Mayo, L OBP: 0.259, SLG: 0.240 (1, 7) (6, 7)	0-0 G6-4-3 1-2f		0-0 6-3		0-0 1-2 HR 1B 3-H					3	1	1	1	0	0	3
Granny Hamner, R OBP: 0.324, SLG: 0.398 (1, 6)			0-0 L1		0-0 6-3					4	1	1	3	0	0	1
Andy Seminick, R OBP: 0.395, SLG: 0.535 (1, 2)			0-0 6-3		4-0 BB	0-0 5-3				3	0	1	0	1	0	0
Mike Goliat, R OBP: 0.314, SLG: 0.358 (1, 4)			0-0 FC5-4 1B		0-0 F4					4	0	1	0	0	0	2
Russ Meyer, S OBP: 0.163, SLG: 0.167 Jim Konstanty, R OBP: 0.094, SLG: 0.094 (1, 1) (9, 1)	0-0 FC5-4 1-2f		0-0 FC5-4		0-0 4-3	0-3 K				4	0	0	0	0	2	1
										0	0	0	0	0	0	0

Inning Stats		R: 0	H: 2	E: 0	K: 0	S: 4	R: 0	H: 1	E: 0	K: 0	S: 4	R: 0	H: 1	E: 0	K: 0	S: 4	R: 0	H: 0	E: 0	K: 0	S: 3	R: 5	H: 4	E: 1	K: 0	S: 7	R: 0	H: 0	E: 0	K: 1	S: 5	R: 0	H: 0	E: 0	K: 0	S: 3	R: 0	H: 1	E: 0	K: 1	S: 5										
Inning Stats		LOB: 2	BB: 1	P: 8	LOB: 1	BB: 0	P: 4	LOB: 1	BB: 0	P: 4	LOB: 1	BB: 1	P: 7	LOB: 0	BB: 1	P: 11	LOB: 1	BB: 1	P: 9	LOB: 1	BB: 1	P: 7	LOB: 0	BB: 0	P: 5	LOB: 0	BB: 0	P: 5	LOB: 0	BB: 0	P: 5	LOB: 0	BB: 0	P: 5	LOB: 0	BB: 0	P: 5														
PITCHER	IP	WLS	BF	H	R	ER	SO	BB	IBB	HBP	BLK	WP	HR	S	P	ERA	WHIP													PITCHER	IP	WLS	BF	H	R	ER	SO	BB	IBB	HBP	BLK	WP	HR	S	P	ERA	WHIP				
Bill Werle, L ERA: 4.34 (1, 1)	5.0	L	25	8	5	5	0	2	1	0	0	0	1	22	34	9.00	2.000																																		
Junior Walsh, R ERA: 6.0 (6, 1)	2.0		8	0	0	0	1	2	0	0	0	0	0	8	16	0.00	1.000																																		
Vic Lombardi, L ERA: 6.75 (8, 1)	1.0		3	1	0	0	1	0	0	0	0	0	0	5	5	0.00	1.000																																		


BOTTOM

Pittsburgh Pirates @ Philadelphia Phillies
 Shibe Park, Philadelphia, PA
 Sun Sep 17 1950, 3:33 AM EDT
 Att. 20,031 - Unknown

AB	31
R	5
H	9
RBI	5
BB	5
SO	2
LOB	13

livebaseballscorecards.com

WP: 0	PA: 36
PB: 0	
SB: 0	
CS: 0	



Batter	1	2	3	4	5	6	7	8	9	AB R H RBI BB SO LOB	TOP
Randy Jackson, R (1, 5) OBP: 0.241, SLG: 0.400	0-3 K			0-3 K		0-0 3B			0-0 6-3	4 0 1 0 0 2 0	
Carmen Mauro, L (1, 9) OBP: 0.290, SLG: 0.303	0-0 3-1			0-0 E5 L8-6 1B		0-0 4-3			0-0 1B	4 0 2 0 0 0 1	
Preston Ward, L (1, 3) OBP: 0.316, SLG: 0.377	0-3 K			0-0 L8-6 2-3			0-0 F5		0-0 4-3	4 0 0 0 0 1 2	
Hank Sauer, R (1, 7) OBP: 0.351, SLG: 0.523		0-0 5-3			0-0 HR		0-0 L8			3 1 1 1 0 0 0	
Andy Pafko, R (1, 8) OBP: 0.403, SLG: 0.603		0-3 K			0-0 F3		0-0 F9			3 0 0 0 0 1 0	
Carl Sawatski, L (1, 2) OBP: 0.261, SLG: 0.183		0-0 3-1			0-0 F9			0-0 F4		3 0 0 0 0 0 0	
Roy Smalley, R (1, 6) OBP: 0.295, SLG: 0.407			0-0 5-3		0-3 K			0-3 K		3 0 0 0 0 2 0	
Wayne Terwilliger, R (1, 4) OBP: 0.313, SLG: 0.367			0-3 K			0-0 6-3		0-0 4-3		3 0 0 0 0 1 0	
Frank Hiller, R (1, 1) OBP: 0.132, SLG: 0.108			0-0 G3			0-0 L9			0-0 4-3	3 0 0 0 0 0 0	
Inning Stats	R: 0 E: 0 K: 2 S: 7 H: 0 LOB: 0 BB: 0 P: 7	R: 0 E: 0 K: 1 S: 5 H: 0 LOB: 0 BB: 0 P: 5	R: 0 E: 0 K: 1 S: 5 H: 0 LOB: 0 BB: 0 P: 5	R: 0 E: 1 K: 1 S: 5 H: 1 LOB: 0 BB: 0 P: 5	R: 1 E: 0 K: 1 S: 6 H: 1 LOB: 0 BB: 0 P: 6	R: 0 E: 0 K: 0 S: 4 H: 1 LOB: 1 BB: 0 P: 4	R: 0 E: 0 K: 0 S: 3 H: 0 LOB: 0 BB: 0 P: 3	R: 0 E: 0 K: 1 S: 5 H: 0 LOB: 0 BB: 0 P: 5	R: 0 E: 0 K: 0 S: 4 H: 1 LOB: 1 BB: 0 P: 4	1B: 2 2B: 1 3B: 1 HR: 1 SF: 0 SAC: 0 DP: 1 HBP: 0	WP: 0 PB: 0 SB: 0 CS: 0 PA: 30
PITCHER Robin Roberts, R (1, 1) ERA: 2.92	IP 9.0 WLS L BF 30 H 4 R 1 ER 1 SO 7 BB 0 IBB 0 HBP 0 BLK 0 WP 0 HR 1 S 44 P 44 ERA 1.00 WHIP 0.444										

Chicago Cubs @ Philadelphia Phillies
 Shibe Park, Philadelphia, PA
 Tue Sep 19 1950, 3:33 AM EDT
 Att. 20,404 - Unknown

livebaseballscorecards.com

AB	30
R	1
H	4
RBI	1
BB	0
SO	7
LOB	3



Batter	1	2	3	4	5	6	7	8	9	AB	R	H	RBI	BB	SO	LOB
Eddie Waitkus, L (1, 3) OBP: 0.346, SLG: 0.364	0-0 G3			0-0 L9			0-3 K			3	0	0	0	0	1	0
Richie Ashburn, L (1, 8) OBP: 0.376, SLG: 0.413	0-0 5-3			0-0 4-3			0-0 4-3			3	0	0	0	0	0	0
Willie Jones, R (1, 5) OBP: 0.345, SLG: 0.470	0-3 K			0-0 6-3			0-0 6-3			3	0	0	0	0	1	0
Del Ennis, R (1, 9) OBP: 0.368, SLG: 0.554		0-0 5-3			0-0 6-3			0-0 6-3		3	0	0	0	0	0	0
Jackie Mayo, L (1, 7) OBP: 0.267, SLG: 0.250		0-0			0-0 L6-3 1B			0-0 L7		3	0	1	0	0	0	0
Granny Hamner, R (1, 6) OBP: 0.324, SLG: 0.397		0-0 6-3			0-0 L6-3 1-2			0-0 CS 1B		3	0	1	0	0	0	1
Andy Seminick, R (1, 2) OBP: 0.392, SLG: 0.531			0-3 K				0-0 5-3		0-0 CS 1-2	3	0	0	0	0	1	0
Mike Goliat, R (1, 4) OBP: 0.312, SLG: 0.355			0-0 4-3				0-0 5-3		0-0 6-3	3	0	0	0	0	0	0
Robin Roberts, S (1, 1) Stan Lopata, R (9, PH) OBP: 0.158, SLG: 0.096 OBP: 0.322, SLG: 0.274			0-3 K				0-0 3-1		0-3 K	2	0	0	0	0	1	0
										1	0	0	0	0	1	0

Inning Stats	R: 0	H: 0	E: 0	K: 1	S: 5	R: 0	H: 0	E: 0	K: 0	S: 3	R: 0	H: 0	E: 0	K: 2	S: 7	R: 0	H: 1	E: 0	K: 0	S: 3	R: 0	H: 0	E: 0	K: 0	S: 3	R: 0	H: 0	E: 0	K: 1	S: 5	R: 0	H: 1	E: 0	K: 0	S: 3	R: 0	H: 0	E: 0	K: 1	S: 5	R: 0	H: 0	E: 0	K: 1	S: 5	R: 0	H: 0	E: 0	K: 1	S: 5
	0	0	0	1	5	0	0	0	0	3	0	0	0	0	7	0	1	0	0	0	3	0	0	0	0	3	0	0	0	0	5	0	1	0	0	0	3	0	0	0	5	0	0	0	0	5	0	0	0	5

BOTTOM

Chicago Cubs @ Philadelphia Phillies
 Shibe Park, Philadelphia, PA
 Tue Sep 19 1950, 3:33 AM EDT
 Att. 20,404 - Unknown

AB	27
R	0
H	2
RBI	0
BB	0
SO	5
LOB	1



WP: 0	PA: 28
PB: 0	
SB: 0	
CS: 1	

Batter	1	2	3	4	5	6	7	8	9	AB R H RBI BB SO LOB	TOP																								
Randy Jackson, R (1, 5) OBP: 0.262, SLG: 0.438	0-3 K		0-0 FC4-6 1B	0-3 K		0-0 E 1B			0-0 4-3 3B	5 1 3 1 0 2 2																									
Carmen Mauro, L (1, 9) OBP: 0.283, SLG: 0.295	0-0 6-3		0-0 FC4-6 1B		0-3 K	0-3 K			0-0 4-3	5 0 0 1 0 2 2																									
Preston Ward, L (1, 3) OBP: 0.318, SLG: 0.381	0-0 2B		0-3 K		0-0 F7	0-0 1-3			0-0 1B	5 0 2 0 0 1 2																									
Hank Sauer, R (1, 7) OBP: 0.351, SLG: 0.520	0-0 6-3		0-0 FC6-4 1B		4-0 HR BB			0-0 F2	0-0 F7	4 1 1 0 1 0 2																									
Andy Pafko, R (1, 8) OBP: 0.401, SLG: 0.605		0-0 F8	0-0 FC6-4 1B		0-0 HR			0-3 K2-3	0-0 F8	5 1 1 2 0 1 3																									
Carl Sawatski, L (1, 2) OBP: 0.260, SLG: 0.186		0-0 F8		0-0 1B	0-0 F8			0-0 4-3		4 0 1 0 0 0 0																									
Roy Smalley, R (1, 6) OBP: 0.298, SLG: 0.409		0-0 E9 1B		4-0 FC4-6 1B BB		0-0 SH5-4 1B		0-0 6-3		3 2 2 0 1 0 0																									
Wayne Terwilliger, R (1, 4) OBP: 0.315, SLG: 0.369		0-0 1B		0-0 FC4-6 1B		0-0 SH5-4		0-0 F8		3 0 2 1 0 0 0																									
Warren Hacker, R (1, 1) Dutch Leonard, R (2, 1) Ron Northey, L (4, PH) Doyle Lade, R (4, 1) Phil Cavarretta, L (6, PH) Johnny Schemitz, R (6, 1) Rube Walker, L (8, PH) Bob Rush, R (8, 1)		0-0 1-3		0-0 FC4-6 1B		4-0 E BB		0-0 G3		1 0 0 0 0 0 0 1 0 0 0 0 0 0 0 0 1 0 0 0 0 0 0 2 0 0 0 0 0 0 0 0 0 0 1 0 0 1 0 0 0 0 0 0 0 0 0 0 1 0 0 0 0 0 0 0 0 0 0 0 0 0 0 0																									
Inning Stats	R: 0 E: 0 K: 1 S: 6	H: 1 LOB: 1 BB: 0 P: 6	R: 1 E: 1 K: 0 S: 5	H: 2 LOB: 1 BB: 0 P: 5	R: 0 E: 0 K: 1 S: 7	H: 2 LOB: 2 BB: 1 P: 10	R: 2 E: 0 K: 1 S: 6	H: 1 LOB: 0 BB: 1 P: 10	R: 2 E: 1 K: 1 S: 7	H: 2 LOB: 1 BB: 1 P: 11	R: 0 E: 0 K: 1 S: 5	H: 0 LOB: 0 BB: 0 P: 5	R: 0 E: 0 K: 0 S: 3	H: 0 LOB: 0 BB: 0 P: 3	R: 1 E: 0 K: 0 S: 5	H: 2 LOB: 1 BB: 0 P: 5	1B: 9 2B: 1 3B: 1 HR: 1	SF: 0 SAC: 1 DP: 0 HBP: 0	WP: 0 PB: 0 SB: 0 CS: 0	PA: 41															
PITCHER	IP WLS BF H R ER SO BB IBB HBP BLK WP HR S P ERA WHIP																																		
Russ Meyer, R (1, 1) ERA: 5.27	5.1	28	10	5	3	4	3	0	0	0	0	1	33	45	5.06	2.438																			
Jim Konstanty, R (6, 1) ERA: 2.2	3.2	W	13	2	1	1	2	0	0	0	0	0	17	17	2.46	0.545																			

Chicago Cubs @ Philadelphia Phillies
 Shibe Park, Philadelphia, PA
 Wed Sep 20 1950, 3:33 AM EDT
 Att. 4,259 - Unknown

livebaseballscorecards.com

AB	37
R	6
H	12
RBI	5
BB	3
SO	6
LOB	14



Batter	1	2	3	4	5	6	7	8	9	AB	R	H	RBI	BB	SO	LOB
Eddie Waitkus, L OBP: 0.348, SLG: 0.365 (1, 3)	4-0 FC1-5 BB BB	0-0 E S 1-3 2-H 1B		0-0 4-3			0-0 P1	0-0 4-3 1B		4	0	2	1	1	0	1
Richie Ashburn, L OBP: 0.376, SLG: 0.412 (1, 8)	4-0 4-3 FC1-5 1-2 2B BB	0-3 K 1-3 3-H			0-0 1-3		0-0 6-3 2B 1B	0-0 4-3 1-2		4	2	1	0	1	1	2
Willie Jones, R OBP: 0.342, SLG: 0.466 (1, 5)	0-0 FC1-5 1-2 2B 2-3f	0-0 4-3			0-0 4-3		0-0 6-3 1-2	0-0 F7		5	1	0	0	0	0	5
Del Ennis, R OBP: 0.369, SLG: 0.555 (1, 9)	0-0 4-3 1-2 2-3		0-0 5-3		0-0 E6 1B		0-0 2B 2-H			4	0	2	1	0	0	2
Jackie Mayo, L OBP: 0.265, SLG: 0.281 (1, 7)	0-0 2B 2-H 3-H		0-0 F8		0-0 F9		0-0 4-3			4	0	1	2	0	0	2
Granny Hamner, R OBP: 0.323, SLG: 0.396 (1, 6)	0-0 F7		0-3 K		0-0 5-3			0-0 1B HR 1B		4	1	1	0	0	1	1
Andy Seminick, R OBP: 0.393, SLG: 0.530 (1, 2)		0-0 1B 1B		0-0 F8		0-0 6-3		0-0 1B HR 1B		4	2	2	0	0	0	0
Mike Goliat, R OBP: 0.315, SLG: 0.372 (1, 4)		0-0 1B 1-2 E 1B		0-0 F9		0-0 HR		0-0 HR 1-H 2-H		4	3	3	4	0	0	0
Russ Meyer, S OBP: 0.176, SLG: 0.163 (1, 1)		0-3 K		4-0 BB		0-3 K		0-0 4-3		1	0	0	0	1	1	2
Jim Konstanty, R OBP: 0.088, SLG: 0.088 (6, 1)										2	0	0	0	0	1	0

Inning Stats	R: 2	H: 1	E: 0	K: 0	S: 4	LOB: 1	BB: 2	P: 12	R: 2	H: 3	E: 0	K: 2	S: 10	LOB: 1	BB: 0	P: 10	R: 0	H: 0	E: 0	K: 1	S: 5	LOB: 0	BB: 0	P: 5	R: 0	H: 1	E: 1	K: 0	S: 4	LOB: 1	BB: 0	P: 4	R: 1	H: 1	E: 0	K: 1	S: 6	LOB: 0	BB: 0	P: 6	R: 1	H: 2	E: 0	K: 0	S: 5	LOB: 1	BB: 0	P: 5	R: 3	H: 4	E: 0	K: 0	S: 7	LOB: 1	BB: 0	P: 7	1B: 8	SF: 0	2B: 2	SAC: 0	3B: 0	DP: 0	HR: 2	HBP: 0	WP: 0	PA: 39
--------------	------	------	------	------	------	--------	-------	-------	------	------	------	------	-------	--------	-------	-------	------	------	------	------	------	--------	-------	------	------	------	------	------	------	--------	-------	------	------	------	------	------	------	--------	-------	------	------	------	------	------	------	--------	-------	------	------	------	------	------	------	--------	-------	------	-------	-------	-------	--------	-------	-------	-------	--------	-------	--------


PITCHER	IP	WLS	BF	H	R	ER	SO	BB	IBB	HBP	BLK	WP	HR	S	P	ERA	WHIP
Warren Hacker, R ERA: 5.4 (1, 1)	1.1		10	4	4	3	1	2	0	0	0	0	0	10	18	20.25	4.500
Dutch Leonard, R ERA: 3.86 (2, 1)	1.2		5	0	0	0	2	0	0	0	0	0	0	9	9	0.00	0.000
Doyle Lade, R ERA: 4.95 (4, 1)	2.0		8	1	0	0	0	1	0	0	0	0	0	7	11	0.00	1.000
Johnny Schmitz, L ERA: 4.98 (6, 1)	2.0	L	9	3	2	2	1	0	0	0	0	0	1	11	11	9.00	1.500
Bob Rush, R ERA: 3.9 (8, 1)	1.0		7	4	3	3	0	0	0	0	0	0	1	7	7	27.00	4.000

BOTTOM

Chicago Cubs @ Philadelphia Phillies
Shibe Park, Philadelphia, PA
Wed Sep 20 1950, 3:33 AM EDT
Att. 4,259 - Unknown

livebaseballscorecards.com

AB	36
R	9
H	12
RBI	8
BB	3
SO	4
LOB	15



Batter	1	2	3	4	5	6	7	8	9	AB R H RBI BB SO LOB	TOP									
Tommy Brown, R (1, 7) OBP: 0.378, SLG: 0.592	0-1 L7		1-2 F7		0-0 F5		1-2 F5			4 0 0 0 0 0 1	Brooklyn Dodgers @ Philadelphia Phillies Shibe Park, Philadelphia, PA Sat Sep 23 1950, 3:33 AM EDT Att. 22,602 - Unknown livebaseballscorecards.com									
Pee Wee Reese, R (1, 6) OBP: 0.366, SLG: 0.365	1-2 F2		2-1 S 1B		0-0 F3			1-1 FC4-6 1B	4 0 2 0 0 0 1											
Duke Snider, L (1, 8) OBP: 0.376, SLG: 0.550	1-1 F8		2-3 K		0-0 1B			0-1 FC4-6 CS 1-2f	4 0 1 0 0 1 2											
Jackie Robinson, R (1, 4) Eddie Miksis, R (8, 4) OBP: 0.426, SLG: 0.500 OBP: 0.282, SLG: 0.356		2-1 1B HR 1B	1-3 K		1-1 4-3			0-3 K	4 1 1 0 0 2 4 0 0 0 0 0 0 0											
Carl Furillo, R (1, 9) OBP: 0.355, SLG: 0.470		0-0 1B HR 1B		0-1 1B		2-1 5-3		1-2 CS 1-2	4 1 3 0 0 0 0											
Gil Hodges, R (1, 3) OBP: 0.375, SLG: 0.515		3-2 1-H 2-H HR		0-1 F7		2-2 L8		3-1 SH1-4 1-2	3 1 1 3 0 0 1											
Roy Campanella, R (1, 2) OBP: 0.362, SLG: 0.536		1-0 3-4-1		0-0 L5		2-3 K		4-0 G5-4-3 IBB	3 0 0 0 1 1 1											
Billy Cox, R (1, 5) OBP: 0.305, SLG: 0.357		2-2 F7		1-1 F8			0-0 6-3	1-0 G5-4-3 1-2f	4 0 0 0 0 0 3											
Don Newcombe, L (1, 1) OBP: 0.333, SLG: 0.348		0-1 F7			4-2 1B BB		0-1 3-1		2 0 0 0 1 0 0											
Inning Stats	R: 0 E: 0 K: 0 S: 7	H: 0 LOB: 0 BB: 0 P: 9	R: 3 E: 0 K: 0 S: 14	H: 3 LOB: 0 BB: 0 P: 22	R: 0 E: 0 K: 2 S: 14	H: 1 LOB: 1 BB: 0 P: 20	R: 0 E: 0 K: 0 S: 7	H: 1 LOB: 1 BB: 0 P: 8	R: 0 E: 0 K: 1 S: 8	H: 0 LOB: 0 BB: 0 P: 14	R: 0 E: 0 K: 0 S: 6	H: 0 LOB: 0 BB: 0 P: 7	R: 0 E: 0 K: 1 S: 9	H: 1 LOB: 0 BB: 0 P: 11	R: 0 E: 0 K: 0 S: 4	H: 1 LOB: 1 BB: 1 P: 12	1B: 7 2B: 0 3B: 0 HR: 1	SF: 0 SAC: 1 DP: 1 HBP: 0	WP: 0 PB: 0 SB: 1 CS: 1	PA: 36
PITCHER	IP WLS BF H R ER SO BB IBB HBP BLK WP HR S P ERA WHIP																			
Robin Roberts, R (1, 1) ERA: 2.93	8.0 L 31 7 3 3 4 1 0 0 0 0 0 1 72 103 3.38 1.000																			
Jim Konstanty, R (9, 1) ERA: 2.19	1.0 4 1 0 0 0 0 0 1 0 0 0 0 4 12 0.00 1.000																			

Batter	1	2	3	4	5	6	7	8	9	AB	R	H	RBI	BB	SO	LOB
Eddie Waitkus, L OBP: 0.348, SLG: 0.363 (1, 3)	1-2 F8		0-0 F7			4-0 BB		0-0 F8		3	0	0	0	1	0	1
Richie Ashburn, L OBP: 0.375, SLG: 0.411 (1, 8)	2-1 6-3		1-0 F7			0-1 F9		1-2 1B		4	0	1	0	0	0	2
Dick Sisler, L OBP: 0.370, SLG: 0.430 (1, 7)	1-1 G3				0-0 F8			2-2 F8		4	0	0	0	0	0	1
Del Ennis, R OBP: 0.369, SLG: 0.555 Putsy Caballero, R OBP: 0.240, SLG: 0.174 (1, 9) (9, PR)		0-1 6-3		1-2 4-3			0-0 FC4-6 1B		0-0 FC6-4 1B	4	0	2	0	0	0	0
Willie Jones, R OBP: 0.340, SLG: 0.463 (1, 5)		0-1 F7		1-2 F8			1-1 FC4-6 HR		2-3 K	4	1	0	0	0	1	2
Granny Hamner, R OBP: 0.323, SLG: 0.394 (1, 6)		4-0 BB			2-2 6-3		0-0 F6		0-0 FC6-4	3	0	0	0	1	0	2
Andy Seminick, R OBP: 0.395, SLG: 0.540 (1, 2)		1-0 F6			2-2 G5-4-3 1B		0-0 HR			3	1	2	2	0	0	1
Mike Goliat, R OBP: 0.315, SLG: 0.372 (1, 4)			2-2 E7 1B		0-0 G5-4-3		0-0 F7			3	0	1	0	0	0	1
Robin Roberts, S OBP: 0.165, SLG: 0.104 Jackie Mayo, L OBP: 0.257, SLG: 0.273 Jim Konstanty, R OBP: 0.088, SLG: 0.088 (1, 1) (8, PH) (9, 1)			1-0 1B			2-3 K		0-1 1-3		2	0	1	0	0	1	0
			2-H 1B							1	0	0	0	0	0	0
										0	0	0	0	0	0	0


Inning Stats	R: 0	H: 0	E: 0	K: 0	S: 7	R: 0	H: 0	E: 0	K: 0	S: 5	R: 0	H: 0	E: 0	K: 0	S: 7	R: 0	H: 1	E: 0	K: 0	S: 7	R: 0	H: 0	E: 0	K: 1	S: 9	R: 2	H: 2	E: 0	K: 0	S: 6	R: 0	H: 1	E: 0	K: 0	S: 6	R: 0	H: 1	E: 0	K: 1	S: 8	R: 0	H: 1	E: 0	K: 1	S: 8	1B: 6	SF: 0	2B: 0	SAC: 0	3B: 0	DP: 1	HR: 1	HBP: 0	WP: 0	PA: 33
PITCHER Don Newcombe, R ERA: 3.62 (1, 1)	IP	WLS	BF	H	R	ER	SO	BB	IBB	HBP	BLK	WP	HR	S	P	ERA	WHIP	IP	WLS	BF	H	R	ER	SO	BB	IBB	HBP	BLK	WP	HR	S	P	ERA	WHIP	IP	WLS	BF	H	R	ER	SO	BB	IBB	HBP	BLK	WP	HR	S	P	ERA	WHIP				

BOTTOM

Brooklyn Dodgers @ Philadelphia Phillies
 Shibe Park, Philadelphia, PA
 Sat Sep 23 1950, 3:33 AM EDT
 Att. 22,602 - Unknown

livebaseballscorecards.com

AB 31
R 2
H 7
RBI 2
BB 2
SO 2
LOB 10



Batter	1	2	3	4	5	6	7	8	9	AB R H RBI BB SO LOB	TOP		
Tommy Brown, R (1, 7) OBP: 0.384, SLG: 0.581 Eddie Miksis, R (5, 4) OBP: 0.300, SLG: 0.387	4-2 L6-3 BB		0-0 2B 1B	1-1 F5	3-2 6-3			1-1 S 1B 1B	1-1 1-3 2-H 2B	3 0 1 0 1 0 1 2 1 2 1 0 0 0			
Pee Wee Reese, R (1, 6) OBP: 0.364, SLG: 0.365	1-2 L6-3		1-0 1-3 2B		2-3 K	1-1 5-3		3-3 1-2 1B	2-1 F6	6 0 1 0 0 2 4			
Duke Snider, L (1, 8) OBP: 0.378, SLG: 0.551	1-3 K		1-0 F5		1-1 HR 1B	3-2 S 1B		2-1 2-H 1B		5 1 3 1 0 1 2			
Jackie Robinson, R (1, 4) OBP: 0.429, SLG: 0.510 Gene Hermanski, L (5, 7) OBP: 0.365, SLG: 0.447		0-0 E 2B	4-0 IBB		0-2 1-H HR	2-3 K		1-0 F7		2 2 2 2 1 0 0 2 0 0 0 0 1 2			
Carl Furillo, R (1, 9) OBP: 0.355, SLG: 0.468		3-1 E3 2-H	2-1 L8		4-0 1B HR BB	0-0 F8		4-0 WP 1B BB		3 2 0 0 2 0 4			
Gil Hodges, R (1, 3) OBP: 0.374, SLG: 0.512		0-3 K		1-2 FC1-5 1B	2-3 K		2-2 F7	2-3 1-3 K		5 0 1 0 0 3 3			
Bruce Edwards, R (1, 2) OBP: 0.262, SLG: 0.407		1-0 F5		4-0 FC5 1-2 BB	4-2 1B HR BB		2-0 5-3	2-0 F2		3 1 0 0 2 0 2			
Billy Cox, R (1, 5) OBP: 0.306, SLG: 0.357		2-2 F4		1-1 FC1-5 E	2-0 HR 1B		2-2 5-3	2-2 1B 2B 1B		5 3 2 1 0 0 3			
Erv Palica, R (1, 1) OBP: 0.242, SLG: 0.355			0-0 6-3	1-2 FC5	1-1 HR		2-2 F4	1-0 2B 1B		5 1 2 4 0 0 1			
Inning Stats	R: 0 E: 0 K: 1 S: 9 H: 0 LOB: 0 BB: 1 P: 15	R: 1 E: 1 K: 1 S: 10 H: 1 LOB: 1 BB: 0 P: 16	R: 0 E: 0 K: 0 S: 6 H: 2 LOB: 3 BB: 1 P: 14	R: 1 E: 1 K: 0 S: 10 H: 1 LOB: 1 BB: 1 P: 18	R: 6 E: 0 K: 2 S: 21 H: 4 LOB: 0 BB: 2 P: 40	R: 0 E: 0 K: 1 S: 10 H: 1 LOB: 1 BB: 0 P: 16	R: 0 E: 0 K: 0 S: 10 H: 0 LOB: 0 BB: 0 P: 16	R: 1 E: 0 K: 1 S: 14 H: 2 LOB: 1 BB: 0 P: 23	R: 2 E: 0 K: 1 S: 12 H: 3 LOB: 2 BB: 1 P: 26	1B: 9 2B: 4 3B: 0 HR: 2 SF: 0 SAC: 0 DP: 1 HBP: 0	WP: 2 PB: 0 SB: 3 CS: 0 PA: 47		
PITCHER	IP WLS BF H R ER SO BB IBB HBP BLK WP HR S P ERA WHIP											PITCHER	IP WLS BF H R ER SO BB IBB HBP BLK WP HR S P ERA WHIP
Bubba Church, R (1, 1) ERA: 2.48	5.0 L 28 8 8 6 4 4 1 0 0 0 0 2 56 103 10.80 2.400												
Jack Brittin, R (6, 1) ERA:	1.0 4 1 0 0 1 0 0 0 0 0 0 0 10 16 0.00 1.000												
Paul Stuffer, R (7, 1) ERA: 2.25	2.0 8 2 1 1 1 0 0 0 0 0 0 0 24 39 4.50 1.000												
Ken Johnson, L (9, 1) ERA: 3.88	1.0 7 3 2 2 1 1 0 0 0 0 1 0 12 26 18.00 4.000												

Brooklyn Dodgers @ Philadelphia Phillies
 Shibe Park, Philadelphia, PA
 Sun Sep 24 1950, 3:33 AM EST
 Att: 32,190 - Unknown

AB	41
R	11
H	14
RBI	9
BB	6
SO	7
LOB	22



WP	2
PB	0
SB	3
CS	0


Batter	1	2	3	4	5	6	7	8	9	AB	R	H	RBI	BB	SO	LOB	TOP								
Eddie Waitkus, L (1, 3) OBP: 0.348, SLG: 0.363	0-0 BB 1B	4-0 BB 3B	0-0 FC4-6 1B		0-0 G3		0-0 1B 1B	0-0 E3		5	2	3	2	1	0	3									
Richie Ashburn, L (1, 8) OBP: 0.372, SLG: 0.406	0-0 F7	0-0 L8	0-0 FC4-6 1-2f		0-0 4-3		0-0 1B 2-3	0-0 PO	0-0 F7	6	0	1	0	0	0	5									
Willie Jones, R (1, 5) OBP: 0.341, SLG: 0.465	4-0 1B 1-2 BB	0-0 3B		0-0 F5		4-0 G5-4-3 BB	0-0 F8		0-0 2B 2B	4	2	2	1	2	0	3									
Del Ennis, R (1, 9) OBP: 0.368, SLG: 0.551	0-0 E 1-3 2-H 1B	0-0 6-3		0-0 F8		0-0 G5-4-3 1-2f	0-3 K		0-0 6-3	6	1	1	1	0	1	6									
Dick Sister, L (1, 7) OBP: 0.373, SLG: 0.431	0-0 E7 1B 2-H 3-H 1B		0-0 FC6-4 BB 3B 1B	0-0 2B 1B		0-0 FC6-4 1B	0-0 3-1		0-0 2B 2-H 2B	5	2	4	1	0	0	3									
Jackie Mayo, L (8, 7) OBP: 0.270, SLG: 0.314										1	0	1	1	0	0	0									
Granny Hamner, R (1, 6) OBP: 0.323, SLG: 0.393	4-0 1B BB		4-0 FC6-4 BB 1-2	0-0 2B		0-0 FC6-4 1-2f		0-3 K	0-0 F9	4	0	1	0	2	1	2									
Andy Seminick, R (1, 2) OBP: 0.400, SLG: 0.538	0-0 G6-4-3 1-3 2-H 1B		0-0 FC6-4 1-2f 2-3 3B		4-0 E SH BB		4-0 2B 1B BB	4-0 1B FC3-2 BB		2	2	1	1	3	0	2									
Mike Goliat, R (1, 4) OBP: 0.316, SLG: 0.379	0-0 G6-4-3 1-2f		0-0 1B 3B		0-0 F7		0-0 1B 1B 2B	0-0 FC3-2 E 1B		5	3	3	2	0	0	3									
Ken Heintzelman, R (1, 1) OBP: 0.081, SLG: 0.056		0-3 K	0-3 K		0-0 SH		0-0 1B 1B 1B	0-0 FC3-2 PO E		4	0	1	1	0	2	3									
Inning Stats	R: 4 E: 1 K: 0 S: 6	H: 4 LOB: 1 BB: 2 P: 14	R: 1 E: 0 K: 1 S: 6	H: 1 LOB: 1 BB: 1 P: 10	R: 3 E: 0 K: 1 S: 8	H: 3 LOB: 1 BB: 1 P: 12	R: 0 E: 0 K: 0 S: 4	H: 2 LOB: 2 BB: 0 P: 4	R: 0 E: 1 K: 0 S: 4	H: 0 LOB: 2 BB: 1 P: 8	R: 0 E: 0 K: 0 S: 3	H: 1 LOB: 1 BB: 1 P: 7	R: 2 E: 0 K: 1 S: 9	H: 4 LOB: 3 BB: 1 P: 13	R: 1 E: 1 K: 1 S: 6	H: 1 LOB: 1 BB: 1 P: 10	R: 1 E: 0 K: 0 S: 5	H: 2 LOB: 1 BB: 0 P: 5	1B: 12 2B: 4 3B: 2 HR: 0	SF: 0 SAC: 1 DP: 2 HBP: 0	WP: 0 PB: 0 SB: 0 CS: 0	PA: 52			
PITCHER	IP	WLS	BF	H	R	ER	SO	BB	IBB	HBP	BLK	WP	HR	S	P	ERA	WHIP								
Warren Spahn, L (1, 1) ERA: 3.15	0.1	L	7	4	4	4	0	2	0	0	0	0	0	5	13	108.00	18.000								
Normie Roy, R (1, 1) ERA: 5.22	2.2		13	4	4	4	2	2	0	0	0	0	0	15	23	13.50	2.250								
Bob Hall, R (4, 1) ERA: 6.75	4.0		21	7	2	2	1	3	0	0	0	0	0	20	32	4.50	2.500								
Dave Cole, R (8, 1) ERA: 2.25	1.0		5	1	1	0	1	1	0	0	0	0	0	6	10	0.00	2.000								
Dick Donovan, R (9, 1) ERA: 8.19	1.0		5	2	1	1	0	0	0	0	0	0	0	5	5	9.00	2.000								

Philadelphia Phillies @ Boston Braves
 Braves Field, Boston, MA
 Mon Sep 25 1950, 3:33 AM EST
 Unknown

AB	42
R	12
H	18
RBI	10
BB	8
SO	4
LOB	30



Batter	1	2	3	4	5	6	7	8	9	AB R H RBI BB SO LOB
Roy Hartsfield, R (1, 4) OBP: 0.324, SLG: 0.374 Gene Mauch, R (5, PH) OBP: 0.324, SLG: 0.289 (6, 4)	0-0 4-3		0-0 L5-4 1B		0-0 G4-6-3 1B		0-0 F8		0-0 F8	2 0 1 0 0 0 0 3 0 1 0 0 0 0
Sam Jethroe, S (1, 8) OBP: 0.345, SLG: 0.460	4-0 BB		0-0 1-2 1B		0-0 G4-6-3 1-2f 3-H		0-0 F9		0-0 F8	4 1 1 0 1 0 1
Earl Torgeson, L (1, 3) OBP: 0.409, SLG: 0.467	0-0 F9		0-3 K		0-0 1B			4-0 1B BB	0-0 BB 1B 1B	4 1 2 0 1 1 3
Bob Elliott, R (1, 5) OBP: 0.384, SLG: 0.504	0-0 E9 1-H		0-0 L5-4 2-3		0-0 F2			0-0 P6	0-0 BB 1B	5 0 1 0 0 0 4
Sid Gordon, R (1, 7) OBP: 0.411, SLG: 0.561	0-0 F9				0-0 F8			0-0 1B 1B	4-0 1-2 2-3 BB	4 1 1 0 1 0 1
Tommy Holmes, L (1, 9) OBP: 0.373, SLG: 0.454		0-0 F7			0-0 F8			0-0 1B FC 1B	0-0 F9	5 0 1 1 0 0 3
Del Crandall, R (1, 2) OBP: 0.272, SLG: 0.326		0-0 F4			0-0 FC6-4 1B			0-0 1-3 2-H FC 1B		4 0 3 1 0 0 0
Buddy Kerr, R (1, 6) OBP: 0.298, SLG: 0.309		4-0 BB			0-0 FC6-4 1-2f			0-0 FC	0-0 1-2 3-H	3 0 0 0 1 1 4
Warren Spahn, L (1, 1) OBP: 0.289, SLG: 0.218 Normie Roy, R (1, 1) OBP: 0.250, SLG: 0.167 Bob Hall, R (4, 1) OBP: 0.154, SLG: 0.083 Sibby Sisti, R (7, PH) OBP: 0.295, SLG: 0.260 Dave Cole, R (8, 1) Walker Cooper, R (8, PH) OBP: 0.370, SLG: 0.499 Dick Donovan, L (9, 1) OBP: 0.500, SLG: 0.167		0-0 F8			4-0 1B G4-6-3 BB		0-0 5-3		0-3 K	0 0 0 0 0 0 0 1 0 0 0 0 0 1 0 1 0 0 1 0 0 1 0 0 0 0 0 0 0 0 0 0 0 0 0 1 0 0 0 0 0 1 0 0 0 0 0 0 0

BOTTOM	
Philadelphia Phillies @ Boston Braves Braves Field, Boston, MA Mon Sep 25 1950, 3:33 AM EST Unknown	
AB 37 R 4 H 11 RBI 2 BB 5 SO 3 LOB 19	

Inning Stats	R: 1	H: 0	E: 1	K: 0	S: 4	LOB: 1	BB: 1	P: 8	R: 0	H: 0	E: 0	K: 0	S: 3	LOB: 1	BB: 1	P: 7	R: 0	H: 2	E: 0	K: 1	S: 6	LOB: 1	BB: 0	P: 6	R: 1	H: 2	E: 0	K: 0	S: 4	LOB: 1	BB: 1	P: 8	R: 0	H: 1	E: 0	K: 1	S: 6	LOB: 1	BB: 0	P: 6	R: 0	H: 0	E: 0	K: 0	S: 3	LOB: 0	BB: 0	P: 3	R: 2	H: 3	E: 0	K: 1	S: 8	LOB: 2	BB: 1	P: 12	R: 0	H: 2	E: 0	K: 0	S: 5	LOB: 3	BB: 1	P: 9	1B: 11	SF: 0	2B: 1	SAC: 0	3B: 0	DP: 2	HR: 0	HBP: 0	WP: 0	PA: 42
PITCHER Ken Heintzelman, L (1, 1) ERA: 4.07	IP	WLS	BF	H	R	ER	SO	BB	IBB	HBP	BLK	WP	HR	S	P	ERA	WHIP																			IP	WLS	BF	H	R	ER	SO	BB	IBB	HBP	BLK	WP	HR	S	P	ERA	WHIP																						

Batter	1	2	3	4	5	6	7	8	9	AB R H RBI BB SO LOB	TOP																													
Eddie Waitkus, L (1, 3) OBP: 0.347, SLG: 0.361	0-0 6-3		0-0 SH3-4 FC5-4 1B	0-0 F7		0-0 FC6-4 CS			0-0 F5	5 1 1 0 0 0 3																														
Richie Ashburn, L (1, 8) OBP: 0.374, SLG: 0.407	4-0 BB		0-0 FC5-4 SH3-4 1B	0-0 1-3		0-0 CS	0-0 F8	0-0 G4-6-3 1B	4 0 2 0 1 0 2																															
Dick Sisler, L (1, 7) OBP: 0.372, SLG: 0.436	0-0 F8		0-0 SH3-4		0-0 F8		0-0 HR	0-0 G4-6-3	4 1 1 1 0 0 2																															
Del Ennis, R (1, 9) OBP: 0.371, SLG: 0.551	0-0 4-3		4-0 FC5-4 IBB		4-0 1B BB		0-0 1B		2 1 1 0 2 0 1																															
Willie Jones, R (1, 5) OBP: 0.341, SLG: 0.464		0-0 F9	0-0 FC5-4 FC6-4		0-0 4-3 1B		0-0 F7		4 0 1 2 0 0 3																															
Granny Hamner, R (1, 6) OBP: 0.323, SLG: 0.392		0-0 1B	0-0 FC6-4		0-0 4-3		0-0 F7		4 0 1 0 0 0 4																															
Andy Seminick, R (1, 2) OBP: 0.403, SLG: 0.539		0-0 1B		4-0 BB	0-0 1B		0-0 F2		3 0 2 0 1 0 0																															
Mike Goliat, R (1, 4) OBP: 0.316, SLG: 0.376		0-0 F8		0-0 BB		1-0 FC6-4 HBP		0-0 1-3	3 0 0 0 0 0 3																															
Russ Meyer, S (1, 1) OBP: 0.189, SLG: 0.160		0-0 F8		4-0 BB		0-0 F3		0-3 K	1 0 0 0 1 0 2																															
Jim Konstanty, R (5, 1) OBP: 0.083, SLG: 0.083									2 0 0 0 0 1 1																															
Inning Stats	R: 0 E: 0 K: 0 S: 3	H: 0 LOB: 1 BB: 1 P: 7	R: 0 E: 0 K: 0 S: 5	H: 2 LOB: 2 BB: 0 P: 5	R: 1 E: 0 K: 0 S: 5	H: 2 LOB: 2 BB: 1 P: 9	R: 0 E: 0 K: 0 S: 3	H: 0 LOB: 2 BB: 2 P: 11	R: 1 E: 0 K: 0 S: 4	H: 2 LOB: 2 BB: 1 P: 8	R: 0 E: 0 K: 0 S: 2	H: 0 LOB: 0 BB: 0 P: 3	R: 1 E: 0 K: 0 S: 5	H: 2 LOB: 1 BB: 0 P: 5	R: 0 E: 0 K: 1 S: 5	H: 0 LOB: 0 BB: 0 P: 5	R: 0 E: 0 K: 0 S: 3	H: 1 LOB: 0 BB: 0 P: 3	1B: 8 2B: 0 3B: 0 HR: 1	SF: 0 SAC: 1 DP: 1 HBP: 1	WP: 0 PB: 0 SB: 0 CS: 1	PA: 40																		
PITCHER Max Surkont, R (1, 1) ERA: 3.45	IP 9.0	WLS W	BF 39	H 9	R 3	ER 3	SO 1	BB 4	IBB 1	HBP 1	BLK 0	WP 0	HR 1	S 35	P 56	ERA 3.00	WHIP 1.444						PITCHER	IP 9.0	WLS W	BF 39	H 9	R 3	ER 3	SO 1	BB 4	IBB 1	HBP 1	BLK 0	WP 0	HR 1	S 35	P 56	ERA 3.00	WHIP 1.444

Philadelphia Phillies @ Boston Braves
 Braves Field, Boston, MA
 Mon Sep 25 1950, 3:38 AM EST
 Att. 7,451 - Unknown

livebaseballscorecards.com

AB	32
R	3
H	9
RBI	3
BB	5
SO	1
LOB	21



Batter	1	2	3	4	5	6	7	8	9
Gene Mauch, R OBP: 0.340, SLG: 0.330 (1, 4)	0-0 2B		0-0 SH4-3		0-0 BB 1B BB 1B	0-0 4-3		0-0 2B	
Sam Jethroe, S OBP: 0.345, SLG: 0.460 (1, 8)	0-0 F8		0-3 K		0-0 BB BB 1B		0-0 E SH 1B	0-0 4-3	
Earl Torgeson, L OBP: 0.410, SLG: 0.465 (1, 3)	0-0 F6		0-3 K		4-0 BB BB		0-0 SH	4-0 FC5-4 IBB	
Bob Elliott, R OBP: 0.380, SLG: 0.499 (1, 5)	0-0 1-3			0-0 6-3	0-0 F5		0-0 E6 G5-4-3	0-0 FC5-4	
Sid Gordon, R OBP: 0.410, SLG: 0.557 (1, 7)		0-0 F8		0-3 K	4-0 BB BB		0-0 G5-4-3		
Tommy Holmes, L OBP: 0.371, SLG: 0.450 (1, 9)		0-0 F7		0-0 F9	0-0 F8			4-0 SH2-4 1B BB	
Sibby Sisti, R OBP: 0.295, SLG: 0.260 (8, PR) (9, 6)									
Del Crandall, R OBP: 0.269, SLG: 0.322 (1, 2)		0-0 F8			0-0 F8	0-0 F8		0-0 SH2-4	
Buddy Kerr, R OBP: 0.301, SLG: 0.313 (1, 6)			0-0 SH4-3 2B		0-0 1B 1B 1B	0-0 F8		4-0 1B IBB	
Willard Marshall, L OBP: 0.326, SLG: 0.340 (8, PH) (9, 9)									
Max Surkont, R OBP: 0.450, SLG: 0.632 (1, 1)			4-0 SH4-3 BB		0-0 1B 1B BB 1B	0-0 1B		0-0 2B 1B	

Inning Stats	R: 0 E: 0 K: 0 S: 4	H: 1 LOB: 1 BB: 0 P: 4	R: 0 E: 0 K: 0 S: 3	H: 0 LOB: 0 BB: 0 P: 3	R: 0 E: 0 K: 2 S: 8	H: 1 LOB: 2 BB: 1 P: 12	R: 0 E: 0 K: 1 S: 5	H: 0 LOB: 0 BB: 0 P: 5	R: 3 E: 0 K: 0 S: 7	H: 4 LOB: 3 BB: 2 P: 15	R: 0 E: 0 K: 0 S: 4	H: 1 LOB: 1 BB: 0 P: 4	R: 0 E: 1 K: 0 S: 4	H: 1 LOB: 1 BB: 0 P: 4	R: 2 E: 0 K: 0 S: 5	H: 2 LOB: 3 BB: 3 P: 17
--------------	------------------------------	---------------------------------	------------------------------	---------------------------------	------------------------------	----------------------------------	------------------------------	---------------------------------	------------------------------	----------------------------------	------------------------------	---------------------------------	------------------------------	---------------------------------	------------------------------	----------------------------------


PITCHER	IP	WLS	BF	H	R	ER	SO	BB	IBB	HBP	BLK	WP	HR	S	P	ERA	WHIP
Russ Meyer, R ERA: 5.3 (1, 1)	4.1		21	6	3	3	3	2	0	0	0	0	0	25	33	6.23	1.846
Jim Konstanty, R ERA: 2.26 (5, 1)	3.2	L	19	4	2	2	0	2	2	0	0	0	0	15	31	4.91	1.636

BOTTOM

Philadelphia Phillies @ Boston Braves
Braves Field, Boston, MA
 Mon Sep 25 1950, 3:38 AM EST
 Att. 7,451 - Unknown

AB	R	H	RBI	BB	SO	LOB
4	1	3	1	0	0	1
5	0	2	1	0	1	6
2	0	0	1	2	1	3
5	0	0	0	0	0	8
3	0	0	1	1	1	2
3	0	0	0	1	0	3
0	1	0	0	0	0	0
3	0	0	0	0	0	0
3	1	2	0	0	0	0
0	1	0	0	1	0	0
3	1	3	1	1	0	0

AB	31
R	5
H	10
RBI	5
BB	6
SO	3
LOB	23



WP	PA	ERA	WHIP
0	40		
0			
0			

Batter	1	2	3	4	5	6	7	8	9	AB R H RBI BB SO LOB
Gene Mauch, R (1, 4) OBP: 0.351, SLG: 0.340	4-0 G4-3 BB			4-0 4-3 PB HR BB		x 0-0 E6 L4-3	x 0-0 2B		x 0-0 P5	3 1 1 2 2 0 0
Sam Jethroe, S (1, 8) OBP: 0.343, SLG: 0.457	0-0 G4-3 1-2f			0-0 4-3		x 0-0 L4-3 1-2	x 0-0 B2-3			4 0 0 0 0 0 5
Earl Torgeson, L (1, 3) OBP: 0.412, SLG: 0.471	0-0 5-3			0-0 3-H HR			B 4-0 2B BB	B 4-0 4-3 BB		2 2 1 2 2 0 0
Bob Elliott, R (1, 5) OBP: 0.379, SLG: 0.499		x 0-0 F3		x 0-0 5-3		x 0-0 1-H 1B 2B		0-3 K		4 1 1 1 0 1 1
Sid Gordon, R (1, 7) OBP: 0.406, SLG: 0.552		x 0-0 L7		x 0-0 6-3		x 0-0 F7		0-0 4-3		4 0 0 0 0 0 2
Tommy Holmes, L (1, 9) OBP: 0.371, SLG: 0.449		x 0-0 F7			x 0-0 F7		x 0-0 2-H 1B 1B	4-0 BB		3 0 1 1 0 0 0
Sibby Sisti, R (7, PR) OBP: 0.301, SLG: 0.260 (8, 6)										0 1 0 0 1 0 0
Del Crandall, R (1, 2) OBP: 0.269, SLG: 0.320			x 0-0 F5		x 0-0 6-3		x 0-0 4-3 2B 1B	x 0-0 P4		4 1 1 0 0 0 2
Buddy Kerr, R (1, 6) OBP: 0.299, SLG: 0.312		x 0-0 L7		x 0-0 L4		x 0-0 L8			x 0-0 F8	2 0 0 0 0 0 0
Bob Addis, L (7, PH) OBP: 0.400, SLG: 0.364 (8, 9)										2 1 1 1 0 0 0
Vern Bickford, R (1, 1) OBP: 0.147, SLG: 0.124			x 0-0 6-3			x 0-0 L8			x 0-0 F2	2 0 0 0 0 0 0
Bobby Hogue, R (7, 1) OBP: 0.286, SLG: 0.308										0 0 0 0 0 0 0
William Marshall, L (7, PH) OBP: 0.325, SLG: 0.339										1 0 0 0 0 0 2
Bob Hall, R (8, 1) OBP: 0.154, SLG: 0.083										0 0 0 0 0 0 0
Bob Chipman, L (8, 1) OBP: 0.194, SLG: 0.147										0 0 0 0 0 0 0
Walker Cooper, R (9, PH) OBP: 0.369, SLG: 0.497										1 0 0 0 0 0 0

BOTTOM

Philadelphia Phillies @ Boston Braves
Braves Field, Boston, MA
 Tue Sep 26 1950, 3:33 AM EST
 Att. 1,987 - Unknown

livebaseballscores.com

AB	32
R	7
H	6
RBI	7
BB	5
SO	1
LOB	12



Inning Stats	R: 0	H: 0	E: 0	LOB: 0	K: 0	P: 6	R: 0	H: 0	E: 0	LOB: 0	K: 0	P: 3	R: 0	H: 0	E: 0	LOB: 0	K: 0	P: 3	R: 2	H: 1	E: 0	LOB: 0	K: 0	P: 8	R: 0	H: 0	E: 0	LOB: 0	K: 0	P: 3	R: 0	H: 0	E: 1	LOB: 0	K: 0	P: 3	R: 5	H: 5	E: 0	LOB: 2	K: 0	P: 8	R: 0	H: 0	E: 0	LOB: 2	K: 1	P: 13	R: 0	H: 0	E: 0	LOB: 0	K: 0	P: 3	1B: 3	SF: 0	2B: 3	SAC: 0	3B: 0	DP: 2	HR: 1	HBP: 0	WP: 0	PA: 37
--------------	------	------	------	--------	------	------	------	------	------	--------	------	------	------	------	------	--------	------	------	------	------	------	--------	------	------	------	------	------	--------	------	------	------	------	------	--------	------	------	------	------	------	--------	------	------	------	------	------	--------	------	-------	------	------	------	--------	------	------	-------	-------	-------	--------	-------	-------	-------	--------	-------	--------

PITCHER	IP	WLS	BF	H	R	ER	SO	BB	IBB	HBP	BLK	WP	HR	S	P	ERA	WHIP
Bob Miller, R (1, 1) ERA: 3.51	6.1		24	3	5	5	0	3	0	0	0	0	1	21	33	7.11	0.947
Jim Konstanty, R (7, 1) ERA: 2.37	0.2		5	3	2	2	0	0	0	0	0	0	0	5	5	27.00	4.500
Blix Donnelly, R (8, 1) ERA: 5.14	2.0	W	8	0	0	0	1	2	0	0	0	0	0	8	16	0.00	1.000

TOP

Philadelphia Phillies @ New York Giants
Polo Grounds, New York, NY
Wed Sep 27 1950, 3:33 AM EST
Unknown

livebaseballscores.com

AB 42
R 7
H 13
RBI 7
BB 1
SO 2
LOB 9



WP: 0 PA: 44
PB: 0
SB: 1
CS: 0

AB R H RBI BB SO LOB

5	0	0	1	0	0	1
5	1	2	0	0	0	1
5	1	2	0	0	0	1
5	1	2	2	0	0	1
5	1	1	0	0	1	1
5	1	2	1	0	0	0
4	1	2	0	0	0	0
4	1	1	1	1	0	2
1	0	0	0	0	0	1
1	0	0	0	0	0	0
0	0	0	0	0	0	0
1	0	0	0	0	0	0
0	0	0	0	0	0	0
1	0	1	2	0	0	0
0	0	0	0	0	0	0

Batter	1	2	3	4	5	6	7	8	9	10
Eddie Waitkus, L (1, 3) OBP: 0.345, SLG: 0.358	0-0 4-3		0-0 L4		0-0 1-3		0-0 P6	0-0 F8		
Richie Ashburn, L (1, 8) OBP: 0.376, SLG: 0.408	0-0 F7		0-0 5-3		0-0 2B 1B 1B		0-0 1B	0-0 8-4		
Willie Jones, R (1, 5) OBP: 0.340, SLG: 0.464	0-0 FC6-4 1B		0-0 1-3		0-0 1B 2B		0-0 P4		0-0 6-3	
Del Ennis, R (1, 9) OBP: 0.374, SLG: 0.557	0-0 FC6-4 1-2f		0-0 4-3		0-0 2-H 3-H 1B			0-0 1B 1B	0-0 F2	
Dick Sisler, L (1, 7) OBP: 0.371, SLG: 0.433		0-0 6-3		0-0 F9		0-0 1-3		0-0 1B 1B	0-3 K	
Granny Hamner, R (1, 6) OBP: 0.324, SLG: 0.392		0-0 5-3		0-0 1B 1B		0-0 G3		0-0 1B 1B HBP	0-0 6-3	
Andy Seminick, R (1, 2) OBP: 0.405, SLG: 0.537		0-0 2B		0-0 1-2 1B		0-0 5-3		1-0 1-2 1B HBP	0-0 F8	
Mike Goliat, R (1, 4) OBP: 0.315, SLG: 0.373		4-0 BB BB		0-0 F9		0-0 6-3		0-0 1-2 2-3 3-H 1B 1B	0-0 4-3	
Robin Roberts, S (1, 1) OBP: 0.163, SLG: 0.103		0-3 K		0-0 4-3		0-0 6-3		0-0 8-4 S 1B		
Putsy Caballero, R (5, PH) OBP: 0.221, SLG: 0.167										
Jack Brittin, R (5, 1)										
Jimmy Bloodworth, R (7, PH) OBP: 0.288, SLG: 0.255										
Milo Candini, R (7, 1) OBP: 0.200, SLG: 0.200										
Dick Wittman, L (8, PH) OBP: 0.315, SLG: 0.300										
Jim Konstanty, R (8, 1) OBP: 0.063, SLG: 0.083										

Inning Stats	R: 0	H: 1	E: 0	LOB: 1	K: 0	BB: 0	S: 4	P: 4	R: 0	H: 1	E: 0	LOB: 2	K: 1	BB: 1	S: 6	P: 10	R: 0	H: 0	E: 0	LOB: 0	K: 0	BB: 0	S: 3	P: 3	R: 0	H: 2	E: 0	LOB: 2	K: 0	BB: 0	S: 5	P: 5	R: 2	H: 3	E: 0	LOB: 1	K: 0	BB: 0	S: 6	P: 6	R: 0	H: 0	E: 0	LOB: 0	K: 0	BB: 0	S: 3	P: 3	R: 0	H: 1	E: 0	LOB: 1	K: 0	BB: 0	S: 4	P: 4	R: 5	H: 5	E: 0	LOB: 0	K: 0	BB: 0	S: 7	P: 8	R: 0	H: 0	E: 0	LOB: 0	K: 1	BB: 0	S: 5	P: 5	R: 0	H: 0	E: 0	LOB: 0	K: 0	BB: 0	S: 3	P: 3	1B: 11	SF: 0	2B: 3	SAC: 0	3B: 0	DP: 1	HR: 0	HBP: 1	WP: 0	PA: 44
--------------	------	------	------	--------	------	-------	------	------	------	------	------	--------	------	-------	------	-------	------	------	------	--------	------	-------	------	------	------	------	------	--------	------	-------	------	------	------	------	------	--------	------	-------	------	------	------	------	------	--------	------	-------	------	------	------	------	------	--------	------	-------	------	------	------	------	------	--------	------	-------	------	------	------	------	------	--------	------	-------	------	------	------	------	------	--------	------	-------	------	------	--------	-------	-------	--------	-------	-------	-------	--------	-------	--------

PITCHER	IP	WLS	BF	H	R	ER	SO	BB	IBB	HBP	BLK	WP	HR	S	P	ERA	WHIP
Monty Kennedy, L (1, 1) ERA: 4.68	7.0		33	11	5	5	1	1	0	0	0	0	0	34	38	6.43	1.714
Sai Maglie, R (8, 1) ERA: 2.79	0.0		3	2	1	1	0	0	0	1	0	0	0	2	3	∞	∞
Dave Koslo, L (8, 1) ERA: 3.81	3.0	W	8	0	1	1	1	0	0	0	0	0	0	10	10	3.00	0.000

BOTTOM

Philadelphia Phillies @ New York Giants
Polo Grounds, New York, NY
Wed Sep 27 1950, 3:33 AM EST
Unknown

livebaseballscorecards.com

AB 36
R 8
H 10
RBI 8
BB 6
SO 4
LOB 17



WP: 0 PA: 43
PB: 0
SB: 2
CS: 0

AB R H RBI BB SO LOB

4 0 2 1 1 0 0

4 1 0 0 1 1 5

5 0 1 2 0 0 2

5 1 1 1 0 0 2

4 2 2 1 1 1 1

3 2 2 0 1 0 1

5 1 2 2 0 0 3

2 1 0 0 2 1 0

3 0 0 1 0 1 3

0 0 0 0 0 0 0

1 0 0 0 0 0 0

1B: 4 SF: 0
2B: 3 SAC: 1
3B: 2 DP: 1
HR: 2 HBP: 0

Batter	1	2	3	4	5	6	7	8	9	10
Eddie Stanky, R OBP: 0.459, SLG: 0.411 (1, 4)	0-0 3-1		0-0 F8 FC8-2 2B	0-0 1-2 2-H 1B		4-0 1-2 FC6-4 BB		0-0 P6		
Whitey Lockman, L OBP: 0.352, SLG: 0.404 (1, 7)	4-0 5-3 BB		0-0 F8	0-0 3-1		0-0 FC6-4 3B		0-0 K		
Don Mueller, L OBP: 0.314, SLG: 0.390 (1, 9)	0-0 5-3		0-0 FC8-2		0-0 E4 FC1-6	0-0 1-2 2-3 3B		0-0 4-3		
Hank Thompson, L OBP: 0.386, SLG: 0.462 (1, 5)	0-0 F5			0-0 HR	0-0 FC1-6		0-0 F9	0-0 F2		
Monte Irvin, R OBP: 0.394, SLG: 0.501 (1, 3)		0-0 HR		0-0 1-3	0-3 K		0-0 S 1B		4-0 SH3-4 1B BB	
Bobby Thomson, R OBP: 0.319, SLG: 0.423 (1, 8)		0-0 F8 3B		0-0 2B F8 1B	4-0 BB		0-0 F2	0-0 SH3-4		
Alvin Dark, R OBP: 0.333, SLG: 0.443 (1, 6)		0-0 F8		0-0 1B 2B	0-0 G3		0-0 F2	0-0 1B		
Wes Westrum, R OBP: 0.373, SLG: 0.446 (1, 2)		0-3 K		4-0 1B BB		4-0 FC6-4 3B BB		0-0 F8		
Monty Kennedy, R OBP: 0.081, SLG: 0.056 (1, 1)		0-3 K		0-0 F8		0-0 P3		0-0 3-1		
Sal Maglie, R OBP: 0.179, SLG: 0.190 (8, 1)										
Dave Koslo, L OBP: 0.197, SLG: 0.185 (8, 1)										

Inning Stats	R: 0	H: 0	E: 0	K: 0	S: 3	P: 7	R: 2	H: 2	E: 0	K: 2	S: 9	P: 9	R: 0	H: 1	E: 0	K: 0	S: 3	R: 3	H: 4	E: 0	K: 0	S: 7	P: 11	R: 0	H: 0	E: 1	K: 1	S: 6	P: 10	R: 2	H: 1	E: 0	K: 0	S: 3	R: 0	H: 1	E: 0	K: 0	S: 4	P: 4	R: 0	H: 0	E: 0	K: 0	S: 3	P: 3	R: 0	H: 0	E: 0	K: 1	S: 5	P: 5	R: 1	H: 1	E: 0	K: 0	S: 2	P: 6	1B: 4	2B: 3	3B: 2	HR: 2	SF: 0	SAC: 1	DP: 1	HBP: 0	WP: 0	PA: 43
--------------	------	------	------	------	------	------	------	------	------	------	------	------	------	------	------	------	------	------	------	------	------	------	-------	------	------	------	------	------	-------	------	------	------	------	------	------	------	------	------	------	------	------	------	------	------	------	------	------	------	------	------	------	------	------	------	------	------	------	------	-------	-------	-------	-------	-------	--------	-------	--------	-------	--------

PITCHER	IP	WLS	BF	H	R	ER	SO	BB	IBB	HBP	BLK	WP	HR	S	P	ERA	WHIP
Robin Roberts, R ERA: 3.05 (1, 1)	4.0		20	7	5	5	2	2	0	0	0	0	2	22	30	11.25	2.250
Jack Brittin, R ERA: 4.5 (5, 1)	2.0		10	1	2	2	1	3	0	0	0	0	0	9	21	9.00	2.000
Milo Candini, R ERA: 3.04 (7, 1)	1.0		4	1	0	0	0	0	0	0	0	0	0	4	4	0.00	1.000
Jim Konstanty, R ERA: 2.39 (8, 1)	2.1	L	9	1	1	1	1	1	0	0	0	0	0	10	14	3.86	0.857

Batter	1	2	3	4	5	6	7	8	9	AB R H RBI BB SO LOB	TOP
Eddie Waitkus, L (1, 3) OBP: 0.343, SLG: 0.356	0-0 F7		0-0 P6		0-0 P5			0-0 6-3		4 0 0 0 0 0 3	
Richie Ashburn, L (1, 8) OBP: 0.375, SLG: 0.407	0-0 1B			0-0 F7		0-0 1-3		0-0 F8		4 0 1 0 0 0 0	
Dick Sisler, L (1, 7) OBP: 0.372, SLG: 0.434	0-0 F7			0-0 G5-4-3 1B		0-0 F9			0-0 FC6-4 1B	4 0 2 0 0 0 1	
Del Ennis, R (1, 9) OBP: 0.372, SLG: 0.553	0-0 F9			0-0 G5-4-3 1-2f		0-0 6-3			0-0 F8	4 0 0 0 0 0 3	
Willie Jones, R (1, 5) OBP: 0.339, SLG: 0.463		0-0 F9			0-0 6-3		0-0 P4		0-0 FC6-4 1-2 1B	4 0 1 0 0 0 0	
Granny Hamner, R (1, 6) OBP: 0.322, SLG: 0.390		0-0 6-3			0-0 F8		0-0 F9		0-0 FC6-4 1-2f 2-3	4 0 0 0 0 0 2	
Stan Lopata, R (1, 2) OBP: 0.327, SLG: 0.281		0-0 1-3			0-0 1B BB 1B		0-0 1B		0-0 F9	4 0 2 0 0 0 2	
Mike Goliat, R (1, 4) OBP: 0.316, SLG: 0.372			0-0 P5		4-0 1B BB BB BB		0-0 6-3			2 0 0 0 1 0 1	
Bubba Church, R (1, 1) OBP: 0.200, SLG: 0.227 Milo Candini, R (1, 1) OBP: 0.167, SLG: 0.167 Dick Whitman, L (5, PH) OBP: 0.319, SLG: 0.305 Jocko Thompson, L (5, 1) Jackie Mayo, L (8, PH) OBP: 0.263, SLG: 0.306 Paul Stuffer, R (8, 1)			0-3 K		0-0 1-2 2-3 1B		0-0 4-3			0 0 0 0 0 0 0 1 0 0 0 0 1 0 1 0 1 0 0 0 0 0 0 0 0 0 0 0 1 0 0 0 0 0 0 0 0 0 0 0 0 0	
Inning Stats	R: 0 E: 0 K: 0 S: 4 H: 1 LOB: 1 BB: 0 P: 4	R: 0 E: 0 K: 0 S: 3 H: 0 LOB: 0 BB: 0 P: 3	R: 0 E: 0 K: 1 S: 5 H: 0 LOB: 0 BB: 0 P: 5	R: 0 E: 0 K: 0 S: 3 H: 1 LOB: 0 BB: 0 P: 3	R: 0 E: 0 K: 0 S: 5 H: 2 LOB: 3 BB: 1 P: 9	R: 0 E: 0 K: 0 S: 3 H: 0 LOB: 0 BB: 0 P: 3	R: 0 E: 0 K: 0 S: 4 H: 1 LOB: 1 BB: 0 P: 4	R: 0 E: 0 K: 0 S: 3 H: 0 LOB: 0 BB: 0 P: 3	R: 0 E: 0 K: 0 S: 5 H: 2 LOB: 2 BB: 0 P: 5	1B: 7 2B: 0 3B: 0 HR: 0 SF: 0 SAC: 0 DP: 1 HBP: 0	WP: 0 PB: 0 SB: 0 CS: 0 PA: 34
PITCHER Jim Hearn, R (1, 1) ERA: 2.49	IP 9.0 WLS W BF 34 H 7 R 0 ER 0 SO 1 BB 1 IBB 0 HBP 0 BLK 0 WP 0 HR 0 S 35 P 39 ERA 0.00 WHIP 0.889	PITCHER IP WLS BF H R ER SO BB IBB HBP BLK WP HR S P ERA WHIP									

Philadelphia Phillies @ New York Giants
Polo Grounds, New York, NY
Wed Sep 27 1950, 3:38 AM EST
Att. 10,004 - Unknown

livebaseballscorecards.com

AB	33
R	0
H	7
RBI	0
BB	1
SO	1
LOB	12



Batter	1	2	3	4	5	6	7	8	9	AB R H RBI BB SO LOB	TOP
Eddie Waitkus, L OBP: 0.342, SLG: 0.355 (1, 3) X	0-0 BB 1B 1B	0-0 G3			0-0 F8		0-0 P4			4 0 1 0 0 0 1	Philadelphia Phillies @ New York Giants Polo Grounds, New York, NY Thu Sep 28 1950, 3:33 AM EST Unknown livebaseballscorecards.com
Richie Ashburn, L OBP: 0.378, SLG: 0.410 (1, 8) X	0-0 BB 1-2 1B		0-0 F9 BB FC5-4 1B		0-0 WP S 1B		0-0 F8			4 1 3 0 0 0 0	
Dick Sisler, L OBP: 0.371, SLG: 0.431 (1, 7) X	0-0 P3		4-0 BB 1-2 FC5-4 BB		0-0 P6 1-3		0-0 F9			3 0 0 0 1 0 3	
Del Ennis, R OBP: 0.371, SLG: 0.551 (1, 9) B B B	4-0 1-2 2-3 BB		0-0 F9 2-3		0-0 6-3		0-0 F5			3 0 0 0 1 0 3	
Willie Jones, R OBP: 0.337, SLG: 0.460 (1, 5) S S S	0-3 K		0-0 FC5-4 1-2f 3-H		0-0 F9		0-0 5-3			4 0 0 1 0 1 4	
Granny Hamner, R OBP: 0.320, SLG: 0.387 (1, 6) X	0-0 F8		0-0 1-3		0-0 F8		0-3 K			4 0 0 0 0 1 4	
Andy Seminick, R OBP: 0.401, SLG: 0.531 (1, 2) S S S		0-3 K		0-0 5-3		0-0 P3		0-0 6-3		4 0 0 0 0 1 0	
Mike Goliat, R OBP: 0.316, SLG: 0.371 (1, 4) X		0-0 FC4-6 1B		0-0 P6		0-0 F2				3 0 1 0 0 0 0	
Ken Heintzelman, R OBP: 0.077, SLG: 0.053 (1, 1) Dick Whitman, L OBP: 0.317, SLG: 0.303 (7, PH) Jim Konstanty, R OBP: 0.083, SLG: 0.083 (7, 1)		0-0 FC4-6 1-2f		0-0 5-3		0-0 F8				2 0 0 0 0 0 1 1 0 0 0 0 0 0 0 0 0 0 0 0 0	
Inning Stats	R: 0 H: 2 E: 0 LOB: 3 K: 1 BB: 1 S: 7 P: 11	R: 0 H: 1 E: 0 LOB: 1 K: 1 BB: 0 S: 6 P: 6	R: 1 H: 1 E: 0 LOB: 1 K: 0 BB: 1 S: 4 P: 8	R: 0 H: 0 E: 0 LOB: 0 K: 0 BB: 0 S: 3 P: 3	R: 0 H: 1 E: 0 LOB: 1 K: 0 BB: 0 S: 4 P: 4	R: 0 H: 0 E: 0 LOB: 0 K: 0 BB: 0 S: 3 P: 3	R: 0 H: 0 E: 0 LOB: 0 K: 0 BB: 0 S: 3 P: 3	R: 0 H: 0 E: 0 LOB: 0 K: 1 BB: 0 S: 5 P: 5	R: 0 H: 0 E: 0 LOB: 0 K: 1 BB: 0 S: 5 P: 5	1B: 5 SF: 0 2B: 0 SAC: 0 3B: 0 DP: 0 HR: 0 HBP: 0	WP: 1 PA: 34 PB: 0 SB: 1 CS: 0
PITCHER Sal Maglie, R ERA: 2.71 (1, 1)	IP WLS BF H R ER SO BB IBB HBP BLK WP HR S P ERA WHIP										

Batter	1	2	3	4	5	6	7	8	9
Eddie Stanky, R OBP: 0.457, SLG: 0.406 (1, 4) X	0-0 F9 ①		4-0 5-3 2B BB	0-0 G3 ③			0-0 6-3 ②		
Whitey Lockman, L OBP: 0.349, SLG: 0.398 (1, 7) X	0-0 5-3 ②		0-0 F8 ①		0-0 4-3 ①		4-0 CS BB		
Alvin Dark, R OBP: 0.332, SLG: 0.442 (1, 6) S S	0-3 K ③		0-0 5-3 ②		0-0 5-3 ②		0-0 CS ③	0-0 G6-4-3 1B	
Monte Irvin, R OBP: 0.391, SLG: 0.497 (1, 3) X		0-0 F9 ①	0-0 BB 2B 2-H		0-0 F7 ③		0-0 F9 ①		
Bobby Thomson, R OBP: 0.325, SLG: 0.442 (1, 8) X		0-0 HR	4-0 BB BB		0-0 HR		0-0 G6-4-3 ② ③		
Hank Thompson, L OBP: 0.389, SLG: 0.463 (1, 5) X		0-0 G3 1B	4-0 BB BB		0-0 6-3 ①				
Don Mueller, L OBP: 0.311, SLG: 0.387 (1, 9) X		0-0 G3 ②	0-3 K ③		0-0 1-6-3 ②				
Wes Westrum, R OBP: 0.371, SLG: 0.441 (1, 2) B B B		4-0 BB		0-0 F9 ①		0-0 F7 ③			
Sal Maglie, R OBP: 0.171, SLG: 0.182 (1, 1) X		0-0 P6 ③		0-0 P6 ②		0-0 F7 ①			

Inning Stats	R: 0	H: 0	E: 0	K: 1	S: 5	LOB: 0	BB: 0	P: 5
	R: 1	H: 2	E: 0	K: 0	S: 5	LOB: 2	BB: 1	P: 9
	R: 1	H: 1	E: 0	K: 1	S: 6	LOB: 3	BB: 3	P: 18
	R: 0	H: 0	E: 0	K: 0	S: 3	LOB: 0	BB: 0	P: 3
	R: 0	H: 0	E: 0	K: 0	S: 3	LOB: 0	BB: 0	P: 3
	R: 1	H: 1	E: 0	K: 0	S: 4	LOB: 0	BB: 0	P: 4
	R: 0	H: 0	E: 0	K: 0	S: 2	LOB: 0	BB: 1	P: 6
	R: 0	H: 1	E: 0	K: 0	S: 3	LOB: 0	BB: 0	P: 3


PITCHER	IP	WLS	BF	H	R	ER	SO	BB	IBB	HBP	BLK	WP	HR	S	P	ERA	WHIP
Ken Heintzelman, L ERA: 4.09 (1, 1)	6.0	L	26	4	3	3	2	4	0	0	0	0	2	26	42	4.50	1.333
Jim Konstanty, R ERA: 2.36 (7, 1)	2.0		6	1	0	0	0	1	0	0	0	0	0	5	9	0.00	1.000

BOTTOM

Philadelphia Phillies @ New York Giants
Polo Grounds, New York, NY

Thu Sep 28 1950, 3:33 AM EST
Unknown

AB	27
R	3
H	5
RBI	3
BB	5
SO	2
LOB	10



1B:	2B:	3B:	HR:	SF:	SAC:	DP:	HBP:	WP:	PA:
2	1	0	2	0	0	1	0	0	33

PITCHER	IP	WLS	BF	H	R	ER	SO	BB	IBB	HBP	BLK	WP	HR	S	P	ERA	WHIP
---------	----	-----	----	---	---	----	----	----	-----	-----	-----	----	----	---	---	-----	------

Batter	1	2	3	4	5	6	7	8	9	AB R H RBI BB SO LOB	TOP											
Eddie Waitkus, L (1, 3) OBP: 0.343, SLG: 0.361	0-0 HR		0-0 G4-6-3 1B		0-0 L6			0-0 F9		4 1 2 1 0 0 1												
Richie Ashburn, L (1, 8) OBP: 0.375, SLG: 0.407	0-0 4-3		0-0 G4-6-3 1-2f			0-0 P4		0-0 6-3		4 0 0 0 0 0 1												
Dick Sisler, L (1, 7) OBP: 0.369, SLG: 0.428	0-0 P3		0-0 F8			0-0 4-3		0-0 G3		4 0 0 0 0 0 0												
Del Ennis, R (1, 9) OBP: 0.374, SLG: 0.553	0-0 PB 2B			0-0 6-3		4-0 BB			0-0 1B 1B	3 0 2 0 1 0 0												
Willie Jones, R (1, 5) OBP: 0.337, SLG: 0.458	0-3 K 2-3			0-0 5-3		0-0 F3			0-0 1-2 L3 1B	4 0 1 0 0 1 2												
Granny Hamner, R (1, 6) OBP: 0.318, SLG: 0.385		0-0 6-3		0-3 K			0-0 4-3		0-0 1-2 L3	4 0 0 0 0 1 2												
Andy Seminick, R (1, 2) OBP: 0.400, SLG: 0.528					0-0 F7		0-0 P6		0-0 F8	4 0 1 0 0 0 1												
Mike Goliat, R (1, 4) OBP: 0.316, SLG: 0.370		0-3 K			0-3 K		4-0 BB			2 0 0 0 1 2 1												
Robin Roberts, S (1, 1) OBP: 0.168, SLG: 0.110						0-0 1B		0-0 4-3		3 0 1 0 0 0 2												
Inning Stats	R: 1 E: 0 K: 1 S: 7	H: 2 LOB: 1 BB: 0 P: 7	R: 0 E: 0 K: 1 S: 6	H: 1 LOB: 1 BB: 0 P: 6	R: 0 E: 0 K: 0 S: 3	H: 1 LOB: 0 BB: 0 P: 3	R: 0 E: 0 K: 1 S: 5	H: 0 LOB: 0 BB: 0 P: 5	R: 0 E: 0 K: 1 S: 6	H: 1 LOB: 1 BB: 0 P: 6	R: 0 E: 0 K: 0 S: 3	H: 0 LOB: 1 BB: 1 P: 7	R: 0 E: 0 K: 0 S: 3	H: 0 LOB: 1 BB: 1 P: 7	R: 0 E: 0 K: 0 S: 3	H: 0 LOB: 0 BB: 0 P: 3	R: 0 E: 0 K: 0 S: 4	H: 2 LOB: 1 BB: 0 P: 4	1B: 5 2B: 2 3B: 0 HR: 1	SF: 0 SAC: 0 DP: 2 HBP: 0	WP: 0 PB: 1 SB: 0 CS: 0	PA: 34
PITCHER Sheldon Jones, R (1, 1) ERA: 4.61	IP: 9.0 WLS: W BF: 34 H: 7 R: 1 ER: 1 SO: 4 BB: 2 IBB: 0 HBP: 0 BLK: 0 WP: 0 HR: 1 S: 40 P: 48 ERA: 1.00 WHIP: 1.000											PITCHER IP: WLS: BF: H: R: ER: SO: BB: IBB: HBP: BLK: WP: HR: S: P: ERA: WHIP:										

Philadelphia Phillies @ New York Giants
Polo Grounds, New York, NY
Thu Sep 28 1950, 3:38 AM EST
Att. 7,984 - Unknown

livebaseballscorecards.com

AB 32
R 1
H 7
RBI 1
BB 2
SO 4
LOB 10



Batter	1	2	3	4	5	6	7	8	9
Eddie Stanky, R OBP: 0.459, SLG: 0.412 (1, 4) S S S	0-3 K		4-0 FC6-4 BB 1-2			0-0 HR	4-0 1B BB 1-2		
Whitey Lockman, L OBP: 0.350, SLG: 0.401 (1, 7) X	0-0 F8		0-0 FC6-4 1-2f			0-0 SH1-4 2B	0-0 1B 1-2 2-H 3-H		
Don Mueller, L OBP: 0.310, SLG: 0.385 (1, 9) X	0-0 P5			0-0 3-1		0-0 SH1-4 2-3	0-0 F3		
Hank Thompson, L OBP: 0.389, SLG: 0.462 (1, 5) X		0-0 3-1		0-0 G1-6-3 1B		0-3 K		0-0 F8	
Monte Irvin, R OBP: 0.387, SLG: 0.492 (1, 3) S S S		0-3 K		0-0 G1-6-3 1-2f		0-0 F9		0-0 4-3	
Bobby Thomson, R OBP: 0.326, SLG: 0.444 (1, 8) X		0-0 F9			0-3 K		0-0 FC3-5 2B	0-0 FC5-4 1B	
Alvin Dark, R OBP: 0.331, SLG: 0.441 (1, 6) X			0-0 S BB 1B		0-0 4-3		0-0 FC3-5 1B 2-3	0-0 FC5-4 1-2f	
Wes Westrum, R OBP: 0.373, SLG: 0.441 (1, 2) S S S			4-0 BB 1-2 BB		0-0 1B		0-3 K		
Sheldon Jones, R OBP: 0.177, SLG: 0.105 (1, 1) S S S			4-0 BB 1-2 2-3 BB		0-0 3-1		0-0 BB 1-3 1B 1B		

Inning Stats	R: 0	H: 0	E: 0	K: 1	S: 5	LOB: 0	BB: 0	P: 5
	0	0	0	1	2	3	14	
	0	0	0	0	0	0	0	3
	0	1	0	1	0	0	6	
	0	2	0	0	0	0	0	3
	0	0	0	0	0	0	0	6
	0	0	0	0	0	0	0	7
	2	3	0	1	1	1	1	4
	0	1	0	1	0	1	1	4


PITCHER	IP	WLS	BF	H	R	ER	SO	BB	IBB	HBP	BLK	WP	HR	S	P	ERA	WHIP
Robin Roberts, R ERA: 3.06 (1, 1)	8.0	L	34	9	3	3	5	4	0	0	0	0	1	40	56	3.38	1.625

BOTTOM


Philadelphia Phillies @ New York Giants
Polo Grounds, New York, NY

Thu Sep 28 1950, 3:38 AM EST
Att. 7,984 - Unknown

AB	29
R	3
H	9
RBI	3
BB	4
SO	5
LOB	11



1B:	6	SF:	0	WP:	0	PA:	34
2B:	2	SAC:	1	PB:	0		
3B:	0	DP:	1	SB:	1		
HR:	1	HBP:	0	CS:	0		

Batter	1	2	3	4	5	6	7	8	9	AB R H RBI BB SO LOB	TOP	
Eddie Waitkus, L OBP: 0.342, SLG: 0.360 (1, 3) F F B B X	3-2 F8 ①		2-1 6-3 ②			2-1 E 1B 1B	1-0 G3 ③			4 1 1 0 0 0 1		
Richie Ashburn, L OBP: 0.375, SLG: 0.406 (1, 8) L C	0-3 K ②		2-2 G3 ③			0-2 E 1B 1B		1-2 F9 ①		4 1 1 0 0 1 0		
Dick Sisler, L OBP: 0.369, SLG: 0.432 (1, 7) B X	1-0 2B 1B			1-3 K ①		0-2 E1 1-H 2-H 3B		2-2 F4 ②		4 1 2 2 0 1 0		
Del Ennis, R OBP: 0.373, SLG: 0.553 (1, 9) X	0-0 1-3 2B			1-3 K ②		0-2 F9 ①		0-1 F2 ③		4 0 1 0 0 1 0		
Willie Jones, R OBP: 0.338, SLG: 0.458 (1, 5) X	0-0 F6 ③			0-0 1B ③		4-2 CS BB		2-2 F8 ①		3 0 1 0 1 0 2		
Granny Hamner, R OBP: 0.316, SLG: 0.382 (1, 6)		X	0-0 F7 ①		X	0-0 L9 ③		0-1 F7 ②		4 0 0 0 0 0 2		
Andy Seminick, R OBP: 0.400, SLG: 0.526 (1, 2) Putsy Caballero, R OBP: 0.231, SLG: 0.167 (7, PR) Stan Lopata, R OBP: 0.325, SLG: 0.279 (7, 2)		F B X	1-1 F4 ②		F F X	0-2 F4 ①		3-3 K ③		2 0 0 0 1 0 0 0 0 0 0 0 0 0 1 0 0 0 0 1 0	AB 32 R 3 H 7 RBI 2 BB 2 SO 5 LOB 6	
Mike Goliat, R OBP: 0.314, SLG: 0.367 (1, 4)		X	0-0 F2 ③		B B F B X	3-1 F5 ②		1-1 G6-4-3 BB ① ②		3 0 0 0 0 0 1		
Bob Miller, R OBP: 0.194, SLG: 0.197 (1, 1) Jim Konstanty, R OBP: 0.108, SLG: 0.108 (5, 1)		C T S C	0-3 K ①		X	0-0 6-3 ③		0-2 1B		2 0 0 0 0 1 0 1 0 1 0 0 0 0		
Inning Stats	R: 0 H: 2 E: 0 LOB: 2 K: 1 BB: 0 S: 9 P: 13	R: 0 H: 0 E: 0 LOB: 0 K: 0 BB: 0 S: 4 P: 5	R: 0 H: 0 E: 0 LOB: 0 K: 1 BB: 0 S: 13 P: 17	R: 0 H: 1 E: 0 LOB: 1 K: 2 BB: 0 S: 9 P: 11	R: 0 H: 0 E: 0 LOB: 0 K: 0 BB: 0 S: 6 P: 9	R: 3 H: 3 E: 1 LOB: 0 K: 0 BB: 1 S: 16 P: 22	R: 0 H: 1 E: 0 LOB: 1 K: 0 BB: 1 S: 7 P: 13	R: 0 H: 0 E: 0 LOB: 0 K: 0 BB: 0 S: 10 P: 13	R: 0 H: 0 E: 0 LOB: 0 K: 1 BB: 0 S: 9 P: 14	1B: 5 SF: 0 2B: 1 SAC: 0 3B: 1 DP: 1 HR: 0 HBP: 0	WP: 0 PA: 34 PB: 0 SB: 0 CS: 1	
PITCHER Erv Palica, R ERA: 3.62 (1, 1)	IP WLS BF H R ER SO BB IBB HBP BLK WP HR S P ERA WHIP	9.0 W 34 7 3 3 5 2 0 0 0 0 0 0 83 117 3.00 1.000										

Philadelphia Phillies @ Brooklyn Dodgers
Ebbets Field, Brooklyn, NY
 Sat Sep 30 1950, 3:33 AM EST
 Att. 23,879 - Unknown

livebaseballscorecards.com

Batter	1	2	3	4	5	6	7	8	9
Cal Abrams, L OBP: 0.327, SLG: 0.238 (1, 7)	2-2 1-3		2-0 1-3		0-1 3B 1B		2-2 F8		
Pee Wee Reese, R OBP: 0.367, SLG: 0.370 (1, 6)	0-0 5-3			1-1 F3	1-2 HR 3B		1-1 4-3		
Duke Snider, L OBP: 0.380, SLG: 0.555 (1, 8)	2-0 E6 1B PO			2-2 2B FC5-2 1B	0-1 HR		1-1 F5		
Jackie Robinson, R OBP: 0.424, SLG: 0.503 (1, 4)	2-2 1-3 1B			0-1 FC5-2 1-3 2B	1-3 K2-3		4-1 FC1-5 1B BB		
Carl Furillo, R OBP: 0.355, SLG: 0.463 (1, 9)	2-2 PO 3-H	0-3 K		0-0 FC5-2 S 2-3 3-H		0-0 SH3-4 1B	0-0 FC1-5 HR 1B		
Gil Hodges, R OBP: 0.369, SLG: 0.512 (1, 3)		2-1 5-3		3-3 K		0-0 SH3-4	0-1 FC1-5 HR		
Roy Campanella, R OBP: 0.365, SLG: 0.554 (1, 2)		1-1 F8			1-3 K	4-0 IBB	1-0 HR 1-H 2-H		
Billy Cox, R OBP: 0.313, SLG: 0.359 (1, 5)			2-2 6-3		1-0 1B 1-3 1B	0-0 L7	1-0 6-3		
Erv Palica, R OBP: 0.221, SLG: 0.324 (1, 1)			0-0 F9		1-2 1-3 1-2	2-1 5-3	0-0 5-3		

Inning Stats	R: 0	H: 1	E: 1	K: 0	S: 11	LOB: 1	BB: 0	P: 19
	R: 0	H: 0	E: 0	K: 1	S: 7 <td>LOB: 0</td> <td>BB: 0</td> <td>P: 10</td>	LOB: 0	BB: 0	P: 10
	R: 0	H: 0	E: 0	K: 0	S: 5 <td>LOB: 0</td> <td>BB: 0</td> <td>P: 9</td>	LOB: 0	BB: 0	P: 9
	R: 0	H: 2	E: 0	K: 1	S: 14 <td>LOB: 2</td> <td>BB: 0</td> <td>P: 20 </td>	LOB: 2	BB: 0	P: 20
	R: 4	H: 4	E: 0	K: 2	S: 17 <td>LOB: 0</td> <td>BB: 0</td> <td>P: 22 </td>	LOB: 0	BB: 0	P: 22
	R: 0	H: 1	E: 0	K: 0	S: 5 <td>LOB: 2</td> <td>BB: 1</td> <td>P: 11 </td>	LOB: 2	BB: 1	P: 11
	R: 0	H: 0	E: 0	K: 0	S: 7 <td>LOB: 0</td> <td>BB: 0</td> <td>P: 11 </td>	LOB: 0	BB: 0	P: 11
	R: 3	H: 2	E: 0	K: 0	S: 7 <td>LOB: 0</td> <td>BB: 1</td> <td>P: 13 </td>	LOB: 0	BB: 1	P: 13

PITCHER	IP	WLS	BF	H	R	ER	SO	BB	IBB	HBP	BLK	WP	HR	S	P	ERA	WHIP
Bob Miller, R ERA: 3.57 (1, 1)	4.2	L	20	6	3	3	3	0	0	0	0	0	0	49	74	5.79	1.286
Jim Konstanty, R ERA: 2.55 (5, 1)	3.1		16	4	4	4	1	1	1	0	0	0	2	24	41	10.80	1.500

BOTTOM

Philadelphia Phillies @ Brooklyn Dodgers
Ebbets Field, Brooklyn, NY

Sat Sep 30 1950, 3:33 AM EST
Att. 23,879 - Unknown

AB	R	H	RBI	BB	SO	LOB
4	1	1	1	0	0	0
4	1	1	1	0	0	0
4	1	2	2	0	0	0
3	0	2	0	1	1	0
4	1	2	0	0	1	2
3	1	0	0	0	1	4
3	1	1	3	1	1	0
4	1	1	0	0	0	2
4	0	0	0	0	0	3

AB	33
R	7
H	10
RBI	7
BB	2
SO	4
LOB	11

livebaseballscorecards.com

WP: 0 PA: 37
PB: 0
SB: 1
CS: 0



Batter	1	2	3	4	5	6	7	8	9	10	AB R H RBI BB SO LOB	TOP												
Eddie Waitkus, L OBP: 0.341, SLG: 0.359 (1, 3)	2-2 F8		2-1 G3			3-2 3-1	1-0 3-1			1-1 FC1-5 HR 1B	5 1 1 0 0 0 2	Philadelphia Phillies @ Brooklyn Dodgers Ebbets Field, Brooklyn, NY Sun Oct 01 1950, 3:33 AM EST Att. 35,073 - Unknown livebaseballscorecards.com												
Richie Ashburn, L OBP: 0.372, SLG: 0.402 (1, 8)	2-1 4-3			1-0 F6		0-1 3-1		1-2 F9	0-0 FC1-5 HR	5 1 0 0 0 0 2														
Dick Sister, L OBP: 0.373, SLG: 0.442 Jackie Mayo, L OBP: 0.263, SLG: 0.306 (1, 7) (10, 7)	1-3 K2-3			2-2 FC5-4 1B		0-0 1B 1B		0-2 1B	1-2 HR 1-H 2-H	5 2 4 3 0 1 0 0 0 0 0 0 0 0														
Del Ennis, R OBP: 0.373, SLG: 0.551 (1, 9)		1-1 G6-4-3 1B		2-0 FC5-4 1-2f		0-0 1B 1B		1-2 L7	1-3 K	5 0 2 0 0 1 2														
Willie Jones, R OBP: 0.337, SLG: 0.456 (1, 5)		0-1 G6-4-3 1-2f		3-2 4-3		0-0 1B 1-2 3-H		1-2 F6	2-0 6-3	5 0 1 1 0 0 3														
Granny Hamner, R OBP: 0.314, SLG: 0.380 (1, 6)		0-0 5-3			1-0 F8	1-0 F9			0-0 L7	4 0 0 0 0 0 2														
Andy Seminick, R OBP: 0.400, SLG: 0.524 Putsy Caballero, R OBP: 0.231, SLG: 0.167 Stan Lopata, R OBP: 0.325, SLG: 0.279 (1, 2) (9, PR) (9, 2)			1-1 6-3		0-0 1-3		4-1 FC2-6 BB		1-2 CS 1B	3 0 1 0 1 0 0 0 0 0 0 0 0 0 0 0 0 0 0 0 0														
Mike Goliat, R OBP: 0.314, SLG: 0.366 (1, 4)			1-0 F9		1-0 1B		0-1 FC2-6 SH2-4 1-2f		2-2 L8 1-2	4 0 1 0 0 0 2														
Robin Roberts, S OBP: 0.182, SLG: 0.118 (1, 1)			4-2 BB		1-3 K		0-0 SH2-4 1-2		1-0 FC1-5 1B 1B	2 0 1 0 1 1 1														
Inning Stats	R: 0 E: 0 K: 1 S: 8	H: 0 LOB: 0 BB: 0 P: 13	R: 0 E: 0 K: 0 S: 5	H: 1 LOB: 0 BB: 0 P: 6	R: 0 E: 0 K: 0 S: 8	H: 0 LOB: 1 BB: 1 P: 16	R: 0 E: 0 K: 0 S: 8	H: 1 LOB: 1 BB: 0 P: 16	R: 0 E: 0 K: 1 S: 6	H: 1 LOB: 1 BB: 0 P: 9	R: 1 E: 0 K: 0 S: 10		H: 3 LOB: 2 BB: 0 P: 14	R: 0 E: 0 K: 0 S: 5	H: 0 LOB: 1 BB: 1 P: 10	R: 0 E: 0 K: 0 S: 12	H: 1 LOB: 1 BB: 0 P: 15	R: 0 E: 0 K: 0 S: 7	H: 1 LOB: 1 BB: 0 P: 10	R: 3 E: 0 K: 1 S: 12	H: 3 LOB: 0 BB: 0 P: 18	1B: 10 2B: 0 3B: 0 HR: 1	SF: 0 SAC: 1 DP: 1 HBP: 0	WP: 0 PB: 0 SB: 0 CS: 1
PITCHER Don Newcombe, R ERA: 3.7 (1, 1)	IP 10.0	WLS L	BF 41	H 11	R 4	ER 4	SO 3	BB 2	IBB 0	HBP 0	BLK 0	WP 0	HR 1	S 81	P 127	ERA 3.60	WHIP 1.300							

Batter	1	2	3	4	5	6	7	8	9	10
Cal Abrams, L OBP: 0.340, SLG: 0.227 (1, 7)	4-2 1-3 BB		0-1 4-3			0-2 4-3			4-2 1B BB	
Pee Wee Reese, R OBP: 0.369, SLG: 0.380 (1, 6)	0-1 L8			1-0 2B		1-1 HR			0-2 1B 1-2 1B	
Duke Snider, L OBP: 0.379, SLG: 0.553 (1, 8)	0-0 1-3 1-2			3-2 B2		0-1 1-3			0-0 1B 1-3 2-H 1B	
Jackie Robinson, R OBP: 0.423, SLG: 0.500 (1, 4)	3-0 F9			1-0 1-3		1-1 5-3			4-0 IBB	
Carl Furillo, R OBP: 0.353, SLG: 0.460 (1, 9)		2-0 F9		2-1 F8		3-2 6-3			0-0 F3	
Gil Hodges, R OBP: 0.367, SLG: 0.508 (1, 3)		2-2 6-3			3-1 F6		1-2 5-3		1-1 F9	
Roy Campanella, R OBP: 0.364, SLG: 0.551 (1, 2)		0-1 1-3			1-0 5-3		2-2 L1-3 1B		1-1 L7	
Billy Cox, R OBP: 0.311, SLG: 0.357 (1, 5)			1-2 2-3		2-1 F3		1-2 L1-3		1-3 K	
Jim Russell, S OBP: 0.329, SLG: 0.425 (10, PH)							1-2			
Don Newcombe, L OBP: 0.318, SLG: 0.330 (1, 1)			0-3 K			3-2 4-3		0-0 1-3		0-1 P3
Tommy Brown, R OBP: 0.378, SLG: 0.616 (10, PH)										

AB	R	H	RBI	BB	SO	LOB
2	0	0	0	2	0	0
4	1	3	1	0	0	1
4	0	1	0	0	0	2
3	0	0	0	1	0	2
4	0	0	0	0	0	4
4	0	0	0	0	0	3
4	0	1	0	0	0	0
3	0	0	0	0	0	1
1	0	0	0	0	1	0
3	0	0	0	0	1	0
1	0	0	0	0	0	0

Philadelphia Phillies @ Brooklyn Dodgers
Ebbets Field, Brooklyn, NY
 Sun Oct 01 1950, 3:33 AM EST
 Att: 35,073 - Unknown

AB	33
R	1
H	5
RBI	1
BB	3
SO	2
LOB	13



Inning Stats	R	H	E	K	S	WLS	BF	H	R	ER	SO	BB	IBB	HBP	BLK	WP	HR	S	P	ERA	WHIP
Robinson	0	0	0	0	7		36	5	1	1	2	2	1	0	0	0	1	79	127	0.90	0.700
Reese	0	0	0	0	0																
Snider	0	0	0	0	0																
Robinson	0	0	0	0	0																
Furillo	0	0	0	0	0																
Hodges	0	0	0	0	0																
Campanella	0	0	0	0	0																
Cox	0	0	0	0	0																
Russell	0	0	0	0	0																
Newcombe	0	0	0	0	0																
Brown	0	0	0	0	0																

WP	PA
0	36

Batter	1	2	3	4	5	6	7	8	9	AB R H RBI BB SO LOB	TOP
Gene Woodling, L (1, 7) OBP: 0.600, SLG: 0.333	4-0 F9 1B BB		4-0 SH3-4 BB		0-0 3-1		0-0 1-2 1B		0-0 2-3	3 0 1 0 2 0 1	New York Yankees @ Philadelphia Phillies Shibe Park, Philadelphia, PA Wed Oct 04 1950, 3:33 AM EST Att: 30,746 - Unknown livebaseballscorecards.com
Phil Rizzuto, R (1, 6) OBP: 0.333, SLG: 0.333	0-0 1-2 1B		0-0 SH3-4		0-0 F2		0-0 P5			3 0 1 0 0 0 2	
Yogi Berra, L (1, 2)	0-0 F9 2-3		0-0 F7		0-0 F3		0-0 G3			4 0 0 0 0 0 6	
Joe DiMaggio, R (1, 8)	0-0 P3		4-0 IBB		4-0 FC5-4 BB		0-0 P5			2 0 0 0 2 0 2	
Johnny Mize, L (1, 3) Johnny Hopp, L (8, 3)	0-0 F9		0-0 P5		0-0 P5		0-0 4-3			4 0 0 0 0 0 6 0 0 0 0 0 0 0	
Bobby Brown, L (1, 5) Billy Johnson, R (8, 5)		0-0 F9		0-0 F8 F7 2B		0-0 L9		0-0 4-3		4 1 1 0 0 0 1 0 0 0 0 0 0 0	
Hank Bauer, R (1, 9) OBP: 0.250, SLG: 0.250		0-0 6-3		0-0 F8 2-3		0-0 FC5-4 1-2		0-0 SH1-4 1B		4 0 1 0 0 0 2	
Jerry Coleman, R (1, 4)		0-0 F7		0-0 F7 3-H		0-0 5-3		0-0 F8		4 0 0 1 0 0 1	
Vic Raschi, R (1, 1) OBP: 0.333, SLG: 0.333			0-0 SH3-4 BB 1B		0-0 5-3		0-0 E5 1B		0-0 SH1-4 1-2	3 0 1 0 0 0 0	
Inning Stats	R: 0 H: 1 E: 0 LOB: 2 K: 0 BB: 1 S: 4 P: 8	R: 0 H: 0 E: 0 LOB: 0 K: 0 BB: 0 S: 3 P: 3	R: 0 H: 1 E: 0 LOB: 3 K: 0 BB: 2 S: 4 P: 12	R: 1 H: 1 E: 0 LOB: 0 K: 0 BB: 0 S: 4 P: 4	R: 0 H: 0 E: 0 LOB: 0 K: 0 BB: 0 S: 3 P: 3	R: 0 H: 0 E: 0 LOB: 1 K: 0 BB: 1 S: 3 P: 7	R: 0 H: 1 E: 1 LOB: 2 K: 0 BB: 0 S: 5 P: 5	R: 0 H: 0 E: 0 LOB: 0 K: 0 BB: 0 S: 3 P: 3	R: 0 H: 1 E: 0 LOB: 1 K: 0 BB: 0 S: 4 P: 4	1B: 4 SF: 0 2B: 1 SAC: 2 3B: 0 DP: 0 HR: 0 HBP: 0	
PITCHER Jim Konstanty, R (1, 1) ERA: 1.13 Russ Meyer, R (9, 1) ERA:	IP WLS BF H R ER SO BB IBB HBP BLK WP HR S P ERA WHIP										
	8.0 L 33 4 1 1 0 3 1 0 0 0 0 0 29 45 1.12 0.875										
	1.0 4 1 0 0 0 0 0 0 0 0 0 0 4 4 0.00 1.000										

Batter	1	2	3	4	5	6	7	8	9	10	AB R H RBI BB SO LOB
Gene Woodling, L (1, 7) OBP: 0.500, SLG: 0.375	0-0 1B	0-0 1B		0-0 F7			0-0 F7		0-0 4-3		5 0 2 1 0 0 2
Phil Rizzuto, R (1, 6) OBP: 0.250, SLG: 0.143	0-0 F2	0-0 F8		0-0 L9			4-0 BB		0-0 4-3		4 0 0 0 1 0 5
Yogi Berra, L (1, 2) OBP: 0.111, SLG: 0.111	0-0 1B		0-3 K		0-0 P6		0-0 F8		0-0 F5		5 0 1 0 0 1 1
Joe DiMaggio, R (1, 8) OBP: 0.333, SLG: 0.571	0-0 P4		0-0 P4		0-0 P5		0-0 F3				5 1 1 1 0 0 3
Johnny Mize, L (1, 3) OBP: 0.125, SLG: 0.125 Billy Johnson, R (8, 5)	0-0 F2		0-0 1B		0-3 K			0-0 F3		0-3 K	4 0 1 0 0 1 2 1 0 0 0 0 1 0
Bobby Brown, L (1, 5) OBP: 0.375, SLG: 0.500 Johnny Hopp, L (8, PR) (8, 3)		0-0 L8	0-0 F8			0-0 1B		0-0 6-3 1B		0-0 F7	4 0 2 0 0 0 1 1 0 0 0 0 0 0
Hank Bauer, R (1, 9) OBP: 0.222, SLG: 0.222		0-0 F5		0-0 P6		0-0 F3		0-0 6-3 1B		0-0 6-3	5 0 1 0 0 0 1
Jerry Coleman, R (1, 4) OBP: 0.250, SLG: 0.286		4-0 1B BB		0-0 2B		0-0 P3		0-0 6-3			3 1 1 0 1 0 3
Allie Reynolds, R (1, 1) OBP: 0.500, SLG: 0.333		0-0 1B		4-0 BB		0-3 K		0-3 K			3 0 1 0 1 2 3

Inning Stats	R: 0	H: 2	E: 0	LOB: 2	K: 0	BB: 0	S: 5	P: 5	R: 1	H: 2	E: 0	LOB: 2	K: 0	BB: 1	S: 5	P: 9	R: 0	H: 1	E: 0	LOB: 1	K: 1	BB: 0	S: 6	P: 6	R: 0	H: 1	E: 0	LOB: 2	K: 0	BB: 1	S: 4	P: 8	R: 0	H: 0	E: 0	LOB: 0	K: 1	BB: 0	S: 5	P: 5	R: 0	H: 1	E: 0	LOB: 1	K: 1	BB: 0	S: 6	P: 6	R: 0	H: 0	E: 0	LOB: 1	K: 0	BB: 1	S: 3	P: 7	R: 0	H: 2	E: 0	LOB: 2	K: 1	BB: 0	S: 7	P: 7	R: 0	H: 0	E: 0	LOB: 0	K: 0	BB: 0	S: 3	P: 3	R: 1	H: 1	E: 0	LOB: 0	K: 1	BB: 0	S: 6	P: 6	1B: 8	SF: 0	2B: 1	SAC: 0	3B: 0	DP: 0	HR: 1	HBP: 0	WP: 0	PA: 43
--------------	------	------	------	--------	------	-------	------	------	------	------	------	--------	------	-------	------	------	------	------	------	--------	------	-------	------	------	------	------	------	--------	------	-------	------	------	------	------	------	--------	------	-------	------	------	------	------	------	--------	------	-------	------	------	------	------	------	--------	------	-------	------	------	------	------	------	--------	------	-------	------	------	------	------	------	--------	------	-------	------	------	------	------	------	--------	------	-------	------	------	-------	-------	-------	--------	-------	-------	-------	--------	-------	--------

PITCHER	IP	WLS	BF	H	R	ER	SO	BB	IBB	HBP	BLK	WP	HR	S	P	ERA	WHIP
Robin Roberts, R (1, 1) ERA: 1.8	10.0	L	43	10	2	2	5	3	0	0	0	0	1	50	62	1.80	1.300


TOP

New York Yankees @ Philadelphia Phillies

Shibe Park, Philadelphia, PA

Thu Oct 05 1950, 3:33 AM EST
Att. 32,660 - Unknown

AB	40
R	2
H	10
RBI	2
BB	3
SO	5
LOB	21



Batter	1	2	3	4	5	6	7	8	9	10	AB	R	H	RBI	BB	SO	LOB
Eddie Waitkus, L (1, 3) OBP: 0.375, SLG: 0.429	0-0 4-3		0-0 2B		0-0 1B		0-0 L8			0-0 SH5-4	4	0	2	0	0	0	2
Richie Ashburn, L (1, 8) OBP: 0.222, SLG: 0.333	0-0 2B		0-0 F2		0-0 F7			0-0 FC1-6 1B		0-0 F3	5	0	2	1	0	0	3
Dick Sister, L (1, 7) S	0-3 K		0-0 4-3		0-0 F3			0-0 FC1-6 G5-4-3 1-2f		0-3 K	5	0	0	0	0	2	5
Del Ennis, R (1, 9) S	0-0 4-3			0-3 K				0-0 F8 1-2f		0-0 G5-4-3	4	0	0	0	0	1	2
Willie Jones, R (1, 5) S		0-3 K		0-0 P3				0-0 L6		0-0 F9	4	0	0	0	0	1	0
Granny Hamner, R (1, 6) S		0-0 3B		4-0 S BB				0-0 P4		0-0 2B	3	0	2	0	1	0	0
Andy Seminick, R (1, 2) Putsy Caballero, R (7, PR) Ken Silvestri, S (8, 2) Dick Whitman, L (9, PH) Stan Lopata, R (10, 2)		0-0 4-3		0-3 K				4-0 SH1-4 BB		4-0 G6-4-3 IBB	2	0	0	0	1	1	2
Mike Goliat, R (1, 4) S		0-0 F8		1-2 K				0-0 F7		0-0 G6-4-3 1-2f	4	1	1	0	0	0	4
Robin Roberts, S (1, 1) Jackie Mayo, L (10, PH) S			0-3 K		0-0 B1			0-0 SH1-4		4-0 SH5-4 BB	2	0	0	0	0	1	1


Inning Stats	R: 0	H: 1	E: 0	K: 1	S: 6	P: 6	R: 0	H: 1	E: 0	K: 1	S: 6	P: 6	R: 0	H: 1	E: 0	K: 1	S: 6	P: 6	R: 0	H: 0	E: 0	K: 2	S: 7	P: 11	R: 1	H: 2	E: 0	K: 0	S: 5	P: 5	R: 0	H: 0	E: 0	K: 0	S: 3	P: 3	R: 0	H: 0	E: 0	K: 0	S: 3	P: 7	R: 0	H: 1	E: 0	K: 0	S: 3	P: 3	R: 0	H: 1	E: 0	K: 0	S: 3	P: 7	R: 0	H: 0	E: 0	K: 1	S: 5	P: 9	1B: 3	2B: 3	3B: 1	HR: 0	SF: 0	SAC: 2	DP: 2	HBP: 0	WP: 0	PA: 39
--------------	------	------	------	------	------	------	------	------	------	------	------	------	------	------	------	------	------	------	------	------	------	------	------	-------	------	------	------	------	------	------	------	------	------	------	------	------	------	------	------	------	------	------	------	------	------	------	------	------	------	------	------	------	------	------	------	------	------	------	------	------	-------	-------	-------	-------	-------	--------	-------	--------	-------	--------

PITCHER	IP	WLS	BF	H	R	ER	SO	BB	IBB	HBP	BLK	WP	HR	S	P	ERA	WHIP
Allie Reynolds, R (1, 1) ERA: 0.9	10.0	W	39	7	1	1	6	3	1	0	0	0	0	47	63	0.90	1.000

BOTTOM

New York Yankees @ Philadelphia Phillies
 Shibe Park, Philadelphia, PA
 Thu Oct 05 1950, 3:33 AM EST
 Att: 32,660 - Unknown

AB	33
R	1
H	7
RBI	1
BB	4
SO	6
LOB	19



Batter	1	2	3	4	5	6	7	8	9	AB R H RBI BB SO LOB	TOP	
Eddie Waitkus, L (1, 3) OBP: 0.308, SLG: 0.333	0-0 1-3 1B		0-0 F9		0-0 F5		0-0 F7		0-0 F9	5 0 1 0 0 0 3	Philadelphia Phillies @ New York Yankees Yankee Stadium, Bronx, NY Fri Oct 06 1950, 3:33 AM EST Att: 64,505 - Unknown livebaseballscorecards.com	
Richie Ashburn, L (1, 8) OBP: 0.231, SLG: 0.308	0-3 K		0-3 K			0-3 K		0-0 SH3-4 1B	4 0 1 0 0 3 1			
Willie Jones, R (1, 5) OBP: 0.200, SLG: 0.200	0-0 1-3 1-2		0-0 1B			0-3 K		0-0 SH3-4 1-2	3 0 1 0 0 1 1			
Del Ennis, R (1, 9) OBP: 0.091, SLG: 0.182	0-0 5-3		0-0 P6			0-0 1B 2B		0-0 F8	4 1 1 0 0 0 3			
Dick Sister, L (1, 7) OBP: 0.077, SLG: 0.077 Jackie Mayo, L (8, 7)		0-0 4-3		0-0 G3		0-0 PO 1B 2-H		0-0 P3	4 0 1 1 0 0 1 0 0 0 0 0 0 0			
Granny Hamner, R (1, 6) OBP: 0.545, SLG: 0.900		0-0 1B 1B		0-0 F9		0-0 PO 1-2	0-0 SH1-4 1B	0-0 SH5-3 FC3-2 2B	4 1 3 0 0 0 0			
Andy Seminick, R (1, 2) OBP: 0.375, SLG: 0.286		0-0 1-3 1B		0-3 K			0-0 SH1-4 1-2	0-0 SH5-3 2-3	2 0 1 0 0 1 0			
Mike Goliat, R (1, 4) OBP: 0.273, SLG: 0.200 Putsy Caballero, R (9, PR) Jimmy Bloodworth, R (9, 4)		0-0 1-3 1-2		0-0 6-3			0-0 SH1-4 2-H 1B	4-0 FC3-2 IBB	3 0 1 1 1 0 2 0 0 0 0 0 0 0 0 0 0 0 0 0 0			
Ken Heintzelman, R (1, 1) Jim Konstanty, R (8, 1) Dick Whitman, L (9, PH) Russ Meyer, S (9, 1)		0-0 5-3		0-0 3-1			0-0 SH1-4 1-2	0-0 FC3-2 3-H	2 0 0 0 0 0 2 0 0 0 0 0 0 0 1 0 0 0 0 0 2 0 0 0 0 0 0 0			
Inning Stats	R: 0 H: 1 E: 0 LOB: 1 K: 1 BB: 0 S: 6 P: 6	R: 0 H: 2 E: 0 LOB: 2 K: 0 BB: 0 S: 5 P: 5	R: 0 H: 1 E: 0 LOB: 1 K: 1 BB: 0 S: 6 P: 6	R: 0 H: 0 E: 0 LOB: 0 K: 1 BB: 0 S: 5 P: 5	R: 0 H: 0 E: 0 LOB: 0 K: 0 BB: 0 S: 3 P: 3	R: 1 H: 2 E: 0 LOB: 0 K: 2 BB: 0 S: 8 P: 8	R: 1 H: 2 E: 0 LOB: 1 K: 0 BB: 0 S: 5 P: 5	R: 0 H: 1 E: 0 LOB: 1 K: 0 BB: 0 S: 4 P: 4	R: 0 H: 1 E: 0 LOB: 2 K: 0 BB: 1 S: 4 P: 8	1B: 8 SF: 0 2B: 2 SAC: 4 3B: 0 DP: 0 HR: 0 HBP: 0		WP: 0 PA: 38 PB: 0 SB: 0 CS: 0
PITCHER Ed Lopat, L (1, 1) ERA: 2.25 Tom Ferrick, R (9, 1) ERA:	IP WLS BF H R ER SO BB IBB HBP BLK WP HR S P ERA WHIP											PITCHER IP WLS BF H R ER SO BB IBB HBP BLK WP HR S P ERA WHIP
	8.0 32 9 2 2 5 0 0 0 0 0 0 0 42 42 2.25 1.125											

Philadelphia Phillies @ New York Yankees
 Yankee Stadium, Bronx, NY
 Fri Oct 06 1950, 3:33 AM EST
 Att: 64,505 - Unknown

AB	32
R	2
H	10
RBI	2
BB	1
SO	5
LOB	15



BOTTOM

Philadelphia Phillies @ New York Yankees
Yankee Stadium, Bronx, NY
Fri Oct 06 1950, 3:33 AM EST
Att. 64,505 - Unknown

livebaseballscores.com

AB	32
R	3
H	7
RBI	2
BB	6
SO	4
LOB	13



WP:	0	PA:	38
PB:	0		
SB:	1		
CS:	0		

AB R H RBI BB SO LOB

3	1	1	0	2	0	1
4	1	3	2	1	0	1
2	0	0	0	2	0	1
3	0	1	0	1	0	2
3	0	0	0	0	0	2
1	0	0	0	0	0	2
0	0	0	0	0	0	0
0	0	0	0	0	0	0
4	0	0	0	0	0	4
0	0	0	0	0	0	0
4	0	0	0	0	2	0
4	0	0	0	0	1	0
2	0	1	0	0	1	0
2	1	1	0	0	0	0

1B:	7	SF:	0
2B:	1	SAC:	0
3B:	0	DP:	1
HR:	0	HBP:	0

WP	HR	S	P	ERA	WHIP
0	0	1	1	1.17	1.304
0	0	0	0	0.00	0.000
0	0	1	1	13.50	4.500

Batter	1	2	3	4	5	6	7	8	9
Phil Rizzuto, R OBP: 0.385, SLG: 0.200 (1, 6)	4-0 P6-3 BB		4-0 E S 1B BB		x 0-0 P4			x 0-0 5-3	0-0 1-2 1B 1B
Jerry Coleman, R OBP: 0.462, SLG: 0.455 (1, 4)	0-0 P6-3 1-2f		0-0 1-H 1B			x 0-0 1B		BB BB E BB	0-0 1-2 2-H 1B
Yogi Berra, L OBP: 0.231, SLG: 0.091 (1, 2)	4-0 BB			x 0-0 1-3		x 0-0 F2		BB BB E BB 1-2	
Joe DiMaggio, R OBP: 0.385, SLG: 0.500 (1, 8)	0-0 F9			x 0-0 1B		x 0-0 F7		BB BB E 1-2 2-3	
Hank Bauer, R OBP: 0.167, SLG: 0.167 (1, 7)		x 0-0 G1-3		x 0-0 F9		x 0-0 P4		BB BB E 1-2 2-3 3-H	
Bobby Brown, L OBP: 0.333, SLG: 0.444 (8, PH)									
Jackie Jensen, R (8, PR)									
Tom Ferrick, R (9, 1)									
Johnny Mize, L OBP: 0.083, SLG: 0.083 (1, 3)		x 0-0 P4		x 0-0 G3		x 0-0 F9		x 0-0 F5	
Joe Collins, L (9, 3)									
Billy Johnson, R (1, 5)		0-0-3 K			x 0-0 5-3		0-0-3 K		x 0-0 L7
Cliff Mapes, L (1, 9)			x 0-0 P3		x 0-0 F7		x 0-0 4-3		0-0-3 K
Ed Lopat, L OBP: 0.500, SLG: 0.500 (1, 1)			0-0-3 K		x 0-0 1B			x 0-0 P6	0-0 1B 1B
Gene Woodling, L OBP: 0.500, SLG: 0.400 (8, PH)									

Inning Stats	R: 0	H: 0	E: 0	K: 0	S: 2	R: 0	H: 0	E: 0	K: 1	S: 5	R: 0	H: 1	E: 0	K: 1	S: 5	R: 0	H: 1	E: 0	K: 0	S: 4	R: 0	H: 1	E: 0	K: 0	S: 4	R: 0	H: 0	E: 0	K: 1	S: 5	R: 1	H: 0	E: 1	K: 0	S: 4	R: 1	H: 3	E: 0	K: 1	S: 7
	LOB: 1	BB: 2	LOB: 0	BB: 0	P: 10	LOB: 0	BB: 0	LOB: 1	BB: 1	P: 5	LOB: 1	BB: 1	LOB: 1	BB: 0	P: 4	LOB: 0	BB: 0	LOB: 0	BB: 0	P: 4	LOB: 0	BB: 0	LOB: 3	BB: 3	P: 16	LOB: 2	BB: 0	P: 7	LOB: 0	BB: 0	P: 7	LOB: 0	BB: 0	P: 7	LOB: 0	BB: 0	P: 7	LOB: 0	BB: 0	P: 7

PITCHER	IP	WLS	BF	H	R	ER	SO	BB	IBB	HBP	BLK	WP	HR	S	P	ERA	WHIP
Ken Heintzelman, L ERA: 1.17 (1, 1)	7.2		31	4	2	1	3	6	0	0	0	0	0	31	55	1.17	1.304
Jim Konstanty, R ERA: 1.08 (8, 1)	0.1		2	0	0	0	0	0	0	0	0	0	0	2	2	0.00	0.000
Russ Meyer, R ERA: 5.4 (9, 1)	0.2	L	5	3	1	1	1	0	0	0	0	0	0	7	7	13.50	4.500

Batter	1	2	3	4	5	6	7	8	9	AB R H RBI BB SO LOB	TOP
Eddie Waitkus, L (1, 3) OBP: 0.353, SLG: 0.333	4-0 FC5-2 2B BB		0-0 FC6-4 1B		0-0 F7			0-0 3-1		3 0 1 0 1 0 1	Philadelphia Phillies @ New York Yankees Yankee Stadium, Bronx, NY Sat Oct 07 1950, 3:33 AM EST Att: 68,098 - Unknown livebaseballscorecards.com
Richie Ashburn, L (1, 8) OBP: 0.176, SLG: 0.235	0-0 F7		0-3 K		0-0 P4			0-0 F8		4 0 0 0 0 1 3	
Willie Jones, R (1, 5) OBP: 0.286, SLG: 0.357	0-0 FC5-2 1-3 2B		0-0 FC6-4 1-2f						0-0 FC4-6 HBP 1B	4 1 2 0 0 1 1	
Del Ennis, R (1, 9) OBP: 0.200, SLG: 0.214	0-0 FC5-2 3-H			0-0 1B G3-2 1B				0-0 E5 G4-6-3	1-0 FC4-6 HBP	3 0 1 0 0 0 2	
Dick Sister, L (1, 7) OBP: 0.059, SLG: 0.059 Ken Johnson, L (9, PR)	0-3 K			0-0 F9				0-0 G4-6-3 1-2f	0-0 FC4-6 1-2f 2-3 E	4 0 0 0 0 1 6 0 1 0 0 0 0 0	
Granny Hamner, R (1, 6) OBP: 0.467, SLG: 0.714					0-0 6-3				0-3 K	4 0 1 0 0 2 2	
Andy Seminick, R (1, 2) OBP: 0.250, SLG: 0.182 Jackie Mayo, L (9, PR)					0-0 6-3				0-0 E7 1B 1-H 3-H	4 0 0 0 0 0 2 0 0 0 0 0 0 0	
Mike Goliat, R (1, 4) OBP: 0.267, SLG: 0.214					0-0 F7				0-0 K	4 0 1 0 0 1 0	
Bob Miller, R (1, 1)					0-0 4-3				0-3 K	0 0 0 0 0 0 0	
Jim Konstanty, R (1, 1) OBP: 0.250, SLG: 0.250 Putsy Caballero, R (8, PH) Robin Roberts, S (8, 1) Stan Lopata, R (9, PH)					0-0 1B				0-3 K	2 0 1 0 0 0 0 1 0 0 0 0 1 0 0 0 0 0 0 0 0 1 0 0 0 0 1 2	
Inning Stats	R: 0 H: 1 E: 0 LOB: 2 K: 1 BB: 1 S: 6 P: 10	R: 0 H: 0 E: 0 LOB: 0 K: 0 BB: 0 S: 3 P: 3	R: 0 H: 1 E: 0 LOB: 1 K: 1 BB: 0 S: 6 P: 6	R: 0 H: 2 E: 0 LOB: 1 K: 0 BB: 0 S: 4 P: 4	R: 0 H: 1 E: 0 LOB: 1 K: 1 BB: 0 S: 6 P: 6	R: 0 H: 0 E: 1 LOB: 0 K: 1 BB: 0 S: 5 P: 5	R: 0 H: 0 E: 0 LOB: 0 K: 1 BB: 0 S: 5 P: 5	R: 0 H: 0 E: 0 LOB: 0 K: 1 BB: 0 S: 5 P: 5	R: 2 H: 2 E: 1 LOB: 2 K: 2 BB: 0 S: 10 P: 11	1B: 6 SF: 0 2B: 2 SAC: 0 3B: 0 DP: 2 HR: 0 HBP: 1	WP: 0 PA: 36 PB: 0 SB: 0 CS: 0
PITCHER Whitey Ford, L (1, 1) ERA: 0.00 Allie Reynolds, R (9, 1) ERA: 0.87	IP WLS BF H R ER SO BB IBB HBP BLK WP HR S P ERA WHIP	8.2 W 35 7 2 0 7 1 0 1 0 0 0 0 47 52 0.00 0.923	0.1 S 1 0 0 0 1 0 0 0 0 0 0 0 3 3 0.00 0.000								

AB	34
R	2
H	7
RBI	0
BB	1
SO	8
LOB	19



Batter	1	2	3	4	5	6	7	8	9
Gene Woodling, L (1, 7) OBP: 0.500, SLG: 0.429	0-0 E4 1B		0-0 F8		0-0 1B		0-0 CS 1B		
Phil Rizzuto, R (1, 6) OBP: 0.294, SLG: 0.143	0-0 5-3 1-2		0-0 5-3		0-0 G3		0-0 F8 1-2		
Yogi Berra, L (1, 2) OBP: 0.294, SLG: 0.400	0-0 WP 2B 2-H		0-0 4-3			0-0 HR		0-0 F9	
Joe DiMaggio, R (1, 8) OBP: 0.471, SLG: 0.615	0-0 4-3 1-H			0-3 K		1-0 3B HBP		0-0 FC6-4 1B	
Johnny Mize, L (1, 3) OBP: 0.133, SLG: 0.133 Johnny Hopp, L (7, 3)	0-0 4-3 2-3			0-0 FC5-4 1B		0-0 3-4-3		0-0 FC6-4 1-2f	
Bobby Brown, L (1, 5) OBP: 0.333, SLG: 0.583 Billy Johnson, R (7, 5)	0-0 4-3			0-0 F8		0-0 L7 3B		0-0 FC6-4 1-2f	
Hank Bauer, R (1, 9) OBP: 0.133, SLG: 0.133		0-0 P6		0-0 FC5-4 1-2f		0-0 L7			
Jerry Coleman, R (1, 4) OBP: 0.375, SLG: 0.357		0-0 F7			0-0 5-3	0-0 P6			
Whitey Ford, L (1, 1) Allie Reynolds, R (9, 1) OBP: 0.500, SLG: 0.333		0-3 K			0-0 1-3		0-3 K		

AB	R	H	RBI	BB	SO	LOB
4	1	2	0	0	0	0
4	0	0	0	0	0	3
4	2	2	2	0	0	0
3	1	2	1	0	1	0
3	0	1	0	0	0	2
1	0	0	0	0	0	1
3	1	1	1	0	0	2
1	0	0	0	0	0	1
3	0	0	1	0	0	1
3	0	0	0	0	0	0
3	0	0	0	0	2	0
0	0	0	0	0	0	0

BOTTOM

Philadelphia Phillies @ New York Yankees
 Yankee Stadium, Bronx, NY

Sat Oct 07 1950, 3:33 AM EST
 Att. 68,098 - Unknown

AB	32
R	5
H	8
RBI	5
BB	0
SO	3
LOB	10

livebaseballscorecards.com



Inning Stats	R	H	E	K	S	R	H	E	K	S	R	H	E	K	S	R	H	E	K	S	R	H	E	K	S	
	2	2	1	6	6	0	0	0	1	3	0	0	0	3	3	0	0	0	6	6	0	0	0	0	0	0

PITCHER	IP	WLS	BF	H	R	ER	SO	BB	IBB	HBP	BLK	WP	HR	S	P	ERA	WHIP
Bob Miller, R (1, 1) ERA: 27.0	0.1	L	4	2	2	1	0	0	0	0	0	1	0	4	4	27.00	6.000
Jim Konstanty, R (1, 1) ERA: 2.4	6.2		25	5	3	3	3	0	0	1	0	0	1	30	31	4.05	0.750
Robin Roberts, R (8, 1) ERA: 1.64	1.0		4	1	0	0	0	0	0	0	0	0	0	4	4	0.00	1.000

WP	HR	S	P	ERA	WHIP
2	0	0	33		