

Philadelphia Phillies - 1955

Batter	1	2	3	4	5	6	7	8	9	AB R H RBI BB SO LOB	TOP
Whitey Lockman, L (1, 3) X	0-0 F9 ①			X 0-0 F9 ①		X 0-0 F5 ②			X 0-0 F6 ①	4 0 0 0 0 0 2	New York Giants @ Philadelphia Phillies Connie Mack Stadium, Philadelphia, PA Wed Apr 13 1955, 3:33 AM EST Att: 13,219 - Unknown livebaseballscorecards.com
Alvin Dark, R (1, 6) X OBP: 0.250, SLG: 0.250	0-0 F5 ②			X 0-0 L9 ②		X 0-0 1-3 ③			X 0-0 1-2 2B 1B	4 1 1 0 0 0 1	
Willie Mays, R (1, 8) X	0-0 F3 ③			B B B B 4-0 S BB			S S S S 0-3 K ①	S S S S 0-3 K ②	3 0 0 0 1 2 2		
Monte Irvin, R (1, 7) X OBP: 0.250, SLG: 0.500		S S S S 0-3 K ①		X 0-0 6-3 ③			X 0-0 F3 ②	X 0-0 1B 2B 1-H 2-H	4 0 1 2 0 1 1		
Hank Thompson, L (1, 5) X		X 0-0 F2 ②			X 0-0 L8 ①		X 0-0 L4 ③	X 0-0 2-3 1B	4 0 1 0 0 0 0		
Don Mueller, L (1, 9) X		X 0-0 F8 ③			X 0-0 F2 ②			X 0-0 F7 ① X	X 0-0 F9 ③	4 0 0 0 0 0 2	
Davey Williams, R (1, 4) X			X 0-0 F7 ①		X 0-0 F4 ③			X 0-0 F7 ②		3 0 0 0 0 0 0	
Wes Westrum, R (1, 2) X				X 0-0 F7 ②		B B B B 4-0 BB		X 0-0 5-3 ③		2 0 0 0 1 0 0	
Johnny Antonelli, L (1, 1) X				S S S S 0-3 K ③		X 0-0 F6 ①		X 0-0 E6 1B 2B		1 0 0 0 0 1 0	
Bill Taylor, L (6, PH)										1 0 0 0 0 0 1	
Marv Grissom, R (6, 1)										0 0 0 0 0 0 0	
Dusty Rhodes, L (9, PH)										1 1 0 0 0 0 0	
Inning Stats	R: 0 H: 0 E: 0 LOB: 0 K: 0 BB: 0 S: 3 P: 3	R: 0 H: 0 E: 0 LOB: 0 K: 1 BB: 0 S: 5 P: 5	R: 0 H: 0 E: 0 LOB: 0 K: 1 BB: 0 S: 5 P: 5	R: 0 H: 0 E: 0 LOB: 1 K: 0 BB: 1 S: 3 P: 7	R: 0 H: 0 E: 0 LOB: 0 K: 0 BB: 0 S: 3 P: 3	R: 0 H: 0 E: 0 LOB: 1 K: 0 BB: 1 S: 3 P: 7	R: 0 H: 0 E: 0 LOB: 0 K: 1 BB: 0 S: 5 P: 5	R: 0 H: 0 E: 0 LOB: 0 K: 0 BB: 0 S: 3 P: 3	R: 2 H: 3 E: 1 LOB: 2 K: 1 BB: 0 S: 9 P: 9	1B: 2 SF: 0 2B: 1 SAC: 0 3B: 0 DP: 0 HR: 0 HBP: 0	WP: 0 PA: 33 PB: 0 SB: 1 CS: 0
PITCHER Robin Roberts, R (1, 1) ERA:	IP WLS BF H R ER SO BB IBB HBP BLK WP HR S P ERA WHIP										
	9.0 W 33 3 2 0 4 2 0 0 0 0 0 0 39 47 0.00 0.556										

New York Giants @ Philadelphia Phillies
 Connie Mack Stadium, Philadelphia, PA
 Wed Apr 13 1955, 3:33 AM EST
 Att: 13,219 - Unknown

AB	31
R	2
H	3
RBI	2
BB	2
SO	4
LOB	9



Batter	1	2	3	4	5	6	7	8	9
Peanuts Lowrey, R OBP: 0.500, SLG: 0.500 (1, 8) X	0-0 F7 ①		0-0 F9 ③			0-0 1B 1B ② X			
Mel Clark, R OBP: 0.250, SLG: 0.250 (1, 9) X	0-0 6-3 ②			0-0 FC2-6 1B	0-0 F8 ② X	0-0 FC6-4 1B ③			
Granny Hamner, R OBP: 0.250, SLG: 0.250 (1, 6) X	0-0 4-3 ③			0-0 FC2-6 BB ① X	0-0 1B 1B ③		0-0 6-3 ①		
Stan Lopata, R (1, 2)		0-3 K ①		4-0 BB ① X	0-0 F8 ③		0-0 F8 ②		
Bobby Morgan, R OBP: 0.250, SLG: 0.250 (1, 4)		0-3 K ②		0-3 K ②		0-0 1-3 ① X		0-0 1B	
Willie Jones, R (1, 5)		4-0 BB ①		0-0 F2 ③		0-0 F2 ② X	0-0 F6 ③		
Stan Palys, R OBP: 0.500, SLG: 0.333 (1, 7)		0-0 1-3 ③			0-0 SH 1B ① X	4-0 3B BB ① X		0-0 F9 ①	
Earl Torgeson, L OBP: 0.333, SLG: 1.000 (1, 3)			0-3 K ①		0-0 SH 1B ① X	0-0 1B 3B ① X		0-0 4-3 ②	
Robin Roberts, S (1, 1)			0-3 K ②		0-3 K ①	4-0 1B BB ① X		0-0 4-3 ③	

Inning Stats	R: 0	H: 0	E: 0	LOB: 0	K: 0	BB: 0	S: 3	P: 3
	0	0	0	0	0	0	3	3
	0	0	0	0	2	1	7	11
	0	0	0	0	1	0	7	7
	0	1	0	2	1	0	10	9
	0	2	0	2	1	0	13	4
	0	1	0	1	0	0	3	0

PITCHER	IP	WLS	BF	H	R	ER	SO	BB	IBB	HBP	BLK	WP	HR	S	P	ERA	WHIP
Johnny Antonelli, L ERA: 1.8 (1, 1)	5.0	L	22	4	2	1	6	2	0	0	0	0	0	32	40	1.80	1.200
Mary Grissom, R ERA: 6.0 (6, 1)	3.0		14	3	2	2	0	2	0	0	0	0	0	12	20	6.00	1.667

AB R H RBI BB SO LOB

4	0	2	2	0	0	0
4	0	1	0	0	0	4
4	0	1	1	0	0	1
3	0	0	0	1	1	2
4	0	1	0	0	2	2
3	0	0	0	1	0	3
3	2	1	0	1	0	1
3	2	1	1	0	1	0
3	0	0	0	1	2	2

1B: 6	SF: 0	WP: 0	PA: 36
2B: 0	SAC: 1	PB: 0	
3B: 1	DP: 0	SB: 0	
HR: 0	HBP: 0	CS: 0	
WP: 0	PA: 36	ERA	WHIP

New York Giants @ Philadelphia Phillies
Connie Mack Stadium, Philadelphia, PA
 Wed Apr 13 1955, 3:33 AM EST
 Att. 13,219 - Unknown

livebaseballscorecards.com

AB	31
R	4
H	7
RBI	4
BB	4
SO	6
LOB	15



Batter	1	2	3	4	5	6	7	8	9	AB R H RBI BB SO LOB	TOP									
Peanuts Lowrey, R OBP: 0.222, SLG: 0.222 (1, 8) X	0-0 5-3	0-3 K		0-0 4-3			0-0 E6		0-0 P5	5 0 0 0 0 1 0										
Mel Clark, R OBP: 0.222, SLG: 0.125 (1, 9) B B B	4-0 2B BB	0-0 4-3		0-0 3-1			0-0 1-2		0-0 E6	4 0 0 0 1 0 1										
Granny Hamner, R OBP: 0.333, SLG: 0.375 (1, 6) X	0-0 G5-3 1-3 2B		4-0 G5-4-3 BB		0-0 F8		0-0 F7		0-0 F7	4 0 1 0 1 0 2										
Stan Lopata, R OBP: 0.375, SLG: 0.167 (1, 2) X	4-0 IBB		0-0 G5-4-3 1-2f		0-0 G1-6-3 1B			0-0 F7		3 0 1 0 1 0 1										
Bobby Morgan, R OBP: 0.375, SLG: 0.500 (1, 4) X	0-0 G5-3 2-3f		0-0 1B 2B		0-0 G1-6-3 1-2f			0-0 1B 1B		4 1 2 0 0 0 4										
Willie Jones, R OBP: 0.375, SLG: 0.667 (1, 5) X		0-0 HR	1-0 1B HBP		0-0 P5			0-0 F8		3 1 1 1 0 0 1										
Stan Palys, R OBP: 0.625, SLG: 0.500 (1, 7) B B B B		4-0 1B E BB	0-0 1-2 2-H 1B		0-0 5-3			0-0 1-2 1B		3 1 2 1 1 0 0										
Earl Torgeson, L OBP: 0.286, SLG: 0.571 (1, 3) X		0-0 E9 SF7 1B	0-0 P4		0-0 4-3			0-0 1-3		4 1 1 0 0 0 4										
Herm Wehmeier, R (1, 1) X		0-0 SF7		0-0 F7			0-3 K		0-3 K	3 0 0 1 0 2 0										
Inning Stats	R: 0 E: 0 K: 0 S: 3	H: 1 LOB: 2 BB: 2 P: 11	R: 3 E: 1 K: 1 S: 7	H: 2 LOB: 0 BB: 1 P: 11	R: 1 E: 0 K: 0 S: 4	H: 2 LOB: 2 BB: 1 P: 9	R: 0 E: 0 K: 0 S: 3	H: 0 LOB: 0 BB: 0 P: 3	R: 0 E: 0 K: 0 S: 3	H: 1 LOB: 0 BB: 0 P: 3	R: 0 E: 1 K: 1 S: 6	H: 0 LOB: 1 BB: 0 P: 6	R: 0 E: 0 K: 0 S: 5	H: 2 LOB: 2 BB: 0 P: 5	R: 0 E: 1 K: 1 S: 6	H: 0 LOB: 1 BB: 0 P: 6	1B: 5 2B: 2 3B: 0 HR: 1	SF: 1 SAC: 0 DP: 3 HBP: 1	WP: 0 PB: 0 SB: 1 CS: 0	PA: 39
PITCHER	IP WLS BF H R ER SO BB IBB HBP BLK WP HR S P ERA WHIP																			
Dick Littlefield, L ERA: 9.0 (1, 1)	1.0 L 8 3 3 1 0 2 1 0 0 0 0 1 5 17 9.00 5.000																			
Bob Friend, R ERA: 4.5 (2, 1)	2.0 9 2 1 1 1 1 1 0 1 0 0 0 9 14 4.50 1.500																			
Nelson King, R ERA: (4, 1)	4.0 13 1 0 0 1 0 0 0 0 0 0 0 15 15 0.00 0.250																			
Ben Wade, R ERA: (8, 1)	2.0 9 2 0 0 0 1 0 0 0 0 0 0 11 11 0.00 1.000																			

Philadelphia Phillies @ Pittsburgh Pirates
 Forbes Field, Pittsburgh, PA
 Thu Apr 14 1955, 3:33 AM EST
 Att. 23,540 - Unknown

livebaseballscorecards.com

AB	33
R	4
H	8
RBI	3
BB	4
SO	3
LOB	13



Batter	1	2	3	4	5	6	7	8	9	AB R H RBI BB SO LOB
Earl Smith, R (1, 8) X	0-0 6-3 ①		0-3 K ①		0-0 5-3 ②			4-0 FC BB		3 0 0 0 1 1 1
Curt Roberts, R (1, 4) X OBP: 0.500, SLG: 0.500	0-0 HR 1B		4-0 BB		4-0 BB			0-0 FC P4-9-3 ①		2 1 1 0 2 0 1
Roman Mejias, R (1, 9) X OBP: 0.375, SLG: 0.714	0-0 HR 1B		0-0 P6 ②		0-0 1-3 ③			0-0 P4-9-3 ② ③		4 1 1 2 0 0 4
Frank Thomas, R (1, 7) X OBP: 0.375, SLG: 0.167	0-0 5-3 ②		0-3 K ③			0-0 P5 ①		0-0 G5-4-3 1B		4 0 1 0 0 1 2
Sid Gordon, R (1, 5) X OBP: 0.375, SLG: 0.375	0-0 6-3 ③			0-0 FC5-4 1B		0-0 6-3 ②		0-0 G5-4-3 ① ②		4 0 1 0 0 0 1
Preston Ward, L (1, 3) X OBP: 0.250, SLG: 0.571		0-0 F7 ①		0-3 K ①		0-0 F7 ③		0-0 HR		4 1 1 1 0 1 1
Toby Atwell, L (1, 2) X OBP: 0.250, SLG: 0.143		0-0 P5 ②		0-0 P4 ②			0-0 F7 ①	0-0 P4 ③		4 0 0 0 0 0 1
Dick Groat, R (1, 6) X OBP: 0.143, SLG: 0.143		0-0 6-3 ③		0-0 FC5-4 1-2f			0-0 F3 ②			3 0 0 0 0 0 1
Dick Littlefield, L (1, 1) Bob Friend, R (2, 1) Gene Freese, R (3, PH) Nelson King, R (4, 1) Jack Shepard, R (7, PH) Ben Wade, R (8, 1)			0-0 2B		0-3 K ①		0-3 K ③			0 0 0 0 0 0 0 0 0 0 0 0 0 0 1 0 1 0 0 0 0 1 0 0 0 0 1 0 1 0 0 0 0 1 0 0 0 0 0 0 0 0


Inning Stats	R: 2	H: 2	E: 0	LOB: 0	K: 0	BB: 0	S: 5	P: 5	R: 0	H: 0	E: 0	LOB: 0	K: 0	BB: 0	S: 3	P: 3	R: 0	H: 1	E: 0	LOB: 2	K: 2	BB: 1	S: 8	P: 12	R: 0	H: 1	E: 0	LOB: 1	K: 1	BB: 0	S: 6	P: 6	R: 0	H: 0	E: 0	LOB: 1	K: 1	BB: 1	S: 5	P: 9	R: 0	H: 0	E: 0	LOB: 0	K: 0	BB: 0	S: 3	P: 3	R: 0	H: 0	E: 0	LOB: 0	K: 1	BB: 0	S: 5	P: 5	R: 0	H: 0	E: 0	LOB: 0	K: 0	BB: 1	S: 2	P: 6	R: 1	H: 2	E: 0	LOB: 0	K: 0	BB: 0	S: 4	P: 4	1B: 3	SF: 0	2B: 2	SAC: 0	3B: 0	DP: 2	HR: 2	HBP: 0	WP: 0	PA: 34
PITCHER Herm Wehmeier, R (1, 1) ERA: 3.0	IP	WLS	BF	H	R	ER	SO	BB	IBB	HBP	BLK	WP	HR	S	P	ERA	WHIP																			PITCHER	IP	WLS	BF	H	R	ER	SO	BB	IBB	HBP	BLK	WP	HR	S	P	ERA	WHIP																													

BOTTOM

Philadelphia Phillies @ Pittsburgh Pirates
 Forbes Field, Pittsburgh, PA
 Thu Apr 14 1955, 3:33 AM EST
 Att. 23,540 - Unknown

livebaseballscorecards.com

AB	31
R	3
H	6
RBI	3
BB	3
SO	5
LOB	12



Batter	1	2	3	4	5	6	7	8	9	AB R H RBI BB SO LOB	TOP	
Richie Ashburn, L (1, 8) OBP: 0.200, SLG: 0.200 Bob Bowman, R (9, PR)	0-0 6-3		0-0 1-3			0-0 F8	0-0 G3		0-0 G6-4-3 1B	5 0 1 0 0 0 2 0 0 0 0 0 0 0		
Mel Clark, R (1, 9) OBP: 0.214, SLG: 0.083	0-0 5-3		0-0 L3			0-0 6-3		4-0 1B 1B 1B BB	0-0 G6-4-3 1-2f	4 1 0 0 1 0 1		
Granny Hamner, R (1, 6) OBP: 0.462, SLG: 0.455	0-0 1B		0-0 6-3			4-0 FC6-4 BB		0-0 1-2 1B 1B		3 1 2 0 1 0 0		
Stan Lopata, R (1, 2) OBP: 0.417, SLG: 0.222	0-0 F8			4-0 G1-6-3 BB		0-0 FC6-4 1-2f		0-0 1-2 2-3 1B 1B		3 0 1 0 1 0 2		
Earl Torgeson, L (1, 3) OBP: 0.364, SLG: 0.500		0-0 CS 1B		0-0 G1-6-3 1-2f			4-0 1B 1B BB	0-0 L4		3 1 1 0 1 0 4		
Stan Palys, R (1, 7) OBP: 0.500, SLG: 0.400		0-0 1-2 1B 1B		0-0 F4			0-0 F9	0-0 F2		4 0 1 0 0 0 4		
Willie Jones, R (1, 5) OBP: 0.500, SLG: 0.667		0-0 1-2 1B			4-0 G6-4-3 BB		0-0 F9	0-0 1-2 2-H 3-H 1B		3 0 2 2 1 0 1		
Bobby Morgan, R (1, 4) OBP: 0.333, SLG: 0.417		0-0 F9			0-0 G6-4-3 1-2f		0-0 1-2 1B 1B	0-0 FC6-4		4 0 1 0 0 0 5		
Jack Meyer, R (1, 1) Steve Ridzik, R (4, 1) Mary Blaylock, L (7, PH) Jack Spring, R (7, 1) Jim Westlake, L (9, PH)		0-0 1-3			0-0 6-3		0-0 1-2 2-H 1B		0-3 K	1 0 0 0 0 0 2 1 0 0 0 0 0 0 1 0 1 1 0 0 0 0 0 0 0 0 0 0 1 0 0 0 0 1 0		
Inning Stats	R: 0 H: 1 E: 0 LOB: 1 K: 0 BB: 0 S: 4 P: 4	R: 0 H: 3 E: 0 LOB: 2 K: 0 BB: 0 S: 5 P: 5	R: 0 H: 0 E: 0 LOB: 0 K: 0 BB: 0 S: 3 P: 3	R: 0 H: 0 E: 0 LOB: 0 K: 0 BB: 1 S: 2 P: 6	R: 0 H: 0 E: 0 LOB: 0 K: 0 BB: 1 S: 2 P: 6	R: 0 H: 0 E: 0 LOB: 1 K: 0 BB: 1 S: 3 P: 7	R: 1 H: 2 E: 0 LOB: 2 K: 0 BB: 1 S: 5 P: 9	R: 2 H: 3 E: 0 LOB: 2 K: 0 BB: 1 S: 6 P: 10	R: 0 H: 1 E: 0 LOB: 1 K: 1 BB: 0 S: 5 P: 5	1B: 10 SF: 0 2B: 0 SAC: 0 3B: 0 DP: 3 HR: 0 HBP: 0	WP: 0 PA: 38 PB: 0 SB: 0 CS: 1	
PITCHER Jim Hearn, R (1, 1) ERA: 3.0	IP WLS BF H R ER SO BB IBB HBP BLK WP HR S P ERA WHIP	9.0 W 38 10 3 3 1 5 0 0 0 0 0 0 35 55 3.00 1.667										

Philadelphia Phillies @ New York Giants
Polo Grounds, New York, NY
Sat Apr 16 1955, 3:33 AM EST
Att. 11,163 - Unknown

livebaseballscorecards.com

AB 33
R 3
H 10
RBI 3
BB 5
SO 1
LOB 21



Batter	1	2	3	4	5	6	7	8	9	AB	R	H	RBI	BB	SO	LOB
Davey Williams, R OBP: 0.429, SLG: 0.923 (1, 4)	0-0 HR		4-0 BB CS	0-0 HR		0-0 1B 2B		0-3 K		4	2	3	2	1	1	0
Alvin Dark, R OBP: 0.353, SLG: 0.267 (1, 6)	0-3 K		0-0 F2 1-2	0-0 1B HR		0-0 1B 2-H				4	1	1	0	0	1	1
Willie Mays, R OBP: 0.412, SLG: 0.357 (1, 8)	0-0 P4		4-0 1B BB	0-0 1B HR		0-0 6-3				3	1	1	0	1	0	1
Don Mueller, L OBP: 0.353, SLG: 0.588 (1, 9)	0-0 P6		0-0 1B	0-0 HR			0-0 4-3			4	1	2	3	0	0	0
Monte Irvin, R OBP: 0.235, SLG: 0.200 (1, 7)		0-0 1-3	0-0 F8	0-3 K			4-0 BB			3	0	0	0	1	1	2
Hank Thompson, L OBP: 0.471, SLG: 0.643 Billy Gardner, R (8, 5)		0-3 K		0-0 E5 HR	0-0 G3		0-0 F2			4	1	0	0	0	1	1
Whitey Lockman, L OBP: 0.118, SLG: 0.353 (1, 3)		0-0 2B		0-0 HR	0-0 4-3		0-3 K			4	1	2	2	0	1	1
Wes Westrum, R OBP: 0.167, SLG: 0.091 (1, 2)		0-0 F8		0-0 F7	0-0 5-3			0-0 6-3		4	0	0	0	0	0	1
Jim Hearn, R OBP: 0.250, SLG: 1.000 (1, 1)			0-0 HR	0-3 K		0-0 P5		0-0 F9		4	1	1	1	0	1	0

Inning Stats	R: 1	H: 1	E: 0	K: 1	S: 6	R: 0	H: 1	E: 0	K: 1	S: 6	R: 0	H: 1	E: 0	K: 0	S: 4	R: 6	H: 4	E: 2	K: 2	S: 13	R: 0	H: 0	E: 0	K: 0	S: 3	R: 0	H: 2	E: 0	K: 0	S: 4	R: 0	H: 0	E: 0	K: 1	S: 5	R: 0	H: 0	E: 0	K: 1	S: 5
	LOB: 0	BB: 0	P: 6	LOB: 1	BB: 0	P: 6	LOB: 2	BB: 2	P: 12	LOB: 0	BB: 0	P: 13	LOB: 1	BB: 0	P: 4	LOB: 0	BB: 0	P: 3	LOB: 1	BB: 1	P: 9	LOB: 0	BB: 0	P: 5	LOB: 0	BB: 0	P: 5	LOB: 0	BB: 0	P: 5	LOB: 0	BB: 0	P: 5	LOB: 0	BB: 0	P: 5	LOB: 0	BB: 0	P: 5	


PITCHER	IP	WLS	BF	H	R	ER	SO	BB	IBB	HBP	BLK	WP	HR	S	P	ERA	WHIP
Jack Meyer, R ERA: 7.36 (1, 1)	3.2	L	19	6	5	3	3	2	0	0	0	0	4	23	31	7.36	2.182
Steve Ridzik, R ERA: (4, 1)	2.1		11	4	3	0	1	0	0	0	0	0	1	13	13	0.00	1.714
Jack Spring, L ERA: (7, 1)	2.0		7	0	0	0	2	1	0	0	0	0	0	10	14	0.00	0.500

BOTTOM

Philadelphia Phillies @ New York Giants
Polo Grounds, New York, NY

Sat Apr 16 1955, 3:33 AM EST
Att. 11,163 - Unknown

AB	34
R	8
H	10
RBI	8
BB	3
SO	6
LOB	7



WP	HR	S	P	ERA	WHIP
0	0	0	0	0.00	0.500

Batter	1	2	3	4	5	6	7	8	9	10	11	AB R H RBI BB SO LOB	TOP														
Peanuts Lowrey, R OBP: 0.214, SLG: 0.214 (1, 8) X	0-0 4-3			0-0 F7		0-0 3B 1B		0-0 F8		0-0 F9		5 1 1 0 0 0 2	Philadelphia Phillies @ New York Giants Polo Grounds, New York, NY Sun Apr 17 1955, 3:33 AM EST Unknown														
Bobby Morgan, R OBP: 0.412, SLG: 0.471 (1, 4) X	0-0 F3			0-0 FC3-6 1B		0-0 F3		0-0 FC6-4 1B		0-0 F9		5 0 3 0 0 0 2															
Granny Hamner, R OBP: 0.444, SLG: 0.563 (1, 6) X	0-0 6-3			0-0 FC3-6 1-2f		0-0 3B 1-H 3-H		0-0 FC6-4 1-2f		0-0 HR 1B		5 1 2 2 0 0 3															
Del Ennis, R (1, 7)		0-3 K		0-0 F7		0-0 5-3			0-0 6-3		0-0 F9	5 0 0 0 0 1 3															
Stan Lopata, R OBP: 0.353, SLG: 0.429 (1, 2)		0-3 K			0-3 K		0-0 5-3		0-0 L4		0-0 HR 1-H	5 1 1 2 0 2 0															
Willie Jones, R OBP: 0.412, SLG: 0.462 (1, 5)		0-3 K			0-0 F6		0-0 1-3		0-0 F7		4-0 BB	4 0 0 0 1 1 0															
Stan Palys, R OBP: 0.353, SLG: 0.267 (1, 9)			0-0 F4		0-0 F7		0-0 6-3			0-0 F8	0-0 5-3	5 0 0 0 0 0 1															
Earl Torgeson, L OBP: 0.400, SLG: 0.417 (1, 3)			0-3 K			4-0 1B 3B BB		0-0 F8		4-0 SH5-4 BB		2 1 0 0 2 1 0															
Robin Roberts, S (1, 1)			0-3 K			0-0 F2		4-0 1B BB		0-0 SH5-4 1-2		2 0 0 0 1 1 1															
Inning Stats	R: 0 E: 0 K: 0 S: 3	H: 0 LOB: 0 BB: 0 P: 3	R: 0 E: 0 K: 3 S: 9	H: 0 LOB: 0 BB: 0 P: 9	R: 0 E: 0 K: 2 S: 7	H: 0 LOB: 0 BB: 0 P: 7	R: 0 E: 0 K: 0 S: 4	H: 1 LOB: 1 BB: 0 P: 4	R: 0 E: 0 K: 1 S: 5	H: 0 LOB: 0 BB: 0 P: 5	R: 2 E: 0 K: 0 S: 5	H: 2 LOB: 1 BB: 1 P: 9		R: 0 E: 0 K: 0 S: 3	H: 0 LOB: 0 BB: 0 P: 3	R: 0 E: 0 K: 0 S: 4	H: 1 LOB: 2 BB: 1 P: 8	R: 0 E: 0 K: 0 S: 3	H: 0 LOB: 0 BB: 0 P: 3	R: 0 E: 0 K: 0 S: 3	H: 0 LOB: 1 BB: 1 P: 7	R: 2 E: 0 K: 0 S: 5	H: 3 LOB: 1 BB: 1 P: 9	1B: 5 2B: 0 3B: 1 HR: 1	SF: 0 SAC: 1 DP: 0 HBP: 0	WP: 0 PB: 0 SB: 0 CS: 0	PA: 43
PITCHER	IP WLS BF H R ER SO BB IBB HBP BLK WP HR S P ERA WHIP																										
Johnny Antonelli, L ERA: 2.87 (1, 1)	10.2 L 42 7 4 4 6 4 0 0 0 0 0 1 50 66 3.38 1.031																										
Mary Grissom, R ERA: 4.15 (11, 1)	0.1 1 0 0 0 0 0 0 0 0 0 0 0 0 1 1 0.00 0.000																										

livebaseballscores.com

AB	38
R	4
H	7
RBI	4
BB	4
SO	6
LOB	12



Batter	1	2	3	4	5	6	7	8	9	10	11	AB R H RBI BB SO LOB
Davey Williams, R (1, 4) OBP: 0.316, SLG: 0.667	0-0 F9		0-0 F7		0-0 G6-4-3			0-0 F3		0-0 F7		5 0 0 0 0 0 1
Alvin Dark, R (1, 6) OBP: 0.273, SLG: 0.200	0-3 K		0-0 6-3			0-0 5-3		0-0 F3			0-0 5-3	5 0 0 0 0 1 0
Willie Mays, R (1, 8) OBP: 0.456, SLG: 0.389	0-0 6-3		0-0 F3			0-0 F7-3 1B			4-0 SH1-4 BB		0-0 PB BB 1B	4 0 2 0 1 0 0
Don Mueller, L (1, 9) OBP: 0.333, SLG: 0.571		0-0 F9 1B 2B		0-0 F8		0-0 F7-3 1-2			0-0 SH1-4 1-2		0-0 F7	4 1 1 0 0 0 2
Monte Irvin, R (1, 7) Dusty Rhodes, L (9, PH) (10, 7) OBP: 0.200, SLG: 0.167		0-0 F9 2-3		0-0 F7			0-0 F3		0-0 F7		4-0 BB 1-2	3 0 0 0 0 0 1 1 0 0 0 1 0 1
Hank Thompson, L (1, 5) OBP: 0.500, SLG: 0.706		4-0 1B BB		0-0 3B			0-0 F8		4-0 BB		0-0 G3 2-3	3 0 1 0 2 0 2
Whitey Lockman, L (1, 3) OBP: 0.143, SLG: 0.333		0-0 1B 1-3 3-H		0-3 K			0-0 3-1		0-0 G3			4 0 1 1 0 1 3
Wes Westrum, R (1, 2) Bobby Hofman, R (8, PH) (9, 2) Ray Katt, R OBP: 0.214, SLG: 0.083		4-0 BB				0-0 5-3		0-0 HR		0-0 L8		1 0 0 0 1 0 0 1 1 1 1 0 0 0 1 0 0 0 0 0 0
Johnny Antonelli, L (1, 1) Marv Grissom, R (11, 1) OBP: 0.200, SLG: 0.200		0-0 F4			0-0 G6-4-3 1B			0-0 F8		0-3 K		4 0 1 0 0 1 2 0 0 0 0 0 0 0

Inning Stats	R: 0	H: 0	E: 0	K: 1	S: 5	P: 5	R: 1	H: 2	E: 0	K: 0	S: 4	P: 12	R: 0	H: 0	E: 0	K: 0	S: 3	P: 3	R: 0	H: 1	E: 0	K: 1	S: 6	P: 6	R: 0	H: 1	E: 0	K: 0	S: 3	P: 3	R: 0	H: 0	E: 0	K: 0	S: 3	P: 3	R: 1	H: 1	E: 0	K: 0	S: 4	P: 4	R: 0	H: 0	E: 0	K: 0	S: 3	P: 11	R: 0	H: 0	E: 0	K: 1	S: 5	P: 5	R: 0	H: 1	E: 0	K: 0	S: 4	P: 8	1B: 4	SF: 0	2B: 2	SAC: 1	3B: 1	DP: 2	HR: 1	HBP: 0	WP: 0	PA: 42																		
PITCHER	IP	WLS	BF	H	R	ER	SO	BB	IBB	HBP	BLK	WP	HR	S	P	ERA	WHIP																			PITCHER																		IP	WLS	BF	H	R	ER	SO	BB	IBB	HBP	BLK	WP	HR	S	P	ERA	WHIP																		
Robin Roberts, R (1, 1) ERA: 0.9	11.0	W	42	7	2	2	3	5	0	0	0	0	1	43	63	1.64	1.091																																																																							

BOTTOM

Philadelphia Phillies @ New York Giants
 Polo Grounds, New York, NY
 Sun Apr 17 1955, 3:33 AM EST
 Unknown

livebaseballscores.com

AB	36
R	2
H	7
RBI	2
BB	5
SO	3
LOB	12



Batter	1	2	3	4	5	6	7	8	9	AB R H RBI BB SO LOB	TOP		
Peanuts Lowrey, R (1, 8) OBP: 0.316, SLG: 0.333	0-0 2B	0-3 2		4-0 BB		0-0 1B		0-0 1B	0-0 6-3	4 0 2 0 1 1 2			
Bobby Morgan, R (1, 4) OBP: 0.318, SLG: 0.364	0-0 F3	0-0 E7		0-0 G5-4-3		0-3 K		0-0 6-3	0-0 6-3	5 0 0 0 0 1 5			
Granny Hamner, R (1, 6) OBP: 0.391, SLG: 0.476	0-3 K	0-0 F8			0-0 F7		0-0 6-3	0-0 1B	0-0 6-3	5 0 1 0 0 1 2			
Del Ennis, R (1, 7) OBP: 0.200, SLG: 0.200	0-0 F3		0-0 1B		0-0 1B		0-0 6-3	0-3 K	0-3 K	5 0 2 0 0 1 2			
Smoky Burgess, L (1, 2) OBP: 0.250, SLG: 0.250		0-0 1B	0-0 1B		0-0 F9		0-0 4-3			4 1 1 0 0 0 2			
Earl Torgeson, L (1, 3) OBP: 0.474, SLG: 0.467		0-0 1B	0-0 G3		4-0 BB			0-0 SH3		3 1 2 0 1 0 0			
Willie Jones, R (1, 5) OBP: 0.450, SLG: 0.467		0-0 1B		4-0 BB		0-0 BB		0-0 SH3		2 1 1 1 1 0 2			
Stan Palys, R (1, 9) OBP: 0.333, SLG: 0.263		0-0 1B		0-0 F8		0-0 L5		0-0 5-3		4 1 1 1 0 0 2			
Murry Dickson, R (1, 1) OBP: 0.500, SLG: 0.500		0-0 F4		0-0 1B		0-0 6-3		0-0 6-3		4 0 2 0 0 0 2			
Inning Stats	R: 0 E: 0 K: 1 S: 6 H: 1 LOB: 1 P: 6	R: 4 E: 1 K: 1 S: 10 H: 4 LOB: 1 P: 10	R: 0 E: 0 K: 0 S: 3 H: 1 LOB: 0 P: 3	R: 0 E: 0 K: 0 S: 3 H: 1 LOB: 2 P: 11	R: 0 E: 0 K: 0 S: 4 H: 1 LOB: 2 P: 8	R: 0 E: 0 K: 1 S: 6 H: 1 LOB: 1 P: 6	R: 0 E: 0 K: 0 S: 3 H: 0 LOB: 0 P: 3	R: 0 E: 0 K: 0 S: 4 H: 2 LOB: 2 P: 4	R: 0 E: 0 K: 1 S: 6 H: 1 LOB: 1 P: 6	1B: 11 2B: 1 3B: 0 HR: 0 SF: 0 SAC: 1 DP: 2 HBP: 0	WP: 0 PB: 0 SB: 1 CS: 0 PA: 40		
PITCHER	IP WLS BF H R ER SO BB IBB HBP BLK WP HR S P ERA WHIP											PITCHER	IP WLS BF H R ER SO BB IBB HBP BLK WP HR S P ERA WHIP
Sal Maglie, R (1, 1) ERA: 2.45	3.1 L 19 7 4 2 2 2 2 0 0 0 0 0 21 29 5.40 2.700												
Al Corwin, R (4, 1) ERA: 2.25	3.2 13 2 0 0 1 1 0 0 0 0 0 0 14 18 0.00 0.818												
Mary Grissom, R (8, 1) ERA: 2.84	2.0 8 3 0 0 1 0 0 0 0 0 0 0 10 10 0.00 1.500												

Philadelphia Phillies @ New York Giants
Polo Grounds, New York, NY
Sun Apr 17 1955, 3:38 AM EST
Att. 16,166 - Unknown

AB	36
R	4
H	12
RBI	2
BB	3
SO	4
LOB	19



livebaseballscorecards.com

Batter	1	2	3	4	5	6	7	8	9	AB	R	H	RBI	BB	SO	LOB
Davey Williams, R (1, 4) OBP: 0.318, SLG: 0.600 Bobby Hofman, R (8, PH) OBP: 0.500, SLG: 2.000 (9, 4)	0-0 F9		0-3 K			4-0 E SF9 BB		0-0 F4		2	1	0	0	1	1	1
Whitey Lockman, L (1, 3) OBP: 0.120, SLG: 0.280	0-0 F6			0-0 5-3		0-0 E5 5-3		0-0 5-3		4	0	0	0	0	0	1
Willie Mays, R (1, 8) OBP: 0.423, SLG: 0.333	0-0 F8			4-0 1B SF8 BB		0-0 5-3 1-2 2-3		0-0 6-3		3	1	0	0	1	0	2
Don Mueller, L (1, 9) OBP: 0.320, SLG: 0.542		0-0 L9		0-0 1-3 1B		0-0 SF9		0-0 F8		3	0	1	1	0	0	0
Monte Irvin, R (1, 7) OBP: 0.208, SLG: 0.190		0-0 5-3		0-0 SF8 3-H		0-0 5-3		0-0 FC5-4 1B		3	0	1	1	0	0	1
Hank Thompson, L (1, 5) OBP: 0.423, SLG: 0.571		0-0 F9		0-0 L4			0-0 F9		0-0 F6	4	0	0	0	0	0	2
Alvin Dark, R (1, 6) OBP: 0.269, SLG: 0.174			4-0 BB		0-0 4-3		0-0 F8		0-0 FC5-4 1-2f	3	0	0	0	1	0	1
Wes Westrum, R (1, 2) OBP: 0.200, SLG: 0.077 Bill Taylor, L (5, PH) Mickey Grasso, R (6, 2) Joey Amalfitano, R (7, PR) Ray Katt, R (8, 2)		0-0 F7		0-0 6-3		0-0 6-3		4-0 BB		1	0	0	0	0	0	1
Sal Maglie, R (1, 1) Al Corwin, R (4, 1) Dusty Rhodes, L (7, PH) Marv Grissom, R (8, 1)			0-3 K		0-0 1-3		0-0 F4			1	0	0	0	0	0	0


Inning Stats	R: 0	H: 0	E: 0	LOB: 0	K: 0	BB: 0	S: 3	P: 3	R: 0	H: 0	E: 0	LOB: 0	K: 0	BB: 0	S: 3	P: 3	R: 0	H: 0	E: 0	LOB: 0	K: 0	BB: 0	S: 3	P: 3	R: 0	H: 0	E: 0	LOB: 0	K: 0	BB: 0	S: 3	P: 3	R: 0	H: 1	E: 0	LOB: 1	K: 0	BB: 0	S: 4	P: 4	1B: 2	2B: 0	3B: 0	HR: 0	SF: 2	SAC: 0	DP: 0	HBP: 0	WP: 0	PA: 34
PITCHER Murry Dickson, R (1, 1) ERA: 1.0	IP	WLS	BF	H	R	ER	SO	BB	IBB	HBP	BLK	WP	HR	S	P	ERA	WHIP	IP	WLS	BF	H	R	ER	SO	BB	IBB	HBP	BLK	WP	HR	S	P	ERA	WHIP																

BOTTOM

Philadelphia Phillies @ New York Giants
Polo Grounds, New York, NY

Sun Apr 17 1955, 3:38 AM EST
Att. 16,166 - Unknown

AB	28
R	2
H	2
RBI	2
BB	4
SO	2
LOB	11



livebaseballscores.com

Batter	1	2	3	4	5	6	7	8	9	AB R H RBI BB SO LOB	TOP
Jim Gilliam, S (1, 4) OBP: 0.424, SLG: 0.536	2-1 		2-0 							4 1 1 0 1 0 2	
Jackie Robinson, R (1, 5) OBP: 0.406, SLG: 0.370	2-2 		2-3 			4-1 	2-2 		4-0 	3 1 1 0 2 1 0	
Duke Snider, L (1, 8) OBP: 0.469, SLG: 0.821	1-2 			1-0 		0-0 	1-0 		1-2 	5 1 2 3 0 0 3	
Gil Hodges, R (1, 3) OBP: 0.355, SLG: 0.292	3-2 			1-1 		0-0 	2-0 			4 1 1 0 0 0 2	
Sandy Amoros, L (1, 7) OBP: 0.367, SLG: 0.280		0-1 		2-2 		4-1 		3-2 		2 1 0 0 1 0 0	
Carl Furillo, R (1, 9) OBP: 0.387, SLG: 0.786		1-0 		0-3 		1-0 		1-1 		4 0 0 0 0 1 3	
Roy Campanella, R (1, 2) OBP: 0.414, SLG: 0.692		3-1 			2-1 	1-0 		1-2 		4 0 1 0 0 0 2	
Don Zimmer, R (1, 6) 		3-2 			3-3 	4-2 		2-2 		3 0 0 0 1 1 1	
Carl Erskine, R (1, 1) OBP: 0.143, SLG: 0.143 Ed Roebuck, R (6, 1)			0-1 		0-0 	0-0 		1-1 		3 0 1 2 0 0 0 1 0 0 0 0 0 0	
Inning Stats	R: 0 H: 1 E: 0 LOB: 1 K: 0 BB: 0 S: 11 P: 19	R: 0 H: 1 E: 0 LOB: 1 K: 0 BB: 0 S: 8 P: 15	R: 0 H: 0 E: 0 LOB: 0 K: 1 BB: 0 S: 6 P: 10	R: 0 H: 0 E: 0 LOB: 1 K: 1 BB: 0 S: 8 P: 12	R: 0 H: 0 E: 0 LOB: 0 K: 1 BB: 0 S: 6 P: 11	R: 5 H: 4 E: 0 LOB: 2 K: 0 BB: 3 S: 15 P: 32	R: 0 H: 1 E: 0 LOB: 0 K: 0 BB: 0 S: 5 P: 10	R: 0 H: 0 E: 0 LOB: 0 K: 0 BB: 0 S: 8 P: 13	R: 0 H: 0 E: 0 LOB: 2 K: 0 BB: 2 S: 9 P: 21	1B: 4 SF: 0 2B: 1 SAC: 0 3B: 1 DP: 0 HR: 1 HBP: 1	WP: 0 PA: 39 PB: 0 SB: 0 CS: 1
PITCHER Herm Wehmeier, R (1, 1) ERA: 4.91 Lynn Lovenguth, R (6, 1) ERA: Thornton Kipper, R (7, 1) ERA:	IP WLS BF H R ER SO BB IBB HBP BLK WP HR S P ERA WHIP 5.2 L 27 6 5 5 3 3 0 1 0 0 1 51 94 7.94 1.588 0.1 1 0 0 0 0 0 0 0 0 0 0 3 5 0.00 0.000 3.0 11 1 0 0 0 2 0 0 0 0 0 22 44 0.00 1.000	PITCHER IP WLS BF H R ER SO BB IBB HBP BLK WP HR S P ERA WHIP									

Brooklyn Dodgers @ Philadelphia Phillies
Connie Mack Stadium, Philadelphia, PA

Mon Apr 18 1955, 3:33 AM EST
 Att: 30,896 - Unknown

AB	33
R	5
H	7
RBI	5
BB	5
SO	3
LOB	13



Batter	1	2	3	4	5	6	7	8	9	AB	R	H	RBI	BB	SO	LOB
Peanuts Lowrey, R OBP: 0.292, SLG: 0.273 (1, 8) X	0-0 5-3 ①		2-3 K ①		4-2 BB BB ②		0-1 1-3 ①		1-2 1-3 ③	4	0	0	0	1	1	0
Bobby Morgan, R OBP: 0.308, SLG: 0.360 (1, 4) X	0-0 1B ②		2-2 1-3 ②		1-1 SF7 3-H ②		2-2 L6 ②			3	0	1	1	0	0	0
Granny Hamner, R OBP: 0.370, SLG: 0.417 (1, 6) C X	0-2 L4 ②		0-1 F7 ③		4-1 BB BB BB ③		0-0 B1-3 ③			3	0	0	0	1	0	1
Del Ennis, R OBP: 0.143, SLG: 0.143 (1, 7) B C X	1-1 5-3 ③			1-0 F9 ①	1-2 F3 ③			3-2 E5 FC5-4 ①		4	0	0	0	0	0	4
Stan Lopata, R OBP: 0.381, SLG: 0.444 (1, 2)		3-2 E6 G3-1 1B ①		2-2 G4-6-3 1B ②		1-2 F8 ①		0-2 FC5-4 1-2f ①		4	1	2	0	0	0	1
Earl Torgeson, L OBP: 0.435, SLG: 0.389 (1, 3) F X		0-1 G3-1 2-H ①		2-1 G4-6-3 1-2f ② ③		4-2 BB BB ②		1-0 F7 ②		3	0	0	1	1	0	2
Willie Jones, R OBP: 0.458, SLG: 0.412 (1, 5) X		0-0 F5 ②			4-2 SH1-4 BB SF7 BB ②		4-2 BB 1-2 BB ②		1-2 6-3 ③	2	1	0	0	2	0	1
Stan Palys, R OBP: 0.400, SLG: 0.333 (1, 9) X		0-0 2B ②			4-1 BB SH1-4 BB ②		3-2 F9 ②		4-1 G4-6-3 BB ②	2	0	1	0	2	0	2
Herm Wehmeier, R (1, 1)		0-2 1-3 ③			0-0 SH1-4 ③		3-2 1-3 ③									
Lynn Lovenguth, L (6, 1)									2-2 G4-6-3 1-2f ② ③	1	0	0	0	0	0	1
Mary Blaylock, L OBP: 0.500, SLG: 0.500 (6, PH)										0	0	0	0	0	0	0
Thornton Kipper, R (7, 1)										1	0	0	0	0	0	0
Floyd Baker, L (9, PH)										1	0	0	0	0	0	1

Inning Stats	R: 0	H: 1	E: 0	LOB: 1	K: 0	BB: 0	S: 7	R: 1	H: 2	E: 1	LOB: 1	K: 0	BB: 0	S: 10	R: 0	H: 0	E: 0	LOB: 0	K: 1	BB: 0	S: 8	R: 0	H: 1	E: 0	LOB: 0	K: 0	BB: 0	S: 6	R: 1	H: 0	E: 0	LOB: 3	K: 0	BB: 4	S: 13	R: 0	H: 0	E: 0	LOB: 2	K: 0	BB: 2	S: 18	R: 0	H: 0	E: 2	LOB: 1	K: 0	BB: 0	S: 12	R: 0	H: 0	E: 0	LOB: 0	K: 0	BB: 0	S: 8	R: 0	H: 0	E: 0	LOB: 1	K: 0	BB: 1	S: 7	R: 0	H: 0	E: 0	LOB: 0	K: 0	BB: 1	S: 14	1B: 3	SF: 1	2B: 1	SAC: 1	3B: 0	DP: 2	HR: 0	HBP: 0	WP: 0	PA: 37
--------------	------	------	------	--------	------	-------	------	------	------	------	--------	------	-------	-------	------	------	------	--------	------	-------	------	------	------	------	--------	------	-------	------	------	------	------	--------	------	-------	-------	------	------	------	--------	------	-------	-------	------	------	------	--------	------	-------	-------	------	------	------	--------	------	-------	------	------	------	------	--------	------	-------	------	------	------	------	--------	------	-------	-------	-------	-------	-------	--------	-------	-------	-------	--------	-------	--------

PITCHER	IP	WLS	BF	H	R	ER	SO	BB	IBB	HBP	BLK	WP	HR	S	P	ERA	WHIP
Carl Erskine, R ERA: 1.88 (1, 1)	5.1	W	25	4	2	2	1	6	0	0	0	0	0	52	91	3.38	1.875
Ed Roebuck, R ERA: (6, 1)	3.2	S	12	0	0	0	0	1	0	0	0	0	0	37	57	0.00	0.273

BOTTOM

Brooklyn Dodgers @ Philadelphia Phillies
Connie Mack Stadium, Philadelphia, PA

livebaseballscorecards.com

AB	28
R	2
H	4
RBI	2
BB	7
SO	1
LOB	15



Mon Apr 18 1955, 3:33 AM EST
 Att. 30,896 - Unknown

Batter	1	2	3	4	5	6	7	8	9	AB R H RBI BB SO LOB	TOP
Jim Gilliam, S (1, 4) <small>OBP: 0.432, SLG: 0.516</small>	1-1 		2-3 		1-0 	1-2 		2-0 		3 0 1 0 0 1 0	
Jackie Robinson, R (1, 5) <small>OBP: 0.351, SLG: 0.313</small>	1-2 		0-0 		1-1 	1-1 		1-2 		5 0 0 0 0 0 4	
Duke Snider, L (1, 8) <small>OBP: 0.486, SLG: 0.774</small>	4-0 		0-0 		1-3 		1-1 		4-1 	3 1 1 0 2 1 0	
Gil Hodges, R (1, 3) <small>OBP: 0.361, SLG: 0.321</small>	4-1 		2-0 				3-2 		2-3 	4 0 1 0 1 2 1	
Sandy Amoros, L (1, 7) <small>OBP: 0.400, SLG: 0.310</small>	3-1 			2-1 		4-0 		0-0 	2-0 	4 1 2 1 1 0 1	
Carl Furillo, R (1, 9) <small>OBP: 0.400, SLG: 0.839</small>	0-0 			1-2 		1-1 		4-1 		3 2 1 2 1 0 3	
Roy Campanella, R (1, 2) <small>OBP: 0.394, SLG: 0.733</small>		0-1 		0-0 		1-0 		1-0 		4 1 1 1 0 0 2	
Don Zimmer, R (1, 6) <small>OBP: 0.222, SLG: 0.500</small>		3-1 		2-2 		1-3 		0-1 		4 1 1 2 0 1 1	
Don Newcombe, L (1, 1) <small>OBP: 0.571, SLG: 1.571</small> Jim Hughes, R (7, 1) Ed Roebuck, R (8, 1)		0-3 		0-2 		2-2 		0-3 		3 1 2 0 0 1 0 1 0 0 0 0 1 0 0 0 0 0 0 0 0	
Inning Stats	R: 1 H: 2 E: 0 LOB: 2 K: 0 BB: 2 S: 10 P: 23	R: 0 H: 0 E: 0 LOB: 0 K: 1 BB: 0 S: 7 P: 10	R: 0 H: 2 E: 0 LOB: 2 K: 1 BB: 0 S: 6 P: 10	R: 0 H: 1 E: 0 LOB: 1 K: 0 BB: 0 S: 11 P: 16	R: 1 H: 1 E: 0 LOB: 0 K: 1 BB: 0 S: 10 P: 13	R: 3 H: 3 E: 0 LOB: 2 K: 1 BB: 1 S: 16 P: 30	R: 0 H: 0 E: 0 LOB: 0 K: 1 BB: 0 S: 7 P: 9	R: 2 H: 1 E: 0 LOB: 0 K: 1 BB: 1 S: 8 P: 15	R: 0 H: 0 E: 0 LOB: 1 K: 1 BB: 1 S: 8 P: 17	1B: 5 SF: 0 2B: 2 SAC: 1 3B: 0 DP: 1 HR: 3 HBP: 1	WP: 0 PA: 41 PB: 0 SB: 0 CS: 2
PITCHER Jim Owens, R (1, 1) <small>ERA: 8.44</small> Lynn Lovenguth, R (6, 1) <small>ERA:</small> Curt Simmons, L (8, 1) <small>ERA: 18.0</small> Bob Miller, R (9, 1) <small>ERA:</small>	IP WLS BF H R ER SO BB IBB HBP BLK WP HR S P ERA WHIP 5.1 L 25 8 5 5 3 3 0 0 0 0 2 50 87 8.44 2.062 1.2 7 1 0 0 2 0 0 1 0 0 0 17 24 0.00 0.600 1.0 5 1 2 2 1 1 0 0 0 0 1 8 15 18.00 2.000 1.0 4 0 0 0 1 1 0 0 0 0 0 8 17 0.00 1.000	PITCHER IP WLS BF H R ER SO BB IBB HBP BLK WP HR S P ERA WHIP									

Brooklyn Dodgers @ Philadelphia Phillies
 Connie Mack Stadium, Philadelphia, PA

Tue Apr 19 1955, 3:33 AM EST
 Att: 19,930 - Unknown

AB	34
R	7
H	10
RBI	6
BB	5
SO	7
LOB	12

Batter	1	2	3	4	5	6	7	8	9	AB	R	H	RBI	BB	SO	LOB
Peanuts Lowrey, R OBP: 0.241, SLG: 0.222 (1, 8)	0-1 5-3		2-0 F8		0-0 5-3		0-1 F3	1-1 E1		5	0	0	0	0	0	4
Bobby Morgan, R OBP: 0.355, SLG: 0.500 (1, 4)	2-2 G4-6-3 1B			0-1 1B		1-3 K	1-1 HR	2-2 G6-4-3		5	1	3	2	0	1	2
Granny Hamner, R OBP: 0.406, SLG: 0.429 (1, 6)	0-1 G4-6-3 1-2f			0-0 L9		1-2 FC6-4 1B	4-2 1B BB		2-0 E7 1B	4	0	2	0	1	0	2
Del Ennis, R OBP: 0.158, SLG: 0.158 (1, 7)		1-0 5-3		2-3 K		0-0 FC6-4 1-2f	1-1 1B		0-1 L8	5	0	1	0	0	1	3
Stan Lopata, R OBP: 0.308, SLG: 0.348 (1, 2)		2-1 6-3		1-3 K		1-2 F6	0-0 F8		1-3 K	5	0	0	0	0	2	5
Earl Torgeson, L OBP: 0.464, SLG: 0.409 (1, 3)		1-1 1B			0-0 SH3-4 1B		1-0 4-3	4-2 HR BB	0-0 G3	4	1	2	0	1	0	1
Willie Jones, R OBP: 0.464, SLG: 0.550 (1, 5)		3-3 K			0-1 F9		4-1 2B BB	1-1 HR		3	2	1	2	1	1	2
Stan Palys, R OBP: 0.414, SLG: 0.400 (1, 9)			1-3 K2-3		0-0 SH3-4 1B		0-1 2B 2B	2-3 K		4	1	2	1	0	2	0
Jim Owens, R Lynn Lovenguth, L Marv Blaylock, L Curt Simmons, L Smoky Burgess, L Herm Wehmeier, R Bob Miller, R (1, 1) (6, 1) (7, PH) (8, 1) (8, PH) (8, PR) (9, 1)			0-3 K		0-2 SH3-4		1-2 HR 2B	4-1 E BB		1	0	0	0	0	1	0

Inning Stats	R: 0	H: 1	E: 0	LOB: 0	K: 0	S: 7	P: 9	R: 0	H: 1	E: 0	LOB: 1	K: 1	S: 9	P: 16	R: 0	H: 0	E: 0	LOB: 0	K: 2	S: 9	R: 0	H: 1	E: 0	LOB: 1	K: 2	S: 10	P: 13	R: 0	H: 2	E: 0	LOB: 2	K: 0	S: 8	P: 8	R: 0	H: 1	E: 0	LOB: 1	K: 1	S: 11	P: 14	R: 4	H: 4	E: 0	LOB: 2	K: 0	S: 16	P: 28	R: 2	H: 1	E: 1	LOB: 2	K: 1	S: 14	P: 28	R: 0	H: 1	E: 1	LOB: 1	K: 1	S: 7	P: 10	1B: 8	SF: 0	2B: 2	SAC: 1	3B: 0	DP: 2	HR: 2	HBP: 0	WP: 0	PA: 42
--------------	------	------	------	--------	------	------	------	------	------	------	--------	------	------	-------	------	------	------	--------	------	------	------	------	------	--------	------	-------	-------	------	------	------	--------	------	------	------	------	------	------	--------	------	-------	-------	------	------	------	--------	------	-------	-------	------	------	------	--------	------	-------	-------	------	------	------	--------	------	------	-------	-------	-------	-------	--------	-------	-------	-------	--------	-------	--------

PITCHER	IP	WLS	BF	H	R	ER	SO	BB	IBB	HBP	BLK	WP	HR	S	P	ERA	WHIP
Don Newcombe, R ERA: 5.79 (1, 1)	6.2	W	29	9	4	4	6	1	0	0	0	0	1	65	90	5.40	1.500
Jim Hughes, R ERA: 5.4 (7, 1)	0.2		7	2	2	2	1	3	0	0	0	0	1	14	30	27.00	7.500
Ed Roebuck, R ERA: (8, 1)	1.2	S	6	1	0	0	1	0	0	0	0	0	0	12	18	0.00	0.600

BOTTOM

Brooklyn Dodgers @ Philadelphia Phillies
Connie Mack Stadium, Philadelphia, PA
 Tue Apr 19 1955, 3:33 AM EST
 Att. 19,930 - Unknown

livebaseballscorecards.com

AB	37
R	6
H	12
RBI	6
BB	4
SO	8
LOB	19



Batter	1	2	3	4	5	6	7	8	9	AB R H RBI BB SO LOB	TOP											
Bobby Morgan, R (1, 4) OBP: 0.343, SLG: 0.455	3-2 5-3		0-3 K		1-3 K			4-0 FC4-8 BB		3 0 0 0 1 2 0	Philadelphia Phillies @ Brooklyn Dodgers Ebbets Field, Brooklyn, NY Wed Apr 20 1955, 3:33 AM EST Att. 9,942 - Unknown											
Peanuts Lowrey, R (1, 8) OBP: 0.212, SLG: 0.194	1-0 F8		1-1 F8		0-0 F8		2-1 F4		4 0 0 0 0 0 1													
Granny Hamner, R (1, 6) OBP: 0.417, SLG: 0.438	0-0 1B			2-2 2B 1B 1B		0-0 F4		1-2 FC4-6 1-2f	4 1 2 0 0 0 1													
Smoky Burgess, L (1, 2) OBP: 0.444, SLG: 0.875	0-1 1-3			0-0 1-3 1B 2B		1-0 HR		1-0 F8	4 1 2 1 0 0 1													
Del Ennis, R (1, 7) OBP: 0.130, SLG: 0.130		0-1 6-3		0-1 F2		2-0 F3		0-0 4-3	4 0 0 0 0 0 2													
Earl Torgeson, L (1, 3) OBP: 0.438, SLG: 0.385		3-2 F5		3-2 FC5-4 1B 2-H 3-H		3-2 F4		1-2 L6	4 0 1 1 0 0 0													
Willie Jones, R (1, 5) OBP: 0.452, SLG: 0.522		2-2 1B		2-1 FC5-4 1-2f		1-2 F9			3 0 1 0 0 0 1													
Stan Palys, R (1, 9) OBP: 0.375, SLG: 0.357		0-0 1-3			1-3 K		2-1 4-3		3 0 0 0 0 1 1													
Steve Ridzik, R (1, 1)			0-1 1-3		3-3 K			0-1 6-3	2 0 0 0 0 1 0													
Lynn Lovenguth, L (7, 1)									0 0 0 0 0 0 0													
Floyd Baker, L (8, PH)									1 0 0 0 0 0 0													
Thornton Kipper, R (8, 1)									0 0 0 0 0 0 0													
Inning Stats	R: 0 E: 0 K: 0 S: 7	H: 1 LOB: 1 BB: 0 P: 11	R: 0 E: 0 K: 0 S: 10	H: 1 LOB: 1 BB: 0 P: 15	R: 0 E: 0 K: 1 S: 7	H: 0 LOB: 0 BB: 0 P: 8	R: 1 E: 0 K: 0 S: 11	H: 3 LOB: 1 BB: 0 P: 18	R: 0 E: 0 K: 3 S: 11	H: 0 LOB: 0 BB: 0 P: 16	R: 1 E: 0 K: 0 S: 4	H: 1 LOB: 0 BB: 0 P: 7	R: 0 E: 0 K: 0 S: 10	H: 0 LOB: 0 BB: 0 P: 16	R: 0 E: 0 K: 0 S: 10	H: 0 LOB: 1 BB: 1 P: 17	R: 0 E: 0 K: 0 S: 5	H: 0 LOB: 0 BB: 0 P: 7	1B: 4 2B: 1 3B: 0 HR: 1	SF: 0 SAC: 0 DP: 0 HBP: 0	WP: 0 PB: 0 SB: 0 CS: 0	PA: 33
PITCHER	IP WLS BF H R ER SO BB IBB HBP BLK WP HR S P ERA WHIP																					
Billy Loes, R (1, 1) ERA: 2.81	7.0 W 26 6 2 2 4 0 0 0 0 0 1 60 91 2.57 0.857																					
Clem Labine, R (8, 1) ERA: 0.9	2.0 S 7 0 0 0 0 1 0 0 0 0 0 0 15 24 0.00 0.500																					

livebaseballscorecards.com

AB	32
R	2
H	6
RBI	2
BB	1
SO	4
LOB	7



Batter	1	2	3	4	5	6	7	8	9	AB	R	H	RBI	BB	SO	LOB
Jim Gilliam, S OBP: 0.381, SLG: 0.444 (1, 4)	0-0 F4		1-2 G3		0-0 3-1		3-2 FC3-6 BB HBP 1B	3-1 4-3		5	1	0	0	0	0	4
Jackie Robinson, R OBP: 0.366, SLG: 0.294 (1, 5)	4-0 WP BB		0-0 6-3		0-0 F9		1-1 BB 1B HBP			2	1	0	0	1	0	0
Duke Snider, L OBP: 0.512, SLG: 0.750 (1, 8)	2-3 K		4-0 BB			4-1 G5-4-3 BB	4-2 1B BB			1	0	0	1	3	1	1
Gil Hodges, R OBP: 0.350, SLG: 0.313 (1, 3)	0-2 4-3		2-2 6-3			3-1 G5-4-3	2-2 BB 1B			4	0	1	2	0	0	3
Sandy Amoros, L OBP: 0.385, SLG: 0.333 (1, 7)		0-1 F9		1-1 F5		1-1 BB 2B	1-2 4-3			4	0	1	0	0	0	2
Carl Furillo, R OBP: 0.410, SLG: 0.824 (1, 9)		1-0 BB HBP		1-3 K		1-0 6-3		2-1 BB 2B		3	0	1	0	0	1	1
Roy Campanella, R OBP: 0.432, SLG: 0.710 (1, 2)		4-0 1-3 BB		4-1 FC6-4 HBP			4-2 FC3-6 BB BB	3-2 F3		1	1	0	0	2	0	1
Don Zimmer, R OBP: 0.231, SLG: 0.364 (1, 6)		0-0 1-3		2-0 FC6-4			0-1 F8	4-2 BB		3	0	0	0	1	0	4
Billy Loes, R OBP: 0.167, SLG: 0.167 (1, 1) George Shuba, L (7, PH) Don Hoak, R (7, PR) Clem Labine, R (8, 1)		2-3 K		0-1 F9			4-0 FC3-6 BB	0-3 K		2	0	0	0	0	1	2

Inning Stats	R: 0	H: 0	E: 0	K: 1	S: 7	R: 0	H: 0	E: 0	K: 1	S: 6	R: 0	H: 0	E: 0	K: 0	S: 7	R: 0	H: 0	E: 0	K: 1	S: 7	R: 0	H: 0	E: 0	K: 0	S: 4	R: 3	H: 1	E: 0	K: 0	S: 20	R: 0	H: 1	E: 0	K: 1	S: 15		
	LOB: 1	BB: 1				LOB: 2	BB: 1				LOB: 1	BB: 1				LOB: 2	BB: 3				LOB: 2	BB: 1				LOB: 2	BB: 2										

PITCHER	IP	WLS	BF	H	R	ER	SO	BB	IBB	HBP	BLK	WP	HR	S	P	ERA	WHIP
Steve Ridzik, R ERA: 3.0 (1, 1)	6.2	L	30	1	3	3	3	7	0	3	0	1	0	50	103	4.05	1.200
Lynn Lovenguth, R ERA: (7, 1)	0.1		2	1	0	0	0	0	0	0	0	0	0	7	10	0.00	3.000
Thornton Kipper, R ERA: (8, 1)	1.0		5	1	0	0	1	1	0	0	0	0	0	15	27	0.00	2.000

BOTTOM

Philadelphia Phillies @ Brooklyn Dodgers
Ebbets Field, Brooklyn, NY
 Wed Apr 20 1955, 3:33 AM EST
 Att. 9,942 - Unknown

AB	26
R	3
H	3
RBI	3
BB	8
SO	4
LOB	20



1B	2B	3B	HR	SF	SAC	DP	HBP	WP	PA
1	2	0	0	0	1	0	3	1	37

Batter	1	2	3	4	5	6	7	8	9	AB R H RBI BB SO LOB	TOP		
Bobby Morgan, R (1, 4) OBP: 0.359, SLG: 0.568	0-1 HR		0-1 WP 1-3 2B		2-2 F7		0-0 4-3			4 1 2 1 0 0 0			
Earl Torgeson, L (1, 3) OBP: 0.444, SLG: 0.379	0-1 G3		4-0 G5-3 WP BB		1-2 1B		0-1 G3			3 0 1 0 1 0 0			
Del Ennis, R (1, 7) OBP: 0.148, SLG: 0.120	0-0 F8		0-0 SF8		0-3 K			4-1 G4-6-3 BB		2 0 0 1 1 1 1			
Smoky Burgess, L (1, 2) OBP: 0.462, SLG: 0.818	0-0 G3		3-H 4-0 1-2 2-3 IBB		2-1 1B BLK 2B			2-2 G4-6-3 1-2f		3 1 1 0 1 0 1			
Granny Hamner, R (1, 6) OBP: 0.425, SLG: 0.472		0-0 3-1 2B	3-2 G5-3 2-3f		2-2 BLK 1B 1B			1-3 K		4 1 2 0 0 1 3			
Willie Jones, R (1, 5) OBP: 0.429, SLG: 0.481		1-1 3-1 2-3		3-2 G5-4-3 1B		1-3 K 1-2 3-H		1-1 F5		4 0 1 0 0 1 2			
Stan Palys, R (1, 9) OBP: 0.361, SLG: 0.344		0-2 1-3		2-3 K		1-2 G6-4-3 1B		0-0 6-3		4 0 1 1 0 1 2			
Peanuts Lowrey, R (1, 8) OBP: 0.189, SLG: 0.171		1-2 6-3		0-2 G5-4-3 1-2f		2-1 G6-4-3		1-2 4-3		4 0 0 0 0 0 3			
Robin Roberts, S (1, 1) OBP: 0.375, SLG: 0.167			0-0 2B SF8 1B		1-2 F7		1-3 K2-3			1 1 1 0 0 0 0			
Bob Greenwood, R (4, 1)										1 0 0 0 0 0 0			
Danny Schell, R (7, PH)										1 0 0 0 0 1 0			
Ron Mrozinski, R (7, 1)										0 0 0 0 0 0 0			
Inning Stats	R: 1 E: 0 K: 0 S: 6 H: 1 LOB: 0 BB: 0 P: 6	R: 0 E: 0 K: 0 S: 9 H: 1 LOB: 1 BB: 0 P: 11	R: 1 E: 0 K: 0 S: 7 H: 2 LOB: 2 BB: 2 P: 18	R: 0 E: 0 K: 1 S: 9 H: 1 LOB: 0 BB: 0 P: 14	R: 0 E: 0 K: 1 S: 12 H: 1 LOB: 1 BB: 0 P: 16	R: 2 E: 0 K: 1 S: 16 H: 3 LOB: 0 BB: 0 P: 24	R: 0 E: 0 K: 1 S: 6 H: 0 LOB: 0 BB: 0 P: 7	R: 0 E: 0 K: 1 S: 7 H: 0 LOB: 0 BB: 1 P: 14	R: 0 E: 0 K: 0 S: 6 H: 0 LOB: 0 BB: 0 P: 8	1B: 5 2B: 3 3B: 0 HR: 1 SF: 1 SAC: 0 DP: 4 HBP: 0	WP: 1 PB: 0 SB: 0 CS: 0 PA: 35		
PITCHER	IP WLS BF H R ER SO BB IBB HBP BLK WP HR S P ERA WHIP											PITCHER	IP WLS BF H R ER SO BB IBB HBP BLK WP HR S P ERA WHIP
Russ Meyer, R (1, 1) ERA: 1.59	2.1 13 4 2 2 0 1 1 0 0 1 1 19 29 7.71 2.143												
Joe Black, R (3, 1) ERA: 2.7	6.2 22 5 2 2 5 1 0 0 1 0 0 59 89 2.70 0.900												

Philadelphia Phillies @ Brooklyn Dodgers
Ebbets Field, Brooklyn, NY
Thu Apr 21 1955, 3:33 AM EST
Att. 3,874 - Unknown

livebaseballscorecards.com

AB	31
R	4
H	9
RBI	3
BB	3
SO	5
LOB	12



Batter	1	2	3	4	5	6	7	8	9
Jim Gilliam, S OBP: 0.340, SLG: 0.390 (1, 4)	1-3 	1-2 6-3		2-1 E3 1B HR	3-1 G3	2-2 FC6 1-2f			
Jackie Robinson, R OBP: 0.378, SLG: 0.395 Don Hoak, R (7, 5)	0-0 F4		1-2 HR	1-1 HR 1B	1-0 F3		0-0 F9		
Duke Snider, L OBP: 0.500, SLG: 0.778 (1, 8)	2-2 F2		0-1 6-3	2-0 HR 1-H 3-H		3-2 4-3	4-0 G1-4-3 BB		
Gil Hodges, R OBP: 0.378, SLG: 0.405 (1, 3)		1-1 E 1B 1B	3-1 F6	1-2 HR 2B		1-0 1B 2B	1-1 G1-4-3 1-2f		
Sandy Amoros, L OBP: 0.364, SLG: 0.395 (1, 7)		1-0 E1 1B SF7	1-2 L9	1-0 HR		2-1 F6	1-3 K		
Carl Furillo, R OBP: 0.455, SLG: 0.821 (1, 9)		3-2 1B 1B		2B 1B		0-0 1B 2B 1B	0-0 6-3		
Roy Campanella, R OBP: 0.405, SLG: 0.657 (1, 2)		0-1 SF7		L8 FC6-4		0-0 2B 1B 1B	3-3 K		
Don Zimmer, R OBP: 0.412, SLG: 0.867 (1, 6)		0-1 1B		0-0 E 1B 2B	2-2 HR	1-0 1B 2B			
Russ Meyer, S OBP: 0.250, SLG: 0.500 Joe Black, R OBP: 0.333, SLG: 0.333 (3, 1)		0-3 K		1-3 K	0-1 5-3	0-0 FC6 1B			

Inning Stats	R: 0 E: 0 K: 1 S: 7	H: 0 LOB: 0 BB: 0 P: 10	R: 2 E: 1 K: 1 S: 16	H: 3 LOB: 2 BB: 0 P: 22	R: 1 E: 0 K: 0 S: 12	H: 1 LOB: 0 BB: 0 P: 17	R: 7 E: 1 K: 1 S: 22	H: 7 LOB: 1 BB: 0 P: 32	R: 1 E: 0 K: 0 S: 10	H: 1 LOB: 0 BB: 0 P: 16	R: 3 E: 0 K: 0 S: 13	H: 5 LOB: 2 BB: 0 P: 22	R: 0 E: 0 K: 0 S: 3	H: 0 LOB: 0 BB: 1 P: 8	R: 0 E: 0 K: 2 S: 7	H: 0 LOB: 0 BB: 0 P: 11
1B: 9 2B: 4 3B: 0 HR: 4	SF: 1 SAC: 0 DP: 1 HBP: 0	WP: 0 PA: 43 PB: 0 SB: 0 CS: 0														

PITCHER	IP	WLS	BF	H	R	ER	SO	BB	IBB	HBP	BLK	WP	HR	S	P	ERA	WHIP
Robin Roberts, R ERA: 1.9 (1, 1)	3.2	L	23	10	10	3	3	0	0	0	0	0	3	54	77	7.36	2.727
Bob Greenwood, R ERA: 15.43 (4, 1)	2.1		14	7	4	4	0	0	0	0	0	0	1	26	42	15.43	3.000
Ron Mrozinski, L ERA: (7, 1)	2.0		6	0	0	0	2	1	0	0	0	0	0	10	19	0.00	0.500

BOTTOM

Philadelphia Phillies @ Brooklyn Dodgers
Ebbets Field, Brooklyn, NY

Thu Apr 21 1955, 3:33 AM EST
Att. 3,874 - Unknown

AB	R	H	RBI	BB	SO	LOB
5	1	0	0	0	1	5
4	2	2	2	0	0	0
1	0	0	0	0	0	0
4	1	1	3	1	0	0
5	3	3	0	0	0	1
5	2	1	2	0	1	2
5	2	4	2	0	0	0
4	1	1	1	0	1	2
4	2	4	3	0	0	0
1	0	0	0	0	1	2
3	0	1	1	0	1	1

AB 41

R 14

H 17

RBI 14

BB 1

SO 5

LOB 13

livebaseballscorecards.com

Batter	1	2	3	4	5	6	7	8	9	AB R H RBI BB SO LOB	TOP
Roberto Clemente, R OBP: 0.333, SLG: 0.706 (1, 8) X	0-0 FC4-2 3B		0-0 F4		0-3 K		0-0 F5		0-0 B3	5 0 1 0 0 1 1	
Gene Freese, R OBP: 0.250, SLG: 0.267 (1, 4) X	0-0 FC4-2		0-0 3B 1B		0-3 K		0-0 5-3		0-0 F2	5 1 1 0 0 1 2	
Felipe Montemayor, L OBP: 0.100, SLG: 0.300 (1, 9) X	0-0 F2 3-H		0-0 PB 3B		0-3 K		0-0 4-3		0-0 4-3	5 1 1 1 0 1 2	
Frank Thomas, R OBP: 0.276, SLG: 0.240 (1, 7) S S	0-3 K		0-0 E6 3-H		0-0 E5 1B		0-0 5-3		0-0 5-3	4 1 0 0 0 1 1	
Sid Gordon, R OBP: 0.217, SLG: 0.182 (1, 5) X		0-0 F2	0-0 5-3		0-0 5-3 SH1-4 1B 2-H		0-0 5-3 SH1-4 1B		4-0 G3 BB	3 0 1 1 1 0 1	
Preston Ward, L OBP: 0.208, SLG: 0.409 (1, 3) X		0-0 SF8 3B		0-3 K		0-0 SH1-4		0-0 G3		3 1 1 0 0 1 1	
Toby Atwell, L OBP: 0.353, SLG: 0.091 (1, 2) X		0-0 SF8 3-H		0-0 F7		4-0 5-3 IBB		4-0 5-3 IBB		1 0 0 1 2 0 0	
Dick Cole, R OBP: 0.308, SLG: 0.308 (1, 6) X		0-0 5-3		0-0 FC5-4 1B		0-0 5-3 1-2 2-3		0-0 4-3		4 0 1 0 0 0 4	
Bob Purkey, R OBP: 0.200, SLG: 0.200 (1, 1) X			0-0 F5		0-0 FC5-4 1-2f		0-0 F9		0-0 1B	4 0 1 0 0 0 3	
Roger Bowman, R (9, 1)										0 0 0 0 0 0 0	
Inning Stats	R: 0 H: 1 E: 0 LOB: 1 K: 1 BB: 0 S: 6 P: 6	R: 1 H: 1 E: 0 LOB: 0 K: 0 BB: 0 S: 4 P: 4	R: 2 H: 2 E: 1 LOB: 1 K: 0 BB: 0 S: 6 P: 6	R: 0 H: 1 E: 0 LOB: 1 K: 1 BB: 0 S: 6 P: 6	R: 0 H: 0 E: 0 LOB: 0 K: 3 BB: 0 S: 9 P: 9	R: 1 H: 1 E: 1 LOB: 2 K: 0 BB: 1 S: 5 P: 9	R: 0 H: 0 E: 0 LOB: 0 K: 0 BB: 0 S: 3 P: 3	R: 0 H: 0 E: 0 LOB: 2 K: 0 BB: 2 S: 3 P: 11	R: 0 H: 1 E: 0 LOB: 1 K: 0 BB: 0 S: 4 P: 4	1B: 4 SF: 1 2B: 0 SAC: 1 3B: 3 DP: 0 HR: 0 HBP: 0	WP: 0 PA: 39 PB: 1 SB: 0 CS: 0
PITCHER Herm Wehmeier, R ERA: 3.97 (1, 1)	IP WLS BF H R ER SO BB IBB HBP BLK WP HR S P ERA WHIP										
Bob Miller, R ERA: (9, 1)	1.0 W 4 1 0 0 0 0 0 0 0 0 0 0 4 4 0.00 1.000										

Pittsburgh Pirates @ Philadelphia Phillies
 Connie Mack Stadium, Philadelphia, PA

Fri Apr 22 1955, 3:33 AM EST
 Att. 5,821 - Unknown

livebaseballscorecards.com

AB	34
R	4
H	7
RBI	3
BB	3
SO	5
LOB	15



Batter	1	2	3	4	5	6	7	8	9	AB R H RBI BB SO LOB
--------	---	---	---	---	---	---	---	---	---	----------------------

Bobby Morgan, R <small>OBP: 0.349, SLG: 0.537</small> (1, 4)	0-0 1-5-3 		0-0 6-3 			0-0 			0-3 K 	4 0 1 0 0 1 0
Mel Clark, R <small>OBP: 0.222, SLG: 0.188</small> (1, 9)	0-0 1-3 			0-0 1-3 		0-0 4-3 			0-0 	4 1 1 0 0 0 1
Granny Hamner, R <small>OBP: 0.432, SLG: 0.513</small> (1, 6)	4-0 			0-0 4-3 			0-0 4-3 		0-0 	3 1 1 1 1 0 0
Smoky Burgess, L <small>OBP: 0.412, SLG: 0.643</small> (1, 2)	0-0 4-3 			0-0 4-3 			0-0 F7 		4-0 	3 0 0 0 1 0 1
Peanuts Lowrey, R <small>OBP: 0.169, SLG: 0.171</small> (9, PR)									4-0 	0 1 0 0 0 0 0
Earl Torgeson, L <small>OBP: 0.475, SLG: 0.406</small> (1, 3)		0-0 			0-0 F8 		4-0 		0-0 	3 1 2 1 1 0 0
Del Ennis, R <small>OBP: 0.161, SLG: 0.241</small> (1, 7)		0-0 G4-6-3 		0-0 4-3 		0-0 1-3 		0-0 	4 1 1 3 0 0 2	
Willie Jones, R <small>OBP: 0.395, SLG: 0.433</small> (1, 5)		0-0 6-3 		0-0 F7 			0-0 5-3 			3 0 0 0 0 0 0
Stan Palys, R <small>OBP: 0.333, SLG: 0.314</small> (1, 8)			0-0 F9 			0-0 F9 		0-0 L4 		3 0 0 0 0 0 0
Herm Wehmeier, R (1, 1)			0-0 6-3 			0-3 K 		0-0 4-3 		2 0 0 0 0 1 0
Danny Schell, R (8, PH)										1 0 0 0 0 0 0
Bob Miller, R (9, 1)										0 0 0 0 0 0 0

Inning Stats	R: 0	H: 0	E: 0	K: 0	S: 3	LOB: 1	BB: 1	P: 7	R: 0	H: 1	E: 0	K: 0	S: 3	LOB: 0	BB: 0	P: 3	R: 0	H: 0	E: 0	K: 0	S: 3	LOB: 0	BB: 0	P: 3	R: 0	H: 0	E: 0	K: 1	S: 6	LOB: 1	BB: 0	P: 6	R: 0	H: 0	E: 0	K: 0	S: 3	LOB: 1	BB: 1	P: 7	R: 0	H: 0	E: 0	K: 0	S: 3	LOB: 0	BB: 0	P: 3	R: 5	H: 4	E: 0	K: 1	S: 7	LOB: 1	BB: 1	P: 11	1B: 3	SF: 0	2B: 1	SAC: 0	3B: 1	DP: 1	HR: 1	HBP: 0	WP: 0	PA: 33
--------------	------	------	------	------	------	--------	-------	------	------	------	------	------	------	--------	-------	------	------	------	------	------	------	--------	-------	------	------	------	------	------	------	--------	-------	------	------	------	------	------	------	--------	-------	------	------	------	------	------	------	--------	-------	------	------	------	------	------	------	--------	-------	-------	-------	-------	-------	--------	-------	-------	-------	--------	-------	--------

PITCHER	IP	WLS	BF	H	R	ER	SO	BB	IBB	HBP	BLK	WP	HR	S	P	ERA	WHIP
Bob Purkey, R <small>ERA: 5.28</small> (1, 1)	8.1		31	4	3	3	2	3	0	0	0	0	0	32	44	3.24	0.840
Roger Bowman, L <small>ERA: 18.0</small> (9, 1)	0.0	L	2	2	2	2	0	0	0	0	0	0	1	2	2	∞	∞

BOTTOM

Pittsburgh Pirates @ Philadelphia Phillies
 Connie Mack Stadium, Philadelphia, PA
 Fri Apr 22 1955, 3:33 AM EST
 Att. 5,821 - Unknown

AB	30
R	5
H	6
RBI	5
BB	3
SO	2
LOB	4



WP: 0	PA: 33
PB: 0	CS: 0

Batter	1	2	3	4	5	6	7	8	9	AB R H RBI BB SO LOB	TOP											
Tom Saffell, L (1, 8) X	0-0 4-3 ①		0-3 K ③			0-3 K ①		0-0 1-3 ②		4 0 0 0 0 2 1	Pittsburgh Pirates @ Philadelphia Phillies Connie Mack Stadium, Philadelphia, PA Sat Apr 23 1955, 3:33 AM EST Att. 4,132 - Unknown livebaseballscorecards.com											
Dick Cole, R (1, 6) X OBP: 0.235, SLG: 0.235	0-0 1-3 ②			0-0 F5 ①		0-0 5-3 ②		0-0 6-3 ③		4 0 0 0 0 0 0												
Felipe Montemayor, L (1, 9) S S S	0-3 K ③			0-3 K ②		0-0 L8 ③		0-0 1B		4 0 1 0 0 2 0												
Frank Thomas, R (1, 7) X OBP: 0.242, SLG: 0.207		0-0 F8 ①		0-0 F3 ③		0-0 4-3 ①		0-0 F6 ①		4 0 0 0 0 0 1												
Sid Gordon, R (1, 5) S S S OBP: 0.259, SLG: 0.200		0-3 K ②			0-0 1B 1B	4-0 1B BB		0-0 F2 ②		3 0 1 0 1 1 1												
Preston Ward, L (1, 3) X OBP: 0.179, SLG: 0.346		0-0 L3 ③			0-3 K ①	0-0 F6 ②		0-0 G3 ③		4 0 0 0 0 1 3												
Jack Shepard, R (1, 2) X OBP: 0.647, SLG: 0.538			0-0 E5 ①		0-0 F5 ②	0-0 1B 1B				3 0 1 0 0 0 1												
Gene Freese, R (1, 4) X OBP: 0.263, SLG: 0.278			0-0 3-1 ①		0-0 FC6-4 1B	0-3 K ③				3 0 1 0 0 1 3												
Ron Kline, R (1, 1) X			0-0 5-3 ②		0-0 FC6-4 1-2f		0-3 K ①			0 0 0 0 0 0 0												
Bob Friend, R (1, 1)										2 0 0 0 0 0 3												
Dale Long, L (8, PH)										1 0 0 0 0 1 0												
Laurin Pepper, R (8, 1)										0 0 0 0 0 0 0												
Inning Stats	R: 0 E: 0 K: 1 S: 5	H: 0 LOB: 0 BB: 0 P: 5	R: 0 E: 0 K: 1 S: 5	H: 0 LOB: 0 BB: 0 P: 5	R: 0 E: 1 K: 1 S: 6	H: 0 LOB: 1 BB: 0 P: 6	R: 0 E: 0 K: 1 S: 5	H: 0 LOB: 0 BB: 0 P: 5	R: 0 E: 0 K: 1 S: 7	H: 2 LOB: 2 BB: 0 P: 7	R: 0 E: 0 K: 1 S: 5	H: 0 LOB: 0 BB: 0 P: 5	R: 0 E: 0 K: 1 S: 6	H: 1 LOB: 2 BB: 1 P: 10	R: 0 E: 0 K: 1 S: 5	H: 0 LOB: 0 BB: 0 P: 5	R: 0 E: 0 K: 0 S: 4	H: 1 LOB: 1 BB: 0 P: 4	1B: 4 2B: 0 3B: 0 HR: 0	SF: 0 SAC: 0 DP: 0 HBP: 0	WP: 0 PB: 0 SB: 0 CS: 0	PA: 33
PITCHER Murry Dickson, R (1, 1) ERA: 0.5	IP 9.0 WLS W BF 33 H 4 R 0 ER 0 SO 8 BB 1 IBB 0 HBP 0 BLK 0 WP 0 HR 0 S 48 P 52 ERA 0.00 WHIP 0.556											PITCHER	IP WLS BF H R ER SO BB IBB HBP BLK WP HR S P ERA WHIP									



Batter	1	2	3	4	5	6	7	8	9
Bobby Morgan, R OBP: 0.333, SLG: 0.500 (1, 4)	0-0 2B 1B	0-0 4-3		0-0 F6		0-0 1-3		0-0 6-3	
Mel Clark, R OBP: 0.273, SLG: 0.350 (1, 9)	0-0 G4-6-3 1-H E 2B	0-3 K		0-0 F2		0-0 2B			
Granny Hamner, R OBP: 0.447, SLG: 0.512 (1, 6) Herm Wehmeier, R (5, PR) Ted Kazanski, R (6, 6)	1-0 G4-6-3 HBP	0-0 F8			0-0 E 1B	4-0 FC4-6 BB			
Smoky Burgess, L OBP: 0.333, SLG: 0.500 (1, 2)	0-0 G4-6-3 1-2f 2-3		0-3 K		0-0 E4 1B 1B	0-0 FC4-6			
Earl Torgeson, L OBP: 0.455, SLG: 0.389 (1, 3)	0-0 L1 BB HR		0-0 4-3		0-0 G5-3 1B 1B		0-0 G3		
Del Ennis, R OBP: 0.229, SLG: 0.281 (1, 7) Bob Bowman, R (8, 7)	4-0 1-2 HR BB		0-0 1B		0-0 G5-3 1B		0-0 5-3		
Willie Jones, R OBP: 0.381, SLG: 0.500 (1, 5)	0-0 1-H 2-H HR		0-0 1-3		0-0 G5-3 1-2 2-3f		0-3 K		
Stan Palys, R OBP: 0.372, SLG: 0.421 (1, 8)	0-0 HR			0-0 SH3-4 1B	0-0 F8		4-0 L3-6 PB BB		
Murry Dickson, R OBP: 0.286, SLG: 0.286 (1, 1)	0-0 4-3			0-0 SH3-4		0-0 6-3	0-0 L3-6		

Inning Stats	R: 6	H: 4	E: 1	LOB: 0	K: 0	S: 7	P: 12	R: 0	H: 0	E: 0	LOB: 0	K: 1	S: 5	P: 5	R: 0	H: 1	E: 0	LOB: 1	K: 1	S: 6	P: 6	R: 2	H: 3	E: 1	LOB: 1	K: 0	S: 6	P: 6	R: 0	H: 1	E: 0	LOB: 2	K: 1	S: 5	P: 5	R: 0	H: 0	E: 0	LOB: 0	K: 1	S: 2	P: 6	R: 0	H: 0	E: 0	LOB: 0	K: 0	S: 2	P: 6
--------------	------	------	------	--------	------	------	-------	------	------	------	--------	------	------	------	------	------	------	--------	------	------	------	------	------	------	--------	------	------	------	------	------	------	--------	------	------	------	------	------	------	--------	------	------	------	------	------	------	--------	------	------	------

PITCHER	IP	WLS	BF	H	R	ER	SO	BB	IBB	HBP	BLK	WP	HR	S	P	ERA	WHIP
Ron Kline, R ERA: 3.52 (1, 1)	0.2	L	7	3	5	1	0	1	0	0	0	0	1	5	10	13.50	6.000
Bob Friend, R ERA: 1.74 (1, 1)	6.1		27	7	3	1	3	1	0	0	0	0	1	32	36	1.42	1.263
Laurin Pepper, R ERA: 2.25 (8, 1)	1.0		3	0	0	0	0	1	0	0	0	0	0	2	6	0.00	1.000

BOTTOM

Pittsburgh Pirates @ Philadelphia Phillies
 Connie Mack Stadium, Philadelphia, PA

Sat Apr 23 1955, 3:33 AM EST
 Att. 4,132 - Unknown

AB	32
R	8
H	10
RBI	7
BB	3
SO	3
LOB	12



WP	HR	S	P	ERA	WHIP
0	1	3	0	0.00	1.000

Batter	1	2	3	4	5	6	7	8	9	AB R H RBI BB SO LOB	TOP									
Roberto Clemente, R (1, 8) OBP: 0.391, SLG: 0.714	4-0 SH1-3 BB	0-0 BB		0-0 F9		0-0 F2		0-0 4-3 2B		4 0 2 2 1 0 2	Pittsburgh Pirates @ Philadelphia Phillies Connie Mack Stadium, Philadelphia, PA Sun Apr 24 1955, 3:33 AM EDT Unknown									
Dick Groat, R (1, 6) OBP: 0.389, SLG: 0.375	0-0 SH1-3	4-0 3-H 1B		0-0 1B 2B		0-0 1B		0-0 4-3		3 1 2 2 1 0 1										
Felipe Montemayor, L (1, 9) OBP: 0.211, SLG: 0.278	4-0 BB	0-0 G3		0-0 1B		0-3 K		0-0 5-3		4 0 1 1 1 1 4										
Frank Thomas, R (1, 7) OBP: 0.211, SLG: 0.176	0-3 K		0-3 K	0-3 K			0-0 L1		0-0 5-3	5 0 0 0 0 3 3										
Sid Gordon, R (1, 5) OBP: 0.219, SLG: 0.167	0-0 F9		0-3 K		0-0 6-3		0-0 F3		0-0 E5 1B	5 0 0 0 0 1 2										
Dale Long, L (1, 3) OBP: 0.455, SLG: 0.500		0-0 G3 3B 1B	0-0 F9		0-0 1B 2B		0-0 1B		0-0 G4-6-3 1B	5 1 4 0 0 0 0										
Toby Atwell, L (1, 2) OBP: 0.364, SLG: 0.133		0-0 G3		4-0 FC2-5 SH BB	0-0 G4-6-3 1B		0-0 4-3		0-0 G4-6-3	4 0 1 0 1 0 4										
Gene Freese, R (1, 4) OBP: 0.318, SLG: 0.429		0-0 1B 3B		0-0 SH E 2B	0-0 G4-6-3			0-0 SH3-4 2B 1B		3 3 2 1 0 0 2										
Max Surkont, R (1, 1) OBP: 0.318, SLG: 0.429		0-0 G3		0-0 FC2-5 2B		0-3 K		0-0 SH3-4		3 1 0 0 0 1 3										
Inning Stats	R: 0 E: 0 K: 1 S: 5	H: 0 LOB: 2 BB: 2 P: 13	R: 2 E: 0 K: 0 S: 6	H: 3 LOB: 2 BB: 1 P: 10	R: 0 E: 0 K: 2 S: 7	H: 0 LOB: 0 BB: 0 P: 7	R: 3 E: 2 K: 1 S: 8	H: 2 LOB: 1 BB: 1 P: 12	R: 0 E: 0 K: 2 S: 8	H: 1 LOB: 1 BB: 0 P: 8	R: 0 E: 0 K: 0 S: 4	H: 1 LOB: 1 BB: 0 P: 4	R: 1 E: 0 K: 0 S: 5	H: 2 LOB: 1 BB: 0 P: 5	R: 0 E: 1 K: 0 S: 4	H: 1 LOB: 1 BB: 0 P: 4	1B: 8 2B: 3 3B: 1 HR: 0	SF: 0 SAC: 3 DP: 2 HBP: 0	WP: 0 PA: 43 PB: 0 SB: 0 CS: 0	
PITCHER	IP WLS BF H R ER SO BB IBB HBP BLK WP HR S P ERA WHIP																			
Jim Owens, R (1, 1) ERA: 9.0	1.2 L 11 3 2 2 1 3 0 0 0 0 0 0 10 22 10.80 3.600																			
Steve Ridzik, R (2, 1) ERA: 2.45	2.0 10 2 3 0 2 1 0 0 0 0 0 0 13 17 0.00 1.500																			
Thornton Kipper, R (4, 1) ERA:	3.1 13 4 0 0 3 0 0 0 0 0 0 0 19 19 0.00 1.200																			
Dave Cole, R (8, 1) ERA: 4.5	2.0 9 3 1 1 0 0 0 0 0 0 0 0 9 9 4.50 1.500																			

livebaseballscorecards.com

AB	36
R	6
H	12
RBI	6
BB	4
SO	6
LOB	21



Batter	1	2	3	4	5	6	7	8	9	AB	R	H	RBI	BB	SO	LOB
Bobby Morgan, R OBP: 0.308, SLG: 0.460 (1, 4)	0-0 F8		0-0 4-3		0-3 K		0-0 1-3			4	0	0	0	0	1	1
Mel Clark, R OBP: 0.269, SLG: 0.304 (1, 9)	0-0 1-3		0-0 5-3		0-0 F8			4-0 1B BB		3	0	0	0	1	0	1
Granny Hamner, R OBP: 0.471, SLG: 0.556 (1, 6)	0-0 2B		0-0 FC6-4 1B		0-0 F8			0-0 1-3 1B		4	0	3	0	0	0	1
Del Ennis, R OBP: 0.256, SLG: 0.371 (1, 7)	4-0 BB		0-0 FC6-4 1-2f		0-0 HR			0-0 F8		3	1	1	1	1	0	3
Earl Torgeson, L OBP: 0.438, SLG: 0.375 (1, 3)	0-0 G3			0-0 G6-4-3 1B		0-0 F3		0-0 G3-6-3 1-2f		4	0	1	0	0	0	4
Stan Lopata, R OBP: 0.333, SLG: 0.320 (1, 2)		4-0 BB BB FC4-6 BB		4-0 BB BB G6-4-3 1-2 BB		0-0 L9		0-3 K		2	0	0	0	2	1	0
Willie Jones, R OBP: 0.370, SLG: 0.474 (1, 5)		0-0 L9		0-0 G6-4-3 1-2f 2-3		0-0 6-3			0-0 1B	4	0	1	0	0	0	3
Stan Palys, R OBP: 0.362, SLG: 0.405 (1, 8)		0-0 FC4-6 1-2f		0-0 F7			0-0 G4-6-3 1B		0-0 F9	4	0	1	0	0	0	3
Jim Owens, R Steve Ridzik, R Thornton Kipper, R Floyd Baker, L Dave Cole, R Marv Blaylock, L		0-3 K				0-0 1B		0-0 G4-6-3 1-2f		0-0 L9	0	0	0	0	0	0

BOTTOM

Pittsburgh Pirates @ Philadelphia Phillies
Connie Mack Stadium, Philadelphia, PA
 Sun Apr 24 1955, 3:33 AM EDT
 Unknown

livebaseballscorecards.com

AB	32
R	1
H	8
RBI	1
BB	4
SO	3
LOB	19



Inning Stats	R: 0 E: 0 K: 0 S: 4	H: 1 LOB: 2 BB: 1 P: 8	R: 0 E: 0 K: 1 S: 5	H: 0 LOB: 1 BB: 1 P: 9	R: 0 E: 0 K: 0 S: 4	H: 1 LOB: 1 BB: 0 P: 4	R: 0 E: 0 K: 0 S: 3	H: 1 LOB: 1 BB: 1 P: 7	R: 0 E: 0 K: 1 S: 6	H: 1 LOB: 1 BB: 0 P: 6	R: 1 E: 0 K: 0 S: 4	H: 1 LOB: 0 BB: 0 P: 4	R: 0 E: 0 K: 0 S: 3	H: 1 LOB: 0 BB: 0 P: 3	R: 0 E: 0 K: 0 S: 3	H: 1 LOB: 1 BB: 1 P: 7	R: 0 E: 0 K: 1 S: 6	H: 1 LOB: 1 BB: 0 P: 6	1B: 6 2B: 1 3B: 0 HR: 1	SF: 0 SAC: 0 DP: 3 HBP: 0	WP: 0 PB: 0 SB: 0 CS: 0	PA: 36
---------------------	------------------------------	---------------------------------	------------------------------	---------------------------------	------------------------------	---------------------------------	------------------------------	---------------------------------	------------------------------	---------------------------------	------------------------------	---------------------------------	------------------------------	---------------------------------	------------------------------	---------------------------------	------------------------------	---------------------------------	----------------------------------	------------------------------------	----------------------------------	--------

PITCHER	IP	WLS	BF	H	R	ER	SO	BB	IBB	HBP	BLK	WP	HR	S	P	ERA	WHIP
Max Surkont, R ERA: 6.52 (1, 1)	9.0	W	36	8	1	1	3	4	0	0	0	0	1	38	54	1.00	1.333

Batter	1	2	3	4	5	6	7	8	9	AB R H RBI BB SO LOB	TOP
Bill Bruton, L (1, 8) OBP: 0.371, SLG: 0.509	0-0 1-3		0-0 F7		0-0 FC6-4		0-0 F5			4 0 0 0 0 0 4	Milwaukee Braves @ Philadelphia Phillies Connie Mack Stadium, Philadelphia, PA Thu Apr 28 1955, 3:33 AM EDT Att. 12,963 - Unknown livebaseballscorecards.com
Hank Aaron, R (1, 9) OBP: 0.328, SLG: 0.567	0-0 F5		0-0 F8		0-0 CS	0-0 1B 3B		0-0 F7		4 1 1 0 0 0 2	
Eddie Mathews, L (1, 5) OBP: 0.443, SLG: 0.295	0-3 K			0-3 K		0-3 K		0-0 F4		4 0 0 0 0 3 1	
Bobby Thomson, R (1, 7) OBP: 0.356, SLG: 0.500		0-0 F8		0-3 K		0-3 K		4-0 FC5-4 BB		3 0 0 0 1 2 1	
Joe Adcock, R (1, 3) OBP: 0.368, SLG: 0.396		0-0 6-3		0-0 1B 2B		0-0 1B		0-0 FC5-4		4 1 2 1 0 0 1	
Johnny Logan, R (1, 6) OBP: 0.396, SLG: 0.531		0-3 K		0-0 FC4-6 1B		0-0 6-3		0-0 F8		4 0 1 1 0 1 1	
Danny O'Connell, R (1, 4) OBP: 0.275, SLG: 0.405			0-0 E6	0-0 FC4-6		0-0 SH1-4 1B		0-0 1B		4 0 2 0 0 0 1	
Del Crandall, R (1, 2) OBP: 0.212, SLG: 0.261			4-0 BB		0-0 F4	0-0 SH1-4		0-0 F4		2 0 0 0 1 0 1	
Lew Burdette, R (1, 1) OBP: 0.231, SLG: 0.182			0-0 L5		4-0 FC6-4 BB	0-3 K		0-0 1-3		3 0 0 0 1 1 4	
Inning Stats	R: 0 H: 0 E: 0 LOB: 0 K: 1 BB: 0 S: 5 P: 5	R: 0 H: 0 E: 0 LOB: 0 K: 1 BB: 0 S: 5 P: 5	R: 0 H: 0 E: 1 LOB: 2 K: 0 BB: 1 S: 4 P: 8	R: 1 H: 2 E: 0 LOB: 1 K: 2 BB: 0 S: 9 P: 9	R: 0 H: 0 E: 0 LOB: 0 K: 0 BB: 1 S: 2 P: 6	R: 1 H: 2 E: 0 LOB: 1 K: 2 BB: 0 S: 9 P: 9	R: 0 H: 1 E: 0 LOB: 1 K: 1 BB: 0 S: 6 P: 6	R: 0 H: 0 E: 0 LOB: 1 K: 0 BB: 1 S: 3 P: 7	R: 0 H: 1 E: 0 LOB: 1 K: 0 BB: 0 S: 4 P: 4	1B: 4 SF: 0 2B: 1 SAC: 1 3B: 1 DP: 0 HR: 0 HBP: 0	WP: 0 PA: 37 PB: 0 SB: 0 CS: 1
PITCHER Robin Roberts, R (1, 1) ERA: 1.87	IP WLS BF H R ER SO BB IBB HBP BLK WP HR S P ERA WHIP										

Milwaukee Braves @ Philadelphia Phillies
Connie Mack Stadium, Philadelphia, PA
 Thu Apr 28 1955, 3:33 AM EDT
 Att. 12,963 - Unknown

AB	32
R	2
H	6
RBI	2
BB	3
SO	7
LOB	16



Batter	1	2	3	4	5	6	7	8	9	AB	R	H	RBI	BB	SO	LOB
Richie Ashburn, L OBP: 0.300, SLG: 0.222 (1, 8)	0-3 K	0-0 FC6-4			4-0 SH1-3 BB		0-0 P1-4			3	0	0	0	1	1	3
Bobby Morgan, R OBP: 0.305, SLG: 0.418 (1, 4)	4-0 FC3-6 BB	0-0 F9			0-0 SH1-3		0-0 5-3			2	0	0	0	1	0	2
Granny Hamner, R OBP: 0.424, SLG: 0.509 (1, 6)	0-0 FC3-6 BB		0-0 F9		0-0 4-3			0-0 E8 SF9 2B		4	1	1	0	0	0	2
Del Ennis, R OBP: 0.277, SLG: 0.390 (1, 7)	4-0 1-2 BB		0-0 F8		0-0 F5			0-0 SF9		2	0	0	1	1	0	1
Earl Torgeson, L OBP: 0.411, SLG: 0.362 (1, 3)	0-0 F7		0-0 F3			0-0 4-3		0-0 3-H F7		4	0	0	0	0	0	2
Stan Lopata, R OBP: 0.324, SLG: 0.286 (1, 2)		0-3 K		4-0 BB		0-0 F3		0-0 F7		3	0	0	0	1	1	0
Willie Jones, R OBP: 0.396, SLG: 0.581 (1, 5)		0-0 2B 3B		0-0 F5		4-0 BB			0-0 HR	3	2	2	1	1	0	1
Stan Palys, R OBP: 0.340, SLG: 0.396 (1, 9)		0-0 FC6-4 2B		0-0 F7		0-0 F5				3	0	1	1	0	0	2
Robin Roberts, S OBP: 0.455, SLG: 0.143 (1, 1)		4-0 FC6-4 BB		0-3 K			4-0 P1-4 BB			1	0	0	0	2	1	1

Inning Stats	R: 0 E: 0 K: 1 S: 5	H: 0 LOB: 2 BB: 2 P: 13	R: 1 E: 0 K: 1 S: 7	H: 2 LOB: 2 BB: 1 P: 11	R: 0 E: 0 K: 0 S: 3	H: 0 LOB: 0 BB: 0 P: 3	R: 0 E: 0 K: 1 S: 5	H: 0 LOB: 1 BB: 1 P: 9	R: 0 E: 0 K: 0 S: 3	H: 0 LOB: 1 BB: 1 P: 7	R: 0 E: 0 K: 0 S: 3	H: 0 LOB: 1 BB: 1 P: 7	R: 0 E: 0 K: 0 S: 2	H: 0 LOB: 0 BB: 1 P: 6	R: 1 E: 1 K: 0 S: 4	H: 1 LOB: 0 BB: 0 P: 4	R: 1 E: 0 K: 0 S: 1	H: 1 LOB: 0 BB: 0 P: 1	1B: 0 2B: 3 3B: 1 HR: 1	SF: 1 SAC: 1 DP: 1 HBP: 0	WP: 0 PB: 0 SB: 0 CS: 0	PA: 34
PITCHER Lew Burdette, R ERA: 4.24 (1, 1)	IP	WLS	BF	H	R	ER	SO	BB	IBB	HBP	BLK	WP	HR	S	P	ERA	WHIP					
	8.0	L	34	4	3	2	3	7	0	0	0	0	1	33	61	2.25	1.375					

Milwaukee Braves @ Philadelphia Phillies
Connie Mack Stadium, Philadelphia, PA
 Thu Apr 28 1955, 3:33 AM EDT
 Att. 12,963 - Unknown

livebaseballscorecards.com

AB	25
R	3
H	4
RBI	3
BB	7
SO	3
LOB	14



Batter	1	2	3	4	5	6	7	8	9	AB R H RBI BB SO LOB	TOP		
Bill Bruton, L (1, 8) OBP: 0.348, SLG: 0.475	0-0 4-3		0-0 FC3-6-2 1-2 3-H			0-0 5-3		0-3 K		4 0 0 0 0 1 5	<p>Milwaukee Braves @ Philadelphia Phillies</p> <p>Connie Mack Stadium, Philadelphia, PA</p> <p>Fri Apr 29 1955, 3:33 AM EDT</p> <p>Att. 12,146 - Unknown</p> <p>livebaseballscorecards.com</p>		
Hank Aaron, R (1, 9) Andy Paiko, R (7, 9) OBP: 0.313, SLG: 0.540 OBP: 0.333, SLG: 1.000	0-0 5-3			0-0 F5		0-0 4-3		0-0 3B		3 0 0 0 0 0 0 1 0 1 3 0 0 0			
Eddie Mathews, L (1, 5) OBP: 0.415, SLG: 0.271	0-0 F6			0-0 F8			0-0 F8	0-0 F6		4 0 0 0 0 0 1			
Bobby Thomson, R (1, 7) Chuck Tanner, L (7, 7) OBP: 0.355, SLG: 0.545 OBP: 0.600, SLG: 1.250		0-0 F8		0-0 HR			0-0 F4			3 1 1 1 0 0 0 0 0 0 0 0 0 0			
Joe Adcock, R (1, 3) OBP: 0.350, SLG: 0.373		0-0 F7		0-0 6-3			0-0 6-3			3 0 0 0 0 0 0			
Johnny Logan, R (1, 6) OBP: 0.393, SLG: 0.519		0-3 K			0-0 F9			BB BB 3B 1B		3 1 1 0 0 1 0			
Danny O'Connell, R (1, 4) OBP: 0.279, SLG: 0.385			0-0 E7 1B FC3-6-2		0-0 F7			BB BB BB 4-0 BB BB		2 1 0 0 1 0 0			
Del Crandall, R (1, 2) Charlie White, L (7, 2) OBP: 0.222, SLG: 0.271			0-0 FC3-6-2 1B		0-0 L8			BB BB BB 4-0 BB BB		2 0 1 0 0 0 0 0 1 0 0 1 0 0			
Warren Spahn, L (1, 1) Ray Crone, R (5, 1) Ernie Johnson, R (5, 1) George Crowe, L (6, PH) Roberto Vargas, L (6, 1) Jack Dittmer, L (8, PH) Joey Jay, S (8, 1) OBP: 0.188, SLG: 0.133			0-3 K			0-3 K		0-3 K		1 0 0 0 0 0 1 2 0 0 0 0 0 0 0 0 0 0 0 0 0 0 0 0 1 0 0 0 0 0 1 0 0 0 0 0 0 0 0 0 1 0 0 0 0 0 1 3 0 0 0 0 0 0 0 0			
Inning Stats	R: 0 H: 0 E: 0 LOB: 0 K: 0 BB: 0 S: 3 P: 3	R: 0 H: 0 E: 0 LOB: 0 K: 1 BB: 0 S: 5 P: 5	R: 0 H: 1 E: 1 LOB: 1 K: 1 BB: 0 S: 6 P: 6	R: 1 H: 1 E: 0 LOB: 0 K: 0 BB: 0 S: 4 P: 4	R: 0 H: 0 E: 0 LOB: 0 K: 0 BB: 0 S: 3 P: 3	R: 0 H: 0 E: 0 LOB: 0 K: 1 BB: 0 S: 5 P: 5	R: 0 H: 0 E: 0 LOB: 0 K: 0 BB: 0 S: 3 P: 3	R: 3 H: 2 E: 0 LOB: 1 K: 2 BB: 2 S: 9 P: 17		1B: 2 SF: 0 2B: 1 SAC: 0 3B: 1 DP: 1 HR: 1 HBP: 0		WP: 0 PA: 30 PB: 0 SB: 0 CS: 0	
PITCHER Herm Wehmeier, R (1, 1) ERA: 4.11	IP WLS BF H R ER SO BB IBB HBP BLK WP HR S P ERA WHIP	8.0 W 30 4 4 4 5 2 0 0 0 0 0 1 38 46 4.50 0.750											
	PITCHER	IP WLS BF H R ER SO BB IBB HBP BLK WP HR S P ERA WHIP											



BOTTOM

Milwaukee Braves @ Philadelphia Phillies
Connie Mack Stadium, Philadelphia, PA

Fri Apr 29 1955, 3:33 AM EDT
Att. 12,146 - Unknown

livebaseballscorecards.com

AB	34
R	13
H	14
RBI	10
BB	9
SO	6
LOB	18



WP	3	PA	43
PB	0		
SB	1		
CS	0		

AB R H RBI BB SO LOB

5	1	1	1	0	2	3
3	2	2	1	2	0	0
3	1	0	0	1	0	3
1	0	0	0	0	0	1
3	2	2	3	1	0	1
1	0	0	0	0	0	1
5	2	2	2	0	1	1
2	0	1	0	3	1	1
4	1	2	2	1	0	2
3	2	2	0	1	0	1
4	2	2	1	0	2	4
1B: 11	SF: 0					
2B: 2	SAC: 0					
3B: 0	DP: 1					
HR: 1	HBP: 0					

Batter	1	2	3	4	5	6	7	8	9
Richie Ashburn, L (1, 8) OBP: 0.267, SLG: 0.214	0-0 F4		0-3 K		0-0 K		0-0 5-3		
Bobby Morgan, R (1, 4) OBP: 0.344, SLG: 0.431	0-0 5-3		0-0 1B		0-0 1B	4-0 1B	4-0 BB		
Granny Hamner, R (1, 6) OBP: 0.413, SLG: 0.482 Ted Kazanski, R (7, 6)	0-0 E6 HR		4-0 BB		0-0 F8	0-0 4-1	0-0 F8		
Del Ennis, R (1, 7) OBP: 0.314, SLG: 0.477 Peanuts Lowrey, R (7, 7) OBP: 0.184, SLG: 0.167	0-0 HR		0-0 F7		4-0 1B	0-0 1B	0-0 F7		
Stan Lopata, R (1, 2) OBP: 0.333, SLG: 0.333	0-0 F6		0-0 F7		0-0 1B	0-3 K	0-0 1B	0-0 E	
Willie Jones, R (1, 5) OBP: 0.431, SLG: 0.578		0-0 1-3 1B	4-0 BB	4-0 G6-4-3 BB	4-0 1B	0-3 K	4-0 E	4-0 BB	
Stan Palys, R (1, 9) OBP: 0.362, SLG: 0.404		0-0 F9	0-0 G6-4-3	0-0 1-2f	0-0 1B		4-0 1B	0-0 E5	
Earl Torgeson, L (1, 3) OBP: 0.433, SLG: 0.400		0-0 1-3	0-0 1B	0-0 1B	0-0 1B		0-0 1B	0-0 1B	
Herm Wehmeier, R (1, 1) OBP: 0.182, SLG: 0.200		0-3 K			0-0 1B		0-0 WP	0-0 WP	

Inning Stats	R: 2 E: 1 K: 0 S: 5	H: 1 LOB: 0 BB: 0 P: 5	R: 0 E: 0 K: 1 S: 6	H: 1 LOB: 1 BB: 0 P: 6	R: 0 E: 0 K: 1 S: 5	H: 0 LOB: 0 BB: 1 P: 6	R: 6 E: 0 K: 2 S: 13	H: 6 LOB: 3 BB: 3 P: 25	R: 1 E: 0 K: 2 S: 8	H: 1 LOB: 1 BB: 1 P: 12	R: 3 E: 0 K: 0 S: 5	H: 2 LOB: 1 BB: 2 P: 13	R: 1 E: 1 K: 0 S: 2	H: 2 LOB: 2 BB: 1 P: 6
--------------	------------------------------	---------------------------------	------------------------------	---------------------------------	------------------------------	---------------------------------	-------------------------------	----------------------------------	------------------------------	----------------------------------	------------------------------	----------------------------------	------------------------------	---------------------------------

PITCHER	IP	WLS	BF	H	R	ER	SO	BB	IBB	HBP	BLK	WP	HR	S	P	ERA	WHIP
Warren Spahn, L (1, 1) ERA: 2.4	4.0		19	6	5	3	2	2	0	0	0	0	1	21	29	6.75	2.000
Ray Crone, R (5, 1) ERA: 14.73	0.1		4	2	1	1	0	1	0	0	0	0	0	3	7	27.00	9.000
Ernie Johnson, R (5, 1) ERA:	0.2		5	1	2	2	2	2	0	0	0	0	0	7	15	27.00	4.500
Roberto Vargas, L (6, 1) ERA: 10.8	2.0		12	3	4	4	2	3	0	0	0	1	0	13	25	18.00	3.000
Joey Jay, R (8, 1) ERA:	0.0		3	2	1	0	0	1	0	0	0	0	0	2	6	∞	∞

Batter	1	2	3	4	5	6	7	8	9	AB R H RBI BB SO LOB	TOP											
Bill Bruton, L (1, 8) OBP: 0.338, SLG: 0.455	0-0 F2		0-0 1B		0-0 G3	0-3 K			0-0 4-3	5 0 1 0 0 1 2	Milwaukee Braves @ Philadelphia Phillies Connie Mack Stadium, Philadelphia, PA Sat Apr 30 1955, 3:33 AM EDT Att. 7,739 - Unknown livebaseballscorecards.com											
Hank Aaron, R (1, 9) OBP: 0.304, SLG: 0.559	0-0 6-3		0-0 L8		0-0 F4	0-0 F9			0-0 HR	5 1 1 1 0 0 3												
Eddie Mathews, L (1, 5) OBP: 0.429, SLG: 0.275	0-0 4-3		0-0 1B		4-0 BB				0-0 F4	3 0 1 0 2 0 0												
Bobby Thomson, R (1, 7) OBP: 0.328, SLG: 0.500		0-0 4-3	0-0 F9		0-0 FC6-4				0-0 FC5-4	5 0 0 0 0 0 4												
Joe Adcock, R (1, 3) OBP: 0.328, SLG: 0.345		0-0 F8		0-0 F8		0-0 E8			0-0 F9	4 1 0 0 0 0 1												
Johnny Logan, R (1, 6) OBP: 0.417, SLG: 0.600		4-0 BB		0-0 HR		0-0 1B			0-0 4-3	3 2 2 2 1 0 1												
Danny O'Connell, R (1, 4) OBP: 0.319, SLG: 0.419		0-0 1B		0-0 1B		0-0 2B			0-0 L7	4 0 3 1 0 0 0												
Del Crandall, R (1, 2) OBP: 0.241, SLG: 0.308		0-0 F8		0-0 1B		0-0 2B			0-0 F9	4 0 2 0 0 0 2												
Chet Nichols, S (1, 1) Humberto Robinson, R (7, 1)			0-0 F5		0-0 G3	0-0 F9			0-3 K	3 0 0 0 0 0 3 1 0 0 0 0 1 0												
Inning Stats	R: 0 E: 0 K: 0 S: 3	H: 0 LOB: 0 BB: 0 P: 3	R: 0 E: 0 K: 0 S: 4	H: 1 LOB: 2 BB: 1 P: 8	R: 0 E: 0 K: 0 S: 5	H: 2 LOB: 2 BB: 0 P: 5	R: 1 E: 0 K: 0 S: 5	H: 3 LOB: 1 BB: 0 P: 5	R: 0 E: 0 K: 0 S: 3	H: 0 LOB: 1 BB: 1 P: 7	R: 2 E: 1 K: 1 S: 9	H: 3 LOB: 2 BB: 0 P: 9	R: 0 E: 0 K: 0 S: 3	H: 0 LOB: 1 BB: 1 P: 7	R: 0 E: 0 K: 1 S: 5	H: 0 LOB: 0 BB: 0 P: 5	R: 1 E: 0 K: 0 S: 4	H: 1 LOB: 0 BB: 0 P: 4	1B: 6 2B: 2 3B: 0 HR: 2	SF: 0 SAC: 0 DP: 0 HBP: 0	WP: 0 PB: 0 SB: 0 CS: 1	PA: 40
PITCHER	IP WLS BF H R ER SO BB IBB HBP BLK WP HR S P ERA WHIP																					
Murry Dickson, R (1, 1) ERA: 1.17	5.0 L 26 9 3 2 0 2 2 0 0 0 0 1 24 32 3.60 2.200																					
Lynn Lovenguth, R (6, 1) ERA:	2.0 7 0 0 0 1 1 0 0 0 0 0 8 12 0.00 0.500																					
Thornton Kipper, R (8, 1) ERA: 0.96	2.0 7 1 1 1 1 0 0 0 0 0 0 1 9 9 4.50 0.500																					



Batter	1	2	3	4	5	6	7	8	9	AB	R	H	RBI	BB	SO	LOB
Richie Ashburn, L (1, 8) OBP: 0.368, SLG: 0.412	4-0 BB		0-0 1B		0-0 6-3		0-0 3B			3	0	2	1	1	0	0
Bobby Morgan, R (1, 4) OBP: 0.324, SLG: 0.403	0-0 F9		0-0 G6-4-3		0-0 F8		0-0 F5			4	0	0	0	0	0	3
Granny Hamner, R (1, 6) OBP: 0.388, SLG: 0.450	0-0 F8		0-0 1-3		0-0 F7		0-0 F2			4	0	0	0	0	0	1
Del Ennis, R (1, 7) OBP: 0.291, SLG: 0.438	0-0 F8			0-0 F6		0-0 F7		0-0 F8		4	0	0	0	0	0	1
Stan Lopata, R (1, 2) OBP: 0.372, SLG: 0.444		0-0 F4		4-0 1B BB		0-0 HR		0-0 1B		3	1	2	1	1	0	0
Willie Jones, R (1, 5) OBP: 0.419, SLG: 0.551		0-0 BLK 1B		0-0 F8		0-3 K		0-3 K		4	0	1	0	0	2	2
Mel Clark, R (1, 9) OBP: 0.276, SLG: 0.308 Floyd Baker, L (9, PH)		0-0 F3		0-0 1-2 1B		0-3 K			0-0 1-3	3	0	1	0	0	1	1
Earl Torgeson, L (1, 3) OBP: 0.438, SLG: 0.385		4-0 FC6-4 BB		0-0 4-3		4-0 3B BB		0-3 K	0-0 1-3	2	1	0	0	2	1	2
Murry Dickson, R (1, 1) OBP: 0.222, SLG: 0.222 Lynn Lovenguth, L (6, 1) Peanuts Lowrey, R (7, PH) OBP: 0.179, SLG: 0.162 Thornton Kipper, R (8, 1) OBP: 1.000, SLG: 1.000 Mary Blaylock, L (9, PH) OBP: 0.400, SLG: 0.600		0-0 FC6-4		0-3 K		0-0 F7		0-0 F8		2	0	0	0	0	1	2

Inning Stats	R: 0	H: 0	E: 0	K: 0	S: 3	R: 0	H: 1	E: 0	K: 0	S: 4	R: 0	H: 1	E: 0	K: 0	S: 3	R: 0	H: 1	E: 0	K: 1	S: 5	R: 1	H: 1	E: 0	K: 1	S: 6	R: 1	H: 1	E: 0	K: 1	S: 6	R: 0	H: 1	E: 0	K: 1	S: 6	R: 0	H: 0	E: 0	K: 1	S: 5	R: 0	H: 0	E: 0	K: 1	S: 5	1B: 4	2B: 0	3B: 1	SF: 0	SAC: 0	DP: 1	HBP: 0	WP: 0	PA: 36
--------------	------	------	------	------	------	------	------	------	------	------	------	------	------	------	------	------	------	------	------	------	------	------	------	------	------	------	------	------	------	------	------	------	------	------	------	------	------	------	------	------	------	------	------	------	------	-------	-------	-------	-------	--------	-------	--------	-------	--------

PITCHER	IP	WLS	BF	H	R	ER	SO	BB	IBB	HBP	BLK	WP	HR	S	P	ERA	WHIP
Chet Nichols, L (1, 1) ERA: 1.57	6.2	W	28	5	2	2	3	4	0	0	1	0	1	30	46	2.70	1.350
Humberto Robinson, R (7, 1) ERA:	2.1	S	8	1	0	0	2	0	0	0	0	0	0	12	12	0.00	0.429


BOTTOM

Milwaukee Braves @ Philadelphia Phillies
 Connie Mack Stadium, Philadelphia, PA
 Sat Apr 30 1955, 3:33 AM EDT
 Att. 7,739 - Unknown

livebaseballscores.com

AB	32
R	2
H	6
RBI	2
BB	4
SO	5
LOB	13



Batter	1	2	3	4	5	6	7	8	9	AB R H RBI BB SO LOB	TOP																										
Jim Bolger, R (1, 8) OBP: 0.313, SLG: 0.400 Vern Morgan, L (9, PH) OBP: 0.400, SLG: 0.143 Lloyd Merriman, L (9, 8) OBP: 0.256, SLG: 0.350	0-0 6-3		0-0 F8		4-0 FC6-4 1B BB		0-0 E4 3B		0-3 K	3 1 1 0 1 0 0 1 0 0 0 0 1 1 0 0 0 0 0 0 0																											
Dee Fondy, L (1, 3) OBP: 0.313, SLG: 0.524	0-0 B1-3		0-0 G3		0-0 FC6-4 1B 1-2 3-H		0-0 4-3		0-3 K	5 0 1 1 0 1 1																											
Eddie Miksis, R (1, 9) OBP: 0.375, SLG: 0.448	0-3 K		0-0 1B		0-0 FC6-4 1-2f 2-3		0-0 WP SF8 1B		4-0 HBP 1B BB	4 2 2 0 1 1 2																											
Hank Sauer, R (1, 7) OBP: 0.333, SLG: 0.377		0-0 HR	0-3 K		0-0 F8		0-0 SF8 1-H		1-0 1B HBP	3 1 1 2 0 1 3																											
Randy Jackson, R (1, 5) OBP: 0.452, SLG: 0.964		0-0 5-3		0-0 6-3		0-0 F8		0-0 L4	0-0 1B	5 0 1 2 0 0 0																											
14 Ernie Banks, R (1, 6) OBP: 0.271, SLG: 0.409		0-0 F8		0-3 K		4-0 HR BB		0-0 5-3	0-0 F7	4 1 0 0 1 1 2																											
Walker Cooper, R (1, 2) OBP: 0.800, SLG: 1.667 Al Lary, R (8, PR) Ei Tappe, R (8, 2)		4-0 1B BB		0-0 4-3		0-0 HR 1-H		0-0 G1-4-3 1B		3 1 2 2 1 0 0 0 0 0 0 0 0 0 0 0 0 0 0 0 0	AB 35 R 8 H 10 RBI 7 BB 5 SO 6 LOB 13																										
Gene Baker, R (1, 4) OBP: 0.386, SLG: 0.386		0-0 1-3 1B		0-0 1B 3B		0-0 6-3		0-0 G1-4-3 1-2f		4 1 2 0 0 0 1																											
Hy Cohen, R (1, 1) Howie Pollet, L (4, 1) Clyde McCullough, R (5, PH) Dave Hillman, R (5, 1) Hal Jeffcoat, R (7, 1) Bob Spivey, L (9, PH) Jim Davis, S (9, 1) Bubba Church, R (9, 1)		0-0 F9		0-0 6-3		0-3 K			4-0 HBP BB 1B BB	1 0 0 0 0 0 2 0 0 0 0 0 0 0 1 0 0 0 0 0 1 1 0 0 0 0 0 1 0 0 0 0 0 0 0 0 0 1 0 0 1 0 0 0 0 0 0 0 0 0 0 0 0 0 0 0																											
Inning Stats	R: 0 E: 0 K: 1 S: 5	H: 0 LOB: 0 BB: 0 P: 5	R: 1 E: 0 K: 0 S: 5	H: 2 LOB: 2 BB: 1 P: 9	R: 0 E: 0 K: 1 S: 6	H: 1 LOB: 1 BB: 0 P: 6	R: 0 E: 0 K: 1 S: 5	H: 0 LOB: 0 BB: 0 P: 5	R: 1 E: 0 K: 0 S: 5	H: 2 LOB: 2 BB: 1 P: 9	R: 2 E: 0 K: 1 S: 6	H: 1 LOB: 0 BB: 1 P: 10	R: 2 E: 1 K: 0 S: 5	H: 2 LOB: 0 BB: 0 P: 5	R: 0 E: 0 K: 0 S: 3	H: 1 LOB: 1 BB: 0 P: 3	R: 2 E: 0 K: 2 S: 8	H: 1 LOB: 2 BB: 2 P: 17	1B: 6 2B: 0 3B: 2 HR: 2	SF: 1 SAC: 0 DP: 1 HBP: 1	WP: 2 PB: 0 SB: 0 CS: 0	PA: 42															
PITCHER	IP WLS BF H R ER SO BB IBB HBP BLK WP HR S P ERA WHIP																																				
Curt Simmons, L (1, 1) ERA: 8.53 Lynn Lovenguth, R (6, 1) ERA: 4.7 Bob Miller, R (9, 1) ERA:	5.1	L	25	6	4	4	3	3	0	0	0	0	2	28	40	6.75	1.688																				
	3.1		16	4	4	4	3	2	0	1	0	1	0	19	28	10.80	1.800																				
	0.1		1	0	0	0	0	0	0	0	0	0	0	1	1	0.00	0.000																				

Chicago Cubs @ Philadelphia Phillies
 Connie Mack Stadium, Philadelphia, PA
 Sun May 01 1955, 3:33 AM EDT
 Unknown

livebaseballscorecards.com

Batter	1	2	3	4	5	6	7	8	9	AB	R	H	RBI	BB	SO	LOB
Richie Ashburn, L OBP: 0.458, SLG: 0.500 (1, 8)	4-0 PB 1B BB	0-0 2B		0-0 3-1 1B		0-0 F2		4-0 1B BB		3	0	2	2	2	0	0
Earl Torgeson, L OBP: 0.435, SLG: 0.386 (1, 3)	0-0 PB 1B	0-0 6-3		0-0 3-1 1B		0-0 4-3		0-0 1B G4-6-3		5	0	2	0	0	0	3
Granny Hamner, R OBP: 0.375, SLG: 0.431 (1, 6)	0-0 F9 1-2 2-3		0-0 F6	0-0 6-3			0-0 HR 1B	0-0 G4-6-3		5	1	1	0	0	0	5
Del Ennis, R OBP: 0.271, SLG: 0.404 Peanuts Lowrey, R OBP: 0.175, SLG: 0.158 (1, 9) (9, 9)	0-0 1-3		0-0 L8	0-0 4-3			0-0 F8		0-0 F7	4	0	0	0	0	0	4
Stan Lopata, R OBP: 0.375, SLG: 0.500 (1, 2)	0-0 F2		0-0 F6		0-3 K		0-0 HR		4-0 WP BB	4	1	1	2	1	1	2
Jim Greengrass, R OBP: 0.302, SLG: 0.256 (1, 7)		0-0 4-3		0-0 HR		0-0 F8		0-0 1B	4-0 BB	4	1	2	1	1	0	0
Willie Jones, R OBP: 0.418, SLG: 0.519 (1, 5)		0-0 L7		4-0 2B BB		4-0 F8		0-0 F9	0-0 F3	3	1	0	0	2	0	3
Bobby Morgan, R OBP: 0.333, SLG: 0.415 Mary Blaylock, L OBP: 0.333, SLG: 0.500 (1, 4) (9, PH)		4-0 1B 2B BB		0-0 3B 2B		0-0 FC5-4		0-0 F6	0-3 K	3	2	1	1	1	0	2
Curt Simmons, L OBP: 1.000, SLG: 2.000 Lynn Lovenguth, L Bob Miller, R (1, 1) (6, 1) (9, 1)		0-0 2B 1B		0-0 1B 3B		0-0 L7		0-0 6-3		2	1	2	1	0	0	0
										2	0	0	0	0	0	0
										0	0	0	0	0	0	0

Inning Stats	R: 0	H: 1	E: 0	K: 0	S: 4	H: 1	LOB: 2	BB: 1	P: 8	R: 1	H: 2	E: 0	K: 0	S: 5	H: 2	LOB: 2	BB: 1	P: 9	R: 0	H: 0	E: 0	K: 0	S: 3	R: 4	H: 4	E: 0	K: 0	S: 7	R: 0	H: 0	E: 0	K: 1	S: 5	R: 2	H: 3	E: 0	K: 0	S: 6	R: 0	H: 1	E: 0	K: 1	S: 5	R: 0	H: 0	E: 0	K: 1	S: 5	1B: 6	SF: 0	2B: 2	SAC: 0	3B: 1	DP: 1	HR: 2	HBP: 0	WP: 2	PA: 44
--------------	------	------	------	------	------	------	--------	-------	------	------	------	------	------	------	------	--------	-------	------	------	------	------	------	------	------	------	------	------	------	------	------	------	------	------	------	------	------	------	------	------	------	------	------	------	------	------	------	------	------	-------	-------	-------	--------	-------	-------	-------	--------	-------	--------

PITCHER	IP	WLS	BF	H	R	ER	SO	BB	IBB	HBP	BLK	WP	HR	S	P	ERA	WHIP
Hy Cohen, R ERA: 8.31 (1, 1)	3.0		18	6	5	5	0	3	0	0	0	0	0	15	27	15.00	3.000
Howie Pollet, L ERA: (4, 1)	1.0		4	1	0	0	0	0	0	0	0	0	0	4	4	0.00	1.000
Dave Hillman, R ERA: 8.31 (5, 1)	2.1		10	2	2	2	1	1	0	0	0	0	1	11	15	7.71	1.286
Hal Jeffcoat, R ERA: 6.23 (7, 1)	1.2	W	7	2	0	0	0	1	0	0	0	0	0	6	10	0.00	1.800
Jim Davis, L ERA: 1.29 (9, 1)	0.1		3	0	0	0	0	2	0	0	0	1	0	1	9	0.00	6.000

BOTTOM

Chicago Cubs @ Philadelphia Phillies
Connie Mack Stadium, Philadelphia, PA
 Sun May 01 1955, 3:33 AM EDT
 Unknown

AB	37
R	7
H	11
RBI	7
BB	7
SO	2
LOB	21



PITCHER	IP	WLS	BF	H	R	ER	SO	BB	IBB	HBP	BLK	WP	HR	S	P	ERA	WHIP
Bubba Church, R ERA: 5.4 (9, 1)	0.2		2	0	0	0	1	0	0	0	0	0	0	4	4	0.00	0.000

Batter	1	2	3	4	5	6	7	8	9	AB R H RBI BB SO LOB	TOP	
Jim Bolger, R (1, 8) <small>OBP: 0.320, SLG: 0.348</small>	0-3 		0-0 F4		0-0 F7			0-0 4-3		4 0 0 0 0 1 0		
Dee Fondy, L (1, 3) <small>OBP: 0.303, SLG: 0.493</small>	0-3 		0-0 1B 2B		0-0 L3			0-0 F5		4 1 1 0 0 1 0		
Eddie Miksis, R (1, 9) <small>OBP: 0.366, SLG: 0.389</small>	4-0 BB		0-0 6-3 2-H 1B		0-0 5-3			0-0 F4		3 0 1 1 1 0 0		
Randy Jackson, R (1, 5) <small>OBP: 0.462, SLG: 0.853</small>	0-3 1-2 		0-0 6-3 2-3		0-0 F2			0-0 SH1-3 1B		4 0 1 0 0 1 2		
Bob Speake, L (1, 7) Jim King, L (8, 7)		0-0 F2	0-3 		0-0 3-1			0-0 SH1-3 1-2		3 0 0 0 0 1 1 0 0 0 0 0 0 0		
14 Ernie Banks, R (1, 6) <small>OBP: 0.269, SLG: 0.432</small>		0-0 		0-0 3-1		0-0 1-3		0-0 F4		4 1 1 1 0 0 1		
Harry Chiti, R (1, 2) <small>OBP: 0.309, SLG: 0.429</small>		0-0 1B		0-0 F5			0-0 5-3	0-0 6-3		4 0 1 0 0 0 1		
Gene Baker, R (1, 4) <small>OBP: 0.382, SLG: 0.419</small>		0-3 		4-0 BB			0-0 F3			2 0 0 0 1 1 1		
Warren Hacker, R (1, 1)		0-0 F2		0-0 F3			0-0 F6			3 0 0 0 0 0 2		
Inning Stats	R: 0 H: 0 E: 0 LOB: 1 K: 3 BB: 1 S: 9 P: 13	R: 1 H: 2 E: 0 LOB: 1 K: 1 BB: 0 S: 7 P: 7	R: 1 H: 2 E: 0 LOB: 1 K: 1 BB: 0 S: 7 P: 7	R: 0 H: 0 E: 0 LOB: 1 K: 0 BB: 1 S: 3 P: 7	R: 0 H: 0 E: 0 LOB: 0 K: 0 BB: 0 S: 3 P: 3	R: 0 H: 0 E: 0 LOB: 0 K: 0 BB: 0 S: 3 P: 3	R: 0 H: 0 E: 0 LOB: 0 K: 0 BB: 0 S: 3 P: 3	R: 0 H: 0 E: 0 LOB: 0 K: 0 BB: 0 S: 3 P: 3	R: 0 H: 1 E: 0 LOB: 1 K: 0 BB: 0 S: 4 P: 4	1B: 3 SF: 0 2B: 1 SAC: 1 3B: 0 DP: 0 HR: 1 HBP: 0	WP: 0 PA: 34 PB: 0 SB: 1 CS: 0	
PITCHER Robin Roberts, R (1, 1) <small>ERA: 1.9</small>	IP 9.0 WLS L BF 34 H 5 R 2 ER 2 SO 5 BB 2 IBB 0 HBP 0 BLK 0 WP 0 HR 1 S 42 P 50 ERA 2.00 WHIP 0.778											PITCHER IP WLS BF H R ER SO BB IBB HBP BLK WP HR S P ERA WHIP

Chicago Cubs @ Philadelphia Phillies
Connie Mack Stadium, Philadelphia, PA
 Mon May 02 1955, 3:33 AM EDT
 Att. 7,964 - Unknown

livebaseballscorecards.com

AB	31
R	2
H	5
RBI	2
BB	2
SO	5
LOB	8



Batter	1	2	3	4	5	6	7	8	9	AB	R	H	RBI	BB	SO	LOB
Richie Ashburn, L (1, 8) OBP: 0.438, SLG: 0.400	0-0 L9 ①		0-0 F9 ①		H 1-0 HBP			0-0 6-3 ①		3	0	0	0	0	0	0
Earl Torgeson, L (1, 3) OBP: 0.416, SLG: 0.385	0-0 4-3 ②		0-0 F3 ②		0-0 F4 ③			0-0 F7 ②		4	0	0	0	0	0	1
Stan Lopata, R (1, 2) OBP: 0.385, SLG: 0.476	0-3 K ③		4-0 BB		4-0 FC4-6 BB			0-0 F2 ③		2	0	0	0	2	1	0
Del Ennis, R (1, 7) OBP: 0.269, SLG: 0.433		0-0 HR	0-0 L8 ③		0-0 F2 ①			0-0 F6 ①		4	1	1	1	0	0	2
Jim Greengrass, R (1, 9) OBP: 0.328, SLG: 0.294		0-0 BB 1B		0-0 F7-3 1B		0-0 FC4-6 1-2		0-0 1B		4	0	3	0	0	0	1
Peanuts Lowrey, R (9, PR) OBP: 0.175, SLG: 0.158										0	0	0	0	0	0	0
Willie Jones, R (1, 5) OBP: 0.373, SLG: 0.450		0-0 F8 ①		0-0 L6 ①		0-0 F9 ③		0-0 F8 ②		4	0	0	0	0	0	4
Bobby Morgan, R (1, 4) OBP: 0.300, SLG: 0.370		0-0 F9 ②		0-0 F7-3 ② ③				0-0 F7 ③		4	0	0	0	0	0	3
Roy Smalley, R (1, 6)		4-0 BB 1-2		0-0 F7 ①				0-0 F7 ②		2	0	0	0	1	0	0
Robin Roberts, S (1, 1) OBP: 0.357, SLG: 0.100		0-0 F4 ③		0-0 F2 ②				0-0 F7 ③		3	0	0	0	0	0	2

Inning Stats	R: 0 E: 0 K: 1 S: 5	H: 0 LOB: 0 BB: 0 P: 5	R: 1 E: 0 K: 0 S: 5	H: 2 LOB: 2 BB: 1 P: 9	R: 0 E: 0 K: 0 S: 3	H: 0 LOB: 1 BB: 1 P: 7	R: 0 E: 0 K: 0 S: 3	H: 1 LOB: 0 BB: 0 P: 3	R: 0 E: 0 K: 0 S: 3	H: 0 LOB: 1 BB: 1 P: 7	R: 0 E: 0 K: 0 S: 3	H: 0 LOB: 0 BB: 0 P: 3	R: 0 E: 0 K: 0 S: 3	H: 0 LOB: 0 BB: 0 P: 3	R: 0 E: 0 K: 0 S: 4	H: 1 LOB: 1 BB: 0 P: 4	1B: 3 2B: 1 3B: 0 HR: 1	SF: 0 SAC: 0 DP: 1 HBP: 1
PITCHER Warren Hacker, R (1, 1) ERA: 1.16	IP: 9.0 WLS: W BF: 34 H: 4 R: 1 ER: 1 SO: 1	BB: 3 IBB: 0 HBP: 1 BLK: 0	WP: 0 HR: 1 S: 32 P: 45	ERA: 1.00 WHIP: 0.778														


BOTTOM

Chicago Cubs @ Philadelphia Phillies
Connie Mack Stadium, Philadelphia, PA

Mon May 02 1955, 3:33 AM EDT
 Att. 7,964 - Unknown

livebaseballscorecards.com

AB	30
R	1
H	4
RBI	1
BB	3
SO	1
LOB	13



WP: 0 PA: 34
 PB: 0
 SB: 0
 CS: 0

Batter	1	2	3	4	5	6	7	8	9	AB R H RBI BB SO LOB	TOP
Jim Bolger, R (1, 8) <small>OBP: 0.381, SLG: 0.421</small> 	4-0 		0-0 F4 		0-0 			0-0 F6 	0-0 	4 0 2 2 1 0 0	Chicago Cubs @ Philadelphia Phillies Connie Mack Stadium, Philadelphia, PA Mon May 02 1955, 3:33 AM EDT Att: 13,917 - Unknown
Dee Fondy, L (1, 3) <small>OBP: 0.306, SLG: 0.493</small> 	0-0 1-3 			0-3 K 	0-3 K 			0-0 F9 	4-0 	4 0 0 0 1 2 3	
Eddie Miksis, R (1, 9) <small>OBP: 0.351, SLG: 0.394</small> 	0-3 K 			0-0 F7 		0-0 F8 		4-0 	0-0 FC5-4 	4 0 0 0 1 1 3	
Hank Sauer, R (1, 7) <small>OBP: 0.329, SLG: 0.369</small> Jim King, L (8, 7) 	0-3 K 			0-0 F2 		0-0 L7 		0-0 		4 0 1 0 0 1 1 0 0 0 0 0 0 0	
Randy Jackson, R (1, 5) <small>OBP: 0.486, SLG: 0.933</small> 		4-0 			0-0 	0-0 F9 		4-0 		2 1 1 0 2 0 0	
14 Ernie Banks, R (1, 6) <small>OBP: 0.270, SLG: 0.400</small> 		0-3 K 			0-0 		0-0 F7 	0-0 1-3 		4 1 1 0 0 1 4	
Harry Chiti, R (1, 2) <small>OBP: 0.314, SLG: 0.444</small> 		0-3 K 			0-0 E5 		0-0 F7 		0-0 	4 1 1 0 0 1 1	
Gene Baker, R (1, 4) <small>OBP: 0.384, SLG: 0.433</small> 			0-0 F9 		0-0 F5 		0-0 	0-0 SH2-4 	0-0 	3 1 1 1 0 0 2	
John Andre, L (1, 1) <small>OBP: 0.333, SLG: 0.333</small> Bob Speake, L (5, PH) <small>OBP: 0.556, SLG: 0.625</small> Hal Jeffcoat, R (5, 1) <small>OBP: 0.333, SLG: 1.333</small> Warren Hacker, R (9, 1) 			0-3 K 		0-3 K 		0-3 K 	0-3 K 	0-3 K 	1 0 0 0 0 1 0 1 0 0 0 0 1 2 2 0 0 0 0 2 1 0 0 0 0 0 0 0	
Inning Stats	R: 0 H: 0 E: 0 LOB: 1 K: 2 BB: 1 S: 7 P: 11	R: 0 H: 0 E: 0 LOB: 0 K: 2 BB: 1 S: 6 P: 10	R: 0 H: 0 E: 0 LOB: 0 K: 1 BB: 0 S: 5 P: 5	R: 0 H: 0 E: 0 LOB: 0 K: 1 BB: 0 S: 5 P: 5	R: 2 H: 3 E: 1 LOB: 2 K: 2 BB: 0 S: 11 P: 11	R: 0 H: 0 E: 0 LOB: 0 K: 0 BB: 0 S: 3 P: 3	R: 1 H: 1 E: 0 LOB: 0 K: 1 BB: 0 S: 6 P: 6	R: 0 H: 1 E: 0 LOB: 3 K: 0 BB: 2 S: 4 P: 12	R: 1 H: 2 E: 0 LOB: 2 K: 1 BB: 1 S: 7 P: 11	1B: 6 SF: 0 2B: 0 SAC: 1 3B: 0 DP: 0 HR: 1 HBP: 0	
PITCHER Jack Meyer, R (1, 1) <small>ERA: 1.93</small> Thornton Kipper, R (8, 1) <small>ERA: 1.59</small>	IP WLS BF H R ER SO BB IBB HBP BLK WP HR S P ERA WHIP 7.0 L 27 4 3 1 9 2 0 0 0 0 1 43 51 1.29 0.857 2.0 12 3 1 1 1 2 1 0 0 0 0 11 23 4.50 2.500										

livebaseballscorecards.com

AB	33
R	4
H	7
RBI	3
BB	5
SO	10
LOB	17



Batter	1	2	3	4	5	6	7	8	9	AB	R	H	RBI	BB	SO	LOB
Richie Ashburn, L OBP: 0.464, SLG: 0.455 (1, 8)	4-0 2B 4-3 BB		0-0 L4-3 1-2		4-0 E 2-3 BB			0-3 K S		2	1	0	0	2	1	1
Earl Torgeson, L OBP: 0.438, SLG: 0.410 (1, 3)	0-0 4-3 1-3 2B		0-0 4-3		0-0 E5 1-2 FC4			0-0 G6-4-3 1B		4	0	2	0	0	0	1
Granny Hamner, R OBP: 0.368, SLG: 0.464 (1, 6)	0-0 4-3 2-3 3-H			0-0 HR		0-0 FC4 1-2f		0-0 G6-4-3 1-2f		4	1	1	2	0	0	4
Del Ennis, R OBP: 0.270, SLG: 0.393 (1, 9)	0-0 F3			0-0 FC3-4 1B		0-0 6-3		0-0 F8		4	0	1	0	0	0	1
Jim Greengrass, R OBP: 0.298, SLG: 0.255 (1, 7)	0-3 K			0-0 FC3-4 1-2f		0-0 F9		0-0 1B		4	0	1	0	0	1	2
Willie Jones, R OBP: 0.394, SLG: 0.482 (1, 5)		0-0 F2		0-0 F8		0-0 6-3		0-3 K		4	0	0	0	0	1	2
Bobby Morgan, R OBP: 0.316, SLG: 0.391 (1, 4)		0-3 K		0-3 K			0-0 4-3		0-0 1B	4	0	0	0	0	2	2
Andy Seminick, R OBP: 0.167, SLG: 0.333 (1, 2)		0-0 5-3			0-0 BB SH1-4 1B		0-0 5-3			3	0	1	0	0	0	0
Jack Meyer, R OBP: 0.400, SLG: 0.750 Glen Gorbous, L OBP: 0.409, SLG: 0.474 Thornton Kipper, R OBP: 1.000, SLG: 1.000 (1, 1) (7, PH) (8, 1)			4-0 L4-3 BB		0-0 SH1-4 1-2		0-0 G3			0	0	0	0	1	0	0
										1	0	0	0	0	0	0
										0	0	0	0	0	0	0

Inning Stats	R: 1	H: 1	E: 0	K: 1	S: 6	LOB: 1	BB: 1	P: 10	R: 0	H: 0	E: 0	K: 1	S: 5	LOB: 0	BB: 0	P: 5	R: 0	H: 0	E: 0	K: 0	S: 2	LOB: 0	BB: 1	P: 6	R: 1	H: 2	E: 0	K: 1	S: 7	LOB: 1	BB: 0	P: 7	R: 0	H: 1	E: 1	K: 0	S: 4	LOB: 2	BB: 1	P: 8	R: 0	H: 0	E: 0	K: 0	S: 3	LOB: 0	BB: 0	P: 3	R: 0	H: 0	E: 0	K: 0	S: 3	LOB: 0	BB: 0	P: 3	R: 0	H: 1	E: 0	K: 1	S: 5	LOB: 0	BB: 0	P: 5	R: 0	H: 1	E: 0	K: 1	S: 6	LOB: 1	BB: 0	P: 6	1B: 4	SF: 0	2B: 2	SAC: 1	3B: 0	DP: 2	HR: 1	HBP: 0	WP: 0	PA: 34	ERA	WHIP
PITCHER	IP	WLS	BF	H	R	ER	SO	BB	IBB	HBP	BLK	WP	HR	S	P	ERA	WHIP																																																																			
John Andre, R ERA: 5.59 (1, 1)	4.0		16	3	2	2	3	2	0	0	0	0	0	20	28	4.50	1.250																																																																			
Hal Jeffcoat, R ERA: 3.12 (5, 1)	4.1	W	15	2	0	0	1	1	0	0	0	0	0	16	20	0.00	0.692																																																																			
Warren Hacker, R ERA: 1.26 (9, 1)	0.2	S	3	1	0	0	1	0	0	0	0	0	0	5	5	0.00	1.500																																																																			

Chicago Cubs @ Philadelphia Phillies
Connie Mack Stadium, Philadelphia, PA

Mon May 02 1955, 3:33 AM EDT
 Att. 13,917 - Unknown

livebaseballscorecards.com

AB	30
R	2
H	6
RBI	2
BB	3
SO	5
LOB	13

Batter	1	2	3	4	5	6	7	8	9	AB R H RBI BB SO LOB	TOP																									
Johnny Temple, R (1, 4) OBP: 0.341, SLG: 0.227	0-0 6-3		4-0 BB		0-0 1-3	0-0 F7	0-0 FC6-4			4 0 0 0 1 0 3	Cincinnati Redlegs @ Philadelphia Phillies Connie Mack Stadium, Philadelphia, PA Tue May 03 1955, 3:33 AM EDT Att. 6,029 - Unknown																									
Smoky Burgess, L (1, 2) OBP: 0.278, SLG: 0.355	0-0 F8		0-0 3-1		0-0 1B 2B	4-0 BB		0-3 K		4 1 1 0 1 1 2																										
Gus Bell, L (1, 8) OBP: 0.325, SLG: 0.452	0-0 4-3			0-0 HR	0-0 1B SF8 1B	0-0 P2		0-0 4-3		5 2 2 1 0 0 2																										
Ted Kluszewski, L (1, 3) OBP: 0.333, SLG: 0.583		0-0 G3		0-0 HR	0-0 1B 3B 1B		0-0 HR	0-0 P2		5 3 3 3 0 0 0																										
Ray Jablonski, R (1, 7) OBP: 0.265, SLG: 0.413		0-0 P5		0-0 5-3	0-0 SF8		0-0 P2		0-0 G3 1B	3 0 0 1 0 0 0																										
Stan Palys, R (7, 7) OBP: 0.354, SLG: 0.390					3-H					1 0 1 0 0 0 0																										
Chuck Harmon, R (1, 5) OBP: 0.316, SLG: 0.722		0-0 5-3		0-0 5-3	0-0 3B 1-H		0-0 HR		0-0 G3 1-2	5 1 2 2 0 0 1																										
Wally Post, R (1, 9) OBP: 0.273, SLG: 0.370			0-0 P5	4-0 BB BB	4-0 BB BB	0-3 K	0-0 1B FC1-2 1B		0-3 K	4 0 1 0 1 2 2																										
Roy McMillan, R (1, 6) OBP: 0.333, SLG: 0.250			4-0 BB BB	4-0 BB BB		4-0 SH5-4 BB	0-0 FC1-2 1B		0-3 K	2 0 1 0 3 1 1																										
Corky Valentine, R (1, 1) Rudy Minarcin, R (1, 1) Ed Bailey, L (3, PH) Jim Pearce, R (3, 1) Bob Thurman, L (4, PH) Bud Podbielan, R (4, 1)			0-0 F8	0-0 F9		0-0 SH5-4	0-0 FC1-2			0 0 0 0 0 0 0 0 0 0 0 0 0 0 1 0 0 0 0 0 1 0 0 0 0 0 0 0 1 0 0 0 0 0 2 1 0 0 0 0 0 2																										
Inning Stats	R: 0 E: 0 K: 0 S: 3	H: 0 LOB: 0 BB: 0 P: 3	R: 0 E: 0 K: 0 S: 3	H: 0 LOB: 0 BB: 0 P: 3	R: 0 E: 0 K: 0 S: 3	H: 0 LOB: 2 BB: 2 P: 11	R: 2 E: 0 K: 0 S: 5	H: 2 LOB: 2 BB: 2 P: 13	R: 3 E: 0 K: 1 S: 9	H: 4 LOB: 1 BB: 0 P: 9	R: 0 E: 0 K: 0 S: 3	H: 0 LOB: 2 BB: 2 P: 11	R: 2 E: 0 K: 0 S: 7	H: 4 LOB: 2 BB: 0 P: 7	R: 0 E: 0 K: 1 S: 5	H: 0 LOB: 0 BB: 0 P: 5	R: 0 E: 0 K: 2 S: 8	H: 1 LOB: 1 BB: 0 P: 8	1B: 5 2B: 1 3B: 1 HR: 4	SF: 1 SAC: 1 DP: 0 HBP: 0	WP: 0 PB: 0 SB: 0 CS: 0	PA: 44														
PITCHER	IP WLS BF H R ER SO BB IBB HBP BLK WP HR S P ERA WHIP																																			
Herm Wehmeier, R (1, 1) ERA: 4.63	4.1		21	4	4	4	0	4	0	0	0	0	2	17	33	8.31	1.846																			
Lynn Lovenguth, R (5, 1) ERA: 5.0	1.1		8	2	1	1	1	2	0	0	0	0	0	8	16	6.75	3.000																			
Jack Spring, L (6, 1) ERA: 6.75	0.2	L	4	2	2	2	0	0	0	0	0	0	2	4	4	27.00	3.000																			
Thornton Kipper, R (7, 1) ERA: 1.38	1.2		7	2	0	0	1	0	0	0	0	0	0	9	9	0.00	1.200																			
Dave Cole, R (9, 1) ERA: 3.0	1.0		4	1	0	0	2	0	0	0	0	0	0	8	8	0.00	1.000																			

livebaseballscorecards.com

AB	36
R	7
H	11
RBI	7
BB	6
SO	4
LOB	16



Batter	1	2	3	4	5	6	7	8	9	AB R H RBI BB SO LOB	TOP											
Johnny Temple, R (1, 4) OBP: 0.356, SLG: 0.243	0-0 F9		0-0 P2		0-0 FC 1B	0-0 S 1B		4-0 BB		4 1 2 0 1 0 1	Cincinnati Redlegs @ Philadelphia Phillies Connie Mack Stadium, Philadelphia, PA Wed May 04 1955, 3:33 AM EDT Att. 5,531 - Unknown											
Bob Borkowski, R (1, 3) OBP: 0.167, SLG: 0.182 Rocky Bridges, R (6, 5)	0-0 F9		0-0 1-H 2B		0-0 FC 1B	0-3 K		0-0 P6		4 1 1 1 0 1 2 1 0 0 0 0 0 3												
Gus Bell, L (1, 8) OBP: 0.329, SLG: 0.442	4-0 BB 1B		0-0 P5		0-0 F8		0-3 K		0-0 SH1-4 1B	4 1 1 0 1 1 2												
Ray Jablonski, R (1, 7) OBP: 0.278, SLG: 0.409 Stan Palys, R (9, PH) OBP: 0.354, SLG: 0.390	4-0 1B 1-2 BB		0-0 F8		0-0 1B		0-0 P5		0-0 SH1-4	3 0 1 1 1 0 0 0 0 0 0 0 0 0												
Smoky Burgess, L (1, 2) OBP: 0.317, SLG: 0.389	0-0 1-3 2-H 1B		0-0 FC4-6 1B		0-0 1-2 2-H 1B		0-3 K		0-0 4-3	5 0 3 2 0 1 1												
Chuck Harmon, R (1, 5) OBP: 0.292, SLG: 0.696		0-0 P5		0-0 FC4-6 HR		0-0 P5		0-0 FC5-2 3B	0-0 6-3	5 1 1 0 0 0 4												
Wally Post, R (1, 9) OBP: 0.296, SLG: 0.461		0-0 5-3		0-0 1-H HR		0-0 HR		4-0 FC1-5 FC5-2 BB		3 2 2 3 1 0 0												
Roy McMillan, R (1, 6) OBP: 0.314, SLG: 0.233		0-0 P4		0-0 6-3		0-3 K		0-0 FC5-2 BB FC1-5		4 0 0 0 0 1 2												
Gerry Staley, R (1, 1) Art Fowler, R (6, 1)			4-0 2B BB		0-3 K	0-3 K		0-0 FC1-5 BB		2 1 0 0 1 2 0 1 0 0 0 0 0 2												
Inning Stats	R: 1 E: 0 K: 0 S: 3	H: 1 LOB: 2 BB: 2 P: 11	R: 0 E: 0 K: 0 S: 3	H: 0 LOB: 0 BB: 0 P: 3	R: 1 E: 0 K: 0 S: 3	H: 1 LOB: 0 BB: 1 P: 7	R: 2 E: 0 K: 0 S: 5	H: 2 LOB: 0 BB: 0 P: 5	R: 2 E: 0 K: 1 S: 9	H: 3 LOB: 2 BB: 0 P: 9	R: 1 E: 0 K: 3 S: 11	H: 2 LOB: 1 BB: 0 P: 11	R: 0 E: 0 K: 2 S: 7	H: 0 LOB: 0 BB: 0 P: 7	R: 0 E: 0 K: 0 S: 4	H: 1 LOB: 3 BB: 2 P: 12	R: 0 E: 0 K: 0 S: 4	H: 1 LOB: 1 BB: 0 P: 4	1B: 7 2B: 1 3B: 1 HR: 2	SF: 0 SAC: 1 DP: 0 HBP: 0	WP: 0 PB: 0 SB: 1 CS: 0	PA: 42
PITCHER	IP WLS BF H R ER SO BB IBB HBP BLK WP HR S P ERA WHIP																					
Ron Mrozinski, L (1, 1) ERA: 8.1	4.2 L 23 7 6 6 1 3 0 0 0 0 0 1 22 34 11.57 2.143																					
Bob Miller, R (5, 1) ERA:	0.1 1 0 0 0 0 0 0 0 0 0 0 0 1 1 0.00 0.000																					
Jack Meyer, R (6, 1) ERA: 2.18	2.0 8 2 1 1 5 0 0 0 0 0 0 1 18 18 4.50 1.000																					
Dave Cole, R (8, 1) ERA: 1.8	2.0 10 2 0 0 0 2 0 0 0 0 0 0 8 16 0.00 2.000																					

livebaseballscorecards.com

AB	36
R	7
H	11
RBI	7
BB	5
SO	6
LOB	17



Batter	1	2	3	4	5	6	7	8	9	AB	R	H	RBI	BB	SO	LOB
Richie Ashburn, L (1, 8) OBP: 0.488, SLG: 0.529	0-0 FC1-5-6-1 2B		0-0 CS 2-3 1B		0-0 1B 2B		0-0 G4-6-3 1-2f			4	1	3	0	0	0	1
Bobby Morgan, R (1, 4) OBP: 0.303, SLG: 0.395	0-0 FC1-5-6-1 1-3 2-3		0-3 K 1-2		4-0 1B BB		0-3 K			3	0	0	0	1	2	3
Earl Torgeson, L (1, 3) OBP: 0.407, SLG: 0.361	0-0 1-3 1-2			0-0 E3 2B	0-0 1-2 2-H 1B			0-0 L9		4	1	1	1	0	0	1
Jim Greengrass, R (1, 9) OBP: 0.319, SLG: 0.305	0-0 5-3			0-0 1-H 2B	0-0 5-3			0-3 K		4	0	1	1	0	1	3
Mary Blaylock, L (1, 7) OBP: 0.400, SLG: 1.000		0-0 3-1		0-0 P5		0-0 HR		0-0 3B		4	1	2	1	0	0	1
Stan Lopata, R (1, 2) OBP: 0.383, SLG: 0.479		0-0 5-3		0-3 K		0-0 F8		0-0 5-3		4	0	0	0	0	1	2
Floyd Baker, L (1, 5)		0-0 4-3		0-0 F8		0-0 4-3			0-3 K	4	0	0	0	0	1	1
Roy Smalley, R (1, 6) OBP: 0.273, SLG: 0.333			0-0 1B 2B		0-0 G6-4-3 1B		0-0 1-3		0-0 P3	4	0	2	0	0	0	0
Ron Mrozinski, R (1, 1) Bob Miller, R (5, 1) Mel Clark, R (5, PH) Jack Meyer, R (6, 1) Jack Meyer, R (6, 1) Glen Gorbous, L (7, PH) Dave Cole, R (8, 1) Del Ennis, R (9, PH)			0-3 K		0-0 G6-4-3 1-2f		0-0 G4-6-3 1B		0-0 F8	1	0	0	0	0	1	1

Inning Stats	R: 0	H: 1	E: 0	K: 0	S: 4	H: 0	LOB: 1	BB: 0	P: 4	R: 0	H: 0	E: 0	K: 0	S: 3	R: 0	H: 2	E: 0	K: 2	S: 8	R: 1	H: 1	E: 1	K: 1	S: 7	R: 1	H: 3	E: 0	K: 0	S: 5	R: 1	H: 1	E: 0	K: 0	S: 4	R: 0	H: 1	E: 0	K: 1	S: 5	R: 0	H: 1	E: 0	K: 1	S: 6	R: 0	H: 0	E: 0	K: 1	S: 5	1B: 4	2B: 5	3B: 1	SF: 0	SAC: 0	DP: 3	HBP: 0	WP: 0	PA: 36
--------------	------	------	------	------	------	------	--------	-------	------	------	------	------	------	------	------	------	------	------	------	------	------	------	------	------	------	------	------	------	------	------	------	------	------	------	------	------	------	------	------	------	------	------	------	------	------	------	------	------	------	-------	-------	-------	-------	--------	-------	--------	-------	--------

PITCHER	IP	WLS	BF	H	R	ER	SO	BB	IBB	HBP	BLK	WP	HR	S	P	ERA	WHIP
Gerry Staley, R (1, 1) ERA: 3.34	5.0	W	23	8	3	2	3	1	0	0	0	0	1	28	32	3.60	1.800
Art Fowler, R (6, 1) ERA: 4.33	4.0	S	13	2	0	0	3	0	0	0	0	0	0	19	19	0.00	0.500

BOTTOM

Cincinnati Redlegs @ Philadelphia Phillies
 Connie Mack Stadium, Philadelphia, PA

Wed May 04 1955, 3:33 AM EDT
 Att. 5,531 - Unknown

livebaseballscorecards.com

AB	35
R	3
H	10
RBI	3
BB	1
SO	6
LOB	14



Batter	1	2	3	4	5	6	7	8	9	10	11	12	AB	R	H	RBI	BB	SO	LOB	TOP					
Jim Gilliam, S OBP: 0.343, SLG: 0.305 (1, 4)	1-0 G3 BB SF7-3-5 1B		2-3 K		3-3 K		0-0 F6		2-2 4-3			4-1 SH1-4 2B BB	5	2	1	0	1	2	3						
Pee Wee Reese, R OBP: 0.288, SLG: 0.333 (1, 6)	4-2 SF7-3-5 G3 BB 1-2		2-2 G4-6-3 1B		4-2 G4-6-3 BB		0-0 F6		1-2 F5			0-1 SH1-4	3	0	1	0	2	0	1						
Duke Snider, L OBP: 0.469, SLG: 0.658 (1, 8)	0-1 G3 1-2 2-3		0-0 G4-6-3 1-2f		2-1 G4-6-3 1-2f		1-3 K		2-3 K			4-0 2B IBB	5	1	0	0	1	2	4						
Roy Campanella, R OBP: 0.429, SLG: 0.618 (1, 2)	0-0 SF7-3-5 2-3 3-H			2-1 BB 1B SF7 1B		3-2 6-3		4-1 FC4-6 BB		0-2 L8		3-2 1-H 2-H 2B	4	1	2	3	1	0	0						
Sandy Amoros, L OBP: 0.366, SLG: 0.420 (1, 7) (9, 9) (10, 7)				1-2 BB 2B 1B		0-0 4-3		0-0 FC4-6 CS		3-2 S 1B		0-0 4-3	6	2	3	1	0	0	2						
Gil Hodges, R OBP: 0.385, SLG: 0.462 (1, 3)			1-3 K	4-2 2B BB		4-2 PB BB		1-2 CS	3-3 K		3-2 L7	0-1 F9	4	0	0	0	2	2	2						
Jackie Robinson, R OBP: 0.407, SLG: 0.373 (1, 5)			3-2 1B	1-1 SF7		1-2 F8		1-2 F8	2-2 F8		1-1 F8		4	0	1	1	0	0	2						
Carl Furillo, R OBP: 0.424, SLG: 0.667 (1, 9) (9, 7) (10, 9)			0-1 F4	3-1 1-3 2-H 2B		3-2 4-3		4-0 BB BB		4-0 BB IBB		4-0 IBB	3	0	1	1	2	0	1						
Billy Loes, R George Shubert, L Joe Black, R Frank Kottel, R Jim Hughes, R Rube Walker, L Carl Erskine, R Ed Roebuck, R Don Hoge, R Don Newcombe, L			0-0 F9	3-2 4-3-6-2 3-Hf		1-2 1B		4-2 BB BB		4-2 BB		2-2 6-3	1	0	0	0	0	0	1						
Inning Stats	R: 1 E: 0 K: 0 S: 6	H: 1 LOB: 0 BB: 1 P: 11	R: 1 E: 0 K: 1 S: 13	H: 2 LOB: 1 BB: 0 P: 20	R: 0 E: 0 K: 1 S: 7	H: 1 LOB: 0 BB: 0 P: 11	R: 2 E: 0 K: 0 S: 15	H: 3 LOB: 1 BB: 1 P: 29	R: 0 E: 0 K: 1 S: 8	H: 0 LOB: 1 BB: 1 P: 17	R: 0 E: 0 K: 0 S: 10	H: 0 LOB: 0 BB: 1 P: 13	R: 0 E: 0 K: 1 S: 7	H: 0 LOB: 0 BB: 1 P: 13	R: 0 E: 0 K: 1 S: 10	H: 1 LOB: 0 BB: 0 P: 13	R: 0 E: 0 K: 1 S: 10	H: 1 LOB: 2 BB: 1 P: 25	R: 2 E: 0 K: 0 S: 9	H: 1 LOB: 1 BB: 2 P: 20	1B: 7 2B: 4 3B: 0 HR: 1	SF: 2 SAC: 1 DP: 4 HBP: 0	WP: 0 PB: 1 SB: 1 CS: 1	PA: 52	
PITCHER	IP	WLS	BF	H	R	ER	SO	BB	IBB	HBP	BLK	WP	HR	S	P	ERA	WHIP								
Murry Dickson, R ERA: 2.25	(1, 1)	5.0	21	7	4	4	3	3	0	0	0	0	1	49	88	7.20	2.000								
Jack Meyer, R ERA: 2.33	(6, 1)	6.1	28	3	2	2	3	5	2	0	0	0	0	64	124	2.84	1.263								
Ron Mrozinski, L ERA: 7.36	(12, 1)	0.2	2	0	0	0	0	0	0	0	0	0	0	3	3	0.00	0.000								

Brooklyn Dodgers @ Philadelphia Phillies
 Connie Mack Stadium, Philadelphia, PA

Fri May 06 1955, 3:33 AM EDT
 Att. 22,420 - Unknown

AB	38
R	6
H	10
RBI	6
BB	10
SO	6
LOB	20



livebaseballscorecards.com

Batter	1	2	3	4	5	6	7	8	9	10	11	12	AB	R	H	RBI	BB	SO	LOB
Richie Ashburn, L OBP: 0.447, SLG: 0.500 (1, 8)	0-1 L7	0-1 2B		1-0 F6		2-2 F9		0-0 1-3		2-1 3-1			6	0	1	1	0	0	2
Earl Torgeson, L OBP: 0.402, SLG: 0.351 (1, 3)	2-3 K	1-1 1-3		4-2 FC4-6 BB		0-0 L9		0-1 1B			2-1 G3		5	0	1	0	1	1	1
Granny Hamner, R OBP: 0.354, SLG: 0.453 (1, 6)	0-0 F3			0-1 FC4-6		2-1 2B		1-2 G3			0-2 F3		6	0	1	0	0	0	4
Jim Greengrass, R OBP: 0.338, SLG: 0.375 Peanuts Lowrey, R OBP: 0.171, SLG: 0.154 (9, PR) (10, 9)		0-0 HR		0-1 F9		0-1 2B 1B		0-0 F8		1-0 SH1-4 1B		0-3 K	5	1	3	1	0	0	1
Marv Blaylock, L OBP: 0.467, SLG: 0.923 (1, 7)		4-0 1B BB		4-2 S BB		3-2 2B		1-1 E4 B1-6-3		0-0 SH1-4		2-3 K	3	1	1	0	2	1	0
Stan Lopata, R OBP: 0.379, SLG: 0.442 (1, 2)		0-2 FC5 BB 1B		4-2 BB		1-3 K		0-0 B1-6-3		4-0 G4-6-3 IBB		2-2 5-3	4	1	0	0	2	1	4
Willie Jones, R OBP: 0.365, SLG: 0.412 (1, 5)		0-2 G1-6-4-3 BB 2B 1B		1-2 6-3		4-0 IBB		3-3 K		0-1 G4-6-3		2-1 F6	5	1	1	1	1	1	4
Bobby Morgan, R OBP: 0.309, SLG: 0.381 (1, 4)		4-2 SH1-6-4-3 BB		4-1 SH3-4 BB		1-2 F2		0-1 F7		2-1 5-3			3	0	0	0	2	0	3
Murry Dickson, R OBP: 0.200, SLG: 0.200 Glen Gorbous, L OBP: 0.400, SLG: 0.455 Jack Meyer, R OBP: 0.429, SLG: 0.600 Ron Mrozinski, R (12, 1)		2-1 G1-6-4-3		1-0 SH3-4		2-3 K		4-2 1B 1-3 BB		0-0 4-3			1	0	0	0	0	0	2

Inning Stats	R: 0	H: 0	E: 0	K: 1	S: 7	R: 4	H: 3	E: 1	K: 0	S: 16	R: 0	H: 0	E: 0	K: 0	S: 10	R: 0	H: 0	E: 0	K: 0	S: 15	R: 0	H: 1	E: 0	K: 0	S: 8	R: 0	H: 0	E: 1	K: 1	S: 6	R: 0	H: 1	E: 0	K: 0	S: 11	R: 0	H: 1	E: 0	K: 0	S: 4	R: 0	H: 0	E: 0	K: 0	S: 5	R: 0	H: 0	E: 0	K: 1	S: 9	R: 0	H: 0	E: 0	K: 1	S: 10	1B: 4	2B: 3	3B: 0	HR: 1	SF: 0	SAC: 2	DP: 3	HBP: 0	WP: 0	PA: 52
--------------	------	------	------	------	------	------	------	------	------	-------	------	------	------	------	-------	------	------	------	------	-------	------	------	------	------	------	------	------	------	------	------	------	------	------	------	-------	------	------	------	------	------	------	------	------	------	------	------	------	------	------	------	------	------	------	------	-------	-------	-------	-------	-------	-------	--------	-------	--------	-------	--------

PITCHER	IP	WLS	BF	H	R	ER	SO	BB	IBB	HBP	BLK	WP	HR	S	P	ERA	WHIP
Billy Loes, R ERA: 4.21 (1, 1)	3.0		16	3	4	1	1	4	0	0	0	0	1	33	55	3.00	2.333
Joe Black, R ERA: 1.86 (4, 1)	3.0		15	3	0	0	2	2	1	0	0	0	0	31	56	0.00	1.667
Jim Hughes, R ERA: 2.57 (7, 1)	2.0		8	1	0	0	1	1	0	0	0	0	0	17	26	0.00	1.000
Ed Roebuck, R ERA: 0.64 (9, 1)	2.0		7	1	0	0	0	0	1	0	0	0	0	9	18	0.00	0.500
Don Newcombe, R ERA: 4.95 (11, 1)	2.0	W	6	0	0	0	2	0	0	0	0	0	0	19	27	0.00	0.000

BOTTOM

Brooklyn Dodgers @ Philadelphia Phillies
Connie Mack Stadium, Philadelphia, PA

Fri May 06 1955, 3:33 AM EDT
 Att: 22,420 - Unknown

livebaseballscorecards.com

AB	41
R	4
H	8
RBI	3
BB	9
SO	6
LOB	24



Batter	1	2	3	4	5	6	7	8	9	AB R H RBI BB SO LOB	TOP	
Jim Gilliam, S (1, 4) <small>OBP: 0.356, SLG: 0.314</small>	1-2 		0-1 	0-0 		4-2 		3-2 		4 0 2 0 1 0 1	Brooklyn Dodgers @ Philadelphia Phillies Connie Mack Stadium, Philadelphia, PA Sat May 07 1955, 3:33 AM EDT Att: 27,922 - Unknown livebaseballscorecards.com	
Pee Wee Reese, R (1, 6) <small>OBP: 0.295, SLG: 0.343</small>	1-1 		1-2 		1-1 	0-0 		1-1 		4 1 2 1 0 0 1		
Duke Snider, L (1, 8) <small>OBP: 0.466, SLG: 0.641</small>	3-3 		1-0 		2-2 	2-0 		1-0 		5 2 2 1 0 1 3		
Roy Campanella, R (1, 2) <small>OBP: 0.438, SLG: 0.654</small>		2-2 	1-0 		3-2 		2-1 		2-0 	5 0 3 1 0 0 2		
Sandy Amoros, L (1, 7) <small>OBP: 0.367, SLG: 0.442</small>		2-0 	2-2 		2-1 		1-1 		2-2 	5 0 2 1 0 0 3		
Gil Hodges, R (1, 3) <small>OBP: 0.386, SLG: 0.444</small>		3-2 		1-1 	0-1 		4-2 		4-2 	3 0 0 1 2 0 2		
Jackie Robinson, R (1, 5) <small>OBP: 0.396, SLG: 0.361</small> Don Hoak, R (9, 5) <small>OBP: 0.429, SLG: 0.667</small>	2-2 			1-1 	3-0 		0-0 		0-0 	5 1 1 0 0 0 6 0 0 0 0 0 0 0		
Carl Furillo, R (1, 9) <small>OBP: 0.412, SLG: 0.651</small>			1-1 	3-2 		1-0 		0-0 		5 1 1 1 0 0 4		
Carl Erskine, R (1, 1) <small>OBP: 0.150, SLG: 0.150</small>			1-2 	0-3 		2-1 		0-0 		4 1 0 0 0 1 2		
Inning Stats	R: 0 H: 0 E: 0 LOB: 0 K: 1 BB: 0 S: 10 P: 15	R: 0 H: 1 E: 0 LOB: 1 K: 0 BB: 0 S: 10 P: 19	R: 3 H: 3 E: 2 LOB: 1 K: 0 BB: 0 S: 16 P: 23	R: 1 H: 2 E: 0 LOB: 1 K: 1 BB: 0 S: 11 P: 16	R: 2 H: 3 E: 0 LOB: 1 K: 0 BB: 0 S: 14 P: 25	R: 0 H: 1 E: 0 LOB: 2 K: 0 BB: 1 S: 7 P: 16	R: 0 H: 1 E: 0 LOB: 2 K: 0 BB: 1 S: 8 P: 15	R: 0 H: 1 E: 0 LOB: 1 K: 0 BB: 0 S: 7 P: 12	R: 0 H: 1 E: 0 LOB: 2 K: 0 BB: 1 S: 8 P: 16	1B: 8 SF: 1 2B: 4 SAC: 0 3B: 1 DP: 0 HR: 0 HBP: 0	WP: 0 PA: 44 PB: 0 SB: 0 CS: 0	
PITCHER Robin Roberts, R (1, 1) <small>ERA: 2.31</small> Bob Miller, R (5, 1) <small>ERA:</small> Thornton Kipper, R (7, 1) <small>ERA: 1.13</small>	IP WLS BF H R ER SO BB IBB HBP BLK WP HR S P ERA WHIP											IP WLS BF H R ER SO BB IBB HBP BLK WP HR S P ERA WHIP
	4.0 L 21 8 6 3 2 0 0 0 0 0 0 0 0 53 82 6.75 2.000											

Brooklyn Dodgers @ Philadelphia Phillies
 Connie Mack Stadium, Philadelphia, PA

AB	40
R	6
H	13
RBI	6
BB	3
SO	2
LOB	24



Batter	1	2	3	4	5	6	7	8	9	AB	R	H	RBI	BB	SO	LOB
Bobby Morgan, R OBP: 0.313, SLG: 0.382 (1, 4)	1-2 F9		1-0 BB 1B	1-1 F8			2-2 1B		3-2 6-3	5	0	2	0	0	0	1
Richie Ashburn, L OBP: 0.412, SLG: 0.455 (1, 8)	0-0 4-3		2-0 F4	1-1 L9			1-2 F3			4	0	0	0	0	0	3
Mary Blaylock, L OBP: 0.421, SLG: 0.882 (1, 3)	3-2 3B		1-3 K		0-1 4-3		1-3 K			4	0	1	0	0	2	2
Jim Greengrass, R OBP: 0.333, SLG: 0.358 (1, 9)	0-0 6-3		4-1 BB	1-2 BB	1-3 K		1-1 F8			3	0	0	0	1	1	2
Granny Hamner, R OBP: 0.337, SLG: 0.430 (1, 6)		2-1 6-3	1-0 F7		1-2 6-3			0-0 F2		4	0	0	0	0	0	2
Del Ennis, R OBP: 0.263, SLG: 0.449 (1, 7)		2-2 BB 1B		2-2 HR		1-1 5-3		0-0 6-3		4	1	2	1	0	0	0
Willie Jones, R OBP: 0.382, SLG: 0.507 (1, 5)		4-1 BB	1-2 BB		0-0 HR		1-0 HR		3-2 F3	3	2	2	2	1	0	0
Andy Seminick, R OBP: 0.136, SLG: 0.273 (1, 2)		1-0 F9	0-1 5-3		0-1 5-3		2-1 F8		0-1 F2	4	0	0	0	0	0	2
Robin Roberts, S OBP: 0.313, SLG: 0.083 (5, 1)		1-0 F6	0-1 E6		1-3 K				2-1 F7	2	0	0	0	0	0	2
Glen Gorbous, L OBP: 0.385, SLG: 0.435 (6, PH)										0	0	0	0	0	0	0
Thornton Kipper, R OBP: 1.000, SLG: 1.000 (7, 1)										1	0	0	0	0	1	0
Stan Lopata, R OBP: 0.373, SLG: 0.434 (9, PH)										0	0	0	0	0	0	0
										1	0	0	0	0	0	0

Inning Stats	R: 0	H: 1	E: 0	LOB: 1	K: 0	BB: 0	S: 9	P: 13	R: 0	H: 1	E: 0	LOB: 2	K: 0	BB: 1	S: 8	P: 18	R: 0	H: 1	E: 0	LOB: 2	K: 1	BB: 1	S: 7	P: 16	R: 2	H: 2	E: 1	LOB: 1	K: 0	BB: 0	S: 13	P: 17	R: 0	H: 0	E: 0	LOB: 0	K: 1	BB: 0	S: 8	P: 10	R: 1	H: 1	E: 0	LOB: 0	K: 1	BB: 0	S: 8	P: 13	R: 0	H: 1	E: 0	LOB: 1	K: 1	BB: 0	S: 12	P: 17	R: 0	H: 0	E: 0	LOB: 0	K: 0	BB: 0	S: 6	P: 9	R: 0	H: 0	E: 0	LOB: 0	K: 0	BB: 0	S: 7	P: 12	R: 0	H: 0	E: 0	LOB: 0	K: 0	BB: 0	S: 7	P: 12	1B: 3	SF: 0	2B: 0	SAC: 0	3B: 1	DP: 0	HR: 3	HBP: 0	WP: 0	PA: 37	PB: 0	SB: 0	CS: 0	ERA	WHIP
PITCHER Carl Erskine, R ERA: 1.43 (1, 1)	IP	WLS	BF	H	R	ER	SO	BB	IBB	HBP	BLK	WP	HR	S	P	125	ERA	WHIP	IP	WLS	BF	H	R	ER	SO	BB	IBB	HBP	BLK	WP	HR	S	P	ERA	WHIP																																																												


BOTTOM

Brooklyn Dodgers @ Philadelphia Phillies
Connie Mack Stadium, Philadelphia, PA

Sat May 07 1955, 3:33 AM EDT
 Att. 27,922 - Unknown

livebaseballscorecards.com

AB	35
R	3
H	7
RBI	3
BB	2
SO	4
LOB	14



Batter	1	2	3	4	5	6	7	8	9	AB R H RBI BB SO LOB	TOP									
Jim Gilliam, S OBP: 0.358, SLG: 0.311 (1, 4)	0-1 1B 4-3 1B	1-0 G3			1-0 B5-3		4-0 HR IBB		2-1 F7	4 2 1 0 1 0 0	<p>Brooklyn Dodgers @ Philadelphia Phillies</p> <p>Connie Mack Stadium, Philadelphia, PA</p> <p>Sun May 08 1955, 3:33 AM EDT</p> <p>Att. 13,738 - Unknown</p>									
Pee Wee Reese, R OBP: 0.277, SLG: 0.320 (1, 6)	3-2 F8		2-2 5-3		2-2 F9		0-0 F5		1-1 F8	5 0 0 0 0 0 4										
Duke Snider, L OBP: 0.463, SLG: 0.663 (1, 8)	0-0 1B 4-3 1B		2-2 F7		0-0 F5		2-2 HR		2-3 K	5 2 2 4 0 1 0										
Roy Campanella, R OBP: 0.420, SLG: 0.624 (1, 2)	2-1 4-3		1-1 F5		2-1 F7		2-0 F7			4 0 0 1 0 0 1										
Sandy Amoros, L OBP: 0.363, SLG: 0.433 (1, 7)	1-2 HR 1B			2-1 L8		1-2 L7		0-3 K		4 1 1 1 0 1 0										
Gil Hodges, R OBP: 0.390, SLG: 0.494 (1, 3)	3-2 HR		3-1 1B 2B		0-0 F7		1-3 K			4 2 2 2 0 1 0										
Carl Furillo, R OBP: 0.406, SLG: 0.632 (1, 9)	1-0 F3		0-1 4-3		1-2 SH2-4 HR 1B		1-0 E6			4 1 1 0 0 0 1										
Don Hoak, R OBP: 0.545, SLG: 0.667 (1, 5)		1-1 F6		1-1 1B		4-2 SH2-4 HR BB		3-2 1B		3 1 2 1 1 0 0										
Johnny Podres, L OBP: 0.214, SLG: 0.286 (1, 1)		3-2 4-3		0-3 K		2-0 SH2-4		1-3 K		2 0 0 0 0 1 1										
Ed Roebuck, R (7, 1)										1 0 0 0 0 1 2										
Jim Hughes, R (8, 1)										0 0 0 0 0 0 0										
Inning Stats	R: 4 E: 0 K: 0 S: 16	H: 4 LOB: 0 BB: 0 P: 26	R: 0 E: 0 K: 0 S: 9	H: 0 LOB: 0 BB: 0 P: 14	R: 0 E: 0 K: 0 S: 8	H: 0 LOB: 0 BB: 0 P: 13	R: 1 E: 0 K: 1 S: 12	H: 2 LOB: 1 BB: 0 P: 18	R: 0 E: 0 K: 0 S: 7	H: 0 LOB: 0 BB: 0 P: 10	R: 4 E: 0 K: 0 S: 14	H: 2 LOB: 0 BB: 2 P: 29	R: 0 E: 1 K: 3 S: 13	H: 1 LOB: 2 BB: 0 P: 19	R: 0 E: 0 K: 1 S: 7	H: 0 LOB: 0 BB: 0 P: 12	1B: 6 2B: 1 3B: 0 HR: 2	SF: 0 SAC: 1 DP: 0 HBP: 0	WP: 0 PB: 0 SB: 1 CS: 0	PA: 39
PITCHER	IP WLS BF H R ER SO BB IBB HBP BLK WP HR S P ERA WHIP	IP WLS BF H R ER SO BB IBB HBP BLK WP HR S P ERA WHIP											IP WLS BF H R ER SO BB IBB HBP BLK WP HR S P ERA WHIP							
Herm Wehmeier, R ERA: 5.55 (1, 1)	0.2 L 6 4 4 4 0 0 0 0 0 0 1 15 24 54.00 6.000											Murry Dickson, R ERA: 2.17 (9, 1)								
Lynn Lovenguth, R ERA: 4.35 (1, 1)	1.1 4 0 0 0 0 0 0 0 0 0 0 0 10 16 0.00 0.000																			
Thornton Kipper, R ERA: 1.5 (3, 1)	2.0 8 2 1 1 1 0 0 0 0 0 0 0 20 31 4.50 1.000																			
Bob Miller, R ERA: 4.7 (5, 1)	3.0 13 2 4 4 0 1 1 0 0 0 1 27 48 12.00 1.000																			
Ron Mrozinski, L ERA: 6.48 (8, 1)	1.0 5 1 0 0 0 3 0 0 0 0 0 0 13 19 0.00 1.000																			

AB	36
R	9
H	9
RBI	9
BB	2
SO	5
LOB	9



BOTTOM

Brooklyn Dodgers @ Philadelphia Phillies
Connie Mack Stadium, Philadelphia, PA
Sun May 08 1955, 3:33 AM EDT
Att. 13,738 - Unknown

livebaseballscorecards.com

AB 41
R 8
H 14
RBI 8
BB 5
SO 8
LOB 25



WP: 0 PA: 46
PB: 0
SB: 0
CS: 0

AB R H RBI BB SO LOB

5 2 3 1 1 2 1

5 1 1 0 0 0 5

5 1 1 0 0 0 3

4 1 2 1 1 0 1

5 1 3 3 0 1 2

5 2 1 0 0 1 5

4 0 2 2 1 1 2

4 0 1 1 1 1 2

0 0 0 0 0 0 0

1B: 9 SF: 0
2B: 4 SAC: 0
3B: 1 DP: 1
HR: 0 HBP: 0

Batter	1	2	3	4	5	6	7	8	9
Bobby Morgan, R (1, 4) OBP: 0.333, SLG: 0.394	4-0 FC3-6 BB		2-3 K	0-1 FC6-4 1B			1-1 2B 4-3 1B	1-2 BB 1B	1-3 K
Richie Ashburn, L (1, 8) OBP: 0.393, SLG: 0.449	1-1 FC3-6 G5-4-3 1-2f		3-2 5-3	0-0 FC6-4 1-2f			0-1 4-3 1B 2B	0-1 F9	
Granny Hamner, R (1, 6) OBP: 0.330, SLG: 0.417	0-2 G5-4-3 1-2f		1-2 5-3		1-2 F7		0-0 6-3	1-2 BB 1B	
Jim Greengrass, R (1, 9) OBP: 0.349, SLG: 0.394		2-2 BB 2B		3-2 1B 2B	3-1 5-3		2-2 4-3	4-2 1B BB	
Del Ennis, R (1, 7) OBP: 0.284, SLG: 0.473		0-3 K		0-0 6-3	1-0 2B		0-1 1B 3B 1B	2-1 1B	
Willie Jones, R (1, 5) OBP: 0.372, SLG: 0.487		2-3 K		2-1 E5 BB 1B	1-2 F8		0-0 1B 3B 1B	2-1 F8	
Mary Blaylock, L (1, 3) OBP: 0.458, SLG: 0.905		4-2 BB BB		3-3 K		0-1 3-1	0-0 1H 2H 3B		1-0 FC1-6 1B
Andy Seminick, R (1, 2) OBP: 0.185, SLG: 0.269		4-1 BB		3-2 1B BB 1B		1-3 K	1-1 5-3		0-1 FC1-6
Peanuts Lowrey, R (9, PR) OBP: 0.171, SLG: 0.154		1-2 2-3 BB		1-2 2-H 1B					1-2f
Herm Wehmeier, R Mel Clark, R Lynn Lovenguth, L Thornton Kipper, R Stan Loggans, R Bob Miller, R Ron Mrozinski, R Glen Gorbous, L Murry Tomerson, L Earl Tomerson, L		2-3 K		4-2 1B BB		0-3 K		0-0 F7	0-1 L7

Inning Stats	R: 0	H: 0	E: 0	K: 5	S: 5	H: 0	LOB: 0	BB: 1	P: 10	R: 0	H: 1	E: 0	K: 3	S: 16	R: 0	H: 0	E: 0	K: 1	S: 9	R: 2	H: 3	E: 1	K: 1	S: 20	R: 0	H: 1	E: 0	K: 0	S: 9	R: 4	H: 5	E: 0	K: 0	S: 15	R: 2	H: 3	E: 0	K: 0	S: 17	R: 0	H: 1	E: 0	K: 1	S: 8	1B: 9	SF: 0	2B: 4	SAC: 0	3B: 1	DP: 1	HR: 0	HBP: 0	WP: 0	PA: 46
--------------	------	------	------	------	------	------	--------	-------	-------	------	------	------	------	-------	------	------	------	------	------	------	------	------	------	-------	------	------	------	------	------	------	------	------	------	-------	------	------	------	------	-------	------	------	------	------	------	-------	-------	-------	--------	-------	-------	-------	--------	-------	--------

PITCHER	IP	WLS	BF	H	R	ER	SO	BB	IBB	HBP	BLK	WP	HR	S	P	ERA	WHIP
Johnny Podres, L (1, 1) ERA: 3.66	6.2	W	32	8	5	3	7	4	0	0	0	0	0	79	129	4.05	1.800
Ed Roebuck, R (7, 1) ERA: 2.4	1.0		8	4	3	3	0	1	0	0	0	0	0	17	24	27.00	5.000
Jim Hughes, R (8, 1) ERA: 2.16	1.1	S	6	2	0	0	1	0	0	0	0	0	0	12	18	0.00	1.500

Batter	1	2	3	4	5	6	7	8	9	10	AB R H RBI BB SO LOB	TOP												
Bobby Morgan, R (1, 4) OBP: 0.318, SLG: 0.374	0-3 K		0-3 K			0-0 6-3		0-0 6-3		0-0 F9	5 0 0 0 0 2 0	Philadelphia Phillies @ St. Louis Cardinals Sportsman's Park, St. Louis, MO Tue May 10 1955, 4:33 AM EDT Att: 4,693 - Unknown												
Richie Ashburn, L (1, 8) OBP: 0.383, SLG: 0.423	4-0 BB			0-0 6-3		0-0 F5		0-0 F9			3 0 0 0 1 0 0													
Granny Hamner, R (1, 6) OBP: 0.316, SLG: 0.398	0-0 F6			0-0 F2		0-0 1-3		0-3 K			4 0 0 0 0 1 1													
Del Ennis, R (1, 7) OBP: 0.306, SLG: 0.526	0-0 F8			0-0 HR		0-0 1B		0-0 E5 WP 1B			4 3 3 1 0 0 1													
Stan Lopata, R (1, 2) OBP: 0.389, SLG: 0.418		4-0 BB		0-3 K		4-0 1B		0-0 6-3			2 0 0 0 2 1 1													
Willie Jones, R (1, 5) OBP: 0.378, SLG: 0.488		0-3 K			0-0 F7		0-0 1B		0-0 1B		4 0 2 2 0 1 1													
Mel Clark, R (1, 9) OBP: 0.229, SLG: 0.250		0-3 K			0-0 F3		0-0 F8		0-0 F9		4 0 0 0 0 1 3													
Mary Blaylock, L (1, 3) OBP: 0.393, SLG: 0.760			0-0 F7		0-3 K		0-0 6-3			0-0 4-3	4 0 0 0 0 1 2													
Curt Simmons, L (1, 1) OBP: 0.500, SLG: 1.000			0-3 K			0-0 F2		0-0 6-3		0-3 K	2 0 0 0 0 1 0													
Peanuts Lowrey, R (8, PH) OBP: 0.167, SLG: 0.150											1 0 0 0 0 0 0													
Jack Meyer, R (8, 1) OBP: 0.375, SLG: 0.500											1 0 0 0 0 1 0													
Inning Stats	R: 0 E: 0 K: 1 S: 5	H: 0 LOB: 1 BB: 1 P: 9	R: 0 E: 0 K: 2 S: 6	H: 0 LOB: 0 BB: 1 P: 10	R: 0 E: 0 K: 2 S: 7	H: 0 LOB: 0 BB: 0 P: 7	R: 1 E: 0 K: 1 S: 6	H: 1 LOB: 0 BB: 0 P: 6	R: 0 E: 0 K: 1 S: 5	H: 0 LOB: 0 BB: 0 P: 5	R: 0 E: 0 K: 0 S: 3	H: 0 LOB: 0 BB: 0 P: 3	R: 1 E: 0 K: 0 S: 5	H: 2 LOB: 2 BB: 1 P: 9	R: 0 E: 0 K: 0 S: 3	H: 0 LOB: 0 BB: 0 P: 3	R: 1 E: 1 K: 1 S: 7	H: 2 LOB: 1 BB: 0 P: 7	R: 0 E: 0 K: 1 S: 5	H: 0 LOB: 0 BB: 0 P: 5	1B: 4 2B: 0 3B: 0 HR: 1	SF: 0 SAC: 0 DP: 0 HBP: 0	WP: 1 PB: 0 SB: 0 CS: 0	PA: 37
PITCHER Luis Arroyo, L (1, 1) ERA: 1.42	IP 10.0 WLS W BF 37 H 5 R 3 ER 3 SO 9 BB 3 IBB 0 HBP 0 BLK 0 WP 1 HR 1 S 52 P 64 ERA 2.70 WHIP 0.800																							

livebaseballscorecards.com

AB	34
R	3
H	5
RBI	3
BB	3
SO	9
LOB	9



Batter	1	2	3	4	5	6	7	8	9	10	AB	R	H	RBI	BB	SO	LOB
Alex Grammas, R (1, 6) OBP: 0.350, SLG: 0.265 Solly Hemus, L (10, PH) OBP: 0.200, SLG: 0.059 Bob Stephenson, R (10, PR) OBP: 0.167, SLG: 0.167	4-0 WP BB		4-0 G6-4-3 BB			0-0 6-3		4-0 SH2-4 BB		4-0 HR BB	1	0	0	0	3	0	0
Bill Virdon, L (1, 8) OBP: 0.464, SLG: 0.667	0-0 F7 1-3		0-0 G6-4-3 1-2f			0-0 3-1		0-0 SH2-4 1-2		0-0 1-H HR	4	1	1	2	0	0	2
Stan Musial, L (1, 3) OBP: 0.394, SLG: 0.530	0-0 5-3		0-0 F9			0-0 HR		4-0 IBB			3	1	1	1	1	0	1
Rip Repulski, R (1, 7) OBP: 0.375, SLG: 0.585	0-0 6-3			0-0 L3 1B		0-0 F8		0-3 K			4	0	1	0	0	1	3
Red Schoendienst, S (1, 4) OBP: 0.434, SLG: 0.398		0-0 1B 1B		0-0 L3 1-2		0-0 6-3		0-0 F5			4	1	1	0	0	0	3
Bill Sarni, R (1, 2) OBP: 0.368, SLG: 0.441		4-0 FC5-3-6 1B BB		0-0 F9		0-0 HR		0-0 F4			3	1	1	1	1	0	0
Wally Moon, L (1, 9) OBP: 0.404, SLG: 0.516		0-0 FC5-3-6 1B 2-H		0-0 1-3		1-0 FC6-4 HBP		0-0 B2-4 1B			3	0	2	1	0	0	0
Ken Boyer, R (1, 5) OBP: 0.309, SLG: 0.393		0-0 FC5-3-6 G5-6-4 1-2 2-3f		4-0 FC5-6 BB		0-0 FC6-4 1-2f		0-0 B2-4 1-2f			3	0	0	0	1	0	4
Luis Arroyo, L (1, 1) Joe Frazier, L (10, PH) OBP: 0.190, SLG: 0.263		0-0 G5-6-4 1-2f		0-0 FC5-6 1-2f		0-0 4-3		0-3 K			3	0	0	0	0	0	4
											1	0	0	0	0	1	0

Inning Stats	R: 0	H: 0	E: 0	K: 0	S: 3	P: 7	R: 1	H: 2	E: 0	K: 0	S: 4	P: 8	R: 0	H: 0	E: 0	K: 0	S: 2	R: 0	H: 1	E: 0	K: 0	S: 3	P: 3	R: 0	H: 0	E: 0	K: 0	S: 2	R: 1	H: 1	E: 0	K: 0	S: 4	R: 1	H: 1	E: 0	K: 0	S: 4	R: 0	H: 0	E: 0	K: 1	S: 5	R: 0	H: 1	E: 0	K: 0	S: 3	R: 2	H: 1	E: 0	K: 1	S: 4	P: 8	1B: 4	SF: 0	2B: 2	SAC: 1	3B: 0	DP: 4	HR: 3	HBP: 1	WP: 2	PA: 38
--------------	------	------	------	------	------	------	------	------	------	------	------	------	------	------	------	------	------	------	------	------	------	------	------	------	------	------	------	------	------	------	------	------	------	------	------	------	------	------	------	------	------	------	------	------	------	------	------	------	------	------	------	------	------	------	-------	-------	-------	--------	-------	-------	-------	--------	-------	--------

PITCHER	IP	WLS	BF	H	R	ER	SO	BB	IBB	HBP	BLK	WP	HR	S	P	ERA	WHIP
Curt Simmons, L (1, 1) ERA: 6.08	7.0		27	5	3	3	0	4	0	1	0	1	2	22	39	3.86	1.286
Jack Meyer, R (8, 1) ERA: 2.76	2.1	L	11	2	2	2	2	2	1	0	0	0	1	12	24	7.71	1.714


BOTTOM

Philadelphia Phillies @ St. Louis Cardinals
Sportsman's Park, St. Louis, MO

Tue May 10 1955, 4:33 AM EDT
Att. 4,693 - Unknown

livebaseballscorecards.com

AB	29
R	5
H	7
RBI	5
BB	7
SO	2
LOB	17



Batter	1	2	3	4	5	6	7	8	9	AB R H RBI BB SO LOB	TOP																
Bobby Morgan, R (1, 4) OBP: 0.316, SLG: 0.363	0-3 K		0-0 6-3		0-3 K			4-0 2B 1-2 FC6-2 BB		3 0 0 0 1 2 1	Philadelphia Phillies @ St. Louis Cardinals Sportsman's Park, St. Louis, MO Wed May 11 1955, 4:33 AM EDT Att. 4,726 - Unknown																
Richie Ashburn, L (1, 8) OBP: 0.391, SLG: 0.436	4-0 BB		0-0 3-1		0-0 4-3			0-0 FC6-2 1B 2B		3 1 1 1 1 0 1																	
Mary Blaylock, L (1, 9) OBP: 0.406, SLG: 0.714	0-3 K		0-0 4-3			0-0 G4-6-3 1B		4-0 FC6-2 1B BB		3 1 1 0 1 1 1																	
Del Ennis, R (1, 7) OBP: 0.303, SLG: 0.506	0-3 K			4-0 1-3 BB		0-0 F8		0-0 FC6-2 1B		3 0 0 0 1 1 5																	
Earl Torgeson, L (1, 3) OBP: 0.402, SLG: 0.346		4-0 3B BB		0-3 K		0-0 G4-6-3 1-2f		0-0 1-3 2-H 3-H 1B		3 1 1 2 1 1 2																	
Granny Hamner, R (1, 6) OBP: 0.313, SLG: 0.413		0-0 1-H SF8 3B		0-0 1-3			0-0 1-3	0-3 K		4 1 1 1 0 1 2																	
Willie Jones, R (1, 5) OBP: 0.363, SLG: 0.470		0-0 SF8		0-0 F8			0-0 6-3		0-3 K	3 0 0 1 0 1 1																	
Stan Lopata, R (1, 2) OBP: 0.368, SLG: 0.390		0-0 3-1			0-3 K		0-0 F7		0-0 F8	4 0 0 0 0 1 0																	
Robin Roberts, S (1, 1) OBP: 0.333, SLG: 0.214 Glen Gorbous, L (8, PH) OBP: 0.393, SLG: 0.440 Ron Mrozinski, R (8, 1) Thornton Kipper, R (8, 1) OBP: 1.000, SLG: 1.000 Peanuts Lowrey, R (9, PH) OBP: 0.163, SLG: 0.146		0-0 4-3			0-0 2B			0-0 2B 1B	0-0 4-3	2 0 1 0 0 0 0 1 1 1 0 0 0 0 0 0 0 0 0 0 0 0 0 0 0 0 0 0 1 0 0 0 0 0 0																	
Inning Stats	R: 0 E: 0 K: 3 S: 9	H: 0 LOB: 1 BB: 1 P: 13	R: 2 E: 0 K: 0 S: 4	H: 1 LOB: 0 BB: 1 P: 8	R: 0 E: 0 K: 0 S: 3	H: 0 LOB: 0 BB: 0 P: 3	R: 0 E: 0 K: 1 S: 5	H: 0 LOB: 1 BB: 1 P: 9	R: 0 E: 0 K: 2 S: 8	H: 1 LOB: 1 BB: 0 P: 8	R: 0 E: 0 K: 0 S: 3	H: 1 LOB: 0 BB: 0 P: 3	R: 0 E: 0 K: 0 S: 3	H: 0 LOB: 0 BB: 0 P: 3	R: 3 E: 0 K: 1 S: 7	H: 3 LOB: 1 BB: 2 P: 15	R: 0 E: 0 K: 1 S: 5	H: 0 LOB: 0 BB: 0 P: 5	1B: 3 2B: 2 3B: 1 HR: 0	SF: 1 SAC: 0 DP: 1 HBP: 0	WP: 0 PB: 0 SB: 0 CS: 0	PA: 36					
PITCHER	IP	WLS	BF	H	R	ER	SO	BB	IBB	HBP	BLK	WP	HR	S	P	ERA	WHIP										
Larry Jackson, R (1, 1) ERA: 4.56	7.0		29	5	5	5	6	4	0	0	0	0	0	37	53	6.43	1.286										
Bobby Tiefenauer, R (8, 1) ERA: 2.4	0.0		1	0	0	0	0	1	0	0	0	0	0	0	4	∞	∞										
Herb Moford, R (8, 1) ERA: 6.43	1.0	W	3	1	0	0	1	0	0	0	0	0	0	5	5	0.00	1.000										
Barney Schultz, R (9, 1) ERA: 6.16	1.0	S	3	0	0	0	1	0	0	0	0	0	0	5	5	0.00	0.000										

livebaseballscorecards.com

AB	30
R	5
H	6
RBI	5
BB	5
SO	8
LOB	13



Batter	1	2	3	4	5	6	7	8	9	AB	R	H	RBI	BB	SO	LOB
Wally Moon, L (1, 9) OBP: 0.404, SLG: 0.505	0-3 K	0-0 1B		4-0 BB		0-0 F9		0-0 L4		4	0	1	2	1	1	4
Bill Virdon, L (1, 8) OBP: 0.432, SLG: 0.618	0-0 4-3	0-0 L7		0-0 L4		0-0 F5		0-0 G3		5	0	0	1	0	0	5
Stan Musial, L (1, 3) OBP: 0.404, SLG: 0.580	0-0 1B		0-0 HR		0-0 F4		0-0 P6	0-0 2B		5	2	3	2	0	0	0
Rip Repulski, R (1, 7) OBP: 0.376, SLG: 0.586	0-0 1B		0-0 L7		0-0 2-3		0-0 F7	0-0 2B		5	0	2	1	0	0	0
Red Schoendienst, S (1, 4) OBP: 0.452, SLG: 0.414	0-0 6-3		0-0 1B		0-0 1B		0-0 1B	4-0 IBB		4	0	3	0	1	0	2
Bill Sarni, R (1, 2) OBP: 0.395, SLG: 0.462		0-0 1B	0-0 P5		0-0 1B		0-0 1B	0-0 F7		5	0	3	0	0	0	3
Ken Boyer, R (1, 5) OBP: 0.306, SLG: 0.386		0-0 1B	0-0 F5		0-0 L9		0-0 P5			4	1	1	0	0	0	5
Alex Grammas, R (1, 6) OBP: 0.333, SLG: 0.250		0-0 FC2-5		0-0 F5		0-0 F7		1-0 2B		3	1	0	0	0	0	2
Solly Hemus, L (8, PH) OBP: 0.238, SLG: 0.059		0-0 S		0-0 F5		0-0 F7		0-0 G3		0	0	0	0	0	0	0
Bob Stephenson, R (8, PR) OBP: 0.167, SLG: 0.167		1-2 2-3f		0-0 F5		0-0 F7		0-0 HBP		0	1	0	0	0	0	0
Larry Jackson, R (1, 1) OBP: 0.290, SLG: 0.100		0-3 K		0-3 K		4-0 BB		0-0 2B		2	0	0	0	1	2	2
Bobby Tiefenauer, R (8, 1)										0	0	0	0	0	0	0
Herb Moford, R (8, 1)										0	0	0	0	0	0	0
Harry Elliott, R (8, PH) OBP: 0.389, SLG: 0.406										1	0	1	0	0	0	0
Dick Schofield, S (8, PR)										0	1	0	0	0	0	0
Barney Schultz, R (9, 1)		1-2 2-3						1-3 2B		0	0	0	0	0	0	0

Inning Stats	R: 0	H: 2	E: 0	K: 1	S: 7	H: 2	LOB: 2	BB: 0	P: 7	R: 2	H: 3	E: 0	K: 1	S: 8	H: 3	LOB: 1	BB: 0	P: 8	R: 1	H: 2	E: 0	K: 0	S: 5	H: 0	LOB: 1	BB: 0	P: 5	R: 0	H: 2	E: 0	K: 0	S: 5	H: 0	LOB: 2	BB: 0	P: 5	R: 0	H: 0	E: 0	K: 0	S: 3	H: 0	LOB: 1	BB: 1	P: 7	R: 0	H: 2	E: 0	K: 0	S: 5	R: 3	H: 3	E: 0	K: 0	S: 6	H: 3	LOB: 2	BB: 1	P: 11
--------------	------	------	------	------	------	------	--------	-------	------	------	------	------	------	------	------	--------	-------	------	------	------	------	------	------	------	--------	-------	------	------	------	------	------	------	------	--------	-------	------	------	------	------	------	------	------	--------	-------	------	------	------	------	------	------	------	------	------	------	------	------	--------	-------	-------

PITCHER	IP	WLS	BF	H	R	ER	SO	BB	IBB	HBP	BLK	WP	HR	S	P	ERA	WHIP
Robin Roberts, R (1, 1) ERA: 2.52	7.0		34	11	3	3	3	2	0	0	0	0	1	38	46	3.86	1.857
Ron Mrozinski, L (8, 1) ERA: 9.0	0.2	L	5	2	3	3	0	0	0	1	0	0	0	4	5	40.50	3.000
Thornton Kipper, R (8, 1) ERA: 1.47	0.1		3	1	0	0	0	0	1	0	0	0	0	2	6	0.00	3.000


BOTTOM

Philadelphia Phillies @ St. Louis Cardinals
Sportsman's Park, St. Louis, MO

Wed May 11 1955, 4:33 AM EDT
Att. 4,726 - Unknown

livebaseballscorecards.com

AB	38
R	6
H	14
RBI	6
BB	3
SO	3
LOB	23



WP	PA	1B	SF	2B	SAC	3B	DP	HR	HBP
0	42	10	0	3	0	0	0	1	1

Batter	1	2	3	4	5	6	7	8	9	AB R H RBI BB SO LOB	TOP								
Peanuts Lowrey, R (1, 9) OBP: 0.229, SLG: 0.222	0-0 G3-6-3 1B		4-0 FC6-4 BB	0-0 2B		0-0 1B		0-0 L6		4 0 3 0 1 0 2	Philadelphia Phillies @ Milwaukee Braves Milwaukee County Stadium, Milwaukee, WI Sat May 14 1955, 4:33 AM EDT Att: 24,862 - Unknown livebaseballscorecards.com								
Richie Ashburn, L (1, 8) OBP: 0.377, SLG: 0.407	0-0 G3-6-3 1-2f		0-0 FC6-4 1B 2B	0-0 F5		0-0 4-3		4-0 L4 4-3 BB	4 1 0 1 1 0 4										
Granny Hamner, R (1, 6) OBP: 0.308, SLG: 0.402	0-0 FC6-4 1B		0-0 F8		0-0 F6		0-0 1-3	0-0 4-3	5 0 1 0 0 0 2										
Del Ennis, R (1, 7) OBP: 0.309, SLG: 0.494	0-0 FC6-4 1-2f		0-0 2B 1B	4-0 1B BB		0-0 F9		0-0 L4	4 1 1 0 1 0 2										
Willie Jones, R (1, 5) OBP: 0.377, SLG: 0.506		0-3 K	0-0 1B 2B	0-0 1B	0-0 1B		0-0 PO 2B		4 0 3 1 0 1 0										
Stan Lopata, R (1, 2) OBP: 0.363, SLG: 0.381		0-0 5-3	0-0 1B	0-0 L7		0-0 PO	0-0 F6		4 0 1 1 0 0 2										
Bobby Morgan, R (1, 4) OBP: 0.314, SLG: 0.358		0-0 L6	0-0 4-3	0-0 F9		0-0 BB 1B			4 0 1 0 0 0 4										
Earl Torgeson, L (1, 3) OBP: 0.396, SLG: 0.333			4-0 E 1B WP BB	0-0 F8		0-0 4-3		0-0 F8	3 1 0 0 1 0 1										
Jack Meyer, R (1, 1) OBP: 0.450, SLG: 0.500 Thornton Kipper, R (5, 1) OBP: 1.000, SLG: 1.000 Glen Gorbous, L (6, PH) OBP: 0.979, SLG: 0.423 Lynn Lovenguth, L (6, 1) Marv Blaylock, L (8, PH) OBP: 0.429, SLG: 0.714 Bob Miller, R (8, 1)			0-0 E1 WP FC6-4 1B	0-0 4-3		0-0 F9		4-0 BB	2 1 1 0 0 0 0 0 0 0 0 0 0 0 1 0 0 0 0 0 0 0 0 0 0 0 0 0 0 0 0 0 1 0 0 0 0 0 0 0 0 0										
Inning Stats	R: 0 E: 0 K: 0 S: 4	H: 2 LOB: 1 BB: 0 P: 4	R: 0 E: 0 K: 1 S: 5	H: 0 LOB: 0 BB: 0 P: 5	R: 4 E: 1 K: 0 S: 7	H: 4 LOB: 2 BB: 2 P: 15	R: 0 E: 0 K: 0 S: 4	H: 1 LOB: 1 BB: 0 P: 4	R: 0 E: 0 K: 0 S: 3	H: 1 LOB: 0 BB: 0 P: 3		R: 0 E: 0 K: 0 S: 4	H: 1 LOB: 2 BB: 1 P: 8	R: 0 E: 0 K: 0 S: 2	H: 0 LOB: 0 BB: 1 P: 6	1B: 8 2B: 4 3B: 0 HR: 0	SF: 0 SAC: 0 DP: 2 HBP: 0	WP: 1 PB: 0 SB: 0 CS: 0	PA: 41
PITCHER Warren Spahn, L (1, 1) ERA: 3.3 Ernie Johnson, R (3, 1) ERA: 1.83	IP WLS BF H R ER SO BB IBB HBP BLK WP HR S P ERA WHIP	2.2 0 14 5 4 4 1 2 0 0 0 1 0 14 22 13.50 2.625	6.1 W 26 6 0 0 0 3 0 0 0 0 0 0 23 35 0.00 1.421																



Batter	1	2	3	4	5	6	7	8	9	AB	R	H	RBI	BB	SO	LOB
Bill Bruton, L OBP: 0.285, SLG: 0.403 (1, 8)	4-0 G3 6-3 WP BB		x 0-0 F5		x 0-0 F2	0-0 1-2 1B		x 0-0 F8		4	1	1	0	1	0	0
Johnny Logan, R OBP: 0.427, SLG: 0.519 Jim Pendleton, R (1, 6) (4, 6)	0-0 6-3 1-2		x 0-0 F4		x 0-0 F3	0-3 K		x 0-0 F7		2	0	0	0	0	0	1
Eddie Mathews, L OBP: 0.423, SLG: 0.439 (1, 5)	0-0 G3 2-3			0-3 K2-3	0-0 HR					4	1	1	1	0	1	3
Hank Aaron, R OBP: 0.336, SLG: 0.600 (1, 7)	0-0 F6 3-H			x 0-0 6-3 1B 2B 1B	4-0 BB WP BB		x 0-0 F8			3	1	1	0	1	0	0
Andy Pafko, R OBP: 0.375, SLG: 0.417 (1, 9)		x 0-0 F4		x 0-0 6-3 2B 1B	4-0 BB BB		4-0 CS BB			2	1	1	0	2	0	0
Joe Adcock, R OBP: 0.343, SLG: 0.391 (1, 3)		x 0-0 L6		x 0-0 6-3 1-2 2-3	4-0 BB BB		4-0 1-2 BB			2	0	0	0	2	0	2
Danny O'Connell, R OBP: 0.337, SLG: 0.348 (1, 4)		x 0-0 1B		4-0 2B BB	x 0-0 F9		x 0-0 4-3			3	1	1	0	1	0	4
Del Crandall, R OBP: 0.209, SLG: 0.313 (1, 2)		x 0-0 L7		x 0-0 1-H 2-H 3-H 2B	x 0-0 F8		x 0-0 6-3			4	0	1	3	0	0	1
Warren Spahn, L OBP: 0.071, SLG: 0.143 Ernie Johnson, R OBP: 0.286, SLG: 0.167 (1, 1) (3, 1)			x 0-0 5-3	x 0-0 F5		4-0 1B BB		x 0-0 6-3		0	0	0	0	0	0	0
										3	0	0	0	1	0	1

Inning Stats	R: 1	H: 0	E: 0	K: 0	S: 3	H: 0	LOB: 0	BB: 1	P: 7	R: 0	H: 1	E: 0	K: 0	S: 4	H: 0	LOB: 1	BB: 0	P: 4	R: 0	H: 0	E: 0	K: 0	S: 3	H: 0	LOB: 0	BB: 0	P: 3	R: 3	H: 3	E: 0	K: 1	S: 8	H: 1	LOB: 1	BB: 1	P: 12	R: 1	H: 1	E: 0	K: 0	S: 4	H: 1	LOB: 2	BB: 1	P: 10	R: 0	H: 0	E: 0	K: 0	S: 2	H: 0	LOB: 1	BB: 2	P: 10	R: 0	H: 0	E: 0	K: 0	S: 3	H: 0	LOB: 0	BB: 0	P: 3
--------------	------	------	------	------	------	------	--------	-------	------	------	------	------	------	------	------	--------	-------	------	------	------	------	------	------	------	--------	-------	------	------	------	------	------	------	------	--------	-------	-------	------	------	------	------	------	------	--------	-------	-------	------	------	------	------	------	------	--------	-------	-------	------	------	------	------	------	------	--------	-------	------

PITCHER	IP	WLS	BF	H	R	ER	SO	BB	IBB	HBP	BLK	WP	HR	S	P	ERA	WHIP
Jack Meyer, R ERA: 3.71 (1, 1)	4.2	L	23	5	5	5	1	4	0	0	0	2	1	21	37	9.64	1.929
Thornton Kipper, R ERA: 1.45 (5, 1)	0.1		2	0	0	0	0	1	0	0	0	0	0	1	5	0.00	3.000
Lynn Lovenguth, R ERA: 3.65 (6, 1)	2.0		9	1	0	0	1	3	0	0	0	0	0	8	20	0.00	2.000
Bob Miller, R ERA: 4.15 (8, 1)	1.0		3	0	0	0	0	0	0	0	0	0	0	3	3	0.00	0.000

BOTTOM

Philadelphia Phillies @ Milwaukee Braves
Milwaukee County Stadium, Milwaukee, WI

Sat May 14 1955, 4:33 AM EDT
 Att. 24,862 - Unknown

livebaseballscorecards.com

AB	29
R	5
H	6
RBI	4
BB	8
SO	2
LOB	14



1B:	4	SF:	0	WP:	2	PA:	37
2B:	1	SAC:	0	PB:	0		
3B:	0	DP:	0	SB:	0		
HR:	1	HBP:	0	CS:	1		

Batter	1	2	3	4	5	6	7	8	9	AB R H RBI BB SO LOB	TOP															
Richie Ashburn, L (1, 8) OBP: 0.400, SLG: 0.438	0-0 2B	0-0 6-3		4-0 1B BB		0-0 CS 1B	0-3 K		0-0 1B	5 1 3 0 1 1 2																
Granny Hamner, R (1, 6) OBP: 0.327, SLG: 0.427	0-0 FC1-5 2B		0-0 1B SF8 1B	0-0 BB 1B		0-0 FC1-4 1B	0-0 4-3		0-0 1-3	6 1 4 1 0 0 3																
Mary Blaylock, L (1, 9) OBP: 0.421, SLG: 0.645	0-0 FC1-5 2B		0-0 F6	4-0 BB 1B		4-0 FC1-4 BB		0-0 F5		3 1 0 0 2 0 2																
Del Ennis, R (1, 7) OBP: 0.303, SLG: 0.478	0-0 L9		0-0 BB 1B	0-0 5-3		0-0 FC1-4		0-0 1-3		5 0 1 0 0 0 6																
Earl Torgeson, L (1, 3) OBP: 0.406, SLG: 0.345	0-0 1B 2B		4-0 BB 1B		0-0 4-3	0-0 4-3		4-0 BB BB		3 1 1 1 2 0 2																
Willie Jones, R (1, 5) OBP: 0.387, SLG: 0.511	0-0 1B		0-0 SF8		0-0 S 1B		0-0 F8	4-0 FC6-4 BB		3 0 2 2 1 0 0																
Stan Lopata, R (1, 2) OBP: 0.353, SLG: 0.368	0-0 2-3		0-3 K		0-0 F8		0-0 E 1B 1B	0-0 FC6-4		5 1 1 0 0 1 6																
Bobby Morgan, R (1, 4) OBP: 0.308, SLG: 0.345		0-0 5-3		0-0 6-3		4-0 FC6-4 BB		0-0 E6 1B	0-3 K	4 0 0 0 1 1 1																
Herm Wehmeier, R (1, 1) OBP: 0.188, SLG: 0.200		0-0 4-3		0-3 K		0-0 FC6-4		0-0 1-2 3-H 1B	0-3 K	3 0 0 0 0 1 2																
Bob Miller, R (5, 1)										0 0 0 0 0 0 0																
Peanuts Lowrey, R (7, PH) OBP: 0.245, SLG: 0.239										1 0 1 1 0 0 0																
Thornton Kipper, R (7, 1) OBP: 1.000, SLG: 1.000										0 0 0 0 0 0 0																
Glen Corbous, L (9, PH) OBP: 0.367, SLG: 0.407										1 0 0 0 0 1 0																
Inning Stats	R: 3 E: 0 K: 0 S: 7	H: 4 LOB: 1 BB: 0 P: 7	R: 0 E: 0 K: 0 S: 3	H: 0 LOB: 0 BB: 0 P: 3	R: 1 E: 0 K: 1 S: 7	H: 2 LOB: 2 BB: 1 P: 11	R: 0 E: 0 K: 1 S: 6	H: 1 LOB: 3 BB: 2 P: 14	R: 0 E: 0 K: 0 S: 4	H: 1 LOB: 2 BB: 1 P: 8	R: 0 E: 0 K: 0 S: 4	H: 2 LOB: 2 BB: 1 P: 8	R: 1 E: 1 K: 1 S: 8	H: 2 LOB: 2 BB: 0 P: 8	R: 0 E: 0 K: 0 S: 3	H: 0 LOB: 2 BB: 2 P: 11	R: 0 E: 0 K: 2 S: 8	H: 1 LOB: 1 BB: 0 P: 8	1B: 10 2B: 3 3B: 0 HR: 0	SF: 1 SAC: 0 DP: 0 HBP: 0	WP: 0 PB: 0 SB: 1 CS: 1	PA: 47				
PITCHER	IP WLS BF H R ER SO BB IBB HBP BLK WP HR S P ERA WHIP																									
Lew Burdette, R (1, 1) ERA: 5.7	0.2		6	4	3	3	0	0	0	0	0	0	6	6	40.50	6.000										
Bob Buhl, R (1, 1) ERA: 4.34	2.1		10	2	1	1	1	1	0	0	0	0	11	15	3.86	1.286										
Joey Jay, R (4, 1) ERA: 1.8	2.0		11	2	0	0	1	3	0	0	0	0	10	22	0.00	2.500										
Dave Jolly, R (6, 1) ERA: 5.5	4.0	W	20	5	1	0	3	3	0	0	0	0	23	35	0.00	2.000										

Philadelphia Phillies @ Milwaukee Braves
 Milwaukee County Stadium, Milwaukee, WI
 Sun May 15 1955, 4:33 AM EDT
 Unknown

AB	39
R	5
H	13
RBI	5
BB	7
SO	5
LOB	24



Batter	1	2	3	4	5	6	7	8	9
Bill Bruton, L OBP: 0.276, SLG: 0.391 (1, 8)	0-0 3-1		0-0 4-3		0-0 FC3-6 1B HR		0-0 F7		
Johnny Logan, R OBP: 0.421, SLG: 0.509 (1, 6)	0-0 6-3		0-0 5-3		0-0 HR 1B		0-0 F7		
Eddie Mathews, L OBP: 0.425, SLG: 0.500 (1, 5)	0-0 E3 FC6-4			0-0 HR	0-0 HR		0-0 G3		
Hank Aaron, R OBP: 0.326, SLG: 0.581 (1, 7)	0-0 FC6-4 1-2f			0-0 F9	0-0 4-3			0-0 6-3	
Andy Pafko, R OBP: 0.432, SLG: 0.513 (1, 9)		1-0 HBP		0-0 BB 1B	0-0 3B			0-0 2B 1B	
Joe Adcock, R OBP: 0.339, SLG: 0.396 (1, 3)		0-0 F4		0-0 F5	0-3 K			0-0 4-3 1B 2B	
Danny O'Connell, R OBP: 0.333, SLG: 0.337 (1, 4)		0-0 L9		4-0 BB 1-2		0-0 4-3		0-0 4-3 2-3	
Del Crandall, R OBP: 0.211, SLG: 0.310 (1, 2)		0-0 5-3		0-0 F7		0-0 F7		0-0 1B	
Lew Burdette, R OBP: 0.289, SLG: 0.214 (1, 1)			0-3 K		4-0 BB	0-0 1-3		0-3 K	
Bob Buhl, R OBP: 0.200, SLG: 0.158 (3, PH)									
Jack Dittmer, L OBP: 0.200, SLG: 0.158 (4, 1)									
George Crowe, L OBP: 0.444, SLG: 0.231 (5, PH)									
Dave Jolly, R OBP: 0.290, SLG: 0.500 (6, 1)									

BOTTOM

Philadelphia Phillies @ Milwaukee Braves
 Milwaukee County Stadium, Milwaukee, WI
 Sun May 15 1955, 4:33 AM EDT
 Unknown

AB	33
R	6
H	8
RBI	6
BB	2
SO	3
LOB	11



Inning Stats	R: 0	H: 0	E: 1	LOB: 1	K: 0	BB: 0	S: 4	P: 4
	R: 0	H: 0	E: 0	LOB: 1	K: 0	BB: 0	S: 3	P: 4
	R: 0	H: 0	E: 0	LOB: 0	K: 1	BB: 0	S: 5	P: 5
	R: 1	H: 2	E: 0	LOB: 2	K: 0	BB: 1	S: 5	P: 9
	R: 3	H: 3	E: 0	LOB: 1	K: 1	BB: 1	S: 8	P: 12
	R: 0	H: 0	E: 0	LOB: 0	K: 0	BB: 0	S: 3	P: 3
	R: 0	H: 0	E: 0	LOB: 0	K: 0	BB: 0	S: 3	P: 3
	R: 2	H: 3	E: 0	LOB: 1	K: 1	BB: 0	S: 8	P: 8

1B: 4	SF: 0	WP: 0	PA: 36
2B: 1	SAC: 0	PB: 0	
3B: 1	DP: 0	SB: 0	
HR: 2	HBP: 1	CS: 0	

PITCHER	IP	WLS	BF	H	R	ER	SO	BB	IBB	HBP	BLK	WP	HR	S	P	ERA	WHIP
Herm Wehmeier, R ERA: 5.85 (1, 1)	4.1		21	4	4	4	1	2	0	1	0	0	2	20	29	8.31	1.385
Bob Miller, R ERA: 3.48 (5, 1)	1.2		6	1	0	0	1	0	0	0	0	0	0	8	8	0.00	0.600
Thornton Kipper, R ERA: 2.18 (7, 1)	2.0	L	9	3	2	2	1	0	0	0	0	0	0	11	11	9.00	1.500

Batter	1	2	3	4	5	6	7	8	9	AB R H RBI BB SO LOB	TOP		
Richie Ashburn, L (1, 8) OBP: 0.444, SLG: 0.493	4-0 CS BB		4-0 BB		0-0 G5-4-3 1B		0-0 1B		0-0 2-H 1B	3 2 3 2 3 0 0	Philadelphia Phillies @ Milwaukee Braves Milwaukee County Stadium, Milwaukee, WI Sun May 15 1955, 4:38 AM EDT Att. 42,351 - Unknown livebaseballscorecards.com		
Peanuts Lowrey, R (1, 9) OBP: 0.291, SLG: 0.275	4-0 S BB		5-3 1B		0-0 G5-4-3		0-0 1B		0-0 2-H 1B	5 1 3 1 1 0 3			
Granny Hamner, R (1, 6) Roy Smalley, R (6, 6) OBP: 0.325, SLG: 0.421 OBP: 0.306, SLG: 0.364	0-0 F9		0-0 5-3 2B 1B	0-0 6-3		0-0 F9	0-3 K		0-0 3-H 1B	4 1 1 0 0 0 1 2 0 1 0 0 1 2			
Del Ennis, R (1, 7) OBP: 0.305, SLG: 0.463	0-0 F8		0-0 5-3 1B	4-0 1B BB		0-0 4-3		0-0 BB 1B	0-0 F8	5 0 1 1 1 0 4			
Willie Jones, R (1, 5) OBP: 0.385, SLG: 0.489		4-0 4-3 BB	4-0 2B IBB	0-0 F6		0-0 E8 BB		0-3 K	0-3 K	4 1 0 0 2 2 3			
Andy Seminick, R (1, 2) OBP: 0.281, SLG: 0.345		0-0 F8	0-0 1B CS 2B	0-0 FC6-4 1B		4-0 BB		4-0 BB		3 0 2 3 2 0 1			
Bobby Morgan, R (1, 4) OBP: 0.305, SLG: 0.339		0-0 4-3	0-0 2B 1B	0-0 FC6-4		0-3 K		0-0 F2		5 1 1 0 0 1 7			
Earl Torgeson, L (1, 3) OBP: 0.414, SLG: 0.337		4-0 BB	4-0 2B BB		4-0 S 1B BB		0-0 F8		0-3 K	2 2 0 0 3 1 2			
Robin Roberts, S (1, 1) OBP: 0.348, SLG: 0.368		0-0 4-3	0-0 2B		0-3 K		0-3 K		0-0 3B 2B	5 1 2 2 0 2 3			
Inning Stats	R: 0 E: 0 K: 0 S: 2 H: 0 LOB: 1 BB: 2 P: 10	R: 0 E: 0 K: 0 S: 3 H: 0 LOB: 2 BB: 2 P: 11	R: 6 E: 0 K: 0 S: 7 H: 5 LOB: 2 BB: 4 P: 23	R: 0 E: 0 K: 0 S: 4 H: 1 LOB: 2 BB: 1 P: 8	R: 1 E: 0 K: 1 S: 5 H: 1 LOB: 0 BB: 1 P: 9	R: 0 E: 1 K: 1 S: 6 H: 0 LOB: 2 BB: 1 P: 10	R: 0 E: 0 K: 2 S: 9 H: 2 LOB: 2 BB: 0 P: 9	R: 0 E: 0 K: 2 S: 8 H: 1 LOB: 2 BB: 1 P: 12	R: 2 E: 0 K: 1 S: 8 H: 4 LOB: 1 BB: 0 P: 8	1B: 10 2B: 3 3B: 1 HR: 0 SF: 0 SAC: 0 DP: 1 HBP: 0	WP: 0 PA: 50 PB: 0 SB: 2 CS: 2		
PITCHER	IP WLS BF H R ER SO BB IBB HBP BLK WP HR S P ERA WHIP											PITCHER	IP WLS BF H R ER SO BB IBB HBP BLK WP HR S P ERA WHIP
Chet Nichols, L (1, 1) ERA: 3.4	2.1 L 15 3 5 5 0 5 1 0 0 0 0 0 9 33 19.29 3.429											Humberto Robinson, R (9, 1) ERA: 3.86	1.0 3 1 0 0 1 0 0 0 0 0 0 0 5 5 0.00 1.000
Lew Burdette, R (3, 1) ERA: 6.23	0.1 4 2 1 1 0 2 0 0 0 0 0 0 2 10 27.00 12.000												
Joey Jay, R (3, 1) ERA: 2.45	2.1 10 2 1 1 1 2 0 0 0 0 0 0 10 18 3.86 1.714												
Bob Buhl, R (6, 1) ERA: 3.94	3.0 15 3 0 0 5 2 0 0 0 0 0 0 23 31 0.00 1.667												
Roberto Vargas, L (9, 1) ERA: 8.59	0.0 3 3 2 2 0 0 0 0 0 0 0 0 3 3 ∞ ∞												

Batter	1	2	3	4	5	6	7	8	9	AB	R	H	RBI	BB	SO	LOB
Bill Bruton, L (1, 8) OBP: 0.275, SLG: 0.409	0-0 HR		0-0 4-3		0-0 F8			0-3 K		4	1	1	1	0	1	0
Johnny Logan, R (1, 6) OBP: 0.416, SLG: 0.509	0-3 K		0-0 6-3			0-0 F5		0-0 2B		4	0	1	0	0	1	0
Eddie Mathews, L (1, 5) OBP: 0.420, SLG: 0.491	0-0 CS 1B		0-3 K			0-0 F4		0-0 F4		4	0	1	0	0	1	1
Hank Aaron, R (1, 9) OBP: 0.316, SLG: 0.563	0-0 F7			0-0 6-3		0-0 F9			0-0 F5	4	0	0	0	0	0	1
Chuck Tanner, L (1, 7) OBP: 0.375, SLG: 0.500	0-0 CS 1-2	0-3 K		0-0 E6 1B			0-0 F7		0-0 F7	4	0	1	0	0	1	0
Joe Adcock, R (1, 3) OBP: 0.336, SLG: 0.400		0-0 F7		0-0 5-3			0-0 F8		0-0 2B	4	0	1	0	0	0	1
Danny O'Connell, R (1, 4) OBP: 0.349, SLG: 0.379		0-0 2B		0-0 6-3			0-0 3B		4-0 BB	3	0	2	0	1	0	1
Del Crandall, R (1, 2) OBP: 0.212, SLG: 0.300		4-0 IBB			0-0 F7		0-0 6-3		0-0 F9	3	0	0	0	1	0	3
Chet Nichols, S (1, 1) Lew Burdette, R (3, 1) Joey Jay, S (3, 1) Bobby Thomson, R (5, PH) Bob Buhl, R (6, 1) George Crowe, L (8, PH) Roberto Vargas, L (9, 1) Humberto Robinson, R (9, 1)		0-3 K			0-0 F4			0-0 4-3		1	0	0	0	0	1	2

Inning Stats	R: 1	H: 2	E: 0	K: 1	S: 6	LOB: 0	BB: 0	P: 6
R: 0	H: 1	E: 0	K: 2	S: 8	LOB: 2	BB: 1	P: 12	
R: 0	H: 0	E: 0	K: 1	S: 5	LOB: 0	BB: 0	P: 5	
R: 0	H: 1	E: 1	K: 0	S: 4	LOB: 1	BB: 0	P: 4	
R: 0	H: 0	E: 0	K: 0	S: 3	LOB: 0	BB: 0	P: 3	
R: 0	H: 0	E: 0	K: 0	S: 3	LOB: 0	BB: 0	P: 3	
R: 0	H: 1	E: 0	K: 0	S: 4	LOB: 1	BB: 0	P: 4	
R: 0	H: 1	E: 0	K: 1	S: 6	LOB: 1	BB: 0	P: 6	
R: 0	H: 1	E: 0	K: 0	S: 4	LOB: 2	BB: 1	P: 8	
1B: 2	2B: 3	3B: 1	HR: 1	SF: 0	SAC: 0	DP: 0	HBP: 0	

BOTTOM

Philadelphia Phillies @ Milwaukee Braves
Milwaukee County Stadium, Milwaukee, WI

Sun May 15 1955, 4:38 AM EDT
 Att. 42,351 - Unknown

livebaseballscorecards.com

AB	33
R	1
H	7
RBI	1
BB	2
SO	5
LOB	9



WP: 0	PA: 36
PB: 0	
SB: 0	
CS: 1	

Batter	1	2	3	4	5	6	7	8	9	AB R H RBI BB SO LOB	TOP											
Richie Ashburn, L (1, 8) OBP: 0.465, SLG: 0.514	4-0 1B SF8 BB	0-0 FC6 1-2f			0-0 1B		4-0 1B BB		0-0 1B SF9 2B	3 2 2 0 2 0 1												
Peanuts Lowrey, R (1, 9) OBP: 0.300, SLG: 0.286	0-0 1B 1-3 1B		0-0 F3		0-3 K		0-3 K		0-0 1B 2-3	5 0 2 0 0 2 3												
Granny Hamner, R (1, 6) OBP: 0.319, SLG: 0.414	0-3 K		0-0 6-3			0-3 K	0-0 1B 1-2 2-3		0-0 SF9	4 0 1 1 0 2 2												
Del Ennis, R (1, 7) OBP: 0.291, SLG: 0.444	0-0 SF8 3-H		0-3 K			0-0 5-3	0-0 5-3		0-0 P3 3-H	4 0 0 1 0 1 4												
Willie Jones, R (1, 5) OBP: 0.385, SLG: 0.480	0-0 1B 1-2			0-3 K		4-0 E BB		0-3 K	0-0 P5	4 0 1 0 1 2 1												
Earl Torgeson, L (1, 3) OBP: 0.417, SLG: 0.330	0-0 F7			4-0 CS BB		0-0 E3 1-2		4-0 BB BB		2 0 0 0 2 0 3												
Andy Seminick, R (1, 2) OBP: 0.278, SLG: 0.313		0-0 F5		0-3 K 1-2		0-0 F6		4-0 BB 1-2		3 0 0 0 1 1 3												
Bobby Morgan, R (1, 4) OBP: 0.305, SLG: 0.333		4-0 FC6 BB			4-3		0-0 6-3		0-3 K	2 0 0 0 1 0 0												
Mary Blaylock, L (8, PH) OBP: 0.410, SLG: 0.625										1 0 0 0 0 1 2												
Roy Smalley, R (8, 4) OBP: 0.308, SLG: 0.364										0 0 0 0 0 0 0												
Curt Simmons, L (1, 1) OBP: 0.333, SLG: 0.667		0-3 K			4-3		4-0 1B BB BB		0-0 F7	2 0 0 0 0 1 1												
Thornton Kipper, R (6, 1) OBP: 1.000, SLG: 1.000										0 0 0 0 0 0 0												
Glen Gorbous, L (7, PH) OBP: 0.987, SLG: 0.407										0 0 0 0 1 0 0												
Lynn Lovenguth, L (7, 1)										0 0 0 0 0 0 0												
Stan Lopata, R (8, PH) OBP: 0.349, SLG: 0.362										1 0 0 0 0 0 2												
Jack Meyer, R (8, 1) OBP: 0.400, SLG: 0.500										0 0 0 0 0 0 0												
Inning Stats	R: 1 E: 0 K: 1 S: 7	H: 2 LOB: 2 BB: 1 P: 11	R: 0 E: 0 K: 1 S: 5	H: 0 LOB: 1 BB: 1 P: 9	R: 0 E: 0 K: 1 S: 5	H: 0 LOB: 0 BB: 0 P: 5	R: 0 E: 0 K: 2 S: 6	H: 0 LOB: 0 BB: 1 P: 10	R: 0 E: 1 K: 1 S: 6	H: 0 LOB: 2 BB: 1 P: 10	R: 0 E: 0 K: 1 S: 6	H: 1 LOB: 1 BB: 0 P: 6	R: 0 E: 1 K: 1 S: 6	H: 0 LOB: 3 BB: 2 P: 14	R: 0 E: 0 K: 2 S: 7	H: 0 LOB: 2 BB: 2 P: 15	R: 1 E: 0 K: 0 S: 5	H: 2 LOB: 1 BB: 0 P: 5	1B: 5 2B: 1 3B: 0 HR: 0	SF: 2 SAC: 0 DP: 0 HBP: 0	WP: 0 PB: 0 SB: 0 CS: 1	PA: 41
PITCHER	IP WLS BF H R ER SO BB IBB HBP BLK WP HR S P ERA WHIP																					
Sam Jones, R (1, 1) ERA: 3.96	8.0 W 38 6 2 2 10 8 0 0 0 0 0 0 50 82 2.25 1.750																					
Hal Jeffcoat, R (9, 1) ERA: 3.14	1.0 S 3 0 0 0 0 0 0 0 0 0 0 0 3 3 0.00 0.000																					

Philadelphia Phillies @ Chicago Cubs
Wrigley Field, Chicago, IL
Wed May 18 1955, 3:33 AM CDT
Unknown

livebaseballscorecards.com

AB	31
R	2
H	6
RBI	2
BB	8
SO	10
LOB	22



Batter	1	2	3	4	5	6	7	8	9	AB	R	H	RBI	BB	SO	LOB
--------	---	---	---	---	---	---	---	---	---	----	---	---	-----	----	----	-----

Eddie Miksis, R OBP: 0.337, SLG: 0.378 (1, 9) (7, 8)	0-0 F6 ①		0-0 5-3 ②		0-0 E4 ②-H 1B		0-0 F2 ①			4	0	1	0	0	0	0
Gene Baker, R OBP: 0.348, SLG: 0.397 (1, 4)	0-0 F7 ②		0-0 F9 ③		4-0 BB ③		0-3 K ②			3	0	0	0	1	1	0
Randy Jackson, R OBP: 0.354, SLG: 0.518 (1, 5)	0-3 K ③			0-0 F5 ①	0-0 F8 ③		0-0 6-3 ③			4	0	0	0	0	1	2
Hank Sauer, R OBP: 0.326, SLG: 0.333 Jim King, L (9, 7)		4-0 BB BB		0-0 6-3 ②		0-0 F4 ①		4-0 BB BB		2	0	0	0	2	0	0
14 Ernie Banks, R OBP: 0.278, SLG: 0.460 (1, 6)		0-0 F9 ①		0-0 1B		0-0 3B 2B		0-3 K ①		4	1	2	0	0	1	2
Dee Fondy, L OBP: 0.287, SLG: 0.500 (1, 3)		0-3 K ②		0-0 F4 ③		0-0 1B 3B		0-0 F6 ②		4	1	1	1	0	1	3
Clyde McCullough, R OBP: 0.353, SLG: 0.214 Ted Tappe, L OBP: 0.448, SLG: 0.591 (6, PH) (7, 9)		4-0 1-2 BB		0-0 FC2-6 1B	0-0 FC2-6 SH3-4 E 1-2f	4-0 1B BB		0-3 K ③		1	0	1	0	1	0	0
Jim Bolger, R OBP: 0.180, SLG: 0.190 Frank Baumholtz, L OBP: 0.304, SLG: 0.373 Harry Chiti, R OBP: 0.308, SLG: 0.463 (7, 2)		0-0 F9 ③		0-0 SH3-4 1-2	0-0 SH3-4 1-2	0-0 G6-3 1B 3-H				2	1	0	0	0	0	3
Sam Jones, R OBP: 0.190, SLG: 0.190 Hal Jeffcoat, R OBP: 0.200, SLG: 0.800 (9, 1)			0-0 5-3 ①		0-0 SH3-4 1-2	0-0 G6-3 ② ③				1	0	1	1	0	0	0

Inning Stats	R: 0	H: 0	E: 0	LOB: 0	K: 1	P: 5	R: 0	H: 0	E: 0	LOB: 2	K: 1	P: 5	R: 0	H: 0	E: 0	LOB: 0	K: 0	P: 3	R: 0	H: 1	E: 0	LOB: 1	K: 0	P: 4	R: 1	H: 2	E: 1	LOB: 2	K: 0	P: 9	R: 2	H: 3	E: 0	LOB: 1	K: 1	P: 9	R: 0	H: 0	E: 0	LOB: 0	K: 1	P: 5	R: 0	H: 0	E: 0	LOB: 1	K: 2	P: 11	1B: 4	SF: 0	2B: 1	SAC: 1	3B: 1	DP: 1	HR: 0	HBP: 0	WP: 0	PA: 34
--------------	------	------	------	--------	------	------	------	------	------	--------	------	------	------	------	------	--------	------	------	------	------	------	--------	------	------	------	------	------	--------	------	------	------	------	------	--------	------	------	------	------	------	--------	------	------	------	------	------	--------	------	-------	-------	-------	-------	--------	-------	-------	-------	--------	-------	--------

PITCHER															PITCHER																																				
IP	WLS	BF	H	R	ER	SO	BB	IBB	HBP	BLK	WP	HR	S	P	ERA	WHIP	IP	WLS	BF	H	R	ER	SO	BB	IBB	HBP	BLK	WP	HR	S	P	ERA	WHIP																		
Curt Simmons, L ERA: 5.3 (1, 1)	5.1	L	25	5	3	2	2	4	0	0	0	0	25	41	3.38	1.688																																			
Thornton Kipper, R ERA: 2.11 (6, 1)	0.2		2	1	0	0	0	0	0	0	0	0	2	2	0.00	1.500																																			
Lynn Lovenguth, R ERA: 3.38 (7, 1)	1.0		3	0	0	0	1	0	0	0	0	0	5	5	0.00	0.000																																			
Jack Meyer, R ERA: 3.6 (8, 1)	1.0		4	0	0	0	2	1	0	0	0	0	7	11	0.00	1.000																																			


BOTTOM

Philadelphia Phillies @ Chicago Cubs

Wrigley Field, Chicago, IL
Wed May 18 1955, 3:33 AM CDT
Unknown

livebaseballscores.com

AB	28
R	3
H	6
RBI	2
BB	5
SO	5
LOB	13



Batter	1	2	3	4	5	6	7	8	9	AB R H RBI BB SO LOB	TOP	
Richie Ashburn, L (1, 8) <small>OBP: 0.462, SLG: 0.520</small>	0-0 4-3		0-0 6-3	0-0 5-3 1B		0-0 F9 1-H 2B		0-0 FC4-6 1-2f		5 0 2 1 0 0 1		
Peanuts Lowrey, R (1, 9) <small>OBP: 0.292, SLG: 0.267</small>	0-0 6-3		4-0 1B BB	0-0 5-3		0-0 F9 2-3		0-0 G1-3		4 0 0 0 1 0 3		
Mary Blaylock, L (1, 7) <small>OBP: 0.409, SLG: 0.571</small>	4-0 S BB		0-0 F7	4-0 FC4 BB		0-0 6-3			0-3 K	3 0 0 0 2 1 2		
Willie Jones, R (1, 5) <small>OBP: 0.386, SLG: 0.471</small>	4-0 1-2 BB		0-0 1-3 1B	0-0 FC4 1-2f			0-0 1-3		0-0 5-3	4 0 1 0 1 0 2		
Granny Hamner, R (1, 6) <small>OBP: 0.306, SLG: 0.397</small>	0-0 P5		0-0 P4		0-0 3-1		0-0 F9		0-0 6-3	5 0 0 0 0 0 4		
Earl Torgeson, L (1, 3) <small>OBP: 0.429, SLG: 0.340</small>		0-3 K		0-0 HR 1B	0-0 CS 1B		4-0 BB			3 1 2 0 1 1 0		
Stan Lopata, R (1, 2) <small>OBP: 0.344, SLG: 0.397</small>		0-0 1-3		0-0 1-H HR	0-0 1-2		0-3 K			4 1 1 2 0 1 2		
Bobby Morgan, R (1, 4) <small>OBP: 0.311, SLG: 0.364</small>		0-0 HR		0-0 6-3		0-0 2B 1B		0-0 6-3		4 2 2 1 0 0 0		
Murry Dickson, R (1, 1) <small>OBP: 0.250, SLG: 0.500</small> Lynn Lovenguth, L (5, 1) <small>OBP: 0.256, SLG: 0.333</small> Roy Smalley, R (6, PH) <small>OBP: 1.000, SLG: 1.000</small> Thornton Kipper, R (6, 1) <small>OBP: 1.000, SLG: 1.000</small> Glen Gorbous, L (8, PH) <small>OBP: 0.408, SLG: 0.429</small> Dave Cole, R (8, 1)		0-0 5-3		0-0 HR		0-3 K		0-0 FC4-6 1B		2 1 1 1 0 0 0 0 0 0 0 0 0 0 1 0 0 0 0 1 1 0 0 0 0 0 0 0 1 0 1 0 0 0 0 0 0 0 0 0 0 0		
Inning Stats	R: 0 H: 0 E: 0 K: 0 S: 3 H: 0 LOB: 2 BB: 2 P: 11	R: 1 H: 1 E: 0 K: 1 S: 6 H: 1 LOB: 0 BB: 0 P: 6	R: 0 H: 1 E: 0 K: 0 S: 4 H: 1 LOB: 2 BB: 1 P: 8	R: 3 H: 4 E: 0 K: 0 S: 7 H: 4 LOB: 2 BB: 1 P: 11	R: 0 H: 1 E: 0 K: 0 S: 3 H: 1 LOB: 0 BB: 0 P: 3	R: 1 H: 2 E: 0 K: 1 S: 7 H: 2 LOB: 1 BB: 0 P: 7	R: 0 H: 0 E: 0 K: 1 S: 5 H: 0 LOB: 1 BB: 1 P: 9	R: 0 H: 1 E: 0 K: 0 S: 4 H: 1 LOB: 1 BB: 0 P: 4	R: 0 H: 0 E: 0 K: 1 S: 5 H: 0 LOB: 0 BB: 0 P: 5	1B: 6 SF: 0 2B: 1 SAC: 0 3B: 0 DP: 0 HR: 3 HBP: 0	WP: 0 PA: 41 PB: 0 SB: 1 CS: 1	
PITCHER	John Andre, R (1, 1) <small>ERA: 6.26</small> Hal Jeffcoat, R (4, 1) <small>ERA: 2.7</small>	IP WLS BF H R ER SO BB IBB HBP BLK WP HR S P ERA WHIP	3.1 0 18 5 4 4 1 3 0 0 0 0 3 17 29 10.80 2.400	5.2 W 23 5 1 1 3 2 0 0 0 0 0 0 27 35 1.59 1.235	PITCHER IP WLS BF H R ER SO BB IBB HBP BLK WP HR S P ERA WHIP							ERA WHIP

Philadelphia Phillies @ Chicago Cubs
 Wrigley Field, Chicago, IL
 Wed May 18 1955, 3:38 AM CDT
 Att. 9,329 - Unknown

AB	36
R	5
H	10
RBI	5
BB	5
SO	4
LOB	15



WP: 0	PA: 41
PB: 0	
SB: 1	
CS: 1	

BOTTOM

Philadelphia Phillies @ Chicago Cubs
Wrigley Field, Chicago, IL
Wed May 18 1955, 3:38 AM CDT
Att. 9,329 - Unknown

livebaseballscorecards.com

AB	32
R	7
H	9
RBI	7
BB	2
SO	2
LOB	7



WP:	0	PA:	35
PB:	0	SB:	1
CS:	0		

AB	R	H	RBI	BB	SO	LOB
4	1	1	0	0	0	1
4	1	1	2	0	0	1
4	1	1	2	0	0	0
0	0	0	0	0	0	0
4	1	2	0	0	0	0
4	1	1	2	0	0	1
3	1	1	1	1	0	0
4	0	1	0	0	1	2
4	0	1	0	0	1	1
1	0	0	0	0	0	1
0	1	0	0	1	0	0
1B:	4	SF:	0			
2B:	1	SAC:	1			
3B:	1	DP:	0			
HR:	3	HBP:	0			

Batter	1	2	3	4	5	6	7	8	9																		
Eddie Miksis, R OBP: 0.333, SLG: 0.372 (1, 8)	0-0 P6 1		0-0 F7 1		0-0 3B 1B 1-2	0-0 5-3 2																					
Gene Baker, R OBP: 0.346, SLG: 0.408 (1, 4)	0-0 6-3 2		0-0 F9 2		0-0 HR 3B 1-H 2-H	0-0 FC6-5 3																					
Bob Speake, L OBP: 0.328, SLG: 0.564 Jim King, L (8, 7)	0-0 4-3 3		0-0 G3 3		0-0 HR 3-H		0-0 G3 1																				
Randy Jackson, R OBP: 0.360, SLG: 0.529 (1, 5)		0-0 HR 2B		0-0 F2 1	0-0 14 BB 1B		0-0 L5 2																				
Ted Tappe, L OBP: 0.424, SLG: 0.654 (1, 9)		0-0 HR 2-H		0-0 F8 2	0-0 F8 2		0-0 F8 3																				
14 Ernie Banks, R OBP: 0.285, SLG: 0.481 (1, 6)		0-0 F7 1		0-0 IHR 3	4-0 BB 1-2		0-0 5-3 1																				
Dee Fondy, L OBP: 0.286, SLG: 0.492 (1, 3)		0-0 4-3 S 1B		0-0 4-3 3	0-3 K 3		0-0 1-3 2																				
Harry Chiti, R OBP: 0.305, SLG: 0.453 (1, 2)		0-0 4-3 2			0-0 F5 1	0-0 FC6-5 SH3-4 1B		0-3 K 3																			
John Andre, L OBP: 0.200, SLG: 0.200 Hal Jeffcoat, R OBP: 0.333, SLG: 0.800 (4, 1)		0-0 4-3 3			4-0 3B BB	0-0 SH3-4 1																					
Inning Stats	R: 0 E: 0 K: 0 S: 3	H: 0 LOB: 0 BB: 0 P: 3	R: 2 E: 0 K: 0 S: 6	H: 3 LOB: 1 BB: 0 P: 6	R: 0 E: 0 K: 0 S: 3	H: 0 LOB: 0 BB: 0 P: 3	R: 1 E: 0 K: 0 S: 4	H: 1 LOB: 0 BB: 0 P: 4	R: 4 E: 0 K: 1 S: 9	H: 4 LOB: 2 BB: 2 P: 17	R: 0 E: 0 K: 0 S: 4	H: 1 LOB: 1 BB: 0 P: 4	R: 0 E: 0 K: 0 S: 3	H: 0 LOB: 0 BB: 0 P: 3	R: 0 E: 0 K: 1 S: 5	H: 0 LOB: 0 BB: 0 P: 5											
PITCHER	IP	WLS	BF	H	R	ER	SO	BB	IBB	HBP	BLK	WP	HR	S	P	ERA	WHIP										
Murry Dickson, R ERA: 3.51 (1, 1)	4.1	L	20	6	6	6	0	1	0	0	0	0	1	19	23	12.46	1.615										
Lynn Lovenguth, R ERA: 3.86 (5, 1)	0.2		5	2	1	1	1	1	0	0	0	0	0	6	10	13.50	4.500										
Thornton Kipper, R ERA: 1.93 (6, 1)	2.0		7	1	0	0	0	0	0	0	0	0	0	7	7	0.00	0.500										
Dave Cole, R ERA: 1.5 (8, 1)	1.0		3	0	0	0	1	0	0	0	0	0	0	5	5	0.00	0.000										

WP	HR	S	P	ERA	WHIP
0	0	0	0		

Batter	1	2	3	4	5	6	7	8	9	AB R H RBI BB SO LOB	TOP									
Richie Ashburn, L (1, 8) OBP: 0.458, SLG: 0.506	3-3 C K		4-2 2B 6-3 BB		0-0 F8		3-2 4-3		0-0 1B	4 1 1 0 1 1 1	Philadelphia Phillies @ Brooklyn Dodgers Ebbets Field, Brooklyn, NY Fri May 20 1955, 3:33 AM EDT Att. 21,355 - Unknown livebaseballscorecards.com									
Peanuts Lowrey, R (1, 9) OBP: 0.286, SLG: 0.277	1-0 F3		2-2 1B 2B		2-2 6-3		0-0 5-3		1-0 G5-3 2-3f	5 1 1 0 0 0 3										
Granny Hamner, R (1, 6) OBP: 0.305, SLG: 0.387	3-2 F9		1-2 6-3		4-2 FC6 BB				0-3 K	3 0 0 1 1 1 1										
Del Ennis, R (1, 7) OBP: 0.298, SLG: 0.441		1-1 5-3	0-2 1B		1-1 FC6				4-1 WP BB	3 0 1 1 1 0 1										
Earl Torgeson, L (1, 3) OBP: 0.431, SLG: 0.333		4-1 2B BB	2-2 F8		3-1 G3				4-2 FC6-4 BB	2 1 0 0 2 0 1										
Willie Jones, R (1, 5) OBP: 0.382, SLG: 0.472		3-2 2B	2-3 K		1-1 6-3				2-1 FC6-4	4 1 1 0 0 1 2										
Andy Seminick, R (1, 2) OBP: 0.300, SLG: 0.444		0-0 2B		1-1 F3		0-0 5-3			1-0 HR	4 1 2 3 0 0 0										
Bobby Morgan, R (1, 4) OBP: 0.308, SLG: 0.355		2-3 K		0-0 F3		3-2 E6 SH1-4			4-2 FC5-6 BB	3 0 0 0 1 1 1										
Robin Roberts, S (1, 1) OBP: 0.308, SLG: 0.318		3-2 4-3		1-1 4-3		0-0 SH1-4			0-1 FC5-6 1B	3 0 0 0 0 0 2										
Inning Stats	R: 0 E: 0 K: 1 S: 11	H: 0 LOB: 0 BB: 0 P: 18	R: 2 E: 0 K: 1 S: 16	H: 2 LOB: 1 BB: 1 P: 29	R: 2 E: 0 K: 1 S: 20	H: 2 LOB: 1 BB: 1 P: 31	R: 0 E: 0 K: 0 S: 5	H: 0 LOB: 0 BB: 0 P: 7	R: 0 E: 0 K: 0 S: 8	H: 0 LOB: 1 BB: 1 P: 15	R: 0 E: 1 K: 0 S: 9	H: 0 LOB: 1 BB: 0 P: 15	R: 0 E: 0 K: 1 S: 8	H: 0 LOB: 1 BB: 2 P: 18	R: 1 E: 0 K: 0 S: 7	H: 2 LOB: 1 BB: 1 P: 13	1B: 2 2B: 3 3B: 0 HR: 1	SF: 0 SAC: 1 DP: 1 HBP: 0	WP: 1 PB: 0 SB: 0 CS: 0	PA: 38
PITCHER	IP WLS BF H R ER SO BB IBB HBP BLK WP HR S P ERA WHIP																			
Billy Loes, R (1, 1) ERA: 4.09	5.0 L 22 4 4 4 3 3 0 0 0 0 0 0 60 100 7.20 1.400																			
Ed Roebuck, R (6, 1) ERA: 2.18	2.0 7 0 0 0 0 0 0 0 0 0 0 0 14 24 0.00 0.000																			
Jim Hughes, R (8, 1) ERA: 3.86	1.1 8 2 1 1 1 3 0 0 0 1 1 14 29 6.75 3.750																			
Clem Labine, R (9, 1) ERA: 2.6	0.2 1 0 0 0 0 0 0 0 0 0 0 0 1 2 0.00 0.000																			



Batter	1	2	3	4	5	6	7	8	9	AB R H RBI BB SO LOB
Jim Gilliam, S OBP: 0.331, SLG: 0.326 (1, 4)	2-2 4-3		1-0 3B		0-1 F4		1-0 2B			4 0 2 1 0 0 1
Pee Wee Reese, R OBP: 0.333, SLG: 0.387 (1, 6)	3-2 F4		2-2 F4			0-0 F7	2-1 F8			4 0 0 0 0 0 2
Duke Snider, L OBP: 0.458, SLG: 0.672 (1, 8)	2-2 1-3			0-0 4-3		1-1 1B		0-0 F8		4 0 1 0 0 0 0
Roy Campanella, R OBP: 0.411, SLG: 0.624 (1, 2)		0-0 HR		2-3 K		0-3 K		1-1 F9		4 1 1 1 0 2 1
Sandy Amoros, L OBP: 0.392, SLG: 0.464 (1, 7)		1-1 1-3		0-0 5-3		4-0 BB		0-1 F7		3 0 0 0 1 0 0
Gil Hodges, R OBP: 0.383, SLG: 0.472 (1, 3)		1-0 1B			2-2 1B	2-2 F8		1-1 F7		4 1 2 0 0 0 2
Carl Furillo, R OBP: 0.369, SLG: 0.549 (1, 9)		0-1 G6-4-3			2-1 4-3		0-0 E6	1-2 6-3		4 0 0 0 0 0 2
Jackie Robinson, R OBP: 0.377, SLG: 0.319 (1, 5)			0-0 5-3		0-0 1B		0-0 FC6-4	0-0 1B		4 1 2 1 0 0 1
Billy Loes, R OBP: 0.125, SLG: 0.500 (9, PH)			0-1 4-3		1-2 F2		1-0 4-3	1-1 1-3		1 0 0 0 0 0 0
George Shuba, L OBP: 0.400, SLG: 0.143 (6, PH)										1 0 0 0 0 0 0 1
Ed Roebuck, R OBP: 0.429, SLG: 0.250 (7, PH)										0 0 0 0 0 0 0 0
Rube Walker, L OBP: 0.429, SLG: 0.250 (8, PH)										1 0 0 0 0 0 0 1
Jim Hughes, R OBP: 0.333, SLG: 0.667 (9, PH)										0 0 0 0 0 0 0 0
Clem Labine, R OBP: 0.333, SLG: 0.667 (9, PH)										0 0 0 0 0 0 0 0
Dixie Howell, R OBP: 0.333, SLG: 0.667 (9, PH)										1 0 0 0 0 0 0 1

Inning Stats	R: 0	H: 0	E: 0	K: 0	S: 9	R: 1	H: 2	E: 0	K: 0	S: 6	R: 0	H: 0	E: 0	K: 1	S: 5	R: 1	H: 2	E: 0	K: 0	S: 11	R: 0	H: 1	E: 0	K: 1	S: 9	R: 1	H: 1	E: 1	K: 0	S: 6	R: 0	H: 0	E: 0	K: 0	S: 5	R: 0	H: 1	E: 0	K: 0	S: 8	1B: 4	2B: 2	3B: 1	SF: 0	SAC: 0	DP: 1	HBP: 0	WP: 0	PA: 36
--------------	------	------	------	------	------	------	------	------	------	------	------	------	------	------	------	------	------	------	------	-------	------	------	------	------	------	------	------	------	------	------	------	------	------	------	------	------	------	------	------	------	-------	-------	-------	-------	--------	-------	--------	-------	--------


PITCHER	IP	WLS	BF	H	R	ER	SO	BB	IBB	HBP	BLK	WP	HR	S	P	ERA	WHIP
Robin Roberts, R ERA: 2.26 (1, 1)	9.0	W	36	8	3	2	2	1	0	0	0	0	1	66	100	2.00	1.000

BOTTOM

Philadelphia Phillies @ Brooklyn Dodgers
Ebbets Field, Brooklyn, NY
 Fri May 20 1955, 3:33 AM EDT
 Att. 21,355 - Unknown

livebaseballscorecards.com

AB	35
R	3
H	8
RBI	3
BB	1
SO	2
LOB	12



Batter	1	2	3	4	5	6	7	8	9	AB R H RBI BB SO LOB
--------	---	---	---	---	---	---	---	---	---	----------------------

Richie Ashburn, L <small>(1, 8) OBP: 0.485, SLG: 0.530</small>	4-0 5-3 2B BB		1-0 FC1-5 1-2 1B		0-2 G6-4-3 1-2 1B		0-0 2-3 1B		0-2 1B	4 1 4 0 1 0 0
Peanuts Lowrey, R <small>(1, 9) OBP: 0.267, SLG: 0.257</small>	2-1 5-3 1-2 1B		2-1 FC1-5 1-2 2-3f 1B		2-2 G6-4-3 1-2f 1B		0-2 F4		1-3 K	5 0 0 0 0 1 8
Granny Hamner, R <small>(1, 6) OBP: 0.303, SLG: 0.382</small>	0-3 K		2-3 K		1-1 F9			1-0 HR	4 1 1 0 0 2 3	
Del Ennis, R <small>(1, 7) OBP: 0.305, SLG: 0.481</small>	1-2 2-H 2B		1-1 F9		2-1 6-3			1-0 HR	4 1 2 3 0 0 2	
Earl Torgeson, L <small>(1, 3) OBP: 0.417, SLG: 0.320</small>	1-0 F7			2-0 3-1		1-3 K		0-0 F4	4 0 0 0 0 1 1	
Willie Jones, R <small>(1, 5) OBP: 0.385, SLG: 0.468</small>		0-2 F5		1-1 5-3		1-1 2B		4-1 G6-4-3 BB	3 1 1 0 1 0 0	
Stan Lopata, R <small>(1, 2) OBP: 0.351, SLG: 0.416</small>		1-2 G6-4-3 1B		1-1 6-3		1-1 1B		0-0 G6-4-3	4 0 2 1 0 0 1	
Bobby Morgan, R <small>(1, 4) OBP: 0.308, SLG: 0.352</small>		1-2 G6-4-3 1-2f 1B			1-2 1B		1-3 K		0-3 K	4 0 1 0 0 2 2
Dave Cole, R <small>(1, 1) OBP: 0.500, SLG: 0.500</small> Bob Miller, R <small>(5, 1) OBP: 1.000, SLG: 1.000</small> Thornton Kipper, R <small>(5, 1) OBP: 0.400, SLG: 0.556</small> Marv Blaylock, L <small>(7, PH) OBP: 0.394, SLG: 0.414</small> Lynn Lovenguth, L <small>(7, 1)</small> Glen Gorbous, L <small>(9, PH) OBP: 0.394, SLG: 0.414</small>			0-2 FC1-5 1B		0-3 K		3-3 K		1-0 1-3	2 0 1 0 0 1 1 0 0 0 0 0 0 0 0 0 0 0 0 0 0 1 0 0 0 0 1 1 0 0 0 0 0 0 0 1 0 0 0 0 0 0

TOP

Philadelphia Phillies @ Brooklyn Dodgers
Ebbets Field, Brooklyn, NY
 Sat May 21 1955, 3:33 AM EDT
 Att. 13,401 - Unknown

AB	36
R	4
H	12
RBI	4
BB	2
SO	8
LOB	19



Inning Stats	R: 1	H: 1	R: 0	H: 1	R: 0	H: 2	R: 0	H: 2	R: 0	H: 0	R: 1	H: 3	R: 2	H: 2	R: 0	H: 1	1B: 9	SF: 0	WP: 0	PA: 38
	E: 0	LOB: 1	E: 0	LOB: 0	E: 0	LOB: 2	E: 0	LOB: 1	E: 0	LOB: 0	E: 0	LOB: 2	E: 0	LOB: 0	E: 0	LOB: 1	2B: 2	SAC: 0	PB: 0	
	K: 1	BB: 1	K: 0	BB: 0	K: 1	BB: 0	K: 1	BB: 0	K: 2	BB: 0	K: 2	BB: 0	K: 0	BB: 1	K: 2	BB: 0	3B: 0	DP: 3	SB: 0	
	S: 9	P: 17	S: 11	P: 13	S: 12	P: 18	S: 12	P: 15	S: 7	P: 11	S: 15	P: 21	S: 5	P: 11	S: 10	P: 12	HR: 1	HBP: 0	CS: 0	

PITCHER	IP	WLS	BF	H	R	ER	SO	BB	IBB	HBP	BLK	WP	HR	S	P	ERA	WHIP
Don Newcombe, R <small>(1, 1) ERA: 3.2</small>	7.0	W	31	11	4	4	6	1	0	0	0	0	1	73	108	5.14	1.714
Ed Roebuck, R <small>(8, 1) ERA: 1.99</small>	2.0	S	7	1	0	0	2	1	0	0	0	0	0	13	19	0.00	1.000

PITCHER	IP	WLS	BF	H	R	ER	SO	BB	IBB	HBP	BLK	WP	HR	S	P	ERA	WHIP
---------	----	-----	----	---	---	----	----	----	-----	-----	-----	----	----	---	---	-----	------

BOTTOM

Philadelphia Phillies @ Brooklyn Dodgers
Ebbets Field, Brooklyn, NY
Sat May 21 1955, 3:33 AM EDT
Att. 13,401 - Unknown

livebaseballscorecards.com

AB	25
R	6
H	4
RBI	6
BB	10
SO	5
LOB	10



WP	1	PA	38
PB	0		
SB	0		
CS	2		

AB R H RBI BB SO LOB


2	1	1	0	2	0	0
2	2	0	0	2	0	0
3	0	0	1	1	2	1
1	1	1	3	2	0	0
3	1	2	1	1	0	1
3	0	0	1	1	1	3
4	0	0	0	0	0	4
3	1	0	0	1	0	0
3	0	0	0	0	1	1
1	0	0	0	0	1	0
1B: 2	SF: 1	WP: 1	PA: 38			
2B: 0	SAC: 0	PB: 0				
3B: 0	DP: 0	SB: 0				
HR: 2	HBP: 0	CS: 2				

Batter	1	2	3	4	5	6	7	8	9
Jim Gilliam, S OBP: 0.341, SLG: 0.328 (1, 4)	0-1 F7		4-2 CS BB		4-0 BB SF9 BB	0-0 CS 1B			
Pee Wee Reese, R OBP: 0.338, SLG: 0.380 (1, 6)	1-2 F8		3-2 CS 1-2	4-1 HR BB	4-1 SF9 BB BB	3-1 CS 1-2	1-0 F2		
Duke Snider, L OBP: 0.453, SLG: 0.656 (1, 8)	1-0 G3			2-3 K	4-1 BB SF9 BB		1-3 K		
Roy Campanella, R OBP: 0.420, SLG: 0.651 (1, 2)		4-0 WP BB		1-1 HR	0-0 SF9		4-0 1B BB		
Sandy Amoros, L OBP: 0.401, SLG: 0.492 (1, 7)		1-1 6-3		3-1 HR	4-0 BB IBB		0-0 1B		
Gil Hodges, R OBP: 0.379, SLG: 0.461 (1, 3)		1-1 F8		0-0 6-3	4-2 FC6-4 BB		2-3 K		
Carl Furillo, R OBP: 0.359, SLG: 0.532 (1, 9)		3-2 F4		2-1 L6	1-1 FC6-4		2-1 4-3		
Jackie Robinson, R OBP: 0.373, SLG: 0.309 (1, 5)			0-1 6-3		4-2 BB 1-3 BB	1-0 6-3	0-0 5-3		
Don Newcombe, L OBP: 0.300, SLG: 0.650 Ed Roebuck, R (8, 1)			0-0 F5		2-2 1-3	1-3 K	1-3 K		

Inning Stats	R: 0	H: 0	E: 0	LOB: 0	K: 0	S: 6	P: 8	R: 0	H: 0	E: 0	LOB: 1	K: 0	S: 7	P: 16	R: 0	H: 0	E: 0	LOB: 0	K: 0	S: 7	R: 3	H: 2	E: 0	LOB: 0	K: 1	S: 12	P: 24	R: 3	H: 0	E: 0	LOB: 3	K: 0	S: 13	P: 40	R: 0	H: 1	E: 0	LOB: 0	K: 1	S: 6	P: 11	R: 0	H: 1	E: 0	LOB: 2	K: 2	S: 8	P: 16	R: 0	H: 0	E: 0	LOB: 0	K: 1	S: 6	P: 9
--------------	------	------	------	--------	------	------	------	------	------	------	--------	------	------	-------	------	------	------	--------	------	------	------	------	------	--------	------	-------	-------	------	------	------	--------	------	-------	-------	------	------	------	--------	------	------	-------	------	------	------	--------	------	------	-------	------	------	------	--------	------	------	------

PITCHER	IP	WLS	BF	H	R	ER	SO	BB	IBB	HBP	BLK	WP	HR	S	P	ERA	WHIP
Dave Cole, R ERA: 6.1 (1, 1)	4.1	L	19	2	5	5	1	5	0	0	0	1	2	37	77	10.38	1.615
Bob Miller, R ERA: 3.38 (5, 1)	0.1		5	0	1	1	0	3	1	0	0	0	0	6	22	27.00	9.000
Thornton Kipper, R ERA: 1.82 (5, 1)	1.1		4	1	0	0	1	0	0	0	0	0	0	8	14	0.00	0.750
Lynn Lovenguth, R ERA: 3.38 (7, 1)	2.0		8	1	0	0	3	1	0	0	0	0	0	14	25	0.00	1.000

PITCHER	IP	WLS	BF	H	R	ER	SO	BB	IBB	HBP	BLK	WP	HR	S	P	ERA	WHIP
---------	----	-----	----	---	---	----	----	----	-----	-----	-----	----	----	---	---	-----	------

Batter	1	2	3	4	5	6	7	8	9	AB R H RBI BB SO LOB	TOP									
Richie Ashburn, L (1, 8) OBP: 0.486, SLG: 0.523	0-1 4-3		1-3 K			0-0 1B		4-2 BB		3 0 1 0 1 1 0										
Glen Gorbous, L (1, 9) OBP: 0.378, SLG: 0.485	2-0 HR		0-0 F5			0-1 F7		0-0 F4		4 1 1 1 0 0 2										
Mary Blaylock, L (1, 3) OBP: 0.388, SLG: 0.525	3-1 F8		3-2 6-3			3-2 L9-3 1B		2-2 4-3		4 0 1 0 0 0 1										
Del Ennis, R (1, 7) OBP: 0.303, SLG: 0.500	3-2 F8			2-1 F7		1-1 L9-3 1-2			1-0 HR	4 1 1 1 0 0 2										
Willie Jones, R (1, 5) OBP: 0.381, SLG: 0.455		4-2 BB B1-2-3 BB		0-0 F8			3-2 5-3		0-0 F5	3 0 0 0 1 0 0										
Granny Hamner, R (1, 6) Roy Smalley, R (7, 6) OBP: 0.311, SLG: 0.384 OBP: 0.333, SLG: 0.615		4-2 BB 1-2 BB		2-2 F9			2-2 1B		2-2 HR	2 0 1 0 1 0 0 1 1 1 1 0 0 0										
Stan Lopata, R (1, 2) OBP: 0.357, SLG: 0.405		4-0 1-2 2-3 BB		1-0 5-3			1-2 F6		4-2 1B BB	2 0 0 0 2 0 1	AB 31 R 3 H 8 RBI 3 BB 5 SO 1 LOB 16									
Bobby Morgan, R (1, 4) OBP: 0.313, SLG: 0.356		2-1 F9		1-1 G3-6-3 1B			1-1 F3		2-2 1-2 1B	4 0 2 0 0 0 4										
Jack Meyer, R (1, 1) OBP: 0.333, SLG: 0.400 Thornton Kipper, R (6, 1) OBP: 1.000, SLG: 1.000 Bob Miller, R (6, 1) Earl Torgeson, L (8, PH) OBP: 0.414, SLG: 0.317 Lynn Lovenguth, L (8, 1) Peanuts Lowrey, R (9, PH) OBP: 0.263, SLG: 0.254		0-2 B1-2-3 3-Hr		2-2 G3-6-3 1-2f			2-2 F9		1-0 G6-4-3 1-2f	2 0 0 0 0 0 4 0 0 0 0 0 0 0 0 0 0 0 0 0 0 1 0 0 0 0 0 0 0 0 0 0 0 0 0 1 0 0 0 0 0 2										
Inning Stats	R: 1 E: 0 K: 0 S: 8	H: 1 LOB: 0 BB: 0 P: 16	R: 0 E: 0 K: 0 S: 10	H: 0 LOB: 2 BB: 3 P: 24	R: 0 E: 0 K: 1 S: 8	H: 0 LOB: 0 BB: 0 P: 12	R: 0 E: 0 K: 0 S: 6	H: 1 LOB: 0 BB: 0 P: 10	R: 0 E: 0 K: 0 S: 8	H: 2 LOB: 1 BB: 0 P: 12	R: 0 E: 0 K: 0 S: 11	H: 1 LOB: 1 BB: 0 P: 18	R: 0 E: 0 K: 0 S: 9	H: 0 LOB: 1 BB: 1 P: 17	R: 2 E: 0 K: 0 S: 11	H: 3 LOB: 1 BB: 1 P: 21	1B: 5 2B: 1 3B: 0 HR: 3	SF: 0 SAC: 0 DP: 4 HBP: 0	WP: 0 PB: 0 SB: 0 CS: 0	PA: 36
PITCHER	IP WLS BF H R ER SO BB IBB HBP BLK WP HR S P ERA WHIP																			
Carl Erskine, R (1, 1) ERA: 1.55	8.1 W 35 8 3 3 1 5 0 0 0 0 3 76 138 3.24 1.560																			
Ed Roebuck, R (9, 1) ERA: 1.93	0.2 S 1 0 0 0 0 0 0 0 0 0 0 0 1 2 0.00 0.000																			

Philadelphia Phillies @ Brooklyn Dodgers
Ebbets Field, Brooklyn, NY
Sun May 22 1955, 3:33 AM EDT
Att. 15,459 - Unknown

livebaseballscorecards.com

Batter	1	2	3	4	5	6	7	8	9	AB R H RBI BB SO LOB	TOP											
Davey Williams, R (1, 4) OBP: 0.346, SLG: 0.339	4-0 CS BB		0-0 6-3			0-0 SH3-4 1B		0-0 1B 1B	0-0 6-3	4 0 2 0 1 0 1												
Alvin Dark, R (1, 6) OBP: 0.341, SLG: 0.359	0-3 K			0-0 F7		0-0 SH3-4		0-0 F9		1 0 0 0 0 1 1												
Billy Gardner, R (1, 6) OBP: 0.292, SLG: 0.333	1-2					1-2				2 0 0 0 0 0 2												
Don Mueller, L (1, 9) OBP: 0.403, SLG: 0.479	0-0 5-3			0-0 6-3		0-0 F8		0-0 1B		4 0 1 0 0 0 1												
Monte Irvin, R (1, 7) OBP: 0.360, SLG: 0.368		0-0 1-3		4-0 3B BB		0-0 F8		0-0 L6		2 1 0 0 1 0 1												
Dusty Rhodes, L (8, PH) OBP: 0.245, SLG: 0.250										1 0 0 0 0 0 3												
Willie Mays, R (1, 8) OBP: 0.367, SLG: 0.551		1-0 HBP		0-0 3B		0-0 F7		0-0 F2		3 0 1 1 0 0 3												
Hank Thompson, L (1, 5) OBP: 0.373, SLG: 0.429		0-0 F9		0-3 K		0-0 6-3				4 1 1 0 0 1 2												
Whitey Lockman, L (1, 3) OBP: 0.281, SLG: 0.367		0-0 F5			0-0 4-3		0-0 FC1-6-4 1B		0-3 K	4 0 1 0 0 1 2												
Ray Katt, R (1, 2) OBP: 0.270, SLG: 0.268			0-0 F8		0-3 K		0-0 FC1-6-4 1B		0-0 F8	2 0 0 0 0 1 0												
Sid Gordon, R (7, PH) OBP: 0.200, SLG: 0.188										1 0 0 0 0 0 1												
Wes Westrum, R (7, 2) OBP: 0.298, SLG: 0.152										1 0 0 0 0 0 1												
Jim Hearn, R (1, 1) OBP: 0.143, SLG: 0.357		0-3 K			0-3 K			4-0 1B 1B BB	0-0 2B	2 0 0 0 0 2 0												
Hoyt Wilhelm, R (7, 1) OBP: 0.500, SLG: 0.500										0 0 0 0 0 0 0												
Bobby Hofman, R (8, PH) OBP: 0.448, SLG: 0.565										0 0 0 0 1 0 0												
Don Liddle, L (8, 1) OBP: 0.375, SLG: 0.167										0 0 0 0 0 0 0												
Bill Taylor, L (9, PH) OBP: 0.286, SLG: 0.571										1 0 1 1 0 0 0												
Inning Stats	R: 0 E: 0 K: 1 S: 4	H: 0 LOB: 0 BB: 1 P: 8	R: 0 E: 0 K: 0 S: 3	H: 0 LOB: 1 BB: 0 P: 4	R: 0 E: 0 K: 1 S: 5	H: 0 LOB: 0 BB: 0 P: 5	R: 1 E: 0 K: 1 S: 6	H: 1 LOB: 1 BB: 1 P: 10	R: 0 E: 0 K: 2 S: 7	H: 0 LOB: 0 BB: 0 P: 7	R: 0 E: 0 K: 0 S: 4	H: 1 LOB: 1 BB: 0 P: 4	R: 0 E: 0 K: 0 S: 4	H: 1 LOB: 1 BB: 0 P: 4	R: 0 E: 0 K: 0 S: 5	H: 2 LOB: 3 BB: 1 P: 9	R: 1 E: 0 K: 1 S: 7	H: 2 LOB: 1 BB: 0 P: 7	1B: 5 2B: 2 3B: 1 HR: 0	SF: 0 SAC: 1 DP: 1 HBP: 1	WP: 0 PB: 0 SB: 0 CS: 1	PA: 37
PITCHER	IP WLS BF H R ER SO BB IBB HBP BLK WP HR S P ERA WHIP																					
Curt Simmons, L (1, 1) ERA: 4.15	7.1 W 30 5 1 1 5 3 0 1 0 0 0 0 36 49 1.23 1.091																					
Jack Meyer, R (8, 1) ERA: 4.07	1.2 S 7 2 1 1 1 0 0 0 0 0 0 0 9 9 5.40 1.200																					

New York Giants @ Philadelphia Phillies
 Connie Mack Stadium, Philadelphia, PA

Tue May 24 1955, 3:33 AM EDT
 Att: 15,008 - Unknown

livebaseballscorecards.com

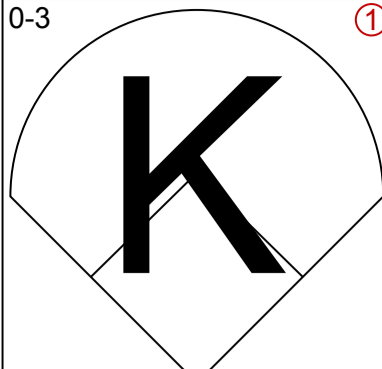
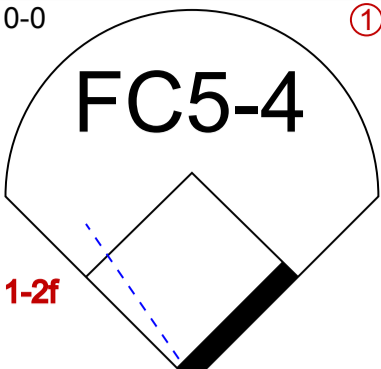
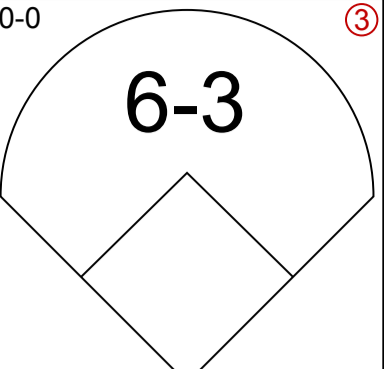
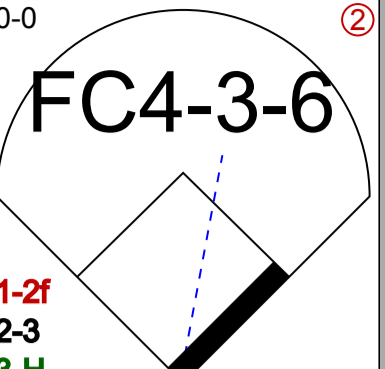
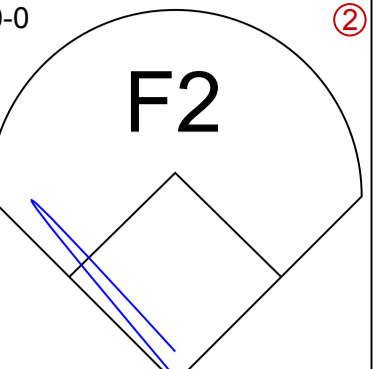
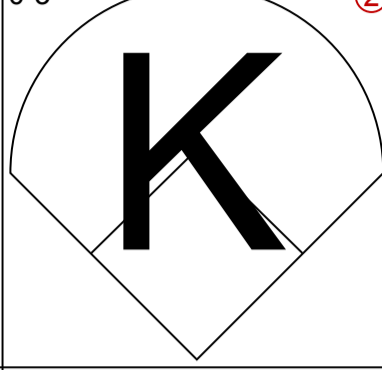
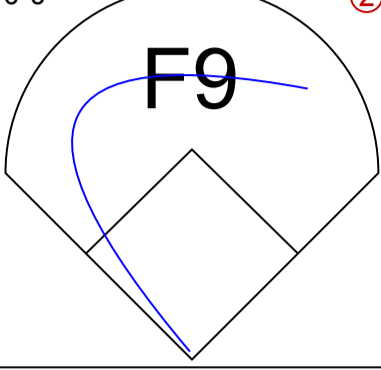
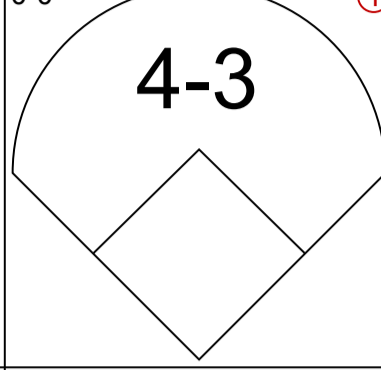
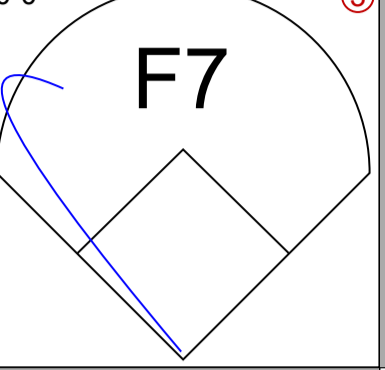
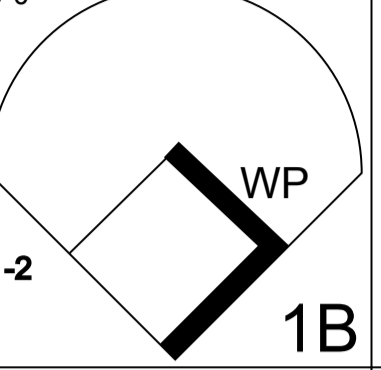
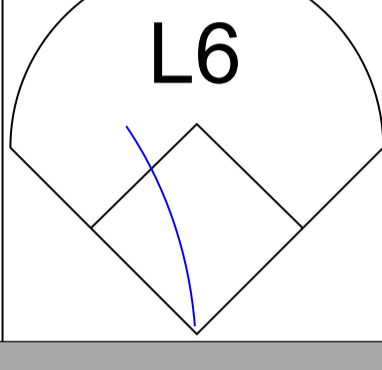
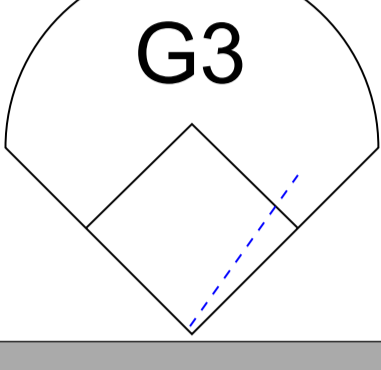
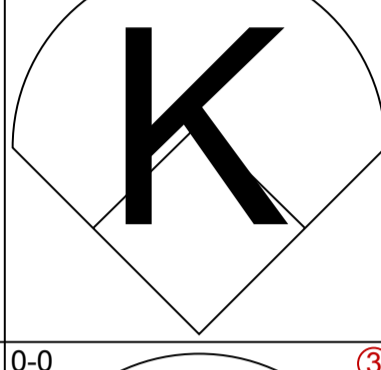
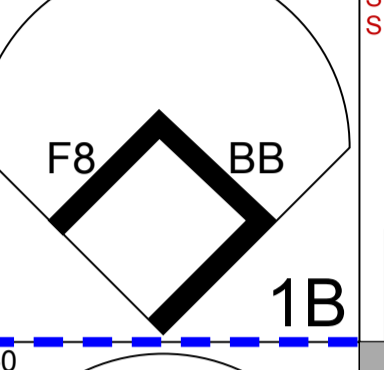
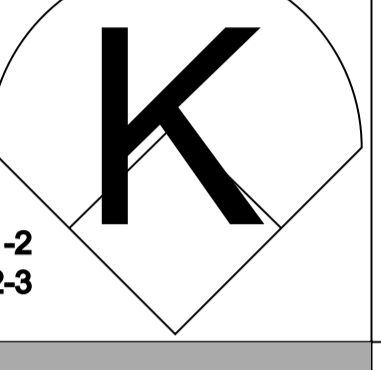
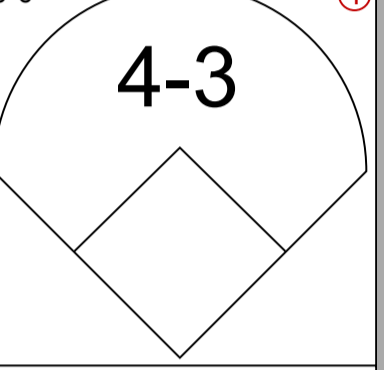
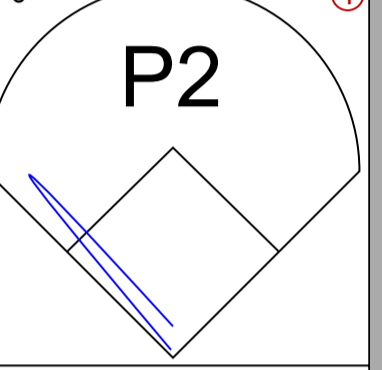
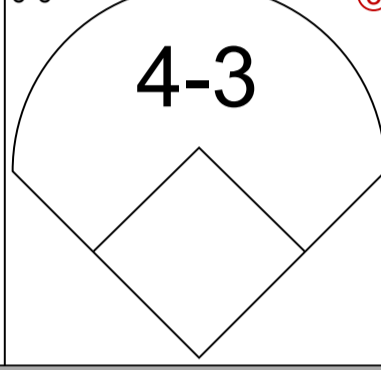
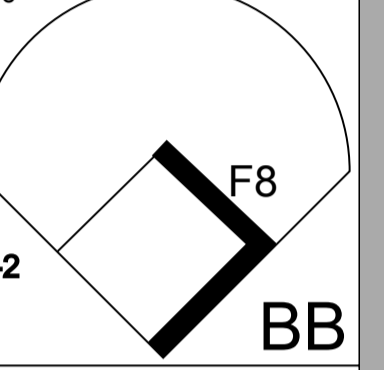
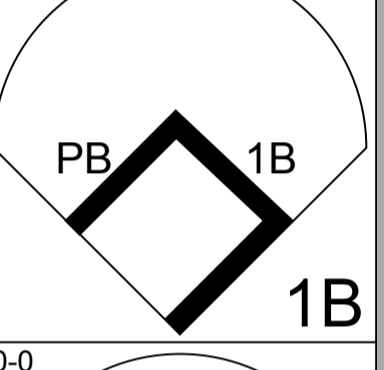
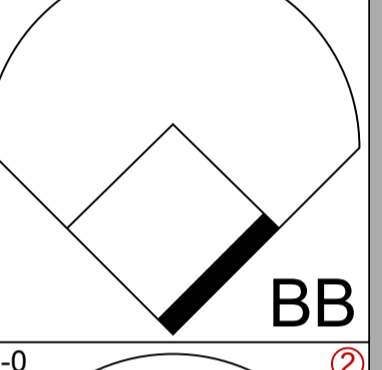
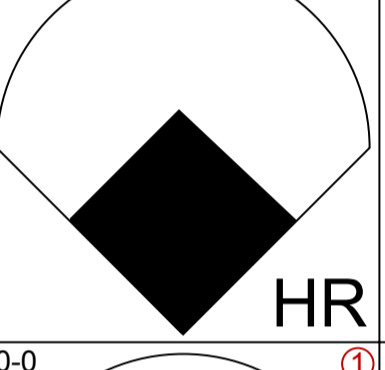
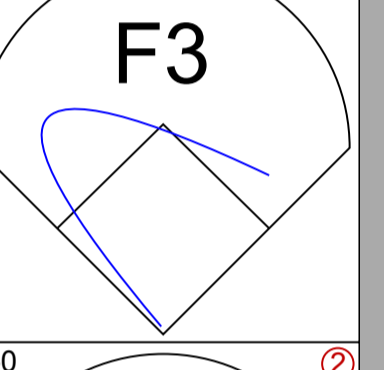
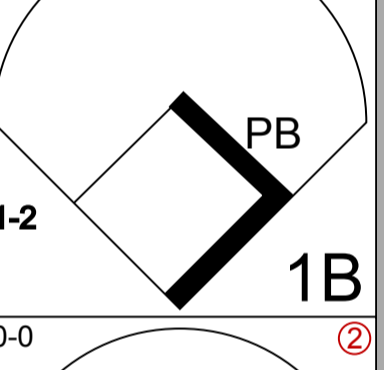
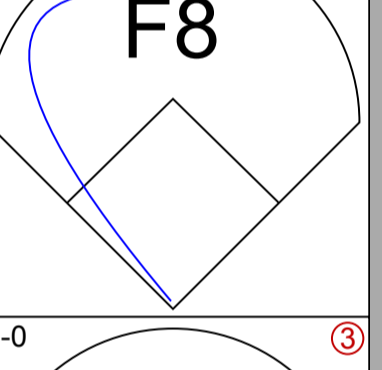
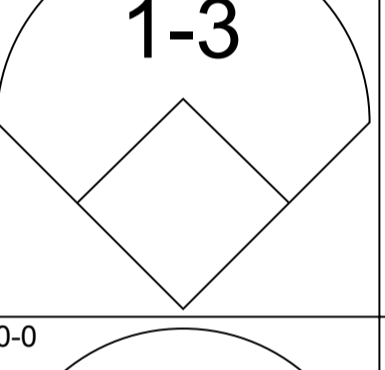
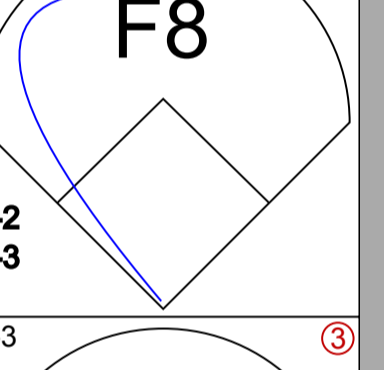
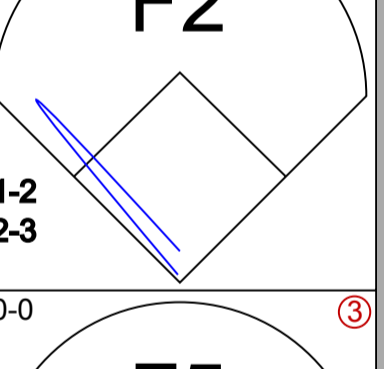
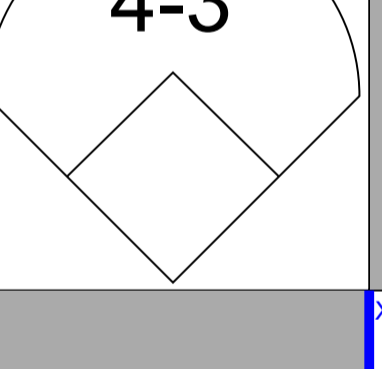
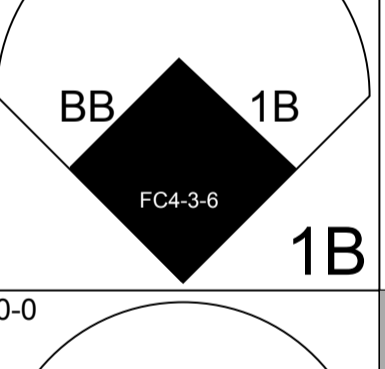

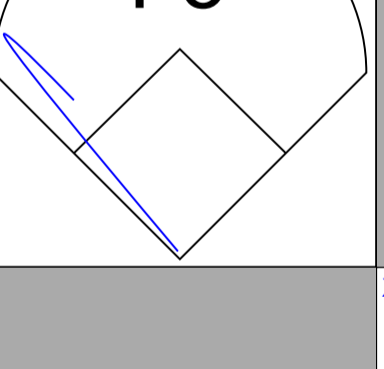
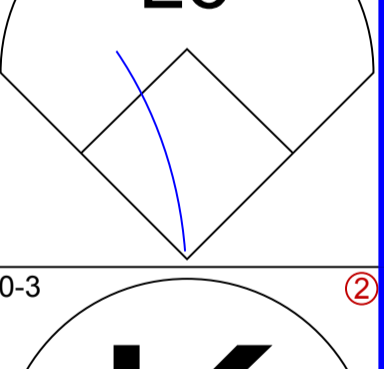
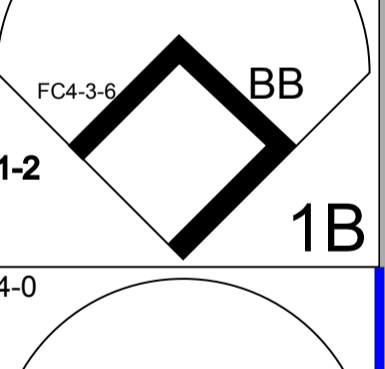
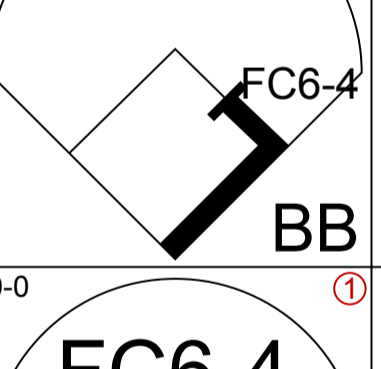
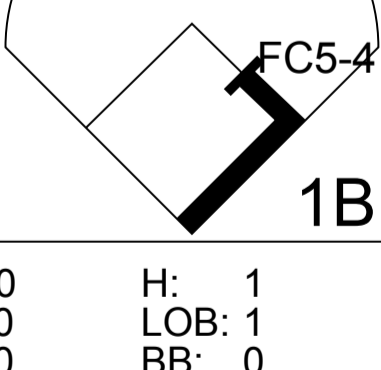
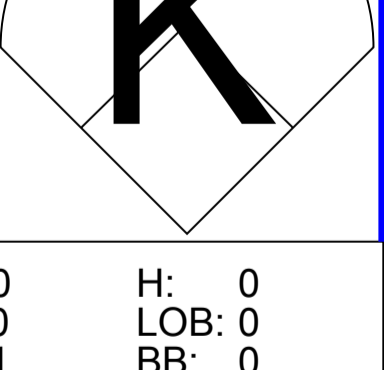
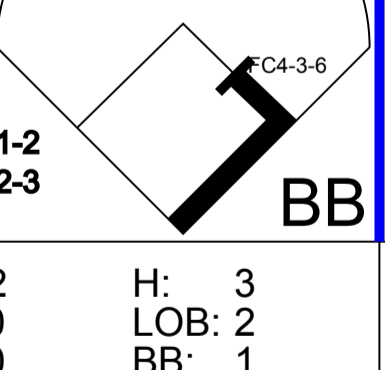
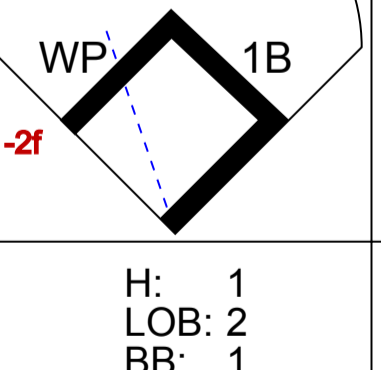
AB	32
R	2
H	7
RBI	2
BB	3
SO	6
LOB	18



Batter	1	2	3	4	5	6	7	8	9	AB R H RBI BB SO LOB	TOP
Davey Williams, R (1, 4) <small>OBP: 0.338, SLG: 0.331</small> Sid Gordon, R (8, PH) <small>OBP: 0.196, SLG: 0.184</small> Billy Gardner, R (8, 4) <small>OBP: 0.292, SLG: 0.333</small>	0-3 K		0-0 6-3			0-0 4-3		0-3 K		3 0 0 0 0 1 0 1 0 0 0 0 1 1 0 0 0 0 0 0 0	New York Giants @ Philadelphia Phillies Connie Mack Stadium, Philadelphia, PA Wed May 25 1955, 3:33 AM EDT Unknown
Alvin Dark, R (1, 6) <small>OBP: 0.333, SLG: 0.350</small>	0-0 3-1		0-0 G3			0-0 4-3		0-0 F7		4 0 0 0 0 0 1	
Don Mueller, L (1, 9) <small>OBP: 0.392, SLG: 0.465</small>	0-0 P6					0-0 4-3				4 0 0 0 0 0 0	
Hank Thompson, L (1, 5) <small>OBP: 0.377, SLG: 0.421</small>		0-0 1-3				0-0 G3				2 0 0 0 2 0 0	
Willie Mays, R (1, 8) <small>OBP: 0.364, SLG: 0.556</small>		0-0 G3 3B				0-0 F2		0-3 K		4 1 1 0 0 2 2	
Dusty Rhodes, L (1, 7) <small>OBP: 0.245, SLG: 0.273</small>		0-0 G3				0-0 L6		0-0 6-3		4 0 1 1 0 0 1	
Whitey Lockman, L (1, 3) <small>OBP: 0.280, SLG: 0.364</small>		0-0 F8				0-0 F8		0-0 3B 1B		4 1 1 0 0 0 2	
Bobby Hofman, R (1, 2) <small>OBP: 0.469, SLG: 0.769</small>			0-0 HR			0-0 P4		0-0 1-H 3B		3 1 2 2 0 0 0	
Windy McCall, L (1, 1) Hoyt Wilhelm, R (3, 1) <small>OBP: 0.333, SLG: 0.333</small> Bill Taylor, L (8, PH) <small>OBP: 0.267, SLG: 0.533</small> Al Corwin, R (8, 1)			0-3 K			0-0 G3		0-3 K		1 0 0 0 0 1 0 1 0 0 0 0 0 0 1 0 0 0 0 1 1 0 0 0 0 0 0 0	
Inning Stats	R: 0 H: 0 E: 0 LOB: 0 K: 1 BB: 0 S: 5 P: 5	R: 1 H: 1 E: 0 LOB: 0 K: 0 BB: 0 S: 4 P: 4	R: 1 H: 1 E: 0 LOB: 0 K: 1 BB: 0 S: 6 P: 6	R: 0 H: 0 E: 0 LOB: 1 K: 0 BB: 1 S: 3 P: 7	R: 0 H: 0 E: 0 LOB: 0 K: 0 BB: 0 S: 3 P: 3	R: 0 H: 0 E: 0 LOB: 0 K: 0 BB: 0 S: 3 P: 3	R: 0 H: 0 E: 0 LOB: 0 K: 1 BB: 0 S: 5 P: 5	R: 1 H: 2 E: 0 LOB: 1 K: 2 BB: 0 S: 9 P: 9	R: 0 H: 1 E: 0 LOB: 2 K: 1 BB: 1 S: 6 P: 10	1B: 1 SF: 0 2B: 1 SAC: 0 3B: 2 DP: 0 HR: 1 HBP: 0	WP: 0 PA: 34 PB: 0 SB: 0 CS: 0
PITCHER Robin Roberts, R (1, 1) <small>ERA: 2.34</small>	IP WLS BF H R ER SO BB IBB HBP BLK WP HR S P ERA WHIP 9.0 W 34 5 3 3 6 2 0 0 0 0 0 1 44 52 3.00 0.778										

livebaseballscorecards.com



Batter	1	2	3	4	5	6	7	8	9	AB R H RBI BB SO LOB	TOP		
Davey Williams, R (1, 4) OBP: 0.326, SLG: 0.318	0-3 		0-0 FC5-4 		0-0 6-3 		0-0 FC4-3-6 		0-0 F2 	5 0 0 1 0 1 4	New York Giants @ Philadelphia Phillies Connie Mack Stadium, Philadelphia, PA Wed May 25 1955, 3:38 AM EDT Att: 27,420 - Unknown		
Alvin Dark, R (1, 6) OBP: 0.329, SLG: 0.346	0-3 		0-0 F9 		0-0 4-3 		0-0 F7 	0-0 WP 1B 	5 0 1 0 0 1 3				
Don Mueller, L (1, 9) OBP: 0.384, SLG: 0.456	0-0 L6 		0-0 G3 		0-3 K 		0-0 F8 BB 1B 	0-3 K 1B 1-2 2-3 	3 0 0 0 0 1 1 2 0 1 0 0 1 2				
Hank Thompson, L (1, 5) OBP: 0.373, SLG: 0.410		0-0 4-3 		0-0 P2 		0-0 4-3 		4-0 F8 BB 1B 	3 0 0 0 1 0 0				
Willie Mays, R (1, 8) OBP: 0.373, SLG: 0.579		0-0 PB 1B 1B 		4-0 BB 		0-0 HR 		0-0 F3 	3 1 2 1 1 0 2				
Monte Irvin, R (1, 7) OBP: 0.357, SLG: 0.364		0-0 PB 1B 		0-0 F8 		0-0 1-3 		0-0 F8 1-2 2-3 	4 0 1 0 0 0 3				
Whitey Lockman, L (1, 3) OBP: 0.280, SLG: 0.361		0-0 F2 1-2 2-3 		0-0 4-3 		0-0 BB 1B FC4-3-6 1B 		0-3 K 	4 1 1 0 0 1 5				
Wes Westrum, R (1, 2) OBP: 0.293, SLG: 0.149		0-0 F5 		0-0 L6 		0-0 FC4-3-6 BB 1B 		4-0 FC6-4 BB 	1 0 0 0 0 0 2 1 0 0 0 0 0 0 1 0 1 0 1 0 0				
Johnny Antonelli, L (1, 1) OBP: 0.192, SLG: 0.160			0-0 FC5-4 1B 		0-3 K 		4-0 BB BB BB FC4-3-6 BB 	0-0 FC6-4 WP 1B 1-2f 	0 0 0 0 0 0 0 1 0 1 0 0 0 0 1 0 0 0 0 1 0 0 0 0 0 0 0 0 0 0 0 0 1 0 0 0 0 0 0 0 0 0 1 0 0 0 0 0 1				
Bobby Hofman, R (7, PH) OBP: 0.485, SLG: 0.769													
Billy Gardner, R (9, PH) OBP: 0.280, SLG: 0.318													
Inning Stats	R: 0 E: 0 K: 2 S: 7 H: 0 LOB: 0 BB: 0 P: 7	R: 0 E: 0 K: 0 S: 5 H: 2 LOB: 2 BB: 0 P: 5	R: 0 E: 0 K: 0 S: 4 H: 1 LOB: 1 BB: 0 P: 4	R: 0 E: 0 K: 0 S: 3 H: 0 LOB: 1 BB: 1 P: 7	R: 0 E: 0 K: 1 S: 5 H: 0 LOB: 0 BB: 0 P: 5	R: 0 E: 0 K: 1 S: 5 H: 0 LOB: 0 BB: 0 P: 5	R: 2 E: 0 K: 0 S: 6 H: 3 LOB: 2 BB: 1 P: 10	R: 0 E: 0 K: 1 S: 6 H: 1 LOB: 2 BB: 1 P: 10	R: 0 E: 0 K: 1 S: 6 H: 1 LOB: 2 BB: 1 P: 10	1B: 7 2B: 0 3B: 0 HR: 1 SF: 0 SAC: 0 DP: 0 HBP: 0	WP: 1 PB: 1 SB: 0 CS: 0 PA: 39		
PITCHER	IP WLS BF H R ER SO BB IBB HBP BLK WP HR S P ERA WHIP											PITCHER	IP WLS BF H R ER SO BB IBB HBP BLK WP HR S P ERA WHIP
Murry Dickson, R (1, 1) ERA: 3.35	7.0 W 30 7 2 2 4 2 0 0 0 0 0 1 36 44 2.57 1.286												
Jack Meyer, R (8, 1) ERA: 3.89	2.0 S 9 1 0 0 2 2 0 0 0 0 1 0 11 19 0.00 1.500												

livebaseballscorecards.com

AB	35
R	2
H	8
RBI	2
BB	4
SO	6
LOB	23



Batter	1	2	3	4	5	6	7	8	9
Richie Ashburn, L OBP: 0.492, SLG: 0.540 (1, 8)									
Peanuts Lowrey, R OBP: 0.267, SLG: 0.266 (1, 9)									
Roy Smalley, R OBP: 0.357, SLG: 0.542 (1, 6)									
Del Ennis, R OBP: 0.299, SLG: 0.508 (1, 7)									
Willie Jones, R OBP: 0.382, SLG: 0.439 (1, 5)									
Stan Lopata, R OBP: 0.359, SLG: 0.398 (1, 2)									
Bobby Morgan, R OBP: 0.327, SLG: 0.373 (1, 4)									
Mary Blaylock, L OBP: 0.419, SLG: 0.479 (1, 3)									
Murry Dickson, R OBP: 0.250, SLG: 0.438 Jack Meyer, R OBP: 0.308, SLG: 0.364 (8, 1)									

AB	R	H	RBI	BB	SO	LOB
5	1	3	0	0	0	4
5	1	1	0	0	0	4
3	0	0	0	1	2	2
4	1	1	3	0	1	2
3	1	1	0	2	1	2
4	0	1	0	1	1	3
4	0	2	1	0	0	3
1	1	0	0	2	0	0
4	0	1	0	0	0	5
0	0	0	0	0	0	0

WP	HR	S	P	ERA	WHIP
0	0	0	0	0.00	18.000
0	0	0	0	0.00	1.091
0	0	0	0	0.00	1.500
0	0	0	0	0.00	1.000

Inning Stats		R: 4	H: 5	R: 0	H: 0	R: 0	H: 1	R: 1	H: 1	R: 0	H: 0	R: 0	H: 1	R: 0	H: 1			
Pitcher		IP	WLS	BF	H	R	ER	SO	BB	IBB	HBP	BLK	WP	HR	S	P	ERA	WHIP
Johnny Antonelli, L		(1, 1)	0.1	7	5	4	4	0	1	0	0	0	0	1	6	10	108.00	18.000
Mary Grissom, R		(1, 1)	3.2	16	2	0	0	4	2	1	0	0	0	0	21	33	0.00	1.091
Don Liddle, L		(5, 1)	2.0	11	1	1	0	0	2	0	2	0	0	0	7	17	0.00	1.500
Al Corwin, R		(7, 1)	2.0	8	2	0	0	1	0	0	0	0	0	0	10	10	0.00	1.000

BOTTOM

New York Giants @ Philadelphia Phillies
Connie Mack Stadium, Philadelphia, PA
 Wed May 25 1955, 3:38 AM EDT
 Att. 27,420 - Unknown

livebaseballscorecards.com

AB	33
R	5
H	10
RBI	4
BB	6
SO	5
LOB	25



Batter	1	2	3	4	5	6	7	8	9	10	11	AB R H RBI BB SO LOB	TOP			
Davey Williams, R OBP: 0.322, SLG: 0.313 (1, 4)	F3		6-3		F9		1B			1-3		5 0 1 0 0 0 1	New York Giants @ Philadelphia Phillies Connie Mack Stadium, Philadelphia, PA Thu May 26 1955, 3:33 AM EDT Att. 11,743 - Unknown			
Alvin Dark, R OBP: 0.331, SLG: 0.359 (1, 6)	6-3		2B			1B 2B	F7			5-3		5 1 2 0 0 0 1				
Willie Mays, R OBP: 0.368, SLG: 0.567 (1, 8)	F7		F8			1B SF9 1B					K	5 1 1 0 0 1 1				
Monte Irvin, R OBP: 0.358, SLG: 0.365 (1, 7)		K				1B						5 0 2 1 0 3 0				
Don Mueller, L OBP: 0.378, SLG: 0.450 (1, 9)		1B BB				SF9					F8	4 0 1 1 0 0 1				
Sid Gordon, R OBP: 0.200, SLG: 0.189 Hank Thompson, L OBP: 0.366, SLG: 0.400 (6, PH) (6, 5)		P4				K					K	2 0 0 0 0 0 1 3 0 0 0 0 2 2				
Bobby Hofman, R OBP: 0.472, SLG: 0.714 Wes Westrum, R OBP: 0.288, SLG: 0.146 (1, 2) (6, 2)		1-2 BB				F2	F7				K	2 0 0 0 1 0 1 1 0 0 0 0 1 0				
Whitey Lockman, L OBP: 0.273, SLG: 0.352 (1, 3)		F8				6-3					P5	4 0 0 0 0 0 2				
Ruben Gomez, R OBP: 0.250, SLG: 0.250 Marv Grissom, R OBP: 0.250, SLG: 0.250 Bill Taylor, L OBP: 0.235, SLG: 0.471 Hoyt Wilhelm, R OBP: 0.333, SLG: 0.333 (1, 1) (7, 1) (10, PH) (10, 1)			1-3			1B					K	3 0 2 0 0 0 0 0 0 0 0 0 0 0 1 0 0 0 0 1 0 0 0 0 0 0 0 0				
Inning Stats	R: 0 H: 0 E: 0 LOB: 0 K: 0 BB: 0 S: 3 P: 3	R: 0 H: 1 E: 0 LOB: 2 K: 1 BB: 1 S: 6 P: 10	R: 0 H: 1 E: 0 LOB: 1 K: 0 BB: 0 S: 4 P: 4	R: 0 H: 0 E: 0 LOB: 0 K: 1 BB: 0 S: 5 P: 5	R: 0 H: 1 E: 0 LOB: 1 K: 0 BB: 0 S: 4 P: 4	R: 2 H: 3 E: 0 LOB: 1 K: 1 BB: 0 S: 8 P: 8	R: 0 H: 2 E: 0 LOB: 1 K: 0 BB: 0 S: 4 P: 4	R: 0 H: 0 E: 0 LOB: 0 K: 1 BB: 0 S: 5 P: 5	R: 0 H: 0 E: 0 LOB: 0 K: 1 BB: 0 S: 5 P: 5	R: 0 H: 0 E: 0 LOB: 0 K: 2 BB: 0 S: 8 P: 8	1B: 7 SF: 1 2B: 2 SAC: 0 3B: 0 DP: 0 HR: 0 HBP: 0	WP: 0 PA: 42 PB: 0 SB: 1 CS: 0				
PITCHER	IP WLS BF H R ER SO BB IBB HBP BLK WP HR S P ERA WHIP															
Bob Kuzava, L ERA: 3.63 (1, 1)	5.0	22	6	2	2	2	1	0	0	0	0	0	25	29	3.60	1.400
Bob Miller, R ERA: 2.0 (6, 1)	6.0	20	3	0	0	6	0	0	0	0	0	0	32	32	0.00	0.500

AB	40
R	2
H	9
RBI	2
BB	1
SO	8
LOB	10



livebaseballscores.com

Batter	1	2	3	4	5	6	7	8	9	10	11	AB	R	H	RBI	BB	SO	LOB
Richie Ashburn, L OBP: 0.500, SLG: 0.566 (1, 8)	0-0 WP SF8 1B	0-0 P5		0-0 2-H 2B		0-0 1-H 2B			0-0 SH1-4 1B		0-3 K	6	1	4	1	0	1	3
Glen Gorbous, L OBP: 0.404, SLG: 0.537 (1, 9)	0-0 1-H SF8		0-0 4-3	0-0 G3			0-0 2-3		0-0 1-2 SH1-4		4-0 1-2 2B BB	3	0	0	1	1	0	1
Marv Blaylock, L OBP: 0.426, SLG: 0.491 (1, 3)	0-0 5-3 1B		4-0 S BB		0-0 4-3		0-0 3-1		0-0 5-3		0-0 1-3 2-H 2B	5	0	2	1	1	0	1
Del Ennis, R OBP: 0.295, SLG: 0.504 (1, 7)	0-0 1-2 5-3		0-0 1-2 F9		0-0 6-3		0-0 2B		0-0 F8			5	0	1	0	0	0	3
Willie Jones, R OBP: 0.389, SLG: 0.432 (1, 5)	0-0 P6		4-0 BB		1-0 FC6-4 HBP		4-0 IBB		0-0 F7			2	0	0	0	2	0	1
Andy Seminick, R OBP: 0.321, SLG: 0.468 (1, 2)		0-0 F2	0-0 P3		0-0 1-2 FC6-4		0-0 F8		0-0 F2			5	0	0	0	0	0	5
Bobby Morgan, R OBP: 0.329, SLG: 0.370 (1, 4)		0-0 BB 1B		4-0 F8 2B BB		0-3 K		0-0 4-3		0-0 F8		4	1	1	0	1	1	0
Roy Smalley, R OBP: 0.364, SLG: 0.481 (1, 6)		4-0 1-2 BB		0-0 1-2 F8		0-0 6-3		0-0 F8		4-0 BB 2B BB		3	1	0	0	2	0	1
Bob Kuzava, S Bob Miller, R (1, 1) (6, 1)		0-3 K		0-3 K		0-0 E5 2B		0-0 6-3		0-3 K		2 3	0	0	0	0	2 0	3 1

BOTTOM

New York Giants @ Philadelphia Phillies
 Connie Mack Stadium, Philadelphia, PA
 Thu May 26 1955, 3:33 AM EDT
 Att. 11,743 - Unknown

livebaseballscores.com

AB	38
R	3
H	8
RBI	3
BB	7
SO	5
LOB	19



Inning Stats	R: 1	H: 2	E: 0	K: 0	S: 5	R: 0	H: 1	E: 0	K: 1	S: 6	R: 0	H: 0	E: 0	K: 0	S: 3	R: 1	H: 1	E: 0	K: 1	S: 6	R: 0	H: 0	E: 0	K: 0	S: 3	R: 0	H: 1	E: 0	K: 1	S: 6	R: 0	H: 0	E: 0	K: 0	S: 3	R: 0	H: 1	E: 0	K: 0	S: 4	R: 0	H: 0	E: 0	K: 0	S: 3	R: 0	H: 1	E: 0	K: 0	S: 7	R: 1	H: 1	E: 0	K: 2	S: 7	1B: 4	2B: 4	3B: 0	HR: 0	SF: 1	SAC: 1	DP: 0	HBP: 1	WP: 2	PA: 48
--------------	------	------	------	------	------	------	------	------	------	------	------	------	------	------	------	------	------	------	------	------	------	------	------	------	------	------	------	------	------	------	------	------	------	------	------	------	------	------	------	------	------	------	------	------	------	------	------	------	------	------	------	------	------	------	------	-------	-------	-------	-------	-------	--------	-------	--------	-------	--------

PITCHER	IP	WLS	BF	H	R	ER	SO	BB	IBB	HBP	BLK	WP	HR	S	P	ERA	WHIP
Ruben Gomez, R ERA: 5.03 (1, 1)	6.2		31	6	2	2	3	4	0	1	0	1	0	32	49	2.70	1.500
Marv Grissom, R ERA: 3.16 (7, 1)	2.1		9	1	0	0	0	0	1	0	0	0	0	8	12	0.00	0.429
Hoyt Wilhelm, R ERA: 4.23 (10, 1)	1.2	L	8	1	1	1	2	2	0	0	0	0	0	10	18	5.40	1.800

Batter	1	2	3	4	5	6	7	8	9	10	AB R H RBI BB SO LOB	TOP												
Richie Ashburn, L <small>OBP: 0.500, SLG: 0.564</small> (1, 8) S	0-3 K		X 0-0 5-3 1B		X 0-0 G4-6-3 1B			X 0-0 L7		X 0-0 SH3-4	4 0 2 0 0 1 0	Philadelphia Phillies @ Pittsburgh Pirates Forbes Field, Pittsburgh, PA Fri May 27 1955, 3:33 AM EDT Att: 6,956 - Unknown												
Peanuts Lowrey, R <small>OBP: 0.261, SLG: 0.259</small> Glen Gorbous, L <small>OBP: 0.400, SLG: 0.512</small> (5, PH) S	0-0 F9		X 0-0 5-3 1-2		X 0-0 G4-6-3 1-2f		X 0-0 4-3		X 4-0 1B 1B IBB	2 0 0 0 0 0 1 2 1 0 0 1 0 1														
Roy Smalley, R <small>OBP: 0.368, SLG: 0.500</small> (1, 6) S	0-0 2B		X 0-0 5-3		X 0-0 5-3		X 0-0 K		X 0-0 1B 1B	5 1 2 1 0 1 1														
Del Ennis, R <small>OBP: 0.299, SLG: 0.500</small> (1, 7) S	0-0 F4		X 0-0 1-6-3		X 0-0 S 1B			X 0-0 F4	X 0-0 1-3 2-H 1B 1B	5 0 2 1 0 0 2														
Willie Jones, R <small>OBP: 0.395, SLG: 0.446</small> (1, 5) S		X 0-0 1B 2B		X 0-0 F8		X 0-0 5-3 1-2		X 0-0 HR 1B	X 0-0 1-2 2-H 1B	5 1 3 1 0 0 1														
Andy Seminick, R <small>OBP: 0.310, SLG: 0.500</small> (1, 2) S		X 0-3 K		X 0-0 6-3		X 0-0 5-3		X 0-0 HR	X 0-0 F7	5 1 1 2 0 1 4														
Bobby Morgan, R <small>OBP: 0.325, SLG: 0.360</small> (1, 4) S		X 0-0 6-3		BB BB BB BB X 4-0 BB		X 0-0 4-3		X 0-0 6-3	X 0-3 K	4 0 0 0 1 1 3														
Mary Blaylock, L <small>OBP: 0.417, SLG: 0.474</small> (1, 3) S		X 0-0 2-3 1B		X 0-0 G3		X 0-0 4-3		X 0-0 6-3		4 0 1 0 0 0 1														
Herm Wehmeier, R <small>OBP: 0.200, SLG: 0.211</small> (1, 1) S		X 0-3 K		X 0-3 K		X 0-3 K		X 0-0 SH3-4 1B 1B		4 1 1 0 0 3 2														
Inning Stats	R: 0 E: 0 K: 1 S: 6	H: 1 LOB: 1 BB: 0 P: 6	R: 0 E: 0 K: 2 S: 9	H: 2 LOB: 2 BB: 0 P: 9	R: 0 E: 0 K: 0 S: 4	H: 1 LOB: 1 BB: 0 P: 4	R: 0 E: 0 K: 0 S: 3	H: 0 LOB: 1 BB: 1 P: 7	R: 0 E: 0 K: 1 S: 5	H: 1 LOB: 0 BB: 0 P: 5	R: 0 E: 0 K: 0 S: 4		H: 1 LOB: 1 BB: 0 P: 4	R: 0 E: 0 K: 1 S: 5	H: 0 LOB: 0 BB: 0 P: 5	R: 0 E: 0 K: 1 S: 5	H: 0 LOB: 0 BB: 0 P: 5	R: 2 E: 0 K: 0 S: 5	H: 2 LOB: 0 BB: 0 P: 5	R: 3 E: 0 K: 1 S: 9	H: 4 LOB: 2 BB: 1 P: 13	1B: 9 2B: 2 3B: 0 HR: 1	SF: 0 SAC: 1 DP: 1 HBP: 0	WP: 0 PB: 0 SB: 1 CS: 0
PITCHER	IP WLS BF H R ER SO BB IBB HBP BLK WP HR S P ERA WHIP																							
Dick Littlefield, L <small>ERA: 3.83</small> (1, 1)	1.2	7	2	0	0	2	0	0	0	0	0	0	0	0	0	0.00	1.200							
Bob Friend, R <small>ERA: 2.1</small> (2, 1)	7.2	L	32	8	5	5	4	1	1	0	0	0	1	38	46	5.87	1.174							
Nelson King, R <small>ERA: 3.48</small> (10, 1)	0.2		4	2	0	0	1	0	0	0	0	0	0	6	6	0.00	3.000							



Batter	1	2	3	4	5	6	7	8	9	10	AB	R	H	RBI	BB	SO	LOB	BOTTOM	
Tom Saffell, L OBP: 0.190, SLG: 0.105 (1, 8) BB	4-0 SH3-4 1B BB		X 0-0 F6		X 0-0 4-3		X 0-0 G3		X 0-0 F4	4 1 0 0 1 0 2								Philadelphia Phillies @ Pittsburgh Pirates Forbes Field, Pittsburgh, PA Fri May 27 1955, 3:33 AM EDT Att. 6,956 - Unknown	
Gene Freese, R OBP: 0.341, SLG: 0.440 (1, 4) X	0-0 SH3-4 1-2		4-0 S BB		0-3 S K		0-0 5-3		X 0-0 5-3	3 0 0 0 1 1 0									
Jerry Lynch, L OBP: 0.357, SLG: 0.400 (1, 9) Roman Mejias, R OBP: 0.154, SLG: 0.216 (9, 9) X	0-0 2-H 1B		0-3 S K		0-3 S K		0-3 S K		0-3 S K	4 0 1 1 0 3 1 0 0 0 0 0 0 0									
Preston Ward, L OBP: 0.294, SLG: 0.400 (1, 3) X	0-0 F9		0-3 S K		0-0 F8		0-0 1B		0-0 1B	4 0 1 0 0 1 1									
Frank Thomas, R OBP: 0.235, SLG: 0.216 (1, 7) S	0-3 K		0-0 1-3 1B		0-0 F7		0-0 F7		0-0 F7	4 0 1 0 0 1 2									
Jack Shepard, R OBP: 0.333, SLG: 0.301 (1, 2) X	0-0 6-3		0-0 1-3		0-0 1-2		0-0 2B 1B		0-0 4-3	4 1 1 0 0 0 1									
George Freese, R OBP: 0.365, SLG: 0.446 (1, 5) X	0-0 F5		0-0 F7		0-0 F3		0-0 F3		0-0 G1-6-3 1B	4 0 1 0 0 0 2									
Dick Groat, R OBP: 0.298, SLG: 0.302 (1, 6) X	0-0 3-1		0-0 F7		0-0 F7		0-0 1B 1-H 2B		0-0 G1-6-3 1-2f	4 0 1 1 0 0 1									
Dick Littlefield, L OBP: 0.467, SLG: 0.462 (1, 1) Bob Friend, R OBP: 0.400, SLG: 0.333 (2, 1) Nelson King, R OBP: 0.345, SLG: 0.352 (10, PH) S	0-3 K		0-0 F7		0-0 F7		0-0 2-3 1B		0-3 K	0 0 0 0 0 0 0 3 0 1 0 0 1 0 0 0 0 0 0 0 0 1 0 0 0 0 1 0									
Inning Stats	R: 1 H: 1 E: 0 LOB: 1 K: 1 BB: 1 S: 6 P: 10	R: 0 H: 0 E: 0 LOB: 0 K: 0 BB: 0 S: 3 P: 3	R: 0 H: 0 E: 0 LOB: 1 K: 2 BB: 1 S: 7 P: 11	R: 0 H: 1 E: 0 LOB: 1 K: 1 BB: 0 S: 6 P: 6	R: 0 H: 0 E: 0 LOB: 0 K: 0 BB: 0 S: 3 P: 3	R: 0 H: 0 E: 0 LOB: 0 K: 2 BB: 0 S: 7 P: 7	R: 1 H: 3 E: 0 LOB: 2 K: 0 BB: 0 S: 6 P: 6	R: 0 H: 1 E: 0 LOB: 1 K: 1 BB: 0 S: 6 P: 6	R: 0 H: 1 E: 0 LOB: 0 K: 0 BB: 0 S: 3 P: 3	R: 0 H: 0 E: 0 LOB: 0 K: 1 BB: 0 S: 5 P: 5	1B: 6 SF: 0 2B: 1 SAC: 1 3B: 0 DP: 1 HR: 0 HBP: 0	WP: 0 PA: 38 PB: 0 SB: 1 CS: 0							
PITCHER Herm Wehmeier, R ERA: 5.04 (1, 1)	IP WLS BF H R ER SO BB IBB HBP BLK WP HR S P ERA WHIP	10.0 W 38 7 2 2 8 2 0 0 0 0 0 0 52 60 1.80 0.900																	

livebaseballscorecards.com

AB	35
R	2
H	7
RBI	2
BB	2
SO	8
LOB	10



Batter	1	2	3	4	5	6	7	8	9	10	11	AB R H RBI BB SO LOB	TOP														
Richie Ashburn, L (1, 8) OBP: 0.500, SLG: 0.574	0-0 BB 2B 1B	4-0 3-1 BB		0-0 F9			0-0 6-3		0-0 FC3-5		0-0 1B 3B	5 2 2 1 1 0 2	Philadelphia Phillies @ Pittsburgh Pirates Forbes Field, Pittsburgh, PA Sat May 28 1955, 3:33 AM EDT Att: 3,082 - Unknown														
Glen Gorbous, L (1, 9) OBP: 0.393, SLG: 0.479	4-0 2B BB	0-0 F2		0-0 F8			0-0 F5		0-0 F9-6		0-0 1B 1B	5 2 1 1 1 0 4															
Marv Blaylock, L (1, 3) OBP: 0.397, SLG: 0.460	0-0 2B 2B	0-0 3-1					0-0 F9			0-0 1-3	0-0 F7	6 1 1 2 0 0 3															
Del Ennis, R (1, 7) OBP: 0.300, SLG: 0.500	0-0 2B 2B	0-0 1-3					0-0 L4		0-0 6-3	0-3 K	0-0 E8 1B	6 1 2 1 0 1 2															
Willie Jones, R (1, 5) OBP: 0.399, SLG: 0.444	0-0 1-3			0-0 5-3			0-0 F8		0-0 1B	0-0 1B	4-0 FC6-4 BB	5 0 2 0 1 0 1															
Andy Seminick, R (1, 2) OBP: 0.305, SLG: 0.491	0-3 K			0-0 P1			0-0 1B		0-0 F5	0-0 L1	0-0 FC6-4	1 0 0 0 0 1 1															
Stan Lopata, R (1, 2) OBP: 0.352, SLG: 0.386											1-2 FC6-4	5 0 1 0 0 0 4															
Bobby Morgan, R (1, 4) OBP: 0.333, SLG: 0.377	0-0 2B			4-0 BB			0-0 F7		0-0 F8		0-0 1B 2B	4 1 2 1 1 0 2															
Roy Smalley, R (1, 6) OBP: 0.372, SLG: 0.457	0-0 4-3			0-0 L5			0-0 F2		4-0 FC3-5 1B BB		4-0 1B 3B BB	3 1 0 0 2 0 3															
Curt Simmons, L (1, 1) OBP: 0.250, SLG: 0.417		0-0 3-1 BB 1B		0-0 4-3			0-0 F6		0-0 F9-6 FC3-5 1B		0-0 1-3 2-H 1B	3 0 1 0 0 0 1															
Bob Miller, R (7, 1) OBP: 0.200, SLG: 0.200												1 0 1 0 0 0 0															
Earl Torgeson, L (11, PH) OBP: 0.419, SLG: 0.324												1 0 1 1 0 0 0															
Jack Meyer, R (11, 1) OBP: 0.308, SLG: 0.364												0 0 0 0 0 0 0															
Inning Stats	R: 4 E: 0 K: 1 S: 9	H: 4 LOB: 1 BB: 1 P: 13	R: 0 E: 0 K: 0 S: 4	H: 1 LOB: 2 BB: 1 P: 8	R: 0 E: 0 K: 0 S: 3	H: 0 LOB: 1 BB: 1 P: 7	R: 0 E: 0 K: 0 S: 3	H: 0 LOB: 0 BB: 0 P: 3	R: 0 E: 0 K: 0 S: 4	H: 1 LOB: 1 BB: 0 P: 4	R: 0 E: 0 K: 0 S: 3	H: 0 LOB: 0 BB: 0 P: 3	R: 0 E: 0 K: 0 S: 4	H: 1 LOB: 1 BB: 0 P: 4	R: 0 E: 0 K: 1 S: 6	H: 1 LOB: 1 BB: 0 P: 6	R: 4 E: 1 K: 0 S: 7	H: 5 LOB: 2 BB: 2 P: 15	1B: 9 2B: 5 3B: 1 HR: 0	SF: 0 SAC: 0 DP: 1 HBP: 0	WP: 1 PB: 0 SB: 0 CS: 0	PA: 51					
PITCHER	IP	WLS	BF	H	R	ER	SO	BB	IBB	HBP	BLK	WP	HR	S	P	ERA	WHIP										
Vern Law, R (1, 1) ERA: 5.65	0.0		4	3	4	4	0	1	0	0	0	0	0	3	7	∞	∞										
Ben Wade, R (1, 1) ERA: 1.59	8.0		30	4	0	0	1	2	0	0	0	0	0	30	38	0.00	0.750										
Roy Face, R (9, 1) ERA: 5.14	2.2	L	16	7	4	4	1	3	0	0	0	1	0	15	27	13.50	3.750										
Ron Kline, R (11, 1) ERA: 3.47	0.1		1	0	0	0	0	0	0	0	0	0	0	1	1	0.00	0.000										

AB	45
R	8
H	14
RBI	7
BB	6
SO	2
LOB	23



livebaseballscorecards.com

Batter	1	2	3	4	5	6	7	8	9	10	11	AB	R	H	RBI	BB	SO	LOB
--------	---	---	---	---	---	---	---	---	---	----	----	----	---	---	-----	----	----	-----

BOTTOM

Tom Saffell, L OBP: 0.250, SLG: 0.186 (1, 8)	0-0 E 1B SF8 1B		0-0 E 2B	0-3 K			0-0 1B 1B	4-0 4-3 IBB		0-0 E FC5-6 1-2f		5	3	3	0	1	1	2	
Gene Freese, R OBP: 0.341, SLG: 0.447 (1, 4)	0-3 K		0-0 E8 2-H 3B		0-0 6-3		4-0 1B 1B BB	0-0 4-3		0-0 E6 FC8-6 1-3		5	1	1	1	1	1	4	
Roman Mejias, R OBP: 0.200, SLG: 0.256 (1, 9)	0-0 E 1-2 1B		0-0 4-3		0-0 2B 1B		0-0 1B 1B	0-0 6-3		0-0 FC8-6 1-2f		6	0	3	0	0	0	5	
Frank Thomas, R OBP: 0.240, SLG: 0.224 (1, 7)	0-0 E5 FC6-4 1-2 2-3		4-0 FC6-4 BB		0-0 1-3 2B		0-3 K		0-0 1-3		0-0 F6		5	0	1	0	1	5	
Jack Shepard, R OBP: 0.333, SLG: 0.299 (1, 2)	0-0 SF8		0-0 L7		4-0 G6-4-3 BB		0-0 1-2 2-3 3-H 1B		0-0 1-3		0-0 F9		4	0	1	2	1	0	1
George Freese, R OBP: 0.356, SLG: 0.432 (1, 5)	0-0 FC6-4 1-2f		0-0 FC6-4 1-2f		0-0 G6-4-3 1-2f		0-0 F5		0-0 1B		0-0 F3		6	0	1	0	0	0	9
Dick Groat, R OBP: 0.288, SLG: 0.290 (1, 6)		0-0 L9		0-0 F7		0-0 L8		0-0 F5		0-0 L9		5	0	0	0	0	0	4	
Preston Ward, L OBP: 0.292, SLG: 0.391 (1, 3)		0-0 F8		0-0 G3		0-3 K		0-0 4-3 SH1-4 1B		0-0 5-3		4	0	1	0	0	1	0	
Felipe Montemayor, L OBP: 0.345, SLG: 0.552 (8, PR)												0	0	0	0	0	0	0	
Roy Face, R (9, 1)												1	0	0	0	0	0	0	
Ron Kline, R OBP: 0.125, SLG: 0.125 (11, 1)												0	0	0	0	0	0	0	
Vern Law, R OBP: 0.333, SLG: 0.200 (1, 1)		0-3 K		4-0 BB		0-3 K		0-0 SH1-4 1-2		4-0 FC5-6 BB		0	0	0	0	0	0	0	
Ben Wade, R (1, 1)												2	0	0	0	1	2	0	
Dale Long, L OBP: 0.343, SLG: 0.435 (8, PH) (9, 3)												0	0	0	0	1	0	0	

Philadelphia Phillies @ Pittsburgh Pirates
Forbes Field, Pittsburgh, PA
 Sat May 28 1955, 3:33 AM EDT
 Att: 3,082 - Unknown

livebaseballscorecards.com

AB 43
R 4
H 11
RBI 3
BB 6
SO 6
LOB 30



Inning Stats																			
R: 1	H: 2	R: 0	H: 0	R: 2	H: 2	R: 0	H: 0	R: 0	H: 2	R: 0	H: 3	R: 0	H: 1	R: 0	H: 1	R: 0	H: 0	R: 0	H: 0
E: 1	LOB: 2	E: 0	LOB: 0	E: 1	LOB: 1	E: 0	LOB: 0	E: 0	LOB: 2	E: 0	LOB: 3	E: 0	LOB: 3	E: 1	LOB: 2	E: 0	LOB: 2	E: 0	LOB: 0
K: 1	BB: 0	K: 1	BB: 0	K: 0	BB: 1	K: 2	BB: 0	K: 1	BB: 1	K: 0	BB: 1	K: 0	BB: 0	K: 0	BB: 1	K: 0	BB: 1	K: 0	BB: 0
S: 8	P: 8	S: 5	P: 5	S: 5	P: 9	S: 5	P: 9	S: 4	P: 8	S: 7	P: 7	S: 8	P: 12	S: 4	P: 8	S: 4	P: 4	S: 4	P: 3

PITCHER																			
Curt Simmons, L ERA: 4.22 (1, 1)	IP 6.0	WLS 29	BF 7	H 4	R 4	ER 3	SO 5	BB 4	IBB 0	HBP 0	BLK 0	WP 0	HR 0	S 35	P 51	ERA 4.50	WHIP 1.833		
Bob Miller, R ERA: 1.64 (7, 1)	IP 4.0	WLS 19	BF 4	H 0	R 0	ER 0	SO 1	BB 1	IBB 1	HBP 0	BLK 0	WP 0	HR 19	S 27	P 27	ERA 0.00	WHIP 1.250		
Jack Meyer, R ERA: 3.8 (11, 1)	IP 1.0	WLS 3	BF 0	H 0	R 0	ER 0	SO 0	BB 0	IBB 0	HBP 0	BLK 0	WP 0	HR 3	S 3	P 3	ERA 0.00	WHIP 0.000		

Batter	1	2	3	4	5	6	7	8	9	AB R H RBI BB SO LOB	TOP		
Richie Ashburn, L (1, 8) OBP: 0.504, SLG: 0.568	4-0 BB 1B	0-0 4-3		0-0 FC3-6 FC6 1-2f			0-0 1B		4-0 1B BB	3 1 1 0 2 0 2	Philadelphia Phillies @ Pittsburgh Pirates Forbes Field, Pittsburgh, PA Sun May 29 1955, 3:33 AM EDT Unknown		
Glen Gorbous, L (1, 9) OBP: 0.377, SLG: 0.442	4-0 1B 2B BB	0-0 4-3		0-0 FC6 1-2f			0-0 F2		0-0 F6	4 1 0 0 1 0 3			
Earl Torgeson, L (1, 3) OBP: 0.433, SLG: 0.364	0-0 2B 1B 1-3 2-H		0-0 SF8 3B			0-0 F5	0-0 1B 1B		0-0 1B 1B 1-3	5 2 4 1 0 0 0			
Del Ennis, R (1, 7) OBP: 0.310, SLG: 0.514	0-0 4-3 FC3 2B 1-H 3-H		0-0 SF8			0-0 F9-3 1B	0-0 1B 1B 1-3		0-0 F9	4 1 3 3 0 0 2			
Willie Jones, R (1, 5) OBP: 0.390, SLG: 0.432	0-0 4-3 2-3		0-0 L9			0-0 F9-3 1-1	0-0 F6			4 0 0 0 0 0 4			
Andy Seminick, R (1, 2) OBP: 0.302, SLG: 0.464	0-0 FC3 CS 3-H		4-0 BB			0-3 K		0-0 6-3		3 0 0 1 1 1 0			
Bobby Morgan, R (1, 4) OBP: 0.326, SLG: 0.367	0-0 L6 1-2		0-3 K			0-0 6-3		0-0 4-3		4 0 0 0 0 1 2			
Roy Smalley, R (1, 6) OBP: 0.404, SLG: 0.538		0-0 SH4-3 2B		0-0 FC3-6 1B		0-0 2B		0-0 1-3		4 0 3 0 0 0 0			
Robin Roberts, S (1, 1) OBP: 0.303, SLG: 0.379		0-0 SH4-3 2-3		0-0 F9		0-0 F4		0-0 F4		3 0 0 0 0 0 2			
Inning Stats	R: 4 E: 0 K: 0 S: 5 H: 2 LOB: 0 BB: 2 P: 13	R: 0 E: 0 K: 0 S: 4 H: 1 LOB: 1 BB: 0 P: 4	R: 1 E: 0 K: 1 S: 6 H: 1 LOB: 1 BB: 1 P: 10	R: 0 E: 0 K: 0 S: 4 H: 1 LOB: 1 BB: 0 P: 4	R: 0 E: 0 K: 0 S: 3 H: 1 LOB: 0 BB: 0 P: 3	R: 0 E: 0 K: 1 S: 6 H: 1 LOB: 1 BB: 0 P: 6	R: 0 E: 0 K: 0 S: 5 H: 3 LOB: 2 BB: 0 P: 5	R: 0 E: 0 K: 0 S: 3 H: 0 LOB: 0 BB: 0 P: 3	R: 0 E: 0 K: 0 S: 4 H: 1 LOB: 2 BB: 1 P: 8	1B: 7 2B: 4 3B: 1 HR: 0 SF: 1 SAC: 1 DP: 1 HBP: 0	WP: 0 PB: 0 SB: 0 CS: 1 PA: 40		
PITCHER	IP WLS BF H R ER SO BB IBB HBP BLK WP HR S P ERA WHIP											PITCHER	IP WLS BF H R ER SO BB IBB HBP BLK WP HR S P ERA WHIP
Laurin Pepper, R (1, 1) ERA: 7.94	0.0 L 4 2 4 4 0 2 0 0 0 0 0 0 2 10 ∞ ∞												
Nelson King, R (1, 1) ERA: 3.1	7.0 28 8 1 1 2 1 0 0 0 0 0 0 31 35 1.29 1.286												
Vern Law, R (8, 1) ERA: 5.28	2.0 8 1 0 0 0 1 0 0 0 0 0 0 7 11 0.00 1.000												

livebaseballscorecards.com

AB	34
R	5
H	11
RBI	5
BB	4
SO	2
LOB	15



Batter	1	2	3	4	5	6	7	8	9	AB	R	H	RBI	BB	SO	LOB
Tom Saffell, L (1, 8) OBP: 0.235, SLG: 0.174	0-3 K	0-0 4-3			0-0 G3		0-0 SH5-3			3	0	0	0	0	1	1
Gene Freese, R (1, 4) OBP: 0.338, SLG: 0.436	0-0 F5		0-0 6-3		4-0 BB		0-0 F9			3	0	0	0	1	0	1
Jerry Lynch, L (1, 9) OBP: 0.344, SLG: 0.379	0-0 1B		0-0 F3		0-0 F7		0-0 5-3			4	1	1	0	0	0	1
Preston Ward, L (1, 3) OBP: 0.289, SLG: 0.382	0-0 PB		0-0 4-3		0-0 G1		0-0 F2			4	0	1	0	0	0	0
Frank Thomas, R (1, 7) OBP: 0.248, SLG: 0.258	0-0 PB			0-0 HR	0-0 5-3		0-0 F8			4	1	2	2	0	0	0
Jack Shepard, R (1, 2) OBP: 0.338, SLG: 0.314	0-3 K		0-0 L7		0-0 WP		0-0 1-3			4	0	2	0	0	1	2
George Freese, R (1, 5) OBP: 0.353, SLG: 0.434		0-0 2B		0-0 F8		0-0 F9		0-0 F5		4	0	1	0	0	0	2
Dick Groat, R (1, 6) OBP: 0.280, SLG: 0.281	0-3 K		0-0 F5		0-0 4-3		0-0 1-3			4	0	0	0	0	1	2
Laurin Pepper, R (1, 1)		0-0 F8			0-0 L8		0-0 SH5-3		0-3 K	0	0	0	0	0	0	0
Nelson King, R (1, 1)										2	0	0	0	0	0	1
Roman Mejias, R (7, PH) OBP: 0.217, SLG: 0.273										1	0	1	0	0	0	0
Vern Law, R (8, 1) OBP: 0.333, SLG: 0.200										0	0	0	0	0	0	0
Dale Long, L (9, PH) OBP: 0.340, SLG: 0.430										1	0	0	0	0	1	1


Inning Stats	R: 1	H: 3	E: 0	K: 2	S: 10	H: 3	LOB: 2	BB: 0	P: 10	R: 0	H: 1	E: 0	K: 1	S: 6	H: 1	LOB: 1	BB: 0	P: 6	R: 0	H: 0	E: 0	K: 0	S: 3	H: 1	LOB: 0	BB: 0	P: 3	R: 1	H: 1	E: 0	K: 0	S: 4	H: 0	LOB: 1	BB: 1	P: 7	R: 0	H: 1	E: 0	K: 0	S: 4	H: 1	LOB: 1	BB: 0	P: 4	R: 0	H: 1	E: 0	K: 0	S: 4	H: 1	LOB: 1	BB: 0	P: 4	R: 0	H: 0	E: 0	K: 0	S: 3	H: 0	LOB: 0	BB: 0	P: 3	R: 0	H: 0	E: 0	K: 0	S: 3	H: 0	LOB: 0	BB: 0	P: 3	R: 0	H: 1	E: 0	K: 1	S: 6	H: 1	LOB: 1	BB: 0	P: 6	1B: 5	2B: 2	3B: 0	HR: 1	SF: 0	SAC: 1	DP: 0	HBP: 0	WP: 1	PB: 1	SB: 0	CS: 0	PA: 36
--------------	------	------	------	------	-------	------	--------	-------	-------	------	------	------	------	------	------	--------	-------	------	------	------	------	------	------	------	--------	-------	------	------	------	------	------	------	------	--------	-------	------	------	------	------	------	------	------	--------	-------	------	------	------	------	------	------	------	--------	-------	------	------	------	------	------	------	------	--------	-------	------	------	------	------	------	------	------	--------	-------	------	------	------	------	------	------	------	--------	-------	------	-------	-------	-------	-------	-------	--------	-------	--------	-------	-------	-------	-------	--------

PITCHER	IP	WLS	BF	H	R	ER	SO	BB	IBB	HBP	BLK	WP	HR	S	P	ERA	WHIP
Robin Roberts, R (1, 1) ERA: 2.31	9.0	W	36	8	2	2	4	1	0	0	0	1	1	43	47	2.00	1.000

BOTTOM

Philadelphia Phillies @ Pittsburgh Pirates
 Forbes Field, Pittsburgh, PA
 Sun May 29 1955, 3:33 AM EDT
 Unknown

AB	34
R	2
H	8
RBI	2
BB	1
SO	4
LOB	11



livebaseballscorecards.com

Batter	1	2	3	4	5	6	7	8	9	AB R H RBI BB SO LOB	TOP																									
Richie Ashburn, L (1, 8) OBP: 0.477, SLG: 0.531	0-0 G3 1B		0-3 K		0-0 G3			0-0 F5	0-0 F9	5 1 1 0 0 1 2																										
Glen Gorbous, L (1, 9) OBP: 0.377, SLG: 0.483	0-0 G3 1-2		0-0 F5			0-0 HR		0-0 1B 1B		4 2 2 1 0 0 1																										
Earl Torgeson, L (1, 3) OBP: 0.433, SLG: 0.386	0-0 1-3 HBP 2-H 1B		0-0 F7			0-0 6-3		0-0 1B 1-2 1B		4 0 2 2 0 0 0																										
Del Ennis, R (1, 7) OBP: 0.319, SLG: 0.510	1-0 1-2 1-3 HBP			0-0 6-3		0-0 5-3		0-0 F7		3 0 0 0 0 0 2																										
Willie Jones, R (1, 5) OBP: 0.383, SLG: 0.442	0-0 1-3 1-2 2-3			0-0 F9		0-0 L9		0-0 1-3 2-H 1B		4 0 1 1 0 0 2																										
Andy Seminick, R (1, 2) OBP: 0.279, SLG: 0.426	0-0 5-3			0-0 5-3			0-0 6-3	0-3 K		4 0 0 0 0 1 4																										
Bobby Morgan, R (1, 4) OBP: 0.323, SLG: 0.367		0-0 G5-4-3 1B			0-0 F8		0-0 F6		0-0 6-3	4 0 1 0 0 0 0																										
Roy Smalley, R (1, 6) OBP: 0.377, SLG: 0.556		0-0 G5-4-3 1-2			0-0 HR		0-0 5-3		0-0 F7	4 1 1 1 0 0 1																										
Murry Dickson, R (1, 1) OBP: 0.222, SLG: 0.389					0-0 F7			0-0 1B 1B		2 0 0 0 0 0 0																										
Mary Blaylock, L (8, PH) OBP: 0.413, SLG: 0.469									0-0 3B	1 1 1 0 0 0 0																										
Curt Simmons, L (8, 1) OBP: 0.250, SLG: 0.417										0 0 0 0 0 0 0																										
Stan Lopata, R (9, PH) OBP: 0.354, SLG: 0.402										1 0 1 0 0 0 0																										
Inning Stats	R: 1 E: 0 K: 0 S: 5	H: 2 LOB: 2 BB: 0 P: 6	R: 0 E: 0 K: 0 S: 3	H: 1 LOB: 0 BB: 0 P: 3	R: 0 E: 0 K: 1 S: 5	H: 0 LOB: 0 BB: 0 P: 5	R: 0 E: 0 K: 0 S: 3	H: 0 LOB: 0 BB: 0 P: 3	R: 1 E: 0 K: 0 S: 4	H: 1 LOB: 0 BB: 0 P: 4	R: 1 E: 0 K: 0 S: 4	H: 1 LOB: 0 BB: 0 P: 4	R: 0 E: 0 K: 0 S: 3	H: 0 LOB: 0 BB: 0 P: 3	R: 2 E: 0 K: 1 S: 9	H: 4 LOB: 2 BB: 0 P: 9	R: 0 E: 0 K: 0 S: 4	H: 1 LOB: 1 BB: 0 P: 4	1B: 7 2B: 0 3B: 1 HR: 2	SF: 0 SAC: 0 DP: 1 HBP: 1	WP: 0 PB: 0 SB: 0 CS: 0	PA: 37														
PITCHER	IP WLS BF H R ER SO BB IBB HBP BLK WP HR S P ERA WHIP																																			
Ruben Gomez, R (1, 1) ERA: 5.21	7.1		30	8	5	5	1	0	0	1	0	0	2	31	32	6.14	1.091																			
Mary Grissom, R (8, 1) ERA: 2.87	1.1	W	6	2	0	0	1	0	0	0	0	0	0	8	8	0.00	1.500																			
Windy McCall, L (9, 1) ERA: 3.05	0.1	S	1	0	0	0	0	0	0	0	0	0	0	1	1	0.00	0.000																			

Philadelphia Phillies @ New York Giants
Polo Grounds, New York, NY
Mon May 30 1955, 3:33 AM EDT
Unknown

AB	36
R	5
H	10
RBI	5
BB	0
SO	2
LOB	12



WP	0	PA	37
PB	0		
SB	0		
CS	0		

PITCHER	IP	WLS	BF	H	R	ER	SO	BB	IBB	HBP	BLK	WP	HR	S	P	ERA	WHIP
---------	----	-----	----	---	---	----	----	----	-----	-----	-----	----	----	---	---	-----	------

Batter	1	2	3	4	5	6	7	8	9
Whitey Lockman, L (1, 3) OBP: 0.273, SLG: 0.362	0-0 4-3	0-0 4-3			0-0 F8		0-0 G3		
Alvin Dark, R (1, 6) OBP: 0.327, SLG: 0.384	0-0 F5		0-0 F7		0-0 HR			0-0 F9	
Don Mueller, L (1, 9) OBP: 0.376, SLG: 0.449	0-0 F3		0-0 G3 1B		0-0 L3			0-0 HR 1B	
Hank Thompson, L (1, 5) OBP: 0.370, SLG: 0.397		4-0 FC6-4 BB	0-0 G3		0-0 4-3			0-0 F8	
Sid Gordon, R (8, PH) OBP: 0.197, SLG: 0.186			1-2						
Willie Mays, R (1, 8) OBP: 0.378, SLG: 0.601		0-0 FC6-4 1B 1-2 3B	0-0 F4		0-0 F8			0-0 HR	
Dusty Rhodes, L (1, 7) OBP: 0.250, SLG: 0.260		0-0 3B 1B		0-0 F9		0-3 K		0-3 K	
Monte Irvin, R (8, PH) OBP: 0.345, SLG: 0.339		1-3							
Bobby Hofman, R (1, 4) OBP: 0.463, SLG: 0.818		0-0 1B 3B		0-0 5-3			0-0 1-3		
Davey Williams, R (8, 4) OBP: 0.310, SLG: 0.296		1-H 3-H							
Wes Westrum, R (1, 2) OBP: 0.300, SLG: 0.224		0-3 K		0-0 3-1			0-0 F7		
Ruben Gomez, R (1, 1) OBP: 0.333, SLG: 0.333		0-0 1B			0-0 3-1			0-0 1B	
Mary Grissom, R (8, 1) OBP: 0.200, SLG: 0.200									
Windy McCall, L (9, 1)		3-H							

AB	R	H	RBI	BB	SO	LOB
4	0	0	0	0	0	2
4	1	1	1	0	0	0
4	1	2	0	0	0	0
2	0	0	0	1	0	1
1	0	0	0	0	0	1
4	2	1	2	0	0	2
3	1	1	0	0	1	0
1	0	0	0	0	1	0
3	1	1	2	0	0	0
0	0	0	0	0	0	0
3	0	0	0	0	1	1
3	0	2	1	0	0	0
0	0	0	0	0	0	0
0	0	0	0	0	0	0

BOTTOM

Philadelphia Phillies @ New York Giants
Polo Grounds, New York, NY
Mon May 30 1955, 3:33 AM EDT
Unknown

AB	32
R	6
H	8
RBI	6
BB	1
SO	3
LOB	7



Inning Stats	R: 0	H: 0	E: 0	K: 0	S: 3	LOB: 0	BB: 0	P: 3
R: 3	H: 3	E: 0	K: 1	S: 8	LOB: 1	BB: 1	P: 12	
R: 0	H: 1	E: 0	K: 0	S: 4	LOB: 1	BB: 0	P: 4	
R: 0	H: 0	E: 0	K: 0	S: 3	LOB: 0	BB: 0	P: 3	
R: 1	H: 1	E: 0	K: 0	S: 4	LOB: 0	BB: 0	P: 4	
R: 0	H: 0	E: 0	K: 1	S: 5	LOB: 0	BB: 0	P: 5	
R: 0	H: 1	E: 0	K: 0	S: 4	LOB: 1	BB: 0	P: 4	
R: 2	H: 2	E: 0	K: 1	S: 7	LOB: 0	BB: 0	P: 7	

PITCHER	IP	WLS	BF	H	R	ER	SO	BB	IBB	HBP	BLK	WP	HR	S	P	ERA	WHIP
Murry Dickson, R (1, 1) ERA: 3.61	7.0		28	6	4	4	2	1	0	0	0	0	1	31	35	5.14	1.000
Curt Simmons, L (8, 1) ERA: 4.64	1.0	L	5	2	2	2	1	0	0	0	0	0	1	7	7	18.00	2.000

WP	PA	ERA	WHIP
0	33		
0			
0			

Batter	1	2	3	4	5	6	7	8	9	AB R H RBI BB SO LOB	TOP
Richie Ashburn, L (1, 8) <small>OBP: 0.477, SLG: 0.527</small>	4-0 		0-0 		0-0 			0-0 		3 1 1 0 1 0 0	Philadelphia Phillies @ New York Giants Polo Grounds, New York, NY Mon May 30 1955, 3:38 AM EDT Att: 20,044 - Unknown
Peanuts Lowrey, R (1, 9) <small>OBP: 0.258, SLG: 0.256</small>	0-0 		0-0 		0-0 			0-0 		4 0 1 1 0 0 1	
Roy Smalley, R (1, 6) <small>OBP: 0.368, SLG: 0.531</small>	0-0 			0-0 	0-0 			0-3 		4 0 1 1 0 1 1	
Del Ennis, R (1, 7) <small>OBP: 0.315, SLG: 0.503</small>	0-0 			0-0 		0-0 			4-0 	2 0 0 0 0 0 1	
Glen Gorbous, L (6, PH) <small>OBP: 0.380, SLG: 0.475</small>	1-2f 			0-0 		0-0 			0-3 	1 0 0 0 1 0 0	
Willie Jones, R (1, 5) <small>OBP: 0.380, SLG: 0.457</small>		0-0 		0-0 		0-0 			0-3 	4 1 1 1 0 1 1	
Stan Lopata, R (1, 2) <small>OBP: 0.350, SLG: 0.389</small>		4-0 		0-0 		0-0 			0-0 	3 0 0 0 1 0 1	
Bobby Morgan, R (1, 4) <small>OBP: 0.321, SLG: 0.361</small>		0-0 			0-0 			0-0 	4-0 	3 0 0 0 1 0 1	
Earl Torgeson, L (1, 3) <small>OBP: 0.428, SLG: 0.376</small>		0-3 			4-0 			0-3 	0-3 	3 1 0 0 1 3 3	
Bob Kuzava, S (1, 1) Jack Meyer, R (8, 1) <small>OBP: 0.308, SLG: 0.364</small>			0-3 		0-3 			0-0 		3 0 0 0 0 2 1	
Inning Stats	R: 0 H: 0 E: 0 LOB: 1 K: 0 BB: 1 S: 3 P: 7	R: 0 H: 0 E: 0 LOB: 1 K: 1 BB: 1 S: 5 P: 9	R: 0 H: 0 E: 0 LOB: 0 K: 1 BB: 0 S: 5 P: 5	R: 1 H: 1 E: 0 LOB: 0 K: 0 BB: 0 S: 4 P: 4	R: 2 H: 3 E: 0 LOB: 2 K: 1 BB: 1 S: 7 P: 11	R: 0 H: 0 E: 0 LOB: 0 K: 0 BB: 0 S: 3 P: 3	R: 0 H: 0 E: 0 LOB: 0 K: 1 BB: 0 S: 5 P: 5	R: 0 H: 0 E: 0 LOB: 0 K: 2 BB: 2 S: 7 P: 15	R: 0 H: 0 E: 0 LOB: 2 K: 2 BB: 2 S: 7 P: 15	1B: 3 SF: 0 2B: 0 SAC: 0 3B: 0 DP: 0 HR: 1 HBP: 0	WP: 0 PA: 35 PB: 0 SB: 0 CS: 0
PITCHER Don Liddle, L (1, 1) <small>ERA: 6.04</small> Paul Giel, R (6, 1) <small>ERA:</small> Hoyt Wilhelm, R (9, 1) <small>ERA: 3.94</small>	IP WLS BF H R ER SO BB IBB HBP BLK WP HR S P ERA WHIP 5.0 L 21 4 3 3 3 3 3 0 0 0 0 1 24 36 5.40 1.400 3.0 9 0 0 0 2 0 0 0 0 0 0 0 13 13 0.00 0.000 1.0 5 0 0 0 2 2 0 0 0 0 0 0 7 15 0.00 2.000	PITCHER IP WLS BF H R ER SO BB IBB HBP BLK WP HR S P ERA WHIP									

AB	30
R	3
H	4
RBI	3
BB	5
SO	7
LOB	10




Batter	1	2	3	4	5	6	7	8	9	AB R H RBI BB SO LOB
Whitey Lockman, L (1, 3) OBP: 0.278, SLG: 0.365	0-0 P1		0-0 G4-6-3			0-0 L4-3		0-0 1B		4 1 2 0 0 0 2
Alvin Dark, R (1, 6) OBP: 0.325, SLG: 0.381	0-0 F5			0-0 F7		0-0 L4-3		0-0 1B		4 0 1 0 0 0 1
Don Mueller, L (1, 9) OBP: 0.373, SLG: 0.444	0-0 F8			0-0 6-3		0-0 L9		0-0 1B		4 0 1 1 0 0 0
Willie Mays, R (1, 8) OBP: 0.380, SLG: 0.594		0-0 F9		0-0 F8		4-0 BB	4-0 FC5-4	4-0 1B		2 0 0 0 2 0 0
Bobby Hofman, R (1, 4) OBP: 0.422, SLG: 0.730		0-0 4-3			0-3 K	0-3 K		0-0 F2		4 0 0 0 0 2 4
Sid Gordon, R (1, 5) OBP: 0.185, SLG: 0.175		0-0 F7			0-0 5-3	0-0 FC5-4		0-3 K		4 0 0 0 0 1 1
Monte Irvin, R (1, 7) OBP: 0.351, SLG: 0.354			0-0 G3		0-0 1B	0-0 F7		0-3 K		3 0 2 0 0 0 1
Dusty Rhodes, L (9, PH) OBP: 0.246, SLG: 0.255										1 0 0 0 0 1 0
Ray Katt, R (1, 2) OBP: 0.290, SLG: 0.279			0-0 G3		0-0 1B			0-3 K		3 0 1 0 0 1 1
Hank Thompson, L (9, PH) OBP: 0.373, SLG: 0.397					1-3 1B			4-0 BB		0 0 0 0 1 0 0
Don Liddle, L (1, 1) OBP: 0.444, SLG: 0.187			4-0 G4-6-3		0-0 6-3			0-0 F2		0 0 0 0 1 0 0
Davey Williams, R (5, PH) OBP: 0.398, SLG: 0.294										1 0 0 0 0 0 2
Paul Giel, R (6, 1) OBP: 0.286, SLG: 0.292										0 0 0 0 0 0 0
Billy Gardner, R (8, PH) OBP: 0.286, SLG: 0.292										1 0 0 0 0 0 0
Hoyt Wilhelm, R (9, 1) OBP: 0.250, SLG: 0.250										0 0 0 0 0 0 0
Bill Taylor, L (9, PH) OBP: 0.250, SLG: 0.450										1 0 0 0 0 0 1

BOTTOM

Philadelphia Phillies @ New York Giants
Polo Grounds, New York, NY

Mon May 30 1955, 3:38 AM EDT
Att. 20,044 - Unknown

AB	32
R	1
H	7
RBI	1
BB	4
SO	5
LOB	13



Inning Stats	R: 0	H: 0	E: 0	LOB: 0	K: 0	BB: 0	S: 3	P: 3	R: 0	H: 0	E: 0	LOB: 0	K: 0	BB: 0	S: 3	P: 3	R: 0	H: 1	E: 0	LOB: 0	K: 1	BB: 0	S: 7	P: 7	R: 0	H: 1	E: 0	LOB: 0	K: 0	BB: 0	S: 3	P: 9	R: 1	H: 3	E: 0	LOB: 3	K: 1	BB: 1	S: 8	P: 12	R: 0	H: 0	E: 0	LOB: 1	K: 2	BB: 1	S: 7	P: 11	1B: 6	2B: 2	3B: 0	HR: 0	SF: 0	SAC: 0	DP: 2	HBP: 0	WP: 0	PB: 0	SB: 0	CS: 0	PA: 36
PITCHER	IP	WLS	BF	H	R	ER	SO	BB	IBB	HBP	BLK	WP	HR	S	P	ERA	WHIP	PITCHER	IP	WLS	BF	H	R	ER	SO	BB	IBB	HBP	BLK	WP	HR	S	P	ERA	WHIP																										
Bob Kuzava, L (1, 1) ERA: 3.81	7.2	W	30	7	1	1	3	2	0	0	0	0	0	34	42	1.17	1.174	Jack Meyer, R (8, 1) ERA: 3.69	1.1	S	6	0	0	0	2	2	0	0	0	0	8	16	0.00	1.500																											

Batter	1	2	3	4	5	6	7	8	9	AB R H RBI BB SO LOB	TOP
Richie Ashburn, L OBP: 0.481, SLG: 0.522 (1, 8) X	0-0 1B SF9 1B		4-0 BB BB		0-0 F8		0-0 G3		4-0 IBB	3 1 1 0 2 0 1	
Glen Gorbous, L OBP: 0.368, SLG: 0.455 (1, 9) X	0-0 FC5-4 1-3 1B		0-0 F5		0-0 G3		0-0 F2		0-0 F8	5 0 1 0 0 0 3	
Earl Torgeson, L OBP: 0.430, SLG: 0.378 (1, 3) X	0-0 SF9		4-0 BB 1-2		0-3 K		0-0 FC4-6 1B			2 0 1 1 1 1 0	
Mary Blaylock, L OBP: 0.393, SLG: 0.441 (1, 7) X	0-0 FC5-4 1-2f		0-0 F5		0-0 G3		0-0 FC4-6 BB 1-2f			4 0 0 0 0 0 4	
Willie Jones, R OBP: 0.378, SLG: 0.448 (1, 5) X	0-0 F8			0-0 F8		0-3 K		4-0 BB 1-2		3 0 0 0 1 1 1	
Andy Seminick, R OBP: 0.278, SLG: 0.406 (1, 2) X		0-0 F7		1-0 FC4-6 HBP		0-0 5-3		0-3 K		3 0 0 0 0 1 2	
Bobby Morgan, R OBP: 0.320, SLG: 0.355 (1, 4) X		0-0 F7		0-0 FC4-6 1-2f 1B		0-0 6-3		4-0 SH1-4 BB		3 0 0 0 1 0 1	
Roy Smalley, R OBP: 0.367, SLG: 0.519 (1, 6) X		0-0 F7		0-0 K 1-2 1B		0-3 K		0-0 SH1-4		3 0 1 0 0 1 0	
Herm Wehmeier, R OBP: 0.208, SLG: 0.217 (1, 1) X			0-3 K	0-3 K		0-0 1B		0-3 K		4 0 1 0 0 3 3	
Inning Stats	R: 1 E: 0 K: 0 S: 5 H: 2 LOB: 1 BB: 0 P: 5	R: 0 E: 0 K: 0 S: 3 H: 0 LOB: 0 BB: 0 P: 3	R: 0 E: 0 K: 1 S: 5 H: 0 LOB: 2 BB: 2 P: 13	R: 0 E: 0 K: 1 S: 6 H: 1 LOB: 2 BB: 0 P: 7	R: 0 E: 0 K: 1 S: 5 H: 0 LOB: 0 BB: 0 P: 5	R: 0 E: 0 K: 1 S: 5 H: 0 LOB: 0 BB: 0 P: 5	R: 0 E: 0 K: 1 S: 6 H: 1 LOB: 1 BB: 0 P: 6	R: 0 E: 0 K: 1 S: 6 H: 1 LOB: 2 BB: 1 P: 10	R: 0 E: 0 K: 1 S: 5 H: 0 LOB: 2 BB: 2 P: 13	1B: 5 2B: 0 3B: 0 HR: 0 SF: 1 SAC: 1 DP: 0 HBP: 1	WP: 0 PB: 0 SB: 0 CS: 0 PA: 38
PITCHER Sal Maglie, R ERA: 2.02 (1, 1)	IP: 9.0 WLS: W BF: 38 H: 5 R: 1 ER: 1 SO: 7 BB: 4 IBB: 1 HBP: 1 BLK: 0 WP: 0 HR: 0 S: 46 P: 67 ERA: 1.00 WHIP: 1.000										

Philadelphia Phillies @ New York Giants
Polo Grounds, New York, NY
Tue May 31 1955, 3:33 AM EDT
Att. 6,746 - Unknown

livebaseballscorecards.com

AB 30
R 1
H 5
RBI 1
BB 5
SO 7
LOB 15



Batter	1	2	3	4	5	6	7	8	9	AB R H RBI BB SO LOB
Whitey Lockman, L (1, 3) OBP: 0.283, SLG: 0.373	0-0 4-3 		0-0 1-H 2B 		0-0 F5 			0-0 2-3 1B 		4 0 2 1 0 0 1
Alvin Dark, R (1, 6) OBP: 0.319, SLG: 0.373	0-0 F3 		0-3 K 			0-0 6-3 		0-3 K 		4 0 0 0 0 2 2
Don Mueller, L (1, 9) OBP: 0.370, SLG: 0.437	0-0 6-3 			0-0 F9 		0-0 1-3 			4-0 SH1-4 1B BB 	3 1 0 0 1 0 0
Hank Thompson, L (1, 5) OBP: 0.373, SLG: 0.391		0-0 F2 		4-0 FC4-6 BB 		0-0 F9 			0-0 SH1-4 1-2 	2 0 0 0 1 0 0
Willie Mays, R (1, 8) OBP: 0.372, SLG: 0.580		0-0 5-3 		0-0 FC4-6 WP 			0-0 F8 		0-0 L4 	4 0 0 0 0 0 2
Dusty Rhodes, L (1, 7) OBP: 0.246, SLG: 0.241		0-0 F3 		0-0 F8 1-2 			0-0 F8 		4-0 1B IBB 	3 0 0 0 1 0 1
Bobby Hofman, R (1, 4) OBP: 0.396, SLG: 0.675			0-0 F8 		0-0 5-3 			0-3 K 		3 0 0 0 0 1 0
Davey Williams, R (8, 4) OBP: 0.313, SLG: 0.299									1-2 2-H 1B 	1 0 1 1 0 0 0
Wes Westrum, R (1, 2) OBP: 0.301, SLG: 0.217			0-0 L5 		0-0 F5 			4-0 1B SH1-4 BB 		2 0 0 0 1 0 0
Joey Amalfitano, R (8, PR)										0 0 0 0 0 0 0
Ray Katt, R (9, 2) OBP: 0.290, SLG: 0.279										0 0 0 0 0 0 0
Sal Maglie, R (1, 1) OBP: 0.238, SLG: 0.158			0-0 E 2B 		4-0 BB 			0-0 SH1-4 1-2 		1 1 1 0 1 0 0

Inning Stats	R: 0	H: 0	E: 0	LOB: 0	K: 0	S: 3	P: 3	R: 0	H: 0	E: 0	LOB: 1	K: 0	S: 3	P: 7	R: 0	H: 0	E: 0	LOB: 0	K: 0	S: 3	P: 3	R: 0	H: 0	E: 0	LOB: 0	K: 1	S: 5	P: 5	R: 0	H: 1	E: 0	LOB: 1	K: 1	S: 3	P: 9	R: 1	H: 1	E: 0	LOB: 2	K: 0	S: 3	P: 11	1B: 3	SF: 0	2B: 1	SAC: 2	3B: 0	DP: 0	HR: 0	HBP: 0
PITCHER Herm Wehmeier, R (1, 1) ERA: 4.45	IP	WLS	BF	H	R	ER	SO	BB	IBB	HBP	BLK	WP	HR	S	P	ERA	WHIP	IP	WLS	BF	H	R	ER	SO	BB	IBB	HBP	BLK	WP	HR	S	P	ERA	WHIP	WP: 1	PA: 34	PB: 0	SB: 0	CS: 0											

BOTTOM

Philadelphia Phillies @ New York Giants
 Polo Grounds, New York, NY
 Tue May 31 1955, 3:33 AM EDT
 Att. 6,746 - Unknown

AB	27
R	2
H	4
RBI	2
BB	5
SO	3
LOB	6



WP: 1	PA: 34
PB: 0	SB: 0
CS: 0	

livebaseballscorecards.com

Batter	1	2	3	4	5	6	7	8	9	AB R H RBI BB SO LOB	TOP	
Eddie Miksis, R OBP: 0.321, SLG: 0.363 (1, 8) X	0-0 F8		0-0 F5			0-0 1B		0-0 F7		4 0 1 0 0 0 1		
Gene Baker, R OBP: 0.351, SLG: 0.419 (1, 4) X	0-0 F9			0-0 F8		0-0 F7			0-0 14 BB 1B	4 0 1 0 0 0 1		
Bob Speake, L OBP: 0.387, SLG: 0.708 (1, 7) X	0-0 2B			0-0 G3		0-3 K			0-0 F8	4 0 1 0 0 1 2		
Randy Jackson, R OBP: 0.318, SLG: 0.453 (1, 5) X	0-0 5-3			0-0 F2			0-0 6-3		0-0 F9	4 0 0 0 0 0 2		
Jim King, L OBP: 0.292, SLG: 0.333 (1, 9) X		0-0 F5			0-0 1-3		0-0 F8		0-0 14 BB 1B	4 0 1 0 0 0 0		
14 Ernie Banks, R OBP: 0.317, SLG: 0.535 (1, 6)		0-3 K			0-0 HR		0-3 K		4-0 14 BB 2-3 BB	3 1 1 1 1 2 0		
Dee Fondy, L OBP: 0.283, SLG: 0.443 (1, 3)		0-3 K			0-0 3-1			0-0 F9	0-0 F2	4 0 0 0 0 1 3		
Harry Chiti, R OBP: 0.278, SLG: 0.388 Lloyd Merriman, L OBP: 0.265, SLG: 0.333 Clyde McCullough, R OBP: 0.333, SLG: 0.188 (1, 2) (8, PH) (8, 2)			0-3 K		0-3 K			0-3 K		2 0 0 0 0 2 0 1 0 0 0 0 1 0 0 0 0 0 0 0 0		
Sam Jones, R OBP: 0.154, SLG: 0.154 Frank Baumholtz, L OBP: 0.315, SLG: 0.371 John Andre, L OBP: 0.200, SLG: 0.200 (1, 1) (8, PH) (8, 1)			0-3 K			0-0 F9		0-0 1B		2 0 0 0 0 1 0 1 0 1 0 0 0 0 0 0 0 0 0 0 0		
Inning Stats	R: 0 H: 1 E: 0 LOB: 1 K: 0 BB: 0 S: 4 P: 4	R: 0 H: 0 E: 0 LOB: 0 K: 2 BB: 0 S: 7 P: 7	R: 0 H: 0 E: 0 LOB: 0 K: 2 BB: 0 S: 7 P: 7	R: 0 H: 0 E: 0 LOB: 0 K: 0 BB: 0 S: 3 P: 3	R: 1 H: 1 E: 0 LOB: 0 K: 1 BB: 0 S: 6 P: 6	R: 0 H: 1 E: 0 LOB: 1 K: 1 BB: 0 S: 6 P: 6	R: 0 H: 0 E: 0 LOB: 0 K: 1 BB: 0 S: 5 P: 5	R: 0 H: 1 E: 0 LOB: 1 K: 1 BB: 0 S: 6 P: 6	R: 0 H: 2 E: 0 LOB: 3 K: 0 BB: 1 S: 5 P: 9	1B: 4 SF: 0 2B: 1 SAC: 0 3B: 0 DP: 0 HR: 1 HBP: 0	WP: 0 PA: 34 PB: 0 SB: 0 CS: 0	
PITCHER Robin Roberts, R ERA: 2.19 (1, 1)	IP WLS BF H R ER SO BB IBB HBP BLK WP HR S P ERA WHIP											PITCHER IP WLS BF H R ER SO BB IBB HBP BLK WP HR S P ERA WHIP

Chicago Cubs @ Philadelphia Phillies
 Connie Mack Stadium, Philadelphia, PA
 Wed Jun 01 1955, 3:33 AM EDT
 Att: 19,974 - Unknown

livebaseballscorecards.com

AB	33
R	1
H	6
RBI	1
BB	1
SO	8
LOB	9



Batter	1	2	3	4	5	6	7	8	9
Richie Ashburn, L OBP: 0.476, SLG: 0.511 (1, 8)	4-0 		0-0 		0-0 		0-0 		
Glen Gorbous, L OBP: 0.363, SLG: 0.443 (1, 9)	0-0 			0-0 	0-0 		0-0 		
Earl Torgeson, L OBP: 0.425, SLG: 0.369 (1, 3)	0-3 			4-0 	0-0 		0-0 		
Del Ennis, R OBP: 0.314, SLG: 0.497 Peanuts Lowrey, R OBP: 0.258, SLG: 0.256 (1, 7) (9, 7)	0-3 			0-0 	0-0 		0-0 		
Willie Jones, R OBP: 0.375, SLG: 0.439 (1, 5)		0-0 		0-0 		0-0 	4-0 		
Andy Seminick, R OBP: 0.263, SLG: 0.382 (1, 2)		0-0 		0-3 		0-0 	0-0 		
Bobby Morgan, R OBP: 0.320, SLG: 0.351 (1, 4)		0-0 		4-0 		0-3 			
Roy Smalley, R OBP: 0.349, SLG: 0.491 (1, 6)			0-0 		0-0 		0-0 		
Robin Roberts, S OBP: 0.351, SLG: 0.367 (1, 1)			0-3 		4-0 		4-0 		

Inning Stats		R: 0	H: 0	E: 0	LOB: 1	K: 2	S: 7	R: 0	H: 0	E: 0	LOB: 0	K: 0	S: 3	R: 0	H: 0	E: 0	LOB: 0	K: 1	S: 5	R: 2	H: 2	E: 1	LOB: 2	K: 1	S: 7	R: 1	H: 0	E: 1	LOB: 1	K: 0	S: 4	R: 0	H: 0	E: 0	LOB: 0	K: 1	S: 5	R: 0	H: 0	E: 0	LOB: 1	K: 0	S: 3	R: 0	H: 0	E: 0	LOB: 1	K: 0	S: 3
Sam Jones, R ERA: 4.12 (1, 1)	IP	7.0	WLS	L	29	H	2	R	3	ER	1	SO	5	BB	5	IBB	0	HBP	0	BLK	0	WP	0	HR	0	S	34	P	54	ERA	1.29	WHIP	1.000																
John Andre, R ERA: 5.76 (8, 1)	IP	1.0	WLS		4	H	0	R	0	ER	0	SO	0	BB	1	IBB	0	HBP	0	BLK	0	WP	0	HR	0	S	3	P	7	ERA	0.00	WHIP	1.000																

BOTTOM

Chicago Cubs @ Philadelphia Phillies
Connie Mack Stadium, Philadelphia, PA

Wed Jun 01 1955, 3:33 AM EDT
 Att. 19,974 - Unknown

AB	27
R	3
H	2
RBI	1
BB	6
SO	5
LOB	13

1B:	2	SF:	0	WP:	0	PA:	33
2B:	0	SAC:	0	PB:	0		
3B:	0	DP:	0	SB:	1		
HR:	0	HBP:	0	CS:	0		

Batter	1	2	3	4	5	6	7	8	9	AB R H RBI BB SO LOB
Eddie Miksis, R (1, 9) OBP: 0.317, SLG: 0.353	0-0 F8		0-0 F7			0-0 F3	4-0 BB BB BB		0-3 K	4 0 0 0 1 1 1
Gene Baker, R (1, 4) OBP: 0.352, SLG: 0.415	0-0 CS 1B			0-0 4-3		0-0 F6	0-0 F7		4-0 WP BB	4 0 1 0 1 0 3
Randy Jackson, R (1, 5) OBP: 0.314, SLG: 0.444	0-0 6-3 1-2			0-0 G4-6-3 1B			0-0 5-3	0-0 F8	0-0 6-3 1-2 3-H	5 0 1 0 0 0 2
Hank Sauer, R (1, 7) OBP: 0.309, SLG: 0.313		0-3 K		0-0 G4-6-3 1-2f			0-0 14 HR 1B	0-0 6-3		4 1 1 0 0 1 1
14 Ernie Banks, R (1, 6) OBP: 0.321, SLG: 0.551		0-0 L8			0-0 F8		0-0 1-H HR	0-0 2B 1B		4 1 2 2 0 0 0
Walker Cooper, R (1, 2) OBP: 0.571, SLG: 0.818		0-0			0-0 F3		4-0 1B BB	0-0 1-3 2B		3 1 2 0 1 0 0
Dee Fondy, L (8, PR) OBP: 0.283, SLG: 0.443										0 0 0 0 0 0 0
Harry Chitt, R (8, 2) OBP: 0.278, SLG: 0.388		1B								0 0 0 0 0 0 0
Bob Speake, L (1, 3) OBP: 0.383, SLG: 0.687		0-0 F6			4-0 BB		0-3 K	0-0 1-3		3 0 0 0 1 1 4
Jim Bolger, R (1, 8) OBP: 0.194, SLG: 0.203			0-0 4-3		0-0 F6		0-0 BB 1B		0-0 4-3 WP 2B	3 0 1 0 0 0 1
Frank Baumholtz, L (9, PH) OBP: 0.324, SLG: 0.394										1 1 1 0 0 0 0
Warren Hacker, R (1, 1) OBP: 0.105, SLG: 0.105			0-3 K			0-0 F5	0-0 1-2 2-H 1B		0-0 4-3	0 0 0 0 0 0 0
Hy Cohen, R (2, 1) John Andre, L (3, 1) Clyde McCullough, R (7, PH) Lloyd Merriman, L (7, PR) Harry Perkowski, L (7, 1) Jim King, L (9, PH) OBP: 0.280, SLG: 0.318										1 0 0 0 0 0 1

Chicago Cubs @ Philadelphia Phillies
 Connie Mack Stadium, Philadelphia, PA
 Thu Jun 02 1955, 3:33 AM EDT
 Att. 6,084 - Unknown

livebaseballscorecards.com

AB	35
R	4
H	10
RBI	3
BB	4
SO	4
LOB	13



Inning Stats	R: 0	H: 1	R: 0	H: 1	R: 0	H: 0	R: 0	H: 0	R: 0	H: 0	R: 3	H: 4	R: 0	H: 2	R: 1	H: 1	1B: 7	SF: 0	WP: 1	PA: 39
E: 0	LOB: 0	E: 0	LOB: 1	E: 0	LOB: 0	E: 0	LOB: 1	E: 0	LOB: 0	E: 0	LOB: 2	E: 0	LOB: 2	E: 0	LOB: 1	2B: 2	SAC: 0	PB: 0		
K: 0	BB: 0	K: 1	BB: 0	K: 0	BB: 0	K: 0	BB: 1	K: 0	BB: 0	K: 1	BB: 2	K: 0	BB: 0	K: 1	BB: 1	3B: 0	DP: 1	SB: 0		
S: 3	P: 3	S: 6	P: 6	S: 5	P: 5	S: 3	P: 3	S: 3	P: 7	S: 9	P: 17	S: 5	P: 5	S: 6	P: 10	HR: 1	HBP: 0	CS: 1		

PITCHER	IP	WLS	BF	H	R	ER	SO	BB	IBB	HBP	BLK	WP	HR	S	P	ERA	WHIP
Curt Simmons, L (1, 1) ERA: 4.54	6.2	W	27	7	3	3	3	2	0	0	0	0	1	31	39	4.05	1.350
Bob Miller, R (7, 1) ERA: 1.85	2.1	S	12	3	1	1	1	2	0	0	0	1	0	12	20	3.86	2.143

Batter	1	2	3	4	5	6	7	8	9	AB	R	H	RBI	BB	SO	LOB
Richie Ashburn, L OBP: 0.473, SLG: 0.504 (1, 8)	0-0 1B 1B	0-0 6-3	0-0 F7		0-0 L3		4-0 BB			4	1	1	0	1	0	3
Glen Gorbous, L OBP: 0.388, SLG: 0.459 (1, 9)	0-0 1B HR	4-0 BB	0-0 1B		0-0 1B		0-3 K			4	1	3	2	1	1	1
Earl Torgeson, L OBP: 0.418, SLG: 0.362 (1, 3)	0-0 HR 1B	0-0 E6	0-0 F6		0-0 F9		0-0 1-3			5	1	1	1	0	0	4
Del Ennis, R OBP: 0.306, SLG: 0.484 Peanuts Lowrey, R OBP: 0.255, SLG: 0.253 (1, 7) (7, 7)	0-3 K	0-0 F6	0-0 4-3		0-0 F7		0-0 F8			4	0	0	0	0	1	6
Willie Jones, R OBP: 0.371, SLG: 0.429 (1, 5)	4-0 HR IBB	0-3 K			0-0 F9		0-0 5-3		0-3 K	4	1	0	0	1	2	2
Andy Seminick, R OBP: 0.288, SLG: 0.437 (1, 2)	0-0 HR		0-0 BB 1B 1B		4-0 BB		0-0 E5 FC6-4			3	2	2	4	1	0	0
Bobby Morgan, R OBP: 0.323, SLG: 0.354 (1, 4)	0-0 S 1B		0-0 1B BB 1B		0-0 F9		0-0 FC6-4			4	1	2	0	0	0	2
Roy Smalley, R OBP: 0.343, SLG: 0.466 (1, 6)	0-3 K		4-0 1B BB		0-0 F2		0-3 K			3	1	0	0	1	2	2
Curt Simmons, L OBP: 0.267, SLG: 0.400 Bob Miller, R OBP: 0.167, SLG: 0.167 (1, 1) (7, 1)	0-3 K		0-0 1B 1B		0-0 6-3		0-3 K			3	0	1	1	0	1	1

Inning Stats	R: 5	H: 5	E: 0	LOB: 1	K: 3	P: 18	R: 0	H: 0	E: 1	LOB: 2	K: 1	P: 10	R: 3	H: 4	E: 0	LOB: 2	K: 0	P: 11	R: 0	H: 0	E: 0	LOB: 1	K: 0	P: 7	R: 0	H: 1	E: 0	LOB: 1	K: 0	P: 4	R: 0	H: 0	E: 1	LOB: 1	K: 0	P: 4	R: 0	H: 0	E: 0	LOB: 1	K: 3	P: 13	R: 0	H: 0	E: 0	LOB: 0	K: 1	P: 5
1B: 9	SF: 0	2B: 0	SAC: 0	3B: 0	DP: 0	HR: 1	HBP: 0	WP: 0	PA: 41																																							

PITCHER	IP	WLS	BF	H	R	ER	SO	BB	IBB	HBP	BLK	WP	HR	S	P	ERA	WHIP
Warren Hacker, R ERA: 2.39 (1, 1)	1.0	L	9	5	5	5	3	0	1	0	0	0	1	14	18	45.00	5.000
Hy Cohen, R ERA: 8.47 (2, 1)	1.1		11	4	3	3	1	2	0	0	0	0	0	11	19	20.25	4.500
John Andre, R ERA: 5.02 (3, 1)	3.2		14	1	0	0	0	1	0	0	0	0	0	13	17	0.00	0.545
Harry Perkowski, L ERA: 10.8 (7, 1)	2.0		7	0	0	0	4	1	0	0	0	0	0	14	18	0.00	0.500

BOTTOM

Chicago Cubs @ Philadelphia Phillies
 Connie Mack Stadium, Philadelphia, PA
 Thu Jun 02 1955, 3:33 AM EDT
 Att. 6,084 - Unknown

livebaseballscores.com

AB	36
R	8
H	10
RBI	8
BB	5
SO	8
LOB	21



Batter	1	2	3	4	5	6	7	8	9	10	AB R H RBI BB SO LOB	TOP										
Bill Bruton, L (1, 8) OBP: 0.340, SLG: 0.454	0-0 L9-3 1B		0-0 G3 SH SF8 1B		0-0 F5		0-3 K			0-0 HR	5 2 3 1 0 1 0	Milwaukee Braves @ Philadelphia Phillies Connie Mack Stadium, Philadelphia, PA Fri Jun 03 1955, 3:33 AM EDT Att. 16,362 - Unknown livebaseballscorecards.com										
Johnny Logan, R (1, 6) OBP: 0.385, SLG: 0.488	0-0 L9-3		0-0 SH SF8 G3 WP		0-0 F8			0-0 L9		0-0 P4	4 1 0 0 0 0 1											
Eddie Mathews, L (1, 5) OBP: 0.424, SLG: 0.509	4-0 BB		0-0 G3		0-0 4-3			4-0 G6-4-3 BB		0-0 F8	3 0 0 1 2 0 2											
Hank Aaron, R (1, 9) OBP: 0.333, SLG: 0.544	0-0 1-3		0-0 SF8		0-0 FC1-6 1B			0-0 G6-4-3		0-0 L9	4 0 1 1 0 0 2											
Bobby Thomson, R (1, 7) OBP: 0.283, SLG: 0.397		0-0 F9	0-3 K		0-0 FC1-6 1B			0-0 SH3-4 1B			4 0 1 0 0 1 1											
Joe Adcock, R (1, 3) OBP: 0.331, SLG: 0.412	0-0 1B			0-0 6-3		0-0 F8		0-0 SH3-4			3 0 1 0 0 0 1											
Danny O'Connell, R (1, 4) OBP: 0.322, SLG: 0.350	0-0 F9		0-3 K2-3		0-0 5-3			4-0 IBB			3 0 0 0 0 1 2											
George Crowe, L (9, PH) OBP: 0.482, SLG: 0.674	0-0 F9										0 0 0 0 1 0 0											
Jack Dittmer, L (9, PR) OBP: 0.182, SLG: 0.143	0-0 F7										0 0 0 0 0 0 0											
Del Crandall, R (1, 2) OBP: 0.233, SLG: 0.296	0-0 F7			4-0 2B BB		0-0 F6		0-0 F6			3 0 0 0 1 0 3											
Lew Burdette, R (1, 1) OBP: 0.320, SLG: 0.348			0-0 SH G3 1B		0-0 2B		0-0 L8		0-3 K2-3		4 1 2 0 0 1 2											
Inning Stats	R: 0 E: 0 K: 0 S: 3	H: 1 LOB: 1 BB: 1 P: 7	R: 0 E: 0 K: 0 S: 4	H: 1 LOB: 1 BB: 0 P: 4	R: 3 E: 1 K: 1 S: 8	H: 2 LOB: 0 BB: 0 P: 8	R: 0 E: 0 K: 1 S: 5	H: 1 LOB: 2 BB: 1 P: 9	R: 0 E: 0 K: 0 S: 3	H: 0 LOB: 0 BB: 0 P: 3	R: 0 E: 0 K: 0 S: 4	H: 1 LOB: 1 BB: 0 P: 5	R: 0 E: 0 K: 1 S: 2	H: 0 LOB: 0 BB: 1 P: 6	R: 0 E: 0 K: 1 S: 6	H: 1 LOB: 2 BB: 1 P: 10	R: 1 E: 0 K: 0 S: 4	H: 1 LOB: 0 BB: 0 P: 4	1B: 6 2B: 2 3B: 0 HR: 1	SF: 1 SAC: 2 DP: 2 HBP: 0	WP: 1 PB: 0 SB: 0 CS: 0	PA: 40
PITCHER Murry Dickson, R (1, 1) ERA: 3.3	IP 10.0	WLS L	BF 40	H 8	R 4	ER 2	SO 4	BB 3	IBB 1	HBP 0	BLK 0	WP 1	HR 1	S 44	P 60	ERA 1.80	WHIP 1.100					



BOTTOM

Milwaukee Braves @ Philadelphia Phillies
Connie Mack Stadium, Philadelphia, PA

livebaseballscorecards.com

AB	40
R	3
H	12
RBI	3
BB	2
SO	3
LOB	19



WP	0	PA	43
PB	0		
SB	0		
CS	0		

Fri Jun 03 1955, 3:33 AM EDT
Att: 16,362 - Unknown

AB R H RBI BB SO LOB

4 0 1 0 1 0 3

5 0 1 0 0 1 3

5 0 2 0 0 0 1

4 0 1 0 0 0 2

5 0 0 0 0 0 4

5 1 4 0 0 0 1

4 1 0 0 1 0 4

4 1 1 3 0 1 1

4 0 2 0 0 1 0

1B: 11 SF: 0
E: 0 LOB: 2 2B: 0 SAC: 1
K: 0 BB: 0 3B: 0 DP: 1
S: 5 P: 5 HR: 1 HBP: 0

Batter	1	2	3	4	5	6	7	8	9	10
Richie Ashburn, L OBP: 0.471, SLG: 0.497 (1, 8) BB	4-0 F8 1B BB	0-0 F8		0-0 1B			0-0 1-3		0-0 F3	
Glen Gorbous, L OBP: 0.378, SLG: 0.443 (1, 9) X	0-0 F8		0-0 G1-6-3 1B	0-0 4-3			0-3 K		0-0 F6	
Earl Torgeson, L OBP: 0.417, SLG: 0.364 (1, 3) X	0-0 1-2 1B		0-0 G1-6-3 1-2f		0-0 4-3		0-0 4-3			0-0 1B SH1-4 1B
Jim Greengrass, R OBP: 0.341, SLG: 0.382 (1, 7) X	0-0 F8 2-3		0-0 3-1		0-0 FC6-4 1B			0-0 6-3		0-0 SH1-4 1-2
Willie Jones, R OBP: 0.361, SLG: 0.416 (1, 5) X	0-0 F7			0-0 F3	0-0 F8			0-0 1-3		0-0 L5
Andy Seminick, R OBP: 0.318, SLG: 0.461 (1, 2) X		0-0 FC1-4 1B		0-0 BB HR 1B	0-0 FC6-4 1-2f			0-0 1B		0-0 2-3 1B
Bobby Morgan, R OBP: 0.320, SLG: 0.346 (1, 4) X		0-0 FC1-4 1B 1-2f		4-0 1-2 HR BB		0-0 F2		0-0 5-3		0-0 F3
Roy Smalley, R OBP: 0.338, SLG: 0.500 (1, 6) X		0-0 L7		0-0 1-H 2-H HR		0-3 K			0-0 F7	
Murry Dickson, R OBP: 0.273, SLG: 0.409 (1, 1) X		0-0 1-2 1B		0-0 F9		0-3 K			0-0 1B	

Inning Stats	R: 0	H: 1	E: 0	K: 0	S: 4	P: 8	R: 0	H: 2	E: 0	K: 0	S: 5	P: 5	R: 0	H: 1	E: 0	K: 0	S: 3	P: 3	R: 3	H: 3	E: 0	K: 0	S: 6	P: 10	R: 0	H: 1	E: 0	K: 2	S: 7	P: 7	R: 0	H: 0	E: 0	K: 1	S: 5	P: 5	R: 0	H: 1	E: 0	K: 0	S: 4	P: 4	R: 0	H: 1	E: 0	K: 0	S: 4	P: 4	R: 0	H: 1	E: 0	K: 0	S: 4	P: 4	R: 0	H: 2	E: 0	K: 0	S: 5	P: 5	R: 0	H: 2	E: 0	K: 0	S: 5	P: 5
--------------	------	------	------	------	------	------	------	------	------	------	------	------	------	------	------	------	------	------	------	------	------	------	------	-------	------	------	------	------	------	------	------	------	------	------	------	------	------	------	------	------	------	------	------	------	------	------	------	------	------	------	------	------	------	------	------	------	------	------	------	------	------	------	------	------	------	------

PITCHER	IP	WLS	BF	H	R	ER	SO	BB	IBB	HBP	BLK	WP	HR	S	P	ERA	WHIP
Lew Burdette, R ERA: 5.84 (1, 1)	10.0	W	43	12	3	3	3	2	0	0	0	0	1	47	55	2.70	1.400

Batter	1	2	3	4	5	6	7	8	9	AB R H RBI BB SO LOB	TOP																
Bill Bruton, L (1, 8) OBP: 0.332, SLG: 0.443	0-3 K		0-0 E4 HR		0-0 F9		0-0 3-1		0-0 1-3	5 1 0 0 0 1 0																	
Johnny Logan, R (1, 6) OBP: 0.386, SLG: 0.500	0-0 HR		0-0 F7		0-0 6-3		0-3 K		4-0 1B 2B BB	4 2 1 1 1 1 1																	
Eddie Mathews, L (1, 5) OBP: 0.417, SLG: 0.521	0-0 G3		0-0 HR		0-0 F5			0-0 F8	0-3 K	5 1 1 2 0 1 1 0 0 0 0 0 0 0																	
Jack Dittmer, L (9, 4) OBP: 0.182, SLG: 0.143			1-H HR																								
Hank Aaron, R (1, 9) OBP: 0.344, SLG: 0.548	0-0 1B		4-0 E BB		0-0 6-3			0-0 E5 1B 1B	0-0 2B 1B	4 2 3 0 1 0 0																	
Bobby Thomson, R (1, 7) OBP: 0.288, SLG: 0.405	0-0 F8		0-0 E6 G6-4-3		0-0 F8			0-0 1B 1B	0-0 2B 2B	5 2 2 2 0 0 2																	
Joe Adcock, R (1, 3) OBP: 0.346, SLG: 0.446		4-0 BB	0-0 G6-4-3		0-0 HR			4-0 1B 1B IBB	0-0 2B 2B	3 2 2 2 2 0 2																	
Danny O'Connell, R (1, 4) OBP: 0.319, SLG: 0.363		0-3 K		0-0 6-3		0-0 HR		0-0 P6	0-0 4-3	5 1 1 1 0 1 5																	
Del Crandall, R (1, 2) OBP: 0.234, SLG: 0.295		0-0 F8		0-0 P6		0-0 F7		0-0 1B 1B		4 0 1 2 0 0 1																	
Warren Spahn, L (1, 1) OBP: 0.167, SLG: 0.174		0-0 P2		0-3 K			0-0 P6	0-0 1B		4 0 1 1 0 1 1																	
Inning Stats	R: 1 E: 0 K: 1 S: 7	H: 2 LOB: 1 BB: 0 P: 7	R: 0 E: 0 K: 1 S: 5	H: 0 LOB: 1 BB: 1 P: 9	R: 2 E: 2 K: 0 S: 5	H: 1 LOB: 1 BB: 1 P: 9	R: 0 E: 0 K: 1 S: 5	H: 0 LOB: 0 BB: 0 P: 5	R: 0 E: 0 K: 0 S: 3	H: 0 LOB: 0 BB: 0 P: 3	R: 2 E: 0 K: 0 S: 5	H: 2 LOB: 0 BB: 0 P: 5	R: 0 E: 0 K: 1 S: 5	H: 0 LOB: 0 BB: 0 P: 5	R: 3 E: 1 K: 0 S: 6	H: 4 LOB: 2 BB: 1 P: 10	R: 3 E: 0 K: 1 S: 8	H: 3 LOB: 1 BB: 1 P: 12	1B: 6 2B: 2 3B: 0 HR: 4	SF: 0 SAC: 0 DP: 1 HBP: 0	WP: 0 PB: 0 SB: 0 CS: 0	PA: 43					
PITCHER	IP WLS BF H R ER SO BB IBB HBP BLK WP HR S P ERA WHIP																										
Bob Kuzava, L (1, 1) ERA: 4.45	2.1		13	3	3	3	2	2	0	0	0	0	2	15	23	11.57	2.143										
Bob Miller, R (3, 1) ERA: 2.25	3.2	L	13	2	2	2	1	0	0	0	0	0	2	15	15	4.91	0.545										
Thornton Kipper, R (7, 1) ERA: 4.3	2.0		10	4	3	3	1	0	1	0	0	0	0	11	15	13.50	2.000										
Ron Mrozinski, L (9, 1) ERA: 9.26	1.0		7	3	3	3	1	1	0	0	0	0	0	8	12	27.00	4.000										

Milwaukee Braves @ Philadelphia Phillies
 Connie Mack Stadium, Philadelphia, PA
 Sat Jun 04 1955, 3:33 AM EDT
 Att. 6,465 - Unknown

AB	39
R	11
H	12
RBI	11
BB	4
SO	5
LOB	13



Batter	1	2	3	4	5	6	7	8	9	AB	R	H	RBI	BB	SO	LOB
Richie Ashburn, L (1, 8) OBP: 0.469, SLG: 0.493	0-0 BB 2B 1B	0-0 F9			0-0 SH1-3 1B		0-0 4-3		0-0 L3	5	1	2	0	0	0	1
Bobby Morgan, R (1, 4) OBP: 0.314, SLG: 0.339	0-0 F9		0-0 G1		0-0 SH1-3 1-2		0-0 5-3		0-0 F5	4	0	0	0	0	0	2
Roy Smalley, R (1, 6) OBP: 0.347, SLG: 0.484	4-0 BB 1-2 2B		0-0 6-3		0-0 6-3		4-0 BB			2	1	0	0	2	0	1
Del Ennis, R (1, 7) OBP: 0.305, SLG: 0.485	0-0 1B 2B		0-0 E8		0-0 F8		0-0 4-3			4	1	1	2	0	0	2
Jim Greengrass, R (1, 9) OBP: 0.326, SLG: 0.363	0-0 F8		0-0 L4			0-0 F8		0-0 P4		4	0	0	0	0	0	2
Willie Jones, R (1, 5) OBP: 0.364, SLG: 0.418	0-0 FC6-4 1B			0-0 1B		0-0 F9		0-0 6-3		4	0	2	1	0	0	0
Andy Seminick, R (1, 2) OBP: 0.315, SLG: 0.463	0-0 FC6-4			0-0 F9		0-0 2B		0-0 6-3		4	0	1	0	0	0	2
Earl Torgeson, L (1, 3) OBP: 0.412, SLG: 0.358		0-0 L4		0-3 K		4-0 BB		0-0 3B		2	0	0	0	0	1	1
Stan Lopata, R (6, PH) OBP: 0.356, SLG: 0.389										0	0	0	0	1	0	0
Mary Blaylock, L (7, 3) OBP: 0.400, SLG: 0.478										1	0	1	0	0	0	0
Bob Kuzava, S (1, 1) OBP: 0.143, SLG: 0.143		0-0 6-3		0-0 F7		0-0 F9		0-0 F2		1	0	0	0	0	0	0
Bob Miller, R (3, 1) OBP: 0.309, SLG: 0.381										1	0	0	0	0	0	1
Granny Hamner, R (6, PH) OBP: 0.309, SLG: 0.381										1	0	0	0	0	0	2
Thomson Kipper, R (7, 1) OBP: 0.500, SLG: 0.500										0	0	0	0	0	0	0
Ron Mrozinski, R (9, 1) OBP: 0.283, SLG: 0.280										0	0	0	0	0	0	0
Peanuts Lowrey, R (9, PH) OBP: 0.283, SLG: 0.280										1	0	0	0	0	0	1

Inning Stats	R: 3	H: 3	E: 0	LOB: 1	K: 0	BB: 1	S: 6	P: 10	R: 0	H: 0	E: 0	LOB: 0	K: 0	BB: 0	S: 3	P: 3	R: 0	H: 0	E: 1	LOB: 1	K: 0	BB: 0	S: 4	P: 4	R: 0	H: 1	E: 0	LOB: 1	K: 0	BB: 0	S: 4	P: 4	R: 0	H: 1	E: 0	LOB: 2	K: 0	BB: 1	S: 4	P: 8	R: 0	H: 0	E: 0	LOB: 1	K: 0	BB: 1	S: 3	P: 7	R: 0	H: 0	E: 0	LOB: 0	K: 0	BB: 0	S: 3	P: 3	R: 0	H: 1	E: 0	LOB: 1	K: 0	BB: 0	S: 4	P: 4	1B: 4	SF: 0	2B: 2	SAC: 1	3B: 1	DP: 0	HR: 0	HBP: 0	WP: 0	PA: 38
PITCHER Warren Spahn, L (1, 1) ERA: 4.04	IP	WLS	BF	H	R	ER	SO	BB	IBB	HBP	BLK	WP	HR	S	P	ERA	WHIP	IP	WLS	BF	H	R	ER	SO	BB	IBB	HBP	BLK	WP	HR	S	P	ERA	WHIP	IP	WLS	BF	H	R	ER	SO	BB	IBB	HBP	BLK	WP	HR	S	P	ERA	WHIP																							

Milwaukee Braves @ Philadelphia Phillies
Connie Mack Stadium, Philadelphia, PA
 Sat Jun 04 1955, 3:33 AM EDT
 Att. 6,465 - Unknown

AB 34
 R 3
 H 7
 RBI 3
 BB 3
 SO 1
 LOB 15



WP	PA
0	38

Batter	1	2	3	4	5	6	7	8	9	AB R H RBI BB SO LOB	TOP
Bill Bruton, L (1, 8) <small>OBP: 0.329, SLG: 0.437</small>	0-0 	0-3 		0-0 		0-0 			0-0 	5 1 1 0 0 1 2	
Johnny Logan, R (1, 6) <small>OBP: 0.391, SLG: 0.520</small>	0-0 		0-0 	0-0 		0-0 			0-0 	5 1 3 2 0 0 1	
Eddie Mathews, L (1, 5) <small>OBP: 0.429, SLG: 0.576</small>	0-0 		0-0 		4-0 	0-0 			0-0 	4 2 3 3 1 0 1	
Hank Aaron, R (1, 9) <small>OBP: 0.346, SLG: 0.542</small>	4-0 		0-0 		0-0 				0-0 	4 0 1 0 1 0 1	
Bobby Thomson, R (1, 7) Andy Paiko, R (9, 9) <small>OBP: 0.292, SLG: 0.413</small> <small>OBP: 0.322, SLG: 0.338</small>	0-0 		0-0 		0-0 				0-3 	5 0 2 0 0 2 3	
Joe Adcock, R (1, 3) George Crowe, L (3, PR) <small>OBP: 0.348, SLG: 0.443</small> <small>OBP: 0.466, SLG: 0.646</small>	0-0 		4-0 		0-0 				0-0 	1 0 0 0 1 0 2	
Danny O'Connell, R (1, 4) <small>OBP: 0.317, SLG: 0.372</small>		0-0 	0-0 		0-0 				0-0 	4 0 1 0 0 0 2	
Del Rice, R (1, 2) Del Crandall, R (6, 2) <small>OBP: 0.271, SLG: 0.290</small> <small>OBP: 0.232, SLG: 0.293</small>		0-3 		0-0 		0-3 			0-3 	3 0 0 0 0 2 1	
Ray Crone, R (1, 1) Dave Jolly, R (2, 1) Ernie Johnson, R (3, 1) <small>OBP: 0.333, SLG: 0.333</small> <small>OBP: 0.250, SLG: 0.500</small> <small>OBP: 0.214, SLG: 0.083</small>		0-3 		4-0 		0-0 			0-0 	1 0 0 0 0 1 1	
Inning Stats	R: 1 H: 2 E: 0 LOB: 2 K: 0 BB: 1 S: 5 P: 9	R: 0 H: 1 E: 0 LOB: 1 K: 3 BB: 0 S: 10 P: 10	R: 2 H: 3 E: 0 LOB: 2 K: 0 BB: 1 S: 5 P: 9	R: 0 H: 0 E: 0 LOB: 1 K: 0 BB: 1 S: 3 P: 7	R: 0 H: 0 E: 0 LOB: 1 K: 0 BB: 1 S: 3 P: 7	R: 2 H: 3 E: 1 LOB: 2 K: 1 BB: 0 S: 8 P: 8	R: 0 H: 0 E: 0 LOB: 0 K: 1 BB: 0 S: 5 P: 5	R: 0 H: 0 E: 0 LOB: 0 K: 1 BB: 0 S: 5 P: 5	R: 0 H: 2 E: 0 LOB: 2 K: 1 BB: 0 S: 7 P: 7	1B: 6 SF: 0 2B: 1 SAC: 0 3B: 1 DP: 1 HR: 3 HBP: 0	WP: 0 PA: 41 PB: 0 SB: 0 CS: 0
PITCHER Robin Roberts, R (1, 1) <small>ERA: 2.26</small>	IP 9.0 WLS L BF 41 H 11 R 5 ER 3 SO 7 BB 4 IBB 0 HBP 0 BLK 0 WP 0 HR 3 S 51 P 67 ERA 3.00 WHIP 1.667										

Milwaukee Braves @ Philadelphia Phillies
 Connie Mack Stadium, Philadelphia, PA
 Sun Jun 05 1955, 3:33 AM EDT
 Unknown

AB 37
R 5
H 11
RBI 5
BB 4
SO 7
LOB 15



WP: 0 PA: 41
 PB: 0
 SB: 0
 CS: 0

ERA 3.00 WHIP 1.667

IP 9.0 WLS L BF 41 H 11 R 5 ER 3 SO 7 BB 4 IBB 0 HBP 0 BLK 0 WP 0 HR 3 S 51 P 67 ERA 3.00 WHIP 1.667

IP 9.0 WLS L BF 41 H 11 R 5 ER 3 SO 7 BB 4 IBB 0 HBP 0 BLK 0 WP 0 HR 3 S 51 P 67 ERA 3.00 WHIP 1.667

Batter	1	2	3	4	5	6	7	8	9	AB	R	H	RBI	BB	SO	LOB
Richie Ashburn, L (1, 8) OBP: 0.478, SLG: 0.490	4-0 FC2-6 BB	4-0 BB		4-0 WP BB		0-3 K		4-0 1-2 BB		1	0	0	0	4	1	1
Glen Gorbous, L (1, 9) OBP: 0.358, SLG: 0.417	0-0 FC2-6 G3-6-1 1-2f	0-0 F9		0-0 F5		0-0 L9		0-0 L3-6 2-3		5	0	0	0	0	0	8
Earl Torgeson, L (1, 3) OBP: 0.406, SLG: 0.374	0-0 G3-6-1 1-2f			0-0 F9		0-0 4-3			0-0 P6	5	1	1	1	0	0	3
Del Ennis, R (1, 7) OBP: 0.308, SLG: 0.491		0-0 E6 1B 1B	0-0 3B 3B	0-0 F4		4-0 FC3-4 BB		0-3 K		4	2	1	0	1	1	1
Willie Jones, R (1, 5) OBP: 0.365, SLG: 0.414		0-0 1B 1B	0-0 L3		0-0 6-3		0-0 FC3-4 1-2f	4-0 BB		4	1	1	0	1	0	2
Andy Seminick, R (1, 2) OBP: 0.319, SLG: 0.482		0-0 E 1B 1B	0-0 3B		0-0 F4		0-3 K	0-3 K		5	0	2	2	0	2	2
Bobby Morgan, R (1, 4) OBP: 0.318, SLG: 0.339		0-0 E8 1B 1B	0-0 F4		4-0 FC5-4 BB		0-0 P4			3	0	1	1	1	0	2
Roy Smalley, R (1, 6) OBP: 0.354, SLG: 0.470		0-0 1-3	1-0		0-0 FC5-4			4-0 L3-6 BB BB		2	0	0	0	1	0	3
Robin Roberts, S (1, 1) OBP: 0.341, SLG: 0.353		0-0 F5	0-0 G3			0-0 1B		0-0 B2		4	0	1	0	0	0	5

Inning Stats	R: 0	H: 0	E: 0	K: 0	S: 2	R: 2	H: 3	E: 2	K: 0	S: 7	R: 2	H: 3	E: 0	K: 0	S: 6	R: 0	H: 0	E: 0	K: 1	S: 3	R: 0	H: 1	E: 0	K: 1	S: 6	R: 0	H: 0	E: 0	K: 1	S: 5	R: 0	H: 0	E: 0	K: 0	S: 2	R: 0	H: 0	E: 0	K: 2	S: 7	1B: 4	SF: 0	2B: 1	SAC: 0	3B: 2	DP: 2	HR: 1	HBP: 1	WP: 2	PA: 42
--------------	------	------	------	------	------	------	------	------	------	------	------	------	------	------	------	------	------	------	------	------	------	------	------	------	------	------	------	------	------	------	------	------	------	------	------	------	------	------	------	------	-------	-------	-------	--------	-------	-------	-------	--------	-------	--------

PITCHER	IP	WLS	BF	H	R	ER	SO	BB	IBB	HBP	BLK	WP	HR	S	P	ERA	WHIP
Ray Crone, R (1, 1) ERA: 10.0	1.0		7	3	2	1	0	1	0	0	0	0	0	6	10	9.00	4.000
Dave Jolly, R (2, 1) ERA: 7.56	1.1		8	3	2	2	0	1	0	0	0	0	1	7	11	13.50	3.000
Ernie Johnson, R (3, 1) ERA: 2.66	6.2	W	27	1	0	0	4	6	0	1	0	1	0	28	53	0.00	1.050

BOTTOM

Milwaukee Braves @ Philadelphia Phillies
 Connie Mack Stadium, Philadelphia, PA
 Sun Jun 05 1955, 3:33 AM EDT
 Unknown

livebaseballscorecards.com

AB	33
R	4
H	7
RBI	4
BB	8
SO	4
LOB	27



Batter	1	2	3	4	5	6	7	8	9	AB R H RBI BB SO LOB	TOP
Bill Bruton, L (1, 8) <small>OBP: 0.341, SLG: 0.437</small> 	4-0 		0-0 		0-0 		4-0 	0-3 	3 2 1 0 2 1 0		
Johnny Logan, R (1, 6) <small>OBP: 0.388, SLG: 0.514</small> 	0-0 		0-0 		4-0 		0-0 		2 0 0 0 1 0 2		
Eddie Mathews, L (1, 5) <small>OBP: 0.426, SLG: 0.580</small> 	0-0 		4-0 		0-0 		4-0 		2 1 1 2 2 0 1		
Hank Aaron, R (1, 9) <small>OBP: 0.342, SLG: 0.534</small> 	0-0 		4-0 		0-0 		0-0 		3 0 0 0 1 0 3		
Bobby Thomson, R (1, 7) <small>OBP: 0.297, SLG: 0.417</small> 	0-0 		0-0 		4-0 		0-0 		2 1 1 1 1 0 0		
George Crowe, L (1, 3) <small>OBP: 0.439, SLG: 0.661</small> 	0-3 			0-0 		0-0 		0-0 	4 1 1 2 0 1 1		
Danny O'Connell, R (1, 4) <small>OBP: 0.315, SLG: 0.367</small> 		0-0 		0-0 		0-3 		0-0 	4 0 0 0 0 1 0		
Del Crandall, R (1, 2) <small>OBP: 0.239, SLG: 0.304</small> 		0-0 		0-0 		0-0 		0-0 	4 0 1 0 0 0 0		
Bob Buhl, R (1, 1) 		0-0 		0-0 		0-0 		0-0 	4 0 0 0 0 0 1		
Inning Stats	R: 2 H: 2 E: 1 LOB: 1 K: 1 BB: 1 S: 7 P: 11	R: 0 H: 0 E: 0 LOB: 0 K: 0 BB: 0 S: 3 P: 3	R: 1 H: 1 E: 0 LOB: 1 K: 0 BB: 2 S: 3 P: 11	R: 0 H: 1 E: 0 LOB: 1 K: 0 BB: 0 S: 4 P: 4	R: 0 H: 0 E: 0 LOB: 1 K: 0 BB: 1 S: 3 P: 7	R: 2 H: 1 E: 0 LOB: 0 K: 1 BB: 1 S: 6 P: 10	R: 0 H: 0 E: 0 LOB: 1 K: 0 BB: 2 S: 2 P: 10	R: 0 H: 0 E: 0 LOB: 0 K: 0 BB: 0 S: 3 P: 3	R: 0 H: 0 E: 0 LOB: 0 K: 1 BB: 0 S: 5 P: 5	1B: 2 SF: 1 2B: 2 SAC: 1 3B: 0 DP: 2 HR: 2 HBP: 0	WP: 0 PA: 37 PB: 0 SB: 0 CS: 0
PITCHER Dave Cole, R (1, 1) <small>ERA: 6.38</small> Murry Dickson, R (6, 1) <small>ERA: 3.34</small> Ron Mrozinski, L (8, 1) <small>ERA: 7.9</small>	IP WLS BF H R ER SO BB IBB HBP BLK WP HR S P ERA WHIP 5.0 L 23 4 4 4 1 5 0 0 0 0 1 20 40 7.20 1.800 2.0 8 1 1 1 1 1 1 0 0 0 1 8 16 4.50 1.000 2.0 6 0 0 0 1 0 0 0 0 0 0 8 8 0.00 0.000	PITCHER IP WLS BF H R ER SO BB IBB HBP BLK WP HR S P ERA WHIP									

Milwaukee Braves @ Philadelphia Phillies
 Connie Mack Stadium, Philadelphia, PA


Mon Jun 06 1955, 3:33 AM EDT
 Att: 11,815 - Unknown

AB	28
R	5
H	5
RBI	5
BB	7
SO	3
LOB	8



Batter	1	2	3	4	5	6	7	8	9	AB	R	H	RBI	BB	SO	LOB	BOTTOM							
Richie Ashburn, L OBP: 0.472, SLG: 0.475 (1, 8) X	0-0 FC6-4 1B	4-0 BB			0-0 6-3		0-0 F9		0-0 L8	4	0	1	0	1	0	2		Milwaukee Braves @ Philadelphia Phillies Connie Mack Stadium, Philadelphia, PA Mon Jun 06 1955, 3:33 AM EDT Att. 11,815 - Unknown						
Earl Torgeson, L OBP: 0.399, SLG: 0.370 (1, 3) X	0-0 FC6-4 BB 1-2f 1B	0-0 F4			0-0 1-3		4-0 1-2 BB			3	1	0	0	1	0	2								
Granny Hamner, R OBP: 0.306, SLG: 0.368 (1, 4) B B B B	4-0 1B 1-2 SF9 BB		0-0 F8		0-0 6-3		0-0 F8			3	1	0	0	1	0	2								
Del Ennis, R OBP: 0.311, SLG: 0.491 (1, 7) X	0-0 1B		0-0 F8			0-0 F3		0-0 F9		4	0	1	1	0	0	0								
Jim Greengrass, R OBP: 0.310, SLG: 0.345 (1, 9) X	0-0 SF9		0-0 F8			0-0 1B		0-3 K		3	0	1	1	0	1	0								
Willie Jones, R OBP: 0.362, SLG: 0.411 (1, 5) B B B B	4-0 BB			0-0 F8 2B		0-0 F6		0-0 6-3		3	0	1	0	1	0	1								
Andy Seminick, R OBP: 0.306, SLG: 0.461 (1, 2) X	0-0 F9			0-0 F8 2-3		0-0 L7		0-3 K		4	0	0	0	0	1	4								
Roy Smalley, R OBP: 0.349, SLG: 0.437 (1, 6) S S S S		0-3 K		0-3 K			0-0 5-3		0-0 4-3	4	0	0	0	0	2	1								
Dave Cole, R OBP: 0.200, SLG: 0.200 (1, 1) S S S S		0-3 K		0-3 K			4-0 BB BB		4-0 BB BB	2	0	0	0	0	2	1								
Murry Dickson, R OBP: 0.273, SLG: 0.409 (6, 1) S S S S										0	0	0	0	0	0	0								
Glen Gorbous, L OBP: 0.365, SLG: 0.417 (7, PH) S S S S										0	0	0	0	1	0	0								
Ron Mrozinski, R (8, 1) S S S S										0	0	0	0	0	0	0								
Mary Blaylock, L OBP: 0.402, SLG: 0.471 (9, PH) S S S S										0	0	0	0	1	0	0								
Inning Stats	R: 2 E: 1 K: 0 S: 5	H: 2 LOB: 2 BB: 2 P: 13	R: 0 E: 0 K: 2 S: 7	H: 0 LOB: 1 BB: 1 P: 11	R: 0 E: 0 K: 0 S: 3	H: 0 LOB: 0 BB: 0 P: 3	R: 0 E: 0 K: 2 S: 8	H: 1 LOB: 1 BB: 0 P: 8	R: 0 E: 0 K: 0 S: 3	H: 0 LOB: 0 BB: 0 P: 3	R: 0 E: 0 K: 0 S: 4	H: 1 LOB: 1 BB: 0 P: 4	R: 0 E: 0 K: 0 S: 3	H: 0 LOB: 2 BB: 2 P: 11	R: 0 E: 0 K: 1 S: 5	H: 0 LOB: 0 BB: 0 P: 5	R: 0 E: 0 K: 1 S: 5	H: 0 LOB: 1 BB: 1 P: 9	R: 0 E: 0 K: 1 S: 5	H: 0 LOB: 1 BB: 1 P: 9	1B: 3 2B: 1 3B: 0 HR: 0	SF: 1 SAC: 0 DP: 0 HBP: 0	WP: 0 PB: 0 SB: 0 CS: 0	PA: 37
PITCHER Bob Buhl, R ERA: 3.48 (1, 1)	IP: 9.0 WLS: W BF: 37	H: 4 R: 2	ER: 2 SO: 6	BB: 6 IBB: 0 HBP: 0 BLK: 0	WP: 0 HR: 0 S: 43 P: 67	ERA: 2.00 WHIP: 1.111	PITCHER	IP: 9.0 WLS: W BF: 37	H: 4 R: 2	ER: 2 SO: 6	BB: 6 IBB: 0 HBP: 0 BLK: 0	WP: 0 HR: 0 S: 43 P: 67	ERA: 2.00 WHIP: 1.111											



Batter	1	2	3	4	5	6	7	8	9	AB R H RBI BB SO LOB	TOP									
Bill Bruton, L (1, 8) OBP: 0.335, SLG: 0.438	0-0 4-3		0-0 1B		4-0 BB			0-0 2B 6-3 1B	0-3 K	4 1 2 0 1 1 2										
Johnny Logan, R (1, 6) OBP: 0.388, SLG: 0.519	0-0 F7		0-0 4-3		0-0 F8			0-0 2B 6-3 2B		4 1 1 0 0 0 3										
Eddie Mathews, L (1, 5) OBP: 0.418, SLG: 0.558	0-3 K			0-0 F8			0-0 1-4-3	0-0 6-3		4 0 0 1 0 1 1										
Hank Aaron, R (1, 9) OBP: 0.344, SLG: 0.541		0-0 F8		0-0 F7			0-0 1-4-3	0-0 2B 3-H		4 0 1 1 0 0 0										
Bobby Thomson, R (1, 7) OBP: 0.291, SLG: 0.415		0-3 K		0-0 2B			0-3 K	0-0 F5		4 0 1 0 0 2 1										
George Crowe, L (1, 3) OBP: 0.452, SLG: 0.635		0-0 2B		0-3 K			0-0 1-3		0-3 K	4 0 1 0 0 2 1										
Danny O'Connell, R (1, 4) OBP: 0.321, SLG: 0.375		0-3 K			0-0 6-3		0-0 1B G6-4-3		0-0 1B 1B	4 0 2 0 0 1 1										
Del Crandall, R (1, 2) OBP: 0.239, SLG: 0.299			0-0 L6		0-0 1B BB		0-0 1B G6-4-3		0-0 1B 1-2	4 0 2 0 0 0 1										
Gene Conley, R (1, 1) OBP: 0.186, SLG: 0.188 Chuck Tanner, L (5, PH) OBP: 0.356, SLG: 0.462 Ray Crone, R (5, 1) OBP: 0.333, SLG: 0.333 Joey Jay, S (7, 1) OBP: 1.000, SLG: 1.000 Andy Parko, R (8, PH) OBP: 0.318, SLG: 0.333 Lew Burdette, R (8, 1) OBP: 0.320, SLG: 0.348 Jack Dittmer, L (9, PH) OBP: 0.174, SLG: 0.136		0-3 K		0-0 P6			0-0 F2		0-3 K	1 0 0 0 0 0 1 0 1 0 0 0 0 0 0 1 1 0 0 0 0 0 0 0 0 0 0 0 0 0 0 0 1 0 0 0 0 0 0 0 0 0 0 0 0 0 0 0 1 0 0 0 0 0 1 2										
Inning Stats	R: 0 E: 0 K: 1 S: 5	H: 0 LOB: 0 BB: 0 P: 5	R: 0 E: 0 K: 2 S: 8	H: 1 LOB: 1 BB: 0 P: 8	R: 0 E: 0 K: 1 S: 6	H: 1 LOB: 1 BB: 0 P: 6	R: 0 E: 0 K: 1 S: 6	H: 1 LOB: 2 BB: 1 P: 6	R: 0 E: 0 K: 0 S: 5	H: 0 LOB: 0 BB: 0 P: 5	R: 0 E: 0 K: 0 S: 3	H: 1 LOB: 0 BB: 0 P: 3	R: 2 E: 0 K: 0 S: 6	H: 3 LOB: 1 BB: 0 P: 6	R: 0 E: 0 K: 3 S: 11	H: 2 LOB: 2 BB: 0 P: 11	1B: 6 2B: 4 3B: 0 HR: 0	SF: 0 SAC: 0 DP: 1 HBP: 0	WP: 0 PB: 0 SB: 0 CS: 0	PA: 37
PITCHER Herm Wehmeier, R (1, 1) ERA: 3.97 Jack Meyer, R (8, 1) ERA: 3.91	IP: 7.0 WLS: W BF: 26 H: 5 R: 0 ER: 0 SO: 6 BB: 1 IBB: 0 HBP: 0 BLK: 0 WP: 0 HR: 0 S: 37 P: 41 ERA: 0.00 WHIP: 0.857	IP: 2.0 WLS: S BF: 11 H: 5 R: 2 ER: 2 SO: 3 BB: 0 IBB: 0 HBP: 0 BLK: 0 WP: 0 HR: 0 S: 17 P: 17 ERA: 9.00 WHIP: 2.500	PITCHER IP WLS BF H R ER SO BB IBB HBP BLK WP HR S P ERA WHIP																	

Milwaukee Braves @ Philadelphia Phillies
 Connie Mack Stadium, Philadelphia, PA
 Mon Jun 06 1955, 3:33 AM EDT
 Att. 6,645 - Unknown

livebaseballscorecards.com

AB	36
R	2
H	10
RBI	2
BB	1
SO	9
LOB	13


Batter	1	2	3	4	5	6	7	8	9
Richie Ashburn, L (1, 8) OBP: 0.473, SLG: 0.481	0-0 6-3		0-0 F9		0-0 G3		4-0 BB		
Earl Torgeson, L (1, 3) OBP: 0.402, SLG: 0.378	0-0 F6		0-0 E 2B		0-0 F6		0-0 F7		
Granny Hamner, R (1, 4) OBP: 0.307, SLG: 0.377	0-0 5-3		0-0 E8 1B		0-0 F6		0-0 5-3		
Del Ennis, R (1, 7) OBP: 0.312, SLG: 0.497		0-3 K	0-0 1B		0-0 2B		0-0 5-3		
Jim Greengrass, R (1, 9) OBP: 0.313, SLG: 0.345		0-3 K	0-3 K		0-3 K		0-0 6-3		
Willie Jones, R (1, 5) OBP: 0.360, SLG: 0.407		0-0 F9		0-0 F7		0-0 F7			
Stan Lopata, R (1, 2) OBP: 0.364, SLG: 0.429			0-0 HR	0-3 K		0-0 1B			
Roy Smalley, R (1, 6) OBP: 0.366, SLG: 0.463			4-0 F9 SH3 2B BB	0-3 K		4-0 BB BB			
Herm Wehmeier, R (1, 1) OBP: 0.200, SLG: 0.208			0-0 SH3		0-3 K		0-0 L7		
Mary Blaylock, L (7, PH) OBP: 0.395, SLG: 0.471			1-2						
Jack Meyer, R (8, 1) OBP: 0.308, SLG: 0.364									

AB	R	H	RBI	BB	SO	LOB
3	0	0	0	1	0	1
4	1	1	1	0	0	2
4	1	1	1	0	0	0
4	0	2	1	0	1	0
4	0	0	0	0	3	2
3	0	0	0	0	0	1
3	1	2	1	0	1	0
1	1	0	0	2	1	0
1	0	0	0	0	1	0
0	0	0	0	0	0	0

Milwaukee Braves @ Philadelphia Phillies
Connie Mack Stadium, Philadelphia, PA
 Mon Jun 06 1955, 3:33 AM EDT
 Att. 6,645 - Unknown

livebaseballscorecards.com

AB	28
R	4
H	6
RBI	4
BB	3
SO	7
LOB	7



Inning Stats	R: 0	H: 0	E: 0	LOB: 0	K: 0	S: 3	P: 3	R: 0	H: 0	E: 0	LOB: 0	K: 2	S: 7	R: 4	H: 4	E: 1	LOB: 1	K: 1	S: 9	R: 0	H: 0	E: 0	LOB: 0	K: 2	S: 7	R: 0	H: 0	E: 0	LOB: 0	K: 1	S: 5	R: 0	H: 1	E: 0	LOB: 1	K: 1	S: 6	R: 0	H: 1	E: 0	LOB: 2	K: 0	S: 3	R: 0	H: 0	E: 0	LOB: 0	K: 0	S: 3
PITCHER	IP	WLS	BF	H	R	ER	SO	BB	IBB	HBP	BLK	WP	HR	S	P	ERA	WHIP																																
Gene Conley, R (1, 1) ERA: 3.8	4.0	L	17	4	4	3	5	1	0	0	0	0	0	26	30	6.75	1.250																																
Ray Crone, R (5, 1) ERA: 8.18	2.0		7	1	0	0	2	0	0	0	0	0	0	11	11	0.00	0.500																																
Joey Jay, R (7, 1) ERA: 4.38	1.0		5	1	0	0	0	2	0	0	0	0	0	3	11	0.00	3.000																																
Lew Burdette, R (8, 1) ERA: 5.74	1.0		3	0	0	0	0	0	0	0	0	0	0	3	3	0.00	0.000																																

WP	HR	S	P	ERA	WHIP
0	0	0	0	0	0
0	0	0	0	0	0
0	0	0	0	0	0
0	0	0	0	0	0

Batter	1	2	3	4	5	6	7	8	9	AB	R	H	RBI	BB	SO	LOB	TOP								
Ken Boyer, R OBP: 0.318, SLG: 0.458 (1, 5)	0-0 1B S 2B 1B	0-0 F5		4-0 CS BB		0-0 F5		0-0 5-3		4	1	1	0	1	0	1									
Red Schoendienst, S OBP: 0.391, SLG: 0.406 (1, 4)	0-0 2B 1B	0-0 F8		0-0 L9 1-2		0-0 L8		0-0 3B 1B		5	2	2	0	0	0	3									
Stan Musial, L OBP: 0.416, SLG: 0.532 (1, 3)	0-0 1B 2B 1-H 3-H		0-0 1-3		0-0 2B SF7 1B		0-0 F7		0-0 2-1 3B		5	1	3	3	0	1									
Rip Repulski, R OBP: 0.338, SLG: 0.508 (1, 7)	0-0 3-1 1B 2-H		0-0 F5		0-0 3-1 2B		0-0 F7		1-0 BB HBP		4	0	2	0	0	0									
Pete Whisenant, R OBP: 0.429, SLG: 0.200 Bill Virdon, L OBP: 0.393, SLG: 0.490 (1, 8) (5, PH) (5, 8)	0-0 3-1 1B 1-2		4-0 BB BB BB		4-0 3-1 BB		0-0 L3		4-0 1-2 BB		1	0	1	0	1	0									
Bill Sarni, R OBP: 0.353, SLG: 0.383 (1, 2)	0-0 3-1 1-2 2-3		0-0 F8		0-0 SF7		0-0 2B		0-0 2-1 3-H		4	0	1	1	0	3									
Harry Elliott, R OBP: 0.385, SLG: 0.397 Wally Moon, L OBP: 0.341, SLG: 0.431 (1, 9) (4, PH) (4, 9)	4-0 IBB			0-0 3B 1B		0-0 3-1 1-2 2-3		4-0 IBB		0-0 4-3		0	0	0	0	1	0								
Alex Grammas, R OBP: 0.301, SLG: 0.290 (1, 6)	0-3 K			0-0 F8		0-0 6-3		0-0 F7		0-0 F4		5	0	0	0	1	8								
Harvey Haddix, L OBP: 0.207, SLG: 0.259 Frank Smith, R (8, 1)		0-0 F5		0-0 1-H 3B		0-0 E4		0-0 F8		4	0	1	1	0	0	0									
										0	0	0	0	0	0	0									
Inning Stats	R: 2 E: 0 K: 1 S: 9	H: 5 LOB: 3 BB: 1 P: 13	R: 0 E: 0 K: 0 S: 3	H: 0 LOB: 0 BB: 0 P: 3	R: 0 E: 0 K: 0 S: 3	H: 0 LOB: 1 BB: 1 P: 7	R: 1 E: 0 K: 0 S: 4	H: 2 LOB: 1 BB: 1 P: 8	R: 1 E: 0 K: 0 S: 5	H: 2 LOB: 2 BB: 1 P: 9	R: 0 E: 1 K: 0 S: 4	H: 0 LOB: 1 BB: 0 P: 4	R: 0 E: 0 K: 0 S: 4	H: 1 LOB: 2 BB: 1 P: 8	R: 1 E: 0 K: 0 S: 4	H: 2 LOB: 3 BB: 1 P: 9	R: 0 E: 0 K: 0 S: 3	H: 0 LOB: 0 BB: 0 P: 3	1B: 7 2B: 3 3B: 2 HR: 0	SF: 1 SAC: 0 DP: 0 HBP: 1	WP: 0 PB: 0 SB: 1 CS: 1	PA: 44			
PITCHER	IP	WLS	BF	H	R	ER	SO	BB	IBB	HBP	BLK	WP	HR	S	P	ERA	WHIP								
Curt Simmons, L ERA: 4.95 (1, 1)	0.1		5	5	2	2	0	0	0	0	0	0	0	5	5	54.00	15.000								
Murry Dickson, R ERA: 3.38 (1, 1)	7.1	L	35	7	3	3	1	3	2	1	0	0	0	31	52	3.68	1.364								
Jack Meyer, R ERA: 3.81 (8, 1)	1.1		5	0	0	0	0	1	0	0	0	0	0	3	7	0.00	0.750								

St. Louis Cardinals @ Philadelphia Phillies
 Connie Mack Stadium, Philadelphia, PA

Tue Jun 07 1955, 3:33 AM EDT
 Att. 9,782 - Unknown

livebaseballscorecards.com

AB	36
R	5
H	12
RBI	5
BB	6
SO	1
LOB	18



Batter	1	2	3	4	5	6	7	8	9	AB	R	H	RBI	BB	SO	LOB
--------	---	---	---	---	---	---	---	---	---	----	---	---	-----	----	----	-----

Richie Ashburn, L <small>(1, 8)</small> <small>OBP: 0.475, SLG: 0.472</small>	4-0 		4-0 		0-0 		0-0 		0-0 	3	1	1	0	2	0	0
Granny Hamner, R <small>(1, 4)</small> <small>(9, 6)</small> <small>OBP: 0.304, SLG: 0.365</small>	0-0 		0-0 		0-0 		0-0 			4	1	1	0	0	0	3
Jim Greengrass, R <small>(1, 9)</small> <small>OBP: 0.317, SLG: 0.385</small>	0-0 		0-0 		0-0 		0-0 			4	1	2	2	0	0	2
Del Ennis, R <small>(1, 7)</small> <small>OBP: 0.314, SLG: 0.506</small>	0-0 		4-0 		0-0 			0-0 		3	1	1	2	1	0	2
Willie Jones, R <small>(1, 5)</small> <small>OBP: 0.360, SLG: 0.413</small>	0-0 		0-0 		0-0 			0-0 		4	0	1	0	0	0	3
Andy Seminick, R <small>(1, 2)</small> <small>OBP: 0.304, SLG: 0.446</small>		0-3 		0-0 		4-0 		0-0 		3	0	0	0	1	1	1
Roy Smalley, R <small>(1, 6)</small> <small>OBP: 0.348, SLG: 0.425</small>		0-0 		4-0 		0-0 		0-3 		2	0	0	0	1	0	1
Mary Blaylock, L <small>(8, PH)</small> <small>OBP: 0.398, SLG: 0.465</small>										1	0	0	0	0	1	1
Bobby Morgan, R <small>(9, 4)</small> <small>OBP: 0.318, SLG: 0.339</small>										0	0	0	0	0	0	0
Earl Torgeson, L <small>(1, 3)</small> <small>OBP: 0.390, SLG: 0.360</small>		0-3 		0-0 		0-0 			0-3 	4	0	0	0	0	2	1
Curt Simmons, L <small>(1, 1)</small> <small>OBP: 0.267, SLG: 0.400</small>									0-3 	0	0	0	0	0	0	0
Murry Dickson, R <small>(1, 1)</small> <small>OBP: 0.240, SLG: 0.360</small>			0-0 		0-0 				0-3 	3	0	0	0	0	0	1
Jack Meyer, R <small>(8, 1)</small> <small>OBP: 0.308, SLG: 0.364</small>										0	0	0	0	0	0	0
Glen Gorbous, L <small>(9, PH)</small> <small>OBP: 0.361, SLG: 0.412</small>									0-3 	1	0	0	0	0	1	0

Inning Stats	R: 2	H: 1	E: 0	K: 0	S: 4	LOB: 0	BB: 1	P: 8	R: 0	H: 0	E: 0	K: 2	S: 7	LOB: 0	BB: 0	P: 7	R: 2	H: 1	E: 0	K: 0	S: 4	LOB: 1	BB: 2	P: 12	R: 0	H: 0	E: 0	K: 0	S: 3	LOB: 0	BB: 1	P: 7	R: 0	H: 2	E: 0	K: 0	S: 5	LOB: 2	BB: 0	P: 5	R: 0	H: 0	E: 0	K: 0	S: 2	LOB: 0	BB: 1	P: 6	R: 0	H: 1	E: 0	K: 0	S: 4	LOB: 1	BB: 0	P: 4	R: 0	H: 1	E: 0	K: 1	S: 6	LOB: 1	BB: 0	P: 6	R: 0	H: 0	E: 0	K: 2	S: 7	LOB: 0	BB: 0	P: 7	1B: 3	SF: 0	2B: 1	SAC: 0	3B: 0	DP: 1	HR: 2	HBP: 0	WP: 0	PA: 37
--------------	------	------	------	------	------	--------	-------	------	------	------	------	------	------	--------	-------	------	------	------	------	------	------	--------	-------	-------	------	------	------	------	------	--------	-------	------	------	------	------	------	------	--------	-------	------	------	------	------	------	------	--------	-------	------	------	------	------	------	------	--------	-------	------	------	------	------	------	------	--------	-------	------	------	------	------	------	------	--------	-------	------	-------	-------	-------	--------	-------	-------	-------	--------	-------	--------

PITCHER	IP	WLS	BF	H	R	ER	SO	BB	IBB	HBP	BLK	WP	HR	S	P	ERA	WHIP
Harvey Haddix, L <small>(1, 1)</small> <small>ERA: 5.56</small>	7.1	W	32	6	4	4	2	5	0	0	0	0	2	31	51	4.91	1.500
Frank Smith, R <small>(8, 1)</small> <small>ERA: 2.37</small>	1.2	S	5	0	0	0	3	0	0	0	0	0	0	11	11	0.00	0.000

BOTTOM

St. Louis Cardinals @ Philadelphia Phillies
Connie Mack Stadium, Philadelphia, PA
 Tue Jun 07 1955, 3:33 AM EDT
 Att. 9,782 - Unknown

livebaseballscorecards.com

AB	32
R	4
H	6
RBI	4
BB	5
SO	5
LOB	15



Batter	1	2	3	4	5	6	7	8	9	AB R H RBI BB SO LOB	TOP									
Wally Moon, L (1, 9) OBP: 0.339, SLG: 0.428	0-0 F7			0-0 4-3		0-0 6-3			0-0 1B	4 0 1 0 0 0 0										
Red Schoendienst, S (1, 4) OBP: 0.389, SLG: 0.402	0-3 K			0-0 F6			0-0 1B		0-0 L4	4 0 1 0 0 1 1										
Stan Musial, L (1, 3) OBP: 0.409, SLG: 0.521	0-0 6-3			0-0 F7			0-0 L7		0-0 F2	4 0 0 0 0 0 2										
Bill Virdon, L (1, 8) OBP: 0.392, SLG: 0.487		0-0 F7			0-0 1B		0-3 K			3 0 1 0 0 1 1										
Rip Repulski, R (1, 7) OBP: 0.333, SLG: 0.500		0-3 K			0-0 F6		0-0 FC5-4			3 0 0 0 0 1 2										
Bill Sarni, R (1, 2) OBP: 0.346, SLG: 0.374		0-0 F6			0-0 L7			0-3 K		3 0 0 0 0 1 1										
Ken Boyer, R (1, 5) OBP: 0.313, SLG: 0.450			0-3 K		0-0 6-3			0-3 K		3 0 0 0 0 2 1										
Alex Grammas, R (1, 6) OBP: 0.297, SLG: 0.286			0-0 F3			0-3 K		0-0 F9		2 0 0 0 0 1 0										
Solly Hemus, L (8, PH) OBP: 0.315, SLG: 0.200										1 0 0 0 0 0 0										
Bob Stephenson, R (8, 6) OBP: 0.100, SLG: 0.100										0 0 0 0 0 0 0										
Larry Jackson, R (1, 1) OBP: 0.182, SLG: 0.100			0-0 F8			0-3 K			0-3 K	2 0 0 0 0 1 0										
Joe Frazier, L (9, PH) OBP: 0.189, SLG: 0.229										1 0 0 0 0 1 0										
Inning Stats	R: 0 E: 0 K: 1 S: 5	H: 0 LOB: 0 BB: 0 P: 5	R: 0 E: 0 K: 1 S: 5	H: 0 LOB: 0 BB: 0 P: 5	R: 0 E: 0 K: 1 S: 3	H: 0 LOB: 0 BB: 0 P: 3	R: 0 E: 0 K: 0 S: 4	H: 1 LOB: 1 BB: 0 P: 4	R: 0 E: 0 K: 2 S: 7	H: 0 LOB: 0 BB: 0 P: 7	R: 0 E: 0 K: 1 S: 6	H: 1 LOB: 1 BB: 0 P: 6	R: 0 E: 0 K: 2 S: 7	H: 0 LOB: 0 BB: 0 P: 7	R: 0 E: 0 K: 1 S: 6	H: 1 LOB: 1 BB: 0 P: 6	1B: 3 2B: 0 3B: 0 HR: 0	SF: 0 SAC: 0 DP: 0 HBP: 0	WP: 0 PB: 0 SB: 0 CS: 0	PA: 30
PITCHER Robin Roberts, R (1, 1) ERA: 2.08	IP: 9.0 WLS: W BF: 30 H: 3 R: 0 ER: 0 SO: 9 BB: 0 IBB: 0 HBP: 0 BLK: 0 WP: 0 HR: 0 S: 48 P: 48 ERA: 0.00 WHIP: 0.333																			

St. Louis Cardinals @ Philadelphia Phillies
 Connie Mack Stadium, Philadelphia, PA

Thu Jun 09 1955, 3:33 AM EDT
 Att. 5,668 - Unknown

livebaseballscorecards.com

AB	30
R	0
H	3
RBI	0
BB	0
SO	9
LOB	8



Batter	1	2	3	4	5	6	7	8	9	AB	R	H	RBI	BB	SO	LOB					
Richie Ashburn, L (1, 8) OBP: 0.470, SLG: 0.467	0-3 K		0-0 FC6-4 1B		0-0 3-1			0-0 1-3		4	0	1	0	0	1	0					
Mary Blaylock, L (1, 3) OBP: 0.391, SLG: 0.453	0-0 4-3		0-0 FC6-4 1-2f			0-3 K		0-0 5-3 E 1B		4	1	1	0	0	1	1					
Granny Hamner, R (1, 4) OBP: 0.309, SLG: 0.369	0-0 1B 1B		0-0 5-3			0-0 1B SF8 1B		0-0 5-3 1-2		4	1	2	0	0	0	2					
Del Ennis, R (1, 7) OBP: 0.323, SLG: 0.511 Peanuts Lowrey, R (8, PR) OBP: 0.253, SLG: 0.250 (9, 7)	0-0 1-3 1B			0-0 5-3		0-0 1-3 FC5-4 1B		0-0 E9 2-H 1B		4	0	3	1	0	0	0					
Jim Greengrass, R (1, 9) OBP: 0.315, SLG: 0.376	0-0 F3			0-0 6-3		0-0 3-H SF8 FC5-4 1-2f		4-0 IBB F9		2	0	0	1	1	0	2					
Willie Jones, R (1, 5) OBP: 0.358, SLG: 0.406		0-0 1-6-3		4-0 BB		0-0 1-2f FC5-4		0-0 F9		3	0	0	0	1	0	3					
Andy Seminick, R (1, 2) OBP: 0.305, SLG: 0.436		0-0 F7		0-3 K			4-0 BB BB BB BB B3-6-4 BB			2	0	0	0	1	1	1					
Roy Smalley, R (1, 6) OBP: 0.337, SLG: 0.408		0-0 F8			0-0 F6		0-0 1-2f B3-6-4			3	0	0	0	0	0	1					
Robin Roberts, S (1, 1) OBP: 0.318, SLG: 0.324			0-3 K		0-0 1-3		0-0 F9			3	0	0	0	0	1	0					
Inning Stats	R: 0 E: 0 K: 1 S: 7	H: 2 LOB: 2 BB: 0 P: 7	R: 0 E: 0 K: 0 S: 3	H: 0 LOB: 0 BB: 0 P: 3	R: 0 E: 0 K: 1 S: 6	H: 1 LOB: 1 BB: 0 P: 6	R: 0 E: 0 K: 1 S: 5	H: 0 LOB: 1 BB: 1 P: 9	R: 0 E: 0 K: 0 S: 3	H: 0 LOB: 0 BB: 0 P: 3	R: 1 E: 0 K: 1 S: 7	H: 2 LOB: 1 BB: 0 P: 7	R: 0 E: 0 K: 0 S: 2	H: 0 LOB: 0 BB: 1 P: 6	R: 1 E: 1 K: 0 S: 5	H: 2 LOB: 2 BB: 1 P: 9	1B: 7 2B: 0 3B: 0 HR: 0	SF: 1 SAC: 0 DP: 1 HBP: 0	WP: 0 PB: 0 SB: 0 CS: 0	PA: 33	
PITCHER Larry Jackson, R (1, 1) ERA: 3.39	IP 8.0	WLS L	BF 33	H 7	R 2	ER 2	SO 4	BB 2	IBB 1	HBP 0	BLK 0	WP 0	HR 0	S 38	P 50	ERA 2.25	WHIP 1.125				
PITCHER	IP	WLS	BF	H	R	ER	SO	BB	IBB	HBP	BLK	WP	HR	S	P	ERA	WHIP				

BOTTOM


St. Louis Cardinals @ Philadelphia Phillies
Connie Mack Stadium, Philadelphia, PA

Thu Jun 09 1955, 3:33 AM EDT
 Att. 5,668 - Unknown

livebaseballscorecards.com

AB	29
R	2
H	7
RBI	2
BB	3
SO	4
LOB	10



Batter	1	2	3	4	5	6	7	8	9	AB R H RBI BB SO LOB	TOP																									
Johnny Temple, R (1, 4) OBP: 0.387, SLG: 0.326	0-0 F7	0-0 1B		4-0 WP BB		0-0 FC1-5 SF9 BB		0-0 L4	0-0 F7	5 0 1 0 1 0 3																										
Ray Jablonski, R (1, 7) OBP: 0.276, SLG: 0.364	0-0 1B	0-3 K		0-0 6-3		4-0 SF9 BB		0-0 1-3		4 1 1 0 1 1 4																										
Ted Kluszewski, L (1, 3) OBP: 0.388, SLG: 0.643	0-0 F8		0-0 4-3		0-0 4-3	0-0 SF9		0-0 HR		4 1 1 2 0 0 1																										
Wally Post, R (1, 9) OBP: 0.335, SLG: 0.548	0-0 1B		0-0 3-1 2B		0-0 L8	4-0 IBB		0-3 K		4 0 2 1 1 1 0																										
Gus Bell, L (1, 8) OBP: 0.303, SLG: 0.373	0-0 2-3		0-0 3-1		4-0 HR BB	0-0 F6			0-0 F8 HR 2B	4 2 1 0 1 0 5																										
Smoky Burgess, L (1, 2) OBP: 0.353, SLG: 0.522		0-0 1B 1B 1B	0-0 G3		0-0 HR		0-0 F7		0-0 F8	5 1 2 2 0 0 2																										
Chuck Harmon, R (1, 5) OBP: 0.301, SLG: 0.398 Bobby Adams, R (9, PH) OBP: 0.260, SLG: 0.302				0-3 K	0-3 K		0-3 K		0-0 HR	4 0 1 0 0 3 0 1 1 1 2 0 0 0	AB 38 R 8 H 12 RBI 8 BB 7 SO 5 LOB 21																									
Roy McMillan, R (1, 6) OBP: 0.326, SLG: 0.317		0-0 F5		0-0 F4		4-0 FC1-5 BB BB	4-0 BB		0-0 1B	3 0 1 0 2 0 2																										
Joe Nuxhall, L (1, 1) OBP: 0.242, SLG: 0.452 Joe Black, R (6, 1) OBP: 0.333, SLG: 0.333 Stan Palys, R (7, PH) OBP: 0.330, SLG: 0.432 Art Fowler, R (7, 1) OBP: 0.188, SLG: 0.077 Bob Borkowski, R (9, PH) OBP: 0.263, SLG: 0.235		0-0 L8		0-0 HR		4-0 BB FC1-5 SF9 BB	0-0 F7		0-0 L7	2 2 1 1 1 0 2 0 0 0 0 0 0 0 1 0 0 0 0 0 1 0 0 0 0 0 0 0 1 0 0 0 0 0 1																										
Inning Stats	R: 1 E: 0 K: 0 S: 5	H: 2 LOB: 1 BB: 0 P: 5	R: 0 E: 0 K: 1 S: 8	H: 3 LOB: 3 BB: 0 P: 8	R: 0 E: 0 K: 0 S: 4	H: 1 LOB: 1 BB: 0 P: 4	R: 1 E: 0 K: 1 S: 6	H: 1 LOB: 1 BB: 1 P: 10	R: 2 E: 0 K: 1 S: 6	H: 1 LOB: 0 BB: 1 P: 10	R: 1 E: 0 K: 1 S: 5	H: 0 LOB: 3 BB: 4 P: 19	R: 0 E: 0 K: 1 S: 5	H: 0 LOB: 1 BB: 1 P: 9	R: 1 E: 0 K: 1 S: 6	H: 1 LOB: 0 BB: 0 P: 6	R: 2 E: 0 K: 0 S: 6	H: 3 LOB: 1 BB: 0 P: 6	1B: 5 2B: 3 3B: 0 HR: 4	SF: 1 SAC: 0 DP: 0 HBP: 0	WP: 1 PB: 0 SB: 0 CS: 0	PA: 46														
PITCHER	IP WLS BF H R ER SO BB IBB HBP BLK WP HR S P ERA WHIP																																			
Bob Kuzava, L (1, 1) ERA: 4.6	1.0		7	4	1	1	0	0	0	0	0	0	7	7	9.00	4.000																				
Murry Dickson, R (2, 1) ERA: 3.69	4.0		19	4	4	4	3	3	0	0	0	1	2	22	34	9.00	1.750																			
Curt Simmons, L (6, 1) ERA: 5.11	4.0	W	20	4	3	3	2	3	1	0	0	0	2	20	36	6.75	1.750																			

Cincinnati Redlegs @ Philadelphia Phillies
 Connie Mack Stadium, Philadelphia, PA

Sun Jun 12 1955, 3:33 AM EDT
 Att. 13,067 - Unknown

livebaseballscorecards.com

Batter	1	2	3	4	5	6	7	8	9	AB R H RBI BB SO LOB	TOP											
Richie Ashburn, L (1, 8) OBP: 0.475, SLG: 0.463	0-0 5-3		0-0 6-3 1B		0-0 F5		4-0 FC2-6 BB		0-0 F7	4 0 1 0 1 0 1	Philadelphia Phillies @ Milwaukee Braves Milwaukee County Stadium, Milwaukee, WI Wed Jun 15 1955, 4:33 AM EDT Att: 27,759 - Unknown livebaseballscorecards.com											
Mary Blaylock, L (1, 3) OBP: 0.371, SLG: 0.420	0-0 CS 1B		0-0 6-3 1-2		0-0 BB FC5-4 1B		0-0 FC2-6 SH1-3 1-2f			4 1 2 0 0 0 2												
Granny Hamner, R (1, 4) OBP: 0.321, SLG: 0.384	0-3 K 1-2		0-0 6-3		0-0 FC5-4 BB 1-2 2-3 1B		0-0 SH1-3 1-2			3 0 1 0 0 1 2												
Del Ennis, R (1, 7) OBP: 0.322, SLG: 0.515		0-0 1B SF7 1B		0-0 L9	4-0 FC5-4 BB 1-2 2-3 3-H		0-0 F7			3 1 1 1 1 0 1												
Jim Greengrass, R (1, 9) OBP: 0.331, SLG: 0.385		0-0 1-3 1B		0-0 1B 2B	0-0 FC5-4 1-2f 2-3 3-H			0-0 6-3		4 1 2 1 0 0 2 0 0 0 0 0 0 0												
Peanuts Lowrey, R (8, 9) OBP: 0.253, SLG: 0.250																						
Willie Jones, R (1, 5) OBP: 0.349, SLG: 0.389		0-3 K		0-3 K	0-3 K			0-0 L8		4 0 0 0 0 3 5												
Stan Lopata, R (1, 2) OBP: 0.364, SLG: 0.457		0-0 SF7		0-0 S 1B	0-0 F3			0-3 K		3 0 1 2 0 1 0												
Roy Smalley, R (1, 6) OBP: 0.317, SLG: 0.375		0-0 F8		0-0 F4	0-3 K			0-0 F4		4 0 0 0 0 1 2												
Herm Wehmeier, R (1, 1) OBP: 0.207, SLG: 0.214			0-0 5-3		0-0 1B BB 1B			0-3 K		4 1 1 0 0 2 0												
Inning Stats	R: 0 E: 0 K: 1 S: 5	H: 1 LOB: 0 BB: 0 P: 5	R: 1 E: 0 K: 1 S: 7	H: 2 LOB: 1 BB: 0 P: 7	R: 0 E: 0 K: 0 S: 4	H: 1 LOB: 1 BB: 0 P: 4	R: 1 E: 0 K: 1 S: 7	H: 2 LOB: 1 BB: 0 P: 7	R: 2 E: 0 K: 1 S: 8	H: 3 LOB: 2 BB: 1 P: 12	R: 0 E: 0 K: 2 S: 7	H: 0 LOB: 0 BB: 0 P: 7	R: 0 E: 0 K: 0 S: 3	H: 0 LOB: 1 BB: 1 P: 7	R: 0 E: 0 K: 1 S: 5	H: 0 LOB: 0 BB: 0 P: 5	R: 0 E: 0 K: 1 S: 5	H: 0 LOB: 0 BB: 0 P: 5	1B: 8 2B: 1 3B: 0 HR: 0	SF: 1 SAC: 1 DP: 0 HBP: 0	WP: 0 PB: 0 SB: 1 CS: 1	PA: 37
PITCHER	IP WLS BF H R ER SO BB IBB HBP BLK WP HR S P ERA WHIP																					
Gene Conley, R (1, 1) ERA: 4.01	4.1 L 22 9 4 4 3 1 0 0 0 0 0 0 27 31 8.31 2.308																					
Ray Crone, R (5, 1) ERA: 6.19	3.2 12 0 0 0 4 1 0 0 0 0 0 0 19 23 0.00 0.273																					
Joey Jay, R (9, 1) ERA: 4.05	1.0 3 0 0 0 1 0 0 0 0 0 0 0 5 5 0.00 0.000																					

Philadelphia Phillies @ Milwaukee Braves
Milwaukee County Stadium, Milwaukee, WI

Wed Jun 15 1955, 4:33 AM EDT
Att: 27,759 - Unknown

AB	33
R	4
H	9
RBI	4
BB	2
SO	8
LOB	15



Batter	1	2	3	4	5	6	7	8	9	AB	R	H	RBI	BB	SO	LOB
Bill Bruton, L (1, 8) OBP: 0.338, SLG: 0.458	0-0 4-3		0-0 2B			0-0 4-3		0-0 1B		4	0	2	0	0	0	0
Johnny Logan, R (1, 6) OBP: 0.384, SLG: 0.502	0-0 F8		4-0 BB			0-0 6-3		0-0 F9		3	0	0	0	1	0	1
Eddie Mathews, L (1, 5) OBP: 0.431, SLG: 0.623	0-0 2B		0-0 4-3			0-3 K			0-0 F5	4	0	1	0	0	1	2
Hank Aaron, R (1, 9) OBP: 0.344, SLG: 0.519	0-0 F3			0-0 F7			0-0 F8		0-0 E 1B	4	0	1	0	0	0	1
George Crowe, L (1, 3) OBP: 0.360, SLG: 0.517		0-0 4-3		0-0 F6			0-0 F6		0-0 F8	4	0	0	0	0	0	1
Chuck Tanner, L (1, 7) OBP: 0.353, SLG: 0.487		0-0 F7		0-3 K			0-0 2B		0-0 E4 1-2	4	0	1	0	0	1	1
Danny O'Connell, R (1, 4) OBP: 0.289, SLG: 0.336 Joe Adcock, R (9, PH) OBP: 0.341, SLG: 0.434		0-0 1B				0-0 F8		0-0 F9	0-0 F8	3	0	1	0	0	0	1
Del Crandall, R (1, 2) OBP: 0.258, SLG: 0.333			0-3 K			0-0 F7		0-0 F8		3	0	0	0	0	1	0
Gene Conley, R (1, 1) OBP: 0.171, SLG: 0.171 Ray Crone, R (5, 1) OBP: 0.250, SLG: 0.250 Andy Pafko, R (8, PH) OBP: 0.308, SLG: 0.321 Joey Jay, S (9, 1) OBP: 1.000, SLG: 1.000			0-0 1-3			0-0 F8		0-3 K		1	0	0	0	0	0	0

Inning Stats	R: 0	H: 1	E: 0	LOB: 1	K: 0	BB: 0	S: 4	P: 4
	R: 0	H: 1	E: 0	LOB: 1	K: 0	BB: 0	S: 3	P: 3
	R: 0	H: 1	E: 0	LOB: 2	K: 1	BB: 1	S: 6	P: 10
	R: 0	H: 0	E: 0	LOB: 0	K: 1	BB: 0	S: 5	P: 5
	R: 0	H: 0	E: 0	LOB: 0	K: 0	BB: 0	S: 3	P: 3
	R: 0	H: 0	E: 0	LOB: 0	K: 1	BB: 0	S: 5	P: 5
	R: 0	H: 1	E: 0	LOB: 1	K: 0	BB: 0	S: 4	P: 4
	R: 0	H: 1	E: 1	LOB: 2	K: 0	BB: 0	S: 5	P: 5

PITCHER	IP	WLS	BF	H	R	ER	SO	BB	IBB	HBP	BLK	WP	HR	S	P	ERA	WHIP
Herm Wehmeier, R (1, 1) ERA: 3.5	9.0	W	34	6	0	0	4	1	0	0	0	0	0	41	45	0.00	0.778

BOTTOM

Philadelphia Phillies @ Milwaukee Braves
Milwaukee County Stadium, Milwaukee, WI
 Wed Jun 15 1955, 4:33 AM EDT
 Att. 27,759 - Unknown

AB	33
R	0
H	6
RBI	0
BB	1
SO	4
LOB	9



WP: 0	PA: 34
PB: 0	
SB: 0	
CS: 0	

Batter	1	2	3	4	5	6	7	8	9	AB R H RBI BB SO LOB	TOP
Richie Ashburn, L (1, 8) <small>OBP: 0.475, SLG: 0.461</small>	4-0 		0-0 		0-0 		0-0 			3 1 1 0 1 0 1	Philadelphia Phillies @ Milwaukee Braves Milwaukee County Stadium, Milwaukee, WI Thu Jun 16 1955, 4:33 AM EDT Att: 17,978 - Unknown
Mary Blaylock, L (1, 3) <small>OBP: 0.358, SLG: 0.407</small>	0-0 		0-0 		0-0 		0-0 			3 0 0 1 0 0 3	
Granny Hamner, R (1, 4) <small>OBP: 0.325, SLG: 0.383</small>	0-0 		4-0 		0-0 		0-0 			3 0 1 1 1 0 0	
Del Ennis, R (1, 7) <small>OBP: 0.316, SLG: 0.505</small>	0-0 		0-0 		0-0 		0-0 			4 0 0 0 0 0 3	
Jim Greengrass, R (1, 9) <small>OBP: 0.328, SLG: 0.380</small>	0-0 			0-3 		0-0 		0-0 		4 0 1 0 0 1 1	
Willie Jones, R (1, 5) <small>OBP: 0.347, SLG: 0.386</small>		0-0 		0-0 		0-0 		0-0 		4 1 1 0 0 0 1	
Andy Seminick, R (1, 2) <small>OBP: 0.321, SLG: 0.440</small>		0-0 		0-0 		0-0 		0-0 		3 0 2 0 0 0 0	
Roy Smalley, R (1, 6) <small>OBP: 0.315, SLG: 0.370</small>		0-0 		0-0 		0-0 		0-0 		4 0 1 1 0 0 2	
Murry Dickson, R (1, 1) <small>OBP: 0.258, SLG: 0.387</small>			0-0 		0-0 		0-0 	0-3 		4 1 2 0 0 1 0	
Inning Stats	R: 1 H: 1 E: 1 LOB: 1 K: 0 BB: 1 S: 4 P: 8	R: 0 H: 1 E: 0 LOB: 0 K: 0 BB: 0 S: 3 P: 3	R: 1 H: 1 E: 0 LOB: 1 K: 0 BB: 1 S: 4 P: 8	R: 0 H: 1 E: 0 LOB: 1 K: 1 BB: 0 S: 6 P: 6	R: 0 H: 0 E: 0 LOB: 0 K: 0 BB: 0 S: 3 P: 3	R: 0 H: 1 E: 0 LOB: 1 K: 0 BB: 0 S: 4 P: 4	R: 0 H: 2 E: 0 LOB: 2 K: 0 BB: 0 S: 5 P: 5	R: 0 H: 0 E: 0 LOB: 0 K: 0 BB: 0 S: 3 P: 3	R: 1 H: 2 E: 0 LOB: 0 K: 1 BB: 0 S: 6 P: 6	1B: 8 SF: 1 2B: 1 SAC: 1 3B: 0 DP: 2 HR: 0 HBP: 0	WP: 0 PA: 36 PB: 0 SB: 0 CS: 0
PITCHER Bob Buhl, R (1, 1) <small>ERA: 3.15</small> Ernie Johnson, R (9, 1) <small>ERA: 2.76</small>	IP WLS BF H R ER SO BB IBB HBP BLK WP HR S P ERA WHIP 8.0 L 32 7 2 2 1 2 0 0 0 0 0 0 32 40 2.25 1.125 1.0 4 2 1 1 1 0 0 0 0 0 0 0 6 6 9.00 2.000	PITCHER IP WLS BF H R ER SO BB IBB HBP BLK WP HR S P ERA WHIP									

livebaseballscorecards.com

AB	32
R	3
H	9
RBI	3
BB	2
SO	2
LOB	11



Batter	1	2	3	4	5	6	7	8	9	AB	R	H	RBI	BB	SO	LOB
Bill Bruton, L (1, 8) OBP: 0.337, SLG: 0.455	0-0 6-3		0-0 1B		0-0 F6			0-0 F9		4	0	1	0	0	0	0
Johnny Logan, R (1, 6) OBP: 0.378, SLG: 0.493	0-0 F9		0-3 K			0-3 K		0-0 5-3		4	0	0	0	0	2	1
Eddie Mathews, L (1, 5) OBP: 0.433, SLG: 0.618	0-0 1B			0-0 G3		0-0 F5		4-0 L3 BB		3	0	1	0	1	0	0
Hank Aaron, R (1, 9) OBP: 0.338, SLG: 0.510	0-3 K			0-0 6-3		0-0 F8		0-3 K		4	0	0	0	0	2	2
George Crowe, L (1, 3) OBP: 0.365, SLG: 0.511		0-0 4-3		4-0 1B BB		0-0 FC6-4 1B		0-0 L3		3	0	1	0	1	0	1
Chuck Tanner, L (1, 7) OBP: 0.352, SLG: 0.481		0-3 K2-3		0-0 1-2 1B		0-0 F9				3	0	1	0	0	1	1
Jack Dittmer, L (1, 4) OBP: 0.154, SLG: 0.120		0-0 1-3		0-0 L9		0-0 FC6-4		0-0 1-2f		3	0	0	0	0	0	3
Del Rice, R (1, 2) OBP: 0.269, SLG: 0.329			0-0 L6		0-3 K		0-0 1-3			3	0	0	0	0	1	1
Bob Buhl, R (1, 1) Andy Pafko, R (8, PH) Ernie Johnson, R (9, 1) OBP: 0.304, SLG: 0.318 OBP: 0.214, SLG: 0.083			0-0 4-3		0-0 4-3			0-0 F3		2	0	0	0	0	0	0

Inning Stats	R: 0 E: 0 K: 1 S: 6	H: 1 LOB: 1 BB: 0 P: 6	R: 0 E: 0 K: 1 S: 5	H: 0 LOB: 0 BB: 0 P: 5	R: 0 E: 0 K: 1 S: 6	H: 1 LOB: 1 BB: 0 P: 6	R: 0 E: 0 K: 0 S: 4	H: 1 LOB: 2 BB: 1 P: 8	R: 0 E: 0 K: 1 S: 5	H: 0 LOB: 0 BB: 0 P: 5	R: 0 E: 0 K: 1 S: 5	H: 0 LOB: 0 BB: 0 P: 5	R: 0 E: 0 K: 0 S: 4	H: 1 LOB: 1 BB: 0 P: 4	R: 0 E: 0 K: 0 S: 3	H: 0 LOB: 0 BB: 0 P: 3	R: 0 E: 0 K: 1 S: 4	H: 0 LOB: 0 BB: 1 P: 8	1B: 4 2B: 1 3B: 0 HR: 0	SF: 0 SAC: 0 DP: 1 HBP: 0	WP: 0 PB: 0 SB: 0 CS: 0	PA: 32											
PITCHER Murry Dickson, R (1, 1) ERA: 3.28	IP 9.0	WLS W	BF 32	H 4	R 0	ER 0	SO 6	BB 2	IBB 0	HBP 0	BLK 0	WP 0	HR 0	S 42	P 50	ERA 0.00	WHIP 0.667																
PITCHER																	IP	WLS	BF	H	R	ER	SO	BB	IBB	HBP	BLK	WP	HR	S	P	ERA	WHIP

BOTTOM

Philadelphia Phillies @ Milwaukee Braves
Milwaukee County Stadium, Milwaukee, WI

Thu Jun 16 1955, 4:33 AM EDT
Att. 17,978 - Unknown

livebaseballscorecards.com

AB	30
R	0
H	4
RBI	0
BB	2
SO	6
LOB	9



Batter	1	2	3	4	5	6	7	8	9	AB R H RBI BB SO LOB	TOP	
Richie Ashburn, L OBP: 0.476, SLG: 0.459 (1, 8) X	0-0 L6 ①		X 0-0 L8 ②		X 0-0 1B			B B B B 4-0 SH3-4 BB		3 0 1 0 1 0 2	Philadelphia Phillies @ Chicago Cubs Wrigley Field, Chicago, IL Fri Jun 17 1955, 3:33 AM CDT Att. 6,575 - Unknown	
Mary Blaylock, L OBP: 0.348, SLG: 0.394 (1, 3) X	0-0 F8 ②		S S S 0-3 K ③		X 0-0 F8 ③			X 0-0 SH3-4 ① 1-2		3 0 0 0 0 1 3		
Granny Hamner, R OBP: 0.324, SLG: 0.392 (1, 4) X	0-0 3B			X 0-0 F9 ①		X 0-0 E4 1B		S S S 0-3 K ②		4 0 1 0 0 1 1		
Del Ennis, R OBP: 0.311, SLG: 0.495 (1, 7) X		X 0-0 F9 ①		X 0-0 L9 ②		S S S 0-3 K ①		X 0-0 2-3 ③		4 0 0 0 0 1 2		
Jim Greengrass, R OBP: 0.333, SLG: 0.378 (1, 9) X		X 0-0 2-3 ②		B B B B 4-0 3B BB		X 0-0 G4-6-3 1B		X 0-0 6-3 ①		3 1 1 0 1 0 0		
Willie Jones, R OBP: 0.346, SLG: 0.393 (1, 5) X		X 0-0 F4 ③		X 0-0 WP 3B		X 0-0 G4-6-3 ② ③ 1-2f		X 0-0 5-3 ②		4 1 1 1 0 0 2		
Stan Lopata, R OBP: 0.368, SLG: 0.481 (1, 2) X			B B B B 4-0 BB BB	X 0-0 1-3 ③		S S S 0-3 K ①		X 0-0 HR		3 1 1 1 1 1 0		
Roy Smalley, R OBP: 0.313, SLG: 0.358 (1, 6) X			B B B B 4-0 BB		X 0-0 5-3 ①		X 0-0 F7 ②	S S S 0-3 K ③		3 0 0 0 1 1 0		
Curt Simmons, L OBP: 0.250, SLG: 0.316 (1, 1) X			X 0-0 F5 ①		X 0-0 F7 ②		X 0-0 6-3 ③			3 0 0 0 0 0 2		
Inning Stats	R: 0 H: 1 E: 0 LOB: 1 K: 0 BB: 0 S: 3 P: 3	R: 0 H: 0 E: 0 LOB: 0 K: 0 BB: 0 S: 3 P: 3	R: 0 H: 0 E: 0 LOB: 2 K: 1 BB: 2 S: 5 P: 13	R: 2 H: 1 E: 0 LOB: 0 K: 0 BB: 1 S: 4 P: 8	R: 0 H: 1 E: 0 LOB: 1 K: 0 BB: 0 S: 4 P: 4	R: 0 H: 1 E: 1 LOB: 1 K: 1 BB: 0 S: 6 P: 6	R: 0 H: 0 E: 0 LOB: 0 K: 1 BB: 0 S: 5 P: 5	R: 0 H: 0 E: 0 LOB: 1 K: 1 BB: 1 S: 5 P: 9	R: 1 H: 1 E: 0 LOB: 0 K: 1 BB: 0 S: 6 P: 6	1B: 2 SF: 0 2B: 0 SAC: 1 3B: 2 DP: 1 HR: 1 HBP: 0	WP: 1 PA: 35 PB: 0 SB: 0 CS: 0	
PITCHER Bob Rush, R (1, 1) ERA: 2.56	IP WLS BF H R ER SO BB IBB HBP BLK WP HR S P ERA WHIP	9.0 L 35 5 3 3 5 4 0 0 0 1 1 41 57 3.00 1.000										

AB	30
R	3
H	5
RBI	2
BB	4
SO	5
LOB	12



livebaseballscorecards.com

Batter	1	2	3	4	5	6	7	8	9
Eddie Miksis, R (1, 9) Walker Cooper, R (7, PH) Jim King, L (8, 9) OBP: 0.273, SLG: 0.315 OBP: 0.355, SLG: 0.571 OBP: 0.313, SLG: 0.361	0-0 F9		0-0 F4		0-0 6-3		0-0 G6-4-3		
Gene Baker, R (1, 4) OBP: 0.362, SLG: 0.425	0-0 6-3			4-0 1B BB		0-0 HR		0-0 6-3	
Randy Jackson, R (1, 5) OBP: 0.324, SLG: 0.427	0-0 1-3			0-0 F9		0-0 1B		0-0 F3	
Hank Sauer, R (1, 7) OBP: 0.300, SLG: 0.295		0-0 F8		0-3 K		0-0 F6		0-0 L8	
14 Ernie Banks, R (1, 6) OBP: 0.324, SLG: 0.534		0-0 5-3		0-0 1B		0-0 1B			
Harry Chiti, R (1, 2) OBP: 0.285, SLG: 0.389		0-3 K		0-0 1B		0-3 K			
Dee Fondy, L (1, 3) Clyde McCullough, R (9, PH) OBP: 0.280, SLG: 0.412 OBP: 0.250, SLG: 0.148			0-0 F4	0-0 F2		0-0 4-3		0-0 5-3	
Jim Bolger, R (1, 8) OBP: 0.211, SLG: 0.235			0-0 1B		0-0 6-3		0-0 2B		0-0 F3
Bob Rush, R (1, 1) OBP: 0.077, SLG: 0.154			0-0 F9		0-0 1-3		0-0 E5		

AB	R	H	RBI	BB	SO	LOB
3	0	0	0	0	0	1
1	0	0	0	0	0	2
0	0	0	0	0	0	0

3	2	1	1	1	0	0
---	---	---	---	---	---	---

4	0	1	0	0	0	1
---	---	---	---	---	---	---

4	0	0	0	0	1	2
---	---	---	---	---	---	---

4	0	3	0	0	0	0
---	---	---	---	---	---	---

4	0	1	1	0	2	2
---	---	---	---	---	---	---

3	0	0	0	0	0	2
1	0	0	0	0	0	1

4	0	2	0	0	0	1
---	---	---	---	---	---	---

3	0	0	0	0	0	2
---	---	---	---	---	---	---

1B	5	SF	0
2B	2	SAC	0
3B	0	DP	1
HR	1	HBP	0

BOTTOM

Philadelphia Phillies @ Chicago Cubs
Wrigley Field, Chicago, IL
Fri Jun 17 1955, 3:33 AM CDT
Att. 6,575 - Unknown

livebaseballscorecards.com

AB	34
R	2
H	8
RBI	2
BB	1
SO	3
LOB	14



Inning Stats	R: 0 E: 0 K: 0 S: 3	H: 0 LOB: 0 BB: 0 P: 3	R: 0 E: 0 K: 1 S: 5	H: 0 LOB: 0 BB: 0 P: 5	R: 0 E: 0 K: 0 S: 4	H: 1 LOB: 1 BB: 0 P: 4	R: 1 E: 0 K: 1 S: 7	H: 2 LOB: 2 BB: 1 P: 11	R: 0 E: 0 K: 0 S: 3	H: 0 LOB: 0 BB: 0 P: 3	R: 1 E: 0 K: 1 S: 7	H: 3 LOB: 1 BB: 0 P: 7	R: 0 E: 1 K: 0 S: 4	H: 1 LOB: 1 BB: 0 P: 4	R: 0 E: 0 K: 0 S: 3	H: 0 LOB: 0 BB: 0 P: 3	R: 0 E: 0 K: 0 S: 4	H: 1 LOB: 1 BB: 0 P: 4	1B: 5 2B: 2 3B: 0 HR: 1	SF: 0 SAC: 0 DP: 1 HBP: 0	WP: 0 PB: 0 SB: 1 CS: 0	PA: 35
--------------	------------------------------	---------------------------------	------------------------------	---------------------------------	------------------------------	---------------------------------	------------------------------	----------------------------------	------------------------------	---------------------------------	------------------------------	---------------------------------	------------------------------	---------------------------------	------------------------------	---------------------------------	------------------------------	---------------------------------	----------------------------------	------------------------------------	----------------------------------	--------

PITCHER	Curt Simmons, L (1, 1) ERA: 4.58	IP: 9.0 WLS: W BF: 35 H: 8 R: 2 ER: 2 SO: 3 BB: 1 IBB: 0 HBP: 0 BLK: 0 WP: 0 HR: 1 S: 40 P: 44 ERA: 2.00 WHIP: 1.000	PITCHER		IP: 9.0 WLS: W BF: 35 H: 8 R: 2 ER: 2 SO: 3 BB: 1 IBB: 0 HBP: 0 BLK: 0 WP: 0 HR: 1 S: 40 P: 44 ERA: 2.00 WHIP: 1.000
---------	-------------------------------------	--	---------	--	--

Batter	1	2	3	4	5	6	7	8	9	AB R H RBI BB SO LOB	TOP
Richie Ashburn, L (1, 8) OBP: 0.472, SLG: 0.455	0-0 G4-6-3 1B			x 0-0 F7		x 0-0 F6		x 0-0 F9		4 0 1 0 0 0 2	
Mary Blaylock, L (1, 3) OBP: 0.345, SLG: 0.388	0-0 G4-6-3 1-2f		x 0-0 L7				x 0-0 F8	x 0-0 1B		4 0 1 0 0 0 1	
Granny Hamner, R (1, 4) OBP: 0.322, SLG: 0.389	0-0 F5		0-3 K				x 0-0 BB 1B 1B	x 0-0 L3		4 0 1 0 0 1 2	
Del Ennis, R (1, 7) OBP: 0.309, SLG: 0.490		x 0-0 1-3		0-3 K			x 0-0 1-2 BB 1B	0-3 K		4 0 1 0 0 2 0	
Jim Greengrass, R (1, 9) OBP: 0.323, SLG: 0.365		x 0-0 6-3		x 0-0 F3			x 0-0 F2	x 0-0 F6		4 0 0 0 0 0 2	
Willie Jones, R (1, 5) OBP: 0.344, SLG: 0.388		x 0-0 1-3		x 0-0 6-3			B B B B 4-0 1-2 2-3 BB	x 0-0 F9		3 0 0 0 1 0 0	
Andy Seminick, R (1, 2) OBP: 0.322, SLG: 0.437			x 0-0 G5-4-3 1B			x 0-0 6-3	0-3 K			3 0 1 0 0 1 3	
Roy Smalley, R (1, 6) OBP: 0.313, SLG: 0.357			x 0-0 G5-4-3 1-2f			x 0-0 1B	0-3 K			3 0 1 0 0 1 1	
Robin Roberts, S (1, 1) OBP: 0.292, SLG: 0.293 Glen Gorbous, L (8, PH) OBP: 0.367, SLG: 0.419 Ron Mrozinski, R (8, 1)			x 0-0 1-3			x 0-3 K		x 0-0 1B 1B		2 0 0 0 0 1 1 1 0 1 0 0 0 0 0 0 0 0 0 0 0	
Inning Stats	R: 0 H: 1 E: 0 LOB: 0 K: 0 BB: 0 S: 3 P: 3	R: 0 H: 0 E: 0 LOB: 0 K: 0 BB: 0 S: 3 P: 3	R: 0 H: 1 E: 0 LOB: 0 K: 0 BB: 0 S: 3 P: 3	R: 0 H: 0 E: 0 LOB: 0 K: 1 BB: 0 S: 5 P: 5	R: 0 H: 0 E: 0 LOB: 0 K: 1 BB: 0 S: 5 P: 5	R: 0 H: 1 E: 0 LOB: 1 K: 1 BB: 0 S: 6 P: 6	R: 0 H: 2 E: 0 LOB: 3 K: 1 BB: 1 S: 7 P: 11	R: 0 H: 2 E: 0 LOB: 2 K: 1 BB: 0 S: 7 P: 7	R: 0 H: 0 E: 0 LOB: 0 K: 1 BB: 0 S: 5 P: 5	1B: 7 SF: 0 2B: 0 SAC: 0 3B: 0 DP: 2 HR: 0 HBP: 0	WP: 0 PA: 33 PB: 0 SB: 0 CS: 0
PITCHER Sam Jones, R (1, 1) ERA: 3.78	IP WLS BF H R ER SO BB IBB HBP BLK WP HR S P ERA WHIP										

Philadelphia Phillies @ Chicago Cubs
Wrigley Field, Chicago, IL
Sat Jun 18 1955, 3:33 AM CDT
Att. 16,543 - Unknown

livebaseballscorecards.com

AB 32
R 0
H 7
RBI 0
BB 1
SO 6
LOB 12



Batter	1	2	3	4	5	6	7	8	9	AB	R	H	RBI	BB	SO	LOB
Lloyd Merriman, L (1, 8) OBP: 0.276, SLG: 0.352	0-0 G3		0-3 K		0-0 F9			0-0 2B		4	0	1	0	0	1	1
Gene Baker, R (1, 4) OBP: 0.364, SLG: 0.431	0-0 L5			0-0 1B 2B		0-0 3B 1B		0-0 2-3		4	2	2	0	0	0	1
Frank Baumholtz, L (1, 7) OBP: 0.353, SLG: 0.474	0-0 FC5-4 1B			0-0 F3		0-0 B1		0-0 SH5-4 1B 1B		4	1	2	0	0	0	2
Randy Jackson, R (1, 5) OBP: 0.332, SLG: 0.433	0-0 FC5-4			0-0 14 FC6-4 1B		0-0 3B 1B		0-0 SF8 SH5-4 1B		4	1	3	1	0	0	1
Jim King, L (1, 9) OBP: 0.313, SLG: 0.387		0-3 K		0-3 K		0-0 3B		0-0 SH5-4		3	0	1	2	0	2	1
14 Ernie Banks, R (1, 6) OBP: 0.323, SLG: 0.527		0-3 K		0-0 FC6-4		0-3 K		4-0 BB		3	0	0	0	1	2	2
Dee Fondy, L (1, 3) OBP: 0.276, SLG: 0.406		0-3 K			0-0 F7		0-3 K		0-0 SF8	3	0	0	1	0	2	1
Clyde McCullough, R (1, 2) OBP: 0.250, SLG: 0.161			0-3 K		0-0 FC3-6 1B		0-0 L9	0-0 F8		4	0	1	0	0	1	2
Sam Jones, R (1, 1) OBP: 0.147, SLG: 0.147			0-0 4-3		0-0 FC3-6		0-0 F2			3	0	0	0	0	0	1


Inning Stats		R: 0	H: 1	E: 0	LOB: 1	K: 0	BB: 0	S: 4	R: 0	H: 0	E: 0	LOB: 0	K: 3	BB: 0	S: 9	R: 0	H: 0	E: 0	LOB: 0	K: 2	BB: 0	S: 7	R: 1	H: 2	E: 0	LOB: 1	K: 1	BB: 0	S: 7	R: 0	H: 1	E: 0	LOB: 1	K: 0	BB: 0	S: 4	R: 2	H: 3	E: 0	LOB: 1	K: 2	BB: 0	S: 10	R: 0	H: 1	E: 0	LOB: 1	K: 0	BB: 0	S: 4	R: 1	H: 2	E: 0	LOB: 2	K: 0	BB: 1	S: 5
PITCHER	IP	WLS	BF	H	R	ER	SO	BB	IBB	HBP	BLK	WP	HR	S	P	ERA	WHIP																																								
Robin Roberts, R (1, 1) ERA: 2.32	7.0	L	29	8	3	3	8	0	0	0	0	0	0	45	45	3.86	1.143																																								
Ron Mrozinski, L (8, 1) ERA: 7.98	1.0		6	2	1	1	0	1	0	0	0	0	0	5	9	9.00	3.000																																								

BOTTOM

Philadelphia Phillies @ Chicago Cubs
Wrigley Field, Chicago, IL
Sat Jun 18 1955, 3:33 AM CDT
Att. 16,543 - Unknown

livebaseballscorecards.com

AB	32
R	4
H	10
RBI	4
BB	1
SO	8
LOB	12



WP: 0	PA: 35
PB: 0	SB: 0
CS: 0	

Batter	1	2	3	4	5	6	7	8	9	10	11	12	13	14	15	AB R H RBI BB SO LOB	TOP
Richie Ashburn, L OBP: 0.470, SLG: 0.458	(1, 8) S 0-3 K2-3		X 0-0 4-3			X 0-0 F8		BB 4-0 BB		X 0-0 3B			X 0-0 4-3		4-0 FC6 IBB	5 0 1 0 2 1 0	
Granny Hamner, R OBP: 0.310, SLG: 0.373	(1, 4) S 0-3 K		X 0-0 4-3			X 0-0 F3		X 0-0 4-3		X 0-0 4-3			X 0-0 G3		X 0-0 FC6 1-2f	7 0 0 0 0 1 5	
Stan Lopata, R OBP: 0.388, SLG: 0.509	(1, 3) X (2, 2) 0-0 WP 2B			X 0-0 F3			X 0-0 FC1-4 1B		X 0-0 1B		X 0-0 E4 FC4-5 1B		X 0-0 FC3-6 1B			6 0 5 0 0 0 0	
Del Ennis, R OBP: 0.306, SLG: 0.481	(1, 7) X 0-0 F2 2-3			0-3 K		X 0-0 F8		X 0-0 1-2 1B		X 0-0 FC4-5 G6-4-3 2-3		X 0-0 FC3-6 G4-6-3 1-2f		X 0-0 FC3-6 G4-6-3 1-2f		6 0 1 0 0 1 4	
Jim Greengrass, R OBP: 0.316, SLG: 0.356	(1, 9) X 0-0 5-3		X 0-0 F9			X 0-0 FC1-4 1-2f		X 0-0 K		X 0-0 G6-4-3 1-2f			X 0-0 G4-6-3 1-2f			3 0 0 0 0 0 1	
Peanuts Lowrey, R OBP: 0.247, SLG: 0.244	(9, PH) (9, 9)				X 0-0 F6		X 0-0 4-3		X 0-0 F8						X 0-0 K 2B	1 0 1 0 0 0 0	
Glen Gorbous, L OBP: 0.364, SLG: 0.414	(14, PH) (14, 9)															0 0 0 0 0 0 0	
Andy Seminick, R OBP: 0.329, SLG: 0.442	(1, 2) X (2, PR)															5 1 1 0 0 1 3	
John Easton, R																	
Marv Blaylock, L OBP: 0.339, SLG: 0.379	(2, 3) X 0-0 1B																
Willie Jones, R OBP: 0.348, SLG: 0.395	(1, 5) X 0-0 1B																
Roy Smalley, R OBP: 0.300, SLG: 0.340	(1, 6) X 0-0 G6-4-3 1-2 1B																
Ron Negray, R OBP: 0.250, SLG: 0.286	(1, 1) X (8, 1) 0-0 F5																
Jack Meyer, R																	
Inning Stats	R: 0 H: 1 E: 0 LOB: 1 K: 2 BB: 0 S: 8 P: 8	R: 0 H: 2 E: 0 LOB: 1 K: 0 BB: 0 S: 4 P: 4	R: 0 H: 0 E: 0 LOB: 0 K: 0 BB: 0 S: 3 P: 3	R: 0 H: 0 E: 0 LOB: 0 K: 1 BB: 0 S: 5 P: 5	R: 0 H: 0 E: 0 LOB: 0 K: 1 BB: 0 S: 5 P: 5	R: 0 H: 0 E: 0 LOB: 0 K: 0 BB: 0 S: 3 P: 3	R: 0 H: 1 E: 0 LOB: 1 K: 0 BB: 0 S: 4 P: 4	R: 0 H: 1 E: 0 LOB: 2 K: 0 BB: 1 S: 4 P: 8	R: 0 H: 2 E: 0 LOB: 2 K: 2 BB: 0 S: 9 P: 9	R: 0 H: 1 E: 0 LOB: 1 K: 1 BB: 0 S: 6 P: 6	R: 0 H: 1 E: 1 LOB: 0 K: 0 BB: 0 S: 3 P: 3	R: 0 H: 0 E: 0 LOB: 0 K: 1 BB: 0 S: 5 P: 5	R: 0 H: 0 E: 0 LOB: 0 K: 0 BB: 0 S: 3 P: 3	R: 0 H: 1 E: 0 LOB: 0 K: 0 BB: 0 S: 3 P: 3	R: 1 H: 2 E: 0 LOB: 2 K: 1 BB: 1 S: 7 P: 11	1B: 9 SF: 0 2B: 2 SAC: 1 3B: 1 DP: 3 HR: 0 HBP: 0	WP: 1 PA: 56 PB: 0 SB: 1 CS: 0
PITCHER	IP WLS BF H R ER SO BB IBB HBP BLK WP HR S P ERA WHIP																
Jim Davis, L ERA: 3.33	(1, 1) 10.0 L 38 8 0 0 7 1 0 0 0 1 0 51 55 0.00 0.900																
Hal Jeffcoat, R ERA: 1.93	(11, 1) 5.0 L 18 4 1 1 2 0 1 0 0 0 0 21 25 1.80 0.800																

Philadelphia Phillies @ Chicago Cubs
Wrigley Field, Chicago, IL
Sun Jun 19 1955, 3:33 AM CDT
Unknown

livebaseballscorecards.com

AB 53
R 1
H 12
RBI 1
BB 2
SO 9
LOB 24



Batter	1	2	3	4	5	6	7	8	9	AB	R	H	RBI	BB	SO	LOB	TOP																						
Richie Ashburn, L (1, 8) OBP: 0.471, SLG: 0.469	0-0 E 3B		0-0 G3		0-0 1B 1B	0-0 FC6-4				4	2	2	0	0	0	2																							
Granny Hamner, R (1, 4) OBP: 0.309, SLG: 0.370	0-0 E6		0-0 E6 FC3-6		0-0 F4				0-0 BB HR 1B	4	1	1	1	0	0	2																							
Glen Gorbous, L (1, 9) OBP: 0.369, SLG: 0.411	0-0 F9 3-H		0-0 FC3-6 1-2f		0-0 1B 1B				4-0 BB BB BB 1-2 HR BB	3	1	1	2	1	0	2																							
Del Ennis, R (1, 7) OBP: 0.309, SLG: 0.495	0-0 F9		0-3 K		0-0 1-2 1B				0-0 1-H 2-H HR	4	1	2	3	0	1	2																							
Mary Blaylock, L (1, 3) OBP: 0.328, SLG: 0.364	0-0 F8			0-0 4-3	0-3 K				0-0 F8	4	0	0	0	0	1	3																							
Stan Lopata, R (1, 2) OBP: 0.385, SLG: 0.525		0-0 HR		0-0 F9		0-0 F7			0-3 K	4	1	1	1	0	1	0																							
Willie Jones, R (1, 5) OBP: 0.346, SLG: 0.393			0-0 F7		0-0 5-3				0-0 FC5-4 BB 1B F9	4	0	1	0	0	0	0																							
Roy Smalley, R (1, 6) OBP: 0.309, SLG: 0.343		0-3 K				0-0 FC6-4 1B			4-0 BB BB BB 1-2 BB	2	0	1	0	1	1	0																							
Herm Wehmeier, R (1, 1) OBP: 0.209, SLG: 0.207 Bob Miller, R (3, 1) OBP: 0.143, SLG: 0.143 Bobby Morgan, R (5, PH) OBP: 0.378, SLG: 0.337 Thornton Kipper, R (5, 1) OBP: 0.590, SLG: 0.590 Jim Greengrass, R (6, PH) OBP: 0.374, SLG: 0.353 Curt Simmons, L (6, PR) OBP: 0.250, SLG: 0.316 Bob Kuzava, S (6, 1)		0-0 6-3				0-0 FC6-4 1B			0-0 FC5-4 FC6-4	1	0	0	0	0	0	0																							
Inning Stats	R: 1 E: 1 K: 0 S: 5 H: 1 LOB: 1 BB: 0 P: 5	R: 1 E: 0 K: 1 S: 6 H: 1 LOB: 0 BB: 0 P: 6	R: 0 E: 1 K: 1 S: 6 H: 0 LOB: 1 BB: 0 P: 6	R: 0 E: 0 K: 0 S: 3 H: 0 LOB: 0 BB: 0 P: 3	R: 2 E: 0 K: 1 S: 9 H: 4 LOB: 2 BB: 0 P: 9	R: 0 E: 0 K: 0 S: 4 H: 1 LOB: 2 BB: 1 P: 8	R: 3 E: 0 K: 1 S: 7 H: 2 LOB: 0 BB: 1 P: 11	1B: 6 2B: 0 3B: 1 HR: 2 SF: 0 SAC: 0 DP: 0 HBP: 0	WP: 0 PA: 34 PB: 0 SB: 0 CS: 0																														
PITCHER	IP	WLS	BF	H	R	ER	SO	BB	IBB	HBP	BLK	WP	HR	S	P	ERA	WHIP	PITCHER	IP	WLS	BF	H	R	ER	SO	BB	IBB	HBP	BLK	WP	HR	S	P	ERA	WHIP				
Dave Hillman, R (1, 1) ERA: 6.19	4.2		22	6	4	4	2	0	0	0	0	0	1	26	26	7.71	1.286																						
Howie Pollet, L (5, 1) ERA: 3.06	1.2	W	10	3	3	3	1	2	0	0	0	0	1	10	18	16.20	3.000																						
Warren Hacker, R (7, 1) ERA: 2.69	0.2	S	2	0	0	0	1	0	0	0	0	0	0	4	4	0.00	0.000																						

Philadelphia Phillies @ Chicago Cubs
Wrigley Field, Chicago, IL
 Sun Jun 19 1955, 3:38 AM CDT
 Att. 34,529 - Unknown

livebaseballscorecards.com

AB	32
R	7
H	9
RBI	7
BB	2
SO	4
LOB	14



Batter	1	2	3	4	5	6	7	8	9
Lloyd Merriman, L (1, 8) OBP: 0.304, SLG: 0.375	0-0 1B SF9 2B	0-0 G3		0-0 SH5-4 1B		0-0 SH2-4 1B			
Gene Baker, R (1, 4) OBP: 0.359, SLG: 0.423	0-0 SF9 HR 1B		0-0 FC6-4 1B	0-0 SH5-4		0-0 SH2-4			
Frank Baumholtz, L (1, 7) OBP: 0.339, SLG: 0.448	0-0 SF9 1-2 3-H		0-0 FC6-4 BB 1B	4-0 1B IBB		0-0 F8			
Randy Jackson, R (1, 5) OBP: 0.339, SLG: 0.445	0-0 HR		4-0 14 1B BB	0-0 1B		0-0 1B			
Jim King, L (1, 9) OBP: 0.312, SLG: 0.376	0-0 4-3		0-0 4-3 14 1B	0-0 G3		0-0 1B			
14 Ernie Banks, R (1, 6) OBP: 0.326, SLG: 0.524	0-0 5-3		0-0 4-3 1B		0-0 L5	0-0 6-3			
Dee Fondy, L (1, 3) OBP: 0.282, SLG: 0.416			0-0 4-3 1B		0-0 SF7 3B				
Clyde McCullough, R (1, 2) OBP: 0.256, SLG: 0.156		0-3 K	4-0 IBB		0-0 SF7				
Dave Hillman, R (1, 1) Howie Pollet, L (5, 1) Warren Hacker, R (7, 1) OBP: 0.400, SLG: 0.600 OBP: 0.077, SLG: 0.077		0-0 FC3-6 1-2f	0-3 K		0-0 L7				

Inning Stats	R: 3 E: 0 K: 0 S: 6	H: 3 LOB: 0 BB: 0 P: 6	R: 0 E: 0 K: 1 S: 6	H: 1 LOB: 1 BB: 0 P: 6	R: 2 E: 0 K: 1 S: 8	H: 3 LOB: 3 BB: 2 P: 16	R: 0 E: 0 K: 0 S: 4	H: 2 LOB: 2 BB: 1 P: 8	R: 1 E: 0 K: 0 S: 4	H: 1 LOB: 0 BB: 0 P: 4	R: 2 E: 0 K: 0 S: 6	H: 3 LOB: 1 BB: 0 P: 6
1B: 10 2B: 1 3B: 1 HR: 1	SF: 2 SAC: 2 DP: 0 HBP: 0	WP: 0 PA: 33										

PITCHER	IP	WLS	BF	H	R	ER	SO	BB	IBB	HBP	BLK	WP	HR	S	P	ERA	WHIP
Herm Wehmeier, R (1, 1) ERA: 3.97	2.1	L	14	6	5	5	1	1	0	0	0	0	1	15	19	19.29	3.000
Bob Miller, R (3, 1) ERA: 2.12	1.2		9	3	0	0	1	0	2	0	0	0	0	9	17	0.00	1.800
Thornton Kipper, R (5, 1) ERA: 4.45	1.0		4	1	1	1	0	0	0	0	0	0	0	4	4	9.00	1.000
Bob Kuzava, L (6, 1) ERA: 5.04	1.0		6	3	2	2	0	0	0	0	0	0	0	6	6	18.00	3.000

BOTTOM

Philadelphia Phillies @ Chicago Cubs
Wrigley Field, Chicago, IL
Sun Jun 19 1955, 3:38 AM CDT
Att. 34,529 - Unknown

livebaseballscorecards.com

AB	26
R	8
H	13
RBI	8
BB	3
SO	2
LOB	13

Batter	1	2	3	4	5	6	7	8	9	AB R H RBI BB SO LOB	TOP																													
Richie Ashburn, L (1, 8) OBP: 0.467, SLG: 0.465	0-3 K		0-0 L7		0-0 6-3		0-0 1-2 1B			4 0 1 0 0 1 1																														
Granny Hamner, R (1, 4) OBP: 0.307, SLG: 0.364	4-0 G6-4-3 BB		0-0 F3		0-0 5-3		0-0 P7			3 0 0 0 1 0 3																														
Stan Lopata, R (1, 2) OBP: 0.374, SLG: 0.508	0-0 G6-4-3 1-2f			0-0 P4		0-0 1-3	0-0 P3			4 0 0 0 0 0 3																														
Del Ennis, R (1, 7) OBP: 0.308, SLG: 0.491		0-0 F9		0-0 BB PB 1B		0-0 F7		0-0 6-3		4 0 1 0 0 0 0																														
Jim Greengrass, R (1, 9) OBP: 0.312, SLG: 0.350		0-0 L8		0-0 F8 1-2		0-0 1B 1B		0-0 F9		4 0 1 0 0 0 1																														
Willie Jones, R (1, 5) OBP: 0.348, SLG: 0.392		0-0 5-3		4-0 BB BB		0-0 1-3 1B		0-0 F9		3 0 1 0 1 0 0																														
Roy Smalley, R (1, 6) OBP: 0.315, SLG: 0.343			0-0 1B E 1B	4-0 1-2 2-3 BB		0-0 F9		0-0 F7		3 1 1 0 1 0 2																														
Mary Blaylock, L (1, 3) OBP: 0.326, SLG: 0.360			0-0 F7	0-0 F8			0-0 1B 1B		0-3 K	4 0 1 0 0 1 4																														
Murry Dickson, R (1, 1) OBP: 0.273, SLG: 0.394			0-0 E7 1B		0-0 P4		0-0 F9		0-0 F7	2 0 1 0 0 0 0																														
Peanuts Lowrey, R (7, PH) OBP: 0.245, SLG: 0.242										1 0 0 0 0 0 1																														
Ron Mrozinski, R (7, 1)										0 0 0 0 0 0 0																														
Bobby Morgan, R (9, PH) OBP: 0.315, SLG: 0.335			1-H							1 0 0 0 0 0 0																														
Inning Stats	R: 0 E: 0 K: 1 S: 4	H: 0 LOB: 0 BB: 1 P: 8	R: 0 E: 0 K: 0 S: 3	H: 0 LOB: 0 BB: 0 P: 3	R: 1 E: 1 K: 0 S: 5	H: 2 LOB: 1 BB: 0 P: 5	R: 0 E: 0 K: 0 S: 4	H: 1 LOB: 3 BB: 2 P: 12	R: 0 E: 0 K: 0 S: 3	H: 0 LOB: 0 BB: 0 P: 3	R: 0 E: 0 K: 0 S: 5	H: 2 LOB: 2 BB: 0 P: 5	R: 0 E: 0 K: 0 S: 5	H: 2 LOB: 2 BB: 0 P: 5	R: 0 E: 0 K: 1 S: 5	H: 0 LOB: 0 BB: 0 P: 5	R: 0 E: 0 K: 1 S: 5	H: 0 LOB: 0 BB: 0 P: 5	1B: 7 2B: 0 3B: 0 HR: 0	SF: 0 SAC: 0 DP: 1 HBP: 0	WP: 0 PB: 1 SB: 0 CS: 0	PA: 36																		
PITCHER Luis Arroyo, L (1, 1) ERA: 1.91	IP 9.0	WLS W	BF 36	H 7	R 1	ER 0	SO 2	BB 3	IBB 0	HBP 0	BLK 0	WP 0	HR 0	S 37	P 49	ERA 0.00	WHIP 1.111						PITCHER	IP	WLS	BF	H	R	ER	SO	BB	IBB	HBP	BLK	WP	HR	S	P	ERA	WHIP

Philadelphia Phillies @ St. Louis Cardinals
 Sportsman's Park, St. Louis, MO
 Mon Jun 20 1955, 4:33 AM EDT
 Att. 7,284 - Unknown

livebaseballscorecards.com

AB	33
R	1
H	7
RBI	0
BB	3
SO	2
LOB	15



Batter	1	2	3	4	5	6	7	8	9
Solly Hemus, L (1, 5) OBP: 0.344, SLG: 0.325 Bob Stephenson, R (8, 6) OBP: 0.100, SLG: 0.100	0-0 P4		0-0 6-3	0-0 P4			0-0 P4		
Wally Moon, L (1, 8) OBP: 0.340, SLG: 0.446	0-0 3-1		0-0 1B		0-3 K		0-0 1B		
Stan Musial, L (1, 3) OBP: 0.390, SLG: 0.491	4-0 1B BB		0-3 1-2 K		0-0 L9		0-0 F7		
Bill Virdon, L (1, 9) OBP: 0.368, SLG: 0.455	0-0 1-3 1B			0-0 F7		0-0 1B		0-0 4-3	
Red Schoendienst, S (1, 4) OBP: 0.384, SLG: 0.411	0-0 1-2 FC6-4 1B		4-0 1B BB		0-0 F3		0-0 4-3		
Pete Whisenant, R (1, 7) OBP: 0.250, SLG: 0.364	0-0 1-2 FC6-4		0-0 L6		0-0 6-3		0-3 K		
Bill Sarni, R (1, 2) OBP: 0.310, SLG: 0.342		0-0 5-3	0-0 E6 1B 1-2		1-0 HBP		4-0 BB		
Ken Boyer, R (1, 6) OBP: 0.311, SLG: 0.440 (8, 5)		0-0 F8	0-0 1-3 2-H 1B		0-0 L8		0-0 L7		
Luis Arroyo, L (1, 1) OBP: 0.219, SLG: 0.219		0-0 4-3	0-0 2-H 3-H 1B		0-0 4-3				

AB	R	H	RBI	BB	SO	LOB
4	0	0	0	0	0	1
0	0	0	0	0	0	0
4	0	2	0	0	1	0
3	1	0	0	1	1	2
4	0	2	0	0	0	1
3	1	1	1	1	0	1
4	0	0	0	0	1	3
2	1	0	0	1	0	1
4	1	1	1	0	0	2
3	0	1	2	0	0	1

BOTTOM

Philadelphia Phillies @ St. Louis Cardinals
Sportsman's Park, St. Louis, MO
Mon Jun 20 1955, 4:33 AM EDT
Att. 7,284 - Unknown

AB	31
R	4
H	7
RBI	4
BB	3
SO	3
LOB	12



1B:	7	SF:	0	WP:	0	PA:	35
2B:	0	SAC:	0	PB:	0		
3B:	0	DP:	0	SB:	0		
HR:	0	HBP:	1	CS:	0		

Inning Stats		R	H	E	K	S	R	H	E	K	S	R	H	E	K	S	R	H	E	K	S	R	H	E	K	S
R: 1 H: 2 E: 0 K: 5 S: 5		0	0	0	0	3	0	0	0	0	3	0	0	0	0	3	0	0	0	0	0	0	0	0	0	0
H: 2 LOB: 2 BB: 1 P: 9		0	0	0	0	0	1	1	0	0	0	1	1	0	0	0	1	0	0	0	0	0	0	0	0	0
R: 0 H: 0 E: 0 K: 3 S: 3		0	0	0	0	0	0	0	0	0	0	0	0	0	0	0	0	0	0	0	0	0	0	0	0	0
R: 0 H: 1 E: 0 K: 1 S: 5		0	1	0	0	0	1	0	0	0	0	0	0	0	0	0	0	0	0	0	0	0	0	0	0	0
R: 3 H: 2 E: 1 K: 0 S: 6		3	2	1	0	0	1	1	0	0	0	0	0	0	0	0	0	0	0	0	0	0	0	0	0	0
R: 0 H: 1 E: 0 K: 1 S: 6		0	1	0	0	0	1	0	0	0	0	0	0	0	0	0	0	0	0	0	0	0	0	0	0	0
R: 0 H: 0 E: 0 K: 0 S: 3		0	0	0	0	0	0	0	0	0	0	0	0	0	0	0	0	0	0	0	0	0	0	0	0	0
R: 0 H: 1 E: 0 K: 0 S: 4		0	1	0	0	0	1	0	0	0	0	0	0	0	0	0	0	0	0	0	0	0	0	0	0	0
R: 0 H: 0 E: 0 K: 1 S: 5		0	0	0	1	0	0	0	0	0	0	0	0	0	0	0	0	0	0	0	0	0	0	0	0	0

PITCHER		IP	WLS	BF	H	R	ER	SO	BB	IBB	HBP	BLK	WP	HR	S	P	ERA	WHIP
Murry Dickson, R (1, 1) ERA: 3.15	(1, 1)	6.0	L	27	6	4	1	2	2	0	1	0	0	0	28	37	1.50	1.333
Ron Mrozinski, L (7, 1) ERA: 7.02	(7, 1)	2.0		8	1	0	0	1	1	0	0	0	0	0	9	13	0.00	1.000

WP	HR	S	P	ERA	WHIP
0	0	0	0	0.00	1.000

Batter	1	2	3	4	5	6	7	8	9	AB R H RBI BB SO LOB	TOP																
Richie Ashburn, L (1, 8) OBP: 0.470, SLG: 0.495	0-3 K			0-0 F7		4-0 E 1B BB	0-0 1-H HR		0-0 1-H HR	4 3 2 4 1 1 0	Philadelphia Phillies @ St. Louis Cardinals Sportsman's Park, St. Louis, MO Tue Jun 21 1955, 4:33 AM EDT Att. 7,717 - Unknown																
Granny Hamner, R (1, 4) OBP: 0.315, SLG: 0.387	0-0 1-3			0-0 1-3		0-0 1-3 1B 1B	0-0 1B HR 1B		0-0 HR	5 3 3 1 0 0 0																	
Stan Lopata, R (1, 2) OBP: 0.382, SLG: 0.512	0-0 1-3			0-0 1B		0-0 FC5-4 1B 2-H 3-H	0-0 1-3 HR 1B		0-0 P4	5 1 3 2 0 0 0																	
Del Ennis, R (1, 7) OBP: 0.306, SLG: 0.498		0-0 F8		0-0 P4		0-3 K S S	0-0 1-H 3-H HR		0-0 F2	5 1 1 3 0 1 2																	
Jim Greengrass, R (1, 9) Ron Mrozinski, R (9, 1) OBP: 0.301, SLG: 0.336	0-3 K				0-0 4-3	0-0 FC5-4 1-2f	0-0 6-3		0-0 F8	5 0 0 0 0 1 1 0 0 0 0 0 0 0																	
Willie Jones, R (1, 5) OBP: 0.347, SLG: 0.394	0-0 6-3				0-0 2B	0-0 P6		0-0 F8		4 0 1 0 0 0 1																	
Bobby Morgan, R (1, 3) Mary Blaylock, L (7, 3) OBP: 0.315, SLG: 0.332			0-0 6-3		4-0 BB BB BB		0-3 K		0-0 L7	2 0 0 0 1 1 0 1 0 0 0 0 0 0																	
Roy Smalley, R (1, 6) OBP: 0.313, SLG: 0.339			0-3 K		0-3 K		0-0 HR 1B		0-0 1-3	4 1 1 0 0 2 2																	
Curt Simmons, L (1, 1) Bob Miller, R (5, 1) Peanuts Lowrey, R (7, PH) Jack Meyer, R (7, 1) Bob Kuzava, S (7, 1) Murry Dickson, R (7, 1) Glen Corbous, L (9, PH) OBP: 0.227, SLG: 0.286 OBP: 0.143, SLG: 0.143 OBP: 0.242, SLG: 0.239 OBP: 0.250, SLG: 0.286 OBP: 0.273, SLG: 0.394 OBP: 0.375, SLG: 0.411			0-0 4-3		0-3 K		0-3 K		4-0 HR BB	2 0 0 0 0 1 2 0 0 0 0 0 0 0 1 0 0 0 0 1 1 0 1 0 0 1 0 0																	
Inning Stats	R: 0 E: 0 K: 1 S: 5	H: 0 LOB: 0 BB: 0 P: 5	R: 0 E: 0 K: 1 S: 5	H: 0 LOB: 0 BB: 0 P: 5	R: 0 E: 0 K: 1 S: 5	H: 0 LOB: 0 BB: 0 P: 5	R: 0 E: 0 K: 0 S: 4	H: 1 LOB: 1 BB: 0 P: 4	R: 0 E: 0 K: 2 S: 8	H: 1 LOB: 2 BB: 1 P: 12		R: 2 E: 1 K: 1 S: 7	H: 2 LOB: 1 BB: 1 P: 11	R: 5 E: 0 K: 2 S: 12	H: 5 LOB: 0 BB: 0 P: 12	R: 0 E: 0 K: 0 S: 3	H: 0 LOB: 0 BB: 0 P: 3	R: 3 E: 0 K: 0 S: 5	H: 2 LOB: 0 BB: 1 P: 9	1B: 6 2B: 1 3B: 0 HR: 4	SF: 0 SAC: 0 DP: 0 HBP: 0	WP: 0 PB: 0 SB: 0 CS: 0	PA: 41				
PITCHER	IP	WLS	BF	H	R	ER	SO	BB	IBB	HBP	BLK	WP	HR	S	P	ERA	WHIP										
Harvey Haddix, L (1, 1) ERA: 5.34	6.2		29	7	5	4	8	2	0	0	0	0	1	43	51	5.40	1.350										
Frank Smith, R (7, 1) ERA: 3.52	1.1		7	2	3	3	0	1	0	0	0	0	1	6	10	20.25	2.250										
Paul LaPalme, L (9, 1) ERA: 2.56	1.0	L	5	2	2	2	0	0	0	0	0	0	2	5	5	18.00	2.000										

livebaseballscorecards.com

AB	38
R	10
H	11
RBI	10
BB	3
SO	8
LOB	9



Batter	1	2	3	4	5	6	7	8	9	AB	R	H	RBI	BB	SO	LOB
Bob Stephenson, R OBP: 0.267, SLG: 0.267 (1, 6)	0-0 6-3		0-0 6-3		0-0 1B	0-0 1B		0-0 1B		5	0	3	0	0	0	0
Ken Boyer, R OBP: 0.305, SLG: 0.430 (1, 5)	0-0 F2		0-0 P5		0-0 F7	0-0 5-3		0-0 FC1-4		5	0	0	1	0	0	5
Stan Musial, L OBP: 0.391, SLG: 0.489 (1, 3)	0-0 1B		0-0 F9		0-0 1B		0-0 P4	0-0 P3		5	0	2	2	0	0	1
Rip Repulski, R OBP: 0.327, SLG: 0.457 (1, 7)	0-0 F7			0-0 CS 1B			0-0 1B BB		0-0 F7	3	1	1	0	2	0	1
Red Schoendienst, S OBP: 0.385, SLG: 0.410 (1, 4)		0-0 2B 1B		0-0 F9		0-0 P6		0-0 1B 1B	0-0 F3	5	1	2	0	0	0	3
Pete Whisenant, R OBP: 0.259, SLG: 0.400 (1, 9)		0-0 1B 2B		0-0 P5			0-0 4-3	0-0 F5 1B	0-0 1B	3	0	1	1	0	0	0
Bill Virdon, L OBP: 0.374, SLG: 0.461 (7, PH) (8, 9)		0-0 1B 2B					0-0 F2	0-0 F5	0-0 1B	2	0	2	1	0	0	0
Bill Sarni, R OBP: 0.313, SLG: 0.340 (1, 2)		0-0 1B			0-0 1B BB		0-0 F2	0-0 F5	0-0 F3	4	1	1	0	1	0	3
Wally Moon, L OBP: 0.346, SLG: 0.449 (1, 8)		0-0 4-3			0-0 1B 1B 1B		0-0 E HR BB	0-0 1B SH2-3 FC1-4 1B		3	3	2	0	1	0	1
Harvey Haddix, L OBP: 0.250, SLG: 0.382 (1, 1)		0-0 6-3			0-0 1B 1B		0-0 HR	0-0 SH2-3		3	2	2	3	0	0	1
Frank Smith, R (7, 1)										0	0	0	0	0	0	0
Paul LaPalme, L OBP: 0.273, SLG: 0.300 (9, 1)										0	0	0	0	0	0	0

Inning Stats	R: 0	H: 1	E: 0	K: 0	S: 4	H: 3	LOB: 1	BB: 0	P: 4	R: 1	H: 3	E: 0	K: 0	S: 5	R: 0	H: 0	E: 0	K: 0	S: 3	R: 0	H: 1	E: 0	K: 0	S: 3	R: 3	H: 4	E: 0	K: 0	S: 6	R: 2	H: 2	E: 0	K: 0	S: 5	R: 1	H: 2	E: 0	K: 0	S: 4	R: 1	H: 2	E: 0	K: 0	S: 5	R: 0	H: 1	E: 0	K: 0	S: 4	R: 0	H: 1	E: 0	K: 0	S: 4	1B: 14	SF: 0	2B: 1	SAC: 1	3B: 0	DP: 0	HR: 1	HBP: 0	WP: 0	PA: 43
--------------	------	------	------	------	------	------	--------	-------	------	------	------	------	------	------	------	------	------	------	------	------	------	------	------	------	------	------	------	------	------	------	------	------	------	------	------	------	------	------	------	------	------	------	------	------	------	------	------	------	------	------	------	------	------	------	--------	-------	-------	--------	-------	-------	-------	--------	-------	--------


PITCHER	IP	WLS	BF	H	R	ER	SO	BB	IBB	HBP	BLK	WP	HR	S	P	ERA	WHIP
Curt Simmons, L ERA: 4.84 (1, 1)	4.2		21	9	4	4	0	1	0	0	0	0	0	20	24	7.71	2.143
Bob Miller, R ERA: 2.61 (5, 1)	1.1		8	2	2	2	0	2	0	0	0	0	1	6	14	13.50	3.000
Jack Meyer, R ERA: 3.28 (7, 1)	0.0		0	0	0	0	0	0	0	0	0	0	0	0	0	∞	∞
Bob Kuzava, L ERA: 5.28 (7, 1)	0.1		3	1	1	1	0	1	0	0	0	0	0	2	6	27.00	6.000
Murry Dickson, R ERA: 3.19 (7, 1)	1.2	W	7	3	1	1	0	0	0	0	0	0	0	7	7	5.40	1.800

BOTTOM


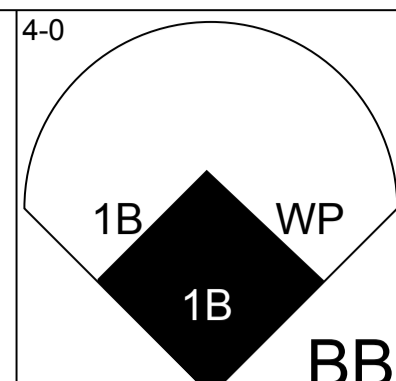
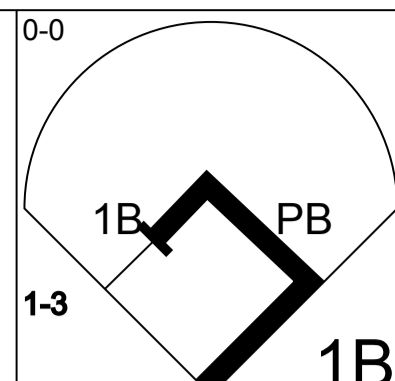
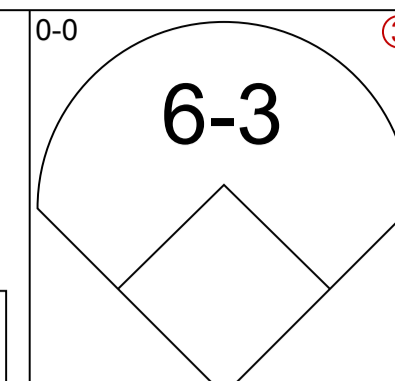
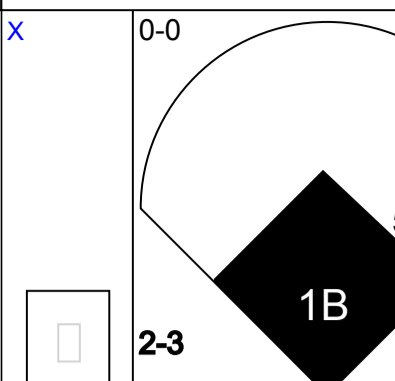
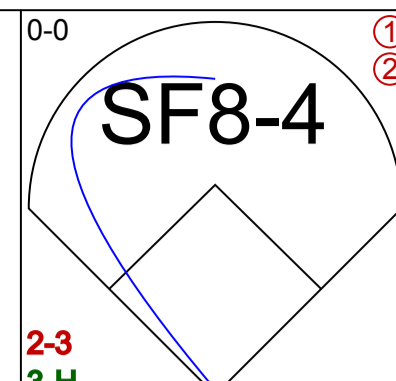

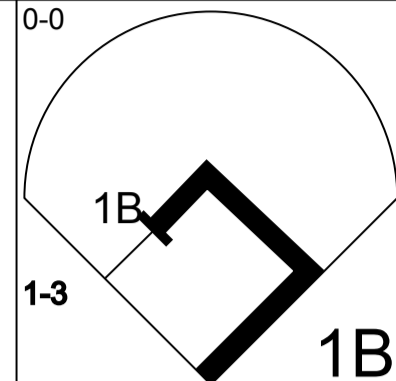
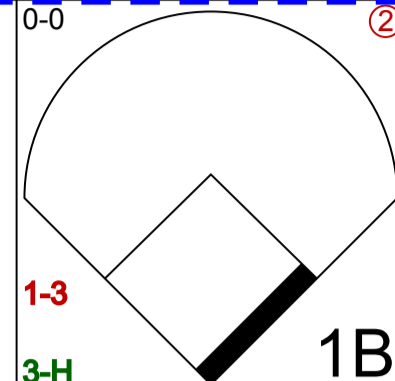
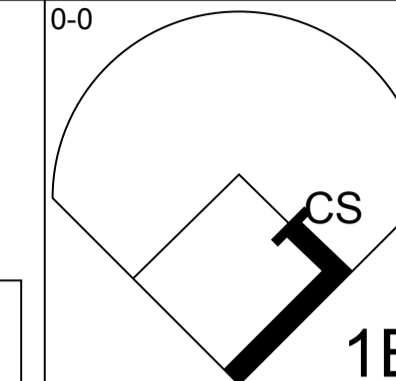
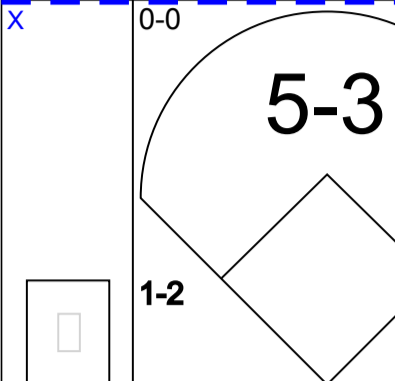
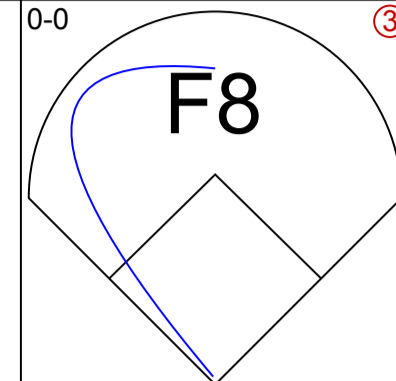

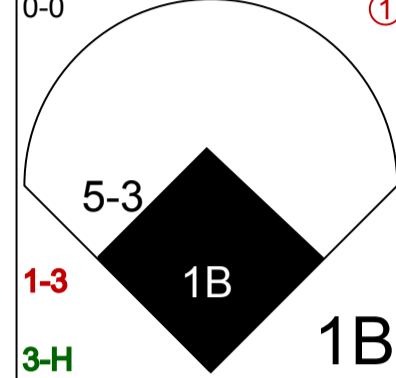
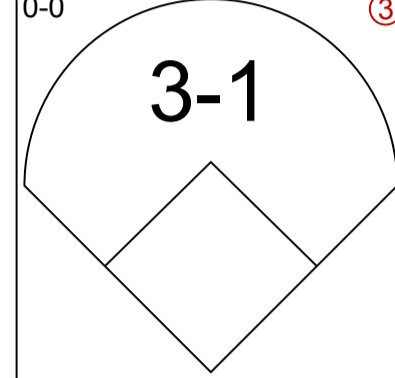
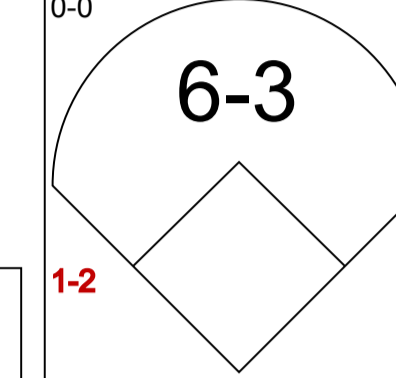
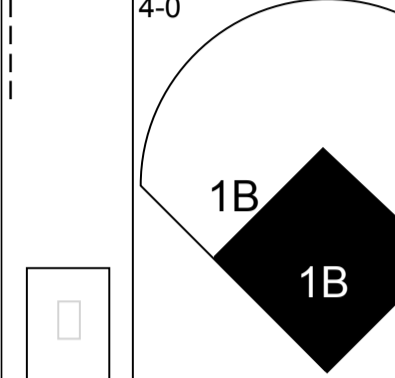
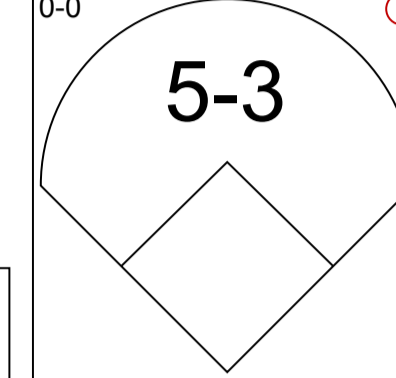

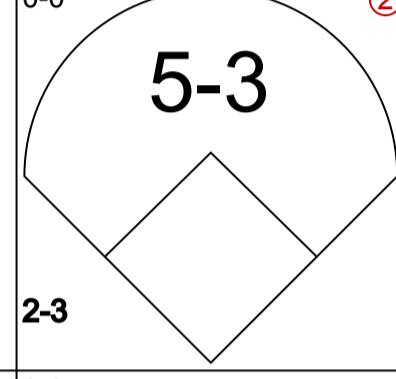
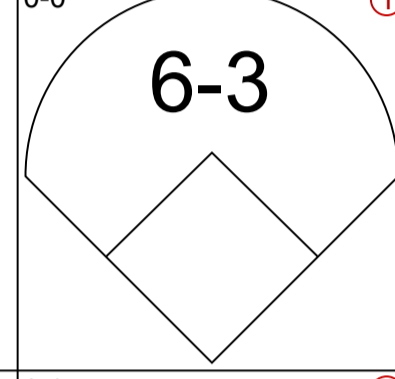
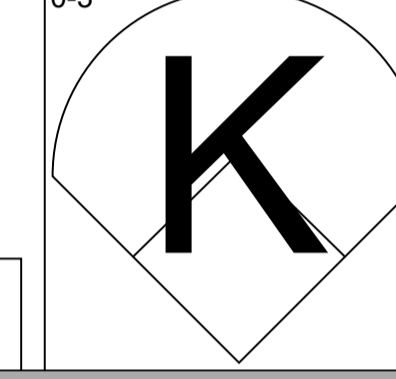
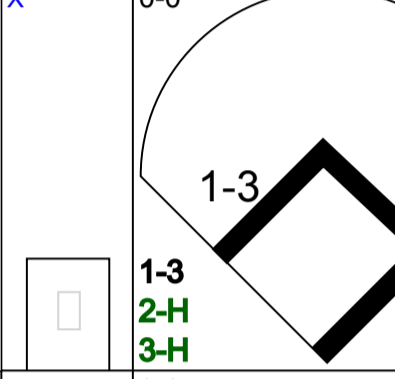
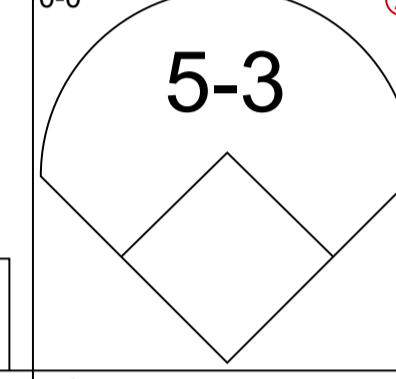

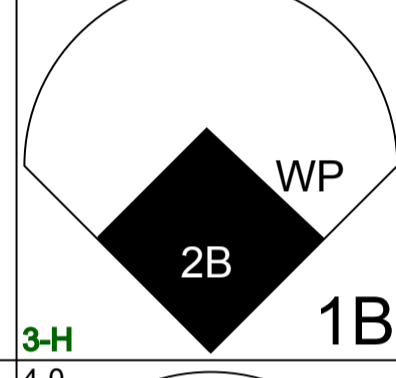
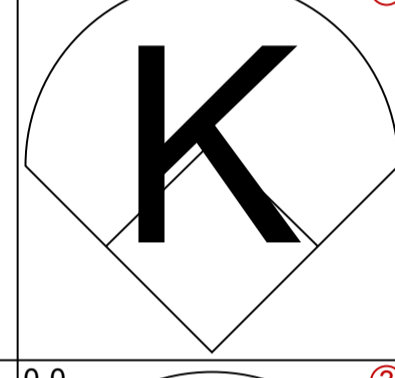
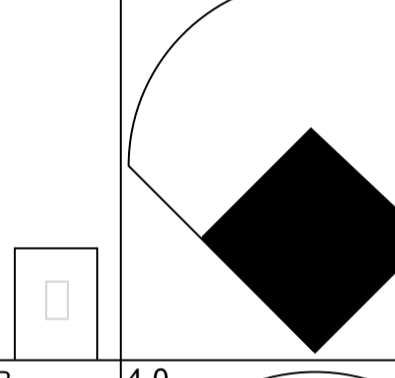
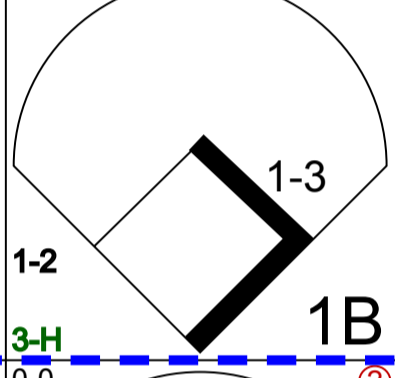
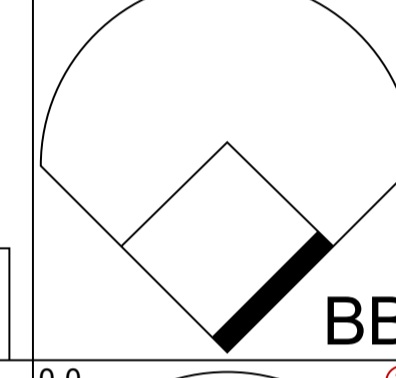

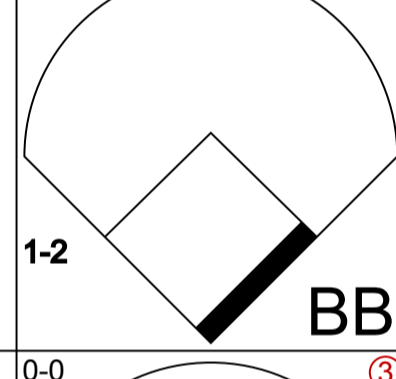
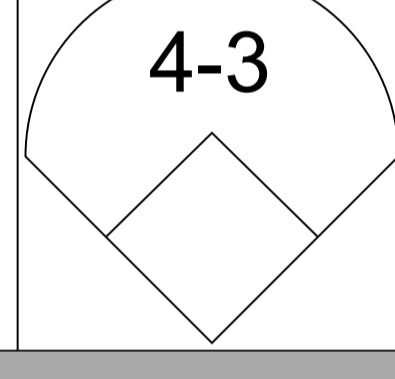
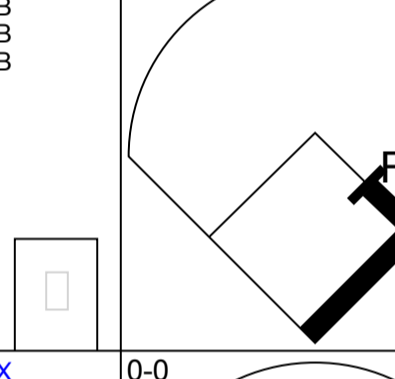
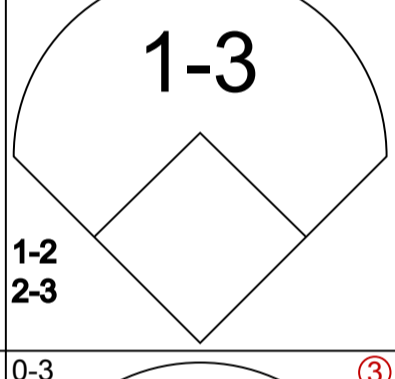
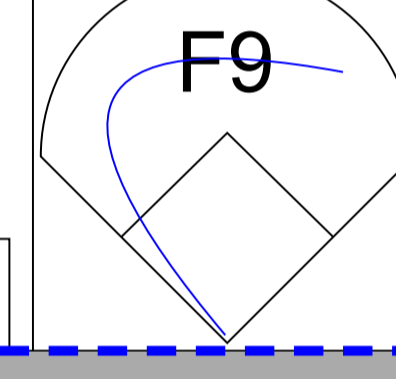

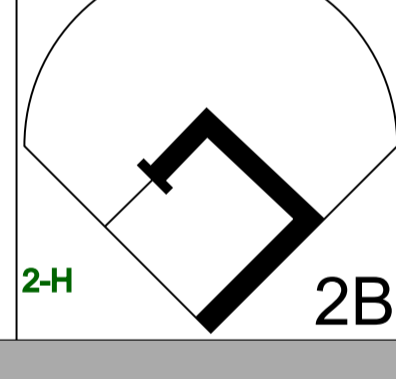
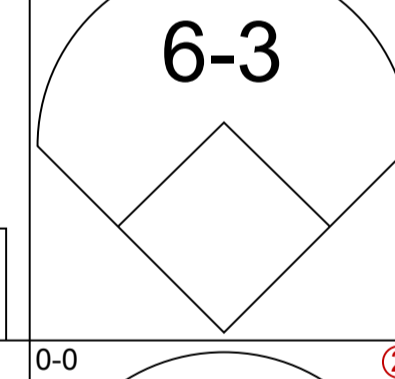
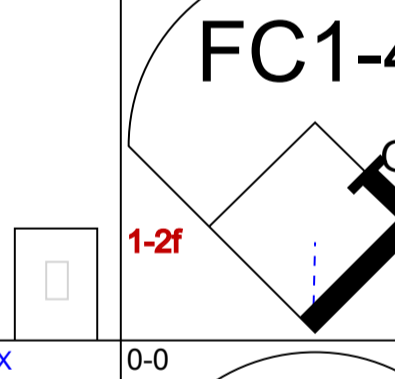


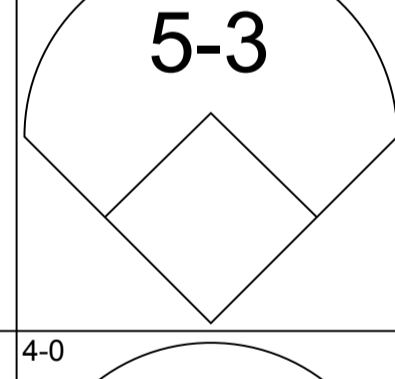
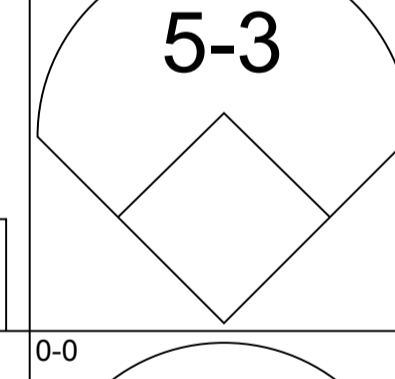
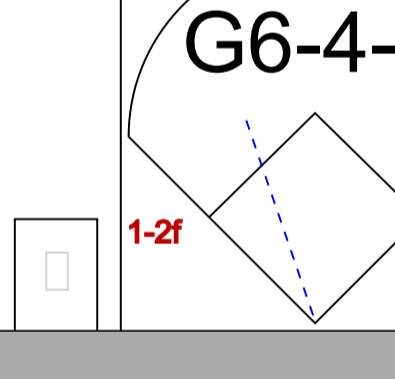
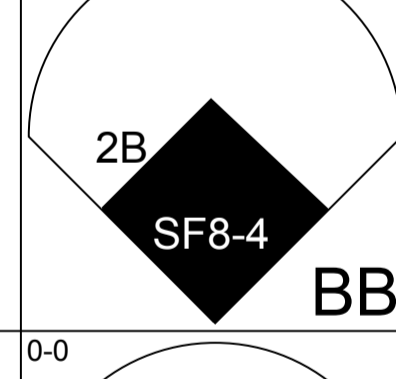

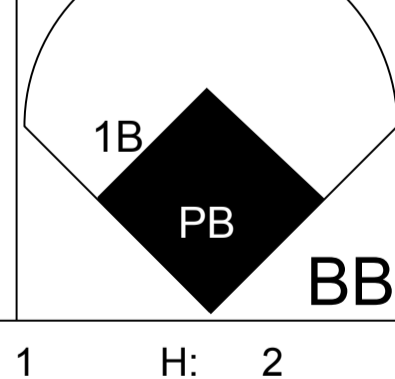
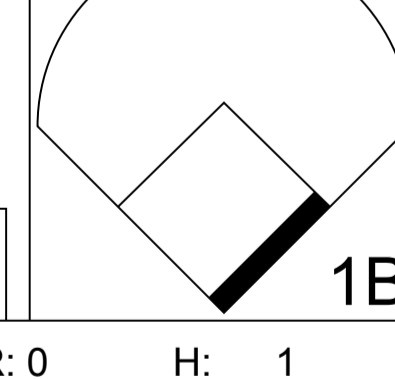
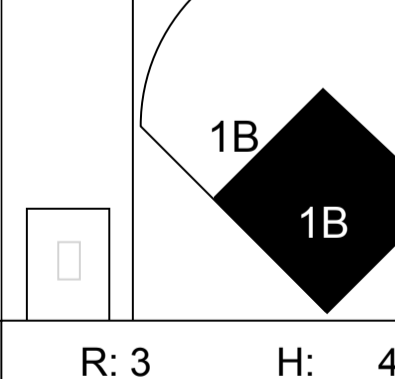
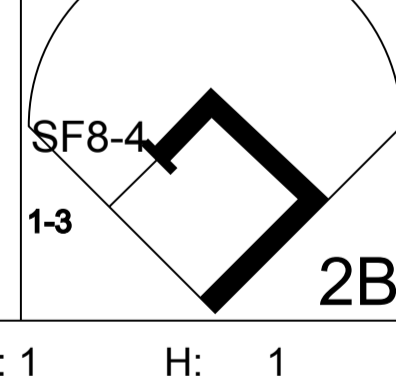
Philadelphia Phillies @ St. Louis Cardinals
Sportsman's Park, St. Louis, MO

Tue Jun 21 1955, 4:33 AM EDT
Att. 7,717 - Unknown

AB	38
R	8
H	16
RBI	8
BB	4
SO	0
LOB	15



PITCHER	IP	WLS	BF	H	R	ER	SO	BB	IBB	HBP	BLK	WP	HR	S	P	ERA	WHIP
Ron Mrozinski, L ERA: 6.62 (9, 1)	1.0		4	1	0	0	0	0	0	0	0	0	0	4	4	0.00	1.000

Batter	1	2	3	4	5	6	7	8	9	AB R H RBI BB SO LOB	TOP														
Richie Ashburn, L OBP: 0.472, SLG: 0.498 (1, 8) 	4-0 	0-0 		0-0 			0-0 	0-0 		3 2 2 1 1 0 1															
Glen Gorbous, L OBP: 0.385, SLG: 0.421 (1, 9) 	0-0 	0-0 			0-0 		0-0 	0-0 		5 0 3 0 0 0 2															
Granny Hamner, R OBP: 0.317, SLG: 0.384 (1, 4) 	0-0 	0-0 			0-0 		4-0 		0-0 	4 2 1 1 1 0 2															
Del Ennis, R OBP: 0.304, SLG: 0.491 (1, 7) 	0-0 		0-0 		0-3 		0-0 		0-0 	5 0 1 2 0 1 1															
Stan Lopata, R OBP: 0.395, SLG: 0.542 (1, 2) 	0-0 		0-3 			0-0 	0-0 		4-0 	4 2 3 3 1 1 0															
Mary Blaylock, L OBP: 0.326, SLG: 0.348 (1, 3) 	4-0 		0-0 			4-0 	0-0 		0-0 	3 0 0 0 2 0 3															
Willie Jones, R OBP: 0.346, SLG: 0.396 (1, 5) 	0-0 			0-0 		0-0 	0-3 			4 0 1 1 0 1 3															
Roy Smalley, R OBP: 0.311, SLG: 0.330 (1, 6) 		0-0 		0-0 		0-0 		4-0 		3 1 0 0 1 0 1															
Robin Roberts, S OBP: 0.346, SLG: 0.386 (1, 1) 		4-0 		0-0 			0-0 	0-0 		3 2 3 0 1 0 0															
Inning Stats	R: 3 E: 0 K: 0 S: 5	H: 4 LOB: 2 BB: 2 P: 13	R: 1 E: 0 K: 0 S: 4	H: 2 LOB: 1 BB: 1 P: 8	R: 0 E: 0 K: 1 S: 5	H: 0 LOB: 0 BB: 0 P: 5	R: 0 E: 0 K: 0 S: 4	H: 1 LOB: 1 BB: 0 P: 4	R: 0 E: 0 K: 1 S: 5	H: 1 LOB: 0 BB: 1 P: 5	R: 1 E: 0 K: 0 S: 3	H: 1 LOB: 0 BB: 1 P: 7	R: 3 E: 0 K: 1 S: 9	H: 4 LOB: 2 BB: 1 P: 13	R: 1 E: 0 K: 0 S: 3	H: 1 LOB: 0 BB: 1 P: 7	R: 0 E: 0 K: 0 S: 3	H: 0 LOB: 1 BB: 1 P: 7	1B: 10 2B: 4 3B: 0 HR: 1	SF: 1 SAC: 0 DP: 2 HBP: 0	WP: 2 PB: 1 SB: 0 CS: 1	PA: 42			
PITCHER	IP	WLS	BF	H	R	ER	SO	BB	IBB	HBP	BLK	WP	HR	S	P	ERA	WHIP								
Larry Jackson, R ERA: 4.63 (1, 1)	1.1		10	5	4	4	0	3	0	0	0	2	0	7	19	27.00	6.000								
Bobby Tiefenauer, R ERA: 4.13 (2, 1)	4.2	L	18	6	3	3	2	1	0	0	0	0	1	21	25	5.79	1.500								
Paul LaPalme, L ERA: 2.54 (7, 1)	0.1		1	0	0	0	0	0	0	0	0	0	0	1	1	0.00	0.000								
Brooks Lawrence, R ERA: 6.27 (7, 1)	0.0		3	2	1	1	0	0	1	0	0	0	0	2	6	∞	∞								
Mel Wright, R ERA: 9.82 (7, 1)	0.2		2	0	0	0	1	0	0	0	0	0	0	4	4	0.00	0.000								
PITCHER	IP	WLS	BF	H	R	ER	SO	BB	IBB	HBP	BLK	WP	HR	S	P	ERA	WHIP								
Gordon Jones, R ERA: 5.18 (8, 1)	2.0		8	1	1	1	0	2	0	0	0	0	0	6	14	4.50	1.500								

Philadelphia Phillies @ St. Louis Cardinals
Sportsman's Park, St. Louis, MO
Wed Jun 22 1955, 4:33 AM EDT
Att. 7,445 - Unknown

livebaseballscorecards.com

AB	34
R	9
H	14
RBI	8
BB	7
SO	3
LOB	13



Batter	1	2	3	4	5	6	7	8	9	AB R H RBI BB SO LOB
Solly Hemus, L OBP: 0.337, SLG: 0.318 (1, 5)	0-0 4-3	0-0 F7			0-0 P3		0-0 1-2 1B		0-0 4-3	5 0 1 0 0 0 1
Wally Moon, L OBP: 0.344, SLG: 0.445 (1, 8)	0-0 HR 1B	0-0 6-3			0-0 P5		0-0 F9			4 1 1 0 0 0 3
Stan Musial, L OBP: 0.396, SLG: 0.527 (1, 3)	0-0 1-H HR		0-0 HR		0-0 4-3			0-0 2B 3B		4 3 3 3 0 0 0
Bill Virdon, L OBP: 0.367, SLG: 0.452 (1, 9)	0-0 P4		0-0 3-1		0-0 4-3		0-0 F8			4 0 0 0 0 0 1
Red Schoendienst, S OBP: 0.383, SLG: 0.421 (1, 4)	0-0 HR		0-0 4-3		0-0 6-3		0-0 1-3			4 1 1 1 0 0 1
Rip Repulski, R OBP: 0.329, SLG: 0.474 (1, 7)	0-0 HR		0-3 K		0-0 6-3		0-0 2B			4 1 2 2 0 1 0
Ken Boyer, R OBP: 0.300, SLG: 0.423 (1, 6)	0-0 5-3		0-3 K		0-0 F2		0-0 F9			4 0 0 0 0 1 1
Nelson Burbrink, R OBP: 0.333, SLG: 0.333 (1, 2)		0-0 SH3-4 1B		0-0 6-3		0-0 1B 1B		0-0 F7		4 0 2 0 0 0 0
Larry Jackson, R OBP: 0.154, SLG: 0.093 Bobby Tiefenauer, R OBP: 0.273, SLG: 0.300 Paul LaPalme, L OBP: 0.153, SLG: 0.071 Brooks Lawrence, R OBP: 0.153, SLG: 0.071 Mel Wright, R OBP: 0.153, SLG: 0.071 Harry Elliott, R OBP: 0.153, SLG: 0.071 Gordon Jones, R OBP: 0.153, SLG: 0.071 Joe Frazier, L OBP: 0.225, SLG: 0.270 (1, 1) (2, 1) (7, 1) (7, 1) (7, 1) (7, PH) (8, 1) (9, PH)		0-0 SH3-4 1B		0-0 P3		0-0 F8		0-0 L9		0 0 0 0 0 0 0 1 0 1 0 0 0 0 0 1 0 0 0 0 0 0 0 1 0 0 0 0 0 0

BOTTOM

Philadelphia Phillies @ St. Louis Cardinals
Sportsman's Park, St. Louis, MO
Wed Jun 22 1955, 4:33 AM EDT
Att. 7,445 - Unknown

AB	36
R	6
H	10
RBI	6
BB	0
SO	2
LOB	8



Inning Stats	R: 4	H: 4	E: 0	LOB: 0	K: 0	P: 7	R: 0	H: 1	E: 0	LOB: 1	K: 0	P: 4	R: 1	H: 1	E: 0	LOB: 0	K: 1	P: 6	R: 0	H: 0	E: 0	LOB: 0	K: 1	P: 5	R: 0	H: 0	E: 0	LOB: 0	K: 0	P: 3	R: 0	H: 0	E: 0	LOB: 0	K: 0	P: 3	R: 1	H: 2	E: 0	LOB: 1	K: 0	P: 5	R: 0	H: 0	E: 0	LOB: 0	K: 0	P: 3	R: 0	H: 0	E: 0	LOB: 0	K: 0	P: 3	R: 0	H: 0	E: 0	LOB: 0	K: 0	P: 3	R: 0	H: 2	E: 0	LOB: 2	K: 0	P: 5	R: 1	H: 2	E: 0	LOB: 1	K: 0	P: 5	R: 0	H: 0	E: 0	LOB: 0	K: 0	P: 3
PITCHER Robin Roberts, R ERA: 2.56 (1, 1)	IP	WLS	BF	H	R	ER	SO	BB	IBB	HBP	BLK	WP	HR	S	P	ERA	WHIP	IP	WLS	BF	H	R	ER	SO	BB	IBB	HBP	BLK	WP	HR	S	P	ERA	WHIP	IP	WLS	BF	H	R	ER	SO	BB	IBB	HBP	BLK	WP	HR	S	P	ERA	WHIP																											

WP: 0	PA: 37
PB: 0	
SB: 0	
CS: 0	

Batter	1	2	3	4	5	6	7	8	9	AB R H RBI BB SO LOB	TOP
Richie Ashburn, L (1, 8) OBP: 0.477, SLG: 0.502	0-0 1-3		0-0 1-2 1B		0-0 1-2 G3 1B		0-0 1B			4 0 3 0 0 0 0	Philadelphia Phillies @ St. Louis Cardinals Sportsman's Park, St. Louis, MO Thu Jun 23 1955, 4:33 AM EDT Att. 6,430 - Unknown
Glen Gorbous, L (1, 9) OBP: 0.372, SLG: 0.404	0-0 L9		0-0 F8		0-0 G3		0-0 F8			4 0 0 0 0 0 5	
Granny Hamner, R (1, 4) OBP: 0.316, SLG: 0.380 Bobby Morgan, R (8, 4) OBP: 0.315, SLG: 0.332	4-0 BB		0-0 F5		0-0 SF9-3-5			0-0 P5		2 0 0 1 1 0 2 0 0 0 0 0 0 0	
Del Ennis, R (1, 7) OBP: 0.299, SLG: 0.483	0-0 L7		0-0 4-3			0-0 F8		0-0 P3		4 0 0 0 0 0 3	
Stan Lopata, R (1, 2) OBP: 0.385, SLG: 0.526		0-0 F9		0-0 P4		0-0 L5		0-0 F9		4 0 0 0 0 0 0	
Mary Blaylock, L (1, 3) OBP: 0.324, SLG: 0.345		0-0 G5-3 1B		0-0 F8		0-0 E4		0-0 F9		4 0 1 0 0 0 0	
Willie Jones, R (1, 5) OBP: 0.348, SLG: 0.395		0-0 1-2 1B		4-0 BB		0-0 F7		0-0 5-3		3 0 1 0 1 0 1	
Roy Smalley, R (1, 6) OBP: 0.302, SLG: 0.319		0-0 G5-3		0-0 F9			0-0 6-3		0-0 3-1	4 0 0 0 0 0 3	
Herm Wehmeier, R (1, 1) OBP: 0.226, SLG: 0.233 Bob Kuzava, S (4, 1) OBP: 0.125, SLG: 0.125 Jim Greengrass, R (7, PH) OBP: 0.299, SLG: 0.333 Thornton Kipper, R (7, 1) OBP: 0.500, SLG: 0.500			0-0 F8 1B		0-0 G3 1B		0-0 F8			1 0 1 0 0 0 0 1 1 1 0 0 0 0 1 0 0 0 0 0 0 0 0 0 0 0 0 0	
Inning Stats	R: 0 H: 0 E: 0 LOB: 1 K: 0 BB: 1 S: 3 P: 7	R: 0 H: 2 E: 0 LOB: 1 K: 0 BB: 0 S: 4 P: 4	R: 0 H: 2 E: 0 LOB: 2 K: 0 BB: 0 S: 5 P: 5	R: 0 H: 0 E: 0 LOB: 1 K: 0 BB: 1 S: 3 P: 7	R: 1 H: 2 E: 0 LOB: 0 K: 0 BB: 0 S: 4 P: 4	R: 0 H: 0 E: 1 LOB: 1 K: 0 BB: 0 S: 4 P: 4	R: 0 H: 1 E: 0 LOB: 1 K: 0 BB: 0 S: 4 P: 4	R: 0 H: 0 E: 0 LOB: 0 K: 0 BB: 0 S: 3 P: 3	R: 0 H: 0 E: 0 LOB: 0 K: 0 BB: 0 S: 3 P: 3	1B: 7 SF: 1 2B: 1 SAC: 0 3B: 0 DP: 2 HR: 0 HBP: 0	
PITCHER Floyd Wooldridge, R (1, 1) ERA: 3.38	IP WLS BF H R ER SO BB IBB HBP BLK WP HR S P ERA WHIP										

livebaseballscorecards.com

AB	32
R	1
H	7
RBI	1
BB	2
SO	0
LOB	14



Batter	1	2	3	4	5	6	7	8	9
Solly Hemus, L (1, 5) OBP: 0.327, SLG: 0.308 Bob Stephenson, R (6, 6) OBP: 0.235, SLG: 0.235	0-0 G3		0-0 L9		0-3 K		0-0 5-3	0-0 4-3	
Wally Moon, L (1, 8) OBP: 0.347, SLG: 0.458	0-0 F8			0-0 HR	0-0 1-3		0-0 4-3 WP 1B		
Stan Musial, L (1, 3) OBP: 0.397, SLG: 0.525	0-0 1B			4-0 HR BB	0-0 1-3		0-0 4-3		
Bill Virdon, L (1, 9) OBP: 0.369, SLG: 0.468	0-0 P4			0-0 HR 1-H		0-0 4-3	0-0 S 1B		
Red Schoendienst, S (1, 4) OBP: 0.381, SLG: 0.418		0-0 L9		0-0 1B 1B		0-0 F7	0-0 4-3		
Rip Repulski, R (1, 7) OBP: 0.332, SLG: 0.477	0-0 F8		0-0 P3			0-0 1B 2B		4-0 FC6-4 BB	
Ken Boyer, R (1, 6) OBP: 0.299, SLG: 0.420	0-0 P5		0-3 K			0-0 3B 1B		0-0 FC6-4 1B 1-2 FC6-4	
Nelson Burbrink, R (1, 2) OBP: 0.438, SLG: 0.563			0-0 6-3		0-0 1-2 1B	0-0 1-H 3B		0-0 FC6-4 1-3 1B	
Floyd Wooldrige, R (1, 1) OBP: 0.286, SLG: 0.429			0-0 L9 2B		0-0 F3	0-3 K		0-0 FC6-4 1-2 3-H	

Inning Stats	R: 0 E: 0 K: 0 S: 4	H: 1 LOB: 1 BB: 0 P: 4	R: 0 E: 0 K: 0 S: 3	H: 0 LOB: 0 BB: 0 P: 3	R: 0 E: 0 K: 0 S: 3	H: 1 LOB: 0 BB: 0 P: 3	R: 3 E: 0 K: 1 S: 9	H: 4 LOB: 2 BB: 1 P: 13	R: 0 E: 0 K: 1 S: 5	H: 0 LOB: 0 BB: 0 P: 5	R: 2 E: 0 K: 1 S: 8	H: 3 LOB: 1 BB: 0 P: 8	R: 1 E: 0 K: 0 S: 5	H: 2 LOB: 1 BB: 0 P: 5	R: 1 E: 0 K: 0 S: 4	H: 1 LOB: 1 BB: 1 P: 8
1B: 7 2B: 2 3B: 1 HR: 2	SF: 0 SAC: 0 DP: 0 HBP: 0	WP: 1 PB: 0 SB: 1 CS: 0	PA: 37													

PITCHER	IP	WLS	BF	H	R	ER	SO	BB	IBB	HBP	BLK	WP	HR	S	P	ERA	WHIP
Herm Wehmeier, R (1, 1) ERA: 4.16	3.0	L	14	5	3	3	0	1	0	0	0	0	0	13	17	9.00	2.000
Bob Kuzava, L (4, 1) ERA: 5.35	3.0		13	4	2	2	3	0	0	0	0	0	0	19	19	6.00	1.333
Thornton Kipper, R (7, 1) ERA: 4.73	2.0		10	3	2	2	0	1	0	0	0	1	0	9	13	9.00	2.000


BOTTOM

Philadelphia Phillies @ St. Louis Cardinals
Sportsman's Park, St. Louis, MO
Thu Jun 23 1955, 4:33 AM EDT
Att. 6,430 - Unknown

livebaseballscorecards.com

AB	35
R	7
H	12
RBI	7
BB	2
SO	3
LOB	12



Batter	1	2	3	4	5	6	7	8	9	AB R H RBI BB SO LOB	TOP											
Richie Ashburn, L (1, 8) OBP: 0.471, SLG: 0.500	0-0 4-3		0-0 G3		0-0 F8		0-0 2B		0-0 P4	5 0 1 0 0 0 1	Philadelphia Phillies @ Cincinnati Redlegs Crosley Field, Cincinnati, OH Fri Jun 24 1955, 3:33 AM EDT Unknown livebaseballscorecards.com AB 35 R 8 H 8 RBI 8 BB 4 SO 2 LOB 12 											
Glen Gorbous, L (1, 9) OBP: 0.356, SLG: 0.385	0-0 F2			0-0 F7	0-0 P3		0-0 L8		0-0 G3	5 0 0 0 0 0 1												
Granny Hamner, R (1, 4) OBP: 0.322, SLG: 0.393	0-0 F7			0-0 PB E 2B		0-0 2B 2B	0-0 P4		4-0 BB BB BB BB	4 2 2 0 1 0 1												
Del Ennis, R (1, 7) OBP: 0.297, SLG: 0.475		0-0 6-3		4-0 E 1B BB		0-0 F2		0-0 F7	0-0 L1	4 1 0 0 1 0 2												
Stan Lopata, R (1, 2) OBP: 0.382, SLG: 0.514		0-0 5-3		0-0 E6 1B SF7		0-0 F8		4-0 FC1-6-4 BB		3 1 0 1 1 0 2												
Mary Blaylock, L (1, 3) OBP: 0.329, SLG: 0.358		0-0 P4		0-0 1-3 3-H 1B		0-0 1B 2B		0-0 FC1-6-4 HR		4 2 2 2 0 0 1												
Willie Jones, R (1, 5) OBP: 0.354, SLG: 0.400			0-0 1B	0-0 SF7		0-0 1B		4-0 HR IBB		2 1 2 2 1 0 0												
Roy Smalley, R (1, 6) OBP: 0.301, SLG: 0.341			0-0 F8	0-0 F8		0-3 K		0-0 HR		4 1 1 3 0 1 3												
Ron Negray, R (1, 1) Jack Meyer, R (8, 1) OBP: 0.250, SLG: 0.286			0-0 L6		0-3 K		0-0 P4	0-0 4-3		4 0 0 0 0 1 1 0 0 0 0 0 0 0												
Inning Stats	R: 0 E: 0 K: 0 S: 3	H: 0 LOB: 0 BB: 0 P: 3	R: 0 E: 0 K: 0 S: 3	H: 0 LOB: 0 BB: 0 P: 3	R: 0 E: 0 K: 0 S: 4	H: 1 LOB: 1 BB: 0 P: 4	R: 3 E: 1 K: 0 S: 6	H: 2 LOB: 1 BB: 1 P: 10	R: 0 E: 0 K: 1 S: 5	H: 0 LOB: 0 BB: 0 P: 5	R: 2 E: 0 K: 1 S: 8	H: 3 LOB: 1 BB: 0 P: 8	R: 0 E: 0 K: 0 S: 4	H: 1 LOB: 1 BB: 0 P: 4	R: 3 E: 0 K: 0 S: 4	H: 1 LOB: 0 BB: 2 P: 12	R: 0 E: 0 K: 0 S: 3	H: 0 LOB: 1 BB: 1 P: 7	1B: 3 2B: 4 3B: 0 HR: 1	SF: 1 SAC: 0 DP: 0 HBP: 0	WP: 0 PB: 1 SB: 1 CS: 0	PA: 40
PITCHER	IP WLS BF H R ER SO BB IBB HBP BLK WP HR S P ERA WHIP																					
Rudy Minarcin, R (1, 1) ERA: 3.49	5.2 L 25 6 5 4 1 1 0 0 0 0 0 0 26 30 6.35 1.235																					
Johnny Klippstein, R (6, 1) ERA: 4.7	1.1 5 1 0 0 1 0 0 0 0 0 0 0 7 7 0.00 0.750																					
Joe Black, R (8, 1) ERA: 3.97	1.0 6 1 3 3 0 1 1 0 0 0 1 4 12 27.00 2.000																					
Hersh Freeman, R (9, 1) ERA: 2.63	1.0 4 0 0 0 0 0 1 0 0 0 0 0 3 7 0.00 1.000																					

Batter	1	2	3	4	5	6	7	8	9	AB R H RBI BB SO LOB
Johnny Temple, R (1, 4) OBP: 0.371, SLG: 0.317	0-0 L4		0-0 F7		0-0 2B		0-0 1B	0-0 E6		5 0 3 1 0 0 1
Stan Palys, R (1, 7) OBP: 0.336, SLG: 0.475	0-0 P4		0-0 2B		0-0 5-3		0-0 1B	0-0 F7		5 0 2 0 0 0 3
Ted Kluszewski, L (1, 3) OBP: 0.395, SLG: 0.647	0-0 4-3		4-0 IBB		0-0 P4		0-0 F9	0-0 F7		4 0 0 0 1 0 5
Wally Post, R (1, 9) OBP: 0.332, SLG: 0.551		0-0 P4	0-0 F7			0-0 HR	0-0 L6		0-0 5-3	5 1 1 1 0 0 5
Gus Bell, L (1, 8) OBP: 0.319, SLG: 0.414		0-0 6-3		0-0 F7		0-0 F8 2B		4-0 1B BB	0-0 3B	4 1 2 0 1 0 0
Smoky Burgess, L (1, 2) OBP: 0.348, SLG: 0.512		0-0 HR		0-0 1B		0-0 F8		0-0 3B 1B	0-3 K	5 2 3 1 0 1 2
Bobby Adams, R (1, 5) OBP: 0.284, SLG: 0.310		0-3 K		0-0 5-3		0-0 F9		0-0 E 3B	0-3 K	3 0 0 0 0 1 1
Bob Thurman, L (8, PH) OBP: 0.338, SLG: 0.542										1 1 1 2 0 0 0
Rocky Bridges, R (9, 6) OBP: 0.500, SLG: 0.364										0 0 0 0 0 0 0
Joe Nuxhall, L (9, PH) OBP: 0.211, SLG: 0.389										1 0 0 0 0 1 1
Roy McMillan, R (1, 6) OBP: 0.333, SLG: 0.315			0-0 2B 1B		0-0 2B		0-0 6-3			3 1 2 0 0 0 1
Ray Jablonski, R (8, PH) OBP: 0.266, SLG: 0.380										0 0 0 0 1 0 0
Chuck Harmon, R (8, PR) OBP: 0.298, SLG: 0.393										0 0 0 0 0 0 0
Rudy Minarcin, R (1, 1) OBP: 0.283, SLG: 0.188			0-0 L9		0-0 6-3		0-0 6-3		0-0 F8	2 0 0 0 0 0 2
Johnny Klippstein, R (6, 1) OBP: 0.375, SLG: 0.167										0 0 0 0 0 0 0
Sam Miele, R (7, PH) OBP: 0.118, SLG: 0.182										1 0 0 0 0 0 0
Joe Black, R (8, 1) OBP: 0.333, SLG: 0.333										0 0 0 0 0 0 0
Hobie Landrith, L (8, PH) OBP: 0.284, SLG: 0.492										1 0 0 0 0 0 2
Hersh Freeman, R (9, 1) OBP: 0.284, SLG: 0.492										0 0 0 0 0 0 0

Inning Stats	R: 0	H: 0	E: 0	K: 0	S: 3	R: 1	H: 1	E: 0	K: 1	S: 6	R: 0	H: 2	E: 0	K: 0	S: 5	R: 0	H: 1	E: 0	K: 0	S: 3	R: 1	H: 2	E: 0	K: 0	S: 5	R: 1	H: 2	E: 0	K: 0	S: 5	R: 0	H: 2	E: 0	K: 0	S: 5	R: 3	H: 3	E: 1	K: 0	S: 6	R: 0	H: 1	E: 0	K: 2	S: 8	1B: 6	SF: 0	2B: 4	SAC: 0	3B: 2	DP: 0	HR: 2	HBP: 0	WP: 0	PA: 43
--------------	------	------	------	------	------	------	------	------	------	------	------	------	------	------	------	------	------	------	------	------	------	------	------	------	------	------	------	------	------	------	------	------	------	------	------	------	------	------	------	------	------	------	------	------	------	-------	-------	-------	--------	-------	-------	-------	--------	-------	--------

PITCHER	IP	WLS	BF	H	R	ER	SO	BB	IBB	HBP	BLK	WP	HR	S	P	ERA	WHIP
Ron Negray, R (1, 1) ERA: 3.21	7.0	W	33	11	5	5	1	1	1	0	0	0	2	33	41	6.43	1.714
Jack Meyer, R (8, 1) ERA: 3.32	2.0	S	10	3	1	1	2	1	0	0	0	0	0	13	17	4.50	2.000

BOTTOM

Philadelphia Phillies @ Cincinnati Redlegs
Crosley Field, Cincinnati, OH
Fri Jun 24 1955, 3:33 AM EDT
Unknown

livebaseballscorecards.com

AB	40
R	6
H	14
RBI	5
BB	3
SO	3
LOB	23



Batter	1	2	3	4	5	6	7	8	9	AB R H RBI BB SO LOB	TOP
Richie Ashburn, L (1, 8) OBP: 0.464, SLG: 0.485	0-0 4-3		0-0 F7		4-0 BB			0-0 4-3		3 0 0 0 1 0 1	Philadelphia Phillies @ Cincinnati Redlegs Crosley Field, Cincinnati, OH Sun Jun 26 1955, 3:38 AM EDT Att. 16,897 - Unknown livebaseballscorecards.com
Glen Gorbous, L (1, 9) OBP: 0.361, SLG: 0.389	0-0 1B		0-0 F2		0-0 F8			0-0 G4-6-3 1B		4 0 2 0 0 0 2	
Granny Hamner, R (1, 4) OBP: 0.317, SLG: 0.382	0-0 1-2 1B		0-0 4-3				0-0 F8	0-0 G4-6-3 1-2f		4 0 1 0 0 0 2	
Del Ennis, R (1, 7) OBP: 0.291, SLG: 0.460	0-0 F9			0-0 P4		0-0 1B		0-0 P4		4 0 1 0 0 0 2	
Stan Lopata, R (1, 2) OBP: 0.373, SLG: 0.497	0-0 F3			0-0 1B		0-0 F3		0-0 5-3		4 0 1 0 0 0 3	
Marv Blaylock, L (1, 3) OBP: 0.318, SLG: 0.344		0-0 L4		0-0 F7		0-0 1-3		0-0 F8		4 0 0 0 0 0 2	
Willie Jones, R (1, 5) OBP: 0.347, SLG: 0.388		0-0 L7		0-0 4-3			0-0 F9			3 0 0 0 0 0 1	
Roy Smalley, R (1, 6) OBP: 0.288, SLG: 0.323		0-0 5-3			0-3 K		0-0 6-3			3 0 0 0 0 1 0	
Curt Simmons, L (1, 1) OBP: 0.200, SLG: 0.250 Jack Meyer, R (7, 1) OBP: 0.250, SLG: 0.286			0-0 E5			0-0 6-3		0-0 3-1		3 0 0 0 0 0 0 0 0 0 0 0 0 0	
Inning Stats	R: 0 H: 2 E: 0 LOB: 2 K: 0 BB: 0 S: 5 P: 5	R: 0 H: 0 E: 0 LOB: 0 K: 0 BB: 0 S: 3 P: 3	R: 0 H: 0 E: 1 LOB: 1 K: 0 BB: 0 S: 4 P: 4	R: 0 H: 1 E: 0 LOB: 1 K: 0 BB: 0 S: 4 P: 4	R: 0 H: 0 E: 0 LOB: 1 K: 1 BB: 1 S: 5 P: 9	R: 0 H: 1 E: 0 LOB: 1 K: 0 BB: 0 S: 4 P: 4	R: 0 H: 0 E: 0 LOB: 0 K: 0 BB: 0 S: 3 P: 3	R: 0 H: 1 E: 0 LOB: 0 K: 0 BB: 0 S: 3 P: 3	R: 0 H: 0 E: 0 LOB: 0 K: 0 BB: 0 S: 3 P: 3	1B: 5 SF: 0 2B: 0 SAC: 0 3B: 0 DP: 1 HR: 0 HBP: 0	WP: 0 PA: 33 PB: 0 SB: 0 CS: 0
PITCHER Art Fowler, R (1, 1) ERA: 3.68	IP WLS BF H R ER SO BB IBB HBP BLK WP HR S P ERA WHIP										



Batter	1	2	3	4	5	6	7	8	9	AB	R	H	RBI	BB	SO	LOB
Johnny Temple, R OBP: 0.366, SLG: 0.311 (1, 4)	0-0 4-3		0-0 6-3			0-0 SH1-4	0-0 1B			3	0	1	1	0	0	0
Stan Pals, R OBP: 0.338, SLG: 0.504 (1, 7)	0-0 L1			0-0 G3		0-0 F8	0-3 K			4	0	0	0	0	1	3
Ted Kluszewski, L OBP: 0.398, SLG: 0.659 (1, 3)	4-0 BB			0-0 1B		0-0 3-1	0-0 1B			3	0	2	1	1	0	1
Wally Post, R OBP: 0.331, SLG: 0.554 (1, 9)	0-0 F8			0-3 K			0-0 1B			4	1	1	0	0	1	4
Gus Bell, L OBP: 0.314, SLG: 0.428 (1, 8)		0-0 E3		0-0 4-3			0-0 1B	0-0 6-3		4	1	1	0	0	0	1
Ray Jablonski, R OBP: 0.267, SLG: 0.380 Rocky Bridges, R OBP: 0.438, SLG: 0.308 (7, PR) (8, 5)		0-0 F3			0-0 F2		0-0 1B	0-0 F3		3	0	1	1	0	0	1
Hobie Landrith, L OBP: 0.356, SLG: 0.470 (1, 2)		0-0 F8			0-0 P2		0-0 1B	0-3 K		1	1	0	0	0	0	0
Roy McMillan, R OBP: 0.335, SLG: 0.316 (1, 6)			0-0 6-3		0-0 F7		4-0 1B			4	0	1	1	0	1	0
Art Fowler, R OBP: 0.273, SLG: 0.211 (1, 1)			0-0 4-3			0-0 SH1-4	0-0 1B			2	1	0	0	1	0	0

Inning Stats	R: 0	H: 0	E: 0	K: 0	S: 3	R: 0	H: 0	E: 1	K: 0	S: 3	R: 0	H: 0	E: 0	K: 0	S: 3	R: 0	H: 1	E: 0	K: 1	S: 6	R: 0	H: 0	E: 0	K: 0	S: 3	R: 0	H: 1	E: 0	K: 0	S: 4	R: 5	H: 6	E: 1	K: 1	S: 11	R: 0	H: 0	E: 0	K: 1	S: 5
	0	0	0	0	7	0	0	1	0	3	0	0	0	0	3	0	1	0	0	6	0	0	0	0	0	0	0	0	1	0	0	4	1	2	1	15	0	0	0	5

PITCHER	IP	WLS	BF	H	R	ER	SO	BB	IBB	HBP	BLK	WP	HR	S	P	ERA	WHIP
Curt Simmons, L ERA: 4.95 (1, 1)	6.0	L	25	6	5	5	1	1	0	0	0	0	0	26	30	7.50	1.167
Jack Meyer, R ERA: 3.36 (7, 1)	2.0		9	2	0	0	2	1	0	0	0	0	0	12	16	0.00	1.500

BOTTOM

Philadelphia Phillies @ Cincinnati Redlegs
Crosley Field, Cincinnati, OH

Sun Jun 26 1955, 3:38 AM EDT
Att. 16,897 - Unknown

AB	31
R	5
H	8
RBI	4
BB	2
SO	3
LOB	12



WP	HR	S	P	ERA	WHIP
0	0	0	0	0	0

Batter	1	2	3	4	5	6	7	8	9	AB R H RBI BB SO LOB	TOP												
Roberto Clemente, R (1, 8) OBP: 0.370, SLG: 0.640	0-3 K		0-0 1B		0-3 K			0-3 K		4 0 1 0 0 3 1	Pittsburgh Pirates @ Philadelphia Phillies Connie Mack Stadium, Philadelphia, PA Mon Jun 27 1955, Postponed Att. 8,224 - Unknown												
Dick Groat, R (1, 6) OBP: 0.364, SLG: 0.316	0-0 4-3		0-0 F9			0-0 4-3		4-0 BB		3 0 0 0 1 0 1													
Felipe Montemayor, L (1, 9) Tom Saffell, L (8, 9) OBP: 0.217, SLG: 0.238	0-3 K			0-0 F4		4-0 BB		0-0 F9		3 0 0 0 1 1 1 0 0 0 0 0 0 0													
Roman Mejias, R (1, 7) OBP: 0.222, SLG: 0.313		0-0 2-1		4-0 BB		0-0 F4		0-0 F6		3 0 0 0 1 0 2													
George Freese, R (1, 5) Dick Cole, R (8, 5) OBP: 0.400, SLG: 0.444		0-0 2B		0-0 F8		4-0 BB		0-0 1B		2 0 1 0 1 0 1 1 0 1 0 0 0 0													
Dale Long, L (1, 3) OBP: 0.400, SLG: 0.429		0-0 2B		0-0 F9		0-0 F7		0-0 1B		4 0 1 0 0 0 4													
Jack Shepard, R (1, 2) Toby Atwell, L (8, 2) OBP: 0.600, SLG: 0.500		0-0 F8			0-0 1B		0-0 6-3		0-0 F6	3 0 1 0 0 0 1 1 0 0 0 0 0 2													
Curt Roberts, R (1, 4) Johnny O'Brien, R (8, 4) Preston Ward, L (9, PH) OBP: 0.211, SLG: 0.176			0-0 F2		0-0 F6		0-0 F6		0-0 F5	3 0 0 0 0 0 1 0 0 0 0 0 0 0 1 0 0 0 0 0 2													
Nelson King, R (1, 1) Roy Face, R (8, 1) Frank Thomas, R (9, PH) OBP: 0.205, SLG: 0.171			0-0 1-3		0-0 SH3-4		0-0 5-3		0-0 F4	2 0 0 0 0 0 0 0 0 0 0 0 0 0 1 0 0 0 0 0 2													
Inning Stats	R: 0 E: 0 K: 2 S: 7	H: 0 LOB: 0 BB: 0 P: 7	R: 0 E: 0 K: 0 S: 4	H: 1 LOB: 1 BB: 0 P: 4	R: 0 E: 0 K: 0 S: 4	H: 1 LOB: 1 BB: 0 P: 4	R: 0 E: 0 K: 0 S: 3	H: 0 LOB: 1 BB: 1 P: 7	R: 0 E: 0 K: 1 S: 6	H: 1 LOB: 1 BB: 0 P: 6		R: 0 E: 0 K: 0 S: 3	H: 0 LOB: 2 BB: 2 P: 11	R: 0 E: 0 K: 0 S: 3	H: 0 LOB: 0 BB: 0 P: 3	R: 0 E: 0 K: 1 S: 5	H: 0 LOB: 1 BB: 1 P: 9	R: 0 E: 0 K: 0 S: 5	H: 2 LOB: 2 BB: 0 P: 5	1B: 4 2B: 1 3B: 0 HR: 0	SF: 0 SAC: 1 DP: 0 HBP: 0	WP: 0 PB: 0 SB: 1 CS: 0	PA: 36
PITCHER	IP WLS BF H R ER SO BB IBB HBP BLK WP HR S P ERA WHIP																						
Jack Meyer, R (1, 1) ERA: 2.31	8.0 W 31 3 0 0 4 4 0 0 0 0 0 0 35 51 0.00 0.875																						
Robin Roberts, R (9, 1) ERA: 1.82	1.0 S 5 2 0 0 0 0 0 0 0 0 0 0 5 5 0.00 2.000																						

livebaseballscorecards.com

AB	31
R	0
H	5
RBI	0
BB	4
SO	4
LOB	18



Batter	1	2	3	4	5	6	7	8	9	AB	R	H	RBI	BB	SO	LOB	
Bobby Morgan, R (1, 4) OBP: 0.304, SLG: 0.434 BB	4-0 BB		0-3 K			0-0 F7	0-0 F6			3	0	0	0	1	1	1	
Earl Torgeson, L (1, 3) OBP: 0.442, SLG: 0.395 Peanuts Lowrey, R (8, PR) OBP: 0.189, SLG: 0.171 Mary Blaylock, L (9, 3) OBP: 0.500, SLG: 0.750 BB	0-0 F6		0-3 K			0-0 2B		4-0 1B BB		3	0	1	0	1	1	1	
Granny Hamner, R (1, 6) OBP: 0.436, SLG: 0.510 1-2	0-0 6-3		0-0 F6			0-0 F9		0-3 K 1-3		4	0	0	0	0	1	3	
Smoky Burgess, L (1, 2) OBP: 0.292, SLG: 0.429 Richie Ashburn, L (8, PH) OBP: 0.333, SLG: 0.333 1-2	0-0 4-3			0-0 G3		0-0 F8		0-0 1B 3-H		3	0	0	0	0	0	2	
Del Ennis, R (1, 7) OBP: 0.279, SLG: 0.410 FC5 2B		0-0 FC5 2B		0-0 F6			0-0 SH 1B	0-0 F7		4	1	2	0	0	0	2	
Willie Jones, R (1, 5) OBP: 0.367, SLG: 0.450 BB BB BB		4-0 4-3 FC5 BB		0-0 F7			0-0 SH FC6-4 1-2	0-0 5-3		2	0	0	0	1	0	2	
Bob Bowman, R (1, 9) OBP: 0.500, SLG: 0.643 FC5 1-2 2-3f		0-0 FC5 4-3 1-2 2-3f			0-0 F8			0-0 F1		3	0	0	0	0	0	4	
Stan Palys, R (1, 8) OBP: 0.340, SLG: 0.378 Andy Seminick, R (9, 2) OBP: 0.133, SLG: 0.333 1-2 2-3		0-0 4-3 1-2 2-3			0-0 F6		0-0 FC6-4 3B 1-2f 2-H			3	1	0	0	0	0	3	
Jack Meyer, R (1, 1) OBP: 0.250, SLG: 0.750 Robin Roberts, S (9, 1) OBP: 0.375, SLG: 0.167 BB BB BB		0-0 6-3		0-3 K			0-0 3B 1-H			3	0	1	1	0	1	2	
Inning Stats	R: 0 E: 0 K: 0 S: 3	H: 0 LOB: 1 BB: 1 P: 7	R: 0 E: 0 K: 0 S: 4	H: 1 LOB: 2 BB: 1 P: 8	R: 0 E: 0 K: 2 S: 7	H: 0 LOB: 0 BB: 0 P: 7	R: 0 E: 0 K: 0 S: 3	H: 0 LOB: 0 BB: 0 P: 3	R: 0 E: 0 K: 1 S: 5	H: 0 LOB: 0 BB: 0 P: 5	R: 0 E: 0 K: 0 S: 4	H: 1 LOB: 1 BB: 0 P: 4	R: 2 E: 2 K: 0 S: 6	H: 2 LOB: 1 BB: 0 P: 6	R: 1 E: 0 K: 1 S: 6	H: 1 LOB: 2 BB: 1 P: 10	
PITCHER Nelson King, R (1, 1) ERA: 1.42 Roy Face, R (8, 1) ERA:	IP 7.1	WLS L	BF 30	H 4	R 3	ER 2	SO 4	BB 3	IBB 0	HBP 0	BLK 0	WP 0	HR 0	S 35	P 47	ERA 2.46	WHIP 0.955
	0.2	3	1	0	0	0	0	0	0	0	0	0	0	3	3	0.00	1.500

BOTTOM

Pittsburgh Pirates @ Philadelphia Phillies
 Connie Mack Stadium, Philadelphia, PA

Mon Jun 27 1955, Postponed
 Att. 8,224 - Unknown

livebaseballscorecards.com

AB	29
R	3
H	5
RBI	2
BB	3
SO	4
LOB	20



WP: 0	PA: 33
PB: 0	SB: 1
CS: 0	

Batter	1	2	3	4	5	6	7	8	9	10	AB R H RBI BB SO LOB	TOP												
Tom Saffell, L (1, 7) OBP: 0.265, SLG: 0.210	0-3 K		0-0 P6			0-0 L9		0-0 1B BB		0-0 1B 1B	5 2 2 0 0 1 1													
Dick Cole, R (1, 5) OBP: 0.341, SLG: 0.400	0-0 P6		0-0 3B			0-0 6-3		4-0 1B BB		0-0 1B 1B	4 1 2 1 1 0 0													
Roberto Clemente, R (1, 9) OBP: 0.291, SLG: 0.378	0-3 K		0-0 F2			0-3 K		0-0 1B G5-4-3		0-3 K	5 0 1 2 0 3 3													
Frank Thomas, R (1, 8) OBP: 0.277, SLG: 0.366		0-0 P5		0-0 F9		0-0 6-3		0-0 G5-4-3		0-0 1B FC4-6	5 1 1 1 0 0 2													
Dale Long, L (1, 3) OBP: 0.386, SLG: 0.565		0-0 F9		0-3 K		0-0 1B			0-0 HR	0-0 1B FC4-6	5 1 3 2 0 1 0													
Toby Atwell, L (1, 2) OBP: 0.315, SLG: 0.211		0-0 1B		0-0 G3		0-0 F9			0-0 F9	0-0 FC4-6	5 0 1 1 0 0 2													
Dick Groat, R (1, 6) OBP: 0.312, SLG: 0.333		0-0 F9		0-0 P6		0-3 K			0-0 F2	0-3 K	2 0 0 0 0 0 1													
Preston Ward, L (7, PH) OBP: 0.266, SLG: 0.329											1 0 0 0 0 1 1													
Gene Freese, R (7, 5) OBP: 0.299, SLG: 0.367											2 0 0 0 0 1 1													
Johnny O'Brien, R (1, 4) OBP: 0.333, SLG: 0.300			0-0 F7		0-0 F7			0-0 1B FC3-6	4-0 BB FC5-4		3 0 1 0 1 0 0													
Max Surkont, R (1, 1) OBP: 0.218, SLG: 0.176			0-0 3B		0-0 F7			0-0 1B FC3-6	0-0 FC5-4		2 1 1 0 0 0 0													
Roman Mejias, R (8, PH) OBP: 0.294, SLG: 0.356								0-0 1B FC3-6	0-0 FC5-4		1 0 0 0 0 0 1													
Eddie O'Brien, R (8, PR) OBP: 0.395, SLG: 0.583								0-0 1B FC3-6	0-0 FC5-4		0 1 0 0 0 0 0													
Bob Friend, R (8, 1) OBP: 0.231, SLG: 0.200								0-0 1B FC3-6	0-0 FC5-4		1 0 0 0 0 0 1													
Lino Donoso, L (10, 1) OBP: 0.500, SLG: 0.500								0-0 1B FC3-6	0-0 FC5-4		0 0 0 0 0 0 0													
Roy Face, R (10, 1)								0-0 1B FC3-6	0-0 FC5-4		0 0 0 0 0 0 0													
Inning Stats	R: 0 E: 0 K: 2 S: 7	H: 0 LOB: 0 BB: 0 P: 7	R: 0 E: 0 K: 0 S: 4	H: 1 LOB: 1 BB: 0 P: 4	R: 1 E: 0 K: 0 S: 5	H: 2 LOB: 1 BB: 0 P: 5	R: 0 E: 0 K: 1 S: 5	H: 0 LOB: 0 BB: 0 P: 5	R: 0 E: 0 K: 0 S: 3	H: 0 LOB: 0 BB: 0 P: 3	R: 0 E: 0 K: 1 S: 5	H: 0 LOB: 0 BB: 0 P: 5	R: 0 E: 0 K: 1 S: 5	H: 1 LOB: 1 BB: 0 P: 6	R: 2 E: 0 K: 0 S: 5	H: 3 LOB: 2 BB: 1 P: 9	R: 1 E: 0 K: 0 S: 4	H: 1 LOB: 1 BB: 1 P: 8	R: 3 E: 0 K: 2 S: 11	H: 4 LOB: 1 BB: 0 P: 11	1B: 9 2B: 1 3B: 1 HR: 1	SF: 0 SAC: 0 DP: 1 HBP: 0	WP: 0 PB: 0 SB: 0 CS: 0	PA: 43
PITCHER	IP WLS BF H R ER SO BB IBB HBP BLK WP HR S P ERA WHIP																							
Herm Wehmeier, R (1, 1) ERA: 4.19	8.0	L	32	8	4	4	5	1	0	0	0	0	0	0	41	45	4.50	1.125						
Jack Meyer, R (9, 1) ERA: 3.68	2.0	L	11	4	3	3	2	1	0	0	0	0	0	0	14	18	13.50	2.500						

Pittsburgh Pirates @ Philadelphia Phillies
 Connie Mack Stadium, Philadelphia, PA
 Tue Jun 28 1955, 3:33 AM EDT
 Att: 8,635 - Unknown

livebaseballscorecards.com

AB 41
 R 7
 H 12
 RBI 7
 BB 2
 SO 7
 LOB 13



BOTTOM

Pittsburgh Pirates @ Philadelphia Phillies
 Connie Mack Stadium, Philadelphia, PA

Tue Jun 28 1955, 3:33 AM EDT
 Att. 8,635 - Unknown

livebaseballscorecards.com

AB 41
R 5
H 12
RBI 5
BB 7
SO 4
LOB 26



WP: 0 PA: 48
 PB: 0
 SB: 0
 CS: 0

AB R H RBI BB SO LOB

6 1 2 2 0 1 3
 3 0 2 1 2 0 0
 0 0 0 0 1 0 0
 0 0 0 0 0 0 0

5 1 1 0 1 0 7

4 0 1 1 1 0 2

5 0 1 0 0 1 4

5 1 2 0 0 0 3

4 2 1 1 1 0 2

3 0 0 0 1 1 1
 1 0 0 0 0 1 1

4 0 1 0 0 0 3
 0 0 0 0 0 0 0
 1 0 1 0 0 0 0

1B: 7 SF: 0
 2B: 3 SAC: 0
 3B: 1 DP: 0
 HR: 1 HBP: 0

Batter	1	2	3	4	5	6	7	8	9	10															
Richie Ashburn, L (1, 8) OBP: 0.461, SLG: 0.489	0-3 K	0-0 P3		0-0 P4		0-0 1B 2B			0-0 6-3	0-0 2B															
Glen Gorbous, L (1, 9) OBP: 0.378, SLG: 0.396	0-0		0-0 L3	4-0 1-2 BB		0-0 2-H 1B			4-0 FC1-6 BB	4-0 BB															
Jim Greengrass, R (10, PH) OBP: 0.297, SLG: 0.324	BB 1B																								
Peanuts Lowrey, R (10, PR) OBP: 0.250, SLG: 0.239																									
Granny Hamner, R (1, 4) OBP: 0.317, SLG: 0.378	0-0 F9		4-0 1B BB	0-0 F9			0-0 1B		0-0 FC1-6 3B	0-0 P4															
Del Ennis, R (1, 7) OBP: 0.293, SLG: 0.465	4-0 1-2 BB		0-0 L8		0-0 F5		0-0 L7		0-0 1-H 3B																
Stan Lopata, R (1, 2) OBP: 0.368, SLG: 0.487	0-0 4-3		0-0 1-2 1B		0-3 K		0-0 F7		0-0 6-3																
Mary Blaylock, L (1, 3) OBP: 0.320, SLG: 0.353		0-0 F9 FC3-2 2B	0-0 P6		0-0 4-3		0-0 F7			0-0 1B 2B 1B															
Willie Jones, R (1, 5) OBP: 0.348, SLG: 0.398		0-0 F9		0-0 HR		4-0 G3 2B BB		0-0 6-3		0-0 F2															
Roy Smalley, R (1, 6) OBP: 0.287, SLG: 0.316		4-0 FC3-2 BB		0-0 F7		0-0 G3		0-3 K		0-3 K															
Andy Seminick, R (10, PH) OBP: 0.331, SLG: 0.441						1-2																			
Herm Wehmeier, R (1, 1) OBP: 0.229, SLG: 0.235		0-0 FC3-2		0-0 BB		0-0 F8		0-0 6-3		0-0 2B 1B															
Jack Meyer, R (9, 1) OBP: 0.250, SLG: 0.286																									
Bobby Morgan, R (10, PH) OBP: 0.317, SLG: 0.350		1-2 3-H		1-2 1B																					
Inning Stats	R: 0 H: 1 E: 0 K: 1 S: 6	H: 1 LOB: 2 BB: 1 P: 10	R: 0 H: 1 E: 0 K: 0 S: 4	H: 1 LOB: 2 BB: 1 P: 8	R: 0 H: 1 E: 0 K: 0 S: 4	H: 1 LOB: 2 BB: 1 P: 8	R: 1 H: 2 E: 0 K: 0 S: 5	H: 2 LOB: 2 BB: 1 P: 9	R: 0 H: 0 E: 0 K: 1 S: 5	H: 0 LOB: 0 BB: 0 P: 5	R: 2 H: 2 E: 0 K: 0 S: 4	H: 2 LOB: 1 BB: 1 P: 8	R: 0 H: 1 E: 0 K: 0 S: 4	H: 1 LOB: 1 BB: 0 P: 4	R: 0 H: 0 E: 0 K: 1 S: 5	H: 0 LOB: 0 BB: 0 P: 5	R: 1 H: 1 E: 0 K: 0 S: 4	H: 1 LOB: 1 BB: 1 P: 8	R: 1 H: 3 E: 0 K: 1 S: 8	H: 3 LOB: 3 BB: 1 P: 12	1B: 7 2B: 3 3B: 1 HR: 1	SF: 0 SAC: 0 DP: 0 HBP: 0	WP: 0 PA: 48 PB: 0 SB: 0 CS: 0		
PITCHER	IP WLS BF H R ER SO BB IBB HBP BLK WP HR S P ERA WHIP																								
Max Surkont, R (1, 1) ERA: 4.79	7.0		33	8	3	3	2	5	0	0	0	0	1	32	52	3.86	1.857								
Bob Friend, R (8, 1) ERA: 3.42	2.2	W	13	4	2	2	2	1	0	0	0	0	0	16	20	6.75	1.875								
Lino Donoso, L (10, 1) ERA: 4.2	0.0		1	0	0	0	0	1	0	0	0	0	0	0	4	∞	∞								
Roy Face, R (10, 1) ERA: 5.2	0.1	S	1	0	0	0	0	0	0	0	0	0	0	1	1	0.00	0.000								

Batter	1	2	3	4	5	6	7	8	9	AB R H RBI BB SO LOB	TOP												
Tom Saffell, L (1, 7) x OBP: 0.268, SLG: 0.262	0-0 ① 4-3		0-3 ③ K			0-0 x HR		0-0 x ② SH1-3 1-2		3 1 1 1 0 1 1	Pittsburgh Pirates @ Philadelphia Phillies Connie Mack Stadium, Philadelphia, PA Wed Jun 29 1955, 3:33 AM EDT Att. 4,919 - Unknown												
Dick Cole, R (1, 5) x OBP: 0.331, SLG: 0.388	0-0 ② 1-3			0-0 x ① 1-3		0-0 x ② 6-3		0-0 x ③ 3-1		4 0 0 0 0 0 1													
Jerry Lynch, L (1, 9) x OBP: 0.327, SLG: 0.490	0-0 ③ 6-3			0-3 ② K		0-0 x E6 3B		0-0 x ① 4-3		4 1 1 0 0 1 0													
Frank Thomas, R (1, 8) OBP: 0.276, SLG: 0.377		0-0 x ① P6		0-0 x HR		0-0 x ③ 5-3		0-0 x ② F7		4 1 1 1 0 0 0													
Dale Long, L (1, 3) OBP: 0.379, SLG: 0.554		0-3 ② K		0-0 x ③ F3			0-0 x ① G3	0-0 x ③ F8		4 0 0 0 0 1 0													
Toby Atwell, L (1, 2) OBP: 0.305, SLG: 0.203		0-0 ③ 4-3			0-0 x ① F8		0-0 x ② P4			3 0 0 0 0 0 0													
Dick Groat, R (1, 6) OBP: 0.309, SLG: 0.329			0-0 x ① L7		0-0 x ② F8		0-0 x ③ 5-3			3 0 0 0 0 0 0													
Johnny O'Brien, R (1, 4) OBP: 0.333, SLG: 0.304			0-0 ② F8		0-0 x ③ 5-3			0-0 x SH1-3 1B		3 0 1 0 0 0 0													
Dick Littlefield, L (1, 1) OBP: 0.471, SLG: 0.429			0-0 x 1B			0-3 ① K		0-3 x ① K		0 0 0 0 0 0 0													
Ron Kline, R (2, 1) OBP: 0.133, SLG: 0.103										1 0 1 0 0 0 0													
Preston Ward, L (6, PH) OBP: 0.263, SLG: 0.326										1 0 0 0 0 1 0													
Laurin Pepper, R (6, 1)										0 0 0 0 0 0 0													
Lino Donoso, L (6, 1)										1 0 0 0 0 1 1													
Inning Stats	R: 0 E: 0 K: 0 S: 3	H: 0 LOB: 0 BB: 0 P: 3	R: 0 E: 0 K: 1 S: 5	H: 0 LOB: 0 BB: 0 P: 5	R: 0 E: 0 K: 1 S: 6	H: 1 LOB: 1 BB: 0 P: 6	R: 1 E: 0 K: 1 S: 6	H: 1 LOB: 0 BB: 0 P: 6	R: 0 E: 0 K: 0 S: 3	H: 0 LOB: 0 BB: 0 P: 3	R: 2 E: 1 K: 1 S: 7	H: 2 LOB: 0 BB: 0 P: 7	R: 0 E: 0 K: 0 S: 3	H: 0 LOB: 0 BB: 0 P: 3	R: 0 E: 0 K: 1 S: 6	H: 1 LOB: 1 BB: 0 P: 6	R: 0 E: 0 K: 0 S: 3	H: 0 LOB: 0 BB: 0 P: 3	1B: 2 2B: 0 3B: 1 HR: 2	SF: 0 SAC: 1 DP: 0 HBP: 0	WP: 0 PB: 0 SB: 0 CS: 0	PA: 32	
PITCHER Ron Negray, R (1, 1) ERA: 2.74	IP 9.0	WLS W	BF 32	H 5	R 3	ER 2	SO 5	BB 0	IBB 0	HBP 0	BLK 0	WP 0	HR 2	S 42	P 42	ERA 2.00	WHIP 0.556						

livebaseballscorecards.com

AB	31
R	3
H	5
RBI	2
BB	0
SO	5
LOB	3



Batter	1	2	3	4	5	6	7	8	9	AB	R	H	RBI	BB	SO	LOB
Richie Ashburn, L (1, 8) OBP: 0.460, SLG: 0.485	0-0 G6-4-3 1B	0-0 4-3		0-0 F8		0-0 F2		4-0 BB		4	0	1	0	1	0	4
Granny Hamner, R (1, 4) OBP: 0.315, SLG: 0.374	0-0 F7	0-0 3-H 1B			0-3 K2-3	0-0 G4-6-3 1-2f		0-0 6-3		5	0	1	1	0	1	7
Stan Lopata, R (1, 3) OBP: 0.362, SLG: 0.478 Mary Blaylock, L (6, 3) OBP: 0.318, SLG: 0.351	0-0 G6-4-3 1-2f	0-0 4-3			0-0 F8		0-0 F8			3	0	0	0	0	0	2
Del Ennis, R (1, 7) OBP: 0.300, SLG: 0.473		0-0 2B 2B	0-0 L1-3 1B		0-0 FC6-4 1B		0-0 6-3			4	1	3	0	0	0	0
Jim Greengrass, R (1, 9) OBP: 0.296, SLG: 0.317		4-0 2B 3B BB	0-0 L1-3		0-0 FC6-4 1-2f		0-0 F7			3	1	0	0	1	0	2
Willie Jones, R (1, 5) OBP: 0.354, SLG: 0.406		0-0 1-3 2-H 3B 2B	0-0 F2			4-0 BB HBP E BB		0-0 SH1-3 1B 1B		3	2	2	1	1	0	1
Andy Seminick, R (1, 2) OBP: 0.344, SLG: 0.442		4-0 3B BB	0-0 L1-6-3			1-0 E BB HBP		0-0 SH1-3 1B 1-2		2	1	1	0	1	0	1
Roy Smalley, R (1, 6) OBP: 0.294, SLG: 0.333		0-0 1-H 2-H 3-H 1B 3B		0-3 K2-3		4-0 BB BB BB E BB		0-0 SH1-3 1-2 2-3		2	1	1	3	1	1	0
Ron Negray, R (1, 1)		0-0 4-3		0-0 F8		0-0 E5 G4-6-3 1-2 2-3 3-H		0-0 6-3		4	0	0	0	0	0	5

Inning Stats	R: 0	H: 1	E: 0	LOB: 0	K: 0	BB: 0	S: 3	P: 3	R: 5	H: 4	E: 0	LOB: 1	K: 0	BB: 2	S: 7	P: 15	R: 0	H: 1	E: 0	LOB: 1	K: 0	BB: 0	S: 4	P: 4	R: 0	H: 0	E: 0	LOB: 0	K: 1	BB: 0	S: 5	P: 5	R: 0	H: 1	E: 0	LOB: 1	K: 1	BB: 0	S: 6	P: 6	R: 1	H: 0	E: 1	LOB: 2	K: 0	BB: 2	S: 3	P: 12	R: 0	H: 0	E: 0	LOB: 0	K: 0	BB: 0	S: 3	P: 3	R: 0	H: 2	E: 0	LOB: 3	K: 0	BB: 1	S: 5	P: 9
--------------	------	------	------	--------	------	-------	------	------	------	------	------	--------	------	-------	------	-------	------	------	------	--------	------	-------	------	------	------	------	------	--------	------	-------	------	------	------	------	------	--------	------	-------	------	------	------	------	------	--------	------	-------	------	-------	------	------	------	--------	------	-------	------	------	------	------	------	--------	------	-------	------	------

PITCHER	IP	WLS	BF	H	R	ER	SO	BB	IBB	HBP	BLK	WP	HR	S	P	ERA	WHIP
Dick Littlefield, L (1, 1) ERA: 5.17	1.0	L	8	4	5	5	0	2	0	0	0	0	0	6	14	45.00	6.000
Ron Kline, R (2, 1) ERA: 3.57	4.0		15	3	0	0	2	0	0	0	0	0	0	19	19	0.00	0.750
Laurin Pepper, R (6, 1) ERA: 7.5	0.0		3	0	1	0	0	2	0	1	0	0	0	0	9	∞	∞
Lino Donoso, L (6, 1) ERA: 3.5	3.0		12	2	0	0	0	1	0	0	0	0	0	11	15	0.00	1.000


BOTTOM

Pittsburgh Pirates @ Philadelphia Phillies
Connie Mack Stadium, Philadelphia, PA

Wed Jun 29 1955, 3:33 AM EDT
Att. 4,919 - Unknown

AB	31
R	6
H	9
RBI	5
BB	5
SO	2
LOB	22

WP: 0 PA: 38
PB: 0
SB: 0
CS: 0



PITCHER	IP	WLS	BF	H	R	ER	SO	BB	IBB	HBP	BLK	WP	HR	S	P	ERA	WHIP
---------	----	-----	----	---	---	----	----	----	-----	-----	-----	----	----	---	---	-----	------

Batter	1	2	3	4	5	6	7	8	9	AB R H RBI BB SO LOB	TOP											
Alvin Dark, R (1, 6) OBP: 0.323, SLG: 0.353	0-0 F9		0-0 F9		0-0 FC6-4 1B		0-0 1B 2B	0-0 4-3		5 1 2 0 0 0 3												
Whitey Lockman, L (1, 7) OBP: 0.318, SLG: 0.442	0-3 K		0-0 1B 2B		0-0 P4		0-3 K		0-0 P5	4 0 1 0 0 2 2												
Paul Giel, R (7, 1) OBP: 0.125, SLG: 0.250										0 0 0 0 0 0 0												
Windy McCall, L (8, 1)										0 0 0 0 0 0 0												
Hoyt Wilhelm, R (8, 1) OBP: 0.200, SLG: 0.200										0 0 0 0 0 0 0												
Bill Taylor, L (9, PH) OBP: 0.281, SLG: 0.594										1 0 0 0 0 0 0												
Willie Mays, R (1, 8) OBP: 0.390, SLG: 0.588	4-0 BB		0-0 F3		0-0 FC6-4 1B		0-0 2-H 1B		0-0 F2	4 0 2 1 1 0 2												
Don Mueller, L (1, 9) OBP: 0.341, SLG: 0.416	0-0 F8		0-0 1B		0-0 FC6-4		0-0 6-3		0-0 4-3	5 0 1 1 0 0 4												
Hank Thompson, L (1, 5) OBP: 0.367, SLG: 0.370		0-0 P4	0-0 F2		0-0 F9			0-0 4-3		4 0 0 0 0 0 4												
Gail Harris, L (1, 3) OBP: 0.237, SLG: 0.400		0-3 K		0-3 K		0-0 F9		0-0 HR		4 1 1 1 0 2 0												
Wayne Terwilliger, R (1, 4) OBP: 0.280, SLG: 0.250		0-0 2B		0-0 E5		0-3 K		0-0 F3		4 0 1 0 0 1 0												
Ray Katt, R (1, 2) OBP: 0.279, SLG: 0.259		0-3 K		0-0 F8		0-0 F8		0-0 1B 1B		3 0 0 0 0 1 2												
Bobby Hofman, R (8, PH) OBP: 0.376, SLG: 0.556										1 0 1 0 0 0 0												
Joey Amalfitano, R (8, PR)										0 0 0 0 0 0 0												
Wes Westrum, R (8, 2) OBP: 0.317, SLG: 0.216										0 0 0 0 0 0 0												
Johnny Antonelli, L (1, 1) OBP: 0.220, SLG: 0.256			0-0 2B 1B		0-0 F5		0-3 K		0-0 1-3 1B	2 1 1 0 0 0 1												
Dusty Rhodes, L (7, PH) OBP: 0.280, SLG: 0.333										2 0 1 0 0 1 0												
Inning Stats	R: 0 E: 0 K: 1 S: 5	H: 0 LOB: 1 BB: 1 P: 9	R: 0 E: 0 K: 2 S: 8	H: 1 LOB: 1 BB: 0 P: 8	R: 1 E: 0 K: 0 S: 6	H: 3 LOB: 2 BB: 0 P: 6	R: 0 E: 1 K: 1 S: 6	H: 0 LOB: 1 BB: 0 P: 6	R: 0 E: 0 K: 1 S: 5	H: 2 LOB: 2 BB: 0 P: 5	R: 0 E: 0 K: 1 S: 5	H: 0 LOB: 0 BB: 0 P: 5	R: 1 E: 0 K: 2 S: 9	H: 2 LOB: 1 BB: 0 P: 9	R: 1 E: 0 K: 0 S: 6	H: 3 LOB: 2 BB: 0 P: 6	R: 0 E: 0 K: 0 S: 3	H: 0 LOB: 0 BB: 0 P: 3	1B: 7 2B: 3 3B: 0 HR: 1	SF: 0 SAC: 0 DP: 0 HBP: 0	WP: 0 PB: 0 SB: 0 CS: 0	PA: 40
PITCHER Robin Roberts, R (1, 1) ERA: 2.86	IP: 9.0 WLS: W BF: 40 H: 11 R: 3 ER: 3 SO: 7 BB: 1 IBB: 0 HBP: 0 BLK: 0 WP: 0 HR: 1 S: 53 P: 57 ERA: 3.00 WHIP: 1.333											PITCHER	IP: 9.0 WLS: W BF: 40 H: 11 R: 3 ER: 3 SO: 7 BB: 1 IBB: 0 HBP: 0 BLK: 0 WP: 0 HR: 1 S: 53 P: 57 ERA: 3.00 WHIP: 1.333									

New York Giants @ Philadelphia Phillies
 Connie Mack Stadium, Philadelphia, PA

Fri Jul 01 1955, 3:33 AM EDT
 Att. 14,135 - Unknown

livebaseballscorecards.com

AB	39
R	3
H	11
RBI	3
BB	1
SO	7
LOB	18



Batter	1	2	3	4	5	6	7	8	9
Richie Ashburn, L OBP: 0.462, SLG: 0.488 (1, 8)	4-0 E 1B G5-4-3 BB	0-3 K		H 1-0 1-2 HBP		X 0-0 1-2 3-1		X 0-0 1-3 1B 2B	
Granny Hamner, R OBP: 0.321, SLG: 0.376 (1, 4)	0-0 E6 G5-4-3 1B		X 0-0 E G6-4-3 1B	X 0-0 5-3		X 0-0 2-3 4-3		BBB 4-0 1B E BB	
Stan Lopata, R OBP: 0.354, SLG: 0.466 Mary Blaylock, L OBP: 0.323, SLG: 0.356 (1, 3) (7, 3)	0-0 G5-4-3 1-2f 3-H		X 0-0 G6-4-3 1-3 E3		X 0-0 6-3	X 0-0 6-3		X 0-0 1-3 2-H 3-H E S 2B 1B	
Del Ennis, R OBP: 0.298, SLG: 0.466 (1, 7)	0-0 6-3		X 4-0 G6-4-3 IBB		X 0-0 F9		X 0-0 P4	SS 0-3 1-3 K 2B	
Jim Greengrass, R OBP: 0.299, SLG: 0.333 Glen Corbous, L OBP: 0.378, SLG: 0.396 (1, 9) (8, PR) (9, 9)		X 0-0 F8	X 0-0 G6-4-3 1-2f 2-3 3-H		X 0-0 E8 1B 2B		SS 0-3 K	SS 0-0 2-H 3-H 2B	
Willie Jones, R OBP: 0.354, SLG: 0.406 (1, 5)		X 0-0 BB 1B 1B	X 0-0 F9		X 0-0 3-H 1B		X 0-0 P6	X 0-0 F2	
Andy Seminick, R OBP: 0.341, SLG: 0.436 (1, 2)		X 0-0 BB 1-2 1B		X 0-0 P4		X 0-3 K		X 0-0 F8	
Roy Smalley, R OBP: 0.296, SLG: 0.340 (1, 6)		X 0-0 F5		X 0-0 P4		X 0-0 1B 2B		BBB 4-0 2B 1B BB	
Robin Roberts, S OBP: 0.375, SLG: 0.391 (1, 1)		BBB 4-0 1-2 2-3 BB		BBB 4-0 HBP BB		X 0-0 4-3 3-1 2-H 1B		SS 0-3 K	

AB	R	H	RBI	BB	SO	LOB
3	2	1	0	1	1	4
4	2	2	0	1	0	3
4	0	0	0	0	0	3
1	1	1	2	0	0	0
4	1	0	0	1	1	1
5	1	2	2	0	1	2
0	0	0	0	0	0	0
5	0	2	1	0	0	2
4	0	1	0	0	1	1
3	2	1	0	1	0	2
2	0	1	1	2	1	1


BOTTOM

New York Giants @ Philadelphia Phillies
Connie Mack Stadium, Philadelphia, PA

livebaseballscorecards.com

AB	35
R	9
H	11
RBI	6
BB	6
SO	5
LOB	19

WP: 0 PA: 42
PB: 0
SB: 1
CS: 0



PITCHER															PITCHER																			
IP	WLS	BF	H	R	ER	SO	BB	IBB	HBP	BLK	WP	HR	S	P	ERA	WHIP	IP	WLS	BF	H	R	ER	SO	BB	IBB	HBP	BLK	WP	HR	S	P	ERA	WHIP	
6.0	L	30	8	4	2	2	3	1	1	0	0	0	29	46	3.00	1.833	6.0	L	30	8	4	2	2	3	1	1	0	0	0	0	29	46	3.00	1.833
1.2		8	1	3	2	2	2	0	0	0	0	0	10	18	10.80	1.800	1.2		8	1	3	2	2	2	0	0	0	0	0	10	18	10.80	1.800	
0.0		1	1	0	0	0	0	0	0	0	0	0	1	1	∞	∞	0.0		1	1	0	0	0	0	0	0	0	0	1	1	∞	∞		
0.1		3	1	2	0	1	0	0	0	0	0	0	5	5	0.00	3.000	0.1		3	1	2	0	1	0	0	0	0	0	5	5	0.00	3.000		

Fri Jul 01 1955, 3:33 AM EDT
Att. 14,135 - Unknown

New York Giants @ Philadelphia Phillies
Connie Mack Stadium, Philadelphia, PA

Sat Jul 02 1955, 3:33 AM EDT
 Att. 6,542 - Unknown

livebaseballscorecards.com

AB	32
R	6
H	6
RBI	6
BB	3
SO	2
LOB	9



AB R H RBI BB SO LOB

3	1	1	0	1	0	0
4	0	0	0	0	0	2
3	2	1	2	1	0	1
3	1	1	0	1	1	0
4	0	1	0	0	0	4
3	1	1	3	0	0	0
4	0	0	0	0	1	1
4	1	1	1	0	0	1
4	0	0	0	0	0	0
0	0	0	0	0	0	0

Batter	1	2	3	4	5	6	7	8	9
Davey Williams, R (1, 4) OBP: 0.291, SLG: 0.314	4-0 BB 4-3		x 0-0 L8 2		x 0-0 HR 1B		x 0-0 F4 2		
Whitey Lockman, L (1, 7) OBP: 0.314, SLG: 0.436	0-0 4-3 1-2		x 0-0 F9 3		x 0-0 F6 2		x 0-0 F5 3		
Willie Mays, R (1, 8) OBP: 0.391, SLG: 0.596	0-0 F5			BB 4-0 HR BB	x 0-0 1-H HR			x 0-0 F8 1	
Bobby Hofman, R (1, 3) OBP: 0.381, SLG: 0.560	4-0 BB		x 0-0 HR 2B	SS 0-0 HR 2B	0-3 K 3		x 0-0 L8 2		
Don Mueller, L (1, 9) OBP: 0.340, SLG: 0.417	0-0 4-3 3		x 0-0 F5 1		x 0-0 SH1-3 2B		x 0-0 6-3 3		
Sid Gordon, R (1, 5) OBP: 0.263, SLG: 0.288		x 0-0 F5 1		x 0-0 2-H 3-H HR		x 0-0 SH1-3 1		x 0-0 6-3 1	
Alvin Dark, R (1, 6) OBP: 0.319, SLG: 0.348		x 0-0 F8 2		SS 0-3 K 2		x 0-0 F2 2		x 0-0 F8 2	
Ray Katt, R (1, 2) OBP: 0.278, SLG: 0.286		x 0-0 F9 3		x 0-0 6-3 3		x 0-0 F8 3		x 0-0 HR	
Sal Maglie, R (1, 1) OBP: 0.184, SLG: 0.114			x 0-0 F3 1		x 0-0 F3 1		x 0-0 5-3 1		x 0-0 1-3 3
Don Liddle, L (9, 1) OBP: 0.444, SLG: 0.167									

Inning Stats	R: 0	H: 0	E: 0	K: 0	S: 3	P: 11	R: 0	H: 0	E: 0	K: 0	S: 3	P: 3	R: 0	H: 0	E: 0	K: 0	S: 3	P: 3	R: 3	H: 2	E: 0	K: 1	S: 7	P: 11	R: 2	H: 2	E: 0	K: 1	S: 7	P: 7	R: 0	H: 1	E: 0	K: 0	S: 4	P: 4	R: 0	H: 0	E: 0	K: 0	S: 3	P: 3	R: 0	H: 0	E: 0	K: 0	S: 3	P: 3	R: 1	H: 1	E: 0	K: 0	S: 4	P: 4	1B: 1	SF: 0	2B: 2	SAC: 1	3B: 0	DP: 0	HR: 3	HBP: 0	WP: 0	PA: 36
--------------	------	------	------	------	------	-------	------	------	------	------	------	------	------	------	------	------	------	------	------	------	------	------	------	-------	------	------	------	------	------	------	------	------	------	------	------	------	------	------	------	------	------	------	------	------	------	------	------	------	------	------	------	------	------	------	-------	-------	-------	--------	-------	-------	-------	--------	-------	--------

PITCHER	IP	WLS	BF	H	R	ER	SO	BB	IBB	HBP	BLK	WP	HR	S	P	ERA	WHIP
Curt Simmons, L (1, 1) ERA: 5.24	5.0	L	22	4	5	5	2	3	0	0	0	0	2	23	35	9.00	1.400
Bob Miller, R (6, 1) ERA: 2.65	2.0		7	1	0	0	0	0	0	0	0	0	0	7	7	0.00	0.500
Thornton Kipper, R (8, 1) ERA: 4.54	2.0		7	1	1	1	0	0	0	0	0	0	1	7	7	4.50	0.500

PITCHER	IP	WLS	BF	H	R	ER	SO	BB	IBB	HBP	BLK	WP	HR	S	P	ERA	WHIP
---------	----	-----	----	---	---	----	----	----	-----	-----	-----	----	----	---	---	-----	------

BOTTOM

New York Giants @ Philadelphia Phillies
Connie Mack Stadium, Philadelphia, PA

Sat Jul 02 1955, 3:33 AM EDT
Att. 6,542 - Unknown

livebaseballscorecards.com

AB	35
R	1
H	9
RBI	0
BB	3
SO	4
LOB	20



WP	0	PA	38
PB	0		
SB	0		
CS	0		

AB R H RBI BB SO LOB

5	0	2	0	0	0	4
4	0	1	0	0	0	2
1	0	0	0	0	0	2
3	1	1	0	1	0	1
4	0	2	0	0	0	1
4	0	0	0	0	0	3
4	0	1	0	0	0	2
4	0	1	0	0	1	1
3	0	1	0	1	0	1
1	0	0	0	0	1	1
1	0	0	0	0	1	0
0	0	0	0	0	0	0
1	0	0	0	0	1	2
0	0	0	0	0	0	0
0	0	0	0	0	0	0
0	0	0	1	0	0	0

Batter	1	2	3	4	5	6	7	8	9
Richie Ashburn, L (1, 8) OBP: 0.461, SLG: 0.486	0-0 G3-6-3 1B		0-0 F9		0-0 1B		0-0 F6		0-0 F7
Glen Gorbous, L (1, 9) OBP: 0.374, SLG: 0.400	0-0 G3-6-3		0-0 F9		0-0 F8			0-0 1B 2B	0-0 1-3
Bobby Morgan, R (9, PH) OBP: 0.316, SLG: 0.348	1-2f								
Granny Hamner, R (1, 4) OBP: 0.324, SLG: 0.376	0-0 1B E 1B		4-0 BB		0-0 F4			0-0 B3	
Del Ennis, R (1, 7) OBP: 0.301, SLG: 0.466	0-0 E8 1B		0-0 F7		0-0 5-3			0-0 2-3 1B	
Mary Blaylock, L (1, 3) OBP: 0.314, SLG: 0.345	0-0 F9			0-0 F8		0-0 F8		0-0 F8	
Willie Jones, R (1, 5) OBP: 0.353, SLG: 0.403		0-0 1B		0-0 L5		0-0 5-3		0-0 F4	
Andy Seminick, R (1, 2) OBP: 0.338, SLG: 0.430		0-0 F7		0-0 5-3		0-0 1B 1B		0-3 K	
Roy Smalley, R (1, 6) OBP: 0.304, SLG: 0.340		0-0 F8		0-0 6-3		0-0 1-2 1B		4-0 BB BB	
Curt Simmons, L (1, 1) OBP: 0.182, SLG: 0.240		0-3 K		0-3 K		0-3 K		4-0 BB BB	4-0 BB
Peanuts Lowrey, R (5, PH) OBP: 0.248, SLG: 0.237									1-2 BB
Bob Miller, R (6, 1) OBP: 0.143, SLG: 0.143									
Stan Lopata, R (7, PH) OBP: 0.353, SLG: 0.463									
Thornton Kipper, R (8, 1) OBP: 0.500, SLG: 0.500									
Jim Greengrass, R (9, PH) OBP: 0.303, SLG: 0.333									

Inning Stats	R: 1 E: 1 K: 0 S: 5	H: 3 LOB: 1 BB: 0 P: 5	R: 0 E: 0 K: 1 S: 6	H: 1 LOB: 1 BB: 0 P: 6	R: 0 E: 0 K: 0 S: 3	H: 0 LOB: 0 BB: 1 P: 7	R: 0 E: 0 K: 0 S: 3	H: 0 LOB: 0 BB: 0 P: 3	R: 0 E: 0 K: 1 S: 6	H: 1 LOB: 1 BB: 0 P: 6	R: 0 E: 0 K: 0 S: 3	H: 0 LOB: 0 BB: 0 P: 3	R: 0 E: 0 K: 1 S: 7	H: 2 LOB: 2 BB: 0 P: 7	R: 0 E: 0 K: 0 S: 5	H: 2 LOB: 2 BB: 0 P: 5	R: 0 E: 0 K: 1 S: 5	H: 0 LOB: 2 BB: 2 P: 13	1B: 8 2B: 1 3B: 0 HR: 0	SF: 0 SAC: 0 DP: 1 HBP: 0
--------------	------------------------------	---------------------------------	------------------------------	---------------------------------	------------------------------	---------------------------------	------------------------------	---------------------------------	------------------------------	---------------------------------	------------------------------	---------------------------------	------------------------------	---------------------------------	------------------------------	---------------------------------	------------------------------	----------------------------------	----------------------------------	------------------------------------

PITCHER	IP	WLS	BF	H	R	ER	SO	BB	IBB	HBP	BLK	WP	HR	S	P	ERA	WHIP
Sal Maglie, R (1, 1) ERA: 2.71	8.1	W	36	9	1	0	4	3	0	0	0	0	0	41	53	0.00	1.440
Don Liddle, L (9, 1) ERA: 5.7	0.2	S	2	0	0	0	0	0	0	0	0	0	0	2	2	0.00	0.000

Batter	1	2	3	4	5	6	7	8	9	AB R H RBI BB SO LOB	TOP														
Davey Williams, R OBP: 0.294, SLG: 0.318 (1, 4) X	0-0 F9 1B 1B	0-0 6-3		0-0 SH 1-2 2-3		0-0 6-3		0-0 BB 1B		4 1 2 0 0 0 1															
Whitey Lockman, L OBP: 0.322, SLG: 0.444 (1, 7) X	0-0 F9 1-2 1B		0-0 E 1B	0-0 F9		0-0 1B FC6-2-5 2B		4-0 1-2 BB		4 0 3 0 1 0 3															
Willie Mays, R OBP: 0.388, SLG: 0.589 (1, 8) X	0-0 F9 1-2 2-3		0-0 F8	0-0 9-2 3-H		0-0 WP 2-3 1B		0-0 F2		5 1 1 0 0 0 8															
Don Mueller, L OBP: 0.341, SLG: 0.417 (1, 9) X	0-0 2B 1B 3-H		0-0 E9 1-3 1B		0-0 L5		0-0 FC6-2-5 WP 1-3 3-H		0-0 F7		5 1 2 1 0 0 2														
Hank Thompson, L OBP: 0.371, SLG: 0.376 (1, 5) X	0-0		4-0 BB		0-0 4-3		4-0 WP BB		0-3 K		2 1 1 0 1 0 0														
Sid Gordon, R OBP: 0.263, SLG: 0.288 (7, PH)	1-3 1B 2B									0 0 0 0 0 0 0															
Dusty Rhodes, L OBP: 0.287, SLG: 0.333 (7, PH)										0 0 0 0 1 0 0															
Wayne Terwilliger, R OBP: 0.281, SLG: 0.241 (7, 5) X	1-3 1B 2B									1 0 0 0 0 1 0															
Gail Harris, L OBP: 0.235, SLG: 0.389 (1, 3) X	0-0 1B 2-H 3-H		0-3 K		0-0 4-3		0-3 K 1-2 2-3 3-H		0-3 K		5 0 1 2 0 3 5														
Alvin Dark, R OBP: 0.315, SLG: 0.344 (1, 6) X	0-0 5-3		0-3 K				0-0 F6 1-3		0-0 1-3		4 0 0 0 0 1 6														
Ray Katt, R OBP: 0.277, SLG: 0.284 (1, 2) X		0-0 5-3		0-0 SH 9-2 1B 1B		0-0 L7		0-0 F2		4 0 1 0 0 0 0															
Ruben Gomez, R OBP: 0.333, SLG: 0.364 (1, 1) X		0-0 F7		0-0 SH 1-2 1B		0-0		0-0 3-1		4 0 2 0 0 0 0															
Inning Stats	R: 3 E: 0 K: 0 S: 7	H: 5 LOB: 1 BB: 0 P: 7	R: 0 E: 0 K: 0 S: 3	H: 0 LOB: 0 BB: 0 P: 3	R: 0 E: 1 K: 2 S: 9	H: 2 LOB: 3 BB: 1 P: 13	R: 0 E: 0 K: 0 S: 5	H: 2 LOB: 2 BB: 0 P: 5	R: 0 E: 0 K: 0 S: 3	H: 0 LOB: 0 BB: 0 P: 3	R: 0 E: 0 K: 0 S: 4	H: 1 LOB: 1 BB: 0 P: 4	R: 1 E: 0 K: 1 S: 7	H: 2 LOB: 2 BB: 1 P: 11	R: 0 E: 0 K: 0 S: 4	H: 1 LOB: 2 BB: 1 P: 8	R: 0 E: 0 K: 2 S: 7	H: 0 LOB: 0 BB: 0 P: 7	1B: 10 2B: 4 3B: 0 HR: 0	SF: 0 SAC: 1 DP: 1 HBP: 0	WP: 1 PB: 0 SB: 0 CS: 0	PA: 42			
PITCHER	IP	WLS	BF	H	R	ER	SO	BB	IBB	HBP	BLK	WP	HR	S	P	ERA	WHIP								
Murry Dickson, R ERA: 3.84 (1, 1)	0.2		6	5	3	3	0	0	0	0	0	0	0	6	6	40.50	7.500								
Bob Miller, R ERA: 2.52 (1, 1)	5.1	L	24	7	1	1	2	1	0	0	0	0	0	27	31	1.69	1.500								
Ron Mrozinski, L ERA: 8.41 (7, 1)	0.1		1	0	0	0	0	0	0	0	0	0	0	1	1	0.00	0.000								
Jack Meyer, R ERA: 3.53 (7, 1)	2.2		11	1	0	0	3	2	0	0	0	1	0	15	23	0.00	1.125								

New York Giants @ Philadelphia Phillies
 Connie Mack Stadium, Philadelphia, PA

Sun Jul 03 1955, 3:33 AM EDT
 Att. 8,259 - Unknown

AB	38
R	4
H	13
RBI	3
BB	3
SO	5
LOB	25



livebaseballscorecards.com

Batter	1	2	3	4	5	6	7	8	9	AB	R	H	RBI	BB	SO	LOB
Richie Ashburn, L (1, 8) OBP: 0.458, SLG: 0.482	0-0 G3 1B	0-0 F8		0-3 K			0-0 4-3			4	0	1	0	0	1	3
Glen Gorbous, L (1, 9) OBP: 0.363, SLG: 0.387	0-0 G3 1-2		0-3 K		0-0 F7			0-0 F9		4	0	0	0	0	1	1
Granny Hamner, R (1, 4) OBP: 0.319, SLG: 0.369	0-0 L9		0-0 4-3		0-3 K			0-0 F8		4	0	0	0	0	1	1
Del Ennis, R (1, 7) OBP: 0.297, SLG: 0.459	0-0 F8		0-0 F2		0-0 1-3			0-0 F3		4	0	0	0	0	0	1
Mary Blaylock, L (1, 3) OBP: 0.307, SLG: 0.336		0-0 F7		0-3 K		0-0 4-3		0-0 3-1		4	0	0	0	0	1	0
Willie Jones, R (1, 5) OBP: 0.355, SLG: 0.405 Peanuts Lowrey, R (9, PR) OBP: 0.248, SLG: 0.237		0-0 F7		0-0 2B 1B		0-0 6-3		0-0 G6-4-3 1B		4	1	2	0	0	0	0
Andy Seminick, R (1, 2) OBP: 0.343, SLG: 0.448		0-0 1B 2B		0-0 1B 2B		0-0 F8		0-0 G6-4-3		4	1	2	1	0	0	1
Roy Smalley, R (1, 6) OBP: 0.310, SLG: 0.342		0-0 2B 1B		4-0 BB			0-0 F8			2	1	1	1	1	0	0
Murry Dickson, R (1, 1) OBP: 0.257, SLG: 0.371 Bob Miller, R (1, 1) OBP: 0.222, SLG: 0.333 Ron Mrozinski, R (7, 1) Jack Meyer, R (7, 1) OBP: 0.235, SLG: 0.267		0-0 1B 2B		0-0 L7			0-3 K			0	0	0	0	0	0	0

Inning Stats	R: 0	H: 1	E: 0	K: 0	S: 4	R: 2	H: 3	E: 0	K: 0	S: 6	R: 0	H: 0	E: 0	K: 1	S: 5	R: 1	H: 2	E: 0	K: 2	S: 9	R: 0	H: 0	E: 0	K: 1	S: 5	R: 0	H: 0	E: 0	K: 0	S: 3	R: 0	H: 0	E: 0	K: 1	S: 5	R: 0	H: 0	E: 0	K: 0	S: 3	R: 0	H: 1	E: 0	K: 0	S: 3	R: 0	H: 1	E: 0	K: 0	S: 3	1B: 4	2B: 3	3B: 0	HR: 0	SF: 0	SAC: 0	DP: 1	HBP: 0	WP: 0	PA: 34
--------------	------	------	------	------	------	------	------	------	------	------	------	------	------	------	------	------	------	------	------	------	------	------	------	------	------	------	------	------	------	------	------	------	------	------	------	------	------	------	------	------	------	------	------	------	------	------	------	------	------	------	-------	-------	-------	-------	-------	--------	-------	--------	-------	--------

PITCHER	IP	WLS	BF	H	R	ER	SO	BB	IBB	HBP	BLK	WP	HR	S	P	ERA	WHIP
Ruben Gomez, R (1, 1) ERA: 3.91	9.0	W	34	7	3	3	5	1	0	0	0	0	0	43	47	3.00	0.889


BOTTOM

New York Giants @ Philadelphia Phillies
Connie Mack Stadium, Philadelphia, PA

Sun Jul 03 1955, 3:33 AM EDT
 Att. 8,259 - Unknown

livebaseballscorecards.com

AB	33
R	3
H	7
RBI	3
BB	1
SO	5
LOB	9



Batter	1	2	3	4	5	6	7	8	9	AB R H RBI BB SO LOB	TOP		
Don Hoak, R (1, 5) OBP: 0.373, SLG: 0.446	3-2 F8	3-2 1-3		0-0 F9		1-0 HR	0-0			5 1 2 1 0 0 1			
Pee Wee Reese, R (1, 6) OBP: 0.355, SLG: 0.425 Jim Gilliam, S (6, 4) OBP: 0.323, SLG: 0.322	2-1 HR		1-0 F3		3-2 HR	4-2 HR	0-1 4-3			3 3 2 0 1 0 0 1 0 0 0 0 0 2			
Duke Snider, L (1, 8) OBP: 0.420, SLG: 0.687	1-0 HR		4-1 1B		1-1 HR	1-1 HR		3-1 F3		4 4 3 5 1 0 0			
Gil Hodges, R (1, 3) OBP: 0.377, SLG: 0.495	3-3		0-0 1B		3-2 HR	1-1 F3		2-2 F9		5 1 2 3 0 1 0			
Sandy Amoros, L (1, 7) OBP: 0.366, SLG: 0.429	4-1 BB		1-0 SF7		2-3 K	3-0 F5		2-2 G3		3 0 0 1 1 1 0			
Carl Furillo, R (1, 9) OBP: 0.366, SLG: 0.472	2-2 F9		0-0 1B		0-1 HR		0-0 FC4-6		1-0 L7	5 1 3 1 0 0 1			
Don Zimmer, R (1, 4) OBP: 0.333, SLG: 0.500		1-1 6-3	2-0 F8		1-0 5-3		0-0 FC4-6		1-1 E7	5 1 1 0 0 0 3	AB 40 R 11 H 14 RBI 11 BB 4 SO 4 LOB 11		
Dixie Howell, R (1, 2) OBP: 0.182, SLG: 0.286		3-1 WP		3-1 6-3		2-3 K		0-1 F8	0-0 F9	5 0 1 0 0 1 2			
Don Newcombe, L (1, 1) OBP: 0.433, SLG: 0.758		1-1 G3		1-1 4-3		1-2 F8		4-2 1B	0-3 K	4 0 0 0 1 1 2			
Inning Stats	R: 2 H: 2 E: 0 LOB: 1 K: 1 BB: 1 S: 18 P: 33	R: 0 H: 1 E: 0 LOB: 1 K: 0 BB: 0 S: 9 P: 17	R: 1 H: 2 E: 0 LOB: 2 K: 0 BB: 1 S: 6 P: 14	R: 0 H: 0 E: 0 LOB: 0 K: 0 BB: 0 S: 5 P: 9	R: 4 H: 4 E: 0 LOB: 0 K: 2 BB: 0 S: 17 P: 29	R: 3 H: 2 E: 0 LOB: 0 K: 0 BB: 1 S: 14 P: 25	R: 1 H: 2 E: 0 LOB: 2 K: 0 BB: 1 S: 10 P: 14	R: 0 H: 0 E: 0 LOB: 0 K: 0 BB: 0 S: 14 P: 21	R: 0 H: 1 E: 1 LOB: 1 K: 1 BB: 0 S: 7 P: 9	1B: 9 SF: 1 2B: 1 SAC: 0 3B: 0 DP: 0 HR: 4 HBP: 0	WP: 1 PA: 45 PB: 0 SB: 1 CS: 0		
PITCHER	IP WLS BF H R ER SO BB IBB HBP BLK WP HR S P ERA WHIP											PITCHER	IP WLS BF H R ER SO BB IBB HBP BLK WP HR S P ERA WHIP
Ron Negray, R (1, 1) ERA: 3.67	4.0 L 20 6 4 4 1 2 0 0 0 0 1 1 41 79 9.00 2.000												
Murry Dickson, R (5, 1) ERA: 4.11	0.1 4 3 3 3 1 0 0 0 0 0 0 2 10 16 81.00 9.000												
Thornton Kipper, R (5, 1) ERA: 5.03	3.2 17 4 4 4 1 2 0 0 0 0 0 1 42 67 9.82 1.636												
Ron Mrozinski, L (9, 1) ERA: 8.02	1.0 4 1 0 0 0 1 0 0 0 0 0 0 7 9 0.00 1.000												

Brooklyn Dodgers @ Philadelphia Phillies
 Connie Mack Stadium, Philadelphia, PA
 Mon Jul 04 1955, 3:33 AM EDT
 Unknown

livebaseballscorecards.com



Batter	1	2	3	4	5	6	7	8	9	AB	R	H	RBI	BB	SO	LOB
Richie Ashburn, L OBP: 0.456, SLG: 0.478 (1, 8) <small>B C X</small>	2-1 G3 <small>①</small>		X 0-0 L7 <small>①</small>		<small>C B F F X</small> 1-2 F5 <small>③</small>			<small>B F X</small> 1-1 1B <small>①</small>		4	0	1	0	0	0	0
Granny Hamner, R OBP: 0.317, SLG: 0.371 (1, 4) <small>B C F B X</small>	2-2 HR <small>2B</small>		<small>B X</small> 1-0 F4 <small>②</small>		X 0-0 F8 <small>①</small>			<small>C F B X</small> 1-2 F8 <small>①</small>		4	1	1	0	0	0	2
Mary Blaylock, L OBP: 0.311, SLG: 0.336 (1, 3) <small>B C S F B S</small>	3-3 K <small>②</small>		<small>B B C S B B</small> 4-1 1B <small>BB</small>		<small>B S F B F X</small> 3-2 F8 <small>②</small>			<small>C B X</small> 1-1 1B <small>①</small>		3	0	1	0	1	1	1
Del Ennis, R OBP: 0.299, SLG: 0.471 (1, 7) <small>S B X</small>	1-1 HR <small>2-H</small>		<small>B X</small> 1-0 1B <small>③</small>		X 0-0 5-3 <small>③</small>			<small>C C B S</small> 2-3 K <small>②</small>		4	1	2	2	0	1	3
Willie Jones, R OBP: 0.354, SLG: 0.402 (1, 5) <small>C F B X</small>	2-2 L5 <small>③</small>		X 0-0 F8 <small>①</small>		<small>F X</small> 0-1 1B <small>G6-4-3</small>			X 0-0 L7 <small>③</small>		4	0	1	0	0	0	3
Stan Lopata, R OBP: 0.351, SLG: 0.458 (1, 2) <small>C S B B X</small>		2-3 K <small>①</small>	<small>C S B B X</small> 2-1 F6 <small>②</small>		X 0-0 1B <small>G6-4-3</small>			<small>B C X</small> 1-1 6-3 <small>①</small>		4	0	1	0	0	1	0
Jim Greengrass, R OBP: 0.296, SLG: 0.324 (1, 9) <small>X</small>		0-0 F6 <small>②</small>	<small>C S B B X</small> 3-3 K <small>③</small>		<small>C S B B X</small> 1-1 G6-4-3 <small>①</small>			<small>C C B X</small> 1-2 F3 <small>②</small>		4	0	0	0	0	1	2
Roy Smalley, R OBP: 0.309, SLG: 0.336 (1, 6) <small>B B C B</small>		4-1 BB	<small>B B C B</small> 2-1 F9 <small>①</small>		X 0-0 6-3 <small>③</small>			<small>B B C X</small> 2-1 F4 <small>③</small>		3	0	0	0	1	0	1
Ron Negray, R (1, 1) <small>F L S</small>		0-3 K <small>③</small>	<small>F L S</small> 1-1 4-3 <small>②</small>		<small>B C X</small> 0-1 1B <small>①</small>			<small>B C X</small> 0-1 1B <small>①</small>		1	0	0	0	0	1	1
Murry Dickson, R OBP: 0.257, SLG: 0.371 (5, 1) Thornton Kipper, R OBP: 0.333, SLG: 0.333 (5, 1) Glen Gorbous, L OBP: 0.368, SLG: 0.392 (8, PH) Ron Mrozinski, R (9, 1)										0	0	0	0	0	0	0
										1	0	0	0	0	0	0
										1	0	0	0	0	0	0
										1	0	1	0	0	0	0
										0	0	0	0	0	0	0

Inning Stats	R: 2 H: 2 E: 0 K: 1 S: 14	H: 2 LOB: 0 BB: 0 P: 24	R: 0 H: 0 E: 0 K: 2 S: 8	H: 0 LOB: 1 BB: 1 P: 14	R: 0 H: 1 E: 0 K: 0 S: 4	H: 1 LOB: 2 BB: 1 P: 10	R: 0 H: 0 E: 0 K: 1 S: 10	H: 0 LOB: 0 BB: 0 P: 15	R: 0 H: 0 E: 0 K: 0 S: 9	H: 0 LOB: 0 BB: 0 P: 13	R: 0 H: 2 E: 0 K: 0 S: 6	H: 2 LOB: 1 BB: 0 P: 7	R: 0 H: 3 E: 0 K: 1 S: 13	H: 3 LOB: 3 BB: 0 P: 18	R: 0 H: 0 E: 0 K: 0 S: 7	H: 0 LOB: 0 BB: 0 P: 11	1B: 6 SF: 0 2B: 1 SAC: 0 3B: 0 DP: 1 HR: 1 HBP: 0
---------------------	---------------------------	-------------------------	--------------------------	-------------------------	--------------------------	-------------------------	---------------------------	-------------------------	--------------------------	-------------------------	--------------------------	------------------------	---------------------------	-------------------------	--------------------------	-------------------------	--


BOTTOM

Brooklyn Dodgers @ Philadelphia Phillies
Connie Mack Stadium, Philadelphia, PA

Mon Jul 04 1955, 3:33 AM EDT
Unknown

AB	33
R	2
H	8
RBI	2
BB	2
SO	5
LOB	13

livebaseballscorecards.com



WP: 0	PA: 35
PB: 0	
SB: 0	
CS: 0	

PITCHER Don Newcombe, R ERA: 2.65 (1, 1)	IP: 9.0 WLS: W BF: 35 H: 8 R: 2 ER: 2 SO: 5 BB: 2 IBB: 0 HBP: 0 BLK: 0 WP: 0 HR: 1 S: 78 P: 122 ERA: 2.00 WHIP: 1.111	PITCHER	IP: 0.0 WLS: 0 BF: 0 H: 0 R: 0 ER: 0 SO: 0 BB: 0 IBB: 0 HBP: 0 BLK: 0 WP: 0 HR: 0 S: 0 P: 0 ERA: 0.00 WHIP: 0.000
---	---	----------------	---

Batter	1	2	3	4	5	6	7	8	9	AB R H RBI BB SO LOB	TOP													
Don Hoak, R (1, 5) OBP: 0.363, SLG: 0.429	1-0 F8	2-2 1B		1-3 K			1-1 L9		2-1 6-3	5 0 1 0 0 1 0														
Pee Wee Reese, R (1, 6) OBP: 0.356, SLG: 0.433 Jim Gilliam, S (9, 4) OBP: 0.323, SLG: 0.322	3-1 1B	0-0 6-3			0-3 K			0-0 3B		4 2 2 0 0 1 2 0 0 0 0 0 0 0														
Duke Snider, L (1, 8) OBP: 0.424, SLG: 0.687	2-2 1B			2-2 1B		0-0 F8		4-1 3B		3 1 2 1 1 0 0														
Gil Hodges, R (1, 3) OBP: 0.375, SLG: 0.498	2-0 F9			0-2 F8		2-0 F9		0-0 SF9		4 1 1 2 0 0 2														
Sandy Amoros, L (1, 7) OBP: 0.364, SLG: 0.425	4-0 FC6-4			0-0 G4-6-3		3-2 F8		1-0 SF9		2 0 0 1 1 0 1														
Carl Furillo, R (1, 9) OBP: 0.365, SLG: 0.481	0-0 FC6-4			0-0 HR		2-0 L8		1-2 F9		4 1 1 1 0 0 2														
Don Zimmer, R (1, 4) OBP: 0.310, SLG: 0.463		2-2 6-3		0-2 5-3		1-3 K		2-2 5-3		4 0 0 0 0 1 0														
Rube Walker, L (1, 2) OBP: 0.326, SLG: 0.375		2-1 G3		1-0 4-3			0-0 F5		1-0 F4	4 0 0 0 0 0 0														
Clem Labine, R (1, 1) OBP: 0.217, SLG: 0.400		4-2 1B		1-2 HR			0-0 5-3		1-2 6-3	3 1 1 1 1 0 0														
Inning Stats	R: 1 E: 0 K: 0 S: 8	H: 2 LOB: 2 BB: 1 P: 20	R: 0 E: 0 K: 0 S: 13	H: 1 LOB: 2 BB: 1 P: 23	R: 0 E: 0 K: 0 S: 7	H: 1 LOB: 0 BB: 0 P: 9	R: 2 E: 0 K: 1 S: 12	H: 2 LOB: 0 BB: 0 P: 15	R: 0 E: 0 K: 1 S: 5	H: 0 LOB: 0 BB: 0 P: 7	R: 0 E: 0 K: 1 S: 7	H: 0 LOB: 0 BB: 0 P: 13	R: 0 E: 0 K: 0 S: 4	H: 0 LOB: 0 BB: 0 P: 5	R: 3 E: 0 K: 0 S: 10	H: 2 LOB: 0 BB: 1 P: 18	R: 0 E: 0 K: 0 S: 6	H: 0 LOB: 0 BB: 0 P: 10	1B: 3 2B: 2 3B: 1 HR: 2	SF: 1 SAC: 0 DP: 1 HBP: 0	WP: 1 PB: 0 SB: 0 CS: 0	PA: 37		
PITCHER Herm Wehmeier, R (1, 1) ERA: 4.45 Jack Meyer, R (8, 1) ERA: 3.42	IP	WLS	BF	H	R	ER	SO	BB	IBB	HBP	BLK	WP	HR	S	P	ERA	WHIP						ERA	WHIP
	7.0	L	31	8	6	6	3	2	1	0	0	1	2	59	99	7.71	1.429							

Brooklyn Dodgers @ Philadelphia Phillies
 Connie Mack Stadium, Philadelphia, PA

Mon Jul 04 1955, 3:38 AM EDT
 Att: 33,707 - Unknown

AB	33
R	6
H	8
RBI	6
BB	3
SO	3
LOB	7



WP: 1	PA: 37
PB: 0	
SB: 0	
CS: 0	

Batter	1	2	3	4	5	6	7	8	9	AB	R	H	RBI	BB	SO	LOB
Richie Ashburn, L OBP: 0.453, SLG: 0.479 (1, 8)	2-2 1B 2B	1-1 F3			1-2 F7		2-2 F3			4	1	1	0	0	0	1
Glen Gorbous, L OBP: 0.379, SLG: 0.398 (1, 9)	0-0 FC1-6 1B 2-H		1-0 CS 1B		1-2 L1			4-1 L1-3 BB		3	0	2	1	1	0	0
Mary Blaylock, L OBP: 0.304, SLG: 0.327 (1, 3)	2-1 FC1-6 HR 1-2f		1-3 K 1-2		2-3 K			0-2 L1-3 1-2		4	1	0	0	0	2	3
Del Ennis, R OBP: 0.299, SLG: 0.468 (1, 7)	2-2 F3		1-0 1B		3-2 5-3			1-1 F4		4	0	1	0	0	0	1
Willie Jones, R OBP: 0.355, SLG: 0.419 (1, 5)	1-0 HR 1-H		3-3 K		0-0 2B			2-2 5-3		4	1	2	2	0	1	1
Granny Hamner, R OBP: 0.313, SLG: 0.365 (1, 4)	0-0 1-3			0-0 4-3		2-1 6-3		0-1 6-3		4	0	0	0	0	0	1
Andy Seminick, R OBP: 0.333, SLG: 0.434 (1, 2)			1-0 5-3		0-2 F7		2-0 5-3		1-2 5-3		4	0	0	0	0	1
Roy Smalley, R OBP: 0.306, SLG: 0.331 (1, 6)			1-2 L9		4-2 FC6-4 BB		0-0 F3			2	0	0	0	1	0	0
Herm Wehmeier, R OBP: 0.237, SLG: 0.222 (1, 1)		4-1 BB		0-0 FC6-4 1-2f			1-2 F5			2	0	0	0	1	0	1
Jack Meyer, R OBP: 0.235, SLG: 0.267 (8, 1)										0	0	0	0	0	0	0

Inning Stats	R: 3	H: 3	LOB: 0	K: 0	S: 12	P: 19	R: 0	H: 0	LOB: 1	K: 0	S: 7	R: 0	H: 2	LOB: 1	K: 2	S: 8	R: 0	H: 0	LOB: 0	K: 1	S: 10	R: 0	H: 1	LOB: 1	K: 0	S: 7	R: 0	H: 0	LOB: 0	K: 0	S: 7	R: 0	H: 0	LOB: 0	K: 0	S: 6	R: 0	H: 0	LOB: 0	K: 0	S: 8	R: 0	H: 0	LOB: 0	K: 0	S: 8	1B: 3	SF: 0	2B: 3	SAC: 0	3B: 0	DP: 1	HR: 1	HBP: 0	WP: 0	PA: 34
--------------	------	------	--------	------	-------	-------	------	------	--------	------	------	------	------	--------	------	------	------	------	--------	------	-------	------	------	--------	------	------	------	------	--------	------	------	------	------	--------	------	------	------	------	--------	------	------	------	------	--------	------	------	-------	-------	-------	--------	-------	-------	-------	--------	-------	--------

PITCHER	IP	WLS	BF	H	R	ER	SO	BB	IBB	HBP	BLK	WP	HR	S	P	ERA	WHIP
Clem Labine, R ERA: 3.35 (1, 1)	9.0	W	34	6	3	3	3	3	0	0	0	0	1	72	118	3.00	1.000


BOTTOM

Brooklyn Dodgers @ Philadelphia Phillies
Connie Mack Stadium, Philadelphia, PA
 Mon Jul 04 1955, 3:38 AM EDT
 Att. 33,707 - Unknown

AB	31
R	3
H	6
RBI	3
BB	3
SO	3
LOB	9



PITCHER	IP	WLS	BF	H	R	ER	SO	BB	IBB	HBP	BLK	WP	HR	S	P	ERA	WHIP
---------	----	-----	----	---	---	----	----	----	-----	-----	-----	----	----	---	---	-----	------

Batter	1	2	3	4	5	6	7	8	9	AB R H RBI BB SO LOB	TOP		
Don Hoak, R (1, 5) OBP: 0.365, SLG: 0.432	1-2 F4		0-0 F8		4-2 BB		1-3 K		3-2 1B 1-H 1B 2B	4 1 1 1 1 1 0			
Pee Wee Reese, R (1, 6) OBP: 0.357, SLG: 0.433	2-1 F8		0-3 K		2-2 4-3			2-2 E 1B 1B	1-1 1B 2-3 1B	5 0 2 0 0 1 2			
Duke Snider, L (1, 8) OBP: 0.429, SLG: 0.702	1-2 2B		1-1 F2			0-0 HR		2-1 E 1B 1-2 1B	0-0 1B 1-3 1B	5 1 4 2 0 0 0			
Gil Hodges, R (1, 3) OBP: 0.372, SLG: 0.491	1-1 F8			3-2 F7	4-2 4-3 BB			1-0 B2	3-2 6-3	4 0 0 0 1 0 5			
Sandy Amoros, L (1, 7) OBP: 0.360, SLG: 0.419		0-0 G3		1-0 F5	2-2 4-3	2-2 4-3		0-1 E4 1-2 2-3 G5-4-3		4 0 0 0 0 0 3			
Carl Furillo, R (1, 9) OBP: 0.363, SLG: 0.477		2-0 2B 1B		3-2 5-3		0-0 F7		2-1 G5-4-3 1-2f		4 1 1 0 0 0 4			
Don Zimmer, R (1, 4) OBP: 0.290, SLG: 0.431		1-2 F3			0-3 K	1-1 G3			0-0 F7	4 0 0 0 0 1 2	AB 38 R 4 H 11 RBI 4 BB 2 SO 6 LOB 17		
Dixie Howell, R (1, 2) OBP: 0.192, SLG: 0.320		1-2 2B 1-H			0-3 K		1-1 F9		0-0 L7	4 0 1 1 0 1 0			
Karl Spooner, R (1, 1) OBP: 0.300, SLG: 0.500		1-3 K			0-2 2B		2-3 K		2-1 2B 1B	2 0 1 0 0 1 1			
Ed Roebuck, R (6, 1) OBP: 0.083, SLG: 0.083										0 0 0 0 0 0 0			
Jackie Robinson, R (7, PH) OBP: 0.387, SLG: 0.397										1 0 0 0 0 1 0			
Jim Hughes, R (7, 1)										0 0 0 0 0 0 0			
Jim Gilliam, S (9, PH) OBP: 0.325, SLG: 0.324										1 1 1 0 0 0 0			
Inning Stats	R: 0 H: 1 E: 0 LOB: 1 K: 0 BB: 0 S: 10 P: 15	R: 1 H: 2 E: 0 LOB: 1 K: 1 BB: 0 S: 15 P: 20	R: 0 H: 0 E: 0 LOB: 0 K: 1 BB: 0 S: 6 P: 7	R: 0 H: 0 E: 0 LOB: 0 K: 0 BB: 0 S: 7 P: 14	R: 0 H: 1 E: 0 LOB: 2 K: 2 BB: 1 S: 15 P: 21	R: 1 H: 1 E: 0 LOB: 1 K: 0 BB: 1 S: 10 P: 17	R: 0 H: 0 E: 0 LOB: 0 K: 2 BB: 0 S: 8 P: 12	R: 0 H: 2 E: 1 LOB: 2 K: 0 BB: 0 S: 11 P: 18	R: 2 H: 4 E: 0 LOB: 2 K: 0 BB: 0 S: 18 P: 27	1B: 6 SF: 0 2B: 4 SAC: 0 3B: 0 DP: 1 HR: 1 HBP: 0	WP: 0 PA: 40 PB: 0 SB: 0 CS: 0		
PITCHER	IP WLS BF H R ER SO BB IBB HBP BLK WP HR S P ERA WHIP											PITCHER	IP WLS BF H R ER SO BB IBB HBP BLK WP HR S P ERA WHIP
Robin Roberts, R (1, 1) ERA: 2.93	8.2 W 39 11 4 4 6 2 0 0 0 0 0 1 94 142 4.15 1.500												
Jack Meyer, R (9, 1) ERA: 3.41	0.1 S 1 0 0 0 0 0 0 0 0 0 0 0 6 9 0.00 0.000												

Brooklyn Dodgers @ Philadelphia Phillies
 Connie Mack Stadium, Philadelphia, PA

Tue Jul 05 1955, 3:33 AM EDT
 Att. 21,041 - Unknown

AB	38
R	4
H	11
RBI	4
BB	2
SO	6
LOB	17



Batter	1	2	3	4	5	6	7	8	9
Richie Ashburn, L (1, 8) OBP: 0.446, SLG: 0.469	2-1 6-3	1-1 F6			1-0 F2	2-0 F9		0-0 L9	
Bobby Morgan, R (1, 4) (7, 6) OBP: 0.322, SLG: 0.351	2-2 5-3				4-2 BB		0-0 FC2-5 S 1B	3-3 K	
Stan Lopata, R (1, 3) Mary Blaylock, L (7, PH) (8, 3) OBP: 0.350, SLG: 0.452 OBP: 0.302, SLG: 0.325	1-3 K				4-1 BB		2-1 FC2-5 WP 1-3		
Del Ennis, R (1, 7) OBP: 0.301, SLG: 0.466					0-0 F5		4-1 G6-4-3 BB		
Willie Jones, R (1, 5) OBP: 0.351, SLG: 0.412					3-2 F5		1-1 G6-4-3		
Jim Greengrass, R (1, 9) OBP: 0.306, SLG: 0.336					1-3 K		2-2 4-3 BB 1B	0-0 HR 1B	
Andy Seminick, R (1, 2) OBP: 0.345, SLG: 0.458					1-1 F3		4-0 1-2 2B BB	3-2 1-H HR	
Roy Smalley, R (1, 6) Glen Gorbous, L (6, PH) Granny Hamner, R (7, 4) OBP: 0.306, SLG: 0.327 OBP: 0.376, SLG: 0.395 OBP: 0.311, SLG: 0.363					2-2 3-1		0-0 4-3	3-1 F5	
Robin Roberts, S (1, 1) Jack Meyer, R (9, 1) OBP: 0.400, SLG: 0.417 OBP: 0.235, SLG: 0.267					2-1 F7		1-1 2-H 3-H 2B	4-1 BB	

AB	R	H	RBI	BB	SO	LOB
5	0	0	0	0	0	5
4	0	2	0	1	1	1
2	0	0	0	1	2	1
1	0	0	0	0	0	1
3	1	1	0	1	0	3
4	0	0	0	0	2	4
4	2	3	0	0	1	0
2	2	1	2	2	0	0
2	0	0	0	0	0	3
1	0	0	0	0	0	2
1	0	0	0	0	0	0
2	0	1	3	2	0	0
0	0	0	0	0	0	0

BOTTOM

Brooklyn Dodgers @ Philadelphia Phillies

Connie Mack Stadium, Philadelphia, PA

Tue Jul 05 1955, 3:33 AM EDT
Att. 21,041 - Unknown

AB	31
R	5
H	8
RBI	5
BB	7
SO	6
LOB	20

livebaseballscorecards.com

1B: 6	SF: 0	WP: 2	PA: 38
2B: 1	SAC: 0	PB: 0	
3B: 0	DP: 1	SB: 1	
HR: 1	HBP: 0	CS: 0	

Inning Stats																																																																															
R: 0		H: 0		E: 0		K: 1		S: 8		R: 1		H: 2		E: 0		K: 1		S: 14		R: 0		H: 1		E: 0		K: 2		S: 11		R: 0		H: 0		E: 0		K: 1		S: 9		R: 0		H: 0		E: 0		K: 0		S: 7		R: 2		H: 2		E: 0		K: 0		S: 14		R: 0		H: 1		E: 0		K: 0		S: 6		R: 2		H: 2		E: 0		K: 1		S: 14	
PITCHER	IP	WLS	BF	H	R	ER	SO	BB	IBB	HBP	BLK	WP	HR	S	P	ERA	WHIP																																																														
Karl Spooner, L (1, 1) ERA: 3.93	5.1	L	25	4	3	3	5	5	0	0	0	0	0	59	108	5.06	1.688																																																														
Ed Roebuck, R (6, 1) ERA: 2.26	0.2		3	1	0	0	0	0	0	0	0	0	0	4	7	0.00	1.500																																																														
Jim Hughes, R (7, 1) ERA: 4.46	2.0		10	3	2	2	1	2	0	0	0	1	1	20	40	9.00	2.500																																																														



Batter	1	2	3	4	5	6	7	8	9	AB R H RBI BB SO LOB	TOP	
Richie Ashburn, L OBP: 0.448, SLG: 0.468 (1, 8) BB	4-0 FC4-6 BB		4-0 S 1B BB	0-0 F8						1 1 0 0 2 0 1		
Bobby Morgan, R OBP: 0.322, SLG: 0.351 (1, 4) X	0-0 FC4-6 1-2f		0-0 1-H 1B			0-0 6-3				3 0 1 1 0 0 1		
Marv Blaylock, L OBP: 0.297, SLG: 0.318 (1, 3) SS	0-3 K		0-3 K			0-0 F2				3 0 0 0 0 2 2		
Del Ennis, R OBP: 0.302, SLG: 0.463 (1, 7) X	0-0 6-3		4-0 IBB			0-3 K				2 0 0 0 1 1 1		
Willie Jones, R OBP: 0.351, SLG: 0.422 (1, 5) X		0-0 HR	0-3 K			0-0 5-3				3 1 1 1 0 1 2		
Jim Greengrass, R OBP: 0.307, SLG: 0.331 (1, 9) BB		4-0 BB BB	0-0 G3			0-0 6-3				2 0 0 0 1 0 2		
Stan Lopata, R OBP: 0.355, SLG: 0.450 (1, 2) X		0-0 F4		4-0 BB		4-0 FC6-4 BB				1 0 0 0 2 0 1		
Roy Smalley, R OBP: 0.306, SLG: 0.323 (1, 6) BB		4-0 G4-6-3 1-2 BB		0-0 P4		0-0 FC6-4 1-2f				2 0 0 0 1 0 2		
Curt Simmons, L OBP: 0.179, SLG: 0.222 (1, 1) Bob Kuzava, S OBP: 0.125, SLG: 0.125 (6, 1) X		0-0 G4-6-3 1-2f		0-3 K						2 0 0 0 0 1 3 0 0 0 0 0 0 0		
Inning Stats	R: 0 E: 0 K: 1 S: 5 H: 0 LOB: 1 BB: 1 P: 9	R: 1 E: 0 K: 0 S: 3 H: 1 LOB: 1 BB: 2 P: 11	R: 1 E: 0 K: 2 S: 8 H: 1 LOB: 2 BB: 2 P: 16	R: 0 E: 0 K: 1 S: 5 H: 0 LOB: 1 BB: 1 P: 9	R: 0 E: 0 K: 1 S: 5 H: 0 LOB: 0 BB: 0 P: 5	R: 0 E: 0 K: 0 S: 3 H: 0 LOB: 1 BB: 1 P: 7					1B: 1 2B: 0 3B: 0 HR: 1 SF: 0 SAC: 0 DP: 1 HBP: 0	WP: 0 PB: 0 SB: 1 CS: 0 PA: 26
PITCHER Paul Giel, R (1, 1) ERA: 3.31 Don Liddle, L (3, 1) ERA: 5.03 Ramon Monzant, R (6, 1) ERA: 6.65	IP WLS BF H R ER SO BB IBB HBP BLK WP HR S P ERA WHIP											PITCHER IP WLS BF H R ER SO BB IBB HBP BLK WP HR S P ERA WHIP
	2.0 11 2 2 2 1 4 0 0 0 0 1 9 25 9.00 3.000											
	3.0 11 0 0 0 4 1 1 0 0 0 0 17 25 0.00 0.333											
	1.0 W 4 0 0 0 0 1 0 0 0 0 0 3 7 0.00 1.000											

Philadelphia Phillies @ New York Giants
 Polo Grounds, New York, NY
 Wed Jul 06 1955, 3:33 AM EDT
 Att. 8,845 - Unknown

AB	19
R	2
H	2
RBI	2
BB	7
SO	5
LOB	15



Batter	1	2	3	4	5	6	7	8	9	AB	R	H	RBI	BB	SO	LOB
--------	---	---	---	---	---	---	---	---	---	----	---	---	-----	----	----	-----

Alvin Dark, R <small>OBP: 0.313, SLG: 0.338</small> <small>(1, 6)</small>										3	0	0	0	0	0	4
Whitey Lockman, L <small>OBP: 0.325, SLG: 0.447</small> <small>(1, 7)</small>										2	1	1	0	0	0	1
Willie Mays, R <small>OBP: 0.390, SLG: 0.619</small> <small>(1, 8)</small>										2	1	0	0	1	0	1
Bobby Hofman, R <small>OBP: 0.367, SLG: 0.532</small> <small>(1, 3)</small>										3	1	0	0	0	0	1
Don Mueller, L <small>OBP: 0.336, SLG: 0.421</small> <small>(1, 9)</small>										3	1	1	2	0	0	0
Hank Thompson, L <small>OBP: 0.380, SLG: 0.388</small> <small>(1, 5)</small>										3	0	1	0	0	0	0
Wayne Terwilliger, R <small>OBP: 0.311, SLG: 0.308</small> <small>(1, 4)</small>										1	0	0	0	1	0	0
Wes Westrum, R <small>OBP: 0.312, SLG: 0.216</small> <small>(1, 2)</small>										1	0	0	0	0	0	0
Davey Williams, R <small>OBP: 0.295, SLG: 0.318</small> <small>(5, PH)</small>										1	0	1	0	0	0	0
Ray Katt, R <small>OBP: 0.275, SLG: 0.282</small> <small>(6, 2)</small>										0	0	0	0	0	0	0
Paul Giel, R <small>OBP: 0.125, SLG: 0.250</small> <small>(1, 1)</small>										0	0	0	0	0	0	0
Don Liddle, L <small>OBP: 0.500, SLG: 0.286</small> <small>(3, 1)</small>										1	0	1	0	0	0	0
Sid Gordon, R <small>OBP: 0.261, SLG: 0.278</small> <small>(5, PH)</small>										1	0	0	0	0	1	3
Ramon Monzant, R <small>(6, 1)</small>										0	0	0	0	0	0	0

Inning Stats	R: 0	H: 0	E: 0	LOB: 1	K: 0	BB: 0	S: 3	P: 4	R: 0	H: 0	E: 0	LOB: 0	K: 0	BB: 0	S: 3	P: 3	R: 0	H: 1	E: 0	LOB: 1	K: 0	BB: 0	S: 4	P: 4	R: 0	H: 0	E: 0	LOB: 0	K: 0	BB: 0	S: 3	P: 3	R: 0	H: 2	E: 0	LOB: 2	K: 1	BB: 1	S: 6	P: 10	R: 4	H: 2	E: 1	LOB: 0	K: 0	BB: 1	S: 4	P: 8
--------------	------	------	------	--------	------	-------	------	------	------	------	------	--------	------	-------	------	------	------	------	------	--------	------	-------	------	------	------	------	------	--------	------	-------	------	------	------	------	------	--------	------	-------	------	-------	------	------	------	--------	------	-------	------	------

PITCHER	IP	WLS	BF	H	R	ER	SO	BB	IBB	HBP	BLK	WP	HR	S	P	ERA	WHIP
Curt Simmons, L <small>ERA: 5.25</small> <small>(1, 1)</small>	5.0	L	23	5	4	3	1	2	0	1	0	0	1	22	31	5.40	1.400
Bob Kuzava, L <small>ERA: 5.25</small> <small>(6, 1)</small>	0.1		1	0	0	0	0	0	0	0	0	0	0	1	1	0.00	0.000

BOTTOM

Philadelphia Phillies @ New York Giants
 Polo Grounds, New York, NY
 Wed Jul 06 1955, 3:33 AM EDT
 Att. 8,845 - Unknown

AB	21
R	4
H	5
RBI	2
BB	2
SO	1
LOB	10



1B: 3	SF: 0	WP: 0	PA: 24
2B: 1	SAC: 0	PB: 0	
3B: 0	DP: 1	SB: 0	
HR: 1	HBP: 1	CS: 0	

Batter	1	2	3	4	5	6	7	8	9	AB R H RBI BB SO LOB	TOP
Richie Ashburn, L (1, 8) <small>OBP: 0.448, SLG: 0.468</small>										0 0 0 0 0 0 0 0	Philadelphia Phillies @ New York Giants Polo Grounds, New York, NY Thu Jul 07 1955, 3:33 AM EDT Att. 5,130 - Unknown livebaseballscorecards.com
Bobby Morgan, R (1, 4) <small>OBP: 0.322, SLG: 0.351</small>										0 0 0 0 0 0 0 0	
Marv Blaylock, L (1, 3) <small>OBP: 0.297, SLG: 0.318</small>										0 0 0 0 0 0 0 0	
Del Ennis, R (1, 7) <small>OBP: 0.302, SLG: 0.463</small>										0 0 0 0 0 0 0 0	
Willie Jones, R (1, 5) <small>OBP: 0.351, SLG: 0.422</small>										0 0 0 0 0 0 0 0	
Jim Greengrass, R (1, 9) <small>OBP: 0.307, SLG: 0.331</small>										0 0 0 0 0 0 0 0	
Stan Lopata, R (1, 2) <small>OBP: 0.355, SLG: 0.450</small>										0 0 0 0 0 0 0 0	
Roy Smalley, R (1, 6) <small>OBP: 0.306, SLG: 0.323</small>										0 0 0 0 0 0 0 0	
Murry Dickson, R (1, 1) <small>OBP: 0.257, SLG: 0.371</small>										0 0 0 0 0 0 0 0	AB 0 R 0 H 0 RBI 0 BB 0 SO 0 LOB 0
Inning Stats										1B: 0 SF: 0 2B: 0 SAC: 0 3B: 0 DP: 0 HR: 0 HBP: 0	WP: 0 PA: 0 PB: 0 SB: 0 CS: 0
PITCHER Ruben Gomez, R (1, 1) <small>ERA: 3.91</small>										IP 0.0 WLS 0 BF 0 H 0 R 0 ER 0 SO 0 BB 0 IBB 0 HBP 0 BLK 0 WP 0 HR 0 S 0 P 0 ERA ∞ WHIP ∞	PITCHER IP WLS BF H R ER SO BB IBB HBP BLK WP HR S P ERA WHIP



Philadelphia Phillies @ Pittsburgh Pirates
 Forbes Field, Pittsburgh, PA

Fri Jul 08 1955, 3:33 AM EDT
 Att. 7,304 - Unknown

livebaseballscorecards.com



Batter	1	2	3	4	5	6	7	8	9	AB	R	H	RBI	BB	SO	LOB	TOP					
Richie Ashburn, L OBP: 0.456, SLG: 0.483 (1, 8) BB	4-0 BB 1-3 BB		0-0 FC3-4 1B G3 1-2f		0-0 P3 1B	0-0 PO 1B		4-0 BB 1-2 BB 2-3 BB		3	1	1	0	2	0	3						
Bobby Morgan, R OBP: 0.333, SLG: 0.364 (1, 4) X	0-0 F8 1B		0-0 G3 1B		0-0 SF8 1B	0-0 PO 1-2	0-3 K 1B	4-0 G3-6-1 BB		4	1	2	2	1	1	1						
Glen Gorbous, L OBP: 0.374, SLG: 0.388 (1, 9) X	0-0 1-3 1-2		0-0 G3 1-2 3-H		4-0 SF8 1B IBB		0-3 K 1B	0-0 G3-6-1 1-2f		4	0	0	1	1	1	5						
Del Ennis, R OBP: 0.302, SLG: 0.455 (1, 7) X	0-0 5-3 1B		0-3 K 1B		4-0 WP 1B BB 1-2 2-3 3-H		0-0 E 1B 1B		0-0 P4 1B	4	0	1	1	1	1	2						
Willie Jones, R OBP: 0.355, SLG: 0.425 (1, 5) X		0-0 F7 1B		0-0 CS 1B	0-0 SF8 1B 2-3 3-H		0-0 E5 1B		0-0 P5 1B	4	0	2	1	0	0	0						
Andy Seminick, R OBP: 0.340, SLG: 0.444 (1, 2) X		0-0 6-3 1B		0-0 4-3 1-2	0-0 HBP 1B		0-0 5-3 1B		0-0 6-3 1B	4	0	0	0	0	0	3						
Mary Blaylock, L OBP: 0.293, SLG: 0.323 (1, 3) X		0-0 3B 1B		0-0 F7 1B	0-0 F8 1B			4-0 BB BB BB BB		3	1	1	0	1	0	3						
Roy Smalley, R OBP: 0.313, SLG: 0.325 (1, 6) 0-0 0-0		0-3 K 1B			0-0 1B 1B	0-0 F8 1B		4-0 BB BB BB		3	1	1	0	1	1	1						
Herm Wehmeier, R OBP: 0.262, SLG: 0.250 (1, 1) X			0-0 FC3-4 1B		0-0 1B BB 1B	0-0 6-3 1B		0-3 K 1B		4	1	2	0	0	1	2						
Inning Stats	R: 0 E: 0 K: 0 S: 3	H: 0 LOB: 1 BB: 1 P: 7	R: 0 E: 0 K: 1 S: 6	H: 1 LOB: 1 BB: 0 P: 6	R: 1 E: 0 K: 1 S: 7	H: 2 LOB: 1 BB: 0 P: 7	R: 0 E: 0 K: 0 S: 3	H: 1 LOB: 0 BB: 0 P: 3	R: 3 E: 0 K: 0 S: 6	H: 3 LOB: 3 BB: 2 P: 15	R: 0 E: 0 K: 0 S: 3	H: 1 LOB: 0 BB: 0 P: 3	R: 0 E: 1 K: 2 S: 9	H: 2 LOB: 2 BB: 0 P: 9	R: 1 E: 0 K: 1 S: 4	H: 0 LOB: 2 BB: 4 P: 20	R: 0 E: 0 K: 0 S: 3	H: 0 LOB: 0 BB: 0 P: 3	1B: 9 2B: 0 3B: 1 HR: 0	SF: 1 SAC: 0 DP: 1 HBP: 1	WP: 1 PB: 0 SB: 0 CS: 1	PA: 43
PITCHER	IP WLS BF H R ER SO BB IBB HBP BLK WP HR S P ERA WHIP																		PITCHER	IP WLS BF H R ER SO BB IBB HBP BLK WP HR S P ERA WHIP		
Max Surkont, R ERA: 5.01 (1, 1)	5.0 L 25 7 4 4 2 2 1 1 0 1 0 25 38 7.20 1.800																					
Roy Face, R ERA: 4.6 (6, 1)	2.0 8 3 0 0 2 0 0 0 0 0 0 0 12 12 0.00 1.500																					
Paul Martin, R ERA: 7.71 (8, 1)	0.1 5 0 1 1 1 4 0 0 0 0 0 0 3 19 27.00 12.000																					
Lino Donoso, L ERA: 5.4 (8, 1)	1.2 4 0 0 0 0 0 0 0 0 0 0 0 4 4 0.00 0.000																					

AB	33
R	5
H	10
RBI	5
BB	7
SO	5
LOB	20

Batter	1	2	3	4	5	6	7	8	9	AB	R	H	RBI	BB	SO	LOB
Roberto Clemente, R OBP: 0.294, SLG: 0.375 (1, 9)	0-0 F8		0-0 1-3 2B		0-3 K			0-0 F3	0-0 F8	5	0	1	0	0	1	4
Dick Cole, R OBP: 0.306, SLG: 0.337 (1, 5)	4-0 BB		0-0 1-3		0-0 P4			0-0 F8		3	0	0	0	1	0	4
Jerry Lynch, L OBP: 0.354, SLG: 0.535 (1, 7)	0-0 F3		0-0 F9			4-0 BB		0-0 1B 2B		3	1	1	0	1	0	3
Frank Thomas, R OBP: 0.293, SLG: 0.392 (1, 8)	0-0 1-3			0-3 K		0-0 P6		0-0 1B		4	0	1	1	0	1	2
Preston Ward, L OBP: 0.274, SLG: 0.385 (1, 3)		0-0 L4		0-0 1-3		0-0 F9		0-0 6-3		4	0	0	0	0	0	2
Toby Atwell, L OBP: 0.325, SLG: 0.216 (1, 2)		0-0 F8		0-0 F9		0-0 4-3			0-0 1-6-3 BB 1B	4	0	1	0	0	0	1
Johnny O'Brien, R OBP: 0.370, SLG: 0.386 (1, 4)		0-3 K			0-0 FC3-6 BB 1B			0-0 L8	4-0 1-2 BB	3	0	1	0	1	1	0
Dick Groat, R OBP: 0.315, SLG: 0.335 (1, 6)			0-0 F9		4-0 FC3-6 BB			0-0 6-3	0-0 1-6-3	3	0	0	0	1	0	2
Max Surkont, R OBP: 0.275, SLG: 0.189 Tom Saffell, L OBP: 0.268, SLG: 0.233 Roy Face, R OBP: 0.306, SLG: 0.381 Gene Freese, R OBP: 0.306, SLG: 0.381 Paul Martin, R OBP: 0.333, SLG: 0.333 Lino Donoso, L OBP: 0.350, SLG: 0.317 (1, 1) (5, PH) (6, 1) (7, PH) (8, 1) (8, 1) (9, PH)			0-0 2B 1B		0-0 FC3-6 1-2 2-3		0-3 K		0-3 K	1	0	1	0	0	0	0


Inning Stats	R: 0	H: 0	E: 0	K: 0	S: 3	R: 0	H: 0	E: 0	K: 1	S: 5	R: 0	H: 2	E: 0	K: 0	S: 5	R: 0	H: 0	E: 0	K: 1	S: 5	R: 0	H: 1	E: 0	K: 1	S: 6	R: 0	H: 0	E: 0	K: 1	S: 5	R: 1	H: 2	E: 0	K: 0	S: 5	R: 0	H: 1	E: 0	K: 1	S: 6	1B: 4	SF: 0	2B: 2	3B: 0	HR: 0	WP: 0	PA: 37
--------------	------	------	------	------	------	------	------	------	------	------	------	------	------	------	------	------	------	------	------	------	------	------	------	------	------	------	------	------	------	------	------	------	------	------	------	------	------	------	------	------	-------	-------	-------	-------	-------	-------	--------

PITCHER	IP	WLS	BF	H	R	ER	SO	BB	IBB	HBP	BLK	WP	HR	S	P	ERA	WHIP	PITCHER	IP	WLS	BF	H	R	ER	SO	BB	IBB	HBP	BLK	WP	HR	S	P	ERA	WHIP														
Herm Wehmeier, R ERA: 4.15 (1, 1)	9.0	W	37	6	1	1	5	4	0	0	0	0	0	43	59	1.00	1.111																																

BOTTOM

Philadelphia Phillies @ Pittsburgh Pirates
 Forbes Field, Pittsburgh, PA
 Fri Jul 08 1955, 3:33 AM EDT
 Att. 7,304 - Unknown

AB	33
R	1
H	6
RBI	1
BB	4
SO	5
LOB	22



WP	PA
0	37

Batter	1	2	3	4	5	6	7	8	9	AB R H RBI BB SO LOB	TOP							
Richie Ashburn, L (1, 8) OBP: 0.504, SLG: 0.568										0 0 0 0 0 0 0 0	Philadelphia Phillies @ Pittsburgh Pirates Forbes Field, Pittsburgh, PA Fri Jul 08 1955, 3:33 AM EDT Att. 5,918 - Unknown livebaseballscorecards.com							
Glen Gorbous, L (1, 9) OBP: 0.377, SLG: 0.442										0 0 0 0 0 0 0 0								
Earl Torgeson, L (1, 3) OBP: 0.433, SLG: 0.364										0 0 0 0 0 0 0 0								
Del Ennis, R (1, 7) OBP: 0.310, SLG: 0.514										0 0 0 0 0 0 0 0								
Willie Jones, R (1, 5) OBP: 0.390, SLG: 0.432										0 0 0 0 0 0 0 0								
Stan Lopata, R (1, 2) OBP: 0.352, SLG: 0.386										0 0 0 0 0 0 0 0								
Bobby Morgan, R (1, 4) OBP: 0.326, SLG: 0.367										0 0 0 0 0 0 0 0								
Roy Smalley, R (1, 6) OBP: 0.404, SLG: 0.538										0 0 0 0 0 0 0 0								
Dave Cole, R (1, 1) OBP: 0.500, SLG: 0.500	0 0 0 0 0 0 0 0	AB 0 R 0 H 0 RBI 0 BB 0 SO 0 LOB 0																
Inning Stats										1B: 0 SF: 0 2B: 0 SAC: 0 3B: 0 DP: 0 HR: 0 HBP: 0 WP: 0 PA: 0 PB: 0 SB: 0 CS: 0								
PITCHER Max Surkont, R (1, 1) ERA: 5.73	IP	WLS	BF	H	R	ER	SO	BB	IBB	HBP	BLK	WP	HR	S	P	ERA	WHIP	PITCHER IP WLS BF H R ER SO BB IBB HBP BLK WP HR S P ERA WHIP



Batter	1	2	3	4	5	6	7	8	9	AB R H RBI BB SO LOB	TOP		
Richie Ashburn, L OBP: 0.449, SLG: 0.474 (1, 8) X	0-0 F8 ① X	0-0 G3 ③		X 0-0 F8 ②		X 0-0 P4 ③		X 0-0 L8 ③		5 0 0 0 0 0 3			
Bobby Morgan, R OBP: 0.335, SLG: 0.359 (1, 4) X	0-0 P3 ②		B B B B 4-0 CS BB	X 0-0 F9 ③		B B B B 4-0 2B BB		X 0-0 P4 ①		3 0 0 0 2 0 1			
Stan Lopata, R OBP: 0.367, SLG: 0.449 (1, 3) X	0-0 1B WP 1B		B B B B 4-0 1-2 3B BB	X 0-0 G6-4-3 1B		X 0-0 L8 ①		B B B B 4-0 1B SF7 BB		3 3 2 0 2 0 1			
Del Ennis, R OBP: 0.309, SLG: 0.471 Peanuts Lowrey, R OBP: 0.248, SLG: 0.237 (1, 7) X (9, 7)	0-0 WP 1B 1-3 2B		X 0-0 1-H 3B	X 0-0 F2 ①		X 0-0 1-3 2B		X 0-0 1-3 1B		5 1 4 1 0 0 1 0 0 0 0 0 0 0			
Willie Jones, R OBP: 0.356, SLG: 0.427 (1, 5) X	0-0 1-H 3-H 2B		X 0-0 F3 ②	X 0-0 G6-4-3 ② ③		B B B B 4-0 G6-4-3 BB		X 0-0 SF7 ②		3 0 1 2 1 0 2			
Jim Greengrass, R OBP: 0.301, SLG: 0.319 (1, 9) S S S	0-3 K ③		X 0-0 F8 ③		B B B B 4-0 1B 5-3 BB		X 0-0 G6-4-3 ② ③		X 0-0 F9 ③	4 1 0 0 1 1 6			
Andy Seminick, R OBP: 0.344, SLG: 0.468 (1, 2)		S S S S 0-3 K ①		X 0-0 HR		X 0-0 1-3 5-3 1B		S S S S 0-3 K ①		4 1 2 1 0 2 0			
Roy Smalley, R OBP: 0.306, SLG: 0.317 (1, 6)		X 0-0 F7 ②		S S S S 0-3 K ①		X 0-0 1-2 5-3		S S S S 0-3 K ②		4 0 0 1 0 2 1			
Robin Roberts, S OBP: 0.422, SLG: 0.490 (1, 1)		X 0-0 1B		B B B B 4-0 BB		X 0-0 3-H F8 ②		X 0-0 HR		3 1 2 1 1 0 1			
Inning Stats	R: 2 H: 3 E: 0 LOB: 1 K: 1 BB: 0 S: 8 P: 8	R: 0 H: 1 E: 0 LOB: 1 K: 1 BB: 0 S: 6 P: 6	R: 1 H: 1 E: 0 LOB: 1 K: 0 BB: 2 S: 3 P: 11	R: 1 H: 1 E: 0 LOB: 1 K: 1 BB: 1 S: 6 P: 10	R: 0 H: 1 E: 0 LOB: 0 K: 0 BB: 0 S: 3 P: 3	R: 1 H: 1 E: 0 LOB: 1 K: 0 BB: 1 S: 4 P: 8	R: 0 H: 1 E: 0 LOB: 2 K: 0 BB: 2 S: 3 P: 11	R: 1 H: 1 E: 0 LOB: 0 K: 2 BB: 0 S: 8 P: 8	R: 1 H: 1 E: 0 LOB: 1 K: 0 BB: 1 S: 4 P: 8	1B: 6 SF: 1 2B: 2 SAC: 0 3B: 1 DP: 2 HR: 2 HBP: 0	WP: 1 PA: 42 PB: 0 SB: 0 CS: 1		
PITCHER	IP WLS BF H R ER SO BB IBB HBP BLK WP HR S P ERA WHIP											PITCHER	IP WLS BF H R ER SO BB IBB HBP BLK WP HR S P ERA WHIP
Dick Littlefield, L ERA: 5.4 (1, 1)	6.1 L 31 9 5 5 3 5 0 0 0 1 1 32 52 7.11 2.211												
Laurin Pepper, R ERA: 10.24 (7, 1)	1.2 6 1 1 1 2 1 0 0 0 0 0 1 9 13 5.40 1.200												
Paul Martin, R ERA: 8.1 (9, 1)	1.0 5 1 1 1 0 1 0 0 0 0 0 0 4 8 9.00 2.000												

Philadelphia Phillies @ Pittsburgh Pirates
 Forbes Field, Pittsburgh, PA
 Sat Jul 09 1955, 3:33 AM EDT
 Att. 2,637 - Unknown

AB	34
R	7
H	11
RBI	6
BB	7
SO	5
LOB	16



Batter	1	2	3	4	5	6	7	8	9	AB R H RBI BB SO LOB
Roberto Clemente, R (1, 9) OBP: 0.290, SLG: 0.370	0-0 F7 ①		0-0 6-3 ①			0-0 1-3 ①			0-0 4-3 ①	4 0 0 0 0 0 0
Eddie O'Brien, R (1, 5) OBP: 0.294, SLG: 0.438	0-0 F7 ②		0-0 5-3 ②			0-0 6-3 ②			0-0 6-3 ②	4 0 0 0 0 0 0
Jerry Lynch, L (1, 7) OBP: 0.345, SLG: 0.519	0-0 F2 ③		0-0 6-3 ③			0-0 L8 ③			0-0 6-3 ③	4 0 0 0 0 0 0
Dale Long, L (1, 3) OBP: 0.373, SLG: 0.534		0-0 1B 3B ①		0-0 P3 ①			0-0 4-3 ①			3 1 1 0 0 0 0
Toby Atwell, L (1, 2) OBP: 0.317, SLG: 0.210		0-0 P6 ②		0-0 6-3 ②			0-0 F9 ②			3 0 0 0 0 0 1
Frank Thomas, R (1, 8) OBP: 0.290, SLG: 0.388		0-0 P4 ③		0-3 K ③			0-0 P4 ③			3 0 0 0 0 1 1
Johnny O'Brien, R (1, 4) OBP: 0.367, SLG: 0.383		0-0 1B 1B ①			0-0 F8 ①			0-0 F9 ①		3 0 1 1 0 0 0
Dick Groat, R (1, 6) OBP: 0.315, SLG: 0.335		0-0 1B ②			0-0 5-3 ②			0-3 K ②		3 0 1 0 0 1 0
Dick Littlefield, L (1, 1) OBP: 0.391, SLG: 0.316		0-3 K ③			0-3 K ③			0-0 F7 ③		2 0 0 0 0 2 2
Laurin Pepper, R (7, 1)										0 0 0 0 0 0 0
Preston Ward, L (8, PH) OBP: 0.271, SLG: 0.381										1 0 0 0 0 0 0
Paul Martin, R (9, 1)										0 0 0 0 0 0 0


Inning Stats	R: 0	H: 0	E: 0	K: 0	S: 3	R: 1	H: 3	E: 0	K: 1	S: 8	R: 0	H: 0	E: 0	K: 0	S: 3	R: 0	H: 0	E: 0	K: 1	S: 5	R: 0	H: 0	E: 0	K: 0	S: 3	R: 0	H: 0	E: 0	K: 1	S: 5	R: 0	H: 0	E: 0	K: 0	S: 3	R: 0	H: 0	E: 0	K: 0	S: 5	R: 0	H: 0	E: 0	K: 0	S: 3	R: 0	H: 0	E: 0	K: 0	S: 3	1B: 2	SF: 0	2B: 0	SAC: 0	3B: 1	DP: 0	HR: 0	HBP: 0	WP: 0	PA: 30
PITCHER Robin Roberts, R (1, 1) ERA: 2.83	IP	WLS	BF	H	R	ER	SO	BB	IBB	HBP	BLK	WP	HR	S	P	ERA	WHIP																																											

BOTTOM

Philadelphia Phillies @ Pittsburgh Pirates
 Forbes Field, Pittsburgh, PA
 Sat Jul 09 1955, 3:33 AM EDT
 Att. 2,637 - Unknown

livebaseballscorecards.com

AB	30
R	1
H	3
RBI	1
BB	0
SO	4
LOB	4



Batter	1	2	3	4	5	6	7	8	9	AB R H RBI BB SO LOB	TOP
Richie Ashburn, L (1, 8) OBP: 0.446, SLG: 0.469	4-0 BB 6-3		0-0 F2		0-0 F7			0-0 4-3		3 0 0 0 1 0 0	
Bobby Morgan, R (1, 4) OBP: 0.337, SLG: 0.362	0-0 6-3 1-2		0-0 6-3			0-0 FC6-5 SH3 1B		0-0 3B 1B		4 1 2 0 0 0 1	
Glen Gorbous, L (1, 9) OBP: 0.373, SLG: 0.402	0-0 6-3		0-0 G3			0-0 SH3 1-2		0-0 1-H FC3-2 3B		3 0 1 1 0 0 0	
Del Ennis, R (1, 7) OBP: 0.309, SLG: 0.468		0-0 1B SF8 1B		0-3 K		0-0 FC6-5 2-3		0-0 FC3-2 3B		4 1 1 0 0 1 2	
Willie Jones, R (1, 5) OBP: 0.358, SLG: 0.428		0-0 1B 2B 1B		0-0 FC5-4 1B		0-0 6-3		0-0 F7		4 1 2 0 0 0 2	
Mary Blaylock, L (1, 3) OBP: 0.293, SLG: 0.341		0-0 SF8		0-0 F8			0-0 HR		0-0 F8	3 1 1 2 0 0 1	
Andy Seminick, R (1, 2) OBP: 0.348, SLG: 0.465		0-0 3-H 2B 1B		0-0 FC5-4 1-2f		0-0 6-3		4-0 L7-4-3 BB		3 0 1 0 1 0 1	
Roy Smalley, R (1, 6) OBP: 0.305, SLG: 0.322		0-0 1-H 3-H 2B		0-0 1-3		0-3 K		0-0 L7-4-3 1-2		4 0 1 1 0 1 1	
Curt Simmons, L (1, 1) OBP: 0.161, SLG: 0.200		0-0 5-3		0-0 1-3		0-0 4-3				3 0 0 0 0 0 1	
Inning Stats	R: 0 H: 0 E: 0 LOB: 0 K: 0 BB: 1 S: 2 P: 6	R: 2 H: 4 E: 0 LOB: 1 K: 0 BB: 0 S: 6 P: 6	R: 0 H: 0 E: 0 LOB: 0 K: 0 BB: 0 S: 3 P: 3	R: 0 H: 1 E: 0 LOB: 1 K: 1 BB: 0 S: 6 P: 6	R: 0 H: 0 E: 0 LOB: 0 K: 0 BB: 0 S: 3 P: 3	R: 0 H: 1 E: 0 LOB: 1 K: 0 BB: 0 S: 4 P: 4	R: 1 H: 1 E: 0 LOB: 0 K: 1 BB: 0 S: 6 P: 6	R: 1 H: 2 E: 0 LOB: 1 K: 0 BB: 1 S: 5 P: 5	R: 0 H: 0 E: 0 LOB: 0 K: 0 BB: 1 S: 2 P: 6	1B: 6 SF: 1 2B: 2 SAC: 1 3B: 1 DP: 1 HR: 1 HBP: 0	WP: 0 PA: 35 PB: 0 SB: 0 CS: 0
PITCHER	IP WLS BF H R ER SO BB IBB HBP BLK WP HR S P ERA WHIP										
Bob Friend, R (1, 1) ERA: 3.59	7.0 L 27 7 3 3 2 1 0 0 0 0 1 30 34 3.86 1.143										
Ron Kline, R (8, 1) ERA: 3.4	2.0 8 2 1 1 0 1 0 0 0 0 0 7 11 4.50 1.500										

Philadelphia Phillies @ Pittsburgh Pirates
 Forbes Field, Pittsburgh, PA
 Sun Jul 10 1955, 3:33 AM EDT
 Unknown

livebaseballscorecards.com

AB 31
 R 4
 H 9
 RBI 4
 BB 2
 SO 2
 LOB 9



Batter	1	2	3	4	5	6	7	8	9	AB R H RBI BB SO LOB	TOP									
Richie Ashburn, L (1, 8) OBP: 0.441, SLG: 0.463	0-0 L3		0-0 FC1-6 FC6-4 1-2f			0-0 F2		0-0 3-1 2-3		4 0 0 0 0 0 2	Philadelphia Phillies @ Pittsburgh Pirates Forbes Field, Pittsburgh, PA Sun Jul 10 1955, 3:38 AM EDT Att. 6,454 - Unknown									
Bobby Morgan, R (1, 4) OBP: 0.336, SLG: 0.360	0-0 F8		0-0 FC6-4 1-2f			0-0 1B		0-0 F7		4 0 1 0 0 0 2										
Glen Gorbous, L (1, 9) OBP: 0.364, SLG: 0.390	0-0 F2			0-3 K		0-0 F8		0-0 F9		4 0 0 0 0 1 1										
Del Ennis, R (1, 7) OBP: 0.305, SLG: 0.462		0-0 E5 1B G4-6-3		0-0 F6		0-0 F2		0-0 F4		4 1 0 0 0 0 1										
Willie Jones, R (1, 5) OBP: 0.356, SLG: 0.426		0-0 G4-6-3 1-3 1B		0-0 F5			0-0 5-3	0-0 F6		4 0 1 0 0 0 0										
Mary Blaylock, L (1, 3) OBP: 0.298, SLG: 0.347		0-0 G4-6-3 1-2f 3-H			0-0 1B 1B		0-0 G1-4-3 1B			3 0 2 0 0 0 1										
Stan Lopata, R (1, 2) OBP: 0.366, SLG: 0.447		0-0 5-3			0-0 1-2 1B		0-0 G1-4-3 1-2f			3 0 1 0 0 0 1										
Roy Smalley, R (1, 6) OBP: 0.310, SLG: 0.329			4-0 FC1-6 BB		0-0 F2		0-0 3-1 2B			2 0 1 0 1 0 2										
Ron Negray, R (1, 1) OBP: 0.222, SLG: 0.333			0-3 K		0-0 G4-6-3 1-2f		0-0 5-3			1 0 0 0 0 1 1										
Bob Miller, R (3, 1) OBP: 0.145, SLG: 0.481										0 0 0 0 0 0 0										
Robin Roberts, S (5, PH) OBP: 0.243, SLG: 0.351										1 0 0 0 0 0 2										
Murry Dickson, R (5, 1) OBP: 0.346, SLG: 0.462										0 0 0 0 0 0 0										
Andy Seminick, R (8, PH) OBP: 0.262, SLG: 0.250										1 0 0 0 0 0 1										
Herm Wehrmeier, R (8, 1)										0 0 0 0 0 0 0										
Inning Stats	R: 0 E: 0 K: 0 S: 3	H: 0 LOB: 0 BB: 0 P: 3	R: 1 E: 1 K: 0 S: 4	H: 1 LOB: 0 BB: 0 P: 4	R: 0 E: 0 K: 1 S: 5	H: 0 LOB: 1 BB: 1 P: 9	R: 0 E: 0 K: 1 S: 5	H: 0 LOB: 0 BB: 0 P: 5	R: 0 E: 0 K: 0 S: 4	H: 2 LOB: 1 BB: 0 P: 4	R: 0 E: 0 K: 0 S: 3	H: 1 LOB: 1 BB: 0 P: 4	R: 0 E: 0 K: 0 S: 3	H: 1 LOB: 1 BB: 0 P: 4	R: 0 E: 0 K: 0 S: 3	H: 0 LOB: 0 BB: 0 P: 3	1B: 5 2B: 1 3B: 0 HR: 0	SF: 0 SAC: 0 DP: 3 HBP: 0	WP: 0 PB: 0 SB: 0 CS: 0	PA: 32
PITCHER Vern Law, R (1, 1) ERA: 3.12	IP: 9.0 WLS: W BF: 32 H: 6 R: 1 ER: 0 SO: 2 BB: 1 IBB: 0 HBP: 0 BLK: 0 WP: 0 HR: 0 S: 35 P: 39 ERA: 0.00 WHIP: 0.778											PITCHER	IP: 0.0 WLS: 0 BF: 0 H: 0 R: 0 ER: 0 SO: 0 BB: 0 IBB: 0 HBP: 0 BLK: 0 WP: 0 HR: 0 S: 0 P: 0 ERA: 0.00 WHIP: 0.00							

livebaseballscorecards.com

AB	31
R	1
H	6
RBI	0
BB	1
SO	2
LOB	14



Batter	1	2	3	4	5	6	7	8	9
Tom Saffell, L (1, 8) OBP: 0.267, SLG: 0.224	0-0 G3		4-0 1B BB	0-0 F5			0-0 5-3		
Gene Freese, R (1, 4) OBP: 0.304, SLG: 0.377	0-0 F8		0-0 1B BB			0-0 F8	0-0 F8		
Jerry Lynch, L (1, 7) Frank Thomas, R (9, 7) OBP: 0.286, SLG: 0.382	0-0 1B		0-0 FC1-5 1B			0-0 F8	0-0 F8 1-3 1B		
Dale Long, L (1, 3) OBP: 0.369, SLG: 0.525	0-0 F9		0-0 F8-6 FC1-5 1B			0-0 F9	0-0 1-3		
Preston Ward, L (1, 9) Roberto Clemente, R (6, PR) OBP: 0.289, SLG: 0.373		4-0 FC6-4 BB	0-0 FC1-5			0-0 1B 1B	0-0 F8		
Toby Atwell, L (1, 2) OBP: 0.323, SLG: 0.213		0-3 K	0-0 F8-6			0-0 1B	4-0 IBB		
Dick Groat, R (1, 6) OBP: 0.311, SLG: 0.330		0-0 FC6-4 FC5-4				0-0 F8	0-0 F9		
Eddie O'Brien, R (1, 5) OBP: 0.238, SLG: 0.350		0-0 FC5-4				0-0 4-3	0-0 F7		
Vern Law, R (1, 1) OBP: 0.379, SLG: 0.481			0-0 1B S 1B				0-3 K		

Inning Stats	R: 0	H: 1	E: 0	K: 0	S: 4	H: 0	LOB: 1	BB: 0	P: 4	R: 0	H: 0	E: 0	K: 0	S: 6	H: 4	LOB: 1	BB: 1	P: 10	R: 0	H: 1	E: 0	K: 0	S: 4	H: 2	LOB: 1	BB: 0	P: 4	R: 0	H: 0	E: 0	K: 1	S: 5	H: 1	LOB: 2	BB: 1	P: 8
--------------	------	------	------	------	------	------	--------	-------	------	------	------	------	------	------	------	--------	-------	-------	------	------	------	------	------	------	--------	-------	------	------	------	------	------	------	------	--------	-------	------


PITCHER	IP	WLS	BF	H	R	ER	SO	BB	IBB	HBP	BLK	WP	HR	S	P	ERA	WHIP
Ron Negray, R (1, 1) ERA: 4.8	2.0	L	12	4	3	3	1	2	0	0	0	0	0	12	20	13.50	3.000
Bob Miller, R (3, 1) ERA: 2.32	2.0		7	2	0	0	0	0	0	0	0	0	0	7	7	0.00	1.000
Murry Dickson, R (5, 1) ERA: 4.04	3.0		10	2	0	0	1	0	0	0	0	0	0	12	12	0.00	0.667
Herm Wehmeier, R (8, 1) ERA: 4.11	1.0		5	1	0	0	0	0	1	0	0	0	0	4	8	0.00	1.000

BOTTOM


Philadelphia Phillies @ Pittsburgh Pirates
 Forbes Field, Pittsburgh, PA
 Sun Jul 10 1955, 3:38 AM EDT
 Att. 6,454 - Unknown

AB	R	H	RBI	BB	SO	LOB
3	1	0	0	1	0	1
4	1	1	0	0	0	0
4	0	3	2	0	0	0
0	0	0	0	0	0	0
4	0	1	1	0	0	2
2	0	1	0	1	0	2
1	0	0	0	0	0	1
3	0	1	0	1	1	3
4	0	0	0	0	0	4
3	0	0	0	0	0	2
3	1	2	0	0	1	0

AB	31
R	3
H	9
RBI	3
BB	3
SO	2
LOB	15



WP	PA
0	34

Batter	1	2	3	4	5	6	7	8	9	AB R H RBI BB SO LOB	TOP	
Bill Bruton, L (1, 8) OBP: 0.329, SLG: 0.429	0-0 P5		0-0 P6		0-0 P3		0-0 P6		0-0 1-3	5 0 0 0 0 0 2		
Johnny Logan, R (1, 6) OBP: 0.373, SLG: 0.474	0-0 5-3		0-0 F7		0-0 P4			0-0 WP BB E 1B	4-0 BB	4 1 1 0 1 0 0		
Eddie Mathews, L (1, 5) OBP: 0.438, SLG: 0.636	0-0 2-3			4-0 1B BB 1B BB	0-0 F9			0-0 F7	0-0 4-3	4 1 0 0 1 0 4		
Hank Aaron, R (1, 4) OBP: 0.365, SLG: 0.560		0-3 K		4-0 1B BB 1B BB		0-0 HR		4-0 E WP SF7 BB		2 3 1 1 2 1 0		
Bobby Thomson, R (1, 7) OBP: 0.328, SLG: 0.447		0-0 HR		0-0 1B SF8 1B		0-0 6-3		4-0 None E IBB		3 2 2 1 1 0 0		
Andy Pafko, R (1, 9) OBP: 0.304, SLG: 0.342		0-0 P4		0-0 1B		0-0 6-3		0-0 SF7		3 0 1 3 0 0 0		
Joe Adcock, R (1, 3) OBP: 0.344, SLG: 0.475		0-0 FC6-4 1B		0-0 F9		0-0 F9		0-0	0-3 K	4 0 1 0 0 1 2	AB 31 R 7 H 7 RBI 6 BB 6 SO 2 LOB 10	
Del Crandall, R (1, 2) OBP: 0.311, SLG: 0.433		0-0 FC6-4		0-0 SF8			0-0 5-3		4-0 1-3 1B BB	2 0 0 1 1 0 1		
Bob Buhl, R (1, 1) OBP: 0.129, SLG: 0.069			0-0 4-3	0-0 4-3			0-0 5-3		0-0 1-3 1B	4 0 1 0 0 0 1		
Inning Stats	R: 0 H: 0 E: 0 LOB: 0 K: 0 BB: 0 S: 3 P: 3	R: 1 H: 2 E: 0 LOB: 1 K: 1 BB: 0 S: 7 P: 7	R: 0 H: 0 E: 0 LOB: 0 K: 0 BB: 0 S: 3 P: 3	R: 3 H: 2 E: 0 LOB: 1 K: 0 BB: 2 S: 5 P: 13	R: 0 H: 0 E: 0 LOB: 0 K: 0 BB: 0 S: 3 P: 3	R: 1 H: 1 E: 0 LOB: 0 K: 0 BB: 0 S: 4 P: 4	R: 0 H: 0 E: 0 LOB: 0 K: 0 BB: 0 S: 3 P: 3	R: 2 H: 1 E: 1 LOB: 1 K: 0 BB: 2 S: 3 P: 11	R: 0 H: 1 E: 0 LOB: 3 K: 1 BB: 2 S: 6 P: 14	1B: 5 SF: 2 2B: 0 SAC: 0 3B: 0 DP: 0 HR: 2 HBP: 0	WP: 1 PA: 39 PB: 0 SB: 0 CS: 0	
PITCHER	IP WLS BF H R ER SO BB IBB HBP BLK WP HR S P ERA WHIP											
Herm Wehmeier, R (1, 1) ERA: 4.25	5.0 L 21 4 4 4 1 2 0 0 0 0 0 1 21 29 7.20 1.200											
Bob Miller, R (6, 1) ERA: 2.42	2.0 7 1 1 1 0 0 0 0 0 0 0 1 7 7 4.50 0.500											
Ron Mrozinski, L (8, 1) ERA: 7.71	2.0 12 2 2 1 1 3 1 0 0 1 0 9 25 4.50 2.500											

Milwaukee Braves @ Philadelphia Phillies
 Connie Mack Stadium, Philadelphia, PA

Thu Jul 14 1955, 3:33 AM EDT
 Att. 16,728 - Unknown


livebaseballscores.com

Batter	1	2	3	4	5	6	7	8	9	AB R H RBI BB SO LOB
Richie Ashburn, L (1, 8) OBP: 0.439, SLG: 0.458	0-3 K ①		4-0 BB			0-0 F8 ①	0-0 F8 ③			3 0 0 0 1 1 3
Bobby Morgan, R (1, 4) OBP: 0.335, SLG: 0.358	0-3 K ②		0-3 K ③			0-0 1B		0-0 F8 ①		4 0 1 0 0 2 1
Glen Gorbous, L (1, 9) OBP: 0.361, SLG: 0.381	0-0 4-3 ③			0-0 P5 ①		0-0 P4 ②		4-0 BB		3 0 0 0 1 0 1
Del Ennis, R (1, 7) OBP: 0.301, SLG: 0.456		0-0 5-3 ①		0-0 5-3 ②		0-0 F9 ③		0-3 K ②		4 0 0 0 0 1 2
Willie Jones, R (1, 5) OBP: 0.352, SLG: 0.420		0-0 1-3 ②		0-0 F8 ③			0-0 F9 ①	0-0 F9 ③		4 0 0 0 0 0 1
Andy Seminick, R (1, 2) OBP: 0.355, SLG: 0.490		0-0 1B		0-3 K ①			0-0 1B 1B		0-0 HR	4 1 3 1 0 1 0
Mary Blaylock, L (1, 3) OBP: 0.297, SLG: 0.345		0-3 K ③		0-3 K ②			0-0 BB 1B		0-0 F7 ①	4 0 1 0 0 2 1
Roy Smalley, R (1, 6) OBP: 0.306, SLG: 0.324			0-3 K ①		4-0 BB		0-3 K ②		0-3 K ②	3 0 0 0 1 3 2
Herm Wehmeier, R (1, 1) OBP: 0.256, SLG: 0.244 Jim Greengrass, R (5, PH) OBP: 0.289, SLG: 0.317 Bob Miller, R (6, 1) OBP: 0.222, SLG: 0.333 Stan Lopata, R (7, PH) OBP: 0.359, SLG: 0.447 Ron Mrozinski, R (8, 1) Robin Roberts, S (9, PH) OBP: 0.409, SLG: 0.472			0-3 K ②		0-0 F3 ③		4-0 BB		0-3 K ③	1 0 0 0 0 0 1 0 1 0 0 0 0 0 0 1 0 0 0 0 0 0 0 0 0 0 0 0 0 1 0 0 0 0 0 0 0 0 0 0 1 0 0 0 0 0 1 0

Inning Stats	R: 0	H: 0	E: 0	K: 2	S: 7	R: 0	H: 1	E: 0	K: 1	S: 6	R: 0	H: 0	E: 0	K: 3	S: 9	R: 0	H: 0	E: 0	K: 0	S: 3	R: 0	H: 0	E: 0	K: 2	S: 7	R: 0	H: 1	E: 0	K: 0	S: 4	R: 0	H: 2	E: 0	K: 1	S: 7	R: 0	H: 0	E: 0	K: 1	S: 5	R: 1	H: 1	E: 0	K: 2	S: 8	1B: 4	2B: 0	3B: 0	HR: 1	SF: 0	SAC: 0	DP: 0	HBP: 0	WP: 0	PA: 36
PITCHER Bob Buhl, R (1, 1) ERA: 3.08	IP	WLS	BF	H	R	ER	SO	BB	IBB	HBP	BLK	WP	HR	S	P	ERA	WHIP													IP	WLS	BF	H	R	ER	SO	BB	IBB	HBP	BLK	WP	HR	S	P	ERA	WHIP									

Milwaukee Braves @ Philadelphia Phillies
Connie Mack Stadium, Philadelphia, PA
 Thu Jul 14 1955, 3:33 AM EDT
 Att. 16,728 - Unknown

AB 32
 R 1
 H 5
 RBI 1
 BB 4
 SO 12
 LOB 12



Batter	1	2	3	4	5	6	7	8	9	AB R H RBI BB SO LOB	TOP									
Bill Bruton, L (1, 8) OBP: 0.328, SLG: 0.427	0-0 F2		0-0 P6			0-0 WP 1B		0-0 F9		4 0 1 0 0 0 1										
Johnny Logan, R (1, 6) OBP: 0.374, SLG: 0.471	0-0 6-3		4-0 1-2 BB			0-0 F7		4-0 SH1-4 BB		2 0 0 0 2 0 1										
Eddie Mathews, L (1, 5) OBP: 0.437, SLG: 0.632	0-0 1B		0-0 F9			0-3 K		0-0 SH1-4		3 0 1 0 0 1 3										
Hank Aaron, R (1, 4) OBP: 0.361, SLG: 0.554	0-3 K			0-0 6-3		0-0 F7		0-0 5-3		4 0 0 0 0 1 3										
Bobby Thomson, R (1, 7) OBP: 0.323, SLG: 0.439		0-0 F9		0-0 P4			0-0 F9		0-0 6-3	4 0 0 0 0 0 1										
Andy Pafko, R (1, 9) OBP: 0.297, SLG: 0.333		0-0 6-3		0-0 F8			0-0 P4			3 0 0 0 0 0 0										
Joe Adcock, R (1, 3) OBP: 0.340, SLG: 0.468		0-0 P3			0-0 6-3		0-0 5-3			3 0 0 0 0 0 0										
Del Crandall, R (1, 2) OBP: 0.311, SLG: 0.432			0-0 FC3-6 1B		0-0 F2			0-0 F7		3 0 1 0 0 0 0										
Lew Burdette, R (1, 1) OBP: 0.208, SLG: 0.217			0-0 FC3-6 BB		0-0 P3			0-0 F8		3 0 0 0 0 0 1										
Inning Stats	R: 0 E: 0 K: 1 S: 6	H: 1 LOB: 1 BB: 0 P: 6	R: 0 E: 0 K: 0 S: 3	H: 0 LOB: 0 BB: 0 P: 3	R: 0 E: 0 K: 0 S: 4	H: 1 LOB: 2 BB: 1 P: 8	R: 0 E: 0 K: 0 S: 3	H: 0 LOB: 0 BB: 0 P: 3	R: 0 E: 0 K: 0 S: 3	H: 0 LOB: 0 BB: 0 P: 3	R: 0 E: 0 K: 0 S: 3	H: 0 LOB: 0 BB: 0 P: 3	R: 0 E: 0 K: 0 S: 3	H: 0 LOB: 1 BB: 1 P: 7	R: 0 E: 0 K: 0 S: 3	H: 0 LOB: 1 BB: 1 P: 7	1B: 3 2B: 0 3B: 0 HR: 0	SF: 0 SAC: 1 DP: 0 HBP: 0	WP: 1 PB: 0 SB: 0 CS: 0	PA: 32
PITCHER Murry Dickson, R (1, 1) ERA: 3.72	IP: 9.0 WLS: W BF: 32 H: 3 R: 0 ER: 0 SO: 2 BB: 2 IBB: 0 HBP: 0 BLK: 0 WP: 1 HR: 0 S: 34 P: 42 ERA: 0.00 WHIP: 0.556																			

Milwaukee Braves @ Philadelphia Phillies
 Connie Mack Stadium, Philadelphia, PA

AB	29
R	0
H	3
RBI	0
BB	2
SO	2
LOB	10



Fri Jul 15 1955, 3:33 AM EDT
 Att: 11,794 - Unknown

livebaseballscorecards.com

Batter	1	2	3	4	5	6	7	8	9	AB	R	H	RBI	BB	SO	LOB
Richie Ashburn, L (1, 8) OBP: 0.437, SLG: 0.455	0-0 5-3	0-0 4-3			0-0 FC6-4 BB 1B		0-0 4-3			4	0	1	0	0	0	1
Bobby Morgan, R (1, 4) OBP: 0.333, SLG: 0.353	0-0 F8		0-0 F7		4-0 BB BB BB BB FC6-4 BB 1-2		0-0 F8			3	0	0	0	1	0	0
Glen Gorbous, L (1, 9) OBP: 0.358, SLG: 0.378	0-0 1B 1B		0-0 P4		0-0 P4		0-0 P6			4	0	1	0	0	0	2
Del Ennis, R (1, 7) OBP: 0.301, SLG: 0.454	0-0 BB 1-3 1B		0-0 F7		0-0 FC6-4 1-2f 2-3		0-0 P6			4	0	1	0	0	0	2
Willie Jones, R (1, 5) OBP: 0.354, SLG: 0.417	4-0 1-2 BB			0-0 F7	0-0 6-3			4-0 BB 3B BB		2	1	0	0	2	0	2
Andy Seminick, R (1, 2) OBP: 0.347, SLG: 0.477	0-3 K			0-0 1-3		0-0 P5		0-0 F9		4	0	0	0	0	1	4
Mary Blaylock, L (1, 3) OBP: 0.307, SLG: 0.374		0-0 3B			4-0 BB BB BB		0-0 F8		0-0 1-H 3B	3	0	2	1	1	0	0
Roy Smalley, R (1, 6) OBP: 0.316, SLG: 0.326		0-0 5-3			4-0 BB BB BB BB 1-2 BB		0-0 1B		4-0 IBB	2	0	1	0	2	0	1
Murry Dickson, R (1, 1) OBP: 0.220, SLG: 0.317		0-0 F7			0-0 6-3		0-0 5-3		0-0 4-3	4	0	0	0	0	0	6
Inning Stats	R: 0 H: 2 E: 0 K: 1 S: 7	H: 2 LOB: 3 BB: 1 P: 11	R: 0 H: 1 E: 0 K: 0 S: 4	H: 1 LOB: 1 BB: 0 P: 4	R: 0 H: 0 E: 0 K: 0 S: 3	H: 0 LOB: 0 BB: 0 P: 3	R: 0 H: 0 E: 0 K: 0 S: 3	H: 0 LOB: 2 BB: 2 P: 11	R: 0 H: 1 E: 0 K: 0 S: 4	H: 1 LOB: 2 BB: 1 P: 8	R: 0 H: 0 E: 0 K: 0 S: 3	H: 0 LOB: 0 BB: 0 P: 3	R: 1 H: 1 E: 0 K: 0 S: 4	H: 1 LOB: 2 BB: 2 P: 12		

BOTTOM

Milwaukee Braves @ Philadelphia Phillies
Connie Mack Stadium, Philadelphia, PA

Fri Jul 15 1955, 3:33 AM EDT
 Att. 11,794 - Unknown


livebaseballscorecards.com

AB	30
R	1
H	6
RBI	1
BB	6
SO	1
LOB	18



PITCHER	IP	WLS	BF	H	R	ER	SO	BB	IBB	HBP	BLK	WP	HR	S	P	ERA	WHIP
Lew Burdette, R (1, 1) ERA: 4.39	8.0	L	36	6	1	1	1	5	1	0	0	0	0	32	56	1.12	1.375

WP: 0	PA: 36
PB: 0	SB: 0
CS: 0	

Batter	1	2	3	4	5	6	7	8	9	AB R H RBI BB SO LOB	TOP									
Lloyd Merriman, L (1, 8) OBP: 0.331, SLG: 0.343	4-0 E BB	0-0 L4			0-0 4-3		0-0 1-3 1B			3 1 1 0 1 0 0										
Gene Baker, R (1, 4) OBP: 0.344, SLG: 0.409	0-0 F7 1-H		4-0 14 G6-4-3 BB		0-0 P4		0-0 F8			3 0 0 0 1 0 1										
Bob Speake, L (1, 3) OBP: 0.343, SLG: 0.558	0-0 14 HR 2B		0-0 F8		0-0 3B			0-0 F5		4 1 2 0 0 0 1										
14 Ernie Banks, R (1, 6) OBP: 0.342, SLG: 0.572	0-0 2-H HR		0-0 G6-4-3 1-2f		0-3 K			0-0 F7		4 1 1 2 0 1 2										
Jim King, L (1, 9) OBP: 0.323, SLG: 0.467	0-3 K			0-0 F2		0-0 4-3		0-0 F5		4 0 0 0 0 1 0										
Frank Baumholtz, L (1, 7) OBP: 0.319, SLG: 0.425	0-0 E4			0-0 2B		0-0 F9			0-0 SF7 3B	4 1 2 0 0 0 0										
Owen Friend, R (1, 5) Walker Cooper, R (9, PH) OBP: 0.308, SLG: 0.550	0-0 6-3			0-0 P6		0-0 L4			0-0 L3	3 0 0 0 0 0 2 1 0 0 0 0 0 1	AB 31 R 4 H 6 RBI 3 BB 4 SO 3 LOB 9									
Harry Chiti, R (1, 2) Randy Jackson, R (9, PH) OBP: 0.325, SLG: 0.424		0-0 P5		4-0 BB			0-0 6-3		0-0 SF7 3-H	2 0 0 0 1 0 0 0 0 0 1 0 0 0										
Warren Hacker, R (1, 1) John Andre, L (3, 1) Jim Davis, S (5, 1) Hank Sauer, R (9, PH) OBP: 0.287, SLG: 0.398		0-0 F2		0-0 F9			4-0 1B BB		0-3 K	1 0 0 0 0 0 0 1 0 0 0 0 0 2 0 0 0 0 1 0 0 1 0 0 0 0 1 0										
Inning Stats	R: 3 E: 1 K: 1 S: 8	H: 2 LOB: 1 BB: 1 P: 12	R: 0 E: 0 K: 0 S: 3	H: 0 LOB: 0 BB: 0 P: 3	R: 0 E: 0 K: 0 S: 2	H: 0 LOB: 0 BB: 1 P: 6	R: 0 E: 0 K: 0 S: 4	H: 1 LOB: 2 BB: 1 P: 8	R: 0 E: 0 K: 1 S: 6	H: 1 LOB: 1 BB: 0 P: 6	R: 0 E: 0 K: 0 S: 3	H: 0 LOB: 0 BB: 0 P: 3	R: 0 E: 0 K: 0 S: 3	H: 0 LOB: 0 BB: 0 P: 3	R: 1 E: 0 K: 1 S: 6	H: 1 LOB: 0 BB: 0 P: 6	1B: 1 2B: 2 3B: 2 HR: 1	SF: 1 SAC: 0 DP: 1 HBP: 0	WP: 0 PB: 0 SB: 0 CS: 0	PA: 36
PITCHER Robin Roberts, R (1, 1) ERA: 2.89	IP 9.0 WLS W BF 36 H 6 R 4 ER 4 SO 3 BB 4 IBB 0 HBP 0 BLK 0 WP 0 HR 1 S 38 P 54 ERA 4.00 WHIP 1.111											PITCHER	IP WLS BF H R ER SO BB IBB HBP BLK WP HR S P ERA WHIP							

Chicago Cubs @ Philadelphia Phillies
 Connie Mack Stadium, Philadelphia, PA
 Sat Jul 16 1955, 3:33 AM EDT
 Att. 5,241 - Unknown

livebaseballscorecards.com

Batter	1	2	3	4	5	6	7	8	9	AB	R	H	RBI	BB	SO	LOB
Richie Ashburn, L (1, 8) OBP: 0.438, SLG: 0.454	0-0 FC5-4 1B	0-0 L5			4-0 PB BB G6-4-3 BB		0-0 4-3			3	1	1	0	1	0	0
Bobby Morgan, R (1, 4) OBP: 0.332, SLG: 0.349	0-0 FC5-4 1B	0-0 F7			4-0 G6-4-3 BB 1-2 BB		0-0 F9			3	1	0	0	1	0	1
Glen Gorbous, L (1, 9) OBP: 0.355, SLG: 0.370	0-0 G3 1-2		0-0 P4		4-0 G6-4-3 BB 1-2 2-3		0-0 G3			3	0	0	0	1	0	1
Del Ennis, R (1, 7) OBP: 0.303, SLG: 0.454	0-0 1B		0-0 FC5-4 1B		0-0 G6-4-3 1-2 2-3 3-H		0-0 F5			4	0	2	1	0	0	2
Willie Jones, R (1, 5) OBP: 0.350, SLG: 0.412	0-0 F8		0-0 F8		0-0 6-3		0-0 6-3			4	0	0	0	0	0	3
Andy Seminick, R (1, 2) OBP: 0.353, SLG: 0.497		0-0 HR			4-0 G3 BB					2	1	1	1	1	0	1
Stan Lopata, R (7, 2) OBP: 0.369, SLG: 0.447		0-0 HR		0-0 FC5-4 1-2						0	0	0	0	0	0	0
Mary Blaylock, L (1, 3) OBP: 0.307, SLG: 0.373		0-0 HR 1B		0-0 F7		0-0 G3				3	1	1	0	0	0	1
Roy Smalley, R (1, 6) OBP: 0.316, SLG: 0.343		0-0 HR		0-0 6-3		0-0 6-3				3	1	1	2	0	0	0
Robin Roberts, S (1, 1) OBP: 0.391, SLG: 0.446		0-0 1-6-3		0-0 G3			0-3 K			3	0	0	0	0	1	0

Inning Stats	R: 1	H: 2	E: 0	K: 0	S: 5	R: 3	H: 3	E: 0	K: 0	S: 6	R: 0	H: 1	E: 0	K: 0	S: 4	R: 0	H: 0	E: 0	K: 0	S: 3	R: 1	H: 0	E: 0	K: 0	S: 2	R: 0	H: 0	E: 0	K: 0	S: 2	R: 0	H: 0	E: 0	K: 1	S: 5	R: 0	H: 0	E: 0	K: 0	S: 3
	LOB: 1	BB: 0	P: 5	LOB: 0	BB: 0	P: 6	LOB: 1	BB: 0	P: 4	LOB: 0	BB: 0	P: 3	LOB: 0	BB: 0	P: 3	LOB: 1	BB: 3	P: 14	LOB: 0	BB: 1	P: 6	LOB: 0	BB: 0	P: 5	LOB: 0	BB: 0	P: 3	SF: 0	SAC: 0	DP: 1	HBP: 0	1B: 4	2B: 0	3B: 0	HR: 2	WP: 0	PB: 1	SB: 0	CS: 0	

PITCHER	IP	WLS	BF	H	R	ER	SO	BB	IBB	HBP	BLK	WP	HR	S	P	ERA	WHIP
Warren Hacker, R (1, 1) ERA: 3.25	2.0	L	11	5	4	4	0	0	0	0	0	0	2	11	11	18.00	2.500
John Andre, R (3, 1) ERA: 5.8	2.0		10	1	1	1	0	3	0	0	0	0	0	7	19	4.50	2.000
Jim Davis, L (5, 1) ERA: 3.97	4.0		11	0	0	0	1	1	0	0	0	0	0	12	16	0.00	0.250


BOTTOM

Chicago Cubs @ Philadelphia Phillies
 Connie Mack Stadium, Philadelphia, PA

Sat Jul 16 1955, 3:33 AM EDT
 Att. 5,241 - Unknown

AB	28
R	5
H	6
RBI	4
BB	4
SO	1
LOB	9

livebaseballscorecards.com



WP	HR	S	P	ERA	WHIP
0	0	0	0	0.00	0.250

Batter	1	2	3	4	5	6	7	8	9	10	AB R H RBI BB SO LOB	TOP													
Lloyd Merriman, L (1, 8) OBP: 0.331, SLG: 0.345	F8		1-H 2B		FC4-6 2B	BB 14 HR 1B BB		F8		K	5 2 1 0 1 1 1	Chicago Cubs @ Philadelphia Phillies Connie Mack Stadium, Philadelphia, PA Sun Jul 17 1955, 3:33 AM EDT Unknown													
Gene Baker, R (1, 4) OBP: 0.349, SLG: 0.413	F9			PB 2B BB	14 2B 2B	BB 14 HR 1B		F9		F9	4 3 2 3 2 0 0														
Bob Speake, L (1, 3) OBP: 0.344, SLG: 0.548	G3				14 2B BB	14 HR BB		K		K	3 2 0 0 2 1 2														
14 Ernie Banks, R (1, 6) OBP: 0.342, SLG: 0.581		6-3			14 2B BB	14 HR BB				K	5 1 2 6 0 1 1														
Jim King, L (1, 9) OBP: 0.319, SLG: 0.466		K			4-3	4-3				F9	5 1 1 1 0 1 1														
Frank Baumholtz, L (1, 7) OBP: 0.322, SLG: 0.416		F1			2B BB	1-3				F2	3 0 0 0 2 0 1														
Randy Jackson, R (1, 5) OBP: 0.329, SLG: 0.427					F8	SH2-4 1B BB		6-3		6-3	3 1 1 1 2 0 0														
Clyde McCullough, R (1, 2) OBP: 0.278, SLG: 0.203					F6	1B SH2-4				F7	5 1 2 0 0 0 4														
Dave Hillman, R (1, 1) OBP: 0.273, SLG: 0.111						SH2-4 1B				K	0 0 0 0 1 0 0														
Howie Pollet, L (3, 1) OBP: 0.467, SLG: 0.538						FC4-6 1B				K	2 0 1 0 0 1 0														
Hal Jeffcoat, R (7, 1) OBP: 0.267, SLG: 0.429						1-2 2-3				K	0 0 0 0 0 0 0														
Sam Jones, R (9, 1) OBP: 0.188, SLG: 0.170										K	1 0 0 0 0 1 0														
Inning Stats	R: 0 E: 0 K: 0 S: 3	H: 0 LOB: 0 BB: 0 P: 3	R: 0 E: 0 K: 1 S: 5	H: 0 LOB: 0 BB: 0 P: 5	R: 0 E: 0 K: 0 S: 3	H: 1 LOB: 2 BB: 1 P: 7	R: 2 E: 0 K: 0 S: 5	H: 2 LOB: 2 BB: 2 P: 13	R: 3 E: 0 K: 0 S: 6	H: 3 LOB: 1 BB: 1 P: 10	R: 6 E: 0 K: 0 S: 6	H: 3 LOB: 0 BB: 3 P: 18	R: 0 E: 0 K: 1 S: 5	H: 1 LOB: 0 BB: 0 P: 5	R: 0 E: 0 K: 1 S: 4	H: 0 LOB: 1 BB: 1 P: 8	R: 0 E: 0 K: 1 S: 5	H: 0 LOB: 2 BB: 2 P: 13	R: 0 E: 0 K: 2 S: 7	H: 0 LOB: 0 BB: 0 P: 7	1B: 4 2B: 6 3B: 0 HR: 1	SF: 0 SAC: 1 DP: 1 HBP: 0	WP: 0 PA: 47 PB: 1 SB: 1 CS: 1		
PITCHER	IP WLS BF H R ER SO BB IBB HBP BLK WP HR S P ERA WHIP	IP WLS BF H R ER SO BB IBB HBP BLK WP HR S P ERA WHIP	IP WLS BF H R ER SO BB IBB HBP BLK WP HR S P ERA WHIP	IP WLS BF H R ER SO BB IBB HBP BLK WP HR S P ERA WHIP	IP WLS BF H R ER SO BB IBB HBP BLK WP HR S P ERA WHIP	IP WLS BF H R ER SO BB IBB HBP BLK WP HR S P ERA WHIP	IP WLS BF H R ER SO BB IBB HBP BLK WP HR S P ERA WHIP	IP WLS BF H R ER SO BB IBB HBP BLK WP HR S P ERA WHIP	IP WLS BF H R ER SO BB IBB HBP BLK WP HR S P ERA WHIP	IP WLS BF H R ER SO BB IBB HBP BLK WP HR S P ERA WHIP	IP WLS BF H R ER SO BB IBB HBP BLK WP HR S P ERA WHIP	IP WLS BF H R ER SO BB IBB HBP BLK WP HR S P ERA WHIP	IP WLS BF H R ER SO BB IBB HBP BLK WP HR S P ERA WHIP	IP WLS BF H R ER SO BB IBB HBP BLK WP HR S P ERA WHIP	IP WLS BF H R ER SO BB IBB HBP BLK WP HR S P ERA WHIP	IP WLS BF H R ER SO BB IBB HBP BLK WP HR S P ERA WHIP	IP WLS BF H R ER SO BB IBB HBP BLK WP HR S P ERA WHIP	IP WLS BF H R ER SO BB IBB HBP BLK WP HR S P ERA WHIP	IP WLS BF H R ER SO BB IBB HBP BLK WP HR S P ERA WHIP	IP WLS BF H R ER SO BB IBB HBP BLK WP HR S P ERA WHIP	IP WLS BF H R ER SO BB IBB HBP BLK WP HR S P ERA WHIP	IP WLS BF H R ER SO BB IBB HBP BLK WP HR S P ERA WHIP	IP WLS BF H R ER SO BB IBB HBP BLK WP HR S P ERA WHIP		
Saul Rogovin, R (1, 1) ERA: 4.78	4.1		5	4	4	1	3	0	0	0	0	8.31	1.846												
Bob Miller, R (5, 1) ERA: 3.35	1.0		3	5	5	0	3	0	0	0	0	45.00	6.000												
Ron Negray, R (6, 1) ERA: 5.4	0.0		2	1	2	0	1	0	0	0	1	∞	∞												
Bob Kuzava, L (6, 1) ERA: 5.02	1.2		5	1	0	1	0	0	0	0	0	0.00	0.600												
Ron Mrozinski, L (8, 1) ERA: 7.4	1.0		3	0	0	1	1	0	0	0	0	0.00	1.000												

AB	36
R	11
H	10
RBI	11
BB	10
SO	6
LOB	10



WP	0	PA	47
PB	1		
SB	1		
CS	1		

livebaseballscores.com

BOTTOM

Chicago Cubs @ Philadelphia Phillies
 Connie Mack Stadium, Philadelphia, PA

Sun Jul 17 1955, 3:33 AM EDT
 Unknown

livebaseballscorecards.com

AB	41
R	12
H	16
RBI	12
BB	4
SO	2
LOB	14



WP	0	PA	47
PB	0		
SB	0		
CS	0		

AB R H RBI BB SO LOB

5 0 2 0 1 0 4

5 1 1 5 0 0 3

5 1 2 1 0 1 0

5 2 4 0 0 0 2

4 0 2 3 0 0 1

5 1 2 1 0 0 3

5 1 0 0 0 0 1

3 3 1 2 2 1 0

2 1 1 0 0 0 0
 0 0 0 0 0 0 0
 0 0 0 0 0 0 0
 0 0 0 0 0 0 0
 1 1 1 0 0 0 0
 0 0 0 0 0 0 0
 1 0 0 0 0 0 0
 0 1 0 0 1 0 0

1B: 10 SF: 2
 2B: 2 SAC: 0
 3B: 1 DP: 3
 HR: 3 HBP: 0

Batter	1	2	3	4	5	6	7	8	9	10
Richie Ashburn, L OBP: 0.439, SLG: 0.453 (1, 8)	0-0 1B 1B		0-0 G3		4-0 BB		0-0 F6	0-0 4-3		0-0 1B
Bobby Morgan, R OBP: 0.328, SLG: 0.358 (1, 4)	0-0 F9		0-0 6-3		0-0 G3-6-1-4		0-0 HR	0-0 5-3		0-0 SF8
Glen Gorbous, L OBP: 0.357, SLG: 0.371 (1, 9)	0-0 G6-4-3 1B		0-0 1B 2B 1B		0-3 K		0-0 G3		0-0 P6	
Del Ennis, R OBP: 0.310, SLG: 0.466 (1, 7)	0-0 G6-4-3		0-0 1B 2B 1B				0-0 G6-4-3 1B	0-0 1B		0-0 SF8 3B
Willie Jones, R OBP: 0.351, SLG: 0.416 (1, 5)		0-0 F7	0-0 2B				0-0 G6-4-3	0-0 1B		0-0 SF8
Stan Lopata, R OBP: 0.370, SLG: 0.462 (1, 2)		0-0 5-3	0-0 6-3				0-0 HR	0-0 F5		0-0 1B
Mary Blaylock, L OBP: 0.300, SLG: 0.363 (1, 3)		0-0 4-3		0-0 F8			0-0 F2		0-0 E4 HR	0-0 G3
Roy Smalley, R OBP: 0.324, SLG: 0.359 (1, 6)			4-0 2B 6-3 BB		0-0 6-3		4-0 1B HR BB	0-0 1B HR		0-3 K
Saul Rogovin, R OBP: 0.169, SLG: 0.167 (1, 1)			0-0 6-3 BB		0-0 5-3		0-0 HR	0-0 5-3		4-0 1B SF8 BB
Bob Miller, R OBP: 0.222, SLG: 0.333 (5, 1)										
Ron Negray, R OBP: 0.125, SLG: 0.125 (6, 1)										
Bob Kuzava, S OBP: 0.305, SLG: 0.321 (7, PH)										
Jim Greengrass, R OBP: 0.278, SLG: 0.267 (8, PH)										
Ron Mrozinski, R OBP: 0.278, SLG: 0.267 (8, PH)										
Andy Semnick, R OBP: 0.278, SLG: 0.267 (8, PH)										
Jack Meyer, R OBP: 0.278, SLG: 0.267 (9, 1)										

Inning Stats	R: 0	H: 2	E: 0	K: 0	S: 4	P: 4	R: 0	H: 0	E: 0	K: 0	S: 3	P: 3	R: 4	H: 4	E: 0	K: 0	S: 7	R: 0	H: 0	E: 0	K: 1	S: 4	P: 8	R: 1	H: 2	E: 0	K: 0	S: 4	P: 4	R: 3	H: 4	E: 0	K: 0	S: 7	P: 11	R: 2	H: 1	E: 1	K: 0	S: 5	P: 5	R: 1	H: 2	E: 0	K: 0	S: 5	P: 5	R: 1	H: 1	E: 0	K: 1	S: 5	P: 9	1B: 10	SF: 2	2B: 2	SAC: 0	3B: 1	DP: 3	HR: 3	HBP: 0	WP: 0	PA: 47
--------------	------	------	------	------	------	------	------	------	------	------	------	------	------	------	------	------	------	------	------	------	------	------	------	------	------	------	------	------	------	------	------	------	------	------	-------	------	------	------	------	------	------	------	------	------	------	------	------	------	------	------	------	------	------	--------	-------	-------	--------	-------	-------	-------	--------	-------	--------

PITCHER	IP	WLS	BF	H	R	ER	SO	BB	IBB	HBP	BLK	WP	HR	S	P	ERA	WHIP
Dave Hillman, R ERA: 4.75 (1, 1)	2.2		14	6	4	4	0	1	0	0	0	0	0	13	17	13.50	2.625
Howie Pollet, L ERA: 5.21 (3, 1)	3.2		15	4	4	4	1	2	0	0	0	0	2	15	23	9.82	1.636
Hal Jeffcoat, R ERA: 2.28 (7, 1)	2.0		11	4	3	2	0	0	0	0	0	0	1	11	11	9.00	2.000
Sam Jones, R ERA: 3.96 (9, 1)	1.1	L	7	2	1	1	1	1	0	0	0	0	0	8	12	6.75	2.250

Batter	1	2	3	4	5	6	7	8	9	AB R H RBI BB SO LOB	TOP											
Lloyd Merriman, L (1, 8) OBP: 0.326, SLG: 0.339	0-0 F8		0-0 L3		0-0 L5-3 1B		0-0 F7		0-0 G3	5 0 1 0 0 0 3	Chicago Cubs @ Philadelphia Phillies Connie Mack Stadium, Philadelphia, PA Mon Jul 18 1955, 3:33 AM EDT Att. 8,192 - Unknown											
Gene Baker, R (1, 4) OBP: 0.349, SLG: 0.409	0-0 1B		0-0 FC6-5		0-0 L5-3 1-2		0-0 6-3			4 0 1 0 0 0 2												
Bob Speake, L (1, 3) OBP: 0.328, SLG: 0.518	0-3 K		0-0 2-3		0-3 K			0-0 F8		4 0 0 0 0 2 2												
14 Ernie Banks, R (1, 6) OBP: 0.347, SLG: 0.592	0-0 5-3			0-0 2B SF8 1B		0-0 F9		0-0 G3-6-3 1B		4 1 2 0 0 0 1												
Jim King, L (1, 9) OBP: 0.321, SLG: 0.469		0-0 F5		0-0 1-3 2B		0-0 BB 1B		0-0 G3-6-3 1-2f		4 0 2 0 0 0 1												
Frank Baumholtz, L (1, 7) OBP: 0.311, SLG: 0.401		0-0 G3		0-0 2-3		0-3 K		0-0 F8		4 0 0 0 0 1 3												
Randy Jackson, R (1, 5) OBP: 0.341, SLG: 0.452		0-0		4-0 BB BB		4-0 FC6-4 1-2 BB		4-0 1B BB		1 0 1 0 3 0 0												
Jim Bolger, R (9, PR) OBP: 0.213, SLG: 0.250		0-0 2B								0 0 0 0 0 0 0												
Harry Chiti, R (1, 2) OBP: 0.279, SLG: 0.401		0-0 1-3		0-0 SF8		0-0 FC6-4 1-2f		0-0 F9		3 0 0 1 0 0 4												
Warren Hacker, R (1, 1) OBP: 0.222, SLG: 0.289			0-0 FC6-5 2B		0-3 K		0-0 F7		0-0 1B	3 0 1 0 0 1 2												
Walker Cooper, R (9, PH) OBP: 0.314, SLG: 0.538										1 0 1 0 0 0 0												
Dee Fondy, L (9, PR) OBP: 0.275, SLG: 0.391										0 0 0 0 0 0 0												
Inning Stats	R: 0 E: 0 K: 1 S: 6	H: 1 LOB: 1 BB: 0 P: 6	R: 0 E: 0 K: 0 S: 4	H: 1 LOB: 1 BB: 0 P: 4	R: 0 E: 0 K: 0 S: 4	H: 1 LOB: 1 BB: 0 P: 4	R: 1 E: 0 K: 1 S: 7	H: 2 LOB: 2 BB: 1 P: 11	R: 0 E: 0 K: 1 S: 5	H: 1 LOB: 0 BB: 0 P: 5	R: 0 E: 0 K: 1 S: 6	H: 1 LOB: 2 BB: 1 P: 10	R: 0 E: 0 K: 0 S: 3	H: 0 LOB: 0 BB: 0 P: 3	R: 0 E: 0 K: 0 S: 3	H: 1 LOB: 0 BB: 0 P: 3	R: 0 E: 0 K: 0 S: 4	H: 1 LOB: 2 BB: 1 P: 8	1B: 6 2B: 4 3B: 0 HR: 0	SF: 1 SAC: 0 DP: 2 HBP: 0	WP: 0 PB: 0 SB: 0 CS: 0	PA: 37
PITCHER Herm Wehmeier, R (1, 1) ERA: 4.01	IP: 9.0 WLS: W BF: 37 H: 9 R: 1 ER: 1 SO: 4 BB: 3 IBB: 0 HBP: 0 BLK: 0 WP: 0 HR: 0 S: 42 P: 54 ERA: 1.00 WHIP: 1.333																					

livebaseballscorecards.com

AB	33
R	1
H	9
RBI	1
BB	3
SO	4
LOB	18



Batter	1	2	3	4	5	6	7	8	9
Richie Ashburn, L (1, 8) OBP: 0.433, SLG: 0.446	0-0 F8 ①		0-0 F9 ③			0-0 6-3 1B		0-0 F9 ①	
Bobby Morgan, R (1, 4) OBP: 0.329, SLG: 0.352	0-0 4-3			0-0 F7 ①		0-0 6-3 ①		0-0 6-3 ②	
Glen Gorbous, L (1, 9) OBP: 0.358, SLG: 0.387	0-3 K ③			0-0 F3 ②		4-0 BB		0-0 F8 ③	
Del Ennis, R (1, 7) OBP: 0.309, SLG: 0.468		0-0 6-3 ①		0-0 F7 ③		0-0 P4 ②			
Willie Jones, R (1, 5) OBP: 0.349, SLG: 0.412		0-0 F7 ②			0-0 F7 ①	0-0 P6 ③			
Andy Seminick, R (1, 2) OBP: 0.354, SLG: 0.509		0-0 1B			0-3 K ②		0-0 F8 ①		
Mary Blaylock, L (1, 3) OBP: 0.300, SLG: 0.362		0-3 K ③			0-0 HR 1B		0-0 6-3 ②		
Roy Smalley, R (1, 6) OBP: 0.336, SLG: 0.378			0-0 F8 ①		0-0 HR 1B		4-0 BB		
Herm Wehmeier, R (1, 1) OBP: 0.239, SLG: 0.227			0-3 K ②		0-3 K ③		0-0 1-3 ③		

Inning Stats	R: 0	H: 0	E: 0	K: 1	S: 5	R: 0	H: 1	E: 0	K: 1	S: 6	R: 0	H: 0	E: 0	K: 1	S: 5	R: 0	H: 0	E: 0	K: 0	S: 3	R: 2	H: 2	E: 0	K: 2	S: 9	R: 0	H: 1	E: 0	K: 0	S: 4	R: 0	H: 0	E: 0	K: 0	S: 3	R: 0	H: 0	E: 0	K: 0	S: 3
	LOB: 0	BB: 0	LOB: 1	BB: 0	P: 5	LOB: 0	BB: 0	LOB: 0	BB: 0	P: 6	LOB: 0	BB: 0	LOB: 0	BB: 0	P: 5	LOB: 0	BB: 0	LOB: 0	BB: 0	P: 3	LOB: 2	BB: 1	LOB: 1	BB: 1	P: 7	LOB: 0	BB: 0	LOB: 0	BB: 0	P: 3	LOB: 0	BB: 0	LOB: 0	BB: 0	P: 3	LOB: 0	BB: 0	LOB: 0	BB: 0	P: 3

PITCHER	IP	WLS	BF	H	R	ER	SO	BB	IBB	HBP	BLK	WP	HR	S	P	ERA	WHIP
Warren Hacker, R (1, 1) ERA: 3.19	8.0	L	30	4	2	2	5	2	0	0	0	0	1	38	46	2.25	0.750

AB R H RBI BB SO LOB

4	0	1	0	0	0	0
4	0	0	0	0	0	1
3	0	0	0	1	1	0
3	0	0	0	0	0	2
3	0	0	0	0	0	2
3	0	1	0	0	1	0
3	1	1	0	0	1	1
2	1	1	2	1	0	0
3	0	0	0	0	2	1

AB	R	H	RBI	BB	SO	LOB
28	2	4	2	2	5	7



Chicago Cubs @ Philadelphia Phillies
 Connie Mack Stadium, Philadelphia, PA
 Mon Jul 18 1955, 3:33 AM EDT
 Att. 8,192 - Unknown

livebaseballscorecards.com

WP	PA
0	30

WP	HR	S	P	ERA	WHIP
0	0	0	0	0	0

Batter	1	2	3	4	5	6	7	8	9	AB R H RBI BB SO LOB	TOP																		
Jim Bolger, R (1, 8) OBP: 0.213, SLG: 0.250 Jim King, L (8, PH) OBP: 0.318, SLG: 0.463 (8, 9)	0-0 F8		0-0 L7		0-0 1B 2B	0-3 K		0-3 K		4 1 1 0 0 1 2 1 0 0 0 0 1 0																			
Gene Baker, R (1, 4) OBP: 0.350, SLG: 0.411	0-0 F8		4-0 BB		0-0 3B 1B 2-H	0-0 F8		0-0 F7		4 1 1 1 1 0 2																			
Bob Speake, L (1, 3) OBP: 0.335, SLG: 0.531	0-0 F3		0-0 F9		0-3 K	0-0 F9			0-3 K	5 0 0 0 0 2 4																			
14 Ernie Banks, R (1, 6) OBP: 0.346, SLG: 0.593		0-0 1B 2B		0-0 HR	0-0 3B 1B 1-2		0-0 F7		0-3 K	5 3 3 1 0 1 0																			
Randy Jackson, R (1, 5) OBP: 0.333, SLG: 0.446		0-0 L9		0-0 1B	0-0 3B 1-H 2-H		0-0 HR		0-0 F7	5 1 3 3 0 0 1																			
Hank Sauer, R (1, 7) OBP: 0.292, SLG: 0.393		0-3 K		0-0 F2 1B	4-0 BB		4-0 FC6-4 BB			2 0 0 0 2 1 2																			
Walker Cooper, R (1, 2) OBP: 0.304, SLG: 0.531		0-0 2-H 1B		0-0 F2	0-0 F8		0-0 F5			4 0 1 1 0 0 4																			
Eddie Miksis, R (1, 9) OBP: 0.267, SLG: 0.289 (8, 8)		0-3 K		0-0 F6		4-0 F8 BB BB		0-0 FC6-4 1-2f		3 0 0 0 1 1 3																			
Paul Minner, L (1, 1) OBP: 0.342, SLG: 0.343 Harry Parkowski, L (6, 1) OBP: 0.167, SLG: 0.167 Hal Jeffcoat, R (6, 1) OBP: 0.267, SLG: 0.429 Jim Davis, S (6, 1) Frank Baumholtz, L (8, PH) OBP: 0.320, SLG: 0.413 Dave Hillman, R (8, 1) OBP: 0.273, SLG: 0.111			0-0 F6		0-0 F2	4-0 BB BB		0-0 P6		2 0 0 0 1 0 1 0 0 0 0 0 0 0 0 0 0 0 0 0																			
Inning Stats	R: 0 E: 0 K: 0 S: 3	H: 0 LOB: 0 BB: 0 P: 3	R: 1 E: 0 K: 2 S: 9	H: 2 LOB: 1 BB: 0 P: 9	R: 0 E: 0 K: 0 S: 3	H: 0 LOB: 1 BB: 1 P: 7	R: 1 E: 0 K: 0 S: 5	H: 2 LOB: 1 BB: 0 P: 5	R: 3 E: 0 K: 1 S: 9	H: 4 LOB: 2 BB: 1 P: 13	R: 0 E: 0 K: 1 S: 5	H: 0 LOB: 2 BB: 2 P: 13	R: 1 E: 0 K: 0 S: 4	H: 1 LOB: 1 BB: 1 P: 8	R: 0 E: 0 K: 1 S: 5	H: 0 LOB: 0 BB: 0 P: 5	R: 0 E: 0 K: 2 S: 7	H: 0 LOB: 0 BB: 0 P: 7	1B: 4 2B: 2 3B: 1 HR: 2	SF: 0 SAC: 0 DP: 0 HBP: 0	WP: 0 PB: 0 SB: 0 CS: 0	PA: 41							
PITCHER	IP WLS BF H R ER SO BB IBB HBP BLK WP HR S P ERA WHIP																												
Curt Simmons, L (1, 1) ERA: 5.05 Thornton Kipper, R (5, 1) ERA: 4.99 Ron Negray, R (6, 1) ERA: 5.23 Jack Meyer, R (7, 1) ERA: 3.41	4.2		23	8	5	5	3	1	0	0	0	0	0	1	28	32	9.64	1.929											
	0.1		4	0	0	0	0	3	0	0	0	0	0	0	1	13	0.00	9.000											
	1.0	W	3	0	0	0	1	0	0	0	0	0	0	0	5	5	0.00	0.000											
	3.0	S	11	1	1	1	3	1	0	0	0	0	0	1	16	20	3.00	0.667											

Chicago Cubs @ Philadelphia Phillies
 Connie Mack Stadium, Philadelphia, PA
 Mon Jul 18 1955, 3:33 AM EDT
 Att. 8,513 - Unknown

livebaseballscorecards.com

AB	36
R	6
H	9
RBI	6
BB	5
SO	7
LOB	18



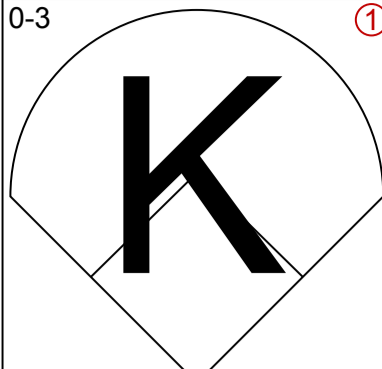
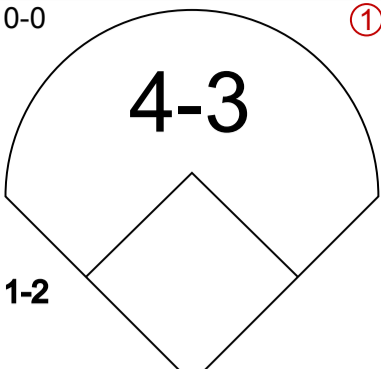
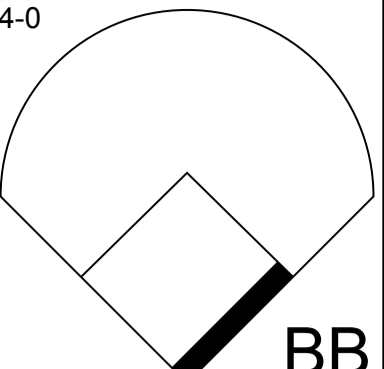
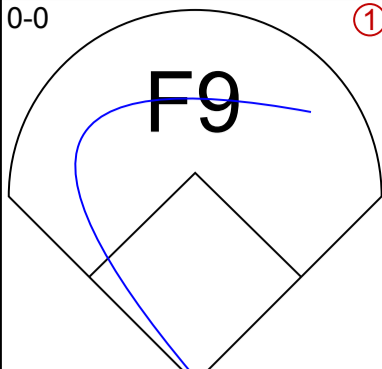
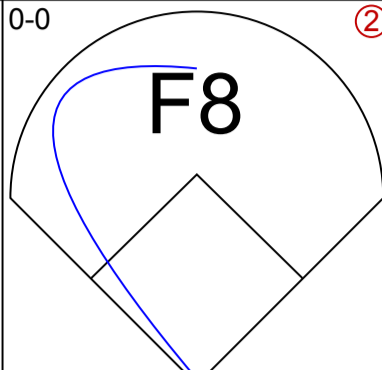
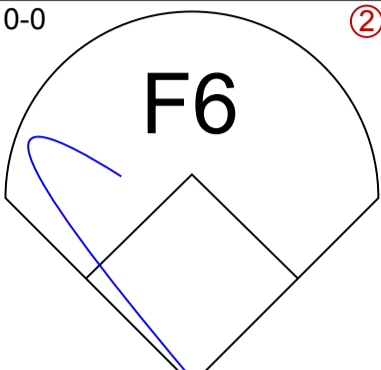
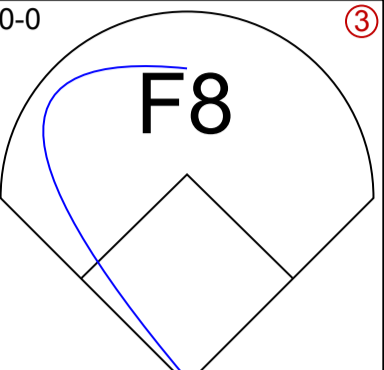
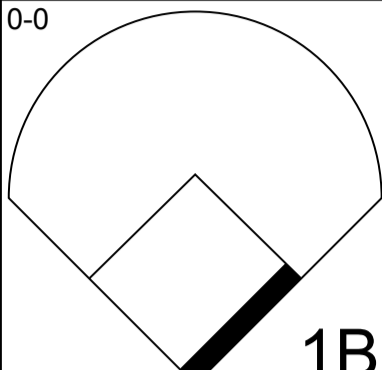
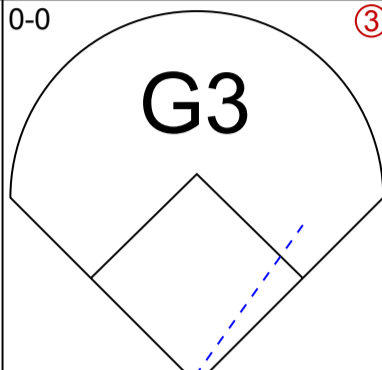
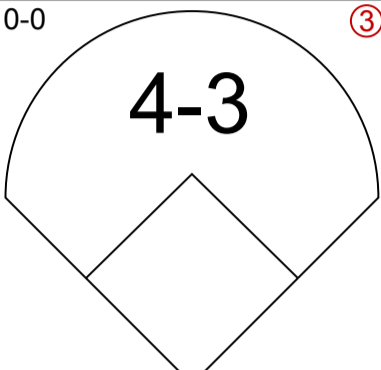
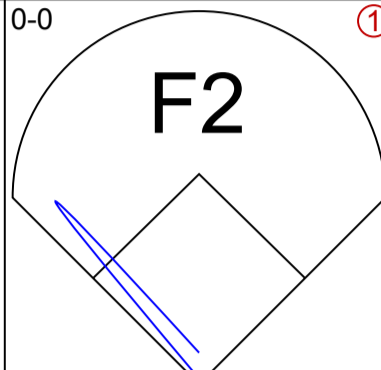
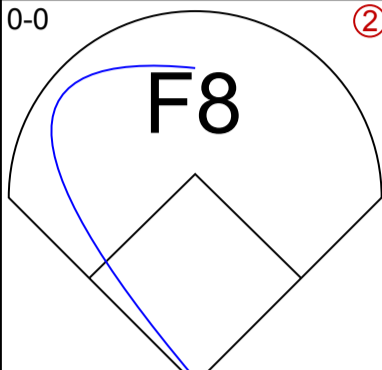
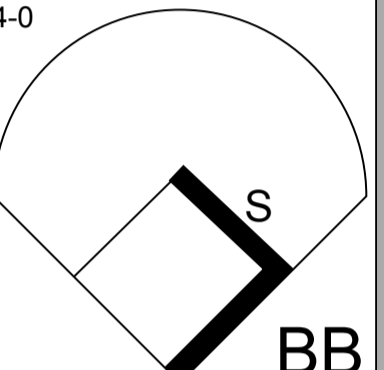
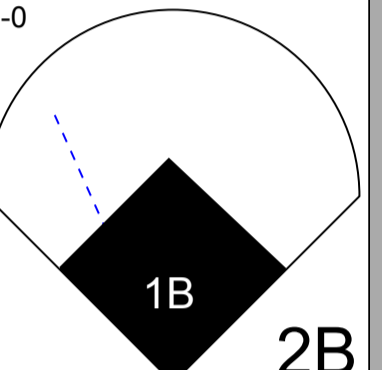
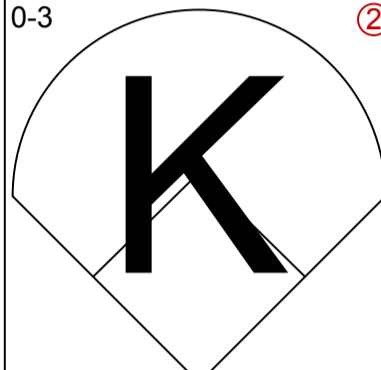
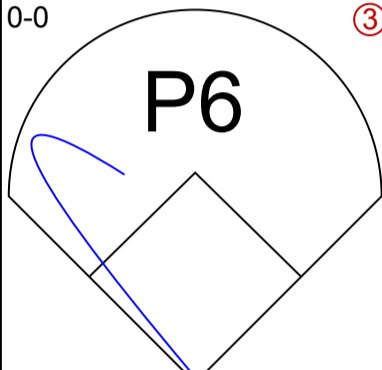
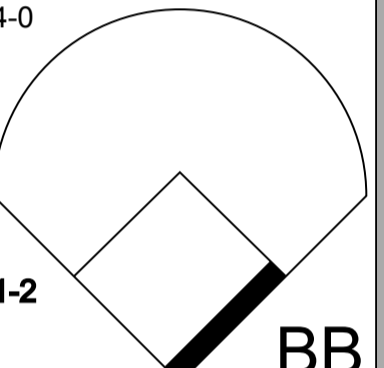
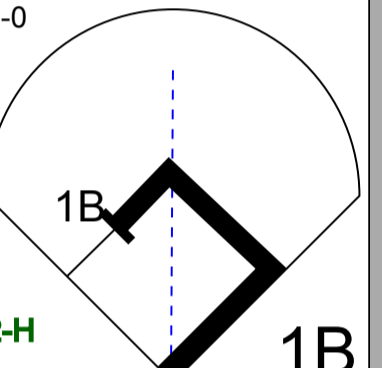
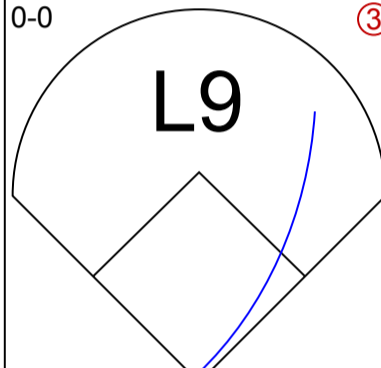
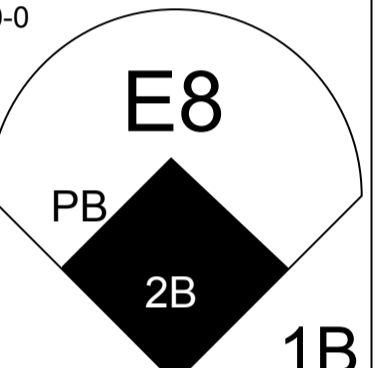
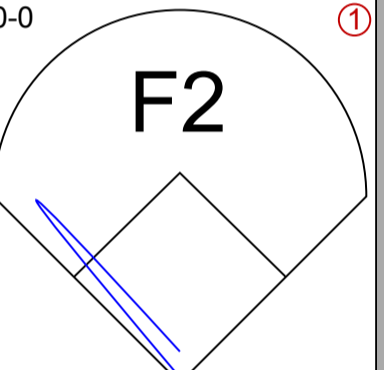
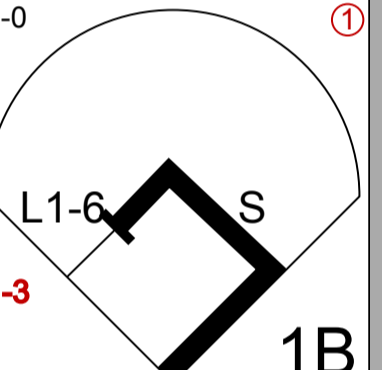
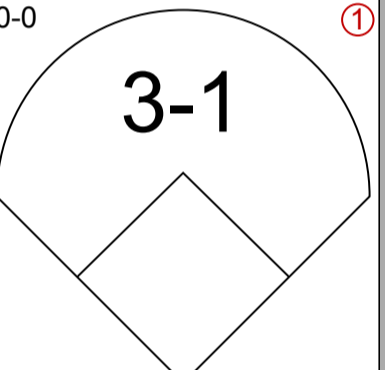
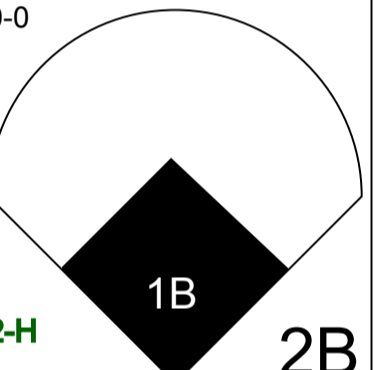
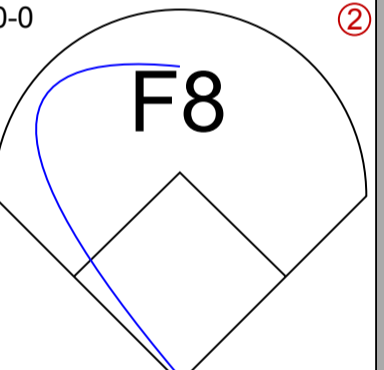
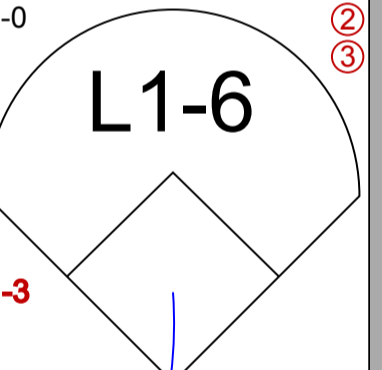
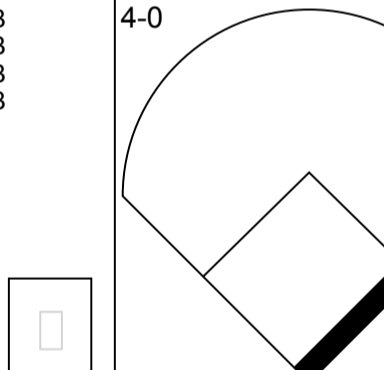
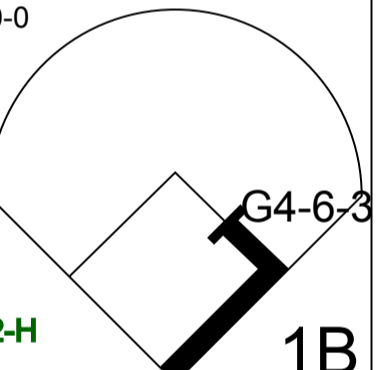
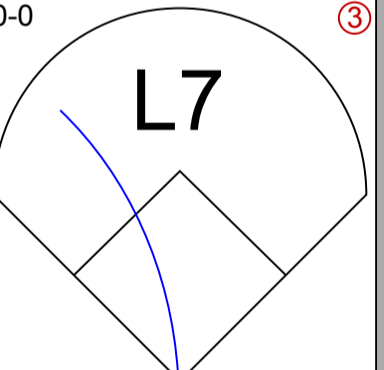
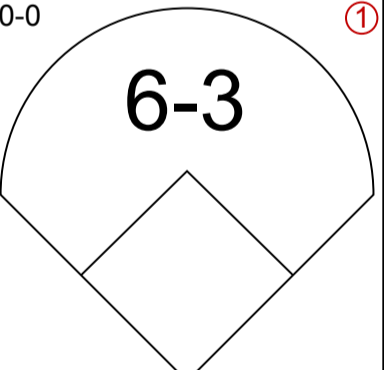
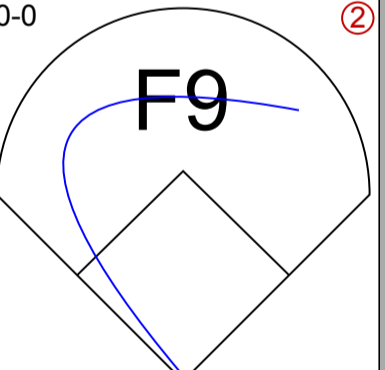
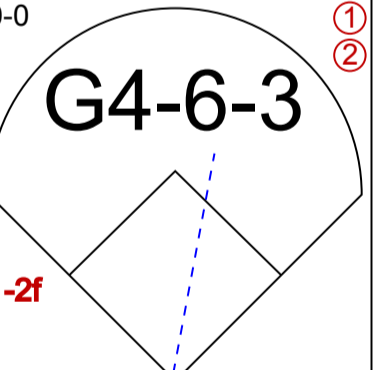
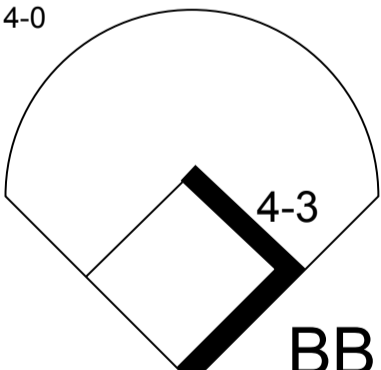
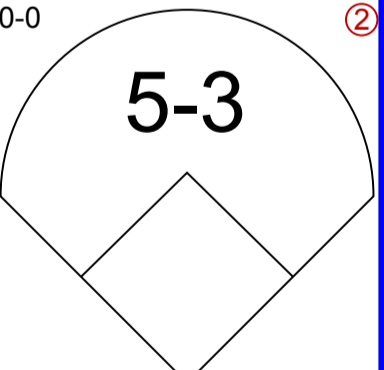
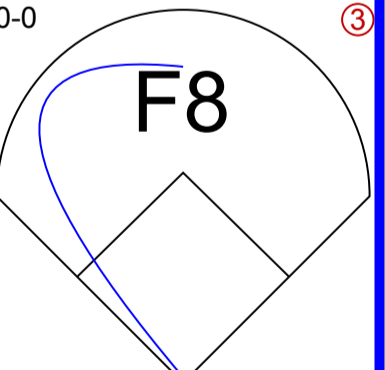
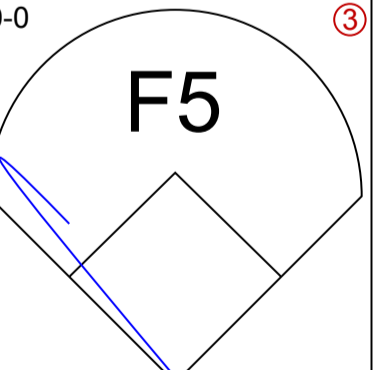
Batter	1	2	3	4	5	6	7	8	9	AB	R	H	RBI	BB	SO	LOB
Richie Ashburn, L (1, 8) OBP: 0.435, SLG: 0.449	0-3 K		0-0 6-3		0-0 HR 1B	0-0 F4	0-0 F2			5	1	1	0	0	1	2
Bobby Morgan, R (1, 4) OBP: 0.333, SLG: 0.358	4-0 BB		0-0 4-3		0-0 5-3	4-0 FC1-4 BB		0-0 SH E 1B		3	0	1	0	2	0	2
Stan Lopata, R (1, 3) OBP: 0.368, SLG: 0.463 Mary Blaylock, L (8, PH) OBP: 0.300, SLG: 0.363	0-3 K			0-0 S 1B 2B	0-0 6-3	0-0 FC1-4 BB 1B		0-0 SH 1-3		4	2	1	0	0	1	3
Del Ennis, R (1, 7) OBP: 0.311, SLG: 0.472	0-3 K			0-0 6-3	0-0 HR	4-0 1B BB		0-0 F9		4	1	1	2	1	1	3
Willie Jones, R (1, 5) OBP: 0.351, SLG: 0.416		0-0 6-3		0-0 E 1B 1B	0-0 5-3	0-0 FC5-4 1B		0-0 F2		5	0	2	2	0	0	1
Andy Seminick, R (1, 2) OBP: 0.354, SLG: 0.513		0-3 K		0-0 E8 BB 1B		0-0 HR FC5-4				4	1	2	1	0	1	2
Jim Greengrass, R (1, 9) OBP: 0.307, SLG: 0.321		0-3 K		0-0 F6		0-0 1B HR 1B	4-0 E BB			3	1	1	0	1	1	2
Roy Smalley, R (1, 6) OBP: 0.332, SLG: 0.360			4-0 SH5-4 BB	4-0 1-2 BB		0-0 HR 1B	0-0 F9			2	1	1	0	2	0	1
Curt Simmons, L (1, 1) OBP: 0.156, SLG: 0.194 Thornton Kipper, R (5, 1) OBP: 0.333, SLG: 0.333 Ron Negray, R (6, 1) Glen Gorbous, L (6, PH) OBP: 0.360, SLG: 0.395 Jack Meyer, R (7, 1) OBP: 0.263, SLG: 0.250			0-0 SH5-4	0-0 F5		0-0 HR	0-0 F1			1	0	0	0	0	0	3

BOTTOM																	
Chicago Cubs @ Philadelphia Phillies																	
Connie Mack Stadium, Philadelphia, PA																	
Mon Jul 18 1955, 3:33 AM EDT																	
Att. 8,513 - Unknown																	
										AB	33						
										R	8						
										H	11						
										RBI	8						
										BB	6						
										SO	5						
										LOB	20						
										1B:	7	SF:	0	WP:	0	PA:	41
										2B:	1	SAC:	2	PB:	0		
										3B:	0	DP:	0	SB:	1		
										HR:	3	HBP:	0	CS:	0		

Inning Stats																
R: 0	H: 0	R: 0	H: 0	R: 0	H: 0	R: 1	H: 3	R: 2	H: 2	R: 5	H: 5	R: 0	H: 0	R: 0	H: 1	
E: 0	LOB: 1	E: 0	LOB: 0	E: 0	LOB: 1	E: 1	LOB: 3	E: 0	LOB: 0	E: 0	LOB: 2	E: 1	LOB: 1	E: 1	LOB: 1	
K: 3	BB: 1	K: 2	BB: 0	K: 0	BB: 1	K: 0	BB: 1	K: 0	BB: 0	K: 0	BB: 2	K: 0	BB: 1	K: 0	BB: 0	
S: 9	P: 13	S: 7	P: 7	S: 3	P: 7	S: 6	P: 10	S: 5	P: 5	S: 8	P: 16	S: 3	P: 7	S: 4	P: 4	

PITCHER																	
Paul Minner, L (1, 1) ERA: 3.61	IP	WLS	BF	H	R	ER	SO	BB	IBB	HBP	BLK	WP	HR	S	P	ERA	WHIP
Harry Perkowski, L (6, 1) ERA: 6.55	0.0		1	1	0	0	0	0	0	0	0	0	0	1	1	∞	∞
Hal Jeffcoat, R (6, 1) ERA: 2.73	0.2	L	7	3	4	4	0	2	0	0	0	0	1	5	13	54.00	7.500
Jim Davis, L (6, 1) ERA: 3.9	1.1		5	0	0	0	0	1	0	0	0	0	0	4	8	0.00	0.750
Dave Hillman, R (8, 1) ERA: 4.62	1.0		4	1	0	0	0	0	0	0	0	0	0	4	4	0.00	1.000



Batter	1	2	3	4	5	6	7	8	9	AB R H RBI BB SO LOB	TOP																								
Bobby Adams, R (1, 5) OBP: 0.360, SLG: 0.418	0-3 		0-0 1-2 4-3 		4-0 BB 			0-0 F9 		3 0 0 0 1 1 1	Cincinnati Redlegs @ Philadelphia Phillies Connie Mack Stadium, Philadelphia, PA Tue Jul 19 1955, 3:33 AM EDT Unknown																								
Stan Palys, R (1, 7) OBP: 0.292, SLG: 0.432	0-0 F8 		0-0 F6 		0-0 F8 			0-0 1B 		4 0 1 0 0 0 2																									
Ted Kluszewski, L (1, 3) OBP: 0.393, SLG: 0.630	0-0 G3 		0-0 4-3 				0-0 F2 	0-0 F8 		4 0 0 0 0 0 2																									
Wally Post, R (1, 9) OBP: 0.360, SLG: 0.581		4-0 BB 		0-0 1B 2B 		0-3 SS K 	0-0 P6 			3 1 1 0 1 1 1																									
Gus Bell, L (1, 8) OBP: 0.334, SLG: 0.470		4-0 BB 		0-0 1B 2-H 		0-0 L9 		0-0 E8 PB 2B 1B 		3 1 2 1 1 0 0																									
Smoky Burgess, L (1, 2) OBP: 0.392, SLG: 0.543		0-0 F2 		0-0 L1-6 S 1B 1-3 			0-0 3-1 	0-0 1B 2B 2-H 		4 1 2 1 0 0 2																									
Johnny Temple, R (1, 4) OBP: 0.369, SLG: 0.327		0-0 F8 		0-0 L1-6 1-3 		4-0 BB 		0-0 G4-6-3 1B 2-H 		3 0 1 1 1 0 3																									
Roy McMillan, R (1, 6) OBP: 0.333, SLG: 0.306		0-0 L7 			0-0 6-3 		0-0 F9 	0-0 G4-6-3 1-2f 		4 0 0 0 0 0 4																									
Joe Nuxhall, L (1, 1) OBP: 0.308, SLG: 0.457 Steve Riddick, R (4, 1) OBP: 0.100, SLG: 0.100 Al Silvera, R (5, PH) OBP: 0.250, SLG: 0.250 Rudy Minarcin, R (5, 1) OBP: 0.259, SLG: 0.208 Joe Brovia, L (7, PH) OBP: 0.182, SLG: 0.200 Gerry Staley, R (7, 1) OBP: 0.114, SLG: 0.061 Bob Thurman, L (9, PH) OBP: 0.316, SLG: 0.494			4-0 BB 		0-0 5-3 		0-0 F8 	0-0 F5 		0 0 0 0 0 1 0 0 0 0 0 0 0 0 0 0 1 0 0 0 0 0 0 0 0 0 0 0 0 0 0 0 1 0 0 0 0 0 0 1 0 0 0 0 0 0 0 0 1 0 0 0 0 0 0 0																									
Inning Stats	R: 0 E: 0 K: 1 S: 5	H: 0 LOB: 0 BB: 0 P: 5	R: 0 E: 0 K: 0 S: 3	H: 0 LOB: 2 BB: 2 P: 11	R: 0 E: 0 K: 0 S: 3	H: 0 LOB: 1 BB: 1 P: 7	R: 1 E: 0 K: 0 S: 4	H: 3 LOB: 0 BB: 0 P: 4	R: 0 E: 0 K: 0 S: 3	H: 0 LOB: 1 BB: 1 P: 7	R: 0 E: 0 K: 1 S: 5	H: 0 LOB: 0 BB: 0 P: 5	R: 0 E: 0 K: 0 S: 3	H: 0 LOB: 1 BB: 1 P: 7	R: 0 E: 0 K: 0 S: 4	H: 1 LOB: 1 BB: 0 P: 4	R: 2 E: 1 K: 0 S: 5	H: 3 LOB: 0 BB: 0 P: 5	1B: 5 2B: 3 3B: 0 HR: 0	SF: 0 SAC: 0 DP: 2 HBP: 0	WP: 0 PB: 1 SB: 2 CS: 0	PA: 36													
PITCHER Murry Dickson, R (1, 1) ERA: 3.67	IP 9.0	WLS W	BF 36	H 7	R 3	ER 3	SO 2	BB 5	IBB 0	HBP 0	BLK 0	WP 0	HR 0	S 35	P 55	ERA 3.00	WHIP 1.333	PITCHER	IP 9.0	WLS W	BF 36	H 7	R 3	ER 3	SO 2	BB 5	IBB 0	HBP 0	BLK 0	WP 0	HR 0	S 35	P 55	ERA 3.00	WHIP 1.333

livebaseballscorecards.com

AB	31
R	3
H	7
RBI	3
BB	5
SO	2
LOB	16



Batter	1	2	3	4	5	6	7	8	9
Richie Ashburn, L (1, 8) OBP: 0.435, SLG: 0.452	0-0 1B FC6-4 1B		0-0 1B FC6-4 1B	0-0 2B 2-H		0-3 K		0-0 1B	
Bobby Morgan, R (1, 4) OBP: 0.330, SLG: 0.353	0-0 1B FC6-4 1B		0-0 1B E 1B	0-0 5-3		0-0 F6		0-0 6-3	
Stan Lopata, R (1, 3) OBP: 0.370, SLG: 0.476 Mary Blaylock, L (8, 3) OBP: 0.300, SLG: 0.362	0-3 K		4-0 1B IBB 1-2 2-3		0-0 HR		0-0 F6		
Del Ennis, R (1, 7) OBP: 0.314, SLG: 0.479	0-0 FC6-4 1-2f		0-0 1B 1-3 2-H 3-H		0-0 HR		4-0 1B BB		
Willie Jones, R (1, 5) OBP: 0.347, SLG: 0.410	0-0 L9		0-0 3-1		0-0 5-3		0-0 1B G5-4 1-2		
Andy Seminick, R (1, 2) OBP: 0.351, SLG: 0.500		0-0 5-3		0-3 K	4-0 BB	0-3 K		0-3 K	
Jim Greengrass, R (1, 9) OBP: 0.306, SLG: 0.320		0-0 F8		0-0 1B	0-3 K	0-0 K	0-0 G5-4 1-2f		
Roy Smalley, R (1, 6) OBP: 0.335, SLG: 0.375		0-3 K		0-0 1B WP 2B	0-0 5-3		0-3 K		
Murry Dickson, R (1, 1) OBP: 0.222, SLG: 0.311			0-0 1B FC6-4	0-0 L7 1-2 3-H		0-0 6-3		0-0 F5	

Inning Stats	R: 1	H: 2	E: 1	K: 1	S: 7	LOB: 1	BB: 0	P: 7	R: 0	H: 0	E: 0	K: 1	S: 5	LOB: 0	BB: 0	P: 5	R: 2	H: 3	E: 1	K: 0	S: 5	LOB: 1	BB: 1	P: 9	R: 2	H: 3	E: 0	K: 1	S: 8	LOB: 1	BB: 0	P: 8	R: 2	H: 2	E: 0	K: 1	S: 7	LOB: 1	BB: 1	P: 11	R: 0	H: 0	E: 0	K: 1	S: 5	LOB: 0	BB: 0	P: 5	R: 0	H: 1	E: 0	K: 1	S: 6	LOB: 2	BB: 1	P: 10	R: 0	H: 1	E: 0	K: 1	S: 6	LOB: 1	BB: 0	P: 6
--------------	------	------	------	------	------	--------	-------	------	------	------	------	------	------	--------	-------	------	------	------	------	------	------	--------	-------	------	------	------	------	------	------	--------	-------	------	------	------	------	------	------	--------	-------	-------	------	------	------	------	------	--------	-------	------	------	------	------	------	------	--------	-------	-------	------	------	------	------	------	--------	-------	------


PITCHER	IP	WLS	BF	H	R	ER	SO	BB	IBB	HBP	BLK	WP	HR	S	P	ERA	WHIP
Joe Nuxhall, L (1, 1) ERA: 3.78	3.2	L	19	8	5	5	3	0	0	0	0	1	0	24	28	12.27	2.182
Steve Ridzik, R (4, 1) ERA: 3.95	0.1		1	0	0	0	0	0	0	0	0	0	0	1	1	0.00	0.000
Rudy Minarcin, R (5, 1) ERA: 4.74	2.0		9	2	2	2	2	1	0	0	0	0	2	12	16	9.00	1.500
Gerry Staley, R (7, 1) ERA: 4.44	2.0		9	2	0	0	2	1	0	0	0	0	0	12	16	0.00	1.500

BOTTOM

AB R H RBI BB SO LOB

5	2	3	1	0	1	1
5	1	2	0	0	0	2
3	1	1	1	1	1	2
0	0	0	0	0	0	0
3	1	2	4	1	0	1
4	0	1	0	0	0	2
3	0	0	0	1	2	2
4	0	1	0	0	1	3
4	1	1	0	0	2	1
4	0	1	0	0	0	1

AB 35
R 6
H 12
RBI 6
BB 3
SO 7
LOB 15



WP: 1 PA: 38
PB: 0
SB: 0
CS: 0

Cincinnati Redlegs @ Philadelphia Phillies
 Connie Mack Stadium, Philadelphia, PA
 Tue Jul 19 1955, 3:33 AM EDT
 Unknown

livebaseballscorecards.com

Batter	1	2	3	4	5	6	7	8	9	AB R H RBI BB SO LOB	TOP																													
Bobby Adams, R (1, 5) OBP: 0.352, SLG: 0.407	0-0 F7		0-0 L7		0-3 K		0-0 F5			4 0 0 0 0 1 1																														
Stan Palys, R (1, 7) OBP: 0.296, SLG: 0.433	0-0 6-3			0-0 2B 1B		0-0 2B 1B		0-0 6-3		4 1 2 0 0 0 0																														
Ted Kluszewski, L (1, 3) OBP: 0.394, SLG: 0.635	0-0 G3			0-0 1-3 2B		0-0 1-H 1B 2B		0-0 4-3		4 1 2 1 0 0 0																														
Wally Post, R (1, 9) OBP: 0.359, SLG: 0.578		0-0 F7		0-3 K		0-3 K		0-0 1B		4 0 1 0 0 2 3																														
Gus Bell, L (1, 8) OBP: 0.333, SLG: 0.466		0-3 K		4-0 FC6 BB		0-0 F4		0-0 L7		3 0 0 0 1 1 2																														
Matt Batts, R (1, 2) OBP: 0.200, SLG: 0.250		0-0 F6		0-0 P4		0-0 2-H 1B				4 0 1 1 0 1 3																														
Johnny Temple, R (1, 4) OBP: 0.368, SLG: 0.324			4-0 FC3-6 BB		0-0 FC6		0-0 F9		0-0 K	3 0 0 0 1 0 4																														
Roy McMillan, R (1, 6) OBP: 0.330, SLG: 0.303			0-0 P6		0-0 F7		0-0 5-3		0-0 F8	3 0 0 0 0 0 1																														
Smoky Burgess, L (9, PH) OBP: 0.390, SLG: 0.541										1 0 0 0 0 0 0																														
Jackie Collum, L (1, 1) OBP: 0.395, SLG: 0.344			0-0 FC3-6		0-0 F5		0-0 F2			2 0 0 0 0 0 1																														
Joe Brovia, L (7, PH) OBP: 0.167, SLG: 0.182										1 0 0 0 0 0 0																														
Hersh Freeman, R (7, 1)										0 0 0 0 0 0 0																														
Rudy Minarcin, R (8, 1) OBP: 0.259, SLG: 0.208			1-2							0 0 0 0 0 0 0																														
Inning Stats	R: 0 E: 0 K: 0 S: 3	H: 0 LOB: 0 BB: 0 P: 3	R: 0 E: 0 K: 1 S: 5	H: 0 LOB: 0 BB: 0 P: 5	R: 0 E: 0 K: 0 S: 3	H: 0 LOB: 1 BB: 1 P: 7	R: 0 E: 0 K: 1 S: 7	H: 2 LOB: 3 BB: 1 P: 11	R: 0 E: 0 K: 1 S: 5	H: 0 LOB: 0 BB: 0 P: 5	R: 2 E: 0 K: 1 S: 8	H: 3 LOB: 1 BB: 0 P: 8	R: 0 E: 0 K: 0 S: 3	H: 0 LOB: 0 BB: 0 P: 3	R: 0 E: 0 K: 0 S: 4	H: 1 LOB: 1 BB: 0 P: 4	R: 0 E: 0 K: 1 S: 5	H: 0 LOB: 0 BB: 0 P: 5	1B: 4 2B: 2 3B: 0 HR: 0	SF: 0 SAC: 0 DP: 0 HBP: 0	WP: 0 PB: 0 SB: 0 CS: 0	PA: 35																		
PITCHER Robin Roberts, R (1, 1) ERA: 2.84	IP 9.0	WLS W	BF 35	H 6	R 2	ER 2	SO 5	BB 2	IBB 0	HBP 0	BLK 0	WP 0	HR 0	S 43	P 51	ERA 2.00	WHIP 0.889						PITCHER	IP 9.0	WLS W	BF 35	H 6	R 2	ER 2	SO 5	BB 2	IBB 0	HBP 0	BLK 0	WP 0	HR 0	S 43	P 51	ERA 2.00	WHIP 0.889

Cincinnati Redlegs @ Philadelphia Phillies
 Connie Mack Stadium, Philadelphia, PA
 Tue Jul 19 1955, 3:38 AM EDT
 Att. 16,960 - Unknown

livebaseballscorecards.com

AB	33
R	2
H	6
RBI	2
BB	2
SO	5
LOB	15



Batter	1	2	3	4	5	6	7	8	9
Richie Ashburn, L (1, 8) OBP: 0.438, SLG: 0.452	0-0 E6 1B		0-0 F7					0-0 1B BB	0-0 1B
Bobby Morgan, R (1, 4) OBP: 0.334, SLG: 0.358	0-0 E6 1-2			0-0 G5-4-3 1B	0-0 1-2 2-H 3-H 1B		0-0 1-2 2-3 1B	0-0 2-3 1B	
Stan Lopata, R (1, 3) OBP: 0.364, SLG: 0.467 Mary Blaylock, L (8, 3) OBP: 0.300, SLG: 0.362	0-0 F8			0-0 G5-4-3 1-2f	0-0 F7		0-3 K		
Del Ennis, R (1, 7) OBP: 0.313, SLG: 0.476	0-0 F7			0-0 6-3		0-0 F8		0-0 1B SH3-4 1B	
Willie Jones, R (1, 5) OBP: 0.347, SLG: 0.412		0-0 6-3			0-0 6-3	0-0 2B		0-0 SH3-4	
Andy Seminick, R (1, 2) OBP: 0.354, SLG: 0.500		0-0 1B			0-0 1B	0-0 F5		0-3 K	
Jim Greengrass, R (1, 9) OBP: 0.310, SLG: 0.330 Glen Gorbous, L (8, PR) OBP: 0.358, SLG: 0.387 (9, 9)		0-0 G6-4-3 1-			0-0 1-3 2B	0-0 5-3		0-0 2-3 1B	
Roy Smalley, R (1, 6) OBP: 0.336, SLG: 0.374			0-0 F7		4-0 1B IBB		0-3 K	0-0 1-2 2B 1B	
Robin Roberts, S (1, 1) OBP: 0.411, SLG: 0.492			0-0 L7		4-0 1-2 2-3 3-H 1B BB		0-0 1B 2B	0-0 1-1 2-H 2B	

Inning Stats	R: 0	H: 1	E: 1	K: 0	S: 4	LOB: 1	BB: 0	P: 4
	R: 0	H: 1	E: 0	K: 0	S: 3	LOB: 0	BB: 0	P: 3
	R: 0	H: 0	E: 0	K: 0	S: 3	LOB: 0	BB: 0	P: 3
	R: 0	H: 1	E: 0	K: 0	S: 3	LOB: 0	BB: 0	P: 3
	R: 3	H: 3	E: 0	K: 0	S: 6	LOB: 2	BB: 2	P: 14
	R: 0	H: 1	E: 0	K: 0	S: 4	LOB: 1	BB: 0	P: 4
	R: 0	H: 2	E: 0	K: 2	S: 8	LOB: 2	BB: 1	P: 12
	R: 3	H: 5	E: 0	K: 1	S: 10	LOB: 2	BB: 0	P: 10

PITCHER	IP	WLS	BF	H	R	ER	SO	BB	IBB	HBP	BLK	WP	HR	S	P	ERA	WHIP
Jackie Collum, L (1, 1) ERA: 2.97	6.0	L	25	7	3	3	0	1	1	0	0	0	0	23	31	4.50	1.333
Hersh Freeman, R (7, 1) ERA: 3.19	1.2		12	7	3	3	3	1	0	0	0	0	0	17	21	16.20	4.800
Rudy Minarcin, R (8, 1) ERA: 4.72	0.1		1	0	0	0	0	0	0	0	0	0	0	1	1	0.00	0.000

BOTTOM

AB	R	H	RBI	BB	SO	LOB
4	0	2	0	1	0	3
5	0	3	2	0	0	3
4	0	0	0	0	1	6
0	0	0	0	0	0	0
4	1	1	0	0	0	1
3	0	1	0	0	0	0
4	0	2	0	0	1	2
4	0	2	0	0	0	2
0	1	0	0	0	0	0
3	2	1	1	1	1	0
3	0	2	3	1	0	0

AB	34
R	4
H	14
RBI	6
BB	3
SO	3
LOB	17



WP	PA	ERA	WHIP
0	38		

Cincinnati Redlegs @ Philadelphia Phillies
 Connie Mack Stadium, Philadelphia, PA
 Tue Jul 19 1955, 3:38 AM EDT
 Att. 16,960 - Unknown

livebaseballscorecards.com

Batter	1	2	3	4	5	6	7	8	9	AB R H RBI BB SO LOB	TOP	
Rocky Bridges, R (1, 5) OBP: 0.481, SLG: 0.409	0-0 1B S 1B		0-0 SH1-3			0-3 K		0-0 L7		3 0 1 0 0 1 1	Cincinnati Redlegs @ Philadelphia Phillies Connie Mack Stadium, Philadelphia, PA Wed Jul 20 1955, 3:33 AM EDT Unknown livebaseballscorecards.com	
Bob Thurman, L (1, 7) OBP: 0.303, SLG: 0.472	0-0 F2 1-2		0-0 4-3 2-3			0-0 B1-3		0-0 G3		4 0 0 0 0 0 3		
Ted Kluszewski, L (1, 3) OBP: 0.390, SLG: 0.627	0-0 L8		0-0 L7			0-0 1-3		0-0 F8		4 0 0 0 0 0 2		
Wally Post, R (1, 9) OBP: 0.358, SLG: 0.574	0-0 2-3 1B			0-3 K		0-0 F7		0-0 F9		4 0 1 0 0 1 0		
Gus Bell, L (1, 8) OBP: 0.335, SLG: 0.469		0-0 4-3		0-0 3-1		0-0 2B		0-0 1B		4 0 2 0 0 0 0		
Smoky Burgess, L (1, 2) OBP: 0.384, SLG: 0.532		0-0 4-3		0-0 F8		0-0 F8		0-0 G3		4 0 0 0 0 0 2		
Johnny Temple, R (1, 4) OBP: 0.368, SLG: 0.323		4-0 S BB			0-0 L4		0-0 6-3			2 0 0 0 1 0 1		
Roy McMillan, R (1, 6) OBP: 0.327, SLG: 0.300		0-0 4-3 1-2			0-0 5-3		0-0 F9			3 0 0 0 0 0 1		
Art Fowler, R (1, 1) OBP: 0.242, SLG: 0.172 Bobby Adams, R (8, PH) OBP: 0.355, SLG: 0.418 Gerry Staley, R (8, 1) OBP: 0.114, SLG: 0.061			4-0 SH1-3 BB		0-0 5-3		0-0 2B			1 0 0 0 1 0 0 1 0 1 0 0 0 0 0 0 0 0 0 0 0		
Inning Stats	R: 0 H: 2 E: 0 LOB: 2 K: 0 BB: 0 S: 4 P: 4	R: 0 H: 0 E: 0 LOB: 1 K: 0 BB: 1 S: 3 P: 7	R: 0 H: 0 E: 0 LOB: 1 K: 0 BB: 1 S: 3 P: 7	R: 0 H: 0 E: 0 LOB: 0 K: 1 BB: 0 S: 5 P: 5	R: 0 H: 0 E: 0 LOB: 0 K: 0 BB: 0 S: 3 P: 3	R: 0 H: 0 E: 0 LOB: 0 K: 1 BB: 0 S: 5 P: 5	R: 0 H: 1 E: 0 LOB: 1 K: 0 BB: 0 S: 4 P: 4	R: 0 H: 1 E: 0 LOB: 1 K: 0 BB: 0 S: 4 P: 4	R: 0 H: 1 E: 0 LOB: 1 K: 0 BB: 0 S: 4 P: 4	1B: 3 SF: 0 2B: 2 SAC: 1 3B: 0 DP: 0 HR: 0 HBP: 0	WP: 0 PA: 33 PB: 0 SB: 2 CS: 0	
PITCHER Saul Rogovin, R (1, 1) ERA: 4.27	IP WLS BF H R ER SO BB IBB HBP BLK WP HR S P ERA WHIP											PITCHER IP WLS BF H R ER SO BB IBB HBP BLK WP HR S P ERA WHIP
	9.0 W 33 5 0 0 2 2 0 0 0 0 0 0 0 35 43 0.00 0.778											



Batter	1	2	3	4	5	6	7	8	9
Richie Ashburn, L OBP: 0.438, SLG: 0.453 (1, 8) X	0-0 4-1 1B		0-3 K		0-0 4-3		0-0 CS 2-H 1B		
Bobby Morgan, R OBP: 0.330, SLG: 0.352 (1, 4) X	0-0 F3			0-3 K		0-0 6-3	0-0 CS 1-2	0-3 K	
Glen Gorbous, L OBP: 0.350, SLG: 0.377 (1, 9) X	0-0 4-1 1-2			0-3 K		0-0 P4		0-0 3-1	
Del Ennis, R OBP: 0.312, SLG: 0.472 (1, 7) X	0-0 F9			4-0 BB HR BB		0-0 1-3		0-3 K	
Willie Jones, R OBP: 0.347, SLG: 0.410 (1, 5) X		0-0 L9		4-0 1-2 HR BB			0-0 6-3		
Andy Seminick, R OBP: 0.354, SLG: 0.515 (1, 2) X		0-0 5-3		0-0 1-H 2-H HR			0-3 K		
Mary Blaylock, L OBP: 0.300, SLG: 0.362 (1, 3) X		0-0 4-3		0-0 F8			0-0 2B 1B		
Roy Smalley, R OBP: 0.336, SLG: 0.374 (1, 6) X			0-0 F4		0-0 6-3		0-0 2B 1B		
Saul Rogovin, R OBP: 0.179, SLG: 0.222 (1, 1) X			0-3 K		0-0 1-3		0-0 1B 2B		

Inning Stats	R: 0 E: 0 K: 0 S: 4	H: 1 LOB: 1 BB: 0 P: 4	R: 0 E: 0 K: 0 S: 3	H: 0 LOB: 0 BB: 0 P: 3	R: 0 E: 0 K: 2 S: 7	H: 0 LOB: 0 BB: 0 P: 7	R: 3 E: 0 K: 2 S: 8	H: 1 LOB: 0 BB: 2 P: 16	R: 0 E: 0 K: 0 S: 3	H: 0 LOB: 0 BB: 0 P: 3	R: 0 E: 0 K: 0 S: 3	H: 0 LOB: 0 BB: 0 P: 3	R: 3 E: 0 K: 1 S: 8	H: 4 LOB: 0 BB: 0 P: 8	R: 0 E: 0 K: 2 S: 7	H: 0 LOB: 0 BB: 0 P: 7
1B: 4	SF: 0	2B: 1	SAC: 0	3B: 0	DP: 0	HR: 1	HBP: 0									

PITCHER	IP	WLS	BF	H	R	ER	SO	BB	IBB	HBP	BLK	WP	HR	S	P	ERA	WHIP
Art Fowler, R ERA: 4.0 (1, 1)	7.0	L	28	6	6	6	5	2	0	0	0	0	1	36	44	7.71	1.143
Gerry Staley, R ERA: 4.4 (8, 1)	1.0		3	0	0	0	2	0	0	0	0	0	0	7	7	0.00	0.000

BOTTOM

AB R H RBI BB SO LOB

4 0 2 1 0 1 0

4 0 0 0 0 2 1

4 0 0 0 0 1 1

3 1 0 0 1 1 1

2 1 0 0 1 0 0

3 0 1 3 0 1 0

3 1 1 0 0 0 0

3 1 1 0 0 0 0

3 1 1 2 0 1 0

AB 29

R 5

H 6

RBI 6

BB 2

SO 7

LOB 3

WP: 0 PA: 32

PB: 0

SB: 0

CS: 1

Cincinnati Redlegs @ Philadelphia Phillies

Connie Mack Stadium, Philadelphia, PA

Wed Jul 20 1955, 3:33 AM EDT

Unknown

livebaseballscorecards.com



Batter	1	2	3	4	5	6	7	8	9	AB R H RBI BB SO LOB	TOP													
Johnny Temple, R (1, 4) OBP: 0.364, SLG: 0.320	0-0 1-3		0-0 L9		0-0 SF8		0-0 4-3			3 0 0 1 0 0 1														
Roy McMillan, R (1, 6) OBP: 0.329, SLG: 0.300	0-0 1B		0-0 F7		0-0 FC6-4		4-0 BB			3 0 1 0 1 0 3														
Ted Kluszewski, L (1, 3) OBP: 0.386, SLG: 0.620	0-0 F2			0-0 G3		0-0 F8	0-0 6-3			4 0 0 0 0 0 2														
Wally Post, R (1, 9) OBP: 0.357, SLG: 0.569	0-3 K			0-0 6-3		4-0 1B BB		0-0 F8		3 1 0 0 1 1 1														
Gus Bell, L (1, 8) OBP: 0.334, SLG: 0.466		0-0 3-1		0-0 1-3		4-0 1B BB		0-3 K		3 0 0 0 1 1 0														
Matt Batts, R (1, 2) OBP: 0.241, SLG: 0.259		0-3 K			4-0 1B BB SF8	0-0 1B		0-0 L4		3 1 1 1 1 1 0														
Bob Thurman, L (1, 7) OBP: 0.297, SLG: 0.462		0-3 K			0-3 K	0-3 K			0-0 L9	2 0 0 0 0 2 1	AB 29													
Joe Brovia, L (6, PH) OBP: 0.154, SLG: 0.167										1 0 0 0 0 1 2	R 2													
Chuck Harmon, R (6, 7) OBP: 0.297, SLG: 0.378										1 0 0 0 0 0 0	H 4													
Rocky Bridges, R (1, 5) OBP: 0.484, SLG: 0.400			4-0 SH3-4 BB		0-0 1B	0-0 L8			0-0 6-3	3 0 1 0 1 0 2	RBI 2													
Johnny Klippstein, R (1, 1) OBP: 0.375, SLG: 0.167					0-0 SH3-4					0 0 0 0 0 0 0	BB 5													
Bobby Adams, R (5, PH) OBP: 0.359, SLG: 0.422										1 0 1 0 0 0 0	SO 6													
Rudy Minarcin, R (5, 1) OBP: 0.239, SLG: 0.208										1 0 0 0 0 0 0	LOB 12													
Al Silvera, R (7, PH) OBP: 0.209, SLG: 0.200										1 0 0 0 0 0 0														
Joe Black, R (7, 1) OBP: 0.182, SLG: 0.182										0 0 0 0 0 0 0														
Smoky Burgess, L (9, PH) OBP: 0.383, SLG: 0.530					1-2 FC6-4 1B				0-0 F6	1 0 0 0 0 0 0														
Inning Stats	R: 0 E: 0 K: 1 S: 6	H: 1 LOB: 1 BB: 0 P: 6	R: 0 E: 0 K: 2 S: 7	H: 0 LOB: 0 BB: 0 P: 7	R: 0 E: 0 K: 0 S: 3	H: 0 LOB: 0 BB: 1 P: 7	R: 0 E: 0 K: 0 S: 3	H: 0 LOB: 0 BB: 0 P: 3	R: 1 E: 0 K: 1 S: 7	H: 2 LOB: 2 BB: 1 P: 11	R: 1 E: 0 K: 1 S: 6	H: 1 LOB: 2 BB: 2 P: 14	R: 0 E: 0 K: 0 S: 3	H: 0 LOB: 1 BB: 1 P: 7	R: 0 E: 0 K: 1 S: 5	H: 0 LOB: 0 BB: 0 P: 5	R: 0 E: 0 K: 0 S: 3	H: 0 LOB: 0 BB: 0 P: 3	1B: 4 2B: 0 3B: 0 HR: 0	SF: 1 SAC: 1 DP: 0 HBP: 0	WP: 0 PB: 0 SB: 0 CS: 0	PA: 36		
PITCHER Curt Simmons, L (1, 1) ERA: 4.76	IP 9.0	WLS W	BF 36	H 4	R 2	ER 2	SO 6	BB 5	IBB 0	HBP 0	BLK 0	WP 0	HR 0	S 43	P 63	ERA 2.00	WHIP 1.000						ERA 4.76	WHIP 1.000

Cincinnati Redlegs @ Philadelphia Phillies
 Connie Mack Stadium, Philadelphia, PA
 Wed Jul 20 1955, 3:38 AM EDT
 Att. 15,607 - Unknown

livebaseballscorecards.com



Batter	1	2	3	4	5	6	7	8	9	AB	R	H	RBI	BB	SO	LOB	BOTTOM			
Richie Ashburn, L <small>OBP: 0.442, SLG: 0.460</small>	0-0 WP 2B		0-0 2-H 1B		0-0 F9		0-0 1-2 1B			4	1	3	1	0	0	0	Cincinnati Redlegs @ Philadelphia Phillies Connie Mack Stadium, Philadelphia, PA Wed Jul 20 1955, 3:38 AM EDT Att. 15,607 - Unknown			
Bobby Morgan, R <small>OBP: 0.326, SLG: 0.347</small>	0-0 6-3 2-3		0-0 6-3 2-3		0-0 5-3		0-0 L7			4	0	0	0	0	0	4				
Glen Gorbous, L <small>OBP: 0.348, SLG: 0.374</small>	0-3 K 3-H		0-3 K			0-0 L4		0-0 BB SF7 1B 1B		4	1	1	0	0	2	1				
Del Ennis, R <small>OBP: 0.317, SLG: 0.474</small>	0-0 1B		0-0 F3			4-0 S BB		0-0 1-2 BB 1B		3	0	2	0	1	0	1				
Willie Jones, R <small>OBP: 0.346, SLG: 0.417</small>	0-0 F6			0-0 HR		0-3 K 1-2		0-0 F8		4	1	1	1	0	1	4				
Mary Blaylock, L <small>OBP: 0.300, SLG: 0.356</small>		0-0 F8		0-0 F7		0-0 4-3		4-0 1-2 2-3 BB		3	0	0	0	1	0	1				
Roy Smalley, R <small>OBP: 0.336, SLG: 0.373</small>		0-0 L6		0-0 G4-3 1B			0-0 2-3	0-0 SF7		3	0	1	1	0	0	0				
Gus Niarhos, R <small>OBP: 0.336, SLG: 0.373</small>		0-0 5-3		0-0 G4-3 1-2f			0-3 K	0-0 1-3		4	0	0	0	0	1	3				
Curt Simmons, L <small>OBP: 0.200, SLG: 0.265</small>			0-0 1B 2B		0-0 4-3		0-0 1B 1B			3	1	2	0	0	0	0				
Inning Stats	R: 1 E: 0 K: 1 S: 7	H: 2 LOB: 1 BB: 0 P: 7	R: 0 E: 0 K: 0 S: 3	H: 0 LOB: 0 BB: 0 P: 3	R: 1 E: 0 K: 1 S: 7	H: 2 LOB: 1 BB: 0 P: 7	R: 1 E: 0 K: 0 S: 4	H: 2 LOB: 0 BB: 0 P: 4	R: 0 E: 0 K: 0 S: 3	H: 0 LOB: 0 BB: 0 P: 3	R: 0 E: 0 K: 1 S: 5	H: 0 LOB: 1 BB: 1 P: 9	R: 0 E: 0 K: 1 S: 7	H: 2 LOB: 2 BB: 0 P: 7	R: 1 E: 0 K: 0 S: 5	H: 2 LOB: 2 BB: 1 P: 9		1B: 7 2B: 2 3B: 0 HR: 1	SF: 1 SAC: 0 DP: 1 HBP: 0	WP: 1 PB: 0 SB: 1 CS: 0
PITCHER	IP WLS BF H R ER SO	IP WLS BF H R ER SO	IP WLS BF H R ER SO	IP WLS BF H R ER SO	IP WLS BF H R ER SO	IP WLS BF H R ER SO	IP WLS BF H R ER SO	IP WLS BF H R ER SO	IP WLS BF H R ER SO	IP WLS BF H R ER SO	IP WLS BF H R ER SO	IP WLS BF H R ER SO	IP WLS BF H R ER SO	IP WLS BF H R ER SO	IP WLS BF H R ER SO	IP WLS BF H R ER SO	ERA WHIP	ERA WHIP		
Johnny Klippstein, R <small>ERA: 4.85</small>	(1, 1) 4.0 L																			
Rudy Minarcin, R <small>ERA: 4.62</small>	(5, 1) 2.0	7	0	0	0	1	1	0	0	0	0	8	12	0.00	0.500					
Joe Black, R <small>ERA: 3.71</small>	(7, 1) 2.0	11	4	1	1	1	1	0	0	0	0	12	16	4.50	2.500					

livebaseballscorecards.com

AB 32
R 4
H 10
RBI 3
BB 2
SO 4
LOB 14



Batter	1	2	3	4	5	6	7	8	9	AB R H RBI BB SO LOB	TOP																	
Johnny Temple, R (1, 4) OBP: 0.365, SLG: 0.319	0-0 1B		0-0 4-3		0-0 6-3		0-0 F8		4-0 BB BB	4 0 1 0 1 0 1	<p>Cincinnati Redlegs @ Philadelphia Phillies</p> <p>Connie Mack Stadium, Philadelphia, PA</p> <p>Thu Jul 21 1955, 3:33 AM EDT</p> <p>Att. 8,036 - Unknown</p>																	
Milt Smith, R (1, 5) Bob Thurman, L (9, PH) OBP: 0.304, SLG: 0.462	0-3 K		0-3 K		0-0 L9		0-0 FC4-6 1-2f		4-0 BB BB BB 1-2 BB	4 0 0 0 0 2 2 0 0 0 0 1 0 0																		
Gus Bell, L (1, 8) OBP: 0.338, SLG: 0.492	0-0 P6		0-0 HR		0-0 HR			0-0 HR	0-0 F7	5 3 3 3 0 0 3																		
Ted Kluszewski, L (1, 3) OBP: 0.385, SLG: 0.616	0-0 F8		0-0 4-3		0-0 F9			0-0 1B		4 0 1 0 0 0 1																		
Wally Post, R (1, 9) OBP: 0.356, SLG: 0.564		0-0 P6		0-0 1-3		4-0 BB BB BB G6-4-3		0-0 F7		3 0 0 0 1 0 1																		
Smoky Burgess, L (1, 2) OBP: 0.385, SLG: 0.529		0-0 BB 1B		0-0 BB 1B		0-0 F8		0-0 F8		4 0 2 0 0 0 2																		
Chuck Harmon, R (1, 7) OBP: 0.295, SLG: 0.366		0-0 F8		4-0 BB 1-2 BB		0-0 G6-4-3 1-2f		0-3 K		3 0 0 0 1 1 3																		
Roy McMillan, R (1, 6) Bobby Adams, R (9, PH) OBP: 0.332, SLG: 0.301 OBP: 0.357, SLG: 0.419		4-0 BB 1-2 BB		0-0 P4			0-0 FC3-6 1B		0-0 F8	2 0 1 0 1 0 2 1 0 0 0 0 0 0																		
Don Gross, L (1, 1) Gerry Staley, R (6, 1) Art Fowler, R (8, 1) Joe Brovia, L (9, PH) OBP: 0.143, SLG: 0.154		0-3 K		0-0 4-3			0-0 FC3-6 FC4-6 1-2f		0-3 K	2 0 0 0 0 1 4 1 0 0 0 0 0 1 0 0 0 0 0 0 0 1 0 0 0 0 1 0																		
Inning Stats	R: 0 H: 1 E: 0 LOB: 1 K: 1 BB: 0 S: 6 P: 6	R: 0 H: 1 E: 0 LOB: 2 K: 1 BB: 1 S: 6 P: 10	R: 1 H: 1 E: 0 LOB: 0 K: 1 BB: 0 S: 6 P: 6	R: 0 H: 1 E: 0 LOB: 2 K: 0 BB: 1 S: 4 P: 8	R: 1 H: 1 E: 0 LOB: 0 K: 0 BB: 0 S: 4 P: 4	R: 0 H: 0 E: 0 LOB: 0 K: 0 BB: 1 S: 2 P: 6	R: 0 H: 1 E: 0 LOB: 1 K: 0 BB: 0 S: 4 P: 4	R: 1 H: 2 E: 0 LOB: 1 K: 1 BB: 0 S: 7 P: 7	R: 0 H: 0 E: 0 LOB: 2 K: 1 BB: 2 S: 5 P: 13	1B: 5 SF: 0 2B: 0 SAC: 0 3B: 0 DP: 1 HR: 3 HBP: 0		WP: 0 PA: 39 PB: 0 SB: 0 CS: 0																
PITCHER	IP WLS BF H R ER SO BB IBB HBP BLK WP HR S P ERA WHIP											PITCHER	IP WLS BF H R ER SO BB IBB HBP BLK WP HR S P ERA WHIP															
Ron Negray, R (1, 1) ERA: 4.97	7.0	31	8	3	3	3	3	3	0	0	0	0	0	3	34	46	3.86	1.571										
Jack Meyer, R (8, 1) ERA: 3.32	2.0	W	8	0	0	0	2	2	0	0	0	0	0	0	10	18	0.00	1.000										

livebaseballscorecards.com

AB	34
R	3
H	8
RBI	3
BB	5
SO	5
LOB	20



Batter	1	2	3	4	5	6	7	8	9	AB	R	H	RBI	BB	SO	LOB
Richie Ashburn, L (1, 8) OBP: 0.440, SLG: 0.457	0-0 3B 1B		0-0 L5		0-0 F5		0-0 6-3			4	1	1	0	0	0	1
Bobby Morgan, R (1, 4) OBP: 0.325, SLG: 0.353	0-0 1-H 3B		0-0 P3		0-0 4-3			0-0 6-3		4	0	1	1	0	0	1
Jim Greengrass, R (1, 9) OBP: 0.319, SLG: 0.339	0-0 6-3			0-0 1B		0-0 1B		0-0 1B		4	0	3	0	0	0	1
Del Ennis, R (1, 7) OBP: 0.322, SLG: 0.475	0-0 6-3			0-0 G5-3 1-3 1B 1B		4-0 G5-2 1-2 BB BB		0-0 1-2 1B 1B		3	1	2	0	1	0	1
Willie Jones, R (1, 5) OBP: 0.348, SLG: 0.416	0-0 F9			0-0 SF9		4-0 FC5 G5-2 1-2 2-3 BB		4-0 1-2 2-3 1B BB		1	1	0	1	2	0	1
Andy Seminick, R (1, 2) OBP: 0.352, SLG: 0.509		0-0 F8		0-0 1-2 1B		0-0 G5-2 1-2 2-3f 3-		0-3 K		4	0	1	0	0	1	6
Roy Smalley, R (1, 6) OBP: 0.335, SLG: 0.371		0-0 5-3		0-0 G5-3 2-3f		0-0 FC5 2-3f		0-0 1B 1-2 2-H 3-H 1B		4	0	1	2	0	0	4
Mary Blaylock, L (1, 3) OBP: 0.303, SLG: 0.356		0-0 3-1			4-0 SH1-3 BB		0-0 P6		0-0 1-3 2-H 1B	3	0	1	1	1	0	0
Ron Negray, R (1, 1) Jack Meyer, R (8, 1) OBP: 0.250, SLG: 0.235			0-0 F3		0-0 SH1-3 1-2		0-0 6-3		0-3 K	2	0	0	0	0	0	0


Inning Stats	R: 1	H: 2	E: 0	K: 0	S: 5	LOB: 1	BB: 0	P: 5	R: 0	H: 0	E: 0	K: 0	S: 3	LOB: 0	BB: 0	P: 3	R: 0	H: 0	E: 0	K: 0	S: 3	LOB: 0	BB: 0	P: 3	R: 1	H: 3	E: 0	K: 0	S: 5	LOB: 1	BB: 0	P: 5	R: 0	H: 0	E: 0	K: 0	S: 3	LOB: 1	BB: 1	P: 7	R: 0	H: 1	E: 0	K: 0	S: 3	LOB: 2	BB: 2	P: 11	R: 0	H: 0	E: 0	K: 0	S: 3	LOB: 0	BB: 0	P: 3	R: 3	H: 4	E: 0	K: 2	S: 11	LOB: 2	BB: 1	P: 15
--------------	------	------	------	------	------	--------	-------	------	------	------	------	------	------	--------	-------	------	------	------	------	------	------	--------	-------	------	------	------	------	------	------	--------	-------	------	------	------	------	------	------	--------	-------	------	------	------	------	------	------	--------	-------	-------	------	------	------	------	------	--------	-------	------	------	------	------	------	-------	--------	-------	-------

PITCHER	IP	WLS	BF	H	R	ER	SO	BB	IBB	HBP	BLK	WP	HR	S	P	ERA	WHIP
Don Gross, L (1, 1) ERA: 3.6	5.0		23	6	2	2	0	3	0	0	0	0	0	20	32	3.60	1.800
Gerry Staley, R (6, 1) ERA: 4.55	2.1	L	9	2	3	3	0	1	0	0	0	0	0	8	12	11.57	1.286
Art Fowler, R (8, 1) ERA: 3.98	0.2		4	2	0	0	2	0	0	0	0	0	0	8	8	0.00	3.000

BOTTOM

Cincinnati Redlegs @ Philadelphia Phillies
 Connie Mack Stadium, Philadelphia, PA
 Thu Jul 21 1955, 3:33 AM EDT
 Att. 8,036 - Unknown

AB	30
R	3
H	10
RBI	5
BB	4
SO	2
LOB	17



WP	HR	S	P	ERA	WHIP
0	0	0	0	0	0

Batter	1	2	3	4	5	6	7	8	9	AB R H RBI BB SO LOB	TOP											
Ken Boyer, R (1, 5) OBP: 0.310, SLG: 0.442	0-0 F7	0-0 F7			0-0 1-3		0-0 1B			4 0 1 0 0 0 1												
Wally Moon, L (1, 7) OBP: 0.361, SLG: 0.479	0-0 1B		0-0 G4-6-3		0-0 F7		0-0 L8			4 1 2 0 0 0 1												
Stan Musial, L (1, 3) OBP: 0.390, SLG: 0.550	0-0 1B		0-0 G4-6-3		0-0 HR		0-0 F7			4 2 2 1 0 0 1												
Bill Virdon, L (1, 8) OBP: 0.357, SLG: 0.475	0-0 1B		0-0 F9		0-0 1B		0-0 4-3			4 0 2 2 0 0 0												
Red Schoendienst, S (1, 4) OBP: 0.360, SLG: 0.420	0-0 L9			0-0 L5-4	0-3 K		0-0 F9			4 0 1 0 0 1 2												
Rip Repulski, R (1, 9) OBP: 0.359, SLG: 0.523	0-0 F8			0-0 1B	0-0 L7		0-0 5-3			4 0 1 0 0 0 2												
Nelson Burbrink, R (1, 2) OBP: 0.381, SLG: 0.413		0-0 1-3		0-0 L5-4	0-0 6-3		0-0 6-3			4 0 0 0 0 0 3												
Alex Grammas, R (1, 6) OBP: 0.296, SLG: 0.285		0-0		0-0 F8			0-0 F8			2 0 1 0 0 0 1												
Harry Walker, L (7, PH) OBP: 0.500, SLG: 0.750										1 0 0 0 0 0 0												
Bob Stephenson, R (7, 6) OBP: 0.354, SLG: 0.356										1 0 0 0 0 0 0												
Floyd Woolridge, R (1, 1) OBP: 0.235, SLG: 0.294		0-3 K			0-0 2-3		0-0 G3			2 0 0 0 0 1 1												
Luis Arroyo, L (5, 1) OBP: 0.217, SLG: 0.222										0 0 0 0 0 0 0												
Brooks Lawrence, R (5, 1) OBP: 0.100, SLG: 0.053										0 0 0 0 0 0 0												
Solly Hemus, L (7, PH) OBP: 0.322, SLG: 0.285										1 0 0 0 0 0 0												
Frank Smith, R (7, 1)										0 0 0 0 0 0 0												
Inning Stats	R: 2 E: 0 K: 0 S: 6	H: 3 LOB: 1 BB: 0 P: 6	R: 0 E: 0 K: 1 S: 6	H: 1 LOB: 1 BB: 0 P: 6	R: 0 E: 0 K: 0 S: 3	H: 1 LOB: 0 BB: 0 P: 3	R: 0 E: 0 K: 0 S: 4	H: 2 LOB: 1 BB: 0 P: 4	R: 0 E: 0 K: 0 S: 3	H: 0 LOB: 0 BB: 0 P: 3	R: 1 E: 0 K: 1 S: 7	H: 2 LOB: 1 BB: 0 P: 7	R: 0 E: 0 K: 0 S: 4	H: 1 LOB: 1 BB: 0 P: 4	R: 0 E: 0 K: 0 S: 3	H: 0 LOB: 0 BB: 0 P: 3	R: 0 E: 0 K: 0 S: 3	H: 0 LOB: 0 BB: 0 P: 3	1B: 9 2B: 1 3B: 0 HR: 1	SF: 0 SAC: 0 DP: 2 HBP: 0	WP: 0 PB: 0 SB: 1 CS: 0	PA: 35
PITCHER Murry Dickson, R (1, 1) ERA: 3.62	IP: 9.0 WLS: W BF: 35 H: 10 R: 3 ER: 3 SO: 2 BB: 0 IBB: 0 HBP: 0 BLK: 0 WP: 0 HR: 1 S: 39 P: 39 ERA: 3.00 WHIP: 1.111																					

St. Louis Cardinals @ Philadelphia Phillies
 Connie Mack Stadium, Philadelphia, PA

Fri Jul 22 1955, 3:33 AM EDT
 Unknown

livebaseballscorecards.com

AB	35
R	3
H	10
RBI	3
BB	0
SO	2
LOB	12



Batter	1	2	3	4	5	6	7	8	9
Richie Ashburn, L OBP: 0.435, SLG: 0.452 (1, 8) X	0-0 L9		0-0 F7		0-0 F9	0-0 6-3			
Bobby Morgan, R OBP: 0.330, SLG: 0.365 (1, 4) BBB	4-0 2B BB		0-0 F8		0-0 HR 1-H 2-H		4-0 CS BB		
Glen Gorbous, L OBP: 0.346, SLG: 0.371 (1, 9) X	0-0 F8			0-0 L6	0-0 3B 1B		0-0 F2 1-2		
Del Ennis, R OBP: 0.324, SLG: 0.484 (1, 7) X	0-0 1-3 2B			0-3 K	0-0 SF7 3B 1-H		0-0 F9		
Willie Jones, R OBP: 0.347, SLG: 0.415 (1, 5) X	0-0 F5			0-0 1B	0-0 SF7			0-0 L7	
Andy Seminick, R OBP: 0.360, SLG: 0.506 (1, 2) BBB		4-0 G5-4-3 BB		0-0 F8	0-0 HBP 1-0		4-0 E S BB		
Mary Blaylock, L OBP: 0.307, SLG: 0.352 (1, 3) X		0-0 F8			0-0 BB BB	3-1	4-0 SH1-3 BB		
Roy Smalley, R OBP: 0.335, SLG: 0.367 (1, 6) BBB		0-0 G5-4-3 1-2f			4-0 1B HR BB 1-2	0-0 5-3	0-0 SH1-3		
Murry Dickson, R OBP: 0.224, SLG: 0.306 (1, 1) X			0-0 L7		0-0 HR 1B 1-2 2-H	0-3 K	0-0 F5		

Inning Stats	R: 0 E: 0 K: 0 S: 4	H: 1 LOB: 2 BB: 1 P: 8	R: 0 E: 0 K: 0 S: 2	H: 0 LOB: 0 BB: 1 P: 6	R: 0 E: 0 K: 0 S: 3	H: 0 LOB: 0 BB: 0 P: 3	R: 0 E: 0 K: 1 S: 6	H: 1 LOB: 1 BB: 0 P: 6	R: 6 E: 0 K: 0 S: 7	H: 4 LOB: 1 BB: 2 P: 16	R: 0 E: 0 K: 1 S: 5	H: 0 LOB: 0 BB: 0 P: 5	R: 0 E: 0 K: 0 S: 2	H: 0 LOB: 0 BB: 1 P: 6	R: 0 E: 0 K: 0 S: 3	H: 0 LOB: 2 BB: 2 P: 11
1B: 3 2B: 1 3B: 1 HR: 1	SF: 1 SAC: 1 DP: 1 HBP: 1	WP: 0 PA: 36														

PITCHER	IP	WLS	BF	H	R	ER	SO	BB	IBB	HBP	BLK	WP	HR	S	P	ERA	WHIP
Floyd Woodridge, R ERA: 4.82 (1, 1)	4.1	L	20	4	4	4	1	4	0	0	0	0	1	18	34	8.31	1.846
Luis Arroyo, L ERA: 3.04 (5, 1)	0.0		2	2	1	1	0	0	0	0	0	0	0	2	2	∞	∞
Brooks Lawrence, R ERA: 5.72 (5, 1)	1.2		6	0	1	1	1	0	0	1	0	0	0	7	8	5.40	0.000
Frank Smith, R ERA: 3.51 (7, 1)	2.0		8	0	0	0	0	3	0	0	0	0	0	5	17	0.00	1.500

BOTTOM

St. Louis Cardinals @ Philadelphia Phillies
 Connie Mack Stadium, Philadelphia, PA
 Fri Jul 22 1955, 3:33 AM EDT
 Unknown

AB	26
R	6
H	6
RBI	6
BB	7
SO	2
LOB	12



WP	HR	S	P	ERA	WHIP
0	0	0	0	0.00	1.500

Batter	1	2	3	4	5	6	7	8	9	AB R H RBI BB SO LOB	TOP											
Ken Boyer, R (1, 5) OBP: 0.314, SLG: 0.447	0-0 F8		0-0 2B 1B	0-0 1B		0-0 S 1B		0-0 F7		5 2 3 1 0 0 0												
Wally Moon, L (1, 7) OBP: 0.364, SLG: 0.482	4-0 BB		0-0 1B 2B	0-0 L8		0-0 S 1B		0-0 4-3		4 1 2 2 1 0 1												
Stan Musial, L (1, 3) OBP: 0.390, SLG: 0.553	0-0 F9		4-0 FC5 1B IBB		0-0 SF9 3B		0-0 F6		0-0 F9	4 1 1 0 1 0 2												
Bill Virdon, L (1, 8) OBP: 0.352, SLG: 0.468	0-0 4-3		0-3 K		0-0 4-3		0-0 F5		0-0 F8	5 0 0 0 0 1 5												
Red Schoendienst, S (1, 4) OBP: 0.363, SLG: 0.425		0-0 F8	0-0 1B		0-0 SF9		4-0 1B BB		0-0 1B 2B	3 2 2 3 1 0 0												
Rip Repulski, R (1, 9) OBP: 0.359, SLG: 0.519		0-0 E6	0-0 FC5		4-0 FC6-4 BB		0-0 1B 1B		0-0 F7	4 0 1 0 1 0 3												
Bill Sarni, R (1, 2) OBP: 0.320, SLG: 0.338		0-0 G5-4-3			4-0 FC2-6 BB		0-0 1B		0-0 1B	4 0 2 2 1 0 2												
Alex Grammas, R (1, 6) OBP: 0.294, SLG: 0.283			0-0 1B 2B 1B		0-0 FC2-6 FC3-6		0-0 G3		0-0 F2	5 1 1 0 0 0 4												
Harvey Haddix, L (1, 1) OBP: 0.224, SLG: 0.362			0-0 F7		0-0 FC3-6 2B		0-0 F7		0-0 4-3	4 1 0 0 0 0 4												
Inning Stats	R: 0 E: 0 K: 0 S: 3	H: 0 LOB: 1 BB: 1 P: 7	R: 0 E: 1 K: 0 S: 3	H: 0 LOB: 0 BB: 0 P: 3	R: 3 E: 0 K: 1 S: 9	H: 4 LOB: 2 BB: 1 P: 13	R: 1 E: 0 K: 0 S: 4	H: 1 LOB: 1 BB: 1 P: 8	R: 1 E: 0 K: 0 S: 4	H: 1 LOB: 1 BB: 1 P: 8	R: 1 E: 0 K: 0 S: 5	H: 2 LOB: 1 BB: 0 P: 5	R: 1 E: 0 K: 0 S: 5	H: 2 LOB: 2 BB: 1 P: 9	R: 0 E: 0 K: 0 S: 3	H: 0 LOB: 0 BB: 0 P: 3	R: 1 E: 0 K: 0 S: 5	H: 2 LOB: 1 BB: 0 P: 5	1B: 8 2B: 3 3B: 1 HR: 0	SF: 1 SAC: 0 DP: 1 HBP: 0	WP: 0 PB: 0 SB: 2 CS: 0	PA: 44
PITCHER	IP WLS BF H R ER SO BB IBB HBP BLK WP HR S P ERA WHIP																					
Herm Wehmeier, R (1, 1) ERA: 4.18	3.2 L 19 5 4 4 1 2 1 0 0 0 0 0 18 30 9.82 1.909																					
Ron Mrozinski, L (4, 1) ERA: 7.36	1.1 6 1 1 1 0 1 0 0 0 0 0 0 5 9 6.75 1.500																					
Bob Miller, R (6, 1) ERA: 3.59	2.0 11 4 2 2 0 1 0 0 0 0 0 0 10 14 9.00 2.500																					
Bob Kuzava, L (8, 1) ERA: 4.99	2.0 8 2 1 1 0 0 0 0 0 0 0 0 8 8 4.50 1.000																					

St. Louis Cardinals @ Philadelphia Phillies
 Connie Mack Stadium, Philadelphia, PA

Fri Jul 22 1955, 3:38 AM EDT
 Att: 27,611 - Unknown

livebaseballscorecards.com

AB	38
R	8
H	12
RBI	8
BB	5
SO	1
LOB	21



Batter	1	2	3	4	5	6	7	8	9	AB	R	H	RBI	BB	SO	LOB
Richie Ashburn, L (1, 8) OBP: 0.433, SLG: 0.452	0-0 F4		0-0 F4		0-0 L8		0-0 2B			4	0	1	1	0	0	2
Bobby Morgan, R (1, 4) OBP: 0.335, SLG: 0.364	0-0 F8		4-0 BB			4-0 BB	4-0 BB			1	0	0	0	3	0	0
Jim Greengrass, R (1, 9) OBP: 0.313, SLG: 0.332	0-0 5-3		0-0 L7			0-0 G5-4-3	0-3 K			4	0	0	0	0	1	5
Del Ennis, R (1, 7) OBP: 0.323, SLG: 0.482		0-0 1-3		0-3 K		0-0 1B		0-0 3-1		4	0	1	0	0	1	0
Willie Jones, R (1, 5) OBP: 0.348, SLG: 0.419		0-0 2B		0-0 4-3		0-0 1B		0-0 F9		4	0	2	0	0	0	0
Roy Smalley, R (1, 6) OBP: 0.329, SLG: 0.360		0-3 K		0-3 K		0-0 FC6-4		0-3 K		4	0	0	0	0	3	3
Mary Blaylock, L (1, 3) OBP: 0.301, SLG: 0.345		0-0 5-3		0-3 K		0-0 F7		0-0 3-1		4	0	0	0	0	1	1
Gus Niarhos, R (1, 2) OBP: 0.125, SLG: 0.125		0-0 6-3		0-3 K		0-0 3-1		0-0 F7		4	1	1	0	0	1	0
Herm Wehmeier, R (1, 1) OBP: 0.258, SLG: 0.244 Ron Mrozinski, R (4, 1) Saul Rogovin, R (5, PH) OBP: 0.207, SLG: 0.250 Bob Miller, R (6, 1) OBP: 0.222, SLG: 0.333 Peanuts Lowrey, R (7, PH) OBP: 0.245, SLG: 0.234 Bob Kuzava, S (8, 1) OBP: 0.125, SLG: 0.125 Andy Seminick, R (9, PH) OBP: 0.358, SLG: 0.503		0-0 1B		0-0 1B		0-0 3-1		0-0 5-3		1	0	1	0	0	0	0

Inning Stats	R: 0	H: 0	E: 0	K: 0	S: 3	R: 0	H: 1	E: 0	K: 1	S: 6	R: 0	H: 1	E: 0	K: 0	S: 4	R: 0	H: 0	E: 0	K: 2	S: 7	R: 0	H: 1	E: 0	K: 2	S: 8	R: 0	H: 2	E: 0	K: 0	S: 4	R: 1	H: 2	E: 0	K: 1	S: 7	R: 0	H: 0	E: 0	K: 1	S: 5	R: 0	H: 0	E: 0	K: 0	S: 3	1B: 5	SF: 0	2B: 2	SAC: 0	3B: 0	DP: 1	HR: 0	HBP: 0	WP: 0	PA: 36
--------------	------	------	------	------	------	------	------	------	------	------	------	------	------	------	------	------	------	------	------	------	------	------	------	------	------	------	------	------	------	------	------	------	------	------	------	------	------	------	------	------	------	------	------	------	------	-------	-------	-------	--------	-------	-------	-------	--------	-------	--------

PITCHER	IP	WLS	BF	H	R	ER	SO	BB	IBB	HBP	BLK	WP	HR	S	P	ERA	WHIP
Harvey Haddix, L (1, 1) ERA: 4.74	9.0	W	36	7	1	1	7	3	0	0	0	0	0	47	59	1.00	1.111


BOTTOM

St. Louis Cardinals @ Philadelphia Phillies
 Connie Mack Stadium, Philadelphia, PA

Fri Jul 22 1955, 3:38 AM EDT
 Att. 27,611 - Unknown

livebaseballscorecards.com

AB	33
R	1
H	7
RBI	1
BB	3
SO	7
LOB	12



Batter	1	2	3	4	5	6	7	8	9	AB R H RBI BB SO LOB	TOP																					
Ken Boyer, R (1, 5) OBP: 0.313, SLG: 0.448	0-0 2B		0-0 4-3			0-0 P6		0-0 F8		4 0 1 0 0 0 0	St. Louis Cardinals @ Philadelphia Phillies Connie Mack Stadium, Philadelphia, PA Sat Jul 23 1955, 3:33 AM EDT Att. 5,596 - Unknown livebaseballscorecards.com																					
Wally Moon, L (1, 7) OBP: 0.360, SLG: 0.477	0-0 F9			0-3 K		0-0 4-3		0-0 F7		4 0 0 0 0 1 1																						
Stan Musial, L (1, 3) OBP: 0.391, SLG: 0.552	0-0 5-3			0-0 P6		0-0 2B 1B		0-0 1B		4 1 2 0 0 0 1																						
Bill Virdon, L (1, 8) OBP: 0.351, SLG: 0.468	0-0 3-1			0-0 3-1		0-0 1-H 2B		0-0 4-3		4 0 1 1 0 0 2																						
Red Schoendienst, S (1, 4) OBP: 0.364, SLG: 0.426		0-0 G6-4-3 1B			0-0 1B 1B	0-0 F8			0-0 L4	4 0 2 0 0 0 1																						
Rip Repulski, R (1, 9) OBP: 0.356, SLG: 0.513		0-3 K			0-0 F9		0-0 5-3		0-0 F8	4 0 0 0 0 1 2																						
Bill Sarni, R (1, 2) OBP: 0.323, SLG: 0.356		0-0 G6-4-3 1-2f			0-0 1B		0-0 F8		0-0 HR	4 1 2 1 0 0 1																						
Alex Grammas, R (1, 6) OBP: 0.291, SLG: 0.280 Solly Hemus, L (7, PH) OBP: 0.327, SLG: 0.290 Bob Stephenson, R (7, PR) OBP: 0.350, SLG: 0.351			0-0 F8		0-0 F5		0-0 1B		0-0 F2	2 0 0 0 0 0 2 1 0 1 0 0 0 0 1 0 0 0 0 0 0																						
Willard Schmidt, R (1, 1) OBP: 0.200, SLG: 0.200 Joe Frazier, L (7, PH) OBP: 0.204, SLG: 0.311 Brooks Lawrence, R (7, 1) OBP: 0.100, SLG: 0.053			0-3 K		0-3 K		0-3 K			2 0 0 0 0 2 2 1 0 0 0 0 1 1 0 0 0 0 0 0 0																						
Inning Stats	R: 0 E: 0 K: 0 S: 4	H: 1 LOB: 1 BB: 0 P: 4	R: 0 E: 0 K: 1 S: 5	H: 1 LOB: 0 BB: 0 P: 5	R: 0 E: 0 K: 1 S: 5	H: 0 LOB: 0 BB: 0 P: 5	R: 0 E: 0 K: 1 S: 7	H: 2 LOB: 2 BB: 0 P: 7	R: 1 E: 0 K: 0 S: 5	H: 2 LOB: 1 BB: 0 P: 5	R: 0 E: 0 K: 1 S: 6	H: 1 LOB: 1 BB: 0 P: 6	R: 0 E: 0 K: 0 S: 4	H: 1 LOB: 1 BB: 0 P: 4	R: 1 E: 0 K: 0 S: 4	H: 1 LOB: 0 BB: 0 P: 4	1B: 6 2B: 2 3B: 0 HR: 1	SF: 0 SAC: 0 DP: 1 HBP: 0	WP: 0 PB: 0 SB: 0 CS: 0	PA: 35												
PITCHER Robin Roberts, R (1, 1) ERA: 2.81	IP 9.0	WLS W	BF 35	H 9	R 2	ER 2	SO 5	BB 0	IBB 0	HBP 0	BLK 0	WP 0	HR 1	S 45	P 45	ERA 2.00	WHIP 1.000															
											PITCHER	IP	WLS	BF	H	R	ER	SO	BB	IBB	HBP	BLK	WP	HR	S	P	ERA	WHIP				



Batter	1	2	3	4	5	6	7	8	9
Richie Ashburn, L OBP: 0.440, SLG: 0.460 (1, 8) X	0-0 HR 1B		0-0 G3-6-1 2B		4-0 BB		0-0 BB HR 1B	4-0 BB	
Bobby Morgan, R OBP: 0.336, SLG: 0.360 (1, 6) X	0-0 P4		4-0 G3-6-1 BB		0-0 F5		4-0 1-2 HR BB	0-0 5-3	
Glen Gorbous, L OBP: 0.344, SLG: 0.368 (1, 9) X	0-0 F8		0-0 G3-6-1 1-2f 2-3			0-0 HR 1B	0-0 F7		
Del Ennis, R OBP: 0.327, SLG: 0.510 (1, 7) X	0-0 1-H HR		0-0 F5			0-0 1-H HR	0-0 1-H 2-H HR		
Willie Jones, R OBP: 0.347, SLG: 0.415 (1, 5) S S S	0-3 K			0-0 E5 G3-6-1		0-0 F8	1-0 HBP		
Andy Seminick, R OBP: 0.356, SLG: 0.497 (1, 2) X		0-0 P6		0-3 K		0-0 FC6-4 1B	0-3 K		
Mary Blaylock, L OBP: 0.300, SLG: 0.340 (1, 3) B B B		4-0 BB		0-0 G3-6-1 1-2f		0-3 K		0-3 K	
Peanuts Lowrey, R OBP: 0.236, SLG: 0.224 (1, 4) X		0-0 F8			0-0 F9	0-0 FC6-4		0-0 5-3	
Robin Roberts, S OBP: 0.403, SLG: 0.492 (1, 1) X		0-0 F7			0-0 F8		0-0 F7		

Inning Stats	R: 2	H: 2	E: 0	K: 1	S: 7	LOB: 0	BB: 0	P: 7
	R: 0	H: 0	E: 0	K: 0	S: 3	LOB: 1	BB: 1	P: 7
	R: 0	H: 1	E: 0	K: 0	S: 3	LOB: 1	BB: 1	P: 7
	R: 0	H: 0	E: 1	K: 1	S: 5	LOB: 0	BB: 0	P: 5
	R: 0	H: 0	E: 0	K: 0	S: 3	LOB: 1	BB: 1	P: 7
	R: 2	H: 3	E: 0	K: 1	S: 8	LOB: 1	BB: 0	P: 8
	R: 3	H: 2	E: 0	K: 1	S: 7	LOB: 1	BB: 1	P: 12
	R: 0	H: 1	E: 0	K: 1	S: 6	LOB: 2	BB: 1	P: 10

PITCHER	IP	WLS	BF	H	R	ER	SO	BB	IBB	HBP	BLK	WP	HR	S	P	ERA	WHIP
Willard Schmidt, R ERA: 2.29 (1, 1)	6.0	L	26	6	4	4	3	3	0	0	0	0	2	29	41	6.00	1.500
Brooks Lawrence, R ERA: 5.92 (7, 1)	2.0		12	3	3	3	2	2	0	1	0	0	1	13	22	13.50	2.500

AB R H RBI BB SO LOB

3	2	3	0	2	0	0
3	1	0	0	2	0	4
4	1	1	0	0	0	5
4	3	3	7	0	0	1
3	0	0	0	0	1	0
4	0	1	0	0	2	2
3	0	0	0	1	2	2
4	0	0	0	0	0	2
4	0	1	0	0	0	1


1B: 4	SF: 0	WP: 0	PA: 38
2B: 2	SAC: 0	PB: 0	
3B: 0	DP: 2	SB: 0	
HR: 3	HBP: 1	CS: 0	
WP: 0	PA: 38		
ERA	WHIP		

St. Louis Cardinals @ Philadelphia Phillies
 Connie Mack Stadium, Philadelphia, PA
 Sat Jul 23 1955, 3:33 AM EDT
 Att. 5,596 - Unknown

livebaseballscorecards.com

AB	32
R	7
H	9
RBI	7
BB	5
SO	5
LOB	17



Batter	1	2	3	4	5	6	7	8	9	AB R H RBI BB SO LOB	TOP												
Ken Boyer, R (1, 5) OBP: 0.309, SLG: 0.441	0-0 5-3		0-0 6-3		0-0 G5-4-3		0-0 P6		0-3 K	5 0 0 0 0 1 3	St. Louis Cardinals @ Philadelphia Phillies Connie Mack Stadium, Philadelphia, PA Sun Jul 24 1955, 3:33 AM EDT Unknown livebaseballscorecards.com												
Red Schoendienst, S (1, 4) OBP: 0.365, SLG: 0.426	0-0 BB 1B		0-0 F7			0-0 2B 1B	0-0 F3		0-3 K	5 1 2 0 0 1 2													
Stan Musial, L (1, 3) OBP: 0.395, SLG: 0.556	4-0 BB BB BB G6-4-3 1-2 BB			0-0 HR 1B		0-3 K		0-0 1B 2B		3 2 2 0 1 1 1													
Rip Repulski, R (1, 9) OBP: 0.357, SLG: 0.525	0-0 G6-4-3 1-2f			0-0 1-H HR		0-0 3-1 1B 2B		0-0 6-3		4 2 2 3 0 0 3													
Wally Moon, L (1, 7) OBP: 0.359, SLG: 0.474		0-0 4-3		0-3 K		0-0 3-1		0-0 2-H 1B		4 0 1 1 0 1 1													
Bill Virdon, L (1, 8) OBP: 0.353, SLG: 0.468		0-0 4-3		0-0 G5-4-3 1B		0-0 2-3 1B		0-0 F8		4 0 2 1 0 0 1													
Nelson Burbrink, R (1, 2) OBP: 0.384, SLG: 0.415		0-0 1B		0-0 G5-4-3 1-2f		0-0 P6		0-0 F9		2 0 1 0 0 0 1													
Bill Sarni, R (4, 2) OBP: 0.320, SLG: 0.353										2 0 0 0 0 0 2													
Alex Grammas, R (1, 6) OBP: 0.292, SLG: 0.277		0-0 5-3				0-0 F8		4-0 BB BB BB BB		2 0 0 0 1 0 1													
Harry Walker, L (9, PH) OBP: 0.600, SLG: 0.750										0 0 0 0 1 0 0													
Bob Stephenson, R (9, PR) OBP: 0.350, SLG: 0.351										0 0 0 0 0 0 0													
Larry Jackson, R (1, 1) OBP: 0.119, SLG: 0.075			0-0 5-3		0-0 G5-4-3 1B		0-0 F3		0-3 K	1 0 0 0 0 0 0													
Floyd Woodridge, R (3, 1) OBP: 0.235, SLG: 0.294										0 0 0 0 0 0 0													
Harry Elliott, R (5, PH) OBP: 0.349, SLG: 0.342										1 0 1 0 0 0 0													
Frank Smith, R (5, 1)										0 0 0 0 0 0 0													
Solly Hemus, L (7, PH) OBP: 0.325, SLG: 0.288										1 0 0 0 0 0 1													
Paul LaFayette, L (7, 1) OBP: 0.294, SLG: 0.313										0 0 0 0 0 0 0													
Joe Frazier, L (9, PH) OBP: 0.200, SLG: 0.304										1 0 0 0 0 1 1													
Inning Stats	R: 0 E: 0 K: 0 S: 3	H: 1 LOB: 1 BB: 1 P: 7	R: 0 E: 0 K: 0 S: 4	H: 1 LOB: 1 BB: 0 P: 4	R: 0 E: 0 K: 0 S: 3	H: 0 LOB: 0 BB: 0 P: 3	R: 2 E: 0 K: 1 S: 7	H: 3 LOB: 0 BB: 0 P: 7	R: 0 E: 0 K: 0 S: 3	H: 1 LOB: 0 BB: 0 P: 3		R: 2 E: 0 K: 1 S: 8	H: 3 LOB: 1 BB: 0 P: 8	R: 0 E: 0 K: 0 S: 3	H: 0 LOB: 1 BB: 1 P: 7	R: 1 E: 0 K: 0 S: 5	H: 2 LOB: 1 BB: 0 P: 5	R: 0 E: 0 K: 3 S: 9	H: 0 LOB: 1 BB: 1 P: 13	1B: 8 2B: 2 3B: 0 HR: 1	SF: 0 SAC: 0 DP: 3 HBP: 0	WP: 0 PB: 0 SB: 0 CS: 0	PA: 38
PITCHER	IP WLS BF H R ER SO BB IBB HBP BLK WP HR S P ERA WHIP																						
Curt Simmons, L (1, 1) ERA: 4.84	6.0 W 25 9 4 4 2 1 0 0 0 0 1 28 32 6.00 1.667																						
Jack Meyer, R (7, 1) ERA: 3.3	3.0 S 13 2 1 1 3 2 0 0 0 0 0 0 17 25 3.00 1.333																						

Batter	1	2	3	4	5	6	7	8	9
Richie Ashburn, L OBP: 0.435, SLG: 0.453 (1, 8)	0-3 K ①		0-0 L9 ①	0-0 F7 ①		0-0 4-3 ②		0-0 P6 ③	
Bobby Morgan, R OBP: 0.339, SLG: 0.373 (1, 4)	0-0 G3 E 1B		0-0 HR	0-0 6-3 ②		0-0 5-3 ③			
Glen Gorbous, L OBP: 0.342, SLG: 0.371 (1, 9)	0-0 G3 1-2 ②		0-0 1B 2B	0-0 L9 ③			0-3 K ①		
Del Ennis, R OBP: 0.332, SLG: 0.514 (1, 7)	0-0 E1 1B 2-H		4-0 BB 1B 2B IBB		0-0 6-3 2B		0-0 F8 ②		
Willie Jones, R OBP: 0.349, SLG: 0.414 (1, 5)	4-0 BB		0-0 P6 ②		0-0 6-3 ①		0-0 1B		
Andy Seminick, R OBP: 0.354, SLG: 0.492 (1, 2)	0-0 P4 ③		0-0 BB 2B 1B 1-2 2-H		0-0 5-3 ②		0-0 F6 ③		
Mary Blaylock, L OBP: 0.300, SLG: 0.335 (1, 3)		0-0 F9 ①	4-0 2B BB 1-2 2-3		0-0 F8 ③		0-0 P6 ①		
Roy Smalley, R OBP: 0.332, SLG: 0.364 (1, 6)		0-0 F3 ②	0-0 2B 1-H 2-H 3-H		4-0 E BB		0-0 6-3 ②		
Curt Simmons, L OBP: 0.189, SLG: 0.250 (1, 1)		0-0 1-3 ③	0-0 K ③			0-0 F8 ①		4-0 BB ①	
Peanuts Lowrey, R OBP: 0.234, SLG: 0.222 (6, PH)									
Jack Meyer, R OBP: 0.286, SLG: 0.235 (7, 1)									

Inning Stats	R: 1	H: 2	E: 1	LOB: 2	K: 1	BB: 1	S: 7	R: 0	H: 0	E: 0	LOB: 0	K: 0	BB: 0	S: 3	R: 5	H: 4	E: 0	LOB: 1	K: 1	BB: 2	S: 9	R: 0	H: 0	E: 0	LOB: 0	K: 0	BB: 0	S: 3	R: 0	H: 1	E: 0	LOB: 1	K: 0	BB: 0	S: 4	R: 0	H: 0	E: 0	LOB: 1	K: 0	BB: 1	S: 3	R: 0	H: 1	E: 0	LOB: 1	K: 1	BB: 0	S: 6	R: 0	H: 0	E: 0	LOB: 1	K: 0	BB: 1	S: 3	R: 0	H: 0	E: 0	LOB: 1	K: 0	BB: 1	S: 7
--------------	------	------	------	--------	------	-------	------	------	------	------	--------	------	-------	------	------	------	------	--------	------	-------	------	------	------	------	--------	------	-------	------	------	------	------	--------	------	-------	------	------	------	------	--------	------	-------	------	------	------	------	--------	------	-------	------	------	------	------	--------	------	-------	------	------	------	------	--------	------	-------	------

AB	R	H	RBI	BB	SO	LOB	
5	0	0	0	0	1	2	
4	2	2	1	0	0	1	
4	1	1	0	0	1	1	
3	1	2	1	1	0	0	
3	0	1	0	1	0	3	
4	1	1	1	0	0	4	
3	1	0	0	1	0	1	
3	0	1	3	1	0	0	
2	0	0	0	0	1	1	
1	0	0	0	0	0	1	
0	0	0	0	1	0	0	
1B: 4	SF: 0	2B: 3	SAC: 0	3B: 0	DP: 0	HR: 1	HBP: 0

BOTTOM

St. Louis Cardinals @ Philadelphia Phillies
 Connie Mack Stadium, Philadelphia, PA
 Sun Jul 24 1955, 3:33 AM EDT
 Unknown

AB	32
R	6
H	8
RBI	6
BB	5
SO	3
LOB	14



WP: 0	PA: 37
PB: 0	SB: 0
CS: 0	

PITCHER	IP	WLS	BF	H	R	ER	SO	BB	IBB	HBP	BLK	WP	HR	S	P	ERA	WHIP
Larry Jackson, R ERA: 4.42 (1, 1)	2.2	L	17	6	6	6	1	2	1	0	0	0	1	16	28	20.25	3.000
Floyd Woodridge, R ERA: 4.69 (3, 1)	1.1		4	0	0	0	1	0	0	0	0	0	0	6	6	0.00	0.000
Frank Smith, R ERA: 3.31 (5, 1)	2.0		8	1	0	0	0	1	0	0	0	0	0	7	11	0.00	1.000
Paul LaPalme, L ERA: 2.53 (7, 1)	2.0		8	1	0	0	1	1	0	0	0	0	0	9	13	0.00	1.000

Batter	1	2	3	4	5	6	7	8	9	AB R H RBI BB SO LOB	TOP			
Ken Boyer, R OBP: 0.306, SLG: 0.437 (1, 5) X	0-0 ① 6-3		X 0-0 ③ F8			X 0-3 ③ K				3 0 0 0 0 1 0	St. Louis Cardinals @ Philadelphia Phillies Connie Mack Stadium, Philadelphia, PA Sun Jul 24 1955, 3:38 AM EDT Att. 13,524 - Unknown livebaseballscorecards.com			
Red Schoendienst, S OBP: 0.365, SLG: 0.426 (1, 4) X	0-0 1B			X 0-0 ① 3-1						2 0 1 0 0 0 0				
Stan Musial, L OBP: 0.395, SLG: 0.556 (1, 3) X	0-0 ② 1B			X 0-0 ② F3						2 0 1 0 0 0 0				
Wally Moon, L OBP: 0.357, SLG: 0.472 (1, 7) X	0-0 ③ 4-3			X 0-0 ③ 4-3						2 0 0 0 0 0 1				
Bill Virdon, L OBP: 0.351, SLG: 0.465 (1, 8)		X 0-0 ① 4-3		X 0-0 ① F5						2 0 0 0 0 0 0				
Rip Repulski, R OBP: 0.358, SLG: 0.524 (1, 9)		X 0-0 ② L9		X 0-0 G4-6-3 1B						2 0 1 0 0 0 0				
Bill Sarni, R OBP: 0.318, SLG: 0.349 (1, 2)		X 0-0 ③ 6-3		X 0-0 ② ③ G4-6-3 1-2f						2 0 0 0 0 0 1				
Alex Grammas, R OBP: 0.289, SLG: 0.274 (1, 6)			X 0-0 ① P3		X 0-0 ① L7					2 0 0 0 0 0 0				
Tom Poholsky, R OBP: 0.263, SLG: 0.316 (1, 1)			X 0-0 ② 6-3		X 0-0 ② 3-1					1 0 0 0 0 0 0				
Solly Hemus, L OBP: 0.322, SLG: 0.286 (6, PH)										1 0 0 0 0 0 0				
Willard Schmidt, R OBP: 0.200, SLG: 0.200 (6, 1)										0 0 0 0 0 0 0				
Inning Stats	R: 0 E: 0 K: 0 S: 4	H: 2 LOB: 1 BB: 0 P: 4	R: 0 E: 0 K: 0 S: 3	H: 0 LOB: 0 BB: 0 P: 3	R: 0 E: 0 K: 0 S: 3	H: 0 LOB: 0 BB: 0 P: 3	R: 0 E: 0 K: 0 S: 3	H: 1 LOB: 0 BB: 0 P: 3	R: 0 E: 0 K: 1 S: 5	H: 0 LOB: 0 BB: 0 P: 5	1B: 3 2B: 0 3B: 0 HR: 0	SF: 0 SAC: 0 DP: 1 HBP: 0	WP: 0 PB: 0 SB: 0 CS: 0	PA: 19
PITCHER Saul Rogovin, R ERA: 3.99 (1, 1)	IP: 6.0 WLS: W BF: 19 H: 3 R: 0 ER: 0 SO: 1 BB: 0 IBB: 0 HBP: 0 BLK: 0 WP: 0 HR: 0 S: 21 P: 21 ERA: 0.00 WHIP: 0.500	PITCHER										IP: WLS: BF: H: R: ER: SO: BB: IBB: HBP: BLK: WP: HR: S: P: ERA: WHIP		



Batter	1	2	3	4	5	6	7	8	9	AB R H RBI BB SO LOB
Richie Ashburn, L (1, 8) OBP: 0.439, SLG: 0.464	0-0 HR 1B	0-0 3B			0-0 1B					3 1 3 0 0 0 0
Bobby Morgan, R (1, 4) OBP: 0.342, SLG: 0.376	0-0 HR 1B	0-0 F2			0-0 1B					3 1 2 0 0 0 1
Glen Gorbous, L (1, 9) OBP: 0.337, SLG: 0.365	0-0 L9		0-0 P6		0-0 L4					3 0 0 0 0 0 4
Del Ennis, R (1, 7) OBP: 0.334, SLG: 0.522	0-0 HR 1-H 2-H		4-0 1B WP P6-2 BB		0-0 F5					2 1 1 3 1 0 2
Willie Jones, R (1, 5) OBP: 0.351, SLG: 0.415	4-0 FC4-6 BB		0-0 1B		0-0 F2					2 0 1 0 1 0 2
Andy Seminick, R (1, 2) OBP: 0.349, SLG: 0.484	0-0 F9		0-0 P6-2 3-Hr		0-0 6-3					3 0 0 0 0 0 3
Mary Blaylock, L (1, 3) OBP: 0.300, SLG: 0.332	0-0 FC4-6 1-2r		0-0 F5		4-0 PB BB					2 0 0 0 1 0 1
Roy Smalley, R (1, 6) OBP: 0.326, SLG: 0.359		0-0 6-3		0-0 F3		0-3 K				3 0 0 0 0 1 1
Saul Rogovin, R (1, 1) OBP: 0.188, SLG: 0.226		0-3 K		0-0 L6		0-0 5-3				3 0 0 0 0 1 1

Inning Stats	R: 3 E: 0 K: 0 S: 6	H: 3 LOB: 1 BB: 1 P: 10	R: 0 E: 0 K: 1 S: 6	H: 1 LOB: 1 BB: 0 P: 6	R: 0 E: 0 K: 0 S: 3	H: 1 LOB: 1 BB: 1 P: 7	R: 0 E: 0 K: 0 S: 3	H: 0 LOB: 0 BB: 0 P: 3	R: 0 E: 0 K: 0 S: 5	H: 2 LOB: 2 BB: 0 P: 5	R: 0 E: 0 K: 1 S: 5	H: 0 LOB: 1 BB: 1 P: 9
1B: 5 2B: 1 3B: 1 HR: 1	SF: 0 SAC: 0 DP: 1 HBP: 0	WP: 1 PB: 1 SB: 0 CS: 0	PA: 27									

PITCHER	IP	WLS	BF	H	R	ER	SO	P	ERA	WHIP
Tom Poholsky, R (1, 1) ERA: 4.22	5.0	L	23	7	3	3	1	31	5.40	1.800
Willard Schmidt, R (6, 1) ERA: 2.18	1.0		4	0	0	0	1	9	0.00	1.000

BOTTOM

St. Louis Cardinals @ Philadelphia Phillies
Connie Mack Stadium, Philadelphia, PA

Sun Jul 24 1955, 3:38 AM EDT
Att. 13,524 - Unknown

livebaseballscorecards.com

AB	24
R	3
H	7
RBI	3
BB	3
SO	2
LOB	15

Batter	1	2	3	4	5	6	7	8	9
Bill Bruton, L OBP: 0.328, SLG: 0.424 (1, 8) X	0-0 1-3 ①		0-0 1-3 2-H 1B ②		0-0 1-2 2-3 2B 1B ③		0-3 K ①		
Johnny Logan, R OBP: 0.372, SLG: 0.474 (1, 6) X	0-0 L5 ②		0-0 6-3 ③		0-0 1-3 2-H 3-H 1B 2B ④		0-0 6-3 ②		
Eddie Mathews, L OBP: 0.423, SLG: 0.600 (1, 5) S S S	0-3 K ③			0-3 K ①			0-0 F9 ③		
Hank Aaron, R OBP: 0.357, SLG: 0.555 (1, 9) X		0-0 F8 ①		0-0 P5 ②		0-0 1-2 2-H 3-H 1B ③		0-0 K2-3-2 1B ④	
Joe Adcock, R OBP: 0.344, SLG: 0.487 (1, 3) X		0-0 6-3 ②		4-0 BB ③		0-0 F2 ①		0-3 K2-3-2 ① ②	
Chuck Tanner, L OBP: 0.329, SLG: 0.384 (1, 7) S S S		0-3 K ③		0-0 F7 ③		0-0 G1-6-3 ② ③		0-0 4-3 ③	
Del Crandall, R OBP: 0.317, SLG: 0.486 (1, 2) X			0-0 6-3 ①		4-0 1B 1B BB ④		0-0 F7 ①		
Danny O'Connell, R OBP: 0.286, SLG: 0.330 (1, 4) X			0-0 PB BB 1B ②		0-0 1B 1B 1B ③		0-0 F8 ②		
Warren Spahn, L OBP: 0.204, SLG: 0.304 (1, 1) B B B			4-0 1B PB BB ④		0-0 1-2 2B 1B ⑤		0-0 F9 ③		

Inning Stats	R: 0	H: 0	E: 0	K: 1	S: 5	LOB: 0	BB: 0	P: 5	R: 0	H: 0	E: 0	K: 1	S: 5	LOB: 0	BB: 0	P: 5	R: 1	H: 2	E: 0	K: 0	S: 4	LOB: 1	BB: 1	P: 8	R: 0	H: 0	E: 0	K: 1	S: 5	LOB: 1	BB: 1	P: 9	R: 5	H: 5	E: 0	K: 0	S: 7	LOB: 1	BB: 2	P: 15	R: 0	H: 0	E: 0	K: 1	S: 3	LOB: 0	BB: 0	P: 3	R: 0	H: 0	E: 0	K: 1	S: 5	LOB: 0	BB: 0	P: 5	R: 0	H: 1	E: 0	K: 1	S: 5	LOB: 0	BB: 0	P: 5
--------------	------	------	------	------	------	--------	-------	------	------	------	------	------	------	--------	-------	------	------	------	------	------	------	--------	-------	------	------	------	------	------	------	--------	-------	------	------	------	------	------	------	--------	-------	-------	------	------	------	------	------	--------	-------	------	------	------	------	------	------	--------	-------	------	------	------	------	------	------	--------	-------	------

PITCHER	IP	WLS	BF	H	R	ER	SO	BB	IBB	HBP	BLK	WP	HR	S	P	ERA	WHIP
Herm Wehmeier, R ERA: 4.48 (1, 1)	4.0	L	20	6	6	6	3	3	0	0	0	0	0	23	35	13.50	2.250
Ron Negray, R ERA: 4.73 (5, 1)	2.0		7	1	0	0	0	0	1	0	0	0	0	6	10	0.00	0.500
Bob Miller, R ERA: 3.44 (7, 1)	2.0		6	1	0	0	2	0	0	0	0	0	0	10	10	0.00	0.500


BOTTOM

Philadelphia Phillies @ Milwaukee Braves
Milwaukee County Stadium, Milwaukee, WI

Tue Jul 26 1955, 4:33 AM EDT
Att. 29,534 - Unknown

AB	R	H	RBI	BB	SO	LOB
4	1	2	1	0	1	0
4	1	1	2	0	0	1
3	0	0	0	1	2	0
4	0	2	2	0	0	0
3	0	0	0	1	1	3
4	0	0	0	0	1	3
2	1	0	0	1	0	0
3	2	2	0	0	0	0
2	1	1	1	1	0	0

AB	29
R	6
H	8
RBI	6
BB	4
SO	5
LOB	7



1B	7	SF	0	WP	0	PA	33
2B	2	SAC	0	PB	1		
3B	0	DP	2	SB	0		
HR	0	HBP	0	CS	0		

PITCHER	IP	WLS	BF	H	R	ER	SO	BB	IBB	HBP	BLK	WP	HR	S	P	ERA	WHIP
---------	----	-----	----	---	---	----	----	----	-----	-----	-----	----	----	---	---	-----	------

Batter	1	2	3	4	5	6	7	8	9	AB R H RBI BB SO LOB	TOP					
Richie Ashburn, L (1, 8) OBP: 0.434, SLG: 0.463	0-0 6-3		0-0 G6-3			0-0 1-3		0-0 5-3		4 0 0 0 0 0 1	Philadelphia Phillies @ Milwaukee Braves Milwaukee County Stadium, Milwaukee, WI Wed Jul 27 1955, 4:33 AM EDT Att: 25,936 - Unknown livebaseballscorecards.com					
Bobby Morgan, R (1, 4) OBP: 0.339, SLG: 0.372	0-3 K		0-0 L7			0-0 4-3		0-0 6-3		4 0 0 0 0 1 0						
Glen Gorbous, L (1, 9) OBP: 0.330, SLG: 0.357	0-0 F9					0-0 4-3		0-0 5-3		4 0 0 0 0 0 0						
Del Ennis, R (1, 7) OBP: 0.333, SLG: 0.516		0-0 P4				0-0 6-3		0-0 P3	0-3 K	4 0 0 0 0 1 0						
Willie Jones, R (1, 5) OBP: 0.359, SLG: 0.418		4-0 BB				0-0 L9		0-0 1B	4-0 BB	2 1 1 0 2 0 0						
Andy Seminick, R (1, 2) OBP: 0.341, SLG: 0.469		0-0 P6				0-3 K		0-0 1B	0-3 K	4 0 1 0 0 2 2						
Mary Blaylock, L (1, 3) OBP: 0.303, SLG: 0.332		4-0 IBB				0-0 L7		0-0 1B	0-0 4-3	3 0 1 1 1 0 1						
Roy Smalley, R (1, 6) OBP: 0.320, SLG: 0.348		0-0 6-3				0-0 E9		0-0 F7		3 0 0 0 0 0 4						
Robin Roberts, S (1, 1) OBP: 0.400, SLG: 0.485			0-0 G6-3			0-0 4-3		0-0 4-3		3 0 1 0 0 0 3						
Inning Stats	R: 0 E: 0 K: 1 S: 5	H: 0 LOB: 0 BB: 0 P: 5	R: 0 E: 0 K: 0 S: 3	H: 0 LOB: 2 BB: 2 P: 11	R: 0 E: 0 K: 0 S: 3	H: 1 LOB: 0 BB: 0 P: 3	R: 0 E: 0 K: 0 S: 3	H: 0 LOB: 0 BB: 0 P: 3	R: 0 E: 0 K: 2 S: 7	H: 0 LOB: 0 BB: 0 P: 3	R: 0 E: 0 K: 2 S: 7	H: 0 LOB: 1 BB: 1 P: 11	1B: 4 2B: 0 3B: 0 HR: 0	SF: 0 SAC: 0 DP: 1 HBP: 0	WP: 0 PB: 0 SB: 1 CS: 0	PA: 34
PITCHER	IP WLS BF H R ER SO BB IBB HBP BLK WP HR S P ERA WHIP															
Lew Burdette, R (1, 1) ERA: 4.33	7.0 W 27 4 1 1 2 1 1 0 0 0 0 29 37 1.29 0.714															
Ernie Johnson, R (8, 1) ERA: 2.39	2.0 S 7 0 0 0 2 1 0 0 0 0 0 10 14 0.00 0.500															



Batter	1	2	3	4	5	6	7	8	9
Bill Bruton, L OBP: 0.329, SLG: 0.425 (1, 8)	0-0 L7		0-0 1B		0-0 P6		0-0 1B		
Johnny Logan, R OBP: 0.369, SLG: 0.469 (1, 6)	0-0 6-3		0-3 K			0-0 1-3	0-3 K		
Eddie Mathews, L OBP: 0.421, SLG: 0.595 (1, 5)	0-0 1B			0-3 K		0-3 K		0-3 K	
Hank Aaron, R OBP: 0.353, SLG: 0.550 (1, 9)	0-3 K			0-0 6-3		0-0 L7		0-3 K	
Joe Adcock, R OBP: 0.343, SLG: 0.484 (1, 3)		0-0 F8		0-0 F8		0-0 P3	0-0 BB 1B		
Chuck Tanner, L OBP: 0.326, SLG: 0.375 (1, 7)		0-0 6-3			0-0 6-3	0-0 F9	4-0 BB BB 1B		
Del Crandall, R OBP: 0.317, SLG: 0.483 (1, 2)		0-0 L8			0-3 K	0-0 HBP 1B 1B	0-0 F5		
Danny O'Connell, R OBP: 0.290, SLG: 0.335 (1, 4)			0-0 6-3		0-0 2B	1-0 1B 1B HBP			
Lew Burdette, R OBP: 0.250, SLG: 0.264 (1, 1)			0-0 1B		4-0 BB BB 1B	0-0 1B			
George Crowe, L OBP: 0.396, SLG: 0.531 (7, PH)						1-3 2-H			
Ernie Johnson, R OBP: 0.222, SLG: 0.125 (8, 1)									

Inning Stats	R: 0 H: 1 E: 0 K: 1 S: 6	R: 0 H: 0 E: 0 K: 0 S: 3	R: 0 H: 2 E: 0 K: 1 S: 6	R: 0 H: 0 E: 0 K: 1 S: 5	R: 0 H: 1 E: 0 K: 1 S: 6	R: 0 H: 0 E: 0 K: 1 S: 5	R: 2 H: 3 E: 0 K: 1 S: 8	R: 0 H: 1 E: 0 K: 2 S: 8	
--------------	--------------------------	--------------------------	--------------------------	--------------------------	--------------------------	--------------------------	--------------------------	--------------------------	--

PITCHER	IP WLS BF H R ER SO BB IBB HBP BLK WP HR S P ERA WHIP	IP WLS BF H R ER SO BB IBB HBP BLK WP HR S P ERA WHIP
Robin Roberts, R ERA: 2.78 (1, 1)	8.0 L 34 8 2 2 8 2 0 1 0 0 0 47 56 2.25 1.250	

BOTTOM

4 0 2 1 0 0 2	Philadelphia Phillies @ Milwaukee Braves Milwaukee County Stadium, Milwaukee, WI Wed Jul 27 1955, 4:33 AM EDT Att. 25,936 - Unknown
4 0 0 0 0 2 3	
4 0 1 0 0 3 0	
4 0 0 0 0 2 1	
4 0 1 0 0 0 0	
3 0 0 0 1 0 0	
4 1 1 0 0 1 2	
2 1 1 0 0 0 0	
1 0 1 0 1 0 0 1 0 1 1 0 0 0 0 0 0 0 0 0 0	
AB 31 R 2 H 8 RBI 2 BB 2 SO 8 LOB 8	
	

1B: 7 SF: 0 2B: 1 SAC: 0 3B: 0 DP: 0 HR: 0 HBP: 1	WP: 0 PA: 34 PB: 0 SB: 0 CS: 0
--	---

Batter	1	2	3	4	5	6	7	8	9	AB R H RBI BB SO LOB	TOP	
Richie Ashburn, L (1, 8) OBP: 0.433, SLG: 0.459	0-0 E6 BB BB G4-6-3		0-0 6-3		4-0 BB BB BB 1-2		0-0 4-3			3 1 0 0 1 0 0	Philadelphia Phillies @ Milwaukee Braves Milwaukee County Stadium, Milwaukee, WI Thu Jul 28 1955, 4:33 AM EDT Att. 22,335 - Unknown livebaseballscorecards.com	
Bobby Morgan, R (1, 4) OBP: 0.338, SLG: 0.369	4-0 G4-6-3 1-2 BB BB		0-0 F7		0-0 F8		0-0 F7		3 1 0 0 1 0 2			
Glen Gorbous, L (1, 9) OBP: 0.329, SLG: 0.351	4-0 G4-6-3 1-2 2-3 BB		0-0 P6		0-0 P5		0-0 F9		3 0 0 0 1 0 2			
Del Ennis, R (1, 7) OBP: 0.332, SLG: 0.513	0-0 G4-6-3 1-2f 2-3 3-H		0-0 6-3		0-0 G6-4-3 1B		0-0 5-3		4 0 1 0 0 0 2			
Willie Jones, R (1, 5) OBP: 0.358, SLG: 0.416	0-0 3-H 1B		0-0 P3		0-0 G6-4-3 1-2f		0-0 6-3		4 0 1 1 0 0 1			
Andy Seminick, R (1, 2) OBP: 0.348, SLG: 0.472 Herm Wehmeier, R (9, PR) OBP: 0.245, SLG: 0.234	0-0 F8		4-0 BB BB BB BB		0-0 FC6 1B		0-0 1B		3 0 2 0 1 0 1 0 0 0 0 0 0 0			
Mary Blaylock, L (1, 3) OBP: 0.298, SLG: 0.326		0-0 1-3		0-0 F7		0-0 FC6 1-2f		0-0 F9	4 0 0 0 0 0 3			
Roy Smalley, R (1, 6) OBP: 0.319, SLG: 0.346		0-0 G4-6-3 1B		0-0 6-3		0-0 P4		0-0	4 0 1 0 0 0 1			
Murry Dickson, R (1, 1) OBP: 0.235, SLG: 0.314 Robin Roberts, S (7, PH) OBP: 0.395, SLG: 0.478 Ron Negray, R (7, 1)		0-0 G4-6-3 1-2f		0-0 BB 1B		0-0 4-3			2 0 1 0 0 0 1 1 0 0 0 0 0 0 0 0 0 0 0 0 0			
Inning Stats	R: 2 H: 1 E: 1 LOB: 1 K: 0 BB: 2 S: 4 P: 12	R: 0 H: 1 E: 0 LOB: 0 K: 0 BB: 0 S: 3 P: 3	R: 0 H: 0 E: 0 LOB: 0 K: 0 BB: 0 S: 3 P: 3	R: 0 H: 0 E: 0 LOB: 1 K: 0 BB: 1 S: 3 P: 7	R: 0 H: 1 E: 0 LOB: 2 K: 0 BB: 1 S: 4 P: 8	R: 0 H: 2 E: 0 LOB: 1 K: 0 BB: 0 S: 4 P: 4	R: 0 H: 0 E: 0 LOB: 0 K: 0 BB: 0 S: 3 P: 3	R: 0 H: 0 E: 0 LOB: 0 K: 0 BB: 0 S: 3 P: 3	R: 0 H: 1 E: 0 LOB: 1 K: 0 BB: 0 S: 4 P: 4	1B: 6 SF: 0 2B: 0 SAC: 0 3B: 0 DP: 3 HR: 0 HBP: 0	WP: 0 PA: 35 PB: 0 SB: 0 CS: 0	
PITCHER Bob Buhl, R (1, 1) ERA: 3.15	IP WLS BF H R ER SO BB IBB HBP BLK WP HR S P ERA WHIP	9.0 W 35 6 2 0 0 4 0 0 0 0 0 0 31 47 0.00 1.111										

Philadelphia Phillies @ Milwaukee Braves
Milwaukee County Stadium, Milwaukee, WI
 Thu Jul 28 1955, 4:33 AM EDT
 Att. 22,335 - Unknown

AB	31
R	2
H	6
RBI	1
BB	4
SO	0
LOB	13



Batter	1	2	3	4	5	6	7	8	9	AB R H RBI BB SO LOB	TOP											
Richie Ashburn, L (1, 8) OBP: 0.435, SLG: 0.457	0-0 5-3 BB	4-0 BB		0-0 FC5 2-3f			4-0 BB BB		1-0 2B HBP 1-2 2-3	2 1 0 0 2 0 2												
Bobby Morgan, R (1, 4) OBP: 0.339, SLG: 0.365	0-0 F6	0-0 F7			0-0 L6		4-0 BB BB		4-0 2B SF7 BB 1-2 2-3 3-H	3 1 0 1 2 0 1												
Glen Gorbous, L (1, 9) OBP: 0.335, SLG: 0.365	0-0 1B 2B		4-0 L5-3 BB		0-0 L7		0-0 F4		0-0 4-3 2B 1-3 2-H 3-H	4 1 2 2 1 0 2												
Del Ennis, R (1, 7) OBP: 0.330, SLG: 0.511	0-0 BB BB 1B 2-H		0-0 L5-3 1-2		0-0 5-3			0-0 F7	0-0 SF7 3-H	4 0 1 2 0 0 1												
Willie Jones, R (1, 5) OBP: 0.358, SLG: 0.422	4-0 BB BB 1-2 BB		0-0 F7		0-0 L7			0-0 HR	0-0 4-3 2-3	4 1 1 1 1 0 2												
Andy Seminick, R (1, 2) OBP: 0.349, SLG: 0.465	4-0 FC3-6 BB 1-2 2-3		4-0 FC5 1B BB		0-0 5-3			0-3 K	0-0 6-3	3 0 0 0 2 1 2												
Mary Blaylock, L (1, 3) OBP: 0.294, SLG: 0.320	0-0 FC3-6 1-2f		0-3 K		0-0 F7			0-0 G3		4 0 0 0 0 1 4												
Roy Smalley, R (1, 6) OBP: 0.318, SLG: 0.345		0-3 K		0-3 K			0-0 5-3		0-0 HBP BB BB 1B	4 1 1 0 0 2 1												
Saul Rogovin, R (1, 1) OBP: 0.200, SLG: 0.235		0-3 K		0-0 1B			0-0 5-3		4-0 BB HBP BB 2B	3 0 1 0 0 1 0												
Jack Meyer, R (7, 1) OBP: 0.286, SLG: 0.235										0 0 0 0 0 0 0												
Jim Greengrass, R (9, PH) OBP: 0.310, SLG: 0.324										0 0 0 0 1 0 0												
Curt Simmons, L (9, PR) OBP: 0.189, SLG: 0.250										0 1 0 0 0 0 0												
Robin Roberts, S (9, 1) OBP: 0.395, SLG: 0.478										0 0 0 0 0 0 0												
Inning Stats	R: 1 E: 0 K: 0 S: 5	H: 2 LOB: 3 BB: 2 P: 13	R: 0 E: 0 K: 2 S: 7	H: 0 LOB: 1 BB: 1 P: 11	R: 0 E: 0 K: 0 S: 2	H: 0 LOB: 0 BB: 1 P: 6	R: 0 E: 0 K: 2 S: 8	H: 1 LOB: 2 BB: 1 P: 12	R: 0 E: 0 K: 0 S: 3	H: 0 LOB: 0 BB: 0 P: 3	R: 0 E: 0 K: 0 S: 3	H: 0 LOB: 0 BB: 0 P: 3	R: 0 E: 0 K: 0 S: 3	H: 0 LOB: 2 BB: 2 P: 11	R: 1 E: 0 K: 1 S: 6	H: 1 LOB: 0 BB: 0 P: 6	R: 4 E: 0 K: 0 S: 5	H: 2 LOB: 2 BB: 2 P: 14	1B: 3 2B: 3 3B: 0 HR: 1	SF: 1 SAC: 0 DP: 1 HBP: 1	WP: 0 PB: 0 SB: 0 CS: 0	PA: 42
PITCHER	IP WLS BF H R ER SO BB IBB HBP BLK WP HR S P ERA WHIP																					
Sam Jones, R (1, 1) ERA: 4.23	8.0 L 37 5 5 5 5 8 0 1 0 0 1 38 71 5.62 1.625																					
Bill Tremel, R (9, 1) ERA: 4.35	1.0 5 1 1 1 0 1 0 0 0 0 0 4 8 9.00 2.000																					

Philadelphia Phillies @ Chicago Cubs
Wrigley Field, Chicago, IL
Fri Jul 29 1955, 3:33 AM CDT
Att. 4,271 - Unknown

livebaseballscorecards.com

AB	31
R	6
H	6
RBI	6
BB	9
SO	5
LOB	15



Batter	1	2	3	4	5	6	7	8	9	AB	R	H	RBI	BB	SO	LOB
Dee Fondy, L (1, 3) OBP: 0.286, SLG: 0.403	0-0 14 1B 1B		0-0 14 1B WP 1B		0-0 F5		0-3 K		0-0 1B	5	2	3	0	0	1	3
Gene Baker, R (1, 4) OBP: 0.345, SLG: 0.412	0-0 L9		0-0 L9			0-3 K	0-0 5-3		0-0 4-3	5	0	0	0	0	1	6
Bob Speake, L (1, 9) OBP: 0.324, SLG: 0.482	0-0 F6		0-3 K 1-2			0-0 14 CS 1B		0-3 K		4	0	1	0	0	2	2
14 Ernie Banks, R (1, 6) OBP: 0.337, SLG: 0.581	0-0 WP 1B		0-0 CS 1B		0-0 F5 1-2			0-0 HR		4	1	3	3	0	0	1
Hank Sauer, R (1, 7) OBP: 0.313, SLG: 0.399	4-0 1-2 BB		0-0 CS 1-2	0-0 F4			0-0 FC1-6 1B	0-0 1B		3	0	2	0	1	0	0
Randy Jackson, R (1, 5) OBP: 0.335, SLG: 0.438	0-0 5-3			0-0 F6			0-0 FC1-6 2B BB	0-0 F5		4	1	0	0	0	0	4
Eddie Miksis, R (1, 8) OBP: 0.266, SLG: 0.303		0-0 6-3		0-0 L7			0-0 BB 2B	0-0 5-3		4	0	1	0	0	0	1
Clyde McCullough, R (1, 2) OBP: 0.278, SLG: 0.203 Lloyd Merriman, L (9, PH) OBP: 0.314, SLG: 0.301		0-0 L6			0-0 F5		4-0 BB IBB		0-3 K	2	0	0	0	1	0	0
Sam Jones, R (1, 1) OBP: 0.182, SLG: 0.151 Bill Tremel, R (9, 1) OBP: 1.000, SLG: 1.000 Frank Baumholtz, L (9, PH) OBP: 0.327, SLG: 0.432		0-3 K			0-0 F9		4-0 BB 1-2 2-3 3-H		0-0 L6	2	0	0	1	1	1	0
										0	0	0	0	0	0	0
										1	0	0	0	0	0	0

Inning Stats	R: 1	H: 2	E: 0	K: 0	S: 5	R: 0	H: 0	E: 0	K: 1	S: 5	R: 0	H: 2	E: 0	K: 1	S: 6	R: 0	H: 0	E: 0	K: 0	S: 3	R: 0	H: 1	E: 0	K: 1	S: 5	R: 1	H: 2	E: 0	K: 1	S: 7	R: 0	H: 1	E: 0	K: 1	S: 6	R: 1	H: 2	E: 0	K: 1	S: 7	R: 0	H: 1	E: 0	K: 1	S: 6	1B: 8	SF: 0	2B: 1	SAC: 0	3B: 0	DP: 0	HR: 1	HBP: 0	WP: 2	PA: 39
--------------	------	------	------	------	------	------	------	------	------	------	------	------	------	------	------	------	------	------	------	------	------	------	------	------	------	------	------	------	------	------	------	------	------	------	------	------	------	------	------	------	------	------	------	------	------	-------	-------	-------	--------	-------	-------	-------	--------	-------	--------

PITCHER	IP	WLS	BF	H	R	ER	SO	BB	IBB	HBP	BLK	WP	HR	S	P	ERA	WHIP
Saul Rogovin, R (1, 1) ERA: 4.0	6.1		26	7	3	3	3	1	1	0	0	2	0	30	38	4.26	1.263
Jack Meyer, R (7, 1) ERA: 3.35	1.2	W	8	2	1	1	2	1	0	0	0	0	1	11	15	5.40	1.800
Robin Roberts, R (9, 1) ERA: 2.77	1.0	S	4	1	0	0	1	0	0	0	0	0	0	6	6	0.00	1.000

BOTTOM

Philadelphia Phillies @ Chicago Cubs
Wrigley Field, Chicago, IL
Fri Jul 29 1955, 3:33 AM CDT
Att. 4,271 - Unknown

AB	35
R	4
H	10
RBI	4
BB	3
SO	6
LOB	17



WP	PA
2	39

Batter	1	2	3	4	5	6	7	8	9	AB R H RBI BB SO LOB	TOP											
Richie Ashburn, L (1, 8) OBP: 0.433, SLG: 0.455	0-3 K		0-0 FC6-4 1-2 1B		0-3 K		0-0 6-3			4 0 1 0 0 2 1												
Bobby Morgan, R (1, 4) OBP: 0.338, SLG: 0.361	0-0 F8		0-3 K		4-0 BB			0-0 6-3		3 0 0 0 1 1 2												
Stan Lopata, R (1, 2) OBP: 0.360, SLG: 0.455	4-0 PB HR BB		0-0 FC6-4 CS E 1-2f 2-3		0-0 F9			0-0 F9		3 1 0 0 1 0 3												
Del Ennis, R (1, 7) OBP: 0.332, SLG: 0.517	0-0 1-H HR		0-0 E5 1-2 3-H		0-0 F9			4-0 BB		3 1 1 2 1 0 1												
Willie Jones, R (1, 5) OBP: 0.355, SLG: 0.418	0-3 K		0-0 CS 2-3	0-0 F9		0-0 F3		0-0 F5		4 0 0 0 0 1 1												
Jim Greengrass, R (1, 9) OBP: 0.304, SLG: 0.318		0-0 F8		0-0 F8		0-0 6-3		0-0 F9		4 0 0 0 0 0 0												
Peanuts Lowrey, R (1, 3) OBP: 0.234, SLG: 0.223		0-0 F9		0-0 1B			0-0 6-3		0-0 FC 1B	3 0 1 0 0 0 0	AB 33											
Mary Blaylock, L (7, 3) OBP: 0.296, SLG: 0.323										1 0 1 0 0 0 0	R 3											
Roy Smalley, R (1, 6) OBP: 0.313, SLG: 0.339		0-3 K		0-0 F9			0-0 5-3		0-3 K	4 0 0 0 0 2 2	H 6											
Curt Simmons, L (1, 1) OBP: 0.189, SLG: 0.250			0-0 FC6-4 1B E 1B		0-3 K		0-0 1B		0-0 FC 1-2f	0 0 0 0 0 0 0	RBI 2											
Bob Miller, R (1, 1) OBP: 0.308, SLG: 0.385										4 1 2 0 0 1 1	BB 3											
Inning Stats	R: 2 E: 0 K: 2 S: 8	H: 1 LOB: 0 BB: 1 P: 12	R: 0 E: 0 K: 1 S: 5	H: 0 LOB: 0 BB: 0 P: 5	R: 1 E: 1 K: 1 S: 7	H: 2 LOB: 1 BB: 0 P: 7	R: 0 E: 0 K: 0 S: 4	H: 1 LOB: 1 BB: 0 P: 4	R: 0 E: 0 K: 0 S: 7	H: 0 LOB: 1 BB: 1 P: 11	R: 0 E: 0 K: 0 S: 3	H: 0 LOB: 0 BB: 0 P: 3	R: 0 E: 0 K: 0 S: 4	H: 1 LOB: 1 BB: 0 P: 4	R: 0 E: 0 K: 0 S: 3	H: 0 LOB: 1 BB: 1 P: 7	R: 0 E: 0 K: 1 S: 6	H: 1 LOB: 1 BB: 0 P: 6	1B: 5 2B: 0 3B: 0 HR: 1	SF: 0 SAC: 0 DP: 0 HBP: 0	WP: 0 PB: 1 SB: 0 CS: 1	PA: 37
PITCHER	IP WLS BF H R ER SO BB IBB HBP BLK WP HR S P ERA WHIP																					
Jim Davis, L (1, 1) ERA: 3.71	7.0 L 28 5 3 2 6 2 0 0 0 0 0 1 38 46 2.57 1.000																					
Bill Tremel, R (8, 1) ERA: 3.65	2.0 8 1 0 0 1 1 0 0 0 0 0 0 9 13 0.00 1.000																					

Philadelphia Phillies @ Chicago Cubs
Wrigley Field, Chicago, IL
Sat Jul 30 1955, 3:33 AM CDT
Att. 8,405 - Unknown

livebaseballscorecards.com



Batter	1	2	3	4	5	6	7	8	9	AB	R	H	RBI	BB	SO	LOB
Dee Fondy, L (1, 3) OBP: 0.289, SLG: 0.404	0-0 BB 1B		0-0 3-1			0-0 FC 1B	0-0 G3			4	0	2	0	0	0	2
Gene Baker, R (1, 4) OBP: 0.344, SLG: 0.409	4-0 14 G6-4-3 1-2 BB		0-0 4-3			0-0 FC 14 E 1-2f		0-0 5-3		3	0	0	0	1	0	1
Bob Speake, L (1, 9) OBP: 0.323, SLG: 0.478	0-3 K			0-0 G3		0-0 F3		0-0 14 G5-4-3 1B		4	0	1	0	0	1	3
14 Ernie Banks, R (1, 6) OBP: 0.334, SLG: 0.575	0-0 G6-4-3 1-2f			0-0 5-3		0-0 E5 1-2		0-0 G5-4-3 1-2f		4	0	0	0	0	0	4
Hank Sauer, R (1, 7) OBP: 0.307, SLG: 0.392		0-0 F8		0-0 P5		0-3 K			0-0 P5	4	0	0	0	0	1	2
Randy Jackson, R (1, 5) OBP: 0.334, SLG: 0.436		0-0 F9			0-0 5-3			0-0 F8		4	0	1	0	0	0	0
Eddie Miksis, R (1, 8) OBP: 0.266, SLG: 0.303		0-0			0-0 F7			0-0 P4		3	0	1	0	0	0	0
Jim King, L (9, PH) OBP: 0.298, SLG: 0.428		0-0 1B			0-0 F8			0-0 F8		1	0	0	0	0	0	1
Harry Chiti, R (1, 2) OBP: 0.288, SLG: 0.401		0-3 K			0-0 1B			0-0 1B 1B		4	0	2	0	0	1	2
Jim Davis, S (1, 1) OBP: 1.000, SLG: 1.000			0-3 K			0-0 6-3		0-0 1-2 1B		2	0	0	0	0	1	1
Frank Baumholtz, L (7, PH) OBP: 0.331, SLG: 0.436										1	0	1	0	0	0	0
Bill Tremel, R (8, 1) OBP: 1.000, SLG: 1.000										0	0	0	0	0	0	0

Inning Stats	R: 0	H: 1	E: 0	LOB: 1	K: 1	S: 5	P: 9	R: 0	H: 1	E: 0	LOB: 1	K: 1	S: 6	P: 6	R: 0	H: 0	E: 0	LOB: 0	K: 1	S: 5	R: 0	H: 0	E: 0	LOB: 0	K: 0	S: 3	R: 0	H: 1	E: 1	LOB: 2	K: 1	S: 7	R: 0	H: 2	E: 0	LOB: 2	K: 0	S: 5	R: 0	H: 1	E: 0	LOB: 0	K: 0	S: 3	R: 0	H: 1	E: 0	LOB: 1	K: 0	S: 4	1B: 8	SF: 0	2B: 0	SAC: 0	3B: 0	DP: 2	HR: 0	HBP: 0	WP: 0	PA: 35
PITCHER	IP	WLS	BF	H	R	ER	SO	BB	IBB	HBP	BLK	WP	HR	S	P	ERA	WHIP																																											
Curt Simmons, L (1, 1) ERA: 4.84	0.0		1	1	0	0	0	0	0	0	0	0	0	1	1	∞	∞																																											
Bob Miller, R (1, 1) ERA: 2.91	9.0	W	34	7	0	0	4	1	0	0	0	0	0	41	45	0.00	0.889																																											

Philadelphia Phillies @ Chicago Cubs
Wrigley Field, Chicago, IL
Sat Jul 30 1955, 3:33 AM CDT
Att. 8,405 - Unknown

AB	34
R	0
H	8
RBI	0
BB	1
SO	4
LOB	16

Batter	1	2	3	4	5	6	7	8	9	AB R H RBI BB SO LOB	TOP	
Richie Ashburn, L (1, 8) <small>OBP: 0.433, SLG: 0.454</small>	4-0 		0-0 			0-0 		0-0 		3 0 1 1 1 0 0	Philadelphia Phillies @ Chicago Cubs Wrigley Field, Chicago, IL Sun Jul 31 1955, 3:33 AM CDT Unknown	
Bobby Morgan, R (1, 4) <small>OBP: 0.334, SLG: 0.356</small>	0-0 		0-0 			0-0 		0-0 		4 0 0 0 0 0 3		
Glen Gorbous, L (1, 9) <small>OBP: 0.329, SLG: 0.358</small>	0-0 				0-0 	0-0 		0-0 		4 0 0 0 0 0 2		
Del Ennis, R (1, 7) <small>OBP: 0.329, SLG: 0.512</small>		0-0 		0-0 			0-0 		0-0 			4 0 0 0 0 0 0
Willie Jones, R (1, 5) <small>OBP: 0.354, SLG: 0.414</small>		0-0 		1-0 			0-0 		0-0 			3 0 0 0 0 0 0
Andy Seminick, R (1, 2) <small>OBP: 0.348, SLG: 0.461</small>		0-0 		0-0 			0-3 		0-3 			4 0 1 0 0 2 1
Mary Blaylock, L (1, 3) <small>OBP: 0.301, SLG: 0.327</small>		0-0 			0-0 			0-0 		3 1 2 0 0 0 0		
Roy Smalley, R (1, 6) <small>OBP: 0.311, SLG: 0.336</small> Stan Lopata, R (8, PH) <small>OBP: 0.358, SLG: 0.453</small> Mickey Micelotta, R (8, 6)		0-3 			0-0 			0-3 		2 0 0 0 0 1 2 1 0 0 0 0 1 1 0 0 0 0 0 0 0		
Robin Roberts, S (1, 1) <small>OBP: 0.393, SLG: 0.471</small>			0-0 		0-0 			0-0 		3 0 1 0 0 0 0		
Inning Stats	R: 0 H: 0 E: 0 LOB: 0 K: 0 BB: 1 S: 2 P: 6	R: 0 H: 2 E: 0 LOB: 2 K: 1 BB: 0 S: 7 P: 7	R: 0 H: 0 E: 0 LOB: 0 K: 0 BB: 0 S: 3 P: 3	R: 0 H: 0 E: 0 LOB: 1 K: 0 BB: 0 S: 3 P: 4	R: 0 H: 0 E: 0 LOB: 0 K: 0 BB: 0 S: 3 P: 3	R: 0 H: 0 E: 0 LOB: 0 K: 0 BB: 0 S: 3 P: 3	R: 0 H: 0 E: 0 LOB: 0 K: 1 BB: 0 S: 5 P: 5	R: 1 H: 3 E: 0 LOB: 2 K: 1 BB: 0 S: 8 P: 8	R: 0 H: 0 E: 0 LOB: 0 K: 1 BB: 0 S: 5 P: 5	1B: 5 SF: 0 2B: 0 SAC: 0 3B: 0 DP: 1 HR: 0 HBP: 1	WP: 0 PA: 33 PB: 0 SB: 0 CS: 0	
PITCHER Warren Hacker, R (1, 1) <small>ERA: 3.23</small>	IP WLS BF H R ER SO BB IBB HBP BLK WP HR S P ERA WHIP 9.0 W 33 5 1 1 4 1 0 1 0 0 0 0 39 44 1.00 0.667											PITCHER IP WLS BF H R ER SO BB IBB HBP BLK WP HR S P ERA WHIP

livebaseballscorecards.com

AB	31
R	1
H	5
RBI	1
BB	1
SO	4
LOB	9




Batter	1	2	3	4	5	6	7	8	9
Dee Fondy, L (1, 3) OBP: 0.288, SLG: 0.402	0-0 6-3		0-0 F7 2B 1B		0-0 F8		0-3 K		
Gene Baker, R (1, 4) OBP: 0.341, SLG: 0.404	0-0 5-3		0-0 F7		0-0 F7		0-0 F8		
Frank Baumholtz, L (1, 7) OBP: 0.329, SLG: 0.438	0-0 P6		0-0 2B		0-0 F3			0-0 G3	
14 Ernie Banks, R (1, 6) OBP: 0.336, SLG: 0.581		0-0 F7	0-3 K		0-0 HR			4-0 2B 1B BB	
Jim King, L (1, 9) OBP: 0.297, SLG: 0.429		0-0 F2		0-3 K		0-0 F9		0-0 1B 2B	
Randy Jackson, R (1, 5) OBP: 0.336, SLG: 0.435		0-3 K		0-0 FC5-4 1B		0-0 5-3		4-0 1B E IBB	
Eddie Miksis, R (1, 8) OBP: 0.269, SLG: 0.304			4-0 FC1-6 BB	0-0 FC5-4 1B		0-0 F8		0-0 E E 1B	
Harry Chiti, R (1, 2) OBP: 0.288, SLG: 0.398			0-0 FC1-6 1B	0-0 1B		0-0 5-3		0-0 F2	
Warren Hacker, R (1, 1) OBP: 0.231, SLG: 0.288			0-0 1B F7 1B	0-0 P3		0-0 1B		0-0 4-3	

AB	R	H	RBI	BB	SO	LOB
4	1	1	1	0	1	1
4	0	0	1	0	0	2
4	0	1	1	0	0	0
3	2	1	1	1	1	1
4	1	1	0	0	1	0
3	1	1	0	1	1	0
3	0	1	2	1	0	1
4	1	1	0	0	0	2
4	1	2	0	0	0	3

BOTTOM	
Philadelphia Phillies @ Chicago Cubs	
Wrigley Field, Chicago, IL	
Sun Jul 31 1955, 3:33 AM CDT	
Unknown	
AB	33
R	7
H	9
RBI	6
BB	3
SO	4
LOB	10
1B: 6	SF: 0
2B: 2	SAC: 0
3B: 0	DP: 0
HR: 1	HBP: 0
WP: 0	PA: 36
PB: 0	
SB: 0	
CS: 0	

Inning Stats		PITCHER																		
R: 0	H: 0	R: 0	H: 0	R: 3	H: 3	R: 0	H: 0	R: 0	H: 0	R: 1	H: 1	R: 0	H: 1	R: 3	H: 2	1B: 6	SF: 0	WP: 0	PA: 36	
E: 0	LOB: 0	E: 0	LOB: 0	E: 0	LOB: 1	E: 0	LOB: 2	E: 0	LOB: 0	E: 0	LOB: 0	E: 0	LOB: 1	E: 1	LOB: 1	2B: 2	SAC: 0	PB: 0		
K: 0	BB: 0	K: 1	BB: 0	K: 1	BB: 1	K: 0	BB: 0	K: 0	BB: 0	K: 1	BB: 0	K: 1	BB: 0	K: 0	BB: 2	3B: 0	DP: 0	SB: 0		
S: 3	P: 3	S: 5	P: 5	S: 8	P: 12	S: 7	P: 7	S: 3	P: 3	S: 4	P: 4	S: 6	P: 6	S: 5	P: 13	HR: 1	HBP: 0	CS: 0		
PITCHER		IP	WLS	BF	H	R	ER	SO	BB	IBB	HBP	BLK	WP	HR	S	P	ERA	WHIP		
Robin Roberts, R (1, 1) ERA: 2.92		8.0	L	36	9	7	6	4	2	1	0	0	0	1	41	53	6.75	1.375		



Batter	1	2	3	4	5	6	7	8	9	AB R H RBI BB SO LOB	TOP	
Richie Ashburn, L (1, 8) <small>OBP: 0.433, SLG: 0.454</small>										0 0 0 0 0 0 0 0	Philadelphia Phillies @ Chicago Cubs Wrigley Field, Chicago, IL Sun Jul 31 1955, 3:38 AM CDT Att. 14,469 - Unknown livebaseballscorecards.com	
Bobby Morgan, R (1, 4) <small>OBP: 0.334, SLG: 0.356</small>										0 0 0 0 0 0 0 0		
Stan Lopata, R (1, 2) <small>OBP: 0.358, SLG: 0.453</small>										0 0 0 0 0 0 0 0		
Del Ennis, R (1, 7) <small>OBP: 0.329, SLG: 0.512</small>										0 0 0 0 0 0 0 0		
Willie Jones, R (1, 5) <small>OBP: 0.354, SLG: 0.414</small>										0 0 0 0 0 0 0 0		
Jim Greengrass, R (1, 9) <small>OBP: 0.304, SLG: 0.318</small>										0 0 0 0 0 0 0 0		
Mary Blaylock, L (1, 3) <small>OBP: 0.301, SLG: 0.327</small>										0 0 0 0 0 0 0 0		AB 0 R 0 H 0 RBI 0 BB 0 SO 0 LOB 0
Mickey Micelotta, R (1, 6)										0 0 0 0 0 0 0 0		
Herm Wehmeier, R (1, 1) <small>OBP: 0.245, SLG: 0.234</small>	0 0 0 0 0 0 0 0											
Inning Stats	1B: 0 SF: 0 2B: 0 SAC: 0 3B: 0 DP: 0 HR: 0 HBP: 0	WP: 0 PA: 0 PB: 0 SB: 0 CS: 0										
PITCHER Dave Hillman, R (1, 1) <small>ERA: 4.81</small>	IP 0.0 WLS 0 BF 0 H 0 R 0 ER 0 SO 0 BB 0 IBB 0 HBP 0 BLK 0 WP 0 HR 0 S 0 P 0 ERA ∞ WHIP ∞	PITCHER IP WLS BF H R ER SO BB IBB HBP BLK WP HR S P ERA WHIP										


Batter	1	2	3	4	5	6	7	8	9	AB R H RBI BB SO LOB	TOP										
Richie Ashburn, L (1, 8) OBP: 0.437, SLG: 0.452	0-0 4-3 1B	4-0 FC4-6 BB		0-0 6-3			4-0 S BB		0-0 6-3 1-3 2-3 1B	3 0 2 0 2 0 0											
Bobby Morgan, R (1, 4) OBP: 0.331, SLG: 0.350	0-0 4-3 1-2	0-0 FC4-6 1-2f			0-0 F7		0-3 K		0-0 1-3 1-2	5 0 0 0 0 1 7											
Jim Greengrass, R (1, 9) OBP: 0.310, SLG: 0.325	0-0 F2				0-0 6-3		0-0 F9		0-0 6-3 2-3 3-H	0 1 0 0 0 0 0											
Del Ennis, R (1, 7) OBP: 0.330, SLG: 0.508	0-0 F8				0-0 P5 1B		4-0 1-2 BB		0-0 FC5-4 1B	4 0 2 0 1 0 2											
Willie Jones, R (1, 5) OBP: 0.353, SLG: 0.410		0-3 K	0-0 E S 1B 2-H		4-0 1-2 BB		0-0 P5		0-0 FC5-4 1-2f	4 0 1 1 1 1 4											
Andy Seminick, R (1, 2) OBP: 0.346, SLG: 0.455		4-0 BB	0-0 P6 1-3		0-0 6-3			0-0 L6		0 1 0 0 0 0 0											
Mary Blaylock, L (1, 3) OBP: 0.299, SLG: 0.325		0-0 6-3 BB 1-3 1B	0-3 K			0-0 4-3		0-0 F9		4 0 1 0 0 1 1											
Roy Smalley, R (1, 6) OBP: 0.313, SLG: 0.336		4-0 6-3 1-2 BB		0-3 K		0-0 G6-4-3 1B		0-0 F8		3 0 1 0 1 1 0											
Murry Dickson, R (1, 1) OBP: 0.222, SLG: 0.296		0-0 6-3		0-0 F3		0-0 G6-4-3 1-2f			0-0 1B 6-3 2B	3 0 0 1 0 0 3 1 1 1 0 0 0 0											
Glen Gorbous, L (9, PH) OBP: 0.330, SLG: 0.364																					
Inning Stats	R: 0 E: 0 K: 0 S: 4	H: 1 LOB: 1 BB: 0 P: 4	R: 1 E: 0 K: 1 S: 6	H: 1 LOB: 3 BB: 3 P: 18	R: 1 E: 0 K: 1 S: 7	H: 2 LOB: 1 BB: 0 P: 7	R: 0 E: 0 K: 1 S: 5	H: 0 LOB: 0 BB: 0 P: 5	R: 0 E: 0 K: 0 S: 4	H: 1 LOB: 2 BB: 1 P: 8	R: 0 E: 0 K: 0 S: 3	H: 1 LOB: 0 BB: 0 P: 3	R: 0 E: 0 K: 1 S: 5	H: 0 LOB: 2 BB: 2 P: 13	R: 0 E: 0 K: 0 S: 3	H: 0 LOB: 0 BB: 0 P: 3	R: 1 E: 0 K: 0 S: 6	H: 3 LOB: 2 BB: 0 P: 6	1B: 7 2B: 2 3B: 0 HR: 0	SF: 0 SAC: 0 DP: 1 HBP: 0	WP: 0 PA: 41 PB: 0 SB: 2 CS: 0
PITCHER	IP WLS BF H R ER SO BB IBB HBP BLK WP HR S P ERA WHIP																				
Art Fowler, R (1, 1) ERA: 4.19	8.2 W 40 9 3 3 4 6 0 0 0 0 0 0 42 66 3.12 1.731																				
Hersh Freeman, R (9, 1) ERA: 2.53	0.1 S 1 0 0 0 0 0 0 0 0 0 0 0 1 1 0.00 0.000																				

Philadelphia Phillies @ Cincinnati Redlegs
Crosley Field, Cincinnati, OH
Mon Aug 01 1955, 3:33 AM EDT
Att. 3,481 - Unknown

livebaseballscorecards.com

AB 27
R 3
H 8
RBI 2
BB 5
SO 4
LOB 17



Batter	1	2	3	4	5	6	7	8	9	AB	R	H	RBI	BB	SO	LOB	BOTTOM																							
Johnny Temple, R (1, 4) OBP: 0.378, SLG: 0.335	0-0 FC3-6 1B	0-0 E6 4-3 1-2		0-0 2-H 1B			0-0 5-3			4	0	2	0	0	0	1	<p>Philadelphia Phillies @ Cincinnati Redlegs Crosley Field, Cincinnati, OH Mon Aug 01 1955, 3:33 AM EDT Att. 3,481 - Unknown</p> <table border="1"><tr><td>AB</td><td>32</td></tr><tr><td>R</td><td>4</td></tr><tr><td>H</td><td>10</td></tr><tr><td>RBI</td><td>4</td></tr><tr><td>BB</td><td>3</td></tr><tr><td>SO</td><td>2</td></tr><tr><td>LOB</td><td>12</td></tr></table> 										AB	32	R	4	H	10	RBI	4	BB	3	SO	2	LOB	12
AB	32																																							
R	4																																							
H	10																																							
RBI	4																																							
BB	3																																							
SO	2																																							
LOB	12																																							
Smoky Burgess, L (1, 2) OBP: 0.382, SLG: 0.537	0-0 FC3-6 2B	0-0 4-3				0-0 F9		0-0 4-3		4	1	0	0	0	0	3																								
Ted Kluszewski, L (1, 3) OBP: 0.364, SLG: 0.618	0-0 P3	0-0 3-1				0-0 4-3		0-0 6-3		4	0	0	0	0	0	3																								
Wally Post, R (1, 9) OBP: 0.357, SLG: 0.559	0-0 1-H 1B 2B		0-0 5-3			0-0 6-3		0-0 1B 1B		4	1	2	1	0	0	0																								
Gus Bell, L (1, 8) OBP: 0.337, SLG: 0.475	0-0 2-H 1B		0-3 K			0-0 F2		0-0 1B 1B		4	0	2	0	0	1	0																								
Bob Thurman, L (1, 7) OBP: 0.303, SLG: 0.444		BB BB 4-0 3B BB	0-0 4-3			0-0 4-3		0-0 1B 1B		3	1	1	1	1	0	0																								
Milt Smith, R (1, 5) OBP: 0.273, SLG: 0.327		BB BB 0-3 K		0-0 1-3		BB BB 4-0 CS BB		BB BB 4-0 BB		2	0	0	0	1	1	1																								
Sam Mele, R (8, PH) OBP: 0.206, SLG: 0.241		BB BB 0-3 K								0	0	0	0	1	0	0																								
Rocky Bridges, R (9, 5) OBP: 0.405, SLG: 0.314		BB BB 0-3 K								0	0	0	0	0	0	0																								
Roy McMillan, R (1, 6) OBP: 0.347, SLG: 0.330		BB BB 0-0 1B 3B		0-0 1B 2B		0-0 CS	0-0 4-3	0-0 F7		4	1	2	1	0	0	3																								
Art Fowler, R (1, 1) OBP: 0.256, SLG: 0.200		BB BB 0-0 4-3 E 1B		0-0 F9						3	0	1	1	0	0	1																								
Hersh Freeman, R (9, 1)		BB BB 0-0 4-3 E 1B								0	0	0	0	0	0	0																								
Inning Stats	R: 1 E: 0 K: 0 S: 5	H: 3 LOB: 2 BB: 0 P: 5	R: 2 E: 1 K: 1 S: 8	H: 2 LOB: 2 BB: 1 P: 12	R: 0 E: 0 K: 1 S: 5	H: 0 LOB: 0 BB: 0 P: 5	R: 0 E: 0 K: 0 S: 4	H: 0 LOB: 2 BB: 0 P: 4	R: 0 E: 0 K: 0 S: 3	H: 0 LOB: 0 BB: 0 P: 3	R: 0 E: 0 K: 0 S: 2	H: 0 LOB: 0 BB: 1 P: 6	R: 0 E: 0 K: 0 S: 3	H: 0 LOB: 0 BB: 0 P: 3	R: 1 E: 0 K: 0 S: 6	H: 3 LOB: 3 BB: 1 P: 10	1B: 7 2B: 2 3B: 1 HR: 0	SF: 0 SAC: 0 DP: 0 HBP: 0	WP: 0 PB: 0 SB: 0 CS: 1	PA: 36																				
PITCHER Murry Dickson, R (1, 1) ERA: 3.71	IP 8.0	WLS L	BF 35	H 10	R 4	ER 4	SO 2	BB 3	IBB 0	HBP 0	BLK 0	WP 0	HR 0	S 36	P 48	ERA 4.50	WHIP 1.625																							
PITCHER	IP	WLS	BF	H	R	ER	SO	BB	IBB	HBP	BLK	WP	HR	S	P	ERA	WHIP																							

Batter	1	2	3	4	5	6	7	8	9	AB R H RBI BB SO LOB	TOP	
Richie Ashburn, L (1, 8) OBP: 0.436, SLG: 0.448	4-0 FC6-4 BB		x 0-0 F7		x 0-0 6-3			x 0-0 FC3-6 1B 1-2f		3 0 0 0 1 0 1		
Bobby Morgan, R (1, 4) OBP: 0.333, SLG: 0.356	x 0-0 FC6-4 FC3-6 1-2f		x 0-0 2B			x 0-0 6-3		x 0-0 1B		4 0 2 0 0 0 1		
Glen Gorbous, L (1, 9) OBP: 0.324, SLG: 0.357	x 0-0 FC3-6 FC5-4 1-2f		x 0-0 L3			x 0-0 4-3		x 0-0 F3		4 0 0 0 0 0 4		
Del Ennis, R (1, 7) OBP: 0.329, SLG: 0.504	x 0-0 FC5-4 1-2f			x 0-0 1-3		x 0-0 5-3		x 4-0 IBB		3 0 0 0 1 0 1		
Willie Jones, R (1, 5) OBP: 0.356, SLG: 0.410		BB 4-0 BB		BB 4-0 BB		x 0-0 FC6-4 1B		x 0-0 F8		2 0 1 0 2 0 3		
Stan Lopata, R (1, 2) OBP: 0.361, SLG: 0.445		BB 0-3 K		BB 4-0 BB		x 0-0 FC6-4 FC3-6 1-2f		x 0-0 G6-3 1B		3 0 1 0 1 1 2		
Mary Blaylock, L (1, 3) OBP: 0.295, SLG: 0.319		x 0-0 F8		x 0-0 G3		x 0-0 FC3-6 1-2f		x 0-0 G6-3 1-2f		4 0 0 0 0 0 4		
Roy Smalley, R (1, 6) OBP: 0.310, SLG: 0.332		BB 0-3 K			x 0-0 6-3		x 0-0 F8			3 0 0 0 0 1 2		
Jim Greengrass, R (9, PH) OBP: 0.313, SLG: 0.328										0 0 0 0 0 0 0		
Ron Negray, R (1, 1)			x 0-0 4-3		x 0-3 K			x 0-0 FC3-6 1B		2 0 0 0 0 1 0		
Eddie Waitkus, L (8, PH) OBP: 0.357, SLG: 0.302										1 0 1 0 0 0 0		
Bob Kuzava, S (8, 1) OBP: 0.125, SLG: 0.125										0 0 0 0 0 0 0		
Jack Meyer, R (8, 1) OBP: 0.286, SLG: 0.235										0 0 0 0 0 0 0		
Robin Roberts, S (9, PH) OBP: 0.384, SLG: 0.458										1 0 0 0 0 0 1		
Inning Stats	R: 0 H: 0 E: 0 LOB: 1 K: 0 BB: 1 S: 3 P: 7	R: 0 H: 0 E: 0 LOB: 1 K: 2 BB: 1 S: 7 P: 11	R: 0 H: 1 E: 0 LOB: 1 K: 0 BB: 0 S: 4 P: 4	R: 0 H: 0 E: 0 LOB: 1 K: 0 BB: 2 S: 2 P: 10	R: 0 H: 0 E: 0 LOB: 0 K: 1 BB: 0 S: 5 P: 5	R: 0 H: 0 E: 0 LOB: 0 K: 0 BB: 0 S: 3 P: 3	R: 0 H: 1 E: 0 LOB: 1 K: 0 BB: 0 S: 4 P: 4	R: 0 H: 2 E: 0 LOB: 3 K: 0 BB: 1 S: 5 P: 9	R: 0 H: 2 E: 0 LOB: 1 K: 0 BB: 0 S: 4 P: 4	1B: 5 SF: 0 2B: 1 SAC: 0 3B: 0 DP: 1 HR: 0 HBP: 0	WP: 0 PA: 36 PB: 0 SB: 0 CS: 1	
PITCHER Johnny Klippstein, R (1, 1) ERA: 3.93	IP WLS BF H R ER SO BB IBB HBP BLK WP HR S P ERA WHIP	9.0 W 36 6 0 0 3 4 1 0 0 0 0 37 57 0.00 1.111										

Philadelphia Phillies @ Cincinnati Redlegs
Crosley Field, Cincinnati, OH
Tue Aug 02 1955, 3:33 AM EDT
Unknown

livebaseballscorecards.com

AB	30
R	0
H	5
RBI	0
BB	5
SO	3
LOB	19



Batter	1	2	3	4	5	6	7	8	9	AB	R	H	RBI	BB	SO	LOB
Johnny Temple, R (1, 4) OBP: 0.377, SLG: 0.334	0-0 6-3		0-0 1B		0-0 1-3		0-0 F8			4	0	1	0	0	0	0
Smoky Burgess, L (1, 2) OBP: 0.387, SLG: 0.537	0-0 F7		0-0 1-2 1B			4-0 1B WP BB		4-0 1B BB		2	2	1	0	2	0	0
Ted Kluszewski, L (1, 3) OBP: 0.365, SLG: 0.617	0-0 1B		0-0 F8			0-0 F8		0-0 1-3 1B		4	0	2	0	0	0	3
Wally Post, R (1, 9) OBP: 0.356, SLG: 0.554	0-0 P6			0-3 K		0-0 F7		4-0 BB 1B IBB		3	0	0	0	1	1	2
Gus Bell, L (1, 8) OBP: 0.341, SLG: 0.480		0-0 4-3		0-0 4-3 2B		0-0 1B 1B		0-0 1-2 3-H 1B		4	0	3	2	0	0	0
Bob Thurman, L (1, 7) OBP: 0.302, SLG: 0.438 Stan Palys, R (9, 7) OBP: 0.289, SLG: 0.408		0-0 G3		0-0 4-3		0-0 1-2 1B		0-3 K		4	0	1	0	0	1	3
Milt Smith, R (1, 5) OBP: 0.271, SLG: 0.308		0-0 6-3		0-0 2-3		0-0 1-2 1B		0-3 K		0	0	0	0	0	0	0
Roy McMillan, R (1, 6) OBP: 0.343, SLG: 0.326			0-0 P5		0-0 5-3		0-0 F7		4-0 1-2 2-3 BB	3	0	0	0	1	0	3
Johnny Klippstein, R (1, 1) OBP: 0.250, SLG: 0.100			0-0 P4		0-0 P5		0-0 F7		0-0 L7	4	0	0	0	0	0	3
			0-3 K		0-3 K		0-0 1-3			3	0	0	0	0	2	0

Inning Stats	R: 0	H: 1	E: 0	K: 0	S: 4	LOB: 1	BB: 0	P: 4	R: 0	H: 0	E: 0	K: 0	S: 3	LOB: 0	BB: 0	P: 3	R: 0	H: 2	E: 0	K: 1	S: 7	LOB: 2	BB: 0	P: 7	R: 0	H: 1	E: 0	K: 1	S: 6	LOB: 1	BB: 0	P: 6	R: 0	H: 0	E: 0	K: 1	S: 5	LOB: 0	BB: 0	P: 5	R: 1	H: 2	E: 0	K: 0	S: 5	LOB: 2	BB: 1	P: 9	R: 0	H: 0	E: 0	K: 0	S: 3	LOB: 0	BB: 0	P: 3	R: 1	H: 2	E: 0	K: 1	S: 6	LOB: 3	BB: 3	P: 18
--------------	------	------	------	------	------	--------	-------	------	------	------	------	------	------	--------	-------	------	------	------	------	------	------	--------	-------	------	------	------	------	------	------	--------	-------	------	------	------	------	------	------	--------	-------	------	------	------	------	------	------	--------	-------	------	------	------	------	------	------	--------	-------	------	------	------	------	------	------	--------	-------	-------

PITCHER	IP	WLS	BF	H	R	ER	SO	BB	IBB	HBP	BLK	WP	HR	S	P	ERA	WHIP
Ron Negray, R (1, 1) ERA: 4.04	7.0	L	28	6	1	1	3	1	0	0	0	1	0	33	37	1.29	1.000
Bob Kuzava, L (8, 1) ERA: 5.13	0.2		6	2	1	1	1	2	1	0	0	0	0	5	17	13.50	6.000
Jack Meyer, R (8, 1) ERA: 3.48	0.1		1	0	0	0	0	0	0	0	0	0	0	1	1	0.00	0.000

BOTTOM

Philadelphia Phillies @ Cincinnati Redlegs
Crosley Field, Cincinnati, OH
Tue Aug 02 1955, 3:33 AM EDT
Unknown

AB	31
R	2
H	8
RBI	2
BB	4
SO	4
LOB	14

WP: 1 PA: 35
PB: 0
SB: 0
CS: 0



PITCHER	IP	WLS	BF	H	R	ER	SO	BB	IBB	HBP	BLK	WP	HR	S	P	ERA	WHIP
---------	----	-----	----	---	---	----	----	----	-----	-----	-----	----	----	---	---	-----	------

Batter	1	2	3	4	5	6	7	8	9	AB R H RBI BB SO LOB	TOP									
Richie Ashburn, L (1, 8) OBP: 0.436, SLG: 0.449	0-0 BB 1B		0-0 6-3			0-3 K		0-0 1-2 1B		4 0 2 0 0 1 0										
Bobby Morgan, R (1, 6) OBP: 0.332, SLG: 0.352	4-0 1-2 BB			0-0 6-3		0-0 F8		0-0 F4		3 0 0 0 1 0 2										
Granny Hamner, R (1, 4) OBP: 0.310, SLG: 0.361	0-0 F7			0-0 G6-4-3 1B			0-0 L8		0-0 F8	4 0 1 0 0 0 2										
Del Ennis, R (1, 7) OBP: 0.326, SLG: 0.499	0-0 6-3			0-0 G6-4-3 1-2f			0-0 1-3		0-0 F2	4 0 0 0 0 0 2										
Willie Jones, R (1, 5) OBP: 0.355, SLG: 0.408		0-0 F7			0-0 6-3		0-0 1B		0-0 F7	4 0 1 0 0 0 0										
Jim Greengrass, R (1, 9) OBP: 0.309, SLG: 0.324		0-0 P6			0-0 6-3		0-0 F3			0 0 0 0 0 0 0										
Stan Lopata, R (1, 3) OBP: 0.365, SLG: 0.445		0-0 6-3			4-0 BB			0-0 FC4-6 1B		2 0 1 0 1 0 0										
Andy Seminick, R (1, 2) OBP: 0.342, SLG: 0.448			0-0 5-3		0-0 1-3			0-0 P4		0 0 0 0 0 0 0										
Saul Rogovin, R (1, 1) OBP: 0.189, SLG: 0.222			0-0 P4			0-0 6-3		0-0 FC4-6 1B		2 0 0 0 0 0 0										
Bob Miller, R (6, 1) OBP: 0.308, SLG: 0.385										0 0 0 0 0 0 0										
Ron Mrozinski, R (7, 1)										0 0 0 0 0 0 0										
Mickey Micelotta, R (8, PH)										1 0 0 0 0 0 1										
Bob Kuzava, S (8, 1) OBP: 0.125, SLG: 0.125										0 0 0 0 0 0 0										
Inning Stats	R: 0 E: 0 K: 0 S: 3	H: 1 LOB: 1 BB: 1 P: 7	R: 0 E: 0 K: 0 S: 3	H: 0 LOB: 0 BB: 0 P: 3	R: 0 E: 0 K: 0 S: 3	H: 1 LOB: 0 BB: 0 P: 3	R: 0 E: 0 K: 0 S: 3	H: 0 LOB: 1 BB: 1 P: 7	R: 0 E: 0 K: 1 S: 5	H: 0 LOB: 0 BB: 0 P: 5	R: 0 E: 0 K: 0 S: 4	H: 1 LOB: 1 BB: 0 P: 4	R: 0 E: 0 K: 0 S: 5	H: 2 LOB: 2 BB: 0 P: 5	R: 0 E: 0 K: 0 S: 3	H: 0 LOB: 0 BB: 0 P: 3	1B: 5 2B: 0 3B: 0 HR: 0	SF: 0 SAC: 0 DP: 1 HBP: 0	WP: 0 PB: 0 SB: 0 CS: 0	PA: 32
PITCHER Joe Nuxhall, L (1, 1) ERA: 3.44	IP: 9.0 WLS: W BF: 32 H: 5 R: 0 ER: 0 SO: 1 BB: 2 IBB: 0 HBP: 0 BLK: 0 WP: 0 HR: 0 S: 32 P: 40 ERA: 0.00 WHIP: 0.778								PITCHER	IP: 9.0 WLS: W BF: 32 H: 5 R: 0 ER: 0 SO: 1 BB: 2 IBB: 0 HBP: 0 BLK: 0 WP: 0 HR: 0 S: 32 P: 40 ERA: 0.00 WHIP: 0.778										

Philadelphia Phillies @ Cincinnati Redlegs
Crosley Field, Cincinnati, OH
Tue Aug 02 1955, 3:38 AM EDT
Att: 10,611 - Unknown

livebaseballscorecards.com

AB	24
R	0
H	5
RBI	0
BB	2
SO	1
LOB	7



Batter	1	2	3	4	5	6	7	8	9
Johnny Temple, R (1, 4) OBP: 0.377, SLG: 0.333	0-0 G6-3 1B		4-0 L4-3 BB		0-0 L5	0-0 6-3		0-0 F8	
Bob Thurman, L (1, 7) OBP: 0.292, SLG: 0.422 Stan Palys, R (8, 7) OBP: 0.289, SLG: 0.408	0-0 G6-3 1-2f		0-0 L4-3 1-2		0-0 F8		0-0 F7		
Ted Kluszewski, L (1, 3) OBP: 0.386, SLG: 0.615	0-3 K		0-0 6-3		4-0 BB		0-0 FC5-4 1B		
Wally Post, R (1, 9) OBP: 0.355, SLG: 0.556		0-0 F7		0-0 1B 3B	0-0 2-3		0-0 FC5-4 1-2f S		
Gus Bell, L (1, 8) OBP: 0.342, SLG: 0.494		0-0 HR		0-0 F9		0-0 HR	0-0 F8 1-2		
Matt Batts, R (1, 2) OBP: 0.302, SLG: 0.350		0-0 4-3		0-0 BB 1B 3-H		0-0 1B 2B		0-0 5-3	
Milt Smith, R (1, 5) OBP: 0.270, SLG: 0.339		0-0 3B		0-0 F8		0-3 K		0-0 6-3	
Roy McMillan, R (1, 6) OBP: 0.347, SLG: 0.325		4-0 BB		4-0 1-2 BB		0-0 F9		4-0 1B BB	
Joe Nuxhall, L (1, 1) OBP: 0.286, SLG: 0.404		0-3 K		0-3 K		0-0 1B 2-H		0-0 1B	

Inning Stats	R: 0	H: 1	E: 0	LOB: 0	K: 1	BB: 0	S: 5	P: 5
	R: 1	H: 2	E: 0	LOB: 2	K: 1	BB: 1	S: 7	P: 11
	R: 0	H: 0	E: 0	LOB: 0	K: 0	BB: 1	S: 2	P: 6
	R: 1	H: 2	E: 0	LOB: 2	K: 1	BB: 1	S: 7	P: 11
	R: 0	H: 0	E: 0	LOB: 1	K: 0	BB: 1	S: 3	P: 7
	R: 2	H: 3	E: 0	LOB: 1	K: 1	BB: 0	S: 8	P: 8
	R: 0	H: 1	E: 0	LOB: 1	K: 0	BB: 0	S: 4	P: 4
	R: 0	H: 1	E: 0	LOB: 2	K: 0	BB: 1	S: 4	P: 8

AB	R	H	RBI	BB	SO	LOB
4	0	1	0	1	0	3
4	0	0	0	0	0	2
0	0	0	0	0	0	0
3	0	1	0	1	1	0
4	1	1	0	0	0	2
4	2	2	2	0	0	2
4	1	2	1	0	0	0
4	0	1	0	0	1	2
1	0	0	0	3	0	1
4	0	2	1	0	2	4

WP	HR	S	P	ERA	WHIP
0	0	0	0	6.35	2.118
0	0	1	1	0.00	0.000
0	0	4	4	0.00	1.000
0	0	4	8	0.00	2.000

BOTTOM

Philadelphia Phillies @ Cincinnati Redlegs
Crosley Field, Cincinnati, OH

Tue Aug 02 1955, 3:38 AM EDT
Att. 10,611 - Unknown

livebaseballscorecards.com

AB	32
R	4
H	10
RBI	4
BB	5
SO	4
LOB	16



PITCHER	IP	WLS	BF	H	R	ER	SO	BB	IBB	HBP	BLK	WP	HR	S	P	ERA	WHIP
Saul Rogovin, R (1, 1) ERA: 4.13	5.2	L	27	8	4	4	4	4	4	0	0	0	2	31	47	6.35	2.118
Bob Miller, R (6, 1) ERA: 2.9	0.1		1	0	0	0	0	0	0	0	0	0	0	1	1	0.00	0.000
Ron Mrozinski, L (7, 1) ERA: 7.09	1.0		4	1	0	0	0	0	0	0	0	0	0	4	4	0.00	1.000
Bob Kuzava, L (8, 1) ERA: 5.01	1.0		5	1	0	0	0	1	0	0	0	0	0	4	8	0.00	2.000

Batter	1	2	3	4	5	6	7	8	9	AB R H RBI BB SO LOB	TOP																
Richie Ashburn, L (1, 8) OBP: 0.434, SLG: 0.446	0-0 1B		0-0 P3		0-0 F9		0-0 F9			4 0 1 0 0 0 2	Philadelphia Phillies @ Cincinnati Redlegs Crosley Field, Cincinnati, OH Thu Aug 04 1955, 3:33 AM EDT Att. 2,793 - Unknown																
Bobby Morgan, R (1, 6) OBP: 0.327, SLG: 0.346	0-0 F9		0-0 6-3		0-3 K			0-0 P3		4 0 0 0 0 1 2																	
Granny Hamner, R (1, 4) OBP: 0.315, SLG: 0.364	0-0 F8			0-0 HR 1B		0-0 G6-4-3 1B		0-0 4-3		4 1 2 0 0 0 1																	
Del Ennis, R (1, 7) OBP: 0.327, SLG: 0.501	0-0 F7			0-0 1-H HR		0-0 F8		0-0 F3		4 1 1 2 0 0 2																	
Willie Jones, R (1, 5) OBP: 0.348, SLG: 0.399		0-0 P5		0-0 F8		0-0 G6-4-3 1-2f			0-0 5-3	4 0 0 0 0 0 1																	
Jim Greengrass, R (1, 9) OBP: 0.315, SLG: 0.351		0-0 2B		0-0 F9			0-0 HR		0-0 2B	0 1 0 0 0 0 0																	
Stan Lopata, R (1, 3) OBP: 0.362, SLG: 0.437 Eddie Waitkus, L (7, 3) OBP: 0.366, SLG: 0.307		0-0 L5		0-3 K			0-0 F2		4-0 BB BB	3 0 0 0 0 1 1 0 0 0 0 1 0 0																	
Andy Seminick, R (1, 2) OBP: 0.337, SLG: 0.445 Glen Gorbous, L (9, PH) OBP: 0.327, SLG: 0.357		0-0 F2 2-3			0-0 5-3				4-0 BB BB BB BB	0 0 0 0 0 0 0 0 0 0 0 1 0 0																	
Herm Wehmeier, R (1, 1) OBP: 0.291, SLG: 0.283 Jack Meyer, R (7, 1) OBP: 0.286, SLG: 0.235 Peanuts Lowrey, R (9, PH) OBP: 0.232, SLG: 0.221			0-0 F2		0-0 1B		0-0 F8		0-0 G1-2-3 3-Hf	3 0 1 0 0 0 1 0 0 0 0 0 0 0 1 0 0 0 0 0 3																	
Inning Stats	R: 0 E: 0 K: 0 S: 4	H: 1 LOB: 1 BB: 0 P: 4	R: 0 E: 0 K: 0 S: 4	H: 1 LOB: 1 BB: 0 P: 4	R: 0 E: 0 K: 0 S: 3	H: 0 LOB: 0 BB: 0 P: 3	R: 2 E: 0 K: 1 S: 7	H: 2 LOB: 0 BB: 0 P: 7	R: 0 E: 0 K: 1 S: 6	H: 1 LOB: 1 BB: 0 P: 6	R: 0 E: 0 K: 0 S: 3	H: 1 LOB: 0 BB: 0 P: 3	R: 1 E: 0 K: 0 S: 5	H: 2 LOB: 1 BB: 0 P: 5	R: 0 E: 0 K: 0 S: 3	H: 0 LOB: 0 BB: 0 P: 3	R: 0 E: 0 K: 0 S: 3	H: 1 LOB: 2 BB: 2 P: 11	1B: 4 2B: 3 3B: 0 HR: 2	SF: 0 SAC: 0 DP: 2 HBP: 0	WP: 1 PB: 0 SB: 0 CS: 0	PA: 36					
PITCHER	IP WLS BF H R ER SO BB IBB HBP BLK WP HR S P ERA WHIP																										
Don Gross, L (1, 1) ERA: 4.34	7.0		28	8	3	3	2	0	0	0	0	1	2	32	32	3.86	1.143										
Rudy Minarcin, R (8, 1) ERA: 4.66	1.1	W	6	1	0	0	0	1	0	0	0	0	0	5	9	0.00	1.500										
Joe Nuxhall, L (9, 1) ERA: 3.42	0.2	S	2	0	0	0	0	1	0	0	0	0	0	1	5	0.00	1.500										

livebaseballscorecards.com

AB	27
R	3
H	5
RBI	2
BB	2
SO	2
LOB	13



Batter 1 2 3 4 5 6 7 8 9 AB R H RBI BB SO LOB

Main grid of baseball diamonds for each batter. Batter 1: Johnny Temple, Smoky Burgess, Ted Kluszewski, Wally Post, Gus Bell, Bob Thurman, Stan Palys, Milt Smith, Roy McMillan, Don Gross, Chuck Harmon, Rudy Minarcin, Joe Nuxhall. Batter 2: Empty. Batter 3: Empty. Batter 4: Empty. Batter 5: Empty. Batter 6: Empty. Batter 7: Empty. Batter 8: Empty. Batter 9: Empty.

Inning Stats table with columns for PITCHER, IP, WLS, BF, H, R, ER, SO, BB, IBB, HBP, BLK, WP, HR, S, P, ERA, WHIP. Includes Herm Wehmeier and Jack Meyer stats.

BOTTOM

Summary statistics table: AB 31, R 4, H 8, RBI 4, BB 3, SO 3, LOB 14. Includes Philadelphia Phillies logo.

Additional stats table: WP: 0, PA: 34, ERA, WHIP, etc.

Philadelphia Phillies @ Cincinnati Redlegs
Crosley Field, Cincinnati, OH
Thu Aug 04 1955, 3:33 AM EDT
Att. 2,793 - Unknown

livebaseballscorecards.com

Batter	1	2	3	4	5	6	7	8	9	AB R H RBI BB SO LOB	TOP											
Richie Ashburn, L (1, 8) OBP: 0.434, SLG: 0.444	0-0 5-3		0-0 E 1B		0-0 F5		0-0 4-3	4-0 BB BB		4 1 1 1 1 0 2	Philadelphia Phillies @ St. Louis Cardinals Sportsman's Park, St. Louis, MO Fri Aug 05 1955, 4:33 AM EDT Att. 8,455 - Unknown livebaseballscorecards.com											
Bobby Morgan, R (1, 6) OBP: 0.331, SLG: 0.355	0-0 HR		0-0 L9		0-0 FC4		4-0 FC6-4 BB	4-0 BB BB		3 1 1 2 2 0 2												
Granny Hamner, R (1, 4) OBP: 0.316, SLG: 0.365	0-0 1B		0-0 1B		0-0 6-3		0-0 FC6-4	0-0 F9		5 0 2 1 0 0 6												
Del Ennis, R (1, 7) OBP: 0.325, SLG: 0.505	0-0 P5		0-0 P6		0-0 5-3		0-0 F7	0-0 HR		5 1 1 1 0 0 2												
Willie Jones, R (1, 5) OBP: 0.347, SLG: 0.395	0-3 K			0-0 F7		0-0 6-3	4-0 2B BB	0-0 F7		4 1 0 0 1 1 1												
Jim Greengrass, R (1, 9) OBP: 0.313, SLG: 0.352		0-0 5-3		0-0 4-3		0-3 K	0-0 E 2B	0-0 6-3		5 1 1 1 0 1 0												
Eddie Waitkus, L (1, 3) OBP: 0.368, SLG: 0.312		0-3 K		0-0 FC6-4 1B		0-0 4-3	0-0 E2 BB 1B	0-0 G3		5 1 2 0 0 1 0												
Andy Seminick, R (1, 2) OBP: 0.340, SLG: 0.443		0-0 L6		0-0 FC6-4		0-0 1B 4-3	4-0 BB BB BB			3 1 1 0 1 0 1												
Curt Simmons, L (1, 1) OBP: 0.205, SLG: 0.263 Ron Negray, R (6, 1) Marv Blaylock, L (7, PH) Bob Miller, R (7, 1) Glen Gorbous, L (8, PH) Jack Meyer, R (8, 1) OBP: 0.328, SLG: 0.355 OBP: 0.286, SLG: 0.235			0-3 K		0-0 FC4 1B		0-0 1B 4-3	0-0 F8		2 0 1 0 0 1 0 0 0 0 0 0 0 0 1 0 1 0 0 0 0 0 0 0 0 0 0 0 1 0 0 0 0 0 2 0 0 0 0 0 0 0												
Inning Stats	R: 1 E: 0 K: 1 S: 7	H: 2 LOB: 1 BB: 0 P: 7	R: 0 E: 0 K: 1 S: 5	H: 0 LOB: 0 BB: 0 P: 5	R: 1 E: 1 K: 1 S: 7	H: 2 LOB: 1 BB: 0 P: 7	R: 0 E: 0 K: 0 S: 4	H: 1 LOB: 1 BB: 0 P: 4	R: 0 E: 0 K: 0 S: 5	H: 0 LOB: 0 BB: 0 P: 5	R: 1 E: 0 K: 0 S: 5	H: 2 LOB: 2 BB: 1 P: 9	R: 3 E: 1 K: 0 S: 5	H: 2 LOB: 3 BB: 4 P: 21	R: 1 E: 0 K: 0 S: 4	H: 1 LOB: 0 BB: 0 P: 4	1B: 8 2B: 1 3B: 0 HR: 2	SF: 0 SAC: 0 DP: 0 HBP: 0	WP: 0 PB: 0 SB: 0 CS: 0	PA: 43		
PITCHER	IP WLS BF H R ER SO BB IBB HBP BLK WP HR S P ERA WHIP																					
Luis Arroyo, L (1, 1) ERA: 3.1	5.0		6 2 1 3 0 0 0 0 0 0 0 0 1 27 27 1.80 1.200																			
Larry Jackson, R (6, 1) ERA: 4.67	2.1	L	12 3 3 2 1 2 0 0 0 0 0 0 12 20 7.71 2.143																			
Paul LaPalme, L (8, 1) ERA: 2.54	0.0		1 1 0 0 0 0 0 0 0 0 0 0 1 1 ∞ ∞																			
Brooks Lawrence, R (8, 1) ERA: 5.79	0.1		4 0 1 0 0 3 0 0 0 0 0 0 1 13 0.00 9.000																			
Floyd Wooldridge, R (8, 1) ERA: 5.11	1.1		5 1 1 1 0 0 0 0 0 0 0 0 1 5 5 6.75 0.750																			

Batter	1	2	3	4	5	6	7	8	9	AB	R	H	RBI	BB	SO	LOB
Bob Stephenson, R (1, 4) Joe Frazier, L (9, PH) OBP: 0.296, SLG: 0.293 OBP: 0.179, SLG: 0.269	0-0 L8		0-0 F7		0-0 6-3		0-0 4-3		0-3 K	4	0	0	0	0	0	2
Wally Moon, L (1, 3) OBP: 0.354, SLG: 0.466	0-0 1B		0-0 3-1			0-0 2B 3B 1B		0-0 F9		4	1	2	0	0	0	1
Stan Musial, L (1, 9) OBP: 0.394, SLG: 0.538	0-0 F9			0-3 K		0-0 3B 2B		4-0 BB BB		3	1	1	0	1	1	1
Bill Virdon, L (1, 8) OBP: 0.346, SLG: 0.485	0-0 F2			0-0 P5		0-0 1B 3B		0-3 K		4	1	1	2	0	1	2
Rip Repulski, R (1, 7) Red Schoendienst, S (8, PH) Pete Whisenant, R (9, 7) OBP: 0.340, SLG: 0.496 OBP: 0.355, SLG: 0.413 OBP: 0.250, SLG: 0.365		0-0 F9		0-0 5-3		0-0 P6		4-0 BB BB		3	0	0	0	0	0	1
Ken Boyer, R (1, 5) OBP: 0.307, SLG: 0.427		0-0 P1			4-0 SH1-4 1B 6-3 BB	0-0 CS 1B		0-0 1-3		3	1	1	1	1	0	2
Bill Sarni, R (1, 2) Nelson Burbrink, R (8, 2) OBP: 0.314, SLG: 0.344 OBP: 0.348, SLG: 0.383		0-0 L7			0-0 SH1-4 1B	0-0 F9			0-0 FC4-6 1B	3	0	1	0	0	0	1
Alex Grammas, R (1, 6) Harry Walker, L (9, PH) OBP: 0.295, SLG: 0.288 OBP: 0.556, SLG: 0.625			0-0 F8		0-0 SH1-4		0-0 6-3		0-0 FC4-6	2	0	0	0	0	0	0
Luis Arroyo, L (1, 1) Harry Elliott, R (5, PH) Larry Jackson, R (6, 1) Paul LaPalme, L (8, 1) Brooks Lawrence, R (8, 1) Floyd Woodriddle, R (8, 1) Solly Hemus, L (9, PH) OBP: 0.220, SLG: 0.224 OBP: 0.323, SLG: 0.313 OBP: 0.190, SLG: 0.070 OBP: 0.299, SLG: 0.313 OBP: 0.222, SLG: 0.278 OBP: 0.314, SLG: 0.288			0-0 1B		0-0 6-3		0-0 5-3		0-0 F9	1	0	1	0	0	0	0

Inning Stats	R: 0	H: 1	E: 0	LOB: 1	K: 0	BB: 0	S: 4	P: 4	R: 0	H: 0	E: 0	LOB: 0	K: 0	BB: 0	S: 3	P: 3	R: 0	H: 1	E: 0	LOB: 1	K: 0	BB: 0	S: 4	P: 4	R: 0	H: 0	E: 0	LOB: 0	K: 1	BB: 0	S: 5	P: 5	R: 1	H: 1	E: 0	LOB: 1	K: 0	BB: 1	S: 4	P: 8	R: 3	H: 4	E: 0	LOB: 0	K: 0	BB: 0	S: 6	P: 6	R: 0	H: 0	E: 0	LOB: 0	K: 0	BB: 0	S: 3	P: 3	R: 0	H: 0	E: 0	LOB: 2	K: 1	BB: 2	S: 5	P: 13	R: 0	H: 1	E: 0	LOB: 1	K: 1	BB: 0	S: 6	P: 6	1B: 6	SF: 0	2B: 1	SAC: 1	3B: 1	DP: 0	HR: 0	HBP: 0	WP: 0	PA: 37
--------------	------	------	------	--------	------	-------	------	------	------	------	------	--------	------	-------	------	------	------	------	------	--------	------	-------	------	------	------	------	------	--------	------	-------	------	------	------	------	------	--------	------	-------	------	------	------	------	------	--------	------	-------	------	------	------	------	------	--------	------	-------	------	------	------	------	------	--------	------	-------	------	-------	------	------	------	--------	------	-------	------	------	-------	-------	-------	--------	-------	-------	-------	--------	-------	--------

PITCHER	IP	WLS	BF	H	R	ER	SO	BB	IBB	HBP	BLK	WP	HR	S	P	ERA	WHIP
Curt Simmons, L (1, 1) ERA: 4.95	5.0		22	6	4	4	1	1	0	0	0	0	0	23	27	7.20	1.400
Ron Negray, R (6, 1) ERA: 3.96	1.0		3	1	0	0	0	0	0	0	0	0	0	3	3	0.00	1.000
Bob Miller, R (7, 1) ERA: 2.85	1.0	W	3	0	0	0	0	0	0	0	0	0	0	3	3	0.00	0.000
Jack Meyer, R (8, 1) ERA: 3.32	2.0	S	9	1	0	0	2	2	0	0	0	0	0	11	19	0.00	1.500

BOTTOM

Philadelphia Phillies @ St. Louis Cardinals
Sportsman's Park, St. Louis, MO
Fri Aug 05 1955, 4:33 AM EDT
Att. 8,455 - Unknown

livebaseballscorecards.com

AB	33
R	4
H	8
RBI	4
BB	3
SO	3
LOB	14



Batter	1	2	3	4	5	6	7	8	9	AB R H RBI BB SO LOB	TOP
Richie Ashburn, L (1, 8) OBP: 0.431, SLG: 0.441	0-0 1-3	0-0 1-3			0-0 BB 1B		0-3 K		0-0 F7	5 0 1 0 0 1 2	
Bobby Morgan, R (1, 6) OBP: 0.329, SLG: 0.350	0-3 K		0-0 F2		4-0 BB 1B		0-0 G5-4-3		0-0 6-3	4 0 0 0 1 1 1	
Granny Hamner, R (1, 4) OBP: 0.314, SLG: 0.362	0-0 1B 1B		0-3 K		0-0 FC4-6			0-0 4-3	0-0 P3	5 1 1 0 0 1 2	
Del Ennis, R (1, 7) OBP: 0.327, SLG: 0.507	0-0 1B 1B		0-0 5-3			0-0 F7		0-0 1B 2B		4 1 2 0 0 0 0	
Willie Jones, R (1, 5) OBP: 0.350, SLG: 0.406	0-0 1B			0-3 K		0-0 HR		0-0 HR 1B		4 2 3 3 0 1 0	
Jim Greengrass, R (1, 9) OBP: 0.308, SLG: 0.345	0-0 F8			0-3 K		0-3 K		0-0 F8		4 0 0 0 0 2 3	
Stan Lopata, R (1, 3) OBP: 0.368, SLG: 0.457		0-0 3-1 1B		0-3 K		0-0 1B		0-0 HR		4 1 3 2 0 1 0	
Mary Blaylock, L (8, 3) OBP: 0.297, SLG: 0.322										0 0 0 0 0 0 0	
Andy Seminick, R (1, 2) OBP: 0.339, SLG: 0.440		0-0 F9			0-0 5-3	0-0 P3		0-0 1B		4 0 1 0 0 0 2	
Murry Dickson, R (1, 1) OBP: 0.207, SLG: 0.276		0-0 3-1			0-0 1-3		0-0 E5	0-0 P3		4 0 0 0 0 0 2	
Inning Stats	R: 1 H: 3 E: 0 LOB: 2 K: 1 BB: 0 S: 8 P: 8	R: 0 H: 1 E: 0 LOB: 1 K: 0 BB: 0 S: 4 P: 4	R: 0 H: 0 E: 0 LOB: 0 K: 1 BB: 0 S: 5 P: 5	R: 0 H: 0 E: 0 LOB: 0 K: 3 BB: 0 S: 9 P: 9	R: 0 H: 1 E: 0 LOB: 2 K: 0 BB: 1 S: 4 P: 8	R: 1 H: 2 E: 0 LOB: 1 K: 1 BB: 0 S: 7 P: 7	R: 0 H: 0 E: 1 LOB: 0 K: 1 BB: 0 S: 5 P: 5	R: 3 H: 4 E: 0 LOB: 1 K: 0 BB: 0 S: 7 P: 7	R: 0 H: 0 E: 0 LOB: 0 K: 0 BB: 0 S: 3 P: 3	1B: 8 SF: 0 2B: 1 SAC: 0 3B: 0 DP: 1 HR: 2 HBP: 0	WP: 0 PA: 39 PB: 0 SB: 0 CS: 0
PITCHER	IP WLS BF H R ER SO BB IBB HBP BLK WP HR S P ERA WHIP										
Harvey Haddix, L (1, 1) ERA: 4.62	7.2 L 34 10 5 5 7 1 0 0 0 0 2 47 51 5.87 1.435										
Mel Wright, R (8, 1) ERA: 7.59	1.1 5 1 0 0 0 0 0 0 0 0 0 5 5 0.00 0.750										

Philadelphia Phillies @ St. Louis Cardinals
 Sportsman's Park, St. Louis, MO
 Sat Aug 06 1955, 4:33 AM EDT
 Att. 9,414 - Unknown

livebaseballscorecards.com

AB	38
R	5
H	11
RBI	5
BB	1
SO	7
LOB	12



Batter	1	2	3	4	5	6	7	8	9	AB	R	H	RBI	BB	SO	LOB		
Ken Boyer, R OBP: 0.308, SLG: 0.428 (1, 5)	0-3 K		0-0 F8		0-0 E7 2-H 1B		0-0 CS 1B			4	0	2	0	0	1	0		
Wally Moon, L OBP: 0.350, SLG: 0.461 (1, 3)	0-0 P6			0-3 K2-3	0-3 K		0-0 CS 1-2	0-0 P6		4	0	0	0	0	2	1		
Stan Musial, L OBP: 0.397, SLG: 0.539 (1, 7)	0-0 E4			0-0 HR 1B	4-0 IBB			0-0 1B		3	1	2	0	1	0	0		
Bill Virdon, L OBP: 0.345, SLG: 0.490 (1, 8)	0-3 K2-3			0-0 HR 1-H	0-0 F9			0-0 P5		4	1	1	2	0	1	4		
Red Schoendienst, S OBP: 0.354, SLG: 0.410 (1, 4)		0-0 1-3		4-0 BB 5-3		0-0 3-1		0-0 G3		3	0	0	0	1	0	1		
Pete Whisenant, R OBP: 0.233, SLG: 0.339 (1, 9)		0-0 P5		0-0 5-3 1-2		0-0 L5			0-3 K	4	0	0	0	0	1	1		
Nelson Burbrink, R OBP: 0.336, SLG: 0.369 (1, 2)		0-0 4-3		0-0 F7		0-0 P6			0-0 P3	4	0	0	0	0	0	1		
Alex Grammas, R OBP: 0.291, SLG: 0.284 (1, 6)			0-0 6-3		0-0 F8		0-0 1-3		0-0 G3	3	0	0	0	0	0	0		
Solly Hemus, L OBP: 0.313, SLG: 0.284 (9, PH)										1	0	0	0	0	0	0		
Harvey Haddix, L OBP: 0.232, SLG: 0.370 (1, 1)			0-0 3-1		0-0 E 2B		0-0 4-3			3	1	1	0	0	0	0		
Mel Wright, R (8, 1)										0	0	0	0	0	0	0		
Inning Stats	R: 0 E: 1 K: 2 S: 8	H: 0 LOB: 1 BB: 0 P: 8	R: 0 E: 0 K: 0 S: 3	H: 0 LOB: 0 BB: 0 P: 3	R: 0 E: 0 K: 0 S: 3	H: 0 LOB: 0 BB: 0 P: 3	R: 2 E: 0 K: 1 S: 7	H: 2 LOB: 1 BB: 1 P: 11	R: 1 E: 1 K: 1 S: 7	H: 2 LOB: 2 BB: 1 P: 11	R: 0 E: 0 K: 0 S: 3	H: 0 LOB: 0 BB: 0 P: 3	R: 0 E: 0 K: 0 S: 4	H: 1 LOB: 0 BB: 0 P: 4	R: 0 E: 0 K: 1 S: 5	H: 0 LOB: 0 BB: 0 P: 5	1B: 4 2B: 1 3B: 0 HR: 1	SF: 0 SAC: 0 DP: 0 HBP: 0

BOTTOM

Philadelphia Phillies @ St. Louis Cardinals
Sportsman's Park, St. Louis, MO
Sat Aug 06 1955, 4:33 AM EDT
Att. 9,414 - Unknown

livebaseballscorecards.com

AB	33
R	3
H	6
RBI	2
BB	2
SO	5
LOB	8



PITCHER	IP	WLS	BF	H	R	ER	SO	BB	IBB	HBP	BLK	WP	HR	S	P	ERA	WHIP
Murry Dickson, R ERA: 3.67 (1, 1)	9.0	W	35	6	3	3	5	1	1	0	0	0	1	43	51	3.00	0.778

WP: 0	PA: 36
PB: 0	
SB: 0	
CS: 1	

Batter	1	2	3	4	5	6	7	8	9	AB	R	H	RBI	BB	SO	LOB	TOP																		
Richie Ashburn, L OBP: 0.434, SLG: 0.448 (1, 8) X	0-0 WP 1B 2B		4-0 CS BB	0-0 FC4-6 1-2f			0-0 SH1-3 1-2	0-0 7-4 1-3 2-H 3-H 2B		3	1	2	2	1	0	1																			
Bobby Morgan, R OBP: 0.327, SLG: 0.346 (1, 6) (7, 4) B	4-0 G3 1B 2-3 BB		0-3 K 1-2			0-3 K	0-0 P3	0-0 7-4 2-3f		4	0	0	0	1	2	4																			
Granny Hamner, R OBP: 0.313, SLG: 0.360 Roy Smalley, R OBP: 0.309, SLG: 0.331 (1, 4) X (7, 6)	0-0 F9		0-0 F3			0-3 K	0-0 2B 1B 2-H		0-0 F8	4	0	1	1	0	1	2																			
Del Ennis, R OBP: 0.332, SLG: 0.512 (1, 7) X	0-0 G3 1-2 3-H 1B			4-0 1B HR BB		0-3 K	0-0 2B 1-H		0-0 1-3 1B	4	2	3	1	1	1	0																			
Willie Jones, R OBP: 0.349, SLG: 0.403 (1, 5) X	0-0 G3 1-2 2-3			0-0 HR 1B			0-0 F3		0-3 K 1-2	5	1	1	0	0	1	3																			
Eddie Waitkus, L OBP: 0.378, SLG: 0.357 (1, 3) X	0-0 L3			0-0 HR			0-0 4-3		0-0 BB BB 1B 2-H	5	2	3	4	0	0	2																			
Jim Greengrass, R OBP: 0.313, SLG: 0.353 (1, 9) X		0-0 4-3		0-3 K			0-0 2B		0-0 1-2 BB BB 2B BB	4	1	2	0	1	1	0																			
Andy Seminick, R OBP: 0.339, SLG: 0.439 Mary Blaylock, L OBP: 0.300, SLG: 0.322 Jack Meyer, R OBP: 0.273, SLG: 0.222 (1, 2) (8, PH) (8, 1)		0-0 P3		0-0 FC4-6 1B			0-0 L6		4-0 BB BB 2B BB 1-2 2-3	3	0	1	0	0	0	1																			
Robin Roberts, S OBP: 0.376, SLG: 0.436 Stan Lopata, R OBP: 0.370, SLG: 0.457 (1, 1) (8, PH) (8, 2)		0-0 F7		0-0 F8			4-0 SH1-3 1B BB		4-0 2B BB 1-2 2-3 3-H	2	1	0	0	1	0	1																			
Inning Stats	R: 1 E: 0 K: 0 S: 5	H: 2 LOB: 2 BB: 1 P: 9	R: 0 E: 0 K: 0 S: 3	H: 0 LOB: 0 BB: 0 P: 3	R: 0 E: 0 K: 1 S: 4	H: 0 LOB: 0 BB: 1 P: 8	R: 3 E: 0 K: 1 S: 8	H: 3 LOB: 1 BB: 1 P: 12	R: 0 E: 0 K: 3 S: 9	H: 0 LOB: 0 BB: 0 P: 9	R: 0 E: 0 K: 0 S: 4	H: 1 LOB: 1 BB: 0 P: 4	R: 1 E: 0 K: 0 S: 4	H: 2 LOB: 2 BB: 1 P: 8	R: 3 E: 0 K: 1 S: 6	H: 2 LOB: 1 BB: 3 P: 18	R: 1 E: 0 K: 0 S: 6	H: 3 LOB: 2 BB: 0 P: 6	1B: 8 2B: 5 3B: 0 HR: 1	SF: 0 SAC: 1 DP: 1 HBP: 0	WP: 1 PB: 0 SB: 0 CS: 1	PA: 44													
PITCHER	IP	WLS	BF	H	R	ER	SO	BB	IBB	HBP	BLK	WP	HR	S	P	ERA	WHIP	PITCHER	IP	WLS	BF	H	R	ER	SO	BB	IBB	HBP	BLK	WP	HR	S	P	ERA	WHIP
Willard Schmidt, R ERA: 2.68 (1, 1)	5.0		22	5	4	4	5	3	0	0	0	1	1	29	41	7.20	1.600	Paul LaPalme, L ERA: 2.51 (8, 1)	0.2		2	1	1	1	0	0	0	0	0	0	0	2	2	13.50	1.500
Brooks Lawrence, R ERA: 5.76 (6, 1)	2.0		9	3	1	1	0	1	0	0	0	0	0	8	12	4.50	2.000	Luis Arroyo, L ERA: 3.15 (9, 1)	1.0		6	3	1	1	0	0	0	0	0	0	6	6	9.00	3.000	
Mel Wright, R ERA: 8.72 (8, 1)	0.1	L	3	1	2	2	1	1	0	0	0	0	0	4	8	54.00	6.000																		
Harvey Haddix, L ERA: 4.62 (8, 1)	0.0		1	0	0	0	0	1	0	0	0	0	0	0	4	∞	∞																		
Floyd Woolridge, R ERA: 5.11 (8, 1)	0.0		1	0	0	0	0	1	0	0	0	0	0	0	4	∞	∞																		

Philadelphia Phillies @ St. Louis Cardinals
Sportsman's Park, St. Louis, MO
Sun Aug 07 1955, 4:33 AM EDT
Att. 7,917 - Unknown

AB	36
R	9
H	13
RBI	9
BB	7
SO	6
LOB	16



Batter	1	2	3	4	5	6	7	8	9	AB	R	H	RBI	BB	SO	LOB
Harry Walker, L (1, 7) OBP: 0.429, SLG: 0.538	0-0 L7		0-0 L3		0-0 FC3-6		0-0 2B 2B	0-0 F9		5	1	1	1	0	0	5
Wally Moon, L (1, 3) OBP: 0.349, SLG: 0.457	0-0 F8		0-0 3-1		0-0 FC4-6		0-0 1-3		4-0 BB	4	0	0	1	1	0	5
Stan Musial, L (1, 9) OBP: 0.397, SLG: 0.540	0-0 F8			0-0 1B	0-0 F5		0-0 2B 2B		0-0 P6	5	1	2	2	0	0	2
Bill Virdon, L (1, 8) OBP: 0.343, SLG: 0.489		0-0 P3		0-0 F8		0-0 F8	0-0 2B		0-0 F8	5	0	1	1	0	0	2
Red Schoendienst, S (1, 4) OBP: 0.353, SLG: 0.406		0-0 1-3		0-0 P4		0-0 F9	4-0 IBB		0-0 F9	4	0	0	0	1	0	2
Ken Boyer, R (1, 5) OBP: 0.305, SLG: 0.424		0-0 6-3		0-0 P4		0-0 4-3	0-3 K			4	0	0	0	0	1	3
Nelson Burbrink, R (1, 2) OBP: 0.350, SLG: 0.381			4-0 SH BB		0-0 1B 2B		0-0 6-3 BB	4-0 BB		2	1	1	0	2	0	0
Alex Grammas, R (1, 6) OBP: 0.295, SLG: 0.284			0-3 K		4-0 FC3-6 1B BB		0-0 2B 1B	0-0 F8		3	2	1	0	1	1	2
Willard Schmidt, R Rip Repulski, R Brooks Lawrence, R Joe Judge, R Mel Wright, R Harvey Haddix, L Floyd Woodridge, R Paul LaPalme, L Sally Hemrick, L Louis Arroyo, L			0-0 SH		0-0 FC3-6 1B		0-0 2B 2B	0-0 F8		0	0	0	0	0	0	0

Inning Stats	R: 0	H: 0	E: 0	LOB: 0	K: 0	BB: 0	S: 3	P: 3	R: 0	H: 0	E: 0	LOB: 0	K: 0	BB: 0	S: 3	P: 3	R: 0	H: 0	E: 0	LOB: 0	K: 0	BB: 0	S: 3	P: 3	R: 0	H: 0	E: 0	LOB: 1	K: 0	BB: 1	S: 6	P: 10	R: 2	H: 2	E: 0	LOB: 1	K: 0	BB: 1	S: 5	P: 9	R: 0	H: 0	E: 0	LOB: 0	K: 0	BB: 0	S: 3	P: 3	R: 4	H: 4	E: 1	LOB: 2	K: 1	BB: 1	S: 10	P: 14	R: 0	H: 0	E: 0	LOB: 1	K: 0	BB: 1	S: 3	P: 7	R: 0	H: 0	E: 0	LOB: 1	K: 0	BB: 1	S: 3	P: 7	R: 0	H: 0	E: 0	LOB: 1	K: 0	BB: 1	S: 3	P: 7
WP: 0	HR: 0	S: 34	P: 46	ERA: 2.57	WHIP: 1.286	WP: 0	HR: 0	S: 6	P: 14	ERA: 0.00	WHIP: 1.000	WP: 0	HR: 0	S: 34	P: 46	ERA: 2.57	WHIP: 1.286	WP: 0	HR: 0	S: 34	P: 46	ERA: 2.57	WHIP: 1.286	WP: 0	HR: 0	S: 34	P: 46	ERA: 2.57	WHIP: 1.286	WP: 0	HR: 0	S: 34	P: 46	ERA: 2.57	WHIP: 1.286	WP: 0	HR: 0	S: 34	P: 46	ERA: 2.57	WHIP: 1.286	WP: 0	HR: 0	S: 34	P: 46	ERA: 2.57	WHIP: 1.286	WP: 0	HR: 0	S: 34	P: 46	ERA: 2.57	WHIP: 1.286	WP: 0	HR: 0	S: 34	P: 46	ERA: 2.57	WHIP: 1.286																					

BOTTOM

Philadelphia Phillies @ St. Louis Cardinals
Sportsman's Park, St. Louis, MO
Sun Aug 07 1955, 4:33 AM EDT
Att. 7,917 - Unknown

livebaseballscorecards.com

AB	35
R	6
H	7
RBI	6
BB	5
SO	2
LOB	23



WP: 0	PA: 41
PB: 0	
SB: 0	
CS: 0	

Batter	1	2	3	4	5	6	7	8	9	AB R H RBI BB SO LOB	TOP	
Eddie O'Brien, R (1, 8) OBP: 0.296, SLG: 0.291	4-0 2B SH1-3 BB		x 0-0 5-3		x 0-0 F7			x 0-0 6-3		3 0 0 0 1 0 0	Pittsburgh Pirates @ Philadelphia Phillies Connie Mack Stadium, Philadelphia, PA Tue Aug 09 1955, 3:33 AM EDT Att. 9,347 - Unknown	
Gene Freese, R (1, 5) OBP: 0.303, SLG: 0.414	x 0-0 SH1-3		x 0-0		x 0-0		x 0-0 F8		3 0 2 0 0 0 0			
Jerry Lynch, L (1, 9) OBP: 0.355, SLG: 0.498	x 0-0 2-3 2B		x 0-0 4-3		x 0-0 F9		x 0-0 P6		4 0 1 0 0 0 2			
Dale Long, L (1, 3) OBP: 0.369, SLG: 0.520	4-0 G4-6-3 IBB			B B B B 4-0 1B 1B BB		S S S 0-3 K		x 0-0 F8	2 1 0 0 2 1 0			
Toby Atwell, L (1, 2) OBP: 0.356, SLG: 0.288	x 0-0 G4-6-3 1-2f		S S S 0-3 K		x 0-0 F8		x 0-0 6-3		4 0 0 0 0 1 4			
Frank Thomas, R (1, 7) OBP: 0.303, SLG: 0.398		x 0-0 5-3		x 0-0 1B 1-2 1B		x 0-0 5-3		x 0-0 5-3	4 0 1 0 0 0 0			
Johnny O'Brien, R (1, 4) OBP: 0.358, SLG: 0.429		S S S 0-3 K		x 0-0 1-3 2-H 1B		S S S 0-3 K			3 0 1 1 0 2 0			
Dick Groat, R (1, 6) OBP: 0.320, SLG: 0.351		x 0-0 P4		x 0-0 6-3		x 0-0 6-3			3 0 0 0 0 0 1			
Dick Hall, R (1, 1) OBP: 0.375, SLG: 0.300			x 0-0 L6		x 0-0 4-3		x 0-0 P5		2 0 0 0 0 0 0			
Dick Littlefield, L (5, 1) OBP: 0.290, SLG: 0.222									0 0 0 0 0 0 0			
Tom Saffell, L (7, PH) OBP: 0.271, SLG: 0.204									1 0 0 0 0 0 0			
Laurin Pepper, R (7, 1)									0 0 0 0 0 0 0			
Lino Donoso, L (7, 1) OBP: 0.167, SLG: 0.167									0 0 0 0 0 0 0			
Inning Stats	R: 0 H: 1 E: 0 LOB: 2 K: 0 BB: 2 S: 3 P: 11	R: 0 H: 0 E: 0 LOB: 0 K: 1 BB: 0 S: 5 P: 5	R: 0 H: 1 E: 0 LOB: 1 K: 0 BB: 0 S: 4 P: 4	R: 1 H: 2 E: 0 LOB: 1 K: 1 BB: 1 S: 6 P: 10	R: 0 H: 1 E: 0 LOB: 1 K: 0 BB: 0 S: 4 P: 4	R: 0 H: 0 E: 0 LOB: 0 K: 1 BB: 0 S: 5 P: 5	R: 0 H: 0 E: 0 LOB: 0 K: 1 BB: 0 S: 5 P: 5	R: 0 H: 0 E: 0 LOB: 0 K: 0 BB: 0 S: 3 P: 3	R: 0 H: 0 E: 0 LOB: 0 K: 0 BB: 0 S: 3 P: 3	1B: 4 SF: 0 2B: 1 SAC: 1 3B: 0 DP: 1 HR: 0 HBP: 0	WP: 0 PA: 33 PB: 0 SB: 0 CS: 0	
PITCHER Herm Wehmeier, R (1, 1) ERA: 4.32	IP WLS BF H R ER SO BB IBB HBP BLK WP HR S P ERA WHIP	9.0 W 33 5 1 1 4 2 1 0 0 0 0 0 38 50 1.00 0.778										

livebaseballscorecards.com

AB	29
R	1
H	5
RBI	1
BB	3
SO	4
LOB	7



Batter	1	2	3	4	5	6	7	8	9
Richie Ashburn, L OBP: 0.434, SLG: 0.444 (1, 8) X	0-0 F7 ①		0-0 P6 ②		4-0 BB 1B IBB		0-0 P6 ①	4-0 3B BB	
Bobby Morgan, R OBP: 0.333, SLG: 0.365 (1, 6) X	0-0 HR		0-3 K ③		0-0 BB 1B		4-0 BB BB	0-0 SF7 3B	
Granny Hamner, R OBP: 0.315, SLG: 0.357 (1, 4) X	0-0 6-3 ②			0-0 F8 ①	1-2 2-3 3-H BB		4-0 BB BB	0-0 SF7 ②	
Del Ennis, R OBP: 0.328, SLG: 0.507 (1, 7) S S S	0-3 K ③			0-0 4-3 ②	0-0 P2 ②		0-0 SF8 ②	0-3 K ③	
Willie Jones, R OBP: 0.348, SLG: 0.400 (1, 5) X		0-0 F7 ①		0-0 L5 ③	0-3 K ③		4-0 BB		
Eddie Waitkus, L OBP: 0.391, SLG: 0.366 (1, 3) X		0-0 1B			0-0 2B 1B 1B	4-0 G5-4-3 BB	0-0 F8 ③		
Jim Greengrass, R OBP: 0.313, SLG: 0.364 (1, 9) X		0-0 F7 ②			0-0 P4 ①	0-0 F8 ①		0-0 HR	
Stan Lopata, R OBP: 0.372, SLG: 0.459 (1, 2) S S S		0-3 K ③			0-0 1B 1B 2B	0-0 G5-4-3 ② ③		4-0 S 3B BB	
Herm Wehmeier, R OBP: 0.305, SLG: 0.286 (1, 1) S S S			0-3 K ①		0-0 1B BB 1B		4-0 BB BB SF8 BB	0-3 K ①	

Inning Stats	R: 1	H: 1	E: 0	LOB: 0	K: 1	BB: 0	S: 6	P: 6
	R: 0	H: 1	E: 0	LOB: 1	K: 1	BB: 0	S: 6	P: 6
	R: 0	H: 0	E: 0	LOB: 0	K: 2	BB: 0	S: 7	P: 7
	R: 0	H: 0	E: 0	LOB: 0	K: 0	BB: 0	S: 3	P: 3
	R: 3	H: 4	E: 0	LOB: 3	K: 1	BB: 2	S: 9	P: 17
	R: 0	H: 0	E: 0	LOB: 0	K: 0	BB: 1	S: 2	P: 6
	R: 1	H: 0	E: 0	LOB: 3	K: 0	BB: 4	S: 3	P: 19
	R: 4	H: 2	E: 0	LOB: 0	K: 2	BB: 2	S: 9	P: 17

PITCHER	IP	WLS	BF	H	R	ER	SO	BB	IBB	HBP	BLK	WP	HR	S	P	ERA	WHIP
Dick Hall, R ERA: 5.85 (1, 1)	4.1	L	20	6	4	4	4	0	0	0	0	0	1	27	31	8.31	1.385
Dick Littlefield, L ERA: 5.03 (5, 1)	1.2		6	0	0	0	1	2	0	0	0	0	0	6	14	0.00	1.200
Laurin Pepper, R ERA: 10.35 (7, 1)	0.1		4	0	1	1	0	3	0	0	0	0	0	1	13	27.00	9.000
Lino Donoso, L ERA: 5.7 (7, 1)	1.2		10	2	4	4	2	3	0	0	0	0	1	11	23	21.60	3.000

BOTTOM

AB	R	H	RBI	BB	SO	LOB
3	1	0	0	2	0	1
4	2	3	4	1	1	0
2	0	0	2	2	0	0
4	0	0	1	0	2	3
3	0	0	0	1	1	3
3	1	2	0	1	0	3
4	1	1	1	0	0	3
3	2	1	0	1	1	2
3	2	1	1	1	2	1

AB	29
R	9
H	8
RBI	9
BB	9
SO	7
LOB	16



WP	PA
0	40

Pittsburgh Pirates @ Philadelphia Phillies
Connie Mack Stadium, Philadelphia, PA
 Tue Aug 09 1955, 3:33 AM EDT
 Att. 9,347 - Unknown

livebaseballscorecards.com

Batter	1	2	3	4	5	6	7	8	9	10	AB R H RBI BB SO LOB	TOP												
Eddie O'Brien, R OBP: 0.288, SLG: 0.283 (1, 8) X	0-0 F8		0-0 F9		0-0 4-3			0-0 SH5-4		0-0 SH	3 0 0 0 0 0 0	Pittsburgh Pirates @ Philadelphia Phillies Connie Mack Stadium, Philadelphia, PA Wed Aug 10 1955, 3:33 AM EDT Att: 3,922 - Unknown												
Gene Freese, R OBP: 0.304, SLG: 0.414 (1, 5) X	0-0 5-3		0-0 K2-6-2 1B			0-0 F7		0-0 5-3		0-0 1B	5 0 2 0 0 0 1													
Jerry Lynch, L OBP: 0.356, SLG: 0.495 Roberto Clemente, R OBP: 0.280, SLG: 0.364 (1, 9) X (10, 9) X	0-0 F2		0-0 1B			0-0 6-3		0-0 F9		0-0 1B	5 0 2 1 0 0 1 0 0 0 0 0 0 0													
Dale Long, L OBP: 0.364, SLG: 0.513 (1, 3) X		0-0 P3	0-3 K2-6-2 3-H			0-0 4-3			0-0 P6	0-3 K	5 0 0 0 0 2 4													
Toby Atwell, L OBP: 0.359, SLG: 0.294 (1, 2) X		0-0 E8 HR			0-0 4-3			0-0 F9	4-0 BB		3 1 1 0 1 0 0													
Frank Thomas, R OBP: 0.302, SLG: 0.405 (1, 7) X		0-0 HR			0-0 6-3			0-0 6-3	0-0 L7		4 1 1 2 0 0 1													
Johnny O'Brien, R OBP: 0.355, SLG: 0.424 (1, 4) X		0-0 F8			0-0 F3			0-0 1B	0-0 L7		4 0 1 0 0 0 1													
Dick Groat, R OBP: 0.322, SLG: 0.355 (1, 6) X		0-0 1B			0-3 K			0-0 F8		0-0 FC6-5 2B	4 0 2 0 0 1 1													
Bob Friend, R OBP: 0.200, SLG: 0.143 (1, 1) X		0-3 K			0-0 F8			0-0 E4 SH5-4		0-0 FC6-5 1B SH	4 1 0 0 0 1 2													
Inning Stats	R: 0 E: 0 K: 0 S: 3	H: 0 LOB: 0 BB: 0 P: 3	R: 2 E: 1 K: 1 S: 8	H: 3 LOB: 1 BB: 0 P: 8	R: 0 E: 0 K: 1 S: 6	H: 2 LOB: 2 BB: 0 P: 6	R: 0 E: 0 K: 0 S: 3	H: 0 LOB: 0 BB: 0 P: 3	R: 0 E: 0 K: 1 S: 5	H: 0 LOB: 0 BB: 0 P: 5	R: 0 E: 0 K: 0 S: 3		H: 0 LOB: 0 BB: 0 P: 3	R: 0 E: 0 K: 0 S: 4	H: 1 LOB: 1 BB: 0 P: 4	R: 0 E: 1 K: 0 S: 4	H: 0 LOB: 1 BB: 0 P: 4	R: 0 E: 0 K: 0 S: 3	H: 0 LOB: 1 BB: 1 P: 7	R: 1 E: 1 K: 1 S: 8	H: 3 LOB: 2 BB: 0 P: 8	1B: 6 2B: 3 3B: 0 HR: 1	SF: 0 SAC: 2 DP: 1 HBP: 0	WP: 0 PB: 0 SB: 0 CS: 0
PITCHER	IP WLS BF H R ER SO BB IBB HBP BLK WP HR S P ERA WHIP																							
Saul Rogovin, R ERA: 4.11 (1, 1)	5.0	L	19	3	1	1	0	1	0	0	0	0	0	0	18	22	2.08	0.923						
Bob Miller, R ERA: 2.8 (6, 1)	4.1		19	3	1	1	0	1	0	0	0	0	0	0	18	22	2.08	0.923						
Jack Meyer, R ERA: 3.22 (10, 1)	0.2		2	1	0	0	1	0	0	0	0	0	0	4	4	0.00	1.500							

livebaseballscorecards.com

AB	37
R	3
H	9
RBI	3
BB	1
SO	4
LOB	11



Batter	1	2	3	4	5	6	7	8	9	10	AB R H RBI BB SO LOB	TOP												
Richie Ashburn, L OBP: 0.439, SLG: 0.450 (1, 8)	F9	F4			6-3 1B		4-2 BB			SH3-4 1B	4 1 2 0 1 0 2	Philadelphia Phillies @ Brooklyn Dodgers Ebbets Field, Brooklyn, NY Sun Aug 14 1955, 3:33 AM EDT Unknown												
Bobby Morgan, R OBP: 0.331, SLG: 0.362 (1, 6)	K			FC5-4 1B	6-3		L5			SH3-4	4 0 1 0 0 1 2													
Glen Gorbous, L OBP: 0.319, SLG: 0.346 (1, 9)	4-3			F5	F8			F4		F7	5 0 0 0 0 0 3													
Willie Jones, R OBP: 0.349, SLG: 0.400 (1, 5)		BB 1B 2B 1B		FC5-4		L5		5-3		2-H 1B	5 1 2 1 0 0 1													
Granny Hamner, R OBP: 0.311, SLG: 0.349 (1, 4)		BB 2B 1B		F3		K		F8		F2	5 1 1 0 0 1 2													
Eddie Waitkus, L OBP: 0.387, SLG: 0.352 (1, 3)		2B BB		5-3		BB		G3			2 0 0 0 2 0 0													
Jim Greengrass, R OBP: 0.311, SLG: 0.364 (1, 7)		2B		6-3		F8		K			4 0 1 2 0 1 1													
Andy Seminick, R OBP: 0.337, SLG: 0.435 (1, 2)		K		F8		5-3		1B			4 0 1 0 0 1 2													
Robin Roberts, S OBP: 0.361, SLG: 0.415 (1, 1)	4-3			K		4-3		F7			4 0 0 0 0 1 3													
Inning Stats	R: 0 E: 0 K: 1 S: 10	H: 0 LOB: 0 BB: 0 P: 14	R: 2 E: 0 K: 1 S: 15	H: 3 LOB: 2 BB: 1 P: 26	R: 0 E: 0 K: 0 S: 7	H: 1 LOB: 1 BB: 0 P: 9	R: 0 E: 0 K: 0 S: 7	H: 0 LOB: 0 BB: 0 P: 11	R: 0 E: 0 K: 1 S: 8	H: 1 LOB: 1 BB: 0 P: 13	R: 0 E: 0 K: 1 S: 8		H: 0 LOB: 1 BB: 1 P: 16	R: 0 E: 0 K: 0 S: 11	H: 0 LOB: 1 BB: 1 P: 18	R: 0 E: 0 K: 0 S: 8	H: 0 LOB: 0 BB: 0 P: 14	R: 0 E: 0 K: 1 S: 13	H: 1 LOB: 1 BB: 0 P: 20	R: 1 E: 0 K: 0 S: 12	H: 2 LOB: 1 BB: 0 P: 15	1B: 7 2B: 1 3B: 0 HR: 0	SF: 0 SAC: 1 DP: 0 HBP: 0	WP: 0 PB: 0 SB: 0 CS: 0
PITCHER Don Newcombe, R ERA: 2.93 (1, 1)	IP 10.0	WLS L	BF 41	H 8	R 3	ER 3	SO 5	BB 3	IBB 0	HBP 0	BLK 0	WP 0	HR 0	S 99	P 156	ERA 2.70	WHIP 1.100							

livebaseballscorecards.com

AB	37
R	3
H	8
RBI	3
BB	3
SO	5
LOB	16



Batter	1	2	3	4	5	6	7	8	9	10	AB	R	H	RBI	BB	SO	LOB	BOTTOM						
Don Hoak, R OBP: 0.382, SLG: 0.380 (1, 5)	F6	1B		F4			6-3			FC2-6	5	0	1	0	0	0	3	<p>Philadelphia Phillies @ Brooklyn Dodgers Ebbets Field, Brooklyn, NY</p> <p>Sun Aug 14 1955, 3:33 AM EDT Unknown</p>						
Pee Wee Reese, R OBP: 0.378, SLG: 0.434 (1, 6)	WP 1B	6-3					6-3			G4-6-3 1B	5	0	3	0	0	0	2							
Duke Snider, L OBP: 0.421, SLG: 0.671 (1, 8)	1-H 1B			L9			1-3			G4-6-3	5	0	1	0	0	0	3							
Roy Campanella, R OBP: 0.399, SLG: 0.596 (1, 2)	L8			K			5-3			K	4	0	0	0	0	2	2							
Gil Hodges, R OBP: 0.361, SLG: 0.505 (1, 3)				F4			K			F7	4	0	0	0	0	1	1							
Carl Furillo, R OBP: 0.363, SLG: 0.484 (1, 9)				1B			F7			G4-6-3 1B	4	1	3	0	0	0	0							
Jim Gilliam, S OBP: 0.327, SLG: 0.338 (1, 7)				L9			L3			G4-6-3	4	0	1	0	0	0	2							
Don Zimmer, R OBP: 0.327, SLG: 0.514 (1, 4)				K			1-3			L6	4	1	1	2	0	1	2							
Don Newcombe, L OBP: 0.410, SLG: 0.657 (1, 1)				F4			F5			E6	4	0	1	0	0	0	2							
Sandy Amoros, L OBP: 0.367, SLG: 0.428 (10, PR)				1B						FC2-6	0	0	0	0	0	0	0							
Inning Stats	R: 0 E: 0 K: 0 S: 11	H: 2 LOB: 1 BB: 0 P: 16	R: 2 E: 0 K: 0 S: 13	H: 4 LOB: 2 BB: 0 P: 23	R: 0 E: 0 K: 1 S: 5	H: 0 LOB: 0 BB: 0 P: 8	R: 0 E: 0 K: 1 S: 11	H: 2 LOB: 2 BB: 0 P: 14	R: 0 E: 0 K: 1 S: 12	H: 1 LOB: 1 BB: 0 P: 16	R: 0 E: 0 K: 0 S: 5	H: 0 LOB: 0 BB: 0 P: 8	R: 0 E: 0 K: 0 S: 7	H: 0 LOB: 0 BB: 0 P: 9	R: 0 E: 0 K: 1 S: 6	H: 0 LOB: 0 BB: 0 P: 10	R: 0 E: 0 K: 0 S: 6	H: 1 LOB: 0 BB: 0 P: 9	R: 0 E: 1 K: 0 S: 7	H: 1 LOB: 2 BB: 0 P: 10	1B: 9 2B: 1 3B: 0 HR: 1	SF: 0 SAC: 0 DP: 2 HBP: 0	WP: 1 PB: 0 SB: 0 CS: 0	PA: 39
PITCHER Robin Roberts, R ERA: 2.87 (1, 1)	IP: 10.0 W: 1 L: 0 WLS: 39 BF: 11 ER: 2 SO: 4 BB: 0 IBB: 0 HBP: 0 BLK: 0 WP: 1 HR: 1 S: 83 P: 123 ERA: 1.80 WHIP: 1.100																	PITCHER						

livebaseballscorecards.com

AB 39
R 2
H 11
RBI 2
BB 0
SO 4
LOB 17



Batter	1	2	3	4	5	6	7	8	9	10	11	12	13	AB R H RBI BB SO LOB	TOP																		
Richie Ashburn, L OBP: 0.440, SLG: 0.451 (1, 8)	1-3 K	0-2 G3			3-2 CS 1B		2-2 1B		0-0 L4			1-1 L9-3 1B		6 0 3 0 0 1 2	Philadelphia Phillies @ Brooklyn Dodgers Ebbets Field, Brooklyn, NY Sun Aug 14 1955, 3:38 AM EDT Att. 21,344 - Unknown livebaseballscorecards.com																		
Bobby Morgan, R OBP: 0.326, SLG: 0.356 (1, 6)	2-2 F7		0-0 F7		2-1 G3		3-2 F5		1-1 F8			1-2 L9-3		6 0 0 0 0 0 3																			
Granny Hamner, R OBP: 0.311, SLG: 0.349 (1, 4)	3-1 1B		1-2 4-3		0-0 F6			0-0 SH3-4 1B		2-1 5-3		2-0 F7		6 0 2 0 0 0 0																			
Willie Jones, R OBP: 0.345, SLG: 0.396 (1, 5)	1-2 F4		0-3 K					0-0 F8		0-0 SH3-4		0-0 L7		5 0 0 0 0 2 1																			
Jim Greengrass, R OBP: 0.311, SLG: 0.373 (1, 9)		2-2 1-3		1-2 HR		3-2 4-3		4-0 BB			1-2 F9		3-2 L9	5 1 1 1 1 0 0																			
Del Ennis, R OBP: 0.329, SLG: 0.511 (1, 7)		1-0 S 1B		1-1 L8		0-1 HR		1-2 F5			2-1 2B		0-1 F3	6 2 3 1 0 0 2																			
Marv Blaylock, L OBP: 0.297, SLG: 0.318 (1, 3)		2-2 BB 1B		1-0 F9		1-0 F8		1-0 4-3			2-3 K			5 0 1 1 0 1 3																			
Stan Lopata, R OBP: 0.375, SLG: 0.465 (1, 2)		4-2 BB 1B		1-2 HR			1-0 F3		0-3 K		4-0 IBB			3 1 1 1 2 1 0																			
Murry Dickson, R OBP: 0.197, SLG: 0.262 (1, 1)		1-3 K		0-0 F8			1-1 F8			1-3 K		0-1 F7		3 0 0 0 0 1 2																			
Jack Meyer, R OBP: 0.261, SLG: 0.211 (7, 1)														1 0 0 0 0 1 0																			
Eddie Waitkus, L OBP: 0.384, SLG: 0.349 (11, PH)														1 0 0 0 0 0 2																			
Bob Miller, R OBP: 0.357, SLG: 0.429 (11, 1)														0 0 0 0 0 0 0																			
Inning Stats	R: 0 E: 0 K: 1 S: 14	H: 1 LOB: 1 BB: 0 P: 21	R: 1 E: 0 K: 1 S: 16	H: 2 LOB: 2 BB: 1 P: 26	R: 0 E: 0 K: 1 S: 7	H: 0 LOB: 0 BB: 0 P: 8	R: 2 E: 0 K: 0 S: 11	H: 2 LOB: 0 BB: 0 P: 15	R: 0 E: 0 K: 0 S: 7	H: 1 LOB: 0 BB: 0 P: 11	R: 1 E: 0 K: 0 S: 9	H: 1 LOB: 0 BB: 0 P: 13	R: 0 E: 0 K: 0 S: 11	H: 1 LOB: 1 BB: 0 P: 18		R: 0 E: 0 K: 2 S: 7	H: 0 LOB: 0 BB: 0 P: 8	R: 0 E: 0 K: 0 S: 5	H: 0 LOB: 0 BB: 0 P: 8	R: 0 E: 0 K: 1 S: 10	H: 1 LOB: 2 BB: 1 P: 19	R: 0 E: 0 K: 0 S: 6	H: 1 LOB: 0 BB: 0 P: 10	R: 0 E: 0 K: 1 S: 10	H: 0 LOB: 0 BB: 0 P: 16	1B: 7 2B: 2 3B: 0 HR: 3	SF: 0 SAC: 1 DP: 1 HBP: 0	WP: 0 PA: 51 PB: 0 SB: 1 CS: 1					
PITCHER	IP WLS BF H R ER SO BB IBB HBP BLK WP HR S P ERA WHIP																																
Carl Erskine, R ERA: 3.5 (1, 1)	6.0																																
Don Bessent, R ERA: 2.78 (7, 1)	1.0	4	1	0	0	0	0	0	0	0	0	0	0	0	0	0	0	0	0	0	0	0	0	0	0	0	0	0	0	0			
Clem Labine, R ERA: 3.95 (8, 1)	2.0	8	1	0	0	2	1	0	0	0	0	0	0	0	0	0	0	0	0	0	0	0	0	0	0	0	0	0	0	0	0		
Roger Craig, R ERA: 2.72 (10, 1)	3.0	11	2	0	0	1	0	1	0	0	0	0	0	0	0	0	0	0	0	0	0	0	0	0	0	0	0	0	0	0	0	0	
Karl Spooner, L ERA: 4.4 (13, 1)	1.0	W 3	0	0	0	1	0	0	0	0	0	0	0	0	0	0	0	0	0	0	0	0	0	0	0	0	0	0	0	0	0	0	0



Batter	1	2	3	4	5	6	7	8	9	10	11	12	13	AB R H RBI BB SO LOB
Don Hoak, R OBP: 0.378, SLG: 0.373 (1, 5)	1-1 6-3	2-2 F9			4-2 BB BB		0-1 SH1-4 1-2		0-2 1-3			0-0 G4-6-3 1-2f		4 0 0 0 1 0 2
Pee Wee Reese, R OBP: 0.379, SLG: 0.432 (1, 6)	1-1 F2		2-1 L7		4-2 BB 1-2		4-1 BB			1-3 K			1-1 FC5-6 1B	4 0 1 0 2 1 0
Duke Snider, L OBP: 0.418, SLG: 0.663 (1, 8)	4-0 HR BB		0-1 4-3		1-0 F8		2-1 F6			0-0 6-3			0-0 FC5-6 2B 1B	5 2 0 0 1 0 5
Roy Campanella, R OBP: 0.396, SLG: 0.598 (1, 2)	2-0 HR		0-0 F8		0-0 F6		2-1 F5			1-3 K			1-2 F9	6 1 1 2 0 1 5
Gil Hodges, R OBP: 0.359, SLG: 0.502 (1, 3)	0-1 4-3			2-2 F2		1-1 F6		3-3 K			2-1 F9		1-1 1B 2B	6 0 1 0 0 1 0
Carl Furillo, R OBP: 0.365, SLG: 0.500 (1, 9)		0-1 HR		1-1 F8		1-1 HR		3-3 K			1-2 6-3		1-0 1B	6 2 3 3 0 1 0
Sandy Amoros, L OBP: 0.365, SLG: 0.424 (1, 7)		3-2 4-3		0-0 1B		1-0 1-3		0-3 K			1-0 F8			5 0 1 0 0 1 0
Don Zimmer, R OBP: 0.319, SLG: 0.500 (1, 4)		1-0 6-3		0-0 F9		1-2 4-3			0-3 K			2-2 6-3		5 0 0 0 0 1 1
Carl Erskine, R OBP: 0.183, SLG: 0.259 (1, 1)		0-0			0-0 6-3				1-2 5-3			1-0 1B		2 0 1 0 0 0 0
Don Bessent, R OBP: 0.143, SLG: 0.143 (7, 1)							4-1 SH1-4 BB							0 0 0 0 0 0 0
Jackie Robinson, R OBP: 0.389, SLG: 0.597 (7, PH)														0 0 0 0 0 1 0 0 0
Clem Labine, R OBP: 0.309, SLG: 0.286 (8, 1)														0 0 0 0 0 0 0 0 0
Frank Keller, R OBP: 0.103, SLG: 0.545 (8, PH)														1 0 0 0 0 0 0 0 0
Roger Craig, R OBP: 0.103, SLG: 0.071 (10, 1)														0 0 0 0 0 0 0 0 0
George Shuba, L OBP: 0.421, SLG: 0.267 (12, PH)														1 0 1 0 0 0 0 0 0
Karl Spooner, R OBP: 0.313, SLG: 0.438 (13, 1)														0 0 0 0 0 0 0 0 0

Inning Stats	R: 2	H: 1	E: 0	LOB: 0	K: 0	S: 7	P: 15	R: 1	H: 2	E: 0	LOB: 1	K: 0	S: 10	P: 16	R: 0	H: 0	E: 0	LOB: 0	K: 0	S: 5	P: 7	R: 0	H: 1	E: 0	LOB: 1	K: 0	S: 7	P: 10	R: 0	H: 0	E: 0	LOB: 2	K: 0	S: 8	P: 17	R: 1	H: 1	E: 0	LOB: 0	K: 0	S: 8	P: 12	R: 0	H: 0	E: 0	LOB: 0	K: 3	S: 13	P: 19	R: 0	H: 0	E: 0	LOB: 0	K: 1	S: 10	P: 11	R: 0	H: 0	E: 0	LOB: 0	K: 2	S: 7	P: 9	R: 0	H: 0	E: 0	LOB: 0	K: 0	S: 6	P: 10	R: 0	H: 1	E: 0	LOB: 0	K: 0	S: 5	P: 8	R: 1	H: 3	E: 0	LOB: 2	K: 0	S: 9	P: 13	1B: 5	SF: 0	2B: 1	SAC: 1	3B: 0	DP: 1	HR: 3	HBP: 0	WP: 0	PA: 51
--------------	------	------	------	--------	------	------	-------	------	------	------	--------	------	-------	-------	------	------	------	--------	------	------	------	------	------	------	--------	------	------	-------	------	------	------	--------	------	------	-------	------	------	------	--------	------	------	-------	------	------	------	--------	------	-------	-------	------	------	------	--------	------	-------	-------	------	------	------	--------	------	------	------	------	------	------	--------	------	------	-------	------	------	------	--------	------	------	------	------	------	------	--------	------	------	-------	-------	-------	-------	--------	-------	-------	-------	--------	-------	--------

PITCHER	IP	WLS	BF	H	R	ER	SO	BB	IBB	HBP	BLK	WP	HR	S	P	ERA	WHIP
Murry Dickson, R ERA: 3.75 (1, 1)	6.1		29	5	4	4	0	5	0	0	0	0	3	49	89	5.68	1.579
Jack Meyer, R ERA: 3.1 (7, 1)	3.2		11	0	0	0	6	0	0	0	0	0	0	34	47	0.00	0.000
Bob Miller, R ERA: 2.82 (11, 1)	2.2	L	11	4	1	1	0	0	0	0	0	0	0	20	31	3.38	1.500

Philadelphia Phillies @ Brooklyn Dodgers
Ebbets Field, Brooklyn, NY
 Sun Aug 14 1955, 3:38 AM EDT
 Att: 21,344 - Unknown

livebaseballscorecards.com

AB 45
 R 5
 H 9
 RBI 5
 BB 5
 SO 6
 LOB 13

Batter	1	2	3	4	5	6	7	8	9	AB R H RBI BB SO LOB	TOP											
Richie Ashburn, L (1, 8) X OBP: 0.442, SLG: 0.449	0-0 F8 BB	4-0 S BB		0-0 3-1		4-0 S 1B BB		4-0 S SF8 BB	4-0 FC6-4 1-2 BB	2 2 0 0 4 0 1												
Bobby Morgan, R (1, 6) X OBP: 0.329, SLG: 0.356	0-0 1B 3B 1B	0-3 K 1-2			0-0 1B E 1B	0-3 K 1-2		4-0 SF8 1-2 SF7 BB	0-0 FC6-4 1-2f CS	5 3 2 0 1 2 4												
Granny Hamner, R (1, 4) X OBP: 0.315, SLG: 0.350	0-0 3B 1-2 1B	0-0 6-3			0-0 2B 1-3 1B	0-3 K 1-2		4-0 2B 1-2 2-3 BB	0-0 6-3 1-2	5 3 2 0 1 1 4												
Del Ennis, R (1, 7) X OBP: 0.330, SLG: 0.516	0-0 2B 1-H 2-H 3B		0-0 P3 1		0-0 2B 1-2 3-H 1B	0-0 WP 2-H 1B		0-0 SF8 2-3 3-H		4 2 2 5 0 0 1												
Willie Jones, R (1, 5) X OBP: 0.346, SLG: 0.399	0-0 1-3		0-0 1-3 2		0-0 2B 1-3 2-H	0-0 1B 1-H		0-0 SF7 3-H		4 0 2 3 0 0 1												
Eddie Waitkus, L (1, 3) B OBP: 0.385, SLG: 0.354	4-0 2B BB		0-0 P5 3		0-0 L8 1	0-0 6-3 3		0-0 2B 1-H 2B		4 1 1 1 1 0 3												
Jim Greengrass, R (1, 9) X OBP: 0.320, SLG: 0.390	0-0 2B 1-3 3-H			0-0 E9 1B	0-3 K 2		0-0 CS 1B	0-0 2B 2-H		5 0 4 2 0 1 2												
Andy Seminick, R (1, 2) X OBP: 0.338, SLG: 0.436	0-0 P5 3			0-0 F8 1	4-0 FC6-4 IBB		0-3 K 1-2 2		0-0 1B 2B	4 1 1 0 1 1 4												
Herm Wehmeier, R (1, 1) X OBP: 0.297, SLG: 0.279		0-0 G3 1		0-0 G3 2	0-0 FC6-4 1-2f 3		0-0 P3 3		0-0 BLK 2-H 1B	5 0 1 1 0 0 4												
Inning Stats	R: 3 E: 0 K: 0 S: 7	H: 4 LOB: 2 BB: 1 P: 11	R: 0 E: 0 K: 1 S: 5	H: 0 LOB: 1 BB: 1 P: 9	R: 0 E: 0 K: 0 S: 3	H: 0 LOB: 0 BB: 0 P: 3	R: 0 E: 1 K: 0 S: 4	H: 1 LOB: 1 BB: 0 P: 4	R: 2 E: 1 K: 1 S: 9	H: 3 LOB: 3 BB: 1 P: 13	R: 2 E: 0 K: 2 S: 9	H: 2 LOB: 1 BB: 1 P: 13	R: 0 E: 0 K: 1 S: 5	H: 1 LOB: 0 BB: 0 P: 5	R: 4 E: 0 K: 0 S: 4	H: 2 LOB: 1 BB: 3 P: 16	R: 1 E: 0 K: 0 S: 4	H: 2 LOB: 1 BB: 1 P: 8	1B: 9 2B: 6 3B: 1 HR: 0	SF: 2 SAC: 0 DP: 1 HBP: 0	WP: 1 PB: 0 SB: 4 CS: 2	PA: 48
PITCHER	IP WLS BF H R ER SO BB IBB HBP BLK WP HR S P ERA WHIP																					
Bob Friend, R (1, 1) ERA: 3.19	4.0 L 23 8 5 4 1 2 0 0 0 0 0 0 23 31 9.00 2.500																					
Dick Littlefield, L (5, 1) ERA: 5.06	3.0 13 3 2 2 4 1 1 0 0 1 0 19 27 6.00 1.333																					
Paul Martin, R (8, 1) ERA: 14.73	2.0 12 4 5 5 0 4 0 0 1 0 0 8 24 22.50 4.000																					

Philadelphia Phillies @ Pittsburgh Pirates
 Forbes Field, Pittsburgh, PA
 Tue Aug 16 1955, 3:33 AM EDT
 Att. 6,290 - Unknown

livebaseballscorecards.com

AB	38
R	12
H	15
RBI	12
BB	8
SO	5
LOB	24



BOTTOM

Philadelphia Phillies @ Pittsburgh Pirates

Forbes Field, Pittsburgh, PA

Tue Aug 16 1955, 3:33 AM EDT

Att. 6,290 - Unknown

livebaseballscorecards.com

AB	31
R	3
H	7
RBI	3
BB	3
SO	2
LOB	20



WP: 0	PA: 36
PB: 0	
SB: 0	
CS: 0	

Batter	1	2	3	4	5	6	7	8	9	AB	R	H	RBI	BB	SO	LOB
Eddie O'Brien, R OBP: 0.314, SLG: 0.292 (1, 8)	4-0 1B SF9 BB		4-0 G6-4-3 BB		0-0 FC4 G5-4-3 1-2f		0-0 1B			2	1	1	0	2	0	1
Dick Cole, R OBP: 0.280, SLG: 0.305 (1, 5)	0-0 4-3 1-3 1B		0-0 G6-4-3 1-2f		0-0 G5-4-3 1-2f		0-3 K			4	0	1	0	0	1	3
Jerry Lynch, L OBP: 0.348, SLG: 0.484 (1, 7)	0-0 SF9 3-H		0-0 F9				0-0 FC3-6 BB G3 1B		0-0 F7	3	1	1	1	0	0	1
Preston Ward, L OBP: 0.293, SLG: 0.372 (1, 3)	0-0 4-3 1-2			0-0 E6 FC4-6			4-0 FC3-6 BB		0-0 P4	3	0	0	0	1	0	1
Toby Atwell, L OBP: 0.350, SLG: 0.287 (1, 2)	0-0 F7			0-0 FC4-6 E 1-2f			0-0 FC3-6 BB G3 1B 1-2f 2-3		0-0 F5	4	1	0	0	0	0	4
Roberto Clemente, R OBP: 0.280, SLG: 0.362 (1, 9)		0-0 SH1-4 1B		0-0 E6 1-2			0-0 G3 1-2 3-H		0-3 K	4	0	1	1	0	1	2
Johnny O'Brien, R OBP: 0.356, SLG: 0.417 (1, 4)		0-0 SH1-4 1-2		0-0 P3			0-0 G3 2-H 1B		0-0 G5-4-3 1B	3	0	2	1	0	0	2
Dick Groat, R OBP: 0.320, SLG: 0.352 (1, 6)		0-0 F9		0-0 5-3			0-0 F9		0-0 G5-4-3 1-2f	4	0	0	0	0	0	5
Bob Friend, R OBP: 0.198, SLG: 0.140 Dick Littlefield, L OBP: 0.313, SLG: 0.250 Jack Shepard, R OBP: 0.326, SLG: 0.298 Paul Martin, R Roman Mejias, R OBP: 0.246, SLG: 0.300 (1, 1) (5, 1) (7, PH) (8, 1) (9, PH)		0-0 F7				0-0 FC4 1B		0-0 F8	0-0 1-3	1	0	0	0	0	0	1

Inning	1	2	3	4	5	6	7	8	9	1B	SF	2B	SAC	3B	DP	HR	HBP					
Stats	R: 1 E: 0 K: 0 S: 4	H: 1 LOB: 1 BB: 1 P: 8	R: 0 E: 0 K: 0 S: 4	H: 1 LOB: 1 BB: 0 P: 4	R: 0 E: 0 K: 0 S: 2	H: 0 LOB: 0 BB: 1 P: 6	R: 0 E: 2 K: 0 S: 5	H: 0 LOB: 2 BB: 0 P: 5	R: 0 E: 0 K: 0 S: 3	H: 1 LOB: 0 BB: 0 P: 3	R: 2 E: 0 K: 0 S: 5	H: 2 LOB: 1 BB: 1 P: 9	R: 0 E: 0 K: 1 S: 6	H: 1 LOB: 1 BB: 0 P: 6	R: 0 E: 0 K: 1 S: 5	H: 0 LOB: 0 BB: 0 P: 5	R: 0 E: 0 K: 0 S: 3	H: 1 LOB: 0 BB: 0 P: 3	1B: 7 2B: 0 3B: 0 HR: 0	SF: 1 SAC: 1 DP: 3 HBP: 0	WP: 0 PB: 0 SB: 0 CS: 0	PA: 36

PITCHER	IP	WLS	BF	H	R	ER	SO	BB	IBB	HBP	BLK	WP	HR	S	P	ERA	WHIP
Herm Wehmeier, R ERA: 4.24 (1, 1)	9.0	W	36	7	3	3	2	3	0	0	0	0	0	37	49	3.00	1.111

Batter	1	2	3	4	5	6	7	8	9	AB R H RBI BB SO LOB	TOP	
Don Hoak, R (1, 5) OBP: 0.371, SLG: 0.383	1-0 G4-6-3 1B		2-0 1-3 1-2			0-1 6-3		2-1 G3 2-3		4 0 1 0 0 0 2	Brooklyn Dodgers @ Philadelphia Phillies Connie Mack Stadium, Philadelphia, PA Fri Aug 19 1955, 3:33 AM EDT Att: 35,444 - Unknown livebaseballscorecards.com	
Pee Wee Reese, R (1, 6) OBP: 0.374, SLG: 0.421	0-0 G4-6-3 1-2f		1-2 G4-6-3 1B			1-1 4-3		3-0 5-3		4 0 1 0 0 0 2		
Duke Snider, L (1, 8) OBP: 0.416, SLG: 0.652	2-0 F5		1-0 G4-6-3 1-2f			0-0 F8		1-0 F6		4 0 0 0 0 0 1		
Roy Campanella, R (1, 2) OBP: 0.397, SLG: 0.605		1-1 F8		2-0 F6		1-0 HR		0-0 F3		4 1 1 1 0 0 0		
Gil Hodges, R (1, 3) OBP: 0.366, SLG: 0.500		2-2 G5-4-3 1B		0-0 5-3 2B 1B		1-1 F5		1-1 F5		4 1 2 0 0 0 0		
Carl Furillo, R (1, 9) OBP: 0.363, SLG: 0.495		2-2 G5-4-3 1-2f		2-2 5-3 1-2		0-0 F9				3 0 0 0 0 0 2		
Jim Gilliam, S (1, 4) OBP: 0.328, SLG: 0.339			3-1 S 1B		0-0 F7		1-3 K			3 0 1 0 0 1 1		
Sandy Amoros, L (1, 7) OBP: 0.358, SLG: 0.415		0-0 F5		0-0 2-H 2B		4-0 G3 SH3 BB				2 0 1 1 1 0 1		
Don Newcombe, L (1, 1) OBP: 0.398, SLG: 0.637			0-3 K		0-3 K		0-0 SH3 1-2			2 0 0 0 0 2 2		
Inning Stats	R: 0 E: 0 K: 0 S: 3 H: 1 LOB: 0 BB: 0 P: 6	R: 0 E: 0 K: 0 S: 8 H: 1 LOB: 0 BB: 0 P: 13	R: 0 E: 0 K: 1 S: 7 H: 1 LOB: 1 BB: 0 P: 12	R: 0 E: 0 K: 0 S: 5 H: 1 LOB: 0 BB: 0 P: 9	R: 1 E: 0 K: 1 S: 13 H: 2 LOB: 1 BB: 0 P: 15	R: 0 E: 0 K: 0 S: 5 H: 0 LOB: 0 BB: 0 P: 6	R: 1 E: 0 K: 1 S: 7 H: 1 LOB: 0 BB: 0 P: 10	R: 0 E: 0 K: 0 S: 4 H: 0 LOB: 1 BB: 1 P: 13	R: 0 E: 0 K: 0 S: 4 H: 0 LOB: 0 BB: 0 P: 6	1B: 5 2B: 1 3B: 0 HR: 1 SF: 0 SAC: 1 DP: 3 HBP: 0	WP: 0 PB: 0 SB: 1 CS: 0 PA: 32	
PITCHER Robin Roberts, R (1, 1) ERA: 2.83	IP WLS BF H R ER SO BB IBB HBP BLK WP HR S P ERA WHIP	9.0 W 32 7 2 2 3 1 0 0 0 0 1 56 90 2.00 0.889										

Batter	1	2	3	4	5	6	7	8	9	AB	R	H	RBI	BB	SO	LOB
Glen Gorbous, L OBP: 0.311, SLG: 0.336 (1, 8)	3-2 L8 		2-0 F5 			2-2 F3 		3-2 F4 		4	0	0	0	0	0	2
Bobby Morgan, R OBP: 0.327, SLG: 0.355 (1, 6)	0-3 		1-0 5-3 			0-0 F4 			0-0 	4	1	1	0	0	1	1
Granny Hamner, R OBP: 0.320, SLG: 0.354 (1, 4)	1-0 				1-3 K 				1-1 	4	1	2	0	0	1	0
Del Ennis, R OBP: 0.329, SLG: 0.510 (1, 7)	0-1 1-3 				2-2 F9 				2-2 E1 	4	0	0	1	0	0	2
Willie Jones, R OBP: 0.344, SLG: 0.396 (1, 5)					0-1 F9 				0-2 	4	0	1	1	0	0	0
Eddie Waitkus, L OBP: 0.380, SLG: 0.350 (1, 3)						2-3 K 				3	1	1	0	0	1	0
Jim Greengrass, R OBP: 0.319, SLG: 0.387 (1, 9)						0-1 6-3 				3	0	1	0	0	0	0
Andy Seminick, R OBP: 0.342, SLG: 0.440 (1, 2)						1-1 6-3 				3	0	2	1	0	0	0
Robin Roberts, S OBP: 0.347, SLG: 0.395 (1, 1)						0-2 4-3 				3	0	0	0	0	0	3

Inning Stats	R: 0 E: 0 K: 1 S: 9	H: 1 LOB: 1 BB: 0 P: 13	R: 0 E: 0 K: 0 S: 8	H: 0 LOB: 0 BB: 0 P: 12	R: 0 E: 0 K: 0 S: 7	H: 1 LOB: 1 BB: 0 P: 13	R: 0 E: 0 K: 1 S: 10	H: 0 LOB: 0 BB: 0 P: 13	R: 0 E: 0 K: 1 S: 7	H: 0 LOB: 0 BB: 0 P: 10	R: 0 E: 0 K: 0 S: 8	H: 0 LOB: 0 BB: 0 P: 10	R: 0 E: 0 K: 0 S: 6	H: 0 LOB: 0 BB: 0 P: 9	R: 1 E: 0 K: 0 S: 11	H: 3 LOB: 1 BB: 0 P: 16	R: 2 E: 1 K: 0 S: 9	H: 3 LOB: 2 BB: 0 P: 12	1B: 6 2B: 2 3B: 0 HR: 0	SF: 0 SAC: 0 DP: 1 HBP: 0	
PITCHER Don Newcombe, R ERA: 2.91 (1, 1)	IP 8.0	WLS L	BF 32	H 8	R 3	ER 2	SO 3	BB 0	IBB 0	HBP 0	BLK 0	WP 0	HR 0	S 75	P 108	ERA 2.25	WHIP 1.000	WP: 0 PB: 0 SB: 0 CS: 0	PA: 32	ERA 2.91	WHIP 1.000


BOTTOM

Brooklyn Dodgers @ Philadelphia Phillies
 Connie Mack Stadium, Philadelphia, PA

Fri Aug 19 1955, 3:33 AM EDT
 Att. 35,444 - Unknown

livebaseballscorecards.com

AB	32
R	3
H	8
RBI	3
BB	0
SO	3
LOB	8



Batter	1	2	3	4	5	6	7	8	9	AB R H RBI BB SO LOB	TOP																
Don Hoak, R (1, 5) OBP: 0.366, SLG: 0.376	3-2 F6		0-0 4-3			1-0 FC1-6 E	0-1 1-3			4 1 0 0 0 0 4																	
Pee Wee Reese, R (1, 6) OBP: 0.373, SLG: 0.418	3-2 F7			1-0 6-3		4-2 3-4-1 E BB		1-2 L6		3 1 0 0 1 0 0																	
Duke Snider, L (1, 8) OBP: 0.412, SLG: 0.646	3-2 F2			3-3 K		0-2 3-4-1		3-2 F3		4 0 0 0 0 1 2																	
Roy Campanella, R (1, 2) OBP: 0.395, SLG: 0.601		0-0 1-3		3-3 K		0-0 E7 1B		1-1 6-3		4 0 1 2 0 1 0																	
Gil Hodges, R (1, 3) OBP: 0.363, SLG: 0.496		2-2 6-3			3-2 6-3	3-2 F8		1-0 6-3		4 0 0 0 0 0 1																	
Carl Furillo, R (1, 9) OBP: 0.365, SLG: 0.498		3-2 L8			2-1 L7		1-1 1B 2B	3-2 BB 1B		4 0 2 0 0 0 0																	
Jim Gilliam, S (1, 4) OBP: 0.330, SLG: 0.341			2-1 FC4-6 1B		1-1 E4		1-1 2-3 1B	2-1 L7		4 0 2 0 0 0 1																	
Sandy Amoros, L (1, 7) OBP: 0.357, SLG: 0.411			3-1 F9		2-2 G3		2-2 F2	4-0 BB		3 0 0 0 1 0 4																	
Johnny Podres, L (1, 1) OBP: 0.250, SLG: 0.245			0-0 FC4-6			0-1 FC1-6 1B		0-2 G1		3 0 1 0 0 1 3																	
Clem Labine, R (8, 1) OBP: 0.161, SLG: 0.286										0 0 0 0 0 0 0																	
Don Newcombe, L (9, PH) OBP: 0.394, SLG: 0.631										1 0 0 0 0 0 2																	
Inning Stats	R: 0 E: 0 K: 0 S: 9	H: 0 LOB: 0 BB: 0 P: 18	R: 0 E: 0 K: 0 S: 7	H: 0 LOB: 0 BB: 0 P: 12	R: 0 E: 0 K: 0 S: 6	H: 1 LOB: 1 BB: 0 P: 11	R: 0 E: 0 K: 2 S: 8	H: 0 LOB: 0 BB: 0 P: 15	R: 0 E: 1 K: 0 S: 11	H: 0 LOB: 1 BB: 0 P: 19	R: 2 E: 1 K: 0 S: 17	H: 2 LOB: 1 BB: 1 P: 25	R: 0 E: 0 K: 1 S: 12	H: 2 LOB: 2 BB: 0 P: 17	R: 0 E: 0 K: 0 S: 9	H: 0 LOB: 0 BB: 0 P: 14	R: 0 E: 0 K: 0 S: 9	H: 1 LOB: 2 BB: 1 P: 19	1B: 5 2B: 1 3B: 0 HR: 0	SF: 0 SAC: 0 DP: 0 HBP: 0	WP: 0 PB: 0 SB: 0 CS: 0	PA: 36					
PITCHER	IP	WLS	BF	H	R	ER	SO	BB	IBB	HBP	BLK	WP	HR	S	P	ERA	WHIP										
Murry Dickson, R (1, 1) ERA: 3.61	6.0		25	5	2	0	2	1	0	0	0	0	0	62	106	0.00	1.000										
Jack Meyer, R (7, 1) ERA: 3.06	1.0		3	0	0	0	1	0	0	0	0	0	0	8	11	0.00	0.000										
Bob Miller, R (8, 1) ERA: 2.8	1.2	W	7	1	0	0	0	1	0	0	0	0	0	15	30	0.00	1.200										
Robin Roberts, R (9, 1) ERA: 2.83	0.1	S	1	0	0	0	0	0	0	0	0	0	0	3	3	0.00	0.000										

Brooklyn Dodgers @ Philadelphia Phillies
 Connie Mack Stadium, Philadelphia, PA

Sat Aug 20 1955, 3:33 AM EDT
 Att: 25,390 - Unknown

AB	34
R	2
H	6
RBI	2
BB	2
SO	3
LOB	17



Batter	1	2	3	4	5	6	7	8	9	AB	R	H	RBI	BB	SO	LOB
Bobby Morgan, R OBP: 0.328, SLG: 0.355 (1, 6)	0-1 1-3		1-0 4-3 1B		4-1 1-2 BB BB		0-0 F6			3	0	1	0	1	0	1
Granny Hamner, R OBP: 0.319, SLG: 0.350 (1, 4)	2-0 F9		1-0 4-3		4-1 1-2 BB BB		2-3 K			3	0	0	0	1	1	2
Jim Greengrass, R OBP: 0.315, SLG: 0.381 (1, 9)	0-1 4-3		2-2 1-3		1-1 F3			0-0 F8		4	0	0	0	0	0	4
Del Ennis, R OBP: 0.328, SLG: 0.508 (1, 7)		0-1 5-3		2-0 1-5-3		2-2 F9		1-0 HR 1B		4	1	1	0	0	0	0
Willie Jones, R OBP: 0.344, SLG: 0.394 (1, 5)		2-2 4-3		0-0 F7		4-2 1B BB		2-2 F8		3	0	0	0	1	0	1
Stan Lopata, R OBP: 0.379, SLG: 0.485 Mary Blaylock, L OBP: 0.296, SLG: 0.317 (1, 3) (9, 3)		1-1 2B		0-3 K		0-0 1-2 G6-4-3 1B		2-2 1-H HR		4	1	3	2	0	1	0
Andy Seminick, R OBP: 0.344, SLG: 0.443 (1, 2)		4-0 BB				0-0 F9 G6-4-3		0-2 1B 2B		3	1	1	0	1	0	2
Glen Gorbous, L OBP: 0.310, SLG: 0.335 (1, 8)		2-2 L9				1-0 G3		2-2 K CS 1B		4	0	1	1	0	1	2
Murry Dickson, R OBP: 0.206, SLG: 0.270 Jack Meyer, R OBP: 0.261, SLG: 0.211 Peanuts Lowrey, R OBP: 0.237, SLG: 0.226 Bob Miller, R OBP: 0.357, SLG: 0.429 Robin Roberts, S OBP: 0.347, SLG: 0.395 (1, 1) (7, 1) (7, PH) (8, 1) (9, 1)			0-1 F6		3-2 BB BB 1B		2-1 1B	0-1 CS		2	0	1	0	0	0	0

Inning Stats	R: 0	H: 0	E: 0	K: 0	S: 5	R: 0	H: 1	E: 0	K: 0	S: 10	R: 0	H: 1	E: 0	K: 0	S: 7	R: 0	H: 0	E: 0	K: 1	S: 5	R: 0	H: 1	E: 0	K: 0	S: 14	R: 0	H: 1	E: 0	K: 0	S: 7	R: 0	H: 1	E: 0	K: 2	S: 10	R: 3	H: 4	E: 0	K: 0	S: 15
	LOB: 0	BB: 0	P: 7	LOB: 2	BB: 1	P: 19	LOB: 1	BB: 0	P: 11	LOB: 0	BB: 0	P: 7	LOB: 3	BB: 2	P: 27	LOB: 1	BB: 1	P: 13	LOB: 1	BB: 1	P: 15	LOB: 0	BB: 0	P: 22	LOB: 0	BB: 0	P: 22	SF: 0	SAC: 0	DP: 1	HBP: 0	1B: 6	2B: 2	3B: 0	HR: 1					


PITCHER	IP	WLS	BF	H	R	ER	SO	BB	IBB	HBP	BLK	WP	HR	S	P	ERA	WHIP
Johnny Podres, L ERA: 3.66 (1, 1)	7.2	L	35	9	3	3	3	4	0	0	0	0	1	72	120	3.52	1.696
Clem Labine, R ERA: 3.95 (8, 1)	0.1		0	0	0	0	0	0	0	0	0	0	0	1	1	0.00	0.000

BOTTOM

Brooklyn Dodgers @ Philadelphia Phillies
Connie Mack Stadium, Philadelphia, PA

Sat Aug 20 1955, 3:33 AM EDT
 Att. 25,390 - Unknown

AB	31
R	3
H	9
RBI	3
BB	4
SO	3
LOB	12



WP : 0	PA : 36
PB : 0	
SB : 0	
CS : 1	

Batter	1	2	3	4	5	6	7	8	9	AB R H RBI BB SO LOB	TOP
Jim Gilliam, S (1, 4) <small>OBP: 0.329, SLG: 0.340</small>	1-0 		2-2 			0-0 		2-3 		4 1 1 0 0 1 1	
Pee Wee Reese, R (1, 6) <small>OBP: 0.372, SLG: 0.423</small>	1-2 			0-0 		2-1 		3-2 		4 1 1 2 0 0 1	
Duke Snider, L (1, 8) <small>OBP: 0.409, SLG: 0.640</small>	2-1 			2-1 		1-2 		1-0 		4 0 0 0 0 0 1	
Roy Campanella, R (1, 2) <small>OBP: 0.391, SLG: 0.594</small>		0-0 		1-1 			0-0 		1-3 	4 0 0 0 0 1 0	
Carl Furillo, R (1, 9) <small>OBP: 0.364, SLG: 0.500</small>		1-1 			0-3 		1-1 		1-3 	4 0 1 0 0 2 0	
Jackie Robinson, R (1, 7) <small>OBP: 0.385, SLG: 0.389</small>		1-0 			1-1 		2-1 		4-0 	3 0 0 0 1 0 1	
Gil Hodges, R (1, 3) <small>OBP: 0.385, SLG: 0.494</small>		1-1 			3-1 			1-1 	4-2 	3 1 1 0 1 0 1	
Don Hoak, R (1, 5) <small>OBP: 0.369, SLG: 0.377</small> George Shuba, L (9, PH) <small>OBP: 0.425, SLG: 0.258</small> Don Zimmer, R (9, PR) <small>OBP: 0.308, SLG: 0.482</small>			1-1 			0-1 		4-2 	4-1 	2 1 1 0 1 0 0 0 0 0 0 1 0 0 0 0 0 0 0 0 0	
Carl Erskine, R (1, 1) <small>OBP: 0.180, SLG: 0.254</small> Ed Roebuck, R (3, 1) <small>OBP: 0.125, SLG: 0.125</small> Roger Craig, R (5, 1) <small>OBP: 0.118, SLG: 0.063</small> Sandy Amoros, L (6, PH) <small>OBP: 0.356, SLG: 0.410</small> Clem Labine, R (6, 1) <small>OBP: 0.161, SLG: 0.286</small> Frank Keller, R (8, PH) <small>OBP: 0.431, SLG: 0.600</small> Don Besant, R (8, 1) <small>OBP: 0.133, SLG: 0.133</small> Don Newcombe, L (9, PH) <small>OBP: 0.391, SLG: 0.625</small>			0-0 			3-2 		1-1 	2-1 	1 0 1 0 0 0 0 0 1 0 0 0 0 0 0 0 1 0 0 1 2 0 0 0 0 0 0 0 0 0 0 1 0 0 0 0 0 3	
Inning Stats	R: 0 H: 0 E: 0 LOB: 0 K: 0 BB: 0 S: 6 P: 10	R: 0 H: 1 E: 0 LOB: 1 K: 0 BB: 0 S: 6 P: 9	R: 0 H: 0 E: 0 LOB: 0 K: 0 BB: 0 S: 6 P: 9	R: 0 H: 0 E: 0 LOB: 0 K: 0 BB: 0 S: 5 P: 8	R: 0 H: 0 E: 0 LOB: 0 K: 1 BB: 0 S: 7 P: 11	R: 2 H: 3 E: 0 LOB: 0 K: 0 BB: 0 S: 13 P: 19	R: 0 H: 0 E: 0 LOB: 0 K: 0 BB: 0 S: 5 P: 8	R: 2 H: 2 E: 0 LOB: 1 K: 1 BB: 1 S: 17 P: 29	R: 0 H: 0 E: 0 LOB: 3 K: 2 BB: 3 S: 11 P: 27	1B: 3 SF: 0 2B: 0 SAC: 0 3B: 2 DP: 1 HR: 1 HBP: 0	WP: 0 PA: 36 PB: 0 SB: 0 CS: 0
PITCHER Herm Wehmeier, R (1, 1) <small>ERA: 4.28</small> Jack Meyer, R (8, 1) <small>ERA: 3.0</small>	IP WLS BF H R ER SO BB IBB HBP BLK WP HR S P ERA WHIP 7.0 W 27 6 4 4 1 1 0 0 0 0 1 57 89 5.14 1.000					PITCHER IP WLS BF H R ER SO BB IBB HBP BLK WP HR S P ERA WHIP 2.0 S 9 0 0 0 3 3 0 0 0 0 0 19 41 0.00 1.500					

Brooklyn Dodgers @ Philadelphia Phillies
Connie Mack Stadium, Philadelphia, PA
 Sun Aug 21 1955, 3:33 AM EDT
 Att: 17,492 - Unknown

AB	32
R	4
H	6
RBI	4
BB	4
SO	4
LOB	9

Batter	1	2	3	4	5	6	7	8	9
Glen Gorbous, L OBP: 0.311, SLG: 0.350 (1, 8) C B X	1-1 G3		2-1 1-3	1-0 HR		1-1 G4-3 1B		1-0 4-3	
Bobby Morgan, R OBP: 0.330, SLG: 0.355 (1, 6) B B C F B	4-2 CS BB		0-1 1B HR 1B	2-0 6-3		2-0 G4-3 1-2f			
Granny Hamner, R OBP: 0.318, SLG: 0.349 (1, 4) F B F F F F	3-3 K 1-2		0-0 1-3 HR 1B	0-1 5-3		1-3 K			
Del Ennis, R OBP: 0.329, SLG: 0.513 (1, 7) B B F X		2-1 F3	4-1 1-2 HR BB		1-2 HR		2-0 6-3		
Willie Jones, R OBP: 0.345, SLG: 0.401 (1, 5) F B B X		2-1 F8	2-2 1-H 2-H 3-H HR		2-2 1B 1B		3-2 G3		
Eddie Waitkus, L OBP: 0.383, SLG: 0.355 (1, 3) X		0-0 BB BB 1B	3-2 F9		1-2 F5		0-1 1B		
Jim Greengrass, R OBP: 0.317, SLG: 0.381 (1, 9) B B C B B		4-1 BB BB 1B	2-1 1B		3-1 F8		1-1 F8		
Stan Lopata, R OBP: 0.380, SLG: 0.483 (1, 2) C B T B B B		4-2 1-2 2-3 BB	0-0 F9		0-0 1B		0-0 F8		
Herm Wehmeier, R OBP: 0.284, SLG: 0.266 (1, 1) Jack Meyer, R OBP: 0.250, SLG: 0.200 (8, 1) X T F B B		2-2 5-3		0-0 6-3		1-2 F7		2-3 K	

AB	R	H	RBI	BB	SO	LOB
5	1	2	1	0	0	0
3	1	1	0	1	0	1
4	1	1	0	0	2	1
3	2	1	1	1	0	0
4	1	2	4	0	0	0
4	0	2	0	0	0	1
3	0	1	0	1	0	2
3	0	1	0	1	0	1
3	0	0	0	0	0	5
1	0	0	0	0	1	0

BOTTOM

Brooklyn Dodgers @ Philadelphia Phillies
Connie Mack Stadium, Philadelphia, PA
 Sun Aug 21 1955, 3:33 AM EDT
 Att. 17,492 - Unknown

livebaseballscorecards.com

AB	33
R	6
H	11
RBI	6
BB	4
SO	3
LOB	11



Inning	R	H	E	K	S	P	IP	WLS	BF	H	R	ER	SO	BB	IBB	HBP	BLK	WP	HR	S	P	ERA	WHIP
1	0	0	0	1	17		2.1	L	12	3	2	2	1	3	0	0	0	0	0	25	49	7.71	2.571
2	0	1	0	1	17		1.2		11	5	4	4	0	1	0	0	0	0	3	22	39	21.60	3.600
3	0	0	0	0	17		1.0		4	1	0	0	0	0	0	0	0	0	0	10	15	0.00	1.000
4	0	0	0	0	17		2.0		7	2	0	0	1	0	0	0	0	0	0	14	24	0.00	1.000
5	0	0	0	0	17		1.0		3	0	0	0	1	0	0	0	0	0	0	5	8	0.00	0.000

PITCHER	IP	WLS	BF	H	R	ER	SO	BB	IBB	HBP	BLK	WP	HR	S	P	ERA	WHIP
Carl Erskine, R ERA: 3.62 (1, 1)	2.1	L	12	3	2	2	1	3	0	0	0	0	0	25	49	7.71	2.571
Ed Roebuck, R ERA: 4.16 (3, 1)	1.2		11	5	4	4	0	1	0	0	0	0	3	22	39	21.60	3.600
Roger Craig, R ERA: 2.7 (5, 1)	1.0		4	1	0	0	0	0	0	0	0	0	0	10	15	0.00	1.000
Clem Labine, R ERA: 3.88 (6, 1)	2.0		7	2	0	0	1	0	0	0	0	0	0	14	24	0.00	1.000
Don Bessent, R ERA: 2.49 (8, 1)	1.0		3	0	0	0	1	0	0	0	0	0	0	5	8	0.00	0.000

WP	HR	S	P	ERA	WHIP
0	0	2	2	7.71	2.571
0	0	0	0	21.60	3.600
0	0	0	0	0.00	1.000
0	0	0	0	0.00	1.000
0	0	0	0	0.00	0.000

Batter	1	2	3	4	5	6	7	8	9	AB R H RBI BB SO LOB	TOP
Bill Bruton, L (1, 8) OBP: 0.328, SLG: 0.405	0-0 HR 1B	0-0 L4			0-3 K		0-0 FC6-2			4 1 1 0 0 1 2	Milwaukee Braves @ Philadelphia Phillies Connie Mack Stadium, Philadelphia, PA Tue Aug 23 1955, 3:33 AM EDT Att: 23,991 - Unknown livebaseballscorecards.com
Danny O'Connell, R (1, 4) OBP: 0.289, SLG: 0.319	0-0 P6		0-0 5-3		0-0 6-3		0-0 6-3			4 0 0 0 0 0 2	
Eddie Mathews, L (1, 5) OBP: 0.411, SLG: 0.610	0-0 HR		4-0 F8 E BB		0-0 P3			0-0 F8		3 1 1 2 1 0 0	
Hank Aaron, R (1, 9) OBP: 0.366, SLG: 0.551	0-0 6-3		0-0 E4		0-0 5-3			0-0 P4		4 0 0 0 0 0 1	
Johnny Logan, R (1, 6) OBP: 0.370, SLG: 0.448	0-0 4-3		0-0 F8		0-0 1B			0-0 1B		4 0 2 0 0 0 2	
George Crowe, L (1, 3) OBP: 0.378, SLG: 0.493		4-0 2B BB	0-0 G3		0-0 P4		0-3 K2-3			3 1 0 0 1 1 4	
Chuck Tanner, L (1, 7) OBP: 0.337, SLG: 0.402		0-0 2B		0-0 F9		0-0 3-4-3		0-0 F8		4 0 1 1 0 0 1	
Del Crandall, R (1, 2) OBP: 0.311, SLG: 0.472		0-0 6-3		0-3 K			0-0 FC6-2 2B		0-0 L7	4 0 1 0 0 1 1	
Lew Burdette, R (1, 1) OBP: 0.225, SLG: 0.235		0-0 P6		0-3 K			0-0 2-3		0-3 K	4 0 0 0 0 2 2	
Inning Stats	R: 2 H: 2 E: 0 LOB: 0 K: 0 BB: 0 S: 5 P: 5	R: 1 H: 1 E: 0 LOB: 1 K: 0 BB: 1 S: 4 P: 8	R: 0 H: 0 E: 1 LOB: 2 K: 0 BB: 1 S: 4 P: 8	R: 0 H: 0 E: 0 LOB: 0 K: 2 BB: 0 S: 7 P: 7	R: 0 H: 0 E: 0 LOB: 0 K: 1 BB: 0 S: 5 P: 5	R: 0 H: 1 E: 0 LOB: 1 K: 0 BB: 0 S: 4 P: 4	R: 0 H: 1 E: 0 LOB: 1 K: 0 BB: 0 S: 4 P: 4	R: 0 H: 1 E: 0 LOB: 1 K: 1 BB: 0 S: 6 P: 6	R: 0 H: 0 E: 0 LOB: 0 K: 1 BB: 0 S: 5 P: 5	1B: 3 SF: 0 2B: 2 SAC: 0 3B: 0 DP: 0 HR: 1 HBP: 0	WP: 0 PA: 36 PB: 0 SB: 1 CS: 0
PITCHER Murry Dickson, R (1, 1) ERA: 3.6 Jack Meyer, R (9, 1) ERA: 2.97	IP WLS BF H R ER SO BB IBB HBP BLK WP HR S P ERA WHIP										

Milwaukee Braves @ Philadelphia Phillies
Connie Mack Stadium, Philadelphia, PA
 Tue Aug 23 1955, 3:33 AM EDT
 Att: 23,991 - Unknown

AB 34
R 3
H 6
RBI 3
BB 2
SO 5
LOB 15



Batter	1	2	3	4	5	6	7	8	9	AB	R	H	RBI	BB	SO	LOB
Richie Ashburn, L OBP: 0.439, SLG: 0.443 (1, 8) X	0-0 5-3 ①		X 0-0 E6 2-H		X 0-0 P6			X 0-0 1-3 ②		4	0	0	0	0	0	1
Bobby Morgan, R OBP: 0.327, SLG: 0.351 (1, 6) X	0-0 4-3 ②		X 0-0 P6 ②		X 0-0 F3 ③			S S S S 0-3 K ③		4	0	0	0	0	1	2
Granny Hamner, R OBP: 0.320, SLG: 0.351 (1, 4) X	0-0 FC6-4 1B		X 0-0 G3 ③			X 0-0 P4 ①			X 0-0 2B 6-3 1B	4	1	2	0	0	0	1
Del Ennis, R OBP: 0.329, SLG: 0.513 (1, 7) X	0-0 FC6-4 1-2f			X 0-0 4-3 ①		X 0-0 5-3 ②			X 0-0 1B 1-3 2B ①	4	1	1	0	0	0	1
Willie Jones, R OBP: 0.344, SLG: 0.400 (1, 5)		X 0-0 F8 ①		X 0-0 FC3-6 1B ②		X 0-0 F7 ③			X 0-0 6-3 ①	4	0	1	1	0	0	1
Eddie Waitkus, L OBP: 0.379, SLG: 0.352 Peanuts Lowrey, R OBP: 0.237, SLG: 0.226 (1, 3) (9, PR)		X 0-0 4-3 ②		X 0-0 FC3-6 1-2f ②			X 0-0 F7 ①		X 0-0 3-H 1B 2-3 1B ②	4	0	1	0	0	0	1
Jim Greengrass, R OBP: 0.316, SLG: 0.376 (1, 9)		X 0-0 4-3 ③		X 0-0 P6 ③			X 0-0 F9 ②		X 0-0 1B IBB ②	3	0	0	0	1	0	1
Stan Lopata, R OBP: 0.385, SLG: 0.485 (1, 2)			B B B B 4-0 5-3 E BB ①		X 0-0 FC6-4 1B ①		X 0-0 F8 ③		X 0-0 1-2 2-H 3-H 1B ①	3	1	2	2	1	0	0
Murry Dickson, R OBP: 0.200, SLG: 0.262 Mary Blaylock, L OBP: 0.295, SLG: 0.316 Jack Meyer, R OBP: 0.250, SLG: 0.200 (1, 1) (8, PH) (9, 1)			X 0-0 5-3 1-2 ①		X 0-0 FC6-4 1-2f ①			S S S S 0-3 K ①		2	0	0	0	0	0	2
										1	0	0	0	0	1	0
										0	0	0	0	0	0	0


Inning Stats	R: 0	H: 1	E: 0	LOB: 1	K: 0	BB: 0	S: 4	P: 4
	R: 0	H: 0	E: 0	LOB: 0	K: 0	BB: 0	S: 3	P: 3
	R: 1	H: 0	E: 1	LOB: 1	K: 0	BB: 1	S: 4	P: 8
	R: 0	H: 1	E: 0	LOB: 1	K: 0	BB: 0	S: 4	P: 4
	R: 0	H: 1	E: 0	LOB: 1	K: 0	BB: 0	S: 4	P: 4
	R: 0	H: 0	E: 0	LOB: 0	K: 0	BB: 0	S: 3	P: 3
	R: 0	H: 0	E: 0	LOB: 0	K: 2	BB: 0	S: 7	P: 7
	R: 3	H: 4	E: 0	LOB: 2	K: 0	BB: 1	S: 5	P: 9

BOTTOM

Milwaukee Braves @ Philadelphia Phillies
Connie Mack Stadium, Philadelphia, PA
Tue Aug 23 1955, 3:33 AM EDT
Att: 23,991 - Unknown

AB	33
R	4
H	7
RBI	3
BB	2
SO	2
LOB	10

WP: 0 PA: 35
PB: 0
SB: 0
CS: 0



PITCHER	IP	WLS	BF	H	R	ER	SO	BB	IBB	HBP	BLK	WP	HR	S	P	ERA	WHIP
Lew Burdette, R ERA: 4.11 (1, 1)	8.1	L	35	7	4	3	2	1	1	0	0	0	0	37	45	3.24	0.960

Batter	1	2	3	4	5	6	7	8	9	AB R H RBI BB SO LOB	TOP									
Solly Hemus, L (1, 5) OBP: 0.326, SLG: 0.345 Ken Boyer, R (5, 5) OBP: 0.300, SLG: 0.411	4-0 5-3 1B 1B BB	0-0 4-3		4-0 1B BB 1-2 HR BB	0-0 L3			0-0 6-3		2 2 0 0 2 0 1 1 0 0 0 0 0 0										
Red Schoendienst, S (1, 4) OBP: 0.351, SLG: 0.401	0-0 5-3 1B 1-2 1B	0-0 F4		4-0 1B BB 1-2 HR BB		0-0 4-3		0-0 4-3	4 2 1 0 1 0 0											
Stan Musial, L (1, 9) OBP: 0.404, SLG: 0.542	0-0 5-3 1-2 2-3	0-0 2B		0-0 HR 1B 1-2 2-3 3-H		0-0 L6		0-0 F8	5 1 2 1 0 0 2											
Bill Virdon, L (1, 8) OBP: 0.339, SLG: 0.466	0-0 1B 1B 2-H 3-H	0-0 F7		0-0 F2		0-0 4-3		0-0 3-1	5 1 1 2 0 0 4											
Wally Moon, L (1, 3) OBP: 0.355, SLG: 0.469	0-0 1B 1B 1-2		0-0 G5-4-3 1B	0-0 HR 1-H 2-H 3-H		0-0 4-3			4 2 3 4 0 0 0											
Rip Repulski, R (1, 7) OBP: 0.327, SLG: 0.465	0-0 1B FC1 1-2 2-H		0-0 G5-4-3 1-2	0-0 F2		0-0 E5 G1-4-3			4 0 1 1 0 0 1											
Bill Sarni, R (1, 2) OBP: 0.323, SLG: 0.356	0-0 FC1 1B 1-3 2-H		0-0 6-3		0-0 CS 1B		0-0 G1-4-3 1-2		4 0 2 1 0 0 1											
Alex Grammas, R (1, 6) OBP: 0.314, SLG: 0.316	0-0 FC1 1-2 3-H			0-0 F8	0-0 1B 1-2		0-0 1-3		4 0 1 0 0 0 2											
John Mackinson, R (1, 1) Al Gettel, R (1, 1) Paul LaPalme, L (8, 1) Tom Poholsky, R (8, 1)	0-0 F8			0-0 BB BB 1B	0-3 K		0-0 F7		1 0 0 0 0 0 2 3 1 1 0 0 1 1 0 0 0 0 0 0 0 0 0 0 0 0 0 0											
Inning Stats	R: 4 E: 0 K: 0 S: 8	H: 5 LOB: 2 BB: 1 P: 12	R: 0 E: 0 K: 0 S: 4	H: 1 LOB: 1 BB: 0 P: 4	R: 0 E: 0 K: 0 S: 3	H: 1 LOB: 0 BB: 0 P: 3	R: 5 E: 0 K: 0 S: 6	H: 3 LOB: 0 BB: 2 P: 14	R: 0 E: 0 K: 1 S: 6	H: 2 LOB: 1 BB: 0 P: 6	R: 0 E: 0 K: 0 S: 3	H: 0 LOB: 0 BB: 0 P: 3	R: 0 E: 1 K: 0 S: 3	H: 0 LOB: 0 BB: 0 P: 3	R: 0 E: 0 K: 0 S: 3	H: 0 LOB: 0 BB: 0 P: 3	R: 0 E: 0 K: 0 S: 3	H: 0 LOB: 0 BB: 0 P: 3	1B: 10 SF: 0 2B: 1 SAC: 0 3B: 0 DP: 2 HR: 1 HBP: 0	WP: 0 PA: 40 PB: 0 SB: 0 CS: 1
PITCHER Robin Roberts, R (1, 1) ERA: 3.06 Jack Meyer, R (9, 1) ERA: 2.94	IP WLS BF H R ER SO BB IBB HBP BLK WP HR S P ERA WHIP	8.0 W 37 12 9 9 1 3 0 0 0 0 1 36 48 10.12 1.875	1.0 S 3 0 0 0 0 0 0 0 0 0 0 0 3 3 0.00 0.000																	

St. Louis Cardinals @ Philadelphia Phillies
 Connie Mack Stadium, Philadelphia, PA
 Thu Aug 25 1955, 3:33 AM EDT
 Unknown

livebaseballscorecards.com

AB	37
R	9
H	12
RBI	9
BB	3
SO	1
LOB	14



Batter	1	2	3	4	5	6	7	8	9
Richie Ashburn, L (1, 8) OBP: 0.439, SLG: 0.442	4-0 FC6-4 BB	0-0 5-3		0-0 F5		0-0 F9		0-0 FC6-4 G3 1B	
Bobby Morgan, R (1, 6) OBP: 0.329, SLG: 0.351	0-0 FC6-4 BB 1-2f	4-0 WP BB		0-0 1B		0-3 K		0-0 G3 1-2	
Mary Blaylock, L (8, PH) OBP: 0.294, SLG: 0.314									
Roy Smalley, R (9, 6) OBP: 0.309, SLG: 0.331									
Granny Hamner, R (1, 4) OBP: 0.324, SLG: 0.361	4-0 2B BB	0-0 F7		0-0 F9		0-0 HR		4-0 FC6-4 BB	
Del Ennis, R (1, 7) OBP: 0.331, SLG: 0.516	0-0 4-3 1B 2B 1-H 2-H		0-0 CS 1B		0-0 E1 HR 1B	0-0 L1		0-0 FC6-4 1B 1-2f 2-3 3-H	
Willie Jones, R (1, 5) OBP: 0.343, SLG: 0.398	0-0 4-3 2B		0-0 L7 1B		0-0 5-3		0-0 F7	0-0 1B 1B 1-2 3-H	
Eddie Waitkus, L (1, 3) OBP: 0.380, SLG: 0.348	4-0 1B BB		0-0 L3		0-0 L1		0-0 4-3	0-0 1B 1B 1-3 2-H	
Jim Greengrass, R (1, 9) OBP: 0.321, SLG: 0.392	0-0 FC6-4 1B			0-0 1B WP 1B	0-0 HR		0-0 F3	0-3 K	
Andy Seminick, R (1, 2) OBP: 0.346, SLG: 0.441	0-0 FC6-4 1B			0-0 1B 1B	0-0 F3			4-0 2B 1B BB	
Robin Roberts, S (1, 1) OBP: 0.346, SLG: 0.393		0-0 4-3		0-3 K		0-0 HR 1B		0-0 1B FC6-4 2B	
Stan Lopata, R (8, PH) OBP: 0.388, SLG: 0.492									
Jack Meyer, R (9, 1) OBP: 0.250, SLG: 0.200									

Inning Stats	R: 3 E: 0 K: 0 S: 5	H: 2 LOB: 2 BB: 3 P: 17	R: 0 E: 0 K: 0 S: 3	H: 0 LOB: 1 BB: 1 P: 7	R: 0 E: 0 K: 0 S: 3	H: 1 LOB: 0 BB: 0 P: 3	R: 0 E: 0 K: 1 S: 8	H: 3 LOB: 3 BB: 0 P: 8	R: 2 E: 1 K: 0 S: 5	H: 2 LOB: 0 BB: 0 P: 5	R: 2 E: 0 K: 1 S: 7	H: 2 LOB: 0 BB: 0 P: 7	R: 0 E: 0 K: 0 S: 3	H: 0 LOB: 0 BB: 0 P: 3	R: 4 E: 0 K: 1 S: 9	H: 4 LOB: 2 BB: 2 P: 17
--------------	------------------------------	----------------------------------	------------------------------	---------------------------------	------------------------------	---------------------------------	------------------------------	---------------------------------	------------------------------	---------------------------------	------------------------------	---------------------------------	------------------------------	---------------------------------	------------------------------	----------------------------------


PITCHER	IP	WLS	BF	H	R	ER	SO	BB	IBB	HBP	BLK	WP	HR	S	P	ERA	WHIP
John Mackinson, R (1, 1) ERA: 9.0	0.1		4	1	3	3	0	2	0	0	0	0	0	2	10	81.00	9.000
Al Gettel, R (1, 1) ERA: 6.75	6.2		31	9	5	5	2	3	0	0	0	2	2	32	44	6.75	1.800
Paul LaPalme, L (8, 1) ERA: 2.57	0.0	L	2	2	0	0	0	0	0	0	0	0	0	2	2	∞	∞
Tom Poholsky, R (8, 1) ERA: 3.79	1.0		6	2	3	3	1	1	0	0	0	0	0	7	11	27.00	3.000

BOTTOM

AB	R	H	RBI	BB	SO	LOB
4	1	1	1	1	0	3
3	1	1	0	1	1	2
1	0	0	0	0	0	2
0	0	0	0	0	0	0
3	2	1	2	2	0	4
5	3	3	3	0	0	2
5	0	1	1	0	0	3
4	0	1	1	1	0	1
5	1	3	3	0	1	2
3	1	1	0	1	0	2
3	1	1	0	0	1	2
1	1	1	0	0	0	0
0	0	0	0	0	0	0

St. Louis Cardinals @ Philadelphia Phillies
Connie Mack Stadium, Philadelphia, PA
Thu Aug 25 1955, 3:33 AM EDT
Unknown

AB	37
R	11
H	14
RBI	11
BB	6
SO	3
LOB	23



PITCHER	IP	WLS	BF	H	R	ER	SO	BB	IBB	HBP	BLK	WP	HR	S	P	ERA	WHIP
John Mackinson, R (1, 1) ERA: 9.0	0.1		4	1	3	3	0	2	0	0	0	0	0	2	10	81.00	9.000
Al Gettel, R (1, 1) ERA: 6.75	6.2		31	9	5	5	2	3	0	0	0	2	2	32	44	6.75	1.800
Paul LaPalme, L (8, 1) ERA: 2.57	0.0	L	2	2	0	0	0	0	0	0	0	0	0	2	2	∞	∞
Tom Poholsky, R (8, 1) ERA: 3.79	1.0		6	2	3	3	1	1	0	0	0	0	0	7	11	27.00	3.000

Batter	1	2	3	4	5	6	7	8	9	AB R H RBI BB SO LOB	TOP	
Solly Hemus, L OBP: 0.319, SLG: 0.337 (1, 5) (8, 4)	0-0 5-3		0-0 F6		0-0 4-3			0-0 5-3		4 0 0 0 0 0 0		
Red Schoendienst, S OBP: 0.349, SLG: 0.398 Ken Boyer, R OBP: 0.300, SLG: 0.411 (1, 4) (8, 5)	0-0 F8		0-0 P6		0-0 6-3			0-0 F8		4 0 0 0 0 0 0 0 0 0 0 0 0 0		
Stan Musial, L OBP: 0.403, SLG: 0.542 (1, 9)	0-3 K			0-0 1B 2B		0-0 F7		0-0 6-3		4 1 1 0 0 1 0		
Bill Virdon, L OBP: 0.340, SLG: 0.469 (1, 8)		0-0 G3 1B 2B		0-0 3B 1B		0-0 F7		0-0 F9		4 2 2 1 0 0 0		
Wally Moon, L OBP: 0.353, SLG: 0.465 (1, 3)		0-0 G3 2-3		0-0 F3		0-0 F9		0-0 F8		4 0 0 0 0 0 2		
Rip Repulski, R OBP: 0.327, SLG: 0.468 (1, 7)		0-0 F6		0-0 3B 1-H		0-0 F8				3 0 1 1 0 0 1		
Nelson Burbrink, R OBP: 0.348, SLG: 0.365 (1, 2)		0-0 1B 3-H		0-3 K		0-0 F9				3 0 1 1 0 1 1		
Alex Grammas, R OBP: 0.310, SLG: 0.313 (1, 6)		0-3 K		0-0 4-3		0-0 L7				3 0 0 0 0 1 2		
Harvey Haddix, L OBP: 0.235, SLG: 0.328 John Mackinson, R Joe Frazier, L OBP: 0.167, SLG: 0.250 Mel Wright, R (1, 1) (6, 1) (8, PH) (8, 1)			0-0 F2		0-0 4-3			0-0 G3		2 0 0 0 0 0 0 0 0 0 0 0 0 0 1 0 0 0 0 0 0 0 0 0 0 0 0 0		
Inning Stats	R: 0 H: 0 E: 0 LOB: 0 K: 1 BB: 0 S: 5 P: 5	R: 1 H: 2 E: 0 LOB: 1 K: 1 BB: 0 S: 7 P: 7	R: 0 H: 0 E: 0 LOB: 0 K: 0 BB: 0 S: 3 P: 3	R: 2 H: 3 E: 0 LOB: 1 K: 1 BB: 0 S: 8 P: 8	R: 0 H: 0 E: 0 LOB: 0 K: 0 BB: 0 S: 3 P: 3	R: 0 H: 0 E: 0 LOB: 0 K: 0 BB: 0 S: 3 P: 3	R: 0 H: 0 E: 0 LOB: 0 K: 0 BB: 0 S: 3 P: 3	R: 0 H: 0 E: 0 LOB: 0 K: 0 BB: 0 S: 3 P: 3	R: 0 H: 0 E: 0 LOB: 0 K: 0 BB: 0 S: 3 P: 3	1B: 2 SF: 0 2B: 2 SAC: 0 3B: 1 DP: 0 HR: 0 HBP: 0	WP: 0 PA: 32 PB: 0 SB: 0 CS: 0	
PITCHER Saul Rogovin, R ERA: 4.02 (1, 1)	IP WLS BF H R ER SO BB IBB HBP BLK WP HR S P ERA WHIP											PITCHER IP WLS BF H R ER SO BB IBB HBP BLK WP HR S P ERA WHIP

St. Louis Cardinals @ Philadelphia Phillies
 Connie Mack Stadium, Philadelphia, PA

Thu Aug 25 1955, 3:38 AM EDT
 Att: 38,545 - Unknown

livebaseballscorecards.com

AB	32
R	3
H	5
RBI	3
BB	0
SO	3
LOB	6



Batter	1	2	3	4	5	6	7	8	9	AB	R	H	RBI	BB	SO	LOB
Richie Ashburn, L OBP: 0.440, SLG: 0.442 (1, 8)	0-3 K		4-0 PB BB	0-0 1B		0-0 HBP BB 1B	0-0 4-3			4	2	2	1	1	1	0
Bobby Morgan, R OBP: 0.327, SLG: 0.349 (1, 6)	0-0 1B 1B		0-3 K	0-0 F8		0-0 L7		0-0 F1		5	0	1	0	0	1	4
Granny Hamner, R OBP: 0.326, SLG: 0.359 (1, 4)	0-0 FC6-4 1B		0-0 5-3		0-0 F3	4-0 BB HBP BB		0-0 G3		4	0	1	0	1	0	1
Del Ennis, R OBP: 0.333, SLG: 0.517 Glen Gorbous, L OBP: 0.310, SLG: 0.348 (1, 7) (6, PR) (7, 9)	0-0 F7		0-0 L5		0-0 6-3 2B	1-0 BB HBP		0-0 F2		3	0	1	1	0	0	2
Willie Jones, R OBP: 0.344, SLG: 0.400 (1, 5)	0-0 FC6-4			0-0 HR 2B	0-0 6-3	4-0 BB HBP BB				3	1	1	1	1	0	3
Stan Lopata, R OBP: 0.389, SLG: 0.504 Mary Blaylock, L OBP: 0.294, SLG: 0.314 (1, 3) (7, 3)		0-0 G6-4-3 1B		0-0 HR	0-3 K	0-0 F6				4	1	2	2	0	1	4
Jim Greengrass, R OBP: 0.320, SLG: 0.393 (1, 9) (7, 7)		0-0 G6-4-3		0-0 F3						4	1	1	0	0	0	4
Andy Seminick, R OBP: 0.349, SLG: 0.440 (1, 2)		4-0 BB		0-0 F4		0-0 1B 1B	0-3 K			3	1	1	1	1	1	0
Saul Rogovin, R OBP: 0.214, SLG: 0.317 (1, 1)		0-3 K		0-0 HR		0-0 BB HBP 1B	0-3 K			4	2	2	1	0	2	1

Inning Stats		R: 0	H: 2	E: 0	K: 1	S: 7	R: 0	H: 1	E: 0	K: 1	S: 5	R: 1	H: 0	E: 0	K: 1	S: 5	R: 3	H: 4	E: 0	K: 0	S: 7	R: 0	H: 1	E: 0	K: 1	S: 6	R: 4	H: 4	E: 0	K: 0	S: 7	R: 0	H: 0	E: 0	K: 2	S: 7	R: 0	H: 0	E: 0	K: 0	S: 3												
PITCHER		IP	WLS	BF	H	R	ER	SO	BB	IBB	HBP	BLK	WP	HR	S	P	ERA	WHIP	PITCHER										IP	WLS	BF	H	R	ER	SO	BB	IBB	HBP	BLK	WP	HR	S	P	ERA	WHIP								
Harvey Haddix, L ERA: 4.35 (1, 1)	5.0	L	26	10	6	5	4	4	2	0	0	0	0	2	32	40	9.00	2.400																																			
John Mackinson, R ERA: 9.0 (6, 1)	2.0		11	2	2	2	2	2	0	1	0	0	0	0	12	21	9.00	2.000																																			
Mel Wright, R ERA: 8.42 (8, 1)	1.0		3	0	0	0	0	0	0	0	0	0	0	0	3	3	0.00	0.000																																			

BOTTOM

St. Louis Cardinals @ Philadelphia Phillies
 Connie Mack Stadium, Philadelphia, PA

Thu Aug 25 1955, 3:38 AM EDT
 Att. 38,545 - Unknown

livebaseballscorecards.com

AB	35
R	8
H	12
RBI	7
BB	4
SO	6
LOB	19



1B:	7	SF:	0	WP:	0	PA:	40
2B:	3	SAC:	0	PB:	2	SB:	0
3B:	0	DP:	1	CS:	0		
HR:	2	HBP:	1				

Batter	1	2	3	4	5	6	7	8	9	AB R H RBI BB SO LOB	TOP											
Ken Boyer, R (1, 5) OBP: 0.300, SLG: 0.408	0-0 F9		0-0 F8		4-0 2B BB		0-0 F9			3 1 0 0 1 0 1												
Red Schoendienst, S (1, 4) OBP: 0.348, SLG: 0.399	0-0 F8		0-0 F4		0-0 1B 2B			0-0 F7		4 1 1 1 0 0 1												
Stan Musial, L (1, 9) OBP: 0.401, SLG: 0.539	0-0 F7			0-0 G3	0-0 1B			0-0 F6		4 0 1 1 0 0 0												
Rip Repulski, R (1, 7) OBP: 0.328, SLG: 0.469		0-0 6-3		0-0 1B 1B	0-0 G5-4-3			0-0 1B		4 1 2 0 0 0 1												
Bill Virdon, L (1, 8) OBP: 0.342, SLG: 0.469		0-0 1B 2B 1B		0-0 1B 1B		0-3 K		0-0 2-6	0-0 F8	4 1 2 0 0 1 0												
Bill Sarni, R (1, 2) OBP: 0.329, SLG: 0.359		0-0 2B 1B		0-0 1B		4-0 BB			0-0 F7	3 0 2 1 1 0 0												
Wally Moon, L (1, 3) OBP: 0.352, SLG: 0.466		0-0 2B		0-3 K		0-0 G4-6-3			0-0 5-3	4 0 1 1 0 1 3												
Alex Grammas, R (1, 6) OBP: 0.314, SLG: 0.316			0-0 1B	0-0 F8					0-0 1B	3 0 2 0 0 0 2												
Willard Schmidt, R (1, 1) OBP: 0.100, SLG: 0.100			0-3 K		0-0 F2				0-0 G1-6-3	3 0 0 0 0 1 2												
Inning Stats	R: 0 E: 0 K: 0 S: 3	H: 0 LOB: 0 BB: 0 P: 3	R: 1 E: 0 K: 0 S: 4	H: 3 LOB: 2 BB: 0 P: 4	R: 0 E: 0 K: 1 S: 6	H: 1 LOB: 1 BB: 0 P: 6	R: 1 E: 0 K: 1 S: 8	H: 3 LOB: 2 BB: 0 P: 8	R: 2 E: 0 K: 0 S: 4	H: 2 LOB: 0 BB: 1 P: 8	R: 0 E: 0 K: 1 S: 4	H: 0 LOB: 0 BB: 1 P: 8	R: 0 E: 0 K: 0 S: 3	H: 1 LOB: 0 BB: 0 P: 3	R: 0 E: 0 K: 0 S: 3	H: 1 LOB: 1 BB: 0 P: 3	R: 0 E: 0 K: 0 S: 3	H: 0 LOB: 0 BB: 0 P: 3	1B: 9 2B: 2 3B: 0 HR: 0	SF: 0 SAC: 0 DP: 3 HBP: 0	WP: 0 PB: 0 SB: 0 CS: 0	PA: 34
PITCHER	IP WLS BF H R ER SO BB IBB HBP BLK WP HR S P ERA WHIP																					
Curt Simmons, L (1, 1) ERA: 5.22	4.1 L 21 9 4 4 2 1 0 0 0 0 0 0 24 28 8.31 2.308																					
Bob Miller, R (5, 1) ERA: 2.78	0.2 1 0 0 0 0 0 0 0 0 0 0 0 1 1 0.00 0.000																					
Ron Mrozinski, L (6, 1) ERA: 6.37	3.0 10 2 0 0 1 1 0 0 0 0 0 10 14 0.00 1.000																					
Bob Kuzava, L (9, 1) ERA: 4.89	1.0 3 0 0 0 0 0 0 0 0 0 0 0 3 3 0.00 0.000																					

St. Louis Cardinals @ Philadelphia Phillies
 Connie Mack Stadium, Philadelphia, PA
 Fri Aug 26 1955, 3:33 AM EDT
 Att: 11,387 - Unknown

livebaseballscorecards.com

AB	32
R	4
H	11
RBI	4
BB	2
SO	3
LOB	10



Batter	1	2	3	4	5	6	7	8	9	AB	R	H	RBI	BB	SO	LOB
Richie Ashburn, L (1, 8) OBP: 0.441, SLG: 0.440	0-0 1-4-3		4-0 BB			4-0 BB		0-0 F2		2	0	0	0	2	0	1
Bobby Morgan, R (1, 6) OBP: 0.325, SLG: 0.346 Mary Blaylock, L (8, PH) OBP: 0.296, SLG: 0.314 Roy Smalley, R (9, 6) OBP: 0.309, SLG: 0.331	0-3 K		0-0 G6-4-3 1-2f			0-3 K		4-0 FC4 BB		3	0	0	0	0	2	2
Granny Hamner, R (1, 4) OBP: 0.325, SLG: 0.358	0-0 F4					0-0 1B 1B		0-0 F7		4	0	1	0	0	0	3
Del Ennis, R (1, 7) OBP: 0.330, SLG: 0.513		0-0 6-3				0-3 K		0-0 F5		4	0	0	0	0	1	4
Willie Jones, R (1, 5) OBP: 0.347, SLG: 0.401		4-0 2B BB				0-0 G4-6-3 1-2 1B		0-0 F3		3	1	2	0	1	0	0
Eddie Waitkus, L (1, 3) OBP: 0.377, SLG: 0.353		0-0 F8				0-0 G4-6-3 1-2f		0-0 2B		4	0	1	0	0	0	4
Jim Greengrass, R (1, 9) OBP: 0.319, SLG: 0.395		0-0 1-H 2B				0-0 F9		0-0 F9		4	0	1	1	0	0	1
Stan Lopata, R (1, 2) OBP: 0.389, SLG: 0.500		0-3 K				4-0 G4-6-3 BB		0-0 4-3		2	0	0	0	1	1	2
Curt Simmons, L (1, 1) OBP: 0.199, SLG: 0.244 Bob Miller, R (5, 1) OBP: 0.367, SLG: 0.429 Glen Corbous, L (5, PH) OBP: 0.309, SLG: 0.347 Ron Mrozinski, R (8, 1) OBP: 0.352, SLG: 0.393 Robin Roberts, S (8, PH) OBP: 0.125, SLG: 0.125			0-0 F7			0-0 G4-6-3 1-2f		4-0 BB BB		1	0	0	0	0	0	0

Inning Stats	R: 0	H: 0	E: 0	K: 1	S: 5	R: 1	H: 1	E: 0	K: 1	S: 6	R: 0	H: 0	E: 0	K: 0	S: 2	R: 0	H: 2	E: 0	K: 1	S: 6	R: 0	H: 0	E: 0	K: 0	S: 2	R: 0	H: 0	E: 0	K: 1	S: 5	R: 0	H: 1	E: 0	K: 0	S: 3	R: 0	H: 1	E: 0	K: 0	S: 3	R: 0	H: 1	E: 0	K: 0	S: 3	1B: 3	2B: 2	3B: 0	HR: 0	SF: 0	SAC: 0	DP: 4	HBP: 0	WP: 0	PA: 34
PITCHER Willard Schmidt, R (1, 1) ERA: 2.47	IP	WLS	BF	H	R	ER	SO	BB	IBB	HBP	BLK	WP	HR	S	P	ERA	WHIP													IP	WLS	BF	H	R	ER	SO	BB	IBB	HBP	BLK	WP	HR	S	P	ERA	WHIP									

BOTTOM

St. Louis Cardinals @ Philadelphia Phillies
 Connie Mack Stadium, Philadelphia, PA


Fri Aug 26 1955, 3:33 AM EDT
 Att. 11,387 - Unknown

AB	28
R	1
H	5
RBI	1
BB	6
SO	4
LOB	18



WP: 0	PA: 34
PB: 0	SB: 0
CS: 0	

livebaseballscorecards.com

Batter	1	2	3	4	5	6	7	8	9	AB R H RBI BB SO LOB	TOP
Solly Hemus, L OBP: 0.321, SLG: 0.339 (1, 5) X	0-0 3-1	0-0 F5			0-0 E 1B		0-0 FC3-6 1B		0-0 4-3	5 1 2 0 0 0 2	St. Louis Cardinals @ Philadelphia Phillies Connie Mack Stadium, Philadelphia, PA Sat Aug 27 1955, 3:33 AM EDT Att. 6,822 - Unknown livebaseballscorecards.com AB 37 R 2 H 9 RBI 2 BB 2 SO 6 LOB 18 
Red Schoendienst, S OBP: 0.347, SLG: 0.397 (1, 4) X	0-0 F8		0-0 F8		0-0 E4 1B		0-0 FC3-6 1B		0-0 F9	5 0 1 0 0 0 1	
Stan Musial, L OBP: 0.401, SLG: 0.537 (1, 9) B B B	4-0 1B BB		0-0 F8		0-0 1B		0-0 F2		0-0 G3	4 0 1 1 1 0 2	
Bill Virdon, L OBP: 0.341, SLG: 0.467 (1, 8) X	0-0 1-3 1B		0-3 K		0-0 F9		0-0 FC3-6 1-2f 2-3			4 0 1 0 0 1 4	
Wally Moon, L OBP: 0.349, SLG: 0.462 (1, 3) S S S	0-3 K		0-3 K		0-0 F5		0-3 K			4 0 0 0 0 3 6	
Rip Repulski, R OBP: 0.326, SLG: 0.464 (1, 7) X		0-0 6-3		0-3 K		0-0 5-3		0-0 F7		4 0 0 0 0 1 0	
Bill Sarni, R OBP: 0.328, SLG: 0.357 (1, 2) X		0-0 F8		0-0 6-3		0-0 5-3		0-0 1-3 1B		4 0 1 0 0 0 0	
Alex Grammas, R OBP: 0.316, SLG: 0.317 (1, 6) X		0-0 1B 1B		0-3 K		4-0 BB BB		0-0 1-3		3 0 1 0 1 1 1	
Luis Arroyo, L OBP: 0.236, SLG: 0.296 (1, 1) X		0-0		0-0 K		0-0 HR		0-0 F9		3 1 2 1 0 0 1	
Mel Wright, R (6, 1)										0 0 0 0 0 0 0	
Joe Frazier, L OBP: 0.164, SLG: 0.246 (8, PH)										1 0 0 0 0 0 1	
John Mackinson, R (8, 1)		1-3 1B								0 0 0 0 0 0 0	
Inning Stats	R: 0 E: 0 K: 1 S: 6 H: 1 LOB: 2 BB: 1 P: 10	R: 0 E: 0 K: 0 S: 5 H: 2 LOB: 2 BB: 0 P: 5	R: 0 E: 0 K: 1 S: 5 H: 0 LOB: 0 BB: 0 P: 5	R: 0 E: 0 K: 2 S: 7 H: 0 LOB: 0 BB: 0 P: 7	R: 2 E: 1 K: 1 S: 9 H: 3 LOB: 2 BB: 0 P: 9	R: 0 E: 0 K: 0 S: 3 H: 0 LOB: 1 BB: 1 P: 7	R: 0 E: 0 K: 1 S: 7 H: 2 LOB: 2 BB: 0 P: 7	R: 0 E: 0 K: 0 S: 4 H: 1 LOB: 1 BB: 0 P: 4	R: 0 E: 0 K: 0 S: 3 H: 0 LOB: 0 BB: 0 P: 3	1B: 8 2B: 0 3B: 0 HR: 1 SF: 0 SAC: 0 DP: 0 HBP: 0	WP: 0 PB: 0 SB: 0 CS: 0 PA: 39
PITCHER Murry Dickson, R ERA: 3.47 (1, 1)	IP 9.0 WLS W BF 39 H 9 R 2 ER 1 SO 6 BB 2 IBB 0 HBP 0 BLK 0 WP 0 HR 1 S 49 P 57 ERA 1.00 WHIP 1.222	PITCHER IP WLS BF H R ER SO BB IBB HBP BLK WP HR S P ERA WHIP									

Batter	1	2	3	4	5	6	7	8	9	AB	R	H	RBI	BB	SO	LOB
Richie Ashburn, L (1, 8) OBP: 0.442, SLG: 0.442	0-0 5-3		0-0 E7 SF8 1B	0-0 P5		0-0 1B E 1B		0-0 1B		5	1	3	2	0	0	1
Bobby Morgan, R (1, 6) OBP: 0.324, SLG: 0.344	0-0 P3		0-0 5-3	0-0 FC5-4		0-0 P6		0-0 1B		5	0	1	0	0	0	4
Granny Hamner, R (1, 4) OBP: 0.326, SLG: 0.369	0-0 1B		0-0 SF8		0-0 HR	0-3 K		0-0 P6		4	1	2	2	0	1	4
Del Ennis, R (1, 7) OBP: 0.331, SLG: 0.512	0-0 F2		0-0 HR BB 1B		0-0 6-3	0-0 E6 1B		0-0 F7		5	1	2	0	0	0	3
Willie Jones, R (1, 5) OBP: 0.348, SLG: 0.400		4-0 S BB BB	4-0 HR BB		0-0 F8		0-0 F9			2	1	0	0	2	0	0
Stan Lopata, R (1, 3) OBP: 0.391, SLG: 0.512		4-0 S BB	0-0 HR		0-3 K		0-3 K			2	1	1	3	1	1	0
Mary Blaylock, L (7, 3) OBP: 0.295, SLG: 0.313		1-2 BB	1-H 2-H HR							1	0	0	0	0	1	0
Jim Greengrass, R (1, 9) OBP: 0.322, SLG: 0.401		0-0 P3	0-0 6-3			4-0 FC 1B BB		0-0 3B		3	1	1	0	1	0	2
Andy Seminick, R (1, 2) OBP: 0.347, SLG: 0.437		0-3 K		0-3 K		0-0 FC 1B 1B		0-3 K		4	1	1	0	0	3	3
Murry Dickson, R (1, 1) OBP: 0.203, SLG: 0.261		0-0 6-3		0-0 FC5-4 1B		0-0 FC 1B E 1B		0-0 5-3		4	1	1	0	0	0	4


Inning Stats	R: 0	H: 1	E: 0	LOB: 1	K: 0	BB: 0	S: 4	R: 0	H: 0	E: 0	LOB: 2	K: 1	BB: 2	S: 5	R: 4	H: 3	E: 1	LOB: 0	K: 0	BB: 1	S: 6	R: 0	H: 1	E: 0	LOB: 1	K: 1	BB: 0	S: 6	R: 1	H: 1	E: 0	LOB: 0	K: 1	BB: 0	S: 6	R: 3	H: 3	E: 1	LOB: 1	K: 1	BB: 1	S: 8	R: 0	H: 1	E: 0	LOB: 1	K: 2	BB: 0	S: 8	R: 0	H: 2	E: 0	LOB: 2	K: 0	BB: 0	S: 5
PITCHER	IP	WLS	BF	H	R	ER	SO	BB	IBB	HBP	BLK	WP	HR	S	P	ERA	WHIP																																							
Luis Arroyo, L (1, 1) ERA: 4.16	5.0	L	26	7	7	7	3	4	0	0	0	0	0	28	44	12.60	2.200																																							
Mel Wright, R (6, 1) ERA: 7.81	2.0		9	3	1	0	3	0	0	0	0	0	0	15	15	0.00	1.500																																							
John Mackinson, R (8, 1) ERA: 8.44	1.0		5	2	0	0	0	0	0	0	0	0	0	5	5	0.00	2.000																																							

BOTTOM

St. Louis Cardinals @ Philadelphia Phillies
 Connie Mack Stadium, Philadelphia, PA
 Sat Aug 27 1955, 3:33 AM EDT
 Att. 6,822 - Unknown

AB	35
R	8
H	12
RBI	7
BB	4
SO	6
LOB	21

WP: 0 PA: 40
 PB: 0
 SB: 2
 CS: 0



Batter	1	2	3	4	5	6	7	8	9	AB R H RBI BB SO LOB	TOP																										
Johnny Temple, R (1, 4) OBP: 0.375, SLG: 0.338	0-0 1-3		0-3 K	4-0 FC6-4 BB		0-0 F8		0-0 1B		4 0 1 1 1 1 0																											
Smoky Burgess, L (1, 2) OBP: 0.372, SLG: 0.504	0-0 6-3		0-0 1B 1B	0-0 FC6-4		0-0 3-1			0-0 F9	5 1 1 0 0 0 2																											
Ted Kluszewski, L (1, 3) OBP: 0.381, SLG: 0.593	0-0 1B		0-0 1B SF8 1B	0-0 F5			0-0 F8		0-3 K	5 1 2 0 0 1 2																											
Wally Post, R (1, 9) OBP: 0.367, SLG: 0.566	0-0 F3		0-0 1B 1B		0-0 WP 3B 2B		0-0 F5		0-0 L7	5 1 2 1 0 0 1																											
Gus Bell, L (1, 8) OBP: 0.353, SLG: 0.513		4-0 WP 1B BB	0-0 SF8		0-0 1B 3B		0-0 6-3			2 2 1 2 1 0 0																											
Sam Mele, R (1, 7) OBP: 0.224, SLG: 0.263		0-0 5-3	0-0 3-H		0-0 3B					4 0 3 1 0 0 1																											
Stan Palys, R (8, PR) OBP: 0.292, SLG: 0.396										0 0 0 0 0 0 0																											
Hersh Freeman, R (8, 1) OBP: 0.143, SLG: 0.429										0 0 0 0 0 0 0																											
Rocky Bridges, R (1, 5) OBP: 0.358, SLG: 0.315		0-0 PB 1B	0-0 FC6-4		0-0 L9		0-0 G6-3		0-0 G6-3	4 0 1 1 0 0 4																											
Roy McMillan, R (1, 6) OBP: 0.348, SLG: 0.323		0-3 K		0-0 F9	0-0 F2			0-0 2B 1B 1B		4 1 1 0 0 1 1																											
Joe Nuxhall, L (1, 1) OBP: 0.269, SLG: 0.348		0-0 F8				0-0 L9				1 0 0 0 0 0 1																											
Bud Podbielniak, R (2, 1) OBP: 0.571, SLG: 0.400										0 0 0 0 0 1 0 0																											
Hobie Landrith, L (6, PH) OBP: 0.342, SLG: 0.449										1 0 0 0 0 0 0 0																											
Johnny Klippstein, R (6, 1) OBP: 0.190, SLG: 0.158										0 0 0 0 0 0 0 0																											
Bob Thurman, L (8, PH) OBP: 0.301, SLG: 0.429										1 0 1 0 0 0 0 0																											
Inning Stats	R: 0 E: 0 K: 0 S: 4	H: 1 LOB: 1 BB: 0 P: 4	R: 1 E: 0 K: 1 S: 6	H: 1 LOB: 1 BB: 1 P: 10	R: 2 E: 0 K: 1 S: 9	H: 4 LOB: 2 BB: 0 P: 9	R: 0 E: 0 K: 0 S: 3	H: 0 LOB: 2 BB: 2 P: 11	R: 2 E: 0 K: 0 S: 5	H: 3 LOB: 0 BB: 0 P: 5	R: 0 E: 0 K: 0 S: 3	H: 0 LOB: 0 BB: 0 P: 3	R: 0 E: 0 K: 0 S: 3	H: 0 LOB: 0 BB: 0 P: 3	R: 1 E: 0 K: 0 S: 5	H: 4 LOB: 2 BB: 0 P: 5	R: 0 E: 0 K: 1 S: 5	H: 0 LOB: 0 BB: 0 P: 5	1B: 10 2B: 2 3B: 1 HR: 0	SF: 1 SAC: 0 DP: 1 HBP: 0	WP: 2 PB: 1 SB: 0 CS: 1	PA: 40															
PITCHER	IP WLS BF H R ER SO BB IBB HBP BLK WP HR S P ERA WHIP																																				
Herm Wehmeier, R (1, 1) ERA: 4.45	4.0		23	8	5	5	2	3	0	0	0	2	0	24	36	11.25	2.750																				
Bob Miller, R (5, 1) ERA: 2.75	4.0	W	14	5	1	1	0	0	0	0	0	0	0	14	14	2.25	1.250																				
Jack Meyer, R (9, 1) ERA: 2.91	1.0	S	3	0	0	0	1	0	0	0	0	0	0	5	5	0.00	0.000																				

Cincinnati Redlegs @ Philadelphia Phillies
 Connie Mack Stadium, Philadelphia, PA
 Sun Aug 28 1955, 3:33 AM EDT
 Unknown

livebaseballscorecards.com

AB	36
R	6
H	13
RBI	6
BB	3
SO	3
LOB	12



Batter	1	2	3	4	5	6	7	8	9	AB	R	H	RBI	BB	SO	LOB
Richie Ashburn, L (1, 8) OBP: 0.445, SLG: 0.443	0-0 BB 1B	4-0 BB		0-0 1B		0-0 F7				3	1	2	0	1	0	0
Bobby Morgan, R (1, 6) OBP: 0.323, SLG: 0.342	4-0 1B 1-2 G6-4-3 BB	0-0 6-3		0-0 5-3			0-3 K			3	1	0	0	1	1	2
Granny Hamner, R (1, 4) OBP: 0.328, SLG: 0.371	0-0 1-3 2-H 1B G6-4-3		0-0 6-3		0-0 WP SF8 1B		0-0 4-3			4	1	2	1	0	0	0
Del Ennis, R (1, 7) OBP: 0.330, SLG: 0.516	0-0 1-2f 3-H G6-4-3		0-0 HR		0-0 L7		0-0 6-3			4	1	1	1	0	0	2
Willie Jones, R (1, 5) OBP: 0.348, SLG: 0.397	0-0 5-3		0-0 F7		4-0 G5-4 BB		0-0 F7			3	0	0	0	1	0	0
Stan Lopata, R (1, 3) OBP: 0.389, SLG: 0.522		0-0 HR		0-0 1-3		0-0 SF8		0-3 K		3	1	1	2	0	1	0
Mary Blaylock, L (9, 3) OBP: 0.295, SLG: 0.313						3-H				0	0	0	0	0	0	0
Jim Greengrass, R (1, 9) OBP: 0.327, SLG: 0.422		0-0 3B		0-0 HR		0-0 G5-4		4-0 BB		3	0	2	1	1	0	1
Andy Seminick, R (1, 2) OBP: 0.342, SLG: 0.430		0-3 K		0-3 K		0-3 K		0-0 5-3		4	0	0	0	0	2	2
Herm Wehmeier, R (1, 1) OBP: 0.275, SLG: 0.262		0-0 SF9		0-3 K		0-0 F8				1	0	0	1	0	1	0
Bob Miller, R (5, 1) OBP: 0.333, SLG: 0.400										1	0	0	0	0	0	0
Jack Meyer, R (9, 1) OBP: 0.250, SLG: 0.200										0	0	0	0	0	0	0

Inning Stats	R: 2	H: 2	E: 0	LOB: 0	K: 0	BB: 1	S: 4	P: 8	R: 2	H: 2	E: 0	LOB: 1	K: 1	BB: 1	S: 7	P: 11	R: 1	H: 1	E: 0	LOB: 0	K: 0	BB: 0	S: 4	P: 4	R: 1	H: 2	E: 0	LOB: 1	K: 2	BB: 0	S: 9	P: 9	R: 1	H: 1	E: 0	LOB: 1	K: 0	BB: 1	S: 4	P: 8	R: 0	H: 0	E: 0	LOB: 0	K: 0	BB: 0	S: 3	P: 3	R: 0	H: 0	E: 0	LOB: 0	K: 1	BB: 0	S: 5	P: 5	R: 0	H: 0	E: 0	LOB: 1	K: 1	BB: 1	S: 5	P: 9
--------------	------	------	------	--------	------	-------	------	------	------	------	------	--------	------	-------	------	-------	------	------	------	--------	------	-------	------	------	------	------	------	--------	------	-------	------	------	------	------	------	--------	------	-------	------	------	------	------	------	--------	------	-------	------	------	------	------	------	--------	------	-------	------	------	------	------	------	--------	------	-------	------	------

PITCHER	IP	WLS	BF	H	R	ER	SO	BB	IBB	HBP	BLK	WP	HR	S	P	ERA	WHIP
Joe Nuxhall, L (1, 1) ERA: 3.6	1.0	L	7	4	4	4	0	1	0	0	0	0	1	6	10	36.00	5.000
Bud Podbielan, R (2, 1) ERA: 3.41	4.0		18	4	3	3	3	2	0	0	0	1	2	22	30	6.75	1.500
Johnny Klippstein, R (6, 1) ERA: 3.7	2.0		6	0	0	0	1	0	0	0	0	0	0	8	8	0.00	0.000
Hersh Freeman, R (8, 1) ERA: 2.17	1.0		4	0	0	0	1	1	0	0	0	0	0	5	9	0.00	1.000

BOTTOM

Cincinnati Redlegs @ Philadelphia Phillies
 Connie Mack Stadium, Philadelphia, PA
 Sun Aug 28 1955, 3:33 AM EDT
 Unknown

AB	29
R	5
H	8
RBI	6
BB	4
SO	5
LOB	7

WP: 2 PA: 35
 PB: 0
 SB: 0
 CS: 0




PITCHER	IP	WLS	BF	H	R	ER	SO	BB	IBB	HBP	BLK	WP	HR	S	P	ERA	WHIP
---------	----	-----	----	---	---	----	----	----	-----	-----	-----	----	----	---	---	-----	------

Batter	1	2	3	4	5	6	7	8	9	AB R H RBI BB SO LOB	TOP																					
Johnny Temple, R (1, 4) OBP: 0.374, SLG: 0.337	0-0 F9		0-0 G1-6-3 1B		0-0 4-3		0-0 4-3			4 0 1 0 0 0 0	Cincinnati Redlegs @ Philadelphia Phillies Connie Mack Stadium, Philadelphia, PA Sun Aug 28 1955, 3:38 AM EDT Att: 19,067 - Unknown																					
Hobie Landrith, L (1, 2) OBP: 0.338, SLG: 0.431	4-0 BB 1B BB		0-0 G1-6-3 1-2f		0-0 F2		0-0 F9			3 0 0 0 1 0 1																						
Ted Kluszewski, L (1, 3) OBP: 0.384, SLG: 0.596	0-0 1-2 BB 1B		0-0 1B		0-0 1B 2B		0-0 4-3			4 1 3 0 0 0 0																						
Wally Post, R (1, 9) OBP: 0.367, SLG: 0.563	0-3 K		0-3 K		0-0 2-H 1B		0-0 F4			4 0 1 1 0 2 3																						
Gus Bell, L (1, 8) OBP: 0.354, SLG: 0.512	4-0 1-2 2-3 BB			0-0 1B E 1B		0-0 F8		0-0 L1		3 1 1 0 1 0 1																						
Sam Mele, R (1, 7) OBP: 0.225, SLG: 0.298	0-0 F4			0-0 F8		0-0 HR		0-0 F8		4 1 1 1 0 0 4																						
Milt Smith, R (1, 5) OBP: 0.286, SLG: 0.333 Smoky Burgess, L (9, PH) OBP: 0.371, SLG: 0.503		0-0 5-3		0-0 E9 1-H FC3-2 1B		0-0 F8		0-0 L7		3 0 1 0 0 0 0 1 0 0 0 0 0 0																						
Roy McMillan, R (1, 6) OBP: 0.346, SLG: 0.320 Bob Thurman, L (9, PH) OBP: 0.306, SLG: 0.433		0-0 F9		0-0 FC3-2		0-0 F7		0-0 4-5-3 1B		3 0 0 0 0 0 1 1 0 1 0 0 0 0																						
Jackie Collum, L (1, 1) OBP: 0.348, SLG: 0.300 Rudy Minarcin, R (1, 1) OBP: 0.226, SLG: 0.179 Chuck Harmon, R (9, PH) OBP: 0.342, SLG: 0.367		0-0 G3		0-0 6-3		0-3 K		0-0 7-4-5-3 1-2f		0 0 0 0 0 0 0 3 0 0 0 0 1 1 1 0 0 0 0 0 1																						
Inning Stats	R: 0 E: 0 K: 1 S: 6	H: 1 LOB: 3 BB: 2 P: 14	R: 0 E: 0 K: 0 S: 3	H: 0 LOB: 0 BB: 0 P: 3	R: 0 E: 0 K: 1 S: 6	H: 2 LOB: 1 BB: 0 P: 6	R: 1 E: 1 K: 0 S: 5	H: 2 LOB: 1 BB: 0 P: 5	R: 1 E: 0 K: 1 S: 6	H: 1 LOB: 0 BB: 0 P: 6	R: 0 E: 0 K: 0 S: 3	H: 0 LOB: 0 BB: 0 P: 3	R: 0 E: 0 K: 0 S: 3	H: 0 LOB: 0 BB: 0 P: 3	R: 0 E: 0 K: 0 S: 3	H: 1 LOB: 0 BB: 0 P: 3	1B: 7 2B: 2 3B: 0 HR: 1	SF: 0 SAC: 0 DP: 2 HBP: 0	WP: 0 PB: 0 SB: 0 CS: 0	PA: 36												
PITCHER Ron Negray, R (1, 1) ERA: 3.64	IP 9.0	WLS W	BF 36	H 9	R 3	ER 2	SO 3	BB 2	IBB 0	HBP 0	BLK 0	WP 0	HR 1	S 40	P 48	ERA 2.00	WHIP 1.222															
											PITCHER	IP	WLS	BF	H	R	ER	SO	BB	IBB	HBP	BLK	WP	HR	S	P	ERA	WHIP				

livebaseballscorecards.com

AB	34
R	3
H	9
RBI	2
BB	2
SO	3
LOB	12



Batter	1	2	3	4	5	6	7	8	9	AB	R	H	RBI	BB	SO	LOB
--------	---	---	---	---	---	---	---	---	---	----	---	---	-----	----	----	-----

Richie Ashburn, L <small>(1, 8)</small> <small>OBP: 0.444, SLG: 0.443</small>										5	1	2	0	0	0	0
Bobby Morgan, R <small>(1, 6)</small> <small>OBP: 0.328, SLG: 0.348</small>										4	2	3	1	1	0	1
Granny Hamner, R <small>(1, 4)</small> <small>OBP: 0.327, SLG: 0.367</small>										3	1	0	0	1	0	2
Del Ennis, R <small>(1, 7)</small> <small>OBP: 0.337, SLG: 0.524</small>										2	3	2	1	3	0	0
Willie Jones, R <small>(1, 5)</small> <small>OBP: 0.350, SLG: 0.400</small>										4	1	2	2	1	0	2
Stan Lopata, R <small>(1, 3)</small> <small>OBP: 0.396, SLG: 0.528</small> Mary Blaylock, L <small>(9, 3)</small> <small>OBP: 0.295, SLG: 0.313</small>										3	0	2	2	2	0	0
Jim Greengrass, R <small>(1, 9)</small> <small>OBP: 0.328, SLG: 0.419</small>										0	0	0	0	0	0	0
Andy Seminick, R <small>(1, 2)</small> <small>OBP: 0.338, SLG: 0.424</small>										4	0	0	1	0	3	8
Ron Negray, R <small>(1, 1)</small>										4	0	0	0	0	0	6

Inning Stats	R: 4	H: 2	E: 1	LOB: 2	K: 0	BB: 4	S: 5	R: 0	H: 1	E: 0	LOB: 0	K: 0	BB: 0	S: 3	R: 0	H: 2	E: 0	LOB: 3	K: 2	BB: 1	S: 9	R: 0	H: 1	E: 1	LOB: 2	K: 0	BB: 1	S: 4	R: 0	H: 0	E: 0	LOB: 1	K: 1	BB: 1	S: 5	R: 3	H: 3	E: 0	LOB: 2	K: 1	BB: 2	S: 8	R: 0	H: 0	E: 0	LOB: 0	K: 0	BB: 1	S: 2	R: 1	H: 2	E: 0	LOB: 1	K: 0	BB: 0	S: 5	1B: 7	SF: 1	2B: 3	SAC: 1	3B: 0	DP: 1	HR: 1	HBP: 0	WP: 0	PA: 44
--------------	------	------	------	--------	------	-------	------	------	------	------	--------	------	-------	------	------	------	------	--------	------	-------	------	------	------	------	--------	------	-------	------	------	------	------	--------	------	-------	------	------	------	------	--------	------	-------	------	------	------	------	--------	------	-------	------	------	------	------	--------	------	-------	------	-------	-------	-------	--------	-------	-------	-------	--------	-------	--------

PITCHER	IP	WLS	BF	H	R	ER	SO	BB	IBB	HBP	BLK	WP	HR	S	P	ERA	WHIP
Jackie Collum, L <small>(1, 1)</small> <small>ERA: 3.74</small>	0.1	L	5	1	4	4	0	2	1	0	0	0	0	2	14	108.00	9.000
Rudy Minarcin, R <small>(1, 1)</small> <small>ERA: 4.84</small>	7.2		38	10	4	4	4	5	2	0	0	0	1	39	67	4.70	1.957

BOTTOM

Cincinnati Redlegs @ Philadelphia Phillies
Connie Mack Stadium, Philadelphia, PA
 Sun Aug 28 1955, 3:38 AM EDT
 Att. 19,067 - Unknown

livebaseballscorecards.com

AB	31
R	8
H	11
RBI	8
BB	10
SO	4
LOB	23



Batter	1	2	3	4	5	6	7	8	9	AB R H RBI BB SO LOB	TOP									
Johnny Temple, R (1, 4) OBP: 0.371, SLG: 0.334	0-0 F8		0-0 P4			0-0 F7		0-0 F9	0-0 F7	5 0 0 0 0 0 3	Cincinnati Redlegs @ Philadelphia Phillies Connie Mack Stadium, Philadelphia, PA Mon Aug 29 1955, 3:33 AM EDT Att: 17,134 - Unknown									
Smoky Burgess, L (1, 2) OBP: 0.370, SLG: 0.508	0-0 3-1			0-0 6-3		0-0 HR		0-0 F9		4 1 1 1 0 0 0										
Ted Kluszewski, L (1, 3) OBP: 0.383, SLG: 0.593	0-0 1B			0-0 F8		0-0 F8		0-0 P5		4 0 1 0 0 0 0										
Wally Post, R (1, 9) OBP: 0.368, SLG: 0.574	0-0 P6			0-0 F8		0-0 HR			0-0 HR	4 2 2 2 0 0 1										
Gus Bell, L (1, 8) OBP: 0.355, SLG: 0.514		0-0 P3			0-0 L3 1B	0-0 4-3			0-0 BB 2B	4 0 2 0 0 0 0										
Bob Thurman, L (1, 7) OBP: 0.298, SLG: 0.421		0-0 4-3			0-0 L3		0-3 K		0-3 K	4 0 0 0 0 2 2										
Chuck Harmon, R (9, 7) OBP: 0.342, SLG: 0.367					1-2					0 0 0 0 0 0 0										
Rocky Bridges, R (1, 5) OBP: 0.354, SLG: 0.313		0-3 K			0-0 1B 1B		0-0 P5		0-0 P4	4 0 1 0 0 1 1										
Roy McMillan, R (1, 6) OBP: 0.348, SLG: 0.320			0-0 F8		0-0 1B		0-0 F8		4-0 BB IBB	3 0 1 0 1 0 0										
Joe Black, R (1, 1) OBP: 0.161, SLG: 0.133			0-3 K		0-3 K			0-0 HR	4-0 BB 2-3 BB	1 0 0 0 0 1 0										
Sam Mele, R (5, PH) OBP: 0.222, SLG: 0.294										1 0 0 0 0 1 2										
Joe Nuxhall, L (5, 1) OBP: 0.269, SLG: 0.348										0 0 0 0 0 0 0										
Hobie Landrith, L (8, PH) OBP: 0.346, SLG: 0.479										1 1 1 1 0 0 0										
Hersh Freeman, R (8, 1) OBP: 0.200, SLG: 0.429										0 0 0 0 1 0 0										
Inning Stats	R: 0 E: 0 K: 0 S: 4	H: 1 LOB: 1 BB: 0 P: 4	R: 0 E: 0 K: 1 S: 5	H: 0 LOB: 0 BB: 0 P: 5	R: 0 E: 0 K: 1 S: 5	H: 0 LOB: 0 BB: 0 P: 5	R: 0 E: 0 K: 1 S: 7	H: 3 LOB: 2 BB: 0 P: 7	R: 2 E: 0 K: 0 S: 5	H: 2 LOB: 0 BB: 0 P: 5	R: 0 E: 0 K: 1 S: 5	H: 0 LOB: 0 BB: 0 P: 5	R: 1 E: 0 K: 0 S: 4	H: 1 LOB: 0 BB: 0 P: 4	R: 1 E: 0 K: 1 S: 7	H: 2 LOB: 3 BB: 2 P: 15	1B: 4 2B: 2 3B: 0 HR: 4	SF: 0 SAC: 0 DP: 1 HBP: 0	WP: 0 PB: 0 SB: 0 CS: 0	PA: 37
PITCHER	IP WLS BF H R ER SO BB IBB HBP BLK WP HR S P ERA WHIP																			
Robin Roberts, R (1, 1) ERA: 3.1	8.0 L 31 8 4 4 4 0 0 0 0 0 0 4 39 39 4.50 1.000																			
Jack Meyer, R (9, 1) ERA: 2.88	1.0 6 1 0 0 1 1 1 0 0 0 0 0 6 14 0.00 2.000																			

livebaseballscorecards.com

AB	35
R	4
H	9
RBI	4
BB	2
SO	5
LOB	9



Batter	1	2	3	4	5	6	7	8	9	AB	R	H	RBI	BB	SO	LOB
Richie Ashburn, L OBP: 0.442, SLG: 0.440 (1, 8)	0-0 BB 1B	0-0 P5			0-0 6-3		0-0 FC1 2-3		0-0 P5	5	1	1	0	0	0	1
Bobby Morgan, R OBP: 0.331, SLG: 0.355 (1, 6)	4-0 1B 1-2 SF8 BB		0-0 1B 2B		0-0 2B		0-0 P6		0-0 P4	4	2	2	0	1	0	1
Granny Hamner, R OBP: 0.331, SLG: 0.368 (1, 4)	0-0 BB 1-3 2-H 1B		0-0 F3		4-0 BB		4-0 BB 4-3		4-0 BB 4-3	2	0	1	1	2	0	1
Del Ennis, R OBP: 0.336, SLG: 0.523 (1, 7)	0-0 SF8 3-H		0-0 G4-6-3 2-H 1B		0-0 5-3		0-0 4-3		0-0 1-2	3	0	1	2	0	0	3
Willie Jones, R OBP: 0.351, SLG: 0.398 (1, 5)	4-0 1-2 BB		0-0 G4-6-3 1-2f		0-0 F7		4-0 BB BB		4-0 BB BB	2	0	0	0	2	0	1
Eddie Waitkus, L OBP: 0.373, SLG: 0.350 (1, 3)	0-0 F2		0-0 3-1		0-0 G6-4-3 1B		0-0 F8		0-0 F8	4	0	1	0	0	0	4
Jim Greengrass, R OBP: 0.327, SLG: 0.415 (1, 9)	0-3 K		0-0 P4		0-0 G6-4-3 1-2f		0-0 G6-4-3 BB		4-0 1-2 2-3 BB	3	0	0	0	1	1	3
Stan Lopata, R OBP: 0.394, SLG: 0.521 (1, 2)		0-0 F9		0-3 K		4-0 FC1 SH1-4 BB		0-3 K		3	0	0	0	1	2	3
Robin Roberts, S OBP: 0.346, SLG: 0.385 (1, 1)		0-0 P5			0-0 6-3		0-0 SH1-4		0-3 K	2	0	0	0	0	0	0
Jack Meyer, R OBP: 0.250, SLG: 0.200 (9, 1)										0	0	0	0	0	0	0
Mary Blaylock, L OBP: 0.294, SLG: 0.312 (9, PH)										1	0	0	0	0	1	0

Inning Stats	R: 2	H: 2	E: 0	K: 1	S: 7	H: 2	LOB: 2	BB: 2	P: 15	R: 0	H: 0	E: 0	K: 0	S: 3	R: 0	H: 2	E: 0	K: 0	S: 4	R: 0	H: 0	E: 0	K: 1	S: 5	R: 0	H: 1	E: 0	K: 0	S: 4	R: 0	H: 1	E: 0	K: 0	S: 3	R: 0	H: 0	E: 0	K: 0	S: 5	R: 0	H: 1	E: 0	K: 0	S: 3	R: 0	H: 0	E: 0	K: 1	S: 5	R: 0	H: 0	E: 0	K: 0	S: 5	R: 0	H: 0	E: 0	K: 1	S: 5	R: 0	H: 0	E: 0	K: 1	S: 5	R: 0	H: 0	E: 0	K: 1	S: 5
PITCHER	IP	WLS	BF	H	R	ER	SO	BB	IBB	HBP	BLK	WP	HR	S	P	ERA	WHIP																		IP	WLS	BF	H	R	ER	SO	BB	IBB	HBP	BLK	WP	HR	S	P	ERA	WHIP																		
Joe Black, R ERA: 4.12 (1, 1)	4.0		17	4	3	3	2	2	0	0	0	0	0	19	27	6.75	1.500																		4.0		17	4	3	3	2	2	0	0	0	0	10	18	0.00	1.333																			
Joe Nuxhall, L ERA: 3.54 (5, 1)	3.0		12	2	0	0	0	2	0	0	0	0	0	10	18	0.00	1.333																		3.0		12	2	0	0	0	2	0	0	0	10	18	0.00	1.333																				
Hersh Freeman, R ERA: 2.11 (8, 1)	2.0	W	9	0	0	0	2	3	0	0	0	0	0	10	22	0.00	1.500																		2.0	W	9	0	0	0	2	3	0	0	10	22	0.00	1.500																					

BOTTOM

Cincinnati Redlegs @ Philadelphia Phillies
Connie Mack Stadium, Philadelphia, PA
 Mon Aug 29 1955, 3:33 AM EDT
 Att. 17,134 - Unknown

livebaseballscorecards.com

AB	29
R	3
H	6
RBI	3
BB	7
SO	4
LOB	17



WP : 0	PA : 38
PB : 0	
SB : 0	
CS : 0	

Batter	1	2	3	4	5	6	7	8	9	AB R H RBI BB SO LOB	TOP									
Dee Fondy, L (1, 3) OBP: 0.306, SLG: 0.414	0-0 F9			0-0 6-3		0-0 CS 1-3 1B		0-0 P2		4 0 1 0 0 0 0	Chicago Cubs @ Philadelphia Phillies Connie Mack Stadium, Philadelphia, PA Tue Aug 30 1955, 3:33 AM EDT Att. 9,790 - Unknown									
Gene Baker, R (1, 4) OBP: 0.337, SLG: 0.408	0-0 G3			0-0 6-3		0-0 SF8		0-0 1B		3 0 1 1 0 0 0										
Frank Baumholtz, L (1, 7) Lloyd Merriman, L (8, 7) OBP: 0.331, SLG: 0.397 OBP: 0.313, SLG: 0.292	0-0 F7			0-0 F7		0-0 CS 1-2	0-0 F8	0-0 P5		4 0 0 0 0 0 1 0 0 0 0 0 0 0										
14 Ernie Banks, R (1, 6) OBP: 0.340, SLG: 0.593		0-0 F8			0-0 F8		0-0 S 1B		0-3 K	4 1 1 0 0 1 0										
Randy Jackson, R (1, 5) OBP: 0.343, SLG: 0.435		0-0 F9			0-0 5-3		4-0 1-2 1B BB		0-3 K	3 0 0 0 1 1 0										
Eddie Miksis, R (1, 9) OBP: 0.280, SLG: 0.319		0-0 F8			0-0 P3		0-0 P6		4-0 BB	3 0 0 0 1 0 2										
Jim Bolger, R (1, 8) OBP: 0.216, SLG: 0.261			0-0 6-3			0-0 1B 3B	0-0 1-2 2-H 1B		0-0 F7	4 1 2 1 0 0 1										
Harry Chiti, R (1, 2) OBP: 0.281, SLG: 0.371			0-0 1-3			0-0 1B SF8 1B	0-0 F8			3 1 1 1 0 0 2										
Sam Jones, R (1, 1) Hal Jeffcoat, R (8, 1) OBP: 0.188, SLG: 0.152 OBP: 0.227, SLG: 0.333			0-3 K			0-0 P5		0-0 F6		3 0 0 0 0 1 1 0 0 0 0 0 0 0										
Inning Stats	R: 0 E: 0 K: 0 S: 3	H: 0 LOB: 0 BB: 0 P: 3	R: 0 E: 0 K: 0 S: 3	H: 0 LOB: 0 BB: 0 P: 3	R: 0 E: 0 K: 1 S: 5	H: 0 LOB: 0 BB: 0 P: 5	R: 0 E: 0 K: 0 S: 3	H: 0 LOB: 0 BB: 0 P: 3	R: 2 E: 0 K: 0 S: 5	H: 3 LOB: 0 BB: 0 P: 5	R: 1 E: 0 K: 0 S: 5	H: 2 LOB: 2 BB: 1 P: 9	R: 0 E: 0 K: 0 S: 4	H: 1 LOB: 1 BB: 0 P: 4	R: 0 E: 0 K: 2 S: 7	H: 0 LOB: 1 BB: 1 P: 11	1B: 5 2B: 0 3B: 1 HR: 0	SF: 1 SAC: 0 DP: 0 HBP: 0	WP: 0 PB: 0 SB: 1 CS: 1	PA: 35
PITCHER	IP WLS BF H R ER SO BB IBB HBP BLK WP HR S P ERA WHIP																			
Saul Rogovin, R (1, 1) ERA: 4.01	7.0 L 26 5 3 3 1 1 0 0 0 0 0 0 27 31 3.86 0.857																			
Ron Negray, R (8, 1) ERA: 3.52	2.0 8 1 0 0 2 1 0 0 0 0 0 0 11 15 0.00 1.000																			

livebaseballscorecards.com

AB	31
R	3
H	6
RBI	3
BB	2
SO	3
LOB	7



Batter	1	2	3	4	5	6	7	8	9	AB	R	H	RBI	BB	SO	LOB
Richie Ashburn, L (1, 8) OBP: 0.445, SLG: 0.441	4-0 G6-4-3 BB		4-0 CS BB			0-0 BB 1B		4-0 BB FC5-4 BB	0-0 F7	2	1	1	0	3	0	2
Bobby Morgan, R (1, 6) OBP: 0.330, SLG: 0.351	0-3 K		0-0 5-3			0-3 K		4-0 FC5-4 BB 1-2 BB	0-0 6-3	4	0	0	0	1	2	5
Granny Hamner, R (1, 4) OBP: 0.328, SLG: 0.364	0-0 G6-4-3 1-2f				0-0 F6	0-0 F7		0-0 F7		4	0	0	0	0	0	4
Del Ennis, R (1, 7) OBP: 0.341, SLG: 0.524		0-0 S BB 1B		4-0 5-3 BB		4-0 1-2 BB		4-0 1-2 2-3 FC5-4 BB		1	0	1	0	3	0	0
Willie Jones, R (1, 5) OBP: 0.350, SLG: 0.396		4-0 S BB 1-2 BB		0-0 5-3		0-3 K		0-0 FC5-4 1-2f 2-3 3-H		3	0	0	1	1	1	5
Eddie Waitkus, L (1, 3) OBP: 0.364, SLG: 0.340		0-3 K 1-2 2-3		0-3 K			0-0 P2	0-0 F9		4	0	0	0	0	2	5
Jim Greengrass, R (1, 9) OBP: 0.326, SLG: 0.412		0-3 K			0-0 6-3		0-3 K		0-0 BB 1B	4	0	1	0	0	2	2
Andy Seminick, R (1, 2) OBP: 0.340, SLG: 0.423 Peanuts Lowrey, R (9, PR) OBP: 0.237, SLG: 0.226		0-0 5-3			0-0 F7		0-0 1B		4-0 BB 1-2 BB	3	0	1	0	1	0	2
Saul Rogovin, R (1, 1) OBP: 0.205, SLG: 0.302 Glen Gorbous, L (7, PH) OBP: 0.308, SLG: 0.345 Ron Negray, R (8, 1) Mary Blaylock, L (9, PH) OBP: 0.293, SLG: 0.310			0-3 K		0-3 K		0-0 L8		0-0 F7	2	0	0	0	0	2	0
										1	0	0	0	0	0	1
										0	0	0	0	0	0	0
										1	0	0	0	0	0	2

Inning Stats	R: 0	H: 0	E: 0	K: 1	S: 4	R: 0	H: 1	E: 0	K: 2	S: 8	R: 0	H: 0	E: 0	K: 1	S: 4	R: 0	H: 0	E: 0	K: 1	S: 5	R: 0	H: 1	E: 0	K: 2	S: 8	R: 0	H: 0	E: 0	K: 1	S: 5	R: 0	H: 1	E: 0	K: 1	S: 6	R: 1	H: 0	E: 0	K: 0	S: 3	R: 0	H: 1	E: 0	K: 0	S: 4	1B: 4	2B: 0	3B: 0	HR: 0	SF: 0	SAC: 0	DP: 1	HBP: 0	WP: 0	PA: 38
PITCHER	IP	WLS	BF	H	R	ER	SO	BB	IBB	HBP	BLK	WP	HR	S	P	ERA	WHIP																																						
Sam Jones, R (1, 1) ERA: 4.16	7.1	W	31	3	1	1	9	8	0	0	0	0	0	41	73	1.23	1.500																																						
Hal Jeffcoat, R (8, 1) ERA: 2.73	1.2	S	7	1	0	0	0	1	0	0	0	0	0	6	10	0.00	1.200																																						

BOTTOM

Chicago Cubs @ Philadelphia Phillies
Connie Mack Stadium, Philadelphia, PA

Tue Aug 30 1955, 3:33 AM EDT
Att. 9,790 - Unknown

livebaseballscorecards.com

AB	29
R	1
H	4
RBI	1
BB	9
SO	9
LOB	28



Batter	1	2	3	4	5	6	7	8	9	AB R H RBI BB SO LOB	TOP																													
Dee Fondy, L (1, 3) OBP: 0.304, SLG: 0.411	0-3 K2-3		0-3 K		0-3 K			0-0 F8		4 0 0 0 0 3 3																														
Gene Baker, R (1, 4) OBP: 0.334, SLG: 0.405	0-0 6-3		0-0 4-3			0-0 F8		0-0 F8		4 0 0 0 0 0 2																														
Frank Baumholtz, L (1, 7) OBP: 0.329, SLG: 0.395	0-0 14 PB 1B		0-3 K			0-0 L9			0-0 P4	4 0 1 0 0 1 0																														
14 Ernie Banks, R (1, 6) OBP: 0.337, SLG: 0.589	0-0 F8 1-2			0-0 F9		0-0 F8			0-0 6-3	4 0 0 0 0 0 1																														
Randy Jackson, R (1, 5) OBP: 0.340, SLG: 0.432		0-0 F8		0-0 F7			0-3 K		0-0 F7	4 0 0 0 0 1 0																														
Eddie Miksis, R (1, 9) OBP: 0.281, SLG: 0.317		4-0 1B 1B BB		0-3 K			0-0 6-3			2 1 0 0 1 1 0																														
Jim Bolger, R (1, 8) OBP: 0.218, SLG: 0.263		0-0 1B 1B			0-0 F8		0-0 F3			3 1 1 0 0 0 0																														
Harry Chiti, R (1, 2) OBP: 0.297, SLG: 0.375		0-0 1B			4-0 FC1-6 BB			0-0 G3 1B		2 0 2 2 1 0 0																														
Lloyd Merriman, L (8, PR) OBP: 0.313, SLG: 0.292		2-H 3-H 1B								0 0 0 0 0 0 0																														
Clyde McCullough, R (8, 2) OBP: 0.278, SLG: 0.203										0 0 0 0 0 0 0																														
Jim Davis, S (1, 1) OBP: 0.083, SLG: 0.029		0-0 G1-6-4			0-0 FC1-6			0-0 G3		2 0 0 0 0 0 2																														
Don Kaiser, R (6, 1)										0 0 0 0 0 0 0																														
Jim King, L (8, PH) OBP: 0.312, SLG: 0.432										1 0 0 0 0 0 1																														
Dave Hillman, R (8, 1) OBP: 0.308, SLG: 0.100										0 0 0 0 0 0 0																														
Bill Tremel, R (8, 1) OBP: 0.375, SLG: 0.286										0 0 0 0 0 0 0																														
Inning Stats	R: 0 E: 0 K: 1 S: 6	H: 1 LOB: 1 BB: 0 P: 6	R: 2 E: 0 K: 0 S: 4	H: 2 LOB: 0 BB: 1 P: 8	R: 0 E: 0 K: 2 S: 7	H: 0 LOB: 0 BB: 0 P: 7	R: 0 E: 0 K: 1 S: 5	H: 0 LOB: 0 BB: 0 P: 5	R: 0 E: 0 K: 1 S: 5	H: 0 LOB: 1 BB: 1 P: 9	R: 0 E: 0 K: 0 S: 3	H: 0 LOB: 0 BB: 0 P: 3	R: 0 E: 0 K: 1 S: 5	H: 0 LOB: 0 BB: 0 P: 5	R: 0 E: 0 K: 0 S: 4	H: 1 LOB: 2 BB: 0 P: 4	R: 0 E: 0 K: 0 S: 3	H: 0 LOB: 0 BB: 0 P: 3	1B: 4 2B: 0 3B: 0 HR: 0	SF: 0 SAC: 0 DP: 1 HBP: 0	WP: 0 PB: 1 SB: 0 CS: 0	PA: 32																		
PITCHER Murry Dickson, R (1, 1) ERA: 3.4	IP 9.0	WLS W	BF 32	H 4	R 2	ER 2	SO 6	BB 2	IBB 0	HBP 0	BLK 0	WP 0	HR 0	S 42	P 50	ERA 2.00	WHIP 0.667						PITCHER	IP	WLS	BF	H	R	ER	SO	BB	IBB	HBP	BLK	WP	HR	S	P	ERA	WHIP

Chicago Cubs @ Philadelphia Phillies
Connie Mack Stadium, Philadelphia, PA
 Wed Aug 31 1955, 3:33 AM EDT
 Att. 8,018 - Unknown

livebaseballscorecards.com

AB	30
R	2
H	4
RBI	2
BB	2
SO	6
LOB	9



Batter	1	2	3	4	5	6	7	8	9	AB	R	H	RBI	BB	SO	LOB
Richie Ashburn, L (1, 8) OBP: 0.448, SLG: 0.444	0-0 S E 2B	0-0 4-3			0-0 1B BB SF8 1B	4-0 CS BB		4-0 2B 2B		3	3	2	0	2	0	0
Bobby Morgan, R (1, 6) OBP: 0.335, SLG: 0.354	4-0 S E BB		0-3 K		4-0 SF8 1B BB	0-0 CS BB	4-0 BB BB	0-0 2B 2B		2	3	1	0	3	1	0
Granny Hamner, R (1, 4) OBP: 0.332, SLG: 0.368	0-0 P3 1-2 2-3		4-0 G4-6-3 BB		0-0 FC6-4 1B		0-0 F9	0-0 1B 2B		4	1	2	3	1	0	3
Del Ennis, R (1, 7) OBP: 0.343, SLG: 0.524	4-0 E IBB		0-0 G4-6-3 1-2f		0-0 SF8 2-3 3-H		4-0 1B BB	0-0 L5-3 1B		2	2	1	2	2	0	1
Willie Jones, R (1, 5) OBP: 0.351, SLG: 0.398	0-0 E8 1-H 2-H 3-H 2B			0-0 L9	0-0 FC6-4 1-2f		0-0 1B 1B	0-0 L5-3 1-2		5	1	2	3	0	0	3
Stan Lopata, R (1, 3) OBP: 0.392, SLG: 0.529	0-0 P4			0-0 F8		0-0 HR	0-3 K			4	1	1	1	0	1	3
Jim Greengrass, R (1, 9) OBP: 0.328, SLG: 0.424	0-0 F8			0-0 F3		0-0 HR	0-0 1B			4	1	2	3	0	0	1
Glen Gorbous, L (7, PR) (8, 9) OBP: 0.308, SLG: 0.345							2-H 3-H			0	0	0	0	0	0	0
Andy Seminick, R (1, 2) OBP: 0.336, SLG: 0.416		0-3 K			0-0 4-3	0-0 4-3	0-0 F5			4	0	0	0	0	1	1
Murry Dickson, R (1, 1) OBP: 0.205, SLG: 0.260		0-3 K			0-0 1B 1B	0-0 6-3		0-0 5-3		4	1	1	0	0	1	0

Inning Stats	R: 3	H: 2	E: 1	K: 0	S: 5	LOB: 1	BB: 2	P: 13	R: 0	H: 0	E: 0	K: 2	S: 7	LOB: 0	BB: 0	P: 7	R: 0	H: 0	E: 0	K: 1	S: 4	LOB: 0	BB: 1	P: 8	R: 0	H: 0	E: 0	K: 0	S: 3	R: 2	H: 3	E: 0	K: 0	S: 6	LOB: 2	BB: 1	P: 10	R: 2	H: 2	E: 0	K: 0	S: 4	LOB: 0	BB: 1	P: 8	R: 3	H: 2	E: 0	K: 1	S: 7	LOB: 1	BB: 2	P: 15	R: 3	H: 3	E: 0	K: 0	S: 5	LOB: 0	BB: 1	P: 9
--------------	------	------	------	------	------	--------	-------	-------	------	------	------	------	------	--------	-------	------	------	------	------	------	------	--------	-------	------	------	------	------	------	------	------	------	------	------	------	--------	-------	-------	------	------	------	------	------	--------	-------	------	------	------	------	------	------	--------	-------	-------	------	------	------	------	------	--------	-------	------

PITCHER	IP	WLS	BF	H	R	ER	SO	BB	IBB	HBP	BLK	WP	HR	S	P	ERA	WHIP
Jim Davis, L (1, 1) ERA: 4.3	5.0	L	25	7	7	6	3	3	1	0	0	0	2	27	43	10.80	2.000
Don Kaiser, R (6, 1) ERA: 5.54	2.0		10	2	3	3	1	3	0	0	0	0	0	9	21	13.50	2.500
Dave Hillman, R (8, 1) ERA: 5.5	0.1		5	3	3	3	0	1	0	0	0	0	0	4	8	81.00	12.000
Bill Tremel, R (8, 1) ERA: 2.38	0.2		1	0	0	0	0	0	0	0	0	0	0	1	1	0.00	0.000

BOTTOM

Chicago Cubs @ Philadelphia Phillies
 Connie Mack Stadium, Philadelphia, PA

Wed Aug 31 1955, 3:33 AM EDT
 Att. 8,018 - Unknown

livebaseballscorecards.com

AB	32
R	13
H	12
RBI	12
BB	8
SO	4
LOB	12



WP: 0	PA: 42
PB: 0	
SB: 2	
CS: 1	

Batter	1	2	3	4	5	6	7	8	9	AB R H RBI BB SO LOB	TOP	
Billy Gardner, R (1, 5) OBP: 0.248, SLG: 0.276 (6, 6)	0-0 F7		0-0 1B 1B		0-0 L5		0-0 5-3		0-0 4-3	5 0 1 0 0 0 1		
Don Mueller, L (1, 9) OBP: 0.315, SLG: 0.375	0-0 5-3		0-0 F4		0-0 1B 1B		0-0 4-3		0-3 K	5 0 1 0 0 1 2		
Willie Mays, R (1, 8) OBP: 0.392, SLG: 0.610	0-0 F9		0-0 1B 1-2		0-0 1B 1-3			0-0 6-3	0-3 K	5 0 2 0 0 1 1		
Dusty Rhodes, L (1, 7) OBP: 0.381, SLG: 0.436		0-0 4-3	0-0 4-3		0-0 F5			0-0 F7		4 0 0 0 0 0 4		
Alvin Dark, R (1, 6) OBP: 0.319, SLG: 0.394 Joey Amalfitano, R (6, PR) OBP: 0.222, SLG: 0.188 Bobby Hofman, R (6, 5) OBP: 0.354, SLG: 0.483		0-0 6-3		0-0 F7		0-0 FC4-6 1B		0-0 2B 1B		3 0 1 0 0 0 0 0 0 0 0 0 0 0 1 1 1 0 0 0 0		
Gail Harris, L (1, 3) OBP: 0.298, SLG: 0.442		0-0 2B 1B		0-0 HR		0-0 FC4-6 1-2f		0-0 2B 1-H		4 2 3 2 0 0 1		
Wayne Terwilliger, R (1, 4) OBP: 0.369, SLG: 0.359		0-0 1-H 2B		0-0 6-3		0-0 L4		4-0 BB BB BB		3 0 1 1 1 0 1		
Ray Katt, R (1, 2) OBP: 0.255, SLG: 0.291		0-0 F2		0-0 F7		0-0 F7		0-0 F7		4 0 0 0 0 0 4		
Windy McCall, L (1, 1) OBP: 0.200, SLG: 0.077 Whitey Lockman, L (9, PH) OBP: 0.316, SLG: 0.381			0-3 K		0-0 F6		0-0 3-1		4-0 WP BB BB BB	3 0 0 0 0 1 0 0 0 0 0 1 0 0		
Inning Stats	R: 0 E: 0 K: 0 S: 3 H: 0 LOB: 0 BB: 0 P: 3	R: 1 E: 0 K: 0 S: 5 H: 2 LOB: 1 BB: 0 P: 5	R: 0 E: 0 K: 1 S: 7 H: 2 LOB: 2 BB: 0 P: 7	R: 1 E: 0 K: 0 S: 4 H: 1 LOB: 0 BB: 0 P: 4	R: 0 E: 0 K: 0 S: 5 H: 2 LOB: 2 BB: 0 P: 5	R: 0 E: 0 K: 0 S: 4 H: 1 LOB: 1 BB: 0 P: 4	R: 0 E: 0 K: 0 S: 3 H: 0 LOB: 0 BB: 0 P: 3	R: 1 E: 0 K: 0 S: 5 H: 2 LOB: 2 BB: 1 P: 9	R: 0 E: 0 K: 2 S: 7 H: 0 LOB: 1 BB: 1 P: 11	1B: 7 2B: 2 3B: 0 HR: 1 SF: 0 SAC: 0 DP: 0 HBP: 0	WP: 1 PB: 0 SB: 0 CS: 0 PA: 39	
PITCHER Robin Roberts, R (1, 1) ERA: 3.11 Jack Meyer, R (9, 1) ERA: 2.85	IP WLS BF H R ER SO BB IBB HBP BLK WP HR S P ERA WHIP											
	8.0 W 35 10 3 3 1 1 0 0 0 0 1 0 36 40 3.38 1.375											
	1.0 S 4 0 0 0 2 1 0 0 0 1 0 7 11 0.00 1.000											

New York Giants @ Philadelphia Phillies
Connie Mack Stadium, Philadelphia, PA

Fri Sep 02 1955, 3:33 AM EDT
 Att. 19,997 - Unknown

livebaseballscorecards.com

AB	37
R	3
H	10
RBI	3
BB	2
SO	3
LOB	14



Batter	1	2	3	4	5	6	7	8	9	AB	R	H	RBI	BB	SO	LOB	BOTTOM
--------	---	---	---	---	---	---	---	---	---	----	---	---	-----	----	----	-----	--------

<p>Richie Ashburn, L (1, 8) OBP: 0.451, SLG: 0.446</p>										3	0	2	0	1	0	1	<p>New York Giants @ Philadelphia Phillies Connie Mack Stadium, Philadelphia, PA Fri Sep 02 1955, 3:33 AM EDT Att. 19,997 - Unknown</p>
---	--	--	--	--	--	--	--	--	--	---	---	---	---	---	---	---	--

<p>Bobby Morgan, R (1, 6) OBP: 0.332, SLG: 0.351</p>										4	0	0	0	0	2	4	
---	--	--	--	--	--	--	--	--	--	---	---	---	---	---	---	---	--

<p>Granny Hamner, R (1, 4) OBP: 0.331, SLG: 0.370</p>										4	0	1	0	0	0	1	
--	--	--	--	--	--	--	--	--	--	---	---	---	---	---	---	---	--

<p>Del Ennis, R (1, 7) OBP: 0.348, SLG: 0.529</p>										3	1	3	0	1	0	0	
--	--	--	--	--	--	--	--	--	--	---	---	---	---	---	---	---	--

<p>Willie Jones, R (1, 5) OBP: 0.350, SLG: 0.397</p>										4	0	1	0	0	1	5	
---	--	--	--	--	--	--	--	--	--	---	---	---	---	---	---	---	--

<p>Stan Lopata, R (1, 3) OBP: 0.394, SLG: 0.534</p> <p>Mary Blaylock, L (9, 3) OBP: 0.293, SLG: 0.310</p>										3	1	1	1	0	1	5	
---	--	--	--	--	--	--	--	--	--	---	---	---	---	---	---	---	--

<p>Jim Greengrass, R (1, 9) OBP: 0.330, SLG: 0.438</p>										4	2	2	2	0	2	2	
---	--	--	--	--	--	--	--	--	--	---	---	---	---	---	---	---	--

<p>Andy Seminick, R (1, 2) OBP: 0.334, SLG: 0.412</p>										3	1	0	0	1	1	1	
--	--	--	--	--	--	--	--	--	--	---	---	---	---	---	---	---	--

<p>Robin Roberts, S (1, 1) OBP: 0.345, SLG: 0.376</p> <p>Roy Smalley, R (8, PH) OBP: 0.311, SLG: 0.337</p> <p>Jack Meyer, R (9, 1) OBP: 0.250, SLG: 0.200</p>										2	0	0	0	1	0	1	
--	--	--	--	--	--	--	--	--	--	---	---	---	---	---	---	---	--

<p>Inning Stats</p> <p>R: 0 H: 1 E: 0 K: 2 S: 8</p> <p>H: 1 LOB: 3 BB: 2 P: 16</p>	<p>R: 1 H: 2 E: 0 K: 0 S: 5</p> <p>H: 2 LOB: 1 BB: 0 P: 5</p>	<p>R: 0 H: 1 E: 0 K: 0 S: 3</p> <p>H: 1 LOB: 0 BB: 0 P: 3</p>	<p>R: 0 H: 0 E: 0 K: 1 S: 5</p> <p>H: 0 LOB: 1 BB: 0 P: 6</p>	<p>R: 0 H: 1 E: 0 K: 1 S: 6</p> <p>H: 1 LOB: 0 BB: 0 P: 5</p>	<p>R: 0 H: 2 E: 0 K: 1 S: 6</p> <p>H: 2 LOB: 1 BB: 0 P: 6</p>	<p>R: 0 H: 0 E: 0 K: 1 S: 5</p> <p>H: 0 LOB: 1 BB: 1 P: 9</p>	<p>R: 4 H: 4 E: 0 K: 1 S: 8</p> <p>H: 4 LOB: 1 BB: 1 P: 12</p>	<p>1B: 5 SF: 0 2B: 4 SAC: 0 3B: 1 DP: 3 HR: 1 HBP: 1</p>	<p>WP: 0 PA: 36 PB: 1 SB: 0 CS: 0</p>
---	---	---	---	---	---	---	--	--	---

<p>PITCHER Windy McCall, L (1, 1) ERA: 3.73</p>	<p>IP WLS BF H R ER SO BB IBB HBP BLK WP HR S P ERA WHIP</p> <p>8.0 L 36 11 5 5 7 2 2 1 0 0 1 45 62 5.62 1.625</p>	<p>PITCHER</p> <p>IP WLS BF H R ER SO BB IBB HBP BLK WP HR S P ERA WHIP</p>	<p></p>
---	--	--	---------

livebaseballscorecards.com

AB	31
R	5
H	11
RBI	5
BB	4
SO	7
LOB	20

Batter	1	2	3	4	5	6	7	8	9	AB R H RBI BB SO LOB	TOP										
Billy Gardner, R (1, 6) OBP: 0.255, SLG: 0.275	4-0 1B BB	0-0 5-3			0-0 5-3		0-0 1B		0-0 FC5-4 1-2f	4 1 1 0 1 0 1											
Don Mueller, L (1, 9) OBP: 0.315, SLG: 0.374	0-0 1B FC5-2 1B	0-0 4-3			0-0 6-3		0-0 4-3			4 0 1 0 0 0 1											
Willie Mays, R (1, 8) OBP: 0.391, SLG: 0.608	0-0 FC5-2 1B 1-3 2-H		0-0 F9		0-3 K			0-0 F6		4 1 1 1 0 1 0											
Gail Harris, L (1, 3) OBP: 0.297, SLG: 0.438	0-3 K		0-3 K		0-0 B1-3			0-0 FC5-4 1B		4 0 1 0 0 2 2											
Bobby Hofman, R (1, 5) OBP: 0.351, SLG: 0.478	0-0 FC5-2 1B E 2-3 3-H		0-0 6-3		0-0 1B 1B			0-0 FC5-4 1-2f		4 1 1 0 0 0 3											
Whitey Lockman, L (1, 7) OBP: 0.317, SLG: 0.382	0-0 E 1-2 3-H			0-0 F6		0-0 1B		0-0 F7		4 0 2 1 0 0 1											
Wayne Terwilliger, R (1, 4) OBP: 0.362, SLG: 0.351	0-0 E5 1-3 2-H			0-0 F7		0-0 F7			0-0 3-1	4 0 0 0 0 0 3											
Ray Katt, R (1, 2) OBP: 0.255, SLG: 0.291	0-0 F2		0-3 K			0-0 F9			0-0 FC3-6 1B	4 0 1 0 0 1 2											
Johnny Antonelli, L (1, 1) OBP: 0.189, SLG: 0.257		0-0 L9			0-0 F9		0-0 F2			2 0 0 0 0 0 0											
Ramon Monzant, R (5, 1) OBP: 0.200, SLG: 0.111									FC5-4 1-2f	2 0 0 0 0 0 1											
Inning Stats	R: 3 E: 1 K: 1 S: 9	H: 3 LOB: 2 BB: 1 P: 13	R: 0 E: 0 K: 0 S: 3	H: 0 LOB: 0 BB: 0 P: 3	R: 0 E: 0 K: 1 S: 5	H: 0 LOB: 0 BB: 0 P: 5	R: 0 E: 0 K: 1 S: 5	H: 0 LOB: 0 BB: 0 P: 5	R: 0 E: 0 K: 1 S: 7	H: 2 LOB: 2 BB: 0 P: 7	R: 0 E: 0 K: 0 S: 4	H: 1 LOB: 1 BB: 0 P: 4	R: 0 E: 0 K: 0 S: 4	H: 1 LOB: 1 BB: 0 P: 4	R: 0 E: 0 K: 0 S: 4	H: 1 LOB: 1 BB: 0 P: 4	1B: 8 2B: 0 3B: 0 HR: 0	SF: 0 SAC: 0 DP: 0 HBP: 0	WP: 0 PB: 0 SB: 0 CS: 0	PA: 37	
PITCHER	IP WLS BF H R ER SO BB IBB HBP BLK WP HR S P ERA WHIP																			PITCHER	IP WLS BF H R ER SO BB IBB HBP BLK WP HR S P ERA WHIP
Herm Wehmeier, R (1, 1) ERA: 4.35	8.0 L 33 7 3 2 4 1 0 0 0 0 0 40 44 2.25 1.000																			Jack Meyer, R (9, 1) ERA: 2.82	1.0 4 1 0 0 0 0 0 0 0 0 0 4 4 0.00 1.000

New York Giants @ Philadelphia Phillies
 Connie Mack Stadium, Philadelphia, PA

Sat Sep 03 1955, 3:33 AM EDT
 Att: 23,179 - Unknown

AB	36
R	3
H	8
RBI	2
BB	1
SO	4
LOB	14



livebaseballscorecards.com

Batter	1	2	3	4	5	6	7	8	9	AB R H RBI BB SO LOB
--------	---	---	---	---	---	---	---	---	---	----------------------

Richie Ashburn, L <small>(1, 8) OBP: 0.452, SLG: 0.445</small>	 <small>4-0</small>		 <small>0-0</small>		 <small>0-3</small>	 <small>0-0</small>			 <small>4-0</small>	3 0 1 0 2 1 3
Bobby Morgan, R <small>(1, 5) OBP: 0.333, SLG: 0.355</small>	 <small>0-0</small>		 <small>0-0</small>		 <small>0-0</small>	 <small>0-0</small>			 <small>0-0</small>	4 0 2 1 0 0 4
Granny Hamner, R <small>(1, 4) OBP: 0.329, SLG: 0.365</small>	 <small>0-0</small>		 <small>0-0</small>		 <small>4-0</small>				 <small>0-0</small>	4 0 0 0 1 0 4
Del Ennis, R <small>(1, 7) OBP: 0.347, SLG: 0.524</small>	 <small>0-0</small>		 <small>0-0</small>		 <small>0-0</small>	 <small>4-0</small>			 <small>0-0</small>	4 0 0 0 1 0 6
Stan Lopata, R <small>(1, 2) OBP: 0.391, SLG: 0.539</small>		 <small>0-3</small>		 <small>0-0</small>		 <small>0-0</small>			 <small>0-0</small>	5 1 1 1 0 1 5
Jim Greengrass, R <small>(1, 9) OBP: 0.332, SLG: 0.440</small>		 <small>0-0</small>		 <small>0-0</small>		 <small>4-0</small>			 <small>0-0</small>	3 0 1 0 1 0 0
Roy Smalley, R <small>(1, 6) OBP: 0.312, SLG: 0.337</small>		 <small>0-0</small>		 <small>0-3</small>		 <small>0-0</small>			 <small>0-0</small>	3 0 1 0 0 1 1
Eddie Waitkus, L <small>(1, 3) OBP: 0.373, SLG: 0.338</small>		 <small>0-0</small>		 <small>4-0</small>		 <small>4-0</small>			 <small>4-0</small>	1 0 0 0 3 0 1
Herm Wehmeier, R <small>(1, 1) OBP: 0.292, SLG: 0.284</small> Glen Gorbous, L <small>(8, PH) OBP: 0.306, SLG: 0.344</small> Jack Meyer, R <small>(9, 1) OBP: 0.250, SLG: 0.200</small>			 <small>0-0</small>		 <small>0-0</small>	 <small>1-0</small>			 <small>0-0</small>	2 1 1 0 0 0 2 1 0 0 0 0 0 1 0 0 0 0 0 0 0

Inning Stats	R: 0 E: 0 K: 0 S: 3	H: 1 LOB: 1 BB: 1 P: 7	R: 0 E: 0 K: 1 S: 6	H: 1 LOB: 1 BB: 0 P: 6	R: 1 E: 0 K: 0 S: 5	H: 2 LOB: 1 BB: 0 P: 5	R: 1 E: 0 K: 1 S: 6	H: 2 LOB: 1 BB: 1 P: 10	R: 0 E: 0 K: 1 S: 6	H: 1 LOB: 2 BB: 1 P: 10	R: 0 E: 0 K: 0 S: 3	H: 0 LOB: 3 BB: 2 P: 12	R: 0 E: 0 K: 0 S: 2	H: 0 LOB: 0 BB: 1 P: 6	R: 0 E: 0 K: 0 S: 3	H: 0 LOB: 1 BB: 1 P: 7	R: 0 E: 1 K: 0 S: 4	H: 0 LOB: 2 BB: 1 P: 8	1B: 3 2B: 4 3B: 0 HR: 1	SF: 0 SAC: 2 DP: 3 HBP: 1	WP: 0 PB: 0 SB: 0 CS: 0	PA: 41
--------------	------------------------------	---------------------------------	------------------------------	---------------------------------	------------------------------	---------------------------------	------------------------------	----------------------------------	------------------------------	----------------------------------	------------------------------	----------------------------------	------------------------------	---------------------------------	------------------------------	---------------------------------	------------------------------	---------------------------------	----------------------------------	------------------------------------	----------------------------------	--------

PITCHER	IP	WLS	BF	H	R	ER	SO	BB	IBB	HBP	BLK	WP	HR	S	P	ERA	WHIP
Johnny Antonelli, L <small>(1, 1) ERA: 3.64</small>	4.1		21	7	2	2	3	3	0	0	0	0	1	24	36	4.15	2.308
Ramon Monzant, R <small>(5, 1) ERA: 4.19</small>	4.2	W	20	0	0	0	0	5	0	1	0	0	0	14	35	0.00	1.071

BOTTOM

New York Giants @ Philadelphia Phillies
Connie Mack Stadium, Philadelphia, PA

livebaseballscorecards.com

AB	30
R	2
H	7
RBI	2
BB	8
SO	3
LOB	27



Sat Sep 03 1955, 3:33 AM EDT
 Att. 23,179 - Unknown

New York Giants @ Philadelphia Phillies
Connie Mack Stadium, Philadelphia, PA

Sun Sep 04 1955, 3:33 AM EDT
 Att: 16,197 - Unknown

AB	37
R	7
H	9
RBI	7
BB	5
SO	6
LOB	23



WP:	0	PA:	43
PB:	1		
SB:	0		
CS:	1		

Batter	1	2	3	4	5	6	7	8	9	AB	R	H	RBI	BB	SO	LOB				
Billy Gardner, R (1, 6) OBP: 0.252, SLG: 0.271	0-0 L5	0-0 E6			0-0 F3		0-0 FC1-6	0-0 3B		5	1	1	2	0	0	2				
Don Mueller, L (1, 9) OBP: 0.319, SLG: 0.382	0-0 4-3 PB 1B	0-0 1-2 2-H 1B			0-0 F8		0-0 1-3 1B	0-0 2-H 3-H 3B		5	1	4	3	0	0	0				
Willie Mays, R (1, 8) OBP: 0.392, SLG: 0.605	4-0 1-2 4-3 1B BB	0-0 F8			0-0 1B		0-0 F3	0-0 F7		4	1	1	0	1	0	5				
Gail Harris, L (1, 3) OBP: 0.291, SLG: 0.428	0-0 4-3 1-2 2-3		0-3 K		0-0 F9		0-0 F3		0-0 F2	5	0	0	0	0	1	5				
Whitey Lockman, L (1, 7) OBP: 0.320, SLG: 0.381	0-0 2-H 3-H 1B		0-0 3-1			0-0 E3		4-0 HBP 1B BB	4-0 BB BB BB BB BB BB	3	1	1	2	2	0	0				
Bobby Hofman, R (1, 5) OBP: 0.343, SLG: 0.464	0-0 F2		0-0 6-3			0-0 F4		0-3 K	0-0 F9	5	0	0	0	0	1	4				
Wayne Terwilliger, R (1, 4) OBP: 0.363, SLG: 0.349		0-0 F9		0-0 CS 1B		0-3 K		4-0 HBP 1B BB	0-3 K	4	1	1	0	1	2	2				
Ray Katt, R (1, 2) OBP: 0.253, SLG: 0.287		0-3 K		0-3 K		0-0 F8		1-0 1B 3B HBP		3	0	0	0	0	2	2				
Hank Thompson, L (8, PH) OBP: 0.368, SLG: 0.389				1-2 K				1-2 2-3 3B HBP		0	1	0	0	0	0	0				
Ruben Gomez, R (1, 1) OBP: 0.352, SLG: 0.415		0-0 F3		0-0 F3			4-0 FC1-6 BB	0-0 F4		2	1	1	0	0	0	0				
Dusty Rhodes, L (7, PH) OBP: 0.384, SLG: 0.436										0	0	0	0	1	0	0				
Hoyt Wilhelm, R (7, 1) OBP: 0.235, SLG: 0.188										0	0	0	0	0	0	0				
Bill Taylor, L (8, PH) OBP: 0.250, SLG: 0.508										1	0	0	0	0	0	3				
Mary Grissom, R (8, 1) OBP: 0.154, SLG: 0.154										0	0	0	0	0	0	0				
Inning Stats	R: 2 E: 0 K: 0 S: 5	H: 2 LOB: 1 BB: 1 P: 9	R: 1 E: 1 K: 1 S: 8	H: 2 LOB: 2 BB: 0 P: 8	R: 0 E: 0 K: 1 S: 5	H: 0 LOB: 0 BB: 0 P: 5	R: 0 E: 0 K: 1 S: 5	H: 1 LOB: 0 BB: 0 P: 5	R: 0 E: 0 K: 0 S: 4	H: 1 LOB: 1 BB: 0 P: 4	R: 0 E: 0 K: 0 S: 4	H: 1 LOB: 2 BB: 1 P: 8	R: 4 E: 0 K: 1 S: 7	H: 2 LOB: 1 BB: 2 P: 16	R: 0 E: 0 K: 1 S: 5	H: 0 LOB: 1 BB: 1 P: 9	1B: 8 2B: 1 3B: 1 HR: 0	SF: 0 SAC: 0 DP: 1 HBP: 1	WP: 0 PB: 1 SB: 0 CS: 1	PA: 43
PITCHER	IP	WLS	BF	H	R	ER	SO	BB	IBB	HBP	BLK	WP	HR	S	P	ERA	WHIP			
Ron Negray, R (1, 1) ERA: 3.48	6.0		27	6	3	2	4	2	0	0	0	0	0	33	41	3.00	1.333			
Jack Meyer, R (7, 1) ERA: 3.13	1.2	L	10	2	4	4	1	2	0	1	0	0	0	9	18	21.60	2.400			
Ron Mrozinski, L (8, 1) ERA: 6.1	1.1		6	1	0	0	1	1	0	0	0	0	0	7	11	0.00	1.500			

livebaseballscorecards.com

BOTTOM

New York Giants @ Philadelphia Phillies
Connie Mack Stadium, Philadelphia, PA

Sun Sep 04 1955, 3:33 AM EDT
Att. 16,197 - Unknown

livebaseballscorecards.com

AB	31
R	4
H	7
RBI	4
BB	5
SO	4
LOB	12



WP:	0	PA:	37
PB:	0	SB:	0
CS:	0		

AB R H RBI BB SO LOB

4	0	1	0	1	0	2
3	1	0	0	1	2	3
3	1	1	0	1	0	0
3	0	1	0	1	0	2
1	1	1	3	0	0	0
2	0	0	0	0	1	3
1	0	0	0	0	1	0
0	0	0	0	0	0	0
4	0	0	0	0	0	1
4	1	2	1	0	0	0
3	0	0	0	0	0	1
1	0	0	0	0	0	0
1	0	0	0	0	0	0
1	0	1	0	0	0	0
1B:	4	SF:	0			
2B:	0	SAC:	1			
3B:	1	DP:	1			
HR:	2	HBP:	0			

Batter	1	2	3	4	5	6	7	8	9
Richie Ashburn, L OBP: 0.451, SLG: 0.443	0-0 F8	0-0 1B		0-0 G3			4-0 BB		0-0 F7
Bobby Morgan, R OBP: 0.333, SLG: 0.352	4-0 BB HR BB	0-3 K			0-0 6-3		0-3 K		
Granny Hamner, R OBP: 0.331, SLG: 0.365	4-0 HR BB		0-0 G5-4-3 1B		0-0 5-3		0-0 F8		
Del Ennis, R OBP: 0.348, SLG: 0.523	0-0 F4		0-0 G5-4-3 1B		4-0 BB		0-0 F5		
Stan Lopata, R OBP: 0.393, SLG: 0.552	0-0		0-0 G5-4-3		0-3 K		0-3 K		
Andy Seminick, R OBP: 0.332, SLG: 0.409									
Mary Blaylock, L OBP: 0.292, SLG: 0.309	1-H 2-H HR		1-2 2-3						
Gus Niarhos, R OBP: 0.125, SLG: 0.125									
Eddie Waitkus, L OBP: 0.365, SLG: 0.329	0-0 F8		0-0 1-3		0-0 1-3		0-0 4-3		
Jim Greengrass, R OBP: 0.334, SLG: 0.451		0-0 L8		0-0 SH1-3 1B		0-0 HR		0-0 F8	
Roy Smalley, R OBP: 0.306, SLG: 0.333		0-0 F7		0-0 F4		0-0 F9		0-0 5-3	
Glen Gorbous, L OBP: 0.305, SLG: 0.342									
Ron Negray, R OBP: 0.250, SLG: 0.200		4-0 1B BB		0-0 SH1-3		0-0 5-3		0-0 3B	
Jack Meyer, R OBP: 0.351, SLG: 0.404									
Ron Mrozinski, R									
Robin Roberts, S									

Inning Stats	R: 3	H: 1	E: 0	K: 0	S: 4	LOB: 0	BB: 2	P: 12	R: 0	H: 1	E: 0	K: 1	S: 6	LOB: 2	BB: 1	P: 10	R: 0	H: 2	E: 0	K: 0	S: 4	LOB: 1	BB: 0	P: 4	R: 0	H: 1	E: 0	K: 0	S: 4	LOB: 1	BB: 0	P: 4	R: 0	H: 0	E: 0	K: 1	S: 5	LOB: 1	BB: 1	P: 9	R: 1	H: 1	E: 0	K: 0	S: 4	LOB: 0	BB: 0	P: 4	R: 0	H: 0	E: 0	K: 1	S: 4	LOB: 0	BB: 1	P: 8	R: 0	H: 0	E: 0	K: 1	S: 5	LOB: 0	BB: 0	P: 5	R: 0	H: 1	E: 0	K: 0	S: 4	LOB: 1	BB: 0	P: 4	1B: 4	2B: 0	3B: 1	HR: 2	SF: 0	SAC: 1	DP: 1	HBP: 0	WP: 0	PA: 37
--------------	------	------	------	------	------	--------	-------	-------	------	------	------	------	------	--------	-------	-------	------	------	------	------	------	--------	-------	------	------	------	------	------	------	--------	-------	------	------	------	------	------	------	--------	-------	------	------	------	------	------	------	--------	-------	------	------	------	------	------	------	--------	-------	------	------	------	------	------	------	--------	-------	------	------	------	------	------	------	--------	-------	------	-------	-------	-------	-------	-------	--------	-------	--------	-------	--------

PITCHER	IP	WLS	BF	H	R	ER	SO	BB	IBB	HBP	BLK	WP	HR	S	P	ERA	WHIP
Ruben Gomez, R ERA: 4.27	(1, 1)	6.0	27	6	4	4	2	4	0	0	0	0	2	27	43	6.00	1.667
Hoyt Wilhelm, R ERA: 4.18	(7, 1)	1.0	3	0	0	0	1	1	0	0	0	0	0	4	8	0.00	1.000
Mary Grissom, R ERA: 2.62	(8, 1)	2.0	7	1	0	0	1	0	0	0	0	0	0	9	9	0.00	0.500

Batter	1	2	3	4	5	6	7	8	9	AB R H RBI BB SO LOB	TOP											
Richie Ashburn, L (1, 8) OBP: 0.450, SLG: 0.444	0-1 4-3		0-0 2-H 2B			1-1 4-3		0-2 L4		4 0 1 1 0 0 1	Philadelphia Phillies @ Brooklyn Dodgers Ebbets Field, Brooklyn, NY Mon Sep 05 1955, 3:33 AM EDT Unknown livebaseballscorecards.com											
Bobby Morgan, R (1, 6) OBP: 0.332, SLG: 0.351	0-0 F9		0-1 F6			0-0 F7		1-2 BB HR 1B	4 1 1 0 0 0 2													
Granny Hamner, R (1, 4) OBP: 0.330, SLG: 0.362	3-2 F3				0-0 F7		0-0 F2	4-2 HR BB 1-2	3 1 0 0 1 0 1													
Del Ennis, R (1, 7) OBP: 0.349, SLG: 0.529		0-3 K			0-0 F9		1-1 3-1 1B	0-0 HR 1-H 2-H	4 1 2 3 0 1 0													
Jim Greengrass, R (1, 9) OBP: 0.336, SLG: 0.452		1-0 1B		2-3 K		0-3 K		0-0 FC6-4 1B	4 0 2 0 0 2 1													
Eddie Waitkus, L (1, 3) OBP: 0.356, SLG: 0.320		1-0 G3			0-0 F9		0-0 3-1 1-2	2-3 K	4 0 0 0 0 1 2													
Willie Jones, R (1, 5) OBP: 0.349, SLG: 0.395			3-2 PB 2B 1B		0-1 F4		0-1 F8	2-0 F8	4 1 1 0 0 0 2													
Andy Seminick, R (1, 2) OBP: 0.330, SLG: 0.406			1-3 K		2-3 K		1-1 F2	0-1 FC6-4 1-2f	2 0 0 0 0 2 1													
Mary Blaylock, L (8, PH) OBP: 0.291, SLG: 0.308									1 0 0 0 0 0 0													
Gus Niarhos, R (8, 2) OBP: 0.111, SLG: 0.111									1 0 0 0 0 0 1													
Murry Dickson, R (1, 1) OBP: 0.203, SLG: 0.257			3-1 6-3			3-2 4-3 2B		0-3 K	1 0 0 0 0 0 1													
Glen Gorbous, L (8, PH) OBP: 0.308, SLG: 0.350									1 0 1 0 0 0 0													
Saul Rogovin, R (8, 1) OBP: 0.205, SLG: 0.302									1 0 0 0 0 0 0													
Robin Roberts, S (8, PH) OBP: 0.346, SLG: 0.400									1 0 0 0 0 0 1													
Bob Kuzava, S (8, 1) OBP: 0.125, SLG: 0.125									0 2 0 0 0 0 0													
Ron Mrozinski, R (8, 1)									0 0 0 0 0 0 0													
Inning Stats	R: 0 E: 0 K: 0 S: 7	H: 0 LOB: 0 BB: 0 P: 10	R: 0 E: 0 K: 1 S: 5	H: 1 LOB: 0 BB: 0 P: 7	R: 1 E: 0 K: 1 S: 12	H: 2 LOB: 1 BB: 0 P: 19	R: 0 E: 0 K: 1 S: 6	H: 0 LOB: 0 BB: 0 P: 8	R: 0 E: 0 K: 1 S: 6	H: 0 LOB: 0 BB: 0 P: 8	R: 0 E: 0 K: 0 S: 8	H: 1 LOB: 1 BB: 0 P: 12	R: 0 E: 0 K: 1 S: 8	H: 1 LOB: 1 BB: 0 P: 9	R: 0 E: 0 K: 1 S: 8	H: 0 LOB: 0 BB: 0 P: 9	R: 3 E: 0 K: 1 S: 13	H: 3 LOB: 1 BB: 1 P: 22	1B: 5 2B: 2 3B: 0 HR: 1	SF: 0 SAC: 0 DP: 0 HBP: 0	WP: 0 PB: 1 SB: 0 CS: 0	PA: 35
PITCHER Don Newcombe, R (1, 1) ERA: 3.0	IP: 9.0 WLS: W BF: 35 H: 8 R: 4 ER: 3 SO: 7 BB: 1 IBB: 0 HBP: 0 BLK: 0 WP: 0 HR: 1 S: 73 P: 104 ERA: 3.00 WHIP: 1.000											PITCHER IP: WLS: BF: H: R: ER: SO: BB: IBB: HBP: BLK: WP: HR: S: P: ERA: WHIP:										



Batter	1	2	3	4	5	6	7	8	9
Jim Gilliam, S OBP: 0.336, SLG: 0.347 (1, 7)	4-1 FC3-6 1B BB		0-3 K	0-0 4-3			0-0 1B SF8	1-0 FC5-4 HR	
Pee Wee Reese, R OBP: 0.375, SLG: 0.417 (1, 6)	1-1 FC3-6 1-2 1B		4-1 BB		1-0 6-3		2-1 1-3 1B	3-2 1-H HR	
Duke Snider, L OBP: 0.421, SLG: 0.655 (1, 8)	2-1 FC3-6 G4-6-3 1-2f 2-3		3-2 6-3		0-0 F9		2-3 K	1-0 HR	
Roy Campanella, R OBP: 0.408, SLG: 0.615 (1, 2)	0-0 G4-6-3			4-0 1B SF7 BB	4-2 FC6-4 BB		0-0 SF8	2-2 L6-4 1B HBP	
Don Hoak, R OBP: 0.362, SLG: 0.370 (8, PR)									
Rube Walker, L OBP: 0.378, SLG: 0.429 (9, 2)									
Carl Furillo, R OBP: 0.372, SLG: 0.517 (1, 9)		0-0 6-3		3-2 FC6-4 1B HR	2-2 FC6-4		3-2 F4	1-1 1-2 1B	
Jackie Robinson, R OBP: 0.376, SLG: 0.366 (1, 5)		3-2 6-3		1-0 SF7		2-2 F2		1-1 HR BB	
Gil Hodges, R OBP: 0.373, SLG: 0.497 (1, 3)		4-2 BB		3-H 2-2 FC6-4 1-2 1B		3-1 1B		1-1 HR 1B	
Don Zimmer, R OBP: 0.297, SLG: 0.467 (1, 4)		1-2 1-3		0-0 FC6-4 HR		1-2 F6		0-1 HR	
Don Newcombe, L OBP: 0.395, SLG: 0.634 (1, 1)			3-1 4-3	0-0 HR		3-3 K		1-0 FC5-4 1B	


AB	R	H	RBI	BB	SO	LOB
4	2	1	0	1	1	1
4	1	3	2	1	0	0
5	1	1	1	0	1	5
1	1	0	1	2	0	2
0	0	0	0	0	0	0
0	0	0	0	0	0	0
5	1	2	0	0	0	2
3	1	0	1	1	0	2
3	1	3	0	1	0	0
4	2	1	3	0	0	4
4	1	2	3	0	1	1


WP	PA
0	42

Inning	R	H	E	K	S	H	LOB	BB	IBB	HBP	BLK	WP	HR	S	P	ERA	WHIP
1	0	1	0	0	6	0	13	0	0	0	0	0	1	42	84	7.20	1.800
2	0	0	0	0	9	1	17	0	0	0	0	0	1	21	37	4.50	1.500
3	0	0	0	0	4	5	17	1	0	0	0	0	2	13	23	135.00	15.000
4	0	0	0	0	2	1	17	0	0	1	0	0	1	7	13	13.50	3.000

Philadelphia Phillies @ Brooklyn Dodgers
Ebbets Field, Brooklyn, NY
Mon Sep 05 1955, 3:33 AM EDT
Unknown

AB	33
R	11
H	13
RBI	11
BB	6
SO	3
LOB	17



Batter	1	2	3	4	5	6	7	8	9	AB R H RBI BB SO LOB	TOP												
Richie Ashburn, L OBP: 0.447, SLG: 0.440 (1, 8) B C B B C X	3-2 F3 ①		0-2 4-3 ③		0-0 L3 ③			2-0 F9 ②		4 0 0 0 0 0 2													
Bobby Morgan, R OBP: 0.329, SLG: 0.348 (1, 6) (5, 5) B C B X	2-2 F8 ②			0-1 6-3 ①		0-1 6-3 ①		0-0 F4 ③		4 0 0 0 0 0 0													
Granny Hamner, R OBP: 0.329, SLG: 0.361 (1, 4) B C X	1-1 F8 ③			1-1 1-3 ②		0-1 G5-4-3 1B			0-0 B3 ①	4 0 1 0 0 0 0													
Del Ennis, R OBP: 0.348, SLG: 0.533 (1, 7) X		0-0 6-3 ①		1-2 HR		2-2 G5-4-3 1-2f			0-0 F8 ②	4 1 1 1 0 0 1													
Jim Greengrass, R OBP: 0.332, SLG: 0.446 (1, 9) B X		1-0 F5 ②		2-1 4-3 ③			0-0 F8 ①		0-1 5-3 ③	4 0 0 0 0 0 0													
Eddie Waitkus, L OBP: 0.356, SLG: 0.327 (1, 3) B C X		1-1 6-3 ③			0-2 F7 ①		2-1 2B			3 0 1 0 0 0 0													
Willie Jones, R OBP: 0.350, SLG: 0.395 Roy Smalley, R OBP: 0.307, SLG: 0.332 (5, 6) F B X			1-1 4-3 ①		4-2 3B BB		2-1 4-3 ②			1 1 0 0 1 0 0 1 0 0 0 0 0 1	AB 31 R 2 H 5 RBI 2 BB 1 SO 1 LOB 7												
Andy Seminick, R OBP: 0.331, SLG: 0.410 Mary Blaylock, L OBP: 0.290, SLG: 0.307 (7, PH) Gus Niarhos, R OBP: 0.111, SLG: 0.111 (7, 2) X T C			0-2 4-3 2B		0-1 F8 ②		0-3 K			2 0 1 0 0 0 1 1 0 0 0 0 1 1 0 0 0 0 0 0 0													
Robin Roberts, S OBP: 0.351, SLG: 0.423 Herm Wehmeier, R OBP: 0.292, SLG: 0.284 (5, 1) Glen Gorbous, L OBP: 0.307, SLG: 0.348 (8, PH) Bob Miller, R OBP: 0.333, SLG: 0.400 (8, 1) X			0-0 4-3 ②		3-2 1-H 3B			0-1 F8 ①		2 0 1 1 0 0 1 0 0 0 0 0 0 0 1 0 0 0 0 0 0 0 0 0 0 0 0 0													
Inning Stats	R: 0 E: 0 K: 0 S: 8	H: 0 LOB: 0 BB: 0 P: 14	R: 0 E: 0 K: 0 S: 4	H: 0 LOB: 0 BB: 0 P: 6	R: 0 E: 0 K: 0 S: 9	H: 1 LOB: 1 BB: 0 P: 10	R: 1 E: 0 K: 0 S: 9	H: 1 LOB: 0 BB: 0 P: 13	R: 1 E: 0 K: 0 S: 14	H: 1 LOB: 1 BB: 1 P: 21	R: 0 E: 0 K: 0 S: 7	H: 1 LOB: 0 BB: 0 P: 9	R: 0 E: 0 K: 1 S: 8	H: 1 LOB: 1 BB: 0 P: 12	R: 0 E: 0 K: 0 S: 4	H: 0 LOB: 0 BB: 0 P: 6	R: 0 E: 0 K: 0 S: 4	H: 0 LOB: 0 BB: 0 P: 4	1B: 1 2B: 2 3B: 1 HR: 1	SF: 0 SAC: 0 DP: 1 HBP: 0	WP: 0 PB: 0 SB: 0 CS: 0	PA: 32	
PITCHER Carl Erskine, R ERA: 3.68 (1, 1)	IP 9.0	WLS W	BF 32	H 5	R 2	ER 2	SO 1	BB 1	IBB 0	HBP 0	BLK 0	WP 0	HR 1	S 67	P 95	ERA 2.00	WHIP 0.667						PITCHER IP WLS BF H R ER SO BB IBB HBP BLK WP HR S P ERA WHIP

Philadelphia Phillies @ Brooklyn Dodgers
Ebbets Field, Brooklyn, NY
 Mon Sep 05 1955, 3:38 AM EDT
 Att: 33,451 - Unknown

livebaseballscorecards.com

Batter	1	2	3	4	5	6	7	8	9	AB R H RBI BB SO LOB	TOP	
Richie Ashburn, L (1, 8) OBP: 0.448, SLG: 0.443	0-0 F9		0-0 1B 2B		0-0 FC4 1B		0-0 F8		0-0 4-3	5 1 2 0 0 0 1	Philadelphia Phillies @ St. Louis Cardinals Sportsman's Park, St. Louis, MO Fri Sep 09 1955, 4:33 AM EDT Att. 5,932 - Unknown livebaseballscorecards.com	
Bobby Morgan, R (1, 5) OBP: 0.333, SLG: 0.348	4-0 4-3 BB		0-0 F7		0-0 F7			4-0 BB BB	2 0 0 0 2 0 2			
Granny Hamner, R (1, 4) OBP: 0.328, SLG: 0.360	0-0 4-3		0-0 1B 1B		0-0 FC4 1-2f			0-3 K	4 1 1 1 0 1 3			
Del Ennis, R (1, 7) OBP: 0.349, SLG: 0.527	4-0 BB		0-0 1B 1B		0-0 F3			4-0 1-2 BB	2 0 1 0 2 0 1			
Stan Lopata, R (1, 2) OBP: 0.391, SLG: 0.542	0-3 K		0-0 1-2 2-H 1B		0-0 F3			0-0 F6	4 0 1 1 0 1 4			
Gus Niarhos, R (8, 2) OBP: 0.111, SLG: 0.111									0 0 0 0 0 0 0			
Jim Greengrass, R (1, 9) OBP: 0.340, SLG: 0.449		0-3 K	0-3 K		0-0 4-3			0-0 F2	4 0 0 0 0 2 4			
Eddie Waitkus, L (1, 3) OBP: 0.346, SLG: 0.317		0-0 F8		0-0 F8		0-0 F4		0-0 4-3 1B	4 0 1 0 0 0 0			
Roy Smalley, R (1, 6) OBP: 0.305, SLG: 0.329		0-3 K		0-3 K			0-0 4-3	0-0 F8	2 0 0 0 0 2 0			
Jim Command, L (7, PH)									1 0 0 0 0 0 0			
Ted Kazanski, R (7, 6)									1 0 0 0 0 0 1			
Murry Dickson, R (1, 1) OBP: 0.203, SLG: 0.257			0-3 K		0-3 K			0-0 4-3	0 0 0 0 0 0 0			
Ron Mrozinski, R (2, 1)									2 0 0 0 0 2 0			
Jim Owens, R (5, 1)									0 0 0 0 0 0 0			
Marv Blaylock, L (7, PH) OBP: 0.289, SLG: 0.304									1 0 0 0 0 1 0			
Bob Kuzava, S (7, 1) OBP: 0.125, SLG: 0.125									0 0 0 0 0 0 0			
Glen Cordeus, L (8, PH) OBP: 0.304, SLG: 0.345									1 0 0 0 0 0 1			
Inning Stats	R: 0 H: 0 E: 0 LOB: 2 K: 1 BB: 2 S: 5 P: 13	R: 0 H: 0 E: 0 LOB: 0 K: 2 BB: 0 S: 7 P: 7	R: 2 H: 4 E: 0 LOB: 2 K: 2 BB: 0 S: 11 P: 11	R: 0 H: 0 E: 0 LOB: 0 K: 2 BB: 0 S: 7 P: 7	R: 0 H: 1 E: 0 LOB: 1 K: 0 BB: 0 S: 4 P: 4	R: 0 H: 0 E: 0 LOB: 0 K: 0 BB: 0 S: 3 P: 3	R: 0 H: 0 E: 0 LOB: 0 K: 1 BB: 0 S: 5 P: 5	R: 0 H: 0 E: 0 LOB: 2 K: 1 BB: 2 S: 5 P: 13	R: 0 H: 1 E: 0 LOB: 1 K: 0 BB: 0 S: 4 P: 4	1B: 5 SF: 0 2B: 1 SAC: 0 3B: 0 DP: 0 HR: 0 HBP: 0	WP: 0 PA: 37 PB: 0 SB: 0 CS: 0	
PITCHER Willard Schmidt, R (1, 1) ERA: 2.73	IP WLS BF H R ER SO BB IBB HBP BLK WP HR S P ERA WHIP											PITCHER IP WLS BF H R ER SO BB IBB HBP BLK WP HR S P ERA WHIP



Batter	1	2	3	4	5	6	7	8	9	AB	R	H	RBI	BB	SO	LOB
Solly Hemus, L (1, 4) OBP: 0.338, SLG: 0.375	0-0 L8	0-0 3B		4-0 L5-3 BB		4-0 3B BB		0-0 FC 3B		3	2	2	4	2	0	0
Wally Moon, L (1, 3) OBP: 0.354, SLG: 0.466	0-3 K	0-3 K		0-0 L5-3		0-0 3B		0-0 FC 5-3		5	0	1	2	0	2	2
Stan Musial, L (1, 9) Pete Whisenant, R (5, PR) OBP: 0.404, SLG: 0.544 OBP: 0.220, SLG: 0.291	0-0 HR		0-0 2B		1-0 2B SH3 HBP	0-3 K		0-0 5-3		2	2	2	1	0	0	0
Bill Virdon, L (1, 8) OBP: 0.328, SLG: 0.442	0-0 4-3		0-0 F6		0-0 SH3		0-0 3-1	0-0 4-3		4	0	0	0	0	0	2
Rip Repulski, R (1, 7) OBP: 0.332, SLG: 0.468		0-0 2B FC5-4 1B	0-0 1B 2B		0-0 1B 2B		0-3 K			4	2	3	2	0	1	0
Ken Boyer, R (1, 5) OBP: 0.313, SLG: 0.429		0-0 FC5-4 3B 2B	4-0 1B		0-0 CS 1B		0-0 F7			3	1	2	1	1	0	0
Alex Grammas, R (1, 6) OBP: 0.315, SLG: 0.335		0-0 5-3	0-0 G4-6-3 1B		0-3 K			4-0 SH1-4 1B 3B BB		3	1	1	0	1	1	3
Nelson Burbrink, R (1, 2) OBP: 0.349, SLG: 0.356		4-0 FC5-4 1B	0-0 G4-6-3			0-0 4-3		0-0 SH1-4 3B 1B		3	1	1	0	1	0	3
Willard Schmidt, R (1, 1) OBP: 0.100, SLG: 0.133		0-0 FC5-4 3B		0-0		0-0 F9		0-0 SH1-4		3	1	0	1	0	0	2

Inning Stats	R: 1	H: 1	E: 0	K: 1	S: 6	LOB: 0	BB: 0	P: 6	R: 3	H: 3	E: 0	K: 1	S: 8	LOB: 1	BB: 1	P: 12	R: 1	H: 3	E: 0	K: 0	S: 5	LOB: 2	BB: 1	P: 9	R: 0	H: 0	E: 0	K: 0	S: 2	LOB: 0	BB: 1	P: 6	R: 2	H: 2	E: 0	K: 1	S: 6	LOB: 1	BB: 0	P: 7	R: 1	H: 1	E: 0	K: 1	S: 6	LOB: 1	BB: 1	P: 10	R: 0	H: 0	E: 0	K: 1	S: 5	LOB: 0	BB: 0	P: 5	R: 3	H: 2	E: 0	K: 0	S: 6	LOB: 1	BB: 1	P: 10	1B: 4	2B: 5	3B: 3	HR: 1	SF: 0	SAC: 2	DP: 2	HBP: 1	WP: 0	PA: 40
--------------	------	------	------	------	------	--------	-------	------	------	------	------	------	------	--------	-------	-------	------	------	------	------	------	--------	-------	------	------	------	------	------	------	--------	-------	------	------	------	------	------	------	--------	-------	------	------	------	------	------	------	--------	-------	-------	------	------	------	------	------	--------	-------	------	------	------	------	------	------	--------	-------	-------	-------	-------	-------	-------	-------	--------	-------	--------	-------	--------

PITCHER	IP	WLS	BF	H	R	ER	SO	BB	IBB	HBP	BLK	WP	HR	S	P	ERA	WHIP
Murry Dickson, R (1, 1) ERA: 3.65	1.2	L	10	4	4	4	1	0	0	0	0	0	1	11	15	21.60	2.400
Ron Mrozinski, L (2, 1) ERA: 6.55	2.2		13	4	3	3	1	1	1	1	0	0	0	12	21	10.12	1.875
Jim Owens, R (5, 1) ERA: 8.31	1.2		7	2	1	1	2	1	0	0	0	0	0	10	14	5.40	1.800
Bob Kuzava, L (7, 1) ERA: 6.25	2.0		10	2	3	3	1	1	0	0	0	0	0	11	15	13.50	1.500


BOTTOM

Philadelphia Phillies @ St. Louis Cardinals
Sportsman's Park, St. Louis, MO
Fri Sep 09 1955, 4:33 AM EDT
Att. 5,932 - Unknown

livebaseballscores.com

AB	32
R	11
H	12
RBI	11
BB	5
SO	5
LOB	14



Batter	1	2	3	4	5	6	7	8	9	AB	R	H	RBI	BB	SO	LOB	TOP		
Richie Ashburn, L (1, 8) <small>OBP: 0.448, SLG: 0.443</small>											0	0	0	0	0	0	0	Philadelphia Phillies @ St. Louis Cardinals Sportsman's Park, St. Louis, MO Sat Sep 10 1955, 4:33 AM EDT Att. 4,471 - Unknown livebaseballscorecards.com	
Bobby Morgan, R (1, 6) <small>OBP: 0.333, SLG: 0.348</small>											0	0	0	0	0	0	0		0
Granny Hamner, R (1, 4) <small>OBP: 0.328, SLG: 0.360</small>											0	0	0	0	0	0	0		0
Del Ennis, R (1, 7) <small>OBP: 0.349, SLG: 0.527</small>											0	0	0	0	0	0	0		0
Jim Greengrass, R (1, 9) <small>OBP: 0.340, SLG: 0.449</small>											0	0	0	0	0	0	0		0
Eddie Waitkus, L (1, 3) <small>OBP: 0.346, SLG: 0.317</small>											0	0	0	0	0	0	0		0
Willie Jones, R (1, 5) <small>OBP: 0.351, SLG: 0.394</small>											0	0	0	0	0	0	0		0
Andy Seminick, R (1, 2) <small>OBP: 0.331, SLG: 0.408</small>											0	0	0	0	0	0	0		0
Robin Roberts, S (1, 1) <small>OBP: 0.351, SLG: 0.423</small>	0	0	0	0	0	0	0	0	0	0	0	0	0	0	0	AB 0 R 0 H 0 RBI 0 BB 0 SO 0 LOB 0 			
Inning Stats											1B: 0	SF: 0	WP: 0	PA: 0					
	2B: 0	SAC: 0	PB: 0																
	3B: 0	DP: 0	SB: 0																
	HR: 0	HBP: 0	CS: 0																
PITCHER Tom Poholsky, R (1, 1) <small>ERA: 4.11</small>	IP	WLS	BF	H	R	ER	SO	BB	IBB	HBP	BLK	WP	HR	S	P	ERA	WHIP	PITCHER IP WLS BF H R ER SO BB IBB HBP BLK WP HR S P ERA WHIP	
	0.0	W	0	0	0	0	0	0	0	0	0	0	0	0	0	∞	∞		

Batter	1	2	3	4	5	6	7	8	9	AB R H RBI BB SO LOB	TOP			
Richie Ashburn, L (1, 8) OBP: 0.449, SLG: 0.448	0-0 1B E 1B		0-0 6-3		0-0 1-H FC4-6 1B		0-0 E5		0-0 F7	5 1 2 0 0 0 0	Philadelphia Phillies @ Milwaukee Braves Milwaukee County Stadium, Milwaukee, WI Sun Sep 11 1955, 4:33 AM EDT Unknown livebaseballscorecards.com			
Glen Gorbous, L (1, 9) OBP: 0.311, SLG: 0.349	0-0 SH1-3 1-3 E SF7 1B		0-0		0-0 1-2f FC4-6		4-0 IBB			3 1 2 0 1 0 1				
Granny Hamner, R (1, 4) OBP: 0.323, SLG: 0.353	0-0 E6 SH1-3 1-2 1B		0-0 F8		0-0 F5		0-0 1-3			4 1 0 1 0 0 5				
Del Ennis, R (1, 7) OBP: 0.349, SLG: 0.527	0-0 SH1-3 1-2 2-3		0-3 K					0-0 F9		3 0 1 0 0 1 1				
Stan Lopata, R (1, 2) OBP: 0.392, SLG: 0.543	0-0 SF7 3-H			0-0 G4-6-3 1B		0-0 F8		0-0 1B		3 0 2 1 0 0 1				
Eddie Waitkus, L (1, 3) OBP: 0.351, SLG: 0.329	0-0 2-H 1B			0-0 1-2f G4-6-3		0-0 F2		0-0 F7		4 0 1 1 0 0 3				
Jim Greengrass, R (1, 5) OBP: 0.337, SLG: 0.442 Ted Kazanski, R (8, 5)				0-0 F2		0-3 K		0-0 F3		4 0 0 0 0 1 2 0 0 0 0 0 0 0				
Bobby Morgan, R (1, 6) OBP: 0.330, SLG: 0.345								0-0 6-3		4 0 1 0 0 0 0				
Herm Wehmeier, R (1, 1) OBP: 0.289, SLG: 0.282								0-3 FC1-6 1B		4 1 1 0 0 1 1				
Inning Stats	R: 3 E: 1 K: 0 S: 6 H: 3 LOB: 1 BB: 0 P: 6	R: 0 E: 0 K: 0 S: 3 H: 1 LOB: 1 BB: 0 P: 3	R: 0 E: 0 K: 1 S: 6 H: 1 LOB: 1 BB: 0 P: 6	R: 0 E: 0 K: 0 S: 3 H: 1 LOB: 0 BB: 0 P: 3	R: 1 E: 0 K: 0 S: 5 H: 2 LOB: 1 BB: 0 P: 5	R: 0 E: 0 K: 1 S: 6 H: 1 LOB: 1 BB: 0 P: 6	R: 0 E: 1 K: 1 S: 6 H: 0 LOB: 2 BB: 1 P: 10	R: 0 E: 0 K: 0 S: 4 H: 1 LOB: 1 BB: 0 P: 4	R: 0 E: 0 K: 0 S: 3 H: 0 LOB: 0 BB: 0 P: 3	1B: 10 2B: 0 3B: 0 HR: 0 SF: 1 SAC: 1 DP: 1 HBP: 0		WP: 0 PB: 0 SB: 0 CS: 0 PA: 37		
PITCHER	IP WLS BF H R ER SO BB IBB HBP BLK WP HR S P ERA WHIP											PITCHER	IP WLS BF H R ER SO BB IBB HBP BLK WP HR S P ERA WHIP	
Lew Burdette, R (1, 1) ERA: 4.22	4.1													4.15 1.846
Phil Paine, R (5, 1) ERA: 2.49	1.2													0.00 0.600
Dave Jolly, R (7, 1) ERA: 5.68	2.0													0.00 0.500
Ernie Johnson, R (9, 1) ERA: 3.34	1.0 W													0.00 0.000

Philadelphia Phillies @ Milwaukee Braves
Milwaukee County Stadium, Milwaukee, WI
 Sun Sep 11 1955, 4:33 AM EDT
 Unknown

AB	34
R	4
H	10
RBI	3
BB	1
SO	3
LOB	14



Batter	1	2	3	4	5	6	7	8	9	AB	R	H	RBI	BB	SO	LOB
--------	---	---	---	---	---	---	---	---	---	----	---	---	-----	----	----	-----

BOTTOM

Bill Bruton, L <small>OBP: 0.323, SLG: 0.395</small> (1, 8) BB	4-0 BB		0-0 P4			0-0 1B		0-0 F8		3	0	1	0	1	0	1
Johnny Logan, R <small>OBP: 0.362, SLG: 0.439</small> (1, 6)	0-0 F9			0-0 F3		0-0 F8			0-0 F9 3B	4	1	1	0	0	0	2
Eddie Mathews, L <small>OBP: 0.414, SLG: 0.608</small> (1, 5)	0-3 K			0-0 F3			0-0 E5 1B		0-0 F9 3-H	4	0	1	1	0	1	1
Hank Aaron, R <small>OBP: 0.361, SLG: 0.537</small> (1, 9)	0-0 F5			0-3 K			0-0 5-3		0-0 1B HR 1B	4	1	1	0	0	1	2
George Crowe, L <small>OBP: 0.361, SLG: 0.466</small> (1, 3)		0-0 P6			0-0 3-1		0-3 K G1-6-3		0-0 F9	4	0	0	0	0	1	2
Chuck Tanner, L <small>OBP: 0.339, SLG: 0.409</small> (1, 7)		0-0 F6			0-0 F7		0-0 G1-6-3 1-2f		0-0 1B HR 1B	4	1	1	0	0	0	2
Danny O'Connell, R <small>OBP: 0.280, SLG: 0.325</small> Andy Pafo, R <small>OBP: 0.304, SLG: 0.391</small> Ernie Johnson, R <small>OBP: 0.182, SLG: 0.100</small> Ben Taylor, L <small>OBP: 0.273, SLG: 0.111</small> (1, 4)		0-0 P4			0-0 F9			0-0 2B	0-0 1B HR 1B	2	0	0	0	0	0	0
Del Crandall, R <small>OBP: 0.301, SLG: 0.466</small> (1, 2)		0-3 K			0-0 1-3			0-3 K	0-0 1B HR	4	1	1	4	0	2	1
Lew Burdette, R <small>OBP: 0.259, SLG: 0.295</small> Phil Paine, R <small>OBP: 0.321, SLG: 0.414</small> Bobby Thomson, R <small>OBP: 0.167, SLG: 0.333</small> Dave Jolly, R <small>OBP: 0.162, SLG: 0.238</small> Jack Dittmer, L (1, 1)		0-0 L7			0-3 K			0-3 K		1	0	0	0	0	0	0

Philadelphia Phillies @ Milwaukee Braves
 Milwaukee County Stadium, Milwaukee, WI
 Sun Sep 11 1955, 4:33 AM EDT
 Unknown

AB	34
R	5
H	8
RBI	5
BB	1
SO	7
LOB	12



Inning Stats	R	H	E	K	S	IP	WLS	BF	H	R	ER	SO	BB	IBB	HBP	BLK	WP	HR	S	P	ERA	WHIP
Herm Wehmeier, R <small>ERA: 4.36</small> (1, 1)	0	0	0	1	9	8.2	L	35	8	5	5	7	1	0	0	0	0	1	48	52	5.19	1.038

WP	PA	ERA	WHIP
0	35		

Batter	1	2	3	4	5	6	7	8	9	AB R H RBI BB SO LOB	TOP											
Richie Ashburn, L (1, 8) OBP: 0.449, SLG: 0.448	0-0 F8		0-0 F7		0-0 2B			4-0 BB	0-0 F9	4 0 1 0 1 0 2	Philadelphia Phillies @ Milwaukee Braves Milwaukee County Stadium, Milwaukee, WI Sun Sep 11 1955, 4:38 AM EDT Att: 26,426 - Unknown											
Glen Gorbous, L (1, 9) OBP: 0.314, SLG: 0.352	0-0 CS 1B		0-0 1B		0-0 F9			0-0 F7		4 0 2 0 0 0 2												
Granny Hamner, R (1, 4) OBP: 0.322, SLG: 0.350	4-0 FC6-4 1-2 BB		0-0 F8					0-0 F8		3 0 0 0 1 0 2												
Del Ennis, R (1, 7) OBP: 0.348, SLG: 0.525	0-0 FC6-4 1-2f			0-0 3 1B				0-0 F2		4 0 1 0 0 0 2												
Jim Greengrass, R (1, 5) OBP: 0.336, SLG: 0.438		0-0 F7		0-0 3 1-2f		0-3 K		4-0 WP BB 6-3 BB		3 1 0 0 1 1 1												
Eddie Waitkus, L (1, 3) OBP: 0.354, SLG: 0.329		0-0 F9		0-0 1B		0-3 K		4-0 WP 1-2 BB		3 0 1 0 1 1 0												
Bobby Morgan, R (1, 6) OBP: 0.331, SLG: 0.347		0-0 2B		0-0 5-3		4-0 BB		0-0 6-3 1-2 2-H		3 0 1 1 1 0 2												
Andy Seminick, R (1, 2) OBP: 0.330, SLG: 0.404		0-3 K			4-0 G4-6-3 BB		0-0 F2		1-0 HBP	1 0 0 0 1 1 1												
Jim Command, L (7, PH)										1 0 0 0 0 0 1												
Jack Meyer, R (7, 1) OBP: 0.250, SLG: 0.200										0 0 0 0 0 0 0												
Lynn Lovenguth, L (8, 1)										0 0 0 0 0 0 0												
Fred Vandusen, L (9, PH)										0 0 0 0 0 0 0												
Saul Rogovin, R (1, 1) OBP: 0.205, SLG: 0.302			0-3 K		0-0 G4-6-3 1-2f		0-3 K		0-3 K	0 0 0 0 0 0 0												
Bob Miller, R (1, 1) OBP: 0.276, SLG: 0.333										1 0 0 0 0 1 0												
Mary Blaylock, L (5, PH) OBP: 0.287, SLG: 0.303										1 0 0 0 0 0 1												
Ron Negray, R (5, 1)										0 0 0 0 0 0 0												
Stan Lopata, R (7, PH) OBP: 0.380, SLG: 0.539										2 0 0 0 0 2 3												
Inning Stats	R: 0 E: 0 K: 0 S: 3	H: 1 LOB: 1 BB: 1 P: 7	R: 0 E: 0 K: 1 S: 6	H: 1 LOB: 1 BB: 0 P: 6	R: 0 E: 0 K: 1 S: 6	H: 1 LOB: 1 BB: 0 P: 6	R: 0 E: 0 K: 0 S: 4	H: 2 LOB: 1 BB: 0 P: 4	R: 0 E: 0 K: 0 S: 3	H: 1 LOB: 1 BB: 1 P: 7	R: 0 E: 0 K: 1 S: 5	H: 0 LOB: 0 BB: 0 P: 5	R: 0 E: 0 K: 2 S: 7	H: 0 LOB: 1 BB: 1 P: 11	R: 0 E: 0 K: 0 S: 3	H: 0 LOB: 1 BB: 1 P: 7	R: 1 E: 0 K: 1 S: 5	H: 0 LOB: 2 BB: 2 P: 14	1B: 4 2B: 3 3B: 0 HR: 0	SF: 0 SAC: 0 DP: 2 HBP: 1	WP: 1 PB: 0 SB: 0 CS: 1	PA: 37
PITCHER Humberto Robinson, R (1, 1) ERA: 2.68	IP: 9.0 WLS: W BF: 37 H: 6 R: 1 ER: 1 SO: 6 BB: 6 IBB: 0 HBP: 1 BLK: 0 WP: 1 HR: 0 S: 42 P: 67 ERA: 1.00 WHIP: 1.333											PITCHER	IP: 0.0 WLS: 0 BF: 0 H: 0 R: 0 ER: 0 SO: 0 BB: 0 IBB: 0 HBP: 0 BLK: 0 WP: 0 HR: 0 S: 0 P: 0 ERA: 0.00 WHIP: 0.000									

livebaseballscorecards.com

AB	30
R	1
H	6
RBI	1
BB	6
SO	6
LOB	17



Batter	1	2	3	4	5	6	7	8	9
Bill Bruton, L OBP: 0.326, SLG: 0.397 (1, 8)	0-0 2B 1B	0-0 1B		0-0 G3		0-0 S 1B		0-3 K	
Johnny Logan, R OBP: 0.365, SLG: 0.444 (1, 6)	0-0 1B 2B	0-0 1B		0-0 1B		0-0 F3		0-0 BB 2B 1B	
Eddie Mathews, L OBP: 0.416, SLG: 0.605 (1, 5)	4-0 1B S IBB	0-0 F5		0-0 F8		4-0 SH 3B BB		4-0 2B 1B BB	
Hank Aaron, R OBP: 0.360, SLG: 0.536 (1, 9)	0-0 F3	0-0 F9		0-0 F3		0-0 SH 3B BB		0-0 1B 2B	
George Crowe, L OBP: 0.365, SLG: 0.467 (1, 3)	0-0 E S 1B	0-3 K		0-0 F8		4-0 3B BB		0-0 BB E 1B	
Chuck Tanner, L OBP: 0.332, SLG: 0.399 (1, 7)	0-3 K		0-0 4-3		0-0 F8		0-3 K	0-0 E4 BB	
Danny O'Connell, R OBP: 0.281, SLG: 0.329 (1, 4)	0-0 E5 BB		0-0 F9		0-0 5-3		0-0 3B	4-0 1-2 2-3 BB	
Del Crandall, R OBP: 0.302, SLG: 0.464 (1, 2)	4-0 1-2 BB		0-0 1B			0-3 K	0-3 K	0-3 K	
Del Rice, R OBP: 0.265, SLG: 0.309 (9, 2)									
Humberto Robinson, R OBP: 0.077, SLG: 0.077 (1, 1)	0-0 F8		0-3 K			0-0 3-1	0-0 4-3	0-0 4-3	

Inning Stats	R: 3	H: 3	E: 1	K: 1	S: 9	LOB: 3	BB: 2	P: 17	R: 0	H: 2	E: 0	K: 1	S: 7	LOB: 2	BB: 0	P: 7	R: 0	H: 1	E: 0	K: 1	S: 6	LOB: 1	BB: 0	P: 6	R: 0	H: 1	E: 0	K: 0	S: 4	LOB: 1	BB: 0	P: 4	R: 0	H: 0	E: 0	K: 0	S: 3	LOB: 0	BB: 0	P: 3	R: 0	H: 1	E: 0	K: 1	S: 6	LOB: 1	BB: 0	P: 6	R: 3	H: 1	E: 1	K: 2	S: 9	LOB: 1	BB: 2	P: 17	R: 3	H: 3	E: 1	K: 2	S: 11	LOB: 3	BB: 2	P: 19
--------------	------	------	------	------	------	--------	-------	-------	------	------	------	------	------	--------	-------	------	------	------	------	------	------	--------	-------	------	------	------	------	------	------	--------	-------	------	------	------	------	------	------	--------	-------	------	------	------	------	------	------	--------	-------	------	------	------	------	------	------	--------	-------	-------	------	------	------	------	-------	--------	-------	-------

PITCHER	IP	WLS	BF	H	R	ER	SO	BB	IBB	HBP	BLK	WP	HR	S	P	ERA	WHIP
Saul Rogovin, R ERA: 4.21 (1, 1)	0.2	L	8	3	3	3	1	1	1	0	0	0	0	8	16	40.50	6.000
Bob Miller, R ERA: 2.46 (1, 1)	3.1		14	4	0	0	2	0	0	0	0	0	0	18	18	0.00	1.200
Ron Negray, R ERA: 3.52 (5, 1)	2.0		7	1	0	0	1	0	0	0	0	0	0	9	9	0.00	0.500
Jack Meyer, R ERA: 3.46 (7, 1)	1.1		13	4	6	5	3	3	0	0	0	0	0	16	28	33.75	5.250
Lynn Lovenguth, R ERA: 4.5 (8, 1)	0.2		3	0	0	0	1	1	0	0	0	0	0	4	8	0.00	1.500

BOTTOM

Philadelphia Phillies @ Milwaukee Braves
Milwaukee County Stadium, Milwaukee, WI

Sun Sep 11 1955, 4:38 AM EDT
Att. 26,426 - Unknown

AB	38
R	9
H	12
RBI	8
BB	6
SO	8
LOB	30



1B: 9	SF: 0	WP: 0	PA: 45
2B: 2	SAC: 1	PB: 0	
3B: 1	DP: 0	SB: 3	
HR: 0	HBP: 0	CS: 0	

Batter	1	2	3	4	5	6	7	8	9	AB R H RBI BB SO LOB	TOP		
Richie Ashburn, L (1, 8) OBP: 0.449, SLG: 0.450	4-0 FC4-6 BB		0-0 4-3 2-3		0-0 1-2 1B 1B	0-0 WP E 2B	0-0 5-3		0-0 L9	5 2 2 1 1 0 2	Philadelphia Phillies @ Chicago Cubs Wrigley Field, Chicago, IL Tue Sep 13 1955, 3:33 AM CDT Att. 1,785 - Unknown livebaseballscorecards.com		
Eddie Waitkus, L (1, 3) OBP: 0.365, SLG: 0.331	0-0 FC4-6 1-2f 3-6		4-0 G4-3 BB		4-0 1B 2B BB	0-0 WP 2-H 1B	4-0 BB			2 1 1 1 3 0 1			
Granny Hamner, R (1, 4) OBP: 0.321, SLG: 0.348	0-0 3-6 1-2f		0-0 G4-3		0-0 1-3 2-H 3-H 1B	0-0 2-3	0-0 1-3			5 0 1 2 0 0 6			
Del Ennis, R (1, 7) OBP: 0.350, SLG: 0.527		0-3 K		0-0 CS 1B	0-0 3-H 2B		0-0 BB 1B	0-0 6-3		5 1 3 1 0 1 0			
Stan Lopata, R (1, 2) OBP: 0.387, SLG: 0.531		0-3 K		0-3 1-2 K	0-0 6-3		4-0 1B BB	0-0 6-3		4 1 0 0 1 2 2			
Jim Greengrass, R (1, 9) OBP: 0.342, SLG: 0.451		4-0 BB BB		0-0 HR	0-0 F7		0-0 1B 2B 1B	0-0 1B		4 2 3 2 1 0 1			
Glen Gorbous, L (8, 9) OBP: 0.314, SLG: 0.352		BB BB					1-2 2-H 2B 1B	1B		0 0 0 0 0 0 0			
Willie Jones, R (1, 5) OBP: 0.353, SLG: 0.394		4-0 1-2 BB		0-0 1B		4-0 SH3-4 2B BB	0-0 1-2 2-H 2B 1B	0-0 F3		3 2 2 1 2 0 1			
Ted Kazanski, R (8, 5)		BB BB								0 0 0 0 0 0 0			
Bobby Morgan, R (1, 6) OBP: 0.331, SLG: 0.348	0-0 F2			0-0 5-3		0-0 SH3-4	0-0 WP 2B		0-0 6-3	4 0 1 2 0 0 3			
Murry Dickson, R (1, 1) OBP: 0.215, SLG: 0.278			0-0 4-3 2B		0-0 BB 1B 1B	0-0 P4	0-0 F9		0-3 K	5 1 2 0 0 1 2			
Inning Stats	R: 0 E: 0 K: 0 S: 2 H: 0 LOB: 0 BB: 1 P: 6	R: 0 E: 0 K: 2 S: 7 H: 0 LOB: 2 BB: 2 P: 15	R: 0 E: 0 K: 0 S: 3 H: 1 LOB: 1 BB: 1 P: 7	R: 1 E: 0 K: 1 S: 7 H: 3 LOB: 1 BB: 0 P: 7	R: 3 E: 0 K: 0 S: 6 H: 4 LOB: 1 BB: 1 P: 10	R: 2 E: 1 K: 0 S: 5 H: 2 LOB: 1 BB: 1 P: 9	R: 4 E: 0 K: 0 S: 7 H: 4 LOB: 2 BB: 2 P: 15	R: 0 E: 0 K: 0 S: 4 H: 1 LOB: 1 BB: 0 P: 4	R: 0 E: 0 K: 1 S: 5 H: 0 LOB: 0 BB: 0 P: 5	1B: 10 2B: 6 3B: 0 HR: 1 SF: 0 SAC: 1 DP: 3 HBP: 0	WP: 3 PB: 0 SB: 0 CS: 1 PA: 46		
PITCHER	IP WLS BF H R ER SO BB IBB HBP BLK WP HR S P ERA WHIP											PITCHER	IP WLS BF H R ER SO BB IBB HBP BLK WP HR S P ERA WHIP
Sam Jones, R (1, 1) ERA: 4.21	4.1 L 21 7 4 4 3 5 0 0 0 0 0 1 22 42 8.31 2.769												
Hal Jeffcoat, R (5, 1) ERA: 2.79	0.2 3 1 0 0 0 0 0 0 0 0 0 0 3 3 0.00 1.500												
Bill Tremel, R (6, 1) ERA: 4.0	1.0 11 6 6 6 0 2 0 0 0 2 0 9 17 54.00 8.000												
Jim Davis, L (7, 1) ERA: 4.57	1.0 4 0 0 0 0 1 0 0 0 1 0 3 7 0.00 1.000												
Don Kaiser, R (8, 1) ERA: 5.17	2.0 7 1 0 0 1 0 0 0 0 0 0 9 9 0.00 0.500												

Batter	1	2	3	4	5	6	7	8	9	AB R H RBI BB SO LOB
Dee Fondy, L OBP: 0.314, SLG: 0.435 (1, 3)	0-0 F8		0-0 F9		0-0 FC5 1B		0-0 4-3		0-0 1B	5 0 2 0 0 0 0
Gene Baker, R OBP: 0.328, SLG: 0.401 (1, 4)	0-0 E6 1B		0-0 6-3		4-0 BB 1B		0-3 K		0-0 P4	4 0 0 0 1 1 1
Frank Baumholtz, L OBP: 0.328, SLG: 0.396 (1, 7)	0-0 1-2 1B		0-0 4-3		0-3 K			0-0 BB 14 1B		4 0 2 0 0 1 3
14 Ernie Banks, R OBP: 0.344, SLG: 0.605 (1, 6)	0-0 F7			0-0 F7	0-0 P5			4-0 BB 1-2 BB		3 0 0 0 1 0 5
Randy Jackson, R OBP: 0.332, SLG: 0.435 (1, 5)	0-3 K			0-0 E5 2B G1-2-3	0-0 FC5			4-0 BB 1-2 2-3 BB		3 0 0 0 1 1 5
Eddie Miksis, R OBP: 0.282, SLG: 0.327 (1, 9)		0-0 6-3		0-0 1-3 2B		0-0 5-3		0-0 F3		4 0 1 0 0 0 3
Jim Bolger, R OBP: 0.241, SLG: 0.280 (1, 8)		0-0 3B		4-0 IBB		0-0 P4		0-0 G6-4-3 1-2f		3 0 1 0 1 0 3
Harry Chiti, R OBP: 0.287, SLG: 0.362 (1, 2)		0-3 K		0-0 G1-2-3 3-Hf		0-0 F8			0-3 K	3 0 0 0 0 1 4 1 0 0 0 0 1 0
Walker Cooper, R OBP: 0.314, SLG: 0.561 (9, PH)										
Sam Jones, R OBP: 0.213, SLG: 0.181 (1, 1)		0-0 5-3			4-0 BB 1B BB		0-0 3-1		0-0 F3	1 0 0 0 0 0 1 0 0 0 0 0 0 0 0 0 0 0 1 0 0 0 0 0 0 0 0 0 0 0 0 0 0 0 0 1 0 0 0 0 0 0 0 0 0 0 0 0 0 1 0 0 0 0 0 0
Hal Jeffcoat, R OBP: 0.261, SLG: 0.333 (5, 1)										
Jim King, L OBP: 0.312, SLG: 0.426 (5, PH)										
Bill Tremel, R OBP: 0.375, SLG: 0.286 (6, 1)										
Jim Davis, S OBP: 0.076, SLG: 0.028 (7, 1)										
Bob Speake, L OBP: 0.306, SLG: 0.438 (7, PH)										
Don Kaiser, R OBP: 0.292, SLG: 0.385 (8, 1)										
Hank Sauer, R OBP: 0.282, SLG: 0.385 (9, PH)										

BOTTOM

Philadelphia Phillies @ Chicago Cubs
 Wrigley Field, Chicago, IL
 Tue Sep 13 1955, 3:33 AM CDT
 Att. 1,785 - Unknown

livebaseballscorecards.com

AB	33
R	0
H	6
RBI	0
BB	5
SO	5
LOB	25



Inning Stats	R: 0	H: 1	E: 1	LOB: 2	K: 1	BB: 0	S: 7	P: 7
	R: 0	H: 1	E: 0	LOB: 1	K: 1	BB: 0	S: 6	P: 6
	R: 0	H: 0	E: 0	LOB: 0	K: 0	BB: 0	S: 3	P: 3
	R: 0	H: 1	E: 1	LOB: 2	K: 0	BB: 1	S: 4	P: 8
	R: 0	H: 1	E: 0	LOB: 3	K: 1	BB: 2	S: 6	P: 14
	R: 0	H: 0	E: 0	LOB: 0	K: 0	BB: 0	S: 3	P: 3
	R: 0	H: 0	E: 0	LOB: 0	K: 1	BB: 0	S: 5	P: 5
	R: 0	H: 1	E: 0	LOB: 2	K: 0	BB: 2	S: 3	P: 11
	R: 0	H: 1	E: 0	LOB: 1	K: 1	BB: 0	S: 6	P: 6
	1B: 4	SF: 0	2B: 1	SAC: 0	3B: 1	DP: 2	HR: 0	HBP: 0

PITCHER	IP	WLS	BF	H	R	ER	SO	BB	IBB	HBP	BLK	WP	HR	S	P	ERA	WHIP
Murry Dickson, R ERA: 3.49 (1, 1)	9.0	W	38	6	0	0	5	4	1	0	0	0	0	43	63	0.00	1.111

WP: 0	PA: 38
PB: 0	CS: 0
SB: 0	
ERA	WHIP

Batter	1	2	3	4	5	6	7	8	9	AB R H RBI BB SO LOB	TOP					
Eddie O'Brien, R (1, 8) OBP: 0.295, SLG: 0.269	0-0 BB 1B		0-0 F9			0-0 6-3		0-0 F8		4 0 1 0 0 0 0	Pittsburgh Pirates @ Philadelphia Phillies Connie Mack Stadium, Philadelphia, PA Fri Sep 16 1955, 3:33 AM EDT Att: 10,023 - Unknown livebaseballscorecards.com					
Gene Freese, R (1, 5) OBP: 0.306, SLG: 0.425	0-0 F8		0-0 5-3			0-0 4-3		0-3 K	4 0 0 0 0 1 1							
Jerry Lynch, L (1, 9) OBP: 0.345, SLG: 0.473	0-0 P5		0-0 F5			0-0 2B		0-0 1-3	4 0 1 0 0 0 1							
Dale Long, L (1, 3) OBP: 0.368, SLG: 0.517	4-0 1-2 BB			0-0 F8		0-0 F9		0-0 2B	3 0 1 0 1 0 1							
Toby Atwell, L (1, 2) OBP: 0.343, SLG: 0.267	0-0 P6			0-0 G5-4-3 1B		0-0 4-3		0-0 P5	4 0 1 0 0 0 3							
Frank Thomas, R (1, 7) OBP: 0.323, SLG: 0.425		0-0 5-3		0-0 G5-4-3 1-2f		0-0 F2			3 0 0 0 0 0 1							
Johnny O'Brien, R (1, 4) OBP: 0.338, SLG: 0.380		0-0 F5			0-0 F9		0-0 5-3		3 0 0 0 0 0 0							
Dick Groat, R (1, 6) OBP: 0.328, SLG: 0.363		0-0 HR			0-0 F9		0-0 F7		3 1 1 1 0 0 0							
Max Surkont, R (1, 1) OBP: 0.222, SLG: 0.163		0-0 6-3			0-0 4-3		0-0 F9		2 0 0 0 0 0 0							
Ron Kline, R (6, 1) OBP: 0.135, SLG: 0.111									0 0 0 0 0 0 0							
Roberto Clemente, R (8, PH) OBP: 0.286, SLG: 0.382									1 0 0 0 0 0 0							
Roy Face, R (8, 1) OBP: 0.148, SLG: 0.154									0 0 0 0 0 0 0							
Inning Stats	R: 0 E: 0 K: 0 S: 4	H: 1 LOB: 2 BB: 1 P: 8	R: 1 E: 0 K: 0 S: 4	H: 1 LOB: 0 BB: 0 P: 4	R: 0 E: 0 K: 0 S: 3	H: 0 LOB: 0 BB: 0 P: 3	R: 0 E: 0 K: 0 S: 3	H: 1 LOB: 1 BB: 0 P: 4	R: 0 E: 0 K: 0 S: 3	H: 0 LOB: 0 BB: 0 P: 3	R: 0 E: 0 K: 1 S: 6	H: 1 LOB: 1 BB: 0 P: 6	1B: 2 2B: 2 3B: 0 HR: 1	SF: 0 SAC: 0 DP: 1 HBP: 0	WP: 0 PB: 0 SB: 0 CS: 0	PA: 32
PITCHER Robin Roberts, R (1, 1) ERA: 3.2	IP: 9.0 WLS: W BF: 32 H: 5 R: 1 ER: 1 SO: 1 BB: 1 IBB: 0 HBP: 0 BLK: 0 WP: 0 HR: 1 S: 33 P: 37 ERA: 1.00 WHIP: 0.667											PITCHER IP: WLS: BF: H: R: ER: SO: BB: IBB: HBP: BLK: WP: HR: S: P: ERA: WHIP				



Batter	1	2	3	4	5	6	7	8	9	AB	R	H	RBI	BB	SO	LOB
Richie Ashburn, L OBP: 0.451, SLG: 0.455 (1, 8) BBB	4-0 2B BB		x 0-0 G4-6-3 1B		x 0-0 3B		0-3 K			3	1	2	0	1	1	0
Eddie Waitkus, L OBP: 0.363, SLG: 0.335 (1, 3) X	0-0 1-H 2B		x 0-0 G4-6-3 1-2f 3-H		x 0-0 F9		0-0 E4 WP 1B			4	1	1	1	0	0	2
Granny Hamner, R OBP: 0.325, SLG: 0.347 Roy Smalley, R OBP: 0.305, SLG: 0.329 (1, 4) (8, 6) BBB	4-0 BB		x 0-0 L8			4-0 G6-4-3 BB	4-0 1B 1B BB			1	1	0	0	3	0	0
Del Ennis, R OBP: 0.351, SLG: 0.527 (1, 7) X	0-0 L6			x 0-0 G5-4-3 1B		x 0-0 G6-4-3 1-2f	0-0 CS 1B 1B			4	0	2	1	0	0	2
Stan Lopata, R OBP: 0.389, SLG: 0.531 (1, 2) SSS	0-3 K			x 0-0 G5-4-3 1-2f		x 0-0 BB 2B 1B	0-0 1-2 3-H 1B			4	1	2	1	0	1	2
Jim Greengrass, R OBP: 0.341, SLG: 0.447 (1, 9) X		x 0-0 6-3		x 0-0 6-3		4-0 1-2 2B BB	0-3 K			3	1	0	0	1	1	2
Willie Jones, R OBP: 0.354, SLG: 0.403 (1, 5) X		x 0-0 1-3			x 0-0 HR	x 0-0 1-H 2-H 1B 2B	0-0 F8			4	2	2	3	0	0	0
Bobby Morgan, R OBP: 0.330, SLG: 0.347 (1, 6) (8, 4) SSS		0-3 K			x 0-0 6-3	x 0-0 2-H 1B	0-3 K			4	0	1	1	0	2	0
Robin Roberts, S OBP: 0.350, SLG: 0.466 (1, 1) X			x 0-0 G4-6-3 3B		x 0-0 F8	0-3 K	0-0 F8			4	1	1	0	0	1	1

Inning Stats	R: 1	H: 1	E: 0	K: 1	S: 5	R: 0	H: 0	E: 0	K: 1	S: 5	R: 1	H: 2	E: 0	K: 0	S: 4	R: 0	H: 1	E: 0	K: 0	S: 3	R: 1	H: 2	E: 0	K: 1	S: 5	R: 3	H: 3	E: 0	K: 1	S: 7	R: 2	H: 2	E: 1	K: 2	S: 9	R: 0	H: 0	E: 0	K: 1	S: 5
	LOB: 1	BB: 2	P: 13	LOB: 0	BB: 0	P: 5	LOB: 0	BB: 0	P: 4	LOB: 0	BB: 0	P: 4	LOB: 0	BB: 0	P: 3	LOB: 1	BB: 1	P: 15	LOB: 2	BB: 1	P: 13	LOB: 0	BB: 0	P: 5	LOB: 0	BB: 0	P: 5	LOB: 1	BB: 2	P: 13	LOB: 0	BB: 1	P: 13	LOB: 0	BB: 0	P: 5	LOB: 0	BB: 0	P: 5	

PITCHER	IP	WLS	BF	H	R	ER	SO	BB	IBB	HBP	BLK	WP	HR	S	P	ERA	WHIP
Max Surkont, R ERA: 5.48 (1, 1)	5.2	L	25	8	6	6	2	4	0	0	0	0	1	25	41	9.53	2.118
Ron Kline, R ERA: 3.87 (6, 1)	1.1		8	3	2	1	3	1	0	0	0	1	0	13	17	6.75	3.000
Roy Face, R ERA: 3.31 (8, 1)	1.0		3	0	0	0	1	0	0	0	0	0	0	5	5	0.00	0.000

BOTTOM

Pittsburgh Pirates @ Philadelphia Phillies
Connie Mack Stadium, Philadelphia, PA

Fri Sep 16 1955, 3:33 AM EDT
Att. 10,023 - Unknown

livebaseballscorecards.com

AB	31
R	8
H	11
RBI	7
BB	5
SO	6
LOB	9



WP	1	PA	36
PB	0		
SB	0		
CS	1		

Batter	1	2	3	4	5	6	7	8	9	AB R H RBI BB SO LOB	TOP	
Eddie O'Brien, R OBP: 0.294, SLG: 0.269 (1, 8) X	0-0 F9 BB 1B		0-0 F8		0-0 6-3		0-0 F7			4 0 1 0 0 0 2		
Gene Freese, R OBP: 0.308, SLG: 0.425 (1, 5) B B B	4-0 G4-6-3 1-2 BB			0-0 1B HR 1B		0-0 6-3	0-0 6-3			3 1 1 0 1 0 2		
Jerry Lynch, L OBP: 0.344, SLG: 0.470 Roberto Clemente, R OBP: 0.286, SLG: 0.382 (1, 9) X (8, 9)	0-0 F9 2-3		0-0 1-2 HR 1B		0-0 F8		0-0 G3			4 1 1 0 0 0 2 0 0 0 0 0 0 0		
Dale Long, L OBP: 0.364, SLG: 0.512 (1, 3) X	0-0 G4-6-3 1-2f		0-0 F5		0-0 G3		0-3 K			4 0 0 0 0 1 4		
Toby Atwell, L OBP: 0.342, SLG: 0.271 (1, 2) X		0-0 F3		0-0 F6		0-0 1B 2B	0-0 F2			4 1 1 0 0 0 2		
Frank Thomas, R OBP: 0.324, SLG: 0.432 (1, 7) X		0-0 5-3		0-0 1-H 2-H HR		0-0 BB 1B	0-0 F7			4 2 2 4 0 0 0		
Johnny O'Brien, R OBP: 0.337, SLG: 0.375 (1, 4) X		0-0 F5		0-0 F7		4-0 1B 1-2 BB	0-0 6-3			3 0 0 0 1 0 0		
Dick Groat, R OBP: 0.327, SLG: 0.362 (1, 6) X			0-0 F9		0-0 F2	0-0 1-3 2-H 1B	0-3 K			4 0 1 1 0 1 0		
Bob Friend, R OBP: 0.220, SLG: 0.196 Roy Face, R OBP: 0.148, SLG: 0.154 (1, 1) X (7, 1)			0-0 6-3		0-0 1-3	0-0 F8				3 0 0 0 0 0 2 0 0 0 0 0 0 0		
Inning Stats	R: 0 H: 1 E: 0 LOB: 1 K: 0 BB: 1 S: 3 P: 7	R: 0 H: 0 E: 0 LOB: 0 K: 0 BB: 0 S: 3 P: 3	R: 0 H: 0 E: 0 LOB: 0 K: 0 BB: 0 S: 3 P: 3	R: 3 H: 3 E: 0 LOB: 0 K: 0 BB: 0 S: 6 P: 6	R: 0 H: 0 E: 0 LOB: 0 K: 0 BB: 0 S: 3 P: 3	R: 0 H: 0 E: 0 LOB: 0 K: 0 BB: 0 S: 3 P: 3	R: 2 H: 3 E: 0 LOB: 2 K: 0 BB: 1 S: 6 P: 10	R: 0 H: 0 E: 0 LOB: 0 K: 1 BB: 0 S: 5 P: 5	R: 0 H: 0 E: 0 LOB: 0 K: 1 BB: 0 S: 5 P: 5	1B: 5 SF: 0 2B: 1 SAC: 0 3B: 0 DP: 1 HR: 1 HBP: 0	WP: 0 PA: 35 PB: 0 SB: 0 CS: 0	
PITCHER Herm Wehmeier, R ERA: 4.46 Bob Miller, R ERA: 2.44 Jack Meyer, R ERA: 3.4	IP WLS BF H R ER SO BB IBB HBP BLK WP HR S P ERA WHIP											PITCHER IP WLS BF H R ER SO BB IBB HBP BLK WP HR S P ERA WHIP
	(1, 1) 6.0 L 25 6 5 5 0 2 0 0 0 0 0 1 23 31 7.50 1.333											
	(7, 1) 1.0 4 1 0 0 0 0 0 0 0 0 0 0 4 4 0.00 1.000											
	(8, 1) 2.0 6 0 0 0 0 2 0 0 0 0 0 0 10 10 0.00 0.000											

Pittsburgh Pirates @ Philadelphia Phillies
 Connie Mack Stadium, Philadelphia, PA
 Sun Sep 18 1955, 3:33 AM EDT
 Unknown

livebaseballscorecards.com

AB	33
R	5
H	7
RBI	5
BB	2
SO	2
LOB	14



Batter	1	2	3	4	5	6	7	8	9	AB	R	H	RBI	BB	SO	LOB
Richie Ashburn, L (1, 8) OBP: 0.451, SLG: 0.454	0-0 5-3		0-0 FC3-6 2-H 1B		0-0 1-3			4-0 3-1 BB		3	0	1	1	1	0	1
Eddie Waitkus, L (1, 3) OBP: 0.361, SLG: 0.330	0-0 G3		0-0 FC3-6 1-2f		0-0 3-1			4-0 3-1 BB		3	0	0	0	1	0	2
Granny Hamner, R (1, 4) OBP: 0.322, SLG: 0.344	0-0 G3		0-0 4-3			0-0 F2		0-0 3-1		4	0	0	0	0	0	3
Del Ennis, R (1, 7) OBP: 0.351, SLG: 0.527		0-0 4-3 2B		0-0 F8		0-0 F7		0-3 K		4	0	1	0	0	1	2
Stan Lopata, R (1, 2) OBP: 0.384, SLG: 0.524		0-0 F7		0-0 L8		0-3 K		0-0 F6		4	0	0	0	0	1	3
Jim Greengrass, R (1, 9) OBP: 0.340, SLG: 0.445		0-0 4-3 2-3		0-0 L9			0-0 BB 1B		0-3 K	4	0	1	0	0	1	1
Willie Jones, R (1, 5) OBP: 0.355, SLG: 0.407		0-0 F7			0-0 4-3 3B		4-0 BB 1B		0-0 F7	3	1	1	0	1	0	1
Bobby Morgan, R (1, 6) OBP: 0.331, SLG: 0.347			4-0 S SH3-4 1B BB		0-0 4-3 3-H		0-3 K		0-0 1B	3	1	1	1	1	1	2
Herm Wehmeier, R (1, 1) OBP: 0.299, SLG: 0.319			0-0 SH3-4		0-0 3B		0-0 G4-6-3 BB		0-0 4-3	1	0	1	0	0	0	0
Bob Miller, R (7, 1) OBP: 0.278, SLG: 0.333										0	0	0	0	0	0	0
Glen Gorbous, L (7, PH) OBP: 0.313, SLG: 0.350										1	0	0	0	0	0	2
Jack Meyer, R (8, 1) OBP: 0.250, SLG: 0.200										0	0	0	0	0	0	0
Jim Command, L (9, PH)										1	0	0	0	0	0	1

Inning Stats	R: 0	H: 0	E: 0	K: 0	S: 3	R: 0	H: 1	E: 0	K: 0	S: 4	R: 1	H: 1	E: 0	K: 0	S: 4	R: 0	H: 0	E: 0	K: 0	S: 3	R: 1	H: 2	E: 0	K: 0	S: 5	R: 0	H: 0	E: 0	K: 1	S: 5	R: 0	H: 1	E: 0	K: 1	S: 5	R: 0	H: 0	E: 0	K: 1	S: 5	R: 0	H: 1	E: 0	K: 1	S: 6	R: 0	H: 1	E: 0	K: 1	S: 6
	0	0	0	0	3	0	1	0	0	4	0	1	0	0	4	0	0	0	0	3	0	0	0	2	0	5	0	0	0	0	5	0	1	0	5	0	0	0	0	13	0	1	0	6	0	1	0	6		
	0	0	0	0	3	0	1	0	0	4	0	1	0	0	4	0	0	0	0	3	0	0	0	2	0	5	0	0	0	0	5	0	1	0	5	0	0	0	13	0	1	0	6	0	1	0	6			
PITCHER	IP	WLS	BF	H	R	ER	SO	BB	IBB	HBP	BLK	WP	HR	S	P	ERA	WHIP																																	
Bob Friend, R (1, 1) ERA: 2.95	6.0	W	25	5	2	2	1	2	0	0	0	0	0	25	33	3.00	1.167																																	
Roy Face, R (7, 1) ERA: 3.23	3.0	S	11	1	0	0	3	2	0	0	0	0	0	15	23	0.00	1.000																																	

BOTTOM

Pittsburgh Pirates @ Philadelphia Phillies
 Connie Mack Stadium, Philadelphia, PA
 Sun Sep 18 1955, 3:33 AM EDT
 Unknown

livebaseballscores.com

AB	31
R	2
H	6
RBI	2
BB	4
SO	4
LOB	18



WP: 0	PA: 36
PB: 0	
SB: 1	
CS: 0	
ERA	WHIP

Batter	1	2	3	4	5	6	7	8	9	AB R H RBI BB SO LOB	TOP	
Eddie O'Brien, R (1, 8) OBP: 0.295, SLG: 0.269 Preston Ward, L (8, PH) OBP: 0.300, SLG: 0.386 Ron Kline, R (8, 1) OBP: 0.135, SLG: 0.111	0-0 6-3		0-0 CS 1B			0-0 5-3		0-0 F8		3 0 1 0 0 0 0 1 0 0 0 0 0 0 0 0 0 0 0 0 0	Pittsburgh Pirates @ Philadelphia Phillies Connie Mack Stadium, Philadelphia, PA Sun Sep 18 1955, 3:38 AM EDT Att: 12,683 - Unknown livebaseballscorecards.com	
Gene Freese, R (1, 5) OBP: 0.309, SLG: 0.429	0-0 F6		0-0 6-3 1-2			4-0 BB 1B BB		0-0 3B		3 1 1 0 1 0 1		
Jerry Lynch, L (1, 9) OBP: 0.342, SLG: 0.464	0-0 4-3					4-0 BB 1B 1-2 BB		0-0 F7		3 0 0 0 1 0 1		
Dale Long, L (1, 3) OBP: 0.365, SLG: 0.511		0-0 F8				0-0 F5			0-0 FC1-6 1B	4 0 2 1 0 0 0		
Toby Atwell, L (1, 2) OBP: 0.340, SLG: 0.271		0-0 1B 1B				0-0 4-3			0-0 FC1-6 G1-4-3 1-2f	4 0 1 0 0 0 3		
Frank Thomas, R (1, 7) OBP: 0.322, SLG: 0.428		0-3 K				0-0 6-3			0-0 G1-4-3 1-2f	4 0 0 0 0 1 2		
Johnny O'Brien, R (1, 4) OBP: 0.340, SLG: 0.376		0-0 1-2 1B				4-0 BB G6-3 BB		0-0 6-3		2 0 1 0 1 0 0		
Dick Groat, R (1, 6) OBP: 0.325, SLG: 0.359		0-0 F5				0-0 G6-3 1-2f		0-0 1-3		3 0 0 0 0 0 3		
Dick Hall, R (1, 1) OBP: 0.310, SLG: 0.306 Roberto Clemente, R (8, PH) OBP: 0.285, SLG: 0.381 (8, 8)			0-0 5-3			0-3 K		0-0 F8		2 0 0 0 0 1 0 1 0 0 0 0 0 0		
Inning Stats	R: 0 H: 0 E: 0 LOB: 0 K: 0 BB: 0 S: 3 P: 3	R: 0 H: 2 E: 0 LOB: 2 K: 1 BB: 0 S: 7 P: 7	R: 0 H: 1 E: 0 LOB: 0 K: 0 BB: 0 S: 3 P: 3	R: 0 H: 0 E: 0 LOB: 0 K: 0 BB: 0 S: 3 P: 3	R: 0 H: 0 E: 0 LOB: 0 K: 0 BB: 1 S: 2 P: 6	R: 1 H: 1 E: 0 LOB: 2 K: 1 BB: 2 S: 6 P: 14	R: 0 H: 0 E: 0 LOB: 0 K: 0 BB: 0 S: 3 P: 3	R: 0 H: 1 E: 0 LOB: 1 K: 0 BB: 0 S: 4 P: 4	R: 0 H: 1 E: 0 LOB: 0 K: 0 BB: 0 S: 3 P: 3	1B: 5 SF: 0 2B: 0 SAC: 0 3B: 1 DP: 2 HR: 0 HBP: 0	WP: 0 PA: 33 PB: 0 SB: 0 CS: 1	
PITCHER Saul Rogovin, R (1, 1) ERA: 4.0	IP WLS BF H R ER SO BB IBB HBP BLK WP HR S P ERA WHIP	9.0 W 33 6 1 1 2 3 0 0 0 0 0 0 34 46 1.00 1.000										

Batter	1	2	3	4	5	6	7	8	9
Richie Ashburn, L OBP: 0.452, SLG: 0.455 (1, 8) x	0-0 3-1		4-0 1B FC5-2 BB		0-0 F9		0-0 2B		
Eddie Waitkus, L OBP: 0.363, SLG: 0.330 (1, 3) x	0-0 F9		0-0 FC5-2 1B		0-0 F9		4-0 FC6-4 IBB		
Granny Hamner, R OBP: 0.323, SLG: 0.345 (1, 4) x	0-0 1B		0-0 FC5-2 1B		0-0 F8		0-0 F5		
Del Ennis, R OBP: 0.350, SLG: 0.525 (1, 7) x	0-0 F3		0-0 FC5-2		0-0 SH3-4 1B		0-3 K		
Willie Jones, R OBP: 0.354, SLG: 0.404 (1, 5)		0-3 K	0-0 6-3		0-0 SH3-4 1B		0-0 FC6-4		
Jim Greengrass, R OBP: 0.337, SLG: 0.440 (1, 9)		0-0 F6		0-0 6-3		0-0 F2		0-0 6-3	
Bobby Morgan, R OBP: 0.331, SLG: 0.345 (1, 6)		0-0 F7		0-0 5-3		0-0 F7		4-0 G5-4-3 BB	
Andy Seminick, R OBP: 0.329, SLG: 0.405 (1, 2)			0-0 F2		0-0 5-3		0-0 SH 2B	0-0 G5-4-3	
Saul Rogovin, R OBP: 0.239, SLG: 0.302 (1, 1)			4-0 1B BB BB		1-0 HBP		0-0 SH 2B		

Inning Stats		R: 0	H: 1	E: 0	LOB: 1	K: 0	P: 4	R: 0	H: 0	E: 0	LOB: 0	K: 1	P: 5	R: 1	H: 2	E: 0	LOB: 3	K: 0	P: 13	R: 0	H: 0	E: 0	LOB: 0	K: 0	P: 3	R: 0	H: 0	E: 0	LOB: 1	K: 0	P: 4	R: 1	H: 2	E: 0	LOB: 3	K: 1	P: 12	R: 0	H: 0	E: 0	LOB: 0	K: 0	P: 6										
Dick Hall, R ERA: 4.06 (1, 1)	IP	7.0	WLS	L	32	H	6	R	2	ER	2	SO	2	BB	2	IBB	1	HBP	1	BLK	0	WP	0	HR	0	S	32	P	45	ERA	2.57	WHIP	1.143																				
Ron Kline, R ERA: 3.84 (8, 1)	IP	1.0	WLS		3	H	0	R	0	ER	0	SO	0	BB	1	IBB	0	HBP	0	BLK	0	WP	0	HR	0	S	2	P	6	ERA	0.00	WHIP	1.000																				


BOTTOM

Pittsburgh Pirates @ Philadelphia Phillies
 Connie Mack Stadium, Philadelphia, PA
 Sun Sep 18 1955, 3:38 AM EDT
 Att. 12,683 - Unknown

livebaseballscorecards.com

AB	28
R	2
H	6
RBI	2
BB	4
SO	2
LOB	22

WP: 0 PA: 35
 PB: 0
 SB: 0
 CS: 0



Batter	1	2	3	4	5	6	7	8	9	AB R H RBI BB SO LOB	TOP																
Richie Ashburn, L (1, 8) OBP: 0.454, SLG: 0.456	0-1 FC4-6 1B		0-0 4-3			4-1 FC4-6 BB		1-1 P4-3 1B		3 0 2 0 1 0 1	Philadelphia Phillies @ Brooklyn Dodgers Ebbets Field, Brooklyn, NY Tue Sep 20 1955, 3:33 AM EDT Unknown																
Eddie Waitkus, L (1, 3) OBP: 0.361, SLG: 0.344	0-0 FC4-6 CS 1-2f			1-1 HR		0-0 F5		1-0 P4-3 1-2f		4 1 1 1 0 0 3																	
Granny Hamner, R (1, 4) OBP: 0.323, SLG: 0.347	2-2 4-3 1-2			1-1 F5		2-0 FC4-6 1-2f		1-0 2B		4 0 1 0 0 0 2																	
Del Ennis, R (1, 7) OBP: 0.349, SLG: 0.523		1-3 K		1-2 F2		3-2 SH3-4 HR 1B		0-1 F7		4 1 1 0 0 1 1																	
Willie Jones, R (1, 5) OBP: 0.354, SLG: 0.404		3-2 5-3		0-0 F8		0-1 SH3-4		2-2 G3 1B		3 0 1 0 0 0 0																	
Stan Lopata, R (1, 2) OBP: 0.383, SLG: 0.530		1-0 F3		0-1 6-3		0-0 HR		0-1 L7		4 1 1 2 0 0 1																	
Jim Greengrass, R (1, 9) OBP: 0.333, SLG: 0.435			1-0 F9		0-3 K	2-1 6-3		1-1 G3		4 0 0 0 0 1 1																	
Bobby Morgan, R (1, 6) OBP: 0.332, SLG: 0.347			3-3 K		2-1 5-3	1-2 2B		4-0 BB		3 0 1 0 1 1 0																	
Murry Dickson, R (1, 1) OBP: 0.220, SLG: 0.280			0-2 1B			0-3 K		2-0 1-3		3 0 1 0 0 1 1																	
Jack Meyer, R (8, 1) OBP: 0.250, SLG: 0.200										0 0 0 0 0 0 0																	
Glen Gorbous, L (9, PH) OBP: 0.312, SLG: 0.349										1 0 0 0 0 0 2																	
Inning Stats	R: 0 E: 0 K: 0 S: 6	H: 1 LOB: 0 BB: 0 P: 8	R: 0 E: 0 K: 1 S: 7	H: 0 LOB: 0 BB: 0 P: 12	R: 0 E: 0 K: 1 S: 10	H: 1 LOB: 1 BB: 0 P: 14	R: 1 E: 0 K: 0 S: 8	H: 1 LOB: 0 BB: 0 P: 11	R: 0 E: 0 K: 1 S: 7	H: 0 LOB: 0 BB: 0 P: 9	R: 0 E: 0 K: 1 S: 7	H: 0 LOB: 1 BB: 1 P: 13	R: 2 E: 0 K: 0 S: 14	H: 3 LOB: 1 BB: 0 P: 20	R: 0 E: 0 K: 0 S: 6	H: 2 LOB: 1 BB: 0 P: 9	R: 0 E: 0 K: 0 S: 9	H: 1 LOB: 2 BB: 1 P: 18	1B: 5 2B: 3 3B: 0 HR: 2	SF: 0 SAC: 1 DP: 1 HBP: 0	WP: 0 PB: 0 SB: 0 CS: 1	PA: 36					
PITCHER	IP WLS BF H R ER SO BB IBB HBP BLK WP HR S P ERA WHIP																										
Don Newcombe, R (1, 1) ERA: 3.22	7.2		30	8	3	3	4	1	0	0	0	0	2	63	94	3.52	1.174										
Clem Labine, R (8, 1) ERA: 3.27	0.1	W	1	0	0	0	0	0	0	0	0	0	0	2	2	0.00	0.000										
Don Bessent, R (9, 1) ERA: 2.64	1.0	S	5	1	0	0	0	1	0	0	0	0	0	9	18	0.00	2.000										

livebaseballscorecards.com

AB	33
R	3
H	9
RBI	3
BB	2
SO	4
LOB	12



Batter	1	2	3	4	5	6	7	8	9	AB R H RBI BB SO LOB	TOP														
Richie Ashburn, L OBP: 0.455, SLG: 0.458 (1, 8) X	0-0 F3		0-1 1B		1-0 FC5-4 1B		0-2 1B		2-2 L5	5 0 3 0 0 0 1															
Eddie Waitkus, L OBP: 0.367, SLG: 0.344 (1, 3) BBB	4-0 FC5-4 BB		1-2 1B		0-3 K		1-0 F8		4-2 1B BB	3 0 1 0 2 1 4															
Granny Hamner, R OBP: 0.321, SLG: 0.345 (1, 4) BBBBFX	2-2 FC5-4 1-2f		3-1 F6		0-1 FC5-4 1-2f		2-2 G3		0-0 1B 1-2 2-H	5 0 1 1 0 0 7															
Del Ennis, R OBP: 0.348, SLG: 0.520 (1, 7) FFFFX	0-2 F8			0-0 B2		3-1 F6		3-2 FC5-4 1B	1-0 4-3	5 0 1 0 0 0 3															
Willie Jones, R OBP: 0.355, SLG: 0.404 (1, 5) CBBBTT		4-2 G5-4-3 BB		1-2 1B		1-0 F4		2-2 F3		3 0 1 0 1 0 1															
Jim Greengrass, R OBP: 0.333, SLG: 0.431 (1, 9) X		0-0 G5-4-3 1-2f		1-0 F9		4-1 BB		0-0 FC5-4 1-2f		3 0 0 0 1 0 3															
Bobby Morgan, R OBP: 0.330, SLG: 0.344 (1, 6) CBBCC		3-3 K		1-0 F5		0-0 F7		2-2 F5		4 0 0 0 0 1 3															
Andy Seminick, R OBP: 0.326, SLG: 0.401 (1, 2) XTC			0-2 F9		0-3 K		1-1 5-3		0-0 4-3	3 0 0 0 0 1 0 1 0 0 0 0 0 0															
Robin Roberts, S OBP: 0.358, SLG: 0.467 (1, 1) SX			0-1 4-3		4-1 1B BB		0-0 F8 1B 1B		1-0 1B 2B	2 0 1 0 1 0 0 1 1 1 0 0 0 0															
Mary Blaylock, L OBP: 0.290, SLG: 0.310 (9, PH) B																									
Inning Stats	R: 0 E: 0 K: 0 S: 10	H: 0 LOB: 1 BB: 1 P: 16	R: 0 E: 0 K: 1 S: 6	H: 0 LOB: 0 BB: 1 P: 13	R: 0 E: 0 K: 0 S: 13	H: 2 LOB: 2 BB: 0 P: 17	R: 0 E: 0 K: 0 S: 6	H: 1 LOB: 1 BB: 0 P: 9	R: 0 E: 0 K: 2 S: 10	H: 1 LOB: 2 BB: 1 P: 15	R: 0 E: 0 K: 0 S: 5	H: 0 LOB: 1 BB: 1 P: 13	R: 0 E: 0 K: 0 S: 10	H: 2 LOB: 2 BB: 0 P: 14	R: 0 E: 0 K: 0 S: 13	H: 1 LOB: 1 BB: 0 P: 20	R: 1 E: 0 K: 0 S: 9	H: 2 LOB: 2 BB: 1 P: 17	1B: 8 2B: 1 3B: 0 HR: 0	SF: 0 SAC: 0 DP: 1 HBP: 0	WP: 0 PB: 0 SB: 0 CS: 0	PA: 40			
PITCHER Roger Craig, R ERA: 2.84 (1, 1)	IP: 9.0 WLS: W BF: 40 H: 9 R: 1 ER: 1 SO: 3 BB: 5 IBB: 0 HBP: 0 BLK: 0 WP: 0 HR: 0 S: 82 P: 134 ERA: 1.00 WHIP: 1.556																								

Philadelphia Phillies @ Brooklyn Dodgers
Ebbets Field, Brooklyn, NY
Tue Sep 20 1955, 3:38 AM EDT
Att. 8,763 - Unknown

livebaseballscorecards.com

AB	35
R	1
H	9
RBI	1
BB	5
SO	3
LOB	22



Batter	1	2	3	4	5	6	7	8	9
Jim Gilliam, S OBP: 0.342, SLG: 0.356 (1, 4)	1-0 1B 3B	4-0 BB		2-1 SF7 2-H			0-1 SH5-4 1-2		
Sandy Amoros, L OBP: 0.345, SLG: 0.404 (1, 8)	2-1 HBP 2B 1B	3-2 F3		2-1 G3			2-2 1-3 2-3		
George Shuba, L OBP: 0.466, SLG: 0.422 (1, 7)	1-1 2B 1-2 HBP	0-0 F4			1-1 F8		1-2 HR		
Carl Furillo, R OBP: 0.370, SLG: 0.521 (1, 9)	0-0 2B		2-2 3-1		0-1 4-3		0-0 6-3		
Wait Moryn, L OBP: 0.455, SLG: 0.529 (7, 9)	1-3 2-H								
Frank Kellert, R OBP: 0.382, SLG: 0.564 (1, 3)	0-3 K		3-2 HR		0-3 K		1-2 2-3		
Rube Walker, L OBP: 0.333, SLG: 0.351 (1, 2)	4-0 IBB		0-0 3-1		0-3 K		0-1 G4-6-3 1B		
Don Hoak, R OBP: 0.351, SLG: 0.364 (1, 5)	1-0 F5		1-2 F3		1-1 L7		0-0 G4-6-3 1-2f		
Don Zimmer, R OBP: 0.283, SLG: 0.439 (1, 6)	0-3 K			2-2 WP SF7 1B		2-3 K			
Roger Craig, R OBP: 0.111, SLG: 0.077 (1, 1)		0-0 F9		1-3 K			0-0 SH5-4 HR 1B		

Inning Stats	R: 2	H: 3	E: 0	LOB: 3	K: 2	P: 17	R: 0	H: 0	E: 0	LOB: 1	K: 0	P: 5	R: 1	H: 1	E: 0	LOB: 0	K: 0	P: 12	R: 0	H: 0	E: 0	LOB: 0	K: 1	P: 7	R: 0	H: 0	E: 0	LOB: 0	K: 2	P: 11	R: 2	H: 2	E: 0	LOB: 0	K: 0	P: 10	R: 0	H: 1	E: 0	LOB: 0	K: 0	P: 6			
	1B: 4	SF: 1	2B: 1	SAC: 1	3B: 1	DP: 1	HR: 2	HBP: 1	WP: 1	PA: 34																																			

PITCHER	IP	WLS	BF	H	R	ER	SO	BB	IBB	HBP	BLK	WP	HR	S	P	ERA	WHIP
Robin Roberts, R ERA: 3.29 (1, 1)	8.0	L	34	8	6	6	6	1	1	1	0	1	2	75	112	6.75	1.125


BOTTOM

Philadelphia Phillies @ Brooklyn Dodgers
Ebbets Field, Brooklyn, NY

Tue Sep 20 1955, 3:38 AM EDT
Att. 8,763 - Unknown

livebaseballscorecards.com

AB	29
R	6
H	8
RBI	6
BB	2
SO	6
LOB	13



Batter	1	2	3	4	5	6	7	8	9	AB	R	H	RBI	BB	SO	LOB	TOP		
Richie Ashburn, L (1, 8) OBP: 0.455, SLG: 0.458											0	0	0	0	0	0	0		
Bobby Morgan, R (1, 6) OBP: 0.330, SLG: 0.344											0	0	0	0	0	0	0	0	
Granny Hamner, R (1, 4) OBP: 0.321, SLG: 0.345											0	0	0	0	0	0	0	0	
Del Ennis, R (1, 7) OBP: 0.348, SLG: 0.520											0	0	0	0	0	0	0	0	
Willie Jones, R (1, 5) OBP: 0.355, SLG: 0.404											0	0	0	0	0	0	0	0	
Stan Lopata, R (1, 3) OBP: 0.383, SLG: 0.530											0	0	0	0	0	0	0	0	
Jim Greengrass, R (1, 9) OBP: 0.333, SLG: 0.431											0	0	0	0	0	0	0	0	
Andy Seminick, R (1, 2) OBP: 0.326, SLG: 0.401											0	0	0	0	0	0	0	0	
Saul Rogovin, R (1, 1) OBP: 0.239, SLG: 0.302	0	0	0	0	0	0	0	0											
Inning Stats											1B: 0	SF: 0	WP: 0	PA: 0					
	2B: 0	SAC: 0	PB: 0																
	3B: 0	DP: 0	SB: 0																
	HR: 0	HBP: 0	CS: 0																
PITCHER (1, 1) Ruben Gomez, R ERA: 4.52	IP	WLS	BF	H	R	ER	SO	BB	IBB	HBP	BLK	WP	HR	S	P	ERA	WHIP		
	0.0	L	0	0	0	0	0	0	0	0	0	0	0	0	0	∞	∞		
PITCHER	IP	WLS	BF	H	R	ER	SO	BB	IBB	HBP	BLK	WP	HR	S	P	ERA	WHIP		

Philadelphia Phillies @ New York Giants
Polo Grounds, New York, NY
Fri Sep 23 1955, 3:33 AM EDT
Att. 1,154 - Unknown

AB 0
R 0
H 0
RBI 0
BB 0
SO 0
LOB 0



Batter	1	2	3	4	5	6	7	8	9	AB R H RBI BB SO LOB	BOTTOM
--------	---	---	---	---	---	---	---	---	---	----------------------	--------

Billy Gardner, R (1, 6)
OBP: 0.262, SLG: 0.313

Don Mueller, L (1, 9)
OBP: 0.327, SLG: 0.395

Willie Mays, R (1, 8)
OBP: 0.401, SLG: 0.657

Hank Thompson, L (1, 5)
OBP: 0.368, SLG: 0.399

Whitey Lockman, L (1, 7)
OBP: 0.318, SLG: 0.383

Gail Harris, L (1, 3)
OBP: 0.293, SLG: 0.410

Bobby Hofman, R (1, 4)
OBP: 0.342, SLG: 0.475

Ray Katt, R (1, 2)
OBP: 0.267, SLG: 0.315

Ruben Gomez, R (1, 1)
OBP: 0.317, SLG: 0.373

Inning Stats

PITCHER	IP	WLS	BF	H	R	ER	SO	BB	IBB	HBP	BLK	WP	HR	S	P	ERA	WHIP
Saul Rogovin, R (1, 1) ERA: 4.0	0.0	W	0	0	0	0	0	0	0	0	0	0	0	0	0	∞	∞

PITCHER	IP	WLS	BF	H	R	ER	SO	BB	IBB	HBP	BLK	WP	HR	S	P	ERA	WHIP

0	0	0	0	0	0	0	0	0	0
0	0	0	0	0	0	0	0	0	0
0	0	0	0	0	0	0	0	0	0
0	0	0	0	0	0	0	0	0	0
0	0	0	0	0	0	0	0	0	0
0	0	0	0	0	0	0	0	0	0
0	0	0	0	0	0	0	0	0	0
0	0	0	0	0	0	0	0	0	0
0	0	0	0	0	0	0	0	0	0
0	0	0	0	0	0	0	0	0	0
1B: 0	SF: 0	2B: 0	SAC: 0	3B: 0	DP: 0	HR: 0	HBP: 0		

Philadelphia Phillies @ New York Giants
Polo Grounds, New York, NY
 Fri Sep 23 1955, 3:33 AM EDT
 Att. 1,154 - Unknown

AB	0
R	0
H	0
RBI	0
BB	0
SO	0
LOB	0



WP: 0	PA: 0
PB: 0	
SB: 0	
CS: 0	

livebaseballscorecards.com

Batter	1	2	3	4	5	6	7	8	9	AB R H RBI BB SO LOB	TOP											
Richie Ashburn, L (1, 8) OBP: 0.450, SLG: 0.451	0-0 4-3		0-0 1-3			0-0 F9		0-0 FC6-4		4 0 0 0 0 0 2	Philadelphia Phillies @ New York Giants Polo Grounds, New York, NY Sun Sep 25 1955, 3:33 AM EDT Unknown											
Bobby Morgan, R (1, 6) OBP: 0.330, SLG: 0.344	0-0 1B			0-0 5-3		0-0 P5		0-0 1B		4 0 2 0 0 0 1												
Granny Hamner, R (1, 4) OBP: 0.322, SLG: 0.343	0-0 F8			0-0 F8		0-0 F7		0-0 F8		4 0 0 0 0 0 4												
Del Ennis, R (1, 7) OBP: 0.350, SLG: 0.521	0-0 P3			0-0 3B		0-0 E5		0-0 1-3		4 0 1 0 0 0 1												
Willie Jones, R (1, 5) OBP: 0.353, SLG: 0.401		0-0 F8		0-0 5-3		0-0 G1-4-3		0-0 HR		4 1 1 0 0 0 2												
Stan Lopata, R (1, 3) OBP: 0.388, SLG: 0.538		0-0 5-3		4-0 BB		4-0 BB		0-0 HR		2 1 1 2 2 0 0												
Jim Greengrass, R (1, 9) OBP: 0.331, SLG: 0.425		0-0 F8		0-0 F8		0-0 4-3		0-0 F9		4 0 0 0 0 0 2												
Andy Seminick, R (1, 2) OBP: 0.328, SLG: 0.410			0-0 6-3		0-0 G5-4-3		4-0 BB	0-0 FC5-4		3 0 1 0 1 0 1												
Robin Roberts, S (1, 1) OBP: 0.360, SLG: 0.467			0-0 G3			0-0 1B		0-0 FC5-4		2 0 1 0 0 0 0												
Ted Kazanski, R (8, PH)								0-0 FC6-4		1 0 0 0 0 0 1												
Bob Miller, R (8, 1) OBP: 0.278, SLG: 0.333										0 0 0 0 0 0 0												
Roy Smalley, R (9, PH) OBP: 0.304, SLG: 0.328								1-2f		1 0 0 0 0 0 1												
Inning Stats	R: 0 E: 0 K: 0 S: 4	H: 1 LOB: 1 BB: 0 P: 4	R: 0 E: 0 K: 0 S: 3	H: 0 LOB: 0 BB: 0 P: 3	R: 0 E: 0 K: 0 S: 3	H: 0 LOB: 0 BB: 0 P: 3	R: 0 E: 0 K: 0 S: 4	H: 1 LOB: 1 BB: 0 P: 4	R: 0 E: 0 K: 0 S: 2	H: 0 LOB: 0 BB: 1 P: 6	R: 0 E: 0 K: 0 S: 4	H: 1 LOB: 1 BB: 0 P: 4	R: 0 E: 1 K: 0 S: 3	H: 0 LOB: 1 BB: 1 P: 7	R: 0 E: 0 K: 0 S: 4	H: 1 LOB: 2 BB: 1 P: 8	R: 2 E: 0 K: 0 S: 6	H: 3 LOB: 1 BB: 0 P: 6	1B: 5 2B: 0 3B: 1 HR: 1	SF: 0 SAC: 0 DP: 2 HBP: 0	WP: 0 PB: 0 SB: 0 CS: 0	PA: 36
PITCHER Pete Burnside, L (1, 1) ERA: 2.84	IP: 9.0 WLS: W BF: 36 H: 7 R: 2 ER: 2 SO: 0 BB: 3 IBB: 0 HBP: 0 BLK: 0 WP: 0 HR: 1 S: 33 P: 45 ERA: 2.00 WHIP: 1.111											PITCHER	IP: 9.0 WLS: W BF: 36 H: 7 R: 2 ER: 2 SO: 0 BB: 3 IBB: 0 HBP: 0 BLK: 0 WP: 0 HR: 1 S: 33 P: 45 ERA: 2.00 WHIP: 1.111									

livebaseballscorecards.com

AB	33
R	2
H	7
RBI	2
BB	3
SO	0
LOB	15



Batter	1	2	3	4	5	6	7	8	9	AB	R	H	RBI	BB	SO	LOB
Billy Gardner, R OBP: 0.256, SLG: 0.310 (1, 6)	0-0 4-3 1B		0-0 E6 1B		0-0 4-3 3B 2B		0-0 FC4-6 FC3-6 1-2f			4	2	1	0	0	0	1
Don Mueller, L OBP: 0.326, SLG: 0.393 (1, 9)	0-0 HR 1B		0-0 P6		0-0 4-3 2-3		0-0 FC3-6 2B 1-2f			4	1	1	0	0	0	3
Willie Mays, R OBP: 0.401, SLG: 0.660 (1, 8)	0-0 1-H HR		0-0 2-H 1B		0-3 K		0-0 1-3 2B			4	2	3	3	0	1	1
Hank Thompson, L OBP: 0.368, SLG: 0.399 (1, 5)	0-0 G3		0-0 F9 1-2		0-0 3B		0-0 1-3			2	0	0	0	0	0	1
Joey Amalfitano, R OBP: 0.238, SLG: 0.316 (5, 5)										2	0	1	1	0	0	2
Whitey Lockman, L OBP: 0.319, SLG: 0.384 (1, 7)	0-0 3-1		0-0 2-H 1B		0-0 L6			0-0 1B 1B		4	0	2	1	0	0	1
Gail Harris, L OBP: 0.289, SLG: 0.403 (1, 3)		0-0 P5	0-0 F8		0-3 K			0-0 1-3 1B		4	0	1	0	0	1	1
Wayne Terwilliger, R OBP: 0.348, SLG: 0.339 (1, 4)		0-0 4-3		0-0 6-3		0-0 6-3		0-0 P4		4	0	0	0	0	0	2
Ray Katt, R OBP: 0.267, SLG: 0.315 (1, 2)		0-0 1B		0-0 6-3		0-0 6-3		0-0 F5		4	0	1	0	0	0	2
Pete Burnside, R OBP: 0.333, SLG: 0.200 (1, 1)		0-3 K		0-0 4-3			4-0 FC4-6 BB	0-0 1-3		3	0	0	0	1	1	3

Inning Stats	R: 2	H: 2	E: 0	LOB: 0	K: 0	BB: 0	S: 5	P: 5	R: 0	H: 1	E: 0	LOB: 1	K: 1	BB: 0	S: 6	P: 6	R: 2	H: 2	E: 1	LOB: 1	K: 0	BB: 0	S: 6	P: 6	R: 0	H: 0	E: 0	LOB: 0	K: 0	BB: 0	S: 3	P: 3	R: 1	H: 2	E: 0	LOB: 1	K: 1	BB: 0	S: 7	P: 7	R: 0	H: 0	E: 0	LOB: 0	K: 1	BB: 0	S: 5	P: 5	R: 0	H: 1	E: 0	LOB: 2	K: 0	BB: 1	S: 4	P: 8	R: 0	H: 2	E: 0	LOB: 2	K: 0	BB: 0	S: 5	P: 5
--------------	------	------	------	--------	------	-------	------	------	------	------	------	--------	------	-------	------	------	------	------	------	--------	------	-------	------	------	------	------	------	--------	------	-------	------	------	------	------	------	--------	------	-------	------	------	------	------	------	--------	------	-------	------	------	------	------	------	--------	------	-------	------	------	------	------	------	--------	------	-------	------	------


PITCHER	IP	WLS	BF	H	R	ER	SO	BB	IBB	HBP	BLK	WP	HR	S	P	ERA	WHIP
Robin Roberts, R ERA: 3.3 (1, 1)	7.0	L	31	8	5	3	3	1	0	0	0	0	1	36	40	3.86	1.286
Bob Miller, R ERA: 2.41 (8, 1)	1.0		5	2	0	0	0	0	0	0	0	0	0	5	5	0.00	2.000

BOTTOM

Philadelphia Phillies @ New York Giants
Polo Grounds, New York, NY

Sun Sep 25 1955, 3:33 AM EDT
Unknown

AB	35
R	5
H	10
RBI	5
BB	1
SO	3
LOB	17



1B	2B	3B	HR	SF	SAC	DP	HBP	WP	PA
6	2	1	1	0	0	0	0	0	36

Batter	1	2	3	4	5	6	7	8	9	AB R H RBI BB SO LOB	TOP									
Richie Ashburn, L (1, 8) OBP: 0.449, SLG: 0.448	0-0 3-1		0-0 F9			0-0 FC4-6 1B 1-2f CS		4-0 BB 2B BB		3 1 0 0 1 0 1	Philadelphia Phillies @ New York Giants Polo Grounds, New York, NY Sun Sep 25 1955, 3:38 AM EDT Att. 6,848 - Unknown									
Bobby Morgan, R (1, 4) OBP: 0.331, SLG: 0.344	0-0 6-3			0-0 E5 FC4-6		0-0 1B 1-3		4-0 2B 1-2 BB		3 0 1 0 1 0 0										
Glen Gorbous, L (1, 9) OBP: 0.311, SLG: 0.351	0-0 4-3			0-0 FC4-6 G6-4-3 1-2f		0-3 K 3-H		0-0 2B 1-3 2-H		4 0 1 1 0 1 3										
Del Ennis, R (1, 7) OBP: 0.347, SLG: 0.518		0-0 6-3		0-0 G6-4-3 1-2f			0-0 P6	0-0 4-3		4 0 0 0 0 0 3										
Mary Blaylock, L (1, 3) OBP: 0.293, SLG: 0.324		0-0 5-3 1B			0-0 F7		0-0 G3		0-0 HR	4 1 2 1 0 0 0										
Roy Smalley, R (1, 5) OBP: 0.304, SLG: 0.327		0-0 5-3 1-2			0-0 F7		0-0 1B		0-3 K	4 0 1 0 0 1 1										
Ted Kazanski, R (1, 6) OBP: 0.154, SLG: 0.333		0-0 6-3			0-0 IHR		0-0 P4		0-0 5-3	4 1 1 1 0 0 2										
Andy Seminick, R (1, 2) OBP: 0.325, SLG: 0.405			0-0 5-3		0-0 F5			0-0 6-3	0-3 K	4 0 0 0 0 1 0										
Curt Simmons, L (1, 1) OBP: 0.191, SLG: 0.239			0-0 4-3			0-0 FC4-6 1B		0-3 K		3 0 1 0 0 1 0										
Jack Meyer, R (9, 1) OBP: 0.250, SLG: 0.200										0 0 0 0 0 0 0										
Inning Stats	R: 0 E: 0 K: 0 S: 3	H: 0 LOB: 0 BB: 0 P: 3	R: 0 E: 0 K: 0 S: 4	H: 1 LOB: 1 BB: 0 P: 4	R: 0 E: 0 K: 0 S: 3	H: 0 LOB: 0 BB: 0 P: 3	R: 0 E: 1 K: 0 S: 3	H: 0 LOB: 0 BB: 0 P: 3	R: 1 E: 0 K: 1 S: 6	H: 2 LOB: 1 BB: 0 P: 6	R: 0 E: 0 K: 0 S: 4	H: 1 LOB: 1 BB: 0 P: 4	R: 1 E: 0 K: 1 S: 6	H: 1 LOB: 2 BB: 2 P: 14	R: 1 E: 0 K: 2 S: 8	H: 1 LOB: 0 BB: 0 P: 8	1B: 4 2B: 1 3B: 0 HR: 2	SF: 0 SAC: 0 DP: 1 HBP: 0	WP: 0 PB: 0 SB: 0 CS: 1	PA: 35
PITCHER Jim Hearn, R (1, 1) ERA: 3.74	IP: 9.0 WLS: L BF: 35 H: 7 R: 3 ER: 3 SO: 4 BB: 2 IBB: 0 HBP: 0 BLK: 0 WP: 0 HR: 1 S: 41 P: 49 ERA: 3.00 WHIP: 1.000											PITCHER	IP: WLS: BF: H: R: ER: SO: BB: IBB: HBP: BLK: WP: HR: S: P: ERA: WHIP:							

livebaseballscorecards.com

AB	33
R	3
H	7
RBI	3
BB	2
SO	4
LOB	10



Batter	1	2	3	4	5	6	7	8	9	AB R H RBI BB SO LOB
Billy Gardner, R OBP: 0.261, SLG: 0.316 (1, 6) x	0-0 F9 ①			x 0-0 F6 ①		BBB 4-0 BB		x 0-0 FC1-5 2B		3 0 1 0 1 0 0
Don Mueller, L OBP: 0.326, SLG: 0.393 Gil Coan, L OBP: 0.287, SLG: 0.300 (1, 9) x (3, 9) (9, 8)	0-0 5-3 ②			x 0-0 P3 ②		SSS 0-3 K		x 0-0 FC1-5 L4-3 ①		1 0 0 0 0 0 0 3 0 0 0 0 1 3
Willie Mays, R OBP: 0.400, SLG: 0.659 Bill Taylor, L OBP: 0.273, SLG: 0.516 (1, 8) x (9, 9)	0-0 G3 ③			x 0-0 S 2B		x 0-0 P4		x 0-0 L4-3 ② ③		4 0 1 0 0 0 3 0 0 0 0 0 0 0
Hank Thompson, L OBP: 0.367, SLG: 0.398 Joey Amalfitano, R OBP: 0.292, SLG: 0.364 (1, 5) x (4, 5)		x 0-0 6-3 ①		x 0-0 F2 ③		x 0-0 1B 1B		x 0-0 L6-4-3 WP 1B		1 0 0 0 0 0 0 3 1 2 0 0 0 1
Whitey Lockman, L OBP: 0.320, SLG: 0.384 (1, 3) x		x 0-0 1-3 ②		x 0-0 F2 ①		x 0-0 SH2-4 1B 1B		BBB 4-0 L6-4-3 BB		3 0 1 0 1 0 0
Bobby Hofman, R OBP: 0.336, SLG: 0.464 (1, 4) x		x 0-0 6-3 ③		x 0-0 1-3 ②		x 0-0 SH2-4 1B		x 0-0 L6-4-3 ① ② ③		4 0 1 1 0 0 2
Dusty Rhodes, L OBP: 0.389, SLG: 0.449 (1, 7) x			SSS 0-3 K ①		x 0-0 P4 ③		x 0-0 SH2-4 ①			2 0 0 0 0 1 0
Ray Katt, R OBP: 0.268, SLG: 0.313 (1, 2) x			x 0-0 L8 ②		x 0-0 P4 ①		x 4-0 G6-4-3 IBB			2 0 0 0 1 0 0
Jim Hearn, R OBP: 0.207, SLG: 0.312 (1, 1) x			SSS 0-3 K ③		x 0-0 BB 1B		x 0-0 G6-4-3 ② ③			3 0 1 0 0 1 3

Inning Stats	R: 0	H: 0	E: 0	K: 0	S: 3	LOB: 0	BB: 0	P: 3	R: 0	H: 0	E: 0	K: 2	S: 7	LOB: 0	BB: 0	P: 7	R: 0	H: 1	E: 0	K: 0	S: 4	LOB: 1	BB: 0	P: 4	R: 0	H: 0	E: 0	K: 0	S: 3	LOB: 0	BB: 0	P: 3	R: 1	H: 3	E: 0	K: 0	S: 5	LOB: 2	BB: 1	P: 9	R: 0	H: 1	E: 0	K: 0	S: 3	LOB: 0	BB: 0	P: 6	1B: 5	SF: 0	2B: 3	SAC: 1	3B: 1	DP: 2	HR: 0	HBP: 0	WP: 1	PA: 33
PITCHER	IP	WLS	BF	H	R	ER	SO	BB	IBB	HBP	BLK	WP	HR	S	P	ERA	WHIP																			IP	WLS	BF	H	R	ER	SO	BB	IBB	HBP	BLK	WP	HR	S	P	ERA	WHIP						
Curt Simmons, L ERA: 4.92 Jack Meyer, R ERA: 3.34	(1, 1)	8.0	W	30	6	1	1	3	1	1	0	0	0	34	42	1.12	0.875																			(9, 1)	1.0	S	3	1	0	0	0	1	0	0	0	1	0	2	6	0.00	2.000					

BOTTOM

Philadelphia Phillies @ New York Giants
Polo Grounds, New York, NY

Sun Sep 25 1955, 3:38 AM EDT
Att: 6,848 - Unknown

livebaseballscorecards.com

AB	29
R	1
H	7
RBI	1
BB	3
SO	3
LOB	12

