

Philadelphia Phillies - 1958

Batter	1	2	3	4	5	6	7	8	9	AB R H RBI BB SO LOB	TOP					
Chico Fernandez, R (1, 6) OBP: 0.200, SLG: 0.200	0-0 FC1-6 1B		0-0 4-3		0-0 1-3		0-0 FC5-4 CS	0-0 5-3		5 0 1 0 0 0 4						
Richie Ashburn, L (1, 8) OBP: 0.600, SLG: 0.500	0-0 FC1-6 5-3 1-2f		0-0 2-3 1B		0-0 G3		0-0 2B BB		0-0 SH1-4 1B	4 1 2 1 1 0 1						
Granny Hamner, R (1, 5) OBP: 0.250, SLG: 0.500	0-0 5-3 1-2		0-0 F9		0-0 L6		0-0 2B		0-0 SH1-4	4 0 1 1 0 0 2						
Harry Anderson, L (1, 3) Pancho Herrera, R (9, 3)	0-0 3-1		0-0 P6		0-3 K		0-3 K		0-3 K	5 0 0 0 0 3 4 0 0 0 0 0 0 0						
Stan Lopata, R (1, 2) OBP: 0.600, SLG: 0.667		0-0 L8		0-3 K		0-0 2B		4-0 BB	4-0 IBB	3 1 1 0 2 1 0						
Chuck Essegian, R (1, 7) OBP: 0.600, SLG: 1.000		0-0 F7		0-0 1B 2B		0-0 2B		4-0 1B BB	0-0 L9	4 2 2 1 1 0 2						
Wally Post, R (1, 9) Bob Bowman, R (9, 9)		0-0 FC5-4 1B		0-0 F4		0-0 P6		0-0 SH1-4 1B		4 0 2 0 0 0 2 0 0 0 0 0 0 0	AB 36 R 5 H 13 RBI 5 BB 4 SO 4 LOB 18					
Ted Kazanski, R (1, 4) OBP: 0.500, SLG: 0.500		0-0 FC5-4		0-0 1B		0-0 P6		0-0 SH1-4 1B		4 0 2 2 0 0 2						
Robin Roberts, S (1, 1) OBP: 0.500, SLG: 1.000 Turk Farrell, R (6, 1) Solly Hemus, L (7, PH) OBP: 1.000, SLG: 1.000 Ray Semproch, R (7, 1)			0-0 4-3 1B 2B		0-0 G3		0-0 FC5-4 1B		0-0 SH1-4	2 1 1 0 0 0 1 0 0 0 0 0 0 0 1 0 1 0 0 0 0 0 0 0 0 0 0 0						
Inning Stats	R: 0 H: 1 E: 0 LOB: 1 K: 0 BB: 0 S: 4 P: 4	R: 0 H: 1 E: 0 LOB: 1 K: 0 BB: 0 S: 4 P: 4	R: 1 H: 2 E: 0 LOB: 1 K: 0 BB: 0 S: 5 P: 5	R: 1 H: 2 E: 0 LOB: 1 K: 1 BB: 0 S: 7 P: 7	R: 0 H: 0 E: 0 LOB: 0 K: 0 BB: 0 S: 3 P: 3	R: 1 H: 2 E: 0 LOB: 1 K: 1 BB: 0 S: 7 P: 7	R: 1 H: 2 E: 0 LOB: 1 K: 1 BB: 1 S: 6 P: 10	R: 1 H: 2 E: 0 LOB: 2 K: 1 BB: 2 S: 4 P: 12	R: 0 H: 1 E: 0 LOB: 2 K: 1 BB: 1 S: 6 P: 10	1B: 8 SF: 0 2B: 5 SAC: 2 3B: 0 DP: 0 HR: 0 HBP: 0	WP: 0 PA: 42 PB: 0 SB: 0 CS: 1					
PITCHER	IP WLS BF H R ER SO BB IBB HBP BLK WP HR S P ERA WHIP															
Brooks Lawrence, R (1, 1) ERA: 5.4	6.2	30	10	4	4	2	1	0	0	0	0	0	33	37	5.40	1.650
Bill Wight, L (7, 1) ERA: 13.5	0.2	L	5	2	1	1	1	2	0	0	0	0	5	13	13.50	6.000
Bob Kelly, R (8, 1) ERA:	1.2		7	1	0	0	1	0	1	0	0	0	8	12	0.00	0.600

Philadelphia Phillies @ Cincinnati Redlegs
Crosley Field, Cincinnati, OH
Tue Apr 15 1958, 3:33 AM EST
Att: 32,849 - Unknown

livebaseballscorecards.com




BOTTOM

Philadelphia Phillies @ Cincinnati Redlegs
Crosley Field, Cincinnati, OH
Tue Apr 15 1958, 3:33 AM EST
Att. 32,849 - Unknown

livebaseballscorecards.com

AB	34
R	4
H	8
RBI	4
BB	3
SO	6
LOB	15



WP:	0	PA:	38
PB:	0	SB:	1
CS:	0		

AB R H RBI BB SO LOB

4	1	1	0	0	0	0
1	0	1	0	0	0	0
0	0	0	0	0	0	0
5	1	1	0	0	1	2
4	1	2	1	0	0	0
2	0	0	1	1	1	1
4	1	1	1	0	1	2
4	0	2	1	0	0	1
3	0	0	0	1	0	2
3	0	0	0	0	0	4
0	0	0	0	1	0	0
0	0	0	0	0	0	0
1	0	0	0	0	0	1
3	0	0	0	0	3	2
0	0	0	0	0	0	0
0	0	0	0	0	0	0
1	0	0	0	0	0	1

Batter	1	2	3	4	5	6	7	8	9
Johnny Temple, R (1, 4) George Crowe, L (9, PH) Pete Whisenant, R (9, PR)	0-0 F9		0-0 6-3			0-0 1B 2B	0-0 6-3		0-0 1B
Vada Pinson, L (1, 9)	0-0 F7		0-3 K			0-0 2B 1B	0-0 F8		0-0 4-3
Frank Robinson, R (1, 7)	0-0 P6			0-0 S 1B		0-0 1-3 2B 2B	0-0 F7		
Steve Bilko, R (1, 3)		4-0 BB 1B BB		0-0 F7		0-0 SF7		0-3 K	
Don Hoak, R (1, 5)		0-0 F8		0-0 P3		0-0 3-H 2B 2B		0-3 K	
Gus Bell, L (1, 8)		0-0 2-3 1B		0-0 L9		0-0 2-H 2B		0-0 L7	
Ed Bailey, L (1, 2)		0-0 2-3 1B			0-0 P6	4-0 IBB			0-0 P6
Roy McMillan, R (1, 6) Bob Thurman, L (9, PH) Dee Fondy, L (9, PR)		0-0 P6			0-0 F7	0-0 F3		4-0 BB 1B BB	
Brooks Lawrence, R (1, 1) Bill Wight, L (7, 1) Bob Kelly, R (8, 1) Smoky Burgess, L (9, PH)			0-3 K		0-3 K	0-3 K			0-0 P4

Inning Stats	R: 0	H: 0	E: 0	K: 0	S: 3	R: 0	H: 1	E: 0	K: 0	S: 4	R: 0	H: 0	E: 0	K: 2	S: 7	R: 0	H: 1	E: 0	K: 0	S: 4	R: 0	H: 0	E: 0	K: 1	S: 5	R: 4	H: 5	E: 0	K: 1	S: 10	R: 0	H: 0	E: 0	K: 0	S: 3	R: 0	H: 1	E: 0	K: 0	S: 4	1B: 5	2B: 3	3B: 0	HR: 0	SF: 1	SAC: 0	DP: 0	HBP: 0	WP: 0	PA: 38
--------------	------	------	------	------	------	------	------	------	------	------	------	------	------	------	------	------	------	------	------	------	------	------	------	------	------	------	------	------	------	-------	------	------	------	------	------	------	------	------	------	------	-------	-------	-------	-------	-------	--------	-------	--------	-------	--------

PITCHER	IP	WLS	BF	H	R	ER	SO	BB	IBB	HBP	BLK	WP	HR	S	P	ERA	WHIP
Robin Roberts, R (1, 1) ERA: 6.75	5.1		24	7	4	4	3	1	0	0	0	0	0	29	33	6.75	1.500
Turk Farrell, R (6, 1) ERA:	0.2		3	0	0	0	1	0	1	0	0	0	0	4	8	0.00	0.000
Ray Semproch, R (7, 1) ERA:	3.0	W	11	1	0	0	2	1	0	0	0	0	0	14	18	0.00	0.667

Batter	1	2	3	4	5	6	7	8	9	AB R H RBI BB SO LOB	TOP											
Red Schoendienst, S (1, 4) OBP: 0.357, SLG: 0.308	0-0 F2		4-0 BB		0-0 F8		0-0 SH3-4		0-0 F8	3 0 0 0 1 0 0												
Bob Hazle, L (1, 9) OBP: 0.429, SLG: 0.111	0-0 L3 1B		0-0 4-3			4-0 BB 1B HR BB	4-0 3-1 BB			2 1 1 0 2 0 1												
Eddie Mathews, L (1, 5) OBP: 0.286, SLG: 1.143	0-0 L3			0-0 P6		0-0 F7	0-0 3-1			4 0 0 0 0 0 4												
Hank Aaron, R (1, 8) OBP: 0.214, SLG: 0.214		0-0 P3		0-0 E 1B		0-0 F9	0-0 F7			4 0 1 0 0 0 3												
Frank Torre, L (1, 3) OBP: 0.400, SLG: 0.400		0-0 3-1		0-0 E6		0-0 BB 1B HR		0-0 6-3		4 1 1 0 0 0 1												
Andy Pafko, R (1, 7) OBP: 0.167, SLG: 0.091		0-0 1B		0-0 L6		4-0 BB 1B HR BB		0-0 5-3		3 1 1 0 1 0 2												
Johnny Logan, R (1, 6) OBP: 0.429, SLG: 0.714		0-0 F7		0-0 F9		0-0 HR		0-0 6-3		4 1 1 4 0 0 3												
Del Rice, R (1, 2)			0-0 4-3		0-0 1-3	0-0 P4			0-0 L3	4 0 0 0 0 0 0												
Bob Buhl, R (1, 1) OBP: 0.250, SLG: 0.250			0-3 K		0-3 K		0-0 3-1 SH3-4 1B		0-0 6-3	4 0 1 0 0 2 0												
Don McMahon, R (9, 1)										0 0 0 0 0 0 0												
Inning Stats	R: 0 E: 0 K: 0 S: 3	H: 1 LOB: 0 BB: 0 P: 3	R: 0 E: 0 K: 0 S: 4	H: 1 LOB: 1 BB: 0 P: 4	R: 0 E: 0 K: 1 S: 5	H: 0 LOB: 1 BB: 1 P: 9	R: 0 E: 1 K: 0 S: 5	H: 1 LOB: 2 BB: 0 P: 5	R: 0 E: 0 K: 1 S: 5	H: 0 LOB: 0 BB: 0 P: 5	R: 4 E: 0 K: 0 S: 5	H: 2 LOB: 0 BB: 2 P: 13	R: 0 E: 0 K: 0 S: 4	H: 1 LOB: 2 BB: 1 P: 8	R: 0 E: 0 K: 0 S: 3	H: 0 LOB: 0 BB: 0 P: 3	R: 0 E: 0 K: 0 S: 3	H: 0 LOB: 0 BB: 0 P: 3	1B: 5 2B: 1 3B: 0 HR: 1	SF: 0 SAC: 1 DP: 1 HBP: 0	WP: 0 PB: 0 SB: 0 CS: 0	PA: 37
PITCHER	IP WLS BF H R ER SO BB IBB HBP BLK WP HR S P ERA WHIP											PITCHER	IP WLS BF H R ER SO BB IBB HBP BLK WP HR S P ERA WHIP									
Jack Sanford, R (1, 1) ERA: 4.5	8.0 L 34 6 4 4 2 4 0 0 0 0 1 34 50 4.50 1.250											Jim Hearn, R (9, 1) ERA:	1.0 3 0 0 0 0 0 0 0 0 0 0 0 3 3 0.00 0.000									

Milwaukee Braves @ Philadelphia Phillies
 Connie Mack Stadium, Philadelphia, PA

Fri Apr 18 1958, 6:05 PM EST
 Att. 31,624 - Unknown

livebaseballscorecards.com

AB	32
R	4
H	6
RBI	4
BB	4
SO	2
LOB	14



Batter	1	2	3	4	5	6	7	8	9	AB	R	H	RBI	BB	SO	LOB
Chico Fernandez, R (1, 6) OBP: 0.222, SLG: 0.125 Rip Repulski, R (9, PH)	0-3 K		4-0 BB		0-0 L9			0-3 K	0-3 K	3	0	0	0	1	2	2
Richie Ashburn, L (1, 8) OBP: 0.556, SLG: 0.500	0-0 BB BB 1B		0-0 F9				0-0 5-3	0-0 3B 1B		4	1	2	0	0	0	1
Granny Hamner, R (1, 5) OBP: 0.125, SLG: 0.250	0-0 P4		0-0 G4-6-3 1-2f				0-0 1-3	0-0 P8		4	0	0	0	0	0	4
Harry Anderson, L (1, 3) OBP: 0.222, SLG: 0.375	4-0 BB 1-2 BB			0-0 G3			0-0 F5	0-0 1-H 3-H 3B		3	0	1	2	1	0	0
Stan Lopata, R (1, 2) OBP: 0.556, SLG: 0.400	4-0 FC6-4 1-2 2-3 BB			0-0 L7			4-0 FC5-4 BB	0-0 1-3		2	0	0	0	2	0	1
Chuck Essegian, R (1, 7) OBP: 0.333, SLG: 0.500	0-0 FC6-4 1-2f			0-0 P3			0-3 K		0-0 5-3	4	0	0	0	0	1	4
Wally Post, R (1, 9) OBP: 0.250, SLG: 0.250		0-3 K			0-3 K		0-0 FC5-4 WP 1-2f		0-0 F7	4	0	0	0	0	2	1
Ted Kazanski, R (1, 4) OBP: 0.375, SLG: 0.375		0-0 4-3			0-0 P5		0-0 4-3 1-3		0-0 BB 1B	4	0	1	0	0	0	1
Jack Sanford, R (1, 1) OBP: 0.500, SLG: 0.500 Solly Hemus, L (8, PH) OBP: 0.500, SLG: 0.500 Jim Hearn, R (9, 1) Dave Philley, S (9, PH)		0-0 5-3			0-0 1B			0-0 E8 1B 3B	4-0 BB BB BB 1-2 BB	2	0	1	0	0	0	0

Inning Stats	R: 0	H: 1	E: 0	K: 1	S: 6	LOB: 3	BB: 2	P: 14	R: 0	H: 0	E: 0	K: 1	S: 5	LOB: 0	BB: 0	P: 5	R: 0	H: 0	E: 0	K: 0	S: 2	LOB: 0	BB: 1	P: 6	R: 0	H: 0	E: 0	K: 1	S: 3	LOB: 1	BB: 0	P: 6	R: 0	H: 0	E: 0	K: 0	S: 3	LOB: 0	BB: 0	P: 3	R: 0	H: 0	E: 0	K: 1	S: 5	LOB: 1	BB: 1	P: 9	R: 2	H: 2	E: 1	K: 1	S: 8	LOB: 1	BB: 0	P: 8	R: 0	H: 1	E: 0	K: 1	S: 6	LOB: 2	BB: 1	P: 10	1B: 4	2B: 0	3B: 1	HR: 0	SF: 0	SAC: 0	DP: 1	HBP: 0	WP: 2	PB: 0	SB: 0	CS: 0	PA: 37
PITCHER	IP	WLS	BF	H	R	ER	SO	BB	IBB	HBP	BLK	WP	HR	S	P	ERA	WHIP																																																												
Bob Buhl, R (1, 1) ERA:	8.2	W	36	5	2	0	5	5	0	0	0	1	0	41	61	0.00	1.154																																																												
Don McMahon, R (9, 1) ERA:	0.1	S	1	0	0	0	1	0	0	0	0	0	0	3	3	0.00	0.000																																																												

BOTTOM

Milwaukee Braves @ Philadelphia Phillies
 Connie Mack Stadium, Philadelphia, PA

livebaseballscores.com

AB	32
R	2
H	5
RBI	2
BB	5
SO	6
LOB	16



Fri Apr 18 1958, 6:05 PM EST
 Att. 31,624 - Unknown

Batter	1	2	3	4	5	6	7	8	9	AB	R	H	RBI	BB	SO	LOB	TOP										
Red Schoendienst, S (1, 4) OBP: 0.421, SLG: 0.389	0-0 1B		0-0 L7	0-0 1-3			0-0 1B	0-0 1B		5	0	3	0	0	0	2											
Mel Roach, R (1, 9) OBP: 0.500, SLG: 1.000 Bob Hazle, L (7, PH) OBP: 0.438, SLG: 0.182	0-0 F9		0-0 1B			0-0 HR	0-0 1B	0-0 P6		3	1	2	1	0	0	1											
Eddie Mathews, L (1, 5) OBP: 0.263, SLG: 0.895	0-0 L8		0-0 1B			0-0 4-3	0-0 FC3-4	0-0 K		5	1	1	0	0	1	2											
Hank Aaron, R (1, 8) OBP: 0.211, SLG: 0.211	0-0 F8		0-0 F8			0-0 6-3	0-0 HR	0-0 6-3		5	1	1	0	0	0	3											
Joe Adcock, R (1, 3) OBP: 0.833, SLG: 1.500 Frank Torre, L (7, 3) OBP: 0.364, SLG: 0.364		4-0 BB		0-0 1B		0-0 F2	0-0 HR	0-0 G3		3	2	2	3	1	0	0											
Andy Pafko, R (1, 7) OBP: 0.125, SLG: 0.067		0-0 F8		0-3 K		0-0 6-3	0-3 K			4	0	0	0	0	2	2											
Johnny Logan, R (1, 6) OBP: 0.444, SLG: 0.667		0-3 K		0-0 1B		0-0 1B		0-0 F5		4	0	2	0	0	1	1											
Del Crandall, R (1, 2) OBP: 0.357, SLG: 0.308		0-0 F8		0-0 E6		0-0 F9		0-3 K		4	0	0	0	0	1	3											
Warren Spahn, L (1, 1) OBP: 0.143, SLG: 0.143			0-3 K	0-0 G3		0-3 K		0-0 1B		4	0	1	0	0	2	3											
Inning Stats	R: 0 E: 0 K: 0 S: 4	H: 1 LOB: 1 BB: 0 P: 4	R: 0 E: 0 K: 1 S: 5	H: 0 LOB: 1 BB: 1 P: 9	R: 0 E: 0 K: 1 S: 7	H: 2 LOB: 2 BB: 0 P: 7	R: 1 E: 1 K: 1 S: 8	H: 2 LOB: 2 BB: 0 P: 8	R: 1 E: 0 K: 0 S: 4	H: 1 LOB: 0 BB: 0 P: 4	R: 0 E: 0 K: 1 S: 6	H: 1 LOB: 1 BB: 0 P: 6	R: 3 E: 0 K: 1 S: 8	H: 4 LOB: 0 BB: 0 P: 8	R: 0 E: 0 K: 1 S: 7	H: 2 LOB: 2 BB: 0 P: 7	R: 0 E: 0 K: 1 S: 5	H: 0 LOB: 0 BB: 0 P: 5	1B: 11 2B: 0 3B: 0 HR: 2	SF: 0 SAC: 0 DP: 0 HBP: 0	WP: 1 PB: 0 SB: 0 CS: 0	PA: 41					
PITCHER	IP	WLS	BF	H	R	ER	SO	BB	IBB	HBP	BLK	WP	HR	S	P	ERA	WHIP										
Curt Simmons, L (1, 1) ERA: 1.5	6.0	L	27	7	2	1	4	1	0	0	0	0	1	34	38	1.50	1.333										
Jack Meyer, R (7, 1) ERA: 13.5	2.0		11	6	3	3	2	0	0	0	0	1	1	15	15	13.50	3.000										
Johnny Gray, R (9, 1) ERA:	1.0		3	0	0	0	1	0	0	0	0	0	0	5	5	0.00	0.000										

Milwaukee Braves @ Philadelphia Phillies
 Connie Mack Stadium, Philadelphia, PA

AB 40
 R 5
 H 13
 RBI 4
 BB 1
 SO 7
 LOB 19



Sat Apr 19 1958, 3:33 AM EST
 Att. 8,579 - Unknown

livebaseballscorecards.com

Batter	1	2	3	4	5	6	7	8	9	AB R H RBI BB SO LOB	TOP	
Red Schoendienst, S (1, 4) OBP: 0.391, SLG: 0.364	0-3 K		0-0 WP 1B			0-0 1-3		0-0 4-3		4 0 1 0 0 1 0		
Bob Hazle, L (1, 9) OBP: 0.350, SLG: 0.133	0-0 G3		0-0 G3			0-0 1-3			0-0 G3	4 0 0 0 0 0 1		
Eddie Mathews, L (1, 5) OBP: 0.261, SLG: 0.826	0-0 4-3				0-0 5-3			0-3 K		4 0 1 0 0 1 0		
Hank Aaron, R (1, 8) OBP: 0.217, SLG: 0.348		0-0 5-3			0-0 1-3			0-0 HR		4 1 1 1 0 0 1		
Joe Adcock, R (1, 3) OBP: 0.600, SLG: 0.875		0-0 E7 1B			0-0 6-3			0-0 F9		4 0 1 0 0 1 1		
Harry Hanebrink, L (1, 7) OBP: 0.200, SLG: 0.800		0-0 L9			0-0 4-3			0-0 HR		3 1 1 1 0 0 1		
Johnny Logan, R (1, 6) OBP: 0.381, SLG: 0.571		0-0 F7			0-0 P6			0-0 1-3		3 0 0 0 0 0 1		
Del Crandall, R (1, 2) OBP: 0.294, SLG: 0.250			0-0 F9		0-0 F8			0-0 6-3		3 0 0 0 0 0 0		
Bob Trowbridge, R (1, 1) Gene Conley, R (3, 1) Casey Wise, S (6, PH) Bob Rush, R (6, 1) Frank Torre, L (8, PH) Don McMahon, R (8, 1)			0-3 K			0-0 F8		0-0 1-3		1 0 0 0 0 0 1 0 0 0 0 0 0 0 0 0 1 0 0 0 0 0 0 0 0 0 0 0 0 0 0 0 1 0 0 0 0 0 0 0 0 0 0 0 0 0 0 0		
Inning Stats	R: 0 H: 0 E: 0 LOB: 0 K: 1 BB: 0 S: 5 P: 5	R: 0 H: 1 E: 1 LOB: 1 K: 0 BB: 0 S: 4 P: 4	R: 0 H: 1 E: 0 LOB: 1 K: 1 BB: 0 S: 6 P: 6	R: 0 H: 0 E: 0 LOB: 0 K: 0 BB: 0 S: 3 P: 3	R: 0 H: 0 E: 0 LOB: 0 K: 0 BB: 0 S: 3 P: 3	R: 0 H: 0 E: 0 LOB: 0 K: 0 BB: 0 S: 3 P: 3	R: 2 H: 2 E: 0 LOB: 0 K: 1 BB: 0 S: 7 P: 7	R: 0 H: 0 E: 0 LOB: 0 K: 0 BB: 0 S: 3 P: 3	R: 0 H: 1 E: 0 LOB: 1 K: 1 BB: 0 S: 6 P: 6	1B: 2 SF: 0 2B: 1 SAC: 0 3B: 0 DP: 0 HR: 2 HBP: 0	WP: 1 PA: 32 PB: 0 SB: 0 CS: 0	
PITCHER Robin Roberts, R (1, 1) ERA: 3.77	IP WLS BF H R ER SO BB IBB HBP BLK WP HR S P ERA WHIP	9.0 W 32 5 2 2 4 0 0 0 0 1 2 40 40 2.00 0.556										

Milwaukee Braves @ Philadelphia Phillies
 Connie Mack Stadium, Philadelphia, PA
 Sun Apr 20 1958, 3:33 AM EST
 Att. 16,366 - Unknown

AB	32
R	2
H	5
RBI	2
BB	0
SO	4
LOB	5



Batter	1	2	3	4	5	6	7	8	9	AB	R	H	RBI	BB	SO	LOB
Richie Ashburn, L (1, 8) OBP: 0.588, SLG: 0.462	0-0 F8		0-0 SH1-4 1B	0-0 G6-4-3			4-0 1B BB			3	1	1	0	1	0	1
Chuck Essegian, R (1, 7) OBP: 0.250, SLG: 0.286	0-3 K		0-0 SH1-4			0-3 K	0-3 K			3	0	0	0	0	3	2
Harry Anderson, L (1, 3) Pancho Herrera, R (9, 3) OBP: 0.250, SLG: 0.286	0-0 F5		4-0 1B BB IBB			0-3 K	0-0 1B BB			3	0	1	1	1	1	0
Stan Lopata, R (1, 2) OBP: 0.412, SLG: 0.182			4-0 1B BB			0-0 L9	4-0 1B BB			2	0	0	1	2	1	0
Granny Hamner, R (1, 5) OBP: 0.250, SLG: 0.267			0-0 1B			0-0 F9	0-0 1-3			3	0	1	1	1	0	3
Wally Post, R (1, 9) OBP: 0.267, SLG: 0.333			0-0 5-3 BB			0-0 F8				4	0	0	0	0	2	4
Ted Kazanski, R (1, 4) OBP: 0.400, SLG: 0.357			0-0 FC6-4 1B			0-0 CS 1B				3	0	1	0	1	0	3
Chico Fernandez, R (1, 6) OBP: 0.188, SLG: 0.071			0-0 K			0-0 CS	0-3 K			3	0	0	0	0	2	2
Robin Roberts, S (1, 1) OBP: 0.667, SLG: 0.833			0-0 SH1-4 BB 1B			0-0 G6-4-3 1B	0-0 1B BB 1B			4	2	3	0	0	0	1

Inning Stats	R: 0	H: 0	E: 0	K: 1	S: 5	P: 5	R: 0	H: 0	E: 0	K: 2	S: 7	R: 2	H: 3	E: 0	K: 1	S: 8	R: 0	H: 1	E: 0	K: 0	S: 3	R: 0	H: 0	E: 0	K: 2	S: 7	R: 1	H: 2	E: 0	K: 2	S: 9	R: 0	H: 0	E: 1	K: 1	S: 6	1B: 7	2B: 0	3B: 0	HR: 0	SF: 0	SAC: 2	DP: 1	HBP: 0	WP: 0	PB: 0	SB: 0	CS: 1	PA: 37
--------------	------	------	------	------	------	------	------	------	------	------	------	------	------	------	------	------	------	------	------	------	------	------	------	------	------	------	------	------	------	------	------	------	------	------	------	------	-------	-------	-------	-------	-------	--------	-------	--------	-------	-------	-------	-------	--------

PITCHER	IP	WLS	BF	H	R	ER	SO	BB	IBB	HBP	BLK	WP	HR	S	P	ERA	WHIP
Bob Trowbridge, R (1, 1) ERA: 7.71	2.1		14	3	2	2	3	3	1	0	0	0	0	16	32	7.71	2.571
Gene Conley, R (3, 1) ERA: 1.59	2.2		8	1	0	0	3	0	0	0	0	0	0	14	14	0.00	0.375
Bob Rush, R (6, 1) ERA: 4.5	2.0	L	10	3	1	1	2	2	0	0	0	0	0	12	20	4.50	2.500
Don McMahon, R (8, 1) ERA:	1.0		4	0	0	0	1	0	0	0	0	0	0	6	6	0.00	0.000

BOTTOM


Milwaukee Braves @ Philadelphia Phillies
Connie Mack Stadium, Philadelphia, PA

Sun Apr 20 1958, 3:33 AM EST
 Att. 16,366 - Unknown

livebaseballscorecards.com

AB	28
R	3
H	7
RBI	3
BB	6
SO	9
LOB	16



Batter	1	2	3	4	5	6	7	8	9	10	11	12	13	14	AB R H RBI BB SO LOB	TOP	
Johnny Temple, R (1, 4) <small>OBP: 0.440, SLG: 0.381</small>	0-3 K	0-0 CS	0-0 6-3		4-0 BB BB		0-0 E 1B		0-0 4-3		0-0 E4		0-0 1-2 1B	0-0 L6	7 1 2 0 1 1 3		
Vada Pinson, L (1, 9) <small>OBP: 0.320, SLG: 0.478</small>	0-0 1B 1B		0-3 K		0-0 P6		0-0 F9		0-3 K		0-3 K		0-3 K		7 0 1 0 0 4 6		
Frank Robinson, R (1, 7) <small>OBP: 0.320, SLG: 0.304</small>	0-0 G4-6-3 1B		0-0 6-3		4-0 BB 1-2 BB		0-0 F2			4-0 FC1-6 BB		0-0 6-3		0-3 K	5 0 1 0 2 1 3		
George Crowe, L (1, 3) <small>OBP: 0.500, SLG: 0.455</small> Dee Fondy, L (7, PR) <small>OBP: 0.667, SLG: 1.000</small>	0-0 G4-6-3				4-0 6-3 BB BB		0-0 F7		0-0 S 1B		0-0 FC1-6 1B		0-0 3-1 2B	4-0 1B BB	3 0 1 1 1 0 4 2 1 1 0 1 0 1		
Don Hoak, R (1, 5) <small>OBP: 0.400, SLG: 0.542</small>		0-0 2B 2B			0-0 P6		0-0 L7			0-0 1-3				0-0 1B BB	7 2 3 0 0 0 5		
Gus Bell, L (1, 8) <small>OBP: 0.348, SLG: 0.350</small>		0-0 1B CS 2B			4-0 6-3 BB			0-0 1B		0-0 4-3			4-0 G4-6-3	0-3 K	5 0 2 1 2 1 4		
Roy McMillan, R (1, 6) Smoky Burgess, L (12, PH) Alex Grammas, R (12, 6)		0-0 2-3 1B			0-0 6-3		0-0 F7		0-0 F7		0-0 1-3		0-0 F7	0-3 K	5 0 1 0 0 0 3 1 0 0 0 0 0 2 1 0 0 0 0 0 1 2	AB 56 R 4 H 15 RBI 3 BB 8 SO 13 LOB 45	
Ed Bailey, L (1, 2) <small>OBP: 0.273, SLG: 0.167</small> Hal Jeffcoat, R (11, PR) <small>OBP: 1.000, SLG: 1.000</small> Bob Thurman, L (14, PH) <small>OBP: 1.000, SLG: 1.000</small> Johnny Klippstein, R (14, 1)		0-0 F5			4-0 IBB		0-0 P9		0-0 G3		0-0 E 1B		0-0 1B 1B	0-0 E 1B	4 0 1 0 1 0 3 1 0 1 0 0 0 0 1 0 1 1 0 0 0 0 0 0 0 0 0 0		
Bob Kelly, R (1, 1) Tom Acker, R (1, 1) Jerry Lynch, L (11, PH) Dutch Dotterer, R (11, 2)		0-3 K			0-3 K		0-0 4-3		0-3 K		0-3 K		0-3 K	0-0 E6	0 0 0 0 0 0 0 4 0 0 0 0 3 6 1 0 0 0 0 1 1 2 0 0 0 0 1 2		
Inning Stats	R: 0 H: 2 E: 0 LOB: 1 K: 1 BB: 0 S: 6 P: 6	R: 1 H: 3 E: 0 LOB: 1 K: 1 BB: 0 S: 7 P: 7	R: 0 H: 0 E: 0 LOB: 0 K: 1 BB: 0 S: 5 P: 5	R: 0 H: 0 E: 0 LOB: 3 K: 1 BB: 3 S: 5 P: 17	R: 0 H: 0 E: 0 LOB: 2 K: 0 BB: 2 S: 3 P: 11	R: 0 H: 1 E: 0 LOB: 1 K: 0 BB: 0 S: 4 P: 4	R: 1 H: 2 E: 1 LOB: 2 K: 0 BB: 0 S: 5 P: 5	R: 0 H: 0 E: 0 LOB: 0 K: 0 BB: 0 S: 3 P: 3	R: 0 H: 0 E: 0 LOB: 0 K: 2 BB: 0 S: 7 P: 7	R: 0 H: 1 E: 0 LOB: 1 K: 0 BB: 1 S: 3 P: 7	R: 0 H: 1 E: 1 LOB: 2 K: 2 BB: 0 S: 9 P: 9	R: 0 H: 1 E: 0 LOB: 2 K: 0 BB: 1 S: 4 P: 8	R: 0 H: 2 E: 0 LOB: 2 K: 3 BB: 0 S: 11 P: 11	R: 2 H: 2 E: 1 LOB: 2 K: 2 BB: 1 S: 10 P: 14	1B: 12 SF: 0 2B: 3 SAC: 0 3B: 0 DP: 2 HR: 0 HBP: 0	WP: 0 PA: 65 PB: 0 SB: 1 CS: 1	
PITCHER	PITCHER																
Ray Semproch, R (1, 1) <small>ERA: 0.82</small>	IP: 8.0	WLS: 35	BF: 8	H: 2	R: 1	ER: 1	SO: 4	BB: 4	IBB: 1	HBP: 0	BLK: 0	WP: 0	HR: 0	S: 38	P: 58	ERA: 1.12	WHIP: 1.500
Turk Farrell, R (9, 1) <small>ERA:</small>	4.0	17	3	0	0	0	4	1	1	0	0	0	0	23	31	0.00	1.000
Jim Hearn, R (13, 1) <small>ERA: 3.38</small>	1.2	L	11	4	2	1	5	1	0	0	0	0	0	20	24	5.40	3.000
Michael LiPetri, R (14, 1) <small>ERA:</small>	0.1	1	0	0	0	0	0	0	0	0	0	0	0	1	1	0.00	0.000

Cincinnati Redlegs @ Philadelphia Phillies
Connie Mack Stadium, Philadelphia, PA
 Mon Apr 21 1958, 6:05 PM EST
 Att: 11,764 - Unknown

livebaseballscores.com

Batter	1	2	3	4	5	6	7	8	9	AB R H RBI BB SO LOB	TOP	
Bill Virdon, L (1, 8) OBP: 0.500, SLG: 0.500	0-0 3-1 6-3 1B		0-0 2-H G4-6-3 1B		0-0 F8			0-0 FC3-6 G3 1-2f		4 0 2 1 0 0 3	Pittsburgh Pirates @ Philadelphia Phillies Connie Mack Stadium, Philadelphia, PA Wed Apr 23 1958, 6:05 PM EST Att. 7,668 - Unknown livebaseballscorecards.com	
Dick Groat, R (1, 6) OBP: 0.303, SLG: 0.455	0-0 6-3 1-2		0-0 G4-6-3 1-2f		0-0 F8			0-0 G3 1-2		4 0 0 0 0 0 5		
Bob Skinner, L (1, 7) OBP: 0.303, SLG: 0.323	0-0 3-1 2-3			0-0 4-3				0-0 F2		4 0 0 0 0 0 2		
Ted Kluszewski, L (1, 3) OBP: 0.267, SLG: 0.222	0-3 K			0-0 F7				0-0 F7		4 0 0 0 0 1 1		
Frank Thomas, R (1, 5) OBP: 0.323, SLG: 0.448		0-0 L4-3 1B		0-0 FC5-4 1B				0-0 P4		3 0 2 0 1 0 0		
Roberto Clemente, R (1, 9) OBP: 0.345, SLG: 0.429		0-0 L4-3 1-2		0-0 FC5-4 1-2f				0-0 5-3		4 0 1 0 0 0 2		
Bill Mazeroski, R (1, 4) OBP: 0.316, SLG: 0.278					0-0 F8			0-0 6-3		4 0 1 0 0 0 2		
Danny Kravitz, L (1, 2)			4-0 SH5-4 1B BB		0-0 F7			0-0 3-1		3 1 0 0 1 0 3		
Ron Blackburn, R (1, 1) John Powers, L (5, PH) George Witt, R (5, 1) Bennie Daniels, L (6, 1) Paul Smith, L (8, PH) Curt Raydon, R (8, 1)			0-0 SH5-4 1-2		0-0 F7			4-0 FC3-6 BB		0 0 0 0 0 0 0 1 0 1 0 1 0 0 0 0 0 0 0 0 0		
Inning Stats	R: 0 H: 1 E: 0 LOB: 1 K: 1 BB: 0 S: 6 P: 6	R: 0 H: 1 E: 0 LOB: 0 K: 0 BB: 0 S: 3 P: 3	R: 1 H: 1 E: 0 LOB: 0 K: 0 BB: 1 S: 3 P: 7	R: 0 H: 1 E: 0 LOB: 1 K: 0 BB: 0 S: 4 P: 4	R: 0 H: 2 E: 0 LOB: 2 K: 0 BB: 0 S: 5 P: 5	R: 0 H: 0 E: 0 LOB: 0 K: 0 BB: 0 S: 3 P: 3	R: 0 H: 0 E: 0 LOB: 0 K: 0 BB: 0 S: 3 P: 3	R: 0 H: 0 E: 0 LOB: 1 K: 0 BB: 1 S: 3 P: 7	R: 0 H: 1 E: 0 LOB: 2 K: 0 BB: 1 S: 4 P: 8	1B: 7 SF: 0 2B: 1 SAC: 1 3B: 0 DP: 2 HR: 0 HBP: 0	WP: 0 PA: 35 PB: 0 SB: 0 CS: 0	
PITCHER Jack Sanford, R (1, 1) ERA: 2.65	IP WLS BF H R ER SO BB IBB HBP BLK WP HR S P ERA WHIP	9.0 W 35 7 1 1 1 1 3 0 0 0 0 0 34 46 1.00 1.111										



Batter	1	2	3	4	5	6	7	8	9
Richie Ashburn, L (1, 8) OBP: 0.586, SLG: 0.400	0-0 G1-6-3 1B		4-0 1B SF8 BB		0-0 FC5 SH1-3 1B	4-0 BB		0-0 L6	
Bob Bowman, R (1, 9) OBP: 0.400, SLG: 0.400	0-0 G1-6-3 1-2f 1B		0-0 1-3 1B		0-0 SH1-3 1-2	0-3 K		0-0 E7 HR 1B	
Rip Repulski, R (1, 7) OBP: 0.143, SLG: 0.667	0-3 K		0-0 SF8 3-H		0-0 FC5 WP 2-3	0-3 K		0-0 HR 2-H	
Harry Anderson, L (1, 3) OBP: 0.250, SLG: 0.208		0-0 E1 1B	0-0 F8		0-0 P6 2-3		0-0 P6	0-0 F8	
Granny Hamner, R (1, 5) OBP: 0.259, SLG: 0.308		0-0 1B 2-H 1B	0-0 1-3			0-0 L4	0-0 4-3		
Stan Lopata, R (1, 2) OBP: 0.393, SLG: 0.158		0-0 L5		0-0 6-3		4-0 2B 1B BB	0-0 1B		
Ted Kazanski, R (1, 4) OBP: 0.462, SLG: 0.455		0-0 1B 1-2 1B		4-0 BB BB BB BB		0-0 1B 2B	0-0 2-3		
Chico Fernandez, R (1, 6) OBP: 0.348, SLG: 0.167		0-0 1-3 2-H 1B		0-3 K		4-0 1B IBB	4-0 SH2-4 E BB		
Jack Sanford, R (1, 1) OBP: 0.400, SLG: 0.400		0-3 K		0-0 F7		0-0 1B 1-3 2-H 3-H		0-0 SH2-4	

Inning Stats	R: 0 E: 0 K: 1 S: 5	H: 1 LOB: 0 BB: 0 P: 5	R: 2 E: 1 K: 1 S: 8	H: 3 LOB: 1 BB: 0 P: 8	R: 1 E: 0 K: 0 S: 4	H: 1 LOB: 1 BB: 1 P: 8	R: 0 E: 0 K: 1 S: 5	H: 0 LOB: 1 BB: 1 P: 9	R: 0 E: 1 K: 0 S: 4	H: 1 LOB: 1 BB: 0 P: 4	R: 2 E: 0 K: 2 S: 9	H: 2 LOB: 3 BB: 3 P: 21	R: 0 E: 0 K: 0 S: 4	H: 1 LOB: 1 BB: 0 P: 4	R: 3 E: 1 K: 0 S: 5	H: 2 LOB: 0 BB: 1 P: 9
--------------	------------------------------	---------------------------------	------------------------------	---------------------------------	------------------------------	---------------------------------	------------------------------	---------------------------------	------------------------------	---------------------------------	------------------------------	----------------------------------	------------------------------	---------------------------------	------------------------------	---------------------------------

PITCHER															PITCHER																		
IP	WLS	BF	H	R	ER	SO	BB	IBB	HBP	BLK	WP	HR	S	P	ERA	WHIP	IP	WLS	BF	H	R	ER	SO	BB	IBB	HBP	BLK	WP	HR	S	P	ERA	WHIP
Ron Blackburn, R (1, 1) ERA: 2.57	4.0	L	18	5	3	2	3	2	0	0	0	0	22	30	4.50	1.750	George Witt, R (5, 1) ERA: 5.4	1.1	9	3	2	2	0	1	1	0	0	1	0	7	15	13.50	3.000
Bennie Daniels, R (6, 1) ERA: 4.91	1.2		7	1	0	0	2	1	0	0	0	0	10	14	0.00	1.200	Curt Raydon, R (8, 1) ERA: 5.79	1.0	6	2	3	3	0	1	0	0	0	1	5	9	27.00	3.000	

BOTTOM

Pittsburgh Pirates @ Philadelphia Phillies
 Connie Mack Stadium, Philadelphia, PA
 Wed Apr 23 1958, 6:05 PM EST
 Att. 7,668 - Unknown

AB	R	H	RBI	BB	SO	LOB
3	1	2	0	2	0	1
4	1	2	1	0	1	4
4	1	1	3	0	2	4
5	1	0	0	0	0	2
4	1	1	1	0	0	1
3	1	1	0	1	0	1
3	1	2	0	1	0	1
2	1	1	1	2	1	1
3	0	1	2	0	1	2

AB	31
R	8
H	11
RBI	8
BB	6
SO	5
LOB	17

WP: 1 PA: 40
 PB: 0
 SB: 0
 CS: 0



livebaseballscorecards.com

Batter	1	2	3	4	5	6	7	8	9	AB	R	H	RBI	BB	SO	LOB	TOP										
Bill Virdon, L (1, 8) OBP: 0.436, SLG: 0.429	0-3 K		0-3 K	0-0 L4		0-0 G3		0-0 P5		5	0	0	0	0	2	0											
Dick Groat, R (1, 6) OBP: 0.342, SLG: 0.526	0-0 1B 2B		0-0 F8	0-3 K		0-0 2B 2B		0-0 FC4-6 1B		5	2	3	0	0	1	0											
Bob Skinner, L (1, 7) OBP: 0.368, SLG: 0.400	0-0 1B		0-0 1B 2B	4-0 BB		0-0 2B		0-0 FC4-6		4	1	3	2	1	0	1											
Ted Kluszewski, L (1, 3) OBP: 0.286, SLG: 0.226 R C Stevens, R (8, 3) OBP: 0.800, SLG: 2.000	0-0 G1-6-3		0-0 1B 2B	0-0 L8		4-0 BB		0-0 L1		4	1	1	0	1	0	3											
Frank Thomas, R (1, 5) OBP: 0.333, SLG: 0.455		0-3 K	0-0 E 2B		0-0 5-3	0-0 FC5-4			1-0 HBP	4	1	1	1	0	1	2											
Roberto Clemente, R (1, 9) OBP: 0.382, SLG: 0.438		0-0 1B FC6-4	4-0 E IBB		0-0 S 1B		0-0 F2		0-0 FC1-6-4 E6	4	2	2	0	1	0	1											
Bill Mazeroski, R (1, 4) OBP: 0.292, SLG: 0.261		0-0 1B FC6-4	0-0 E3 1B		0-0 P5		0-0 5-3		0-0 E6	5	0	1	0	0	0	2											
Hank Foiles, R (1, 2) OBP: 0.222, SLG: 0.192		0-0 FC6-4	0-0 1B		0-3 K		0-0 E6		0-3 K	5	0	1	1	0	2	3											
Bob Friend, R (1, 1) Roy Face, R (9, 1)		0-0 F9	0-0 5-3			0-0 F9		0-0 5-3		4	0	0	0	0	0	4											
										0	0	0	0	0	0	0											
Inning Stats	R: 1 E: 0 K: 1 S: 6	H: 2 LOB: 0 BB: 0 P: 6	R: 1 E: 0 K: 1 S: 7	H: 2 LOB: 1 BB: 0 P: 7	R: 4 E: 1 K: 1 S: 10	H: 4 LOB: 2 BB: 1 P: 14	R: 0 E: 0 K: 1 S: 5	H: 0 LOB: 1 BB: 1 P: 9	R: 0 E: 0 K: 1 S: 6	H: 1 LOB: 1 BB: 0 P: 6	R: 1 E: 0 K: 0 S: 5	H: 2 LOB: 2 BB: 1 P: 9	R: 0 E: 1 K: 0 S: 4	H: 0 LOB: 1 BB: 0 P: 4	R: 0 E: 0 K: 0 S: 4	H: 1 LOB: 1 BB: 0 P: 4	R: 0 E: 1 K: 1 S: 5	H: 0 LOB: 1 BB: 0 P: 6	1B: 8 2B: 4 3B: 0 HR: 0	SF: 0 SAC: 0 DP: 1 HBP: 1	WP: 0 PB: 0 SB: 1 CS: 0	PA: 44					
PITCHER	IP	WLS	BF	H	R	ER	SO	BB	IBB	HBP	BLK	WP	HR	S	P	ERA	WHIP										
Curt Simmons, L (1, 1) ERA: 4.15	2.2	L	14	7	5	3	3	0	0	0	0	0	0	20	20	10.12	2.625										
Johnny Gray, R (3, 1) ERA:	0.1		4	1	1	0	0	0	1	0	0	0	0	3	7	0.00	3.000										
Bob Miller, R (4, 1) ERA:	2.0		8	1	0	0	2	1	0	0	0	0	0	11	15	0.00	1.000										
Tom Qualters, R (6, 1) ERA: 4.5	2.0		10	2	1	1	0	1	0	0	0	0	0	9	13	4.50	1.500										
Michael LiPetri, R (8, 1) ERA:	2.0		8	1	0	0	1	0	0	1	0	0	0	9	10	0.00	0.500										

Pittsburgh Pirates @ Philadelphia Phillies
 Connie Mack Stadium, Philadelphia, PA

Thu Apr 24 1958, 6:05 PM EST
 Att. 7,456 - Unknown

livebaseballscorecards.com

AB	40
R	7
H	12
RBI	4
BB	3
SO	6
LOB	16



Batter	1	2	3	4	5	6	7	8	9	AB R H RBI BB SO LOB	TOP									
Richie Ashburn, L (1, 8) OBP: 0.553, SLG: 0.444	0-0 6-3			4-0 BB S BB		0-0 1-3			0-0 5-3 1B	3 0 1 0 1 0 0	Philadelphia Phillies @ Milwaukee Braves Milwaukee County Stadium, Milwaukee, WI Fri Apr 25 1958, 7:05 PM EST Att. 15,891 - Unknown livebaseballscorecards.com									
Bob Bowman, R (1, 9) OBP: 0.286, SLG: 0.500	0-0 5-3			0-3 1-2 K		0-0 F7			0-0 5-3	4 0 0 0 0 1 2										
Rip Repulski, R (1, 7) OBP: 0.313, SLG: 0.538	0-0 6-3			4-0 BB G1-6-3 BB			0-0 5-6-3		0-0 F7	3 0 0 0 1 0 1										
Harry Anderson, L (1, 3) OBP: 0.250, SLG: 0.194		0-0 F8		0-0 G1-6-3 1-2f			0-3 K			3 0 0 0 0 1 2										
Granny Hamner, R (1, 5) OBP: 0.265, SLG: 0.303		0-0 1-3			0-0 FC4-6 1B		0-0 P6			3 0 1 0 0 0 0										
Stan Lopata, R (1, 2) OBP: 0.429, SLG: 0.240		0-3 K			0-0 1B FC4-6			4-0 BB G6-4-3		2 0 1 0 1 1 0										
Ted Kazanski, R (1, 4) OBP: 0.394, SLG: 0.379			0-0 6-3		0-0 FC4-6 1-2f 2-3		0-0 G6-4-3		0-0 L8	3 0 0 0 0 0 3										
Chico Fernandez, R (1, 6) OBP: 0.333, SLG: 0.240			0-0 F3		0-0 FC6-4 1-2f					3 0 0 0 0 0 1										
Robin Roberts, S (1, 1) OBP: 0.500, SLG: 0.625 Solly Hemus, L (9, PH) OBP: 0.500, SLG: 0.333			0-0 F7			0-0 1-3			0-0 4-3	2 0 0 0 0 0 0 1 0 0 0 0 0 0										
Inning Stats	R: 0 E: 0 K: 0 S: 3	H: 0 LOB: 0 BB: 0 P: 3	R: 0 E: 0 K: 1 S: 5	H: 0 LOB: 0 BB: 0 P: 5	R: 0 E: 0 K: 0 S: 3	H: 0 LOB: 0 BB: 0 P: 3	R: 0 E: 0 K: 1 S: 4	H: 2 LOB: 1 BB: 0 P: 4	R: 0 E: 0 K: 0 S: 3	H: 0 LOB: 0 BB: 0 P: 3	R: 0 E: 0 K: 1 S: 5	H: 0 LOB: 0 BB: 0 P: 5	R: 0 E: 0 K: 0 S: 2	H: 0 LOB: 0 BB: 1 P: 6	R: 0 E: 0 K: 0 S: 4	H: 1 LOB: 1 BB: 0 P: 4	1B: 3 2B: 0 3B: 0 HR: 0	SF: 0 SAC: 0 DP: 2 HBP: 0	WP: 0 PB: 0 SB: 1 CS: 0	PA: 30
PITCHER Bob Rush, R (1, 1) ERA: 0.82	IP: 9.0 WLS: W BF: 30 H: 3 R: 0 ER: 0 SO: 3 BB: 3 IBB: 0 HBP: 0 BLK: 0 WP: 0 HR: 0 S: 33 P: 45 ERA: 0.00 WHIP: 0.667																			



Batter	1	2	3	4	5	6	7	8	9	AB	R	H	RBI	BB	SO	LOB	BOTTOM
Red Schoendienst, S (1, 4) OBP: 0.400, SLG: 0.333	0-0 CS BB 1B		0-0 G3		0-0 F9		0-0 P6			4	0	1	0	0	0	0	Philadelphia Phillies @ Milwaukee Braves Milwaukee County Stadium, Milwaukee, WI Fri Apr 25 1958, 7:05 PM EST Att. 15,891 - Unknown livebaseballscorecards.com
Bob Hazle, L (1, 9) OBP: 0.351, SLG: 0.200	0-0 F9		0-0 PB 1B		0-0 F8			0-0 4-3		4	1	1	0	0	0	1	
Eddie Mathews, L (1, 5) OBP: 0.300, SLG: 0.605	4-0 1-2 BB		0-0 1-H 1B			0-0 3-1		0-0 2B 1B		3	1	2	1	1	0	0	
Hank Aaron, R (1, 8) OBP: 0.350, SLG: 0.649	0-3 K 2-3		4-0 IBB			0-0 F8		0-0 L7		3	0	0	0	1	1	3	
Joe Adcock, R (1, 3) OBP: 0.391, SLG: 0.619		0-0 FC4-6 1B	0-0 F8			0-0 HR		0-0 2B		3	1	2	1	0	0	2	
Frank Torre, L (7, 3) OBP: 0.353, SLG: 0.375										1	0	1	1	0	0	0	
Harry Hanebrink, L (1, 7) OBP: 0.053, SLG: 0.211		0-0 FC4-6 1-2f		0-0 4-3		0-0 3-1		0-0 F9		4	0	0	0	0	0	2	
Johnny Logan, R (1, 6) OBP: 0.324, SLG: 0.400		0-0 F3		0-0 G6-3 1B			0-0 F7			3	0	1	0	0	0	1	
Del Crandall, R (1, 2) OBP: 0.321, SLG: 0.333		0-0 F8		0-0 G6-3 1-2f			0-0 E7 SF8 1B			3	1	1	0	0	0	2	
Bob Rush, R (1, 1) OBP: 0.321, SLG: 0.333			0-3 K		0-0 B2		0-0 SF8 3-H			2	0	0	1	0	1	0	
Inning Stats	R: 0 H: 1 E: 0 LOB: 2 K: 1 BB: 1 S: 5 P: 9	R: 0 H: 1 E: 0 LOB: 1 K: 0 BB: 0 S: 4 P: 4	R: 1 H: 2 E: 0 LOB: 2 K: 1 BB: 1 S: 7 P: 11	R: 0 H: 1 E: 0 LOB: 0 K: 0 BB: 0 S: 3 P: 3	R: 0 H: 0 E: 0 LOB: 0 K: 0 BB: 0 S: 3 P: 3	R: 1 H: 1 E: 0 LOB: 0 K: 0 BB: 0 S: 4 P: 4	R: 1 H: 1 E: 1 LOB: 0 K: 0 BB: 0 S: 4 P: 4	R: 1 H: 2 E: 0 LOB: 1 K: 0 BB: 0 S: 5 P: 5		1B: 7 SF: 1 2B: 2 SAC: 0 3B: 0 DP: 2 HR: 1 HBP: 0	WP: 0 PA: 33 PB: 1 SB: 0 CS: 1						
PITCHER Robin Roberts, R (1, 1) ERA: 3.22	IP WLS BF H R ER SO BB IBB HBP BLK WP HR S P ERA WHIP	8.0 L 33 9 4 2 2 1 1 0 0 0 1 35 43 2.25 1.250															

Philadelphia Phillies @ Milwaukee Braves
Milwaukee County Stadium, Milwaukee, WI
 Fri Apr 25 1958, 7:05 PM EST
 Att. 15,891 - Unknown

AB	30
R	4
H	9
RBI	4
BB	2
SO	2
LOB	11



Batter	1	2	3	4	5	6	7	8	9	AB R H RBI BB SO LOB	TOP	
Richie Ashburn, L (1, 8) OBP: 0.548, SLG: 0.452	0-0 1-4-3 HR 1B		0-0 6-3			0-0 2-3 1B		0-0 6-3		4 1 2 0 0 0 0	Philadelphia Phillies @ Milwaukee Braves Milwaukee County Stadium, Milwaukee, WI Sat Apr 26 1958, 4:33 AM EST Att. 15,391 - Unknown livebaseballscorecards.com	
Dave Philley, S (1, 3) OBP: 0.286, SLG: 0.167	0-0 1-4-3 1-2		0-0 G4-6-3 1B			0-0 2-3 1-2		0-3 K		4 0 1 0 0 1 2		
Harry Anderson, L (1, 7) OBP: 0.275, SLG: 0.294	0-0 2-H HR		0-0 G4-6-3 1-2f			0-0 F8		4-0 G6-4-3 BB		3 1 1 2 1 0 2		
Granny Hamner, R (1, 5) OBP: 0.237, SLG: 0.270	0-3 K			0-0 G2		0-0 5-3		0-0 G6-4-3 1-2f		4 0 0 0 0 1 2		
Stan Lopata, R (1, 2) OBP: 0.410, SLG: 0.241	0-3 K			0-0 F8			0-0 F8		0-0 1B	4 0 1 0 0 1 0		
Wally Post, R (1, 9) OBP: 0.240, SLG: 0.320		0-0 P6		0-0 6-3			0-0 E6 FC4-6		0-0 F7	4 0 0 0 0 0 1		
Ted Kazanski, R (1, 4) OBP: 0.361, SLG: 0.344		0-3 K			0-0 P4		0-0 L8			3 0 0 0 0 1 1		
Chico Fernandez, R (1, 6) OBP: 0.333, SLG: 0.222		4-0 BB			0-3 K		0-0 FC4-6 1-2f			2 0 0 0 1 1 1		
Ray Semproch, R (1, 1) Turk Farrell, R (8, 1)		0-0 1-3			0-0 4-3			0-0 4-3		3 0 0 0 0 0 1 0 0 0 0 0 0 0		
Inning Stats	R: 2 H: 2 E: 0 LOB: 0 K: 2 BB: 0 S: 9 P: 9	R: 0 H: 0 E: 0 LOB: 1 K: 1 BB: 1 S: 5 P: 9	R: 0 H: 1 E: 0 LOB: 0 K: 0 BB: 0 S: 3 P: 3	R: 0 H: 0 E: 0 LOB: 0 K: 0 BB: 0 S: 3 P: 3	R: 0 H: 0 E: 0 LOB: 0 K: 1 BB: 0 S: 5 P: 5	R: 0 H: 1 E: 0 LOB: 1 K: 0 BB: 0 S: 4 P: 4	R: 0 H: 0 E: 1 LOB: 1 K: 0 BB: 0 S: 4 P: 4	R: 0 H: 0 E: 0 LOB: 0 K: 1 BB: 0 S: 5 P: 5	R: 0 H: 1 E: 0 LOB: 1 K: 0 BB: 1 S: 3 P: 7	1B: 4 SF: 0 2B: 0 SAC: 0 3B: 0 DP: 2 HR: 1 HBP: 0	WP: 0 PA: 33 PB: 0 SB: 0 CS: 0	
PITCHER Bob Buhl, R (1, 1) ERA: 1.01	IP WLS BF H R ER SO BB IBB HBP BLK WP HR S P ERA WHIP	9.0 W 33 5 2 2 5 2 0 0 0 0 0 1 41 49 2.00 0.778										

Philadelphia Phillies @ Milwaukee Braves
Milwaukee County Stadium, Milwaukee, WI

Sat Apr 26 1958, 4:33 AM EST
 Att. 15,391 - Unknown

AB	31
R	2
H	5
RBI	2
BB	2
SO	5
LOB	10



Batter	1	2	3	4	5	6	7	8	9
Red Schoendienst, S (1, 4) OBP: 0.409, SLG: 0.333	0-0 F9		0-0 G3		4-0 BB			0-0 1B 1B	
Bob Hazle, L (1, 9) OBP: 0.317, SLG: 0.176	0-0 P5			0-3 K	0-0 L7			0-3 K	
Eddie Mathews, L (1, 5) OBP: 0.341, SLG: 0.690	0-0 PB 1B			0-0 HR			0-0 F3	0-0 S 1B SF7 1B	
Hank Aaron, R (1, 8) OBP: 0.341, SLG: 0.610	0-3 K 1-2			0-0 5-3			0-3 K	0-0 S 1B	
Joe Adcock, R (1, 3) OBP: 0.407, SLG: 0.750		0-3 K		0-0 BB 1B			0-0 HR	0-0 SF7	
Frank Torre, L (9, 3) OBP: 0.353, SLG: 0.375								1-2 3-H 2-H	
Harry Hanebrink, L (1, 7) OBP: 0.087, SLG: 0.182		0-0 F7		4-0 1-2 BB			0-0 6-3	0-0 F2	
Johnny Logan, R (1, 6) OBP: 0.300, SLG: 0.368		0-0 F8		0-0 F8			0-0 6-3		
Del Rice, R (1, 2) OBP: 0.273, SLG: 0.364			0-0 5-3		0-0 F7		0-0 5-3		
Bob Buhl, R (1, 1) OBP: 0.100, SLG: 0.100			0-0 B3		0-0 F8		0-0 4-3		

Inning Stats	R: 0	H: 1	E: 0	K: 1	S: 6	LOB: 1	BB: 0	P: 6
	R: 0	H: 0	E: 0	K: 1	S: 5 <td>LOB: 0</td> <td>BB: 0</td> <td>P: 5 </td>	LOB: 0	BB: 0	P: 5
	R: 0	H: 0	E: 0	K: 0	S: 3 <td>LOB: 0</td> <td>BB: 0</td> <td>P: 3 </td>	LOB: 0	BB: 0	P: 3
	R: 1	H: 2	E: 0	K: 1	S: 7 <td>LOB: 2</td> <td>BB: 1</td> <td>P: 11 </td>	LOB: 2	BB: 1	P: 11
	R: 0	H: 0	E: 0	K: 0	S: 3 <td>LOB: 1</td> <td>BB: 1</td> <td>P: 7 </td>	LOB: 1	BB: 1	P: 7
	R: 1	H: 1	E: 0	K: 1	S: 6 <td>LOB: 0</td> <td>BB: 0</td> <td>P: 6 </td>	LOB: 0	BB: 0	P: 6
	R: 0	H: 0	E: 0	K: 0	S: 3 <td>LOB: 0</td> <td>BB: 0</td> <td>P: 3 </td>	LOB: 0	BB: 0	P: 3
	R: 2	H: 3	E: 0	K: 1	S: 8 <td>LOB: 1</td> <td>BB: 0</td> <td>P: 8 </td>	LOB: 1	BB: 0	P: 8

PITCHER	IP	WLS	BF	H	R	ER	SO	BB	IBB	HBP	BLK	WP	HR	S	P	ERA	WHIP
Ray Semproch, R (1, 1) ERA: 2.45	7.1	L	31	7	4	4	5	2	0	0	0	0	2	39	47	4.91	1.227
Turk Farrell, R (8, 1) ERA:	0.2		2	0	0	0	0	0	0	0	0	0	0	2	2	0.00	0.000

AB R H RBI BB SO LOB

3	1	1	0	1	0	0
4	0	0	0	0	2	2
4	2	3	1	0	0	0
4	0	1	1	0	2	1
3	1	2	2	0	1	0
0	0	0	0	0	0	0
3	0	0	0	1	0	1
3	0	0	0	0	0	2
3	0	0	0	0	0	0
3	0	0	0	0	0	0

1B: 5	SF: 1	WP: 0	PA: 33
2B: 0	SAC: 0	PB: 1	
3B: 0	DP: 0	SB: 2	
HR: 2	HBP: 0	CS: 0	

WP	HR	S	P	ERA	WHIP
0	0	0	0	0.00	0.000

Philadelphia Phillies @ Milwaukee Braves
Milwaukee County Stadium, Milwaukee, WI
 Sat Apr 26 1958, 4:33 AM EST
 Att. 15,391 - Unknown

livebaseballscorecards.com

AB	30
R	4
H	7
RBI	4
BB	2
SO	5
LOB	6



Batter	1	2	3	4	5	6	7	8	9	AB	R	H	RBI	BB	SO	LOB
Red Schoendienst, S (1, 4) OBP: 0.396, SLG: 0.326	0-3 K ①		0-0 5-3 ①		0-0 BB 1B		0-0 F3 ③			4	0	1	0	0	1	1
Bob Hazle, L (1, 9) OBP: 0.311, SLG: 0.162	0-0 P6 ②		0-0 G3 ②		4-0 BB 1-2 BB			0-0 F7 ①		3	0	0	0	1	0	0
Eddie Mathews, L (1, 5) OBP: 0.313, SLG: 0.630	0-3 K ③		0-0 F8 ③		0-0 G3 ③			0-3 K ②		4	0	0	0	0	2	2
Hank Aaron, R (1, 8) OBP: 0.354, SLG: 0.614		4-0 BB 2B BB		0-0 5-3 ①		0-0 1-3 ①		0-0 2B		3	1	1	0	1	0	0
Joe Adcock, R (1, 3) OBP: 0.387, SLG: 0.667		0-0 F9 ①		0-3 K ②		0-0 F9 ②		4-0 BB		3	0	0	0	1	1	1
Harry Hanebrink, L (1, 7) OBP: 0.148, SLG: 0.320		4-0 BB 2B 1-2 BB		0-0 HR		0-0 F2 ③		0-0 4-3 ③		3	1	1	1	1	0	2
Johnny Logan, R (1, 6) OBP: 0.295, SLG: 0.381		0-0 1-3 2-H 2B		0-0 5-3 ③		0-0 F5 ①		0-3 K ①		4	0	1	1	0	1	0
Del Crandall, R (1, 2) OBP: 0.344, SLG: 0.333		4-0 G6-3 IBB		0-0 CS 1B		0-0 F8 ②		0-0 5-3 ②		3	0	1	0	1	0	0
Lew Burdette, R (1, 1) Casey Wise, S (5, PH) Bob Trowbridge, R (6, 1) Frank Torre, L (7, PH) Felix Mantilla, R (7, PR) Gene Conley, R (8, 1) Carl Sawatski, L (9, PH)		0-0 G6-3 1-2f		0-3 K 1-2 ① ②		4-0 BB		0-3 K ③		1	0	0	0	0	0	3

Inning Stats	R: 0	H: 0	E: 0	K: 2	S: 7	H: 0	LOB: 0	BB: 0	P: 7	R: 1	H: 1	E: 0	K: 0	S: 3	H: 1	LOB: 2	BB: 3	P: 15	R: 0	H: 0	E: 0	K: 1	S: 3	R: 1	H: 1	E: 0	K: 1	S: 6	H: 2	LOB: 2	BB: 1	P: 10	R: 0	H: 0	E: 0	K: 0	S: 3	H: 1	LOB: 2	BB: 1	P: 7	R: 0	H: 1	E: 0	K: 1	S: 6	H: 1	LOB: 2	BB: 1	P: 10	R: 0	H: 0	E: 0	K: 2	S: 7	H: 0	LOB: 0	BB: 0	P: 7	1B: 2	2B: 3	3B: 0	HR: 1	SF: 0	SAC: 0	DP: 2	HBP: 0	WP: 0	PB: 0	SB: 0	CS: 1	PA: 36
--------------	------	------	------	------	------	------	--------	-------	------	------	------	------	------	------	------	--------	-------	-------	------	------	------	------	------	------	------	------	------	------	------	--------	-------	-------	------	------	------	------	------	------	--------	-------	------	------	------	------	------	------	------	--------	-------	-------	------	------	------	------	------	------	--------	-------	------	-------	-------	-------	-------	-------	--------	-------	--------	-------	-------	-------	-------	--------

PITCHER	IP	WLS	BF	H	R	ER	SO	BB	IBB	HBP	BLK	WP	HR	S	P	ERA	WHIP
Jack Sanford, R (1, 1) ERA: 2.42	9.0	W	36	5	2	2	7	5	1	0	0	0	1	44	68	2.00	1.111

BOTTOM

Philadelphia Phillies @ Milwaukee Braves
Milwaukee County Stadium, Milwaukee, WI

Sun Apr 27 1958, 4:33 AM EDT
 Att. 18,408 - Unknown

livebaseballscorecards.com

AB	30
R	2
H	5
RBI	2
BB	6
SO	7
LOB	10



Batter	1	2	3	4	5	6	7	8	9	AB R H RBI BB SO LOB	TOP
Richie Ashburn, L (1, 8) <small>OBP: 0.538, SLG: 0.513</small>	4-0 	0-0 E6 			0-0 F9 	0-3 K 		0-0 F9 		4 1 0 0 1 1 1	
Dave Philley, S (1, 3) <small>OBP: 0.313, SLG: 0.533</small>	0-0 SH5-3 	0-0 CS 	0-0 		0-0 	0-0 6-3 		0-0 F8 		5 1 3 1 0 0 0	
Harry Anderson, L (1, 7) <small>OBP: 0.292, SLG: 0.293</small> Chuck Essegian, R (6, 7) <small>OBP: 0.269, SLG: 0.348</small>	0-0 FC3 		0-3 K 		0-0 		0-0 F7 	0-0 5-3 		3 1 1 0 0 1 2 2 0 0 0 0 0 0	
Granny Hamner, R (1, 5) <small>OBP: 0.304, SLG: 0.318</small>	0-0 SH5-3 		0-0 4-3 		4-0 		0-0 	0-0 		3 2 2 0 1 0 1	
Stan Lopata, R (1, 2) <small>OBP: 0.417, SLG: 0.250</small>	4-0 		0-0 5-3 		4-0 		0-0 F9 	0-0 		3 2 1 1 2 0 2	
Wally Post, R (1, 9) <small>OBP: 0.324, SLG: 0.424</small>	0-0 F6 			0-0 	0-0 E7 		0-3 K 	0-0 		5 0 3 3 0 1 4	
Ted Kazanski, R (1, 4) <small>OBP: 0.333, SLG: 0.317</small>	0-0 F6 		0-0 6-3 		0-0 6-3 		0-0 F3 	0-3 K 		5 0 0 0 0 1 6	
Chico Fernandez, R (1, 6) <small>OBP: 0.293, SLG: 0.200</small>		0-0 B1-3 		0-0 4-3 		0-0 6-3 		0-0 5-3 		4 0 0 0 0 0 2	
Curt Simmons, L (1, 1) <small>OBP: 0.200, SLG: 0.200</small> Turk Farrell, R (8, 1)		0-3 K 		0-0 1-3 		0-3 K 		0-0 		4 0 1 0 0 2 1 0 0 0 0 0 0 0	
Inning Stats	R: 1 H: 1 E: 1 LOB: 3 K: 0 BB: 2 S: 5 P: 13	R: 0 H: 0 E: 1 LOB: 0 K: 1 BB: 0 S: 5 P: 5	R: 0 H: 1 E: 0 LOB: 1 K: 1 BB: 0 S: 6 P: 6	R: 0 H: 1 E: 0 LOB: 1 K: 0 BB: 0 S: 4 P: 4	R: 4 H: 3 E: 1 LOB: 1 K: 0 BB: 2 S: 6 P: 14	R: 0 H: 0 E: 0 LOB: 0 K: 2 BB: 0 S: 7 P: 7	R: 0 H: 1 E: 0 LOB: 1 K: 1 BB: 0 S: 6 P: 6	R: 0 H: 1 E: 0 LOB: 1 K: 0 BB: 0 S: 4 P: 4	R: 2 H: 3 E: 0 LOB: 1 K: 1 BB: 0 S: 8 P: 8	1B: 8 SF: 0 2B: 2 SAC: 1 3B: 0 DP: 0 HR: 1 HBP: 0	WP: 0 PA: 44 PB: 1 SB: 0 CS: 1
PITCHER Ramon Monzant, R (1, 1) <small>ERA: 3.24</small> Curt Barclay, R (5, 1) <small>ERA: 1.29</small> Mike McCormick, L (6, 1) <small>ERA: 8.1</small> Stu Miller, R (8, 1) <small>ERA: 3.38</small> Mary Grissom, R (9, 1) <small>ERA: 3.0</small>	IP WLS BF H R ER SO BB IBB HBP BLK WP HR S P ERA WHIP 4.1 L 23 5 5 3 2 3 1 0 0 0 1 23 39 6.23 1.846 0.2 3 1 0 0 0 0 0 0 0 0 0 3 3 0.00 1.500 2.0 7 1 0 0 3 0 0 0 0 0 0 13 13 0.00 0.500 1.2 9 4 2 2 0 0 0 0 0 0 0 9 9 10.80 2.400 0.1 1 0 0 0 1 0 0 0 0 0 0 3 3 0.00 0.000	PITCHER IP WLS BF H R ER SO BB IBB HBP BLK WP HR S P ERA WHIP									

Philadelphia Phillies @ San Francisco Giants
 Seals Stadium, San Francisco, CA
 Tue Apr 29 1958, 6:33 AM EDT
 Att. 6,801 - Unknown

livebaseballscorecards.com

AB	38
R	7
H	11
RBI	5
BB	4
SO	6
LOB	19



Batter	1	2	3	4	5	6	7	8	9	AB	R	H	RBI	BB	SO	LOB
Jim Davenport, R (1, 5) OBP: 0.377, SLG: 0.400	0-0 WP SH5-4 1B		0-3 K		0-0 2B		0-0 G5-4-3 1B		0-0 F4	5	0	3	0	0	1	0
Danny O'Connell, R (1, 4) OBP: 0.400, SLG: 0.444 Ray Jablonski, R (7, PH) OBP: 0.333, SLG: 0.400 Stu Miller, R (8, 1) Marv Grissom, R (9, 1)	0-0 SH5-4 1-2			0-0 5-3	0-0 6-3		0-0 G5-4-3 1-2f			2	0	0	0	0	0	1
Willie Mays, R (1, 8) OBP: 0.475, SLG: 0.630	0-3 K 2-3			4-0 1B 1B BB		0-0 1B		0-0 HR 3B		3	2	2	0	1	1	1
Hank Sauer, R (1, 7) OBP: 0.487, SLG: 1.059	0-0 F8			0-0 1B 1-3 1B		0-0 F8		0-0 HR		4	1	2	2	0	0	2
Orlando Cepeda, R (1, 3) OBP: 0.304, SLG: 0.558		0-0 F9		0-0 1B 1-2 3-H 1B		0-0 F8		0-0 5-3		4	0	1	1	0	0	1
Daryl Spencer, R (1, 6) OBP: 0.421, SLG: 0.633		0-0 2B		0-0 F7		0-0 F2		0-0 F4		4	0	1	0	0	0	3
Bob Schmidt, R (1, 2) OBP: 0.308, SLG: 0.542 Bob Speake, L (8, PH) Valmy Thomas, R (9, 2) OBP: 0.368, SLG: 0.250		0-0 F4		0-0 F8			0-0 1-3	0-3 K		3	0	0	0	0	0	2
Don Taussig, R (1, 9) OBP: 0.500, SLG: 0.500 Whitey Lockman, L (9, PH) OBP: 0.800, SLG: 1.000			0-0 F8		0-0 G5-4-3 1B		0-0 2B 1B		4-0 G4-6-3 BB	3	1	2	0	0	0	0
Ramon Monzant, R (1, 1) OBP: 0.222, SLG: 0.222 Curt Barclay, R (5, 1) OBP: 0.500, SLG: 0.500 Andre Rodgers, R (5, PH) Mike McCormick, L (8, 1) Jim Finigan, R (7, PH) OBP: 0.250, SLG: 0.500			0-3 K		0-0 G5-4-3 1-2f		0-0 1-H 2B		0-0 G4-6-3 1-2f	1	0	0	0	0	1	0

Inning Stats	R: 0	H: 1	E: 0	LOB: 1	K: 1	S: 6	P: 6	R: 0	H: 1	E: 0	LOB: 0	K: 0	S: 3	P: 3	R: 0	H: 0	E: 0	LOB: 0	K: 2	S: 7	P: 7	R: 1	H: 2	E: 0	LOB: 2	K: 0	S: 5	P: 9	R: 0	H: 2	E: 0	LOB: 1	K: 0	S: 4	P: 4	R: 0	H: 1	E: 0	LOB: 1	K: 0	S: 4	P: 4	R: 1	H: 3	E: 0	LOB: 1	K: 0	S: 5	P: 5	R: 2	H: 2	E: 0	LOB: 0	K: 1	S: 7	P: 7	R: 0	H: 0	E: 0	LOB: 0	K: 0	S: 2	P: 6	1B: 7	SF: 0	2B: 3	SAC: 1	3B: 1	DP: 3	HR: 1	HBP: 0	WP: 1	PA: 37
--------------	------	------	------	--------	------	------	------	------	------	------	--------	------	------	------	------	------	------	--------	------	------	------	------	------	------	--------	------	------	------	------	------	------	--------	------	------	------	------	------	------	--------	------	------	------	------	------	------	--------	------	------	------	------	------	------	--------	------	------	------	------	------	------	--------	------	------	------	-------	-------	-------	--------	-------	-------	-------	--------	-------	--------

PITCHER	IP	WLS	BF	H	R	ER	SO	BB	IBB	HBP	BLK	WP	HR	S	P	ERA	WHIP
Curt Simmons, L (1, 1) ERA: 4.6	7.0	W	31	12	4	4	3	1	0	0	0	1	1	36	40	5.14	1.857
Turk Farrell, R (8, 1) ERA:	2.0	S	6	0	0	0	1	1	0	0	0	0	0	7	11	0.00	0.500

BOTTOM

Philadelphia Phillies @ San Francisco Giants
Seals Stadium, San Francisco, CA
Tue Apr 29 1958, 6:33 AM EDT
Att. 6,801 - Unknown

livebaseballscorecards.com

AB	34
R	4
H	12
RBI	4
BB	2
SO	4
LOB	14



Batter	1	2	3	4	5	6	7	8	9	AB R H RBI BB SO LOB	TOP
Richie Ashburn, L (1, 8) <small>OBP: 0.544, SLG: 0.500</small>	0-0 			0-0 		4-0 		0-0 	4-0 	3 0 1 0 2 0 0	
Chuck Essegian, R (1, 7) <small>OBP: 0.290, SLG: 0.333</small>	0-3 			4-0 		0-0 		0-3 	0-0 	4 0 1 0 1 2 5	
Granny Hamner, R (1, 5) <small>OBP: 0.300, SLG: 0.313</small>	0-0 			0-0 		0-0 		0-0 		4 0 1 0 0 0 3	
Stan Lopata, R (1, 2) <small>OBP: 0.423, SLG: 0.237</small>		0-0 		4-0 		0-0 		4-0 		2 0 0 1 2 0 2	
Wally Post, R (1, 9) <small>OBP: 0.289, SLG: 0.378</small>		0-0 		0-0 			0-0 	0-0 		4 0 0 0 0 0 5	
Pancho Herrera, R (1, 3) 		0-0 			0-3 		0-0 		0-0 	4 0 0 0 0 1 0	
Ted Kazanski, R (1, 4) <small>OBP: 0.306, SLG: 0.289</small>			0-0 		0-0 		0-0 		0-0 	4 0 0 0 0 0 0	
Chico Fernandez, R (1, 6) <small>OBP: 0.289, SLG: 0.205</small>			0-0 		0-0 			0-0 	0-0 	4 0 1 0 0 0 0	
Robin Roberts, S (1, 1) <small>OBP: 0.400, SLG: 0.500</small> Bob Miller, R (6, 1) Seth Morehead, L (6, 1) Willie Jones, R (8, PH) <small>OBP: 1.000, SLG: 1.000</small> Johnny Gray, R (8, 1) Rip Repulski, R (9, PH) <small>OBP: 0.353, SLG: 0.643</small>			0-3 			0-0 		0-0 	0-0 	2 0 0 0 0 0 1 0 0 0 0 0 0 0 0 0 0 0 0 0 0 0 0 0 1 1 1 0 0 0 0 0 0 0 0 0 0 0 0 0 1 0 1 0 0 0 0 0	
Inning Stats	R: 0 H: 0 E: 0 LOB: 0 K: 1 BB: 0 S: 5 P: 5	R: 0 H: 0 E: 0 LOB: 0 K: 0 BB: 0 S: 3 P: 3	R: 0 H: 0 E: 0 LOB: 0 K: 1 BB: 0 S: 5 P: 5	R: 0 H: 0 E: 0 LOB: 2 K: 0 BB: 2 S: 3 P: 11	R: 0 H: 0 E: 0 LOB: 0 K: 1 BB: 0 S: 5 P: 5	R: 0 H: 1 E: 0 LOB: 2 K: 0 BB: 1 S: 4 P: 8	R: 0 H: 0 E: 0 LOB: 0 K: 0 BB: 0 S: 3 P: 3	R: 1 H: 3 E: 0 LOB: 3 K: 1 BB: 1 S: 8 P: 12	R: 0 H: 2 E: 0 LOB: 3 K: 0 BB: 1 S: 5 P: 9	1B: 5 SF: 0 2B: 1 SAC: 0 3B: 0 DP: 0 HR: 0 HBP: 0	WP: 0 PA: 38 PB: 0 SB: 0 CS: 0
PITCHER Johnny Antonelli, L (1, 1) <small>ERA: 3.03</small>	IP WLS BF H R ER SO BB IBB HBP BLK WP HR S P ERA WHIP 9.0 W 38 6 1 1 4 5 0 0 0 0 0 0 41 61 1.00 1.222										

Philadelphia Phillies @ San Francisco Giants
 Seals Stadium, San Francisco, CA
 Wed Apr 30 1958, 6:33 AM EDT
 Att. 7,886 - Unknown

livebaseballscorecards.com

AB	33
R	1
H	6
RBI	1
BB	5
SO	4
LOB	15



Batter	1	2	3	4	5	6	7	8	9
Jim Davenport, R <small>OBP: 0.379, SLG: 0.450</small> (1, 5)									
Jim King, L <small>OBP: 0.370, SLG: 0.273</small> (1, 9)									
Willie Mays, R <small>OBP: 0.444, SLG: 0.586</small> (1, 8)									
Hank Sauer, R <small>OBP: 0.476, SLG: 1.000</small> (1, 7)									
Don Taussig, R <small>OBP: 0.400, SLG: 0.400</small> (7, 7)									
Orlando Cepeda, R <small>OBP: 0.350, SLG: 0.643</small> (1, 3)									
Daryl Spencer, R <small>OBP: 0.410, SLG: 0.660</small> (1, 6)									
Danny O'Connell, R <small>OBP: 0.388, SLG: 0.425</small> (1, 4)									
Bob Schmidt, R <small>OBP: 0.333, SLG: 0.643</small> (1, 2)									
Johnny Antonelli, L <small>OBP: 0.400, SLG: 0.500</small> (1, 1)									

AB	R	H	RBI	BB	SO	LOB
5	1	2	3	0	1	1
4	0	0	0	0	0	1
4	0	0	0	0	0	1
2	1	0	0	1	0	1
1	0	0	0	0	0	0
4	3	4	2	0	0	0
4	1	1	2	0	0	2
4	1	1	0	0	0	2
4	2	2	2	0	0	1
4	1	2	1	0	1	0

BOTTOM

Philadelphia Phillies @ San Francisco Giants
 Seals Stadium, San Francisco, CA
 Wed Apr 30 1958, 6:33 AM EDT
 Att. 7,886 - Unknown

livebaseballscorecards.com

AB	36
R	10
H	12
RBI	10
BB	1
SO	2
LOB	9



1B: 7	SF: 0
2B: 1	SAC: 0
3B: 0	DP: 0
HR: 4	HBP: 0

WP: 0	PA: 37
PB: 0	
SB: 1	
CS: 0	

Inning	R	H	E	K	S	P	IP	WLS	BF	H	R	ER	SO	BB	IBB	HBP	BLK	WP	HR	S	P	ERA	WHIP
1	0	1	0	4	4		5.2		26	8	6	6	0	1	0	0	0	0	2	25	29	9.53	1.588
2	2	3	0	6	6		0.0		2	2	2	0	0	0	0	0	0	0	1	2	2	∞	∞
3	0	0	0	0	0		1.1		6	2	2	0	0	0	0	0	0	0	1	6	6	13.50	1.500
4	0	0	0	0	0		1.0		3	0	0	0	2	0	0	0	0	0	0	7	7	0.00	0.000

PITCHER	IP	WLS	BF	H	R	ER	SO	BB	IBB	HBP	BLK	WP	HR	S	P	ERA	WHIP
Robin Roberts, R <small>ERA: 4.5</small>	(1, 1)	5.2	26	8	6	6	0	1	0	0	0	0	2	25	29	9.53	1.588
Bob Miller, R <small>ERA: 9.0</small>	(6, 1)	0.0	2	2	2	0	0	0	0	0	0	0	1	2	2	∞	∞
Seth Morehead, L <small>ERA: 13.5</small>	(6, 1)	1.1	6	2	2	0	0	0	0	0	0	0	1	6	6	13.50	1.500
Johnny Gray, R <small>ERA:</small>	(8, 1)	1.0	3	0	0	0	2	0	0	0	0	0	0	7	7	0.00	0.000

Batter	1	2	3	4	5	6	7	8	9	AB R H RBI BB SO LOB
Richie Ashburn, L (1, 8) OBP: 0.516, SLG: 0.468	0-0 F7		0-0 F8			0-0 CS 1B		0-0 F3	0-0 4-3	5 0 1 0 0 0 0
Dave Philley, S (1, 3) OBP: 0.300, SLG: 0.444 Pancho Herrera, R (8, 3)	0-0 F7			0-0 4-3		0-3 K		0-0 S 1B BB		3 1 0 0 1 1 1 0 0 0 0 0 0 0
Harry Anderson, L (1, 7) OBP: 0.308, SLG: 0.311	0-3 K			0-0 6-3			0-0 2B E 1B	0-0 2B 1B		4 2 2 0 0 1 0
Granny Hamner, R (1, 5) OBP: 0.315, SLG: 0.365		0-3 K		0-0 F6			0-0 1B E 2B	0-0 2B 2B		4 2 2 2 0 1 0
Stan Lopata, R (1, 2) OBP: 0.411, SLG: 0.262		0-3 K			0-0 4-3		0-3 K	0-0 2B		4 0 1 1 0 2 2
Wally Post, R (1, 9) OBP: 0.310, SLG: 0.390		0-0 FC6-4 1B			0-3 K		0-0 E7 HR 1B	0-0 F8		4 1 2 2 0 1 1
Ted Kazanski, R (1, 4) OBP: 0.321, SLG: 0.354		0-0 FC6-4			1-0 FC5-4 HBP		0-0 HR	0-0 F9		3 1 1 2 0 0 2
Chico Fernandez, R (1, 6) OBP: 0.265, SLG: 0.186			0-0 G3		0-0 FC5-4		0-0 6-3		0-0 F8	4 0 0 0 0 0 1
Ray Semproch, R (1, 1)			0-0 5-3			0-0 1-3	0-0 F9		0-3 K	4 0 0 0 0 1 0

TOP	
Philadelphia Phillies @ San Francisco Giants	Seals Stadium, San Francisco, CA
Thu May 01 1958, 6:33 AM EDT	Att. 6,728 - Unknown
AB 35	R 7
H 9	RBI 7
BB 1	SO 7
LOB 7	
WP: 0 PA: 37	

Inning Stats	R: 0	H: 0	R: 0	H: 1	R: 0	H: 0	R: 0	H: 0	R: 0	H: 1	R: 4	H: 4	R: 3	H: 3	R: 0	H: 0	1B: 5	SF: 0
	E: 0	LOB: 0	E: 0	LOB: 1	E: 0	LOB: 0	E: 0	LOB: 1	E: 0	LOB: 0	E: 1	LOB: 0	E: 0	LOB: 1	E: 0	LOB: 0	2B: 3	SAC: 0
	K: 1	BB: 0	K: 2	BB: 0	K: 0	BB: 0	K: 1	BB: 0	K: 1	BB: 0	K: 1	BB: 0	K: 0	BB: 1	K: 1	BB: 0	3B: 0	DP: 0
	S: 5	P: 5	S: 8	P: 8	S: 3	P: 3	S: 3	P: 3	S: 5	P: 6	S: 9	P: 9	S: 6	P: 10	S: 5	P: 5	HR: 1	HBP: 1

PITCHER	IP	WLS	BF	H	R	ER	SO	BB	IBB	HBP	BLK	WP	HR	S	P	ERA	WHIP
Ruben Gomez, R (1, 1) ERA: 5.18	7.1	L	31	8	7	7	6	1	0	1	0	0	1	41	46	8.59	1.227
Al Worthington, R (8, 1) ERA: 5.79	0.2		3	1	0	0	0	0	0	0	0	0	0	3	3	0.00	1.500
Jim Constable, L (9, 1) ERA: 2.25	1.0		3	0	0	0	1	0	0	0	0	0	0	5	5	0.00	0.000



livebaseballscorecards.com

Batter	1	2	3	4	5	6	7	8	9	AB R H RBI BB SO LOB	TOP
Richie Ashburn, L (1, 8) OBP: 0.478, SLG: 0.423	0-3 K		0-0 G3		0-0 E4		0-0 4-3		0-3 K	5 0 0 0 0 2 3	Philadelphia Phillies @ San Francisco Giants Seals Stadium, San Francisco, CA Fri May 02 1958, 10:05 PM EDT Att. 13,486 - Unknown
Rip Repulski, R (1, 7) OBP: 0.364, SLG: 0.737	0-0 F5		0-0 BB BB 1B		0-0 G4-6-3			0-0 HR	0-0 F3	5 1 2 2 0 0 3	
Granny Hamner, R (1, 5) OBP: 0.310, SLG: 0.345	0-0 6-3		4-0 BB BB 1-2			0-0 6-3		0-0 6-3		3 0 0 0 1 0 0	
Stan Lopata, R (1, 2) OBP: 0.417, SLG: 0.250		0-0 F8	4-0 BB BB 1-2 2-3			4-0 BB BB		0-3 K		2 0 0 0 2 1 0	
Wally Post, R (1, 9) OBP: 0.348, SLG: 0.432		0-0 1B	0-0 F8			4-0 BB		0-0 2B		3 0 2 0 1 0 3	
Pancho Herrera, R (1, 3) OBP: 0.348, SLG: 0.432	0-3 K			0-3 K		0-3 K		0-0 F8		4 0 0 0 0 3 4	
Ted Kazanski, R (1, 4) OBP: 0.316, SLG: 0.346	0-0 F4			0-0 6-3		0-0 F8			0-0 1B 1B	4 0 1 0 0 0 3	
Chico Fernandez, R (1, 6) OBP: 0.289, SLG: 0.178 Chuck Essegian, R (9, PH) OBP: 0.313, SLG: 0.357			4-0 G3 S 1B BB		0-0 6-3		0-0 F8		0-0 1-2 1B	2 1 0 0 1 0 0 1 0 1 0 0 0 0	
Jack Sanford, R (1, 1) OBP: 0.250, SLG: 0.250 Bob Bowman, R (9, PH) OBP: 0.267, SLG: 0.467			0-0 6-3		0-0 5-3		0-0 5-3		0-3 K	3 0 0 0 0 0 1 1 0 0 0 0 1 2	
Inning Stats	R: 0 H: 0 E: 0 LOB: 0 K: 1 BB: 0 S: 5 P: 5	R: 0 H: 1 E: 0 LOB: 1 K: 1 BB: 0 S: 6 P: 6	R: 1 H: 1 E: 0 LOB: 3 K: 0 BB: 3 S: 4 P: 16	R: 0 H: 0 E: 0 LOB: 0 K: 1 BB: 0 S: 5 P: 5	R: 0 H: 0 E: 1 LOB: 0 K: 0 BB: 0 S: 3 P: 3	R: 0 H: 0 E: 0 LOB: 2 K: 1 BB: 2 S: 5 P: 13	R: 0 H: 0 E: 0 LOB: 0 K: 0 BB: 0 S: 3 P: 3	R: 1 H: 2 E: 0 LOB: 1 K: 1 BB: 0 S: 7 P: 7	R: 0 H: 2 E: 0 LOB: 2 K: 2 BB: 0 S: 9 P: 9	1B: 4 SF: 0 2B: 1 SAC: 0 3B: 0 DP: 1 HR: 1 HBP: 0	WP: 0 PA: 38 PB: 0 SB: 1 CS: 0
PITCHER Mike McCormick, L (1, 1) ERA: 3.97 Mary Grissom, R (9, 1) ERA: 2.57	IP WLS BF H R ER SO BB IBB HBP BLK WP HR S P ERA WHIP	8.0 W 35 6 2 2 5 5 0 0 0 0 0 1 40 60 2.25 1.375	1.0 S 3 0 0 0 2 0 0 0 0 0 0 0 7 7 0.00 0.000								

livebaseballscorecards.com



Batter	1	2	3	4	5	6	7	8	9	AB	R	H	RBI	BB	SO	LOB
Jim Davenport, R (1, 5) OBP: 0.365, SLG: 0.426	0-0 BB HBP 1B		0-3 K	0-0 SH1-4		0-0 5-3		0-0 F3		4	0	1	0	0	1	1
Jim Finigan, R (1, 4) OBP: 0.556, SLG: 0.571 Danny O'Connell, R (8, 4) OBP: 0.365, SLG: 0.395	1-0 BB HBP 1-2		0-0 BB 1B	0-0 3-1			4-0 SH2-4 1B SF7 BB	0-0 F9		2	2	1	0	1	0	1
Willie Mays, R (1, 8) OBP: 0.465, SLG: 0.578	4-0 BB 1-2 2-3		4-0 BB 1B	0-0 G3			0-0 SH2-4 1B			2	1	1	0	2	0	1
Hank Sauer, R (1, 7) OBP: 0.429, SLG: 0.857 Whitey Lockman, L (7, PH) OBP: 0.667, SLG: 0.750	0-3 K		0-3 K		0-3 K		0-0 SH2-4			3	0	0	0	0	3	5
Orlando Cepeda, R (1, 3) OBP: 0.338, SLG: 0.587	0-3 K		0-0 BB 1B		0-0 E6		4-0 IBB			3	0	1	1	1	1	3
Daryl Spencer, R (1, 6) OBP: 0.406, SLG: 0.633	0-0 F8		0-0 BB 1B		0-0 G5-4-3		0-0 SF7			3	0	1	2	0	0	4
Willie Kirkland, L (1, 9) OBP: 0.228, SLG: 0.346		0-3 K	4-0 BB 1-2 2-3			0-0 1-3	0-0 F5			3	0	0	0	1	1	2
Bob Schmidt, R (1, 2) OBP: 0.314, SLG: 0.667		0-0 F8	0-0 4-3			0-0 HR		0-0 F7		4	1	1	1	0	0	3
Mike McCormick, L (1, 1) OBP: 0.500, SLG: 0.333 Marv Grissom, R (9, 1)		0-3 K		0-0 3-1 SH1-4 1B		0-0 F4		4-0 BB		3	0	1	0	1	1	0
										0	0	0	0	0	0	0
Inning Stats	R: 0 H: 1 E: 0 LOB: 3 K: 2 BB: 1 S: 8 P: 13	R: 0 H: 0 E: 0 LOB: 0 K: 2 BB: 0 S: 7 P: 7	R: 2 H: 3 E: 0 LOB: 3 K: 2 BB: 2 S: 10 P: 18	R: 0 H: 1 E: 0 LOB: 1 K: 0 BB: 0 S: 4 P: 4	R: 0 H: 0 E: 1 LOB: 0 K: 1 BB: 0 S: 5 P: 5	R: 1 H: 1 E: 0 LOB: 0 K: 0 BB: 0 S: 4 P: 4	R: 1 H: 1 E: 0 LOB: 2 K: 0 BB: 2 S: 4 P: 12	R: 0 H: 0 E: 0 LOB: 1 K: 0 BB: 1 S: 3 P: 7		1B: 6 SF: 1 2B: 0 SAC: 2 3B: 0 DP: 1 HR: 1 HBP: 1	WP: 0 PA: 38 PB: 0 SB: 0 CS: 0					

BOTTOM

Philadelphia Phillies @ San Francisco Giants
Seals Stadium, San Francisco, CA
Fri May 02 1958, 10:05 PM EDT
Att. 13,486 - Unknown

livebaseballscores.com

AB 28
R 4
H 7
RBI 4
BB 6
SO 7
LOB 21



PITCHER	IP	WLS	BF	H	R	ER	SO	BB	IBB	HBP	BLK	WP	HR	S	P	ERA	WHIP
Jack Sanford, R (1, 1) ERA: 2.91	8.0	L	38	7	4	4	7	5	1	1	0	0	1	45	70	4.50	1.500

Batter	1	2	3	4	5	6	7	8	9	AB R H RBI BB SO LOB	TOP
Richie Ashburn, L (1, 8) OBP: 0.465, SLG: 0.400	4-0 BB	0-0 FC4-2			0-0 SH5-3		0-0 F7		0-0 F9	3 0 0 0 1 0 2	Philadelphia Phillies @ San Francisco Giants Seals Stadium, San Francisco, CA Sat May 03 1958, 6:33 AM EDT Att: 13,073 - Unknown livebaseballscorecards.com
Dave Philley, S (1, 3) OBP: 0.280, SLG: 0.391 Pancho Herrera, R (9, 3)	0-0 F1	0-0 1-3			0-0 E8 3-1 1B		0-0 1-6-3		0-0 4-3	5 1 1 1 0 0 3 0 0 0 0 0 0 0	
Harry Anderson, L (1, 7) OBP: 0.304, SLG: 0.327	0-0 F8				0-0 3-1		0-0 1B 2B			4 0 1 0 0 0 2	
Wally Post, R (1, 9) OBP: 0.360, SLG: 0.426	0-3 K				0-0 1B 1B		4-0 1B IBB			3 0 1 1 1 1 1	
Granny Hamner, R (1, 5) OBP: 0.339, SLG: 0.390		0-0 1B 2B			0-0 1B 1B		0-0 1B 1B			4 1 3 0 0 1 0	
Stan Lopata, R (1, 2) OBP: 0.406, SLG: 0.250		0-0 1B SF4 1B			0-0 1-3 F7			0-3 K		4 1 1 1 0 1 2	
Ted Kazanski, R (1, 4) OBP: 0.344, SLG: 0.364		0-0 1B SF4 FC4-2 1B			0-0 G6-4-3 1B		0-0 B3-1	1-0 CS HBP		3 0 2 0 0 0 0	
Chico Fernandez, R (1, 6) OBP: 0.250, SLG: 0.167		0-0 SF4			0-0 G6-4-3		0-0 6-3	0-0 5-3		3 0 0 1 0 0 2	
Curt Simmons, L (1, 1) OBP: 0.333, SLG: 0.333 Turk Farrell, R (9, 1)		0-0 FC4-2 1B			0-0 SH5-3 E 1B		0-0 G3		0-0 4-3	4 1 2 0 0 0 0 0 0 0 0 0 0 0	
Inning Stats	R: 0 E: 0 K: 1 S: 5 H: 0 LOB: 1 BB: 1 P: 9	R: 2 E: 0 K: 0 S: 7 H: 4 LOB: 2 BB: 0 P: 7	R: 0 E: 0 K: 1 S: 5 H: 0 LOB: 0 BB: 0 P: 5	R: 0 E: 0 K: 0 S: 3 H: 1 LOB: 0 BB: 0 P: 3	R: 2 E: 1 K: 0 S: 7 H: 4 LOB: 2 BB: 0 P: 7	R: 0 E: 0 K: 0 S: 3 H: 0 LOB: 0 BB: 0 P: 3	R: 0 E: 0 K: 0 S: 4 H: 2 LOB: 3 BB: 1 P: 8	R: 0 E: 0 K: 1 S: 4 H: 0 LOB: 0 BB: 0 P: 5	R: 0 E: 0 K: 0 S: 3 H: 0 LOB: 0 BB: 0 P: 3	1B: 9 2B: 2 3B: 0 HR: 0 SF: 1 SAC: 1 DP: 1 HBP: 1	
PITCHER Ramon Monzant, R (1, 1) ERA: 3.94 Curt Barclay, R (5, 1) ERA: 0.79	IP WLS BF H R ER SO BB IBB HBP BLK WP HR S P ERA WHIP	IP WLS BF H R ER SO BB IBB HBP BLK WP HR S P ERA WHIP	IP WLS BF H R ER SO BB IBB HBP BLK WP HR S P ERA WHIP	IP WLS BF H R ER SO BB IBB HBP BLK WP HR S P ERA WHIP	IP WLS BF H R ER SO BB IBB HBP BLK WP HR S P ERA WHIP	IP WLS BF H R ER SO BB IBB HBP BLK WP HR S P ERA WHIP	IP WLS BF H R ER SO BB IBB HBP BLK WP HR S P ERA WHIP	IP WLS BF H R ER SO BB IBB HBP BLK WP HR S P ERA WHIP	IP WLS BF H R ER SO BB IBB HBP BLK WP HR S P ERA WHIP	ERA WHIP	ERA WHIP

AB	33
R	4
H	11
RBI	4
BB	2
SO	3
LOB	12



Batter	1	2	3	4	5	6	7	8	9	AB R H RBI BB SO LOB	TOP	
Richie Ashburn, L (1, 8) <small>OBP: 0.500, SLG: 0.439</small>										2 2 2 0 3 0 0	Philadelphia Phillies @ Los Angeles Dodgers Los Angeles Memorial Coliseum, Los Angeles, CA Sun May 04 1958, 10:05 PM EDT Unknown	
Dave Philley, S (1, 3) <small>OBP: 0.276, SLG: 0.370</small> Chuck Essegian, R (8, PH) <small>OBP: 0.303, SLG: 0.345</small> Pancho Herrera, R (8, 3)										4 1 1 0 0 1 3 1 0 0 0 0 0 1 0 0 0 0 0 0 0		
Harry Anderson, L (1, 7) <small>OBP: 0.328, SLG: 0.358</small>										4 1 2 1 1 1 3		
Wally Post, R (1, 9) <small>OBP: 0.364, SLG: 0.423</small> Curt Simmons, L (9, PR) <small>OBP: 0.333, SLG: 0.333</small>										5 1 2 1 0 0 3 0 0 0 0 0 0 0		
Granny Hamner, R (1, 5) <small>OBP: 0.379, SLG: 0.435</small>												3 1 3 2 1 0 0
Stan Lopata, R (1, 2) <small>OBP: 0.420, SLG: 0.327</small>												4 1 2 2 1 0 2
Ted Kazanski, R (1, 4) <small>OBP: 0.318, SLG: 0.333</small>												5 0 0 0 0 0 6
Chico Fernandez, R (1, 6) <small>OBP: 0.250, SLG: 0.173</small>										4 0 1 0 0 0 2		
Robin Roberts, S (1, 1) <small>OBP: 0.308, SLG: 0.385</small> Rip Repulski, R (8, PH) <small>OBP: 0.348, SLG: 0.700</small> Turk Farrell, R (8, 1)												3 0 0 0 0 1 1 1 0 0 0 0 0 1 0 0 0 0 0 0 0
Inning Stats	R: 2 H: 3 E: 1 LOB: 1 K: 1 BB: 0 S: 13 P: 20	R: 0 H: 0 E: 0 LOB: 0 K: 1 BB: 0 S: 8 P: 13	R: 5 H: 5 E: 1 LOB: 1 K: 1 BB: 0 S: 21 P: 35	R: 0 H: 0 E: 0 LOB: 1 K: 0 BB: 2 S: 8 P: 16	R: 0 H: 1 E: 0 LOB: 1 K: 0 BB: 0 S: 7 P: 11	R: 0 H: 0 E: 0 LOB: 1 K: 0 BB: 1 S: 6 P: 12	R: 0 H: 1 E: 0 LOB: 1 K: 0 BB: 1 S: 9 P: 18	R: 0 H: 1 E: 0 LOB: 1 K: 0 BB: 1 S: 7 P: 16	R: 0 H: 2 E: 0 LOB: 3 K: 0 BB: 1 S: 4 P: 9	1B: 9 SF: 0 2B: 4 SAC: 1 3B: 0 DP: 4 HR: 1 HBP: 0	WP: 0 PA: 43 PB: 0 SB: 3 CS: 0	
PITCHER Carl Erskine, R (1, 1) <small>ERA: 7.01</small> Roger Craig, R (3, 1) <small>ERA: 11.37</small> Don Bessent, R (7, 1) <small>ERA: 1.35</small> Ed Roebuck, R (9, 1) <small>ERA: 4.05</small>	IP WLS BF H R ER SO BB IBB HBP BLK WP HR S P ERA WHIP 2.1 0 14 7 6 5 3 0 0 0 0 0 0 34 54 19.29 3.000 3.2 0 16 2 1 1 0 3 0 0 0 0 0 1 29 53 2.46 1.364 2.0 W 9 3 0 0 0 2 0 0 0 0 0 0 17 35 0.00 2.500 1.0 S 4 1 0 0 0 0 0 1 0 0 0 0 0 3 8 0.00 1.000	PITCHER IP WLS BF H R ER SO BB IBB HBP BLK WP HR S P ERA WHIP										

AB	36
R	7
H	13
RBI	6
BB	6
SO	3
LOB	22



Batter	1	2	3	4	5	6	7	8	9
Jim Gilliam, S OBP: 0.426, SLG: 0.367 (1, 7)	1-0 1B 1B 2B	3-2 6-3		0-2 1-3		1-0 3-1		4-0 IBB	
Gino Cimoli, R OBP: 0.338, SLG: 0.458 (1, 8)	0-0 2-3 1B 1B	1-2 6-3			1-0 1B		1-2 F8	0-3 K	
Duke Snider, L OBP: 0.279, SLG: 0.273 (1, 9)	4-1 1-2 1B SH BB		2-0 F9		2-0 F6		0-1 4-3		
Gil Hodges, R OBP: 0.342, SLG: 0.357 (1, 3)	1-1 SH FC1-4 1B		1-0 F2		1-2 F9		0-0 E5 HR		
Charlie Neal, R OBP: 0.313, SLG: 0.474 (1, 4)	0-0 SH FC1-4 1-3 2-H		1-1 1B 3B		0-2 F9		1-1 HR		
Randy Jackson, R OBP: 0.250, SLG: 0.375 (1, 5)	0-0 FC1-4 5-3 1-2f 3-H		0-1 1B		1-1 6-3		1-1 4-3		
Don Zimmer, R OBP: 0.316, SLG: 0.343 (1, 6)	0-0 5-3 1-2		3-3 K		1-1 6-3		0-1 6-3		
John Roseboro, L OBP: 0.469, SLG: 0.292 (1, 2)	0-0 F9		1-1 F8		4-2 3B BB		4-2 SH3-4 BB		
Rube Walker, L OBP: 0.200, SLG: 0.174 (9, 2)									
Carl Erskine, R OBP: 0.100, SLG: 0.100 (1, 1)		0-2 4-3		1-3 K		3-2 3B		1-0 SH3-4	
Roger Craig, R (3, 1)									
Dick Gray, R OBP: 0.444, SLG: 0.718 (6, PH)									
Don Bessent, R (7, 1)									
Ed Roebuck, R OBP: 1.000, SLG: 1.000 (9, 1)									

Inning Stats	R: 4	H: 3	LOB: 1	K: 0	S: 9	P: 15	R: 0	H: 0	LOB: 0	K: 0	S: 9	P: 13	R: 1	H: 2	LOB: 1	K: 1	S: 9	P: 16	R: 0	H: 0	LOB: 0	K: 1	S: 8	P: 10	R: 0	H: 1	LOB: 1	K: 0	S: 8	P: 12	R: 1	H: 1	LOB: 1	K: 0	S: 16	R: 2	H: 1	LOB: 0	K: 0	S: 11	P: 14	R: 0	H: 0	LOB: 2	K: 1	S: 10	P: 19
--------------	------	------	--------	------	------	-------	------	------	--------	------	------	-------	------	------	--------	------	------	-------	------	------	--------	------	------	-------	------	------	--------	------	------	-------	------	------	--------	------	-------	------	------	--------	------	-------	-------	------	------	--------	------	-------	-------

PITCHER	IP	WLS	BF	H	R	ER	SO	BB	IBB	HBP	BLK	WP	HR	S	P	ERA	WHIP
Robin Roberts, R ERA: 4.63 (1, 1)	7.0	L	33	8	8	4	2	2	0	0	0	0	1	70	106	5.14	1.429
Turk Farrell, R ERA: (8, 1)	1.0		5	0	0	0	1	1	1	0	0	0	0	10	19	0.00	1.000

BOTTOM

AB	R	H	RBI	BB	SO	LOB
4	1	1	0	1	0	1
5	1	2	0	0	1	2
3	1	0	0	1	0	1
4	2	1	2	0	0	1
3	2	2	2	0	0	1
4	0	1	2	0	0	1
4	0	0	0	0	1	2
2	1	0	0	2	0	1
0	0	0	0	0	0	0
1	0	0	0	0	0	0
1	0	0	0	0	1	0
1	0	1	1	0	0	0
0	0	0	0	0	0	0
0	0	0	0	0	0	0

AB	32
R	8
H	8
RBI	7
BB	4
SO	3
LOB	10



WP	PA
38	38

Philadelphia Phillies @ Los Angeles Dodgers
Los Angeles Memorial Coliseum, Los Angeles, CA
Sun May 04 1958, 10:05 PM EDT
Unknown

livebaseballscorecards.com

Batter	1	2	3	4	5	6	7	8	9	AB R H RBI BB SO LOB	TOP	
Richie Ashburn, L OBP: 0.481, SLG: 0.419 (1, 8) X	0-0 FC5-4 1B		3-2 6-3			1-0 G3 2-3	2-1 6-3		0-1 1-4-3	5 0 1 0 0 0 7		
Chuck Essegian, R OBP: 0.297, SLG: 0.333 (1, 7) B C X	1-1 FC5-4 1-2f			1-2 6-3		1-2 FC1-6 1B 3-H		1-0 5-3		4 0 1 1 0 0 1		
Granny Hamner, R OBP: 0.357, SLG: 0.409 (1, 5) C X	0-1 G6-4-3 1-2f			0-0 6-3		3-2 FC1-6 1-2f		0-0 6-3		4 0 0 0 0 0 2		
Rip Repulski, R OBP: 0.333, SLG: 0.625 (1, 9) C X		2-2 6-3		1-0 1B		0-1 FC6-4 1-2f		0-0 6-3		4 0 1 0 0 0 1		
Willie Jones, R OBP: 0.714, SLG: 0.600 (1, 3) C X		0-1 F4		0-2 F8			4-0 1B SF8 BB		0-1 G4-6-3 1B	3 1 1 0 1 0 1		
Ted Kazanski, R OBP: 0.329, SLG: 0.344 (1, 4) C X		1-1 F8			0-1 G6-4-3 1B		1-2 1B 1B		0-0 G4-6-3 1-2f	4 0 2 0 0 0 1		
Chico Fernandez, R OBP: 0.281, SLG: 0.200 (1, 6) C X			2-2 1B		3-2 G6-4-3 1-2f		0-0 1B 1B		4-2 BB 1B BB	3 0 2 0 1 0 1		
Joe Lonnett, R OBP: 0.250, SLG: 0.333 (1, 2) C X			0-1 F9		0-3 K		0-0 SF8		1-0 BB 1B	3 0 1 1 0 1 1		
Warren Hacker, R Bob Miller, R Jim Hearn, R Jack Meyer, R Bob Bowman, R Michael L. Smith, R Wally Post, R Seth Morehead, L Stan Lopata, R			0-3 K			0-0 G3 1B 2B		0-1 F9		4-0 1-2 2-3 BB	1 0 0 0 0 0 1 1 0	
Inning Stats	R: 0 H: 1 E: 0 LOB: 0 K: 0 BB: 0 S: 5 P: 6	R: 0 H: 0 E: 0 LOB: 0 K: 0 BB: 0 S: 8 P: 11	R: 0 H: 1 E: 0 LOB: 1 K: 1 BB: 0 S: 15 P: 20	R: 0 H: 1 E: 0 LOB: 1 K: 0 BB: 0 S: 9 P: 11	R: 0 H: 1 E: 0 LOB: 0 K: 1 BB: 0 S: 8 P: 11	R: 1 H: 2 E: 0 LOB: 1 K: 0 BB: 0 S: 11 P: 16	R: 1 H: 2 E: 0 LOB: 2 K: 0 BB: 1 S: 9 P: 16	R: 0 H: 0 E: 0 LOB: 0 K: 0 BB: 0 S: 3 P: 4	R: 0 H: 2 E: 0 LOB: 3 K: 0 BB: 2 S: 10 P: 19	1B: 9 SF: 1 2B: 1 SAC: 0 3B: 0 DP: 3 HR: 0 HBP: 0	WP: 0 PA: 37 PB: 0 SB: 0 CS: 0	
PITCHER Danny McDevitt, L ERA: 4.82 (1, 1)	IP WLS BF H R ER SO BB IBB HBP BLK WP HR S P ERA WHIP	9.0 W 37 10 2 2 2 2 3 0 0 0 0 0 78 114 2.00 1.444										

Philadelphia Phillies @ Los Angeles Dodgers
 Los Angeles Memorial Coliseum, Los Angeles, CA
 Sun May 04 1958, 10:10 PM EDT
 Att: 38,453 - Unknown

AB	33
R	2
H	10
RBI	2
BB	3
SO	2
LOB	18



Batter	1	2	3	4	5	6	7	8	9
Jim Gilliam, S (1, 7) <small>OBP: 0.433, SLG: 0.426</small>	0-1 F9		4-2 HR BB	0-0 CS 3B	2-1 1B 2B	0-1 4-3		1-0 F7	
Gino Cimoli, R (1, 8) <small>OBP: 0.325, SLG: 0.440</small> Norm Larker, L (5, PH) <small>OBP: 0.269, SLG: 0.273</small> Don Demeter, R (6, 8) <small>OBP: 0.333, SLG: 0.500</small>	2-2 F8		1-2 F7	3-1 CS	3-1 F8 BB		2-2 1B 2B		
Charlie Neal, R (1, 4) <small>OBP: 0.333, SLG: 0.525</small>	3-1 F9		0-2 HR		0-0 1B 2B		3-2 F4		
Gil Hodges, R (1, 3) <small>OBP: 0.333, SLG: 0.347</small>		1-2 5-3	2-0 F5		1-2 1B 2B K		3-2 F2		
Carl Furillo, R (1, 9) <small>OBP: 0.351, SLG: 0.419</small>		0-0 BB 1B		2-2 6-3	2-1 1B 2B L8		2-1 1B		
Randy Jackson, R (1, 5) <small>OBP: 0.345, SLG: 0.444</small>		4-2 1-2 BB		0-1 1B 3B 2B	4-0 1B 2B IBB	3-1 HR 1B	0-3 K		
Don Zimmer, R (1, 6) <small>OBP: 0.372, SLG: 0.475</small>		0-3 K		0-0 3B 1B	2-1 2B 1B 1B	0-1 HR		2-0 1B	
Rube Walker, L (1, 2) <small>OBP: 0.241, SLG: 0.231</small> Joe Pignatano, R (8, 2) <small>OBP: 0.154, SLG: 0.167</small>		0-3 K		4-0 3B IBB	1-1 1B 2B 2B	0-2 F9		1-2 L7	
Danny McDevitt, L (1, 1) <small>OBP: 0.125, SLG: 0.125</small>			1-3 K	2-1 F6	0-0 2B 1B	0-2 4-3		0-3 K	


Inning Stats	R: 0	H: 0	E: 0	K: 8	S: 8	LOB: 0	BB: 0	P: 13	R: 0	H: 1	E: 0	K: 2	S: 16	LOB: 2	BB: 1	P: 21	R: 2	H: 1	E: 0	K: 1	S: 13	LOB: 0	BB: 1	P: 21	R: 3	H: 3	E: 0	K: 0	S: 11	LOB: 0	BB: 1	P: 21	R: 7	H: 8	E: 0	K: 1	S: 29	LOB: 3	BB: 2	P: 54	R: 2	H: 2	E: 0	K: 0	S: 12	LOB: 0	BB: 0	P: 15	R: 1	H: 2	E: 0	K: 1	S: 15	LOB: 1	BB: 0	P: 25	R: 0	H: 1	E: 0	K: 1	S: 8	LOB: 1	BB: 0	P: 12	R: 0	H: 1	E: 0	K: 1	S: 8	LOB: 0	BB: 0	P: 12
--------------	------	------	------	------	------	--------	-------	-------	------	------	------	------	-------	--------	-------	-------	------	------	------	------	-------	--------	-------	-------	------	------	------	------	-------	--------	-------	-------	------	------	------	------	-------	--------	-------	-------	------	------	------	------	-------	--------	-------	-------	------	------	------	------	-------	--------	-------	-------	------	------	------	------	------	--------	-------	-------	------	------	------	------	------	--------	-------	-------

AB	R	H	RBI	BB	SO	LOB
5	1	2	4	1	0	1
3	0	0	0	0	0	1
1	0	1	1	0	0	0
1	1	1	0	0	0	0
4	2	2	2	1	0	1
5	1	1	0	0	1	4
5	1	3	2	0	0	3
3	3	2	0	2	1	1
5	3	4	4	0	1	2
3	2	1	1	1	1	2
1	0	0	0	0	0	1
5	1	1	1	0	2	4

1B	2B	3B	HR	SF	SAC	DP	HBP	WP	HR	S	P	ERA	WHIP
10	5	1	2	0	0	0	0	0	0	23	37	4.50	1.500

Philadelphia Phillies @ Los Angeles Dodgers
Los Angeles Memorial Coliseum, Los Angeles, CA
Sun May 04 1958, 10:10 PM EDT
Att. 38,453 - Unknown

AB	R	H	RBI	BB	SO	LOB
41	15	18	15	5	6	20



PITCHER	IP	WLS	BF	H	R	ER	SO	BB	IBB	HBP	BLK	WP	HR	S	P	ERA	WHIP
Warren Hacker, R (1, 1) <small>ERA: 12.27</small>	3.2	L	19	5	5	5	3	2	1	0	0	0	1	46	72	12.27	1.909
Bob Miller, R (4, 1) <small>ERA: 16.88</small>	0.2		4	3	3	3	0	0	0	0	0	0	0	10	18	40.50	4.500
Jim Hearn, R (5, 1) <small>ERA: 16.88</small>	0.0		4	3	2	2	0	0	1	0	0	0	0	5	12	∞	∞
Jack Meyer, R (5, 1) <small>ERA: 10.13</small>	0.2		5	2	2	2	1	1	0	0	0	0	0	16	28	27.00	4.500
Michael LiPetri, R (6, 1) <small>ERA: 5.4</small>	1.0		5	2	2	2	0	0	0	0	0	0	1	12	15	18.00	2.000

PITCHER	IP	WLS	BF	H	R	ER	SO	BB	IBB	HBP	BLK	WP	HR	S	P	ERA	WHIP
Seth Morehead, L (7, 1) <small>ERA: 8.1</small>	2.0		9	3	1	1	2	0	0	0	0	0	0	23	37	4.50	1.500

Batter	1	2	3	4	5	6	7	8	9	AB	R	H	RBI	BB	SO	LOB	TOP							
Richie Ashburn, L (1, 8) <small>OBP: 0.465, SLG: 0.394</small>	3-2 	0-0 		1-2 		4-2 		2-2 		4	1	0	0	1	0	0								
Dave Philley, S (1, 3) <small>OBP: 0.353, SLG: 0.452</small> Pancho Herrera, R (8, 3)	2-2 	1-1 		1-0 		0-0 		1-1 		4	1	3	0	0	0	0								
Harry Anderson, L (1, 7) <small>OBP: 0.318, SLG: 0.345</small>	0-0 	2-1 			1-2 	0-0 		0-0 		5	1	1	0	0	0	5								
Wally Post, R (1, 9) <small>OBP: 0.383, SLG: 0.407</small> Bob Bowman, R (7, PR) <small>OBP: 0.353, SLG: 0.563</small> (7, 9)	4-2 		4-2 		2-1 		4-2 		4-1 	1	2	0	1	3	0	1								
Granny Hamner, R (1, 5) <small>OBP: 0.360, SLG: 0.479</small>	2-1 		1-2 		2-1 		0-0 		1-1 	5	2	2	5	0	0	3								
Stan Lopata, R (1, 2) <small>OBP: 0.453, SLG: 0.400</small>	1-1 		4-0 		2-1 		4-0 		1-2 	3	1	2	2	2	0	0								
Ted Kazanski, R (1, 4) <small>OBP: 0.324, SLG: 0.328</small>	2-0 		0-1 		4-2 		0-2 			3	0	0	0	1	0	4								
Chico Fernandez, R (1, 6) <small>OBP: 0.265, SLG: 0.186</small>	3-2 		0-1 		0-1 		0-0 			4	0	0	0	0	0	6								
Ray Semproch, R (1, 1)		1-3 		0-1 		1-3 		0-0 		4	0	0	0	0	2	0								
Inning Stats	R: 5 E: 1 K: 0 S: 18	H: 3 LOB: 0 BB: 1 P: 35	R: 0 E: 0 K: 1 S: 7	H: 0 LOB: 1 BB: 0 P: 11	R: 0 E: 1 K: 0 S: 9	H: 0 LOB: 2 BB: 2 P: 18	R: 0 E: 0 K: 0 S: 6	H: 0 LOB: 0 BB: 0 P: 8	R: 3 E: 0 K: 0 S: 14	H: 3 LOB: 0 BB: 1 P: 25	R: 0 E: 0 K: 1 S: 8	H: 1 LOB: 1 BB: 1 P: 13	R: 0 E: 0 K: 0 S: 7	H: 0 LOB: 3 BB: 2 P: 15	R: 0 E: 0 K: 0 S: 7	H: 1 LOB: 1 BB: 0 P: 10	R: 0 E: 0 K: 0 S: 6	H: 0 LOB: 0 BB: 1 P: 12	1B: 4 2B: 1 3B: 1 HR: 2	SF: 0 SAC: 0 DP: 2 HBP: 1	WP: 3 PB: 0 SB: 0 CS: 1	PA: 42		
PITCHER Don Drysdale, R (1, 1) <small>ERA: 8.87</small> Jackie Collum, L (3, 1) <small>ERA: 8.1</small> Larry Sherry, R (6, 1) <small>ERA: 18.0</small> Carl Erskine, R (8, 1) <small>ERA: 6.51</small>	IP WLS BF H R ER SO BB IBB HBP BLK WP HR S P ERA WHIP	IP WLS BF H R ER SO BB IBB HBP BLK WP HR S P ERA WHIP																						

Philadelphia Phillies @ Los Angeles Dodgers
Los Angeles Memorial Coliseum, Los Angeles, CA
 Mon May 05 1958, 10:05 PM EDT
 Att: 18,075 - Unknown

AB	33
R	8
H	8
RBI	8
BB	8
SO	2
LOB	19



Batter	1	2	3	4	5	6	7	8	9	AB	R	H	RBI	BB	SO	LOB
Jim Gilliam, S OBP: 0.423, SLG: 0.414 (1, 7)	1-1 F8		2-1 F8		1-1 FC6-4 1B		1-2 FC1-6 1-2f 2-3			4	0	1	0	0	0	3
Gino Cimoli, R OBP: 0.310, SLG: 0.418 (1, 8)	0-1 F4		1-0 F4		1-0 FC6-4 1-2f		0-2 F6			4	0	0	0	0	0	4
Charlie Neal, R OBP: 0.329, SLG: 0.500 (1, 4)	2-1 5-3			4-2 WP BB 6-3 BB	2-2 F9			1-1 4-3		3	1	0	0	1	0	1
Gil Hodges, R OBP: 0.330, SLG: 0.333 (1, 3)		2-3 K		4-1 6-3 WP 1-2 HR BB		1-0 4-3		2-2 F6		3	1	0	0	1	1	0
Dick Gray, R OBP: 0.429, SLG: 0.667 (1, 5)		4-2 1B BB		2-1 6-3	1-3 2-H	3-2 6-3		1-0 F9		3	0	0	1	1	0	1
Carl Furillo, R OBP: 0.366, SLG: 0.514 (1, 9)		2-1 1B G6-4-3		0-0 HR	3-H	2-2 F8			0-1 5-3	4	1	2	2	0	0	0
Don Zimmer, R OBP: 0.383, SLG: 0.465 (1, 6)		1-1 G6-4-3 1-2f		4-2 G4-6-3 BB			3-2 FC1-6 1B 1B		2-3 K	3	0	1	0	1	1	2
Rube Walker, L OBP: 0.242, SLG: 0.207 (1, 2)			4-1 BB	0-0 G4-6-3 1-2f			1-1 F4		2-2 G3	3	0	0	0	1	0	2
Don Drysdale, R Jackie Collum, L Norm Larker, L Larry Sherry, R Duke Snider, L Carl Erskine, R			2-0 F8		2-1 F3		2-2 FC1-6 1B			0	0	0	0	0	0	0

BOTTOM

Philadelphia Phillies @ Los Angeles Dodgers
Los Angeles Memorial Coliseum, Los Angeles, CA
 Mon May 05 1958, 10:05 PM EDT
 Att. 18,075 - Unknown

livebaseballscorecards.com

AB	30
R	3
H	5
RBI	3
BB	5
SO	2
LOB	14



Inning Stats	R: 0 H: 0 E: 0 LOB: 0 K: 0 BB: 0 S: 6 P: 9	R: 0 H: 1 E: 0 LOB: 1 K: 1 BB: 1 S: 11 P: 20	R: 0 H: 0 E: 0 LOB: 1 K: 0 BB: 1 S: 5 P: 14	R: 3 H: 1 E: 0 LOB: 0 K: 0 BB: 3 S: 10 P: 24	R: 0 H: 1 E: 0 LOB: 1 K: 0 BB: 0 S: 8 P: 14	R: 0 H: 0 E: 0 LOB: 0 K: 0 BB: 0 S: 7 P: 13	R: 0 H: 2 E: 0 LOB: 2 K: 0 BB: 0 S: 14 P: 21	R: 0 H: 0 E: 0 LOB: 0 K: 0 BB: 0 S: 6 P: 10	R: 0 H: 0 E: 0 LOB: 0 K: 1 BB: 0 S: 8 P: 12	1B: 4 SF: 0 2B: 0 SAC: 0 3B: 0 DP: 2 HR: 1 HBP: 0	WP: 1 PA: 35 PB: 0 SB: 0 CS: 0
---------------------	---	---	--	---	--	--	---	--	--	--	---

PITCHER Ray Semproch, R ERA: 1.98 (1, 1)	IP 9.0 WLS W BF 35 H 5 R 3 ER 3 SO 2 BB 5 IBB 0 HBP 0 BLK 0 WP 1 HR 1 S 75 P 137 ERA 3.00 WHIP 1.111	PITCHER	IP WLS BF H R ER SO BB IBB HBP BLK WP HR S P ERA WHIP
--	--	----------------	---

Batter	1	2	3	4	5	6	7	8	9	10	11	12	13	14	AB R H RBI BB SO LOB	TOP																		
Richie Ashburn, L OBP: 0.452, SLG: 0.384 (1, 8)	1-3 K		0-0 G4-3		2-2 F7	0-0 BB 1B		1-1 1B			0-1 6-3			2-2 6-3	7 0 2 0 0 1 3	Philadelphia Phillies @ Los Angeles Dodgers Los Angeles Memorial Coliseum, Los Angeles, CA Tue May 06 1958, 10:05 PM EDT Att. 15,799 - Unknown livebaseballscorecards.com																		
Chuck Essegian, R OBP: 0.318, SLG: 0.410 (1, 7)	2-1 4-3			1-0 F3		HR		2-3 K			0-1 FC4-6 1B			1-3 K	6 1 2 1 1 2 2																			
Granny Hamner, R OBP: 0.354, SLG: 0.455 (1, 5)	1-1 F7			4-0 BB		BB 1B		0-0 F5			2-2 FC4-6			1-2 6-3	6 1 1 0 1 0 3																			
Wally Post, R OBP: 0.364, SLG: 0.383 (1, 9)		2-2 F7		2-3 K		2-1 BB 1B	3-3 K		0-3 K			0-1 F8			6 1 1 0 0 3 1																			
Stan Lopata, R OBP: 0.432, SLG: 0.367 (1, 2)		2-1 E6 FC5-4		3-3 K		4-0 1B HR BB	1-2 F7		2-3 K			1-3 K			5 1 0 0 1 3 1																			
Pancho Herrera, R Harry Anderson, L (6, PH) OBP: 0.314, SLG: 0.339 (6, 3)		1-2 F6		4-1 BB		0-0 HR 1B	1-2 F6			0-1 G3			0-2 1-3		1 0 0 0 1 0 1 4 1 1 2 0 0 0																			
Ted Kazanski, R OBP: 0.313, SLG: 0.356 (1, 4)		0-1 FC5-4		0-3 K		2-2 HR		1-2 6-3		3-1 F3			3-2 3-1		6 1 1 3 0 1 2																			
Chico Fernandez, R OBP: 0.257, SLG: 0.185 (1, 6)			2-2 6-3		1-2 1B	0-0 6-3		1-1 6-3		1-1 F8			0-0 G3		6 0 1 0 0 0 0																			
Jack Sanford, R Willie Jones, R Johnny Gray, R Turk Farrell, R OBP: 0.250, SLG: 0.250 (6, 1)			4-0 BB		1-2 F7	0-0 4-3		2-2 1B			1-3 K			1-2 4-3	0 0 0 0 1 0 0 1 0 0 0 0 0 2 1 0 0 0 0 0 0 3 0 1 0 0 1 0																			
Inning Stats	R: 0 E: 0 S: 7	H: 0 LOB: 0 BB: 11	R: 0 E: 1 K: 0 S: 12	H: 0 LOB: 1 BB: 0 P: 17	R: 0 E: 0 K: 0 S: 5	H: 0 LOB: 0 BB: 11	R: 0 E: 0 K: 1 S: 10	H: 1 LOB: 2 BB: 1 P: 21	R: 0 E: 0 K: 1 S: 13	H: 0 LOB: 0 BB: 0 P: 14	R: 0 E: 0 K: 1 S: 9	H: 0 LOB: 0 BB: 0 P: 9	R: 0 E: 0 K: 2 S: 7	H: 0 LOB: 0 BB: 0 P: 9	R: 0 E: 0 K: 0 S: 6		H: 0 LOB: 0 BB: 0 P: 10	R: 0 E: 0 K: 1 S: 10	H: 1 LOB: 1 BB: 0 P: 13	R: 0 E: 0 K: 1 S: 9	H: 0 LOB: 0 BB: 0 P: 10	R: 0 E: 0 K: 0 S: 7	H: 0 LOB: 0 BB: 0 P: 11	R: 0 E: 0 K: 1 S: 10	H: 0 LOB: 0 BB: 0 P: 14	R: 0 E: 0 K: 1 S: 10	H: 0 LOB: 0 BB: 0 P: 14	1B: 8 2B: 0 3B: 0 HR: 2	SF: 0 SAC: 0 DP: 1 HBP: 0	WP: 0 PB: 0 SB: 0 CS: 0	PA: 57			
PITCHER	IP WLS BF H R ER SO BB IBB HBP BLK WP HR S P ERA WHIP																																	
Sandy Koufax, L ERA: 6.0 (1, 1)	5.0	23	4	4	4	4	4	4	0	0	0	0	0	0	1		53	94	7.20	1.600														
Clem Labine, R ERA: 6.75 (6, 1)	1.0	7	3	2	2	0	0	1	0	0	0	0	0	0	1		10	18	18.00	4.000														
Ed Roebuck, R ERA: 2.79 (7, 1)	3.0	11	2	0	0	0	4	0	0	0	0	0	0	0	0		29	43	0.00	0.667														
Don Bessent, R ERA: 1.26 (10, 1)	1.0	3	0	0	0	0	0	0	0	0	0	0	0	0	0	6	10	0.00	0.000															
Don Drysdale, R ERA: 7.52 (11, 1)	4.0	W 13	1	0	0	3	0	0	0	0	0	0	0	0	0	36	48	0.00	0.250															



Batter	1	2	3	4	5	6	7	8	9	10	11	12	13	14	AB	R	H	RBI	BB	SO	LOB
Jim Gilliam, S OBP: 0.423, SLG: 0.406 (1, 7)	2-1 1B		3-2 F5	1-1 4-3		2-1 B1-3			4-2 S 1B BB		2-1 F8		1-2 S 1B		6	1	2	0	1	0	3
Don Zimmer, R OBP: 0.352, SLG: 0.408 (1, 6)	1-0 F4		2-3 K		4-1 S S 5-3-2 BB		1-1 F7		1-3 K		1-0 F6		1-0 5-3		6	0	0	0	1	2	3
Duke Snider, L OBP: 0.333, SLG: 0.323 Gino Cimoli, R OBP: 0.310, SLG: 0.418 (14, PR)	2-1 1B			1-1 2B 1B	3-3 K		4-2 BB		2-2 1B		3-2 F6		1-0 G5-4-3 1B		6	1	4	1	1	1	1
Gil Hodges, R OBP: 0.326, SLG: 0.341 (1, 3)	1-1 F8			2-0 1B 4-3 2B	2-1 5-3-2		0-1 F2		1-2 1B			2-2 L5		2-2 G5-4-3 1B	7	1	2	0	0	0	5
Charlie Neal, R OBP: 0.349, SLG: 0.485 (1, 4)	2-2 4-3			0-1 6-3 1B 4-3 1B		4-2 3B BB		3-3 K		2-3 K		4-0 6-3 BB		4-1 1B BB	4	3	1	1	3	2	5
Carl Furillo, R OBP: 0.375, SLG: 0.488 (1, 9)		0-0 6-3		1-2 4-3		4-1 1-2 3B BB		0-0 F7		0-1 SH1-4 1B		0-0 6-3		0-1 1-2 1B	6	1	2	2	1	0	2
Dick Gray, R OBP: 0.407, SLG: 0.660 (1, 5)		1-2 6-3		0-2 6-3		1-2 1-2 1-H 2-H 3B		3-3 K		1-0 SH1-4		1-1 6-3			5	0	1	2	0	1	2
Rube Walker, L OBP: 0.231, SLG: 0.176 (1, 2)		1-3 K		4-0 1B IBB		1-3 K		2-3 K		1-0 F7				3-3 K	5	0	0	0	1	4	2
Sandy Koufax, R OBP: 0.550, SLG: 0.500 Clem Labadie, R OBP: 0.300, SLG: 0.500 Elmer Valo, L OBP: 0.300, SLG: 0.500 Ed Rubeck, R OBP: 1.000, SLG: 1.000 Norm Larkins, L OBP: 0.250, SLG: 0.250 Don Bessent, R OBP: 0.333, SLG: 0.429 Randy Jackson, R OBP: 0.333, SLG: 0.429 Don Drysdale, R OBP: 0.333, SLG: 0.429 (11, 11)			0-3 K	1-1 1B		3-1 F7			1-3 K		3-2 F4		2-3 K	2	0	1	1	0	1	0	

Inning Stats	R: 0	H: 2	E: 0	K: 0	S: 11	P: 19	R: 0	H: 0	E: 0	K: 1	S: 8	P: 10	R: 0	H: 0	E: 0	K: 2	S: 9	P: 14	R: 3	H: 4	E: 0	K: 0	S: 15	P: 25	R: 0	H: 0	E: 0	K: 1	S: 6	P: 15	R: 2	H: 1	E: 0	K: 1	S: 14	P: 29	R: 0	H: 0	E: 0	K: 2	S: 10	P: 18	R: 0	H: 0	E: 0	K: 1	S: 9	P: 14	R: 1	H: 2	E: 0	K: 3	S: 19	P: 30	R: 0	H: 1	E: 0	K: 0	S: 8	P: 13	R: 0	H: 0	E: 0	K: 0	S: 6	P: 12	R: 0	H: 0	E: 0	K: 0	S: 6	P: 13	R: 0	H: 1	E: 0	K: 2	S: 12	P: 19	R: 1	H: 2	E: 0	K: 0	S: 7	P: 14	1B: 11	SF: 0	2B: 2	SAC: 1	3B: 1	DP: 2	HR: 0	HBP: 0	WP: 0	PA: 60
PITCHER	IP	WLS	BF	H	R	ER	SO	BB	IBB	HBP	BLK	WP	HR	A3	P	ERA	WHIP													PITCHER												IP	WLS	BF	H	R	ER	SO	BB	IBB	HBP	BLK	WP	HR	S	P	ERA	WHIP																																				
Jack Sanford, R ERA: 3.32 (1, 1)	4.0		19	6	3	3	3	0	1	0	0	0	0	43	68	6.75	1.500																									4.0		19	6	3	3	3	0	1	0	0	0	0	0	0	0	0	0	0	0																																	
Johnny Gray, R ERA: 5.4 (5, 1)	1.0		5	0	2	2	1	3	0	0	0	0	0	9	26	18.00	3.000																									1.0		5	0	2	2	1	3	0	0	0	0	0	0	0	0	0	0	0	0																																	
Turk Farrell, R ERA: 0.5 (6, 1)	8.2	L	36	7	2	1	9	4	0	0	0	0	0	88	151	1.04	1.269																									8.2	L	36	7	2	1	9	4	0	0	0	0	0	0	0	0	0	0	0																																		

Philadelphia Phillies @ Los Angeles Dodgers
Los Angeles Memorial Coliseum, Los Angeles, CA
 Tue May 06 1958, 10:05 PM EDT
 Att. 15,799 - Unknown

AB	51
R	7
H	13
RBI	7
BB	8
SO	13
LOB	25



Batter	1	2	3	4	5	6	7	8	9	AB	R	H	RBI	BB	SO	LOB	TOP										
Richie Ashburn, L OBP: 0.455, SLG: 0.385 (1, 8)	2-2 PB S 1B	3-1 F9			0-1 BB 1B	4-0 BB		1-0 G3	1-1 F5	5	1	2	0	1	0	0											
Dave Philley, S OBP: 0.359, SLG: 0.429 (1, 3)	3-3 K		0-0 6-3		0-0 BB 1B	0-1 F9		4-1 1B SF9 BB		4	1	1	0	1	1	4											
Pancho Herrera, R (8, 3)	1-2 K				1-2 1B					0	0	0	0	0	0	0											
Chuck Essegian, R OBP: 0.367, SLG: 0.429 (1, 7)	4-0 PB 1B BB		0-0 F8		4-1 FC6-4 BB		1-0 1B	3-2 3B 1B		3	2	2	0	2	0	0											
Wally Post, R OBP: 0.352, SLG: 0.375 (1, 9)	1-3 K		2-3 K		0-1 FC6-4		2-2 2B 1B	1-2 SF9		4	1	1	1	0	2	5											
Granny Hamner, R OBP: 0.379, SLG: 0.506 (1, 5)	2-2 1B 2-H 3-H			4-1 G5-4-3 BB		1-0 6-3	1-2 1B 2B	0-0 1B 3B		4	2	3	3	1	0	0											
Stan Lopata, R OBP: 0.453, SLG: 0.438 (1, 2)	0-1 FC5-4 1B		2-1 G5-4-3		1-2 HR		4-0 1B E IBB	0-2 1B		4	2	3	2	1	0	1											
Ted Kazanski, R OBP: 0.318, SLG: 0.351 (1, 4)	1-1 FC5-4		1-2 F8		4-2 1B BB		2-2 E 1B	0-0 F8		4	0	1	2	1	0	3											
Chico Fernandez, R OBP: 0.266, SLG: 0.200 (1, 6)		3-2 F9		2-3 K		3-2 1B	2-2 E5 G1-6-3		1-0 CS 1B	5	0	2	1	0	1	1											
Curt Simmons, L OBP: 0.214, SLG: 0.214 (1, 1)		0-0 B1-3		0-0 L9		1-3 K	1-1 G1-6-3		2-1 1-3	5	0	0	0	0	1	5											
Inning Stats	R: 2 E: 0 K: 2 S: 16	H: 3 LOB: 2 BB: 1 P: 29	R: 0 E: 0 K: 0 S: 10	H: 0 LOB: 0 BB: 0 P: 16	R: 0 E: 0 K: 1 S: 5	H: 0 LOB: 0 BB: 0 P: 7	R: 0 E: 0 K: 0 S: 6	H: 0 LOB: 0 BB: 1 P: 13	R: 0 E: 0 K: 1 S: 10	H: 2 LOB: 3 BB: 1 P: 16	R: 1 E: 0 K: 1 S: 12	H: 2 LOB: 3 BB: 2 P: 26	R: 3 E: 1 K: 0 S: 15	H: 4 LOB: 1 BB: 1 P: 28	R: 3 E: 0 K: 0 S: 13	H: 3 LOB: 1 BB: 1 P: 22	R: 0 E: 0 K: 0 S: 5	H: 1 LOB: 0 BB: 0 P: 9	1B: 12 2B: 1 3B: 1 HR: 1	SF: 1 SAC: 0 DP: 2 HBP: 0	WP: 0 PB: 1 SB: 1 CS: 1	PA: 46					
PITCHER	IP	WLS	BF	H	R	ER	SO	BB	IBB	HBP	BLK	WP	HR	S	P	ERA	WHIP										
Fred Kipp, L ERA: 4.03 (1, 1)	6.1	L	32	10	5	5	5	5	0	0	0	0	1	66	118	7.11	2.368										
Clem Labine, R ERA: 8.44 (7, 1)	1.1		9	3	4	4	0	1	1	0	0	0	0	17	35	27.00	3.000										
Don Newcombe, R ERA: 6.52 (8, 1)	0.1		2	1	0	0	0	0	0	0	0	0	0	4	4	0.00	3.000										
Larry Sherry, R ERA: 12.0 (9, 1)	1.0		3	1	0	0	0	0	0	0	0	0	0	5	9	0.00	1.000										

Philadelphia Phillies @ Los Angeles Dodgers
Los Angeles Memorial Coliseum, Los Angeles, CA
Wed May 07 1958, 6:33 AM EDT
Att. 8,192 - Unknown

AB	38
R	9
H	15
RBI	9
BB	7
SO	5
LOB	19



Batter	1	2	3	4	5	6	7	8	9	AB	R	H	RBI	BB	SO	LOB				
Jim Gilliam, S OBP: 0.398, SLG: 0.377 (1, 7)	F7		5-3	FC5-4		F8		F7		5	0	0	0	0	0	4				
Don Zimmer, R OBP: 0.356, SLG: 0.407 (1, 6)	1B		HR	FC5-4			5-3		6-3	5	1	2	0	0	0	1				
Charlie Neal, R OBP: 0.364, SLG: 0.471 (1, 4)	L9		HR			F8		1B	4-0	2	1	0	0	3	0	1				
Gil Hodges, R OBP: 0.340, SLG: 0.356 (1, 3)	1B		F6			G6-4-3		F7	2-1	5	0	3	0	0	0	3				
Carl Furillo, R OBP: 0.377, SLG: 0.543 (1, 9)	1-3		HR			G6-4-3		1B	2-1	5	1	2	3	0	0	5				
Dick Gray, R OBP: 0.397, SLG: 0.627 (1, 5)			6-3	FC6-4		F3		F8	2-2	4	0	1	0	0	0	2				
Don Demeter, R OBP: 0.200, SLG: 0.300 (1, 8)			G3	FC6-4		6-3		F9	2-2	4	0	0	0	0	0	1				
Joe Pignatano, R OBP: 0.294, SLG: 0.214 (1, 2)			BB			1B		L7	2-2	2	0	1	0	2	0	0				
Fred Kipp, L OBP: 0.375, SLG: 0.429 (1, 1)						FC5-6			2-2	3	0	1	0	0	1	2				
Clem Labine, R (7, 1)						FC5-6				0	0	0	0	0	0	0				
Don Newcombe, L OBP: 0.750, SLG: 0.667 (8, 1)			K							0	0	0	0	0	0	0				
Randy Jackson, R (8, PH)										1	0	1	0	0	0	0				
Larry Sherry, R (9, 1)										0	0	0	0	0	0	0				
Inning Stats	R: 0 E: 0 K: 0 S: 9	H: 2 LOB: 2 BB: 0 P: 16	R: 0 E: 0 K: 1 S: 9	H: 0 LOB: 1 BB: 1 P: 17	R: 3 E: 0 K: 0 S: 10	H: 3 LOB: 1 BB: 1 P: 16	R: 0 E: 0 K: 0 S: 6	H: 1 LOB: 1 BB: 0 P: 9	R: 0 E: 0 K: 0 S: 10	H: 1 LOB: 2 BB: 1 P: 18	R: 0 E: 0 K: 0 S: 9	H: 1 LOB: 2 BB: 1 P: 16	R: 0 E: 0 K: 0 S: 12	H: 1 LOB: 1 BB: 0 P: 21	R: 0 E: 0 K: 0 S: 7	H: 1 LOB: 1 BB: 1 P: 15	1B: 10 2B: 0 3B: 0 HR: 1	SF: 0 SAC: 0 DP: 2 HBP: 0	WP: 0 PB: 0 SB: 0 CS: 0	PA: 41
PITCHER Curt Simmons, L ERA: 3.58 (1, 1)	IP: 9.0 WLS: W BF: 41 H: 11 R: 3 ER: 3 SO: 1 BB: 5 IBB: 0 HBP: 0 BLK: 0 WP: 0 HR: 1 S: 79 P: 136 ERA: 3.00 WHIP: 1.778																			

BOTTOM

Philadelphia Phillies @ Los Angeles Dodgers
Los Angeles Memorial Coliseum, Los Angeles, CA

Wed May 07 1958, 6:33 AM EDT
Att. 8,192 - Unknown

livebaseballscores.com

AB	36
R	3
H	11
RBI	3
BB	5
SO	1
LOB	19



Batter	1	2	3	4	5	6	7	8	9	10	11	12	AB R H RBI BB SO LOB	TOP
Richie Ashburn, L (1, 8) OBP: 0.442, SLG: 0.373	0-0 G6-4-3 1B		0-0 L8		0-0 G3		0-0 F9			0-0 F7			5 0 1 0 0 0 1	Philadelphia Phillies @ Pittsburgh Pirates Forbes Field, Pittsburgh, PA Fri May 09 1958, 7:05 PM EDT Att. 21,304 - Unknown
Dave Philley, S (1, 3) OBP: 0.341, SLG: 0.400	0-0 G6-4-3 1-2		0-0 1B		0-0 F8			0-0 F8		0-0 F7			5 0 1 0 0 0 1	
Harry Anderson, L (1, 7) OBP: 0.307, SLG: 0.328	0-0 BB 1B		0-3 K					0-0 4-3		0-3 K			5 0 1 0 0 2 1	
Wally Post, R (1, 9) OBP: 0.355, SLG: 0.368	4-0 BB 1-2 BB			0-0 5-3		0-0 4-3		0-0 1B			0-0 F8		4 0 1 0 1 0 1	
Granny Hamner, R (1, 5) OBP: 0.370, SLG: 0.488	0-0 F8		0-3 1B 9-2 1B		0-3 K		0-3 K			0-0 4-3			5 0 1 0 0 2 4	
Stan Lopata, R (1, 2) OBP: 0.451, SLG: 0.449		0-0 6-3		0-0 1B 1-2 1B		0-0 F9			0-0 6-3 2B		0-0 P6		5 0 2 0 0 0 1	
Ted Kazanski, R (1, 4) OBP: 0.311, SLG: 0.341		0-0 6-3		0-0 1B 1-2 2-3 1B			0-0 F7		0-0 6-3		0-0 P4		5 0 1 0 0 0 1	
Chico Fernandez, R (1, 6) OBP: 0.262, SLG: 0.189		0-0 L3-1		0-0 9-2			4-0 SH1-3 BB		0-0 4-3		0-0 6-3		4 0 0 0 1 0 4	
Robin Roberts, S (1, 1) OBP: 0.235, SLG: 0.294			0-3 K		0-0 L1-3		0-0 SH1-3		0-0 G3		0-3 K		4 0 0 0 0 2 1	
Inning Stats	R: 0 H: 2 E: 0 LOB: 2 K: 0 BB: 1 S: 4 P: 8	R: 0 H: 0 E: 0 LOB: 0 K: 0 BB: 0 S: 3 P: 3	R: 0 H: 1 E: 0 LOB: 1 K: 2 BB: 0 S: 8 P: 8	R: 0 H: 3 E: 0 LOB: 2 K: 0 BB: 0 S: 5 P: 5	R: 0 H: 0 E: 0 LOB: 0 K: 0 BB: 0 S: 3 P: 3	R: 0 H: 0 E: 1 LOB: 1 K: 1 BB: 0 S: 6 P: 6	R: 0 H: 0 E: 0 LOB: 1 K: 0 BB: 1 S: 3 P: 7	R: 0 H: 1 E: 0 LOB: 1 K: 1 BB: 0 S: 6 P: 6	R: 0 H: 1 E: 0 LOB: 1 K: 0 BB: 0 S: 4 P: 4	R: 0 H: 0 E: 0 LOB: 0 K: 1 BB: 0 S: 5 P: 5	R: 0 H: 0 E: 0 LOB: 0 K: 0 BB: 0 S: 3 P: 3	R: 0 H: 0 E: 0 LOB: 0 K: 1 BB: 0 S: 5 P: 5	1B: 7 SF: 0 2B: 2 SAC: 1 3B: 0 DP: 2 HR: 0 HBP: 0	WP: 0 PA: 45 PB: 0 SB: 0 CS: 0
PITCHER Ron Kline, R (1, 1) ERA: 2.31	IP 12.0 WLS 45 BF 8 R 0 ER 0 SO 6 BB 2 IBB 0 HBP 0 BLK 0 WP 0 HR 0 S 55 P 63 ERA 0.00 WHIP 0.833													

livebaseballscorecards.com

AB	42
R	0
H	8
RBI	0
BB	2
SO	6
LOB	15




Batter	1	2	3	4	5	6	7	8	9	10	11	12	AB	R	H	RBI	BB	SO	LOB
Bill Virdon, L (1, 8) OBP: 0.384, SLG: 0.385	4-0 CS BB		0-0 6-3			4-0 1B BB		4-0 BB BB		4-0 BB BB	0-0 SH1-4		1	0	0	0	3	0	0
Dick Groat, R (1, 6) OBP: 0.307, SLG: 0.429	0-3 K			0-0 P6		0-0 1-2 1B		0-0 6-3		0-0 6-3	0-0 6-3		5	0	1	0	0	1	4
Bob Skinner, L (1, 7) OBP: 0.333, SLG: 0.365	0-0 F7			0-0 F7		0-0 F8		0-0 G3		0-0 F7	0-0 F7		5	0	0	0	0	0	3
Ted Kluszewski, L (1, 3) OBP: 0.325, SLG: 0.382		0-0 P6		0-3 K		0-0 F8		0-0 F5		0-0 F7		0-0 HR	5	1	1	1	0	1	0
Frank Thomas, R (1, 5) OBP: 0.372, SLG: 0.693		0-0 FC5-4 1B		0-0 4-3		0-0 6-3		0-0 F7		0-0 F9			4	0	1	0	0	0	0
Roberto Clemente, R (1, 9) OBP: 0.353, SLG: 0.439		0-0 FC5-4		0-0 3-1		0-0 4-3		0-0 F8		0-0 F8			4	0	0	0	0	0	1
Bill Mazerowski, R (1, 4) OBP: 0.346, SLG: 0.459		0-0 5-3		0-0 5-3		0-0 SH3-4 1B		0-0 F8		0-0 F8			4	0	1	0	0	0	1
Hank Foiles, R (1, 2) OBP: 0.277, SLG: 0.220		0-3 K2-3		0-3 K		0-0 SH3-4		0-3 K		0-3 K			3	0	0	0	0	3	0
Ron Kline, R (1, 1) OBP: 0.277, SLG: 0.220		0-0 L9		0-3 K		0-0 L1-3		0-0 L1-3		0-0 L1-3		4-0 SH1-4 BB	3	0	0	0	1	1	1

Inning Stats	R: 0	H: 0	E: 0	K: 1	S: 4	R: 0	H: 1	E: 0	K: 0	S: 4	R: 0	H: 0	E: 0	K: 1	S: 5	R: 0	H: 0	E: 0	K: 1	S: 5	R: 0	H: 0	E: 0	K: 0	S: 3	R: 0	H: 1	E: 0	K: 2	S: 8	R: 0	H: 0	E: 0	K: 0	S: 3	R: 0	H: 1	E: 0	K: 0	S: 4	R: 0	H: 0	E: 0	K: 0	S: 3	R: 0	H: 0	E: 0	K: 1	S: 5	R: 0	H: 0	E: 0	K: 0	S: 3	R: 0	H: 0	E: 0	K: 0	S: 3	R: 0	H: 0	E: 0	K: 1	S: 5	R: 0	H: 0	E: 0	K: 0	S: 3	R: 1	H: 1	E: 0	K: 0	S: 1	1B: 3	2B: 1	3B: 0	HR: 1	SF: 0	SAC: 2	DP: 1	HBP: 0	WP: 0	PA: 40
PITCHER Robin Roberts, R (1, 1) ERA: 3.72	IP: 11.0	WLS: L	BF: 40	H: 4	R: 1	ER: 1	SO: 6	BB: 4	IBB: 0	HBP: 0	BLK: 0	WP: 0	HR: 1	S: 48	P: 64	ERA: 0.82	WHIP: 0.727																																																																				

Philadelphia Phillies @ Pittsburgh Pirates
Forbes Field, Pittsburgh, PA
 Fri May 09 1958, 7:05 PM EDT
 Att: 21,304 - Unknown

AB	34
R	1
H	4
RBI	1
BB	4
SO	6
LOB	10



Batter	1	2	3	4	5	6	7	8	9	AB R H RBI BB SO LOB	TOP	
Richie Ashburn, L OBP: 0.431, SLG: 0.364 (1, 8) X	0-0 5-3	0-0 F8		0-0 P4		0-0 1B			0-0 F7	5 0 1 0 0 0 2	Philadelphia Phillies @ Pittsburgh Pirates Forbes Field, Pittsburgh, PA Sat May 10 1958, 3:33 AM EDT Att: 11,807 - Unknown livebaseballscorecards.com	
Dave Philley, S OBP: 0.327, SLG: 0.378 (1, 3) X	0-0 1B 1B		0-0 4-3	0-0 F7		0-0 L9			0-0 G3	5 1 1 0 0 0 2		
Granny Hamner, R OBP: 0.381, SLG: 0.495 (1, 5) X	0-0 1B SF8 1B		0-0 1B		0-0 1B 1B				0-0 4-3	5 1 3 0 0 0 0		
Harry Anderson, L OBP: 0.304, SLG: 0.324 (1, 7) X	0-0 1-3 1B		0-0 F7		0-0 F7				0-3 K	4 0 1 1 0 1 2		
Stan Lopata, R OBP: 0.442, SLG: 0.458 (1, 2) X	0-0 SF8		0-0 P3		0-0 F8				0-0 2B	3 0 1 1 0 0 2		
Wally Post, R OBP: 0.363, SLG: 0.389 (1, 9) S S S	0-3 K			0-0 1B 2B		1-2 1B			0-0 F8	4 1 2 0 0 1 2		
Ted Kazanski, R OBP: 0.309, SLG: 0.337 (1, 4) X		0-0 G3		0-0 BB 2B 1B		0-3 K			0-0 F3	4 1 1 0 0 1 2		
Chico Fernandez, R OBP: 0.273, SLG: 0.195 (1, 6) X		0-0 1B		4-0 BB 2B BB		0-0 5-3			0-0 F8	3 0 1 0 1 0 0		
Ray Semproch, R Jim Hearn, R Willie Jones, R Seth Morehead, L Rip Replogle, R Bob Miller, R Bob Bowman, R Michael Lipfetti, R Jack Meyer, R Solly Hemus, L Johnny Gray, R		0-3 K		0-0 1-H 2-H 3-H 2B		0-3 K			0-0 1-3	0 0 0 0 0 0 0 0 0 0 0 0 0 0 0 0 1 0 0 0 0 0 0 1 1 0 0 0 0 0 0 0 0 0 1 0 0 1 2 0 0 0 0 0 0 0 0 0 0 0 0 0 1 0 0 0 0 0 0 1 0 0 0 0 0 0 0 0 0 0 0 0 0 0 0 0 0 0 0 1 0 0 0 0 0 0 0 0 0 0 0 0 0 0 0 0 0		
Inning Stats	R: 2 H: 3 E: 0 LOB: 1 K: 1 BB: 0 S: 8 P: 8	R: 0 H: 1 E: 0 LOB: 1 K: 1 BB: 0 S: 6 P: 6	R: 0 H: 1 E: 0 LOB: 1 K: 0 BB: 0 S: 4 P: 4	R: 2 H: 3 E: 0 LOB: 1 K: 0 BB: 1 S: 5 P: 9	R: 0 H: 2 E: 0 LOB: 2 K: 1 BB: 0 S: 7 P: 7	R: 0 H: 1 E: 0 LOB: 1 K: 1 BB: 0 S: 6 P: 6	R: 0 H: 1 E: 0 LOB: 1 K: 1 BB: 0 S: 6 P: 6	R: 0 H: 0 E: 0 LOB: 0 K: 0 BB: 0 S: 3 P: 3	R: 0 H: 0 E: 0 LOB: 0 K: 0 BB: 0 S: 3 P: 3	1B: 9 SF: 1 2B: 3 SAC: 0 3B: 0 DP: 0 HR: 0 HBP: 0		WP: 0 PA: 39 PB: 0 SB: 0 CS: 0
PITCHER Vern Law, R ERA: 4.67 (1, 1)	IP WLS BF H R ER SO BB IBB HBP BLK WP HR S P ERA WHIP	9.0 W 39 12 4 4 5 1 0 0 0 0 0 0 48 52 4.00 1.444										



BOTTOM

Philadelphia Phillies @ Pittsburgh Pirates
Forbes Field, Pittsburgh, PA

Sat May 10 1958, 3:33 AM EDT
Att. 11,807 - Unknown

livebaseballscorecards.com

AB	38
R	14
H	15
RBI	12
BB	5
SO	5
LOB	13



WP:	0	PA:	44
PB:	2		
SB:	0		
CS:	0		

AB R H RBI BB SO LOB

5	1	2	1	0	0	4
4	1	0	0	1	1	2
5	2	3	1	0	0	1
4	1	1	2	0	0	1
1	0	0	0	0	0	1
5	2	2	2	0	1	0
3	2	2	0	2	1	0
5	3	3	4	0	1	2
3	1	1	0	2	0	0
3	1	1	2	0	1	2

1B:	8	SF:	0
2B:	4	SAC:	1
3B:	1	DP:	0
HR:	2	HBP:	0

WP:	0	PA:	44
PB:	2		
SB:	0		
CS:	0		

Batter	1	2	3	4	5	6	7	8	9
Bill Virdon, L OBP: 0.385, SLG: 0.386 (1, 8)									
Dick Groat, R OBP: 0.302, SLG: 0.412 (1, 6)									
Bob Skinner, L OBP: 0.347, SLG: 0.411 (1, 7)									
Ted Kluszewski, L OBP: 0.321, SLG: 0.375 R C Stevens, R OBP: 0.320, SLG: 0.792 (1, 3) (7, 3)									
Frank Thomas, R OBP: 0.374, SLG: 0.699 (1, 5)									
Roberto Clemente, R OBP: 0.378, SLG: 0.447 (1, 9)									
Bill Mazeroski, R OBP: 0.361, SLG: 0.544 (1, 4)									
Hank Foiles, R OBP: 0.300, SLG: 0.226 (1, 2)									
Vern Law, R OBP: 0.357, SLG: 0.750 (1, 1)									

Inning Stats	R: 5	H: 4	E: 1	K: 1	S: 10	L: 4	LOB: 2	BB: 2	P: 18	R: 1	H: 1	E: 0	K: 0	S: 3	L: 1	LOB: 0	BB: 1	P: 7	R: 0	H: 2	E: 0	K: 0	S: 5	L: 2	LOB: 2	BB: 0	P: 5	R: 0	H: 0	E: 0	K: 0	S: 3	L: 0	LOB: 0	BB: 0	P: 3	R: 2	H: 2	E: 0	K: 1	S: 7	L: 2	LOB: 0	BB: 0	P: 7	R: 3	H: 4	E: 0	K: 0	S: 6	L: 4	LOB: 2	BB: 1	P: 10	R: 2	H: 1	E: 1	K: 1	S: 7	L: 1	LOB: 1	BB: 1	P: 11	R: 1	H: 1	E: 0	K: 2	S: 8	L: 1	LOB: 0	BB: 0	P: 8
PITCHER	IP	WLS	BF	H	R	ER	SO	BB	IBB	HBP	BLK	WP	HR	S	P	ERA	WHIP																																																							
Ray Semproch, R ERA: 2.43 (1, 1)	0.2	L	9	4	5	2	1	2	0	0	0	0	0	9	17	27.00	9.000																																																							
Jim Hearn, R ERA: 15.0 (1, 1)	0.1		1	0	0	0	0	0	0	0	0	0	0	1	1	0.00	0.000																																																							
Seth Morehead, L ERA: 6.75 (2, 1)	2.0		9	3	1	1	0	1	0	0	0	0	0	8	12	4.50	2.000																																																							
Bob Miller, R ERA: 13.5 (4, 1)	2.0		8	2	2	2	1	0	0	0	0	0	1	10	10	9.00	1.000																																																							
Michael LiPetri, R ERA: 11.25 (6, 1)	0.2		5	3	3	3	0	0	0	0	0	0	0	5	5	40.50	4.500																																																							
PITCHER	IP	WLS	BF	H	R	ER	SO	BB	IBB	HBP	BLK	WP	HR	S	P	ERA	WHIP																																																							
Jack Meyer, R ERA: 9.0 (6, 1)	1.1		8	2	2	1	1	2	0	0	0	0	0	8	16	6.75	3.000																																																							
Johnny Gray, R ERA: 6.23 (8, 1)	1.0		4	1	1	1	2	0	0	0	0	0	0	8	8	9.00	1.000																																																							

Batter	1	2	3	4	5	6	7	8	9	AB R H RBI BB SO LOB	TOP	
Richie Ashburn, L (1, 8) X OBP: 0.427, SLG: 0.360 Chuck Essegian, R (1, 8) X OBP: 0.365, SLG: 0.444	0-0 1-3 ①		0-3 K ②		0-3 K ③		0-0 1-H 2B			1 0 0 0 0 0 0 3 0 1 1 0 2 0		
Rip Repulski, R (1, 7) X OBP: 0.375, SLG: 0.759	0-0 HR		0-3 K ③			0-0 E 1B	0-0 G3 ③			4 1 2 1 0 1 1		
Granny Hamner, R (1, 4) X OBP: 0.386, SLG: 0.526	0-0 HR			0-0 F9 ①		0-0 F2 ①		0-0 G4-6-3 1B		4 1 2 1 0 0 1		
Harry Anderson, L (1, 3) X OBP: 0.289, SLG: 0.307	0-0 F8 ②			0-0 F8 ②		0-0 F9 ②		0-0 G4-6-3 ① ②		4 0 0 0 0 0 2		
Stan Lopata, R (1, 2) S S S OBP: 0.434, SLG: 0.487	0-3 K ③			0-0 HR		0-0 E4 1-3		0-3 K ③		4 1 1 1 0 2 1		
Wally Post, R (1, 9) OBP: 0.357, SLG: 0.382		0-0 6-3 ①		0-0 FC4-6 1B		0-3 K ③			0-3 K ①	4 0 1 0 0 2 2		
Willie Jones, R (1, 5) OBP: 0.462, SLG: 0.364		0-0 G4-6-3 1B		0-0 FC4-6 ③			0-0 F8 ①		0-0 P4 ②	4 0 1 0 0 0 1		
Chico Fernandez, R (1, 6) OBP: 0.261, SLG: 0.185		0-0 G4-6-3 ② ③			0-3 K ①		0-0 F8 ②		0-0 6-3 ③	4 0 0 0 0 1 1		
Jack Sanford, R (1, 1) OBP: 0.308, SLG: 0.250 Jim Hearn, R (2, 1) Ted Kazanski, R (3, PH) OBP: 0.305, SLG: 0.333 Bob Miller, R (3, 1) Pancho Herrera, R (5, PH) Johnny Gray, R (5, 1) Bob Bowman, R (7, PH) OBP: 0.388, SLG: 0.556 Warren Hacker, R (7, 1)			0-0 F7 ①		0-3 K ②		0-0 2B 1B			0 0 0 0 0 0 0 0 0 0 0 0 0 0 1 0 0 0 0 0 0 0 0 0 0 0 0 0 1 0 0 0 0 1 0 0 0 0 0 0 0 0 1 1 1 0 0 0 0 0 0 0 0 0 0 0		
Inning Stats	R: 2 H: 2 E: 0 LOB: 0 K: 1 BB: 0 S: 7 P: 7	R: 0 H: 1 E: 0 LOB: 0 K: 0 BB: 0 S: 3 P: 3	R: 0 H: 0 E: 0 LOB: 0 K: 2 BB: 0 S: 7 P: 7	R: 1 H: 2 E: 0 LOB: 1 K: 0 BB: 0 S: 5 P: 5	R: 0 H: 0 E: 0 LOB: 0 K: 3 BB: 0 S: 9 P: 9	R: 0 H: 1 E: 1 LOB: 2 K: 1 BB: 0 S: 7 P: 7	R: 1 H: 2 E: 0 LOB: 1 K: 0 BB: 0 S: 5 P: 5	R: 0 H: 1 E: 0 LOB: 0 K: 1 BB: 0 S: 5 P: 5	R: 0 H: 0 E: 0 LOB: 0 K: 1 BB: 0 S: 5 P: 5	1B: 5 SF: 0 2B: 1 SAC: 0 3B: 0 DP: 2 HR: 3 HBP: 0	WP: 0 PA: 35 PB: 0 SB: 0 CS: 0	
PITCHER Bob Friend, R (1, 1) ERA: 3.71	IP WLS BF H R ER SO BB IBB HBP BLK WP HR S P ERA WHIP	9.0 W 35 9 4 4 9 0 0 0 0 0 3 53 53 4.00 1.000										

Philadelphia Phillies @ Pittsburgh Pirates
 Forbes Field, Pittsburgh, PA
 Sun May 11 1958, 3:33 AM EDT
 Unknown

livebaseballscorecards.com

AB	35
R	4
H	9
RBI	4
BB	0
SO	9
LOB	9



Batter	1	2	3	4	5	6	7	8	9
Bill Virdon, L OBP: 0.361, SLG: 0.360 (1, 8)	0-3 K	0-0 F7	0-0 P6		0-0 4-3			0-0 G3	
Dick Groat, R OBP: 0.318, SLG: 0.438 (1, 6)	0-0 1B HR 1B	4-0 2B 1B BB		0-0 2B 3B		0-0 6-3			
Bob Skinner, L OBP: 0.362, SLG: 0.447 (1, 7)	0-0 1B HR 1B	0-0 1B 2B		0-0 G3 SF7 2B		0-0 F2			
Ted Kluszewski, L OBP: 0.329, SLG: 0.413 (1, 3)	0-0 1B HR	4-0 1B 3B IBB		0-0 G3		0-0 F7			
Frank Thomas, R OBP: 0.369, SLG: 0.688 (1, 5)	0-0 6-3	0-0 1B 3B		0-0 SF7		0-0 F2			
Roberto Clemente, R OBP: 0.383, SLG: 0.483 (1, 9)	0-0 2B	0-0 3B		0-3 K		0-0 F9			
Bill Mazerowski, R OBP: 0.356, SLG: 0.542 (1, 4)	0-0 F9	0-3 K			0-0 2B		0-0 F9		
Hank Foiles, R OBP: 0.297, SLG: 0.215 (1, 2)		4-0 2B SH1-4 BB		0-0 5-3		0-0 FC6-5-4 SH1-4		0-0 F7	
Bob Friend, R (1, 1)		0-0 SH1-4		0-0 F2		0-0 SH1-4		0-0 F9	

Inning Stats	R: 3	H: 4	E: 0	LOB: 1	K: 1	S: 9	P: 9	R: 5	H: 3	E: 0	LOB: 1	K: 1	S: 8	P: 20	R: 0	H: 0	E: 0	LOB: 0	K: 0	S: 3	R: 2	H: 2	E: 0	LOB: 0	K: 1	S: 7	P: 7	R: 0	H: 1	E: 0	LOB: 1	K: 0	S: 4	R: 0	H: 0	E: 0	LOB: 0	K: 0	S: 3	R: 0	H: 0	E: 0	LOB: 0	K: 0	S: 3	R: 0	H: 0	E: 0	LOB: 0	K: 0	S: 3	R: 0	H: 0	E: 0	LOB: 0	K: 0	S: 3
--------------	------	------	------	--------	------	------	------	------	------	------	--------	------	------	-------	------	------	------	--------	------	------	------	------	------	--------	------	------	------	------	------	------	--------	------	------	------	------	------	--------	------	------	------	------	------	--------	------	------	------	------	------	--------	------	------	------	------	------	--------	------	------

PITCHER	IP	WLS	BF	H	R	ER	SO	BB	IBB	HBP	BLK	WP	HR	S	P	ERA	WHIP
Jack Sanford, R ERA: 4.99 (1, 1)	1.2	L	14	6	8	8	1	2	1	0	0	0	1	13	25	43.20	4.800
Jim Hearn, R ERA: 13.5 (2, 1)	0.1		2	1	0	0	1	0	0	0	0	0	0	4	4	0.00	3.000
Bob Miller, R ERA: 12.15 (3, 1)	2.0		8	2	2	2	1	0	0	0	0	0	0	10	10	9.00	1.000
Johnny Gray, R ERA: 4.26 (5, 1)	2.0		7	1	0	0	0	0	0	0	0	0	0	7	7	0.00	0.500
Warren Hacker, R ERA: 7.94 (7, 1)	2.0		6	0	0	0	0	0	0	0	0	0	0	6	6	0.00	0.000

BOTTOM

Philadelphia Phillies @ Pittsburgh Pirates
 Forbes Field, Pittsburgh, PA
 Sun May 11 1958, 3:33 AM EDT
 Unknown

livebaseballscorecards.com

AB	31
R	10
H	10
RBI	10
BB	3
SO	3
LOB	6



WP: 0	PA: 37
PB: 1	
SB: 1	
CS: 0	

Batter	1	2	3	4	5	6	7	8	9	10	11	AB R H RBI BB SO LOB	TOP
Solly Hemus, L OBP: 0.500, SLG: 0.375 (1, 4) X	0-0 1B 1B		X 0-0 P4		B B B B 4-0 BB			X 0-0 1B		X 0-0 F9		4 0 2 0 1 0 0	
Dave Philley, S OBP: 0.315, SLG: 0.360 (1, 3) X	0-0 FC6-4 1-2 1B		X 0-0 L7		X 0-0 F9			X 0-0 6-3		X 0-0 4-3		5 0 1 0 0 0 2	
Chuck Essegian, R OBP: 0.351, SLG: 0.420 (1, 8) S S S	0-3 K		X 0-0 6-3			X 0-0 F8		S S S 0-3 K			X 0-0 FC6-4 1B	5 0 1 0 0 2 2	
Rip Repulski, R OBP: 0.351, SLG: 0.667 (1, 7) X	0-0 F7			X 0-0 P3		S S S 0-3 K		B B B B 4-0 FC3-6 BB		X 0-0 FC6-4 1-2f		4 0 0 0 1 1 3	
Bob Bowman, R OBP: 0.292, SLG: 0.435 (1, 9) X	0-0 FC6-4 1-2f		S S S 0-3 K		X 0-0 P3		X 0-0 FC3-6 1-2f		X 0-0 FC3-6 E		X 0-0 6-3	5 0 0 0 0 1 4	
Willie Jones, R OBP: 0.444, SLG: 0.333 (1, 5) X		X 0-0 F8		X 0-0 F2			X 0-0 FC5-6 1B		X 0-0 E6 1-2		X 4-0 FC4-6 IBB	4 0 1 0 1 0 1	
Joe Lonnett, R OBP: 0.333, SLG: 0.500 (1, 2) X		X 0-0 1B 1B			X 0-0 SH1-3 2B		X 0-0 FC5-6 1-2f		X 0-0 F2		X 0-0 FC4-6 1-2f	5 0 2 0 0 0 5	
Chico Fernandez, R OBP: 0.266, SLG: 0.193 Harry Anderson, L OBP: 0.286, SLG: 0.303 (9, PH) Granny Hamner, R OBP: 0.386, SLG: 0.526 (9, 6)		X 0-0 G6-4-3 1-2 1B			X 0-0 SH1-3 2-3		X 0-0 F7		X 0-0 F2			2 0 1 0 0 0 1 1 0 0 0 0 0 2 0 0 0 0 0 0 0	
Curt Simmons, L OBP: 0.167, SLG: 0.167 (1, 1) X		X 0-0 G6-4-3 1-2f			X 0-0 4-3		S S S 0-3 K		X 0-0 L7			4 0 0 0 0 1 4	
Inning Stats	R: 0 H: 2 E: 0 LOB: 2 K: 1 BB: 0 S: 7 P: 7	R: 0 H: 2 E: 0 LOB: 1 K: 0 BB: 0 S: 4 P: 4	R: 0 H: 0 E: 0 LOB: 0 K: 0 BB: 0 S: 3 P: 3	R: 0 H: 0 E: 0 LOB: 0 K: 1 BB: 0 S: 5 P: 5	R: 0 H: 1 E: 0 LOB: 2 K: 0 BB: 1 S: 4 P: 8	R: 0 H: 0 E: 0 LOB: 0 K: 1 BB: 0 S: 5 P: 5	R: 0 H: 1 E: 0 LOB: 1 K: 1 BB: 0 S: 6 P: 6	R: 0 H: 1 E: 0 LOB: 0 K: 1 BB: 0 S: 5 P: 5	R: 0 H: 0 E: 1 LOB: 2 K: 0 BB: 1 S: 4 P: 8	R: 0 H: 0 E: 0 LOB: 0 K: 0 BB: 0 S: 3 P: 3	R: 0 H: 1 E: 1 LOB: 2 K: 0 BB: 1 S: 4 P: 8	1B: 7 SF: 0 2B: 1 SAC: 1 3B: 0 DP: 1 HR: 0 HBP: 0	WP: 0 PA: 43 PB: 0 SB: 0 CS: 0
PITCHER Bob Porterfield, R ERA: 1.2 (1, 1)	IP WLS BF H R ER SO BB IBB HBP BLK WP HR S P ERA WHIP												
	11.0 W 43 8 0 0 5 2 1 0 0 0 0 50 62 0.00 0.909												

Philadelphia Phillies @ Pittsburgh Pirates
 Forbes Field, Pittsburgh, PA
 Sun May 11 1958, 3:38 AM EDT
 Att. 20,544 - Unknown

livebaseballscores.com

AB	39
R	0
H	8
RBI	0
BB	3
SO	5
LOB	24



Batter	1	2	3	4	5	6	7	8	9	10	11	AB R H RBI BB SO LOB
Bill Virdon, L OBP: 0.352, SLG: 0.350 (1, 8)	0-0 FC1-5 BB 1B		0-0 3-1		0-3 K			0-0 F8		0-0 F9		5 0 1 0 0 1 4
Dick Groat, R OBP: 0.322, SLG: 0.431 (1, 6)	4-0 FC1-5 BB 1-2		0-0 4-3			0-0 5-3		0-0 4-3		0-0 SH1-4 1B		4 1 1 0 1 0 0
Bob Skinner, L OBP: 0.358, SLG: 0.439 (1, 7)	0-0 FC1-5 1-2 2-3f			0-0 CS 1B		0-3 K			0-0 F5		0-0 SH1-4 1-2	4 0 1 0 0 1 2
R C Stevens, R OBP: 0.333, SLG: 0.714 (1, 3)	0-3 K		0-3 K 1-2		1-0 HBP			0-3 K		0-0 2-H 1B		4 0 1 1 0 3 3
Frank Thomas, R OBP: 0.355, SLG: 0.660 (1, 5)	0-0 F8		0-0 6-3		0-0 P4			0-0 P6				4 0 0 0 0 0 3
Roberto Clemente, R OBP: 0.378, SLG: 0.484 (1, 9)		0-0 4-3			0-0 2B			0-0 F8		0-0 6-3		4 0 1 0 0 0 0
Bill Mazaroski, R OBP: 0.341, SLG: 0.517 (1, 4)		0-0 P3			0-0 5-3			0-0 2-3		0-0 6-3		4 0 0 0 0 0 1
Hank Foiles, R OBP: 0.308, SLG: 0.250 (1, 2)		0-0 F9			4-0 IBB			0-0 P3		0-0 3B		3 0 1 0 1 0 0
Bob Porterfield, R (1, 1)			0-3 K		0-0 F7			0-0 P5		4-0 BB		3 0 0 0 1 1 2

Inning Stats	R: 0 E: 0 K: 1 S: 6	H: 1 LOB: 2 BB: 1 P: 10	R: 0 E: 0 K: 0 S: 3	H: 0 LOB: 0 BB: 0 P: 3	R: 0 E: 0 K: 1 S: 5	H: 0 LOB: 0 BB: 0 P: 5	R: 0 E: 0 K: 1 S: 5	H: 1 LOB: 0 BB: 0 P: 5	R: 0 E: 0 K: 1 S: 6	H: 1 LOB: 2 BB: 1 P: 10	R: 0 E: 0 K: 1 S: 5	H: 0 LOB: 1 BB: 0 P: 6	R: 0 E: 0 K: 0 S: 3	H: 0 LOB: 0 BB: 0 P: 3	R: 0 E: 0 K: 0 S: 3	H: 0 LOB: 0 BB: 0 P: 3	R: 0 E: 0 K: 1 S: 5	H: 0 LOB: 0 BB: 0 P: 5	R: 0 E: 0 K: 0 S: 4	H: 1 LOB: 2 BB: 1 P: 8	R: 1 E: 0 K: 0 S: 3	H: 2 LOB: 1 BB: 0 P: 3	1B: 4 2B: 2 3B: 1 HR: 0	SF: 0 SAC: 1 DP: 1 HBP: 1	WP: 0 PB: 0 SB: 0 CS: 1	PA: 40	
PITCHER Curt Simmons, L ERA: 2.93 (1, 1)	IP: 10.1 WLS: L BF: 40 H: 6 R: 1 ER: 1 SO: 6 BB: 2 IBB: 1 HBP: 1 BLK: 0 WP: 0 HR: 0 S: 48 P: 61 ERA: 0.87 WHIP: 0.774																										

BOTTOM

Philadelphia Phillies @ Pittsburgh Pirates
 Forbes Field, Pittsburgh, PA
 Sun May 11 1958, 3:38 AM EDT
 Att. 20,544 - Unknown

livebaseballscores.com

AB	35
R	1
H	6
RBI	1
BB	3
SO	6
LOB	15



Batter	1	2	3	4	5	6	7	8	9	AB R H RBI BB SO LOB	TOP										
Red Schoendienst, S (1, 4) OBP: 0.377, SLG: 0.340	0-0 4-3		0-0 G3			0-0 F8		0-0 F8		4 0 0 0 0 0 2											
Johnny Logan, R (1, 6) OBP: 0.354, SLG: 0.391	0-0 1B			0-0 F7		0-0 5-3		0-0 F8		4 0 1 0 0 0 2											
Eddie Mathews, L (1, 5) OBP: 0.347, SLG: 0.534	0-0 F8			0-0 F3		0-0 F8			0-3 K	4 0 0 0 0 1 1											
Hank Aaron, R (1, 8) OBP: 0.330, SLG: 0.516	0-0 1-3			0-0 HR			0-0 1-3		0-0 P3	4 1 1 1 0 0 1											
Frank Torre, L (1, 3) OBP: 0.418, SLG: 0.479		0-0 P6		0-0 2B		0-0 G6-4-3 1B			0-0 L8	4 0 2 0 0 0 0											
Wes Covington, L (1, 7) OBP: 0.379, SLG: 0.815		0-0 F8		0-0 P3		0-0 G6-4-3 1-2f				3 0 0 0 0 0 2											
Harry Hanebrink, L (1, 9) OBP: 0.218, SLG: 0.265		0-0 4-3			0-0 3-1				0-3 K	3 0 0 0 0 1 0											
Del Rice, R (1, 2) OBP: 0.333, SLG: 0.414			0-0 L8		0-3 K			0-0 1B 2B		3 0 1 0 0 1 0											
Felix Mantilla, R (8, PR) OBP: 0.333, SLG: 0.200										0 1 0 0 0 0 0											
Del Crandall, R (8, 2) OBP: 0.328, SLG: 0.382										0 0 0 0 0 0 0											
Bob Buhl, R (1, 1) OBP: 0.118, SLG: 0.118			0-0 1-3-4		0-0 1-3			0-0 2-H 1B		2 0 0 0 0 0 0											
Eddie Haas, L (8, PH) OBP: 1.000, SLG: 1.000										1 0 1 1 0 0 0											
Don McMahon, R (8, 1)										0 0 0 0 0 0 0											
Inning Stats	R: 0 E: 0 K: 0 S: 4	H: 1 LOB: 1 BB: 0 P: 4	R: 0 E: 0 K: 0 S: 3	H: 0 LOB: 0 BB: 0 P: 3	R: 0 E: 0 K: 0 S: 3	H: 0 LOB: 0 BB: 0 P: 3	R: 1 E: 0 K: 0 S: 5	H: 2 LOB: 1 BB: 0 P: 5	R: 0 E: 0 K: 1 S: 5	H: 0 LOB: 0 BB: 0 P: 5	R: 0 E: 0 K: 0 S: 3	H: 1 LOB: 0 BB: 0 P: 3	R: 1 E: 0 K: 1 S: 7	H: 2 LOB: 2 BB: 0 P: 7	R: 0 E: 0 K: 1 S: 5	H: 0 LOB: 0 BB: 0 P: 5	1B: 3 2B: 2 3B: 0 HR: 1	SF: 0 SAC: 0 DP: 1 HBP: 0	WP: 0 PB: 0 SB: 0 CS: 0	PA: 32	
PITCHER Robin Roberts, R (1, 1) ERA: 3.44	IP: 9.0 WLS: W BF: 32 H: 6 R: 2 ER: 2 SO: 3 BB: 0 IBB: 0 HBP: 0 BLK: 0 WP: 0 HR: 1 S: 38 P: 38 ERA: 2.00 WHIP: 0.667																			PITCHER	IP: WLS: BF: H: R: ER: SO: BB: IBB: HBP: BLK: WP: HR: S: P: ERA: WHIP:

Milwaukee Braves @ Philadelphia Phillies
 Connie Mack Stadium, Philadelphia, PA
 Tue May 13 1958, 7:05 PM EDT
 Att: 13,906 - Unknown

AB	32
R	2
H	6
RBI	2
BB	0
SO	3
LOB	8



Batter	1	2	3	4	5	6	7	8	9	AB R H RBI BB SO LOB	TOP											
Red Schoendienst, S OBP: 0.378, SLG: 0.343 (1, 4)	0-0 G3	0-0 L9		0-0 BB 1B			0-0 2B 1B		0-0 F9	5 0 2 1 0 0 2	Milwaukee Braves @ Philadelphia Phillies Connie Mack Stadium, Philadelphia, PA Wed May 14 1958, 7:05 PM EDT Att: 13,803 - Unknown livebaseballscorecards.com											
Johnny Logan, R OBP: 0.356, SLG: 0.417 (1, 6)	0-0 L9		0-0 HR	4-0 3-H BB BB BB BB BB		0-3 K		0-0 F8	4 1 1 1 1 1 2													
Eddie Mathews, L OBP: 0.343, SLG: 0.522 (1, 5)	0-0 BB 1B		0-0 F8	0-0 G3			0-0 F8		4 0 1 0 0 0 3													
Hank Aaron, R OBP: 0.336, SLG: 0.520 (1, 8)	4-0 1-2 BB		0-0 1-3		0-0 F5		0-0 1-H 2B		3 0 1 0 1 0 0													
Frank Torre, L OBP: 0.390, SLG: 0.442 (1, 3)	0-0 P6		0-0 4-3		0-0 1-3			0-0 F8	4 0 0 0 0 0 2													
Wes Covington, L OBP: 0.375, SLG: 0.767 (1, 7)		0-0 F8		0-0 FC2-6 1B	0-0 3-1			0-0 1-3	3 0 1 0 0 0 0													
Andy Pafko, R OBP: 0.235, SLG: 0.233 (6, 9)									1 0 0 0 0 0 0													
Eddie Haas, L OBP: 0.500, SLG: 0.500 (1, 9)		0-0 3-1		0-0 FC2-6 3B 1-2		0-0 P3		0-0 6-3	2 1 0 0 0 0 1													
Felix Mantilla, R OBP: 0.250, SLG: 0.143 (6, PH) (6, 7)									2 0 0 0 0 0 0													
Del Crandall, R OBP: 0.323, SLG: 0.424 (1, 2)		0-0 HR		0-0 F7		0-0 F7		0-0 P6	4 1 1 1 0 0 1													
Warren Spahn, L OBP: 0.444, SLG: 0.583 (1, 1)		4-0 BB		0-0 1-H 1B 3B		0-3 K		4-0 BB	2 1 1 1 2 1 0													
Inning Stats	R: 0 E: 0 K: 0 S: 4	H: 1 LOB: 2 BB: 1 P: 8	R: 1 E: 0 K: 0 S: 4	H: 1 LOB: 1 BB: 1 P: 8	R: 1 E: 0 K: 0 S: 4	H: 1 LOB: 0 BB: 0 P: 4	R: 2 E: 0 K: 0 S: 6	H: 3 LOB: 2 BB: 1 P: 10	R: 0 E: 0 K: 0 S: 3	H: 0 LOB: 0 BB: 0 P: 3	R: 0 E: 0 K: 1 S: 5	H: 0 LOB: 0 BB: 0 P: 5	R: 0 E: 0 K: 1 S: 6	H: 2 LOB: 2 BB: 0 P: 6	R: 0 E: 0 K: 0 S: 3	H: 0 LOB: 0 BB: 0 P: 3	R: 0 E: 0 K: 0 S: 3	H: 0 LOB: 1 BB: 1 P: 7	1B: 4 2B: 1 3B: 1 HR: 2	SF: 0 SAC: 0 DP: 0 HBP: 0	WP: 0 PB: 0 SB: 0 CS: 0	PA: 38
PITCHER	IP WLS BF H R ER SO BB IBB HBP BLK WP HR S P ERA WHIP																					
Ray Semproch, R ERA: 3.1 (1, 1)	3.2 L 19 6 4 4 0 2 0 0 0 0 0 2 17 25 9.82 2.182																					
Jim Hearn, R ERA: 9.64 (4, 1)	1.1 5 0 0 0 0 1 0 0 0 0 0 0 4 8 0.00 0.750																					
Seth Morehead, L ERA: 4.91 (6, 1)	2.0 7 2 0 0 2 0 0 0 0 0 0 0 11 11 0.00 1.000																					
Bob Miller, R ERA: 9.35 (8, 1)	2.0 7 0 0 0 0 1 0 0 0 0 0 0 6 10 0.00 0.500																					

Milwaukee Braves @ Philadelphia Phillies
Connie Mack Stadium, Philadelphia, PA
 Wed May 14 1958, 7:05 PM EDT
 Att: 13,803 - Unknown

AB	34
R	4
H	8
RBI	4
BB	4
SO	2
LOB	11



Batter	1	2	3	4	5	6	7	8	9	AB R H RBI BB SO LOB	TOP	
Bill Virdon, L (1, 8) OBP: 0.352, SLG: 0.385	0-0 4-3		0-0 F9			0-0 F8		0-0 F7		4 0 0 0 0 0 0	Pittsburgh Pirates @ Philadelphia Phillies Connie Mack Stadium, Philadelphia, PA Fri May 16 1958, 7:05 PM EDT Att: 12,401 - Unknown	
Dick Groat, R (1, 6) OBP: 0.313, SLG: 0.424	0-0 1B		0-0 L8			0-3 K		0-0 G3		4 0 1 0 0 1 0		
Bob Skinner, L (1, 7) OBP: 0.373, SLG: 0.447	0-0 L8		0-0 F8			0-3 K			0-0 1B	4 0 1 0 0 1 1		
R C Stevens, R (1, 3) OBP: 0.324, SLG: 0.688	0-3 K				0-0 F7		0-0 SF8 2B		0-0 F3	4 1 1 0 0 1 2		
Frank Thomas, R (1, 5) OBP: 0.358, SLG: 0.655		0-0 PB 1B 1B			0-0 5-3		0-0 3-1		0-3 K	4 1 1 0 0 1 2		
Roberto Clemente, R (1, 9) OBP: 0.368, SLG: 0.459		0-0 F7			0-0 6-3		0-0 1B		0-0 F8	4 0 1 0 0 0 2		
Bill Mazeroski, R (1, 4) OBP: 0.358, SLG: 0.545		0-0 2-H 1B			0-0 6-3		0-0 SF8			2 0 1 2 0 0 0		
Hank Foiles, R (1, 2) OBP: 0.304, SLG: 0.218		0-0 F9			0-0 5-3		0-3 K		0-3 K	3 0 0 0 0 1 2		
Bob Porterfield, R (1, 1) Curt Raydon, R (3, 1) Gene Baker, R (8, PH) Ron Blackburn, R (8, 1) OBP: 1.000, SLG: 2.000		0-0 P4			0-3 K			0-0 L6		1 0 0 0 0 0 1 1 0 0 0 0 1 0 1 0 0 0 0 0 0 0 0 0 0 0 0 0		
Inning Stats	R: 0 H: 1 E: 0 LOB: 1 K: 1 BB: 0 S: 6 P: 6	R: 1 H: 2 E: 0 LOB: 1 K: 0 BB: 0 S: 5 P: 5	R: 0 H: 0 E: 0 LOB: 0 K: 0 BB: 0 S: 3 P: 3	R: 0 H: 0 E: 0 LOB: 0 K: 0 BB: 0 S: 3 P: 3	R: 0 H: 0 E: 0 LOB: 0 K: 1 BB: 0 S: 5 P: 5	R: 0 H: 0 E: 0 LOB: 0 K: 2 BB: 0 S: 7 P: 7	R: 1 H: 2 E: 0 LOB: 1 K: 1 BB: 0 S: 7 P: 7	R: 0 H: 0 E: 0 LOB: 0 K: 0 BB: 0 S: 3 P: 3	R: 0 H: 1 E: 0 LOB: 1 K: 1 BB: 0 S: 6 P: 6	1B: 5 SF: 1 2B: 1 SAC: 0 3B: 0 DP: 0 HR: 0 HBP: 0		WP: 0 PA: 33 PB: 1 SB: 0 CS: 0
PITCHER Curt Simmons, L (1, 1) ERA: 2.6	IP WLS BF H R ER SO BB IBB HBP BLK WP HR S P ERA WHIP	9.0 W 33 6 2 1 6 0 0 0 0 0 0 0 45 45 1.00 0.667										

livebaseballscorecards.com

AB	32
R	2
H	6
RBI	2
BB	0
SO	6
LOB	10



Batter	1	2	3	4	5	6	7	8	9
Richie Ashburn, L OBP: 0.418, SLG: 0.370 (1, 8)	4-0 IHR BB 1-3		0-0 1B 3B 1B	0-0 5-3			0-3 K		
Dave Philley, S OBP: 0.273, SLG: 0.339 (1, 3)	0-0 1-3 1-2		0-0 F8		0-0 3-1		0-0 G3		
Harry Anderson, L OBP: 0.337, SLG: 0.395 (1, 7)	0-0 IHR 2-H		0-0 1B 3B 1B		0-3 K		4-0 BB G1-6-3		
Rip Repulski, R OBP: 0.327, SLG: 0.600 Bob Bowman, R OBP: 0.280, SLG: 0.417 (1, 9) (9, 9)	0-3 K		0-0 WP 3B 1-H 3-H		0-3 K		0-0 G1-6-3 1-2f		
Granny Hamner, R OBP: 0.372, SLG: 0.491 (1, 4)	0-0 F9		0-0 P6		0-0 P6		0-3 K		
Stan Lopata, R OBP: 0.418, SLG: 0.488 (1, 2)		0-0 HR	0-0 F7		0-3 K				
Willie Jones, R OBP: 0.357, SLG: 0.375 (1, 5)		0-0 F9		0-0 F2		0-0 F2			
Chico Fernandez, R OBP: 0.262, SLG: 0.196 (1, 6)		0-0 F7		0-3 K		0-3 K			
Curt Simmons, L OBP: 0.238, SLG: 0.286 (1, 1)		0-0 6-3		0-0 2B			0-0 1B		


Inning Stats	R: 2	H: 1	E: 0	LOB: 0	K: 1	S: 6	P: 10	R: 1	H: 1	E: 0	LOB: 0	K: 0	S: 4	R: 3	H: 3	E: 0	LOB: 0	K: 0	S: 6	R: 0	H: 1	E: 0	LOB: 1	K: 1	S: 6	R: 0	H: 0	E: 0	LOB: 0	K: 2	S: 7	R: 0	H: 0	E: 0	LOB: 0	K: 1	S: 5	R: 0	H: 1	E: 0	LOB: 1	K: 2	S: 8	R: 0	H: 0	E: 0	LOB: 0	K: 1	S: 4	R: 0	H: 0	E: 0	LOB: 0	K: 1	S: 8
--------------	------	------	------	--------	------	------	-------	------	------	------	--------	------	------	------	------	------	--------	------	------	------	------	------	--------	------	------	------	------	------	--------	------	------	------	------	------	--------	------	------	------	------	------	--------	------	------	------	------	------	--------	------	------	------	------	------	--------	------	------

PITCHER	IP	WLS	BF	H	R	ER	SO	BB	IBB	HBP	BLK	WP	HR	S	P	ERA	WHIP
Bob Porterfield, R ERA: 4.15 (1, 1)	2.1	L	13	5	6	6	1	1	0	0	0	0	1	14	18	23.14	2.571
Curt Raydon, R ERA: 1.84 (3, 1)	4.2		16	2	0	0	6	0	0	0	0	1	0	28	28	0.00	0.429
Ron Blackburn, R ERA: 3.31 (8, 1)	1.0		3	0	0	0	1	1	0	0	0	0	0	4	8	0.00	1.000

BOTTOM

Pittsburgh Pirates @ Philadelphia Phillies
 Connie Mack Stadium, Philadelphia, PA
 Fri May 16 1958, 7:05 PM EDT
 Att. 12,401 - Unknown

AB	30
R	6
H	7
RBI	5
BB	2
SO	8
LOB	7



1B	2B	3B	HR	SF	SAC	DP	HBP	WP	HR	S	P	ERA	WHIP
3	1	1	2	0	0	1	0	1	1	0	0	0.00	1.000

Batter	1	2	3	4	5	6	7	8	9	AB R H RBI BB SO LOB	TOP											
Bill Virdon, L (1, 8) OBP: 0.345, SLG: 0.376	0-0 4-3 5-3 1B	0-0 F9			0-3 K		0-0 L9		0-0 4-3	5 0 1 0 0 1 3												
Dick Groat, R (1, 6) OBP: 0.304, SLG: 0.411	0-0 5-3 1-2		0-0 F8		0-0 E5		0-0 1-3			4 0 0 0 0 0 2												
Bob Skinner, L (1, 7) OBP: 0.362, SLG: 0.432	0-0 4-3 2-3		0-0 F7		0-0 G3		0-0 F8			4 0 0 0 0 0 3												
Ted Kluszewski, L (1, 3) OBP: 0.356, SLG: 0.432	4-0 BB		0-0 P6			0-0 L9		0-0 1-3		3 0 0 0 1 0 0												
Frank Thomas, R (1, 5) OBP: 0.362, SLG: 0.692	0-0 3-1			0-0 P9		0-0 HR		0-0 3B		4 1 2 1 0 0 2												
Roberto Clemente, R (1, 9) OBP: 0.356, SLG: 0.442		0-3 K		0-0 G3		0-0 F8		0-0 1-3		4 0 0 0 0 1 1												
Bill Mazaroski, R (1, 4) OBP: 0.364, SLG: 0.549				0-0 K		4-0 HR BB		0-0 L7		3 1 1 0 1 1 1												
Hank Foiles, R (1, 2) OBP: 0.323, SLG: 0.284		4-0 BB			0-0 E 2B		0-0 1-H HR		0-0 F7	3 1 2 2 1 0 0												
Bennie Daniels, L (1, 1) OBP: 0.333, SLG: 0.333		0-3 K			0-0 P5		0-3 K		0-3 K	1 0 0 0 0 1 2												
Bob Smith, R (4, 1) OBP: 0.167, SLG: 0.200										0 0 0 0 0 0 0												
Gene Freese, R (5, PH)										1 0 0 0 0 0 1												
Ron Blackburn, R (5, 1) OBP: 0.500, SLG: 1.000										1 0 0 0 0 1 0												
John Powers, L (9, PH) OBP: 0.308, SLG: 0.182										1 0 0 0 0 1 0												
Inning Stats	R: 0 E: 0 K: 0 S: 4	H: 1 LOB: 2 BB: 1 P: 8	R: 0 E: 0 K: 2 S: 8	H: 1 LOB: 2 BB: 1 P: 12	R: 0 E: 0 K: 0 S: 3	H: 0 LOB: 0 BB: 0 P: 3	R: 0 E: 0 K: 1 S: 5	H: 0 LOB: 0 BB: 0 P: 5	R: 0 E: 1 K: 1 S: 7	H: 1 LOB: 2 BB: 0 P: 7	R: 3 E: 0 K: 1 S: 7	H: 2 LOB: 0 BB: 1 P: 11	R: 0 E: 0 K: 0 S: 3	H: 0 LOB: 0 BB: 0 P: 3	R: 0 E: 0 K: 0 S: 4	H: 1 LOB: 1 BB: 0 P: 4	R: 0 E: 0 K: 1 S: 5	H: 0 LOB: 0 BB: 0 P: 5	1B: 1 2B: 2 3B: 1 HR: 2	SF: 0 SAC: 0 DP: 0 HBP: 0	WP: 0 PB: 0 SB: 0 CS: 0	PA: 37
PITCHER Robin Roberts, R (1, 1) ERA: 3.38	IP: 9.0 WLS: W BF: 37 H: 6 R: 3 ER: 3 SO: 6 BB: 3 IBB: 0 HBP: 0 BLK: 0 WP: 0 HR: 2 S: 46 P: 58 ERA: 3.00 WHIP: 1.000											PITCHER	IP: 9.0 WLS: W BF: 37 H: 6 R: 3 ER: 3 SO: 6 BB: 3 IBB: 0 HBP: 0 BLK: 0 WP: 0 HR: 2 S: 46 P: 58 ERA: 3.00 WHIP: 1.000									

Pittsburgh Pirates @ Philadelphia Phillies
 Connie Mack Stadium, Philadelphia, PA
 Sat May 17 1958, 3:33 AM EDT
 Att. 6,262 - Unknown

livebaseballscorecards.com

AB	34
R	3
H	6
RBI	3
BB	3
SO	6
LOB	15



Batter	1	2	3	4	5	6	7	8	9	AB	R	H	RBI	BB	SO	LOB
Richie Ashburn, L (1, 8) OBP: 0.405, SLG: 0.356	0-0 3-1	0-0 4-3		0-0 F8		0-0 G6-3				4	0	0	1	0	0	4
Dave Philley, S (1, 3) OBP: 0.265, SLG: 0.328 Chuck Essegian, R (4, 7) OBP: 0.350, SLG: 0.415	0-0 6-3	0-0 1-3		0-0 L7		0-0 F9				2	0	0	0	0	0	2
Harry Anderson, L (1, 7) OBP: 0.344, SLG: 0.412	0-0 P4		0-0 4-3		0-0 FC6-4		0-0 F8			4	0	2	0	0	0	0
Rip Repulski, R (1, 9) OBP: 0.321, SLG: 0.633		0-0 HR	0-0 F8		0-0 FC6-4		0-0 F8			4	1	1	1	0	0	2
Granny Hamner, R (1, 4) OBP: 0.368, SLG: 0.482		0-0 L9	0-0 4-3		0-0 F7		0-0 E9			4	0	1	0	0	0	2
Stan Lopata, R (1, 2) OBP: 0.420, SLG: 0.483 Joe Lonnett, R (5, PH) OBP: 0.364, SLG: 0.444		1-0 BB	0-3 K		4-0 BB		0-0 E9			1	1	0	0	0	1	1
Willie Jones, R (1, 5) OBP: 0.406, SLG: 0.500		4-0 BB		0-0 HR	4-0 BB		0-0 F8			2	2	1	1	2	0	0
Chico Fernandez, R (1, 6) OBP: 0.262, SLG: 0.189		4-0 BB		0-0 P6	0-0 FC6-4		0-0 5-3			3	0	0	0	1	0	3
Robin Roberts, S (1, 1) OBP: 0.333, SLG: 0.286		0-0 BB		4-0 BB		4-0 G6-3		0-0 4-3		2	0	1	1	2	0	0

Inning Stats	R: 0	H: 0	E: 0	K: 0	S: 3	H: 0	LOB: 0	BB: 0	P: 3	R: 3	H: 2	E: 0	K: 0	S: 5	H: 1	LOB: 1	BB: 0	P: 6	R: 0	H: 1	E: 0	K: 1	S: 6	R: 1	H: 1	E: 0	K: 0	S: 4	H: 1	LOB: 3	BB: 2	P: 12	R: 0	H: 0	E: 0	K: 0	S: 2	H: 0	LOB: 0	BB: 1	P: 6	R: 0	H: 1	E: 1	K: 0	S: 4	H: 0	LOB: 2	BB: 0	P: 4	R: 0	H: 0	E: 0	K: 0	S: 3	H: 0	LOB: 0	BB: 0	P: 3
1B: 3	SF: 0	2B: 1	SAC: 0	3B: 0	DP: 1	HR: 2	HBP: 1	WP: 0	PA: 36																																																		


PITCHER	IP	WLS	BF	H	R	ER	SO	BB	IBB	HBP	BLK	WP	HR	S	P	ERA	WHIP
Bennie Daniels, R (1, 1) ERA: 10.97	3.1	L	18	4	4	4	1	3	0	1	0	0	2	16	29	10.80	2.100
Bob Smith, L (4, 1) ERA: 4.32	0.2		2	0	0	0	0	0	0	0	0	0	0	2	2	0.00	0.000
Ron Blackburn, R (5, 1) ERA: 2.66	4.0		16	2	0	0	0	3	0	0	0	0	0	13	25	0.00	1.250

BOTTOM

Pittsburgh Pirates @ Philadelphia Phillies
 Connie Mack Stadium, Philadelphia, PA

Sat May 17 1958, 3:33 AM EDT
 Att. 6,262 - Unknown

AB 29
 R 4
 H 6
 RBI 4
 BB 6
 SO 1
 LOB 16



WP	HR	S	P	ERA	WHIP
0	0	1	3	0	0

Batter	1	2	3	4	5	6	7	8	9	AB R H RBI BB SO LOB	TOP											
Bill Virdon, L (1, 8) OBP: 0.348, SLG: 0.377	0-0 4-3		0-0 4-3 1B		0-0 1-3 1B		0-0 F8		0-3 K	5 0 2 0 0 1 3	Pittsburgh Pirates @ Philadelphia Phillies Connie Mack Stadium, Philadelphia, PA Sun May 18 1958, 3:33 AM EDT Unknown livebaseballscorecards.com											
Dick Groat, R (1, 6) OBP: 0.302, SLG: 0.429	0-0 HR		0-0 4-3			0-0 F7		0-0 6-3	4 1 1 2 0 0 1													
Bob Skinner, L (1, 7) OBP: 0.366, SLG: 0.443	0-0 4-3		0-0 L8			0-0 E S 1B		0-0 HR 2B	4 1 2 0 0 0 1													
Ted Kluszewski, L (1, 3) OBP: 0.343, SLG: 0.413	0-0 6-3			0-0 1-3		0-0 F2		0-0 F9	4 0 0 0 0 0 2													
Frank Thomas, R (1, 5) OBP: 0.359, SLG: 0.702		0-0 5-3		0-0 6-3		0-0 F6 1-3		0-0 HR	4 1 1 2 0 0 1													
John Powers, L (1, 9) OBP: 0.294, SLG: 0.143		0-0 5-3		4-0 BB		0-0 F8		0-0 F7	3 0 0 0 1 0 0													
Bill Mazerowski, R (1, 4) OBP: 0.351, SLG: 0.528		0-3 K		0-3 K		0-0 1-3		0-0 F8	4 0 0 0 0 2 1													
Hank Foiles, R (1, 2) OBP: 0.323, SLG: 0.277			0-0 1-3		0-0 P6		4-0 1B BB	0-0 1B	2 0 0 0 1 0 0													
Gene Baker, R (9, PH) OBP: 0.308, SLG: 0.273									1 0 1 0 0 0 0													
Ron Kline, R (1, 1)			4-0 1B 4-3 BB		0-3 K		0-0 1-3 1B		0-0 P6	1 1 0 0 1 1 0												
Gene Freese, R (7, PH) OBP: 0.111, SLG: 0.111									1 0 1 0 0 0 0													
Roy Face, R (7, 1)									0 0 0 0 0 0 0													
Curt Raydon, R (8, 1)									0 0 0 0 0 0 0													
Danny Kravitz, L (9, PH) OBP: 0.417, SLG: 0.400									1 0 0 0 0 0 1													
Inning Stats	R: 1 E: 0 K: 0 S: 4	H: 1 LOB: 0 BB: 0 P: 4	R: 0 E: 0 K: 1 S: 5	H: 0 LOB: 0 BB: 0 P: 5	R: 1 E: 0 K: 0 S: 4	H: 1 LOB: 1 BB: 1 P: 8	R: 0 E: 0 K: 1 S: 5	H: 0 LOB: 1 BB: 1 P: 9	R: 0 E: 0 K: 1 S: 5	H: 1 LOB: 1 BB: 0 P: 5	R: 0 E: 0 K: 0 S: 4	H: 1 LOB: 1 BB: 0 P: 4	R: 0 E: 0 K: 0 S: 4	H: 1 LOB: 2 BB: 1 P: 8	R: 2 E: 0 K: 0 S: 5	H: 2 LOB: 0 BB: 0 P: 5	R: 0 E: 0 K: 1 S: 6	H: 1 LOB: 1 BB: 0 P: 6	1B: 5 2B: 1 3B: 0 HR: 2	SF: 0 SAC: 0 DP: 0 HBP: 0	WP: 0 PB: 0 SB: 1 CS: 0	PA: 37
PITCHER	IP WLS BF H R ER SO BB IBB HBP BLK WP HR S P ERA WHIP																					
Jack Sanford, R (1, 1) ERA: 4.94	7.2 W 32 7 4 4 3 3 0 0 0 0 0 2 35 47 4.70 1.304																					
Turk Farrell, R (8, 1) ERA: 0.47	1.1 S 5 1 0 0 1 0 0 0 0 0 0 0 7 7 0.00 0.750																					



Batter	1	2	3	4	5	6	7	8	9
Richie Ashburn, L OBP: 0.408, SLG: 0.370 (1, 8) X	0-0 G6-4-3 1B		0-0 4-3		0-0 F9		0-0 1B 2B		
Chico Fernandez, R OBP: 0.261, SLG: 0.192 (1, 6) X	0-0 G6-4-3 1-2f		0-0 4-3		0-0 F9		0-0 2-H 3-H 1B		
Harry Anderson, L OBP: 0.340, SLG: 0.398 (1, 3) B B B B	4-0 BB BB		0-0 4-3		0-0 F9			0-3 K	
Rip Repulski, R OBP: 0.351, SLG: 0.692 (1, 9) B B B B	4-0 1-2 BB			0-0 E BB 1B 1B		0-0 L4		0-0 HR	
Bob Bowman, R OBP: 0.280, SLG: 0.417 (9, 9) B B B B									
Granny Hamner, R OBP: 0.364, SLG: 0.474 (1, 4) S S S S	0-3 K			0-3 K		0-0 F9		0-0 FC6-4 1B	
Chuck Essegian, R OBP: 0.359, SLG: 0.464 (1, 7) X		0-0 HR		4-0 E2 1B 1-3 SF9 BB		0-0 F8		0-3 K	
Willie Jones, R OBP: 0.417, SLG: 0.483 (1, 5) B B B B		4-0 FC1-6 BB		0-0 1-3 3-H 1B		0-0 F2		0-0 FC6-4 1-2f	
Joe Lonnett, R OBP: 0.286, SLG: 0.364 (1, 2) X		0-0 FC1-6 G6-4-3 1-2f		0-0 SF9 3-H		0-0 F8			
Jack Sanford, R OBP: 0.313, SLG: 0.214 (1, 1) X		0-0 G6-4-3 1-2f		0-0 F9 3-H			4-0 2B 1B BB		
Turk Farrell, R OBP: 0.250, SLG: 0.250 (8, 1) X									

Inning Stats	R: 0 E: 0 K: 1 S: 5	H: 1 LOB: 2 BB: 2 P: 13	R: 1 E: 0 K: 0 S: 3	H: 1 LOB: 0 BB: 1 P: 7	R: 0 E: 0 K: 0 S: 3	H: 0 LOB: 0 BB: 0 P: 3	R: 2 E: 1 K: 1 S: 7	H: 2 LOB: 1 BB: 1 P: 11	R: 0 E: 0 K: 0 S: 3	H: 0 LOB: 0 BB: 0 P: 3	R: 0 E: 0 K: 0 S: 3	H: 0 LOB: 0 BB: 0 P: 3	R: 2 E: 0 K: 0 S: 4	H: 2 LOB: 1 BB: 1 P: 8	R: 1 E: 0 K: 2 S: 9	H: 2 LOB: 1 BB: 0 P: 9
1B: 5 2B: 1 3B: 0 HR: 2	SF: 1 SAC: 0 DP: 2 HBP: 0	WP: 0 PA: 34														


PITCHER	IP	WLS	BF	H	R	ER	SO	BB	IBB	HBP	BLK	WP	HR	S	P	ERA	WHIP
Ron Kline, R ERA: 2.82 (1, 1)	6.0	L	24	4	3	3	2	4	0	0	0	0	1	24	40	4.50	1.333
Roy Face, R ERA: 5.84 (7, 1)	1.1		7	3	3	3	1	1	0	0	0	0	1	8	12	20.25	3.000
Curt Raydon, R ERA: 1.76 (8, 1)	0.2		3	1	0	0	1	0	0	0	0	0	0	5	5	0.00	1.500

BOTTOM

Pittsburgh Pirates @ Philadelphia Phillies
 Connie Mack Stadium, Philadelphia, PA
 Sun May 18 1958, 3:33 AM EDT
 Unknown

livebaseballscorecards.com

AB	28
R	6
H	8
RBI	6
BB	5
SO	4
LOB	9



Batter	1	2	3	4	5	6	7	8	9
Richie Ashburn, L (1, 8) OBP: 0.410, SLG: 0.375	0-0 F8 1B		0-0 G3		0-0 F3		0-0 S 1B		
Solly Hemus, L (1, 4) OBP: 0.500, SLG: 0.417	0-0 F8 1-2		0-0 F8			0-0 HR 1B	0-0 3-H 1B		
Harry Anderson, L (1, 3) OBP: 0.356, SLG: 0.446	0-0 L6-3 2-H 1B		0-0 F8			0-0 1-H HR 1B	0-0 WP 1B		
Rip Repulski, R (1, 9) OBP: 0.344, SLG: 0.661 Bob Bowman, R (8, 9) OBP: 0.280, SLG: 0.417	0-0 L6-3 1-2			0-3 K		0-0 1-3 1B	0-0 F8		
Chuck Essegian, R (1, 7) OBP: 0.336, SLG: 0.433		0-0 F7		0-0 F8		0-0 P2	0-0 F3 1-2 2-3		
Willie Jones, R (1, 5) OBP: 0.425, SLG: 0.606		0-0 HR		0-0 2B		0-0 1-3		0-0 5-3	
Joe Lonnett, R (1, 2) OBP: 0.333, SLG: 0.467		0-0 2B		0-0 F9		0-0 1-3		0-0 G5-4-3 1B	
Chico Fernandez, R (1, 6) OBP: 0.261, SLG: 0.204		0-0 L8			0-0 F8		0-0 PB 1B 2B	0-0 G5-4-3 1-2f	
Ray Semproch, R (1, 1)		0-0 F9			0-0 F8		0-3 K 2-3		

Inning Stats	R: 1 E: 0 K: 0 S: 4	H: 2 LOB: 0 BB: 0 P: 4	R: 1 E: 0 K: 0 S: 5	H: 2 LOB: 1 BB: 0 P: 5	R: 0 E: 0 K: 0 S: 3	H: 0 LOB: 0 BB: 0 P: 3	R: 0 E: 0 K: 1 S: 6	H: 1 LOB: 1 BB: 0 P: 6	R: 0 E: 0 K: 0 S: 3	H: 0 LOB: 0 BB: 0 P: 3	R: 2 E: 0 K: 0 S: 6	H: 3 LOB: 1 BB: 0 P: 6	R: 2 E: 0 K: 1 S: 9	H: 4 LOB: 2 BB: 0 P: 9	R: 0 E: 0 K: 0 S: 3	H: 1 LOB: 0 BB: 0 P: 3
1B: 8 2B: 4 3B: 0 HR: 2	SF: 0 SAC: 0 DP: 2 HBP: 0	WP: 1 PB: 1 SB: 1 CS: 0	PA: 35													


PITCHER	IP	WLS	BF	H	R	ER	SO	BB	IBB	HBP	BLK	WP	HR	S	P	ERA	WHIP
Vern Law, R (1, 1) ERA: 4.81	5.0	L	22	8	4	4	1	0	0	0	0	0	2	24	24	7.20	1.600
Roy Face, R (6, 1) ERA: 6.59	1.1		6	2	2	2	1	0	0	0	0	0	0	8	8	13.50	1.500
Bob Smith, L (7, 1) ERA: 4.15	0.2		4	2	0	0	0	0	0	0	0	1	0	4	4	0.00	3.000
Curt Raydon, R (8, 1) ERA: 1.65	1.0		3	1	0	0	0	0	0	0	0	0	0	3	3	0.00	1.000

BOTTOM

Pittsburgh Pirates @ Philadelphia Phillies
 Connie Mack Stadium, Philadelphia, PA

Sun May 18 1958, 3:38 AM EDT
 Att. 19,068 - Unknown

AB 35
 R 6
 H 13
 RBI 6
 BB 0
 SO 2
 LOB 14



WP	HR	S	P	ERA	WHIP
1	2	1	3	7.20	1.600

Batter	1	2	3	4	5	6	7	8	9	AB R H RBI BB SO LOB	TOP											
Dick Schofield, S (1, 6) OBP: 0.380, SLG: 0.315	0-0 G4-6-3 1B		0-0 P3		0-0 SF8		0-0 6-3		0-3 K	4 0 1 1 0 1 0												
Don Blasingame, L (1, 4) OBP: 0.375, SLG: 0.385	0-0 G4-6-3 1-2f			0-3 K	0-0 3-H		0-0 4-3			4 0 1 0 0 1 1												
Stan Musial, L (1, 3) OBP: 0.539, SLG: 0.804	0-0 1B			0-0 6-3		0-0 G3	0-0 6-3			4 0 1 0 0 0 0												
Del Ennis, R (1, 7) OBP: 0.327, SLG: 0.385	0-0 1-3			0-0 L8		0-0 2B BB 1B		0-0 F7		3 1 1 0 0 0 1												
Irv Noren, L (6, 7) OBP: 0.381, SLG: 0.343										1 0 0 0 0 0 0												
Gene Green, R (1, 9) OBP: 0.405, SLG: 0.508		BB BB BB	4-0 FC5-4 BB		0-0 1B 1B	0-0 BB FC6-4 2B		4-0 1B BB		2 2 2 0 2 0 0												
Ken Boyer, R (1, 5) OBP: 0.330, SLG: 0.356		X	0-0 FC5-4 G5-4-3 1-2f		0-0 1B 1B	4-0 FC6-4 BB IBB		0-0 1-3 1B		3 1 2 0 1 0 1												
Curt Flood, R (1, 8) OBP: 0.319, SLG: 0.455		X	0-0 G5-4-3 1-2f		0-0 1B SF8 1-3 2-H	4-0 FC6-4 BB		0-3 K		3 1 1 2 1 1 2												
Hal Smith, R (1, 2) OBP: 0.306, SLG: 0.286			0-0 F7		0-0 1B 1B 1-3 3-H	0-0 FC6-4 1-2f 2-3 3-H		0-0 F8		4 0 1 2 0 0 2												
Lindy McDaniel, R (1, 1) OBP: 0.063, SLG: 0.063			0-3 K		0-3 K	0-0 4-3		0-3 K		4 0 0 0 0 3 4												
Inning Stats	R: 0 E: 0 K: 0 S: 4	H: 2 LOB: 1 BB: 0 P: 4	R: 0 E: 0 K: 0 S: 2	H: 0 LOB: 0 BB: 1 P: 6	R: 0 E: 0 K: 1 S: 5	H: 0 LOB: 0 BB: 0 P: 5	R: 0 E: 0 K: 1 S: 5	H: 0 LOB: 0 BB: 0 P: 5	R: 3 E: 0 K: 1 S: 9	H: 5 LOB: 1 BB: 0 P: 9	R: 2 E: 0 K: 0 S: 5	H: 2 LOB: 2 BB: 2 P: 13	R: 0 E: 0 K: 0 S: 3	H: 0 LOB: 0 BB: 0 P: 3	R: 0 E: 0 K: 1 S: 5	H: 1 LOB: 1 BB: 1 P: 9	R: 0 E: 0 K: 2 S: 7	H: 0 LOB: 0 BB: 0 P: 7	1B: 9 2B: 1 3B: 0 HR: 0	SF: 1 SAC: 0 DP: 2 HBP: 0	WP: 0 PB: 0 SB: 0 CS: 0	PA: 37
PITCHER	IP WLS BF H R ER SO BB IBB HBP BLK WP HR S P ERA WHIP																					
Curt Simmons, L (1, 1) ERA: 3.14	5.1 L 23 9 5 5 3 1 0 0 0 0 0 0 28 32 8.44 1.875																					
Jim Hearn, R (6, 1) ERA: 6.14	2.2 11 1 0 0 1 2 1 0 0 0 0 10 22 0.00 1.125																					
Jack Meyer, R (9, 1) ERA: 7.2	1.0 3 0 0 0 2 0 0 0 0 0 0 7 7 0.00 0.000																					

St. Louis Cardinals @ Philadelphia Phillies
 Connie Mack Stadium, Philadelphia, PA
 Tue May 20 1958, 7:05 PM EDT
 Att. 14,669 - Unknown

livebaseballscorecards.com

AB	32
R	5
H	10
RBI	5
BB	4
SO	6
LOB	11



Batter	1	2	3	4	5	6	7	8	9	AB	R	H	RBI	BB	SO	LOB
Richie Ashburn, L (1, 8) OBP: 0.420, SLG: 0.383	0-0 L4-3 1B		4-0 FC4-6 BB			0-0 FC6-4 1B		0-0 P5		3	0	2	0	1	0	1
Chico Fernandez, R (1, 6) OBP: 0.256, SLG: 0.200 Ted Kazanski, R (5, 6) OBP: 0.299, SLG: 0.326	0-0 L4-3 1-2		0-0 FC4-6 1-2f			0-0 FC6-4 1B 1-2f		0-0 G5-4-3 1-2f		2	0	0	0	0	0	2
Harry Anderson, L (1, 3) OBP: 0.361, SLG: 0.448	0-0 1B			0-0 F7		0-3 K		0-0 G5-3 1B		4	0	2	0	0	1	1
Rip Repulski, R (1, 9) OBP: 0.354, SLG: 0.650	0-0 F8			0-0 1-3		0-0 1B		0-0 G5-3 1B		4	0	2	0	0	0	1
Granny Hamner, R (1, 4) OBP: 0.352, SLG: 0.458		0-0 6-3		0-0 F8		0-0 F9		0-0 G5-3 1-2 2-3f		4	0	0	0	0	0	4
Chuck Essegian, R (1, 7) OBP: 0.319, SLG: 0.406		0-0 F2			0-0 5-3		0-3 K		0-0 F9		4	0	0	0	0	1
Willie Jones, R (1, 5) OBP: 0.419, SLG: 0.583		0-0 5-3			0-0 FC8-4 1B		0-0 6-3			3	0	1	0	0	0	0
Joe Lonnett, R (1, 2) OBP: 0.286, SLG: 0.389			0-0 L8		0-0 FC8-4 1-2f		0-3 K			3	0	0	0	0	1	1
Curt Simmons, L (1, 1) OBP: 0.217, SLG: 0.261 Jim Hearn, R (6, 1) Solly Hemus, L (8, PH) OBP: 0.533, SLG: 0.417 Jack Meyer, R (9, 1)			0-0 1-3		0-0 1-3			4-0 G5-4-3 BB		2	0	0	0	0	0	1


Inning Stats	R: 0	H: 2	E: 0	LOB: 1	K: 0	BB: 0	S: 4	P: 4	R: 0	H: 0	E: 0	LOB: 0	K: 0	BB: 0	S: 3	P: 3	R: 0	H: 0	E: 0	LOB: 0	K: 0	BB: 0	S: 3	P: 3	R: 0	H: 1	E: 0	LOB: 1	K: 0	BB: 0	S: 4	P: 4	R: 0	H: 2	E: 0	LOB: 2	K: 1	BB: 0	S: 7	P: 7	R: 0	H: 0	E: 0	LOB: 0	K: 2	BB: 0	S: 7	P: 7	R: 0	H: 0	E: 0	LOB: 0	K: 0	BB: 1	S: 2	P: 6	R: 0	H: 2	E: 0	LOB: 1	K: 0	BB: 0	S: 4	P: 4	1B: 7	SF: 0	2B: 1	SAC: 0	3B: 0	DP: 3	HR: 0	HBP: 0	WP: 0	PA: 33
PITCHER Lindy McDaniel, R (1, 1) ERA: 4.41	IP	WLS	BF	H	R	ER	SO	BB	IBB	HBP	BLK	WP	HR	S	P	ERA	WHIP	IP	WLS	BF	H	R	ER	SO	BB	IBB	HBP	BLK	WP	HR	S	P	ERA	WHIP	IP	WLS	BF	H	R	ER	SO	BB	IBB	HBP	BLK	WP	HR	S	P	ERA	WHIP																							

BOTTOM


St. Louis Cardinals @ Philadelphia Phillies
 Connie Mack Stadium, Philadelphia, PA

Tue May 20 1958, 7:05 PM EDT
 Att. 14,669 - Unknown

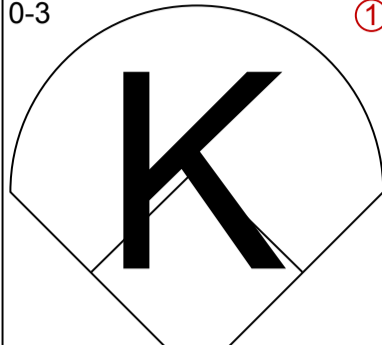
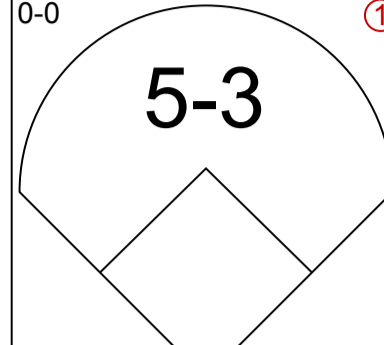
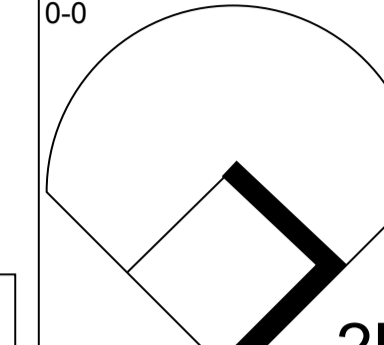
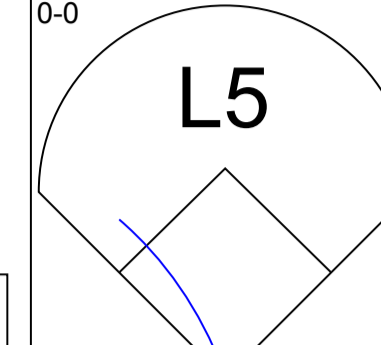
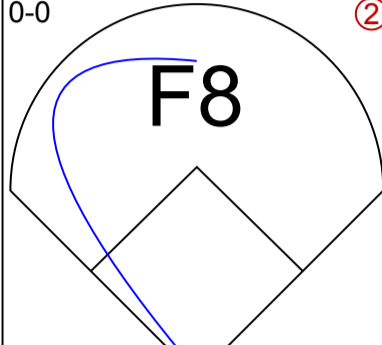
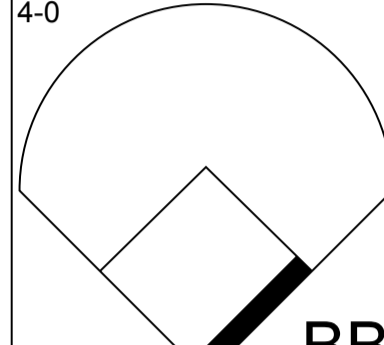
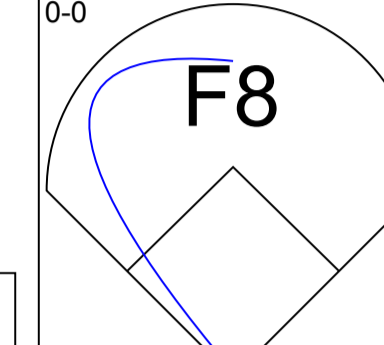
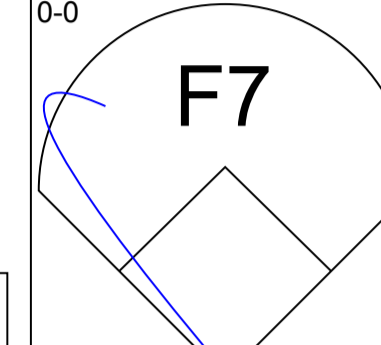
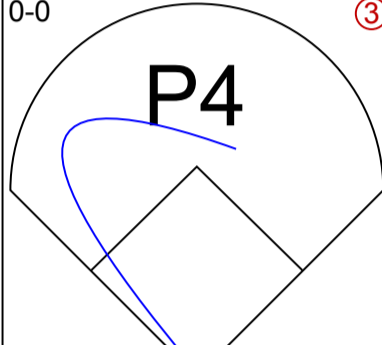
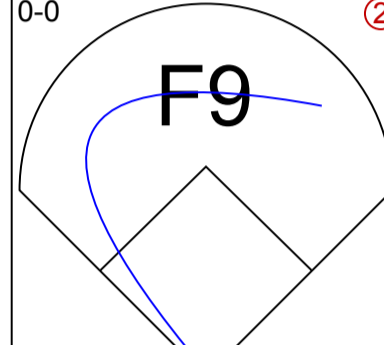
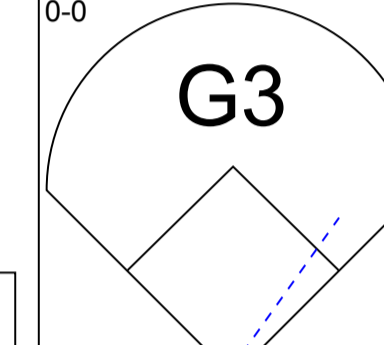
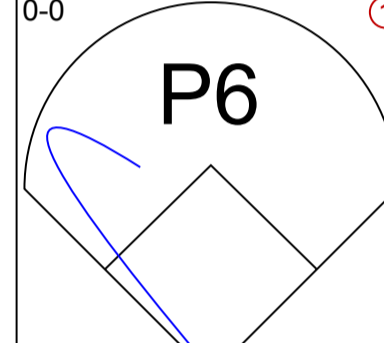
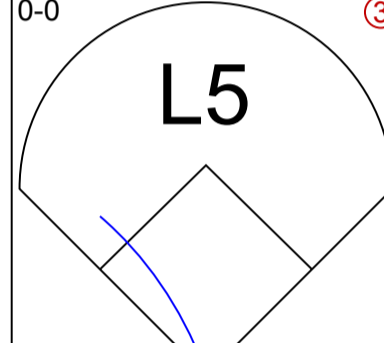
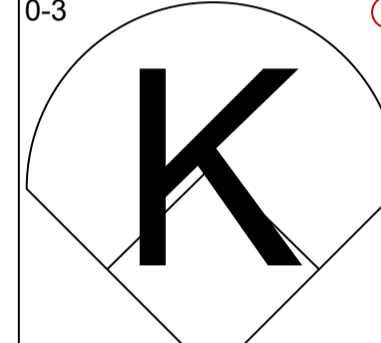
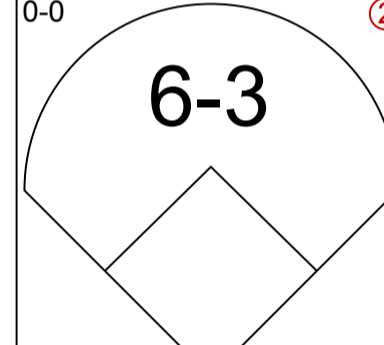
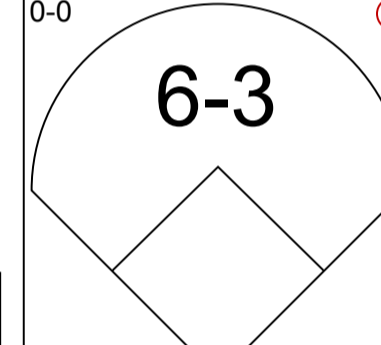
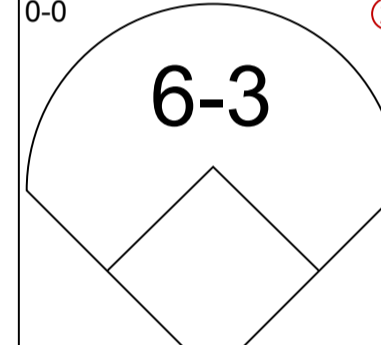
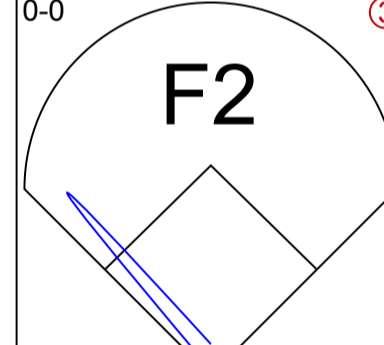
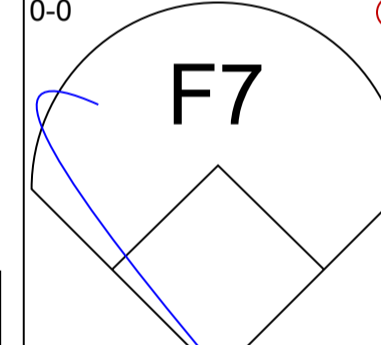
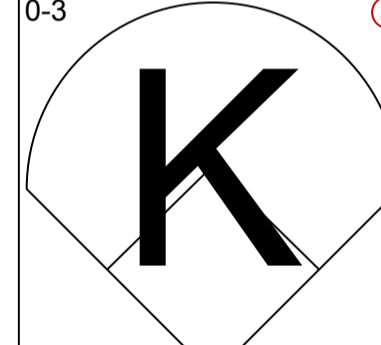
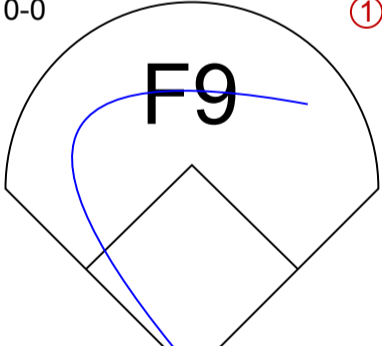
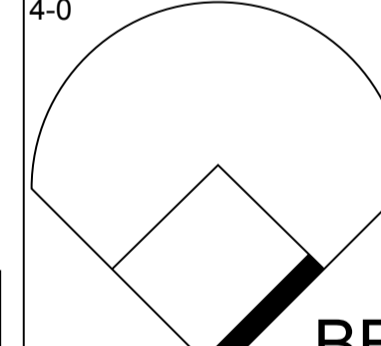
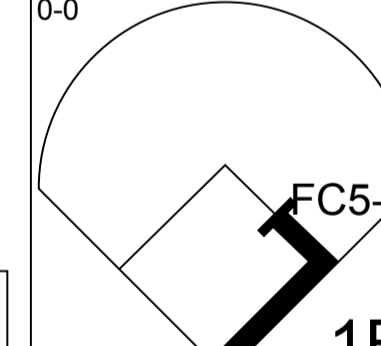
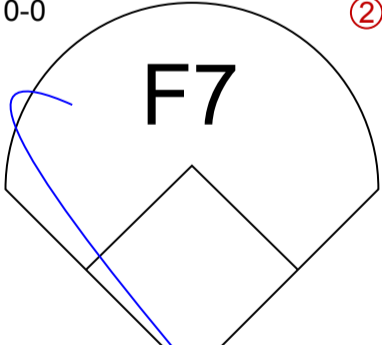
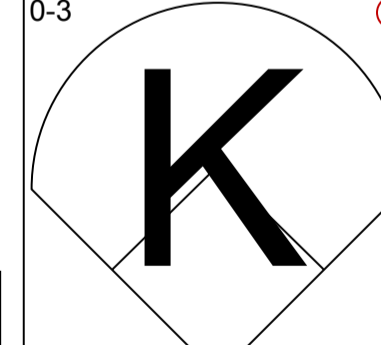
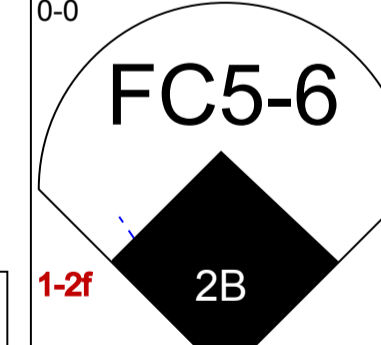
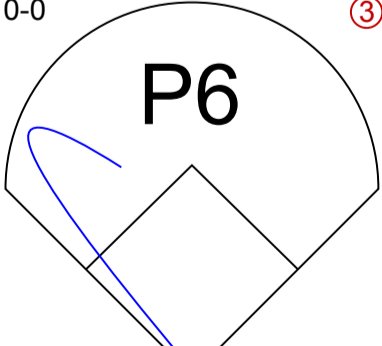
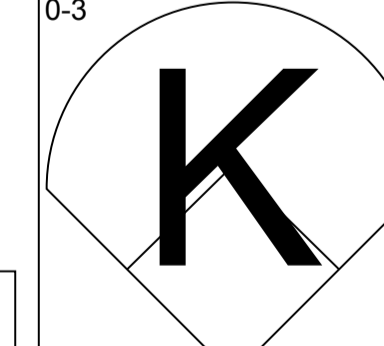
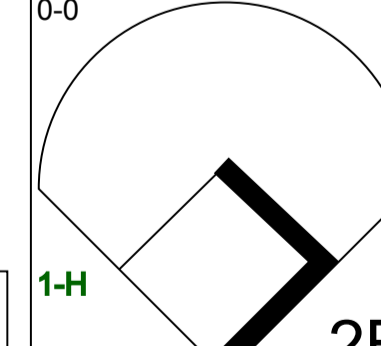
AB 31
 R 0
 H 7
 RBI 0
 BB 2
 SO 3
 LOB 14



livebaseballscores.com

Batter	1	2	3	4	5	6	7	8	9	AB R H RBI BB SO LOB	TOP							
Dick Schofield, S (1, 6) OBP: 0.365, SLG: 0.299	0-0 P4		0-0 P5		0-0 F8			0-0 G3		4 0 0 0 0 0 0	St. Louis Cardinals @ Philadelphia Phillies Connie Mack Stadium, Philadelphia, PA Wed May 21 1958, 7:05 PM EDT Att. 16,621 - Unknown							
Don Blasingame, L (1, 4) OBP: 0.379, SLG: 0.405	0-0 2B		0-0 2B			0-3 K		0-0 6-3		4 0 2 0 0 1 0								
Stan Musial, L (1, 3) OBP: 0.530, SLG: 0.784	0-0 F9		0-0 F8			0-0 P4		0-0 1B		4 0 1 0 0 0 2								
Del Ennis, R (1, 7) OBP: 0.315, SLG: 0.370	0-0 5-3					0-0 L6		0-3 K		4 0 0 0 0 1 2								
Gene Green, R (1, 9) OBP: 0.403, SLG: 0.500		0-0 4-3					0-0 F9		0-0 P4	3 0 1 0 0 0 0								
Irv Noren, L (9, PH) OBP: 0.372, SLG: 0.333										1 0 0 0 0 0 0								
Ken Boyer, R (1, 5) OBP: 0.319, SLG: 0.340										4 0 0 0 0 0 1								
Curt Flood, R (1, 8) OBP: 0.340, SLG: 0.468										3 0 2 0 0 0 1								
Joe Cunningham, L (9, PH) OBP: 0.455, SLG: 0.429										1 0 0 0 0 1 0								
Hal Smith, R (1, 2) OBP: 0.308, SLG: 0.288										3 0 1 0 0 0 1								
Sam Jones, R (1, 1) OBP: 0.158, SLG: 0.111										3 0 0 0 0 1 2								
											AB 34 R 0 H 7 RBI 0 BB 0 SO 4 LOB 9							
																		
Inning Stats	R: 0 E: 0 K: 0 S: 4	H: 1 LOB: 1 BB: 0 P: 4	R: 0 E: 0 K: 0 S: 4	H: 1 LOB: 1 BB: 0 P: 4	R: 0 E: 0 K: 0 S: 4	H: 1 LOB: 1 BB: 0 P: 4	R: 0 E: 0 K: 0 S: 3	H: 0 LOB: 0 BB: 0 P: 3	R: 0 E: 0 K: 1 S: 5	H: 2 LOB: 2 BB: 0 P: 7	R: 0 E: 0 K: 1 S: 6	H: 1 LOB: 1 BB: 0 P: 6	R: 0 E: 0 K: 1 S: 5	H: 0 LOB: 0 BB: 0 P: 5	1B: 5 2B: 2 3B: 0 HR: 0	SF: 0 SAC: 0 DP: 0 HBP: 0	WP: 0 PB: 0 SB: 0 CS: 0	PA: 34
PITCHER Robin Roberts, R (1, 1) ERA: 2.96	IP 9.0 WLS W BF 34 H 7 R 0 ER 0 SO 4 BB 0 IBB 0 HBP 0 BLK 0 WP 0 HR 0 S 42 P 42 ERA 0.00 WHIP 0.778																	

livebaseballscorecards.com

Batter	1	2	3	4	5	6	7	8	9
Richie Ashburn, L OBP: 0.415, SLG: 0.387 (1, 8) SS	0-3 ① 			0-0 ① 		0-0 ① 		0-0 ② 	
Solly Hemus, L OBP: 0.474, SLG: 0.333 (1, 4) X	0-0 ② 			4-0 ② 		0-0 ② 		0-0 ③ 	
Harry Anderson, L OBP: 0.351, SLG: 0.434 (1, 3) X	0-0 ③ 			0-0 ② 		0-0 ③ 			
Rip Repulski, R OBP: 0.338, SLG: 0.619 (1, 9)		0-0 ① 		0-0 ③ 			0-3 ① 		
Granny Hamner, R OBP: 0.344, SLG: 0.446 (1, 6)		0-0 ② 			0-0 ① 		0-0 ② 		
Stan Lopata, R OBP: 0.409, SLG: 0.467 (1, 2)		0-0 ③ 			0-0 ② 		0-3 ③ 		
Willie Jones, R OBP: 0.435, SLG: 0.579 (1, 5)			0-0 ① 		4-0 ② 			0-0 ① 	
Chuck Essegian, R OBP: 0.307, SLG: 0.388 (1, 7)			0-0 ② 		0-3 ③ 			0-0 ① 	
Robin Roberts, S OBP: 0.333, SLG: 0.333 (1, 1)			0-0 ③ 			0-3 ① 		0-0 ① 	

AB	R	H	RBI	BB	SO	LOB
4	0	1	0	0	1	1
3	0	0	0	1	0	2
3	0	0	0	0	0	2
3	0	0	0	0	1	1
3	0	0	0	0	0	0
3	0	0	0	0	1	0
2	0	1	0	1	0	0
3	1	0	0	0	1	2
3	0	1	1	0	1	0

BOTTOM

St. Louis Cardinals @ Philadelphia Phillies
Connie Mack Stadium, Philadelphia, PA
 Wed May 21 1958, 7:05 PM EDT
 Att. 16,621 - Unknown

livebaseballscorecards.com

AB	27
R	1
H	3
RBI	1
BB	2
SO	5
LOB	8



Inning Stats	R: 0	H: 0	E: 0	LOB: 0	K: 1	BB: 0	S: 5	P: 5
Inning Stats	R: 0	H: 0	E: 0	LOB: 0	K: 1	BB: 0	S: 5	P: 5
	R: 0	H: 0	E: 0	LOB: 0	K: 0	BB: 0	S: 3	P: 3
	R: 0	H: 0	E: 0	LOB: 0	K: 0	BB: 0	S: 3	P: 3
	R: 0	H: 0	E: 0	LOB: 1	K: 0	BB: 1	S: 3	P: 7
	R: 0	H: 0	E: 0	LOB: 1	K: 1	BB: 1	S: 5	P: 9
	R: 0	H: 1	E: 0	LOB: 1	K: 1	BB: 0	S: 6	P: 6
	R: 0	H: 0	E: 0	LOB: 0	K: 2	BB: 0	S: 7	P: 7
	R: 1	H: 2	E: 0	LOB: 1	K: 0	BB: 0	S: 5	P: 5

1B	2B	3B	HR	SF	SAC	DP	HBP	WP	PA
1B: 1	SF: 0	2B: 2	SAC: 0	3B: 0	DP: 0	HR: 0	HBP: 0	WP: 0	PA: 29
WP: 0	PA: 29	PB: 0	SB: 0	CS: 0					

PITCHER	IP	WLS	BF	H	R	ER	SO	BB	IBB	HBP	BLK	WP	HR	S	P	ERA	WHIP
Sam Jones, R ERA: 3.71 (1, 1)	8.0	L	29	3	1	1	5	2	0	0	0	0	0	37	45	1.12	0.625

Batter	1	2	3	4	5	6	7	8	9	AB R H RBI BB SO LOB	TOP											
Johnny Goryl, R (1, 4) OBP: 0.346, SLG: 0.425	0-3 K2-3	0-3 K		4-0 CS BB		0-0 FC6-4 1B	0-0 F2			4 0 1 0 1 2 3												
Alvin Dark, R (1, 5) OBP: 0.333, SLG: 0.351	0-0 14 2B 1B	0-0 14 HR 2B		0-0 L8		0-0 FC6-4		0-0 F9		5 2 2 0 0 0 3												
14 Ernie Banks, R (1, 6) OBP: 0.346, SLG: 0.546	0-0 1B 2B	0-0 HR		0-0 F8		0-0 F9		0-0 2B		5 2 3 4 0 0 2												
Walt Moryn, L (1, 7) OBP: 0.368, SLG: 0.538	0-0 S 1B	0-0 F8			0-0 L9		4-0 F7 1B BB	0-0 F8		4 1 1 1 1 0 1												
Lee Walls, R (1, 9) OBP: 0.376, SLG: 0.599	0-3 K 1-2		0-0 BB 1B		4-0 BB		0-0 FC6-4 1B	0-0 F8		4 0 2 0 1 1 2												
Dale Long, L (1, 3) OBP: 0.356, SLG: 0.442	4-0 BB		4-0 BB		0-0 F7		0-0 F7	4-0 WP BB		2 0 0 0 3 0 3												
Bobby Thomson, R (1, 8) OBP: 0.331, SLG: 0.410	0-0 P3		0-0 F8		0-0 F8		0-0 FC6-4 1B 1-2f 1B	0-3 K 1-2		5 1 0 0 0 1 8												
Sammy Taylor, L (1, 2) OBP: 0.376, SLG: 0.356		4-0 FC3-6 BB	0-3 K		0-0 P6		0-0 1B	0-3 K		4 0 1 1 1 2 3												
Moe Drabowsky, R (1, 1) OBP: 0.250, SLG: 0.250		0-0 FC3-6	0-3 K		0-0 FC6-4 1B		0-0 1B	0-0 P4		4 1 2 1 0 1 3												
Ed Mayer, L (8, 1) OBP: 0.200, SLG: 0.200		1-2f 14 HR 2B								0 0 0 0 0 0 0												
Don Elston, R (8, 1) OBP: 0.250, SLG: 0.250										1 0 0 0 0 0 1												
Inning Stats	R: 2 E: 0 K: 2 S: 10	H: 3 LOB: 2 BB: 1 P: 14	R: 3 E: 0 K: 1 S: 7	H: 2 LOB: 0 BB: 1 P: 11	R: 0 E: 0 K: 2 S: 8	H: 1 LOB: 2 BB: 1 P: 12	R: 0 E: 0 K: 0 S: 2	H: 0 LOB: 0 BB: 1 P: 6	R: 0 E: 0 K: 0 S: 3	H: 0 LOB: 1 BB: 1 P: 7	R: 0 E: 0 K: 0 S: 5	H: 2 LOB: 2 BB: 0 P: 5	R: 2 E: 0 K: 0 S: 6	H: 3 LOB: 2 BB: 1 P: 10	R: 0 E: 0 K: 0 S: 4	H: 1 LOB: 1 BB: 0 P: 4	R: 0 E: 0 K: 2 S: 7	H: 0 LOB: 1 BB: 1 P: 11	1B: 8 2B: 3 3B: 0 HR: 1	SF: 0 SAC: 0 DP: 0 HBP: 0	WP: 1 PB: 0 SB: 1 CS: 1	PA: 45
PITCHER	IP WLS BF H R ER SO BB IBB HBP BLK WP HR S P ERA WHIP																					
Jack Sanford, R (1, 1) ERA: 4.91	4.0 L 21 6 5 2 5 4 0 0 0 0 0 1 27 43 4.50 2.500																					
Jim Hearn, R (5, 1) ERA: 4.82	2.0 9 2 0 0 0 1 0 0 0 0 0 0 8 12 0.00 1.500																					
Warren Hacker, R (7, 1) ERA: 8.22	2.0 11 4 2 2 0 1 0 0 0 0 0 0 10 14 9.00 2.500																					
Jack Meyer, R (9, 1) ERA: 6.0	1.0 4 0 0 0 0 2 1 0 0 0 1 0 7 11 0.00 1.000																					

Chicago Cubs @ Philadelphia Phillies
 Connie Mack Stadium, Philadelphia, PA
 Thu May 22 1958, 7:05 PM EDT
 Att. 5,819 - Unknown

livebaseballscorecards.com

AB	38
R	7
H	12
RBI	7
BB	7
SO	7
LOB	29



Batter	1	2	3	4	5	6	7	8	9	AB	R	H	RBI	BB	SO	LOB
Richie Ashburn, L (1, 8) OBP: 0.429, SLG: 0.398	0-0 BB 1B 1B	0-0 BB 1B		0-0 1-2 1B		0-0 P6		4-0 BB 1-2 BB		4	0	3	1	1	0	1
Solly Hemus, L (1, 4) OBP: 0.435, SLG: 0.278 Joe Lonnett, R (8, PH) OBP: 0.273, SLG: 0.368 Jack Meyer, R (9, 1)	0-0 F8	4-0 2-H 1B		0-0 9-6 1B			0-0 3-1	0-3 K		3	0	0	0	1	0	3
Harry Anderson, L (1, 3) OBP: 0.353, SLG: 0.427	0-0 BB 1-2 1B	0-0 G3					0-0 F8	0-0 P4		4	0	1	0	1	0	4
Rip Repulski, R (1, 9) OBP: 0.342, SLG: 0.647	0-3 K		0-0 1-3-5 2B				0-0 3B		0-3 K	5	0	2	0	0	3	3
Granny Hamner, R (1, 6) OBP: 0.338, SLG: 0.432	4-0 BB 1-2 2-3 BB		0-0 L9				0-3 K		0-3 K	4	0	0	0	1	3	3
Stan Lopata, R (1, 2) OBP: 0.392, SLG: 0.442	0-0 F3		0-0 1-3-5 2B				0-3 K		0-0 4-3	5	0	0	0	0	1	5
Willie Jones, R (1, 5) OBP: 0.440, SLG: 0.634		0-3 K		0-0 HR			0-0 5-3		4-0 BB HR	3	2	1	1	1	1	0
Chuck Essegian, R (1, 7) OBP: 0.329, SLG: 0.435		0-0 P5		4-0 9-6 1B BB			4-0 BB		0-0 HR	2	1	1	2	2	0	0
Jack Sanford, R (1, 1) OBP: 0.353, SLG: 0.333 Wally Post, R (4, PH) OBP: 0.348, SLG: 0.363 Jim Heaton, R (5, 1) Ted Kazanski, R (6, PH) OBP: 0.296, SLG: 0.322 Warren Hacker, R (7, 1) Bob Bowman, R (8, PH) OBP: 0.336, SLG: 0.440 Chico Fernandez, R (9, 6) OBP: 0.256, SLG: 0.200		0-0 1B 2B		0-3 K			0-3 K		0-0 BB 1B	1	1	1	0	0	0	0

Inning Stats	R: 0	H: 2	E: 0	K: 1	S: 7	H: 2	LOB: 3	BB: 1	P: 11	R: 1	H: 2	E: 0	K: 1	S: 7	H: 2	LOB: 2	BB: 1	P: 11	R: 0	H: 1	E: 0	K: 0	S: 3	H: 2	LOB: 1	BB: 0	P: 3	R: 1	H: 2	E: 0	K: 1	S: 6	H: 0	LOB: 1	BB: 1	P: 10	R: 0	H: 0	E: 0	K: 3	S: 9	H: 0	LOB: 1	BB: 1	P: 13	R: 0	H: 0	E: 0	K: 1	S: 5	H: 0	LOB: 1	BB: 1	P: 9	R: 0	H: 1	E: 0	K: 1	S: 6	H: 2	LOB: 2	BB: 2	P: 15	R: 0	H: 0	E: 0	K: 2	S: 7	H: 0	LOB: 0	BB: 0	P: 7	1B: 5	SF: 0	2B: 4	SAC: 0	3B: 1	DP: 2	HR: 2	HBP: 0	WP: 0	PA: 42
PITCHER	IP	WLS	BF	H	R	ER	SO	BB	IBB	HBP	BLK	WP	HR	S	P	ERA	WHIP																																																																	
Moe Drabowsky, R (1, 1) ERA: 4.33	7.1	W	36	10	4	4	8	6	0	0	0	0	2	46	70	4.91	2.182																																																																	
Ed Mayer, L (8, 1) ERA: 3.2	0.0		1	0	0	0	0	1	0	0	0	0	0	0	4	∞	∞																																																																	
Don Elston, R (8, 1) ERA: 1.93	1.2	S	5	0	0	0	3	0	0	0	0	0	0	11	11	0.00	0.000																																																																	

Chicago Cubs @ Philadelphia Phillies
Connie Mack Stadium, Philadelphia, PA
 Thu May 22 1958, 7:05 PM EDT
 Att. 5,819 - Unknown

AB	35
R	4
H	10
RBI	4
BB	7
SO	11
LOB	23

Batter	1	2	3	4	5	6	7	8	9	AB R H RBI BB SO LOB	TOP			
Johnny Goryl, R OBP: 0.346, SLG: 0.415 (1, 4) X	0-0 FC6-4 BB PB 1B		0-0 4-3		4-0 3B BB	0-3 K		0-0 P4	0-0 FC6-4 1-2f	5 2 1 0 1 1 2				
Alvin Dark, R OBP: 0.372, SLG: 0.400 (1, 5) B B B	4-0 FC6-4 1-2 BB		0-0 14 FC6-4 1B		0-0 14 HR 3B	4-0 G3 14 1B BB		0-0 FC6-4 1B		3 1 3 3 2 0 0				
14 Ernie Banks, R OBP: 0.348, SLG: 0.562 (1, 6) S S S	0-3 K		0-0 FC6-4 1-2f		0-0 HR 3B	0-0 G3 1B		0-0 FC6-4 1-2f 2-H		5 1 2 2 0 1 4				
Walt Moryn, L OBP: 0.363, SLG: 0.522 (1, 7) X	0-0 FC6-4 1-2f 2-3 PB			0-0 4-3	4-0 1B 2B BB	0-0 G3 1-2 2-3		0-0 G3		4 1 0 0 1 0 5				
Lee Walls, R OBP: 0.377, SLG: 0.612 (1, 9) X	0-0 1-4-3 1-2 3-H			0-0 3-1	0-0 2B 1B	0-3 K			0-0 HR	5 2 2 1 0 1 3				
Dale Long, L OBP: 0.358, SLG: 0.452 (1, 3) X		0-0 4-3		0-0 6-3	4-0 2B IBB		0-0 G3		0-0 1B 3B	4 1 1 0 1 0 0				
Bobby Thomson, R OBP: 0.340, SLG: 0.424 (1, 8) X		0-0 G4-6-3 1B					0-0 5-3		0-0 P4	5 0 3 2 0 0 1				
El Tappe, R OBP: 0.300, SLG: 0.222 (1, 2) X		0-0 G4-6-3 1-2f			FC1-6 BB E 3B		0-0 5-3		0-0 FC6-4 1B	5 1 1 1 0 0 4				
Glen Hobbie, R OBP: 0.167, SLG: 0.125 (1, 1) S S S			0-3 K		E6 3B			0-0 1B 14 E 1B	0-0 F9	5 2 1 0 0 2 4				
Inning Stats	R: 1 E: 0 K: 1 S: 6 H: 1 LOB: 1 BB: 1 P: 10	R: 0 E: 0 K: 0 S: 3 H: 1 LOB: 0 BB: 0 P: 3	R: 0 E: 0 K: 1 S: 6 H: 1 LOB: 1 BB: 0 P: 6	R: 0 E: 0 K: 0 S: 3 H: 0 LOB: 0 BB: 0 P: 3	R: 7 E: 1 K: 1 S: 11 H: 5 LOB: 2 BB: 3 P: 23	R: 0 E: 0 K: 2 S: 8 H: 1 LOB: 2 BB: 1 P: 12	R: 0 E: 0 K: 0 S: 3 H: 0 LOB: 0 BB: 0 P: 3	R: 1 E: 1 K: 0 S: 5 H: 2 LOB: 1 BB: 0 P: 5	R: 2 E: 0 K: 0 S: 6 H: 3 LOB: 1 BB: 0 P: 6	1B: 9 2B: 1 3B: 2 HR: 2 SF: 0 SAC: 0 DP: 1 HBP: 0	WP: 0 PA: 46 PB: 1 SB: 0 CS: 0			
PITCHER	IP WLS BF H R ER SO BB IBB HBP BLK WP HR S P ERA WHIP												PITCHER	IP WLS BF H R ER SO BB IBB HBP BLK WP HR S P ERA WHIP
Ray Semproch, R ERA: 3.33 (1, 1)	4.1 L 21 6 6 4 2 2 0 0 0 0 0 1 23 31 8.31 1.846													
Bob Miller, R ERA: 11.42 (5, 1)	0.0 4 2 2 2 0 1 1 0 0 0 0 0 2 10 ∞ ∞													
Seth Morehead, L ERA: 4.5 (5, 1)	0.2 2 0 0 0 0 1 0 0 0 0 0 0 4 4 0.00 0.000													
Johnny Gray, R ERA: 3.24 (6, 1)	2.0 8 1 0 0 2 1 0 0 0 0 0 0 11 15 0.00 1.000													
Warren Hacker, R ERA: 8.38 (8, 1)	2.0 11 5 3 2 0 0 0 0 0 0 0 1 11 11 9.00 2.500													

Chicago Cubs @ Philadelphia Phillies
 Connie Mack Stadium, Philadelphia, PA
 Fri May 23 1958, 7:05 PM EDT
 Att: 10,664 - Unknown

livebaseballscorecards.com

AB	41
R	11
H	14
RBI	9
BB	5
SO	5
LOB	23



Batter	1	2	3	4	5	6	7	8	9	AB	R	H	RBI	BB	SO	LOB
Richie Ashburn, L (1, 8) OBP: 0.434, SLG: 0.413	0-0 2-3		0-0 3B		4-0 1B BB		0-0 F7		4-0 1B BB	3	0	1	0	2	0	1
Chuck Essegian, R (1, 7) OBP: 0.345, SLG: 0.446	0-0 FC5-4 1B		0-0 1-6-3		0-0 1-2 2-3 1B		0-0 6-3		0-0 1-2 1B	5	0	3	2	0	0	2
Harry Anderson, L (1, 3) OBP: 0.347, SLG: 0.426	0-3 K			0-0 F8	0-0 4-3			0-0 1B 2B	0-0 F8	5	1	1	0	0	1	5
Rip Repulski, R (1, 9) OBP: 0.338, SLG: 0.639	0-0 FC5-4 1-2f			0-3 K		0-0 4-3 SF8 2B		0-0 P4		4	1	1	0	0	1	2
Granny Hamner, R (1, 4) OBP: 0.336, SLG: 0.426		0-3 K		0-0 6-3		0-0 4-3 2B		0-0 2-3 1B		4	0	1	1	0	1	1
Stan Lopata, R (1, 2) OBP: 0.379, SLG: 0.429		0-0 5-3			0-0 P5	0-0 SF8		0-3 K		3	0	0	1	0	1	1
Willie Jones, R (1, 5) OBP: 0.407, SLG: 0.578		0-0 5-3			0-0 F7	0-3 K		0-0 F7		4	0	0	0	0	1	1
Chico Fernandez, R (1, 6) OBP: 0.258, SLG: 0.196			0-0 F8		4-0 BB 1B BB		0-0 1-3		0-0 4-3	2	1	0	0	1	0	0
Dave Philley, S (9, PH) OBP: 0.261, SLG: 0.323					BB 1B BB					1	0	0	0	0	0	0
Ray Semproch, R (5, 1) Bob Miller, R (5, 1) Seth Morehead, L (5, 1) Wally Post, R (5, PH) Johnny Gray, R (6, 1) Solly Hemus, L (7, PH) Warren Hacker, R (8, 1) Bob Bowman, R (9, PH)			0-0 5-3		0-0 1-2 1B 1B		0-0 2B		0-0 2B	1	0	0	0	0	0	0

Inning Stats	R: 0	H: 1	E: 0	K: 1	S: 6	LOB: 1	BB: 0	P: 6	R: 0	H: 0	E: 0	K: 1	S: 5	LOB: 0	BB: 0	P: 5	R: 0	H: 0	E: 0	K: 1	S: 5	LOB: 0	BB: 0	P: 5	R: 2	H: 2	E: 0	K: 0	S: 5	LOB: 2	BB: 2	P: 13	R: 1	H: 1	E: 0	K: 1	S: 6	LOB: 0	BB: 0	P: 6	R: 0	H: 1	E: 0	K: 0	S: 4	LOB: 1	BB: 0	P: 4	R: 1	H: 2	E: 0	K: 1	S: 7	LOB: 1	BB: 0	P: 7	R: 0	H: 2	E: 0	K: 0	S: 4	LOB: 2	BB: 1	P: 8	1B: 5	SF: 1	3B: 1	HR: 0	SAC: 0	DP: 0	HBP: 0	WP: 0	PA: 39
PITCHER Glen Hobbie, R (1, 1) ERA: 3.96	IP	WLS	BF	H	R	ER	SO	BB	IBB	HBP	BLK	WP	HR	S	P	ERA	WHIP	IP	WLS	BF	H	R	ER	SO	BB	IBB	HBP	BLK	WP	HR	S	P	ERA	WHIP	IP	WLS	BF	H	R	ER	SO	BB	IBB	HBP	BLK	WP	HR	S	P	ERA	WHIP																						


BOTTOM

Chicago Cubs @ Philadelphia Phillies
 Connie Mack Stadium, Philadelphia, PA

Fri May 23 1958, 7:05 PM EDT
 Att. 10,664 - Unknown

livebaseballscorecards.com

AB	35
R	4
H	10
RBI	4
BB	3
SO	5
LOB	13



Batter	1	2	3	4	5	6	7	8	9	AB R H RBI BB SO LOB
Johnny Goryl, R (1, 4) OBP: 0.338, SLG: 0.405 Paul Smith, L (9, PH) OBP: 0.412, SLG: 0.231	0-0 F3		0-0 F9	0-0 FC5-4			0-0 SH1-4		0-0 6-3	3 0 0 0 0 0 2 1 0 0 0 0 0 0
Alvin Dark, R (1, 5) OBP: 0.374, SLG: 0.412	0-0 4-3		0-0 14 3B 2B			0-0 F9	0-0 L7		0-0 1B	5 1 2 1 0 0 1
14 Ernie Banks, R (1, 6) OBP: 0.349, SLG: 0.576	0-0 5-3		0-0 1B 3B			0-0 F7	0-0 2B		0-3 K	5 1 2 2 0 1 1
Walt Moryn, L (1, 7) OBP: 0.370, SLG: 0.518		4-0 BB	0-0 1B 1B			0-0 F7	4-0 BB		0-0 G3	3 0 1 1 2 0 1
Lee Walls, R (1, 9) OBP: 0.373, SLG: 0.603		0-0 F8	0-0 1-2 1B			0-0 G3	0-0 F8			4 0 1 0 0 0 3
Bobby Thomson, R (1, 8) OBP: 0.338, SLG: 0.415		0-3 K	0-0 5-3 1B			0-0 1-3			4-0 BB	3 0 0 0 1 1 3
Dale Long, L (1, 3) OBP: 0.355, SLG: 0.445	0-0 F8			0-0 F3		0-0 S 1B			0-3 K	4 0 1 0 0 1 2
Cal Neeman, R (1, 2) OBP: 0.290, SLG: 0.467 Chuck Tanner, L (8, PH) OBP: 0.263, SLG: 0.313 Ei Tappe, R (8, 2) OBP: 0.300, SLG: 0.222			0-0 P4	0-0 FC5-4 1B		0-3 K			0-0 P2	3 0 1 0 0 1 1 1 0 0 0 0 0 1 0 0 0 0 0 0 0
Dick Drott, R (1, 1) OBP: 0.400, SLG: 0.400 Bobby Adams, R (7, PH) OBP: 0.500, SLG: 0.714 Don Elston, R (7, 1) OBP: 0.200, SLG: 0.200			0-0 E4 2B	0-0 FC5-4			0-0 SH1-4 14 2B 1B		0-0 4-3	2 1 0 0 0 0 1 1 1 1 0 0 0 0 1 0 0 0 0 0 1

Chicago Cubs @ Philadelphia Phillies
Connie Mack Stadium, Philadelphia, PA
 Sat May 24 1958, 3:33 AM EDT
 Att. 5,210 - Unknown

AB	36
R	4
H	9
RBI	4
BB	3
SO	4
LOB	17



Inning Stats	R: 0	H: 0	E: 0	K: 0	S: 3	P: 3	R: 0	H: 0	E: 0	K: 1	S: 5	P: 9	R: 3	H: 4	E: 1	K: 0	S: 8	R: 0	H: 1	E: 0	K: 0	S: 4	P: 4	R: 0	H: 0	E: 0	K: 0	S: 3	P: 3	R: 0	H: 1	E: 0	K: 1	S: 6	P: 6	R: 1	H: 2	E: 0	K: 0	S: 5	P: 9	R: 0	H: 0	E: 0	K: 1	S: 5	P: 9	R: 0	H: 1	E: 0	K: 1	S: 6	P: 6	1B: 6	SF: 0	2B: 2	SAC: 1	3B: 1	DP: 0	HR: 0	HBP: 0	WP: 0	PA: 40
--------------	------	------	------	------	------	------	------	------	------	------	------	------	------	------	------	------	------	------	------	------	------	------	------	------	------	------	------	------	------	------	------	------	------	------	------	------	------	------	------	------	------	------	------	------	------	------	------	------	------	------	------	------	------	-------	-------	-------	--------	-------	-------	-------	--------	-------	--------

PITCHER	IP	WLS	BF	H	R	ER	SO	BB	IBB	HBP	BLK	WP	HR	S	P	ERA	WHIP
Curt Simmons, L (1, 1) ERA: 2.95	6.2		31	8	4	1	2	2	0	0	0	0	0	33	41	1.35	1.500
Turk Farrell, R (7, 1) ERA: 0.42	2.1	W	9	1	0	0	2	1	0	0	0	0	0	12	16	0.00	0.857

WP: 0	PA: 40
PB: 0	
SB: 1	
CS: 0	

Batter	1	2	3	4	5	6	7	8	9
Richie Ashburn, L (1, 8) OBP: 0.439, SLG: 0.414	0-3 K ①		0-0 S 1B		4-0 HR BB		0-0 SH1-4 ① 1-2 2-3		
Chuck Essegian, R (1, 7) OBP: 0.341, SLG: 0.474	0-3 K ②		0-0 F9 ②		0-0 HR		0-3 K ②		
Harry Anderson, L (1, 3) OBP: 0.368, SLG: 0.459	0-0 HR		4-0 1-2 BB		4-0 BB		4-0 IBB		
Rip Repulski, R (1, 9) OBP: 0.321, SLG: 0.605	0-0 F9 ③		0-0 F9 ③		0-0 G3 ③		0-3 K ③		
Granny Hamner, R (1, 4) OBP: 0.340, SLG: 0.444		0-0 SF8 3B		0-0 G3 ①		0-0 P6 ①		0-0 1B 1B	
Stan Lopata, R (1, 2) OBP: 0.383, SLG: 0.426		0-3 K ①		4-0 CS BB		0-0 L7 ②		0-0 1B ①	
Willie Jones, R (1, 5) OBP: 0.397, SLG: 0.563		0-0 SF8 ②		0-3 K ② ③		0-0 P5 ③		0-0 1B	
Chico Fernandez, R (1, 6) OBP: 0.258, SLG: 0.198		0-0 5-3 ③			0-3 K ①		0-0 SH1-4 S 1B	0-0 P4 ②	
Curt Simmons, L (1, 1) OBP: 0.200, SLG: 0.240			0-3 K ①		0-0 F7 ②		4-1 SH1-4 BB	0-3 K ③	
Turk Farrell, R (7, 1) OBP: 0.333, SLG: 0.200									

AB	R	H	RBI	BB	SO	LOB
2	1	1	0	1	1	0
4	1	1	2	0	2	3
1	1	1	1	3	0	0
4	0	0	0	0	1	6
4	2	2	0	0	0	0
3	0	1	0	1	1	1
3	0	1	2	0	1	1
4	0	1	0	0	1	1
2	0	0	0	0	1	0
1	0	0	0	1	1	1

BOTTOM

Chicago Cubs @ Philadelphia Phillies
Connie Mack Stadium, Philadelphia, PA
 Sat May 24 1958, 3:33 AM EDT
 Att. 5,210 - Unknown

livebaseballscorecards.com

AB	28
R	5
H	8
RBI	5
BB	6
SO	9
LOB	13



1B: 5	SF: 1
2B: 1	SAC: 1
3B: 1	DP: 1
HR: 2	HBP: 0

WP: 0	PA: 36
PB: 0	
SB: 2	
CS: 1	

Inning Stats	R: 1	H: 1	E: 0	LOB: 0	K: 2	BB: 0	S: 8	P: 8									
PITCHER	IP	WLS	BF	H	R	ER	SO	BB	IBB	HBP	BLK	WP	HR	S	P	ERA	WHIP
Dick Drott, R (1, 1) ERA: 5.63	6.0		25	4	4	4	6	4	0	0	0	0	2	33	49	6.00	1.333
Don Elston, R (7, 1) ERA: 2.18	2.0	L	11	4	1	1	3	1	1	0	0	0	0	16	24	4.50	2.500

Batter	1	2	3	4	5	6	7	8	9	AB R H RBI BB SO LOB	TOP
Jim Gilliam, S (1, 5) OBP: 0.395, SLG: 0.450 C B F X	1-2 4-3 ①		2-2 2B C C B B X		1-2 3-1 ① C C B B X		0-1 1B F X		2-1 G3 ③ B F B X	5 0 2 0 0 0 1	Los Angeles Dodgers @ Philadelphia Phillies Connie Mack Stadium, Philadelphia, PA Mon May 26 1958, 7:05 PM EDT Att. 12,807 - Unknown
John Roseboro, L (1, 2) OBP: 0.359, SLG: 0.493 X	0-0 F5 ②		1-3 K ② C C B S		2-2 F7 ② B C B F F B X		0-0 F8 ③		4 0 0 0 0 1 2		
Elmer Valo, L (1, 7) OBP: 0.242, SLG: 0.300 (8, 9) (9, 7) B F B X	2-1 F4 ③		1-3 K ③ B F F S		1-1 F9 ③ B C C X		1-2 F9 ① C B C C X		4 0 0 0 0 1 1		
Carl Furillo, R (1, 9) OBP: 0.337, SLG: 0.506 (8, 7) (9, 9)		4-0 FC6-4 1B BB B B B B		3-3 K ① B C C C C		0-0 5-3 ① X		3-2 6-3 ② C B B B X		3 0 0 0 1 1 0	
Charlie Neal, R (1, 4) OBP: 0.329, SLG: 0.456 B X		1-0 FC6-4 1B 1-2 B X		0-0 5-3 ② B S F F B X		2-2 6-3 ② B C B B		4-1 BB B C B B		3 0 1 0 1 0 0	
Gil Hodges, R (1, 3) OBP: 0.331, SLG: 0.381 B C B B X		2-2 FC6-4 S 1-2f 2-3 B C B B X		4-0 1B 2B BB B B B B		4-1 BB B B C B B		1-3 K ③ B C C C		2 1 0 0 2 1 3	
Gino Cimoli, R (1, 8) OBP: 0.301, SLG: 0.408 C B B B S			3-3 K ② S B F F B X		1-2 2B 1B 1-2 S B F F B X		0-2 F8 ③ S S X		0-1 G3 ① F X	4 1 1 0 0 1 3	
Don Zimmer, R (1, 6) OBP: 0.336, SLG: 0.381 C B X		1-1 F8 ③ C B X		2-2 2B 1-H 2-H B F F B X		1-0 5-3 ① B X		0-1 SH2-4 1B S X	4 0 2 2 0 0 2		
Carl Erskine, R (1, 1) OBP: 0.056, SLG: 0.056 X			0-0 5-3 ① C F C S		0-3 K ③ S F S		0-3 K ② S F S		0-0 SH2-4 ② X	3 0 0 0 0 2 1	
Inning Stats	R: 0 H: 0 E: 0 LOB: 0 K: 0 BB: 0 S: 6 P: 9	R: 0 H: 1 E: 0 LOB: 2 K: 1 BB: 1 S: 9 P: 20	R: 0 H: 1 E: 0 LOB: 1 K: 2 BB: 0 S: 10 P: 14	R: 2 H: 2 E: 0 LOB: 1 K: 2 BB: 1 S: 14 P: 24	R: 0 H: 0 E: 0 LOB: 0 K: 0 BB: 0 S: 10 P: 14	R: 0 H: 0 E: 0 LOB: 1 K: 0 BB: 1 S: 9 P: 15	R: 0 H: 1 E: 0 LOB: 1 K: 1 BB: 0 S: 7 P: 8	R: 0 H: 0 E: 0 LOB: 1 K: 1 BB: 1 S: 10 P: 19	R: 0 H: 1 E: 0 LOB: 1 K: 0 BB: 0 S: 7 P: 9	1B: 4 SF: 0 2B: 2 SAC: 1 3B: 0 DP: 0 HR: 0 HBP: 0	WP: 0 PA: 37 PB: 0 SB: 1 CS: 0
PITCHER Robin Roberts, R (1, 1) ERA: 2.85	IP WLS BF H R ER SO BB IBB HBP BLK WP HR S P ERA WHIP 9.0 L 37 6 2 2 7 4 0 0 0 0 0 0 82 132 2.00 1.111										

livebaseballscorecards.com

AB	32
R	2
H	6
RBI	2
BB	4
SO	7
LOB	13



Batter	1	2	3	4	5	6	7	8	9	AB R H RBI BB SO LOB
Richie Ashburn, L OBP: 0.434, SLG: 0.408 (1, 8) F X	0-2 3-1 ①		3-2 F7 ③			4-1 1B BB		0-0 SF8 ② 2-3 3-H		2 0 0 1 1 0 0
Chuck Essegian, R OBP: 0.337, SLG: 0.463 (1, 7) C F B C	1-3 K ②			2-0 5-3 ①		3-2 1B G4-6-3		2-0 5-3 ③		4 0 1 0 0 1 1
Harry Anderson, L OBP: 0.372, SLG: 0.450 (1, 3) B B B	4-0 BB			4-2 BB		1-2 G4-6-3 ② ③ 1-2f		0-1 L9 ①		2 0 0 0 2 0 2
Rip Repulski, R OBP: 0.306, SLG: 0.575 (1, 9) B X	1-0 1-3 ③			0-1 F8 ②			2-3 K ①		2-1 F8 ②	4 0 0 0 0 1 2
Granny Hamner, R OBP: 0.340, SLG: 0.444 (1, 4) Solly Hemus, L OBP: 0.393, SLG: 0.304 (2, PH) (3, 4)		1-3 K ①		1-0 F4 ③			1-2 6-3 ②		0-0 F8 ③	0 0 0 0 0 0 0 4 0 0 0 0 1 1
Stan Lopata, R OBP: 0.374, SLG: 0.413 (1, 2)		3-2 5-3 ②			3-2 2-3 ①		1-3 K ③			3 0 0 0 0 1 0
Willie Jones, R OBP: 0.393, SLG: 0.549 (1, 5)		1-2 6-3 ③			0-2 4-3 ②			0-0 SH5-4 SF8 1B		3 1 1 0 0 0 0
Chico Fernandez, R OBP: 0.254, SLG: 0.195 (1, 6) Dave Philley, S OBP: 0.271, SLG: 0.323 (8, PH) Ted Kazanski, R OBP: 0.296, SLG: 0.322 (9, 6)			0-0 F2 ①		1-1 F7 ③			4-2 SF8 SH5-4 BB		2 0 0 0 0 0 0 0 0 0 0 1 0 0 0 0 0 0 0 0 0
Robin Roberts, S OBP: 0.310, SLG: 0.308 (1, 1)			1-0 F7 ②			0-0 F7 ①		0-0 SH5-4 ① 1-2 2-3		2 0 0 0 0 0 0

Inning Stats	R: 0	H: 0	E: 0	K: 1	S: 7	R: 0	H: 0	E: 0	K: 1	S: 9	R: 0	H: 0	E: 0	K: 0	S: 5	R: 0	H: 0	E: 0	K: 0	S: 6	R: 0	H: 0	E: 0	K: 0	S: 9	R: 0	H: 1	E: 0	K: 0	S: 8	R: 0	H: 0	E: 0	K: 2	S: 12	R: 1	H: 1	E: 0	K: 0	S: 7	R: 0	H: 0	E: 0	K: 0	S: 5	1B: 2	2B: 0	3B: 0	HR: 0	SF: 1	SAC: 1	DP: 1	HBP: 0	WP: 0	PA: 32
PITCHER Carl Erskine, R ERA: 4.26 (1, 1)	IP	WLS	BF	H	R	ER	SO	BB	IBB	HBP	BLK	WP	HR	S	P	ERA	WHIP																																						

BOTTOM

Los Angeles Dodgers @ Philadelphia Phillies
Connie Mack Stadium, Philadelphia, PA
 Mon May 26 1958, 7:05 PM EDT
 Att. 12,807 - Unknown

livebaseballscorecards.com

AB	26
R	1
H	2
RBI	1
BB	4
SO	4
LOB	6



Batter	1	2	3	4	5	6	7	8	9	AB R H RBI BB SO LOB	TOP											
Jim Davenport, R (1, 5) OBP: 0.343, SLG: 0.408	0-0 F8		0-0 6-3		0-0 1-3 2-H 1B		0-0 1B		0-0 F9	5 0 2 1 0 0 1	<p>San Francisco Giants @ Philadelphia Phillies</p> <p>Connie Mack Stadium, Philadelphia, PA</p> <p>Tue May 27 1958, 7:05 PM EDT</p> <p>Att: 15,718 - Unknown</p> <p>livebaseballscorecards.com</p>											
Willie Kirkland, L (1, 9) OBP: 0.269, SLG: 0.346	0-0 F6			0-3 K	0-0 F7		0-0 F6			4 0 0 0 0 1 3												
Willie Mays, R (1, 8) OBP: 0.448, SLG: 0.776	0-0 4-3			0-0 FC6-4 1B		0-0 6-3		0-0 F8		4 0 1 0 0 0 0												
Orlando Cepeda, R (1, 3) OBP: 0.353, SLG: 0.633		0-0 F6		0-3 K		0-0 1B 1B		0-3 K		4 0 1 0 0 2 1												
Daryl Spencer, R (1, 6) OBP: 0.397, SLG: 0.608		0-0 1B		0-0 FC6-4 1-2f		0-0 1-2 1B		4-0 BB BB		3 0 2 0 1 0 1												
Bob Speake, L (1, 7) OBP: 0.222, SLG: 0.412		0-0 F5			0-0 1B 1B		0-0 F4		0-0 F9	4 1 1 0 0 0 4												
Bob Schmidt, R (1, 2) OBP: 0.347, SLG: 0.545		0-0 F5			0-0 F7		0-0 F9		0-0 2B	4 0 1 0 0 0 4												
Danny O'Connell, R (1, 4) OBP: 0.386, SLG: 0.409			0-0 G4-6-3 1B		0-0 1B 1-2 1B		0-0 5-3		0-0 F9	4 0 2 0 0 0 1												
Stu Miller, R (1, 1) Al Worthington, R (1, 1) Jim King, L (5, PH) Ray Crone, R (5, 1) Whitey Lockman, L (7, PH) Pete Burnside, R (7, 1) Hank Sauer, R (9, PH) OBP: 0.410, SLG: 0.590			0-0 G4-6-3 1-2f		0-3 K		0-3 K		0-0 F8	0 0 0 0 0 0 0 1 0 0 0 0 0 1 1 0 0 0 0 1 2 0 0 0 0 0 0 0 1 0 0 0 0 1 0 0 0 0 0 0 0 0 1 0 0 0 0 0 1												
Inning Stats	R: 0 E: 0 K: 0 S: 3	H: 0 LOB: 0 BB: 0 P: 3	R: 0 E: 0 K: 0 S: 4	H: 1 LOB: 1 BB: 0 P: 4	R: 0 E: 0 K: 0 S: 3	H: 1 LOB: 0 BB: 0 P: 3	R: 0 E: 0 K: 2 S: 8	H: 1 LOB: 1 BB: 0 P: 8	R: 1 E: 0 K: 1 S: 8	H: 3 LOB: 2 BB: 0 P: 8	R: 0 E: 0 K: 0 S: 5	H: 2 LOB: 2 BB: 0 P: 5	R: 0 E: 0 K: 1 S: 6	H: 1 LOB: 1 BB: 0 P: 6	R: 0 E: 0 K: 1 S: 5	H: 0 LOB: 1 BB: 1 P: 9	R: 0 E: 0 K: 0 S: 4	H: 1 LOB: 1 BB: 0 P: 4	1B: 9 2B: 1 3B: 0 HR: 0	SF: 0 SAC: 0 DP: 1 HBP: 0	WP: 0 PB: 0 SB: 0 CS: 0	PA: 37
PITCHER Jack Sanford, R (1, 1) ERA: 4.33	IP: 9.0 WLS: W BF: 37 H: 10 R: 1 ER: 1 SO: 5 BB: 1 IBB: 0 HBP: 0 BLK: 0 WP: 0 HR: 0 S: 46 P: 50 ERA: 1.00 WHIP: 1.222											PITCHER	IP: WLS: BF: H: R: ER: SO: BB: IBB: HBP: BLK: WP: HR: S: P: ERA: WHIP:									



Batter	1	2	3	4	5	6	7	8	9	AB	R	H	RBI	BB	SO	LOB
Richie Ashburn, L OBP: 0.448, SLG: 0.436 (1, 8)	4-0 1B HR BB	0-0 E8 1-H 1B			0-0 1B 3B	0-0 1B				3	2	3	0	1	0	0
Solly Hemus, L OBP: 0.406, SLG: 0.333 (1, 4)	0-0 1-2 HR 1B	0-3 K			0-0 BB BB 1B	0-0 F8				4	1	2	1	0	1	2
Harry Anderson, L OBP: 0.368, SLG: 0.443 (1, 3)	0-3 K		0-3 K		0-0 F7		0-0 CS 1B			4	0	1	0	0	2	3
Rip Repulski, R OBP: 0.315, SLG: 0.602 Bob Bowman, R OBP: 0.333, SLG: 0.500 (1, 9) (9, 9)	0-0 1-H 2-H HR		0-0 6-3		4-0 BB 1-2 BB		0-3 K			3	1	1	3	1	1	1
Chuck Essegian, R OBP: 0.344, SLG: 0.459 (1, 7)	0-0 G4-6-3 1B		4-0 WP BB		0-3 K		0-3 K			3	0	1	0	1	2	3
Stan Lopata, R OBP: 0.370, SLG: 0.402 (1, 2)	0-0 G4-6-3 1-2f		0-0 F3		4-0 BB 1-2 2-3 BB			0-0 6-3		3	0	0	0	1	0	2
Willie Jones, R OBP: 0.369, SLG: 0.509 (1, 5)		0-0 F7		0-0 F9	0-0 F8			0-0 5-3		4	0	0	0	0	0	3
Chico Fernandez, R OBP: 0.262, SLG: 0.214 (1, 6)		0-0 1B E 1B		0-0 F6		0-0 5-3		0-0 2B		4	1	2	0	0	0	0
Jack Sanford, R OBP: 0.286, SLG: 0.263 (1, 1)		0-3 K		0-0 6-3		0-3 K		0-0 6-3		4	0	0	0	0	2	2

Inning Stats	R: 3	H: 3	E: 0	K: 1	S: 7	LOB: 0	BB: 11	P: 11
Inning Stats	R: 0	H: 0	E: 0	K: 1	S: 5	LOB: 1	BB: 1	P: 9
	R: 0	H: 0	E: 0	K: 0	S: 3	LOB: 0	BB: 0	P: 3
	R: 1	H: 2	E: 0	K: 1	S: 7	LOB: 3	BB: 2	P: 15
	R: 0	H: 1	E: 0	K: 1	S: 6	LOB: 1	BB: 0	P: 6
	R: 0	H: 1	E: 0	K: 2	S: 7	LOB: 1	BB: 0	P: 7
	R: 0	H: 1	E: 0	K: 0	S: 4	LOB: 1	BB: 0	P: 4


BOTTOM

San Francisco Giants @ Philadelphia Phillies
Connie Mack Stadium, Philadelphia, PA

Tue May 27 1958, 7:05 PM EDT
 Att. 15,718 - Unknown

livebaseballscorecards.com

AB	32
R	5
H	10
RBI	4
BB	4
SO	8
LOB	16



WP: 1	PA: 36
PB: 0	
SB: 0	
CS: 1	

PITCHER	IP	WLS	BF	H	R	ER	SO	BB	IBB	HBP	BLK	WP	HR	S	P	ERA	WHIP
Stu Miller, R ERA: 2.37 (1, 1)	0.1	L	5	3	3	3	1	1	0	0	0	0	1	6	10	81.00	12.000
Al Worthington, R ERA: 3.77 (1, 1)	3.2		13	2	1	0	3	1	0	0	0	1	0	18	22	0.00	0.818
Ray Crone, R ERA: 5.4 (5, 1)	2.0		11	3	1	1	2	2	0	0	0	0	0	13	21	4.50	2.500
Pete Burnside, L ERA: 6.43 (7, 1)	2.0		7	2	0	0	2	0	0	0	0	0	0	11	11	0.00	1.000

Batter	1	2	3	4	5	6	7	8	9	AB	R	H	RBI	BB	SO	LOB	TOP							
Danny O'Connell, R (1, 4) OBP: 0.385, SLG: 0.402 Bob Speake, L (7, PH) OBP: 0.211, SLG: 0.389 Eddie Bressoud, R (7, 4) OBP: 0.313, SLG: 0.357 Whitey Lockman, L (8, PH) OBP: 0.444, SLG: 0.400 Marv Grissom, R (8, 1)	4-0 1B WP BB		0-0 6-3		0-0 F7		0-3 K	4-0 BB	0-0 F2	2	1	0	0	1	0	1	<p>San Francisco Giants @ Philadelphia Phillies</p> <p>Connie Mack Stadium, Philadelphia, PA</p> <p>Wed May 28 1958, 7:05 PM EDT</p> <p>Att: 10,561 - Unknown</p>							
Jim Davenport, R (1, 5) OBP: 0.341, SLG: 0.405 Ray Jablonski, R (1, 5)	0-0 F8		0-0 F3		0-0 FC5-4 1B		0-0 HR	0-0 G3		1	0	0	0	0	0	1								
Willie Mays, R (1, 8) OBP: 0.446, SLG: 0.765	0-0 WP SF8 1B		0-3 K		0-0 FC5-4 1-2f		0-0 1B 1B		0-0 F6	5	1	2	0	0	1	2								
Hank Sauer, R (1, 7) OBP: 0.409, SLG: 0.587 Ruben Gomez, R (9, PR) OBP: 0.286, SLG: 0.407 Don Taussig, R (9, 7)	0-0 SF8				0-0 F5		0-0 F5		0-0 2B SF8 1B	4	0	2	1	0	0	0								
Orlando Cepeda, R (1, 3) OBP: 0.354, SLG: 0.632	0-3 K				0-0 S 1B		0-0 5-3		0-0 SF8 HR 2B	5	1	2	0	0	2	2								
Daryl Spencer, R (1, 6) OBP: 0.397, SLG: 0.615		4-0 FC4-6 BB			0-0 F3		0-0 3B		0-0 F9	3	0	1	1	1	0	1								
Willie Kirkland, L (1, 9) OBP: 0.267, SLG: 0.362		0-0 FC4-6 FC4-6			0-0 5-3		0-0 4-3		0-0 4-3	5	1	1	2	0	0	3								
Bob Schmidt, R (1, 2) OBP: 0.349, SLG: 0.548		0-0 FC4-6			0-0 6-3		0-0 F2		0-0 BB 1B 1B	5	0	2	0	0	0	1								
Johnny Antonelli, L (1, 1) OBP: 0.346, SLG: 0.400 Jim King, L (8, PH) OBP: 0.354, SLG: 0.350 Jim Finigan, R (8, 4) OBP: 0.368, SLG: 0.313		0-0 F6			0-0 1B 1B		0-0 HR 1B		4-0 BB 1B	3	1	2	0	0	0	1								
Inning Stats	R: 2 E: 0 K: 1 S: 6	H: 1 LOB: 0 BB: 1 P: 10	R: 0 E: 0 K: 0 S: 3	H: 0 LOB: 1 BB: 1 P: 7	R: 0 E: 0 K: 1 S: 5	H: 0 LOB: 0 BB: 0 P: 5	R: 0 E: 0 K: 0 S: 4	H: 1 LOB: 1 BB: 0 P: 4	R: 0 E: 0 K: 0 S: 5	H: 2 LOB: 2 BB: 0 P: 5	R: 0 E: 0 K: 0 S: 4	H: 1 LOB: 1 BB: 0 P: 4	R: 2 E: 0 K: 2 S: 11	H: 4 LOB: 2 BB: 0 P: 11	R: 0 E: 0 K: 0 S: 5	H: 2 LOB: 3 BB: 1 P: 9	R: 3 E: 0 K: 0 S: 7	H: 4 LOB: 2 BB: 1 P: 11	1B: 10 2B: 2 3B: 1 HR: 2	SF: 2 SAC: 0 DP: 0 HBP: 0	WP: 2 PB: 0 SB: 1 CS: 0	PA: 46		
PITCHER Ray Semproch, R (1, 1) ERA: 3.56 Turk Farrell, R (7, 1) ERA: 1.52 Jim Hearn, R (9, 1) ERA: 4.66	IP	WLS	BF	H	R	ER	SO	BB	IBB	HBP	BLK	WP	HR	S	P	ERA	WHIP							
	6.2		30	8	4	4	3	2	0	0	0	1	1	34	42	5.40	1.500							
	2.0	L	14	7	3	3	1	1	0	0	0	0	1	15	19	13.50	4.000							
	0.1		2	0	0	0	0	0	1	0	0	0	0	1	5	0.00	0.000							

AB	40
R	7
H	15
RBI	6
BB	4
SO	4
LOB	18



livebaseballscorecards.com

Batter	1	2	3	4	5	6	7	8	9	AB R H RBI BB SO LOB	TOP											
Johnny Temple, R (1, 4) <small>OBP: 0.412, SLG: 0.388</small> Eddie Miksis, R (7, 4) <small>OBP: 0.250, SLG: 0.250</small>	0-0 5-3	4-0 3B BB	0-0 F9		0-0 1B		0-0 F8		0-0 F8	4 1 1 0 1 0 3 1 0 0 0 0 0 1												
Pete Whisenant, R (1, 7) <small>OBP: 0.429, SLG: 0.514</small>	0-0 3B 1B	0-0 2B 3B	0-0 6-3		0-3 K		0-0 F8			5 2 2 2 0 1 5												
Smoky Burgess, L (1, 2) <small>OBP: 0.413, SLG: 0.600</small>	0-0 F4	0-0 1B SF8 2B	0-0 HR		0-0 4-3			0-0 P4		5 2 2 3 0 0 3												
Steve Bilko, R (1, 3) <small>OBP: 0.345, SLG: 0.592</small>	0-0 3B	0-0 BB 1B	0-3 K		0-3 K			0-0 HR		5 1 3 2 0 2 0												
Don Hoak, R (1, 5) <small>OBP: 0.364, SLG: 0.449</small>	4-0 BB	4-0 1-2 BB		4-0 K BB		0-0 1B		0-0 L8		2 0 1 0 3 0 0												
Gus Bell, L (1, 8) <small>OBP: 0.277, SLG: 0.328</small>	0-0 F2	0-0 SF8		0-3 K		0-0 4-3		0-0 F8		4 0 0 1 0 1 3												
Jerry Lynch, L (1, 9) <small>OBP: 0.311, SLG: 0.489</small> Dee Fondy, L (7, 9) <small>OBP: 0.359, SLG: 0.500</small>		1B 2B		0-0 E4 CS			0-0 F8		0-0 B1-6 1B 1B	4 1 1 0 0 0 2 1 0 1 0 0 0 0												
Roy McMillan, R (1, 6) <small>OBP: 0.252, SLG: 0.165</small>		0-0 S SH3-4 3B 1B	0-0 1B E 1B		0-0 CS		0-0 F2		0-0 1B BB	4 2 3 1 1 0 0												
Harvey Haddix, L (1, 1) <small>OBP: 0.308, SLG: 0.273</small>		0-0 SH3-4	0-0 E9 HR 1B				4-0 1B BB		0-0 B1-6	3 1 2 0 1 0 2												
Inning Stats	R: 1 E: 0 K: 0 S: 5	H: 2 LOB: 2 BB: 1 P: 9	R: 5 E: 0 K: 0 S: 8	H: 5 LOB: 2 BB: 2 P: 16	R: 3 E: 1 K: 1 S: 8	H: 3 LOB: 0 BB: 0 P: 8	R: 0 E: 1 K: 1 S: 4	H: 0 LOB: 0 BB: 1 P: 8	R: 0 E: 0 K: 1 S: 6	H: 1 LOB: 2 BB: 1 P: 10	R: 0 E: 0 K: 1 S: 5	H: 1 LOB: 0 BB: 0 P: 5	R: 0 E: 0 K: 0 S: 4	H: 1 LOB: 2 BB: 1 P: 8	R: 1 E: 0 K: 0 S: 4	H: 1 LOB: 0 BB: 0 P: 4	R: 0 E: 0 K: 0 S: 4	H: 2 LOB: 1 BB: 0 P: 4	1B: 10 2B: 3 3B: 2 HR: 2	SF: 1 SAC: 1 DP: 1 HBP: 0	WP: 0 PB: 0 SB: 1 CS: 1	PA: 47
PITCHER	IP WLS BF H R ER SO BB IBB HBP BLK WP HR S P ERA WHIP																					
Curt Simmons, L (1, 1) <small>ERA: 3.58</small> Jim Hearn, R (2, 1) <small>ERA: 5.59</small> Bob Miller, R (2, 1) <small>ERA: 12.19</small> Jack Meyer, R (4, 1) <small>ERA: 4.0</small> Johnny Gray, R (7, 1) <small>ERA: 3.48</small>	1.1 L 11 5 5 5 0 2 0 0 0 0 0 0 9 17 33.75 5.250																					
PITCHER	IP WLS BF H R ER SO BB IBB HBP BLK WP HR S P ERA WHIP																					
Seth Morehead, L (9, 1) <small>ERA: 4.0</small>	1.0 4 2 0 0 0 0 0 0 0 0 0 0 4 4 0.00 2.000																					

Cincinnati Redlegs @ Philadelphia Phillies
 Connie Mack Stadium, Philadelphia, PA

Fri May 30 1958, 3:33 AM EDT
 Att: 11,129 - Unknown

livebaseballscorecards.com

AB 38
R 10
H 16
RBI 9
BB 6
SO 4
LOB 19



Batter	1	2	3	4	5	6	7	8	9	AB	R	H	RBI	BB	SO	LOB
Richie Ashburn, L OBP: 0.442, SLG: 0.437 (1, 8) X	0-0 F7 ①		0-3 K ③			0-3 K ②		0-0 1B		4	0	1	0	0	2	0
Chico Fernandez, R OBP: 0.266, SLG: 0.254 (1, 6) X	0-0 F8 ②			0-0 1B		0-0 4-3 ③		0-0 5-3 ③		4	0	1	0	0	0	1
Harry Anderson, L OBP: 0.366, SLG: 0.439 (1, 3) S S S	0-3 K2-3 ③			0-3 K ①			0-3 K ①		4-0 FC5-4 BB	3	0	0	0	1	3	1
Rip Repulski, R OBP: 0.299, SLG: 0.560 (1, 9) X		0-0 F7 ①		0-0 P4 ②		0-3 K ②		0-0 FC5-4 G6-4-3 1-2f		4	0	0	0	0	1	2
Chuck Essegian, R OBP: 0.337, SLG: 0.484 (1, 7) X		0-0 F8 ②		0-0 F3 ③		0-0 1B 2B		0-0 G6-4-3 1-2f		4	1	1	0	0	0	2
Stan Lopata, R OBP: 0.377, SLG: 0.409 (1, 2) X		0-0 1B			0-3 K ①		0-0 1B			3	0	2	1	0	1	0
Willie Jones, R OBP: 0.361, SLG: 0.467 (1, 5) X		0-0 F2 ③			0-3 K ②		0-0 F7 ③			3	0	0	0	0	1	2
Ted Kazanski, R OBP: 0.295, SLG: 0.323 (1, 4) X			0-0 6-3 ①		0-3 K ③			0-0 F7 ①		3	0	0	0	0	1	0
Curt Simmons, L Jim Hearn, R Bob Miller, R Dave Phillips, S Jack Meyer, S Wally Post, R Johnny Gray, R Bob Bowman, R Seth Morehead, L			0-3 K ②			0-0 F2 ①		0-0 6-3 ②		0	0	0	0	0	0	0

Inning Stats	R: 0	H: 0	E: 0	K: 1	S: 5	H: 0	LOB: 0	BB: 0	P: 5	R: 0	H: 1	E: 0	K: 0	S: 4	H: 0	LOB: 1	BB: 0	P: 4	R: 0	H: 0	E: 0	K: 2	S: 7	H: 0	LOB: 0	BB: 0	P: 7	R: 0	H: 1	E: 0	K: 1	S: 6	R: 0	H: 0	E: 0	K: 3	S: 9	H: 0	LOB: 0	BB: 0	P: 9	R: 1	H: 2	E: 0	K: 2	S: 9	H: 0	LOB: 0	BB: 0	P: 5	R: 0	H: 1	E: 0	K: 0	S: 4	H: 1	LOB: 1	BB: 0	P: 4	R: 0	H: 0	E: 0	K: 0	S: 2	H: 0	LOB: 0	BB: 1	P: 6	1B: 4	SF: 0	2B: 1	SAC: 0	3B: 0	DP: 1	HR: 0	HBP: 0	WP: 0	PA: 32
PITCHER Harvey Haddix, L ERA: 3.66 (1, 1)	IP	WLS	BF	H	R	ER	SO	BB	IBB	HBP	BLK	WP	HR	S	P	ERA	WHIP																																																													
																	PITCHER	IP	WLS	BF	H	R	ER	SO	BB	IBB	HBP	BLK	WP	HR	S	P	ERA	WHIP																																												

BOTTOM


Cincinnati Redlegs @ Philadelphia Phillies
Connie Mack Stadium, Philadelphia, PA

Fri May 30 1958, 3:33 AM EDT
 Att. 11,129 - Unknown

livebaseballscorecards.com

AB	31
R	1
H	5
RBI	1
BB	1
SO	10
LOB	8



Batter	1	2	3	4	5	6	7	8	9	AB R H RBI BB SO LOB	TOP											
Johnny Temple, R (1, 4) OBP: 0.408, SLG: 0.383	0-0 6-3			0-0 F8 1B	0-0 F9		0-0 F9			4 0 1 0 0 0 1	Cincinnati Redlegs @ Philadelphia Phillies Connie Mack Stadium, Philadelphia, PA Sat May 31 1958, 3:33 AM EDT Att. 6,641 - Unknown livebaseballscorecards.com											
Bob Thurman, L (1, 7) OBP: 0.367, SLG: 0.444	0-0 L9			0-0 F8 1B		0-0 2B 1B		0-0 1B F4 1B		4 2 3 0 0 0 0												
Smoky Burgess, L (1, 2) OBP: 0.420, SLG: 0.614	0-0 4-1			0-0 F8		0-0 6-3 2B		0-0 1B		4 0 2 0 0 0 2												
George Crowe, L (1, 3) OBP: 0.387, SLG: 0.485			0-0 F8	0-0 F8		0-0 6-3 1B		0-0 F8		4 0 1 1 0 0 4												
Don Hoak, R (1, 5) OBP: 0.361, SLG: 0.444			0-0 L6-3 1B	0-0 3-1		0-0 6-3		0-0 F4		4 0 1 1 0 0 5												
Jerry Lynch, L (1, 9) OBP: 0.306, SLG: 0.531			0-0 L6-3		0-0 HR	0-0 F8		0-0 F2		4 1 1 1 0 0 3												
Gus Bell, L (1, 8) OBP: 0.283, SLG: 0.355				0-0 F9		0-0 HR		0-0 P4		4 1 2 1 0 0 0												
Roy McMillan, R (1, 6) OBP: 0.248, SLG: 0.161			0-0 6-3		0-0 F8		0-0 G6-4-3 1B		0-0 F8	2 0 0 0 0 0 0												
Dee Fondy, L (7, PH) OBP: 0.375, SLG: 0.514							0-0 G6-4-3 1B		0-0 F8	1 0 1 0 0 0 0												
Alex Grammas, R (7, 6) OBP: 0.261, SLG: 0.348							0-0 G6-4-3 1B			0 0 0 0 0 0 0												
Frank Robinson, R (9, PH) OBP: 0.347, SLG: 0.417							0-0 G6-4-3			1 0 0 0 0 0 0												
Joe Nuxhall, L (1, 1) OBP: 0.200, SLG: 0.200			0-3 K		0-3 K				0-0 F7	1 0 0 0 0 1 0												
Tom Acker, R (3, 1)										1 0 0 0 0 1 0												
Steve Bilko, R (7, PH) OBP: 0.339, SLG: 0.580										1 0 0 0 0 0 2												
Hal Jeffcoat, R (7, 1) OBP: 0.750, SLG: 0.750										0 0 0 0 0 0 0												
Ed Bailey, L (9, PH) OBP: 0.306, SLG: 0.372										1 0 0 0 0 0 0												
Inning Stats	R: 0 E: 0 K: 0 S: 3	H: 0 LOB: 0 BB: 0 P: 3	R: 0 E: 0 K: 0 S: 3	H: 1 LOB: 0 BB: 0 P: 3	R: 0 E: 0 K: 1 S: 5	H: 0 LOB: 0 BB: 0 P: 5	R: 0 E: 0 K: 0 S: 5	H: 2 LOB: 2 BB: 0 P: 5	R: 2 E: 0 K: 1 S: 7	H: 2 LOB: 0 BB: 0 P: 7	R: 1 E: 0 K: 0 S: 5	H: 3 LOB: 1 BB: 0 P: 5	R: 0 E: 0 K: 0 S: 4	H: 2 LOB: 1 BB: 0 P: 4	R: 1 E: 0 K: 0 S: 5	H: 2 LOB: 1 BB: 0 P: 5	R: 0 E: 0 K: 0 S: 3	H: 0 LOB: 0 BB: 0 P: 3	1B: 9 2B: 2 3B: 0 HR: 2	SF: 0 SAC: 0 DP: 2 HBP: 0	WP: 0 PB: 0 SB: 0 CS: 0	PA: 36
PITCHER Robin Roberts, R (1, 1) ERA: 2.97	IP: 9.0 WLS: W BF: 36 H: 12 R: 4 ER: 4 SO: 2 BB: 0 IBB: 0 HBP: 0 BLK: 0 WP: 0 HR: 2 S: 40 P: 40 ERA: 4.00 WHIP: 1.333																					

Batter	1	2	3	4	5	6	7	8	9
Richie Ashburn, L OBP: 0.449, SLG: 0.455 (1, 8)	4-0 BB 2B BB		0-0 2B 1B	0-0 2-H 3B		0-0 F7			
Chico Fernandez, R OBP: 0.266, SLG: 0.248 (1, 6)	4-0 2B 1-2 BB		0-0 F8	0-0 4-3			0-0 5-3		
Chuck Essegian, R OBP: 0.343, SLG: 0.515 (1, 7)	0-0 1-3 2-H 2B		0-0 P4		0-3 K		0-0 SF7 3B		
Rip Repulski, R OBP: 0.297, SLG: 0.564 (1, 9)	0-0 F8		0-0 1B 2B		0-0 5-3		0-0 SF7		
Bob Bowman, R OBP: 0.310, SLG: 0.464 (8, 9)									
Stan Lopata, R OBP: 0.380, SLG: 0.421 (1, 2)		0-0 6-3 1B 2B	0-0 FC6 1B		0-0 P6		0-0 5-3		
Willie Jones, R OBP: 0.368, SLG: 0.469 (1, 5)		0-0 6-3 2-3	0-0 FC6			0-0 1-4-3 1B		0-0 G5-4-3 1B 1B	
Harry Anderson, L OBP: 0.377, SLG: 0.444 (1, 3)		0-0 FC6-4 1B		4-0 SH3-4 3B BB		0-0 1-4-3		0-0 G5-4-3 1B	
Ted Kazanski, R OBP: 0.296, SLG: 0.316 (1, 4)		0-0 F8		0-0 SH3-4		4-0 BB		0-0 G5-4-3	
Robin Roberts, S OBP: 0.273, SLG: 0.267 (1, 1)		0-0 FC6-4		0-0 P6		0-0 F7		0-0 4-3	

Inning Stats	R: 0	H: 1	E: 0	K: 0	S: 2	R: 1	H: 2	E: 0	K: 0	S: 5	R: 2	H: 3	E: 0	K: 0	S: 6	R: 1	H: 1	E: 0	K: 0	S: 4	R: 0	H: 0	E: 0	K: 1	S: 5	R: 0	H: 1	E: 0	K: 0	S: 4	R: 1	H: 1	E: 0	K: 0	S: 4	R: 0	H: 2	E: 0	K: 0	S: 4
	LOB: 1	BB: 2	P: 10	LOB: 1	BB: 0	P: 5	LOB: 1	BB: 0	P: 6	LOB: 1	BB: 1	P: 8	LOB: 0	BB: 0	P: 5	LOB: 2	BB: 1	P: 8	LOB: 0	BB: 0	P: 4	LOB: 1	BB: 0	P: 4	LOB: 0	BB: 0	P: 4	LOB: 1	BB: 0	P: 4	LOB: 0	BB: 0	P: 4	LOB: 1	BB: 0	P: 4	LOB: 0	BB: 0	P: 4	

PITCHER	IP	WLS	BF	H	R	ER	SO	BB	IBB	HBP	BLK	WP	HR	S	P	ERA	WHIP
Joe Nuxhall, L ERA: 4.95 (1, 1)	2.2	L	14	6	3	3	0	2	0	0	0	0	0	12	20	10.12	3.000
Tom Acker, R ERA: 3.82 (3, 1)	3.1		14	2	1	1	1	2	0	0	0	0	0	14	22	2.70	1.200
Hal Jeffcoat, R ERA: 1.35 (7, 1)	2.0		8	3	1	1	0	0	0	0	0	0	0	8	8	4.50	1.500

BOTTOM

AB R H RBI BB SO LOB

3	1	2	1	1	0	2
3	0	0	0	1	0	2
4	1	2	0	0	1	1
3	1	1	2	0	0	1
0	0	0	0	0	0	0
4	1	2	1	0	0	0
4	0	2	0	0	0	2
3	1	2	1	1	0	1
2	0	0	0	1	0	3
4	0	0	0	0	0	5

AB 30
R 5
H 11
RBI 5
BB 4
SO 1
LOB 17



WP: 0 PA: 36
PB: 0
SB: 0
CS: 0

Cincinnati Redlegs @ Philadelphia Phillies
Connie Mack Stadium, Philadelphia, PA
 Sat May 31 1958, 3:33 AM EDT
 Att. 6,641 - Unknown

livebaseballscorecards.com

Batter	1	2	3	4	5	6	7	8	9	AB R H RBI BB SO LOB	TOP																					
Johnny Temple, R (1, 4) OBP: 0.414, SLG: 0.399	0-0 FC3-6 1B	0-0 E7 2-H 1B		0-0 L8		0-3 K			0-0 2B	5 0 3 1 0 1 1																						
Frank Robinson, R (1, 7) OBP: 0.336, SLG: 0.401	0-0 FC3-6 BB 1-2f 1B	0-0 F9		0-3 K			0-0 F9		0-0 L6	5 0 0 0 0 1 3																						
Smoky Burgess, L (1, 2) OBP: 0.400, SLG: 0.571	0-0 BB 1-2 1B		0-0 F9		0-0 F7		0-0 F8		0-0 F8	5 0 1 0 0 0 1																						
George Crowe, L (1, 3) OBP: 0.400, SLG: 0.500	4-0 BB 1-2 2-3 BB		0-0 E 2B		0-0 5-3 1B		0-0 P6			3 1 2 0 1 0 0																						
Don Hoak, R (1, 5) OBP: 0.358, SLG: 0.438	0-3 K		0-0 E9 2-H 1B		0-0 5-3 1-2		0-3 K			4 0 1 1 0 2 4																						
Jerry Lynch, L (1, 9) OBP: 0.302, SLG: 0.500	0-0 6-3		0-0 F8		0-0 1-3			4-0 BB		3 0 0 0 1 0 5																						
Eddie Miksis, R (8, 9) OBP: 0.250, SLG: 0.250										0 0 0 0 0 0 0																						
Gus Bell, L (1, 8) OBP: 0.282, SLG: 0.347		0-0 F7	4-0 IBB		0-0 F5		0-0 F7			3 0 0 0 1 0 1																						
Roy McMillan, R (1, 6) OBP: 0.248, SLG: 0.156		4-0 SH1-4 E BB	0-0 F5		0-0 6-3		0-0 1-3			3 1 0 0 1 0 3																						
Bob Purkey, R (1, 1) OBP: 0.115, SLG: 0.154		0-0 SH1-4 1-2		0-3 K		0-0 1B		0-0 F8		3 0 1 0 0 1 0																						
Inning Stats	R: 0 E: 0 K: 1 S: 7	H: 2 LOB: 3 BB: 1 P: 11	R: 1 E: 1 K: 0 S: 4	H: 1 LOB: 1 BB: 1 P: 8	R: 1 E: 1 K: 0 S: 5	H: 2 LOB: 2 BB: 1 P: 9	R: 0 E: 0 K: 2 S: 7	H: 0 LOB: 0 BB: 0 P: 7	R: 0 E: 0 K: 0 S: 4	H: 1 LOB: 1 BB: 0 P: 4	R: 0 E: 0 K: 0 S: 3	H: 0 LOB: 0 BB: 0 P: 3	R: 0 E: 0 K: 1 S: 5	H: 0 LOB: 1 BB: 1 P: 9	R: 0 E: 0 K: 0 S: 4	H: 1 LOB: 1 BB: 0 P: 4	1B: 6 2B: 2 3B: 0 HR: 0	SF: 0 SAC: 1 DP: 0 HBP: 0	WP: 0 PB: 0 SB: 0 CS: 0	PA: 39												
PITCHER Jack Sanford, R (1, 1) ERA: 4.02	IP 9.0	WLS L	BF 39	H 8	R 2	ER 2	SO 5	BB 3	IBB 1	HBP 0	BLK 0	WP 0	HR 0	S 45	P 61	ERA 2.00	WHIP 1.222															
											PITCHER	IP	WLS	BF	H	R	ER	SO	BB	IBB	HBP	BLK	WP	HR	S	P	ERA	WHIP				

Cincinnati Redlegs @ Philadelphia Phillies
 Connie Mack Stadium, Philadelphia, PA
 Sun Jun 01 1958, 3:33 AM EDT
 Unknown

livebaseballscorecards.com

AB	34
R	2
H	8
RBI	2
BB	4
SO	5
LOB	18



Batter	1	2	3	4	5	6	7	8	9	AB R H RBI BB SO LOB
Richie Ashburn, L (1, 8) OBP: 0.450, SLG: 0.456	0-0 FC5 BB 1B		0-0 P6		0-0 G3		0-0 2-3 1B			4 0 2 0 0 0 1
Solly Hemus, L (1, 4) OBP: 0.417, SLG: 0.433	4-0 1-2 BB		0-0 HR		0-0 3-1		0-0 P4			3 1 1 1 1 0 3
Harry Anderson, L (1, 3) OBP: 0.380, SLG: 0.442	0-3 K		4-0 FC6-4 BB		0-0 G1-4-3 1B		0-0 F5			3 0 1 0 0 1 2
Rip Repulski, R (1, 9) OBP: 0.286, SLG: 0.541	0-3 K		0-0 FC6-4 1-2f		0-0 G1-4-3 1-2f		0-0 6-3			4 0 0 0 0 1 4
Chuck Essegian, R (1, 7) OBP: 0.348, SLG: 0.515	0-0 FC5 2-3f		0-0 6-3		0-0 FC6-4 1B		0-0 1B			4 0 2 0 0 0 2
Stan Lopata, R (1, 2) OBP: 0.370, SLG: 0.407		0-0 F9		0-0 F8		0-0 FC6-4 1-2f		0-0 F7		4 0 0 0 0 0 2
Willie Jones, R (1, 5) OBP: 0.363, SLG: 0.471		0-0 L3		0-0 F8		0-0 1B 2B		0-0 4-3		4 0 1 0 0 0 0
Chico Fernandez, R (1, 6) OBP: 0.267, SLG: 0.250		0-0 6-3			0-0 G3 SH3-4 1B		0-0 1-3		0-3 K	3 0 1 0 0 0 1 1 0 0 0 0 1 0
Dave Philley, S (9, PH) OBP: 0.260, SLG: 0.309									0-3 K	2 0 0 0 0 0 1 1 0 0 0 0 1 0
Jack Sanford, R (1, 1) OBP: 0.261, SLG: 0.238			0-0 P3		0-0 SH3-4 1-2		0-0 P6			
Wally Post, R (9, PH) OBP: 0.348, SLG: 0.361										

Inning Stats	R: 0 H: 1 E: 0 K: 2 S: 8	H: 1 LOB: 2 BB: 1 P: 12	R: 0 H: 0 E: 0 K: 0 S: 3	H: 0 LOB: 0 BB: 0 P: 3	R: 1 H: 1 E: 0 K: 0 S: 4	H: 1 LOB: 1 BB: 1 P: 8	R: 0 H: 0 E: 0 K: 0 S: 3	H: 0 LOB: 0 BB: 0 P: 3	R: 0 H: 1 E: 0 K: 0 S: 4	H: 1 LOB: 1 BB: 0 P: 4	R: 0 H: 2 E: 0 K: 0 S: 4	H: 2 LOB: 1 BB: 0 P: 4	R: 0 H: 2 E: 0 K: 0 S: 5	H: 2 LOB: 2 BB: 0 P: 5	R: 0 H: 1 E: 0 K: 0 S: 4	H: 1 LOB: 1 BB: 0 P: 4	R: 0 H: 0 E: 0 K: 2 S: 7	H: 0 LOB: 0 BB: 0 P: 7	1B: 6 SF: 0 2B: 1 SAC: 1 3B: 0 DP: 1 HR: 1 HBP: 0
PITCHER Bob Purkey, R (1, 1) ERA: 3.36	IP 9.0 WLS W BF 36 H 8 R 1 ER 1 SO 4 BB 2 IBB 0 HBP 0 BLK 0 WP 0 HR 1 S 42 P 50 ERA 1.00 WHIP 1.111																		WP: 0 PA: 36 PB: 0 SB: 0 CS: 0

BOTTOM

Cincinnati Redlegs @ Philadelphia Phillies
 Connie Mack Stadium, Philadelphia, PA
 Sun Jun 01 1958, 3:33 AM EDT
 Unknown

livebaseballscorecards.com

AB	33
R	1
H	8
RBI	1
BB	2
SO	4
LOB	16



Batter	1	2	3	4	5	6	7	8	9	AB R H RBI BB SO LOB	TOP
Richie Ashburn, L (1, 8) OBP: 0.453, SLG: 0.478	0-0 4-3		0-0 1-3 1B		0-0 L9		0-0 WP 1B		0-0 BB 1B FC5-4 1B	5 1 3 0 0 0 0	
Chico Fernandez, R (1, 6) OBP: 0.268, SLG: 0.252 Solly Hemus, L (7, 4) OBP: 0.444, SLG: 0.486	0-0 5-3		0-3 K		0-0 6-3		0-0 1-3		0-0 1-2 E 1B	4 0 0 0 0 1 3 1 1 1 0 0 0 0	
Willie Jones, R (1, 5) OBP: 0.402, SLG: 0.481	0-0 1B		4-0 IBB		4-0 BB		0-0 F3		4-0 1-2 2-3 FC5-4 BB	2 0 1 0 3 0 1	
Chuck Essegian, R (1, 7) OBP: 0.331, SLG: 0.477	0-0 F9		0-3 K		0-0 F7				0-0 E5 1B FC5-4 1B	5 2 0 1 0 1 6	
Stan Lopata, R (1, 2) OBP: 0.377, SLG: 0.398		4-0 BB	0-3 K		0-0 6-3				0-0 1B BB 4-3	3 0 0 0 2 1 4	
Wally Post, R (1, 9) OBP: 0.347, SLG: 0.360		0-3 K		0-0 6-3		0-0 L7			0-0 F8 1B	5 0 1 1 0 1 3	
Harry Anderson, L (1, 3) OBP: 0.370, SLG: 0.433		0-3 K		0-0 4-3		0-0 1B			0-3 K K	5 0 1 0 0 3 4	
Ted Kazanski, R (1, 4) OBP: 0.301, SLG: 0.314		0-0 4-3		4-0 BB		0-0 F4			0-0 1-3 2-H 1B	3 0 1 1 1 0 2	
Curt Simmons, L (1, 1) OBP: 0.231, SLG: 0.269 Johnny Gray, R (3, 1) Dave Philley, S (4, PH) Warren Hacker, R (4, 1) Bob Bowman, R (7, PH) Seth Morehead, L (7, 1) Joe Lonnett, R (8, PH) Jim Hearn, R (8, 1)			0-0 1B 1B		0-3 K		0-0 4-3		0-3 K	1 0 1 0 0 0 0 0 0 0 0 0 0 0 1 0 0 0 0 1 1 0 0 0 0 0 0 0 1 0 0 0 0 0 0 0 0 0 0 0 0 0 1 0 0 0 0 1 2 0 0 0 0 0 0 0	
Inning Stats	R: 0 H: 1 E: 0 LOB: 1 K: 0 BB: 0 S: 4 P: 4	R: 0 H: 0 E: 0 LOB: 1 K: 2 BB: 1 S: 7 P: 11	R: 0 H: 2 E: 0 LOB: 3 K: 3 BB: 1 S: 11 P: 15	R: 0 H: 0 E: 0 LOB: 1 K: 1 BB: 1 S: 5 P: 9	R: 0 H: 0 E: 0 LOB: 1 K: 0 BB: 1 S: 3 P: 7	R: 0 H: 1 E: 0 LOB: 1 K: 0 BB: 0 S: 4 P: 4	R: 0 H: 1 E: 0 LOB: 1 K: 0 BB: 0 S: 4 P: 4	R: 1 H: 1 E: 1 LOB: 2 K: 2 BB: 1 S: 9 P: 13	R: 3 H: 3 E: 1 LOB: 1 K: 1 BB: 1 S: 8 P: 12	1B: 9 SF: 0 2B: 0 SAC: 0 3B: 0 DP: 0 HR: 0 HBP: 0	WP: 1 PA: 43 PB: 0 SB: 0 CS: 0
PITCHER Taylor Phillips, L (1, 1) ERA: 2.85	IP WLS BF H R ER SO BB IBB HBP BLK WP HR S P ERA WHIP										
	9.0 W 43 9 4 1 9 5 1 0 0 1 0 55 79 1.00 1.556										

Philadelphia Phillies @ Chicago Cubs
Wrigley Field, Chicago, IL
Tue Jun 03 1958, 3:33 AM CDT
Att. 5,071 - Unknown

AB	37
R	4
H	9
RBI	3
BB	6
SO	9
LOB	26



BOTTOM

Philadelphia Phillies @ Chicago Cubs
Wrigley Field, Chicago, IL
Tue Jun 03 1958, 3:33 AM CDT
Att. 5,071 - Unknown

livebaseballscorecards.com

AB	33
R	12
H	13
RBI	12
BB	5
SO	5
LOB	12



WP:	0	PA:	41
PB:	0	CS:	0
SB:	0		

AB R H RBI BB SO LOB

5 2 2 0 0 0 2

4 1 1 0 1 0 0

5 3 3 1 0 0 2

4 3 4 3 1 0 0

5 1 1 1 0 2 5

3 1 1 2 1 0 2

1 0 0 0 2 1 0

0 0 0 1 0 0 0

1B:	10	SF:	2
2B:	1	SAC:	1
3B:	0	DP:	1
HR:	2	HBP:	0

Batter	1	2	3	4	5	6	7	8	9
Johnny Goryl, R OBP: 0.329, SLG: 0.394 (1, 4) (6, 5)	0-0 BB 14 1B 1B		0-0 1B 2B 1B			0-0 4-3		0-0 4-3	
Bobby Adams, R OBP: 0.357, SLG: 0.410 (1, 5) (6, 3)	4-0 1B 1-2 BB		0-0 1B 1B	0-0 F8		0-0 F8		0-0 F9	
Lee Walls, R OBP: 0.364, SLG: 0.558 (1, 9)	0-0 F9		0-0 1B 2B	0-0 1-3			0-0 4-3 14 1B SF8 1B	0-0 14 HR 1B	
14 Ernie Banks, R OBP: 0.373, SLG: 0.640 (1, 6)	0-0 FC6-4 1B		4-0 1B IBB	0-0 E7 1B			0-0 4-3 HR 1B	0-0 1-H HR	
Walt Moryn, L OBP: 0.373, SLG: 0.548 (1, 7)	0-3 K		0-0 1B SF7 1B	0-3 K			0-0 4-3	0-0 F2	
Bobby Thomson, R OBP: 0.335, SLG: 0.409 (1, 8)	0-0 FC6-4		0-0 SH3-4 BB 1B		0-0 6-3		4-0 HR IBB		
Dale Long, L OBP: 0.371, SLG: 0.439 Tony Taylor, R OBP: 0.256, SLG: 0.184 (1, 3) (5, PR) (6, 4)		0-3 K	4-0 SH3-4 BB		4-0 G4-6-3 BB		0-0 SF8		
Cal Neeman, R OBP: 0.282, SLG: 0.500 (1, 2)		0-0 4-3	0-0 SF7		0-0 G4-6-3		0-0 3-H HR		
Taylor Phillips, L OBP: 0.087, SLG: 0.045 (1, 1)		0-3 K	0-0 SH3-4			0-0 6-3	0-3 K		

Inning Stats	R: 1	H: 2	E: 0	LOB: 2	K: 1	P: 11	R: 0	H: 0	E: 0	LOB: 0	K: 2	P: 7	R: 5	H: 5	E: 0	LOB: 2	K: 0	P: 16	R: 0	H: 1	E: 1	LOB: 1	K: 1	P: 6	R: 0	H: 0	E: 0	LOB: 1	K: 0	P: 6	R: 0	H: 0	E: 0	LOB: 0	K: 0	P: 3	R: 4	H: 3	E: 0	LOB: 0	K: 1	P: 12	R: 2	H: 2	E: 0	LOB: 0	K: 0	P: 5
--------------	------	------	------	--------	------	-------	------	------	------	--------	------	------	------	------	------	--------	------	-------	------	------	------	--------	------	------	------	------	------	--------	------	------	------	------	------	--------	------	------	------	------	------	--------	------	-------	------	------	------	--------	------	------

PITCHER	IP	WLS	BF	H	R	ER	SO	BB	IBB	HBP	BLK	WP	HR	S	P	ERA	WHIP
Curt Simmons, L ERA: 4.28	(1, 1)	2.0	L	15	7	6	6	3	1	1	0	0	0	19	27	27.00	4.000
Johnny Gray, R ERA: 3.18	(3, 1)	1.0		4	0	0	0	1	0	0	0	0	0	3	7	0.00	1.000
Warren Hacker, R ERA: 6.39	(4, 1)	3.0		10	1	0	1	1	0	0	0	0	0	11	15	0.00	0.667
Seth Morehead, L ERA: 9.82	(7, 1)	1.0		7	3	4	4	1	0	1	0	0	1	8	12	36.00	3.000
Jim Hearn, R ERA: 6.17	(8, 1)	1.0		5	2	2	0	0	0	0	0	0	1	5	5	18.00	2.000

PITCHER	IP	WLS	BF	H	R	ER	SO	BB	IBB	HBP	BLK	WP	HR	S	P	ERA	WHIP
---------	----	-----	----	---	---	----	----	----	-----	-----	-----	----	----	---	---	-----	------

Batter	1	2	3	4	5	6	7	8	9	AB R H RBI BB SO LOB	TOP												
Richie Ashburn, L (1, 8) <small>OBP: 0.454, SLG: 0.472</small> Bob Bowman, R (8, 8) <small>OBP: 0.342, SLG: 0.541</small>	4-0 BB		0-0 FC6 FC4-6 1-2f		4-0 HR BB	0-3 K			0-0 FC3-6 1B	2 1 0 0 2 1 1 1 0 1 0 0 0 0													
Solly Hemus, L (1, 4) <small>OBP: 0.420, SLG: 0.524</small>	0-0 F8		0-0 FC4-6 1-2f		0-0 HR 1-H		0-0 4-3		0-0 FC3-6 FC6 1-2f	5 1 1 2 0 0 3													
Harry Anderson, L (1, 3) <small>OBP: 0.365, SLG: 0.425</small>	0-0 F8		0-0 L6		0-0 HR 1B		0-0 4-3		0-0 F7	5 1 1 0 0 0 3													
Rip Repulski, R (1, 7) <small>OBP: 0.288, SLG: 0.558</small>	0-0 6-3			0-0 2B 1B	0-0 HR 1-H		0-0 F9		0-0 FC6 1-2f	5 1 2 2 0 0 2													
Willie Jones, R (1, 5) <small>OBP: 0.396, SLG: 0.469</small>		0-0 4-3		0-0 P5	0-0 5-3			0-0 2B 1B		4 1 1 0 0 0 1													
Stan Lopata, R (1, 2) <small>OBP: 0.386, SLG: 0.417</small>		0-0 FC6-4 1B		0-0 2B 1-3	0-0 1B			0-0 F8		4 0 3 0 0 0 1													
Wally Post, R (1, 9) <small>OBP: 0.343, SLG: 0.366</small>		0-0 P4		0-3 K S	0-0 L7			0-0 2B 1-H		4 0 1 1 0 1 4													
Ted Kazanski, R (1, 6) <small>OBP: 0.291, SLG: 0.302</small>		0-0 FC6-4 1-2f		0-0 6-3		0-0 F8		0-0 F7		4 0 0 0 0 0 4													
<small>Robin Roberts, S Jack Meyer, R Curt Simmons, L Warren Hacker, R Jim Hearn, R Dave Philley, S Johnny Chase, R Chuck Essegian, R Bob Miller, R</small>			4-0 FC6 BB		0-3 K	0-0 6-3		0-3 K		0 0 0 0 0 1 0 0 0 0 0 0 0 0 0 0 1 0 0 0 0 0 0 1 0 0 0 0 0 0 0 0 0 0 0 0 0 0 0 0 0 0 0 1 0 0 0 0 0 0 0 0 0 0 0 0 0 0 0 0 0 1 0 0 0 0 0 0 1 1 0 0 0 0 0 0 0 0 0													
Inning Stats	R: 0 E: 0 K: 0 S: 3	H: 0 LOB: 1 BB: 1 P: 7	R: 0 E: 0 K: 0 S: 4	H: 1 LOB: 1 BB: 0 P: 4	R: 0 E: 0 K: 0 S: 3	H: 0 LOB: 1 BB: 1 P: 7	R: 0 E: 0 K: 1 S: 7	H: 2 LOB: 2 BB: 0 P: 7	R: 4 E: 0 K: 1 S: 9	H: 4 LOB: 1 BB: 1 P: 13	R: 0 E: 0 K: 1 S: 5	H: 0 LOB: 0 BB: 0 P: 5	R: 0 E: 0 K: 0 S: 3	H: 0 LOB: 0 BB: 0 P: 3	R: 1 E: 0 K: 1 S: 7	H: 2 LOB: 1 BB: 0 P: 7	R: 0 E: 0 K: 0 S: 4	H: 1 LOB: 1 BB: 0 P: 4	1B: 6 2B: 2 3B: 0 HR: 2	SF: 0 SAC: 0 DP: 0 HBP: 0	WP: 0 PB: 0 SB: 0 CS: 0	PA: 40	
PITCHER Moe Drabowsky, R (1, 1) <small>ERA: 3.98</small>	IP 9.0	WLS W	BF 40	H 10	R 5	ER 5	SO 4	BB 3	IBB 0	HBP 0	BLK 0	WP 0	HR 2	S 45	P 57	ERA 5.00	WHIP 1.444						PITCHER IP WLS BF H R ER SO BB IBB HBP BLK WP HR S P ERA WHIP

Philadelphia Phillies @ Chicago Cubs
 Wrigley Field, Chicago, IL
 Wed Jun 04 1958, 3:33 AM CDT
 Att. 5,289 - Unknown

livebaseballscorecards.com

AB	37
R	5
H	10
RBI	5
BB	3
SO	4
LOB	20



Batter	1	2	3	4	5	6	7	8	9	AB	R	H	RBI	BB	SO	LOB
Johnny Goryl, R OBP: 0.317, SLG: 0.378 (1, 4) (9, 5)	0-0 G3	0-0 G4-3	0-0 F9		0-0 6-3	0-0 F3		0-0 6-3		6	0	0	0	0	0	5
Bobby Adams, R OBP: 0.354, SLG: 0.400 Tony Taylor, R OBP: 0.256, SLG: 0.184 (1, 5) (9, 4)	0-0 4-3		0-0 6-3 14 HR 1B	0-3 K	0-0 5-3	0-0 1-2 1B		0-0 L9		6	1	2	0	0	1	0
Lee Walls, R OBP: 0.367, SLG: 0.582 (1, 9)	0-0 HR		0-0 6-3 1-2	0-0 6-3	0-0 14 E 3B	0-0 P5		0-0 14 HR 1B		6	3	3	1	0	0	3
14 Ernie Banks, R OBP: 0.381, SLG: 0.670 (1, 6)	0-0 2B 1B		0-0 HR 2-H	1-0 1B HBP	0-0 E6 1B 1B		0-0 P5	0-0 1-H HR		5	4	3	4	0	0	0
Walt Moryn, L OBP: 0.386, SLG: 0.556 (1, 7)	0-0 1-3 2B		0-0 E4 1B 2B	4-0 1B 2B BB	0-0 1-3 1B		4-0 5-3 BB BB	4-0 BB BB		3	2	2	0	3	0	0
Dale Long, L OBP: 0.381, SLG: 0.444 (1, 3)	0-0 F8		0-0 1-2 2B 1B	0-0 1-3 2-H 1B	0-0 1-2 1B		4-0 1-2 5-3 BB	0-0 P5		5	1	3	2	1	0	3
Sammy Taylor, L OBP: 0.364, SLG: 0.389 (1, 2)		0-0 F7	0-0 FC6-4 1-H 2-H 2B	0-0 1-3 2B	0-0 6-3		0-0 5-3			5	0	2	3	0	0	4
Bobby Thomson, R OBP: 0.347, SLG: 0.410 (1, 8)		0-0 1B 1B	4-0 FC6-4 IBB	4-0 IBB		0-0 L7	4-0 IBB			2	0	1	0	3	0	0
Moe Drabowsky, R OBP: 0.222, SLG: 0.222 (1, 1)		0-0 1-2 G4-3 1B	0-0 FC6-4 1-2 2-3	0-0 F7		0-0 1B	0-0 F8			5	0	2	0	0	0	8

Inning Stats	R: 1	H: 3	E: 0	LOB: 2	K: 0	S: 6	P: 6	R: 0	H: 2	E: 0	LOB: 1	K: 0	S: 4	P: 4	R: 4	H: 4	E: 1	LOB: 2	K: 0	S: 8	R: 2	H: 2	E: 0	LOB: 3	K: 1	S: 7	R: 2	H: 3	E: 1	LOB: 2	K: 0	S: 7	R: 0	H: 2	E: 0	LOB: 2	K: 0	S: 5	R: 0	H: 0	E: 0	LOB: 3	K: 0	S: 3	R: 2	H: 2	E: 0	LOB: 1	K: 0	S: 5	P: 9
1B: 11	SF: 0	2B: 3	SAC: 0	3B: 1	DP: 1	HR: 3	HBP: 1	WP: 0	PA: 51	PB: 0	SB: 0	CS: 0	ERA: 18.00	WHIP: 3.000																																					


PITCHER	IP	WLS	BF	H	R	ER	SO	BB	IBB	HBP	BLK	WP	HR	S	P	ERA	WHIP
Robin Roberts, R ERA: 3.28 (1, 1)	2.1	L	16	9	5	4	0	0	0	0	0	0	0	16	16	15.43	3.857
Jack Meyer, R ERA: 3.52 (3, 1)	1.2		11	2	2	2	1	1	2	1	0	0	0	9	22	10.80	1.800
Warren Hacker, R ERA: 6.08 (5, 1)	0.2		6	3	2	0	0	0	0	0	0	0	0	6	6	0.00	4.500
Jim Hearn, R ERA: 6.0 (5, 1)	0.1		1	0	0	0	0	0	0	0	0	0	0	1	1	0.00	0.000
Johnny Gray, R ERA: 2.7 (6, 1)	2.0		11	2	0	0	0	2	1	0	0	0	0	8	20	0.00	2.000

BOTTOM

Philadelphia Phillies @ Chicago Cubs
Wrigley Field, Chicago, IL
 Wed Jun 04 1958, 3:33 AM CDT
 Att. 5,289 - Unknown

livebaseballscores.com

AB	43
R	11
H	18
RBI	10
BB	7
SO	1
LOB	23



Batter	1	2	3	4	5	6	7	8	9	AB R H RBI BB SO LOB	TOP														
Richie Ashburn, L (1, 8) <small>OBP: 0.453, SLG: 0.470</small>	0-0 6-3	0-0 F7			0-0 CS 1B		0-0 HBP 2B 1B	0-0 3-1		5 1 2 0 0 0 2															
Solly Hemus, L (1, 4) <small>OBP: 0.436, SLG: 0.556</small>	4-0 1-3 BB		0-0 3B		0-0 L9		1-0 2B HBP		0-3 K	3 1 1 0 1 1 1															
Harry Anderson, L (1, 3) <small>OBP: 0.360, SLG: 0.424</small>	0-0 1-3		0-0 4-3			0-0 E5 1B G6-4-3	0-0 HR 2B		0-3 K	5 2 1 3 0 1 2															
Rip Repulski, R (1, 7) <small>OBP: 0.284, SLG: 0.541</small> Bob Bowman, R (9, 7) <small>OBP: 0.342, SLG: 0.541</small>	0-3 K		0-0 6-3			0-0 G6-4-3 1B	0-0 1-3		0-0 L8	5 0 1 0 0 1 3 0 0 0 0 0 0 0															
Stan Lopata, R (1, 2) <small>OBP: 0.389, SLG: 0.443</small>		0-0 1B 1B	0-0 F7			0-0 G6-4-3	0-0 HR			4 2 2 2 0 0 2															
Willie Jones, R (1, 5) <small>OBP: 0.400, SLG: 0.471</small>		0-0 1B 1B		0-0 4-3		0-0 FC5 1B	0-3 K			4 0 2 0 0 1 0															
Wally Post, R (1, 9) <small>OBP: 0.349, SLG: 0.371</small>		0-0 1-2 3-H 1B		0-3 K		0-0 1-2 1B	0-0 F7			4 0 2 1 0 1 0															
Ted Kazanski, R (1, 6) <small>OBP: 0.281, SLG: 0.291</small>		0-3 K		0-0 P4		0-0 FC5		0-3 K		4 0 0 0 0 2 4															
Jack Sanford, R (1, 1) <small>OBP: 0.240, SLG: 0.217</small> Ray Semproch, R (5, 1) <small>OBP: 0.050, SLG: 0.100</small> Dave Philley, S (7, PH) <small>OBP: 0.263, SLG: 0.300</small> Turk Farrell, R (7, 1) <small>OBP: 0.300, SLG: 0.222</small>		0-0 L8			0-0 F8		4-0 HBP 1B 2B BB	0-0 6-3		2 0 0 0 0 0 2 0 0 0 0 0 0 0 0 1 0 0 1 0 0 1 0 0 0 0 0 0															
Inning Stats	R: 0 E: 0 K: 1 S: 5	H: 0 LOB: 1 BB: 1 P: 9	R: 1 E: 0 K: 1 S: 8	H: 3 LOB: 2 BB: 0 P: 8	R: 0 E: 0 K: 0 S: 4	H: 1 LOB: 1 BB: 0 P: 4	R: 0 E: 0 K: 1 S: 5	H: 0 LOB: 0 BB: 0 P: 5	R: 0 E: 0 K: 0 S: 3	H: 1 LOB: 0 BB: 0 P: 3	R: 1 E: 1 K: 0 S: 6	H: 3 LOB: 2 BB: 0 P: 6	R: 5 E: 0 K: 1 S: 8	H: 3 LOB: 0 BB: 1 P: 13	R: 0 E: 0 K: 1 S: 5	H: 0 LOB: 0 BB: 0 P: 5	R: 0 E: 0 K: 2 S: 7	H: 0 LOB: 0 BB: 0 P: 7	1B: 8 2B: 1 3B: 1 HR: 1	SF: 0 SAC: 0 DP: 1 HBP: 1	WP: 0 PB: 0 SB: 1 CS: 1	PA: 40			
PITCHER	IP WLS BF H R ER SO BB IBB HBP BLK WP HR S P ERA WHIP																								
Glen Hobbie, R (1, 1) <small>ERA: 4.71</small>	6.0		28	9	4	3	3	2	0	0	0	0	0	32	40	4.50	1.833								
Ed Mayer, L (7, 1) <small>ERA: 3.8</small>	0.0		2	1	1	1	0	0	0	1	0	0	0	1	2	∞	∞								
Don Elston, R (7, 1) <small>ERA: 2.28</small>	3.0	L	10	1	2	2	4	0	0	0	0	0	1	18	18	6.00	0.333								

Philadelphia Phillies @ Chicago Cubs
 Wrigley Field, Chicago, IL
 Thu Jun 05 1958, 3:33 AM CDT
 Att. 3,046 - Unknown

livebaseballscorecards.com

AB	37
R	7
H	11
RBI	6
BB	2
SO	7
LOB	16



Batter	1	2	3	4	5	6	7	8	9	AB R H RBI BB SO LOB
Bobby Adams, R (1, 4) OBP: 0.365, SLG: 0.429	0-0 G4-3 1B		0-0 4-3		0-0 SF9 14 S 2B	0-3 K			0-0 SH3-4	4 1 2 0 0 1 1
Alvin Dark, R (1, 5) OBP: 0.328, SLG: 0.362	0-0 G4-3 1-2f		0-0 1-3		0-0 SF9 2-3 3-H	0-0 G4-3 1-2f			0-3 K	4 0 0 1 0 1 4
Lee Walls, R (1, 9) OBP: 0.368, SLG: 0.573	0-0 G3		0-0 5-3		4-0 14 S 14 1B BB		0-0 F9		4-0 BB	3 1 0 0 2 0 0
14 Ernie Banks, R (1, 6) OBP: 0.377, SLG: 0.658		0-0 P4		0-3 K	0-0 1B 1B		0-3 K		0-0 P3	5 1 1 1 0 2 2
Walt Moryn, L (1, 7) OBP: 0.383, SLG: 0.549		0-3 K WP 1B		0-0 3-1	0-0 1B 1B		0-0 F7			4 1 1 0 0 1 0
Dale Long, L (1, 3) OBP: 0.389, SLG: 0.449		0-0 WP 1B		4-0 BB	0-0 1B 1B			0-3 K		3 1 2 1 1 1 0
Sammy Taylor, L (1, 2) OBP: 0.360, SLG: 0.402		0-3 K		0-3 K	0-0 1B 3B			0-3 K		4 0 1 2 0 3 3
Bobby Thomson, R (1, 8) OBP: 0.345, SLG: 0.403		4-0 IBB			0-0 P3 F8			0-3 K		3 0 0 0 1 1 1
Glen Hobbie, R (1, 1) OBP: 0.217, SLG: 0.190		0-3 K			0-0 2B SF9 1B		0-0 G4-3 1B		0-0 SH3-4 1B	3 1 2 0 0 1 3
Ed Mayer, L (7, 1) OBP: 0.200, SLG: 0.200										0 0 0 0 0 0 0
Don Elston, R (7, 1) OBP: 0.167, SLG: 0.167										0 0 0 0 0 0 0
Chuck Tanner, L (9, PH) OBP: 0.353, SLG: 0.500										1 0 1 0 0 0 0
Tony Taylor, R (9, PR) OBP: 0.256, SLG: 0.184										0 0 0 0 0 0 0

Inning Stats	R: 0 E: 0 K: 0 S: 3	H: 1 LOB: 0 BB: 0 P: 3	R: 0 E: 0 K: 3 S: 11	H: 1 LOB: 3 BB: 1 P: 15	R: 0 E: 0 K: 0 S: 3	H: 0 LOB: 0 BB: 0 P: 3	R: 0 E: 0 K: 2 S: 7	H: 0 LOB: 1 BB: 1 P: 11	R: 6 E: 0 K: 0 S: 9	H: 6 LOB: 1 BB: 1 P: 13	R: 0 E: 0 K: 1 S: 5	H: 1 LOB: 0 BB: 0 P: 5	R: 0 E: 0 K: 1 S: 5	H: 0 LOB: 0 BB: 0 P: 5	R: 0 E: 0 K: 3 S: 9	H: 0 LOB: 0 BB: 0 P: 9	R: 0 E: 0 K: 1 S: 6	H: 1 LOB: 2 BB: 1 P: 10	1B: 8 2B: 1 3B: 1 HR: 0	SF: 1 SAC: 1 DP: 2 HBP: 0
--------------	------------------------------	---------------------------------	-------------------------------	----------------------------------	------------------------------	---------------------------------	------------------------------	----------------------------------	------------------------------	----------------------------------	------------------------------	---------------------------------	------------------------------	---------------------------------	------------------------------	---------------------------------	------------------------------	----------------------------------	----------------------------------	------------------------------------

PITCHER	IP	WLS	BF	H	R	ER	SO	BB	IBB	HBP	BLK	WP	HR	S	P	ERA	WHIP
Jack Sanford, R (1, 1) ERA: 4.5	4.2		24	7	6	6	5	2	1	0	0	1	0	31	43	11.57	1.929
Ray Semproch, R (5, 1) ERA: 4.04	1.1	W	5	2	0	0	1	0	0	0	0	0	0	7	7	0.00	1.500
Turk Farrell, R (7, 1) ERA: 1.38	3.0	S	11	1	0	0	5	1	0	0	0	0	0	20	24	0.00	0.667

BOTTOM

Philadelphia Phillies @ Chicago Cubs
Wrigley Field, Chicago, IL
 Thu Jun 05 1958, 3:33 AM CDT
 Att. 3,046 - Unknown

AB	34
R	6
H	10
RBI	5
BB	4
SO	11
LOB	14



WP: 1	PA: 40
PB: 1	
SB: 2	
CS: 0	

livebaseballscorecards.com

Batter	1	2	3	4	5	6	7	8	9	AB R H RBI BB SO LOB
Richie Ashburn, L (1, 8) OBP: 0.444, SLG: 0.459	0-0 L4		0-0 6-3		0-0 3-1		0-0 F8			4 0 0 0 0 0 2
Solly Hemus, L (1, 4) OBP: 0.458, SLG: 0.563	4-0 1B BB		0-0 BB 1B		0-0 L4		0-0 1-3 2-H 1B			3 0 2 1 1 0 0
Harry Anderson, L (1, 3) OBP: 0.364, SLG: 0.422	0-0 1-3 1B		4-0 1-2 BB		0-0 F8		0-0 F9			3 0 1 0 1 0 2
Rip Repulski, R (1, 7) OBP: 0.292, SLG: 0.540	0-0 1-2 1B		0-3 K		0-0 FC6 1B		0-0 L7			4 0 2 0 0 1 2
Stan Lopata, R (1, 2) OBP: 0.380, SLG: 0.430	0-3 K		0-3 K		0-0 F8		0-0 P4			4 0 0 0 0 2 5
Willie Jones, R (1, 5) OBP: 0.394, SLG: 0.472		0-0 2B		0-3 K		0-0 FC6 1-2f		0-0 F5-6		4 0 1 0 0 1 1
Wally Post, R (1, 9) OBP: 0.345, SLG: 0.360		0-3 K		0-3 K		4-0 1B BB		0-0 6-3		3 1 0 0 1 2 1
Chico Fernandez, R (1, 6) OBP: 0.267, SLG: 0.252		0-3 K		0-3 K		0-0 1B 1-2 1B		0-0 5-3		4 0 1 0 0 2 1
Seth Morehead, L (1, 1) Chuck Essegian, R (7, PH) Jack Meyer, R (7, 1) Dave Philley, S (9, PH)		0-3 K		0-3 K		0-3 K		0-3 K		2 0 0 0 0 2 1 1 0 0 0 0 1 2 0 0 0 0 0 0 0 1 0 0 0 0 1 0
Inning Stats	R: 0 H: 2 E: 0 LOB: 2 K: 1 BB: 1 S: 6 P: 10	R: 0 H: 1 E: 0 LOB: 1 K: 3 BB: 0 S: 10 P: 10	R: 0 H: 1 E: 0 LOB: 2 K: 2 BB: 1 S: 8 P: 12	R: 0 H: 0 E: 0 LOB: 0 K: 3 BB: 0 S: 9 P: 9	R: 0 H: 0 E: 0 LOB: 0 K: 1 BB: 0 S: 5 P: 5	R: 0 H: 1 E: 0 LOB: 1 K: 0 BB: 0 S: 4 P: 4	R: 1 H: 2 E: 0 LOB: 2 K: 1 BB: 1 S: 7 P: 11	R: 0 H: 0 E: 0 LOB: 0 K: 0 BB: 0 S: 3 P: 3	R: 0 H: 0 E: 0 LOB: 0 K: 1 BB: 0 S: 5 P: 5	1B: 6 SF: 0 2B: 1 SAC: 0 3B: 0 DP: 0 HR: 0 HBP: 0

TOP	
Philadelphia Phillies @ St. Louis Cardinals	
Sportsman's Park, St. Louis, MO	
Fri Jun 06 1958, 8:05 PM EDT	
Att. 17,559 - Unknown	
AB 33	
R 1	
H 7	
RBI 1	
BB 3	
SO 12	
LOB 17	
WP: 0 PA: 36	
PB: 0	
SB: 0	
CS: 0	

PITCHER	IP	WLS	BF	H	R	ER	SO	BB	IBB	HBP	BLK	WP	HR	S	P	ERA	WHIP
Sam Jones, R (1, 1) ERA: 3.62	9.0	W	36	7	1	1	12	3	0	0	0	0	0	57	69	1.00	1.111



livebaseballscorecards.com

Batter	1	2	3	4	5	6	7	8	9	AB	R	H	RBI	BB	SO	LOB	BOTTOM
--------	---	---	---	---	---	---	---	---	---	----	---	---	-----	----	----	-----	--------

Don Blasingame, L (1, 4) <small>OBP: 0.382, SLG: 0.408</small>										4	1	2	0	0	0	0	
Eddie Kasko, R (1, 6) <small>OBP: 0.304, SLG: 0.240</small>										4	0	1	0	0	0	1	
Stan Musial, L (1, 3) <small>OBP: 0.492, SLG: 0.688</small> Irv Noren, L (9, 7) <small>OBP: 0.383, SLG: 0.373</small>										2	0	0	1	1	0	0	
Ken Boyer, R (1, 5) <small>OBP: 0.341, SLG: 0.490</small>										4	1	2	0	0	0	1	
Gene Green, R (1, 9) <small>OBP: 0.394, SLG: 0.509</small>										3	1	1	0	0	0	2	
Curt Flood, R (1, 8) <small>OBP: 0.346, SLG: 0.425</small>										2	0	0	0	0	1	0	
Joe Cunningham, L (1, 7) <small>OBP: 0.462, SLG: 0.486</small>										2	0	0	0	1	0	0	
Hal Smith, R (1, 2) <small>OBP: 0.330, SLG: 0.347</small>										3	0	1	1	0	0	2	
Sam Jones, R (1, 1) <small>OBP: 0.148, SLG: 0.115</small>										3	0	0	0	0	0	3	

Inning Stats	R: 0 E: 0 K: 0 S: 4	H: 2 LOB: 2 BB: 1 P: 8	R: 0 E: 0 K: 1 S: 6	H: 1 LOB: 1 BB: 0 P: 6	R: 0 E: 0 K: 0 S: 3	H: 0 LOB: 0 BB: 0 P: 3	R: 2 E: 1 K: 0 S: 5	H: 2 LOB: 1 BB: 1 P: 9	R: 1 E: 0 K: 0 S: 4	H: 2 LOB: 0 BB: 0 P: 4	R: 0 E: 0 K: 0 S: 3	H: 0 LOB: 0 BB: 0 P: 3	R: 0 E: 0 K: 0 S: 3	H: 0 LOB: 0 BB: 0 P: 3	R: 0 E: 0 K: 0 S: 3	H: 0 LOB: 0 BB: 0 P: 3	1B: 7 2B: 1 3B: 0 HR: 0	SF: 1 SAC: 1 DP: 3 HBP: 0	WP: 0 PB: 0 SB: 0 CS: 0	PA: 31
---------------------	------------------------------	---------------------------------	------------------------------	---------------------------------	------------------------------	---------------------------------	------------------------------	---------------------------------	------------------------------	---------------------------------	------------------------------	---------------------------------	------------------------------	---------------------------------	------------------------------	---------------------------------	----------------------------------	------------------------------------	----------------------------------	--------

PITCHER	IP	WLS	BF	H	R	ER	SO	BB	IBB	HBP	BLK	WP	HR	S	P	ERA	WHIP
Seth Morehead, L (1, 1) <small>ERA: 7.94</small>	6.0	L	25	7	3	3	1	2	0	0	0	0	0	25	33	4.50	1.500
Jack Meyer, R (7, 1) <small>ERA: 3.12</small>	2.0		6	0	0	0	0	0	0	0	0	0	0	6	6	0.00	0.000

Philadelphia Phillies @ St. Louis Cardinals
Sportsman's Park, St. Louis, MO
Fri Jun 06 1958, 8:05 PM EDT
Att. 17,559 - Unknown

AB	27
R	3
H	7
RBI	2
BB	2
SO	1
LOB	9



WP: 0	PA: 31
PB: 0	
SB: 0	
CS: 0	

PITCHER	IP	WLS	BF	H	R	ER	SO	BB	IBB	HBP	BLK	WP	HR	S	P	ERA	WHIP
---------	----	-----	----	---	---	----	----	----	-----	-----	-----	----	----	---	---	-----	------

Batter	1	2	3	4	5	6	7	8	9	AB	R	H	RBI	BB	SO	LOB	TOP								
Richie Ashburn, L OBP: 0.448, SLG: 0.455 (1, 8) X	0-0 E3 1B	4-0 BB BB 1-2 BB	0-0 F2	4-0 1-2 2-3 3-H BB		0-0 FC6-4 1-2f		0-0 WP 1B 1B 1-2 3-H	4-0 5-3 BB 1-2	4	1	1	2	3	0	2									
Solly Hemus, L OBP: 0.439, SLG: 0.527 (1, 4) X	0-0 2B HR 1B 1-2	0-0 F8		4-3 F9		0-3 K		0-0 FC1-2 WP 1B 1-2 2-3	0-0 5-3 BB 1-2 2-3	7	1	2	0	0	1	8									
Harry Anderson, L OBP: 0.361, SLG: 0.419 (1, 3) X	0-0 HR 2B 1-3	0-3 K		4-0 BB 1B BB	0-0 L4		0-0 G3	0-0 FC1-2-6 1B 1-3 2-3 3-H	0-0 L9	6	3	1	0	1	1	6									
Rip Repulski, R OBP: 0.317, SLG: 0.573 (1, 7) X	0-0 HR 2-H 3-H	4-0 BB BB 1-2 2-3		4-0 1B BB 1-2	0-0 1B		0-3 K	0-0 G6-4-3 1B 2-H 3-H		4	2	3	5	2	1	0									
Stan Lopata, R OBP: 0.390, SLG: 0.432 (1, 2) S S S	0-3 K	4-0 BB BB 1-2 2-3 3-H BB		0-0 1B BB 1B 1-2 2-H	0-0 1B		4-0 FC4 BB	0-0 G6-4-3 1-2f		4	1	2	2	2	1	1									
Joe Lonnett, R OBP: 0.200, SLG: 0.259 (8, 2) S S S										0	0	0	0	0	0	0									
Willie Jones, R OBP: 0.400, SLG: 0.474 (1, 5) X	0-0 BB 1B	0-3 K		0-0 BB BB 1-3 2-H 1B	0-0 F7		0-0 FC4 1-2f		0-0 HR 1B	6	2	3	1	0	1	6									
Wally Post, R OBP: 0.362, SLG: 0.388 (1, 9) B B B B	4-0 1-2 BB		0-0 L8	4-0 BB BB 1-2 BB	0-0 F8			4-0 1B BB 1B	0-0 HR 1-H	3	2	1	2	3	0	2									
Chico Fernandez, R OBP: 0.269, SLG: 0.250 (1, 6) S S S	0-3 K		0-0 6-3	0-3 K		4-0 FC6-4 BB		0-0 E 1B 1B 1-3	0-0 E4 5-3 BB	5	1	1	0	1	2	5									
Curt Simmons, L OBP: 0.303, SLG: 0.313 (1, 1) X		0-0 BB BB BB 1B	0-0 1B	4-0 1-2 2-3 3-H BB	0-0 F5			0-0 E9 1B 1B 1-3 3-H WP 1B	0-3 K	5	2	3	2	1	1	2									
Inning Stats	R: 3 E: 1 K: 2 S: 11	H: 4 LOB: 2 BB: 1 P: 15	R: 1 E: 0 K: 2 S: 8	H: 1 LOB: 3 BB: 3 P: 20	R: 0 E: 0 K: 0 S: 4	H: 1 LOB: 1 BB: 0 P: 4	R: 4 E: 0 K: 1 S: 7	H: 2 LOB: 3 BB: 5 P: 27	R: 0 E: 0 K: 0 S: 5	H: 2 LOB: 2 BB: 0 P: 5	R: 0 E: 0 K: 1 S: 5	H: 0 LOB: 1 BB: 1 P: 9	R: 0 E: 0 K: 1 S: 5	H: 0 LOB: 1 BB: 1 P: 9	R: 5 E: 1 K: 0 S: 7	H: 5 LOB: 0 BB: 1 P: 11	R: 2 E: 1 K: 1 S: 8	H: 2 LOB: 2 BB: 1 P: 12	1B: 14 2B: 1 3B: 0 HR: 2	SF: 0 SAC: 0 DP: 1 HBP: 0	WP: 1 PB: 0 SB: 0 CS: 0	PA: 57			
PITCHER	IP	WLS	BF	H	R	ER	SO	BB	IBB	HBP	BLK	WP	HR	S	P	ERA	WHIP								
Lindy McDaniel, R ERA: 5.49 (1, 1)	0.2	L	7	4	3	3	1	1	0	0	0	0	1	8	12	40.50	7.500								
Frank Barnes, R ERA: 7.58 (1, 1)	2.2		17	4	5	5	3	5	0	0	0	0	0	18	38	16.88	3.375								
Phil Paine, R ERA: 0.68 (4, 1)	1.2		10	2	0	0	1	3	0	0	0	0	0	9	21	0.00	3.000								
Morrie Martin, L ERA: 4.58 (6, 1)	2.0		8	0	0	0	2	2	0	0	0	0	0	10	18	0.00	1.000								
Bill Wight, L ERA: 7.07 (8, 1)	2.0		15	7	7	7	1	2	0	0	0	1	1	15	23	31.50	4.500								

Philadelphia Phillies @ St. Louis Cardinals
 Sportsman's Park, St. Louis, MO
 Sat Jun 07 1958, 4:33 AM EDT
 Att: 10,839 - Unknown

AB	44
R	15
H	17
RBI	14
BB	13
SO	8
LOB	32



BOTTOM

Philadelphia Phillies @ St. Louis Cardinals
 Sportsman's Park, St. Louis, MO

AB	36
R	6
H	10
RBI	6
BB	3
SO	3
LOB	13



WP:	0	PA:	39
PB:	0		
SB:	0		
CS:	0		

ERA	6.00	WHIP	1.444
-----	------	------	-------

IP	9.0	WLS	W	BF	39	H	10	R	6	ER	6	SO	3	BB	3	IBB	0	HBP	0	BLK	0	WP	0	HR	1	S	42	P	54	ERA	6.00	WHIP	1.444
----	-----	-----	---	----	----	---	----	---	---	----	---	----	---	----	---	-----	---	-----	---	-----	---	----	---	----	---	---	----	---	----	-----	------	------	-------

AB R H RBI BB SO LOB

5	1	2	1	0	0	2
5	1	2	2	0	0	1
3	1	1	2	1	0	1
1	0	0	0	0	1	1
4	0	0	0	0	0	2
4	0	3	0	0	0	0
4	1	0	0	0	0	4
4	1	1	0	0	0	0
3	0	0	0	1	0	2
0	0	0	0	0	0	0
1	0	0	0	0	0	1
0	0	0	0	1	0	0
0	0	0	0	0	0	0
1	0	0	0	0	1	0
0	0	0	0	0	0	0
1	1	1	1	0	0	0

1B:	6	SF:	0
2B:	3	SAC:	0
3B:	0	DP:	1
HR:	1	HBP:	0

Batter	1	2	3	4	5	6	7	8	9
Don Blasingame, L (1, 4) OBP: 0.382, SLG: 0.413	0-0 L7 		0-0 F9 		0-0 G6-3 			0-0 1B 	0-0 1B 2B
Eddie Kasko, R (1, 6) OBP: 0.311, SLG: 0.273	0-0 HR 2B 		0-0 5-3 			0-0 G1 		0-0 F8 	0-0 1B
Stan Musial, L (1, 3) OBP: 0.492, SLG: 0.700	0-0 HR 			0-0 F7 		4-0 FC6-4 BB 		0-0 F9 	0-3 K
Irv Noren, L (9, 7) OBP: 0.377, SLG: 0.365	2-H HR 			0-0 P5 		0-0 FC6-4 		0-0 F2 	
Ken Boyer, R (1, 5) OBP: 0.333, SLG: 0.478	0-0 F7 			0-0 P5 		0-0 FC6-4 			
Gene Green, R (1, 9) OBP: 0.405, SLG: 0.526	0-0 6-3 			0-0 2B 		0-0 1B 			0-0 FC3-6
Curt Flood, R (1, 8) OBP: 0.329, SLG: 0.403		0-0 6-3 		0-0 5-3 		0-0 L5 			0-0 FC3-6
Joe Cunningham, L (1, 7) OBP: 0.453, SLG: 0.474		0-0 4-3 			0-0 P5 		0-0 4-3 		0-0 1B 2B 1B
Hal Smith, R (1, 2) OBP: 0.327, SLG: 0.337		0-0 4-3 			4-0 BB BB 		0-0 3-1 		0-0 F9
Lindy McDaniel, R (1, 1) OBP: 0.105, SLG: 0.105			0-3 K 		4-0 BB BB BB 		0-3 K 		0-0 2B 1B 1B
Frank Barnes, R (1, 1) OBP: 0.167, SLG: 0.167					1-2 BB 				1-3 3-H
Phil Paine, R (4, 1) OBP: 0.357, SLG: 0.286									
Dick Schofield, S (5, PH) OBP: 0.357, SLG: 0.286									
Morrie Martin, L (6, 1) OBP: 0.357, SLG: 0.286									
Joe Taylor, R (7, PH) OBP: 0.354, SLG: 0.500									
Bill Wight, L (8, 1) OBP: 0.357, SLG: 0.286									
Del Ennis, R (9, PH) OBP: 0.300, SLG: 0.357									

R: 2	H: 2	R: 0	H: 0	R: 0	H: 0	R: 0	H: 1	R: 0	H: 0	R: 0	H: 1	R: 0	H: 0	R: 0	H: 1	R: 4	H: 5
E: 0	LOB: 0	E: 0	LOB: 0	E: 0	LOB: 0	E: 0	LOB: 1	E: 0	LOB: 1	E: 0	LOB: 2	E: 0	LOB: 0	E: 0	LOB: 1	E: 0	LOB: 1
K: 0	BB: 0	K: 0	BB: 0	K: 1	BB: 0	K: 0	BB: 0	K: 0	BB: 2	K: 1	BB: 1	K: 1	BB: 0	K: 0	BB: 0	K: 1	BB: 0
S: 5	P: 5	S: 3	P: 3	S: 5	P: 5	S: 2	P: 10	S: 5	P: 5	S: 4	P: 8	S: 5	P: 5	S: 4	P: 4	S: 10	P: 10

PITCHER IP WLS BF H R ER SO BB IBB HBP BLK WP HR S P ERA WHIP

Curt Simmons, L (1, 1) ERA: 4.48	9.0	W	39	10	6	6	3	3	0	0	0	0	0	0	1	42	54	6.00	1.444
-------------------------------------	-----	---	----	----	---	---	---	---	---	---	---	---	---	---	---	----	----	------	-------

WP: 0 PA: 39

ERA	6.00	WHIP	1.444
-----	------	------	-------

Sat Jun 07 1958, 4:33 AM EDT
 Att. 10,839 - Unknown

BOTTOM

Philadelphia Phillies @ St. Louis Cardinals
Sportsman's Park, St. Louis, MO
Sun Jun 08 1958, 4:33 AM EDT
Unknown

livebaseballscorecards.com

AB	37
R	6
H	12
RBI	5
BB	6
SO	2
LOB	15



WP	0	PA	45
PB	0		
SB	0		
CS	0		

AB	R	H	RBI	BB	SO	LOB
5	1	2	0	0	0	0
4	1	2	0	1	0	0
4	1	2	0	0	0	2
1	0	1	0	0	0	0
4	1	1	2	1	0	3
3	2	1	1	2	1	2
4	0	1	0	0	1	2
4	0	1	1	1	0	1
4	0	1	0	1	0	3
3	0	0	0	0	0	2
0	0	0	0	0	0	0
1	0	0	0	0	0	0
0	0	0	0	0	0	0
0	0	0	1	0	0	0

Batter	1	2	3	4	5	6	7	8	9	10
Don Blasingame, L OBP: 0.382, SLG: 0.413 (1, 4)	0-0 1B		0-0 1B G4-6-3		0-0 P5		0-0 3-1		0-0 G3	
Irv Noren, L OBP: 0.394, SLG: 0.375 (1, 8) (9, 7)	0-0 1B HR		0-0 1B G4-6-3		0-0 P4		0-0 F8		4-0 1B BB	
Stan Musial, L OBP: 0.492, SLG: 0.701 Curt Flood, R OBP: 0.337, SLG: 0.410 (1, 3) (9, 8)	0-0 P6		0-0 G4-6-3		0-0 2B		0-0 1B BB		0-0 1B 1-2	
Joe Cunningham, L OBP: 0.450, SLG: 0.500 (1, 7) (9, 3)	0-0 HR 2-H		0-0 4-3		4-0 BB		0-0 P6		0-0 F8	
Ken Boyer, R OBP: 0.341, SLG: 0.494 (1, 5)	0-0 5-3				0-3 K		4-0 1B BB		4-0 SH1-4 BB	
Gene Green, R OBP: 0.400, SLG: 0.517 (1, 9)					0-3 K		0-0 L9		0-0 SH1-4	
Hobie Landrith, L OBP: 0.387, SLG: 0.280 (1, 2)					0-0 1-3		0-0 4-3		4-0 BB IBB	
Eddie Kasko, R OBP: 0.318, SLG: 0.271 (1, 6)					0-0 1B		0-0 5-3		4-0 BB	
Larry Jackson, R OBP: 0.105, SLG: 0.105 Morrie Martin, L (9, 1) Billy Muffett, R OBP: 0.286, SLG: 0.333 Wally Moon, L OBP: 0.395, SLG: 0.308 Del Ennis, R OBP: 0.298, SLG: 0.357 (10, PH) (10, PH)					0-0 L6		0-0 F3		0-0 P5	

Inning Stats	R	H	E	K	S	WLS	BF	H	R	ER	SO	BB	IBB	HBP	BLK	WP	HR	S	P	ERA	WHIP
	2	3	0	0	5		34	11	5	5	2	2	0	0	0	0	2	36	44	5.87	1.696
	0	0	0	0	0		1	0	0	0	0	0	0	0	0	0	0	1	1	0.00	0.000
	0	1	1	0	0	L	6	1	1	1	0	2	0	0	0	0	0	4	12	9.00	3.000
	0	0	0	0	0		3	0	0	0	0	1	1	0	0	0	0	1	9	0.00	3.000
	0	0	0	0	0		1	0	0	0	0	0	0	0	0	0	0	1	1	0.00	0.000

PITCHER	IP	WLS	BF	H	R	ER	SO	BB	IBB	HBP	BLK	WP	HR	S	P	ERA	WHIP
Robin Roberts, R ERA: 3.48 (1, 1)	7.2		34	11	5	5	2	2	0	0	0	0	2	36	44	5.87	1.696
Turk Farrell, R ERA: 1.36 (8, 1)	0.1		1	0	0	0	0	0	0	0	0	0	0	1	1	0.00	0.000
Jack Meyer, R ERA: 3.44 (9, 1)	1.0	L	6	1	1	1	0	2	0	0	0	0	0	4	12	9.00	3.000
Jim Hearn, R ERA: 5.84 (10, 1)	0.1		3	0	0	0	0	1	1	0	0	0	0	1	9	0.00	3.000
Seth Morehead, L ERA: 7.79 (10, 1)	0.1		1	0	0	0	0	0	0	0	0	0	0	1	1	0.00	0.000

Batter	1	2	3	4	5	6	7	8	9	10	11	12	13	14	AB	R	H	RBI	BB	SO	LOB	TOP																
Richie Ashburn, L (1, 8) OBP: 0.442, SLG: 0.444	0-0 BB 1B		0-0 6-3		0-0 F2			0-0 L7	0-0 SF8 HBP 1B		0-0 5-3-2 1B		0-0 F8		7	0	3	1	0	0	1																	
Solly Hemus, L (1, 4) OBP: 0.455, SLG: 0.500	4-0 BB 1-2 BB		4-0 BB		4-0 BB 1-2 BB			0-0 E4 2B 1B	1-0 HBP		0-0 5-3-2 1-3 2-H			0-0 HR 1B	3	2	1	0	3	0	1																	
Harry Anderson, L (1, 3) OBP: 0.369, SLG: 0.482	0-0 F7		0-3 K		0-3 K			0-0 F9	0-0 SF8				4-0 BB BB	0-0 HR	5	1	1	3	1	2	6																	
Rip Repulski, R (1, 7) OBP: 0.312, SLG: 0.547 Chuck Essegian, R (14, 7) OBP: 0.325, SLG: 0.468	0-3 K			0-0 F8		0-0 F7		0-0 1B 2B	0-0 P4			0-0 BB BB	0-0 HR	5-3	7	1	1	0	0	2	5																	
Wally Post, R (1, 9) OBP: 0.391, SLG: 0.438	0-3 K			0-3 K		0-0 F8		0-0 1B		0-0 4-3 2B		4-0 BB 1-2 BB	0-0 F3	6	0	2	2	1	2	2																		
Willie Jones, R (1, 5) OBP: 0.369, SLG: 0.430		0-0 4-3		0-0 1B		0-0 P3		0-0 F9		0-0 4-3		0-0 F3	0-0 F7	7	0	1	0	0	0	4																		
Chico Fernandez, R (1, 6) OBP: 0.257, SLG: 0.238 Dave Philley, S (9, PH) OBP: 0.278, SLG: 0.319 Ted Kazanski, R (9, 6) OBP: 0.274, SLG: 0.283		0-0 L9		0-0 4-3		0-0 P4		4-0 1B BB	0-0 P3		0-0 P3		0-0 6-3		3	0	0	0	0	0	1																	
Joe Lonnett, R (1, 2) OBP: 0.154, SLG: 0.194		0-0 F8			0-0 F2		0-0 L7		0-0 F3	0-0 6-3			0-0 4-3		0	1	0	0	1	0	0																	
Jack Sanford, R (1, 1) OBP: 0.250, SLG: 0.231 Warren Hacker, R (7, 1) OBP: 0.350, SLG: 0.553 Turk Farrell, R (9, 1) OBP: 0.250, SLG: 0.182			0-3 K		0-0 BB 1B		0-3 K		0-0 1B SF8 1B		0-3 K		0-3 K		3	0	1	0	0	2	0																	
Inning Stats	R: 0 E: 0 K: 2 S: 8	H: 1 LOB: 2 BB: 1 P: 12	R: 0 E: 0 K: 0 S: 3	H: 0 LOB: 0 BB: 0 P: 3	R: 0 E: 0 K: 2 S: 7	H: 0 LOB: 1 BB: 1 P: 11	R: 0 E: 0 K: 1 S: 6	H: 1 LOB: 1 BB: 0 P: 6	R: 0 E: 0 K: 1 S: 6	H: 1 LOB: 2 BB: 1 P: 10	R: 0 E: 0 K: 0 S: 3	H: 0 LOB: 0 BB: 0 P: 3	R: 0 E: 0 K: 1 S: 5	H: 0 LOB: 0 BB: 0 P: 5	R: 2 E: 1 K: 0 S: 6	H: 2 LOB: 1 BB: 0 P: 6	R: 2 E: 0 K: 0 S: 5	H: 2 LOB: 2 BB: 1 P: 10	R: 0 E: 0 K: 0 S: 4	H: 1 LOB: 1 BB: 0 P: 4	R: 0 E: 0 K: 1 S: 5	H: 1 LOB: 0 BB: 0 P: 5	R: 0 E: 0 K: 1 S: 5	H: 0 LOB: 2 BB: 2 P: 13	R: 0 E: 0 K: 1 S: 5	H: 0 LOB: 0 BB: 0 P: 5	R: 2 E: 0 K: 0 S: 5	H: 2 LOB: 0 BB: 0 P: 5	1B: 8 2B: 3 3B: 0 HR: 1	SF: 1 SAC: 0 DP: 1 HBP: 1	WP: 0 PB: 0 SB: 0 CS: 0	PA: 60						
PITCHER	IP WLS BF H R ER SO BB IBB HBP BLK WP HR S P ERA WHIP																					PITCHER	IP WLS BF H R ER SO BB IBB HBP BLK WP HR S P ERA WHIP															
Jim Brosnan, R (1, 1) ERA: 2.78	8.1	36	6	4	2	7	4	0	0	0	0	0	0	0	46	62	2.16	1.200																				
Billy Muffett, R (9, 1) ERA: 4.4	0.0	2	1	0	0	0	0	0	1	0	0	0	0	0	1	2	∞	∞																				
Vinegar Bend Mizell, L (9, 1) ERA: 4.24	0.2	2	0	0	0	0	0	0	0	0	0	0	0	2	2	0.00	0.000																					
Lindy McDaniel, R (10, 1) ERA: 5.34	5.0	L 20	4	2	2	3	2	0	0	0	0	0	0	1	24	3.60	1.200																					

Philadelphia Phillies @ St. Louis Cardinals
 Sportsman's Park, St. Louis, MO
 Sun Jun 08 1958, 4:38 AM EDT
 Att. 22,022 - Unknown

livebaseballscores.com

AB	52
R	6
H	11
RBI	6
BB	6
SO	10
LOB	25



Batter	1	2	3	4	5	6	7	8	9	AB R H RBI BB SO LOB	TOP												
Richie Ashburn, L OBP: 0.450, SLG: 0.461 (1, 8) C F B B B B	4-2 1B BB		1-2 F9 ②		0-1 1B 3B		0-0 S 1B		0-0 PO 1B	4 1 3 1 1 0 1													
Solly Hemus, L OBP: 0.457, SLG: 0.500 (1, 4) C X	0-1 G6-4-3 1B		2-2 F9 ③		2-2 FC6-4 1B		1-1 F9 ③		0-0 PO ③	4 0 2 1 0 0 2													
Harry Anderson, L OBP: 0.367, SLG: 0.483 (1, 3) B S S X	1-2 F5 ①			0-0 1B 2B	0-2 F7 ②			2-3 K ①		4 1 1 0 0 1 3													
Rip Repulski, R OBP: 0.310, SLG: 0.538 (1, 7) C S B X	1-2 G6-4-3 1-2f			1-2 6-3 ①	0-1 FC6-4 ③			0-0 1B 1B		4 0 1 0 0 0 4													
Wally Post, R OBP: 0.386, SLG: 0.431 (1, 9) X		0-0 1-3 ①		0-1 F6 ②		1-1 F4 ①		2-2 1B 1B		4 0 1 0 0 0 1													
Willie Jones, R OBP: 0.373, SLG: 0.432 (1, 5) B T X		1-1 F5 ②		1-2 2-H 1B		0-1 CS 1B		0-1 F9 ②		4 0 2 1 0 0 2													
Chico Fernandez, R OBP: 0.251, SLG: 0.232 (1, 6) X T C B		1-2 6-3 ③		1-2 F6 ③		0-3 K ③		0-0 F9 ③		4 0 0 0 0 1 4													
Joe Lonnett, R OBP: 0.140, SLG: 0.175 (1, 2) X			0-0 5-6-3 ①		2-2 E5 FC3-6		0-0 F9 ①		1-1 6-3 ①	4 0 0 0 0 0 0													
Ray Semproch, R OBP: 0.083, SLG: 0.125 (1, 1) X			0-0 1B		2-1 FC3-6 1-2f 3B		0-3 K ②		1-3 K ②	4 1 1 0 0 2 1													
Inning Stats	R: 0 E: 0 K: 0 S: 12	H: 1 LOB: 1 BB: 1 P: 18	R: 0 E: 0 K: 0 S: 6	H: 0 LOB: 0 BB: 0 P: 8	R: 0 E: 0 K: 0 S: 8	H: 1 LOB: 1 BB: 0 P: 11	R: 1 E: 0 K: 0 S: 13	H: 2 LOB: 1 BB: 0 P: 16	R: 2 E: 1 K: 0 S: 16	H: 2 LOB: 1 BB: 0 P: 22	R: 0 E: 0 K: 1 S: 8	H: 1 LOB: 0 BB: 0 P: 9	R: 0 E: 0 K: 1 S: 7	H: 1 LOB: 1 BB: 0 P: 8	R: 0 E: 0 K: 1 S: 10	H: 2 LOB: 2 BB: 0 P: 14	R: 0 E: 0 K: 1 S: 8	H: 1 LOB: 0 BB: 0 P: 10	1B: 9 2B: 1 3B: 1 HR: 0	SF: 0 SAC: 0 DP: 1 HBP: 0	WP: 0 PB: 0 SB: 1 CS: 1	PA: 38	
PITCHER Don Newcombe, R ERA: 6.82 (1, 1)	IP 9.0	WLS L	BF 37	H 11	R 3	ER 2	SO 4	BB 1	IBB 0	HBP 0	BLK 0	WP 0	HR 0	S 88	P 116	ERA 2.00	WHIP 1.333						PITCHER IP WLS BF H R ER SO BB IBB HBP BLK WP HR S P ERA WHIP

Philadelphia Phillies @ Los Angeles Dodgers
 Los Angeles Memorial Coliseum, Los Angeles, CA
 Tue Jun 10 1958, 10:05 PM EDT
 Att: 19,671 - Unknown

livebaseballscorecards.com

AB	36
R	3
H	11
RBI	3
BB	1
SO	4
LOB	18



Batter	1	2	3	4	5	6	7	8	9	AB R H RBI BB SO LOB
Jim Gilliam, S OBP: 0.380, SLG: 0.403 (1, 7)	3-2 L8	1-0 F9		2-0 G3		2-2 4-3			0-0 F5	5 0 0 0 0 0 4
Pee Wee Reese, R OBP: 0.330, SLG: 0.487 (1, 5)	1-0 F5	1-1 4-3			4-2 G3-6-3 BB		2-1 6-3		0-0 6-3	4 0 0 0 1 0 1
Duke Snider, L OBP: 0.344, SLG: 0.393 (1, 8)	3-1 1B BB 1B		2-0 1-3		0-0 G3-6-3 1-2f		1-0 2B			4 1 2 0 0 0 1
Carl Furillo, R OBP: 0.360, SLG: 0.515 (1, 9)	4-0 1B 1B BB		0-1 F9		2-0 2B		0-2 5-3			3 0 1 0 1 0 1
John Roseboro, L OBP: 0.358, SLG: 0.505 (1, 2)	1-1 1B 1B		1-3 K		0-3 K		0-0 F4			4 0 1 0 0 2 2
Charlie Neal, R OBP: 0.350, SLG: 0.494 (1, 4)	0-0 1B			4-1 1B BB		3-1 HR		2-2 F3		3 1 2 2 1 0 0
Gil Hodges, R OBP: 0.332, SLG: 0.413 (1, 3)	2-3 3-H K			1-1 F4		1-3 K		1-3 K		4 0 0 0 0 3 4
Don Zimmer, R OBP: 0.345, SLG: 0.435 (1, 6)		2-2 L8		2-3 K		0-0 F5		0-1 6-3		4 0 0 0 0 1 1
Don Newcombe, L OBP: 0.533, SLG: 0.462 (1, 1)		2-0 WP 1B		0-1 1B		2-0 1B			2-2 F8	4 0 3 0 0 0 0

Inning Stats	R: 1	H: 3	E: 0	K: 1	S: 13	H: 3	LOB: 3	BB: 1	P: 27	R: 0	H: 1	E: 0	K: 0	S: 7	H: 1	LOB: 1	BB: 0	P: 13	R: 0	H: 0	E: 0	K: 1	S: 6	H: 0	LOB: 0	BB: 0	P: 9	R: 0	H: 1	E: 0	K: 1	S: 9	H: 1	LOB: 2	BB: 1	P: 18	R: 0	H: 1	E: 0	K: 1	S: 9	H: 1	LOB: 1	BB: 1	P: 15	R: 1	H: 2	E: 0	K: 1	S: 10	H: 2	LOB: 1	BB: 0	P: 18	R: 0	H: 1	E: 0	K: 0	S: 7	H: 0	LOB: 0	BB: 0	P: 10	R: 0	H: 0	E: 0	K: 1	S: 8	H: 0	LOB: 0	BB: 0	P: 11	R: 0	H: 0	E: 0	K: 0	S: 6	H: 0	LOB: 0	BB: 0	P: 8	1B: 6	SF: 0	2B: 2	SAC: 0	3B: 0	DP: 1	HR: 1	HBP: 0	WP: 1	PA: 38
--------------	------	------	------	------	-------	------	--------	-------	-------	------	------	------	------	------	------	--------	-------	-------	------	------	------	------	------	------	--------	-------	------	------	------	------	------	------	------	--------	-------	-------	------	------	------	------	------	------	--------	-------	-------	------	------	------	------	-------	------	--------	-------	-------	------	------	------	------	------	------	--------	-------	-------	------	------	------	------	------	------	--------	-------	-------	------	------	------	------	------	------	--------	-------	------	-------	-------	-------	--------	-------	-------	-------	--------	-------	--------

PITCHER	IP	WLS	BF	H	R	ER	SO	BB	IBB	HBP	BLK	WP	HR	S	P	ERA	WHIP
Ray Semproch, R ERA: 3.79 (1, 1)	9.0	W	38	9	2	2	6	3	0	0	0	1	1	75	129	2.00	1.333

BOTTOM

Philadelphia Phillies @ Los Angeles Dodgers
 Los Angeles Memorial Coliseum, Los Angeles, CA
 Tue Jun 10 1958, 10:05 PM EDT
 Att. 19,671 - Unknown

AB	35
R	2
H	9
RBI	2
BB	3
SO	6
LOB	14



PITCHER	IP	WLS	BF	H	R	ER	SO	BB	IBB	HBP	BLK	WP	HR	S	P	ERA	WHIP
---------	----	-----	----	---	---	----	----	----	-----	-----	-----	----	----	---	---	-----	------

Batter	1	2	3	4	5	6	7	8	9	AB R H RBI BB SO LOB	TOP																						
Richie Ashburn, L (1, 8) OBP: 0.444, SLG: 0.451	0-3 K	0-0 F6		1-0 G4-3			0-0 B5-3		4-2 BB	4 0 0 0 1 1 2																							
Solly Hemus, L (1, 4) OBP: 0.453, SLG: 0.486	2-1 5-3		3-2 6-3		4-1 BB		0-0 1B		0-1 4-3	4 0 1 0 1 0 1																							
Harry Anderson, L (1, 3) OBP: 0.369, SLG: 0.480	0-0 1B		4-0 E 2B BB		2-0 G3-6		2-3 K			3 1 1 0 1 1 2																							
Rip Repulski, R (1, 7) OBP: 0.301, SLG: 0.522	0-3 K		0-0 F3		2-2 F7			2-0 4-3		4 0 0 0 0 1 2																							
Wally Post, R (1, 9) OBP: 0.390, SLG: 0.450		0-2 1B 3B	0-0 FC6 2B		0-3 K		2-0 FC5-4 1B			4 2 2 0 0 1 1																							
Willie Jones, R (1, 5) OBP: 0.385, SLG: 0.447		0-2 G6-4-3 1B 1B	3-2 1B 2B		4-2 FC6-4 BB		0-1 F4			3 1 2 3 1 0 1																							
Chico Fernandez, R (1, 6) OBP: 0.253, SLG: 0.234		0-1 G6-4-3 1B	2-3 K		1-2 FC6-4		2-0 FC5-4			3 0 1 0 0 1 2																							
Bob Bowman, R (8, PH) OBP: 0.341, SLG: 0.538										1 0 0 0 0 0 1																							
Ted Kazanski, R (8, 6) OBP: 0.274, SLG: 0.283										0 0 0 0 0 0 0																							
Joe Lonnett, R (1, 2) OBP: 0.149, SLG: 0.182		1-0 G6-4-3		1-0 G4-3 1B		0-0 F9		3-3 K		4 0 1 0 0 1 3																							
Curt Simmons, L (1, 1) OBP: 0.324, SLG: 0.333		1-1 1B		0-1 B3		1-0 F8		0-1 5-3		1 0 1 1 0 0 0																							
Jim Hearn, R (3, 1) OBP: 0.324, SLG: 0.333										1 0 0 0 0 0 0 1																							
Chuck Essegian, R (7, PH) OBP: 0.324, SLG: 0.464										1 0 0 0 0 0 0 0																							
Warren Hacker, R (7, 1) OBP: 0.324, SLG: 0.464										0 0 0 0 0 0 0 0																							
Johnny Gray, R (8, 1) OBP: 0.275, SLG: 0.315										0 0 0 0 0 0 0 0																							
Dave Philley, S (9, PH) OBP: 0.275, SLG: 0.315										1 0 0 0 0 0 0 0																							
Inning Stats	R: 0 E: 0 K: 2 S: 10	H: 1 LOB: 1 BB: 0 P: 12	R: 2 E: 0 K: 0 S: 12	H: 4 LOB: 1 BB: 0 P: 14	R: 2 E: 1 K: 1 S: 13	H: 1 LOB: 1 BB: 1 P: 25	R: 0 E: 0 K: 0 S: 4	H: 1 LOB: 0 BB: 0 P: 6	R: 0 E: 0 K: 0 S: 5	H: 0 LOB: 0 BB: 1 P: 13	R: 0 E: 0 K: 1 S: 11	H: 0 LOB: 1 BB: 1 P: 16	R: 0 E: 0 K: 1 S: 8	H: 1 LOB: 1 BB: 0 P: 11	R: 0 E: 0 K: 0 S: 5	H: 1 LOB: 1 BB: 0 P: 11	R: 0 E: 0 K: 1 S: 10	H: 0 LOB: 1 BB: 1 P: 17	1B: 7 2B: 1 3B: 1 HR: 0	SF: 0 SAC: 0 DP: 3 HBP: 0	WP: 0 PB: 0 SB: 0 CS: 0	PA: 38											
PITCHER Don Drysdale, R (1, 1) ERA: 5.6	IP 9.0	WLS W	BF 38	H 9	R 4	ER 2	SO 6	BB 4	IBB 0	HBP 0	BLK 0	WP 0	HR 0	S 78	P 125	ERA 2.00	WHIP 1.444																
											PITCHER	IP	WLS	BF	H	R	ER	SO	BB	IBB	HBP	BLK	WP	HR	S	P	ERA	WHIP					

Philadelphia Phillies @ Los Angeles Dodgers
Los Angeles Memorial Coliseum, Los Angeles, CA
Wed Jun 11 1958, 10:05 PM EDT
Att. 16,236 - Unknown

livebaseballscorecards.com

AB	34
R	4
H	9
RBI	4
BB	4
SO	6
LOB	16



Batter	1	2	3	4	5	6	7	8	9	AB	R	H	RBI	BB	SO	LOB
Jim Gilliam, S OBP: 0.378, SLG: 0.397 (1, 7)	F6		FC6-4 SF8 1B	F8			G4-6-3 BB			3	1	0	0	1	0	1
Pee Wee Reese, R OBP: 0.337, SLG: 0.488 (1, 5) (4, 6)	L1		SF8 1B			G1-6-3 1B	G4-6-3			4	1	2	0	0	0	1
Charlie Neal, R OBP: 0.353, SLG: 0.509 Randy Jackson, R OBP: 0.286, SLG: 0.311 (1, 4) (3, PH) (4, 5)	E4 3B		SF8 HR BB			G1-6-3		SH1-3 2B 1B		1	1	1	0	0	0	0
Carl Furillo, R OBP: 0.353, SLG: 0.507 (1, 9)	F9		SF8			L4		SH1-3		2	0	0	2	0	0	0
Gil Hodges, R OBP: 0.335, SLG: 0.436 (1, 3)		L8		HR		F8		1B 2B		4	2	2	3	0	0	0
Don Zimmer, R OBP: 0.355, SLG: 0.443 (1, 6) (4, 4)		FC6-4 1B		1B		F3		FC6-4 1B		4	0	3	1	0	0	0
Gino Cimoli, R OBP: 0.284, SLG: 0.384 (1, 8)		FC6-4		F8		3B		FC6-4		4	0	1	0	0	0	3
Joe Pignatano, R OBP: 0.250, SLG: 0.161 (1, 2)		F9				6-3		5-3		4	0	0	0	0	0	3
Don Drysdale, R OBP: 0.118, SLG: 0.235 (1, 1)				FC6-4 1B		6-3		F5		3	0	1	0	0	0	0

Inning Stats	R: 1	H: 1	E: 1	K: 0	S: 8	LOB: 0	BB: 0	P: 11	R: 0	H: 1	E: 0	K: 0	S: 8	LOB: 1	BB: 0	P: 13	R: 4	H: 4	E: 0	K: 0	S: 15	LOB: 1	BB: 1	P: 25	R: 0	H: 0	E: 0	K: 0	S: 7	LOB: 0	BB: 0	P: 8	R: 0	H: 1	E: 0	K: 0	S: 6	LOB: 0	BB: 0	P: 11	R: 0	H: 1	E: 0	K: 0	S: 7	LOB: 1	BB: 0	P: 11	R: 0	H: 0	E: 0	K: 0	S: 4	LOB: 0	BB: 1	P: 9	R: 2	H: 3	E: 0	K: 0	S: 9	LOB: 1	BB: 0	P: 14
--------------	------	------	------	------	------	--------	-------	-------	------	------	------	------	------	--------	-------	-------	------	------	------	------	-------	--------	-------	-------	------	------	------	------	------	--------	-------	------	------	------	------	------	------	--------	-------	-------	------	------	------	------	------	--------	-------	-------	------	------	------	------	------	--------	-------	------	------	------	------	------	------	--------	-------	-------

PITCHER																1B: 7	SF: 1	WP: 0	PA: 35	
IP	WLS	BF	H	R	ER	SO	BB	IBB	HBP	BLK	WP	HR	S	P	ERA	WHIP	2B: 1	SAC: 1	PB: 0	PA:
Curt Simmons, L ERA: 4.67 (1, 1)	2.2		13	4	4	3	0	0	0	0	0	0	23	38	10.12	1.875				
Jim Hearn, R ERA: 5.17 (3, 1)	3.1	L	13	4	1	1	0	0	0	0	0	1	28	41	2.70	1.200				
Warren Hacker, R ERA: 6.48 (7, 1)	1.1		7	3	2	2	0	1	0	0	0	0	10	18	13.50	3.000				
Johnny Gray, R ERA: 2.57 (8, 1)	0.2		2	0	0	0	0	0	0	0	0	0	3	5	0.00	0.000				

BOTTOM

Philadelphia Phillies @ Los Angeles Dodgers
Los Angeles Memorial Coliseum, Los Angeles, CA

Wed Jun 11 1958, 10:05 PM EDT
Att. 16,236 - Unknown

livebaseballscores.com

AB	31
R	7
H	11
RBI	6
BB	2
SO	0
LOB	9



Batter	1	2	3	4	5	6	7	8	9	AB R H RBI BB SO LOB	TOP
Richie Ashburn, L OBP: 0.444, SLG: 0.450 (1, 8) C C B B X	2-2 1-3 ①		2-1 G3 ①		0-1 2B 2B 1B		1-0 F4 ①		1-2 SH5-4 1B 1B	5 2 2 0 0 0 0	Philadelphia Phillies @ Los Angeles Dodgers Los Angeles Memorial Coliseum, Los Angeles, CA Thu Jun 12 1958, 6:33 AM EDT Att. 9,899 - Unknown
Solly Hemus, L OBP: 0.467, SLG: 0.514 (1, 4) B C C X	1-2 BB 1B		1-2 G3 ②		0-0 1-3 2B 2B		3-2 FC5-4 1B	0-0 SH5-4 ① 1-2	4 1 3 0 0 0 0		
Harry Anderson, L OBP: 0.375, SLG: 0.486 (1, 3) B B F B B	4-2 1-2 BB		0-0 4-3 ③		0-0 2-H 3-H 2B		1-3 K ②	0-1 2-H 1B	4 0 2 3 1 1 1		
Wally Post, R OBP: 0.376, SLG: 0.432 (1, 9) C S C	0-3 K ②			1-2 6-3 ① X	0-0 1-3 ③		2-2 FC5-4 ③ 1-2f	1-3 K ②	5 0 0 0 0 2 5		
Willie Jones, R OBP: 0.385, SLG: 0.479 (1, 5) B C B X	2-1 F7 ③			3-2 2B		1-1 HR		3-1 E6 SH1-4	1-3 K ③	5 1 2 1 0 1 3	
Rip Repulski, R OBP: 0.295, SLG: 0.511 (1, 7) Bob Bowman, R OBP: 0.341, SLG: 0.538 (9, 7) S S S		0-3 K ①		0-3 K ②		1-0 F5 ①		0-0 SH1-4 ①	3 0 0 0 0 2 1 0 0 0 0 0 0 0		
Chico Fernandez, R OBP: 0.249, SLG: 0.229 (1, 6) Dave Philley, S OBP: 0.284, SLG: 0.315 (8, PH) Ted Kazanski, R OBP: 0.274, SLG: 0.283 (8, 6) X		0-0 F4 ②		0-2 F5 ③		0-1 4-3 ②		4-0 IBB	3 0 0 0 0 0 1 0 0 0 0 1 0 0 0 0 0 0 0 0 0		
Joe Lonnett, R OBP: 0.176, SLG: 0.191 (1, 2) B B B B B		4-2 FC6-4 BB			0-0 F2 ① X	0-0 FC6-4 1B		1-3 K ②	3 0 1 0 1 1 2		
Jack Sanford, R OBP: 0.226, SLG: 0.207 (1, 1) Chuck Essegian, R OBP: 0.320, SLG: 0.460 (8, PH) Turk Farrell, R OBP: 0.250, SLG: 0.182 (8, 1) X C C B B X		2-1 FC6-4 ③ 1-2f			2-1 6-3 ② X	0-2 FC6-4 ③ 1-2f		3-3 K ③	3 0 0 0 0 0 2 1 0 0 0 0 1 2 0 0 0 0 0 0 0		
Inning Stats	R: 0 E: 0 K: 1 S: 13 H: 1 LOB: 2 BB: 1 P: 22	R: 0 E: 0 K: 1 S: 8 H: 0 LOB: 1 BB: 1 P: 14	R: 0 E: 0 K: 0 S: 6 H: 0 LOB: 0 BB: 0 P: 9	R: 0 E: 0 K: 1 S: 13 H: 1 LOB: 1 BB: 0 P: 17	R: 2 E: 0 K: 0 S: 8 H: 3 LOB: 1 BB: 0 P: 10	R: 1 E: 0 K: 0 S: 9 H: 2 LOB: 1 BB: 0 P: 11	R: 0 E: 0 K: 1 S: 11 H: 1 LOB: 1 BB: 0 P: 18	R: 0 E: 1 K: 2 S: 10 H: 0 LOB: 2 BB: 1 P: 21	R: 1 E: 0 K: 2 S: 12 H: 2 LOB: 1 BB: 0 P: 15	1B: 6 2B: 3 3B: 0 HR: 1 SF: 0 SAC: 2 DP: 0 HBP: 0	
PITCHER Stan Williams, R ERA: 3.1 (1, 1) Clem Labine, R ERA: 4.08 (9, 1)	IP WLS BF H R ER SO BB IBB HBP BLK WP HR S P ERA WHIP	8.1 L 39 10 4 4 6 2 1 0 0 0 1 84 129 4.32 1.440	0.2 2 0 0 0 2 0 0 0 0 0 0 6 8 0.00 0.000	PITCHER IP WLS BF H R ER SO BB IBB HBP BLK WP HR S P ERA WHIP							

livebaseballscorecards.com

AB	36
R	4
H	10
RBI	4
BB	3
SO	8
LOB	17



Batter	1	2	3	4	5	6	7	8	9	AB R H RBI BB SO LOB
Jim Gilliam, S OBP: 0.380, SLG: 0.404 (1, 7)	2-1 WP 1B 1B	2-2 L3			1-2 F9			1-1 SH 2B		4 1 2 0 0 0 1
Pee Wee Reese, R OBP: 0.326, SLG: 0.470 (1, 5)	2-3		2-1 F3		0-1 6-3			0-1 SH G4-6-3		3 0 0 0 0 1 1
Duke Snider, L OBP: 0.348, SLG: 0.391 (1, 8)	1-0 WP 1B 1B		4-0 1B 1B BB		3-2 F8			0-0 G4-6-3		3 1 1 0 1 0 2
Carl Furillo, R OBP: 0.350, SLG: 0.500 (1, 9)	2-1 F6		1-0 1B 1B		0-0 F8			0-0 F8		4 0 1 0 0 0 3
John Roseboro, L OBP: 0.362, SLG: 0.504 (1, 2)	2-2 1B		0-0 1B		0-3 K			0-0 F2		4 0 2 2 0 1 0
Gil Hodges, R OBP: 0.333, SLG: 0.432 (1, 3)		2-1 1B 4-3 1B	0-1 FC6-2-5-8 1B		2-3 K			1-3 K		4 1 1 0 0 2 2
Charlie Neal, R OBP: 0.346, SLG: 0.497 (1, 4)		0-0 F9		1-1 5-3			2-3 K	0-1 L7		4 0 0 0 0 1 1
Don Zimmer, R OBP: 0.355, SLG: 0.441 (1, 6)		2-2 4-3 1B		1-0 F8			3-3 K			3 0 1 0 0 1 0
Stan Williams, R Clem Labine, R (9, 1)		1-0 4-3		1-3 K			2-2 5-3			3 0 0 0 0 1 1 0 0 0 0 0 0 0

Inning Stats	R: 1 E: 0 K: 1 S: 12	H: 3 LOB: 2 BB: 0 P: 21	R: 1 E: 0 K: 0 S: 14	H: 2 LOB: 1 BB: 0 P: 21	R: 1 E: 0 K: 0 S: 6	H: 2 LOB: 1 BB: 1 P: 13	R: 0 E: 0 K: 1 S: 6	H: 0 LOB: 0 BB: 0 P: 9	R: 0 E: 0 K: 0 S: 11	H: 0 LOB: 0 BB: 0 P: 15	R: 0 E: 0 K: 2 S: 8	H: 0 LOB: 0 BB: 0 P: 10	R: 0 E: 0 K: 2 S: 9	H: 0 LOB: 0 BB: 0 P: 16	R: 0 E: 0 K: 0 S: 6	H: 1 LOB: 1 BB: 0 P: 7	R: 0 E: 0 K: 1 S: 6	H: 0 LOB: 0 BB: 0 P: 7	1B: 7 2B: 2 3B: 0 HR: 0	SF: 0 SAC: 1 DP: 2 HBP: 0	WP: 1 PB: 0 SB: 0 CS: 0	PA: 34	
PITCHER	IP	WLS	BF	H	R	ER	SO	BB	IBB	HBP	BLK	WP	HR	S	P	ERA	WHIP						
Jack Sanford, R ERA: 4.45	(1, 1)	7.0	27	7	3	3	6	1	0	0	0	1	0	66	105	3.86	1.143						
Turk Farrell, R ERA: 1.1	(8, 1)	2.0	7	1	0	0	1	0	0	0	0	0	0	12	14	0.00	0.500						

BOTTOM

Philadelphia Phillies @ Los Angeles Dodgers
Los Angeles Memorial Coliseum, Los Angeles, CA

AB	32
R	3
H	8
RBI	2
BB	1
SO	7
LOB	11



Thu Jun 12 1958, 6:33 AM EDT
Att. 9,899 - Unknown

livebaseballscores.com

Batter	1	2	3	4	5	6	7	8	9	AB R H RBI BB SO LOB
Richie Ashburn, L (1, 8) OBP: 0.436, SLG: 0.441	0-0 5-3			0-0 3-1		0-0 F9		0-0 FC4-6		4 0 0 0 0 0 1
Chico Fernandez, R (1, 6) OBP: 0.249, SLG: 0.225	0-0 1-3			4-0 BB		0-0 F7		0-0 F3		3 0 0 0 1 0 1
Harry Anderson, L (1, 3) OBP: 0.368, SLG: 0.476	0-3 K			0-0 F6			0-3 K		0-0 F9	4 0 0 0 0 2 1
Rip Repulski, R (1, 7) OBP: 0.301, SLG: 0.524		0-0 F7		0-0 F7			0-0 1B		0-0 6-3	4 1 2 0 0 0 1
Willie Jones, R (1, 5) OBP: 0.381, SLG: 0.472		0-3 K			0-0 F8		0-0 1B		0-0 6-3	4 0 1 1 0 1 0
Wally Post, R (1, 9) OBP: 0.379, SLG: 0.434		0-3 K			0-0 1B		0-0 1B		0-0 1-3	4 0 2 0 0 1 0
Ted Kazanski, R (1, 4) OBP: 0.268, SLG: 0.276			0-0 6-3		0-0 F9		0-0 F9			3 0 0 0 0 0 3
Joe Lonnett, R (1, 2) OBP: 0.167, SLG: 0.180			0-0 F8		0-0 F7			0-3 K		3 0 0 0 0 1 1
Robin Roberts, S (1, 1) OBP: 0.300, SLG: 0.278			0-0 4-3			0-0 F4		4-0 FC4-6		2 0 0 0 0 0 0
Bob Bowman, R (8, PH) OBP: 0.357, SLG: 0.538										0 0 0 0 1 0 0
Jim Hearn, R (8, 1)										0 0 0 0 0 0 0
Seth Morehead, L (8, 1)										0 0 0 0 0 0 0
Bob Miller, R (8, 1)										0 0 0 0 0 0 0

TOP


Philadelphia Phillies @ San Francisco Giants
Seals Stadium, San Francisco, CA

Fri Jun 13 1958, 10:05 PM EDT
Att. 18,068 - Unknown

Inning Stats	R: 0 E: 0 K: 1 S: 5	H: 0 LOB: 0 BB: 0 P: 5	R: 0 E: 0 K: 2 S: 7	H: 0 LOB: 0 BB: 0 P: 7	R: 0 E: 0 K: 0 S: 3	H: 0 LOB: 0 BB: 0 P: 3	R: 0 E: 0 K: 0 S: 3	H: 0 LOB: 1 BB: 1 P: 7	R: 0 E: 0 K: 0 S: 4	H: 1 LOB: 1 BB: 0 P: 4	R: 0 E: 0 K: 0 S: 3	H: 0 LOB: 0 BB: 0 P: 3	R: 0 E: 0 K: 1 S: 7	H: 3 LOB: 2 BB: 0 P: 7	R: 0 E: 0 K: 1 S: 5	H: 0 LOB: 1 BB: 1 P: 9	R: 1 E: 0 K: 0 S: 4	H: 1 LOB: 0 BB: 0 P: 4	1B: 4 2B: 0 3B: 1 HR: 0	SF: 0 SAC: 0 DP: 0 HBP: 0	WP: 0 PB: 0 SB: 0 CS: 0	PA: 33
--------------	------------------------------	---------------------------------	------------------------------	---------------------------------	------------------------------	---------------------------------	------------------------------	---------------------------------	------------------------------	---------------------------------	------------------------------	---------------------------------	------------------------------	---------------------------------	------------------------------	---------------------------------	------------------------------	---------------------------------	----------------------------------	------------------------------------	----------------------------------	--------

PITCHER	IP	WLS	BF	H	R	ER	SO	BB	IBB	HBP	BLK	WP	HR	S	P	ERA	WHIP
Johnny Antonelli, L (1, 1) ERA: 2.95	9.0	W	33	5	1	1	5	2	0	0	0	0	0	41	49	1.00	0.778

AB	R	H	RBI	BB	SO	LOB
31	1	5	1	2	5	8



livebaseballscorecards.com

Batter	1	2	3	4	5	6	7	8	9	AB R H RBI BB SO LOB	BOTTOM
Jim Davenport, R (1, 5) <small>OBP: 0.339, SLG: 0.429</small>	0-3 		0-0 		0-3 			0-0 		4 2 2 1 0 2 0	Philadelphia Phillies @ San Francisco Giants Seals Stadium, San Francisco, CA Fri Jun 13 1958, 10:05 PM EDT Att. 18,068 - Unknown
Whitey Lockman, L (1, 7) <small>OBP: 0.400, SLG: 0.438</small>	0-0 		0-0 			0-0 		0-0 		3 1 0 1 0 0 0	
Willie Mays, R (1, 8) <small>OBP: 0.441, SLG: 0.709</small>	0-0 					0-3 		4-0 		3 1 1 0 1 1 0	
Orlando Cepeda, R (1, 3) <small>OBP: 0.357, SLG: 0.587</small> Hank Sauer, R (4, 7) <small>OBP: 0.395, SLG: 0.522</small> Don Taussig, R (8, 7) <small>OBP: 0.255, SLG: 0.271</small>		0-3 	0-0 			0-0 		0-0 		2 0 0 0 0 1 1 1 0 0 0 0 0 0 1 1 0 0 0 0 2	
Daryl Spencer, R (1, 6) <small>OBP: 0.371, SLG: 0.524</small>		0-0 		0-0 			0-0 	0-0 		3 0 0 1 0 0 0	
Felipe Alou, R (1, 9) <small>OBP: 0.417, SLG: 0.619</small>				0-0 			0-0 	0-0 		4 0 2 0 0 0 0	
Bob Schmidt, R (1, 2) <small>OBP: 0.328, SLG: 0.506</small>		1-0 		0-0 			0-3 	0-0 		3 0 1 2 0 1 0	
Eddie Bressoud, R (1, 4) <small>OBP: 0.325, SLG: 0.303</small>		0-0 			0-0 					4 1 1 0 0 0 4	
Johnny Antonelli, L (1, 1) <small>OBP: 0.220, SLG: 0.250</small>			0-0 		0-3 			0-0 		2 0 0 0 0 1 0	
Inning Stats	R: 0 H: 0 E: 0 LOB: 0 K: 1 BB: 0 S: 5 P: 5	R: 0 H: 1 E: 0 LOB: 2 K: 1 BB: 0 S: 6 P: 7	R: 1 H: 2 E: 1 LOB: 1 K: 0 BB: 0 S: 5 P: 5	R: 0 H: 0 E: 0 LOB: 0 K: 0 BB: 0 S: 3 P: 3	R: 0 H: 0 E: 0 LOB: 0 K: 2 BB: 0 S: 7 P: 7	R: 0 H: 0 E: 0 LOB: 0 K: 1 BB: 0 S: 5 P: 5	R: 0 H: 0 E: 0 LOB: 0 K: 1 BB: 0 S: 5 P: 5	R: 5 H: 4 E: 2 LOB: 2 K: 0 BB: 1 S: 9 P: 13	1B: 6 SF: 1 2B: 0 SAC: 2 3B: 1 DP: 0 HR: 0 HBP: 1	WP: 0 PA: 35 PB: 1 SB: 0 CS: 0	
PITCHER Robin Roberts, R (1, 1) <small>ERA: 3.33</small> Jim Hearn, R <small>ERA: 6.19</small> Seth Morehead, L <small>ERA: 7.64</small> Bob Miller, R <small>ERA: 12.34</small>	IP WLS BF H R ER SO BB IBB HBP BLK WP HR S P ERA WHIP 7.0 L 25 3 1 1 6 0 0 0 0 0 0 0 3 3 1.29 6.000 0.1 3 2 2 2 0 0 0 0 0 0 0 0 3 3 54.00 6.000 0.1 6 2 3 0 0 0 0 1 0 0 0 0 5 9 0.00 6.000 0.1 1 0 0 0 0 0 0 0 0 0 0 0 1 1 0.00 0.000	PITCHER IP WLS BF H R ER SO BB IBB HBP BLK WP HR S P ERA WHIP 0.1 3 2 2 2 0 0 0 0 0 0 0 0 3 3 54.00 6.000 0.1 6 2 3 0 0 0 0 1 0 0 0 0 5 9 0.00 6.000 0.1 1 0 0 0 0 0 0 0 0 0 0 0 1 1 0.00 0.000									

livebaseballscorecards.com

AB	30
R	6
H	7
RBI	5
BB	1
SO	6
LOB	7



Batter	1	2	3	4	5	6	7	8	9	AB R H RBI BB SO LOB	TOP
Richie Ashburn, L (1, 8) OBP: 0.429, SLG: 0.433	0-0 1-3		0-0 F3		0-0 3-1		0-0 F9			4 0 0 0 0 0 0	Philadelphia Phillies @ San Francisco Giants Seals Stadium, San Francisco, CA Sat Jun 14 1958, 6:33 AM EDT Att: 16,363 - Unknown
Chico Fernandez, R (1, 6) OBP: 0.249, SLG: 0.226	0-0 F3			0-0 G3	0-0 CS 1B		0-3 K			4 0 1 0 0 1 0	
Willie Jones, R (1, 5) OBP: 0.371, SLG: 0.457	0-3 K			0-0 F8	0-0 F9 1-2			0-0 F7		4 0 0 0 0 1 1	
Rip Repulski, R (1, 7) Bob Bowman, R (8, 7) OBP: 0.312, SLG: 0.531 OBP: 0.357, SLG: 0.538		0-0 1B		0-0 HR 1B		0-0 FC4-6 1B		0-0 5-3		4 1 3 0 0 0 0 0 0 0 0 0 0 0	
Stan Lopata, R (1, 2) Carl Sawatski, L (5, 2) OBP: 0.398, SLG: 0.458 OBP: 0.200, SLG: 0.083		0-3 K		0-0 HR 1B		0-0 FC4-6 1B 1-2f		0-0 F8		2 1 1 2 0 1 1 2 0 0 0 0 0 1	
Wally Post, R (1, 9) OBP: 0.389, SLG: 0.435		0-0 F4		4-0 HBP 1B BB		0-0 G1-6-3 1B 1-2		1-0 FC1-6 1B FC6-2-5-3 HBP		2 0 1 0 1 0 1	
Harry Anderson, L (1, 3) OBP: 0.370, SLG: 0.476		0-0 F6		0-0 HBP 1B 1-2		0-0 G1-6-3 1-2f		0-0 FC1-6 1B 1-2		4 0 2 0 0 0 3	
Ted Kazanski, R (1, 4) Solly Hemus, L (4, PH) (4, 4) OBP: 0.266, SLG: 0.274 OBP: 0.473, SLG: 0.553			0-0 F1	1-0 HBP 1-2 2-3		0-0 HR		0-0 FC1-6 1B 1-2f 2-3		1 0 0 0 0 0 0 2 1 1 1 0 0 2	
Ray Semproch, R (1, 1) OBP: 0.071, SLG: 0.107			0-0 3-1	0-0 F3		0-3 K		0-0 FC6-2-5-3 1-2 3-H		4 0 0 0 0 1 5	

Inning Stats	R: 0 E: 0 K: 1 S: 5	H: 0 LOB: 0 BB: 0 P: 5	R: 0 E: 0 K: 1 S: 6	H: 1 LOB: 1 BB: 0 P: 6	R: 0 E: 0 K: 0 S: 3	H: 0 LOB: 0 BB: 0 P: 3	R: 2 E: 0 K: 0 S: 6	H: 3 LOB: 3 BB: 1 P: 11	R: 0 E: 0 K: 0 S: 3	H: 1 LOB: 0 BB: 0 P: 3	R: 0 E: 0 K: 0 S: 4	H: 2 LOB: 1 BB: 0 P: 4	R: 1 E: 0 K: 2 S: 8	H: 1 LOB: 0 BB: 0 P: 8	R: 0 E: 0 K: 0 S: 3	H: 0 LOB: 0 BB: 0 P: 3	R: 0 E: 0 K: 0 S: 3	H: 1 LOB: 1 BB: 0 P: 4	1B: 7 2B: 1 3B: 0 HR: 2	SF: 0 SAC: 0 DP: 2 HBP: 2	WP: 0 PB: 0 SB: 1 CS: 1	PA: 36
--------------	------------------------------	---------------------------------	------------------------------	---------------------------------	------------------------------	---------------------------------	------------------------------	----------------------------------	------------------------------	---------------------------------	------------------------------	---------------------------------	------------------------------	---------------------------------	------------------------------	---------------------------------	------------------------------	---------------------------------	----------------------------------	------------------------------------	----------------------------------	--------

PITCHER	IP	WLS	BF	H	R	ER	SO	BB	IBB	HBP	BLK	WP	HR	S	P	ERA	WHIP
Mike McCormick, L (1, 1) ERA: 4.6	3.2		16	4	2	2	2	1	0	0	0	0	1	19	23	4.91	1.364
Ramon Monzant, R (4, 1) ERA: 4.83	3.1	L	13	4	1	1	2	0	0	1	0	0	1	16	17	2.70	1.200
Mary Grissom, R (8, 1) ERA: 2.48	2.0		7	1	0	0	0	0	0	1	0	0	0	6	7	0.00	0.500



Batter	1	2	3	4	5	6	7	8	9	AB	R	H	RBI	BB	SO	LOB
Jim Davenport, R (1, 5) OBP: 0.337, SLG: 0.424	0-0 F5		0-0 SH1-3 2B 1B		0-0 F5			0-0 F8		4	1	1	0	0	0	0
Whitey Lockman, L (1, 7) OBP: 0.368, SLG: 0.400	0-0 F8		0-0 SH1-3 1-2		0-0 4-3			0-0 4-3		3	0	0	0	0	0	0
Willie Mays, R (1, 8) OBP: 0.442, SLG: 0.706	0-0 1B		0-0 6-3		0-3 K			0-0 1B		4	0	2	0	0	1	1
Orlando Cepeda, R (1, 3) OBP: 0.355, SLG: 0.586	0-3 K		0-0 2B		0-0 F3			0-0 4-3		4	0	1	1	0	1	2
Daryl Spencer, R (1, 6) OBP: 0.365, SLG: 0.515		0-0 F9	0-0 5-3		0-0 F7			0-0 6-3		4	0	0	0	0	0	1
Felipe Alou, R (1, 9) OBP: 0.393, SLG: 0.560		0-3 K		0-3 K		0-0 F4		0-0 1B		4	0	1	0	0	2	0
Bob Schmidt, R (1, 2) OBP: 0.326, SLG: 0.497		4-0 3B BB		0-0 F8		0-0 F8		0-0 F8		3	1	0	0	1	0	1
Eddie Bressoud, R (1, 4) OBP: 0.349, SLG: 0.389		0-0 3B		0-0 1B		0-0 6-3		0-0 F3		3	0	2	1	0	0	0
Hank Sauer, R (9, PH) OBP: 0.393, SLG: 0.518		1-H 3B		0-0 1B		0-0 4-3		1-2		1	0	0	0	0	0	1
Mike McCormick, L (1, 1) OBP: 0.292, SLG: 0.227		0-0 G1		0-0 F8						1	0	0	0	0	0	1
Ramon Monzant, R (4, 1) OBP: 0.276, SLG: 0.276										1	0	0	0	0	0	1
Bob Speake, L (7, PH) OBP: 0.295, SLG: 0.410										1	0	0	0	0	0	0
Marv Grissom, R (8, 1)										0	0	0	0	0	0	0

Inning Stats	R: 0	H: 1	E: 0	K: 1	S: 6	R: 1	H: 1	E: 0	K: 1	S: 6	R: 1	H: 2	E: 0	K: 0	S: 5	R: 0	H: 0	E: 0	K: 1	S: 6	R: 0	H: 0	E: 0	K: 0	S: 3	R: 0	H: 1	E: 0	K: 0	S: 4	R: 0	H: 1	E: 0	K: 0	S: 4	R: 0	H: 1	E: 0	K: 0	S: 4	
	0	1	0	1	6	1	1	0	1	6	1	2	0	0	5	0	0	0	1	6	0	0	0	0	0	3	0	1	0	0	4	0	1	0	0	4	0	1	0	0	4
	0	1	0	0	6	1	1	0	1	6	1	2	0	0	5	0	0	0	1	6	0	0	0	0	3	0	1	0	0	4	0	1	0	0	4	0	1	0	0	4	

BOTTOM

Philadelphia Phillies @ San Francisco Giants
Seals Stadium, San Francisco, CA

Sat Jun 14 1958, 6:33 AM EDT
Att. 16,363 - Unknown

livebaseballscorecards.com

AB	33
R	2
H	7
RBI	2
BB	1
SO	4
LOB	8

GIANTS

WP: 0	PA: 35
PB: 0	
SB: 1	
CS: 0	

Batter	1	2	3	4	5	6	7	8	9	AB R H RBI BB SO LOB	TOP	
Richie Ashburn, L (1, 8) <small>OBP: 0.430, SLG: 0.439</small>	0-0 		0-0 F7		0-0 4-3		0-0 		4 0 2 0 0 0 0	Philadelphia Phillies @ San Francisco Giants Seals Stadium, San Francisco, CA Sun Jun 15 1958, 6:33 AM EDT Att. 22,462 - Unknown		
Solly Hemus, L (1, 4) <small>OBP: 0.474, SLG: 0.544</small>	4-0 		0-0 6-3		0-3 K		0-0 	3 0 1 0 1 1 0				
Harry Anderson, L (1, 3) Dave Philley, S (3, 3) <small>OBP: 0.367, SLG: 0.471</small> <small>OBP: 0.277, SLG: 0.307</small>	0-0 F8		0-3 K2-3		0-0 F8		0-0 G6-4-3	2 0 0 0 0 1 2 2 0 0 0 0 0 1				
Rip Repulski, R (1, 7) <small>OBP: 0.304, SLG: 0.517</small>	0-0 G6-4-3			0-0 F6		0-0 5-3		0-3 K	4 0 0 0 0 1 2			
Carl Sawatski, L (1, 2) <small>OBP: 0.263, SLG: 0.188</small>		0-0 5-3 1B		0-0 1B		0-0 F8		0-0 F8	4 0 2 0 0 0 0			
Willie Jones, R (1, 5) <small>OBP: 0.381, SLG: 0.466</small>		0-0 5-3 1B		0-0 FC6-4 1B		0-0 E5		0-0 5-3	4 1 3 0 0 0 0			
Wally Post, R (1, 9) <small>OBP: 0.382, SLG: 0.425</small>		0-0 5-3		0-0 F3		0-0 1-3			3 0 0 0 0 0 5			
Chico Fernandez, R (1, 6) <small>OBP: 0.245, SLG: 0.223</small>		0-0 G3		0-0 FC6-4		0-0 SF9			2 0 0 1 0 0 4			
Curt Simmons, L (1, 1) Turk Farrell, R (8, 1) <small>OBP: 0.297, SLG: 0.306</small> <small>OBP: 0.250, SLG: 0.182</small>	0-0 3-1			0-0 4-3		0-0 F8			3 0 0 0 0 0 2 0 0 0 0 0 0 0			
Inning Stats	R: 0 H: 1 E: 0 LOB: 1 K: 0 BB: 1 S: 3 P: 7	R: 0 H: 2 E: 0 LOB: 2 K: 0 BB: 0 S: 5 P: 5	R: 0 H: 0 E: 0 LOB: 0 K: 1 BB: 0 S: 5 P: 5	R: 0 H: 2 E: 0 LOB: 2 K: 0 BB: 0 S: 5 P: 5	R: 0 H: 0 E: 0 LOB: 0 K: 1 BB: 0 S: 5 P: 5	R: 0 H: 0 E: 0 LOB: 0 K: 0 BB: 0 S: 3 P: 3	R: 1 H: 1 E: 1 LOB: 0 K: 0 BB: 0 S: 4 P: 4	R: 0 H: 2 E: 0 LOB: 0 K: 0 BB: 0 S: 3 P: 3	R: 0 H: 0 E: 0 LOB: 0 K: 1 BB: 0 S: 5 P: 5	1B: 7 SF: 1 2B: 1 SAC: 0 3B: 0 DP: 2 HR: 0 HBP: 0	WP: 0 PA: 33 PB: 0 SB: 0 CS: 1	
PITCHER Al Worthington, R (1, 1) <small>ERA: 2.67</small>	IP WLS BF H R ER SO BB IBB HBP BLK WP HR S P ERA WHIP 9.0 W 33 8 1 0 3 1 0 0 0 0 0 0 38 42 0.00 1.000											PITCHER IP WLS BF H R ER SO BB IBB HBP BLK WP HR S P ERA WHIP

livebaseballscorecards.com

AB	31
R	1
H	8
RBI	1
BB	1
SO	3
LOB	16



Batter	1	2	3	4	5	6	7	8	9	AB R H RBI BB SO LOB	TOP	
Jim Gilliam, S (1, 7) OBP: 0.377, SLG: 0.394 	4-1 		4-1 	1-2 			0-0 		0-1 	3 2 1 0 2 0 1	Los Angeles Dodgers @ Philadelphia Phillies Connie Mack Stadium, Philadelphia, PA Tue Jun 17 1958, 7:05 PM EDT Att: 16,823 - Unknown	
Charlie Neal, R (1, 4) OBP: 0.356, SLG: 0.487 	2-2 		3-2 		4-2 		2-1 		4-1 	3 2 2 0 2 0 0		
Duke Snider, L (1, 8) OBP: 0.372, SLG: 0.426 	4-2 		4-0 	1-2 		2-2 		3-2 	0-2 	3 1 3 2 2 0 0		
Carl Furillo, R (1, 9) OBP: 0.347, SLG: 0.481 	1-1 		0-2 	1-2 		1-1 		1-2 	0-3 	5 0 2 1 0 1 7		
John Roseboro, L (1, 2) OBP: 0.343, SLG: 0.481 	0-3 		3-2 	0-0 		0-0 		1-1 	1-3 	4 0 1 2 0 2 5		
Gil Hodges, R (1, 3) OBP: 0.330, SLG: 0.412 		0-0 	1-0 	3-2 		2-3 		1-1 	0-3 	5 0 0 0 0 2 6		
Dick Gray, R (1, 5) OBP: 0.323, SLG: 0.487 		4-1 	2-3 		3-1 			2-0 		3 0 0 0 1 1 2		
Don Zimmer, R (1, 6) OBP: 0.357, SLG: 0.453 		1-3 		2-3 		3-3 		2-2 		4 0 0 0 0 3 1		
Don Drysdale, R (1, 1) OBP: 0.150, SLG: 0.250 Ed Roebuck, R (5, 1) OBP: 0.333, SLG: 0.333 Clem Labine, R (7, 1) Johnny Klippstein, R (8, 1) OBP: 0.125, SLG: 0.125 Elmer Valo, L (9, PH) OBP: 0.306, SLG: 0.333 	1-3 		1-3 	0-0 		0-3 			0-1 	2 0 1 0 0 1 1 1 0 0 0 0 1 0 0 0 0 0 0 0 0 0 0 0 0 0 0 0 1 1 1 0 0 0 0		
Inning Stats	R: 1 H: 1 E: 0 LOB: 1 K: 1 BB: 2 S: 11 P: 22	R: 0 H: 0 E: 0 LOB: 1 K: 2 BB: 1 S: 8 P: 14	R: 2 H: 2 E: 0 LOB: 2 K: 1 BB: 2 S: 16 P: 33	R: 0 H: 1 E: 0 LOB: 0 K: 1 BB: 0 S: 9 P: 12	R: 1 H: 2 E: 0 LOB: 1 K: 1 BB: 1 S: 12 P: 21	R: 0 H: 0 E: 0 LOB: 0 K: 2 BB: 0 S: 8 P: 14	R: 1 H: 2 E: 0 LOB: 1 K: 0 BB: 0 S: 11 P: 18	R: 0 H: 0 E: 0 LOB: 0 K: 3 BB: 1 S: 17 P: 22	1B: 8 SF: 1 2B: 1 SAC: 0 3B: 1 DP: 3 HR: 1 HBP: 0	WP: 2 PA: 42 PB: 0 SB: 0 CS: 0		
PITCHER Jack Sanford, R (1, 1) ERA: 4.55 Turk Farrell, R (9, 1) ERA: 1.26	IP WLS BF H R ER SO BB IBB HBP BLK WP HR S P ERA WHIP 8.0 W 35 8 5 5 8 6 0 0 0 1 1 81 145 5.62 1.750 1.0 S 7 3 1 1 3 1 0 0 0 0 0 0 17 22 9.00 4.000		PITCHER IP WLS BF H R ER SO BB IBB HBP BLK WP HR S P ERA WHIP									

Batter	1	2	3	4	5	6	7	8	9
Richie Ashburn, L OBP: 0.430, SLG: 0.438 (1, 8)	1-3 K	0-1 F5		0-1 FC6 1B		2-2 5-3		1-2 1B E 1B	
Solly Hemus, L OBP: 0.471, SLG: 0.548 (1, 4)	1-1 HBP BB 2B	2-3 K		0-2 FC6 1-2f			0-1 L6	1-2 1B E 1B	
Harry Anderson, L OBP: 0.381, SLG: 0.490 (1, 3)	4-1 BB HBP BB		0-0 HR		4-0 1B SF9 BB		4-0 BB PB BB	4-0 E BB IBB	
Carl Sawatski, L OBP: 0.375, SLG: 0.263 (1, 2)	1-2 BB HBP		3-1 1B		0-0 FC6-4 1B		4-0 BB BB	0-0 E1 BB SF7	
Willie Jones, R OBP: 0.382, SLG: 0.459 (1, 5)	4-1 BB BB		3-1 F6		3-2 SF9		2-1 F9	4-0 BB IBB	
Wally Post, R OBP: 0.382, SLG: 0.416 (1, 9)	2-2 F4		0-1 F9		0-0 FC6-4 WP		4-0 BB	4-2 BB	
Rip Repulski, R OBP: 0.295, SLG: 0.503 (1, 7)	1-3 K		0-0 F6		1-2 1-3		3-3 K	0-0 SF7	
Bob Bowman, R OBP: 0.357, SLG: 0.538 (9, 7)									
Chico Fernandez, R OBP: 0.241, SLG: 0.220 (1, 6)		0-0 5-3		2-2 6-3		0-1 5-3		1-1 1B 1B	
Dave Philley, S OBP: 0.282, SLG: 0.312 (8, PH)								3-2 F7	
Ted Kazanski, R OBP: 0.266, SLG: 0.274 (9, 6)								1-1 1B 1B	
Jack Sanford, R OBP: 0.235, SLG: 0.250 (1, 1)		3-2 2B		0-3 K		3-3 K		0-3 K	

AB	R	H	RBI	BB	SO	LOB
5	1	2	1	0	1	1
5	2	2	1	0	1	2
1	3	1	1	4	0	0
3	1	2	0	1	0	1
2	0	0	2	2	0	3
3	0	0	1	2	0	5
4	0	0	1	0	2	8
0	0	0	0	0	0	0
3	0	0	0	0	0	0
2	1	1	0	0	0	2
0	0	0	0	0	0	0
3	0	1	0	0	2	0
2	1	1	0	0	1	2
0	0	0	0	0	0	0

WP	PA
1	45

AB	33
R	9
H	10
RBI	7
BB	9
SO	7
LOB	24



1B	2B	3B	HR	SF	SAC	DP	HBP
7	2	0	1	2	0	0	1

PITCHER	IP	WLS	BF	H	R	ER	SO	BB	IBB	HBP	BLK	WP	HR	S	P	ERA	WHIP
Don Drysdale, R ERA: 5.35 (1, 1)	4.0		22	6	3	3	4	3	0	0	0	0	1	50	81	6.75	2.250
Ed Roebuck, R ERA: 2.67 (5, 1)	2.1		9	0	0	0	1	2	0	0	0	1	0	19	36	0.00	0.857
Clem Labine, R ERA: 4.97 (7, 1)	0.2	L	9	4	6	5	1	1	1	0	0	0	0	16	35	67.50	7.500
Johnny Klippstein, R ERA: 4.76 (8, 1)	1.0		5	0	0	0	1	1	1	0	0	0	0	10	21	0.00	1.000

Los Angeles Dodgers @ Philadelphia Phillies
Connie Mack Stadium, Philadelphia, PA
 Tue Jun 17 1958, 7:05 PM EDT
 Att. 16,823 - Unknown

livebaseballscores.com

Batter	1	2	3	4	5	6	7	8	9	AB R H RBI BB SO LOB	TOP											
Jim Gilliam, S (1, 7) OBP: 0.370, SLG: 0.387	1-1 4-3		3-2 L9		1-2 4-3			0-0 F7		4 0 0 0 0 0 0	Los Angeles Dodgers @ Philadelphia Phillies Connie Mack Stadium, Philadelphia, PA Wed Jun 18 1958, 7:05 PM EDT Att: 11,399 - Unknown livebaseballscorecards.com											
Charlie Neal, R (1, 4) OBP: 0.358, SLG: 0.487	1-2 BB 1B		3-3 K		1-2 4-3 1B			3-3 K		4 1 2 0 0 2 0												
Duke Snider, L (1, 8) OBP: 0.375, SLG: 0.424	4-1 1-2 BB			1-3 K		2-1 4-3 1-2		3-2 1B 1B		3 0 1 0 1 1 1												
Carl Furillo, R (1, 9) OBP: 0.356, SLG: 0.487	2-2 F4			1-0 G5-4-3 1B		2-0 WP 1B		2-1 1-2 1B		4 0 3 1 0 0 2												
Gil Hodges, R (1, 3) OBP: 0.325, SLG: 0.404	3-3 K			1-0 G5-4-3 1-2f		1-3 K		2-2 6-3		4 0 0 0 0 2 6												
Don Zimmer, R (1, 6) OBP: 0.349, SLG: 0.443		0-0 F5			2-2 F8		0-0 F9		1-1 6-3	4 0 0 0 0 0 1												
Dick Gray, R (1, 5) OBP: 0.328, SLG: 0.483		3-2 F4			4-2 HR BB		2-1 6-3		0-0 1B	3 1 1 0 1 0 0												
Joe Pignatano, R (1, 2) OBP: 0.244, SLG: 0.250		2-3 K			1-1 HR		1-2 F5		1-3 K	4 1 1 2 0 2 1												
Stan Williams, R (1, 1) OBP: 0.244, SLG: 0.250			2-3 K		0-3 K		1-0 F8		0-1 F3	4 0 0 0 0 2 1												
Inning Stats	R: 0 E: 0 K: 1 S: 12	H: 1 LOB: 2 BB: 1 P: 23	R: 0 E: 0 K: 1 S: 9	H: 0 LOB: 0 BB: 0 P: 14	R: 0 E: 0 K: 2 S: 11	H: 0 LOB: 0 BB: 0 P: 19	R: 0 E: 0 K: 1 S: 6	H: 1 LOB: 0 BB: 0 P: 9	R: 2 E: 0 K: 1 S: 14	H: 1 LOB: 0 BB: 1 P: 22	R: 1 E: 0 K: 1 S: 10	H: 2 LOB: 1 BB: 0 P: 16	R: 0 E: 0 K: 0 S: 6	H: 0 LOB: 0 BB: 0 P: 10	R: 0 E: 0 K: 1 S: 14	H: 2 LOB: 2 BB: 0 P: 24	R: 0 E: 0 K: 1 S: 8	H: 1 LOB: 1 BB: 0 P: 10	1B: 7 2B: 0 3B: 0 HR: 1	SF: 0 SAC: 0 DP: 1 HBP: 0	WP: 1 PB: 0 SB: 0 CS: 0	PA: 36
PITCHER Robin Roberts, R (1, 1) ERA: 3.31	IP 9.0 WLS L BF 36 H 8 R 3 ER 3 SO 9 BB 2 IBB 0 HBP 0 BLK 0 WP 1 HR 1 S 90 P 147 ERA 3.00 WHIP 1.111											PITCHER	IP WLS BF H R ER SO BB IBB HBP BLK WP HR S P ERA WHIP									



Batter	1	2	3	4	5	6	7	8	9	AB	R	H	RBI	BB	SO	LOB
Richie Ashburn, L OBP: 0.431, SLG: 0.436 (1, 8)	2-1 BB BB 1B	2-2 1-3			4-1 BB BB BB G3-6-3 BB		2-2 FC3-6 1-2f			3	0	1	0	1	0	2
Solly Hemus, L OBP: 0.462, SLG: 0.529 (1, 4)	4-2 BB BB 1-2 BB		3-2 4-3		0-1 G3-6-3 1-2f		3-2 F5			3	0	0	0	1	0	2
Harry Anderson, L OBP: 0.383, SLG: 0.485 (1, 3)	3-2 F6		1-3 K		4-1 BB BB BB BB BB			4-1 BB		2	0	0	0	2	1	2
Carl Sawatski, L OBP: 0.321, SLG: 0.217 (1, 2)	0-1 F7		2-1 F7		0-0 F8			1-2 F8		4	0	0	0	0	0	4
Willie Jones, R OBP: 0.385, SLG: 0.463 (1, 5)	4-0 1-2 2-3 BB			0-0 1B 2B		1-2 F7		2-3 K		3	0	1	0	1	1	1
Wally Post, R OBP: 0.373, SLG: 0.404 (1, 9)	2-3 K			2-1 F8		0-3 K		1-0 F3		4	0	0	0	0	2	5
Rip Repulski, R OBP: 0.306, SLG: 0.513 (1, 7)				0-0 SH3-4 2B		2-1 F8 1B		2-1 F8		3	0	2	0	1	0	0
Chico Fernandez, R OBP: 0.240, SLG: 0.219 Dave Philley, S OBP: 0.279, SLG: 0.308 Ted Kazanski, R OBP: 0.266, SLG: 0.274 Bob Bowman, R OBP: 0.349, SLG: 0.525 (1, 6) (7, PH) (8, 6) (9, PH)				0-0 SH3-4		0-3 K		0-3 K		1	0	0	0	0	1	2
Robin Roberts, S OBP: 0.302, SLG: 0.263 Stan Lopata, R OBP: 0.397, SLG: 0.455 (1, 1) (9, PH)				0-0 B3		2-2 4-3		4-2 FC3-6 BB		0-0 F7	1	0	0	0	0	1
										0	0	0	0	0	0	0
										1	0	0	0	0	0	1
										2	0	0	0	1	0	3
										1	0	0	0	0	0	1

Inning Stats	R: 0	H: 1	E: 0	LOB: 3	K: 1	BB: 2	S: 15	P: 30	R: 0	H: 1	E: 0	LOB: 1	K: 0	BB: 0	S: 8	P: 10	R: 0	H: 0	E: 0	LOB: 0	K: 1	BB: 0	S: 9	P: 15	R: 0	H: 2	E: 0	LOB: 2	K: 1	BB: 0	S: 13	P: 17	R: 0	H: 0	E: 0	LOB: 1	K: 0	BB: 2	S: 5	P: 13	R: 0	H: 0	E: 0	LOB: 0	K: 1	BB: 0	S: 8	P: 11	R: 0	H: 0	E: 0	LOB: 1	K: 1	BB: 1	S: 12	P: 21	R: 0	H: 0	E: 0	LOB: 1	K: 1	BB: 1	S: 8	P: 16	R: 0	H: 0	E: 0	LOB: 0	K: 0	BB: 1	S: 7	P: 13	1B: 2	SF: 0	2B: 2	SAC: 1	3B: 0	DP: 2	HR: 0	HBP: 0
--------------	------	------	------	--------	------	-------	-------	-------	------	------	------	--------	------	-------	------	-------	------	------	------	--------	------	-------	------	-------	------	------	------	--------	------	-------	-------	-------	------	------	------	--------	------	-------	------	-------	------	------	------	--------	------	-------	------	-------	------	------	------	--------	------	-------	-------	-------	------	------	------	--------	------	-------	------	-------	------	------	------	--------	------	-------	------	-------	-------	-------	-------	--------	-------	-------	-------	--------

PITCHER	IP	WLS	BF	H	R	ER	SO	BB	IBB	HBP	BLK	WP	HR	S	P	ERA	WHIP
Stan Williams, R ERA: 3.69 (1, 1)	9.0	W	36	4	0	0	6	7	0	0	0	0	0	85	146	0.00	1.222

BOTTOM

Los Angeles Dodgers @ Philadelphia Phillies
 Connie Mack Stadium, Philadelphia, PA
 Wed Jun 18 1958, 7:05 PM EDT
 Att. 11,399 - Unknown

AB	28
R	0
H	4
RBI	0
BB	7
SO	6
LOB	23



WP: 0	PA: 36
PB: 0	SB: 0
CS: 0	

livebaseballscorecards.com

Batter	1	2	3	4	5	6	7	8	9	AB R H RBI BB SO LOB	TOP
Jim Gilliam, S (1, 7) OBP: 0.364, SLG: 0.380 BB C C C C X	3-2 F5 			0-0 F5 			3-2 F5 		2-3 	4 0 0 0 0 1 1	Los Angeles Dodgers @ Philadelphia Phillies Connie Mack Stadium, Philadelphia, PA Thu Jun 19 1958, 7:05 PM EDT Att. 13,506 - Unknown livebaseballscorecards.com
Charlie Neal, R (1, 4) OBP: 0.356, SLG: 0.482 X	0-0 F9 			2-2 F3 		1-2 	1B 	1-2 4-3 	4 0 1 0 0 0 1		
Duke Snider, L (1, 8) OBP: 0.372, SLG: 0.441 F B F C	1-3 			2-2 F9 		0-0 F9 		1-1 	2-H HR 	4 1 1 2 0 1 1	
Carl Furillo, R (1, 9) OBP: 0.348, SLG: 0.475 B X			1-0 5-3 		2-1 F3 		1-1 F9 		1-0 F4 	4 0 0 0 0 0 2	
Norm Larker, L (1, 3) OBP: 0.250, SLG: 0.204 F C X			0-2 G3 		1-0 F5 			0-1 		3 0 1 0 0 0 0	
Don Zimmer, R (1, 6) OBP: 0.349, SLG: 0.441 X			0-0 6-3 		0-1 B2 			0-1 		3 0 1 0 0 0 0	
Dick Gray, R (1, 5) OBP: 0.328, SLG: 0.475 B B C B B			4-1 			0-0 F8 		3-2 G6-4-3 		2 0 0 0 1 0 1	
Joe Pignatano, R (1, 2) OBP: 0.250, SLG: 0.333 C S B C X			1-2 G6-4-3 			1-1 F7 		1-2 		3 1 1 1 0 0 1	
Johnny Podres, L (1, 1) OBP: 0.152, SLG: 0.129 Don Drysdale, R (3, 1) OBP: 0.150, SLG: 0.250 Randy Jackson, R (6, PH) OBP: 0.298, SLG: 0.298 Carl Erskine, R (6, 1) OBP: 0.045, SLG: 0.045 Steve Bilko, R (9, PH) OBP: 0.337, SLG: 0.500 Fred Kipp, L (9, PR) OBP: 0.231, SLG: 0.250			0-0 G3 			2-3 		0-0 	4-3 HR 	1 0 0 0 0 0 0 0 0 0 0 0 0 0 1 0 0 0 0 0 1 0 0 0 0 0 0 0 1 0 1 0 0 0 0 0 1 0 0 0 0 0	
Inning Stats	R: 0 H: 0 E: 0 LOB: 0 K: 1 BB: 0 S: 8 P: 12	R: 0 H: 0 E: 0 LOB: 0 K: 0 BB: 0 S: 5 P: 6	R: 0 H: 0 E: 0 LOB: 0 K: 0 BB: 1 S: 5 P: 10	R: 0 H: 0 E: 0 LOB: 0 K: 0 BB: 0 S: 8 P: 12	R: 0 H: 0 E: 0 LOB: 0 K: 0 BB: 0 S: 5 P: 8	R: 0 H: 0 E: 0 LOB: 0 K: 1 BB: 0 S: 8 P: 11	R: 0 H: 1 E: 0 LOB: 1 K: 0 BB: 0 S: 10 P: 15	R: 0 H: 2 E: 0 LOB: 0 K: 0 BB: 0 S: 7 P: 10	R: 3 H: 3 E: 0 LOB: 1 K: 1 BB: 0 S: 13 P: 19	1B: 4 SF: 0 2B: 0 SAC: 0 3B: 0 DP: 2 HR: 2 HBP: 0	WP: 0 PA: 31 PB: 0 SB: 0 CS: 0
PITCHER Ray Semproch, R (1, 1) ERA: 3.53	IP WLS BF H R ER SO BB IBB HBP BLK WP HR S P ERA WHIP 9.0 W 31 6 3 3 3 1 0 0 0 0 2 69 103 3.00 0.778										



Batter	1	2	3	4	5	6	7	8	9
Richie Ashburn, L OBP: 0.426, SLG: 0.431 (1, 8)	1-1 F7	1-2 6-3	1-1 E1		2-2 FC3-6		1-2 4-3		
Ted Kazanski, R OBP: 0.263, SLG: 0.270 (1, 4)	0-1 BB HR	1-1 L7	2-2 5-3		0-1 FC5-4			1-1 5-3	
Willie Jones, R OBP: 0.379, SLG: 0.450 (1, 5)	4-2 HR BB		5-3			0-1 F7		2-2 6-3	
Stan Lopata, R OBP: 0.397, SLG: 0.470 (1, 2)	1-0 HR		4-1 1B BB	2-3 K		1-3 K		2-1 5-3	
Wally Post, R OBP: 0.376, SLG: 0.407 (1, 9)	2-2 1B		1-1 1B 2B 1B	1-3 K		1-0 G2			
Bob Bowman, R OBP: 0.404, SLG: 0.636 (1, 7)	0-0 1B		0-0 2B 1B 1B	3-2 1B		0-2 HR			
Harry Anderson, L OBP: 0.381, SLG: 0.485 (1, 3)	1-1 F7		0-0 1B 2B	1-0 G3		0-0 L9			
Chico Fernandez, R OBP: 0.240, SLG: 0.219 (1, 6)	1-2 F9		0-0 1B		1-1 5-3		1-2 F9		
Ray Semproch, R OBP: 0.094, SLG: 0.125 (1, 1)		3-2 F9	1-2 E 1B		0-0 E3		2-2 E6		

Inning Stats	R: 3	H: 4	E: 0	K: 0	S: 16	LOB: 2	BB: 1	P: 26	R: 0	H: 0	E: 0	K: 0	S: 9	LOB: 0	BB: 0	P: 14	R: 5	H: 6	E: 1	K: 0	S: 19	LOB: 2	BB: 1	P: 30	R: 0	H: 1	E: 0	K: 2	S: 10	LOB: 1	BB: 0	P: 17	R: 0	H: 0	E: 1	K: 0	S: 8	LOB: 1	BB: 0	P: 11	R: 0	H: 0	E: 0	K: 1	S: 6	LOB: 0	BB: 0	P: 8	R: 1	H: 1	E: 1	K: 0	S: 13	LOB: 1	BB: 0	P: 17	R: 0	H: 0	E: 0	K: 0	S: 7	LOB: 0	BB: 0	P: 12
--------------	------	------	------	------	-------	--------	-------	-------	------	------	------	------	------	--------	-------	-------	------	------	------	------	-------	--------	-------	-------	------	------	------	------	-------	--------	-------	-------	------	------	------	------	------	--------	-------	-------	------	------	------	------	------	--------	-------	------	------	------	------	------	-------	--------	-------	-------	------	------	------	------	------	--------	-------	-------

PITCHER	IP	WLS	BF	H	R	ER	SO	BB	IBB	HBP	BLK	WP	HR	S	P	ERA	WHIP
Johnny Podres, L ERA: 3.83 (1, 1)	2.1	L	16	7	7	7	0	2	0	0	0	0	1	32	53	27.00	3.857
Don Drysdale, R ERA: 5.28 (3, 1)	2.2		13	4	1	1	2	0	0	0	0	0	0	30	45	3.38	1.500
Carl Erskine, R ERA: 4.79 (6, 1)	3.0		11	1	1	1	1	0	0	0	0	0	1	26	37	3.00	0.333

BOTTOM

Los Angeles Dodgers @ Philadelphia Phillies
 Connie Mack Stadium, Philadelphia, PA

Thu Jun 19 1958, 7:05 PM EDT
 Att. 13,506 - Unknown

AB	38
R	9
H	12
RBI	9
BB	2
SO	3
LOB	12

WP: 0 PA: 40
 PB: 0
 SB: 0
 CS: 0



livebaseballscorecards.com

Batter	1	2	3	4	5	6	7	8	9	AB R H RBI BB SO LOB	TOP																	
Felipe Alou, R OBP: 0.347, SLG: 0.578 (1, 8) X	0-0 6-3	0-0 6-3			0-0 5-3		0-0 PB 2B			4 0 1 1 0 0 1																		
Daryl Spencer, R OBP: 0.360, SLG: 0.494 (1, 6) X	0-0 F9	0-0 F6			0-3 K		0-3 K			4 0 0 0 0 2 2																		
Orlando Cepeda, R OBP: 0.347, SLG: 0.561 (1, 3) S S	0-3 K			0-3 K		0-0 F3		0-0 6-3		4 0 0 0 0 2 0																		
Ray Jablonski, R OBP: 0.330, SLG: 0.518 (1, 5)		0-0 1B 2B		0-3 K		0-0 F5		0-0 5-3		4 1 1 0 0 1 0																		
Jim Davenport, R OBP: 0.338, SLG: 0.409 (9, 5)										0 0 0 0 0 0 0																		
Hank Sauer, R OBP: 0.396, SLG: 0.513 (1, 7) X		0-0 2B 1B		0-0 F5		0-0 1B		0-0 F6		4 1 2 0 0 0 0																		
Bob Schmidt, R OBP: 0.328, SLG: 0.508 (1, 2) X		0-0 1B E 2B		0-0 F5		0-0 F7		0-0 5-3		4 1 1 1 0 0 1																		
Eddie Bressoud, R OBP: 0.381, SLG: 0.446 (1, 4) X		0-0 F4		0-0 1B		0-3 K		0-0 2B		4 0 2 0 0 1 3																		
Don Taussig, R OBP: 0.258, SLG: 0.260 (1, 9)		4-0 E 6-3 IBB		0-0 F7		0-3 K		4-0 G1-6-3 IBB		2 1 0 0 1 1 1																		
Whitey Lockman, L OBP: 0.367, SLG: 0.364 (9, PH) (9, 9)										0 0 0 0 1 0 0																		
Jim King, L OBP: 0.333, SLG: 0.393 (9, 9)										0 0 0 0 0 0 0																		
Mike McCormick, L OBP: 0.296, SLG: 0.240 (1, 1)		0-0 E1 6-3 1B		0-3 K		0-3 K		0-0 G1-6-3		3 0 1 1 0 2 1																		
Ruben Gomez, R OBP: 0.222, SLG: 0.314 (7, 1) X		1-3 2-H 3-H						1-2f		1 0 0 0 0 0 2																		
Inning Stats	R: 0 E: 0 K: 1 S: 5	H: 0 LOB: 0 BB: 0 P: 5	R: 4 E: 1 K: 0 S: 7	H: 4 LOB: 1 BB: 1 P: 11	R: 0 E: 0 K: 2 S: 7	H: 0 LOB: 0 BB: 0 P: 7	R: 0 E: 0 K: 1 S: 6	H: 1 LOB: 1 BB: 0 P: 6	R: 0 E: 0 K: 3 S: 10	H: 1 LOB: 1 BB: 0 P: 10	R: 0 E: 0 K: 0 S: 3	H: 0 LOB: 0 BB: 0 P: 3	R: 0 E: 0 K: 0 S: 3	H: 1 LOB: 1 BB: 1 P: 7	1B: 4 2B: 4 3B: 0 HR: 0	SF: 0 SAC: 0 DP: 1 HBP: 0	WP: 0 PB: 1 SB: 0 CS: 0	PA: 36										
PITCHER	IP WLS BF H R ER SO BB IBB HBP BLK WP HR S P ERA WHIP																											
Curt Simmons, L ERA: 4.84 (1, 1)	1.1		9	4	4	3	1	0	1	0	0	0	0	10	14	20.25	3.000											
Jack Meyer, R ERA: 2.63 (2, 1)	5.2		20	3	0	0	8	0	0	0	0	0	0	36	36	0.00	0.529											
Turk Farrell, R ERA: 1.23 (8, 1)	1.0		3	0	0	0	0	0	0	0	0	0	0	3	3	0.00	0.000											
Jim Hearn, R ERA: 5.82 (9, 1)	1.0	W	4	1	0	0	0	0	1	0	0	0	0	3	7	0.00	1.000											

San Francisco Giants @ Philadelphia Phillies
 Connie Mack Stadium, Philadelphia, PA
 Fri Jun 20 1958, 7:05 PM EDT
 Att. 14,877 - Unknown

livebaseballscorecards.com

AB	34
R	4
H	8
RBI	3
BB	2
SO	9
LOB	11



BOTTOM

San Francisco Giants @ Philadelphia Phillies
Connie Mack Stadium, Philadelphia, PA

Fri Jun 20 1958, 7:05 PM EDT
Att. 14,877 - Unknown

livebaseballscorecards.com

AB	34
R	5
H	11
RBI	5
BB	8
SO	4
LOB	19



WP	0	PA	43
PB	0	SB	0
CS	0		

AB R H RBI BB SO LOB

4 0 1 0 1 0 1
4 2 1 0 0 0 2
1 0 0 0 0 0 2

5 2 3 2 0 0 0

1 1 0 0 4 0 1

5 0 4 2 0 0 0

3 0 0 0 2 0 4

4 0 1 1 1 1 5

3 0 0 0 0 1 3

0 0 0 0 0 0 0
2 0 1 0 0 0 0
1 0 0 0 0 1 0
0 0 0 0 0 0 0
1 0 0 0 0 1 1
0 0 0 0 0 0 0

1B: 9 SF: 0
2B: 2 SAC: 1
3B: 0 DP: 1
HR: 0 HBP: 0

Batter	1	2	3	4	5	6	7	8	9
Richie Ashburn, L OBP: 0.426, SLG: 0.428 (1, 8)	0-0 FC5-4 1B	0-0 5-3		0-0 FC4-6 1-2f FC6			0-0 6-3	4-0 IBB	
Ted Kazanski, R OBP: 0.263, SLG: 0.278 Solly Hemus, L OBP: 0.458, SLG: 0.523 (8, PH) (9, 4)	0-0 FC5-4 1-2f 2B	0-0 6-3		0-0 FC6 1-2f			0-0 1B 2B	0-0 F5	
Willie Jones, R OBP: 0.386, SLG: 0.462 (1, 5)	0-0 1-H 1B 2B		0-0 6-3				0-0 2-H 1B 1B	0-0 6-3	
Stan Lopata, R OBP: 0.407, SLG: 0.467 (1, 2)	4-0 1B BB		4-0 G3 1B BB				4-0 1-2 1B BB	4-0 1B BB	
Wally Post, R OBP: 0.388, SLG: 0.420 (1, 9)	0-0 1-3 2-H 1B		0-0 1-2 G3 1B				0-0 1-3 2-H 1B	0-0 1-3 BB 1B	
Bob Bowman, R OBP: 0.404, SLG: 0.596 (1, 7)	4-0 IBB		0-0 1-2 2-3 G3				0-0 5-3	0-0 F8	
Harry Anderson, L OBP: 0.381, SLG: 0.480 (1, 3)	0-3 K		0-0 1-2 2-3 F6				0-0 F8	0-0 SH1-3 1B	
Chico Fernandez, R OBP: 0.237, SLG: 0.216 (1, 6)	0-3 K		0-0 F8				0-0 F8	0-0 SH1-3	
Curt Simmons, L OBP: 0.287, SLG: 0.306 Jack Meyer, R OBP: 0.333, SLG: 0.333 Chuck Essigman, R OBP: 0.317, SLG: 0.456 Turk Farrell, R OBP: 0.250, SLG: 0.182 Carl Sawatski, L OBP: 0.310, SLG: 0.208 Jim Hearn, R (9, 1)		0-0 G3		0-0 FC4-6 1B			0-3 K	0-3 K	

Inning Stats	R: 2	H: 3	E: 0	K: 2	S: 10	LOB: 3	BB: 2	P: 18	R: 0	H: 0	E: 0	K: 0	S: 3	LOB: 0	BB: 0	P: 3	R: 0	H: 1	E: 0	K: 0	S: 4	LOB: 2	BB: 1	P: 8	R: 0	H: 1	E: 0	K: 0	S: 4	LOB: 1	BB: 0	P: 4	R: 0	H: 0	E: 0	K: 0	S: 3	LOB: 0	BB: 0	P: 3	R: 2	H: 3	E: 0	K: 1	S: 8	LOB: 2	BB: 1	P: 12	R: 0	H: 1	E: 0	K: 1	S: 6	LOB: 2	BB: 1	P: 10	R: 1	H: 1	E: 0	K: 0	S: 2	LOB: 3	BB: 3	P: 14	1B: 9	SF: 0	2B: 2	SAC: 1	3B: 0	DP: 1	HR: 0	HBP: 0	WP: 0	PA: 43
--------------	------	------	------	------	-------	--------	-------	-------	------	------	------	------	------	--------	-------	------	------	------	------	------	------	--------	-------	------	------	------	------	------	------	--------	-------	------	------	------	------	------	------	--------	-------	------	------	------	------	------	------	--------	-------	-------	------	------	------	------	------	--------	-------	-------	------	------	------	------	------	--------	-------	-------	-------	-------	-------	--------	-------	-------	-------	--------	-------	--------

PITCHER	IP	WLS	BF	H	R	ER	SO	BB	IBB	HBP	BLK	WP	HR	S	P	ERA	WHIP
Mike McCormick, L ERA: 4.67 (1, 1)	6.2		31	8	4	4	3	3	1	0	0	0	0	33	49	5.40	1.650
Ruben Gomez, R ERA: 5.66 (7, 1)	1.2	L	12	3	1	1	1	3	1	0	0	0	0	10	26	5.40	3.600

Batter	1	2	3	4	5	6	7	8	9	10	11	12	13	14	AB R H RBI BB SO LOB	TOP																
Felipe Alou, R OBP: 0.327, SLG: 0.529 (1, 9)	0-3 K		0-0 4-3		0-3 K		0-0 S 1B		0-0 F8			0-3 K			6 0 1 0 0 3 1																	
Jim Davenport, R OBP: 0.333, SLG: 0.401 (1, 5)	0-0 F8			0-0 FC5-4 1B	0-3 K		0-3 K				0-3 K		0-0 F8		6 0 1 0 0 3 1																	
Willie Mays, R OBP: 0.424, SLG: 0.668 (1, 8)	0-0 E6 S			0-3 K		0-0 F8 S 1B		0-0 E9 1B		0-0 F7			0-0 5-3		6 1 1 0 0 1 1																	
Orlando Cepeda, R OBP: 0.343, SLG: 0.552 (1, 3)	0-0 F9 1-2			0-0 FC5-4 2B		0-3 K		0-0 CS SH1-4 1B		0-0 F5			0-3 K		6 1 1 1 0 2 3																	
Daryl Spencer, R OBP: 0.357, SLG: 0.486 (1, 6)		0-0 F9		4-0 2B BB		0-0 F8		0-0 SH1-4			0-0 1-3		0-3 K		4 1 0 0 1 1 1																	
Hank Sauer, R OBP: 0.395, SLG: 0.516 Willie Kirkland, L OBP: 0.281, SLG: 0.384 (1, 7) (7, 7)		0-3 K		0-0 2B		0-0 F3		0-3 K			0-0 F5			0-0 HR	3 0 1 2 0 1 1 3 1 1 1 0 1 1																	
Bob Schmidt, R OBP: 0.333, SLG: 0.522 (1, 2)		0-0 F8		4-0 IBB			0-0 HR		0-0 6-3		0-0 FC6-4 1B		0-3 K		5 1 2 1 1 1 0																	
Eddie Bressoud, R OBP: 0.348, SLG: 0.403 (1, 4)			0-0 F8	0-0 F3			0-0 F2		0-0 E6		0-0 FC6-4		0-3 K		6 0 0 0 0 1 3																	
Ramon Monzant, R OBP: 0.258, SLG: 0.258 Al Worthington, R OBP: 0.100, SLG: 0.105 Marv Grissom, R Leon Wagner, L Johnny Antonelli, L OBP: 0.205, SLG: 0.233 (1, 1) (5, 1) (7, 1) (9, PH) (9, 1)			0-0 F8		0-0 F4		0-0 1-3		0-0 F8			0-0 F8		0-0 G3	2 0 0 0 0 0 0 1 0 0 0 0 0 0 0 0 0 0 0 0 0 1 0 0 0 0 0 1 2 0 0 0 0 0 0																	
Inning Stats	R: 0 E: 1 K: 1 S: 6	H: 0 LOB: 1 BB: 0 P: 6	R: 0 E: 0 K: 1 S: 5	H: 0 LOB: 0 BB: 0 P: 5	R: 0 E: 0 K: 1 S: 3	H: 0 LOB: 0 BB: 0 P: 3	R: 2 E: 0 K: 1 S: 7	H: 2 LOB: 2 BB: 2 P: 15	R: 0 E: 0 K: 2 S: 7	H: 0 LOB: 0 BB: 0 P: 7	R: 0 E: 0 K: 1 S: 6	H: 1 LOB: 1 BB: 0 P: 6	R: 1 E: 0 K: 1 S: 7	H: 2 LOB: 1 BB: 0 P: 7	R: 1 E: 1 K: 1 S: 6	H: 1 LOB: 0 BB: 0 P: 6	R: 0 E: 0 K: 1 S: 5	H: 0 LOB: 0 BB: 0 P: 5	R: 0 E: 0 K: 1 S: 4	H: 0 LOB: 1 BB: 0 P: 4	R: 0 E: 0 K: 1 S: 5	H: 0 LOB: 0 BB: 0 P: 5	R: 0 E: 0 K: 2 S: 7	H: 0 LOB: 0 BB: 0 P: 7	R: 0 E: 0 K: 2 S: 8	H: 0 LOB: 0 BB: 0 P: 8	R: 1 E: 0 K: 2 S: 8	H: 1 LOB: 0 BB: 0 P: 8	1B: 5 2B: 1 3B: 0 HR: 2	SF: 0 SAC: 1 DP: 0 HBP: 0	WP: 0 PB: 0 SB: 4 CS: 1	PA: 54
PITCHER	IP WLS BF H R ER SO BB IBB HBP BLK WP HR S P ERA WHIP															IP WLS BF H R ER SO BB IBB HBP BLK WP HR S P ERA WHIP																
Seth Morehead, L ERA: 6.66 (1, 1)	6.2	28	5	3	3	6	1	1	0	0	0	0	0	0	0	4.05	0.900															
Turk Farrell, R ERA: 1.19 (7, 1)	1.1	5	1	1	0	2	0	0	0	0	0	0	0	0	0	0.00	0.750															
Jim Hearn, R ERA: 5.21 (9, 1)	2.0	7	0	0	0	1	0	0	0	0	0	0	0	0	0	0.00	0.000															
Ray Semprecht, R ERA: 3.47 (11, 1)	4.0	L	14	2	1	5	0	0	0	0	0	0	0	1	24	2.25	0.500															

San Francisco Giants @ Philadelphia Phillies
 Connie Mack Stadium, Philadelphia, PA
 Sun Jun 22 1958, 3:33 AM EDT
 Unknown

livebaseballscorecards.com

AB	51
R	5
H	8
RBI	5
BB	2
SO	14
LOB	13



Batter	1	2	3	4	5	6	7	8	9	10	11	12	13	14	AB	R	H	RBI	BB	SO	LOB	BOTTOM									
Richie Ashburn, L (1, 8) OBP: 0.437, SLG: 0.446	F2		2B 1B		HR BB		1B BB	HR		IBB		SH5-4		1B	4	2	3	2	3	0	0	San Francisco Giants @ Philadelphia Phillies Connie Mack Stadium, Philadelphia, PA Sun Jun 22 1958, 3:33 AM EDT Unknown livebaseballscorecards.com									
Solly Hemus, L (1, 4) OBP: 0.443, SLG: 0.500	1B		K		F8		1B	K		F4		F9		F4	8	0	2	0	0	2	7										
Harry Anderson, L (1, 3) OBP: 0.379, SLG: 0.493	F8		2B		HR		K					4-3		K	7	1	2	2	0	3	4										
Carl Sawatski, L (1, 2) OBP: 0.364, SLG: 0.231 Stan Lopata, R (9, PH) OBP: 0.406, SLG: 0.461	K		BB		BB 1B		IBB		6-3		FC6-2 BB			6-3	2	0	1	0	2	1	1										
Willie Jones, R (1, 5) OBP: 0.382, SLG: 0.450		K	K		FC6-4 BB		K		F8		FC6-2 IBB		F8	6	0	1	0	1	3	5											
Wally Post, R (1, 9) OBP: 0.379, SLG: 0.404	F1				FC6-4		K			K		FC6-2 IBB		K	6	0	0	0	1	4	5										
Bob Bowman, R (1, 7) OBP: 0.390, SLG: 0.547	1B 1B						5-3		E6 HR		5-3 E BB		FC6-2	F8	6	1	1	0	1	1	4										
Chico Fernandez, R (1, 6) OBP: 0.238, SLG: 0.218 Bobby Young, L (8, PH)							4-3		F9		E4		K	K	3	0	1	0	0	1	0										
Ted Kazanski, R (9, 6) OBP: 0.257, SLG: 0.271	1B								F9		5-3		K	K	1	0	0	0	0	0	1										
Seth Morehead, L (1, 11) Turk Farrell, R (7, 11) Dave Phillips, S (8, PH) Jim Hearn, R (9, 11) Rip Repulski, R (10, PH) Ray Semproch, R (11, 11) Mack Burk, R (14, PH)	6-3				K		F9		F2		5-3		SH5-4 1B	K	3	0	0	0	0	1	2										
Inning Stats	R: 0 E: 0 K: 1 S: 6	H: 1 LOB: 1 BB: 0 P: 6	R: 0 E: 0 K: 1 S: 7	H: 2 LOB: 2 BB: 0 P: 7	R: 0 E: 0 K: 3 S: 8	H: 2 LOB: 2 BB: 1 P: 12	R: 0 E: 0 K: 2 S: 9	H: 0 LOB: 0 BB: 0 P: 9	R: 2 E: 0 K: 1 S: 7	H: 2 LOB: 2 BB: 2 P: 15	R: 0 E: 0 K: 3 S: 10	H: 1 LOB: 3 BB: 2 P: 16	R: 2 E: 1 K: 1 S: 7	H: 1 LOB: 0 BB: 0 P: 7	R: 0 E: 0 K: 1 S: 5	H: 0 LOB: 0 BB: 0 P: 5	R: 0 E: 1 K: 1 S: 6	H: 0 LOB: 3 BB: 2 P: 14	R: 0 E: 0 K: 1 S: 6	H: 1 LOB: 3 BB: 2 P: 14	R: 0 E: 0 K: 1 S: 6		H: 1 LOB: 1 BB: 0 P: 6	R: 0 E: 0 K: 1 S: 6	H: 0 LOB: 1 BB: 0 P: 6	R: 0 E: 0 K: 2 S: 8	H: 1 LOB: 1 BB: 0 P: 8	1B: 9 2B: 1 3B: 0 HR: 2	SF: 0 SAC: 1 DP: 0 HBP: 0	WP: 1 PB: 0 SB: 1 CS: 0	PA: 65
PITCHER	IP	WLS	BF	H	R	ER	SO	BB	IBB	HBP	BLK	WP	HR	S	P	ERA	WHIP														
Ramon Monzant, R (1, 1) ERA: 4.77	4.2		23	7	2	2	8	3	0	0	0	0	0	1	36	48	3.86	2.143													
Al Worthington, R (5, 1) ERA: 3.05	1.1		6	1	0	0	0	1	0	0	0	0	0	5	9	0.00	1.500														
Mary Grissom, R (7, 1) ERA: 2.48	2.0		9	1	2	0	4	0	1	0	0	0	1	16	20	0.00	0.500														
Johnny Antonelli, L (9, 1) ERA: 3.07	6.0	W	27	3	0	0	7	2	2	0	0	1	0	37	53	0.00	0.833														

Batter	1	2	3	4	5	6	7	8	9	AB R H RBI BB SO LOB	TOP											
Tony Taylor, R OBP: 0.280, SLG: 0.250 (1, 4) X	0-0 4-3 ①		0-3 K ③			0-0 4-3 ①		0-3 K ①		4 0 0 0 0 2 1												
Alvin Dark, R OBP: 0.374, SLG: 0.442 (1, 5) X	0-0 4-3 ②			0-0 6-3 ①		0-0 E 1B ②		0-0 F7 ②		4 1 1 0 0 0 0												
Lee Walls, R OBP: 0.373, SLG: 0.534 (1, 9) X	0-0 F3 ③			0-0 1B ②		0-0 SH5-3 1-H ②		0-0 F7 ③		3 0 1 0 0 0 0												
14 Ernie Banks, R OBP: 0.361, SLG: 0.613 (1, 6)		0-0 F8 ①		0-3 K ②		0-0 5-3 ③		0-0 S 1B ①		4 0 1 0 0 1 1												
Walt Moryn, L OBP: 0.355, SLG: 0.512 (1, 7)		0-0 F5 ②		0-0 L9 ③			0-0 F8 ①		0-3 K ①	4 0 0 0 0 1 2												
Dale Long, L OBP: 0.371, SLG: 0.464 (1, 3)		0-0 F7 ③			0-0 F8 ①		4-0 HR BB ②		0-0 P4 ②	3 1 0 0 1 0 1												
Sammy Taylor, L OBP: 0.353, SLG: 0.424 (1, 2)			0-0 F8 ①		0-0 4-3 ②		0-0 1-H HR ②		0-3 K 1-2 ③	4 1 1 2 0 1 1												
Bobby Thomson, R OBP: 0.373, SLG: 0.485 (1, 8)			0-0 1B ②		4-0 BB ②		0-3 K ②			2 0 1 0 1 1 0												
John Briggs, R (1, 1)			0-3 K ②		0-3 K ③		0-3 K ③			3 0 0 0 0 3 2												
Inning Stats	R: 0 E: 0 K: 0 S: 3	H: 0 LOB: 0 BB: 0 P: 3	R: 0 E: 0 K: 0 S: 3	H: 0 LOB: 0 BB: 0 P: 3	R: 0 E: 0 K: 2 S: 8	H: 1 LOB: 1 BB: 0 P: 8	R: 0 E: 0 K: 1 S: 6	H: 1 LOB: 1 BB: 0 P: 6	R: 0 E: 0 K: 1 S: 5	H: 0 LOB: 1 BB: 1 P: 9	R: 1 E: 1 K: 0 S: 4	H: 1 LOB: 0 BB: 0 P: 4	R: 2 E: 0 K: 2 S: 8	H: 1 LOB: 0 BB: 1 P: 12	R: 0 E: 0 K: 1 S: 5	H: 0 LOB: 0 BB: 0 P: 5	R: 0 E: 0 K: 2 S: 8	H: 1 LOB: 1 BB: 0 P: 8	1B: 4 2B: 0 3B: 0 HR: 1	SF: 0 SAC: 1 DP: 0 HBP: 0	WP: 0 PB: 0 SB: 1 CS: 0	PA: 34
PITCHER	IP WLS BF H R ER SO BB IBB HBP BLK WP HR S P ERA WHIP																					
Jack Sanford, R ERA: 4.41 (1, 1)	7.0 L 27 4 3 2 6 2 0 0 0 0 0 1 37 45 2.57 0.857																					
Jack Meyer, R ERA: 2.42 (8, 1)	2.0 7 1 0 0 3 0 0 0 0 0 0 0 13 13 0.00 0.500																					

Chicago Cubs @ Philadelphia Phillies
 Connie Mack Stadium, Philadelphia, PA

Tue Jun 24 1958, 7:05 PM EDT
 Att. 21,656 - Unknown

livebaseballscorecards.com

AB	31
R	3
H	5
RBI	2
BB	2
SO	9
LOB	8



Batter	1	2	3	4	5	6	7	8	9	AB	R	H	RBI	BB	SO	LOB
--------	---	---	---	---	---	---	---	---	---	----	---	---	-----	----	----	-----

Richie Ashburn, L <small>(1, 8) OBP: 0.441, SLG: 0.444</small>	4-0 		0-0 	4-0 			0-0 		0-0 	3	0	1	0	2	0	1						
Solly Hemus, L <small>(1, 4) OBP: 0.419, SLG: 0.462</small>	0-0 		0-0 	0-3 			4-0 		0-3 	4	0	0	0	1	2	6						
Harry Anderson, L <small>(1, 3) OBP: 0.386, SLG: 0.507</small>	0-0 		4-0 			0-0 		0-0 			3	0	2	0	1	0	0					
Stan Lopata, R <small>(1, 2) OBP: 0.392, SLG: 0.440</small>	0-3 		0-0 			0-0 		0-0 			4	0	0	0	0	1	6					
Willie Jones, R <small>(1, 5) OBP: 0.372, SLG: 0.433</small>	0-0 		0-0 			0-3 		0-0 			4	0	0	0	0	1	4					
Wally Post, R <small>(1, 9) OBP: 0.377, SLG: 0.401</small>		0-0 		0-0 			0-0 		0-0 		4	0	2	0	0	0	0					
Bob Bowman, R <small>(1, 7) OBP: 0.364, SLG: 0.500</small>		0-0 		0-0 			0-0 		0-0 		4	0	1	0	0	0	1					
Chico Fernandez, R <small>(1, 6) OBP: 0.236, SLG: 0.216</small> Dave Philley, S <small>(9, PH) OBP: 0.273, SLG: 0.300</small>		0-0 		0-0 			0-0 		0-0 	3	0	1	0	0	0	1						
Jack Sanford, R <small>(1, 1) OBP: 0.222, SLG: 0.235</small> Bobby Young, L <small>(7, PH)</small>		0-3 		0-3 			0-0 		0-0 	2	0	0	0	0	2	3						
Jack Meyer, R <small>(8, 1) OBP: 0.333, SLG: 0.333</small> Carl Sawatski, L <small>(9, PH) OBP: 0.371, SLG: 0.250</small> Curt Simmons, L <small>(9, PR) OBP: 0.297, SLG: 0.306</small>		0-3 		0-3 						1	0	0	0	0	0	0						
Inning Stats	R: 0 E: 0 K: 1 S: 6	H: 1 LOB: 2 BB: 1 P: 10	R: 0 E: 1 K: 1 S: 6	H: 2 LOB: 1 BB: 0 P: 6	R: 0 E: 0 K: 0 S: 4	H: 1 LOB: 2 BB: 1 P: 8	R: 0 E: 0 K: 2 S: 9	H: 2 LOB: 3 BB: 1 P: 13	R: 0 E: 0 K: 1 S: 5	H: 0 LOB: 0 BB: 0 P: 5	R: 0 E: 0 K: 0 S: 3	H: 0 LOB: 0 BB: 0 P: 3	R: 0 E: 0 K: 0 S: 4	H: 1 LOB: 2 BB: 1 P: 8	R: 0 E: 0 K: 0 S: 3	H: 0 LOB: 0 BB: 0 P: 3	R: 0 E: 0 K: 1 S: 6	H: 1 LOB: 1 BB: 0 P: 6	1B: 8 2B: 0 3B: 0 HR: 0	SF: 0 SAC: 0 DP: 0 HBP: 0	WP: 0 PB: 0 SB: 1 CS: 0	PA: 38

PITCHER	IP	WLS	BF	H	R	ER	SO	BB	IBB	HBP	BLK	WP	HR	S	P	ERA	WHIP
John Briggs, R <small>(1, 1) ERA: 3.18</small>	9.0	W	38	8	0	0	6	4	0	0	0	0	0	46	62	0.00	1.333

BOTTOM

Chicago Cubs @ Philadelphia Phillies
 Connie Mack Stadium, Philadelphia, PA

Tue Jun 24 1958, 7:05 PM EDT
 Att. 21,656 - Unknown

livebaseballscorecards.com

AB	34
R	0
H	8
RBI	0
BB	4
SO	6
LOB	22



Batter	1	2	3	4	5	6	7	8	9	10	AB R H RBI BB SO LOB	TOP												
Tony Taylor, R (1, 4) X OBP: 0.276, SLG: 0.246 Jim Bolger, R (7, PH) OBP: 0.324, SLG: 0.394 Johnny Goryl, R (7, 4) OBP: 0.318, SLG: 0.373	0-0 F8		0-0 P4			0-0 5-3	0-0 E3			4-0 SH3-4 BB	3 0 0 0 0 0 1 1 0 0 0 0 0 0 0 0 0 0 1 0 0													
Alvin Dark, R (1, 5) X OBP: 0.367, SLG: 0.433	0-0 1-3			0-0 5-3		0-0 6-3	0-0 F8			0-0 SH3-4	4 0 0 0 0 0 1													
Lee Walls, R (1, 9) S OBP: 0.370, SLG: 0.528	0-3 K			0-0 4-3		0-0 FC6-4 1B		0-0 L5		0-0 F5	5 0 1 0 0 1 1													
14 Ernie Banks, R (1, 6) X OBP: 0.355, SLG: 0.601		0-0 F9		0-0 6-3		0-0 FC6-4 1-2f		0-3 K		0-3 K	5 0 0 0 0 2 2													
Walt Moryn, L (1, 7) X OBP: 0.353, SLG: 0.508		0-0 L8			0-0 G3		0-0 P6				4 0 1 0 0 0 0													
Dale Long, L (1, 3) X OBP: 0.373, SLG: 0.472		0-0 F8			0-0 2B 3B		4-0 2B 1B BB			0-0 G3	3 2 1 0 1 0 1													
Sammy Taylor, L (1, 2) X OBP: 0.357, SLG: 0.439			0-0 4-3		0-0 2B		0-0 1B G3 2B			0-0 F5	4 1 2 1 0 0 0													
Bobby Thomson, R (1, 8) B OBP: 0.375, SLG: 0.483			4-0 SH1-4 BB		0-0 5-3		0-0 G3 E 1B			0-0 F8	3 1 1 1 1 0 1													
Taylor Phillips, L (1, 1) X OBP: 0.088, SLG: 0.031 Chuck Tanner, L (7, PH) OBP: 0.317, SLG: 0.432 Glen Hobbie, R (7, 1) OBP: 0.207, SLG: 0.185 Don Elston, R (7, 1) OBP: 0.143, SLG: 0.143			0-0 SH1-4		0-3 K		0-0 G3			0-0 P3	1 0 0 0 0 1 1 1 0 0 1 0 0 1 0 0 0 0 0 0 0 1 0 0 0 0 0 0													
Inning Stats	R: 0 E: 0 K: 1 S: 5	H: 0 LOB: 0 BB: 0 P: 5	R: 0 E: 0 K: 0 S: 3	H: 0 LOB: 0 BB: 0 P: 3	R: 0 E: 0 K: 0 S: 3	H: 0 LOB: 1 BB: 1 P: 7	R: 0 E: 0 K: 0 S: 3	H: 0 LOB: 0 BB: 0 P: 3	R: 1 E: 0 K: 1 S: 7	H: 2 LOB: 1 BB: 0 P: 7	R: 0 E: 0 K: 0 S: 4	H: 1 LOB: 1 BB: 0 P: 4	R: 3 E: 1 K: 0 S: 6	H: 2 LOB: 1 BB: 1 P: 10	R: 0 E: 0 K: 1 S: 6	H: 1 LOB: 1 BB: 0 P: 6	R: 0 E: 0 K: 0 S: 3	H: 0 LOB: 0 BB: 0 P: 3	R: 0 E: 0 K: 1 S: 5	H: 0 LOB: 1 BB: 1 P: 9	1B: 3 2B: 2 3B: 1 HR: 0	SF: 0 SAC: 2 DP: 0 HBP: 0	WP: 0 PB: 0 SB: 0 CS: 0	PA: 40
PITCHER Ray Semproch, R (1, 1) ERA: 3.52 Turk Farrell, R (7, 1) ERA: 1.1	IP 6.1 WLS BF 26 H 5 R 4 ER 3 SO 2 BB 2 IBB 0 HBP 0 BLK 0 WP 0 HR 0 S 28 P 36 ERA 4.26 WHIP 1.105																							

Chicago Cubs @ Philadelphia Phillies
 Connie Mack Stadium, Philadelphia, PA
 Wed Jun 25 1958, 7:05 PM EDT
 Att. 11,796 - Unknown

livebaseballscorecards.com

AB 35
 R 4
 H 6
 RBI 3
 BB 3
 SO 4
 LOB 9



BOTTOM

Chicago Cubs @ Philadelphia Phillies
Connie Mack Stadium, Philadelphia, PA

Wed Jun 25 1958, 7:05 PM EDT
Att: 11,796 - Unknown

livebaseballscorecards.com

AB	36
R	5
H	9
RBI	5
BB	6
SO	8
LOB	20



AB R H RBI BB SO LOB

5 0 2 0 0 1 1
3 0 0 0 0 0 1
0 0 0 0 1 0 0
0 0 0 0 0 0 0

5 1 1 0 0 1 4

4 1 0 0 1 2 5

4 1 1 2 1 3 3

3 0 0 1 1 0 0

4 2 2 0 1 0 1

4 0 2 2 1 0 3

2 0 0 0 0 0 1
2 0 1 0 0 1 1

1B: 4 SF: 1
2B: 1 SAC: 1
3B: 3 DP: 0
HR: 1 HBP: 0

WP: 1 PA: 44
PB: 0
SB: 0
CS: 0

Batter	1	2	3	4	5	6	7	8	9	10
Richie Ashburn, L (1, 8) OBP: 0.440, SLG: 0.443	0-0 6-3		0-0 F8		0-3 K		0-0 FC4-2 BB 1-2 1B		0-0 SH1-4 1B	
Ted Kazanski, R (1, 4) OBP: 0.252, SLG: 0.265 Solly Hemus, L (7, PH) OBP: 0.424, SLG: 0.462 Bobby Young, L (8, 4)	0-0 6-3		0-0 FC6-4 1-2f		0-0 F8		4-0 FC4-2 1-2 2-3 BB		0-0 SH1-4 1-2	
Willie Jones, R (1, 5) OBP: 0.368, SLG: 0.426	0-3 K			0-0 5-3		0-0 L9 BLK SF8 1B	0-0 FC4-2 1-2 2-3 3-Hf		0-0 F7	
Rip Repulski, R (1, 7) OBP: 0.301, SLG: 0.497		0-0 1-3		4-0 HR BB		0-0 L9 1-3	0-3 K		0-3 K	
Stan Lopata, R (1, 2) OBP: 0.392, SLG: 0.454		0-3 K		0-0 HR		4-0 WP BB	0-3 K			0-3 K
Wally Post, R (1, 9) OBP: 0.372, SLG: 0.394		0-0 5-3		0-0 L9		0-0 SF8 3-H		0-0 P6		4-0 FC4-6 BB
Harry Anderson, L (1, 3) OBP: 0.391, SLG: 0.521			0-0 3B 2B	0-0 3B		4-0 1-2 BB		0-0 P5		0-0 FC4-6 3B 1-2f
Chico Fernandez, R (1, 6) OBP: 0.244, SLG: 0.241			0-0 FC6-2 3B 2-H	0-0 L5		0-0 F9		4-0 BB		0-0 3B 1-H
Ray Semproch, R (1, 1) OBP: 0.114, SLG: 0.143 Turk Farrell, R (7, 1) OBP: 0.286, SLG: 0.231			0-0 FC6-2 3B 3-H		0-0 5-3		0-0 BB FC4-2 1B		0-3 K	

Inning Stats	R: 0	H: 0	E: 0	K: 1	S: 5	WLS	BF	H	R	ER	SO	BB	IBB	HBP	BLK	WP	HR	S	P	ERA	WHIP
	0	0	0	1	5		26	5	4	4	3	3	0	0	1	1	1	29	41	6.00	1.333
	0	0	0	0	0		2	0	0	0	0	0	0	0	0	0	0	2	2	∞	∞
	0	0	0	0	5	L	16	2	1	1	5	3	0	0	0	0	0	23	35	2.46	1.364

PITCHER	IP	WLS	BF	H	R	ER	SO	BB	IBB	HBP	BLK	WP	HR	S	P	ERA	WHIP
Taylor Phillips, L (1, 1) ERA: 3.66	6.0		26	5	4	4	3	3	0	0	1	1	1	29	41	6.00	1.333
Glen Hobbie, R (7, 1) ERA: 3.93	0.0		2	2	0	0	0	0	0	0	0	0	0	2	2	∞	∞
Don Elston, R (7, 1) ERA: 3.29	3.2	L	16	2	1	1	5	3	0	0	0	0	0	23	35	2.46	1.364

Batter	1	2	3	4	5	6	7	8	9	10	11	AB R H RBI BB SO LOB	TOP					
Don Blasingame, L (1.4) OBP: 0.361, SLG: 0.362	F8		4-3		L8			F5		5-3		5 0 0 0 0 0 0	St. Louis Cardinals @ Philadelphia Phillies Connie Mack Stadium, Philadelphia, PA Fri Jun 27 1958, 7:05 PM EDT Att. 24,918 - Unknown					
Joe Cunningham, L (1.7) OBP: 0.447, SLG: 0.472	K		E9 3B 1B		K			4-3				5 1 2 0 0 2 0						
Stan Musial, L (1.3) OBP: 0.444, SLG: 0.596	G3		1B 3B		F7			F9		P3		5 1 1 1 0 0 1						
Ken Boyer, R (1.5) OBP: 0.328, SLG: 0.494			F8 4-3 1B S		L7			F8		5-3		5 1 1 1 0 0 1						
Gene Green, R (1.9) OBP: 0.397, SLG: 0.486 Gene Freese, R (9, PR) OBP: 0.190, SLG: 0.300			4-3 2B 1B 1-3		6-3			3B 1B				4 0 2 0 0 0 1 1 1 0 0 0 1 0						
Curt Flood, R (1.8) OBP: 0.381, SLG: 0.500			1-3 2B CS 3-H		P4			3B		G4-6-3 BB		4 0 3 2 1 0 0						
Hal Smith, R (1.2) OBP: 0.307, SLG: 0.299 Irv Noren, L (9, PH) OBP: 0.325, SLG: 0.329			L7 CS 1-2		1-4-3			F9		K		3 0 0 0 0 0 2 2 0 0 0 0 1 3						
Eddie Kasko, R (1.6) OBP: 0.290, SLG: 0.239 Wally Moon, L (9, PH) OBP: 0.375, SLG: 0.282 Billy Muffett, R (9, 1) OBP: 0.286, SLG: 0.333			4-0 IBB		F8			F5		IBB		2 0 0 0 1 0 0 0 0 0 0 1 0 0 0 0 0 0 0 0 0						
Jim Brosnan, R (1.1) OBP: 0.146, SLG: 0.132 Morrie Martin, L (7, 1) Phil Paine, R (7, 1) OBP: 0.250, SLG: 0.250 Hobie Landrith, L (9, PH) OBP: 0.348, SLG: 0.216			0-0 L6		0-3 K			0-3 K		F8		3 0 0 0 0 2 3 0 0 0 0 0 0 0 0 0 0 0 0 0 0 1 0 0 0 0 0 2						
Inning Stats	R: 0 H: 0 E: 0 K: 1 S: 5	R: 0 H: 2 E: 0 K: 0 S: 5	R: 3 H: 4 E: 1 K: 0 S: 6	R: 0 H: 0 E: 0 K: 1 S: 5	R: 0 H: 0 E: 0 K: 1 S: 5	R: 0 H: 0 E: 0 K: 0 S: 3	R: 0 H: 0 E: 0 K: 1 S: 5	R: 0 H: 0 E: 0 K: 1 S: 3	R: 0 H: 0 E: 0 K: 0 S: 7	R: 1 H: 2 E: 0 K: 1 S: 4	R: 0 H: 1 E: 0 K: 1 S: 4	R: 0 H: 0 E: 0 K: 1 S: 4		1B: 6 SF: 0 2B: 1 SAC: 0 3B: 2 DP: 1 HR: 0 HBP: 0	WP: 0 PA: 44 PB: 0 SB: 1 CS: 1			
PITCHER	IP WLS BF H R ER SO BB IBB HBP BLK WP HR S P ERA WHIP																	
Robin Roberts, R (1.1) ERA: 3.15	8.1	33	8	4	4	4	0	1	0	0	0	0	0	0	40	44	4.32	0.960
Turk Farrell, R (9, 1) ERA: 1.05	2.2	10	1	0	0	2	1	1	0	0	0	0	0	0	12	20	0.00	0.750

AB	40
R	4
H	9
RBI	4
BB	3
SO	6
LOB	13



livebaseballscores.com

Batter	1	2	3	4	5	6	7	8	9	10	11	AB	R	H	RBI	BB	SO	LOB	BOTTOM						
Richie Ashburn, L (1, 8) OBP: 0.443, SLG: 0.444	0-0 4-3		4-0 BB			0-3 K	0-0 E8 1B SF9 1B		0-0 G4-6-3 1B			4	1	2	1	1	1	0							
Solly Hemus, L (1, 4) OBP: 0.453, SLG: 0.453 Stan Lopata, R (7, PH) OBP: 0.395, SLG: 0.457 Bobby Young, L (8, 4)	0-0 4-3		0-0 5-3			4-0 BB BB	0-0 BB BB		0-0 G4-6-3 1B				2	0	0	0	1	0	1						
Harry Anderson, L (1, 3) OBP: 0.383, SLG: 0.511	0-0 F9			0-0 4-3		0-0 F5	0-0 SF9			0-0 F8			4	0	0	1	0	0	1						
Carl Sawatski, L (1, 2) OBP: 0.350, SLG: 0.219		0-0 F5		0-0 F8		4-0 BB BB	0-0 G3			0-3 K			4	0	0	0	1	1	1						
Rip Repulski, R (1, 7) OBP: 0.294, SLG: 0.485 Bob Bowman, R (9, 7) OBP: 0.358, SLG: 0.492		0-0 F3		0-0 F7		0-3 K		0-0 F7		0-3 K			4	0	0	0	0	1	2						
Willie Jones, R (1, 5) OBP: 0.368, SLG: 0.422		0-0 1B			0-0 F3		4-0 BB 1B BB	0-3 K			0-3 K		4	1	1	0	1	2	0						
Wally Post, R (1, 9) OBP: 0.373, SLG: 0.394		0-0 P4			0-0 6-3		0-0 F9	0-0 1B			0-0 1B 2B		5	1	2	0	0	0	2						
Chico Fernandez, R (1, 6) OBP: 0.252, SLG: 0.246			0-0 P5		4-0 BB		0-0 1B BB E 1B	0-0 F8			0-0 2B 1B		4	1	2	0	1	0	1						
Robin Roberts, S (1, 1) OBP: 0.327, SLG: 0.262 Turk Farrell, R (9, 1) OBP: 0.267, SLG: 0.214 Dave Philley, S (11, PH) OBP: 0.281, SLG: 0.321			0-0 6-3		0-0 F8		4-0 E 1B BB		0-3 K		0-0 2B		2	1	0	0	1	0	1						
Inning Stats	R: 0 E: 0 K: 0 S: 3	H: 0 LOB: 0 BB: 0 P: 3	R: 0 E: 0 K: 0 S: 4	H: 1 LOB: 1 BB: 1 P: 4	R: 0 E: 0 K: 0 S: 3	H: 0 LOB: 1 BB: 1 P: 7	R: 0 E: 0 K: 0 S: 3	H: 0 LOB: 0 BB: 0 P: 3	R: 0 E: 0 K: 2 S: 7	H: 0 LOB: 2 BB: 2 P: 15	R: 4 E: 1 K: 0 S: 6	H: 3 LOB: 1 BB: 2 P: 14	R: 0 E: 0 K: 1 S: 6	H: 1 LOB: 1 BB: 0 P: 6	R: 0 E: 0 K: 1 S: 5	H: 1 LOB: 0 BB: 0 P: 5	R: 0 E: 0 K: 2 S: 7	H: 0 LOB: 0 BB: 0 P: 7	R: 1 E: 0 K: 1 S: 6	H: 3 LOB: 2 BB: 0 P: 6	1B: 8 2B: 1 3B: 0 HR: 0	SF: 1 SAC: 0 DP: 1 HBP: 0	WP: 0 PB: 0 SB: 0 CS: 0	PA: 45	
PITCHER	IP	WLS	BF	H	R	ER	SO	BB	IBB	HBP	BLK	WP	HR	S	P	ERA	WHIP								
Jim Brosnan, R (1, 1) ERA: 3.27	6.1		27	2	3	3	2	6	0	0	0	0	0	25	49	4.26	1.263								
Morrie Martin, L (7, 1) ERA: 4.74	0.0		1	1	0	0	0	0	0	0	0	0	0	1	1	∞	∞								
Phil Paine, R (7, 1) ERA: 0.75	1.2		7	2	1	1	1	0	0	0	0	0	0	9	9	5.40	1.200								
Billy Muffett, R (9, 1) ERA: 5.52	2.1	L	10	4	1	1	4	0	0	0	0	0	0	18	18	3.86	1.714								

St. Louis Cardinals @ Philadelphia Phillies
 Connie Mack Stadium, Philadelphia, PA
 Fri Jun 27 1958, 7:05 PM EDT
 Att. 24,918 - Unknown

livebaseballscores.com

AB	38
R	5
H	9
RBI	4
BB	6
SO	7
LOB	10



Batter	1	2	3	4	5	6	7	8	9	AB R H RBI BB SO LOB	TOP											
Don Blasingame, L (1, 4) OBP: 0.361, SLG: 0.374	0-0 1B 3B	0-0 G3		0-0 2B		0-0 6-3		0-0 P4		5 1 2 0 0 0 3												
Curt Flood, R (1, 8) OBP: 0.388, SLG: 0.503	0-0 2B HR 1B	0-0 CS 1B		0-0 P4			0-0 L4-3 E 1B		0-0 1-3	5 1 3 1 0 0 1												
Stan Musial, L (1, 3) OBP: 0.439, SLG: 0.592	0-0 1-3 HR 2B	0-0 CS 1-2	0-0 P6		0-0 4-3		0-0 E9 L4-3		0-0 F2	5 1 1 0 0 0 1												
Ken Boyer, R (1, 5) OBP: 0.330, SLG: 0.487	4-0 HR IBB		0-0 F7		0-0 F9		0-0 L4-3 1-2 2-3		4-0 BB	3 1 0 0 2 0 2												
Gene Green, R (1, 9) OBP: 0.397, SLG: 0.497	0-0 1-1 2-1 3-1 HR		4-0 BB		0-0 4-3			0-0 5-3	0-3 K	4 1 1 4 1 1 1												
Del Ennis, R (1, 7) OBP: 0.313, SLG: 0.369	0-0 5-3		0-0 K			0-0 FC4-6 1B		0-0 F2		4 0 1 0 0 1 1												
Hal Smith, R (1, 2) OBP: 0.306, SLG: 0.297	0-0 P6			0-0 F2		0-0 L8		0-0 3B 1B		4 1 1 0 0 0 1												
Eddie Kasko, R (1, 6) OBP: 0.289, SLG: 0.256	0-0 P4			0-0 E3 WP		0-0 FC4-6 1B 1-2f		0-0 1B 3B		4 2 1 1 0 0 1												
Sal Maglie, R (1, 1) OBP: 0.214, SLG: 0.429		0-3 K		0-0 G3 1-H		0-0 1B		0-0 1B		4 0 2 1 0 1 0												
Inning Stats	R: 5 E: 0 K: 0 S: 7	H: 4 LOB: 0 BB: 1 P: 11	R: 0 E: 0 K: 1 S: 5	H: 1 LOB: 0 BB: 0 P: 5	R: 0 E: 0 K: 1 S: 5	H: 0 LOB: 1 BB: 1 P: 9	R: 1 E: 1 K: 0 S: 5	H: 1 LOB: 1 BB: 0 P: 5	R: 0 E: 0 K: 0 S: 3	H: 0 LOB: 0 BB: 0 P: 3	R: 0 E: 0 K: 0 S: 5	H: 2 LOB: 2 BB: 0 P: 5	R: 0 E: 1 K: 0 S: 3	H: 1 LOB: 0 BB: 0 P: 3	R: 2 E: 0 K: 0 S: 6	H: 3 LOB: 1 BB: 0 P: 6	R: 0 E: 0 K: 1 S: 5	H: 0 LOB: 1 BB: 1 P: 9	1B: 7 2B: 2 3B: 3 HR: 1	SF: 0 SAC: 0 DP: 0 HBP: 0	WP: 2 PB: 0 SB: 0 CS: 1	PA: 42
PITCHER	IP WLS BF H R ER SO BB IBB HBP BLK WP HR S P ERA WHIP												PITCHER	IP WLS BF H R ER SO BB IBB HBP BLK WP HR S P ERA WHIP								
Curt Simmons, L (1, 1) ERA: 5.1	8.0 L 37 12 8 7 2 1 1 0 0 0 1 1 39 47 7.88 1.625																					
Johnny Gray, R (9, 1) ERA: 2.4	1.0 4 0 0 0 0 1 1 0 0 0 0 0 5 9 0.00 1.000																					

St. Louis Cardinals @ Philadelphia Phillies
 Connie Mack Stadium, Philadelphia, PA

Sat Jun 28 1958, 3:33 AM EDT
 Att: 11,010 - Unknown

livebaseballscorecards.com

AB	38
R	8
H	12
RBI	7
BB	3
SO	3
LOB	11



Batter	1	2	3	4	5	6	7	8	9	AB	R	H	RBI	BB	SO	LOB
Richie Ashburn, L (1, 8) OBP: 0.440, SLG: 0.440	0-0 G4-6-3 1B		0-0 F8			0-3 K		0-0 L9		4	0	1	0	0	1	1
Solly Hemus, L (1, 4) OBP: 0.409, SLG: 0.436	0-0 F9			0-0 F8		0-0 L3		0-0 F9		4	0	0	0	0	0	2
Harry Anderson, L (1, 3) OBP: 0.385, SLG: 0.511	0-0 G4-6-3 1-2f			0-0 G6-4-3 1B			0-0 BB 1B		0-0 F5	4	0	2	0	0	0	1
Stan Lopata, R (1, 2) OBP: 0.396, SLG: 0.455		4-0 BB		0-0 G6-4-3 1-2f			0-0 F9		0-0 HR	1	0	0	0	1	0	1
Carl Sawatski, L (6, 2) OBP: 0.357, SLG: 0.324										2	1	1	1	0	0	1
Rip Repulski, R (1, 7) OBP: 0.288, SLG: 0.474		0-0 G3			0-0 F2		0-0 F3		0-0 P5	4	0	0	0	0	0	2
Willie Jones, R (1, 5) OBP: 0.371, SLG: 0.417		0-0 F8		4-0 FC6-4 BB		4-0 BB		0-0 F8		2	0	0	0	2	0	1
Wally Post, R (1, 9) OBP: 0.367, SLG: 0.387		0-0 F7			0-0 P6		0-0 F7			3	0	0	0	0	0	4
Chico Fernandez, R (1, 6) OBP: 0.253, SLG: 0.252			0-3 K		0-0 FC6-4 1-2f			0-0 2B		3	0	1	0	0	1	1
Curt Simmons, L (1, 1) OBP: 0.282, SLG: 0.289			0-0 4-3			0-0 F9		0-0 P6		2	0	0	0	0	0	0
Bobby Young, L (8, PH)										1	0	0	0	0	0	1
Johnny Gray, R (9, 1)										0	0	0	0	0	0	0

BOTTOM

St. Louis Cardinals @ Philadelphia Phillies
Connie Mack Stadium, Philadelphia, PA

Sat Jun 28 1958, 3:33 AM EDT
 Att. 11,010 - Unknown

livebaseballscorecards.com

AB	30
R	1
H	5
RBI	1
BB	3
SO	2
LOB	15



Inning Stats	R: 0	H: 1	E: 0	LOB: 0	K: 0	BB: 0	S: 3	P: 3	R: 0	H: 0	E: 0	LOB: 1	K: 0	BB: 1	S: 3	P: 7	R: 0	H: 0	E: 0	LOB: 0	K: 1	BB: 0	S: 5	P: 5	R: 0	H: 1	E: 0	LOB: 0	K: 0	BB: 0	S: 3	P: 3	R: 0	H: 0	E: 0	LOB: 1	K: 0	BB: 1	S: 3	P: 7	R: 0	H: 0	E: 0	LOB: 0	K: 1	BB: 0	S: 5	P: 5	R: 0	H: 1	E: 0	LOB: 2	K: 0	BB: 1	S: 4	P: 8	R: 0	H: 1	E: 0	LOB: 1	K: 0	BB: 0	S: 4	P: 4	R: 1	H: 1	E: 0	LOB: 0	K: 0	BB: 0	S: 4	P: 4	1B: 3	SF: 0	2B: 1	SAC: 0	3B: 0	DP: 2	HR: 1	HBP: 0	WP: 0	PA: 33	PB: 0	SB: 0	CS: 0	ERA	WHIP
PITCHER Sal Maglie, R (1, 1) ERA: 3.2	9.0	WLS	W	BF	33	H	5	R	1	ER	1	SO	2	BB	3	IBB	0	HBP	0	BLK	0	WP	0	HR	1	S	34	P	46	ERA	1.00	WHIP	0.889																																																						
PITCHER	IP	WLS	BF	H	R	ER	SO	BB	IBB	HBP	BLK	WP	HR	S	P	ERA	WHIP																																																																						

Batter	1	2	3	4	5	6	7	8	9	10	11	12	13	AB R H RBI BB SO LOB	TOP														
Don Blasingame, L (1, 4) OBP: 0.361, SLG: 0.373														6 0 2 0 0 1 1	St. Louis Cardinals @ Philadelphia Phillies Connie Mack Stadium, Philadelphia, PA Sun Jun 29 1958, 3:33 AM EDT Unknown														
Curt Flood, R (1, 8) OBP: 0.386, SLG: 0.517														6 2 2 1 0 0 3															
Stan Musial, L (1, 3) OBP: 0.444, SLG: 0.597														5 1 3 0 1 0 1															
Ken Boyer, R (1, 5) OBP: 0.326, SLG: 0.483														6 0 1 0 0 2 5															
Gene Green, R (1, 9) OBP: 0.400, SLG: 0.495														5 1 2 1 1 1 0															
Del Ennis, R (1, 7) OBP: 0.317, SLG: 0.373														4 0 2 1 0 0 2															
Joe Cunningham, L (10, PH) OBP: 0.442, SLG: 0.465														2 0 0 0 0 1 2															
Hal Smith, R (1, 2) OBP: 0.301, SLG: 0.293														6 0 1 0 0 0 5															
Eddie Kasko, R (1, 6) OBP: 0.284, SLG: 0.252														6 0 1 1 0 0 1															
Sam Jones, R (1, 1) OBP: 0.105, SLG: 0.081														3 0 0 0 0 2 2															
Larry Jackson, R (8, 1) OBP: 0.167, SLG: 0.167														2 0 2 0 0 0 0															
Inning Stats	R: 0 E: 0 K: 1 S: 6	H: 2 LOB: 1 BB: 0 P: 6	R: 0 E: 0 K: 0 S: 3	H: 1 LOB: 0 BB: 0 P: 3	R: 0 E: 0 K: 1 S: 5	H: 0 LOB: 0 BB: 0 P: 5	R: 3 E: 2 K: 2 S: 12	H: 4 LOB: 2 BB: 0 P: 12	R: 0 E: 0 K: 0 S: 3	H: 0 LOB: 0 BB: 0 P: 3	R: 0 E: 0 K: 0 S: 3	H: 0 LOB: 0 BB: 0 P: 3	R: 1 E: 0 K: 0 S: 6	H: 3 LOB: 2 BB: 0 P: 6		R: 0 E: 0 K: 1 S: 5	H: 1 LOB: 1 BB: 0 P: 5	R: 0 E: 0 K: 0 S: 4	H: 2 LOB: 2 BB: 1 P: 8	R: 0 E: 0 K: 0 S: 5	H: 2 LOB: 2 BB: 0 P: 5	R: 0 E: 0 K: 1 S: 5	H: 0 LOB: 0 BB: 0 P: 5	R: 0 E: 0 K: 1 S: 5	H: 1 LOB: 0 BB: 0 P: 5	1B: 13 2B: 3 3B: 0 HR: 1	SF: 0 SAC: 0 DP: 4 HBP: 0	WP: 0 PB: 0 SB: 2 CS: 1	PA: 53
PITCHER	IP WLS BF H R ER SO BB IBB HBP BLK WP HR S P ERA WHIP															IP WLS BF H R ER SO BB IBB HBP BLK WP HR S P ERA WHIP													
Seth Morehead, L (1, 1) ERA: 5.68	7.1																												
Turk Farrell, R (8, 1) ERA: 1.03	0.2	2	0	0	0	0	0	0	0	0	0	0	0	0	0.00	0.000													
Ray Semproch, R (9, 1) ERA: 3.45	2.0	8	3	0	0	1	1	0	0	0	0	0	0	0	0.00	2.000													
Jack Meyer, R (11, 1) ERA: 2.17	3.0	W	11	3	0	0	2	0	0	0	0	0	0	0	0.00	1.000													

livebaseballscorecards.com



Batter	1	2	3	4	5	6	7	8	9	AB R H RBI BB SO LOB	TOP											
Richie Ashburn, L (1, 8) OBP: 0.432, SLG: 0.432	0-0 2B 1-3 2B		0-0 6-3		0-3 K			0-0 5-3		4 1 1 0 0 1 0	Philadelphia Phillies @ Pittsburgh Pirates Forbes Field, Pittsburgh, PA Tue Jul 01 1958, 7:05 PM EDT Att. 17,990 - Unknown											
Dave Philley, S (1, 3) OBP: 0.293, SLG: 0.344	0-0 1-3 HR 2B		0-0 1B 1B		0-0 6-3			0-0 G3		4 2 2 0 0 0 0												
Solly Hemus, L (1, 4) OBP: 0.413, SLG: 0.433	0-0 1-3 2-3 3-H		0-0 1B 1B		0-0 4-3			0-3 K		4 0 1 1 0 1 1												
Harry Anderson, L (1, 7) OBP: 0.391, SLG: 0.529	0-0 HR 3-H		0-0 1B 3-H		0-3 K			0-0 4-3		4 1 2 3 0 1 0												
Carl Sawatski, L (1, 2) OBP: 0.291, SLG: 0.255	0-0 4-3		0-3 K		0-0 4-3			0-0 1-3		4 0 0 0 0 1 2												
Willie Jones, R (1, 5) OBP: 0.357, SLG: 0.420	0-0 4-3		0-0 P6		0-0 F9			0-0 6-3		4 0 0 0 0 0 2												
Bob Bowman, R (1, 9) OBP: 0.329, SLG: 0.521		0-0 F7		0-0 6-3				0-0 F9		3 0 0 0 0 0 0												
Chico Fernandez, R (1, 6) OBP: 0.247, SLG: 0.245		0-0 6-3		0-0 P6				0-0 4-3		3 0 0 0 0 0 0												
Ray Semproch, R (1, 1) OBP: 0.105, SLG: 0.132		0-0 G3		0-0 6-3				0-0 1-3		3 0 0 0 0 0 0												
Inning Stats	R: 3 E: 0 K: 0 S: 6	H: 3 LOB: 0 BB: 0 P: 6	R: 0 E: 0 K: 0 S: 3	H: 0 LOB: 0 BB: 0 P: 3	R: 1 E: 0 K: 1 S: 8	H: 3 LOB: 2 BB: 0 P: 8	R: 0 E: 0 K: 0 S: 3	H: 0 LOB: 0 BB: 0 P: 3	R: 0 E: 0 K: 1 S: 5	H: 0 LOB: 0 BB: 0 P: 5	R: 0 E: 0 K: 0 S: 3	H: 0 LOB: 0 BB: 0 P: 3	R: 0 E: 0 K: 1 S: 5	H: 0 LOB: 0 BB: 0 P: 5	R: 0 E: 0 K: 0 S: 3	H: 0 LOB: 0 BB: 0 P: 3	R: 0 E: 0 K: 0 S: 3	H: 0 LOB: 0 BB: 0 P: 3	1B: 3 2B: 2 3B: 0 HR: 1	SF: 0 SAC: 0 DP: 0 HBP: 0	WP: 0 PB: 0 SB: 0 CS: 0	PA: 33
PITCHER	IP WLS BF H R ER SO BB IBB HBP BLK WP HR S P ERA WHIP																					
Bob Friend, R (1, 1) ERA: 3.79	2.1 L 13 6 4 4 0 0 0 0 0 0 0 1 13 13 15.43 2.571																					
Bob Smith, L (3, 1) ERA: 3.86	2.2 8 0 0 0 2 0 0 0 0 0 0 0 12 12 0.00 0.000																					
Bob Porterfield, R (6, 1) ERA: 4.17	2.0 6 0 0 0 1 0 0 0 0 0 0 0 8 8 0.00 0.000																					
Roy Face, R (8, 1) ERA: 3.4	2.0 6 0 0 0 1 0 0 0 0 0 0 0 8 8 0.00 0.000																					

AB	33
R	4
H	6
RBI	4
BB	0
SO	4
LOB	5

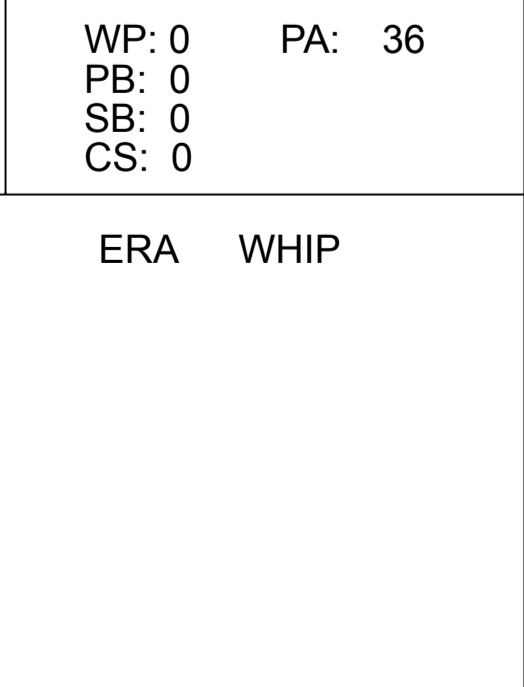


WP: 0	PA: 33
PB: 0	
SB: 0	
CS: 0	

Batter	1	2	3	4	5	6	7	8	9	AB	R	H	RBI	BB	SO	LOB
Bill Virdon, L (1, 8) OBP: 0.343, SLG: 0.399	0-0 G3 3B		0-3 K2-3		0-0 1B		0-0 G3		0-0 G3	4	1	2	1	0	1	0
Bob Skinner, L (1, 7) OBP: 0.404, SLG: 0.461	0-0 F7		0-0 1B		0-0 G3		0-0 6-3		0-0 6-3	4	0	1	0	0	0	2
Dick Groat, R (1, 6) OBP: 0.303, SLG: 0.388	0-0 G3		0-0 L3		0-0 2B		0-0 2B		0-0 L4	4	0	1	1	0	0	1
Ted Kluszewski, L (1, 3) OBP: 0.378, SLG: 0.421	0-0 E8		0-0 F8		0-0 2B		0-0 1B		0-0 1B	4	0	2	0	0	0	0
Frank Thomas, R (1, 5) OBP: 0.350, SLG: 0.600	0-0 1-3		0-0 6-3		0-0 5-3		0-0 F8		0-0 F8	4	0	0	0	0	0	4
Roberto Clemente, R (1, 9) OBP: 0.331, SLG: 0.364	0-0 1-3		0-0 1B		0-0 F9		0-0 1-3		0-0 1-3	4	0	1	0	0	0	3
Bill Mazerowski, R (1, 4) OBP: 0.313, SLG: 0.426	0-3 K		0-0 P4		0-0 F7		0-3 K		0-3 K	4	0	0	0	0	2	3
Hank Foiles, R (1, 2) OBP: 0.312, SLG: 0.291 Danny Kravitz, L (9, PH) OBP: 0.310, SLG: 0.315	0-0 P6		0-0 1-3		0-3 K		0-0 F7		0-0 F7	3	0	0	0	0	1	0
Bob Friend, R (1, 1) OBP: 0.120, SLG: 0.106 Bob Smith, R (3, 1) OBP: 0.125, SLG: 0.143 Roman Mejias, R (5, PH) OBP: 0.265, SLG: 0.444 Bob Porterfield, R (8, 1) OBP: 0.392, SLG: 0.464 Gene Baker, R (7, PH) OBP: 0.392, SLG: 0.464 Roy Face, R (8, 1) OBP: 0.362, SLG: 0.350	0-3 K		0-3 K		0-0 G3 3B		0-3 K		0-3 K	0	0	0	0	0	0	0

BOTTOM																
Philadelphia Phillies @ Pittsburgh Pirates Forbes Field, Pittsburgh, PA Tue Jul 01 1958, 7:05 PM EDT Att. 17,990 - Unknown																
livebaseballscorecards.com																
AB	36	R	2	H	8	RBI	2	BB	0	SO	7	LOB	13			
WP:	0	PA:	36	PB:	0	SB:	0	CS:	0							

Inning Stats	R: 1	H: 1	E: 1	K: 0	S: 5	LOB: 1	BB: 0	P: 5	R: 0	H: 0	E: 0	K: 1	S: 5	LOB: 0	BB: 0	P: 5	R: 0	H: 1	E: 0	K: 2	S: 8	LOB: 1	BB: 0	P: 8	R: 0	H: 1	E: 0	K: 0	S: 4	LOB: 1	BB: 0	P: 4	R: 0	H: 2	E: 0	K: 0	S: 5	LOB: 2	BB: 0	P: 5	R: 1	H: 1	E: 0	K: 1	S: 6	LOB: 0	BB: 0	P: 6	R: 0	H: 0	E: 0	K: 2	S: 7	LOB: 0	BB: 0	P: 7	1B:	2B:	3B:	HR:	SF:	SAC:	DP:	HBP:	WP:	PA:	ERA:	WHIP:
PITCHER	IP	WLS	BF	H	R	ER	SO	BB	IBB	HBP	BLK	WP	HR	S	P	ERA	WHIP																																																			
Ray Semproch, R (1, 1) ERA: 3.33	9.0	W	36	8	2	2	7	0	0	0	0	0	0	50	50	2.00	0.889																																																			



Batter	1	2	3	4	5	6	7	8	9	AB R H RBI BB SO LOB	TOP
Richie Ashburn, L OBP: 0.428, SLG: 0.426 (1, 8) X	0-0 F8	0-0 6-3			0-0 6-3		0-0 FC5		4-0 BB	4 0 0 0 1 0 3	
Solly Hemus, L OBP: 0.412, SLG: 0.452 (1, 4) B B B	4-0 WP 1B BB		0-0 1-3		0-0 L4			0-0 HR	0-0 P4	4 1 1 1 1 0 2	
Ed Bouchee, L OBP: 0.125, SLG: 0.500 (1, 3) S S S	0-3 K		0-0 F8		0-0 6-3			0-0 HR		4 1 1 1 0 1 1	
Harry Anderson, L OBP: 0.392, SLG: 0.529 (1, 7) X	0-0 WP 1B		0-3 K		0-0 F7			0-0 1B		4 0 2 0 0 1 0	
Carl Sawatski, L OBP: 0.288, SLG: 0.255 (1, 2) X	0-0 4-3			0-0 1B	0-0 F2			0-0 F7		0 0 0 0 0 0 0	
Willie Jones, R OBP: 0.359, SLG: 0.418 (1, 5)		1-0		0-0 F3	0-0 E6		0-0 K			1 1 0 0 0 0 1	
Ted Kazanski, R OBP: 0.248, SLG: 0.261 (4, 5)		2B 4-3 HBP		0-0 1B	0-0 FC1-6					2 0 0 0 0 1 0	
Bob Bowman, R OBP: 0.349, SLG: 0.571 (1, 9) X		0-0 4-3 2B		0-0 2B	0-0 FC1-6				0-0 2B	4 0 3 0 0 0 1	
Chico Fernandez, R OBP: 0.243, SLG: 0.241 (1, 6) X		0-0 4-3		0-0 2B	0-0 FC3-6				0-3 K	4 0 0 1 0 1 4	
Robin Roberts, S OBP: 0.321, SLG: 0.261 (1, 1) X		0-0 P3		0-0 F9	0-0 F7				0-0 F9	4 0 1 0 0 0 2	
Inning Stats	R: 0 H: 1 E: 0 LOB: 2 K: 1 BB: 1 S: 6 P: 10	R: 1 H: 1 E: 0 LOB: 1 K: 0 BB: 0 S: 4 P: 5	R: 0 H: 0 E: 0 LOB: 0 K: 1 BB: 0 S: 5 P: 5	R: 0 H: 2 E: 0 LOB: 1 K: 0 BB: 0 S: 4 P: 4	R: 0 H: 0 E: 0 LOB: 0 K: 0 BB: 0 S: 3 P: 3	R: 0 H: 0 E: 0 LOB: 0 K: 0 BB: 0 S: 3 P: 3	R: 0 H: 1 E: 1 LOB: 2 K: 0 BB: 0 S: 5 P: 5	R: 2 H: 3 E: 0 LOB: 0 K: 1 BB: 0 S: 7 P: 7	R: 0 H: 1 E: 0 LOB: 2 K: 1 BB: 1 S: 6 P: 10	1B: 4 SF: 0 2B: 3 SAC: 0 3B: 0 DP: 0 HR: 2 HBP: 1	WP: 1 PA: 38 PB: 0 SB: 0 CS: 0
PITCHER	IP WLS BF H R ER SO BB IBB HBP BLK WP HR S P ERA WHIP										
Carl Willey, R ERA: 1.61 (1, 1)	8.0 L 33 8 3 3 3 1 0 1 0 1 2 37 42 3.38 1.125										
Bob Trowbridge, R ERA: 2.32 (9, 1)	1.0 5 1 0 0 1 1 0 0 0 0 0 6 10 0.00 2.000										

Philadelphia Phillies @ Milwaukee Braves
 Milwaukee County Stadium, Milwaukee, WI

Thu Jul 03 1958, 4:33 AM EDT
 Att. 17,624 - Unknown

AB	31
R	3
H	8
RBI	3
BB	2
SO	4
LOB	14



Batter	1	2	3	4	5	6	7	8	9
Red Schoendienst, S OBP: 0.325, SLG: 0.303 (1, 4)	0-0 F8		0-0 F8		0-0 4-3			0-0 L8	
Eddie Mathews, L OBP: 0.360, SLG: 0.484 (1, 5)	0-3 K		0-0 F7			0-0 F8		0-0 6-3	
Hank Aaron, R OBP: 0.347, SLG: 0.487 (1, 9)	0-0 1B			0-0 L8		0-0 6-3		0-0 F8	
Frank Torre, L OBP: 0.395, SLG: 0.402 (1, 3)	0-0 F7			0-0 F9		0-0 6-3		0-3 K	
Joe Adcock, R OBP: 0.314, SLG: 0.497 (1, 7)		0-0 FC6-4 1B		0-3 K		0-3 K		0-0 3B	
Johnny Logan, R OBP: 0.357, SLG: 0.433 (1, 6)		0-0 FC6-4 G3-6-3 1-2f		0-0 L8 SF8 2B		4-0 BB		0-0 F8	
Bill Bruton, L OBP: 0.304, SLG: 0.323 (1, 8)		0-0 G3-6-3 1-2f		0-0 L8 2-3		0-0 F8			
Del Crandall, R OBP: 0.356, SLG: 0.518 (1, 2)			0-0 FC1-6 1B		0-0 SF8 3-H		0-0 F9		
Carl Willey, R OBP: 0.333, SLG: 0.333 Harry Hanebrink, L OBP: 0.264, SLG: 0.313 Bob Trowbridge, R OBP: 0.333, SLG: 0.333 (8, PH) (9, 1)			0-0 FC1-6 1-2f		0-0 1B			0-0 3-1	

AB	R	H	RBI	BB	SO	LOB
4	0	0	0	0	0	2
4	0	0	0	0	1	1
4	0	1	0	0	0	0
4	0	0	0	0	1	1
4	0	2	0	0	2	0
3	1	1	0	1	0	2
3	0	0	0	0	0	3
2	0	1	1	0	0	1
2	0	1	0	0	0	1
1	0	0	0	0	0	0
0	0	0	0	0	0	0

BOTTOM

Philadelphia Phillies @ Milwaukee Braves
Milwaukee County Stadium, Milwaukee, WI

Thu Jul 03 1958, 4:33 AM EDT
Att. 17,624 - Unknown

AB	31
R	1
H	6
RBI	1
BB	1
SO	4
LOB	11



Inning Stats	R: 0	H: 1	E: 0	LOB: 1	K: 1	BB: 0	S: 6	P: 6									
PITCHER Robin Roberts, R ERA: 3.01 (1, 1)	IP: 9.0	WLS: W	BF: 33	H: 6	R: 1	ER: 1	SO: 4	BB: 1	IBB: 0	HBP: 0	BLK: 0	WP: 0	HR: 0	S: 40	P: 44	ERA: 1.00	WHIP: 0.778

WP: 0	PA: 33
PB: 0	CS: 0
SB: 0	

Batter	1	2	3	4	5	6	7	8	9	AB R H RBI BB SO LOB	TOP		
Richie Ashburn, L (1, 8) OBP: 0.422, SLG: 0.418	0-0 L9		0-0 F9		0-0 F7		0-0 4-3		0-0 5-3	5 0 0 0 0 0 0	Philadelphia Phillies @ Milwaukee Braves Milwaukee County Stadium, Milwaukee, WI Fri Jul 04 1958, 4:33 AM EDT Unknown livebaseballscorecards.com		
Solly Hemus, L (1, 4) OBP: 0.414, SLG: 0.469	0-0 F9			0-0 2B	0-0 1B 2B		0-0 L3			4 2 2 0 0 0 0			
Ed Bouchee, L (1, 3) OBP: 0.333, SLG: 0.583	0-0 1B			0-0 2B FC 1B	0-0 1B 1B		0-0 F8			4 2 3 1 0 0 0			
Harry Anderson, L (1, 7) OBP: 0.390, SLG: 0.524	0-0 F7			0-0 F3	0-0 1B 1B		0-0 F7			4 0 1 0 0 0 3			
Carl Sawatski, L (1, 2) OBP: 0.333, SLG: 0.382		0-0 1B		0-0 2B	0-0 1B		0-0 HR			0 1 0 0 0 0 0			
Bob Bowman, R (1, 9) OBP: 0.345, SLG: 0.550	0-3 K		0-0 L3-6 FC IBB	0-0 5-3			0-0 4-3			3 0 0 0 1 1 3			
Ted Kazanski, R (1, 5) OBP: 0.242, SLG: 0.254	0-0 G4-6-3		0-0 FC		0-3 K		0-0 F9			4 0 0 1 0 1 3			
Chico Fernandez, R (1, 6) OBP: 0.239, SLG: 0.237			0-0 4-3	0-0 L3-6		0-0 1-3		0-0 5-3		4 0 0 0 0 0 3			
Curt Simmons, L (1, 1) OBP: 0.262, SLG: 0.268	0-0 F5				0-0 F2		0-0 L9		0-3 K	3 0 0 0 0 0 0			
Turk Farrell, R (8, 1) OBP: 0.250, SLG: 0.200										1 0 0 0 0 1 0			
Inning Stats	R: 0 H: 1 E: 0 LOB: 1 K: 0 BB: 0 S: 4 P: 4	R: 0 H: 1 E: 0 LOB: 0 K: 1 BB: 0 S: 5 P: 5	R: 0 H: 0 E: 0 LOB: 0 K: 0 BB: 0 S: 3 P: 3	R: 2 H: 3 E: 0 LOB: 2 K: 0 BB: 1 S: 6 P: 10	R: 2 H: 4 E: 0 LOB: 2 K: 0 BB: 0 S: 7 P: 7	R: 0 H: 0 E: 0 LOB: 0 K: 1 BB: 0 S: 5 P: 5	R: 0 H: 0 E: 0 LOB: 0 K: 0 BB: 0 S: 3 P: 3	R: 1 H: 1 E: 0 LOB: 0 K: 0 BB: 0 S: 4 P: 4	R: 0 H: 0 E: 0 LOB: 0 K: 1 BB: 0 S: 5 P: 5	1B: 6 SF: 0 2B: 4 SAC: 0 3B: 0 DP: 2 HR: 1 HBP: 0	WP: 0 PA: 37 PB: 0 SB: 0 CS: 0		
PITCHER	IP WLS BF H R ER SO BB IBB HBP BLK WP HR S P ERA WHIP											PITCHER	IP WLS BF H R ER SO BB IBB HBP BLK WP HR S P ERA WHIP
Bob Rush, R (1, 1) ERA: 3.83	4.2 L 23 9 4 4 1 0 0 0 0 0 0 0 24 28 7.71 1.929												
Ernie Johnson, R (5, 1) ERA: 8.53	0.1 1 0 0 0 0 0 0 0 0 0 0 0 1 1 0.00 0.000												
Humberto Robinson, R (6, 1) ERA: 4.2	2.0 6 0 0 0 0 1 0 0 0 0 0 0 8 8 0.00 0.000												
Gene Conley, R (8, 1) ERA: 4.31	2.0 7 1 1 1 1 0 0 0 0 0 0 1 9 9 4.50 0.500												

Philadelphia Phillies @ Milwaukee Braves
Milwaukee County Stadium, Milwaukee, WI
 Fri Jul 04 1958, 4:33 AM EDT
 Unknown

AB	32
R	5
H	6
RBI	2
BB	1
SO	3
LOB	12



Batter	1	2	3	4	5	6	7	8	9	AB R H RBI BB SO LOB	TOP
Richie Ashburn, L (1, 8) OBP: 0.415, SLG: 0.411	0-0 6-3		0-0 F9		0-0 4-3		0-3 K		0-3 K	5 0 0 0 0 2 1	Philadelphia Phillies @ Milwaukee Braves Milwaukee County Stadium, Milwaukee, WI Fri Jul 04 1958, 4:38 AM EDT Att: 23,706 - Unknown livebaseballscorecards.com
Chico Fernandez, R (1, 6) OBP: 0.239, SLG: 0.237	0-0 6-3		0-3 K		0-0 P4		0-0 1B			4 0 1 0 0 1 0	
Ed Bouchee, L (1, 3) OBP: 0.438, SLG: 0.667	4-0 BB			0-0 2B		0-0 1B FC4-6	0-0 P4			3 2 2 0 1 0 1	
Stan Lopata, R (1, 2) OBP: 0.398, SLG: 0.462	0-0 F5			0-0 1B 2B		0-0 1B FC4-6	0-0 P4			4 1 2 1 0 0 1	
Bob Bowman, R (1, 9) OBP: 0.330, SLG: 0.524		0-0 5-3		0-0 F9		0-0 F8	0-0 F9			4 0 0 0 0 0 3	
Harry Anderson, L (1, 7) OBP: 0.385, SLG: 0.516		0-3 K		0-0 4-3		0-0 FC4-6 3B	0-0 F7			4 1 0 1 0 1 2	
Ted Kazanski, R (1, 5) OBP: 0.255, SLG: 0.281		0-0 1B		0-0 1B		0-0 3B	0-0 F7			4 0 3 2 0 0 0	
Solly Hemus, L (1, 4) OBP: 0.404, SLG: 0.455		0-0 F9		0-3 K		0-0 P4	0-0 3-1			4 0 0 0 0 1 3	
Jack Sanford, R (1, 1) OBP: 0.238, SLG: 0.275			0-0 L9		0-0 F8		0-0 1-3		0-0 1B	4 0 1 0 0 0 0	
Inning Stats	R: 0 H: 0 E: 0 LOB: 1 K: 0 BB: 1 S: 3 P: 7	R: 0 H: 1 E: 0 LOB: 1 K: 1 BB: 0 S: 6 P: 6	R: 0 H: 0 E: 0 LOB: 0 K: 1 BB: 0 S: 5 P: 5	R: 2 H: 3 E: 0 LOB: 1 K: 1 BB: 0 S: 8 P: 8	R: 0 H: 0 E: 0 LOB: 0 K: 0 BB: 0 S: 3 P: 3	R: 2 H: 3 E: 0 LOB: 1 K: 0 BB: 0 S: 6 P: 6	R: 0 H: 1 E: 0 LOB: 1 K: 1 BB: 0 S: 6 P: 6	R: 0 H: 0 E: 0 LOB: 0 K: 0 BB: 0 S: 3 P: 3	R: 0 H: 1 E: 0 LOB: 1 K: 1 BB: 0 S: 6 P: 6	1B: 6 SF: 0 2B: 2 SAC: 0 3B: 1 DP: 0 HR: 0 HBP: 0	WP: 0 PA: 37 PB: 0 SB: 0 CS: 0
PITCHER Warren Spahn, L (1, 1) ERA: 3.05	IP WLS BF H R ER SO BB IBB HBP BLK WP HR S P ERA WHIP										

Philadelphia Phillies @ Milwaukee Braves
Milwaukee County Stadium, Milwaukee, WI
 Fri Jul 04 1958, 4:38 AM EDT
 Att: 23,706 - Unknown

AB	36
R	4
H	9
RBI	4
BB	1
SO	5
LOB	11



Batter	1	2	3	4	5	6	7	8	9	AB R H RBI BB SO LOB
Mel Roach, R (1, 4) OBP: 0.354, SLG: 0.422	0-0 4-3		0-0 L4-3			0-0 6-3		0-0 BB 1B		4 0 1 0 0 0 1
Frank Torre, L (1, 3) OBP: 0.395, SLG: 0.399	0-0 1-6-3			4-0 G6-3 BB		0-0 4-3		0-0 BB 1B		3 0 1 0 1 0 0
Eddie Mathews, L (1, 5) OBP: 0.361, SLG: 0.477	0-0 6-3			0-0 G6-3		0-3 K		4-0 BB		3 0 0 0 1 1 1
Hank Aaron, R (1, 9) OBP: 0.354, SLG: 0.495		0-0 6-3 2B		4-0 BB		0-0 3-1 2B		0-0 L9		3 0 2 0 1 0 3
Wes Covington, L (1, 7) OBP: 0.388, SLG: 0.635 Harry Hanebrink, L (9, PR) OBP: 0.261, SLG: 0.310		0-0 6-3		0-0 F5		0-0 3-1		0-0 E4		4 0 0 0 0 0 3 0 0 0 0 0 0 0
Johnny Logan, R (1, 6) OBP: 0.348, SLG: 0.420		0-3 K		0-0 F7		0-0 F7		0-0 G6-4-3		4 0 0 0 0 1 3
Bill Bruton, L (1, 8) OBP: 0.302, SLG: 0.320		0-0 L8		0-0 1B		0-0 4-3		0-0 F8		4 0 1 0 0 0 3
Del Crandall, R (1, 2) OBP: 0.350, SLG: 0.508			0-0 F9		0-3 K		0-0 F8			3 0 0 0 0 1 1
Warren Spahn, L (1, 1) OBP: 0.438, SLG: 0.544			4-0 L4-3 BB		0-0 F8		0-3 K			2 0 0 0 1 1 1

Inning Stats	R: 0 E: 0 K: 0 S: 3	H: 0 LOB: 0 BB: 0 P: 3	R: 0 E: 0 K: 1 S: 6	H: 1 LOB: 1 BB: 0 P: 6	R: 0 E: 0 K: 0 S: 2	H: 0 LOB: 0 BB: 1 P: 6	R: 0 E: 0 K: 0 S: 2	H: 0 LOB: 1 BB: 2 P: 10	R: 0 E: 0 K: 1 S: 6	H: 1 LOB: 1 BB: 0 P: 6	R: 0 E: 0 K: 1 S: 5	H: 0 LOB: 0 BB: 0 P: 5	R: 0 E: 0 K: 0 S: 4	H: 1 LOB: 1 BB: 0 P: 4	R: 0 E: 0 K: 1 S: 7	H: 2 LOB: 3 BB: 1 P: 11	R: 0 E: 1 K: 0 S: 3	H: 0 LOB: 1 BB: 0 P: 3	1B: 3 2B: 3 3B: 0 HR: 0	SF: 0 SAC: 0 DP: 3 HBP: 0	WP: 0 PB: 0 SB: 0 CS: 0	PA: 34
PITCHER Jack Sanford, R (1, 1) ERA: 3.9	IP 9.0 WLS W BF 34 H 5 R 0 ER 0 SO 4 BB 4 IBB 0 HBP 0 BLK 0 WP 0 HR 0 S 38 P 54 ERA 0.00 WHIP 1.000																					

BOTTOM

Philadelphia Phillies @ Milwaukee Braves
Milwaukee County Stadium, Milwaukee, WI

Fri Jul 04 1958, 4:38 AM EDT
Att. 23,706 - Unknown

livebaseballscorecards.com

AB	30
R	0
H	5
RBI	0
BB	4
SO	4
LOB	16




Batter	1	2	3	4	5	6	7	8	9	10	11	12	AB R H RBI BB SO LOB
Johnny Temple, R (1, 4) OBP: 0.398, SLG: 0.409	0-0 6-3		4-0 BB		0-0 FC6-5-4-2 1B 2B		0-0 F8		0-0 F3			0-0 6-3	5 1 0 0 1 0 3
Jerry Lynch, L (1, 9) OBP: 0.311, SLG: 0.486	0-0 2B E3 1B		0-0 P5		0-0 1-2 2B 1B		0-0 F2		0-0 F9			0-0 E5 1B	6 1 3 0 0 0 3
Ed Bailey, L (1, 2) OBP: 0.349, SLG: 0.438	0-0 E3 1-3 2B		0-0 F3		0-0 1-H 2-H 2B		0-0 4-3		0-0 P4			4-0 BB	5 1 2 2 1 0 1
George Crowe, L (1, 3) OBP: 0.382, SLG: 0.470	0-0 E3		0-0 P3		0-0 P4		0-0 F8		0-0 1B			0-0 L4	6 0 1 0 0 0 5
Bob Thurman, L (1, 7) OBP: 0.356, SLG: 0.413	0-0 L8			0-3 K		0-0 P6		0-0 HR		0-3 K		0-0 F8	4 1 1 1 0 1 1
Frank Robinson, R (9, 7) OBP: 0.319, SLG: 0.404													1 0 0 0 0 1 1
Walt Dropo, R (12, PH) OBP: 0.256, SLG: 0.303													1 0 0 0 0 0 2
Gus Bell, L (1, 8) OBP: 0.295, SLG: 0.386		0-0 4-3		0-0 F8		0-0 F8		0-0 F8		0-0 F8			5 0 0 0 0 0 1
Don Hoak, R (1, 5) OBP: 0.361, SLG: 0.406		4-0 BB		0-0 6-3		0-0 F7			4-0 SH3-4 2B BB		0-0 6-3		3 1 0 0 2 0 0
Roy McMillan, R (1, 6) OBP: 0.286, SLG: 0.263		0-0 F9		0-0 F9		4-0 FC6-5-4-2 SH1-4 BB		0-0 F3		0-0 SH3-4		0-3 K	3 0 0 0 1 1 1
Harvey Haddix, L (1, 1) OBP: 0.375, SLG: 0.441		0-0 1-3		0-0 SH1-4		0-0 SH1-4		0-0 2B		0-0 2B		0-0 5-3	2 0 1 0 0 0 1
Hal Jeffcoat, R (9, 1) OBP: 0.833, SLG: 0.800													0 0 0 0 0 0 0
Smoky Burgess, L (9, PH) OBP: 0.378, SLG: 0.432													1 0 1 1 0 0 0
Dee Fondy, L (9, PR) OBP: 0.302, SLG: 0.400													0 0 0 0 0 0 0
Willard Schmidt, R (10, 1) OBP: 0.111, SLG: 0.111													1 0 0 0 0 0 0

Inning Stats	R: 1	H: 2	E: 1	K: 0	S: 5	LOB: 1	BB: 0	P: 5	R: 0	H: 0	E: 0	K: 0	S: 3	LOB: 1	BB: 1	P: 7	R: 0	H: 0	E: 0	K: 0	S: 3	LOB: 1	BB: 1	P: 7	R: 0	H: 0	E: 0	K: 1	S: 5	LOB: 0	BB: 0	P: 5	R: 2	H: 2	E: 0	K: 0	S: 5	LOB: 1	BB: 1	P: 9	R: 0	H: 0	E: 0	K: 0	S: 3	LOB: 0	BB: 0	P: 3	R: 0	H: 1	E: 0	K: 0	S: 4	LOB: 1	BB: 0	P: 4	R: 1	H: 1	E: 0	K: 0	S: 4	LOB: 0	BB: 0	P: 4	R: 1	H: 1	E: 0	K: 0	S: 4	LOB: 1	BB: 1	P: 8	R: 0	H: 1	E: 0	K: 1	S: 6	LOB: 1	BB: 0	P: 6	R: 0	H: 0	E: 0	K: 1	S: 5	LOB: 0	BB: 0	P: 5	R: 0	H: 1	E: 1	K: 0	S: 4	LOB: 2	BB: 1	P: 8	1B: 4	SF: 0	2B: 4	SAC: 2	3B: 0	DP: 0	HR: 1	HBP: 0	WP: 0	PA: 50
--------------	------	------	------	------	------	--------	-------	------	------	------	------	------	------	--------	-------	------	------	------	------	------	------	--------	-------	------	------	------	------	------	------	--------	-------	------	------	------	------	------	------	--------	-------	------	------	------	------	------	------	--------	-------	------	------	------	------	------	------	--------	-------	------	------	------	------	------	------	--------	-------	------	------	------	------	------	------	--------	-------	------	------	------	------	------	------	--------	-------	------	------	------	------	------	------	--------	-------	------	------	------	------	------	------	--------	-------	------	-------	-------	-------	--------	-------	-------	-------	--------	-------	--------

PITCHER	IP	WLS	BF	H	R	ER	SO	BB	IBB	HBP	BLK	WP	HR	S	P	ERA	WHIP
Jack Meyer, R (1, 1) ERA: 2.43	8.0		33	6	4	3	1	3	0	0	0	0	1	32	44	3.38	1.125
Turk Farrell, R (9, 1) ERA: 1.07	4.0	W	17	3	1	1	2	2	0	0	0	0	0	19	27	2.25	1.250

Philadelphia Phillies @ Cincinnati Redlegs
Crosley Field, Cincinnati, OH
 Sat Jul 05 1958, 3:33 AM EDT
 Att. 6,954 - Unknown - 90 F

AB 43
R 5
H 9
RBI 4
BB 5
SO 3
LOB 19



Batter	1	2	3	4	5	6	7	8	9	AB R H RBI BB SO LOB	TOP
Richie Ashburn, L (1, 8) OBP: 0.409, SLG: 0.398	0-0 6-3		0-0 5-3	0-0 F7			0-0 F7	4-0 S BB		4 0 0 0 1 0 0	Philadelphia Phillies @ Cincinnati Redlegs Crosley Field, Cincinnati, OH Sun Jul 06 1958, 3:33 AM EDT Unknown
Solly Hemus, L (1, 4) OBP: 0.407, SLG: 0.450	0-0 2-3		0-0 F8 1B 2B		0-3 K		0-0 G3	4-0 BB		4 1 1 0 1 1 0	
Ed Bouchee, L (1, 3) OBP: 0.407, SLG: 0.478	0-0 3-1		0-0 F8		4-0 BB 2B		4-0 BB 1B	0-3 K		3 1 0 0 2 1 3	
Harry Anderson, L (1, 7) OBP: 0.388, SLG: 0.519		0-3 K	0-0 1B 1B		0-0 1H 2B		0-0 1-2 1B	0-3 K		5 1 3 2 0 2 0	
Carl Sawatski, L (1, 2) OBP: 0.343, SLG: 0.387		0-0 HR 1B	0-0 BB 1B 1B		0-3 K		0-0 4-3	0-0 FC1-6 1B 1B		5 1 3 0 0 1 3	
Dave Philley, S (1, 9) OBP: 0.314, SLG: 0.396		0-0 HR	0-0 CS BB 1B		0-0 6-3			0-0 1B 1B	0-0 FC1-6 1B	5 2 4 3 0 0 1	
Ted Kazanski, R (1, 5) OBP: 0.274, SLG: 0.314		0-0 2B	0-0 BB 1B		0-0 F8		0-0 F8	0-0 1B WP 1B	0-0 FC1-6	4 1 2 0 1 0 2	
Chico Fernandez, R (1, 6) OBP: 0.244, SLG: 0.252		0-0 5-3	0-0 CS	0-0 L5-3 1B		0-0 F7		0-0 WP S B3-4-2 1B	0-0 L8	5 0 2 1 0 0 3	
Ray Semproch, R (1, 1) OBP: 0.095, SLG: 0.119		0-3 K		0-0 L5-3		0-0 F8		0-0 B3-4-2		4 0 0 0 0 1 3	
Inning Stats	R: 0 E: 0 K: 0 S: 3 H: 0 LOB: 0 P: 3	R: 2 E: 0 K: 2 S: 10 H: 3 LOB: 1 BB: 0 P: 10	R: 2 E: 0 K: 0 S: 6 H: 4 LOB: 2 BB: 1 P: 10	R: 0 E: 0 K: 0 S: 3 H: 1 LOB: 0 BB: 0 P: 3	R: 1 E: 0 K: 2 S: 8 H: 1 LOB: 1 BB: 1 P: 12	R: 0 E: 0 K: 0 S: 3 H: 0 LOB: 0 BB: 0 P: 3	R: 0 E: 0 K: 0 S: 4 H: 1 LOB: 2 BB: 1 P: 8	R: 2 E: 0 K: 1 S: 7 H: 3 LOB: 2 BB: 2 P: 15	R: 0 E: 0 K: 1 S: 7 H: 2 LOB: 2 BB: 0 P: 7	1B: 11 2B: 5 3B: 0 HR: 1 SF: 0 SAC: 0 DP: 2 HBP: 0	WP: 1 PB: 0 SB: 2 CS: 1 PA: 45
PITCHER Brooks Lawrence, R (1, 1) ERA: 3.54 Alex Kellner, L (3, 1) ERA: 5.04 Gene Hayden, L (7, 1) ERA: 4.91 Tom Acker, R (8, 1) ERA: 5.3 Willard Schmidt, R (9, 1) ERA: 2.48	IP WLS BF H R ER SO BB IBB HBP BLK WP HR S P ERA WHIP	IP WLS BF H R ER SO BB IBB HBP BLK WP HR S P ERA WHIP	IP WLS BF H R ER SO BB IBB HBP BLK WP HR S P ERA WHIP	IP WLS BF H R ER SO BB IBB HBP BLK WP HR S P ERA WHIP	IP WLS BF H R ER SO BB IBB HBP BLK WP HR S P ERA WHIP	IP WLS BF H R ER SO BB IBB HBP BLK WP HR S P ERA WHIP	IP WLS BF H R ER SO BB IBB HBP BLK WP HR S P ERA WHIP	IP WLS BF H R ER SO BB IBB HBP BLK WP HR S P ERA WHIP	IP WLS BF H R ER SO BB IBB HBP BLK WP HR S P ERA WHIP	ERA WHIP	ERA WHIP

AB	39
R	7
H	15
RBI	6
BB	5
SO	6
LOB	15



Batter	1	2	3	4	5	6	7	8	9	AB R H RBI BB SO LOB
Johnny Temple, R OBP: 0.396, SLG: 0.411 (1, 4)	0-0 6-3		0-3 K			0-0 F9			0-0 1B 2B	4 1 1 0 0 1 1
Jerry Lynch, L OBP: 0.309, SLG: 0.480 (1, 9)	0-3 K			0-0 1-3		0-3 K 1-2			0-0 G6-4-3 1B 2-H	4 0 1 1 0 2 1
Ed Bailey, L OBP: 0.342, SLG: 0.428 (1, 2)	0-0 4-3			0-0 F8		0-0 4-3			0-0 G6-4-3 1-2f	4 0 0 0 0 0 2
George Crowe, L OBP: 0.374, SLG: 0.460 (1, 3)		0-0 F7		0-0 F5			0-0 4-3		0-0 4-3	4 0 0 0 0 0 0
Bob Thurman, L OBP: 0.356, SLG: 0.403 (1, 7)		4-0 BB FC4-6 BB			0-0 3-1		0-0 G3			2 0 0 0 1 0 0
Gus Bell, L OBP: 0.292, SLG: 0.381 (1, 8)		0-0 P6			0-0 G3		0-0 F8			3 0 0 0 0 0 1
Don Hoak, R OBP: 0.361, SLG: 0.409 (1, 5)		0-0 FC4-6 1-2f			0-0 2B			0-3 K		3 0 1 0 0 1 1
Roy McMillan, R OBP: 0.283, SLG: 0.260 (1, 6)			0-0 6-3		0-0 6-3			0-0 G4-6-3 1B		2 0 0 0 0 0 1
Don Newcombe, L OBP: 0.407, SLG: 0.333 (8, PH)								0-0 G4-6-3 1B		1 0 1 0 0 0 0
Harvey Haddix, L OBP: 0.375, SLG: 0.441 (8, PR)								0-0 G4-6-3 1B		0 0 0 0 0 0 0
Alex Grammas, R OBP: 0.222, SLG: 0.200 (9, 6)								0-0 G4-6-3 1B 1-2f		0 0 0 0 0 0 0
Brooks Lawrence, R OBP: 0.263, SLG: 0.161 (1, 1)			0-0 6-3			0-0 S 1B				0 0 0 0 0 0 0
Alex Kellner, R OBP: 0.250, SLG: 0.267 (3, 1)										1 0 0 0 0 0 0
Dee Fondy, L OBP: 0.315, SLG: 0.412 (6, PH)										1 0 1 0 0 0 0
Gene Hayden, L OBP: 0.375, SLG: 0.441 (7, 1)										0 0 0 0 0 0 0
Tom Acker, R OBP: 0.375, SLG: 0.429 (8, PH)										0 0 0 0 0 0 0
Smoky Burgess, L OBP: 0.111, SLG: 0.111 (9, 1)										1 0 0 0 0 0 1
Willard Schmidt, R OBP: 0.111, SLG: 0.111 (9, 1)										0 0 0 0 0 0 0
Bob Furkey, R OBP: 0.183, SLG: 0.244 (9, 1)										0 0 0 0 0 0 0

Inning Stats	R: 0 E: 0 K: 1 S: 5	H: 0 LOB: 0 BB: 0 P: 5	R: 0 E: 0 K: 0 S: 3	H: 0 LOB: 1 BB: 1 P: 7	R: 0 E: 0 K: 1 S: 5	H: 0 LOB: 0 BB: 0 P: 5	R: 0 E: 0 K: 0 S: 3	H: 0 LOB: 0 BB: 0 P: 3	R: 0 E: 0 K: 0 S: 4	H: 1 LOB: 1 BB: 0 P: 4	R: 0 E: 0 K: 1 S: 6	H: 1 LOB: 1 BB: 0 P: 6	R: 0 E: 0 K: 0 S: 3	H: 0 LOB: 0 BB: 0 P: 3	R: 0 E: 0 K: 1 S: 5	H: 1 LOB: 1 BB: 0 P: 5	R: 1 E: 0 K: 0 S: 4	H: 2 LOB: 0 BB: 0 P: 4	1B: 3 2B: 2 3B: 0 HR: 0	SF: 0 SAC: 0 DP: 2 HBP: 0	WP: 0 PB: 0 SB: 1 CS: 0	PA: 31	
PITCHER Ray Semproch, R ERA: 3.16 (1, 1)	IP: 9.0 WLS: W BF: 31 H: 5 R: 1 ER: 1 SO: 4 BB: 1 IBB: 0 HBP: 0 BLK: 0 WP: 0 HR: 0 S: 38 P: 42 ERA: 1.00 WHIP: 0.667																						


BOTTOM

Philadelphia Phillies @ Cincinnati Redlegs
Crosley Field, Cincinnati, OH
Sun Jul 06 1958, 3:33 AM EDT
Unknown

livebaseballscorecards.com

AB	30
R	1
H	5
RBI	1
BB	1
SO	4
LOB	8



Batter	1	2	3	4	5	6	7	8	9	AB R H RBI BB SO LOB	TOP														
Richie Ashburn, L (1, 8) OBP: 0.406, SLG: 0.395	0-0 F8		0-0 L5		0-0 S 1B	0-0 L9			0-0 5-3	5 0 1 0 0 0 2	<p>Philadelphia Phillies @ Cincinnati Redlegs Crosley Field, Cincinnati, OH</p> <p>Sun Jul 06 1958, 3:38 AM EDT Att. 14,851 - Unknown</p> <p>livebaseballscorecards.com</p> <table border="1"> <tr><td>AB</td><td>38</td></tr> <tr><td>R</td><td>4</td></tr> <tr><td>H</td><td>12</td></tr> <tr><td>RBI</td><td>4</td></tr> <tr><td>BB</td><td>1</td></tr> <tr><td>SO</td><td>3</td></tr> <tr><td>LOB</td><td>14</td></tr> </table> 	AB	38	R	4	H	12	RBI	4	BB	1	SO	3	LOB	14
AB	38																								
R	4																								
H	12																								
RBI	4																								
BB	1																								
SO	3																								
LOB	14																								
Chico Fernandez, R (1, 6) OBP: 0.244, SLG: 0.252 Dave Philley, S (9, PH) OBP: 0.321, SLG: 0.402	0-0 F8			0-0 6-3	0-0 S 1B		0-0 6-3	0-0 FC6-4 1B	4 0 1 1 0 0 0 1 0 1 0 0 0 0																
Ed Bouchee, L (1, 3) OBP: 0.406, SLG: 0.571	0-0 1B			0-0 HR	0-0 F8		0-0 3-1	0-0 F7	5 1 2 1 0 0 3																
Stan Lopata, R (1, 2) OBP: 0.395, SLG: 0.452	0-0 F9			0-3 K	0-0 1B	0-0 1B BB	0-0 1B	0-0 FC6-4	4 1 1 0 1 1 2																
Rip Repulski, R (1, 7) OBP: 0.299, SLG: 0.489 Warren Hacker, R (6, 1)		0-0 F2		0-0 FC6-4 1B	0-0 1B	0-0 1B 1B SF8	0-0 4-3		3 1 2 0 0 0 0 0 0 0 0 0 0 0 0 0 0 0 0 0 0 1 0 0 0 0 0 1 0 0 0 0 0 0 0																
Robin Roberts, S (6, 1) OBP: 0.321, SLG: 0.261 Solly Hemus, L (7, PH) OBP: 0.405, SLG: 0.447 Jack Sanford, R (7, 1) OBP: 0.238, SLG: 0.275		0-0 F5		0-0 FC6-4	0-0 1B	0-0 3-1 1B	0-0 L4		4 0 1 1 0 0 1																
Bob Bowman, R (1, 9) OBP: 0.337, SLG: 0.505		0-0 4-3		0-0 1-2	0-0 6-3	0-0 3-1 1B	0-0 1B	0-0 1B	4 0 2 0 0 0 0																
Ted Kazanski, R (1, 4) OBP: 0.279, SLG: 0.319			0-0 5-3		0-0 1B 1B	0-0 SF8		0-0 F9	3 1 1 1 0 0 1																
Willie Jones, R (1, 5) OBP: 0.357, SLG: 0.416			0-3 K		0-3 K	0-0 3-1		0-0 F9	1 0 0 0 0 0 1 0 0 0 0 0 0 0 0 0 0 0 0 0 0 0 0 0 1 0 0 0 0 0 1 1 0 0 0 0 0 0 0 0 2 0 0 0 0 0 0 3																
Seth Morehead, L (1, 1) Jim Hearn, R (3, 1) Bob Miller, R (3, 1) Bobby Young, L (5, PH) OBP: 0.143, SLG: 0.286 Johnny Gray, R (5, 1) Harry Anderson, L (6, PH) OBP: 0.385, SLG: 0.515 (6, 7)																									
Inning Stats	R: 0 H: 1 E: 0 LOB: 1 K: 0 BB: 0 S: 4 P: 4	R: 0 H: 0 E: 0 LOB: 0 K: 0 BB: 0 S: 3 P: 3	R: 0 H: 0 E: 0 LOB: 0 K: 1 BB: 0 S: 5 P: 5	R: 1 H: 2 E: 0 LOB: 1 K: 1 BB: 0 S: 7 P: 7	R: 1 H: 3 E: 0 LOB: 2 K: 1 BB: 0 S: 8 P: 8	R: 2 H: 3 E: 0 LOB: 2 K: 0 BB: 1 S: 6 P: 10	R: 0 H: 1 E: 0 LOB: 1 K: 0 BB: 0 S: 4 P: 4	R: 0 H: 1 E: 0 LOB: 1 K: 0 BB: 0 S: 4 P: 4	R: 0 H: 1 E: 0 LOB: 1 K: 0 BB: 0 S: 4 P: 4	1B: 11 SF: 1 2B: 0 SAC: 0 3B: 0 DP: 0 HR: 1 HBP: 0	WP: 0 PA: 40 PB: 0 SB: 2 CS: 0														
PITCHER	IP WLS BF H R ER SO BB IBB HBP BLK WP HR S P ERA WHIP											PITCHER	IP WLS BF H R ER SO BB IBB HBP BLK WP HR S P ERA WHIP												
Joe Nuxhall, L (1, 1) ERA: 3.29	5.0 W 24 8 4 4 3 1 0 0 0 0 0 1 29 33 7.20 1.800																								
Hal Jeffcoat, R (6, 1) ERA: 3.02	4.0 S 16 4 0 0 0 0 0 0 0 0 0 0 16 16 0.00 1.000																								

BOTTOM

Philadelphia Phillies @ Cincinnati Redlegs
Crosley Field, Cincinnati, OH

livebaseballscorecards.com

AB 36
R 11
H 15
RBI 11
BB 7
SO 2
LOB 19



WP: 0 PA: 45
PB: 0
SB: 0
CS: 1

ERA 13.50 WHIP 3.000
0.00 1.500

Sun Jul 06 1958, 3:38 AM EDT
Att. 14,851 - Unknown

AB	R	H	RBI	BB	SO	LOB
4	1	1	0	1	0	2
3	0	1	0	0	1	2
0	2	0	0	1	0	0
4	2	2	1	1	0	2
4	1	1	3	0	0	3
4	2	2	1	1	0	1
4	1	1	1	1	1	1
4	1	4	4	1	0	0
4	0	2	1	1	0	4
3	1	1	0	0	0	2
2	0	0	0	0	0	2
1B: 10	SF: 1	WP: 0	PA: 45	2B: 4	SAC: 1	PB: 0
3B: 0	DP: 0	SB: 0	CS: 1	HR: 1	HBP: 0	

Batter	1	2	3	4	5	6	7	8	9
Johnny Temple, R OBP: 0.396, SLG: 0.408 (1, 4)	F3		L9			F9	SH5-4 1B		
Jerry Lynch, L OBP: 0.310, SLG: 0.483 Eddie Miksis, R OBP: 0.350, SLG: 0.235 (4, PR) (5, 9)	4-3		K	1B SF8 2B		2B BB	SH5-4		
Don Hoak, R OBP: 0.365, SLG: 0.413 (1, 5)	5-3		2B 1B BB	CS 1B		BB 1B 2B	6-3		
Walt Dropo, R OBP: 0.253, SLG: 0.313 (1, 3)		P8	1B 2B	SF8		L6	F9		
Smoky Burgess, L OBP: 0.383, SLG: 0.431 (1, 2)		1B 1B	1B 1B	F9		1B IBB		F7	
Frank Robinson, R OBP: 0.320, SLG: 0.402 (1, 7)		P6	1B 2B 1B		K	1B BB		P4	
Gus Bell, L OBP: 0.303, SLG: 0.401 (1, 8)		1B	2B 1B	HR		1B		BB BB	
Alex Grammas, R OBP: 0.254, SLG: 0.241 (1, 6)		L5	1B 2B	1B		4-3		BB	
Joe Nuxhall, L OBP: 0.357, SLG: 0.385 Hal Jeffcoat, R OBP: 0.625, SLG: 0.571 (6, 1)			2B 1B	P3			E6 SH5-4 1B	F3	
Inning Stats	R: 0 H: 0 E: 0 LOB: 0 K: 0 BB: 0 S: 3 P: 3	R: 0 H: 2 E: 0 LOB: 2 K: 0 BB: 0 S: 5 P: 5	R: 6 H: 6 E: 0 LOB: 2 K: 1 BB: 2 S: 11 P: 19	R: 1 H: 2 E: 0 LOB: 1 K: 0 BB: 0 S: 4 P: 4	R: 1 H: 2 E: 0 LOB: 0 K: 1 BB: 0 S: 6 P: 6	R: 3 H: 2 E: 0 LOB: 2 K: 0 BB: 3 S: 5 P: 17	R: 0 H: 1 E: 1 LOB: 2 K: 0 BB: 0 S: 5 P: 5	R: 0 H: 0 E: 0 LOB: 2 K: 0 BB: 2 S: 3 P: 11	

PITCHER	IP	WLS	BF	H	R	ER	SO	BB	IBB	HBP	BLK	WP	HR	S	P	ERA	WHIP
Seth Morehead, L ERA: 6.62 (1, 1)	2.1	L	14	5	5	5	1	2	0	0	0	0	0	14	22	19.29	3.000
Jim Hearn, R ERA: 5.85 (3, 1)	0.0		3	3	1	1	0	0	0	0	0	0	0	3	3	∞	∞
Bob Miller, R ERA: 11.48 (3, 1)	1.2		6	2	1	1	0	0	0	0	0	0	0	6	6	5.40	1.200
Johnny Gray, R ERA: 2.81 (5, 1)	1.0		4	2	1	1	1	0	0	0	0	0	1	6	6	9.00	2.000
Warren Hacker, R ERA: 7.41 (6, 1)	0.1		3	1	2	2	0	1	0	0	0	0	0	2	6	54.00	6.000

PITCHER	IP	WLS	BF	H	R	ER	SO	BB	IBB	HBP	BLK	WP	HR	S	P	ERA	WHIP
Robin Roberts, R ERA: 3.06 (6, 1)	0.2		5	1	1	1	0	1	1	0	0	0	0	3	11	13.50	3.000
Jack Sanford, R ERA: 3.84 (7, 1)	2.0		10	1	0	0	0	2	0	0	0	0	0	8	16	0.00	1.500

Batter	1	2	3	4	5	6	7	8	9	AB R H RBI BB SO LOB	TOP											
Richie Ashburn, L (1, 8) OBP: 0.414, SLG: 0.405	4-0 F8 6-3 BB		x 0-0 4-3 S 1B	x 0-0 HR 1B		x 0-0 F5		x 0-0 1B 2B	x 0-0 1B 1B	5 3 4 3 1 0 0												
Solly Hemus, L (1, 4) OBP: 0.402, SLG: 0.459	0-0 6-3 1-2		x 0-0 4-3 1-3	x 0-0 HR		x 4-0 HR BB		x 0-0 P3	x 0-0 F2	5 2 1 2 1 0 5												
Ed Bouchee, L (1, 3) OBP: 0.447, SLG: 0.533	0-0 F8 2-3		x 4-0 BB	x 4-0 BB		x 0-0 F9 1-2		x 4-0 1B BB	x 4-0 1B BB	2 1 0 0 4 0 2												
Harry Anderson, L (1, 7) OBP: 0.388, SLG: 0.526	0-0 F7		x 0-0 P6	x 0-3 K		x 0-0 HR		x 0-0 1B 1B	x 0-0 FC4-6 1B	6 1 3 5 0 1 4												
Carl Sawatski, L (1, 2) OBP: 0.342, SLG: 0.373		x 0-0 G3		x 0-0 BB SH4-3 1B	x 4-0 G3 SF7 BB	x 0-0 4-3		x 0-3 K	x 0-0 FC4-6	5 2 1 0 1 1 4												
Dave Philley, S (1, 9) OBP: 0.342, SLG: 0.410		x 4-0 BB		x 4-0 SH4-3 1B BB	x 0-0 G3 1B		x 0-0 5-3			3 1 2 1 2 0 0												
Ted Kazanski, R (1, 5) OBP: 0.271, SLG: 0.309		x 0-3 K		x 0-0 F9	x 0-0 G3		x 0-3 K		x 0-0 F7	5 0 0 0 0 2 7												
Chico Fernandez, R (1, 6) OBP: 0.244, SLG: 0.249		x 0-0 P6		x 4-0 SH4-3 1B BB	x 0-0 SF7		x 0-3 K		x 0-3 K	3 1 0 1 1 2 1												
Robin Roberts, S (1, 1) OBP: 0.333, SLG: 0.300			x 0-0 4-3	x 0-0 SH4-3	x 0-0 5-3			x 0-0 2B 2B	x 0-0 BB 1B 1B	4 2 2 1 0 0 1												
Inning Stats	R: 0 E: 0 K: 0 S: 3	H: 0 LOB: 1 BB: 1 P: 7	R: 0 E: 0 K: 1 S: 5	H: 0 LOB: 1 BB: 1 P: 9	R: 0 E: 0 K: 0 S: 4	H: 1 LOB: 2 BB: 1 P: 8	R: 5 E: 0 K: 1 S: 8	H: 3 LOB: 1 BB: 3 P: 20	R: 1 E: 0 K: 0 S: 4	H: 1 LOB: 1 BB: 1 P: 8	R: 2 E: 1 K: 0 S: 4	H: 1 LOB: 0 BB: 1 P: 8	R: 0 E: 0 K: 2 S: 7	H: 0 LOB: 0 BB: 0 P: 7	R: 3 E: 0 K: 1 S: 9	H: 4 LOB: 2 BB: 1 P: 13	R: 2 E: 0 K: 1 S: 8	H: 3 LOB: 2 BB: 1 P: 12	1B: 9 2B: 2 3B: 0 HR: 2	SF: 1 SAC: 1 DP: 0 HBP: 0	WP: 0 PB: 0 SB: 1 CS: 0	PA: 50
PITCHER	IP WLS BF H R ER SO BB IBB HBP BLK WP HR S P ERA WHIP																					
Sal Maglie, R (1, 1) ERA: 3.88	3.2 L 21 4 5 5 1 6 0 0 0 0 0 1 17 41 12.27 2.727																					
Bill Wight, L (4, 1) ERA: 6.53	1.1 6 1 1 1 1 1 0 0 0 0 0 0 7 11 6.75 1.500																					
Phil Paine, R (6, 1) ERA: 1.32	2.0 8 1 2 2 2 1 0 0 0 0 0 1 11 15 9.00 1.000																					
Johnny O'Brien, R (8, 1) ERA: 22.5	2.0 15 7 5 5 2 2 0 0 0 0 0 0 17 25 22.50 4.500																					

Philadelphia Phillies @ St. Louis Cardinals
 Sportsman's Park, St. Louis, MO
 Thu Jul 10 1958, 8:05 PM EDT
 Att. 17,619 - Unknown

livebaseballscorecards.com

AB	38
R	13
H	13
RBI	13
BB	10
SO	6
LOB	24



Batter	1	2	3	4	5	6	7	8	9	AB R H RBI BB SO LOB
Don Blasingame, L (1, 4) OBP: 0.357, SLG: 0.377	0-0 F4		0-0 4-3 2B 1B		0-0 F8		0-3 K		0-0 1-3	5 1 1 0 0 1 2
Wally Moon, L (1, 7) OBP: 0.371, SLG: 0.307	0-0 1-3		0-0 4-3 1-2		0-0 1B			0-0 F5		4 0 1 0 0 0 1
Joe Cunningham, L (1, 3) OBP: 0.429, SLG: 0.440	0-0 1B		4-0 2B BB		0-0 F9			0-0 F7		3 0 1 0 1 0 1
Ken Boyer, R (1, 5) OBP: 0.333, SLG: 0.494	0-0 6-3		0-0 1-3 2-H 2B		0-0 P4			0-0 HR		4 1 2 2 0 0 1
Gene Green, R (1, 9) OBP: 0.397, SLG: 0.481		0-0 HR	0-0 6-3		0-0 6-3			0-0 2B		4 1 2 1 0 0 2
Curt Flood, R (1, 8) OBP: 0.365, SLG: 0.484		0-0 6-3		0-0 P4		0-0 1-3		0-0 5-3		4 0 0 0 0 0 1
Hobie Landrith, L (1, 2) OBP: 0.349, SLG: 0.275		0-0 F8		0-0 F7		0-3 K			0-0 1B	4 0 1 0 0 1 0
Eddie Kasko, R (1, 6) OBP: 0.267, SLG: 0.242		0-3 K		0-0 1-3		0-3 K			0-3 K	3 0 0 0 0 2 0
Del Ennis, R (9, PH) OBP: 0.319, SLG: 0.380										1 0 0 0 0 1 1
Sal Maglie, R (1, 1) OBP: 0.187, SLG: 0.333			0-3 K		0-0 P6		0-0 2B		0-0 F7	1 0 0 0 0 0 1 0
Bill Wight, L (4, 1) OBP: 0.500, SLG: 0.500										0 0 0 0 0 0 0 0
Gene Freese, R (5, PH) OBP: 0.200, SLG: 0.261										1 0 0 0 0 0 0 0
Phil Paine, R (6, 1) OBP: 0.400, SLG: 0.400										0 0 0 0 0 0 0 0
Joe Taylor, R (7, PH) OBP: 0.500, SLG: 0.533										1 0 1 0 0 0 0 0
Johnny O'Brien, R (8, 1) OBP: 0.333, SLG: 0.377										0 0 0 0 0 0 0 0
Irv Noren, L (9, PH)										1 0 0 0 0 0 0 1

Inning Stats	R: 0	H: 1	E: 0	LOB: 1	K: 0	BB: 0	S: 4	P: 4	R: 1	H: 1	E: 0	LOB: 0	K: 1	BB: 0	S: 6	P: 6	R: 1	H: 2	E: 0	LOB: 2	K: 1	BB: 1	S: 7	P: 11	R: 0	H: 0	E: 0	LOB: 0	K: 0	BB: 0	S: 3	P: 3	R: 0	H: 1	E: 0	LOB: 1	K: 0	BB: 0	S: 4	P: 4	R: 0	H: 0	E: 0	LOB: 0	K: 0	BB: 0	S: 3	P: 3	R: 0	H: 1	E: 0	LOB: 1	K: 3	BB: 0	S: 10	P: 10	R: 1	H: 2	E: 0	LOB: 1	K: 0	BB: 0	S: 5	P: 5	R: 0	H: 1	E: 0	LOB: 1	K: 1	BB: 0	S: 6	P: 6	1B: 4	SF: 0	2B: 3	SAC: 0	3B: 0	DP: 0	HR: 2	HBP: 0	WP: 0	PA: 37
PITCHER Robin Roberts, R (1, 1) ERA: 3.06	IP	WLS	BF	H	R	ER	SO	BB	IBB	HBP	BLK	WP	HR	S	P	ERA	WHIP	IP	WLS	BF	H	R	ER	SO	BB	IBB	HBP	BLK	WP	HR	S	P	ERA	WHIP																																																


BOTTOM

Philadelphia Phillies @ St. Louis Cardinals
Sportsman's Park, St. Louis, MO

Thu Jul 10 1958, 8:05 PM EDT
Att. 17,619 - Unknown

livebaseballscorecards.com

AB	36
R	3
H	9
RBI	3
BB	1
SO	6
LOB	10



Batter	1	2	3	4	5	6	7	8	9	AB R H RBI BB SO LOB	TOP																				
Richie Ashburn, L (1, 8) OBP: 0.412, SLG: 0.403	0-0 3-1		0-0 F8		0-0 1-3 1B		0-3 K			4 0 1 0 0 1 1	Philadelphia Phillies @ St. Louis Cardinals Sportsman's Park, St. Louis, MO Fri Jul 11 1958, 8:05 PM EDT Att. 16,095 - Unknown																				
Solly Hemus, L (1, 4) OBP: 0.399, SLG: 0.453	0-0 5-3		0-0 1B		0-0 1-3			0-0 4-3		4 0 1 0 0 0 1																					
Ed Bouchee, L (1, 3) OBP: 0.429, SLG: 0.485	0-3 K		0-3 K		0-0 4-3			4-0 BB		3 0 0 0 1 2 2																					
Harry Anderson, L (1, 7) OBP: 0.386, SLG: 0.533		0-0 HR	0-0 P6			0-0 G3		0-0 F8		4 1 1 1 0 0 2																					
Carl Sawatski, L (1, 2) OBP: 0.338, SLG: 0.366				0-0 F2		0-0 P6		0-3 K		4 0 1 0 0 1 1																					
Dave Philley, S (1, 9) OBP: 0.339, SLG: 0.404		0-0 FC3-6 1B		0-0 FC5-4 1B		0-3 K			0-0 1-3	4 1 1 0 0 1 1																					
Ted Kazanski, R (1, 5) OBP: 0.276, SLG: 0.314				0-0 FC5-4 1B			0-0 SH5-3 1B		0-3 K	4 0 2 1 0 1 1																					
Chico Fernandez, R (1, 6) OBP: 0.245, SLG: 0.251 Bob Bowman, R (9, PH) OBP: 0.333, SLG: 0.500		0-0 P6		0-0 1-2 1B			0-0 SH5-3		0-3 K	2 0 1 0 0 0 1 1 0 0 0 0 1 0																					
Jack Sanford, R (1, 1) OBP: 0.227, SLG: 0.262 Bobby Young, L (7, PH) OBP: 0.125, SLG: 0.250 Bob Miller, R (7, 1) Johnny Gray, R (8, 1)		0-3 K			0-3 K		0-3 K			2 0 0 0 0 2 1 1 0 0 0 0 1 1 0 0 0 0 0 0 0 0 0 0 0 0 0 0																					
Inning Stats	R: 0 E: 0 K: 1 S: 5	H: 0 LOB: 0 BB: 0 P: 5	R: 2 E: 1 K: 1 S: 8	H: 3 LOB: 1 BB: 0 P: 8	R: 0 E: 0 K: 1 S: 6	H: 1 LOB: 1 BB: 0 P: 6	R: 0 E: 0 K: 0 S: 4	H: 2 LOB: 1 BB: 0 P: 4	R: 0 E: 0 K: 1 S: 6	H: 1 LOB: 1 BB: 0 P: 6	R: 0 E: 0 K: 1 S: 5	H: 0 LOB: 0 BB: 0 P: 5	R: 0 E: 0 K: 2 S: 8	H: 1 LOB: 1 BB: 0 P: 8	R: 0 E: 0 K: 1 S: 5	H: 0 LOB: 1 BB: 1 P: 9	R: 0 E: 0 K: 2 S: 7	H: 0 LOB: 0 BB: 0 P: 7	1B: 7 2B: 0 3B: 0 HR: 1	SF: 0 SAC: 1 DP: 0 HBP: 0	WP: 0 PB: 0 SB: 0 CS: 0	PA: 35									
PITCHER Sam Jones, R (1, 1) ERA: 2.91	IP 9.0	WLS W	BF 35	H 8	R 2	ER 1	SO 10	BB 1	IBB 0	HBP 0	BLK 0	WP 0	HR 1	S 54	P 58	ERA 1.00	WHIP 1.000														
											PITCHER	IP	WLS	BF	H	R	ER	SO	BB	IBB	HBP	BLK	WP	HR	S	P	ERA	WHIP			

livebaseballscorecards.com

AB	33
R	2
H	8
RBI	2
BB	1
SO	10
LOB	12



Batter	1	2	3	4	5	6	7	8	9
Don Blasingame, L (1, 4) OBP: 0.361, SLG: 0.382	0-0 G4-6-3 1B		0-0 F8		0-0 1B		0-0 1B		
Wally Moon, L (1, 7) OBP: 0.367, SLG: 0.337	0-0 G4-6-3 1-2f		0-0 HR		0-0 P5		0-0 4-3		
Stan Musial, L (1, 3) OBP: 0.449, SLG: 0.598 Johnny O'Brien, R (8, PR) Joe Cunningham, L (9, 3) OBP: 0.429, SLG: 0.440	0-3 K		0-0 1B		0-0 P4			0-0 3B 1B	
Ken Boyer, R (1, 5) OBP: 0.339, SLG: 0.516		0-0 2B 3B	0-0 L7		0-0 F8 1B 2B			0-0 1B 3B	
Gene Green, R (1, 9) OBP: 0.394, SLG: 0.482		0-0 G3 2B	0-0 F8		0-0 F8			0-0 5-3	
Curt Flood, R (1, 8) OBP: 0.368, SLG: 0.484		0-0 G3 2B		0-0 5-3		0-0 CS 1B		0-0 6-3 1B	
Hobie Landrith, L (1, 2) OBP: 0.343, SLG: 0.291		0-0 2B		0-3 K2-3		0-0 4-3		0-0 6-3	
Eddie Kasko, R (1, 6) OBP: 0.266, SLG: 0.237		0-3 K		0-0 6-3			0-0 6-3	4-0 IBB	
Sam Jones, R (1, 1) OBP: 0.089, SLG: 0.070		0-0 P4			0-0 F9		0-3 K	0-0 5-3	

AB	R	H	RBI	BB	SO	LOB
4	0	3	0	0	0	0
4	1	1	1	0	0	3
4	0	2	0	0	1	1
0	1	0	0	0	0	0
0	0	0	0	0	0	0
4	3	3	1	0	0	1
4	1	1	1	0	0	4
4	0	2	2	0	0	1
4	0	1	1	0	1	3
3	0	0	0	1	1	1
4	0	0	0	0	1	4

BOTTOM

Philadelphia Phillies @ St. Louis Cardinals
Sportsman's Park, St. Louis, MO

livebaseballscorecards.com

AB	35
R	6
H	13
RBI	6
BB	1
SO	4
LOB	18



WP: 0	PA: 36
PB: 0	
SB: 0	
CS: 1	

Inning Stats	R: 0	H: 1	E: 0	K: 1	S: 5	LOB: 0	BB: 0	P: 5
R: 2	H: 3	E: 0	K: 1	S: 8	LOB: 1	BB: 0	P: 8	
R: 1	H: 2	E: 0	K: 0	S: 5	LOB: 1	BB: 0	P: 5	
R: 0	H: 0	E: 0	K: 1	S: 5	LOB: 0	BB: 0	P: 5	
R: 0	H: 1	E: 0	K: 0	S: 4	LOB: 1	BB: 0	P: 4	
R: 1	H: 2	E: 0	K: 0	S: 4	LOB: 0	BB: 0	P: 4	
R: 0	H: 1	E: 0	K: 1	S: 6	LOB: 1	BB: 0	P: 6	
R: 2	H: 3	E: 1	K: 0	S: 6	LOB: 3	BB: 1	P: 10	

PITCHER	IP	WLS	BF	H	R	ER	SO	BB	IBB	HBP	BLK	WP	HR	S	P	ERA	WHIP
Jack Sanford, R (1, 1) ERA: 3.94	6.0	L	25	9	4	4	3	0	0	0	0	0	1	31	31	6.00	1.500
Bob Miller, R (7, 1) ERA: 11.3	1.0		6	3	2	1	1	0	0	0	0	0	0	8	8	9.00	3.000
Johnny Gray, R (8, 1) ERA: 2.65	1.0		5	1	0	0	0	0	1	0	0	0	0	4	8	0.00	1.000

Fri Jul 11 1958, 8:05 PM EDT
Att. 16,095 - Unknown

Batter	1	2	3	4	5	6	7	8	9	AB R H RBI BB SO LOB	TOP											
Richie Ashburn, L (1, 8) OBP: 0.420, SLG: 0.414	4-0 1B BB	0-0 1B			0-0 1B 2B		0-0 K 1B		0-0 5-3 1B	4 3 4 0 1 0 0												
Solly Hemus, L (1, 4) OBP: 0.399, SLG: 0.452	0-0 1B	0-0 1B			0-0 F8		0-3 K		0-0 5-3	5 1 2 0 0 1 3												
Ed Bouchee, L (1, 3) OBP: 0.447, SLG: 0.486	0-3 K	0-0 G4-6-3			0-0 1B			4-0 1B BB	0-0 2B 1B	4 1 2 2 1 1 4												
Harry Anderson, L (1, 7) OBP: 0.392, SLG: 0.536	0-0 2B 1B				0-0 K			0-0 1B BB	4-0 2B 1B	4 3 3 2 1 1 1												
Stan Lopata, R (1, 2) OBP: 0.396, SLG: 0.453	0-0 F7				0-0 F9			4-0 1B BB	0-0 2B 2B	4 2 1 1 1 0 3												
Dave Philley, S (1, 9) OBP: 0.342, SLG: 0.407	0-0 1B 2B				0-0 G5-4-3		0-3 K	0-0 FC8-6-2 1B	4-0 2B IBB	4 2 1 1 1 1 4												
Ted Kazanski, R (1, 5) OBP: 0.280, SLG: 0.322	0-0 1B				0-0 1-3		0-0 P5	0-0 P4	0-0 2B	5 0 2 3 0 0 3												
Chico Fernandez, R (1, 6) OBP: 0.245, SLG: 0.250	0-0 F9				0-0 6-3		0-0 5-3	0-0 1B	0-0 6-3	5 0 1 3 0 0 2												
Ray Semproch, R (1, 1) OBP: 0.085, SLG: 0.106		0-0 F7			0-0 L9		0-0 6-3	0-0 F7	0-3 K	5 0 0 0 0 1 3												
Inning Stats	R: 4 E: 0 K: 1 S: 9	H: 4 LOB: 1 BB: 1 P: 13	R: 0 E: 0 K: 0 S: 4	H: 2 LOB: 1 BB: 0 P: 4	R: 0 E: 0 K: 0 S: 3	H: 1 LOB: 0 BB: 0 P: 3	R: 0 E: 0 K: 0 S: 3	H: 0 LOB: 0 BB: 0 P: 3	R: 1 E: 0 K: 1 S: 7	H: 2 LOB: 1 BB: 0 P: 7	R: 0 E: 0 K: 1 S: 5	H: 0 LOB: 0 BB: 0 P: 5	R: 0 E: 0 K: 1 S: 5	H: 1 LOB: 0 BB: 0 P: 5	R: 2 E: 0 K: 0 S: 5	H: 2 LOB: 2 BB: 2 P: 13	R: 5 E: 0 K: 1 S: 9	H: 4 LOB: 1 BB: 2 P: 17	1B: 12 2B: 4 3B: 0 HR: 0	SF: 0 SAC: 0 DP: 2 HBP: 0	WP: 0 PB: 0 SB: 0 CS: 0	PA: 45
PITCHER	IP WLS BF H R ER SO BB IBB HBP BLK WP HR S P ERA WHIP																					
Dick Drott, R (1, 1) ERA: 5.72	1.1 L 11 6 4 4 1 1 0 0 0 0 0 0 12 16 27.00 5.250																					
Bill Henry, L (2, 1) ERA: 2.05	5.2 18 4 1 1 3 0 0 0 0 0 0 24 24 1.59 0.706																					
Dolan Nichols, R (8, 1) ERA: 4.89	1.1 12 5 6 6 0 2 1 0 0 0 0 9 21 40.50 5.250																					
Glen Hobbie, R (9, 1) ERA: 4.22	0.2 4 1 1 1 1 0 1 0 0 0 0 5 9 13.50 1.500																					

Philadelphia Phillies @ Chicago Cubs
Wrigley Field, Chicago, IL
Sat Jul 12 1958, 3:33 AM CDT
Att: 17,114 - Unknown

AB	40
R	12
H	16
RBI	12
BB	5
SO	5
LOB	23



Batter	1	2	3	4	5	6	7	8	9	AB R H RBI BB SO LOB	TOP														
Richie Ashburn, L (1, 8) OBP: 0.421, SLG: 0.418	0-0 5-3		0-0 1-2 1B		0-0 1-H CS 2B			0-0 F9		4 0 2 1 0 0 1	Philadelphia Phillies @ Chicago Cubs Wrigley Field, Chicago, IL Sun Jul 13 1958, 3:33 AM CDT Unknown														
Solly Hemus, L (1, 4) OBP: 0.390, SLG: 0.440	0-0 4-3		0-0 F7		0-0 CS	0-0 6-3		0-0 4-1		4 0 0 0 0 0 3															
Ed Bouchee, L (1, 3) OBP: 0.451, SLG: 0.500	0-3 K			0-0 E 2B		4-0 BB BB	0-3 G4-6-3 BB	0-3 K		3 1 1 0 1 2 1															
Harry Anderson, L (1, 7) OBP: 0.391, SLG: 0.530		0-0 F8		4-0 FC3-6 BB		0-0 G4-6-3		0-0 F7		3 0 0 0 1 0 1															
Carl Sawatski, L (1, 2) OBP: 0.321, SLG: 0.347		0-3 K		0-0 FC3-6 G4-6-3			0-0 L9	0-0 3-1		4 0 0 0 0 1 1															
Dave Philley, S (1, 9) OBP: 0.331, SLG: 0.393		0-0 4-3		0-0 G4-6-3			0-0 F8	0-0 4-3		4 0 0 0 0 0 1															
Ted Kazanski, R (1, 5) OBP: 0.286, SLG: 0.324			0-0 G5-4-3 1B		0-3 K		4-0 BB			2 0 1 0 1 1 0															
Chico Fernandez, R (1, 6) OBP: 0.243, SLG: 0.248			0-0 G5-4-3		0-0 6-3		0-0 F9			2 0 0 0 0 0 1															
Stan Lopata, R (7, PH) OBP: 0.394, SLG: 0.451			0-0 1-2f							1 0 0 0 0 0 1															
Willie Jones, R (7, 5) OBP: 0.357, SLG: 0.416										0 0 0 0 0 0 0															
Jack Meyer, R (1, 1) OBP: 0.444, SLG: 0.444			0-0 1B		0-0 2B			0-0 4-1 1B		2 1 2 0 0 0 0															
Jim Hearn, R (6, 1)										0 0 0 0 0 0 0															
Bobby Young, L (8, PH) OBP: 0.222, SLG: 0.333										1 0 1 0 0 0 0															
Turk Farrell, R (8, 1) OBP: 0.278, SLG: 0.235										0 0 0 0 0 0 0															
Inning Stats	R: 0 E: 0 K: 1 S: 5	H: 0 LOB: 0 BB: 0 P: 5	R: 0 E: 0 K: 1 S: 5	H: 0 LOB: 0 BB: 0 P: 5	R: 0 E: 0 K: 0 S: 5	H: 3 LOB: 2 BB: 0 P: 5	R: 1 E: 1 K: 0 S: 3	H: 1 LOB: 0 BB: 1 P: 7	R: 1 E: 0 K: 1 S: 6	H: 2 LOB: 0 BB: 0 P: 6	R: 0 E: 0 K: 0 S: 2	H: 0 LOB: 0 BB: 1 P: 6	R: 0 E: 0 K: 0 S: 3	H: 0 LOB: 1 BB: 1 P: 7	R: 0 E: 0 K: 1 S: 6	H: 1 LOB: 1 BB: 0 P: 6	R: 0 E: 0 K: 0 S: 3	H: 0 LOB: 0 BB: 0 P: 3	R: 0 E: 0 K: 0 S: 3	H: 0 LOB: 0 BB: 0 P: 3	1B: 5 2B: 2 3B: 0 HR: 0	SF: 0 SAC: 0 DP: 3 HBP: 0	WP: 0 PB: 0 SB: 0 CS: 1	PA: 34	
PITCHER John Briggs, R (1, 1) ERA: 2.29	IP 9.0	WLS W	BF 33	H 7	R 2	ER 1	SO 4	BB 3	IBB 0	HBP 0	BLK 0	WP 0	HR 0	S 38	P 50	ERA 1.00	WHIP 1.111								

AB	30
R	2
H	7
RBI	1
BB	3
SO	4
LOB	10



livebaseballscores.com

Batter	1	2	3	4	5	6	7	8	9	AB R H RBI BB SO LOB	TOP							
Richie Ashburn, L OBP: 0.422, SLG: 0.419 (1, 8) X	0-0 CS 1B	0-3 K			0-3 K			0-0 1B		4 0 2 0 0 2 2								
Solly Hemus, L OBP: 0.387, SLG: 0.436 (1, 4) X	0-0 CS 2B 1B		0-0 1-3			0-0 F7		0-0 F9		4 1 1 0 0 0 1								
Ed Bouchee, L OBP: 0.418, SLG: 0.455 (1, 3) S S S	0-3 K 1-2 2-3		0-0 F7			0-0 L7			0-0 F7	4 0 0 0 0 1 2								
Harry Anderson, L OBP: 0.389, SLG: 0.530 (1, 7) X	0-0 2-H 2B		0-0 L7			0-0 F8			0-0 P5	4 0 1 1 0 0 0								
Stan Lopata, R OBP: 0.392, SLG: 0.448 (1, 2) X	0-0 F9				0-3 K			0-0 P4	0-0 L8	1 0 0 0 0 0 1								
Carl Sawatski, L OBP: 0.310, SLG: 0.333 (3, 2) X										3 0 0 0 0 1 0								
Bob Bowman, R OBP: 0.333, SLG: 0.495 (1, 9) X		0-0 FC4-6 1B			0-0 5-3			0-0 5-3		3 0 1 0 0 0 0								
Ted Kazanski, R OBP: 0.281, SLG: 0.318 (1, 5) X (8, 6)		0-0 FC4-6 3-1 1B 1-2			0-0 4-3			0-0 4-3		3 0 0 0 0 0 1								
Chico Fernandez, R OBP: 0.245, SLG: 0.250 (1, 6) X		0-0 3-1 1B			0-0 1-3			0-0 G3		2 0 1 0 0 0 0								
Bobby Young, L OBP: 0.200, SLG: 0.300 (8, PH)		1-2 1B								1 0 0 0 0 0 0								
Willie Jones, R OBP: 0.357, SLG: 0.416 (8, 5) X		0-0 3-1 1B			0-0 5-3			0-0 4-3		0 0 0 0 0 0 0								
Curt Simmons, L OBP: 0.250, SLG: 0.256 (1, 1) X		0-0 3-1								2 0 0 0 0 0 2								
Dave Philley, S OBP: 0.328, SLG: 0.389 (8, PH)		1-2 2-3								1 0 0 0 0 0 0								
Turk Farrell, R OBP: 0.278, SLG: 0.235 (8, 1) X										0 0 0 0 0 0 0								
Inning Stats	R: 1 E: 0 K: 1 S: 7	H: 3 LOB: 1 BB: 0 P: 7	R: 0 E: 0 K: 1 S: 7	H: 2 LOB: 2 BB: 0 P: 7	R: 0 E: 0 K: 0 S: 3	H: 0 LOB: 0 BB: 0 P: 3	R: 0 E: 0 K: 1 S: 5	H: 0 LOB: 0 BB: 0 P: 5	R: 0 E: 0 K: 0 S: 3	H: 0 LOB: 0 BB: 0 P: 3	R: 0 E: 0 K: 0 S: 3	H: 1 LOB: 1 BB: 0 P: 4	R: 0 E: 0 K: 0 S: 3	H: 0 LOB: 0 BB: 0 P: 3	1B: 5 2B: 2 3B: 0 HR: 0	SF: 0 SAC: 0 DP: 1 HBP: 0	WP: 0 PB: 0 SB: 0 CS: 2	PA: 32
PITCHER Dave Hillman, R ERA: 2.86 (1, 1)	IP: 9.0 WLS: W BF: 32 H: 6 R: 1 ER: 1 SO: 4 BB: 0 IBB: 0 HBP: 0 BLK: 0 WP: 0 HR: 0 S: 40 P: 40 ERA: 1.00 WHIP: 0.667																	

Philadelphia Phillies @ Chicago Cubs
Wrigley Field, Chicago, IL
Sun Jul 13 1958, 3:38 AM CDT
Att: 30,415 - Unknown

livebaseballscorecards.com

AB	32
R	1
H	6
RBI	1
BB	0
SO	4
LOB	9



Batter	1	2	3	4	5	6	7	8	9	AB	R	H	RBI	BB	SO	LOB	BOTTOM	
Tony Taylor, R OBP: 0.310, SLG: 0.319 (1, 4)	0-0 P3 sus	0-3 K			0-0 L7		0-0 1-3			4	0	0	0	0	1	1	Philadelphia Phillies @ Chicago Cubs Wrigley Field, Chicago, IL Sun Jul 13 1958, 3:38 AM CDT Att. 30,415 - Unknown	
Alvin Dark, R OBP: 0.364, SLG: 0.419 (1, 5)	0-0 14 HBP SF8 1B		0-0 1B 14 SF9 1B		0-0 14 F9 1B		0-0 1B 1B			4	2	4	0	0	0	0		
Lee Walls, R OBP: 0.381, SLG: 0.552 (1, 9)	0-0 14 HBP 1-2 1B		0-0 1-3 1B		0-0 1-2 1B		0-0 14 G5-4-3 1-3 1B			4	0	4	0	0	0	0		
14 Ernie Banks, R OBP: 0.354, SLG: 0.602 (1, 6)	1-0 1-2 2-3 HBP		0-0 SF9		0-0 F9		0-0 G5-4-3 1-2f			2	0	0	1	0	0	4		
Bobby Thomson, R OBP: 0.364, SLG: 0.481 (1, 8)	0-0 SF8		0-0 3-H F8		0-0 5-3		0-0 G3			3	0	0	1	0	0	3		
Jim Bolger, R OBP: 0.283, SLG: 0.309 (1, 7)	0-0 3-H F8		0-0 4-3		0-0 6-3		0-0 F8			4	0	0	0	0	0	3		
Dale Long, L OBP: 0.370, SLG: 0.463 (1, 3)		0-0 1B		0-0 3-1		0-0 6-3		0-0 4-3		4	0	1	0	0	0	0		
Cal Neeman, R OBP: 0.333, SLG: 0.533 (1, 2)		0-0 L9		0-0 F9		0-0 1B				3	0	1	0	0	0	1		
Dave Hillman, R OBP: 0.091, SLG: 0.182 (1, 1)		0-0 B3		0-0 G3		0-3 sus K				3	0	0	0	0	1	2		
Inning Stats	R: 1 E: 0 K: 0 S: 5	H: 2 LOB: 2 BB: 0 P: 6	R: 0 E: 0 K: 1 S: 6	H: 1 LOB: 1 BB: 0 P: 6	R: 1 E: 0 K: 0 S: 5	H: 2 LOB: 1 BB: 0 P: 5	R: 0 E: 0 K: 0 S: 3	H: 0 LOB: 0 BB: 0 P: 3	R: 0 E: 0 K: 1 S: 6	H: 1 LOB: 1 BB: 0 P: 6	R: 0 E: 0 K: 0 S: 4	H: 2 LOB: 1 BB: 0 P: 4	R: 0 E: 0 K: 0 S: 3	H: 0 LOB: 0 BB: 0 P: 3	1B: 10 2B: 0 3B: 0 HR: 0	SF: 2 SAC: 0 DP: 1 HBP: 1		WP: 0 PB: 0 SB: 0 CS: 0
PITCHER	IP WLS L	WLS BF	H R	ER SO	BB IBB	HBP BLK	WP HR	S P	ERA WHIP	PITCHER	IP WLS BF	H R	ER SO	BB IBB	HBP BLK	WP HR	S P	ERA WHIP
Curt Simmons, L ERA: 4.65 (1, 1)	7.0	31	10	2	2	2	0	0	2.57	1.429								
Turk Farrell, R ERA: 1.04 (8, 1)	1.0	3	0	0	0	0	0	0	0.00	0.000								

livebaseballscorecards.com

AB	31
R	2
H	10
RBI	2
BB	0
SO	2
LOB	14



Batter	1		2		3		4		5		6		7		8		9		10		11		AB	R	H	RBI	BB	SO	LOB	TOP	
Richie Ashburn, L OBP: 0.418, SLG: 0.414 (1, 8)	X	0-0 6-3	X	0-0 1-3			X	0-0 SF8		1-0 BB HBP					X	0-3 K					X	0-0 E6 E 1B FC1-2	4	0	0	1	0	1	0		
Chico Fernandez, R OBP: 0.247, SLG: 0.250 Solly Hemus, L OBP: 0.391, SLG: 0.439 (1, 6) (11, PH) (11, 4) (11, 5)	X	0-0 BB 1B	X	0-0 6-3			X	0-0 FC6-4		4-0 FC4-6 BB					X	0-0 P3					X	0-0 E7 FC1-2 E 1B	4	1	1	1	1	0	1		
Ed Bouchee, L OBP: 0.410, SLG: 0.417 (1, 3)	B B B	4-0 BB 1B 3B BB	S S	0-3 K						F8 FC4-6					X	0-0 P5						4-0 E FC1-2 IBB	4	1	0	0	2	1	3		
Rip Repulski, R OBP: 0.302, SLG: 0.486 Harry Anderson, L OBP: 0.388, SLG: 0.528 (1, 7) (11, PH) (11, 7)	X	0-0 BB 3B 1B			X	0-0 6-3			X	0-0 2B 1B 1B		X	0-0 P6				X	0-0 F9				X	0-0 FC1-2 FC5 E	5	2	2	1	0	0	0	
Bob Bowman, R OBP: 0.342, SLG: 0.520 (1, 9)	B B B	4-0 BB 3B			X	0-0 7-5-6 3B			X	0-0 1B 2B		X	0-0 F8				X	0-0 F9				X	0-0 E5	5	2	2	1	1	0	2	
Willie Jones, R OBP: 0.356, SLG: 0.421 Bobby Young, L OBP: 0.200, SLG: 0.300 (1, 5) (11, 4)	X	0-0 BB 3B			X	0-0 7-5-6			X	4-0 1B IBB		X	0-0 6-3				X	0-0 P6					5-0 FC5 E K	5	1	1	3	1	1	4	
Ted Kazanski, R OBP: 0.283, SLG: 0.315 (1, 4) (11, 6)	X	0-0 P4			B B B	4-0 1B SF8 BB			X	0-0 HBP 1B 1B				X	0-0 F8						X	0-0 FC5	5	2	1	2	1	1	4		
Carl Sawatski, L OBP: 0.315, SLG: 0.329 (1, 2)		4-0 IBB			X	0-0 FC6-4 1B				0-3 K					X	0-3 K						0-0 4-3	4	0	1	0	1	2	2		
Don Cardwell, R OBP: 0.250, SLG: 0.250 Turk Farrell, R OBP: 0.278, SLG: 0.235 Ray Semproch, R OBP: 0.083, SLG: 0.104 (1, 1) (9, 1) (9, 1)	S S S	0-3 K			S S S	0-3 K			X	0-0 BB HBP 1B				X	0-0 6-3							0-3 K	4	0	1	1	0	2	4		
Inning Stats	R: 4 E: 0 K: 1 S: 8	H: 3 LOB: 2 BB: 3 P: 20	R: 0 E: 0 K: 1 S: 5	H: 0 LOB: 0 BB: 0 P: 5	R: 0 E: 0 K: 0 S: 3	H: 1 LOB: 0 BB: 0 P: 3	R: 1 E: 0 K: 1 S: 6	H: 1 LOB: 1 BB: 1 P: 10	R: 4 E: 0 K: 1 S: 9	H: 4 LOB: 3 BB: 2 P: 18	R: 0 E: 0 K: 0 S: 3	H: 0 LOB: 0 BB: 0 P: 3	R: 0 E: 0 K: 1 S: 5	H: 0 LOB: 0 BB: 0 P: 5	R: 0 E: 0 K: 1 S: 5	H: 0 LOB: 0 BB: 0 P: 5	R: 0 E: 0 K: 2 S: 7	H: 0 LOB: 0 BB: 0 P: 7	R: 0 E: 0 K: 2 S: 7	H: 0 LOB: 0 BB: 0 P: 7	R: 1 E: 3 K: 1 S: 8	H: 1 LOB: 3 BB: 1 P: 12	1B: 7 2B: 2 3B: 2 HR: 0	SF: 1 SAC: 0 DP: 1 HBP: 1	WP: 0 PB: 0 SB: 0 CS: 0	PA: 52					
PITCHER	IP	WLS	BF	H	R	ER	SO	BB	IBB	HBP	BLK	WP	HR	S	P	ERA	WHIP														
Taylor Phillips, L ERA: 3.99 (1, 1)	0.1		6	3	4	4	0	2	0	0	0	0	0	4	12	108.00	15.000														
Gene Fodge, R ERA: 4.42 (1, 1)	4.0		19	5	5	5	3	1	2	0	0	0	0	22	34	11.25	1.500														
Dick Drott, R ERA: 5.7 (5, 1)	0.1		4	1	0	0	1	1	0	1	0	0	0	4	9	0.00	6.000														
Bill Henry, L ERA: 1.78 (5, 1)	3.1		10	0	0	0	2	0	0	0	0	0	0	14	14	0.00	0.000														
Don Elston, R ERA: 3.47 (9, 1)	2.0		6	0	0	0	2	0	0	0	0	0	0	10	10	0.00	0.000														
Glen Hobbie, R ERA: 4.18 (11, 1)	1.0	W	7	1	1	0	1	0	1	0	0	0	0	8	12	0.00	1.000														

Philadelphia Phillies @ Chicago Cubs
Wrigley Field, Chicago, IL
Mon Jul 14 1958, 3:33 AM CDT
Att: 5,610 - Unknown

AB	43
R	10
H	10
RBI	10
BB	7
SO	9
LOB	23



Batter	1	2	3	4	5	6	7	8	9	10	11	AB	R	H	RBI	BB	SO	LOB	BOTTOM							
Tony Taylor, R OBP: 0.311, SLG: 0.317 (1, 4)	4-0 HR BB		X 0-0 6-3		S 0-3 K		X 0-0 5-3		X 0-0 2B 1B	X 0-0 L7		5	2	1	0	1	1	1								
Alvin Dark, R OBP: 0.363, SLG: 0.418 (1, 5)	0-0 F8		X 0-0		X 0-0 FC1-5-6 14 1B		X 0-0 HR		X 0-0 2B 1-3	X 0-0 5-3		3	0	1	0	0	0	2								
Johnny Gonyl, R OBP: 0.324, SLG: 0.405 (5, PR) (6, 5)			1B		2-3				2B			3	3	2	1	0	0	0								
Lee Walls, R OBP: 0.383, SLG: 0.561 (1, 9)	0-0 1-H HR		S 0-3 K		S 4-0 14 1B BB		S 0-3 K		X 0-0 14 2B 2B 2-H 3-H		S 0-3 K	5	2	2	4	1	3	1								
14 Ernie Banks, R OBP: 0.359, SLG: 0.605 (1, 6)	0-0 6-3		X 0-0	X 0-0 F9	0-0 1-2 2-H 1B		X 4-0 1B BB		X 0-0 4-3 1B 2B 2-H		X 0-0 1B 2B 1B	5	2	3	2	1	0	0								
Sammy Taylor, L OBP: 0.355, SLG: 0.421 (1, 2)	0-0 4-3		X 0-0	X 0-0 1-3	0-0 1-3		X 0-0 1-2 1B		X 0-0 4-3 2-3		X 0-0 2B 1B	6	1	2	0	0	0	3								
Walt Moryn, L OBP: 0.349, SLG: 0.507 (1, 7)		S 0-3 K		X 0-0 HR		X 0-0 F5	X 0-0 F8		X 0-0 5-3		X 0-0 2B	6	1	2	3	0	1	3								
Dale Long, L OBP: 0.371, SLG: 0.460 (1, 3)		X 0-0 3-1		S 4-0 FC6-4 BB		X 0-0 4-3		X 0-0 F7	X 0-0 3-H 1B			4	0	1	1	1	0	0								
Bobby Thomson, R OBP: 0.362, SLG: 0.475 (1, 8)		X 0-0 1-3		X 0-0 FC6-4 1-2		S 4-0 BB		X 0-0 F8	X 0-0 6-3			4	0	0	0	1	0	2								
Taylor Phillips, L OBP: 0.095, SLG: 0.050 (1, 1)			X 0-0 6-3		S 0-0 FC1-5-6 2B		S 0-3 K		X 0-0 4-3		X 0-0 P6	0	0	0	0	0	0	0								
Gene Fodge, R (1, 1)												1	0	0	0	0	0	0								
Dick Drott, R OBP: 0.265, SLG: 0.242 (5, 1)												0	0	0	0	0	0	0								
Bill Henry, L OBP: 0.429, SLG: 0.500 (5, 1)												2	0	1	0	0	1	1								
Chuck Tanner, L OBP: 0.275, SLG: 0.362 (8, PH)												1	0	0	0	0	0	0								
Don Elston, R OBP: 0.111, SLG: 0.111 (9, 1)												0	0	0	0	0	0	0								
Footer Johnson, L (10, PH)												1	0	0	0	0	0	0								
Glen Hobbie, R OBP: 0.168, SLG: 0.167 (11, 1)												0	0	0	0	0	0	0								
Inning Stats	R: 2 E: 0 K: 0 S: 4	H: 1 LOB: 0 BB: 1 P: 8	R: 0 E: 0 K: 1 S: 5	H: 0 LOB: 0 BB: 0 P: 5	R: 0 E: 0 K: 1 S: 6	H: 1 LOB: 1 BB: 0 P: 6	R: 1 E: 0 K: 0 S: 4	H: 1 LOB: 1 BB: 1 P: 8	R: 1 E: 0 K: 1 S: 7	H: 2 LOB: 2 BB: 1 P: 11	R: 0 E: 0 K: 1 S: 5	H: 0 LOB: 1 BB: 1 P: 9	R: 1 E: 0 K: 1 S: 7	H: 2 LOB: 2 BB: 1 P: 11	R: 0 E: 0 K: 0 S: 3	H: 0 LOB: 0 BB: 0 P: 3	R: 4 E: 0 K: 0 S: 8	H: 5 LOB: 1 BB: 0 P: 8	R: 0 E: 0 K: 0 S: 3	H: 0 LOB: 0 BB: 0 P: 3	R: 2 E: 0 K: 1 S: 6	H: 3 LOB: 1 BB: 0 P: 6	1B: 7 2B: 5 3B: 0 HR: 3	SF: 0 SAC: 0 DP: 0 HBP: 0	WP: 0 PB: 0 SB: 0 CS: 0	PA: 51
PITCHER	IP	WLS	BF	H	R	ER	SO	BB	IBB	HBP	BLK	WP	HR	S	P	ERA	WHIP									
Don Cardwell, R ERA: 6.75 (1, 1)	8.0		37	8	6	6	5	5	0	0	0	0	3	42	62	6.75	1.625									
Turk Farrell, R ERA: 1.48 (9, 1)	0.0		3	3	2	2	0	0	0	0	0	0	0	3	3	∞	∞									
Ray Semproch, R ERA: 3.16 (9, 1)	2.1	L	11	4	3	3	1	0	0	0	0	0	0	13	13	11.57	1.714									

Philadelphia Phillies @ Chicago Cubs
Wrigley Field, Chicago, IL
Mon Jul 14 1958, 3:33 AM CDT
Att: 5,610 - Unknown

AB	46
R	11
H	15
RBI	11
BB	5
SO	6
LOB	13



Batter	1	2	3	4	5	6	7	8	9	AB R H RBI BB SO LOB	TOP											
Richie Ashburn, L (1, 8) OBP: 0.418, SLG: 0.415	0-0 6-3		0-3 K			0-0 1B		0-0 4-3 1B		4 0 2 0 0 1 0	Philadelphia Phillies @ San Francisco Giants Seals Stadium, San Francisco, CA Tue Jul 15 1958, 10:05 PM EDT Att. 14,523 - Unknown livebaseballscorecards.com											
Chico Fernandez, R (1, 6) OBP: 0.251, SLG: 0.254	0-0 1B			0-0 B2-3		0-0 1B		0-0 4-3		4 0 2 0 0 0 2												
Ed Bouchee, L (1, 3) OBP: 0.400, SLG: 0.392	0-0 F8			0-3 K		0-0 F6		4-0 BB		3 0 0 0 1 1 3												
Rip Repulski, R (1, 7) OBP: 0.300, SLG: 0.481	0-0 F9			0-0 F3			0-0 1B	0-0 F9		4 0 1 0 0 0 4												
Bob Bowman, R (1, 9) OBP: 0.330, SLG: 0.500		0-0 5-3			0-0 F3		0-3 K		0-0 5-3	4 0 0 0 0 1 1												
Willie Jones, R (1, 5) OBP: 0.354, SLG: 0.418		0-3 K			0-0 F7		0-0 F8		0-0 1B 1B	4 0 1 0 0 1 1												
Ted Kazanski, R (1, 4) OBP: 0.287, SLG: 0.324		0-0 2B			0-0 6-3		0-0 1-3		0-0 1B G4-6-3	4 0 2 0 0 0 1												
Carl Sawatski, L (1, 2) OBP: 0.313, SLG: 0.326			0-0 F8			0-0 F5		0-0 1B 1B	0-0 G4-6-3	4 0 1 0 0 0 2												
Robin Roberts, S (1, 1) OBP: 0.322, SLG: 0.288			0-0 5-3			0-0 1-3		0-3 K		2 0 0 0 0 0 0												
Wally Post, R (8, PH) OBP: 0.364, SLG: 0.383										1 0 0 0 0 1 1												
Jim Hearn, R (8, 1)										0 0 0 0 0 0 0												
Inning Stats	R: 0 E: 0 K: 0 S: 4	H: 1 LOB: 1 BB: 0 P: 4	R: 0 E: 0 K: 1 S: 5	H: 1 LOB: 1 BB: 0 P: 5	R: 0 E: 0 K: 1 S: 5	H: 0 LOB: 0 BB: 0 P: 5	R: 0 E: 0 K: 1 S: 5	H: 0 LOB: 0 BB: 0 P: 5	R: 0 E: 0 K: 0 S: 3	H: 0 LOB: 0 BB: 0 P: 3	R: 0 E: 0 K: 0 S: 5	H: 2 LOB: 2 BB: 0 P: 5	R: 0 E: 0 K: 1 S: 6	H: 1 LOB: 1 BB: 0 P: 6	R: 0 E: 0 K: 1 S: 7	H: 2 LOB: 3 BB: 1 P: 11	R: 0 E: 0 K: 0 S: 4	H: 2 LOB: 1 BB: 0 P: 4	1B: 8 2B: 1 3B: 0 HR: 0	SF: 0 SAC: 0 DP: 1 HBP: 0	WP: 0 PB: 0 SB: 0 CS: 0	PA: 35
PITCHER Mike McCormick, L (1, 1) ERA: 4.04	IP: 9.0 WLS: W BF: 35 H: 9 R: 0 ER: 0 SO: 5 BB: 1 IBB: 0 HBP: 0 BLK: 0 WP: 0 HR: 0 S: 44 P: 48 ERA: 0.00 WHIP: 1.111											PITCHER	IP: 9.0 WLS: W BF: 35 H: 9 R: 0 ER: 0 SO: 5 BB: 1 IBB: 0 HBP: 0 BLK: 0 WP: 0 HR: 0 S: 44 P: 48 ERA: 0.00 WHIP: 1.111									



Batter	1	2	3	4	5	6	7	8	9
Danny O'Connell, R (1, 4) OBP: 0.347, SLG: 0.352	0-0 6-3			0-0 1-3		4-0 2B E BB		0-0 4-3	
Willie Kirkland, L (1, 9) Felipe Alou, R (9, 9) OBP: 0.308, SLG: 0.393 OBP: 0.321, SLG: 0.430	0-3 K			0-0 3-1		0-0 E FC5-2 2B		0-0 G3	
Willie Mays, R (1, 8) OBP: 0.400, SLG: 0.591	0-3 K			0-0 F4		4-0 FC5-2 E IBB		0-0 1B	
Ray Jablonski, R (1, 5) Jim Davenport, R (9, 5) OBP: 0.297, SLG: 0.510 OBP: 0.317, SLG: 0.386		4-0 L4-6 PB BB		0-0 6-3		0-0 E5 FC5-2		0-0 F6	
Orlando Cepeda, R (1, 3) OBP: 0.337, SLG: 0.544		0-0 F2		0-0 4-3 1B		0-0 FC5-2		0-0 1-2 2-3 3-H	
Leon Wagner, L (1, 7) Whitey Lockman, L (9, 7) OBP: 0.424, SLG: 0.509 OBP: 0.361, SLG: 0.375		0-0 L4-6		0-0 4-3		0-0 4-3			
Daryl Spencer, R (1, 6) OBP: 0.348, SLG: 0.470			0-0 4-3		4-0 BB BB BB		0-0 G3		
Bob Schmidt, R (1, 2) OBP: 0.318, SLG: 0.480			0-0 5-3		0-0 F2		0-0 5-3		
Mike McCormick, L (1, 1) OBP: 0.250, SLG: 0.206			0-3 K		0-0 5-3		0-0 4-3		

AB	R	H	RBI	BB	SO	LOB
3	1	0	0	1	0	0
4	0	1	0	0	1	0
0	0	0	0	0	0	0
3	0	1	0	1	1	0
3	0	0	1	1	0	3
0	0	0	0	0	0	0
3	0	1	0	0	0	4
3	0	0	0	0	0	5
0	0	0	0	0	0	0
2	0	0	0	1	0	0
3	0	0	0	0	0	2
3	0	0	0	0	1	0

BOTTOM

Philadelphia Phillies @ San Francisco Giants
Seals Stadium, San Francisco, CA
 Tue Jul 15 1958, 10:05 PM EDT
 Att. 14,523 - Unknown

livebaseballscorecards.com

AB	27
R	1
H	3
RBI	1
BB	4
SO	3
LOB	14



Inning Stats		R	H	E	K	S	P	BB	IBB	HBP	BLK	WP	HR	S	P	ERA	WHIP
R: 0 H: 0 E: 0 K: 2 S: 7		0	0	0	2	7											
R: 0 H: 0 E: 0 K: 0 S: 2		0	0	0	0	2											
R: 0 H: 0 E: 0 K: 1 S: 5		0	0	0	1	5											
R: 0 H: 0 E: 0 K: 0 S: 3		0	0	0	0	3											
R: 0 H: 1 E: 0 K: 0 S: 4		0	1	0	0	4										1.29	0.714
R: 1 H: 1 E: 1 K: 0 S: 5		1	1	1	0	5										0.00	1.000
R: 0 H: 0 E: 0 K: 0 S: 3		0	0	0	0	3											
R: 0 H: 1 E: 0 K: 0 S: 4		0	1	0	0	4											

PITCHER		IP	WLS	BF	H	R	ER	SO	BB	IBB	HBP	BLK	WP	HR	S	P	ERA	WHIP
Robbin Roberts, R (1, 1) ERA: 2.98		7.0	L	27	2	1	1	3	3	1	0	0	0	0	29	45	1.29	0.714
Jim Hearn, R (8, 1) ERA: 5.24		1.0		4	1	0	0	0	0	0	0	0	0	4	4	0.00	1.000	

WP : 0	PA : 31
PB : 1	SB : 0
CS : 0	

Batter	1	2	3	4	5	6	7	8	9	AB R H RBI BB SO LOB	TOP											
Richie Ashburn, L (1, 8) OBP: 0.419, SLG: 0.416	0-0 1-3 1B		0-0 F8			0-0 FC4-6 1B		0-0 1-3		4 0 2 0 0 0 1	Philadelphia Phillies @ San Francisco Giants Seals Stadium, San Francisco, CA Wed Jul 16 1958, 6:33 AM EDT Att: 10,250 - Unknown											
Chico Fernandez, R (1, 6) OBP: 0.251, SLG: 0.254	0-0 1-3 1-2		0-0 1-2 1B			0-0 FC4-6 1-2f		0-0 1-3		4 0 1 0 0 0 2												
Ed Bouchee, L (1, 3) OBP: 0.406, SLG: 0.389	4-0 G6-4-3 BB		0-3 K			0-3 K		0-0 1B		3 0 1 0 1 2 3												
Rip Repulski, R (1, 7) OBP: 0.295, SLG: 0.472	0-0 G6-4-3 1-2f		0-3 K			0-0 F4		0-3 K		4 0 0 0 0 2 4												
Willie Jones, R (1, 5) OBP: 0.357, SLG: 0.416		0-0 F7		4-0 G4-6-3 BB			0-0 1B 1B		0-0 6-3	3 1 1 0 1 0 0												
Bob Bowman, R (1, 9) OBP: 0.328, SLG: 0.491		0-0 6-3		0-0 G4-6-3 1-2f			0-0 1B SF8 1B		0-0 F7	4 1 1 0 0 0 1												
Ted Kazanski, R (1, 4) OBP: 0.291, SLG: 0.328		0-0 CS 1B			0-0 5-3		0-0 G6-4-3 1B		0-0 F8	4 0 2 1 0 0 0												
Carl Sawatski, L (1, 2) OBP: 0.313, SLG: 0.330		0-0 CS 1-2	0-0 1B 1B		0-0 K		0-0 SF8		0-0 F8	2 0 1 1 0 1 0												
Jack Sanford, R (1, 1) OBP: 0.227, SLG: 0.262 Jack Meyer, R (2, 1) OBP: 0.400, SLG: 0.400 Dave Philley, S (5, PH) OBP: 0.325, SLG: 0.396 Johnny Gray, R (5, 1) Bob Miller, R (5, 1) Wally Post, R (7, PH) OBP: 0.362, SLG: 0.381 Seth Morehead, L (7, 1)			0-0 F9		0-0 F3		0-0 G6-4-3 1-2f		0-0 G6-4-3	0 0 0 0 0 0 0 1 0 0 0 0 0 1 1 0 1 0 0 0 0 0 1 0 0 0 0 0 0 0												
Inning Stats	R: 0 E: 0 K: 0 S: 3	H: 1 LOB: 1 BB: 1 P: 7	R: 0 E: 0 K: 0 S: 3	H: 1 LOB: 0 BB: 0 P: 3	R: 0 E: 0 K: 1 S: 7	H: 2 LOB: 2 BB: 0 P: 7	R: 0 E: 0 K: 1 S: 4	H: 0 LOB: 0 BB: 1 P: 8	R: 0 E: 0 K: 1 S: 5	H: 0 LOB: 0 BB: 0 P: 5	R: 0 E: 0 K: 1 S: 6	H: 1 LOB: 1 BB: 0 P: 6	R: 2 E: 0 K: 0 S: 5	H: 3 LOB: 0 BB: 0 P: 5	R: 0 E: 0 K: 1 S: 6	H: 1 LOB: 1 BB: 0 P: 6	R: 0 E: 0 K: 0 S: 3	H: 0 LOB: 0 BB: 0 P: 3	1B: 9 2B: 0 3B: 0 HR: 0	SF: 1 SAC: 0 DP: 3 HBP: 0	WP: 0 PB: 0 SB: 0 CS: 1	PA: 35
PITCHER Johnny Antonelli, L (1, 1) ERA: 3.22	IP: 9.0 WLS: W BF: 34 H: 9 R: 2 ER: 2 SO: 5 BB: 2 IBB: 0 HBP: 0 BLK: 0 WP: 0 HR: 0 S: 42 P: 50 ERA: 2.00 WHIP: 1.222											PITCHER	IP: 9.0 WLS: W BF: 34 H: 9 R: 2 ER: 2 SO: 5 BB: 2 IBB: 0 HBP: 0 BLK: 0 WP: 0 HR: 0 S: 42 P: 50 ERA: 2.00 WHIP: 1.222									

livebaseballscorecards.com

AB	31
R	2
H	9
RBI	2
BB	2
SO	5
LOB	13



Batter	1	2	3	4	5	6	7	8	9	AB	R	H	RBI	BB	SO	LOB
Danny O'Connell, R OBP: 0.348, SLG: 0.350 (1, 4)	0-0 1B 1B	0-0 E6 1B 3-H		0-0 5-3 1B BB	4-0 1B 2B BB		0-0 F7 1B			4	1	1	0	1	0	0
Willie Kirkland, L OBP: 0.314, SLG: 0.398 (1, 9)	0-0 F8 1B	0-0 1-2 1B		0-3 K 1B 1B	0-0 1-3 2B 1B		0-0 FC6-4 1B			5	1	3	1	0	1	1
Willie Mays, R OBP: 0.403, SLG: 0.595 (1, 8)	0-0 G5-4-3 1B 1-3	0-0 F8 1B		0-0 S 1B 1B	0-0 1-H 3-H 2B		0-0 FC6-4 1-2f			5	1	3	2	0	0	3
Ray Jablonski, R OBP: 0.296, SLG: 0.503 (1, 5)	0-0 G5-4-3 1-2f	0-0 F4 1B		0-0 1-H 1B 1B	0-0 F8 1B			0-0 F8		4	1	1	1	0	0	5
Jim Davenport, R OBP: 0.316, SLG: 0.385 (6, 5)										1	0	0	0	0	0	0
Orlando Cepeda, R OBP: 0.341, SLG: 0.545 (1, 3)		0-0 6-3 1B	0-0 FC3-6 1B	0-0 1-2 1B 1B	0-0 4-3 1B			0-0 1B		5	0	3	0	0	0	1
Leon Wagner, L OBP: 0.429, SLG: 0.508 (1, 7)		0-0 BB E 1B	0-0 FC3-6 BB 1-2f	0-0 1-3 2-H 1B		0-0 F3		0-0 F9		4	1	2	1	0	0	1
Felipe Alou, R OBP: 0.318, SLG: 0.426 (8, 7)										1	0	0	0	0	0	1
Daryl Spencer, R OBP: 0.349, SLG: 0.466 (1, 6)		4-0 E 3B BB 1-2	4-0 BB BB 1-2	0-0 F7 1B		0-0 F8		0-0 F9		3	1	0	0	2	0	3
Bob Schmidt, R OBP: 0.317, SLG: 0.474 (1, 2)		0-0 E1 3B 1-3 2-H	0-0 F3 1B BB 1-2		4-0 PB SH1-4 1B BB		0-0 F8			3	2	0	0	1	0	3
Johnny Antonelli, L OBP: 0.222, SLG: 0.283 (1, 1)		0-0 E 3B 2-H 3-H	0-0 4-3 1B		0-0 SH1-4 1-2		0-3 K			3	1	1	2	0	1	2

Inning Stats	R: 0	H: 2	E: 0	K: 0	S: 4	H: 2	LOB: 1	BB: 0	P: 4	R: 4	H: 3	E: 2	K: 0	S: 8	R: 0	H: 1	E: 0	K: 0	S: 4	R: 2	H: 4	E: 0	K: 1	S: 9	R: 3	H: 2	E: 0	K: 0	S: 5	R: 0	H: 0	E: 0	K: 0	S: 3	R: 0	H: 1	E: 0	K: 1	S: 6	R: 0	H: 1	E: 0	K: 0	S: 4
--------------	------	------	------	------	------	------	--------	-------	------	------	------	------	------	------	------	------	------	------	------	------	------	------	------	------	------	------	------	------	------	------	------	------	------	------	------	------	------	------	------	------	------	------	------	------

PITCHER	IP	WLS	BF	H	R	ER	SO	BB	IBB	HBP	BLK	WP	HR	S	P	ERA	WHIP
Jack Sanford, R ERA: 4.04 (1, 1)	1.1	L	11	5	4	2	0	1	0	0	0	0	0	10	14	13.50	4.500
Jack Meyer, R ERA: 2.98 (2, 1)	2.2		14	5	2	2	1	1	0	0	0	0	0	15	19	6.75	2.250
Johnny Gray, R ERA: 4.15 (5, 1)	0.1		4	1	3	3	0	2	0	0	0	0	0	2	10	81.00	9.000
Bob Miller, R ERA: 10.13 (5, 1)	1.2		6	1	0	0	0	0	0	0	0	0	0	6	6	0.00	0.600
Seth Morehead, L ERA: 6.25 (7, 1)	2.0		8	2	0	0	1	0	0	0	0	0	0	10	10	0.00	1.000

BOTTOM

Philadelphia Phillies @ San Francisco Giants
Seals Stadium, San Francisco, CA

Wed Jul 16 1958, 6:33 AM EDT
Att. 10,250 - Unknown

AB	38
R	9
H	14
RBI	7
BB	4
SO	2
LOB	20

livebaseballscorecards.com

GIANTS

WP: 0	PA: 43
PB: 1	ERA
SB: 1	WHIP
CS: 0	

Batter	1	2	3	4	5	6	7	8	9	AB R H RBI BB SO LOB	TOP																									
Richie Ashburn, L (1, 8) OBP: 0.422, SLG: 0.417	4-0 1B FC6-4 BB		0-0 1B HR	0-0 2B 1B		0-0 1-3		0-0 3-1		4 3 2 0 1 0 0																										
Solly Hemus, L (1, 4) OBP: 0.396, SLG: 0.456	0-0 1-3 1B		0-0 F7	0-0 1-H 2B		0-0 F6		0-0 4-3 1B 2B		5 1 3 1 0 0 1																										
Ed Bouchee, L (1, 3) OBP: 0.392, SLG: 0.373	0-0 FC6-4 1-2f 3-H		0-0 1-3 HR 1B	0-0 F7		0-0 F9		0-0 4-3 2-3		5 1 1 1 0 0 3																										
Harry Anderson, L (1, 7) OBP: 0.388, SLG: 0.535	0-0 F9		0-0 1-H 3-H HR		0-3 K		0-0 3-1	4-0 1B 1B IBB		4 2 1 3 1 1 1																										
Carl Sawatski, L (1, 2) OBP: 0.337, SLG: 0.376	0-0 G3		0-0 4-3 1B		0-0 BB 1B 1B		0-0 3B	0-0 1B 1B 1B 1-3 3-H		5 0 4 1 0 0 1																										
Dave Philley, S (1, 9) OBP: 0.336, SLG: 0.390		0-0 4-3	0-0 4-3		0-0 1-2 1B		4-0 1B IBB	0-0 1B 1B 1-2 3-H		4 0 2 1 1 0 1																										
Bob Bowman, R (9, 9) OBP: 0.328, SLG: 0.491										0 0 0 0 0 0 0																										
Ted Kazanski, R (1, 5) OBP: 0.294, SLG: 0.327		0-3 K	0-0 F8		4-0 1-2 2-3 BB G6-4-3		0-0 6-3	0-0 1-2 2-3 1B		4 0 1 0 1 1 3																										
Chico Fernandez, R (1, 6) OBP: 0.250, SLG: 0.253		0-0 1B			0-0 5-3	0-0 G6-4-3		0-0 4-3	0-0 F8	5 0 1 0 0 0 6																										
Ray Semproch, R (1, 1) OBP: 0.080, SLG: 0.100		0-3 K			0-0 1-3		0-3 K	0-0 4-3	0-0 5-3	2 0 0 0 0 1 1																										
Jim Hearn, R (4, 1)										1 0 0 0 0 1 0																										
Bobby Young, L (8, PH) OBP: 0.182, SLG: 0.273										1 0 0 0 0 0 0																										
Turk Farrell, R (8, 1) OBP: 0.263, SLG: 0.222										1 0 0 0 0 0 3																										
Inning Stats	R: 1 E: 0 K: 0 S: 4	H: 1 LOB: 1 BB: 1 P: 8	R: 0 E: 0 K: 2 S: 8	H: 1 LOB: 1 BB: 0 P: 8	R: 3 E: 0 K: 0 S: 7	H: 4 LOB: 1 BB: 0 P: 7	R: 1 E: 0 K: 0 S: 5	H: 2 LOB: 1 BB: 0 P: 5	R: 0 E: 0 K: 1 S: 6	H: 2 LOB: 2 BB: 1 P: 10	R: 0 E: 0 K: 1 S: 5	H: 0 LOB: 0 BB: 0 P: 5	R: 0 E: 0 K: 0 S: 4	H: 1 LOB: 2 BB: 1 P: 8	R: 0 E: 0 K: 0 S: 3	H: 0 LOB: 0 BB: 0 P: 3	R: 2 E: 0 K: 0 S: 7	H: 4 LOB: 3 BB: 1 P: 11	1B: 11 2B: 2 3B: 1 HR: 1	SF: 0 SAC: 0 DP: 1 HBP: 0	WP: 0 PB: 0 SB: 0 CS: 0	PA: 45														
PITCHER	IP WLS BF H R ER SO BB IBB HBP BLK WP HR S P ERA WHIP																																			
Ruben Gomez, R (1, 1) ERA: 5.35	4.0		21	8	5	5	2	1	0	0	0	0	1	24	28	11.25	2.250																			
Ramon Monzant, R (5, 1) ERA: 4.45	4.0		16	3	0	0	2	1	1	0	0	0	0	18	26	0.00	1.000																			
Don Johnson, R (9, 1) ERA: 54.0	0.1		5	3	2	2	0	0	1	0	0	0	0	4	8	54.00	9.000																			
Mary Grissom, R (9, 1) ERA: 3.27	0.2	W	3	1	0	0	0	0	0	0	0	0	0	3	3	0.00	1.500																			

Philadelphia Phillies @ San Francisco Giants
 Seals Stadium, San Francisco, CA
 Thu Jul 17 1958, 6:33 AM EDT
 Att: 10,259 - Unknown

livebaseballscorecards.com

AB	41
R	7
H	15
RBI	7
BB	4
SO	4
LOB	20



Batter	1	2	3	4	5	6	7	8	9	AB	R	H	RBI	BB	SO	LOB	TOP	
Richie Ashburn, L (1, 8) <small>OBP: 0.424, SLG: 0.416</small>										3	2	1	0	2	1	0		
Chico Fernandez, R (1, 6) <small>OBP: 0.252, SLG: 0.270</small>										5	2	2	2	0	1	4		
Ed Bouchee, L (1, 3) <small>OBP: 0.405, SLG: 0.429</small>										4	2	2	1	1	0	1		
Willie Jones, R (1, 5) <small>OBP: 0.362, SLG: 0.418</small>										4	0	2	0	1	1	2		
Bob Bowman, R (1, 9) <small>OBP: 0.325, SLG: 0.478</small> Turk Farrell, R (7, 1) <small>OBP: 0.263, SLG: 0.222</small> Solly Hemus, L (9, PH) <small>OBP: 0.394, SLG: 0.453</small>										3	0	0	0	1	0	3		
Wally Post, R (1, 7) <small>OBP: 0.368, SLG: 0.389</small>										4	0	2	2	1	0	0		
Ted Kazanski, R (1, 4) <small>OBP: 0.301, SLG: 0.327</small>										3	0	1	0	2	1	3		
Carl Sawatski, L (1, 2) <small>OBP: 0.330, SLG: 0.361</small>										4	0	0	0	0	1	6		
Don Cardwell, R (1, 1) <small>OBP: 0.167, SLG: 0.167</small> Jack Sanford, R (5, 1) <small>OBP: 0.227, SLG: 0.262</small> Dave Philley, S (6, PH) <small>OBP: 0.341, SLG: 0.395</small> Jack Meyer, R (6, 1) <small>OBP: 0.400, SLG: 0.400</small> Harry Anderson, L (7, PH) <small>OBP: 0.386, SLG: 0.531</small>										2	0	0	0	0	0	0		
Inning Stats	R: 1 E: 0 K: 2 S: 16 H: 0 LOB: 3 BB: 4 P: 34	R: 0 E: 0 K: 1 S: 7 H: 0 LOB: 0 BB: 0 P: 9	R: 1 E: 0 K: 0 S: 6 H: 1 LOB: 0 BB: 1 P: 14	R: 0 E: 0 K: 1 S: 5 H: 0 LOB: 0 BB: 0 P: 5	R: 3 E: 0 K: 0 S: 10 H: 2 LOB: 0 BB: 1 P: 20	R: 0 E: 0 K: 0 S: 12 H: 2 LOB: 3 BB: 1 P: 23	R: 1 E: 0 K: 0 S: 8 H: 3 LOB: 3 BB: 1 P: 15	R: 0 E: 0 K: 0 S: 10 H: 0 LOB: 0 BB: 0 P: 15	R: 0 E: 0 K: 1 S: 14 H: 3 LOB: 3 BB: 0 P: 21	1B: 7 2B: 2 3B: 0 HR: 2 SF: 0 SAC: 0 DP: 1 HBP: 1	WP: 1 PB: 0 SB: 2 CS: 0	PA: 45						
PITCHER	IP WLS BF H R ER SO BB IBB HBP BLK WP HR S P ERA WHIP					PITCHER	IP WLS BF H R ER SO BB IBB HBP BLK WP HR S P ERA WHIP											
Sandy Koufax, L (1, 1) <small>ERA: 3.62</small>	0.2		6	0	1	1	2	4	0	0	0	0	0	0	15	33	13.50	6.000
Johnny Klippstein, R (1, 1) <small>ERA: 4.91</small>	3.2		15	3	4	4	2	2	0	0	0	1	2	25	43	9.82	1.364	
Carl Erskine, R (5, 1) <small>ERA: 4.72</small>	0.2	W	2	0	0	0	0	0	0	0	0	0	0	4	6	0.00	0.000	
Don Drysdale, R (6, 1) <small>ERA: 5.73</small>	1.1		11	5	1	1	0	1	1	1	0	0	0	18	36	6.75	4.500	
Clem Labine, R (7, 1) <small>ERA: 3.57</small>	2.2	S	11	3	0	0	1	0	0	0	0	0	0	26	38	0.00	1.125	

Philadelphia Phillies @ Los Angeles Dodgers
 Los Angeles Memorial Coliseum, Los Angeles, CA

AB	36
R	6
H	11
RBI	5
BB	8
SO	5
LOB	26



Fri Jul 18 1958, 10:05 PM EDT
 Att: 24,533 - Unknown

livebaseballscorecards.com

Batter	1	2	3	4	5	6	7	8	9
Jim Gilliam, S OBP: 0.352, SLG: 0.358 (1, 5)	1-1 G4-6-3 1B	4-2 1-2 2-3 3-H BB			4-0 HR BB	4-1 SH1-3 BB		0-1 4-3	
Gino Cimoli, R OBP: 0.301, SLG: 0.395 (1, 8)	2-2 G4-6-3 1-2f	0-0 F9			4-2 HR BB	0-0 SH1-3		2-1 1B	
Norm Larker, L OBP: 0.392, SLG: 0.477 Elmer Valo, L OBP: 0.293, SLG: 0.292 (1, 7) (9, 7)	1-0 3B		1-0 G5-4-3 1B		1-0 F9	1-0 F9		2-1 F4	
Steve Bilko, R OBP: 0.320, SLG: 0.493 Carl Furillo, R OBP: 0.329, SLG: 0.428 (1, 3) (7, 9)	3-3 K		0-0 F8		1-2 HR	0-3 K			
Don Zimmer, R OBP: 0.324, SLG: 0.449 (1, 6)		1-1 FC5 BB 1B	0-0 G5-4-3		2-2 1B 3B		1-2 HR		
Charlie Neal, R OBP: 0.347, SLG: 0.485 (1, 4)		4-2 BB FC5 BB		0-1 F9	0-1 3B 1B		2-2 6-3		
Gil Hodges, R OBP: 0.316, SLG: 0.433 (1, 9) (7, 3)		0-0 FC5 BB BB		1-0 F3	2-0 1H SF7 3B		0-0 L7		
John Roseboro, L OBP: 0.331, SLG: 0.443 (1, 2)		4-1 BB 1-2 2-3 BB		2-1 1B	2-2 SF7		1-1 F9		
Sandy Koufax, R OBP: 0.190, SLG: 0.190 Johnny Klippstein, R OBP: 0.056, SLG: 0.056 Carl Erskine, R OBP: 0.045, SLG: 0.045 Pee Wee Reese, R OBP: 0.359, SLG: 0.436 Don Drysdale, R OBP: 0.220, SLG: 0.448 Clem Labine, R (1, 1) (1, 1) (5, 1) (5, PH) (6, 1) (7, 1)		1-3 K		1-3 K	0-0 F8		1-3 K		

AB	R	H	RBI	BB	SO	LOB
2	1	1	1	3	0	0
3	1	1	0	1	0	4
5	0	2	0	0	0	4
0	0	0	0	0	0	0
4	1	1	3	0	2	3
0	0	0	0	0	0	0
4	2	3	1	0	0	1
3	2	1	1	1	0	0
4	1	1	1	0	0	2
2	0	1	1	1	0	0
0	0	0	0	0	0	0
2	0	0	0	0	2	4
0	0	0	0	0	0	0
1	0	0	0	0	0	0
0	0	0	0	0	0	0
1	0	0	0	0	1	0

BOTTOM

Philadelphia Phillies @ Los Angeles Dodgers
Los Angeles Memorial Coliseum, Los Angeles, CA

livebaseballscorecards.com

AB	31
R	8
H	11
RBI	8
BB	6
SO	5
LOB	18



1B: 6	SF: 1
2B: 0	SAC: 1
3B: 3	DP: 2
HR: 2	HBP: 0

WP: 0	PA: 39
PB: 0	
SB: 0	
CS: 0	

Inning Stats	R: 0	H: 2	E: 0	K: 1	S: 9	LOB: 1	BB: 0	P: 16
Don Cardwell, R ERA: 8.03 (1, 1)	4.1	7	5	5	3	5	0	0
Jack Sanford, R ERA: 4.16 (5, 1)	0.2	L	4	2	2	0	0	0
Jack Meyer, R ERA: 2.91 (6, 1)	1.0	4	0	0	1	1	0	0
Turk Farrell, R ERA: 1.97 (7, 1)	2.0	8	2	1	1	0	0	0

PITCHER	IP	WLS	BF	H	R	ER	SO	BB	IBB	HBP	BLK	WP	HR	S	P	ERA	WHIP
Don Cardwell, R ERA: 8.03 (1, 1)	4.1		23	7	5	5	3	5	0	0	0	0	1	48	86	10.38	2.769
Jack Sanford, R ERA: 4.16 (5, 1)	0.2	L	4	2	2	2	0	0	0	0	0	0	0	7	11	27.00	3.000
Jack Meyer, R ERA: 2.91 (6, 1)	1.0		4	0	0	0	1	1	0	0	0	0	0	6	11	0.00	1.000
Turk Farrell, R ERA: 1.97 (7, 1)	2.0		8	2	1	1	1	0	0	0	0	0	1	18	27	4.50	1.000

Fri Jul 18 1958, 10:05 PM EDT
Att. 24,533 - Unknown

Batter	1	2	3	4	5	6	7	8	9	AB R H RBI BB SO LOB	TOP
Richie Ashburn, L (1, 8) OBP: 0.424, SLG: 0.417 	1-2 4-3 		0-2 2B 		4-2 G5-4-3 BB 		3-2 1-3 	0-2 FC4 		4 1 1 0 1 0 2	Philadelphia Phillies @ Los Angeles Dodgers Los Angeles Memorial Coliseum, Los Angeles, CA Sat Jul 19 1958, 10:05 PM EDT Att: 30,962 - Unknown livebaseballscorecards.com
Chico Fernandez, R (1, 6) OBP: 0.255, SLG: 0.275 	1-2 F6 		1-1 F4 		0-1 G5-4-3 		3-2 1B 		0-2 HR 2B 	5 1 2 0 0 0 2	
Ed Bouchee, L (1, 3) OBP: 0.405, SLG: 0.433 	2-1 F5 		2-0 E 2-H 2B 		4-1 BB 		2-1 4-3 		3-2 5-3 	4 0 1 1 1 0 2	
Willie Jones, R (1, 5) OBP: 0.363, SLG: 0.429 		1-1 1-3 	1-1 E5 		1-2 F3 			4-1 HR BB 	0-1 HR 	4 2 1 2 1 0 2	
Bob Bowman, R (1, 9) OBP: 0.313, SLG: 0.458 		0-1 E5 BB G3 	2-3 K 			2-2 F3 		1-3 K 	0-0 F9 	5 1 0 0 0 2 3	
Wally Post, R (1, 7) OBP: 0.368, SLG: 0.402 		4-0 G3 BB 	0-3 K 			0-2 5-3 		2-2 HR 	2-3 K 	4 1 1 2 1 2 2	
Ted Kazanski, R (1, 4) OBP: 0.309, SLG: 0.328 		4-1 G3 BB 		2-1 F8 		2-1 1B 		4-2 1B BB 		2 0 1 0 2 0 0	
Carl Sawatski, L (1, 2) OBP: 0.319, SLG: 0.347 		1-0 G3 		3-1 3-1 		0-2 F3 		1-3 K 		4 0 0 1 0 1 4	
Robin Roberts, S (1, 1) OBP: 0.317, SLG: 0.286 		2-2 6-3 		0-2 F8 			0-2 G3 	3-1 FC4 1B 		4 0 1 0 0 0 2	
Inning Stats	R: 0 H: 0 E: 0 LOB: 0 K: 0 BB: 0 S: 8 P: 12	R: 1 H: 0 E: 1 LOB: 2 K: 0 BB: 2 S: 9 P: 21	R: 1 H: 2 E: 1 LOB: 2 K: 2 BB: 0 S: 16 P: 22	R: 0 H: 0 E: 0 LOB: 0 K: 0 BB: 0 S: 7 P: 12	R: 0 H: 0 E: 0 LOB: 1 K: 0 BB: 2 S: 9 P: 18	R: 0 H: 1 E: 0 LOB: 1 K: 0 BB: 0 S: 12 P: 16	R: 0 H: 1 E: 0 LOB: 1 K: 0 BB: 0 S: 12 P: 20	R: 2 H: 2 E: 0 LOB: 2 K: 2 BB: 2 S: 17 P: 32	R: 2 H: 2 E: 0 LOB: 0 K: 1 BB: 0 S: 13 P: 18	1B: 3 SF: 0 2B: 3 SAC: 0 3B: 0 DP: 1 HR: 2 HBP: 0	WP: 0 PA: 42 PB: 0 SB: 0 CS: 0
PITCHER Sandy Koufax, L (1, 1) ERA: 3.63 Fred Kipp, L (8, 1) ERA: 4.77 Ed Roebuck, R (9, 1) ERA: 3.68	IP WLS BF H R ER SO BB IBB HBP BLK WP HR S P ERA WHIP 7.1 L 34 5 4 3 3 6 0 0 0 0 0 1 82 141 3.68 1.500 1.0 5 2 1 1 1 0 0 0 0 0 0 0 15 22 9.00 2.000 0.2 3 1 1 1 1 0 0 0 0 0 0 1 6 8 13.50 1.500	PITCHER IP WLS BF H R ER SO BB IBB HBP BLK WP HR S P ERA WHIP									

Philadelphia Phillies @ Los Angeles Dodgers
 Los Angeles Memorial Coliseum, Los Angeles, CA

AB	36
R	6
H	8
RBI	6
BB	6
SO	5
LOB	19



Batter	1	2	3	4	5	6	7	8	9	AB	R	H	RBI	BB	SO	LOB						
Jim Gilliam, S OBP: 0.348, SLG: 0.354 (1, 5)	0-0 5-3		0-2 F4		0-1 F4			0-1 F7		4	0	0	0	0	0	0						
Gino Cimoli, R OBP: 0.294, SLG: 0.386 (1, 8)	1-2 1-3			1-0 F7		3-2 F5		0-0 L6		4	0	0	0	0	0	0						
Norm Larker, L OBP: 0.403, SLG: 0.495 (1, 7)	1-0 1B			1-0 F9		0-1 2B		0-2 FC6-4 1B		4	0	3	0	0	0	0						
Steve Bilko, R OBP: 0.318, SLG: 0.500 (1, 3)	1-1 F8			1-2 1B 3B		0-0 F8		0-1 FC6-4 1-2f		4	1	1	0	0	0	3						
Don Zimmer, R OBP: 0.322, SLG: 0.446 (1, 6)		0-3 K		1-1 1B S		1-0 F9			0-0 6-3	4	1	1	1	0	1	1						
Charlie Neal, R OBP: 0.349, SLG: 0.485 (1, 4)		1-0 L6-3 1B		2-1 1B 1-H			3-3 K		1-1 F9	4	0	2	1	0	1	0						
Gil Hodges, R OBP: 0.312, SLG: 0.427 (1, 9)		3-2 L6-3 1-2		0-1 6-3			3-3 K		1-1 F4	4	0	0	0	0	1	2						
John Roseboro, L OBP: 0.331, SLG: 0.446 (1, 2)			1-3 K		1-3 K		0-0 2B			3	0	1	0	0	2	0						
Sandy Koufax, R OBP: 0.167, SLG: 0.167 (1, 1)			0-3 K		3-3 K					3	0	0	0	0	3	1						
Fred Kipp, L OBP: 0.286, SLG: 0.300 (8, 1)										0	0	0	0	0	0	0						
Ed Roebuck, R OBP: 0.500, SLG: 0.750 (9, 1)										0	0	0	0	0	0	0						
Inning Stats	R: 0 E: 0 K: 0 S: 7	H: 1 LOB: 1 BB: 0 P: 10	R: 0 E: 0 K: 1 S: 9	H: 1 LOB: 0 BB: 0 P: 13	R: 0 E: 0 K: 2 S: 9	H: 0 LOB: 0 BB: 0 P: 10	R: 2 E: 0 K: 0 S: 11	H: 3 LOB: 1 BB: 0 P: 17	R: 0 E: 0 K: 2 S: 10	H: 0 LOB: 0 BB: 0 P: 14	R: 0 E: 0 K: 0 S: 8	H: 1 LOB: 1 BB: 0 P: 12	R: 0 E: 0 K: 3 S: 15	H: 1 LOB: 1 BB: 0 P: 22	R: 0 E: 0 K: 0 S: 9	H: 1 LOB: 1 BB: 0 P: 9	R: 0 E: 0 K: 0 S: 5	H: 0 LOB: 0 BB: 0 P: 7	1B: 5 2B: 3 3B: 1 HR: 0	SF: 0 SAC: 0 DP: 1 HBP: 0	WP: 0 PB: 0 SB: 1 CS: 0	PA: 34
PITCHER Robin Roberts, R ERA: 2.93 (1, 1)	IP 9.0	WLS W	BF 34	H 8	R 2	ER 2	SO 8	BB 0	IBB 0	HBP 0	BLK 0	WP 0	HR 0	S 83	P 114	ERA 2.00	WHIP 0.889					

BOTTOM

Philadelphia Phillies @ Los Angeles Dodgers
Los Angeles Memorial Coliseum, Los Angeles, CA

Sat Jul 19 1958, 10:05 PM EDT
Att. 30,962 - Unknown

livebaseballscorecards.com

AB	34
R	2
H	8
RBI	2
BB	0
SO	8
LOB	7



Batter	1	2	3	4	5	6	7	8	9	AB R H RBI BB SO LOB	TOP									
Richie Ashburn, L (1, 8) OBP: 0.422, SLG: 0.415	0-3 K			1-3 K		1-2 P6			1-1 1B	4 0 1 0 0 2 0	Philadelphia Phillies @ Los Angeles Dodgers Los Angeles Memorial Coliseum, Los Angeles, CA Sun Jul 20 1958, 6:33 AM EDT Att: 17,506 - Unknown livebaseballscorecards.com									
Chico Fernandez, R (1, 6) OBP: 0.255, SLG: 0.275	0-1 L6			1-0 F2			1-0 1B	1-1 F4	4 0 1 0 0 0 1											
Ed Bouchee, L (1, 3) OBP: 0.398, SLG: 0.423	2-1 F5			1-0 1-3			2-3 K	0-0 FC5-4 1B	4 0 1 0 0 1 1											
Willie Jones, R (1, 5) OBP: 0.357, SLG: 0.421		2-3 K			1-0 F5		1-0 F6	1-0 FC5-4 1-2f	4 0 0 0 0 1 3											
Rip Repulski, R (1, 7) OBP: 0.295, SLG: 0.469		1-1 5-3			0-1 FC6-4 1B		2-1 F8		3 0 1 0 0 0 1											
Wally Post, R (1, 9) OBP: 0.363, SLG: 0.396		1-1 F9			0-3 K			0-0 F6	3 0 0 0 0 1 1											
Ted Kazanski, R (1, 4) OBP: 0.305, SLG: 0.324			2-1 F7		1-0 FC6-4 1-2f		0-2 1-3		3 0 0 0 0 0 1											
Carl Sawatski, L (1, 2) OBP: 0.310, SLG: 0.337			0-0 6-3			2-0 F7		1-0 F6	3 0 0 0 0 0 0											
Curt Simmons, L (1, 1) OBP: 0.239, SLG: 0.244			0-3 K			0-0 5-3		2-3 K	2 0 0 0 0 1 0											
Jim Hearn, R (8, 1)									0 0 0 0 0 0 0											
Don Cardwell, R (8, 1)									0 0 0 0 0 0 0											
Dave Philley, S (9, PH) OBP: 0.336, SLG: 0.392									1 0 0 0 0 1 0											
Inning Stats	R: 0 E: 0 K: 1 S: 7	H: 0 LOB: 0 BB: 0 P: 9	R: 0 E: 0 K: 1 S: 8	H: 0 LOB: 0 BB: 0 P: 12	R: 0 E: 0 K: 1 S: 6	H: 0 LOB: 0 BB: 0 P: 8	R: 0 E: 0 K: 1 S: 5	H: 1 LOB: 1 BB: 0 P: 9	R: 0 E: 0 K: 0 S: 5	H: 0 LOB: 0 BB: 0 P: 8	R: 0 E: 0 K: 1 S: 8	H: 1 LOB: 1 BB: 0 P: 14	R: 0 E: 0 K: 0 S: 6	H: 0 LOB: 0 BB: 0 P: 7	R: 0 E: 0 K: 1 S: 9	H: 2 LOB: 2 BB: 0 P: 14	1B: 4 2B: 0 3B: 0 HR: 0	SF: 0 SAC: 0 DP: 0 HBP: 0	WP: 0 PB: 0 SB: 0 CS: 0	PA: 31
PITCHER Johnny Podres, L (1, 1) ERA: 3.79	IP: 9.0 WLS: W BF: 31 H: 4 R: 0 ER: 0 SO: 7 BB: 0 IBB: 0 HBP: 0 BLK: 0 WP: 0 HR: 0 S: 61 P: 89 ERA: 0.00 WHIP: 0.444											PITCHER	IP: WLS: BF: H: R: ER: SO: BB: IBB: HBP: BLK: WP: HR: S: P: ERA: WHIP:							



Batter	1	2	3	4	5	6	7	8	9	AB R H RBI BB SO LOB	TOP
Danny O'Connell, R (1, 4) <small>OBP: 0.357, SLG: 0.345</small> Bob Speake, L (8, PH) <small>OBP: 0.350, SLG: 0.392</small> Ruben Gomez, R (8, 1) <small>OBP: 0.209, SLG: 0.286</small>	4-0 SH2-3 BB		0-0 F8			0-0 3-1		0-0 4-3		2 0 0 0 1 0 0 1 0 0 0 0 0 0 0 0 0 0 0 0 0	San Francisco Giants @ Philadelphia Phillies Connie Mack Stadium, Philadelphia, PA Wed Jul 23 1958, 7:05 PM EDT Att. 23,050 - Unknown
Jim Davenport, R (1, 5) <small>OBP: 0.317, SLG: 0.391</small> Ray Jablonski, R (8, PH) <small>OBP: 0.292, SLG: 0.510</small>	0-0 SH2-3 1-2			4-0 1B BB		0-0 6-3		0-3 K		1 0 0 0 1 0 0 1 0 0 0 0 1 0	
Willie Mays, R (1, 8) <small>OBP: 0.407, SLG: 0.587</small>	0-0 F8			0-0 1-2 1B		0-0 F9		0-0 5-3		4 0 1 0 0 0 1	
Leon Wagner, L (1, 7) <small>OBP: 0.373, SLG: 0.455</small>	0-0 F8			0-0 F5		0-0 F2		0-0 F7		4 0 0 0 0 0 3	
Orlando Cepeda, R (1, 3) <small>OBP: 0.340, SLG: 0.535</small>		0-0 P3-4 1B		0-0 F9		0-0 F8		0-0 1B		4 0 2 0 0 0 2	
Willie Kirkland, L (1, 9) <small>OBP: 0.329, SLG: 0.421</small>		0-0 F2		0-0 F5		1-0 1B HBP		0-0 F8		3 0 0 0 0 0 4	
Daryl Spencer, R (1, 6) <small>OBP: 0.347, SLG: 0.459</small>		0-0 P3-4 1-2f			0-0 5-3		0-0 1-2 1B			3 0 1 0 0 0 1	
Valmy Thomas, R (1, 2) <small>OBP: 0.373, SLG: 0.380</small>			1-0 G4-6-3 HBP		0-0 2B		0-0 F7			2 0 1 0 0 0 2	
Mike McCormick, L (1, 1) <small>OBP: 0.237, SLG: 0.194</small> Whitey Lockman, L (8, PH) <small>OBP: 0.347, SLG: 0.358</small> Eddie Bressoud, R (8, 4) <small>OBP: 0.309, SLG: 0.327</small>			0-0 G4-6-3 1-2f		0-3 K		0-0 F8			2 0 0 0 0 1 1 1 0 0 0 0 0 0 0 0 0 0 0 0 0	
Inning Stats	R: 0 H: 0 E: 0 LOB: 1 K: 0 BB: 1 S: 3 P: 7	R: 0 H: 1 E: 0 LOB: 0 K: 0 BB: 0 S: 3 P: 3	R: 0 H: 0 E: 0 LOB: 0 K: 0 BB: 0 S: 2 P: 3	R: 0 H: 1 E: 0 LOB: 2 K: 0 BB: 1 S: 4 P: 8	R: 0 H: 1 E: 0 LOB: 0 K: 1 BB: 0 S: 5 P: 5	R: 0 H: 0 E: 0 LOB: 0 K: 0 BB: 0 S: 3 P: 3	R: 0 H: 1 E: 0 LOB: 2 K: 0 BB: 0 S: 4 P: 5	R: 0 H: 0 E: 0 LOB: 0 K: 1 BB: 0 S: 5 P: 5	R: 0 H: 1 E: 0 LOB: 1 K: 0 BB: 0 S: 4 P: 4	1B: 4 SF: 0 2B: 2 SAC: 1 3B: 0 DP: 2 HR: 0 HBP: 2	WP: 0 PA: 33 PB: 0 SB: 0 CS: 0
PITCHER Ray Semproch, R (1, 1) <small>ERA: 3.15</small>	IP WLS BF H R ER SO BB IBB HBP BLK WP HR S P ERA WHIP 9.0 W 33 5 0 0 2 2 0 2 0 0 0 0 33 43 0.00 0.778										

AB	28
R	0
H	5
RBI	0
BB	2
SO	2
LOB	14



livebaseballscorecards.com

Batter	1	2	3	4	5	6	7	8	9	AB R H RBI BB SO LOB
--------	---	---	---	---	---	---	---	---	---	----------------------

Richie Ashburn, L <small>(1, 8) OBP: 0.420, SLG: 0.413</small>	0-0 6-3	0-0 1B			0-0 F9			0-0 G3		4 0 1 0 0 0 0
Chico Fernandez, R <small>(1, 6) OBP: 0.258, SLG: 0.276</small>	4-0 1B BB	0-0 F6			0-0 1B			0-0 F4		3 1 1 0 1 0 2
Harry Anderson, L <small>(1, 7) OBP: 0.387, SLG: 0.529</small>	0-0 1B F9-2 1B		4-0 G4-6-3 BB		0-0 F4			0-0 4-3		3 0 1 0 1 0 0
Ed Bouchee, L <small>(1, 3) OBP: 0.396, SLG: 0.419</small>	0-0 1B BB		0-0 G4-6-3		0-3 K					3 0 1 1 0 1 1
Willie Jones, R <small>(1, 5) OBP: 0.357, SLG: 0.417</small>	4-0 1B BB		0-0 F7		0-0 L9					2 0 0 0 1 0 0
Bob Bowman, R <small>(1, 9) OBP: 0.313, SLG: 0.479</small>	0-0 F9-2			0-0 HR	0-0 F7					3 1 1 1 0 0 3
Carl Sawatski, L <small>(1, 2) OBP: 0.303, SLG: 0.327</small>		0-0 F6		0-3 K			0-0 F9			3 0 0 0 0 1 0
Ted Kazanski, R <small>(1, 4) OBP: 0.305, SLG: 0.320</small>		4-0 FC2-6 BB		0-0 F6			0-0 4-3			2 0 0 0 1 0 0
Ray Semproch, R <small>(1, 1) OBP: 0.075, SLG: 0.094</small>		0-0 FC2-6 1B		0-0 1-3			0-3 K			3 0 0 0 0 1 1

Inning Stats	R: 1	H: 2	E: 0	K: 0	S: 4	R: 0	H: 1	E: 0	K: 0	S: 4	R: 0	H: 0	E: 0	K: 0	S: 2	R: 1	H: 1	E: 0	K: 1	S: 6	R: 0	H: 1	E: 0	K: 0	S: 3	R: 0	H: 0	E: 0	K: 1	S: 5	R: 0	H: 0	E: 0	K: 1	S: 5	R: 0	H: 0	E: 0	K: 0	S: 3
--------------	------	------	------	------	------	------	------	------	------	------	------	------	------	------	------	------	------	------	------	------	------	------	------	------	------	------	------	------	------	------	------	------	------	------	------	------	------	------	------	------

PITCHER	IP	WLS	BF	H	R	ER	SO	BB	IBB	HBP	BLK	WP	HR	S	P	ERA	WHIP
Mike McCormick, L <small>ERA: 3.95</small>	(1, 1)	7.0	L	27	5	2	2	3	4	0	0	0	1	29	45	2.57	1.286
Ruben Gomez, R <small>ERA: 5.18</small>	(8, 1)	1.0		3	0	0	0	0	0	0	0	0	0	3	3	0.00	0.000

BOTTOM

San Francisco Giants @ Philadelphia Phillies
 Connie Mack Stadium, Philadelphia, PA
 Wed Jul 23 1958, 7:05 PM EDT
 Att. 23,050 - Unknown

AB	26
R	2
H	5
RBI	2
BB	4
SO	3
LOB	7



WP	HR	S	P	ERA	WHIP
0	0	0	0	0	0

Batter	1	2	3	4	5	6	7	8	9	AB R H RBI BB SO LOB	TOP									
Jim Davenport, R (1, 6) <small>OBP: 0.326, SLG: 0.391</small> (6, 5)	0-0 F9	0-0 F9			0-0 F2		0-0 F7		0-0 F3	5 0 0 0 0 0 4	San Francisco Giants @ Philadelphia Phillies Connie Mack Stadium, Philadelphia, PA Wed Jul 23 1958, 3:33 AM EDT Att: 30,454 - Unknown livebaseballscorecards.com									
Willie Kirkland, L (1, 9) <small>OBP: 0.284, SLG: 0.383</small> BB BB BB	4-0 1B E BB		0-0 FC5-4 1B		0-0 6-3	0-3 K		0-0 SF8	3 1 1 1 1 1 1											
Willie Mays, R (1, 8) <small>OBP: 0.427, SLG: 0.667</small>	0-0 E S 1-3 1B		0-0 F6		0-0 1B		0-0 4-3	0-0 S PB 1B	5 0 3 0 0 0 1											
Orlando Cepeda, R (1, 3) <small>OBP: 0.344, SLG: 0.551</small>	0-0 F4 1-3 3-H		0-0 FC5-4 1-2f		0-0 F8		0-0 1B 2B	4-0 1-3 BB	4 0 1 0 1 0 3											
Ray Jablonski, R (1, 5) <small>OBP: 0.319, SLG: 0.500</small> Daryl Spencer, R (6, 6) <small>OBP: 0.358, SLG: 0.484</small>	0-0 F7		0-3 K		0-0 F8		4-0 FC5 1B BB	0-0 F8	3 0 0 0 0 1 2 1 0 0 0 1 0 2											
Leon Wagner, L (1, 7) <small>OBP: 0.200, SLG: 0.200</small>		0-0 F3		0-3 K		0-0 F9		0-0 1-2 2-3 1B	4 0 1 0 0 1 0											
Eddie Bressoud, R (1, 4) <small>OBP: 0.347, SLG: 0.400</small> Johnny Antonelli, L (6, 1) <small>OBP: 0.205, SLG: 0.233</small> Bob Speake, L (8, PH) <small>OBP: 0.306, SLG: 0.409</small> Marv Grissom, R (8, 1)		0-0 1B 1B		0-0 F8		0-0 6-3		0-3 K	3 0 1 0 0 0 0 0 0 0 0 0 0 0 1 0 0 0 0 1 3 0 0 0 0 0 0 0											
Valmy Thomas, R (1, 2) <small>OBP: 0.321, SLG: 0.354</small> Whitey Lockman, L (8, PH) <small>OBP: 0.360, SLG: 0.356</small> Bob Schmidt, R (8, 2) <small>OBP: 0.333, SLG: 0.522</small>		0-0 F9		0-0 1B		0-0 F7		0-0 FC5 2-3f	3 0 1 0 0 0 1 1 0 0 0 0 0 3 0 0 0 0 0 0 0											
Ruben Gomez, R (1, 1) <small>OBP: 0.237, SLG: 0.324</small> Danny O'Connell, R (6, 4) <small>OBP: 0.371, SLG: 0.377</small>		0-0 1-2 1B		0-0 F4		0-0 1B		0-0 E6 F3 SF8 1B	2 0 1 0 0 0 1 2 1 2 0 0 0 0											
Inning Stats	R: 1 E: 0 K: 0 S: 4	H: 1 LOB: 1 BB: 1 P: 8	R: 0 E: 0 K: 0 S: 5	H: 2 LOB: 2 BB: 0 P: 5	R: 0 E: 1 K: 1 S: 6	H: 1 LOB: 1 BB: 0 P: 6	R: 0 E: 0 K: 1 S: 6	H: 1 LOB: 1 BB: 0 P: 6	R: 0 E: 0 K: 0 S: 3	H: 0 LOB: 0 BB: 0 P: 3		R: 0 E: 0 K: 1 S: 6	H: 1 LOB: 1 BB: 0 P: 6	R: 0 E: 0 K: 1 S: 7	H: 2 LOB: 3 BB: 1 P: 11	R: 1 E: 1 K: 0 S: 5	H: 2 LOB: 2 BB: 1 P: 9	1B: 10 2B: 1 3B: 0 HR: 0	SF: 1 SAC: 0 DP: 0 HBP: 0	WP: 0 PB: 1 SB: 2 CS: 0
PITCHER Robin Roberts, R (1, 1) <small>ERA: 3.07</small>	IP 9.0 WLS W BF 41 H 11 R 2 ER 0 SO 4 BB 3 IBB 0 HBP 0 BLK 0 WP 0 HR 0 S 46 P 58 ERA 0.00 WHIP 1.556											PITCHER IP WLS BF H R ER SO BB IBB HBP BLK WP HR S P ERA WHIP								



Batter	1	2	3	4	5	6	7	8	9	AB R H RBI BB SO LOB	TOP
--------	---	---	---	---	---	---	---	---	---	----------------------	-----

Jim Gilliam, S <small>(1, 9) B OBP: 0.351, SLG: 0.350 (7, 7) X</small>										5 1 2 2 0 0 1	
Don Zimmer, R <small>(1, 6) S OBP: 0.328, SLG: 0.450 (7, 7) B</small>										5 1 2 2 0 1 1	
John Roseboro, L <small>(1, 2) B OBP: 0.335, SLG: 0.450 (7, 7) S</small>										3 1 1 1 1 1 3	
Norm Larker, L <small>(1, 7) X OBP: 0.406, SLG: 0.516 Duke Snider, L <small>(7, 8) B</small></small>										3 1 1 0 0 0 2 2 0 1 1 0 0 1	
Gil Hodges, R <small>(1, 3) B OBP: 0.308, SLG: 0.417 (7, 7) X</small>										5 0 0 0 0 1 5	
Charlie Neal, R <small>(1, 4) B OBP: 0.352, SLG: 0.489 (7, 7) X</small>										4 1 2 1 0 1 0	
Gino Cimoli, R <small>(1, 8) B OBP: 0.293, SLG: 0.376 (7, 9) B</small>										2 0 0 0 1 0 1	
Dick Gray, R <small>(1, 5) B OBP: 0.329, SLG: 0.484 (7, 9) B</small>										3 1 0 0 1 1 2	
Johnny Podres, L <small>(1, 1) B OBP: 0.146, SLG: 0.111 Clem Labine, R <small>(8, 1) S</small></small>										2 0 0 0 1 2 1 0 0 0 0 0 0 0 0 0 0 0 1 0 0 0 1 0 0 0 0 0 0 0 0 0 0 0 0	

Inning Stats	R: 0 E: 0 K: 1 S: 9	H: 1 LOB: 2 BB: 1 P: 18	R: 0 E: 0 K: 2 S: 8	H: 0 LOB: 1 BB: 1 P: 13	R: 0 E: 0 K: 0 S: 14	H: 0 LOB: 0 BB: 0 P: 20	R: 1 E: 0 K: 0 S: 9	H: 2 LOB: 1 BB: 0 P: 16	R: 0 E: 0 K: 1 S: 7	H: 0 LOB: 0 BB: 0 P: 12	R: 1 E: 0 K: 2 S: 9	H: 1 LOB: 0 BB: 0 P: 12	R: 0 E: 0 K: 0 S: 5	H: 0 LOB: 1 BB: 1 P: 11	R: 0 E: 0 K: 0 S: 11	H: 1 LOB: 1 BB: 0 P: 17	R: 5 E: 0 K: 1 S: 21	H: 4 LOB: 1 BB: 2 P: 36	1B: 6 2B: 1 3B: 1 HR: 1	SF: 0 SAC: 1 DP: 0 HBP: 1	WP: 1 PB: 0 SB: 0 CS: 1	PA: 42
--------------	------------------------------	----------------------------------	------------------------------	----------------------------------	-------------------------------	----------------------------------	------------------------------	----------------------------------	------------------------------	----------------------------------	------------------------------	----------------------------------	------------------------------	----------------------------------	-------------------------------	----------------------------------	-------------------------------	----------------------------------	----------------------------------	------------------------------------	----------------------------------	--------

PITCHER	IP	WLS	BF	H	R	ER	SO	BB	IBB	HBP	BLK	WP	HR	S	P	ERA	WHIP
Don Cardwell, R <small>(1, 1) ERA: 5.85</small>	7.0		28	4	2	2	6	3	0	1	0	1	1	61	102	2.57	1.000
Jim Hearn, R <small>(8, 1) ERA: 4.88</small>	1.1	L	7	2	2	2	0	1	0	0	0	0	0	15	26	13.50	2.250
Turk Farrell, R <small>(9, 1) ERA: 2.39</small>	0.0		3	2	2	2	0	1	0	0	0	0	0	6	13	∞	∞
Jack Meyer, R <small>(9, 1) ERA: 2.87</small>	0.2		3	1	1	1	1	0	0	0	0	0	0	11	14	13.50	1.500

Los Angeles Dodgers @ Philadelphia Phillies
 Connie Mack Stadium, Philadelphia, PA
 Fri Jul 25 1958, 7:05 PM EDT
 Att. 19,171 - Unknown

livebaseballscorecards.com

AB	34
R	7
H	9
RBI	7
BB	5
SO	7
LOB	17



Batter	1	2	3	4	5	6	7	8	9	AB	R	H	RBI	BB	SO	LOB						
Richie Ashburn, L OBP: 0.420, SLG: 0.416 (1, 8)	3-3 K		0-0 L6-4 2B		1-2 1B		0-1 F8		3-3 K	5	0	2	0	0	2	1						
Chico Fernandez, R OBP: 0.257, SLG: 0.274 (1, 6)	0-0 F5		1-2 L6-4 2-3		1-0 5-3			3-2 E 1B	0-1 F6	5	1	1	0	0	0	2						
Harry Anderson, L OBP: 0.388, SLG: 0.535 (1, 7)	2-1 2B				0-0 F3			0-0 E4 1-H 2B		4	1	2	0	0	1	0						
Ed Bouchee, L OBP: 0.400, SLG: 0.408 (1, 3)	1-2 F3				4-2 BB BB			1-2 4-3		2	0	0	0	2	0	1						
Willie Jones, R OBP: 0.355, SLG: 0.414 (1, 5)					2-0 F6			1-0 L8 FC6-4 1B		4	0	1	0	0	0	2						
Bob Bowman, R OBP: 0.311, SLG: 0.468 (1, 9)					4-2 1-2 BB			2-2 FC6-4 1-2f		3	0	0	0	1	0	2						
Ted Kazanski, R OBP: 0.306, SLG: 0.317 (8, PH)					0-1 4-3			0-3 K		2	0	0	0	1	0	2						
Dave Philley, S OBP: 0.336, SLG: 0.388 (9, 4)					1B PO BB					1	0	0	0	0	1	1						
Bobby Young, L OBP: 0.182, SLG: 0.273 (9, 4)										0	0	0	0	0	0	0						
Carl Sawatski, L OBP: 0.309, SLG: 0.327 (1, 2)					0-0 F5			4-2 BB		3	0	1	0	1	0	0						
Don Cardwell, R OBP: 0.135, SLG: 0.125 (7, PH)					2-0 F5																	
Rip Repulski, R OBP: 0.294, SLG: 0.467 (8, 1)					1-3 K																	
Jim Hebert, R OBP: 0.263, SLG: 0.222 (9, 1)					0-0 F7																	
Turk Farrell, R OBP: 0.490, SLG: 0.400 (9, PH)																						
Jack Meyer, R OBP: 0.366, SLG: 0.415 (9, PH)																						
Wally Post, R OBP: 0.366, SLG: 0.415 (9, PH)																						
Inning Stats	R: 0 E: 0 K: 1 S: 9	H: 1 LOB: 1 BB: 0 P: 15	R: 0 E: 0 K: 0 S: 4	H: 1 LOB: 1 BB: 1 P: 10	R: 0 E: 0 K: 0 S: 5	H: 1 LOB: 0 BB: 0 P: 6	R: 0 E: 0 K: 1 S: 11	H: 0 LOB: 2 BB: 2 P: 22	R: 0 E: 0 K: 1 S: 8	H: 1 LOB: 1 BB: 0 P: 13	R: 0 E: 0 K: 0 S: 11	H: 0 LOB: 1 BB: 1 P: 19	R: 0 E: 0 K: 0 S: 9	H: 0 LOB: 1 BB: 1 P: 14	R: 2 E: 1 K: 1 S: 16	H: 3 LOB: 1 BB: 0 P: 23	R: 1 E: 0 K: 1 S: 11	H: 1 LOB: 0 BB: 0 P: 18	1B: 4 2B: 4 3B: 0 HR: 1	SF: 0 SAC: 0 DP: 1 HBP: 0	WP: 0 PB: 0 SB: 0 CS: 0	PA: 39

BOTTOM

Los Angeles Dodgers @ Philadelphia Phillies
 Connie Mack Stadium, Philadelphia, PA
 Fri Jul 25 1958, 7:05 PM EDT
 Att. 19,171 - Unknown

livebaseballscorecards.com

AB	33
R	3
H	8
RBI	1
BB	5
SO	5
LOB	12



PITCHER	IP	WLS	BF	H	R	ER	SO	BB	IBB	HBP	BLK	WP	HR	S	P	ERA	WHIP
Johnny Podres, L ERA: 3.65 (1, 1)	7.0		29	5	1	1	3	5	0	0	0	0	0	61	106	1.29	1.429
Clem Labine, R ERA: 4.11 (8, 1)	1.0	W	5	2	1	1	1	0	0	0	0	0	0	12	16	9.00	2.000
Fred Kipp, L ERA: 4.73 (9, 1)	1.0	S	4	1	1	1	1	0	0	0	0	0	1	11	18	9.00	1.000

Batter	1	2	3	4	5	6	7	8	9	AB R H RBI BB SO LOB	TOP
Jim Gilliam, S (1, 9) OBP: 0.352, SLG: 0.351	2-1 	0-0 			1-2 		1-0 		0-0 	5 1 2 0 0 0 0	Los Angeles Dodgers @ Philadelphia Phillies Connie Mack Stadium, Philadelphia, PA Sat Jul 26 1958, 7:05 PM EDT Att. 18,117 - Unknown
Don Zimmer, R (1, 6) OBP: 0.329, SLG: 0.447	4-2 	0-2 			2-2 		1-1 	0-0 	4 2 1 0 1 0 1		
John Roseboro, L (1, 2) OBP: 0.341, SLG: 0.453	4-2 		1-1 		0-1 		0-0 	0-1 	3 2 2 0 1 0 0		
Norm Larker, L (1, 7) Elmer Valo, L (6, 7) OBP: 0.404, SLG: 0.508 OBP: 0.287, SLG: 0.286	3-2 		2-2 		1-2 		1-2 	0-2 	2 1 0 0 0 0 1 2 1 1 0 0 0 2		
Gil Hodges, R (1, 3) OBP: 0.316, SLG: 0.438	2-1 		0-1 		1-2 		0-2 	1-0 	5 2 4 5 0 0 0		
Charlie Neal, R (1, 4) OBP: 0.350, SLG: 0.485	0-0 		0-3 		1-3 		1-2 	3-3 	5 1 1 2 0 3 3		
Gino Cimoli, R (1, 8) OBP: 0.297, SLG: 0.389	2-2 		2-0 		0-0 		0-1 		4 0 2 2 0 0 0		
Dick Gray, R (1, 5) OBP: 0.327, SLG: 0.477	1-0 		1-0 		1-0 		1-0 	4-1 	3 0 0 0 1 0 2		
Sandy Koufax, R (1, 1) OBP: 0.143, SLG: 0.143		1-1 		1-3 		0-3 	0-3 		4 0 0 0 0 3 2		
Inning Stats	R: 4 H: 3 E: 1 LOB: 1 K: 0 BB: 2 S: 22 P: 40	R: 0 H: 0 E: 0 LOB: 0 K: 0 BB: 0 S: 7 P: 8	R: 0 H: 0 E: 0 LOB: 0 K: 0 BB: 0 S: 7 P: 10	R: 0 H: 0 E: 0 LOB: 0 K: 1 BB: 0 S: 5 P: 8	R: 0 H: 0 E: 0 LOB: 0 K: 1 BB: 0 S: 9 P: 13	R: 2 H: 2 E: 0 LOB: 0 K: 1 BB: 0 S: 12 P: 15	R: 0 H: 1 E: 0 LOB: 1 K: 1 BB: 0 S: 7 P: 10	R: 2 H: 4 E: 0 LOB: 2 K: 1 BB: 1 S: 16 P: 22	R: 2 H: 3 E: 0 LOB: 1 K: 1 BB: 0 S: 12 P: 16	1B: 10 SF: 0 2B: 1 SAC: 1 3B: 1 DP: 1 HR: 1 HBP: 1	
PITCHER Jack Sanford, R (1, 1) ERA: 4.43 Jim Hearn, R (1, 1) ERA: 4.46 Seth Morehead, L (8, 1) ERA: 6.87	IP WLS BF H R ER SO BB IBB HBP BLK WP HR S P ERA WHIP 0.1 L 6 2 4 4 0 2 0 0 1 0 0 0 15 30 108.00 12.000 6.2 23 4 2 2 4 0 0 0 0 1 1 54 74 2.70 0.600 2.0 13 7 4 4 2 1 0 0 0 0 0 0 28 38 18.00 4.000	PITCHER IP WLS BF H R ER SO BB IBB HBP BLK WP HR S P ERA WHIP									

livebaseballscorecards.com

AB	37
R	10
H	13
RBI	9
BB	3
SO	6
LOB	11



Batter	1	2	3	4	5	6	7	8	9	AB R H RBI BB SO LOB	TOP	
Jim Gilliam, S (1, 9) <small>OBP: 0.350, SLG: 0.351</small> <small>(8, 8)</small>	1-0 L8		1-1 SH1-3 SF8 2B		1-1 4-3	1-0 L9			0-1 L9	5 1 1 0 0 0 1	Los Angeles Dodgers @ Philadelphia Phillies Connie Mack Stadium, Philadelphia, PA Sun Jul 27 1958, 3:33 AM EDT Unknown	
Don Zimmer, R (1, 6) <small>OBP: 0.331, SLG: 0.458</small> <small>(1, 6)</small>	0-3 K		0-0 SH1-3 2-3		0-2 1B 1B			3-3 K	1-0 HR	4 2 2 1 0 2 0		
John Roseboro, L (1, 2) <small>OBP: 0.342, SLG: 0.454</small> <small>(1, 2)</small>	2-2 4-3		0-0 SF8 3-H		1-1 F9 1B 1-3 1B			2-1 F4	1-1 G4-6-3 1B	4 0 2 1 0 0 0		
Norm Larker, L (1, 7) <small>OBP: 0.411, SLG: 0.511</small> <small>(1, 7)</small>		0-2 BB 1B 1B	1-2 FC6-4 1B		0-1 1B 1-2 3-H 1B			1-2 L7	0-2 G4-6-3 1-2f	5 0 3 1 0 0 1		
Gil Hodges, R (1, 3) <small>OBP: 0.315, SLG: 0.435</small> <small>(1, 3)</small>		3-2 BB 1B 1-2 1B	1-1 FC6-4 1-2f		0-1 F9 2-3			0-0 F8		4 0 1 0 0 0 3		
Charlie Neal, R (1, 4) <small>OBP: 0.349, SLG: 0.482</small> <small>(1, 4)</small>		0-1 F6		0-0 F3	2-2 F8			0-2 1B 6-3 1B		4 1 1 0 0 0 4		
Gino Cimoli, R (1, 8) <small>OBP: 0.302, SLG: 0.391</small> Duke Snider, L (8, PH) <small>OBP: 0.353, SLG: 0.436</small> Randy Jackson, R (8, 5) <small>OBP: 0.254, SLG: 0.290</small> <small>(8, 5)</small>		4-2 1-2 2-3 BB		0-3 K		0-0 SH3-4 1B		1-2 6-3		2 0 1 0 1 1 0 1 0 0 0 0 0 1 0 0 0 0 0 0 0		
Dick Gray, R (1, 5) <small>OBP: 0.327, SLG: 0.472</small> Elmer Valo, L (8, PH) <small>OBP: 0.295, SLG: 0.295</small> <small>(8, 9)</small>		2-3 K		4-1 FC4-5-6-5 BB		3-1 F7		2-1 1B 2-H 1B		2 0 0 0 1 1 4 1 0 1 1 0 0 0		
Stan Williams, R (1, 1) <small>OBP: 0.034, SLG: 0.034</small> Fred Kipp, L (6, 1) <small>OBP: 0.273, SLG: 0.286</small> Steve Bilko, R (8, PH) <small>OBP: 0.324, SLG: 0.510</small> Clem Labine, R (8, 1) <small>(8, 1)</small>		2-2 F8		3-2 FC4-5-6-5 1-3		0-0 SH3-4		0-3 K		2 0 0 0 0 0 4 0 0 0 0 0 0 0 1 0 0 0 0 1 1 0 0 0 0 0 0 0		
Inning Stats	R: 0 H: 0 E: 0 LOB: 0 K: 1 BB: 0 S: 8 P: 11	R: 0 H: 2 E: 0 LOB: 3 K: 1 BB: 1 S: 19 P: 30	R: 1 H: 2 E: 0 LOB: 1 K: 0 BB: 0 S: 10 P: 13	R: 0 H: 0 E: 0 LOB: 1 K: 1 BB: 1 S: 8 P: 15	R: 1 H: 3 E: 0 LOB: 2 K: 0 BB: 0 S: 14 P: 18	R: 0 H: 1 E: 0 LOB: 1 K: 0 BB: 0 S: 5 P: 9	R: 0 H: 0 E: 0 LOB: 0 K: 1 BB: 0 S: 8 P: 14	R: 1 H: 2 E: 0 LOB: 1 K: 1 BB: 0 S: 12 P: 15	R: 1 H: 2 E: 0 LOB: 0 K: 0 BB: 0 S: 9 P: 11	1B: 10 SF: 1 2B: 1 SAC: 2 3B: 0 DP: 1 HR: 1 HBP: 0		WP: 0 PA: 40 PB: 0 SB: 0 CS: 0
PITCHER Robin Roberts, R (1, 1) <small>ERA: 2.98</small>	IP WLS BF H R ER SO BB IBB HBP BLK WP HR S P ERA WHIP 9.0 W 40 12 4 4 5 2 0 0 0 0 0 1 93 136 4.00 1.556	PITCHER IP WLS BF H R ER SO BB IBB HBP BLK WP HR S P ERA WHIP										

livebaseballscorecards.com

AB	35
R	4
H	12
RBI	4
BB	2
SO	5
LOB	19



Batter	1	2	3	4	5	6	7	8	9
Richie Ashburn, L OBP: 0.425, SLG: 0.423 (1, 8)	1-2 F8		4-1 BB		1-2 F7		1-2 6-3		
Solly Hemus, L OBP: 0.396, SLG: 0.477 (1, 4)	2-1 1-3		2-3 K			0-0 4-3 3B		2-2 SF8 3B	
Harry Anderson, L OBP: 0.385, SLG: 0.526 (1, 7)	4-1 BB		1-2 6-3			3-1 4-3		0-0 SF8	
Ed Bouchee, L OBP: 0.369, SLG: 0.369 (1, 3)	0-3 K			1-1 1-3		0-1 3-1		0-1 F9	
Dave Philley, S OBP: 0.341, SLG: 0.387 Bob Bowman, R OBP: 0.316, SLG: 0.496 (8, PR) (9, 9)		1-1 6-3		0-0 F4		1-1 HR 1B		4-0 HR BB	
Willie Jones, R OBP: 0.352, SLG: 0.435 (1, 5)		0-0 5-3		1-2 F2		0-1 HR		1-2 HR	
Chico Fernandez, R OBP: 0.262, SLG: 0.283 (1, 6)		2-1 1B			0-0 5-3	4-1 CS BB		1-0 2B	
Carl Sawatski, L OBP: 0.313, SLG: 0.345 (1, 2)		1-3 K			2-0 HR	2-1 CS	3-3 K	4-0 FC3-6 BB	
Robin Roberts, S OBP: 0.299, SLG: 0.267 (1, 1)			2-3 K		3-3 K		0-3 K	0-1 FC3-6	

Inning Stats	R: 0 E: 0 K: 1 S: 11	H: 0 LOB: 1 BB: 1 P: 18	R: 0 E: 0 K: 1 S: 8	H: 1 LOB: 1 BB: 0 P: 12	R: 0 E: 0 K: 2 S: 10	H: 0 LOB: 0 BB: 1 P: 19	R: 0 E: 0 K: 0 S: 6	H: 0 LOB: 0 BB: 0 P: 8	R: 1 E: 0 K: 1 S: 10	H: 1 LOB: 0 BB: 0 P: 16	R: 3 E: 0 K: 0 S: 11	H: 3 LOB: 0 BB: 1 P: 21	R: 0 E: 0 K: 2 S: 10	H: 0 LOB: 0 BB: 0 P: 14	R: 3 E: 0 K: 0 S: 16	H: 3 LOB: 2 BB: 2 P: 28
--------------	-------------------------------	----------------------------------	------------------------------	----------------------------------	-------------------------------	----------------------------------	------------------------------	---------------------------------	-------------------------------	----------------------------------	-------------------------------	----------------------------------	-------------------------------	----------------------------------	-------------------------------	----------------------------------

PITCHER	IP	WLS	BF	H	R	ER	SO	BB	IBB	HBP	BLK	WP	HR	S	P	ERA	WHIP
Stan Williams, R ERA: 3.81 (1, 1)	5.2	L	25	5	4	4	5	3	0	0	0	0	2	55	91	6.35	1.412
Fred Kipp, L ERA: 4.63 (6, 1)	1.1		3	0	0	0	2	0	0	0	0	0	0	11	17	0.00	0.000
Clem Labine, R ERA: 4.5 (8, 1)	1.0		8	3	3	3	0	2	0	0	0	0	1	16	28	27.00	5.000

BOTTOM

AB R H RBI BB SO LOB

3 0 0 0 1 0 0

4 2 2 0 0 1 1

2 0 0 2 1 0 1

4 0 0 0 0 1 1

3 1 1 0 1 0 0
0 1 0 0 0 0 0

4 2 2 4 0 0 0

3 0 2 0 1 0 0

3 1 1 1 1 2 1

4 0 0 0 0 3 2

1B: 2 SF: 1
2B: 1 SAC: 0
3B: 2 DP: 0
HR: 3 HBP: 0

WP: 0 PA: 37
PB: 0
SB: 2
CS: 1

Los Angeles Dodgers @ Philadelphia Phillies
Connie Mack Stadium, Philadelphia, PA

Sun Jul 27 1958, 3:33 AM EDT
Unknown

livebaseballscores.com

AB 30
R 7
H 8
RBI 7
BB 5
SO 7
LOB 6



Batter	1	2	3	4	5	6	7	8	9	AB R H RBI BB SO LOB	TOP																									
Felipe Alou, R OBP: 0.333, SLG: 0.468 (1, 7) X	0-0 F2		0-0 FC3-5 HBP		0-0 HR		0-0 2B		0-0 6-3	5 1 2 2 0 0 3																										
Willie Kirkland, L OBP: 0.317, SLG: 0.400 (1, 9) S S S	0-3 K		1-0 G6-4-3 HBP		0-0 4-3		4-0 BB		0-0 E1 1B	3 0 0 0 1 1 0																										
Willie Mays, R OBP: 0.413, SLG: 0.578 (1, 8) B B B	4-0 BB		0-0 G6-4-3		0-0 4-3		0-0 F8		0-0 1B	4 0 1 0 1 0 6																										
Ray Jablonski, R OBP: 0.284, SLG: 0.503 (1, 5) S S S	0-3 K				0-0 5-3		0-0 F6		0-0 5-3	5 0 0 0 0 2 3																										
Jim Davenport, R OBP: 0.307, SLG: 0.379 (9, 5)										0 0 0 0 0 0 0																										
Orlando Cepeda, R OBP: 0.340, SLG: 0.524 (1, 3) X		0-0 CS 1B		0-0 1B		0-3 K		0-0 F8		4 0 2 0 0 1 0																										
Daryl Spencer, R OBP: 0.348, SLG: 0.448 (1, 6) S S S		0-3 K		0-0 F9		0-0 F7		0-0 1B		4 0 1 0 0 1 2																										
Bob Schmidt, R OBP: 0.317, SLG: 0.463 (1, 2) X		0-0 F7		0-0 F8			0-0 F5		0-0 1-3	4 0 0 0 0 0 2																										
Danny O'Connell, R OBP: 0.344, SLG: 0.329 (1, 4) X			0-0 FC3-5 1B		0-3 K		0-0 FC5-6 1B		4-0 SH1-4 E BB	3 1 2 0 1 1 0																										
Mike McCormick, L OBP: 0.268, SLG: 0.256 (1, 1) X			0-0 HBP FC3-5 1B		0-0 HR 2B		0-0 FC5-6 2B		0-0 SH1-4	3 1 2 0 0 0 1																										
Inning Stats	R: 0 E: 0 K: 2 S: 7	H: 0 LOB: 1 BB: 1 P: 11	R: 0 E: 0 K: 1 S: 5	H: 1 LOB: 0 BB: 0 P: 5	R: 0 E: 0 K: 0 S: 4	H: 2 LOB: 2 BB: 0 P: 5	R: 0 E: 0 K: 0 S: 4	H: 1 LOB: 1 BB: 0 P: 4	R: 2 E: 0 K: 1 S: 7	H: 2 LOB: 0 BB: 0 P: 7	R: 0 E: 0 K: 1 S: 5	H: 0 LOB: 0 BB: 0 P: 5	R: 0 E: 0 K: 0 S: 5	H: 2 LOB: 3 BB: 1 P: 9	R: 0 E: 0 K: 1 S: 6	H: 1 LOB: 1 BB: 0 P: 6	R: 1 E: 1 K: 0 S: 5	H: 1 LOB: 2 BB: 1 P: 9	1B: 7 2B: 3 3B: 0 HR: 1	SF: 0 SAC: 1 DP: 2 HBP: 1	WP: 0 PB: 0 SB: 1 CS: 1	PA: 40														
PITCHER	IP WLS BF H R ER SO BB IBB HBP BLK WP HR S P ERA WHIP																																			
Ray Semproch, R ERA: 3.1 (1, 1)	8.0	34	9	2	2	6	2	0	1	0	0	0	1	43	52	2.25	1.375																			
Turk Farrell, R ERA: 2.35 (9, 1)	1.0	L	6	1	1	0	0	1	0	0	0	0	0	5	9	0.00	2.000																			

San Francisco Giants @ Philadelphia Phillies
 Connie Mack Stadium, Philadelphia, PA
 Mon Jul 28 1958, 3:33 AM EDT
 Unknown

livebaseballscorecards.com

AB	35
R	3
H	10
RBI	2
BB	3
SO	6
LOB	17



Batter	1	2	3	4	5	6	7	8	9	AB R H RBI BB SO LOB	TOP																						
Felipe Alou, R (1, 7) OBP: 0.323, SLG: 0.452	0-0 F5		0-3 K		0-0 F3			0-0 6-3		4 0 0 0 0 1 0	San Francisco Giants @ Philadelphia Phillies Connie Mack Stadium, Philadelphia, PA Mon Jul 28 1958, 7:05 PM EDT Att: 29,805 - Unknown																						
Jim Davenport, R (1, 5) OBP: 0.303, SLG: 0.372	0-3 K		0-0 F8			0-0 F3		0-3 K		4 0 0 0 0 2 0																							
Willie Mays, R (1, 8) OBP: 0.411, SLG: 0.577	0-0 F4		0-0 F8			0-0 F8		0-0 2B		4 0 1 0 0 0 0																							
Willie Kirkland, L (1, 9) OBP: 0.316, SLG: 0.402		0-3 K		0-3 K		0-0 1B 2B		0-3 K		4 1 1 0 0 3 1																							
Orlando Cepeda, R (1, 3) OBP: 0.344, SLG: 0.526		0-0 1B BB		0-0 1B		0-0 1B 2-H		0-3 K		4 1 3 1 0 1 0																							
Daryl Spencer, R (1, 6) OBP: 0.347, SLG: 0.444		4-0 1B BB		0-0 F7		0-0 6-3		0-0 F8		3 0 0 0 1 0 2																							
Valmy Thomas, R (1, 2) OBP: 0.351, SLG: 0.358		0-0 1B		0-3 K		0-0 F5		0-0 F8		4 0 1 1 0 1 1																							
Danny O'Connell, R (1, 4) OBP: 0.344, SLG: 0.326		0-3 K		0-3 K2-3		4-0 BB B1-3				2 0 0 0 1 2 2																							
Ruben Gomez, R (1, 1) OBP: 0.196, SLG: 0.267		0-3 K		0-3 K		0-0 B1-3				3 0 0 0 0 2 3																							
Inning Stats	R: 0 E: 0 K: 1 S: 5	H: 0 LOB: 0 BB: 0 P: 5	R: 1 E: 0 K: 3 S: 11	H: 2 LOB: 2 BB: 1 P: 15	R: 0 E: 0 K: 1 S: 5	H: 0 LOB: 0 BB: 0 P: 5	R: 0 E: 0 K: 2 S: 7	H: 1 LOB: 1 BB: 0 P: 8	R: 0 E: 0 K: 2 S: 5	H: 0 LOB: 0 BB: 0 P: 7	R: 1 E: 0 K: 0 S: 5	H: 2 LOB: 1 BB: 0 P: 5	R: 0 E: 0 K: 0 S: 2	H: 0 LOB: 0 BB: 1 P: 6	R: 0 E: 0 K: 2 S: 8	H: 1 LOB: 1 BB: 0 P: 8	R: 0 E: 0 K: 1 S: 5	H: 0 LOB: 0 BB: 0 P: 5	1B: 4 2B: 3 3B: 0 HR: 0	SF: 0 SAC: 0 DP: 1 HBP: 0	WP: 0 PB: 0 SB: 0 CS: 0	PA: 34											
PITCHER Jack Meyer, R (1, 1) ERA: 2.73	IP 9.0	WLS L	BF 34	H 6	R 2	ER 2	SO 12	BB 2	IBB 0	HBP 0	BLK 0	WP 0	HR 0	S 56	P 64	ERA 2.00	WHIP 0.889																
											PITCHER	IP	WLS	BF	H	R	ER	SO	BB	IBB	HBP	BLK	WP	HR	S	P	ERA	WHIP					

livebaseballscorecards.com

AB	32
R	2
H	6
RBI	2
BB	2
SO	12
LOB	9




Batter	1	2	3	4	5	6	7	8	9	10	11	AB R H RBI BB SO LOB	BOTTOM					
Richie Ashburn, L (1, 8) OBP: 0.429, SLG: 0.425	0-0 1-4-3			0-0 FC6-4 1B		4-0 BB		0-0 SH3 1-2	0-0 4-3			3 0 1 0 1 0 3	St. Louis Cardinals @ Philadelphia Phillies Connie Mack Stadium, Philadelphia, PA Tue Jul 29 1958, 7:05 PM EDT Att. 20,894 - Unknown					
Solly Hemus, L (1, 4) OBP: 0.393, SLG: 0.455	0-0 F9			0-0 FC6-4 1-2f		0-0 F5		0-3 K		0-0 FC5-6 1B		5 0 1 0 0 1 3						
Harry Anderson, L (1, 7) OBP: 0.372, SLG: 0.503	0-0 F9			0-3 K		0-0 F8		0-0 F7		0-0 FC5-6 1-2f		5 0 0 0 0 1 4						
Ed Bouchee, L (1, 3) OBP: 0.333, SLG: 0.320		0-0 F9		0-0 4-3			0-0 P6		0-0 E9 1B	0-0 F2		5 1 0 0 0 0 2						
Dave Philley, S (1, 9) OBP: 0.347, SLG: 0.391		0-0 L7			0-0 1-3 1B		0-3 K 2B		0-0 FC3-2 1B	0-0 P4		5 1 2 0 0 1 1						
Willie Jones, R (1, 5) OBP: 0.352, SLG: 0.422		0-3 K			0-0 1-3		4-0 2B BB		0-0 FC3-2 1B		0-0 6-3	4 0 1 1 1 1 1						
Chico Fernandez, R (1, 6) OBP: 0.264, SLG: 0.287			0-0 5-3		0-0 F7		0-0 2B		4-0 FC3-2 1B		0-0 BB 2B 1B	4 1 2 1 1 0 1						
Carl Sawatski, L (1, 2) OBP: 0.302, SLG: 0.325			0-0 F8		0-3 K		0-3 K		0-0 FC3-2		4-0 2B BB	4 0 0 0 1 2 5						
Don Cardwell, R (1, 1) Rip Repulska, F (8, PH) Turk Farrell, R (9, PH) Bob Bowman, R (9, PH) Bob Miller, R (10, PH) Wally Post, R (11, PH)			0-0 F9			0-3 K		0-0 SH3 1B	0-0 P4		0-0 1-3 2-H 2B	2 0 0 0 0 1 0 1 0 1 0 0 0 0 0 0 0 0 0 0 0 1 0 0 0 0 0 3 0 0 0 0 0 0 0 1 0 0 1 1 0 0 0						
Inning Stats	R: 0 H: 0 E: 0 LOB: 0 K: 0 BB: 0 S: 3 P: 3	R: 0 H: 0 E: 0 LOB: 0 K: 1 BB: 0 S: 5 P: 5	R: 0 H: 0 E: 0 LOB: 0 K: 0 BB: 0 S: 3 P: 3	R: 0 H: 1 E: 0 LOB: 1 K: 1 BB: 0 S: 6 P: 6	R: 0 H: 1 E: 0 LOB: 1 K: 1 BB: 0 S: 6 P: 6	R: 0 H: 0 E: 0 LOB: 1 K: 1 BB: 1 S: 5 P: 9	R: 1 H: 1 E: 0 LOB: 1 K: 2 BB: 1 S: 8 P: 12	R: 0 H: 1 E: 0 LOB: 1 K: 1 BB: 0 S: 6 P: 6	R: 1 H: 2 E: 1 LOB: 3 K: 0 BB: 1 S: 6 P: 10	R: 0 H: 1 E: 0 LOB: 1 K: 0 BB: 0 S: 4 P: 4	R: 1 H: 2 E: 0 LOB: 2 K: 0 BB: 1 S: 3 P: 7	1B: 7 SF: 0 2B: 2 SAC: 1 3B: 0 DP: 0 HR: 0 HBP: 0		WP: 0 PA: 45 PB: 1 SB: 0 CS: 0				
PITCHER	IP WLS BF H R ER SO BB IBB HBP BLK WP HR S P ERA WHIP																	
Sam Jones, R (1, 1) ERA: 2.63	10.0	41	7	2	0	7	2	1	0	0	0	0	0	0	52	64	0.00	0.900
Phil Paine, R (11, 1) ERA: 1.96	0.1	L 4	2	1	1	0	1	0	0	0	0	0	0	3	7	27.00	9.000	

livebaseballscores.com



Batter	1	2	3	4	5	6	7	8	9	AB	R	H	RBI	BB	SO	LOB
Richie Ashburn, L OBP: 0.434, SLG: 0.431 (1, 8)	0-0 E1 SH5-3 1B		0-0 F8		0-0 4-3		4-0 FC5-4 IBB		0-0 F7	4	0	1	0	1	0	1
Chico Fernandez, R OBP: 0.250, SLG: 0.249 Solly Hemus, L OBP: 0.417, SLG: 0.440 Jim Hearn, R Ed Bouchee, L	0-0 SH5-3 2-3		0-0 6-3		0-0 L8		0-3 K		0-0 1-3	2	0	0	0	0	0	1
Bob Bowman, R OBP: 0.342, SLG: 0.543 (1, 9)	0-3 K			0-0 HR		0-3 K	0-0 FC5-4 1-2f			4	1	1	1	0	2	4
Rip Repulski, R OBP: 0.293, SLG: 0.471 Curt Simmons, L OBP: 0.262, SLG: 0.289 (1, 7) (9, 1)	4-0 BB			0-0 1-3		0-0 6-3		0-0 2B 1B		3	1	1	0	1	0	0
Willie Jones, R OBP: 0.365, SLG: 0.429 (1, 5)	0-0 F8			0-0 F3		0-0 HR		0-0 1B 1-H 2B		4	1	2	2	0	0	2
Harry Anderson, L OBP: 0.389, SLG: 0.517 (1, 3) (9, 7)		0-0 1B		0-0 FC6-4 1B		0-0 F8		0-0 2-3 1B		4	0	3	0	0	0	0
Ted Kazanski, R OBP: 0.252, SLG: 0.265 (1, 4) (8, 6)		0-0 F4		0-0 FC6-4 1-2f			0-0 SH5-4 1B 1B	0-0 P4		4	0	1	0	0	0	3
Carl Sawatski, L OBP: 0.314, SLG: 0.279 (1, 2)			0-0 P5		0-3 K		0-0 SH5-4 1B 1-2	0-0 G4-6-3		4	0	1	0	0	1	2
Jack Sanford, R OBP: 0.237, SLG: 0.278 Turk Farrell, R OBP: 0.267, SLG: 0.214 Bobby Young, L OBP: 0.167, SLG: 0.333 (1, 1) (7, 1) (7, PH) (8, 4)			0-0 F7		0-0 2B		0-0 SH5-4 1-2 2-3		0-0 F5	2	0	1	0	0	0	0


BOTTOM																	
St. Louis Cardinals @ Philadelphia Phillies Connie Mack Stadium, Philadelphia, PA Tue Jul 29 1958, 3:33 AM EDT Att. 27,554 - Unknown																	
											AB	34					
											R	3					
											H	11					
											RBI	3					
											BB	2					
											SO	4					
											LOB	16					
											1B	7	SF	0			
											2B	2	SAC	2			
											3B	0	DP	1			
											HR	2	HBP	0			
											WP	0	PA	38			
											PB	0					
											SB	0					
											CS	0					

livebaseballscorecards.com																
																

Inning Stats																	
R: 0	H: 1	R: 0	H: 1	R: 0	H: 0	R: 1	H: 2	R: 0	H: 1	R: 1	H: 1	R: 0	H: 2	R: 1	H: 3	R: 0	H: 0
E: 1	LOB: 2	E: 0	LOB: 0	E: 0	LOB: 0	E: 0	LOB: 1	E: 0	LOB: 0	E: 0	LOB: 1	E: 0	LOB: 3	E: 0	LOB: 1	E: 0	LOB: 0
K: 1	BB: 1	K: 0	BB: 0	K: 0	BB: 0	K: 0	BB: 0	K: 1	BB: 1	K: 1	BB: 1	K: 1	BB: 1	K: 0	BB: 0	K: 0	BB: 0
S: 6	P: 10	S: 3	P: 3	S: 3	P: 3	S: 5	P: 5	S: 6	P: 6	S: 7	P: 11	S: 5	P: 5	S: 3	P: 3	S: 3	P: 3

PITCHER																	
Vinegar Bend Mizell, L ERA: 3.33 (1, 1)	IP	WLS	BF	H	R	ER	SO	BB	IBB	HBP	BLK	WP	HR	S	P	ERA	WHIP
Phil Paine, R ERA: 0.97 (7, 1)	6.0	W	24	6	2	2	3	1	0	0	0	0	2	29	33	3.00	1.167
Morrie Martin, L ERA: 4.74 (8, 1)	1.0		8	4	1	1	1	0	1	0	0	0	0	9	13	9.00	4.000
Billy Muffett, R ERA: 5.52 (8, 1)	0.0		1	1	0	0	0	0	0	0	0	0	0	1	1	∞	∞
Jim Brosnan, R ERA: 3.21 (8, 1)	0.0	S	0	0	0	0	0	0	0	0	0	0	0	0	0	∞	∞
Jim Brosnan, R ERA: 3.21 (8, 1)	2.0	S	5	0	0	0	0	0	0	0	0	0	0	5	5	0.00	0.000

Batter	1	2	3	4	5	6	7	8	9	AB R H RBI BB SO LOB
Don Blasingame, L (1, 4) OBP: 0.358, SLG: 0.368	0-0 4-3			4-0 L6-4 1B BB		0-0 1B	0-0 G4-6-3 1-2f		0-0 P5	4 0 1 0 1 0 4
Ruben Amaro, R (1, 6) OBP: 0.288, SLG: 0.306	0-0 1-3			0-0 1-2 1B		0-0 P3		0-0 5-3		4 0 1 0 0 0 1
Stan Musial, L (1, 3) OBP: 0.432, SLG: 0.569	0-0 4-3			0-3 K		0-0 F2		0-0 F8		4 0 0 0 0 1 3
Ken Boyer, R (1, 5) OBP: 0.342, SLG: 0.506		0-0 L9		0-0 L6-4 2-3		0-3 K		0-0 WP 1B		4 0 1 0 0 1 3
Joe Cunningham, L (1, 9) OBP: 0.447, SLG: 0.484		0-0 F8			0-0 4-3		4-0 1B FC6-4 BB	4-0 FC5-4 BB		2 1 0 0 2 0 0
Del Ennis, R (1, 7) OBP: 0.304, SLG: 0.373		0-0 P6			0-0 F8 1B 1B		0-0 FC6-4 1B	0-0 FC5-4 1-2f		4 0 2 0 0 0 2
Curt Flood, R (1, 8) OBP: 0.336, SLG: 0.421			0-0 6-3		0-0 1-2 1B		0-0 FC6-4 BB 1-2f 3-H		0-0 6-3	4 0 1 1 0 0 1
Hobie Landrith, L (1, 2) OBP: 0.336, SLG: 0.301			0-0 L9		0-0 F8 2-3		4-0 BB 1-2 BB		0-0 FC4-6 1B	3 0 1 0 1 0 2
Billy Muffett, R (1, 1) OBP: 0.200, SLG: 0.222			0-0 1-3		0-0 F8		4-0 G4-6-3 1-2 2-3 BB		0-0 FC4-6 1-2f	1 0 0 0 0 0 0 0 0 0 0 0 0 0 0 0 1 0 0 0 0 0 0 2 0 0 0 0 0 0 0 0 0 0 0 0 0 1 0 0 0 0 0 0 0 0 0 0 1 0 0 0 0 0 0 1
Chuck Stobbs, L (3, 1) Wally Moon, L (5, PH) Bill Wright, L (5, 1) Irv Noren, L (7, PH) Lindy McDaniel, R (7, 1) Gene Green, R (9, PH)										

TOP	
St. Louis Cardinals @ Philadelphia Phillies Connie Mack Stadium, Philadelphia, PA	Wed Jul 30 1958, 7:05 PM EDT Att. 14,706 - Unknown
AB 32 R 1 H 7 RBI 1 BB 5 SO 2 LOB 19	WP: 1 PA: 37 PB: 0 SB: 0 CS: 0
	

Inning Stats		R: 0	H: 0	R: 0	H: 0	R: 0	H: 0	R: 0	H: 1	R: 0	H: 2	R: 0	H: 1	R: 1	H: 1	R: 0	H: 1	R: 0	H: 1
E: 0	LOB: 0	E: 0	LOB: 0	E: 0	LOB: 0	E: 0	LOB: 0	E: 0	LOB: 1	E: 0	LOB: 2	E: 0	LOB: 1	E: 0	LOB: 2	E: 0	LOB: 2	E: 0	LOB: 2
K: 0	BB: 0	K: 0	BB: 0	K: 0	BB: 0	K: 1	BB: 1	K: 0	BB: 0	K: 0	BB: 3	K: 0	BB: 0	K: 0	BB: 3	K: 0	BB: 1	K: 0	BB: 0
S: 3	P: 3	S: 3	P: 3	S: 3	P: 3	S: 5	P: 9	S: 5	P: 5	S: 6	P: 6	S: 3	P: 15	S: 4	P: 8	S: 4	P: 8	S: 4	P: 4

PITCHER		IP	WLS	BF	H	R	ER	SO	BB	IBB	HBP	BLK	WP	HR	S	P	ERA	WHIP
Jack Sanford, R (1, 1) ERA: 4.29	(1, 1)	6.1	W	26	5	1	1	2	3	0	0	0	0	0	27	39	1.42	1.263
Turk Farrell, R (7, 1) ERA: 2.23	(7, 1)	2.2	S	11	2	0	0	0	2	0	0	0	1	0	9	17	0.00	1.500

BOTTOM

St. Louis Cardinals @ Philadelphia Phillies
Connie Mack Stadium, Philadelphia, PA

Wed Jul 30 1958, 7:05 PM EDT
Att. 14,706 - Unknown

AB	33
R	5
H	8
RBI	5
BB	5
SO	3
LOB	20



WP	0	PA	39
PB	0		
SB	0		
CS	0		

AB	R	H	RBI	BB	SO	LOB
5	1	2	0	0	0	1
4	1	0	0	1	0	2
5	1	1	1	0	2	1
4	1	2	1	0	0	2
2	0	1	2	0	0	2
1	1	0	0	0	0	0
3	0	1	0	1	0	1
3	0	0	0	1	0	3
3	0	1	1	1	0	2
2	0	0	0	1	0	4
1	0	0	0	0	1	2
1B	4	SF	0			
2B	2	SAC	0			
3B	1	DP	0			
HR	1	HBP	1			

Batter	1	2	3	4	5	6	7	8	9							
Richie Ashburn, L OBP: 0.429, SLG: 0.430 (1, 8)	0-0 1B 1B		0-0 1B 3B	0-0 F8		0-0 6-3		0-0 F7								
Solly Hemus, L OBP: 0.388, SLG: 0.445 (1, 4)	0-0 F8		4-0 1-4-3 1B BB	0-0 FC4-6 1-2f		0-0 4-3		0-0 G3								
Harry Anderson, L OBP: 0.369, SLG: 0.498 (1, 7)	0-0 P5		0-0 1-4-3 1-2 3-H 1B		0-3 K	0-0 4-3		0-3 K								
Willie Jones, R OBP: 0.354, SLG: 0.436 (1, 5)	0-0 1-2 1B		0-0 1-4-3		0-0 HR		0-0 F8									
Dave Philley, S OBP: 0.349, SLG: 0.393 Rip Repulski, R OBP: 0.298, SLG: 0.465 (1, 9) (5, PH) (6, 9)	0-0 P6		0-0 2-H 3-H 1B		0-0 1-3		1-0 E E 4-3 HBP									
Ed Bouchee, L OBP: 0.339, SLG: 0.330 (1, 3)		0-0 F2	0-0 2B		4-0 BB BB BB		0-0 E4 4-3 1-2 E									
Chico Fernandez, R OBP: 0.264, SLG: 0.284 (1, 6)		0-0 F7	0-0 F7		4-0 BB BB		0-0 E1 4-3 1-2 2-3									
Jim Hegan, R OBP: 0.248, SLG: 0.261 (1, 2)		0-0 2B		0-0 F2	4-0 FC6-4 1-2 2-3 BB		0-0 4-3									
Jack Sanford, R OBP: 0.234, SLG: 0.250 Turk Farrell, R OBP: 0.250, SLG: 0.211 (1, 1) (7, 1)	0-0 5-3		4-0 FC4-6 BB		0-0 FC6-4 1-2f		0-3 K									
Inning Stats	R: 0 E: 0 K: 0 S: 5	H: 2 LOB: 2 BB: 0 P: 5	R: 0 E: 0 K: 0 S: 4	H: 1 LOB: 1 BB: 0 P: 4	R: 3 E: 0 K: 0 S: 6	H: 4 LOB: 1 BB: 1 P: 10	R: 0 E: 0 K: 0 S: 3	H: 0 LOB: 1 BB: 1 P: 7	R: 1 E: 0 K: 1 S: 6	H: 1 LOB: 3 BB: 3 P: 18	R: 0 E: 0 K: 0 S: 3	H: 0 LOB: 0 BB: 0 P: 3	R: 1 E: 2 K: 1 S: 7	H: 0 LOB: 2 BB: 0 P: 8	R: 0 E: 0 K: 1 S: 5	H: 0 LOB: 0 BB: 0 P: 5
PITCHER	IP WLS L	WLS L	BF H R	BF H R	ER SO	ER SO	BB IBB HBP BLK	BB IBB HBP BLK	WP HR S P	WP HR S P	ERA WHIP	ERA WHIP	ERA WHIP	ERA WHIP	ERA WHIP	ERA WHIP
Billy Muffett, R ERA: 5.64 (1, 1)	2.2	2.2	15 7 3	15 7 3	3 0	3 0	1 0 0 0	1 0 0 0	0 0 4 8	0 0 4 8	0.00 0.750	0.00 0.750	0.00 0.750	0.00 0.750	0.00 0.750	0.00 0.750
Chuck Stobbs, L ERA: 5.59 (3, 1)	1.1	1.1	5 0 0	5 0 0	0 0	0 0	1 0 0 0	1 0 0 0	0 0 4 8	0 0 4 8	0.00 0.750	0.00 0.750	0.00 0.750	0.00 0.750	0.00 0.750	0.00 0.750
Bill Wight, L ERA: 4.35 (5, 1)	2.0	2.0	10 1 1	10 1 1	1 1	1 1	3 0 0 0	3 0 0 0	0 0 9 21	0 0 9 21	4.50 2.000	4.50 2.000	4.50 2.000	4.50 2.000	4.50 2.000	4.50 2.000
Lindy McDaniel, R ERA: 5.95 (7, 1)	2.0	2.0	9 0 1	9 0 1	0 2	0 2	0 0 1 0	0 0 1 0	0 0 12 13	0 0 12 13	0.00 0.000	0.00 0.000	0.00 0.000	0.00 0.000	0.00 0.000	0.00 0.000

livebaseballscorecards.com

Batter	1	2	3	4	5	6	7	8	9	AB R H RBI BB SO LOB
Richie Ashburn, L (1, 8) OBP: 0.427, SLG: 0.430	0-0 1-3		0-0 F7	0-0 1B 2B			0-0 FC2-6			4 0 1 2 0 0 1
Solly Hemus, L (1, 4) OBP: 0.395, SLG: 0.448	0-0 HR 1B		4-0 1B BB	0-0 1B			0-0 F5			3 1 2 0 1 0 1
Harry Anderson, L (1, 7) OBP: 0.368, SLG: 0.505	0-0 HR		0-0 F7			0-0 4-3	0-0 F8			4 1 1 2 0 0 2
Willie Jones, R (1, 5) OBP: 0.356, SLG: 0.434	0-3 K		0-0 1-2 1B			0-0 4-3		4-0 G5-6-3 BB		3 0 1 0 1 1 0
Dave Philley, S (1, 9) OBP: 0.340, SLG: 0.381	0-3 K		0-0 3-1			0-0 6-3		0-0 G5-6-3		4 0 0 0 0 1 3
Ed Bouchee, L (1, 3) OBP: 0.344, SLG: 0.336		0-0 1B		0-0 1B 1B			0-0 P4	0-0 3-1		4 1 2 0 0 0 0
Chico Fernandez, R (1, 6) OBP: 0.262, SLG: 0.281		0-0 F9		0-3 K			0-0 5-3			3 0 0 0 0 1 2
Jim Hegan, R (1, 2) OBP: 0.250, SLG: 0.262		0-3 K		0-0 1-2 2B 1B			0-3 K			3 1 1 0 0 2 1
Jim Hearn, R (1, 1) Turk Farrell, R (8, 1) OBP: 0.250, SLG: 0.211		0-0 F4		0-3 K			4-0 FC2-6 BB			2 0 0 0 1 1 3 0 0 0 0 0 0 0

Inning Stats	R: 2 E: 0 K: 2 S: 9	H: 2 LOB: 0 BB: 0 P: 9	R: 0 E: 0 K: 1 S: 6	H: 1 LOB: 1 BB: 0 P: 6	R: 0 E: 0 K: 0 S: 4	H: 1 LOB: 2 BB: 1 P: 8	R: 2 E: 0 K: 2 S: 10	H: 4 LOB: 2 BB: 0 P: 10	R: 0 E: 0 K: 0 S: 3	H: 0 LOB: 0 BB: 0 P: 3	R: 0 E: 0 K: 1 S: 5	H: 0 LOB: 0 BB: 0 P: 5	R: 0 E: 0 K: 0 S: 3	H: 0 LOB: 1 BB: 1 P: 7	R: 0 E: 0 K: 0 S: 2	H: 0 LOB: 0 BB: 1 P: 6	1B: 6 2B: 1 3B: 0 HR: 1	SF: 0 SAC: 0 DP: 1 HBP: 0	WP: 0 PB: 0 SB: 0 CS: 0	PA: 33
--------------	------------------------------	---------------------------------	------------------------------	---------------------------------	------------------------------	---------------------------------	-------------------------------	----------------------------------	------------------------------	---------------------------------	------------------------------	---------------------------------	------------------------------	---------------------------------	------------------------------	---------------------------------	----------------------------------	------------------------------------	----------------------------------	--------

PITCHER	IP	WLS	BF	H	R	ER	SO	BB	IBB	HBP	BLK	WP	HR	S	P	ERA	WHIP
Larry Jackson, R (1, 1) ERA: 3.9	4.0	L	20	8	4	4	5	1	0	0	0	0	1	29	33	9.00	2.250
Jim Brosnan, R (5, 1) ERA: 3.45	2.0		6	0	0	0	1	0	0	0	0	0	0	8	8	0.00	0.000
Phil Paine, R (7, 1) ERA: 1.89	2.0		7	0	0	0	0	2	0	0	0	0	0	5	13	0.00	1.000

BOTTOM

St. Louis Cardinals @ Philadelphia Phillies
Connie Mack Stadium, Philadelphia, PA

Thu Jul 31 1958, 7:05 PM EDT
 Att. 16,695 - Unknown

livebaseballscorecards.com

AB	30
R	4
H	8
RBI	4
BB	3
SO	6
LOB	13



Batter	1	2	3	4	5	6	7	8	9	AB R H RBI BB SO LOB	TOP										
Tony Taylor, R (1, 4) OBP: 0.304, SLG: 0.304 Jim Bolger, R (9, PH) OBP: 0.273, SLG: 0.306	0-0 6-3		0-3 K			0-0 F9			0-0 F9	3 0 0 0 0 1 0 1 0 0 0 0 0 0											
Alvin Dark, R (1, 5) OBP: 0.363, SLG: 0.408	0-3 K			0-0 F7		0-0 1B		0-0 L6	4 0 1 0 0 1 0												
Lou Jackson, L (1, 9) OBP: 0.167, SLG: 0.250	0-0 G3			0-0 4-3		0-0 F7		0-0 6-3	4 0 0 0 0 0 1												
14 Ernie Banks, R (1, 6) OBP: 0.356, SLG: 0.610		0-3 K		0-0 P4			0-0 F5		3 0 0 0 0 1 0												
Walt Moryn, L (1, 7) OBP: 0.341, SLG: 0.494		0-0 FC5-4 2B			0-0 F7		0-3 K		3 0 1 0 0 1 0												
Dale Long, L (1, 3) OBP: 0.370, SLG: 0.473		0-3 K			0-0 HR		0-0 4-1		3 1 1 1 0 1 1												
Sammy Taylor, L (1, 2) OBP: 0.340, SLG: 0.408 Cal Neeman, R (8, 2) OBP: 0.364, SLG: 0.598		0-0 FC5-4 2-3			0-3 K			0-0 F8	3 0 0 0 0 1 1 0 0 0 0 0 0 0		AB 30 R 1 H 3 RBI 1 BB 0 SO 6 LOB 3										
Bobby Thomson, R (1, 8) OBP: 0.356, SLG: 0.468			0-0 6-3		0-0 P3			0-0 4-3	3 0 0 0 0 0 0												
Dave Hillman, R (1, 1) OBP: 0.056, SLG: 0.111 Bill Henry, L (6, 1) OBP: 0.400, SLG: 0.444 Chuck Tanner, L (8, PH) OBP: 0.291, SLG: 0.360 Glen Hobbie, R (8, 1) OBP: 0.184, SLG: 0.167		0-0 F8			0-0 5-3			0-0 4-3	2 0 0 0 0 0 0 0 0 0 0 0 0 0 1 0 0 0 0 0 0 0 0 0 0 0 0 0												
Inning Stats	R: 0 E: 0 K: 1 S: 5	H: 0 LOB: 0 BB: 0 P: 5	R: 0 E: 0 K: 2 S: 8	H: 1 LOB: 1 BB: 0 P: 8	R: 0 E: 0 K: 1 S: 5	H: 0 LOB: 0 BB: 0 P: 5	R: 0 E: 0 K: 0 S: 3	H: 0 LOB: 0 BB: 0 P: 3	R: 1 E: 0 K: 1 S: 6	H: 1 LOB: 0 BB: 0 P: 6	R: 0 E: 0 K: 0 S: 4	H: 1 LOB: 1 BB: 0 P: 4	R: 0 E: 0 K: 1 S: 5	H: 0 LOB: 0 BB: 0 P: 5	R: 0 E: 0 K: 0 S: 3	H: 0 LOB: 0 BB: 0 P: 3	R: 0 E: 0 K: 0 S: 3	H: 0 LOB: 0 BB: 0 P: 3	1B: 1 2B: 1 3B: 0 HR: 1	SF: 0 SAC: 0 DP: 0 HBP: 0	WP: 0 PA: 30 PB: 0 SB: 0 CS: 0
PITCHER Robin Roberts, R (1, 1) ERA: 2.89	IP 9.0 WLS W BF 30 H 3 R 1 ER 1 SO 6 BB 0 IBB 0 HBP 0 BLK 0 WP 0 HR 1 S 42 P 42 ERA 1.00 WHIP 0.333											PITCHER	IP WLS BF H R ER SO BB IBB HBP BLK WP HR S P ERA WHIP								

Chicago Cubs @ Philadelphia Phillies
 Connie Mack Stadium, Philadelphia, PA
 Fri Aug 01 1958, 7:05 PM EDT
 Att: 16,258 - Unknown

livebaseballscorecards.com



BOTTOM

Chicago Cubs @ Philadelphia Phillies
Connie Mack Stadium, Philadelphia, PA

Fri Aug 01 1958, 7:05 PM EDT
Att. 16,258 - Unknown

livebaseballscorecards.com

AB	29
R	3
H	6
RBI	3
BB	3
SO	3
LOB	14



WP:	0	PA:	34
PB:	0	SB:	0
CS:	0		

AB	R	H	RBI	BB	SO	LOB
4	0	1	0	0	0	1
3	1	0	0	1	0	2
3	1	2	0	1	1	1
2	0	0	1	0	1	1
3	0	1	0	1	0	2
4	1	1	1	0	0	3
4	0	1	1	0	0	3
3	0	0	0	0	1	1
3	0	0	0	0	0	0

Batter	1	2	3	4	5	6	7	8	9
Richie Ashburn, L OBP: 0.426, SLG: 0.429 (1, 8)	0-0 F8		0-0 F3		0-0 1B		0-0 6-3		
Solly Hemus, L OBP: 0.392, SLG: 0.442 (1, 4)	4-0 2B SF8 BB		0-0 1-3		0-0 F8		0-0 F7		
Harry Anderson, L OBP: 0.372, SLG: 0.509 (1, 7)	0-0 1-3 2B		0-3 K		0-0 1-3 SH1-4 1B		4-0 FC4-6 BB		
Willie Jones, R OBP: 0.352, SLG: 0.431 (1, 5)	0-0 SF8		0-0 P6		0-0 SH1-4		0-3 K		
Dave Philley, S OBP: 0.344, SLG: 0.387 (1, 9)	0-0 6-3		0-0 2B		0-0 1-3		4-0 FC4-6 BB		
Ed Bouchee, L OBP: 0.341, SLG: 0.333 (1, 3)		0-0 P6		0-0 F8		0-0 3B 1B		0-0 FC4-6	
Chico Fernandez, R OBP: 0.262, SLG: 0.287 (1, 6)		0-0 P3		0-0 F6		0-0 1-H 3B		0-0 4-3	
Carl Sawatski, L OBP: 0.296, SLG: 0.317 (1, 2)		0-0 P6		0-0 F2		0-3 K			
Robin Roberts, S OBP: 0.286, SLG: 0.254 (1, 1)			0-0 E3 1-3		0-0 F7		0-0 F8		

Inning	R	H	E	K	S	P	BB	SO	LOB
1	0	1	0	0	4	8	0	1	1
2	0	0	0	0	3	3	0	0	0
3	0	0	0	1	6	6	0	0	0
4	0	1	0	0	4	4	0	0	1
5	0	1	0	0	4	4	0	0	1
6	2	3	0	1	8	8	0	0	1
7	0	0	0	0	3	3	0	0	0
8	0	0	0	2	13	13	0	2	2
9	0	0	0	0	0	0	0	0	0

PITCHER	IP	WLS	BF	H	R	ER	SO	BB	IBB	HBP	BLK	WP	HR	S	P	ERA	WHIP
Dave Hillman, R ERA: 2.95 (1, 1)	5.2	L	25	6	3	3	1	1	0	0	0	0	0	26	30	4.76	1.235
Bill Henry, L ERA: 1.54 (6, 1)	1.1		4	0	0	0	1	0	0	0	0	0	0	6	6	0.00	0.000
Glen Hobbie, R ERA: 3.73 (8, 1)	1.0		5	0	0	0	1	2	0	0	0	0	0	5	13	0.00	2.000

Batter	1	2	3	4	5	6	7	8	9	AB R H RBI BB SO LOB	TOP											
Tony Taylor, R (1, 4) OBP: 0.303, SLG: 0.302	0-0 F8	0-0 FC6-4		4-0 G4-6-3 BB			0-0 FC4 1B		0-0 SH3-4	3 0 0 0 1 0 2												
Alvin Dark, R (1, 5) OBP: 0.360, SLG: 0.405	0-0 F8		0-0 L9	0-0 G4-6-3			0-0 G6-3 1B		0-0 P6	5 0 1 0 0 0 3												
Lee Walls, R (1, 9) OBP: 0.369, SLG: 0.518	0-0 6-3		0-0 BB HR 1B			0-0 G6-4-3 1B	0-0 G6-3		0-0 6-3	5 1 2 0 0 0 3												
14 Ernie Banks, R (1, 6) OBP: 0.353, SLG: 0.604		0-0 F9	0-0 F8			0-0 F3		0-0 E5 6-3 SH1-4		4 0 0 0 0 0 2												
Bobby Thomson, R (1, 8) OBP: 0.359, SLG: 0.476		0-0 HR	4-0 1-2 HR BB			0-0 G6-4-3		0-0 SH1-4 1-2		2 2 1 1 1 0 1												
Jim Bolger, R (1, 7) OBP: 0.282, SLG: 0.315		0-0 SF9 1B				0-0 F5		4-0 6-3 IBB		1 1 1 0 0 0 0												
Walt Moryn, L (3, PH) OBP: 0.344, SLG: 0.503		E 1-2 HR								2 1 1 3 1 0 0												
Cal Neeman, R (1, 2) OBP: 0.360, SLG: 0.584		0-0 E8 SF9 1-3 1B 1B	0-0 5-3			0-0 5-3		0-0 6-3 1-2 2-3		4 1 1 0 0 0 2												
Dale Long, L (1, 3) OBP: 0.389, SLG: 0.471		0-0 SF9 2-3 3-H		0-0 BB 1B		0-0 F5		0-0 F7		3 0 1 1 0 0 2												
John Briggs, R (1, 1) OBP: 0.160, SLG: 0.200		0-0 FC6-4 1B		0-3 K			0-0 FC4 1B		0-0 SH3-4 1B	1 0 1 1 0 0 0												
Marcelino Solis, L (2, 1) OBP: 0.273, SLG: 0.364										1 0 0 0 0 1 1												
Bill Henry, L (4, 1) OBP: 0.455, SLG: 0.500										1 0 1 0 0 0 0												
Don Elston, R (8, 1) OBP: 0.200, SLG: 0.200										1 0 1 0 0 0 0												
Inning Stats	R: 0 H: 0 E: 0 K: 0 S: 3	H: 0 LOB: 0 BB: 0 P: 3	R: 3 H: 4 E: 1 K: 0 S: 7	H: 4 LOB: 1 BB: 0 P: 7	R: 3 H: 2 E: 0 K: 0 S: 5	H: 2 LOB: 0 BB: 1 P: 9	R: 0 H: 1 E: 0 K: 1 S: 5	H: 1 LOB: 1 BB: 1 P: 9	R: 0 H: 1 E: 0 K: 0 S: 3	H: 1 LOB: 0 BB: 0 P: 3	R: 0 H: 0 E: 0 K: 0 S: 3	H: 0 LOB: 0 BB: 0 P: 3	R: 0 H: 2 E: 0 K: 0 S: 4	H: 2 LOB: 1 BB: 0 P: 4	R: 0 H: 0 E: 1 K: 0 S: 4	H: 0 LOB: 2 BB: 1 P: 8	R: 0 H: 1 E: 0 K: 0 S: 4	H: 1 LOB: 1 BB: 0 P: 4	1B: 9 SF: 1 2B: 0 SAC: 2 3B: 0 DP: 3 HR: 2 HBP: 0	WP: 0 PA: 39 PB: 0 SB: 0 CS: 0		
PITCHER	IP WLS BF H R ER SO BB IBB HBP BLK WP HR S P ERA WHIP																					
Curt Simmons, L (1, 1) ERA: 4.81	1.2		9 4 3 3 0 0 0 0 0 0 0 0 1 9 9 16.20 2.400																			
Bob Miller, R (2, 1) ERA: 9.78	1.1	L	8 3 3 3 0 1 0 0 0 0 0 0 1 7 11 20.25 3.000																			
Don Cardwell, R (4, 1) ERA: 4.09	5.0		18 3 0 0 1 1 1 0 0 0 0 0 0 18 26 0.00 0.800																			
Turk Farrell, R (9, 1) ERA: 2.28	1.0		4 1 0 0 0 0 0 0 0 0 0 0 0 4 4 0.00 1.000																			

Chicago Cubs @ Philadelphia Phillies
 Connie Mack Stadium, Philadelphia, PA

Sat Aug 02 1958, 3:33 AM EDT
 Att. 8,821 - Unknown

livebaseballscorecards.com

AB	33
R	6
H	11
RBI	6
BB	3
SO	1
LOB	16



Batter	1	2	3	4	5	6	7	8	9	AB R H RBI BB SO LOB	TOP										
Tony Taylor, R (1, 4) OBP: 0.302, SLG: 0.300	0-0 5-3		0-0 5-3		0-0 4-3		0-0 WP 1B		0-3 K	5 0 1 0 0 1 2											
Alvin Dark, R (1, 5) OBP: 0.359, SLG: 0.402	0-0 P4-8		0-0 F3			0-3 K	4-0 BB			3 0 0 0 1 1 0											
Lee Walls, R (1, 9) OBP: 0.368, SLG: 0.516	0-0 FC5-4 1B			0-0 5-3		0-0 F7	0-0 5-3			4 0 1 0 0 0 2											
14 Ernie Banks, R (1, 6) OBP: 0.352, SLG: 0.600	0-0 FC5-4 1-2f			0-3 K		0-0 1B		0-0 F7		4 0 1 0 0 1 1											
Walt Moryn, L (1, 7) OBP: 0.343, SLG: 0.499		0-0 F8		4-0 BB		0-0 F8		0-0 F8		3 0 0 0 1 0 1											
Dale Long, L (1, 3) OBP: 0.367, SLG: 0.472		0-0 6-3 2B		0-3 K			0-0 F8	0-0 F8		4 0 1 0 0 1 1											
Bobby Thomson, R (1, 8) OBP: 0.359, SLG: 0.474		0-0 6-3			4-0 BB		0-0 5-3		0-0 6-3	2 0 0 0 1 0 1	AB 33										
John Briggs, R (7, 1) OBP: 0.180, SLG: 0.200		2-3								0 0 0 0 0 0 0	R 2										
Johnny Goryl, R (9, PH) OBP: 0.319, SLG: 0.396										1 0 0 0 0 0 0	H 6										
Cal Neeman, R (1, 2) OBP: 0.356, SLG: 0.571		0-3 K			0-0 F2		0-0 HR 1B		0-0 F7	4 1 1 0 0 1 2	RBI 2										
Taylor Phillips, L (1, 1) OBP: 0.096, SLG: 0.060			0-0 4-3			0-0 F7		0-0 HR	4-0 BB	1 0 0 0 0 0 0	SO 5										
Glen Hobbie, R (3, 1) OBP: 0.184, SLG: 0.167										0 0 0 0 0 0 0	LOB 11										
Chuck Tanner, L (5, PH) OBP: 0.226, SLG: 0.353										1 0 0 0 0 0 1											
Marcelino Solis, L (5, 1) OBP: 0.273, SLG: 0.364										0 0 0 0 0 0 0											
Lou Jackson, L (7, PH) OBP: 0.286, SLG: 0.538										1 1 1 2 1 0 0											
Inning Stats	R: 0 E: 0 K: 0 S: 4	H: 1 LOB: 1 BB: 0 P: 4	R: 0 E: 0 K: 1 S: 6	H: 1 LOB: 1 BB: 0 P: 6	R: 0 E: 0 K: 0 S: 3	H: 0 LOB: 0 BB: 0 P: 3	R: 0 E: 0 K: 2 S: 7	H: 0 LOB: 1 BB: 1 P: 11	R: 0 E: 0 K: 1 S: 6	H: 1 LOB: 1 BB: 0 P: 6	R: 2 E: 0 K: 0 S: 6	H: 3 LOB: 2 BB: 1 P: 10	R: 0 E: 0 K: 0 S: 3	H: 0 LOB: 0 BB: 0 P: 3	R: 0 E: 0 K: 1 S: 5	H: 0 LOB: 1 BB: 1 P: 9	1B: 4 2B: 1 3B: 0 HR: 1	SF: 0 SAC: 0 DP: 0 HBP: 0	WP: 2 PB: 0 SB: 0 CS: 0	PA: 37	
PITCHER Ray Semproch, R (1, 1) ERA: 3.04	IP 9.0 WLS W BF 37 H 6 R 2 ER 2 SO 5 BB 4 IBB 0 HBP 0 BLK 0 WP 1 HR 1 S 43 P 59 ERA 2.00 WHIP 1.111																			PITCHER	IP WLS BF H R ER SO BB IBB HBP BLK WP HR S P ERA WHIP

Chicago Cubs @ Philadelphia Phillies
 Connie Mack Stadium, Philadelphia, PA
 Sun Aug 03 1958, 3:33 AM EDT
 Unknown

livebaseballscorecards.com



Batter	1	2	3	4	5	6	7	8	9	AB R H RBI BB SO LOB	TOP											
Tony Taylor, R (1, 4) OBP: 0.305, SLG: 0.310	0-0 4-3		0-0 SF8 3B		0-0 1B 14 HR 1B		0-0 1B E 1B	0-0 B1		5 3 3 0 0 0 1												
Alvin Dark, R (1, 5) OBP: 0.360, SLG: 0.402	0-0 F8		0-0 F2		0-0 1B 14 HR 1B		0-0 1B E 14 BB 1B	0-0 F9		5 2 2 0 0 0 2												
14 Ernie Banks, R (1, 6) OBP: 0.352, SLG: 0.606	0-0 P6		0-0 SF8		0-0 HR		0-0 1B E BB	0-0 F9		3 2 1 4 1 0 1												
Walt Moryn, L (1, 7) OBP: 0.344, SLG: 0.500		0-0 4-3	0-3 K		0-0 1B 2B		0-0 E3 1B G4-6-3	0-0 8-6-4 E 1B		5 2 2 0 0 1 2												
Lee Walls, R (1, 9) OBP: 0.371, SLG: 0.516		4-0 1B 2B BB		0-0 4-3	0-0 1B		0-0 G4-6-3 1B	0-0 E5 8-6-4		4 1 2 3 1 0 1												
Dale Long, L (1, 3) OBP: 0.365, SLG: 0.468		0-0 2B SF8 1B		0-3 K	0-3 K		0-0 G4-6-3	0-0 8-6-4		5 1 1 0 0 2 4												
Lou Jackson, L (1, 8) OBP: 0.263, SLG: 0.500		0-0 1-3 3-H 2B		0-0 4-3		0-0 4-3	0-0 F8	0-0 L4		5 0 1 1 0 0 1												
Moe Thacker, R (1, 2) OBP: 0.250, SLG: 1.333		0-0 SF8			0-0 F8	0-0 6-3		0-0 HR		3 1 1 2 0 0 0												
Bob Anderson, R (1, 1)		0-0 L9			0-3 K	0-0 3-1		0-1 CI		1 0 0 0 0 0 1												
Chuck Tanner, L (5, PH) OBP: 0.281, SLG: 0.346										1 0 0 0 0 1 0												
Marcelino Solis, L (5, 1) OBP: 0.250, SLG: 0.333										1 0 0 0 0 0 0												
Don Elston, R (9, 1) OBP: 0.200, SLG: 0.200										0 0 0 0 0 0 0												
Bill Henry, L (9, 1) OBP: 0.455, SLG: 0.500										0 0 0 0 0 0 0												
Inning Stats	R: 0 E: 0 K: 0 S: 3	H: 0 LOB: 0 BB: 0 P: 3	R: 2 E: 0 K: 0 S: 5	H: 2 LOB: 1 BB: 1 P: 9	R: 1 E: 0 K: 1 S: 6	H: 1 LOB: 0 BB: 0 P: 6	R: 0 E: 0 K: 1 S: 5	H: 0 LOB: 0 BB: 0 P: 5	R: 4 E: 0 K: 2 S: 12	H: 5 LOB: 1 BB: 0 P: 12	R: 0 E: 0 K: 0 S: 3	H: 0 LOB: 0 BB: 0 P: 3	R: 4 E: 1 K: 0 S: 6	H: 3 LOB: 0 BB: 1 P: 10	R: 1 E: 1 K: 0 S: 5	H: 1 LOB: 1 BB: 0 P: 5	R: 0 E: 1 K: 0 S: 4	H: 1 LOB: 1 BB: 0 P: 4	1B: 8 2B: 3 3B: 1 HR: 2	SF: 2 SAC: 0 DP: 2 HBP: 0	WP: 0 PB: 0 SB: 0 CS: 0	PA: 43
PITCHER	IP WLS BF H R ER SO BB IBB HBP BLK WP HR S P ERA WHIP																					
Jack Meyer, R (1, 1) ERA: 3.41	4.2 L 21 6 6 6 3 1 0 0 0 0 0 1 26 30 11.57 1.500																					
Jim Hearn, R (5, 1) ERA: 3.8	1.1 6 2 1 1 1 0 0 0 0 0 0 0 8 8 6.75 1.500																					
Turk Farrell, R (7, 1) ERA: 2.41	0.0 2 2 2 2 0 0 0 0 0 0 0 0 2 2 ∞ ∞																					
Bob Miller, R (7, 1) ERA: 10.71	0.0 3 1 1 0 0 1 0 0 0 0 0 0 2 6 ∞ ∞																					
Seth Morehead, L (7, 1) ERA: 6.59	3.0 11 2 2 2 0 0 0 0 0 0 0 1 11 11 6.00 0.667																					

Chicago Cubs @ Philadelphia Phillies
 Connie Mack Stadium, Philadelphia, PA
 Sun Aug 03 1958, 3:38 AM EDT
 Att: 16,211 - Unknown

AB	38
R	12
H	13
RBI	10
BB	2
SO	4
LOB	13



BOTTOM

Chicago Cubs @ Philadelphia Phillies
Connie Mack Stadium, Philadelphia, PA

Sun Aug 03 1958, 3:38 AM EDT
Att. 16,211 - Unknown

livebaseballscorecards.com

AB	37
R	10
H	11
RBI	10
BB	7
SO	5
LOB	15



WP:	0	PA:	44
PB:	0		
SB:	1		
CS:	1		

AB R H RBI BB SO LOB

3	1	2	0	2	0	0
5	1	0	1	0	1	5
5	1	3	0	0	0	1
3	2	0	1	2	0	1
2	1	1	1	0	0	0
2	1	0	1	1	0	1
5	1	1	2	0	2	3
4	1	2	4	1	0	0
4	0	0	0	1	2	3
2	0	1	0	0	0	0
0	0	0	0	0	0	0
1	0	0	0	0	0	1
0	0	0	0	0	0	0
0	0	0	0	0	0	0
0	0	0	0	0	0	0
1	1	1	0	0	0	0

1B:	7	SF:	0
2B:	3	SAC:	0
3B:	1	DP:	2
HR:	1	HBP:	0

WP:	0	PA:	44
PB:	0		
SB:	1		
CS:	1		

Batter	1	2	3	4	5	6	7	8	9
Richie Ashburn, L OBP: 0.433, SLG: 0.437 (1, 8)	0-0 L9 BB	4-0 4-3 S BB		0-0 1-3 2B			4-0 G4-6-3 BB		0-0 1B E BB 1B
Solly Hemus, L OBP: 0.382, SLG: 0.421 (1, 4)	0-3 K	0-0 4-3 1-3		0-0 3-1			0-0 G4-6-3 1-2f		0-0 E4 BB 1B
Ed Bouchee, L OBP: 0.342, SLG: 0.331 (1, 3)	0-0 1B BB	0-0 L8					0-0 P5		0-0 BB BB FC1-2 1B
Willie Jones, R OBP: 0.356, SLG: 0.424 (1, 5)	4-0 1B 3B 1-2 BB		0-0 5-3				0-0 E5 L3		4-0 FC1-2 BB 1B BB
Dave Philley, S OBP: 0.348, SLG: 0.404 Rip Repulski, R OBP: 0.306, SLG: 0.466 (5, PH) (6, 9)	0-0 3B 1-3 2-H 1B		0-0 L8				0-0 L3 1-2		4-0 FC1-2 1B BB
Harry Anderson, L OBP: 0.366, SLG: 0.501 (1, 7)	0-0 HR 1-H 3-H 3B		0-0 F8				0-3 K		0-0 FC1-2 1B
Chico Fernandez, R OBP: 0.269, SLG: 0.312 (1, 6)	0-0 HR			4-0 CS BB			0-0 5-3		0-0 F7 1B
Carl Sawatski, L OBP: 0.293, SLG: 0.308 (1, 2)	0-3 K			0-0 4-3 1-2			4-0 BB		0-0 3-1 K
Jack Meyer, R OBP: 0.333, SLG: 0.333 Jim Hearn, R OBP: 0.360, SLG: 0.423 Wally Post, R OBP: 0.259, SLG: 0.211 Turk Farrell, R OBP: 0.259, SLG: 0.211 Bob Miller, R OBP: 0.259, SLG: 0.211 Seth Morehead, L OBP: 0.322, SLG: 0.493 (9, PH)		0-0 6-3		0-0 2B 1B			0-0 P4		0-0 1B E 2B

Inning Stats	R: 5	H: 4	E: 0	LOB: 0	K: 2	BB: 1	S: 11	P: 15	R: 0	H: 0	E: 0	LOB: 1	K: 0	BB: 1	S: 3	P: 7	R: 0	H: 0	E: 0	LOB: 0	K: 0	BB: 0	S: 3	P: 3	R: 0	H: 2	E: 0	LOB: 2	K: 0	BB: 1	S: 4	P: 8	R: 0	H: 0	E: 1	LOB: 0	K: 0	BB: 0	S: 3	P: 3	R: 0	H: 0	E: 0	LOB: 1	K: 1	BB: 1	S: 5	P: 9	R: 0	H: 1	E: 0	LOB: 1	K: 0	BB: 1	S: 3	P: 7	R: 0	H: 0	E: 0	LOB: 0	K: 1	BB: 0	S: 5	P: 5	R: 5	H: 4	E: 1	LOB: 2	K: 1	BB: 2	S: 10	P: 18	1B: 7	2B: 3	3B: 1	HR: 1	SF: 0	SAC: 0	DP: 2	HBP: 0	WP: 0	PA: 44
--------------	------	------	------	--------	------	-------	-------	-------	------	------	------	--------	------	-------	------	------	------	------	------	--------	------	-------	------	------	------	------	------	--------	------	-------	------	------	------	------	------	--------	------	-------	------	------	------	------	------	--------	------	-------	------	------	------	------	------	--------	------	-------	------	------	------	------	------	--------	------	-------	------	------	------	------	------	--------	------	-------	-------	-------	-------	-------	-------	-------	-------	--------	-------	--------	-------	--------

PITCHER	IP	WLS	BF	H	R	ER	SO	BB	IBB	HBP	BLK	WP	HR	S	P	ERA	WHIP
Bob Anderson, R ERA: 11.25 (1, 1)	4.0		20	6	5	5	2	3	0	0	0	0	1	21	33	11.25	2.250
Marcelino Solis, L ERA: 4.71 (5, 1)	4.1	W	19	4	4	2	2	2	0	0	0	0	0	21	29	4.15	1.385
Don Elston, R ERA: 3.32 (9, 1)	0.0		2	0	0	0	0	2	0	0	0	0	0	8		∞	∞
Bill Henry, L ERA: 1.38 (9, 1)	0.2	S	3	1	1	0	1	0	0	0	0	0	0	5	5	0.00	1.500

Batter	1	2	3	4	5	6	7	8	9	AB R H RBI BB SO LOB	TOP										
Solly Hemus, L OBP: 0.383, SLG: 0.422 (1, 4) X	0-0 F9		4-0 HR BB	0-0 FC4-6 1B		0-0 2B			0-0 2-H 1B	4 1 3 2 1 0 0	Philadelphia Phillies @ Cincinnati Redlegs Crosley Field, Cincinnati, OH Wed Aug 06 1958, 7:05 PM EDT Att. 8,646 - Unknown										
Ted Kazanski, R OBP: 0.305, SLG: 0.329 (1, 6) S S S	0-3 K		0-0 HR	0-0 FC4-6 1B		0-0 4-3			0-0 1B 1B	5 2 2 4 0 1 2											
Rip Repulski, R OBP: 0.304, SLG: 0.469 (1, 7) X	0-0 F7		0-0 3B	0-3 K			0-3 K		0-0 F9	5 0 1 0 0 2 2											
Willie Jones, R OBP: 0.358, SLG: 0.424 (1, 5) X		0-0 G4-6-3 BB 1B	0-0 1-3		0-0 P6		0-0 F8		0-0 1B 1-3 1B	5 0 2 0 0 0 1											
Ed Bouchee, L OBP: 0.355, SLG: 0.356 (1, 3) B B B B		4-0 G4-6-3 1-2 BB	0-3 K		0-0 E1 FC4		0-0 6-3		0-0 1-3 3-H 1B	4 0 1 1 1 1 1											
Wally Post, R OBP: 0.356, SLG: 0.417 (1, 9) X		0-0 G4-6-3 1-2f 2-3		0-0 BB 1B	0-0 FC4			0-0 P5	0-0 P1	5 1 1 0 0 0 5											
Bob Bowman, R OBP: 0.320, SLG: 0.482 (1, 8) X		0-0 F8		4-0 1B 1-2 1B BB	0-0 L3			0-0 F8		3 1 0 0 1 0 2											
Jim Hegan, R OBP: 0.262, SLG: 0.265 (1, 2) S S S			0-0 FC5-6 1B	0-3 K		0-3 K		0-0 6-3		4 0 1 0 0 2 2											
Robin Roberts, S OBP: 0.297, SLG: 0.284 (1, 1) X			0-0 FC5-6 BB HR	0-0 1B 1-2f FC4-6 1B		0-0 4-3		0-0 1B 2B		4 3 2 1 0 0 1 0 0 0 0 0 0 0											
Turk Farrell, R OBP: 0.250, SLG: 0.211 (9, 1) X																					
Inning Stats	R: 0 E: 0 K: 1 S: 5	H: 0 LOB: 0 BB: 0 P: 5	R: 0 E: 0 K: 0 S: 3	H: 1 LOB: 1 BB: 1 P: 7	R: 3 E: 0 K: 1 S: 8	H: 3 LOB: 1 BB: 1 P: 12	R: 3 E: 0 K: 2 S: 10	H: 3 LOB: 1 BB: 1 P: 14	R: 0 E: 1 K: 0 S: 4	H: 0 LOB: 1 BB: 0 P: 4	R: 0 E: 0 K: 1 S: 6	H: 1 LOB: 1 BB: 0 P: 6	R: 0 E: 0 K: 1 S: 5	H: 0 LOB: 0 BB: 0 P: 5	R: 0 E: 0 K: 0 S: 3	H: 0 LOB: 0 BB: 0 P: 3	R: 2 E: 0 K: 0 S: 7	H: 5 LOB: 2 BB: 0 P: 7	1B: 9 2B: 2 3B: 1 HR: 1	SF: 0 SAC: 0 DP: 1 HBP: 0	WP: 0 PA: 42 PB: 0 SB: 0 CS: 0
PITCHER	IP WLS BF H R ER SO BB IBB HBP BLK WP HR S P ERA WHIP																				
Harvey Haddix, L ERA: 3.6 (1, 1)	3.0 L 16 5 5 5 2 3 0 0 0 0 0 1 17 29 15.00 2.667																				
Tom Acker, R ERA: 4.57 (4, 1)	2.0 9 2 1 1 2 0 0 0 0 0 0 0 13 13 4.50 1.000																				
Hal Jeffcoat, R ERA: 3.52 (6, 1)	2.0 7 1 0 0 2 0 0 0 0 0 0 0 11 11 0.00 0.500																				
Brooks Lawrence, R ERA: 4.22 (8, 1)	2.0 10 5 2 2 0 0 0 0 0 0 0 0 10 10 9.00 2.500																				

livebaseballscorecards.com

AB	39
R	8
H	13
RBI	8
BB	3
SO	6
LOB	16



Batter	1	2	3	4	5	6	7	8	9	AB R H RBI BB SO LOB	TOP
Richie Ashburn, L (1, 8) OBP: 0.435, SLG: 0.440	0-0 1B 2B	0-0 E3		4-0 BB 1-2 BB		0-0 F9			0-0 L9 SH2-4 1B	4 1 2 0 1 0 2	
Solly Hemus, L (1, 4) OBP: 0.377, SLG: 0.414	0-0 F5	0-0 F8		0-0 P4		0-0 4-3			0-0 SH2-4	4 0 0 0 0 0 6	
Ed Bouchee, L (1, 3) OBP: 0.350, SLG: 0.350	0-0 BB 1B 2-H		0-0 P4		0-0 F8		0-0 P6		0-0 L9	5 0 1 1 0 0 1	
Willie Jones, R (1, 5) OBP: 0.354, SLG: 0.418	0-3 K		0-0 5-3		0-0 1-3		0-0 P6			4 0 0 0 0 1 1	
Harry Anderson, L (1, 7) OBP: 0.369, SLG: 0.497	4-0 1-2 BB		4-0 FC4-6 BB		0-0 1B		0-3 K			2 0 1 0 2 1 0	
Dave Philley, S (1, 9) OBP: 0.349, SLG: 0.416	0-0 5-3		0-0 FC4-6 1-2f		0-0 G1			0-0 SF7 3B		4 1 1 0 0 0 4	
Chico Fernandez, R (1, 6) OBP: 0.271, SLG: 0.315		0-0 E 1B		0-0 F5		0-0 2B 1B		0-0 SF7 3-H		3 1 2 1 0 0 0	
Carl Sawatski, L (1, 2) OBP: 0.286, SLG: 0.299		0-0 F7		0-0 1-3		0-0 L8		0-3 K		4 0 0 0 0 1 2	
Don Cardwell, R (1, 1) OBP: 0.250, SLG: 0.313		0-0 P4		0-0 BB 1B		0-0 1-H 2B		0-0 F7		4 0 2 1 0 0 1	
Inning Stats	R: 1 E: 0 K: 1 S: 7 H: 2 LOB: 2 BB: 1 P: 11	R: 0 E: 1 K: 0 S: 5 H: 1 LOB: 2 BB: 0 P: 5	R: 0 E: 0 K: 0 S: 3 H: 0 LOB: 1 BB: 1 P: 7	R: 0 E: 0 K: 0 S: 4 H: 1 LOB: 2 BB: 1 P: 8	R: 0 E: 0 K: 0 S: 4 H: 1 LOB: 1 BB: 0 P: 4	R: 1 E: 0 K: 0 S: 5 H: 2 LOB: 1 BB: 0 P: 5	R: 0 E: 0 K: 1 S: 5 H: 0 LOB: 0 BB: 0 P: 5	R: 1 E: 0 K: 1 S: 6 H: 1 LOB: 0 BB: 0 P: 6	R: 0 E: 0 K: 0 S: 3 H: 1 LOB: 0 BB: 0 P: 3	1B: 6 2B: 2 3B: 1 HR: 0 SF: 1 SAC: 1 DP: 0 HBP: 0	WP: 0 PB: 0 SB: 0 CS: 0 PA: 39
PITCHER Bob Purkey, R (1, 1) ERA: 3.52	IP WLS BF H R ER SO BB IBB HBP BLK WP HR S P ERA WHIP										
	9.0 L 39 9 3 3 3 3 3 0 0 0 0 0 42 54 3.00 1.333										

Philadelphia Phillies @ Cincinnati Redlegs
 Crosley Field, Cincinnati, OH
 Thu Aug 07 1958, 7:05 PM EDT
 Att. 7,341 - Unknown

livebaseballscorecards.com

AB 34
 R 3
 H 9
 RBI 3
 BB 3
 SO 3
 LOB 17



Batter	1	2	3	4	5	6	7	8	9	AB R H RBI BB SO LOB	TOP					
Bill Bruton, L (1, 8) OBP: 0.324, SLG: 0.354	4-0 FC5 1B BB		x 0-0 2B 2B		x 0-0 1B	x 0-0 F8		x 0-0 F8		4 1 2 0 1 0 2						
Red Schoendienst, S (1, 4)	0-0 FC5 1B		x 0-0 PB E 2B		x 0-0 F8		x 0-0 P4	x 0-0 L9		5 1 2 2 0 0 2						
Eddie Mathews, L (1, 5) OBP: 0.350, SLG: 0.472	0-0 P4		x 0-0 G3		x 0-0 F8		x 0-0 BB 2B		x 0-0 F8	5 0 1 0 0 0 4						
Hank Aaron, R (1, 9) OBP: 0.376, SLG: 0.567	0-0 FC5 1-2 2-3f		x 0-3 K		x 0-0 F8		x 0-0 P3		x 0-0 1B 3B	5 1 1 0 0 1 5						
Wes Covington, L (1, 7) Casey Wise, S (9, PR) Andy Paiko, R (9, 7) OBP: 0.318, SLG: 0.310	0-0 F7		x 0-0 E9 1B			x 0-0 HR			x 0-0 6-3 1B 1B	4 1 3 3 1 0 2 0 0 0 0 0 0 0 0 0 0 0 0 0 0						
Frank Torre, L (1, 3) OBP: 0.391, SLG: 0.383		x 0-0 4-3	x 0-0 F9			x 0-0 F2			x 0-0 6-3 1B	4 0 1 0 1 0 1						
Johnny Logan, R (1, 6) OBP: 0.308, SLG: 0.367		x 0-3 K		x 0-0 P5		x 0-0 1B SF9 1B			x 0-0 6-3	5 1 1 0 0 1 5						
Del Crandall, R (1, 2) OBP: 0.344, SLG: 0.459		x 0-0 F7		x 0-0 6-3		x 0-0 1B SF9 1B			x 4-0 SH3-4 1B IBB	4 0 2 0 1 0 0						
Juan Pizarro, L (1, 1) Don McMahon, R (6, 1) OBP: 0.333, SLG: 0.143			x 0-0 2B 2B 1B		x 0-0 6-3		x 0-0 1B SF9		x 0-0 SH3-4	2 1 1 1 0 0 0 1 0 0 0 0 1 3						
Inning Stats	R: 0 H: 1 E: 0 LOB: 2 K: 0 BB: 1 S: 4 P: 8	R: 0 H: 0 E: 0 LOB: 0 K: 1 BB: 0 S: 5 P: 5	R: 3 H: 4 E: 1 LOB: 1 K: 1 BB: 0 S: 9 P: 9	R: 0 H: 0 E: 0 LOB: 0 K: 0 BB: 0 S: 3 P: 3	R: 0 H: 1 E: 0 LOB: 1 K: 0 BB: 0 S: 4 P: 4	R: 2 H: 3 E: 0 LOB: 1 K: 0 BB: 0 S: 6 P: 6	R: 0 H: 1 E: 0 LOB: 3 K: 0 BB: 2 S: 4 P: 12	R: 0 H: 1 E: 0 LOB: 1 K: 0 BB: 0 S: 4 P: 4	R: 1 H: 3 E: 0 LOB: 3 K: 1 BB: 1 S: 8 P: 12	1B: 9 SF: 1 2B: 3 SAC: 1 3B: 1 DP: 0 HR: 1 HBP: 0	WP: 0 PA: 45 PB: 1 SB: 0 CS: 0					
PITCHER	IP WLS BF H R ER SO BB IBB HBP BLK WP HR S P ERA WHIP															
Ray Semproch, R (1, 1) ERA: 3.2	6.0	28	9	5	5	2	1	0	0	0	0	1	31	35	7.50	1.667
Jack Meyer, R (7, 1) ERA: 3.3	2.0	10	2	0	0	0	1	1	0	0	0	0	8	16	0.00	1.500
Turk Farrell, R (9, 1) ERA: 2.59	1.0	W 7	3	1	1	1	0	1	0	0	0	0	8	12	9.00	3.000

Milwaukee Braves @ Philadelphia Phillies
 Connie Mack Stadium, Philadelphia, PA

AB 39
 R 6
 H 14
 RBI 6
 BB 4
 SO 3
 LOB 24



Fri Aug 08 1958, 7:05 PM EDT
 Att: 25,842 - Unknown

livebaseballscorecards.com

BOTTOM

Milwaukee Braves @ Philadelphia Phillies
Connie Mack Stadium, Philadelphia, PA

Fri Aug 08 1958, 7:05 PM EDT
Att. 25,842 - Unknown

livebaseballscorecards.com

AB	37
R	7
H	14
RBI	7
BB	6
SO	9
LOB	27



WP	1	PA	46
PB	0	SB	0
CS	1		

AB R H RBI BB SO LOB

4	1	2	0	1	0	2
4	1	3	2	1	1	1
2	0	0	0	1	0	3
0	0	0	0	0	0	0
0	0	0	0	1	0	0
0	0	0	0	0	0	0
4	0	0	0	1	1	6
4	2	2	0	1	2	2
4	1	2	0	0	1	1
4	0	0	0	0	2	6
1	1	1	1	0	0	0
4	0	1	0	0	0	3
1	0	0	0	0	0	1
2	0	0	0	0	2	2
3	1	3	4	0	0	0

1B	10	SF	0
2B	2	SAC	1
3B	0	DP	0
HR	2	HBP	1

Batter	1	2	3	4	5	6	7	8	9
Richie Ashburn, L (1, 8) OBP: 0.437, SLG: 0.440	0-0 WP 1B		0-0 FC4-6 HR		0-0 L9 1B	4-0 CS BB		0-0 F9	
Solly Hemus, L (1, 4) OBP: 0.385, SLG: 0.434	0-3 K 1-2		0-0 HR		0-0 1B	0-0 CS	0-0 HBP SH3-4 1B	4-0 BB IBB	
Rip Repulski, R (1, 7) OBP: 0.304, SLG: 0.464	0-0 F8		4-0 BB BB		0-0 L9		0-0 SH3-4	4-0 BB	
Jack Meyer, R (7, 1) OBP: 0.333, SLG: 0.333									
Harry Anderson, L (8, PH) OBP: 0.371, SLG: 0.497									
Turk Farrell, R (9, 1) OBP: 0.250, SLG: 0.211									
Willie Jones, R (1, 5) OBP: 0.351, SLG: 0.412	0-0 F8		4-0 BB		0-3 K		0-0 L7	0-0 F7	
Ed Bouchee, L (1, 3) OBP: 0.358, SLG: 0.362		0-3 K	0-3 K			0-0 1-3 HR 1B	4-0 HBP BB		0-0 1B 2B
Wally Post, R (1, 9) OBP: 0.361, SLG: 0.419		0-0 P3		0-0 6-3 1B		0-0 1-2 HR 1B	1-0 FC6-4 HBP		0-3 K
Chico Fernandez, R (1, 6) OBP: 0.268, SLG: 0.311									
Dave Philley, S (9, PH) OBP: 0.353, SLG: 0.419									
Jim Hegan, R (1, 2) OBP: 0.262, SLG: 0.265									
Carl Sawatski, L (9, PH) OBP: 0.284, SLG: 0.297									
Ray Semproch, R (1, 1) OBP: 0.081, SLG: 0.097									
Bob Bowman, R (6, PH) OBP: 0.333, SLG: 0.521									

Inning Stats	R: 0	H: 1	E: 0	K: 1	S: 6	R: 0	H: 0	E: 0	K: 2	S: 7	R: 2	H: 2	E: 0	K: 2	S: 9	R: 0	H: 1	E: 0	K: 1	S: 6	R: 0	H: 2	E: 0	K: 1	S: 6	R: 3	H: 3	E: 0	K: 1	S: 7	R: 0	H: 1	E: 0	K: 0	S: 4	R: 0	H: 1	E: 0	K: 0	S: 4	R: 2	H: 3	E: 0	K: 1	S: 7	R: 0	H: 3	E: 0	K: 1	S: 7
--------------	------	------	------	------	------	------	------	------	------	------	------	------	------	------	------	------	------	------	------	------	------	------	------	------	------	------	------	------	------	------	------	------	------	------	------	------	------	------	------	------	------	------	------	------	------	------	------	------	------	------

PITCHER	IP	WLS	BF	H	R	ER	SO	BB	IBB	HBP	BLK	WP	HR	S	P	ERA	WHIP
Juan Pizarro, L (1, 1) ERA: 2.48	5.2		28	9	5	5	8	3	0	0	0	1	2	41	53	7.94	2.118
Don McMahon, R (6, 1) ERA: 3.13	3.0	L	17	5	2	2	1	2	1	1	0	0	0	15	28	6.00	2.333

Batter	1	2	3	4	5	6	7	8	9	AB R H RBI BB SO LOB	TOP	
Red Schoendienst, S (1, 4) OBP: 0.331, SLG: 0.310	0-0 1B 2B	0-0 F8			0-0 HR 1B		4-0 BB BB			3 2 2 0 1 0 1		
Felix Mantilla, R (1, 8) OBP: 0.283, SLG: 0.384	0-0 1B 2-H		0-0 1-3		0-0 F3		0-0 F7			4 1 1 1 0 0 2		
Eddie Mathews, L (1, 5) OBP: 0.349, SLG: 0.477	0-3 K		0-0 E8		0-0 HR 1-H			0-0 G3		4 1 1 2 0 1 1		
Hank Aaron, R (1, 9) OBP: 0.375, SLG: 0.564	0-0 1B 2-H		0-0 6-3		0-0 P4			0-0 5-3		4 0 1 1 0 0 1		
Joe Adcock, R (1, 3) OBP: 0.321, SLG: 0.523 Frank Torre, L (9, 3) OBP: 0.391, SLG: 0.383	0-3 K		0-3 K			0-0 L7		0-3 K		4 0 0 0 0 3 2 0 0 0 0 0 0 0		
Andy Pafko, R (1, 7) OBP: 0.308, SLG: 0.299	0-0 P6				0-0 F3		0-0 F8		0-0 L5	4 0 0 0 0 0 1		
Del Crandall, R (1, 2) OBP: 0.343, SLG: 0.456 Del Rice, R (9, 2) OBP: 0.308, SLG: 0.342			0-0 F3		0-3 K		0-0 F8		0-0 4-3 1B	4 0 1 0 0 1 0 0 0 0 0 0 0 0		
Joe Koppe, R (1, 6) OBP: 0.333, SLG: 0.333 Casey Wise, S (8, 6) OBP: 0.043, SLG: 0.043			0-0 FC1-6 1B		0-0 F9		0-0 L8		0-0 4-3 1-2	3 0 1 0 0 0 0 1 0 0 0 0 0 1		
Lew Burdette, R (1, 1) OBP: 0.246, SLG: 0.303			0-0 FC1-6 1-2f		0-0 4-3		0-0 F8		0-3 K	4 0 0 0 0 1 2		
Inning Stats	R: 2 H: 3 E: 0 LOB: 1 K: 2 BB: 0 S: 10 P: 10	R: 0 H: 1 E: 0 LOB: 1 K: 0 BB: 0 S: 4 P: 4	R: 0 H: 0 E: 1 LOB: 1 K: 1 BB: 0 S: 6 P: 6	R: 0 H: 0 E: 0 LOB: 0 K: 1 BB: 0 S: 5 P: 5	R: 2 H: 2 E: 0 LOB: 0 K: 0 BB: 0 S: 5 P: 5	R: 0 H: 0 E: 0 LOB: 0 K: 0 BB: 0 S: 3 P: 3	R: 0 H: 0 E: 0 LOB: 1 K: 0 BB: 1 S: 3 P: 7	R: 0 H: 0 E: 0 LOB: 0 K: 1 BB: 0 S: 5 P: 5	R: 0 H: 1 E: 0 LOB: 1 K: 1 BB: 0 S: 6 P: 6	1B: 5 SF: 0 2B: 1 SAC: 0 3B: 0 DP: 0 HR: 1 HBP: 0	WP: 0 PA: 36 PB: 0 SB: 0 CS: 0	
PITCHER Curt Simmons, L (1, 1) ERA: 4.83 Jim Hearn, R (8, 1) ERA: 3.65	IP WLS BF H R ER SO BB IBB HBP BLK WP HR S P ERA WHIP	7.0 0 29 6 4 4 4 1 0 0 0 0 1 36 40 5.14 1.000	2.0 W 7 1 0 0 2 0 0 0 0 0 0 0 11 11 0.00 0.500	PITCHER IP WLS BF H R ER SO BB IBB HBP BLK WP HR S P ERA WHIP								

Milwaukee Braves @ Philadelphia Phillies
 Connie Mack Stadium, Philadelphia, PA
 Sat Aug 09 1958, 7:05 PM EDT
 Att: 24,943 - Unknown

AB	35
R	4
H	7
RBI	4
BB	1
SO	6
LOB	11



Batter	1	2	3	4	5	6	7	8	9	AB	R	H	RBI	BB	SO	LOB	TOP
Bill Bruton, L (1, 8) OBP: 0.326, SLG: 0.355	0-0 4-3 1B	0-0 L8		0-0 L9		0-0 2B		0-0 F2		5	2	2	0	0	0	2	
Red Schoendienst, S (1, 4) OBP: 0.329, SLG: 0.312	0-0 4-3 1-2		0-0 G3	0-0 FC4-6		0-0 2B		0-0 5-3		5	0	1	1	0	0	3	
Eddie Mathews, L (1, 5) OBP: 0.351, SLG: 0.481	0-0 1B FC4-6 2-H		0-0 1B 1B		0-0 2B		0-0 F2		0-0 F2	5	3	3	1	0	0	1	
Hank Aaron, R (1, 9) OBP: 0.377, SLG: 0.571	0-0 FC4-6 1-3 1B		0-0 P6		0-0 2B		0-0 4-3 SF8		0-0 P6	5	2	3	1	0	0	1	
Wes Covington, L (1, 7) OBP: 0.378, SLG: 0.660 Andy Paiko, R (9, 7) OBP: 0.308, SLG: 0.299	0-0 FC4-6 1-2f 3B		0-0 1B 1B		0-0 4-3		0-3 K		0-3 K	5	1	1	1	0	2	3	
Frank Torre, L (1, 3) OBP: 0.393, SLG: 0.395	0-0 1-H 3B		0-0 1-2 1B		0-0 SF8		0-0 4-3		0-0 P6	3	0	2	4	0	0	0	
Del Rice, R (1, 2) OBP: 0.293, SLG: 0.325	0-0 F5		0-0 F2		0-0 L7		0-3 K		0-3 K	4	0	0	0	0	1	3	
Casey Wise, S (1, 6) OBP: 0.111, SLG: 0.111		0-0 L7		0-0 FC3-6 1B		0-0 5-3		0-0 FC3-6 1B		4	0	2	0	0	0	0	
Bob Trowbridge, R (1, 1) OBP: 0.111, SLG: 0.111 Gene Conley, R (2, 1) OBP: 0.188, SLG: 0.375 Humberto Robinson, R (3, 1) OBP: 0.250, SLG: 0.250		0-0 L3		0-0 FC3-6 FC4-6		0-0 L5		0-0 FC3-6		1	0	0	0	0	0	0	
Inning Stats	R: 3 E: 0 K: 0 S: 7	H: 4 LOB: 1 BB: 0 P: 7	R: 0 E: 0 K: 0 S: 3	H: 0 LOB: 0 BB: 0 P: 3	R: 1 E: 0 K: 0 S: 6	H: 3 LOB: 2 BB: 0 P: 6	R: 0 E: 0 K: 0 S: 4	H: 1 LOB: 1 BB: 0 P: 4	R: 2 E: 0 K: 2 S: 5	H: 2 LOB: 0 BB: 0 P: 5	R: 1 E: 0 K: 2 S: 8	H: 1 LOB: 0 BB: 0 P: 8	R: 0 E: 0 K: 1 S: 5	H: 0 LOB: 0 BB: 0 P: 5	1B: 9 2B: 3 3B: 2 HR: 0	SF: 1 SAC: 0 DP: 0 HBP: 0	WP: 1 PB: 0 SB: 1 CS: 0
PITCHER	IP WLS BF H R ER SO BB IBB HBP BLK WP HR S P ERA WHIP	IP WLS BF H R ER SO BB IBB HBP BLK WP HR S P ERA WHIP	IP WLS BF H R ER SO BB IBB HBP BLK WP HR S P ERA WHIP	IP WLS BF H R ER SO BB IBB HBP BLK WP HR S P ERA WHIP	IP WLS BF H R ER SO BB IBB HBP BLK WP HR S P ERA WHIP	IP WLS BF H R ER SO BB IBB HBP BLK WP HR S P ERA WHIP	IP WLS BF H R ER SO BB IBB HBP BLK WP HR S P ERA WHIP	IP WLS BF H R ER SO BB IBB HBP BLK WP HR S P ERA WHIP	IP WLS BF H R ER SO BB IBB HBP BLK WP HR S P ERA WHIP	IP WLS BF H R ER SO BB IBB HBP BLK WP HR S P ERA WHIP	IP WLS BF H R ER SO BB IBB HBP BLK WP HR S P ERA WHIP	IP WLS BF H R ER SO BB IBB HBP BLK WP HR S P ERA WHIP	IP WLS BF H R ER SO BB IBB HBP BLK WP HR S P ERA WHIP	IP WLS BF H R ER SO BB IBB HBP BLK WP HR S P ERA WHIP	IP WLS BF H R ER SO BB IBB HBP BLK WP HR S P ERA WHIP	IP WLS BF H R ER SO BB IBB HBP BLK WP HR S P ERA WHIP	IP WLS BF H R ER SO BB IBB HBP BLK WP HR S P ERA WHIP
Jack Sanford, R (1, 1) ERA: 4.54	0.1																
Jim Hearn, R (1, 1) ERA: 3.95	5.1		25	9	4	4	0	0	0	0	0	0	0	25	25	6.75	1.688
Jack Meyer, R (6, 1) ERA: 3.27	3.1	L	12	2	1	1	3	0	0	0	0	1	0	18	18	2.70	0.600

Milwaukee Braves @ Philadelphia Phillies
 Connie Mack Stadium, Philadelphia, PA
 Sun Aug 10 1958, 3:33 AM EDT
 Unknown

AB	40
R	8
H	14
RBI	8
BB	0
SO	3
LOB	15



WP	1	PA	41
PB	0		
SB	1		
CS	0		

1B	9	SF	1
2B	3	SAC	0
3B	2	DP	0
HR	0	HBP	0

livebaseballscorecards.com

Batter	1	2	3	4	5	6	7	8	9	AB	R	H	RBI	BB	SO	LOB
Richie Ashburn, L OBP: 0.437, SLG: 0.438 (1, 8)	4-0 1B G1-6-3 BB	0-0 CS 2-H 3-H 1B		0-0 P3			0-0 F9			3	1	1	1	1	0	0
Solly Hemus, L OBP: 0.391, SLG: 0.440 (1, 4)	0-0 1-3 1B G1-6-3	0-0 CS 1-2	0-0 HR 1B			0-0 2B	0-0 F3			4	1	3	0	0	0	0
Ed Bouchee, L OBP: 0.356, SLG: 0.376 (1, 3)	0-0 1-2f 3-H 1B G1-6-3		0-0 1-H HR		0-0 P4		0-0 F9			4	1	1	2	0	0	2
Willie Jones, R OBP: 0.351, SLG: 0.411 (1, 5)	0-0 5-3		0-0 P6		0-0 5-3			0-0 F5		4	0	0	0	0	0	1
Dave Philley, S OBP: 0.346, SLG: 0.421 (1, 9)		0-0 5-3	0-0 3B		0-0 G3			0-0 L6		4	0	1	0	0	0	1
Bob Bowman, R OBP: 0.335, SLG: 0.520 (1, 7)		0-0 E 2B	0-3 K			0-0 F7		0-0 6-3		4	1	1	0	0	1	1
Chico Fernandez, R OBP: 0.268, SLG: 0.317 (1, 6)		0-0 E5 2B WP	0-3 K			0-0 HR			0-0 L8	4	2	1	1	0	1	1
Jim Hegan, R OBP: 0.263, SLG: 0.272 (1, 2)		0-0 WP 1B 2B		0-0 F7		0-0 F8			0-0 4-3	3	1	1	0	0	0	0
Harry Anderson, L OBP: 0.369, SLG: 0.494 (9, PH)		1-3 1B 2B WP		0-0 F7		0-0 F8			0-0 4-3	1	0	0	0	0	0	0
Jack Sanford, R OBP: 0.220, SLG: 0.234 (1, 1)		0-3 K		0-3 K		0-0 P1			0-3 K	0	0	0	0	0	0	0
Jim Hearn, R (1, 1)										2	0	0	0	0	2	2
Jack Meyer, R OBP: 0.313, SLG: 0.313 (6, 1)										1	0	0	0	0	0	0
Wally Post, R OBP: 0.363, SLG: 0.434 (9, PH)										1	0	0	0	0	1	0

Inning Stats	R: 1	H: 1	E: 0	K: 0	S: 3	LOB: 0	BB: 1	P: 7	R: 3	H: 3	E: 1	K: 1	S: 8	LOB: 0	BB: 0	P: 8	R: 2	H: 3	E: 0	K: 2	S: 10	LOB: 1	BB: 0	P: 10	R: 0	H: 0	E: 0	K: 1	S: 5	LOB: 0	BB: 0	P: 5	R: 0	H: 1	E: 0	K: 0	S: 4	LOB: 1	BB: 0	P: 4	R: 1	H: 1	E: 0	K: 0	S: 4	LOB: 0	BB: 0	P: 4	R: 0	H: 0	E: 0	K: 0	S: 3	LOB: 0	BB: 0	P: 3	R: 0	H: 0	E: 0	K: 0	S: 3	LOB: 0	BB: 0	P: 3	R: 0	H: 0	E: 0	K: 1	S: 5	LOB: 0	BB: 0	P: 5
--------------	------	------	------	------	------	--------	-------	------	------	------	------	------	------	--------	-------	------	------	------	------	------	-------	--------	-------	-------	------	------	------	------	------	--------	-------	------	------	------	------	------	------	--------	-------	------	------	------	------	------	------	--------	-------	------	------	------	------	------	------	--------	-------	------	------	------	------	------	------	--------	-------	------	------	------	------	------	------	--------	-------	------

PITCHER	IP	WLS	BF	H	R	ER	SO	BB	IBB	HBP	BLK	WP	HR	S	P	ERA	WHIP
Bob Trowbridge, R ERA: 2.89 (1, 1)	1.1		8	3	4	2	0	1	0	0	0	0	0	7	11	13.50	3.000
Gene Conley, R ERA: 4.52 (2, 1)	1.0		6	4	2	2	1	0	0	0	0	1	1	8	8	18.00	4.000
Humberto Robinson, R ERA: 3.86 (3, 1)	6.2	W	22	2	1	1	4	0	0	0	0	0	1	30	30	1.35	0.300

BOTTOM

Milwaukee Braves @ Philadelphia Phillies
Connie Mack Stadium, Philadelphia, PA
 Sun Aug 10 1958, 3:33 AM EDT
 Unknown

AB	35
R	7
H	9
RBI	4
BB	1
SO	5
LOB	8



WP	1	PA	37
PB	0		
SB	0		
CS	1		

livebaseballscorecards.com

Batter	1	2	3	4	5	6	7	8	9	AB R H RBI BB SO LOB	TOP											
Bill Bruton, L (1, 8) <small>OBP: 0.323, SLG: 0.351</small> Felix Mantilla, R (4, PH) <small>OBP: 0.277, SLG: 0.375</small> (4, 8)	0-3 K	0-0 F7		0-0 6-3		0-0 4-3		0-3 K	0-0 FC6-4	2 0 0 0 0 1 1 4 0 0 0 0 1 2												
Red Schoendienst, S (1, 4)	0-0 4-3	0-0 E7 3B 1B		0-0 5-3		0-0 P5		0-0 E 2B	0-0 P6	6 2 2 1 0 0 2												
Eddie Mathews, L (1, 5) <small>OBP: 0.359, SLG: 0.497</small> Harry Hanebrink, L (8, 5) <small>OBP: 0.280, SLG: 0.322</small>	0-0 BB 2B 1B	0-0 3B 3B			0-0 1B 2B 2B	0-0 2B		4-0 E BB	0-0 F9	4 3 4 1 1 0 0 1 0 0 0 0 0 1												
Hank Aaron, R (1, 9) <small>OBP: 0.380, SLG: 0.575</small>	4-0 2B BB	0-3 K			0-0 2B 1B	0-3 K		0-0 E4 1-H 2-H 3B		4 3 2 2 1 2 2												
Wes Covington, L (1, 7) <small>OBP: 0.381, SLG: 0.667</small> Joe Adcock, R (2, 7) <small>OBP: 0.320, SLG: 0.522</small>	0-0 1-H 2-H 3B 2B		0-3 K		0-0 F9 1-H 3-H 1B 2B		0-0 6-3	0-3 K		1 1 1 2 0 0 0 4 1 1 2 0 2 0												
Frank Torre, L (1, 3) <small>OBP: 0.393, SLG: 0.407</small>	0-0 2-H 3B		0-0 F7		0-0 F9		0-0 4-3	0-0 HR 2B		5 1 2 1 0 0 1												
Del Crandall, R (1, 2) <small>OBP: 0.347, SLG: 0.478</small>	0-0 5-3		0-0 5-3		0-0 3-H 1B		0-0 HR	0-0 HR		5 2 3 4 0 0 1												
Casey Wise, S (1, 6) <small>OBP: 0.188, SLG: 0.219</small>		0-0 SH3-4 E 1B			0-0 2B	0-0 F8		0-0 FC4-6 1B	0-0 F8	5 1 3 0 0 0 1												
Carl Willey, R (1, 1) <small>OBP: 0.129, SLG: 0.161</small> Juan Pizarro, L (8, 1) <small>OBP: 0.429, SLG: 0.364</small>		0-0 SH3-4 1-2		0-3 K	0-0 4-3		0-0 FC4-6 1-2f		0-0 FC6-4 1B	3 0 0 0 0 1 3 1 0 1 0 0 0 0												
Inning Stats	R: 3 E: 0 K: 1 S: 8	H: 3 LOB: 1 BB: 1 P: 12	R: 2 E: 1 K: 1 S: 8	H: 3 LOB: 1 BB: 0 P: 8	R: 0 E: 0 K: 1 S: 5	H: 0 LOB: 0 BB: 0 P: 5	R: 0 E: 0 K: 1 S: 6	H: 1 LOB: 1 BB: 0 P: 6	R: 3 E: 0 K: 0 S: 7	H: 4 LOB: 1 BB: 0 P: 7	R: 0 E: 0 K: 1 S: 6	H: 1 LOB: 1 BB: 0 P: 6	R: 1 E: 0 K: 0 S: 5	H: 2 LOB: 1 BB: 0 P: 5	R: 5 E: 1 K: 2 S: 11	H: 4 LOB: 0 BB: 1 P: 15	R: 0 E: 0 K: 0 S: 4	H: 1 LOB: 1 BB: 0 P: 4	1B: 7 2B: 7 3B: 3 HR: 2	SF: 0 SAC: 1 DP: 0 HBP: 0	WP: 0 PB: 0 SB: 0 CS: 0	PA: 48
PITCHER	IP WLS BF H R ER SO BB IBB HBP BLK WP HR S P ERA WHIP																					
Robin Roberts, R (1, 1) <small>ERA: 3.19</small>	1.2 L 12 6 5 5 1 1 0 0 0 0 0 0 13 17 27.00 4.200																					
Seth Morehead, L (2, 1) <small>ERA: 6.7</small>	3.1 15 5 3 3 3 0 0 0 0 0 0 0 21 21 8.10 1.500																					
Bob Miller, R (6, 1) <small>ERA: 11.69</small>	3.0 17 7 6 6 3 1 0 0 0 0 0 2 22 26 18.00 2.667																					
Jack Meyer, R (9, 1) <small>ERA: 3.22</small>	1.0 4 1 0 0 0 0 0 0 0 0 0 0 4 4 0.00 1.000																					

Milwaukee Braves @ Philadelphia Phillies
 Connie Mack Stadium, Philadelphia, PA
 Sun Aug 10 1958, 3:38 AM EDT
 Att: 32,117 - Unknown

AB	45
R	14
H	19
RBI	13
BB	2
SO	7
LOB	14



Batter	1	2	3	4	5	6	7	8	9	AB	R	H	RBI	BB	SO	LOB
Richie Ashburn, L (1, 8) OBP: 0.432, SLG: 0.433	0-3 K		0-0 F9		0-0 G3		0-0 F7		0-3 K	5	0	0	0	0	2	3
Solly Hemus, L (1, 4) OBP: 0.399, SLG: 0.445 Bobby Young, L (8, PR) OBP: 0.167, SLG: 0.250	0-0 G6-4-3 1B		1-0 FC4-6 HBP		4-0 BB			0-0 BB 2B 1B	0-0 L3	2	0	2	0	1	0	0
Ed Bouchee, L (1, 3) OBP: 0.358, SLG: 0.373	0-0 G6-4-3 1-2f		0-0 FC4-6 1-2f 2-3 3-H		0-0 F9			4-0 BB 2B BB	0-0 1B	4	1	1	1	1	0	4
Willie Jones, R (1, 5) OBP: 0.349, SLG: 0.408 Bob Miller, R (6, 1) Rip Repulski, R (8, PH) OBP: 0.303, SLG: 0.462 Jack Meyer, R (9, 1) OBP: 0.313, SLG: 0.313 Wally Post, R (9, PH) OBP: 0.361, SLG: 0.432		0-0 F5	0-0 P5		0-3 K			0-3 K	0-3 K	2	0	0	0	0	0	2
Harry Anderson, L (1, 7) OBP: 0.370, SLG: 0.500		0-0 1-3		0-0 4-3 2B		0-0 F8		0-0 1B 1-H 2-H 2B		4	0	2	2	0	0	0
Dave Philley, S (1, 9) OBP: 0.346, SLG: 0.419 Bob Bowman, R (7, 9) OBP: 0.340, SLG: 0.523		0-0 FC4-6 1B		0-0 4-3		0-0 F8		0-0 BB 2-3 1B		3	0	1	0	0	0	1
Chico Fernandez, R (1, 6) OBP: 0.270, SLG: 0.315		0-0 FC4-6 1-2f		0-0 1-3			4-0 BB	4-0 BB 1-2 BB		2	0	0	0	2	0	2
Carl Sawatski, L (1, 2) OBP: 0.283, SLG: 0.296			0-0 1B		0-0 4-3		0-0 F9	0-3 K		4	0	1	0	0	1	5
Robin Roberts, S (1, 1) OBP: 0.297, SLG: 0.284 Seth Morehead, L (2, 1) OBP: 0.111, SLG: 0.111 Ted Kazanski, R (5, PH) OBP: 0.301, SLG: 0.324			0-0 FC4-6 HBP 1-2 1B		0-0 F9		0-0 P4	0-0 G3		0	0	0	0	0	0	0

Inning Stats	R: 0	H: 1	E: 0	LOB: 0	K: 1	S: 5	P: 5	R: 0	H: 1	E: 0	LOB: 1	K: 0	BB: 0	S: 4	R: 1	H: 2	E: 0	LOB: 2	K: 0	BB: 0	S: 5	P: 6	R: 0	H: 1	E: 0	LOB: 1	K: 0	BB: 0	S: 4	R: 0	H: 0	E: 0	LOB: 0	K: 1	BB: 0	S: 5	P: 5	R: 0	H: 0	E: 0	LOB: 1	K: 0	BB: 1	S: 3	P: 7	R: 2	H: 3	E: 0	LOB: 3	K: 2	BB: 2	S: 10	P: 18	R: 0	H: 1	E: 0	LOB: 1	K: 2	BB: 0	S: 8	P: 8	1B: 7	SF: 0	2B: 2	SAC: 0	3B: 0	DP: 1	HR: 0	HBP: 1	WP: 0	PA: 40
--------------	------	------	------	--------	------	------	------	------	------	------	--------	------	-------	------	------	------	------	--------	------	-------	------	------	------	------	------	--------	------	-------	------	------	------	------	--------	------	-------	------	------	------	------	------	--------	------	-------	------	------	------	------	------	--------	------	-------	-------	-------	------	------	------	--------	------	-------	------	------	-------	-------	-------	--------	-------	-------	-------	--------	-------	--------

PITCHER	IP	WLS	BF	H	R	ER	SO	BB	IBB	HBP	BLK	WP	HR	S	P	ERA	WHIP
Carl Willey, R (1, 1) ERA: 2.32	7.1	W	33	8	3	3	3	3	3	0	0	0	0	35	48	3.68	1.500
Juan Pizarro, L (8, 1) ERA: 2.36	1.2	S	7	1	0	0	3	1	0	0	0	0	0	12	16	0.00	1.200

BOTTOM

Milwaukee Braves @ Philadelphia Phillies
 Connie Mack Stadium, Philadelphia, PA
 Sun Aug 10 1958, 3:38 AM EDT
 Att. 32,117 - Unknown

AB	35
R	2
H	9
RBI	3
BB	4
SO	6
LOB	24




Batter	1	2	3	4	5	6	7	8	9	10	AB R H RBI BB SO LOB	TOP												
Eddie Miksis, R OBP: 0.286, SLG: 0.167 (1, 5) X	0-0 P6		0-0 F9		0-0 5-3		0-3 K			0-3 K	5 0 0 0 0 2 1	Cincinnati Redlegs @ Philadelphia Phillies Connie Mack Stadium, Philadelphia, PA Mon Aug 11 1958, 7:05 PM EDT Att. 14,247 - Unknown												
Bob Thurman, L OBP: 0.323, SLG: 0.414 (1, 7) S	0-3 K		0-3 K		0-0 1B			0-0 F8		0-0 P4	5 0 1 0 0 2 1													
Frank Robinson, R OBP: 0.333, SLG: 0.469 (1, 8) X	0-0 F8		0-0 E6 1-2		0-0 F2			0-0 F2		0-0 L7	5 0 0 0 0 0 2													
Walt Dropo, R OBP: 0.307, SLG: 0.430 (1, 3) S		0-0 P4	0-3 K		0-3 K			0-3 K			4 0 0 0 0 3 3													
Jerry Lynch, L OBP: 0.305, SLG: 0.454 (1, 9) X		0-0 2B 2B		0-0 P5		0-0 P4			0-0 HR 1B		4 2 2 0 0 0 0													
Ed Bailey, L OBP: 0.320, SLG: 0.387 (1, 2) X		0-0 L4		0-0 P8		0-0 3-1			0-0 HR 1-H		4 1 1 2 0 0 1													
Alex Grammas, R OBP: 0.299, SLG: 0.279 (1, 4) X		0-0 2-H 2B		0-0 2B 1B		0-0 PO 1B			0-0 P6		4 1 3 1 0 0 0													
Roy McMillan, R OBP: 0.306, SLG: 0.280 (1, 6) S		0-3 K		0-0 1-H 2B		0-0 PO 1-2	0-0 F7		0-0 F7		4 0 1 1 0 1 1													
Bob Purkey, R OBP: 0.152, SLG: 0.177 Willard Schmidt, R OBP: 0.100, SLG: 0.100 (1, 1) BB (8, 1) S			4-0 E BB		0-0 F7		0-0 P4		0-3 K		2 0 0 0 1 0 1 1 0 0 0 0 1 0													
Inning Stats	R: 0 E: 0 K: 1 S: 5	H: 0 LOB: 0 BB: 0 P: 5	R: 1 E: 0 K: 1 S: 7	H: 2 LOB: 1 BB: 0 P: 7	R: 0 E: 1 K: 2 S: 8	H: 0 LOB: 2 BB: 1 P: 12	R: 1 E: 0 K: 0 S: 5	H: 2 LOB: 1 BB: 0 P: 5	R: 0 E: 0 K: 1 S: 6	H: 1 LOB: 1 BB: 0 P: 6	R: 0 E: 0 K: 0 S: 3		H: 1 LOB: 0 BB: 0 P: 3	R: 0 E: 0 K: 1 S: 5	H: 0 LOB: 0 BB: 0 P: 5	R: 0 E: 0 K: 1 S: 5	H: 0 LOB: 0 BB: 0 P: 5	R: 2 E: 0 K: 1 S: 7	H: 2 LOB: 0 BB: 0 P: 7	R: 0 E: 0 K: 1 S: 5	H: 0 LOB: 0 BB: 0 P: 5	1B: 4 2B: 3 3B: 0 HR: 1	SF: 0 SAC: 0 DP: 0 HBP: 0	WP: 0 PB: 0 SB: 0 CS: 0
PITCHER Don Cardwell, R ERA: 3.63 (1, 1)	IP 10.0	WLS W	BF 39	H 8	R 4	ER 4	SO 9	BB 1	IBB 0	HBP 0	BLK 0	WP 0	HR 1	S 56	P 60	ERA 3.60	WHIP 0.900							

livebaseballscorecards.com

AB 38
R 4
H 8
RBI 4
BB 1
SO 9
LOB 10



Batter	1	2	3	4	5	6	7	8	9	10	11	12	13	AB R H RBI BB SO LOB
Richie Ashburn, L OBP: 0.449, SLG: 0.474 (1, 8)	0-0 1B 3B	0-0 F5			0-0 2B 2B	0-0 F7	0-0 1B		0-0 4-3		0-0 SH3-4		0-0 FC4-6	7 2 3 1 0 0 3
Solly Hemus, L OBP: 0.432, SLG: 0.472 (1, 4)	0-0 P6		0-3 K		0-0 2B 2B	0-0 2B 2B	0-0 F7		4-0 BB		4-0 IBB		0-0 4-3	6 1 2 4 2 1 3
Harry Anderson, L OBP: 0.376, SLG: 0.441 (1, 3) (9, 7)	0-0 FC6-4 1B		0-0 F8		0-0 6-3 2B	0-0 2B 2B		0-0 E4 4-3 SH2-4 1B	0-3 K		0-0 P4			7 1 2 2 0 1 4
Chuck Essegian, R OBP: 0.345, SLG: 0.500 Ed Bouchee, L (1, 7) (9, 3)	0-0 FC6-4 1B 1B		4-0 FC6-4 BB		0-3 K	0-3 K		0-0 SH2-4		0-0 4-3	0-3 K			3 0 0 0 1 2 3 2 0 0 0 0 1 2
Bob Bowman, R OBP: 0.333, SLG: 0.543 (1, 9)	0-0 1B 1B		0-0 FC6-4		0-3 K		0-0 1B 3B	0-0 4-3		0-0 2B		0-0 F7		7 1 3 0 0 1 3
Willie Jones, R OBP: 0.379, SLG: 0.480 (1, 5)	0-0 1B			0-0 6-3		0-0 1B 1B	0-0 1B E 1B	0-0 1B		0-0 F5		0-0 F9		7 2 4 2 0 0 1
Joe Lonnett, R OBP: 0.207, SLG: 0.269 Stan Lopata, R OBP: 0.376, SLG: 0.408 (1, 2) (7, PH) (8, 2)	0-0 P4			0-3 K		0-3 K	0-0 F9	0-0 1B	0-0 1B	4-0 IBB		0-3 K		3 0 0 0 0 2 4 2 0 1 0 1 0 1
Jim Hegan, R OBP: 0.256, SLG: 0.263 (11, 2)							1-2 1B	1-2 1B						1 0 0 0 0 1 0
Chico Fernandez, R OBP: 0.275, SLG: 0.259 (1, 6)		0-0 P6		0-0 1-3		0-0 1B 2B 1B	0-0 E 1B 1B	0-0 P4		0-0 1-3			0-0 FC4-6 1B	7 2 3 0 0 0 4
Ray Semproch, R OBP: 0.188, SLG: 0.188 Jack Meyer, R OBP: 0.188, SLG: 0.188 Robin Roberts, R OBP: 0.188, SLG: 0.188 Seth Morehead, L OBP: 0.188, SLG: 0.188 Wally Post, R OBP: 0.188, SLG: 0.188 John Harris, R OBP: 0.188, SLG: 0.188 Rip Repulski, R OBP: 0.188, SLG: 0.188 Turk Farrell, R OBP: 0.188, SLG: 0.188 Tom Kavanagh, R OBP: 0.188, SLG: 0.188		0-0 L8			0-0 2B 2B 1B	0-0 2B 1B	0-0 F1		0-3 K		0-0 SH3-4 1B		0-3 K	0 0 0 0 0 0 0 0 0 0 0 0 0 0 0 0 1 1 1 0 1 0 0 0 0 0 0 0 2 0 0 0 0 0 0 0 1 0 0 0 0 0 0 0

BOTTOM	
Cincinnati Redlegs @ Philadelphia Phillies Connie Mack Stadium, Philadelphia, PA	AB 59 R 11 H 21 RBI 10 BB 4 SO 11 LOB 30
Mon Aug 11 1958, 3:33 AM EDT Att: 20,028 - Unknown	

Inning Stats	R: 1	H: 4	E: 0	K: 0	S: 7	LOB: 3	BB: 0	P: 7	R: 0	H: 0	E: 0	K: 1	S: 3	LOB: 0	BB: 0	P: 3	R: 0	H: 0	E: 0	K: 1	S: 5	LOB: 1	BB: 1	P: 9	R: 0	H: 0	E: 0	K: 1	S: 5	LOB: 0	BB: 0	P: 5	R: 2	H: 3	E: 0	K: 2	S: 10	LOB: 1	BB: 0	P: 10	R: 4	H: 5	E: 1	K: 0	S: 12	LOB: 1	BB: 0	P: 12	R: 3	H: 4	E: 1	K: 0	S: 7	LOB: 1	BB: 0	P: 7	R: 1	H: 2	E: 1	K: 0	S: 6	LOB: 2	BB: 0	P: 6	R: 0	H: 0	E: 0	K: 2	S: 7	LOB: 1	BB: 1	P: 11	R: 0	H: 1	E: 0	K: 0	S: 4	LOB: 2	BB: 1	P: 8	R: 0	H: 1	E: 0	K: 1	S: 6	LOB: 2	BB: 1	P: 10	R: 0	H: 0	E: 0	K: 1	S: 5	LOB: 0	BB: 0	P: 5	R: 0	H: 1	E: 0	K: 1	S: 6	LOB: 1	BB: 0	P: 6	R: 0	H: 0	E: 0	K: 1	S: 5	LOB: 0	BB: 0	P: 5	R: 0	H: 1	E: 0	K: 1	S: 6	LOB: 1	BB: 0	P: 6	R: 0	H: 14	E: 0	K: 1	S: 14	LOB: 5	BB: 2	P: 14	SF: 0	SAC: 2	DP: 0	HBP: 0	WP: 0	PA: 65																																																																																																																																									
PITCHER	Brooks Lawrence, R ERA: 4.56 (1, 1)	Tom Acker, R ERA: 4.54 (1, 1)	Johnny Klippstein, R ERA: 5.66 (6, 1)	Hal Jeffcoat, R ERA: 2.3 (6, 1)	Turk Lown, R ERA: 5.4 (7, 1)	Willard Schmidt, R ERA: 3.21 (8, 1)	Joe Nuxhall, L ERA: 4.37 (11, 1)	PITCHER	Brooks Lawrence, R ERA: 4.56 (1, 1)	Tom Acker, R ERA: 4.54 (1, 1)	Johnny Klippstein, R ERA: 5.66 (6, 1)	Hal Jeffcoat, R ERA: 2.3 (6, 1)	Turk Lown, R ERA: 5.4 (7, 1)	Willard Schmidt, R ERA: 3.21 (8, 1)	Joe Nuxhall, L ERA: 4.37 (11, 1)	PITCHER	Brooks Lawrence, R ERA: 4.56 (1, 1)	Tom Acker, R ERA: 4.54 (1, 1)	Johnny Klippstein, R ERA: 5.66 (6, 1)	Hal Jeffcoat, R ERA: 2.3 (6, 1)	Turk Lown, R ERA: 5.4 (7, 1)	Willard Schmidt, R ERA: 3.21 (8, 1)	Joe Nuxhall, L ERA: 4.37 (11, 1)	PITCHER	Brooks Lawrence, R ERA: 4.56 (1, 1)	Tom Acker, R ERA: 4.54 (1, 1)	Johnny Klippstein, R ERA: 5.66 (6, 1)	Hal Jeffcoat, R ERA: 2.3 (6, 1)	Turk Lown, R ERA: 5.4 (7, 1)	Willard Schmidt, R ERA: 3.21 (8, 1)	Joe Nuxhall, L ERA: 4.37 (11, 1)	PITCHER	Brooks Lawrence, R ERA: 4.56 (1, 1)	Tom Acker, R ERA: 4.54 (1, 1)	Johnny Klippstein, R ERA: 5.66 (6, 1)	Hal Jeffcoat, R ERA: 2.3 (6, 1)	Turk Lown, R ERA: 5.4 (7, 1)	Willard Schmidt, R ERA: 3.21 (8, 1)	Joe Nuxhall, L ERA: 4.37 (11, 1)	PITCHER	Brooks Lawrence, R ERA: 4.56 (1, 1)	Tom Acker, R ERA: 4.54 (1, 1)	Johnny Klippstein, R ERA: 5.66 (6, 1)	Hal Jeffcoat, R ERA: 2.3 (6, 1)	Turk Lown, R ERA: 5.4 (7, 1)	Willard Schmidt, R ERA: 3.21 (8, 1)	Joe Nuxhall, L ERA: 4.37 (11, 1)	PITCHER	Brooks Lawrence, R ERA: 4.56 (1, 1)	Tom Acker, R ERA: 4.54 (1, 1)	Johnny Klippstein, R ERA: 5.66 (6, 1)	Hal Jeffcoat, R ERA: 2.3 (6, 1)	Turk Lown, R ERA: 5.4 (7, 1)	Willard Schmidt, R ERA: 3.21 (8, 1)	Joe Nuxhall, L ERA: 4.37 (11, 1)	PITCHER	Brooks Lawrence, R ERA: 4.56 (1, 1)	Tom Acker, R ERA: 4.54 (1, 1)	Johnny Klippstein, R ERA: 5.66 (6, 1)	Hal Jeffcoat, R ERA: 2.3 (6, 1)	Turk Lown, R ERA: 5.4 (7, 1)	Willard Schmidt, R ERA: 3.21 (8, 1)	Joe Nuxhall, L ERA: 4.37 (11, 1)	PITCHER	Brooks Lawrence, R ERA: 4.56 (1, 1)	Tom Acker, R ERA: 4.54 (1, 1)	Johnny Klippstein, R ERA: 5.66 (6, 1)	Hal Jeffcoat, R ERA: 2.3 (6, 1)	Turk Lown, R ERA: 5.4 (7, 1)	Willard Schmidt, R ERA: 3.21 (8, 1)	Joe Nuxhall, L ERA: 4.37 (11, 1)	PITCHER	Brooks Lawrence, R ERA: 4.56 (1, 1)	Tom Acker, R ERA: 4.54 (1, 1)	Johnny Klippstein, R ERA: 5.66 (6, 1)	Hal Jeffcoat, R ERA: 2.3 (6, 1)	Turk Lown, R ERA: 5.4 (7, 1)	Willard Schmidt, R ERA: 3.21 (8, 1)	Joe Nuxhall, L ERA: 4.37 (11, 1)	PITCHER	Brooks Lawrence, R ERA: 4.56 (1, 1)	Tom Acker, R ERA: 4.54 (1, 1)	Johnny Klippstein, R ERA: 5.66 (6, 1)	Hal Jeffcoat, R ERA: 2.3 (6, 1)	Turk Lown, R ERA: 5.4 (7, 1)	Willard Schmidt, R ERA: 3.21 (8, 1)	Joe Nuxhall, L ERA: 4.37 (11, 1)	PITCHER	Brooks Lawrence, R ERA: 4.56 (1, 1)	Tom Acker, R ERA: 4.54 (1, 1)	Johnny Klippstein, R ERA: 5.66 (6, 1)	Hal Jeffcoat, R ERA: 2.3 (6, 1)	Turk Lown, R ERA: 5.4 (7, 1)	Willard Schmidt, R ERA: 3.21 (8, 1)	Joe Nuxhall, L ERA: 4.37 (11, 1)	PITCHER	Brooks Lawrence, R ERA: 4.56 (1, 1)	Tom Acker, R ERA: 4.54 (1, 1)	Johnny Klippstein, R ERA: 5.66 (6, 1)	Hal Jeffcoat, R ERA: 2.3 (6, 1)	Turk Lown, R ERA: 5.4 (7, 1)	Willard Schmidt, R ERA: 3.21 (8, 1)	Joe Nuxhall, L ERA: 4.37 (11, 1)	PITCHER	Brooks Lawrence, R ERA: 4.56 (1, 1)	Tom Acker, R ERA: 4.54 (1, 1)	Johnny Klippstein, R ERA: 5.66 (6, 1)	Hal Jeffcoat, R ERA: 2.3 (6, 1)	Turk Lown, R ERA: 5.4 (7, 1)	Willard Schmidt, R ERA: 3.21 (8, 1)	Joe Nuxhall, L ERA: 4.37 (11, 1)	PITCHER	Brooks Lawrence, R ERA: 4.56 (1, 1)	Tom Acker, R ERA: 4.54 (1, 1)	Johnny Klippstein, R ERA: 5.66 (6, 1)	Hal Jeffcoat, R ERA: 2.3 (6, 1)	Turk Lown, R ERA: 5.4 (7, 1)	Willard Schmidt, R ERA: 3.21 (8, 1)	Joe Nuxhall, L ERA: 4.37 (11, 1)	PITCHER	Brooks Lawrence, R ERA: 4.56 (1, 1)	Tom Acker, R ERA: 4.54 (1, 1)	Johnny Klippstein, R ERA: 5.66 (6, 1)	Hal Jeffcoat, R ERA: 2.3 (6, 1)	Turk Lown, R ERA: 5.4 (7, 1)	Willard Schmidt, R ERA: 3.21 (8, 1)	Joe Nuxhall, L ERA: 4.37 (11, 1)	PITCHER	Brooks Lawrence, R ERA: 4.56 (1, 1)	Tom Acker, R ERA: 4.54 (1, 1)	Johnny Klippstein, R ERA: 5.66 (6, 1)	Hal Jeffcoat, R ERA: 2.3 (6, 1)	Turk Lown, R ERA: 5.4 (7, 1)	Willard Schmidt, R ERA: 3.21 (8, 1)	Joe Nuxhall, L ERA: 4.37 (11, 1)	PITCHER	Brooks Lawrence, R ERA: 4.56 (1, 1)	Tom Acker, R ERA: 4.54 (1, 1)	Johnny Klippstein, R ERA: 5.66 (6, 1)	Hal Jeffcoat, R ERA: 2.3 (6, 1)	Turk Lown, R ERA: 5.4 (7, 1)	Willard Schmidt, R ERA: 3.21 (8, 1)	Joe Nuxhall, L ERA: 4.37 (11, 1)	PITCHER	Brooks Lawrence, R ERA: 4.56 (1, 1)	Tom Acker, R ERA: 4.54 (1, 1)	Johnny Klippstein, R ERA: 5.66 (6, 1)	Hal Jeffcoat, R ERA: 2.3 (6, 1)	Turk Lown, R ERA: 5.4 (7, 1)	Willard Schmidt, R ERA: 3.21 (8, 1)	Joe Nuxhall, L ERA: 4.37 (11, 1)	PITCHER	Brooks Lawrence, R ERA: 4.56 (1, 1)	Tom Acker, R ERA: 4.54 (1, 1)	Johnny Klippstein, R ERA: 5.66 (6, 1)	Hal Jeffcoat, R ERA: 2.3 (6, 1)	Turk Lown, R ERA: 5.4 (7, 1)	Willard Schmidt, R ERA: 3.21 (8, 1)	Joe Nuxhall, L ERA: 4.37 (11, 1)	PITCHER	Brooks Lawrence, R ERA: 4.56 (1, 1)	Tom Acker, R ERA: 4.54 (1, 1)	Johnny Klippstein, R ERA: 5.66 (6, 1)	Hal Jeffcoat, R ERA: 2.3 (6, 1)	Turk Lown, R ERA: 5.4 (7, 1)	Willard Schmidt, R ERA: 3.21 (8, 1)	Joe Nuxhall, L ERA: 4.37 (11, 1)	PITCHER	Brooks Lawrence, R ERA: 4.56 (1, 1)	Tom Acker, R ERA: 4.54 (1, 1)	Johnny Klippstein, R ERA: 5.66 (6, 1)	Hal Jeffcoat, R ERA: 2.3 (6, 1)	Turk Lown, R ERA: 5.4 (7, 1)	Willard Schmidt, R ERA: 3.21 (8, 1)	Joe Nuxhall, L ERA: 4.37 (11, 1)	PITCHER	Brooks Lawrence, R ERA: 4.56 (1, 1)	Tom Acker, R ERA: 4.54 (1, 1)	Johnny Klippstein, R ERA: 5.66 (6, 1)	Hal Jeffcoat, R ERA: 2.3 (6, 1)	Turk Lown, R ERA: 5.4 (7, 1)	Willard Schmidt, R ERA: 3.21 (8, 1)	Joe Nuxhall, L ERA: 4.37 (11, 1)	PITCHER	Brooks Lawrence, R ERA: 4.56 (1, 1)	Tom Acker, R ERA: 4.54 (1, 1)	Johnny Klippstein, R ERA: 5.66 (6, 1)	Hal Jeffcoat, R ERA: 2.3 (6, 1)	Turk Lown, R ERA: 5.4 (7, 1)	Willard Schmidt, R ERA: 3.21 (8, 1)	Joe Nuxhall, L ERA: 4.37 (11, 1)	PITCHER	Brooks Lawrence, R ERA: 4.56 (1, 1)	Tom Acker, R ERA: 4.54 (1, 1)	Johnny Klippstein, R ERA: 5.66 (6, 1)	Hal Jeffcoat, R ERA: 2.3 (6, 1)	Turk Lown, R ERA: 5.4 (7, 1)	Willard Schmidt, R ERA: 3.21 (8, 1)	Joe Nuxhall, L ERA: 4.37 (11, 1)	PITCHER	Brooks Lawrence, R ERA: 4.56 (1, 1)	Tom Acker, R ERA: 4.54 (1, 1)	Johnny Klippstein, R ERA: 5.66 (6, 1)	Hal Jeffcoat, R ERA: 2.3 (6, 1)	Turk Lown, R ERA: 5.4 (7, 1)	Willard Schmidt, R ERA: 3.21 (8, 1)	Joe Nuxhall, L ERA: 4.37 (11, 1)	PITCHER	Brooks Lawrence, R ERA: 4.56 (1, 1)	Tom Acker, R ERA: 4.54 (1, 1)	Johnny Klippstein, R ERA: 5.66 (6, 1)	Hal Jeffcoat, R ERA: 2.3 (6, 1)	Turk Lown, R ERA: 5.4 (7, 1)	Willard Schmidt, R ERA: 3.21 (8, 1)	Joe Nuxhall, L ERA: 4.37 (11, 1)	PITCHER	Brooks Lawrence, R ERA: 4.56 (1, 1)	Tom Acker, R ERA: 4.54 (1, 1)	Johnny Klippstein, R ERA: 5.66 (6, 1)	Hal Jeffcoat, R ERA: 2.3 (6, 1)	Turk Lown, R ERA: 5.4 (7, 1)	Willard Schmidt, R ERA: 3.21 (8, 1)	Joe Nuxhall, L ERA: 4.37 (11, 1)	PITCHER	Brooks Lawrence, R ERA: 4.56 (1, 1)	Tom Acker, R ERA: 4.54 (1, 1)	Johnny Klippstein, R ERA: 5.66 (6, 1)	Hal Jeffcoat, R ERA: 2.3 (6, 1)	Turk Lown, R ERA: 5.4 (7, 1)	Willard Schmidt, R ERA: 3.21 (8, 1)	Joe Nuxhall, L ERA: 4.37 (11, 1)	PITCHER	Brooks Lawrence, R ERA: 4.56 (1, 1)	Tom Acker, R ERA: 4.54 (1, 1)	Johnny Klippstein, R ERA: 5.66 (6, 1)	Hal Jeffcoat, R ERA: 2.3 (6, 1)	Turk Lown, R ERA: 5.4 (7, 1)	Willard Schmidt, R ERA: 3.21 (8, 1)	Joe Nuxhall, L ERA: 4.37 (11, 1)	PITCHER	Brooks Lawrence, R ERA: 4.56 (1, 1)	Tom Acker, R ERA: 4.54 (1, 1)	Johnny Klippstein, R ERA: 5.66 (6, 1)	Hal Jeffcoat, R ERA: 2.3 (6, 1)	Turk Lown, R ERA: 5.4 (7, 1)	Willard Schmidt, R ERA: 3.21 (8, 1)	Joe Nuxhall, L ERA: 4.37 (11, 1)	PITCHER	Brooks Lawrence, R ERA: 4.56 (1, 1)	Tom Acker, R ERA: 4.54 (1, 1)	Johnny Klippstein, R ERA: 5.66 (6, 1)	Hal Jeffcoat, R ERA: 2.3 (6, 1)	Turk Lown, R ERA: 5.4 (7, 1)	Willard Schmidt, R ERA: 3.21 (8, 1)	Joe Nuxhall, L ERA: 4.37 (11, 1)	PITCHER	Brooks Lawrence, R ERA: 4.56 (1, 1)	Tom Acker, R ERA: 4.54 (1, 1)	Johnny Klippstein, R ERA: 5.66 (6, 1)	Hal Jeffcoat, R ERA: 2.3 (6, 1)	Turk Lown, R ERA: 5.4 (7, 1)	Willard Schmidt, R ERA: 3.21 (8, 1)	Joe Nuxhall, L ERA: 4.37 (11, 1)	PITCHER	Brooks Lawrence, R ERA: 4.56 (1, 1)	Tom Acker, R ERA: 4.54 (1, 1)	Johnny Klippstein, R ERA: 5.66 (6, 1)	Hal Jeffcoat, R ERA: 2.3 (6, 1)	Turk Lown, R ERA: 5.4 (7, 1)	Willard Schmidt, R ERA: 3.21 (8, 1)	


Batter	1	2	3	4	5	6	7	8	9	AB R H RBI BB SO LOB	TOP											
Alex Grammas, R (1, 4) OBP: 0.294, SLG: 0.275	0-0 6-3		0-0 6-3		0-0 4-3	0-0 SH 2B		0-0 BB 1B 1B	0-0 F9	5 2 1 0 0 0 0												
Bob Thurman, L (1, 7) OBP: 0.323, SLG: 0.432	0-0 E3 BB FC6-4 1B		0-0 3B		0-0 4-3	0-0 2B		0-3 K	0-0 F9	6 1 2 3 0 1 1												
Frank Robinson, R (1, 8) OBP: 0.336, SLG: 0.477	0-0 FC6-4 BB 1-2 1B		0-0 P4		0-0 HR	0-0 F3		4-0 BB BB 1B 1B		4 2 2 1 1 0 2												
George Crowe, L (1, 3) OBP: 0.366, SLG: 0.443	4-0 FC6-4 BB 1-2 2-3		0-0 F5		0-0 G3	0-3 K		4-0 BB BB 1B 1B		3 1 0 0 2 1 2												
Jerry Lynch, L (1, 9) OBP: 0.304, SLG: 0.455	0-0 FC6-4			0-0 4-1				0-0 1B 1B		4 1 1 1 0 0 3												
Pete Whisenant, R (6, 9) OBP: 0.284, SLG: 0.437	1-2f 2-3 3-H							1-2 2-3 3-H 1B		1 1 1 1 0 0 0												
Ed Bailey, L (1, 2) OBP: 0.328, SLG: 0.396	0-0 F8			0-0 3-1 2B		0-0 1B E 1B	4-0 1-3 BB	0-0 1B 1B		4 1 3 2 1 0 2												
Roy McMillan, R (1, 6) OBP: 0.311, SLG: 0.284		0-0 6-3		4-0 3-1 BB		0-0 E 1B 1B	0-0 1-3	0-0 1-2 1B		4 1 2 2 1 0 1												
Eddie Miksis, R (1, 5) OBP: 0.250, SLG: 0.143		0-0 5-3		0-0 3-1		0-0 FC4 SH 2B	0-0 F8	0-0 G6-4-3 1B		5 1 0 0 0 0 6												
Tom Acker, R (1, 1) OBP: 0.227, SLG: 0.105		0-3 K		0-0 4-3		0-0 SH 2B 1B	0-0 4-3		0-0 4-3	5 1 1 1 0 1 3												
Inning Stats	R: 1 E: 1 K: 0 S: 5	H: 1 LOB: 2 BB: 1 P: 9	R: 0 E: 0 K: 1 S: 5	H: 0 LOB: 0 BB: 0 P: 5	R: 0 E: 0 K: 0 S: 4	H: 1 LOB: 1 BB: 0 P: 4	R: 0 E: 0 K: 0 S: 4	H: 1 LOB: 2 BB: 1 P: 8	R: 1 E: 0 K: 0 S: 4	H: 1 LOB: 0 BB: 0 P: 4	R: 6 E: 2 K: 1 S: 12	H: 5 LOB: 1 BB: 0 P: 12	R: 0 E: 0 K: 0 S: 3	H: 0 LOB: 1 BB: 1 P: 7	R: 4 E: 0 K: 1 S: 8	H: 4 LOB: 1 BB: 2 P: 16	R: 0 E: 0 K: 0 S: 3	H: 0 LOB: 0 BB: 0 P: 3	1B: 8 2B: 3 3B: 1 HR: 1	SF: 0 SAC: 1 DP: 1 HBP: 0	WP: 0 PB: 0 SB: 0 CS: 0	PA: 47
PITCHER	IP WLS BF H R ER SO BB IBB HBP BLK WP HR S P ERA WHIP											PITCHER	IP WLS BF H R ER SO BB IBB HBP BLK WP HR S P ERA WHIP									
Ray Semproch, R (1, 1) ERA: 3.26	5.0 L 25 7 5 4 1 2 0 0 0 0 1 25 33 7.20 1.800											Jack Sanford, R (6, 1) ERA: 4.6	2.0 11 2 3 1 1 1 0 0 0 0 0 12 16 4.50 1.500									
Seth Morehead, L (8, 1) ERA: 7.19	2.0 11 4 4 4 1 2 0 0 0 0 0 11 19 18.00 3.000																					

Cincinnati Redlegs @ Philadelphia Phillies
 Connie Mack Stadium, Philadelphia, PA
 Tue Aug 12 1958, 7:05 PM EDT
 Att: 12,926 - Unknown

livebaseballscorecards.com

AB 41
 R 12
 H 13
 RBI 11
 BB 5
 SO 3
 LOB 20



Batter	1	2	3	4	5	6	7	8	9	AB R H RBI BB SO LOB	TOP	
Bill Virdon, L (1, 8) OBP: 0.336, SLG: 0.408	0-0 HR 1B	0-0 HR 1B	0-0 FC4-6 1-2f			0-0 F6	0-0 F6		4-0 BB 2-3 BB	5 2 2 0 1 0 3		
Roberto Clemente, R (1, 9) OBP: 0.333, SLG: 0.399	0-0 HR 1-H	0-0 HR 1-H			0-0 P4	0-0 P3	0-0 5-3		0-0 1-3	6 2 2 4 0 0 3		
Ted Kluszewski, L (1, 3) OBP: 0.356, SLG: 0.404 Hank Foiles, R (8, PR) OBP: 0.310, SLG: 0.340 Dick Stuart, R (8, 3) OBP: 0.280, SLG: 0.462	0-0 F8	0-3 K			0-0 3B	0-0 1B 2B			0-0 G3 2B	5 1 3 0 0 1 0 0 0 0 0 0 0 0 0 0 0 0 0 0 0		
Bob Skinner, L (1, 7) OBP: 0.392, SLG: 0.475	0-0 FC6-4 1B		4-0 SH2-4 1B BB		0-0 G3	4-0 1B BB		0-0 F8		3 2 1 0 2 0 2		
Frank Thomas, R (1, 5) OBP: 0.350, SLG: 0.564	0-0 FC6-4 HR 1-2f		0-0 SH2-4 1B 1B		0-0 F2	0-0 1B 1B		0-0 G3		5 2 2 1 0 0 3		
Bill Mazeroski, R (1, 4) OBP: 0.317, SLG: 0.450	0-0 HR 1-H		0-0 SH2-4 1-2 2-3		0-0 5-3	0-0 FC5-4 1B		0-0 F3		4 1 2 3 0 0 2		
Dick Groat, R (1, 6) OBP: 0.317, SLG: 0.388	0-0 F9		0-0 E 1B 2-H 3-H		0-0 6-3	0-0 FC5-4 1-2f		0-0 SH3-4 1B		5 0 2 2 0 0 2	AB 42 R 10 H 16 RBI 10 BB 3 SO 4 LOB 21	
Danny Kravitz, L (1, 2) OBP: 0.285, SLG: 0.314		0-0 F9	0-0 E4 FC4-6 1-3		0-0 3B		0-0 2B	0-0 K		5 0 2 0 0 1 2		
Curt Raydon, R (1, 1) Bob Smith, R (2, 1) OBP: 0.091, SLG: 0.100 Don Gross, L (6, 1) OBP: 0.133, SLG: 0.071 Roy Face, R (7, 1) Vern Law, R (9, 1) OBP: 0.283, SLG: 0.422		0-3 K	0-3 K		0-0 1-3		0-0 B3	0-0 SH3-4 1-2		1 0 0 0 0 1 0 2 0 0 0 0 1 3 1 0 0 0 0 0 1 0 0 0 0 0 0 0 0 0 0 0 0 0 0		
Inning Stats	R: 4 E: 0 K: 0 S: 7 H: 4 LOB: 0 BB: 0 P: 7	R: 2 E: 0 K: 2 S: 9 H: 2 LOB: 0 BB: 0 P: 9	R: 2 E: 1 K: 1 S: 8 H: 2 LOB: 2 BB: 1 P: 12	R: 0 E: 0 K: 0 S: 4 H: 1 LOB: 1 BB: 0 P: 4	R: 0 E: 0 K: 0 S: 4 H: 1 LOB: 1 BB: 0 P: 4	R: 2 E: 0 K: 0 S: 6 H: 3 LOB: 2 BB: 1 P: 10	R: 0 E: 0 K: 0 S: 4 H: 1 LOB: 1 BB: 0 P: 4	R: 0 E: 0 K: 0 S: 4 H: 1 LOB: 2 BB: 0 P: 4	R: 0 E: 0 K: 1 S: 6 H: 1 LOB: 2 BB: 1 P: 10	1B: 8 2B: 3 3B: 2 HR: 3 SF: 0 SAC: 2 DP: 0 HBP: 0	WP: 0 PB: 1 SB: 0 CS: 0 PA: 47	
PITCHER	IP WLS BF H R ER SO BB IBB HBP BLK WP HR S P ERA WHIP											
Jack Meyer, R (1, 1) ERA: 3.91	2.0 L 12 6 6 6 2 0 0 0 0 0 0 3 16 16 27.00 3.000											
Jim Hearn, R (3, 1) ERA: 4.3	4.0 22 7 4 4 1 2 0 0 0 0 0 0 22 30 9.00 2.250											
Jack Sanford, R (7, 1) ERA: 4.57	1.0 4 1 0 0 0 0 0 0 0 0 0 0 4 4 0.00 1.000											
Turk Farrell, R (8, 1) ERA: 2.52	2.0 9 2 0 0 1 1 0 0 0 0 0 0 10 14 0.00 1.500											

Pittsburgh Pirates @ Philadelphia Phillies
 Connie Mack Stadium, Philadelphia, PA
 Wed Aug 13 1958, 7:05 PM EDT
 Att: 19,132 - Unknown

livebaseballscorecards.com

Batter	1	2	3	4	5	6	7	8	9	AB R H RBI BB SO LOB	TOP	
Richie Ashburn, L (1, 8) OBP: 0.433, SLG: 0.440	0-0 6-3		0-0 E 1B 1B		0-0 CS 1B			0-0 4-3 SH1-4 1B		4 0 3 0 0 0 0	Philadelphia Phillies @ Milwaukee Braves Milwaukee County Stadium, Milwaukee, WI Fri Aug 15 1958, 8:05 PM EDT Att: 35,552 - Unknown livebaseballscorecards.com	
Bobby Young, L (1, 4) OBP: 0.188, SLG: 0.250	0-0 4-3		0-0 E8 1-3 1B		0-0 3-1 1-2		0-0 SH1-4 1-2		3 0 1 0 0 0 1			
Harry Anderson, L (1, 7) OBP: 0.365, SLG: 0.488	0-0 L9		0-3 K				0-0 4-3		4 0 0 0 0 1 3			
Wally Post, R (1, 9) OBP: 0.363, SLG: 0.448		0-0 4-3		0-0 F8		0-0 2B		0-0 F7		4 0 1 0 0 0 1		
Ed Bouchee, L (1, 3) OBP: 0.357, SLG: 0.355		4-0 BB		0-0 4-3		0-3 K		0-0 FC3-6 1B		3 0 1 0 1 1 1		
Willie Jones, R (1, 5) OBP: 0.351, SLG: 0.416 Curt Simmons, L (9, PR) OBP: 0.224, SLG: 0.229		0-3 K		4-0 BB BB		0-0 F7		0-0 FC3-6 1-2		3 0 0 0 1 1 3 0 0 0 0 0 0 0		
Chico Fernandez, R (1, 6) OBP: 0.275, SLG: 0.315 Solly Hemus, L (9, PH) OBP: 0.397, SLG: 0.439		0-0 F9		4-0 1-2 BB		0-0 P4		0-0 F9		2 0 0 0 1 0 1 1 0 0 0 0 0 1		
Carl Sawatski, L (1, 2) OBP: 0.285, SLG: 0.294			0-0 F8		0-0 1-3		0-3 K		0-0 4-3			0 0 0 0 0 0 0
Robin Roberts, S (1, 1) OBP: 0.286, SLG: 0.271			0-0 4-3		0-0 4-3		0-0 F5			3 0 0 0 0 0 0		
Inning Stats	R: 0 E: 0 K: 0 S: 3 H: 0 LOB: 0 BB: 0 P: 3	R: 0 E: 0 K: 1 S: 5 H: 0 LOB: 1 BB: 1 P: 9	R: 0 E: 1 K: 1 S: 7 H: 2 LOB: 2 BB: 0 P: 7	R: 0 E: 0 K: 0 S: 3 H: 0 LOB: 2 BB: 2 P: 11	R: 0 E: 0 K: 0 S: 3 H: 1 LOB: 0 BB: 0 P: 3	R: 0 E: 0 K: 1 S: 6 H: 1 LOB: 1 BB: 0 P: 6	R: 0 E: 0 K: 1 S: 5 H: 0 LOB: 0 BB: 0 P: 5	R: 0 E: 0 K: 0 S: 4 H: 1 LOB: 1 BB: 0 P: 4	R: 0 E: 0 K: 0 S: 4 H: 1 LOB: 1 BB: 0 P: 4	1B: 5 2B: 1 3B: 0 HR: 0 SF: 0 SAC: 1 DP: 0 HBP: 0	WP: 0 PB: 0 SB: 0 CS: 1 PA: 35	
PITCHER Carl Willey, R (1, 1) ERA: 2.1	IP: 9.0 WLS: W BF: 35 H: 6 R: 0 ER: 0 SO: 4 BB: 3 IBB: 0 HBP: 0 BLK: 0 WP: 0 HR: 0 S: 40 P: 52 ERA: 0.00 WHIP: 1.000											PITCHER



Batter	1	2	3	4	5	6	7	8	9
Bill Bruton, L (1, 8) OBP: 0.319, SLG: 0.361	0-0 1B		0-0 1B		0-0 6-3			0-0 5-3	
Red Schoendienst, S (1, 4) OBP: 0.323, SLG: 0.322	0-0 L8		0-0 F8			0-0 FC1-6 1B		0-0 P6	
Eddie Mathews, L (1, 5) OBP: 0.359, SLG: 0.489	0-0 F2		0-3 K			0-0 FC1-6 1-2f		4-0 1B S 1B BB	
Hank Aaron, R (1, 9) OBP: 0.381, SLG: 0.572	0-0 1-3 1B			0-0 P5		0-0 P6		0-0 1B 1-3 1B	
Wes Covington, L (1, 7) OBP: 0.385, SLG: 0.668 Felix Mantilla, R (8, PR) OBP: 0.271, SLG: 0.361 Andy Pafko, R (9, 7) OBP: 0.310, SLG: 0.325	0-0 6-3			0-0 PB 1B 1B		0-0 5-3		0-0 1-3 3-H 1B	
Frank Torre, L (1, 3) OBP: 0.391, SLG: 0.411		0-0 F7		0-0 FC6-4 1B		0-0 F7		0-0 4-3	
Del Crandall, R (1, 2) OBP: 0.349, SLG: 0.476		0-3 K		0-0 FC6-4 1-2f		0-0 F7			
Johnny Logan, R (1, 6) OBP: 0.308, SLG: 0.366		0-0 P3			0-3 K		0-0 2B		
Carl Willey, R (1, 1) OBP: 0.118, SLG: 0.147			0-3 K		0-3 K		0-0 P4		

Inning Stats	R: 0	H: 2	E: 0	LOB: 2	K: 0	BB: 0	S: 5	P: 5
	R: 0	H: 0	E: 0	LOB: 0	K: 1	BB: 0	S: 5	P: 5
	R: 0	H: 1	E: 0	LOB: 1	K: 2	BB: 0	S: 8	P: 8
	R: 0	H: 2	E: 0	LOB: 1	K: 0	BB: 0	S: 4	P: 4
	R: 0	H: 0	E: 0	LOB: 0	K: 2	BB: 0	S: 7	P: 7
	R: 0	H: 1	E: 0	LOB: 1	K: 0	BB: 0	S: 4	P: 4
	R: 0	H: 1	E: 0	LOB: 1	K: 0	BB: 0	S: 4	P: 4
	R: 1	H: 2	E: 0	LOB: 2	K: 0	BB: 1	S: 5	P: 9

PITCHER	IP	WLS	BF	H	R	ER	SO	BB	IBB	HBP	BLK	WP	HR	S	P	ERA	WHIP
Robin Roberts, R (1, 1) ERA: 3.11	8.0	L	33	9	1	1	5	1	0	0	0	0	0	42	46	1.12	1.250

AB R H RBI BB SO LOB

4	0	2	0	0	0	0
4	0	1	0	0	0	2
3	1	0	0	1	1	3
4	0	2	0	0	0	1
4	0	2	1	0	0	3
0	0	0	0	0	0	0
0	0	0	0	0	0	0
4	0	1	0	0	0	2
3	0	0	0	0	1	1
3	0	1	0	0	1	0
3	0	0	0	0	2	1

AB	32
R	1
H	9
RBI	1
BB	1
SO	5
LOB	13



Philadelphia Phillies @ Milwaukee Braves
Milwaukee County Stadium, Milwaukee, WI
 Fri Aug 15 1958, 8:05 PM EDT
 Att. 35,552 - Unknown

livebaseballscorecards.com

WP	PA
0	33
PB	1
SB	1
CS	0

Batter	1	2	3	4	5	6	7	8	9	AB R H RBI BB SO LOB	TOP	
Richie Ashburn, L (1, 8) OBP: 0.434, SLG: 0.440	0-0 3B 1B		0-0 FC3-6 1B		0-0 L4		0-0 1-3			4 1 2 0 0 0 1	Philadelphia Phillies @ Milwaukee Braves Milwaukee County Stadium, Milwaukee, WI Sat Aug 16 1958, 4:33 AM EDT Att: 31,869 - Unknown livebaseballscorecards.com	
Bobby Young, L (1, 4) OBP: 0.200, SLG: 0.350	0-0 1-H 3B		0-0 FC3-6 1B 1-2f		0-3 K			0-0 F9		4 0 1 1 0 1 2		
Bob Bowman, R (1, 7) OBP: 0.339, SLG: 0.535	0-0 G3		0-0 1-3 1B		0-0 F2			0-0 5-3		4 0 1 0 0 0 1		
Wally Post, R (1, 9) OBP: 0.365, SLG: 0.458	0-0 6-3		0-0 4-3		0-0 3B			0-0 1B		4 0 2 0 0 0 3		
Ed Bouchee, L (1, 3) OBP: 0.350, SLG: 0.347	0-3 K			0-3 K		0-3 K		0-0 4-3		4 0 0 0 0 3 3		
Willie Jones, R (1, 5) OBP: 0.350, SLG: 0.412		0-0 5-3		0-0 5-3		4-0 BB		0-0 6-3		3 0 0 0 1 0 0		
Chico Fernandez, R (1, 6) OBP: 0.274, SLG: 0.314		0-0 F7		0-0 F7		0-0 F3		0-0 FC6-4 1B		4 0 1 0 0 0 2		
Stan Lopata, R (1, 2) OBP: 0.398, SLG: 0.433		0-3 K			0-0 FC 1B		0-0 P6	0-0 FC6-4 1-2f		4 0 1 0 0 1 1		
Curt Simmons, L (1, 1) OBP: 0.216, SLG: 0.220 Rip Repulski, R (9, PH) OBP: 0.305, SLG: 0.477			0-3 K		0-0 FC 1-3		0-0 4-3	0-0 1-3		3 0 0 0 0 1 1 1 0 0 0 0 0 1		
Inning Stats	R: 1 H: 2 E: 0 LOB: 1 K: 1 BB: 0 S: 7 P: 7	R: 0 H: 0 E: 0 LOB: 0 K: 1 BB: 0 S: 5 P: 5	R: 0 H: 2 E: 0 LOB: 2 K: 1 BB: 0 S: 7 P: 7	R: 0 H: 0 E: 0 LOB: 0 K: 1 BB: 0 S: 5 P: 5	R: 0 H: 1 E: 1 LOB: 1 K: 1 BB: 0 S: 6 P: 6	R: 0 H: 1 E: 0 LOB: 2 K: 1 BB: 1 S: 6 P: 10	R: 0 H: 0 E: 0 LOB: 0 K: 0 BB: 0 S: 3 P: 3	R: 0 H: 1 E: 0 LOB: 1 K: 0 BB: 0 S: 4 P: 4	R: 0 H: 1 E: 0 LOB: 1 K: 0 BB: 0 S: 4 P: 4	1B: 6 SF: 0 2B: 0 SAC: 1 3B: 2 DP: 0 HR: 0 HBP: 0	WP: 0 PA: 36 PB: 0 SB: 0 CS: 0	
PITCHER Warren Spahn, L (1, 1) ERA: 3.11	IP WLS BF H R ER SO BB IBB HBP BLK WP HR S P ERA WHIP	9.0 W 36 8 1 1 6 1 0 0 0 0 0 0 47 51 1.00 1.000										

Philadelphia Phillies @ Milwaukee Braves
Milwaukee County Stadium, Milwaukee, WI
 Sat Aug 16 1958, 4:33 AM EDT
 Att: 31,869 - Unknown

AB	35
R	1
H	8
RBI	1
BB	1
SO	6
LOB	15



Batter	1	2	3	4	5	6	7	8	9
Felix Mantilla, R OBP: 0.276, SLG: 0.360 (1, 8) X	0-0 5-3	0-3 K			4-0 BB			0-0 SH5-4 1B	
Casey Wise, S OBP: 0.188, SLG: 0.208 (1, 4) X	0-0 5-3		0-0 G3 1B		0-0 L3-6			0-0 SH5-4	
Eddie Mathews, L OBP: 0.358, SLG: 0.486 (1, 5) S S	0-3 K		0-0 G3		0-0 P5			0-0 1B	
Hank Aaron, R OBP: 0.384, SLG: 0.573 (1, 9)		0-0 SF7 1B	0-3 K		4-0 BB			0-0 G6-4-3 1B	
Joe Adcock, R OBP: 0.317, SLG: 0.521 (1, 3)		0-0 HBP 2B	0-3 K		0-0 G6-4-3			0-0 G6-4-3	
Frank Torre, L OBP: 0.391, SLG: 0.411 (9, 3)								0-0 G6-4-3	
Andy Pafko, R OBP: 0.303, SLG: 0.320 (1, 7) X		0-0 SF7		0-0 F8		0-0 F9			
Del Crandall, R OBP: 0.349, SLG: 0.473 (1, 2) B B B B		4-0 HBP BB		0-0 5-3			0-0 6-3		
Johnny Logan, R OBP: 0.306, SLG: 0.363 (1, 6) X		0-0 P4	0-3 K		0-0 K		0-0 P5		
Warren Spahn, L OBP: 0.411, SLG: 0.475 (1, 1) H		1-0 1B			4-0 L3-6 BB		0-0 4-3		

Inning Stats	R: 0	H: 0	E: 0	K: 1	S: 5	R: 1	H: 2	E: 0	K: 1	S: 7	R: 0	H: 1	E: 0	K: 2	S: 8	R: 0	H: 0	E: 0	K: 1	S: 5	R: 0	H: 0	E: 0	K: 0	S: 2	R: 0	H: 0	E: 0	K: 0	S: 2	R: 0	H: 0	E: 0	K: 0	S: 3	R: 1	H: 3	E: 0	K: 0	S: 5
	LOB: 0	BB: 0	P: 5	LOB: 3	BB: 1	P: 12	LOB: 0	BB: 0	P: 5	LOB: 1	BB: 2	P: 10	LOB: 0	BB: 1	P: 6	LOB: 0	BB: 0	P: 3	LOB: 1	BB: 0	P: 5	LOB: 0	BB: 0	P: 5	LOB: 0	BB: 0	P: 5	LOB: 0	BB: 0	P: 5	LOB: 0	BB: 0	P: 5	LOB: 1	BB: 0	P: 5	LOB: 1	BB: 0	P: 5	

PITCHER	IP	WLS	BF	H	R	ER	SO	BB	IBB	HBP	BLK	WP	HR	S	P	ERA	WHIP
Curt Simmons, L ERA: 4.68 (1, 1)	8.0	L	32	6	2	2	5	4	0	1	0	0	0	37	54	2.25	1.250

BOTTOM

AB	R	H	RBI	BB	SO	LOB
3	1	1	0	1	1	3
3	0	1	0	0	0	2
4	0	1	0	0	1	2
3	1	2	1	1	1	1
4	0	1	0	0	1	4
0	0	0	0	0	0	0
2	0	0	1	0	0	0
2	0	0	0	1	0	0
3	0	0	0	0	1	2
1	0	0	0	1	0	0

AB	25
R	2
H	6
RBI	2
BB	4
SO	5
LOB	14



WP	PA	CS
0	32	0

Philadelphia Phillies @ Milwaukee Braves
Milwaukee County Stadium, Milwaukee, WI
 Sat Aug 16 1958, 4:33 AM EDT
 Att. 31,869 - Unknown

livebaseballscorecards.com

Batter	1	2	3	4	5	6	7	8	9	AB R H RBI BB SO LOB	TOP	
Richie Ashburn, L (1, 8) OBP: 0.436, SLG: 0.441	4-0 G3-6 BB		0-0 4-3 2-3			0-0 FC6-4 1B		4-0 BB		2 0 1 0 2 0 1	Philadelphia Phillies @ Milwaukee Braves Milwaukee County Stadium, Milwaukee, WI Sun Aug 17 1958, 4:33 AM EDT Unknown livebaseballscorecards.com	
Bobby Young, L (1, 4) OBP: 0.208, SLG: 0.304	0-0 G3-6 1-2f		4-0 BB			0-3 K		0-0 F8		3 0 0 0 1 1 3		
Bob Bowman, R (1, 7) OBP: 0.331, SLG: 0.522	0-3 K		0-3 K			0-0 P5		0-0 P4		4 0 0 0 0 2 4		
Wally Post, R (1, 9) OBP: 0.359, SLG: 0.450		0-0 F7		0-0 6-3		0-0 FC6-4 1-2f		0-0 F8		4 0 0 0 0 0 1		
Ed Bouchee, L (1, 3) OBP: 0.358, SLG: 0.370		0-0 BLK WP 1B		4-0 G6-4-3 BB		0-3 K		0-0 HR		3 1 2 1 1 1 0		
Willie Jones, R (1, 5) OBP: 0.348, SLG: 0.410		0-0 5-3 1-3		0-0 G6-4-3 1-2f		0-0 WP 5-3 1B		0-0 4-3		4 0 1 0 0 0 2		
Chico Fernandez, R (1, 6) OBP: 0.274, SLG: 0.311		0-3 K			0-0 F7		0-0 5-3 1-2	4-0 BB		3 0 0 0 1 1 2		
Stan Lopata, R (1, 2) OBP: 0.395, SLG: 0.426			4-0 4-3 SH2-4 BB		0-0 F9		0-3 K 2-3	0-3 K		3 0 0 0 1 2 2		
Don Cardwell, R (1, 1) OBP: 0.190, SLG: 0.238 Rip Repulski, R (8, PH) OBP: 0.303, SLG: 0.474 John Anderson, R (8, 1)			0-0 SH2-4 1-2		0-3 K			0-0 F9		1 0 0 0 0 1 0 1 0 0 0 0 0 0 0 0 0 0 0 0 0		
Inning Stats	R: 0 H: 0 E: 0 LOB: 0 K: 1 BB: 1 S: 4 P: 8	R: 0 H: 1 E: 0 LOB: 1 K: 1 BB: 0 S: 6 P: 6	R: 0 H: 0 E: 0 LOB: 2 K: 1 BB: 2 S: 5 P: 13	R: 0 H: 0 E: 0 LOB: 0 K: 0 BB: 1 S: 2 P: 6	R: 0 H: 0 E: 0 LOB: 0 K: 1 BB: 0 S: 5 P: 5	R: 0 H: 1 E: 0 LOB: 1 K: 1 BB: 0 S: 6 P: 6	R: 0 H: 1 E: 0 LOB: 1 K: 2 BB: 0 S: 8 P: 8	R: 0 H: 0 E: 0 LOB: 1 K: 0 BB: 1 S: 3 P: 7	R: 1 H: 1 E: 0 LOB: 1 K: 1 BB: 1 S: 6 P: 10	1B: 3 SF: 0 2B: 0 SAC: 1 3B: 0 DP: 2 HR: 1 HBP: 0	WP: 2 PA: 35 PB: 0 SB: 0 CS: 0	
PITCHER Juan Pizarro, L (1, 1) ERA: 1.89	IP WLS BF H R ER SO BB IBB HBP BLK WP HR S P ERA WHIP	9.0 W 35 4 1 1 8 6 0 0 1 2 1 45 69 1.00 1.111										



Batter	1	2	3	4	5	6	7	8	9	AB R H RBI BB SO LOB	TOP	
Richie Ashburn, L (1, 8) <small>OBP: 0.436, SLG: 0.440</small>	4-0 		0-0 		0-0 			0-0 		3 0 1 0 1 0 2	Philadelphia Phillies @ Milwaukee Braves Milwaukee County Stadium, Milwaukee, WI Sun Aug 17 1958, 4:38 AM EDT Att: 39,807 - Unknown livebaseballscorecards.com	
Bobby Young, L (1, 4) <small>OBP: 0.179, SLG: 0.259</small>	0-0 		0-0 		0-0 			0-3 		4 0 0 0 0 1 4		
Harry Anderson, L (1, 7) <small>OBP: 0.361, SLG: 0.483</small>	0-0 			0-0 	0-0 			0-0 		4 0 0 0 0 0 1		
Wally Post, R (1, 9) <small>OBP: 0.357, SLG: 0.451</small>		0-0 		0-0 		0-0 		0-0 		4 1 1 0 0 0 0		
Ed Bouchee, L (1, 3) <small>OBP: 0.356, SLG: 0.364</small>		0-0 		4-0 		0-0 		0-0 		3 0 0 0 1 0 0		
Willie Jones, R (1, 5) <small>OBP: 0.350, SLG: 0.411</small>		0-0 		0-0 		0-3 		0-0 		4 0 2 1 0 1 0		
Chico Fernandez, R (1, 6) <small>OBP: 0.271, SLG: 0.308</small>			0-3 	0-0 		0-0 		0-0 		4 0 0 0 0 1 3		
Carl Sawatski, L (1, 2) <small>OBP: 0.286, SLG: 0.290</small>			4-0 	0-0 		0-0 				0 0 0 0 0 0 0		
Ray Semproch, R (1, 1) <small>OBP: 0.104, SLG: 0.119</small>			0-0 		0-0 		0-0 					3 0 1 0 0 0 0
Inning Stats	R: 0 H: 0 E: 0 LOB: 0 K: 0 BB: 1 S: 2 P: 6	R: 0 H: 0 E: 0 LOB: 0 K: 0 BB: 0 S: 3 P: 3	R: 0 H: 1 E: 0 LOB: 2 K: 1 BB: 1 S: 6 P: 10	R: 1 H: 2 E: 0 LOB: 2 K: 0 BB: 1 S: 5 P: 9	R: 0 H: 1 E: 0 LOB: 1 K: 0 BB: 0 S: 4 P: 4	R: 0 H: 0 E: 0 LOB: 0 K: 1 BB: 0 S: 5 P: 5	R: 0 H: 0 E: 0 LOB: 0 K: 0 BB: 0 S: 3 P: 3	R: 0 H: 0 E: 0 LOB: 0 K: 1 BB: 0 S: 5 P: 5	R: 0 H: 1 E: 0 LOB: 1 K: 0 BB: 0 S: 4 P: 4	1B: 4 SF: 0 2B: 1 SAC: 0 3B: 0 DP: 1 HR: 0 HBP: 0	WP: 0 PA: 34 PB: 0 SB: 0 CS: 0	
PITCHER Lew Burdette, R (1, 1) <small>ERA: 3.31</small>	IP 9.0 WLS W BF 34 H 5 R 1 ER 1 SO 3 BB 3 IBB 0 HBP 0 BLK 0 WP 0 HR 0 S 37 P 49 ERA 1.00 WHIP 0.889											PITCHER IP WLS BF H R ER SO BB IBB HBP BLK WP HR S P ERA WHIP

Philadelphia Phillies @ Milwaukee Braves
 Milwaukee County Stadium, Milwaukee, WI
 Sun Aug 17 1958, 4:38 AM EDT
 Att: 39,807 - Unknown

AB	29
R	1
H	5
RBI	1
BB	2
SO	3
LOB	10



Batter	1	2	3	4	5	6	7	8	9	AB R H RBI BB SO LOB	TOP																										
Richie Ashburn, L (1, 8) OBP: 0.436, SLG: 0.438	0-0 F7		4-0 1B BB	0-0 5-3		0-0 FC4-6			0-0 SH1-3 1B	4 1 1 0 1 0 2																											
Solly Hemus, L (1, 4) OBP: 0.395, SLG: 0.448	0-0 HR		0-0 F9		0-0 F8	0-3 K			0-0 SH1-3	4 1 1 1 0 1 2																											
Bob Bowman, R (1, 7) OBP: 0.333, SLG: 0.521	0-0 4-3		4-0 BB 1B BB		0-0 HR 2B		0-3 K		0-3 K	4 1 1 0 1 2 1																											
Wally Post, R (1, 9) OBP: 0.358, SLG: 0.463	0-0 F7		0-0 BB 1B		0-0 HR		0-3 K		0-0 L9	5 1 2 3 0 1 1																											
Ed Bouchee, L (1, 3) OBP: 0.368, SLG: 0.391		0-0 BB 1B	4-0 1-2 2-3 BB		0-0 2B		0-0 3B			3 0 3 0 1 0 0																											
Willie Jones, R (1, 5) OBP: 0.349, SLG: 0.407		4-0 BB G1-4-3	0-0 F7		0-0 F7		0-0 5-3			3 0 0 0 1 0 5																											
Chico Fernandez, R (1, 6) OBP: 0.271, SLG: 0.307		0-0 F8		0-0 S 1B		0-3 K		0-0 F7		4 0 1 0 0 1 3																											
Stan Lopata, R (1, 2) OBP: 0.389, SLG: 0.418		0-0 G1-4-3		0-3 K		0-3 K		0-0 F7		4 0 0 0 0 2 3																											
Jack Sanford, R (1, 1) OBP: 0.226, SLG: 0.240			0-3 K		0-0 F9		0-0 K		0-3 K	3 0 1 0 0 1 1																											
Turk Farrell, R (7, 1) OBP: 0.238, SLG: 0.200				0-0 K		0-0 FC4-6 1B				1 0 0 0 0 1 0																											
Inning Stats	R: 1 E: 0 K: 0 S: 4	H: 1 LOB: 0 BB: 0 P: 4	R: 0 E: 0 K: 0 S: 3	H: 1 LOB: 1 BB: 1 P: 7	R: 1 E: 1 K: 1 S: 6	H: 1 LOB: 3 BB: 3 P: 18	R: 0 E: 0 K: 1 S: 6	H: 1 LOB: 1 BB: 0 P: 6	R: 2 E: 0 K: 1 S: 8	H: 3 LOB: 1 BB: 0 P: 8	R: 0 E: 0 K: 2 S: 8	H: 1 LOB: 1 BB: 0 P: 8	R: 0 E: 0 K: 2 S: 8	H: 1 LOB: 1 BB: 0 P: 8	R: 0 E: 0 K: 1 S: 5	H: 0 LOB: 0 BB: 0 P: 5	R: 0 E: 0 K: 1 S: 6	H: 1 LOB: 1 BB: 0 P: 6	1B: 5 2B: 2 3B: 1 HR: 2	SF: 0 SAC: 1 DP: 1 HBP: 0	WP: 0 PB: 0 SB: 2 CS: 0	PA: 40															
PITCHER	IP WLS BF H R ER SO BB IBB HBP BLK WP HR S P ERA WHIP																					PITCHER	IP WLS BF H R ER SO BB IBB HBP BLK WP HR S P ERA WHIP														
Vinegar Bend Mizell, L (1, 1) ERA: 3.3	4.1		23	7	4	3	2	4	0	0	0	0	2	23	39	6.23	2.538																				
Bob Mabe, R (5, 1) ERA: 4.47	2.2		10	2	0	0	5	0	0	0	0	0	0	20	20	0.00	0.750																				
Bill Wight, L (8, 1) ERA: 4.81	2.0	W	7	1	0	0	2	0	0	0	0	0	0	11	11	0.00	0.500																				

Philadelphia Phillies @ St. Louis Cardinals
 Sportsman's Park, St. Louis, MO
 Tue Aug 19 1958, 8:05 PM EDT
 Att: 17,851 - Unknown

livebaseballscorecards.com

AB	35
R	4
H	10
RBI	4
BB	4
SO	9
LOB	18



Batter	1	2	3	4	5	6	7	8	9	AB R H RBI BB SO LOB	TOP											
Richie Ashburn, L (1, 8) OBP: 0.438, SLG: 0.440	0-0 S 1B	0-0 1-3		0-0 CS 1B		0-0 1-3 1B		0-3 K		5 2 3 0 0 1 0												
Solly Hemus, L (1, 4) OBP: 0.399, SLG: 0.449	0-0 1-H HR 1B	0-0 3-1		0-0 1-2 1B		0-0 2-H 1B		H 1-0 G3 1B 2B HBP		4 2 2 2 0 0 1												
Harry Anderson, L (1, 7) OBP: 0.364, SLG: 0.492	0-3 K		0-0 2B 1B	0-0 HR		0-0 P6		0-0 1-2 G3 2B 1B		5 3 3 1 0 1 2												
Wally Post, R (1, 9) OBP: 0.359, SLG: 0.465	0-0 F2		0-0 1-H HR 2B	0-0 CS 1B		0-0 F9		0-3 K		5 1 2 1 0 1 3												
Ed Bouchee, L (1, 3) OBP: 0.369, SLG: 0.388	4-0 1-2 HR BB		0-0 2-3 HR 1B	0-0 CS	0-0 F2		0-0 G3	0-0 1-2 2-3 G3		4 2 1 0 1 0 2												
Willie Jones, R (1, 5) OBP: 0.355, SLG: 0.435	0-0 1-H 2-H HR		0-0 1-H 3-H HR		0-0 F9		0-0 1B	0-0 2-H 3-H 2B		5 2 4 8 0 0 0												
Chico Fernandez, R (1, 6) OBP: 0.272, SLG: 0.310	0-0 2B		0-0 1-3		0-0 L6		0-3 K	0-3 K		3 0 1 0 0 0 0 2 0 0 0 0 2 2												
Ted Kazanski, R (5, 6)																						
Carl Sawatski, L (1, 2) OBP: 0.279, SLG: 0.283	0-0 G3		0-0 L8		0-0 P4		0-3 K			4 0 0 0 0 1 1												
Robin Roberts, S (1, 1) OBP: 0.284, SLG: 0.270		0-0 4-3	0-0 4-3		0-0 1B		0-0 F8			4 0 1 0 0 0 0												
Inning Stats	R: 4 E: 0 K: 1 S: 9	H: 4 LOB: 1 BB: 1 P: 13	R: 0 E: 0 K: 0 S: 3	H: 0 LOB: 0 BB: 0 P: 3	R: 4 E: 0 K: 0 S: 7	H: 4 LOB: 0 BB: 0 P: 7	R: 1 E: 0 K: 0 S: 4	H: 3 LOB: 0 BB: 0 P: 4	R: 0 E: 0 K: 0 S: 3	H: 0 LOB: 0 BB: 0 P: 3	R: 1 E: 0 K: 0 S: 5	H: 3 LOB: 1 BB: 0 P: 5	R: 0 E: 0 K: 1 S: 6	H: 1 LOB: 1 BB: 0 P: 6	R: 0 E: 0 K: 2 S: 7	H: 0 LOB: 0 BB: 0 P: 7	R: 2 E: 0 K: 2 S: 9	H: 2 LOB: 1 BB: 0 P: 10	1B: 11 2B: 3 3B: 0 HR: 3	SF: 0 SAC: 0 DP: 0 HBP: 1	WP: 0 PB: 0 SB: 1 CS: 2	PA: 44
PITCHER	IP WLS BF H R ER SO BB IBB HBP BLK WP HR S P ERA WHIP																					
Billy Muffett, R (1, 1) ERA: 5.54	0.2 L 6 3 4 4 1 1 0 0 0 0 0 1 7 11 54.00 6.000																					
Nelson Chittum, R (1, 1) ERA: 16.88	2.1 12 5 4 4 0 0 0 0 0 0 0 1 12 12 15.43 2.143																					
Chuck Stobbs, L (4, 1) ERA: 5.2	4.0 16 7 2 2 1 0 0 0 0 0 0 1 18 18 4.50 1.750																					
Phil Paine, R (8, 1) ERA: 2.24	2.0 9 2 2 2 4 0 0 1 0 0 0 0 16 17 9.00 1.000																					

Philadelphia Phillies @ St. Louis Cardinals
 Sportsman's Park, St. Louis, MO
 Wed Aug 20 1958, 8:05 PM EDT
 Att: 11,928 - Unknown

livebaseballscorecards.com

AB	41
R	12
H	17
RBI	12
BB	1
SO	6
LOB	11



Batter	1	2	3	4	5	6	7	8	9	AB	R	H	RBI	BB	SO	LOB
Don Blasingame, L (1, 4) OBP: 0.351, SLG: 0.360	0-0 2B SF8 1B		0-0 FC4-6 1B		0-0 F5			0-0 1B 1B		4	1	3	0	0	0	1
Gene Freese, R (1, 6) OBP: 0.317, SLG: 0.471	0-0 F5		0-3 K			0-0 6-3		0-0 L5		4	0	0	0	0	1	3
Stan Musial, L (1, 3) OBP: 0.437, SLG: 0.563 Joe Cunningham, L (7, 3) OBP: 0.452, SLG: 0.471	0-0 1-3 2B		0-0 FC4-6 1-2f			0-0 E9 1B		0-0 1-2 1B		3	1	2	0	0	0	1
Ken Boyer, R (1, 5) OBP: 0.347, SLG: 0.491	0-0 SF8			0-0 G3-6-3 1B		0-0 1B 2-H 1B		0-0 L9		3	0	2	2	0	0	2
Wally Moon, L (1, 9) OBP: 0.345, SLG: 0.356	0-0 G3			0-0 G3-6-3 1-2f 1B		0-0 1-3 G6-4-3 1B		0-0 4-3		4	0	1	0	0	0	4
Del Ennis, R (1, 7) OBP: 0.297, SLG: 0.362		0-3 K		0-0 6-3		0-0 1-2f G6-4-3		0-0 5-3		4	0	0	0	0	1	2
Curt Flood, R (1, 8) OBP: 0.328, SLG: 0.418		0-3 K			0-3 K		0-0 F9		0-0 F5	4	0	0	0	0	2	0
Hobie Landrith, L (1, 2) OBP: 0.324, SLG: 0.315		0-0 4-3			0-3 K		0-0 F8		0-0 F8	4	0	0	0	0	1	0
Billy Muffett, R (1, 1) OBP: 0.222, SLG: 0.235 Nelson Chittum, R (1, 1) OBP: 0.333, SLG: 0.333 Gene Green, R (3, PH) OBP: 0.352, SLG: 0.420 Chuck Stobbs, L (4, 1) OBP: 0.175, SLG: 0.067 Irv Noren, L (7, PH) OBP: 0.017, SLG: 0.308 Phil Paine, R (8, 1) OBP: 0.286, SLG: 0.286			0-0 P4		0-0 1B		0-3 K			0	0	0	0	0	0	0

Inning Stats	R: 1	H: 2	E: 0	K: 0	S: 5	LOB: 1	BB: 0	P: 5	R: 0	H: 0	E: 0	K: 2	S: 7	LOB: 0	BB: 0	P: 7	R: 0	H: 1	E: 0	K: 1	S: 6	LOB: 1	BB: 0	P: 6	R: 0	H: 1	E: 0	K: 0	S: 3	LOB: 0	BB: 0	P: 3	R: 0	H: 3	E: 1	K: 0	S: 5	LOB: 1	BB: 0	P: 5	R: 0	H: 0	E: 0	K: 1	S: 5	LOB: 0	BB: 0	P: 5	R: 0	H: 2	E: 0	K: 0	S: 5	LOB: 2	BB: 0	P: 5	R: 0	H: 0	E: 0	K: 0	S: 3	LOB: 0	BB: 0	P: 3
PITCHER Robin Roberts, R (1, 1) ERA: 3.07	IP	WLS	BF	H	R	ER	SO	BB	IBB	HBP	BLK	WP	HR	S	P	ERA	WHIP	IP	WLS	BF	H	R	ER	SO	BB	IBB	HBP	BLK	WP	HR	S	P	ERA	WHIP	IP	WLS	BF	H	R	ER	SO	BB	IBB	HBP	BLK	WP	HR	S	P	ERA	WHIP													

BOTTOM

Philadelphia Phillies @ St. Louis Cardinals
Sportsman's Park, St. Louis, MO

Wed Aug 20 1958, 8:05 PM EDT
Att. 11,928 - Unknown

livebaseballscorecards.com

AB	34
R	2
H	10
RBI	2
BB	0
SO	6
LOB	13



1B: 9	SF: 1	WP: 0	PA: 35
2B: 1	SAC: 0	PB: 0	
3B: 0	DP: 2	SB: 0	
HR: 0	HBP: 0	CS: 0	

Batter	1	2	3	4	5	6	7	8	9	AB R H RBI BB SO LOB	TOP																													
Richie Ashburn, L (1, 8) OBP: 0.435, SLG: 0.438	0-0 5-3		0-0 F7		0-0 G3		0-0 FC4-6		0-0 1B	5 0 1 0 0 0 2	Philadelphia Phillies @ St. Louis Cardinals Sportsman's Park, St. Louis, MO Thu Aug 21 1958, 8:05 PM EDT Att: 10,314 - Unknown AB 36 R 1 H 10 RBI 1 BB 2 SO 5 LOB 24																													
Solly Hemus, L (1, 4) OBP: 0.399, SLG: 0.448	0-0 HBP 1B		0-0 G3			0-0 SH3-4 1B	0-0 4-3		0-0 F7	5 0 2 0 0 0 2																														
Harry Anderson, L (1, 7) OBP: 0.367, SLG: 0.494	0-0 F5			0-3 K		0-0 SH3-4 1B		0-0 1B 1B	0-0 1B	5 1 3 0 0 1 1																														
Wally Post, R (1, 9) OBP: 0.361, SLG: 0.464	1-0 FC4-6 HBP			0-0 PB 1B		0-0 SH3-4		0-0 F7	0-0 6-3	3 0 1 0 0 0 3																														
Ed Bouchee, L (1, 3) OBP: 0.371, SLG: 0.387	0-0 FC4-6			0-3 K		4-0 FC6 BB		0-0 1B 1B		3 0 1 0 1 1 3																														
Willie Jones, R (1, 5) OBP: 0.351, SLG: 0.430		0-0 F8		0-0 6-3		0-0 F3		0-0 F8		4 0 0 0 0 0 6																														
Chico Fernandez, R (1, 6) OBP: 0.270, SLG: 0.308		0-3 K			0-0 5-3	0-0 FC6		0-0 FC5-4 1B		3 0 0 0 0 1 3																														
Dave Philley, S (8, PH) OBP: 0.349, SLG: 0.418								1-2 2-H		1 0 1 1 0 0 0																														
Ted Kazanski, R (8, 6) OBP: 0.298, SLG: 0.322										0 0 0 0 0 0 0																														
Jim Hegan, R (1, 2) OBP: 0.269, SLG: 0.273		0-0 4-3				0-0 1B		4-0 FC4-6 BB	0-0 FC5-4	3 0 1 0 1 0 2																														
Curt Simmons, L (1, 1) OBP: 0.204, SLG: 0.208			0-3 K		0-0 F7		0-3 K		0-0 F8	3 0 0 0 0 2 2																														
Rip Repulski, R (9, PH) OBP: 0.302, SLG: 0.472										1 0 0 0 0 0 0																														
Inning Stats	R: 0 E: 0 K: 0 S: 4	H: 1 LOB: 2 BB: 0 P: 5	R: 0 E: 0 K: 1 S: 5	H: 0 LOB: 0 BB: 0 P: 5	R: 0 E: 0 K: 1 S: 5	H: 0 LOB: 0 BB: 0 P: 5	R: 0 E: 0 K: 2 S: 8	H: 1 LOB: 1 BB: 0 P: 8	R: 0 E: 0 K: 0 S: 4	H: 1 LOB: 1 BB: 0 P: 4	R: 0 E: 0 K: 0 S: 5	H: 2 LOB: 3 BB: 1 P: 9	R: 0 E: 0 K: 1 S: 5	H: 0 LOB: 1 BB: 1 P: 9	R: 1 E: 0 K: 0 S: 6	H: 3 LOB: 2 BB: 0 P: 6	R: 0 E: 0 K: 0 S: 5	H: 2 LOB: 2 BB: 0 P: 5	1B: 10 2B: 0 3B: 0 HR: 0	SF: 0 SAC: 1 DP: 0 HBP: 1	WP: 0 PB: 1 SB: 0 CS: 0	PA: 40																		
PITCHER Larry Jackson, R (1, 1) ERA: 3.42	IP 9.0	WLS W	BF 40	H 10	R 1	ER 1	SO 5	BB 2	IBB 0	HBP 1	BLK 0	WP 0	HR 0	S 47	P 56	ERA 1.00	WHIP 1.333						PITCHER	IP 9.0	WLS W	BF 40	H 10	R 1	ER 1	SO 5	BB 2	IBB 0	HBP 1	BLK 0	WP 0	HR 0	S 47	P 56	ERA 1.00	WHIP 1.333

livebaseballscorecards.com



Batter	1	2	3	4	5	6	7	8	9
Curt Flood, R OBP: 0.325, SLG: 0.413 (1, 8)	0-3 K		0-0 4-3		0-0 4-3		0-0 5-3		
Gene Freese, R OBP: 0.315, SLG: 0.464 (1, 6)	0-0 P5		0-0 F8		0-0 1B			0-0 1-3	
Ruben Amaro, R OBP: 0.282, SLG: 0.288 (9, 6)					3-H				
Stan Musial, L OBP: 0.438, SLG: 0.563 (1, 3)	0-0 E1			0-0 1B	0-0 F8			0-0 1B	
Ken Boyer, R OBP: 0.346, SLG: 0.489 (1, 5)	0-0 F9			0-0 1B	0-0 BLK	0-0 F5		0-3 K	
Del Ennis, R OBP: 0.294, SLG: 0.359 (1, 7)		0-3 K		0-0 1B	0-0 FC3-5-2-3	0-0 F5		0-3 K	
Irv Noren, L OBP: 0.315, SLG: 0.306 (7, 7)				1-3 BLK	1-3 BLK	1-3 BLK			
Gene Green, R OBP: 0.352, SLG: 0.419 (1, 2)		0-0 1-3		0-0 6-3	0-0 6-3	0-0 1B			
Wally Moon, L OBP: 0.340, SLG: 0.351 (1, 9)			0-0 K	2-3 3-H	0-0 F9	0-0 F8			
Don Blasingame, L OBP: 0.351, SLG: 0.359 (1, 4)			0-0 L1		0-0 1B	0-0 4-3		0-0 4-3	
Larry Jackson, R OBP: 0.149, SLG: 0.170 (1, 1)			0-0 2B		0-0 4-3	0-0 4-3		0-0 3-1	

Inning Stats	R: 0	H: 0	E: 1	LOB: 1	K: 1	BB: 0	S: 6	P: 6
	R: 0	H: 0	E: 0	LOB: 0	K: 2	BB: 0	S: 7	P: 7
	R: 0	H: 1	E: 0	LOB: 1	K: 0	BB: 0	S: 4	P: 4
	R: 1	H: 2	E: 0	LOB: 1	K: 0	BB: 0	S: 5	P: 5
	R: 1	H: 2	E: 0	LOB: 1	K: 0	BB: 0	S: 5	P: 5
	R: 0	H: 1	E: 0	LOB: 1	K: 0	BB: 0	S: 4	P: 4
	R: 0	H: 0	E: 0	LOB: 0	K: 2	BB: 0	S: 8	P: 8
	R: 3	H: 1	E: 0	LOB: 1	K: 2	BB: 0	S: 8	P: 8
	R: 3	H: 1	E: 0	LOB: 0	K: 0	BB: 0	S: 3	P: 3
	R: 3	H: 1	E: 0	LOB: 0	K: 2	BB: 0	S: 8	P: 8

PITCHER	IP	WLS	BF	H	R	ER	SO	BB	IBB	HBP	BLK	WP	HR	S	P	ERA	WHIP
Curt Simmons, L ERA: 4.55 (1, 1)	8.0	L	32	7	2	2	5	0	0	0	1	0	0	42	42	2.25	0.875

BOTTOM

AB	R	H	RBI	BB	SO	LOB
4	0	0	0	0	1	2
4	0	1	1	0	0	1
0	0	0	0	0	0	0
4	0	2	0	0	0	1
4	1	1	0	0	1	2
3	0	0	0	0	1	2
1	0	0	0	0	1	1
3	0	1	0	0	0	1
3	0	0	0	0	1	2
3	1	1	0	0	0	0
3	0	1	0	0	0	1

AB	32
R	2
H	7
RBI	1
BB	0
SO	5
LOB	13



WP	PA	ERA	WHIP
0	32		
0			
0			

Philadelphia Phillies @ St. Louis Cardinals
 Sportsman's Park, St. Louis, MO
 Thu Aug 21 1958, 8:05 PM EDT
 Att. 10,314 - Unknown

livebaseballscores.com

Batter	1	2	3	4	5	6	7	8	9	AB R H RBI BB SO LOB	TOP	
Richie Ashburn, L (1, 8) OBP: 0.436, SLG: 0.439	0-3 K		4-0 BB			0-0 5-3		0-0 1B 2B		3 0 1 0 1 1 0	Philadelphia Phillies @ St. Louis Cardinals Sportsman's Park, St. Louis, MO Fri Aug 22 1958, 8:05 PM EDT Att. 15,592 - Unknown	
Solly Hemus, L (1, 4) OBP: 0.400, SLG: 0.447	0-0 F8		0-0 F8			4-0 BB		0-0 2-3 1B		3 0 1 0 1 0 1		
Harry Anderson, L (1, 7) OBP: 0.366, SLG: 0.490	4-0 BB			0-0 G3		0-0 F8		0-3 K		3 0 0 0 1 1 3		
Wally Post, R (1, 9) OBP: 0.356, SLG: 0.456	0-0 L7			0-0 F8		0-3 K		0-3 K		4 0 0 0 0 2 4		
Ed Bouchee, L (1, 3) OBP: 0.364, SLG: 0.379		0-3 K		0-3 K			0-3 K		0-3 K	4 0 0 0 0 4 0		
Willie Jones, R (1, 5) OBP: 0.348, SLG: 0.425		0-3 K			0-0 F7		0-3 K		0-0 5-3	4 0 0 0 0 2 0		
Chico Fernandez, R (1, 6) OBP: 0.267, SLG: 0.305		0-0 L6			0-0 E7 FC5-4		0-3 K		0-0 F8	4 0 0 0 0 1 0		
Carl Sawatski, L (1, 2) OBP: 0.276, SLG: 0.280 Rip Repulski, R (8, PH) OBP: 0.305, SLG: 0.488 Jim Hegan, R (8, 2) OBP: 0.269, SLG: 0.273			0-3 K		0-3 K			0-0 HR		2 0 0 0 0 2 1 1 1 1 1 0 0 0 0 0 0 0 0 0 0		
Don Cardwell, R (1, 1) OBP: 0.174, SLG: 0.217 Jack Meyer, R (7, 1) OBP: 0.313, SLG: 0.313 Dave Philley, S (8, PH) OBP: 0.347, SLG: 0.416 Jack Sanford, R (8, 1) OBP: 0.226, SLG: 0.240			0-3 K		0-0 FC5-4 1-2f			0-0 4-3		2 0 0 0 0 1 1 0 0 0 0 0 0 0 1 0 0 0 0 0 0 0 0 0 0 0 0 0		
Inning Stats	R: 0 E: 0 K: 1 S: 5 H: 0 LOB: 1 BB: 1 P: 9	R: 0 E: 0 K: 2 S: 7 H: 0 LOB: 0 BB: 0 P: 7	R: 0 E: 0 K: 2 S: 7 H: 0 LOB: 1 BB: 1 P: 11	R: 0 E: 0 K: 1 S: 5 H: 0 LOB: 0 BB: 0 P: 5	R: 0 E: 1 K: 1 S: 6 H: 0 LOB: 1 BB: 0 P: 6	R: 0 E: 0 K: 1 S: 5 H: 0 LOB: 1 BB: 1 P: 9	R: 0 E: 0 K: 3 S: 9 H: 0 LOB: 0 BB: 0 P: 9	R: 1 E: 0 K: 2 S: 10 H: 3 LOB: 2 BB: 0 P: 10	R: 0 E: 0 K: 1 S: 5 H: 0 LOB: 0 BB: 0 P: 5	1B: 1 2B: 1 3B: 0 HR: 1 SF: 0 SAC: 0 DP: 0 HBP: 0		WP: 0 PB: 0 SB: 0 CS: 0 PA: 34
PITCHER Sam Jones, R (1, 1) ERA: 2.71	IP 9.0 WLS W BF 34 H 3 R 1 ER 1 SO 14 BB 3 IBB 0 HBP 0 BLK 0 WP 0 HR 1 S 59 P 71 ERA 1.00 WHIP 0.667											PITCHER IP WLS BF H R ER SO BB IBB HBP BLK WP HR S P ERA WHIP

livebaseballscorecards.com

AB	31
R	1
H	3
RBI	1
BB	3
SO	14
LOB	10



Batter	1	2	3	4	5	6	7	8	9
Don Blasingame, L (1, 4) OBP: 0.351, SLG: 0.359	4-0 2B BB	0-0 G4-3			0-0 FC4-2 1B	0-0 F5		0-0 L7	
Gene Freese, R (1, 6) OBP: 0.313, SLG: 0.479	0-0 F9		0-0 5-3		0-0 3-1		0-0 HR	0-0 L8	
Eddie Kasko, R (8, 6) OBP: 0.273, SLG: 0.240					1-3				
Stan Musial, L (1, 3) OBP: 0.438, SLG: 0.567	0-0 1B 2B		0-0 F7		0-0 FC4-2		0-0 WP 1B 2B		
Irv Noren, L (7, PR) OBP: 0.315, SLG: 0.306					3-H				
Ken Boyer, R (1, 5) OBP: 0.348, SLG: 0.488	0-0 F8		0-0		0-0 4-3		4-0 1B WP BB		
Joe Cunningham, L (1, 9) OBP: 0.456, SLG: 0.480	0-0 1B		0-0 P4			0-0 FC4 HR 2B	0-0 L3		
Wally Moon, L (1, 7) OBP: 0.335, SLG: 0.344	0-0 F8			0-0 F7		0-0 FC4 HR	0-0 L3		
Curt Flood, R (1, 8) OBP: 0.326, SLG: 0.412		4-0 WP 1B BB		0-0 F8		0-3 K	0-0 1B		
Gene Green, R (1, 2) OBP: 0.354, SLG: 0.429		0-0 1-6-3		0-0	0-0	0-0 HR	0-0 6-3		
Sam Jones, R (1, 1) OBP: 0.108, SLG: 0.097		0-0 G4-3 1B		0-3 K		0-0 4-3	0-0 6-3		

Inning Stats	R: 2	H: 2	E: 0	K: 0	S: 5	LOB: 1	BB: 1	P: 9	R: 1	H: 1	E: 0	K: 0	S: 3	LOB: 0	BB: 1	P: 7	R: 0	H: 1	E: 0	K: 0	S: 4	LOB: 1	BB: 0	P: 4	R: 0	H: 1	E: 0	K: 0	S: 6	LOB: 1	BB: 0	P: 6	R: 0	H: 1	E: 0	K: 0	S: 4	LOB: 1	BB: 0	P: 4	R: 3	H: 2	E: 0	K: 1	S: 8	LOB: 0	BB: 0	P: 8	R: 3	H: 4	E: 0	K: 0	S: 6	LOB: 2	BB: 1	P: 10	R: 0	H: 0	E: 0	K: 0	S: 3	LOB: 0	BB: 0	P: 3
--------------	------	------	------	------	------	--------	-------	------	------	------	------	------	------	--------	-------	------	------	------	------	------	------	--------	-------	------	------	------	------	------	------	--------	-------	------	------	------	------	------	------	--------	-------	------	------	------	------	------	------	--------	-------	------	------	------	------	------	------	--------	-------	-------	------	------	------	------	------	--------	-------	------

AB	R	H	RBI	BB	SO	LOB	
4	1	1	0	1	0	1	
4	1	1	1	0	0	2	
1	0	0	0	0	0	0	
4	1	2	1	0	0	1	
0	1	0	0	0	0	0	
3	1	1	0	1	0	2	
4	1	3	2	0	0	1	
4	1	0	0	0	0	5	
3	1	1	0	1	1	2	
4	1	2	3	0	0	3	
4	0	1	1	0	1	1	
1B: 7	SF: 0	2B: 4	SAC: 0	3B: 0	DP: 2	HR: 2	HBP: 0


BOTTOM

Philadelphia Phillies @ St. Louis Cardinals
Sportsman's Park, St. Louis, MO

Fri Aug 22 1958, 8:05 PM EDT
Att. 15,592 - Unknown

livebaseballscorecards.com

AB	35
R	9
H	12
RBI	8
BB	3
SO	2
LOB	18



WP: 3	PA: 38
PB: 0	
SB: 1	
CS: 0	

PITCHER	IP	WLS	BF	H	R	ER	SO	BB	IBB	HBP	BLK	WP	HR	S	P	ERA	WHIP
Don Cardwell, R (1, 1) ERA: 4.71	6.0	L	30	10	8	8	2	2	0	0	0	1	2	32	40	12.00	2.000
Jack Meyer, R (7, 1) ERA: 3.99	1.0		5	2	1	1	0	1	0	0	0	2	0	4	8	9.00	3.000
Jack Sanford, R (8, 1) ERA: 4.59	1.0		3	0	0	0	0	0	0	0	0	0	0	3	3	0.00	0.000

Batter	1	2	3	4	5	6	7	8	9	AB	R	H	RBI	BB	SO	LOB
Curt Flood, R OBP: 0.322, SLG: 0.407 (1, 8) X	0-0 1-3	0-0 6-3		0-0 P5			0-0 1-3		0-3 K	5	0	0	0	0	1	7
Gene Freese, R OBP: 0.310, SLG: 0.470 (1, 6) X	0-0 6-3		0-3 K		0-0 F9			0-0 1-3 1B	0-0 6-3	5	0	1	0	0	1	2
Stan Musial, L OBP: 0.437, SLG: 0.564 (1, 3) X	0-0 1-3		0-0 4-3		0-0 4-3			0-0 1-2 1B		4	0	1	0	0	0	0
Ken Boyer, R OBP: 0.345, SLG: 0.483 (1, 5) X		0-0 F9	0-0 F9		0-3 K			0-0 B5		4	0	0	0	0	1	2
Del Ennis, R OBP: 0.297, SLG: 0.358 (1, 7) X		0-0 1B		4-0 BB BB BB BB BB FC4-6 BB		0-0 4-3		0-0 1-3		3	2	1	0	1	0	2
Gene Green, R OBP: 0.355, SLG: 0.428 (1, 2) X		0-0 1B		4-0 BB BB BB BB BB FC4-6 BB		0-0 5-3		0-3 K		3	0	1	0	1	1	2
Joe Cunningham, L OBP: 0.460, SLG: 0.481 (1, 9) X		0-0 BB		4-0 BB BB BB BB BB FC4-6 BB		0-0 4-3		4-0 BB BB		2	0	1	1	2	0	0
Don Blasingame, L OBP: 0.352, SLG: 0.358 (1, 4) X		4-0 1-2 BB		0-0 FC4-6			0-0 G5-4-3		0-0 P6	3	0	1	1	1	0	3
Sal Maglie, R OBP: 0.187, SLG: 0.261 (1, 1) X		0-0 P4		0-0 F9			0-0 G5-4-3		0-0 1B	0	0	0	0	0	0	0
Bill Wight, L OBP: 0.200, SLG: 0.111 (1, 1)										0	0	0	0	0	0	0
Eddie Kasko, R OBP: 0.271, SLG: 0.239 (2, PH)										1	0	0	0	0	0	3
Chuck Stobbs, L OBP: 0.125, SLG: 0.067 (3, 1)										0	0	0	0	0	0	0
Wally Moon, L OBP: 0.333, SLG: 0.343 (4, PH)										1	0	0	0	0	0	2
Billy Muffett, R OBP: 0.211, SLG: 0.222 (5, 1)										1	0	0	0	0	0	1
Hobie Landrith, L OBP: 0.329, SLG: 0.320 (9, PH)										1	0	1	0	0	0	0

BOTTOM

Philadelphia Phillies @ St. Louis Cardinals
Sportsman's Park, St. Louis, MO
Sat Aug 23 1958, 4:33 AM EDT
Att. 14,639 - Unknown

livebaseballscorecards.com

AB	33
R	2
H	7
RBI	2
BB	5
SO	4
LOB	24



Inning Stats	R: 0	H: 0	E: 0	K: 0	S: 3	LOB: 0	BB: 0	P: 3	R: 1	H: 3	E: 0	K: 0	S: 6	LOB: 3	BB: 1	P: 10	R: 0	H: 0	E: 0	K: 1	S: 5	LOB: 0	BB: 0	P: 5	R: 0	H: 0	E: 0	K: 1	S: 5	LOB: 0	BB: 0	P: 5	R: 0	H: 0	E: 0	K: 0	S: 3	LOB: 0	BB: 0	P: 3	R: 0	H: 1	E: 0	K: 0	S: 3	LOB: 0	BB: 0	P: 3	R: 0	H: 2	E: 0	K: 1	S: 7	LOB: 2	BB: 0	P: 7	R: 0	H: 1	E: 0	K: 1	S: 6	LOB: 2	BB: 1	P: 10	1B: 7	SF: 0	2B: 0	SAC: 0	3B: 0	DP: 1	HR: 0	HBP: 0	WP: 0	PA: 38
--------------	------	------	------	------	------	--------	-------	------	------	------	------	------	------	--------	-------	-------	------	------	------	------	------	--------	-------	------	------	------	------	------	------	--------	-------	------	------	------	------	------	------	--------	-------	------	------	------	------	------	------	--------	-------	------	------	------	------	------	------	--------	-------	------	------	------	------	------	------	--------	-------	-------	-------	-------	-------	--------	-------	-------	-------	--------	-------	--------

PITCHER	IP	WLS	BF	H	R	ER	SO	BB	IBB	HBP	BLK	WP	HR	S	P	ERA	WHIP
Seth Morehead, L ERA: 6.58 (1, 1)	7.0	W	30	6	2	2	2	4	0	0	0	0	0	30	46	2.57	1.429
Turk Farrell, R ERA: 2.52 (8, 1)	2.0	S	8	1	0	0	2	1	0	0	0	0	0	11	15	0.00	1.000

Batter	1	2	3	4	5	6	7	8	9	AB R H RBI BB SO LOB	TOP																							
Richie Ashburn, L (1, 8) OBP: 0.438, SLG: 0.442	0-0 1B E 1B	0-0 P6			0-0 P4		0-0 1B HR 1B	1-0 FC5-4 HBP 1B	4-0 FC4-6 BB	4 2 2 0 1 0 1																								
Solly Hemus, L (1, 4) OBP: 0.399, SLG: 0.441 Bobby Young, L (9, 4) OBP: 0.179, SLG: 0.259	0-0 E9 1-H FC6-4-6 1B		0-0 F5		4-0 1B 1-2 BB		0-0 F2	0-0 FC5-4 1-2f 2-3 3B	0-0 FC4-6 1-2f	5 2 1 0 1 0 4 0 0 0 0 0 0 0																								
Harry Anderson, L (1, 7) OBP: 0.371, SLG: 0.490	4-0 FC8-4-6 BB		0-3 K		0-0 1B 1-2 2-H		0-0 BB HR 1B	0-3 K		4 1 2 0 1 2 2																								
Wally Post, R (1, 9) OBP: 0.357, SLG: 0.471	0-0 FC8-4-6 1B 1-2f 3-H		0-0 F8			0-0 L7	4-0 1-2 HR BB	0-0 3B 1-H 3-H		4 2 1 3 1 0 1																								
Ed Bouchee, L (1, 3) OBP: 0.362, SLG: 0.397	0-0 F8			0-3 K		0-0 4-3	0-0 1-H 2-H 3-H HR	0-0 2B 3B		5 2 2 5 0 1 1																								
Willie Jones, R (1, 5) OBP: 0.354, SLG: 0.431 Ted Kazanski, R (8, 5) OBP: 0.298, SLG: 0.322	0-0 1-3 1B		0-0 F2		0-0 5-3		0-0 1B	0-0 3-H 2B		5 0 3 1 0 0 0 0 0 0 0 0 0 0																								
Chico Fernandez, R (1, 6) OBP: 0.268, SLG: 0.307	0-0 6-3		0-0 P3				0-0 HR 2B F7	0-0 1-3		5 1 1 0 0 0 4																								
Stan Lopata, R (1, 2) OBP: 0.389, SLG: 0.411		0-3 K			0-0 BB 1B 1B			0-3 K		4 1 1 0 1 2 1																								
Ray Semproch, R (1, 1) OBP: 0.103, SLG: 0.118 Jim Hearn, R (4, 1) Rip Repulski, R (7, PH) OBP: 0.308, SLG: 0.505 Turk Farrell, R (7, 1) OBP: 0.250, SLG: 0.217 Jack Meyer, R (9, 1) OBP: 0.313, SLG: 0.313		0-0 1-3			0-0 L9		0-0 1-H 2-H HR	0-0 FC5-4 HBP 3B 1B	0-0 1-3	1 0 0 0 0 0 0 1 0 0 0 0 0 1 1 1 1 3 0 0 0 2 1 1 0 0 0 0 0 0 0 0 0 0 0																								
Inning Stats	R: 2 E: 1 K: 0 S: 6	H: 3 LOB: 2 BB: 1 P: 10	R: 0 E: 0 K: 1 S: 5	H: 0 LOB: 0 BB: 0 P: 5	R: 0 E: 0 K: 1 S: 5	H: 0 LOB: 0 BB: 0 P: 5	R: 0 E: 0 K: 0 S: 3	H: 0 LOB: 0 BB: 0 P: 3	R: 7 E: 0 K: 0 S: 9	H: 6 LOB: 1 BB: 2 P: 17	R: 4 E: 0 K: 1 S: 9	H: 4 LOB: 1 BB: 0 P: 10	R: 0 E: 0 K: 1 S: 5	H: 0 LOB: 1 BB: 1 P: 9	1B: 9 2B: 2 3B: 2 HR: 2	SF: 0 SAC: 0 DP: 0 HBP: 1	WP: 0 PB: 0 SB: 0 CS: 0	PA: 47																
PITCHER	IP WLS BF H R ER SO BB IBB HBP BLK WP HR S P ERA WHIP																																	
Dick Drott, R (1, 1) ERA: 5.53	6.0		26	6	4	4	3	3	0	0	0	0	0	29	41	6.00	1.500																	
Bill Henry, L (7, 1) ERA: 2.22	0.1	L	4	3	1	1	0	0	0	0	0	0	1	4	4	27.00	9.000																	
Don Elston, R (7, 1) ERA: 3.31	0.2		5	2	4	4	0	1	0	0	0	0	1	4	8	54.00	4.500																	
Marcelino Solis, L (8, 1) ERA: 5.69	0.2		6	3	4	4	1	0	0	1	0	0	0	7	8	54.00	4.500																	
Bob Anderson, R (8, 1) ERA: 3.93	1.1		6	1	0	0	1	1	0	0	0	0	0	7	11	0.00	1.500																	

Philadelphia Phillies @ Chicago Cubs
Wrigley Field, Chicago, IL
Sun Aug 24 1958, 3:33 AM CDT
Unknown

livebaseballscorecards.com

AB 41
R 13
H 15
RBI 12
BB 5
SO 5
LOB 15



Batter	1	2	3	4	5	6	7	8	9	AB	R	H	RBI	BB	SO	LOB
Tony Taylor, R (1, 4) OBP: 0.300, SLG: 0.310 Dale Long, L (9, PH) OBP: 0.359, SLG: 0.452	0-0 4-3		0-3 K		0-0 F8		0-0 G6-4-3		0-0 HR	4	0	0	0	0	1	1
Alvin Dark, R (1, 5) OBP: 0.350, SLG: 0.373	0-0 F5			0-0 1B 14 FC6-4	0-0 S 1B		0-0 P4		4-0 BB BB	4	1	2	0	1	0	0
Jim Marshall, L (1, 3) OBP: 0.284, SLG: 0.383	0-0 HR			0-0 14 FC6-4 1B	0-3 K			0-0 HR	0-0 F8	5	2	3	2	0	1	2
14 Ernie Banks, R (1, 6) OBP: 0.366, SLG: 0.638	0-3 K			0-0 FC6-4 1B	0-3 K			0-0 P4	0-0 P6	5	1	0	1	0	2	3
Walt Moryn, L (1, 7) OBP: 0.345, SLG: 0.480		0-0 F7		0-0 1B FC4-6 1B		0-3 K		0-3 K	4-0 1-2 BB	4	1	1	0	1	2	0
Bobby Thomson, R (1, 8) OBP: 0.351, SLG: 0.469		0-0 4-3		0-0 FC4-6 1B		0-0 1B		0-0 2B 1B	0-3 K	5	1	3	1	0	1	2
Chuck Tanner, L (1, 9) OBP: 0.314, SLG: 0.392		0-0 4-3		0-0 FC4-6 1B		0-0 P6		0-0 2B		4	0	1	2	0	0	2
Sammy Taylor, L (1, 2) OBP: 0.336, SLG: 0.408			0-0 4-3		0-0 1-2 1B		0-0 P5		0-0 L7	4	0	1	0	0	0	2
Dick Drott, R (1, 1) OBP: 0.286, SLG: 0.255 Bill Henry, L (7, 1) OBP: 0.417, SLG: 0.455 Don Eiston, R (7, 1) OBP: 0.273, SLG: 0.273 Bobby Adams, R (7, PH) OBP: 0.323, SLG: 0.398 Marcelino Solis, L (8, 1) OBP: 0.263, SLG: 0.278 Bob Anderson, R (8, 1) Lee Walls, R (9, PH) OBP: 0.368, SLG: 0.498			0-3 K	0-3 K			4-0 BB		0-0 HR 1B	2	0	0	0	0	2	2


Inning Stats	R: 1	H: 1	E: 0	LOB: 0	K: 1	S: 6	R: 0	H: 0	E: 0	LOB: 0	K: 0	S: 3	R: 0	H: 0	E: 0	LOB: 0	K: 2	S: 7	R: 3	H: 5	E: 0	LOB: 2	K: 1	S: 10	R: 0	H: 1	E: 0	LOB: 1	K: 2	S: 8	R: 0	H: 1	E: 0	LOB: 1	K: 1	S: 6	R: 0	H: 0	E: 0	LOB: 0	K: 0	S: 2	R: 2	H: 3	E: 0	LOB: 1	K: 1	S: 8	R: 2	H: 2	E: 0	LOB: 2	K: 1	S: 7	1B: 9	SF: 0	2B: 1	SAC: 0	3B: 0	DP: 1	HR: 3	HBP: 0	WP: 0	PA: 42
--------------	------	------	------	--------	------	------	------	------	------	--------	------	------	------	------	------	--------	------	------	------	------	------	--------	------	-------	------	------	------	--------	------	------	------	------	------	--------	------	------	------	------	------	--------	------	------	------	------	------	--------	------	------	------	------	------	--------	------	------	-------	-------	-------	--------	-------	-------	-------	--------	-------	--------

PITCHER	IP	WLS	BF	H	R	ER	SO	BB	IBB	HBP	BLK	WP	HR	S	P	ERA	WHIP
Ray Semproch, R (1, 1) ERA: 3.46	3.1		15	5	4	4	3	0	0	0	0	0	0	21	21	10.80	1.500
Jim Hearn, R (4, 1) ERA: 4.11	2.2	W	11	3	0	0	4	0	0	0	0	0	0	19	19	0.00	1.125
Turk Farrell, R (7, 1) ERA: 2.9	2.0		12	5	4	4	1	2	0	0	0	0	2	12	20	18.00	3.500
Jack Meyer, R (9, 1) ERA: 3.93	1.0	S	4	0	0	0	1	1	0	0	0	0	0	5	9	0.00	1.000

BOTTOM

Philadelphia Phillies @ Chicago Cubs
Wrigley Field, Chicago, IL
 Sun Aug 24 1958, 3:33 AM CDT
 Unknown

AB	39
R	8
H	13
RBI	8
BB	3
SO	9
LOB	14



PITCHER	IP	WLS	BF	H	R	ER	SO	BB	IBB	HBP	BLK	WP	HR	S	P	ERA	WHIP
---------	----	-----	----	---	---	----	----	----	-----	-----	-----	----	----	---	---	-----	------

Batter	1	2	3	4	5	6	7	8	9
Tony Taylor, R (1, 4) Lee Walls, R (8, PH) OBP: 0.298, SLG: 0.308 OBP: 0.369, SLG: 0.501	0-0 6-3		0-0 2-3		0-0 F9			0-0 1B 2B	
Alvin Dark, R (1, 5) OBP: 0.350, SLG: 0.372	0-0 5-3		0-0 5-3		0-0 P3			0-0 1B 1B	
Jim Marshall, L (1, 3) OBP: 0.268, SLG: 0.400	0-0 FC6-4 1B		0-0 HR		0-3 K			0-0 P6	
14 Ernie Banks, R (1, 6) OBP: 0.365, SLG: 0.635	0-0 FC6-4		0-0 F8		0-0 1B			0-0 P6	
Walt Moryn, L (1, 7) OBP: 0.344, SLG: 0.478		0-0 L9		0-0 4-3		0-0 F7		0-0 1B	
Bobby Thomson, R (1, 8) OBP: 0.350, SLG: 0.467		0-0 L6		0-0 1B		0-0 F2		0-0 L8	
Chuck Tanner, L (1, 9) OBP: 0.315, SLG: 0.390		0-0 1B		0-0 F2			0-0 F7		
Sammy Taylor, L (1, 2) OBP: 0.336, SLG: 0.408		0-0 6-3			0-0 SH3-4 1B		0-0 4-3		
Dave Hillman, R (1, 1) Glen Hobbie, R (8, 1) OBP: 0.161, SLG: 0.226 OBP: 0.156, SLG: 0.140			0-0 5-3 2-3 HR 1B		0-0 SH3-4 1-2		0-3 K		


Inning Stats	R: 0 E: 0 K: 0 S: 4	H: 1 LOB: 1 BB: 0 P: 4	R: 0 E: 0 K: 0 S: 4	H: 1 LOB: 1 BB: 0 P: 4	R: 2 E: 0 K: 0 S: 5	H: 2 LOB: 0 BB: 0 P: 5	R: 0 E: 0 K: 0 S: 3	H: 1 LOB: 0 BB: 0 P: 3	R: 0 E: 0 K: 0 S: 4	H: 1 LOB: 1 BB: 0 P: 4	R: 0 E: 0 K: 1 S: 6	H: 0 LOB: 0 BB: 0 P: 5	R: 1 E: 0 K: 0 S: 6	H: 3 LOB: 2 BB: 0 P: 6
1B: 8 2B: 1 3B: 0 HR: 1	SF: 0 SAC: 1 DP: 0 HBP: 0	WP: 0 PB: 0 SB: 0 CS: 0												

PITCHER	IP	WLS	BF	H	R	ER	SO	BB	IBB	HBP	BLK	WP	HR	S	P	ERA	WHIP
John Anderson, R (1, 1) ERA: 2.57	6.0		24	7	2	2	1	0	0	0	0	0	1	26	26	3.00	1.167
Jack Sanford, R (7, 1) ERA: 4.62	1.0	W	5	2	1	1	1	0	0	0	0	0	0	7	7	9.00	2.000
Curt Simmons, L (8, 1) ERA: 4.52	1.0	S	4	1	0	0	0	0	0	0	0	0	0	4	4	0.00	1.000

BOTTOM

Philadelphia Phillies @ Chicago Cubs
Wrigley Field, Chicago, IL
 Sun Aug 24 1958, 3:38 AM CDT
 Att. 24,572 - Unknown

AB	32
R	3
H	10
RBI	3
BB	0
SO	2
LOB	12



livebaseballscorecards.com

Batter	1	2	3	4	5	6	7	8	9	AB R H RBI BB SO LOB	TOP
Richie Ashburn, L (1, 8) <small>OBP: 0.437, SLG: 0.438</small>	0-0 		0-0 6-3 	0-0 4-3 	4-0 		0-3 K 		4-0 	4 1 1 0 2 1 2	
Solly Hemus, L (1, 4) <small>OBP: 0.403, SLG: 0.441</small> Ted Kazanski, R (8, 4) <small>OBP: 0.297, SLG: 0.320</small>	0-0 		4-0 		1-3 		4-0 		0-0 F9 	3 1 2 1 2 0 0 1 0 0 0 0 0 1	
Harry Anderson, L (1, 7) <small>OBP: 0.368, SLG: 0.486</small>	0-0 F8 		0-0 L9 		0-0 		0-0 		0-0 FC4-6 	6 1 2 1 0 1 6	
Wally Post, R (1, 9) <small>OBP: 0.360, SLG: 0.476</small>	0-0 E5 		4-0 		0-0 	0-0 F2 		0-0 L6 		4 1 1 1 1 0 1	
Ed Bouchee, L (1, 3) <small>OBP: 0.352, SLG: 0.399</small>	0-0 F7 		0-3 K 		0-0 	0-0 5-3 		0-3 K 		5 1 0 1 0 2 5	
Willie Jones, R (1, 5) <small>OBP: 0.364, SLG: 0.452</small>	0-0 FC5-4 			0-0 	0-0 	0-0 		0-0 		5 3 4 2 0 0 2	
Chico Fernandez, R (1, 6) <small>OBP: 0.268, SLG: 0.304</small>		0-0 F5 		0-0 F8 	0-3 K 	4-0 		0-0 		4 0 1 1 1 1 3	
Stan Lopata, R (1, 2) <small>OBP: 0.396, SLG: 0.410</small>		0-3 K 		0-0 	4-0 	4-0 		0-0 P4 		3 1 1 0 2 1 1	
Robin Roberts, S (1, 1) <small>OBP: 0.279, SLG: 0.291</small>		0-3 K 		0-0 FC6-4 	0-0 	0-0 PO 	0-0 F8 		0-0 6-3 	5 1 1 3 0 1 2	
Inning Stats	R: 1 E: 1 K: 0 S: 6 H: 2 LOB: 2 BB: 0 P: 6	R: 0 E: 0 K: 2 S: 7 H: 0 LOB: 0 BB: 0 P: 7	R: 0 E: 0 K: 1 S: 5 H: 0 LOB: 2 BB: 2 P: 13	R: 0 E: 0 K: 0 S: 5 H: 2 LOB: 2 BB: 0 P: 5	R: 6 E: 1 K: 2 S: 13 H: 5 LOB: 2 BB: 2 P: 21	R: 1 E: 0 K: 0 S: 3 H: 1 LOB: 1 BB: 2 P: 11	R: 1 E: 0 K: 1 S: 5 H: 1 LOB: 1 BB: 1 P: 9	R: 1 E: 0 K: 1 S: 7 H: 2 LOB: 1 BB: 0 P: 7	R: 0 E: 0 K: 0 S: 3 H: 0 LOB: 1 BB: 1 P: 7	1B: 8 2B: 3 3B: 1 HR: 1 SF: 0 SAC: 0 DP: 0 HBP: 0	WP: 0 PB: 0 SB: 1 CS: 0 PA: 49
PITCHER Moe Drabowsky, R (1, 1) <small>ERA: 4.45</small> Glen Hobbie, R (5, 1) <small>ERA: 3.7</small> Bill Henry, L (5, 1) <small>ERA: 2.59</small> Don Eiston, R (8, 1) <small>ERA: 3.3</small> Taylor Phillips, L (9, 1) <small>ERA: 4.83</small>	IP WLS BF H R ER SO BB IBB HBP BLK WP HR S P ERA WHIP 4.1 L 24 7 5 3 3 2 0 0 0 0 0 0 28 36 6.23 2.077 0.1 4 1 1 0 1 1 1 0 0 0 0 0 4 12 0.00 6.000 3.0 15 5 4 3 3 3 0 0 0 0 0 1 18 30 9.00 2.667 0.1 1 0 0 0 0 0 0 0 0 0 0 0 1 1 0.00 0.000 1.0 4 0 0 0 0 0 1 0 0 0 0 0 3 7 0.00 1.000	PITCHER IP WLS BF H R ER SO BB IBB HBP BLK WP HR S P ERA WHIP									

Philadelphia Phillies @ Chicago Cubs
 Wrigley Field, Chicago, IL
 Tue Aug 26 1958, 3:33 AM CDT
 Att. 9,967 - Unknown

AB	40
R	10
H	13
RBI	10
BB	8
SO	7
LOB	23



Batter	1	2	3	4	5	6	7	8	9	AB R H RBI BB SO LOB	TOP																								
Richie Ashburn, L (1, 8) OBP: 0.435, SLG: 0.434	0-0 6-3		4-0 FC5 1B BB	0-3 K		0-3 K			0-0 6-3	4 0 0 0 1 2 5																									
Solly Hemus, L (1, 4) OBP: 0.403, SLG: 0.438	4-0 CS BB		0-0 1-2 1B		0-0 1-3	0-0 FC6 1-2f			0-0 F7	4 0 1 0 1 0 3																									
Harry Anderson, L (1, 7) OBP: 0.369, SLG: 0.493	0-0 1-2 HR		0-0 F8		1-0 HBP				0-3 K	3 1 1 1 0 1 2																									
Wally Post, R (1, 9) OBP: 0.355, SLG: 0.469	0-3 K		0-0 FC5 2-3f		0-0 P4				0-3 K	4 0 0 0 0 2 3																									
Ed Bouchee, L (1, 3) OBP: 0.355, SLG: 0.398		4-0 FC6-4 BB		0-0 FC1 WP SF8 1B		0-0 F8			0-3 K	3 1 1 0 1 1 1																									
Willie Jones, R (1, 5) OBP: 0.363, SLG: 0.448		0-0 F9		0-0 FC1 1B 1-3		4-0 BB E FC1-2 BB			0-0 1-6-3	3 0 0 0 1 0 2																									
Chico Fernandez, R (1, 6) OBP: 0.266, SLG: 0.303		0-0 4-3		0-0 SF8 3-H		0-0 E4 FC1-2 BB 1-2			0-0 5-3	2 0 0 1 0 0 2																									
Dave Philley, S (8, PH) OBP: 0.344, SLG: 0.411										1 0 0 0 0 0 0																									
Ted Kazanski, R (8, 6) OBP: 0.297, SLG: 0.320										0 0 0 0 0 0 0																									
Stan Lopata, R (1, 2) OBP: 0.395, SLG: 0.407		0-0 FC6-4		0-3 K		4-0 FC1-2 BB 1-2 2-3			0-0 6-3	2 0 0 0 1 1 2																									
Rip Repulski, R (8, PH) OBP: 0.305, SLG: 0.500										1 0 0 0 0 0 0																									
Jim Hegan, R (8, 2) OBP: 0.266, SLG: 0.270										0 0 0 0 0 0 0																									
Curt Simmons, L (1, 1) OBP: 0.211, SLG: 0.214			0-3 K		0-0 1-2 1B				0-3 K	3 0 1 0 0 1 3																									
Jack Meyer, R (8, 1) OBP: 0.313, SLG: 0.313										0 0 0 0 0 0 0																									
Bob Bowman, R (9, PH) OBP: 0.331, SLG: 0.518										1 0 0 0 0 1 0																									
Inning Stats	R: 1 E: 0 K: 1 S: 5	H: 1 LOB: 0 BB: 1 P: 9	R: 0 E: 0 K: 0 S: 3	H: 0 LOB: 1 BB: 1 P: 7	R: 0 E: 0 K: 1 S: 6	H: 1 LOB: 2 BB: 1 P: 10	R: 1 E: 0 K: 2 S: 10	H: 2 LOB: 2 BB: 0 P: 10	R: 0 E: 0 K: 0 S: 3	H: 0 LOB: 1 BB: 0 P: 4	R: 0 E: 1 K: 1 S: 6	H: 0 LOB: 3 BB: 2 P: 14	R: 0 E: 0 K: 3 S: 9	H: 0 LOB: 0 BB: 0 P: 9	R: 0 E: 0 K: 0 S: 3	H: 0 LOB: 0 BB: 0 P: 3	R: 0 E: 0 K: 1 S: 5	H: 0 LOB: 0 BB: 0 P: 5	1B: 3 2B: 0 3B: 0 HR: 1	SF: 1 SAC: 0 DP: 0 HBP: 1	WP: 1 PB: 0 SB: 0 CS: 1	PA: 38													
PITCHER Bob Anderson, R (1, 1) ERA: 3.29	IP 9.0	WLS W	BF 38	H 4	R 2	ER 2	SO 9	BB 5	IBB 0	HBP 1	BLK 0	WP 1	HR 1	S 50	P 71	ERA 2.00	WHIP 1.000																		
											PITCHER	IP	WLS	BF	H	R	ER	SO	BB	IBB	HBP	BLK	WP	HR	S	P	ERA	WHIP							

Philadelphia Phillies @ Chicago Cubs
Wrigley Field, Chicago, IL
Wed Aug 27 1958, 3:33 AM CDT
Att. 9,451 - Unknown

livebaseballscorecards.com

AB	31
R	2
H	4
RBI	2
BB	5
SO	9
LOB	23



Batter	1	2	3	4	5	6	7	8	9	AB	R	H	RBI	BB	SO	LOB
Lee Walls, R OBP: 0.369, SLG: 0.499 (1, 9)	0-0 5-3		0-0 F8			0-0 6-3		0-0 4-3		4	0	0	0	0	0	0
Alvin Dark, R OBP: 0.348, SLG: 0.368 (1, 5)	0-0 FC6-4 1B		0-0 6-3			4-0 14 HR BB		0-0 6-3		3	1	1	0	1	0	0
Jim Marshall, L OBP: 0.286, SLG: 0.394 (1, 3)	0-0 FC6-4 14 1B 3B		0-3 K			0-0 F7		0-0 1B		4	1	1	0	0	1	2
14 Ernie Banks, R OBP: 0.365, SLG: 0.637 (1, 6)	0-0 1-2 3B 1B			0-0 G3-6-3 1B		0-0 1-H HR		0-3 K		4	2	3	2	0	1	1
Bobby Thomson, R OBP: 0.347, SLG: 0.467 (1, 8)	0-0 1-H 2-H 3B			0-0 F9		0-0 F8				3	0	1	2	0	0	1
Walt Moryn, L OBP: 0.343, SLG: 0.481 (1, 7)	0-0 P4			0-0 G3-6-3 1-2f				0-3 K		3	0	0	0	0	1	2
Cal Neeman, R OBP: 0.335, SLG: 0.543 (1, 2)		0-0 P6			0-0 F7			0-0 HR		3	1	1	1	0	0	0
Johnny Goryl, R OBP: 0.326, SLG: 0.373 (1, 4)		0-0 F8			0-0 F8			0-0 F3		3	0	0	0	0	0	0
Bob Anderson, R (1, 1)		0-3 K			0-3 K			0-0 F7		3	0	0	0	0	2	0
Inning Stats	R: 2 E: 0 K: 0 S: 6	H: 3 LOB: 1 BB: 0 P: 6	R: 0 E: 0 K: 1 S: 5	H: 0 LOB: 0 BB: 0 P: 5	R: 0 E: 0 K: 1 S: 5	H: 1 LOB: 0 BB: 0 P: 3	R: 0 E: 0 K: 1 S: 5	H: 0 LOB: 0 BB: 0 P: 5	R: 2 E: 0 K: 0 S: 4	H: 1 LOB: 0 BB: 1 P: 8	R: 1 E: 0 K: 1 S: 6	H: 1 LOB: 0 BB: 0 P: 6	R: 0 E: 0 K: 1 S: 6	H: 1 LOB: 1 BB: 0 P: 6	1B: 4 2B: 0 3B: 1 HR: 2	SF: 0 SAC: 0 DP: 1 HBP: 0

BOTTOM

Philadelphia Phillies @ Chicago Cubs
Wrigley Field, Chicago, IL
 Wed Aug 27 1958, 3:33 AM CDT
 Att. 9,451 - Unknown

AB	30
R	5
H	7
RBI	5
BB	1
SO	5
LOB	6



WP: 0	PA: 31
PB: 0	
SB: 0	
CS: 0	

PITCHER	IP	WLS	BF	H	R	ER	SO	BB	IBB	HBP	BLK	WP	HR	S	P	ERA	WHIP
Curt Simmons, L ERA: 4.59 (1, 1)	7.2	L	30	7	5	5	4	1	0	0	0	0	2	37	41	5.87	1.043
Jack Meyer, R ERA: 3.91 (8, 1)	0.1		1	0	0	0	1	0	0	0	0	0	0	3	3	0.00	0.000

Batter	1	2	3	4	5	6	7	8	9	AB R H RBI BB SO LOB	TOP	
Richie Ashburn, L (1, 8) OBP: 0.433, SLG: 0.432	0-0 5-3		0-0 P4			0-0 4-3		4-0 1B 3-1 BB		3 1 0 0 1 0 0	Philadelphia Phillies @ Cincinnati Redlegs Crosley Field, Cincinnati, OH Fri Aug 29 1958, 7:05 PM EDT Att: 10,283 - Unknown	
Solly Hemus, L (1, 4) OBP: 0.407, SLG: 0.453	0-0 G3			0-0 HR		0-0 BB 1B 1B		0-0 1-3 1B		4 1 3 1 0 0 0		
Harry Anderson, L (1, 7) OBP: 0.368, SLG: 0.490	0-0 3-1			0-0 F9		0-0 1-2 BB 1B		0-0 3-1		4 0 1 1 0 0 1		
Wally Post, R (1, 9) OBP: 0.354, SLG: 0.469		0-0 F8 1B 2B		0-0 L5		0-0 P6		0-0 3-H F7		4 1 1 0 0 0 3		
Ed Bouchee, L (1, 3) OBP: 0.353, SLG: 0.393		0-0 F8 2-3		0-3 K		4-0 1-2 2-3 FC5-4 BB		0-0 G3		3 0 0 0 1 1 2		
Willie Jones, R (1, 5) OBP: 0.364, SLG: 0.449		0-0 3-H G5-4-3 1B		0-0 1B		0-0 FC5-4 1-2f		0-0 L5		4 0 2 1 0 0 3		
Chico Fernandez, R (1, 6) OBP: 0.264, SLG: 0.301 Dave Philley, S (9, PH) OBP: 0.342, SLG: 0.409		0-0 G5-4-3 1-2f		0-3 K		0-0 1-3		0-0 F9		3 0 0 0 0 1 2 1 0 0 0 0 0 0		
Stan Lopata, R (1, 2) OBP: 0.393, SLG: 0.408		0-3 K		0-0 L9		0-0 6-3		0-0 2B		4 0 1 0 0 1 1		
Don Cardwell, R (1, 1) OBP: 0.160, SLG: 0.200 Jim Hearn, R (5, 1) Rip Repulski, R (9, PH) OBP: 0.304, SLG: 0.498		0-0 5-3		0-0 5-3		0-0 6-3		0-0 1-3		2 0 0 0 0 0 1 1 0 0 0 0 0 0 1 0 0 0 0 0 1		
Inning Stats	R: 0 E: 0 K: 0 S: 3 H: 0 LOB: 0 BB: 0 P: 3	R: 1 E: 0 K: 0 S: 4 H: 2 LOB: 0 BB: 0 P: 4	R: 0 E: 0 K: 1 S: 5 H: 0 LOB: 0 BB: 0 P: 5	R: 1 E: 0 K: 1 S: 6 H: 1 LOB: 0 BB: 0 P: 6	R: 0 E: 0 K: 1 S: 6 H: 1 LOB: 1 BB: 0 P: 6	R: 0 E: 0 K: 0 S: 5 H: 2 LOB: 3 BB: 1 P: 9	R: 0 E: 0 K: 0 S: 3 H: 0 LOB: 0 BB: 0 P: 3	R: 1 E: 0 K: 0 S: 4 H: 1 LOB: 1 BB: 1 P: 8	R: 0 E: 0 K: 0 S: 4 H: 1 LOB: 1 BB: 0 P: 4	1B: 5 2B: 2 3B: 0 HR: 1 SF: 0 SAC: 0 DP: 1 HBP: 0		WP: 0 PB: 0 SB: 0 CS: 0 PA: 36
PITCHER Bob Purkey, R (1, 1) ERA: 3.47	IP 9.0 WLS W BF 36 H 8 R 3 ER 3 SO 3 BB 2 IBB 0 HBP 0 BLK 0 WP 0 HR 1 S 40 P 48 ERA 3.00 WHIP 1.111											PITCHER IP WLS BF H R ER SO BB IBB HBP BLK WP HR S P ERA WHIP

livebaseballscores.com

AB	34
R	3
H	8
RBI	3
BB	2
SO	3
LOB	14



Batter	1	2	3	4	5	6	7	8	9
Johnny Temple, R (1, 4) <small>OBP: 0.395, SLG: 0.392</small>	0-3 		0-0 		0-0 	0-3 		0-0 	
Jerry Lynch, L (1, 9) <small>OBP: 0.324, SLG: 0.463</small>	0-0 		0-0 		0-0 		0-0 	0-0 	
Gus Bell, L (1, 7) <small>OBP: 0.303, SLG: 0.374</small>	0-0 		0-0 		0-0 		0-3 		
Frank Robinson, R (1, 8) <small>OBP: 0.349, SLG: 0.501</small>	0-0 			4-0 	0-0 		0-0 		
George Crowe, L (1, 3) <small>OBP: 0.356, SLG: 0.417</small>		0-3 		0-0 	0-0 		0-0 		
Ed Bailey, L (1, 2) <small>OBP: 0.327, SLG: 0.380</small>		0-3 		0-3 	0-0 		0-0 		
Alex Grammas, R (1, 5) <small>OBP: 0.331, SLG: 0.273</small>		4-0 			0-0 	4-0 	0-0 		
Roy McMillan, R (1, 6) <small>OBP: 0.314, SLG: 0.305</small>		0-0 			4-0 	0-0 		0-3 	
Bob Purkey, R (1, 1) <small>OBP: 0.169, SLG: 0.169</small>			4-0 		0-0 	0-0 		4-0 	

AB	R	H	RBI	BB	SO	LOB
5	1	1	0	0	2	3
5	2	3	2	0	0	2
4	0	1	1	0	1	3
3	0	1	2	1	0	2
4	0	0	0	0	1	4
4	0	1	0	0	2	2
2	0	1	0	2	0	2
3	1	0	0	1	1	2
2	1	0	0	2	0	3

BOTTOM

Philadelphia Phillies @ Cincinnati Redlegs
 Crosley Field, Cincinnati, OH
 Fri Aug 29 1958, 7:05 PM EDT
 Att. 10,283 - Unknown

livebaseballscorecards.com

AB	32
R	5
H	8
RBI	5
BB	6
SO	7
LOB	23



1B: 7	SF: 0
2B: 1	SAC: 0
3B: 0	DP: 1
HR: 0	HBP: 0

WP: 1	PA: 38
PB: 1	
SB: 0	
CS: 0	

Inning Stats	R: 0	H: 1	E: 0	K: 1	S: 6	LOB: 1	BB: 0	P: 6									
PITCHER	IP	WLS	BF	H	R	ER	SO	BB	IBB	HBP	BLK	WP	HR	S	P	ERA	WHIP
Don Cardwell, R (1, 1) <small>ERA: 4.93</small>	4.1	L	21	5	4	4	4	4	4	0	0	1	0	25	41	8.31	2.077
Jim Hearn, R (5, 1) <small>ERA: 4.02</small>	3.2		17	3	1	1	3	2	0	0	0	0	0	21	29	2.46	1.364

Batter	1	2	3	4	5	6	7	8	9	AB R H RBI BB SO LOB	TOP	
Richie Ashburn, L (1, 8) OBP: 0.435, SLG: 0.434	4-0 CS BB		0-0 F8 2B			4-0 L5-3 BB		0-0 F7		2 0 1 1 2 0 0	Philadelphia Phillies @ Cincinnati Redlegs Crosley Field, Cincinnati, OH Sat Aug 30 1958, 3:33 AM EDT Att. 5,083 - Unknown	
Solly Hemus, L (1, 4) OBP: 0.402, SLG: 0.447	0-3 K		0-0 F8			0-0 L5-3		0-0 5-3		4 0 0 0 0 1 3		
Harry Anderson, L (1, 7) OBP: 0.367, SLG: 0.495	0-0 P6		0-0 L4			0-0 HR		0-0 P6		4 1 1 1 0 0 1		
Wally Post, R (1, 9) OBP: 0.353, SLG: 0.477		0-0 HR			0-0 5-3		0-0 E5		0-0 F2	4 1 1 1 0 0 0		
Ed Bouchee, L (1, 3) OBP: 0.348, SLG: 0.385		0-0 F8			0-0 L8		0-3 K		0-3 K	4 0 0 0 0 2 1		
Willie Jones, R (1, 5) OBP: 0.360, SLG: 0.444		0-0 F8			0-0 5-3		0-0 P5		0-0 F7	4 0 0 0 0 0 0		
Chico Fernandez, R (1, 6) OBP: 0.262, SLG: 0.299		0-0 P6			0-0 5-3		0-0 F6			3 0 0 0 0 0 0		
Stan Lopata, R (1, 2) OBP: 0.396, SLG: 0.412			0-0 SH1-4 2B 1B		0-3 K		0-0 1B			3 1 2 0 0 1 0		
Seth Morehead, L (1, 1) OBP: 0.231, SLG: 0.167			0-0 SH1-4		0-3 K		0-0 F8			1 0 0 0 0 1 0		
Turk Farrell, R (6, 1) OBP: 0.250, SLG: 0.217										0 0 0 0 0 0 0		
Bob Bowman, R (7, PH) OBP: 0.330, SLG: 0.515										1 0 0 0 0 0 1		
John Anderson, R (7, 1)										0 0 0 0 0 0 0		
Jack Meyer, R (8, 1) OBP: 0.313, SLG: 0.313										0 0 0 0 0 0 0		
Inning Stats	R: 0 H: 0 E: 0 LOB: 0 K: 1 BB: 1 S: 4 P: 8	R: 1 H: 1 E: 0 LOB: 0 K: 0 BB: 0 S: 4 P: 4	R: 1 H: 2 E: 0 LOB: 1 K: 0 BB: 0 S: 5 P: 5	R: 0 H: 0 E: 0 LOB: 0 K: 0 BB: 0 S: 3 P: 3	R: 0 H: 0 E: 0 LOB: 0 K: 2 BB: 0 S: 7 P: 7	R: 1 H: 1 E: 1 LOB: 1 K: 1 BB: 1 S: 6 P: 10	R: 0 H: 1 E: 0 LOB: 1 K: 0 BB: 0 S: 4 P: 4	R: 0 H: 0 E: 0 LOB: 0 K: 1 BB: 0 S: 3 P: 3	R: 0 H: 0 E: 0 LOB: 0 K: 1 BB: 0 S: 5 P: 5	1B: 2 SF: 0 2B: 2 SAC: 1 3B: 0 DP: 1 HR: 2 HBP: 0	WP: 0 PA: 33 PB: 0 SB: 0 CS: 1	
PITCHER	IP WLS BF H R ER SO BB IBB HBP BLK WP HR S P ERA WHIP											
Tom Acker, R (1, 1) ERA: 4.47	6.0 W 23 4 3 3 4 2 0 0 0 0 0 2 29 37 4.50 1.000											
Brooks Lawrence, R (7, 1) ERA: 4.27	3.0 S 10 1 0 0 1 0 0 0 0 0 0 0 12 12 0.00 0.333											

livebaseballscorecards.com

AB 30
R 3
H 5
RBI 3
BB 2
SO 5
LOB 6



BOTTOM

Philadelphia Phillies @ Cincinnati Redlegs
 Crosley Field, Cincinnati, OH
 Sat Aug 30 1958, 3:33 AM EDT
 Att. 5,083 - Unknown

livebaseballscorecards.com

AB	39
R	12
H	16
RBI	12
BB	6
SO	5
LOB	22



WP: 0	PA: 45
PB: 0	
SB: 0	
CS: 0	

AB	R	H	RBI	BB	SO	LOB
3	1	1	1	2	0	2
5	2	2	3	0	1	2
4	2	2	3	1	1	3
4	1	4	3	1	0	0
5	0	1	1	0	2	6
4	2	2	1	1	0	1
5	0	2	0	0	0	2
4	2	1	0	1	0	2
2	0	0	0	0	1	2
1	1	1	0	0	0	0
2	1	0	0	0	0	2
1B: 10	SF: 0					
2B: 4	SAC: 0					
3B: 0	DP: 1					
HR: 2	HBP: 0					

Batter	1	2	3	4	5	6	7	8	9
Johnny Temple, R (1, 4) OBP: 0.397, SLG: 0.392	0-0 FC4-6 1B		4-0 BB		0-0 L9	4-0 2B 1B BB	0-0 F9		
Jerry Lynch, L (1, 9) OBP: 0.325, SLG: 0.465	0-0 FC4-6 1B 1-2f		0-0 G4-3-6-3 BB 1-2f		0-3 K	0-0 1B 2B	0-0 HR 1B		
Pete Whisenant, R (1, 7) OBP: 0.295, SLG: 0.480	0-0 F2		4-0 1B BB		0-0 1B 2B	0-3 K	0-0 HR		
Frank Robinson, R (1, 8) OBP: 0.355, SLG: 0.505	0-0 1-3 1B		0-0 1-2 1B		0-0 1B	0-0 1B	4-0 2B BB		
Ed Bailey, L (1, 2) OBP: 0.325, SLG: 0.381	0-3 K		0-3 K		0-0 L9	0-0 L4	0-0 2B		
Walt Dropo, R (1, 3) OBP: 0.330, SLG: 0.438		0-0 F2		4-0 BB		0-0 1B BB 1B	0-0 HR		
Don Hoak, R (1, 5) OBP: 0.339, SLG: 0.388		0-0 2B		0-0 F8		0-0 F2	0-0 FC2-5 1B 1B	0-0 F9	
Roy McMillan, R (1, 6) OBP: 0.315, SLG: 0.304		0-0 F8		0-0 F7		4-0 BB 1B 2B BB	0-0 FC2-5 1B 1B	0-0 6-3	
Tom Acker, R (1, 1) OBP: 0.214, SLG: 0.083		0-3 K		0-0 4-3		0-0 2B 1B	0-0 FC2-5 1B HR	0-0 P3	
Smoky Burgess, L (6, PH) OBP: 0.341, SLG: 0.383									
Brooks Lawrence, R (7, 1) OBP: 0.204, SLG: 0.128									

Inning Stats	R	H	E	K	S	P	BB	IBB	HBP	BLK	WP	HR	S	P	ERA	WHIP
	0	2	0	1	7											
	0	1	0	0	6											
	0	0	0	2	13											
	1	2	0	0	7											
	5	4	0	1	17											
	6	6	0	1	13											
	0	0	0	3	7											

PITCHER	IP	WLS	BF	H	R	ER	SO	BB	IBB	HBP	BLK	WP	HR	S	P	ERA	WHIP
Seth Morehead, L (1, 1) ERA: 6.6	5.1	L	27	8	4	4	4	4	4	0	0	0	0	31	47	6.75	2.250
Turk Farrell, R (6, 1) ERA: 3.1	0.2		5	2	2	2	1	1	0	0	0	0	0	6	10	27.00	4.500
John Anderson, R (7, 1) ERA: 9.0	1.0		10	6	6	6	0	1	0	0	0	0	2	9	13	54.00	7.000
Jack Meyer, R (8, 1) ERA: 3.86	1.0		3	0	0	0	0	0	0	0	0	0	0	3	3	0.00	0.000

Batter	1	2	3	4	5	6	7	8	9	AB R H RBI BB SO LOB	TOP											
Richie Ashburn, L (1, 8) OBP: 0.439, SLG: 0.437	0-3 K		0-0 1B		4-0 1B BB		0-0 1B		0-0 FC3-6 1B	4 0 3 1 1 1 0	Philadelphia Phillies @ Cincinnati Redlegs Crosley Field, Cincinnati, OH Sun Aug 31 1958, 3:33 AM EDT Unknown											
Solly Hemus, L (1, 4) OBP: 0.399, SLG: 0.443	0-3 K		0-0 F7		0-0 1B		0-0 6-3		0-0 FC3-6 1B	5 0 1 0 0 1 4												
Rip Repulski, R (1, 7) OBP: 0.303, SLG: 0.491	1-0 HBP			0-0 5-3	0-0 6-3			0-0 1-3		3 0 0 0 0 0 3												
Wally Post, R (1, 9) OBP: 0.358, SLG: 0.479	0-3 K			0-0 1B		4-0 1B BB G6-4-3		0-0 1B G4-6-3		3 1 2 0 1 1 1												
Ed Bouchee, L (1, 3) OBP: 0.350, SLG: 0.387		0-3 K		0-0 1B G6-4-3		0-0 1B G6-4-3		0-0 1B G4-6-3		4 0 2 0 0 1 1												
Willie Jones, R (1, 5) OBP: 0.359, SLG: 0.441		0-0 P6		0-0 1B G6-4-3 1-2f		0-0 1B G6-4-3 1-2f 3-H			0-0 1B 1B	4 1 1 0 0 0 3												
Chico Fernandez, R (1, 6) OBP: 0.261, SLG: 0.296 Harry Anderson, L (9, PH) OBP: 0.366, SLG: 0.494		0-0 L6			0-0 L7		0-0 F7		0-0 P4	3 0 0 0 0 0 0 1 0 0 0 0 0 1												
Stan Lopata, R (1, 2) OBP: 0.394, SLG: 0.409			0-3 K		0-0 1B BB 1B		0-0 6-3		0-0 F8	4 0 1 0 0 1 1												
Ray Semproch, R (1, 1) OBP: 0.100, SLG: 0.114 Bob Bowman, R (7, PH) OBP: 0.328, SLG: 0.512 Jack Meyer, R (7, 1) OBP: 0.313, SLG: 0.313 Ted Kazanski, R (9, PH) OBP: 0.300, SLG: 0.323			0-3 K		0-3 K		0-3 K		0-0 1B 1B	2 0 0 0 0 2 1 1 0 0 0 0 1 0 0 0 0 0 0 0 0 1 0 1 0 0 0 0												
Inning Stats	R: 0 E: 0 K: 3 S: 9	H: 0 LOB: 1 BB: 0 P: 10	R: 0 E: 0 K: 1 S: 5	H: 0 LOB: 0 BB: 0 P: 5	R: 0 E: 0 K: 2 S: 8	H: 1 LOB: 1 BB: 0 P: 8	R: 0 E: 0 K: 0 S: 4	H: 2 LOB: 1 BB: 0 P: 4	R: 0 E: 0 K: 1 S: 7	H: 2 LOB: 3 BB: 1 P: 11		R: 1 E: 0 K: 0 S: 3	H: 1 LOB: 0 BB: 1 P: 7	R: 0 E: 0 K: 1 S: 6	H: 1 LOB: 1 BB: 0 P: 6	R: 0 E: 0 K: 0 S: 3	H: 1 LOB: 0 BB: 0 P: 3	R: 1 E: 0 K: 0 S: 6	H: 3 LOB: 2 BB: 0 P: 6	1B: 11 2B: 0 3B: 0 HR: 0	SF: 0 SAC: 0 DP: 3 HBP: 1	WP: 0 PB: 0 SB: 1 CS: 0
PITCHER Harvey Haddix, L (1, 1) ERA: 3.54	IP 9.0	WLS W	BF 38	H 11	R 2	ER 2	SO 8	BB 2	IBB 0	HBP 1	BLK 0	WP 0	HR 0	S 51	P 60	ERA 2.00	WHIP 1.444					

livebaseballscorecards.com

AB	35
R	2
H	11
RBI	1
BB	2
SO	8
LOB	15



Batter	1	2	3	4	5	6	7	8	9	AB R H RBI BB SO LOB	TOP	
Richie Ashburn, L (1, 8) <small>OBP: 0.438, SLG: 0.436</small>	0-3 		0-0 1-3 		0-0 		0-0 		0-0 FC3-6 	5 1 2 0 0 1 1		
Solly Hemus, L (1, 4) <small>OBP: 0.405, SLG: 0.443</small>	4-0 		4-0 		4-0 		0-0 		0-0 L7 	2 0 1 0 3 0 1		
Ed Bouchee, L (1, 3) <small>OBP: 0.351, SLG: 0.388</small>	0-0 		0-0 		0-0 		0-0 		0-0 	5 0 2 0 0 0 4		
Wally Post, R (1, 9) <small>OBP: 0.355, SLG: 0.474</small>	0-3 		0-0 				0-0 		0-0 	5 0 1 1 0 1 5		
Harry Anderson, L (1, 7) <small>OBP: 0.367, SLG: 0.494</small>		0-0 		0-0 		0-3 	0-0 			4 0 2 0 0 1 2		
Willie Jones, R (1, 5) <small>OBP: 0.361, SLG: 0.440</small>		0-0 		4-0 		0-0 		0-0 		3 0 1 0 1 0 1		
Chico Fernandez, R (1, 6) <small>OBP: 0.263, SLG: 0.298</small>		0-0 		0-0 		0-0 		0-0 		4 0 2 0 0 0 1		
Carl Sawatski, L (1, 2) <small>OBP: 0.281, SLG: 0.321</small>			0-0 		0-0 		0-0 		0-0 	4 2 2 2 0 0 3		
Robin Roberts, S (1, 1) <small>OBP: 0.270, SLG: 0.280</small> Jim Hearn, R (7, 1) Dave Philley, S (9, PH) <small>OBP: 0.345, SLG: 0.412</small>			0-3 		0-0 		0-0 		0-0 	3 0 0 0 0 1 0		
Inning Stats	R: 0 H: 0 E: 0 LOB: 1 K: 2 BB: 1 S: 7 P: 11	R: 0 H: 1 E: 0 LOB: 0 K: 0 BB: 0 S: 3 P: 3	R: 1 H: 2 E: 0 LOB: 2 K: 1 BB: 1 S: 7 P: 11	R: 0 H: 2 E: 0 LOB: 1 K: 0 BB: 1 S: 3 P: 7	R: 0 H: 1 E: 0 LOB: 1 K: 0 BB: 1 S: 3 P: 7	R: 0 H: 1 E: 0 LOB: 1 K: 1 BB: 0 S: 6 P: 6	R: 2 H: 4 E: 0 LOB: 2 K: 0 BB: 0 S: 7 P: 7	R: 0 H: 1 E: 0 LOB: 0 K: 0 BB: 0 S: 3 P: 3	R: 0 H: 2 E: 0 LOB: 2 K: 0 BB: 0 S: 5 P: 5	1B: 12 SF: 0 2B: 1 SAC: 0 3B: 0 DP: 3 HR: 2 HBP: 0	WP: 0 PA: 40 PB: 0 SB: 1 CS: 1	
PITCHER Don Newcombe, R (1, 1) <small>ERA: 4.88</small>	IP WLS BF H R ER SO BB IBB HBP BLK WP HR S P ERA WHIP 9.0 W 40 14 3 3 4 4 0 0 0 0 2 44 60 3.00 2.000											PITCHER IP WLS BF H R ER SO BB IBB HBP BLK WP HR S P ERA WHIP

Philadelphia Phillies @ Cincinnati Redlegs
 Crosley Field, Cincinnati, OH
 Sun Aug 31 1958, 3:38 AM EDT
 Att: 13,290 - Unknown

livebaseballscorecards.com

AB	36
R	3
H	14
RBI	3
BB	4
SO	4
LOB	18



Batter	1	2	3	4	5	6	7	8	9	AB R H RBI BB SO LOB	TOP											
Richie Ashburn, L (1, 8) OBP: 0.437, SLG: 0.434	0-0 F9		0-0 1-3			4-0 G5-4-3 BB		0-0 1-3		3 0 0 0 1 0 2	Philadelphia Phillies @ Pittsburgh Pirates Forbes Field, Pittsburgh, PA Mon Sep 01 1958, 3:33 AM EDT Unknown											
Solly Hemus, L (1, 4) OBP: 0.401, SLG: 0.437	0-3 K			0-0 F9		0-0 G5-4-3		0-0 F7	4 0 0 0 0 1 1													
Ed Bouchee, L (1, 3) OBP: 0.349, SLG: 0.390	0-0 F8			0-0 P6			0-0 F8	0-0 HR 2B	4 1 1 0 0 0 0													
Wally Post, R (1, 9) OBP: 0.354, SLG: 0.471		0-0 1B		0-0 E6			0-0 5-3	0-0 L7	4 0 1 0 0 0 1													
Harry Anderson, L (1, 7) OBP: 0.369, SLG: 0.501		0-0 4-3		0-0 5-3			0-0 1B	0-0 HR 2-H	4 1 2 2 0 0 1													
Willie Jones, R (1, 5) OBP: 0.357, SLG: 0.436		0-0 6-3			0-3 K		0-0 F9	0-0 6-3	4 0 0 0 0 1 1													
Chico Fernandez, R (1, 6) OBP: 0.263, SLG: 0.299			0-0 1B		0-0 F9			0-0 F7	3 0 1 0 0 0 0													
Carl Sawatski, L (1, 2) OBP: 0.277, SLG: 0.315			0-0 F8		0-0 F9			0-0 P4	3 0 0 0 0 0 1													
Jack Sanford, R (1, 1) OBP: 0.214, SLG: 0.226			0-3 K			0-0 F9		0-0 2B	2 0 0 0 0 1 1													
Dave Philley, S (8, PH) OBP: 0.348, SLG: 0.421									1 0 1 0 0 0 0													
Don Erickson, R (8, 1)									0 0 0 0 0 0 0													
Inning Stats	R: 0 E: 0 K: 1 S: 5	H: 0 LOB: 0 BB: 0 P: 5	R: 0 E: 0 K: 0 S: 3	H: 1 LOB: 0 BB: 0 P: 3	R: 0 E: 0 K: 1 S: 6	H: 1 LOB: 1 BB: 0 P: 6	R: 0 E: 1 K: 0 S: 4	H: 0 LOB: 1 BB: 0 P: 4	R: 0 E: 0 K: 1 S: 5	H: 0 LOB: 0 BB: 0 P: 5	R: 0 E: 0 K: 0 S: 2	H: 0 LOB: 0 BB: 1 P: 6	R: 0 E: 0 K: 0 S: 4	H: 1 LOB: 1 BB: 0 P: 4	R: 0 E: 0 K: 0 S: 4	H: 1 LOB: 1 BB: 0 P: 4	R: 2 E: 0 K: 0 S: 5	H: 2 LOB: 0 BB: 0 P: 5	1B: 3 2B: 2 3B: 0 HR: 1	SF: 0 SAC: 0 DP: 1 HBP: 0	WP: 0 PB: 0 SB: 1 CS: 0	PA: 33
PITCHER Vern Law, R (1, 1) ERA: 4.09	IP: 9.0 WLS: W BF: 33 H: 6 R: 2 ER: 2 SO: 3 BB: 1 IBB: 0 HBP: 0 BLK: 0 WP: 0 HR: 1 S: 38 P: 42 ERA: 2.00 WHIP: 0.778											PITCHER	IP: WLS: BF: H: R: ER: SO: BB: IBB: HBP: BLK: WP: HR: S: P: ERA: WHIP:									

livebaseballscorecards.com

AB	32
R	2
H	6
RBI	2
BB	1
SO	3
LOB	8



Batter	1	2	3	4	5	6	7	8	9	AB R H RBI BB SO LOB	TOP		
Richie Ashburn, L (1, 8) OBP: 0.435, SLG: 0.431	0-0 F7		0-0 E SF8 1B 1B		0-0 L6	0-0 4-3		0-0 6-3		5 1 1 0 0 0 2	Philadelphia Phillies @ Pittsburgh Pirates Forbes Field, Pittsburgh, PA Mon Sep 01 1958, 3:38 AM EDT Att: 25,438 - Unknown livebaseballscorecards.com		
Solly Hemus, L (1, 4) OBP: 0.403, SLG: 0.443	0-0 1B		0-0 SF8 2B 1B		0-0 P4	0-0 3-1		0-0 1B 2B	5 2 3 0 0 0 1				
Ed Bouchee, L (1, 3) OBP: 0.354, SLG: 0.391	0-0 F9		4-0 2B IBB		0-0 2B 1B		0-0 G3-6-3 1B	0-0 5-3	4 2 2 0 1 0 2				
Wally Post, R (1, 9) OBP: 0.355, SLG: 0.475	0-0 L7		0-0 SF8 2-3 3-H		0-0 2B 2B		0-0 F9 1B	0-0 FC4-6 1B	4 1 2 3 0 0 2				
Harry Anderson, L (1, 7) OBP: 0.369, SLG: 0.501		0-0 3-1	0-0 1-H 3-H 2B		4-0 2B IBB		0-0 G3-6-3 1-2f	0-0 FC4-6 2B	4 2 1 2 1 0 2				
Ted Kazanski, R (1, 5) OBP: 0.306, SLG: 0.342		0-0 5-3	0-0 6-3		0-0 1-H 2-H 2B		0-0 E 2B	0-0 1-H 2B	5 1 3 3 0 0 1				
Chico Fernandez, R (1, 6) OBP: 0.263, SLG: 0.300		0-0 2B		0-0 P6	0-0 4-3		0-0 1-3	0-0 6-3	5 0 1 0 0 0 3				
Stan Lopata, R (1, 2) OBP: 0.395, SLG: 0.408	0-3 K			0-0 F9		4-0 4-3 SH1-4 BB		0-0 E 1B 1B	3 0 1 0 1 1 1				
Curt Simmons, L (1, 1) OBP: 0.217, SLG: 0.220			0-0 L8	0-3 K		0-0 SH1-4		0-0 E5 1-H 2-H 1B	3 0 1 1 0 1 0				
Inning Stats	R: 0 E: 0 K: 0 S: 4 H: 1 LOB: 1 P: 4	R: 0 E: 0 K: 1 S: 6 H: 1 LOB: 1 P: 6	R: 3 E: 1 K: 0 S: 6 H: 3 LOB: 1 BB: 1 P: 10	R: 0 E: 0 K: 1 S: 5 H: 0 LOB: 0 BB: 0 P: 5	R: 3 E: 0 K: 0 S: 6 H: 3 LOB: 1 BB: 1 P: 10	R: 0 E: 0 K: 0 S: 3 H: 0 LOB: 1 BB: 1 P: 7	R: 0 E: 0 K: 0 S: 3 H: 1 LOB: 0 P: 3	R: 1 E: 1 K: 0 S: 5 H: 3 LOB: 1 BB: 0 P: 5	R: 2 E: 0 K: 0 S: 6 H: 3 LOB: 1 BB: 0 P: 6	1B: 8 2B: 7 3B: 0 HR: 0 SF: 1 SAC: 1 DP: 1 HBP: 0		WP: 0 PB: 0 SB: 0 CS: 0 PA: 43	
PITCHER	IP WLS BF H R ER SO BB IBB HBP BLK WP HR S P ERA WHIP											PITCHER	IP WLS BF H R ER SO BB IBB HBP BLK WP HR S P ERA WHIP
Bob Porterfield, R (1, 1) ERA: 3.64	4.2 L 24 8 6 6 2 0 2 0 0 0 0 0 0 26 34 11.57 1.714												
Ron Blackburn, R (5, 1) ERA: 3.54	1.1 5 0 0 0 0 1 0 0 0 0 0 0 4 8 0.00 0.750												
Don Gross, L (7, 1) ERA: 3.6	2.0 8 4 1 1 0 0 0 0 0 0 0 0 8 8 4.50 2.000												
Bob Smith, L (9, 1) ERA: 4.5	1.0 6 3 2 2 0 0 0 0 0 0 0 0 6 6 18.00 3.000												



Batter	1	2	3	4	5	6	7	8	9	AB R H RBI BB SO LOB
Bill Virdon, L (1, 8) OBP: 0.335, SLG: 0.400	0-0 1B		0-0 4-3			0-0 F7			0-0 F8	4 0 1 0 0 0 0
Roberto Clemente, R (1, 9) OBP: 0.323, SLG: 0.396	0-0 F8			0-0 6-3			0-0 F8		0-0 F8	4 0 0 0 0 0 1
Dick Stuart, R (1, 3) OBP: 0.318, SLG: 0.564	0-3 K			0-3 K			0-0 5-3		0-3 K	4 0 0 0 0 3 1
Roman Mejias, R (1, 7) OBP: 0.293, SLG: 0.441	0-3 K			0-0 4-3			0-0 4-3			3 0 0 0 0 1 1
Frank Thomas, R (1, 5) OBP: 0.347, SLG: 0.561		0-0 F2			0-0 5-3			0-0 2B 1B		3 0 1 0 0 0 0
Bill Mazerowski, R (1, 4) OBP: 0.309, SLG: 0.434		0-0 F8			0-0 G4-6-3 1B			0-0 F3		3 0 1 0 0 0 1
Dick Groat, R (1, 6) OBP: 0.321, SLG: 0.396		0-0 5-3			0-0 G4-6-3 1-2f			0-0 F8		3 0 0 0 0 0 2
Hank Foiles, R (1, 2) OBP: 0.316, SLG: 0.337			0-3 K			0-3 K		0-0 1-3 2B		3 0 1 0 0 2 0
Bob Porterfield, R (1, 1) OBP: 0.116, SLG: 0.222			0-3 K			0-0 P4		0-0 4-3		1 0 0 0 0 0 1 0
Ron Blackburn, R (5, 1) OBP: 0.286, SLG: 0.571										0 0 0 0 0 0 0 0
Harry Bright, R (6, PH) OBP: 0.182, SLG: 0.455										1 0 0 0 0 0 0 0
Don Gross, L (7, 1) OBP: 0.111, SLG: 0.059										0 0 0 0 0 0 0 0
Ted Kluszewski, L (8, PH) OBP: 0.295, SLG: 0.404										1 0 0 0 0 0 0 2
Bob Smith, R (9, 1) OBP: 0.091, SLG: 0.100										0 0 0 0 0 0 0 0

Inning Stats	R: 0	H: 1	E: 0	LOB: 1	K: 2	BB: 0	S: 8	P: 8	R: 0	H: 0	E: 0	LOB: 0	K: 0	BB: 0	S: 3	P: 3	R: 0	H: 0	E: 0	LOB: 0	K: 1	BB: 0	S: 5	P: 5	R: 0	H: 0	E: 0	LOB: 0	K: 0	BB: 0	S: 3	P: 3	R: 0	H: 2	E: 0	LOB: 2	K: 0	BB: 0	S: 5	P: 5	R: 0	H: 0	E: 0	LOB: 0	K: 1	BB: 0	S: 5	P: 5	1B: 3	SF: 0	2B: 1	SAC: 0	3B: 0	DP: 1	HR: 0	HBP: 0	WP: 0	PA: 30
--------------	------	------	------	--------	------	-------	------	------	------	------	------	--------	------	-------	------	------	------	------	------	--------	------	-------	------	------	------	------	------	--------	------	-------	------	------	------	------	------	--------	------	-------	------	------	------	------	------	--------	------	-------	------	------	-------	-------	-------	--------	-------	-------	-------	--------	-------	--------

PITCHER	IP	WLS	BF	H	R	ER	SO	BB	IBB	HBP	BLK	WP	HR	S	P	ERA	WHIP	PITCHER	IP	WLS	BF	H	R	ER	SO	BB	IBB	HBP	BLK	WP	HR	S	P	ERA	WHIP																
Curt Simmons, L (1, 1) ERA: 4.34	9.0	W	30	4	0	0	7	0	0	0	0	0	0	44	44	0.00	0.444																																		

BOTTOM

Philadelphia Phillies @ Pittsburgh Pirates
 Forbes Field, Pittsburgh, PA
 Mon Sep 01 1958, 3:38 AM EDT
 Att. 25,438 - Unknown

livebaseballscores.com

AB	30
R	0
H	4
RBI	0
BB	0
SO	7
LOB	8



Batter	1	2	3	4	5	6	7	8	9
Bill Virdon, L OBP: 0.334, SLG: 0.404 (1, 8)	0-3 K		0-0 L4			0-0 HR		0-0 6-3	
Roberto Clemente, R OBP: 0.324, SLG: 0.402 (1, 9)	0-0 4-3			0-3 K		0-0 SF7 3B		0-0 1B	
Ted Kluszewski, L OBP: 0.350, SLG: 0.400 (1, 3)	0-0 3-1			0-3 K		0-0 SF7 3-H		0-0 F2	
Bob Skinner, L OBP: 0.388, SLG: 0.477 (1, 7)		0-0 1B 1B		4-0 BB		0-3 K			
Frank Thomas, R OBP: 0.347, SLG: 0.565 (1, 5)		0-0 F8		0-0 F8			0-0 HR		
Bill Mazerowski, R OBP: 0.310, SLG: 0.433 (1, 4)		0-0 L1-6 1B		0-3 K			0-0 5-3		
Dick Groat, R OBP: 0.319, SLG: 0.393 (1, 6)		0-0 L1-6		0-0 P5			0-0 F9		
Bill Hall, L OBP: 0.357, SLG: 0.356 (1, 2)			0-0 F8		0-0 6-3		0-0 F9		
Bob Friend, R OBP: 0.159, SLG: 0.154 (1, 1)			0-3 K			0-3 K		0-3 K	


AB	R	H	RBI	BB	SO	LOB
4	1	1	1	0	1	0
4	1	2	0	0	1	0
3	0	0	1	0	1	1
2	0	1	0	1	1	0
3	1	1	1	0	0	2
3	0	1	0	0	1	0
3	0	0	0	0	0	2
3	0	0	0	0	0	0
3	0	0	0	0	3	0

BOTTOM

Philadelphia Phillies @ Pittsburgh Pirates
 Forbes Field, Pittsburgh, PA
 Tue Sep 02 1958, 7:05 PM EDT
 Att: 9,911 - Unknown

livebaseballscorecards.com

AB	28
R	3
H	6
RBI	3
BB	1
SO	8
LOB	5



Inning Stats	R	H	E	K	S	P	IP	WLS	BF	H	R	ER	SO	BB	IBB	HBP	BLK	WP	HR	S	P	ERA	WHIP
	0	0	0	1	5		7.0	L	26	5	3	3	7	1	0	0	0	0	2	39	43	3.86	0.857
	0	2	0	0	4		1.0		4	1	0	0	1	0	0	0	0	0	0	6	6	0.00	1.000

WP	PA	ERA	WHIP
0	30		

Batter	1	2	3	4	5	6	7	8	9	AB R H RBI BB SO LOB
Richie Ashburn, L OBP: 0.435, SLG: 0.431 (1, 8)	4-0 SH5-3 G1-2-3 1B BB		0-0 6-3		0-0 F7		0-0 HBP 1B		0-0 1-2 HR 1B	4 1 2 0 1 0 0
Solly Hemus, L OBP: 0.404, SLG: 0.439 (1, 4)	0-0 SH5-3 1-2 1B		0-0 6-3		0-0 L7		1-0 1-2 HBP		4-0 1-2 HR BB	3 1 1 0 1 0 0
Rip Repulski, R OBP: 0.301, SLG: 0.498 (1, 7)	0-0 SH5-3 1-2 2-3		0-3 K			0-0 F8	0-0 F2		0-0 1-H 2-H 3-H HR	4 1 1 4 0 1 3
Wally Post, R OBP: 0.357, SLG: 0.480 (1, 9)	4-0 IBB			0-0 5-3		4-0 BB 1B BB	0-3 K		0-0 P3	3 1 0 0 2 1 3
Ed Bouchee, L OBP: 0.350, SLG: 0.383 (1, 3)	0-0 G1-2-3 3-H			4-0 1B 1B BB		0-0 F7		0-0 F3	0-3 K	4 0 0 0 1 1 4
Willie Jones, R OBP: 0.359, SLG: 0.435 (1, 5)		0-0 5-3		0-0 1B 1-2 1B		4-0 1B 1-2 BB		0-0 6-3		3 0 1 0 1 0 0
Chico Fernandez, R OBP: 0.267, SLG: 0.306 (1, 6)		0-0 FC6-5 2B		0-0 1-2 2-3 1B		0-0 1-3 2-H 1B		0-0 6-3		4 0 3 1 0 0 0
Stan Lopata, R OBP: 0.393, SLG: 0.405 (1, 2)		0-0 FC6-5 2-3		0-0 G6-4-3 1-2f		0-0 1B BLK 1B		0-0 F8		4 0 1 0 0 0 4
Seth Morehead, L OBP: 0.188, SLG: 0.133 (1, 1)		0-3 K			0-3 K		0-3 K		0-0 BB 1B HR 1B	3 0 0 0 0 3 2 0 0 0 0 0 0 0 1 1 1 0 0 0 0

Inning Stats	R: 0 E: 0 K: 0 S: 3	H: 1 LOB: 2 BB: 2 P: 11	R: 0 E: 0 K: 1 S: 6	H: 1 LOB: 1 BB: 0 P: 6	R: 0 E: 0 K: 1 S: 5	H: 0 LOB: 0 BB: 0 P: 5	R: 0 E: 0 K: 0 S: 4	H: 2 LOB: 2 BB: 1 P: 8	R: 0 E: 0 K: 1 S: 5	H: 0 LOB: 0 BB: 0 P: 5	R: 1 E: 0 K: 0 S: 3	H: 1 LOB: 1 BB: 2 P: 11	R: 0 E: 0 K: 2 S: 9	H: 2 LOB: 3 BB: 0 P: 10	R: 0 E: 0 K: 0 S: 3	H: 0 LOB: 0 BB: 0 P: 3	R: 4 E: 0 K: 1 S: 8	H: 3 LOB: 0 BB: 1 P: 12	1B: 8 2B: 1 3B: 0 HR: 1	SF: 0 SAC: 1 DP: 2 HBP: 1	WP: 0 PB: 0 SB: 0 CS: 0	PA: 41
PITCHER Warren Spahn, L ERA: 3.09 (1, 1)	IP 9.0	WLS W	BF 41	H 10	R 5	ER 5	SO 6	BB 5	IBB 1	HBP 1	BLK 1	WP 0	HR 1	S 46	P 71	ERA 5.00	WHIP 1.667					

Milwaukee Braves @ Philadelphia Phillies
Connie Mack Stadium, Philadelphia, PA
 Wed Sep 03 1958, 7:05 PM EDT
 Att. 14,829 - Unknown

AB	33
R	5
H	10
RBI	5
BB	6
SO	6
LOB	16



Batter	1	2	3	4	5	6	7	8	9	10	AB R H RBI BB SO LOB	TOP										
Red Schoendienst, S OBP: 0.319, SLG: 0.317 (1, 4)	0-0 4-3	0-0 1-3 1B		0-0 L9		0-0 F7			0-0 F7		5 0 1 0 0 0 2	Milwaukee Braves @ Philadelphia Phillies Connie Mack Stadium, Philadelphia, PA Thu Sep 04 1958, 7:05 PM EDT Att. 14,989 - Unknown livebaseballscorecards.com										
Johnny Logan, R OBP: 0.296, SLG: 0.334 Casey Wise, S OBP: 0.183, SLG: 0.200 (1, 6) (3, 6)	0-0 4-3	0-0 L3			0-0 4-3		0-0 F2		0-0 WP 1B 1B	2 0 0 0 0 0 2 3 1 1 0 0 0 0												
Eddie Mathews, L OBP: 0.358, SLG: 0.480 (1, 5)	0-0 1B		0-0 F7		4-0 1B HR BB		0-0 P4		0-3 K	4 1 1 0 1 1 1												
Hank Aaron, R OBP: 0.392, SLG: 0.566 (1, 9)	0-0 1-3		0-0 F7		0-0 1-2 HR 1B		0-0 5-3		0-0 1-2 WP 1B 1B	5 2 2 0 0 0 1												
Wes Covington, L OBP: 0.387, SLG: 0.647 Andy Pafko, R OBP: 0.306, SLG: 0.329 (1, 7) (10, PR) (10, 7)		0-3 K	0-0 4-3		0-0 1-1 2-H HR			0-3 K	4-0 1-2 2-3 1B IBB	4 1 1 3 1 2 0 0 1 0 0 0 0 0												
Frank Torre, L OBP: 0.390, SLG: 0.427 (1, 3)		0-0 2B 3B		0-0 4-3		0-0 L9		0-0 P6	0-0 1-2 2-H 3-H 3B 1B	5 2 2 2 0 0 0												
Del Crandall, R OBP: 0.353, SLG: 0.475 (1, 2)		0-0 1B 2B		0-0 F9 BB 1B		0-0 F7		0-0 F8	0-0 F9	5 1 2 1 0 0 2												
Bill Bruton, L OBP: 0.321, SLG: 0.360 (1, 8)		0-0 1B 2-H 1B		4-0 1-2 BB		0-0 F7			0-0 4-3	4 0 2 3 1 0 0												
Lew Burdette, R OBP: 0.284, SLG: 0.400 Juan Pizarro, L OBP: 0.300, SLG: 0.269 (1, 1) (5, 1)		0-0 F8		0-0 F9 2-3		0-0 1-3			0-3 K	2 0 0 0 0 0 3 3 0 0 0 0 2 2												
Inning Stats	R: 0 E: 0 K: 0 S: 4	H: 1 LOB: 1 BB: 0 P: 4	R: 2 E: 0 K: 1 S: 9	H: 4 LOB: 2 BB: 0 P: 9	R: 0 E: 0 K: 0 S: 3	H: 0 LOB: 0 BB: 0 P: 3	R: 0 E: 0 K: 0 S: 4	H: 1 LOB: 2 BB: 1 P: 8	R: 3 E: 0 K: 0 S: 5	H: 2 LOB: 0 BB: 1 P: 9	R: 0 E: 0 K: 0 S: 3		H: 0 LOB: 0 BB: 0 P: 3	R: 0 E: 0 K: 1 S: 5	H: 0 LOB: 0 BB: 0 P: 5	R: 0 E: 0 K: 1 S: 5	H: 0 LOB: 0 BB: 0 P: 5	R: 0 E: 0 K: 1 S: 11	H: 4 LOB: 2 BB: 1 P: 15	1B: 8 2B: 1 3B: 2 HR: 1	SF: 0 SAC: 0 DP: 0 HBP: 0	WP: 1 PB: 0 SB: 0 CS: 0
PITCHER	IP 8.0	WLS 34	BF 8	H 5	R 5	ER 5	SO 2	BB 2	IBB 0	HBP 0	BLK 0	WP 0	HR 1	S 36	P 44	ERA 5.62	WHIP 1.250					
Ray Semproch, R ERA: 3.48 Turk Farrell, R ERA: 3.46 (1, 1) (9, 1)	2.0	L	11	4	4	4	3	0	1	0	0	1	0	16	20	18.00	2.000					



BOTTOM

Milwaukee Braves @ Philadelphia Phillies
Connie Mack Stadium, Philadelphia, PA

Thu Sep 04 1958, 7:05 PM EDT
Att: 14,989 - Unknown

livebaseballscorecards.com

AB	37
R	5
H	13
RBI	5
BB	3
SO	7
LOB	20



AB R H RBI BB SO LOB

4 1 3 1 1 1 0

5 1 1 0 0 0 4

4 1 1 2 1 2 2

5 0 1 0 0 1 2

5 1 3 1 0 0 1

4 0 2 1 0 1 1

3 1 1 0 0 0 3

1 0 1 0 1 0 0

1 0 0 0 0 0 0

1 0 0 0 0 0 1

3 0 0 0 0 1 5

1 0 0 0 0 1 1

0 0 0 0 0 0 0

1B: 11 SF: 0

2B: 3 SAC: 2

3B: 0 DP: 4

HR: 0 HBP: 0

WP: 1 PA: 42

PB: 0

SB: 0

CS: 0

1B: 11 SF: 0

2B: 3 SAC: 2

3B: 0 DP: 4

HR: 0 HBP: 0

WP: 1 PA: 42

PB: 0

SB: 0

CS: 0

1B: 11 SF: 0

2B: 3 SAC: 2

3B: 0 DP: 4

HR: 0 HBP: 0

WP: 1 PA: 42

PB: 0

SB: 0

CS: 0

1B: 11 SF: 0

2B: 3 SAC: 2

3B: 0 DP: 4

HR: 0 HBP: 0

WP: 1 PA: 42

PB: 0

SB: 0

CS: 0

1B: 11 SF: 0

2B: 3 SAC: 2

3B: 0 DP: 4

HR: 0 HBP: 0

WP: 1 PA: 42

PB: 0

SB: 0

CS: 0

1B: 11 SF: 0

2B: 3 SAC: 2

3B: 0 DP: 4

HR: 0 HBP: 0

WP: 1 PA: 42

PB: 0

SB: 0

CS: 0

1B: 11 SF: 0

2B: 3 SAC: 2

3B: 0 DP: 4

HR: 0 HBP: 0

WP: 1 PA: 42

PB: 0

SB: 0

CS: 0

1B: 11 SF: 0

2B: 3 SAC: 2

3B: 0 DP: 4

HR: 0 HBP: 0

WP: 1 PA: 42

PB: 0

SB: 0

CS: 0

1B: 11 SF: 0

2B: 3 SAC: 2

3B: 0 DP: 4

HR: 0 HBP: 0

WP: 1 PA: 42

PB: 0

SB: 0

CS: 0

1B: 11 SF: 0

2B: 3 SAC: 2

3B: 0 DP: 4

HR: 0 HBP: 0

WP: 1 PA: 42

PB: 0

SB: 0

CS: 0

1B: 11 SF: 0

2B: 3 SAC: 2

3B: 0 DP: 4

HR: 0 HBP: 0

WP: 1 PA: 42

PB: 0

SB: 0

CS: 0

1B: 11 SF: 0

2B: 3 SAC: 2

3B: 0 DP: 4

HR: 0 HBP: 0

WP: 1 PA: 42

PB: 0

SB: 0

CS: 0

1B: 11 SF: 0

2B: 3 SAC: 2

3B: 0 DP: 4

HR: 0 HBP: 0

WP: 1 PA: 42

PB: 0

SB: 0

CS: 0

1B: 11 SF: 0

2B: 3 SAC: 2

3B: 0 DP: 4

HR: 0 HBP: 0

WP: 1 PA: 42

PB: 0

SB: 0

CS: 0

1B: 11 SF: 0

2B: 3 SAC: 2

3B: 0 DP: 4

HR: 0 HBP: 0

WP: 1 PA: 42

PB: 0

SB: 0

CS: 0

1B: 11 SF: 0

2B: 3 SAC: 2

3B: 0 DP: 4

HR: 0 HBP: 0

WP: 1 PA: 42

PB: 0

SB: 0

CS: 0

1B: 11 SF: 0

2B: 3 SAC: 2

3B: 0 DP: 4

HR: 0 HBP: 0

WP: 1 PA: 42

PB: 0

SB: 0

CS: 0

1B: 11 SF: 0

2B: 3 SAC: 2

3B: 0 DP: 4

HR: 0 HBP: 0

WP: 1 PA: 42

PB: 0

SB: 0

CS: 0

1B: 11 SF: 0

2B: 3 SAC: 2

3B: 0 DP: 4

HR: 0 HBP: 0

WP: 1 PA: 42

PB: 0

SB: 0

CS: 0

1B: 11 SF: 0

2B: 3 SAC: 2

3B: 0 DP: 4

HR: 0 HBP: 0

WP: 1 PA: 42

PB: 0

SB: 0

CS: 0

1B: 11 SF: 0

2B: 3 SAC: 2

3B: 0 DP: 4

HR: 0 HBP: 0

WP: 1 PA: 42

PB: 0

SB: 0

CS: 0

1B: 11 SF: 0

2B: 3 SAC: 2

3B: 0 DP: 4

HR: 0 HBP: 0

WP: 1 PA: 42

PB: 0

SB: 0

CS: 0

1B: 11 SF: 0

2B: 3 SAC: 2

3B: 0 DP: 4

HR: 0 HBP: 0

WP: 1 PA: 42

PB: 0

SB: 0

CS: 0

1B: 11 SF: 0

2B: 3 SAC: 2

3B: 0 DP: 4

HR: 0 HBP: 0

WP: 1 PA: 42

PB: 0

SB: 0

CS: 0

1B: 11 SF: 0

2B: 3 SAC: 2

3B: 0 DP: 4

HR: 0 HBP: 0

WP: 1 PA: 42

PB: 0

SB: 0

CS: 0

1B: 11 SF: 0

2B: 3 SAC: 2

3B: 0 DP: 4

HR: 0 HBP: 0

WP: 1 PA: 42

PB: 0

SB: 0

CS: 0

1B: 11 SF: 0

2B: 3 SAC: 2

3B: 0 DP: 4

HR: 0 HBP: 0

WP: 1 PA: 42

PB: 0

SB: 0

CS: 0

1B: 11 SF: 0

2B: 3 SAC: 2

3B: 0 DP: 4

HR: 0 HBP: 0

WP: 1 PA: 42

PB: 0

SB: 0

CS: 0

1B: 11 SF: 0

2B: 3 SAC: 2

3B: 0 DP: 4

HR: 0 HBP: 0

WP: 1 PA: 42

PB: 0

SB: 0

CS: 0

1B: 11 SF: 0

2B: 3 SAC: 2

3B: 0 DP: 4

HR: 0 HBP: 0

WP: 1 PA: 42

PB: 0

SB: 0

CS: 0

1B: 11 SF: 0

2B: 3 SAC: 2

3B: 0 DP: 4

HR: 0 HBP: 0

WP: 1 PA: 42

PB: 0

SB: 0

CS: 0

1B: 11 SF: 0

2B: 3 SAC: 2

3B: 0 DP: 4

HR: 0 HBP: 0

WP: 1 PA: 42

PB: 0

SB: 0

CS: 0

1B: 11 SF: 0

2B: 3 SAC: 2

3B: 0 DP: 4

HR: 0 HBP: 0

Batter	1	2	3	4	5	6	7	8	9	AB R H RBI BB SO LOB	TOP											
Johnny Temple, R (1, 4) OBP: 0.401, SLG: 0.391	0-0 P6		0-0 E4		0-0 F8	4-0 FC6-4 BB		4-0 PB 1B BB		3 1 0 0 2 0 2	<p>Cincinnati Redlegs @ Philadelphia Phillies</p> <p>Connie Mack Stadium, Philadelphia, PA</p> <p>Fri Sep 05 1958, 7:05 PM EDT</p> <p>Att. 10,530 - Unknown</p>											
Jerry Lynch, L (1, 9) Pete Whisenant, R (9, 9) OBP: 0.329, SLG: 0.470 OBP: 0.303, SLG: 0.480	0-0 F9		0-0		0-0 1B 2B	0-0 FC6-4 3B		0-0 F8		5 1 2 3 0 0 3 0 0 0 0 0 0 0												
Gus Bell, L (1, 7) OBP: 0.304, SLG: 0.372	0-3 K		0-0 F9		0-0 1B	0-0 1B 3B		0-0		5 0 3 3 0 1 2												
Frank Robinson, R (1, 8) OBP: 0.353, SLG: 0.499		0-0 L5	0-0 5-3		0-3 K	0-0 P4		0-0 4-3		5 0 0 0 0 1 6												
Smoky Burgess, L (1, 2) OBP: 0.357, SLG: 0.403		0-0 G3		0-0 1B	0-0 F8	0-0 3-1		0-0 1B		5 0 2 0 0 0 3												
George Crowe, L (1, 3) OBP: 0.354, SLG: 0.411		0-0 FC6-4 1B		0-0 F8		0-0 1B 1B	0-3 K	0-0 F5		5 1 2 0 0 1 2												
Alex Grammas, R (1, 5) OBP: 0.326, SLG: 0.261		0-0 FC6-4		0-0 F3		0-0 1B 1B	0-0 F8	0-0 F7		5 1 1 0 0 0 3												
Roy McMillan, R (1, 6) OBP: 0.318, SLG: 0.297			4-0 E 1B BB	0-0 L9		0-0 WP FC6-4 1B	0-0 6-3	0-0 F8		4 2 1 1 1 0 2												
Don Newcombe, L (1, 1) Brooks Lawrence, R (7, 1) OBP: 0.449, SLG: 0.431 OBP: 0.200, SLG: 0.125			0-0 F8		0-0 2B 1B	0-0 FC6-4 3B 1B		0-0 5-3		3 2 2 1 0 0 1 1 0 0 0 0 0 0												
Inning Stats	R: 0 E: 0 K: 1 S: 5	H: 0 LOB: 0 BB: 0 P: 5	R: 0 E: 0 K: 0 S: 4	H: 1 LOB: 1 BB: 0 P: 4	R: 1 E: 1 K: 0 S: 5	H: 1 LOB: 2 BB: 1 P: 9	R: 0 E: 0 K: 0 S: 4	H: 1 LOB: 1 BB: 0 P: 4	R: 1 E: 0 K: 1 S: 8	H: 3 LOB: 2 BB: 0 P: 8	R: 5 E: 0 K: 0 S: 8	H: 5 LOB: 1 BB: 1 P: 12	R: 0 E: 0 K: 1 S: 5	H: 0 LOB: 0 BB: 0 P: 5	R: 1 E: 0 K: 0 S: 4	H: 1 LOB: 1 BB: 1 P: 8	R: 0 E: 0 K: 0 S: 4	H: 1 LOB: 1 BB: 0 P: 4	1B: 11 2B: 1 3B: 1 HR: 0	SF: 0 SAC: 0 DP: 0 HBP: 0	WP: 1 PB: 1 SB: 0 CS: 0	PA: 44
PITCHER	IP WLS BF H R ER SO BB IBB HBP BLK WP HR S P ERA WHIP																					
Robin Roberts, R (1, 1) ERA: 3.26	5.0 L 27 10 6 5 2 1 0 0 0 0 0 0 30 34 9.00 2.200																					
Jack Meyer, R (6, 1) ERA: 3.98	0.1 3 1 1 1 0 1 0 0 0 0 1 0 2 6 27.00 6.000																					
Jack Sanford, R (6, 1) ERA: 4.59	1.2 5 0 0 0 1 0 0 0 0 0 0 0 7 7 0.00 0.000																					
Don Erickson, R (8, 1) ERA:	2.0 9 2 1 0 0 1 0 0 0 0 0 0 8 12 0.00 1.500																					

livebaseballscorecards.com

AB	41
R	8
H	13
RBI	8
BB	3
SO	3
LOB	24



Batter	1	2	3	4	5	6	7	8	9	AB R H RBI BB SO LOB
Richie Ashburn, L (1, 8) OBP: 0.438, SLG: 0.435	0-0 2-3			0-0 E 2B	0-0 P4		0-0 E6 F8 1B		0-0 F7	5 1 2 0 0 0 3
Solly Hemus, L (1, 4) OBP: 0.399, SLG: 0.432	0-0 5-3			0-0 E9 4-3 1B 1B	0-0 4-3		0-0 F8 2-3		0-0 3-1	5 1 1 1 0 0 4
Ed Bouchee, L (1, 3) OBP: 0.349, SLG: 0.386	0-0 4-3			0-0 4-3 2-3		0-0 HR 2B	0-0 1-3			4 1 1 0 0 0 2
Wally Post, R (1, 9) OBP: 0.353, SLG: 0.473		0-0 5-3		0-0 1B 3-H		0-3 K 1		0-0 P5		4 0 1 1 0 1 1
Harry Anderson, L (1, 7) OBP: 0.373, SLG: 0.514		0-0 CS 1B		0-0 F5		0-0 HR 2-H		0-0 1B		4 1 3 2 0 0 1
Willie Jones, R (1, 5) OBP: 0.357, SLG: 0.431		0-0 4-3 1-2		0-0 F7		0-0 6-3		0-3 K		4 0 0 0 0 1 3
Ted Kazanski, R (1, 6) OBP: 0.300, SLG: 0.335			0-0 B4		0-0 P4	0-0 1B		0-0 4-3		4 0 1 0 0 0 1
Carl Sawatski, L (1, 2) Bobby Young, L (9, PR) OBP: 0.289, SLG: 0.320 OBP: 0.179, SLG: 0.259			0-0 4-3		0-0 2B 1B	0-0 P6		0-0 FC4-6 1B		4 0 2 0 0 0 1 0 0 0 0 0 0 0
Robin Roberts, S (1, 1) Jack Meyer, R (6, 1) Jack Sanford, R (6, 1) Rip Repulski, R (7, PH) Don Erickson, R (8, 1) Dave Philley, S (9, PH) OBP: 0.275, SLG: 0.298 OBP: 0.313, SLG: 0.313 OBP: 0.214, SLG: 0.226 OBP: 0.289, SLG: 0.494 OBP: 0.350, SLG: 0.422			0-0 4-3		0-0 1-3 2B	0-3 K		0-0 FC4-6 1-2f		2 0 1 0 0 0 0 0 0 0 0 0 0 0 0 0 0 0 0 0 0 1 0 0 0 0 1 0 0 0 0 0 0 0 0 1 0 0 0 0 0 1

BOTTOM

Cincinnati Redlegs @ Philadelphia Phillies
Connie Mack Stadium, Philadelphia, PA

Fri Sep 05 1958, 7:05 PM EDT
 Att. 10,530 - Unknown

livebaseballscorecards.com

AB	38
R	4
H	12
RBI	4
BB	0
SO	3
LOB	17



Inning Stats	R: 0	H: 0	E: 0	K: 0	S: 3	R: 0	H: 1	E: 0	K: 0	S: 3	R: 0	H: 0	E: 0	K: 0	S: 3	R: 2	H: 3	E: 1	K: 0	S: 6	R: 0	H: 2	E: 0	K: 1	S: 5	R: 2	H: 3	E: 0	K: 1	S: 8	R: 0	H: 1	E: 1	K: 1	S: 6	R: 0	H: 1	E: 0	K: 1	S: 6	R: 0	H: 1	E: 0	K: 0	S: 4	1B: 8	2B: 3	3B: 0	HR: 1	SF: 0	SAC: 0	DP: 0	HBP: 0	WP: 0	PA: 38
--------------	------	------	------	------	------	------	------	------	------	------	------	------	------	------	------	------	------	------	------	------	------	------	------	------	------	------	------	------	------	------	------	------	------	------	------	------	------	------	------	------	------	------	------	------	------	-------	-------	-------	-------	-------	--------	-------	--------	-------	--------

PITCHER	IP	WLS	BF	H	R	ER	SO	BB	IBB	HBP	BLK	WP	HR	S	P	ERA	WHIP
Don Newcombe, R (1, 1) ERA: 4.93	6.0	W	26	9	4	4	1	0	0	0	0	0	1	28	28	6.00	1.500
Brooks Lawrence, R (7, 1) ERA: 4.29	3.0	S	12	3	0	0	2	0	0	0	0	0	0	16	16	0.00	1.000

Batter	1	2	3	4	5	6	7	8	9	AB R H RBI BB SO LOB	TOP											
Johnny Temple, R (1, 4) OBP: 0.405, SLG: 0.398	0-0 S SF7 2B		0-0 1B 2B 2-H	4-0 BB 1-2 2-3 3-H BB	0-0 F9			0-0 E FC5 1B		4 2 3 2 1 0 2	<p>Cincinnati Redlegs @ Philadelphia Phillies</p> <p>Connie Mack Stadium, Philadelphia, PA</p> <p>Sat Sep 06 1958, 3:33 AM EDT</p> <p>Att. 5,559 - Unknown</p> <p>livebaseballscorecards.com</p>											
Jerry Lynch, L (1, 9) OBP: 0.327, SLG: 0.467	0-3 K		0-0 1B 2-3	0-0 SF9 3-H		0-3 K	0-0 E5 FC5 FC 1-3		4 0 1 1 0 2 2													
Pete Whisenant, R (1, 7) OBP: 0.295, SLG: 0.469	0-0 SF7 2-H		0-0 F2	0-0 5-3		0-3 K2-3	0-0 FC S FC5 1B 1-2		4 1 0 1 0 1 6													
Frank Robinson, R (1, 8) OBP: 0.352, SLG: 0.502	0-0 P5		0-0 4-3		0-0 HR	0-0 F2	0-0 FC5 S 1B 1-2 2-3f 3-H		5 2 1 2 0 0 4													
Smoky Burgess, L (1, 2) OBP: 0.358, SLG: 0.405		0-0 G3		0-0 2B 2B	0-0 6-3		4-0 1B 1B BB 1-2 2-3		4 1 1 0 1 0 0													
Walt Dropo, R (1, 3) OBP: 0.333, SLG: 0.452		0-0 P6		0-0 F8		0-0 HR	0-0 1B 1B 1-H 2-H 3-H		5 1 3 3 0 0 1													
Alex Grammas, R (1, 5) OBP: 0.333, SLG: 0.267		0-0 5-3		0-0 2B BB 1B	4-0 FC1-5 1B BB		0-0 1B 1-3	0-0 6-3	4 1 2 0 1 0 0													
Roy McMillan, R (1, 6) OBP: 0.321, SLG: 0.302			4-0 SH2-4 2B BB	0-0 BB SF9 2B 1-3 2-H	0-0 FC1-5 1B		0-0 F7	0-0 6-3	4 2 2 1 1 0 1													
Bob Purkey, R (1, 1) OBP: 0.171, SLG: 0.160			0-0 SH2-4 1-2	4-0 BB BB	0-0 FC1-5 1-2 2-3f		0-3 K	0-3 K	3 0 0 0 1 2 2													
Inning Stats	R: 1 E: 0 K: 1 S: 6	H: 1 LOB: 0 BB: 0 P: 6	R: 0 E: 0 K: 0 S: 3	H: 0 LOB: 0 BB: 0 P: 3	R: 1 E: 0 K: 0 S: 5	H: 2 LOB: 2 BB: 1 P: 9	R: 3 E: 0 K: 0 S: 6	H: 3 LOB: 2 BB: 2 P: 14	R: 2 E: 0 K: 0 S: 6	H: 3 LOB: 2 BB: 1 P: 10	R: 0 E: 0 K: 2 S: 7	H: 0 LOB: 0 BB: 0 P: 7	R: 0 E: 0 K: 0 S: 4	H: 2 LOB: 1 BB: 0 P: 4	R: 3 E: 1 K: 1 S: 8	H: 2 LOB: 2 BB: 1 P: 12	R: 0 E: 0 K: 1 S: 5	H: 0 LOB: 0 BB: 0 P: 5	1B: 7 2B: 4 3B: 0 HR: 2	SF: 2 SAC: 1 DP: 0 HBP: 0	WP: 0 PB: 0 SB: 3 CS: 0	PA: 45
PITCHER	IP WLS BF H R ER SO BB IBB HBP BLK WP HR S P ERA WHIP																					
Curt Simmons, L (1, 1) ERA: 4.38	2.1 L 11 3 2 2 1 1 0 0 0 0 0 0 12 16 7.71 1.714																					
Jack Sanford, R (3, 1) ERA: 4.73	1.0 8 3 3 3 0 2 0 0 0 0 0 0 6 14 27.00 5.000																					
Don Erickson, R (4, 1) ERA:	0.2 2 0 0 0 0 0 0 0 0 0 0 0 2 2 0.00 0.000																					
John Anderson, R (5, 1) ERA: 6.92	5.0 24 7 5 2 4 2 0 0 0 0 0 2 30 38 3.60 1.800																					

Batter	1	2	3	4	5	6	7	8	9	AB	R	H	RBI	BB	SO	LOB
Richie Ashburn, L (1, 8) OBP: 0.435, SLG: 0.431	0-0 E5 		0-0 L7 		0-0 G3 			0-0 P6 		4	0	0	0	0	0	1
Solly Hemus, L (1, 4) OBP: 0.395, SLG: 0.426	0-0 P4 		0-0 G3 		0-0 F7 			0-0 F8 		4	0	0	0	0	0	2
Ed Bouchee, L (1, 3) OBP: 0.345, SLG: 0.380	0-3 K 			0-0 F6 	0-0 F2 			0-0 P6 		4	0	0	0	0	1	1
Wally Post, R (1, 9) OBP: 0.352, SLG: 0.470	0-0 4-3 			0-0 HR 1B 		0-0 P5 			0-3 K 	4	1	1	0	0	1	1
Harry Anderson, L (1, 7) OBP: 0.372, SLG: 0.518		0-0 F8 		0-0 HR 		0-0 4-3 			0-3 K 	4	1	1	2	0	1	0
Willie Jones, R (1, 5) OBP: 0.354, SLG: 0.427		0-0 L7 		0-3 K 		0-0 5-3 			0-0 	3	0	0	0	0	1	0
Chico Fernandez, R (8, 6) OBP: 0.269, SLG: 0.308									1B 	1	0	1	0	0	0	0
Ted Kazanski, R (1, 6) OBP: 0.300, SLG: 0.333		0-0 L7 		0-0 BB 1B 				0-0 L8 		4	0	1	0	0	0	1
Stan Lopata, R (1, 2) OBP: 0.396, SLG: 0.406			0-0 	4-0 BB 1B 				0-0 6-3 		2	0	1	0	1	0	0
Curt Simmons, L (1, 1) OBP: 0.217, SLG: 0.220			0-0 F8 	0-0 F7 				0-3 K 		0	0	0	0	0	0	0
Jack Sanford, R (3, 1) OBP: 0.211, SLG: 0.222										1	0	0	0	0	0	1
Don Erickson, R (4, 1)										0	0	0	0	0	0	0
Dave Philley, S (4, PH) OBP: 0.348, SLG: 0.419										1	0	0	0	0	0	2
John Anderson, R (5, 1)										1	0	0	0	0	1	0

Inning Stats	R: 0	H: 0	E: 1	LOB: 1	K: 1	BB: 0	S: 6	P: 6	R: 0	H: 0	E: 0	LOB: 0	K: 0	BB: 0	S: 3	P: 3	R: 0	H: 1	E: 0	LOB: 1	K: 0	BB: 0	S: 4	P: 4	R: 2	H: 3	E: 0	LOB: 2	K: 1	BB: 1	S: 8	P: 12	R: 0	H: 0	E: 0	LOB: 0	K: 0	BB: 0	S: 3	P: 3	R: 0	H: 0	E: 0	LOB: 0	K: 0	BB: 0	S: 3	P: 3	R: 0	H: 0	E: 0	LOB: 0	K: 1	BB: 0	S: 5	P: 5	R: 0	H: 0	E: 0	LOB: 0	K: 0	BB: 0	S: 3	P: 3	R: 0	H: 1	E: 0	LOB: 1	K: 2	BB: 0	S: 8	P: 8	1B: 4	SF: 0	2B: 0	SAC: 0	3B: 0	DP: 0	HR: 1	HBP: 0	WP: 0	PA: 34
PITCHER Bob Purkey, R (1, 1) ERA: 3.51	IP	WLS	BF	H	R	ER	SO	BB	IBB	HBP	BLK	WP	HR	S	P	ERA	WHIP	IP	WLS	BF	H	R	ER	SO	BB	IBB	HBP	BLK	WP	HR	S	P	ERA	WHIP	IP	WLS	BF	H	R	ER	SO	BB	IBB	HBP	BLK	WP	HR	S	P	ERA	WHIP																															

BOTTOM

Cincinnati Redlegs @ Philadelphia Phillies
 Connie Mack Stadium, Philadelphia, PA

Sat Sep 06 1958, 3:33 AM EDT
 Att. 5,559 - Unknown

livebaseballscorecards.com

AB	33
R	2
H	5
RBI	2
BB	1
SO	5
LOB	9



Batter	1	2	3	4	5	6	7	8	9	AB R H RBI BB SO LOB	TOP																	
Johnny Temple, R (1, 4) OBP: 0.403, SLG: 0.396	0-0 6-3		0-0 FC4-6 1B		0-0 F9			0-3 K	0-0 F9	5 0 1 0 0 1 1																		
Jerry Lynch, L (1, 9) OBP: 0.326, SLG: 0.473	0-0 F7		0-0 FC4-6 BB 1-2f		0-0 F8			0-0 HR		4 1 1 1 0 0 1																		
Gus Bell, L (1, 7) OBP: 0.306, SLG: 0.380	0-0 HR		4-0 BB 1-2		0-0 G3			0-0 3-1		3 1 1 1 1 0 0																		
Frank Robinson, R (1, 8) OBP: 0.350, SLG: 0.498	0-3 K		0-0 5-3		0-0 F8			0-0 F8		4 0 0 0 0 1 2																		
Smoky Burgess, L (1, 2) OBP: 0.356, SLG: 0.415		0-0 4-3		0-0 F2		0-0 G3		0-0 HR		4 1 1 1 0 0 0																		
George Crowe, L (1, 3) OBP: 0.353, SLG: 0.409		0-0 G3		0-0 4-3		0-0 F7		0-0 1B HR		4 0 1 0 0 0 0																		
Bobby Henrich, R (9, PR)										0 1 0 0 0 0 0																		
Dee Fondy, L (9, 3) OBP: 0.263, SLG: 0.294										0 0 0 0 0 0 0																		
Alex Grammas, R (1, 5) OBP: 0.338, SLG: 0.269		4-0 BB		0-0 1B		0-0 F8		0-0 1B HR		2 0 1 0 1 0 0																		
Don Newcombe, L (9, PH) OBP: 0.457, SLG: 0.441										1 0 1 0 0 0 0																		
Eddie Miksis, R (9, PR) OBP: 0.222, SLG: 0.143										0 1 0 0 0 0 0																		
Roy McMillan, R (1, 6) OBP: 0.319, SLG: 0.300		0-0 P5		0-0 5-3		0-0 L5		0-0 HR		3 0 0 0 0 0 2																		
Ed Bailey, L (9, PH) OBP: 0.330, SLG: 0.409										1 1 1 3 0 0 0																		
Don Hoak, R (9, 5) OBP: 0.333, SLG: 0.381										0 0 0 0 0 0 0																		
Harvey Haddix, L (1, 1) OBP: 0.275, SLG: 0.295			0-0 6-3		0-0 L7			0-3 K	0-3 K	2 0 0 0 0 0 0																		
Willard Schmidt, R (7, 1) OBP: 0.091, SLG: 0.091										0 0 0 0 0 0 0																		
Bob Thurman, L (8, PH) OBP: 0.322, SLG: 0.389										1 0 0 0 0 1 0																		
Hal Jeffcoat, R (8, 1) OBP: 0.600, SLG: 0.556										1 0 0 0 0 1 1																		
Inning Stats	R: 1 E: 0 K: 1 S: 6	H: 1 LOB: 0 BB: 0 P: 6	R: 0 E: 0 K: 0 S: 3	H: 0 LOB: 1 BB: 1 P: 7	R: 0 E: 0 K: 0 S: 4	H: 1 LOB: 2 BB: 1 P: 8	R: 0 E: 0 K: 0 S: 4	H: 1 LOB: 1 BB: 0 P: 4	R: 0 E: 0 K: 0 S: 3	H: 0 LOB: 0 BB: 0 P: 3	R: 0 E: 0 K: 0 S: 3	H: 0 LOB: 0 BB: 0 P: 3	R: 0 E: 0 K: 0 S: 3	H: 0 LOB: 0 BB: 0 P: 3	R: 1 E: 0 K: 2 S: 8	H: 1 LOB: 0 BB: 0 P: 8	R: 4 E: 0 K: 1 S: 9	H: 4 LOB: 1 BB: 0 P: 9	1B: 4 2B: 0 3B: 0 HR: 4	SF: 0 SAC: 0 DP: 0 HBP: 0	WP: 0 PB: 0 SB: 0 CS: 0	PA: 37						
PITCHER	IP WLS BF H R ER SO BB IBB HBP BLK WP HR S P ERA WHIP																											
Don Cardwell, R (1, 1) ERA: 4.78	8.1		33	6	4	4	3	2	0	0	0	0	0	3	37	45	4.32	0.960										
Turk Farrell, R (9, 1) ERA: 3.64	0.2	L	4	2	2	2	1	0	0	0	0	0	1	6	6	6	27.00	3.000										

Cincinnati Redlegs @ Philadelphia Phillies
 Connie Mack Stadium, Philadelphia, PA
 Sun Sep 07 1958, 3:33 AM EDT
 Unknown

livebaseballscorecards.com

AB	35
R	6
H	8
RBI	6
BB	2
SO	4
LOB	7



Batter	1	2	3	4	5	6	7	8	9	AB	R	H	RBI	BB	SO	LOB
Richie Ashburn, L (1, 8) OBP: 0.435, SLG: 0.430	4-0 BB		0-0 F8			0-0 1B	0-0 3-1	0-0 L3		4	0	1	0	1	0	2
Ted Kazanski, R (1, 4) Solly Hemus, L (9, PH) OBP: 0.303, SLG: 0.331 OBP: 0.394, SLG: 0.425	0-0 F9		0-0 F7			4-0 1B BB	4-0 FC4-6 BB		0-0 4-3	2	0	0	0	2	0	2
Bob Bowman, R (1, 7) Harry Anderson, L (9, PH) OBP: 0.328, SLG: 0.506 OBP: 0.372, SLG: 0.517	0-0 F2		0-0 1-3			0-0 1B	0-0 FC4-6		0-0 F8	4	0	1	0	0	0	3
Wally Post, R (1, 9) OBP: 0.350, SLG: 0.469	0-3 K					0-3 1B K	0-3 K		0-3 K	5	1	1	0	0	4	4
Ed Bouchee, L (1, 3) OBP: 0.347, SLG: 0.391		0-0 HR				0-3 K		0-0 L4		3	1	1	1	1	1	1
Willie Jones, R (1, 5) OBP: 0.352, SLG: 0.424		0-0 F5				0-0 P4		0-3 K		3	0	0	0	0	1	1
Chico Fernandez, R (1, 6) OBP: 0.273, SLG: 0.312		0-0 P3				0-0 1B		0-0 2B 1B		4	1	3	1	0	0	0
Jim Hegan, R (1, 2) OBP: 0.264, SLG: 0.274		0-0 5-3				0-3 K		0-0 1B 2B		4	1	1	1	0	2	3
Don Cardwell, R (1, 1) Turk Farrell, R (9, 1) OBP: 0.194, SLG: 0.226 OBP: 0.250, SLG: 0.217			0-0 1B			0-0 6-3		0-0 F5		4	0	2	1	0	0	2

Inning Stats	R: 0	H: 0	E: 0	K: 1	S: 5	R: 1	H: 1	E: 0	K: 0	S: 4	R: 0	H: 1	E: 0	K: 0	S: 4	R: 1	H: 2	E: 0	K: 2	S: 9	R: 0	H: 2	E: 0	K: 1	S: 6	R: 0	H: 1	E: 0	K: 1	S: 6	R: 0	H: 0	E: 0	K: 1	S: 5	R: 2	H: 3	E: 0	K: 1	S: 8	R: 0	H: 0	E: 0	K: 1	S: 5	1B: 7	2B: 2	3B: 0	HR: 1	SF: 0	SAC: 1	DP: 0	HBP: 0	WP: 0	PB: 0	SB: 0	CS: 1	PA: 40
--------------	------	------	------	------	------	------	------	------	------	------	------	------	------	------	------	------	------	------	------	------	------	------	------	------	------	------	------	------	------	------	------	------	------	------	------	------	------	------	------	------	------	------	------	------	------	-------	-------	-------	-------	-------	--------	-------	--------	-------	-------	-------	-------	--------

PITCHER	IP	WLS	BF	H	R	ER	SO	BB	IBB	HBP	BLK	WP	HR	S	P	ERA	WHIP
Harvey Haddix, L (1, 1) ERA: 3.52	6.0		27	7	2	2	5	3	0	0	0	0	1	34	46	3.00	1.667
Willard Schmidt, R (7, 1) ERA: 2.73	1.0		4	0	0	0	1	1	0	0	0	0	0	5	9	0.00	1.000
Hal Jeffcoat, R (8, 1) ERA: 3.77	2.0	W	9	3	2	2	2	0	0	0	0	0	0	13	13	9.00	1.500

BOTTOM

Cincinnati Redlegs @ Philadelphia Phillies
 Connie Mack Stadium, Philadelphia, PA
 Sun Sep 07 1958, 3:33 AM EDT
 Unknown

livebaseballscorecards.com

AB	35
R	4
H	10
RBI	4
BB	4
SO	8
LOB	18



Batter	1	2	3	4	5	6	7	8	9	AB R H RBI BB SO LOB	TOP		
Johnny Temple, R (1, 4) OBP: 0.406, SLG: 0.402	0-0 5-3		0-0 1B	0-0 1B		0-0 1B WP		4-0 BB		4 3 3 1 1 0 0			
Jerry Lynch, L (1, 9) OBP: 0.330, SLG: 0.475 Orlando Pena, R (8, 1)	0-0 5-3		0-0 2B 3-H	0-0 1B 2-H		0-0 1B 1-H		0-0 5-3		5 1 3 3 0 0 1 0 0 0 0 0 0 0			
Pete Whisenant, R (1, 7) OBP: 0.298, SLG: 0.473 (8, 9)	0-0 2B		0-0 F3	0-3 K		0-3 K			0-0 2B SF7 1B	5 1 2 0 0 2 2			
Frank Robinson, R (1, 8) OBP: 0.350, SLG: 0.501	0-0 P4		0-0 E7 3B 1-H		0-0 F7	0-3 K			0-0 2B 1-3	5 1 2 0 0 1 2			
Ed Bailey, L (1, 2) OBP: 0.331, SLG: 0.414		0-0 G6-4-3 1B	0-0 3B 2-H		0-3 K		0-3 K		0-0 P4	5 1 2 1 0 2 2			
Walt Dropo, R (1, 3) OBP: 0.335, SLG: 0.479		0-0 G6-4-3 1-2f	0-0 3B 3-H		0-0 HR		0-3 K		0-0 SF7	4 1 2 3 0 1 1			
Alex Grammas, R (1, 5) OBP: 0.340, SLG: 0.265		0-0 5-3	4-0 BB		4-0 BB		0-0 F8		0-0 5-3 3-H	3 0 0 0 2 0 1			
Roy McMillan, R (1, 6) OBP: 0.318, SLG: 0.305			0-0 2B 3B		0-0 F9		0-0 F3		0-0 F3	4 1 1 0 0 0 3			
Joe Nuxhall, L (1, 1) OBP: 0.226, SLG: 0.233 Bob Thurman, L (8, PH) OBP: 0.320, SLG: 0.386 Gus Bell, L (8, 7) OBP: 0.306, SLG: 0.380			0-3 K	0-3 K		0-3 K		0-0 F2		3 0 0 0 0 3 1 1 0 0 0 0 0 0 0 0 0 0 0 0 0			
Inning Stats	R: 0 H: 1 E: 0 LOB: 1 K: 0 BB: 0 S: 4 P: 4	R: 0 H: 1 E: 0 LOB: 0 K: 0 BB: 0 S: 3 P: 3	R: 5 H: 6 E: 1 LOB: 2 K: 1 BB: 1 S: 11 P: 15	R: 1 H: 2 E: 0 LOB: 0 K: 2 BB: 0 S: 8 P: 8	R: 1 H: 1 E: 0 LOB: 1 K: 1 BB: 1 S: 6 P: 10	R: 1 H: 2 E: 0 LOB: 1 K: 3 BB: 0 S: 11 P: 11	R: 0 H: 0 E: 0 LOB: 0 K: 2 BB: 0 S: 7 P: 7	R: 0 H: 0 E: 0 LOB: 1 K: 0 BB: 1 S: 3 P: 7	R: 1 H: 2 E: 0 LOB: 1 K: 0 BB: 0 S: 5 P: 5	1B: 6 SF: 1 2B: 5 SAC: 0 3B: 3 DP: 1 HR: 1 HBP: 0	WP: 1 PA: 43 PB: 0 SB: 0 CS: 0		
PITCHER	IP WLS BF H R ER SO BB IBB HBP BLK WP HR S P ERA WHIP											PITCHER	IP WLS BF H R ER SO BB IBB HBP BLK WP HR S P ERA WHIP
Seth Morehead, L (1, 1) ERA: 6.72	2.2 L 14 7 5 5 1 0 0 0 0 0 0 0 0 16 16 16.88 2.625												
Don Erickson, R (3, 1) ERA: 3.0	2.1 12 4 2 2 3 2 0 0 0 0 0 1 16 24 7.71 2.571												
Jack Meyer, R (6, 1) ERA: 3.99	2.0 8 2 1 1 5 0 0 0 0 0 1 0 18 18 4.50 1.000												
Jack Sanford, R (8, 1) ERA: 4.73	2.0 9 2 1 1 0 1 0 0 0 0 0 0 8 12 4.50 1.500												

Cincinnati Redlegs @ Philadelphia Phillies
 Connie Mack Stadium, Philadelphia, PA

Sun Sep 07 1958, 3:38 AM EDT
 Att: 12,081 - Unknown

livebaseballscorecards.com

AB	39
R	9
H	15
RBI	8
BB	3
SO	9
LOB	13



Batter	1	2	3	4	5	6	7	8	9	AB	R	H	RBI	BB	SO	LOB
Richie Ashburn, L (1, 8) OBP: 0.432, SLG: 0.427	0-3 K		0-0 L8		0-0 G1-2-3		0-0 FC6-4			4	0	0	0	0	1	4
Ted Kazanski, R (1, 4) OBP: 0.298, SLG: 0.325	0-0 F3		0-0 P3		0-0 6-3			0-0 F7		4	0	0	0	0	0	2
Rip Repulski, R (1, 7) OBP: 0.298, SLG: 0.487	0-0 P4			0-0 6-3		4-0 FC5-4 BB		0-0 6-3		3	0	0	0	1	0	0
Wally Post, R (1, 9) OBP: 0.352, SLG: 0.479		0-0 HR		0-0 F9		0-0 F7		0-0 BB 1B		4	1	2	1	0	0	1
Ed Bouchee, L (1, 3) OBP: 0.345, SLG: 0.387		0-3 K2-3		0-0 G3		0-3 K		4-0 BB 1-2 BB		3	0	0	0	1	2	1
Willie Jones, R (1, 5) OBP: 0.351, SLG: 0.422		0-0 F8		0-0 1B 1B		0-0 FC5-4		0-0 P5		4	1	1	0	0	0	3
Chico Fernandez, R (1, 6) OBP: 0.275, SLG: 0.314		0-0 1B		0-0 1B G1-2-3 1B			0-0 F8		0-0 5-3	4	0	2	0	0	0	0
Stan Lopata, R (1, 2) OBP: 0.397, SLG: 0.408		0-0 F8		0-0 G1-2-3 BB 1-3 2-H 1B			0-0 FC6-4 1B		0-0 F8	4	0	2	1	0	0	1
Seth Morehead, L (1, 1) Don Erickson, R (3, 1) Solly Hemus, L (5, PH) Jack Meyer, R (6, 1) Dave Philley, S (7, PH) Jack Sanford, R (8, 1) Harry Anderson, L (9, PH)		0-3 K		4-0 BB 1-2 BB			0-0 F8		0-0 F7	0	0	0	0	0	0	0

Inning Stats	R: 0	H: 0	E: 0	K: 1	S: 5	R: 1	H: 2	E: 0	K: 1	S: 7	R: 0	H: 0	E: 0	K: 1	S: 5	R: 0	H: 0	E: 0	K: 0	S: 3	R: 1	H: 3	E: 0	K: 0	S: 5	R: 0	H: 0	E: 0	K: 1	S: 5	R: 0	H: 1	E: 0	K: 0	S: 4	R: 0	H: 1	E: 0	K: 0	S: 4	R: 0	H: 0	E: 0	K: 0	S: 3	1B: 6	SF: 0	2B: 0	3B: 0	HR: 1	WP: 0	PA: 36
PITCHER	IP	WLS	BF	H	R	ER	SO	BB	IBB	HBP	BLK	WP	HR	S	P	ERA	WHIP													IP	WLS	BF	H	R	ER	SO	BB	IBB	HBP	BLK	WP	HR	S	P	ERA	WHIP						
Joe Nuxhall, L (1, 1) ERA: 3.58	7.0	W	28	6	2	2	4	2	0	0	0	0	1	34	42	2.57	1.143																																			
Orlando Pena, R (8, 1) ERA:	2.0	S	8	1	0	0	0	1	0	0	0	0	0	7	11	0.00	1.000																																			

BOTTOM

Cincinnati Redlegs @ Philadelphia Phillies
 Connie Mack Stadium, Philadelphia, PA

Sun Sep 07 1958, 3:38 AM EDT
 Att. 12,081 - Unknown

livebaseballscorecards.com

AB	33
R	2
H	7
RBI	2
BB	3
SO	4
LOB	13



Batter	1	2	3	4	5	6	7	8	9	AB R H RBI BB SO LOB	TOP
Jim Gilliam, S (1, 5) OBP: 0.353, SLG: 0.343	2-1 		0-1 	4-2 			4-1 		2-1 	3 0 1 0 2 0 0	Los Angeles Dodgers @ Philadelphia Phillies Connie Mack Stadium, Philadelphia, PA Tue Sep 09 1958, 7:05 PM EDT Att. 8,359 - Unknown
John Roseboro, L (1, 2) OBP: 0.322, SLG: 0.435	2-3 		0-1 	0-1 		2-3 		1-2 	4 1 1 0 0 2 2		
Duke Snider, L (1, 8) Carl Furillo, R (7, 9) OBP: 0.368, SLG: 0.482 OBP: 0.341, SLG: 0.464	1-0 		4-2 	2-1 		1-3 		1-3 	3 2 1 0 1 1 3 0 0 0 0 0 0 0		
Jim Gentile, L (1, 3) OBP: 0.500, SLG: 0.750	1-1 		3-2 		0-0 		3-2 		4 0 2 3 0 0 1		
Ron Fairly, L (1, 9) (7, 8)	2-2 		4-1 		0-0 		3-3 		3 0 0 0 1 1 1		
Don Miles, L (1, 7)		0-0 	1-2 		1-1 		0-3 		4 0 0 0 0 1 2		
Charlie Neal, R (1, 4) OBP: 0.335, SLG: 0.444		3-1 	0-3 		2-3 		2-3 		4 0 0 0 0 3 2		
Bob Lillis, R (1, 6) Gil Hodges, R (9, PH) OBP: 0.250, SLG: 0.222 OBP: 0.329, SLG: 0.444		2-0 		1-0 		0-0 		1-3 	3 0 1 0 0 0 0 1 0 0 0 0 1 0		
Sandy Koufax, R (1, 1) Johnny Klippstein, R (6, 1) Elmer Valo, L (9, PH) OBP: 0.156, SLG: 0.159 OBP: 0.077, SLG: 0.077 OBP: 0.330, SLG: 0.323		1-3 		0-0 		0-0 		3-3 	3 0 0 0 0 1 1 0 0 0 0 0 0 0 1 0 0 0 0 1 0		
Inning Stats	R: 1 H: 2 E: 0 LOB: 1 K: 1 BB: 0 S: 14 P: 22	R: 0 H: 1 E: 0 LOB: 1 K: 1 BB: 0 S: 7 P: 13	R: 2 H: 2 E: 0 LOB: 2 K: 1 BB: 2 S: 16 P: 28	R: 0 H: 1 E: 0 LOB: 2 K: 0 BB: 1 S: 8 P: 15	R: 0 H: 0 E: 0 LOB: 0 K: 0 BB: 0 S: 4 P: 5	R: 0 H: 0 E: 0 LOB: 0 K: 1 BB: 0 S: 5 P: 7	R: 0 H: 0 E: 0 LOB: 1 K: 2 BB: 1 S: 10 P: 20	R: 0 H: 0 E: 0 LOB: 0 K: 3 BB: 0 S: 12 P: 17	R: 0 H: 0 E: 0 LOB: 0 K: 2 BB: 0 S: 9 P: 15	1B: 4 SF: 0 2B: 1 SAC: 0 3B: 1 DP: 0 HR: 0 HBP: 0	
PITCHER Ray Semproch, R (1, 1) ERA: 3.58 Jack Sanford, R (3, 1) ERA: 4.62 Jack Meyer, R (7, 1) ERA: 3.84	IP WLS BF H R ER SO BB IBB HBP BLK WP HR S P ERA WHIP 2.1 0 14 5 3 3 2 2 0 0 0 0 0 31 56 11.57 3.000 3.2 W 13 1 0 0 2 1 0 0 0 0 0 0 23 34 0.00 0.545 3.0 S 10 0 0 0 7 1 0 0 0 0 0 0 31 52 0.00 0.333	PITCHER IP WLS BF H R ER SO BB IBB HBP BLK WP HR S P ERA WHIP									

livebaseballscorecards.com

AB	33
R	3
H	6
RBI	3
BB	4
SO	11
LOB	12



Batter	1	2	3	4	5	6	7	8	9
Richie Ashburn, L OBP: 0.429, SLG: 0.424 (1, 8)	1-1 5-3		0-3 K		1-2 F5	3-2 F9			
Ted Kazanski, R OBP: 0.301, SLG: 0.325 (1, 4)	4-0 FC5-4 BB		1-0 1-2 1B		2-3 K	1-3 K			
Ed Bouchee, L OBP: 0.341, SLG: 0.381 (1, 3)	0-3 K		1-3 K		3-3 K		3-3 K		
Wally Post, R OBP: 0.348, SLG: 0.473 (1, 9)	1-1 FC5-4			2-1 F8		0-1 F8	0-0 F7		
Harry Anderson, L OBP: 0.372, SLG: 0.522 (1, 7)		1-1 F7		2-3 K		3-1 BB WP 2B	1-2 3B		
Willie Jones, R OBP: 0.352, SLG: 0.422 (1, 5)		1-2 F4		0-0 2B 1B		4-1 BB WP BB	1-2 F6		
Chico Fernandez, R OBP: 0.277, SLG: 0.316 (1, 6)		3-1 F9		2-1 WP 1-H 2B		4-0 WP 1B BB	0-3 K		
Jim Hegan, R OBP: 0.261, SLG: 0.271 Bob Bowman, R OBP: 0.332, SLG: 0.506 Stan Lopata, R OBP: 0.396, SLG: 0.406 (1, 2) (6, PH) (7, 2)			2-2 F8		1-3 K	4-2 1B BB	3-3 K		
Ray Semproch, R OBP: 0.096, SLG: 0.110 Jack Sanford, R OBP: 0.220, SLG: 0.250 Dave Philley, S OBP: 0.350, SLG: 0.420 Jack Meyer, R OBP: 0.294, SLG: 0.294 (1, 1) (3, 1) (6, PH) (7, 1)			1-3 K		1-1 2B	1-0 1-2 3-H 1B	3-2 2-3		

Inning Stats	R: 0	H: 0	E: 0	K: 1	S: 7	R: 0	H: 0	E: 0	K: 0	S: 7	R: 0	H: 1	E: 0	K: 3	S: 15	R: 1	H: 2	E: 0	K: 2	S: 13	R: 0	H: 1	E: 0	K: 2	S: 12	R: 3	H: 2	E: 0	K: 1	S: 19	R: 0	H: 1	E: 0	K: 1	S: 12	R: 0	H: 0	E: 0	K: 2	S: 9
	LOB: 1	BB: 1	LOB: 0	BB: 0	P: 13	LOB: 0	BB: 0	LOB: 0	BB: 0	P: 12	LOB: 2	BB: 0	LOB: 1	BB: 0	P: 20	LOB: 1	BB: 0	LOB: 1	BB: 0	P: 20	LOB: 2	BB: 3	LOB: 2	BB: 0	P: 19	LOB: 2	BB: 3	LOB: 2	BB: 3	P: 39	LOB: 1	BB: 0	P: 17	LOB: 0	BB: 0	P: 15	LOB: 0	BB: 0	P: 15	

PITCHER	IP	WLS	BF	H	R	ER	SO	BB	IBB	HBP	BLK	WP	HR	S	P	ERA	WHIP
Sandy Koufax, L ERA: 4.76 (1, 1)	5.1	L	26	5	4	4	8	4	0	0	0	3	0	61	106	6.75	1.688
Johnny Klippstein, R ERA: 4.08 (6, 1)	2.2		10	2	0	0	4	0	0	0	0	0	0	33	49	0.00	0.750

BOTTOM

Los Angeles Dodgers @ Philadelphia Phillies
 Connie Mack Stadium, Philadelphia, PA
 Tue Sep 09 1958, 7:05 PM EDT
 Att. 8,359 - Unknown

AB	32
R	4
H	7
RBI	2
BB	4
SO	12
LOB	13



1B	2B	3B	HR	SF	SAC	DP	HBP	WP	HR	S	P	ERA	WHIP
3	3	1	0	0	0	0	0	4	0	0	0	6.75	1.688

Batter	1	2	3	4	5	6	7	8	9	10	AB R H RBI BB SO LOB	TOP										
Jim Gilliam, S <small>(1, 7) OBP: 0.347, SLG: 0.347</small> <small>(9, 5)</small>	1-2 F5		1-0 FC1-5 <small>G5-4-3</small>		2-2 L7			0-0 F9			4 0 0 0 0 0 4											
Don Zimmer, R <small>(1, 6) OBP: 0.330, SLG: 0.466</small>	0-1 HR		0-1 G5-4-3 <small>1-2f</small>			0-0 5-3			0-0 F3		4 1 1 1 0 0 2											
Charlie Neal, R <small>(1, 4) OBP: 0.346, SLG: 0.476</small>	0-1 3-1			3-2 F9		2-1 6-3			3-1 F3		4 0 0 0 0 0 0											
Gil Hodges, R <small>(1, 9) OBP: 0.315, SLG: 0.433</small> <small>(6, 5)</small> <small>(9, 3)</small>	0-0 F9			2-3 K		1-0 1-3			3-2 E4 <small>WP</small> 1B		4 1 1 0 0 1 0											
Steve Bilko, R <small>(1, 3) OBP: 0.318, SLG: 0.500</small> Elmer Valo, L <small>(9, PH) OBP: 0.303, SLG: 0.304</small> <small>(9, 7)</small> Don Demeter, R <small>(10, 7) OBP: 0.182, SLG: 0.273</small>		0-3 K		2-1 5-3			1-3 K		2-2 1B <small>2-H</small>		3 0 0 0 0 2 0											
Gino Cimoli, R <small>(1, 8) OBP: 0.300, SLG: 0.387</small> Duke Snider, L <small>(7, PH) OBP: 0.351, SLG: 0.432</small> <small>(7, 8)</small>		0-2 1-3			1-2 5-3		3-2 F7		1-3 K		2 0 0 0 0 0 0											
Randy Jackson, R <small>(1, 5) OBP: 0.246, SLG: 0.281</small> Dick Gray, R <small>(5, 5) OBP: 0.327, SLG: 0.472</small> Carl Furillo, R <small>(6, 9) OBP: 0.326, SLG: 0.425</small>		2-1 6-3			1-0 F9		2-3 K		1-2 F7		2 0 0 0 0 0 0											
Joe Pignatano, R <small>(1, 2) OBP: 0.288, SLG: 0.391</small> John Roseboro, L <small>(8, PH) OBP: 0.344, SLG: 0.455</small> <small>(8, 2)</small>			2-1 FC1-5 <small>SH</small> 1B		4-1 1B BB		1-2 CS 1B		2-2 6-3		1 0 1 0 1 0 0											
Bob Giallombardo, L <small>(1, 1) OBP: 0.167, SLG: 0.167</small> Johnny Klippstein, R <small>(6, 1) OBP: 0.056, SLG: 0.056</small> Norm Larker, L <small>(8, PH) OBP: 0.408, SLG: 0.508</small> Fred Kipp, L <small>(8, 1) OBP: 0.261, SLG: 0.273</small> Clem Labine, R <small>(10, 1)</small>			0-0 SH FC1-5		0-0 1B		3-3 K		0-0 4-3		1 0 1 0 0 0 0											
Inning Stats	R: 1 E: 0 K: 0 S: 8	H: 1 LOB: 0 BB: 0 P: 9	R: 0 E: 0 K: 1 S: 8	H: 0 LOB: 0 BB: 0 P: 10	R: 0 E: 0 K: 0 S: 6	H: 1 LOB: 1 BB: 0 P: 9	R: 0 E: 0 K: 1 S: 8	H: 0 LOB: 0 BB: 0 P: 15	R: 0 E: 0 K: 0 S: 4	H: 0 LOB: 0 BB: 0 P: 7	R: 0 E: 0 K: 2 S: 11	H: 0 LOB: 0 BB: 0 P: 17	R: 0 E: 0 K: 1 S: 11	H: 1 LOB: 0 BB: 0 P: 15	R: 1 E: 1 K: 1 S: 14	H: 2 LOB: 1 BB: 0 P: 23	R: 0 E: 0 K: 0 S: 7	H: 0 LOB: 0 BB: 0 P: 10	1B: 5 2B: 0 3B: 0 HR: 1	SF: 0 SAC: 1 DP: 1 HBP: 0	WP: 1 PB: 0 SB: 0 CS: 1	PA: 36
PITCHER Curt Simmons, L <small>(1, 1) ERA: 4.66</small> Jim Hearn, R <small>(7, 1) ERA: 3.99</small>	IP: 6.0 WLS: 22 BF: 22 H: 3 R: 1 ER: 1 SO: 2	IP: 4.0 WLS: 14 BF: 3 H: 1 R: 0 ER: 0 SO: 4																				

Los Angeles Dodgers @ Philadelphia Phillies
 Connie Mack Stadium, Philadelphia, PA
 Tue Sep 09 1958, 3:33 AM EDT
 Att. 17,666 - Unknown

livebaseballscorecards.com

AB 34
R 2
H 6
RBI 2
BB 1
SO 6
LOB 8



BOTTOM

Los Angeles Dodgers @ Philadelphia Phillies
Connie Mack Stadium, Philadelphia, PA

Tue Sep 09 1958, 3:33 AM EDT
Att: 17,666 - Unknown

livebaseballscorecards.com

AB 29
R 6
H 6
RBI 4
BB 6
SO 5
LOB 14



WP: 0 PA: 40
PB: 0
SB: 0
CS: 0

AB R H RBI BB SO LOB

3 1 2 0 1 0 1

2 1 0 0 1 1 2

4 2 1 0 0 1 2

4 1 1 4 1 1 1

4 0 0 0 0 1 3

3 0 1 0 1 0 1

4 0 0 0 0 0 2

2 0 0 0 2 1 1

1 0 0 0 0 0 1
1 0 0 0 0 0 0
1 1 1 0 0 0 0

1B: 5 SF: 0
E: 0 LOB: 0 2B: 0 SAC: 5
K: 0 BB: 1 3B: 0 DP: 2
S: 8 P: 11 HR: 1 HBP: 0

Batter	1	2	3	4	5	6	7	8	9	10
Richie Ashburn, L (1, 8) OBP: 0.428, SLG: 0.425	G4-6-3 BB		F8			SH SH 1B		SH1-4 1B		SH5-4 1-2
Solly Hemus, L (1, 4) OBP: 0.395, SLG: 0.472	K		F8			SH SH FC1-2		SH1-4		1B HR IBB
Harry Anderson, L (1, 7) OBP: 0.384, SLG: 0.523	G4-6-3 1-2f			F7		SH E		K		HR 1B
Wally Post, R (1, 9) OBP: 0.365, SLG: 0.426		K		5-3		FC1-2		IBB		HR
Ed Bouchee, L (1, 3) OBP: 0.355, SLG: 0.352		1-3		4-1		K		F7		
Willie Jones, R (1, 5) OBP: 0.354, SLG: 0.434					F7	F2			G6-4-3 BB	
Chico Fernandez, R (1, 6) OBP: 0.259, SLG: 0.280		F7			F5		F8		B2	
Stan Lopata, R (1, 2) OBP: 0.394, SLG: 0.443			SH1-4 BB			BB	K	G6-4-3 1-2f		
Curt Simmons, L (1, 1) OBP: 0.234, SLG: 0.239			SH1-4			1-3				1B SH5-4 HR 1B
Jim Hearn, R (7, 1)							3-1			
Bob Bowman, R (10, PH) OBP: 0.321, SLG: 0.500										
Inning Stats	R: 0 H: 0 E: 0 LOB: 0 K: 1 BB: 1 S: 8 P: 14	R: 0 H: 1 E: 0 LOB: 1 K: 1 BB: 0 S: 8 P: 11	R: 0 H: 0 E: 0 LOB: 1 K: 0 BB: 1 S: 8 P: 16	R: 0 H: 0 E: 0 LOB: 0 K: 0 BB: 0 S: 6 P: 7	R: 0 H: 0 E: 0 LOB: 1 K: 0 BB: 1 S: 9 P: 17	R: 2 H: 1 E: 3 LOB: 1 K: 1 BB: 0 S: 11 P: 17	R: 0 H: 0 E: 0 LOB: 0 K: 1 BB: 0 S: 7 P: 10	R: 0 H: 1 E: 0 LOB: 2 K: 1 BB: 1 S: 10 P: 22	R: 0 H: 0 E: 0 LOB: 0 K: 0 BB: 1 S: 4 P: 10	R: 4 H: 3 E: 0 LOB: 0 K: 0 BB: 1 S: 5 P: 11

PITCHER	IP	WLS	BF	H	R	ER	SO	BB	IBB	HBP	BLK	WP	HR	S	P	ERA	WHIP
Bob Gialombardo, L (1, 1) ERA: 3.76	5.2		23	2	2	0	3	3	0	0	0	0	0	48	79	0.00	0.882
Johnny Klippstein, R (6, 1) ERA: 5.13	1.1		4	0	0	0	1	0	0	0	0	0	0	9	13	0.00	0.000
Fred Kipp, L (8, 1) ERA: 4.86	2.1	L	12	3	3	3	1	1	2	0	0	0	0	18	41	11.57	1.714
Clem Labine, R (10, 1) ERA: 4.66	0.0		1	1	1	1	0	0	0	0	0	0	1	2	∞	∞	

Batter	1	2	3	4	5	6	7	8	9	AB	R	H	RBI	BB	SO	LOB
Richie Ashburn, L (1, 8) OBP: 0.428, SLG: 0.424	1-2 L5		1-2 L5				1-2 1B			4	0	2	0	0	0	1
Ted Kazanski, R (1, 4) OBP: 0.302, SLG: 0.323	2-2 F7			1-2 6-3	1-0 5-3					4	0	0	0	0	0	4
Ed Bouchee, L (1, 3) OBP: 0.348, SLG: 0.397	3-3 K			3-1 SF8		1-1 1B				4	1	2	0	0	2	2
Wally Post, R (1, 9) OBP: 0.348, SLG: 0.467			1-2 F8	2-0 E1		4-0 1B		0-0 WP		3	1	2	0	1	0	0
Harry Anderson, L (1, 7) OBP: 0.372, SLG: 0.524		0-3 K		0-0 SF8		0-0 1B		2-2 F9		3	0	1	1	0	1	1
Pancho Herrera, R (1, 5)		2-3 K		3-H 0-0 F8		1-3 1B		2-1 WP		3	1	0	0	0	2	3
Chico Fernandez, R (1, 6) OBP: 0.276, SLG: 0.315			2-2 SH3-4		2-3 K			1-2 S		4	1	2	2	0	1	2
Jimmie Coker, R (1, 2) OBP: 0.333, SLG: 0.333			0-1 F8		2-2 1B			2-1 1B		3	0	1	0	0	0	1
Dave Philley, S (8, PH) OBP: 0.353, SLG: 0.423								1-H		1	0	1	1	0	0	0
Jim Hegan, R (9, 2) OBP: 0.261, SLG: 0.271								2-H		0	0	0	0	0	0	0
Bob Conley, R (1, 1)			0-0 SH3-4		0-3 K			1-1 5-3		1	0	0	0	0	1	1
Bob Bowman, R (7, PH) OBP: 0.335, SLG: 0.509										1	0	1	0	0	0	0
Turk Farrell, R (8, 1) OBP: 0.240, SLG: 0.208			1-2							1	0	0	0	0	0	0

Inning Stats	R: 0	H: 0	E: 0	K: 1	S: 11	R: 0	H: 0	E: 0	K: 2	S: 9	R: 0	H: 1	E: 0	K: 0	S: 10	R: 1	H: 2	E: 1	K: 0	S: 8	R: 0	H: 2	E: 0	K: 2	S: 13	R: 0	H: 2	E: 0	K: 1	S: 9	R: 0	H: 2	E: 0	K: 1	S: 13	R: 3	H: 3	E: 0	K: 0	S: 12										
PITCHER	IP	WLS	BF	H	R	ER	SO	BB	IBB	HBP	BLK	WP	HR	S	P	ERA	WHIP													PITCHER	IP	WLS	BF	H	R	ER	SO	BB	IBB	HBP	BLK	WP	HR	S	P	ERA	WHIP			
Johnny Podres, L (1, 1) ERA: 3.78	7.1	L	34	11	4	3	7	1	0	1	0	2	0	81	124	3.68	1.636																																	
Clem Labine, R (8, 1) ERA: 4.02	0.2		2	1	0	0	0	0	0	0	0	0	0	4	7	0.00	1.500																																	


Los Angeles Dodgers @ Philadelphia Phillies
Connie Mack Stadium, Philadelphia, PA

Thu Sep 11 1958, 7:05 PM EDT
 Att. 4,382 - Unknown

AB	32
R	4
H	12
RBI	4
BB	1
SO	7
LOB	15

livebaseballscorecards.com

1B: 10	SF: 1	WP: 2	PA: 36
2B: 2	SAC: 1	PB: 0	
3B: 0	DP: 0	SB: 1	
HR: 0	HBP: 1	CS: 0	



Batter	1	2	3	4	5	6	7	8	9	AB R H RBI BB SO LOB	TOP
Jim Davenport, R (1, 5) OBP: 0.318, SLG: 0.403	0-0 1B 2B		0-3 K			0-0 HR	0-0 FC6-4		0-0 1B BB	5 3 3 1 0 1 3	
Daryl Spencer, R (1, 4) OBP: 0.353, SLG: 0.423	0-0 1B		0-0 5-3			0-0 6-3		0-3 K	4-0 1B BB	4 0 1 1 1 1 0	
Willie Mays, R (1, 8) OBP: 0.405, SLG: 0.572	0-0 F2					0-0 5-3		0-0 F9 2B	0-0 1B	5 0 3 2 0 0 0	
Leon Wagner, L (1, 7) OBP: 0.363, SLG: 0.532 Willie Kirkland, L (6, 9) OBP: 0.326, SLG: 0.434	0-3 K					0-3 K		0-0 F9 2-3	0-0 F3	2 0 0 0 0 2 1 3 0 0 0 0 1 3	
Orlando Cepeda, R (1, 3) OBP: 0.342, SLG: 0.520						0-0 G1-4-3		0-0 1-3		3 0 0 0 1 0 1	
Jackie Brandt, R (1, 9) OBP: 0.275, SLG: 0.234						0-0 5-3		4-0 2B BB	0-0 6-3	3 1 1 0 1 0 2	
Andre Rodgers, R (1, 6) OBP: 0.231, SLG: 0.308						0-0 F8		0-0 1B 2B	0-3 K	4 0 1 1 0 2 1	
Bob Schmidt, R (1, 2) OBP: 0.302, SLG: 0.423						0-3 K		4-0 1B IBB	0-3 K	3 0 0 0 1 3 1	
Ruben Gomez, R (1, 1) OBP: 0.209, SLG: 0.258 Al Worthington, R (8, 1) OBP: 0.208, SLG: 0.205						0-3 K		0-0 F4	0-0 FC6-4 1B	3 0 1 0 0 1 0 1 1 1 0 0 0 0	
Inning Stats	R: 1 H: 2 E: 0 LOB: 0 K: 1 BB: 0 S: 6 P: 6	R: 0 H: 1 E: 0 LOB: 1 K: 2 BB: 0 S: 8 P: 8	R: 0 H: 0 E: 0 LOB: 0 K: 2 BB: 0 S: 7 P: 7	R: 0 H: 1 E: 0 LOB: 0 K: 1 BB: 0 S: 5 P: 5	R: 0 H: 0 E: 0 LOB: 0 K: 1 BB: 0 S: 5 P: 5	R: 1 H: 1 E: 0 LOB: 0 K: 0 BB: 0 S: 4 P: 4	R: 1 H: 2 E: 0 LOB: 3 K: 1 BB: 2 S: 7 P: 15	R: 0 H: 1 E: 0 LOB: 2 K: 1 BB: 1 S: 6 P: 10	R: 2 H: 3 E: 0 LOB: 2 K: 2 BB: 1 S: 10 P: 14	1B: 7 SF: 0 2B: 3 SAC: 0 3B: 0 DP: 1 HR: 1 HBP: 0	WP: 0 PA: 40 PB: 0 SB: 1 CS: 0
PITCHER Don Cardwell, R (1, 1) ERA: 4.66 Jack Meyer, R (9, 1) ERA: 4.02	IP WLS BF H R ER SO BB IBB HBP BLK WP HR S P ERA WHIP										
	8.0 L 33 8 3 3 9 1 2 0 0 0 1 48 60 3.38 1.125										
	1.0 7 3 2 2 2 1 0 0 0 0 0 10 14 18.00 4.000										

San Francisco Giants @ Philadelphia Phillies
 Connie Mack Stadium, Philadelphia, PA
 Fri Sep 12 1958, 7:05 PM EDT
 Unknown

livebaseballscorecards.com

AB	36
R	5
H	11
RBI	5
BB	4
SO	11
LOB	12



Batter	1	2	3	4	5	6	7	8	9	AB	R	H	RBI	BB	SO	LOB
--------	---	---	---	---	---	---	---	---	---	----	---	---	-----	----	----	-----

Richie Ashburn, L <small>(1, 8) OBP: 0.429, SLG: 0.427</small>	0-0 		0-0 		0-0 			0-0 	0-0 	5	1	3	0	0	0	0
Ted Kazanski, R <small>(1, 4) OBP: 0.299, SLG: 0.320</small> Dave Philley, S <small>(8, PH) OBP: 0.356, SLG: 0.426</small> Curt Simmons, L <small>(8, PR) OBP: 0.217, SLG: 0.220</small> Bobby Young, L <small>(9, 4) OBP: 0.172, SLG: 0.250</small>	0-0 		0-0 			0-0 		0-0 	0-0 	3	0	0	0	0	0	1
Ed Bouchee, L <small>(1, 3) OBP: 0.353, SLG: 0.396</small>	4-0 		4-0 			0-0 		4-0 		1	0	0	0	3	0	0
Wally Post, R <small>(1, 9) OBP: 0.347, SLG: 0.463</small>	4-0 		0-0 			0-3 		0-3 		3	0	0	0	1	2	4
Harry Anderson, L <small>(1, 7) OBP: 0.371, SLG: 0.524</small>	0-3 			0-0 			0-0 	0-3 		4	0	1	0	0	2	5
Pancho Herrera, R <small>(1, 5) OBP: 0.297, SLG: 0.485</small> Rip Repulski, R <small>(8, PH) OBP: 0.297, SLG: 0.485</small> Willie Jones, R <small>(9, 5) OBP: 0.351, SLG: 0.422</small>	0-3 			0-0 			0-0 	0-3 		3	0	0	0	0	1	3
Chico Fernandez, R <small>(1, 6) OBP: 0.274, SLG: 0.312</small>		0-0 		0-0 			0-0 		0-0 	4	0	0	0	0	0	1
Jim Hegan, R <small>(1, 2) OBP: 0.258, SLG: 0.267</small> Solly Hemus, L <small>(7, PH) OBP: 0.394, SLG: 0.424</small> Stan Lopata, R <small>(8, 2) OBP: 0.395, SLG: 0.404</small>		0-3 		0-3 		0-3 		0-0 	0-3 	2	0	0	0	0	2	0
Don Cardwell, R <small>(1, 1) OBP: 0.182, SLG: 0.212</small> Bob Bowman, R <small>(8, PH) OBP: 0.339, SLG: 0.511</small> Jack Meyer, R <small>(9, 1) OBP: 0.294, SLG: 0.294</small> Carl Sawatski, L <small>(9, PH) OBP: 0.302, SLG: 0.341</small>		0-0 		0-3 		0-3 		0-0 	0-0 	2	0	0	0	0	1	0

Inning Stats	R: 1	H: 1	E: 0	K: 2	S: 8	H: 1	LOB: 2	BB: 2	P: 16	R: 0	H: 0	E: 0	K: 1	S: 5	H: 0	LOB: 0	BB: 0	P: 5	R: 0	H: 0	E: 0	K: 0	S: 3	H: 0	LOB: 1	BB: 1	P: 7	R: 0	H: 0	E: 0	K: 0	S: 3	R: 0	H: 0	E: 0	K: 2	S: 7	H: 0	LOB: 0	BB: 0	P: 7	R: 0	H: 1	E: 0	K: 0	S: 4	H: 1	LOB: 1	BB: 0	P: 4	R: 1	H: 3	E: 0	K: 3	S: 12	H: 3	LOB: 3	BB: 1	P: 16	R: 0	H: 2	E: 0	K: 1	S: 7	H: 2	LOB: 2	BB: 0	P: 7	1B: 5	2B: 2	3B: 0	HR: 0	SF: 0	SAC: 0	DP: 0	HBP: 0	WP: 1	PA: 38
--------------	------	------	------	------	------	------	--------	-------	-------	------	------	------	------	------	------	--------	-------	------	------	------	------	------	------	------	--------	-------	------	------	------	------	------	------	------	------	------	------	------	------	--------	-------	------	------	------	------	------	------	------	--------	-------	------	------	------	------	------	-------	------	--------	-------	-------	------	------	------	------	------	------	--------	-------	------	-------	-------	-------	-------	-------	--------	-------	--------	-------	--------

PITCHER	IP	WLS	BF	H	R	ER	SO	BB	IBB	HBP	BLK	WP	HR	S	P	ERA	WHIP
Ruben Gomez, R <small>(1, 1) ERA: 4.51</small>	7.0	W	29	5	2	2	6	3	0	0	0	1	0	38	50	2.57	1.143
Al Worthington, R <small>(8, 1) ERA: 3.67</small>	2.0	S	9	2	0	0	4	1	0	0	0	0	0	16	20	0.00	1.500

BOTTOM

San Francisco Giants @ Philadelphia Phillies
 Connie Mack Stadium, Philadelphia, PA
 Fri Sep 12 1958, 7:05 PM EDT
 Unknown

AB	34
R	2
H	7
RBI	1
BB	4
SO	10
LOB	20



PITCHER	IP	WLS	BF	H	R	ER	SO	BB	IBB	HBP	BLK	WP	HR	S	P	ERA	WHIP
---------	----	-----	----	---	---	----	----	----	-----	-----	-----	----	----	---	---	-----	------

Batter	1	2	3	4	5	6	7	8	9	AB R H RBI BB SO LOB	TOP											
Jim Davenport, R (1, 5) <small>OBP: 0.325, SLG: 0.419</small>										5 4 4 3 0 0 0												
Daryl Spencer, R (1, 4) <small>OBP: 0.351, SLG: 0.419</small>										5 2 0 0 0 1 3												
Willie Mays, R (1, 8) <small>OBP: 0.409, SLG: 0.573</small>										4 4 3 2 2 0 0												
Leon Wagner, L (1, 7) Felipe Alou, R (6, 7) <small>OBP: 0.299, SLG: 0.367</small>										3 3 2 2 1 0 2 1 1 0 0 1 1 1												
Orlando Cepeda, R (1, 3) <small>OBP: 0.344, SLG: 0.522</small>										6 1 3 5 0 0 3												
Willie Kirkland, L (1, 9) <small>OBP: 0.324, SLG: 0.434</small>										5 1 1 2 0 1 3												
Andre Rodgers, R (1, 6) <small>OBP: 0.263, SLG: 0.353</small>										4 2 1 2 1 0 1												
Bob Schmidt, R (1, 2) <small>OBP: 0.306, SLG: 0.425</small>										5 1 3 3 0 2 1												
Johnny Antonelli, L (1, 1) <small>OBP: 0.235, SLG: 0.304</small>										5 0 0 0 0 1 4												
Inning Stats	R: 8 E: 1 K: 0 S: 9	H: 5 LOB: 0 BB: 2 P: 17	R: 2 E: 0 K: 1 S: 6	H: 1 LOB: 1 BB: 2 P: 14	R: 0 E: 0 K: 0 S: 3	H: 0 LOB: 0 BB: 0 P: 3	R: 0 E: 0 K: 0 S: 4	H: 1 LOB: 1 BB: 0 P: 4	R: 0 E: 0 K: 1 S: 5	H: 0 LOB: 0 BB: 0 P: 5	R: 5 E: 0 K: 2 S: 10	H: 5 LOB: 1 BB: 0 P: 11	R: 1 E: 0 K: 2 S: 9	H: 2 LOB: 1 BB: 0 P: 9	R: 0 E: 0 K: 0 S: 4	H: 1 LOB: 1 BB: 0 P: 4	R: 3 E: 0 K: 1 S: 7	H: 2 LOB: 1 BB: 1 P: 12	1B: 11 2B: 5 3B: 0 HR: 1	SF: 2 SAC: 0 DP: 0 HBP: 2	WP: 0 PB: 2 SB: 0 CS: 0	PA: 52
PITCHER	IP WLS BF H R ER SO BB IBB HBP BLK WP HR S P ERA WHIP												PITCHER	IP WLS BF H R ER SO BB IBB HBP BLK WP HR S P ERA WHIP								
Ray Semproch, R (1, 1) <small>ERA: 3.75</small>	0.1 L 6 3 5 4 0 1 0 0 0 0 0 0 5 9 108.00 12.000																					
Jim Hearn, R (1, 1) <small>ERA: 3.97</small>	0.2 5 2 3 0 0 1 0 0 0 0 0 0 4 8 0.00 4.500																					
Hank Mason, R (2, 1) <small>ERA: 10.8</small>	5.0 25 7 7 6 3 2 0 1 0 0 0 0 28 37 10.80 1.800																					
John Anderson, R (7, 1) <small>ERA: 7.88</small>	3.0 16 5 4 4 3 1 0 1 0 0 0 0 20 25 12.00 2.000																					

San Francisco Giants @ Philadelphia Phillies
 Connie Mack Stadium, Philadelphia, PA

livebaseballscorecards.com

AB	43
R	19
H	17
RBI	19
BB	5
SO	6
LOB	18



Fri Sep 12 1958, 7:05 PM EDT
 Att: 16,560 - Unknown

Batter	1	2	3	4	5	6	7	8	9	AB R H RBI BB SO LOB	TOP											
Jim Davenport, R (1, 5) OBP: 0.329, SLG: 0.424	0-0 G5-4-3 1B		0-0 L5 3-H			0-0 2B		0-0 1-2 2B 1B	0-3 K	5 1 3 0 0 1 3												
Daryl Spencer, R (1, 4) OBP: 0.352, SLG: 0.419	0-0 F6			0-0 1B		0-0 5-3		0-0 1-2 2-H 2B 1B		4 1 2 1 0 0 2												
Willie Mays, R (1, 8) OBP: 0.408, SLG: 0.572	0-0 G5-4-3 1-2f			0-0 F9		0-0 F9		0-0 1-H 2-H HR 2B		4 1 1 2 0 0 3												
Hank Sauer, R (1, 7) OBP: 0.347, SLG: 0.439		0-0 F5		0-0 F7		0-0 G5-4-3 1B		0-0 2-H HR		3 0 1 0 0 0 1												
Bob Speake, L (7, PR) OBP: 0.329, SLG: 0.386										0 0 0 0 0 0 0												
Willie Kirkland, L (7, 9) OBP: 0.326, SLG: 0.443										1 1 1 2 0 0 0												
Orlando Cepeda, R (1, 3) OBP: 0.342, SLG: 0.518		0-0 6-3		0-0 F9		0-0 G5-4-3 1-2f		0-3 K		4 0 0 0 0 1 2												
Andre Rodgers, R (1, 6) OBP: 0.261, SLG: 0.476		0-3 K			0-0 F7		0-0 1-3		0-0 HR	4 1 1 1 0 1 1												
Felipe Alou, R (1, 9) OBP: 0.298, SLG: 0.365			0-0 5-3		0-0 F6			0-0 G6-4-3 1B	0-3 K	4 0 1 0 0 1 0												
Bob Schmidt, R (1, 2) OBP: 0.305, SLG: 0.423			0-0 1B L5 1B		0-3 K			0-0 G6-4-3 1-2f	0-3 K	4 0 1 0 0 2 1												
Mike McCormick, L (1, 1) OBP: 0.263, SLG: 0.241			0-0 1B			0-3 K		4-0 1B BB	0-0 E6	2 0 1 0 0 1 0												
Gordon Jones, R (6, 1)										0 0 0 0 0 0 0												
Jackie Brandt, R (8, PH) OBP: 0.288, SLG: 0.234										0 1 0 0 1 0 0												
Al Worthington, R (8, 1) OBP: 0.208, SLG: 0.205			1-3 1B							0 0 0 0 0 0 0												
Don Johnson, R (8, 1)										1 0 0 0 0 0 0												
Inning Stats	R: 0 E: 0 K: 0 S: 3	H: 1 LOB: 0 BB: 0 P: 3	R: 0 E: 0 K: 1 S: 5	H: 0 LOB: 0 BB: 0 P: 5	R: 0 E: 0 K: 0 S: 4	H: 2 LOB: 1 BB: 0 P: 4	R: 0 E: 0 K: 0 S: 4	H: 1 LOB: 1 BB: 0 P: 4	R: 0 E: 0 K: 1 S: 5	H: 0 LOB: 0 BB: 0 P: 5	R: 0 E: 0 K: 1 S: 6	H: 1 LOB: 1 BB: 0 P: 6	R: 0 E: 0 K: 0 S: 3	H: 1 LOB: 1 BB: 0 P: 3	R: 5 E: 0 K: 1 S: 9	H: 5 LOB: 0 BB: 1 P: 13	R: 1 E: 1 K: 3 S: 11	H: 1 LOB: 1 BB: 0 P: 11	1B: 8 2B: 3 3B: 0 HR: 2	SF: 0 SAC: 0 DP: 4 HBP: 0	WP: 0 PB: 0 SB: 0 CS: 0	PA: 37
PITCHER	IP WLS BF H R ER SO BB IBB HBP BLK WP HR S P ERA WHIP												PITCHER	IP WLS BF H R ER SO BB IBB HBP BLK WP HR S P ERA WHIP								
Seth Morehead, L (1, 1) ERA: 6.51	7.2 L 30 10 4 4 3 1 0 0 0 0 0 0 35 39 4.70 1.435																					
Turk Farrell, R (8, 1) ERA: 3.65	0.1 2 1 1 1 1 0 0 0 0 0 0 1 4 4 27.00 3.000																					
Don Erickson, R (9, 1) ERA: 3.38	1.0 5 1 1 1 3 0 0 0 0 0 0 1 11 11 9.00 1.000																					

San Francisco Giants @ Philadelphia Phillies
 Connie Mack Stadium, Philadelphia, PA
 Sat Sep 13 1958, 3:33 AM EDT
 Att. 6,502 - Unknown

livebaseballscorecards.com

AB	36
R	6
H	12
RBI	6
BB	1
SO	7
LOB	13



Batter	1	2	3	4	5	6	7	8	9	AB	R	H	RBI	BB	SO	LOB
Richie Ashburn, L (1, 8) OBP: 0.431, SLG: 0.432	0-0 6-3		0-0 F4		0-0 1B	0-0 F9-2		0-0 WP 1B 2-3 1B		5	0	2	0	0	0	3
Ted Kazanski, R (1, 4) OBP: 0.291, SLG: 0.310 Dave Philley, S (8, PH) OBP: 0.359, SLG: 0.429 Don Erickson, R (9, 1)	0-0 6-3		0-0 4-3		0-0 F3		0-0 6-3	0-0 WP 1B 1-2 1B 3-H		4	0	0	0	0	0	2
Ed Bouchee, L (1, 3) OBP: 0.347, SLG: 0.390	0-0 F6		0-0 F5		0-0 F2		0-0 F7	0-0 F6		5	0	0	0	0	0	4
Wally Post, R (1, 9) OBP: 0.341, SLG: 0.453		0-0 F8		0-0 F8	0-0 F7		4-0 1B 1B BB	0-3 K 1-2 2-3		4	1	0	0	1	1	4
Harry Anderson, L (1, 7) OBP: 0.376, SLG: 0.539		0-0 2B SF8 1B		0-0 1B 1B		0-0 1B 1B	0-0 1B 1B		0-0 HR	5	3	5	1	0	0	0
Pancho Herrera, R (1, 5) OBP: 0.231, SLG: 0.208		0-0 SF8 1-3 2B		0-0 F8		0-0 SH 1B 1-2 F9-2 1B	0-0 1-2 1B 3-H		0-0 5-3	5	0	3	1	0	0	1
Chico Fernandez, R (1, 6) OBP: 0.277, SLG: 0.314		0-0 SF8 2-3 3-H		0-0 1B 1-2		0-0 SH 1B 1-2 2-H	0-0 6-3		0-0 4-3	4	0	2	2	0	0	2
Stan Lopata, R (1, 2) OBP: 0.395, SLG: 0.402		4-0 IBB		0-0 F9		0-0 F2		0-0 1B 5-3 1B		4	1	1	0	1	1	4
Seth Morehead, L (1, 1) OBP: 0.222, SLG: 0.125 Turk Farrell, R (8, 1) OBP: 0.240, SLG: 0.208 Solly Hemus, L (8, PH) OBP: 0.393, SLG: 0.422		0-3 K			4-0 1B BB	0-0 SH 1-2 2-3		0-0 5-3 1-2		1	0	0	0	1	1	2
										0	0	0	0	0	0	0
										1	0	0	0	0	0	1

Inning Stats	R: 0	H: 0	E: 0	K: 0	S: 3	H: 0	LOB: 0	BB: 0	P: 3	R: 1	H: 2	E: 0	K: 1	S: 7	H: 2	LOB: 2	BB: 1	P: 11	R: 0	H: 0	E: 0	K: 0	S: 3	R: 0	H: 2	E: 0	K: 0	S: 5	H: 2	LOB: 2	BB: 0	P: 5	R: 0	H: 1	E: 0	K: 0	S: 4	H: 3	LOB: 2	BB: 0	P: 6	R: 1	H: 2	E: 0	K: 0	S: 5	H: 2	LOB: 2	BB: 1	P: 9	R: 1	H: 3	E: 0	K: 1	S: 8	H: 3	LOB: 2	BB: 0	P: 8	R: 1	H: 1	E: 0	K: 1	S: 6	H: 1	LOB: 0	BB: 0	P: 6	1B: 12	SF: 1	2B: 2	SAC: 1	3B: 0	DP: 1	HR: 1	HBP: 0	WP: 1	PA: 44
--------------	------	------	------	------	------	------	--------	-------	------	------	------	------	------	------	------	--------	-------	-------	------	------	------	------	------	------	------	------	------	------	------	--------	-------	------	------	------	------	------	------	------	--------	-------	------	------	------	------	------	------	------	--------	-------	------	------	------	------	------	------	------	--------	-------	------	------	------	------	------	------	------	--------	-------	------	--------	-------	-------	--------	-------	-------	-------	--------	-------	--------

PITCHER	IP	WLS	BF	H	R	ER	SO	BB	IBB	HBP	BLK	WP	HR	S	P	ERA	WHIP
Mike McCormick, L (1, 1) ERA: 4.52	5.0		25	8	2	2	1	1	1	0	0	0	0	25	33	3.60	1.800
Gordon Jones, R (6, 1) ERA: 2.54	2.0	W	9	2	1	1	0	1	0	0	0	0	0	8	12	4.50	1.500
Al Worthington, R (8, 1) ERA: 3.72	0.1		4	3	1	1	0	0	0	0	0	0	0	4	4	27.00	9.000
Don Johnson, R (8, 1) ERA: 6.04	1.2	S	6	1	1	1	2	0	0	0	0	1	1	10	10	5.40	0.600

BOTTOM

San Francisco Giants @ Philadelphia Phillies
 Connie Mack Stadium, Philadelphia, PA

Sat Sep 13 1958, 3:33 AM EDT
 Att. 6,502 - Unknown

livebaseballscorecards.com

AB	39
R	5
H	14
RBI	5
BB	3
SO	3
LOB	23



Batter	1	2	3	4	5	6	7	8	9	AB R H RBI BB SO LOB	TOP		
Don Blasingame, L (1, 4) OBP: 0.347, SLG: 0.360	0-0 1B 2B 1B		0-0 6-3		0-0 F8		0-0 1B HR 1B	0-0 L9		5 2 2 0 0 0 1			
Irv Noren, L (1, 7) OBP: 0.314, SLG: 0.340	0-0 2B 1-2 1B		0-0 HR		0-0 P5		0-0 1-3 HR 1B	0-0 F5		5 2 3 1 0 0 0			
Joe Cunningham, L (1, 3) OBP: 0.459, SLG: 0.510	0-0 F5		0-0 4-3		4-0 BB BB BB		0-0 1-H 3-H HR	0-0 HR		4 2 2 4 1 0 2			
Ken Boyer, R (1, 5) OBP: 0.362, SLG: 0.504	0-0 L4-6 1-3 2-H 2B		0-0 2B		0-0 L7		0-3 K	0-0 3B		5 0 3 1 0 1 1			
Wally Moon, L (1, 9) OBP: 0.340, SLG: 0.371	4-0 BB		0-0 3-1			0-0 F8	4-0 S BB	0-3 K		3 0 0 0 2 1 2			
Gene Green, R (1, 2) OBP: 0.339, SLG: 0.418	0-0 L4-6 2-3			0-0 P4		0-3 K	0-3 1-2 K	0-0 6-3		5 0 0 0 0 2 5			
Bobby Gene Smith, R (1, 8) OBP: 0.318, SLG: 0.286		0-0 1-3 1B		0-0 4-3		0-0 FC4 1B		0-0 6-3		4 0 2 0 0 0 0			
Eddie Kasko, R (1, 6) OBP: 0.266, SLG: 0.281		0-0 1-3		0-0 1-2 1B		0-0 FC4 1-2f		0-0 6-3		4 0 1 0 0 0 2			
Sam Jones, R (1, 1) OBP: 0.126, SLG: 0.107		0-3 K		0-3 K			0-0 L7	4-0 BB		3 0 0 0 1 2 1			
Chuck Stobbs, L (9, 1) OBP: 0.118, SLG: 0.063										0 0 0 0 0 0 0			
Jim Brosnan, R (9, 1) OBP: 0.135, SLG: 0.143										0 0 0 0 0 0 0			
Inning Stats	R: 1 H: 3 E: 0 LOB: 2 K: 0 BB: 1 S: 5 P: 9	R: 0 H: 1 E: 0 LOB: 0 K: 1 BB: 0 S: 5 P: 5	R: 1 H: 2 E: 0 LOB: 1 K: 0 BB: 0 S: 5 P: 5	R: 0 H: 1 E: 0 LOB: 1 K: 1 BB: 0 S: 6 P: 6	R: 0 H: 0 E: 0 LOB: 1 K: 0 BB: 1 S: 3 P: 7	R: 0 H: 1 E: 0 LOB: 1 K: 1 BB: 0 S: 6 P: 6	R: 3 H: 3 E: 0 LOB: 1 K: 2 BB: 1 S: 10 P: 14	R: 0 H: 0 E: 0 LOB: 1 K: 0 BB: 1 S: 3 P: 7	R: 1 H: 2 E: 0 LOB: 1 K: 1 BB: 0 S: 7 P: 7	1B: 7 SF: 0 2B: 3 SAC: 0 3B: 1 DP: 1 HR: 3 HBP: 0	WP: 0 PA: 42 PB: 0 SB: 1 CS: 0		
PITCHER	IP WLS BF H R ER SO BB IBB HBP BLK WP HR S P ERA WHIP											PITCHER	IP WLS BF H R ER SO BB IBB HBP BLK WP HR S P ERA WHIP
Jack Sanford, R (1, 1) ERA: 4.7	7.0 L 33 11 5 5 5 3 0 0 0 0 0 2 40 52 6.43 2.000												
Don Erickson, R (8, 1) ERA: 3.6	2.0 9 2 1 1 1 1 0 0 0 0 0 1 10 14 4.50 1.500												

St. Louis Cardinals @ Philadelphia Phillies
 Connie Mack Stadium, Philadelphia, PA

Sun Sep 14 1958, 3:33 AM EDT
 Att. 7,802 - Unknown

livebaseballscorecards.com

AB 38
 R 6
 H 13
 RBI 6
 BB 4
 SO 6
 LOB 14



Batter	1	2	3	4	5	6	7	8	9	AB	R	H	RBI	BB	SO	LOB
Richie Ashburn, L (1, 8) OBP: 0.432, SLG: 0.433	0-0 F5		0-0 F9						0-0 4-3 BB	5	0	3	1	0	0	1
Ted Kazanski, R (1, 4) OBP: 0.290, SLG: 0.307 Willie Jones, R (9, PH) OBP: 0.351, SLG: 0.420 Curt Simmons, L (9, PR) OBP: 0.217, SLG: 0.220	0-3 K			0-0 F7	4-0 BB				4-0 4-3 BB	3	0	0	0	1	2	1
Ed Bouchee, L (1, 3) OBP: 0.344, SLG: 0.394	0-0 4-3			0-0 SF9	4-0 BB				0-0 4-3	5	1	1	1	0	1	6
Dave Philley, S (1, 9) OBP: 0.352, SLG: 0.423 Bob Bowman, R (9, PH) OBP: 0.337, SLG: 0.509		0-3 K		0-0 SF9				0-0 P6	0-0 P6	3	0	0	1	0	1	0
Harry Anderson, L (1, 7) OBP: 0.374, SLG: 0.535		0-0 F5		0-0 1-3				0-0 4-3	0-3 K	4	0	0	0	1	1	3
Pancho Herrera, R (1, 5) OBP: 0.333, SLG: 0.357		0-0 CS			0-0 SH1-3			0-0 4-3		4	1	4	0	0	0	0
Chico Fernandez, R (1, 6) OBP: 0.277, SLG: 0.313		0-0 CS	0-0 6-3		0-0 SH1-3			0-0 P6		2	0	0	0	1	0	2
Carl Sawatski, L (1, 2) OBP: 0.296, SLG: 0.333			0-0 G3		0-3 K			0-3 K		4	0	0	0	0	2	5
Jack Sanford, R (1, 1) OBP: 0.246, SLG: 0.250 Solly Hemus, L (7, PH) OBP: 0.392, SLG: 0.421 Don Erickson, R (8, 1) Rip Repulski, R (9, PH) OBP: 0.300, SLG: 0.485			4-0 BB		4-0 BB			0-0 6-3	4-0 BB	0	0	0	0	2	0	0

Inning Stats	R: 0	H: 0	E: 0	K: 1	S: 5	R: 0	H: 1	E: 0	K: 1	S: 5	R: 0	H: 0	E: 0	K: 0	S: 3	R: 1	H: 1	E: 0	K: 0	S: 4	R: 1	H: 2	E: 0	K: 1	S: 7	R: 0	H: 1	E: 0	K: 2	S: 8	R: 0	H: 1	E: 0	K: 1	S: 6	R: 1	H: 1	E: 0	K: 1	S: 6	R: 1	H: 1	E: 0	K: 1	S: 6	1B: 6	SF: 1	2B: 1	SAC: 1	3B: 1	DP: 0	HR: 0	HBP: 0	WP: 0	PA: 42
--------------	------	------	------	------	------	------	------	------	------	------	------	------	------	------	------	------	------	------	------	------	------	------	------	------	------	------	------	------	------	------	------	------	------	------	------	------	------	------	------	------	------	------	------	------	------	-------	-------	-------	--------	-------	-------	-------	--------	-------	--------

PITCHER	IP	WLS	BF	H	R	ER	SO	BB	IBB	HBP	BLK	WP	HR	S	P	ERA	WHIP
Sam Jones, R (1, 1) ERA: 2.77	8.0	W	38	8	3	3	6	7	0	0	0	0	0	43	71	3.38	1.875
Chuck Stobbs, L (9, 1) ERA: 5.16	0.1		1	0	0	0	0	0	0	0	0	0	0	1	1	0.00	0.000
Jim Brosnan, R (9, 1) ERA: 3.45	0.2	S	2	0	0	0	1	0	0	0	0	0	0	4	4	0.00	0.000

BOTTOM

St. Louis Cardinals @ Philadelphia Phillies
Connie Mack Stadium, Philadelphia, PA
 Sun Sep 14 1958, 3:33 AM EDT
 Att. 7,802 - Unknown

livebaseballscorecards.com

AB	32
R	3
H	8
RBI	3
BB	7
SO	7
LOB	21



Batter	1	2	3	4	5	6	7	8	9
Richie Ashburn, L (1, 8) OBP: 0.432, SLG: 0.437	0-0 1-3		0-0 E7 6-3 FC6-2-5 1B		0-0 6-3		0-0 SF8 3B	0-0 L9	
Chico Fernandez, R (1, 6) OBP: 0.277, SLG: 0.311	0-0 6-3		0-0 6-3		0-0 S 1B		0-0 F5	0-3 K	
Ed Bouchee, L (1, 3) OBP: 0.340, SLG: 0.390	0-0 5-3		0-0 FC6-2-5 1B		0-3 K		0-0 SF8		
Bob Bowman, R (1, 9) OBP: 0.351, SLG: 0.514		4-0 2B SF8 BB	0-0 1B		0-0 CS 1B		4-0 BB BB		
Harry Anderson, L (1, 7) OBP: 0.375, SLG: 0.536		0-0 2B	0-3 K		0-0 CS	0-0 P4	4-0 FC6-4 BB		
Pancho Herrera, R (1, 5) OBP: 0.353, SLG: 0.355		0-0 6-3		4-0 G6-4-3 BB		0-0 S 1B	0-0 FC6-4		
Ted Kazanski, R (1, 4) OBP: 0.293, SLG: 0.314		0-0 SF8		0-0 G6-4-3 1-2f		0-0 E S 1B		0-0 1B 2B	
Jim Hegan, R (1, 2) OBP: 0.268, SLG: 0.290		0-0 2B		0-0 2B		0-3 K		0-0 FC3-6 1B	
Robin Roberts, S (1, 1) OBP: 0.263, SLG: 0.283		0-0 F9		0-0 F8		0-0 F9		0-0 FC3-6	

Inning Stats	R: 0	H: 0	E: 0	K: 0	S: 3	R: 2	H: 2	E: 0	K: 0	S: 5	R: 0	H: 2	E: 1	K: 1	S: 7	R: 0	H: 1	E: 0	K: 0	S: 3	R: 1	H: 2	E: 0	K: 1	S: 6	R: 1	H: 2	E: 0	K: 1	S: 7	R: 1	H: 1	E: 0	K: 0	S: 4	R: 1	H: 2	E: 0	K: 1	S: 7	R: 1	H: 2	E: 0	K: 1	S: 7		
	0	0	0	0	3	2	2	0	0	5	0	2	1	1	7	0	0	0	0	3	0	1	2	0	0	6	1	1	0	2	1	1	0	0	12	1	0	0	7	2	0	0	7	2	0	0	7

PITCHER	IP	WLS	BF	H	R	ER	SO	BB	IBB	HBP	BLK	WP	HR	S	P	ERA	WHIP
Vinegar Bend Mizell, L (1, 1) ERA: 3.33	6.0	L	27	9	4	4	3	2	0	0	0	0	0	31	39	6.00	1.833
Nelson Chittum, R (7, 1) ERA: 6.43	2.0		11	3	2	2	1	2	0	0	0	0	0	11	19	9.00	2.500


BOTTOM

AB R H RBI BB SO LOB

5	1	2	0	0	0	1
5	1	1	0	0	1	3
3	0	0	1	0	1	2
2	1	2	1	2	0	0
3	1	1	0	1	1	2
3	1	1	0	1	0	4
3	1	2	2	0	0	1
4	0	3	2	0	1	1
4	0	0	0	0	0	4

WP: 0 PA: 39
PB: 0
SB: 3
CS: 1

St. Louis Cardinals @ Philadelphia Phillies
 Connie Mack Stadium, Philadelphia, PA
 Mon Sep 15 1958, 7:05 PM EDT
 Att. 5,988 - Unknown



AB	32
R	6
H	12
RBI	6
BB	4
SO	4
LOB	18

Batter	1	2	3	4	5	6	7	8	9	10	AB R H RBI BB SO LOB	TOP																
Tony Taylor, R (1, 4) OBP: 0.300, SLG: 0.317	0-0 6-3	4-0 14 1B 1-2 2-3 BB		0-0 14 FC6-4 1-2 1B		0-0 F7		0-0 SF9		4-0 1-2 1B BB	3 1 1 1 2 0 0																	
Alvin Dark, R (1, 5) OBP: 0.355, SLG: 0.356	0-0 F9	0-0 SF7		0-0 L7		0-0 F7		0-0 F8		0-0 BB 1-2 2-H 1B	5 0 1 3 0 0 3																	
14 Ernie Banks, R (1, 6) OBP: 0.363, SLG: 0.621	0-0 F2	0-0 1-3 2-H 1B		0-0 FC6-4 1-2f						4-0 FC6-2-5 3B	5 0 2 1 1 1 2																	
Walt Moryn, L (1, 7) OBP: 0.350, SLG: 0.506		0-0 F7								4-0 BB IBB	4 0 0 0 1 1 3																	
Bob Will, L (9, 9)		0-0 5-3								4-0 1-2 2-3 BB	0 0 0 0 1 0 0																	
Dale Long, L (1, 3) OBP: 0.358, SLG: 0.468		0-0 1B 1B		0-3 K		0-0 BB		0-3 K		0-0 FC6-2-5 F8	6 2 2 1 0 2 5																	
Jim Marshall, L (1, 9) OBP: 0.292, SLG: 0.397		0-0 1B 1B		0-0 4-3		0-0 HR		0-0 F8		0-0 F7	5 2 2 1 0 0 2																	
Chick King, R (9, 8)		1-3 1B 1B		0-0 HR							0 0 0 0 0 0 0																	
Bobby Thomson, R (1, 8) OBP: 0.345, SLG: 0.454		4-0 1B 1B BB		0-0 5-3		0-0 F8		4-0 E 1B SF9 BB		0-0 5-3	3 2 0 0 2 0 0																	
Cal Neeman, R (1, 2) OBP: 0.342, SLG: 0.506		0-0 BB 1B SF7 1B		0-0 FC6-4 1B		0-0 P6		0-0 E7 SF9 1B		4-0 BB 1B BB	4 2 3 2 1 0 0																	
Dick Drott, R (1, 1) OBP: 0.310, SLG: 0.273		0-0 1-2 2-H 3-H BB 1B		0-0 FC6-4 1B		0-0 1-3		0-3 K		0-3 K	1 1 1 1 0 0 0																	
Bill Henry, L (2, 1) OBP: 0.316, SLG: 0.294											3 0 0 0 0 1 3																	
Don Elston, R (9, 1) OBP: 0.250, SLG: 0.250											0 0 0 0 0 0 0																	
John Buzhardt, R (9, 1)											0 0 0 0 0 0 0																	
Gabe Gabler, L (10, PH)											1 0 0 0 0 1 1																	
Dave Hillman, R (10, 1) OBP: 0.135, SLG: 0.189											0 0 0 0 0 0 0																	
Inning Stats	R: 0 E: 0 K: 0 S: 3	H: 0 LOB: 0 BB: 0 P: 3	R: 5 E: 0 K: 0 S: 8	H: 5 LOB: 2 BB: 2 P: 16	R: 0 E: 0 K: 1 S: 5	H: 0 LOB: 0 BB: 0 P: 5	R: 0 E: 0 K: 0 S: 5	H: 2 LOB: 2 BB: 0 P: 5	R: 2 E: 0 K: 0 S: 5	H: 2 LOB: 0 BB: 0 P: 5	R: 0 E: 0 K: 2 S: 7	H: 0 LOB: 1 BB: 1 P: 11	R: 0 E: 1 K: 1 S: 6	H: 1 LOB: 1 BB: 1 P: 10	R: 0 E: 0 K: 1 S: 6	H: 1 LOB: 1 BB: 0 P: 6	R: 2 E: 0 K: 1 S: 6	H: 1 LOB: 3 BB: 4 P: 22	1B: 9 2B: 0 3B: 1 HR: 2	SF: 2 SAC: 0 DP: 0 HBP: 0	WP: 0 PB: 0 SB: 0 CS: 0	PA: 50						
PITCHER	IP WLS BF H R ER SO BB IBB HBP BLK WP HR S P ERA WHIP	IP WLS BF H R ER SO BB IBB HBP BLK WP HR S P ERA WHIP											IP WLS BF H R ER SO BB IBB HBP BLK WP HR S P ERA WHIP															
Bob Conley, R (1, 1) ERA: 7.56	1.1	8	3	4	4	0	0	1	0	0	0	0	0	2	17	21	9.00	2.333										
Jim Hearn, R (2, 1) ERA: 4.17	3.0	16	6	3	3	1	1	0	0	0	0	0	0	0	12	16	0.00	0.375										
Jack Meyer, R (5, 1) ERA: 3.89	2.2	9	0	0	0	2	1	0	0	0	0	0	0	0	12	16	0.00	1.500										
Turk Farrell, R (8, 1) ERA: 3.57	2.0	9	2	1	0	2	1	0	0	0	0	0	0	0	12	16	0.00	1.500										
Don Erickson, R (10, 1) ERA: 5.06	0.2	L	7	1	2	2	1	3	1	0	0	0	0	0	5	21	27.00	6.000										
Seth Morehead, L (10, 1) ERA: 6.48	0.1	1	0	0	0	0	0	0	0	0	0	0	0	0	1	1	0.00	0.000										

Chicago Cubs @ Philadelphia Phillies
 Connie Mack Stadium, Philadelphia, PA
 Tue Sep 16 1958, 7:05 PM EDT
 Att: 4,300 - Unknown

livebaseballscorecards.com

AB 40
 R 10
 H 12
 RBI 10
 BB 8
 SO 6
 LOB 19



Batter	1	2	3	4	5	6	7	8	9	AB R H RBI BB SO LOB	TOP		
Tony Taylor, R OBP: 0.299, SLG: 0.319 (1, 4) X	0-0 4-3	0-0 SF9 1-3 2B		0-0 K		0-0 B2				4 0 1 0 0 1 0			
Alvin Dark, R OBP: 0.336, SLG: 0.358 (1, 5) X	0-0 14 BB 1B	0-0 SF9		0-0 14 HR 1B		0-0 4-3				3 2 2 1 0 0 0			
14 Ernie Banks, R OBP: 0.365, SLG: 0.626 (1, 6) B B B	4-0 1B 1-2 4-3 BB	4-0 BB		0-0 1-H HR		0-0 F3				2 2 1 2 2 0 0			
Walt Moryn, L OBP: 0.350, SLG: 0.504 (1, 7) X	0-0 1-3 2-H 4-3 1B	0-3 K		0-0 G3		0-0 F8				4 0 1 1 0 1 2			
Dale Long, L OBP: 0.361, SLG: 0.473 (1, 3) X	0-0 4-3 1-2 3-H		0-0 4-3 2B		4-0 BB	0-0 1B 2B				3 1 2 1 1 0 1			
Jim Marshall, L OBP: 0.295, SLG: 0.394 (1, 9) H	1-0 HBP		0-0 4-3 2-3		0-0 P4	4-0 E 1B BB				2 0 0 0 1 0 2			
Bobby Thomson, R OBP: 0.345, SLG: 0.453 (1, 8) X	0-0 6-3		0-0 6-3		0-0 P6	0-0 E7 1-3 2-H 1B				4 0 1 1 0 0 4			
Cal Neeman, R OBP: 0.335, SLG: 0.494 (1, 2) X		0-0 P4	0-0 4-3		0-0 F7	0-3 K				4 0 0 0 0 1 4			
Bob Anderson, R OBP: 0.143, SLG: 0.143 (1, 1) X		0-0 2B SF9 1B		0-0 5-3 K		0-3 K				3 1 1 0 0 1 0			
Inning Stats	R: 2 E: 0 K: 0 S: 5 H: 2 LOB: 2 BB: 1 P: 10	R: 1 E: 0 K: 1 S: 7 H: 2 LOB: 2 BB: 1 P: 11	R: 0 E: 0 K: 0 S: 4 H: 1 LOB: 1 BB: 0 P: 4	R: 2 E: 0 K: 1 S: 7 H: 2 LOB: 0 BB: 0 P: 7	R: 0 E: 0 K: 0 S: 3 H: 0 LOB: 1 BB: 1 P: 7	R: 0 E: 0 K: 1 S: 5 H: 0 LOB: 0 BB: 0 P: 5	R: 1 E: 1 K: 1 S: 7 H: 2 LOB: 2 BB: 1 P: 11				1B: 5 2B: 3 3B: 0 HR: 1 SF: 1 SAC: 0 DP: 0 HBP: 1	WP: 0 PB: 0 SB: 0 CS: 0 PA: 35	
PITCHER	IP WLS BF H R ER SO BB IBB HBP BLK WP HR S P ERA WHIP											PITCHER	IP WLS BF H R ER SO BB IBB HBP BLK WP HR S P ERA WHIP
Ray Semproch, R ERA: 3.9 (1, 1)	4.0 L 22 7 5 5 2 2 0 1 0 0 0 1 23 32 11.25 2.250												
Jack Meyer, R ERA: 3.8 (5, 1)	2.0 7 0 0 0 1 1 0 0 0 0 0 0 8 12 0.00 0.500												
Jack Sanford, R ERA: 4.72 (7, 1)	1.0 6 2 1 1 1 1 0 0 0 0 0 0 7 11 9.00 3.000												

Chicago Cubs @ Philadelphia Phillies
 Connie Mack Stadium, Philadelphia, PA
 Wed Sep 17 1958, 7:05 PM EDT
 Att. 2,845 - Unknown

AB	29
R	6
H	9
RBI	6
BB	4
SO	4
LOB	13



livebaseballscorecards.com

Batter	1	2	3	4	5	6	7	8	9
Richie Ashburn, L (1, 8) OBP: 0.432, SLG: 0.435	0-0 6-3		0-0 6-3			4-0 BB			
Bobby Young, L (1, 4) OBP: 0.194, SLG: 0.257	0-0 4-1			0-0 1B		0-0 G6-4-3			
Ed Bouchee, L (1, 3) OBP: 0.346, SLG: 0.396	4-0 BB			0-0 G4-6-3			0-0 1B		
Wally Post, R (1, 9) OBP: 0.338, SLG: 0.448	0-0 F7			0-3 K			0-0 5-3		
Harry Anderson, L (1, 7) OBP: 0.377, SLG: 0.538		0-0 4-3			0-0 1B		4-0 1B		
Pancho Herrera, R (1, 5) OBP: 0.405, SLG: 0.474		0-0 6-3			0-0 1B		4-0 1B		
Chico Fernandez, R (1, 6) OBP: 0.278, SLG: 0.317		0-0 F8			0-0 FC5-2		0-0 1B		
Stan Lopata, R (1, 2) OBP: 0.393, SLG: 0.399			0-0 G3		0-0 L4		0-0 G4-6-3		
Ray Semproch, R (1, 1) OBP: 0.095, SLG: 0.108			0-0 5-3				0-0 4-3		
Jack Meyer, R (5, 1) OBP: 0.294, SLG: 0.294									
Solly Hemus, L (6, PH) OBP: 0.390, SLG: 0.419									
Jack Sanford, R (7, 1) OBP: 0.246, SLG: 0.250									

Inning Stats	R: 0	H: 0	E: 0	K: 0	S: 3	R: 0	H: 0	E: 0	K: 0	S: 3	R: 0	H: 1	E: 0	K: 1	S: 5	R: 0	H: 2	E: 0	K: 0	S: 4	R: 0	H: 0	E: 0	K: 0	S: 2	R: 2	H: 2	E: 0	K: 0	S: 4
	LOB: 1	BB: 1	LOB: 0	BB: 0	P: 7	LOB: 0	BB: 0	LOB: 0	BB: 0	P: 3	LOB: 0	BB: 0	LOB: 0	BB: 0	P: 5	LOB: 1	BB: 0	LOB: 0	BB: 1	P: 4	LOB: 0	BB: 0	LOB: 0	BB: 1	P: 6	LOB: 1	BB: 2	P: 12		


PITCHER	IP	WLS	BF	H	R	ER	SO	BB	IBB	HBP	BLK	WP	HR	S	P	ERA	WHIP
Bob Anderson, R (1, 1) ERA: 3.58	7.0	W	26	5	2	2	1	4	0	0	0	0	0	24	40	2.57	1.286

BOTTOM

Chicago Cubs @ Philadelphia Phillies
Connie Mack Stadium, Philadelphia, PA

Wed Sep 17 1958, 7:05 PM EDT
 Att. 2,845 - Unknown

AB	22
R	2
H	5
RBI	2
BB	4
SO	1
LOB	10



WP	HR	S	P	ERA	WHIP
0	0	4	26	0	0

Batter	1	2	3	4	5	6	7	8	9	AB R H RBI BB SO LOB	TOP
Bill Virdon, L (1, 8) <small>OBP: 0.323, SLG: 0.389</small>	0-0 3-1 		0-3 K 			0-0 E6 2B E 	0-0 1-2 1B 		0-3 K 	5 1 1 0 0 2 1	Pittsburgh Pirates @ Philadelphia Phillies Connie Mack Stadium, Philadelphia, PA Fri Sep 19 1958, 7:05 PM EDT Att. 8,498 - Unknown
Roberto Clemente, R (1, 9) <small>OBP: 0.326, SLG: 0.408</small>	0-3 K 		0-0 3-1 			0-0 E9 1B 2B 	0-0 F3 			4 1 1 0 0 1 2	
Ted Kluszewski, L (1, 3) R C Stevens, R (7, 3) <small>OBP: 0.348, SLG: 0.395</small> <small>OBP: 0.315, SLG: 0.565</small>	0-0 F5 			0-0 F3 		0-0 2-H 3B 1B 	0-0 L6 			4 1 1 1 0 0 2 0 0 0 0 0 0 0	
Bob Skinner, L (1, 7) <small>OBP: 0.393, SLG: 0.496</small>		0-0 PB SF8 2B 		0-0 P5 		0-0 1-H 3B 		0-0 F8 		4 1 2 1 0 0 0	
Frank Thomas, R (1, 5) <small>OBP: 0.342, SLG: 0.540</small>		0-0 SF8 2-H 		0-0 1B 		0-0 5-3 		0-0 P3 		3 0 1 1 0 0 1	
Bill Mazaroski, R (1, 4) <small>OBP: 0.306, SLG: 0.442</small>		0-3 K 		0-3 K 		0-0 F2 		0-0 F8 		4 0 0 0 0 2 2	
Dick Groat, R (1, 6) <small>OBP: 0.326, SLG: 0.406</small>		0-0 1B 		0-0 1-3 		0-0 1-3 		0-0 F9 		4 0 1 0 0 0 1	
Hank Foiles, R (1, 2) <small>OBP: 0.318, SLG: 0.335</small>		0-3 K 		0-3 K 			0-0 E6 FC1-6 	4-0 BB 		3 0 0 0 1 2 1	
Bob Friend, R (1, 1) <small>OBP: 0.146, SLG: 0.132</small>		0-3 K2-3 		0-0 4-3 		0-0 FC1-6 1B 	0-0 B3 		4 0 0 0 0 1 2		
Inning Stats	R: 0 H: 0 E: 0 LOB: 0 K: 1 BB: 0 S: 5 P: 5	R: 1 H: 2 E: 0 LOB: 1 K: 2 BB: 0 S: 9 P: 9	R: 0 H: 0 E: 0 LOB: 0 K: 2 BB: 0 S: 7 P: 7	R: 0 H: 1 E: 0 LOB: 1 K: 1 BB: 0 S: 6 P: 6	R: 0 H: 0 E: 0 LOB: 0 K: 1 BB: 0 S: 5 P: 5	R: 3 H: 3 E: 2 LOB: 1 K: 0 BB: 0 S: 7 P: 7	R: 0 H: 1 E: 1 LOB: 2 K: 0 BB: 0 S: 5 P: 5	R: 0 H: 0 E: 0 LOB: 0 K: 0 BB: 0 S: 3 P: 3	R: 0 H: 0 E: 0 LOB: 1 K: 1 BB: 1 S: 5 P: 9	1B: 4 SF: 1 2B: 2 SAC: 0 3B: 1 DP: 0 HR: 0 HBP: 0	WP: 0 PA: 37 PB: 1 SB: 0 CS: 0
PITCHER Don Cardwell, R (1, 1) <small>ERA: 4.65</small> Turk Farrell, R (7, 1) <small>ERA: 3.49</small> Don Erickson, R (9, 1) <small>ERA: 4.63</small>	IP WLS BF H R ER SO BB IBB HBP BLK WP HR S P ERA WHIP 6.0 L 25 6 4 3 7 0 0 0 0 0 0 0 39 39 4.50 1.000 2.0 8 1 0 0 0 0 0 0 0 0 0 0 8 8 0.00 0.500 1.0 4 0 0 0 0 1 1 0 0 0 0 0 5 9 0.00 1.000	PITCHER IP WLS BF H R ER SO BB IBB HBP BLK WP HR S P ERA WHIP									

livebaseballscorecards.com

AB	35
R	4
H	7
RBI	3
BB	1
SO	8
LOB	12



Batter	1	2	3	4	5	6	7	8	9	AB R H RBI BB SO LOB	TOP											
Bill Virdon, L (1, 8) OBP: 0.322, SLG: 0.387	0-0 4-3		0-0 P6		0-0 FC6 1-3 2-H		0-0 F8		0-0 G3-6-3 1-2f 3-H	5 0 1 1 0 0 2	Pittsburgh Pirates @ Philadelphia Phillies Connie Mack Stadium, Philadelphia, PA Sat Sep 20 1958, 3:33 AM EDT Att. 4,217 - Unknown livebaseballscorecards.com											
Roberto Clemente, R (1, 9) OBP: 0.327, SLG: 0.408	0-0 1B		0-0 L9		0-0 FC6 1-2f		0-0 1B 2-H			4 0 2 1 0 0 1												
Dick Stuart, R (1, 3) OBP: 0.313, SLG: 0.555 R C Stevens, R (7, 3) OBP: 0.315, SLG: 0.565	0-0 1B		0-3 K			0-0 HR	0-0 P6			4 1 2 1 0 1 1 0 0 0 0 0 0 0												
Bob Skinner, L (1, 7) OBP: 0.392, SLG: 0.498	0-0 G6-4-3 1-2f			0-0 F9		0-0 3B		0-0 G3		4 0 1 0 0 0 2												
Frank Thomas, R (1, 5) OBP: 0.339, SLG: 0.536		0-0 L7		0-0 F8		0-0 6-3		0-3 K2-3		4 0 0 0 0 1 1												
Bill Mazerowski, R (1, 4) OBP: 0.306, SLG: 0.440		0-0 1B		0-0 P6		0-0 G3		0-0 F7		4 0 1 0 0 0 1												
Dick Groat, R (1, 6) OBP: 0.326, SLG: 0.407		0-0 E6 1B			0-0 F8	0-0 F8		0-0 SH1-3 G3-6-3 2B		4 1 1 0 0 0 2												
Hank Foiles, R (1, 2) OBP: 0.324, SLG: 0.344		0-0 G6-4-3 1B			0-0 1B 2B		4-0 SH3-4 1B BB	0-0 SH1-3 2-3		2 2 2 0 1 0 0												
Vern Law, R (1, 1) OBP: 0.300, SLG: 0.390 Don Gross, L (8, 1) OBP: 0.105, SLG: 0.056 Ted Kluszewski, L (9, PH) OBP: 0.350, SLG: 0.395 Dick Schofield, S (9, PR) OBP: 0.322, SLG: 0.256 Roy Face, R (9, 1) OBP: 0.322, SLG: 0.256 Bob Smith, R (9, 1) OBP: 0.083, SLG: 0.091		0-0 G6-4-3 1-2f			4-0 1B BB		0-0 SH3-4 1-2	4-0 G3-6-3 IBB		1 0 0 0 1 0 3 0 0 0 0 0 0 0 0 0 0 0 0 1 0												
Inning Stats	R: 0 E: 0 K: 0 S: 4	H: 2 LOB: 1 BB: 0 P: 4	R: 0 E: 1 K: 0 S: 5	H: 2 LOB: 2 BB: 0 P: 5	R: 0 E: 0 K: 1 S: 5	H: 0 LOB: 0 BB: 0 P: 5	R: 0 E: 0 K: 0 S: 3	H: 0 LOB: 0 BB: 0 P: 3	R: 1 E: 0 K: 0 S: 4	H: 2 LOB: 1 BB: 1 P: 8		R: 1 E: 0 K: 0 S: 5	H: 2 LOB: 1 BB: 0 P: 5	R: 1 E: 0 K: 0 S: 4	H: 1 LOB: 1 BB: 1 P: 8	R: 0 E: 0 K: 1 S: 5	H: 0 LOB: 0 BB: 0 P: 5	R: 1 E: 0 K: 0 S: 3	H: 1 LOB: 1 BB: 1 P: 7	1B: 6 2B: 2 3B: 1 HR: 1	SF: 0 SAC: 2 DP: 3 HBP: 0	WP: 0 PB: 0 SB: 0 CS: 0
PITCHER Robin Roberts, R (1, 1) ERA: 3.28	IP 9.0 WLS L BF 37 H 10 R 4 ER 4 SO 2 BB 2 IBB 1 HBP 0 BLK 0 WP 0 HR 1 S 38 P 50 ERA 4.00 WHIP 1.333											PITCHER	IP WLS BF H R ER SO BB IBB HBP BLK WP HR S P ERA WHIP									



BOTTOM

Pittsburgh Pirates @ Philadelphia Phillies
Connie Mack Stadium, Philadelphia, PA

Sat Sep 20 1958, 3:33 AM EDT
 Att. 4,217 - Unknown

livebaseballscores.com

AB	36
R	3
H	9
RBI	3
BB	3
SO	4
LOB	18



WP: 0	PA: 39
PB: 0	
SB: 0	
CS: 0	

AB R H RBI BB SO LOB

3	1	0	0	2	0	0
5	0	1	0	0	0	5
5	1	3	1	0	1	4
4	0	1	1	0	0	3
4	0	0	0	0	0	2
4	0	1	0	0	2	1
3	0	0	0	0	0	1
0	1	0	0	1	0	0
4	0	2	0	0	0	1
0	0	0	0	0	0	0
3	0	0	0	0	1	1
1	0	1	1	0	0	0

1B: 5	SF: 0
2B: 4	SAC: 0
3B: 0	DP: 1
HR: 0	HBP: 0

WP	HR	S	P	ERA	WHIP
0	0	0	0	0.00	0.000
0	0	0	0	13.50	4.500
0	0	0	0	0.00	0.000

Batter	1	2	3	4	5	6	7	8	9
Richie Ashburn, L OBP: 0.431, SLG: 0.430 (1, 8) X	0-0 L8 ①		0-0 E5			0-0 P6 ①		4-0 2B BB	4-0 IBB
Bobby Young, L OBP: 0.200, SLG: 0.250 (1, 4) X	0-0 6-3 ②		0-0 F6 ③			0-0 FC4-6 1B		0-0 F8 ② X	0-0 F9 ②
Ed Bouchee, L OBP: 0.348, SLG: 0.410 (1, 3) X	0-0 2B			0-0 2B		0-0 FC4-6 ②		0-0 1B 2B	0-3 K ③
Wally Post, R OBP: 0.336, SLG: 0.446 (1, 9) X	0-0 P2 ③			0-0 F2 ①		0-0 F8 ③		0-0 1B	
Harry Anderson, L OBP: 0.374, SLG: 0.533 (1, 7) X		0-0 L4 ①		0-0 F8 ②			0-0 F7 ① X	0-0 P6 ③	
Pancho Herrera, R OBP: 0.367, SLG: 0.422 (1, 5) X		0-3 K ②		0-0 F8 ③			0-0 1B		0-3 K ①
Chico Fernandez, R OBP: 0.275, SLG: 0.313 (1, 6) X		0-0 F2 ③			0-0 L7 ①		0-0 L9 ②		4-0 1B 2B BB
Solly Hemus, L OBP: 0.391, SLG: 0.417 (9, PH) X									
Carl Sawatski, L OBP: 0.303, SLG: 0.340 (1, 2) X			0-0 4-3 ①		0-0 1B		0-0 F2 ③		0-0 2B 1B
Curt Simmons, L OBP: 0.217, SLG: 0.220 (9, PR) X									1-3 1B
Robin Roberts, S OBP: 0.255, SLG: 0.274 (1, 1) X			0-3 K ②		0-0 G3-6 ② ③			0-0 4-3 ① X	0-0 2B
Dave Philley, S OBP: 0.353, SLG: 0.427 (9, PH) X									1-3 2B

Inning Stats	R: 0	H: 1	E: 0	K: 0	S: 4	LOB: 1	BB: 0	P: 4	R: 0	H: 0	E: 0	K: 1	S: 5	LOB: 0	BB: 0	P: 5	R: 0	H: 1	E: 0	K: 0	S: 4	LOB: 1	BB: 0	P: 4	R: 0	H: 1	E: 0	K: 0	S: 3	LOB: 0	P: 3	R: 0	H: 1	E: 0	K: 0	S: 4	LOB: 1	BB: 0	P: 4	R: 0	H: 1	E: 0	K: 0	S: 4	LOB: 1	BB: 0	P: 4	R: 2	H: 2	E: 0	K: 0	S: 5	LOB: 1	BB: 1	P: 9	R: 1	H: 2	E: 0	K: 2	S: 9	LOB: 3	BB: 2	P: 17	1B: 5	2B: 4	3B: 0	HR: 0	SF: 0	SAC: 0	DP: 1	HBP: 0	WP: 0	PA: 39
--------------	------	------	------	------	------	--------	-------	------	------	------	------	------	------	--------	-------	------	------	------	------	------	------	--------	-------	------	------	------	------	------	------	--------	------	------	------	------	------	------	--------	-------	------	------	------	------	------	------	--------	-------	------	------	------	------	------	------	--------	-------	------	------	------	------	------	------	--------	-------	-------	-------	-------	-------	-------	-------	--------	-------	--------	-------	--------

PITCHER	IP	WLS	BF	H	R	ER	SO	BB	IBB	HBP	BLK	WP	HR	S	P	ERA	WHIP
Vern Law, R ERA: 3.97 (1, 1)	7.2	W	31	7	2	2	2	1	0	0	0	0	0	34	38	2.35	1.043
Don Gross, L ERA: 3.77 (8, 1)	0.1		1	0	0	0	0	0	0	0	0	0	0	1	1	0.00	0.000
Roy Face, R ERA: 2.71 (9, 1)	0.2		6	2	1	1	1	1	1	0	0	0	0	6	14	13.50	4.500
Bob Smith, L ERA: 4.33 (9, 1)	0.1	S	1	0	0	0	1	0	0	0	0	0	0	3	3	0.00	0.000

Batter	1	2	3	4	5	6	7	8	9	10	11	12	13	14	AB R H RBI BB SO LOB	TOP									
Bill Virdon, L OBP: 0.322, SLG: 0.386 (1, 8)	F8		P4		L6		E8			E8 FC1-5 SH3-4 1B BB		K			5 0 1 0 1 1 0	Pittsburgh Pirates @ Philadelphia Phillies Connie Mack Stadium, Philadelphia, PA Mon Sep 22 1958, 7:05 PM EDT Unknown									
Roman Mejias, R OBP: 0.297, SLG: 0.438 (1, 9)	1B		6-3		1B		K			K SH3-4 1-2			K		5 0 2 0 0 2 1										
Dick Stuart, R OBP: 0.307, SLG: 0.544 (1, 3)	K		L7		K					K FC1-5 2-3			K		5 0 0 0 0 2 3										
Dick Schofield, S OBP: 0.327, SLG: 0.256 (10, PR)	K														0 0 0 0 0 0 0										
R C Stevens, R OBP: 0.312, SLG: 0.558 (10, 3)	K														1 0 0 0 0 1 0										
Bob Skinner, L OBP: 0.390, SLG: 0.494 (1, 7)	K														6 1 1 0 0 4 2										
Harry Bright, R OBP: 0.222, SLG: 0.389 (1, 5)															6 0 2 0 0 1 0										
Bill Mazerowski, R OBP: 0.304, SLG: 0.437 (1, 4)															6 0 1 0 0 2 2										
Dick Groat, R OBP: 0.324, SLG: 0.405 (1, 6)															5 0 1 1 0 0 1										
Hank Foiles, R OBP: 0.325, SLG: 0.353 (1, 2)															5 1 1 1 1 3 3										
Ron Kline, R OBP: 0.089, SLG: 0.041 (1, 1)															5 0 0 0 0 5 3										
Inning Stats	R: 0 E: 0 K: 2 S: 8	H: 1 LOB: 1 BB: 0 P: 8	R: 0 E: 0 K: 1 S: 6	H: 2 LOB: 2 BB: 1 P: 10	R: 0 E: 0 K: 1 S: 3	H: 0 LOB: 0 BB: 0 P: 3	R: 1 E: 0 K: 2 S: 9	H: 2 LOB: 1 BB: 0 P: 9	R: 0 E: 0 K: 1 S: 5	H: 0 LOB: 0 BB: 0 P: 5	R: 1 E: 1 K: 2 S: 9	H: 2 LOB: 1 BB: 0 P: 9	R: 0 E: 0 K: 1 S: 5	H: 0 LOB: 0 BB: 1 P: 9	R: 0 E: 0 K: 3 S: 9		H: 0 LOB: 0 BB: 0 P: 9	R: 0 E: 0 K: 3 S: 9	H: 0 LOB: 0 BB: 0 P: 9	R: 0 E: 0 K: 1 S: 6	H: 1 LOB: 1 BB: 0 P: 6	1B: 8 2B: 0 3B: 0 HR: 1	SF: 1 SAC: 1 DP: 0 HBP: 0	WP: 1 PB: 0 SB: 0 CS: 0	PA: 53
PITCHER	IP WLS BF H R ER SO BB IBB HBP BLK WP HR S P ERA WHIP	PITCHER IP WLS BF H R ER SO BB IBB HBP BLK WP HR S P ERA WHIP																							
Seth Morehead, L ERA: 6.81 (1, 1)	9.0		36	8	2	2	12	1	0	0	0	0	0	0	0		2.00	1.000							
Turk Farrell, R ERA: 3.41 (10, 1)	2.0		7	0	0	0	2	1	0	0	0	0	0	0	0	0.00	0.500								
Jack Meyer, R ERA: 3.67 (12, 1)	3.0	W	10	1	0	0	7	0	0	0	0	0	0	0	0	0.00	0.333								

livebaseballscorecards.com

AB	49
R	2
H	9
RBI	2
BB	2
SO	21
LOB	15




Batter	1	2	3	4	5	6	7	8	9	10	11	12	13	14	AB	R	H	RBI	BB	SO	LOB
Richie Ashburn, L (1, 8) OBP: 0.431, SLG: 0.431	F9		5-3		2B		F8		IBB		PO	SH1-4 1B		F9	6	1	2	0	1	0	0
Bobby Young, L (1, 4) OBP: 0.235, SLG: 0.340	HR		FC6 1B		F3		4-3		F8			SH1-4		1B	6	2	3	1	0	0	3
Ed Bouchee, L (1, 3) OBP: 0.350, SLG: 0.412	F8		K		2B		4-3				L3-1	G6-4-3 IBB		1B	6	0	2	1	1	1	1
Dave Philley, S (1, 9) OBP: 0.351, SLG: 0.420	F9		FC6		BB				G3		6-3	G6-4-3		1B	6	0	1	1	1	0	3
Harry Anderson, L (1, 7) OBP: 0.372, SLG: 0.530					F5		F9				P4			F7	6	0	1	0	0	0	2
Pancho Herrera, R (1, 5) OBP: 0.382, SLG: 0.408					K		K							F8	4	0	1	0	2	2	2
Chico Fernandez, R (1, 6) OBP: 0.276, SLG: 0.313					BB									SH3-4 1B	4	0	1	0	1	0	3
Stan Lopata, R (1, 2) OBP: 0.398, SLG: 0.398					BB									SH3-4 1B	3	0	1	0	3	1	3
Seth Morehead, L (1, 1) OBP: 0.238, SLG: 0.158					BB									FC4 BB	3	0	1	0	0	1	2
Carl Sawatski, L (9, PH) OBP: 0.302, SLG: 0.339					BB									FC4	1	0	0	0	0	0	1
Turk Farrell, R (10, 1) OBP: 0.240, SLG: 0.208					BB									FC4	0	0	0	0	0	0	0
Solly Hemus, L (11, PH) OBP: 0.390, SLG: 0.416					BB									FC4	1	0	0	0	0	0	2
Jack Meyer, R (12, 1) OBP: 0.278, SLG: 0.278					BB									FC4	1	0	0	0	0	0	2

Inning Stats	R	H	E	K	S	P	IP	WLS	BF	H	R	ER	SO	BB	IBB	HBP	BLK	WP	HR	S	P	ERA	WHIP	
1	1	1	0	2	4		13.1		58	13	3	3	5	6	3	0	0	0	1	59	95	2.02	1.425	
2	0	1	0	1	8																			
3	0	1	0	1	6																			
4	0	1	0	2	3																			
5	1	2	0	1	7																			
6	0	0	0	0	2																			
7	0	0	0	0	3																			
8	0	0	0	0	5																			
9	0	1	0	2	4																			
10	0	0	0	0	3																			
11	0	1	0	1	3																			
12	0	1	0	1	3																			
13	0	1	0	2	4																			
14	1	3	0	2	4																			

BOTTOM

Pittsburgh Pirates @ Philadelphia Phillies
 Connie Mack Stadium, Philadelphia, PA
 Mon Sep 22 1958, 7:05 PM EDT
 Unknown

AB	47
R	3
H	13
RBI	3
BB	9
SO	5
LOB	24



WP	0	PA	59
PB	0		
SB	0		
CS	0		

Batter	1	2	3	4	5	6	7	8	9	AB R H RBI BB SO LOB	TOP
Dick Schofield, S (1, 6) OBP: 0.331, SLG: 0.273	0-0 6-3		0-0 3B		0-3 K			4-0 L4-3 BB		3 0 1 0 1 1 2	Pittsburgh Pirates @ Philadelphia Phillies Connie Mack Stadium, Philadelphia, PA Mon Sep 22 1958, 7:05 PM EDT Att. 5,605 - Unknown
Roman Mejias, R (1, 8) OBP: 0.289, SLG: 0.426	0-3 K		0-3 K		0-0 F9		0-0 L4-3		4 0 0 0 0 2 4		
Dick Stuart, R (1, 3) OBP: 0.310, SLG: 0.543	0-0 1B		0-0 L4		0-3 K		0-0 1B		4 0 2 0 0 1 1		
Bob Skinner, L (1, 7) OBP: 0.391, SLG: 0.494	0-0 1B			0-3 K		0-0 CS 1B		0-0 P5	4 0 2 0 0 1 1		
John Powers, L (1, 9) OBP: 0.271, SLG: 0.286	0-0 G3			0-0 F9		0-3 K		0-0 F9	4 0 0 0 0 1 3		
Bill Mazerowski, R (1, 4) OBP: 0.302, SLG: 0.434		0-0 P4		0-0 P5		0-3 K		0-0 6-3	4 0 0 0 0 1 0		
Harry Bright, R (1, 5) OBP: 0.286, SLG: 0.400 Ted Kluszewski, L (9, PH) OBP: 0.349, SLG: 0.394		0-0 6-3			4-0 1B BB		0-0 4-3 1B	0-0 4-3	2 0 1 0 1 0 0 1 0 0 0 0 0 0		
Bill Hall, L (1, 2) OBP: 0.366, SLG: 0.362		0-3 K			0-0 1B		0-0 4-3		3 0 1 0 0 1 1		
Bennie Daniels, L (1, 1) OBP: 0.167, SLG: 0.167			0-0 4-3		0-3 K		0-3 K		3 0 0 0 0 2 3		
Inning Stats	R: 0 E: 0 K: 1 S: 7 H: 2 LOB: 2 BB: 0 P: 7	R: 0 E: 0 K: 1 S: 5 H: 0 LOB: 0 BB: 0 P: 5	R: 0 E: 0 K: 1 S: 6 H: 1 LOB: 1 BB: 0 P: 6	R: 0 E: 0 K: 1 S: 5 H: 0 LOB: 0 BB: 0 P: 5	R: 0 E: 0 K: 2 S: 8 H: 1 LOB: 2 BB: 1 P: 12	R: 0 E: 0 K: 2 S: 7 H: 1 LOB: 0 BB: 0 P: 7	R: 0 E: 0 K: 2 S: 8 H: 1 LOB: 1 BB: 0 P: 8	R: 0 E: 0 K: 0 S: 3 H: 1 LOB: 1 BB: 1 P: 7	R: 0 E: 0 K: 0 S: 3 H: 0 LOB: 0 BB: 0 P: 3	1B: 6 2B: 1 3B: 1 HR: 0 SF: 0 SAC: 0 DP: 1 HBP: 0	WP: 0 PB: 0 SB: 0 CS: 1 PA: 34
PITCHER Jack Sanford, R (1, 1) ERA: 4.49	IP: 9.0 WLS: W BF: 34 H: 7 R: 0 ER: 0 SO: 10 BB: 2 IBB: 0 HBP: 0 BLK: 0 WP: 0 HR: 0 S: 52 P: 60 ERA: 0.00 WHIP: 1.000										

livebaseballscorecards.com

AB	32
R	0
H	7
RBI	0
BB	2
SO	10
LOB	15



Batter	1	2	3	4	5	6	7	8	9	AB R H RBI BB SO LOB	TOP
Richie Ashburn, L (1, 8) <small>OBP: 0.435, SLG: 0.435</small>	0-0 	1-0 			0-0 6-3 		0-0 		0-0 FC5-4 	4 2 2 0 0 0 1	Philadelphia Phillies @ Milwaukee Braves Milwaukee County Stadium, Milwaukee, WI Tue Sep 23 1958, 8:05 PM EDT Att: 18,639 - Unknown livebaseballscorecards.com
Ted Kazanski, R (1, 4) <small>OBP: 0.291, SLG: 0.315</small>	0-0 4-3 	0-0 			0-0 5-3 		0-0 G1-2-3 	0-0 1-3 	5 0 1 2 0 0 5		
Ed Bouchee, L (1, 3) <small>OBP: 0.355, SLG: 0.422</small>	0-0 	0-3 K 			0-3 K 		0-0 	4-0 	4 1 2 3 1 2 1		
Wally Post, R (1, 9) <small>OBP: 0.339, SLG: 0.451</small>	0-0 		0-0 F8 			0-0 	0-0 	0-3 K 	5 1 3 0 0 1 2		
Harry Anderson, L (1, 7) <small>OBP: 0.369, SLG: 0.524</small>	4-0 		0-0 G3 			0-0 	0-0 6-3 		3 0 0 0 1 0 3		
Pancho Herrera, R (1, 5) <small>OBP: 0.365, SLG: 0.370</small>	0-3 K 		0-0 F9 			0-0 		0-0 1-3 	3 0 0 1 0 1 2		
Chico Fernandez, R (1, 6) <small>OBP: 0.277, SLG: 0.314</small>		0-0 		0-3 K 		0-0 1-3 		0-0 	4 1 2 0 0 1 0		
Stan Lopata, R (1, 2) <small>OBP: 0.396, SLG: 0.394</small>		0-0 		0-3 K 			4-0 	0-0 	3 0 0 0 1 1 2		
Jim Owens, R (1, 1) Ray Semproch, R (8, 1) Turk Farrell, R (9, 1) <small>OBP: 0.107, SLG: 0.108</small> <small>OBP: 0.240, SLG: 0.208</small>		0-3 K 		0-3 K 			1-0 	4-0 	2 1 0 0 0 2 1 0 0 0 0 1 0 0 0 0 0 0 0 0 0		
Inning Stats	R: 1 H: 3 E: 0 LOB: 2 K: 1 BB: 1 S: 7 P: 11	R: 2 H: 2 E: 0 LOB: 1 K: 2 BB: 0 S: 9 P: 10	R: 0 H: 0 E: 0 LOB: 0 K: 0 BB: 0 S: 3 P: 3	R: 0 H: 0 E: 0 LOB: 0 K: 3 BB: 0 S: 9 P: 9	R: 0 H: 0 E: 0 LOB: 0 K: 1 BB: 0 S: 5 P: 5	R: 1 H: 1 E: 0 LOB: 0 K: 0 BB: 0 S: 4 P: 4	R: 2 H: 3 E: 0 LOB: 2 K: 0 BB: 1 S: 5 P: 10	R: 0 H: 1 E: 0 LOB: 0 K: 1 BB: 0 S: 5 P: 3	R: 0 H: 0 E: 0 LOB: 2 K: 1 BB: 2 S: 5 P: 13	1B: 7 SF: 1 2B: 3 SAC: 0 3B: 0 DP: 3 HR: 1 HBP: 2	WP: 0 PA: 40 PB: 0 SB: 2 CS: 0
PITCHER Juan Pizarro, L (1, 1) <small>ERA: 2.73</small>	IP 9.0 WLS L BF 40 H 10 R 6 ER 6 SO 8 BB 4 IBB 0 HBP 2 BLK 0 WP 0 HR 1 S 50 P 68 ERA 6.00 WHIP 1.556					PITCHER				IP WLS BF H R ER SO BB IBB HBP BLK WP HR S P ERA WHIP	

Philadelphia Phillies @ Milwaukee Braves
 Milwaukee County Stadium, Milwaukee, WI

AB	33
R	6
H	10
RBI	6
BB	4
SO	8
LOB	17



BOTTOM

Philadelphia Phillies @ Milwaukee Braves
Milwaukee County Stadium, Milwaukee, WI

Tue Sep 23 1958, 8:05 PM EDT
Att. 18,639 - Unknown

livebaseballscorecards.com

AB	34
R	5
H	7
RBI	5
BB	6
SO	3
LOB	20



WP	2	PA	40
PB	0		
SB	0		
CS	0		

AB R H RBI BB SO LOB

4	0	1	0	1	1	3
5	1	1	1	0	1	3
0	0	0	0	0	0	0
1	1	1	2	1	0	0
2	0	0	0	1	0	2
5	0	0	0	0	0	4
4	0	2	0	0	1	1
0	0	0	0	0	0	0
4	1	0	0	0	0	3
3	1	1	0	1	0	1
4	0	0	0	0	0	3
2	0	1	2	1	0	0
0	0	0	0	1	0	0
0	1	0	0	0	0	0

Batter	1	2	3	4	5	6	7	8	9
Eddie Haas, L OBP: 0.455, SLG: 0.400 (1, 8)	4-0 FC4-6 BB	0-3 K 1-2 2-3			0-0 F7	0-0 4-3			0-0 1B 1B
Red Schoendienst, S OBP: 0.312, SLG: 0.321 Joe Koppe, R OBP: 0.571, SLG: 0.500 (1, 4) (9, PR)	0-0 FC4-6 HR	0-3 K			0-0 L7		0-0 P6		0-0 1B 1B
Eddie Mathews, L OBP: 0.351, SLG: 0.464 Harry Hanebrink, L OBP: 0.272, SLG: 0.303 (1, 5) (3, PR) (4, 5)	0-0 HR				4-0 FC6-4 BB		0-0 4-3		0-0 F5
Hank Aaron, R OBP: 0.388, SLG: 0.553 (1, 9)	0-0 F2				0-0 FC6-4		0-0 5-3		0-0 F7
Wes Covington, L OBP: 0.384, SLG: 0.629 Hawk Taylor, R (1, 7) (8, PR) (9, 7)	0-0 FC5-4 1B				0-0 F7			0-0 G6-4-3 1B	
Joe Adcock, R OBP: 0.322, SLG: 0.516 (1, 3)	0-0 FC5-4				0-0 P6			0-0 F3	
Del Crandall, R OBP: 0.350, SLG: 0.461 (1, 2)					0-0 F7			0-0 G6-4-3	
Johnny Logan, R OBP: 0.286, SLG: 0.327 (1, 6)					0-0 5-3			0-0 F2	
Juan Pizarro, L OBP: 0.324, SLG: 0.313 Frank Torre, L OBP: 0.386, SLG: 0.435 John DeMerit, R (1, 1) (9, PH) (9, PR)					0-0 1-3			4-0 1B 1B BB	

Inning Stats	R: 2	H: 2	E: 0	K: 5	S: 5	LOB: 1	BB: 1	P: 9	R: 0	H: 0	E: 0	K: 2	S: 7	LOB: 2	BB: 2	P: 15	R: 0	H: 0	E: 0	K: 1	S: 5	LOB: 1	BB: 1	P: 9	R: 0	H: 0	E: 0	K: 0	S: 3	LOB: 0	BB: 0	P: 3	R: 2	H: 2	E: 1	K: 0	S: 6	LOB: 1	BB: 0	P: 6	R: 0	H: 0	E: 0	K: 0	S: 3	LOB: 0	BB: 0	P: 3	R: 0	H: 1	E: 0	K: 0	S: 3	LOB: 1	BB: 0	P: 3	R: 1	H: 2	E: 0	K: 0	S: 5	LOB: 2	BB: 1	P: 9	1B: 4	2B: 2	3B: 0	HR: 1	SF: 0	SAC: 0	DP: 1	HBP: 0	WP: 2	PB: 0	SB: 0	CS: 0
--------------	------	------	------	------	------	--------	-------	------	------	------	------	------	------	--------	-------	-------	------	------	------	------	------	--------	-------	------	------	------	------	------	------	--------	-------	------	------	------	------	------	------	--------	-------	------	------	------	------	------	------	--------	-------	------	------	------	------	------	------	--------	-------	------	------	------	------	------	------	--------	-------	------	-------	-------	-------	-------	-------	--------	-------	--------	-------	-------	-------	-------

PITCHER	IP	WLS	BF	H	R	ER	SO	BB	IBB	HBP	BLK	WP	HR	S	P	ERA	WHIP
Jim Owens, R ERA: 2.57 (1, 1)	7.0	W	31	4	4	2	3	5	0	0	0	2	1	32	52	2.57	1.286
Ray Semproch, R ERA: 3.92 (8, 1)	1.1		7	3	1	1	0	1	0	0	0	0	0	6	10	6.75	3.000
Turk Farrell, R ERA: 3.39 (9, 1)	0.2	S	2	0	0	0	0	0	0	0	0	0	0	2	2	0.00	0.000

1B	4	SF	0
2B	2	SAC	0
3B	0	DP	1
HR	1	HBP	0

WP	2	PA	40
PB	0		
SB	0		
CS	0		

Batter	1	2	3	4	5	6	7	8	9	AB R H RBI BB SO LOB	TOP																								
Richie Ashburn, L (1, 8) OBP: 0.436, SLG: 0.437	0-0 L9		0-0 F8			0-0 SH1-4 2B 1B	0-0 1B 2B		4-0 FC3-6 BB	4 2 2 0 1 0 0																									
Bobby Young, L (1, 4) OBP: 0.255, SLG: 0.352	0-0 FC6-4 1B			0-0 E5		0-0 SH1-4 1-2	0-0 1B 1B		0-0 FC3-6 FC4-6	4 0 2 1 0 0 1																									
Ed Bouchee, L (1, 3) OBP: 0.355, SLG: 0.425	0-0 P2			0-0 F8		0-0 2B 2B	0-0 FC6-4 1B		0-0 FC4-6	5 1 2 1 0 0 3																									
Wally Post, R (1, 9) OBP: 0.336, SLG: 0.446	0-0 FC6-4 1-2f			0-0 F7		0-3 K	0-0 FC6-4 1-2f			4 0 0 0 0 1 5																									
Harry Anderson, L (1, 7) OBP: 0.370, SLG: 0.523		0-0 FC5-6 1B		0-0 F8		4-0 2B IBB		0-0 1-4-3		3 0 1 0 1 0 1																									
Pancho Herrera, R (1, 5) OBP: 0.358, SLG: 0.379		0-0 FC5-6 G6-4-3 1-2f			0-3 K	0-0 2B		0-0 F9		4 0 1 1 0 1 1																									
Chico Fernandez, R (1, 6) OBP: 0.279, SLG: 0.317		0-0 G6-4-3 1-2f			0-0 WP 2B	0-0 5-3		0-0 S 1B		4 0 2 0 0 0 3																									
Carl Sawatski, L (1, 2) OBP: 0.296, SLG: 0.332			0-0 F9		0-0 4-3		0-3 K	0-0 F8 1-2		4 0 0 0 0 1 2																									
Robin Roberts, S (1, 1) OBP: 0.255, SLG: 0.273			0-0 4-3		0-0 6-3		0-0 2B 1B	0-0 F9		4 0 1 0 0 0 1																									
Inning Stats	R: 0 E: 0 K: 0 S: 4 H: 1 LOB: 1 BB: 0 P: 4	R: 0 E: 0 K: 0 S: 3 H: 1 LOB: 0 BB: 0 P: 3	R: 0 E: 0 K: 0 S: 3 H: 0 LOB: 0 BB: 0 P: 3	R: 0 E: 1 K: 0 S: 4 H: 0 LOB: 1 BB: 0 P: 4	R: 0 E: 0 K: 1 S: 6 H: 1 LOB: 1 BB: 0 P: 6	R: 2 E: 0 K: 1 S: 8 H: 3 LOB: 2 BB: 1 P: 12	R: 1 E: 0 K: 1 S: 8 H: 4 LOB: 2 BB: 0 P: 8	R: 0 E: 0 K: 0 S: 4 H: 1 LOB: 1 BB: 0 P: 4	R: 0 E: 0 K: 0 S: 3 H: 0 LOB: 1 BB: 1 P: 7	1B: 7 2B: 4 3B: 0 HR: 0 SF: 0 SAC: 1 DP: 1 HBP: 0	WP: 1 PB: 0 SB: 1 CS: 0 PA: 39																								
PITCHER Bob Friend, R (1, 1) ERA: 3.65	IP 9.0	WLS L	BF 39	H 11	R 3	ER 3	SO 3	BB 1	IBB 1	HBP 0	BLK 0	WP 1	HR 0	S 43	P 51	ERA 3.00	WHIP 1.333	PITCHER	IP 9.0	WLS L	BF 39	H 11	R 3	ER 3	SO 3	BB 1	IBB 1	HBP 0	BLK 0	WP 1	HR 0	S 43	P 51	ERA 3.00	WHIP 1.333

Philadelphia Phillies @ Pittsburgh Pirates
 Forbes Field, Pittsburgh, PA
 Fri Sep 26 1958, 7:05 PM EDT
 Att. 12,000 - Unknown

livebaseballscorecards.com

AB	36
R	3
H	11
RBI	3
BB	2
SO	3
LOB	17



Batter	1	2	3	4	5	6	7	8	9	AB R H RBI BB SO LOB
Dick Schofield, S (1, 6) OBP: 0.333, SLG: 0.273	4-0 CS BB		0-0 1B		0-0 F7		0-0 4-3		0-0 P6 3-H	4 0 1 0 1 0 0
Bill Virdon, L (1, 8) OBP: 0.324, SLG: 0.387	0-0 4-3 1-2		0-0 1B		4-0 FC4-6 BB			0-0 3B 1B		3 1 2 0 1 0 1
Ted Kluszewski, L (1, 3) OBP: 0.347, SLG: 0.400	0-0 4-3		0-0 5-3		0-0 FC4-6 1-2f			0-0 3B 1-H		4 0 1 1 0 0 3
Bob Skinner, L (1, 7) OBP: 0.389, SLG: 0.494		0-0 F6		0-0 P6		0-0 3B		0-0 F7		4 0 1 0 0 0 1
John Powers, L (1, 9) OBP: 0.256, SLG: 0.268		0-3 K		0-0 P5		0-3 K		0-3 K		4 0 0 0 0 3 2
Bill Mazerowski, R (1, 4) OBP: 0.305, SLG: 0.435		0-0 1B		0-0 1B		0-0 P6		0-3 K		4 0 2 0 0 1 2
Harry Bright, R (1, 5) OBP: 0.269, SLG: 0.417		0-0 F3		0-0 F7		0-0 4-3			0-0 3-1 BLK 2B	4 1 1 0 0 0 3
Danny Kravitz, L (1, 2) OBP: 0.315, SLG: 0.343			0-0 P6		0-0 HR		0-0 F7		0-0 3-1 2-3	4 1 1 1 0 0 1
Vern Law, R (1, 1) OBP: 0.288, SLG: 0.371			0-3 K		0-0 5-3		0-0 L8		0-0 5-3	3 0 0 0 0 1 0
Roy Face, R (8, 1)										0 0 0 0 0 0 0
Don Williams, R (9, 1)										0 0 0 0 0 0 0
Frank Thomas, R (9, PH) OBP: 0.338, SLG: 0.533										1 0 0 0 0 0 1

Inning Stats	R: 0 H: 0 E: 0 K: 0 S: 2	H: 0 LOB: 0 BB: 1 P: 6	R: 0 H: 1 E: 0 K: 1 S: 6	H: 1 LOB: 1 BB: 0 P: 6	R: 0 H: 2 E: 0 K: 1 S: 7	H: 2 LOB: 2 BB: 0 P: 7	R: 0 H: 1 E: 0 K: 0 S: 4	H: 1 LOB: 1 BB: 0 P: 4	R: 1 H: 1 E: 0 K: 0 S: 4	H: 1 LOB: 1 BB: 1 P: 8	R: 0 H: 1 E: 0 K: 1 S: 6	H: 1 LOB: 1 BB: 0 P: 6	R: 0 H: 0 E: 0 K: 0 S: 3	H: 0 LOB: 0 BB: 0 P: 3	R: 1 H: 2 E: 0 K: 2 S: 9	H: 2 LOB: 1 BB: 0 P: 9	R: 1 H: 1 E: 0 K: 0 S: 4	H: 1 LOB: 0 BB: 0 P: 4	1B: 5 SF: 0 2B: 1 SAC: 0 3B: 2 DP: 0 HR: 1 HBP: 0
---------------------	--------------------------	------------------------	--------------------------	------------------------	--------------------------	------------------------	--------------------------	------------------------	--------------------------	------------------------	--------------------------	------------------------	--------------------------	------------------------	--------------------------	------------------------	--------------------------	------------------------	--

PITCHER Don Cardwell, R (1, 1) ERA: 4.51	IP 9.0 WLS W BF 37 H 9 R 3 ER 3 SO 5 BB 2 IBB 0 HBP 0 BLK 1 WP 0 HR 1 S 45 P 53 ERA 3.00 WHIP 1.222	PITCHER	IP WLS BF H R ER SO BB IBB HBP BLK WP HR S P ERA WHIP
---	---	----------------	---

BOTTOM

Philadelphia Phillies @ Pittsburgh Pirates
Forbes Field, Pittsburgh, PA
Sat Sep 27 1958, 7:05 PM EDT
Att. 9,104 - Unknown

AB	35
R	3
H	9
RBI	2
BB	2
SO	5
LOB	14



WP: 0 PA: 37	ERA	WHIP
PB: 0		
SB: 0		
CS: 1		

Batter	1	2	3	4	5	6	7	8	9	10	AB R H RBI BB SO LOB	TOP													
Richie Ashburn, L (1, 8) OBP: 0.440, SLG: 0.441	0-0 6-3		0-0 FC6-4 1B			0-0 PB SH1-3 1B		0-0 E 1-3 1B BB		0-0 SH1-3 1B	4 2 3 0 1 0 0	Philadelphia Phillies @ Pittsburgh Pirates Forbes Field, Pittsburgh, PA Sun Sep 28 1958, 3:33 AM EDT Att. 33,109 - Unknown													
Bobby Young, L (1, 4) OBP: 0.246, SLG: 0.333 Rip Repulski, R (8, PH) OBP: 0.296, SLG: 0.479 Ted Kazanski, R (8, 4) OBP: 0.291, SLG: 0.315	0-0 4-3		0-0 FC6-4			0-0 SH1-3		0-0 1-3		0-0 SH1-3	2 0 0 0 0 0 2 1 0 0 0 0 0 1 0 0 0 0 0 0 0														
Ed Bouchee, L (1, 3) OBP: 0.355, SLG: 0.425	0-0 G1		0-0 L9			0-0 F5		0-0 FC4-6 1B		0-3 K	5 0 1 1 0 1 4														
Wally Post, R (1, 9) OBP: 0.340, SLG: 0.449		0-0 5-3		0-0 4-3		0-0 P6		0-0 FC4-6 1B		4-0 1B 1B	4 1 1 0 1 0 1														
Harry Anderson, L (1, 7) OBP: 0.373, SLG: 0.524		0-0 4-3		0-0 G6-4-3 1B			0-0 2B E 1B	0-0 FC4-6		0-0 1B 1B	5 1 3 1 0 0 2														
Pancho Herrera, R (1, 5) OBP: 0.347, SLG: 0.365 Dave Philley, S (7, PH) OBP: 0.357, SLG: 0.444 Willie Jones, R (7, 5) OBP: 0.351, SLG: 0.420		0-3 K		0-0 G6-4-3			0-0 E4	0-0 L9		0-0 1B	2 0 0 0 0 1 1 1 1 1 0 0 0 0 2 0 1 1 0 0 2														
Chico Fernandez, R (1, 6) OBP: 0.280, SLG: 0.318			0-0 F9 1B 2B		0-0 1-3		4-0 S4-3-6-3 BB		0-0 3-1	0-0 6-3	4 1 1 0 1 0 2														
Stan Lopata, R (1, 2) OBP: 0.391, SLG: 0.388			0-0 F9		0-0 F3		0-0 F9		0-0 P8		4 0 0 0 0 0 3														
Seth Morehead, L (1, 1) OBP: 0.250, SLG: 0.182 Turk Farrell, R (8, 1) OBP: 0.240, SLG: 0.208 Bob Bowman, R (9, PH) OBP: 0.343, SLG: 0.500 Jack Meyer, R (9, 1) OBP: 0.278, SLG: 0.278			0-0 1B 1B		0-0 F9		0-0 G4-3-6-3		0-3 K		3 0 1 1 0 0 1 0 0 0 0 0 0 0 1 0 0 0 0 1 0 0 0 0 0 0 0 0														
Inning Stats	R: 0 E: 0 K: 0 S: 3	H: 0 LOB: 0 BB: 0 P: 3	R: 0 E: 0 K: 1 S: 5	H: 0 LOB: 0 BB: 0 P: 5	R: 1 E: 0 K: 0 S: 6	H: 3 LOB: 2 BB: 0 P: 6	R: 0 E: 0 K: 0 S: 3	H: 1 LOB: 0 BB: 0 P: 3	R: 0 E: 0 K: 0 S: 3	H: 0 LOB: 0 BB: 0 P: 3	R: 0 E: 0 K: 0 S: 4		H: 1 LOB: 1 BB: 0 P: 4	R: 2 E: 1 K: 0 S: 4	H: 2 LOB: 0 BB: 1 P: 8	R: 1 E: 1 K: 0 S: 5	H: 2 LOB: 2 BB: 1 P: 9	R: 0 E: 0 K: 1 S: 5	H: 0 LOB: 0 BB: 0 P: 5	R: 2 E: 0 K: 1 S: 8	H: 3 LOB: 2 BB: 1 P: 12	1B: 10 2B: 2 3B: 0 HR: 0	SF: 0 SAC: 2 DP: 2 HBP: 0	WP: 0 PB: 1 SB: 0 CS: 0	PA: 43
PITCHER	IP WLS BF H R ER SO BB IBB HBP BLK WP HR S P ERA WHIP																								
Bennie Daniels, R (1, 1) ERA: 5.53	7.0																								
Bob Smith, L (8, 1) ERA: 4.43	0.2																								
Bob Porterfield, R (8, 1) ERA: 3.34	1.1																								
Don Gross, L (10, 1) ERA: 3.96	1.0	L																							

AB	38
R	6
H	12
RBI	4
BB	3
SO	3
LOB	19



