

# Philadelphia Phillies - 1958

Batter	1	2	3	4	5	6	7	8	9	AB	R	H	RBI	BB	SO	LOB	TOP								
Chico Fernandez, R OBP: 0.200, SLG: 0.200	FC1-6 1B		4-3		1-3		FC5-4 CS	5-3		5	0	1	0	0	0	4	Philadelphia Phillies @ Cincinnati Redlegs Crosley Field, Cincinnati, OH Tue Apr 15 1958, 3:33 AM EST Att: 32,849 - Unknown								
Richie Ashburn, L OBP: 0.600, SLG: 0.500	FC1-6 5-3				G3		4-0 2B BB		SH1-4 1B	4	1	2	1	1	0	1									
Granny Hamner, R OBP: 0.250, SLG: 0.500	5-3		F9		L6		1-2 2B		SH1-4	4	0	1	1	0	0	2									
Harry Anderson, L Pancho Herrera, R	3-1		P6			K	K		K	5	0	0	0	0	3	4									
Stan Lopata, R OBP: 0.600, SLG: 0.667		L8		K		2B		BB BB	BB IBB	3	1	1	0	2	1	0									
Chuck Essegian, R OBP: 0.600, SLG: 1.000	F7			1B 2B		2B		BB BB	L9	4	2	2	1	1	0	2									
Wally Post, R Bob Bowman, R	FC5-4 1B			2B		P6		SH1-4 1B	1B	4	0	2	0	0	0	2									
Ted Kazanski, R OBP: 0.500, SLG: 0.500	FC5-4			2H 1B		P6		SH1-4 1B	1B	4	0	2	2	0	0	2									
Robin Roberts, S Turk Farrell, R					G3			SH1-4	SH1-4	2	1	1	0	0	0	1									
Solly Hemus, L Ray Semproch, R			4-3 1B 2B				FC5-4 1B	1-2 2-3		0	0	0	0	0	0	0									
<b>Inning Stats</b>	R: 0 E: 0 K: 0 S: 4	H: 1 LOB: 1 BB: 0 P: 4	R: 0 E: 0 K: 0 S: 4	H: 1 LOB: 1 BB: 0 P: 4	R: 1 E: 0 K: 0 S: 5	H: 2 LOB: 1 BB: 0 P: 5	R: 1 E: 0 K: 1 S: 7	H: 2 LOB: 1 BB: 0 P: 7	R: 0 E: 0 K: 0 S: 3	H: 0 LOB: 0 BB: 0 P: 3	R: 1 E: 0 K: 1 S: 7	H: 2 LOB: 1 BB: 0 P: 7	R: 1 E: 0 K: 1 S: 6	H: 2 LOB: 1 BB: 1 P: 10	R: 1 E: 0 K: 0 S: 4	H: 2 LOB: 2 BB: 2 P: 12	R: 0 E: 0 K: 1 S: 6	H: 1 LOB: 2 BB: 1 P: 10	1B: 8 2B: 5 3B: 0 HR: 0	SF: 0 SAC: 2 DP: 0 HBP: 0	WP: 0 PB: 0 SB: 0 CS: 1	PA: 42			
<b>PITCHER</b>	IP WLS BF H R ER SO BB IBB HBP BLK WP HR S P ERA WHIP	6.2 L 5 2 1 4 2 1 0 0 0 0 0 5 13 5.40 6.000	0.2 L 5 2 1 1 1 2 0 0 0 0 0 5 13 13.50 6.000	1.2 W 7 1 0 0 1 0 1 0 0 0 0 8 12 0.00 0.600																					

AB 36  
R 5  
H 13  
RBI 5  
BB 4  
SO 4  
LOB 18



Batter	1	2	3	4	5	6	7	8	9	AB	R	H	RBI	BB	SO	LOB	BOTTOM								
Johnny Temple, R George Crowe, L Pete Whisenant, R	F9		6-3			1B 2B	6-3		1-3 1B	4	1	1	0	0	0	0	Philadelphia Phillies @ Cincinnati Redlegs Crosley Field, Cincinnati, OH Tue Apr 15 1958, 3:33 AM EST Att: 32,849 - Unknown								
Vada Pinson, L	F7		K			2B SF7 1B	F8		4-3	5	1	1	0	0	1	2									
Frank Robinson, R	P6					1-3 2H 2B	F7			4	1	2	1	0	0	0									
Steve Bilko, R		2-3 1B BB		F7		SF7		K		2	0	0	1	1	1	1									
Don Hoak, R	F8			P3		3H 2B 2B		K		4	1	1	1	0	1	2									
Gus Bell, L	2-3 1B			L9		2H 2B		L7		4	0	2	1	0	0	1									
Ed Bailey, L	2-3				P6				P6	3	0	0	0	1	0	2									
Roy McMillan, R Bob Thurman, L Dee Fondy, L					F7		F3		1B BB	3	0	0	0	0	0	4									
Brooks Lawrence, R Bill Wight, L Bob Kelly, R Smoky Burgess, L				K			K		P4	3	0	0	0	0	3	2									
<b>Inning Stats</b>	R: 0 E: 0 K: 0 S: 3	H: 0 LOB: 0 BB: 0 P: 3	R: 0 E: 0 K: 0 S: 4	H: 1 LOB: 2 BB: 1 P: 8	R: 0 E: 0 K: 2 S: 7	H: 0 LOB: 0 BB: 0 P: 7	R: 0 E: 0 K: 0 S: 4	H: 1 LOB: 1 BB: 0 P: 4	R: 0 E: 0 K: 1 S: 5	H: 0 LOB: 0 BB: 0 P: 5	R: 4 E: 0 K: 1 S: 10	H: 5 LOB: 2 BB: 1 P: 14	R: 0 E: 0 K: 0 S: 3	H: 0 LOB: 0 BB: 0 P: 3	R: 0 E: 0 K: 2 S: 7	H: 0 LOB: 0 BB: 0 P: 7		R: 0 E: 0 K: 0 S: 4	H: 1 LOB: 2 BB: 1 P: 8	1B: 5 2B: 3 3B: 0 HR: 0	SF: 1 SAC: 0 DP: 0 HBP: 0	WP: 0 PB: 0 SB: 1 CS: 0	PA: 38		
<b>PITCHER</b>	IP WLS BF H R ER SO BB IBB HBP BLK WP HR S P ERA WHIP	5.1 W 3 0 0 0 1 0 1 0 0 0 0 4 8 6.75 1.500	0.2 W 3 0 0 0 1 0 1 0 0 0 0 4 8 0.00 0.000	3.0 W 11 1 0 0 2 1 0 0 0 0 0 14 18 0.00 0.667																					

AB 34  
R 4  
H 8  
RBI 4  
BB 3  
SO 6  
LOB 15





Batter	1	2	3	4	5	6	7	8	9	AB	R	H	RBI	BB	SO	LOB	TOP					
Red Schoendienst, S OBP: 0.357, SLG: 0.308 (1, 4)	F2				F8		SH3-4		F8	3	0	0	0	1	0	0						
Bob Hazle, L OBP: 0.429, SLG: 0.111 (1, 9)			4-3							2	1	1	0	2	0	1						
Eddie Mathews, L OBP: 0.286, SLG: 1.143 (1, 5)	L3				P6					4	0	0	0	0	0	4						
Hank Aaron, R OBP: 0.214, SLG: 0.214 (1, 8)										4	0	1	0	0	0	3						
Frank Torre, L OBP: 0.400, SLG: 0.400 (1, 3)										4	1	1	0	0	0	1						
Andy Pafko, R OBP: 0.197, SLG: 0.091 (1, 7)										3	1	1	0	1	0	2						
Johnny Logan, R OBP: 0.429, SLG: 0.714 (1, 6)										4	1	1	4	0	0	3						
Del Rice, R (1, 2)										4	0	0	0	0	0	0						
Bob Buhl, R OBP: 0.250, SLG: 0.250 Don McMahon, R (9, 1)										4	0	1	0	0	2	0						
										0	0	0	0	0	0	0						
<b>Inning Stats</b>	R: 0 E: 0 K: 0 S: 3	H: 1 LOB: 0 BB: 0 P: 3	R: 0 E: 0 K: 0 S: 4	H: 1 LOB: 1 BB: 0 P: 4	R: 0 E: 0 K: 1 S: 5	H: 0 LOB: 1 BB: 1 P: 9	R: 0 E: 1 K: 0 S: 5	H: 1 LOB: 2 BB: 0 P: 5	R: 0 E: 0 K: 1 S: 5	H: 0 LOB: 0 BB: 0 P: 5	R: 4 E: 0 K: 0 S: 5	H: 2 LOB: 0 BB: 2 P: 13	R: 0 E: 0 K: 0 S: 4	H: 1 LOB: 2 BB: 1 P: 8	R: 0 E: 0 K: 0 S: 3	H: 0 LOB: 0 BB: 0 P: 3	R: 0 E: 0 K: 0 S: 3	H: 0 LOB: 0 BB: 0 P: 3	1B: 5 2B: 1 3B: 0 HR: 1	SF: 0 SAC: 1 DP: 1 HBP: 0	WP: 0 PB: 0 CS: 0	PA: 37
<b>PITCHER</b>	IP	WLS	BF	H	R	ER	SO	BB	IBB	HBP	BLK	WP	HR	S	P	ERA	WHIP					
Jack Sanford, R ERA: 4.5 Jim Hearn, R ERA:	(1, 1)	8.0	L	34	6	4	4	2	4	0	0	0	0	1	34	50	4.50	1.250				
(9, 1)	1.0		3	0	0	0	0	0	0	0	0	0	0	3	3	0.00	0.000					

Milwaukee Braves @ Philadelphia Phillies  
 Connie Mack Stadium, Philadelphia, PA  
 Fri Apr 18 1958, 6:05 PM EST  
 Att: 31,624 - Unknown

AB 32  
 R 4  
 H 6  
 RBI 4  
 BB 4  
 SO 2  
 LOB 14



Batter	1	2	3	4	5	6	7	8	9	AB	R	H	RBI	BB	SO	LOB	BOTTOM					
Chico Fernandez, R OBP: 0.222, SLG: 0.125 Rip Repulski, R (9, PH)	K									3	0	0	0	1	2	2						
Richie Ashburn, L OBP: 0.556, SLG: 0.500 (1, 8)										4	1	2	0	0	0	1						
Granny Hamner, R OBP: 0.125, SLG: 0.250 (1, 5)										4	0	0	0	0	0	4						
Harry Anderson, L OBP: 0.222, SLG: 0.375 (1, 3)										3	0	1	2	1	0	0						
Stan Lopata, R OBP: 0.556, SLG: 0.400 (1, 2)										2	0	0	0	2	0	1						
Chuck Essegian, R OBP: 0.333, SLG: 0.500 (1, 7)										4	0	0	0	0	1	4						
Wally Post, R OBP: 0.250, SLG: 0.250 (1, 9)										4	0	0	0	0	2	1						
Ted Kazanski, R OBP: 0.375, SLG: 0.375 (1, 4)										4	0	1	0	0	0	1						
Jack Sanford, R OBP: 0.500, SLG: 0.500 Solly Hemus, L OBP: 0.500, SLG: 0.500 Jim Hearn, R (9, 1) Dave Philley, S (9, PH)										2	0	1	0	0	0	0						
										1	1	0	0	0	0	0						
										0	0	0	0	0	0	0						
										0	0	0	1	0	0	0						
<b>Inning Stats</b>	R: 0 E: 0 K: 1 S: 6	H: 1 LOB: 3 BB: 2 P: 14	R: 0 E: 0 K: 1 S: 5	H: 0 LOB: 0 BB: 0 P: 5	R: 0 E: 0 K: 0 S: 2	H: 0 LOB: 0 BB: 1 P: 6	R: 0 E: 0 K: 0 S: 3	H: 0 LOB: 0 BB: 0 P: 3	R: 0 E: 0 K: 1 S: 6	H: 1 LOB: 1 BB: 0 P: 6	R: 0 E: 0 K: 0 S: 3	H: 0 LOB: 0 BB: 0 P: 3	R: 0 E: 0 K: 1 S: 5	H: 0 LOB: 1 BB: 1 P: 9	R: 2 E: 1 K: 1 S: 8	H: 2 LOB: 1 BB: 0 P: 8	R: 0 E: 0 K: 1 S: 6	H: 1 LOB: 2 BB: 1 P: 10	1B: 4 2B: 0 3B: 1 HR: 0	SF: 0 SAC: 0 DP: 1 HBP: 0	WP: 2 PB: 0 CS: 0	PA: 37
<b>PITCHER</b>	IP	WLS	BF	H	R	ER	SO	BB	IBB	HBP	BLK	WP	HR	S	P	ERA	WHIP					
Bob Buhl, R ERA: Don McMahon, R ERA:	(1, 1)	8.2	W	36	5	2	0	5	5	0	0	0	0	0	41	61	0.00	1.154				
(9, 1)	0.1	S	1	0	0	0	1	0	0	0	0	0	0	3	3	0.00	0.000					

Milwaukee Braves @ Philadelphia Phillies  
 Connie Mack Stadium, Philadelphia, PA  
 Fri Apr 18 1958, 6:05 PM EST  
 Att: 31,624 - Unknown

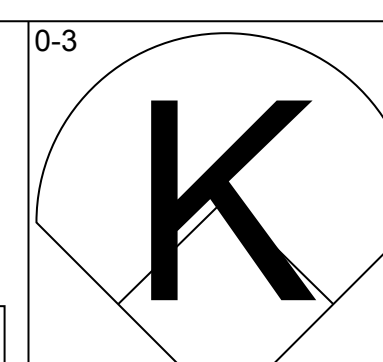
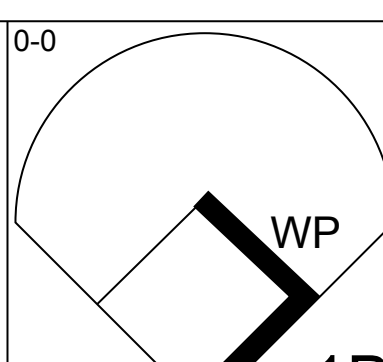
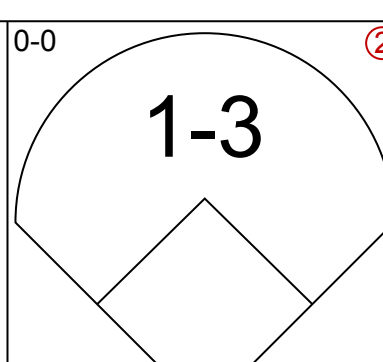
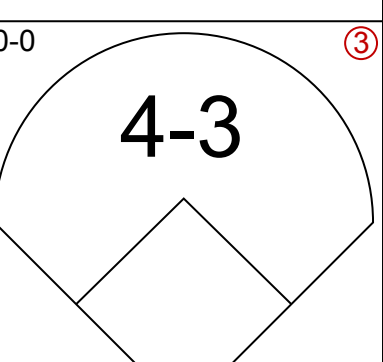
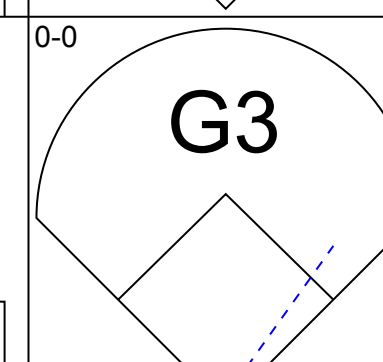
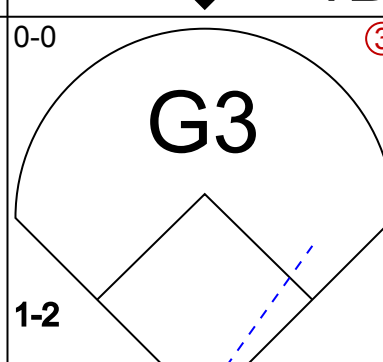
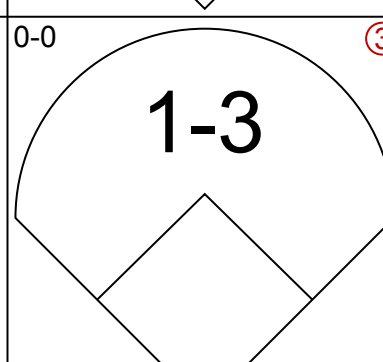
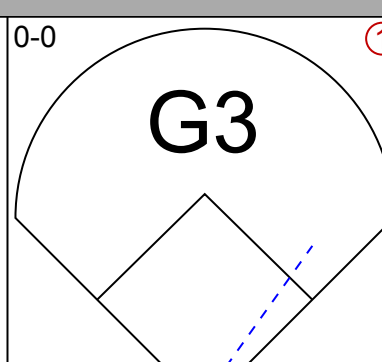
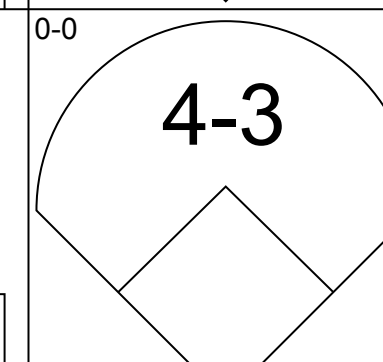
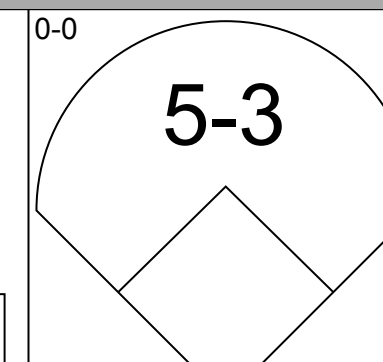
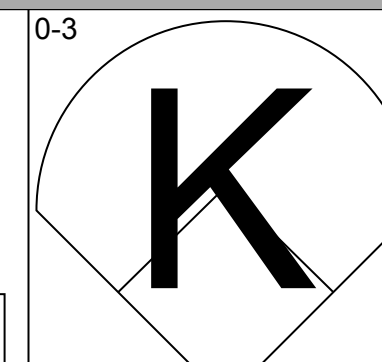
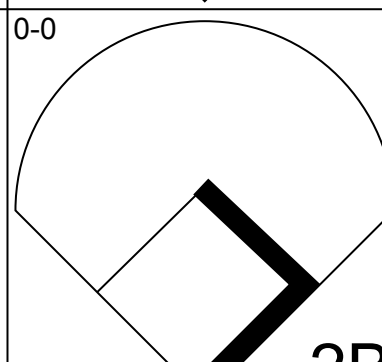
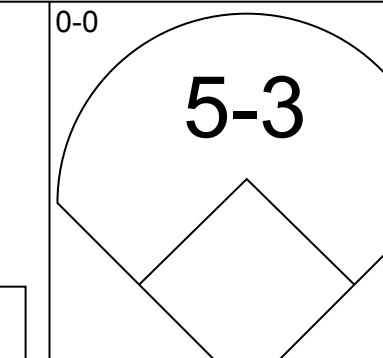
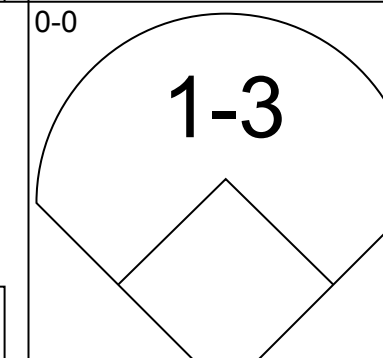
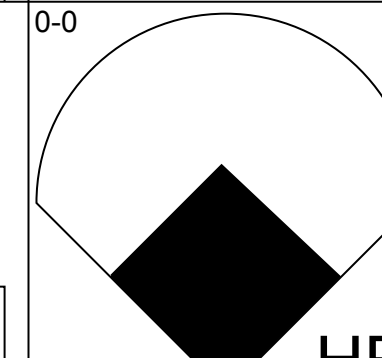
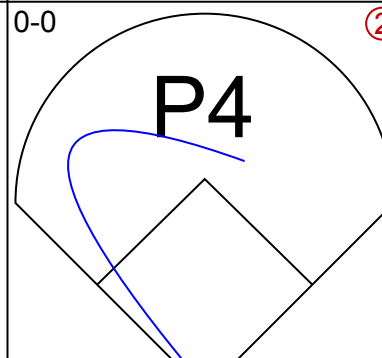
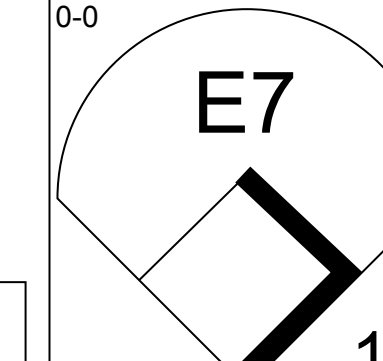
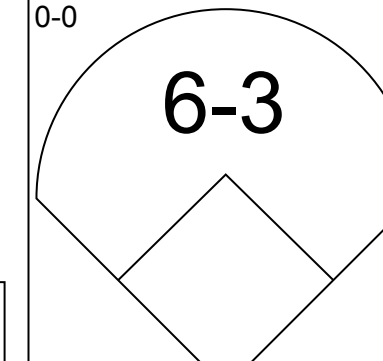
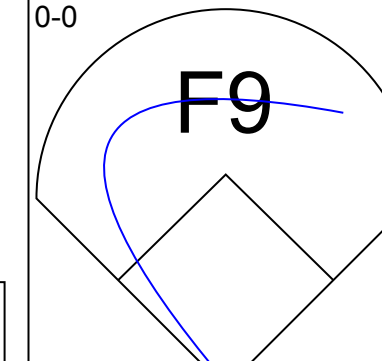
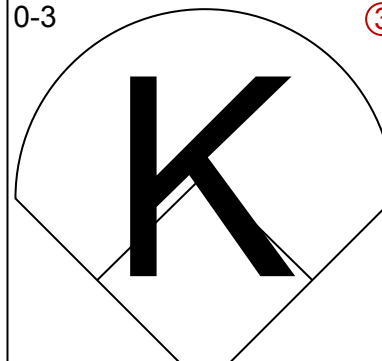
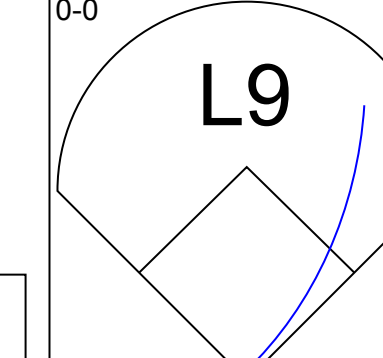
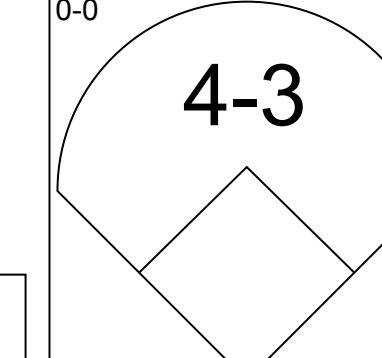
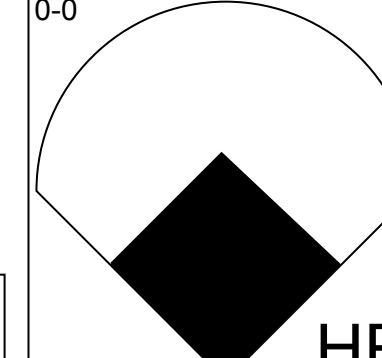
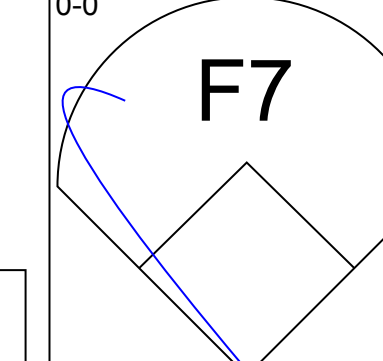
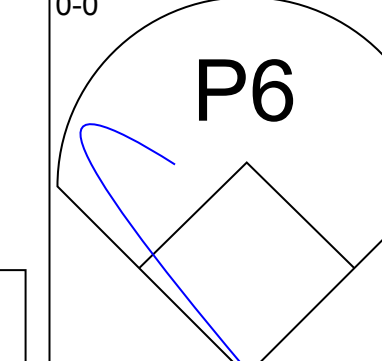
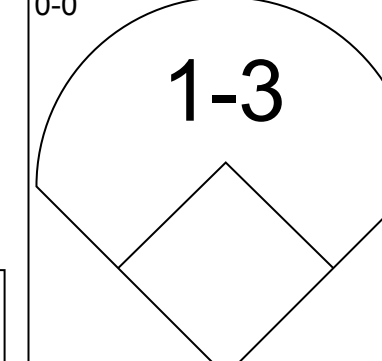
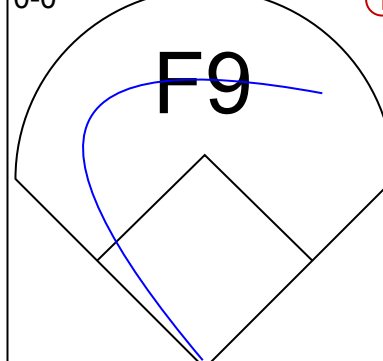
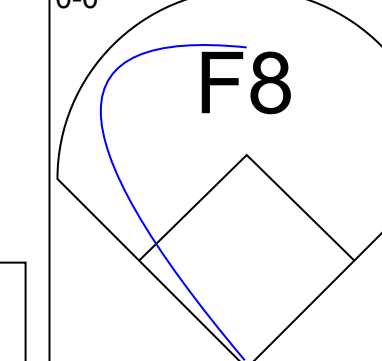
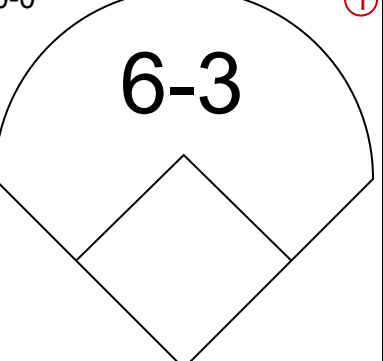

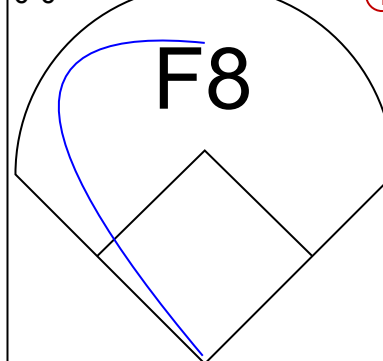
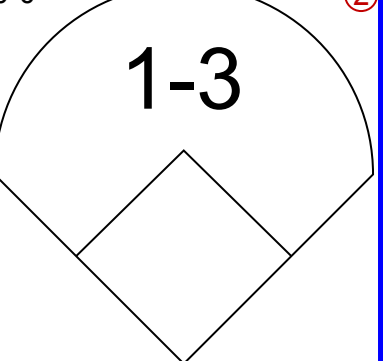

AB 32  
 R 2  
 H 5  
 RBI 2  
 BB 5  
 SO 6  
 LOB 16

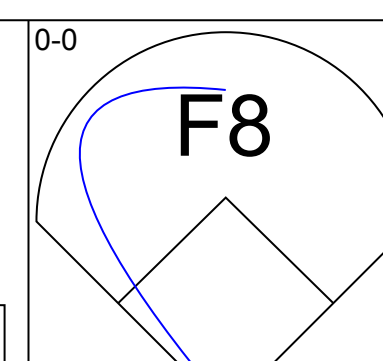
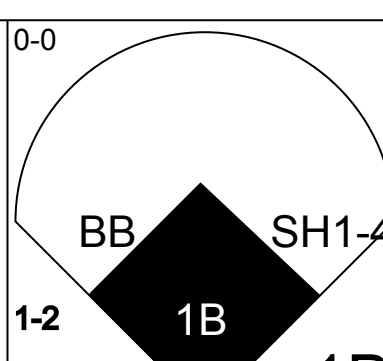
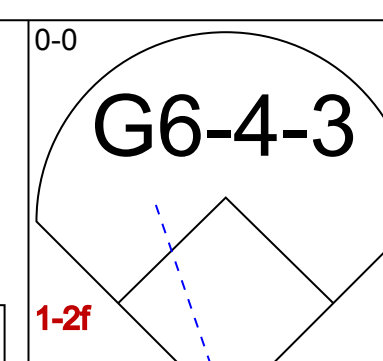
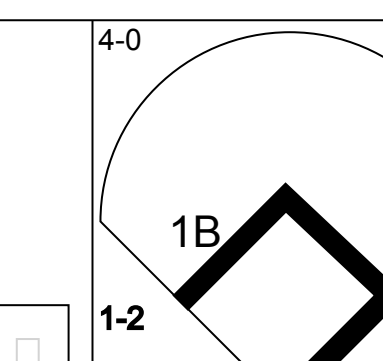
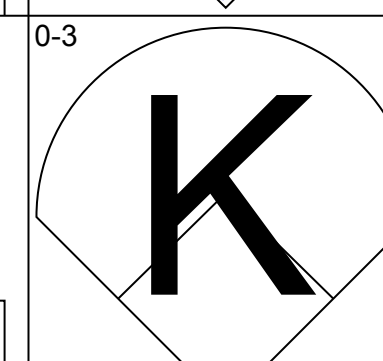
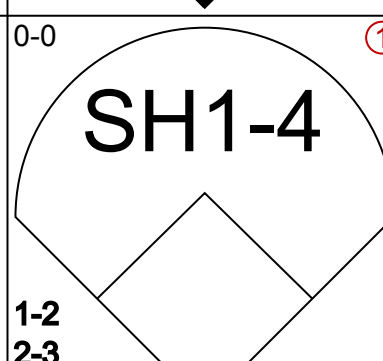
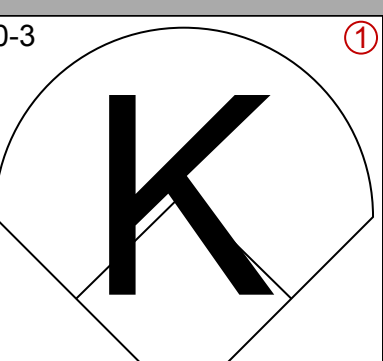
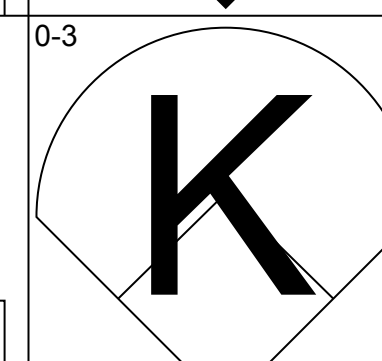
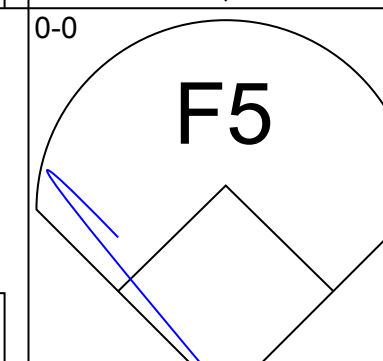
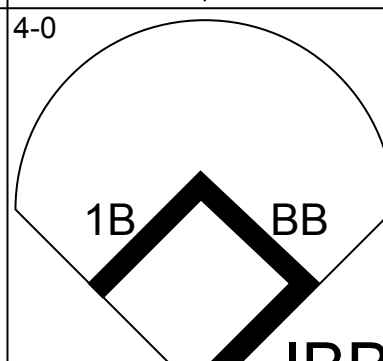
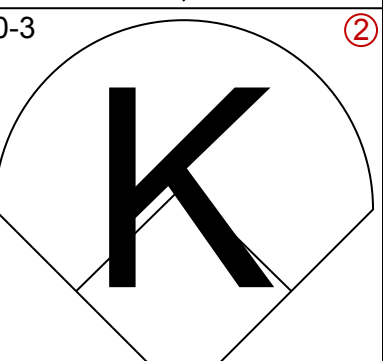
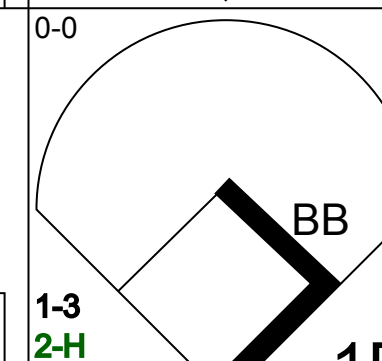
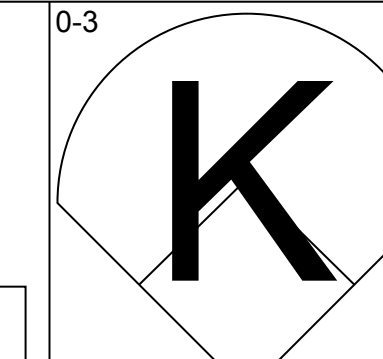
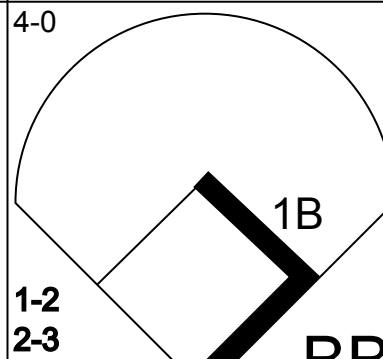
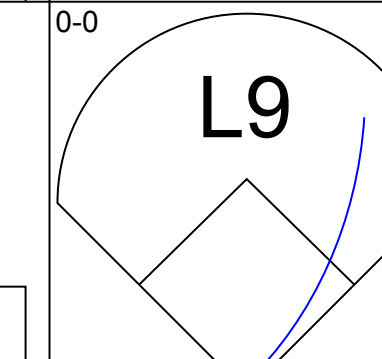
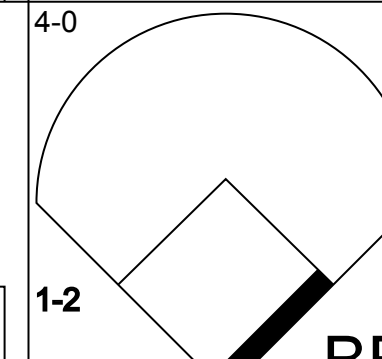
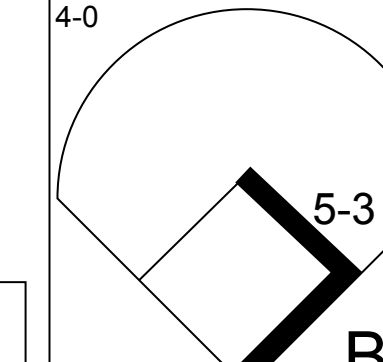
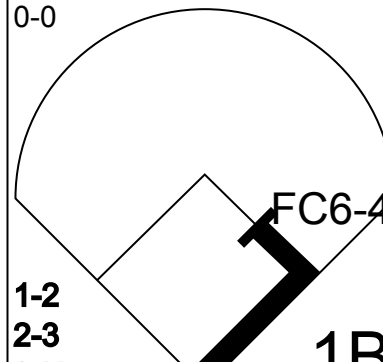
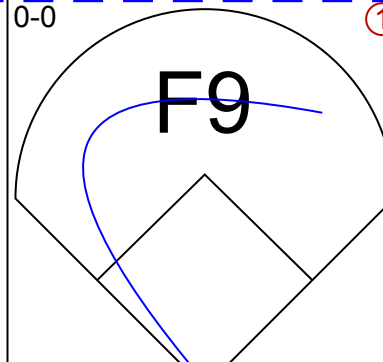

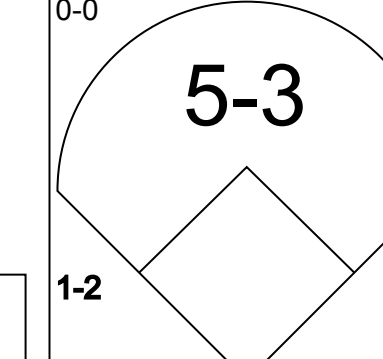
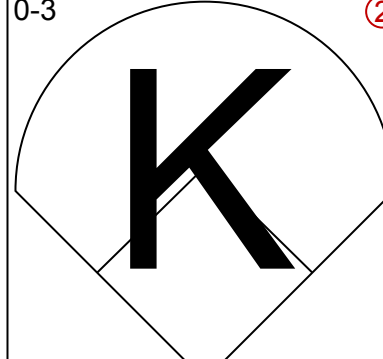
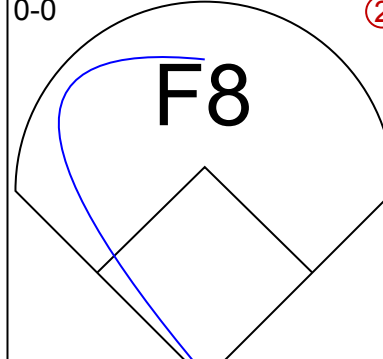
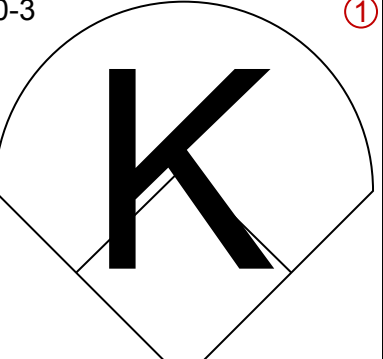
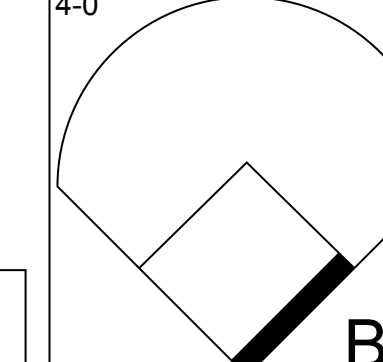
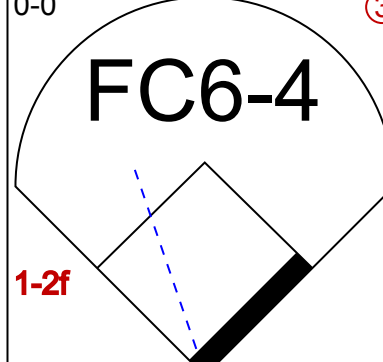
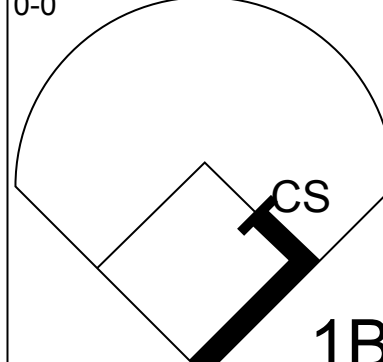
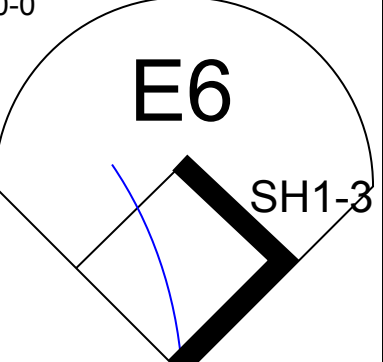
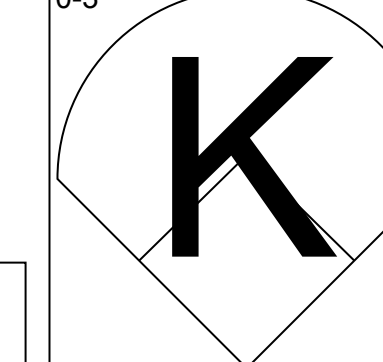
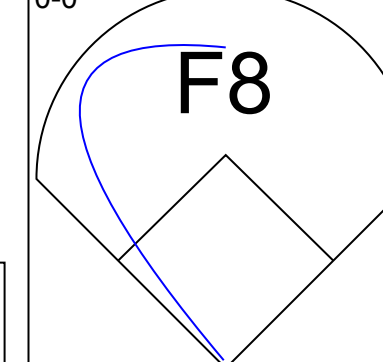
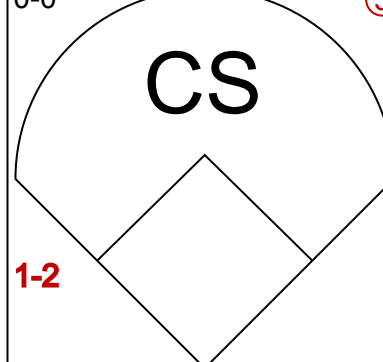
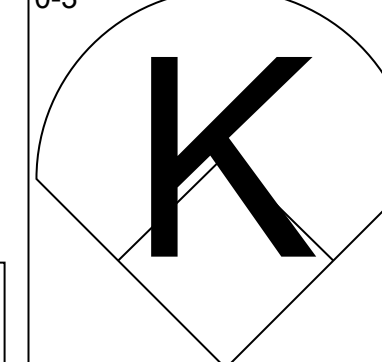
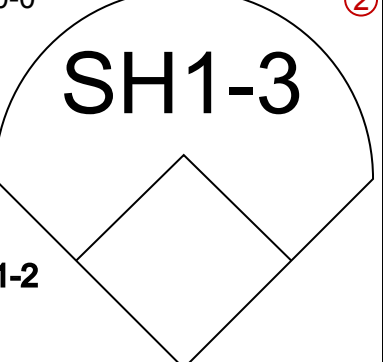
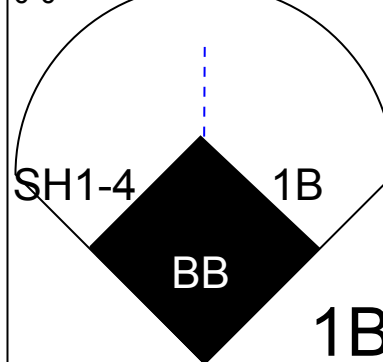
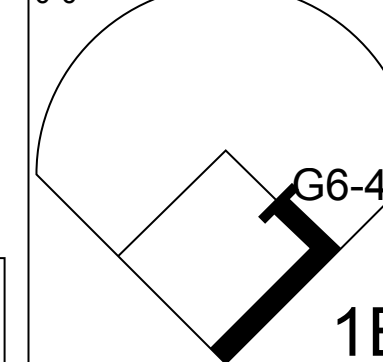
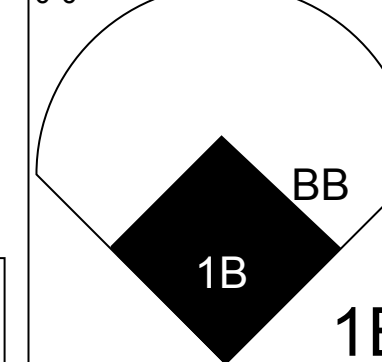
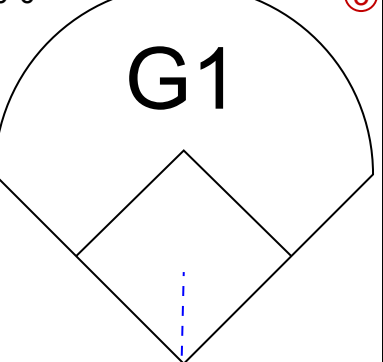









Batter	1	2	3	4	5	6	7	8	9	AB	R	H	RBI	BB	SO	LOB	TOP			
Red Schoendienst, S OBP: 0.391, SLG: 0.364 (1, 4)										4	0	1	0	0	1	0				
Bob Hazle, L OBP: 0.350, SLG: 0.133 (1, 9)										4	0	0	0	0	0	1				
Eddie Mathews, L OBP: 0.261, SLG: 0.826 (1, 5)										4	0	1	0	0	1	0				
Hank Aaron, R OBP: 0.217, SLG: 0.348 (1, 8)										4	1	1	1	0	0	1				
Joe Adcock, R OBP: 0.600, SLG: 0.875 (1, 3)										4	0	1	0	0	1	1				
Harry Hanebrink, L OBP: 0.200, SLG: 0.800 (1, 7)										3	1	1	1	0	0	1				
Johnny Logan, R OBP: 0.381, SLG: 0.571 (1, 6)										3	0	0	0	0	0	1				
Del Crandall, R OBP: 0.294, SLG: 0.250 (1, 2)										3	0	0	0	0	0	0				
Bob Trowbridge, R Gene Conley, R Casey Wise, S Bob Rush, R Frank Torre, L Don McMahon, R (1, 1) (3, 1) (6, Ph) (6, 1) (8, Ph) (8, 1)										1	0	0	0	0	0	1				
<b>Inning Stats</b>	R: 0 E: 0 K: 1 S: 5	H: 0 LOB: 0 BB: 0 P: 5	R: 0 E: 1 K: 0 S: 4	H: 1 LOB: 1 BB: 0 P: 4	R: 0 E: 0 K: 1 S: 6	H: 1 LOB: 1 BB: 0 P: 6	R: 0 E: 0 K: 0 S: 3	H: 0 LOB: 0 BB: 0 P: 3	R: 0 E: 0 K: 0 S: 3	H: 0 LOB: 0 BB: 0 P: 3	R: 2 E: 0 K: 1 S: 7	H: 2 LOB: 2 BB: 0 P: 7	R: 0 E: 0 K: 0 S: 3	H: 0 LOB: 0 BB: 0 P: 3	R: 0 E: 0 K: 1 S: 6	H: 1 LOB: 1 BB: 0 P: 6	1B: 2 2B: 1 3B: 0 HR: 2	SF: 0 SAC: 0 DP: 0 HBP: 0	WP: 1 PB: 0 SB: 0 CS: 0	PA: 32
<b>PITCHER</b> Robin Roberts, R ERA: 3.77 (1, 1)	IP: 9.0 WLS: W BF: 32 H: 5 R: 2 ER: 2 SO: 4 BB: 0 IBB: 0 HBP: 0 BLK: 0 WP: 1 HR: 2 S: 40 P: 40 ERA: 2.00 WHIP: 0.556															<b>PITCHER</b> IP: 9.0 WLS: W BF: 32 H: 5 R: 2 ER: 2 SO: 4 BB: 0 IBB: 0 HBP: 0 BLK: 0 WP: 1 HR: 2 S: 40 P: 40 ERA: 2.00 WHIP: 0.556				

Batter	1	2	3	4	5	6	7	8	9	AB	R	H	RBI	BB	SO	LOB	BOTTOM	
Richie Ashburn, L OBP: 0.588, SLG: 0.462 (1, 8)										3	1	1	0	1	0	1		
Chuck Essegian, R OBP: 0.250, SLG: 0.286 (1, 7)										3	0	0	0	0	3	2		
Harry Anderson, L Pancho Herrera, R (1, 3) (9, 3)										3	0	1	1	1	1	0		
Stan Lopata, R OBP: 0.412, SLG: 0.182 (1, 2)										2	0	0	1	2	1	0		
Granny Hamner, R OBP: 0.250, SLG: 0.267 (1, 5)										3	0	1	1	1	0	3		
Wally Post, R OBP: 0.297, SLG: 0.333 (1, 9)										4	0	0	0	0	2	4		
Ted Kazanski, R OBP: 0.400, SLG: 0.357 (1, 4)										3	0	1	0	1	0	3		
Chico Fernandez, R OBP: 0.188, SLG: 0.071 (1, 6)										3	0	0	0	0	2	2		
Robin Roberts, S OBP: 0.667, SLG: 0.833 (1, 1)										4	2	3	0	0	0	1		
<b>Inning Stats</b>	R: 0 E: 0 K: 1 S: 5	H: 0 LOB: 0 BB: 0 P: 5	R: 0 E: 0 K: 2 S: 7	H: 0 LOB: 2 BB: 2 P: 15	R: 2 E: 0 K: 1 S: 8	H: 3 LOB: 3 BB: 2 P: 16	R: 0 E: 0 K: 0 S: 3	H: 1 LOB: 0 BB: 0 P: 3	R: 0 E: 0 K: 0 S: 3	H: 1 LOB: 0 BB: 0 P: 3	R: 1 E: 0 K: 2 S: 9	H: 2 LOB: 3 BB: 2 P: 17	R: 0 E: 1 K: 1 S: 6	H: 0 LOB: 1 BB: 0 P: 6	1B: 7 2B: 0 3B: 0 HR: 0	SF: 0 SAC: 2 DP: 1 HBP: 0	WP: 0 PB: 0 SB: 0 CS: 1	PA: 37
<b>PITCHER</b> Bob Trowbridge, R ERA: 7.71 Gene Conley, R ERA: 1.59 Bob Rush, R ERA: 4.5 Don McMahon, R ERA: (1, 1) (3, 1) (6, 1) (8, 1)	IP: 2.1 WLS: 8 BF: 14 H: 3 R: 2 ER: 2 SO: 3 BB: 3 IBB: 0 HBP: 0 BLK: 0 WP: 0 HR: 0 S: 16 P: 32 ERA: 7.71 WHIP: 2.571															<b>PITCHER</b> IP: 2.1 WLS: 8 BF: 14 H: 3 R: 2 ER: 2 SO: 3 BB: 3 IBB: 0 HBP: 0 BLK: 0 WP: 0 HR: 0 S: 16 P: 32 ERA: 7.71 WHIP: 2.571		

Milwaukee Braves @ Philadelphia Phillies  
 Connie Mack Stadium, Philadelphia, PA  
 Sun Apr 20 1958, 3:33 AM EST  
 Att: 16,366 - Unknown

AB 32  
 R 2  
 H 5  
 RBI 2  
 BB 0  
 SO 4  
 LOB 5

Milwaukee Braves @ Philadelphia Phillies  
 Connie Mack Stadium, Philadelphia, PA  
 Sun Apr 20 1958, 3:33 AM EST  
 Att: 16,366 - Unknown

AB 28  
 R 3  
 H 7  
 RBI 3  
 BB 6  
 SO 9  
 LOB 16







Batter	1	2	3	4	5	6	7	8	9	AB	R	H	RBI	BB	SO	LOB	TOP										
Bill Virdon, L OBP: 0.500, SLG: 0.500 (1, 8)	0-0 3-1 6-3 1B		0-0 2H G4-6-3 1B		0-0 F8			0-0 FC3-6 G3 1-2		4	0	2	1	0	0	3	Pittsburgh Pirates @ Philadelphia Phillies Connie Mack Stadium, Philadelphia, PA Wed Apr 23 1958, 6:05 PM EST Att: 7,668 - Unknown										
Dick Groat, R OBP: 0.303, SLG: 0.455 (1, 6)	0-0 6-3 1-2		0-0 G4-6-3 1-2		0-0 F8			0-0 G3 1-2		4	0	0	0	0	0	5											
Bob Skinner, L OBP: 0.303, SLG: 0.323 (1, 7)	0-0 3-1 2-3			0-0 4-3				0-0 F2		4	0	0	0	0	0	2											
Ted Kluszewski, L OBP: 0.267, SLG: 0.222 (1, 3)	0-3 K			0-0 F7				0-0 6-3		4	0	0	0	0	1	1											
Frank Thomas, R OBP: 0.323, SLG: 0.448 (1, 5)		0-0 L4-3 1B		0-0 FC5-4 1B				4-0 1B BB		3	0	2	0	1	0	0											
Roberto Clemente, R OBP: 0.345, SLG: 0.429 (1, 9)		0-0 L4-3 1-2		0-0 FC5-4 1-2				0-0 1-2 1B		4	0	1	0	0	0	2											
Bill Mazaroski, R OBP: 0.316, SLG: 0.278 (1, 4)		0-0 F8			0-0 1B 1B			0-0 F9		4	0	1	0	0	0	2											
Danny Kravitz, L (1, 2)			4-0 SH5-4 1B BB		0-0 F7			0-0 F8		3	1	0	0	1	0	3											
Ron Blackburn, R John Powers, L George Witt, R Bennie Daniels, L Paul Smith, L Curt Raydon, R (1, 1) (5, Ph) (5, 1) (6, 1) (8, Ph) (8, 1)			0-0 SH5-4 1-2		0-0 1-2 1B			4-0 FC3-6 BB		0	0	0	0	0	0	0											
<b>Inning Stats</b>	R: 0 E: 0 K: 1 S: 6	H: 1 LOB: 1 BB: 0 P: 6	R: 0 E: 0 K: 0 S: 3	H: 1 LOB: 0 BB: 0 P: 3	R: 1 E: 0 K: 0 S: 3	H: 1 LOB: 0 BB: 1 P: 7	R: 0 E: 0 K: 0 S: 4	H: 1 LOB: 1 BB: 0 P: 4	R: 0 E: 0 K: 0 S: 5	H: 2 LOB: 2 BB: 0 P: 5	R: 0 E: 0 K: 0 S: 3	H: 0 LOB: 0 BB: 0 P: 3	R: 0 E: 0 K: 0 S: 3	H: 0 LOB: 0 BB: 0 P: 3	R: 0 E: 0 K: 0 S: 3	H: 0 LOB: 1 BB: 1 P: 7	R: 0 E: 0 K: 0 S: 4	H: 1 LOB: 2 BB: 1 P: 8	1B: 7 2B: 1 3B: 0 HR: 0	SF: 0 SAC: 1 DP: 2 HBP: 0	WP: 0 PB: 0 SB: 0 CS: 0	PA: 35					
<b>PITCHER</b> Jack Sanford, R ERA: 2.65 (1, 1)	IP 9.0	WLS W	BF 35	H 7	R 1	ER 1	SO 1	BB 3	IBB 0	HBP 0	BLK 0	WP 0	HR 0	S 34	P 46	ERA 1.00	WHIP 1.111										

AB 31  
R 1  
H 7  
RBI 1  
BB 3  
SO 1  
LOB 18



Batter	1	2	3	4	5	6	7	8	9	AB	R	H	RBI	BB	SO	LOB	BOTTOM										
Richie Ashburn, L OBP: 0.586, SLG: 0.400 (1, 8)	0-0 G1-6-3 1B		4-0 1B SF8 BB		0-0 FC5 SH1-3 1B			0-0 L6		3	1	2	0	2	0	1	Pittsburgh Pirates @ Philadelphia Phillies Connie Mack Stadium, Philadelphia, PA Wed Apr 23 1958, 6:05 PM EST Att: 7,668 - Unknown										
Bob Bowman, R OBP: 0.400, SLG: 0.400 (1, 9)	0-0 G1-6-3 1-2		0-0 1-3 1B		0-0 SH1-3 1-2		0-3 K	0-0 E7 HR 1B		4	1	2	1	0	1	4											
Rip Repulski, R OBP: 0.143, SLG: 0.667 (1, 7)	0-3 K		0-0 SF8		0-0 FC5 WP 2-3		0-3 K	0-0 HR		4	1	1	3	0	2	4											
Harry Anderson, L OBP: 0.250, SLG: 0.208 (1, 3)		0-0 E1 1B		0-0 F8		0-0 P6 2-3		0-0 F8		5	1	0	0	0	0	2											
Granny Hamner, R OBP: 0.259, SLG: 0.308 (1, 5)		0-0 1B 2H 1B		0-0 1-3		0-0 L4		0-0 4-3		4	1	1	1	0	0	1											
Stan Lopata, R OBP: 0.393, SLG: 0.158 (1, 2)		0-0 L5		0-0 6-3		4-0 2B 1B BB		0-0 1B		3	1	1	0	1	0	1											
Ted Kazanski, R OBP: 0.462, SLG: 0.455 (1, 4)		0-0 1B 1-2 1B		4-0 BB		0-0 1B 2B		0-0 2-3		3	1	2	0	1	0	1											
Chico Fernandez, R OBP: 0.348, SLG: 0.167 (1, 6)		0-0 1-3 2H 1B		0-3 K		4-0 1B IBB		4-0 SH2-4 E BB		2	1	1	1	2	1	1											
Jack Sanford, R OBP: 0.400, SLG: 0.400 (1, 1)		0-3 K		0-0 F7		0-0 1-3 2H 2H 1B		0-0 SH2-4		3	0	1	2	0	1	2											
<b>Inning Stats</b>	R: 0 E: 0 K: 1 S: 5	H: 1 LOB: 0 BB: 0 P: 5	R: 2 E: 1 K: 1 S: 8	H: 3 LOB: 1 BB: 0 P: 8	R: 1 E: 0 K: 0 S: 4	H: 1 LOB: 1 BB: 1 P: 8	R: 0 E: 0 K: 1 S: 5	H: 0 LOB: 1 BB: 1 P: 9	R: 0 E: 1 K: 2 S: 9	H: 1 LOB: 1 BB: 3 P: 21	R: 0 E: 0 K: 0 S: 4	H: 1 LOB: 1 BB: 0 P: 4	R: 3 E: 1 K: 0 S: 5	H: 2 LOB: 0 BB: 1 P: 9	1B: 9 2B: 1 3B: 0 HR: 1	SF: 1 SAC: 2 DP: 1 HBP: 0	WP: 1 PB: 0 SB: 0 CS: 0	PA: 40									
<b>PITCHER</b> Ron Blackburn, R ERA: 2.57 George Witt, R ERA: 5.4 Bennie Daniels, R ERA: 4.91 Curt Raydon, R ERA: 5.79 (1, 1) (5, 1) (6, 1) (8, 1)	IP 4.0	WLS L	BF 18	H 5	R 3	ER 2	SO 3	BB 2	IBB 0	HBP 0	BLK 0	WP 1	HR 0	S 22	P 30	ERA 4.50	WHIP 1.750										

AB 31  
R 8  
H 11  
RBI 8  
BB 6  
SO 5  
LOB 17






Batter	1	2	3	4	5	6	7	8	9	AB	R	H	RBI	BB	SO	LOB	TOP								
Bill Virdon, L OBP: 0.436, SLG: 0.429 (1.8)	K		K	L4		G3		P5		5	0	0	0	0	2	0									
Dick Groat, R OBP: 0.342, SLG: 0.526 (1.6)	1B		F8	K		2B		FC4-6		5	2	3	0	0	1	0									
Bob Skinner, L OBP: 0.368, SLG: 0.400 (1.7)	1B		1B			2B		FC4-6		4	1	3	2	1	0	1									
Ted Kluszewski, L OBP: 0.286, SLG: 0.226 (1.3)	G1-6-3		2B			2B		L1		4	1	1	0	1	0	3									
R C Stevens, R OBP: 0.800, SLG: 2.000 (8.3)			E			BB				0	0	0	0	0	0	0									
Frank Thomas, R OBP: 0.333, SLG: 0.455 (1.5)	K		E			5-3		FC5-4		4	1	1	1	0	1	2									
Roberto Clemente, R OBP: 0.382, SLG: 0.438 (1.9)	1B		E			1B		F2		4	2	2	0	1	0	1									
Bill Mazerowski, R OBP: 0.292, SLG: 0.261 (1.4)	1B		E3			P5		E6		5	0	1	0	0	0	2									
Hank Foiles, R OBP: 0.222, SLG: 0.192 (1.2)	FC6-4		1B			K		E6		5	0	1	1	0	2	3									
Bob Friend, R (1.1)	F9		5-3			F9		5-3		4	0	0	0	0	0	4									
Roy Face, R (9.1)										0	0	0	0	0	0	0									
<b>Inning Stats</b>	R: 1 E: 0 K: 1 S: 6	H: 2 LOB: 0 BB: 0 P: 6	R: 1 E: 0 K: 1 S: 7	H: 2 LOB: 1 BB: 0 P: 7	R: 4 E: 1 K: 1 S: 10	H: 4 LOB: 2 BB: 1 P: 14	R: 0 E: 0 K: 1 S: 5	H: 0 LOB: 1 BB: 1 P: 9	R: 0 E: 0 K: 1 S: 6	H: 1 LOB: 1 BB: 0 P: 6	R: 1 E: 0 K: 0 S: 5	H: 2 LOB: 2 BB: 1 P: 9	R: 0 E: 1 K: 0 S: 4	H: 0 LOB: 1 BB: 0 P: 4	R: 0 E: 0 K: 0 S: 4	H: 1 LOB: 1 BB: 0 P: 4	R: 0 E: 1 K: 1 S: 5	H: 0 LOB: 1 BB: 0 P: 6	1B: 8 2B: 4 3B: 0 HR: 0	SF: 0 SAC: 0 DP: 1 HBP: 1	WP: 0 PB: 0 SB: 1 CS: 0	PA: 44			
<b>PITCHER</b>	IP	WLS	BF	H	R	ER	SO	BB	IBB	HBP	BLK	WP	HR	S	P	ERA	WHIP								
Curt Simmons, L ERA: 4.15 (1.1)	2.2	L	14	7	5	3	3	0	0	0	0	0	0	20	20	10.12	2.625								
Johnny Gray, R ERA: (3.1)	0.1		4	1	1	0	0	0	1	0	0	0	0	3	7	0.00	3.000								
Bob Miller, R ERA: (4.1)	2.0		8	1	0	0	2	1	0	0	0	0	0	11	15	0.00	1.000								
Tom Qualters, R ERA: 4.5 (6.1)	2.0		10	2	1	1	0	1	0	0	0	0	0	9	13	4.50	1.500								
Michael Lipetri, R ERA: (8.1)	2.0		8	1	0	0	1	0	0	1	0	0	0	9	10	0.00	0.500								

Pittsburgh Pirates @ Philadelphia Phillies  
 Connie Mack Stadium, Philadelphia, PA  
 Thu Apr 24 1958, 6:05 PM EST  
 Att: 7,456 - Unknown


AB 40  
 R 7  
 H 12  
 RBI 4  
 BB 3  
 SO 6  
 LOB 16



Batter	1	2	3	4	5	6	7	8	9	AB	R	H	RBI	BB	SO	LOB	BOTTOM								
Richie Ashburn, L OBP: 0.559, SLG: 0.458 (1.8)	BB		P4			FC1-6-5-4-6		G4-6-3		4	1	1	2	1	0	2									
Bob Bowman, R OBP: 0.400, SLG: 0.700 (1.9)	G6-4-3					F3		K		5	1	2	2	0	1	2									
Rip Repulski, R OBP: 0.333, SLG: 0.700 (1.7)	5-3		P6			1B		1B		4	0	2	0	1	0	1									
Harry Anderson, L OBP: 0.273, SLG: 0.214 (1.3)	1B		F7			F7		1-3		4	0	1	0	1	0	2									
Granny Hamner, R OBP: 0.258, SLG: 0.300 (1.5)	K		1B			K		G6-4-3		4	0	1	0	0	2	4									
Stan Lopata, R OBP: 0.406, SLG: 0.217 (1.2)	1B		F2			1B		F2		4	0	2	0	0	0	1									
Ted Kazanski, R OBP: 0.433, SLG: 0.423 (1.4)	P6		4-3			1-3		1B		4	0	1	0	0	0	5									
Chico Fernandez, R OBP: 0.370, SLG: 0.273 (1.6)	6-3		6-3			1B		P2		4	1	2	0	0	0	2									
<b>Inning Stats</b>	R: 0 E: 0 K: 0 S: 2	H: 0 LOB: 1 BB: 1 P: 6	R: 0 E: 0 K: 1 S: 6	H: 1 LOB: 2 BB: 1 P: 10	R: 0 E: 0 K: 1 S: 6	H: 1 LOB: 1 BB: 0 P: 6	R: 0 E: 0 K: 0 S: 4	H: 1 LOB: 1 BB: 0 P: 4	R: 0 E: 0 K: 1 S: 6	H: 1 LOB: 2 BB: 1 P: 10	R: 0 E: 0 K: 0 S: 3	H: 1 LOB: 0 BB: 0 P: 3	R: 0 E: 0 K: 1 S: 6	H: 2 LOB: 1 BB: 0 P: 6	R: 4 E: 0 K: 0 S: 8	H: 5 LOB: 1 BB: 0 P: 8	1B: 9 2B: 2 3B: 1 HR: 1	SF: 0 SAC: 0 DP: 3 HBP: 0	WP: 0 PB: 0 SB: 0 CS: 0	PA: 40					
<b>PITCHER</b>	IP	WLS	BF	H	R	ER	SO	BB	IBB	HBP	BLK	WP	HR	S	P	ERA	WHIP								
Bob Friend, R ERA: 3.42 (1.1)	8.2	W	39	13	4	4	4	3	0	0	0	0	0	1	56	4.15	1.846								
Roy Face, R ERA: 3.38 (9.1)	0.1	S	1	0	0	0	0	0	0	0	0	0	0	1	1	0.00	0.000								

Pittsburgh Pirates @ Philadelphia Phillies  
 Connie Mack Stadium, Philadelphia, PA  
 Thu Apr 24 1958, 6:05 PM EST  
 Att: 7,456 - Unknown

AB 37  
 R 4  
 H 13  
 RBI 4  
 BB 3  
 SO 4  
 LOB 22





Batter	1	2	3	4	5	6	7	8	9	AB	R	H	RBI	BB	SO	LOB	TOP			
<b>Richie Ashburn, L</b> (1,8) OBP: 0.593, SLG: 0.444	0-0 6-3			4-0 BB		0-0 1-3			0-0 5-3 1B	3	0	1	0	1	0	0	<b>Philadelphia Phillies @ Milwaukee Braves</b> Milwaukee County Stadium, Milwaukee, WI Fri Apr 25 1958, 7:05 PM EST Att: 15,891 - Unknown <a href="http://livebaseballscorecards.com">livebaseballscorecards.com</a>			
<b>Bob Bowman, R</b> (1,9) OBP: 0.286, SLG: 0.500	0-0 5-3			0-3 K		0-0 F7			0-0 5-3	4	0	0	0	0	1	2				
<b>Rip Repulski, R</b> (1,7) OBP: 0.313, SLG: 0.538	0-0 6-3			4-0 G1-6-3 BB					0-0 F7	3	0	0	0	1	0	1				
<b>Harry Anderson, L</b> (1,3)		0-0 F8		0-0 G1-6-3					0-3 K	3	0	0	0	0	1	2				
<b>Granny Hamner, R</b> (1,5) OBP: 0.265, SLG: 0.303		0-0 1-3				0-0 FC4-6 1B			0-0 P6	3	0	1	0	0	0	0				
<b>Stan Lopata, R</b> (1,2) OBP: 0.429, SLG: 0.240		0-3 K				0-0 FC4-6 1B			4-0 G6-4-3 BB	2	0	1	0	1	1	0				
<b>Ted Kazanski, R</b> (1,4)			0-0 6-3			0-0 FC4-6 FC6-4			0-0 G6-4-3	3	0	0	0	0	0	3				
<b>Chico Fernandez, R</b> (1,6) OBP: 0.333, SLG: 0.240			0-0 F3			0-0 FC6-4			0-0 L8	3	0	0	0	0	0	1				
<b>Robin Roberts, S</b> (1,1) OBP: 0.500, SLG: 0.625			0-0 F7						0-0 4-3	2	0	0	0	0	0	0	<b>AB 27</b> <b>R 0</b> <b>H 3</b> <b>RBI 0</b> <b>BB 3</b> <b>SO 3</b> <b>LOB 9</b>			
<b>Solly Hemus, L</b> (9, PH) OBP: 0.500, SLG: 0.333										1	0	0	0	0	0	0				
<b>Inning Stats</b>	R: 0 E: 0 K: 0 S: 3	H: 0 LOB: 0 BB: 0 P: 3	R: 0 E: 0 K: 1 S: 5	H: 0 LOB: 0 BB: 0 P: 5	R: 0 E: 0 K: 0 S: 3	H: 0 LOB: 1 BB: 2 P: 3	R: 0 E: 0 K: 1 S: 4	H: 2 LOB: 1 BB: 0 P: 4	R: 0 E: 0 K: 0 S: 3	H: 0 LOB: 0 BB: 0 P: 3	R: 0 E: 0 K: 1 S: 5	H: 0 LOB: 0 BB: 0 P: 5	R: 0 E: 0 K: 0 S: 2	H: 0 LOB: 1 BB: 1 P: 6	R: 0 E: 0 K: 0 S: 4	H: 1 LOB: 1 BB: 0 P: 4	1B: 3 2B: 0 3B: 0 HR: 0	SF: 0 SAC: 0 DP: 2 HBP: 0	WP: 0 PB: 0 SB: 1 CS: 0	PA: 30
<b>PITCHER</b>	IP WLS BF H R ER SO BB IBB HBP BLK WP HR S P ERA WHIP																			
<b>Bob Rush, R</b> (1,1) ERA: 0.82	9.0 W 30 3 0 0 3 3 0 0 0 0 0 0 33 45 0.00 0.667																			

Batter	1	2	3	4	5	6	7	8	9	AB	R	H	RBI	BB	SO	LOB	BOTTOM			
<b>Red Schoendienst, S</b> (1,4) OBP: 0.400, SLG: 0.333	0-0 CS BB 1B		0-0 G3			0-0 F9			0-0 P6	4	0	1	0	0	0	0	<b>Philadelphia Phillies @ Milwaukee Braves</b> Milwaukee County Stadium, Milwaukee, WI Fri Apr 25 1958, 7:05 PM EST Att: 15,891 - Unknown <a href="http://livebaseballscorecards.com">livebaseballscorecards.com</a>			
<b>Bob Hazle, L</b> (1,9) OBP: 0.381, SLG: 0.200	0-0 F9		0-0 PB 1B			0-0 F8			0-0 4-3	4	1	1	0	0	0	1				
<b>Eddie Mathews, L</b> (1,5) OBP: 0.300, SLG: 0.605	4-0 1-2 BB		0-0 1-H 1B			0-0 3-1			0-0 2B 1B	3	1	2	1	1	0	0				
<b>Hank Aaron, R</b> (1,8) OBP: 0.350, SLG: 0.649	0-3 K		4-0 1B			0-0 F8			0-0 L7	3	0	0	0	1	1	3				
<b>Joe Adcock, R</b> (1,3) OBP: 0.391, SLG: 0.619		0-0 FC4-6 1B				0-0 F8			0-0 2B	3	1	2	1	0	0	2				
<b>Frank Torre, L</b> (7,3) OBP: 0.353, SLG: 0.375									0-0 2B	1	0	1	1	0	0	0				
<b>Harry Hanerink, L</b> (1,7) OBP: 0.053, SLG: 0.211		0-0 FC4-6				0-0 4-3			0-0 2B	4	0	0	0	0	0	2				
<b>Johnny Logan, R</b> (1,6) OBP: 0.324, SLG: 0.400		0-0 F3				0-0 G6-3 1B			0-0 F9	3	0	1	0	0	0	1				
<b>Del Crandall, R</b> (1,2) OBP: 0.321, SLG: 0.333		0-0 F8				0-0 G6-3			0-0 E7 SF8 1B	3	1	1	0	0	0	2				
<b>Bob Rush, R</b> (1,1)			0-3 K			0-0 B2			0-0 SF8	2	0	0	1	0	1	0	<b>AB 30</b> <b>R 4</b> <b>H 9</b> <b>RBI 4</b> <b>BB 2</b> <b>SO 2</b> <b>LOB 11</b>			
<b>Inning Stats</b>	R: 0 E: 0 K: 1 S: 5	H: 1 LOB: 2 BB: 1 P: 9	R: 0 E: 0 K: 0 S: 4	H: 1 LOB: 0 BB: 0 P: 4	R: 1 E: 0 K: 1 S: 7	H: 2 LOB: 2 BB: 1 P: 11	R: 0 E: 0 K: 0 S: 3	H: 1 LOB: 0 BB: 0 P: 3	R: 0 E: 0 K: 0 S: 3	H: 0 LOB: 0 BB: 0 P: 3	R: 1 E: 0 K: 0 S: 4	H: 1 LOB: 0 BB: 0 P: 4	R: 1 E: 0 K: 0 S: 4	H: 1 LOB: 1 BB: 0 P: 4	R: 1 E: 0 K: 0 S: 5	H: 2 LOB: 1 BB: 0 P: 5		1B: 7 2B: 2 3B: 0 HR: 1	SF: 1 SAC: 0 DP: 2 HBP: 0	WP: 0 PB: 1 SB: 0 CS: 1
<b>PITCHER</b>	IP WLS BF H R ER SO BB IBB HBP BLK WP HR S P ERA WHIP																			
<b>Robin Roberts, R</b> (1,1) ERA: 3.22	8.0 L 33 9 4 2 2 1 1 0 0 0 1 35 43 2.25 1.250																			







Batter	1	2	3	4	5	6	7	8	9	AB	R	H	RBI	BB	SO	LOB	TOP										
<b>Richie Ashburn, L</b> OBP: 0.574, SLG: 0.571 (1, 8)	4-0 SH5-3 1B BB	0-0 FC 1B		0-0 1-H HR			0-0 G6-3 1B		0-0 4-3	4	2	3	2	1	0	0											
<b>Dave Philley, S</b> OBP: 0.182, SLG: 0.100 (1, 3)	0-0 SH5-3	0-0 FC		0-0 3-1			0-0 G6-3		0-0 P5	4	0	0	0	0	0	3											
<b>Harry Anderson, L</b> OBP: 0.289, SLG: 0.289 (1, 7)	4-0 1B BB		0-0 G3		0-0 G6-3 1B			0-3 K	0-0 F7	4	0	1	0	1	1	0											
<b>Granny Hamner, R</b> OBP: 0.262, SLG: 0.293 (1, 5)	0-0 F3		0-0 G6-4-3 1B		0-0 G6-3			0-0 E WP 1B 1B		4	1	2	0	0	0	3											
<b>Stan Lopata, R</b> OBP: 0.395, SLG: 0.242 (1, 2)	0-0 1-3 2-H 1B		0-0 G6-4-3		0-3 K			0-3 K		4	0	1	1	0	2	2											
<b>Wally Post, R</b> OBP: 0.276, SLG: 0.357 (1, 9)	0-0 5-3			0-0 1B FC4-6 2B		0-3 K		4-0 E 1B BB		3	2	1	0	1	1	2											
<b>Ted Kazanski, R</b> OBP: 0.375, SLG: 0.361 (1, 4)		0-0 1B 1B		0-0 FC4-6 1B		0-0 5-3		0-0 E5 1B 1-2 2-3		4	0	2	0	0	0	2											
<b>Chico Fernandez, R</b> OBP: 0.324, SLG: 0.226 (1, 6)		0-0 F9		0-0 FC4-6 CS		0-0 6-3		0-0 1-3 2-H 3-H 1B		4	0	1	3	0	0	2											
<b>Jack Sanford, R</b> OBP: 0.333, SLG: 0.333 (1, 1)		0-3 K		0-0 1-2 HR 1B			0-0 6-3	0-0 6-3		4	1	1	0	0	1	3											
<b>Inning Stats</b>	R: 1 E: 0 K: 0 S: 4	H: 1 LOB: 2 BB: 2 P: 12	R: 0 E: 0 K: 1 S: 7	H: 2 LOB: 2 BB: 0 P: 7	R: 0 E: 0 K: 0 S: 3	H: 1 LOB: 0 BB: 0 P: 3	R: 3 E: 0 K: 0 S: 6	H: 4 LOB: 0 BB: 0 P: 6	R: 0 E: 0 K: 1 S: 5	H: 0 LOB: 0 BB: 0 P: 5	R: 0 E: 0 K: 0 S: 3	H: 1 LOB: 0 BB: 0 P: 3	R: 2 E: 1 K: 2 S: 10	H: 2 LOB: 2 BB: 1 P: 14	R: 0 E: 0 K: 0 S: 3	H: 0 LOB: 0 BB: 0 P: 3	1B: 10 2B: 1 3B: 0 HR: 1	SF: 0 SAC: 1 DP: 3 HBP: 0	WP: 1 PB: 0 SB: 0 CS: 1	PA: 39							
<b>PITCHER</b>	IP	WLS	BF	H	R	ER	SO	BB	IBB	HBP	BLK	WP	HR	S	P	ERA	WHIP										
<b>Lew Burdette, R</b> ERA: 3.15 (1, 1)	5.0	L	23	9	4	4	2	2	0	0	0	0	1	25	33	7.20	2.200										
<b>Bob Trowbridge, R</b> ERA: 4.15 (6, 1)	2.0		6	1	0	0	1	0	0	0	0	0	0	8	8	0.00	0.500										
<b>Gene Conley, R</b> ERA: 0.93 (8, 1)	2.0		10	2	2	0	2	1	0	0	0	1	0	13	17	0.00	1.500										

Philadelphia Phillies @ Milwaukee Braves  
Milwaukee County Stadium, Milwaukee, WI  
Sun Apr 27 1958, 4:33 AM EDT  
Att: 18,408 - Unknown

AB 35  
R 6  
H 12  
RBI 6  
BB 3  
SO 5  
LOB 17



Batter	1	2	3	4	5	6	7	8	9	AB	R	H	RBI	BB	SO	LOB	BOTTOM										
<b>Red Schoendienst, S</b> OBP: 0.396, SLG: 0.326 (1, 4)	0-3 K		0-0 5-3		0-0 BB 1B		0-0 F3			4	0	1	0	0	1	1											
<b>Bob Hazle, L</b> OBP: 0.311, SLG: 0.162 (1, 9)	0-0 P6		0-0 G3		4-0 BB 1B			0-0 F7		3	0	0	0	1	0	0											
<b>Eddie Mathews, L</b> OBP: 0.313, SLG: 0.630 (1, 5)	0-3 K		0-0 F8		0-0 G3			0-3 K		4	0	0	0	0	2	2											
<b>Hank Aaron, R</b> OBP: 0.354, SLG: 0.614 (1, 8)		4-0 BB 2B BB		0-0 5-3		0-0 1-3		0-0 2B		3	1	1	0	1	0	0											
<b>Joe Adcock, R</b> OBP: 0.387, SLG: 0.667 (1, 3)		0-0 F9		0-3 K		0-0 F9		4-0 BB		3	0	0	0	1	1	1											
<b>Harry Hanebrink, L</b> OBP: 0.148, SLG: 0.320 (1, 7)		4-0 2B 1-2 BB		0-0 HR		0-0 F2		0-0 4-3		3	1	1	1	1	0	2											
<b>Johnny Logan, R</b> OBP: 0.295, SLG: 0.381 (8, 1)		0-0 1-3 2-H 2B		0-0 5-3			0-0 F5		0-3 K	4	0	1	1	0	1	0											
<b>Del Crandall, R</b> OBP: 0.344, SLG: 0.333 (1, 2)		4-0 G6-3 IBB			0-0 CS 1B		0-0 F8		0-0 5-3	3	0	1	0	1	0	0											
<b>Lew Burdette, R</b> OBP: 0.142, SLG: 0.143 (5, PH)		0-0 G6-3			0-3 K		4-0 BB		0-3 K	1	0	0	0	0	0	3											
<b>Casey Wise, S</b> (5, PH)										1	0	0	0	0	0	1											
<b>Bob Trowbridge, R</b> (5, PH)										0	0	0	0	0	0	1											
<b>Frank Torre, L</b> OBP: 0.396, SLG: 0.375 (7, PH)										0	0	0	0	0	1	0											
<b>Felix Mantilla, R</b> (7, PH)										0	0	0	0	0	0	0											
<b>Gene Conley, R</b> (8, PH)										0	0	0	0	0	0	0											
<b>Carl Sawatski, L</b> (8, PH)										1	0	0	0	0	0	1											
<b>Inning Stats</b>	R: 0 E: 0 K: 2 S: 7	H: 0 LOB: 0 BB: 0 P: 7	R: 1 E: 0 K: 0 S: 3	H: 1 LOB: 2 BB: 3 P: 15	R: 0 E: 0 K: 0 S: 3	H: 0 LOB: 0 BB: 0 P: 3	R: 1 E: 0 K: 1 S: 6	H: 1 LOB: 0 BB: 0 P: 6	R: 0 E: 0 K: 1 S: 6	H: 2 LOB: 2 BB: 1 P: 10	R: 0 E: 0 K: 0 S: 3	H: 0 LOB: 0 BB: 0 P: 3	R: 0 E: 0 K: 0 S: 3	H: 0 LOB: 1 BB: 1 P: 7	R: 0 E: 0 K: 1 S: 6	H: 1 LOB: 2 BB: 1 P: 10	R: 0 E: 0 K: 2 S: 7	H: 0 LOB: 0 BB: 0 P: 7	1B: 2 2B: 3 3B: 0 HR: 1	SF: 0 SAC: 0 DP: 2 HBP: 0	WP: 0 PB: 0 SB: 0 CS: 1	PA: 36					
<b>PITCHER</b>	IP	WLS	BF	H	R	ER	SO	BB	IBB	HBP	BLK	WP	HR	S	P	ERA	WHIP										
<b>Jack Sanford, R</b> ERA: 2.42 (1, 1)	9.0	W	36	5	2	2	7	5	1	0	0	0	1	44	68	2.00	1.111										

Philadelphia Phillies @ Milwaukee Braves  
Milwaukee County Stadium, Milwaukee, WI  
Sun Apr 27 1958, 4:33 AM EDT  
Att: 18,408 - Unknown

AB 30  
R 2  
H 5  
RBI 2  
BB 6  
SO 7  
LOB 10





Batter	1	2	3	4	5	6	7	8	9	AB	R	H	RBI	BB	SO	LOB	TOP											
<b>Richie Ashburn, L</b> OBP: 0.538, SLG: 0.513	4-0 1B E BB	0-0 E6 CS			0-0 F9	0-3 K		0-0 F9		4	1	0	0	1	1	1												
<b>Dave Philley, S</b> OBP: 0.313, SLG: 0.533	0-0 SH5-3 1-3 1B	0-0 CS	0-0 4-3 2B		0-0 HR	0-3 6-3			0-0 F8	5	1	3	1	0	0	0												
<b>Harry Anderson, L</b> OBP: 0.292, SLG: 0.293	0-0 FC3 SH5-3 1-2 3-H		0-3 K		0-0 BB 1B		0-0 F7		0-0 5-3	3	1	1	0	0	1	2												
<b>Chuck Essegian, R</b> OBP: 0.269, SLG: 0.348					0-0 BB 1B					2	0	0	0	0	0	0												
<b>Granny Hamner, R</b> OBP: 0.304, SLG: 0.318	0-0 SH5-3		0-0 4-3		4-0 BB 1B		0-0		0-0 PB 1B	3	2	2	0	1	0	1												
<b>Stan Lopata, R</b> OBP: 0.417, SLG: 0.250	4-0 IBB		0-0 5-3		4-0 1B E BB		0-0 F9		0-0 2B 1B	3	2	1	1	2	0	2												
<b>Wally Post, R</b> OBP: 0.324, SLG: 0.424	0-0 F6			0-0 4-3 6-3 1B	0-0 E7 1-H 2-H 3-H 1B		0-3 K		0-0 2B	5	0	3	3	0	1	4												
<b>Ted Kazanski, R</b> OBP: 0.333, SLG: 0.317	0-0 F6		0-0 6-3	0-0 1-2 1B	0-0 6-3			0-0 F3	0-3 K	5	0	0	0	0	1	6												
<b>Chico Fernandez, R</b> OBP: 0.293, SLG: 0.200		0-0 B1-3		0-0 4-3 2-3 1B	0-0 6-3			0-0 5-3		4	0	0	0	0	0	2												
<b>Curt Simmons, L</b> OBP: 0.200, SLG: 0.200		0-3 K		0-0 1-3		0-3 K		0-0		4	0	1	0	0	2	1												
<b>Turk Farrell, R</b> OBP: 0.324, SLG: 0.424								0-0 1B		0	0	0	0	0	0	0												
<b>Inning Stats</b>	R: 1 E: 1 K: 0 S: 5	H: 1 LOB: 3 BB: 2 P: 13	R: 0 E: 1 K: 1 S: 5	H: 0 LOB: 0 BB: 0 P: 5	R: 0 E: 0 K: 1 S: 6	H: 1 LOB: 1 BB: 0 P: 6	R: 0 E: 0 K: 0 S: 4	H: 1 LOB: 2 BB: 0 P: 4	R: 4 E: 1 K: 0 S: 6	H: 3 LOB: 1 BB: 2 P: 14	R: 0 E: 0 K: 2 S: 7	H: 0 LOB: 0 BB: 0 P: 7	R: 0 E: 0 K: 1 S: 6	H: 1 LOB: 1 BB: 0 P: 6	R: 0 E: 0 K: 0 S: 4	H: 1 LOB: 1 BB: 0 P: 4	R: 2 E: 0 K: 1 S: 8	H: 3 LOB: 1 BB: 0 P: 8	1B: 8 2B: 2 3B: 0 HR: 1	SF: 0 SAC: 1 DP: 0 HBP: 0	WP: 0 PB: 1 SB: 0 CS: 1	PA: 44						
<b>PITCHER</b>	IP	WLS	BF	H	R	ER	SO	BB	IBB	HBP	BLK	WP	HR	S	P	ERA	WHIP											
<b>Ramon Monzant, R</b> ERA: 3.24	(1, 1)	4.1	L	23	5	5	3	2	3	1	0	0	0	1	23	39	6.23	1.846										
<b>Curt Barclay, R</b> ERA: 1.29	(5, 1)	0.2		3	1	0	0	0	0	0	0	0	0	0	3	3	0.00	1.500										
<b>Mike McCormick, L</b> ERA: 8.1	(6, 1)	2.0		7	1	0	0	3	0	0	0	0	0	0	13	13	0.00	0.500										
<b>Stu Miller, R</b> ERA: 3.38	(8, 1)	1.2		9	4	2	2	0	0	0	0	0	0	9	9	10.80	2.400											
<b>Marv Grissom, R</b> ERA: 3.0	(9, 1)	0.1		1	0	0	0	1	0	0	0	0	0	3	3	0.00	0.000											
<b>Batter</b>	<b>1</b>	<b>2</b>	<b>3</b>	<b>4</b>	<b>5</b>	<b>6</b>	<b>7</b>	<b>8</b>	<b>9</b>	<b>AB</b>	<b>R</b>	<b>H</b>	<b>RBI</b>	<b>BB</b>	<b>SO</b>	<b>LOB</b>	<b>BOTTOM</b>											
<b>Jim Davenport, R</b> OBP: 0.377, SLG: 0.400	0-0 WP SH5-4 1B		0-3 K		0-0		0-0 G5-4-3 1B		0-0 F4	5	0	3	0	0	1	0												
<b>Danny O'Connell, R</b> OBP: 0.400, SLG: 0.444	0-0 SH5-4			0-0 5-3	0-0 6-3		0-0 G5-4-3			2	0	0	0	0	0	1												
<b>Ray Jablonski, R</b> OBP: 0.333, SLG: 0.400							0-0 1-2			1	0	0	0	0	0	0												
<b>Marv Grissom, R</b> OBP: 0.368, SLG: 0.250	0-0 1-2						0-0 1-2			0	0	0	0	0	0	0												
<b>Willie Mays, R</b> OBP: 0.475, SLG: 0.630	0-3 K			4-0 1B BB		0-0 1B		0-0 HR	3B	3	2	2	0	1	1	1												
<b>Hank Sauer, R</b> OBP: 0.487, SLG: 1.059	0-0 F8			0-0 1-3 1B		0-0 F8		0-0 HR		4	1	2	2	0	0	2												
<b>Orlando Cepeda, R</b> OBP: 0.304, SLG: 0.558		0-0 F9		0-0 1-2 3-H 1B		0-0 F8		0-0 5-3		4	0	1	1	0	0	1												
<b>Daryl Spencer, R</b> OBP: 0.421, SLG: 0.633		0-0		0-0 F7		0-0 F2		0-0 F4		4	0	1	0	0	0	3												
<b>Bob Schmidt, R</b> OBP: 0.222, SLG: 0.222		0-0 2B		0-0 F7				0-0 F4		3	0	0	0	0	0	2												
<b>Bob Speake, L</b> OBP: 0.208, SLG: 0.542		0-0 F4		0-0 F8				0-3 K		1	0	0	0	0	1	0												
<b>Valmy Thomas, R</b> OBP: 0.368, SLG: 0.250										0	0	0	0	0	0	0												
<b>Don Taussig, R</b> OBP: 0.500, SLG: 0.500			0-0 F8		0-0		0-0 G5-4-3 1B		0-0	3	1	2	0	0	0	0												
<b>Whitney Lockman, L</b> OBP: 0.208, SLG: 1.000							0-0 G5-4-3 1B		0-0 G4-6-3 BB	0	0	0	0	1	0	0												
<b>Ramon Monzant, R</b> ERA: 3.24	(1, 1)	4.1	L	23	5	5	3	2	3	1	0	0	0	1	23	39	6.23	1.846										
<b>Curt Barclay, R</b> ERA: 1.29	(5, 1)	0.2		3	1	0	0	0	0	0	0	0	0	0	3	3	0.00	1.500										
<b>Mike McCormick, L</b> ERA: 8.1	(6, 1)	2.0		7	1	0	0	3	0	0	0	0	0	0	13	13	0.00	0.500										
<b>Stu Miller, R</b> ERA: 3.38	(8, 1)	1.2		9	4	2	2	0	0	0	0	0	0	9	9	10.80	2.400											
<b>Marv Grissom, R</b> ERA: 3.0	(9, 1)	0.1		1	0	0	0	1	0	0	0	0	0	3	3	0.00	0.000											
<b>Inning Stats</b>	R: 0 E: 0 K: 1 S: 6	H: 1 LOB: 1 BB: 0 P: 6	R: 0 E: 0 K: 0 S: 3	H: 1 LOB: 0 BB: 0 P: 3	R: 0 E: 0 K: 2 S: 7	H: 0 LOB: 0 BB: 0 P: 7	R: 1 E: 0 K: 0 S: 5	H: 2 LOB: 2 BB: 1 P: 9	R: 0 E: 0 K: 0 S: 4	H: 2 LOB: 1 BB: 0 P: 4	R: 0 E: 0 K: 0 S: 4	H: 1 LOB: 1 BB: 0 P: 4	R: 1 E: 0 K: 0 S: 5	H: 3 LOB: 1 BB: 0 P: 5	R: 2 E: 0 K: 1 S: 7	H: 2 LOB: 0 BB: 0 P: 7	R: 0 E: 0 K: 0 S: 2	H: 0 LOB: 1 BB: 1 P: 6	1B: 7 2B: 3 3B: 1 HR: 1	SF: 0 SAC: 1 DP: 3 HBP: 0	WP: 1 PB: 0 SB: 0 CS: 0	PA: 37						
<b>PITCHER</b>	IP	WLS	BF	H	R	ER	SO	BB	IBB	HBP	BLK	WP	HR	S	P	ERA	WHIP											
<b>Curt Simmons, L</b> ERA: 4.6	(1, 1)	7.0	W	31	12	4	4	3	1	0	0	0	0	7	11	0.00	0.500											
<b>Turk Farrell, R</b> ERA: 3.0	(8, 1)	2.0	S	6	0	0	0	1	1	0	0	0	0	7	11	0.00	0.500											

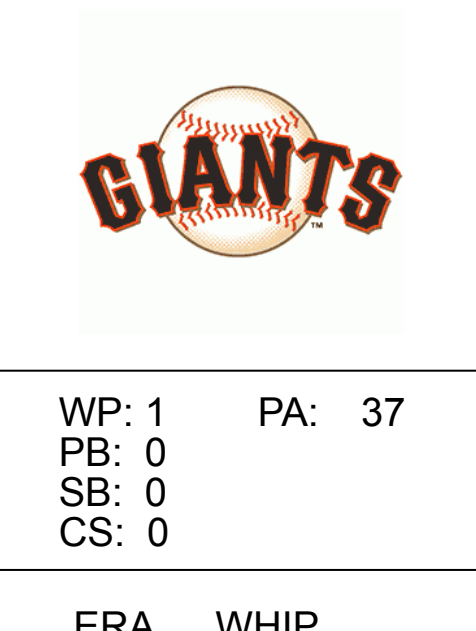
Philadelphia Phillies @ San Francisco Giants  
Seals Stadium, San Francisco, CA  
Tue Apr 29 1958, 6:33 AM EDT  
Att: 6,801 - Unknown

AB	38
R	7
H	11
RBI	5
BB	4
SO	6
LOB	19



Philadelphia Phillies @ San Francisco Giants  
Seals Stadium, San Francisco, CA  
Tue Apr 29 1958, 6:33 AM EDT  
Att: 6,801 - Unknown

AB	34
R	4
H	12
RBI	4
BB	2
SO	4
LOB	14





Batter	1	2	3	4	5	6	7	8	9	AB	R	H	RBI	BB	SO	LOB	TOP								
<b>Richie Ashburn, L</b> (1, 8) OBP: 0.544, SLG: 0.500	F7			G3						3	0	1	0	2	0	0	<b>Philadelphia Phillies @ San Francisco Giants</b> <b>Seals Stadium, San Francisco, CA</b> Wed Apr 30 1958, 6:33 AM EDT Att: 7,886 - Unknown <a href="http://livebaseballscorecards.com">livebaseballscorecards.com</a>								
<b>Chuck Essegian, R</b> (1, 7) OBP: 0.290, SLG: 0.333	K			BB						4	0	1	0	1	2	5									
<b>Granny Hamner, R</b> (1, 5) OBP: 0.300, SLG: 0.313	F9			F9						4	0	1	0	0	0	3									
<b>Stan Lopata, R</b> (1, 2) OBP: 0.423, SLG: 0.237		4-3								2	0	0	1	2	0	2									
<b>Wally Post, R</b> (1, 9) OBP: 0.289, SLG: 0.378		4-3								4	0	0	0	0	0	5									
<b>Pancho Herrera, R</b> (1, 3) OBP: 0.289, SLG: 0.378		6-3								4	0	0	0	0	1	0									
<b>Ted Kazanski, R</b> (1, 4) OBP: 0.306, SLG: 0.289				F5						4	0	0	0	0	0	0									
<b>Chico Fernandez, R</b> (1, 6) OBP: 0.289, SLG: 0.295				4-3						4	0	1	0	0	0	0									
<b>Robin Roberts, S</b> (1, 1) OBP: 0.423, SLG: 0.500										2	0	0	0	0	1	0									
<b>Bob Miller, R</b> (6, 1) OBP: 0.289, SLG: 1.000				K						0	0	0	0	0	0	0									
<b>Seth Morehead, L</b> (6, 1) ERA: 13.5										0	0	0	0	0	0	0									
<b>Willie Jones, R</b> (8, PH) OBP: 0.289, SLG: 0.295										1	1	1	0	0	0	0									
<b>Johnny Gray, R</b> (8, 1) ERA: 13.5										0	0	0	0	0	0	0									
<b>Rip Repulski, R</b> (8, PH) OBP: 0.303, SLG: 0.643										1	0	1	0	0	0	0									
<b>Inning Stats</b>	R: 0 E: 0 K: 1 S: 5	H: 0 LOB: 0 BB: 0 P: 5	R: 0 E: 0 K: 0 S: 3	H: 0 LOB: 0 BB: 0 P: 3	R: 0 E: 0 K: 1 S: 5	H: 0 LOB: 0 BB: 0 P: 5	R: 0 E: 0 K: 0 S: 3	H: 0 LOB: 2 BB: 2 P: 11	R: 0 E: 0 K: 1 S: 5	H: 0 LOB: 0 BB: 0 P: 5	R: 0 E: 0 K: 0 S: 4	H: 1 LOB: 2 BB: 1 P: 8	R: 0 E: 0 K: 0 S: 3	H: 0 LOB: 0 BB: 0 P: 3	R: 1 E: 0 K: 1 S: 8	H: 3 LOB: 3 BB: 1 P: 12	R: 0 E: 0 K: 0 S: 5	H: 2 LOB: 3 BB: 1 P: 9	1B: 5 2B: 1 3B: 0 HR: 0	SF: 0 SAC: 0 DP: 0 HBP: 0	WP: 0 PB: 0 SB: 0 CS: 0	PA: 38			
<b>PITCHER</b>	IP	WLS	BF	H	R	ER	SO	BB	IBB	HBP	BLK	WP	HR	S	P	ERA	WHIP								
<b>Johnny Antonelli, L</b> (1, 1) ERA: 3.03	9.0	W	38	6	1	1	4	5	0	0	0	0	0	41	61	1.00	1.222								

Batter	1	2	3	4	5	6	7	8	9	AB	R	H	RBI	BB	SO	LOB	BOTTOM								
<b>Jim Davenport, R</b> (1, 5) OBP: 0.379, SLG: 0.450		F5								5	1	2	3	0	1	1	<b>Philadelphia Phillies @ San Francisco Giants</b> <b>Seals Stadium, San Francisco, CA</b> Wed Apr 30 1958, 6:33 AM EDT Att: 7,886 - Unknown <a href="http://livebaseballscorecards.com">livebaseballscorecards.com</a>								
<b>Jim King, L</b> (1, 9) OBP: 0.370, SLG: 0.273				F3						4	0	0	0	0	0	1									
<b>Willie Mays, R</b> (1, 8) OBP: 0.444, SLG: 0.586				F3						4	0	0	0	0	0	1									
<b>Hank Sauer, R</b> (1, 7) OBP: 0.476, SLG: 1.000				F7						2	1	0	0	1	0	1									
<b>Don Taussig, R</b> (7, 7) OBP: 0.400, SLG: 0.400				F7						1	0	0	0	0	0	0									
<b>Orlando Cepeda, R</b> (1, 3) OBP: 0.350, SLG: 0.643										4	3	4	2	0	0	0									
<b>Daryl Spencer, R</b> (1, 6) OBP: 0.410, SLG: 0.660				F2						4	1	1	2	0	0	2									
<b>Danny O'Connell, R</b> (1, 4) OBP: 0.388, SLG: 0.425				F8						4	1	1	0	0	0	2									
<b>Bob Schmidt, R</b> (1, 2) OBP: 0.333, SLG: 0.643										4	2	2	2	0	0	1									
<b>Johnny Antonelli, L</b> (1, 1) OBP: 0.400, SLG: 0.500										4	1	2	1	0	1	0									
<b>Inning Stats</b>	R: 0 E: 0 K: 0 S: 4	H: 1 LOB: 1 BB: 0 P: 4	R: 2 E: 0 K: 0 S: 6	H: 3 LOB: 1 BB: 0 P: 6	R: 0 E: 0 K: 0 S: 3	H: 0 LOB: 0 BB: 0 P: 3	R: 0 E: 0 K: 0 S: 4	H: 1 LOB: 1 BB: 0 P: 4	R: 0 E: 0 K: 0 S: 3	H: 0 LOB: 0 BB: 0 P: 3	R: 6 E: 0 K: 0 S: 8	H: 5 LOB: 0 BB: 1 P: 12	R: 2 E: 0 K: 0 S: 5	H: 2 LOB: 0 BB: 0 P: 5	R: 0 E: 0 K: 2 S: 7	H: 0 LOB: 0 BB: 0 P: 7	1B: 7 2B: 1 3B: 0 HR: 4	SF: 0 SAC: 0 DP: 0 HBP: 0	WP: 0 PB: 0 SB: 1 CS: 0	PA: 37					
<b>PITCHER</b>	IP	WLS	BF	H	R	ER	SO	BB	IBB	HBP	BLK	WP	HR	S	P	ERA	WHIP								
<b>Robin Roberts, R</b> (1, 1) ERA: 4.5	5.2	L	26	8	6	6	0	1	0	0	0	0	0	25	29	9.53	1.588								
<b>Bob Miller, R</b> (6, 1) ERA: 9.0	0.0		2	2	2	2	0	0	0	0	0	0	1	2	2	∞	∞								
<b>Seth Morehead, L</b> (6, 1) ERA: 13.5	1.1		6	2	2	2	0	0	0	0	0	0	1	6	6	13.50	1.500								
<b>Johnny Gray, R</b> (8, 1) ERA: 13.5	1.0		3	0	0	0	2	0	0	0	0	0	0	7	7	0.00	0.000								



Batter	1	2	3	4	5	6	7	8	9	AB	R	H	RBI	BB	SO	LOB	TOP			
Richie Ashburn, L (1, 8) OBP: 0.516, SLG: 0.468	F7		F8					F3	4-3	5	0	1	0	0	0	0	Philadelphia Phillies @ San Francisco Giants Seals Stadium, San Francisco, CA Thu May 01 1958, 6:33 AM EDT Att: 6,728 - Unknown			
Dave Philley, S (1, 3) Pancho Herrera, R (8, 3)	F7			4-3						3	1	0	0	1	1	1				
Harry Anderson, L (1, 7) OBP: 0.308, SLG: 0.311	K			6-3						4	2	2	0	0	1	0				
Granny Hamner, R (1, 5) OBP: 0.315, SLG: 0.365			K		F6					4	2	2	2	0	1	0				
Stan Lopata, R (1, 2) OBP: 0.411, SLG: 0.262			K			4-3				4	0	1	1	0	2	2				
Wally Post, R (1, 9) OBP: 0.310, SLG: 0.390						K				4	1	2	2	0	1	1				
Ted Kazanski, R (1, 4) OBP: 0.321, SLG: 0.354										3	1	1	2	0	0	2				
Chico Fernandez, R (1, 6) OBP: 0.265, SLG: 0.186				G3						4	0	0	0	0	0	1				
Ray Semproch, R (1, 1)				5-3			1-3			4	0	0	0	0	1	0				
<b>Inning Stats</b>	R: 0 E: 0 K: 1 S: 5	H: 0 LOB: 0 BB: 0 P: 5	R: 0 E: 0 K: 2 S: 8	H: 1 LOB: 1 BB: 0 P: 8	R: 0 E: 0 K: 0 S: 3	H: 0 LOB: 0 BB: 0 P: 3	R: 0 E: 0 K: 0 S: 3	H: 0 LOB: 0 BB: 0 P: 3	R: 0 E: 0 K: 1 S: 5	H: 1 LOB: 1 BB: 0 P: 5	R: 4 E: 1 K: 1 S: 9	H: 4 LOB: 0 BB: 0 P: 9	R: 3 E: 0 K: 0 S: 6	H: 3 LOB: 1 BB: 1 P: 10	R: 0 E: 0 K: 1 S: 5	H: 0 LOB: 0 BB: 0 P: 5	1B: 5 2B: 3 3B: 0 HR: 1	SF: 0 SAC: 0 DP: 0 HBP: 1	WP: 0 PB: 0 SB: 1 CS: 1	PA: 37
<b>PITCHER</b>	IP WLS BF H R ER SO BB IBB HBP BLK WP HR S P ERA WHIP																			
Ruben Gomez, R (1, 1) ERA: 5.18	7.1 L 31 8 7 7 6 1 0 1 0 0 0 1 41 46 8.59 1.227																			
Al Worthington, R (8, 1) ERA: 5.79	0.2 3 1 0 0 0 0 0 0 0 0 0 0 3 3 0.00 1.500																			
Jim Constable, L (9, 1) ERA: 2.25	1.0 3 0 0 0 1 0 0 0 0 0 0 0 5 5 0.00 0.000																			

Batter	1	2	3	4	5	6	7	8	9	AB	R	H	RBI	BB	SO	LOB	BOTTOM			
Jim Davenport, R (1, 5) OBP: 0.371, SLG: 0.438	F4		F7					F7		4	0	1	0	0	0	1	Philadelphia Phillies @ San Francisco Giants Seals Stadium, San Francisco, CA Thu May 01 1958, 6:33 AM EDT Att: 6,728 - Unknown			
Jim King, L (1, 9) OBP: 0.355, SLG: 0.269	1-4-3			F7						4	0	1	0	0	0	1				
Willie Mays, R (1, 8) OBP: 0.448, SLG: 0.581	F8			6-3						4	0	2	0	0	0	0				
Hank Sauer, R (1, 7) OBP: 0.457, SLG: 0.923			F3		F6					3	0	0	0	1	0	2				
Orlando Cepeda, R (1, 3) OBP: 0.328, SLG: 0.600			F7			F2				4	0	0	0	0	0	4				
Daryl Spencer, R (1, 6) OBP: 0.415, SLG: 0.649						6-3				4	0	2	0	0	1	1				
Danny O'Connell, R (1, 4) OBP: 0.373, SLG: 0.495										2	0	0	0	0	0	1				
Whitey Lockman, L (8, PH) OBP: 0.667, SLG: 0.750			F9							1	0	0	0	0	0	0				
Bob Schmidt, R (9, 2) OBP: 0.323, SLG: 0.621										1	0	0	0	0	1	3				
Valmy Thomas, R (1, 2) OBP: 0.333, SLG: 0.222										2	0	0	0	0	0	0				
Willie Kirkland, L (8, PH) OBP: 0.228, SLG: 0.367			F7							1	0	0	0	0	0	0				
Jim Constable, S (9, 1)										0	0	0	0	0	0	0				
Ruben Gomez, R (1, 1) OBP: 0.333, SLG: 0.500										2	0	0	0	0	0	0				
Al Worthington, R (8, 1)										0	0	0	0	0	0	0				
Jim Finigan, R (8, PH) OBP: 0.400, SLG: 0.600										1	0	1	0	0	0	0				
<b>Inning Stats</b>	R: 0 E: 0 K: 0 S: 3	H: 0 LOB: 0 BB: 0 P: 3	R: 0 E: 0 K: 0 S: 4	H: 1 LOB: 1 BB: 0 P: 4	R: 0 E: 0 K: 0 S: 3	H: 0 LOB: 0 BB: 0 P: 3	R: 0 E: 0 K: 0 S: 3	H: 0 LOB: 0 BB: 0 P: 3	R: 0 E: 0 K: 0 S: 4	H: 1 LOB: 1 BB: 0 P: 4	R: 0 E: 0 K: 1 S: 5	H: 1 LOB: 1 BB: 1 P: 9	R: 0 E: 0 K: 0 S: 4	H: 1 LOB: 3 BB: 0 P: 4	R: 0 E: 0 K: 1 S: 8	H: 3 LOB: 3 BB: 0 P: 8	1B: 7 2B: 0 3B: 0 HR: 0	SF: 0 SAC: 0 DP: 1 HBP: 0	WP: 0 PB: 0 SB: 0 CS: 0	PA: 34
<b>PITCHER</b>	IP WLS BF H R ER SO BB IBB HBP BLK WP HR S P ERA WHIP																			
Ray Semproch, R (1, 1) ERA: 1.65	9.0 W 34 7 0 0 2 1 0 0 0 0 0 0 37 41 0.00 0.889																			



Batter	1	2	3	4	5	6	7	8	9	AB	R	H	RBI	BB	SO	LOB	TOP								
<b>Richie Ashburn, L</b> (1, 8) OBP: 0.478, SLG: 0.423	0-3 K		0-0 G3		0-0 E4		0-0 4-3		0-3 K	5	0	0	0	0	2	3	Philadelphia Phillies @ San Francisco Giants Seals Stadium, San Francisco, CA Fri May 02, 1958, 10:05 PM EDT Att: 13,486 - Unknown								
<b>Rip Repulski, R</b> (1, 7) OBP: 0.384, SLG: 0.737	0-0 F5		0-0 BB BB 1B		0-0 G4-6-3			0-0 HR	0-0 F3	5	1	2	2	0	0	3									
<b>Granny Hamner, R</b> (1, 5) OBP: 0.310, SLG: 0.345	0-0 6-3		0-0 BB BB 1-2		0-0 6-3			0-0 6-3		3	0	0	0	1	0	0									
<b>Stan Lopata, R</b> (1, 2) OBP: 0.417, SLG: 0.250		0-0 F8	4-0 BB BB 1-2 2-3		4-0 BB BB			0-3 K		2	0	0	0	2	1	0									
<b>Wally Post, R</b> (1, 9) OBP: 0.348, SLG: 0.432		0-0 1B	0-0 F8		4-0 BB BB 1-2			0-0 2B		3	0	2	0	1	0	3									
<b>Pancho Herrera, R</b> (1, 3) OBP: 0.310, SLG: 0.345	0-3 K			0-3 K		0-3 K		0-0 F8		4	0	0	0	0	3	4									
<b>Ted Kazanski, R</b> (1, 4) OBP: 0.316, SLG: 0.346	0-0 F4			0-0 6-3		0-0 F8			0-0 1B 1B	4	0	1	0	0	0	3									
<b>Chico Fernandez, R</b> (1, 6) OBP: 0.269, SLG: 0.178 <b>Chuck Essegian, R</b> (9, PH) OBP: 0.313, SLG: 0.357			4-0 G3 S 1B BB		0-0 6-3		0-0 F8		0-0 1-2 1B	2	1	0	0	1	0	0									
<b>Jack Sanford, R</b> (1, 1) OBP: 0.250, SLG: 0.250 <b>Bob Bowman, R</b> (9, PH) OBP: 0.267, SLG: 0.467			0-0 6-3		0-0 5-3		0-0 5-3		0-3 K	3	0	0	0	0	0	1									
<b>Inning Stats</b>	R: 0 E: 0 K: 1 S: 5	H: 0 LOB: 0 BB: 0 P: 5	R: 0 E: 0 K: 1 S: 6	H: 1 LOB: 1 BB: 0 P: 6	R: 1 E: 0 K: 0 S: 4	H: 1 LOB: 3 BB: 3 P: 16	R: 0 E: 0 K: 1 S: 5	H: 0 LOB: 0 BB: 0 P: 5	R: 0 E: 1 K: 0 S: 3	H: 0 LOB: 0 BB: 0 P: 3	R: 0 E: 0 K: 1 S: 5	H: 0 LOB: 2 BB: 2 P: 13	R: 0 E: 0 K: 0 S: 3	H: 0 LOB: 0 BB: 0 P: 3	R: 1 E: 0 K: 1 S: 7	H: 2 LOB: 1 BB: 0 P: 7		R: 0 E: 0 K: 2 S: 9	H: 2 LOB: 2 BB: 0 P: 9	1B: 4 2B: 1 3B: 0 HR: 1	SF: 0 SAC: 0 DP: 1 HBP: 0	WP: 0 PB: 0 SB: 1 CS: 0	PA: 38		
<b>PITCHER</b>	IP	WLS	BF	H	R	ER	SO	BB	IBB	HBP	BLK	WP	HR	S	P	ERA	WHIP								
<b>Mike McCormick, L</b> (1, 1) ERA: 3.97	8.0	W	35	6	2	2	5	5	0	0	0	0	1	40	60	2.25	1.375								
<b>Mary Grissom, R</b> (9, 1) ERA: 2.57	1.0	S	3	0	0	0	2	0	0	0	0	0	0	7	7	0.00	0.000								

Batter	1	2	3	4	5	6	7	8	9	AB	R	H	RBI	BB	SO	LOB	BOTTOM								
<b>Jim Davenport, R</b> (1, 5) OBP: 0.365, SLG: 0.426	0-0 BB HBP 1B		0-3 K	0-0 SH1-4		0-0 5-3		0-0 F3		4	0	1	0	0	1	1	Philadelphia Phillies @ San Francisco Giants Seals Stadium, San Francisco, CA Fri May 02, 1958, 10:05 PM EDT Att: 13,486 - Unknown								
<b>Jim Finigan, R</b> (1, 4) OBP: 0.556, SLG: 0.571 <b>Danny O'Connell, R</b> (8, 4) OBP: 0.365, SLG: 0.395	1-0 BB HBP		0-0 BB 1B	0-0 3-1		4-0 SH2-4 1B BB		0-0 F9		2	2	1	0	1	0	1									
<b>Willie Mays, R</b> (1, 8) OBP: 0.465, SLG: 0.578	4-0 1-2 2-3 BB		4-0 BB 1B	0-0 G3		0-0 SH2-4 1B				2	1	1	0	2	0	1									
<b>Hank Sauer, R</b> (1, 7) OBP: 0.429, SLG: 0.857 <b>Whitey Lockman, L</b> (7, PH) OBP: 0.697, SLG: 0.750	0-3 K		0-3 K		0-3 K		0-0 SH2-4			3	0	0	0	0	3	5									
<b>Orlando Cepeda, R</b> (1, 3) OBP: 0.338, SLG: 0.587	0-3 K		0-0 BB 1B	0-0 E6		4-0 SH2-4 1B				3	0	1	1	1	1	3									
<b>Daryl Spencer, R</b> (1, 6) OBP: 0.406, SLG: 0.633	0-0 F8		0-0 BB 1B	0-0 G5-4-3		0-0 SF7				3	0	1	2	0	0	4									
<b>Willie Kirkland, L</b> (1, 9) OBP: 0.228, SLG: 0.346		0-3 K	4-0 BB 1-2 2-3		0-0 1-3		0-0 F5			3	0	0	0	1	1	2									
<b>Bob Schmidt, R</b> (1, 2) OBP: 0.314, SLG: 0.667		0-0 F8	0-0 4-3		0-0 HR		0-0 F7			4	1	1	1	0	0	3									
<b>Mike McCormick, L</b> (1, 1) OBP: 0.500, SLG: 0.333 <b>Mary Grissom, R</b> (9, 1) ERA: 2.91		0-3 K		0-0 3-1 SH1-4 1B		0-0 F4		4-0 BB		3	0	1	0	1	1	0									
<b>Inning Stats</b>	R: 0 E: 0 K: 2 S: 8	H: 1 LOB: 3 BB: 1 P: 13	R: 0 E: 0 K: 2 S: 7	H: 0 LOB: 0 BB: 0 P: 7	R: 2 E: 0 K: 2 S: 10	H: 3 LOB: 3 BB: 2 P: 18	R: 0 E: 0 K: 0 S: 4	H: 1 LOB: 0 BB: 0 P: 4	R: 0 E: 0 K: 1 S: 5	H: 0 LOB: 0 BB: 0 P: 5	R: 1 E: 0 K: 0 S: 4	H: 1 LOB: 0 BB: 0 P: 4	R: 1 E: 0 K: 0 S: 4	H: 1 LOB: 2 BB: 2 P: 12	R: 0 E: 0 K: 0 S: 3	H: 0 LOB: 1 BB: 1 P: 7		1B: 6 2B: 0 3B: 0 HR: 1	SF: 1 SAC: 2 DP: 1 HBP: 1	WP: 0 PB: 0 SB: 0 CS: 0	PA: 38				
<b>PITCHER</b>	IP	WLS	BF	H	R	ER	SO	BB	IBB	HBP	BLK	WP	HR	S	P	ERA	WHIP								
<b>Jack Sanford, R</b> (1, 1) ERA: 2.91	8.0	L	38	7	4	4	7	5	1	1	0	0	1	45	70	4.50	1.500								







Batter	1	2	3	4	5	6	7	8	9	AB	R	H	RBI	BB	SO	LOB	TOP								
<b>Richie Ashburn, L</b> OBP: 0.500, SLG: 0.439	2-1 S 2B		2-2 1B	4-2 6-3 BB		4-2 S BB		4-0 BB		2	2	2	0	3	0	0	<b>Philadelphia Phillies @ Los Angeles Dodgers</b> <b>Los Angeles Memorial Coliseum, Los Angeles, CA</b> Sun May 04 1958, 10:05 PM EDT Unknown								
<b>Dave Philley, S</b> OBP: 0.276, SLG: 0.370	1-3 K		0-2 1B	0-1 6-3		1-0 FC6-5-6-5		3-2 F8		4	1	1	0	0	1	3									
<b>Chuck Essegian, R</b> OBP: 0.303, SLG: 0.345			1-2 2B	1-2 1B		1-3 BB				1	0	0	0	0	0	1									
<b>Pancho Herrera, R</b> (8, 3)										0	0	0	0	0	0	0									
<b>Harry Anderson, L</b> OBP: 0.328, SLG: 0.358	2-2 E 2B		2-3 K	4-2 G5-4-3 BB		1-1 5-3		0-0 SH1-4 1B		4	1	2	1	1	1	3									
<b>Wally Post, R</b> OBP: 0.364, SLG: 0.423	1-0 5-3		1-1 2B	0-0 G5-4-3				0-0 SH1-4 1B		5	1	2	1	0	0	3									
<b>Curt Simmons, L</b> OBP: 0.333, SLG: 0.333			1-3 2H 1B	1-2 BB				1-2 1B		0	0	0	0	0	0	0									
<b>Granny Hamner, R</b> OBP: 0.379, SLG: 0.435	0-2 E2 1B		3-1 HR 2B			4-1 1B BB		0-0 SH1-4		3	1	3	2	1	0	0									
<b>Stan Lopata, R</b> OBP: 0.318, SLG: 0.327	1-0 5-3		2-2 HR			3-2 F8		4-0 G4-6-3 IBB		4	1	2	2	1	0	2									
<b>Ted Kazanski, R</b> OBP: 0.318, SLG: 0.333		2-2 F7	2-1 E5			0-0 F9		0-0 7-5-4 1B		5	0	0	0	0	0	6									
<b>Chico Fernandez, R</b> OBP: 0.250, SLG: 0.173		3-1 F8	2-1 F9			0-0 1-4-3		0-0 G4-6-3 1B		4	0	1	0	0	0	2									
<b>Robin Roberts, S</b> OBP: 0.308, SLG: 0.385		0-3 K	0-0 F6			0-0 4-3		2-1 G4-6-3		3	0	0	0	0	1	1									
<b>Rip Repulski, R</b> OBP: 0.348, SLG: 0.700								1-2 1B		1	0	0	0	0	0	1									
<b>Turk Farrell, R</b> (8, 1)								1-2 1B		0	0	0	0	0	0	0									
<b>Inning Stats</b>	R: 2 E: 1 K: 1 S: 13	H: 3 LOB: 1 BB: 0 P: 20	R: 0 E: 0 K: 1 S: 8	H: 0 LOB: 0 BB: 0 P: 13	R: 5 E: 1 K: 1 S: 21	H: 5 LOB: 1 BB: 0 P: 35	R: 0 E: 0 K: 0 S: 8	H: 0 LOB: 1 BB: 2 P: 16	R: 0 E: 0 K: 0 S: 7	H: 1 LOB: 1 BB: 0 P: 11	R: 0 E: 0 K: 0 S: 6	H: 0 LOB: 1 BB: 1 P: 12	R: 0 E: 0 K: 0 S: 9	H: 1 LOB: 1 BB: 1 P: 18	R: 0 E: 0 K: 0 S: 7	H: 1 LOB: 3 BB: 1 P: 16	R: 0 E: 0 K: 0 S: 4	H: 2 LOB: 3 BB: 1 P: 9	1B: 9 2B: 4 3B: 0 HR: 1	SF: 0 SAC: 1 DP: 4 HBP: 0	WP: 0 PB: 0 SB: 3 CS: 0	PA: 43			
<b>PITCHER</b>	IP	WLS	BF	H	R	ER	SO	BB	IBB	HBP	BLK	WP	HR	S	P	ERA	WHIP								
<b>Carl Erskine, R</b> ERA: 7.01	2.1		14	7	6	5	3	0	0	0	0	0	0	34	54	19.29	3.000								
<b>Roger Craig, R</b> ERA: 11.37	3.2		16	2	1	1	0	3	0	0	0	0	1	29	53	2.46	1.364								
<b>Don Bessent, R</b> ERA: 1.35	2.0	W	9	3	0	0	0	2	0	0	0	0	0	17	35	0.00	2.500								
<b>Ed Roebuck, R</b> ERA: 4.05	1.0	S	4	1	0	0	0	0	1	0	0	0	0	3	8	0.00	1.000								

AB	36
R	7
H	13
RBI	6
BB	6
SO	3
LOB	22



Batter	1	2	3	4	5	6	7	8	9	AB	R	H	RBI	BB	SO	LOB	BOTTOM								
<b>Jim Gilliam, S</b> OBP: 0.426, SLG: 0.367	1-0 1B	3-2 6-3		0-2 1-3		1-0 3-1		4-0 IBB		4	1	1	0	1	0	1	<b>Philadelphia Phillies @ Los Angeles Dodgers</b> <b>Los Angeles Memorial Coliseum, Los Angeles, CA</b> Sun May 04 1958, 10:05 PM EDT Unknown								
<b>Gino Cimoli, R</b> OBP: 0.338, SLG: 0.458	0-0 BB	1-2 6-3			1-0 1B		1-2 F8	0-3 K		5	1	2	0	0	1	2									
<b>Duke Snider, L</b> OBP: 0.279, SLG: 0.273	4-1 SH BB		2-0 F9		2-0 F6		0-1 4-3			3	1	0	0	1	0	1									
<b>Gil Hodges, R</b> OBP: 0.342, SLG: 0.357	1-1 SH FC1-4 1B		1-0 F2		1-2 F9		0-0 E5 HR			4	2	1	2	0	0	1									
<b>Charlie Neal, R</b> OBP: 0.313, SLG: 0.474	0-0 SH FC1-4		1-1 1B 3B		0-2 F9		1-1 HR			3	2	2	2	0	0	1									
<b>Randy Jackson, R</b> OBP: 0.250, SLG: 0.375	0-0 FC1-4 5-3		0-1 1B			1-1 6-3	1-1 4-3			4	0	1	2	0	0	1									
<b>Don Zimmer, R</b> OBP: 0.316, SLG: 0.343	0-0 5-3		0-0 K			1-1 6-3		0-1 6-3		4	0	0	0	0	1	2									
<b>John Roseboro, L</b> OBP: 0.469, SLG: 0.292	0-0 F9			1-1 F8		4-2 3B BB		4-2 SH3-4 BB		2	1	0	0	2	0	1									
<b>Rube Walker, L</b> OBP: 0.200, SLG: 0.174										0	0	0	0	0	0	0									
<b>Carl Erskine, R</b> OBP: 0.100, SLG: 0.100		0-2 4-3						1-0 SH3-4		1	0	0	0	0	0	0									
<b>Roger Craig, R</b> (3, 1)										1	0	0	0	0	1	0									
<b>Dick Gray, R</b> OBP: 0.444, SLG: 0.718										1	0	1	1	0	0	0									
<b>Don Bessent, R</b> (7, 1)										0	0	0	0	0	0	0									
<b>Ed Roebuck, R</b> OBP: 1.000, SLG: 1.000										0	0	0	0	0	0	0									
<b>Inning Stats</b>	R: 4 E: 1 K: 0 S: 9	H: 3 LOB: 1 BB: 1 P: 15	R: 0 E: 0 K: 0 S: 9	H: 0 LOB: 0 BB: 0 P: 13	R: 1 E: 0 K: 1 S: 9	H: 2 LOB: 1 BB: 0 P: 16	R: 0 E: 0 K: 1 S: 8	H: 0 LOB: 0 BB: 0 P: 10	R: 0 E: 0 K: 0 S: 8	H: 1 LOB: 1 BB: 0 P: 12	R: 1 E: 0 K: 0 S: 16	H: 1 LOB: 1 BB: 1 P: 26	R: 2 E: 1 K: 0 S: 11	H: 1 LOB: 0 BB: 0 P: 14	R: 0 E: 0 K: 1 S: 10	H: 0 LOB: 2 BB: 2 P: 19	1B: 4 2B: 1 3B: 2 HR: 1	SF: 0 SAC: 2 DP: 0 HBP: 0	WP: 0 PB: 0 SB: 0 CS: 0	PA: 38					
<b>PITCHER</b>	IP	WLS	BF	H	R	ER	SO	BB	IBB	HBP	BLK	WP	HR	S	P	ERA	WHIP								
<b>Robin Roberts, R</b> ERA: 4.63	7.0	L	33	8	8	4	2	2	0	0	0	0	0	70	106	5.14	1.429								
<b>Turk Farrell, R</b> ERA:	1.0		5	0	0	0	1	1	1	0	0	0	0	10	19	0.00	1.000								

AB	32
R	8
H	8
RBI	7
BB	4
SO	3
LOB	10





Batter	1	2	3	4	5	6	7	8	9	AB	R	H	RBI	BB	SO	LOB	TOP					
<b>Richie Ashburn, L</b> (1.8) OBP: 0.491, SLG: 0.419	0-0 FC5-4 1B		3-2 6-3			1-0 G3	2-1 6-3		0-1 1-4-3	5	0	1	0	0	0	7						
<b>Chuck Essegian, R</b> (1.7) OBP: 0.297, SLG: 0.333	1-1 FC5-4 G6-4-3			1-2 6-3		1-2 FC1-6 1B		1-0 5-3		4	0	1	1	0	0	1						
<b>Granny Hamner, R</b> (1.5) OBP: 0.357, SLG: 0.409	0-1 G6-4-3			0-0 6-3		3-H 3-2 FC1-6 FC6-4		0-0 6-3		4	0	0	0	0	0	2						
<b>Rip Repuski, R</b> (1.9) OBP: 0.333, SLG: 0.625		2-2 6-3		1-0 1B		0-1 FC6-4		0-0 6-3		4	0	1	0	0	0	1						
<b>Willie Jones, R</b> (1.3) OBP: 0.714, SLG: 0.600		0-1 F4		0-2 F8			4-0 1B SF8 BB		0-1 G4-6-3 1B	3	1	1	0	1	0	1						
<b>Ted Kazanski, R</b> (1.4) OBP: 0.328, SLG: 0.344		1-1 F8			0-1 G6-4-3 1B		1-2 1B		0-0 G4-6-3 1-2	4	0	2	0	0	0	1						
<b>Chico Fernandez, R</b> (1.6) OBP: 0.281, SLG: 0.200			2-2 1B		3-2 G6-4-3 1-2		0-0 1B		4-2 BB 1B BB	3	0	2	0	1	0	1						
<b>Joe Lonnett, R</b> (1.2) OBP: 0.250, SLG: 0.333			0-1 F9		0-3 K		0-0 SF8		1-0 BB	3	0	1	1	0	1	1						
<b>Warren Hacker, R</b> (1.1) Bob Miller, R Jack Meyer, R Bob Bowman, R Michael Lipetri, R Wally Post, R Seth Morehead, L Don Zimmer, R			0-3 K			0-0 G3 1B 2B		0-1 F9		4-0 1-2 2-3 BB	1	0	0	0	0	1	1					
<b>Inning Stats</b>	R: 0 E: 0 K: 0 S: 5	H: 1 LOB: 0 BB: 0 P: 6	R: 0 E: 0 K: 0 S: 8	H: 0 LOB: 0 BB: 0 P: 11	R: 0 E: 0 K: 1 S: 15	H: 1 LOB: 1 BB: 0 P: 20	R: 0 E: 0 K: 0 S: 9	H: 1 LOB: 1 BB: 0 P: 11	R: 0 E: 0 K: 1 S: 8	H: 1 LOB: 0 BB: 0 P: 11	R: 1 E: 0 K: 0 S: 11	H: 2 LOB: 1 BB: 0 P: 16	R: 1 E: 0 K: 0 S: 9	H: 2 LOB: 2 BB: 1 P: 16	R: 0 E: 0 K: 0 S: 3	H: 0 LOB: 0 BB: 0 P: 4	R: 0 E: 0 K: 0 S: 10	H: 2 LOB: 3 BB: 2 P: 19	1B: 9 2B: 1 3B: 0 HR: 0	SF: 1 SAC: 0 DP: 3 HBP: 0	WP: 0 PB: 0 SB: 0 CS: 0	PA: 37
<b>PITCHER</b> <b>Danny McDevitt, L</b> (1.1) ERA: 4.82	IP: 9.0 WLS: W BF: 37 H: 10 R: 2 ER: 2 SO: 2 BB: 3 IBB: 0 HBP: 0 BLK: 0 WP: 0 HR: 0 S: 78 P: 114 ERA: 2.00 WHIP: 1.444											<b>PITCHER</b>	IP: 2.0 WLS: 9 BF: 9 H: 3 R: 1 ER: 1 SO: 2 BB: 0 IBB: 0 HBP: 0 BLK: 0 WP: 0 HR: 0 S: 23 P: 37 ERA: 4.50 WHIP: 1.500									

Philadelphia Phillies @ Los Angeles Dodgers  
Los Angeles Memorial Coliseum, Los Angeles, CA  
Sun May 04 1958, 10:10 PM EDT  
Att: 38,453 - Unknown

AB	33
R	2
H	10
RBI	2
BB	3
SO	2
LOB	18



Batter	1	2	3	4	5	6	7	8	9	AB	R	H	RBI	BB	SO	LOB	BOTTOM			
<b>Jim Gilliam, S</b> (1.7) OBP: 0.433, SLG: 0.426	0-1 F9		4-2 HR BB	0-0 CS 3B	2-1 1B 2B	0-1 4-3		1-0 F7		5	1	2	4	1	0	1				
<b>Gino Cimoli, R</b> (1.8) OBP: 0.325, SLG: 0.440	2-2 F8		1-2 F7		3-1 F8		2-2 1B 2B			3	0	0	0	0	0	1				
<b>Norm Larker, L</b> (5. FH) OBP: 0.269, SLG: 0.273										1	0	1	1	0	0	0				
<b>Don Demeter, R</b> (6.8) OBP: 0.333, SLG: 0.500										1	1	1	0	0	0	0				
<b>Charlie Neal, R</b> (1.4) OBP: 0.333, SLG: 0.525	3-1 F9		0-2 HR				3-2 F4			4	2	2	2	1	0	1				
<b>Gil Hodges, R</b> (1.3) OBP: 0.333, SLG: 0.347		1-2 5-3	2-0 F5				3-2 F2			5	1	1	0	0	1	4				
<b>Carl Furillo, R</b> (1.9) OBP: 0.351, SLG: 0.419		0-0 BB 1B		2-2 6-3			2-1 1B			5	1	3	2	0	0	3				
<b>Randy Jackson, R</b> (1.5) OBP: 0.345, SLG: 0.444		4-2 BB		0-1 1B 3B 2B	4-0 1B IBB	3-1 HR 1B		0-3 K		3	3	2	0	2	1	1				
<b>Don Zimmer, R</b> (1.6) OBP: 0.372, SLG: 0.475		0-3 K		0-0 3B 1B	2-1 2B 1B	0-1 HR 1B		2-0 1B		5	3	4	4	0	1	2				
<b>Rube Walker, L</b> (1.2) OBP: 0.241, SLG: 0.231				4-0 3B IBB	1-1 1B 2B	0-2 HR		1-2 1B		3	2	1	1	1	1	2				
<b>Joe Pignatano, R</b> (8.2) OBP: 0.154, SLG: 0.167										1	0	0	0	0	0	1				
<b>Danny McDevitt, L</b> (1.1) OBP: 0.125, SLG: 0.125			1-3 K	2-1 F6	0-0 2B 1B	0-2 4-3		0-3 K		5	1	1	1	0	2	4				
<b>Inning Stats</b>	R: 0 E: 0 K: 0 S: 8	H: 0 LOB: 0 BB: 0 P: 13	R: 0 E: 0 K: 2 S: 16	H: 1 LOB: 2 BB: 1 P: 21	R: 2 E: 0 K: 1 S: 13	H: 1 LOB: 0 BB: 1 P: 21	R: 3 E: 0 K: 0 S: 11	H: 3 LOB: 0 BB: 1 P: 21	R: 7 E: 0 K: 1 S: 29	H: 8 LOB: 3 BB: 2 P: 54	R: 2 E: 0 K: 0 S: 12	H: 2 LOB: 0 BB: 0 P: 15	R: 1 E: 0 K: 1 S: 15	H: 2 LOB: 1 BB: 0 P: 25	R: 0 E: 0 K: 1 S: 8	H: 1 LOB: 1 BB: 0 P: 12	1B: 10 2B: 5 3B: 1 HR: 2	SF: 0 SAC: 0 DP: 0 HBP: 0	WP: 0 PB: 0 SB: 0 CS: 1	PA: 47
<b>PITCHER</b> <b>Warren Hacker, R</b> (1.1) ERA: 12.27	IP: 3.2 WLS: L BF: 19 H: 5 R: 5 ER: 5 SO: 3 BB: 2 IBB: 0 HBP: 0 BLK: 0 WP: 0 HR: 1 S: 46 P: 72 ERA: 12.27 WHIP: 1.909											<b>PITCHER</b> <b>Seth Morehead, L</b> (7.1) ERA: 8.1	IP: 2.0 WLS: 9 BF: 9 H: 3 R: 1 ER: 1 SO: 2 BB: 0 IBB: 0 HBP: 0 BLK: 0 WP: 0 HR: 0 S: 23 P: 37 ERA: 4.50 WHIP: 1.500							
<b>Bob Miller, R</b> (4.1) ERA: 16.88	0.2	4	3	3	3	0	0	0	0	0	0	10	18	40.50	4.500					
<b>Jim Hearn, R</b> (5.1) ERA: 16.88	0.0	4	3	2	2	0	0	1	0	0	0	5	12	∞	∞					
<b>Jack Meyer, R</b> (5.1) ERA: 10.13	0.2	5	2	2	2	1	1	0	0	0	0	16	28	27.00	4.500					
<b>Michael Lipetri, R</b> (6.1) ERA: 5.4	1.0	5	2	2	2	0	0	0	0	1	12	15	18.00	2.000						

Philadelphia Phillies @ Los Angeles Dodgers  
Los Angeles Memorial Coliseum, Los Angeles, CA  
Sun May 04 1958, 10:10 PM EDT  
Att: 38,453 - Unknown

AB	41
R	15
H	18
RBI	15
BB	5
SO	6
LOB	20





Batter	1	2	3	4	5	6	7	8	9	AB	R	H	RBI	BB	SO	LOB	TOP				
<b>Richie Ashburn, L</b> OBP: 0.465, SLG: 0.394 (1, 8)										4	1	0	0	1	0	0	Philadelphia Phillies @ Los Angeles Dodgers Los Angeles Memorial Coliseum, Los Angeles, CA Mon May 05 1958, 10:05 PM EDT Att: 18,075 - Unknown				
<b>Dave Philley, S</b> OBP: 0.353, SLG: 0.452 <b>Pancho Herrera, R</b> (8, 3)										4	1	3	0	0	0	0					
<b>Harry Anderson, L</b> OBP: 0.318, SLG: 0.345 (1, 7)										5	1	1	0	0	0	5					
<b>Wally Post, R</b> OBP: 0.383, SLG: 0.407 <b>Bob Bowman, R</b> OBP: 0.353, SLG: 0.563 (7, 9)										1	2	0	1	3	0	1					
<b>Granny Hamner, R</b> OBP: 0.360, SLG: 0.479 (1, 5)										5	2	2	5	0	0	3					
<b>Stan Lopata, R</b> OBP: 0.453, SLG: 0.400 (1, 2)										3	1	2	2	2	0	0					
<b>Ted Kazanski, R</b> OBP: 0.324, SLG: 0.328 (1, 4)										3	0	0	0	1	0	4					
<b>Chico Fernandez, R</b> OBP: 0.265, SLG: 0.186 (1, 6)										4	0	0	0	0	0	6					
<b>Ray Semproch, R</b> (1, 1)										4	0	0	0	0	2	0	AB 33 R 8 H 8 RBI 8 BB 8 SO 2 LOB 19 				
<b>Inning Stats</b>	R: 5 E: 1 K: 0 S: 18	H: 3 LOB: 0 BB: 1 P: 35	R: 0 E: 0 K: 1 S: 7	H: 0 LOB: 1 BB: 0 P: 11	R: 0 E: 1 K: 0 S: 9	H: 0 LOB: 2 BB: 2 P: 18	R: 0 E: 0 K: 0 S: 6	H: 0 LOB: 0 BB: 0 P: 8	R: 3 E: 0 K: 0 S: 14	H: 3 LOB: 0 BB: 1 P: 25	R: 0 E: 0 K: 1 S: 8	H: 1 LOB: 1 BB: 1 P: 13	R: 0 E: 0 K: 0 S: 7	H: 1 LOB: 1 BB: 0 P: 10	R: 0 E: 0 K: 0 S: 6	H: 0 LOB: 0 BB: 1 P: 12		1B: 4 2B: 1 3B: 1 HR: 2	SF: 0 SAC: 0 DP: 2 HBP: 1	WP: 3 PB: 0 CS: 1	PA: 42
<b>PITCHER</b>	IP WLS BF H R ER SO BB IBB HBP BLK WP HR S P ERA WHIP																				
<b>Don Drysdale, R</b> ERA: 8.87 <b>Jackie Collum, L</b> ERA: 8.1 <b>Larry Sherry, R</b> ERA: 18.0 <b>Carl Erskine, R</b> ERA: 6.51	(1, 1) (3, 1) (6, 1) (8, 1)	2.1 2.2 2.0 2.0	L 11 9 7	15 3 1 1	3 3 0 0	4 3 0 0	1 3 0 1	1 0 0 0	0 0 0 0	2 1 0 0	30 24 15 13	60 37 28 22	15.43 10.12 0.00 0.00	2.571 1.500 2.000 1.000							

Batter	1	2	3	4	5	6	7	8	9	AB	R	H	RBI	BB	SO	LOB	BOTTOM								
<b>Jim Gilliam, S</b> OBP: 0.423, SLG: 0.414 (1, 7)										4	0	1	0	0	0	3	Philadelphia Phillies @ Los Angeles Dodgers Los Angeles Memorial Coliseum, Los Angeles, CA Mon May 05 1958, 10:05 PM EDT Att: 18,075 - Unknown								
<b>Gino Cimoli, R</b> OBP: 0.310, SLG: 0.418 (1, 8)										4	0	0	0	0	0	4									
<b>Charlie Neal, R</b> OBP: 0.329, SLG: 0.500 (1, 4)										3	1	0	0	1	0	1									
<b>Gil Hodges, R</b> OBP: 0.330, SLG: 0.333 (1, 3)										3	1	0	0	1	1	0									
<b>Dick Gray, R</b> OBP: 0.429, SLG: 0.667 (1, 5)										3	0	0	1	1	0	1									
<b>Carl Furillo, R</b> OBP: 0.396, SLG: 0.514 (1, 9)										4	1	2	2	0	0	0									
<b>Don Zimmer, R</b> OBP: 0.383, SLG: 0.465 (1, 6)										3	0	1	0	1	1	2									
<b>Rube Walker, L</b> OBP: 0.242, SLG: 0.207 (1, 2)										3	0	0	0	1	0	2									
<b>Don Drysdale, R</b> <b>Jackie Collum, L</b> <b>Norm Larker, L</b> <b>Larry Sherry, R</b> <b>Duke Snider, L</b> <b>Carl Erskine, R</b> (1, 1) (3, 1) (5, PH) (6, 1) (7, PH) (8, 1)	(1, 1) (3, 1) (5, PH) (6, 1) (7, PH) (8, 1)	9.0 W	35 35	H 5 R 3 ER 3 SO 2	R 3 R 3 ER 3 SO 2	H 1 LOB: 1 BB: 1 P: 20	H 0 LOB: 1 BB: 1 P: 14	H 0 LOB: 0 BB: 3 P: 24	H 1 LOB: 1 BB: 0 P: 14	H 0 LOB: 0 BB: 0 P: 13	H 2 LOB: 2 BB: 0 P: 21	H 0 LOB: 0 BB: 0 P: 10	H 0 LOB: 0 BB: 0 P: 12	H 0 LOB: 0 BB: 0 P: 12	H 0 LOB: 0 BB: 0 P: 10	H 0 LOB: 0 BB: 0 P: 12	1B: 4 2B: 0 3B: 0 HR: 1	SF: 0 SAC: 0 DP: 2 HBP: 0	WP: 1 PB: 0 SB: 0 CS: 0	PA: 35					
<b>PITCHER</b>	IP WLS BF H R ER SO BB IBB HBP BLK WP HR S P ERA WHIP																								
<b>Ray Semproch, R</b> ERA: 1.98	(1, 1)	9.0	W	35	5	3	3	2	5	0	0	0	0	1	1	75	137	3.00	1.111						



Batter	1	2	3	4	5	6	7	8	9	10	11	12	13	14	AB	R	H	RBI	BB	SO	LOB									
<b>Richie Ashburn, L</b> OBP: 0.452, SLG: 0.384 (1, 8)															7	0	2	0	0	1	3									
<b>Chuck Essegian, R</b> OBP: 0.318, SLG: 0.410 (1, 7)															6	1	2	1	1	1	2									
<b>Granny Hamner, R</b> OBP: 0.354, SLG: 0.455 (1, 5)															6	1	1	0	1	0	3									
<b>Wally Post, R</b> OBP: 0.364, SLG: 0.383 (1, 9)															6	1	1	0	0	3	1									
<b>Stan Lopata, R</b> OBP: 0.432, SLG: 0.367 (1, 2)															5	1	0	0	1	3	1									
<b>Pancho Herrera, R</b> (1, 3)															1	0	0	0	1	0	1									
<b>Harry Anderson, L</b> OBP: 0.314, SLG: 0.339 (6, PH)															4	1	1	2	0	0	0									
<b>Ted Kazanski, R</b> OBP: 0.313, SLG: 0.356 (1, 4)															6	1	1	3	0	1	2									
<b>Chico Fernandez, R</b> OBP: 0.257, SLG: 0.185 (1, 6)															6	0	1	0	0	0	0									
<b>Jack Sanford, R</b> OBP: 0.308, SLG: 0.250 (1, 1)															0	0	0	0	1	0	0									
<b>Willie Jones, R</b> OBP: 0.625, SLG: 0.500 (5, PH)															1	0	0	0	0	0	2									
<b>Johnny Gray, R</b> (5, 1)															1	0	0	0	0	0	0									
<b>Turk Farrell, R</b> OBP: 0.250, SLG: 0.250 (6, 1)															3	0	1	0	0	1	0									
<b>Inning Stats</b>	R: 0 E: 0 K: 1 S: 7	H: 0 LOB: 0 BB: 0 P: 11	R: 0 E: 1 K: 0 S: 12	H: 0 LOB: 1 BB: 0 P: 17	R: 0 E: 0 K: 2 S: 10	H: 0 LOB: 1 BB: 1 P: 20	R: 0 E: 0 K: 1 S: 13	H: 1 LOB: 2 BB: 1 P: 21	R: 6 E: 0 K: 1 S: 16	H: 6 LOB: 2 BB: 0 P: 32	R: 0 E: 0 K: 1 S: 9	H: 0 LOB: 0 BB: 0 P: 14	R: 0 E: 0 K: 1 S: 13	H: 2 LOB: 2 BB: 0 P: 20	R: 0 E: 0 K: 1 S: 10	H: 0 LOB: 0 BB: 0 P: 9	R: 0 E: 0 K: 1 S: 6	H: 0 LOB: 0 BB: 0 P: 10	R: 0 E: 0 K: 1 S: 10	H: 1 LOB: 1 BB: 0 P: 13	R: 0 E: 0 K: 1 S: 7	H: 0 LOB: 0 BB: 0 P: 10	R: 0 E: 0 K: 1 S: 7	H: 0 LOB: 0 BB: 0 P: 11	R: 0 E: 0 K: 1 S: 10	H: 0 LOB: 0 BB: 0 P: 14	1B: 8 2B: 0 3B: 0 HR: 2	SF: 0 SAC: 0 DP: 1 HBP: 0	WP: 0 PB: 0 SB: 0 CS: 0	PA: 57
<b>PITCHER</b>	IP	WLS	BF	H	R	ER	SO	BB	IBB	HBP	BLK	WP	HR	S	P	ERA	WHIP													
<b>Sandy Koufax, L</b> ERA: 6.0 (6, 1)	5.0		23	4	4	4	4	4	0	0	0	0	1	10	94	18.00	4.000													
<b>Clem Labine, R</b> ERA: 6.75 (7, 1)	1.0		7	3	2	2	0	1	0	0	0	0	0	1	10	18.00	4.000													
<b>Ed Roebuck, R</b> ERA: 2.79 (10, 1)	3.0		11	2	0	0	4	0	0	0	0	0	0	29	43	0.00	0.667													
<b>Don Bessent, R</b> ERA: 1.26 (11, 1)	1.0		3	0	0	0	0	0	0	0	0	0	0	6	10	0.00	0.000													
<b>Don Drysdale, R</b> ERA: 7.52 (11, 1)	4.0	W	13	1	0	0	3	0	0	0	0	0	0	36	48	0.00	0.250													

**TOP**

Philadelphia Phillies @ Los Angeles Dodgers  
Los Angeles Memorial Coliseum, Los Angeles, CA

Tue May 06 1958, 10:05 PM EDT  
Att. 15,799 - Unknown

AB: 52  
R: 6  
H: 10  
RBI: 6  
BB: 5  
SO: 11  
LOB: 15

Batter	1	2	3	4	5	6	7	8	9	10	11	12	13	14	AB	R	H	RBI	BB	SO	LOB							
<b>Jim Gilliam, S</b> OBP: 0.423, SLG: 0.406 (1, 7)															6	1	2	0	1	0	3							
<b>Don Zimmer, R</b> OBP: 0.352, SLG: 0.408 (1, 6)															6	0	0	0	1	2	3							
<b>Duke Snider, L</b> OBP: 0.333, SLG: 0.323 (1, 8)															6	1	4	1	1	1	1							
<b>Gino Cimoli, R</b> OBP: 0.310, SLG: 0.418 (14, PR)															0	0	0	0	0	0	0							
<b>Gl Hodges, R</b> OBP: 0.326, SLG: 0.341 (1, 3)															7	1	2	0	0	0	5							
<b>Charlie Neal, R</b> OBP: 0.349, SLG: 0.485 (1, 4)															4	3	1	1	3	2	5							
<b>Carl Furillo, R</b> OBP: 0.375, SLG: 0.488 (1, 9)															6	1	2	2	1	0	2							
<b>Dick Gray, R</b> OBP: 0.407, SLG: 0.660 (1, 5)															5	0	1	2	0	1	2							
<b>Rube Walker, L</b> OBP: 0.231, SLG: 0.176 (1, 2)															5	0	0	0	1	4	2							
<b>Sandy Koufax, R</b> ERA: 3.32 (6, 1)	4.0		19	6	3	3	3	0	1	0	0	0	0	9	26	18.00	3.000											
<b>Johnny Gray, R</b> ERA: 6.4 (6, 1)	1.0		5	0	2	2	1	3	0	0	0	0	0	9	26	18.00	3.000											
<b>Turk Farrell, R</b> ERA: 0.5 (6, 1)	8.2	L	36	7	2	1	9	4	0	0	0	0	0	88	151	1.04	1.269											
<b>Inning Stats</b>	R: 0 E: 0 K: 0 S: 11	H: 2 LOB: 2 BB: 0 P: 19	R: 0 E: 0 K: 1 S: 8	H: 0 LOB: 0 BB: 0 P: 10	R: 0 E: 0 K: 2 S: 9	H: 0 LOB: 0 BB: 1 P: 14	R: 3 E: 0 K: 0 S: 15	H: 4 LOB: 2 BB: 1 P: 25	R: 0 E: 0 K: 1 S: 14	H: 0 LOB: 1 BB: 1 P: 29	R: 0 E: 0 K: 1 S: 10	H: 0 LOB: 1 BB: 1 P: 18	R: 0 E: 0 K: 1 S: 9	H: 0 LOB: 1 BB: 0 P: 14	R: 1 E: 0 K: 3 S: 19	H: 2 LOB: 2 BB: 1 P: 30	R: 0 E: 0 K: 0 S: 8	H: 1 LOB: 1 BB: 0 P: 13	R: 0 E: 0 K: 0 S: 6	H: 0 LOB: 1 BB: 1 P: 13	R: 0 E: 0 K: 2 S: 12	H: 1 LOB: 1 BB: 0 P: 19	R: 1 E: 0 K: 0 S: 7	H: 2 LOB: 1 BB: 1 P: 14	1B: 11 2B: 2 3B: 1 HR: 0	SF: 0 SAC: 1 DP: 2 HBP: 0	WP: 0 PB: 0 SB: 4 CS: 0	PA: 60
<b>PITCHER</b>	IP	WLS	BF	H	R	ER	SO	BB	IBB	HBP	BLK	WP	HR	S	P	ERA	WHIP											
<b>Jack Sanford, R</b> ERA: 3.32 (1, 1)	4.0		19	6	3	3	3	0	1	0	0	0	0	9	26	18.00	3.000											
<b>Johnny Gray, R</b> ERA: 6.4 (6, 1)	1.0		5	0	2	2	1	3	0	0	0	0	0	9	26	18.00	3.000											
<b>Turk Farrell, R</b> ERA: 0.5 (6, 1)	8.2	L	36	7	2	1	9	4	0	0	0	0	0	88	151	1.04	1.269											

**BOTTOM**

Philadelphia Phillies @ Los Angeles Dodgers  
Los Angeles Memorial Coliseum, Los Angeles, CA

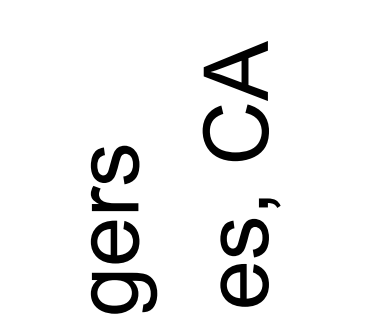
Tue May 06 1958, 10:05 PM EDT  
Att. 15,799 - Unknown

AB: 51  
R: 7  
H: 13  
RBI: 7  
BB: 8  
SO: 13  
LOB: 25



Batter	1	2	3	4	5	6	7	8	9	AB	R	H	RBI	BB	SO	LOB	TOP								
<b>Richie Ashburn, L</b> OBP: 0.455, SLG: 0.385 (1, 8)										5	1	2	0	1	0	0	<b>Philadelphia Phillies @ Los Angeles Dodgers</b> <b>Los Angeles Memorial Coliseum, Los Angeles, CA</b> Wed May 07 1958, 6:33 AM EDT Att: 8,192 - Unknown <a href="http://livebaseballscorecards.com">livebaseballscorecards.com</a>								
<b>Dave Philley, S</b> OBP: 0.395, SLG: 0.429 <b>Pancho Herrera, R</b> (8, 3)										4	1	1	0	1	1	4									
<b>Chuck Essegian, R</b> OBP: 0.367, SLG: 0.429 (1, 7)										3	2	2	0	2	0	0									
<b>Wally Post, R</b> OBP: 0.352, SLG: 0.375 (1, 9)										4	1	1	1	0	2	5									
<b>Granny Hamner, R</b> OBP: 0.379, SLG: 0.506 (1, 5)										4	2	3	3	1	0	0									
<b>Stan Lopata, R</b> OBP: 0.453, SLG: 0.438 (1, 2)										4	2	3	2	1	0	1									
<b>Ted Kazanski, R</b> OBP: 0.318, SLG: 0.351 (1, 4)									4	0	1	2	1	0	3										
<b>Chico Fernandez, R</b> OBP: 0.266, SLG: 0.200 (1, 6)										5	0	2	1	0	1	1									
<b>Curt Simmons, L</b> OBP: 0.214, SLG: 0.214 (1, 1)									5	0	0	0	0	1	5										
<b>Inning Stats</b>	R: 2 E: 0 K: 2 S: 16	H: 3 LOB: 2 BB: 1 P: 29	R: 0 E: 0 K: 0 S: 10	H: 0 LOB: 0 BB: 0 P: 16	R: 0 E: 0 K: 1 S: 5	H: 0 LOB: 0 BB: 0 P: 7	R: 0 E: 0 K: 0 S: 6	H: 0 LOB: 0 BB: 1 P: 13	R: 0 E: 0 K: 1 S: 10	H: 2 LOB: 3 BB: 1 P: 16	R: 1 E: 0 K: 0 S: 12	H: 2 LOB: 3 BB: 2 P: 26	R: 3 E: 1 K: 0 S: 15	H: 4 LOB: 1 BB: 1 P: 28	R: 3 E: 0 K: 0 S: 13	H: 3 LOB: 1 BB: 1 P: 22		R: 0 E: 0 K: 0 S: 5	H: 1 LOB: 0 BB: 0 P: 9	1B: 12 2B: 1 3B: 1 HR: 1	SF: 1 SAC: 0 DP: 2 HBP: 0	WP: 0 PB: 1 SB: 1 CS: 1	PA: 46		
<b>PITCHER</b>	IP	WLS	BF	H	R	ER	SO	BB	IBB	HBP	BLK	WP	HR	S	P	ERA	WHIP								
<b>Fred Kipp, L</b> ERA: 4.03	6.1	L	32	10	5	5	5	5	0	0	0	0	1	66	118	7.11	2.368								
<b>Clem Labine, R</b> ERA: 8.44	1.1		9	3	4	4	0	1	1	0	0	0	0	17	35	27.00	3.000								
<b>Don Newcombe, R</b> ERA: 6.52	0.1		2	1	0	0	0	0	0	0	0	0	0	4	4	0.00	3.000								
<b>Larry Sherry, R</b> ERA: 12.0	1.0		3	1	0	0	0	0	0	0	0	0	0	5	9	0.00	1.000								

Batter	1	2	3	4	5	6	7	8	9	AB	R	H	RBI	BB	SO	LOB	BOTTOM								
<b>Jim Gilliam, S</b> OBP: 0.398, SLG: 0.377 (1, 7)										5	0	0	0	0	0	4	<b>Philadelphia Phillies @ Los Angeles Dodgers</b> <b>Los Angeles Memorial Coliseum, Los Angeles, CA</b> Wed May 07 1958, 6:33 AM EDT Att: 8,192 - Unknown <a href="http://livebaseballscorecards.com">livebaseballscorecards.com</a>								
<b>Don Zimmer, R</b> OBP: 0.356, SLG: 0.407 (1, 6)										5	1	2	0	0	0	1									
<b>Charlie Neal, R</b> OBP: 0.364, SLG: 0.471 (1, 4)										2	1	0	0	3	0	1									
<b>Gil Hodges, R</b> OBP: 0.340, SLG: 0.356 (1, 3)										5	0	3	0	0	0	3									
<b>Carl Furillo, R</b> OBP: 0.377, SLG: 0.543 (1, 9)										5	1	2	3	0	0	5									
<b>Dick Gray, R</b> OBP: 0.397, SLG: 0.627 (1, 5)										4	0	1	0	0	0	2									
<b>Don Demeter, R</b> OBP: 0.200, SLG: 0.300 (1, 8)										4	0	0	0	0	0	1									
<b>Joe Pignatano, R</b> OBP: 0.294, SLG: 0.214 (1, 2)										2	0	1	0	2	0	0									
<b>Fred Kipp, L</b> OBP: 0.375, SLG: 0.429 <b>Clem Labine, R</b> (7, 1)										3	0	1	0	0	1	2									
<b>Don Newcombe, L</b> OBP: 0.750, SLG: 0.667 <b>Randy Jackson, R</b> (8, PH) <b>Larry Sherry, R</b> (9, 1)										0	0	0	0	0	0	0									
<b>Inning Stats</b>	R: 0 E: 0 K: 0 S: 9	H: 2 LOB: 2 BB: 0 P: 16	R: 0 E: 0 K: 1 S: 9	H: 0 LOB: 1 BB: 1 P: 17	R: 3 E: 0 K: 0 S: 10	H: 3 LOB: 1 BB: 1 P: 16	R: 0 E: 0 K: 0 S: 6	H: 1 LOB: 0 BB: 0 P: 9	R: 0 E: 0 K: 0 S: 7	H: 1 LOB: 2 BB: 1 P: 8	R: 0 E: 0 K: 0 S: 10	H: 1 LOB: 2 BB: 1 P: 18	R: 0 E: 0 K: 0 S: 9	H: 1 LOB: 1 BB: 1 P: 16	R: 0 E: 0 K: 0 S: 12	H: 1 LOB: 1 BB: 0 P: 21	R: 0 E: 0 K: 0 S: 7	H: 1 LOB: 1 BB: 1 P: 15	1B: 10 2B: 0 3B: 0 HR: 1	SF: 0 SAC: 0 DP: 2 HBP: 0	WP: 0 PB: 0 SB: 0 CS: 0	PA: 41			
<b>PITCHER</b>	IP	WLS	BF	H	R	ER	SO	BB	IBB	HBP	BLK	WP	HR	S	P	ERA	WHIP								
<b>Curt Simmons, L</b> ERA: 3.58	9.0	W	41	11	3	3	1	5	0	0	0	0	1	79	136	3.00	1.778								





Batter	1	2	3	4	5	6	7	8	9	10	11	12	AB	R	H	RBI	BB	SO	LOB	TOP							
<b>Richie Ashburn, L</b> OBP: 0.442, SLG: 0.373 (1.8)													5	0	1	0	0	0	1								
<b>Dave Philley, S</b> OBP: 0.341, SLG: 0.400 (1.3)													5	0	1	0	0	0	1								
<b>Harry Anderson, L</b> OBP: 0.307, SLG: 0.328 (1.7)													5	0	1	0	0	2	1								
<b>Wally Post, R</b> OBP: 0.355, SLG: 0.388 (1.9)														4	0	1	0	1	0	1							
<b>Granny Hamner, R</b> OBP: 0.370, SLG: 0.488 (1.5)														5	0	1	0	0	2	4							
<b>Stan Lopata, R</b> OBP: 0.451, SLG: 0.449 (1.2)														5	0	2	0	0	0	1							
<b>Ted Kazanski, R</b> OBP: 0.311, SLG: 0.341 (1.4)														5	0	1	0	0	0	1							
<b>Chico Fernandez, R</b> OBP: 0.262, SLG: 0.189 (1.6)														4	0	0	0	1	0	4							
<b>Robin Roberts, S</b> OBP: 0.235, SLG: 0.294 (1.1)														4	0	0	0	0	2	1							
<b>Inning Stats</b>	R: 0 E: 0 K: 1 S: 4	H: 2 LOB: 2 BB: 1 P: 8	R: 0 E: 0 K: 0 S: 3	H: 0 LOB: 0 BB: 0 P: 3	R: 0 E: 0 K: 2 S: 8	H: 1 LOB: 1 BB: 0 P: 8	R: 0 E: 0 K: 1 S: 5	H: 3 LOB: 2 BB: 0 P: 6	R: 0 E: 0 K: 0 S: 3	H: 0 LOB: 0 BB: 0 P: 3	R: 0 E: 1 K: 1 S: 6	H: 0 LOB: 1 BB: 1 P: 6	R: 0 E: 0 K: 1 S: 6	H: 1 LOB: 1 BB: 0 P: 6	R: 0 E: 0 K: 0 S: 4	H: 1 LOB: 1 BB: 0 P: 4	R: 0 E: 0 K: 1 S: 5	H: 0 LOB: 0 BB: 0 P: 5	R: 0 E: 0 K: 0 S: 3	H: 0 LOB: 0 BB: 0 P: 3	R: 0 E: 0 K: 1 S: 5	H: 0 LOB: 0 BB: 0 P: 6	1B: 7 2B: 2 3B: 0 HR: 0	SF: 0 SAC: 1 DP: 2 HBP: 0	WP: 0 PB: 0 SB: 0 CS: 0	PA: 45	
<b>PITCHER</b> <b>Ron Kline, R</b> ERA: 2.31 (1.1)	IP: 12.0	WLS: 45	BF: 8	H: 8	R: 0	ER: 0	SO: 6	BB: 2	IBB: 0	HBP: 0	BLK: 0	WP: 0	HR: 0	S: 55	P: 63	ERA: 0.00	WHIP: 0.833										

Philadelphia Phillies @ Pittsburgh Pirates  
 Forbes Field, Pittsburgh, PA  
 Fri May 09 1958, 7:05 PM EDT  
 Att. 21,304 - Unknown

AB	42
R	0
H	8
RBI	0
BB	2
SO	6
LOB	15




Batter	1	2	3	4	5	6	7	8	9	10	11	12	AB	R	H	RBI	BB	SO	LOB	BOTTOM							
<b>Bill Virdon, L</b> OBP: 0.394, SLG: 0.385 (1.8)													1	0	0	0	3	0	0								
<b>Dick Groat, R</b> OBP: 0.307, SLG: 0.429 (1.6)													5	0	1	0	0	1	4								
<b>Bob Skinner, L</b> OBP: 0.333, SLG: 0.365 (1.7)													5	0	0	0	0	0	3								
<b>Ted Kluszewski, L</b> OBP: 0.325, SLG: 0.382 (1.3)													5	1	1	1	0	1	0								
<b>Frank Thomas, R</b> OBP: 0.372, SLG: 0.693 (1.5)													4	0	1	0	0	0	0								
<b>Roberto Clemente, R</b> OBP: 0.393, SLG: 0.438 (1.9)													4	0	0	0	0	0	1								
<b>Bill Mazaroski, R</b> OBP: 0.346, SLG: 0.459 (1.4)													4	0	1	0	0	0	1								
<b>Hank Foiles, R</b> OBP: 0.277, SLG: 0.220 (1.2)													3	0	0	0	0	3	0								
<b>Ron Kline, R</b> (1.1)													3	0	0	0	1	1	1								
<b>Inning Stats</b>	R: 0 E: 0 K: 1 S: 4	H: 0 LOB: 0 BB: 1 P: 8	R: 0 E: 0 K: 0 S: 4	H: 1 LOB: 1 BB: 0 P: 4	R: 0 E: 0 K: 1 S: 5	H: 0 LOB: 0 BB: 0 P: 5	R: 0 E: 0 K: 1 S: 5	H: 0 LOB: 0 BB: 0 P: 6	R: 0 E: 0 K: 0 S: 3	H: 0 LOB: 0 BB: 0 P: 3	R: 0 E: 0 K: 0 S: 4	H: 1 LOB: 2 BB: 1 P: 8	R: 0 E: 0 K: 0 S: 3	H: 0 LOB: 0 BB: 0 P: 3	R: 0 E: 0 K: 1 S: 5	H: 0 LOB: 0 BB: 0 P: 5	R: 0 E: 0 K: 0 S: 3	H: 0 LOB: 1 BB: 1 P: 7	R: 1 E: 0 K: 0 S: 1	H: 1 LOB: 0 BB: 0 P: 1	1B: 3 2B: 1 3B: 0 HR: 1	SF: 0 SAC: 2 DP: 1 HBP: 0	WP: 0 PB: 0 SB: 0 CS: 1	PA: 40			
<b>PITCHER</b> <b>Robin Roberts, R</b> ERA: 3.72 (1.1)	IP: 11.0	WLS: 40	BF: 4	H: 4	R: 1	ER: 1	SO: 6	BB: 4	IBB: 0	HBP: 0	BLK: 0	WP: 0	HR: 1	S: 48	P: 64	ERA: 0.82	WHIP: 0.727										


Philadelphia Phillies @ Pittsburgh Pirates  
 Forbes Field, Pittsburgh, PA  
 Fri May 09 1958, 7:05 PM EDT  
 Att. 21,304 - Unknown

AB	34
R	1
H	4
RBI	1
BB	4
SO	6
LOB	10






Batter	1	2	3	4	5	6	7	8	9	AB	R	H	RBI	BB	SO	LOB	TOP			
<b>Richie Ashburn, L</b> OBP: 0.431, SLG: 0.364 (1, 8)	0-0 5-3	0-0 F8		0-0 P4		0-0 1B			0-0 F7	5	0	1	0	0	0	2	<b>Philadelphia Phillies @ Pittsburgh Pirates</b> <b>Forbes Field, Pittsburgh, PA</b> Sat May 10 1958, 3:33 AM EDT Att: 11,807 - Unknown 			
<b>Dave Philley, S</b> OBP: 0.327, SLG: 0.378 (1, 3)	0-0 1B		0-0 4-3	0-0 F7		0-0 L9			0-0 G3	5	1	1	0	0	0	2				
<b>Granny Hamner, R</b> OBP: 0.381, SLG: 0.495 (1, 5)	0-0 1B		0-0 1B		0-0 1B				0-0 4-3	5	1	3	0	0	0	0				
<b>Harry Anderson, L</b> OBP: 0.304, SLG: 0.324 (1, 7)	0-0 1B		0-0 F7		0-0 F7				0-3 K	4	0	1	1	0	1	2				
<b>Stan Lopata, R</b> OBP: 0.442, SLG: 0.458 (1, 2)	0-0 SF8		0-0 P3		0-0 F8				0-0 2B	3	0	1	1	0	0	2				
<b>Wally Post, R</b> OBP: 0.383, SLG: 0.389 (1, 9)	0-3 K			0-0 1B	0-0 2B	1-2 1B			0-0 F8	4	1	2	0	0	1	2				
<b>Ted Kazanski, R</b> OBP: 0.309, SLG: 0.337 (1, 4)		0-0 G3		0-0 2B	0-3 K				0-0 F3	4	1	1	0	0	1	2				
<b>Chico Fernandez, R</b> OBP: 0.273, SLG: 0.195 (1, 6)				4-0 2B	1-2 BB				0-0 F8	3	0	1	0	1	0	0				
<b>Ray Semproch, R</b> OBP: 0.361, SLG: 0.544 (1, 4)	0-3 K			0-0 2B	1-3 2B				0-0 1-3	0	0	0	0	0	0	0				
<b>Inning Stats</b>	R: 2 E: 0 K: 1 S: 8	H: 3 LOB: 1 BB: 0 P: 8	R: 0 E: 0 K: 1 S: 6	H: 1 LOB: 1 BB: 0 P: 6	R: 0 E: 0 K: 0 S: 4	H: 1 LOB: 1 BB: 0 P: 4	R: 2 E: 0 K: 0 S: 5	H: 3 LOB: 1 BB: 1 P: 9	R: 0 E: 0 K: 1 S: 7	H: 2 LOB: 2 BB: 0 P: 7	R: 0 E: 0 K: 1 S: 6	H: 1 LOB: 1 BB: 0 P: 6	R: 0 E: 0 K: 0 S: 3	H: 0 LOB: 0 BB: 0 P: 3	R: 0 E: 0 K: 0 S: 3	H: 0 LOB: 0 BB: 0 P: 3		1B: 9 2B: 3 3B: 0 HR: 0	SF: 1 SAC: 0 DP: 0 HBP: 0	WP: 0 PB: 0 SB: 0 CS: 0
<b>PITCHER</b> <b>Vern Law, R</b> ERA: 4.67 (1, 1)	IP: 9.0 WLS: W BF: 39 H: 12 R: 4 ER: 4 SO: 5 BB: 1 IBB: 0 HBP: 0 BLK: 0 WP: 0 HR: 0 S: 48 P: 52 ERA: 4.00 WHIP: 1.444															<b>PITCHER</b>				

Batter	1	2	3	4	5	6	7	8	9	AB	R	H	RBI	BB	SO	LOB	BOTTOM			
<b>Bill Virdon, L</b> OBP: 0.385, SLG: 0.386 (1, 8)	0-0 1B		0-0 F9			0-0 F8	0-0 1B			5	1	2	1	0	0	4	<b>Philadelphia Phillies @ Pittsburgh Pirates</b> <b>Forbes Field, Pittsburgh, PA</b> Sat May 10 1958, 3:33 AM EDT Att: 11,807 - Unknown 			
<b>Dick Groat, R</b> OBP: 0.302, SLG: 0.412 (1, 6)	0-0 F9	4-0 2B		0-0 F8		0-0 F8	0-3 K			4	1	0	0	1	1	2				
<b>Bob Skinner, L</b> OBP: 0.347, SLG: 0.411 (1, 7)	0-0 2B	6-3 1B		0-0 3-1		0-0 1B	0-0 F8			5	2	3	1	0	0	1				
<b>Ted Kluszewski, L</b> OBP: 0.321, SLG: 0.375 <b>R C Stevens, R</b> OBP: 0.320, SLG: 0.792 (1, 3) (7, 3)	0-0 6-3	0-0 4-3		0-0 P4		0-0 2B	0-0 L6			4	1	1	2	0	0	1				
<b>Frank Thomas, R</b> OBP: 0.374, SLG: 0.699 (1, 5)	0-0 PB		0-0 P5		0-0 6-3	0-0 1B			0-3 K	5	2	2	2	0	1	0				
<b>Roberto Clemente, R</b> OBP: 0.378, SLG: 0.447 (1, 9)	4-0 PB		0-0 1B		0-0 HR	4-0 1B			0-3 K	3	2	2	0	2	1	0				
<b>Bill Mazerowski, R</b> OBP: 0.361, SLG: 0.544 (1, 4)	0-3 K		0-0 P3		0-0 HR	0-0 1B			0-0 HR	5	3	3	4	0	1	2				
<b>Hank Foiles, R</b> OBP: 0.300, SLG: 0.226 (1, 2)	4-0 2B		0-0 1B		0-0 6-3		4-0 SH		0-0 F2	3	1	1	0	2	0	0				
<b>Vern Law, R</b> OBP: 0.357, SLG: 0.750 (1, 1)	0-0 1B		0-0 5-3		0-3 K		0-0 SH			3	1	1	2	0	1	2				
<b>Inning Stats</b>	R: 5 E: 1 K: 1 S: 10	H: 4 LOB: 2 BB: 2 P: 18	R: 1 E: 0 K: 0 S: 3	H: 1 LOB: 0 BB: 1 P: 7	R: 0 E: 0 K: 0 S: 5	H: 2 LOB: 2 BB: 0 P: 5	R: 0 E: 0 K: 0 S: 3	H: 0 LOB: 0 BB: 0 P: 3	R: 2 E: 0 K: 1 S: 7	H: 2 LOB: 0 BB: 0 P: 7	R: 3 E: 0 K: 0 S: 6	H: 4 LOB: 2 BB: 1 P: 10	R: 2 E: 1 K: 1 S: 7	H: 1 LOB: 1 BB: 1 P: 11	R: 1 E: 0 K: 2 S: 8	H: 1 LOB: 0 BB: 0 P: 8		1B: 8 2B: 4 3B: 1 HR: 2	SF: 0 SAC: 1 DP: 0 HBP: 0	WP: 0 PB: 2 SB: 0 CS: 0
<b>PITCHER</b> <b>Ray Semproch, R</b> ERA: 2.43 (1, 1)	IP: 0.2 WLS: L BF: 9 H: 4 R: 5 ER: 2 SO: 1 BB: 2 IBB: 0 HBP: 0 BLK: 0 WP: 0 HR: 0 S: 9 P: 17 ERA: 27.00 WHIP: 9.000															<b>PITCHER</b> <b>Jack Meyer, R</b> ERA: 9.0 <b>Johnny Gray, R</b> ERA: 6.23 (6, 1) (8, 1)				



Batter	1	2	3	4	5	6	7	8	9	AB	R	H	RBI	BB	SO	LOB	TOP						
Richie Ashburn, L (1.8) OBP: 0.427, SLG: 0.360 Chuck Essegian, R (1.8) OBP: 0.365, SLG: 0.444	1-3		K		K					1	0	0	0	0	0	0	Philadelphia Phillies @ Pittsburgh Pirates Forbes Field, Pittsburgh, PA Sun May 11 1958, 3:33 AM EDT Unknown						
Rip Repulski, R (1.7) OBP: 0.375, SLG: 0.759	HR		K							4	1	2	1	0	1								
Granny Hamner, R (1.4) OBP: 0.386, SLG: 0.526	HR				F9					4	1	2	1	0	0								
Harry Anderson, L (1.3) OBP: 0.289, SLG: 0.307	F8				F8					4	0	0	0	0	2								
Stan Lopata, R (1.2) OBP: 0.434, SLG: 0.487	K									4	1	1	1	0	2								
Wally Post, R (1.9) OBP: 0.357, SLG: 0.382										4	0	1	0	0	2								
Willie Jones, R (1.5) OBP: 0.462, SLG: 0.364										4	0	1	0	0	0								
Chico Fernandez, R (1.6) OBP: 0.261, SLG: 0.185										4	0	0	0	0	1								
Jack Sanford, R (1.1) Jim Hearn, R (2.1) Ted Kazanski, R (3.1) Bob Miller, R (3.1) Pancho Herrera, R (5.1) Johnny Gray, R (5.1) Bob Bowman, R (7.1) Warren Hacker, R (7.1)										0	0	0	0	0	0	0							
										0	0	0	0	0	0	0							
<b>Inning Stats</b>	R: 2 E: 0 K: 1 S: 7	H: 2 LOB: 0 BB: 0 P: 7	R: 0 E: 0 K: 0 S: 3	H: 1 LOB: 0 BB: 0 P: 3	R: 0 E: 0 K: 2 S: 7	H: 0 LOB: 0 BB: 0 P: 7	R: 1 E: 0 K: 0 S: 5	H: 2 LOB: 1 BB: 0 P: 5	R: 0 E: 0 K: 3 S: 9	H: 0 LOB: 0 BB: 0 P: 9	R: 0 E: 1 K: 1 S: 7	H: 1 LOB: 2 BB: 0 P: 7	R: 1 E: 0 K: 0 S: 5	H: 2 LOB: 1 BB: 0 P: 5	R: 0 E: 0 K: 1 S: 5	H: 0 LOB: 0 BB: 0 P: 5		R: 0 E: 0 K: 1 S: 5	H: 0 LOB: 0 BB: 0 P: 5	1B: 5 2B: 1 3B: 0 HR: 3	SF: 0 SAC: 0 DP: 2 HBP: 0	WP: 0 PB: 0 SB: 0 CS: 0	PA: 35
<b>PITCHER</b> Bob Friend, R (1.1) ERA: 3.71	IP: 9.0 WLS: W BF: 35 H: 9 R: 4 ER: 4 SO: 9 BB: 0 IBB: 0 HBP: 0 BLK: 0 WP: 0 HR: 3 S: 53 P: 53 ERA: 4.00 WHIP: 1.000																						

Batter	1	2	3	4	5	6	7	8	9	AB	R	H	RBI	BB	SO	LOB	BOTTOM				
Bill Virdon, L (1.8) OBP: 0.361, SLG: 0.360	K									5	0	0	0	0	1	2	Philadelphia Phillies @ Pittsburgh Pirates Forbes Field, Pittsburgh, PA Sun May 11 1958, 3:33 AM EDT Unknown				
Dick Groat, R (1.6) OBP: 0.316, SLG: 0.438	HR									3	3	2	0	1	0	0					
Bob Skinner, L (1.7) OBP: 0.362, SLG: 0.447	HR									4	3	3	2	0	0	0					
Ted Kluszewski, L (1.3) OBP: 0.329, SLG: 0.413	HR									3	2	1	3	1	0	1					
Frank Thomas, R (1.5) OBP: 0.369, SLG: 0.688	6-3									3	1	1	3	0	0	0					
Roberto Clemente, R (1.9) OBP: 0.383, SLG: 0.483										4	0	2	2	0	1	0					
Bill Mazerowski, R (1.4) OBP: 0.356, SLG: 0.542	F9									4	0	1	0	0	1	2					
Hank Foiles, R (1.2) OBP: 0.297, SLG: 0.215										3	1	0	0	1	0	1					
Bob Friend, R (1.1)										2	0	0	0	0	0	0					
<b>Inning Stats</b>	R: 3 E: 0 K: 1 S: 9	H: 4 LOB: 1 BB: 0 P: 9	R: 5 E: 0 K: 1 S: 8	H: 3 LOB: 3 BB: 3 P: 20	R: 0 E: 0 K: 0 S: 3	H: 0 LOB: 0 BB: 0 P: 3	R: 2 E: 0 K: 1 S: 7	H: 2 LOB: 0 BB: 0 P: 7	R: 0 E: 0 K: 0 S: 4	H: 1 LOB: 1 BB: 0 P: 4	R: 0 E: 0 K: 0 S: 3	H: 0 LOB: 0 BB: 0 P: 3	R: 0 E: 0 K: 0 S: 3	H: 0 LOB: 0 BB: 0 P: 3	R: 0 E: 0 K: 0 S: 3	H: 0 LOB: 0 BB: 0 P: 3		1B: 3 2B: 4 3B: 2 HR: 1	SF: 1 SAC: 2 DP: 0 HBP: 0	WP: 0 PB: 1 SB: 1 CS: 0	PA: 37
<b>PITCHER</b> Jack Sanford, R (1.1) ERA: 4.99 Jim Hearn, R (2.1) ERA: 13.5 Bob Miller, R (3.1) ERA: 12.15 Johnny Gray, R (5.1) ERA: 4.26 Warren Hacker, R (7.1) ERA: 7.94	IP: 1.2 WLS: L BF: 14 H: 6 R: 8 ER: 8 SO: 1 BB: 2 IBB: 0 HBP: 0 BLK: 0 WP: 0 HR: 1 S: 13 P: 25 ERA: 43.20 WHIP: 4.800																				







Batter	1	2	3	4	5	6	7	8	9	AB	R	H	RBI	BB	SO	LOB	TOP			
Red Schoendienst, S OBP: 0.377, SLG: 0.340 (1, 4)	4-3		G3			F8		F8		4	0	0	0	0	0	2				
Johnny Logan, R OBP: 0.354, SLG: 0.391 (1, 6)	1B			F7		5-3		F8		4	0	1	0	0	0	2				
Eddie Mathews, L OBP: 0.347, SLG: 0.534 (1, 5)	F8			F3		F8			K	4	0	0	0	0	1	1				
Hank Aaron, R OBP: 0.330, SLG: 0.516 (1, 8)	1-3			HR			1-3		P3	4	1	1	1	0	0	1				
Frank Torre, L OBP: 0.418, SLG: 0.479 (1, 3)		P6							L8	4	0	2	0	0	0	0				
Wes Covington, L OBP: 0.376, SLG: 0.815 (1, 7)	F8			2B		G6-4-3				3	0	0	0	0	0	2				
Harry Hanebrink, L OBP: 0.218, SLG: 0.265 (1, 9)	4-3									3	0	0	0	0	1	0				
Del Rice, R OBP: 0.333, SLG: 0.414 (8, PR)										3	0	1	0	0	1	0				
Felix Mantilla, R OBP: 0.333, SLG: 0.200 (8, 2)			L8							0	1	0	0	0	0	0				
Del Crandall, R OBP: 0.328, SLG: 0.382 (8, 2)										0	0	0	0	0	0	0				
Bob Buhl, R OBP: 0.118, SLG: 0.118 (8, PH)										2	0	0	0	0	0	0				
Eddie Haas, L OBP: 1.000, SLG: 1.000 (8, 1)			1-3-4							1	0	1	1	0	0	0				
Don McMahon, R (8, 1)										0	0	0	0	0	0	0				
<b>Inning Stats</b>	R: 0 E: 0 K: 0 S: 4	H: 1 LOB: 1 BB: 0 P: 4	R: 0 E: 0 K: 0 S: 3	H: 0 LOB: 0 BB: 0 P: 3	R: 0 E: 0 K: 0 S: 3	H: 0 LOB: 0 BB: 0 P: 3	R: 1 E: 0 K: 0 S: 5	H: 2 LOB: 1 BB: 0 P: 5	R: 0 E: 0 K: 0 S: 3	H: 0 LOB: 0 BB: 0 P: 3	R: 0 E: 0 K: 0 S: 3	H: 1 LOB: 0 BB: 0 P: 3	R: 1 E: 0 K: 1 S: 7	H: 2 LOB: 2 BB: 0 P: 7	R: 0 E: 0 K: 1 S: 5	H: 0 LOB: 0 BB: 0 P: 5	1B: 3 2B: 2 3B: 0 HR: 1	SF: 0 SAC: 0 DP: 1 HBP: 0	WP: 0 PB: 0 SB: 0 CS: 0	PA: 32
<b>PITCHER</b> Robin Roberts, R ERA: 3.44 (1, 1)	IP: 9.0 WLS: W BF: 32 H: 6 R: 2 ER: 2 SO: 3 BB: 0 IBB: 0 HBP: 0 BLK: 0 WP: 0 HR: 1 S: 38 P: 38 ERA: 2.00 WHIP: 0.667															ERA: 2.00 WHIP: 0.667				

Milwaukee Braves @ Philadelphia Phillies  
 Connie Mack Stadium, Philadelphia, PA  
 Tue May 13 1958, 7:05 PM EDT  
 Att: 13,906 - Unknown

AB	32
R	2
H	6
RBI	2
BB	0
SO	3
LOB	8



Batter	1	2	3	4	5	6	7	8	9	AB	R	H	RBI	BB	SO	LOB	BOTTOM			
Richie Ashburn, L OBP: 0.421, SLG: 0.376 (1, 8)	5-3		F7				FC1-6			4	1	1	0	0	0	1				
Dave Philley, S OBP: 0.310, SLG: 0.389 Pancho Herrera, R (8, 3)	4-3		4-3		G3					4	0	1	1	0	0	1				
Harry Anderson, L OBP: 0.318, SLG: 0.346 Chuck Essegian, R OBP: 0.351, SLG: 0.420 (9, 7)	3B		1B							2	1	2	0	1	0	0				
Rip Repulski, R OBP: 0.341, SLG: 0.622 Bob Bowman, R OBP: 0.292, SLG: 0.435 (9, 9)	6-3		E9							4	1	1	0	0	0	5				
Granny Hamner, R OBP: 0.390, SLG: 0.525 (1, 4)										4	0	2	1	0	1	0				
Stan Lopata, R OBP: 0.437, SLG: 0.481 (1, 2)	FC1-4									3	1	1	0	1	0	1				
Willie Jones, R OBP: 0.409, SLG: 0.474 (1, 5)	HR									4	1	1	2	0	1	2				
Chico Fernandez, R OBP: 0.258, SLG: 0.186 (1, 6)	4-3									3	0	0	0	0	0	1				
Robin Roberts, S OBP: 0.250, SLG: 0.263 (1, 1)	3-1									2	0	0	0	1	1	1				
<b>Inning Stats</b>	R: 0 E: 0 K: 0 S: 4	H: 1 LOB: 1 BB: 0 P: 4	R: 2 E: 0 K: 0 S: 5	H: 2 LOB: 0 BB: 0 P: 5	R: 2 E: 1 K: 0 S: 5	H: 3 LOB: 1 BB: 0 P: 5	R: 0 E: 0 K: 1 S: 5	H: 0 LOB: 1 BB: 1 P: 9	R: 0 E: 0 K: 0 S: 3	H: 1 LOB: 1 BB: 0 P: 4	R: 0 E: 0 K: 0 S: 3	H: 0 LOB: 0 BB: 0 P: 3	R: 1 E: 0 K: 0 S: 4	H: 1 LOB: 2 BB: 2 P: 12	R: 0 E: 0 K: 2 S: 7	H: 1 LOB: 0 BB: 0 P: 7	1B: 5 2B: 0 3B: 3 HR: 1	SF: 0 SAC: 0 DP: 1 HBP: 1	WP: 1 PB: 0 SB: 0 CS: 1	PA: 34
<b>PITCHER</b> Bob Buhl, R ERA: 3.53 Don McMahon, R ERA: 2.84 (8, 1)	IP: 7.0 WLS: L BF: 31 H: 8 R: 5 ER: 4 SO: 4 BB: 3 IBB: 0 HBP: 1 BLK: 0 WP: 1 HR: 1 S: 29 P: 42 ERA: 5.14 WHIP: 1.571															ERA: 5.14 WHIP: 1.571				

Milwaukee Braves @ Philadelphia Phillies  
 Connie Mack Stadium, Philadelphia, PA  
 Tue May 13 1958, 7:05 PM EDT  
 Att: 13,906 - Unknown

AB	30
R	5
H	9
RBI	4
BB	3
SO	3
LOB	12





Batter	1	2	3	4	5	6	7	8	9	AB	R	H	RBI	BB	SO	LOB	TOP										
Red Schoendienst, S OBP: 0.378, SLG: 0.343 (1, 4)	G3	L9		BB 1B			2B 1B		F9	5	0	2	1	0	0	2											
Johnny Logan, R OBP: 0.356, SLG: 0.417 (1, 6)	L9		HR	BB			K		F8	4	1	1	1	1	1	2											
Eddie Mathews, L OBP: 0.343, SLG: 0.522 (1, 5)	BB 1B		F8	G3			F8			4	0	1	0	0	0	3											
Hank Aaron, R OBP: 0.336, SLG: 0.520 (1, 8)	1-2 BB		1-3				F5			3	0	1	0	1	0	0											
Frank Torre, L OBP: 0.390, SLG: 0.442 (1, 3)	P6		4-3				1-3			4	0	0	0	0	0	2											
Wes Covington, L OBP: 0.375, SLG: 0.767 Andy Pafko, R OBP: 0.235, SLG: 0.233 (1, 7) (6, 9)			F8				3-1			3	0	1	0	0	0	0											
Eddie Haas, L OBP: 0.500, SLG: 0.500 Felix Mantilla, R OBP: 0.250, SLG: 0.143 (1, 9) (6, PH) (6, 7)			3-1				FC2-6 1B			2	1	0	0	0	0	0											
Del Crandall, R OBP: 0.323, SLG: 0.424 (1, 2)				HR			F7			4	1	1	1	0	0	1											
Warren Spahn, L OBP: 0.444, SLG: 0.583 (1, 1)				BB			1-1 1B 3B			2	1	1	1	2	1	0											
<b>Inning Stats</b>	R: 0 E: 0 K: 0 S: 4	H: 1 LOB: 2 BB: 1 P: 8	R: 1 E: 0 K: 0 S: 4	H: 1 LOB: 1 BB: 1 P: 8	R: 1 E: 0 K: 0 S: 4	H: 1 LOB: 0 BB: 0 P: 4	R: 2 E: 0 K: 0 S: 6	H: 3 LOB: 2 BB: 1 P: 10	R: 0 E: 0 K: 0 S: 3	H: 0 LOB: 0 BB: 0 P: 3	R: 0 E: 0 K: 1 S: 6	H: 2 LOB: 2 BB: 0 P: 6	R: 0 E: 0 K: 0 S: 3	H: 0 LOB: 0 BB: 0 P: 3	R: 0 E: 0 K: 0 S: 3	H: 0 LOB: 1 BB: 1 P: 7	1B: 4 2B: 1 3B: 1 HR: 2	SF: 0 SAC: 0 DP: 0 HBP: 0	WP: 0 PB: 0 CS: 0	PA: 38							
<b>PITCHER</b>	IP	WLS	BF	H	R	ER	SO	BB	IBB	HBP	BLK	WP	HR	S	P	ERA	WHIP										
Ray Semproch, R ERA: 3.1 (1, 1)	3.2	L	19	6	4	4	0	2	0	0	0	0	2	17	25	9.82	2.182										
Jim Hearn, R ERA: 9.54 (4, 1)	1.1		5	0	0	0	0	1	0	0	0	0	0	4	8	0.00	0.750										
Seth Morehead, L ERA: 4.91 (6, 1)	2.0		7	2	0	0	2	0	0	0	0	0	0	11	11	0.00	1.000										
Bob Miller, R ERA: 9.35 (8, 1)	2.0		7	0	0	0	0	1	0	0	0	0	0	6	10	0.00	0.500										

Milwaukee Braves @ Philadelphia Phillies  
 Connie Mack Stadium, Philadelphia, PA  
 Wed May 14 1958, 7:05 PM EDT  
 Att: 13,803 - Unknown


AB 34  
 R 4  
 H 8  
 RBI 4  
 BB 4  
 SO 2  
 LOB 11



Batter	1	2	3	4	5	6	7	8	9	AB	R	H	RBI	BB	SO	LOB	BOTTOM										
Richie Ashburn, L OBP: 0.415, SLG: 0.371 (1, 8)	BB 1B		K				G1-6-3			4	0	1	0	0	2	3											
Dave Philley, S OBP: 0.290, SLG: 0.362 (1, 3)	K		1-3				F7			4	0	0	0	0	1	2											
Granny Hamner, R OBP: 0.385, SLG: 0.510 (1, 4)	G6-4-3 BB		P4				6-3			3	0	0	0	1	0	0											
Rip Repulski, R OBP: 0.333, SLG: 0.585 (1, 7)	G6-4-3		K				1B			4	0	1	0	0	2	2											
Stan Lopata, R OBP: 0.421, SLG: 0.458 (1, 2)			E5 FC4-6				F8			4	0	0	0	0	2	1											
Wally Post, R OBP: 0.352, SLG: 0.367 (1, 9)			FC4-6 G1-6-3				6-3			3	0	0	0	1	0	1											
Willie Jones, R OBP: 0.400, SLG: 0.429 (1, 5)			G1-6-3				1B BB			2	1	0	0	1	0	2											
Chico Fernandez, R OBP: 0.270, SLG: 0.202 (1, 6)			SH2-4 1B				1B			3	0	2	0	0	0	1											
Ray Semproch, R Jim Hearn, R Chuck Essegian, R Seth Morehead, L Bob Bowman, R Bob Miller, R (1, 1) (4, 1) (5, PH) (6, 1) (7, PH) (8, 1)			SH2-4 1B				G1-6-3 1B			0	0	0	0	0	0	0											
<b>Inning Stats</b>	R: 0 E: 0 K: 1 S: 5	H: 1 LOB: 1 BB: 1 P: 9	R: 0 E: 1 K: 0 S: 3	H: 0 LOB: 0 BB: 0 P: 3	R: 0 E: 0 K: 1 S: 6	H: 1 LOB: 1 BB: 0 P: 6	R: 0 E: 0 K: 1 S: 5	H: 0 LOB: 0 BB: 0 P: 5	R: 0 E: 0 K: 0 S: 4	H: 2 LOB: 1 BB: 1 P: 8	R: 0 E: 0 K: 1 S: 6	H: 1 LOB: 1 BB: 0 P: 6	R: 0 E: 0 K: 0 S: 3	H: 0 LOB: 0 BB: 1 P: 7	R: 0 E: 0 K: 1 S: 5	H: 0 LOB: 0 BB: 0 P: 5	R: 0 E: 0 K: 2 S: 7	H: 0 LOB: 0 BB: 0 P: 7	1B: 5 2B: 0 3B: 0 HR: 0	SF: 0 SAC: 1 DP: 3 HBP: 0	WP: 0 PB: 0 CS: 0	PA: 33					
<b>PITCHER</b>	IP	WLS	BF	H	R	ER	SO	BB	IBB	HBP	BLK	WP	HR	S	P	ERA	WHIP										
Warren Spahn, L ERA: 1.86 (1, 1)	9.0	W	33	5	1	1	7	3	0	0	0	0	0	44	56	1.00	0.889										

Milwaukee Braves @ Philadelphia Phillies  
 Connie Mack Stadium, Philadelphia, PA  
 Wed May 14 1958, 7:05 PM EDT  
 Att: 13,803 - Unknown

AB 29  
 R 1  
 H 5  
 RBI 1  
 BB 3  
 SO 7  
 LOB 13






Batter	1	2	3	4	5	6	7	8	9	AB	R	H	RBI	BB	SO	LOB	TOP			
Bill Virdon, L OBP: 0.352, SLG: 0.385 (1, 8)	0-0 4-3		0-0 F9			0-0 F8		0-0 F7		4	0	0	0	0	0	0				
Dick Groat, R OBP: 0.313, SLG: 0.424 (1, 6)	0-0 1B		0-0 L8			0-3 K		0-0 G3		4	0	1	0	0	1	0				
Bob Skinner, L OBP: 0.373, SLG: 0.447 (1, 7)	0-0 L8		0-0 F8			0-3 K			0-0 1B	4	0	1	0	0	1	1				
R C Stevens, R OBP: 0.324, SLG: 0.688 (1, 3)	0-3 K			0-0 F7			0-0 3-1 SF8 2B		0-0 F3	4	1	1	0	0	1	2				
Frank Thomas, R OBP: 0.358, SLG: 0.655 (1, 5)		0-0 PB 1B 1B		0-0 5-3			0-0 3-1		0-3 K	4	1	1	0	0	1	2				
Roberto Clemente, R OBP: 0.366, SLG: 0.459 (1, 9)		0-0 F7		0-0 6-3			0-0 2-3 1B		0-0 F8	4	0	1	0	0	0	2				
Bill Mazerolski, R OBP: 0.358, SLG: 0.545 (1, 4)		0-0 2H 1B			0-0 6-3		0-0 SF8			2	0	1	2	0	0	0				
Hank Foiles, R OBP: 0.304, SLG: 0.218 (1, 2)		0-0 F9			0-0 5-3		0-3 K			3	0	0	0	0	1	2				
Bob Porterfield, R (1, 1)		0-0 P4			0-3 K			0-0 L6		1	0	0	0	0	0	1				
Curt Raydon, R (3, 1)										1	0	0	0	0	1	0				
Gene Baker, R OBP: 0.250, SLG: 0.200 (8, PH)										1	0	0	0	0	0	0				
Ron Blackburn, R OBP: 1.000, SLG: 2.000 (8, 1)										0	0	0	0	0	0	0				
<b>Inning Stats</b>	R: 0 E: 0 K: 1 S: 6	H: 1 LOB: 1 BB: 0 P: 6	R: 1 E: 0 K: 0 S: 5	H: 2 LOB: 1 BB: 0 P: 5	R: 0 E: 0 K: 0 S: 3	H: 0 LOB: 0 BB: 0 P: 3	R: 0 E: 0 K: 0 S: 3	H: 0 LOB: 0 BB: 0 P: 3	R: 0 E: 0 K: 2 S: 7	H: 0 LOB: 0 BB: 0 P: 7	R: 1 E: 0 K: 1 S: 7	H: 2 LOB: 1 BB: 0 P: 7	R: 0 E: 0 K: 0 S: 3	H: 0 LOB: 0 BB: 0 P: 3	R: 0 E: 0 K: 1 S: 6	H: 1 LOB: 1 BB: 0 P: 6	1B: 5 2B: 1 3B: 0 HR: 0	SF: 1 SAC: 0 DP: 0 HBP: 0	WP: 0 PB: 1 SB: 0 CS: 0	PA: 33
<b>PITCHER</b> Curt Simmons, L ERA: 2.6 (1, 1)	IP: 9.0 WLS: W BF: 33 H: 6 R: 2 ER: 1 SO: 6 BB: 0 IBB: 0 HBP: 0 BLK: 0 WP: 0 HR: 0 S: 45 P: 45 ERA: 1.00 WHIP: 0.667															<b>PITCHER</b>				

Pittsburgh Pirates @ Philadelphia Phillies  
 Connie Mack Stadium, Philadelphia, PA  
 Fri May 16 1958, 7:05 PM EDT  
 Att: 12,401 - Unknown

AB	32
R	2
H	6
RBI	2
BB	0
SO	6
LOB	10



Batter	1	2	3	4	5	6	7	8	9	AB	R	H	RBI	BB	SO	LOB	BOTTOM			
Richie Ashburn, L OBP: 0.418, SLG: 0.370 (1, 8)	4-0 IHR BB		0-0 1B 3B 1B	0-0 5-3			0-3 K			3	2	1	0	1	1	2				
Dave Philley, S OBP: 0.273, SLG: 0.339 (1, 3)	0-0 1-3		0-0 F8		0-0 3-1		0-0 G3			4	0	0	0	0	0	3				
Harry Anderson, L OBP: 0.337, SLG: 0.395 (1, 7)	0-0 2H IHR		0-0 1-3 3B 1B		0-3 K			4-0 G1-6-3 BB		3	2	2	2	1	1	0				
Rip Repulski, R OBP: 0.327, SLG: 0.600 (1, 9)	0-3 K		0-0 1-4 WP 3B		0-3 K			0-0 G1-6-3		4	1	1	2	0	2	1				
Bob Bowman, R OBP: 0.290, SLG: 0.417 (9, 9)								1-2		0	0	0	0	0	0	0				
Granny Hamner, R OBP: 0.372, SLG: 0.491 (1, 4)	0-0 F9		0-0 3H P6		0-0 P6			0-3 K		4	0	0	0	0	1	1				
Stan Lopata, R OBP: 0.418, SLG: 0.488 (1, 2)		0-0 HR	0-0 3H F7		0-0 F2		0-3 K		0-0 F2	3	1	1	1	0	1	0				
Willie Jones, R OBP: 0.357, SLG: 0.375 (1, 5)		0-0 F9		0-0 F2		0-0 F2				3	0	0	0	0	0	0				
Chico Fernandez, R OBP: 0.262, SLG: 0.196 (1, 6)		0-0 F7		0-3 K			0-3 K			3	0	0	0	0	2	0				
Curt Simmons, L OBP: 0.238, SLG: 0.286 (1, 1)		0-0 6-3		0-0 2B			0-0 1B			3	0	2	0	0	0	0				
<b>Inning Stats</b>	R: 2 E: 0 K: 1 S: 6	H: 1 LOB: 0 BB: 1 P: 10	R: 1 E: 0 K: 0 S: 4	H: 1 LOB: 0 BB: 0 P: 4	R: 3 E: 0 K: 0 S: 6	H: 3 LOB: 0 BB: 0 P: 6	R: 0 E: 0 K: 1 S: 6	H: 1 LOB: 1 BB: 0 P: 6	R: 0 E: 0 K: 2 S: 7	H: 0 LOB: 0 BB: 0 P: 7	R: 0 E: 0 K: 1 S: 5	H: 0 LOB: 0 BB: 0 P: 5	R: 0 E: 0 K: 2 S: 8	H: 1 LOB: 1 BB: 0 P: 8	R: 0 E: 0 K: 1 S: 4	H: 0 LOB: 0 BB: 1 P: 8	1B: 3 2B: 1 3B: 1 HR: 2	SF: 0 SAC: 0 DP: 1 HBP: 0	WP: 1 PB: 0 SB: 0 CS: 0	PA: 32
<b>PITCHER</b> Bob Porterfield, R ERA: 4.15 (1, 1)	IP: 2.1 WLS: L BF: 13 H: 5 R: 6 ER: 6 SO: 1 BB: 0 IBB: 0 HBP: 0 BLK: 0 WP: 1 HR: 1 S: 14 P: 18 ERA: 23.14 WHIP: 2.571															<b>PITCHER</b>				
Curt Raydon, R ERA: 1.94 (3, 1)	4.2 2 0 0 6 0 0 0 0 0 1 0 28 28 0.00 0.429																			
Ron Blackburn, R ERA: 3.31 (8, 1)	1.0 3 0 0 0 1 1 0 0 0 0 0 4 8 0.00 1.000																			

Pittsburgh Pirates @ Philadelphia Phillies  
 Connie Mack Stadium, Philadelphia, PA  
 Fri May 16 1958, 7:05 PM EDT  
 Att: 12,401 - Unknown

AB	30
R	6
H	7
RBI	5
BB	2
SO	8
LOB	7





Batter	1	2	3	4	5	6	7	8	9	AB	R	H	RBI	BB	SO	LOB	TOP		
Bill Virdon, L OBP: 0.345, SLG: 0.376 (1, 8)	0-0 4-3 5-3 1B	0-0 F9			0-3 K		0-0 L9		0-0 4-3	5	0	1	0	0	1	3			
Dick Groat, R OBP: 0.304, SLG: 0.411 (1, 6)	0-0 5-3 1-2		0-0 F8		0-0 E5		0-0 1-3			4	0	0	0	0	0	2			
Bob Skinner, L OBP: 0.362, SLG: 0.432 (1, 7)	0-0 4-3 2-3		0-0 F7		0-0 G3		0-0 F8			4	0	0	0	0	0	3			
Ted Kluszewski, L OBP: 0.356, SLG: 0.432 (1, 3)	4-0 BB		0-0 P6			0-0 L9		0-0 1-3		3	0	0	0	1	0	0			
Frank Thomas, R OBP: 0.362, SLG: 0.692 (1, 5)	0-0 3-1			0-0 P9		HR		HR	3B	4	1	2	1	0	0	2			
Roberto Clemente, R OBP: 0.356, SLG: 0.442 (1, 9)		0-3 K		0-0 G3		0-0 F8		0-0 1-3		4	0	0	0	0	1	1			
Bill Mazerolski, R OBP: 0.364, SLG: 0.549 (1, 4)				0-0 K		0-0 HR		0-0 L7		3	1	1	0	1	1	1			
Hank Foiles, R OBP: 0.323, SLG: 0.284 (1, 2)		4-0 BB			0-0 E	0-0 HR		0-0 F7		3	1	2	2	1	0	0			
Bennie Daniels, L OBP: 0.333, SLG: 0.333 (1, 1)		0-3 K			0-0 P5		0-3 K			1	0	0	0	0	1	2			
Bob Smith, R OBP: 0.167, SLG: 0.200 (4, 1)										0	0	0	0	0	0	0			
Gene Freese, R (5, PH)										1	0	0	0	0	1				
Ron Blackburn, R OBP: 0.500, SLG: 1.000 (5, 1)										1	0	0	0	0	1	0			
John Powers, L OBP: 0.398, SLG: 0.182 (9, PH)										1	0	0	0	0	1	0			
<b>Inning Stats</b>	R: 0 E: 0 K: 0 S: 4	H: 1 LOB: 2 BB: 1 P: 8	R: 0 E: 0 K: 2 S: 8	H: 1 LOB: 2 BB: 1 P: 12	R: 0 E: 0 K: 1 S: 3	H: 0 LOB: 0 BB: 0 P: 3	R: 0 E: 0 K: 1 S: 5	H: 0 LOB: 0 BB: 0 P: 5	R: 0 E: 1 K: 1 S: 7	H: 2 LOB: 2 BB: 1 P: 11	R: 0 E: 0 K: 0 S: 3	H: 0 LOB: 0 BB: 0 P: 3	R: 0 E: 0 K: 0 S: 4	H: 1 LOB: 1 BB: 0 P: 4	R: 0 E: 0 K: 1 S: 5	H: 0 LOB: 0 BB: 0 P: 5	1B: 1 2B: 2 3B: 1 HR: 2	SF: 0 SAC: 0 DP: 0 HBP: 0	WP: 0 PA: 37 CS: 0
<b>PITCHER</b> Robin Roberts, R ERA: 3.38 (1, 1)	IP: 9.0 WLS: W BF: 37 H: 6 R: 3 ER: 3 SO: 6 BB: 3 IBB: 0 HBP: 0 BLK: 0 WP: 0 HR: 2 S: 46 P: 58 ERA: 3.00 WHIP: 1.000																		

Pittsburgh Pirates @ Philadelphia Phillies  
 Connie Mack Stadium, Philadelphia, PA  
 Sat May 17 1958, 3:33 AM EDT  
 Att: 6,262 - Unknown

AB	34
R	3
H	6
RBI	3
BB	3
SO	6
LOB	15



Batter	1	2	3	4	5	6	7	8	9	AB	R	H	RBI	BB	SO	LOB	BOTTOM		
Richie Ashburn, L OBP: 0.405, SLG: 0.356 (1, 8)	0-0 3-1	0-0 4-3		0-0 F8		0-0 G6-3				4	0	0	1	0	0	4			
Dave Philley, S OBP: 0.285, SLG: 0.328 (1, 3)	0-0 6-3			0-0 L7		0-0 F9				2	0	0	0	0	0	2			
Chuck Essegian, R OBP: 0.350, SLG: 0.415 (4, 7)		0-0 1-3								2	0	0	0	0	0	1			
Harry Anderson, L OBP: 0.344, SLG: 0.412 (1, 7)	0-0 P4		0-0 4-3		0-0 FC6-4		0-0 F8			4	0	2	0	0	0	0			
Rip Repulski, R OBP: 0.321, SLG: 0.633 (1, 9)		0-0 HR	0-0 F8		0-0 FC6-4		0-0 F8			4	1	1	1	0	0	2			
Granny Hamner, R OBP: 0.368, SLG: 0.482 (1, 4)		0-0 L9	0-0 4-3		0-0 F7		0-0 E9		1B	4	0	1	0	0	0	2			
Stan Lopata, R OBP: 0.420, SLG: 0.483 (1, 2)		1-0 BB	0-3 K		4-0 BB		0-0 E9			1	1	0	0	0	1	1			
Joe Lonnett, R OBP: 0.364, SLG: 0.444 (5, PH)		BB	BB		1-2 BB					1	0	0	0	1	0	1			
Willie Jones, R OBP: 0.406, SLG: 0.500 (1, 5)		4-0 1B		0-0 HR	4-0 FC6-4		0-0 F8			2	2	1	1	2	0	0			
Chico Fernandez, R OBP: 0.262, SLG: 0.189 (1, 6)		4-0 4-3		0-0 P6	0-0 FC6-4		0-0 5-3			3	0	0	0	1	0	3			
Robin Roberts, S OBP: 0.333, SLG: 0.286 (1, 1)		0-0 4-3		4-0 BB		4-0 G6-3		0-0 4-3		2	0	1	1	2	0	0			
<b>Inning Stats</b>	R: 0 E: 0 K: 0 S: 3	H: 0 LOB: 0 BB: 0 P: 3	R: 3 E: 0 K: 0 S: 5	H: 2 LOB: 2 BB: 2 P: 14	R: 0 E: 0 K: 1 S: 6	H: 1 LOB: 1 BB: 0 P: 6	R: 1 E: 0 K: 0 S: 4	H: 1 LOB: 1 BB: 1 P: 8	R: 0 E: 0 K: 0 S: 4	H: 1 LOB: 3 BB: 2 P: 12	R: 0 E: 0 K: 0 S: 2	H: 0 LOB: 0 BB: 1 P: 6	R: 0 E: 1 K: 0 S: 4	H: 1 LOB: 2 BB: 0 P: 4	R: 0 E: 0 K: 0 S: 3	H: 0 LOB: 0 BB: 0 P: 3	1B: 3 2B: 1 3B: 0 HR: 2	SF: 0 SAC: 0 DP: 1 HBP: 1	WP: 0 PA: 36 CS: 0
<b>PITCHER</b> Bennie Daniels, R ERA: 10.97 (1, 1)	IP: 3.1 WLS: L BF: 18 H: 4 R: 4 ER: 4 SO: 4 BB: 3 IBB: 0 HBP: 1 BLK: 0 WP: 0 HR: 2 S: 16 P: 29 ERA: 10.80 WHIP: 2.100																		
Bob Smith, L ERA: 4.32 (4, 1)	0.2 2 0 0 0 0 0 0 0 0 0 0 2 2 0.00 0.000																		
Ron Blackburn, R ERA: 2.66 (5, 1)	4.0 16 2 0 0 0 0 3 0 0 0 0 0 0 13 25 0.00 1.250																		

Pittsburgh Pirates @ Philadelphia Phillies  
 Connie Mack Stadium, Philadelphia, PA  
 Sat May 17 1958, 3:33 AM EDT  
 Att: 6,262 - Unknown

AB	29
R	4
H	6
RBI	4
BB	6
SO	1
LOB	16





Batter	1	2	3	4	5	6	7	8	9	AB	R	H	RBI	BB	SO	LOB	TOP										
Bill Virdon, L OBP: 0.348, SLG: 0.377 (1, 8)	0-0 4-3		0-0 4-3 1B		0-0 1B		0-0 F8		0-3 K	5	0	2	0	0	1	3											
Dick Groat, R OBP: 0.302, SLG: 0.429 (1, 6)	0-0 HR		0-0 4-3			0-0 F7		0-0 6-3		4	1	1	2	0	0	1											
Bob Skinner, L OBP: 0.366, SLG: 0.443 (1, 7)	0-0 4-3		0-0 L8			0-0 1B		0-0 HR		4	1	2	0	0	0	1											
Ted Kluszewski, L OBP: 0.343, SLG: 0.413 (1, 3)	0-0 6-3			0-0 1-3		0-0 F2		0-0 F9		4	0	0	0	0	0	2											
Frank Thomas, R OBP: 0.359, SLG: 0.702 (1, 5)		0-0 5-3		0-0 6-3		0-0 F6		0-0 HR		4	1	1	2	0	0	1											
John Powers, L OBP: 0.294, SLG: 0.143 (1, 9)		0-0 5-3		4-0 BB			0-0 F8	0-0 F7		3	0	0	0	1	0	0											
Bill Mazerowski, R OBP: 0.351, SLG: 0.528 (1, 4)		0-3 K		0-3 K			0-0 1-3		0-0 F8	4	0	0	0	0	2	1											
Hank Foiles, R OBP: 0.323, SLG: 0.277 (1, 2)			0-0 1-3		0-0 P6		4-0 1B BB		0-0 1B	2	0	0	0	1	0	0											
Gene Baker, R OBP: 0.306, SLG: 0.273 (9, PH)									0-0 1B	1	0	1	0	0	0	0											
Ron Kline, R (1, 1)			4-0 1B 4-3 BB		0-3 K		0-0 1B		0-0 P6	1	1	0	0	1	1	0											
Gene Freese, R OBP: 0.111, SLG: 0.111 (7, PH)										1	0	1	0	0	0	0											
Roy Face, R (7, 1)										0	0	0	0	0	0	0											
Curt Raydon, R (8, 1)										0	0	0	0	0	0	0											
Danny Kravitz, L OBP: 0.417, SLG: 0.400 (9, PH)										1	0	0	0	0	0	1											
<b>Inning Stats</b>	R: 1 E: 0 K: 0 S: 4	H: 1 LOB: 0 BB: 0 P: 4	R: 0 E: 0 K: 1 S: 5	H: 0 LOB: 0 BB: 0 P: 5	R: 1 E: 0 K: 0 S: 4	H: 1 LOB: 1 BB: 1 P: 8	R: 0 E: 0 K: 1 S: 5	H: 0 LOB: 1 BB: 0 P: 9	R: 0 E: 0 K: 0 S: 4	H: 1 LOB: 1 BB: 0 P: 5	R: 0 E: 0 K: 0 S: 4	H: 1 LOB: 2 BB: 1 P: 8	R: 2 E: 0 K: 0 S: 5	H: 2 LOB: 0 BB: 0 P: 5	R: 0 E: 0 K: 1 S: 6	H: 1 LOB: 1 BB: 0 P: 6	1B: 5 2B: 1 3B: 0 HR: 2	SF: 0 SAC: 0 DP: 0 HBP: 0	WP: 0 PB: 0 SB: 1 CS: 0	PA: 37							
<b>PITCHER</b>	IP	WLS	BF	H	R	ER	SO	BB	IBB	HBP	BLK	WP	HR	S	P	ERA	WHIP										
Jack Sanford, R ERA: 4.94 (1, 1)	7.2	W	32	7	4	4	3	3	0	0	0	0	2	35	47	4.70	1.304										
Turk Farrell, R ERA: 0.47 (8, 1)	1.1	S	5	1	0	0	1	0	0	0	0	0	0	7	7	0.00	0.750										

Pittsburgh Pirates @ Philadelphia Phillies  
 Connie Mack Stadium, Philadelphia, PA  
 Sun May 18 1958, 3:33 AM EDT  
 Unknown

AB 34  
 R 4  
 H 8  
 RBI 4  
 BB 3  
 SO 4  
 LOB 10



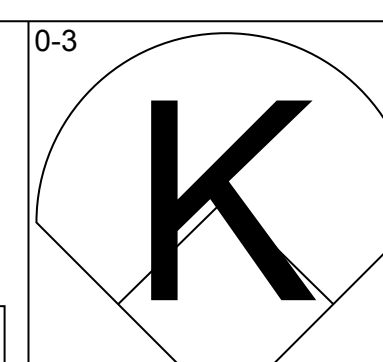
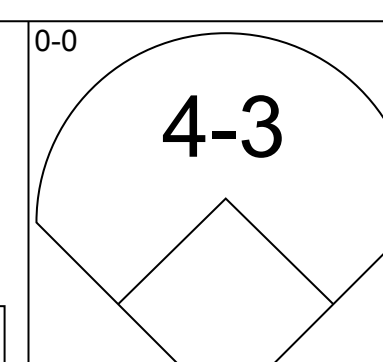
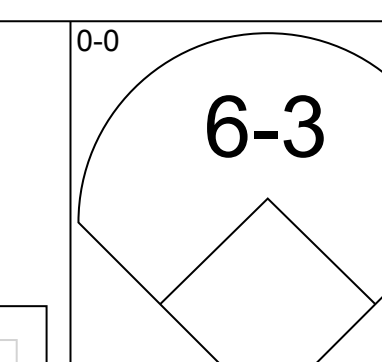
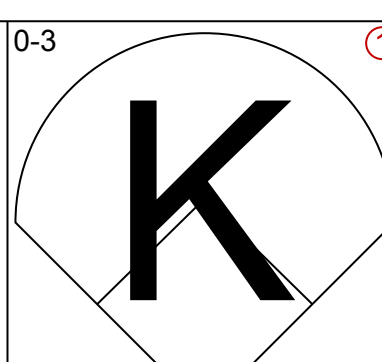
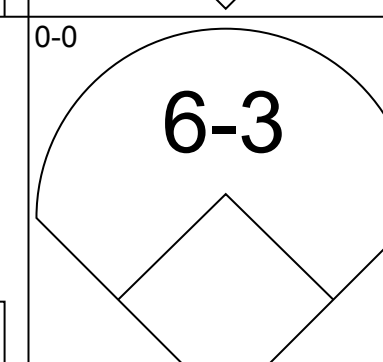
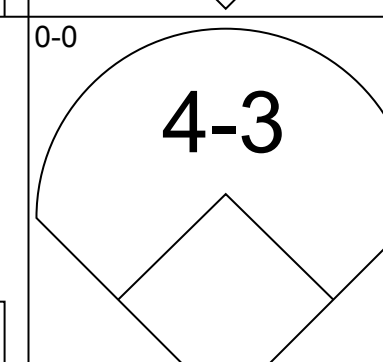
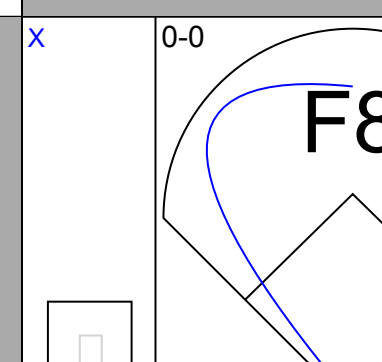
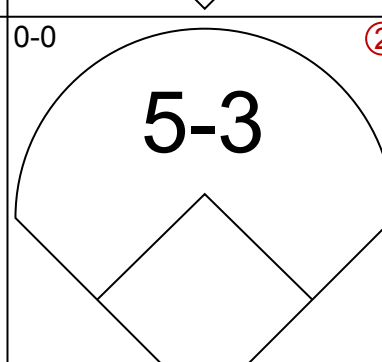
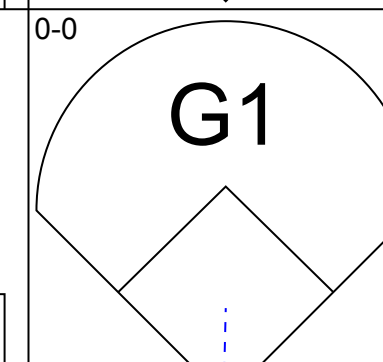
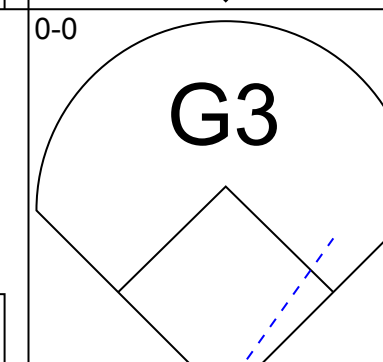
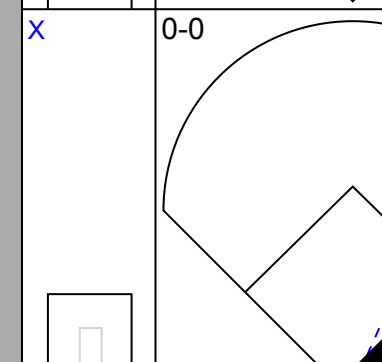
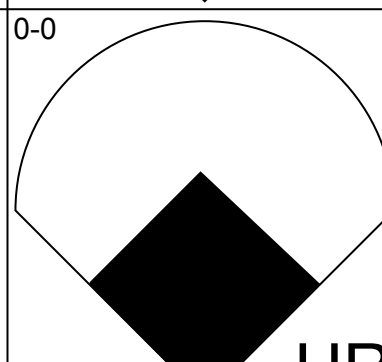
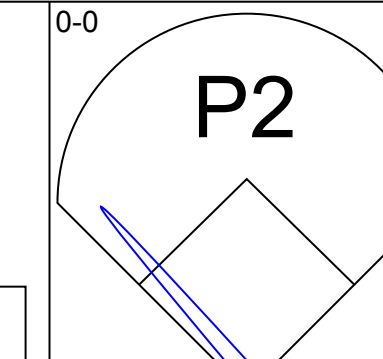
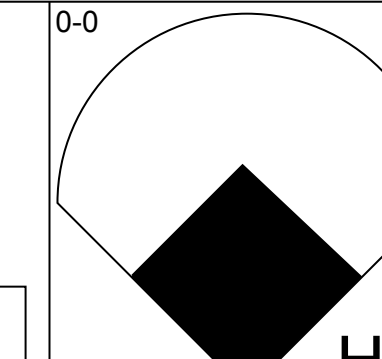
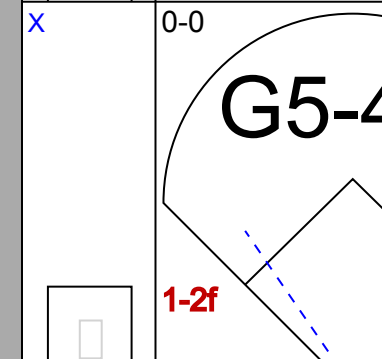
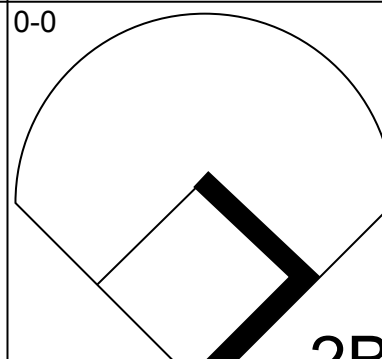
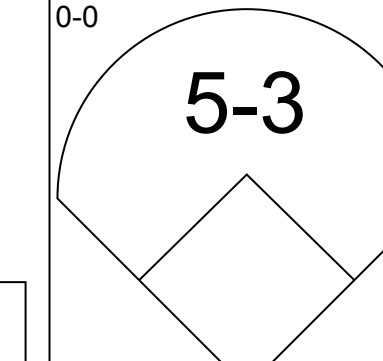
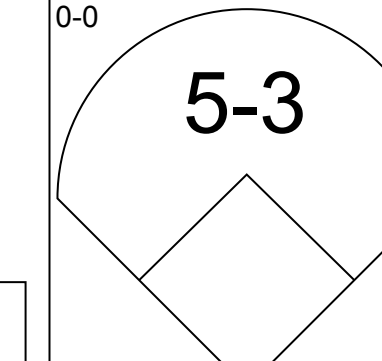
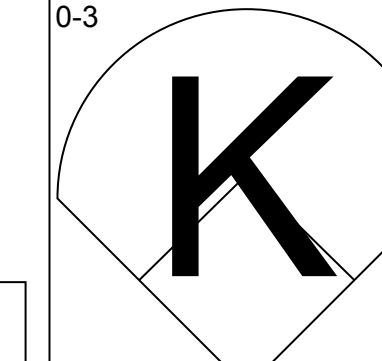
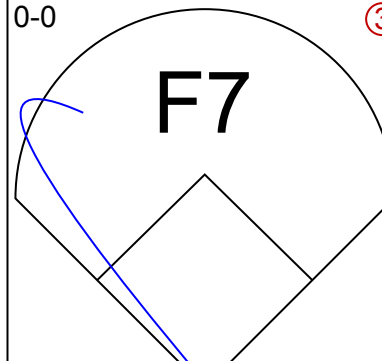
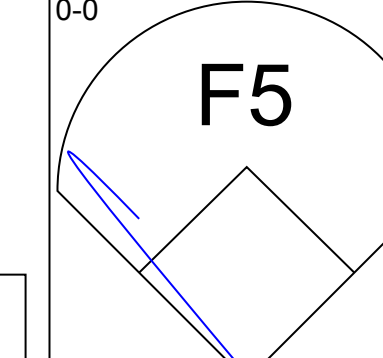
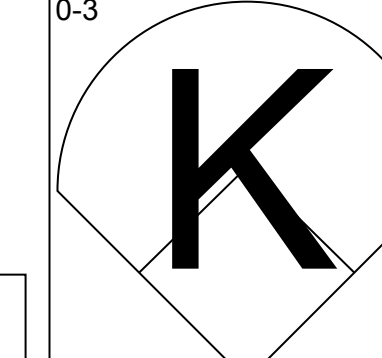
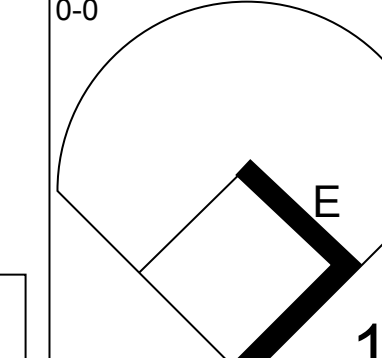
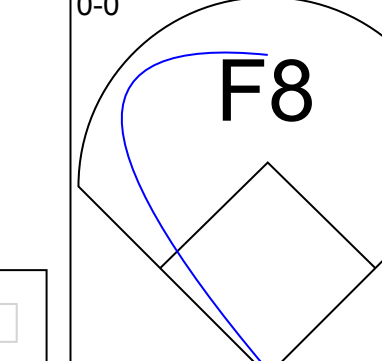
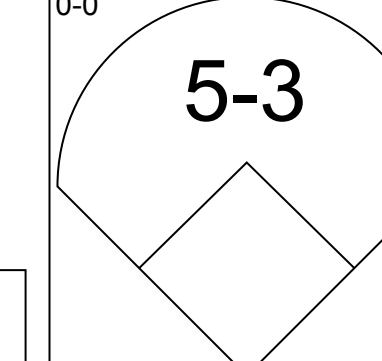
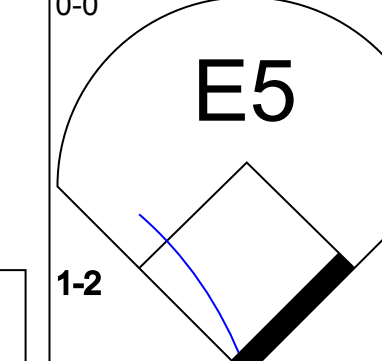
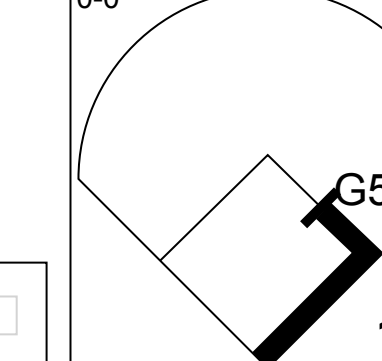
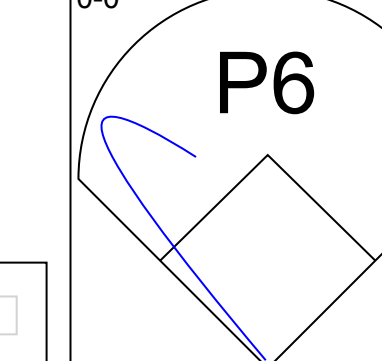
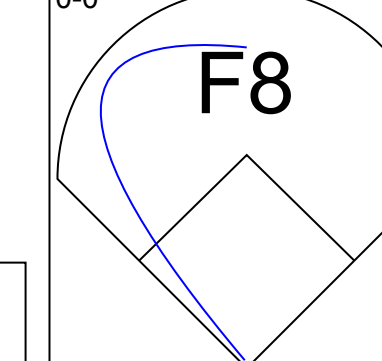
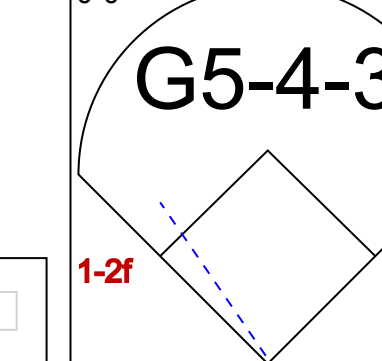
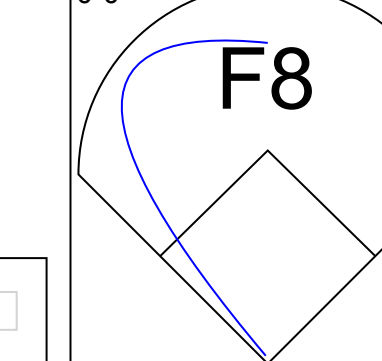
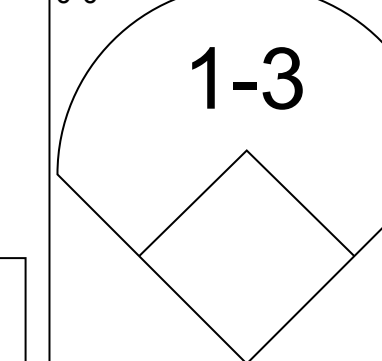
Batter	1	2	3	4	5	6	7	8	9	AB	R	H	RBI	BB	SO	LOB	BOTTOM										
Richie Ashburn, L OBP: 0.408, SLG: 0.370 (1, 8)	0-0 G6-4-3 1B		0-0 4-3		0-0 F9		0-0 1B 2B			4	1	2	0	0	0	0											
Chico Fernandez, R OBP: 0.281, SLG: 0.192 (1, 6)	0-0 G6-4-3 1-2		0-0 4-3		0-0 F9		0-0 1B			4	0	1	2	0	0	1											
Harry Anderson, L OBP: 0.340, SLG: 0.398 (1, 3)	4-0 BB BB		0-0 4-3		0-0 F9			0-3 K		3	0	0	0	1	1	0											
Rip Repulski, R OBP: 0.351, SLG: 0.692 (1, 9)	4-0 BB BB			0-0 BB 1B		0-0 L4		0-0 HR		3	2	2	1	1	0	0											
Bob Bowman, R OBP: 0.280, SLG: 0.417 (9, 9)	1-2 BB			0-3 K		0-0 F9		0-0 FC6-4 1B		0	0	0	0	0	0	0											
Granny Hamner, R OBP: 0.364, SLG: 0.474 (1, 4)	0-3 K			0-3 K		0-0 F9		0-0 K		4	0	1	0	0	2	3											
Chuck Essegian, R OBP: 0.359, SLG: 0.464 (1, 7)		0-0 HR		4-0 E2 1B SF9 BB		0-0 F8			0-3 K	3	2	1	1	1	1	1											
Willie Jones, R OBP: 0.417, SLG: 0.483 (1, 5)		4-0 FC1-6 BB		0-0 1-3 1B		0-0 F2		0-0 FC6-4		3	0	1	1	1	0	1											
Joe Lonnett, R OBP: 0.286, SLG: 0.364 (1, 2)		0-0 FC1-6		0-0 SF9		0-0 F8				2	0	0	1	0	0	1											
Jack Sanford, R OBP: 0.313, SLG: 0.214 (1, 1)		0-0 G6-4-3		0-0 F9		4-0 2B 1B BB				2	1	0	0	1	0	2											
Turk Farrell, R OBP: 0.250, SLG: 0.250 (8, 1)		0-0 G6-4-3								0	0	0	0	0	0	0											
<b>Inning Stats</b>	R: 0 E: 0 K: 1 S: 5	H: 1 LOB: 2 BB: 2 P: 13	R: 1 E: 0 K: 0 S: 3	H: 1 LOB: 0 BB: 1 P: 7	R: 0 E: 0 K: 0 S: 3	H: 0 LOB: 0 BB: 0 P: 3	R: 2 E: 1 K: 1 S: 7	H: 2 LOB: 1 BB: 1 P: 11	R: 0 E: 0 K: 0 S: 3	H: 0 LOB: 0 BB: 0 P: 3	R: 2 E: 0 K: 0 S: 4	H: 2 LOB: 1 BB: 1 P: 8	R: 1 E: 0 K: 2 S: 9	H: 2 LOB: 1 BB: 0 P: 9	1B: 5 2B: 1 3B: 0 HR: 2	SF: 1 SAC: 0 DP: 2 HBP: 0	WP: 0 PB: 0 SB: 0 CS: 0	PA: 34									
<b>PITCHER</b>	IP	WLS	BF	H	R	ER	SO	BB	IBB	HBP	BLK	WP	HR	S	P	ERA	WHIP										
Ron Kline, R ERA: 2.82 (1, 1)	6.0	L	24	4	3	3	2	4	0	0	0	0	1	24	40	4.50	1.333										
Roy Face, R ERA: 5.84 (7, 1)	1.1		7	3	3	3	1	1	0	0	0	0	1	8	12	20.25	3.000										
Curt Raydon, R ERA: 1.76 (8, 1)	0.2		3	1	0	0	1	0	0	0	0	0	0	5	5	0.00	1.500										

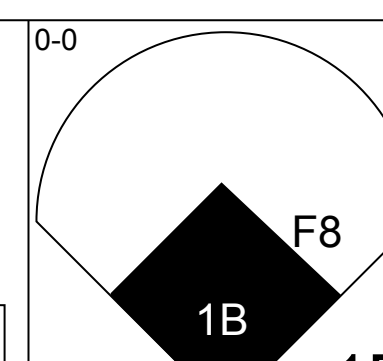
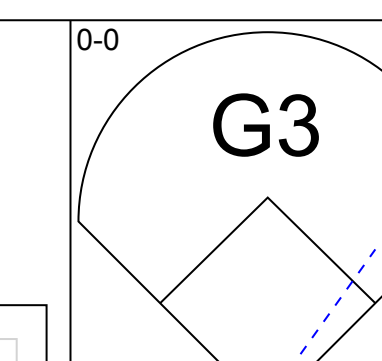
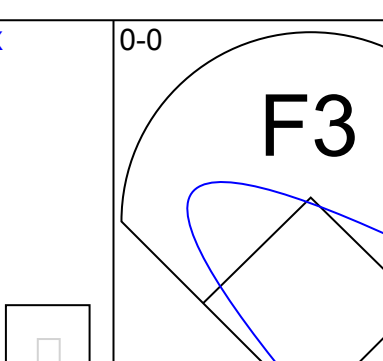
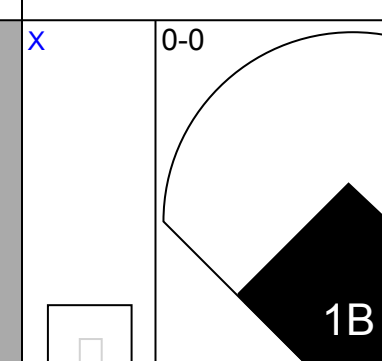
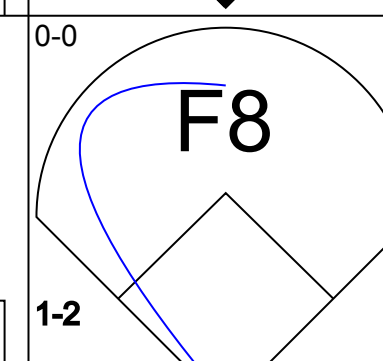
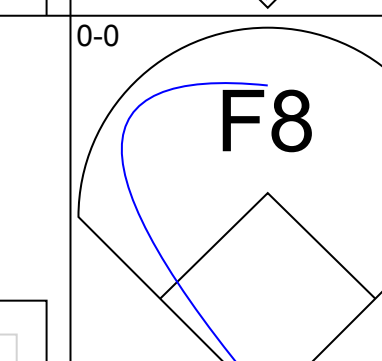
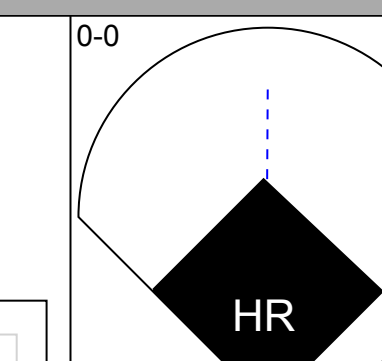

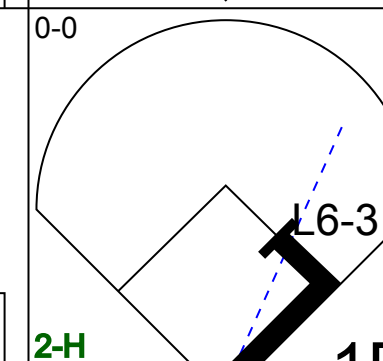
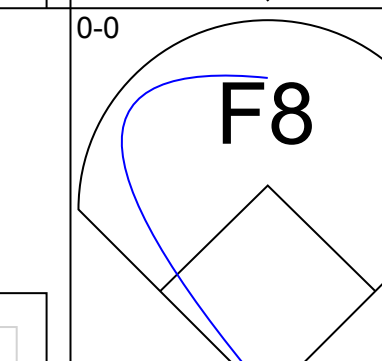
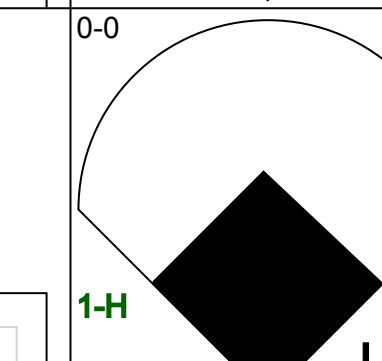

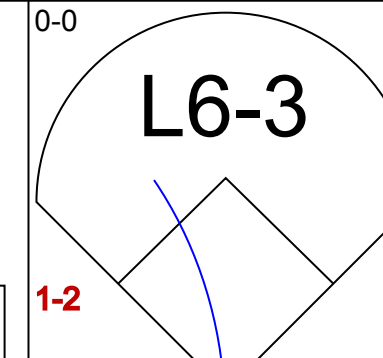
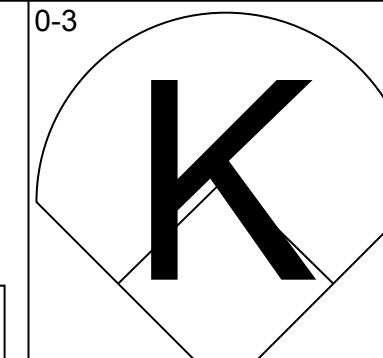
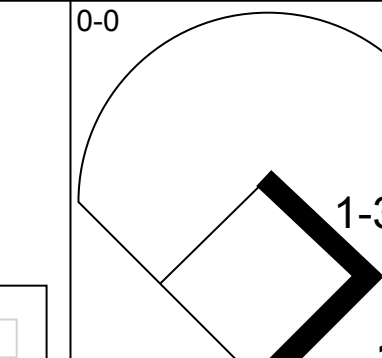

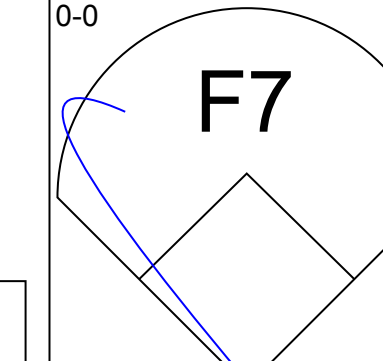
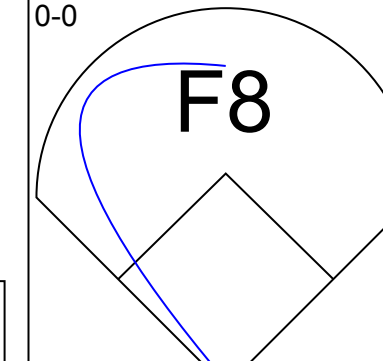
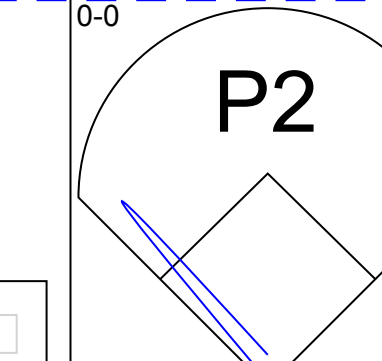

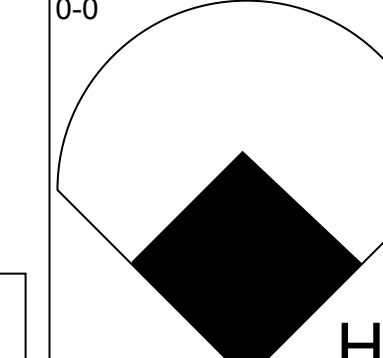
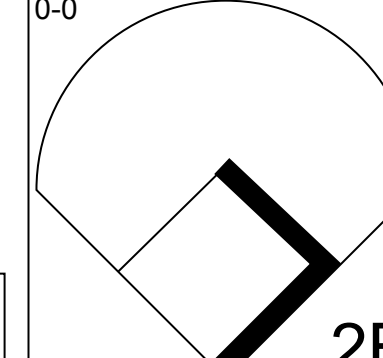
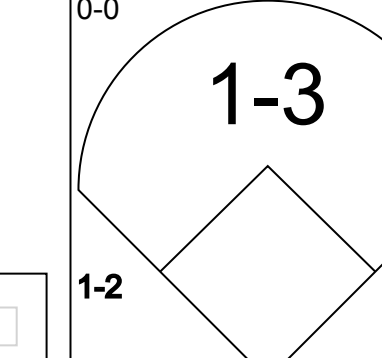
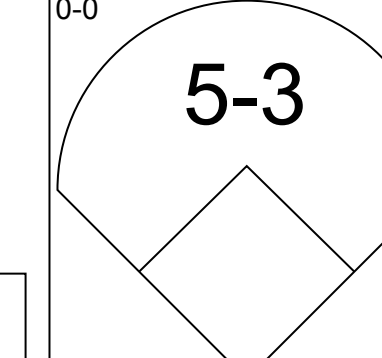
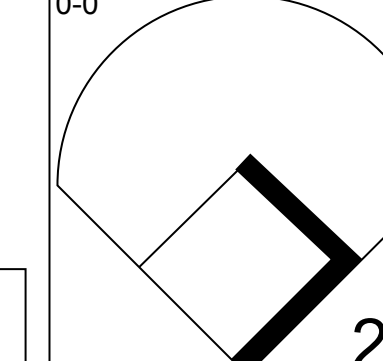
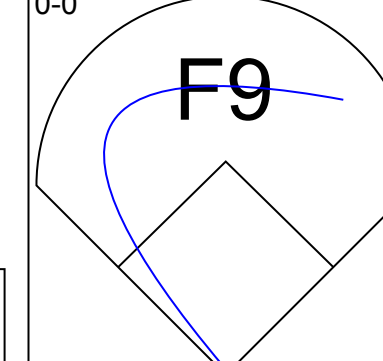
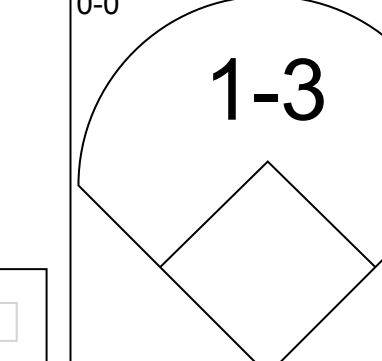
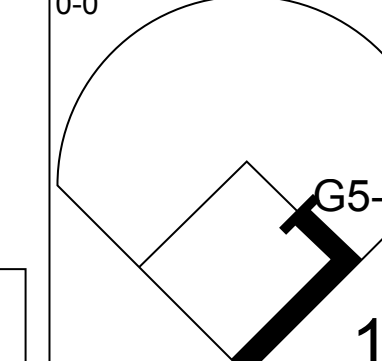
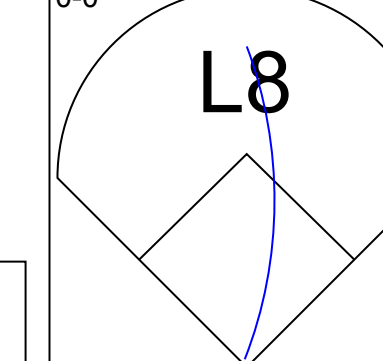
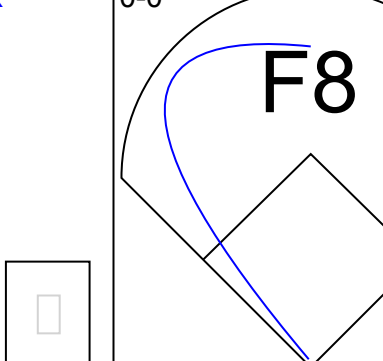
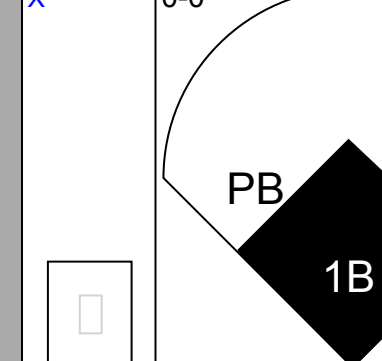
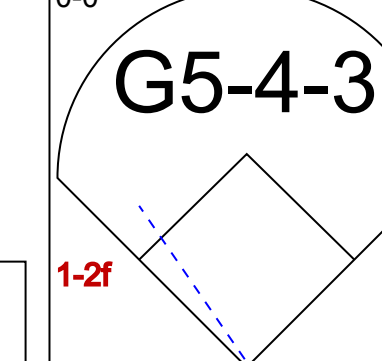
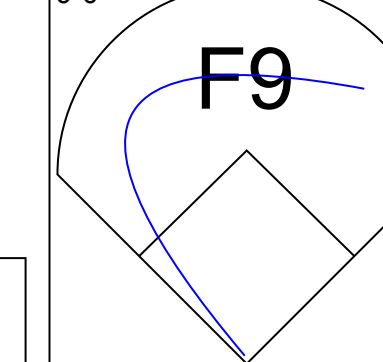
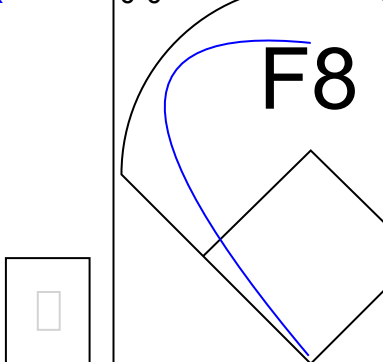
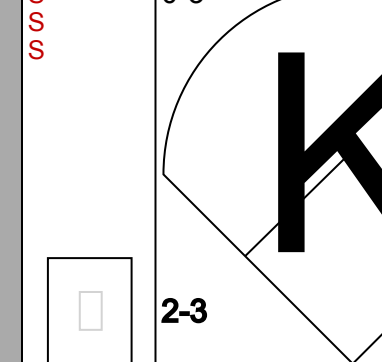
Pittsburgh Pirates @ Philadelphia Phillies  
 Connie Mack Stadium, Philadelphia, PA  
 Sun May 18 1958, 3:33 AM EDT  
 Unknown

AB 28  
 R 6  
 H 8  
 RBI 6  
 BB 5  
 SO 4  
 LOB 9





Batter	1	2	3	4	5	6	7	8	9	AB	R	H	RBI	BB	SO	LOB	TOP						
Bill Virdon, L (1, 8) OBP: 0.336, SLG: 0.364										4	0	0	0	0	2	0	Pittsburgh Pirates @ Philadelphia Phillies Connie Mack Stadium, Philadelphia, PA Sun May 18 1958, 3:38 AM EDT Att: 19,068 - Unknown						
Dick Groat, R (1, 6) OBP: 0.294, SLG: 0.416										4	0	0	0	0	0	0							
Bob Skinner, L (1, 7) OBP: 0.370, SLG: 0.468										4	1	2	1	0	0	0							
R C Stevens, R (1, 3) OBP: 0.342, SLG: 0.778										4	1	2	1	0	0	1							
Frank Thomas, R (1, 5) OBP: 0.348, SLG: 0.680										4	0	0	0	0	1	1							
John Powers, L (1, 9) OBP: 0.300, SLG: 0.176										3	0	1	0	0	1	0							
Bill Mazerowski, R (1, 4) OBP: 0.342, SLG: 0.514										3	0	0	0	0	0	1							
Danny Kravitz, L (1, 2) OBP: 0.400, SLG: 0.385										3	0	1	0	0	0	2							
Vern Law, R (1, 1) OBP: 0.300, SLG: 0.556										2	0	0	0	0	0	1							
Roy Face, R (6, 1)										0	0	0	0	0	0	0							
Bob Smith, R (7, 1) OBP: 0.167, SLG: 0.200										0	0	0	0	0	0	0							
Ted Kluszewski, L (8, PH) OBP: 0.340, SLG: 0.409										1	0	0	0	0	0	2							
Curt Raydon, R (8, 1)										0	0	0	0	0	0	0							
<b>Inning Stats</b>	R: 0 E: 0 K: 1 S: 5	H: 0 LOB: 0 BB: 0 P: 5	R: 0 E: 0 K: 0 S: 3	H: 0 LOB: 0 BB: 0 P: 3	R: 0 E: 0 K: 0 S: 3	H: 1 LOB: 0 BB: 0 P: 3	R: 0 E: 0 K: 0 S: 3	H: 0 LOB: 0 BB: 0 P: 3	R: 1 E: 0 K: 1 S: 6	H: 1 LOB: 0 BB: 0 P: 6	R: 0 E: 0 K: 0 S: 3	H: 0 LOB: 0 BB: 0 P: 3	R: 0 E: 0 K: 0 S: 3	H: 1 LOB: 0 BB: 0 P: 3	R: 0 E: 1 K: 1 S: 7	H: 1 LOB: 2 BB: 0 P: 7		R: 1 E: 0 K: 1 S: 7	H: 2 LOB: 1 BB: 0 P: 7	1B: 3 2B: 1 3B: 0 HR: 2	SF: 0 SAC: 0 DP: 2 HBP: 0	WP: 0 PB: 0 SB: 0 CS: 0	PA: 32
<b>PITCHER</b> Ray Semproch, R (1, 1) ERA: 2.9	IP: 9.0 WLS: W BF: 32 H: 6 R: 2 ER: 2 SO: 4 BB: 0 IBB: 0 HBP: 0 BLK: 0 WP: 0 HR: 2 S: 40 P: 40 ERA: 2.00 WHIP: 0.667															<b>PITCHER</b>		IP: WLS: BF: H: R: ER: SO: BB: IBB: HBP: BLK: WP: HR: S: P: ERA: WHIP:					

Batter	1	2	3	4	5	6	7	8	9	AB	R	H	RBI	BB	SO	LOB	BOTTOM				
Richie Ashburn, L (1, 8) OBP: 0.410, SLG: 0.375										4	2	2	1	0	0	0	Pittsburgh Pirates @ Philadelphia Phillies Connie Mack Stadium, Philadelphia, PA Sun May 18 1958, 3:38 AM EDT Att: 19,068 - Unknown				
Solly Hemus, L (1, 4) OBP: 0.500, SLG: 0.417										4	1	2	1	0	0	1					
Harry Anderson, L (1, 3) OBP: 0.356, SLG: 0.446										4	1	3	3	0	0	0					
Rip Repulski, R (1, 9) OBP: 0.344, SLG: 0.661										4	0	1	0	0	1	3					
Bob Bowman, R (8, 9) OBP: 0.280, SLG: 0.417										0	0	0	0	0	0	0					
Chuck Essegian, R (1, 7) OBP: 0.338, SLG: 0.433										4	0	0	0	0	0	3					
Willie Jones, R (1, 5) OBP: 0.425, SLG: 0.606										4	1	2	1	0	0	1					
Joe Lonnett, R (1, 2) OBP: 0.333, SLG: 0.467										4	0	2	0	0	0	2					
Chico Fernandez, R (1, 6) OBP: 0.261, SLG: 0.204										4	1	1	0	0	0	2					
Ray Semproch, R (1, 1)										3	0	0	0	0	1	2					
<b>Inning Stats</b>	R: 1 E: 0 K: 0 S: 4	H: 2 LOB: 0 BB: 0 P: 4	R: 1 E: 0 K: 0 S: 5	H: 2 LOB: 1 BB: 0 P: 5	R: 0 E: 0 K: 0 S: 3	H: 0 LOB: 0 BB: 0 P: 3	R: 0 E: 0 K: 1 S: 6	H: 1 LOB: 0 BB: 0 P: 6	R: 0 E: 0 K: 0 S: 3	H: 0 LOB: 0 BB: 0 P: 3	R: 2 E: 0 K: 0 S: 6	H: 3 LOB: 1 BB: 0 P: 6	R: 2 E: 0 K: 1 S: 9	H: 4 LOB: 2 BB: 0 P: 9	R: 0 E: 0 K: 0 S: 3	H: 1 LOB: 0 BB: 0 P: 3		1B: 8 2B: 4 3B: 0 HR: 2	SF: 0 SAC: 0 DP: 2 HBP: 0	WP: 1 PB: 1 SB: 1 CS: 0	PA: 35
<b>PITCHER</b> Vern Law, R (1, 1) ERA: 4.81	IP: 5.0 WLS: L BF: 22 H: 8 R: 4 ER: 4 SO: 1 BB: 0 IBB: 0 HBP: 0 BLK: 0 WP: 0 HR: 2 S: 24 P: 24 ERA: 7.20 WHIP: 1.600															<b>PITCHER</b>		IP: WLS: BF: H: R: ER: SO: BB: IBB: HBP: BLK: WP: HR: S: P: ERA: WHIP:			
Roy Face, R (6, 1) ERA: 6.59	1.1 6 2 2 2 1 0 0 0 0 0 0 0 8 8 13.50 1.500																				
Bob Smith, L (7, 1) ERA: 4.15	0.2 4 2 0 0 0 0 0 0 0 1 0 4 4 0.00 3.000																				
Curt Raydon, R (8, 1) ERA: 1.65	1.0 3 1 0 0 0 0 0 0 0 0 0 3 3 0.00 1.000																				

AB	32
R	2
H	6
RBI	2
BB	0
SO	4
LOB	8



AB	35
R	6
H	13
RBI	6
BB	0
SO	2
LOB	14





Batter	1	2	3	4	5	6	7	8	9	AB	R	H	RBI	BB	SO	LOB	TOP					
Dick Schofield, S OBP: 0.380, SLG: 0.315										4	0	1	1	0	1	0	<b>St. Louis Cardinals @ Philadelphia Phillies</b> <b>Connie Mack Stadium, Philadelphia, PA</b> Tue May 20 1958, 7:05 PM EDT Att: 14,669 - Unknown					
Don Blasingame, L OBP: 0.375, SLG: 0.385										4	0	1	0	0	1							
Stan Musial, L OBP: 0.539, SLG: 0.804										4	0	1	0	0	0							
Del Ennis, R OBP: 0.327, SLG: 0.385										3	1	1	0	0	0	1						
Iny Noren, L OBP: 0.391, SLG: 0.343										1	0	0	0	0	0	0						
Gene Green, R OBP: 0.405, SLG: 0.508										2	2	2	0	2	0	0						
Ken Boyer, R OBP: 0.330, SLG: 0.356										3	1	2	0	1	0	1						
Curt Flood, R OBP: 0.319, SLG: 0.455										3	1	1	2	1	1	2						
Hal Smith, R OBP: 0.306, SLG: 0.286										4	0	1	2	0	0	2						
Lindy McDaniel, R OBP: 0.063, SLG: 0.063										4	0	0	0	0	3	4						
<b>Inning Stats</b>	R: 0 E: 0 K: 0 S: 4	H: 2 LOB: 1 BB: 0 P: 4	R: 0 E: 0 K: 0 S: 2	H: 0 LOB: 0 BB: 1 P: 6	R: 0 E: 0 K: 1 S: 5	H: 0 LOB: 0 BB: 0 P: 5	R: 0 E: 0 K: 1 S: 5	H: 0 LOB: 0 BB: 0 P: 5	R: 3 E: 0 K: 1 S: 9	H: 5 LOB: 1 BB: 0 P: 9	R: 2 E: 0 K: 0 S: 5	H: 2 LOB: 2 BB: 2 P: 13	R: 0 E: 0 K: 0 S: 3	H: 0 LOB: 0 BB: 0 P: 3	R: 0 E: 0 K: 1 S: 5	H: 1 LOB: 1 BB: 1 P: 9	R: 0 E: 0 K: 2 S: 7	H: 0 LOB: 0 BB: 0 P: 7	1B: 9 2B: 1 3B: 0 HR: 0	SF: 1 SAC: 0 DP: 2 HBP: 0	WP: 0 PB: 0 CS: 0	PA: 37
<b>PITCHER</b>	IP WLS BF H R ER SO BB IBB HBP BLK WP HR S P ERA WHIP																					
Curt Simmons, L ERA: 3.14	(1, 1) 5.1 L 23 9 5 5 3 1 0 0 0 0 0 0 28 32 8.44 1.875																					
Jim Hearn, R ERA: 6.14	(6, 1) 2.2 11 1 0 0 1 2 1 0 0 0 0 0 10 22 0.00 1.125																					
Jack Meyer, R ERA: 7.2	(9, 1) 1.0 3 0 0 0 0 2 0 0 0 0 0 0 7 7 0.00 0.000																					

AB 32  
R 5  
H 10  
RBI 5  
BB 4  
SO 6  
LOB 11



Batter	1	2	3	4	5	6	7	8	9	AB	R	H	RBI	BB	SO	LOB	BOTTOM					
Richie Ashburn, L OBP: 0.420, SLG: 0.383										3	0	2	0	1	0	1	<b>St. Louis Cardinals @ Philadelphia Phillies</b> <b>Connie Mack Stadium, Philadelphia, PA</b> Tue May 20 1958, 7:05 PM EDT Att: 14,669 - Unknown					
Chico Fernandez, R OBP: 0.256, SLG: 0.200										2	0	0	0	0	0	2						
Ted Kazanski, R OBP: 0.299, SLG: 0.326										2	0	0	0	0	0	2						
Harry Anderson, L OBP: 0.361, SLG: 0.448										4	0	2	0	0	1	1						
Rip Repulski, R OBP: 0.354, SLG: 0.650										4	0	2	0	0	0	1						
Granny Hamner, R OBP: 0.352, SLG: 0.458										4	0	0	0	0	0	4						
Chuck Essegian, R OBP: 0.319, SLG: 0.406										4	0	0	0	0	1	1						
Willie Jones, R OBP: 0.419, SLG: 0.583										3	0	1	0	0	0	0						
Joe Lonnett, R OBP: 0.286, SLG: 0.389										3	0	0	0	0	1	1						
Curt Simmons, L OBP: 0.217, SLG: 0.261	(1, 1) 9.0 W 33 7 0 0 3 2 0 0 0 0 0 0 37 45 0.00 1.000																					
Jim Hearn, R OBP: 0.533, SLG: 0.417	(6, 1) 2.2 11 1 0 0 1 2 1 0 0 0 0 0 10 22 0.00 1.125																					
Solly Hemus, L OBP: 0.391, SLG: 0.343	(9, PH) 1.0 3 0 0 0 0 2 0 0 0 0 0 0 7 7 0.00 0.000																					
Jack Meyer, R ERA: 7.2	(9, 1) 1.0 3 0 0 0 0 2 0 0 0 0 0 0 7 7 0.00 0.000																					
<b>Inning Stats</b>	R: 0 E: 0 K: 0 S: 4	H: 2 LOB: 1 BB: 0 P: 4	R: 0 E: 0 K: 0 S: 3	H: 0 LOB: 0 BB: 0 P: 3	R: 0 E: 0 K: 0 S: 3	H: 0 LOB: 1 BB: 1 P: 7	R: 0 E: 0 K: 0 S: 3	H: 0 LOB: 0 BB: 0 P: 3	R: 0 E: 0 K: 1 S: 7	H: 1 LOB: 1 BB: 0 P: 4	R: 0 E: 0 K: 1 S: 7	H: 2 LOB: 2 BB: 0 P: 7	R: 0 E: 0 K: 2 S: 7	H: 0 LOB: 0 BB: 0 P: 7	R: 0 E: 0 K: 0 S: 2	H: 0 LOB: 1 BB: 1 P: 6	R: 0 E: 0 K: 0 S: 4	H: 2 LOB: 1 BB: 0 P: 4	1B: 7 2B: 1 3B: 0 HR: 0	SF: 0 SAC: 0 DP: 3 HBP: 0	WP: 0 PB: 0 CS: 0	PA: 33
<b>PITCHER</b>	IP WLS BF H R ER SO BB IBB HBP BLK WP HR S P ERA WHIP																					
Lindy McDaniel, R ERA: 4.41	(1, 1) 9.0 W 33 7 0 0 3 2 0 0 0 0 0 0 37 45 0.00 1.000																					

AB 31  
R 0  
H 7  
RBI 0  
BB 2  
SO 3  
LOB 14





Batter	1	2	3	4	5	6	7	8	9	AB	R	H	RBI	BB	SO	LOB	TOP	
Dick Schofield, S (1, 6) OBP: 0.365, SLG: 0.299										4	0	0	0	0	0	0	<b>St. Louis Cardinals @ Philadelphia Phillies</b> <b>Connie Mack Stadium, Philadelphia, PA</b> Wed May 21 1958, 7:05 PM EDT Att: 16,621 - Unknown	
Don Blasingame, L (1, 4) OBP: 0.379, SLG: 0.405										4	0	2	0	0	1	0		
Stan Musial, L (1, 3) OBP: 0.530, SLG: 0.784										4	0	1	0	0	0	2		
Del Ennis, R (1, 7) OBP: 0.315, SLG: 0.370										4	0	0	0	0	1	2		
Gene Green, R (1, 9) OBP: 0.340, SLG: 0.500										3	0	1	0	0	0	0		
Irv Noren, L (9, PH) OBP: 0.372, SLG: 0.333										1	0	0	0	0	0	0		
Ken Boyer, R (1, 5) OBP: 0.319, SLG: 0.340										4	0	0	0	0	0	1		
Curt Flood, R (1, 8) OBP: 0.340, SLG: 0.468										3	0	2	0	0	0	1		
Joe Cunningham, L (9, PH) OBP: 0.455, SLG: 0.429										1	0	0	0	0	1	0		
Hal Smith, R (1, 2) OBP: 0.308, SLG: 0.288										3	0	1	0	0	0	1		
Sam Jones, R (1, 1) OBP: 0.158, SLG: 0.111										3	0	0	0	0	1	2		
<b>Inning Stats</b>	R: 0 E: 0 K: 0 S: 4	H: 1 LOB: 1 BB: 0 P: 4	R: 0 E: 0 K: 0 S: 4	H: 1 LOB: 1 BB: 0 P: 4	R: 0 E: 0 K: 0 S: 4	H: 1 LOB: 1 BB: 0 P: 4	R: 0 E: 0 K: 0 S: 3	H: 0 LOB: 0 BB: 0 P: 3	R: 0 E: 0 K: 1 S: 5	H: 2 LOB: 2 BB: 0 P: 7	R: 0 E: 0 K: 1 S: 6	H: 1 LOB: 1 BB: 0 P: 6	R: 0 E: 0 K: 1 S: 5	H: 0 LOB: 0 BB: 0 P: 5	1B: 5 2B: 2 3B: 0 HR: 0	SF: 0 SAC: 0 DP: 0 HBP: 0	WP: 0 PB: 0 SB: 0 CS: 0	PA: 34
<b>PITCHER</b> Robin Roberts, R (1, 1) ERA: 2.96	IP: 9.0 WLS: W BF: 34 H: 7 R: 0 ER: 0 SO: 4 BB: 0 IBB: 0 HBP: 0 BLK: 0 WP: 0 HR: 0 S: 42 P: 42 ERA: 0.00 WHIP: 0.778																	

Batter	1	2	3	4	5	6	7	8	9	AB	R	H	RBI	BB	SO	LOB	BOTTOM	
Richie Ashburn, L (1, 8) OBP: 0.415, SLG: 0.387										4	0	1	0	0	1	1	<b>St. Louis Cardinals @ Philadelphia Phillies</b> <b>Connie Mack Stadium, Philadelphia, PA</b> Wed May 21 1958, 7:05 PM EDT Att: 16,621 - Unknown	
Solly Hemus, L (1, 4) OBP: 0.474, SLG: 0.333										3	0	0	0	1	0	2		
Harry Anderson, L (1, 3) OBP: 0.351, SLG: 0.434										3	0	0	0	0	0	2		
Rip Repulski, R (1, 9) OBP: 0.338, SLG: 0.619										3	0	0	0	0	1	1		
Granny Hamner, R (1, 6) OBP: 0.344, SLG: 0.446										3	0	0	0	0	0	0		
Stan Lopata, R (1, 2) OBP: 0.409, SLG: 0.467										3	0	0	0	0	1	0		
Willie Jones, R (1, 5) OBP: 0.435, SLG: 0.579										2	0	1	0	1	0	0		
Chuck Essegian, R (1, 7) OBP: 0.307, SLG: 0.388										3	1	0	0	0	1	2		
Robin Roberts, S (1, 1) OBP: 0.333, SLG: 0.333										3	0	1	1	0	1	0		
<b>Inning Stats</b>	R: 0 E: 0 K: 1 S: 5	H: 0 LOB: 0 BB: 0 P: 5	R: 0 E: 0 K: 0 S: 3	H: 0 LOB: 0 BB: 0 P: 3	R: 0 E: 0 K: 0 S: 3	H: 0 LOB: 1 BB: 1 P: 7	R: 0 E: 0 K: 1 S: 5	H: 0 LOB: 1 BB: 1 P: 9	R: 0 E: 0 K: 1 S: 6	H: 1 LOB: 0 BB: 0 P: 6	R: 0 E: 0 K: 2 S: 7	H: 0 LOB: 0 BB: 0 P: 7	R: 1 E: 0 K: 0 S: 5	H: 2 LOB: 1 BB: 0 P: 5	1B: 1 2B: 2 3B: 0 HR: 0	SF: 0 SAC: 0 DP: 0 HBP: 0		WP: 0 PB: 0 SB: 0 CS: 0
<b>PITCHER</b> Sam Jones, R (1, 1) ERA: 3.71	IP: 8.0 WLS: L BF: 29 H: 3 R: 1 ER: 1 SO: 5 BB: 2 IBB: 0 HBP: 0 BLK: 0 WP: 0 HR: 0 S: 37 P: 45 ERA: 1.12 WHIP: 0.625																	








Batter	1	2	3	4	5	6	7	8	9	AB	R	H	RBI	BB	SO	LOB	TOP					
<b>Johnny Goryl, R</b> OBP: 0.346, SLG: 0.415 (1,4)	FC6-4 BB PB 1B		4-3		4-0 3B BB	0-3 K		P4	FC6-4	5	2	1	0	1	1	2	<b>Chicago Cubs @ Philadelphia Phillies</b> Connie Mack Stadium, Philadelphia, PA Fri May 23 1958, 7:05 PM EDT Att: 10,664 - Unknown					
<b>Alvin Dark, R</b> OBP: 0.372, SLG: 0.400 (1,5)	FC6-4 BB		14 FC6-4 1B		14 HR 3B	G3 14 1B		14 FC6-4 1B		3	1	3	3	2	0	0						
<b>14 Ernie Banks, R</b> OBP: 0.348, SLG: 0.562 (1,6)	K		FC6-4 1-2		HR	G3 1B		FC6-4 1-2 2-H		5	1	2	2	0	1	4						
<b>Walt Moryn, L</b> OBP: 0.363, SLG: 0.522 (1,7)	FC6-4 PB 1-2 2-3			4-3	1B 2B BB	G3		G3		4	1	0	0	1	0	5						
<b>Lee Walls, R</b> OBP: 0.377, SLG: 0.612 (1,9)	1-4-3			3-1	2B 1B	K			HR	5	2	1	0	1	3							
<b>Dale Long, L</b> OBP: 0.358, SLG: 0.452 (1,3)		4-3		6-3	2B IBB		G3		1B 3B	4	1	1	0	1	0	0						
<b>Bobby Thomson, R</b> OBP: 0.340, SLG: 0.424 (1,8)							5-3		P4	5	0	3	2	0	0	1						
<b>El Tappe, R</b> OBP: 0.300, SLG: 0.222 (1,2)							5-3		FC6-4 1B	5	1	1	1	0	0	4						
<b>Glen Hobbie, R</b> OBP: 0.167, SLG: 0.125 (1,1)			K		E6 BB BB	K		14 E 1B	F9	5	2	1	0	0	2	4						
<b>Inning Stats</b>	R: 1 E: 0 K: 1 S: 6	H: 1 LOB: 1 BB: 1 P: 10	R: 0 E: 0 K: 0 S: 3	H: 1 LOB: 0 BB: 0 P: 3	R: 0 E: 0 K: 1 S: 6	H: 1 LOB: 1 BB: 0 P: 6	R: 0 E: 0 K: 0 S: 3	H: 0 LOB: 0 BB: 0 P: 3	R: 7 E: 1 K: 1 S: 11	H: 5 LOB: 2 BB: 3 P: 23	R: 0 E: 0 K: 2 S: 8	H: 1 LOB: 2 BB: 1 P: 12	R: 0 E: 0 K: 0 S: 3	H: 0 LOB: 0 BB: 0 P: 3	R: 1 E: 1 K: 0 S: 5	H: 2 LOB: 1 BB: 0 P: 5	R: 2 E: 0 K: 0 S: 6	H: 3 LOB: 1 BB: 0 P: 6	1B: 9 2B: 1 3B: 2 HR: 2	SF: 0 SAC: 0 DP: 1 HBP: 0	WP: 0 PB: 1 SB: 0 CS: 0	PA: 46
<b>PITCHER</b>	IP WLS BF H R ER SO BB IBB HBP BLK WP HR S P ERA WHIP																					
<b>Ray Semproch, R</b> ERA: 3.33 (1,1)	4.1 L 21 6 6 4 2 2 0 0 0 0 0 1 23 31 8.31 1.846																					
<b>Bob Miller, R</b> ERA: 11.42 (5,1)	0.0 4 2 2 2 0 1 1 0 0 0 0 0 2 10 ∞ ∞																					
<b>Seth Morehead, L</b> ERA: 4.5 (5,1)	0.2 2 0 0 0 1 0 0 0 0 0 0 0 4 4 0.00 0.000																					
<b>Johnny Gray, R</b> ERA: 3.24 (6,1)	2.0 8 1 0 0 2 1 0 0 0 0 0 0 11 15 0.00 1.000																					
<b>Warren Hacker, R</b> ERA: 8.39 (8,1)	2.0 11 5 3 2 0 0 0 0 0 0 0 1 11 11 9.00 2.500																					


Batter	1	2	3	4	5	6	7	8	9	AB	R	H	RBI	BB	SO	LOB	BOTTOM					
<b>Richie Ashburn, L</b> OBP: 0.434, SLG: 0.413 (1,8)	2-3				1B BB		F7		1B BB	3	0	1	0	2	0	1	<b>Chicago Cubs @ Philadelphia Phillies</b> Connie Mack Stadium, Philadelphia, PA Fri May 23 1958, 7:05 PM EDT Att: 10,664 - Unknown					
<b>Chuck Essegian, R</b> OBP: 0.345, SLG: 0.446 (1,7)	FC5-4 1B		1-6-3		1B		6-3		1B	5	0	3	2	0	0	2						
<b>Harry Anderson, L</b> OBP: 0.347, SLG: 0.426 (1,3)	K				F8 4-3			1B 2B	F8	5	1	1	0	0	1	5						
<b>Rip Repulski, R</b> OBP: 0.338, SLG: 0.639 (1,9)	FC5-4 1-2				K		4-3 SF8 2B		P4	4	1	1	0	0	1	2						
<b>Granny Hamner, R</b> OBP: 0.336, SLG: 0.426 (1,4)			K		6-3		4-3		2B 2-3 1B	4	0	1	1	0	1	1						
<b>Stan Lopata, R</b> OBP: 0.379, SLG: 0.429 (1,2)			5-3		P5		SF8		K	3	0	0	1	0	1	1						
<b>Willie Jones, R</b> OBP: 0.407, SLG: 0.578 (1,5)			5-3		F7		K		F7	4	0	0	0	0	1	1						
<b>Chico Fernandez, R</b> OBP: 0.258, SLG: 0.196 (1,6)			F8		F8		1-3		4-3	2	1	0	0	1	0	0						
<b>Dave Philley, S</b> OBP: 0.251, SLG: 0.323 (9, PH)					BB 1B BB					1	0	0	0	0	0	0						
<b>Ray Semproch, R</b> ERA: 3.33 (1,1)	R: 0 E: 0 K: 1 S: 6	H: 1 LOB: 0 BB: 0 P: 6	R: 0 E: 0 K: 1 S: 5	H: 0 LOB: 0 BB: 0 P: 5	R: 0 E: 0 K: 0 S: 4	H: 1 LOB: 1 BB: 0 P: 4	R: 0 E: 0 K: 1 S: 5	H: 0 LOB: 0 BB: 0 P: 5	R: 2 E: 0 K: 0 S: 5	H: 2 LOB: 2 BB: 2 P: 13	R: 1 E: 0 K: 1 S: 6	H: 1 LOB: 0 BB: 0 P: 6	R: 0 E: 0 K: 0 S: 4	H: 1 LOB: 1 BB: 0 P: 4	R: 1 E: 0 K: 1 S: 7	H: 2 LOB: 1 BB: 0 P: 7	R: 0 E: 0 K: 0 S: 4	H: 2 LOB: 2 BB: 1 P: 8	1B: 5 2B: 4 3B: 1 HR: 0	SF: 1 SAC: 0 DP: 0 HBP: 0	WP: 0 PB: 0 SB: 0 CS: 0	PA: 39
<b>PITCHER</b>	IP WLS BF H R ER SO BB IBB HBP BLK WP HR S P ERA WHIP																					
<b>Glen Hobbie, R</b> ERA: 3.96 (1,1)	9.0 W 39 10 4 4 5 3 0 0 0 0 0 0 46 58 4.00 1.444																					








Batter	1	2	3	4	5	6	7	8	9	AB	R	H	RBI	BB	SO	LOB	TOP				
<b>Jim Gilliam, S</b> OBP: 0.395, SLG: 0.450 (1, 5)	1-2 4-3		2-2 2B		1-2 3-1		0-1 1B		2-1 G3	5	0	2	0	0	0	1	<b>Los Angeles Dodgers @ Philadelphia Phillies</b> <b>Connie Mack Stadium, Philadelphia, PA</b> Mon May 26 1958, 7:05 PM EDT Att: 12,807 - Unknown  <b>AB 32</b> <b>R 2</b> <b>H 6</b> <b>RBI 2</b> <b>BB 4</b> <b>SO 7</b> <b>LOB 13</b> 				
<b>John Roseboro, L</b> OBP: 0.359, SLG: 0.493 (1, 2)	0-0 F5		1-3 K		2-2 F7		0-0 F8			4	0	0	0	0	1	2					
<b>Elmer Valo, L</b> OBP: 0.242, SLG: 0.300 (1, 7) (8, 9) (9, 7)	2-1 F4		1-3 K		1-1 F9			1-2 F9		4	0	0	0	0	1	1					
<b>Carl Furillo, R</b> OBP: 0.337, SLG: 0.506 (8, 7) (9, 9)		4-0 FC6-4 1B BB		3-3 K		0-0 5-3		3-2 6-3		3	0	0	0	1	1	0					
<b>Charlie Neal, R</b> OBP: 0.329, SLG: 0.456 (1, 4)		1-0 FC6-4 1B		0-0 5-3		2-2 6-3		4-1 BB		3	0	1	0	1	0	0					
<b>Gil Hodges, R</b> OBP: 0.331, SLG: 0.381 (1, 3)		2-2 FC6-4 S		4-0 1B 2B BB		4-1 BB		1-3 K		2	1	0	0	2	1	3					
<b>Gino Cimoli, R</b> OBP: 0.301, SLG: 0.408 (1, 8)		3-3 K		1-2 2B 1B		0-2 F8		0-1 G3		4	1	1	0	0	1	3					
<b>Don Zimmer, R</b> OBP: 0.336, SLG: 0.381 (1, 6)		1-1 F8		2-2 1-H 2-H 2B		1-0 5-3		0-1 SH2-4 1B		4	0	2	2	0	0	2					
<b>Carl Erskine, R</b> OBP: 0.056, SLG: 0.056 (1, 1)			0-0 5-3		0-3 K		0-3 K		0-0 SH2-4	3	0	0	0	0	2	1					
<b>Inning Stats</b>	R: 0 E: 0 K: 1 S: 6	H: 0 LOB: 0 BB: 0 P: 9	R: 0 E: 0 K: 1 S: 9	H: 1 LOB: 2 BB: 1 P: 20	R: 0 E: 0 K: 2 S: 10	H: 1 LOB: 1 BB: 0 P: 14	R: 2 E: 0 K: 2 S: 14	H: 2 LOB: 1 BB: 1 P: 24	R: 0 E: 0 K: 0 S: 10	H: 0 LOB: 0 BB: 0 P: 14	R: 0 E: 0 K: 1 S: 7	H: 1 LOB: 1 BB: 0 P: 8	R: 0 E: 0 K: 1 S: 10	H: 0 LOB: 1 BB: 0 P: 19	R: 0 E: 0 K: 0 S: 7	H: 1 LOB: 1 BB: 0 P: 9	1B: 4 2B: 2 3B: 0 HR: 0	SF: 0 SAC: 1 DP: 0 HBP: 0	WP: 0 PB: 0 SB: 1 CS: 0	PA: 37	
<b>PITCHER</b> <b>Robin Roberts, R</b> ERA: 2.85 (1, 1)	IP 9.0	WLS L	BF 37	H 6	R 2	ER 2	SO 7	BB 4	IBB 0	HBP 0	BLK 0	WP 0	HR 0	S 82	P 132	ERA 2.00	WHIP 1.111				

Batter	1	2	3	4	5	6	7	8	9	AB	R	H	RBI	BB	SO	LOB	BOTTOM					
<b>Richie Ashburn, L</b> OBP: 0.434, SLG: 0.408 (1, 8)	0-2 3-1		3-2 F7			4-1 1B BB		0-0 SF8		2	0	0	1	1	0	0	<b>Los Angeles Dodgers @ Philadelphia Phillies</b> <b>Connie Mack Stadium, Philadelphia, PA</b> Mon May 26 1958, 7:05 PM EDT Att: 12,807 - Unknown  <b>AB 26</b> <b>R 1</b> <b>H 2</b> <b>RBI 1</b> <b>BB 4</b> <b>SO 4</b> <b>LOB 6</b> 					
<b>Chuck Essegian, R</b> OBP: 0.337, SLG: 0.463 (1, 7)	1-3 K			2-0 5-3		3-2 G4-6-3 1B		2-3 5-3		4	0	1	0	0	1	1						
<b>Harry Anderson, L</b> OBP: 0.372, SLG: 0.450 (1, 3)	4-0 BB			4-2 BB		1-2 G4-6-3		0-1 L9		2	0	0	0	2	0	2						
<b>Rip Repulski, R</b> OBP: 0.306, SLG: 0.575 (1, 9)	1-0 1-3			0-1 F8		2-3 K		2-1 F8		4	0	0	0	0	1	2						
<b>Granny Hamner, R</b> OBP: 0.340, SLG: 0.444 <b>Solly Hemus, L</b> OBP: 0.393, SLG: 0.304 (2, PH) (3, 4)		1-3 K		1-0 F4		1-2 6-3		0-0 F8		0	0	0	0	0	0	0						
<b>Stan Lopata, R</b> OBP: 0.374, SLG: 0.413 (1, 2)		3-2 5-3			3-2 2-3		1-3 K			3	0	0	0	0	1	0						
<b>Willie Jones, R</b> OBP: 0.393, SLG: 0.549 (1, 5)		1-2 6-3			0-2 4-3			0-0 SH5-4 BB 1B SF8		3	1	1	0	0	0	0						
<b>Chico Fernandez, R</b> OBP: 0.254, SLG: 0.195 <b>Dave Philley, S</b> OBP: 0.271, SLG: 0.323 <b>Ted Kazanski, R</b> OBP: 0.296, SLG: 0.322 (8, PH) (9, 6)			0-0 F2		1-1 F7			4-2 SF8 SH5-4 BB		2	0	0	0	0	0	0						
<b>Robin Roberts, S</b> OBP: 0.310, SLG: 0.308 (1, 1)			1-0 F7			0-0 F7		0-0 SH5-4		2	0	0	0	0	0	0						
<b>Inning Stats</b>	R: 0 E: 0 K: 1 S: 7	H: 0 LOB: 1 BB: 1 P: 13	R: 0 E: 0 K: 1 S: 9	H: 0 LOB: 0 BB: 0 P: 14	R: 0 E: 0 K: 0 S: 5	H: 0 LOB: 0 BB: 0 P: 9	R: 0 E: 0 K: 0 S: 6	H: 0 LOB: 1 BB: 1 P: 13	R: 0 E: 0 K: 0 S: 8	H: 1 LOB: 1 BB: 1 P: 16	R: 0 E: 0 K: 2 S: 12	H: 0 LOB: 0 BB: 0 P: 16	R: 1 E: 0 K: 0 S: 7	H: 1 LOB: 1 BB: 1 P: 13	R: 0 E: 0 K: 0 S: 5	H: 0 LOB: 0 BB: 0 P: 7		1B: 2 2B: 0 3B: 0 HR: 0	SF: 1 SAC: 1 DP: 1 HBP: 0	WP: 0 PB: 0 SB: 0 CS: 0	PA: 32	
<b>PITCHER</b> <b>Carl Erskine, R</b> ERA: 4.26 (1, 1)	IP 9.0	WLS W	BF 32	H 2	R 1	ER 1	SO 4	BB 4	IBB 0	HBP 0	BLK 0	WP 0	HR 0	S 68	P 114	ERA 1.00		WHIP 0.667				



Batter	1	2	3	4	5	6	7	8	9	AB	R	H	RBI	BB	SO	LOB	TOP										
Jim Davenport, R (1.5) OBP: 0.343, SLG: 0.408	F8		6-3						F9	5	0	2	1	0	0	1	San Francisco Giants @ Philadelphia Phillies Connie Mack Stadium, Philadelphia, PA Tue May 27 1958, 7:05 PM EDT Att: 15,718 - Unknown										
Willie Kirkland, L (1.9) OBP: 0.289, SLG: 0.346	F6			K	F7		F6			4	0	0	0	0	1	3											
Willie Mays, R (1.8) OBP: 0.448, SLG: 0.776	4-3									4	0	1	0	0	0	0											
Orlando Cepeda, R (1.3) OBP: 0.353, SLG: 0.633		F6		K					K	4	0	1	0	0	2	1											
Daryl Spencer, R (1.6) OBP: 0.397, SLG: 0.608										3	0	2	0	1	0	1											
Bob Speake, L (1.7) OBP: 0.222, SLG: 0.412	F5									4	1	1	0	0	0	4											
Bob Schmidt, R (1.2) OBP: 0.347, SLG: 0.545	F5									4	0	1	0	0	0	4											
Danny O'Connell, R (1.4) OBP: 0.386, SLG: 0.409										4	0	2	0	0	0	1											
Stu Miller, R (1.1) Al Worthington, R (1.1) Jim King, L (5. Ph) Ray Crone, R (5.1) Whitely Lockman, L (7. Ph) Pete Burnside, R (7.1) Hank Sauer, R (9. Ph)										0	0	0	0	0	0	0											
Inning Stats	R: 0 E: 0 K: 0 S: 3	H: 0 LOB: 0 BB: 0 P: 3	R: 0 E: 0 K: 0 S: 4	H: 1 LOB: 0 BB: 0 P: 4	R: 0 E: 0 K: 0 S: 3	H: 1 LOB: 0 BB: 0 P: 3	R: 0 E: 0 K: 2 S: 8	H: 1 LOB: 1 BB: 0 P: 8	R: 1 E: 0 K: 1 S: 8	H: 3 LOB: 2 BB: 0 P: 8	R: 0 E: 0 K: 0 S: 5	H: 2 LOB: 2 BB: 0 P: 5	R: 0 E: 0 K: 1 S: 6	H: 1 LOB: 1 BB: 0 P: 6	R: 0 E: 0 K: 1 S: 5	H: 0 LOB: 1 BB: 1 P: 9			R: 0 E: 0 K: 0 S: 4	H: 1 LOB: 1 BB: 0 P: 4	1B: 9 2B: 1 3B: 0 HR: 0	SF: 0 SAC: 0 DP: 1 HBP: 0	WP: 0 PB: 0 SB: 0 CS: 0	PA: 37			
PITCHER	IP	WLS	BF	H	R	ER	SO	BB	IBB	HBP	BLK	WP	HR	S	P	ERA	WHIP										
Jack Sanford, R (1.1) ERA: 4.33	9.0	W	37	10	1	1	5	1	0	0	0	0	0	46	50	1.00	1.222										

Batter	1	2	3	4	5	6	7	8	9	AB	R	H	RBI	BB	SO	LOB	BOTTOM										
Richie Ashburn, L (1.8) OBP: 0.448, SLG: 0.436	HR									3	2	3	0	1	0	0	San Francisco Giants @ Philadelphia Phillies Connie Mack Stadium, Philadelphia, PA Tue May 27 1958, 7:05 PM EDT Att: 15,718 - Unknown										
Solly Hemus, L (1.4) OBP: 0.406, SLG: 0.333	HR	K								4	1	2	1	0	1	2											
Harry Anderson, L (1.3) OBP: 0.368, SLG: 0.443	K									4	0	1	0	0	2	3											
Rip Repulski, R (1.9) OBP: 0.315, SLG: 0.602										3	1	1	3	1	1	1											
Bob Bowman, R (9.9) OBP: 0.333, SLG: 0.500	HR									0	0	0	0	0	0	0											
Chuck Essegian, R (1.7) OBP: 0.344, SLG: 0.459										3	0	1	0	1	2	3											
Stan Lopata, R (1.2) OBP: 0.370, SLG: 0.402										3	0	0	0	1	0	2											
Willie Jones, R (1.5) OBP: 0.369, SLG: 0.509										4	0	0	0	0	0	3											
Chico Fernandez, R (1.6) OBP: 0.262, SLG: 0.214										4	1	2	0	0	0	0											
Jack Sanford, R (1.1) OBP: 0.286, SLG: 0.263										4	0	0	0	0	2	2											
Inning Stats	R: 3 E: 0 K: 1 S: 7	H: 3 LOB: 0 BB: 1 P: 11	R: 1 E: 1 K: 2 S: 9	H: 2 LOB: 1 BB: 0 P: 9	R: 0 E: 0 K: 1 S: 5	H: 0 LOB: 1 BB: 1 P: 9	R: 0 E: 0 K: 0 S: 3	H: 0 LOB: 0 BB: 0 P: 3	R: 1 E: 0 K: 1 S: 7	H: 2 LOB: 3 BB: 2 P: 15	R: 0 E: 0 K: 1 S: 6	H: 1 LOB: 1 BB: 0 P: 6	R: 0 E: 0 K: 2 S: 7	H: 1 LOB: 1 BB: 0 P: 7	R: 0 E: 0 K: 0 S: 4	H: 1 LOB: 1 BB: 0 P: 4	1B: 7 2B: 2 3B: 1 HR: 1	SF: 0 SAC: 0 DP: 2 HBP: 0	WP: 1 PB: 0 SB: 0 CS: 1	PA: 36							
PITCHER	IP	WLS	BF	H	R	ER	SO	BB	IBB	HBP	BLK	WP	HR	S	P	ERA	WHIP										
Stu Miller, R (1.1) ERA: 2.37	0.1	L	5	3	3	3	1	1	0	0	0	0	0	6	10	81.00	12.000										
Al Worthington, R (1.1) ERA: 3.77	3.2		13	2	1	0	3	1	0	0	0	1	0	18	22	0.00	0.818										
Ray Crone, R (5.1) ERA: 5.4	2.0		11	3	1	1	2	2	0	0	0	0	0	13	21	4.50	2.500										
Pete Burnside, L (7.1) ERA: 6.43	2.0		7	2	0	0	2	0	0	0	0	0	0	11	11	0.00	1.000										
PITCHER	IP	WLS	BF	H	R	ER	SO	BB	IBB	HBP	BLK	WP	HR	S	P	ERA	WHIP										







Batter	1	2	3	4	5	6	7	8	9	AB	R	H	RBI	BB	SO	LOB	TOP																	
<b>Johnny Temple, R</b> (1,4) <small>OBP: 0.412, SLG: 0.388</small> <b>Eddie Miksis, R</b> (7,4) <small>OBP: 0.250, SLG: 0.250</small>										4	1	1	0	1	0	3																		
<b>Pete Whisenant, R</b> (1,7) <small>OBP: 0.425, SLG: 0.514</small>										5	2	2	2	0	1	5																		
<b>Smoky Burgess, L</b> (1,2) <small>OBP: 0.413, SLG: 0.600</small>										5	2	2	3	0	0	3																		
<b>Steve Bilko, R</b> (1,3) <small>OBP: 0.345, SLG: 0.592</small>										5	1	3	2	0	2	0																		
<b>Don Hoak, R</b> (1,5) <small>OBP: 0.364, SLG: 0.449</small>										2	0	1	0	3	0	0																		
<b>Gus Bell, L</b> (1,8) <small>OBP: 0.277, SLG: 0.328</small>										4	0	0	1	0	1	3																		
<b>Jerry Lynch, L</b> (1,9) <small>OBP: 0.311, SLG: 0.489</small> <b>Dee Fondy, L</b> (7,9) <small>OBP: 0.359, SLG: 0.500</small>										4	1	1	0	0	0	2																		
<b>Roy McMillan, R</b> (1,6) <small>OBP: 0.252, SLG: 0.165</small>										4	2	3	1	1	0	0																		
<b>Harvey Haddix, L</b> (1,1) <small>OBP: 0.308, SLG: 0.273</small>										3	1	2	0	1	0	2																		
<b>Inning Stats</b>	R: 1 E: 0 K: 0 S: 5	H: 2 LOB: 2 BB: 1 P: 9	R: 5 E: 0 K: 0 S: 8	H: 5 LOB: 2 BB: 2 P: 16	R: 3 E: 1 K: 1 S: 8	H: 3 LOB: 0 BB: 0 P: 8	R: 0 E: 1 K: 1 S: 4	H: 0 LOB: 1 BB: 1 P: 8	R: 0 E: 0 K: 1 S: 6	H: 1 LOB: 2 BB: 1 P: 10	R: 0 E: 0 K: 1 S: 5	H: 1 LOB: 2 BB: 1 P: 8	R: 0 E: 0 K: 0 S: 4	H: 1 LOB: 0 BB: 0 P: 4	R: 1 E: 0 K: 0 S: 4	H: 1 LOB: 1 BB: 0 P: 4	R: 0 E: 0 K: 0 S: 4	H: 2 LOB: 1 BB: 0 P: 4	1B: 10 2B: 3 3B: 2 HR: 2	SF: 1 SAC: 1 DP: 1 HBP: 0	WP: 0 PB: 0 SB: 1 CS: 1	PA: 47												
<b>PITCHER</b>	IP WLS BF H R ER SO BB IBB HBP BLK WP HR S P ERA WHIP																																	
<b>Curt Simmons, L</b> (1,1) <small>ERA: 3.58</small> <b>Jim Hearn, R</b> (2,1) <small>ERA: 5.59</small> <b>Bob Miller, R</b> (2,1) <small>ERA: 12.19</small> <b>Jack Meyer, R</b> (4,1) <small>ERA: 4.0</small> <b>Johnny Gray, R</b> (7,1) <small>ERA: 3.49</small>	1.1	L	11	5	5	5	0	2	0	0	0	0	0	0	9	17	33.75	5.250																
<b>Seth Morehead, L</b> (9,1) <small>ERA: 4.0</small>	1.0		4	2	0	0	0	0	0	0	0	0	0	0	4	4	0.00	2.000																

Cincinnati Redlegs @ Philadelphia Phillies  
 Connie Mack Stadium, Philadelphia, PA  
 Fri May 30 1958, 3:33 AM EDT  
 Att: 11,129 - Unknown

AB 38  
 R 10  
 H 16  
 RBI 9  
 BB 6  
 SO 4  
 LOB 19



**BOTTOM**

Batter	1	2	3	4	5	6	7	8	9	AB	R	H	RBI	BB	SO	LOB	BOTTOM																	
<b>Richie Ashburn, L</b> (1,8) <small>OBP: 0.442, SLG: 0.437</small>										4	0	1	0	0	2	0																		
<b>Chico Fernandez, R</b> (1,6) <small>OBP: 0.286, SLG: 0.254</small>										4	0	1	0	0	0	1																		
<b>Harry Anderson, L</b> (1,3) <small>OBP: 0.366, SLG: 0.439</small>										3	0	0	0	1	3	1																		
<b>Rip Repulski, R</b> (1,9) <small>OBP: 0.299, SLG: 0.560</small>										4	0	0	0	0	1	2																		
<b>Chuck Essegian, R</b> (1,7) <small>OBP: 0.337, SLG: 0.484</small>										4	1	1	0	0	0	2																		
<b>Stan Lopata, R</b> (1,2) <small>OBP: 0.377, SLG: 0.409</small>										3	0	2	1	0	1	0																		
<b>Willie Jones, R</b> (1,5) <small>OBP: 0.361, SLG: 0.467</small>										3	0	0	0	0	1	2																		
<b>Ted Kazanski, R</b> (1,4) <small>OBP: 0.295, SLG: 0.323</small>										3	0	0	0	0	1	0																		
<b>Curt Simmons, L</b> (1,1) <small>ERA: 3.58</small> <b>Jim Hearn, R</b> (2,1) <small>ERA: 5.59</small> <b>Bob Miller, R</b> (2,1) <small>ERA: 12.19</small> <b>Jack Meyer, R</b> (4,1) <small>ERA: 4.0</small> <b>Johnny Gray, R</b> (7,1) <small>ERA: 3.49</small>	9.0	W	32	5	1	1	10	1	0	0	0	0	0	0	51	55	1.00	0.667																
<b>PITCHER</b>	IP WLS BF H R ER SO BB IBB HBP BLK WP HR S P ERA WHIP																																	
<b>Harvey Haddix, L</b> (1,1) <small>ERA: 3.66</small>	9.0		32	5	1	1	10	1	0	0	0	0	0	0	51	55	1.00	0.667																

Cincinnati Redlegs @ Philadelphia Phillies  
 Connie Mack Stadium, Philadelphia, PA  
 Fri May 30 1958, 3:33 AM EDT  
 Att: 11,129 - Unknown

AB 31  
 R 1  
 H 5  
 RBI 1  
 BB 1  
 SO 10  
 LOB 8





Batter	1	2	3	4	5	6	7	8	9	AB	R	H	RBI	BB	SO	LOB	TOP							
Johnny Temple, R OBP: 0.408, SLG: 0.383	6-3			F8 1B	F9		F9			4	0	1	0	0	0	1								
Bob Thurman, L OBP: 0.387, SLG: 0.444	L9			F8 1B		2B 1B		1B F4		4	2	3	0	0	0	0								
Smoky Burgess, L OBP: 0.420, SLG: 0.614	4-1			F8		6-3 2B		1B		4	0	2	0	0	0	2								
George Crowe, L OBP: 0.387, SLG: 0.485				F8		6-3 1B		F8		4	0	1	1	0	0	4								
Don Hoak, R OBP: 0.361, SLG: 0.444				3-1		6-3		F4		4	0	1	1	0	0	5								
Jerry Lynch, L OBP: 0.306, SLG: 0.531	L6-3				HR	F8		F2		4	1	1	1	0	0	3								
Gus Bell, L OBP: 0.283, SLG: 0.355				F9		HR		P4		4	1	2	1	0	0	0								
Roy McMillan, R OBP: 0.248, SLG: 0.161				6-3		F8		F8		2	0	0	0	0	0	0								
Dee Fondy, L OBP: 0.375, SLG: 0.514										1	0	1	0	0	0	0								
Alex Grammas, R OBP: 0.261, SLG: 0.348										0	0	0	0	0	0	0								
Frank Robinson, R OBP: 0.347, SLG: 0.417										1	0	0	0	0	0	0								
Joe Nuxhall, L OBP: 0.200, SLG: 0.200				K		K		F7		1	0	0	0	0	1	0								
Tom Acker, R										1	0	0	0	0	1	0								
Steve Bilko, R OBP: 0.339, SLG: 0.580										1	0	0	0	0	0	2								
Hal Jeffcoat, R OBP: 0.750, SLG: 0.750										0	0	0	0	0	0	0								
Ed Bailey, L OBP: 0.306, SLG: 0.372										1	0	0	0	0	0	0								
<b>Inning Stats</b>	R: 0 E: 0 K: 0 S: 3	H: 0 LOB: 0 BB: 0 P: 3	R: 0 E: 0 K: 0 S: 3	H: 1 LOB: 0 BB: 0 P: 3	R: 0 E: 0 K: 1 S: 5	H: 0 LOB: 0 BB: 0 P: 5	R: 0 E: 0 K: 0 S: 5	H: 2 LOB: 2 BB: 0 P: 5	R: 2 E: 0 K: 1 S: 7	H: 2 LOB: 0 BB: 0 P: 7	R: 1 E: 0 K: 0 S: 5	H: 3 LOB: 1 BB: 0 P: 5	R: 0 E: 0 K: 0 S: 4	H: 2 LOB: 1 BB: 0 P: 4	R: 1 E: 0 K: 0 S: 5	H: 2 LOB: 1 BB: 0 P: 5	R: 0 E: 0 K: 0 S: 3	H: 0 LOB: 0 BB: 0 P: 3	1B: 9 2B: 2 3B: 0 HR: 2	SF: 0 SAC: 0 DP: 2 HBP: 0	WP: 0 PB: 0 SB: 0 CS: 0	PA: 36		
<b>PITCHER</b>	IP WLS BF H R ER SO BB IBB HBP BLK WP HR S P ERA WHIP																							
Robin Roberts, R ERA: 2.97	9.0 W 36	H 12 R 4 ER 4 SO 2	BB 0 IBB 0 HBP 0 BLK 0	WP 0 HR 2 S 40 P 40	ERA 4.00 WHIP 1.333																			

Cincinnati Redlegs @ Philadelphia Phillies  
 Connie Mack Stadium, Philadelphia, PA  
 Sat May 31 1958, 3:33 AM EDT  
 Att: 6,641 - Unknown

AB 36  
 R 4  
 H 12  
 RBI 4  
 BB 0  
 SO 2  
 LOB 17



Batter	1	2	3	4	5	6	7	8	9	AB	R	H	RBI	BB	SO	LOB	BOTTOM							
Richie Ashburn, L OBP: 0.449, SLG: 0.455	2B BB		2B	2B		F7				3	1	2	1	1	0	2								
Chico Fernandez, R OBP: 0.286, SLG: 0.248	2B BB		F8	4-3				5-3		3	0	0	0	1	0	2								
Chuck Essegian, R OBP: 0.343, SLG: 0.515	2B		P4							4	1	2	0	0	1	1								
Rip Repulski, R OBP: 0.297, SLG: 0.564	F8									3	1	1	2	0	0	1								
Bob Bowman, R OBP: 0.310, SLG: 0.464										0	0	0	0	0	0	0								
Stan Lopata, R OBP: 0.380, SLG: 0.421										4	1	2	1	0	0	0								
Willie Jones, R OBP: 0.398, SLG: 0.469										4	0	2	0	0	0	2								
Harry Anderson, L OBP: 0.377, SLG: 0.444										3	1	2	1	1	0	1								
Ted Kazanski, R OBP: 0.296, SLG: 0.316										2	0	0	0	1	0	3								
Robin Roberts, S OBP: 0.273, SLG: 0.267										4	0	0	0	0	0	5								
<b>Inning Stats</b>	R: 0 E: 0 K: 0 S: 2	H: 1 LOB: 1 BB: 2 P: 10	R: 1 E: 0 K: 0 S: 5	H: 2 LOB: 1 BB: 0 P: 5	R: 2 E: 0 K: 0 S: 6	H: 3 LOB: 1 BB: 0 P: 6	R: 1 E: 0 K: 0 S: 4	H: 1 LOB: 1 BB: 1 P: 8	R: 0 E: 0 K: 0 S: 5	H: 0 LOB: 0 BB: 0 P: 5	R: 0 E: 0 K: 0 S: 4	H: 1 LOB: 2 BB: 1 P: 8	R: 1 E: 0 K: 0 S: 4	H: 1 LOB: 0 BB: 0 P: 4	R: 0 E: 0 K: 0 S: 4	H: 2 LOB: 1 BB: 0 P: 4	1B: 6 2B: 3 3B: 2 HR: 0	SF: 1 SAC: 1 DP: 1 HBP: 0	WP: 0 PB: 0 SB: 0 CS: 0	PA: 36				
<b>PITCHER</b>	IP WLS BF H R ER SO BB IBB HBP BLK WP HR S P ERA WHIP																							
Joe Nuxhall, L ERA: 4.95	2.2 L 14	H 6 R 3 ER 3 SO 0	BB 2 IBB 0 HBP 0 BLK 0	WP 0 HR 0 S 12 P 20	ERA 10.12 WHIP 3.000																			
Tom Acker, R ERA: 3.52	3.1	H 2 R 1 ER 1 SO 1	BB 2 IBB 0 HBP 0 BLK 0	WP 0 HR 0 S 14 P 22	ERA 2.70 WHIP 1.200																			
Hal Jeffcoat, R ERA: 1.35	2.0	H 3 R 1 ER 1 SO 0	BB 0 IBB 0 HBP 0 BLK 0	WP 0 HR 0 S 8 P 8	ERA 4.50 WHIP 1.500																			

Cincinnati Redlegs @ Philadelphia Phillies  
 Connie Mack Stadium, Philadelphia, PA  
 Sat May 31 1958, 3:33 AM EDT  
 Att: 6,641 - Unknown

AB 30  
 R 5  
 H 11  
 RBI 5  
 BB 4  
 SO 1  
 LOB 17





Batter	1	2	3	4	5	6	7	8	9	AB	R	H	RBI	BB	SO	LOB	TOP			
<b>Johnny Temple, R</b> OBP: 0.414, SLG: 0.399 (1,4)										5	0	3	1	0	1	1				
<b>Frank Robinson, R</b> OBP: 0.336, SLG: 0.401 (1,7)										5	0	0	0	0	1	3				
<b>Smoky Burgess, L</b> OBP: 0.400, SLG: 0.571 (1,2)										5	0	1	0	0	0	1				
<b>George Crowe, L</b> OBP: 0.400, SLG: 0.500 (1,3)										3	1	2	0	1	0	0				
<b>Don Hoak, R</b> OBP: 0.358, SLG: 0.438 (1,5)										4	0	1	1	0	2	4				
<b>Jerry Lynch, L</b> OBP: 0.302, SLG: 0.500 (1,9)										3	0	0	0	1	0	5				
<b>Eddie Miksis, R</b> OBP: 0.250, SLG: 0.250 (8,9)										0	0	0	0	0	0	0				
<b>Gus Bell, L</b> OBP: 0.282, SLG: 0.347 (1,8)										3	0	0	0	1	0	1				
<b>Roy McMillan, R</b> OBP: 0.248, SLG: 0.156 (1,6)										3	1	0	0	1	0	3				
<b>Bob Purkey, R</b> OBP: 0.115, SLG: 0.154 (1,1)										3	0	1	0	0	1	0				
<b>Inning Stats</b>	R: 0 E: 0 K: 1 S: 7	H: 2 LOB: 3 BB: 1 P: 11	R: 1 E: 1 K: 0 S: 4	H: 1 LOB: 1 BB: 1 P: 8	R: 1 E: 1 K: 0 S: 5	H: 2 LOB: 2 BB: 1 P: 9	R: 0 E: 0 K: 2 S: 7	H: 0 LOB: 0 BB: 0 P: 7	R: 0 E: 0 K: 1 S: 6	H: 1 LOB: 1 BB: 0 P: 6	R: 0 E: 0 K: 0 S: 3	H: 0 LOB: 0 BB: 0 P: 3	R: 0 E: 0 K: 1 S: 5	H: 0 LOB: 1 BB: 1 P: 9	R: 0 E: 0 K: 0 S: 4	H: 1 LOB: 1 BB: 0 P: 4	1B: 6 2B: 2 3B: 0 HR: 0	SF: 0 SAC: 1 DP: 0 HBP: 0	WP: 0 PB: 0 SB: 0 CS: 0	PA: 39
<b>PITCHER</b> <b>Jack Sanford, R</b> ERA: 4.02 (1,1)	IP: 9.0 WLS: L BF: 39 H: 8 R: 2 ER: 2 SO: 5 BB: 3 IBB: 1 HBP: 0 BLK: 0 WP: 0 HR: 0 S: 45 P: 61 ERA: 2.00 WHIP: 1.222															<b>PITCHER</b>				

Cincinnati Redlegs @ Philadelphia Phillies  
 Connie Mack Stadium, Philadelphia, PA  
 Sun Jun 01 1958, 3:33 AM EDT  
 Unknown

AB 34  
 R 2  
 H 8  
 RBI 2  
 BB 4  
 SO 5  
 LOB 18




Batter	1	2	3	4	5	6	7	8	9	AB	R	H	RBI	BB	SO	LOB	BOTTOM			
<b>Richie Ashburn, L</b> OBP: 0.450, SLG: 0.456 (1,8)										4	0	2	0	0	0	1				
<b>Solly Hemus, L</b> OBP: 0.417, SLG: 0.433 (1,4)										3	1	1	1	1	0	3				
<b>Harry Anderson, L</b> OBP: 0.380, SLG: 0.442 (1,3)										3	0	1	0	1	1	2				
<b>Rip Repulski, R</b> OBP: 0.286, SLG: 0.541 (1,9)										4	0	0	0	0	1	4				
<b>Chuck Essegian, R</b> OBP: 0.348, SLG: 0.515 (1,7)										4	0	2	0	0	0	2				
<b>Stan Lopata, R</b> OBP: 0.370, SLG: 0.407 (1,2)										4	0	0	0	0	0	2				
<b>Willie Jones, R</b> OBP: 0.363, SLG: 0.471 (1,5)										4	0	1	0	0	0	0				
<b>Chico Fernandez, R</b> OBP: 0.267, SLG: 0.250 (1,6)										3	0	1	0	0	0	1				
<b>Dave Philley, S</b> OBP: 0.250, SLG: 0.309 (9, PH)										1	0	0	0	0	1	0				
<b>Jack Sanford, R</b> OBP: 0.261, SLG: 0.238 (1,1)										2	0	0	0	0	0	1				
<b>Wally Post, R</b> OBP: 0.348, SLG: 0.361 (9, PH)										1	0	0	0	0	1	0				
<b>Inning Stats</b>	R: 0 E: 0 K: 2 S: 8	H: 1 LOB: 2 BB: 1 P: 12	R: 0 E: 0 K: 0 S: 3	H: 0 LOB: 0 BB: 0 P: 3	R: 1 E: 0 K: 0 S: 4	H: 1 LOB: 1 BB: 1 P: 8	R: 0 E: 0 K: 0 S: 3	H: 0 LOB: 0 BB: 0 P: 3	R: 0 E: 0 K: 0 S: 4	H: 1 LOB: 1 BB: 0 P: 4	R: 0 E: 0 K: 0 S: 5	H: 2 LOB: 2 BB: 0 P: 5	R: 0 E: 0 K: 0 S: 4	H: 1 LOB: 1 BB: 0 P: 4	R: 0 E: 0 K: 2 S: 7	H: 0 LOB: 0 BB: 0 P: 7	1B: 6 2B: 1 3B: 0 HR: 1	SF: 0 SAC: 1 DP: 1 HBP: 0	WP: 0 PB: 0 SB: 0 CS: 0	PA: 36
<b>PITCHER</b> <b>Bob Purkey, R</b> ERA: 3.36 (1,1)	IP: 9.0 WLS: W BF: 36 H: 8 R: 1 ER: 1 SO: 4 BB: 2 IBB: 0 HBP: 0 BLK: 0 WP: 0 HR: 1 S: 42 P: 50 ERA: 1.00 WHIP: 1.111															<b>PITCHER</b>				


Cincinnati Redlegs @ Philadelphia Phillies  
 Connie Mack Stadium, Philadelphia, PA  
 Sun Jun 01 1958, 3:33 AM EDT  
 Unknown

AB 33  
 R 1  
 H 8  
 RBI 1  
 BB 2  
 SO 4  
 LOB 16





Batter	1	2	3	4	5	6	7	8	9	AB	R	H	RBI	BB	SO	LOB	TOP			
<b>Richie Ashburn, L</b> OBP: 0.453, SLG: 0.478 (1, 8)	0-0 4-3		0-0 1B		0-0 L9		0-0 WP 1B		0-0 BB FC5-4 1B	5	1	3	0	0	0	0	<b>Philadelphia Phillies @ Chicago Cubs</b> Wrigley Field, Chicago, IL Tue Jun 03 1958, 3:33 AM CDT Att: 5,071 - Unknown 			
<b>Chico Fernandez, R</b> OBP: 0.288, SLG: 0.252 <b>Solly Hemus, L</b> OBP: 0.444, SLG: 0.486 (7, 4)	0-0 5-3		0-3 K		0-0 6-3		0-0 1-3		0-0 BB E 1B	4	0	0	0	0	1	3				
<b>Willie Jones, R</b> OBP: 0.402, SLG: 0.481 (1, 5)	0-0 1B		4-0 IBB		4-0 BB		0-0 F3		4-0 FC5-4 BB	2	0	1	0	3	0	1				
<b>Chuck Essegian, R</b> OBP: 0.331, SLG: 0.477 (1, 7)	0-0 F9		0-3 K		0-0 F7				0-0 E5 1B	5	2	0	1	0	1	6				
<b>Stan Lopata, R</b> OBP: 0.377, SLG: 0.398 (1, 2)		4-0 BB	0-3 K		0-0 6-3				4-0 1B BB	3	0	0	0	2	1	4				
<b>Wally Post, R</b> OBP: 0.347, SLG: 0.360 (1, 9)		0-3 K		0-0 6-3		0-0 L7			0-0 F8	5	0	1	1	0	1	3				
<b>Harry Anderson, L</b> OBP: 0.370, SLG: 0.433 (1, 3)		0-3 K		0-0 4-3		0-0 1B			0-3 K	5	0	1	0	0	3	4				
<b>Ted Kazanski, R</b> OBP: 0.301, SLG: 0.314 (7, 6)		0-0 4-3		4-0 BB		0-0 F4			0-0 1-3 2-H 1B	3	0	1	1	1	0	2				
<b>Curt Simmons, L</b> OBP: 0.231, SLG: 0.269 (3, 1) <b>Johnny Gray, R</b> OBP: 0.257, SLG: 0.304 (4, 1) <b>Warren Hacker, R</b> OBP: 0.324, SLG: 0.538 (7, 1) <b>Seth Morehead, L</b> OBP: 0.205, SLG: 0.259 (8, 1) <b>Joe Lonnett, R</b> OBP: 0.205, SLG: 0.259 (8, 1) <b>Jim Hearn, R</b> OBP: 0.205, SLG: 0.259 (8, 1)			0-0 1B		0-3 K				0-3 K	1	0	1	0	0	0	0				
<b>Inning Stats</b>	R: 0 E: 0 K: 0 S: 4	H: 1 LOB: 1 BB: 0 P: 4	R: 0 E: 0 K: 2 S: 7	H: 0 LOB: 1 BB: 1 P: 11	R: 0 E: 0 K: 3 S: 11	H: 2 LOB: 3 BB: 1 P: 15	R: 0 E: 0 K: 1 S: 5	H: 0 LOB: 1 BB: 1 P: 9	R: 0 E: 0 K: 0 S: 3	H: 1 LOB: 1 BB: 0 P: 4	R: 0 E: 0 K: 0 S: 4	H: 1 LOB: 1 BB: 0 P: 4	R: 1 E: 0 K: 2 S: 9	H: 1 LOB: 2 BB: 1 P: 13	R: 3 E: 1 K: 1 S: 8	H: 3 LOB: 1 BB: 1 P: 12		1B: 9 2B: 0 3B: 0 HR: 0	SF: 0 SAC: 0 DP: 0 HBP: 0	WP: 1 PB: 0 SB: 0 CS: 0
<b>PITCHER</b> <b>Taylor Phillips, L</b> ERA: 2.85 (1, 1)	IP: 9.0 WLS: W BF: 43 H: 9 R: 4 ER: 1 SO: 9 BB: 5 IBB: 1 HBP: 0 BLK: 0 WP: 1 HR: 0 S: 55 P: 79 ERA: 1.00 WHIP: 1.556															<b>PITCHER</b>				

Batter	1	2	3	4	5	6	7	8	9	AB	R	H	RBI	BB	SO	LOB	BOTTOM			
<b>Johnny Goryl, R</b> OBP: 0.329, SLG: 0.394 (6, 5)	0-0 BB 14 1B		0-0 1B		0-0 6-3		0-0 4-3		0-0 4-3	5	2	2	0	0	0	2	<b>Philadelphia Phillies @ Chicago Cubs</b> Wrigley Field, Chicago, IL Tue Jun 03 1958, 3:33 AM CDT Att: 5,071 - Unknown 			
<b>Bobby Adams, R</b> OBP: 0.357, SLG: 0.410 (6, 3)	4-0 1B BB		0-0 2B 1B		0-0 F8		0-0 F8		0-0 F9	4	1	1	0	1	0	0				
<b>Lee Walls, R</b> OBP: 0.364, SLG: 0.558 (1, 9)	0-0 F9		0-0 1B 2B		0-0 1-3		0-0 4-3 SF8 14 1B		0-0 14 HR 1B	5	3	3	1	0	0	2				
<b>14 Ernie Banks, R</b> OBP: 0.373, SLG: 0.640 (1, 6)	0-0 FC6-4 1B		4-0 1B IBB		0-0 E7 1B		0-0 HR 1B		0-0 HR 1B	4	3	4	3	1	0	0				
<b>Walt Moryn, L</b> OBP: 0.373, SLG: 0.548 (1, 7)	0-3 K		0-0 1B SF7 1B		0-3 K		0-0 4-3		0-0 F2	5	1	1	1	0	2	5				
<b>Bobby Thomson, R</b> OBP: 0.335, SLG: 0.409 (1, 8)	0-0 FC6-4		0-0 SH3-4 1B		0-0 6-3		4-0 HR IBB			3	1	1	2	1	0	2				
<b>Dale Long, L</b> OBP: 0.371, SLG: 0.439 <b>Tony Taylor, R</b> OBP: 0.256, SLG: 0.184 (6, 4)		0-3 K	0-0 SH3-4 BB		4-0 G4-6-3 BB		0-0 SF8			1	0	0	0	2	1	0				
<b>Cal Neeman, R</b> OBP: 0.282, SLG: 0.500 (1, 2)		0-0 4-3	0-0 SF7		0-0 G4-6-3		0-0 HR			3	1	1	4	0	0	1				
<b>Taylor Phillips, L</b> OBP: 0.087, SLG: 0.045 (1, 1)		0-3 K	0-0 SH3-4		0-0 6-3		0-3 K			3	0	0	0	0	2	0				
<b>Inning Stats</b>	R: 1 E: 0 K: 1 S: 7	H: 2 LOB: 2 BB: 1 P: 11	R: 0 E: 0 K: 2 S: 7	H: 0 LOB: 0 BB: 0 P: 7	R: 5 E: 0 K: 0 S: 8	H: 5 LOB: 2 BB: 2 P: 16	R: 0 E: 1 K: 1 S: 6	H: 1 LOB: 1 BB: 0 P: 6	R: 0 E: 0 K: 0 S: 2	H: 0 LOB: 0 BB: 1 P: 6	R: 0 E: 0 K: 0 S: 3	H: 0 LOB: 0 BB: 0 P: 3	R: 4 E: 0 K: 1 S: 8	H: 3 LOB: 0 BB: 1 P: 12	R: 2 E: 0 K: 0 S: 5	H: 2 LOB: 0 BB: 0 P: 5		1B: 10 2B: 1 3B: 0 HR: 2	SF: 2 SAC: 1 DP: 1 HBP: 0	WP: 0 PB: 0 SB: 0 CS: 0
<b>PITCHER</b> <b>Curt Simmons, L</b> ERA: 4.28 (1, 1) <b>Johnny Gray, R</b> ERA: 3.18 (3, 1) <b>Warren Hacker, R</b> ERA: 6.39 (4, 1) <b>Seth Morehead, L</b> ERA: 9.82 (7, 1) <b>Jim Hearn, R</b> ERA: 6.17 (8, 1)	IP: 2.0 WLS: L BF: 15 H: 7 R: 6 ER: 6 SO: 3 BB: 1 IBB: 0 HBP: 0 BLK: 0 WP: 0 HR: 0 S: 19 P: 27 ERA: 27.00 WHIP: 4.000															<b>PITCHER</b>				



Batter	1	2	3	4	5	6	7	8	9	AB	R	H	RBI	BB	SO	LOB	TOP					
<b>Richie Ashburn, L</b> OBP: 0.454, SLG: 0.472 <b>Bob Bowman, R</b> OBP: 0.342, SLG: 0.541	4-0 BB		FC6 FC4-6			HR BB	K		FC3-6 1B	2	1	0	0	2	1	1	<b>Philadelphia Phillies @ Chicago Cubs</b> Wrigley Field, Chicago, IL Wed Jun 04 1958, 3:33 AM CDT Att: 5,289 - Unknown					
<b>Solly Hemus, L</b> OBP: 0.420, SLG: 0.524	F8		FC4-6			HR	4-3		FC3-6 FC6	5	1	1	2	0	0	3						
<b>Harry Anderson, L</b> OBP: 0.365, SLG: 0.425	F8		L6			HR	4-3		F7	5	1	1	0	0	0	3						
<b>Rip Repuski, R</b> OBP: 0.288, SLG: 0.558	6-3					HR	F9		FC6	5	1	2	2	0	0	2						
<b>Willie Jones, R</b> OBP: 0.396, SLG: 0.469		4-3								4	1	1	0	0	0	1						
<b>Stan Lopata, R</b> OBP: 0.386, SLG: 0.417		FC6-4 1B							F8	4	0	3	0	0	0	1						
<b>Wally Post, R</b> OBP: 0.343, SLG: 0.366		P4								4	0	1	1	0	1	4						
<b>Ted Kazanski, R</b> OBP: 0.291, SLG: 0.302		FC6-4							F7	4	0	0	0	0	0	4						
<b>Robin Roberts, S</b> ERA: 3.98			FC6 BB							0	0	0	0	0	0	0						
<b>Jack Meyer, R</b> ERA: 3.52										0	0	0	0	0	0	0						
<b>Warren Hacker, R</b> ERA: 6.08										0	0	0	0	0	0	0						
<b>Jim Hearn, R</b> ERA: 6.0										0	0	0	0	0	0	0						
<b>Dave Hickey, R</b> ERA: 6.0										0	0	0	0	0	0	0						
<b>Johnny Gray, R</b> ERA: 2.7										0	0	0	0	0	0	0						
<b>Chuck Essegan, R</b> ERA: 2.7										0	0	0	0	0	0	0						
<b>Ray Miller, R</b> ERA: 2.7										0	0	0	0	0	0	0						
<b>Inning Stats</b>	R: 0 E: 0 K: 0 S: 3	H: 0 LOB: 1 BB: 1 P: 7	R: 0 E: 0 K: 0 S: 4	H: 1 LOB: 1 BB: 0 P: 4	R: 0 E: 0 K: 0 S: 3	H: 0 LOB: 1 BB: 1 P: 7	R: 0 E: 0 K: 1 S: 7	H: 2 LOB: 2 BB: 0 P: 7	R: 4 E: 0 K: 1 S: 9	H: 4 LOB: 1 BB: 1 P: 13	R: 0 E: 0 K: 1 S: 5	H: 0 LOB: 0 BB: 0 P: 5	R: 0 E: 0 K: 0 S: 3	H: 0 LOB: 0 BB: 0 P: 3	R: 1 E: 0 K: 1 S: 7	H: 2 LOB: 1 BB: 0 P: 7	R: 0 E: 0 K: 0 S: 4	H: 1 LOB: 1 BB: 0 P: 4	1B: 6 2B: 2 3B: 0 HR: 2	SF: 0 SAC: 0 DP: 0 HBP: 0	WP: 0 PB: 0 SB: 0 CS: 0	PA: 40
<b>PITCHER</b> <b>Moe Drabowsky, R</b> ERA: 3.98	IP: 9.0 WLS: W BF: 40 H: 10 R: 5 ER: 5 SO: 4 BB: 3 IBB: 0 HBP: 0 BLK: 0 WP: 0 HR: 2 S: 45 P: 57 ERA: 5.00 WHIP: 1.444															<b>PITCHER</b>						

AB	37
R	5
H	10
RBI	5
BB	3
SO	4
LOB	20



Batter	1	2	3	4	5	6	7	8	9	AB	R	H	RBI	BB	SO	LOB	BOTTOM			
<b>Johnny Goryl, R</b> OBP: 0.317, SLG: 0.378	G3	G4-3	F9		6-3	F3		6-3		6	0	0	0	0	0	5	<b>Philadelphia Phillies @ Chicago Cubs</b> Wrigley Field, Chicago, IL Wed Jun 04 1958, 3:33 AM CDT Att: 5,289 - Unknown			
<b>Bobby Adams, R</b> OBP: 0.354, SLG: 0.400 <b>Tony Taylor, R</b> OBP: 0.256, SLG: 0.184	4-3		14 HR 1B	K	5-3	1B		L9		6	1	2	0	0	1	0				
<b>Lee Walls, R</b> OBP: 0.367, SLG: 0.582	HR		6-3	6-3	14 E 3B	P5		14 HR 1B		6	3	3	1	0	0	3				
<b>14 Ernie Banks, R</b> OBP: 0.381, SLG: 0.670	2B 1B		2H HR	1B HBP	1B 1B	1B HR		1B HR		5	4	3	4	0	0	0				
<b>Walt Moryn, L</b> OBP: 0.386, SLG: 0.556	2B		E4 2B	1B 2B	1B BB	5-3 BB		BB		3	2	2	0	3	0	0				
<b>Dale Long, L</b> OBP: 0.381, SLG: 0.444	F8		2B 1B	1B 2B	1B 1B	5-3 BB		P5		5	1	3	2	1	0	3				
<b>Sammy Taylor, L</b> OBP: 0.364, SLG: 0.389		F7	FC6-4 2B	1B 2B	6-3		5-3			5	0	2	3	0	0	4				
<b>Bobby Thomson, R</b> OBP: 0.347, SLG: 0.410		1B	FC6-4 1B	1B IBB	1B IBB		L7			2	0	1	0	3	0	0				
<b>Moe Drabowsky, R</b> OBP: 0.222, SLG: 0.222		G4-3 1B	FC6-4 2B	F7		1B		F8		5	0	2	0	0	0	8				
<b>Inning Stats</b>	R: 1 E: 0 K: 0 S: 6	H: 3 LOB: 2 BB: 0 P: 6	R: 0 E: 0 K: 0 S: 4	H: 2 LOB: 1 BB: 0 P: 4	R: 4 E: 1 K: 0 S: 8	H: 4 LOB: 2 BB: 1 P: 12	R: 2 E: 0 K: 1 S: 7	H: 2 LOB: 3 BB: 2 P: 16	R: 2 E: 1 K: 0 S: 7	H: 3 LOB: 2 BB: 0 P: 7	R: 0 E: 0 K: 0 S: 5	H: 2 LOB: 2 BB: 0 P: 5	R: 0 E: 0 K: 0 S: 3	H: 0 LOB: 3 BB: 3 P: 15	R: 2 E: 0 K: 0 S: 5	H: 2 LOB: 1 BB: 1 P: 9		1B: 11 2B: 3 3B: 1 HR: 3	SF: 0 SAC: 0 DP: 1 HBP: 1	WP: 0 PB: 0 SB: 0 CS: 0
<b>PITCHER</b> <b>Robin Roberts, R</b> ERA: 3.28 <b>Jack Meyer, R</b> ERA: 3.52 <b>Warren Hacker, R</b> ERA: 6.08 <b>Jim Hearn, R</b> ERA: 6.0 <b>Johnny Gray, R</b> ERA: 2.7	IP: 2.1 WLS: L BF: 16 H: 9 R: 5 ER: 4 SO: 4 BB: 1 IBB: 0 HBP: 0 BLK: 0 WP: 0 HR: 2 S: 16 P: 16 ERA: 15.43 WHIP: 3.857															<b>PITCHER</b> <b>Bob Miller, R</b> ERA: 12.71				
<b>Bob Miller, R</b> ERA: 12.71	IP: 1.0 WLS: W BF: 6 H: 2 R: 2 ER: 2 SO: 0 BB: 1 IBB: 0 HBP: 0 BLK: 0 WP: 0 HR: 1 S: 5 P: 9 ERA: 18.00 WHIP: 3.000																			

AB	43
R	11
H	18
RBI	10
BB	7
SO	1
LOB	23





Batter	1	2	3	4	5	6	7	8	9	AB	R	H	RBI	BB	SO	LOB	TOP								
<b>Richie Ashburn, L</b> OBP: 0.453, SLG: 0.470 (1, 8)	6-3	F7						3-1		5	1	2	0	0	0	2									
<b>Solly Hemus, L</b> OBP: 0.436, SLG: 0.556 (1, 4)	1-3 BB								K	3	1	1	0	1	1	1									
<b>Harry Anderson, L</b> OBP: 0.360, SLG: 0.424 (1, 3)	1-3								K	5	2	1	3	0	1	2									
<b>Rip Repuski, R</b> OBP: 0.284, SLG: 0.541 <b>Bob Bowman, R</b> OBP: 0.342, SLG: 0.541 (9, 7)	K								L8	5	0	1	0	0	1	3									
<b>Stan Lopata, R</b> OBP: 0.389, SLG: 0.443 (1, 2)										4	2	2	2	0	0	2									
<b>Willie Jones, R</b> OBP: 0.400, SLG: 0.471 (1, 5)										4	0	2	0	0	1	0									
<b>Wally Post, R</b> OBP: 0.349, SLG: 0.371 (1, 9)										4	0	2	1	0	1	0									
<b>Ted Kazanski, R</b> OBP: 0.281, SLG: 0.291 (1, 6)										4	0	0	0	0	2	4									
<b>Jack Sanford, R</b> OBP: 0.240, SLG: 0.217 <b>Ray Semproch, R</b> OBP: 0.350, SLG: 0.100 <b>Dave Philley, S</b> OBP: 0.263, SLG: 0.300 <b>Turk Farrell, R</b> OBP: 0.300, SLG: 0.222 (7, 1)	L8									2	0	0	0	0	0	2									
<b>Inning Stats</b>	R: 0 E: 0 K: 1 S: 5	H: 0 LOB: 1 BB: 1 P: 9	R: 1 E: 0 K: 1 S: 8	H: 3 LOB: 2 BB: 0 P: 8	R: 0 E: 0 K: 0 S: 4	H: 1 LOB: 1 BB: 0 P: 4	R: 0 E: 0 K: 1 S: 5	H: 0 LOB: 0 BB: 0 P: 5	R: 0 E: 0 K: 0 S: 3	H: 1 LOB: 0 BB: 0 P: 3	R: 1 E: 0 K: 0 S: 6	H: 3 LOB: 2 BB: 0 P: 6	R: 5 E: 0 K: 1 S: 8	H: 3 LOB: 0 BB: 1 P: 13	R: 0 E: 0 K: 1 S: 5	H: 0 LOB: 0 BB: 0 P: 5	R: 0 E: 0 K: 2 S: 7	H: 0 LOB: 0 BB: 0 P: 7	1B: 8 2B: 1 3B: 1 HR: 1	SF: 0 SAC: 0 DP: 1 HBP: 1	WP: 0 PB: 0 SB: 1 CS: 1	PA: 40			
<b>PITCHER</b>	IP	WLS	BF	H	R	ER	SO	BB	IBB	HBP	BLK	WP	HR	S	P	ERA	WHIP								
<b>Glen Hobbie, R</b> ERA: 4.71 (1, 1)	6.0		28	9	4	3	3	2	0	0	0	0	0	32	40	4.50	1.833								
<b>Ed Mayer, L</b> ERA: 3.8 (7, 1)	0.0	2	1	1	1	0	0	0	0	1	0	0	0	1	2	∞	∞								
<b>Don Elston, R</b> ERA: 2.28 (7, 1)	3.0	L	10	1	2	2	4	0	0	0	0	0	1	18	18	6.00	0.333								

Philadelphia Phillies @ Chicago Cubs  
Wrigley Field, Chicago, IL  
Thu Jun 05 1958, 3:33 AM CDT  
Att: 3,046 - Unknown

AB	37
R	7
H	11
RBI	6
BB	2
SO	7
LOB	16



Batter	1	2	3	4	5	6	7	8	9	AB	R	H	RBI	BB	SO	LOB	BOTTOM								
<b>Bobby Adams, R</b> OBP: 0.365, SLG: 0.429 (1, 4)	G4-3 1B								SH3-4	4	1	2	0	0	1	1									
<b>Alvin Dark, R</b> OBP: 0.326, SLG: 0.362 (1, 5)	G4-3 1-2								K	4	0	0	1	0	1	4									
<b>Lee Walls, R</b> OBP: 0.368, SLG: 0.573 (1, 9)	G3									3	1	0	0	2	0	0									
<b>14 Ernie Banks, R</b> OBP: 0.377, SLG: 0.658 (1, 6)									P3	5	1	1	1	0	2	2									
<b>Walt Moryn, L</b> OBP: 0.383, SLG: 0.549 (1, 7)										4	1	1	0	0	1	0									
<b>Dale Long, L</b> OBP: 0.389, SLG: 0.449 (1, 3)										3	1	2	1	1	1	0									
<b>Sammy Taylor, L</b> OBP: 0.350, SLG: 0.402 (1, 2)										4	0	1	2	0	3	3									
<b>Bobby Thomson, R</b> OBP: 0.345, SLG: 0.403 (1, 8)										3	0	0	0	1	1	1									
<b>Glen Hobbie, R</b> OBP: 0.217, SLG: 0.190 <b>Ed Mayer, L</b> OBP: 0.200, SLG: 0.200 <b>Don Elston, R</b> OBP: 0.167, SLG: 0.167 <b>Chuck Tanner, L</b> OBP: 0.353, SLG: 0.500 <b>Tony Taylor, R</b> OBP: 0.256, SLG: 0.184 (9, PH)										3	1	2	0	0	1	3									
<b>Inning Stats</b>	R: 0 E: 0 K: 0 S: 3	H: 1 LOB: 0 BB: 0 P: 3	R: 0 E: 0 K: 3 S: 11	H: 1 LOB: 3 BB: 1 P: 15	R: 0 E: 0 K: 0 S: 3	H: 0 LOB: 0 BB: 0 P: 3	R: 0 E: 0 K: 2 S: 7	H: 0 LOB: 1 BB: 1 P: 11	R: 6 E: 0 K: 0 S: 9	H: 6 LOB: 1 BB: 1 P: 13	R: 0 E: 0 K: 1 S: 5	H: 1 LOB: 0 BB: 0 P: 5	R: 0 E: 0 K: 1 S: 5	H: 0 LOB: 0 BB: 0 P: 5	R: 0 E: 0 K: 3 S: 9	H: 0 LOB: 0 BB: 0 P: 9	R: 0 E: 0 K: 1 S: 6	H: 1 LOB: 2 BB: 1 P: 10	1B: 8 2B: 1 3B: 1 HR: 0	SF: 1 SAC: 1 DP: 2 HBP: 0	WP: 1 PB: 1 SB: 2 CS: 0	PA: 40			
<b>PITCHER</b>	IP	WLS	BF	H	R	ER	SO	BB	IBB	HBP	BLK	WP	HR	S	P	ERA	WHIP								
<b>Jack Sanford, R</b> ERA: 4.5 (1, 1)	4.2		24	7	0	6	5	2	1	0	0	0	0	31	43	11.57	1.929								
<b>Ray Semproch, R</b> ERA: 4.04 (5, 1)	1.1	W	5	2	0	0	1	0	0	0	0	0	0	7	7	0.00	1.500								
<b>Turk Farrell, R</b> ERA: 1.38 (7, 1)	3.0	S	11	1	0	0	5	1	0	0	0	0	0	20	24	0.00	0.667								

Philadelphia Phillies @ Chicago Cubs  
Wrigley Field, Chicago, IL  
Thu Jun 05 1958, 3:33 AM CDT  
Att: 3,046 - Unknown

AB	34
R	6
H	10
RBI	5
BB	4
SO	11
LOB	14





Batter	1	2	3	4	5	6	7	8	9	AB	R	H	RBI	BB	SO	LOB	TOP					
Richie Ashburn, L (1, 8) OBP: 0.444, SLG: 0.459	L4		6-3		3-1		F8			4	0	0	0	0	0	2	Philadelphia Phillies @ St. Louis Cardinals Sportsman's Park, St. Louis, MO Fri Jun 06 1958, 8:05 PM EDT Att: 17,559 - Unknown					
Solly Hemus, L (1, 4) OBP: 0.458, SLG: 0.563	1B BB		BB		L4		1B			3	0	2	1	1	0	0						
Harry Anderson, L (1, 3) OBP: 0.364, SLG: 0.422	1B		1B		F8		F9			3	0	1	0	1	0	2						
Rip Repuski, R (1, 7) OBP: 0.292, SLG: 0.540	1B		K		FC6		1B		L7	4	0	2	0	0	1	2						
Stan Lopata, R (1, 2) OBP: 0.380, SLG: 0.430	K		K		F8		P4			4	0	0	0	0	2	5						
Willie Jones, R (1, 5) OBP: 0.394, SLG: 0.472					K		FC6		F5-6	4	0	1	0	0	1	1						
Wally Post, R (1, 9) OBP: 0.345, SLG: 0.360			K		K		1B		6-3	3	1	0	0	1	2	1						
Chico Fernandez, R (1, 6) OBP: 0.267, SLG: 0.252			K		K		1B		5-3	4	0	1	0	0	2	1						
Seth Morehead, L (1, 1) OBP: 0.325, SLG: 0.468			K		K		1B		K	2	0	0	0	0	2	1						
Chuck Essegian, R (7, PH) OBP: 0.260, SLG: 0.296							K		K	1	0	0	0	0	1	2						
Jack Meyer, R (7, 1)										0	0	0	0	0	0	0						
Dave Philley, S (9, PH)										1	0	0	0	0	1	0						
<b>Inning Stats</b>	R: 0 E: 0 K: 1 S: 6	H: 2 LOB: 2 BB: 1 P: 10	R: 0 E: 0 K: 3 S: 10	H: 1 LOB: 1 BB: 0 P: 10	R: 0 E: 0 K: 2 S: 8	H: 1 LOB: 2 BB: 1 P: 12	R: 0 E: 0 K: 3 S: 9	H: 0 LOB: 0 BB: 0 P: 9	R: 0 E: 0 K: 1 S: 5	H: 0 LOB: 0 BB: 0 P: 5	R: 0 E: 0 K: 0 S: 4	H: 1 LOB: 1 BB: 0 P: 4	R: 1 E: 0 K: 1 S: 7	H: 2 LOB: 2 BB: 1 P: 11	R: 0 E: 0 K: 0 S: 3	H: 0 LOB: 0 BB: 0 P: 3	R: 0 E: 0 K: 1 S: 5	H: 0 LOB: 0 BB: 0 P: 5	1B: 6 2B: 1 3B: 0 HR: 0	SF: 0 SAC: 0 DP: 0 HBP: 0	WP: 0 PB: 0 SB: 0 CS: 0	PA: 36
<b>PITCHER</b> Sam Jones, R (1, 1) ERA: 3.62	IP: 9.0 WLS: W BF: 36 H: 7 R: 1 ER: 1 SO: 12 BB: 3 IBB: 0 HBP: 0 BLK: 0 WP: 0 HR: 0 S: 57 P: 69 ERA: 1.00 WHIP: 1.111															<b>PITCHER</b>						

Batter	1	2	3	4	5	6	7	8	9	AB	R	H	RBI	BB	SO	LOB	BOTTOM			
Don Blasingame, L (1, 4) OBP: 0.382, SLG: 0.408	G4-6-3		F7		1B		F9			4	1	2	0	0	0	0	Philadelphia Phillies @ St. Louis Cardinals Sportsman's Park, St. Louis, MO Fri Jun 06 1958, 8:05 PM EDT Att: 17,559 - Unknown			
Eddie Kasko, R (1, 6) OBP: 0.304, SLG: 0.240	G4-6-3		5-3		1B		G4-6-3		F7	4	0	1	0	0	0	1				
Stan Musial, L (1, 3) OBP: 0.492, SLG: 0.688	1B		F8		SF8		SF8		4-3	2	0	0	1	1	0	0				
Irv Noren, L (9, 7)	BB				1B		1B		6-3	0	0	0	0	0	0	0				
Ken Boyer, R (1, 5) OBP: 0.341, SLG: 0.490	1B				1B		G4-6-3			4	1	2	0	0	0	1				
Gene Green, R (1, 9) OBP: 0.394, SLG: 0.509	G3				1B				4-3	3	1	1	0	0	0	2				
Curt Flood, R (1, 8) OBP: 0.346, SLG: 0.425			K		SH		F7			2	0	0	0	0	1	0				
Joe Cunningham, L (1, 7) OBP: 0.462, SLG: 0.486			6-3		FC6-4		P6			2	0	0	0	1	0	0				
Hal Smith, R (1, 2) OBP: 0.330, SLG: 0.347					FC6-4		6-3			3	0	1	1	0	0	2				
Sam Jones, R (1, 1) OBP: 0.148, SLG: 0.115			6-3		B2-6		F9			3	0	0	0	0	0	3				
<b>Inning Stats</b>	R: 0 E: 0 K: 0 S: 4	H: 2 LOB: 2 BB: 1 P: 8	R: 0 E: 0 K: 1 S: 6	H: 1 LOB: 1 BB: 0 P: 6	R: 0 E: 0 K: 0 S: 3	H: 0 LOB: 0 BB: 0 P: 3	R: 2 E: 1 K: 0 S: 5	H: 2 LOB: 1 BB: 1 P: 9	R: 1 E: 0 K: 0 S: 4	H: 2 LOB: 0 BB: 0 P: 4	R: 0 E: 0 K: 0 S: 3	H: 0 LOB: 0 BB: 0 P: 3	R: 0 E: 0 K: 0 S: 3	H: 0 LOB: 0 BB: 0 P: 3	R: 0 E: 0 K: 0 S: 3	H: 0 LOB: 0 BB: 0 P: 3	1B: 7 2B: 1 3B: 0 HR: 0	SF: 1 SAC: 1 DP: 3 HBP: 0	WP: 0 PB: 0 SB: 0 CS: 0	PA: 31
<b>PITCHER</b> Seth Morehead, L (1, 1) ERA: 7.94	IP: 6.0 WLS: L BF: 25 H: 7 R: 3 ER: 3 SO: 3 BB: 2 IBB: 0 HBP: 0 BLK: 0 WP: 0 HR: 0 S: 25 P: 33 ERA: 4.50 WHIP: 1.500															<b>PITCHER</b>				
Jack Meyer, R (7, 1) ERA: 3.12	IP: 2.0 WLS: 6 BF: 6 H: 0 R: 0 ER: 0 SO: 0 BB: 0 IBB: 0 HBP: 0 BLK: 0 WP: 0 HR: 0 S: 6 P: 6 ERA: 0.00 WHIP: 0.000															<b>PITCHER</b>				



Batter	1	2	3	4	5	6	7	8	9	AB	R	H	RBI	BB	SO	LOB	TOP					
<b>Richie Ashburn, L</b> OBP: 0.448, SLG: 0.455 (1, 8)	E3 1B	BB BB 1-2 BB	F2 BB	BB BB 1-2 2-3 3-H BB	FC6-4 1-2	WP 1B	WP 1B	5-3 BB	4 1 1 2 3 0 2	<b>Philadelphia Phillies @ St. Louis Cardinals</b> <b>Sportsman's Park, St. Louis, MO</b> Sat Jun 07 1958, 4:33 AM EDT Att: 10,839 - Unknown												
<b>Solly Hemus, L</b> OBP: 0.435, SLG: 0.527 (1, 4)	2B HR	F8 1B	F9 BB	4-3 BB	K	FC1-2-6 1B	5-3 BB	7 1 2 0 0 1 8														
<b>Harry Anderson, L</b> OBP: 0.361, SLG: 0.419 (1, 3)	HR 2B	K	BB BB 1B BB	L4 BB	G3 BB	FC1-2-6 1B	L9 BB	6 3 1 0 1 1 6														
<b>Rip Repuski, R</b> OBP: 0.317, SLG: 0.573 (1, 7)	HR BB	BB BB 1B BB	BB BB 1B BB	1B BB	1B BB	K	G6-4-3 1B	4 2 3 5 2 1 0														
<b>Stan Lopata, R</b> OBP: 0.390, SLG: 0.432 <b>Joe Lonnett, R</b> OBP: 0.200, SLG: 0.259 (1, 2) (8, 2)	K	BB BB 1B BB	BB BB 1B BB	1B BB	1B BB	FC4 BB	G6-4-3 1B	4 1 2 2 2 1 1 0 0 0 0 0 0 0														
<b>Willie Jones, R</b> OBP: 0.400, SLG: 0.474 (1, 5)	BB 1B	K	BB BB 1B BB	BB BB 1B BB	F7 BB	FC4 1-2	HR 1B	6 2 3 1 0 1 6														
<b>Wally Post, R</b> OBP: 0.362, SLG: 0.388 (1, 9)	BB	L8 BB	L8 BB	BB BB 1B BB	F8 BB	1B BB	1B HR	3 2 1 2 3 0 2														
<b>Chico Fernandez, R</b> OBP: 0.269, SLG: 0.250 (1, 6)	K	6-3	6-3	K	FC6-4 BB	E 1B	E4 5-3 BB	5 1 1 0 1 2 5														
<b>Curt Simmons, L</b> OBP: 0.303, SLG: 0.313 (1, 1)	BB BB 1B	BB BB 1B	BB BB 1B	BB BB 1B	F5 BB	F5 BB	E9 1B WP 1B	5 2 3 2 1 1 2														
<b>Inning Stats</b>	R: 3 E: 1 K: 2 S: 11	H: 4 LOB: 2 BB: 1 P: 15	R: 1 E: 0 K: 2 S: 8	H: 1 LOB: 3 BB: 3 P: 20	R: 0 E: 0 K: 0 S: 4	H: 1 LOB: 1 BB: 0 P: 4	R: 4 E: 0 K: 1 S: 7	H: 2 LOB: 3 BB: 5 P: 27	R: 0 E: 0 K: 0 S: 5		H: 2 LOB: 2 BB: 0 P: 5	R: 0 E: 0 K: 1 S: 5	H: 0 LOB: 1 BB: 1 P: 9	R: 0 E: 0 K: 1 S: 5	H: 0 LOB: 1 BB: 1 P: 9	R: 5 E: 1 K: 0 S: 7	H: 5 LOB: 0 BB: 1 P: 11	R: 2 E: 1 K: 1 S: 8	H: 2 LOB: 2 BB: 1 P: 12	1B: 14 2B: 1 3B: 0 HR: 2	SF: 0 SAC: 0 DP: 1 HBP: 0	WP: 1 PB: 0 SB: 0 CS: 0
<b>PITCHER</b>	IP WLS BF H R ER SO BB IBB HBP BLK WP HR S P ERA WHIP																					
<b>Lindy McDaniel, R</b> ERA: 5.49 (1, 1)	0.2 L 7 4 3 3 1 1 0 0 0 0 0 1 8 12 40.50 7.500																					
<b>Frank Barnes, R</b> ERA: 7.59 (4, 1)	2.2 17 4 5 5 3 5 0 0 0 0 0 0 18 38 16.88 3.375																					
<b>Phil Paine, R</b> ERA: 0.68 (6, 1)	1.2 2 0 0 0 1 3 0 0 0 0 0 0 9 21 0.00 3.000																					
<b>Morrie Martin, L</b> ERA: 4.58 (8, 1)	2.0 8 0 0 0 2 2 0 0 0 0 0 0 10 18 0.00 1.000																					
<b>Bill Wight, L</b> ERA: 7.07 (8, 1)	2.0 15 7 7 7 1 2 0 0 0 0 1 1 15 23 31.50 4.500																					
Batter	1	2	3	4	5	6	7	8	9	AB	R	H	RBI	BB	SO	LOB	BOTTOM					
<b>Don Blasingame, L</b> OBP: 0.382, SLG: 0.413 (1, 4)	L7 BB	F9 BB	F9 BB	G6-3 1-2	G6-3 1-2	G1 BB	F8 BB	1B BB	1B 2B	5 1 2 1 0 0 2	<b>Philadelphia Phillies @ St. Louis Cardinals</b> <b>Sportsman's Park, St. Louis, MO</b> Sat Jun 07 1958, 4:33 AM EDT Att: 10,839 - Unknown											
<b>Eddie Kasko, R</b> OBP: 0.311, SLG: 0.273 (1, 6)	HR 2B	5-3	5-3	G1 BB	F8 BB	F8 BB	2B 1B	5 1 2 2 0 0 1														
<b>Stan Musial, L</b> OBP: 0.492, SLG: 0.700 <b>Irv Noren, L</b> OBP: 0.377, SLG: 0.365 (1, 3) (9, 7)	HR	F7 HR	F7 HR	FC6-4 BB	FC6-4 BB	F9 BB	K	3 1 1 2 1 0 1 1 0 0 0 0 1 1														
<b>Ken Boyer, R</b> OBP: 0.333, SLG: 0.478 (1, 5)	F7	F7	P5	FC6-4 1B	FC6-4 1-2	F2	F2	4 0 0 0 0 0 2														
<b>Gene Green, R</b> OBP: 0.405, SLG: 0.526 (1, 9)	6-3	6-3	2B	1B	L5	FC3-6 1B	FC3-6 1B	4 0 3 0 0 0 0														
<b>Curt Flood, R</b> OBP: 0.329, SLG: 0.403 (1, 8)	6-3	6-3	5-3	5-3	L5	FC3-6 1B	FC3-6 1B	4 1 0 0 0 0 4														
<b>Joe Cunningham, L</b> OBP: 0.453, SLG: 0.474 (1, 7) (9, 3)	4-3	4-3	P5	P5	4-3	4-3	1B 2B 1B	4 1 1 0 0 0 0														
<b>Hal Smith, R</b> OBP: 0.327, SLG: 0.337 (1, 2)	4-3	4-3	BB BB	BB BB	3-1	3-1	F9 2-3	3 0 0 0 1 0 2														
<b>Lindy McDaniel, R</b> OBP: 0.105, SLG: 0.105 <b>Frank Barnes, R</b> OBP: 0.167, SLG: 0.167 <b>Phil Paine, R</b> OBP: 0.357, SLG: 0.286 <b>Morrie Martin, L</b> OBP: 0.500, SLG: 0.500 <b>Joe Taylor, R</b> OBP: 0.300, SLG: 0.357 <b>Bill Wight, L</b> OBP: 0.300, SLG: 0.357 (1, 1) (1, 1) (4, 1) (5, PH) (8, 1) (7, PH) (8, 1) (9, PH)	K	K	G6-3 BB	G6-3 BB	K	K	2B 1B 1B	0 0 0 0 0 0 0 1 0 0 0 0 0 1 0 0 0 0 0 0 0 0 0 0 0 0 1 0 0 0 0 0 0 0 0 1 0 0 0 0 1 0 1 1 1 1 0 0 0														
<b>Inning Stats</b>	R: 2 E: 0 K: 0 S: 5	H: 2 LOB: 0 BB: 0 P: 5	R: 0 E: 0 K: 0 S: 3	H: 0 LOB: 0 BB: 0 P: 3	R: 0 E: 0 K: 1 S: 5	H: 0 LOB: 0 BB: 0 P: 5	R: 0 E: 0 K: 0 S: 4	H: 1 LOB: 1 BB: 0 P: 4	R: 0 E: 0 K: 0 S: 2	H: 0 LOB: 2 BB: 2 P: 10		R: 0 E: 0 K: 0 S: 4	H: 1 LOB: 2 BB: 1 P: 8	R: 0 E: 0 K: 1 S: 5	H: 0 LOB: 0 BB: 0 P: 5	R: 0 E: 0 K: 0 S: 4	H: 1 LOB: 1 BB: 0 P: 4	R: 4 E: 0 K: 1 S: 10	H: 5 LOB: 1 BB: 0 P: 10	1B: 6 2B: 3 3B: 0 HR: 1	SF: 0 SAC: 0 DP: 1 HBP: 0	WP: 0 PB: 0 SB: 0 CS: 0
<b>PITCHER</b>	IP WLS BF H R ER SO BB IBB HBP BLK WP HR S P ERA WHIP																					
<b>Curt Simmons, L</b> ERA: 4.48 (1, 1)	9.0 W 39 10 6 6 3 3 0 0 0 0 0 1 42 54 6.00 1.444																					







Batter	1	2	3	4	5	6	7	8	9	10	11	12	13	14	AB	R	H	RBI	BB	SO	LOB	TOP								
<b>Richie Ashburn, L</b> OBP: 0.442, SLG: 0.444 (1, 8)															7	0	3	1	0	0	1									
<b>Solly Hemus, L</b> OBP: 0.455, SLG: 0.500 (1, 4)															3	2	1	0	3	0	1									
<b>Harry Anderson, L</b> OBP: 0.369, SLG: 0.482 (1, 3)															5	1	1	3	1	2	6									
<b>Rip Repulski, R</b> OBP: 0.312, SLG: 0.547 <b>Chuck Essegian, R</b> OBP: 0.325, SLG: 0.468 (1, 7), (14, 7)															7	1	1	0	0	2	5									
<b>Wally Post, R</b> OBP: 0.391, SLG: 0.438 (1, 9)															6	0	2	2	1	2	2									
<b>Willie Jones, R</b> OBP: 0.369, SLG: 0.430 (1, 5)															7	0	1	0	0	0	4									
<b>Chico Fernandez, R</b> OBP: 0.297, SLG: 0.238 <b>Dave Phillips, S</b> OBP: 0.278, SLG: 0.319 <b>Ted Kazanski, R</b> OBP: 0.274, SLG: 0.283 (1, 6), (9, PH), (9, 6)															3	0	0	0	0	0	1									
<b>Joe Lonnett, R</b> OBP: 0.154, SLG: 0.194 (1, 2)															6	0	0	0	0	0	2									
<b>Jack Sanford, R</b> OBP: 0.290, SLG: 0.231 <b>Warren Hacker, R</b> OBP: 0.350, SLG: 0.553 <b>Turk Farrell, R</b> OBP: 0.290, SLG: 0.182 (1, 1), (7, 1), (9, PH), (9, 1)														3	0	1	0	0	2	0										
<b>Inning Stats</b>	R: 0 E: 0 K: 2 S: 8	H: 1 LOB: 2 BB: 1 P: 12	R: 0 E: 0 K: 0 S: 3	H: 0 LOB: 0 BB: 0 P: 3	R: 0 E: 0 K: 2 S: 7	H: 0 LOB: 1 BB: 1 P: 11	R: 0 E: 0 K: 1 S: 6	H: 1 LOB: 2 BB: 1 P: 10	R: 0 E: 0 K: 0 S: 3	H: 0 LOB: 0 BB: 0 P: 3	R: 0 E: 0 K: 1 S: 5	H: 0 LOB: 0 BB: 0 P: 5	R: 2 E: 0 K: 1 S: 5	H: 2 LOB: 1 BB: 0 P: 6	R: 0 E: 0 K: 0 S: 4	H: 1 LOB: 1 BB: 0 P: 4	R: 0 E: 0 K: 1 S: 5	H: 0 LOB: 2 BB: 2 P: 13	R: 0 E: 0 K: 1 S: 5	H: 0 LOB: 0 BB: 0 P: 5	R: 2 E: 0 K: 0 S: 5	H: 2 LOB: 0 BB: 0 P: 5	1B: 8 2B: 3 3B: 0 HR: 1	SF: 1 SAC: 0 DP: 1 HBP: 1	WP: 0 PB: 0 SB: 0 CS: 0	PA: 60				
<b>PITCHER</b>	IP 8.1	WLS 36	BF 6	H 4	R 2	ER 7	SO 4	BB 4	IBB 0	HBP 0	BLK 0	WP 0	HR 0	S 46	P 62	ERA 2.16	WHIP 1.200													
<b>Jim Brosnan, R</b> ERA: 2.78 <b>Billy Muller, R</b> ERA: 4.4 <b>Vinegar Bend Mizell, L</b> ERA: 4.04 <b>Lindy McDaniel, R</b> ERA: 5.34 (1, 1), (9, 1), (9, 1), (10, 1)																														

Philadelphia Phillies @ St. Louis Cardinals  
Sportsman's Park, St. Louis, MO  
Sun Jun 08 1958, 4:38 AM EDT  
Att. 22,022 - Unknown

AB 52  
R 6  
H 11  
RBI 6  
BB 6  
SO 10  
LOB 25



Batter	1	2	3	4	5	6	7	8	9	10	11	12	13	14	AB	R	H	RBI	BB	SO	LOB	BOTTOM								
<b>Don Blasingame, L</b> OBP: 0.377, SLG: 0.402 (1, 4)															5	1	0	0	1	0	2									
<b>Irv Noren, L</b> OBP: 0.361, SLG: 0.339 (1, 7)															6	0	0	0	0	0	1									
<b>Joe Cunningham, L</b> OBP: 0.462, SLG: 0.488 (1, 3)															2	1	0	0	4	0	0									
<b>Ken Boyer, R</b> OBP: 0.336, SLG: 0.482 (1, 5)															6	1	1	1	0	0	3									
<b>Gene Green, R</b> OBP: 0.411, SLG: 0.540 (1, 9)															6	1	1	1	0	0	3									
<b>Curt Flood, R</b> OBP: 0.337, SLG: 0.410 (1, 8)															6	1	4	1	0	1	1									
<b>Hal Smith, R</b> OBP: 0.325, SLG: 0.333 <b>Dick Schofield, S</b> OBP: 0.357, SLG: 0.286 <b>Hobie Landrith, L</b> OBP: 0.364, SLG: 0.259 (1, 2), (9, PH), (10, 2)															6	1	4	1	0	1	1									
<b>Eddie Kasko, R</b> OBP: 0.290, SLG: 0.250 <b>Wally Moon, L</b> OBP: 0.390, SLG: 0.303 (1, 6), (14, PH)															5	0	0	0	0	1	2									
<b>Jim Brosnan, R</b> ERA: 2.78 <b>Billy Muller, R</b> ERA: 4.4 <b>Vinegar Bend Mizell, L</b> ERA: 4.04 <b>Stan Musial, R</b> OBP: 0.400, SLG: 0.500 <b>Lindy McDaniel, R</b> ERA: 5.34 <b>Del Ennis, R</b> ERA: 5.54 (1, 1), (9, PH), (10, 1), (14, PH)															1	0	0	0	0	1	0									
<b>Inning Stats</b>	R: 1 E: 0 K: 1 S: 5	H: 0 LOB: 1 BB: 2 P: 13	R: 0 E: 0 K: 2 S: 6	H: 0 LOB: 0 BB: 1 P: 10	R: 0 E: 0 K: 0 S: 2	H: 0 LOB: 0 BB: 1 P: 6	R: 1 E: 0 K: 0 S: 4	H: 1 LOB: 1 BB: 1 P: 8	R: 0 E: 0 K: 0 S: 3	H: 0 LOB: 0 BB: 0 P: 3	R: 0 E: 0 K: 0 S: 5	H: 2 LOB: 1 BB: 1 P: 5	R: 1 E: 0 K: 0 S: 5	H: 2 LOB: 2 BB: 1 P: 9	R: 0 E: 0 K: 0 S: 4	H: 1 LOB: 2 BB: 1 P: 8	R: 0 E: 0 K: 2 S: 7	H: 0 LOB: 0 BB: 0 P: 7	R: 0 E: 0 K: 0 S: 3	H: 0 LOB: 0 BB: 0 P: 3	R: 0 E: 0 K: 3 S: 9	H: 0 LOB: 0 BB: 0 P: 9	1B: 4 2B: 4 3B: 0 HR: 0	SF: 0 SAC: 0 DP: 2 HBP: 0	WP: 0 PB: 0 SB: 2 CS: 1	PA: 54				
<b>PITCHER</b>	IP 6.0	WLS 24	BF 3	H 3	R 3	ER 3	SO 3	BB 5	IBB 0	HBP 0	BLK 0	WP 0	HR 0	S 25	P 45	ERA 4.50	WHIP 1.333													
<b>Jack Sanford, R</b> ERA: 4.5 <b>Warren Hacker, R</b> ERA: 5.97 <b>Turk Farrell, R</b> ERA: 1.15 (1, 1), (7, 1), (9, 1)																														

Philadelphia Phillies @ St. Louis Cardinals  
Sportsman's Park, St. Louis, MO  
Sun Jun 08 1958, 4:38 AM EDT  
Att. 22,022 - Unknown

AB 47  
R 4  
H 7  
RBI 4  
BB 7  
SO 9  
LOB 19





Batter	1	2	3	4	5	6	7	8	9	AB	R	H	RBI	BB	SO	LOB	TOP					
<b>Richie Ashburn, L</b> OBP: 0.450, SLG: 0.461 (1, 8)	4-2 1B BB		1-2 F9		0-1 1-H 1B 3B		0-0 S 1B		0-0 PO 1B	4	1	3	1	1	0	1	Philadelphia Phillies @ Los Angeles Dodgers Los Angeles Memorial Coliseum, Los Angeles, CA Tue Jun 10 1958, 10:05 PM EDT Att: 19,671 - Unknown <a href="http://livebaseballscorecards.com">livebaseballscorecards.com</a>					
<b>Solly Hemus, L</b> OBP: 0.457, SLG: 0.500 (1, 4)	0-1 G6-4-3 1B		2-2 F9		2-2 FC6-4 1B		1-1 F9		0-0 PO 1-2	4	0	2	1	0	0	2						
<b>Harry Anderson, L</b> OBP: 0.367, SLG: 0.483 (1, 3)	1-2 F5			0-0 1B 2B	0-2 F7			2-3 K		4	1	1	0	0	1	3						
<b>Rip Repuski, R</b> OBP: 0.310, SLG: 0.538 (1, 7)	1-2 G6-4-3			1-2 6-3	0-1 FC6-4			0-0 1B 1B		4	0	1	0	0	0	4						
<b>Wally Post, R</b> OBP: 0.386, SLG: 0.431 (1, 9)		0-0 1-3		0-1 F6		1-1 F4		2-2 1B		4	0	1	0	0	0	1						
<b>Willie Jones, R</b> OBP: 0.373, SLG: 0.432 (1, 5)	1-1 F5		1-2 1B	1-1 1B	0-1 CS 1B		0-1 F9			4	0	2	1	0	0	2						
<b>Chico Fernandez, R</b> OBP: 0.251, SLG: 0.232 (1, 6)	1-2 6-3		1-2 F6	0-3 K	0-3 K		0-0 F9			4	0	0	0	0	1	4						
<b>Joe Lonnett, R</b> OBP: 0.140, SLG: 0.175 (1, 2)			0-0 5-6-3		2-2 E5 FC3-6		0-0 F9		1-1 6-3	4	0	0	0	0	0	0						
<b>Ray Semproch, R</b> OBP: 0.083, SLG: 0.125 (1, 1)			0-0 1B		2-1 FC3-6 3B		0-3 K		1-3 K	4	1	1	0	0	2	1						
<b>Inning Stats</b>	R: 0 E: 0 K: 0 S: 12	H: 1 LOB: 1 BB: 1 P: 18	R: 0 E: 0 K: 0 S: 6	H: 0 LOB: 0 BB: 0 P: 8	R: 0 E: 0 K: 0 S: 8	H: 1 LOB: 1 BB: 0 P: 11	R: 1 E: 0 K: 0 S: 13	H: 2 LOB: 1 BB: 0 P: 16	R: 2 E: 1 K: 0 S: 16	H: 2 LOB: 1 BB: 0 P: 22	R: 0 E: 0 K: 1 S: 8	H: 1 LOB: 0 BB: 0 P: 9	R: 0 E: 0 K: 1 S: 7	H: 1 LOB: 1 BB: 0 P: 8	R: 0 E: 0 K: 1 S: 10	H: 2 LOB: 2 BB: 0 P: 14	R: 0 E: 0 K: 1 S: 8	H: 1 LOB: 0 BB: 0 P: 10	1B: 9 2B: 1 3B: 1 HR: 0	SF: 0 SAC: 0 DP: 1 HBP: 0	WP: 0 PB: 0 SB: 1 CS: 1	PA: 38
<b>PITCHER</b> <b>Don Newcombe, R</b> ERA: 6.82 (1, 1)	IP: 9.0 WLS: L BF: 37	H: 11 R: 3 ER: 2 SO: 4	BB: 1 IBB: 0 HBP: 0 BLK: 0	WP: 0 HR: 0 S: 88 P: 116	ERA: 2.00 WHIP: 1.333																	

Batter	1	2	3	4	5	6	7	8	9	AB	R	H	RBI	BB	SO	LOB	BOTTOM					
<b>Jim Gilliam, S</b> OBP: 0.380, SLG: 0.403 (1, 7)	3-2 L8	1-0 F9		2-0 G3		2-2 4-3			0-0 F5	5	0	0	0	0	0	4	Philadelphia Phillies @ Los Angeles Dodgers Los Angeles Memorial Coliseum, Los Angeles, CA Tue Jun 10 1958, 10:05 PM EDT Att: 19,671 - Unknown <a href="http://livebaseballscorecards.com">livebaseballscorecards.com</a>					
<b>Pee Wee Reese, R</b> OBP: 0.330, SLG: 0.487 (1, 5)	1-0 F5	1-1 4-3			4-2 G3-6-3 BB		2-1 6-3		0-0 6-3	4	0	0	0	1	0	1						
<b>Duke Snider, L</b> OBP: 0.344, SLG: 0.393 (1, 8)	3-1 1B BB 1B		2-0 1-3		0-0 G3-6-3 1-2		1-0 2B			4	1	2	0	0	0	1						
<b>Carl Furillo, R</b> OBP: 0.360, SLG: 0.515 (1, 9)	4-0 1B 1B BB		0-1 F9		2-0 2B		0-2 5-3			3	0	1	0	1	0	1						
<b>John Roseboro, L</b> OBP: 0.358, SLG: 0.505 (1, 2)	1-1 1B		1-3 K		0-3 K		0-0 F4			4	0	1	0	0	2	2						
<b>Charlie Neal, R</b> OBP: 0.350, SLG: 0.494 (1, 4)	0-0 1-2 2-3 3-H 1B			4-1 1B BB		3-1 HR		2-2 F3		3	1	2	2	1	0	0						
<b>Gil Hodges, R</b> OBP: 0.332, SLG: 0.413 (1, 3)	2-3 K		1-1 F4		1-3 K		1-3 K			4	0	0	0	0	3	4						
<b>Don Zimmer, R</b> OBP: 0.345, SLG: 0.435 (1, 6)		2-2 L8		2-3 K		0-0 F5		0-1 6-3		4	0	0	0	0	1	1						
<b>Don Newcombe, L</b> OBP: 0.533, SLG: 0.462 (1, 1)		2-0 WP 1B		0-1 1-3 1B		2-0 1B		2-2 F8		4	0	3	0	0	0	0						
<b>Inning Stats</b>	R: 1 E: 0 K: 1 S: 13	H: 3 LOB: 3 BB: 1 P: 27	R: 0 E: 0 K: 0 S: 7	H: 1 LOB: 1 BB: 0 P: 13	R: 0 E: 0 K: 1 S: 9	H: 0 LOB: 0 BB: 0 P: 9	R: 0 E: 0 K: 1 S: 9	H: 1 LOB: 2 BB: 1 P: 18	R: 0 E: 0 K: 1 S: 9	H: 1 LOB: 1 BB: 1 P: 15	R: 1 E: 0 K: 1 S: 10	H: 2 LOB: 1 BB: 0 P: 18	R: 0 E: 0 K: 0 S: 7	H: 1 LOB: 1 BB: 0 P: 10	R: 0 E: 0 K: 1 S: 8	H: 0 LOB: 0 BB: 0 P: 11	R: 0 E: 0 K: 0 S: 6	H: 0 LOB: 0 BB: 0 P: 8	1B: 6 2B: 2 3B: 0 HR: 1	SF: 0 SAC: 0 DP: 1 HBP: 0	WP: 1 PB: 0 SB: 0 CS: 0	PA: 38
<b>PITCHER</b> <b>Ray Semproch, R</b> ERA: 3.79 (1, 1)	IP: 9.0 WLS: W BF: 38	H: 9 R: 2 ER: 2 SO: 6	BB: 3 IBB: 0 HBP: 0 BLK: 0	WP: 1 HR: 1 S: 75 P: 129	ERA: 2.00 WHIP: 1.333																	



Batter	1	2	3	4	5	6	7	8	9	AB	R	H	RBI	BB	SO	LOB	TOP					
<b>Richie Ashburn, L</b> OBP: 0.444, SLG: 0.451 (1, 8)										4	0	0	0	1	1	2	<b>Philadelphia Phillies @ Los Angeles Dodgers</b> <b>Los Angeles Memorial Coliseum, Los Angeles, CA</b> Wed Jun 11 1958, 10:05 PM EDT Att: 16,236 - Unknown					
<b>Solly Hemus, L</b> OBP: 0.453, SLG: 0.486 (1, 4)										4	0	1	0	1	0	1						
<b>Harry Anderson, L</b> OBP: 0.369, SLG: 0.480 (1, 3)										3	1	1	0	1	1	2						
<b>Rip Repuski, R</b> OBP: 0.301, SLG: 0.522 (1, 7)										4	0	0	0	0	1	2						
<b>Wally Post, R</b> OBP: 0.390, SLG: 0.450 (1, 9)										4	2	2	0	0	1	1						
<b>Willie Jones, R</b> OBP: 0.385, SLG: 0.447 (1, 5)										3	1	2	3	1	0	1						
<b>Chico Fernandez, R</b> OBP: 0.253, SLG: 0.234 (6, PH)										3	0	1	0	0	1	2						
<b>Bob Bowman, R</b> OBP: 0.341, SLG: 0.538 (6, PH)									1	0	0	0	0	0	0	1						
<b>Ted Kazanski, R</b> OBP: 0.274, SLG: 0.283 (6, 6)									0	0	0	0	0	0	0	0						
<b>Joe Lonnett, R</b> OBP: 0.149, SLG: 0.182 (1, 2)										4	0	1	0	0	1	3						
<b>Curt Simmons, L</b> OBP: 0.226, SLG: 0.333 (3, 1)										1	0	1	1	0	0	0						
<b>Chuck Essegian, R</b> OBP: 0.222, SLG: 0.464 (7, PH)										1	0	0	0	0	0	0						
<b>Warren Hacker, R</b> OBP: 0.222, SLG: 0.464 (7, 1)										0	0	0	0	0	0	0						
<b>Johnny Gray, R</b> OBP: 0.274, SLG: 0.315 (6, PH)										0	0	0	0	0	0	0						
<b>Dave Philley, S</b> OBP: 0.274, SLG: 0.315 (6, PH)										1	0	0	0	0	0	0						
<b>Inning Stats</b>	R: 0 E: 0 K: 2 S: 10	H: 1 LOB: 1 BB: 0 P: 12	R: 2 E: 0 K: 0 S: 12	H: 4 LOB: 1 BB: 0 P: 14	R: 2 E: 1 K: 1 S: 13	H: 1 LOB: 0 BB: 1 P: 25	R: 0 E: 0 K: 0 S: 4	H: 1 LOB: 0 BB: 0 P: 6	R: 0 E: 0 K: 0 S: 5	H: 0 LOB: 0 BB: 1 P: 13	R: 0 E: 0 K: 1 S: 11	H: 0 LOB: 1 BB: 1 P: 16	R: 0 E: 0 K: 1 S: 8	H: 1 LOB: 1 BB: 0 P: 11	R: 0 E: 0 K: 0 S: 5	H: 1 LOB: 1 BB: 0 P: 11	R: 0 E: 0 K: 1 S: 10	H: 0 LOB: 1 BB: 1 P: 17	1B: 7 2B: 1 3B: 1 HR: 0	SF: 0 SAC: 0 DP: 3 HBP: 0	WP: 0 PB: 0 SB: 0 CS: 0	PA: 38
<b>PITCHER</b> <b>Don Drysdale, R</b> ERA: 5.6 (1, 1)	IP: 9.0 WLS: W BF: 38 H: 9 R: 4 ER: 2 SO: 6 BB: 4 IBB: 0 HBP: 0 BLK: 0 WP: 0 HR: 0 S: 78 P: 125 ERA: 2.00 WHIP: 1.444															<b>PITCHER</b>	IP: 9.0 WLS: W BF: 38 H: 9 R: 4 ER: 2 SO: 6 BB: 4 IBB: 0 HBP: 0 BLK: 0 WP: 0 HR: 0 S: 78 P: 125 ERA: 2.00 WHIP: 1.444					

AB	34
R	4
H	9
RBI	4
BB	4
SO	6
LOB	16



Batter	1	2	3	4	5	6	7	8	9	AB	R	H	RBI	BB	SO	LOB	BOTTOM			
<b>Jim Gilliam, S</b> OBP: 0.378, SLG: 0.397 (1, 7)										3	1	0	0	1	0	1	<b>Philadelphia Phillies @ Los Angeles Dodgers</b> <b>Los Angeles Memorial Coliseum, Los Angeles, CA</b> Wed Jun 11 1958, 10:05 PM EDT Att: 16,236 - Unknown			
<b>Pee Wee Reese, R</b> OBP: 0.337, SLG: 0.488 (4, 6)										4	1	2	0	0	0	1				
<b>Charlie Neal, R</b> OBP: 0.353, SLG: 0.509 (3, PH)										1	1	1	0	0	0	0				
<b>Randy Jackson, R</b> OBP: 0.286, SLG: 0.311 (4, 5)										2	2	1	0	1	0	1				
<b>Carl Furillo, R</b> OBP: 0.353, SLG: 0.507 (1, 9)										2	0	0	2	0	0	0				
<b>Gil Hodges, R</b> OBP: 0.335, SLG: 0.436 (1, 3)										4	2	2	3	0	0	0				
<b>Don Zimmer, R</b> OBP: 0.355, SLG: 0.443 (4, 4)										4	0	3	1	0	0	0				
<b>Gino Cimoli, R</b> OBP: 0.284, SLG: 0.384 (1, 8)										4	0	1	0	0	0	3				
<b>Joe Pignatano, R</b> OBP: 0.250, SLG: 0.161 (1, 2)										4	0	0	0	0	0	3				
<b>Don Drysdale, R</b> OBP: 0.118, SLG: 0.235 (1, 1)										3	0	1	0	0	0	0				
<b>Inning Stats</b>	R: 1 E: 1 K: 0 S: 8	H: 1 LOB: 0 BB: 0 P: 11	R: 0 E: 0 K: 0 S: 8	H: 1 LOB: 1 BB: 0 P: 13	R: 4 E: 0 K: 0 S: 15	H: 4 LOB: 1 BB: 1 P: 25	R: 0 E: 0 K: 0 S: 7	H: 0 LOB: 0 BB: 0 P: 8	R: 0 E: 0 K: 0 S: 6	H: 1 LOB: 0 BB: 0 P: 11	R: 0 E: 0 K: 0 S: 7	H: 1 LOB: 1 BB: 0 P: 11	R: 0 E: 0 K: 0 S: 4	H: 0 LOB: 0 BB: 1 P: 9	R: 2 E: 0 K: 0 S: 9	H: 3 LOB: 1 BB: 0 P: 14	1B: 7 2B: 1 3B: 2 HR: 1	SF: 1 SAC: 1 DP: 2 HBP: 0	WP: 0 PB: 0 SB: 2 CS: 0	PA: 35
<b>PITCHER</b> <b>Curt Simmons, L</b> ERA: 4.67 (3, 1)	IP: 2.2 WLS: L BF: 13 H: 4 R: 1 ER: 1 SO: 0 BB: 0 IBB: 0 HBP: 0 BLK: 0 WP: 0 HR: 1 S: 23 P: 38 ERA: 2.70 WHIP: 1.200															<b>PITCHER</b>	IP: 2.2 WLS: L BF: 13 H: 4 R: 1 ER: 1 SO: 0 BB: 0 IBB: 0 HBP: 0 BLK: 0 WP: 0 HR: 1 S: 23 P: 38 ERA: 2.70 WHIP: 1.200			
<b>Jim Hearn, R</b> ERA: 5.17 (7, 1)	IP: 1.1 WLS: 7 BF: 3 H: 2 R: 2 ER: 2 SO: 0 BB: 1 IBB: 0 HBP: 0 BLK: 0 WP: 0 HR: 0 S: 10 P: 18 ERA: 13.50 WHIP: 3.000															<b>PITCHER</b>	IP: 1.1 WLS: 7 BF: 3 H: 2 R: 2 ER: 2 SO: 0 BB: 1 IBB: 0 HBP: 0 BLK: 0 WP: 0 HR: 0 S: 10 P: 18 ERA: 13.50 WHIP: 3.000			
<b>Warren Hacker, R</b> ERA: 6.48 (8, 1)	IP: 0.2 WLS: 2 BF: 0 H: 0 R: 0 ER: 0 SO: 0 BB: 0 IBB: 0 HBP: 0 BLK: 0 WP: 0 HR: 0 S: 3 P: 5 ERA: 0.00 WHIP: 0.000															<b>PITCHER</b>	IP: 0.2 WLS: 2 BF: 0 H: 0 R: 0 ER: 0 SO: 0 BB: 0 IBB: 0 HBP: 0 BLK: 0 WP: 0 HR: 0 S: 3 P: 5 ERA: 0.00 WHIP: 0.000			

AB	31
R	7
H	11
RBI	6
BB	2
SO	0
LOB	9





Batter	1	2	3	4	5	6	7	8	9	AB	R	H	RBI	BB	SO	LOB	TOP					
<b>Richie Ashburn, L</b> (1, 8) OBP: 0.444, SLG: 0.450	2-2 1-3		2-1 G3		0-1 2B 1B		1-0 F4		1-2 SH5-4 1B	5	2	2	0	0	0	0	Philadelphia Phillies @ Los Angeles Dodgers Los Angeles Memorial Coliseum, Los Angeles, CA Thu Jun 12 1958, 6:33 AM EDT Att: 9,899 - Unknown					
<b>Solly Hemus, L</b> (1, 4) OBP: 0.467, SLG: 0.514	1-2 BB 1B		1-2 G3		0-0 2B 2B		3-2 FC5-4 1B		0-0 SH5-4	4	1	3	0	0	0	0						
<b>Harry Anderson, L</b> (1, 3) OBP: 0.375, SLG: 0.486	4-2 1-2 BB		0-0 4-3		0-0 2B		1-3 K		0-1 1B	4	0	2	3	1	1	1						
<b>Wally Post, R</b> (1, 9) OBP: 0.376, SLG: 0.432	0-3 K			1-2 6-3	1-3 1-3		2-2 FC5-4		1-3 K	5	0	0	0	0	2	5						
<b>Willie Jones, R</b> (1, 5) OBP: 0.385, SLG: 0.479	2-1 F7			3-2 2B		1-1 HR		3-1 E6 SH1-4	1-3 K	5	1	2	1	0	1	3						
<b>Rip Repulski, R</b> (1, 7) OBP: 0.285, SLG: 0.511		0-3 K		0-3 K		1-0 F5		0-0 SH1-4		3	0	0	0	0	2	1						
<b>Bob Bowman, R</b> (9, 7) OBP: 0.341, SLG: 0.538										0	0	0	0	0	0	0						
<b>Chico Fernandez, R</b> (1, 6) OBP: 0.249, SLG: 0.229		0-0 F4		0-2 F5		0-1 4-3		4-0 IBB		3	0	0	0	0	0	1						
<b>Dave Philley, S</b> (8, PH) OBP: 0.284, SLG: 0.315										0	0	0	0	1	0	0						
<b>Ted Kazanski, R</b> (8, 6) OBP: 0.274, SLG: 0.283										0	0	0	0	0	0	0						
<b>Joe Lonnett, R</b> (1, 2) OBP: 0.176, SLG: 0.191		4-2 FC6-4 BB			0-0 F2	0-0 FC6-4 1B		1-3 K		3	0	1	0	1	1	2						
<b>Jack Sanford, R</b> (1, 1) OBP: 0.226, SLG: 0.207		2-1 FC6-4		2-1 6-3	0-2 FC6-4		3-3 K			3	0	0	0	0	0	2						
<b>Chuck Essegian, R</b> (8, PH) OBP: 0.320, SLG: 0.460										1	0	0	0	0	1	2						
<b>Turk Farrell, R</b> (8, 1) OBP: 0.250, SLG: 0.182										0	0	0	0	0	0	0						
<b>Inning Stats</b>	R: 0 E: 0 K: 1 S: 13	H: 1 LOB: 2 BB: 1 P: 22	R: 0 E: 0 K: 1 S: 8	H: 0 LOB: 1 BB: 1 P: 14	R: 0 E: 0 K: 0 S: 6	H: 0 LOB: 0 BB: 0 P: 9	R: 0 E: 0 K: 1 S: 13	H: 1 LOB: 1 BB: 0 P: 17	R: 2 E: 0 K: 0 S: 8	H: 3 LOB: 1 BB: 0 P: 10	R: 1 E: 0 K: 0 S: 9	H: 2 LOB: 1 BB: 0 P: 11	R: 0 E: 0 K: 1 S: 11	H: 1 LOB: 1 BB: 0 P: 18	R: 0 E: 1 K: 2 S: 10	H: 0 LOB: 2 BB: 1 P: 21	R: 1 E: 0 K: 2 S: 12	H: 2 LOB: 1 BB: 0 P: 15	1B: 6 2B: 3 3B: 0 HR: 1	SF: 0 SAC: 2 DP: 0 HBP: 0	WP: 0 PB: 0 SB: 0 CS: 0	PA: 41
<b>PITCHER</b>	IP	WLS	BF	H	R	ER	SO	BB	IBB	HBP	BLK	WP	HR	S	P	ERA	WHIP					
<b>Stan Williams, R</b> (1, 1) ERA: 3.1	8.1	L	39	10	4	4	6	2	1	0	0	0	1	84	129	4.32	1.440					
<b>Clem Labine, R</b> (9, 1) ERA: 4.09	0.2		2	0	0	0	2	0	0	0	0	0	0	6	8	0.00	0.000					

AB	36
R	4
H	10
RBI	4
BB	3
SO	8
LOB	17



Batter	1	2	3	4	5	6	7	8	9	AB	R	H	RBI	BB	SO	LOB	BOTTOM				
<b>Jim Gilliam, S</b> (1, 7) OBP: 0.380, SLG: 0.404	2-1 WP 1B 1B	2-2 L3			1-2 F9			1-1 SH 2B		4	1	2	0	0	0	1	Philadelphia Phillies @ Los Angeles Dodgers Los Angeles Memorial Coliseum, Los Angeles, CA Thu Jun 12 1958, 6:33 AM EDT Att: 9,899 - Unknown				
<b>Pee Wee Reese, R</b> (1, 5) OBP: 0.326, SLG: 0.470	2-3 K		2-1 F3		0-1 6-3		0-1 SH G4-6-3		3	0	0	0	0	1	1						
<b>Duke Snider, L</b> (1, 8) OBP: 0.348, SLG: 0.391	1-0 WP 1B 1B		4-0 1B BB		3-2 F8		0-0 G4-6-3 1-2		3	1	1	0	1	0	2						
<b>Carl Furillo, R</b> (1, 9) OBP: 0.350, SLG: 0.500	2-1 F6		1-0 1B 1B		0-0 F8		0-0 F8		4	0	1	0	0	0	3						
<b>John Roseboro, L</b> (1, 2) OBP: 0.362, SLG: 0.504	2-2 1-2 1B		0-0 FC6-2-5 1B		0-3 K		0-0 F2		4	0	2	2	0	1	0						
<b>Gil Hodges, R</b> (1, 3) OBP: 0.333, SLG: 0.432		2-1 1B 4-3 1B	0-1 FC6-2-5-8		2-3 K		1-3 K		4	1	1	0	0	2	2						
<b>Charlie Neal, R</b> (1, 4) OBP: 0.346, SLG: 0.497		0-0 F9		1-1 5-3		2-3 K		0-1 L7		4	0	0	0	0	1						
<b>Don Zimmer, R</b> (1, 6) OBP: 0.355, SLG: 0.441		2-2 4-3 1B		1-0 F8		3-3 K			3	0	1	0	0	1	0						
<b>Stan Williams, R</b> (1, 1) Clem Labine, R (9, 1)		1-0 4-3		1-3 K		2-2 5-3			3	0	0	0	0	1	1						
<b>Inning Stats</b>	R: 1 E: 0 K: 1 S: 12	H: 3 LOB: 2 BB: 0 P: 21	R: 1 E: 0 K: 0 S: 14	H: 2 LOB: 1 BB: 0 P: 21	R: 1 E: 0 K: 0 S: 6	H: 2 LOB: 1 BB: 1 P: 13	R: 0 E: 0 K: 1 S: 6	H: 0 LOB: 0 BB: 0 P: 9	R: 0 E: 0 K: 2 S: 8	H: 0 LOB: 0 BB: 0 P: 10	R: 0 E: 0 K: 2 S: 9	H: 0 LOB: 0 BB: 0 P: 16	R: 0 E: 0 K: 0 S: 6	H: 1 LOB: 1 BB: 0 P: 7	R: 0 E: 0 K: 1 S: 6	H: 0 LOB: 0 BB: 0 P: 7		1B: 7 2B: 2 3B: 0 HR: 0	SF: 0 SAC: 1 DP: 2 HBP: 0	WP: 1 PB: 0 SB: 0 CS: 0	PA: 34
<b>PITCHER</b>	IP	WLS	BF	H	R	ER	SO	BB	IBB	HBP	BLK	WP	HR	S	P	ERA	WHIP				
<b>Jack Sanford, R</b> (1, 1) ERA: 4.45	7.0		27	7	3	3	6	1	0	0	0	0	0	66	105	3.86	1.143				
<b>Turk Farrell, R</b> (8, 1) ERA: 1.1	2.0	W	7	1	0	0	1	0	0	0	0	0	0	12	14	0.00	0.500				

AB	32
R	3
H	8
RBI	2
BB	1
SO	7
LOB	11





Batter	1	2	3	4	5	6	7	8	9	AB	R	H	RBI	BB	SO	LOB	TOP										
<b>Richie Ashburn, L</b> (1, 8) OBP: 0.436, SLG: 0.441	0-0 5-3			0-0 3-1		0-0 F9		0-0 FC4-6		4	0	0	0	0	0	1	Philadelphia Phillies @ San Francisco Giants Seals Stadium, San Francisco, CA Fri Jun 13 1958, 10:05 PM EDT Att: 18,068 - Unknown										
<b>Chico Fernandez, R</b> (1, 6) OBP: 0.248, SLG: 0.225	0-0 1-3			4-0 BB		0-0 F7		0-0 F3		3	0	0	0	1	0												
<b>Harry Anderson, L</b> (1, 3) OBP: 0.368, SLG: 0.476	0-3 K			0-0 F6				0-3 K		4	0	0	0	0	2	1											
<b>Rip Repulski, R</b> (1, 7) OBP: 0.301, SLG: 0.524		0-0 F7		0-0 F7				0-0 1B 1B		4	1	2	0	0	0	1											
<b>Willie Jones, R</b> (1, 5) OBP: 0.381, SLG: 0.472	0-3 K			0-0 F8				0-0 1B 1B		4	0	1	1	0	1	0											
<b>Wally Post, R</b> (1, 9) OBP: 0.379, SLG: 0.434	0-3 K			0-0 1B				0-0 1-2 2-H 1B		4	0	2	0	0	1	0											
<b>Ted Kazanski, R</b> (1, 4) OBP: 0.268, SLG: 0.276			0-0 6-3		0-0 F9			0-0 F9		3	0	0	0	0	0	3											
<b>Joe Lonnett, R</b> (1, 2) OBP: 0.167, SLG: 0.180			0-0 F8		0-0 F7			0-3 K		3	0	0	0	0	1	1											
<b>Robin Roberts, S</b> (1, 1) OBP: 0.300, SLG: 0.278			0-0 4-3			0-0 F4		4-0 FC4-6 BB		2	0	0	0	0	0	0											
<b>Bob Bowman, R</b> (8, PH) OBP: 0.357, SLG: 0.538										0	0	0	0	1	0	0											
<b>Jim Hearn, R</b> (8, 1)										0	0	0	0	0	0	0											
<b>Seth Morehead, L</b> (8, 1)										0	0	0	0	0	0	0											
<b>Bob Miller, R</b> (8, 1)										0	0	0	0	0	0	0											
<b>Inning Stats</b>	R: 0 E: 0 K: 1 S: 5	H: 0 LOB: 0 BB: 0 P: 5	R: 0 E: 0 K: 2 S: 7	H: 0 LOB: 0 BB: 0 P: 7	R: 0 E: 0 K: 0 S: 3	H: 0 LOB: 0 BB: 0 P: 3	R: 0 E: 0 K: 0 S: 3	H: 0 LOB: 1 BB: 0 P: 7	R: 0 E: 0 K: 0 S: 4	H: 1 LOB: 1 BB: 0 P: 4	R: 0 E: 0 K: 0 S: 3	H: 0 LOB: 0 BB: 0 P: 3	R: 0 E: 0 K: 1 S: 7	H: 3 LOB: 2 BB: 0 P: 7	R: 0 E: 0 K: 1 S: 5	H: 0 LOB: 1 BB: 1 P: 9	R: 1 E: 0 K: 0 S: 4	H: 1 LOB: 0 BB: 0 P: 4	1B: 4 2B: 0 3B: 1 HR: 0	SF: 0 SAC: 0 DP: 0 HBP: 0	WP: 0 PA: 33 PB: 0 SB: 0 CS: 0						
<b>PITCHER</b>	IP	WLS	BF	H	R	ER	SO	BB	IBB	HBP	BLK	WP	HR	S	P	ERA	WHIP										
<b>Johnny Antonelli, L</b> (1, 1) ERA: 2.95	9.0	W	33	5	1	1	5	2	0	0	0	0	0	41	49	1.00	0.778										

Batter	1	2	3	4	5	6	7	8	9	AB	R	H	RBI	BB	SO	LOB	BOTTOM										
<b>Jim Davenport, R</b> (1, 5) OBP: 0.339, SLG: 0.429	0-3 K		0-0 E 1B		0-3 K			0-0 SH 3B		4	2	2	1	0	2	0	Philadelphia Phillies @ San Francisco Giants Seals Stadium, San Francisco, CA Fri Jun 13 1958, 10:05 PM EDT Att: 18,068 - Unknown										
<b>Whitey Lockman, L</b> (1, 7) OBP: 0.400, SLG: 0.438	0-0 F8		0-0 5-3 1-H			0-0 6-3		0-0 SH PB SF8		3	1	0	1	0	0	0											
<b>Willie Mays, R</b> (1, 8) OBP: 0.441, SLG: 0.709	0-0 F7		0-0 1B			0-3 K		0-0 1B E 1B IBB		3	1	1	0	1	1	0											
<b>Orlando Cepeda, R</b> (1, 3) OBP: 0.357, SLG: 0.587		0-3 K	0-0 6-3			0-0 F7		0-0 E6 1B		2	0	0	0	0	1	1											
<b>Hank Sauer, R</b> (4, 7) OBP: 0.395, SLG: 0.522								1-2 2-3 1B		1	0	0	0	0	0	0											
<b>Don Taussig, R</b> (8, 7) OBP: 0.255, SLG: 0.271								1-2 2-3 1B		1	1	0	0	0	0	2											
<b>Daryl Spencer, R</b> (1, 6) OBP: 0.371, SLG: 0.524		0-0 F5		0-0 F9			0-0 F7	0-0 SF8		3	0	0	1	0	0	0											
<b>Felipe Alou, R</b> (1, 9) OBP: 0.417, SLG: 0.619		0-0 HBP 1B		0-0 F3			0-0 6-3	0-0 1B 1B		4	0	2	0	0	0	0											
<b>Bob Schmidt, R</b> (1, 2) OBP: 0.328, SLG: 0.506		1-0 HBP 1B		0-0 6-3			0-3 K	0-0 1B 1B		3	0	1	2	0	1	0											
<b>Eddie Bressoud, R</b> (1, 4) OBP: 0.325, SLG: 0.303		0-0 F8		0-0 F4				0-0 SH 1B F9		4	1	1	0	0	0	4											
<b>Johnny Antonelli, L</b> (1, 1) OBP: 0.220, SLG: 0.250			0-0 F7		0-3 K			0-0 SH1-4		2	0	0	0	0	1	0											
<b>Inning Stats</b>	R: 0 E: 0 K: 1 S: 5	H: 0 LOB: 0 BB: 0 P: 5	R: 0 E: 0 K: 1 S: 6	H: 1 LOB: 2 BB: 0 P: 7	R: 1 E: 1 K: 0 S: 5	H: 2 LOB: 1 BB: 0 P: 5	R: 0 E: 0 K: 0 S: 3	H: 0 LOB: 0 BB: 0 P: 3	R: 0 E: 0 K: 2 S: 7	H: 0 LOB: 0 BB: 0 P: 7	R: 0 E: 0 K: 1 S: 5	H: 0 LOB: 0 BB: 0 P: 5	R: 0 E: 0 K: 1 S: 5	H: 0 LOB: 0 BB: 0 P: 5	R: 5 E: 2 K: 0 S: 9	H: 4 LOB: 2 BB: 1 P: 13	R: 6 2B: 0 3B: 1 HR: 0	SF: 1 SAC: 2 DP: 0 HBP: 1	WP: 0 PA: 35 PB: 1 SB: 0 CS: 0								
<b>PITCHER</b>	IP	WLS	BF	H	R	ER	SO	BB	IBB	HBP	BLK	WP	HR	S	P	ERA	WHIP										
<b>Robin Roberts, R</b> (1, 1) ERA: 3.33	7.0	L	25	3	1	1	6	0	0	0	0	0	0	36	37	1.29	0.429										
<b>Jim Hearn, R</b> (8, 1) ERA: 6.19	0.1		3	2	2	2	0	0	0	0	0	0	0	3	3	54.00	6.000										
<b>Seth Morehead, L</b> (8, 1) ERA: 7.64	0.1		6	2	3	0	0	0	1	0	0	0	0	5	9	0.00	6.000										
<b>Bob Miller, R</b> (8, 1) ERA: 12.34	0.1		1	0	0	0	0	0	0	0	0	0	0	1	1	0.00	0.000										



Batter	1	2	3	4	5	6	7	8	9	AB	R	H	RBI	BB	SO	LOB	TOP								
<b>Richie Ashburn, L</b> OBP: 0.429, SLG: 0.433 (1, 8)	0-0 1-3		0-0 F3		0-0 3-1		0-0 F9			4	0	0	0	0	0	0									
<b>Chico Fernandez, R</b> OBP: 0.248, SLG: 0.226 (1, 6)	0-0 F3			0-0 G3	0-0 CS 1B		0-3 K			4	0	1	0	0	1	0									
<b>Willie Jones, R</b> OBP: 0.371, SLG: 0.457 (1, 5)	0-3 K			0-0 F8	0-0 F9			0-0 F7		4	0	0	0	0	1	1									
<b>Rip Repulski, R</b> OBP: 0.312, SLG: 0.531 <b>Bob Bowman, R</b> OBP: 0.357, SLG: 0.538 (8, 7)				0-0 HR 1B		0-0 FC4-6 1B		0-0 5-3		4	1	3	0	0	0	0									
<b>Stan Lopata, R</b> OBP: 0.398, SLG: 0.458 <b>Carl Sawatski, L</b> OBP: 0.200, SLG: 0.083 (5, 2)		0-3 K		0-0 HR 1B		0-0 FC4-6 1B		0-0 F8		2	1	1	2	0	1	1									
<b>Wally Post, R</b> OBP: 0.389, SLG: 0.435 (1, 9)	0-0 F4			4-0 HBP 1B BB		0-0 G1-6-3 1B			1-0 FC1-6 HBP 1B	2	0	1	0	1	0	1									
<b>Harry Anderson, L</b> OBP: 0.370, SLG: 0.476 (1, 3)	0-0 F6			0-0 HBP 1B		0-0 G1-6-3 1B			0-0 FC1-6 1B	4	0	2	0	0	0	3									
<b>Ted Kazanski, R</b> OBP: 0.266, SLG: 0.274 <b>Solly Hemus, L</b> OBP: 0.473, SLG: 0.553 (4, PH)			0-0 F1	1-0 HBP 1B			0-0 HR		0-0 FC1-6 S 1B	1	0	0	0	0	0	0									
<b>Ray Semproch, R</b> OBP: 0.071, SLG: 0.107 (1, 1)			0-0 3-1	0-0 F3			0-3 K		0-0 FC6-2-5-3	4	0	0	0	0	1	5									
<b>Inning Stats</b>	R: 0 E: 0 K: 1 S: 5	H: 0 LOB: 0 BB: 0 P: 5	R: 0 E: 0 K: 1 S: 6	H: 1 LOB: 1 BB: 0 P: 6	R: 0 E: 0 K: 0 S: 3	H: 0 LOB: 0 BB: 0 P: 3	R: 2 E: 0 K: 0 S: 6	H: 3 LOB: 3 BB: 1 P: 11	R: 0 E: 0 K: 0 S: 3	H: 1 LOB: 0 BB: 0 P: 3	R: 0 E: 0 K: 2 S: 4	H: 2 LOB: 1 BB: 0 P: 4	R: 1 E: 0 K: 2 S: 8	H: 1 LOB: 0 BB: 0 P: 8	R: 0 E: 0 K: 0 S: 3	H: 0 LOB: 0 BB: 0 P: 3	R: 0 E: 0 K: 0 S: 3	H: 1 LOB: 1 BB: 0 P: 4	1B: 7 2B: 1 3B: 0 HR: 2	SF: 0 SAC: 0 DP: 2 HBP: 2	WP: 0 PB: 0 SB: 1 CS: 1	PA: 36			
<b>PITCHER</b>	IP	WLS	BF	H	R	ER	SO	BB	IBB	HBP	BLK	WP	HR	S	P	ERA	WHIP								
<b>Mike McCormick, L</b> ERA: 4.6 (1, 1)	3.2		16	4	2	2	2	1	0	0	0	0	1	19	23	4.91	1.364								
<b>Ramon Manzant, R</b> ERA: 4.53 (4, 1)	3.1	L	13	4	1	1	2	0	0	1	0	0	1	16	17	2.70	1.200								
<b>Marv Grissom, R</b> ERA: 2.48 (8, 1)	2.0		7	1	0	0	0	0	0	1	0	0	0	6	7	0.00	0.500								

Philadelphia Phillies @ San Francisco Giants  
Seals Stadium, San Francisco, CA  
Sat Jun 14 1958, 6:33 AM EDT  
Att: 16,363 - Unknown

AB 33  
R 3  
H 9  
RBI 3  
BB 1  
SO 4  
LOB 14



Batter	1	2	3	4	5	6	7	8	9	AB	R	H	RBI	BB	SO	LOB	BOTTOM								
<b>Jim Davenport, R</b> OBP: 0.337, SLG: 0.424 (1, 5)	0-0 F5		0-0 SH1-3 2B 1B		0-0 F5			0-0 F8		4	1	1	0	0	0	0									
<b>Whitey Lockman, L</b> OBP: 0.368, SLG: 0.400 (1, 7)	0-0 F8		0-0 SH1-3 1-2		0-0 4-3			0-0 4-3		3	0	0	0	0	0	0									
<b>Willie Mays, R</b> OBP: 0.442, SLG: 0.706 (1, 8)	0-0 1B		0-0 6-3		0-3 K			0-0 1B		4	0	2	0	0	1	1									
<b>Orlando Cepeda, R</b> OBP: 0.355, SLG: 0.586 (1, 3)	0-3 K		0-0 2H 2B			0-0 F3		0-0 4-3		4	0	1	1	0	1	2									
<b>Daryl Spencer, R</b> OBP: 0.365, SLG: 0.515 (1, 6)		0-0 F9	0-0 5-3			0-0 F7			0-0 6-3	4	0	0	0	0	0	1									
<b>Felipe Alou, R</b> OBP: 0.393, SLG: 0.560 (1, 9)	0-3 K			0-3 K		0-0 F4			0-0 S 1B	4	0	1	0	0	2	0									
<b>Bob Schmidt, R</b> OBP: 0.326, SLG: 0.497 (1, 2)		4-0 BB 3B		0-0 F8			0-0 F8		0-0 F8	3	1	0	0	1	0	1									
<b>Eddie Bressoud, R</b> OBP: 0.349, SLG: 0.389 <b>Hank Sauer, R</b> OBP: 0.393, SLG: 0.518 (9, PH)		0-0 HBP 3B		0-0 1B			0-0 6-3		0-0 F3	3	0	2	1	0	0	0									
<b>Mike McCormick, L</b> OBP: 0.292, SLG: 0.227 <b>Ramon Manzant, R</b> OBP: 0.276, SLG: 0.276 <b>Bob Speake, L</b> OBP: 0.295, SLG: 0.410 <b>Marv Grissom, R</b> (8, 1)		0-0 G1		0-0 F8			0-0 4-3			1	0	0	0	0	0	1									
<b>Inning Stats</b>	R: 0 E: 0 K: 1 S: 6	H: 1 LOB: 1 BB: 0 P: 6	R: 1 E: 0 K: 1 S: 6	H: 1 LOB: 1 BB: 1 P: 10	R: 1 E: 0 K: 0 S: 5	H: 2 LOB: 1 BB: 0 P: 5	R: 0 E: 0 K: 1 S: 6	H: 1 LOB: 1 BB: 0 P: 6	R: 0 E: 0 K: 0 S: 3	H: 0 LOB: 0 BB: 0 P: 3	R: 0 E: 0 K: 0 S: 3	H: 0 LOB: 0 BB: 0 P: 3	R: 0 E: 0 K: 0 S: 4	H: 1 LOB: 1 BB: 0 P: 4	R: 0 E: 0 K: 0 S: 4	H: 1 LOB: 1 BB: 0 P: 4	1B: 5 2B: 1 3B: 1 HR: 0	SF: 0 SAC: 1 DP: 0 HBP: 0	WP: 0 PB: 0 SB: 1 CS: 0	PA: 35					
<b>PITCHER</b>	IP	WLS	BF	H	R	ER	SO	BB	IBB	HBP	BLK	WP	HR	S	P	ERA	WHIP								
<b>Ray Semproch, R</b> ERA: 3.59 (1, 1)	9.0	W	35	7	2	2	4	1	0	0	0	0	0	42	46	2.00	0.889								

Philadelphia Phillies @ San Francisco Giants  
Seals Stadium, San Francisco, CA  
Sat Jun 14 1958, 6:33 AM EDT  
Att: 16,363 - Unknown

AB 33  
R 2  
H 7  
RBI 2  
BB 1  
SO 4  
LOB 8





Batter	1	2	3	4	5	6	7	8	9	AB	R	H	RBI	BB	SO	LOB	TOP			
<b>Richie Ashburn, L</b> OBP: 0.430, SLG: 0.439 (1, 8)										4	0	2	0	0	0	0	Philadelphia Phillies @ San Francisco Giants Seals Stadium, San Francisco, CA Sun Jun 15 1958, 6:33 AM EDT Att: 22,462 - Unknown			
<b>Solly Hemus, L</b> OBP: 0.474, SLG: 0.544 (1, 4)										3	0	1	0	1	1	0				
<b>Harry Anderson, L</b> OBP: 0.367, SLG: 0.471 (1, 3) <b>Dave Philley, S</b> OBP: 0.277, SLG: 0.307 (3, 3)										2	0	0	0	0	1	2				
<b>Rip Repuski, R</b> OBP: 0.304, SLG: 0.517 (1, 7)										4	0	0	0	0	1	2				
<b>Carl Sawatski, L</b> OBP: 0.263, SLG: 0.188 (1, 2)										4	0	2	0	0	0	0				
<b>Willie Jones, R</b> OBP: 0.381, SLG: 0.466 (1, 5)										4	1	3	0	0	0	0				
<b>Wally Post, R</b> OBP: 0.382, SLG: 0.425 (1, 9)										3	0	0	0	0	0	5				
<b>Chico Fernandez, R</b> OBP: 0.245, SLG: 0.223 (1, 6)										2	0	0	1	0	0	4				
<b>Curt Simmons, L</b> OBP: 0.297, SLG: 0.306 (1, 1) <b>Turk Farrell, R</b> OBP: 0.250, SLG: 0.182 (8, 1)										3	0	0	0	0	0	2				
<b>Inning Stats</b>	R: 0 E: 0 K: 0 S: 3	H: 1 LOB: 1 BB: 1 P: 7	R: 0 E: 0 K: 0 S: 5	H: 2 LOB: 2 BB: 0 P: 5	R: 0 E: 0 K: 1 S: 5	H: 0 LOB: 0 BB: 0 P: 5	R: 0 E: 0 K: 0 S: 5	H: 2 LOB: 2 BB: 0 P: 5	R: 0 E: 0 K: 0 S: 3	H: 0 LOB: 0 BB: 0 P: 3	R: 1 E: 1 K: 0 S: 4	H: 1 LOB: 0 BB: 0 P: 4	R: 0 E: 0 K: 0 S: 3	H: 2 LOB: 0 BB: 0 P: 3	R: 0 E: 0 K: 1 S: 5	H: 0 LOB: 0 BB: 0 P: 5	1B: 7 2B: 1 3B: 0 HR: 0	SF: 1 SAC: 0 DP: 2 HBP: 0	WP: 0 PB: 0 SB: 0 CS: 1	PA: 33
<b>PITCHER</b> <b>A Worthington, R</b> ERA: 2.67 (1, 1)	IP: 9.0 WLS: W BF: 33 H: 8 R: 1 ER: 0 SO: 3 BB: 1 IBB: 0 HBP: 0 BLK: 0 WP: 0 HR: 0 S: 38 P: 42 ERA: 0.00 WHIP: 1.000															<b>PITCHER</b>				

Batter	1	2	3	4	5	6	7	8	9	AB	R	H	RBI	BB	SO	LOB	BOTTOM			
<b>Felipe Alou, R</b> OBP: 0.438, SLG: 0.690 (1, 9)										4	2	3	1	0	0	0	Philadelphia Phillies @ San Francisco Giants Seals Stadium, San Francisco, CA Sun Jun 15 1958, 6:33 AM EDT Att: 22,462 - Unknown			
<b>Jim Davenport, R</b> OBP: 0.340, SLG: 0.426 (1, 5)										4	0	2	2	0	0	1				
<b>Willie Mays, R</b> OBP: 0.436, SLG: 0.694 (1, 8)										4	0	0	0	0	1	3				
<b>Orlando Cepeda, R</b> OBP: 0.349, SLG: 0.576 (1, 3)										4	0	0	0	0	1	2				
<b>Daryl Spencer, R</b> OBP: 0.360, SLG: 0.509 (1, 6)										3	0	0	0	0	0	0				
<b>Hank Sauer, R</b> OBP: 0.396, SLG: 0.518 (1, 7) <b>Don Taussig, R</b> OBP: 0.255, SLG: 0.271 (7, PR) (8, 7)										2	0	1	0	1	0	0				
<b>Bob Schmidt, R</b> OBP: 0.326, SLG: 0.494 (1, 2)										3	0	1	0	0	0	1				
<b>Eddie Bressoud, R</b> OBP: 0.348, SLG: 0.385 (1, 4)										3	1	1	0	0	0	2				
<b>AJ Worthington, R</b> OBP: 0.118, SLG: 0.125 (1, 1)										2	0	0	0	0	1	2				
<b>Inning Stats</b>	R: 0 E: 0 K: 0 S: 4	H: 1 LOB: 0 BB: 0 P: 4	R: 0 E: 0 K: 0 S: 3	H: 0 LOB: 0 BB: 0 P: 3	R: 2 E: 0 K: 1 S: 7	H: 3 LOB: 1 BB: 0 P: 7	R: 0 E: 0 K: 0 S: 3	H: 0 LOB: 1 BB: 1 P: 7	R: 0 E: 0 K: 0 S: 5	H: 0 LOB: 0 BB: 0 P: 5	R: 0 E: 0 K: 0 S: 3	H: 2 LOB: 2 BB: 0 P: 5	R: 0 E: 0 K: 1 S: 6	H: 2 LOB: 0 BB: 0 P: 6	R: 1 E: 0 K: 0 HR: 0	H: 2 LOB: 0 BB: 0 HBP: 0	1B: 6 2B: 2 3B: 1 HR: 0	SF: 0 SAC: 1 DP: 1 HBP: 0	WP: 0 PB: 0 SB: 0 CS: 2	PA: 31
<b>PITCHER</b> <b>Curt Simmons, L</b> ERA: 4.6 (1, 1) <b>Turk Farrell, R</b> ERA: 1.07 (8, 1)	IP: 7.0 WLS: L BF: 29 H: 8 R: 3 ER: 3 SO: 2 BB: 1 IBB: 0 HBP: 0 BLK: 0 WP: 0 HR: 0 S: 32 P: 36 ERA: 3.86 WHIP: 1.286															<b>PITCHER</b>				



Batter	1	2	3	4	5	6	7	8	9	AB	R	H	RBI	BB	SO	LOB	TOP					
Jim Gilliam, S OBP: 0.377, SLG: 0.394 (1, 7)	4-1 1B G6-4-3 BB		4-1 1B BB	1-2 G4-6-3 1-2			0-0 F9		0-1 1B BB 1B	3	2	1	0	2	0	1						
Charlie Neal, R OBP: 0.356, SLG: 0.487 (1, 4)	2-2 G6-4-3 1-3 1B		3-2 1B BB SF9 1B		4-2 G6-4-3 1B BB		2-1 6-3		4-1 1B BB	3	2	2	0	2	0	0						
Duke Snider, L OBP: 0.372, SLG: 0.426 (1, 8)	4-2 G6-4-3 1-2 BB		4-0 1B BB		2-2 G6-4-3 1-2 1B		3-2 HR		0-2 1B	3	1	3	2	2	0	0						
Carl Furillo, R OBP: 0.347, SLG: 0.481 (1, 9)	1-1 G6-4-3 1-2 1B		0-2 1B		1-1 G6-4-3 1-2 1B		1-2 2B		0-3 K	5	0	2	1	0	1	7						
John Roseboro, L OBP: 0.343, SLG: 0.481 (1, 2)	0-3 K		3-2 SF9 1B		0-0 3B		1-1 G3		1-3 K	4	0	1	2	0	2	5						
Gil Hodges, R OBP: 0.330, SLG: 0.412 (1, 3)		0-0 F8	3-1 F7		1-0 K		1-1 G3		0-3 K	5	0	0	0	0	2	6						
Dick Gray, R OBP: 0.323, SLG: 0.487 (1, 5)	4-1 WP BB		2-3 K		3-1 F8		2-0 6-3			3	0	0	0	1	1	2						
Don Zimmer, R OBP: 0.357, SLG: 0.453 (1, 6)	1-3 K		2-3 K		3-3 K		2-2 F9			4	0	0	0	0	3	1						
Don Drysdale, R OBP: 0.150, SLG: 0.250 (1, 1)	1-3 K		0-0 K		0-3 K				0-1 BB 1B 1B	2	0	1	0	0	1	1						
Ed Roebuck, R OBP: 0.333, SLG: 0.333 (5, 1)										1	0	0	0	0	0	0						
Clem Labine, R (7, 1)										0	0	0	0	0	0	0						
Johnny Klippstein, R OBP: 0.125, SLG: 0.125 (8, 1)										0	0	0	0	0	0	0						
Elmer Valo, L OBP: 0.300, SLG: 0.333 (9, PH)	1-3 K									1	1	1	0	0	0	0						
<b>Inning Stats</b>	R: 1 E: 0 K: 1 S: 11	H: 1 LOB: 1 BB: 2 P: 22	R: 0 E: 0 K: 2 S: 8	H: 0 LOB: 1 BB: 1 P: 14	R: 2 E: 0 K: 1 S: 16	H: 2 LOB: 2 BB: 2 P: 33	R: 0 E: 0 K: 1 S: 9	H: 1 LOB: 0 BB: 0 P: 12	R: 1 E: 0 K: 1 S: 12	H: 2 LOB: 1 BB: 1 P: 21	R: 0 E: 0 K: 2 S: 8	H: 0 LOB: 0 BB: 0 P: 14	R: 1 E: 0 K: 0 S: 11	H: 2 LOB: 1 BB: 0 P: 18	R: 0 E: 0 K: 0 S: 6	H: 0 LOB: 0 BB: 0 P: 11	R: 1 E: 0 K: 3 S: 17	H: 3 LOB: 3 BB: 1 P: 22	1B: 8 2B: 1 3B: 1 HR: 1	SF: 1 SAC: 0 DP: 3 HBP: 0	WP: 2 PA: 42 PB: 0 SB: 0 CS: 0	
<b>PITCHER</b>	IP WLS BF H R ER SO BB IBB HBP BLK WP HR S P ERA WHIP	8.0 W 35 8 5 5 8 6 0 0 0 1 1 81 145 5.62 1.750	1.0 S 7 3 1 1 3 1 0 0 0 0 0 17 22 9.00 4.000																			

Los Angeles Dodgers @ Philadelphia Phillies  
 Connie Mack Stadium, Philadelphia, PA  
 Tue Jun 17 1958, 7:05 PM EDT  
 Att: 16,823 - Unknown

AB	34
R	6
H	11
RBI	5
BB	7
SO	11
LOB	23



Batter	1	2	3	4	5	6	7	8	9	AB	R	H	RBI	BB	SO	LOB	BOTTOM				
Richie Ashburn, L OBP: 0.430, SLG: 0.438 (1, 8)	1-3 K	0-1 F5		0-1 FC6 1B		2-2 5-3		1-2 1B E 1B		5	1	2	1	0	1	1					
Solly Hemus, L OBP: 0.471, SLG: 0.548 (1, 4)	1-1 HBP BB 2B	2-3 K		0-2 FC6 1-2			0-1 L6	1-2 3-H E 1B		5	2	2	1	0	1	2					
Harry Anderson, L OBP: 0.381, SLG: 0.490 (1, 3)	4-1 BB HBP BB		0-0 HR		4-0 1B SF9 BB		4-0 BB PB BB	4-0 E BB 1B		1	3	1	1	4	0	0					
Carl Sawatski, L OBP: 0.375, SLG: 0.263 (1, 2)	1-2 BB HBP		3-1 1B		0-0 FC6-4 1-3 1B		4-0 BB BB	0-0 E1 BB SF7		3	1	2	0	1	0	1					
Willie Jones, R OBP: 0.382, SLG: 0.459 (1, 5)	4-1 BB		3-1 F6		3-2 SF9		2-1 F9	4-0 BB IBB		2	0	0	2	2	0	3					
Wally Post, R OBP: 0.382, SLG: 0.416 (1, 9)	2-2 F4		0-1 F9		0-0 FC6-4 1-2 WP		4-0 BB	4-2 BB		3	0	0	1	2	0	5					
Rip Repulski, R OBP: 0.503 (1, 7)	1-3 K		0-0 F6		1-2 1-3		3-3 K	0-0 SF7		4	0	0	1	0	2	8					
Bob Bowman, R OBP: 0.357, SLG: 0.538 (9, 7)										0	0	0	0	0	0	0					
Chico Fernandez, R OBP: 0.241, SLG: 0.220 (8, PH)		0-0 5-3		2-2 6-3		0-1 5-3		1-3 1B F7		3	0	0	0	0	0	0					
Dave Phillips, S OBP: 0.282, SLG: 0.312 (9, 6)										2	1	1	0	0	0	2					
Ted Kazanski, R OBP: 0.266, SLG: 0.274 (9, 6)										0	0	0	0	0	0	0					
Jack Sanford, R OBP: 0.235, SLG: 0.250 (1, 1)		3-2 2B		0-3 K		3-3 K		0-0 K		3	0	1	0	0	2	0					
Stan Lopata, R OBP: 0.399, SLG: 0.458 (8, PH)										2	1	1	0	0	1	2					
Turk Farrell, R OBP: 0.250, SLG: 0.182 (9, 1)										0	0	0	0	0	0	0					
<b>Inning Stats</b>	R: 1 E: 0 K: 2 S: 19	H: 1 LOB: 3 BB: 2 P: 33	R: 0 E: 0 K: 1 S: 11	H: 1 LOB: 0 BB: 0 P: 16	R: 1 E: 0 K: 0 S: 8	H: 2 LOB: 1 BB: 0 P: 14	R: 0 E: 0 K: 1 S: 11	H: 1 LOB: 0 BB: 0 P: 13	R: 1 E: 0 K: 0 S: 10	H: 1 LOB: 1 BB: 1 P: 18	R: 0 E: 0 K: 1 S: 8	H: 0 LOB: 0 BB: 0 P: 13	R: 0 E: 0 K: 1 S: 7	H: 0 LOB: 3 BB: 3 P: 24	R: 6 E: 1 K: 1 S: 21	H: 4 LOB: 2 BB: 3 P: 42	1B: 7 2B: 2 3B: 0 HR: 1	SF: 2 SAC: 0 DP: 0 HBP: 1	WP: 1 PA: 45 PB: 1 SB: 1 CS: 0		
<b>PITCHER</b>	IP WLS BF H R ER SO BB IBB HBP BLK WP HR S P ERA WHIP	4.0 2.1 9.0 0 0 0 1 2 0 0 0 1 0 19 36 0.00 0.857	0.2 L 9 4 6 5 1 1 1 0 0 0 0 0 16 35 67.50 7.500	1.0 5 0 0 0 1 1 1 0 0 0 0 0 10 21 0.00 1.000																	

Los Angeles Dodgers @ Philadelphia Phillies  
 Connie Mack Stadium, Philadelphia, PA  
 Tue Jun 17 1958, 7:05 PM EDT  
 Att: 16,823 - Unknown

AB	33
R	9
H	10
RBI	7
BB	9
SO	7
LOB	24





Batter	1	2	3	4	5	6	7	8	9	AB	R	H	RBI	BB	SO	LOB	TOP					
Jim Gilliam, S (1, 7) OBP: 0.370, SLG: 0.387	1-1 4-3		3-2 L9		1-2 4-3			0-0 F7		4	0	0	0	0	0	0	Los Angeles Dodgers @ Philadelphia Phillies Connie Mack Stadium, Philadelphia, PA Wed Jun 18 1958, 7:05 PM EDT Att: 11,399 - Unknown					
Charlie Neal, R (1, 4) OBP: 0.358, SLG: 0.487	1-2 BB 1B		3-3 K		1-2 4-3 1B			3-3 K		4	1	2	0	0	2	0						
Duke Snider, L (1, 8) OBP: 0.375, SLG: 0.424	4-1 1-2 BB			1-3 K		2-1 4-3 1B		3-2 1B 1B		3	0	1	0	1	1	1						
Carl Furillo, R (1, 9) OBP: 0.356, SLG: 0.487	2-2 F4			1-0 G5-4-3 1B		2-0 WP 1B		2-1 1-2 1B		4	0	3	1	0	0	2						
Gil Hodges, R (1, 3) OBP: 0.325, SLG: 0.404	3-3 K			1-0 G5-4-3 1-2		1-3 K		2-2 6-3		4	0	0	0	0	2	6						
Don Zimmer, R (1, 6) OBP: 0.349, SLG: 0.443		0-0 F5			2-2 F8		0-0 F9		1-1 6-3	4	0	0	0	0	0	1						
Dick Gray, R (1, 5) OBP: 0.328, SLG: 0.483		3-2 F4			4-2 HR BB		2-1 6-3		0-0 1B	3	1	1	0	1	0	0						
Joe Pignatano, R (1, 2) OBP: 0.244, SLG: 0.250		2-3 K			1-1 1-H HR		1-2 F5		1-3 K	4	1	1	2	0	2	1						
Stan Williams, R (1, 1)			2-3 K		0-3 K		1-0 F8		0-1 F3	4	0	0	0	0	2	1						
<b>Inning Stats</b>	R: 0 E: 0 S: 12	H: 1 LOB: 2 BB: 1 P: 23	R: 0 E: 0 S: 9	H: 0 LOB: 0 BB: 0 P: 14	R: 0 E: 0 S: 11	H: 0 LOB: 0 BB: 0 P: 19	R: 0 E: 0 S: 6	H: 1 LOB: 0 BB: 0 P: 9	R: 2 E: 0 S: 14	H: 1 LOB: 1 BB: 1 P: 22	R: 1 E: 0 S: 10	H: 2 LOB: 1 BB: 0 P: 16	R: 0 E: 0 S: 6	H: 0 LOB: 0 BB: 0 P: 10	R: 0 E: 0 S: 14	H: 2 LOB: 2 BB: 0 P: 24	R: 0 E: 0 S: 8	H: 1 LOB: 1 BB: 0 P: 10	1B: 7 2B: 0 3B: 0 HR: 1	SF: 0 SAC: 0 DP: 1 HBP: 0	WP: 1 PB: 0 SB: 0 CS: 0	PA: 36
<b>PITCHER</b> Robin Roberts, R (1, 1) ERA: 3.31	IP: 9.0 WLS: L BF: 36	H: 8 R: 3 ER: 3 SO: 9	BB: 2 IBB: 0 HBP: 0 BLK: 0	WP: 1 HR: 1 S: 90 P: 147	ERA: 3.00 WHIP: 1.111	<b>PITCHER</b>										IP: 9.0 WLS: W BF: 36	H: 4 R: 0 ER: 0 SO: 6	BB: 7 IBB: 0 HBP: 0 BLK: 0	WP: 0 HR: 0 S: 85 P: 146	ERA: 0.00 WHIP: 1.222		

AB	34
R	3
H	8
RBI	3
BB	2
SO	9
LOB	12



Batter	1	2	3	4	5	6	7	8	9	AB	R	H	RBI	BB	SO	LOB	BOTTOM					
Richie Ashburn, L (1, 8) OBP: 0.431, SLG: 0.436	2-1 BB 1B	2-2 1-3			4-1 G3-6-3 BB		2-2 FC3-6 1-2			3	0	1	0	1	0	2	Los Angeles Dodgers @ Philadelphia Phillies Connie Mack Stadium, Philadelphia, PA Wed Jun 18 1958, 7:05 PM EDT Att: 11,399 - Unknown					
Solly Hemus, L (1, 4) OBP: 0.482, SLG: 0.529	4-2 BB 1-2 BB		3-2 4-3		0-1 G3-6-3 1-2		3-2 F5			3	0	0	0	1	0	2						
Harry Anderson, L (1, 3) OBP: 0.383, SLG: 0.485	3-2 F6		1-3 K		4-1 BB			4-1 BB		2	0	0	0	2	1	2						
Carl Sawatski, L (1, 2) OBP: 0.321, SLG: 0.217	0-1 F7		2-1 F7		0-0 F8			1-2 F8		4	0	0	0	0	0	4						
Willie Jones, R (1, 5) OBP: 0.385, SLG: 0.463	4-0 1-2 2-3 BB			0-0 1B 2B		1-2 F7		2-3 K		3	0	1	0	1	1	1						
Wally Post, R (1, 9) OBP: 0.373, SLG: 0.404	2-3 K			2-1 F8		0-3 K		1-0 F3		4	0	0	0	0	2	5						
Rip Repulski, R (1, 7) OBP: 0.306, SLG: 0.513		0-1 SH3-4 2B			0-0 2-3 1B		2-1 F8		4-2 G6-4-3 BB	3	0	2	0	1	0	0						
Chico Fernandez, R (1, 6) OBP: 0.240, SLG: 0.219		0-0 SH3-4			0-3 K			0-0 F7		1	0	0	0	0	1	2						
Dave Philley, S (7, PH) OBP: 0.275, SLG: 0.308									2-1 F7	1	0	0	0	0	1	0						
Ted Kazanski, R (8, 6) OBP: 0.266, SLG: 0.274										0	0	0	0	0	0	0						
Bob Bowman, R (9, PH) OBP: 0.349, SLG: 0.525		2-3								1	0	0	0	0	0	1						
Robin Roberts, S (1, 1) OBP: 0.302, SLG: 0.263		0-0 B3			2-2 4-3			4-2 FC3-6 BB		2	0	0	0	1	0	3						
Stan Lopata, R (9, PH) OBP: 0.397, SLG: 0.455								1-2 G6-4-3		1	0	0	0	0	0	1						
<b>Inning Stats</b>	R: 0 E: 0 S: 15	H: 1 LOB: 3 BB: 2 P: 30	R: 0 E: 0 S: 8	H: 1 LOB: 1 BB: 0 P: 10	R: 0 E: 0 S: 9	H: 0 LOB: 0 BB: 0 P: 15	R: 0 E: 0 S: 13	H: 2 LOB: 2 BB: 0 P: 17	R: 0 E: 0 S: 5	H: 0 LOB: 1 BB: 2 P: 13	R: 0 E: 0 S: 8	H: 0 LOB: 0 BB: 0 P: 11	R: 0 E: 0 S: 12	H: 0 LOB: 1 BB: 1 P: 21	R: 0 E: 0 S: 8	H: 0 LOB: 1 BB: 1 P: 16	R: 0 E: 0 S: 7	H: 0 LOB: 0 BB: 1 P: 13	1B: 2 2B: 2 3B: 0 HR: 0	SF: 0 SAC: 1 DP: 2 HBP: 0	WP: 0 PB: 0 SB: 0 CS: 0	PA: 36
<b>PITCHER</b> Stan Williams, R (1, 1) ERA: 3.89	IP: 9.0 WLS: W BF: 36	H: 4 R: 0 ER: 0 SO: 6	BB: 7 IBB: 0 HBP: 0 BLK: 0	WP: 0 HR: 0 S: 85 P: 146	ERA: 0.00 WHIP: 1.222	<b>PITCHER</b>										IP: 9.0 WLS: W BF: 36	H: 4 R: 0 ER: 0 SO: 6	BB: 7 IBB: 0 HBP: 0 BLK: 0	WP: 0 HR: 0 S: 85 P: 146	ERA: 0.00 WHIP: 1.222		

AB	28
R	0
H	4
RBI	0
BB	7
SO	6
LOB	23





Batter	1	2	3	4	5	6	7	8	9	AB	R	H	RBI	BB	SO	LOB	TOP					
<b>Jim Gilliam, S</b> OBP: 0.364, SLG: 0.380	F5			F5			F5		K	4	0	0	0	0	1	1	<b>Los Angeles Dodgers @ Philadelphia Phillies</b> Connie Mack Stadium, Philadelphia, PA Thu Jun 19 1958, 7:05 PM EDT Att: 13,506 - Unknown					
<b>Charlie Neal, R</b> OBP: 0.356, SLG: 0.482	F9			F3			1B		4-3	4	0	1	0	0	0	1						
<b>Duke Snider, L</b> OBP: 0.372, SLG: 0.441	K			F9			F9		HR	4	1	1	2	0	1	1						
<b>Carl Furillo, R</b> OBP: 0.348, SLG: 0.475		5-3			F3		F9		F4	4	0	0	0	0	2							
<b>Norm Larker, L</b> OBP: 0.250, SLG: 0.204		G3			F5					3	0	1	0	0	0	0						
<b>Don Zimmer, R</b> OBP: 0.349, SLG: 0.441		6-3			B2					3	0	1	0	0	0	0						
<b>Dick Gray, R</b> OBP: 0.328, SLG: 0.475				G6-4-3 BB		F8		G6-4-3		2	0	0	0	1	0	1						
<b>Joe Pignatano, R</b> OBP: 0.250, SLG: 0.333				G6-4-3		F7			HR	3	1	1	1	0	0	1						
<b>Johnny Podres, L</b> OBP: 0.152, SLG: 0.129				G3						1	0	0	0	0	0	0						
<b>Don Drysdale, R</b> OBP: 0.190, SLG: 0.280										0	0	0	0	0	0	0						
<b>Randy Johnson, R</b> OBP: 0.248, SLG: 0.298										1	0	0	0	0	1	0						
<b>Carl Erskine, R</b> OBP: 0.307, SLG: 0.494										0	0	0	0	0	0	0						
<b>Steve Bilko, R</b> OBP: 0.327, SLG: 0.500										1	0	1	0	0	0	0						
<b>Fred Kipp, L</b> OBP: 0.231, SLG: 0.290									HR	0	1	0	0	0	0	0						
<b>Inning Stats</b>	R: 0 E: 0 K: 1 S: 8	H: 0 LOB: 0 BB: 0 P: 12	R: 0 E: 0 K: 0 S: 5	H: 0 LOB: 0 BB: 0 P: 6	R: 0 E: 0 K: 0 S: 5	H: 0 LOB: 1 BB: 1 P: 10	R: 0 E: 0 K: 0 S: 8	H: 0 LOB: 0 BB: 0 P: 12	R: 0 E: 0 K: 1 S: 5	H: 0 LOB: 0 BB: 0 P: 8	R: 0 E: 0 K: 0 S: 8	H: 0 LOB: 0 BB: 0 P: 11	R: 0 E: 0 K: 0 S: 10	H: 1 LOB: 1 BB: 0 P: 15	R: 0 E: 0 K: 0 S: 7	H: 2 LOB: 2 BB: 0 P: 10	R: 3 E: 0 K: 1 S: 13	H: 3 LOB: 1 BB: 0 P: 19	1B: 4 2B: 0 3B: 0 HR: 2	SF: 0 SAC: 0 DP: 2 HBP: 0	WP: 0 PB: 0 SB: 0 CS: 0	PA: 31
<b>PITCHER</b> <b>Ray Semproch, R</b> ERA: 3.53	IP: 9.0 WLS: W BF: 31 H: 6 R: 3 ER: 3 SO: 3 BB: 1 IBB: 0 HBP: 0 BLK: 0 WP: 0 HR: 2 S: 69 P: 103 ERA: 3.00 WHIP: 0.778															<b>PITCHER</b>						

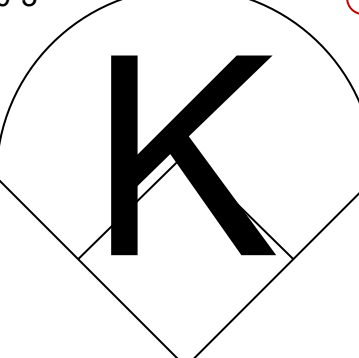
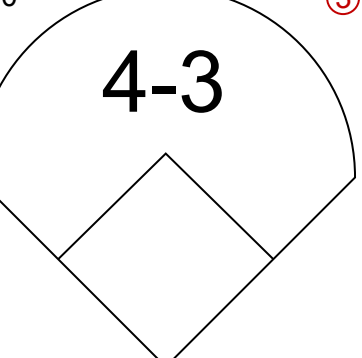
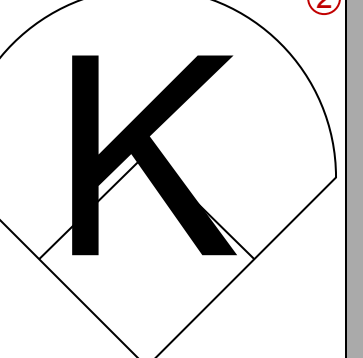
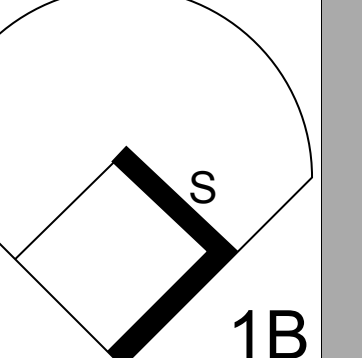
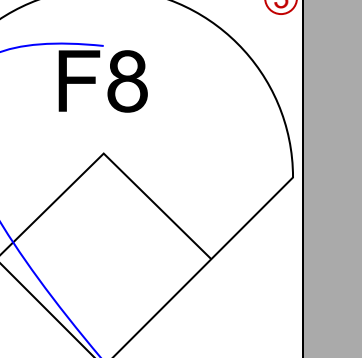
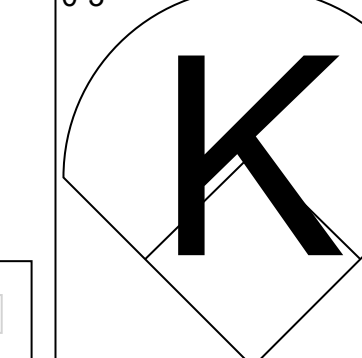
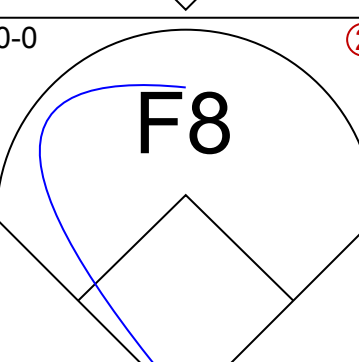
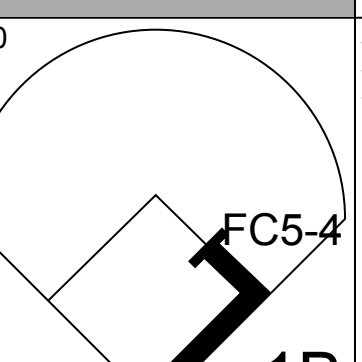
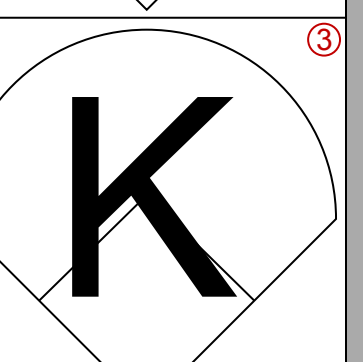
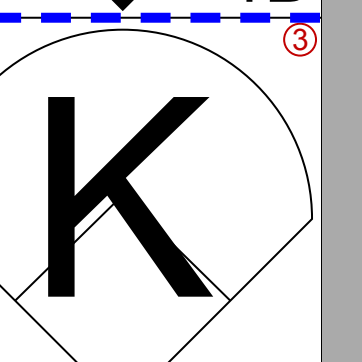
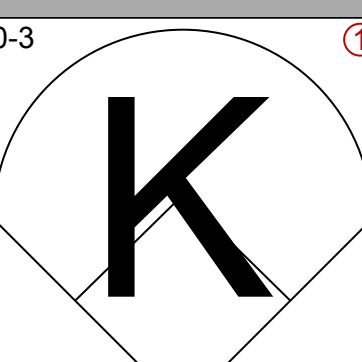
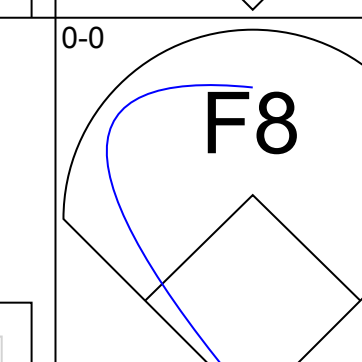
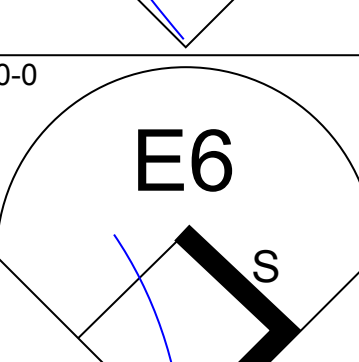
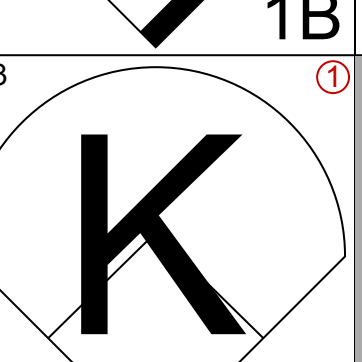
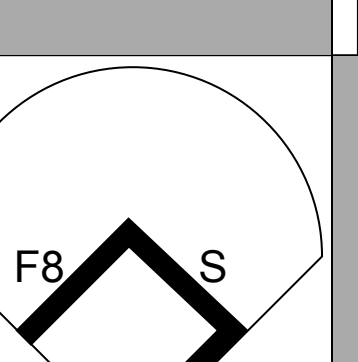
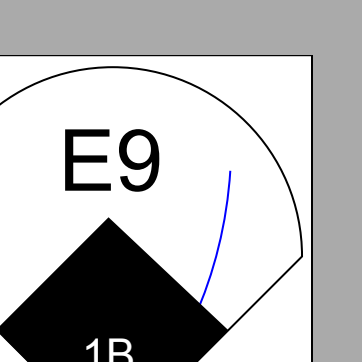
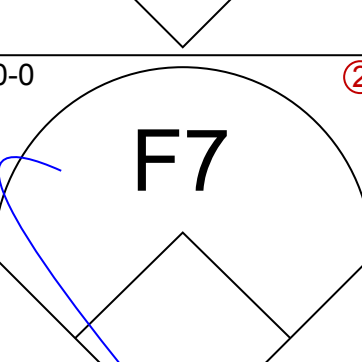
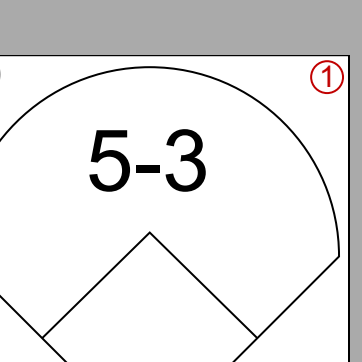
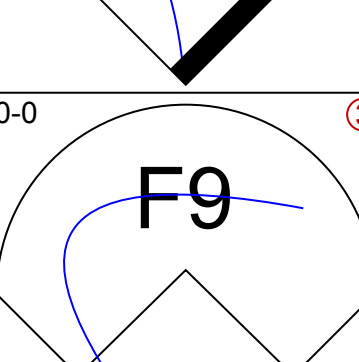
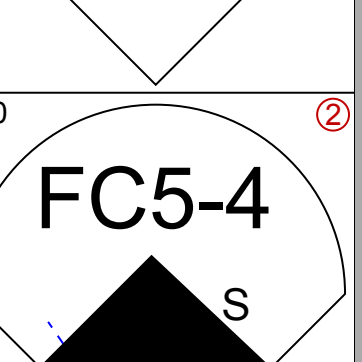


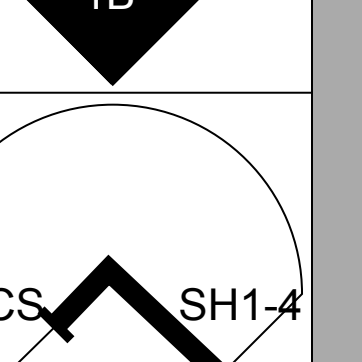
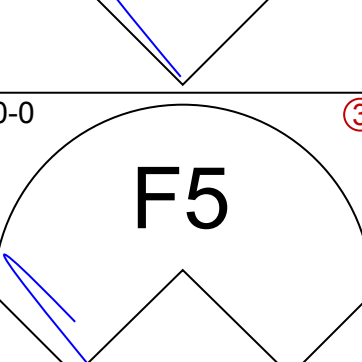
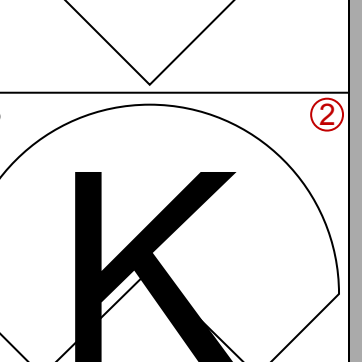
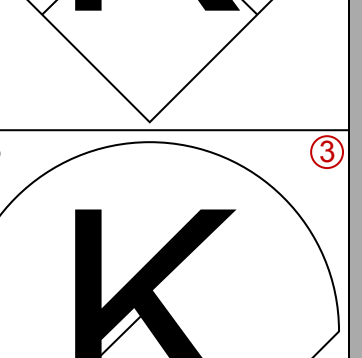
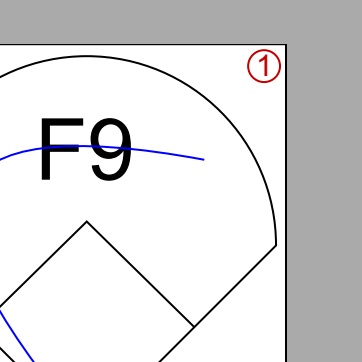
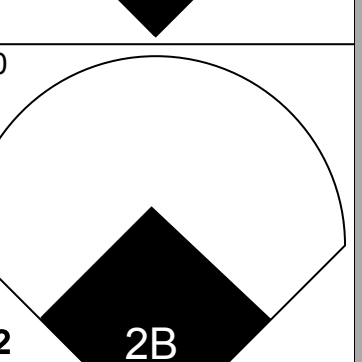


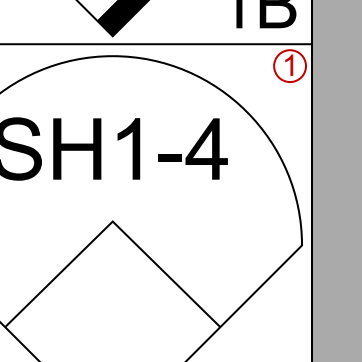
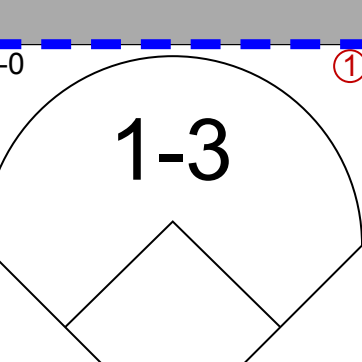
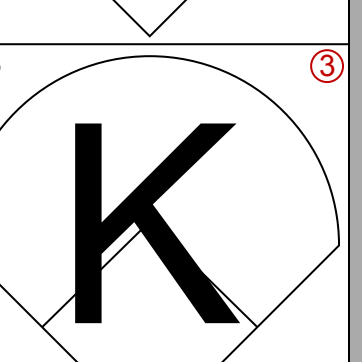
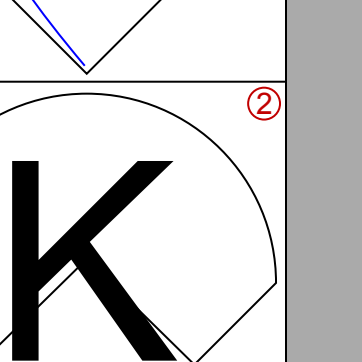
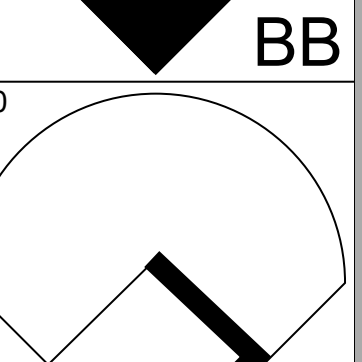
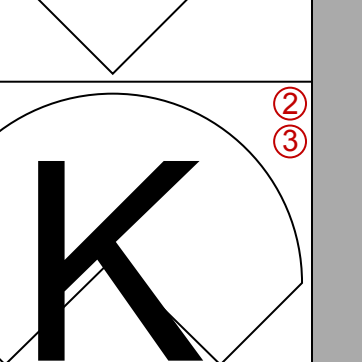
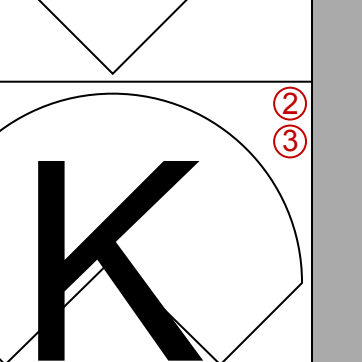
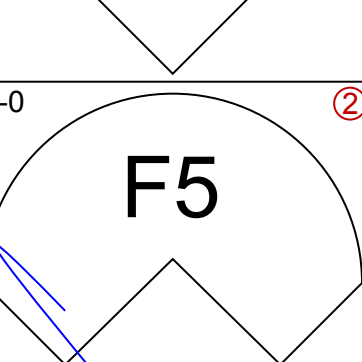
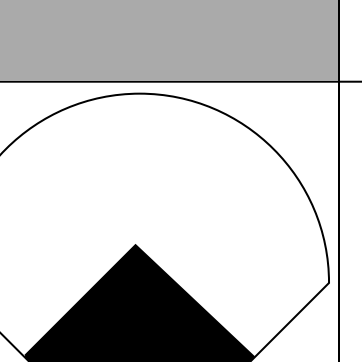
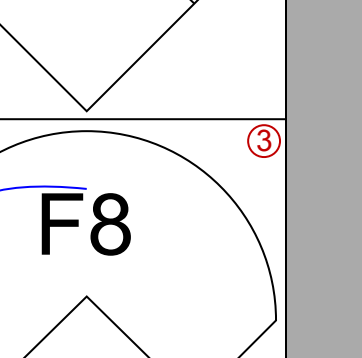
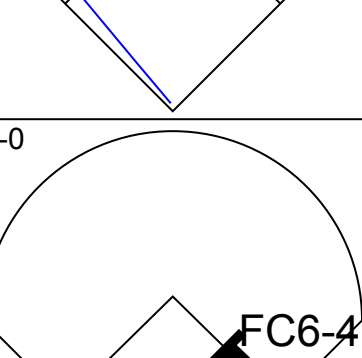
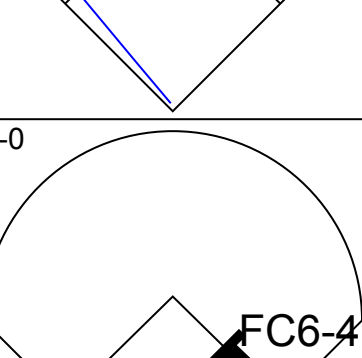

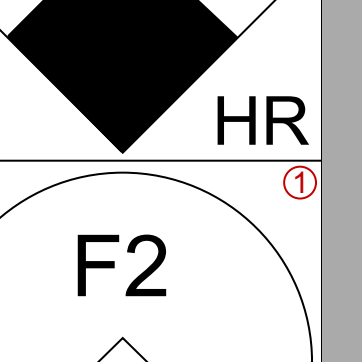
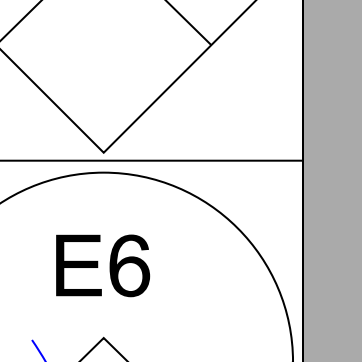
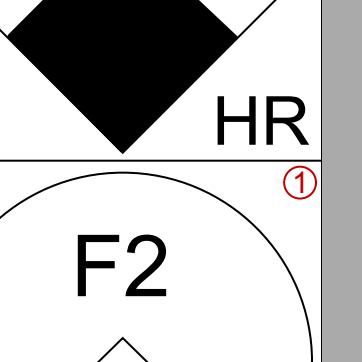
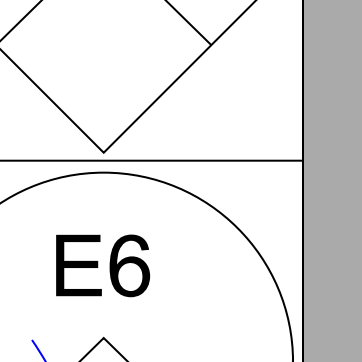
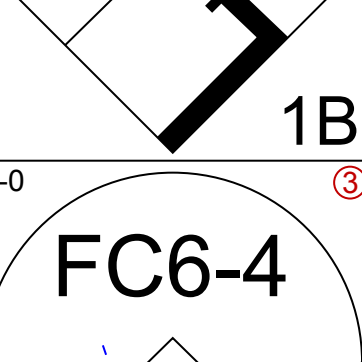
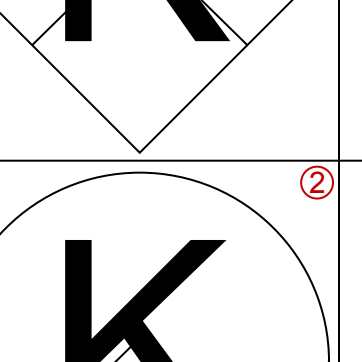
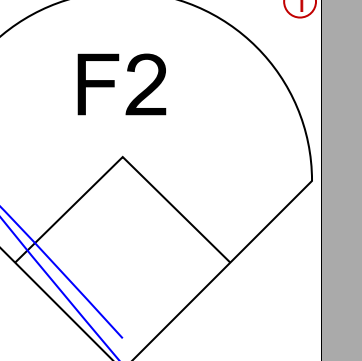
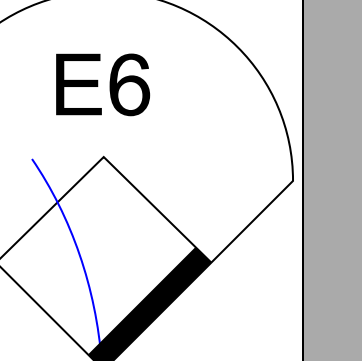
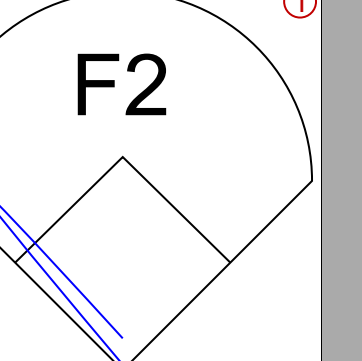
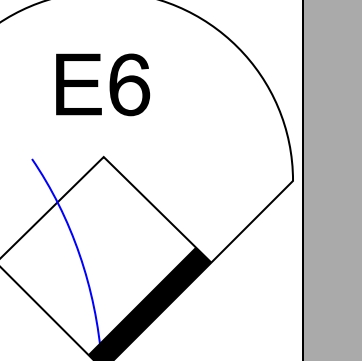
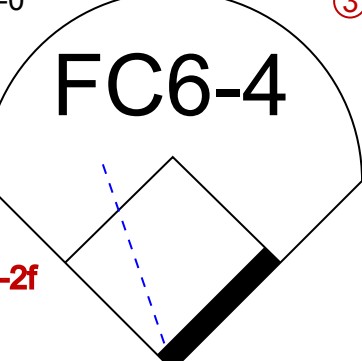
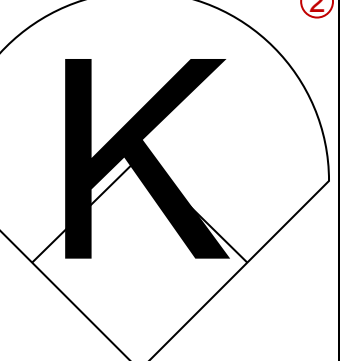
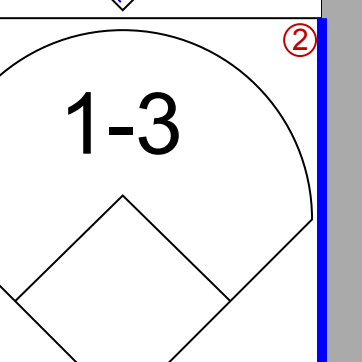
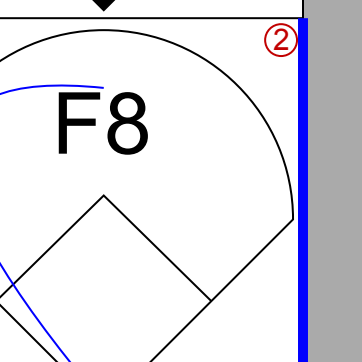
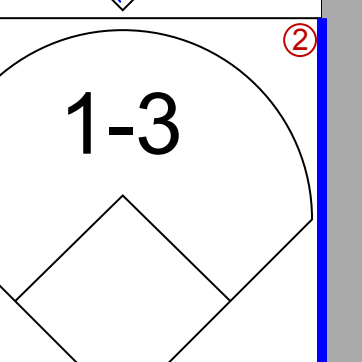
Batter	1	2	3	4	5	6	7	8	9	AB	R	H	RBI	BB	SO	LOB	BOTTOM			
<b>Richie Ashburn, L</b> OBP: 0.426, SLG: 0.431	F7	6-3	E1		FC3-6		4-3			5	0	1	0	0	0	2	<b>Los Angeles Dodgers @ Philadelphia Phillies</b> Connie Mack Stadium, Philadelphia, PA Thu Jun 19 1958, 7:05 PM EDT Att: 13,506 - Unknown			
<b>Ted Kazanski, R</b> OBP: 0.283, SLG: 0.270	HR	L7	5-3		FC5-4				5-3	5	1	1	0	0	0	3				
<b>Willie Jones, R</b> OBP: 0.379, SLG: 0.450	HR		5-3		F7				6-3	4	1	0	0	1	0	2				
<b>Stan Lopata, R</b> OBP: 0.397, SLG: 0.470	HR		1B	K		K			5-3	4	2	1	3	1	2	0				
<b>Wally Post, R</b> OBP: 0.376, SLG: 0.407	1B		2B	K		G2				4	1	2	0	0	1	0				
<b>Bob Bowman, R</b> OBP: 0.404, SLG: 0.636	1B		1B	K					HR	4	2	4	2	0	0	0				
<b>Harry Anderson, L</b> OBP: 0.381, SLG: 0.485	F7		1B	G3					L9	4	1	1	1	0	0	3				
<b>Chico Fernandez, R</b> OBP: 0.240, SLG: 0.219	F9		1B		5-3				F9	4	1	1	2	0	0	2				
<b>Ray Semproch, R</b> OBP: 0.094, SLG: 0.125		F9	1B	E	E3				E6	4	0	1	1	0	0	0				
<b>Inning Stats</b>	R: 3 E: 0 K: 0 S: 16	H: 4 LOB: 2 BB: 1 P: 26	R: 0 E: 0 K: 0 S: 9	H: 0 LOB: 0 BB: 0 P: 14	R: 5 E: 1 K: 0 S: 19	H: 6 LOB: 2 BB: 1 P: 30	R: 0 E: 0 K: 2 S: 10	H: 1 LOB: 1 BB: 0 P: 17	R: 0 E: 0 K: 1 S: 6	H: 0 LOB: 0 BB: 0 P: 8	R: 1 E: 1 K: 0 S: 13	H: 1 LOB: 1 BB: 0 P: 17	R: 0 E: 0 K: 0 S: 7	H: 0 LOB: 0 BB: 0 P: 12	R: 0 E: 0 K: 0 S: 7	H: 0 LOB: 0 BB: 0 P: 12		1B: 9 2B: 1 3B: 0 HR: 2	SF: 0 SAC: 0 DP: 0 HBP: 0	WP: 0 PB: 0 SB: 0 CS: 0
<b>PITCHER</b> <b>Johnny Podres, L</b> ERA: 3.83	IP: 2.1 WLS: L BF: 16 H: 7 R: 7 ER: 7 SO: 7 BB: 2 IBB: 0 HBP: 0 BLK: 0 WP: 0 HR: 1 S: 32 P: 53 ERA: 27.00 WHIP: 3.857															<b>PITCHER</b>				
<b>Don Drysdale, R</b> ERA: 5.29	IP: 2.2 WLS: 0 BF: 13 H: 4 R: 1 ER: 1 SO: 2 BB: 0 IBB: 0 HBP: 0 BLK: 0 WP: 0 HR: 0 S: 30 P: 45 ERA: 3.38 WHIP: 1.500																			
<b>Carl Erskine, R</b> ERA: 4.79	IP: 3.0 WLS: 1 BF: 11 H: 1 R: 1 ER: 1 SO: 1 BB: 0 IBB: 0 HBP: 0 BLK: 0 WP: 0 HR: 1 S: 26 P: 37 ERA: 3.00 WHIP: 0.333																			







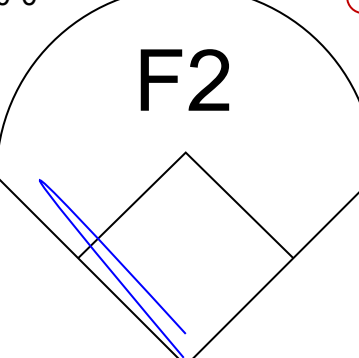
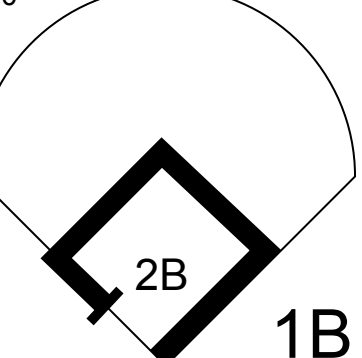
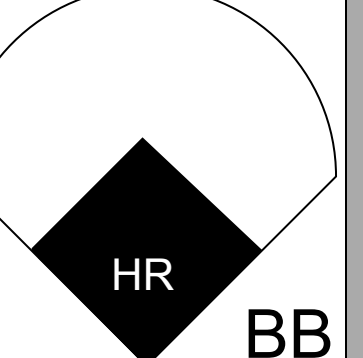
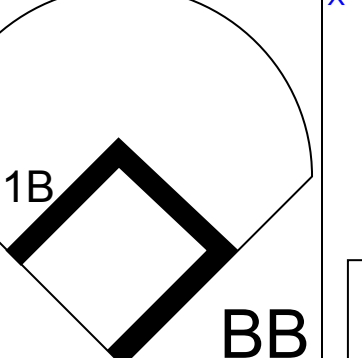
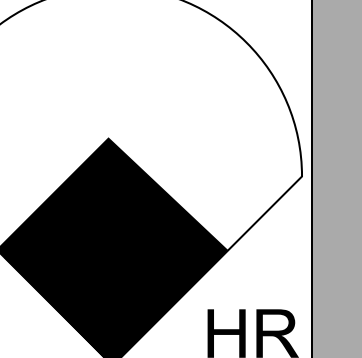
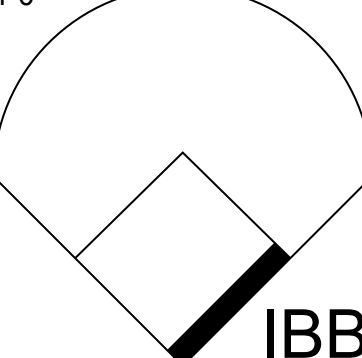
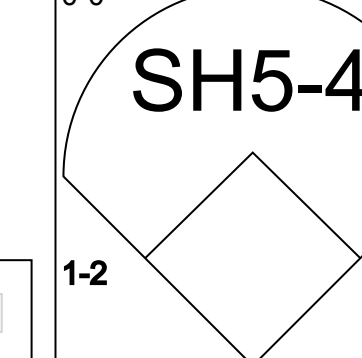
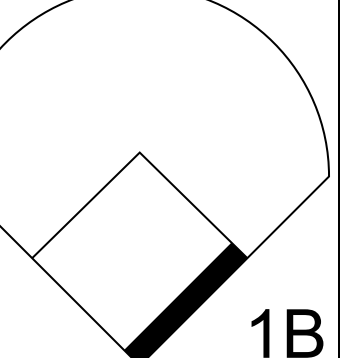
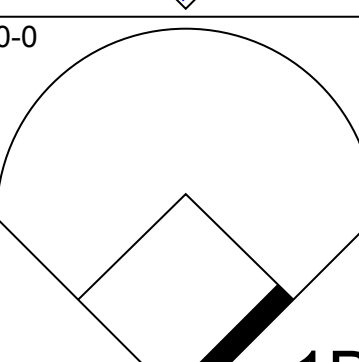
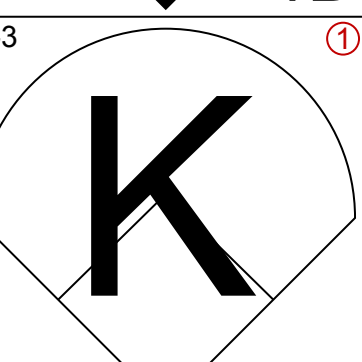
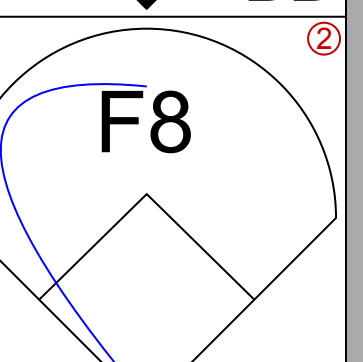
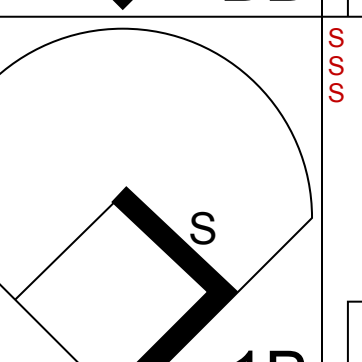
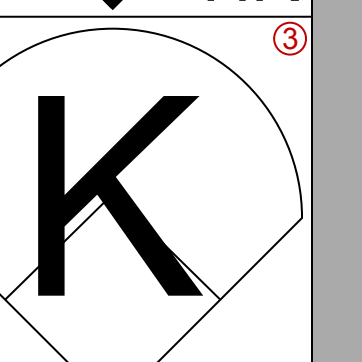
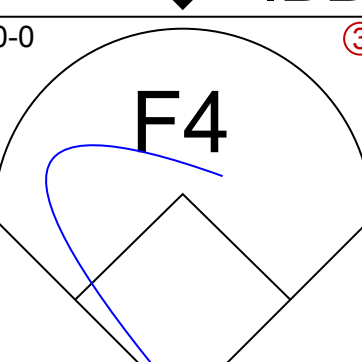
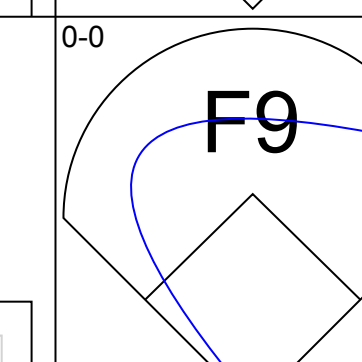
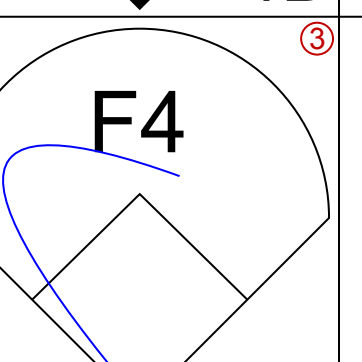
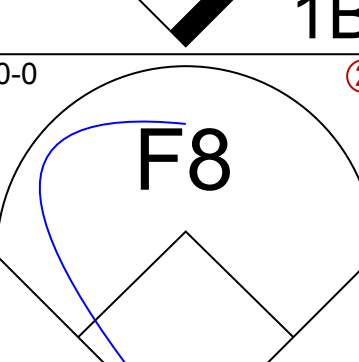
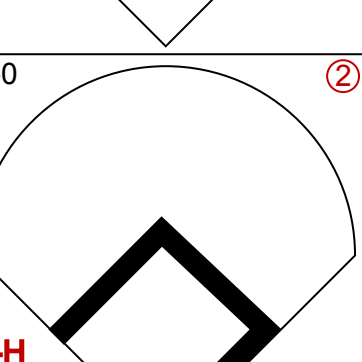
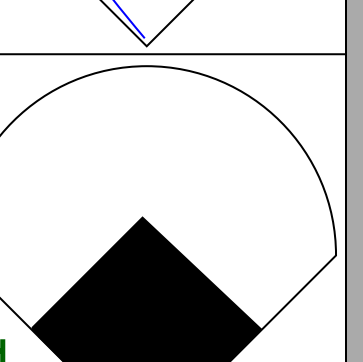
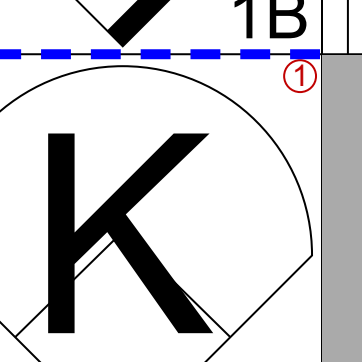
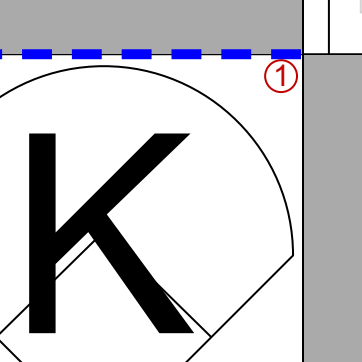
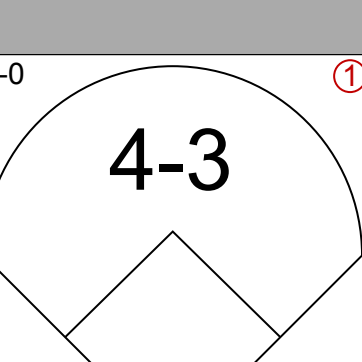
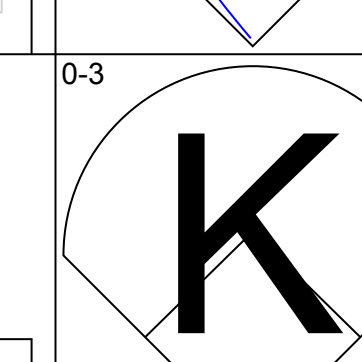
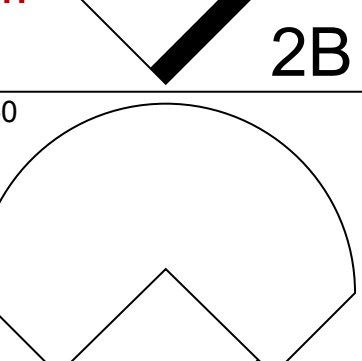
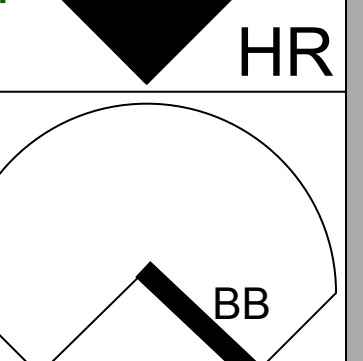
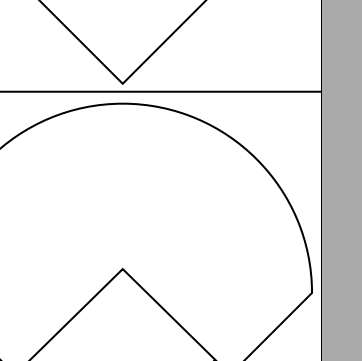
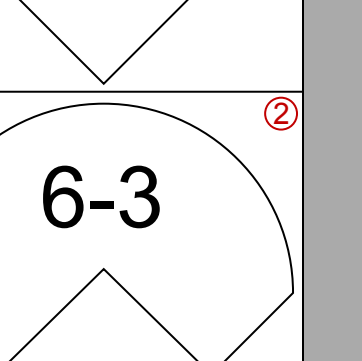
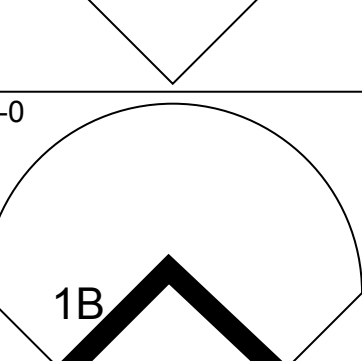
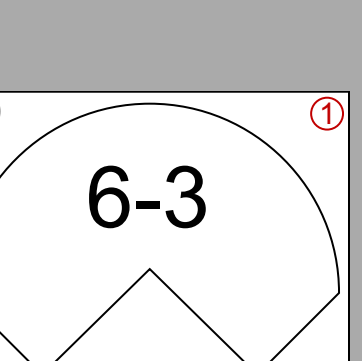
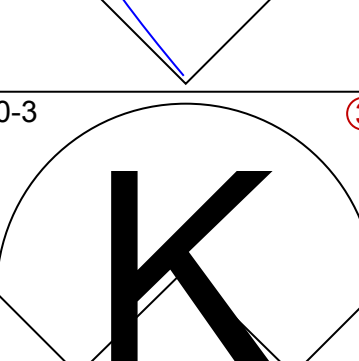
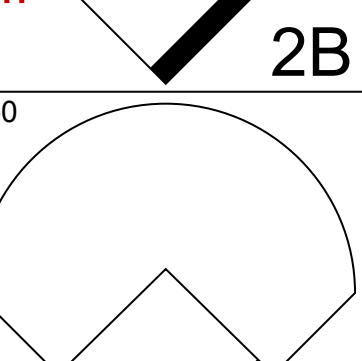
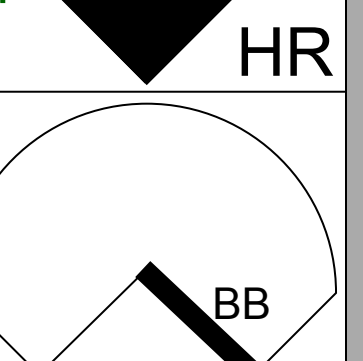
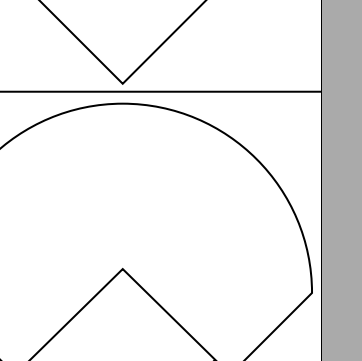
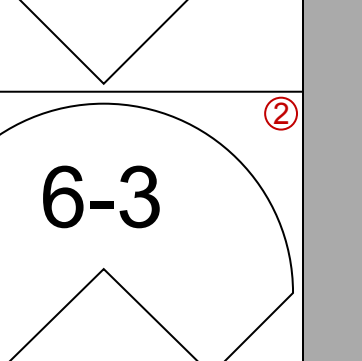
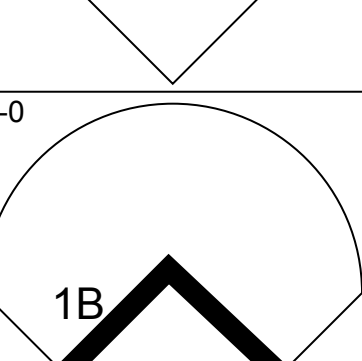

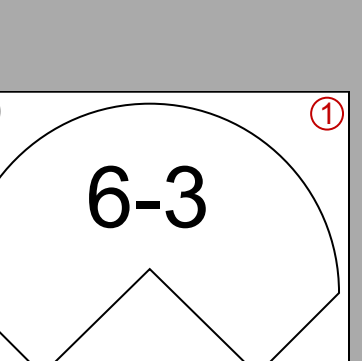
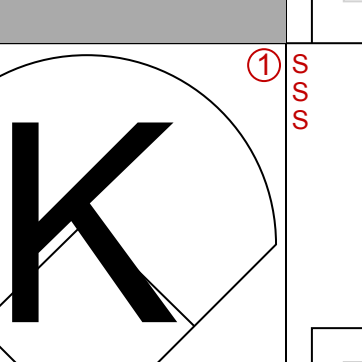
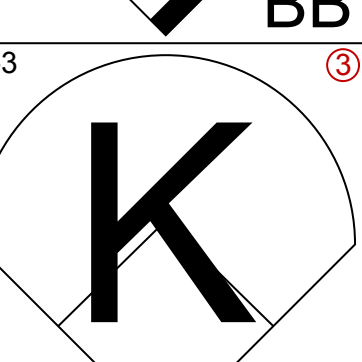
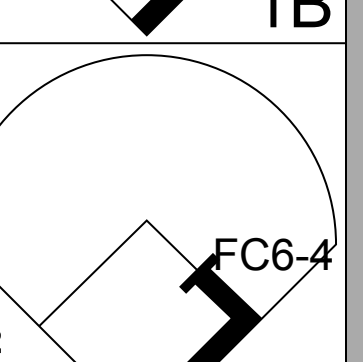
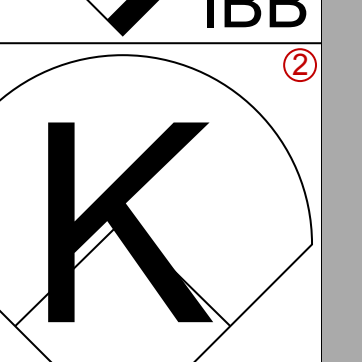
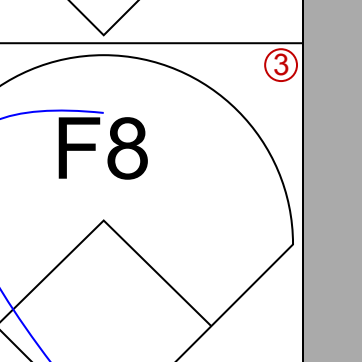
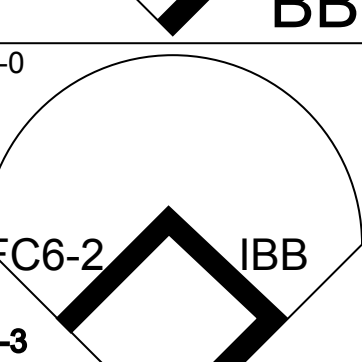

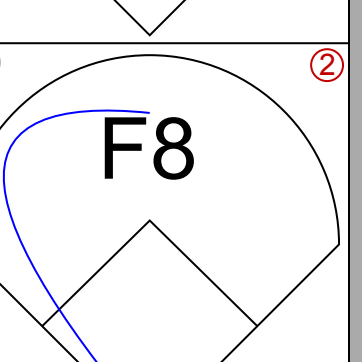

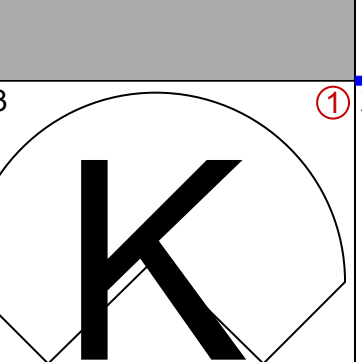
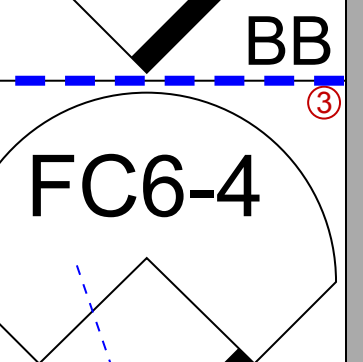
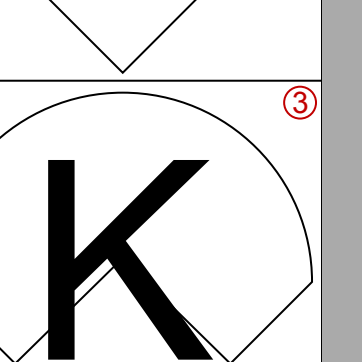
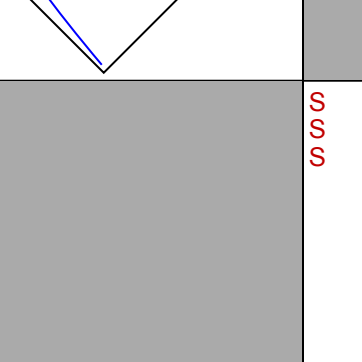
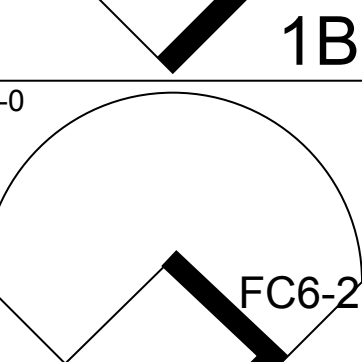


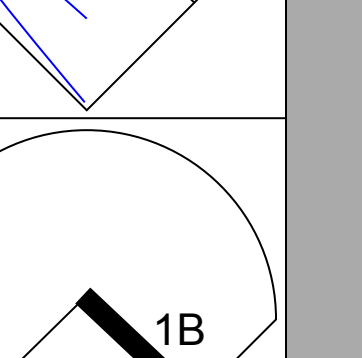
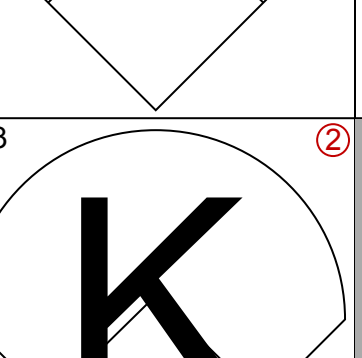
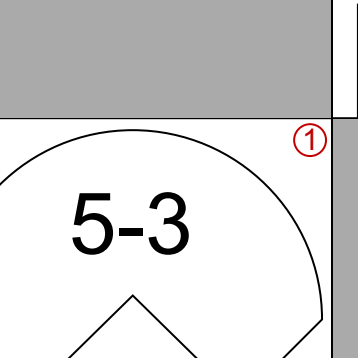
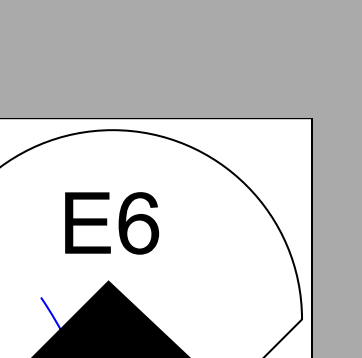
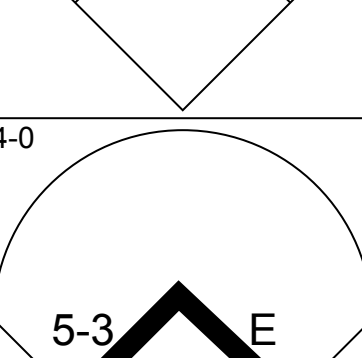


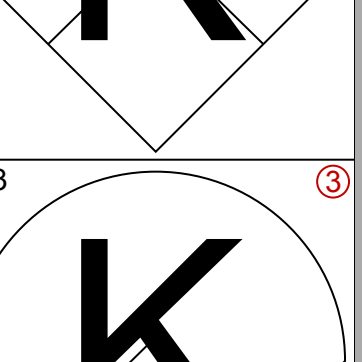
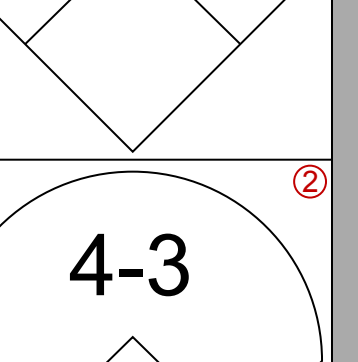
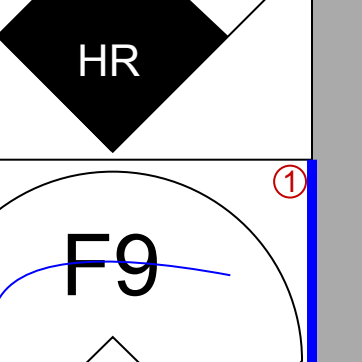
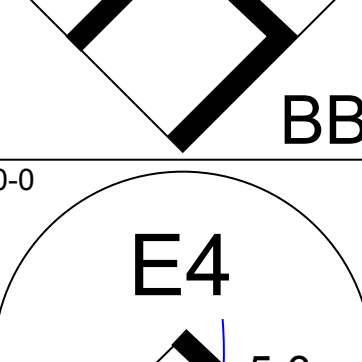

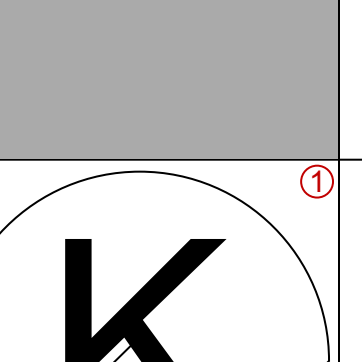
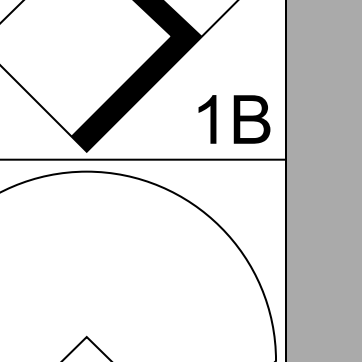
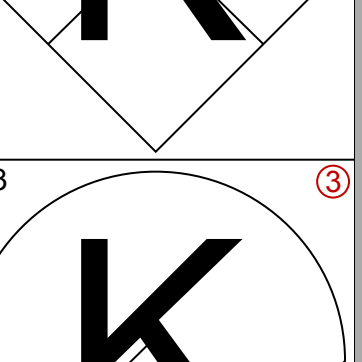
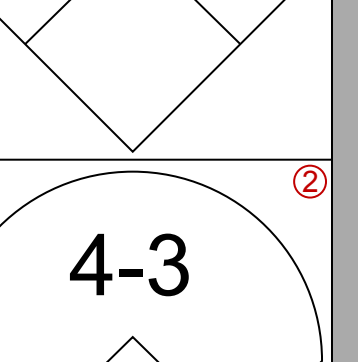
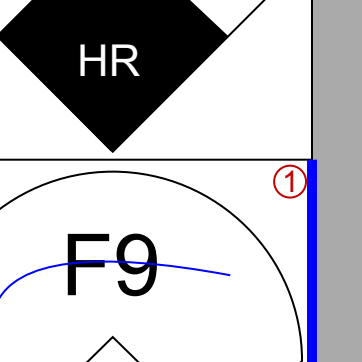
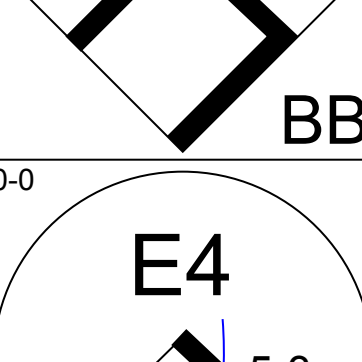

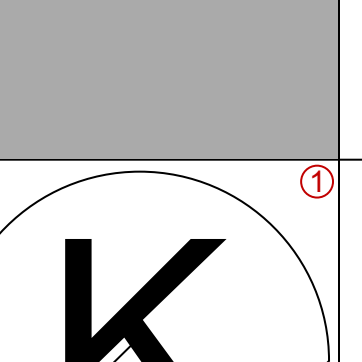
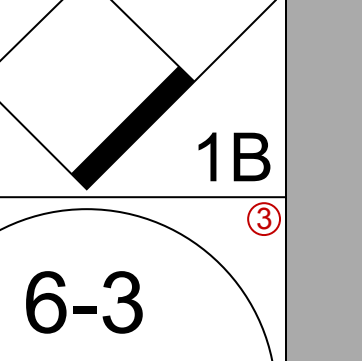
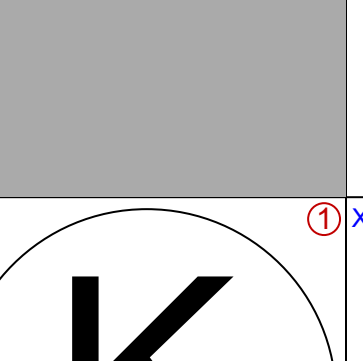
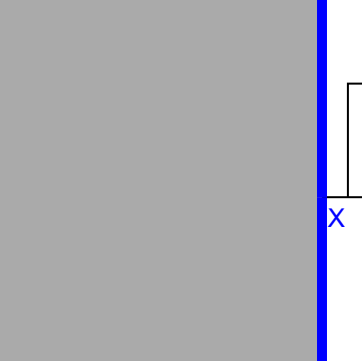
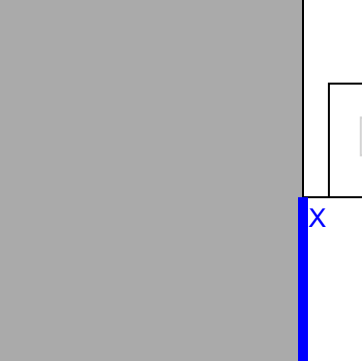

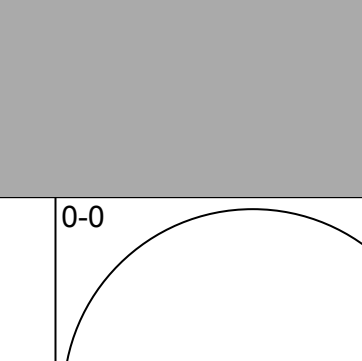
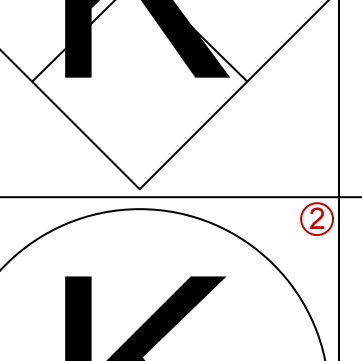


Batter	1	2	3	4	5	6	7	8	9	10	11	12	13	14	AB	R	H	RBI	BB	SO	LOB	TOP				
<b>Felipe Alou, R</b> OBP: 0.327, SLG: 0.529 (1, 9)							 1B								6	0	1	0	0	3	1					
<b>Jim Davenport, R</b> OBP: 0.333, SLG: 0.401 (1, 5)				 1B			 1-2								6	0	1	0	0	3	1					
<b>Willie Mays, R</b> OBP: 0.424, SLG: 0.668 (1, 9)						 1B		 1B							6	1	1	0	0	1	1					
<b>Orlando Cepeda, R</b> OBP: 0.343, SLG: 0.552 (1, 3)				 2B	 1-2		 1-2	 SH1-4 1B							6	1	1	1	0	2	3					
<b>Daryl Spencer, R</b> OBP: 0.357, SLG: 0.486 (1, 6)				 BB	 1-2		 2-3	 1B							4	1	0	0	1	1	1					
<b>Hank Sauer, R</b> OBP: 0.395, SLG: 0.516 (1, 7)					 1-2		 2-3	 2-3							3	0	1	2	0	1	1					
<b>Willie Kristians, L</b> OBP: 0.281, SLG: 0.384 (7, 7)					 1-2										3	1	1	1	0	1	1					
<b>Bob Schmidt, R</b> OBP: 0.333, SLG: 0.522 (1, 2)												 1B			5	1	2	1	1	1	0					
<b>Eddie Bressoud, R</b> OBP: 0.348, SLG: 0.403 (1, 4)											 1-2			6	0	0	0	0	1	3						
<b>Ramon Monzant, R</b> OBP: 0.298, SLG: 0.258 (5, 1)															2	0	0	0	0	0	0					
<b>Al Worthington, R</b> OBP: 0.190, SLG: 0.105 (7, 1)															1	0	0	0	0	0	0					
<b>Mary Grissom, R</b> (7, 1)															0	0	0	0	0	0	0					
<b>Leon Wagner, L</b> (9, PH)															1	0	0	0	0	0	1					
<b>Johnny Antonelli, L</b> OBP: 0.205, SLG: 0.233 (9, 1)															2	0	0	0	0	0	0					
<b>Inning Stats</b>	R: 0 E: 1 K: 1 S: 6	H: 0 LOB: 1 BB: 0 P: 6	R: 0 E: 0 K: 1 S: 5	H: 0 LOB: 0 BB: 0 P: 5	R: 0 E: 0 K: 2 S: 3	H: 0 LOB: 0 BB: 0 P: 3	R: 2 E: 0 K: 1 S: 7	H: 2 LOB: 2 BB: 0 P: 15	R: 0 E: 0 K: 1 S: 7	H: 0 LOB: 0 BB: 0 P: 7	R: 0 E: 0 K: 1 S: 6	H: 1 LOB: 1 BB: 0 P: 6	R: 1 E: 0 K: 1 S: 7	H: 1 LOB: 0 BB: 0 P: 6	R: 0 E: 0 K: 1 S: 4	H: 0 LOB: 1 BB: 0 P: 4	R: 0 E: 0 K: 1 S: 5	H: 1 LOB: 1 BB: 0 P: 5	R: 0 E: 0 K: 2 S: 7	H: 0 LOB: 0 BB: 0 P: 7	R: 1 E: 0 K: 2 S: 8	H: 1 LOB: 0 BB: 0 P: 8	1B: 5 2B: 1 HR: 2	SF: 0 SAC: 1 DP: 0 HBP: 0	WP: 0 PB: 0 SB: 4 CS: 1	PA: 54
<b>PITCHER</b>	IP	WLS	BF	H	R	ER	SO	BB	IBB	HBP	BLK	WP	HR	S	P	ERA	WHIP									
<b>Seth Morehead, L</b> ERA: 6.66 (1, 1)	6.2		28	5	3	3	6	0	0	0	0	0	0	9	46	4.05	0.900									
<b>Turk Farrell, R</b> ERA: 1.19 (7, 1)	1.1	5	1	1	0	2	0	0	0	0	0	0	0	9	9	0.00	0.750									
<b>Jim Hearn, R</b> ERA: 5.21 (9, 1)	2.0	7	0	0	0	1	0	0	0	0	0	0	0	9	9	0.00	0.000									
<b>Ray Sempoch, R</b> ERA: 3.47 (11, 1)	4.0	L	14	2	1	1	5	0	0	0	0	0	1	24	24	2.25	0.500									

San Francisco Giants @ Philadelphia Phillies  
 Connie Mack Stadium, Philadelphia, PA  
 Sun Jun 22 1958; 3:33 AM EDT  
 Unknown

AB 51  
 R 5  
 H 8  
 RBI 5  
 BB 2  
 SO 14  
 LOB 13



Batter	1	2	3	4	5	6	7	8	9	10	11	12	13	14	AB	R	H	RBI	BB	SO	LOB	BOTTOM				
<b>Richie Ashburn, L</b> OBP: 0.437, SLG: 0.446 (1, 8)			 1B		 BB		 BB	 1-2				 1-2			4	2	3	2	3	0	0					
<b>Solly Hemus, L</b> OBP: 0.443, SLG: 0.500 (1, 4)							 1B	 1-3							8	0	2	0	0	2	7					
<b>Harry Anderson, L</b> OBP: 0.379, SLG: 0.493 (1, 3)			 1-2		 1-2		 1-2								7	1	2	2	0	3	4					
<b>Carl Sawatski, L</b> OBP: 0.364, SLG: 0.231 (1, 2)							 1B					 BB			2	0	1	0	2	1	1					
<b>Stan Lopata, R</b> OBP: 0.406, SLG: 0.461 (9, PH)			 1B		 1B							 BB			2	0	0	0	1	0	0					
<b>Willie Jones, R</b> OBP: 0.382, SLG: 0.450 (1, 5)					 1-2		 1-2					 1B			6	0	1	0	1	3	5					
<b>Wally Post, R</b> OBP: 0.379, SLG: 0.404 (1, 9)					 1-2							 1B			6	0	0	0	1	4	5					
<b>Bob Bowman, R</b> OBP: 0.390, SLG: 0.547 (1, 7)		 1B						 HR		 BB		 1-2			6	1	1	0	1	1	4					
<b>Chico Fernandez, R</b> OBP: 0.238, SLG: 0.218 (8, PH)										 5-3					3	0	1	0	0	1	0					
<b>Ted Kazanski, R</b> OBP: 0.257, SLG: 0.271 (9, 6)		 1-2								 5-3					3	0	0	0	2	4						
<b>Seth Morehead, L</b> Turk Farrell, R Dwight Gooden, R Jim Hearn, R Rip Reese, R Ray Sempoch, R Mack Blank, R (5, 1) (5, 1) (6, PH) (9, 1) (10, PH) (11, 1) (14, PH)										 1-2		 1B			3	0	0	0	0	1	2					
<b>Inning Stats</b>	R: 0 E: 0 K: 1 S: 6	H: 1 LOB: 1 BB: 0 P: 6	R: 0 E: 0 K: 1 S: 7	H: 2 LOB: 2 BB: 0 P: 7	R: 0 E: 0 K: 2 S: 8	H: 2 LOB: 2 BB: 1 P: 12	R: 0 E: 0 K: 3 S: 9	H: 0 LOB: 0 BB: 0 P: 9	R: 2 E: 0 K: 1 S: 7	H: 2 LOB: 2 BB: 0 P: 15	R: 0 E: 0 K: 3 S: 10	H: 1 LOB: 3 BB: 2 P: 18	R: 2 E: 1 K: 1 S: 7	H: 1 LOB: 0 BB: 0 P: 7	R: 0 E: 0 K: 1 S: 5	H: 0 LOB: 0 BB: 0 P: 5	R: 0 E: 0 K: 1 S: 6	H: 1 LOB: 1 BB: 2 P: 14	R: 0 E: 0 K: 1 S: 6	H: 1 LOB: 1 BB: 0 P: 6	R: 0 E: 0 K: 2 S: 8	H: 0 LOB: 0 BB: 0 P: 8	1B: 9 2B: 1 HR: 2	SF: 0 SAC: 1 DP: 0 HBP: 0	WP: 1 PB: 0 SB: 1 CS: 0	PA: 65
<b>PITCHER</b>	IP	WLS	BF	H	R	ER	SO	BB	IBB	HBP	BLK	WP	HR	S	P	ERA	WHIP									
<b>Ramon Monzant, R</b> ERA: 4.77 (1, 1)	4.2		23	7	2	2	8	3	0	0	0	0	0	5	48	3.86	2.143									
<b>Al Worthington, R</b> ERA: 3.85 (5, 1)	1.1	6	1	0	0	0	1	0	0	0	0	0	0	5	9	0.00	1.500									
<b>Mary Grissom, R</b> ERA: 2.48 (7, 1)	2.0	9	1	2	0	4	0	1	0	0	0	0	1	16	20	0.00	0.500									
<b>Johnny Antonelli, L</b> ERA: 3.07 (9, 1)	6.0	W	27	3	0	0	7	2	2	0	0	1	0	37	53	0.00	0.833									

San Francisco Giants @ Philadelphia Phillies  
 Connie Mack Stadium, Philadelphia, PA  
 Sun Jun 22 1958; 3:33 AM EDT  
 Unknown

AB 55  
 R 4  
 H 12  
 RBI 4  
 BB 9  
 SO 19  
 LOB 36





Batter	1	2	3	4	5	6	7	8	9	AB	R	H	RBI	BB	SO	LOB	TOP								
Tony Taylor, R OBP: 0.280, SLG: 0.250 (1, 4)	0-0 4-3		0-3 K			0-0 4-3		0-3 K		4	0	0	0	0	2	1									
Alvin Dark, R OBP: 0.374, SLG: 0.442 (1, 5)	0-0 4-3			0-0 6-3		0-0 E 1B		0-0 F7		4	1	1	0	0	0	0									
Lee Walls, R OBP: 0.373, SLG: 0.534 (1, 9)	0-0 F3			0-0 1B		0-0 SH5-3 1-H		0-0 F7		3	0	1	0	0	0	0									
14 Ernie Banks, R OBP: 0.361, SLG: 0.613 (1, 6)		0-0 F8		0-3 K		0-0 5-3			0-0 S 1B	4	0	1	0	0	1	1									
Walt Moryn, L OBP: 0.355, SLG: 0.512 (1, 7)		0-0 F5		0-0 L9			0-0 F8		0-3 K	4	0	0	0	0	1	2									
Dale Long, L OBP: 0.371, SLG: 0.464 (1, 3)		0-0 F7			0-0 F8		4-0 HR BB		0-0 P4	3	1	0	0	1	0	1									
Sammy Taylor, L OBP: 0.353, SLG: 0.424 (1, 2)			0-0 F8		0-0 4-3		0-0 1-H HR		0-3 K	4	1	1	2	0	1	1									
Bobby Thomson, R OBP: 0.373, SLG: 0.485 (1, 8)			0-0 1B		4-0 BB		0-3 K			2	0	1	0	1	1	0									
John Briggs, R (1, 1)			0-3 K		0-3 K		0-3 K			3	0	0	0	0	3	2									
<b>Inning Stats</b>	R: 0 E: 0 K: 0 S: 3	H: 0 LOB: 0 BB: 0 P: 3	R: 0 E: 0 K: 0 S: 3	H: 0 LOB: 0 BB: 0 P: 3	R: 0 E: 0 K: 2 S: 8	H: 1 LOB: 1 BB: 0 P: 8	R: 0 E: 0 K: 1 S: 6	H: 1 LOB: 1 BB: 0 P: 6	R: 0 E: 0 K: 1 S: 5	H: 0 LOB: 1 BB: 1 P: 9	R: 1 E: 1 K: 0 S: 4	H: 1 LOB: 0 BB: 0 P: 4	R: 2 E: 0 K: 2 S: 8	H: 1 LOB: 0 BB: 1 P: 12	R: 0 E: 0 K: 1 S: 5	H: 0 LOB: 0 BB: 0 P: 5	R: 0 E: 0 K: 2 S: 8	H: 1 LOB: 1 BB: 0 P: 8	1B: 4 2B: 0 3B: 0 HR: 1	SF: 0 SAC: 1 DP: 0 HBP: 0	WP: 0 PB: 0 SB: 1 CS: 0	PA: 34			
<b>PITCHER</b>	IP WLS BF H R ER SO BB IBB HBP BLK WP HR S P ERA WHIP	7.0 L 27 4 3 2 6 2 0 0 0 0 1 37 45 2.57 0.857	2.0 7 1 0 0 3 0 0 0 0 0 0 0 13 13 0.00 0.500																						

Chicago Cubs @ Philadelphia Phillies  
 Connie Mack Stadium, Philadelphia, PA  
 Tue Jun 24 1958, 7:05 PM EDT  
 Att: 21,656 - Unknown

AB	31
R	3
H	5
RBI	2
BB	2
SO	9
LOB	8



Batter	1	2	3	4	5	6	7	8	9	AB	R	H	RBI	BB	SO	LOB	BOTTOM								
Richie Ashburn, L OBP: 0.441, SLG: 0.444 (1, 8)	4-0 1B BB		0-0 S 1B	4-0 1-2 2-3 BB			0-0 F8		0-0 L9	3	0	1	0	2	0	1									
Solly Hemus, L OBP: 0.419, SLG: 0.462 (1, 4)	0-0 P6		0-0 F9	0-3 K			4-0 1B BB		0-3 K	4	0	0	0	1	2	6									
Harry Anderson, L OBP: 0.386, SLG: 0.507 (1, 3)	0-0 1-3 1B		4-0 1-2 BB		0-0 F5		0-0 1-2 1B			3	0	2	0	1	0	0									
Stan Lopata, R OBP: 0.392, SLG: 0.440 (1, 2)	0-3 K		0-0 P4		0-0 5-3		0-0 L7			4	0	0	0	0	1	6									
Willie Jones, R OBP: 0.372, SLG: 0.433 (1, 5)	0-0 F7		0-0 F7		0-3 K			0-0 5-3		4	0	0	0	0	1	4									
Wally Post, R OBP: 0.377, SLG: 0.401 (1, 9)		0-0 1B		0-0 FC5-4 1B		0-0 P4		0-0 F7		4	0	2	0	0	0	0									
Bob Bowman, R OBP: 0.384, SLG: 0.500 (1, 7)		0-0 FC6-4 1B		0-0 FC5-4 BB 1B 1-2		0-0 5-3		0-0 P6		4	0	1	0	0	0	1									
Chico Fernandez, R OBP: 0.236, SLG: 0.216 (9, PH)		0-0 FC6-4 1-2		0-0 BB 1B 1-2		0-0 F9			0-0 4-3	3	0	1	0	0	0	1									
Jack Sanford, R OBP: 0.222, SLG: 0.235 (7, PH)		0-3 K		0-3 K			0-0 F4			1	0	0	0	0	0	0									
Jack Meyer, R OBP: 0.333, SLG: 0.333 (8, 1)										0	0	0	0	0	0	0									
Carl Sawatski, L OBP: 0.371, SLG: 0.250 (9, PH)										1	0	1	0	0	0	0									
Curt Simmons, L OBP: 0.297, SLG: 0.306 (9, PR)										0	0	0	0	0	0	0									
<b>Inning Stats</b>	R: 0 E: 0 K: 1 S: 6	H: 1 LOB: 2 BB: 1 P: 10	R: 0 E: 1 K: 1 S: 6	H: 2 LOB: 1 BB: 0 P: 6	R: 0 E: 0 K: 0 S: 4	H: 1 LOB: 2 BB: 1 P: 8	R: 0 E: 0 K: 2 S: 9	H: 2 LOB: 3 BB: 1 P: 13	R: 0 E: 0 K: 1 S: 5	H: 0 LOB: 0 BB: 0 P: 5	R: 0 E: 0 K: 0 S: 3	H: 0 LOB: 0 BB: 0 P: 3	R: 0 E: 0 K: 0 S: 4	H: 1 LOB: 2 BB: 1 P: 8	R: 0 E: 0 K: 0 S: 3	H: 0 LOB: 0 BB: 0 P: 3	R: 0 E: 0 K: 1 S: 6	H: 1 LOB: 1 BB: 0 P: 6	1B: 8 2B: 0 3B: 0 HR: 0	SF: 0 SAC: 0 DP: 0 HBP: 0	WP: 0 PB: 0 SB: 1 CS: 0	PA: 38			
<b>PITCHER</b>	IP WLS BF H R ER SO BB IBB HBP BLK WP HR S P ERA WHIP	9.0 W 38 8 0 0 6 4 0 0 0 0 0 46 62 0.00 1.333																							

Chicago Cubs @ Philadelphia Phillies  
 Connie Mack Stadium, Philadelphia, PA  
 Tue Jun 24 1958, 7:05 PM EDT  
 Att: 21,656 - Unknown

AB	34
R	0
H	8
RBI	0
BB	4
SO	6
LOB	22










Batter	1	2	3	4	5	6	7	8	9	10	11	AB	R	H	RBI	BB	SO	LOB	TOP			
Don Blasingame, L (1.4) OBP: 0.361, SLG: 0.362	F8		4-3		L8			F5		5-3		5	0	0	0	0	0	0				
Joe Cunningham, L (1.7) OBP: 0.447, SLG: 0.472	K		E9 3B		K			4-3				5	1	2	0	0	2	0				
Stan Musial, L (1.3) OBP: 0.444, SLG: 0.596	G3				F7			F9		P3		5	1	1	1	0	0	1				
Ken Boyer, R (1.5) OBP: 0.328, SLG: 0.494		F8										5	1	1	1	0	0	1				
Gene Green, R (1.9) OBP: 0.397, SLG: 0.486												4	0	2	0	0	0	1				
Gene Freese, R (9. PR) OBP: 0.190, SLG: 0.300		2B			4-3			6-3				1	1	0	0	0	1	0				
Curt Flood, R (1.8) OBP: 0.381, SLG: 0.500												4	0	3	2	1	0	0				
Hal Smith, R (1.2) OBP: 0.307, SLG: 0.299												3	0	0	0	0	0	2				
Irv Noren, L (9. PH) OBP: 0.325, SLG: 0.329												2	0	0	0	0	1	3				
Eddie Kasko, R (1.6) OBP: 0.290, SLG: 0.239												2	0	0	0	1	0	0				
Wally Moon, L (9. PH) OBP: 0.375, SLG: 0.282												0	0	0	0	1	0	0				
Billy Muffett, R (9.1) OBP: 0.286, SLG: 0.333												0	0	0	0	0	0	0				
Jim Brosnan, R (1.1) Morrie Martin, L (7.1)												3	0	0	0	0	2	3				
Phil Paine, R (7.1) Hobie Landrith, L (9. PH) OBP: 0.348, SLG: 0.216												0	0	0	0	0	0	0				
												1	0	0	0	0	0	2				
<b>Inning Stats</b>	R: 0 E: 0 K: 1 S: 5	H: 0 LOB: 0 BB: 0 P: 5	R: 0 E: 0 K: 0 S: 5	H: 2 LOB: 3 BB: 1 P: 9	R: 3 E: 1 K: 0 S: 6	H: 4 LOB: 0 BB: 0 P: 6	R: 0 E: 0 K: 1 S: 5	H: 0 LOB: 0 BB: 0 P: 5	R: 0 E: 0 K: 0 S: 3	H: 0 LOB: 0 BB: 0 P: 3	R: 0 E: 0 K: 0 S: 3	H: 0 LOB: 0 BB: 0 P: 5	R: 0 E: 0 K: 0 S: 7	H: 2 LOB: 2 BB: 1 P: 11	R: 0 E: 0 K: 0 S: 4	H: 1 LOB: 1 BB: 0 P: 4	R: 0 E: 0 K: 1 S: 4	H: 0 LOB: 0 BB: 1 P: 8	1B: 6 2B: 1 3B: 2 HR: 0	SF: 0 SAC: 0 DP: 1 HBP: 0	WP: 0 PB: 0 SB: 1 CS: 1	PA: 44
<b>PITCHER</b>	IP 8.1	WLS 10	BF 33	H 8	R 4	ER 4	SO 4	BB 0	IBB 1	HBP 0	BLK 0	WP 0	HR 0	S 40	P 44	ERA 4.32	WHIP 0.960					
Robin Ashburn, R (1.1) ERA: 3.15	2.2	W	10	1	0	0	2	1	1	0	0	0	0	12	20	0.00	0.750					
Turk Farrell, R (9.1) ERA: 1.05																						

St. Louis Cardinals @ Philadelphia Phillies  
 Connie Mack Stadium, Philadelphia, PA  
 Fri Jun 27 1958, 7:05 PM EDT  
 Att: 24,918 - Unknown

livebaseballscorecards.com

AB 40  
 R 4  
 H 9  
 RBI 4  
 BB 3  
 SO 6  
 LOB 13




Batter	1	2	3	4	5	6	7	8	9	10	11	AB	R	H	RBI	BB	SO	LOB	BOTTOM			
Richie Ashburn, L (1.8) OBP: 0.443, SLG: 0.444	4-3											4	1	2	1	1	1	0				
Solly Hemus, L (1.4) OBP: 0.432, SLG: 0.453												2	0	0	0	1	0	1				
Stan Lopata, R (7. PH) OBP: 0.395, SLG: 0.457	4-3											1	0	1	1	0	0	0				
Bobby Young, L (8.4)												1	0	0	0	0	0	1				
Harry Anderson, L (1.3) OBP: 0.383, SLG: 0.511	F9											4	0	0	1	0	0	1				
Carl Sawatski, L (1.2) OBP: 0.350, SLG: 0.219												4	0	0	0	1	1	1				
Rip Repulski, R (1.7) OBP: 0.394, SLG: 0.485												4	0	0	0	0	1	2				
Bob Bowman, R (9.7) OBP: 0.358, SLG: 0.492	F3											1	0	0	0	0	1	0				
Willie Jones, R (1.5) OBP: 0.388, SLG: 0.422												4	1	1	0	1	2	0				
Wally Post, R (1.9) OBP: 0.373, SLG: 0.394												5	1	2	0	0	0	2				
Chico Fernandez, R (1.6) OBP: 0.252, SLG: 0.246												4	1	2	0	1	0	1				
Robin Roberts, S (1.1) OBP: 0.297, SLG: 0.282												2	1	0	0	1	0	1				
Turk Farrell, R (9.1) OBP: 0.267, SLG: 0.214												1	0	0	0	0	1	0				
Dave Philley, S (11. PH) OBP: 0.231, SLG: 0.321												1	0	1	1	0	0	0				
<b>Inning Stats</b>	R: 0 E: 0 K: 0 S: 3	H: 0 LOB: 0 BB: 0 P: 3	R: 0 E: 0 K: 0 S: 4	H: 1 LOB: 1 BB: 0 P: 4	R: 0 E: 0 K: 0 S: 3	H: 0 LOB: 1 BB: 1 P: 7	R: 0 E: 0 K: 0 S: 3	H: 0 LOB: 0 BB: 0 P: 3	R: 0 E: 0 K: 2 S: 7	H: 1 LOB: 2 BB: 2 P: 15	R: 0 E: 0 K: 1 S: 6	H: 1 LOB: 1 BB: 0 P: 6	R: 0 E: 0 K: 1 S: 5	H: 1 LOB: 0 BB: 0 P: 5	R: 0 E: 0 K: 2 S: 7	H: 0 LOB: 0 BB: 0 P: 7	R: 1 E: 0 K: 1 S: 6	H: 3 LOB: 2 BB: 0 P: 6	1B: 8 2B: 1 3B: 0 HR: 0	SF: 1 SAC: 0 DP: 1 HBP: 0	WP: 0 PB: 0 SB: 0 CS: 0	PA: 45
<b>PITCHER</b>	IP 6.1	WLS 1	BF 27	H 2	R 3	ER 3	SO 2	BB 6	IBB 0	HBP 0	BLK 0	WP 0	HR 0	S 25	P 49	ERA 4.26	WHIP 1.263					
Jim Brosnan, R (1.1) ERA: 3.27	0.0	1	1	0	0	0	0	0	0	0	0	0	0	1	1	∞	∞					
Morrie Martin, L (7.1) ERA: 4.74	1.2	7	2	1	1	1	0	0	0	0	0	0	0	9	9	5.40	1.200					
Phil Paine, R (9.1) ERA: 0.75	2.1	L	10	4	1	1	4	0	0	0	0	0	0	18	18	3.86	1.714					
Billy Muffett, R (9.1) ERA: 5.52																						

St. Louis Cardinals @ Philadelphia Phillies  
 Connie Mack Stadium, Philadelphia, PA  
 Fri Jun 27 1958, 7:05 PM EDT  
 Att: 24,918 - Unknown

livebaseballscorecards.com

AB 38  
 R 5  
 H 9  
 RBI 4  
 BB 6  
 SO 7  
 LOB 10





Batter	1	2	3	4	5	6	7	8	9	AB	R	H	RBI	BB	SO	LOB	TOP					
Don Blasingame, L (1,4) OBP: 0.361, SLG: 0.374										5	1	2	0	0	0	3						
Curt Flood, R (1,8) OBP: 0.386, SLG: 0.503										5	1	3	1	0	0	1						
Stan Musial, L (1,3) OBP: 0.439, SLG: 0.592										5	1	1	0	0	0	1						
Ken Boyer, R (1,5) OBP: 0.330, SLG: 0.487										3	1	0	0	2	0	2						
Gene Green, R (1,9) OBP: 0.397, SLG: 0.497										4	1	1	4	1	1	1						
Del Ennis, R (1,7) OBP: 0.313, SLG: 0.369										4	0	1	0	0	1	1						
Hal Smith, R (1,2) OBP: 0.306, SLG: 0.297										4	1	1	0	0	0	1	AB 38					
Eddie Kasko, R (1,6) OBP: 0.289, SLG: 0.256										4	2	1	1	0	0	1	R 8					
Sal Maglie, R (1,1) OBP: 0.214, SLG: 0.429										4	0	2	1	0	1	0	H 12					
<b>Inning Stats</b>	R: 5 E: 0 K: 0 S: 7	H: 4 LOB: 0 BB: 1 P: 11	R: 0 E: 0 K: 1 S: 5	H: 1 LOB: 0 BB: 0 P: 5	R: 0 E: 0 K: 1 S: 5	H: 0 LOB: 1 BB: 1 P: 9	R: 1 E: 1 K: 0 S: 5	H: 1 LOB: 1 BB: 0 P: 5	R: 0 E: 0 K: 0 S: 3	H: 0 LOB: 0 BB: 0 P: 3	R: 0 E: 0 K: 0 S: 5	H: 2 LOB: 2 BB: 0 P: 5	R: 0 E: 1 K: 0 S: 3	H: 1 LOB: 0 BB: 0 P: 3	R: 2 E: 0 K: 0 S: 6	H: 3 LOB: 1 BB: 0 P: 6	R: 0 E: 0 K: 1 S: 5	H: 0 LOB: 1 BB: 1 P: 9	1B: 7 2B: 2 3B: 3 HR: 1	SF: 0 SAC: 0 DP: 0 HBP: 0	WP: 2 PB: 0 SB: 0 CS: 1	PA: 42
<b>PITCHER</b>	IP WLS BF H R ER SO BB IBB HBP BLK WP HR S P ERA WHIP																					
Curt Simmons, L (1,1) ERA: 5.1	8.0 L 37 12 8 7 2 1 1 0 0 0 1 1 39 47 7.88 1.625																					
Johnny Gray, R (9,1) ERA: 2.4	1.0 4 0 0 0 1 1 0 0 0 0 0 0 5 9 0.00 1.000																					

St. Louis Cardinals @ Philadelphia Phillies  
 Connie Mack Stadium, Philadelphia, PA  
 Sat Jun 28 1958, 3:33 AM EDT  
 Att: 11,010 - Unknown

AB 38  
 R 8  
 H 12  
 RBI 7  
 BB 3  
 SO 3  
 LOB 11



Batter	1	2	3	4	5	6	7	8	9	AB	R	H	RBI	BB	SO	LOB	BOTTOM					
Richie Ashburn, L (1,8) OBP: 0.440, SLG: 0.440										4	0	1	0	0	1	1						
Solly Hemus, L (1,4) OBP: 0.409, SLG: 0.436										4	0	0	0	0	0	2						
Harry Anderson, L (1,3) OBP: 0.385, SLG: 0.511										4	0	2	0	0	0	1						
Stan Lopata, R (1,2) OBP: 0.396, SLG: 0.455										1	0	0	0	1	0	1						
Carl Sawatski, L (6,2) OBP: 0.357, SLG: 0.324										2	1	1	1	0	0	1						
Rip Repuski, R (1,7) OBP: 0.288, SLG: 0.474										4	0	0	0	0	0	2						
Willie Jones, R (1,5) OBP: 0.371, SLG: 0.417										2	0	0	0	2	0	1						
Wally Post, R (1,9) OBP: 0.367, SLG: 0.387										3	0	0	0	0	0	4	AB 30					
Chico Fernandez, R (1,6) OBP: 0.253, SLG: 0.252										3	0	1	0	0	1	1	R 1					
Curt Simmons, L (1,1) OBP: 0.282, SLG: 0.289										2	0	0	0	0	0	0	H 5					
Bobby Young, L (8,PH)										1	0	0	0	0	0	1	RBI 1					
Johnny Gray, R (9,1)										0	0	0	0	0	0	0	BB 3					
<b>Inning Stats</b>	R: 0 E: 0 K: 0 S: 3	H: 1 LOB: 0 BB: 0 P: 3	R: 0 E: 0 K: 0 S: 3	H: 0 LOB: 1 BB: 1 P: 7	R: 0 E: 0 K: 1 S: 5	H: 0 LOB: 0 BB: 0 P: 5	R: 0 E: 0 K: 0 S: 3	H: 1 LOB: 0 BB: 0 P: 3	R: 0 E: 0 K: 0 S: 3	H: 0 LOB: 0 BB: 1 P: 7	R: 0 E: 0 K: 1 S: 5	H: 0 LOB: 0 BB: 0 P: 5	R: 0 E: 0 K: 0 S: 4	H: 1 LOB: 2 BB: 1 P: 8	R: 0 E: 0 K: 0 S: 4	H: 1 LOB: 1 BB: 0 P: 4	R: 1 E: 0 K: 0 S: 4	H: 1 LOB: 0 BB: 0 P: 4	1B: 3 2B: 1 3B: 0 HR: 1	SF: 0 SAC: 0 DP: 2 HBP: 0	WP: 0 PB: 0 SB: 0 CS: 0	PA: 33
<b>PITCHER</b>	IP WLS BF H R ER SO BB IBB HBP BLK WP HR S P ERA WHIP																					
Sal Maglie, R (1,1) ERA: 3.2	9.0 W 33 5 1 1 2 3 0 0 0 0 0 1 34 46 1.00 0.889																					

St. Louis Cardinals @ Philadelphia Phillies  
 Connie Mack Stadium, Philadelphia, PA  
 Sat Jun 28 1958, 3:33 AM EDT  
 Att: 11,010 - Unknown

AB 30  
 R 1  
 H 5  
 RBI 1  
 BB 3  
 SO 2  
 LOB 15





Batter	1	2	3	4	5	6	7	8	9	10	11	12	13	AB	R	H	RBI	BB	SO	LOB	TOP						
<b>Don Blasingame, L</b> OBP: 0.361, SLG: 0.373 (1.4)														6	0	2	0	0	1	1							
<b>Curt Flood, R</b> OBP: 0.366, SLG: 0.517 (1.8)														6	2	2	1	0	0	3							
<b>Stan Musial, L</b> OBP: 0.444, SLG: 0.597 (1.3)														5	1	3	0	1	0	1							
<b>Ken Boyer, R</b> OBP: 0.326, SLG: 0.483 (1.5)														6	0	1	0	0	2	5							
<b>Gene Green, R</b> OBP: 0.400, SLG: 0.496 (1.9)														5	1	2	1	1	1	0							
<b>Del Ennis, R</b> OBP: 0.317, SLG: 0.375 (1.7)														4	0	2	1	0	0	2							
<b>Joe Cunningham, L</b> OBP: 0.442, SLG: 0.465 (10, PH)														2	0	0	0	0	1	2							
<b>Hal Smith, R</b> OBP: 0.301, SLG: 0.293 (1.2)														6	0	1	0	0	0	5							
<b>Eddie Kasko, R</b> OBP: 0.284, SLG: 0.252 (1.6)														6	0	1	1	0	0	1							
<b>Sam Jones, R</b> OBP: 0.105, SLG: 0.081 (1.1)														3	0	0	0	0	2	2							
<b>Larry Jackson, R</b> OBP: 0.167, SLG: 0.167 (8.1)														2	0	2	0	0	0	0							
<b>Inning Stats</b>	R: 0 E: 0 K: 1 S: 6	H: 2 LOB: 1 BB: 0 P: 6	R: 0 E: 0 K: 0 S: 3	H: 1 LOB: 0 BB: 0 P: 3	R: 0 E: 0 K: 1 S: 5	H: 0 LOB: 0 BB: 0 P: 5	R: 3 E: 2 K: 2 S: 12	H: 4 LOB: 2 BB: 0 P: 12	R: 0 E: 0 K: 0 S: 3	H: 0 LOB: 0 BB: 0 P: 3	R: 0 E: 0 K: 0 S: 3	H: 0 LOB: 0 BB: 0 P: 3	R: 0 E: 0 K: 1 S: 5	H: 1 LOB: 1 BB: 0 P: 5	R: 0 E: 0 K: 0 S: 4	H: 2 LOB: 2 BB: 1 P: 8	R: 0 E: 0 K: 0 S: 5	H: 2 LOB: 2 BB: 0 P: 5	R: 0 E: 0 K: 1 S: 5	H: 0 LOB: 0 BB: 0 P: 5	R: 0 E: 0 K: 1 S: 5	H: 1 LOB: 0 BB: 0 P: 5	1B: 13 2B: 3 3B: 0 HR: 1	SF: 0 SAC: 0 DP: 4 HBP: 0	WIP: 0 PB: 0 SB: 2 CS: 1	PA: 53	
<b>PITCHER</b>	IP	WLS	BF	H	R	ER	SO	BB	IBB	HBP	BLK	WP	HR	S	P	ERA	WHIP										
<b>Seth Morehead, L</b> ERA: 5.68 (1.1)	7.1		32	10	4	2	4	1	0	0	0	0	1	39	43	2.46	1.500										
<b>Turk Farrell, R</b> ERA: 1.03 (8.1)	0.2		2	0	0	0	0	0	0	0	0	0	2	2	0.00	0.000											
<b>Ray Semproch, R</b> ERA: 3.46 (9.1)	2.0		8	3	0	0	1	1	0	0	0	0	9	13	0.00	2.000											
<b>Jack Meyer, R</b> ERA: 2.17 (11.1)	3.0	W	11	3	0	0	2	0	0	0	0	0	0	15	15	0.00	1.000										

St. Louis Cardinals @ Philadelphia Phillies  
 Connie Mack Stadium, Philadelphia, PA  
 Sun Jun 29 1958, 3:33 AM EDT  
 Unknown

AB 51  
 R 4  
 H 16  
 RBI 4  
 BB 2  
 SO 7  
 LOB 22



Batter	1	2	3	4	5	6	7	8	9	10	11	12	13	AB	R	H	RBI	BB	SO	LOB	BOTTOM						
<b>Richie Ashburn, L</b> OBP: 0.430, SLG: 0.434 (1.8)														6	1	1	0	0	0	1							
<b>Dave Philley, S</b> OBP: 0.294, SLG: 0.326 (1.3)														5	1	1	1	1	0	1							
<b>Solly Hemus, L</b> OBP: 0.420, SLG: 0.443 (1.4)														5	1	3	1	1	1	0							
<b>Harry Anderson, L</b> OBP: 0.384, SLG: 0.513 (1.7)														5	0	2	2	0	1	1							
<b>Carl Sawatski, L</b> OBP: 0.319, SLG: 0.282 (1.2)														5	0	0	0	0	3	1							
<b>Willie Jones, R</b> OBP: 0.362, SLG: 0.405 (1.5)														5	0	0	0	0	0	0							
<b>Bob Bowman, R</b> OBP: 0.347, SLG: 0.515 (1.9)														5	1	1	1	0	1	0							
<b>Chico Fernandez, R</b> OBP: 0.252, SLG: 0.251 (1.6)														5	0	1	0	0	1	0							
<b>Seth Morehead, L</b> ERA: 5.68 (1.1)	7.1		32	10	4	2	4	1	0	0	0	0	1	39	43	2.46	1.500										
<b>Turk Farrell, R</b> ERA: 1.03 (8.1)	0.2		2	0	0	0	0	0	0	0	0	0	2	2	0.00	0.000											
<b>Ray Semproch, R</b> ERA: 3.46 (9.1)	2.0		8	3	0	0	1	1	0	0	0	0	9	13	0.00	2.000											
<b>Jack Meyer, R</b> ERA: 2.17 (11.1)	3.0	W	11	3	0	0	2	0	0	0	0	0	0	15	15	0.00	1.000										
<b>Inning Stats</b>	R: 0 E: 0 K: 0 S: 3	H: 0 LOB: 1 BB: 1 P: 7	R: 1 E: 0 K: 1 S: 6	H: 1 LOB: 0 BB: 0 P: 6	R: 0 E: 0 K: 1 S: 5	H: 0 LOB: 0 BB: 0 P: 5	R: 0 E: 0 K: 2 S: 7	H: 0 LOB: 0 BB: 0 P: 7	R: 0 E: 1 K: 1 S: 7	H: 1 LOB: 1 BB: 1 P: 11	R: 0 E: 0 K: 1 S: 5	H: 0 LOB: 0 BB: 0 P: 5	R: 0 E: 0 K: 1 S: 5	H: 0 LOB: 0 BB: 0 P: 5	R: 0 E: 0 K: 0 S: 4	H: 1 LOB: 1 BB: 0 P: 4	R: 0 E: 0 K: 1 S: 5	H: 0 LOB: 0 BB: 0 P: 5	R: 0 E: 0 K: 1 S: 6	H: 1 LOB: 1 BB: 0 P: 6	R: 1 E: 0 K: 0 S: 4	H: 2 LOB: 1 BB: 0 P: 4	1B: 6 2B: 3 3B: 0 HR: 1	SF: 1 SAC: 0 DP: 0 HBP: 0	WIP: 0 PB: 0 SB: 0 CS: 0	PA: 49	
<b>PITCHER</b>	IP	WLS	BF	H	R	ER	SO	BB	IBB	HBP	BLK	WP	HR	S	P	ERA	WHIP										
<b>Sam Jones, R</b> ERA: 3.09 (1.1)	7.1		29	4	4	2	6	2	0	0	0	0	1	39	47	2.46	0.818										
<b>Larry Jackson, R</b> ERA: 3.35 (8.1)	5.1	L	20	6	1	1	3	0	0	0	0	0	0	26	26	1.69	1.125										

St. Louis Cardinals @ Philadelphia Phillies  
 Connie Mack Stadium, Philadelphia, PA  
 Sun Jun 29 1958, 3:33 AM EDT  
 Unknown

AB 46  
 R 5  
 H 10  
 RBI 5  
 BB 2  
 SO 9  
 LOB 5





Batter	1	2	3	4	5	6	7	8	9	AB	R	H	RBI	BB	SO	LOB	TOP			
<b>Richie Ashburn, L</b> OBP: 0.432, SLG: 0.432 (1, 8)										4	1	1	0	0	1	0	Philadelphia Phillies @ Pittsburgh Pirates Forbes Field, Pittsburgh, PA Tue Jul 01 1958, 7:05 PM EDT Att: 17,990 - Unknown			
<b>Dave Philley, S</b> OBP: 0.293, SLG: 0.344 (1, 3)										4	2	2	0	0	0	0				
<b>Solly Hemus, L</b> OBP: 0.413, SLG: 0.433 (1, 4)										4	0	1	1	0	1	1				
<b>Harry Anderson, L</b> OBP: 0.391, SLG: 0.529 (1, 7)										4	1	2	3	0	1	0				
<b>Carl Sawatski, L</b> OBP: 0.291, SLG: 0.255 (1, 2)										4	0	0	0	0	1	2				
<b>Willie Jones, R</b> OBP: 0.357, SLG: 0.420 (1, 5)										4	0	0	0	0	0	2				
<b>Bob Bowman, R</b> OBP: 0.329, SLG: 0.521 (1, 9)										3	0	0	0	0	0	0				
<b>Chico Fernandez, R</b> OBP: 0.247, SLG: 0.245 (1, 6)										3	0	0	0	0	0	0				
<b>Ray Semproch, R</b> OBP: 0.105, SLG: 0.132 (1, 1)										3	0	0	0	0	0	0				
<b>Inning Stats</b>	R: 3 E: 0 K: 0 S: 6	H: 3 LOB: 0 BB: 0 P: 6	R: 0 E: 0 K: 0 S: 3	H: 0 LOB: 0 BB: 0 P: 3	R: 1 E: 0 K: 1 S: 8	H: 3 LOB: 2 BB: 0 P: 8	R: 0 E: 0 K: 0 S: 3	H: 0 LOB: 0 BB: 0 P: 3	R: 0 E: 0 K: 1 S: 5	H: 0 LOB: 0 BB: 0 P: 5	R: 0 E: 0 K: 0 S: 3	H: 0 LOB: 0 BB: 0 P: 3	R: 0 E: 0 K: 0 S: 5	H: 0 LOB: 0 BB: 0 P: 5	R: 0 E: 0 K: 0 S: 3	H: 0 LOB: 0 BB: 0 P: 3	1B: 3 2B: 2 3B: 0 HR: 1	SF: 0 SAC: 0 DP: 0 HBP: 0	WP: 0 PB: 0 CS: 0	PA: 33
<b>PITCHER</b>	IP WLS BF H R ER SO BB IBB HBP BLK WP HR S P ERA WHIP																			
<b>Bob Friend, R</b> ERA: 3.79 (1, 1)	2.1 L 13 6 4 4 0 0 0 0 0 0 1 13 13 15.43 2.571																			
<b>Bob Smith, L</b> ERA: 3.95 (3, 1)	2.2 8 0 0 0 2 0 0 0 0 0 0 12 12 0.00 0.000																			
<b>Bob Porterfield, R</b> ERA: 4.17 (6, 1)	2.0 6 0 0 0 1 0 0 0 0 0 0 8 8 0.00 0.000																			
<b>Roy Face, R</b> ERA: 3.4 (8, 1)	2.0 6 0 0 0 1 0 0 0 0 0 0 8 8 0.00 0.000																			

Batter	1	2	3	4	5	6	7	8	9	AB	R	H	RBI	BB	SO	LOB	BOTTOM			
<b>Bill Virdon, L</b> OBP: 0.343, SLG: 0.399 (1, 8)										4	1	2	1	0	1	0	Philadelphia Phillies @ Pittsburgh Pirates Forbes Field, Pittsburgh, PA Tue Jul 01 1958, 7:05 PM EDT Att: 17,990 - Unknown			
<b>Bob Stinner, L</b> OBP: 0.404, SLG: 0.461 (1, 7)										4	0	1	0	0	0	2				
<b>Dick Groat, R</b> OBP: 0.303, SLG: 0.388 (1, 6)										4	0	1	1	0	0	1				
<b>Ted Kluszewski, L</b> OBP: 0.378, SLG: 0.421 (1, 3)										4	0	2	0	0	0	0				
<b>Frank Thomas, R</b> OBP: 0.350, SLG: 0.600 (1, 5)										4	0	0	0	0	0	4				
<b>Roberto Clemente, R</b> OBP: 0.331, SLG: 0.364 (1, 9)										4	0	1	0	0	0	3				
<b>Bill Mazerowski, R</b> OBP: 0.313, SLG: 0.426 (1, 4)										4	0	0	0	0	2	3				
<b>Hank Foiles, R</b> OBP: 0.312, SLG: 0.291 (1, 2)										3	0	0	0	0	1	0				
<b>Danny Kravitz, L</b> OBP: 0.310, SLG: 0.315 (9, PH)										1	0	0	0	0	0	0				
<b>Bob Friend, R</b> OBP: 0.129, SLG: 0.106 (1, 1)										0	0	0	0	0	0	0				
<b>Bob Smith, R</b> OBP: 0.125, SLG: 0.143 (3, 1)										1	0	0	0	0	1	0				
<b>Román Mejías, R</b> OBP: 0.285, SLG: 0.444 (5, PH)										1	0	0	0	0	1	0				
<b>Bob Porterfield, R</b> OBP: 0.394, SLG: 0.454 (6, 1)										0	0	0	0	0	0	0				
<b>Gene Baker, R</b> OBP: 0.301, SLG: 0.454 (7, PH)										1	1	1	0	0	0	0				
<b>Roy Face, R</b> OBP: 0.350, SLG: 0.350 (8, 1)										0	0	0	0	0	0	0				
<b>John Powers, L</b> OBP: 0.262, SLG: 0.350 (9, PH)										1	0	0	0	0	1	0				
<b>Inning Stats</b>	R: 1 E: 1 K: 0 S: 5	H: 1 LOB: 1 BB: 0 P: 5	R: 0 E: 0 K: 1 S: 5	H: 0 LOB: 0 BB: 0 P: 5	R: 0 E: 0 K: 2 S: 8	H: 1 LOB: 1 BB: 0 P: 8	R: 0 E: 0 K: 0 S: 4	H: 1 LOB: 1 BB: 0 P: 4	R: 0 E: 0 K: 0 S: 6	H: 2 LOB: 2 BB: 0 P: 5	R: 1 E: 0 K: 1 S: 6	H: 1 LOB: 0 BB: 0 P: 6	R: 0 E: 0 K: 0 S: 4	H: 1 LOB: 1 BB: 0 P: 4	R: 0 E: 0 K: 2 S: 7	H: 0 LOB: 0 BB: 0 P: 7	1B: 4 2B: 2 3B: 2 HR: 0	SF: 0 SAC: 0 DP: 0 HBP: 0	WP: 0 PB: 0 CS: 0	PA: 36
<b>PITCHER</b>	IP WLS BF H R ER SO BB IBB HBP BLK WP HR S P ERA WHIP																			
<b>Ray Semproch, R</b> ERA: 3.33 (1, 1)	9.0 W 36 8 2 2 7 0 0 0 0 0 0 50 50 2.00 0.889																			



Batter	1	2	3	4	5	6	7	8	9	AB	R	H	RBI	BB	SO	LOB	TOP			
<b>Richie Ashburn, L</b> OBP: 0.428, SLG: 0.426	F8	6-3			6-3		FC5			4	0	0	0	1	0	3	<b>Philadelphia Phillies @ Milwaukee Braves</b> <b>Milwaukee County Stadium, Milwaukee, WI</b> Thu Jul 03 1958, 4:33 AM EDT Att: 17,624 - Unknown <a href="http://livebaseballscorecards.com">livebaseballscorecards.com</a>			
<b>Solly Hemus, L</b> OBP: 0.412, SLG: 0.452	WP 1B BB		1-3		L4				P4	4	1	1	1	1	0	2				
<b>Ed Bouchee, L</b> OBP: 0.125, SLG: 0.500	K		F8		6-3				HR	4	1	1	1	0	1	1				
<b>Harry Anderson, L</b> OBP: 0.392, SLG: 0.529	WP 1B		K		F7				1B	4	0	2	0	0	1	0				
<b>Carl Sawatski, L</b> OBP: 0.288, SLG: 0.255	4-3				F2				F7	0	0	0	0	0	0	0				
<b>Willie Jones, R</b> OBP: 0.359, SLG: 0.418										1	1	0	0	0	0	1				
<b>Ted Kazanski, R</b> OBP: 0.248, SLG: 0.261					F3				K	2	0	0	0	0	1	0				
<b>Bob Bowman, R</b> OBP: 0.349, SLG: 0.571										4	0	3	0	0	0	1				
<b>Chico Fernandez, R</b> OBP: 0.243, SLG: 0.241										4	0	0	1	0	1	4				
<b>Robin Roberts, S</b> OBP: 0.321, SLG: 0.261										4	0	1	0	0	0	2				
<b>Inning Stats</b>	R: 0 E: 0 K: 1 S: 6	H: 1 LOB: 2 BB: 1 P: 10	R: 1 E: 0 K: 0 S: 4	H: 1 LOB: 1 BB: 0 P: 5	R: 0 E: 0 K: 1 S: 5	H: 0 LOB: 0 BB: 0 P: 5	R: 0 E: 0 K: 0 S: 4	H: 2 LOB: 1 BB: 0 P: 4	R: 0 E: 0 K: 0 S: 3	H: 0 LOB: 0 BB: 0 P: 3	R: 0 E: 1 K: 0 S: 5	H: 1 LOB: 2 BB: 0 P: 5	R: 2 E: 0 K: 1 S: 7	H: 3 LOB: 0 BB: 0 P: 7	R: 0 E: 0 K: 1 S: 6	H: 1 LOB: 2 BB: 1 P: 10	1B: 4 2B: 3 3B: 0 HR: 2	SF: 0 SAC: 0 DP: 0 HBP: 1	WP: 1 PB: 0 SB: 0 CS: 0	PA: 38
<b>PITCHER</b>	IP	WLS	BF	H	R	ER	SO	BB	IBB	HBP	BLK	WP	HR	S	P	ERA	WHIP			
<b>Carl Willey, R</b> ERA: 1.61	(1, 1)	8.0	L	33	8	3	3	3	1	0	1	0	2	37	42	3.38	1.125			
<b>Bob Trowbridge, R</b> ERA: 2.32	(9, 1)	1.0		5	1	0	0	1	1	0	0	0	0	6	10	0.00	2.000			

Batter	1	2	3	4	5	6	7	8	9	AB	R	H	RBI	BB	SO	LOB	BOTTOM					
<b>Red Schoendienst, S</b> OBP: 0.325, SLG: 0.303	F8		F8		4-3				L8	4	0	0	0	0	0	2	<b>Philadelphia Phillies @ Milwaukee Braves</b> <b>Milwaukee County Stadium, Milwaukee, WI</b> Thu Jul 03 1958, 4:33 AM EDT Att: 17,624 - Unknown <a href="http://livebaseballscorecards.com">livebaseballscorecards.com</a>					
<b>Eddie Mathews, L</b> OBP: 0.360, SLG: 0.484	K		F7						6-3	4	0	0	0	0	1	1						
<b>Hank Aaron, R</b> OBP: 0.347, SLG: 0.487					L8					4	0	1	0	0	0	0						
<b>Frank Torre, L</b> OBP: 0.395, SLG: 0.402	F7				F9					4	0	0	0	0	1	1						
<b>Joe Adcock, R</b> OBP: 0.314, SLG: 0.497					K					4	0	2	0	0	2	0						
<b>Johnny Logan, R</b> OBP: 0.357, SLG: 0.433										3	1	1	0	1	0	2						
<b>Bill Bruton, L</b> OBP: 0.304, SLG: 0.323										3	0	0	0	0	0	3						
<b>Del Crandall, R</b> OBP: 0.356, SLG: 0.518										2	0	1	1	0	0	1						
<b>Carl Willey, R</b> OBP: 0.333, SLG: 0.333										2	0	1	0	0	0	1						
<b>Harry Hanebrink, L</b> OBP: 0.264, SLG: 0.313										1	0	0	0	0	0	0						
<b>Bob Trowbridge, R</b> OBP: 0.333, SLG: 0.333										0	0	0	0	0	0	0						
<b>Inning Stats</b>	R: 0 E: 0 K: 1 S: 6	H: 1 LOB: 1 BB: 0 P: 6	R: 0 E: 0 K: 0 S: 3	H: 1 LOB: 0 BB: 0 P: 3	R: 0 E: 0 K: 0 S: 4	H: 1 LOB: 1 BB: 0 P: 4	R: 0 E: 0 K: 1 S: 5	H: 0 LOB: 0 BB: 0 P: 5	R: 1 E: 0 K: 0 S: 5	H: 2 LOB: 1 BB: 0 P: 5	R: 0 E: 0 K: 0 S: 3	H: 0 LOB: 0 BB: 0 P: 3	R: 0 E: 0 K: 1 S: 5	H: 0 LOB: 1 BB: 1 P: 9	R: 0 E: 0 K: 0 S: 3	H: 0 LOB: 0 BB: 0 P: 3	R: 0 E: 0 K: 1 S: 6	H: 1 LOB: 1 BB: 0 P: 6	1B: 4 2B: 1 3B: 1 HR: 0	SF: 1 SAC: 0 DP: 1 HBP: 0	WP: 0 PB: 0 SB: 0 CS: 0	PA: 33
<b>PITCHER</b>	IP	WLS	BF	H	R	ER	SO	BB	IBB	HBP	BLK	WP	HR	S	P	ERA	WHIP					
<b>Robin Roberts, R</b> ERA: 3.01	(1, 1)	9.0	W	33	6	1	1	4	1	0	0	0	0	40	44	1.00	0.778					



Batter	1	2	3	4	5	6	7	8	9	AB	R	H	RBI	BB	SO	LOB	TOP					
<b>Richie Ashburn, L</b> OBP: 0.422, SLG: 0.418 (1, 8)	L9		F9		F7		4-3		5-3	5	0	0	0	0	0	0						
<b>Solly Hemus, L</b> OBP: 0.414, SLG: 0.469 (1, 4)	F9			2B	1B		L3			4	2	2	0	0	0	0						
<b>Ed Bouchee, L</b> OBP: 0.333, SLG: 0.583 (1, 3)				2B	1B		F8			4	2	3	1	0	0	0						
<b>Harry Anderson, L</b> OBP: 0.390, SLG: 0.524 (1, 7)	F7			F3	1B			F7		4	0	1	0	0	0	3						
<b>Carl Sawatski, L</b> OBP: 0.333, SLG: 0.382 (1, 2)										0	1	0	0	0	0	0						
<b>Bob Bowman, R</b> OBP: 0.345, SLG: 0.550 (1, 9)	K			L3-6	5-3			4-3		3	0	0	0	1	1	3						
<b>Ted Kazanski, R</b> OBP: 0.242, SLG: 0.254 (1, 5)	G4-6-3			FC				F9		4	0	0	1	0	1	3						
<b>Chico Fernandez, R</b> OBP: 0.239, SLG: 0.237 (1, 6)			4-3	L3-6			1-3		5-3	4	0	0	0	0	0	3						
<b>Curt Simmons, L</b> OBP: 0.262, SLG: 0.268 (1, 1)										3	0	0	0	0	0	0						
<b>Turk Farrell, R</b> OBP: 0.250, SLG: 0.200 (8, 1)	F5				F2		L9		K	1	0	0	0	0	1	0						
<b>Inning Stats</b>	R: 0 E: 0 K: 0 S: 4	H: 1 LOB: 1 BB: 0 P: 4	R: 0 E: 0 K: 1 S: 5	H: 1 LOB: 0 BB: 0 P: 5	R: 0 E: 0 K: 0 S: 3	H: 0 LOB: 0 BB: 0 P: 3	R: 2 E: 0 K: 0 S: 6	H: 3 LOB: 2 BB: 1 P: 10	R: 2 E: 0 K: 1 S: 7	H: 4 LOB: 2 BB: 0 P: 7	R: 0 E: 0 K: 0 S: 5	H: 0 LOB: 0 BB: 0 P: 5	R: 0 E: 0 K: 0 S: 3	H: 0 LOB: 0 BB: 0 P: 3	R: 1 E: 0 K: 0 S: 4	H: 1 LOB: 0 BB: 0 P: 4	R: 0 E: 0 K: 1 S: 5	H: 0 LOB: 0 BB: 0 P: 5	1B: 6 2B: 4 3B: 0 HR: 1	SF: 0 SAC: 0 DP: 2 HBP: 0	WP: 0 PB: 0 SB: 0 CS: 0	PA: 37
<b>PITCHER</b>	IP	WLS	BF	H	R	ER	SO	BB	IBB	HBP	BLK	WP	HR	S	P	ERA	WHIP					
<b>Bob Rush, R</b> ERA: 3.83 (1, 1)	4.2	L	23	9	4	4	1	0	1	0	0	0	0	24	28	7.71	1.929					
<b>Ernie Johnson, R</b> ERA: 8.53 (5, 1)	0.1		1	0	0	0	0	0	0	0	0	0	0	1	1	0.00	0.000					
<b>Humberto Robinson, R</b> ERA: 4.2 (6, 1)	2.0		6	0	0	0	1	0	0	0	0	0	0	8	8	0.00	0.000					
<b>Gene Conley, R</b> ERA: 4.31 (8, 1)	2.0		7	1	1	1	1	0	0	0	0	0	1	9	9	4.50	0.500					

Philadelphia Phillies @ Milwaukee Braves  
Milwaukee County Stadium, Milwaukee, WI  
Fri Jul 04 1958, 4:33 AM EDT  
Unknown

AB	32
R	5
H	6
RBI	2
BB	1
SO	3
LOB	12



Batter	1	2	3	4	5	6	7	8	9	AB	R	H	RBI	BB	SO	LOB	BOTTOM				
<b>Red Schoendienst, S</b> OBP: 0.319, SLG: 0.296 (1, 4)	P5		F9		FC8-4		F2		F9	5	0	0	0	0	0	2					
<b>Eddie Mathews, L</b> OBP: 0.362, SLG: 0.482 (1, 5)	L8			BB	3-1					3	0	1	0	1	0	1					
<b>Hank Aaron, R</b> OBP: 0.349, SLG: 0.486 (1, 9)	F7			BB						3	0	1	0	1	0	0					
<b>Joe Adcock, R</b> OBP: 0.313, SLG: 0.490 (1, 3)			F9	P6			F7		F8	4	0	1	0	0	0	5					
<b>Mel Roach, R</b> OBP: 0.364, SLG: 0.439 (1, 7)				F2						3	0	2	0	1	0	0					
<b>Johnny Logan, R</b> OBP: 0.353, SLG: 0.426 (1, 6)			1-3	L1			L6-4		K	4	0	0	0	0	1	6					
<b>Felix Mantilla, R</b> OBP: 0.285, SLG: 0.410 (1, 8)										3	1	1	1	0	0	1					
<b>Wes Covington, L</b> OBP: 0.382, SLG: 0.660 (6, PH)	F9			L7					L6	1	0	0	0	0	0	3					
<b>Bill Bruton, L</b> OBP: 0.304, SLG: 0.323 (9, 8)										0	0	0	0	0	0	0					
<b>Del Rice, R</b> OBP: 0.297, SLG: 0.322 (1, 2)			4-3				K		F5	3	0	0	0	1	1	0					
<b>Bob Rush, R</b> OBP: 0.235, SLG: 0.219 (1, 1)										1	0	1	0	0	0	0					
<b>Ernie Johnson, R</b> OBP: 0.265, SLG: 0.316 (5, PH)										0	0	0	0	0	0	0					
<b>Harry Hanebrink, L</b> OBP: 0.265, SLG: 0.316 (5, PH)										1	0	0	0	0	0	1					
<b>Humberto Robinson, R</b> OBP: 0.265, SLG: 0.316 (5, PH)										0	0	0	0	0	0	0					
<b>Frank Torre, R</b> OBP: 0.265, SLG: 0.316 (5, PH)										1	0	0	0	0	0	0					
<b>Gene Conley, R</b> OBP: 0.265, SLG: 0.316 (5, PH)										0	0	0	0	0	0	0					
<b>Del Crandall, R</b> OBP: 0.265, SLG: 0.316 (5, PH)										1	0	0	0	0	0	0					
<b>Inning Stats</b>	R: 0 E: 0 K: 0 S: 3	H: 0 LOB: 0 BB: 0 P: 3	R: 0 E: 0 K: 0 S: 4	H: 1 LOB: 1 BB: 0 P: 4	R: 0 E: 0 K: 0 S: 5	H: 2 LOB: 3 BB: 1 P: 9	R: 0 E: 0 K: 0 S: 3	H: 0 LOB: 0 BB: 0 P: 3	R: 0 E: 0 K: 0 S: 4	H: 2 LOB: 1 BB: 0 P: 4	R: 1 E: 0 K: 1 S: 6	H: 1 LOB: 0 BB: 0 P: 6	R: 0 E: 0 K: 1 S: 6	H: 1 LOB: 3 BB: 2 P: 14	R: 0 E: 0 K: 0 S: 3	H: 0 LOB: 0 BB: 0 P: 3	1B: 5 2B: 2 3B: 0 HR: 1	SF: 0 SAC: 0 DP: 1 HBP: 0	WP: 0 PB: 0 SB: 0 CS: 0	PA: 37	
<b>PITCHER</b>	IP	WLS	BF	H	R	ER	SO	BB	IBB	HBP	BLK	WP	HR	S	P	ERA	WHIP				
<b>Curt Simmons, L</b> ERA: 4.79 (1, 1)	7.0	W	30	7	1	1	1	3	0	0	0	0	0	29	41	1.29	1.429				
<b>Turk Farrell, R</b> ERA: 0.99 (8, 1)	2.0	S	7	0	0	0	1	1	0	0	0	0	0	8	12	0.00	0.500				

Philadelphia Phillies @ Milwaukee Braves  
Milwaukee County Stadium, Milwaukee, WI  
Fri Jul 04 1958, 4:33 AM EDT  
Unknown

AB	33
R	1
H	7
RBI	1
BB	4
SO	2
LOB	19





Batter	1	2	3	4	5	6	7	8	9	AB	R	H	RBI	BB	SO	LOB	TOP					
<b>Richie Ashburn, L</b> (1, 8) OBP: 0.415, SLG: 0.411	0-0 6-3		0-0 F9		0-0 4-3		0-3 K		0-3 K	5	0	0	0	0	2	1						
<b>Chico Fernandez, R</b> (1, 6) OBP: 0.238, SLG: 0.237	0-0 6-3		0-3 K		0-0 P4					4	0	1	0	0	1	0						
<b>Ed Bouchee, L</b> (1, 3) OBP: 0.438, SLG: 0.667	4-0 BB			0-0 2B		0-0 1B FC4-6				3	2	2	0	1	0	1						
<b>Stan Lopata, R</b> (1, 2) OBP: 0.398, SLG: 0.462	0-0 F5			0-0 4-3 1B 2B		0-0 1B FC4-6			0-0 P4	4	1	2	1	0	0	1						
<b>Bob Bowman, R</b> (1, 9)		0-0 5-3		0-0 F9		0-0 F8			0-0 F9	4	0	0	0	0	0	3						
<b>Harry Anderson, L</b> (1, 7) OBP: 0.385, SLG: 0.516		0-3 K		0-0 4-3		0-0 FC4-6 3B			0-0 F7	4	1	0	1	0	1	2						
<b>Ted Kazanski, R</b> (1, 5) OBP: 0.295, SLG: 0.281									0-0 F7	4	0	3	2	0	0	0						
<b>Solly Hemus, L</b> (1, 4) OBP: 0.404, SLG: 0.455									0-0 3-1	4	0	0	0	0	1	3						
<b>Jack Sanford, R</b> (1, 1) OBP: 0.238, SLG: 0.275			0-0 L9		0-0 F8		0-0 1-3			4	0	1	0	0	0	0						
<b>Inning Stats</b>	R: 0 E: 0 K: 0 S: 3	H: 0 LOB: 1 BB: 1 P: 7	R: 0 E: 0 K: 1 S: 6	H: 1 LOB: 1 BB: 0 P: 6	R: 0 E: 0 K: 1 S: 5	H: 0 LOB: 0 BB: 0 P: 5	R: 2 E: 0 K: 1 S: 8	H: 3 LOB: 1 BB: 0 P: 8	R: 0 E: 0 K: 0 S: 3	H: 0 LOB: 0 BB: 0 P: 3	R: 2 E: 0 K: 0 S: 6	H: 3 LOB: 1 BB: 0 P: 6	R: 0 E: 0 K: 1 S: 6	H: 1 LOB: 1 BB: 0 P: 6	R: 0 E: 0 K: 0 S: 3	H: 0 LOB: 0 BB: 0 P: 3	R: 0 E: 0 K: 1 S: 6	H: 1 LOB: 1 BB: 0 P: 6	1B: 6 2B: 2 3B: 1 HR: 0	SF: 0 SAC: 0 DP: 0 HBP: 0	WP: 0 PB: 0 SB: 0 CS: 0	PA: 37
<b>PITCHER</b> <b>Warren Spahn, L</b> (1, 1) ERA: 3.05	IP: 9.0 WLS: L BF: 37 H: 9 R: 4 ER: 4 SO: 5 BB: 1 IBB: 0 HBP: 0 BLK: 0 WP: 0 HR: 0 S: 46 P: 50 ERA: 4.00 WHIP: 1.111																					

Philadelphia Phillies @ Milwaukee Braves  
Milwaukee County Stadium, Milwaukee, WI  
Fri Jul 04, 1958, 4:38 AM EDT  
Att: 23,706 - Unknown

AB 36  
R 4  
H 9  
RBI 4  
BB 1  
SO 5  
LOB 11



Batter	1	2	3	4	5	6	7	8	9	AB	R	H	RBI	BB	SO	LOB	BOTTOM					
<b>Mel Roach, R</b> (1, 4) OBP: 0.354, SLG: 0.422	0-0 4-3		0-0 L4-3			0-0 6-3				4	0	1	0	0	0	1						
<b>Frank Torre, L</b> (1, 3) OBP: 0.395, SLG: 0.399	0-0 1-6-3			4-0 BB G6-3		0-0 4-3				3	0	1	0	1	0	0						
<b>Eddie Mathews, L</b> (1, 5) OBP: 0.361, SLG: 0.477	0-0 6-3			0-0 G6-3		0-3 K				3	0	0	0	1	1	1						
<b>Hank Aaron, R</b> (1, 9) OBP: 0.354, SLG: 0.495		0-0 6-3 2B		4-0 BB		0-0 3-1 2B			0-0 L9	3	0	2	0	1	0	3						
<b>Wes Covington, L</b> (1, 7) OBP: 0.368, SLG: 0.635		0-0 6-3		0-0 F5		0-0 3-1			0-0 E4	4	0	0	0	0	0	3						
<b>Harry Hanebrink, L</b> (9, PR) OBP: 0.261, SLG: 0.310		2-3				2-3			0-0 G6-4-3	0	0	0	0	0	0	0						
<b>Johnny Logan, R</b> (1, 6) OBP: 0.348, SLG: 0.420						0-0 F7			0-0 G6-4-3	4	0	0	0	0	1	3						
<b>Bill Bruton, L</b> (1, 8) OBP: 0.302, SLG: 0.320						0-0 L8			0-0 F8	4	0	1	0	0	0	3						
<b>Del Crandall, R</b> (1, 2) OBP: 0.350, SLG: 0.508						0-0 F9			0-0 F8	3	0	0	0	0	1	1						
<b>Warren Spahn, L</b> (1, 1) OBP: 0.438, SLG: 0.544						4-0 L4-3 BB			0-3 K	2	0	0	0	1	1	1						
<b>Inning Stats</b>	R: 0 E: 0 K: 0 S: 3	H: 0 LOB: 0 BB: 0 P: 3	R: 0 E: 0 K: 1 S: 6	H: 1 LOB: 1 BB: 0 P: 6	R: 0 E: 0 K: 0 S: 2	H: 0 LOB: 0 BB: 1 P: 6	R: 0 E: 0 K: 0 S: 2	H: 0 LOB: 1 BB: 2 P: 10	R: 0 E: 0 K: 1 S: 6	H: 1 LOB: 1 BB: 0 P: 6	R: 0 E: 0 K: 1 S: 5	H: 0 LOB: 0 BB: 0 P: 5	R: 0 E: 0 K: 0 S: 4	H: 1 LOB: 1 BB: 0 P: 4	R: 0 E: 0 K: 1 S: 7	H: 2 LOB: 3 BB: 1 P: 11	R: 0 E: 1 K: 0 S: 3	H: 0 LOB: 1 BB: 0 P: 3	1B: 3 2B: 3 3B: 0 HR: 0	SF: 0 SAC: 0 DP: 3 HBP: 0	WP: 0 PB: 0 SB: 0 CS: 0	PA: 34
<b>PITCHER</b> <b>Jack Sanford, R</b> (1, 1) ERA: 3.9	IP: 9.0 WLS: W BF: 34 H: 5 R: 0 ER: 0 SO: 4 BB: 4 IBB: 0 HBP: 0 BLK: 0 WP: 0 HR: 0 S: 38 P: 54 ERA: 0.00 WHIP: 1.000																					

Philadelphia Phillies @ Milwaukee Braves  
Milwaukee County Stadium, Milwaukee, WI  
Fri Jul 04, 1958, 4:38 AM EDT  
Att: 23,706 - Unknown

AB 30  
R 0  
H 5  
RBI 0  
BB 4  
SO 4  
LOB 16





Batter	1	2	3	4	5	6	7	8	9	10	11	12	AB	R	H	RBI	BB	SO	LOB	TOP								
<b>Richie Ashburn, L</b> OBP: 0.412, SLG: 0.404	F7		F5		F9		F2		FC6-4 IBB		FC5-4 IBB	FC3-6	5	0	0	0	2	0	3									
<b>Chico Fernandez, R</b> OBP: 0.241, SLG: 0.249	HR			BB		F9		F8	FC6-4		FC5-4		5	1	1	1	1	0	4									
<b>Ed Bouchee, L</b> OBP: 0.409, SLG: 0.550	3-1			6-3				K					5	2	1	0	1	1	1									
<b>Stan Lopata, R</b> OBP: 0.395, SLG: 0.457	6-3			F7									4	0	1	0	0	0	1									
<b>Carl Sawatski, L</b> OBP: 0.323, SLG: 0.368													2	0	0	0	0	0	1									
<b>Bob Bowman, R</b> OBP: 0.340, SLG: 0.517		6-3		F7									5	1	2	0	1	0	2									
<b>Harry Anderson, L</b> OBP: 0.384, SLG: 0.514													3	0	1	0	0	2	2									
<b>Rip Repulski, R</b> OBP: 0.293, SLG: 0.486	K												3	2	1	2	0	0	1									
<b>Ted Kazanski, R</b> OBP: 0.264, SLG: 0.303	6-3												6	2	3	1	0	0	2									
<b>Solly Hemus, L</b> OBP: 0.407, SLG: 0.449			1-3										4	0	1	0	1	0	2									
<b>Jack Meyer, R</b> OBP: 0.286, SLG: 0.286													3	0	1	1	0	1	1									
<b>Dave Philley, S</b> OBP: 0.290, SLG: 0.341	K												1	0	0	0	0	0	1									
<b>Turk Farrell, R</b> OBP: 0.278, SLG: 0.235													2	0	1	1	0	0	1									
<b>Inning Stats</b>	R: 1 E: 0 K: 0 S: 4	H: 1 LOB: 0 BB: 0 P: 4	R: 0 E: 0 K: 1 S: 5	H: 0 LOB: 0 BB: 0 P: 5	R: 0 E: 0 K: 1 S: 5	H: 0 LOB: 0 BB: 0 P: 5	R: 0 E: 0 K: 0 S: 3	H: 0 LOB: 1 BB: 1 P: 7	R: 1 E: 0 K: 0 S: 5	H: 3 LOB: 1 BB: 0 P: 5	R: 1 E: 0 K: 1 S: 6	H: 1 LOB: 2 BB: 2 P: 14	R: 0 E: 0 K: 0 S: 2	H: 0 LOB: 0 BB: 0 P: 3	R: 0 E: 0 K: 1 S: 5	H: 0 LOB: 0 BB: 0 P: 5	R: 2 E: 0 K: 0 S: 6	H: 3 LOB: 2 BB: 1 P: 10	R: 0 E: 0 K: 0 S: 4	H: 1 LOB: 1 BB: 0 P: 4	R: 0 E: 0 K: 0 S: 4	H: 1 LOB: 2 BB: 1 P: 8	R: 3 E: 1 K: 0 S: 7	H: 3 LOB: 2 BB: 1 P: 11	1B: 10 2B: 0 3B: 1 HR: 2	SF: 0 SAC: 0 DP: 1 HBP: 1	WP: 0 PB: 0 SB: 0 CS: 0	PA: 55
<b>PITCHER</b>	IP	WLS	BF	H	R	ER	SO	BB	IBB	HBP	BLK	WP	HR	S	P	ERA	WHIP											
<b>Harvey Haddix, L</b> ERA: 3.64	(1.1)		8.0	33	7	5	4	4	3	0	1	0	0	0	4	8	0.00	1.000										
<b>Hal Jeffcoat, R</b> ERA: 3.3	(9.1)	1.0	5	1	0	0	0	0	0	1	0	0	0	0	4	8	0.00	1.000										
<b>Willard Schmidt, R</b> ERA: 2.52	(10.1)	3.0	L	17	5	3	0	0	0	2	0	0	0	0	15	23	0.00	1.667										

Philadelphia Phillies @ Cincinnati Redlegs  
Crosley Field, Cincinnati, OH

AB 48  
R 8  
H 13  
RBI 6  
BB 6  
SO 4  
LOB 22



WP: 0 PA: 55  
PB: 0  
SB: 0  
CS: 0

Sat Jul 05 1958, 3:33 AM EDT  
Att: 6,954 - Unknown - 90 F

livebaseballscorecards.com

Batter	1	2	3	4	5	6	7	8	9	10	11	12	AB	R	H	RBI	BB	SO	LOB	BOTTOM								
<b>Johnny Temple, R</b> OBP: 0.398, SLG: 0.409	6-3				FC6-5-4-2 1B 2B		F8		F3			6-3	5	1	0	0	1	0	3									
<b>Jerry Lynch, L</b> OBP: 0.311, SLG: 0.486	2B E3 1B		P5		2B 1B		F2		F9			E5 1B	6	1	3	0	0	0	3									
<b>Ed Bailey, L</b> OBP: 0.349, SLG: 0.438	E3 1-3 E 2B		F3		2B			4-3			P4		5	1	2	2	1	0	1									
<b>George Crowe, L</b> OBP: 0.382, SLG: 0.470	E3		P3		P4			F8				L4	6	0	1	0	0	0	5									
<b>Bob Thurman, L</b> OBP: 0.356, SLG: 0.413	L8											F8	4	1	1	1	0	1	1									
<b>Frank Robinson, R</b> OBP: 0.319, SLG: 0.404				K									1	0	0	0	0	1	1									
<b>Walt Dropo, R</b> OBP: 0.256, SLG: 0.303													1	0	0	0	0	0	2									
<b>Gus Bell, L</b> OBP: 0.295, SLG: 0.386		4-3		F8		F8		F8		F8			5	0	0	0	0	0	1									
<b>Don Hoak, R</b> OBP: 0.361, SLG: 0.406					6-3							6-3	3	1	0	0	2	0	0									
<b>Roy McMillan, R</b> OBP: 0.286, SLG: 0.263			F9										3	0	0	0	1	1	1									
<b>Harvey Haddix, L</b> OBP: 0.375, SLG: 0.441					SH1-4 BB								2	0	1	0	0	0	1									
<b>Hal Jeffcoat, R</b> OBP: 0.833, SLG: 0.800	1-3												0	0	0	0	0	0	0									
<b>Smoky Burgess, L</b> OBP: 0.378, SLG: 0.432													1	0	1	1	0	0	0									
<b>Dee Fondy, L</b> OBP: 0.362, SLG: 0.400													0	0	0	0	0	0	0									
<b>Willard Schmidt, R</b> OBP: 0.111, SLG: 0.111													1	0	0	0	0	0	0									
<b>Inning Stats</b>	R: 1 E: 1 K: 0 S: 5	H: 2 LOB: 1 BB: 0 P: 4	R: 0 E: 0 K: 0 S: 3	H: 0 LOB: 1 BB: 1 P: 7	R: 0 E: 0 K: 0 S: 3	H: 0 LOB: 1 BB: 1 P: 7	R: 0 E: 0 K: 1 S: 5	H: 0 LOB: 0 BB: 0 P: 6	R: 2 E: 0 K: 0 S: 5	H: 2 LOB: 1 BB: 1 P: 9	R: 0 E: 0 K: 0 S: 3	H: 0 LOB: 0 BB: 0 P: 3	R: 0 E: 0 K: 0 S: 4	H: 1 LOB: 1 BB: 0 P: 4	R: 1 E: 0 K: 0 S: 4	H: 1 LOB: 0 BB: 0 P: 4	R: 1 E: 0 K: 0 S: 4	H: 1 LOB: 1 BB: 1 P: 8	R: 0 E: 0 K: 1 S: 5	H: 1 LOB: 1 BB: 0 P: 6	R: 0 E: 0 K: 1 S: 5	H: 0 LOB: 0 BB: 0 P: 5	R: 0 E: 1 K: 0 S: 4	H: 1 LOB: 2 BB: 1 P: 8	1B: 4 2B: 4 3B: 0 HR: 1	SF: 0 SAC: 2 DP: 0 HBP: 0	WP: 0 PB: 0 SB: 0 CS: 0	PA: 50
<b>PITCHER</b>	IP	WLS	BF	H	R	ER	SO	BB	IBB	HBP	BLK	WP	HR	S	P	ERA	WHIP											
<b>Jack Meyer, R</b> ERA: 2.43	(1.1)		8.0	33	6	4	3	1	3	0	0	0	0	1	32	44	3.38	1.125										
<b>Turk Farrell, R</b> ERA: 1.07	(9.1)	4.0	W	17	3	1	1	2	2	0	0	0	0	0	19	27	2.25	1.250										

Philadelphia Phillies @ Cincinnati Redlegs  
Crosley Field, Cincinnati, OH

AB 43  
R 5  
H 9  
RBI 4  
BB 5  
SO 3  
LOB 19



WP: 0 PA: 50  
PB: 0  
SB: 0  
CS: 0

Sat Jul 05 1958, 3:33 AM EDT  
Att: 6,954 - Unknown - 90 F

livebaseballscorecards.com







Batter	1	2	3	4	5	6	7	8	9	AB	R	H	RBI	BB	SO	LOB	TOP									
<b>Richie Ashburn, L</b> OBP: 0.406, SLG: 0.395 (1, 8)										5	0	1	0	0	0	2										
<b>Chico Fernandez, R</b> OBP: 0.244, SLG: 0.252 <b>Dave Philley, S</b> OBP: 0.321, SLG: 0.402 (9, PH)										4	0	1	1	0	0	0										
<b>Ed Bouchee, L</b> OBP: 0.406, SLG: 0.571 (1, 3)										5	1	2	1	0	0	3										
<b>Stan Lopata, R</b> OBP: 0.395, SLG: 0.452 (1, 2)										4	1	1	0	1	1	2										
<b>Rip Repuski, R</b> OBP: 0.299, SLG: 0.489 <b>Warren Hacker, R</b> (6, 1)										3	1	2	0	0	0	0										
<b>Robin Roberts, S</b> OBP: 0.321, SLG: 0.261 (6, 1)										0	0	0	0	0	0	0										
<b>Solly Hemus, L</b> OBP: 0.405, SLG: 0.447 (7, PH)										1	0	0	0	0	0	1										
<b>Jack Sanford, R</b> OBP: 0.339, SLG: 0.275 (7, 1)										0	0	0	0	0	0	0										
<b>Bob Bowman, R</b> OBP: 0.337, SLG: 0.505 (1, 9)										4	0	1	1	0	0	1										
<b>Ted Kazanski, R</b> OBP: 0.279, SLG: 0.319 (1, 4)										4	0	2	0	0	0	0										
<b>Willie Jones, R</b> OBP: 0.357, SLG: 0.416 (1, 5)										3	1	1	1	0	0	1										
<b>Seth Morehead, L</b> (1, 1)										1	0	0	0	0	0	0										
<b>Jim Hearn, R</b> (3, 1)										0	0	0	0	0	0	0										
<b>Bob Miller, R</b> (3, 1)										0	0	0	0	0	0	0										
<b>Bobby Young, L</b> OBP: 0.425, SLG: 0.288 (5, PH)										1	0	0	0	0	0	1										
<b>Johnny Gray, R</b> (5, 1)										0	0	0	0	0	0	0										
<b>Harry Anderson, L</b> OBP: 0.300, SLG: 0.315 (6, 7)										2	0	0	0	0	0	3										
<b>Inning Stats</b>	R: 0 E: 0 K: 0 S: 4	H: 1 LOB: 1 BB: 0 P: 4	R: 0 E: 0 K: 0 S: 3	H: 0 LOB: 0 BB: 0 P: 3	R: 0 E: 0 K: 1 S: 5	H: 0 LOB: 0 BB: 0 P: 5	R: 1 E: 0 K: 1 S: 7	H: 2 LOB: 1 BB: 0 P: 7	R: 1 E: 0 K: 1 S: 8	H: 3 LOB: 2 BB: 0 P: 8	R: 2 E: 0 K: 0 S: 6	H: 3 LOB: 2 BB: 1 P: 10	R: 0 E: 0 K: 0 S: 4	H: 1 LOB: 1 BB: 0 P: 4	R: 0 E: 0 K: 0 S: 4	H: 1 LOB: 1 BB: 0 P: 4	R: 0 E: 0 K: 0 S: 4	H: 1 LOB: 1 BB: 0 P: 4	1B: 11 2B: 0 3B: 0 HR: 1	SF: 1 SAC: 0 DP: 0 HBP: 0	WP: 0 PB: 0 SB: 2 CS: 0	PA: 40				
<b>PITCHER</b>	IP	WLS	BF	H	R	ER	SO	BB	IBB	HBP	BLK	WP	HR	S	P	ERA	WHIP									
<b>Joe Nuxhall, L</b> ERA: 3.29 <b>Hal Jeffcoat, R</b> ERA: 3.02	(1, 1)	5.0	W	24	8	4	4	3	1	0	0	0	0	1	29	33	7.20	1.800								
(6, 1)	4.0	S	16	4	0	0	0	0	0	0	0	0	0	0	16	16	0.00	1.000								

Philadelphia Phillies @ Cincinnati Redlegs  
Crosley Field, Cincinnati, OH  
Sun Jul 06 1958, 3:38 AM EDT  
Att: 14,851 - Unknown

AB	38
R	4
H	12
RBI	4
BB	1
SO	3
LOB	14



Batter	1	2	3	4	5	6	7	8	9	AB	R	H	RBI	BB	SO	LOB	BOTTOM								
<b>Johnny Temple, R</b> OBP: 0.396, SLG: 0.408 (1, 4)										4	1	1	0	1	0	2									
<b>Jerry Lynch, L</b> OBP: 0.310, SLG: 0.483 <b>Eddie Miksis, R</b> OBP: 0.350, SLG: 0.235 (4, FR)										3	0	1	0	0	1	2									
<b>Don Hoak, R</b> OBP: 0.365, SLG: 0.413 (1, 5)										4	2	2	1	1	0	2									
<b>Walt Dropo, R</b> OBP: 0.253, SLG: 0.313 (1, 3)										4	1	1	3	0	0	3									
<b>Smoky Burgess, L</b> OBP: 0.383, SLG: 0.431 (1, 2)										4	2	2	1	1	0	1									
<b>Frank Robinson, R</b> OBP: 0.320, SLG: 0.402 (1, 7)										4	1	1	1	1	1	1									
<b>Gus Bell, L</b> OBP: 0.303, SLG: 0.401 (1, 8)										4	1	4	4	1	0	0									
<b>Alex Grammas, R</b> OBP: 0.254, SLG: 0.241 (1, 6)										4	0	2	1	1	0	4									
<b>Joe Nuxhall, L</b> OBP: 0.357, SLG: 0.385 <b>Hal Jeffcoat, R</b> OBP: 0.625, SLG: 0.571 (6, 1)										3	1	1	0	0	0	2									
<b>Inning Stats</b>	R: 0 E: 0 K: 0 S: 3	H: 0 LOB: 0 BB: 0 P: 3	R: 0 E: 0 K: 0 S: 5	H: 2 LOB: 2 BB: 0 P: 5	R: 6 E: 0 K: 1 S: 11	H: 6 LOB: 2 BB: 2 P: 19	R: 1 E: 0 K: 0 S: 4	H: 2 LOB: 1 BB: 0 P: 4	R: 1 E: 0 K: 1 S: 6	H: 2 LOB: 0 BB: 0 P: 6	R: 3 E: 0 K: 0 S: 5	H: 2 LOB: 3 BB: 1 P: 17	R: 0 E: 1 K: 0 S: 5	H: 1 LOB: 2 BB: 0 P: 5	R: 0 E: 0 K: 0 S: 3	H: 0 LOB: 2 BB: 2 P: 11	R: 0 E: 0 K: 0 S: 3	H: 0 LOB: 2 BB: 2 P: 11	1B: 10 2B: 4 3B: 0 HR: 1	SF: 1 SAC: 1 DP: 0 HBP: 0	WP: 0 PB: 0 SB: 0 CS: 1	PA: 45			
<b>PITCHER</b>	IP	WLS	BF	H	R	ER	SO	BB	IBB	HBP	BLK	WP	HR	S	P	ERA	WHIP								
<b>Seth Morehead, L</b> ERA: 6.62 <b>Jim Hearn, R</b> ERA: 5.65 <b>Bob Miller, R</b> ERA: 11.48 <b>Johnny Gray, R</b> ERA: 2.81 <b>Warren Hacker, R</b> ERA: 7.41	(1, 1)	2.1	L	14	5	5	5	1	0	0	0	0	0	3	3	19.29	3.000								
(3, 1)	0.0		3	3	1	1	0	0	0	0	0	0	0	3	3	∞	∞								
(3, 1)	1.2		6	2	1	1	0	0	0	0	0	0	0	6	6	5.40	1.200								
(5, 1)	1.0		4	2	1	1	1	0	0	0	0	0	1	6	6	9.00	2.000								
(6, 1)	0.1		3	1	2	2	0	1	0	0	0	0	0	2	6	54.00	6.000								
<b>PITCHER</b>	IP	WLS	BF	H	R	ER	SO	BB	IBB	HBP	BLK	WP	HR	S	P	ERA	WHIP								
<b>Robin Roberts, R</b> ERA: 3.06 <b>Jack Sanford, R</b> ERA: 3.64	(6, 1)	0.2		5	1	1	0	0	0	0	0	0	0	8	16	0.00	1.500								
(7, 1)	2.0		10	1	0	0	0	2	0	0	0	0	0	8	16	0.00	1.500								

Philadelphia Phillies @ Cincinnati Redlegs  
Crosley Field, Cincinnati, OH  
Sun Jul 06 1958, 3:38 AM EDT  
Att: 14,851 - Unknown

AB	36
R	11
H	15
RBI	11
BB	7
SO	2
LOB	19





Batter	1	2	3	4	5	6	7	8	9	AB	R	H	RBI	BB	SO	LOB	TOP						
<b>Richie Ashburn, L</b> OBP: 0.414, SLG: 0.405 (1, 8)	F8 6-3 BB		4-3 S 1B	HR 1B		F5		1B 2B	1B 1B	5	3	4	3	1	0	0	Philadelphia Phillies @ St. Louis Cardinals Sportsman's Park, St. Louis, MO Thu Jul 10 1958, 8:05 PM EDT Att: 17,619 - Unknown						
<b>Solly Hemus, L</b> OBP: 0.402, SLG: 0.459 (1, 4)	6-3		4-3	HR		HR BB		P3	F2	5	2	1	2	1	0	5							
<b>Ed Bouchee, L</b> OBP: 0.447, SLG: 0.533 (1, 3)	F8					F9		1B BB	1B BB	2	1	0	0	4	0	2							
<b>Harry Anderson, L</b> OBP: 0.388, SLG: 0.526 (1, 7)	F7		P6	K		HR		1B BB	FC4-6 1B	6	1	3	5	0	1	4							
<b>Carl Sawatski, L</b> OBP: 0.342, SLG: 0.373 (1, 2)		G3		BB SH4-3 1B	G3 SF7 BB	4-3		K	FC4-6 1B	5	2	1	0	1	1	4							
<b>Dave Philley, S</b> OBP: 0.342, SLG: 0.410 (1, 9)				SH4-3 BB 1B	G3 1B		5-3	1B		3	1	2	1	2	0	0							
<b>Ted Kazanski, R</b> OBP: 0.271, SLG: 0.309 (1, 5)	K		F9	F9	G3		K	F7		5	0	0	0	0	2	7							
<b>Chico Fernandez, R</b> OBP: 0.244, SLG: 0.249 (1, 6)	P6			SH4-3 1B BB	SF7		K		K	3	1	0	1	1	2	1							
<b>Robin Roberts, S</b> OBP: 0.333, SLG: 0.300 (1, 1)			4-3	SH4-3	5-3			2B 2B	BB 1B 1B	4	2	2	1	0	0	1							
<b>Inning Stats</b>	R: 0 E: 0 K: 0 S: 3	H: 0 LOB: 1 BB: 1 P: 7	R: 0 E: 0 K: 1 S: 5	H: 0 LOB: 1 BB: 1 P: 9	R: 0 E: 0 K: 0 S: 4	H: 1 LOB: 2 BB: 1 P: 8	R: 5 E: 0 K: 1 S: 8	H: 3 LOB: 1 BB: 3 P: 20	R: 1 E: 0 K: 0 S: 4	H: 1 LOB: 1 BB: 1 P: 8	R: 2 E: 1 K: 0 S: 4	H: 1 LOB: 0 BB: 0 P: 8	R: 0 E: 0 K: 2 S: 7	H: 0 LOB: 0 BB: 0 P: 7	R: 3 E: 0 K: 1 S: 9	H: 4 LOB: 2 BB: 1 P: 13	R: 2 E: 0 K: 1 S: 8	H: 3 LOB: 2 BB: 1 P: 12	1B: 9 2B: 2 3B: 0 HR: 2	SF: 1 SAC: 1 DP: 0 HBP: 0	WP: 0 PB: 0 SB: 1 CS: 0	PA: 50	
<b>PITCHER</b>	IP WLS BF H R ER SO	IP WLS BF H R ER SO	IP WLS BF H R ER SO	IP WLS BF H R ER SO	IP WLS BF H R ER SO	IP WLS BF H R ER SO	IP WLS BF H R ER SO	IP WLS BF H R ER SO	IP WLS BF H R ER SO	IP WLS BF H R ER SO	IP WLS BF H R ER SO	IP WLS BF H R ER SO	IP WLS BF H R ER SO	IP WLS BF H R ER SO	IP WLS BF H R ER SO	IP WLS BF H R ER SO	ERA WHIP	ERA WHIP					
<b>Sal Maglie, R</b> ERA: 3.88 (1, 1)	3.2 L 21 4 5 5 1																	12.27	2.727				
<b>Bill Wright, L</b> ERA: 6.53 (4, 1)	1.1 6 1 1 1 1																	6.75	1.500				
<b>Phil Paine, R</b> ERA: 1.32 (6, 1)	2.0 8 1 2 2 2																	9.00	1.000				
<b>Johnny O'Brien, R</b> ERA: 22.5 (8, 1)	2.0 15 7 5 5 2																	22.50	4.500				

AB 38  
R 13  
H 13  
RBI 13  
BB 10  
SO 6  
LOB 24



Batter	1	2	3	4	5	6	7	8	9	AB	R	H	RBI	BB	SO	LOB	BOTTOM						
<b>Don Blasingame, L</b> OBP: 0.397, SLG: 0.377 (1, 4)	F4		4-3 2B 1B		F8		K		1-3	5	1	1	0	0	1	2	Philadelphia Phillies @ St. Louis Cardinals Sportsman's Park, St. Louis, MO Thu Jul 10 1958, 8:05 PM EDT Att: 17,619 - Unknown						
<b>Wally Moon, L</b> OBP: 0.371, SLG: 0.307 (1, 7)	1-3		4-3		1B			F5		4	0	1	0	0	0	1							
<b>Joe Cunningham, L</b> OBP: 0.429, SLG: 0.440 (1, 3)			2B BB		F9			F7		3	0	1	0	1	0	1							
<b>Ken Boyer, R</b> OBP: 0.333, SLG: 0.494 (1, 5)	6-3			1-3 2H	2B		P4	HR		4	1	2	2	0	0	1							
<b>Gene Green, R</b> OBP: 0.397, SLG: 0.481 (1, 9)		HR	6-3				6-3		2B	4	1	2	1	0	0	2							
<b>Curt Flood, R</b> OBP: 0.365, SLG: 0.484 (1, 8)		6-3		P4			1-3	5-3		4	0	0	0	0	0	1							
<b>Hobie Landrith, L</b> OBP: 0.349, SLG: 0.275 (1, 2)	F8		F7				K		1B	4	0	1	0	0	1	0							
<b>Eddie Kasko, R</b> OBP: 0.287, SLG: 0.242 (1, 6)				1-3			K		K	3	0	0	0	0	2	0							
<b>Del Emnis, R</b> OBP: 0.319, SLG: 0.380 (9, PH)	K				1-3		K		K	1	0	0	0	0	1	1							
<b>Sal Maglie, R</b> OBP: 0.197, SLG: 0.333 (1, 1)										1	0	0	0	0	1	0							
<b>Bill Wright, L</b> OBP: 0.200, SLG: 0.500 (4, 1)										0	0	0	0	0	0	0							
<b>Gene Green, R</b> OBP: 0.397, SLG: 0.481 (1, 9)										1	0	0	0	0	0	0							
<b>Phil Paine, R</b> OBP: 0.244, SLG: 0.249 (1, 6)										0	0	0	0	0	0	0							
<b>Joe Taylor, R</b> OBP: 0.330, SLG: 0.400 (8, 1)										1	0	1	0	0	0	0							
<b>Johnny O'Brien, R</b> OBP: 0.333, SLG: 0.300 (1, 1)										0	0	0	0	0	0	0							
<b>Irv Noren, L</b> OBP: 0.333, SLG: 0.377 (9, PH)										1	0	0	0	0	0	1							
<b>Inning Stats</b>	R: 0 E: 0 K: 0 S: 4	H: 1 LOB: 1 BB: 0 P: 4	R: 1 E: 0 K: 1 S: 6	H: 1 LOB: 0 BB: 0 P: 6	R: 1 E: 0 K: 1 S: 7	H: 2 LOB: 2 BB: 1 P: 11	R: 0 E: 0 K: 0 S: 3	H: 0 LOB: 0 BB: 0 P: 3	R: 0 E: 0 K: 0 S: 4	H: 1 LOB: 1 BB: 0 P: 4	R: 0 E: 0 K: 0 S: 3	H: 0 LOB: 0 BB: 0 P: 3	R: 0 E: 0 K: 3 S: 10	H: 1 LOB: 1 BB: 0 P: 10	R: 1 E: 0 K: 0 S: 5	H: 2 LOB: 1 BB: 0 P: 5	R: 0 E: 0 K: 1 S: 6	H: 1 LOB: 1 BB: 0 P: 6	1B: 4 2B: 3 3B: 0 HR: 2	SF: 0 SAC: 0 DP: 0 HBP: 0	WP: 0 PB: 0 SB: 0 CS: 0	PA: 37	
<b>PITCHER</b>	IP WLS BF H R ER SO	IP WLS BF H R ER SO	IP WLS BF H R ER SO	IP WLS BF H R ER SO	IP WLS BF H R ER SO	IP WLS BF H R ER SO	IP WLS BF H R ER SO	IP WLS BF H R ER SO	IP WLS BF H R ER SO	IP WLS BF H R ER SO	IP WLS BF H R ER SO	IP WLS BF H R ER SO	IP WLS BF H R ER SO	IP WLS BF H R ER SO	IP WLS BF H R ER SO	IP WLS BF H R ER SO	ERA WHIP	ERA WHIP					
<b>Robin Roberts, R</b> ERA: 3.06 (1, 1)	9.0 W 37 9 3 3 6																	3.00	1.111				

AB 36  
R 3  
H 9  
RBI 3  
BB 1  
SO 6  
LOB 10





Batter	1	2	3	4	5	6	7	8	9	AB	R	H	RBI	BB	SO	LOB	TOP					
<b>Richie Ashburn, L</b> (1, 8) OBP: 0.412, SLG: 0.403	0-0 3-1		0-0 F8		0-0 1-3 1B		0-3 K			4	0	1	0	0	1	1	<b>Philadelphia Phillies @ St. Louis Cardinals</b> <b>Sportsman's Park, St. Louis, MO</b> Fri Jul 11 1958, 8:05 PM EDT Att: 16,095 - Unknown					
<b>Solly Hemus, L</b> (1, 4) OBP: 0.395, SLG: 0.453	0-0 5-3				0-0 1-3 1-2			0-0 4-3		4	0	1	0	0	0	1						
<b>Ed Bouchee, L</b> (1, 3) OBP: 0.429, SLG: 0.485	0-3 K		0-3 K		0-0 4-3			4-0 BB		3	0	0	0	1	2	2						
<b>Harry Anderson, L</b> (1, 7)		0-0 HR	0-0 P6			0-0 G3		0-0 F8		4	1	1	1	0	0	2						
<b>Carl Sawatski, L</b> (1, 2) OBP: 0.338, SLG: 0.366		0-0 FC3-6 1B		0-0 F2		0-0 P6		0-3 K		4	0	1	0	0	1	1						
<b>Dave Philley, S</b> (1, 9) OBP: 0.335, SLG: 0.404		0-0 FC3-6 1B		0-0 FC5-4 1B		0-3 K			0-0 1-3	4	1	1	0	0	1	1						
<b>Ted Kazanski, R</b> (1, 5) OBP: 0.276, SLG: 0.314		0-0 1B		0-0 FC5-4 1B			0-0 SH5-3 1B		0-3 K	4	0	2	1	0	1	1						
<b>Chico Fernandez, R</b> (1, 6) OBP: 0.245, SLG: 0.251		0-0 P6		0-0 1B			0-0 SH5-3		0-3 K	2	0	1	0	0	0	1						
<b>Bob Bowman, R</b> (9, PH) OBP: 0.333, SLG: 0.500		0-0 P6		0-0 1B			0-0 SH5-3		0-3 K	1	0	0	0	0	1	0						
<b>Jack Sanford, R</b> (1, 1) OBP: 0.227, SLG: 0.262		0-3 K		0-3 K			0-3 K			2	0	0	0	0	2	1						
<b>Bobby Young, L</b> (7, PH) OBP: 0.125, SLG: 0.250										1	0	0	0	0	1	1						
<b>Bob Miller, R</b> (7, 1)										0	0	0	0	0	0	0						
<b>Johnny Gray, R</b> (8, 1)										0	0	0	0	0	0	0						
<b>Inning Stats</b>	R: 0 E: 0 K: 1 S: 5	H: 0 LOB: 0 BB: 0 P: 5	R: 2 E: 1 K: 1 S: 8	H: 3 LOB: 1 BB: 0 P: 8	R: 0 E: 0 K: 1 S: 6	H: 1 LOB: 1 BB: 0 P: 6	R: 0 E: 0 K: 0 S: 4	H: 2 LOB: 1 BB: 0 P: 4	R: 0 E: 0 K: 1 S: 6	H: 1 LOB: 1 BB: 0 P: 6	R: 0 E: 0 K: 1 S: 5	H: 0 LOB: 0 BB: 0 P: 5	R: 0 E: 0 K: 2 S: 8	H: 1 LOB: 1 BB: 0 P: 8	R: 0 E: 0 K: 1 S: 5	H: 0 LOB: 1 BB: 1 P: 9	R: 0 E: 0 K: 2 S: 7	H: 0 LOB: 0 BB: 0 P: 7	1B: 7 2B: 0 3B: 0 HR: 1	SF: 0 SAC: 1 DP: 0 HBP: 0	WP: 0 PB: 0 SB: 0 CS: 0	PA: 35
<b>PITCHER</b> <b>Sam Jones, R</b> (1, 1) ERA: 2.91	IP: 9.0 WLS: W BF: 35 H: 8 R: 2 ER: 1 SO: 10 BB: 1 IBB: 0 HBP: 0 BLK: 0 WP: 0 HR: 1 S: 54 P: 58 ERA: 1.00 WHIP: 1.000															<b>PITCHER</b>	IP: 9.0 WLS: W BF: 35 H: 8 R: 2 ER: 1 SO: 10 BB: 1 IBB: 0 HBP: 0 BLK: 0 WP: 0 HR: 1 S: 54 P: 58 ERA: 1.00 WHIP: 1.000					

AB	33
R	2
H	8
RBI	2
BB	1
SO	10
LOB	12



Batter	1	2	3	4	5	6	7	8	9	AB	R	H	RBI	BB	SO	LOB	BOTTOM					
<b>Don Blasingame, L</b> (1, 4) OBP: 0.361, SLG: 0.382	0-0 G4-6-3 1B		0-0 F8		0-0 1B		0-0 1B			4	0	3	0	0	0	0	<b>Philadelphia Phillies @ St. Louis Cardinals</b> <b>Sportsman's Park, St. Louis, MO</b> Fri Jul 11 1958, 8:05 PM EDT Att: 16,095 - Unknown					
<b>Wally Moon, L</b> (1, 7) OBP: 0.367, SLG: 0.337	0-0 G4-6-3 1-2				0-0 P5		0-0 4-3			4	1	1	1	0	0	3						
<b>Stan Musial, L</b> (1, 3) OBP: 0.449, SLG: 0.598	0-3 K		0-0 HR		0-0 P4			0-0 3B 1B		4	0	2	0	0	1	1						
<b>Johnny O'Brien, R</b> (8, PR)										0	1	0	0	0	0	0						
<b>Joe Cunningham, L</b> (9, 3) OBP: 0.429, SLG: 0.440										0	0	0	0	0	0	0						
<b>Ken Boyer, R</b> (1, 5) OBP: 0.339, SLG: 0.516		0-0 2B 3B	0-0 L7		0-0 F8 1B 2B		0-0 F8 1B 2B		0-0 5-3 1B 3B	4	3	3	1	0	0	1						
<b>Gene Green, R</b> (1, 9) OBP: 0.394, SLG: 0.482		0-0 G3 2B 2B	0-0 F8		0-0 F8		0-0 F8		0-0 5-3	4	1	1	1	0	0	4						
<b>Curt Flood, R</b> (1, 8) OBP: 0.366, SLG: 0.484		0-0 G3 2-3		0-0 5-3		0-0 CS 1B		0-0 6-3 1B		4	0	2	2	0	0	1						
<b>Hobie Landrith, L</b> (1, 2) OBP: 0.343, SLG: 0.291		0-0 2B		0-3 K2-3		0-0 4-3 1-2		0-0 6-3 1B		4	0	1	1	0	1	3						
<b>Eddie Kasko, R</b> (1, 6) OBP: 0.266, SLG: 0.237		0-0 K		0-0 6-3			0-0 6-3		4-0 IBB	3	0	0	0	1	1	1						
<b>Sam Jones, R</b> (1, 1) OBP: 0.089, SLG: 0.070		0-0 P4			0-0 F9		0-3 K		0-0 5-3	4	0	0	0	0	1	4						
<b>Inning Stats</b>	R: 0 E: 0 K: 1 S: 5	H: 1 LOB: 0 BB: 0 P: 5	R: 2 E: 0 K: 1 S: 8	H: 3 LOB: 1 BB: 0 P: 8	R: 1 E: 0 K: 0 S: 5	H: 2 LOB: 1 BB: 0 P: 5	R: 0 E: 0 K: 1 S: 5	H: 0 LOB: 0 BB: 0 P: 5	R: 0 E: 0 K: 0 S: 4	H: 1 LOB: 1 BB: 0 P: 4	R: 1 E: 0 K: 0 S: 4	H: 2 LOB: 0 BB: 0 P: 4	R: 0 E: 0 K: 1 S: 6	H: 1 LOB: 1 BB: 0 P: 6	R: 2 E: 1 K: 0 S: 6	H: 3 LOB: 3 BB: 1 P: 10	R: 2 E: 1 K: 0 S: 6	H: 3 LOB: 3 BB: 1 P: 10	1B: 7 2B: 3 3B: 2 HR: 1	SF: 0 SAC: 0 DP: 1 HBP: 0	WP: 0 PB: 0 SB: 0 CS: 1	PA: 36
<b>PITCHER</b> <b>Jack Sanford, R</b> (1, 1) ERA: 3.94	IP: 6.0 WLS: L BF: 25 H: 9 R: 4 ER: 4 SO: 3 BB: 0 IBB: 0 HBP: 0 BLK: 0 WP: 0 HR: 1 S: 31 P: 31 ERA: 6.00 WHIP: 1.500															<b>PITCHER</b>	IP: 6.0 WLS: L BF: 25 H: 9 R: 4 ER: 4 SO: 3 BB: 0 IBB: 0 HBP: 0 BLK: 0 WP: 0 HR: 1 S: 31 P: 31 ERA: 6.00 WHIP: 1.500					
<b>Bob Miller, R</b> (7, 1) ERA: 11.3	1.0 6 3 2 1 1 0 0 0 0 0 0 8 8 9.00 3.000															<b>PITCHER</b>	1.0 6 3 2 1 1 0 0 0 0 0 0 8 8 9.00 3.000					
<b>Johnny Gray, R</b> (8, 1) ERA: 2.65	1.0 5 1 0 0 0 0 1 0 0 0 0 4 8 0.00 1.000															<b>PITCHER</b>	1.0 5 1 0 0 0 0 1 0 0 0 0 4 8 0.00 1.000					

AB	35
R	6
H	13
RBI	6
BB	1
SO	4
LOB	18





Batter	1	2	3	4	5	6	7	8	9	AB	R	H	RBI	BB	SO	LOB	TOP												
<b>Richie Ashburn, L</b> OBP: 0.420, SLG: 0.414 (1, 8)	4-0 1B BB	0-0 1B			0-0 1B 2B		0-0 1B		0-0 1B 1B	4	3	4	0	1	0	0	<b>Philadelphia Phillies @ Chicago Cubs</b> Wrigley Field, Chicago, IL Sat Jul 12 1958, 3:33 AM CDT Att: 17,114 - Unknown  <b>AB 40</b> <b>R 12</b> <b>H 16</b> <b>RBI 12</b> <b>BB 5</b> <b>SO 5</b> <b>LOB 23</b>												
<b>Solly Hemus, L</b> OBP: 0.395, SLG: 0.452 (1, 4)	0-0 1B	0-0 1B			F8		0-3 K		0-0 5-3	5	1	2	0	0	1	3													
<b>Ed Bouchee, L</b> OBP: 0.447, SLG: 0.486 (1, 3)	0-3 K	G4-6-3 1B			0-0 2H 1B		0-0 1B	4-0 1B BB	0-0 2H 2B 1B	4	1	2	2	1	1	4													
<b>Harry Anderson, L</b> OBP: 0.392, SLG: 0.536 (1, 7)	0-0 2B 1B			0-0 G5-4-3 1B		0-3 K		0-0 1B BB	4-0 2B 2B IBB	4	3	3	2	1	1	1													
<b>Stan Lopata, R</b> OBP: 0.396, SLG: 0.453 (1, 2)	F7			F9		0-0 F4		4-0 1B BB	0-0 1B 2B	4	2	1	1	1	0	3													
<b>Dave Philley, S</b> OBP: 0.342, SLG: 0.407 (1, 9)	0-0 1B 2B			G5-4-3 1B		0-3 K		0-0 FC8-6-2 1B	4-0 2B IBB	4	2	1	1	1	1	4													
<b>Ted Kazanski, R</b> OBP: 0.280, SLG: 0.322 (1, 5)	0-0 1B			1-3		0-0 P5		0-0 P4	0-0 1B 2B	5	0	2	3	0	0	3													
<b>Chico Fernandez, R</b> OBP: 0.245, SLG: 0.250 (1, 6)	0-0 F9			6-3		0-0 5-3		0-0 1B	0-0 6-3	5	0	1	3	0	0	2													
<b>Ray Semproch, R</b> OBP: 0.085, SLG: 0.106 (1, 1)		0-0 F7		L9		0-0 6-3		0-0 F7	0-3 K	5	0	0	0	0	1	3													
<b>Inning Stats</b>	R: 4 E: 0 K: 1 S: 9	H: 4 LOB: 1 BB: 1 P: 13	R: 0 E: 0 K: 0 S: 4	H: 2 LOB: 1 BB: 0 P: 4	R: 0 E: 0 K: 0 S: 3	H: 1 LOB: 0 BB: 0 P: 3	R: 0 E: 0 K: 0 S: 3	H: 0 LOB: 0 BB: 0 P: 3	R: 1 E: 0 K: 1 S: 7	H: 2 LOB: 1 BB: 0 P: 7	R: 0 E: 0 K: 1 S: 5	H: 0 LOB: 0 BB: 0 P: 5	R: 0 E: 0 K: 1 S: 5	H: 1 LOB: 2 BB: 0 P: 5	R: 2 E: 0 K: 0 S: 5	H: 2 LOB: 2 BB: 2 P: 13	R: 5 E: 0 K: 1 S: 9	H: 4 LOB: 1 BB: 2 P: 17	1B: 12 2B: 4 3B: 0 HR: 0	SF: 0 SAC: 0 DP: 2 HBP: 0	WP: 0 PB: 0 SB: 0 CS: 0	PA: 45							
<b>PITCHER</b>	IP WLS BF H R ER SO BB IBB HBP BLK WP HR S P ERA WHIP	IP WLS BF H R ER SO BB IBB HBP BLK WP HR S P ERA WHIP																											
<b>Dick Drott, R</b> ERA: 5.72 (1, 1)	1.1 L	11 6	4 4	4 4	1 1	3 0	0 0	0 0	0 0	0 0	0 0	24 24	1.59 0.706																
<b>Bill Henry, L</b> ERA: 2.05 (2, 1)	5.2	18 4	1 1	1 3	0 0	0 0	0 0	0 0	0 0	0 0	24 24	1.59 0.706																	
<b>Dolan Nichols, R</b> ERA: 4.89 (8, 1)	1.1	12 5	6 6	6 0	2 1	0 0	0 0	0 0	0 0	0 0	9 21	40.50 5.250																	
<b>Glen Hobbie, R</b> ERA: 4.22 (9, 1)	0.2	4 1	1 1	1 1	0 0	1 0	0 0	0 0	0 0	0 0	5 9	13.50 1.500																	

Batter	1	2	3	4	5	6	7	8	9	AB	R	H	RBI	BB	SO	LOB	BOTTOM												
<b>Tony Taylor, R</b> OBP: 0.316, SLG: 0.321 (1, 4)	0-0 6-3	0-0 F9			0-0 1B		0-0 WP BB		0-0 L9	4	0	1	0	1	0	3	<b>Philadelphia Phillies @ Chicago Cubs</b> Wrigley Field, Chicago, IL Sat Jul 12 1958, 3:33 AM CDT Att: 17,114 - Unknown  <b>AB 35</b> <b>R 2</b> <b>H 9</b> <b>RBI 2</b> <b>BB 2</b> <b>SO 3</b> <b>LOB 20</b>												
<b>Alvin Dark, R</b> OBP: 0.360, SLG: 0.416 (1, 5)	0-0 2-3 14 HR 1B		0-0 5-3		0-0 P6		0-0 F8			4	1	1	0	0	0	3													
<b>Lee Walls, R</b> OBP: 0.370, SLG: 0.534 (1, 9)	0-0 2-3 1-2		0-0 E4 1B		0-0 P4		0-0 4-3			4	0	1	0	0	0	4													
<b>14 Ernie Banks, R</b> OBP: 0.359, SLG: 0.613 (1, 6)	0-0 2H HR		0-3 K		0-0 E8 1B		0-0 F7			4	1	2	2	0	1	1													
<b>Walt Moryn, L</b> OBP: 0.350, SLG: 0.497 (1, 7)	0-0 F7		0-0 F2		0-0 P6		0-0 P6		0-0 G4-6-3 1B	4	0	1	0	0	0	2													
<b>Dale Long, L</b> OBP: 0.369, SLG: 0.466 (1, 3)		0-0 BB 1B		0-0 P5		0-0 G3		0-0 G4-6-3 1B		4	0	1	0	0	0	2													
<b>Sammy Taylor, L</b> OBP: 0.356, SLG: 0.426 (1, 2)		0-0 P5		0-0 1-3		0-0 F7			0-0 F8	4	0	0	0	0	0	2													
<b>Bobby Thomson, R</b> OBP: 0.369, SLG: 0.490 (1, 8)		0-3 K		0-0 5-3			0-0 WP 5-3 1B		0-0 1B 2B	4	0	2	0	0	1	1													
<b>Dick Drott, R</b> OBP: 0.265, SLG: 0.242 (1, 1) <b>Bill Henry, L</b> OBP: 0.400, SLG: 0.250 (2, 1) <b>Chuck Radburn, R</b> OBP: 0.296, SLG: 0.395 (7, PH) <b>Dolan Nichols, R</b> OBP: 0.296, SLG: 0.395 (8, 1) <b>Glen Hobbie, R</b> OBP: 0.183, SLG: 0.167 (9, 1) <b>Jim Bolger, R</b> OBP: 0.304, SLG: 0.333 (9, PH)	4-0 1-2 BB		0-0 K		0-3 K		0-0 5-3		0-0 P1	0	0	0	0	0	0	0													
<b>Inning Stats</b>	R: 2 E: 0 K: 0 S: 5	H: 2 LOB: 0 BB: 0 P: 5	R: 0 E: 0 K: 1 S: 6	H: 1 LOB: 2 BB: 1 P: 10	R: 0 E: 1 K: 1 S: 6	H: 1 LOB: 1 BB: 0 P: 6	R: 0 E: 0 K: 0 S: 3	H: 0 LOB: 0 BB: 0 P: 3	R: 0 E: 0 K: 1 S: 6	H: 1 LOB: 1 BB: 0 P: 6	R: 0 E: 1 K: 0 S: 4	H: 1 LOB: 1 BB: 0 P: 4	R: 0 E: 0 K: 0 S: 4	H: 1 LOB: 2 BB: 1 P: 8	R: 0 E: 0 K: 0 S: 3	H: 1 LOB: 0 BB: 0 P: 3	R: 0 E: 0 K: 0 S: 4	H: 1 LOB: 1 BB: 0 P: 4	1B: 7 2B: 1 3B: 0 HR: 1	SF: 0 SAC: 0 DP: 1 HBP: 0	WP: 1 PB: 0 SB: 0 CS: 0	PA: 37							
<b>PITCHER</b>	IP WLS BF H R ER SO BB IBB HBP BLK WP HR S P ERA WHIP	IP WLS BF H R ER SO BB IBB HBP BLK WP HR S P ERA WHIP																											
<b>Ray Semproch, R</b> ERA: 3.08 (1, 1)	9.0 W	37 9	2 2	2 3	2 2	3 3	2 0	0 0	0 0	0 0	1 1	41 49	2.00 1.222																





Batter	1	2	3	4	5	6	7	8	9	AB	R	H	RBI	BB	SO	LOB	TOP					
<b>Richie Ashburn, L</b> OBP: 0.421, SLG: 0.418 (1, 8)	0-0 5-3		0-0 1-2 1B		0-0 1-H CS 2B			0-0 F9		4	0	2	1	0	0	1	<b>Philadelphia Phillies @ Chicago Cubs</b> Wrigley Field, Chicago, IL Sun Jul 13 1958, 3:33 AM CDT Unknown					
<b>Solly Hemus, L</b> OBP: 0.390, SLG: 0.440 (1, 4)	0-0 4-3		0-0 F7		0-0 CS	0-0 6-3		0-0 4-1		4	0	0	0	0	0	3						
<b>Ed Bouchee, L</b> OBP: 0.451, SLG: 0.500 (1, 3)	0-3 K			0-0 E 2B		4-0 G4-6-3 BB		0-3 K		3	1	1	0	1	2	1						
<b>Harry Anderson, L</b> OBP: 0.391, SLG: 0.530 (1, 7)		0-0 F8		4-0 FC3-6 BB		0-0 G4-6-3		0-0 F7		3	0	0	0	1	0	1						
<b>Carl Sawatski, L</b> OBP: 0.321, SLG: 0.347 (1, 2)	0-3 K		0-0 FC3-6 G4-6-3		0-0 1-2 2-H		0-0 L9		0-0 3-1	4	0	0	0	0	1	1						
<b>Dave Philley, S</b> OBP: 0.331, SLG: 0.393 (1, 9)	0-0 4-3		0-0 G4-6-3		0-0 1-2		0-0 F8		0-0 4-3	4	0	0	0	0	0	1						
<b>Ted Kazanski, R</b> OBP: 0.286, SLG: 0.324 (7, 6)			0-0 G5-4-3 1B		0-3 K		4-0 BB			2	0	1	0	1	1	0						
<b>Chico Fernandez, R</b> OBP: 0.243, SLG: 0.248 (7, PH)			0-0 G5-4-3		0-0 6-3		0-0 F9			2	0	0	0	0	0	1						
<b>Stan Lopata, R</b> OBP: 0.394, SLG: 0.451 (7, 5)			0-0 1-2		0-0 6-3		0-0 F9			1	0	0	0	0	0	1						
<b>Willie Jones, R</b> OBP: 0.357, SLG: 0.416 (7, 5)			0-0 1-2		0-0 6-3		0-0 F9			0	0	0	0	0	0	0						
<b>Jack Meyer, R</b> OBP: 0.444, SLG: 0.444 (6, 1)			0-0 1B		0-0 2B		0-0 1B			2	1	2	0	0	0	0						
<b>Jim Hearn, R</b> OBP: 0.222, SLG: 0.333 (8, PH)			0-0 1B		0-0 2B		0-0 1B			0	0	0	0	0	0	0						
<b>Bobby Young, L</b> OBP: 0.278, SLG: 0.235 (8, 1)			0-0 1B		0-0 2B		0-0 1B			1	0	1	0	0	0	0						
<b>Turk Farrell, R</b> OBP: 0.278, SLG: 0.235 (8, 1)			0-0 1B		0-0 2B		0-0 1B			0	0	0	0	0	0	0						
<b>Inning Stats</b>	R: 0 E: 0 K: 1 S: 5	H: 0 LOB: 0 BB: 0 P: 5	R: 0 E: 0 K: 1 S: 5	H: 0 LOB: 0 BB: 0 P: 5	R: 0 E: 0 K: 0 S: 5	H: 3 LOB: 2 BB: 0 P: 5	R: 1 E: 1 K: 0 S: 3	H: 1 LOB: 0 BB: 1 P: 7	R: 1 E: 0 K: 1 S: 6	H: 2 LOB: 0 BB: 0 P: 6	R: 0 E: 0 K: 0 S: 2	H: 0 LOB: 1 BB: 1 P: 6	R: 0 E: 0 K: 0 S: 3	H: 0 LOB: 1 BB: 1 P: 7	R: 0 E: 0 K: 1 S: 6	H: 1 LOB: 0 BB: 0 P: 6	R: 0 E: 0 K: 0 S: 3	H: 0 LOB: 0 BB: 0 P: 3	1B: 5 2B: 2 3B: 0 HR: 0	SF: 0 SAC: 0 DP: 3 HBP: 0	WP: 0 PB: 0 SB: 0 CS: 1	PA: 34
<b>PITCHER</b> <b>John Briggs, R</b> ERA: 2.29 (1, 1)	IP: 9.0 WLS: W BF: 33 H: 7 R: 2 ER: 1 SO: 4 BB: 3 IBB: 0 HBP: 0 BLK: 0 WP: 0 HR: 0 S: 38 P: 50 ERA: 1.00 WHIP: 1.111																					

Batter	1	2	3	4	5	6	7	8	9	AB	R	H	RBI	BB	SO	LOB	BOTTOM			
<b>Tony Taylor, R</b> OBP: 0.315, SLG: 0.324 (1, 4)	0-0 P6		0-0 P4		0-0 1-H 2B		0-0 1-4-3			4	0	1	0	0	0	1	<b>Philadelphia Phillies @ Chicago Cubs</b> Wrigley Field, Chicago, IL Sun Jul 13 1958, 3:33 AM CDT Unknown			
<b>Alvin Dark, R</b> OBP: 0.355, SLG: 0.410 (1, 5)	0-0 F8		0-0 5-3		0-0 F8		0-0 F8	0-0 F9		4	0	0	0	0	0	0				
<b>Lee Walls, R</b> OBP: 0.374, SLG: 0.546 (1, 9)	0-0 F9		0-0 HR		0-0 1B 1B		0-0 1B 1B	0-0 14 L6-3 1B		4	2	3	1	0	0	0				
<b>14 Ernie Banks, R</b> OBP: 0.355, SLG: 0.606 (1, 6)		0-0 F7		0-0 F7		0-0 F7		0-0 L6-3		4	0	0	0	0	0	2				
<b>Sammy Taylor, L</b> OBP: 0.355, SLG: 0.424 (1, 2)	0-3 K		0-3 K		0-0 1B 1B		0-0 1B			3	0	1	0	0	2	0				
<b>Dale Long, L</b> OBP: 0.372, SLG: 0.466 (1, 3)	0-0 F7		0-0 6-3 5-3 1B BB		4-0 6-3 5-3 1B BB		0-0 1-3 2-H 1B			2	1	1	1	1	0	0				
<b>Chuck Tanner, L</b> OBP: 0.280, SLG: 0.370 (1, 7)		0-3 K		0-0 5-3		0-0 5-3		0-3 K		3	0	0	0	0	2	3				
<b>Bobby Thomson, R</b> OBP: 0.369, SLG: 0.486 (1, 8)		4-0 BB		0-0 6-3		0-0 5-3		0-0 5-3		2	0	0	0	1	0	1				
<b>John Briggs, R</b> OBP: 0.133, SLG: 0.133 (1, 1)		0-0 B2		0-0 2B 1B		0-0 5-3		0-0 5-3		3	0	1	1	0	0	1				
<b>Inning Stats</b>	R: 0 E: 0 K: 0 S: 3	H: 0 LOB: 0 BB: 0 P: 3	R: 0 E: 0 K: 1 S: 5	H: 0 LOB: 0 BB: 0 P: 5	R: 0 E: 0 K: 1 S: 5	H: 0 LOB: 1 BB: 1 P: 9	R: 1 E: 0 K: 1 S: 6	H: 1 LOB: 0 BB: 0 P: 6	R: 1 E: 0 K: 0 S: 4	H: 2 LOB: 2 BB: 1 P: 8	R: 1 E: 0 K: 1 S: 8	H: 3 LOB: 2 BB: 0 P: 8	R: 0 E: 0 K: 0 S: 3	H: 0 LOB: 0 BB: 0 P: 3	R: 0 E: 0 K: 0 S: 3	H: 1 LOB: 0 BB: 0 P: 3		1B: 5 2B: 2 3B: 0 HR: 1	SF: 0 SAC: 0 DP: 1 HBP: 0	WP: 0 PB: 0 SB: 0 CS: 0
<b>PITCHER</b> <b>Jack Meyer, R</b> ERA: 2.74 (6, 1)	IP: 1.1 WLS: L BF: 4 H: 0 R: 0 ER: 0 SO: 1 BB: 0 IBB: 0 HBP: 0 BLK: 0 WP: 0 HR: 0 S: 6 P: 6 ERA: 0.00 WHIP: 0.000																			
<b>Jim Hearn, R</b> ERA: 5.49 (8, 1)	IP: 1.0 WLS: L BF: 3 H: 1 R: 0 ER: 0 SO: 0 BB: 0 IBB: 0 HBP: 0 BLK: 0 WP: 0 HR: 0 S: 3 P: 3 ERA: 0.00 WHIP: 1.000																			



Batter	1	2	3	4	5	6	7	8	9	AB	R	H	RBI	BB	SO	LOB	TOP	
<b>Richie Ashburn, L</b> OBP: 0.422, SLG: 0.419 (1, 8)										4	0	2	0	0	2	2	<b>Philadelphia Phillies @ Chicago Cubs</b> Wrigley Field, Chicago, IL Sun Jul 13 1958, 3:38 AM CDT Att: 30,415 - Unknown	
<b>Solly Hemus, L</b> OBP: 0.387, SLG: 0.436 (1, 4)										4	1	1	0	0	0	1		
<b>Ed Bouchee, L</b> OBP: 0.418, SLG: 0.455 (1, 3)										4	0	0	0	0	1	2		
<b>Harry Anderson, L</b> OBP: 0.389, SLG: 0.530 (1, 7)										4	0	1	1	0	0	0		
<b>Stan Lopata, R</b> OBP: 0.392, SLG: 0.448 (1, 2)										1	0	0	0	0	0	1		
<b>Carl Sawatski, L</b> OBP: 0.310, SLG: 0.333 (3, 2)										3	0	0	0	0	1	0		
<b>Bob Bowman, R</b> OBP: 0.333, SLG: 0.495 (1, 9)										3	0	1	0	0	0	0		
<b>Ted Kazanski, R</b> OBP: 0.281, SLG: 0.318 (8, 6)										3	0	0	0	0	0	1		
<b>Chico Fernandez, R</b> OBP: 0.245, SLG: 0.250 (8, PH)										2	0	1	0	0	0	0		
<b>Bobby Young, L</b> OBP: 0.200, SLG: 0.300 (8, PH)										1	0	0	0	0	0	0		
<b>Willie Jones, R</b> OBP: 0.357, SLG: 0.416 (8, 5)										0	0	0	0	0	0	0		
<b>Curt Simmons, L</b> OBP: 0.250, SLG: 0.256 (1, 1)										2	0	0	0	0	0	2		
<b>Dave Philley, S</b> OBP: 0.326, SLG: 0.389 (8, PH)										1	0	0	0	0	0	0		
<b>Turk Farrell, R</b> OBP: 0.276, SLG: 0.235 (8, 1)										0	0	0	0	0	0	0		
<b>Inning Stats</b>	R: 1 E: 0 K: 1 S: 7	H: 3 LOB: 1 BB: 0 P: 7	R: 0 E: 0 K: 1 S: 7	H: 2 LOB: 2 BB: 0 P: 7	R: 0 E: 0 K: 0 S: 3	H: 0 LOB: 0 BB: 0 P: 3	R: 0 E: 0 K: 1 S: 5	H: 0 LOB: 0 BB: 0 P: 5	R: 0 E: 0 K: 0 S: 3	H: 0 LOB: 0 BB: 0 P: 3	R: 0 E: 0 K: 0 S: 3	H: 1 LOB: 1 BB: 0 P: 4	R: 0 E: 0 K: 0 S: 3	H: 0 LOB: 0 BB: 0 P: 3	1B: 5 2B: 2 3B: 0 HR: 0	SF: 0 SAC: 0 DP: 1 HBP: 0	WP: 0 PB: 0 SB: 0 CS: 2	PA: 32
<b>PITCHER</b> <b>Dave Hillman, R</b> ERA: 2.86 (1, 1)	IP: 9.0 WLS: W BF: 32 H: 6 R: 1 ER: 1 SO: 4 BB: 0 IBB: 0 HBP: 0 BLK: 0 WP: 0 HR: 0 S: 40 P: 40 ERA: 1.00 WHIP: 0.667																	

Batter	1	2	3	4	5	6	7	8	9	AB	R	H	RBI	BB	SO	LOB	BOTTOM		
<b>Tony Taylor, R</b> OBP: 0.310, SLG: 0.319 (1, 4)										4	0	0	0	0	1	1	<b>Philadelphia Phillies @ Chicago Cubs</b> Wrigley Field, Chicago, IL Sun Jul 13 1958, 3:38 AM CDT Att: 30,415 - Unknown		
<b>Alvin Dark, R</b> OBP: 0.364, SLG: 0.419 (1, 5)										4	2	4	0	0	0	0			
<b>Lee Walls, R</b> OBP: 0.361, SLG: 0.552 (1, 9)										4	0	4	0	0	0	0			
<b>14 Ernie Banks, R</b> OBP: 0.354, SLG: 0.602 (1, 6)										2	0	0	1	0	0	4			
<b>Bobby Thomson, R</b> OBP: 0.364, SLG: 0.481 (1, 8)										3	0	0	1	0	0	3			
<b>Jim Bolger, R</b> OBP: 0.283, SLG: 0.309 (1, 7)										4	0	0	0	0	0	3			
<b>Dale Long, L</b> OBP: 0.370, SLG: 0.463 (1, 3)										4	0	1	0	0	0	0			
<b>Cal Neeman, R</b> OBP: 0.333, SLG: 0.533 (1, 2)										3	0	1	0	0	0	1			
<b>Dave Hillman, R</b> OBP: 0.091, SLG: 0.182 (1, 1)										3	0	0	0	0	1	2			
<b>Inning Stats</b>	R: 1 E: 0 K: 0 S: 5	H: 2 LOB: 2 BB: 0 P: 6	R: 0 E: 0 K: 1 S: 6	H: 1 LOB: 1 BB: 0 P: 6	R: 1 E: 0 K: 0 S: 5	H: 2 LOB: 1 BB: 0 P: 5	R: 0 E: 0 K: 0 S: 3	H: 0 LOB: 0 BB: 0 P: 3	R: 0 E: 0 K: 1 S: 6	H: 1 LOB: 1 BB: 0 P: 6	R: 0 E: 0 K: 0 S: 4	H: 2 LOB: 1 BB: 0 P: 4	R: 0 E: 0 K: 0 S: 3	H: 0 LOB: 0 BB: 0 P: 3	1B: 10 2B: 0 3B: 0 HR: 0	SF: 2 SAC: 0 DP: 1 HBP: 1		WP: 0 PB: 0 SB: 0 CS: 0	PA: 34
<b>PITCHER</b> <b>Curt Simmons, L</b> ERA: 4.65 (1, 1)	IP: 7.0 WLS: L BF: 31 H: 10 R: 2 ER: 2 SO: 2 BB: 0 IBB: 0 HBP: 1 BLK: 0 WP: 0 HR: 0 S: 35 P: 35 ERA: 2.57 WHIP: 1.429																		
<b>Turk Farrell, R</b> ERA: 1.04 (8, 1)	IP: 1.0 WLS: 3 BF: 3 H: 0 R: 0 ER: 0 SO: 0 BB: 0 IBB: 0 HBP: 0 BLK: 0 WP: 0 HR: 3 S: 3 P: 3 ERA: 0.00 WHIP: 0.000																		



Batter	1	2	3	4	5	6	7	8	9	10	11	AB	R	H	RBI	BB	SO	LOB	TOP							
Richie Ashburn, L OBP: 0.418, SLG: 0.414 (1, 8)	6-3	1-3		SF8	BB HBP			K			E6 FC1-2 1B	4	0	0	1	0	1	0								
Chico Fernandez, R Solly Hemus, L OBP: 0.391, SLG: 0.439 (11, PH) (11, 4) (11, 5)	BB 1B	6-3		FC6-4	FC4-6 BB			P3			E7 FC1-2 1B	4	1	1	1	1	0	0	1							
Ed Bouchee, L OBP: 0.410, SLG: 0.417 (1, 3)	BB 1B 3B BB	K			F8 FC4-6			P5			E FC1-2 IBB	4	1	0	0	2	1	3								
Rip Repulski, R Harry Anderson, L OBP: 0.302, SLG: 0.486 OBP: 0.389, SLG: 0.528 (1, 7) (11, PH) (11, 7)	BB 3B 1B		6-3		2B 1B 1B			P6			FC1-2 FC5 E	5	2	2	1	0	0	0	0							
Bob Bowman, R OBP: 0.342, SLG: 0.520 (1, 9)	BB 3B BB			7-5-6 3B	1B 2B			F8			E5	5	2	2	1	1	0	2								
Willie Jones, R Bobby Young, L OBP: 0.358, SLG: 0.421 OBP: 0.200, SLG: 0.300 (1, 5) (11, 4)				7-5-6	1B 1B IBB			6-3			K	5	1	1	3	1	1	4								
Ted Kazanski, R OBP: 0.283, SLG: 0.315 (1, 4)	P4				1B SF8 BB			F8			FC5	5	2	1	2	1	1	4								
Carl Sawatski, L OBP: 0.315, SLG: 0.329 (1, 2)					FC6-4 1B			K			4-3	4	0	1	0	1	2	2								
Don Cardwell, R Turk Farrell, R Ray Semproch, R OBP: 0.290, SLG: 0.250 OBP: 0.278, SLG: 0.235 OBP: 0.083, SLG: 0.104 (1, 1) (9, 1) (9, 1)	K				K BB HBP 1B			6-3			K	4	0	1	1	0	2	4								
<b>Inning Stats</b>	R: 4 E: 0 K: 1 S: 8	H: 3 LOB: 2 BB: 3 P: 20	R: 0 E: 0 K: 1 S: 5	H: 0 LOB: 0 BB: 0 P: 5	R: 0 E: 0 K: 1 S: 3	H: 1 LOB: 0 BB: 0 P: 3	R: 1 E: 0 K: 1 S: 6	H: 1 LOB: 1 BB: 1 P: 10	R: 4 E: 0 K: 1 S: 9	H: 4 LOB: 3 BB: 2 P: 18	R: 0 E: 0 K: 0 S: 3	H: 0 LOB: 0 BB: 0 P: 3	R: 0 E: 0 K: 1 S: 5	H: 0 LOB: 0 BB: 0 P: 5	R: 0 E: 0 K: 0 S: 3	H: 0 LOB: 0 BB: 0 P: 3	R: 0 E: 0 K: 2 S: 7	H: 0 LOB: 0 BB: 0 P: 7	R: 1 E: 3 K: 1 S: 8	H: 1 LOB: 3 BB: 1 P: 12	1B: 7 2B: 2 3B: 2 HR: 0	SF: 1 SAC: 0 DP: 1 HBP: 1	WP: 0 PB: 0 SB: 0 CS: 0	PA: 52		
<b>PITCHER</b>	Taylor Phillips, L ERA: 3.99 (1, 1)	IP: 0.1 WLS: 0 BF: 6 H: 3 R: 4 ER: 4 SO: 0 BB: 2 IBB: 0 HBP: 0 BLK: 0 WP: 0 HR: 0 S: 12 ERA: 108.00 WHIP: 15.000	Gene Fodge, R ERA: 4.42 (1, 1)	4.0 19 5 5 5 3 1 2 0 0 0 0 0 22 34 11.25 1.500	Dick Drott, R ERA: 5.7 (5, 1)	0.1 4 1 0 0 1 1 0 1 0 0 0 4 9 0.00 6.000	Bill Henry, L ERA: 1.78 (5, 1)	3.1 10 0 0 0 2 0 0 0 0 0 0 14 14 0.00 0.000	Don Elston, R ERA: 3.47 (9, 1)	2.0 6 0 0 0 2 0 0 0 0 0 0 10 10 0.00 0.000	<b>PITCHER</b>	Glen Hobbie, R ERA: 4.18 (11, 1)	IP: 1.0 WLS: 0 BF: 7 H: 1 R: 1 ER: 0 SO: 1 BB: 0 IBB: 1 HBP: 0 BLK: 0 WP: 0 HR: 0 S: 8 P: 12 ERA: 0.00 WHIP: 1.000													

Philadelphia Phillies @ Chicago Cubs  
Wrigley Field, Chicago, IL  
Mon Jul 14 1958, 3:33 AM CDT  
Att: 5,610 - Unknown

AB 43  
R 10  
H 10  
RBI 10  
BB 7  
SO 9  
LOB 23



Batter	1	2	3	4	5	6	7	8	9	10	11	AB	R	H	RBI	BB	SO	LOB	BOTTOM
Tony Taylor, R OBP: 0.311, SLG: 0.317 (1, 4)	HR BB		6-3		K		5-3		2B 1B	L7		5	2	1	0	1	1	1	
Alvin Dark, R Johnny Goryl, R OBP: 0.363, SLG: 0.418 OBP: 0.324, SLG: 0.405 (1, 5) (5, PR) (6, 5)	F8				FC1-5-6 14 1B		HR		2B 2B	5-3		3	0	1	0	0	0	2	
Lee Walls, R OBP: 0.383, SLG: 0.561 (1, 9)	HR				14 1B BB		K		14 2B 2B		K	5	2	2	4	1	3	1	
14 Ernie Banks, R OBP: 0.359, SLG: 0.605 (1, 6)	6-3			F9	1B		1B BB		4-3 1B 2B		1B 2B 1B	5	2	3	2	1	0	0	
Sammy Taylor, L OBP: 0.355, SLG: 0.421 (1, 2)	4-3			1-3	1-3		1B		4-3		2B 1B	6	1	2	0	0	0	3	
Walt Moryn, L OBP: 0.349, SLG: 0.507 (1, 7)				HR			F8		5-3		2B	6	1	2	3	0	1	3	
Dale Long, L OBP: 0.371, SLG: 0.460 (1, 3)		3-1			FC6-4 BB		4-3		F7		1B	4	0	1	1	1	0	0	
Bobby Thomson, R OBP: 0.362, SLG: 0.475 (1, 8)		1-3			FC6-4		BB		F8		6-3	4	0	0	0	1	0	2	
Taylor Phillips, L Gene Fodge, R Dick Drott, R Bill Henry, L Chico Fernandez, R Turk Farrell, R Don Elston, R Footie Johnson, L Glen Hobbie, R OBP: 0.290, SLG: 0.250 OBP: 0.278, SLG: 0.235 OBP: 0.083, SLG: 0.104 OBP: 0.363, SLG: 0.418 OBP: 0.324, SLG: 0.405 OBP: 0.383, SLG: 0.561 OBP: 0.359, SLG: 0.605 OBP: 0.355, SLG: 0.421 OBP: 0.349, SLG: 0.507 OBP: 0.371, SLG: 0.460 OBP: 0.362, SLG: 0.475 OBP: 0.290, SLG: 0.250 OBP: 0.278, SLG: 0.235 OBP: 0.083, SLG: 0.104 OBP: 0.363, SLG: 0.418 OBP: 0.324, SLG: 0.405 OBP: 0.383, SLG: 0.561 OBP: 0.359, SLG: 0.605 OBP: 0.355, SLG: 0.421 OBP: 0.349, SLG: 0.507 OBP: 0.371, SLG: 0.460 OBP: 0.362, SLG: 0.475 OBP: 0.290, SLG: 0.250 OBP: 0.278, SLG: 0.235 OBP: 0.083, SLG: 0.104 OBP: 0.363, SLG: 0.418 OBP: 0.324, SLG: 0.405 OBP: 0.383, SLG: 0.561 OBP: 0.359, SLG: 0.605 OBP: 0.355, SLG: 0.421 OBP: 0.349, SLG: 0.507 OBP: 0.371, SLG: 0.460 OBP: 0.362, SLG: 0.475 OBP: 0.290, SLG: 0.250 OBP: 0.278, SLG: 0.235 OBP: 0.083, SLG: 0.104 OBP: 0.363, SLG: 0.418 OBP: 0.324, SLG: 0.405 OBP: 0.383, SLG: 0.561 OBP: 0.359, SLG: 0.605 OBP: 0.355, SLG: 0.421 OBP: 0.349, SLG: 0.507 OBP: 0.371, SLG: 0.460 OBP: 0.362, SLG: 0.475 OBP: 0.290, SLG: 0.250 OBP: 0.278, SLG: 0.235 OBP: 0.083, SLG: 0.104 OBP: 0.363, SLG: 0.418 OBP: 0.324, SLG: 0.405 OBP: 0.383, SLG: 0.561 OBP: 0.359, SLG: 0.605 OBP: 0.355, SLG: 0.421 OBP: 0.349, SLG: 0.507 OBP: 0.371, SLG: 0.460 OBP: 0.362, SLG: 0.475 OBP: 0.290, SLG: 0.250 OBP: 0.278, SLG: 0.235 OBP: 0.083, SLG: 0.104 OBP: 0.363, SLG: 0.418 OBP: 0.324, SLG: 0.405 OBP: 0.383, SLG: 0.561 OBP: 0.359, SLG: 0.605 OBP: 0.355, SLG: 0.421 OBP: 0.349, SLG: 0.507 OBP: 0.371, SLG: 0.460 OBP: 0.362, SLG: 0.475 OBP: 0.290, SLG: 0.250 OBP: 0.278, SLG: 0.235 OBP: 0.083, SLG: 0.104 OBP: 0.363, SLG: 0.418 OBP: 0.324, SLG: 0.405 OBP: 0.383, SLG: 0.561 OBP: 0.359, SLG: 0.605 OBP: 0.355, SLG: 0.421 OBP: 0.349, SLG: 0.507 OBP: 0.371, SLG: 0.460 OBP: 0.362, SLG: 0.475 OBP: 0.290, SLG: 0.250 OBP: 0.278, SLG: 0.235 OBP: 0.083, SLG: 0.104 OBP: 0.363, SLG: 0.418 OBP: 0.324, SLG: 0.405 OBP: 0.383, SLG: 0.561 OBP: 0.359, SLG: 0.605 OBP: 0.355, SLG: 0.421 OBP: 0.349, SLG: 0.507 OBP: 0.371, SLG: 0.460 OBP: 0.362, SLG: 0.475 OBP: 0.290, SLG: 0.250 OBP: 0.278, SLG: 0.235 OBP: 0.083, SLG: 0.104 OBP: 0.363, SLG: 0.418 OBP: 0.324, SLG: 0.405 OBP: 0.383, SLG: 0.561 OBP: 0.359, SLG: 0.605 OBP: 0.355, SLG: 0.421 OBP: 0.349, SLG: 0.507 OBP: 0.371, SLG: 0.460 OBP: 0.362, SLG: 0.475 OBP: 0.290, SLG: 0.250 OBP: 0.278, SLG: 0.235 OBP: 0.083, SLG: 0.104 OBP: 0.363, SLG: 0.418 OBP: 0.324, SLG: 0.405 OBP: 0.383, SLG: 0.561 OBP: 0.359, SLG: 0.605 OBP: 0.355, SLG: 0.421 OBP: 0.349, SLG: 0.507 OBP: 0.371, SLG: 0.460 OBP: 0.362, SLG: 0.475 OBP: 0.290, SLG: 0.250 OBP: 0.278, SLG: 0.235 OBP: 0.083, SLG: 0.104 OBP: 0.363, SLG: 0.418 OBP: 0.324, SLG: 0.405 OBP: 0.383, SLG: 0.561 OBP: 0.359, SLG: 0.605 OBP: 0.355, SLG: 0.421 OBP: 0.349, SLG: 0.507 OBP: 0.371, SLG: 0.460 OBP: 0.362, SLG: 0.475 OBP: 0.290, SLG: 0.250 OBP: 0.278, SLG: 0.235 OBP: 0.083, SLG: 0.104 OBP: 0.363, SLG: 0.418 OBP: 0.324, SLG: 0.405 OBP: 0.383, SLG: 0.561 OBP: 0.359, SLG: 0.605 OBP: 0.355, SLG: 0.421 OBP: 0.349, SLG: 0.507 OBP: 0.371, SLG: 0.460 OBP: 0.362, SLG: 0.475 OBP: 0.290, SLG: 0.250 OBP: 0.278, SLG: 0.235 OBP: 0.083, SLG: 0.104 OBP: 0.363, SLG: 0.418 OBP: 0.324, SLG: 0.405 OBP: 0.383, SLG: 0.561 OBP: 0.359, SLG: 0.605 OBP: 0.355, SLG: 0.421 OBP: 0.349, SLG: 0.507 OBP: 0.371, SLG: 0.460 OBP: 0.362, SLG: 0.475 OBP: 0.290, SLG: 0.250 OBP: 0.278, SLG: 0.235 OBP: 0.083, SLG: 0.104 OBP: 0.363, SLG: 0.418 OBP: 0.324, SLG: 0.405 OBP: 0.383, SLG: 0.561 OBP: 0.359, SLG: 0.605 OBP: 0.355, SLG: 0.421 OBP: 0.349, SLG: 0.507 OBP: 0.371, SLG: 0.460 OBP: 0.362, SLG: 0.475 OBP: 0.290, SLG: 0.250 OBP: 0.278, SLG: 0.235 OBP: 0.083, SLG: 0.104 OBP: 0.363, SLG: 0.418 OBP: 0.324, SLG: 0.405 OBP: 0.383, SLG: 0.561 OBP: 0.359, SLG: 0.605 OBP: 0.355, SLG: 0.421 OBP: 0.349, SLG: 0.507 OBP: 0.371, SLG: 0.460 OBP: 0.362, SLG: 0.475 OBP: 0.290, SLG: 0.250 OBP: 0.278, SLG: 0.235 OBP: 0.083, SLG: 0.104 OBP: 0.363, SLG: 0.418 OBP: 0.324, SLG: 0.405 OBP: 0.383, SLG: 0.561 OBP: 0.359, SLG: 0.605 OBP: 0.355, SLG: 0.421 OBP: 0.349, SLG: 0.507 OBP: 0.371, SLG: 0.460 OBP: 0.362, SLG: 0.475 OBP: 0.290, SLG: 0.250 OBP: 0.278, SLG: 0.235 OBP: 0.083, SLG: 0.104 OBP: 0.363, SLG: 0.418 OBP: 0.324, SLG: 0.405 OBP: 0.383, SLG: 0.561 OBP: 0.359, SLG: 0.605 OBP: 0.355, SLG: 0.421 OBP: 0.349, SLG: 0.507 OBP: 0.371, SLG: 0.460 OBP: 0.362, SLG: 0.475 OBP: 0.290, SLG: 0.250 OBP: 0.278, SLG: 0.235 OBP: 0.083, SLG: 0.104 OBP: 0.363, SLG: 0.418 OBP: 0.324, SLG: 0.405 OBP: 0.383, SLG: 0.561 OBP: 0.359, SLG: 0.605 OBP: 0.355, SLG: 0.421 OBP: 0.349, SLG: 0.507 OBP: 0.371, SLG: 0.460 OBP: 0.362, SLG: 0.475 OBP: 0.290, SLG: 0.250 OBP: 0.278, SLG: 0.235 OBP: 0.083, SLG: 0.104 OBP: 0.363, SLG: 0.418 OBP: 0.324, SLG: 0.405 OBP: 0.383, SLG: 0.561 OBP: 0.359, SLG: 0.605 OBP: 0.355, SLG: 0.421 OBP: 0.349, SLG: 0.507 OBP: 0.371, SLG: 0.460 OBP: 0.362, SLG: 0.475 OBP: 0.290, SLG: 0.250 OBP: 0.278, SLG: 0.235 OBP: 0.083, SLG: 0.104 OBP: 0.363, SLG: 0.418 OBP: 0.324, SLG: 0.405 OBP: 0.383, SLG: 0.561 OBP: 0.359, SLG: 0.605 OBP: 0.355, SLG: 0.421 OBP: 0.349, SLG: 0.507 OBP: 0.371, SLG: 0.460 OBP: 0.362, SLG: 0.475 OBP: 0.290, SLG: 0.250 OBP: 0.278, SLG: 0.235 OBP: 0.083, SLG: 0.104 OBP: 0.363, SLG: 0.418 OBP: 0.324, SLG: 0.405 OBP: 0.383, SLG: 0.561 OBP: 0.359, SLG: 0.605 OBP: 0.355, SLG: 0.421 OBP: 0.349, SLG: 0.507 OBP: 0.371, SLG: 0.460 OBP: 0.362, SLG: 0.475 OBP: 0.290, SLG: 0.250 OBP: 0.278, SLG: 0.235 OBP: 0.083, SLG: 0.104 OBP: 0.363, SLG: 0.418 OBP: 0.324, SLG: 0.405 OBP: 0.383, SLG: 0.561 OBP: 0.359, SLG: 0.605 OBP: 0.355, SLG: 0.421 OBP: 0.349, SLG: 0.507 OBP: 0.371, SLG: 0.460 OBP: 0.362, SLG: 0.475 OBP: 0.290, SLG: 0.250 OBP: 0.278, SLG: 0.235 OBP: 0.083, SLG: 0.104 OBP: 0.363, SLG: 0.418 OBP: 0.324, SLG: 0.405 OBP: 0.383, SLG: 0.561 OBP: 0.359, SLG: 0.605 OBP: 0.355, SLG: 0.421 OBP: 0.349, SLG: 0.507 OBP: 0.371, SLG: 0.460 OBP: 0.362, SLG: 0.475 OBP: 0.290, SLG: 0.250 OBP: 0.278, SLG: 0.235 OBP: 0.083, SLG: 0.104 OBP: 0.363, SLG: 0.418 OBP: 0.324, SLG: 0.405 OBP: 0.383, SLG: 0.561 OBP: 0.359, SLG: 0.605 OBP: 0.355, SLG: 0.421 OBP: 0.349, SLG: 0.507 OBP: 0.371, SLG: 0.460 OBP: 0.362, SLG: 0.475 OBP: 0.290, SLG: 0.250 OBP: 0.278, SLG: 0.235 OBP: 0.083, SLG: 0.104 OBP: 0.363, SLG: 0.418 OBP: 0.324, SLG: 0.405 OBP: 0.383, SLG: 0.561 OBP: 0.359, SLG: 0.605 OBP: 0.355, SLG: 0.421 OBP: 0.349, SLG: 0.507 OBP: 0.371, SLG: 0.460 OBP: 0.362, SLG: 0.475 OBP: 0.290, SLG: 0.250 OBP: 0.278, SLG: 0.235 OBP: 0.083, SLG: 0.104 OBP: 0.363, SLG: 0.418 OBP: 0.324, SLG: 0.405 OBP: 0.383, SLG: 0.561 OBP: 0.359, SLG: 0.605 OBP: 0.355, SLG: 0.421 OBP: 0.349, SLG: 0.507 OBP: 0.371, SLG: 0.460 OBP: 0.362, SLG: 0.475 OBP: 0.290, SLG: 0.250 OBP: 0.278, SLG: 0.235 OBP: 0.083, SLG: 0.104 OBP: 0.363, SLG: 0.418 OBP: 0.324, SLG: 0.405 OBP: 0.383, SLG: 0.561 OBP: 0.359, SLG: 0.605 OBP: 0.355, SLG: 0.421 OBP: 0.349, SLG: 0.507 OBP: 0.371, SLG: 0.460 OBP: 0.362, SLG: 0.475 OBP: 0.290, SLG: 0.250 OBP: 0.278, SLG: 0.235 OBP: 0.083, SLG: 0.104 OBP: 0.363, SLG: 0.418 OBP: 0.324, SLG: 0.405 OBP: 0.383, SLG: 0.561 OBP: 0.359, SLG: 0.605 OBP: 0.355, SLG: 0.421 OBP: 0.349, SLG: 0.507 OBP: 0.371, SLG: 0.460 OBP: 0.362, SLG: 0.475 OBP: 0.290, SLG: 0.250 OBP: 0.278, SLG: 0.235 OBP: 0.083, SLG: 0.104 OBP: 0.363, SLG: 0.418 OBP: 0.324, SLG: 0.405 OBP: 0.383, SLG: 0.561 OBP: 0.359, SLG: 0.605 OBP: 0.355, SLG: 0.421 OBP: 0.349, SLG: 0.507 OBP: 0.371, SLG: 0.460 OBP: 0.362, SLG: 0.475 OBP: 0.290, SLG: 0.250 OBP: 0.278, SLG: 0.235 OBP: 0.083, SLG: 0.104 OBP: 0.363, SLG: 0.418 OBP: 0.324, SLG: 0.405 OBP: 0.383, SLG: 0.561 OBP: 0.359, SLG: 0.605 OBP: 0.355, SLG: 0.421 OBP: 0.349, SLG: 0.507 OBP: 0.371, SLG: 0.460 OBP: 0.362, SLG: 0.475 OBP: 0.290, SLG: 0.250 OBP: 0.278, SLG: 0.235 OBP: 0.083, SLG: 0.104 OBP: 0.363, SLG: 0.41																			



Batter	1	2	3	4	5	6	7	8	9	AB	R	H	RBI	BB	SO	LOB	TOP			
<b>Richie Ashburn, L</b> (1, 8) OBP: 0.418, SLG: 0.415	0-0 6-3		0-3 K			0-0 1B		0-0 1-2 1B		4	0	2	0	0	1	0	<b>Philadelphia Phillies @ San Francisco Giants</b> <b>Seals Stadium, San Francisco, CA</b> Tue Jul 15 1958, 10:05 PM EDT Att: 14,523 - Unknown <a href="http://livebaseballscorecards.com">livebaseballscorecards.com</a>			
<b>Chico Fernandez, R</b> (1, 6) OBP: 0.251, SLG: 0.254	0-0 1B			0-0 B2-3		0-0 1-2 1B		0-0 1-2 2-3 1B		4	0	2	0	0	0	2				
<b>Ed Bouchee, L</b> (1, 3) OBP: 0.400, SLG: 0.392	0-0 F8			0-3 K		0-0 F6		0-0 BB		3	0	0	0	1	1	3				
<b>Rip Repuski, R</b> (1, 7) OBP: 0.300, SLG: 0.481	0-0 F9			0-0 F3			0-0 1B	0-0 F9		4	0	1	0	0	0	4				
<b>Bob Bowman, R</b> (1, 9) OBP: 0.330, SLG: 0.500		0-0 5-3			0-0 F3		0-3 K		0-0 5-3	4	0	0	0	0	1	1				
<b>Willie Jones, R</b> (1, 5) OBP: 0.354, SLG: 0.418		0-3 K			0-0 F7		0-0 F8		0-0 1B	4	0	1	0	0	1	1				
<b>Ted Kazanski, R</b> (1, 4) OBP: 0.287, SLG: 0.324		0-0 2B			0-0 6-3		0-0 1-3		0-0 1-2 G4-6-3 1B	4	0	2	0	0	0	1				
<b>Carl Sawatski, L</b> (1, 2) OBP: 0.313, SLG: 0.326			0-0 F8			0-0 F5		0-0 4-3 1B	0-0 G4-6-3 1-2	4	0	1	0	0	0	2				
<b>Robin Roberts, S</b> (1, 1) OBP: 0.322, SLG: 0.288			0-0 5-3			0-0 1-3		0-3 K		2	0	0	0	0	0	0				
<b>Wally Post, R</b> (8, PH) OBP: 0.364, SLG: 0.383										1	0	0	0	0	1	1				
<b>Jim Hearn, R</b> (8, 1)										0	0	0	0	0	0	0				
<b>Inning Stats</b>	R: 0 E: 0 K: 0 S: 4	H: 1 LOB: 1 BB: 0 P: 4	R: 0 E: 0 K: 1 S: 5	H: 1 LOB: 1 BB: 0 P: 5	R: 0 E: 0 K: 1 S: 5	H: 0 LOB: 0 BB: 0 P: 5	R: 0 E: 0 K: 0 S: 3	H: 0 LOB: 0 BB: 0 P: 3	R: 0 E: 0 K: 0 S: 5	H: 2 LOB: 2 BB: 0 P: 5	R: 0 E: 0 K: 1 S: 6	H: 1 LOB: 1 BB: 0 P: 6	R: 0 E: 0 K: 1 S: 7	H: 2 LOB: 3 BB: 1 P: 11	R: 0 E: 0 K: 0 S: 4	H: 2 LOB: 1 BB: 0 P: 4	1B: 8 2B: 1 3B: 0 HR: 0	SF: 0 SAC: 0 DP: 1 HBP: 0	WP: 0 PB: 0 SB: 0 CS: 0	PA: 35
<b>PITCHER</b> <b>Mike McCormick, L</b> (1, 1) ERA: 4.04	IP: 9.0 WLS: W BF: 35 H: 9 R: 0 ER: 0 SO: 5 BB: 1 IBB: 0 HBP: 0 BLK: 0 WP: 0 HR: 0 S: 44 P: 48 ERA: 0.00 WHIP: 1.111															<b>PITCHER</b>				

Batter	1	2	3	4	5	6	7	8	9	AB	R	H	RBI	BB	SO	LOB	BOTTOM	
<b>Danny O'Connell, R</b> (1, 4) OBP: 0.347, SLG: 0.352	0-0 6-3			0-0 1-3		4-0 2B E BB		0-0 4-3		3	1	0	0	1	0	0	<b>Philadelphia Phillies @ San Francisco Giants</b> <b>Seals Stadium, San Francisco, CA</b> Tue Jul 15 1958, 10:05 PM EDT Att: 14,523 - Unknown <a href="http://livebaseballscorecards.com">livebaseballscorecards.com</a>	
<b>Willie Kirkland, L</b> (1, 9) OBP: 0.308, SLG: 0.393	0-3 K			0-0 3-1		0-0 E FC5-2 2B		0-0 G3		4	0	1	0	0	1	0		
<b>Felipe Alou, R</b> (9, 9)						1-3 E FC5-2 2B				0	0	0	0	0	0	0		
<b>Willie Mays, R</b> (1, 8) OBP: 0.400, SLG: 0.591	0-3 K			0-0 F4		4-0 FC5-2 E IBB		0-0 1B		3	0	1	0	1	1	0		
<b>Ray Jablonski, R</b> (1, 5) OBP: 0.297, SLG: 0.510		4-0 L4-6 PB BB			0-0 6-3	0-0 E5 FC5-2		0-0 F6		3	0	0	1	1	0	3		
<b>Jim Davenport, R</b> (9, 5) OBP: 0.317, SLG: 0.386						1-2 2-3 3-H				0	0	0	0	0	0	0		
<b>Orlando Cepeda, R</b> (1, 3) OBP: 0.337, SLG: 0.544		0-0 F2			0-0 4-3	0-0 FC5-2		0-0 1-2 2-3 3-H		3	0	1	0	0	0	4		
<b>Leon Wagner, L</b> (1, 7) OBP: 0.324, SLG: 0.509		0-0 L4-6			0-0 4-3	0-0 4-3				3	0	0	0	0	0	5		
<b>Whitey Lockman, L</b> (9, 7) OBP: 0.361, SLG: 0.375		2-3			1-2					0	0	0	0	0	0	0		
<b>Daryl Spencer, R</b> (1, 6) OBP: 0.348, SLG: 0.470			0-0 4-3		4-0 BB		0-0 G3			2	0	0	0	1	0	0		
<b>Bob Schmidt, R</b> (1, 2) OBP: 0.318, SLG: 0.480			0-0 5-3		0-0 F2		0-0 5-3			3	0	0	0	0	0	2		
<b>Mike McCormick, L</b> (1, 1) OBP: 0.250, SLG: 0.206			0-3 K		0-0 5-3		0-0 4-3			3	0	0	0	0	1	0		
<b>Inning Stats</b>	R: 0 E: 0 K: 2 S: 7	H: 0 LOB: 0 BB: 0 P: 7	R: 0 E: 0 K: 0 S: 2	H: 0 LOB: 0 BB: 1 P: 6	R: 0 E: 0 K: 1 S: 5	H: 0 LOB: 0 BB: 0 P: 5	R: 0 E: 0 K: 0 S: 3	H: 0 LOB: 0 BB: 0 P: 3	R: 0 E: 0 K: 0 S: 4	H: 1 LOB: 1 BB: 0 P: 4	R: 0 E: 0 K: 0 S: 3	H: 0 LOB: 0 BB: 0 P: 3	R: 0 E: 0 K: 0 S: 4	H: 1 LOB: 1 BB: 0 P: 4	1B: 2 2B: 2 3B: 0 HR: 0	SF: 0 SAC: 0 DP: 1 HBP: 0	WP: 0 PB: 1 SB: 0 CS: 0	PA: 31
<b>PITCHER</b> <b>Robin Roberts, R</b> (1, 1) ERA: 2.98	IP: 7.0 WLS: L BF: 27 H: 2 R: 1 ER: 1 SO: 3 BB: 3 IBB: 1 HBP: 0 BLK: 0 WP: 0 HR: 0 S: 29 P: 45 ERA: 1.29 WHIP: 0.714															<b>PITCHER</b>		
<b>Jim Hearn, R</b> (8, 1) ERA: 5.24	IP: 1.0 WLS: L BF: 4 H: 1 R: 0 ER: 0 SO: 0 BB: 0 IBB: 0 HBP: 0 BLK: 0 WP: 0 HR: 0 S: 4 P: 4 ERA: 0.00 WHIP: 1.000															<b>PITCHER</b>		







Batter	1	2	3	4	5	6	7	8	9	AB	R	H	RBI	BB	SO	LOB	TOP										
<b>Richie Ashburn, L</b> OBP: 0.422, SLG: 0.417	4-0 FC6-4 BB		0-0 1B HR	0-0 2B 1B		0-0 1-3		0-0 3-1		4	3	2	0	1	0	0											
<b>Solly Hemus, L</b> OBP: 0.396, SLG: 0.456	0-0 FC6-4 1B		0-0 F7	0-0 2B		0-0 F6		0-0 4-3 2B		5	1	3	1	0	0	1											
<b>Ed Bouchee, L</b> OBP: 0.392, SLG: 0.373	0-0 FC6-4 1-2 3-H		0-0 HR 1B	0-0 F7		0-0 F9		0-0 4-3		5	1	1	1	0	0	3											
<b>Harry Anderson, L</b> OBP: 0.388, SLG: 0.535	0-0 F9		0-0 HR		0-3 K		0-0 3-1		4-0 1B 1B IBB	4	2	1	3	1	1	1											
<b>Carl Sawatski, L</b> OBP: 0.337, SLG: 0.376	0-0 G3		0-0 4-3 1B		0-0 BB 1B 1B		0-0 3B		0-0 1B 1B 1B	5	0	4	1	0	0	1											
<b>Dave Philley, S</b> OBP: 0.336, SLG: 0.390		0-0 4-3	0-0 4-3		0-0 BB 1B		4-0 IBB		0-0 1B	4	0	2	1	1	0	1											
<b>Bob Bowman, R</b> OBP: 0.328, SLG: 0.491			1-2		1-2 1B				1-2 1B	0	0	0	0	0	0	0											
<b>Ted Kazanski, R</b> OBP: 0.294, SLG: 0.327		0-3 K	0-0 F8		4-0 1-2 2-3 BB		0-0 6-3		0-0 1-2 2-3 1B	4	0	1	0	1	1	3											
<b>Chico Fernandez, R</b> OBP: 0.250, SLG: 0.253		0-0 1B		0-0 5-3		0-0 G6-4-3		0-0 4-3	0-0 F8	5	0	1	0	0	0	6											
<b>Ray Semproch, R</b> OBP: 0.080, SLG: 0.100	0-3 K			0-0 1-3		0-3 K		0-0 4-3	0-0 5-3	2	0	0	0	0	1	1											
<b>Jim Hearn, R</b> OBP: 0.182, SLG: 0.273										1	0	0	0	0	1	0											
<b>Bobby Young, L</b> OBP: 0.263, SLG: 0.222										1	0	0	0	0	0	0											
<b>Turk Farrell, R</b> OBP: 0.263, SLG: 0.222										1	0	0	0	0	0	3											
<b>Inning Stats</b>	R: 1 E: 0 K: 0 S: 4	H: 1 LOB: 1 BB: 1 P: 8	R: 0 E: 0 K: 2 S: 8	H: 1 LOB: 1 BB: 0 P: 8	R: 3 E: 0 K: 0 S: 7	H: 4 LOB: 1 BB: 0 P: 7	R: 1 E: 0 K: 0 S: 5	H: 2 LOB: 1 BB: 0 P: 5	R: 0 E: 0 K: 1 S: 6	H: 0 LOB: 0 BB: 0 P: 5	R: 0 E: 0 K: 0 S: 4	H: 1 LOB: 2 BB: 1 P: 8	R: 0 E: 0 K: 0 S: 3	H: 0 LOB: 0 BB: 0 P: 3	R: 2 E: 0 K: 0 S: 7	H: 4 LOB: 3 BB: 1 P: 11	1B: 11 2B: 2 3B: 1 HR: 1	SF: 0 SAC: 0 DP: 1 HBP: 0	WP: 0 PB: 0 SB: 0 CS: 0	PA: 45							
<b>PITCHER</b>	IP	WLS	BF	H	R	ER	SO	BB	IBB	HBP	BLK	WP	HR	S	P	ERA	WHIP										
<b>Ruben Gomez, R</b> ERA: 5.35	4.0		21	8	5	5	2	1	0	0	0	0	1	24	28	11.25	2.250										
<b>Ramon Monzant, R</b> ERA: 4.45	4.0		16	3	0	0	2	1	1	0	0	0	0	18	26	0.00	1.000										
<b>Don Johnson, R</b> ERA: 54.0	0.1		5	3	2	2	0	0	1	0	0	0	0	4	8	54.00	9.000										
<b>Marv Grissom, R</b> ERA: 3.27	0.2	W	3	1	0	0	0	0	0	0	0	0	0	3	3	0.00	1.500										

Philadelphia Phillies @ San Francisco Giants  
Seals Stadium, San Francisco, CA  
Thu Jul 17 1958, 6:33 AM EDT  
Att: 10,259 - Unknown

AB	41
R	7
H	15
RBI	7
BB	4
SO	4
LOB	20



Batter	1	2	3	4	5	6	7	8	9	AB	R	H	RBI	BB	SO	LOB	BOTTOM										
<b>Danny O'Connell, R</b> OBP: 0.349, SLG: 0.357	0-0 5-3		0-0 1B 2B	0-0 1-3 3-H 1B		0-3 K		0-3 K		5	1	2	1	0	2	2											
<b>Willie Kirkland, L</b> OBP: 0.321, SLG: 0.414	0-0 HR		0-0 F9	0-0 F8		0-0 FC6-4 1B		4-0 SH5-4 BB BB		4	2	2	1	1	0	2											
<b>Willie Mays, R</b> OBP: 0.405, SLG: 0.592	4-0 G6-4-3 BB		0-0 2-H 1B	0-0 F8		0-0 FC6-4 F8 E 1-2		4-0 SH5-4 BB BB		3	1	1	1	2	0	2											
<b>Ray Jablonski, R</b> OBP: 0.289, SLG: 0.490	0-0 G6-4-3		0-0 F5		0-3 K		0-0 E4		0-0 SH5-4	4	0	0	0	0	1	3											
<b>Jim Davenport, R</b> OBP: 0.316, SLG: 0.385	1-2						1-2		1-2 2-3	0	0	0	0	0	0	0											
<b>Orlando Cepeda, R</b> OBP: 0.342, SLG: 0.546		0-0 FC6-4 1B	0-0 1-3		0-0 6-3		0-0 F8		0-0 BB WP 2B	5	1	2	2	0	0	3											
<b>Leon Wagner, L</b> OBP: 0.326, SLG: 0.540	0-0 FC6-4 1-2		0-0 1-3 HR		0-0 4-3		0-0 1-3		4-0 2-H 3-H 4-0 BB IBB	4	1	1	1	1	0	3											
<b>Daryl Spencer, R</b> OBP: 0.350, SLG: 0.462	0-0 F7		0-0 E5 BB 1B		0-0 F5		4-0 BB		4-0 1-2 2-3 BB	3	1	0	0	2	0	1											
<b>Valmy Thomas, R</b> OBP: 0.348, SLG: 0.345		0-0 1-2 1B		4-0 1B 1B BB		0-0 SH2-3 1B		0-0 F2		3	1	2	0	1	0	1											
<b>Hank Sauer, R</b> OBP: 0.369, SLG: 0.467									WP	1	0	0	0	0	0	2											
<b>Ruben Gomez, R</b> OBP: 0.214, SLG: 0.299										1	0	0	0	0	1	2											
<b>Bob Spivey, L</b> OBP: 0.296, SLG: 0.600										1	0	1	1	0	0	0											
<b>Ramon Monzant, R</b> OBP: 0.242, SLG: 0.242										0	0	0	0	0	0	0											
<b>Whitley Lockman, L</b> OBP: 0.336, SLG: 0.389										1	0	0	0	0	0	1											
<b>Don Johnson, R</b> OBP: 0.336, SLG: 0.389										0	0	0	0	0	0	0											
<b>Marv Grissom, R</b> OBP: 0.336, SLG: 0.389										0	0	0	0	0	0	0											
<b>Inning Stats</b>	R: 1 E: 0 K: 0 S: 3	H: 1 LOB: 0 BB: 1 P: 7	R: 0 E: 0 K: 1 S: 7	H: 2 LOB: 2 BB: 0 P: 7	R: 1 E: 0 K: 0 S: 5	H: 2 LOB: 1 BB: 0 P: 5	R: 3 E: 1 K: 0 S: 6	H: 3 LOB: 1 BB: 1 P: 10	R: 0 E: 0 K: 1 S: 5	H: 0 LOB: 0 BB: 0 P: 5	R: 0 E: 0 K: 1 S: 6	H: 1 LOB: 1 BB: 0 P: 6	R: 0 E: 1 K: 0 S: 5	H: 1 LOB: 2 BB: 0 P: 5	R: 0 E: 0 K: 1 S: 5	H: 0 LOB: 1 BB: 1 P: 9	R: 3 E: 0 K: 0 S: 2	H: 1 LOB: 2 BB: 4 P: 18	1B: 7 2B: 2 3B: 0 HR: 2	SF: 0 SAC: 2 DP: 1 HBP: 0	WP: 1 PB: 0 SB: 0 CS: 0	PA: 44					
<b>PITCHER</b>	IP	WLS	BF	H	R	ER	SO	BB	IBB	HBP	BLK	WP	HR	S	P	ERA	WHIP										
<b>Ray Semproch, R</b> ERA: 3.36	3.0		18	7	5	4	1	2	0	0	0	0	0	19	19	0.00	0.750										
<b>Jim Hearn, R</b> ERA: 4.44	4.0		15	3	0	0	2	0	0	0	0	0	0	19	19	0.00	0.750										
<b>Turk Farrell, R</b> ERA: 1.89	1.1	L	11	1	3	3	1	4	1	0	0	1	0	7	27	20.25	3.750										

Philadelphia Phillies @ San Francisco Giants  
Seals Stadium, San Francisco, CA  
Thu Jul 17 1958, 6:33 AM EDT  
Att: 10,259 - Unknown

AB	35
R	8
H	11
RBI	7
BB	7
SO	4
LOB	22





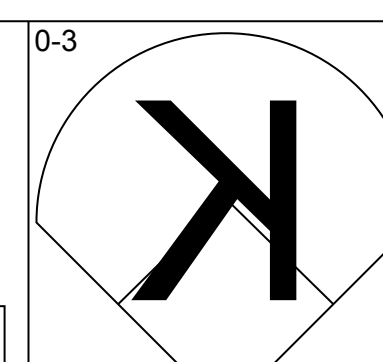
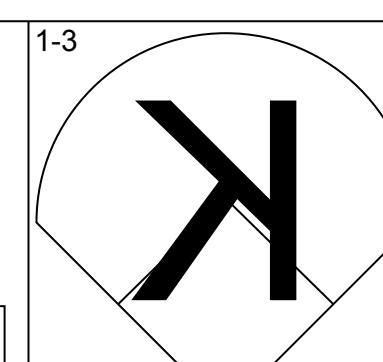
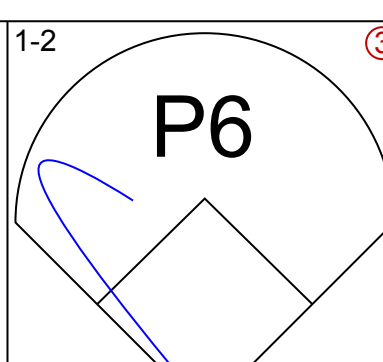
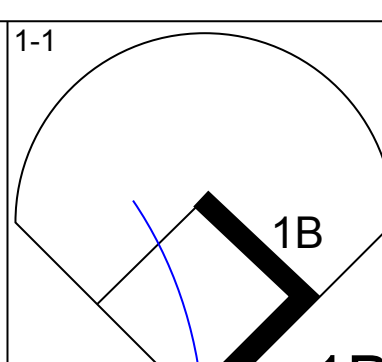
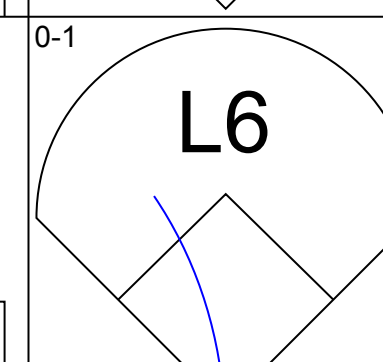
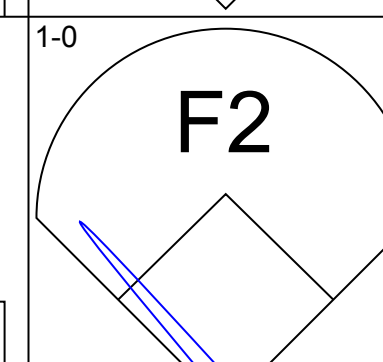
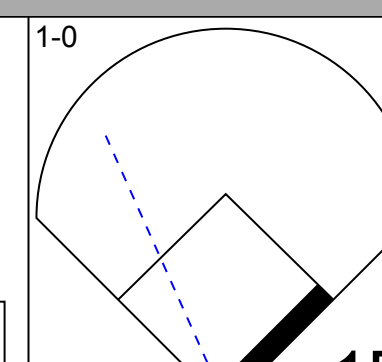
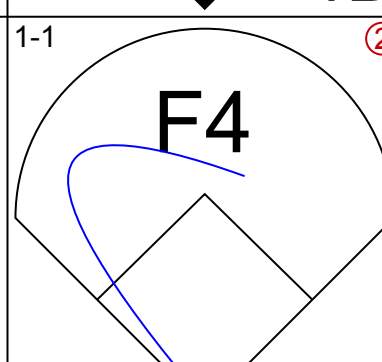
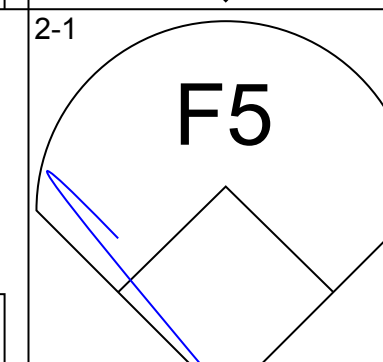
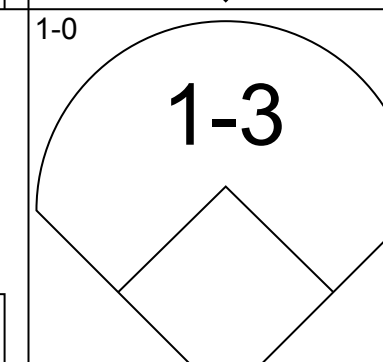
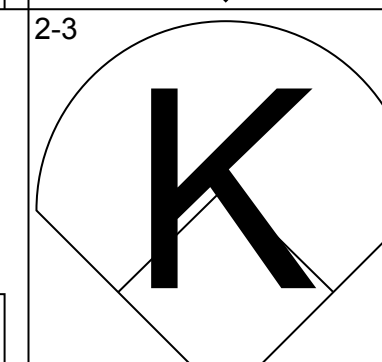
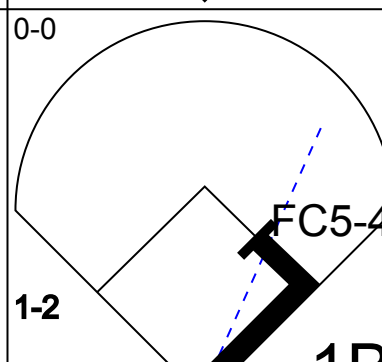
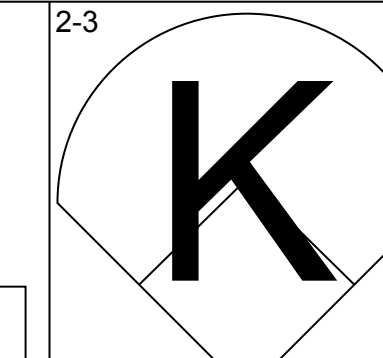
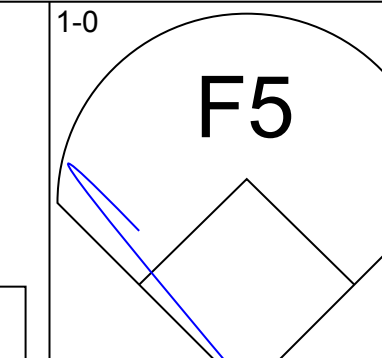
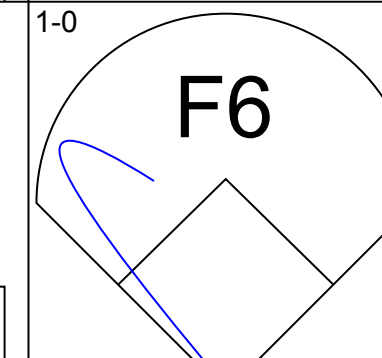
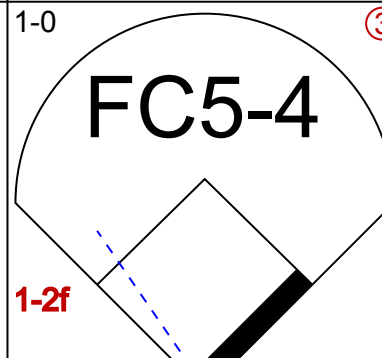
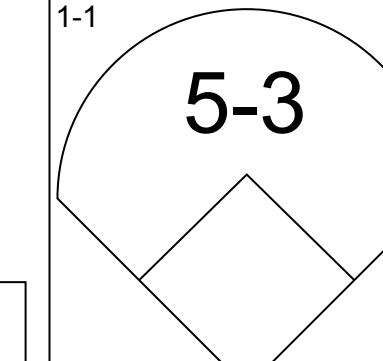
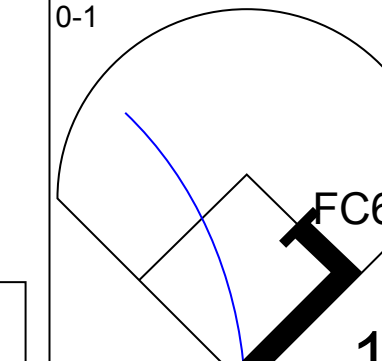
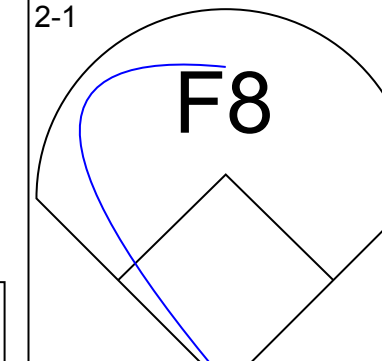
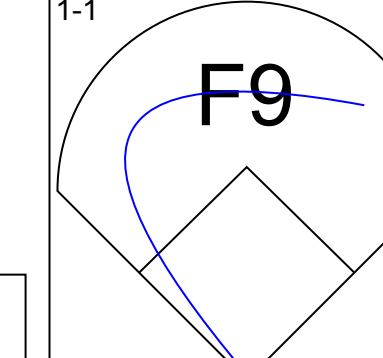
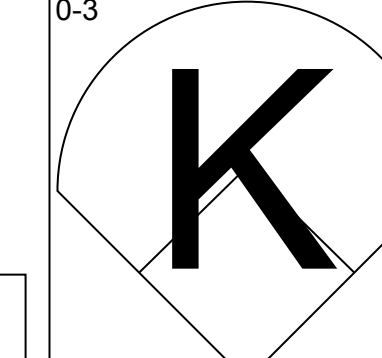
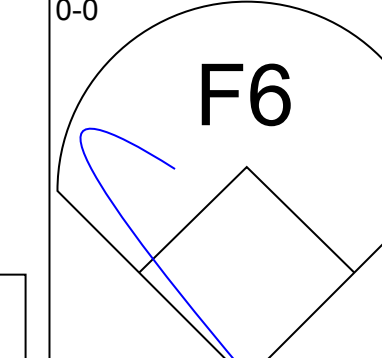
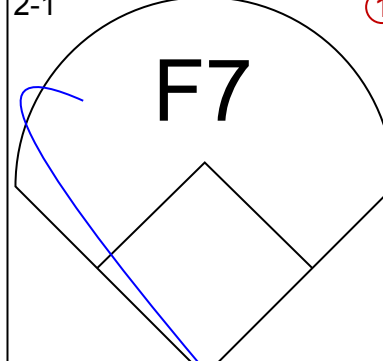
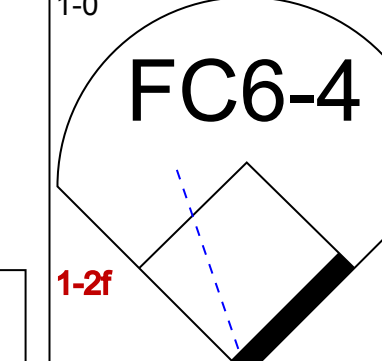
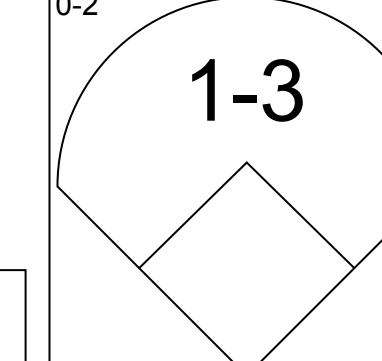
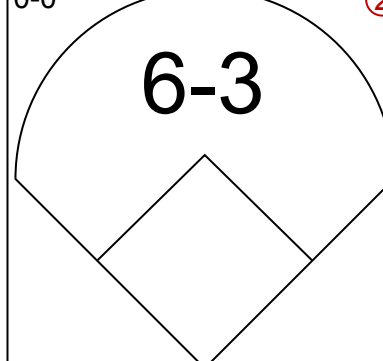
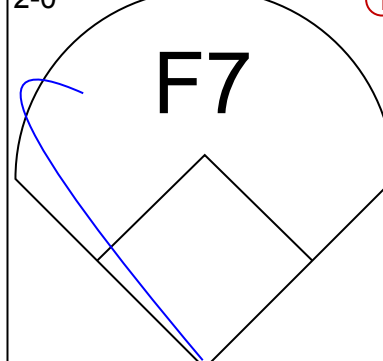
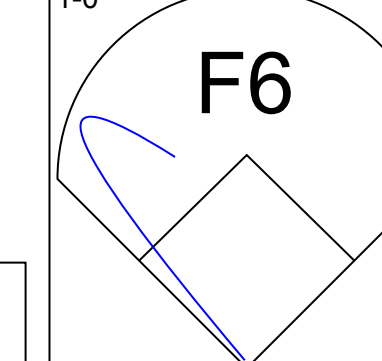

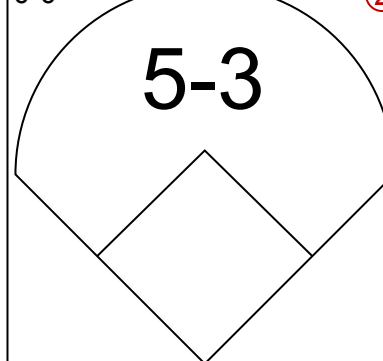



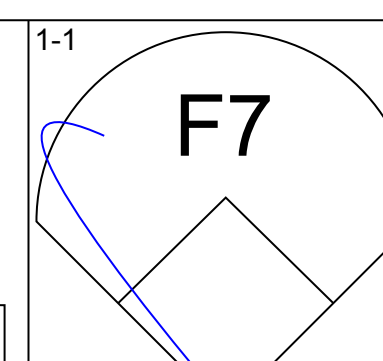
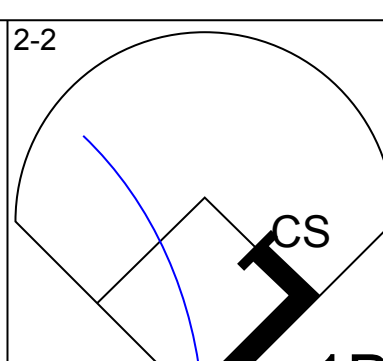
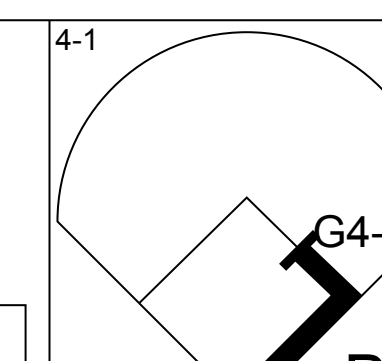
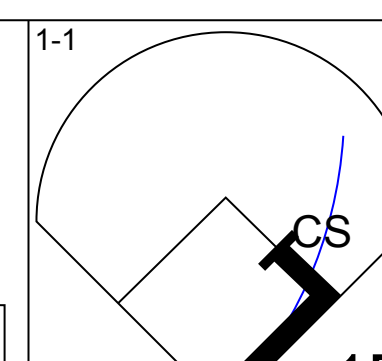
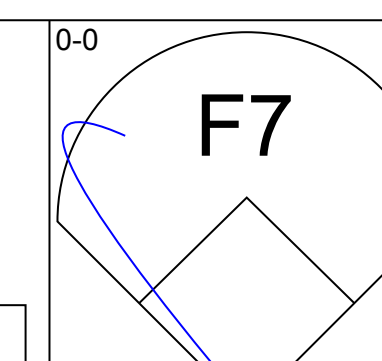
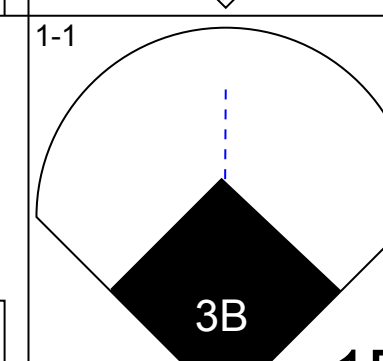
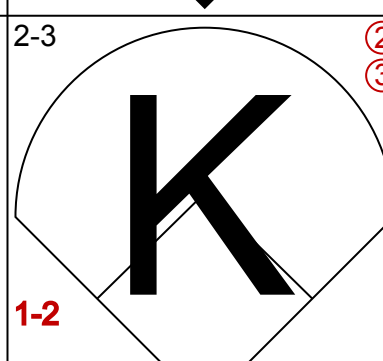
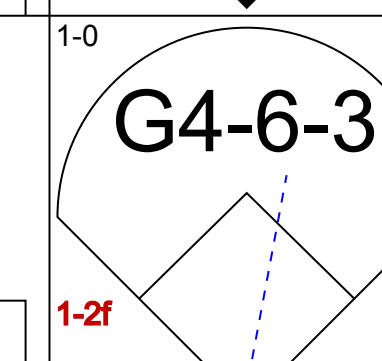
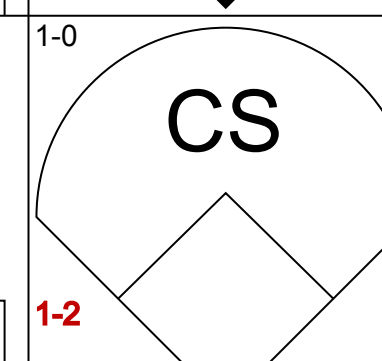
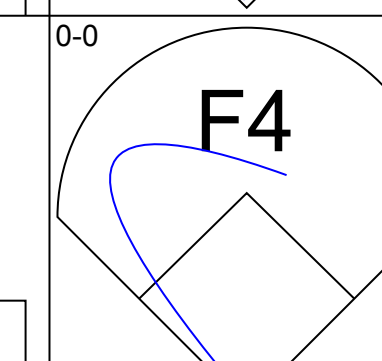
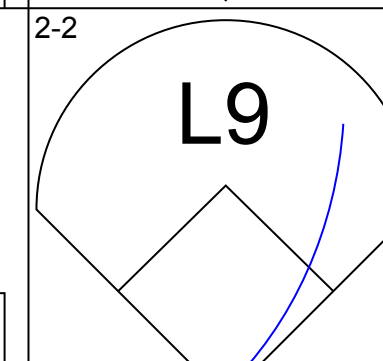
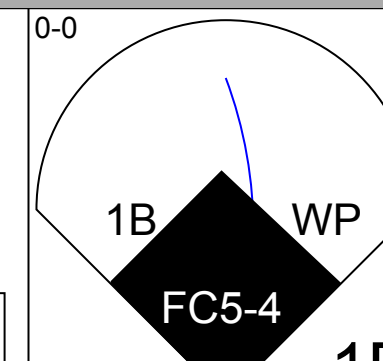

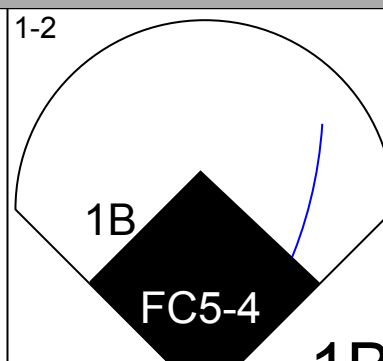

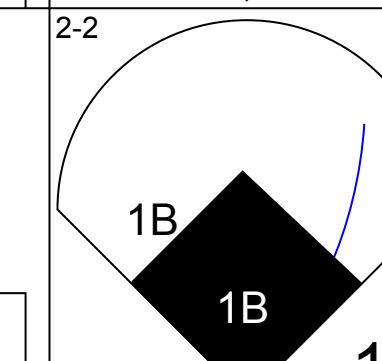
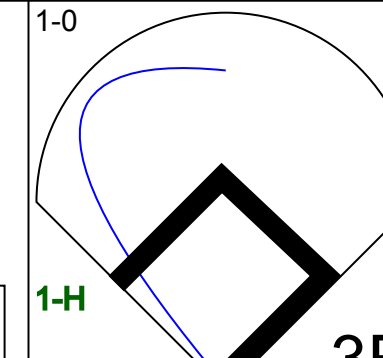
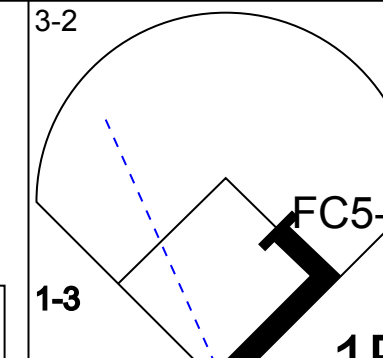
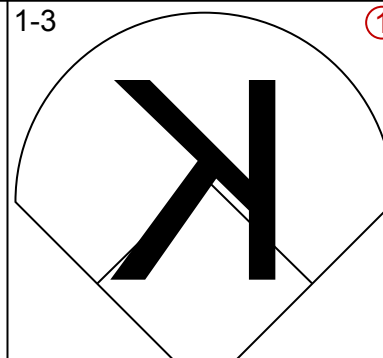
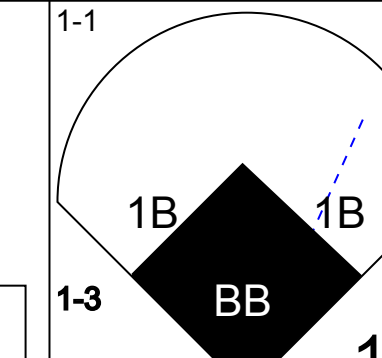
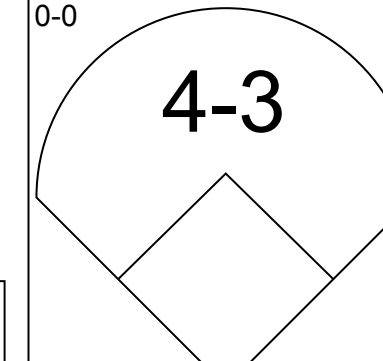
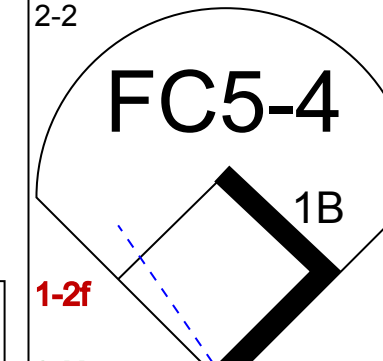
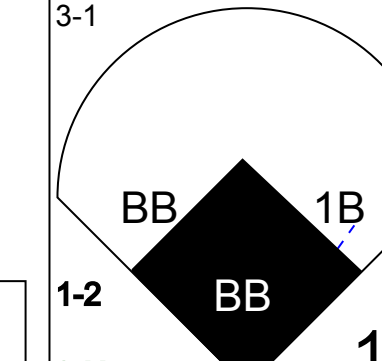

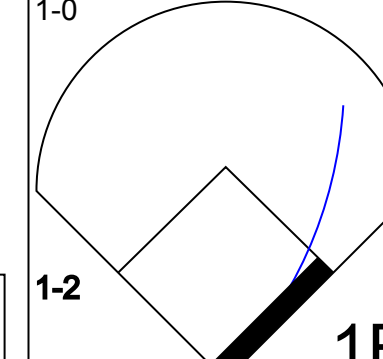
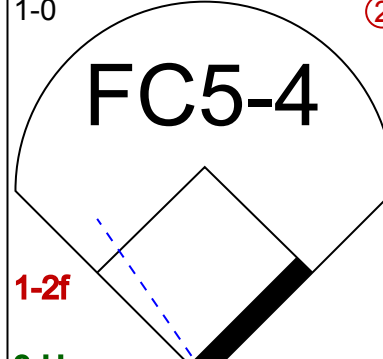

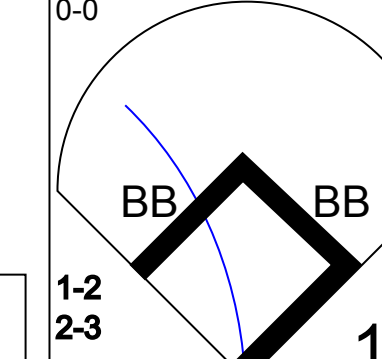
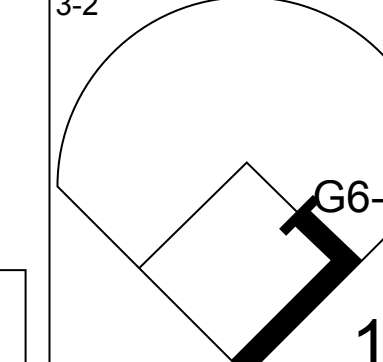
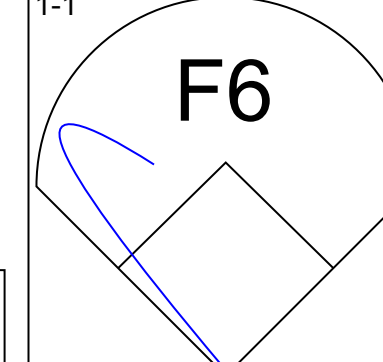
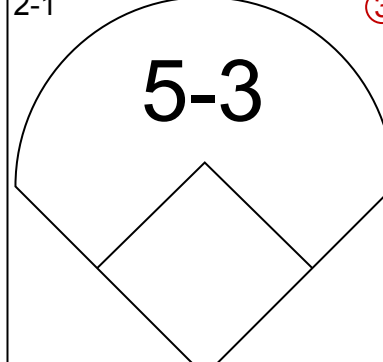
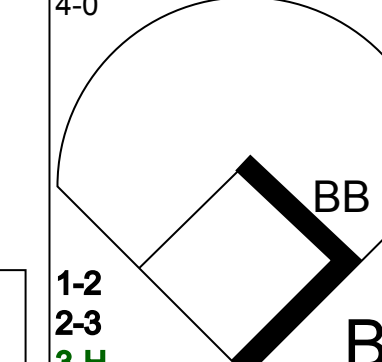
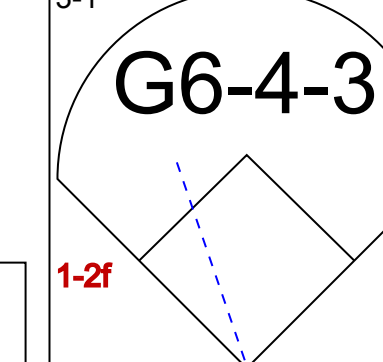
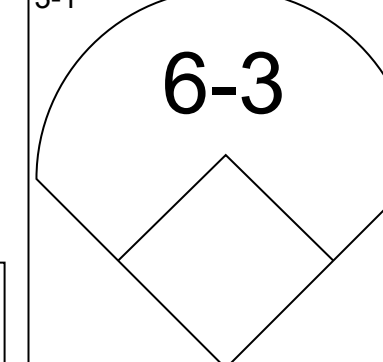

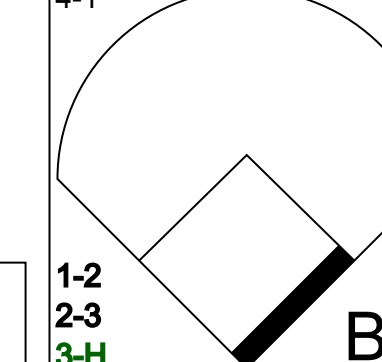


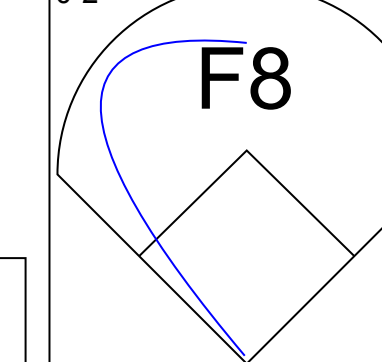
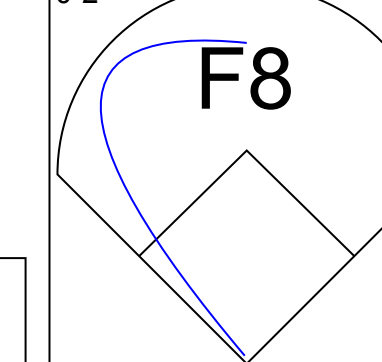
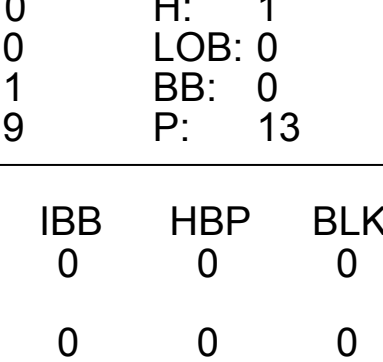
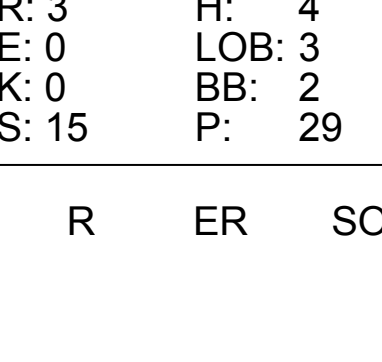


Batter	1	2	3	4	5	6	7	8	9	AB	R	H	RBI	BB	SO	LOB	TOP										
<b>Richie Ashburn, L</b> OBP: 0.424, SLG: 0.417 (1, 8)	1-2 4-3		0-2 2B		4-2 BB		3-2 1-3	0-2 FC4		4	1	1	0	1	0	2	<b>Philadelphia Phillies @ Los Angeles Dodgers</b> <b>Los Angeles Memorial Coliseum, Los Angeles, CA</b> Sat Jul 19 1958, 10:05 PM EDT Att: 30,962 - Unknown <a href="http://livebaseballscorecards.com">livebaseballscorecards.com</a>										
<b>Chico Fernandez, R</b> OBP: 0.255, SLG: 0.275 (1, 6)	1-2 F6		1-1 F4		0-1 G5-4-3		3-2 1B		0-2 HR	5	1	2	0	0	0	2											
<b>Ed Bouchee, L</b> OBP: 0.405, SLG: 0.433 (1, 3)	2-1 F5		2-0 2B		4-1 BB		2-1 4-3		3-2 5-3	4	0	1	1	1	0	2											
<b>Willie Jones, R</b> OBP: 0.363, SLG: 0.429 (1, 5)		1-1 1-3	1-1 E5		1-2 F3			4-1 HR	0-1 HR	4	2	1	2	1	0	2											
<b>Bob Bowman, R</b> OBP: 0.313, SLG: 0.458 (1, 9)		0-1 E5	2-3 K			2-2 F3		1-3 K	0-0 F9	5	1	0	0	0	2	3											
<b>Wally Post, R</b> OBP: 0.388, SLG: 0.402 (1, 7)		4-0 G3	0-3 K			0-2 5-3		2-2 HR	2-3 K	4	1	1	2	1	2	2											
<b>Ted Kazanski, R</b> OBP: 0.309, SLG: 0.328 (1, 4)		4-1 G3		2-1 F8		2-1 1B		4-2 1B		2	0	1	0	2	0	0											
<b>Carl Sawatski, L</b> OBP: 0.319, SLG: 0.347 (1, 2)		1-0 G3		3-1 3-1		0-2 F3		1-3 K		4	0	0	1	0	1	4											
<b>Robin Roberts, S</b> OBP: 0.317, SLG: 0.286 (1, 1)		2-2 6-3		0-2 F8			0-2 G3	3-1 FC4		4	0	1	0	0	0	2											
<b>Inning Stats</b>	R: 0 E: 0 K: 0 S: 8	H: 0 LOB: 0 BB: 0 P: 12	R: 1 E: 1 K: 0 S: 9	H: 0 LOB: 2 BB: 2 P: 21	R: 1 E: 1 K: 2 S: 16	H: 2 LOB: 2 BB: 0 P: 22	R: 0 E: 0 K: 0 S: 7	H: 0 LOB: 0 BB: 0 P: 12	R: 0 E: 0 K: 0 S: 12	H: 1 LOB: 1 BB: 0 P: 16	R: 0 E: 0 K: 0 S: 12	H: 1 LOB: 1 BB: 0 P: 20	R: 2 E: 0 K: 2 S: 17	H: 2 LOB: 2 BB: 2 P: 32	R: 2 E: 0 K: 1 S: 13	H: 2 LOB: 0 BB: 0 P: 18		1B: 3 2B: 3 3B: 0 HR: 2	SF: 0 SAC: 0 DP: 1 HBP: 0	WP: 0 PB: 0 SB: 0 CS: 0	PA: 42						
<b>PITCHER</b>	IP	WLS	BF	H	R	ER	SO	BB	IBB	HBP	BLK	WP	HR	S	P	ERA	WHIP										
<b>Sandy Koufax, L</b> ERA: 3.63 (1, 1)	7.1	L	34	5	4	3	3	6	0	0	0	0	1	82	141	3.68	1.500										
<b>Fred Kipp, L</b> ERA: 4.77 (8, 1)	1.0		5	2	1	1	1	0	0	0	0	0	0	15	22	9.00	2.000										
<b>Ed Roebuck, R</b> ERA: 3.68 (9, 1)	0.2		3	1	1	1	1	0	0	0	0	0	1	6	8	13.50	1.500										

Batter	1	2	3	4	5	6	7	8	9	AB	R	H	RBI	BB	SO	LOB	BOTTOM										
<b>Jim Gilliam, S</b> OBP: 0.348, SLG: 0.354 (1, 5)	0-0 5-3		0-2 F4		0-1 F4			0-1 F7		4	0	0	0	0	0	0	<b>Philadelphia Phillies @ Los Angeles Dodgers</b> <b>Los Angeles Memorial Coliseum, Los Angeles, CA</b> Sat Jul 19 1958, 10:05 PM EDT Att: 30,962 - Unknown <a href="http://livebaseballscorecards.com">livebaseballscorecards.com</a>										
<b>Gino Cimoli, R</b> OBP: 0.294, SLG: 0.386 (1, 8)	1-2 1-3			1-0 F7		3-2 F5		0-0 L6		4	0	0	0	0	0	0											
<b>Norm Larker, L</b> OBP: 0.403, SLG: 0.495 (1, 7)	1-0 1B			1-0 F9		0-1 2B		0-2 FC6-4		4	0	3	0	0	0	0											
<b>Steve Bilko, R</b> OBP: 0.318, SLG: 0.500 (1, 3)	1-1 F8			1-2 1B		0-0 F8		0-1 FC6-4		4	1	1	0	0	0	3											
<b>Don Zimmer, R</b> OBP: 0.322, SLG: 0.446 (1, 6)		0-3 K		1-1 1B		1-0 F9			0-0 6-3	4	1	1	1	0	1	1											
<b>Charlie Neal, R</b> OBP: 0.349, SLG: 0.485 (1, 4)		1-0 1B		3-1 1B			3-3 K		1-1 F9	4	0	2	1	0	1	0											
<b>Gil Hodges, R</b> OBP: 0.312, SLG: 0.427 (1, 9)		3-2 L6-3		0-1 6-3			3-3 K		1-1 F4	4	0	0	0	0	1	2											
<b>John Roseboro, L</b> OBP: 0.331, SLG: 0.446 (1, 2)			1-3 K		1-3 K			0-0 2B		3	0	1	0	0	2	0											
<b>Sandy Koufax, R</b> OBP: 0.167, SLG: 0.167 (1, 1)			0-3 K		3-3 K					3	0	0	0	0	3	1											
<b>Fred Kipp, L</b> OBP: 0.286, SLG: 0.300 (8, 1)										0	0	0	0	0	0	0											
<b>Ed Roebuck, R</b> OBP: 0.500, SLG: 0.750 (9, 1)										0	0	0	0	0	0	0											
<b>Inning Stats</b>	R: 0 E: 0 K: 0 S: 7	H: 1 LOB: 1 BB: 0 P: 10	R: 0 E: 0 K: 1 S: 9	H: 1 LOB: 0 BB: 0 P: 13	R: 0 E: 0 K: 2 S: 9	H: 0 LOB: 0 BB: 0 P: 10	R: 2 E: 0 K: 0 S: 11	H: 3 LOB: 1 BB: 0 P: 17	R: 0 E: 0 K: 2 S: 10	H: 0 LOB: 0 BB: 0 P: 14	R: 0 E: 0 K: 0 S: 8	H: 1 LOB: 1 BB: 0 P: 12	R: 0 E: 0 K: 3 S: 15	H: 1 LOB: 1 BB: 0 P: 22	R: 0 E: 0 K: 0 S: 9	H: 1 LOB: 1 BB: 0 P: 9	R: 0 E: 0 K: 0 S: 5	H: 0 LOB: 0 BB: 0 P: 7	1B: 5 2B: 3 3B: 1 HR: 0	SF: 0 SAC: 0 DP: 1 HBP: 0	WP: 0 PB: 0 SB: 1 CS: 0	PA: 34					
<b>PITCHER</b>	IP	WLS	BF	H	R	ER	SO	BB	IBB	HBP	BLK	WP	HR	S	P	ERA	WHIP										
<b>Robin Roberts, R</b> ERA: 2.93 (1, 1)	9.0	W	34	8	2	2	8	0	0	0	0	0	0	83	114	2.00	0.889										



Batter	1	2	3	4	5	6	7	8	9	AB	R	H	RBI	BB	SO	LOB	TOP				
<b>Richie Ashburn, L</b> OBP: 0.422, SLG: 0.415 (1, 8)										4	0	1	0	0	2	0	<b>Philadelphia Phillies @ Los Angeles Dodgers</b> <b>Los Angeles Memorial Coliseum, Los Angeles, CA</b> Sun Jul 20 1958, 6:33 AM EDT Att: 17,506 - Unknown				
<b>Chico Fernandez, R</b> OBP: 0.255, SLG: 0.275 (1, 6)										4	0	1	0	0	0	1					
<b>Ed Bouchee, L</b> OBP: 0.398, SLG: 0.423 (1, 3)										4	0	1	0	0	1	1					
<b>Willie Jones, R</b> OBP: 0.357, SLG: 0.421 (1, 5)										4	0	0	0	0	1	3					
<b>Rip Repulski, R</b> OBP: 0.295, SLG: 0.469 (1, 7)										3	0	1	0	0	0	1					
<b>Wally Post, R</b> OBP: 0.363, SLG: 0.396 (1, 9)										3	0	0	0	0	1	1					
<b>Ted Kazanski, R</b> OBP: 0.305, SLG: 0.324 (1, 4)										3	0	0	0	0	0	1					
<b>Carl Sawatski, L</b> OBP: 0.310, SLG: 0.337 (1, 2)										3	0	0	0	0	0	0					
<b>Curt Simmons, L</b> OBP: 0.239, SLG: 0.244 (1, 1)										2	0	0	0	0	1	0					
<b>Jim Hearn, R</b> (8, 1)										0	0	0	0	0	0	0					
<b>Don Cardwell, R</b> OBP: 0.167, SLG: 0.167 (8, PH)										0	0	0	0	0	0	0					
<b>Dave Philley, S</b> OBP: 0.338, SLG: 0.392 (9, PH)										1	0	0	0	0	1	0					
<b>Inning Stats</b>	R: 0 E: 0 K: 1 S: 7	H: 0 LOB: 0 BB: 0 P: 9	R: 0 E: 0 K: 1 S: 8	H: 0 LOB: 0 BB: 0 P: 12	R: 0 E: 0 K: 1 S: 6	H: 0 LOB: 0 BB: 0 P: 8	R: 0 E: 0 K: 1 S: 5	H: 0 LOB: 0 BB: 0 P: 8	R: 0 E: 0 K: 1 S: 7	H: 1 LOB: 1 BB: 0 P: 9	R: 0 E: 0 K: 1 S: 5	H: 0 LOB: 0 BB: 0 P: 8	R: 0 E: 0 K: 1 S: 8	H: 1 LOB: 1 BB: 0 P: 14	R: 0 E: 0 K: 0 S: 6	H: 0 LOB: 0 BB: 0 P: 7	R: 0 E: 0 K: 1 S: 9	H: 2 LOB: 2 BB: 0 P: 14	1B: 4 2B: 0 3B: 0 HR: 0	SF: 0 SAC: 0 DP: 0 HBP: 0	WP: 0 PA: 31 PB: 0 SB: 0 CS: 0
<b>PITCHER</b> <b>Johnny Podres, L</b> ERA: 3.79 (1, 1)	IP: 9.0 WLS: W BF: 31 H: 4 R: 0 ER: 0 SO: 7 BB: 0 IBB: 0 HBP: 0 BLK: 0 WP: 0 HR: 0 S: 61 P: 89 ERA: 0.00 WHIP: 0.444															<b>PITCHER</b> IP: WLS: BF: H: R: ER: SO: BB: IBB: HBP: BLK: WP: HR: S: P: ERA: WHIP					

Batter	1	2	3	4	5	6	7	8	9	AB	R	H	RBI	BB	SO	LOB	BOTTOM		
<b>Jim Gilliam, S</b> OBP: 0.351, SLG: 0.356 (1, 7)										4	0	2	0	1	0	3	<b>Philadelphia Phillies @ Los Angeles Dodgers</b> <b>Los Angeles Memorial Coliseum, Los Angeles, CA</b> Sun Jul 20 1958, 6:33 AM EDT Att: 17,506 - Unknown		
<b>Gino Cimoli, R</b> OBP: 0.293, SLG: 0.383 (1, 8) (7, 9)										4	1	1	0	0	1	2			
<b>Don Zimmer, R</b> OBP: 0.329, SLG: 0.451 (1, 6)										4	3	3	0	0	0	1			
<b>Steve Bilko, R</b> OBP: 0.325, SLG: 0.518 (1, 3)										3	0	2	1	0	1	1			
<b>Duke Snider, L</b> OBP: 0.354, SLG: 0.425 (7, 8)										1	1	1	0	0	0	0			
<b>Charlie Neal, R</b> OBP: 0.350, SLG: 0.485 (1, 4)										4	1	2	2	0	0	2			
<b>Dick Gray, R</b> OBP: 0.337, SLG: 0.508 (1, 5)										4	0	2	1	0	0	1			
<b>Gil Hodges, R</b> OBP: 0.315, SLG: 0.426 (1, 9) (7, 3)										3	0	1	1	1	0	3			
<b>Joe Pignatano, R</b> OBP: 0.279, SLG: 0.400 (1, 2)										3	0	0	1	1	0	3			
<b>Johnny Podres, L</b> OBP: 0.133, SLG: 0.116 (1, 1)										4	0	0	0	0	2	3			
<b>Inning Stats</b>	R: 1 E: 0 K: 0 S: 11	H: 2 LOB: 1 BB: 0 P: 16	R: 0 E: 0 K: 0 S: 8	H: 1 LOB: 0 BB: 0 P: 16	R: 0 E: 0 K: 1 S: 9	H: 1 LOB: 0 BB: 0 P: 13	R: 1 E: 0 K: 0 S: 14	H: 3 LOB: 2 BB: 0 P: 24	R: 0 E: 0 K: 1 S: 5	H: 0 LOB: 0 BB: 1 P: 11	R: 1 E: 0 K: 1 S: 11	H: 2 LOB: 1 BB: 0 P: 16	R: 0 E: 0 K: 1 S: 7	H: 1 LOB: 0 BB: 0 P: 9	R: 3 E: 0 K: 0 S: 15	H: 4 LOB: 3 BB: 2 P: 29	1B: 13 2B: 0 3B: 1 HR: 0	SF: 0 SAC: 0 DP: 2 HBP: 0	WP: 1 PA: 38 PB: 0 SB: 0 CS: 2
<b>PITCHER</b> <b>Curt Simmons, L</b> ERA: 4.82 (1, 1)	IP: 7.1 WLS: L BF: 33 H: 14 R: 6 ER: 6 SO: 4 BB: 1 IBB: 0 HBP: 0 BLK: 0 WP: 1 HR: 0 S: 74 P: 120 ERA: 7.36 WHIP: 2.045															<b>PITCHER</b> IP: WLS: BF: H: R: ER: SO: BB: IBB: HBP: BLK: WP: HR: S: P: ERA: WHIP			
<b>Jim Hearn, R</b> ERA: 4.44 (8, 1)	0.0	2	0	0	0	0	2	0	0	0	0	0	1	9	∞	∞			
<b>Don Cardwell, R</b> ERA: 7.62 (8, 1)	0.2	2	0	0	0	0	0	0	0	0	0	0	5	5	0.00	0.000			



Batter	1	2	3	4	5	6	7	8	9	AB	R	H	RBI	BB	SO	LOB	TOP					
Danny O'Connell, R (1,4) OBP: 0.357, SLG: 0.345	4-0 SH2-3 BB		0-0 F8			0-0 3-1		0-0 4-3		2	0	0	0	1	0	0	San Francisco Giants @ Philadelphia Phillies Connie Mack Stadium, Philadelphia, PA Wed Jul 23 1958, 7:05 PM EDT Att: 23,050 - Unknown					
Bob Speake, L (8,PH) OBP: 0.350, SLG: 0.392										1	0	0	0	0	0	0						
Ruben Gomez, R (8,1) OBP: 0.209, SLG: 0.286										0	0	0	0	0	0	0						
Jim Davenport, R (1,5) OBP: 0.317, SLG: 0.391	0-0 SH2-3			4-0 1B BB		0-0 6-3		0-3 K		1	0	0	0	1	0	0						
Ray Jablonski, R (8,PH) OBP: 0.292, SLG: 0.510	1-2									1	0	0	0	0	1	0						
Willie Mays, R (1,8) OBP: 0.407, SLG: 0.587	0-0 F8			0-0 1B		0-0 F9			0-0 5-3	4	0	1	0	0	0	1						
Leon Wagner, L (1,7) OBP: 0.373, SLG: 0.455	0-0 F8			0-0 F5			0-0 F2		0-0 F7	4	0	0	0	0	0	3						
Orlando Cepeda, R (1,3) OBP: 0.340, SLG: 0.535		0-0 P3-4 1B		0-0 F9		0-0 F8			0-0	4	0	2	0	0	0	2						
Willie Kirkland, L (1,9) OBP: 0.329, SLG: 0.421		0-0 F2		0-0 F5		1-0 1B HBP			0-0 F8	3	0	0	0	0	0	4						
Daryl Spencer, R (1,6) OBP: 0.347, SLG: 0.459		0-0 P3-4			0-0 5-3					3	0	1	0	0	0	1						
Valmy Thomas, R (1,2) OBP: 0.373, SLG: 0.380			1-0 G4-6-3 HBP		0-0 2B				0-0 F7	2	0	1	0	0	0	2						
Mike McCormick, L (1,1) OBP: 0.237, SLG: 0.194			0-0 G4-6-3		0-3 K				0-0 F8	2	0	0	0	0	1	1						
Whitley Lockman, L (8,PH) OBP: 0.347, SLG: 0.359										1	0	0	0	0	0	0						
Eddie Bressoud, R (8,4) OBP: 0.309, SLG: 0.327										0	0	0	0	0	0	0						
<b>Inning Stats</b>	R: 0 E: 0 K: 0 S: 3	H: 0 LOB: 1 BB: 1 P: 7	R: 0 E: 0 K: 0 S: 3	H: 1 LOB: 0 BB: 0 P: 3	R: 0 E: 0 K: 0 S: 2	H: 0 LOB: 0 BB: 0 P: 3	R: 0 E: 0 K: 0 S: 4	H: 1 LOB: 2 BB: 1 P: 8	R: 0 E: 0 K: 1 S: 5	H: 1 LOB: 0 BB: 0 P: 5	R: 0 E: 0 K: 0 S: 3	H: 0 LOB: 0 BB: 0 P: 3	R: 0 E: 0 K: 0 S: 4	H: 1 LOB: 2 BB: 0 P: 5	R: 0 E: 0 K: 1 S: 5	H: 0 LOB: 0 BB: 0 P: 5	R: 0 E: 0 K: 0 S: 4	H: 1 LOB: 1 BB: 0 P: 4	1B: 4 2B: 2 3B: 0 HR: 0	SF: 0 SAC: 1 DP: 2 HBP: 2	WP: 0 PB: 0 SB: 0 CS: 0	PA: 33
<b>PITCHER</b> Ray Semproch, R (1,1) ERA: 3.15	IP: 9.0 WLS: W BF: 33 H: 5 R: 0 ER: 0 SO: 2 BB: 2 IBB: 0 HBP: 2 BLK: 0 WP: 0 HR: 0 S: 33 P: 43 ERA: 0.00 WHIP: 0.778															<b>PITCHER</b>	IP: 9.0 WLS: W BF: 33 H: 5 R: 0 ER: 0 SO: 2 BB: 2 IBB: 0 HBP: 2 BLK: 0 WP: 0 HR: 0 S: 33 P: 43 ERA: 0.00 WHIP: 0.778					

Batter	1	2	3	4	5	6	7	8	9	AB	R	H	RBI	BB	SO	LOB	BOTTOM					
Richie Ashburn, L (1,8) OBP: 0.420, SLG: 0.413	0-0 6-3				0-0 F9			0-0 G3		4	0	1	0	0	0	0	San Francisco Giants @ Philadelphia Phillies Connie Mack Stadium, Philadelphia, PA Wed Jul 23 1958, 7:05 PM EDT Att: 23,050 - Unknown					
Chico Fernandez, R (1,6) OBP: 0.258, SLG: 0.276	4-0 1B BB	0-0 F6			0-0 1B			0-0 F4		3	1	1	0	1	0	2						
Harry Anderson, L (1,7) OBP: 0.387, SLG: 0.529	0-0 1B F9-2 1B		4-0 G4-6-3 BB		0-0 F4			0-0 4-3		3	0	1	0	1	0	0						
Ed Bouchee, L (1,3) OBP: 0.396, SLG: 0.419	0-0 BB 1B		0-0 G4-6-3			0-3 K				3	0	1	1	0	1	1						
Willie Jones, R (1,5) OBP: 0.357, SLG: 0.417	4-0 1B BB		0-0 F7			0-0 L9				2	0	0	0	1	0	0						
Bob Bowman, R (1,9) OBP: 0.313, SLG: 0.479	0-0 F9-2			0-0 HR		0-0 F7				3	1	1	1	0	0	3						
Carl Sawatski, L (1,2) OBP: 0.303, SLG: 0.327		0-0 F6		0-3 K			0-0 F9			3	0	0	0	0	1	0						
Ted Kazanski, R (1,4) OBP: 0.305, SLG: 0.320		4-0 FC2-8 BB		0-0 F6			0-0 4-3			2	0	0	0	1	0	0						
Ray Semproch, R (1,1) OBP: 0.075, SLG: 0.094		0-0 FC2-6 1B		0-0 1-3			0-3 K			3	0	0	0	0	1	1						
<b>Inning Stats</b>	R: 1 E: 0 K: 0 S: 4	H: 2 LOB: 2 BB: 2 P: 12	R: 0 E: 0 K: 0 S: 4	H: 1 LOB: 2 BB: 1 P: 8	R: 0 E: 0 K: 0 S: 2	H: 0 LOB: 0 BB: 1 P: 6	R: 1 E: 0 K: 1 S: 6	H: 1 LOB: 0 BB: 0 P: 6	R: 0 E: 0 K: 0 S: 3	H: 1 LOB: 0 BB: 0 P: 3	R: 0 E: 0 K: 1 S: 5	H: 0 LOB: 0 BB: 0 P: 5	R: 0 E: 0 K: 1 S: 5	H: 0 LOB: 0 BB: 0 P: 5	R: 0 E: 0 K: 0 S: 3	H: 0 LOB: 0 BB: 0 P: 3	R: 0 E: 0 K: 0 S: 3	H: 0 LOB: 0 BB: 0 P: 3	1B: 4 2B: 1 3B: 0 HR: 1	SF: 0 SAC: 0 DP: 2 HBP: 0	WP: 0 PB: 0 SB: 0 CS: 0	PA: 30
<b>PITCHER</b> Mike McCormick, L (1,1) ERA: 3.95	IP: 7.0 WLS: L BF: 27 H: 5 R: 2 ER: 2 SO: 3 BB: 4 IBB: 0 HBP: 0 BLK: 0 WP: 0 HR: 1 S: 29 P: 45 ERA: 2.57 WHIP: 1.286															<b>PITCHER</b>	IP: 7.0 WLS: L BF: 27 H: 5 R: 2 ER: 2 SO: 3 BB: 4 IBB: 0 HBP: 0 BLK: 0 WP: 0 HR: 1 S: 29 P: 45 ERA: 2.57 WHIP: 1.286					
Ruben Gomez, R (8,1) ERA: 5.18	IP: 1.0 WLS: 3 BF: 0 H: 0 R: 0 ER: 0 SO: 0 BB: 0 IBB: 0 HBP: 0 BLK: 0 WP: 0 HR: 0 S: 3 P: 3 ERA: 0.00 WHIP: 0.000															<b>PITCHER</b>	IP: 1.0 WLS: 3 BF: 0 H: 0 R: 0 ER: 0 SO: 0 BB: 0 IBB: 0 HBP: 0 BLK: 0 WP: 0 HR: 0 S: 3 P: 3 ERA: 0.00 WHIP: 0.000					

AB 28  
R 0  
H 5  
RBI 0  
BB 2  
SO 2  
LOB 14



AB 26  
R 2  
H 5  
RBI 2  
BB 4  
SO 3  
LOB 7





Batter	1	2	3	4	5	6	7	8	9	AB	R	H	RBI	BB	SO	LOB	TOP			
Jim Davenport, R (1,6) OBP: 0.326, SLG: 0.391	F9	F9			F2		F7		F3	5	0	0	0	0	0	4	<p>San Francisco Giants @ Philadelphia Phillies</p> <p>Connie Mack Stadium, Philadelphia, PA</p> <p>Wed Jul 23 1958, 3:33 AM EDT</p> <p>Att: 30,454 - Unknown</p>			
Willie Kirkland, L (1,9) OBP: 0.284, SLG: 0.383	1B E BB		FC5-4 1B		6-3		K		SF8	3	1	1	1	1	1	1				
Willie Mays, R (1,8) OBP: 0.427, SLG: 0.667	E S 1-3 1B		F6					4-3	S PB 1B	5	0	3	0	0	0	1				
Orlando Cepeda, R (1,3) OBP: 0.344, SLG: 0.551	F4		FC5-4		F8			1B 2B	1-3 BB	4	0	1	0	1	0	3				
Ray Jablonski, R (1,5) OBP: 0.319, SLG: 0.500	F7		K			F8		FC5 1B BB	F8	3	0	0	0	0	1	2				
Daryl Spencer, R (6,6) OBP: 0.358, SLG: 0.484										1	0	0	0	1	0	2				
Leon Wagner, L (1,7) OBP: 0.200, SLG: 0.200		F3		K		F9		1-2 2-3 1B		4	0	1	0	0	1	0				
Eddie Bressoud, R (1,4) OBP: 0.347, SLG: 0.400										3	0	1	0	0	0	0				
Johnny Antonelli, L (6,1) OBP: 0.205, SLG: 0.233	1B					6-3		K		0	0	0	0	0	0	0				
Bob Speake, L (8,PH) OBP: 0.306, SLG: 0.409										1	0	0	0	0	1	3				
Marv Grissom, R (8,1)										0	0	0	0	0	0	0				
Valmy Thomas, R (1,2) OBP: 0.321, SLG: 0.354	F9									3	0	1	0	0	0	1				
Whitey Lockman, L (8,PH) OBP: 0.360, SLG: 0.356										1	0	0	0	0	0	3				
Bob Schmidt, R (8,2) OBP: 0.333, SLG: 0.522								2-3f		0	0	0	0	0	0	0				
Ruben Gomez, R (1,1) OBP: 0.237, SLG: 0.324										2	0	1	0	0	0	1				
Danny O'Connell, R (6,4) OBP: 0.371, SLG: 0.377	1-2 1B				F4				E6 F3 SF8 1B	2	1	2	0	0	0	0				
<b>Inning Stats</b>	R: 1 E: 0 K: 0 S: 4	H: 1 LOB: 1 BB: 1 P: 8	R: 0 E: 0 K: 0 S: 5	H: 2 LOB: 2 BB: 0 P: 5	R: 0 E: 1 K: 1 S: 6	H: 1 LOB: 1 BB: 0 P: 6	R: 0 E: 0 K: 1 S: 6	H: 1 LOB: 1 BB: 0 P: 6	R: 0 E: 0 K: 0 S: 3	H: 0 LOB: 0 BB: 0 P: 3	R: 0 E: 0 K: 1 S: 6	H: 1 LOB: 1 BB: 0 P: 6	R: 0 E: 0 K: 1 S: 7	H: 2 LOB: 3 BB: 1 P: 11	R: 1 E: 1 K: 0 S: 5	H: 2 LOB: 2 BB: 1 P: 9	1B: 10 2B: 1 3B: 0 HR: 0	SF: 1 SAC: 0 DP: 0 HBP: 0	WP: 0 PB: 1 SB: 2 CS: 0	PA: 41
<b>PITCHER</b> Robin Roberts, R (1,1) ERA: 3.07	IP: 9.0 WLS: W BF: 41 H: 11 R: 2 ER: 0 SO: 4 BB: 3 IBB: 0 HBP: 0 BLK: 0 WP: 0 HR: 0 S: 46 P: 58 ERA: 0.00 WHIP: 1.556																			


Batter	1	2	3	4	5	6	7	8	9	AB	R	H	RBI	BB	SO	LOB	BOTTOM			
Richie Ashburn, L (1,8) OBP: 0.438, SLG: 0.445	6-3		3-1			E1 HR 1B		S BB		3	1	1	0	1	0	1	<p>San Francisco Giants @ Philadelphia Phillies</p> <p>Connie Mack Stadium, Philadelphia, PA</p> <p>Wed Jul 23 1958, 3:33 AM EDT</p> <p>Att: 30,454 - Unknown</p>			
Solly Hemus, L (1,4) OBP: 0.429, SLG: 0.480	F8			1-3		F2		F8		4	0	0	0	0	0	3				
Harry Anderson, L (1,3) OBP: 0.381, SLG: 0.505	F7			1-3		1-3 HR		1-2 IBB		3	1	1	3	1	0	0				
Stan Lopata, R (1,2) OBP: 0.400, SLG: 0.452				1-3		1-3 HR		F4		3	0	0	0	0	1	0				
Carl Sawatski, L (8,2) OBP: 0.353, SLG: 0.222						K				1	0	0	0	0	0	2				
Willie Jones, R (1,5) OBP: 0.381, SLG: 0.444		F7			F7			FC6-4 BB		2	0	0	0	1	0	0				
Wally Post, R (1,9) OBP: 0.374, SLG: 0.399										2	0	0	0	0	0	0				
Ed Bouchee, L (7,3)		F2			5-3			K		1	0	0	0	0	1	1				
Bob Bowman, R (1,7) OBP: 0.371, SLG: 0.518			5-3			K			F8	3	0	0	0	0	1	1				
Chico Fernandez, R (1,6) OBP: 0.235, SLG: 0.214			6-3			6-3		FC6-4	1-2	3	0	0	0	0	0	1				
Robin Roberts, S (1,1) OBP: 0.326, SLG: 0.275						E 1B HR BB			4-3	2	1	1	0	1	0	0				
<b>Inning Stats</b>	R: 0 E: 0 K: 0 S: 3	H: 0 LOB: 0 BB: 0 P: 3	R: 0 E: 0 K: 0 S: 3	H: 0 LOB: 0 BB: 0 P: 3	R: 0 E: 0 K: 0 S: 4	H: 1 LOB: 1 BB: 0 P: 4	R: 0 E: 0 K: 0 S: 3	H: 0 LOB: 0 BB: 0 P: 3	R: 0 E: 1 K: 1 S: 7	H: 2 LOB: 1 BB: 1 P: 11	R: 0 E: 0 K: 1 S: 5	H: 0 LOB: 1 BB: 1 P: 9	R: 0 E: 0 K: 0 S: 3	H: 0 LOB: 2 BB: 2 P: 11	R: 0 E: 0 K: 0 S: 3	H: 0 LOB: 2 BB: 2 P: 11		1B: 2 2B: 0 3B: 0 HR: 1	SF: 0 SAC: 0 DP: 0 HBP: 0	WP: 0 PB: 0 SB: 1 CS: 0
<b>PITCHER</b> Ruben Gomez, R (1,1) ERA: 5.51	IP: 5.2 WLS: L BF: 20 H: 2 R: 2 ER: 2 SO: 1 BB: 1 IBB: 0 HBP: 0 BLK: 0 WP: 0 HR: 1 S: 9 P: 13 ERA: 6.75 WHIP: 1.500																			
Johnny Antonelli, L (6,1) ERA: 3.11	IP: 1.1 WLS: 0 BF: 6 H: 1 R: 1 ER: 1 SO: 2 BB: 0 IBB: 0 HBP: 0 BLK: 0 WP: 0 HR: 0 S: 9 P: 13 ERA: 6.75 WHIP: 1.500																			
Marv Grissom, R (8,1) ERA: 2.41	IP: 1.0 WLS: 0 BF: 5 H: 0 R: 0 ER: 0 SO: 0 BB: 1 IBB: 1 HBP: 0 BLK: 0 WP: 0 HR: 0 S: 3 P: 11 ERA: 0.00 WHIP: 1.000																			



Batter	1	2	3	4	5	6	7	8	9	AB	R	H	RBI	BB	SO	LOB	TOP										
Jim Gilliam, S OBP: 0.351, SLG: 0.350 (1, 9)	1-0 WP 1B		3-2 F7		1-0 3-1		2-2 FC6-4		1-2 3B 1B	5	1	2	2	0	0	1											
Don Zimmer, R OBP: 0.328, SLG: 0.450 (1, 6)	2-3 K 1-2		1-1 6-3		3-2 F8			0-1 4-3 1B	1-2 3B 1B 3B	5	1	2	2	0	1	1											
John Roseboro, L OBP: 0.335, SLG: 0.450 (1, 2)	4-2 BB		1-2 CS HBP		0-0 HR			2-2 F8 1B	3-3 K 1B	3	1	1	1	1	1	3											
Norm Larker, L OBP: 0.406, SLG: 0.516 Duke Snider, L OBP: 0.354, SLG: 0.438 (1, 7) (7, 8)	0-0 F6		1-0 CS 1-2	1-0 1B 2B	0-1 F8			3-2 4-3 1-2	0-0 1B	3	1	1	0	0	0	2											
Gil Hodges, R OBP: 0.308, SLG: 0.417 (1, 3)	2-0 F2		3-2 6-3		2-3 K			1-2 F3	3-H L5	5	0	0	0	0	1	5											
Charlie Neal, R OBP: 0.352, SLG: 0.489 (1, 4)		1-0 5-3		2-2 FC1-6 2-H 1B					4-1 BB SH2-4 1B	4	1	2	1	0	1	0											
Gino Cimoli, R OBP: 0.293, SLG: 0.376 (1, 8)		4-1 BB		0-0 FC1-6 1-2 FC6-4				0-0 L9	0-0 SH2-4 1-2	2	0	0	0	1	0	1											
Dick Gray, R OBP: 0.329, SLG: 0.484 (1, 5)		0-3 K		1-0 FC6-4				0-0 F3	4-1 BB 1B BB	3	1	0	0	1	1	2											
Johnny Podres, L OBP: 0.146, SLG: 0.111 Clem Labine, R OBP: 0.326, SLG: 0.513 Pee Wee Reese, R OBP: 0.353, SLG: 0.429 Fred Kipp, L OBP: 0.273, SLG: 0.286 (1, 1) (8, 1) (9, PH) (9, PR) (9, 1)		0-3 K		1-3 K				4-0 FC6-4 BB	4-1 BB 1B 3B BB	2	0	0	0	1	2	1											
<b>Inning Stats</b>	R: 0 E: 0 K: 1 S: 9	H: 1 LOB: 2 BB: 1 P: 18	R: 0 E: 0 K: 2 S: 8	H: 0 LOB: 1 BB: 1 P: 13	R: 0 E: 0 K: 0 S: 14	H: 0 LOB: 0 BB: 0 P: 20	R: 1 E: 0 K: 0 S: 9	H: 2 LOB: 1 BB: 0 P: 16	R: 0 E: 0 K: 2 S: 7	H: 0 LOB: 0 BB: 0 P: 12	R: 1 E: 0 K: 0 S: 11	H: 1 LOB: 0 BB: 0 P: 12	R: 0 E: 0 K: 0 S: 5	H: 0 LOB: 1 BB: 1 P: 11	R: 0 E: 0 K: 0 S: 11	H: 1 LOB: 1 BB: 0 P: 17	R: 5 E: 0 K: 1 S: 21	H: 4 LOB: 1 BB: 2 P: 36	1B: 6 2B: 1 3B: 1 HR: 1	SF: 0 SAC: 1 DP: 0 HBP: 1	WP: 1 PB: 0 SB: 0 CS: 1	PA: 42					
<b>PITCHER</b>	IP	WLS	BF	H	R	ER	SO	BB	IBB	HBP	BLK	WP	HR	S	P	ERA	WHIP										
Don Cardwell, R ERA: 5.85 (1, 1)	7.0		28	4	2	2	6	3	0	1	0	1	1	61	102	13.50	2.250										
Jim Hearn, R ERA: 4.89 (8, 1)	1.1	L	7	2	2	2	0	1	0	0	0	0	0	15	26												
Turk Farrell, R ERA: 2.39 (9, 1)	0.0		3	2	2	2	0	1	0	0	0	0	0	6	13	∞	∞										
Jack Meyer, R ERA: 2.87 (9, 1)	0.2		3	1	1	1	1	0	0	0	0	0	0	11	14	13.50	1.500										

Los Angeles Dodgers @ Philadelphia Phillies  
 Connie Mack Stadium, Philadelphia, PA  
 Fri Jul 25 1958, 7:05 PM EDT  
 Att: 19,171 - Unknown

AB 34  
 R 7  
 H 9  
 RBI 7  
 BB 5  
 SO 7  
 LOB 17





Batter	1	2	3	4	5	6	7	8	9	AB	R	H	RBI	BB	SO	LOB	BOTTOM										
Richie Ashburn, L OBP: 0.420, SLG: 0.416 (1, 8)	3-3 K		0-0 L6-4 2B		1-2 1B		0-1 F8		3-3 K	5	0	2	0	0	2	1											
Chico Fernandez, R OBP: 0.257, SLG: 0.274 (1, 6)	0-0 F5		1-2 L6-4 2-3		1-0 5-3			3-2 E 1B	0-1 F6	5	1	1	0	0	0	2											
Harry Anderson, L OBP: 0.388, SLG: 0.535 (1, 7)	2-1 2B			1-3 K			0-0 F3		0-0 E4 1-H 2B	4	1	2	0	0	1	0											
Ed Bouchee, L OBP: 0.400, SLG: 0.408 (1, 3)	1-2 F3			4-2 BB BB			4-1 BB BB		1-2 4-3	2	0	0	0	2	0	1											
Willie Jones, R OBP: 0.355, SLG: 0.414 (1, 5)		1-0 5-3		2-0 F6			1-2 L8		1-0 FC6-4 1B	4	0	1	0	0	0	2											
Bob Bowman, R OBP: 0.311, SLG: 0.468 (1, 9)		0-0 6-3		4-2 BB 1-2 BB			3-2 F6		2-2 FC6-4 1-2	3	0	0	0	1	0	2											
Ted Kazanski, R OBP: 0.125, SLG: 0.125 Rip Rivlin, R OBP: 0.299, SLG: 0.487 Jim Hearn, R OBP: 0.326, SLG: 0.513 Turk Farrell, R OBP: 0.353, SLG: 0.429 Jack Meyer, R OBP: 0.353, SLG: 0.429 Wally Post, R OBP: 0.306, SLG: 0.415 (1, 4) (7, PH) (8, 1) (9, 1) (9, 1) (9, PH)		4-1 1B PO BB		0-1 4-3			0-1 F8		0-3 K	2	0	0	0	1	0	2											
Carl Sawatski, L OBP: 0.309, SLG: 0.327 (1, 2)		0-0 1-3 1B		2-0 F5			4-2 BB		1-2 F4	3	0	1	0	1	0	0											
Don Cardwell, R Rip Rivlin, R Jim Hearn, R Turk Farrell, R Jack Meyer, R Wally Post, R (1, 1) (7, PH) (8, 1) (9, 1) (9, 1) (9, PH)		1-0 PO 3 SAFE		0-0 F7			1-3 K		3-2 HR	2	0	0	0	0	1	0											
<b>Inning Stats</b>	R: 0 E: 0 K: 1 S: 9	H: 1 LOB: 0 BB: 0 P: 15	R: 0 E: 0 K: 0 S: 4	H: 1 LOB: 1 BB: 1 P: 10	R: 0 E: 0 K: 0 S: 5	H: 1 LOB: 0 BB: 0 P: 6	R: 0 E: 0 K: 1 S: 11	H: 0 LOB: 2 BB: 2 P: 22	R: 0 E: 0 K: 1 S: 8	H: 1 LOB: 1 BB: 0 P: 13	R: 0 E: 0 K: 0 S: 11	H: 0 LOB: 1 BB: 1 P: 19	R: 0 E: 0 K: 0 S: 9	H: 0 LOB: 1 BB: 1 P: 14	R: 2 E: 1 K: 1 S: 16	H: 3 LOB: 1 BB: 0 P: 23	R: 1 E: 0 K: 1 S: 11	H: 1 LOB: 0 BB: 0 P: 18	1B: 4 2B: 4 3B: 0 HR: 1	SF: 0 SAC: 0 DP: 1 HBP: 0	WP: 0 PB: 0 SB: 0 CS: 0	PA: 39					
<b>PITCHER</b>	IP	WLS	BF	H	R	ER	SO	BB	IBB	HBP	BLK	WP	HR	S	P	ERA	WHIP										
Johnny Podres, L ERA: 3.85 (1, 1)	7.0		29	5	1	1	3	5	0	0	0	0	0	61	106	1.29	1.429										
Clem Labine, R ERA: 4.11 (8, 1)	1.0	W	5	2	1	1	1	0	0	0	0	0	0	12	16	9.00	2.000										
Fred Kipp, L ERA: 4.73 (9, 1)	1.0	S	4	1	1	1	1	0	0	0	0	0	1	11	18	9.00	1.000										

Los Angeles Dodgers @ Philadelphia Phillies  
 Connie Mack Stadium, Philadelphia, PA  
 Fri Jul 25 1958, 7:05 PM EDT  
 Att: 19,171 - Unknown

AB 33  
 R 3  
 H 8  
 RBI 1  
 BB 5  
 SO 5  
 LOB 12





Batter	1	2	3	4	5	6	7	8	9	AB R H RBI BB SO LOB	TOP											
<b>Jim Gilliam, S</b> OBP: 0.352, SLG: 0.351 (1, 9)	L8	F8			F2		WP 1B		SH2-3 1B 2B	5 1 2 0 0 0 0	<b>Los Angeles Dodgers @ Philadelphia Phillies</b> <b>Connie Mack Stadium, Philadelphia, PA</b> Sat Jul 26 1958, 7:05 PM EDT Att: 18,117 - Unknown  <b>AB 37</b> <b>R 10</b> <b>H 13</b> <b>RBI 9</b> <b>BB 3</b> <b>SO 6</b> <b>LOB 11</b> 											
<b>Don Zimmer, R</b> OBP: 0.329, SLG: 0.447 (1, 6)	S 1B BB	6-3			F7		F8		SH2-3 2B 1B	4 2 1 0 1 0 1												
<b>John Roseboro, L</b> OBP: 0.341, SLG: 0.453 (1, 2)	1B S E BB				F5		S HR 1B		SH2-3	3 2 2 0 1 0 0												
<b>Norm Larker, L</b> OBP: 0.404, SLG: 0.508 <b>Elmer Valo, L</b> OBP: 0.297, SLG: 0.286 (6, 7)	E 1B HBP				F9		F3		L3	2 1 0 0 0 0 1 2 1 1 0 0 0 2												
<b>Gil Hodges, R</b> OBP: 0.316, SLG: 0.438 (1, 3)	E2 1B				F8		HR		FC6-4 2B	5 2 4 5 0 0 0												
<b>Charlie Neal, R</b> OBP: 0.350, SLG: 0.485 (1, 4)	1B				K		K		K	5 1 1 2 0 3 3												
<b>Gino Cimoli, R</b> OBP: 0.297, SLG: 0.389 (1, 8)	G5-4-3 1B				F3		6-3			4 0 2 2 0 0 0												
<b>Dick Gray, R</b> OBP: 0.327, SLG: 0.477 (1, 5)	G5-4-3				6-3		5-3			3 0 0 0 1 0 2												
<b>Sandy Koufax, R</b> OBP: 0.143, SLG: 0.143 (1, 1)		6-3					K		K	4 0 0 0 0 3 2												
<b>Inning Stats</b>	R: 4 E: 1 K: 0 S: 22	H: 3 LOB: 1 BB: 2 P: 40	R: 0 E: 0 K: 0 S: 7	H: 0 LOB: 0 BB: 0 P: 8	R: 0 E: 0 K: 1 S: 5	H: 0 LOB: 0 BB: 0 P: 10	R: 0 E: 0 K: 1 S: 9	H: 0 LOB: 0 BB: 0 P: 13	R: 2 E: 0 K: 1 S: 12	H: 2 LOB: 0 BB: 0 P: 15		R: 0 E: 0 K: 1 S: 7	H: 1 LOB: 1 BB: 0 P: 10	R: 2 E: 0 K: 1 S: 16	H: 4 LOB: 2 BB: 1 P: 22	R: 2 E: 0 K: 1 S: 12	H: 3 LOB: 1 BB: 0 P: 16	1B: 10 2B: 1 3B: 1 HR: 1	SF: 0 SAC: 1 DP: 1 HBP: 1	WP: 1 PB: 0 SB: 3 CS: 0	PA: 42	
<b>PITCHER</b>	IP WLS BF H R ER SO BB IBB HBP BLK WP HR S P ERA WHIP											<b>PITCHER</b>	IP WLS BF H R ER SO BB IBB HBP BLK WP HR S P ERA WHIP									
<b>Jack Sanford, R</b> ERA: 4.43 (1, 1)	0.1 L 6 2 4 4 0 2 0 0 1 0 0 0 15 30 108.00 12.000																					
<b>Jim Hearn, R</b> ERA: 4.46 (1, 1)	6.2 23 4 2 2 4 0 0 0 0 1 1 54 74 2.70 0.600																					
<b>Seth Morehead, L</b> ERA: 6.87 (8, 1)	2.0 13 7 4 4 2 1 0 0 0 0 0 0 28 38 18.00 4.000																					
Batter	1	2	3	4	5	6	7	8	9	AB R H RBI BB SO LOB	BOTTOM											
<b>Richie Ashburn, L</b> OBP: 0.427, SLG: 0.427 (1, 8)	BB 1B		2B SF8 BB		6-3 3B		BB		1B	3 2 3 0 2 0 0	<b>Los Angeles Dodgers @ Philadelphia Phillies</b> <b>Connie Mack Stadium, Philadelphia, PA</b> Sat Jul 26 1958, 7:05 PM EDT Att: 18,117 - Unknown  <b>AB 33</b> <b>R 4</b> <b>H 7</b> <b>RBI 4</b> <b>BB 4</b> <b>SO 7</b> <b>LOB 15</b> 											
<b>Chico Fernandez, R</b> OBP: 0.256, SLG: 0.276 (1, 6)	F8		2B		6-3		K		F3	5 0 1 1 0 1 3												
<b>Harry Anderson, L</b> OBP: 0.387, SLG: 0.530 (1, 7)	BB		K		1-3				K	3 0 0 0 1 2 2												
<b>Wally Post, R</b> OBP: 0.364, SLG: 0.414 (1, 9)	L7		SF8		FC5-4 1B		1-3		1-3	3 0 1 1 0 0 2												
<b>Ed Bouchee, L</b> OBP: 0.384, SLG: 0.388 (1, 3)	F8		K		F9		4-3		4-3	4 0 0 0 0 1 4												
<b>Willie Jones, R</b> OBP: 0.349, SLG: 0.406 (1, 5)			K		F7		F8		6-3	4 0 0 0 0 1 1												
<b>Ted Kazanski, R</b> OBP: 0.305, SLG: 0.316 (1, 4)	FC4-6 1B		F9		FC5-4		6-3		6-3	4 0 1 0 0 0 1												
<b>Carl Sawatski, L</b> OBP: 0.307, SLG: 0.319 (1, 2)	FC4-6		F8		F8		4-3		HR	3 1 0 0 1 0 1												
<b>Jack Sanford, R</b> OBP: 0.227, SLG: 0.262 <b>Jim Hearn, R</b> (1, 1)			K		K		F5		HR	0 0 0 0 0 0 0 2 0 0 0 0 2 1 1 0 0 0 0 0 0 0 0 0 0 0 0 0												
<b>Rip Repulski, R</b> OBP: 0.292, SLG: 0.465 <b>Seth Morehead, L</b> (8, 1) <b>Bob Bowman, R</b> OBP: 0.316, SLG: 0.496 (9, PH)										1 1 1 2 0 0 0												
<b>Inning Stats</b>	R: 0 E: 0 K: 0 S: 11	H: 1 LOB: 2 BB: 1 P: 21	R: 0 E: 0 K: 2 S: 11	H: 1 LOB: 0 BB: 0 P: 17	R: 1 E: 0 K: 2 S: 11	H: 1 LOB: 1 BB: 1 P: 19	R: 0 E: 0 K: 0 S: 5	H: 0 LOB: 0 BB: 0 P: 9	R: 1 E: 0 K: 1 S: 8	H: 1 LOB: 0 BB: 0 P: 10	R: 0 E: 0 K: 0 S: 6	H: 1 LOB: 1 BB: 0 P: 11	R: 0 E: 0 K: 1 S: 10	H: 0 LOB: 1 BB: 1 P: 17	R: 0 E: 0 K: 1 S: 8	H: 0 LOB: 0 BB: 0 P: 13	R: 2 E: 0 K: 0 S: 15	H: 2 LOB: 1 BB: 1 P: 26	1B: 4 2B: 1 3B: 1 HR: 1	SF: 1 SAC: 0 DP: 0 HBP: 0	WP: 0 PB: 0 SB: 0 CS: 0	PA: 38
<b>PITCHER</b>	IP WLS BF H R ER SO BB IBB HBP BLK WP HR S P ERA WHIP											<b>PITCHER</b>	IP WLS BF H R ER SO BB IBB HBP BLK WP HR S P ERA WHIP									
<b>Sandy Koufax, L</b> ERA: 3.86 (1, 1)	9.0 W 38 7 4 4 7 4 0 0 0 0 1 85 143 4.00 1.222																					



Batter	1	2	3	4	5	6	7	8	9	AB	R	H	RBI	BB	SO	LOB	TOP					
Jim Gilliam, S OBP: 0.350, SLG: 0.351 (1, 9)	L8		SH1-3 SF8 2B		4-3	L9			L9	5	1	1	0	0	0	1	<b>Los Angeles Dodgers @ Philadelphia Phillies</b> <b>Connie Mack Stadium, Philadelphia, PA</b> Sun Jul 27 1958, 3:33 AM EDT Unknown <a href="http://livebaseballscorecards.com">livebaseballscorecards.com</a>					
Don Zimmer, R OBP: 0.331, SLG: 0.458 (1, 6)	K		SH1-3		1B		K		HR	4	2	2	1	0	2	0						
John Roseboro, L OBP: 0.342, SLG: 0.454 (1, 2)	4-3		SF8		F9 1B		F4		G4-6-3 1B	4	0	2	1	0	0	0						
Norm Larker, L OBP: 0.411, SLG: 0.511 (1, 7)		BB 1B	FC6-4 1B		1-2 1B		L7		G4-6-3 1B	5	0	3	1	0	0	1						
Gil Hodges, R OBP: 0.315, SLG: 0.435 (1, 3)		BB 1B	FC6-4 1-2		F9				F8	4	0	1	0	0	0	3						
Charlie Neal, R OBP: 0.349, SLG: 0.482 (1, 4)	F6				F3		F8		6-3 1B	4	1	1	0	0	0	4						
Gino Cimoli, R OBP: 0.302, SLG: 0.391 (8, PH)									6-3	2	0	1	0	1	1	0						
Duke Snider, L OBP: 0.353, SLG: 0.436 (8, 5)		BB							1-2	1	0	0	0	0	0	1						
Randy Jackson, R OBP: 0.254, SLG: 0.290 (8, 5)		BB							1-2	0	0	0	0	0	0	0						
Dick Gray, R OBP: 0.327, SLG: 0.472 (8, PH)									2-1	2	0	0	0	1	1	4						
Elmer Valo, L OBP: 0.295, SLG: 0.295 (8, 9)									2-H 1B	1	0	1	1	0	0	0						
Stan Williams, R OBP: 0.034, SLG: 0.034 (6, 1)										2	0	0	0	0	0	4						
Fred Kipp, L OBP: 0.273, SLG: 0.286 (8, PH)										0	0	0	0	0	0	0						
Steve Bilko, R OBP: 0.324, SLG: 0.510 (8, 1)										1	0	0	0	0	1	1						
Clem Labine, R (8, 1)										0	0	0	0	0	0	0						
<b>Inning Stats</b>	R: 0 E: 0 K: 1 S: 8	H: 0 LOB: 0 BB: 0 P: 11	R: 0 E: 0 K: 1 S: 19	H: 2 LOB: 3 BB: 1 P: 30	R: 1 E: 0 K: 0 S: 10	H: 2 LOB: 1 BB: 0 P: 13	R: 0 E: 0 K: 1 S: 8	H: 0 LOB: 1 BB: 1 P: 15	R: 1 E: 0 K: 0 S: 14	H: 3 LOB: 2 BB: 0 P: 18	R: 0 E: 0 K: 0 S: 5	H: 1 LOB: 1 BB: 0 P: 9	R: 0 E: 0 K: 1 S: 8	H: 0 LOB: 0 BB: 0 P: 14	R: 1 E: 0 K: 1 S: 12	H: 2 LOB: 1 BB: 0 P: 15	R: 1 E: 0 K: 0 S: 9	H: 2 LOB: 0 BB: 0 P: 11	1B: 10 2B: 1 3B: 0 HR: 1	SF: 1 SAC: 2 DP: 1 HBP: 0	WP: 0 PB: 0 SB: 0 CS: 0	PA: 40
<b>PITCHER</b> Robin Roberts, R ERA: 2.98 (1, 1)	IP: 9.0 WLS: W BF: 40 H: 12 R: 4 ER: 4 SO: 5 BB: 2 IBB: 0 HBP: 0 BLK: 0 WP: 0 HR: 1 S: 93 P: 136 ERA: 4.00 WHIP: 1.556															<b>PITCHER</b>	IP: 9.0 WLS: W BF: 40 H: 12 R: 4 ER: 4 SO: 5 BB: 2 IBB: 0 HBP: 0 BLK: 0 WP: 0 HR: 1 S: 93 P: 136 ERA: 4.00 WHIP: 1.556					

Batter	1	2	3	4	5	6	7	8	9	AB	R	H	RBI	BB	SO	LOB	BOTTOM						
Richie Ashburn, L OBP: 0.425, SLG: 0.423 (1, 8)	F8		S BB				6-3			3	0	0	0	1	0	0	<b>Los Angeles Dodgers @ Philadelphia Phillies</b> <b>Connie Mack Stadium, Philadelphia, PA</b> Sun Jul 27 1958, 3:33 AM EDT Unknown <a href="http://livebaseballscorecards.com">livebaseballscorecards.com</a>						
Solly Hemus, L OBP: 0.396, SLG: 0.477 (1, 4)	1-3		K			4-3 3B		SF8 3B	4	2	2	0	0	1	1								
Harry Anderson, L OBP: 0.385, SLG: 0.526 (1, 7)		BB	6-3			4-3		SF8	2	0	0	2	1	0	1								
Ed Bouchee, L OBP: 0.369, SLG: 0.369 (1, 3)	K				1-3	3-1		F9	4	0	0	0	0	1	1								
Dave Philley, S OBP: 0.341, SLG: 0.387 (8, PR)		6-3			F4	HR 1B		HR BB	3	1	1	0	1	0	0	0							
Bob Bowman, R OBP: 0.316, SLG: 0.496 (9, 9)								HR BB	0	1	0	0	0	0	0	0							
Willie Jones, R OBP: 0.352, SLG: 0.435 (1, 5)		5-3			F2	HR		HR	4	2	2	4	0	0	0								
Chico Fernandez, R OBP: 0.282, SLG: 0.283 (1, 6)			S 1B			5-3			3	0	2	0	1	0	0								
Carl Sawatski, L OBP: 0.313, SLG: 0.345 (1, 2)							CS BB	FC3-6 BB	3	1	1	1	1	2	1								
Robin Roberts, S OBP: 0.299, SLG: 0.267 (1, 1)			K					FC3-6	4	0	0	0	0	3	2								
<b>Inning Stats</b>	R: 0 E: 0 K: 1 S: 11	H: 0 LOB: 1 BB: 1 P: 18	R: 0 E: 0 K: 1 S: 8	H: 1 LOB: 0 BB: 0 P: 12	R: 0 E: 0 K: 2 S: 10	H: 0 LOB: 1 BB: 1 P: 19	R: 0 E: 0 K: 0 S: 6	H: 0 LOB: 0 BB: 0 P: 8	R: 1 E: 0 K: 1 S: 10	H: 1 LOB: 0 BB: 0 P: 16	R: 3 E: 0 K: 0 S: 11	H: 3 LOB: 0 BB: 1 P: 21	R: 0 E: 0 K: 2 S: 10	H: 0 LOB: 0 BB: 0 P: 14	R: 3 E: 0 K: 0 S: 16	H: 3 LOB: 2 BB: 2 P: 28		R: 0 E: 0 K: 0 S: 1	H: 0 LOB: 0 BB: 0 P: 1	1B: 2 2B: 1 3B: 2 HR: 3	SF: 1 SAC: 0 DP: 0 HBP: 0	WP: 0 PB: 0 SB: 2 CS: 1	PA: 37
<b>PITCHER</b> Stan Williams, R ERA: 3.81 (1, 1)	IP: 5.2 WLS: L BF: 25 H: 5 R: 4 ER: 4 SO: 5 BB: 3 IBB: 0 HBP: 0 BLK: 0 WP: 0 HR: 2 S: 55 P: 91 ERA: 6.35 WHIP: 1.412															<b>PITCHER</b>		IP: 5.2 WLS: L BF: 25 H: 5 R: 4 ER: 4 SO: 5 BB: 3 IBB: 0 HBP: 0 BLK: 0 WP: 0 HR: 2 S: 55 P: 91 ERA: 6.35 WHIP: 1.412					
Fred Kipp, L ERA: 4.53 (6, 1)	1.1 3 0 0 0 2 0 0 0 0 0 0 11 17 0.00 0.000															<b>PITCHER</b>	1.1 3 0 0 0 2 0 0 0 0 0 0 11 17 0.00 0.000						
Clem Labine, R ERA: 4.5 (8, 1)	1.0 8 3 3 3 0 2 0 0 0 0 1 16 28 27.00 5.000															<b>PITCHER</b>	1.0 8 3 3 3 0 2 0 0 0 0 1 16 28 27.00 5.000						



Batter	1	2	3	4	5	6	7	8	9	AB	R	H	RBI	BB	SO	LOB	TOP					
<b>Felipe Alou, R</b> OBP: 0.333, SLG: 0.468 (1, 7)	F2		FC3-5 HBP		HR		2B		6-3	5	1	2	2	0	0	3	<b>San Francisco Giants @ Philadelphia Phillies</b> <b>Connie Mack Stadium, Philadelphia, PA</b> Mon Jul 28 1958, 3:33 AM EDT Unknown					
<b>Willie Kirkland, L</b> OBP: 0.317, SLG: 0.400 (1, 9)	K		G6-4-3 HBP		4-3		BB		E1 1B	3	0	0	0	1	1	0						
<b>Willie Mays, R</b> OBP: 0.413, SLG: 0.578 (1, 8)	BB		G6-4-3		4-3		F8		S 1B	4	0	1	0	1	0	6						
<b>Ray Jablonski, R</b> OBP: 0.284, SLG: 0.503 <b>Jim Davenport, R</b> OBP: 0.307, SLG: 0.379 (9, 5)	K				5-3		F6		K	5	0	0	0	0	2	3						
<b>Orlando Cepeda, R</b> OBP: 0.340, SLG: 0.524 (1, 3)							K		F8	4	0	2	0	0	1	0						
<b>Daryl Spencer, R</b> OBP: 0.348, SLG: 0.448 (1, 6)	K				F9		F7		1B	4	0	1	0	0	1	2						
<b>Bob Schmidt, R</b> OBP: 0.317, SLG: 0.463 (1, 2)	F7				F8		F5		1-3	4	0	0	0	0	0	2						
<b>Danny O'Connell, R</b> OBP: 0.344, SLG: 0.329 (1, 4)					K		FC5-6 1B		SH1-4 E BB	3	1	2	0	1	1	0						
<b>Mike McCormick, L</b> OBP: 0.268, SLG: 0.256 (1, 1)					HBP FC3-5 1B		FC5-6 2B		SH1-4	3	1	2	0	0	0	1						
<b>Inning Stats</b>	R: 0 E: 0 K: 2 S: 7	H: 0 LOB: 1 BB: 1 P: 11	R: 0 E: 0 K: 1 S: 5	H: 1 LOB: 0 BB: 0 P: 5	R: 0 E: 0 K: 0 S: 4	H: 2 LOB: 2 BB: 0 P: 5	R: 0 E: 0 K: 0 S: 4	H: 1 LOB: 1 BB: 0 P: 4	R: 2 E: 0 K: 1 S: 7	H: 2 LOB: 0 BB: 0 P: 7	R: 0 E: 0 K: 0 S: 5	H: 0 LOB: 0 BB: 0 P: 5	R: 0 E: 0 K: 0 S: 5	H: 2 LOB: 3 BB: 1 P: 9	R: 0 E: 0 K: 1 S: 6	H: 1 LOB: 1 BB: 0 P: 6		R: 1 E: 1 K: 0 S: 5	H: 1 LOB: 2 BB: 1 P: 9	1B: 7 2B: 3 3B: 0 HR: 1	SF: 0 SAC: 1 DP: 2 HBP: 1	WP: 0 PB: 0 SB: 1 CS: 1
<b>PITCHER</b>	IP	WLS	BF	H	R	ER	SO	BB	IBB	HBP	BLK	WP	HR	S	P	ERA	WHIP					
<b>Ray Semproch, R</b> ERA: 3.1 (1, 1)	8.0		34	9	2	2	6	2	0	1	0	0	0	1	43	52	2.25	1.375				
<b>Turk Farrell, R</b> ERA: 2.35 (9, 1)	1.0	L	6	1	1	0	0	1	0	0	0	0	0	5	9	0.00	2.000					

AB 35  
R 3  
H 10  
RBI 2  
BB 3  
SO 6  
LOB 17



Batter	1	2	3	4	5	6	7	8	9	AB	R	H	RBI	BB	SO	LOB	BOTTOM				
<b>Richie Ashburn, L</b> OBP: 0.428, SLG: 0.425 (1, 8)	4-3		1B		G3 1B		FC5-4		6-3	5	1	2	0	0	0	2	<b>San Francisco Giants @ Philadelphia Phillies</b> <b>Connie Mack Stadium, Philadelphia, PA</b> Mon Jul 28 1958, 3:33 AM EDT Unknown				
<b>Solly Hemus, L</b> OBP: 0.400, SLG: 0.469 (1, 4)	FC6-4 BB		1B		G3		F8		FC4-6 BB	3	0	1	0	2	0	1					
<b>Harry Anderson, L</b> OBP: 0.381, SLG: 0.518 (1, 7)	K		F8		BB 1B		K		FC4-6	5	0	1	1	0	2	4					
<b>Bob Bowman, R</b> OBP: 0.324, SLG: 0.492 (1, 9)	FC6-4				E SF8 4-3 1B		F7		6-3	4	1	1	0	1	0	2					
<b>Ed Bouchee, L</b> OBP: 0.351, SLG: 0.348 (1, 3)			F8		4-3		F8		FC1-6 1B	4	0	1	0	0	0	3					
<b>Willie Jones, R</b> OBP: 0.352, SLG: 0.430 (1, 5)	F7				E6		FC8-5 1B		FC1-6 1B	4	0	1	0	0	0	2					
<b>Chico Fernandez, R</b> OBP: 0.282, SLG: 0.283 (1, 6)	F5				SF8		FC1-5 FC8-5 1B		1B	3	0	2	1	0	0	0					
<b>Jim Hegan, R</b> OBP: 0.241, SLG: 0.252 (1, 2)			F8		K		FC8-5 FC1-5		K	4	0	0	0	0	2	5					
<b>Ray Semproch, R</b> OBP: 0.071, SLG: 0.089 <b>Wally Post, R</b> OBP: 0.363, SLG: 0.423 (8, PH) <b>Turk Farrell, R</b> OBP: 0.263, SLG: 0.222 (9, 1)	K				F4		FC1-5 FC5-4		F8	3	0	0	0	0	1	2					
<b>Inning Stats</b>	R: 0 E: 0 K: 1 S: 5	H: 0 LOB: 1 BB: 1 P: 9	R: 0 E: 0 K: 0 S: 3	H: 0 LOB: 0 BB: 0 P: 3	R: 0 E: 0 K: 1 S: 7	H: 2 LOB: 2 BB: 0 P: 7	R: 1 E: 1 K: 1 S: 7	H: 1 LOB: 1 BB: 0 P: 7	R: 1 E: 0 K: 0 S: 5	H: 2 LOB: 2 BB: 1 P: 9	R: 0 E: 0 K: 0 S: 5	H: 0 LOB: 0 BB: 0 P: 5	R: 0 E: 0 K: 1 S: 5	H: 2 LOB: 2 BB: 0 P: 7	R: 0 E: 0 K: 1 S: 7	H: 0 LOB: 1 BB: 1 P: 7		1B: 9 2B: 0 3B: 0 HR: 0	SF: 1 SAC: 0 DP: 0 HBP: 0	WP: 0 PB: 0 SB: 0 CS: 0	PA: 40
<b>PITCHER</b>	IP	WLS	BF	H	R	ER	SO	BB	IBB	HBP	BLK	WP	HR	S	P	ERA	WHIP				
<b>Mike McCormick, L</b> ERA: 3.73 (1, 1)	9.0	W	40	9	2	1	5	3	0	0	0	0	0	47	59	1.00	1.333				

AB 36  
R 2  
H 9  
RBI 2  
BB 3  
SO 5  
LOB 23





Batter	1	2	3	4	5	6	7	8	9	AB	R	H	RBI	BB	SO	LOB	TOP					
<b>Felipe Alou, R</b> OBP: 0.323, SLG: 0.452 (1, 7)										4	0	0	0	0	1	0	<b>San Francisco Giants @ Philadelphia Phillies</b> <b>Connie Mack Stadium, Philadelphia, PA</b> Mon Jul 28 1958, 7:05 PM EDT Att: 29,805 - Unknown					
<b>Jim Davenport, R</b> OBP: 0.303, SLG: 0.372 (1, 5)										4	0	0	0	0	2	0						
<b>Willie Mays, R</b> OBP: 0.411, SLG: 0.577 (1, 8)										4	0	1	0	0	0	0						
<b>Willie Kirkland, L</b> OBP: 0.316, SLG: 0.402 (1, 9)										4	1	1	0	0	3	1						
<b>Orlando Cepeda, R</b> OBP: 0.344, SLG: 0.526 (1, 3)										4	1	3	1	0	1	0						
<b>Daryl Spencer, R</b> OBP: 0.347, SLG: 0.444 (1, 6)										3	0	0	0	1	0	2						
<b>Valmy Thomas, R</b> OBP: 0.351, SLG: 0.358 (1, 2)										4	0	1	1	0	1	1						
<b>Danny O'Connell, R</b> OBP: 0.344, SLG: 0.326 (1, 4)										2	0	0	0	1	2	2						
<b>Ruben Gomez, R</b> OBP: 0.196, SLG: 0.267 (1, 1)										3	0	0	0	0	2	3						
<b>Inning Stats</b>	R: 0 E: 0 K: 1 S: 5	H: 0 LOB: 0 BB: 0 P: 5	R: 1 E: 0 K: 3 S: 11	H: 2 LOB: 2 BB: 1 P: 15	R: 0 E: 0 K: 1 S: 5	H: 0 LOB: 0 BB: 0 P: 5	R: 0 E: 0 K: 2 S: 8	H: 1 LOB: 1 BB: 0 P: 8	R: 0 E: 0 K: 0 S: 5	H: 0 LOB: 0 BB: 0 P: 7	R: 1 E: 0 K: 0 S: 5	H: 2 LOB: 1 BB: 0 P: 5	R: 0 E: 0 K: 0 S: 2	H: 0 LOB: 0 BB: 1 P: 6	R: 0 E: 0 K: 2 S: 8	H: 1 LOB: 1 BB: 0 P: 8	R: 0 E: 0 K: 1 S: 5	H: 0 LOB: 0 BB: 0 P: 5	1B: 4 2B: 3 3B: 0 HR: 0	SF: 0 SAC: 0 DP: 1 HBP: 0	WP: 0 PB: 0 SB: 0 CS: 0	PA: 34
<b>PITCHER</b> <b>Jack Meyer, R</b> ERA: 2.73 (1, 1)	IP: 9.0 WLS: L BF: 34 H: 6 R: 2 ER: 2 SO: 12 BB: 2 IBB: 0 HBP: 0 BLK: 0 WP: 0 HR: 0 S: 56 P: 64 ERA: 2.00 WHIP: 0.889															<b>PITCHER</b> <b>Jack Meyer, R</b> ERA: 2.73 (1, 1)	IP: 9.0 WLS: W BF: 34 H: 4 R: 1 ER: 1 SO: 4 BB: 3 IBB: 0 HBP: 0 BLK: 0 WP: 0 HR: 0 S: 39 P: 51 ERA: 1.00 WHIP: 0.778					

**AB** 32  
**R** 2  
**H** 6  
**RBI** 2  
**BB** 2  
**SO** 12  
**LOB** 9



Batter	1	2	3	4	5	6	7	8	9	AB	R	H	RBI	BB	SO	LOB	BOTTOM			
<b>Richie Ashburn, L</b> OBP: 0.429, SLG: 0.425 (1, 8)										4	1	2	0	0	0	0	<b>San Francisco Giants @ Philadelphia Phillies</b> <b>Connie Mack Stadium, Philadelphia, PA</b> Mon Jul 28 1958, 7:05 PM EDT Att: 29,805 - Unknown			
<b>Solly Hemus, L</b> OBP: 0.397, SLG: 0.462 (1, 4)										3	0	0	0	1	0	1				
<b>Harry Anderson, L</b> OBP: 0.377, SLG: 0.511 (1, 7)										4	0	0	0	0	0	3				
<b>Ed Bouchee, L</b> OBP: 0.348, SLG: 0.337 (1, 3)										3	0	0	0	1	1	1				
<b>Dave Philley, S</b> OBP: 0.345, SLG: 0.391 (1, 9)										4	0	2	1	0	1	2				
<b>Bob Bowman, R</b> OBP: 0.324, SLG: 0.492 (9, PR)										0	0	0	0	0	0	0				
<b>Willie Jones, R</b> OBP: 0.351, SLG: 0.425 (1, 5)										3	0	0	0	1	0	3				
<b>Chico Fernandez, R</b> OBP: 0.259, SLG: 0.281 (1, 6)										3	0	0	0	0	0	2				
<b>Wally Post, R</b> OBP: 0.362, SLG: 0.421 (9, PH)										1	0	0	0	0	1	1				
<b>Carl Sawatski, L</b> OBP: 0.306, SLG: 0.336 (1, 2)										3	0	0	0	0	1	2				
<b>Jack Meyer, R</b> OBP: 0.308, SLG: 0.308 (1, 1)										3	0	0	0	0	0	2				
<b>Inning Stats</b>	R: 0 E: 0 K: 0 S: 3	H: 0 LOB: 0 BB: 0 P: 3	R: 0 E: 0 K: 1 S: 5	H: 0 LOB: 0 BB: 0 P: 5	R: 0 E: 0 K: 1 S: 6	H: 1 LOB: 1 BB: 0 P: 6	R: 0 E: 0 K: 1 S: 6	H: 1 LOB: 2 BB: 1 P: 10	R: 1 E: 0 K: 0 S: 4	H: 1 LOB: 2 BB: 2 P: 12	R: 0 E: 0 K: 0 S: 3	H: 0 LOB: 0 BB: 0 P: 3	R: 0 E: 0 K: 0 S: 3	H: 0 LOB: 0 BB: 0 P: 3	R: 0 E: 0 K: 1 S: 6	H: 1 LOB: 1 BB: 0 P: 6	1B: 4 2B: 0 3B: 0 HR: 0	SF: 0 SAC: 0 DP: 0 HBP: 0	WP: 0 PB: 0 SB: 0 CS: 0	PA: 34
<b>PITCHER</b> <b>Ruben Gomez, R</b> ERA: 4.99 (1, 1)	IP: 9.0 WLS: W BF: 34 H: 4 R: 1 ER: 1 SO: 4 BB: 3 IBB: 0 HBP: 0 BLK: 0 WP: 0 HR: 0 S: 39 P: 51 ERA: 1.00 WHIP: 0.778															<b>PITCHER</b> <b>Ruben Gomez, R</b> ERA: 4.99 (1, 1)	IP: 9.0 WLS: W BF: 34 H: 4 R: 1 ER: 1 SO: 4 BB: 3 IBB: 0 HBP: 0 BLK: 0 WP: 0 HR: 0 S: 39 P: 51 ERA: 1.00 WHIP: 0.778			

**AB** 31  
**R** 1  
**H** 4  
**RBI** 1  
**BB** 3  
**SO** 4  
**LOB** 17





Batter	1	2	3	4	5	6	7	8	9	10	11	AB	R	H	RBI	BB	SO	LOB	TOP					
Don Blasingame, L OBP: 0.358, SLG: 0.369	(1,4) 0-3 K		(1,4) 0-3 K		(1,4) 4-3			(1,4) P6		(1,4) FC6-5 SH1-3 1B		5	0	1	0	0	2	0						
Joe Cunningham, L Gene Green, R OBP: 0.370, SLG: 0.440	(1,9) 0-0 F5		(1,9) 0-0 F8		(1,9) 6-3			(1,9) FC6-4 BB		(1,9) SH1-3		3	0	0	0	1	0	0						
Stan Musial, L OBP: 0.437, SLG: 0.576	(1,3) 0-3 K							(1,3) FC6-4 1B		(1,3) FC6-5 IBB		4	1	1	0	1	1	1						
Ken Boyer, R OBP: 0.343, SLG: 0.509								(1,5) F8		(1,5) FC6-5		5	1	3	1	0	0	2						
Del Ennis, R Irv Noren, L OBP: 0.330, SLG: 0.370	(1,7) 0-3 K							(1,7) F8		(1,7) FC6-4 BB		3	0	1	1	1	1	1						
Curt Flood, R OBP: 0.437, SLG: 0.423	(1,8) 0-0 L9							(1,8) 5-3		(1,8) FC6-4		5	0	0	0	0	1	5						
Hobie Landrith, L OBP: 0.331, SLG: 0.300								(1,2) F8		(1,2) G3 BB		2	0	0	0	3	0	1						
Ruben Amaro, R Wally Moon, L Eddie Kasko, R OBP: 0.276, SLG: 0.245	(1,6) 0-0 5-3							(1,6) G3		(1,6) K		3	0	0	0	0	0	4						
Sam Jones, R Gene Freese, R Phil Paine, R OBP: 0.333, SLG: 0.333	(1,1) 0-3 K							(1,1) K		(1,1) L4-3		4	0	0	0	0	2	2						
<b>Inning Stats</b>	R: 0 E: 0 K: 2 S: 7	H: 0 LOB: 0 BB: 0 P: 7	R: 0 E: 0 K: 1 S: 6	H: 1 LOB: 2 BB: 1 P: 10	R: 0 E: 0 K: 2 S: 7	H: 0 LOB: 0 BB: 0 P: 7	R: 2 E: 0 K: 1 S: 8	H: 3 LOB: 1 BB: 0 P: 8	R: 0 E: 0 K: 0 S: 3	H: 0 LOB: 0 BB: 0 P: 3	R: 0 E: 0 K: 1 S: 5	H: 0 LOB: 1 BB: 1 P: 9	R: 0 E: 0 K: 0 S: 4	H: 1 LOB: 3 BB: 2 P: 12	R: 0 E: 0 K: 1 S: 4	H: 0 LOB: 0 BB: 1 P: 8	R: 0 E: 0 K: 0 S: 4	H: 1 LOB: 2 BB: 1 P: 8	R: 0 E: 0 K: 0 S: 4	H: 1 LOB: 1 BB: 0 P: 4	1B: 6 2B: 1 3B: 1 HR: 0	SF: 0 SAC: 1 DP: 1 HBP: 0	WP: 2 PB: 0 SB: 0 CS: 0	PA: 45
<b>PITCHER</b>	IP: 8.0 WLS: 3 BF: 33 ERA: 4.82	WLS: 0 BF: 0 ERA: 2.32	WLS: 9 BF: 2 ERA: 0.0	H: 5 R: 2 ER: 0 SO: 7 BB: 4 IBB: 0 HBP: 0 BLK: 0 WP: 1 HR: 0 S: 43 P: 59 ERA: 2.25 WHIP: 1.125	H: 0 R: 0 ER: 0 SO: 0 BB: 0 IBB: 0 HBP: 0 BLK: 0 WP: 0 HR: 0 S: 0 P: 0 ERA: 0.00 WHIP: 1.000	H: 0 R: 0 ER: 0 SO: 0 BB: 0 IBB: 0 HBP: 0 BLK: 0 WP: 0 HR: 0 S: 0 P: 0 ERA: 0.00 WHIP: 1.000																		

St. Louis Cardinals @ Philadelphia Phillies  
 Connie Mack Stadium, Philadelphia, PA  
 Tue Jul 29 1958, 7:05 PM EDT  
 Att: 20,894 - Unknown

AB	38
R	2
H	7
RBI	2
BB	6
SO	8
LOB	20



Batter	1	2	3	4	5	6	7	8	9	10	11	AB	R	H	RBI	BB	SO	LOB	BOTTOM					
Richie Ashburn, L OBP: 0.429, SLG: 0.425	(1,8) 0-0 1-4-3							(1,8) SH3		(1,8) 4-3		3	0	1	0	1	0	3						
Solly Hemus, L OBP: 0.393, SLG: 0.455	(1,4) 0-0 F9							(1,4) FC6-4 1B		(1,4) F5		5	0	1	0	0	1	3						
Harry Anderson, L OBP: 0.372, SLG: 0.503	(1,7) 0-0 F9							(1,7) F8		(1,7) F7		5	0	0	0	0	1	4						
Ed Bouchee, L OBP: 0.333, SLG: 0.320								(1,3) P6		(1,3) E9 1B		5	1	0	0	0	0	2						
Dave Philley, S OBP: 0.347, SLG: 0.391	(1,9) 0-0 L7							(1,9) K BB		(1,9) P4		5	1	2	0	0	1	1						
Willie Jones, R OBP: 0.352, SLG: 0.422	(1,5) 0-3 K							(1,5) 1-3 1B		(1,5) FC3-2 IBB		4	0	1	1	1	1	1						
Chico Fernandez, R OBP: 0.264, SLG: 0.287								(1,6) 5-3		(1,6) FC3-2 1B		4	1	2	1	1	0	1						
Carl Sawatski, L OBP: 0.302, SLG: 0.325								(1,2) F8		(1,2) FC3-2		4	0	0	0	1	2	5						
Don Cardwell, R Rip Radtke, R Turk Farrell, R Bob Bowman, R Bob Miller, R Wally Post, R OBP: 0.304, SLG: 0.429	(1,1) 0-0 F9							(1,1) K		(1,1) SH3 1B		2	0	0	0	0	1	0						
<b>Inning Stats</b>	R: 0 E: 0 K: 0 S: 3	H: 0 LOB: 0 BB: 0 P: 3	R: 0 E: 0 K: 1 S: 5	H: 0 LOB: 0 BB: 0 P: 5	R: 0 E: 0 K: 0 S: 3	H: 0 LOB: 0 BB: 0 P: 3	R: 0 E: 0 K: 1 S: 6	H: 1 LOB: 1 BB: 0 P: 6	R: 0 E: 0 K: 1 S: 5	H: 0 LOB: 1 BB: 1 P: 9	R: 1 E: 0 K: 2 S: 8	H: 1 LOB: 1 BB: 0 P: 12	R: 0 E: 0 K: 1 S: 6	H: 1 LOB: 1 BB: 0 P: 6	R: 1 E: 1 K: 0 S: 6	H: 2 LOB: 3 BB: 1 P: 10	R: 0 E: 0 K: 0 S: 4	H: 1 LOB: 0 BB: 0 P: 4	R: 1 E: 0 K: 0 S: 3	H: 2 LOB: 2 BB: 1 P: 7	1B: 7 2B: 2 3B: 0 HR: 0	SF: 0 SAC: 1 DP: 0 HBP: 0	WP: 0 PB: 1 SB: 0 CS: 0	PA: 45
<b>PITCHER</b>	IP: 10.0 WLS: 4 BF: 41 ERA: 2.63	WLS: 0 BF: 0 ERA: 1.96	WLS: 4 BF: 2 ERA: 0.0	H: 7 R: 1 ER: 0 SO: 7 BB: 2 IBB: 1 HBP: 0 BLK: 0 WP: 0 HR: 0 S: 52 P: 64 ERA: 0.00 WHIP: 0.900	H: 0 R: 0 ER: 0 SO: 0 BB: 0 IBB: 0 HBP: 0 BLK: 0 WP: 0 HR: 0 S: 0 P: 0 ERA: 0.00 WHIP: 0.000	H: 0 R: 0 ER: 0 SO: 0 BB: 0 IBB: 0 HBP: 0 BLK: 0 WP: 0 HR: 0 S: 0 P: 0 ERA: 0.00 WHIP: 0.000																		

St. Louis Cardinals @ Philadelphia Phillies  
 Connie Mack Stadium, Philadelphia, PA  
 Tue Jul 29 1958, 7:05 PM EDT  
 Att: 20,894 - Unknown

AB	40
R	3
H	9
RBI	3
BB	4
SO	7
LOB	23

















Batter	1	2	3	4	5	6	7	8	9	AB	R	H	RBI	BB	SO	LOB	TOP				
Tony Taylor, R (1,4) OBP: 0.304, SLG: 0.304 Jim Bolger, R (9,PH) OBP: 0.273, SLG: 0.306	6-3		K			F9			F9	3	0	0	0	0	1	0					
Alvin Dark, R (1,5) OBP: 0.363, SLG: 0.408	K				F7				L6	4	0	1	0	0	1	0					
Lou Jackson, L (1,9) OBP: 0.167, SLG: 0.250	G3				4-3				F7	4	0	0	0	0	0	1					
14 Ernie Banks, R (1,6) OBP: 0.356, SLG: 0.610		K			P4				F5	3	0	0	0	0	1	0					
Walt Moryn, L (1,7) OBP: 0.341, SLG: 0.494		FC5-4 2B			F7				K	3	0	1	0	0	1	0					
Dale Long, L (1,3) OBP: 0.370, SLG: 0.473		K							4-1	3	1	1	1	0	1	1					
Sammy Taylor, L (1,2) OBP: 0.340, SLG: 0.408 Cal Neeman, R (8,2) OBP: 0.364, SLG: 0.598		FC5-4 2-3			K				F8	3	0	0	0	0	1	1					
Bobby Thomson, R (1,8) OBP: 0.356, SLG: 0.468					6-3				P3	3	0	0	0	0	0	0					
Dave Hillman, R (1,1) OBP: 0.056, SLG: 0.111 Bill Henry, L (6,1) OBP: 0.400, SLG: 0.444 Chuck Tanner, L (6,PH) OBP: 0.291, SLG: 0.360 Glen Hobbie, R (8,1) OBP: 0.184, SLG: 0.167					F8				5-3	2	0	0	0	0	0	0					
									4-3	0	0	0	0	0	0	0					
									4-3	1	0	0	0	0	0	0					
										0	0	0	0	0	0	0					
<b>Inning Stats</b>	R: 0 E: 0 K: 1 S: 5	H: 0 LOB: 0 BB: 0 P: 5	R: 0 E: 0 K: 2 S: 8	H: 1 LOB: 1 BB: 0 P: 8	R: 0 E: 0 K: 1 S: 5	H: 0 LOB: 0 BB: 0 P: 5	R: 0 E: 0 K: 0 S: 3	H: 0 LOB: 0 BB: 0 P: 3	R: 1 E: 0 K: 1 S: 6	H: 1 LOB: 0 BB: 0 P: 6	R: 0 E: 0 K: 0 S: 4	H: 1 LOB: 1 BB: 0 P: 4	R: 0 E: 0 K: 1 S: 5	H: 0 LOB: 0 BB: 0 P: 5	R: 0 E: 0 K: 0 S: 3	H: 0 LOB: 0 BB: 0 P: 3	R: 0 E: 0 K: 0 S: 3	H: 0 LOB: 0 BB: 0 P: 3	1B: 1 2B: 1 3B: 0 HR: 1	SF: 0 SAC: 0 DP: 0 HBP: 0	WP: 0 PA: 30 PB: 0 SB: 0 CS: 0
<b>PITCHER</b> Robin Roberts, R (1,1) ERA: 2.89	IP: 9.0 WLS: W BF: 30 H: 3 R: 1 ER: 1 SO: 6 BB: 0 IBB: 0 HBP: 0 BLK: 0 WP: 0 HR: 1 S: 42 P: 42 ERA: 1.00 WHIP: 0.333															<b>PITCHER</b>	IP: 9.0 WLS: W BF: 30 H: 3 R: 1 ER: 1 SO: 6 BB: 0 IBB: 0 HBP: 0 BLK: 0 WP: 0 HR: 1 S: 42 P: 42 ERA: 1.00 WHIP: 0.333				

Chicago Cubs @ Philadelphia Phillies  
 Connie Mack Stadium, Philadelphia, PA  
 Fri Aug 01 1958, 7:05 PM EDT  
 Att: 16,258 - Unknown

AB	30
R	1
H	3
RBI	1
BB	0
SO	6
LOB	3



Batter	1	2	3	4	5	6	7	8	9	AB	R	H	RBI	BB	SO	LOB	BOTTOM		
Richie Ashburn, L (1,8) OBP: 0.426, SLG: 0.429	F8		F3						6-3	4	0	1	0	0	0	1			
Solly Hemus, L (1,4) OBP: 0.392, SLG: 0.442			1-3			1B			F7	3	1	0	0	1	0	2			
Harry Anderson, L (1,7) OBP: 0.372, SLG: 0.509										3	1	2	0	1	1	1			
Willie Jones, R (1,5) OBP: 0.352, SLG: 0.431										2	0	0	1	0	1	1			
Dave Philley, S (1,9) OBP: 0.344, SLG: 0.387										3	0	1	0	1	0	2			
Ed Bouchee, L (1,3) OBP: 0.341, SLG: 0.333										4	1	1	1	0	0	3			
Chico Fernandez, R (1,6) OBP: 0.262, SLG: 0.287										4	0	1	1	0	0	3			
Carl Sawatski, L (1,2) OBP: 0.296, SLG: 0.317										3	0	0	0	0	1	1			
Robin Roberts, S (1,1) OBP: 0.286, SLG: 0.254										3	0	0	0	0	0	0			
<b>Inning Stats</b>	R: 1 E: 0 K: 0 S: 4	H: 1 LOB: 1 BB: 1 P: 8	R: 0 E: 0 K: 0 S: 3	H: 0 LOB: 0 BB: 0 P: 3	R: 0 E: 1 K: 1 S: 6	H: 0 LOB: 1 BB: 0 P: 6	R: 0 E: 0 K: 0 S: 4	H: 1 LOB: 1 BB: 0 P: 4	R: 0 E: 0 K: 0 S: 4	H: 1 LOB: 1 BB: 0 P: 4	R: 2 E: 0 K: 1 S: 8	H: 3 LOB: 1 BB: 0 P: 8	R: 0 E: 0 K: 0 S: 3	H: 0 LOB: 0 BB: 0 P: 3	R: 0 E: 0 K: 1 S: 5	H: 0 LOB: 2 BB: 2 P: 13	1B: 3 2B: 2 3B: 1 HR: 0	SF: 1 SAC: 1 DP: 0 HBP: 0	WP: 0 PA: 34 PB: 0 SB: 0 CS: 0
<b>PITCHER</b> Dave Hillman, R (1,1) ERA: 2.95 Bill Henry, L (6,1) ERA: 1.54 Glen Hobbie, R (8,1) ERA: 3.73	IP: 5.2 WLS: L BF: 25 H: 6 R: 3 ER: 3 SO: 1 BB: 0 IBB: 0 HBP: 0 BLK: 0 WP: 0 HR: 0 S: 26 P: 30 ERA: 4.76 WHIP: 1.235															<b>PITCHER</b>	IP: 5.2 WLS: L BF: 25 H: 6 R: 3 ER: 3 SO: 1 BB: 0 IBB: 0 HBP: 0 BLK: 0 WP: 0 HR: 0 S: 26 P: 30 ERA: 4.76 WHIP: 1.235		

Chicago Cubs @ Philadelphia Phillies  
 Connie Mack Stadium, Philadelphia, PA  
 Fri Aug 01 1958, 7:05 PM EDT  
 Att: 16,258 - Unknown

AB	29
R	3
H	6
RBI	3
BB	3
SO	3
LOB	14













Batter	1	2	3	4	5	6	7	8	9	AB	R	H	RBI	BB	SO	LOB	TOP					
Tony Taylor, R OBP: 0.305, SLG: 0.310 (1,4)	4-3		14 SF8		1B 14 HR		1B E	B1		5	3	3	0	0	0	1	<b>Chicago Cubs @ Philadelphia Phillies</b> Connie Mack Stadium, Philadelphia, PA Sun Aug 03 1958, 3:38 AM EDT Att: 16,211 - Unknown					
Alvin Dark, R OBP: 0.360, SLG: 0.402 (1,5)	F8		F2		1B 14 HR		1B 14 BB	F9		5	2	2	0	0	0	2						
14 Ernie Banks, R OBP: 0.352, SLG: 0.606 (1,6)	P6		SF8		HR		1B E	F9		3	2	1	4	1	0	1						
Walt Moryn, L OBP: 0.344, SLG: 0.500 (1,7)		4-3	K		1B		E3	8-6-4		5	2	2	0	0	1	2						
Lee Walls, R OBP: 0.371, SLG: 0.516 (1,9)		1B 2B		4-3	2B		G4-6-3	E5		4	1	2	3	1	0	1						
Dale Long, L OBP: 0.365, SLG: 0.468 (1,3)		2B SF8		K	K		G4-6-3	8-6-4		5	1	1	0	0	2	4						
Lou Jackson, L OBP: 0.263, SLG: 0.500 (1,8)		1B		4-3		4-3	F8	L4		5	0	1	1	0	0	1						
Moe Thacker, R OBP: 0.250, SLG: 1.333 (1,2)		SF8			F8	6-3		HR		3	1	1	2	0	0	0						
Bob Anderson, R (1,1)		L9			K	3-1		CI		1	0	0	0	0	0	1						
Chuck Tanner, L (5, PH)										1	0	0	0	0	1	0						
Marcelino Solis, L (5, PH)										1	0	0	0	0	0	0						
Don Elston, R (9,1)										0	0	0	0	0	0	0						
Bill Henry, L (9,1)										0	0	0	0	0	0	0						
<b>Inning Stats</b>	R: 0 E: 0 K: 0 S: 3	H: 0 LOB: 0 BB: 0 P: 3	R: 2 E: 0 K: 0 S: 5	H: 2 LOB: 1 BB: 1 P: 9	R: 1 E: 0 K: 1 S: 6	H: 1 LOB: 0 BB: 0 P: 6	R: 0 E: 0 K: 1 S: 5	H: 0 LOB: 0 BB: 0 P: 5	R: 4 E: 0 K: 2 S: 12	H: 5 LOB: 1 BB: 0 P: 12	R: 0 E: 0 K: 0 S: 3	H: 0 LOB: 0 BB: 0 P: 3	R: 4 E: 1 K: 0 S: 6	H: 3 LOB: 1 BB: 1 P: 10	R: 1 E: 1 K: 0 S: 5	H: 1 LOB: 1 BB: 0 P: 5	R: 0 E: 1 K: 0 S: 4	H: 1 LOB: 1 BB: 0 P: 4	1B: 8 2B: 3 3B: 1 HR: 2	SF: 2 SAC: 0 DP: 2 HBP: 0	WP: 0 PB: 0 SB: 0 CS: 0	PA: 43
<b>PITCHER</b>	IP WLS BF H R ER SO BB IBB HBP BLK WP HR S P ERA WHIP																					
Jack Meyer, R (1,1)	4.2 L 21 6 6 6 3 1 0 0 0 0 0 1 26 30 11.57 1.500																					
Jim Heam, R (5,1)	1.1 6 2 1 1 1 0 0 0 0 0 0 0 8 8 6.75 1.500																					
Turk Farrell, R (7,1)	0.0 2 2 2 2 0 0 0 0 0 0 0 0 2 2 ∞ ∞																					
Bob Miller, R (7,1)	0.0 3 1 1 0 0 1 0 0 0 0 0 0 2 6 ∞ ∞																					
Seth Morehead, L (7,1)	3.0 11 2 2 2 0 0 0 0 0 0 0 1 11 11 6.00 0.667																					

AB	38
R	12
H	13
RBI	10
BB	2
SO	4
LOB	13



Batter	1	2	3	4	5	6	7	8	9	AB	R	H	RBI	BB	SO	LOB	BOTTOM					
Richie Ashburn, L (1,8)	L9	4-3		1-3			G4-6-3		1B E	3	1	2	0	2	0	0	<b>Chicago Cubs @ Philadelphia Phillies</b> Connie Mack Stadium, Philadelphia, PA Sun Aug 03 1958, 3:38 AM EDT Att: 16,211 - Unknown					
Solly Hemus, L (1,4)	K	4-3		3-1			G4-6-3	E4		5	1	0	1	0	1	5						
Ed Bouchee, L (1,3)	1B	L8			P5			1B		5	1	3	0	0	0	1						
Willie Jones, R (1,5)	1B 3B		5-3		E5		1-3	1B		3	2	0	1	2	0	1						
Dave Philley, S (1,9)				L8	L3			F9		2	1	1	1	0	0	0						
Rip Repulski, R (5, PH)								1B		2	1	0	1	1	0	1						
Harry Anderson, L (1,7)	HR		F8				K	FC1-2		5	1	1	2	0	2	3						
Chico Fernandez, R (1,6)	HR			CS			5-3	F7		4	1	2	4	1	0	0						
Carl Sawatski, L (1,2)	K			4-3					K	4	0	0	0	1	2	3						
Jack Meyer, R (1,1)										2	0	1	0	0	0	0						
Jim Heam, R (5,1)										0	0	0	0	0	0	0						
Wally Post, R (5, PH)										1	0	0	0	0	0	1						
Turk Farrell, R (7,1)										0	0	0	0	0	0	0						
Bob Miller, R (7,1)										0	0	0	0	0	0	0						
Seth Morehead, L (7,1)										0	0	0	0	0	0	0						
Bob Bowman, R (9, PH)										1	1	1	0	0	0	0						
<b>Inning Stats</b>	R: 5 E: 0 K: 2 S: 11	H: 4 LOB: 0 BB: 1 P: 15	R: 0 E: 0 K: 0 S: 3	H: 0 LOB: 1 BB: 1 P: 7	R: 0 E: 0 K: 0 S: 3	H: 0 LOB: 0 BB: 0 P: 3	R: 0 E: 0 K: 0 S: 4	H: 2 LOB: 2 BB: 1 P: 8	R: 0 E: 1 K: 0 S: 3	H: 0 LOB: 0 BB: 0 P: 3	R: 0 E: 0 K: 1 S: 5	H: 0 LOB: 1 BB: 1 P: 9	R: 0 E: 0 K: 0 S: 3	H: 1 LOB: 1 BB: 1 P: 7	R: 0 E: 0 K: 1 S: 5	H: 0 LOB: 0 BB: 0 P: 5	R: 5 E: 1 K: 1 S: 10	H: 4 LOB: 2 BB: 2 P: 18	1B: 7 2B: 3 3B: 1 HR: 1	SF: 0 SAC: 0 DP: 2 HBP: 0	WP: 0 PB: 0 SB: 1 CS: 1	PA: 44
<b>PITCHER</b>	IP WLS BF H R ER SO BB IBB HBP BLK WP HR S P ERA WHIP																					
Bob Anderson, R (1,1)	4.0 W 20 4 4 5 2 2 0 0 0 0 0 0 21 29 4.15 1.385																					
Marcelino Solis, L (5,1)	4.1 W 19 4 4 2 2 2 0 0 0 0 0 0 21 29 4.15 1.385																					
Don Elston, R (9,1)	0.0 2 0 0 0 0 2 0 0 0 0 0 0 8 ∞ ∞																					
Bill Henry, L (9,1)	0.2 S 3 1 1 0 1 0 0 0 0 0 0 0 5 5 0.00 1.500																					






Batter	1	2	3	4	5	6	7	8	9	AB	R	H	RBI	BB	SO	LOB	TOP										
<b>Richie Ashburn, L</b> OBP: 0.433, SLG: 0.437 (1, 8)	5-3 1B		4-3 1B	F5		2H 3H 1B			P4	5	1	2	2	0	0	0	<b>Philadelphia Phillies @ Cincinnati Redlegs</b> <b>Crosley Field, Cincinnati, OH</b> Tue Aug 05 1958, 7:05 PM EDT Att: 9,107 - Unknown										
<b>Solly Hemus, L</b> OBP: 0.375, SLG: 0.411 (1, 4)	F5		4-3 1-2		F8	F7			F4	5	0	0	0	0	0	2											
<b>Ed Bouchee, L</b> OBP: 0.353, SLG: 0.359 (1, 3)	1B	3B	1B	1B	1B				4-3	4	2	3	1	0	0	0											
<b>Willie Jones, R</b> OBP: 0.358, SLG: 0.425 (1, 5)	BB		1B	1B	K				6-3	4	0	2	1	0	1	1											
<b>Harry Anderson, L</b> OBP: 0.365, SLG: 0.497 (1, 7)	1-2	BB	P6	1B	F8				F5	3	0	0	0	1	0	3											
<b>Dave Philley, S</b> OBP: 0.352, SLG: 0.407 (1, 9)	F5		1-3 2H 1B			FC4-6 1B			K	4	0	2	1	0	1	2											
<b>Ted Kazanski, R</b> OBP: 0.303, SLG: 0.313 (1, 6)		P4	L7			FC4-6 SH2-4 1B			L5	4	1	0	0	0	0	3											
<b>Jim Hegan, R</b> OBP: 0.263, SLG: 0.265 (1, 2)	F8			K		SH2-4 1B			F9	4	1	1	0	0	1	0											
<b>Jack Sanford, R</b> OBP: 0.220, SLG: 0.234 (1, 1)										3	0	0	0	0	1	0											
<b>Turk Farrell, R</b> OBP: 0.250, SLG: 0.211 (9, 1)				F9		SH2-4			L3	0	0	0	0	0	0	0											
<b>Inning Stats</b>	R: 1 E: 0 K: 0 S: 5	H: 2 LOB: 2 BB: 1 P: 9	R: 0 E: 0 K: 1 S: 5	H: 0 LOB: 0 BB: 0 P: 5	R: 2 E: 0 K: 0 S: 7	H: 4 LOB: 2 BB: 0 P: 7	R: 0 E: 0 K: 1 S: 5	H: 0 LOB: 0 BB: 0 P: 5	R: 0 E: 0 K: 1 S: 6	H: 1 LOB: 1 BB: 0 P: 6	R: 2 E: 0 K: 0 S: 6	H: 3 LOB: 1 BB: 0 P: 6	R: 0 E: 0 K: 0 S: 3	H: 0 LOB: 0 BB: 0 P: 3	R: 0 E: 0 K: 1 S: 5	H: 0 LOB: 0 BB: 0 P: 3	R: 0 E: 0 K: 0 S: 3	H: 0 LOB: 0 BB: 0 P: 3	1B: 9 2B: 0 3B: 1 HR: 0	SF: 0 SAC: 1 DP: 0 HBP: 0	WP: 0 PB: 0 SB: 1 CS: 0	PA: 38					
<b>PITCHER</b>	IP	WLS	BF	H	R	ER	SO	BB	IBB	HBP	BLK	WP	HR	S	P	ERA	WHIP										
<b>Don Newcombe, R</b> ERA: 5.81 (1, 1)	5.2		28	10	5	5	3	1	0	0	0	0	0	33	37	7.94	1.941										
<b>Willard Schmidt, R</b> ERA: 2.99 (6, 1)	1.1		4	0	0	0	0	0	0	0	0	0	0	4	4	0.00	0.000										
<b>Joe Nuxhall, L</b> ERA: 3.32 (8, 1)	2.0	W	6	0	0	0	1	0	0	0	0	0	0	8	8	0.00	0.000										
Batter	1	2	3	4	5	6	7	8	9	AB	R	H	RBI	BB	SO	LOB	BOTTOM										
<b>Johnny Temple, R</b> OBP: 0.401, SLG: 0.387 (1, 4)	3-1 1B		1B		1B	BB			1B	4	2	3	0	1	0	0	<b>Philadelphia Phillies @ Cincinnati Redlegs</b> <b>Crosley Field, Cincinnati, OH</b> Tue Aug 05 1958, 7:05 PM EDT Att: 9,107 - Unknown										
<b>Jerry Lynch, L</b> OBP: 0.310, SLG: 0.471 (1, 9)	1-3		K		1B				P3	5	1	2	2	0	1	4											
<b>Bob Thurman, L</b> OBP: 0.336, SLG: 0.412 (1, 7)	L7		1-3		G3				L8	5	0	0	0	0	0	6											
<b>George Crowe, L</b> OBP: 0.371, SLG: 0.464 (1, 3)		4-3							P4	4	0	1	1	1	1	0											
<b>Eddie Miksis, R</b> OBP: 0.333, SLG: 0.200 (9, PR)									2B	0	1	0	0	0	0	0											
<b>Frank Robinson, R</b> OBP: 0.336, SLG: 0.468 (1, 8)		6-3			L6				F8	5	0	2	2	0	0	1											
<b>Smoky Burgess, L</b> OBP: 0.354, SLG: 0.414 (1, 2)		1B			F7				F8	3	0	1	0	1	0	1											
<b>Don Hoak, R</b> OBP: 0.343, SLG: 0.383 (1, 5)		BB			1B				F5	4	1	2	0	0	0	3											
<b>Roy McMillan, R</b> OBP: 0.315, SLG: 0.285 (1, 6)					4-3				K	3	0	0	0	0	2	3											
<b>Ed Bailey, L</b> OBP: 0.323, SLG: 0.375 (8, PH)					K				K	1	0	0	0	0	1	2											
<b>Alex Grammas, R</b> OBP: 0.286, SLG: 0.250 (9, 6)									K	0	0	0	0	0	0	0											
<b>Don Newcombe, L</b> OBP: 0.381, SLG: 0.447 (8, 1)										1	0	0	1	0	0	0											
<b>Willard Schmidt, R</b> OBP: 0.111, SLG: 0.111 (7, PH)										0	0	0	0	0	0	0											
<b>Dee Fondy, L</b> OBP: 0.291, SLG: 0.337 (8, 1)										1	0	0	0	0	0	0											
<b>Joe Nuxhall, L</b> OBP: 0.350, SLG: 0.398 (8, 1)										0	0	0	0	0	0	0											
<b>Walt Dropo, R</b> OBP: 0.330, SLG: 0.449 (9, PH)										1	0	1	0	0	0	0											
<b>Harvey Haddix, L</b> OBP: 0.256, SLG: 0.326 (9, PH)										0	1	0	0	0	0	0											
<b>Inning Stats</b>	R: 0 E: 0 K: 0 S: 3	H: 0 LOB: 0 BB: 0 P: 3	R: 0 E: 0 K: 1 S: 6	H: 1 LOB: 2 BB: 1 P: 10	R: 0 E: 0 K: 1 S: 6	H: 1 LOB: 1 BB: 0 P: 6	R: 0 E: 0 K: 1 S: 5	H: 0 LOB: 0 BB: 0 P: 5	R: 0 E: 0 K: 0 S: 5	H: 2 LOB: 2 BB: 1 P: 9	R: 2 E: 0 K: 2 S: 9	H: 2 LOB: 0 BB: 0 P: 9	R: 0 E: 0 K: 1 S: 7	H: 2 LOB: 2 BB: 0 P: 7	R: 3 E: 0 K: 0 S: 6	H: 4 LOB: 2 BB: 0 P: 6	1B: 8 2B: 3 3B: 0 HR: 1	SF: 1 SAC: 0 DP: 0 HBP: 0	WP: 0 PB: 0 SB: 1 CS: 0	PA: 41							
<b>PITCHER</b>	IP	WLS	BF	H	R	ER	SO	BB	IBB	HBP	BLK	WP	HR	S	P	ERA	WHIP										
<b>Jack Sanford, R</b> ERA: 4.36 (1, 1)	8.0		37	10	6	6	6	3	0	0	0	0	0	46	58	6.75	1.625										
<b>Turk Farrell, R</b> ERA: 2.51 (9, 1)	0.2	L	4	2	0	0	0	0	0	0	0	0	0	4	4	0.00	3.000										





Batter	1	2	3	4	5	6	7	8	9	AB	R	H	RBI	BB	SO	LOB	TOP								
<b>Solly Hemus, L</b> OBP: 0.383, SLG: 0.422	F9		HR	FC4-6		2B			1B	4	1	3	2	1	0	0	<b>Philadelphia Phillies @ Cincinnati Redlegs</b> <b>Crosley Field, Cincinnati, OH</b> Wed Aug 06 1958, 7:05 PM EDT Att: 8,646 - Unknown								
<b>Ted Kazanski, R</b> OBP: 0.305, SLG: 0.329	K		HR	FC4-6		4-3			1B	5	2	2	4	0	1	2									
<b>Rip Repulski, R</b> OBP: 0.304, SLG: 0.469	F7		3B	K			K		F9	5	0	1	0	0	2	2									
<b>Willie Jones, R</b> OBP: 0.358, SLG: 0.424		G4-6-3	1-3		P6		F8		1B	5	0	2	0	0	0	1									
<b>Ed Bouchee, L</b> OBP: 0.355, SLG: 0.356		G4-6-3	K		E1		6-3		1B	4	0	1	1	1	1	1									
<b>Wally Post, R</b> OBP: 0.356, SLG: 0.417		G4-6-3			FC4			P5	P1	5	1	1	0	0	0	5									
<b>Bob Bowman, R</b> OBP: 0.320, SLG: 0.482					L3				F8	3	1	0	0	1	0	2									
<b>Jim Hegan, R</b> OBP: 0.262, SLG: 0.265				K		K			6-3	4	0	1	0	0	2	2									
<b>Robin Roberts, S</b> OBP: 0.297, SLG: 0.284				FC5-6						4	3	2	1	0	0	1									
<b>Turk Farrell, R</b> OBP: 0.250, SLG: 0.211				HR	FC4-6		4-3		1B	0	0	0	0	0	0	0									
<b>Inning Stats</b>	R: 0 E: 0 K: 1 S: 5	H: 0 LOB: 0 BB: 0 P: 5	R: 0 E: 0 K: 0 S: 3	H: 1 LOB: 1 BB: 1 P: 7	R: 3 E: 0 K: 1 S: 8	H: 3 LOB: 1 BB: 1 P: 12	R: 3 E: 0 K: 2 S: 10	H: 3 LOB: 1 BB: 1 P: 14	R: 0 E: 1 K: 0 S: 4	H: 0 LOB: 1 BB: 0 P: 4	R: 0 E: 0 K: 1 S: 6	H: 0 LOB: 0 BB: 0 P: 5	R: 0 E: 0 K: 0 S: 3	H: 0 LOB: 0 BB: 0 P: 3	R: 2 E: 0 K: 0 S: 7	H: 5 LOB: 2 BB: 0 P: 7	1B: 9 2B: 2 3B: 1 HR: 1	SF: 0 SAC: 0 DP: 1 HBP: 0	WP: 0 PB: 0 SB: 0 CS: 0	PA: 42					
<b>PITCHER</b>	IP	WLS	BF	H	R	ER	SO	BB	IBB	HBP	BLK	WP	HR	S	P	ERA	WHIP								
<b>Harvey Haddix, L</b> ERA: 3.6	3.0	L	16	5	5	5	2	3	0	0	0	0	1	17	29	15.00	2.667								
<b>Tom Acker, R</b> ERA: 4.57	2.0		9	2	1	1	2	0	0	0	0	0	0	13	13	4.50	1.000								
<b>Hal Jeffcoat, R</b> ERA: 3.52	2.0		7	1	0	0	2	0	0	0	0	0	0	11	11	0.00	0.500								
<b>Brooks Lawrence, R</b> ERA: 4.22	2.0		10	5	2	2	0	0	0	0	0	0	0	10	10	9.00	2.500								

Batter	1	2	3	4	5	6	7	8	9	AB	R	H	RBI	BB	SO	LOB	BOTTOM								
<b>Johnny Temple, R</b> OBP: 0.401, SLG: 0.391	F9		SF8		1B		F8		2B	4	0	2	1	0	0	0	<b>Philadelphia Phillies @ Cincinnati Redlegs</b> <b>Crosley Field, Cincinnati, OH</b> Wed Aug 06 1958, 7:05 PM EDT Att: 8,646 - Unknown								
<b>Jerry Lynch, L</b> OBP: 0.308, SLG: 0.465	L5		F9		1B			3-1	6-3	5	0	1	1	0	0	4									
<b>Smoky Burgess, L</b> OBP: 0.352, SLG: 0.410	F7				1B		F7			4	0	1	0	0	0	2									
<b>George Crowe, L</b> OBP: 0.366, SLG: 0.457		F9		F5		F7		K		4	0	0	0	0	1	1									
<b>Frank Robinson, R</b> OBP: 0.335, SLG: 0.474		P4		P5		F9			HR	4	1	1	1	0	0	1									
<b>Bob Thurman, L</b> OBP: 0.333, SLG: 0.432		F7		L4		HR			F5	4	1	1	1	0	0	1									
<b>Don Hoak, R</b> OBP: 0.344, SLG: 0.395			6-3		1B	2B		P4		4	2	2	1	0	0	0									
<b>Roy McMillan, R</b> OBP: 0.315, SLG: 0.285			2B		L5				F2	3	1	1	0	0	0	1									
<b>Ed Bailey, L</b> OBP: 0.322, SLG: 0.373			SF8		1B					1	0	0	0	0	0	0									
<b>Harvey Haddix, L</b> OBP: 0.298, SLG: 0.340										1	0	1	0	0	0	0									
<b>Tom Acker, R</b> OBP: 0.372, SLG: 0.436										0	0	0	0	0	0	0									
<b>Don Newcombe, L</b> OBP: 0.307, SLG: 0.462										1	0	0	0	0	0	1									
<b>Hal Jeffcoat, R</b> OBP: 0.289, SLG: 0.405										0	0	0	0	0	0	0									
<b>Dee Fondy, L</b> OBP: 0.291, SLG: 0.333										1	0	0	0	0	0	0									
<b>Brooks Lawrence, R</b> OBP: 0.225, SLG: 0.145										0	0	0	0	0	0	0									
<b>Walt Dropo, L</b> OBP: 0.225, SLG: 0.423										1	0	1	0	0	0	0									
<b>Alex Grammas, R</b> OBP: 0.286, SLG: 0.250										0	0	0	0	0	0	0									
<b>Inning Stats</b>	R: 0 E: 0 K: 0 S: 3	H: 0 LOB: 0 BB: 0 P: 3	R: 0 E: 0 K: 0 S: 3	H: 0 LOB: 0 BB: 0 P: 3	R: 1 E: 0 K: 0 S: 5	H: 2 LOB: 1 BB: 0 P: 5	R: 0 E: 0 K: 0 S: 4	H: 1 LOB: 1 BB: 0 P: 4	R: 1 E: 0 K: 0 S: 4	H: 3 LOB: 2 BB: 0 P: 6	R: 1 E: 0 K: 0 S: 4	H: 1 LOB: 0 BB: 0 P: 4	R: 0 E: 0 K: 1 S: 5	H: 0 LOB: 0 BB: 0 P: 5	R: 2 E: 0 K: 0 S: 7	H: 4 LOB: 3 BB: 0 P: 7	1B: 5 2B: 3 3B: 0 HR: 3	SF: 1 SAC: 0 DP: 0 HBP: 0	WP: 0 PB: 0 SB: 0 CS: 0	PA: 38					
<b>PITCHER</b>	IP	WLS	BF	H	R	ER	SO	BB	IBB	HBP	BLK	WP	HR	S	P	ERA	WHIP								
<b>Robin Roberts, R</b> ERA: 2.99	8.2	W	37	11	5	5	1	0	0	0	0	0	0	3	39	5.19	1.269								
<b>Turk Farrell, R</b> ERA: 2.5	0.1	S	1	0	0	0	0	0	0	0	0	0	0	1	1	0.00	0.000								





Batter	1	2	3	4	5	6	7	8	9	AB	R	H	RBI	BB	SO	LOB	TOP					
<b>Richie Ashburn, L</b> OBP: 0.435, SLG: 0.440 (1, 8)										4	1	2	0	1	0	2	<b>Philadelphia Phillies @ Cincinnati Redlegs</b> <b>Crosley Field, Cincinnati, OH</b> Thu Aug 07 1958, 7:05 PM EDT Att: 7,341 - Unknown					
<b>Solly Hemus, L</b> OBP: 0.377, SLG: 0.414 (1, 4)										4	0	0	0	0	0	6						
<b>Ed Bouchee, L</b> OBP: 0.350, SLG: 0.350 (1, 3)										5	0	1	1	0	0	1						
<b>Willie Jones, R</b> OBP: 0.354, SLG: 0.418 (1, 5)										4	0	0	0	0	1	1						
<b>Harry Anderson, L</b> OBP: 0.369, SLG: 0.497 (1, 7)										2	0	1	0	2	1	0						
<b>Dave Philley, S</b> OBP: 0.345, SLG: 0.416 (1, 9)										4	1	1	0	0	0	4						
<b>Chico Fernandez, R</b> OBP: 0.271, SLG: 0.315 (1, 6)										3	1	2	1	0	0	0						
<b>Carl Sawatski, L</b> OBP: 0.286, SLG: 0.299 (1, 2)										4	0	0	0	0	1	2						
<b>Don Cardwell, R</b> OBP: 0.250, SLG: 0.313 (1, 1)										4	0	2	1	0	0	1						
<b>Inning Stats</b>	R: 1 E: 0 K: 1 S: 7	H: 2 LOB: 2 BB: 1 P: 11	R: 0 E: 1 K: 0 S: 5	H: 1 LOB: 2 BB: 0 P: 5	R: 0 E: 0 K: 0 S: 3	H: 0 LOB: 1 BB: 1 P: 7	R: 0 E: 0 K: 0 S: 4	H: 1 LOB: 1 BB: 0 P: 8	R: 0 E: 0 K: 0 S: 4	H: 1 LOB: 1 BB: 0 P: 4	R: 1 E: 0 K: 1 S: 5	H: 2 LOB: 1 BB: 0 P: 5	R: 0 E: 0 K: 0 S: 5	H: 0 LOB: 0 BB: 0 P: 5	R: 1 E: 0 K: 1 S: 6	H: 1 LOB: 0 BB: 0 P: 6	R: 0 E: 0 K: 0 S: 3	H: 1 LOB: 0 BB: 0 P: 3	1B: 6 2B: 2 3B: 1 HR: 0	SF: 1 SAC: 1 DP: 0 HBP: 0	WP: 0 PB: 0 SB: 0 CS: 0	PA: 39
<b>PITCHER</b> <b>Bob Purkey, R</b> ERA: 3.52 (1, 1)	IP: 9.0 WLS: L BF: 39	H: 9 R: 3 ER: 3 SO: 3	BB: 3 IBB: 0 HBP: 0 BLK: 0	WP: 0 HR: 0 S: 42 P: 54	ERA: 3.00 WHIP: 1.333																	

AB	34
R	3
H	9
RBI	3
BB	3
SO	3
LOB	17



Batter	1	2	3	4	5	6	7	8	9	AB	R	H	RBI	BB	SO	LOB	BOTTOM							
<b>Johnny Temple, R</b> OBP: 0.397, SLG: 0.387 (1, 4)										4	0	0	0	0	0	0	<b>Philadelphia Phillies @ Cincinnati Redlegs</b> <b>Crosley Field, Cincinnati, OH</b> Thu Aug 07 1958, 7:05 PM EDT Att: 7,341 - Unknown							
<b>Jerry Lynch, L</b> OBP: 0.311, SLG: 0.466 (1, 9)										4	0	2	0	0	0	0								
<b>Dee Fondy, L</b> OBP: 0.276, SLG: 0.333 (8, FR) (9, 9)										4	0	0	0	0	0	2								
<b>George Crowe, L</b> OBP: 0.361, SLG: 0.450 (1, 3)										4	0	0	0	0	0	2								
<b>Frank Robinson, R</b> OBP: 0.332, SLG: 0.469 (1, 8)										4	1	3	0	0	0	0								
<b>Bob Thurman, L</b> OBP: 0.345, SLG: 0.443 (1, 7)										4	1	2	0	0	0	1								
<b>Don Hoak, R</b> OBP: 0.346, SLG: 0.396 (1, 5)										4	0	2	2	0	1	2								
<b>Ed Bailey, L</b> OBP: 0.324, SLG: 0.379 (1, 2)										2	0	0	0	0	0	2								
<b>Roy McMillan, R</b> OBP: 0.313, SLG: 0.283 (1, 6)										1	0	0	0	0	0	1								
<b>Smoky Burgess, L</b> OBP: 0.350, SLG: 0.407 (7, PH)										0	0	0	0	0	0	0								
<b>Alex Grammas, R</b> OBP: 0.286, SLG: 0.250 (8, 6)										1	0	0	0	0	0	1								
<b>Walt Dropo, R</b> OBP: 0.303, SLG: 0.420 (9, PH)										1	0	0	0	0	0	1								
<b>Bob Purkey, R</b> OBP: 0.143, SLG: 0.183 (1, 1)										3	0	0	0	0	3	3								
<b>Inning Stats</b>	R: 0 E: 0 K: 0 S: 3	H: 0 LOB: 0 BB: 0 P: 3	R: 0 E: 0 K: 0 S: 3	H: 1 LOB: 0 BB: 0 P: 3	R: 0 E: 0 K: 1 S: 5	H: 0 LOB: 0 BB: 0 P: 5	R: 0 E: 0 K: 0 S: 4	H: 1 LOB: 1 BB: 0 P: 4	R: 0 E: 0 K: 0 S: 9	H: 2 LOB: 2 BB: 0 P: 9	R: 0 E: 0 K: 0 S: 3	H: 0 LOB: 0 BB: 0 P: 3	R: 2 E: 0 K: 1 S: 8	H: 3 LOB: 1 BB: 0 P: 8	R: 0 E: 0 K: 0 S: 4	H: 1 LOB: 2 BB: 0 P: 4	R: 0 E: 0 K: 0 S: 4	H: 1 LOB: 1 BB: 0 P: 4	R: 0 E: 0 K: 0 S: 4	H: 1 LOB: 1 BB: 0 P: 4	1B: 8 2B: 1 3B: 0 HR: 0	SF: 0 SAC: 0 DP: 1 HBP: 0	WP: 1 PB: 0 SB: 1 CS: 0	PA: 35
<b>PITCHER</b> <b>Don Cardwell, R</b> ERA: 3.64 (1, 1)	IP: 9.0 WLS: W BF: 35	H: 9 R: 2 ER: 2 SO: 4	BB: 0 IBB: 0 HBP: 0 BLK: 0	WP: 1 HR: 0 S: 43 P: 43	ERA: 2.00 WHIP: 1.000																			

AB	35
R	2
H	9
RBI	2
BB	0
SO	4
LOB	14





Batter	1	2	3	4	5	6	7	8	9	AB	R	H	RBI	BB	SO	LOB	TOP															
<b>Bill Bruton, L</b> OBP: 0.324, SLG: 0.354 (1, 8)	FC5 1B BB		0-0 2B 2B		0-0 1B	F8		F8		4	1	2	0	1	0	2	<b>Milwaukee Braves @ Philadelphia Phillies</b> Connie Mack Stadium, Philadelphia, PA Fri Aug 08 1958, 7:05 PM EDT Att: 25,842 - Unknown <a href="http://livebaseballscorecards.com">livebaseballscorecards.com</a>															
<b>Red Schoendienst, S</b> OBP: 0.355, SLG: 0.302 (1, 4)	FC5 1B		PB E 2B		F8		P4	L9		5	1	2	2	0	0	2																
<b>Eddie Mathews, L</b> OBP: 0.350, SLG: 0.472 (1, 5)	P4		G3		F8		BB 2B	F8		5	0	1	0	0	0	4																
<b>Hank Aaron, R</b> OBP: 0.376, SLG: 0.567 (1, 9)	FC5 1-2 2-3		K		F8		P3	1B 3B		5	1	1	0	0	1	5																
<b>Wes Covington, L</b> OBP: 0.382, SLG: 0.672 (1, 7)	F7		E9 1B			HR	BB IBB	6-3 1B		4	1	3	3	1	0	2																
<b>Casey Wise, S</b> OBP: 0.045, SLG: 0.045 (9, PR)										0	0	0	0	0	0	0																
<b>Andy Pafko, R</b> OBP: 0.316, SLG: 0.310 (9, 7)										0	0	0	0	0	0	0																
<b>Frank Torre, L</b> OBP: 0.391, SLG: 0.383 (1, 3)		4-3	F9			F2	1-2 2-3 BB	6-3 1B		4	0	1	0	1	0	1																
<b>Johnny Logan, R</b> OBP: 0.308, SLG: 0.367 (1, 6)	K				P5	1B SF9 1B	L5	6-3		5	1	1	0	0	1	5																
<b>Del Crandall, R</b> OBP: 0.344, SLG: 0.459 (1, 2)	F7				6-3	SF9 1B		SH3-4 1B		4	0	2	0	1	0	0																
<b>Juan Pizarro, L</b> OBP: 0.385, SLG: 0.300 (1, 1)					6-3			SH3-4 1B		2	1	1	1	0	0	0																
<b>Don McMahon, R</b> OBP: 0.333, SLG: 0.143 (6, 1)			2B 2B 1B		6-3	SF9		SH3-4		1	0	0	0	0	1	3																
<b>Inning Stats</b>	R: 0 E: 0 K: 0 S: 4	H: 1 LOB: 2 BB: 1 P: 8	R: 0 E: 0 K: 1 S: 5	H: 0 LOB: 0 BB: 0 P: 5	R: 3 E: 1 K: 1 S: 9	H: 4 LOB: 1 BB: 0 P: 9	R: 0 E: 0 K: 0 S: 3	H: 0 LOB: 0 BB: 0 P: 3	R: 0 E: 0 K: 0 S: 4	H: 1 LOB: 1 BB: 0 P: 4	R: 2 E: 0 K: 0 S: 6	H: 3 LOB: 1 BB: 0 P: 6	R: 0 E: 0 K: 0 S: 4	H: 1 LOB: 3 BB: 2 P: 12	R: 0 E: 0 K: 0 S: 4	H: 1 LOB: 1 BB: 1 P: 4	R: 1 E: 0 K: 1 S: 8	H: 3 LOB: 3 BB: 1 P: 12	1B: 9 2B: 3 3B: 1 HR: 1	SF: 1 SAC: 1 DP: 0 HBP: 0	WP: 0 PB: 1 CS: 0	PA: 45										
<b>PITCHER</b>	IP WLS BF H R ER SO BB IBB HBP BLK WP HR S P ERA WHIP																															
<b>Ray Semproch, R</b> ERA: 3.2 (1, 1)	6.0	28	9	5	5	2	1	0	0	0	0	1	31	35	7.50	1.667																
<b>Jack Meyer, R</b> ERA: 3.3 (7, 1)	2.0	10	2	0	0	0	1	1	0	0	0	0	8	16	0.00	1.500																
<b>Turk Farrell, R</b> ERA: 2.59 (9, 1)	1.0	W 7	3	1	1	1	0	1	0	0	0	0	8	12	9.00	3.000																

Batter	1	2	3	4	5	6	7	8	9	AB	R	H	RBI	BB	SO	LOB	BOTTOM															
<b>Richie Ashburn, L</b> OBP: 0.437, SLG: 0.440 (1, 8)	WP 1B		FC4-6 HR		L9 1B	CS BB		F9		4	1	2	0	1	0	2	<b>Milwaukee Braves @ Philadelphia Phillies</b> Connie Mack Stadium, Philadelphia, PA Fri Aug 08 1958, 7:05 PM EDT Att: 25,842 - Unknown <a href="http://livebaseballscorecards.com">livebaseballscorecards.com</a>															
<b>Solly Hemus, L</b> OBP: 0.385, SLG: 0.434 (1, 4)	K		HR		1B	CS	HBP SH3-4 1B	BB IBB		4	1	3	2	1	1	1																
<b>Rip Repulski, R</b> OBP: 0.304, SLG: 0.464 (1, 7)	F8		BB		L9	SH3-4		SH3-4 1B		2	0	0	0	1	0	3																
<b>Jack Meyer, R</b> OBP: 0.333, SLG: 0.333 (7, 1)										0	0	0	0	0	0	0																
<b>Harry Anderson, L</b> OBP: 0.371, SLG: 0.497 (8, PH)										0	0	0	0	1	0	0																
<b>Turk Farrell, R</b> OBP: 0.250, SLG: 0.211 (9, 1)										0	0	0	0	0	0	0																
<b>Willie Jones, R</b> OBP: 0.351, SLG: 0.412 (1, 5)	F8		BB		K	L7		F7		4	0	0	0	1	1	6																
<b>Ed Bouchee, L</b> OBP: 0.358, SLG: 0.362 (1, 3)		K	K			1-3 HR 1B	HBP BB	1B 2B		4	2	2	0	1	2	2																
<b>Wally Post, R</b> OBP: 0.361, SLG: 0.419 (1, 9)	P3				6-3 1B	1-3 HR 1B	FC6-4 HBP	K		4	1	2	0	0	1	1																
<b>Chico Fernandez, R</b> OBP: 0.288, SLG: 0.311 (1, 6)					F8	K	FC6-4	1B		4	0	0	0	0	2	6																
<b>Dave Philley, S</b> OBP: 0.353, SLG: 0.419 (9, PH)	K							1B		1	1	1	1	0	0	0																
<b>Jim Hegan, R</b> OBP: 0.262, SLG: 0.265 (1, 2)					6-3	1-3		F8		4	0	1	0	0	0	3																
<b>Carl Sawatski, L</b> OBP: 0.294, SLG: 0.297 (9, PH)			FC4-6 1B		1-2			4-3		1	0	0	0	0	0	1																
<b>Ray Semproch, R</b> OBP: 0.081, SLG: 0.097 (1, 1)										2	0	0	0	0	2	2																
<b>Bob Bowman, R</b> OBP: 0.333, SLG: 0.521 (6, PH) (7, 7)	K		K		K	HR		BB 2B		3	1	3	4	0	0	0																
<b>Inning Stats</b>	R: 0 E: 0 K: 1 S: 6	H: 1 LOB: 0 BB: 0 P: 6	R: 0 E: 0 K: 2 S: 7	H: 0 LOB: 0 BB: 0 P: 7	R: 2 E: 0 K: 2 S: 9	H: 2 LOB: 2 BB: 2 P: 17	R: 0 E: 0 K: 1 S: 6	H: 1 LOB: 1 BB: 0 P: 6	R: 0 E: 0 K: 1 S: 6	H: 2 LOB: 1 BB: 0 P: 6	R: 3 E: 0 K: 1 S: 7	H: 3 LOB: 0 BB: 1 P: 11	R: 0 E: 0 K: 0 S: 4	H: 1 LOB: 3 BB: 1 P: 9	R: 0 E: 0 K: 0 S: 4	H: 1 LOB: 1 BB: 2 P: 12	R: 2 E: 0 K: 1 S: 7	H: 3 LOB: 1 BB: 0 P: 7	1B: 10 2B: 2 3B: 0 HR: 2	SF: 0 SAC: 1 DP: 0 HBP: 1	WP: 1 PB: 0 CS: 1	PA: 46										
<b>PITCHER</b>	IP WLS BF H R ER SO BB IBB HBP BLK WP HR S P ERA WHIP																															
<b>Juan Pizarro, L</b> ERA: 2.48 (1, 1)	5.2	28	9	5	5	8	3	0	0	0	1	2	41	53	7.94	2.118																
<b>Don McMahon, R</b> ERA: 3.13 (6, 1)	3.0	L 17	5	2	2	1	2	1	1	0	0	0	15	28	6.00	2.333																





Batter	1	2	3	4	5	6	7	8	9	AB	R	H	RBI	BB	SO	LOB	TOP										
Red Schoendienst, S OBP: 0.331, SLG: 0.310 (1, 4)										3	2	2	0	1	0	1											
Felix Mantilla, R OBP: 0.283, SLG: 0.384 (1, 8)										4	1	1	1	0	0	2											
Eddie Mathews, L OBP: 0.349, SLG: 0.477 (1, 5)										4	1	1	2	0	1	1											
Hank Aaron, R OBP: 0.375, SLG: 0.564 (1, 9)										4	0	1	1	0	0	1											
Joe Adcock, R OBP: 0.321, SLG: 0.523 Frank Torre, L OBP: 0.391, SLG: 0.383 (1, 3) (9, 3)										4	0	0	0	0	3	2											
Andy Pafo, R OBP: 0.308, SLG: 0.299 (1, 7)										4	0	0	0	0	0	1											
Del Crandall, R OBP: 0.343, SLG: 0.456 Del Rice, R OBP: 0.308, SLG: 0.342 (1, 2) (9, 2)										4	0	1	0	0	1	0											
Joe Koppe, R OBP: 0.333, SLG: 0.333 Casey Wise, S OBP: 0.043, SLG: 0.043 (1, 6) (8, 6)										3	0	1	0	0	0	0											
Lew Burdette, R OBP: 0.246, SLG: 0.303 (1, 1)										4	0	0	0	0	1	2											
<b>Inning Stats</b>	R: 2 E: 0 K: 2 S: 10	H: 3 LOB: 1 BB: 0 P: 10	R: 0 E: 0 K: 0 S: 4	H: 1 LOB: 1 BB: 0 P: 4	R: 0 E: 1 K: 1 S: 6	H: 0 LOB: 0 BB: 0 P: 6	R: 0 E: 0 K: 1 S: 5	H: 0 LOB: 0 BB: 0 P: 5	R: 2 E: 0 K: 0 S: 5	H: 2 LOB: 0 BB: 0 P: 5	R: 0 E: 0 K: 0 S: 3	H: 0 LOB: 1 BB: 1 P: 7	R: 0 E: 0 K: 1 S: 5	H: 0 LOB: 0 BB: 0 P: 5	R: 0 E: 0 K: 1 S: 6	H: 1 LOB: 1 BB: 0 P: 6	1B: 5 2B: 1 3B: 0 HR: 1	SF: 0 SAC: 0 DP: 0 HBP: 0	WP: 0 PB: 0 SB: 0 CS: 0	PA: 36							
<b>PITCHER</b>	IP	WLS	BF	H	R	ER	SO	BB	IBB	HBP	BLK	WP	HR	S	P	ERA	WHIP										
Curt Simmons, L ERA: 4.83 Jim Hearn, R ERA: 3.65 (1, 1) (8, 1)	7.0		29	6	4	4	4	1	0	0	0	0	1	36	40	5.14	1.000										

Milwaukee Braves @ Philadelphia Phillies  
 Connie Mack Stadium, Philadelphia, PA  
 Sat Aug 09 1958, 7:05 PM EDT  
 Att: 24,943 - Unknown

AB 35  
 R 4  
 H 7  
 RBI 4  
 BB 1  
 SO 6  
 LOB 11



Batter	1	2	3	4	5	6	7	8	9	AB	R	H	RBI	BB	SO	LOB	BOTTOM										
Richie Ashburn, L OBP: 0.436, SLG: 0.439 (1, 8)										4	1	1	0	1	0	0											
Solly Hemus, L OBP: 0.385, SLG: 0.430 (1, 4)										4	0	1	0	1	2	2											
Ed Bouchee, L OBP: 0.359, SLG: 0.359 (1, 3)										4	1	1	0	1	0	2											
Willie Jones, R OBP: 0.355, SLG: 0.417 (1, 5)										4	1	2	0	1	0	4											
Dave Philley, S OBP: 0.349, SLG: 0.413 (1, 9)										5	0	1	1	0	0	5											
Bob Bowman, R OBP: 0.338, SLG: 0.521 (1, 7)										4	0	2	2	0	1	2											
Chico Fernandez, R OBP: 0.288, SLG: 0.309 (1, 6)										3	0	0	0	0	0	1											
Stan Lopata, R OBP: 0.396, SLG: 0.439 (1, 2)										2	1	0	0	2	0	2											
Curt Simmons, L OBP: 0.224, SLG: 0.229 Harry Anderson, L OBP: 0.370, SLG: 0.496 Jim Hearn, R Wally Post, R OBP: 0.364, SLG: 0.436 (1, 1) (7, PH) (8, 1) (9, PH)										2	0	0	0	0	1	2											
<b>Inning Stats</b>	R: 0 E: 0 K: 1 S: 5	H: 0 LOB: 0 BB: 0 P: 5	R: 1 E: 1 K: 1 S: 7	H: 2 LOB: 2 BB: 0 P: 8	R: 0 E: 0 K: 1 S: 5	H: 0 LOB: 0 BB: 1 P: 7	R: 0 E: 0 K: 1 S: 5	H: 0 LOB: 0 BB: 0 P: 5	R: 0 E: 0 K: 0 S: 4	H: 2 LOB: 1 BB: 1 P: 8	R: 0 E: 0 K: 0 S: 2	H: 0 LOB: 0 BB: 1 P: 6	R: 0 E: 0 K: 0 S: 5	H: 2 LOB: 2 BB: 0 P: 5	R: 3 E: 0 K: 0 S: 5	H: 3 LOB: 3 BB: 3 P: 17	1B: 7 2B: 1 3B: 0 HR: 1	SF: 0 SAC: 0 DP: 2 HBP: 1	WP: 0 PB: 0 SB: 1 CS: 0	PA: 41							
<b>PITCHER</b>	IP	WLS	BF	H	R	ER	SO	BB	IBB	HBP	BLK	WP	HR	S	P	ERA	WHIP										
Lew Burdette, R ERA: 3.48 (1, 1)	8.2	L	41	9	5	5	4	4	2	1	0	0	1	42	67	5.19	1.500										

Milwaukee Braves @ Philadelphia Phillies  
 Connie Mack Stadium, Philadelphia, PA  
 Sat Aug 09 1958, 7:05 PM EDT  
 Att: 24,943 - Unknown

AB 34  
 R 5  
 H 9  
 RBI 5  
 BB 6  
 SO 4  
 LOB 21





Batter	1	2	3	4	5	6	7	8	9	AB	R	H	RBI	BB	SO	LOB	TOP										
<b>Bill Bruton, L</b> OBP: 0.326, SLG: 0.355 (1, 8)										5	2	2	0	0	0	2	<b>Milwaukee Braves @ Philadelphia Phillies</b> Sun Aug 10 1958, 3:33 AM EDT Unknown Connie Mack Stadium, Philadelphia, PA <a href="http://livebaseballscorecards.com">livebaseballscorecards.com</a>										
<b>Red Schoendienst, S</b> OBP: 0.329, SLG: 0.312 (1, 4)										5	0	1	1	0	0	3											
<b>Eddie Mathews, L</b> OBP: 0.351, SLG: 0.481 (1, 5)											5	3	3	1	0	1											
<b>Hank Aaron, R</b> OBP: 0.377, SLG: 0.571 (1, 9)											5	2	3	1	0	1											
<b>Wes Covington, L</b> OBP: 0.378, SLG: 0.660 (1, 7) <b>Andy Pafko, R</b> OBP: 0.308, SLG: 0.299 (9, 7)											5	1	1	1	0	2											
<b>Frank Torre, L</b> OBP: 0.393, SLG: 0.395 (1, 3)											3	0	2	4	0	0											
<b>Del Rice, R</b> OBP: 0.293, SLG: 0.325 (1, 2)											4	0	0	0	1	3											
<b>Casey Wise, S</b> OBP: 0.111, SLG: 0.111 (1, 6)										4	0	2	0	0	0	0											
<b>Bob Trowbridge, R</b> OBP: 0.111, SLG: 0.111 (1, 1) <b>Gene Conley, R</b> OBP: 0.198, SLG: 0.375 (2, 1) <b>Humberto Robinson, R</b> OBP: 0.250, SLG: 0.250 (3, 1)										1	0	0	0	0	0	0											
<b>Inning Stats</b>	R: 3 E: 0 K: 0 S: 7	H: 4 LOB: 1 BB: 0 P: 7	R: 0 E: 0 K: 0 S: 3	H: 0 LOB: 0 BB: 0 P: 3	R: 1 E: 0 K: 0 S: 6	H: 3 LOB: 2 BB: 0 P: 6	R: 0 E: 0 K: 0 S: 4	H: 1 LOB: 1 BB: 0 P: 4	R: 2 E: 0 K: 0 S: 5	H: 2 LOB: 0 BB: 0 P: 5	R: 1 E: 0 K: 2 S: 8	H: 1 LOB: 0 BB: 0 P: 8	R: 0 E: 0 K: 0 S: 4	H: 1 LOB: 1 BB: 0 P: 4	R: 0 E: 0 K: 1 S: 5	H: 0 LOB: 0 BB: 0 P: 5		1B: 9 2B: 3 3B: 2 HR: 0	SF: 1 SAC: 0 DP: 0 HBP: 0	WP: 1 PB: 0 SB: 1 CS: 0	PA: 41						
<b>PITCHER</b>	IP	WLS	BF	H	R	ER	SO	BB	IBB	HBP	BLK	WP	HR	S	P	ERA	WHIP										
<b>Jack Sanford, R</b> ERA: 4.54 (1, 1)	0.1		4	3	3	3	0	0	0	0	0	0	0	4	4	81.00	9.000										
<b>Jim Hearn, R</b> ERA: 3.95 (1, 1)	5.1		25	9	4	4	0	0	0	0	0	0	0	25	25	6.75	1.688										
<b>Jack Meyer, R</b> ERA: 3.27 (6, 1)	3.1	L	12	2	1	1	3	0	0	0	0	1	0	18	18	2.70	0.600										

Batter	1	2	3	4	5	6	7	8	9	AB	R	H	RBI	BB	SO	LOB	BOTTOM										
<b>Richie Ashburn, L</b> OBP: 0.437, SLG: 0.438 (1, 8)										3	1	1	1	1	0	0	<b>Milwaukee Braves @ Philadelphia Phillies</b> Sun Aug 10 1958, 3:33 AM EDT Unknown Connie Mack Stadium, Philadelphia, PA <a href="http://livebaseballscorecards.com">livebaseballscorecards.com</a>										
<b>Solly Hemus, L</b> OBP: 0.391, SLG: 0.440 (1, 4)										4	1	3	0	0	0	0											
<b>Ed Bouchee, L</b> OBP: 0.356, SLG: 0.376 (1, 3)										4	1	1	2	0	0	2											
<b>Willie Jones, R</b> OBP: 0.351, SLG: 0.411 (1, 5)										4	0	0	0	0	0	1											
<b>Dave Philley, S</b> OBP: 0.346, SLG: 0.421 (1, 9)										4	0	1	0	0	0	1											
<b>Bob Bowman, R</b> OBP: 0.335, SLG: 0.520 (1, 7)										4	1	1	0	0	1	1											
<b>Chico Fernandez, R</b> OBP: 0.288, SLG: 0.317 (1, 6)										4	2	1	1	0	1	1											
<b>Jim Hegan, R</b> OBP: 0.263, SLG: 0.272 (1, 2) <b>Harry Anderson, L</b> OBP: 0.369, SLG: 0.494 (9, PH)										3	1	1	0	0	0	0											
<b>Jack Sanford, R</b> OBP: 0.220, SLG: 0.234 (1, 1) <b>Jim Hearn, R</b> OBP: 0.313, SLG: 0.313 (6, 1) <b>Wally Post, R</b> OBP: 0.363, SLG: 0.434 (9, PH)										2	0	0	0	0	0	2											
<b>Inning Stats</b>	R: 1 E: 0 K: 0 S: 3	H: 1 LOB: 0 BB: 1 P: 7	R: 3 E: 1 K: 1 S: 8	H: 3 LOB: 0 BB: 0 P: 8	R: 2 E: 0 K: 2 S: 10	H: 3 LOB: 1 BB: 0 P: 10	R: 0 E: 0 K: 1 S: 5	H: 0 LOB: 0 BB: 0 P: 5	R: 0 E: 0 K: 0 S: 4	H: 1 LOB: 1 BB: 0 P: 4	R: 1 E: 0 K: 0 S: 4	H: 1 LOB: 0 BB: 0 P: 4	R: 0 E: 0 K: 0 S: 3	H: 0 LOB: 0 BB: 0 P: 3	R: 0 E: 0 K: 0 S: 3	H: 0 LOB: 0 BB: 0 P: 3		R: 0 E: 0 K: 1 S: 5	H: 0 LOB: 0 BB: 0 P: 5	1B: 3 2B: 3 3B: 1 HR: 2	SF: 0 SAC: 0 DP: 1 HBP: 0	WP: 1 PB: 0 SB: 0 CS: 1	PA: 37				
<b>PITCHER</b>	IP	WLS	BF	H	R	ER	SO	BB	IBB	HBP	BLK	WP	HR	S	P	ERA	WHIP										
<b>Bob Trowbridge, R</b> ERA: 2.89 (1, 1)	1.1		8	4	2	0	0	1	0	0	0	0	0	7	11	13.50	3.000										
<b>Gene Conley, R</b> ERA: 4.52 (2, 1)	1.0		6	4	2	2	1	0	0	0	0	1	1	8	8	18.00	4.000										
<b>Humberto Robinson, R</b> ERA: 3.86 (3, 1)	6.2	W	22	2	1	1	4	0	0	0	0	0	1	30	30	1.35	0.300										



Batter	1	2	3	4	5	6	7	8	9	AB	R	H	RBI	BB	SO	LOB	TOP					
Bill Bruton, L OBP: 0.323, SLG: 0.351 Felix Mantilla, R OBP: 0.277, SLG: 0.375	K	F7		6-3		4-3		K	FC6-4	2	0	0	0	0	1	1	<b>Milwaukee Braves @ Philadelphia Phillies</b> Sun Aug 10 1958, 3:38 AM EDT Att: 32,117 - Unknown Connie Mack Stadium, Philadelphia, PA <a href="http://livebaseballscorecards.com">livebaseballscorecards.com</a>					
Red Schoendienst, S OBP: 0.329, SLG: 0.317	4-3	E7		5-3		P5		E	P6	6	2	2	1	0	0	2						
Eddie Mathews, L OBP: 0.359, SLG: 0.497 Harry Hanebrink, L OBP: 0.280, SLG: 0.322	BB							E	F9	4	3	4	1	1	0	0						
Hank Aaron, R OBP: 0.380, SLG: 0.575	2B							E		4	3	2	2	1	2	2						
Wes Covington, L OBP: 0.381, SLG: 0.667 Joe Adcock, R OBP: 0.320, SLG: 0.522	3B			K				K		1	1	1	2	0	0	0						
Frank Torre, L OBP: 0.393, SLG: 0.407				F7				HR		5	1	2	1	0	0	1						
Del Crandall, R OBP: 0.347, SLG: 0.478	5-3			5-3				HR		5	2	3	4	0	0	1						
Casey Wise, S OBP: 0.188, SLG: 0.219								F8		5	1	3	0	0	0	1						
Carl Willey, R OBP: 0.129, SLG: 0.161 Juan Pizarro, L OBP: 0.429, SLG: 0.364		SH3-4		K		4-3		FC4-6		3	0	0	0	0	1	3						
<b>Inning Stats</b>	R: 3 E: 0 K: 1 S: 8	H: 3 LOB: 1 BB: 1 P: 12	R: 2 E: 1 K: 1 S: 8	H: 3 LOB: 1 BB: 0 P: 8	R: 0 E: 0 K: 1 S: 5	H: 0 LOB: 0 BB: 0 P: 5	R: 0 E: 0 K: 1 S: 6	H: 1 LOB: 1 BB: 0 P: 6	R: 3 E: 0 K: 0 S: 7	H: 4 LOB: 1 BB: 0 P: 7	R: 0 E: 0 K: 1 S: 6	H: 1 LOB: 1 BB: 0 P: 6	R: 1 E: 0 K: 0 S: 5	H: 2 LOB: 1 BB: 0 P: 5	R: 5 E: 1 K: 2 S: 11	H: 4 LOB: 0 BB: 1 P: 15		R: 0 E: 0 K: 0 S: 4	H: 1 LOB: 1 BB: 0 P: 4	1B: 7 2B: 7 3B: 3 HR: 2	SF: 0 SAC: 1 DP: 0 HBP: 0	WP: 0 PB: 0 CS: 0
<b>PITCHER</b>	IP	WLS	BF	H	R	ER	SO	BB	IBB	HBP	BLK	WP	HR	S	P	ERA	WHIP					
Robin Roberts, R ERA: 3.19	1.2	L	12	6	5	3	1	1	0	0	0	0	0	13	17	27.00	4.200					
Seth Morehead, L ERA: 8.7	3.1		15	5	3	3	3	0	0	0	0	0	0	21	21	8.10	1.500					
Bob Miller, R ERA: 11.69	3.0		17	7	6	6	3	1	0	0	0	0	2	22	26	18.00	2.667					
Jack Meyer, R ERA: 3.22	1.0		4	1	0	0	0	0	0	0	0	0	0	4	4	0.00	1.000					



Batter	1	2	3	4	5	6	7	8	9	AB	R	H	RBI	BB	SO	LOB	BOTTOM				
Richie Ashburn, L OBP: 0.432, SLG: 0.433	K		F9		G3		F7		K	5	0	0	0	0	2	3	<b>Milwaukee Braves @ Philadelphia Phillies</b> Sun Aug 10 1958, 3:38 AM EDT Att: 32,117 - Unknown Connie Mack Stadium, Philadelphia, PA <a href="http://livebaseballscorecards.com">livebaseballscorecards.com</a>				
Solly Hemus, L OBP: 0.399, SLG: 0.445 Bobby Young, L OBP: 0.167, SLG: 0.250								BB	L3	2	0	2	0	1	0	0					
Ed Bouchee, L OBP: 0.358, SLG: 0.373								BB		4	1	1	1	1	0	4					
Willie Jones, R OBP: 0.349, SLG: 0.408 Bob Miller, R		F5			P5		K		K	2	0	0	0	0	0	2					
Rip Repulski, R OBP: 0.303, SLG: 0.462 Jack Meyer, R OBP: 0.313, SLG: 0.313 Wally Post, R OBP: 0.361, SLG: 0.432									K	1	0	0	0	0	0	0					
Harry Anderson, L OBP: 0.370, SLG: 0.500									K	1	0	0	0	0	0	1					
Dave Philley, S OBP: 0.346, SLG: 0.419 Bob Bowman, R OBP: 0.340, SLG: 0.523										3	0	1	0	0	0	1					
Chico Fernandez, R OBP: 0.270, SLG: 0.315										1	0	1	0	0	0	0					
Carl Sawatski, L OBP: 0.283, SLG: 0.296										2	0	0	0	2	0	2					
Robin Roberts, S OBP: 0.297, SLG: 0.284 Seth Morehead, L OBP: 0.111, SLG: 0.111 Ted Kazanski, R OBP: 0.301, SLG: 0.324										4	0	1	0	0	1	5					
<b>Inning Stats</b>	R: 0 E: 0 K: 1 S: 5	H: 1 LOB: 0 BB: 0 P: 5	R: 0 E: 0 K: 0 S: 4	H: 1 LOB: 1 BB: 0 P: 4	R: 1 E: 0 K: 0 S: 5	H: 2 LOB: 2 BB: 0 P: 6	R: 0 E: 0 K: 0 S: 4	H: 1 LOB: 1 BB: 0 P: 4	R: 0 E: 0 K: 1 S: 5	H: 0 LOB: 0 BB: 1 P: 5	R: 0 E: 0 K: 0 S: 3	H: 0 LOB: 0 BB: 1 P: 7	R: 0 E: 0 K: 2 S: 10	H: 3 LOB: 3 BB: 2 P: 18	R: 0 E: 0 K: 2 S: 8	H: 1 LOB: 1 BB: 0 P: 8	1B: 7 2B: 2 3B: 0 HR: 0	SF: 0 SAC: 0 DP: 1 HBP: 1	WP: 0 PB: 0 CS: 0	PA: 40	
<b>PITCHER</b>	IP	WLS	BF	H	R	ER	SO	BB	IBB	HBP	BLK	WP	HR	S	P	ERA	WHIP				
Carl Willey, R ERA: 2.32	7.1		33	8	3	3	3	3	0	1	0	0	0	35	48	3.68	1.500				
Juan Pizarro, L ERA: 2.36	1.2	S	7	1	0	0	3	1	0	0	0	0	0	12	16	0.00	1.200				





Batter	1	2	3	4	5	6	7	8	9	10	AB	R	H	RBI	BB	SO	LOB	TOP			
<b>Eddie Miksis, R</b> OBP: 0.286, SLG: 0.167 (1.5)	P6		F9		5-3		K			K	5	0	0	0	0	2	1				
<b>Bob Thuman, L</b> OBP: 0.323, SLG: 0.414 (1.7)	K		K					F8		P4	5	0	1	0	0	2	1				
<b>Frank Robinson, R</b> OBP: 0.333, SLG: 0.469 (1.8)	F8		E6		F2			F2		L7	5	0	0	0	0	0	2				
<b>Walt Dropo, R</b> OBP: 0.307, SLG: 0.430 (1.3)		P4	K					K			4	0	0	0	0	3	3				
<b>Jerry Lynch, L</b> OBP: 0.305, SLG: 0.454 (1.9)		2B			P5			P4		HR	4	2	2	0	0	0	0				
<b>Ed Bailey, L</b> OBP: 0.320, SLG: 0.387 (1.2)		L4			P8			3-1		HR	4	1	1	2	0	0	1				
<b>Alex Grammas, R</b> OBP: 0.299, SLG: 0.279 (1.4)								PO		P6	4	1	3	1	0	0	0				
<b>Roy McMillan, R</b> OBP: 0.306, SLG: 0.280 (1.6)		2H						PO		F7	4	0	1	1	0	1	1				
<b>Bob Purkey, R</b> OBP: 0.152, SLG: 0.177 <b>Willard Schmidt, R</b> OBP: 0.100, SLG: 0.100 (8.1)		K								F7	2	0	0	0	1	0	1				
<b>Inning Stats</b>	R: 0 E: 0 K: 1 S: 5	H: 0 LOB: 0 BB: 0 P: 5	R: 1 E: 0 K: 1 S: 7	H: 2 LOB: 1 BB: 0 P: 7	R: 0 E: 1 K: 2 S: 8	H: 0 LOB: 2 BB: 1 P: 12	R: 1 E: 0 K: 0 S: 5	H: 2 LOB: 1 BB: 0 P: 5	R: 0 E: 0 K: 1 S: 6	H: 1 LOB: 1 BB: 0 P: 6	R: 0 E: 0 K: 1 S: 3	H: 1 LOB: 0 BB: 0 P: 3	R: 0 E: 0 K: 1 S: 5	H: 0 LOB: 0 BB: 0 P: 5	R: 0 E: 0 K: 1 S: 7	H: 2 LOB: 0 BB: 0 P: 7	R: 0 E: 0 K: 1 S: 5	H: 0 LOB: 0 BB: 0 P: 5	1B: 4 2B: 3 3B: 0 HR: 1	SF: 0 SAC: 0 DP: 0 HBP: 0	WP: 0 PA: 40
<b>PITCHER</b> <b>Don Cardwell, R</b> ERA: 3.63 (1.1)	IP: 10.0 WLS: W BF: 39 H: 8 R: 4 ER: 4 SO: 9 BB: 1 IBB: 0 HBP: 0 BLK: 0 WP: 0 HR: 1 S: 56 P: 60 ERA: 3.60 WHIP: 0.900																				

Cincinnati Redlegs @ Philadelphia Phillies  
 Connie Mack Stadium, Philadelphia, PA  
 Mon Aug 11 1958, 7:05 PM EDT  
 Att: 14,247 - Unknown

AB 38  
 R 4  
 H 8  
 RBI 4  
 BB 1  
 SO 9  
 LOB 10



Batter	1	2	3	4	5	6	7	8	9	10	AB	R	H	RBI	BB	SO	LOB	BOTTOM			
<b>Richie Ashburn, L</b> OBP: 0.432, SLG: 0.436 (1.8)	6-3		SF7		L3			SH1-4		F9	4	2	1	0	1	0	1				
<b>Solly Hemus, L</b> OBP: 0.401, SLG: 0.450 (1.4)			SF7					SH1-4			2	1	1	1	1	0	0				
<b>Ed Bouchee, L</b> OBP: 0.355, SLG: 0.365 (1.3)								K2-3			3	0	0	0	1	3	1				
<b>Willie Jones, R</b> OBP: 0.349, SLG: 0.406 (1.5)								K			4	1	1	1	1	0	2				
<b>Harry Anderson, L</b> OBP: 0.371, SLG: 0.503 (1.7)								1B			4	1	2	1	0	0	0				
<b>Dave Philley, S</b> OBP: 0.348, SLG: 0.421 (1.9)								1B			4	0	2	1	0	1	1				
<b>Chico Fernandez, R</b> OBP: 0.270, SLG: 0.314 (1.6)								K			4	0	1	0	0	1	4				
<b>Carl Sawatski, L</b> OBP: 0.288, SLG: 0.297 (1.2)								K			3	0	1	1	1	1	1				
<b>Don Cardwell, R</b> OBP: 0.200, SLG: 0.250 (1.1)								F8			4	0	0	0	0	1	2				
<b>Inning Stats</b>	R: 0 E: 0 K: 0 S: 3	H: 1 LOB: 1 BB: 1 P: 7	R: 0 E: 0 K: 0 S: 4	H: 1 LOB: 1 BB: 0 P: 4	R: 1 E: 0 K: 1 S: 6	H: 1 LOB: 0 BB: 0 P: 6	R: 0 E: 0 K: 0 S: 4	H: 1 LOB: 1 BB: 0 P: 4	R: 0 E: 0 K: 0 S: 2	H: 0 LOB: 0 BB: 0 P: 5	R: 1 E: 0 K: 2 S: 9	H: 2 LOB: 1 BB: 0 P: 9	R: 2 E: 0 K: 1 S: 7	H: 2 LOB: 2 BB: 2 P: 15	R: 0 E: 0 K: 2 S: 7	H: 0 LOB: 0 BB: 0 P: 7	R: 1 E: 0 K: 0 S: 2	H: 1 LOB: 2 BB: 1 P: 6	1B: 6 2B: 3 3B: 1 HR: 0	SF: 1 SAC: 2 DP: 2 HBP: 0	WP: 0 PA: 40
<b>PITCHER</b> <b>Bob Purkey, R</b> ERA: 3.56 (1.1)	IP: 7.2 WLS: L BF: 33 H: 8 R: 4 ER: 4 SO: 5 BB: 4 IBB: 0 HBP: 0 BLK: 0 WP: 0 HR: 0 S: 39 P: 55 ERA: 4.70 WHIP: 1.565																				
<b>Willard Schmidt, R</b> ERA: 3.08 (8.1)	1.1 L 7 1 1 1 2 1 0 0 0 0 0 0 10 14 6.75 1.500																				

Cincinnati Redlegs @ Philadelphia Phillies  
 Connie Mack Stadium, Philadelphia, PA  
 Mon Aug 11 1958, 7:05 PM EDT  
 Att: 14,247 - Unknown

AB 32  
 R 5  
 H 9  
 RBI 5  
 BB 5  
 SO 7  
 LOB 12





Batter	1	2	3	4	5	6	7	8	9	10	11	12	13	AB	R	H	RBI	BB	SO	LOB	TOP
Johnny Temple, R OBP: 0.411, SLG: 0.417 (1.4)														6	1	2	5	0	0	2	
Bob Thurman, L OBP: 0.359, SLG: 0.484 (1.7)														4	1	1	0	0	2	0	
Roy McMillan, R OBP: 0.250, SLG: 0.162 (6.6)														3	0	1	0	0	0	3	
Jerry Lynch, L OBP: 0.283, SLG: 0.458 (1.9)														7	1	1	1	0	0	2	
Steve Biko, R OBP: 0.359, SLG: 0.582 (1.3)														5	1	3	0	0	0	0	
Dee Fondy, L OBP: 0.366, SLG: 0.500 (9. FR)														1	0	0	0	0	1	1	
Don Hoak, R OBP: 0.368, SLG: 0.443 (1.5)														3	2	2	0	1	0	1	
Don Newcombe, L OBP: 0.465, SLG: 0.333 (9. PH)														1	0	1	0	0	0	0	
Eddie Miksis, R OBP: 0.200, SLG: 0.200 (9.5)														1	0	0	0	0	0	0	
Ed Bailey, L OBP: 0.299, SLG: 0.370 (1.2)														6	2	1	2	0	3	4	
Gus Bell, L OBP: 0.294, SLG: 0.356 (1.8)														2	1	2	1	1	0	0	
Walt Dropo, R OBP: 0.283, SLG: 0.390 (9. PH)														2	0	0	0	0	2	2	
Alex Grammas, R OBP: 0.200, SLG: 0.270 (8. FR)														1	0	0	0	1	1	1	
Pete Whitenburg, L OBP: 0.401, SLG: 0.488 (8.7)														2	0	0	0	0	1	3	
Frank Robinson, R OBP: 0.308, SLG: 0.488 (8. FR)														2	2	1	0	0	0	0	
Donk Lawrence, R OBP: 0.200, SLG: 0.270 (8. FR)														1	1	0	0	0	0	0	
Johnny Mize, R OBP: 0.200, SLG: 0.270 (8. FR)														1	1	0	0	0	0	0	
Ed Delmonico, R OBP: 0.200, SLG: 0.270 (8. FR)														1	1	0	0	0	0	0	
Tommy Davis, R OBP: 0.200, SLG: 0.270 (8. FR)														1	1	0	0	0	0	0	
Tommy Davis, R OBP: 0.200, SLG: 0.270 (8. FR)														1	1	0	0	0	0	0	
Tommy Davis, R OBP: 0.200, SLG: 0.270 (8. FR)														1	1	0	0	0	0	0	
Tommy Davis, R OBP: 0.200, SLG: 0.270 (8. FR)														1	1	0	0	0	0	0	
Tommy Davis, R OBP: 0.200, SLG: 0.270 (8. FR)														1	1	0	0	0	0	0	
Tommy Davis, R OBP: 0.200, SLG: 0.270 (8. FR)														1	1	0	0	0	0	0	
Tommy Davis, R OBP: 0.200, SLG: 0.270 (8. FR)														1	1	0	0	0	0	0	
Tommy Davis, R OBP: 0.200, SLG: 0.270 (8. FR)														1	1	0	0	0	0	0	
Tommy Davis, R OBP: 0.200, SLG: 0.270 (8. FR)														1	1	0	0	0	0	0	
Tommy Davis, R OBP: 0.200, SLG: 0.270 (8. FR)														1	1	0	0	0	0	0	
Tommy Davis, R OBP: 0.200, SLG: 0.270 (8. FR)														1	1	0	0	0	0	0	
Tommy Davis, R OBP: 0.200, SLG: 0.270 (8. FR)														1	1	0	0	0	0	0	
Tommy Davis, R OBP: 0.200, SLG: 0.270 (8. FR)														1	1	0	0	0	0	0	
Tommy Davis, R OBP: 0.200, SLG: 0.270 (8. FR)														1	1	0	0	0	0	0	
Tommy Davis, R OBP: 0.200, SLG: 0.270 (8. FR)														1	1	0	0	0	0	0	
Tommy Davis, R OBP: 0.200, SLG: 0.270 (8. FR)														1	1	0	0	0	0	0	
Tommy Davis, R OBP: 0.200, SLG: 0.270 (8. FR)														1	1	0	0	0	0	0	
Tommy Davis, R OBP: 0.200, SLG: 0.270 (8. FR)														1	1	0	0	0	0	0	
Tommy Davis, R OBP: 0.200, SLG: 0.270 (8. FR)														1	1	0	0	0	0	0	
Tommy Davis, R OBP: 0.200, SLG: 0.270 (8. FR)														1	1	0	0	0	0	0	
Tommy Davis, R OBP: 0.200, SLG: 0.270 (8. FR)														1	1	0	0	0	0	0	
Tommy Davis, R OBP: 0.200, SLG: 0.270 (8. FR)														1	1	0	0	0	0	0	
Tommy Davis, R OBP: 0.200, SLG: 0.270 (8. FR)														1	1	0	0	0	0	0	
Tommy Davis, R OBP: 0.200, SLG: 0.270 (8. FR)														1	1	0	0	0	0	0	
Tommy Davis, R OBP: 0.200, SLG: 0.270 (8. FR)														1	1	0	0	0	0	0	
Tommy Davis, R OBP: 0.200, SLG: 0.270 (8. FR)														1	1	0	0	0	0	0	
Tommy Davis, R OBP: 0.200, SLG: 0.270 (8. FR)														1	1	0	0	0	0	0	
Tommy Davis, R OBP: 0.200, SLG: 0.270 (8. FR)														1	1	0	0	0	0	0	
Tommy Davis, R OBP: 0.200, SLG: 0.270 (8. FR)														1	1	0	0	0	0	0	
Tommy Davis, R OBP: 0.200, SLG: 0.270 (8. FR)														1	1	0	0	0	0	0	
Tommy Davis, R OBP: 0.200, SLG: 0.270 (8. FR)														1	1	0	0	0	0	0	
Tommy Davis, R OBP: 0.200, SLG: 0.270 (8. FR)														1	1	0	0	0	0	0	
Tommy Davis, R OBP: 0.200, SLG: 0.270 (8. FR)														1	1	0	0	0	0	0	
Tommy Davis, R OBP: 0.200, SLG: 0.270 (8. FR)														1	1	0	0	0	0	0	
Tommy Davis, R OBP: 0.200, SLG: 0.270 (8. FR)														1	1	0	0	0	0	0	
Tommy Davis, R OBP: 0.200, SLG: 0.270 (8. FR)														1	1	0	0	0	0	0	







Batter	1	2	3	4	5	6	7	8	9	AB	R	H	RBI	BB	SO	LOB	TOP			
<b>Bill Virdon, L</b> OBP: 0.336, SLG: 0.408 (1.8)	0-0 HR 1B	0-0 HR 1B	0-0 FC4-6			0-0 F6	0-0 F6		4-0 BB	5	2	2	0	1	0	3				
<b>Roberto Clemente, R</b> OBP: 0.333, SLG: 0.399 (1.9)	0-0 HR 1B	0-0 HR 1B		0-0 P4		0-0 P3	0-0 5-3		0-0 1-3	6	2	2	4	0	0	3				
<b>Ted Kluszewski, L</b> OBP: 0.356, SLG: 0.404 (1.3)	0-0 F8	0-3 K								5	1	3	0	0	1	0				
<b>Hank Foiles, R</b> OBP: 0.310, SLG: 0.340 (6. PR)										0	0	0	0	0	0	0				
<b>Dick Stuart, R</b> OBP: 0.280, SLG: 0.462 (8.3)										0	0	0	0	0	0	0				
<b>Bob Skinner, L</b> OBP: 0.392, SLG: 0.475 (1.7)	0-0 FC6-4 1B		4-0 SH2-4 1B BB	0-0 G3		4-0 1B BB			0-0 F8	3	2	1	0	2	0	2				
<b>Frank Thomas, R</b> OBP: 0.350, SLG: 0.564 (1.5)	0-0 FC6-4 HR		0-0 SH2-4 1B	0-0 F2		0-0 1B BB			0-0 G3	5	2	2	1	0	0	3				
<b>Bill Mazeroski, R</b> OBP: 0.317, SLG: 0.450 (1.4)	0-0 HR		0-0 SH2-4			0-0 FC5-4 1B			0-0 F3	4	1	2	3	0	0	2				
<b>Dick Groat, R</b> OBP: 0.317, SLG: 0.388 (1.6)	0-0 F9		0-0 E 1B			0-0 FC5-4 1B			0-0 PB SH3-4 1B	5	0	2	2	0	0	2				
<b>Danny Kravitz, L</b> OBP: 0.295, SLG: 0.314 (1.2)		0-0 F9	0-0 E4 FC4-6						0-3 K	5	0	2	0	0	1	2				
<b>Curt Raydon, R</b> OBP: 0.091, SLG: 0.100 (2.1)		0-3 K	0-3 K						0-0 SH3-4	1	0	0	0	0	1	0				
<b>Bob Smith, R</b> OBP: 0.133, SLG: 0.071 (6.1)									0-0 SH3-4	2	0	0	0	0	1	3				
<b>Don Gross, L</b> OBP: 0.133, SLG: 0.071 (7.1)									1-2 K	1	0	0	0	0	0	1				
<b>Roy Face, R</b> OBP: 0.283, SLG: 0.422 (9.1)									0-0 SH3-4	0	0	0	0	0	0	0				
<b>Inning Stats</b>	R: 4 E: 0 K: 0 S: 7	H: 4 LOB: 0 BB: 0 P: 7	R: 2 E: 0 K: 2 S: 9	H: 2 LOB: 0 BB: 0 P: 9	R: 2 E: 1 K: 1 S: 8	H: 2 LOB: 2 BB: 1 P: 12	R: 0 E: 0 K: 0 S: 4	H: 1 LOB: 1 BB: 0 P: 4	R: 0 E: 0 K: 0 S: 4	H: 1 LOB: 1 BB: 0 P: 4	R: 2 E: 0 K: 0 S: 6	H: 3 LOB: 2 BB: 0 P: 10	R: 0 E: 0 K: 0 S: 4	H: 1 LOB: 1 BB: 0 P: 4	R: 0 E: 0 K: 1 S: 6	H: 1 LOB: 2 BB: 1 P: 10	1B: 8 2B: 3 3B: 2 HR: 3	SF: 0 SAC: 2 DP: 0 HBP: 0	WP: 0 PB: 1 SB: 0 CS: 0	PA: 47
<b>PITCHER</b>	IP WLS BF H R ER SO BB IBB HBP BLK WP HR S P ERA WHIP																			
<b>Jack Meyer, R</b> ERA: 3.91 (1.1)	2.0 L 12 6 6 6 2 0 0 0 0 0 0 3 16 30 27.00 3.000																			
<b>Jim Hearn, R</b> ERA: 4.3 (3.1)	4.0 22 7 4 4 1 2 0 0 0 0 0 0 22 30 9.00 2.250																			
<b>Jack Sanford, R</b> ERA: 4.57 (7.1)	1.0 4 1 0 0 0 0 0 0 0 0 0 0 4 4 0.00 1.000																			
<b>Turk Farrell, R</b> ERA: 2.52 (8.1)	2.0 9 2 0 0 1 1 0 0 0 0 0 0 10 14 0.00 1.500																			

Pittsburgh Pirates @ Philadelphia Phillies  
 Connie Mack Stadium, Philadelphia, PA  
 Wed Aug 13 1958, 7:05 PM EDT  
 Att: 19,132 - Unknown

AB 42  
 R 10  
 H 16  
 RBI 10  
 BB 3  
 SO 4  
 LOB 21



Batter	1	2	3	4	5	6	7	8	9	AB	R	H	RBI	BB	SO	LOB	BOTTOM	
<b>Richie Ashburn, L</b> OBP: 0.431, SLG: 0.437 (1.8)	0-0 3B	0-0 5-3 1B		0-0 6-3		0-0 1B		0-0 6-3	0-0 4-3	6	0	3	0	0	0	1		
<b>Solly Hemus, L</b> OBP: 0.395, SLG: 0.441 (1.4)	4-0 G5-3 BB	0-0 5-3				0-0 L9		0-3 K		4	0	1	0	1	1	1		
<b>Harry Anderson, L</b> OBP: 0.368, SLG: 0.493 (1.7)	4-0 1-2 BB	0-3 K				0-0 1-6-3		0-3 K		4	0	0	0	1	3	3		
<b>Wally Post, R</b> OBP: 0.364, SLG: 0.447 (1.9)	0-3 K		0-0 F3			0-0 6-3		0-0 BB BB 1B	0-0 FC4-6 1B	5	0	2	0	0	1	3		
<b>Ed Bouchee, L</b> OBP: 0.354, SLG: 0.356 (1.3)	0-0 G5-3		4-0 BB			0-3 K		4-0 1-2 BB	0-0 FC4-6 HR	3	1	0	0	2	1	4		
<b>Willie Jones, R</b> OBP: 0.352, SLG: 0.420 (1.5)		0-0 F7	0-3 K			0-0 HR BB 1B		0-0 F8	0-0 HR	5	2	2	2	0	1	3		
<b>Chico Fernandez, R</b> OBP: 0.274, SLG: 0.316 (1.6)		1-0 HR HBP	0-0 P3			0-0 P4		4-0 1-2 BB	0-0 1-3	3	1	0	0	1	0	2		
<b>Stan Lopata, R</b> OBP: 0.400, SLG: 0.437 (1.2)		4-0 HR BB		0-0 6-3		4-0 HR BB		0-3 K	0-0 2B 1B	3	3	1	0	2	1	3		
<b>Inning Stats</b>	R: 0 E: 0 K: 1 S: 5	H: 1 LOB: 2 BB: 2 P: 13	R: 3 E: 0 K: 1 S: 7	H: 2 LOB: 1 BB: 1 P: 12	R: 0 E: 0 K: 1 S: 5	H: 0 LOB: 1 BB: 1 P: 9	R: 0 E: 0 K: 0 S: 3	H: 0 LOB: 0 BB: 0 P: 3	R: 0 E: 0 K: 1 S: 6	H: 1 LOB: 3 BB: 2 P: 14	R: 0 E: 0 K: 2 S: 7	H: 0 LOB: 0 BB: 0 P: 7	R: 3 E: 0 K: 0 S: 7	H: 4 LOB: 1 BB: 0 P: 7	1B: 7 2B: 1 3B: 1 HR: 3	SF: 0 SAC: 0 DP: 1 HBP: 1	WP: 0 PB: 0 SB: 0 CS: 0	PA: 46
<b>PITCHER</b>	IP WLS BF H R ER SO BB IBB HBP BLK WP HR S P ERA WHIP																	
<b>Curt Raydon, R</b> ERA: 3.16 (1.1)	1.1 W 18 3 3 3 3 2 0 0 0 0 0 1 22 30 6.23 1.154																	
<b>Bob Smith, L</b> ERA: 3.85 (2.1)	4.1 18 3 3 3 3 2 0 0 0 0 0 1 22 30 6.23 1.154																	
<b>Don Gross, L</b> ERA: 2.85 (6.1)	0.1 4 2 0 0 1 1 0 0 0 0 0 0 5 9 0.00 9.000																	
<b>Roy Face, R</b> ERA: 2.87 (7.1)	2.2 13 4 3 3 3 1 0 0 0 0 0 1 18 22 10.12 1.875																	
<b>Vern Law, R</b> ERA: 4.27 (9.1)	0.1 S 1 0 0 0 0 0 0 0 0 0 0 0 1 1 0.00 0.000																	

Pittsburgh Pirates @ Philadelphia Phillies  
 Connie Mack Stadium, Philadelphia, PA  
 Wed Aug 13 1958, 7:05 PM EDT  
 Att: 19,132 - Unknown

AB 38  
 R 9  
 H 12  
 RBI 9  
 BB 7  
 SO 8  
 LOB 23





Batter	1	2	3	4	5	6	7	8	9	AB	R	H	RBI	BB	SO	LOB	TOP			
<b>Richie Ashburn, L</b> OBP: 0.433, SLG: 0.440 (1, 8) X	0-0 6-3		0-0 E 1B 1B		0-0 CS 1B			0-0 4-3 SH1-4 1B		4	0	3	0	0	0	0	<b>Philadelphia Phillies @ Milwaukee Braves</b> Milwaukee County Stadium, Milwaukee, WI Fri Aug 15 1958, 8:05 PM EDT Att: 35,552 - Unknown <a href="http://livebaseballscorecards.com">livebaseballscorecards.com</a>			
<b>Bobby Young, L</b> OBP: 0.185, SLG: 0.250 (1, 4) X	0-0 4-3		0-0 E8 1-3 1B		0-0 3-1 1-2			0-0 SH1-4 1-2		3	0	1	0	0	0	1				
<b>Harry Anderson, L</b> OBP: 0.365, SLG: 0.488 (1, 7) X	0-0 L9		0-3 K		0-0 4-3			0-0 4-3 2-3		4	0	0	0	0	1	3				
<b>Wally Post, R</b> OBP: 0.363, SLG: 0.448 (1, 9) X		0-0 4-3		0-0 F8		0-0 2B		0-0 F7		4	0	1	0	0	0	1				
<b>Ed Bouchee, L</b> OBP: 0.357, SLG: 0.355 (1, 3) X		4-0 BB		0-0 4-3		0-3 K		0-0 FC3-6 1B		3	0	1	0	1	1	1				
<b>Willie Jones, R</b> OBP: 0.351, SLG: 0.416 (9, PR) X		0-3 K		4-0 BB BB		0-0 F7		0-0 FC3-6 1-2		3	0	0	0	0	1	3				
<b>Curt Simmons, L</b> OBP: 0.224, SLG: 0.229 (9, PR) X				4-0 BB BB						0	0	0	0	0	0	0				
<b>Chico Fernandez, R</b> OBP: 0.275, SLG: 0.315 (9, PH) X				4-0 BB						2	0	0	0	1	0	1				
<b>Solly Hemus, L</b> OBP: 0.397, SLG: 0.439 (9, PH) X				1-2 BB						1	0	0	0	0	0	1				
<b>Carl Sawatski, L</b> OBP: 0.285, SLG: 0.294 (1, 2) X				0-0 F8		0-0 1-3		0-0 4-3		0	0	0	0	0	0	0				
<b>Robin Roberts, S</b> OBP: 0.286, SLG: 0.271 (1, 1) X				0-0 4-3		0-0 4-3		0-0 F5		3	0	0	0	0	0	0				
<b>Inning Stats</b>	R: 0 E: 0 K: 0 S: 3	H: 0 LOB: 0 BB: 0 P: 3	R: 0 E: 0 K: 1 S: 5	H: 0 LOB: 1 BB: 1 P: 9	R: 0 E: 1 K: 1 S: 7	H: 2 LOB: 2 BB: 0 P: 7	R: 0 E: 0 K: 0 S: 3	H: 0 LOB: 2 BB: 2 P: 11	R: 0 E: 0 K: 1 S: 6	H: 1 LOB: 0 BB: 0 P: 3	R: 0 E: 0 K: 1 S: 5	H: 0 LOB: 0 BB: 0 P: 5	R: 0 E: 0 K: 0 S: 4	H: 1 LOB: 1 BB: 0 P: 4	R: 0 E: 0 K: 0 S: 4	H: 1 LOB: 1 BB: 0 P: 4	1B: 5 2B: 1 3B: 0 HR: 0	SF: 0 SAC: 1 DP: 0 HBP: 0	WP: 0 PB: 0 SB: 0 CS: 1	PA: 35
<b>PITCHER</b> <b>Carl Willey, R</b> ERA: 2.1 (1, 1)	IP: 9.0 WLS: W BF: 35 H: 6 R: 0 ER: 0 SO: 4 BB: 3 IBB: 0 HBP: 0 BLK: 0 WP: 0 HR: 0 S: 40 P: 52 ERA: 0.00 WHIP: 1.000																			

Batter	1	2	3	4	5	6	7	8	9	AB	R	H	RBI	BB	SO	LOB	BOTTOM			
<b>Bill Bruton, L</b> OBP: 0.319, SLG: 0.361 (1, 8) X	0-0 1B		0-0 1B		0-0 6-3			0-0 5-3		4	0	2	0	0	0	0	<b>Philadelphia Phillies @ Milwaukee Braves</b> Milwaukee County Stadium, Milwaukee, WI Fri Aug 15 1958, 8:05 PM EDT Att: 35,552 - Unknown <a href="http://livebaseballscorecards.com">livebaseballscorecards.com</a>			
<b>Red Schoendienst, S</b> OBP: 0.323, SLG: 0.322 (1, 4) X	0-0 L8		0-0 F8			0-0 FC1-6 1B		0-0 P6		4	0	1	0	0	0	2				
<b>Eddie Mathews, L</b> OBP: 0.359, SLG: 0.489 (1, 5) X	0-0 F2		0-3 K			0-0 FC1-6 1-2		4-0 1B S BB		3	1	0	0	1	1	3				
<b>Hank Aaron, R</b> OBP: 0.381, SLG: 0.572 (1, 9) X	0-0 1-3 1B				0-0 P5		0-0 P6		0-0 1B 1-3 1B		4	0	2	0	0	1				
<b>Wes Covington, L</b> OBP: 0.385, SLG: 0.668 (8, PR) X	0-0 6-3				0-0 PB 1B 1B		0-0 5-3		0-0 1-3 3-H 1B		4	0	2	1	0	0				
<b>Felix Mantilla, R</b> OBP: 0.271, SLG: 0.361 (8, PR) X										0	0	0	0	0	0	0				
<b>Andy Pafko, R</b> OBP: 0.310, SLG: 0.325 (9, 7) X										0	0	0	0	0	0	0				
<b>Frank Torre, L</b> OBP: 0.391, SLG: 0.411 (1, 3) X		0-0 F7		0-0 FC6-4 1B 1-H		0-0 F7		0-0 4-3		4	0	1	0	0	0	2				
<b>Del Crandall, R</b> OBP: 0.349, SLG: 0.476 (1, 2) X		0-3 K		0-0 FC6-4 1-2		0-0 F7				3	0	0	0	0	1	1				
<b>Johnny Logan, R</b> OBP: 0.308, SLG: 0.366 (1, 6) X		0-0 P3			0-3 K		0-0 2B			3	0	1	0	0	1	0				
<b>Carl Willey, R</b> OBP: 0.118, SLG: 0.147 (1, 1) X			0-3 K		0-3 K		0-0 P4			3	0	0	0	0	2	1				
<b>Inning Stats</b>	R: 0 E: 0 K: 0 S: 5	H: 2 LOB: 2 BB: 0 P: 5	R: 0 E: 0 K: 1 S: 5	H: 0 LOB: 0 BB: 0 P: 5	R: 0 E: 0 K: 2 S: 8	H: 1 LOB: 1 BB: 0 P: 8	R: 0 E: 0 K: 0 S: 4	H: 2 LOB: 1 BB: 0 P: 4	R: 0 E: 0 K: 2 S: 7	H: 0 LOB: 0 BB: 0 P: 7	R: 0 E: 0 K: 0 S: 4	H: 1 LOB: 1 BB: 0 P: 4	R: 0 E: 0 K: 0 S: 4	H: 1 LOB: 1 BB: 0 P: 4	R: 1 E: 0 K: 0 S: 5	H: 2 LOB: 2 BB: 1 P: 9	1B: 8 2B: 1 3B: 0 HR: 0	SF: 0 SAC: 0 DP: 0 HBP: 0	WP: 0 PB: 1 SB: 1 CS: 0	PA: 33
<b>PITCHER</b> <b>Robin Roberts, R</b> ERA: 3.11 (1, 1)	IP: 8.0 WLS: L BF: 33 H: 9 R: 1 ER: 1 SO: 5 BB: 1 IBB: 0 HBP: 0 BLK: 0 WP: 0 HR: 0 S: 42 P: 46 ERA: 1.12 WHIP: 1.250																			



Batter	1	2	3	4	5	6	7	8	9	AB	R	H	RBI	BB	SO	LOB	TOP			
<b>Richie Ashburn, L</b> OBP: 0.434, SLG: 0.440 (1, 8)										4	1	2	0	0	0	1				
<b>Bobby Young, L</b> OBP: 0.200, SLG: 0.350 (1, 4)										4	0	1	1	0	1	2				
<b>Bob Bowman, R</b> OBP: 0.339, SLG: 0.535 (1, 7)										4	0	1	0	0	0	1				
<b>Wally Post, R</b> OBP: 0.365, SLG: 0.458 (1, 9)										4	0	2	0	0	0	3				
<b>Ed Bouchee, L</b> OBP: 0.350, SLG: 0.347 (1, 3)										4	0	0	0	0	3	3				
<b>Willie Jones, R</b> OBP: 0.216, SLG: 0.412 (1, 5)										3	0	0	0	1	0	0				
<b>Chico Fernandez, R</b> OBP: 0.274, SLG: 0.314 (1, 6)										4	0	1	0	0	0	2				
<b>Stan Lopata, R</b> OBP: 0.398, SLG: 0.433 (1, 2)										4	0	1	0	0	1	1				
<b>Curt Simmons, L</b> OBP: 0.216, SLG: 0.220 (1, 1)										3	0	0	0	0	1	1				
<b>Rip Repulski, R</b> OBP: 0.305, SLG: 0.477 (9, PH)										1	0	0	0	0	0	1				
<b>Inning Stats</b>	R: 1 E: 0 K: 1 S: 7	H: 2 LOB: 1 BB: 0 P: 7	R: 0 E: 0 K: 1 S: 5	H: 0 LOB: 0 BB: 0 P: 5	R: 0 E: 0 K: 1 S: 7	H: 2 LOB: 2 BB: 0 P: 7	R: 0 E: 0 K: 1 S: 5	H: 0 LOB: 0 BB: 0 P: 5	R: 0 E: 1 K: 1 S: 6	H: 1 LOB: 1 BB: 0 P: 6	R: 0 E: 0 K: 0 S: 3	H: 0 LOB: 0 BB: 0 P: 3	R: 0 E: 0 K: 0 S: 4	H: 1 LOB: 1 BB: 0 P: 4	R: 0 E: 0 K: 0 S: 4	H: 1 LOB: 1 BB: 0 P: 4	1B: 6 2B: 0 3B: 2 HR: 0	SF: 0 SAC: 1 DP: 0 HBP: 0	WP: 0 PB: 0 SB: 0 CS: 0	PA: 36
<b>PITCHER</b> <b>Warren Spahn, L</b> ERA: 3.11 (1, 1)	IP: 9.0 WLS: W BF: 36 H: 8 R: 1 ER: 1 SO: 6 BB: 1 IBB: 0 HBP: 0 BLK: 0 WP: 0 HR: 0 S: 47 P: 51 ERA: 1.00 WHIP: 1.000															<b>PITCHER</b>				

Philadelphia Phillies @ Milwaukee Braves  
Milwaukee County Stadium, Milwaukee, WI  
Sat Aug 16 1958, 4:33 AM EDT  
Att: 31,869 - Unknown

AB	35
R	1
H	8
RBI	1
BB	1
SO	6
LOB	15




Batter	1	2	3	4	5	6	7	8	9	AB	R	H	RBI	BB	SO	LOB	BOTTOM			
<b>Felix Mantilla, R</b> OBP: 0.276, SLG: 0.360 (1, 8)										3	1	1	0	1	1	3				
<b>Casey Wise, S</b> OBP: 0.188, SLG: 0.208 (1, 4)										3	0	1	0	0	0	2				
<b>Eddie Mathews, L</b> OBP: 0.358, SLG: 0.486 (1, 5)										4	0	1	0	0	1	2				
<b>Hank Aaron, R</b> OBP: 0.384, SLG: 0.573 (1, 9)										3	1	2	1	1	1	1				
<b>Joe Adcock, R</b> OBP: 0.317, SLG: 0.521 (1, 3)										4	0	1	0	0	1	4				
<b>Frank Torre, L</b> OBP: 0.391, SLG: 0.411 (9, 3)										0	0	0	0	0	0	0				
<b>Andy Pafo, R</b> OBP: 0.303, SLG: 0.320 (1, 7)										2	0	0	1	0	0	0				
<b>Del Crandall, R</b> OBP: 0.349, SLG: 0.473 (1, 2)										2	0	0	0	1	0	0				
<b>Johnny Logan, R</b> OBP: 0.306, SLG: 0.363 (1, 6)										3	0	0	0	0	1	2				
<b>Warren Spahn, L</b> OBP: 0.411, SLG: 0.475 (1, 1)										1	0	0	0	1	0	0				
<b>Inning Stats</b>	R: 0 E: 0 K: 1 S: 5	H: 0 LOB: 0 BB: 0 P: 5	R: 1 E: 0 K: 1 S: 7	H: 2 LOB: 3 BB: 1 P: 12	R: 0 E: 0 K: 2 S: 8	H: 1 LOB: 1 BB: 0 P: 8	R: 0 E: 0 K: 1 S: 5	H: 0 LOB: 0 BB: 0 P: 5	R: 0 E: 0 K: 0 S: 2	H: 0 LOB: 1 BB: 2 P: 10	R: 0 E: 0 K: 0 S: 2	H: 0 LOB: 0 BB: 1 P: 6	R: 0 E: 0 K: 0 S: 3	H: 0 LOB: 0 BB: 0 P: 3	R: 1 E: 0 K: 0 S: 5	H: 3 LOB: 1 BB: 0 P: 5	1B: 5 2B: 2 3B: 0 HR: 0	SF: 1 SAC: 1 DP: 3 HBP: 1	WP: 0 PB: 0 SB: 0 CS: 0	PA: 32
<b>PITCHER</b> <b>Curt Simmons, L</b> ERA: 4.68 (1, 1)	IP: 8.0 WLS: L BF: 32 H: 6 R: 2 ER: 2 SO: 5 BB: 4 IBB: 0 HBP: 1 BLK: 0 WP: 0 HR: 0 S: 37 P: 54 ERA: 2.25 WHIP: 1.250															<b>PITCHER</b>				


Philadelphia Phillies @ Milwaukee Braves  
Milwaukee County Stadium, Milwaukee, WI  
Sat Aug 16 1958, 4:33 AM EDT  
Att: 31,869 - Unknown

AB	25
R	2
H	6
RBI	2
BB	4
SO	5
LOB	14





Batter	1	2	3	4	5	6	7	8	9	AB	R	H	RBI	BB	SO	LOB	TOP					
<b>Richie Ashburn, L</b> (1, 8) OBP: 0.436, SLG: 0.441	4-0 G3-6 BB		0-0 4-3			0-0 FC6-4 1B		4-0 BB		2	0	1	0	2	0	1	<b>Philadelphia Phillies @ Milwaukee Braves</b> Milwaukee County Stadium, Milwaukee, WI Sun Aug 17 1958, 4:33 AM EDT Unknown 					
<b>Bobby Young, L</b> (1, 4) OBP: 0.208, SLG: 0.304	0-0 G3-6 1-2		4-0 BB			0-3 K		0-0 F8		3	0	0	0	1	1	3						
<b>Bob Bowman, R</b> (1, 7) OBP: 0.331, SLG: 0.522	0-3 K		0-3 K			0-0 P5		0-0 P4		4	0	0	0	0	2	4						
<b>Wally Post, R</b> (1, 9) OBP: 0.359, SLG: 0.450		0-0 F7		0-0 6-3		0-0 FC6-4 1-2		0-0 F8		4	0	0	0	0	0	1						
<b>Ed Bouchee, L</b> (1, 3) OBP: 0.358, SLG: 0.370		0-0 BLK WP 1B		4-0 G6-4-3 BB		0-3 K		0-0 HR		3	1	2	1	1	1	0						
<b>Willie Jones, R</b> (1, 5) OBP: 0.348, SLG: 0.410	0-0 5-3 1-3		0-0 G6-4-3 1-2			0-0 WP 5-3 1B		0-0 4-3		4	0	1	0	0	0	2						
<b>Chico Fernandez, R</b> (1, 6) OBP: 0.274, SLG: 0.311	0-3 K				0-0 F7		0-0 5-3 1-2	4-0 BB		3	0	0	0	1	1	2						
<b>Stan Lopata, R</b> (1, 2) OBP: 0.395, SLG: 0.426			4-0 4-3 SH2-4 BB		0-0 F9		0-3 K	0-3 K		3	0	0	0	1	2	2						
<b>Don Cardwell, R</b> (1, 1) OBP: 0.190, SLG: 0.238			0-0 SH2-4		0-3 K		0-0 F9			1	0	0	0	0	1	0						
<b>Rip Repulski, R</b> (8, PH) OBP: 0.303, SLG: 0.474			1-2							1	0	0	0	0	0	0						
<b>John Anderson, R</b> (8, 1)										0	0	0	0	0	0	0						
<b>Inning Stats</b>	R: 0 E: 0 K: 1 S: 4	H: 0 LOB: 0 BB: 1 P: 8	R: 0 E: 0 K: 1 S: 6	H: 1 LOB: 1 BB: 0 P: 6	R: 0 E: 0 K: 1 S: 5	H: 0 LOB: 2 BB: 2 P: 13	R: 0 E: 0 K: 0 S: 2	H: 0 LOB: 0 BB: 1 P: 6	R: 0 E: 0 K: 1 S: 5	H: 0 LOB: 0 BB: 0 P: 5	R: 0 E: 0 K: 1 S: 6	H: 1 LOB: 1 BB: 0 P: 6	R: 0 E: 0 K: 2 S: 8	H: 1 LOB: 1 BB: 0 P: 8	R: 0 E: 0 K: 0 S: 3	H: 0 LOB: 1 BB: 1 P: 7	R: 1 E: 0 K: 1 S: 6	H: 1 LOB: 1 BB: 1 P: 10	1B: 3 2B: 0 3B: 0 HR: 1	SF: 0 SAC: 1 DP: 2 HBP: 0	WP: 2 PB: 0 SB: 0 CS: 0	PA: 35
<b>PITCHER</b> <b>Juan Pizarro, L</b> (1, 1) ERA: 1.89	IP: 9.0 WLS: W BF: 35 H: 4 R: 1 ER: 1 SO: 8 BB: 6 IBB: 0 HBP: 0 BLK: 1 WP: 2 HR: 1 S: 45 P: 69 ERA: 1.00 WHIP: 1.111															<b>PITCHER</b>						

Batter	1	2	3	4	5	6	7	8	9	AB	R	H	RBI	BB	SO	LOB	BOTTOM					
<b>Bill Bruton, L</b> (1, 8) OBP: 0.318, SLG: 0.359	0-0 1B 1B	0-0 F7		0-3 K		0-0 E4				4	1	1	0	0	1	0	<b>Philadelphia Phillies @ Milwaukee Braves</b> Milwaukee County Stadium, Milwaukee, WI Sun Aug 17 1958, 4:33 AM EDT Unknown 					
<b>Red Schoendienst, S</b> (1, 4) OBP: 0.322, SLG: 0.321	0-0 1B 1-3		0-0 4-3	0-0 G3		0-0 F7				4	0	1	0	0	0	1						
<b>Eddie Mathews, L</b> (1, 5) OBP: 0.360, SLG: 0.485	0-0 F3		4-0 HBP HR BB	0-0 1B		0-0 F9				3	1	1	0	1	0	2						
<b>Hank Aaron, R</b> (1, 9) OBP: 0.385, SLG: 0.571	0-0 1B		4-0 HBP HR BB	0-3 K		0-0 5-3				3	1	1	1	1	1	1						
<b>Wes Covington, L</b> (1, 7) OBP: 0.295, SLG: 0.668			1-0 HR HBP		0-0 F8		0-0 F7			0	1	0	0	1	0	0						
<b>Andy Pafko, R</b> (4, 7) OBP: 0.299, SLG: 0.315			1-2 2-3 HR HBP							2	0	0	0	0	0	0						
<b>Frank Torre, L</b> (1, 3) OBP: 0.392, SLG: 0.428	0-0 P6		0-0 HR		0-0 F8		0-0 F8	0-0 1-3 2B		4	1	2	4	0	0	3						
<b>Del Rice, R</b> (1, 2) OBP: 0.317, SLG: 0.317	0-3 K		0-0 5-3		0-3 K			0-0 1-3		1	0	0	0	0	1	3						
<b>Del Crandall, R</b> (2, 2) OBP: 0.346, SLG: 0.469								0-0 2-3		3	0	0	0	0	1	1						
<b>Johnny Logan, R</b> (1, 6) OBP: 0.305, SLG: 0.362		0-0 F5		0-0 1B		0-0 F8		0-0 F3		4	0	1	0	0	0	1						
<b>Juan Pizarro, L</b> (1, 1) OBP: 0.364, SLG: 0.368		0-0 G3	0-3 K			0-0 P4		0-3 K2-3		4	0	0	0	0	2	2						
<b>Inning Stats</b>	R: 1 E: 0 K: 1 S: 8	H: 3 LOB: 3 BB: 1 P: 12	R: 0 E: 0 K: 0 S: 3	H: 0 LOB: 0 BB: 0 P: 3	R: 4 E: 0 K: 1 S: 7	H: 2 LOB: 1 BB: 2 P: 16	R: 0 E: 0 K: 2 S: 8	H: 1 LOB: 1 BB: 0 P: 8	R: 0 E: 0 K: 1 S: 5	H: 0 LOB: 0 BB: 0 P: 5	R: 0 E: 1 K: 0 S: 4	H: 0 LOB: 1 BB: 0 P: 4	R: 0 E: 0 K: 0 S: 3	H: 0 LOB: 0 BB: 0 P: 3	R: 0 E: 0 K: 1 S: 6	H: 1 LOB: 1 BB: 0 P: 6	R: 0 E: 0 K: 1 S: 6	H: 1 LOB: 1 BB: 0 P: 6	1B: 5 2B: 1 3B: 0 HR: 1	SF: 0 SAC: 0 DP: 0 HBP: 1	WP: 0 PB: 0 SB: 0 CS: 0	PA: 36
<b>PITCHER</b> <b>Don Cardwell, R</b> (1, 1) ERA: 3.97	IP: 7.0 WLS: L BF: 32 H: 6 R: 5 ER: 5 SO: 5 BB: 2 IBB: 1 HBP: 1 BLK: 0 WP: 0 HR: 1 S: 38 P: 51 ERA: 6.43 WHIP: 1.143															<b>PITCHER</b>						
<b>John Anderson, R</b> (8, 1)	IP: 1.0 WLS: L BF: 4 H: 1 R: 0 ER: 0 SO: 1 BB: 0 IBB: 0 HBP: 0 BLK: 0 WP: 0 HR: 0 S: 6 P: 6 ERA: 0.00 WHIP: 1.000															<b>PITCHER</b>						



Batter	1	2	3	4	5	6	7	8	9	AB	R	H	RBI	BB	SO	LOB	TOP			
<b>Richie Ashburn, L</b> OBP: 0.436, SLG: 0.440 (1, 8)										3	0	1	0	1	0	2				
<b>Bobby Young, L</b> OBP: 0.173, SLG: 0.259 (1, 4)										4	0	0	0	0	1	4				
<b>Harry Anderson, L</b> OBP: 0.361, SLG: 0.483 (1, 7)										4	0	0	0	0	0	1				
<b>Wally Post, R</b> OBP: 0.357, SLG: 0.451 (1, 9)										4	1	1	0	0	0	0				
<b>Ed Bouchee, L</b> OBP: 0.356, SLG: 0.364 (1, 3)										3	0	0	0	1	0	0				
<b>Willie Jones, R</b> OBP: 0.350, SLG: 0.411 (1, 5)										4	0	2	1	0	1	0				
<b>Chico Fernandez, R</b> OBP: 0.271, SLG: 0.308 (1, 6)										4	0	0	0	0	1	3				
<b>Carl Sawatski, L</b> OBP: 0.286, SLG: 0.290 (1, 2)										0	0	0	0	0	0	0				
<b>Ray Semproch, R</b> OBP: 0.104, SLG: 0.119 (1, 1)										3	0	1	0	0	0	0				
<b>Inning Stats</b>	R: 0 E: 0 K: 0 S: 2	H: 0 LOB: 0 BB: 1 P: 6	R: 0 E: 0 K: 0 S: 3	H: 0 LOB: 0 BB: 0 P: 3	R: 0 E: 0 K: 1 S: 6	H: 1 LOB: 2 BB: 1 P: 10	R: 1 E: 0 K: 0 S: 5	H: 2 LOB: 2 BB: 1 P: 9	R: 0 E: 0 K: 0 S: 4	H: 1 LOB: 1 BB: 0 P: 4	R: 0 E: 0 K: 1 S: 5	H: 0 LOB: 0 BB: 0 P: 5	R: 0 E: 0 K: 0 S: 3	H: 0 LOB: 0 BB: 0 P: 3	R: 0 E: 0 K: 1 S: 4	H: 1 LOB: 1 BB: 0 P: 4	1B: 4 2B: 1 3B: 0 HR: 0	SF: 0 SAC: 0 DP: 1 HBP: 0	WP: 0 PB: 0 SB: 0 CS: 0	PA: 34
<b>PITCHER</b> <b>LeW Burdette, R</b> ERA: 3.31 (1, 1)	IP: 9.0 WLS: W BF: 34 H: 5 R: 1 ER: 1 SO: 3 BB: 3 IBB: 0 HBP: 0 BLK: 0 WP: 0 HR: 0 S: 37 P: 49 ERA: 1.00 WHIP: 0.889															<b>PITCHER</b>				

Philadelphia Phillies @ Milwaukee Braves  
Milwaukee County Stadium, Milwaukee, WI  
Sun Aug 17 1958, 4:38 AM EDT  
Att: 39,807 - Unknown

AB	29
R	1
H	5
RBI	1
BB	2
SO	3
LOB	10



Batter	1	2	3	4	5	6	7	8	9	AB	R	H	RBI	BB	SO	LOB	BOTTOM			
<b>Bill Bruton, L</b> OBP: 0.317, SLG: 0.357 (1, 8)										4	1	1	0	0	0	0				
<b>Red Schoendienst, S</b> OBP: 0.319, SLG: 0.317 (1, 4)										4	0	0	0	0	0	2				
<b>Eddie Mathews, L</b> OBP: 0.363, SLG: 0.490 (1, 5)										4	0	3	2	0	0	0				
<b>Hank Aaron, R</b> OBP: 0.382, SLG: 0.566 (1, 9)										4	0	0	0	0	1	3				
<b>Wes Covington, L</b> OBP: 0.392, SLG: 0.678 <b>Andy Pafko, R</b> OBP: 0.299, SLG: 0.315 (1, 7) (9, 7)										3	2	1	1	0	0	0				
<b>Frank Torre, L</b> OBP: 0.397, SLG: 0.434 (1, 3)										3	0	2	0	0	0	0				
<b>Del Crandall, R</b> OBP: 0.343, SLG: 0.464 (1, 2)										3	0	0	0	0	0	2				
<b>Johnny Logan, R</b> OBP: 0.306, SLG: 0.363 (1, 6)										2	0	1	1	0	0	1				
<b>LeW Burdette, R</b> OBP: 0.240, SLG: 0.292 (1, 1)										3	1	0	0	0	1	3				
<b>Inning Stats</b>	R: 0 E: 0 K: 0 S: 4	H: 1 LOB: 1 BB: 0 P: 4	R: 1 E: 0 K: 0 S: 5	H: 2 LOB: 1 BB: 0 P: 5	R: 0 E: 0 K: 1 S: 6	H: 1 LOB: 1 BB: 0 P: 6	R: 1 E: 0 K: 1 S: 5	H: 0 LOB: 1 BB: 0 P: 7	R: 0 E: 0 K: 0 S: 3	H: 0 LOB: 0 BB: 0 P: 3	R: 0 E: 0 K: 0 S: 4	H: 1 LOB: 1 BB: 0 P: 4	R: 2 E: 0 K: 0 S: 6	H: 3 LOB: 1 BB: 0 P: 6	R: 0 E: 0 K: 0 S: 3	H: 0 LOB: 0 BB: 0 P: 3	1B: 5 2B: 2 3B: 0 HR: 1	SF: 0 SAC: 2 DP: 0 HBP: 2	WP: 0 PB: 0 SB: 0 CS: 0	PA: 34
<b>PITCHER</b> <b>Ray Semproch, R</b> ERA: 3.32 (1, 1)	IP: 8.0 WLS: L BF: 34 H: 8 R: 4 ER: 4 SO: 2 BB: 0 IBB: 0 HBP: 2 BLK: 0 WP: 0 HR: 1 S: 36 P: 38 ERA: 4.50 WHIP: 1.000															<b>PITCHER</b>				

Philadelphia Phillies @ Milwaukee Braves  
Milwaukee County Stadium, Milwaukee, WI  
Sun Aug 17 1958, 4:38 AM EDT  
Att: 39,807 - Unknown

AB	30
R	4
H	8
RBI	4
BB	0
SO	2
LOB	11





Batter	1	2	3	4	5	6	7	8	9	AB	R	H	RBI	BB	SO	LOB	TOP																					
<b>Richie Ashburn, L</b> OBP: 0.436, SLG: 0.438 (1, 8)	F7		E 1B BB	5-3		FC4-6 1-2			SH1-3 1B	4	1	1	0	1	0	2																						
<b>Solly Hemus, L</b> OBP: 0.395, SLG: 0.448 (1, 4)	HR		F9 1-2		F8	K			SH1-3 1-2	4	1	1	1	0	1	2																						
<b>Bob Bowman, R</b> OBP: 0.333, SLG: 0.521 (1, 7)	4-3		BB 1B BB		HR 2B				K 2	4	1	1	0	1	2	1																						
<b>Wally Post, R</b> OBP: 0.358, SLG: 0.463 (1, 9)	F7		BB 1B 2H		HR				L9 3	5	1	2	3	0	1	1																						
<b>Ed Bouchee, L</b> OBP: 0.368, SLG: 0.391 (1, 3)		BB 1B								3	0	3	0	1	0	0																						
<b>Willie Jones, R</b> OBP: 0.349, SLG: 0.407 (1, 5)		G1-4-3 BB 1-2	F7		F7 2	5-3				3	0	0	0	1	0	5																						
<b>Chico Fernandez, R</b> OBP: 0.271, SLG: 0.307 (1, 6)		F8		S 1B		K			F7 1	4	0	1	0	0	1	3																						
<b>Stan Lopata, R</b> OBP: 0.389, SLG: 0.418 (1, 2)		G1-4-3 1-2		K		K			F7 2	4	0	0	0	0	2	3																						
<b>Jack Sanford, R</b> OBP: 0.226, SLG: 0.240 (1, 1)					F9 2					3	0	1	0	0	1	1																						
<b>Turk Farrell, R</b> OBP: 0.238, SLG: 0.200 (7, 1)			K		F9 1-3		FC4-6 1B		K 3	1	0	0	0	0	1	0																						
<b>Inning Stats</b>	R: 1 E: 0 K: 0 S: 4	H: 1 LOB: 0 BB: 0 P: 4	R: 0 E: 0 K: 0 S: 3	H: 1 LOB: 1 BB: 1 P: 7	R: 1 E: 1 K: 1 S: 6	H: 1 LOB: 3 BB: 3 P: 18	R: 0 E: 0 K: 1 S: 6	H: 1 LOB: 1 BB: 0 P: 6	R: 2 E: 0 K: 2 S: 8	H: 3 LOB: 1 BB: 0 P: 8	R: 0 E: 0 K: 2 S: 8	H: 1 LOB: 1 BB: 0 P: 8	R: 0 E: 0 K: 1 S: 5	H: 0 LOB: 0 BB: 0 P: 5	R: 0 E: 0 K: 1 S: 6	H: 1 LOB: 1 BB: 0 P: 6	1B: 5 2B: 2 3B: 1 HR: 2	SF: 0 SAC: 1 DP: 1 HBP: 0	WP: 0 PB: 0 SB: 2 CS: 0	PA: 40																		
<b>PITCHER</b>	IP	WLS	BF	H	R	ER	SO	BB	IBB	HBP	BLK	WP	HR	S	P	ERA	WHIP	<b>PITCHER</b>				IP	WLS	BF	H	R	ER	SO	BB	IBB	HBP	BLK	WP	HR	S	P	ERA	WHIP
<b>Vinegar Bend Mizell, L</b> ERA: 3.3 (1, 1)	4.1		23	7	4	3	2	4	0	0	0	0	2	23	39	6.23	2.538																					
<b>Bob Mabe, R</b> ERA: 4.47 (5, 1)	2.2	W	10	2	0	0	5	0	0	0	0	0	0	20	20	0.00	0.750																					
<b>Bill Wight, L</b> ERA: 4.81 (8, 1)	2.0		7	1	0	0	2	0	0	0	0	0	0	11	11	0.00	0.500																					

Philadelphia Phillies @ St. Louis Cardinals  
Sportsman's Park, St. Louis, MO  
Tue Aug 19 1958, 8:05 PM EDT  
Att: 17,851 - Unknown

AB 35  
R 4  
H 10  
RBI 4  
BB 4  
SO 9  
LOB 18



Batter	1	2	3	4	5	6	7	8	9	AB	R	H	RBI	BB	SO	LOB	BOTTOM																					
<b>Don Blasingame, L</b> OBP: 0.348, SLG: 0.356 (1, 4)	6-3		6-3		L6		F9			4	0	0	0	0	0	1																						
<b>Gene Freese, R</b> OBP: 0.326, SLG: 0.485 (1, 6)	1-3		1B 1B		1B BB		HR			3	2	2	2	1	0	0																						
<b>Ruben Amaro, R</b> OBP: 0.282, SLG: 0.288 (9, 6)							HR			0	0	0	0	0	0	0																						
<b>Stan Musial, L</b> OBP: 0.436, SLG: 0.560 (1, 3)	HR		1B 1B		G5-4-3 1B		FC6-4 HBP			3	1	3	1	0	0	0																						
<b>Ken Boyer, R</b> OBP: 0.346, SLG: 0.490 (1, 5)	1B		1B		G5-4-3 1-2		FC6-4 1-2			4	0	2	1	0	0	3																						
<b>Wally Moon, L</b> OBP: 0.346, SLG: 0.359 (1, 9)	P5		F8				G3			4	0	0	0	0	0	4																						
<b>Del Ennis, R</b> OBP: 0.301, SLG: 0.367 (1, 7)		F3	F3				F8		5-3	4	0	0	0	0	0	2																						
<b>Curt Flood, R</b> OBP: 0.332, SLG: 0.422 (1, 8)	6-3				L7		1B		4-3	4	0	1	0	0	0	0																						
<b>Hobie Landrith, L</b> OBP: 0.333, SLG: 0.325 (1, 2)					4-3		P6		HR	4	1	2	1	0	0	1																						
<b>Vinegar Bend Mizell, R</b> OBP: 0.100, SLG: 0.100 (1, 1)	1-3				K		HR BB		K	2	0	0	0	0	1	1																						
<b>Bob Mabe, R</b> (5, 1)										0	0	0	0	0	0	0																						
<b>Irv Noren, L</b> OBP: 0.303, SLG: 0.311 (7, PH)										0	1	0	0	1	0	0																						
<b>Bill Wight, L</b> OBP: 0.200, SLG: 0.111 (8, 1)										1	0	0	0	0	1	0																						
<b>Inning Stats</b>	R: 1 E: 0 K: 0 S: 5	H: 2 LOB: 1 BB: 0 P: 5	R: 0 E: 0 K: 0 S: 4	H: 1 LOB: 0 BB: 0 P: 4	R: 1 E: 0 K: 0 S: 6	H: 3 LOB: 2 BB: 0 P: 6	R: 0 E: 0 K: 1 S: 5	H: 0 LOB: 0 BB: 0 P: 5	R: 0 E: 0 K: 0 S: 3	H: 1 LOB: 1 BB: 1 P: 7	R: 0 E: 0 K: 0 S: 4	H: 1 LOB: 1 BB: 0 P: 4	R: 2 E: 0 K: 0 S: 4	H: 1 LOB: 1 BB: 1 P: 9	R: 1 E: 0 K: 1 S: 6	H: 1 LOB: 0 BB: 0 P: 6	1B: 6 2B: 1 3B: 0 HR: 3	SF: 0 SAC: 0 DP: 1 HBP: 1	WP: 0 PB: 0 SB: 0 CS: 0	PA: 36																		
<b>PITCHER</b>	IP	WLS	BF	H	R	ER	SO	BB	IBB	HBP	BLK	WP	HR	S	P	ERA	WHIP	<b>PITCHER</b>				IP	WLS	BF	H	R	ER	SO	BB	IBB	HBP	BLK	WP	HR	S	P	ERA	WHIP
<b>Jack Sanford, R</b> ERA: 4.62 (1, 1)	6.1		30	9	4	4	1	2	0	1	0	0	1	8	38	5.68	1.737																					
<b>Turk Farrell, R</b> ERA: 2.99 (7, 1)	1.2	L	6	1	1	1	1	0	0	0	0	0	1	8	8	5.40	0.600																					

Philadelphia Phillies @ St. Louis Cardinals  
Sportsman's Park, St. Louis, MO  
Tue Aug 19 1958, 8:05 PM EDT  
Att: 17,851 - Unknown

AB 33  
R 5  
H 10  
RBI 5  
BB 2  
SO 2  
LOB 12





Batter	1	2	3	4	5	6	7	8	9	AB	R	H	RBI	BB	SO	LOB	TOP					
<b>Richie Ashburn, L</b> OBP: 0.438, SLG: 0.440 (1, 8)										5	2	3	0	0	1	0						
<b>Solly Hemus, L</b> OBP: 0.395, SLG: 0.449 (1, 4)										4	2	2	2	0	0	1						
<b>Harry Anderson, L</b> OBP: 0.364, SLG: 0.492 (1, 7)										5	3	3	1	0	1	2						
<b>Wally Post, R</b> OBP: 0.359, SLG: 0.465 (1, 9)										5	1	2	1	0	1	3						
<b>Ed Bouchee, L</b> OBP: 0.369, SLG: 0.388 (1, 3)										4	2	1	0	1	0	2						
<b>Willie Jones, R</b> OBP: 0.355, SLG: 0.435 (1, 5)										5	2	4	8	0	0	0						
<b>Chico Fernandez, R</b> OBP: 0.272, SLG: 0.310 <b>Ted Kazanski, R</b> OBP: 0.298, SLG: 0.322 (5, 6)										3	0	1	0	0	0	0						
<b>Carl Sawatski, L</b> OBP: 0.279, SLG: 0.283 (1, 2)										4	0	0	0	0	1	1						
<b>Robin Roberts, S</b> OBP: 0.284, SLG: 0.270 (1, 1)										4	0	1	0	0	0	0						
<b>Inning Stats</b>	R: 4 E: 0 K: 1 S: 9	H: 4 LOB: 1 BB: 1 P: 13	R: 0 E: 0 K: 0 S: 3	H: 0 LOB: 0 BB: 0 P: 3	R: 4 E: 0 K: 0 S: 7	H: 4 LOB: 0 BB: 0 P: 7	R: 1 E: 0 K: 0 S: 4	H: 3 LOB: 0 BB: 0 P: 4	R: 0 E: 0 K: 0 S: 3	H: 0 LOB: 0 BB: 0 P: 3	R: 1 E: 0 K: 1 S: 5	H: 3 LOB: 1 BB: 0 P: 5	R: 0 E: 0 K: 1 S: 6	H: 1 LOB: 1 BB: 0 P: 6	R: 0 E: 0 K: 2 S: 7	H: 0 LOB: 0 BB: 0 P: 7	R: 2 E: 0 K: 2 S: 9	H: 2 LOB: 1 BB: 0 P: 10	1B: 11 2B: 3 3B: 0 HR: 3	SF: 0 SAC: 0 DP: 0 HBP: 1	WP: 0 PB: 0 SB: 1 CS: 2	PA: 44
<b>PITCHER</b>	IP WLS BF H R ER SO BB IBB HBP BLK WP HR S P ERA WHIP																					
<b>Billy Muffett, R</b> ERA: 5.54 <b>Nelson Chittum, R</b> ERA: 16.88 <b>Chuck Stobbs, L</b> ERA: 5.2 <b>Phil Paine, R</b> ERA: 2.24 (8, 1)	0.2 2.1 4.0 2.0	L 12 16 9	6 5 7 2	3 4 2 2	4 4 2 2	1 0 1 4	1 0 0 0	0 0 0 0	0 0 0 1	0 0 0 0	0 1 1 0	7 12 18 16	11 12 18 17	54.00 15.43 4.50 9.00	6.000 2.143 1.750 1.000							

Philadelphia Phillies @ St. Louis Cardinals  
Sportsman's Park, St. Louis, MO  
Wed Aug 20 1958, 8:05 PM EDT  
Att: 11,928 - Unknown

AB	41
R	12
H	17
RBI	12
BB	1
SO	6
LOB	11



Batter	1	2	3	4	5	6	7	8	9	AB	R	H	RBI	BB	SO	LOB	BOTTOM							
<b>Don Blasingame, L</b> OBP: 0.351, SLG: 0.360 (1, 4)										4	1	3	0	0	0	1								
<b>Gene Freese, R</b> OBP: 0.317, SLG: 0.471 (1, 6)										4	0	0	0	0	1	3								
<b>Stan Musial, L</b> OBP: 0.437, SLG: 0.563 <b>Joe Cunningham, L</b> OBP: 0.452, SLG: 0.471 (7, 3)										3	1	2	0	0	0	1								
<b>Ken Boyer, R</b> OBP: 0.347, SLG: 0.491 (1, 5)										3	0	2	2	0	0	2								
<b>Wally Moon, L</b> OBP: 0.345, SLG: 0.356 (1, 9)										4	0	1	0	0	0	4								
<b>Del Ennis, R</b> OBP: 0.297, SLG: 0.362 (1, 7)										4	0	0	0	0	1	2								
<b>Curt Flood, R</b> OBP: 0.328, SLG: 0.418 (1, 8)										4	0	0	0	0	2	0								
<b>Hobie Landrith, L</b> OBP: 0.324, SLG: 0.315 (1, 2)										4	0	0	0	0	1	0								
<b>Billy Muffett, R</b> OBP: 0.222, SLG: 0.255 <b>Nelson Chittum, R</b> OBP: 0.333, SLG: 0.333 <b>Gene Green, R</b> OBP: 0.352, SLG: 0.420 <b>Chuck Stobbs, L</b> OBP: 0.372, SLG: 0.607 <b>Irv Noren, L</b> OBP: 0.372, SLG: 0.308 <b>Phil Paine, R</b> OBP: 0.296, SLG: 0.296 (8, 1)										0	0	0	0	0	0	0								
<b>Inning Stats</b>	R: 1 E: 0 K: 0 S: 5	H: 2 LOB: 1 BB: 0 P: 5	R: 0 E: 0 K: 2 S: 7	H: 0 LOB: 0 BB: 0 P: 7	R: 0 E: 0 K: 1 S: 6	H: 1 LOB: 1 BB: 0 P: 6	R: 0 E: 0 K: 0 S: 3	H: 1 LOB: 0 BB: 0 P: 3	R: 0 E: 0 K: 2 S: 8	H: 1 LOB: 1 BB: 0 P: 8	R: 1 E: 1 K: 0 S: 5	H: 3 LOB: 1 BB: 0 P: 5	R: 0 E: 0 K: 1 S: 5	H: 0 LOB: 0 BB: 0 P: 5	R: 0 E: 0 K: 0 S: 5	H: 2 LOB: 2 BB: 0 P: 5	R: 0 E: 0 K: 0 S: 3	H: 0 LOB: 0 BB: 0 P: 3	1B: 9 2B: 1 3B: 0 HR: 0	SF: 1 SAC: 0 DP: 2 HBP: 0	WP: 0 PB: 0 SB: 0 CS: 0	PA: 35		
<b>PITCHER</b>	IP WLS BF H R ER SO BB IBB HBP BLK WP HR S P ERA WHIP																							
<b>Robin Roberts, R</b> ERA: 3.07 (1, 1)	9.0 W	35	10	2	2	2	6	0	0	0	0	0	0	0	47	47	2.00	1.111						

Philadelphia Phillies @ St. Louis Cardinals  
Sportsman's Park, St. Louis, MO  
Wed Aug 20 1958, 8:05 PM EDT  
Att: 11,928 - Unknown

AB	34
R	2
H	10
RBI	2
BB	0
SO	6
LOB	13





Batter	1	2	3	4	5	6	7	8	9	AB	R	H	RBI	BB	SO	LOB	TOP			
Richie Ashburn, L (1, 8) OBP: 0.435, SLG: 0.438	5-3		F7		G3		FC4-6		1B	5	0	1	0	0	0	2	Philadelphia Phillies @ St. Louis Cardinals Sportsman's Park, St. Louis, MO Thu Aug 21 1958, 8:05 PM EDT Att: 10,314 - Unknown			
Solly Hemus, L (1, 4) OBP: 0.395, SLG: 0.448	HBP		G3			SH3-4	4-3		F7	5	0	2	0	0	0	2				
Harry Anderson, L (1, 7) OBP: 0.367, SLG: 0.494	F5				K				1B	5	1	3	0	0	1	1				
Wally Post, R (1, 9) OBP: 0.361, SLG: 0.464	FC4-6					SH3-4			F7	3	0	1	0	0	0	3				
Ed Bouchee, L (1, 3) OBP: 0.371, SLG: 0.387	FC4-6				K				1B	3	0	1	0	1	1	3				
Willie Jones, R (1, 5) OBP: 0.351, SLG: 0.430		F8			6-3				F8	4	0	0	0	0	0	6				
Chico Fernandez, R (1, 6) OBP: 0.270, SLG: 0.308					5-3					3	0	0	0	0	1	3				
Dave Philley, S (8, PH) OBP: 0.349, SLG: 0.418										1	0	1	1	0	0	0				
Ted Kazanski, R (8, 6) OBP: 0.298, SLG: 0.322										0	0	0	0	0	0	0				
Jim Hegan, R (1, 2) OBP: 0.269, SLG: 0.273										3	0	1	0	1	0	2				
Curt Simmons, L (1, 1) OBP: 0.204, SLG: 0.208										3	0	0	0	0	2	2				
Rip Repulski, R (9, PH) OBP: 0.302, SLG: 0.472										1	0	0	0	0	0	0				
<b>Inning Stats</b>	R: 0 E: 0 K: 0 S: 4	H: 1 LOB: 2 BB: 0 P: 5	R: 0 E: 0 K: 1 S: 5	H: 0 LOB: 0 BB: 0 P: 5	R: 0 E: 0 K: 2 S: 8	H: 1 LOB: 1 BB: 0 P: 8	R: 0 E: 0 K: 0 S: 4	H: 1 LOB: 3 BB: 1 P: 4	R: 0 E: 0 K: 0 S: 5	H: 2 LOB: 3 BB: 1 P: 9	R: 0 E: 0 K: 1 S: 5	H: 0 LOB: 1 BB: 1 P: 9	R: 1 E: 0 K: 0 S: 6	H: 3 LOB: 2 BB: 0 P: 6	R: 0 E: 0 K: 0 S: 5	H: 2 LOB: 2 BB: 0 P: 5	1B: 10 2B: 0 3B: 0 HR: 0	SF: 0 SAC: 1 DP: 0 HBP: 1	WP: 0 PB: 1 SB: 0 CS: 0	PA: 40
<b>PITCHER</b> Larry Jackson, R (1, 1) ERA: 3.42	IP: 9.0 WLS: W BF: 40 H: 10 R: 1 ER: 1 SO: 5 BB: 2 IBB: 0 HBP: 1 BLK: 0 WP: 0 HR: 0 S: 47 P: 56 ERA: 1.00 WHIP: 1.333															<b>PITCHER</b>				

AB	36
R	1
H	10
RBI	1
BB	2
SO	5
LOB	24



Batter	1	2	3	4	5	6	7	8	9	AB	R	H	RBI	BB	SO	LOB	BOTTOM					
Curt Flood, R (1, 8) OBP: 0.325, SLG: 0.413	K		4-3		4-3		5-3			4	0	0	0	0	1	2	Philadelphia Phillies @ St. Louis Cardinals Sportsman's Park, St. Louis, MO Thu Aug 21 1958, 8:05 PM EDT Att: 10,314 - Unknown					
Gene Freese, R (1, 6) OBP: 0.315, SLG: 0.464	P5		F8						1-3	4	0	1	1	0	0	1						
Ruben Amaro, R (9, 6) OBP: 0.282, SLG: 0.288										0	0	0	0	0	0	0						
Stan Musial, L (1, 3) OBP: 0.438, SLG: 0.563	E1				F8					4	0	2	0	0	0	1						
Ken Boyer, R (1, 5) OBP: 0.346, SLG: 0.489	F9				1B					4	1	1	0	0	1	2						
Del Ennis, R (1, 7) OBP: 0.294, SLG: 0.359					BLK					3	0	0	0	0	1	2						
Irv Noren, L (7, 7) OBP: 0.315, SLG: 0.306					FC3-5-2-3					1	0	0	0	0	1	1						
Gene Green, R (1, 2) OBP: 0.352, SLG: 0.419	1-3				6-3					3	0	1	0	0	0	1						
Wally Moon, L (1, 9) OBP: 0.340, SLG: 0.351	K				F9					3	0	0	0	0	1	2						
Don Blasingame, L (1, 4) OBP: 0.351, SLG: 0.359					L1					3	1	1	0	0	0	0						
Larry Jackson, R (1, 1) OBP: 0.149, SLG: 0.170					4-3					3	0	1	0	0	0	1						
<b>Inning Stats</b>	R: 0 E: 1 K: 1 S: 6	H: 0 LOB: 1 BB: 0 P: 6	R: 0 E: 0 K: 2 S: 7	H: 0 LOB: 0 BB: 0 P: 7	R: 0 E: 0 K: 0 S: 4	H: 1 LOB: 1 BB: 0 P: 4	R: 1 E: 0 K: 0 S: 5	H: 2 LOB: 1 BB: 0 P: 5	R: 1 E: 0 K: 0 S: 5	H: 2 LOB: 1 BB: 0 P: 5	R: 0 E: 0 K: 0 S: 4	H: 1 LOB: 0 BB: 0 P: 4	R: 0 E: 0 K: 2 S: 8	H: 1 LOB: 1 BB: 0 P: 8	R: 0 E: 0 K: 0 S: 3	H: 0 LOB: 0 BB: 0 P: 3	R: 0 E: 0 K: 2 S: 8	H: 1 LOB: 1 BB: 0 P: 8	1B: 6 2B: 1 3B: 0 HR: 0	SF: 0 SAC: 0 DP: 0 HBP: 0	WP: 0 PB: 0 SB: 0 CS: 0	PA: 32
<b>PITCHER</b> Curt Simmons, L (1, 1) ERA: 4.55	IP: 8.0 WLS: L BF: 32 H: 7 R: 2 ER: 2 SO: 5 BB: 0 IBB: 0 HBP: 0 BLK: 0 WP: 0 HR: 0 S: 42 P: 42 ERA: 2.25 WHIP: 0.875															<b>PITCHER</b>						

AB	32
R	2
H	7
RBI	1
BB	0
SO	5
LOB	13





Batter	1	2	3	4	5	6	7	8	9	AB	R	H	RBI	BB	SO	LOB	TOP			
<b>Richie Ashburn, L</b> (1, 8) OBP: 0.436, SLG: 0.439	0-3 K		4-0 BB			5-3		0-0 1B 2B		3	0	1	0	1	1	0	Philadelphia Phillies @ St. Louis Cardinals Sportsman's Park, St. Louis, MO Fri Aug 22 1958, 8:05 PM EDT Att: 15,592 - Unknown			
<b>Solly Hemus, L</b> (1, 4) OBP: 0.405, SLG: 0.447	0-0 F8		0-0 F8			4-0 BB		0-0 2-3 1B		3	0	1	0	1	0	1				
<b>Harry Anderson, L</b> (1, 7) OBP: 0.366, SLG: 0.490	4-0 BB			0-0 G3		0-0 F8		0-3 K		3	0	0	0	1	1	3				
<b>Wally Post, R</b> (1, 9) OBP: 0.356, SLG: 0.456	0-0 L7			0-0 F8		0-3 K		0-3 K		4	0	0	0	0	2	4				
<b>Ed Bouchee, L</b> (1, 3) OBP: 0.364, SLG: 0.379		0-3 K		0-3 K			0-3 K		0-3 K	4	0	0	0	0	4	0				
<b>Willie Jones, R</b> (1, 5) OBP: 0.348, SLG: 0.425		0-3 K			0-0 F7		0-3 K		0-0 5-3	4	0	0	0	0	2	0				
<b>Chico Fernandez, R</b> (1, 6) OBP: 0.267, SLG: 0.305		0-0 L6			0-0 E7 FC5-4		0-3 K		0-0 F8	4	0	0	0	0	1	0				
<b>Carl Sawatski, L</b> (1, 2) OBP: 0.276, SLG: 0.280			0-3 K		0-3 K					2	0	0	0	0	2	1				
<b>Rip Repulski, R</b> (8, PH) OBP: 0.305, SLG: 0.488										1	1	1	1	0	0	0				
<b>Jim Hegan, R</b> (8, 2) OBP: 0.269, SLG: 0.273										0	0	0	0	0	0	0				
<b>Don Cardwell, R</b> (1, 1) OBP: 0.174, SLG: 0.217										2	0	0	0	0	1	1				
<b>Jack Meyer, R</b> (7, 1) OBP: 0.313, SLG: 0.313										1	1	1	1	0	0	0				
<b>Dave Philley, S</b> (8, PH) OBP: 0.347, SLG: 0.416										1	0	0	0	0	0	0				
<b>Jack Sanford, R</b> (8, 1) OBP: 0.226, SLG: 0.240										0	0	0	0	0	0	0				
<b>Inning Stats</b>	R: 0 E: 0 K: 1 S: 5	H: 0 LOB: 1 BB: 1 P: 9	R: 0 E: 0 K: 2 S: 7	H: 0 LOB: 0 BB: 0 P: 7	R: 0 E: 0 K: 2 S: 7	H: 0 LOB: 1 BB: 1 P: 11	R: 0 E: 0 K: 1 S: 5	H: 0 LOB: 0 BB: 0 P: 5	R: 0 E: 0 K: 1 S: 6	H: 0 LOB: 1 BB: 1 P: 6	R: 0 E: 0 K: 3 S: 9	H: 0 LOB: 0 BB: 0 P: 9	R: 1 E: 0 K: 2 S: 10	H: 3 LOB: 2 BB: 0 P: 10	R: 0 E: 0 K: 1 S: 5	H: 0 LOB: 0 BB: 0 P: 5	1B: 1 2B: 1 3B: 0 HR: 1	SF: 0 SAC: 0 DP: 0 HBP: 0	WP: 0 PB: 0 SB: 0 CS: 0	PA: 34
<b>PITCHER</b> <b>Sam Jones, R</b> (1, 1) ERA: 2.71	IP: 9.0 WLS: W BF: 34 H: 3 R: 1 ER: 1 SO: 14 BB: 3 IBB: 0 HBP: 0 BLK: 0 WP: 0 HR: 1 S: 59 P: 71 ERA: 1.00 WHIP: 0.667																			

Batter	1	2	3	4	5	6	7	8	9	AB	R	H	RBI	BB	SO	LOB	BOTTOM			
<b>Don Blasingame, L</b> (1, 4) OBP: 0.351, SLG: 0.359	4-0 2B BB	0-0 G4-3			0-0 3-1 FC4-2 1B	0-0 F5		0-0 L7		4	1	1	0	1	0	1	Philadelphia Phillies @ St. Louis Cardinals Sportsman's Park, St. Louis, MO Fri Aug 22 1958, 8:05 PM EDT Att: 15,592 - Unknown			
<b>Gene Freese, R</b> (1, 6) OBP: 0.313, SLG: 0.479	0-0 F9		0-0 5-3		0-0 3-1		0-0 HR	0-0 L8		4	1	1	1	0	0	2				
<b>Eddie Kasko, R</b> (8, 6) OBP: 0.273, SLG: 0.240					1-3					1	0	0	0	0	0	0				
<b>Stan Musial, L</b> (1, 3) OBP: 0.438, SLG: 0.567			0-0 F7		0-0 FC4-2		0-0 WP 1B			4	1	2	1	0	0	1				
<b>Irv Noren, L</b> (7, PR) OBP: 0.315, SLG: 0.306	1-H 1B 2B				3-H		4-0 1B WP 2B			0	1	0	0	0	0	0				
<b>Ken Boyer, R</b> (1, 5) OBP: 0.348, SLG: 0.488	0-0 F8		0-0		0-0 4-3		2-3 1B WP BB			3	1	1	0	1	0	2				
<b>Joe Cunningham, L</b> (1, 9) OBP: 0.456, SLG: 0.480	0-0		0-0 P4			0-0 FC4 HR 2B	0-0 1-3 3-H 1B			4	1	3	2	0	0	1				
<b>Wally Moon, L</b> (1, 7) OBP: 0.335, SLG: 0.344	0-0 F8			0-0 F7		0-0 FC4 HR	0-0 L3			4	1	0	0	0	0	5				
<b>Curt Flood, R</b> (1, 8) OBP: 0.326, SLG: 0.412		4-0 WP 1B 1-6-3 BB		0-0 F8		0-3 K	0-0 1B			3	1	1	0	1	1	2				
<b>Gene Green, R</b> (1, 2) OBP: 0.354, SLG: 0.429		0-0 1-6-3		0-0	0-0 1B	0-0 1-H HR	0-0 6-3			4	1	2	3	0	0	3				
<b>Sam Jones, R</b> (1, 1) OBP: 0.108, SLG: 0.097		0-0 G4-3 1B		0-3 K		0-0 4-3	0-0 6-3			4	0	1	1	0	1	1				
<b>Inning Stats</b>	R: 2 E: 0 K: 0 S: 5	H: 2 LOB: 1 BB: 1 P: 9	R: 1 E: 0 K: 0 S: 3	H: 1 LOB: 0 BB: 1 P: 7	R: 0 E: 0 K: 0 S: 4	H: 1 LOB: 1 BB: 0 P: 4	R: 0 E: 0 K: 1 S: 6	H: 1 LOB: 1 BB: 0 P: 6	R: 0 E: 0 K: 0 S: 4	H: 1 LOB: 1 BB: 0 P: 4	R: 3 E: 0 K: 1 S: 8	H: 2 LOB: 0 BB: 0 P: 8	R: 3 E: 0 K: 0 S: 6	H: 4 LOB: 2 BB: 1 P: 10	R: 0 E: 0 K: 0 S: 3	H: 0 LOB: 0 BB: 0 P: 3	1B: 7 2B: 4 3B: 0 HR: 2	SF: 0 SAC: 0 DP: 2 HBP: 0	WP: 3 PB: 0 SB: 1 CS: 0	PA: 38
<b>PITCHER</b> <b>Don Cardwell, R</b> (1, 1) ERA: 4.71	IP: 6.0 WLS: L BF: 30 H: 10 R: 8 ER: 8 SO: 8 BB: 2 IBB: 0 HBP: 0 BLK: 0 WP: 1 HR: 2 S: 32 P: 40 ERA: 12.00 WHIP: 2.000																			
<b>Jack Meyer, R</b> (7, 1) ERA: 3.99	IP: 1.0 WLS: 5 BF: 2 H: 2 R: 1 ER: 1 SO: 0 BB: 1 IBB: 0 HBP: 0 BLK: 0 WP: 2 HR: 0 S: 4 P: 8 ERA: 9.00 WHIP: 3.000																			
<b>Jack Sanford, R</b> (8, 1) ERA: 4.59	IP: 1.0 WLS: 3 BF: 0 H: 0 R: 0 ER: 0 SO: 0 BB: 0 IBB: 0 HBP: 0 BLK: 0 WP: 0 HR: 0 S: 3 P: 3 ERA: 0.00 WHIP: 0.000																			



Batter	1	2	3	4	5	6	7	8	9	AB	R	H	RBI	BB	SO	LOB	TOP					
<b>Richie Ashburn, L</b> OBP: 0.436, SLG: 0.442 (1, 8)										5	1	1	0	1	0	7	Philadelphia Phillies @ St. Louis Cardinals Sportsman's Park, St. Louis, MO Sat Aug 23 1958, 4:33 AM EDT Att: 14,639 - Unknown					
<b>Solly Hemus, L</b> OBP: 0.400, SLG: 0.446 (1, 4)										5	1	2	2	0	1	0						
<b>Harry Anderson, L</b> OBP: 0.368, SLG: 0.490 (1, 7)										4	0	2	0	1	0	1						
<b>Wally Post, R</b> OBP: 0.357, SLG: 0.467 (1, 9)										5	1	2	2	0	3	4						
<b>Ed Bouchee, L</b> OBP: 0.361, SLG: 0.371 (1, 3)										4	0	0	0	1	0	6						
<b>Willie Jones, R</b> OBP: 0.351, SLG: 0.426 (1, 5)										4	0	2	0	1	0	1						
<b>Chico Fernandez, R</b> OBP: 0.269, SLG: 0.306 (1, 6)										5	0	2	0	0	0	5						
<b>Stan Lopata, R</b> OBP: 0.389, SLG: 0.415 (1, 2)										4	0	1	0	1	1	4						
<b>Seth Morehead, L</b> OBP: 0.250, SLG: 0.182 (1, 1)										2	1	1	0	1	0	0						
<b>Turk Farrell, R</b> OBP: 0.227, SLG: 0.190 (8, 1)										1	0	0	0	0	0	0						
<b>Inning Stats</b>	R: 3 E: 0 K: 0 S: 7	H: 4 LOB: 2 BB: 1 P: 11	R: 0 E: 0 K: 0 S: 3	H: 0 LOB: 0 BB: 0 P: 3	R: 0 E: 0 K: 1 S: 7	H: 2 LOB: 2 BB: 0 P: 7	R: 1 E: 1 K: 1 S: 8	H: 2 LOB: 3 BB: 1 P: 12	R: 0 E: 0 K: 0 S: 4	H: 1 LOB: 2 BB: 1 P: 8	R: 0 E: 0 K: 1 S: 5	H: 0 LOB: 0 BB: 0 P: 5	R: 0 E: 0 K: 1 S: 7	H: 2 LOB: 3 BB: 1 P: 11	R: 0 E: 0 K: 1 S: 7	H: 2 LOB: 3 BB: 1 P: 11	R: 0 E: 0 K: 0 S: 2	H: 0 LOB: 0 BB: 1 P: 6	1B: 11 2B: 0 3B: 1 HR: 1	SF: 0 SAC: 2 DP: 0 HBP: 0	WP: 1 PB: 0 SB: 0 CS: 1	PA: 47
<b>PITCHER</b>	IP WLS BF H R ER SO BB IBB HBP BLK WP HR S P ERA WHIP																					
<b>Sal Maglie, R</b> ERA: 4.66 (1, 1)	0.1 L 5 3 3 3 0 1 0 0 0 0 0 1 4 8 81.00 12.000																					
<b>Bill Wright, L</b> ERA: 4.65 (1, 1)	1.2 6 1 0 0 0 0 0 0 0 0 1 0 6 6 0.00 0.600																					
<b>Chuck Stobbs, L</b> ERA: 5.19 (3, 1)	2.0 12 4 1 1 2 1 0 0 0 0 0 0 15 19 4.50 2.500																					
<b>Billy Muffett, R</b> ERA: 5.14 (5, 1)	5.0 23 5 0 0 3 4 0 0 0 0 0 0 25 41 0.00 1.800																					

Batter	1	2	3	4	5	6	7	8	9	AB	R	H	RBI	BB	SO	LOB	BOTTOM					
<b>Curt Flood, R</b> OBP: 0.322, SLG: 0.407 (1, 8)										5	0	0	0	0	1	7	Philadelphia Phillies @ St. Louis Cardinals Sportsman's Park, St. Louis, MO Sat Aug 23 1958, 4:33 AM EDT Att: 14,639 - Unknown					
<b>Gene Freese, R</b> OBP: 0.310, SLG: 0.470 (1, 6)										5	0	1	0	0	1	2						
<b>Stan Musial, L</b> OBP: 0.437, SLG: 0.564 (1, 3)										4	0	1	0	0	0	0						
<b>Ken Boyer, R</b> OBP: 0.345, SLG: 0.483 (1, 5)										4	0	0	0	0	1	2						
<b>Del Ennis, R</b> OBP: 0.297, SLG: 0.358 (1, 7)										3	2	1	0	1	0	2						
<b>Gene Green, R</b> OBP: 0.355, SLG: 0.428 (1, 2)										3	0	1	0	1	1	2						
<b>Joe Cunningham, L</b> OBP: 0.460, SLG: 0.481 (1, 9)										2	0	1	1	2	0	0						
<b>Don Blasingame, L</b> OBP: 0.352, SLG: 0.358 (1, 4)										3	0	1	1	1	0	3						
<b>Sal Maglie, R</b> OBP: 0.187, SLG: 0.261 (1, 1)										0	0	0	0	0	0	0						
<b>Bill Wright, L</b> OBP: 0.205, SLG: 0.111 (2, PH)										0	0	0	0	0	0	0						
<b>Eddie Kasko, L</b> OBP: 0.271, SLG: 0.239 (3, PH)										1	0	0	0	0	0	3						
<b>Chuck Stobbs, L</b> OBP: 0.232, SLG: 0.097 (3, PH)										0	0	0	0	0	0	0						
<b>Wally Moon, R</b> OBP: 0.333, SLG: 0.343 (4, PH)										1	0	0	0	0	0	2						
<b>Billy Muffett, R</b> OBP: 0.211, SLG: 0.222 (5, PH)										1	0	0	0	0	0	1						
<b>Hobie Landrith, L</b> OBP: 0.326, SLG: 0.320 (5, PH)										1	0	1	0	0	0	0						
<b>Inning Stats</b>	R: 0 E: 0 K: 0 S: 3	H: 0 LOB: 0 BB: 0 P: 3	R: 1 E: 0 K: 0 S: 6	H: 3 LOB: 3 BB: 1 P: 10	R: 0 E: 0 K: 1 S: 5	H: 0 LOB: 0 BB: 0 P: 5	R: 1 E: 0 K: 0 S: 3	H: 0 LOB: 2 BB: 3 P: 15	R: 0 E: 0 K: 0 S: 5	H: 0 LOB: 0 BB: 0 P: 5	R: 0 E: 0 K: 0 S: 3	H: 0 LOB: 0 BB: 0 P: 3	R: 0 E: 0 K: 1 S: 7	H: 1 LOB: 0 BB: 0 P: 3	R: 0 E: 0 K: 1 S: 7	H: 2 LOB: 2 BB: 0 P: 7	R: 0 E: 0 K: 1 S: 6	H: 1 LOB: 2 BB: 1 P: 10	1B: 7 2B: 0 3B: 0 HR: 0	SF: 0 SAC: 0 DP: 1 HBP: 0	WP: 0 PB: 0 SB: 0 CS: 0	PA: 38
<b>PITCHER</b>	IP WLS BF H R ER SO BB IBB HBP BLK WP HR S P ERA WHIP																					
<b>Seth Morehead, L</b> ERA: 6.58 (1, 1)	7.0 W 30 6 2 2 2 4 0 0 0 0 0 0 30 46 2.57 1.429																					
<b>Turk Farrell, R</b> ERA: 2.52 (8, 1)	2.0 S 8 1 0 0 2 1 0 0 0 0 0 0 11 15 0.00 1.000																					

AB 39  
R 4  
H 13  
RBI 4  
BB 6  
SO 5  
LOB 28



AB 33  
R 2  
H 7  
RBI 2  
BB 5  
SO 4  
LOB 24





Batter	1	2	3	4	5	6	7	8	9	AB	R	H	RBI	BB	SO	LOB	TOP									
<b>Richie Ashburn, L</b> OBP: 0.438, SLG: 0.442 (1, 8)										4	2	2	0	1	0	1	<b>Philadelphia Phillies @ Chicago Cubs</b> Wrigley Field, Chicago, IL Sun Aug 24 1958, 3:33 AM CDT Unknown									
<b>Solly Hemus, L</b> OBP: 0.399, SLG: 0.441 <b>Bobby Young, L</b> OBP: 0.179, SLG: 0.259 (1, 4) (9, 4)										5	2	1	0	1	0	4										
<b>Harry Anderson, L</b> OBP: 0.371, SLG: 0.490 (1, 7)										4	1	2	0	1	2	2										
<b>Wally Post, R</b> OBP: 0.357, SLG: 0.471 (1, 9)										4	2	1	3	1	0	1										
<b>Ed Bouchee, L</b> OBP: 0.362, SLG: 0.397 (1, 3)										5	2	2	5	0	1	1										
<b>Willie Jones, R</b> OBP: 0.354, SLG: 0.431 <b>Ted Kazanski, R</b> OBP: 0.298, SLG: 0.322 (1, 5) (8, 5)										5	0	3	1	0	0	0										
<b>Chico Fernandez, R</b> OBP: 0.288, SLG: 0.307 (1, 6)										5	1	1	0	0	0	4										
<b>Stan Lopata, R</b> OBP: 0.389, SLG: 0.411 (1, 2)										4	1	1	0	1	2	1										
<b>Ray Semproch, R</b> OBP: 0.103, SLG: 0.118 <b>Jim Hearn, R</b> (4, 1)										1	0	0	0	0	0	0										
<b>Rip Repulski, R</b> OBP: 0.308, SLG: 0.505 <b>Turk Farrell, R</b> OBP: 0.250, SLG: 0.217 <b>Jack Meyer, R</b> OBP: 0.313, SLG: 0.313 (7, PH) (7, 1) (9, 1)										1	0	0	0	0	0	0										
<b>Inning Stats</b>	R: 2 E: 1 K: 0 S: 6	H: 3 LOB: 2 BB: 1 P: 10	R: 0 E: 0 K: 1 S: 5	H: 0 LOB: 0 BB: 0 P: 5	R: 0 E: 0 K: 1 S: 5	H: 0 LOB: 0 BB: 0 P: 5	R: 0 E: 0 K: 1 S: 4	H: 2 LOB: 2 BB: 1 P: 8	R: 0 E: 0 K: 0 S: 3	H: 0 LOB: 0 BB: 0 P: 3	R: 7 E: 0 K: 0 S: 9	H: 6 LOB: 1 BB: 2 P: 17	R: 4 E: 0 K: 1 S: 9	H: 4 LOB: 1 BB: 0 P: 10	R: 0 E: 0 K: 1 S: 5	H: 0 LOB: 1 BB: 1 P: 9	1B: 9 2B: 2 3B: 2 HR: 2	SF: 0 SAC: 0 DP: 0 HBP: 1	WP: 0 PB: 0 SB: 0 CS: 0	PA: 47						
<b>PITCHER</b>	IP WLS BF H R ER SO BB IBB HBP BLK WP HR S P ERA WHIP																									
<b>Dick Drott, R</b> ERA: 5.53 <b>Bill Henry, L</b> ERA: 2.22 <b>Don Elston, R</b> ERA: 3.31 <b>Marcelino Solis, L</b> ERA: 5.69 <b>Bob Anderson, R</b> ERA: 3.93 (1, 1) (7, 1) (7, 1) (8, 1) (8, 1)	6.0 0.1 2.2 0.2 1.1	L 4 5 6 6	26 4 3 3 1	6 3 2 3 0	4 1 4 4 0	4 1 4 4 0	3 0 0 1 1	0 0 0 0 0	0 0 0 1 0	0 0 0 0 0	0 1 1 0 0	29 4 4 8 7	41 4 8 8 11	6.00 27.00 54.00 54.00 0.00	1.500 9.000 4.500 4.500 1.500											
<b>Batter</b>	<b>1</b>	<b>2</b>	<b>3</b>	<b>4</b>	<b>5</b>	<b>6</b>	<b>7</b>	<b>8</b>	<b>9</b>	<b>AB</b>	<b>R</b>	<b>H</b>	<b>RBI</b>	<b>BB</b>	<b>SO</b>	<b>LOB</b>	<b>BOTTOM</b>									
<b>Tony Taylor, R</b> OBP: 0.300, SLG: 0.310 <b>Dale Long, L</b> OBP: 0.359, SLG: 0.452 (1, 4) (9, PH)										4	0	0	0	0	1	1	<b>Philadelphia Phillies @ Chicago Cubs</b> Wrigley Field, Chicago, IL Sun Aug 24 1958, 3:33 AM CDT Unknown									
<b>Alvin Dark, R</b> OBP: 0.350, SLG: 0.373 (1, 5)										4	1	2	0	1	0	0										
<b>Jim Marshall, L</b> OBP: 0.284, SLG: 0.383 (1, 3)										5	2	3	2	0	1	2										
<b>14 Ernie Banks, R</b> OBP: 0.366, SLG: 0.638 (1, 6)										5	1	0	1	0	2	3										
<b>Walt Moryn, L</b> OBP: 0.345, SLG: 0.480 (1, 7)										4	1	1	0	1	2	0										
<b>Bobby Thomson, R</b> OBP: 0.351, SLG: 0.469 (1, 8)										5	1	3	1	0	1	2										
<b>Chuck Tanner, L</b> OBP: 0.314, SLG: 0.392 (1, 9)										4	0	1	2	0	0	2										
<b>Sammy Taylor, L</b> OBP: 0.336, SLG: 0.408 (1, 2)										4	0	1	0	0	0	2										
<b>Dick Drott, R</b> ERA: 5.53 <b>Bill Henry, L</b> ERA: 2.22 <b>Don Elston, R</b> ERA: 3.31 <b>Marcelino Solis, L</b> ERA: 5.69 <b>Bob Anderson, R</b> ERA: 3.93 (1, 1) (7, 1) (7, 1) (8, 1) (8, 1) (9, PH)	3.1 2.2 2.0 1.0	W 11 12 4	15 3 5 0	5 0 4 0	4 0 4 0	3 0 4 0	3 0 4 1	0 0 0 0	0 0 0 1	0 0 0 0	0 0 0 0	21 19 20 9	21 19 20 9	10.80 0.00 18.00 0.00	1.500 1.125 3.500 1.000											
<b>Inning Stats</b>	R: 1 E: 0 K: 1 S: 6	H: 1 LOB: 0 BB: 0 P: 6	R: 0 E: 0 K: 0 S: 3	H: 0 LOB: 0 BB: 0 P: 3	R: 0 E: 0 K: 2 S: 7	H: 0 LOB: 0 BB: 0 P: 7	R: 3 E: 0 K: 1 S: 10	H: 5 LOB: 2 BB: 0 P: 10	R: 0 E: 0 K: 2 S: 8	H: 1 LOB: 1 BB: 0 P: 8	R: 0 E: 0 K: 1 S: 6	H: 1 LOB: 1 BB: 0 P: 6	R: 0 E: 0 K: 0 S: 2	H: 0 LOB: 0 BB: 1 P: 6	R: 2 E: 0 K: 1 S: 8	H: 3 LOB: 1 BB: 0 P: 8		R: 2 E: 0 K: 1 S: 7	H: 2 LOB: 2 BB: 2 P: 15	1B: 9 2B: 1 3B: 0 HR: 3	SF: 0 SAC: 0 DP: 1 HBP: 0	WP: 0 PB: 0 SB: 1 CS: 0	PA: 42			
<b>PITCHER</b>	IP WLS BF H R ER SO BB IBB HBP BLK WP HR S P ERA WHIP																									
<b>Ray Semproch, R</b> ERA: 3.46 <b>Jim Hearn, R</b> ERA: 4.11 <b>Turk Farrell, R</b> ERA: 2.9 <b>Jack Meyer, R</b> ERA: 3.93 (1, 1) (4, 1) (7, 1) (9, 1)	3.1 2.2 2.0 1.0	W 11 12 4	15 3 5 0	5 0 4 0	4 0 4 0	3 0 4 0	3 0 4 1	0 0 0 0	0 0 0 0	0 0 0 0	0 0 0 0	21 19 20 9	21 19 20 9	10.80 0.00 18.00 0.00	1.500 1.125 3.500 1.000											



Batter	1	2	3	4	5	6	7	8	9	AB	R	H	RBI	BB	SO	LOB	TOP				
<b>Richie Ashburn, L</b> (1, 8) OBP: 0.436, SLG: 0.440	F6		FC4-6		6-3			SH 1B		5	1	1	0	0	0	5	Philadelphia Phillies @ Chicago Cubs Wrigley Field, Chicago, IL Sun Aug 24 1958, 3:38 AM CDT Att: 24,572 - Unknown				
<b>Solly Hemus, L</b> (1, 4) OBP: 0.397, SLG: 0.438	4-3		L4		6-3			SH 2B 1B		4	1	1	0	0	0	2					
<b>Harry Anderson, L</b> (1, 7) OBP: 0.368, SLG: 0.486	4-3		K		1-3			SH 2B 1B		3	1	0	0	0	1	2					
<b>Wally Post, R</b> (1, 9) OBP: 0.359, SLG: 0.475					F2			1B 2B		4	1	2	2	0	0	0					
<b>Ed Bouchee, L</b> (1, 3) OBP: 0.360, SLG: 0.409		K			4-3			K		4	1	1	1	0	2	3					
<b>Willie Jones, R</b> (1, 5) OBP: 0.358, SLG: 0.435					F9			HR		4	0	3	2	0	0	1					
<b>Chico Fernandez, R</b> (1, 6) OBP: 0.266, SLG: 0.305					F9			WP SH1-3 1B		3	0	0	0	0	0	3					
<b>Jim Hegan, R</b> (1, 2) OBP: 0.266, SLG: 0.270					E4			FC6-4 IBB		2	0	0	0	0	0	0					
<b>Dave Philley, S</b> (7, PH) OBP: 0.345, SLG: 0.413					F8			6-3		1	0	0	0	0	0	1					
<b>Stan Lopata, R</b> (7, 2) OBP: 0.392, SLG: 0.411					FC4-6 BB			F8		0	0	0	0	1	0	0					
<b>John Anderson, R</b> (1, 1) OBP: 0.307, SLG: 0.502					6-3			F8		1	0	0	0	1	0	0					
<b>Rip Repulski, R</b> (7, PH) OBP: 0.222, SLG: 0.235					FC4-6 BB			K		1	0	0	0	0	1	3					
<b>Jack Sanford, R</b> (7, 1) OBP: 0.222, SLG: 0.235					1-2 BB			F8		0	0	0	0	0	0	0					
<b>Curt Simmons, L</b> (8, 1) OBP: 0.204, SLG: 0.208								K		0	0	0	0	0	0	0					
<b>Inning Stats</b>	R: 0 E: 0 K: 0 S: 3	H: 0 LOB: 0 BB: 0 P: 3	R: 0 E: 0 K: 1 S: 6	H: 1 LOB: 1 BB: 0 P: 6	R: 0 E: 1 K: 1 S: 6	H: 0 LOB: 2 BB: 1 P: 10	R: 0 E: 0 K: 0 S: 4	H: 1 LOB: 1 BB: 0 P: 4	R: 0 E: 0 K: 0 S: 3	H: 0 LOB: 0 BB: 0 P: 3	R: 0 E: 0 K: 0 S: 3	H: 0 LOB: 0 BB: 0 P: 3	R: 1 E: 0 K: 0 S: 5	H: 2 LOB: 1 BB: 0 P: 5	R: 4 E: 2 K: 2 S: 13	H: 4 LOB: 3 BB: 1 P: 17	1B: 6 2B: 1 3B: 0 HR: 1	SF: 0 SAC: 2 DP: 0 HBP: 0	WP: 1 PB: 0 SB: 0 CS: 0	PA: 37	
<b>PITCHER</b>	IP	WLS	BF	H	R	ER	SO	BB	IBB	HBP	BLK	WP	HR	S	P	ERA	WHIP				
<b>Dave Hillman, R</b> (1, 1) ERA: 3.2	7.0	L	31	7	5	4	2	1	0	0	0	1	1	34	38	5.14	1.143				
<b>Glen Hobbie, R</b> (8, 1) ERA: 3.71	1.0		6	1	0	0	2	0	1	0	0	0	0	9	13	0.00	1.000				

Batter	1	2	3	4	5	6	7	8	9	AB	R	H	RBI	BB	SO	LOB	BOTTOM				
<b>Tony Taylor, R</b> (1, 4) OBP: 0.298, SLG: 0.308	6-3		2-3		F9			1B 2B		3	0	0	0	0	0	2	Philadelphia Phillies @ Chicago Cubs Wrigley Field, Chicago, IL Sun Aug 24 1958, 3:38 AM CDT Att: 24,572 - Unknown				
<b>Lee Walls, R</b> (8, PH) OBP: 0.369, SLG: 0.501								1B 2B		1	1	1	0	0	0	0					
<b>Alvin Dark, R</b> (1, 5) OBP: 0.350, SLG: 0.372	5-3		5-3		P3			1B 2B 1B		4	0	1	1	0	0	2					
<b>Jim Marshall, L</b> (1, 3) OBP: 0.288, SLG: 0.400								P6 1B		4	1	2	2	0	1	1					
<b>14 Ernie Banks, R</b> (1, 6) OBP: 0.365, SLG: 0.635	FC6-4		F8					P6 1B		4	0	1	0	0	0	2					
<b>Walt Moryn, L</b> (1, 7) OBP: 0.344, SLG: 0.478								P6 1B		4	0	1	0	0	0	1					
<b>Bobby Thomson, R</b> (1, 8) OBP: 0.350, SLG: 0.467								L8		4	0	1	0	0	0	3					
<b>Chuck Tanner, L</b> (1, 9) OBP: 0.315, SLG: 0.390								F7		3	0	1	0	0	0	0					
<b>Sammy Taylor, L</b> (1, 2) OBP: 0.336, SLG: 0.408								4-3		3	0	1	0	0	0	1					
<b>Dave Hillman, R</b> (1, 1) OBP: 0.161, SLG: 0.226								SH3-4 1B		2	1	1	0	0	1	0					
<b>Glen Hobbie, R</b> (8, 1) OBP: 0.156, SLG: 0.140								SH3-4 1B		0	0	0	0	0	0	0					
<b>Inning Stats</b>	R: 0 E: 0 K: 0 S: 4	H: 1 LOB: 1 BB: 0 P: 4	R: 0 E: 0 K: 0 S: 4	H: 1 LOB: 0 BB: 0 P: 4	R: 2 E: 0 K: 0 S: 5	H: 2 LOB: 0 BB: 0 P: 5	R: 0 E: 0 K: 0 S: 3	H: 1 LOB: 0 BB: 0 P: 3	R: 0 E: 0 K: 1 S: 6	H: 1 LOB: 1 BB: 0 P: 6	R: 0 E: 0 K: 1 S: 5	H: 0 LOB: 0 BB: 0 P: 5	R: 1 E: 0 K: 0 S: 6	H: 3 LOB: 2 BB: 0 P: 6	1B: 8 2B: 1 3B: 0 HR: 1	SF: 0 SAC: 1 DP: 0 HBP: 0	WP: 0 PB: 0 SB: 0 CS: 0	PA: 33			
<b>PITCHER</b>	IP	WLS	BF	H	R	ER	SO	BB	IBB	HBP	BLK	WP	HR	S	P	ERA	WHIP				
<b>John Anderson, R</b> (1, 1) ERA: 2.57	6.0		24	7	2	2	1	0	0	0	0	0	1	26	26	3.00	1.167				
<b>Jack Sanford, R</b> (7, 1) ERA: 4.52	1.0	W	5	2	1	1	1	0	0	0	0	0	0	7	7	9.00	2.000				
<b>Curt Simmons, L</b> (8, 1) ERA: 4.52	1.0	S	4	1	0	0	0	0	0	0	0	0	0	4	4	0.00	1.000				



Batter	1	2	3	4	5	6	7	8	9	AB	R	H	RBI	BB	SO	LOB	TOP								
<b>Richie Ashburn, L</b> OBP: 0.437, SLG: 0.438 (1, 8)										4	1	1	0	2	1	2	<b>Philadelphia Phillies @ Chicago Cubs</b> Wrigley Field, Chicago, IL Tue Aug 26 1958, 3:33 AM CDT Att: 9,967 - Unknown								
<b>Solly Hemus, L</b> OBP: 0.403, SLG: 0.441 <b>Ted Kazanski, R</b> OBP: 0.297, SLG: 0.320 (1, 4) (8, 4)										3	1	2	1	2	0	0									
<b>Harry Anderson, L</b> OBP: 0.368, SLG: 0.486 (1, 7)										6	1	2	1	0	1	6									
<b>Wally Post, R</b> OBP: 0.360, SLG: 0.476 (1, 9)										4	1	1	1	1	0	1									
<b>Ed Bouchee, L</b> OBP: 0.352, SLG: 0.399 (1, 3)										5	1	0	1	0	2	5									
<b>Willie Jones, R</b> OBP: 0.394, SLG: 0.452 (1, 5)										5	3	4	2	0	0	2									
<b>Chico Fernandez, R</b> OBP: 0.288, SLG: 0.304 (1, 6)										4	0	1	1	1	1	3									
<b>Stan Lopata, R</b> OBP: 0.396, SLG: 0.410 (1, 2)										3	1	1	0	2	1	1									
<b>Robin Roberts, S</b> OBP: 0.279, SLG: 0.291 (1, 1)										5	1	1	3	0	1	2									
<b>Inning Stats</b>	R: 1 E: 1 K: 0 S: 6	H: 2 LOB: 2 BB: 0 P: 6	R: 0 E: 0 K: 2 S: 7	H: 0 LOB: 0 BB: 0 P: 7	R: 0 E: 0 K: 1 S: 5	H: 0 LOB: 2 BB: 2 P: 13	R: 0 E: 0 K: 0 S: 5	H: 2 LOB: 2 BB: 0 P: 5	R: 6 E: 1 K: 2 S: 13	H: 5 LOB: 2 BB: 2 P: 21	R: 1 E: 0 K: 0 S: 3	H: 1 LOB: 1 BB: 2 P: 11	R: 1 E: 0 K: 1 S: 5	H: 1 LOB: 1 BB: 1 P: 9	R: 1 E: 0 K: 1 S: 7	H: 2 LOB: 2 BB: 0 P: 7	R: 0 E: 0 K: 0 S: 3	H: 0 LOB: 1 BB: 1 P: 7	1B: 8 2B: 3 3B: 1 HR: 1	SF: 0 SAC: 0 DP: 0 HBP: 0	WP: 0 PB: 0 SB: 1 CS: 0	PA: 49			
<b>PITCHER</b>	IP	WLS	BF	H	R	ER	SO	BB	IBB	HBP	BLK	WP	HR	S	P	ERA	WHIP								
<b>Moe Drabowsky, R</b> ERA: 4.45 (1, 1)	4.1	L	24	7	5	3	3	2	0	0	0	0	0	28	36	6.23	2.077								
<b>Glen Hobbie, R</b> ERA: 3.7 (5, 1)	0.1		4	1	1	0	1	1	1	0	0	0	0	4	12	0.00	6.000								
<b>Bill Henry, L</b> ERA: 2.59 (5, 1)	3.0		15	5	4	3	3	3	0	0	0	0	1	18	30	9.00	2.667								
<b>Don Elston, R</b> ERA: 3.3 (8, 1)	0.1		1	0	0	0	0	0	0	0	0	0	0	1	1	0.00	0.000								
<b>Taylor Phillips, L</b> ERA: 4.63 (9, 1)	1.0		4	0	0	0	0	1	0	0	0	0	0	3	7	0.00	1.000								

AB 40  
R 10  
H 13  
RBI 10  
BB 8  
SO 7  
LOB 23



Batter	1	2	3	4	5	6	7	8	9	AB	R	H	RBI	BB	SO	LOB	BOTTOM								
<b>Lee Walls, R</b> OBP: 0.372, SLG: 0.503 (1, 9)										2	1	1	0	2	0	0	<b>Philadelphia Phillies @ Chicago Cubs</b> Wrigley Field, Chicago, IL Tue Aug 26 1958, 3:33 AM CDT Att: 9,967 - Unknown								
<b>Alvin Dark, R</b> OBP: 0.346, SLG: 0.369 (1, 5)										4	1	0	0	0	3										
<b>Jim Marshall, L</b> OBP: 0.287, SLG: 0.397 (1, 3)										4	0	1	0	0	1										
<b>14 Ernie Banks, R</b> OBP: 0.363, SLG: 0.630 (1, 6)										4	0	0	0	0	3										
<b>Walt Moryn, L</b> OBP: 0.345, SLG: 0.484 (1, 7)										3	1	1	2	1	0	0									
<b>Bobby Thomson, R</b> OBP: 0.347, SLG: 0.463 (1, 8)										4	0	0	0	0	1										
<b>Sammy Taylor, L</b> OBP: 0.331, SLG: 0.401 (1, 2)										4	0	0	0	0	1										
<b>Tony Taylor, R</b> OBP: 0.298, SLG: 0.308 <b>Dale Long, L</b> OBP: 0.356, SLG: 0.451 (9, PH)										3	0	1	0	0	0	0									
<b>Moe Drabowsky, R</b> ERA: 4.45 (1, 1)	4.1	L	24	7	5	3	3	2	0	0	0	0	0	28	36	6.23	2.077								
<b>Glen Hobbie, R</b> ERA: 3.7 (5, 1)	0.1		4	1	1	0	1	1	1	0	0	0	0	4	12	0.00	6.000								
<b>Bill Henry, L</b> ERA: 2.59 (5, 1)	3.0		15	5	4	3	3	3	0	0	0	0	1	18	30	9.00	2.667								
<b>Don Elston, R</b> ERA: 3.3 (8, 1)	0.1		1	0	0	0	0	0	0	0	0	0	0	1	1	0.00	0.000								
<b>Chuck Tanner, L</b> OBP: 0.311, SLG: 0.388 <b>Taylor Phillips, L</b> ERA: 4.63 (9, 1)	1.0		4	0	0	0	0	1	0	0	0	0	0	3	7	0.00	1.000								
<b>Inning Stats</b>	R: 3 E: 1 K: 0 S: 6	H: 2 LOB: 0 BB: 0 P: 6	R: 0 E: 0 K: 0 S: 3	H: 0 LOB: 0 BB: 0 P: 3	R: 0 E: 0 K: 0 S: 3	H: 0 LOB: 0 BB: 0 P: 3	R: 0 E: 0 K: 0 S: 3	H: 0 LOB: 0 BB: 0 P: 3	R: 0 E: 0 K: 0 S: 4	H: 1 LOB: 2 BB: 1 P: 8	R: 0 E: 0 K: 0 S: 3	H: 0 LOB: 0 BB: 0 P: 3	R: 0 E: 0 K: 0 S: 3	H: 0 LOB: 0 BB: 0 P: 3	R: 0 E: 0 K: 0 S: 4	H: 1 LOB: 2 BB: 1 P: 8	R: 0 E: 0 K: 0 S: 3	H: 0 LOB: 1 BB: 1 P: 7	1B: 2 2B: 1 3B: 0 HR: 1	SF: 0 SAC: 0 DP: 0 HBP: 0	WP: 0 PB: 0 SB: 0 CS: 0	PA: 35			
<b>PITCHER</b>	IP	WLS	BF	H	R	ER	SO	BB	IBB	HBP	BLK	WP	HR	S	P	ERA	WHIP								
<b>Robin Roberts, R</b> ERA: 2.98 (1, 1)	9.0	W	35	4	3	1	0	3	0	0	0	0	1	32	44	1.00	0.778								

AB 32  
R 3  
H 4  
RBI 2  
BB 3  
SO 0  
LOB 11





Batter	1	2	3	4	5	6	7	8	9	AB	R	H	RBI	BB	SO	LOB	TOP			
<b>Richie Ashburn, L</b> OBP: 0.435, SLG: 0.434	0-0 6-3		4-0 FC5 1B BB	0-3 K		0-3 K		0-0 6-3	4 0 0 0 1 2 5	<b>Philadelphia Phillies @ Chicago Cubs</b> <b>Wrigley Field, Chicago, IL</b> Wed Aug 27 1958, 3:33 AM CDT Att: 9,451 - Unknown										
<b>Solly Hemus, L</b> OBP: 0.403, SLG: 0.438	4-0 CS BB		0-0 1-2 1B		0-0 1-3	0-0 FC6 1-2		0-0 F7	4 0 1 0 1 0 3											
<b>Harry Anderson, L</b> OBP: 0.369, SLG: 0.493	0-0 1-2 HR		0-0 F8		1-0 HBP		0-3 K		3 1 1 1 0 1 2											
<b>Wally Post, R</b> OBP: 0.355, SLG: 0.469	0-3 K		0-0 FC5 2-3		0-0 P4		0-3 K		4 0 0 0 0 2 3											
<b>Ed Bouchee, L</b> OBP: 0.355, SLG: 0.398		4-0 FC6-4 BB		0-0 FC1 WP SF8 1B		0-0 F8		0-3 K	3 1 1 0 1 1 1											
<b>Willie Jones, R</b> OBP: 0.363, SLG: 0.448		0-0 F9		0-0 FC1 1B 1-3		4-0 BB E FC1-2 BB		0-0 1-6-3	3 0 0 0 1 0 2											
<b>Chico Fernandez, R</b> OBP: 0.266, SLG: 0.303		0-0 4-3		0-0 SF8		0-0 E4 FC1-2 BB 1-2		0-0 5-3	2 0 0 1 0 0 2 1 0 0 0 0 0 0 0 0 0 0 0 0 0											
<b>Dave Philley, S</b> OBP: 0.344, SLG: 0.411				3-H 0-3 K		4-0 FC1-2 BB		0-0 6-3	2 0 0 0 1 1 2 1 0 0 0 0 0 0 0 0 0 0 0 0 0											
<b>Ted Kazanski, R</b> OBP: 0.297, SLG: 0.320		0-0 FC6-4 1-2		0-0 K		0-0 FC1-2 BB 1-2 2-3		0-0 K	3 0 1 0 0 1 3 0 0 0 0 0 0 0 1 0 0 0 0 1 0											
<b>Stan Lopata, R</b> OBP: 0.395, SLG: 0.407				0-0 K		0-0 FC1-2 FC6														
<b>Rip Repulski, R</b> OBP: 0.313, SLG: 0.500				1-2 1B																
<b>Jim Hegan, R</b> OBP: 0.266, SLG: 0.270																				
<b>Curt Simmons, L</b> OBP: 0.211, SLG: 0.214																				
<b>Jack Meyer, R</b> OBP: 0.313, SLG: 0.313																				
<b>Bob Bowman, R</b> OBP: 0.331, SLG: 0.518																				
<b>Inning Stats</b>	R: 1 E: 0 K: 1 S: 5	H: 1 LOB: 0 BB: 1 P: 9	R: 0 E: 0 K: 0 S: 3	H: 0 LOB: 1 BB: 1 P: 7	R: 0 E: 0 K: 1 S: 6	H: 1 LOB: 2 BB: 1 P: 10	R: 0 E: 0 K: 2 S: 10	H: 2 LOB: 2 BB: 0 P: 10	R: 0 E: 1 K: 1 S: 6	H: 0 LOB: 3 BB: 2 P: 14	R: 0 E: 0 K: 3 S: 9	H: 0 LOB: 0 BB: 0 P: 9	R: 0 E: 0 K: 0 S: 3	H: 0 LOB: 0 BB: 0 P: 3	R: 0 E: 0 K: 1 S: 5	H: 0 LOB: 0 BB: 0 P: 5	1B: 3 2B: 0 3B: 0 HR: 1	SF: 1 SAC: 0 DP: 0 HBP: 1	WP: 1 PB: 0 SB: 0 CS: 1	PA: 38
<b>PITCHER</b> <b>Bob Anderson, R</b> ERA: 3.29	IP: 9.0 WLS: W BF: 38 H: 4 R: 2 ER: 2 SO: 9 BB: 5 IBB: 0 HBP: 1 BLK: 0 WP: 1 HR: 1 S: 50 P: 71 ERA: 2.00 WHIP: 1.000																			

Batter	1	2	3	4	5	6	7	8	9	AB	R	H	RBI	BB	SO	LOB	BOTTOM		
<b>Lee Walls, R</b> OBP: 0.369, SLG: 0.499	0-0 5-3		0-0 F8			0-0 6-3		0-0 4-3	4 0 0 0 0 0 0	<b>Philadelphia Phillies @ Chicago Cubs</b> <b>Wrigley Field, Chicago, IL</b> Wed Aug 27 1958, 3:33 AM CDT Att: 9,451 - Unknown									
<b>Alvin Dark, R</b> OBP: 0.346, SLG: 0.368	0-0 FC6-4 1B		0-0 6-3			4-0 14 HR BB		0-0 6-3	3 1 1 0 1 0 0										
<b>Jim Marshall, L</b> OBP: 0.286, SLG: 0.394	0-0 FC6-4 14 HR 3B		0-3 K			0-0 F7		0-0 1B	4 1 1 0 0 1 2										
<b>14 Ernie Banks, R</b> OBP: 0.365, SLG: 0.637	0-0 1-2 3B 1B			0-0 G3-6-3 1B		0-0 1-H HR		0-3 K	4 2 3 2 0 1 1										
<b>Bobby Thomson, R</b> OBP: 0.347, SLG: 0.467	0-0 1-H 2-H 3B		0-0 F9			0-0 F8			3 0 1 2 0 0 1										
<b>Walt Moryn, L</b> OBP: 0.343, SLG: 0.481	0-0 P4			0-0 G3-6-3 1-2		0-3 K			3 0 0 0 0 1 2										
<b>Cal Neeman, R</b> OBP: 0.335, SLG: 0.543		0-0 P6			0-0 F7		0-0 HR		3 1 1 1 0 0 0										
<b>Johnny Goryl, R</b> OBP: 0.328, SLG: 0.373		0-0 F8			0-0 F8		0-0 F3		3 0 0 0 0 0 0										
<b>Bob Anderson, R</b>		0-3 K			0-3 K		0-0 F7		3 0 0 0 0 2 0										
<b>Inning Stats</b>	R: 2 E: 0 K: 0 S: 6	H: 3 LOB: 1 BB: 0 P: 6	R: 0 E: 0 K: 1 S: 5	H: 0 LOB: 0 BB: 0 P: 5	R: 0 E: 0 K: 0 S: 3	H: 1 LOB: 0 BB: 0 P: 3	R: 0 E: 0 K: 1 S: 5	H: 0 LOB: 0 BB: 0 P: 5	R: 2 E: 0 K: 0 S: 4		H: 1 LOB: 1 BB: 1 P: 8	R: 1 E: 0 K: 1 S: 6	H: 1 LOB: 0 BB: 0 P: 6	R: 0 E: 0 K: 1 S: 6	H: 1 LOB: 1 BB: 0 P: 6	1B: 4 2B: 0 3B: 1 HR: 2	SF: 0 SAC: 0 DP: 1 HBP: 0	WP: 0 PB: 0 SB: 0 CS: 0	PA: 31
<b>PITCHER</b> <b>Curt Simmons, L</b> ERA: 4.59	IP: 7.2 WLS: L BF: 30 H: 7 R: 5 ER: 5 SO: 4 BB: 1 IBB: 0 HBP: 0 BLK: 0 WP: 0 HR: 2 S: 37 P: 41 ERA: 5.87 WHIP: 1.043																		
<b>Jack Meyer, R</b> ERA: 3.91	IP: 0.1 WLS: L BF: 1 H: 0 R: 0 ER: 0 SO: 1 BB: 0 IBB: 0 HBP: 0 BLK: 0 WP: 0 HR: 0 S: 3 P: 3 ERA: 0.00 WHIP: 0.000																		




Batter	1	2	3	4	5	6	7	8	9	AB	R	H	RBI	BB	SO	LOB	TOP			
<b>Richie Ashburn, L</b> OBP: 0.433, SLG: 0.432 (1, 8)	5-3		P4			4-3		1B 3-1 BB		3	1	0	0	1	0	0	<b>Philadelphia Phillies @ Cincinnati Redlegs</b> <b>Crosley Field, Cincinnati, OH</b> Fri Aug 29 1958, 7:05 PM EDT Att: 10,283 - Unknown			
<b>Solly Hemus, L</b> OBP: 0.407, SLG: 0.453 (1, 4)	G3			HR		BB 1B		3-1 1B		4	1	3	1	0	0	0				
<b>Harry Anderson, L</b> OBP: 0.368, SLG: 0.490 (1, 7)	3-1			F9		BB 1B		3-1		4	0	1	1	0	0	1				
<b>Wally Post, R</b> OBP: 0.354, SLG: 0.469 (1, 9)		F8 1B 2B		L5		P6		F7		4	1	1	0	0	0	3				
<b>Ed Bouchee, L</b> OBP: 0.353, SLG: 0.393 (1, 3)	F8			K		FC5-4 BB		G3		3	0	0	0	1	1	2				
<b>Willie Jones, R</b> OBP: 0.394, SLG: 0.449 (1, 5)		G5-4-3 1B				FC5-4 1B			L5	4	0	2	1	0	0	3				
<b>Chico Fernandez, R</b> OBP: 0.294, SLG: 0.301 (1, 6)		G5-4-3							F9	3	0	0	0	0	1	2				
<b>Dave Philley, S</b> OBP: 0.342, SLG: 0.409 (9, PH)					K					1	0	0	0	0	0	0				
<b>Stan Lopata, R</b> OBP: 0.393, SLG: 0.408 (1, 2)			K		L9					4	0	1	0	0	1	1				
<b>Don Cardwell, R</b> OBP: 0.160, SLG: 0.200 (1, 1)			5-3		5-3				1-3	2	0	0	0	0	0	1				
<b>Jim Hearn, R</b> OBP: 0.304, SLG: 0.498 (9, PH)					5-3				6-3	1	0	0	0	0	0	0				
<b>Rip Repulski, R</b> OBP: 0.304, SLG: 0.498 (9, PH)									6-3	1	0	0	0	0	0	1				
<b>Inning Stats</b>	R: 0 E: 0 K: 0 S: 3	H: 0 LOB: 0 BB: 0 P: 3	R: 1 E: 0 K: 0 S: 4	H: 2 LOB: 0 BB: 0 P: 4	R: 0 E: 0 K: 1 S: 5	H: 0 LOB: 0 BB: 0 P: 5	R: 1 E: 0 K: 1 S: 6	H: 1 LOB: 0 BB: 0 P: 6	R: 0 E: 0 K: 0 S: 5	H: 2 LOB: 3 BB: 1 P: 9	R: 0 E: 0 K: 0 S: 3	H: 0 LOB: 0 BB: 0 P: 3	R: 1 E: 0 K: 0 S: 4	H: 1 LOB: 1 BB: 0 P: 8	R: 0 E: 0 K: 0 S: 4	H: 1 LOB: 1 BB: 0 P: 4	1B: 5 2B: 2 3B: 0 HR: 1	SF: 0 SAC: 0 DP: 1 HBP: 0	WP: 0 PB: 0 SB: 0 CS: 0	PA: 36
<b>PITCHER</b> <b>Bob Purkey, R</b> ERA: 3.47 (1, 1)	IP: 9.0 WLS: W BF: 36 H: 8 R: 3 ER: 3 SO: 3 BB: 2 IBB: 0 HBP: 0 BLK: 0 WP: 0 HR: 1 S: 40 P: 48 ERA: 3.00 WHIP: 1.111															<b>PITCHER</b>				

AB	34
R	3
H	8
RBI	3
BB	2
SO	3
LOB	14



Batter	1	2	3	4	5	6	7	8	9	AB	R	H	RBI	BB	SO	LOB	BOTTOM			
<b>Johnny Temple, R</b> OBP: 0.395, SLG: 0.392 (1, 4)	K		FC2-6			1B 1B		F9		5	1	1	0	0	2	3	<b>Philadelphia Phillies @ Cincinnati Redlegs</b> <b>Crosley Field, Cincinnati, OH</b> Fri Aug 29 1958, 7:05 PM EDT Att: 10,283 - Unknown			
<b>Jerry Lynch, L</b> OBP: 0.324, SLG: 0.463 (1, 9)			P4		1B FC			L9		5	2	3	2	0	0	2				
<b>Gus Bell, L</b> OBP: 0.303, SLG: 0.374 (1, 7)	1B		L3		1B FC					4	0	1	1	0	1	3				
<b>Frank Robinson, R</b> OBP: 0.349, SLG: 0.501 (1, 8)	F9				FC 1B					3	0	1	2	1	0	2				
<b>George Crowe, L</b> OBP: 0.356, SLG: 0.417 (1, 3)		K			FC 1B					4	0	0	0	0	1	4				
<b>Ed Bailey, L</b> OBP: 0.327, SLG: 0.380 (1, 2)		K			F8			1B		4	0	1	0	0	2	2				
<b>Alex Grammas, R</b> OBP: 0.331, SLG: 0.273 (1, 5)					FC1-5 WP 1B			F2		2	0	1	0	2	0	2				
<b>Roy McMillan, R</b> OBP: 0.314, SLG: 0.305 (1, 6)		F8			1B FC1-5 BB					3	1	0	0	1	1	2				
<b>Bob Purkey, R</b> OBP: 0.169, SLG: 0.169 (1, 1)					FC1-5 1B					2	1	0	0	2	0	3				
<b>Inning Stats</b>	R: 0 E: 0 K: 1 S: 6	H: 1 LOB: 1 BB: 0 P: 6	R: 0 E: 0 K: 2 S: 7	H: 0 LOB: 1 BB: 1 P: 11	R: 0 E: 0 K: 0 S: 3	H: 0 LOB: 1 BB: 1 P: 7	R: 0 E: 0 K: 1 S: 4	H: 0 LOB: 0 BB: 1 P: 8	R: 4 E: 0 K: 0 S: 8	H: 4 LOB: 2 BB: 1 P: 12	R: 0 E: 0 K: 1 S: 5	H: 0 LOB: 1 BB: 1 P: 9	R: 1 E: 0 K: 1 S: 8	H: 3 LOB: 2 BB: 0 P: 8	R: 0 E: 0 K: 1 S: 5	H: 0 LOB: 1 BB: 1 P: 9		1B: 7 2B: 1 3B: 0 HR: 0	SF: 0 SAC: 0 DP: 1 HBP: 0	WP: 1 PB: 1 SB: 0 CS: 0
<b>PITCHER</b> <b>Don Cardwell, R</b> ERA: 4.93 (1, 1)	IP: 4.1 WLS: L BF: 21 H: 5 R: 4 ER: 4 SO: 4 BB: 4 IBB: 0 HBP: 0 BLK: 0 WP: 1 HR: 0 S: 25 P: 41 ERA: 8.31 WHIP: 2.077															<b>PITCHER</b>				
<b>Jim Hearn, R</b> ERA: 4.02 (5, 1)	IP: 3.2 WLS: L BF: 17 H: 3 R: 1 ER: 1 SO: 3 BB: 2 IBB: 0 HBP: 0 BLK: 0 WP: 0 HR: 0 S: 21 P: 29 ERA: 2.46 WHIP: 1.364															<b>PITCHER</b>				





Batter	1	2	3	4	5	6	7	8	9	AB	R	H	RBI	BB	SO	LOB	TOP										
<b>Richie Ashburn, L</b> (1, 8) OBP: 0.435, SLG: 0.434	4-0 CS BB		0-0 F8 2B			4-0 L5-3 BB		0-0 F7		2	0	1	1	2	0	0	<b>Philadelphia Phillies @ Cincinnati Redlegs</b> <b>Crosley Field, Cincinnati, OH</b> Sat Aug 30 1958, 3:33 AM EDT Att: 5,083 - Unknown										
<b>Solly Hemus, L</b> (1, 4) OBP: 0.402, SLG: 0.447	0-3 K		0-0 F8			0-0 L5-3		0-0 5-3		4	0	0	0	0	1	3											
<b>Harry Anderson, L</b> (1, 7) OBP: 0.367, SLG: 0.495	0-0 P6		0-0 L4			0-0 HR		0-0 P6		4	1	1	1	0	0	1											
<b>Wally Post, R</b> (1, 9) OBP: 0.353, SLG: 0.477		0-0 HR		0-0 5-3		0-0 E5		0-0 F2		4	1	1	1	0	0	0											
<b>Ed Bouchee, L</b> (1, 3) OBP: 0.348, SLG: 0.385		0-0 F8		0-0 L8		0-3 K		0-3 K		4	0	0	0	0	2	1											
<b>Willie Jones, R</b> (1, 5) OBP: 0.360, SLG: 0.444		0-0 F8		0-0 5-3			0-0 P5		0-0 F7		4	0	0	0	0	0											
<b>Chico Fernandez, R</b> (1, 6) OBP: 0.262, SLG: 0.299		0-0 P6			0-0 5-3		0-0 F6			3	0	0	0	0	0	0											
<b>Stan Lopata, R</b> (1, 2) OBP: 0.396, SLG: 0.412			0-0 SH1-4 2B 1B		0-3 K		0-0 1B			3	1	2	0	0	1	0											
<b>Seth Morehead, L</b> (1, 1) OBP: 0.231, SLG: 0.167			0-0 SH1-4		0-3 K		0-0 F8			1	0	0	0	0	1	0											
<b>Turk Farrell, R</b> (6, 1) OBP: 0.250, SLG: 0.217					0-3 K					0	0	0	0	0	0	0											
<b>Bob Bowman, R</b> (7, PH) OBP: 0.330, SLG: 0.515										1	0	0	0	0	0	1											
<b>John Anderson, R</b> (7, 1) OBP: 0.313, SLG: 0.313			1-3							0	0	0	0	0	0	0											
<b>Jack Meyer, R</b> (8, 1) OBP: 0.313, SLG: 0.313										0	0	0	0	0	0	0											
<b>Inning Stats</b>	R: 0 E: 0 K: 1 S: 4	H: 0 LOB: 0 BB: 1 P: 8	R: 1 E: 0 K: 0 S: 4	H: 1 LOB: 0 BB: 0 P: 4	R: 1 E: 0 K: 0 S: 5	H: 2 LOB: 1 BB: 0 P: 5	R: 0 E: 0 K: 0 S: 3	H: 0 LOB: 0 BB: 0 P: 3	R: 0 E: 0 K: 2 S: 7	H: 0 LOB: 0 BB: 0 P: 7	R: 1 E: 1 K: 1 S: 6	H: 1 LOB: 1 BB: 1 P: 10	R: 0 E: 0 K: 0 S: 4	H: 1 LOB: 0 BB: 0 P: 4	R: 0 E: 0 K: 1 S: 5	H: 0 LOB: 0 BB: 0 P: 5	1B: 2 2B: 2 3B: 0 HR: 2	SF: 0 SAC: 1 DP: 1 HBP: 0	WP: 0 PB: 0 SB: 0 CS: 1	PA: 33							
<b>PITCHER</b>	IP	WLS	BF	H	R	ER	SO	BB	IBB	HBP	BLK	WP	HR	S	P	ERA	WHIP										
<b>Tom Acker, R</b> (1, 1) ERA: 4.47	6.0	W	23	4	3	3	4	2	0	0	0	0	2	29	37	4.50	1.000										
<b>Brooks Lawrence, R</b> (7, 1) ERA: 4.27	3.0	S	10	1	0	0	1	0	0	0	0	0	0	12	12	0.00	0.333										

AB	30
R	3
H	5
RBI	3
BB	2
SO	5
LOB	6



Batter	1	2	3	4	5	6	7	8	9	AB	R	H	RBI	BB	SO	LOB	BOTTOM										
<b>Johnny Temple, R</b> (1, 4) OBP: 0.397, SLG: 0.392	0-0 FC4-6 1B		4-0 FC4-6 BB			4-0 L9		4-0 2B 1B BB		3	1	1	1	2	0	2	<b>Philadelphia Phillies @ Cincinnati Redlegs</b> <b>Crosley Field, Cincinnati, OH</b> Sat Aug 30 1958, 3:33 AM EDT Att: 5,083 - Unknown										
<b>Jerry Lynch, L</b> (1, 9) OBP: 0.325, SLG: 0.465	0-0 FC4-6 1B		0-0 G4-3-6-3			0-3 K		0-0 1B 2B HR 1B		5	2	2	3	0	1	2											
<b>Pete Whisenant, R</b> (1, 7) OBP: 0.295, SLG: 0.480	0-0 F2		4-0 1B BB			0-0 1B 2B		0-0 1B HR		4	2	2	3	1	1	3											
<b>Frank Robinson, R</b> (1, 8) OBP: 0.355, SLG: 0.505	0-0 1B		0-0 1B			0-0 1B 2B		4-0 HR 2B BB		4	1	4	3	1	0	0											
<b>Ed Bailey, L</b> (1, 2) OBP: 0.325, SLG: 0.381	0-3 K		0-3 K			2-0 L9		2-0 L4 2B		5	0	1	1	0	2	6											
<b>Walt Dropo, R</b> (1, 3) OBP: 0.330, SLG: 0.438		0-0 F2		4-0 BB		0-0 1B BB 1B		0-0 HR P6		4	2	2	1	1	0	1											
<b>Don Hoak, R</b> (1, 5) OBP: 0.339, SLG: 0.388		0-0 2B		0-0 F8		0-0 F2		0-0 FC2-5 1B 1B		5	0	2	0	0	0	2											
<b>Roy McMillan, R</b> (1, 6) OBP: 0.315, SLG: 0.304		0-0 F8		0-0 F7		4-0 BB 1B BB		0-0 FC2-5 1B 1B		4	2	1	0	1	0	2											
<b>Tom Acker, R</b> (1, 1) OBP: 0.214, SLG: 0.083		0-3 K		0-0 4-3		0-0 2B 1B		0-0 FC2-5 1B 1B		2	0	0	0	0	1	2											
<b>Smoky Burgess, L</b> (6, PH) OBP: 0.341, SLG: 0.383						1-2 2-3		1-2 2-3		1	1	1	0	0	0	0											
<b>Brooks Lawrence, R</b> (7, 1) OBP: 0.204, SLG: 0.128						1-2 2-3		1-2 2-3		2	1	0	0	0	0	2											
<b>Inning Stats</b>	R: 0 E: 0 K: 1 S: 7	H: 2 LOB: 2 BB: 0 P: 7	R: 0 E: 0 K: 1 S: 6	H: 1 LOB: 0 BB: 0 P: 6	R: 0 E: 0 K: 1 S: 5	H: 1 LOB: 2 BB: 2 P: 13	R: 0 E: 0 K: 0 S: 3	H: 0 LOB: 1 BB: 1 P: 7	R: 1 E: 0 K: 1 S: 7	H: 2 LOB: 1 BB: 0 P: 7	R: 5 E: 0 K: 1 S: 9	H: 4 LOB: 1 BB: 2 P: 17	R: 6 E: 0 K: 0 S: 9	H: 6 LOB: 1 BB: 1 P: 13	R: 0 E: 0 K: 0 S: 3	H: 0 LOB: 0 BB: 0 P: 3	1B: 10 2B: 4 3B: 0 HR: 2	SF: 0 SAC: 0 DP: 1 HBP: 0	WP: 0 PB: 0 SB: 0 CS: 0	PA: 45							
<b>PITCHER</b>	IP	WLS	BF	H	R	ER	SO	BB	IBB	HBP	BLK	WP	HR	S	P	ERA	WHIP										
<b>Seth Morehead, L</b> (1, 1) ERA: 6.6	5.1	L	27	8	4	4	4	4	0	0	0	0	0	31	47	6.75	2.250										
<b>Turk Farrell, R</b> (6, 1) ERA: 3.1	0.2		5	2	2	2	1	1	0	0	0	0	0	6	10	27.00	4.500										
<b>John Anderson, R</b> (7, 1) ERA: 9.0	1.0		10	6	6	6	0	1	0	0	0	0	2	9	13	54.00	7.000										
<b>Jack Meyer, R</b> (8, 1) ERA: 3.86	1.0		3	0	0	0	0	0	0	0	0	0	0	3	3	0.00	0.000										





Batter	1	2	3	4	5	6	7	8	9	AB	R	H	RBI	BB	SO	LOB	TOP					
<b>Richie Ashburn, L</b> (1, 8) OBP: 0.439, SLG: 0.437	0-3 K		0-0 1B		4-0 1B BB		0-0 1B		0-0 FC3-6 1B	4	0	3	1	1	1	0	Philadelphia Phillies @ Cincinnati Redlegs Crosley Field, Cincinnati, OH Sun Aug 31 1958, 3:33 AM EDT Unknown					
<b>Solly Hemus, L</b> (1, 4) OBP: 0.395, SLG: 0.443	0-3 K		0-0 F7		0-0 1B		0-0 6-3		0-0 FC3-6 1B	5	0	1	0	0	1	4						
<b>Rip Repulski, R</b> (1, 7) OBP: 0.303, SLG: 0.491	1-0 HBP			0-0 5-3	0-0 6-3				0-0 1-3	3	0	0	0	0	0	3						
<b>Wally Post, R</b> (1, 9) OBP: 0.358, SLG: 0.479	0-3 K			0-0 1B		4-0 1B G6-4-3 BB			0-0 G4-6-3 1B	3	1	2	0	1	1	1						
<b>Ed Bouchee, L</b> (1, 3)	0-3 K			0-0 1B		0-0 1B			0-0 G4-6-3 1B	4	0	2	0	0	1	1						
<b>Willie Jones, R</b> (1, 5) OBP: 0.359, SLG: 0.441	0-0 P6			0-0 G6-4-3 1B		0-0 G6-4-3 1B			0-0 1B 1B	4	1	1	0	0	0	3						
<b>Chico Fernandez, R</b> (1, 6) OBP: 0.281, SLG: 0.298 <b>Harry Anderson, L</b> (9, PH) OBP: 0.366, SLG: 0.494	0-0 L6			0-0 L7	0-0 F7				0-0 P4 1B	3	0	0	0	0	0	0						
<b>Stan Lopata, R</b> (1, 2) OBP: 0.394, SLG: 0.409			0-3 K		0-0 1B BB 1B				0-0 F8	4	0	1	0	0	1	1						
<b>Ray Semproch, R</b> (1, 1) OBP: 0.100, SLG: 0.114 <b>Bob Bowman, R</b> (7, PH) OBP: 0.328, SLG: 0.512 <b>Jack Meyer, R</b> (7, 1) OBP: 0.313, SLG: 0.313 <b>Ted Kazanski, R</b> (9, PH) OBP: 0.300, SLG: 0.323	0-3 K		0-3 K		0-3 K				0-0 1B 1B	2	0	0	0	0	2	1						
<b>Inning Stats</b>	R: 0 E: 0 K: 3 S: 9	H: 0 LOB: 1 BB: 0 P: 10	R: 0 E: 0 K: 1 S: 5	H: 0 LOB: 0 BB: 0 P: 5	R: 0 E: 0 K: 2 S: 8	H: 1 LOB: 1 BB: 0 P: 8	R: 0 E: 0 K: 0 S: 4	H: 2 LOB: 1 BB: 0 P: 4	R: 0 E: 0 K: 1 S: 7	H: 2 LOB: 3 BB: 1 P: 11	R: 1 E: 0 K: 0 S: 3	H: 1 LOB: 0 BB: 1 P: 7	R: 0 E: 0 K: 1 S: 6	H: 1 LOB: 1 BB: 0 P: 6	R: 0 E: 0 K: 0 S: 3	H: 1 LOB: 0 BB: 0 P: 3		R: 1 E: 0 K: 0 S: 6	H: 3 LOB: 2 BB: 0 P: 6	1B: 11 2B: 0 3B: 0 HR: 0	SF: 0 SAC: 0 DP: 3 HBP: 1	WP: 0 PB: 0 SB: 1 CS: 0
<b>PITCHER</b> <b>Harvey Haddix, L</b> (1, 1) ERA: 3.54	IP: 9.0 WLS: W BF: 38 H: 11 R: 2 ER: 2 SO: 8 BB: 2 IBB: 0 HBP: 1 BLK: 0 WP: 0 HR: 0 S: 51 P: 60 ERA: 2.00 WHIP: 1.444															<b>PITCHER</b>						

Batter	1	2	3	4	5	6	7	8	9	AB	R	H	RBI	BB	SO	LOB	BOTTOM			
<b>Johnny Temple, R</b> (1, 4) OBP: 0.399, SLG: 0.395	0-0 FC1-6 1B		0-0 F8		0-0 P6	0-0 1-1H 2-2H 3-4H 2B		4-0 1-2 BB		4	0	2	3	1	0	2	Philadelphia Phillies @ Cincinnati Redlegs Crosley Field, Cincinnati, OH Sun Aug 31 1958, 3:33 AM EDT Unknown			
<b>Jerry Lynch, L</b> (1, 9) OBP: 0.320, SLG: 0.458	0-0 FC1-6 1B		0-0 F8		0-0 F7	0-0 F8		0-3 K		5	0	0	0	0	1	6				
<b>Gus Bell, L</b> (1, 7) OBP: 0.303, SLG: 0.371	0-3 K		0-0 F9		0-0 G3		4-0 CS BB			3	0	0	0	1	1	3				
<b>Frank Robinson, R</b> (1, 8) OBP: 0.356, SLG: 0.504	0-0 BB 1B			0-0 1-3		4-0 FC4 BB		0-0 P6		3	0	1	0	1	0	1				
<b>George Crowe, L</b> (1, 3) OBP: 0.355, SLG: 0.414 <b>Dee Fondy, L</b> (7, 3) OBP: 0.278, SLG: 0.311	4-0 1-2 BB			0-0 P5		0-0 FC4 1B E	0-3 K			2	1	0	0	1	0	1				
<b>Ed Bailey, L</b> (1, 2) OBP: 0.330, SLG: 0.403	0-0 1-3			0-0 HR		0-0 E4 E 1-1H 2B 1B		0-0 HR		4	3	3	2	0	0	3				
<b>Don Hoak, R</b> (1, 5) OBP: 0.336, SLG: 0.384			0-0 F7		0-0 P3			0-3 K		4	0	0	0	0	1	1				
<b>Roy McMillan, R</b> (1, 6) OBP: 0.314, SLG: 0.307			0-0 F8		0-0 SH 2B	0-0 E5 BB 2B		0-0 P6		4	1	1	0	0	0	1				
<b>Harvey Haddix, L</b> (1, 1) OBP: 0.284, SLG: 0.305	0-3 K			0-0 SH		4-0 2B BB		0-0 BB 1B		2	1	1	0	1	1	0				
<b>Inning Stats</b>	R: 0 E: 0 K: 1 S: 7	H: 2 LOB: 3 BB: 1 P: 11	R: 0 E: 0 K: 1 S: 5	H: 0 LOB: 0 BB: 0 P: 5	R: 0 E: 0 K: 0 S: 3	H: 0 LOB: 0 BB: 0 P: 3	R: 1 E: 0 K: 0 S: 4	H: 1 LOB: 0 BB: 0 P: 4	R: 0 E: 0 K: 0 S: 5	H: 1 LOB: 2 BB: 0 P: 5	R: 4 E: 2 K: 0 S: 6	H: 2 LOB: 1 BB: 2 P: 14	R: 0 E: 0 K: 1 S: 4	H: 0 LOB: 1 BB: 1 P: 8	R: 1 E: 0 K: 2 S: 9	H: 2 LOB: 2 BB: 1 P: 13		1B: 4 2B: 3 3B: 0 HR: 2	SF: 0 SAC: 1 DP: 1 HBP: 0	WP: 0 PB: 0 SB: 0 CS: 1
<b>PITCHER</b> <b>Ray Semproch, R</b> (1, 1) ERA: 3.39 <b>Jack Meyer, R</b> (7, 1) ERA: 3.87	IP: 6.0 WLS: L BF: 29 H: 6 R: 5 ER: 1 SO: 2 BB: 3 IBB: 0 HBP: 0 BLK: 0 WP: 0 HR: 1 S: 30 P: 42 ERA: 1.50 WHIP: 1.500															<b>PITCHER</b>				



Batter	1	2	3	4	5	6	7	8	9	AB	R	H	RBI	BB	SO	LOB	TOP			
<b>Richie Ashburn, L</b> (1, 8) OBP: 0.438, SLG: 0.436	0-3 K		0-0 1-3		0-0 CS S 1B		0-0 1B 1B		0-0 FC3-6 FC5 1B 1-2f	5	1	2	0	0	1	1	<b>Philadelphia Phillies @ Cincinnati Redlegs</b> <b>Crosley Field, Cincinnati, OH</b> Sun Aug 31 1958, 3:38 AM EDT Att: 13,290 - Unknown			
<b>Solly Hemus, L</b> (1, 4) OBP: 0.405, SLG: 0.443	4-0 BB		4-0 1B BB		4-0 1-3 BB		0-0 1B 1B		0-0 L7	2	0	1	0	3	0	1				
<b>Ed Bouchee, L</b> (1, 3) OBP: 0.351, SLG: 0.388	0-0 L8		0-0 FC6-4 1B		0-0 P6		0-0 F7		0-0 1B	5	0	2	0	0	0	4				
<b>Wally Post, R</b> (1, 9) OBP: 0.355, SLG: 0.474	0-3 K		0-0 FC6-4 1-2f			0-0 5-3	0-0 1-2 3-H 1B		0-0 FC5	5	0	1	1	0	1	5				
<b>Harry Anderson, L</b> (1, 7) OBP: 0.367, SLG: 0.494		0-0 G6-4-3 1B		0-0 1B		0-3 K	0-0 3-1			4	0	2	0	0	1	2				
<b>Willie Jones, R</b> (1, 5) OBP: 0.361, SLG: 0.440		0-0 G6-4-3 1-2f		4-0 1B BB		0-0 1B		0-0 L7		3	0	1	0	1	0	1				
<b>Chico Fernandez, R</b> (1, 6) OBP: 0.263, SLG: 0.298		0-0 6-3		0-0 G4-6-3 1B		0-0 L4		0-0 6-3 1B		4	0	2	0	0	0	1				
<b>Carl Sawatski, L</b> (1, 2) OBP: 0.281, SLG: 0.321			0-0 HR	0-0 G4-6-3 1-2f		0-0 HR	0-0 6-3 1-2f			4	2	2	2	0	0	3				
<b>Robin Roberts, S</b> (1, 1) OBP: 0.270, SLG: 0.280			0-3 K		0-0 3-1		0-0 F9		0-0 FC3-6 1B	3	0	0	0	0	1	0				
<b>Jim Hearn, R</b> (7, 1) <b>Dave Philley, S</b> (9, PH) OBP: 0.345, SLG: 0.412										1	0	1	0	0	0	0				
<b>Inning Stats</b>	R: 0 E: 0 K: 2 S: 7	H: 0 LOB: 1 BB: 1 P: 11	R: 0 E: 0 K: 0 S: 3	H: 1 LOB: 0 BB: 0 P: 3	R: 1 E: 0 K: 1 S: 7	H: 2 LOB: 2 BB: 1 P: 11	R: 0 E: 0 K: 0 S: 3	H: 2 LOB: 1 BB: 1 P: 7	R: 0 E: 0 K: 1 S: 6	H: 1 LOB: 1 BB: 0 P: 6	R: 2 E: 0 K: 0 S: 7	H: 4 LOB: 2 BB: 0 P: 7	R: 0 E: 0 K: 0 S: 3	H: 1 LOB: 0 BB: 0 P: 3	R: 0 E: 0 K: 0 S: 5	H: 2 LOB: 2 BB: 0 P: 5	1B: 12 2B: 1 3B: 0 HR: 2	SF: 0 SAC: 0 DP: 3 HBP: 0	WP: 0 PB: 0 SB: 1 CS: 1	PA: 40
<b>PITCHER</b> <b>Don Newcombe, R</b> (1, 1) ERA: 4.88	IP: 9.0 WLS: W BF: 40 H: 14 R: 3 ER: 3 SO: 4 BB: 4 IBB: 0 HBP: 0 BLK: 0 WP: 0 HR: 2 S: 44 P: 60 ERA: 3.00 WHIP: 2.000															<b>PITCHER</b>				

AB	36
R	3
H	14
RBI	3
BB	4
SO	4
LOB	18



Batter	1	2	3	4	5	6	7	8	9	AB	R	H	RBI	BB	SO	LOB	BOTTOM			
<b>Johnny Temple, R</b> (1, 4) OBP: 0.401, SLG: 0.397	0-0 F8		0-0 1B 1-2 SF7-5-4 1B		0-0 1B		0-0 HR 1B	0-0 G6-3 1-2f		5	2	3	1	0	0	1	<b>Philadelphia Phillies @ Cincinnati Redlegs</b> <b>Crosley Field, Cincinnati, OH</b> Sun Aug 31 1958, 3:38 AM EDT Att: 13,290 - Unknown			
<b>Jerry Lynch, L</b> (1, 9) OBP: 0.325, SLG: 0.471	0-0 F7		0-0 1B 1-3 2-H		0-0 1B		0-0 HR			4	1	3	4	0	0	0				
<b>Gus Bell, L</b> (1, 7) OBP: 0.305, SLG: 0.372	4-0 BB		0-0 SF7-5-4 1-2 3-H		0-0 F8		0-0 1B FC4-6 1B			2	1	1	1	1	0	2				
<b>Frank Robinson, R</b> (1, 8) OBP: 0.358, SLG: 0.504	0-0 L1			0-0 4-3		0-0 E8 1B	0-0 FC4-6 1B 1-2			4	0	2	0	0	0	1				
<b>Smoky Burgess, L</b> (1, 2) OBP: 0.338, SLG: 0.381		0-0 G3		0-0 P4		0-0 F9	0-0 FC4-6 1B 1-2 2-3			4	0	1	0	0	0	1				
<b>Dee Fondy, L</b> (1, 3) OBP: 0.268, SLG: 0.299		0-0 F8		0-3 K		0-0 F8	0-0 FC4-6 1-2f 2-3 3-H			4	0	0	1	0	1	3				
<b>Don Hoak, R</b> (1, 5) OBP: 0.333, SLG: 0.381		0-0 L7			0-0 E5 4-3 SH2-4 1B		0-0 F9			3	1	0	0	0	0	1				
<b>Bob Thurman, L</b> (7, PH) <b>Alex Grammas, R</b> (8, 5) OBP: 0.316, SLG: 0.384 OBP: 0.331, SLG: 0.273										1	0	0	0	0	0	2				
<b>Roy McMillan, R</b> (1, 6) OBP: 0.311, SLG: 0.304			0-0 F8		0-0 SH2-4		0-0 F8	0-0 P4		3	0	0	0	0	0	0				
<b>Don Newcombe, L</b> (1, 1) OBP: 0.438, SLG: 0.415			0-0 1B 1B		0-0 4-3		0-0 1B HR 1B	4-0 G6-3 BB		3	2	2	0	1	0	1				
<b>Inning Stats</b>	R: 0 E: 0 K: 0 S: 3	H: 0 LOB: 1 BB: 1 P: 7	R: 0 E: 0 K: 0 S: 3	H: 0 LOB: 0 BB: 0 P: 3	R: 2 E: 0 K: 0 S: 5	H: 3 LOB: 0 BB: 0 P: 5	R: 0 E: 0 K: 1 S: 5	H: 0 LOB: 0 BB: 0 P: 5	R: 1 E: 1 K: 0 S: 6	H: 2 LOB: 2 BB: 0 P: 6	R: 0 E: 0 K: 0 S: 4	H: 1 LOB: 1 BB: 0 P: 4	R: 4 E: 0 K: 0 S: 9	H: 6 LOB: 2 BB: 0 P: 9	R: 0 E: 0 K: 0 S: 2	H: 0 LOB: 0 BB: 1 P: 6	1B: 11 2B: 1 3B: 0 HR: 1	SF: 1 SAC: 1 DP: 2 HBP: 0	WP: 0 PB: 0 SB: 0 CS: 0	PA: 37
<b>PITCHER</b> <b>Robin Roberts, R</b> (1, 1) ERA: 3.13 <b>Jim Hearn, R</b> (7, 1) ERA: 3.92	IP: 6.1 WLS: L BF: 32 H: 12 R: 7 ER: 6 SO: 1 BB: 1 IBB: 0 HBP: 0 BLK: 0 WP: 0 HR: 1 S: 33 P: 37 ERA: 8.53 WHIP: 2.053															<b>PITCHER</b>				

AB	33
R	7
H	12
RBI	7
BB	2
SO	1
LOB	12





Batter	1	2	3	4	5	6	7	8	9	AB	R	H	RBI	BB	SO	LOB	TOP		
<b>Richie Ashburn, L</b> OBP: 0.437, SLG: 0.434 (1, 8)	F9		1-3			G5-4-3 BB		1-3		3	0	0	0	1	0	2	<b>Philadelphia Phillies @ Pittsburgh Pirates</b> <b>Forbes Field, Pittsburgh, PA</b> Mon Sep 01 1958, 3:33 AM EDT Unknown <a href="http://livebaseballscores.com">livebaseballscores.com</a>		
<b>Solly Hemus, L</b> OBP: 0.401, SLG: 0.437 (1, 4)	K			F9		G5-4-3 1-2			F7	4	0	0	0	0	1	1			
<b>Ed Bouchee, L</b> OBP: 0.349, SLG: 0.390 (1, 3)	F8			P6				F8	HR	4	1	1	0	0	0	0			
<b>Wally Post, R</b> OBP: 0.354, SLG: 0.471 (1, 9)		1B		E6				5-3	L7	4	0	1	0	0	0	1			
<b>Harry Anderson, L</b> OBP: 0.369, SLG: 0.501 (1, 7)		4-3		5-3					HR	4	1	2	2	0	0	1			
<b>Willie Jones, R</b> OBP: 0.357, SLG: 0.436 (1, 5)		6-3			K			F9	6-3	4	0	0	0	0	1	1			
<b>Chico Fernandez, R</b> OBP: 0.283, SLG: 0.299 (1, 6)			S 1B	F9				F7		3	0	1	0	0	0	0			
<b>Carl Sawatski, L</b> OBP: 0.277, SLG: 0.315 (1, 2)			F8	F9				P4		3	0	0	0	0	0	1			
<b>Jack Sanford, R</b> OBP: 0.214, SLG: 0.226 (8, PH)			K					F9		2	0	0	0	0	0	1			
<b>Dave Philley, S</b> OBP: 0.346, SLG: 0.421 <b>Don Erickson, R</b> OBP: 0.357, SLG: 0.436 (8, 1)									2B	1	0	1	0	0	0	0			
<b>Inning Stats</b>	R: 0 E: 0 K: 1 S: 5	H: 0 LOB: 0 BB: 0 P: 5	R: 0 E: 0 K: 0 S: 3	H: 1 LOB: 0 BB: 0 P: 3	R: 0 E: 0 K: 1 S: 6	H: 1 LOB: 1 BB: 0 P: 6	R: 0 E: 1 K: 0 S: 4	H: 0 LOB: 1 BB: 0 P: 4	R: 0 E: 0 K: 0 S: 5	H: 0 LOB: 0 BB: 1 P: 5	R: 0 E: 0 K: 0 S: 4	H: 1 LOB: 1 BB: 0 P: 4	R: 0 E: 0 K: 0 S: 4	H: 1 LOB: 1 BB: 0 P: 4	R: 2 E: 0 K: 0 S: 5	H: 2 LOB: 0 BB: 0 P: 5	1B: 3 2B: 2 3B: 0 HR: 1	SF: 0 SAC: 0 DP: 1 HBP: 0	WP: 0 PA: 33 PB: 0 SB: 1 CS: 0
<b>PITCHER</b> <b>Vern Law, R</b> ERA: 4.09 (1, 1)	IP: 9.0 WLS: W BF: 33 H: 6 R: 2 ER: 2 SO: 3 BB: 1 IBB: 0 HBP: 0 BLK: 0 WP: 0 HR: 1 S: 38 P: 42 ERA: 2.00 WHIP: 0.778															<b>PITCHER</b> <b>Vern Law, R</b> ERA: 4.09 (1, 1)	IP: 9.0 WLS: W BF: 33 H: 6 R: 2 ER: 2 SO: 3 BB: 1 IBB: 0 HBP: 0 BLK: 0 WP: 0 HR: 1 S: 38 P: 42 ERA: 2.00 WHIP: 0.778		

Batter	1	2	3	4	5	6	7	8	9	AB	R	H	RBI	BB	SO	LOB	BOTTOM		
<b>Bill Virdon, L</b> OBP: 0.335, SLG: 0.401 (1, 8)	6-3	P6			L9		E8 SF8 2B			4	1	1	0	0	0	2	<b>Philadelphia Phillies @ Pittsburgh Pirates</b> <b>Forbes Field, Pittsburgh, PA</b> Mon Sep 01 1958, 3:33 AM EDT Unknown <a href="http://livebaseballscores.com">livebaseballscores.com</a>		
<b>Roberto Clemente, R</b> OBP: 0.326, SLG: 0.460 (1, 9)	1B		5-3		FC6 1-2		SF8			3	1	1	1	0	0	1			
<b>Ted Kluszewski, L</b> OBP: 0.356, SLG: 0.406 (1, 3)	1B		4-3			1B 3B	P4			4	1	2	0	0	0	0			
<b>Bob Skinner, L</b> OBP: 0.387, SLG: 0.477 <b>Roman Mejias, R</b> OBP: 0.299, SLG: 0.451 (8, 7)	1B		F2			1B 1B	F7			4	1	2	2	0	0	0			
<b>Frank Thomas, R</b> OBP: 0.347, SLG: 0.562 (1, 5)	F8			F8		F2		L6		4	0	0	0	0	0	3			
<b>Bill Mazerowski, R</b> OBP: 0.309, SLG: 0.434 (1, 4)	FC6-4 1-2			P4		5-3		6-3		4	0	0	0	0	0	3			
<b>Dick Groat, R</b> OBP: 0.322, SLG: 0.398 (1, 6)				6-3		1B 1B		1B		4	1	3	1	0	0	0			
<b>Bill Hall, L</b> OBP: 0.368, SLG: 0.369 (1, 2)		G4-6-3 1-2			F7	1B		P4		4	0	1	1	0	0	2			
<b>Vern Law, R</b> OBP: 0.317, SLG: 0.434 (1, 1)					E6 FC6	P6				2	0	0	0	1	0	1			
<b>Inning Stats</b>	R: 1 E: 0 K: 0 S: 6	H: 3 LOB: 2 BB: 0 P: 6	R: 0 E: 0 K: 0 S: 3	H: 1 LOB: 1 BB: 1 P: 7	R: 0 E: 0 K: 0 S: 3	H: 0 LOB: 0 BB: 0 P: 3	R: 0 E: 0 K: 0 S: 3	H: 0 LOB: 0 BB: 0 P: 3	R: 0 E: 1 K: 0 S: 4	H: 0 LOB: 1 BB: 0 P: 4	R: 3 E: 0 K: 0 S: 7	H: 4 LOB: 1 BB: 0 P: 7	R: 1 E: 1 K: 0 S: 4	H: 1 LOB: 0 BB: 0 P: 4	R: 0 E: 0 K: 0 S: 4	H: 1 LOB: 1 BB: 0 P: 4		1B: 8 2B: 1 3B: 1 HR: 0	SF: 1 SAC: 0 DP: 1 HBP: 0
<b>PITCHER</b> <b>Jack Sanford, R</b> ERA: 4.64 <b>Don Erickson, R</b> ERA: (8, 1)	IP: 7.0 WLS: L BF: 31 H: 9 R: 5 ER: 4 SO: 4 BB: 1 IBB: 0 HBP: 0 BLK: 0 WP: 0 HR: 0 S: 30 P: 34 ERA: 5.14 WHIP: 1.429															<b>PITCHER</b> <b>Jack Sanford, R</b> ERA: 4.64 <b>Don Erickson, R</b> ERA: (8, 1)	IP: 7.0 WLS: L BF: 31 H: 9 R: 5 ER: 4 SO: 4 BB: 1 IBB: 0 HBP: 0 BLK: 0 WP: 0 HR: 0 S: 30 P: 34 ERA: 5.14 WHIP: 1.429		



Batter	1	2	3	4	5	6	7	8	9	AB R H RBI BB SO LOB	TOP
<b>Richie Ashburn, L</b> OBP: 0.435, SLG: 0.431 (1, 8)	F7		E SF8 1B		L6	4-3		6-3		5 1 1 0 0 0 2	<b>Philadelphia Phillies @ Pittsburgh Pirates</b> <b>Forbes Field, Pittsburgh, PA</b> Mon Sep 01 1958, 3:38 AM EDT Att: 25,438 - Unknown
<b>Solly Hemus, L</b> OBP: 0.403, SLG: 0.443 (1, 4)			E7 SF8 2B 1B		P4	3-1			1B 2B	5 2 3 0 0 0 1	
<b>Ed Bouchee, L</b> OBP: 0.354, SLG: 0.391 (1, 3)	F9		2B IBB		2B		G3-6-3		5-3	4 2 2 0 1 0 2	
<b>Wally Post, R</b> OBP: 0.355, SLG: 0.475 (1, 9)	L7		SF8		2B		F9		FC4-6	4 1 2 3 0 0 2	
<b>Harry Anderson, L</b> OBP: 0.369, SLG: 0.501 (1, 7)		3-1			2B		G3-6-3		FC4-6	4 2 1 2 1 0 2	
<b>Ted Kazanski, R</b> OBP: 0.306, SLG: 0.342 (1, 5)	5-3		6-3		2B IBB					5 1 3 3 0 0 1	
<b>Chico Fernandez, R</b> OBP: 0.283, SLG: 0.300 (1, 6)				P6	4-3			1-3	6-3	5 0 1 0 0 0 3	
<b>Stan Lopata, R</b> OBP: 0.395, SLG: 0.408 (1, 2)	K			F9		4-3 SH1-4 BB		E 1B		3 0 1 0 1 1 1	
<b>Curt Simmons, L</b> OBP: 0.217, SLG: 0.220 (1, 1)			L8	K		SH1-4		E5		3 0 1 1 0 1 0	
<b>Inning Stats</b>	R: 0 H: 1 E: 0 LOB: 1 K: 0 BB: 0 S: 4	R: 0 H: 1 E: 0 LOB: 1 K: 1 BB: 0 S: 6	R: 3 H: 3 E: 1 LOB: 1 K: 0 BB: 1 S: 6	R: 0 H: 0 E: 0 LOB: 0 K: 1 BB: 0 S: 5	R: 3 H: 3 E: 0 LOB: 1 K: 0 BB: 1 S: 6	R: 0 H: 0 E: 0 LOB: 1 K: 0 BB: 1 S: 3	R: 0 H: 1 E: 0 LOB: 0 K: 0 BB: 0 S: 3	R: 1 H: 3 E: 1 LOB: 1 K: 0 BB: 0 S: 5	R: 2 H: 3 E: 0 LOB: 1 K: 0 BB: 0 S: 6	1B: 8 SF: 1 2B: 7 SAC: 1 3B: 0 DP: 1 HR: 0 HBP: 0	
<b>PITCHER</b>	IP WLS BF H R ER SO BB IBB HBP BLK WP HR S P ERA WHIP	<b>PITCHER</b>									
<b>Bob Porterfield, R</b> ERA: 3.64 (1, 1)	4.2 L 24 8 6 6 2 0 2 0 0 0 0 0 26 34 11.57 1.714										
<b>Ron Blackburn, R</b> ERA: 3.54 (5, 1)	1.1 5 0 0 0 0 1 0 0 0 0 0 0 4 8 0.00 0.750										
<b>Don Gross, L</b> ERA: 3.6 (7, 1)	2.0 8 4 1 1 0 0 0 0 0 0 0 0 8 8 4.50 2.000										
<b>Bob Smith, L</b> ERA: 4.5 (9, 1)	1.0 6 3 2 2 0 0 0 0 0 0 0 0 6 6 18.00 3.000										

Batter	1	2	3	4	5	6	7	8	9	AB R H RBI BB SO LOB	BOTTOM
<b>Bill Virdon, L</b> OBP: 0.335, SLG: 0.400 (1, 8)	S 1B		4-3			F7			F8	4 0 1 0 0 0 0	<b>Philadelphia Phillies @ Pittsburgh Pirates</b> <b>Forbes Field, Pittsburgh, PA</b> Mon Sep 01 1958, 3:38 AM EDT Att: 25,438 - Unknown
<b>Roberto Clemente, R</b> OBP: 0.323, SLG: 0.396 (1, 9)	F8			6-3		F8			F8	4 0 0 0 0 0 1	
<b>Dick Stuart, R</b> OBP: 0.318, SLG: 0.564 (1, 3)	K			K		5-3			K	4 0 0 0 0 3 1	
<b>Roman Mejias, R</b> OBP: 0.293, SLG: 0.441 (1, 7)	K			4-3		4-3				3 0 0 0 0 1 1	
<b>Frank Thomas, R</b> OBP: 0.347, SLG: 0.561 (1, 5)		F2			5-3			2B 1B		3 0 1 0 0 0 0	
<b>Bill Mazerolski, R</b> OBP: 0.309, SLG: 0.434 (1, 4)		F8			G4-6-3	1B		F3		3 0 1 0 0 0 1	
<b>Dick Groat, R</b> OBP: 0.321, SLG: 0.396 (1, 6)		5-3			G4-6-3			F8		3 0 0 0 0 0 2	
<b>Hank Foiles, R</b> OBP: 0.316, SLG: 0.337 (1, 2)			K			K				3 0 1 0 0 2 0	
<b>Bob Porterfield, R</b> OBP: 0.105, SLG: 0.202 (5, 1)			K							1 0 0 0 0 1 0	
<b>Ron Blackburn, R</b> OBP: 0.299, SLG: 0.571 (5, 1)										0 0 0 0 0 0 0	
<b>Harry Simpson, R</b> OBP: 0.142, SLG: 0.485 (7, 1)										1 0 0 0 0 0 0	
<b>Don Gross, L</b> OBP: 0.302, SLG: 0.609 (8, 1)										0 0 0 0 0 0 0	
<b>Ted Kuszewski, R</b> OBP: 0.302, SLG: 0.504 (8, 1)										1 0 0 0 0 0 2	
<b>Bob Smith, R</b> OBP: 0.201, SLG: 0.100 (9, 1)										0 0 0 0 0 0 0	
<b>Inning Stats</b>	R: 0 H: 1 E: 0 LOB: 1 K: 2 BB: 0 S: 8	R: 0 H: 0 E: 0 LOB: 0 K: 0 BB: 0 S: 3	R: 0 H: 0 E: 0 LOB: 0 K: 2 BB: 0 S: 7	R: 0 H: 0 E: 0 LOB: 0 K: 1 BB: 0 S: 5	R: 0 H: 1 E: 0 LOB: 0 K: 0 BB: 0 S: 3	R: 0 H: 0 E: 0 LOB: 0 K: 1 BB: 0 S: 5	R: 0 H: 0 E: 0 LOB: 0 K: 0 BB: 0 S: 3	R: 0 H: 2 E: 0 LOB: 2 K: 0 BB: 0 S: 5	R: 0 H: 0 E: 0 LOB: 0 K: 1 BB: 0 S: 5	1B: 3 SF: 0 2B: 1 SAC: 0 3B: 0 DP: 1 HR: 0 HBP: 0	WP: 0 PA: 30 PB: 0 SB: 1 CS: 0
<b>PITCHER</b>	IP WLS BF H R ER SO BB IBB HBP BLK WP HR S P ERA WHIP	<b>PITCHER</b>									
<b>Curt Simmons, L</b> ERA: 4.34 (1, 1)	9.0 W 30 4 0 0 7 0 0 0 0 0 0 0 44 44 0.00 0.444										







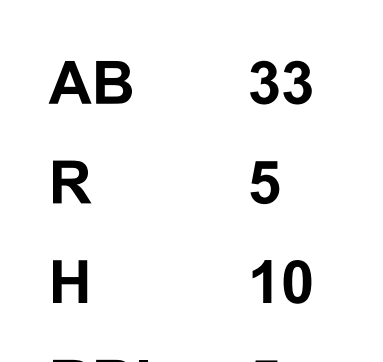


Batter	1	2	3	4	5	6	7	8	9	AB	R	H	RBI	BB	SO	LOB	TOP				
Red Schoendienst, S OBP: 0.320, SLG: 0.319 (1, 4)	SH 1B		FC5 1B		F9		4-3	FC6-4 BB	E5	5	1	2	1	1	0	-1	<b>Milwaukee Braves @ Philadelphia Phillies</b> Connie Mack Stadium, Philadelphia, PA Wed Sep 03 1958, 7:05 PM EDT Att: 14,829 - Unknown				
Johnny Logan, R OBP: 0.297, SLG: 0.335 (1, 6)	SH FC1-6		FC5 1B		F8		4-3	FC6-4 BB	F7	5	0	1	1	0	0	1					
Eddie Mathews, L OBP: 0.357, SLG: 0.482 (1, 5)	B1		F2		G3					4	1	0	0	1	0	5					
Hank Aaron, R OBP: 0.392, SLG: 0.568 (1, 9)	FC1-6 FC5-4		FC5 1B			6-3		HR 1B	P6	5	1	1	0	0	0	4					
Joe Adcock, R OBP: 0.311, SLG: 0.511 Bill Bruton, L OBP: 0.316, SLG: 0.351 (1, 7) (8, 8)	FC5-4		K			1B 1B		HR 1B	1B 1B	4	1	2	3	0	1	4					
Frank Torre, L OBP: 0.389, SLG: 0.421 (1, 3)		BLK 1-3 HBP		FC5-4 1B		P6		FC4-6 1B	1B 1B	4	1	3	0	0	0	1					
Andy Pafko, R OBP: 0.306, SLG: 0.329 (1, 8) (8, 7)	1-3		FC5-4		FC5-4		1B 1B	FC4-6 BB	1B 1B	5	2	2	1	0	0	3					
Del Crandall, R OBP: 0.353, SLG: 0.473 (1, 2)	5-3		F7		P4		BB E	FC6-4 BB	E 1B	4	2	1	1	1	0	4					
Warren Spahn, L OBP: 0.359, SLG: 0.409 (1, 1)	K		F3		F8		E6 BB	P6		5	1	0	0	0	1	6					
<b>Inning Stats</b>	R: 0 E: 1 K: 0 S: 5	H: 1 LOB: 2 BB: 0 P: 5	R: 0 E: 0 K: 1 S: 5	H: 0 LOB: 1 BB: 0 P: 6	R: 0 E: 0 K: 1 S: 7	H: 2 LOB: 2 BB: 0 P: 7	R: 0 E: 0 K: 0 S: 4	H: 1 LOB: 1 BB: 0 P: 4	R: 0 E: 0 K: 0 S: 3	H: 0 LOB: 0 BB: 0 P: 3	R: 0 E: 0 K: 0 S: 3	H: 0 LOB: 0 BB: 0 P: 3	R: 0 E: 0 K: 0 S: 3	H: 0 LOB: 0 BB: 0 P: 3	R: 6 E: 2 K: 0 S: 7	H: 3 LOB: 1 BB: 3 P: 19		R: 5 E: 1 K: 0 S: 8	H: 4 LOB: 0 BB: 0 P: 8	1B: 12 2B: 0 3B: 0 HR: 1	SF: 0 SAC: 1 DP: 0 HBP: 1
<b>PITCHER</b>	IP WLS BF H R ER SO BB IBB HBP BLK WP HR S P ERA WHIP	IP WLS BF H R ER SO BB IBB HBP BLK WP HR S P ERA WHIP															IP WLS BF H R ER SO BB IBB HBP BLK WP HR S P ERA WHIP				
Seth Morehead, L ERA: 6.3 Jim Hearn, R ERA: 4.0 (1, 1) (8, 1)	7.0 L 32 8 3 3 2 1 0 1 1 0 1 34 39 3.86 1.286	2.0 15 5 8 2 0 2 0 0 0 0 0 13 21 9.00 3.500																			

AB	42
R	11
H	13
RBI	7
BB	3
SO	2
LOB	27



Batter	1	2	3	4	5	6	7	8	9	AB	R	H	RBI	BB	SO	LOB	BOTTOM				
Richie Ashburn, L OBP: 0.435, SLG: 0.431 (1, 8)	SH5-3 G1-2-3 BB		6-3		F7		HBP 1B		BB 1B	4	1	2	0	1	0	0	<b>Milwaukee Braves @ Philadelphia Phillies</b> Connie Mack Stadium, Philadelphia, PA Wed Sep 03 1958, 7:05 PM EDT Att: 14,829 - Unknown				
Solly Hemus, L OBP: 0.404, SLG: 0.439 (1, 4)	SH5-3 1B		6-3		L7		HBP		HR BB	3	1	1	0	1	0	0					
Rip Repulski, R OBP: 0.301, SLG: 0.498 (1, 7)	SH5-3 1-2 2-3		K				F8 F2		HR	4	1	1	4	0	1	3					
Wally Post, R OBP: 0.357, SLG: 0.480 (1, 9)	1B IBB		5-3			BB 1B BB	K		P3	3	1	0	0	2	1	3					
Ed Bouchee, L OBP: 0.350, SLG: 0.383 (1, 3)	G1-2-3		1B 1B BB		F7		F3		K	4	0	0	0	1	1	4					
Willie Jones, R OBP: 0.359, SLG: 0.435 (1, 5)	5-3		1B 1B BB			1B BB	6-3			3	0	1	0	1	0	0					
Chico Fernandez, R OBP: 0.287, SLG: 0.306 (1, 6)	FC6-5 2B		1B 1B		G6-4-3		6-3			4	0	3	1	0	0	0					
Stan Lopata, R OBP: 0.393, SLG: 0.405 (1, 2)	FC6-5		G6-4-3				1B BLK 1B		F8	4	0	1	0	0	0	4					
Seth Morehead, L OBP: 0.188, SLG: 0.133 Jim Hearn, R OBP: 0.331, SLG: 0.515 (1, 1) (8, 1) (9, PH)	K		K		K		K		BB 1B HR	3	0	0	0	0	3	2					
<b>Inning Stats</b>	R: 0 E: 0 K: 0 S: 3	H: 1 LOB: 2 BB: 2 P: 11	R: 0 E: 0 K: 1 S: 6	H: 1 LOB: 0 BB: 0 P: 6	R: 0 E: 0 K: 1 S: 5	H: 0 LOB: 0 BB: 0 P: 5	R: 0 E: 0 K: 0 S: 4	H: 2 LOB: 2 BB: 1 P: 8	R: 0 E: 0 K: 1 S: 5	H: 0 LOB: 0 BB: 0 P: 5	R: 1 E: 0 K: 0 S: 3	H: 1 LOB: 1 BB: 2 P: 11	R: 0 E: 0 K: 2 S: 9	H: 2 LOB: 3 BB: 0 P: 10	R: 0 E: 0 K: 0 S: 3	H: 0 LOB: 0 BB: 0 P: 3		R: 4 E: 0 K: 1 S: 8	H: 3 LOB: 0 BB: 1 P: 12	1B: 8 2B: 1 3B: 0 HR: 1	SF: 0 SAC: 1 DP: 2 HBP: 1
<b>PITCHER</b>	IP WLS BF H R ER SO BB IBB HBP BLK WP HR S P ERA WHIP	IP WLS BF H R ER SO BB IBB HBP BLK WP HR S P ERA WHIP															IP WLS BF H R ER SO BB IBB HBP BLK WP HR S P ERA WHIP				
Warren Spahn, L ERA: 3.09 (1, 1)	9.0 W 41 10 5 5 6 5 1 1 1 0 1 46 71 5.00 1.667																				





Batter	1	2	3	4	5	6	7	8	9	10	AB	R	H	RBI	BB	SO	LOB				
Red Schoendienst, S OBP: 0.319, SLG: 0.317 (1, 4)	4-3	1-3 1B		L9		F7			F7		5	0	1	0	0	0	2				
Johnny Logan, R OBP: 0.296, SLG: 0.334 Casey Wise, S OBP: 0.183, SLG: 0.200 (1, 6) (3, 6)	4-3	L3			4-3		F2			WP 1B 1B	2	0	0	0	0	0	2				
Eddie Mathews, L OBP: 0.358, SLG: 0.480 (1, 5)							P4			K	4	1	1	0	1	1	1				
Hank Aaron, R OBP: 0.392, SLG: 0.566 (1, 9)	1-3									WP 1B	5	2	2	0	0	0	1				
Wes Covington, L OBP: 0.397, SLG: 0.647 Andy Paiko, R OBP: 0.306, SLG: 0.329 (1, 7) (10, PR) (10, 7)		K	4-3						K	1B 3B IBB	4	1	1	3	1	2	0				
Frank Torre, L OBP: 0.390, SLG: 0.427 (1, 3)		2B 3B		4-3		L9			P6	1-2 2-3 3B 1B	5	2	2	2	0	0	0				
Del Crandall, R OBP: 0.353, SLG: 0.475 (1, 2)		1B 2B		F9 BB 1B		F7			F8	F9	5	1	2	1	0	0	2				
Bill Bruton, L OBP: 0.321, SLG: 0.360 (1, 8)		1B 1B							F7	4-3	4	0	2	3	1	0	0				
Lew Burdette, R OBP: 0.284, SLG: 0.400 Juan Pizarro, L OBP: 0.300, SLG: 0.269 (1, 1) (5, 1)		F8							1-3		2	0	0	0	0	0	3				
											3	0	0	0	0	2	2				
<b>Inning Stats</b>	R: 0 E: 0 K: 0 S: 4	H: 1 LOB: 1 BB: 0 P: 4	R: 2 E: 0 K: 1 S: 9	H: 4 LOB: 2 BB: 0 P: 9	R: 0 E: 0 K: 0 S: 3	H: 0 LOB: 0 BB: 0 P: 3	R: 0 E: 0 K: 0 S: 4	H: 1 LOB: 2 BB: 1 P: 8	R: 3 E: 0 K: 0 S: 5	H: 2 LOB: 0 BB: 1 P: 9	R: 0 E: 0 K: 0 S: 3	H: 0 LOB: 0 BB: 0 P: 3	R: 0 E: 0 K: 1 S: 5	H: 0 LOB: 0 BB: 0 P: 5	R: 0 E: 0 K: 1 S: 5	H: 0 LOB: 0 BB: 0 P: 5	R: 4 E: 0 K: 2 S: 11	H: 4 LOB: 2 BB: 1 P: 15	1B: 8 2B: 1 3B: 2 HR: 1	SF: 0 SAC: 0 DP: 0 HBP: 0	
<b>PITCHER</b>	IP WLS BF H R ER SO ERA WHIP	IP WLS BF H R ER SO ERA WHIP	IP WLS BF H R ER SO ERA WHIP	IP WLS BF H R ER SO ERA WHIP	IP WLS BF H R ER SO ERA WHIP	IP WLS BF H R ER SO ERA WHIP	IP WLS BF H R ER SO ERA WHIP	IP WLS BF H R ER SO ERA WHIP	IP WLS BF H R ER SO ERA WHIP	IP WLS BF H R ER SO ERA WHIP	IP WLS BF H R ER SO ERA WHIP	IP WLS BF H R ER SO ERA WHIP	IP WLS BF H R ER SO ERA WHIP	IP WLS BF H R ER SO ERA WHIP	IP WLS BF H R ER SO ERA WHIP	IP WLS BF H R ER SO ERA WHIP	IP WLS BF H R ER SO ERA WHIP	IP WLS BF H R ER SO ERA WHIP	IP WLS BF H R ER SO ERA WHIP	IP WLS BF H R ER SO ERA WHIP	
Ray Semproch, R ERA: 3.48 Turk Farrell, R ERA: 3.46	(1, 1) (9, 1)	(1, 1) (9, 1)	(1, 1) (9, 1)	(1, 1) (9, 1)	(1, 1) (9, 1)	(1, 1) (9, 1)	(1, 1) (9, 1)	(1, 1) (9, 1)	(1, 1) (9, 1)	(1, 1) (9, 1)	(1, 1) (9, 1)	(1, 1) (9, 1)	(1, 1) (9, 1)	(1, 1) (9, 1)	(1, 1) (9, 1)	(1, 1) (9, 1)	(1, 1) (9, 1)	(1, 1) (9, 1)	(1, 1) (9, 1)	(1, 1) (9, 1)	(1, 1) (9, 1)

**Milwaukee Braves @ Philadelphia Phillies**  
 Connie Mack Stadium, Philadelphia, PA  
 Thu Sep 04 1958, 7:05 PM EDT  
 Att. 14,989 - Unknown

AB 42  
 R 9  
 H 12  
 RBI 9  
 BB 3  
 SO 5  
 LOB 13

WP: 1 PA: 45  
 PB: 0  
 SB: 0  
 CS: 0



Batter	1	2	3	4	5	6	7	8	9	10	AB	R	H	RBI	BB	SO	LOB					
Richie Ashburn, L OBP: 0.438, SLG: 0.433 (1, 8)	G4-6-3 1B		FC4-6 1B		1B 2B 1B	K			P1-4 BB		4	1	3	1	1	1	0					
Solly Hemus, L OBP: 0.402, SLG: 0.435 (1, 4)	G4-6-3 1-2f		FC4-6 FC1-6		1B 2B 1B		F7		P1-4 1-2f		5	1	1	0	0	0	4					
Ed Bouchee, L OBP: 0.351, SLG: 0.385 (1, 3)	K		FC1-6 1-2f		1B 2B 2B				K		4	1	1	2	1	2	2					
Wally Post, R OBP: 0.355, SLG: 0.476 (1, 9)		5-3		SH5-4 1B	6-3					P4	5	0	1	0	0	1	2					
Harry Anderson, L OBP: 0.370, SLG: 0.505 (1, 7)				SH5-4 1B	WP 1B 2B		6-3			F9	5	1	3	1	0	0	1					
Willie Jones, R OBP: 0.360, SLG: 0.435 (1, 5)				SH5-4 1-2	WP 1B 2B						4	0	2	1	0	1	1					
Chico Fernandez, R OBP: 0.267, SLG: 0.306 (1, 6)					6-3	G6-4-3 1B					3	1	1	0	0	0	3					
Carl Sawatski, L OBP: 0.285, SLG: 0.316 Rip Repulski, R OBP: 0.300, SLG: 0.496 Jim Hegan, R OBP: 0.264, SLG: 0.268 (1, 2) (6, PH) (7, 2)											1	0	1	0	1	0	0					
											1	0	0	0	0	0	0					
											1	0	0	0	0	0	1					
Ray Semproch, R OBP: 0.096, SLG: 0.110 Bob Bowman, R OBP: 0.350, SLG: 0.512 Turk Farrell, R OBP: 0.250, SLG: 0.217 (1, 1) (8, PH) (9, 1)											3	0	0	0	0	1	5					
											1	0	0	0	0	1	1					
											0	0	0	0	0	0	0					
<b>Inning Stats</b>	R: 0 E: 0 K: 1 S: 5	H: 1 LOB: 0 BB: 0 P: 5	R: 0 E: 0 K: 0 S: 3	H: 1 LOB: 0 BB: 0 P: 3	R: 1 E: 0 K: 0 S: 6	H: 3 LOB: 2 BB: 0 P: 6	R: 0 E: 0 K: 0 S: 5	H: 2 LOB: 3 BB: 1 P: 9	R: 4 E: 0 K: 0 S: 7	H: 5 LOB: 0 BB: 0 P: 7	R: 0 E: 0 K: 2 S: 7	H: 0 LOB: 0 BB: 0 P: 7	R: 0 E: 0 K: 1 S: 5	H: 0 LOB: 1 BB: 0 P: 9	R: 0 E: 0 K: 1 S: 6	H: 1 LOB: 1 BB: 0 P: 6	R: 0 E: 0 K: 1 S: 4	H: 0 LOB: 0 BB: 1 P: 8	R: 0 E: 0 K: 1 S: 5	H: 0 LOB: 0 BB: 0 P: 5	1B: 11 2B: 3 3B: 0 HR: 0	SF: 0 SAC: 2 DP: 4 HBP: 0
<b>PITCHER</b>	IP WLS BF H R ER SO ERA WHIP	IP WLS BF H R ER SO ERA WHIP	IP WLS BF H R ER SO ERA WHIP	IP WLS BF H R ER SO ERA WHIP	IP WLS BF H R ER SO ERA WHIP	IP WLS BF H R ER SO ERA WHIP	IP WLS BF H R ER SO ERA WHIP	IP WLS BF H R ER SO ERA WHIP	IP WLS BF H R ER SO ERA WHIP	IP WLS BF H R ER SO ERA WHIP	IP WLS BF H R ER SO ERA WHIP	IP WLS BF H R ER SO ERA WHIP	IP WLS BF H R ER SO ERA WHIP	IP WLS BF H R ER SO ERA WHIP	IP WLS BF H R ER SO ERA WHIP	IP WLS BF H R ER SO ERA WHIP	IP WLS BF H R ER SO ERA WHIP	IP WLS BF H R ER SO ERA WHIP	IP WLS BF H R ER SO ERA WHIP	IP WLS BF H R ER SO ERA WHIP		
Lew Burdette, R ERA: 3.21 Juan Pizarro, L ERA: 2.47	(1, 1) (5, 1)	(1, 1) (5, 1)	(1, 1) (5, 1)	(1, 1) (5, 1)	(1, 1) (5, 1)	(1, 1) (5, 1)	(1, 1) (5, 1)	(1, 1) (5, 1)	(1, 1) (5, 1)	(1, 1) (5, 1)	(1, 1) (5, 1)	(1, 1) (5, 1)	(1, 1) (5, 1)	(1, 1) (5, 1)	(1, 1) (5, 1)	(1, 1) (5, 1)	(1, 1) (5, 1)	(1, 1) (5, 1)	(1, 1) (5, 1)	(1, 1) (5, 1)	(1, 1) (5, 1)	

**Milwaukee Braves @ Philadelphia Phillies**  
 Connie Mack Stadium, Philadelphia, PA  
 Thu Sep 04 1958, 7:05 PM EDT  
 Att. 14,989 - Unknown

AB 37  
 R 5  
 H 13  
 RBI 5  
 BB 3  
 SO 7  
 LOB 20

WP: 1 PA: 42  
 PB: 0  
 SB: 0  
 CS: 0





Batter	1	2	3	4	5	6	7	8	9	AB	R	H	RBI	BB	SO	LOB	TOP					
Johnny Temple, R (1, 4) OBP: 0.401, SLG: 0.391										3	1	0	0	2	0	2	<b>Cincinnati Redlegs @ Philadelphia Phillies</b> <b>Connie Mack Stadium, Philadelphia, PA</b> Fri Sep 05 1958, 7:05 PM EDT Att: 10,530 - Unknown					
Jerry Lynch, L (1, 9) OBP: 0.329, SLG: 0.470										5	1	2	3	0	0	3						
Pete Whisenant, R (9, 9) OBP: 0.303, SLG: 0.480										0	0	0	0	0	0	0						
Gus Bell, L (1, 7) OBP: 0.304, SLG: 0.372										5	0	3	3	0	1	2						
Frank Robinson, R (1, 8) OBP: 0.353, SLG: 0.499										5	0	0	0	0	1	6						
Smoky Burgess, L (1, 2) OBP: 0.357, SLG: 0.403										5	0	2	0	0	0	3						
George Crowe, L (1, 3) OBP: 0.354, SLG: 0.411										5	1	2	0	0	1	2						
Alex Grammas, R (1, 5) OBP: 0.326, SLG: 0.261										5	1	1	0	0	0	3						
Roy McMillan, R (1, 6) OBP: 0.318, SLG: 0.297										4	2	1	1	1	0	2						
Don Newcombe, L (1, 1) OBP: 0.449, SLG: 0.431										3	2	2	1	0	0	1						
Brooks Lawrence, R (7, 1) OBP: 0.200, SLG: 0.125										1	0	0	0	0	0	0						
<b>Inning Stats</b>	R: 0 E: 0 K: 1 S: 5	H: 0 LOB: 0 BB: 0 P: 5	R: 0 E: 0 K: 0 S: 4	H: 1 LOB: 1 BB: 0 P: 4	R: 1 E: 1 K: 0 S: 5	H: 1 LOB: 2 BB: 1 P: 9	R: 0 E: 0 K: 0 S: 4	H: 1 LOB: 1 BB: 0 P: 4	R: 1 E: 0 K: 1 S: 8	H: 3 LOB: 2 BB: 0 P: 8	R: 5 E: 0 K: 0 S: 8	H: 5 LOB: 1 BB: 1 P: 12	R: 0 E: 0 K: 1 S: 5	H: 0 LOB: 0 BB: 0 P: 5	R: 1 E: 0 K: 0 S: 4	H: 1 LOB: 1 BB: 0 P: 8	R: 0 E: 0 K: 0 S: 4	H: 1 LOB: 1 BB: 0 P: 4	1B: 11 2B: 1 3B: 1 HR: 0	SF: 0 2B: 1 3B: 1 DP: 0 HBP: 0	WP: 1 PB: 1 SB: 0 CS: 0	PA: 44
<b>PITCHER</b>	IP WLS BF H R ER SO BB IBB HBP BLK WP HR S P ERA WHIP																					
Robin Roberts, R (1, 1) ERA: 3.26	5.0 L 27 10 6 5 2 1 0 0 0 0 0 0 30 34 9.00 2.200																					
Jack Meyer, R (6, 1) ERA: 3.99	0.1 3 1 1 1 0 1 0 0 0 0 1 0 2 6 27.00 6.000																					
Jack Sanford, R (6, 1) ERA: 4.59	1.2 5 0 0 0 1 0 0 0 0 0 0 0 7 7 0.00 0.000																					
Don Erickson, R (8, 1) ERA:	2.0 9 2 1 0 0 1 0 0 0 0 0 0 8 12 0.00 1.500																					

Batter	1	2	3	4	5	6	7	8	9	AB	R	H	RBI	BB	SO	LOB	BOTTOM					
Richie Ashburn, L (1, 8) OBP: 0.438, SLG: 0.435										5	1	2	0	0	0	3	<b>Cincinnati Redlegs @ Philadelphia Phillies</b> <b>Connie Mack Stadium, Philadelphia, PA</b> Fri Sep 05 1958, 7:05 PM EDT Att: 10,530 - Unknown					
Solly Hemus, L (1, 4) OBP: 0.395, SLG: 0.432										5	1	1	1	0	0	4						
Ed Bouchee, L (1, 3) OBP: 0.349, SLG: 0.386										4	1	1	0	0	0	2						
Wally Post, R (1, 9) OBP: 0.353, SLG: 0.473										4	0	1	1	0	1	1						
Harry Anderson, L (1, 7) OBP: 0.373, SLG: 0.514										4	1	3	2	0	0	1						
Willie Jones, R (1, 5) OBP: 0.357, SLG: 0.431										4	0	0	0	0	1	3						
Ted Kazanski, R (1, 6) OBP: 0.300, SLG: 0.335										4	0	1	0	0	0	1						
Carl Sawatski, L (1, 2) OBP: 0.289, SLG: 0.320										4	0	2	0	0	0	1						
Bobby Young, L (9, PR) OBP: 0.175, SLG: 0.259										0	0	0	0	0	0	0						
Robin Roberts, S (1, 1) OBP: 0.275, SLG: 0.298										2	0	1	0	0	0	0						
Jack Meyer, R (6, 1) OBP: 0.313, SLG: 0.313										0	0	0	0	0	0	0						
Jack Sanford, R (6, 1) OBP: 0.274, SLG: 0.298										0	0	0	0	0	0	0						
Rip Repulski, R (7, PH) OBP: 0.296, SLG: 0.494										0	0	0	0	0	0	0						
Don Erickson, R (8, 1) OBP: 0.300, SLG: 0.422										1	0	0	0	0	0	1						
<b>Inning Stats</b>	R: 0 E: 0 K: 0 S: 3	H: 0 LOB: 0 BB: 0 P: 3	R: 0 E: 0 K: 0 S: 3	H: 1 LOB: 0 BB: 0 P: 3	R: 0 E: 0 K: 0 S: 3	H: 0 LOB: 0 BB: 0 P: 3	R: 2 E: 1 K: 0 S: 6	H: 3 LOB: 1 BB: 0 P: 6	R: 0 E: 0 K: 1 S: 5	H: 2 LOB: 2 BB: 0 P: 5	R: 2 E: 0 K: 1 S: 8	H: 3 LOB: 1 BB: 0 P: 8	R: 0 E: 1 K: 1 S: 6	H: 1 LOB: 1 BB: 0 P: 6	R: 0 E: 0 K: 1 S: 6	H: 1 LOB: 1 BB: 0 P: 6	R: 0 E: 0 K: 0 S: 4	H: 1 LOB: 1 BB: 0 P: 4	1B: 8 2B: 3 3B: 0 HR: 1	SF: 0 2B: 3 3B: 0 DP: 0 HBP: 0	WP: 0 PB: 0 SB: 0 CS: 1	PA: 38
<b>PITCHER</b>	IP WLS BF H R ER SO BB IBB HBP BLK WP HR S P ERA WHIP																					
Don Newcombe, R (1, 1) ERA: 4.93	6.0 W 26 9 4 4 1 0 0 0 0 0 0 0 16 16 6.00 1.500																					
Brooks Lawrence, R (7, 1) ERA: 4.29	3.0 S 12 3 0 0 2 0 0 0 0 0 0 0 16 16 0.00 1.000																					

AB	41
R	8
H	13
RBI	8
BB	3
SO	3
LOB	24



AB	38
R	4
H	12
RBI	4
BB	0
SO	3
LOB	17





Batter	1	2	3	4	5	6	7	8	9	AB	R	H	RBI	BB	SO	LOB	TOP					
Johnny Temple, R OBP: 0.405, SLG: 0.398										4	2	3	2	1	0	2						
Jerry Lynch, L OBP: 0.327, SLG: 0.467										4	0	1	1	0	2	2						
Pete Whisenant, R OBP: 0.295, SLG: 0.469										4	1	0	1	0	1	6						
Frank Robinson, R OBP: 0.352, SLG: 0.502										5	2	1	2	0	0	4						
Smoky Burgess, L OBP: 0.358, SLG: 0.405										4	1	1	0	1	0	0						
Walt Dropo, R OBP: 0.333, SLG: 0.452										5	1	3	3	0	0	1						
Alex Grammas, R OBP: 0.333, SLG: 0.267										4	1	2	0	1	0	0						
Roy McMillan, R OBP: 0.321, SLG: 0.302										4	2	2	1	1	0	1						
Bob Purkey, R OBP: 0.171, SLG: 0.160										3	0	0	0	1	2	2						
<b>Inning Stats</b>	R: 1 E: 0 K: 1 S: 6	H: 1 LOB: 0 BB: 0 P: 6	R: 0 E: 0 K: 0 S: 3	H: 0 LOB: 0 BB: 0 P: 3	R: 1 E: 0 K: 0 S: 5	H: 2 LOB: 2 BB: 1 P: 9	R: 3 E: 0 K: 0 S: 6	H: 3 LOB: 2 BB: 2 P: 14	R: 2 E: 0 K: 0 S: 6	H: 3 LOB: 1 BB: 0 P: 10	R: 0 E: 0 K: 2 S: 7	H: 0 LOB: 0 BB: 0 P: 7	R: 0 E: 0 K: 0 S: 4	H: 2 LOB: 1 BB: 0 P: 4	R: 3 E: 1 K: 1 S: 8	H: 2 LOB: 2 BB: 0 P: 12	R: 0 E: 0 K: 1 S: 5	H: 0 LOB: 0 BB: 0 P: 5	1B: 7 2B: 4 3B: 0 HR: 2	SF: 2 SAC: 1 DP: 0 HBP: 0	WP: 0 PB: 0 SB: 3 CS: 0	PA: 45
<b>PITCHER</b>	IP WLS BF H R ER SO BB IBB HBP BLK WP HR S P ERA WHIP																					
Curt Simmons, L ERA: 4.38	(1, 1) 2.1 L 11 3 2 2 1 1 0 0 0 0 0 0 12 16 7.71 1.714																					
Jack Sanford, R ERA: 4.73	(3, 1) 1.0 8 3 3 3 0 2 0 0 0 0 0 0 6 14 27.00 5.000																					
Don Erickson, R ERA:	(4, 1) 0.2 2 0 0 0 0 0 0 0 0 0 0 0 2 2 0.00 0.000																					
John Anderson, R ERA: 6.92	(5, 1) 5.0 24 7 5 2 4 2 0 0 0 0 0 2 30 38 3.60 1.800																					

Cincinnati Redlegs @ Philadelphia Phillies  
 Connie Mack Stadium, Philadelphia, PA  
 Sat Sep 06 1958, 3:33 AM EDT  
 Att: 5,559 - Unknown

AB 37  
 R 10  
 H 13  
 RBI 10  
 BB 5  
 SO 5  
 LOB 18



Batter	1	2	3	4	5	6	7	8	9	AB	R	H	RBI	BB	SO	LOB	BOTTOM					
Richie Ashburn, L OBP: 0.435, SLG: 0.431										4	0	0	0	0	0	1						
Solly Hemus, L OBP: 0.395, SLG: 0.426										4	0	0	0	0	0	2						
Ed Bouchee, L OBP: 0.345, SLG: 0.380										4	0	0	0	0	1	1						
Wally Post, R OBP: 0.352, SLG: 0.470										4	1	1	0	0	1	1						
Harry Anderson, L OBP: 0.372, SLG: 0.518										4	1	1	2	0	1	0						
Willie Jones, R OBP: 0.354, SLG: 0.427										3	0	0	0	0	1	0						
Chico Fernandez, R OBP: 0.269, SLG: 0.308										1	0	1	0	0	0	0						
Ted Kazanski, R OBP: 0.300, SLG: 0.333										4	0	1	0	0	0	1						
Stan Lopata, R OBP: 0.396, SLG: 0.406										2	0	1	0	1	0	0						
Curt Simmons, L OBP: 0.217, SLG: 0.220	(1, 1) 9.0 W 34 5 2 2 5 1 0 0 0 0 0 1 43 47 2.00 0.667																					
Jack Sanford, R OBP: 0.211, SLG: 0.222	(3, 1) 1.0 8 3 3 3 0 2 0 0 0 0 0 0 6 14 27.00 5.000																					
Don Erickson, R ERA:	(4, 1) 0.2 2 0 0 0 0 0 0 0 0 0 0 0 2 2 0.00 0.000																					
Dave Philley, S OBP: 0.348, SLG: 0.419	(4, PH) 0.2 2 0 0 0 0 0 0 0 0 0 0 0 2 2 0.00 0.000																					
John Anderson, R ERA: 6.92	(5, 1) 5.0 24 7 5 2 4 2 0 0 0 0 0 2 30 38 3.60 1.800																					
<b>Inning Stats</b>	R: 0 E: 1 K: 1 S: 6	H: 0 LOB: 1 BB: 0 P: 6	R: 0 E: 0 K: 0 S: 3	H: 0 LOB: 0 BB: 0 P: 3	R: 0 E: 0 K: 0 S: 4	H: 1 LOB: 1 BB: 0 P: 4	R: 2 E: 0 K: 1 S: 8	H: 3 LOB: 2 BB: 1 P: 12	R: 0 E: 0 K: 0 S: 3	H: 0 LOB: 0 BB: 0 P: 3	R: 0 E: 0 K: 1 S: 5	H: 0 LOB: 0 BB: 0 P: 5	R: 0 E: 0 K: 0 S: 3	H: 0 LOB: 0 BB: 0 P: 3	R: 3 E: 0 K: 2 S: 8	H: 1 LOB: 1 BB: 0 P: 8	R: 0 E: 0 K: 2 S: 5	H: 1 LOB: 0 BB: 0 P: 5	1B: 4 2B: 0 3B: 0 HR: 1	SF: 0 SAC: 0 DP: 0 HBP: 0	WP: 0 PB: 0 SB: 1 CS: 0	PA: 34
<b>PITCHER</b>	IP WLS BF H R ER SO BB IBB HBP BLK WP HR S P ERA WHIP																					
Bob Purkey, R ERA: 3.51	(1, 1) 9.0 W 34 5 2 2 5 1 0 0 0 0 0 1 43 47 2.00 0.667																					

Cincinnati Redlegs @ Philadelphia Phillies  
 Connie Mack Stadium, Philadelphia, PA  
 Sat Sep 06 1958, 3:33 AM EDT  
 Att: 5,559 - Unknown

AB 33  
 R 2  
 H 5  
 RBI 2  
 BB 1  
 SO 5  
 LOB 9









Batter	1	2	3	4	5	6	7	8	9	AB	R	H	RBI	BB	SO	LOB	TOP					
Johnny Temple, R OBP: 0.406, SLG: 0.402 (1.4)	5-3		1B 2B	1B 2B		1B WP 1B		BB		4	3	3	1	1	0	0						
Jerry Lynch, L OBP: 0.330, SLG: 0.475 (1.9) Orlando Pena, R (8.1)	5-3		2B E 1B	2B 1B		1B		5-3		5	1	3	3	0	0	1						
Pete Whisenant, R OBP: 0.298, SLG: 0.473 (1.7) (8.9)	2B		F3	K		K				5	1	2	0	0	2	2						
Frank Robinson, R OBP: 0.350, SLG: 0.501 (1.8)	P4		E7 3B 2B			K				5	1	2	0	0	1	2						
Ed Bailey, L OBP: 0.331, SLG: 0.414 (1.2)																						
Walt Dropo, R OBP: 0.335, SLG: 0.479 (1.3)	G6-4-3		2B 3B																			
Alex Grammas, R OBP: 0.340, SLG: 0.265 (1.5)	5-3		BB			HR																
Roy McMillan, R OBP: 0.318, SLG: 0.305 (1.6)																						
Joe Nuxhall, L OBP: 0.226, SLG: 0.233 (1.1) Bob Thurman, L OBP: 0.320, SLG: 0.386 (8. PH) Gus Bell, L OBP: 0.306, SLG: 0.380 (8.7)																						
<b>Inning Stats</b>	R: 0 E: 0 K: 0 S: 4	H: 1 LOB: 1 BB: 0 P: 4	R: 0 E: 0 K: 0 S: 3	H: 1 LOB: 0 BB: 0 P: 3	R: 5 E: 1 K: 1 S: 11	H: 6 LOB: 2 BB: 1 P: 15	R: 1 E: 0 K: 2 S: 8	H: 2 LOB: 0 BB: 0 P: 8	R: 1 E: 0 K: 1 S: 6	H: 1 LOB: 1 BB: 1 P: 10	R: 1 E: 0 K: 3 S: 11	H: 2 LOB: 1 BB: 0 P: 11	R: 0 E: 0 K: 2 S: 7	H: 0 LOB: 0 BB: 0 P: 7	R: 0 E: 0 K: 0 S: 3	H: 0 LOB: 1 BB: 1 P: 7	R: 1 E: 0 K: 0 S: 5	H: 2 LOB: 1 BB: 0 P: 5	1B: 6 2B: 5 3B: 3 HR: 1	SF: 1 SAC: 0 DP: 1 HBP: 0	WP: 1 PB: 0 SB: 0 CS: 0	PA: 43
<b>PITCHER</b>	IP WLS BF H R ER SO BB IBB HBP BLK WP HR S P ERA WHIP																					
Seth Morehead, L ERA: 6.72 (1.1)	2.2 L 14 7 5 5 1 0 0 0 0 0 0 0 16 16 16.88 2.625																					
Don Erickson, R ERA: 3.0 (3.1)	2.1 12 4 2 2 3 2 0 0 0 0 0 1 16 24 7.71 2.571																					
Jack Meyer, R ERA: 3.99 (6.1)	2.0 8 2 1 1 5 0 0 0 0 0 1 0 18 18 4.50 1.000																					
Jack Sanford, R ERA: 4.73 (8.1)	2.0 9 2 1 1 0 1 0 0 0 0 0 0 8 12 4.50 1.500																					

Cincinnati Redlegs @ Philadelphia Phillies  
 Connie Mack Stadium, Philadelphia, PA  
 Sun Sep 07 1958, 3:38 AM EDT  
 Att: 12,081 - Unknown

AB 39  
 R 9  
 H 15  
 RBI 8  
 BB 3  
 SO 9  
 LOB 13



Batter	1	2	3	4	5	6	7	8	9	AB	R	H	RBI	BB	SO	LOB	BOTTOM					
Richie Ashburn, L OBP: 0.432, SLG: 0.427 (1.8)	K		L8		G1-2-3		FC6-4			4	0	0	0	0	1	4						
Ted Kazanski, R OBP: 0.298, SLG: 0.325 (1.4)	F3		P3		6-3					4	0	0	0	0	0	2						
Rip Repulski, R OBP: 0.298, SLG: 0.487 (1.7)	P4				6-3					3	0	0	0	1	0	0						
Wally Post, R OBP: 0.352, SLG: 0.479 (1.9)																						
Ed Bouchee, L OBP: 0.345, SLG: 0.387 (1.3)																						
Willie Jones, R OBP: 0.351, SLG: 0.422 (1.5)																						
Chico Fernandez, R OBP: 0.275, SLG: 0.314 (1.6)																						
Stan Lopata, R OBP: 0.397, SLG: 0.408 (1.2)																						
Seth Morehead, L OBP: 0.188, SLG: 0.133 (1.1) Don Erickson, R (3.1) Solly Hemus, L OBP: 0.296, SLG: 0.313 (5. PH) Jack Meyer, R OBP: 0.425 (8.1) Dave Philley, S OBP: 0.457 (7. PH) Jack Sanford, R OBP: 0.271, SLG: 0.222 (8.1) Harry Anderson, R OBP: 0.371, SLG: 0.518 (8. PH)																						
<b>Inning Stats</b>	R: 0 E: 0 K: 1 S: 5	H: 0 LOB: 0 BB: 0 P: 5	R: 1 E: 0 K: 1 S: 7	H: 2 LOB: 1 BB: 0 P: 7	R: 0 E: 0 K: 1 S: 5	H: 0 LOB: 0 BB: 0 P: 5	R: 0 E: 0 K: 0 S: 3	H: 0 LOB: 0 BB: 0 P: 3	R: 1 E: 0 K: 0 S: 5	H: 3 LOB: 2 BB: 1 P: 9	R: 0 E: 0 K: 1 S: 5	H: 0 LOB: 1 BB: 1 P: 9	R: 0 E: 0 K: 0 S: 4	H: 1 LOB: 1 BB: 0 P: 4	R: 0 E: 0 K: 0 S: 4	H: 1 LOB: 2 BB: 1 P: 8	R: 0 E: 0 K: 0 S: 3	H: 0 LOB: 0 BB: 0 P: 3	1B: 6 2B: 0 3B: 0 HR: 1	SF: 0 SAC: 0 DP: 1 HBP: 0	WP: 0 PB: 0 SB: 0 CS: 0	PA: 36
<b>PITCHER</b>	IP WLS BF H R ER SO BB IBB HBP BLK WP HR S P ERA WHIP																					
Joe Nuxhall, L ERA: 3.58 (1.1)	7.0 W 28 8 2 2 4 2 0 0 0 0 1 34 42 2.57 1.143																					
Orlando Pena, R ERA: (8.1)	2.0 S 8 1 0 0 0 1 0 0 0 0 0 7 11 0.00 1.000																					

Cincinnati Redlegs @ Philadelphia Phillies  
 Connie Mack Stadium, Philadelphia, PA  
 Sun Sep 07 1958, 3:38 AM EDT  
 Att: 12,081 - Unknown

AB 33  
 R 2  
 H 7  
 RBI 2  
 BB 3  
 SO 4  
 LOB 13





Batter	1	2	3	4	5	6	7	8	9	AB	R	H	RBI	BB	SO	LOB	TOP										
Jim Gilliam, S OBP: 0.353, SLG: 0.343	2-1 F7		0-1 FC1-6 1B	4-2 1B BB			4-1 S BB		2-1 L9	3	0	1	0	2	0	0											
John Roseboro, L OBP: 0.322, SLG: 0.435	2-3 K		0-1 FC1-6 2B	0-1 1-2 1B			2-3 K			4	1	1	0	0	2	2											
Duke Snider, L OBP: 0.368, SLG: 0.482 Carl Furillo, R OBP: 0.341, SLG: 0.464	1-0 1B 3B		4-2 2B BB	2-1 4-3			1-3 K			3	2	1	0	1	1	3											
Jim Gentile, L OBP: 0.500, SLG: 0.750	1-1 1B		3-2 1-H 2-H 2B		0-0 1-3		3-2 F6			4	0	2	3	0	0	1											
Ron Fairly, L (1, 9) (7, 8)	3-H 1B G3		4-1 2-2 BB		0-0 6-3			3-3 K		3	0	0	0	1	1	1											
Don Miles, L (1, 7)		0-0 F8	1-2 F6		1-1 F8			0-3 K		4	0	0	0	0	1	2											
Charlie Neal, R (1, 4)		3-1 F3	0-3 K			2-3 K		2-3 K		4	0	0	0	0	3	2											
Bob Lillis, R OBP: 0.250, SLG: 0.222 Gil Hodges, R OBP: 0.320, SLG: 0.444	2-0 1B			1-0 5-3		0-0 6-3		1-3 K		3	0	1	0	0	0	0											
Sandy Koufax, R OBP: 0.156, SLG: 0.159 Johnny Klippstein, R OBP: 0.077, SLG: 0.077 Elmer Valo, L OBP: 0.330, SLG: 0.323	1-3 K			0-0 F7		0-0 F4		3-3 K		3	0	0	0	0	1	1											
<b>Inning Stats</b>	R: 1 E: 0 K: 1 S: 14	H: 2 LOB: 1 BB: 0 P: 22	R: 0 E: 0 K: 1 S: 7	H: 1 LOB: 1 BB: 0 P: 13	R: 2 E: 0 K: 1 S: 16	H: 2 LOB: 2 BB: 1 P: 28	R: 0 E: 0 K: 0 S: 8	H: 1 LOB: 2 BB: 1 P: 15	R: 0 E: 0 K: 0 S: 4	H: 0 LOB: 0 BB: 0 P: 5	R: 0 E: 0 K: 1 S: 5	H: 0 LOB: 1 BB: 0 P: 7	R: 0 E: 0 K: 2 S: 10	H: 0 LOB: 1 BB: 1 P: 20	R: 0 E: 0 K: 3 S: 12	H: 0 LOB: 0 BB: 0 P: 17	R: 0 E: 0 K: 2 S: 9	H: 0 LOB: 0 BB: 0 P: 15	1B: 4 2B: 1 3B: 1 HR: 0	SF: 0 SAC: 0 DP: 0 HBP: 0	WP: 0 PB: 0 SB: 1 CS: 0	PA: 37					
<b>PITCHER</b>	IP	WLS	BF	H	R	ER	SO	BB	IBB	HBP	BLK	WP	HR	S	P	ERA	WHIP										
Ray Semproch, R ERA: 3.58	(1, 1)	2.1	14	5	3	3	2	2	0	0	0	0	0	31	56	11.57	3.000										
Jack Sanford, R ERA: 4.52	(3, 1)	3.2	W	13	1	0	0	2	1	0	0	0	0	23	34	0.00	0.545										
Jack Meyer, R ERA: 3.84	(7, 1)	3.0	S	10	0	0	0	7	1	0	0	0	0	31	52	0.00	0.333										

Los Angeles Dodgers @ Philadelphia Phillies  
 Connie Mack Stadium, Philadelphia, PA  
 Tue Sep 09 1958, 7:05 PM EDT  
 Att: 8,359 - Unknown

AB	33
R	3
H	6
RBI	3
BB	4
SO	11
LOB	12



Batter	1	2	3	4	5	6	7	8	9	AB	R	H	RBI	BB	SO	LOB	BOTTOM										
Richie Ashburn, L OBP: 0.429, SLG: 0.424	1-1 5-3		0-3 K 1B		1-2 F5	3-2 F9				4	0	0	0	0	1	3											
Ted Kazanski, R OBP: 0.301, SLG: 0.325	4-0 FC5-4 BB		1-0 1-2 1B		2-3 K	1-3 K				3	0	1	0	1	2	3											
Ed Bouchee, L OBP: 0.341, SLG: 0.381	0-3 K		1-3 K		3-3 K		3-3 K			4	0	0	0	0	4	4											
Wally Post, R OBP: 0.348, SLG: 0.473	1-1 FC5-4 1-2			2-1 F8		0-1 F8	0-0 F7			4	0	0	0	0	0	1											
Harry Anderson, L OBP: 0.372, SLG: 0.522		1-1 F7		2-3 K		3-1 BB WP 2B	1-2 3B			4	1	2	0	0	1	0											
Willie Jones, R OBP: 0.352, SLG: 0.422		1-2 F4		0-0 2B 1B		4-1 BB WP BB	1-2 F6			3	2	1	0	1	0	1											
Chico Fernandez, R OBP: 0.277, SLG: 0.316		3-1 F9		2-1 WP 1-H 2B		4-0 WP 1B BB		0-3 K		3	1	1	1	1	1	0											
Jim Hegan, R OBP: 0.261, SLG: 0.271 Bob Bowman, R OBP: 0.332, SLG: 0.506 Stan Lopata, R OBP: 0.396, SLG: 0.406			2-2 F8	1-3 K		4-2 1B BB		3-3 K		2	0	0	0	0	1	1											
Ray Semproch, R OBP: 0.096, SLG: 0.110 Jack Sanford, R OBP: 0.220, SLG: 0.250 Dave Philley, S OBP: 0.350, SLG: 0.420 Jack Meyer, R OBP: 0.294, SLG: 0.294			1-3 K	2-3 K		1-1 2B	1-2 1B		3-2 2-3	0	0	0	0	0	0	0											
<b>Inning Stats</b>	R: 0 E: 0 K: 1 S: 7	H: 0 LOB: 1 BB: 1 P: 13	R: 0 E: 0 K: 0 S: 7	H: 0 LOB: 0 BB: 0 P: 12	R: 0 E: 0 K: 3 S: 15	H: 1 LOB: 1 BB: 0 P: 20	R: 1 E: 0 K: 2 S: 13	H: 2 LOB: 1 BB: 0 P: 20	R: 0 E: 0 K: 2 S: 12	H: 1 LOB: 1 BB: 0 P: 19	R: 3 E: 0 K: 1 S: 19	H: 2 LOB: 3 BB: 3 P: 39	R: 0 E: 0 K: 1 S: 12	H: 1 LOB: 1 BB: 0 P: 17	R: 0 E: 0 K: 2 S: 9	H: 0 LOB: 0 BB: 0 P: 15	1B: 3 2B: 3 3B: 1 HR: 0	SF: 0 SAC: 0 DP: 0 HBP: 0	WP: 4 PB: 0 SB: 0 CS: 0	PA: 36							
<b>PITCHER</b>	IP	WLS	BF	H	R	ER	SO	BB	IBB	HBP	BLK	WP	HR	S	P	ERA	WHIP										
Sandy Koufax, L ERA: 4.78	(1, 1)	5.1	L	26	5	4	4	8	4	0	0	0	0	61	106	6.75	1.688										
Johnny Klippstein, R ERA: 4.08	(6, 1)	2.2		10	2	0	0	4	0	0	0	0	0	33	49	0.00	0.750										

Los Angeles Dodgers @ Philadelphia Phillies  
 Connie Mack Stadium, Philadelphia, PA  
 Tue Sep 09 1958, 7:05 PM EDT  
 Att: 8,359 - Unknown

AB	32
R	4
H	7
RBI	2
BB	4
SO	12
LOB	13













Batter	1	2	3	4	5	6	7	8	9	AB	R	H	RBI	BB	SO	LOB	TOP										
Bob Lillis, R OBP: 0.250, SLG: 0.280 (1, 6)	5-3		5-3		SF7		6-3			3	0	0	1	0	0	0	Los Angeles Dodgers @ Philadelphia Phillies Connie Mack Stadium, Philadelphia, PA Thu Sep 11 1958, 7:05 PM EDT Att. 4,382 - Unknown  livebaseballscores.com										
Jim Gilliam, S OBP: 0.354, SLG: 0.344 (1, 4)	4-3 1B		L5		3H		1-3			4	0	2	0	0	0	0											
Ron Fairly, L OBP: 0.385, SLG: 0.273 (1, 8)	4-3 1-2			4-3	F9		F8			4	0	0	0	0	0	2											
Carl Furillo, R OBP: 0.343, SLG: 0.476 (1, 9)	F3			FC4-6 1B		4-3		K		4	0	1	0	0	1	1											
Norm Larker, L OBP: 0.350, SLG: 0.427 (1, 3)		F2		FC4-6 1-2		F5		F8		4	0	0	0	0	0	1											
Frank Howard, R OBP: 0.333, SLG: 0.625 (1, 7)	E5			5-3		6-3		K		4	0	0	0	0	1	1											
Earl Robinson, R OBP: 0.333, SLG: 0.333 (9, PH) Duke Snider, L OBP: 0.366, SLG: 0.479 (1, 5)	6-3				2B SF9		L9		F7	3	1	1	0	0	0	1											
Joe Pignatano, R OBP: 0.301, SLG: 0.441 (1, 2)	5-3				SF9		6-3 WP			3	2	2	0	0	0	1											
Johnny Podres, L OBP: 0.143, SLG: 0.121 (1, 1) Clem Labine, R OBP: 0.150, SLG: 0.056 (8, 1)	4-3				SF9		6-3			2	0	0	1	0	0	1											
					2-3 3H					0	0	0	0	0	0	0											
<b>Inning Stats</b>	R: 0 E: 0 K: 0 S: 7	H: 1 LOB: 1 BB: 0 P: 12	R: 0 E: 1 K: 0 S: 7	H: 0 LOB: 1 BB: 0 P: 9	R: 0 E: 0 K: 0 S: 6	H: 0 LOB: 0 BB: 0 P: 7	R: 0 E: 0 K: 0 S: 8	H: 1 LOB: 1 BB: 0 P: 10	R: 2 E: 0 K: 0 S: 11	H: 3 LOB: 1 BB: 0 P: 13	R: 0 E: 0 K: 0 S: 7	H: 0 LOB: 0 BB: 0 P: 9	R: 1 E: 0 K: 0 S: 7	H: 1 LOB: 0 BB: 0 P: 9	R: 0 E: 0 K: 1 S: 7	H: 0 LOB: 0 BB: 0 P: 10	R: 0 E: 0 K: 1 S: 6	H: 0 LOB: 0 BB: 0 P: 9	1B: 4 2B: 2 3B: 0 HR: 0	SF: 2 SAC: 0 DP: 0 HBP: 0	WP: 1 PB: 0 SB: 0 CS: 0	PA: 34					
<b>PITCHER</b>	IP	WLS	BF	H	R	ER	SO	BB	IBB	HBP	BLK	WP	HR	S	P	ERA	WHIP										
Bob Conley, R ERA: 3.86 (1, 1)	7.0		28	6	3	3	0	0	0	0	0	1	0	53	69	3.86	0.857										
Turk Farrell, R ERA: 3.56 (8, 1)	2.0	W	6	0	0	0	2	0	0	0	0	0	0	13	19	0.00	0.000										

Batter	1	2	3	4	5	6	7	8	9	AB	R	H	RBI	BB	SO	LOB	BOTTOM										
Richie Ashburn, L OBP: 0.428, SLG: 0.424 (1, 8)	L5		L5		1-2 1B		2B			4	0	2	0	0	0	1	Los Angeles Dodgers @ Philadelphia Phillies Connie Mack Stadium, Philadelphia, PA Thu Sep 11 1958, 7:05 PM EDT Att. 4,382 - Unknown  livebaseballscores.com										
Ted Kazanski, R OBP: 0.302, SLG: 0.323 (1, 4)	F7			6-3	5-3		L4			4	0	0	0	0	0	4											
Ed Bouchee, L OBP: 0.348, SLG: 0.397 (1, 3)	K			SF8 2B		1B WP	K			4	1	2	0	0	2	2											
Wally Post, R OBP: 0.348, SLG: 0.467 (1, 9)		F8		E1 1B		1B BB		WP 1B		3	1	2	0	1	0	0											
Harry Anderson, L OBP: 0.372, SLG: 0.524 (1, 7)	K			SF8		1B		F9		3	0	1	1	0	1	1											
Pancho Herrera, R (1, 5)	K			F8		K		WP 1B HBP		3	1	0	0	0	2	3											
Chico Fernandez, R OBP: 0.276, SLG: 0.315 (1, 6)			SH3-4 1B		K	5-3		1B S		4	1	2	2	0	1	2											
Jimmie Coker, R OBP: 0.333, SLG: 0.333 (1, 2) Dave Philley, S OBP: 0.353, SLG: 0.423 (8, PH) Jim Hegan, R OBP: 0.261, SLG: 0.271 (9, 2)			F8		1B		F8		1B	3	0	1	0	0	0	1											
Bob Conley, R (1, 1) Bob Bowman, R OBP: 0.335, SLG: 0.509 (7, PH) Turk Farrell, R OBP: 0.240, SLG: 0.208 (8, 1)		SH3-4		K		2B		5-3		1	0	0	0	0	1	1											
										1	0	1	0	0	0	0											
<b>Inning Stats</b>	R: 0 E: 0 K: 1 S: 11	H: 0 LOB: 0 BB: 0 P: 17	R: 0 E: 0 K: 2 S: 9	H: 0 LOB: 0 BB: 0 P: 12	R: 0 E: 0 K: 0 S: 10	H: 1 LOB: 1 BB: 0 P: 13	R: 1 E: 1 K: 0 S: 8	H: 2 LOB: 1 BB: 0 P: 14	R: 0 E: 0 K: 2 S: 13	H: 2 LOB: 2 BB: 0 P: 20	R: 0 E: 0 K: 1 S: 9	H: 2 LOB: 1 BB: 1 P: 18	R: 0 E: 0 K: 1 S: 13	H: 2 LOB: 2 BB: 0 P: 17	R: 3 E: 0 K: 0 S: 12	H: 3 LOB: 0 BB: 0 P: 20	1B: 10 2B: 2 3B: 0 HR: 0	SF: 1 SAC: 1 DP: 0 HBP: 1	WP: 2 PB: 0 SB: 1 CS: 0	PA: 36							
<b>PITCHER</b>	IP	WLS	BF	H	R	ER	SO	BB	IBB	HBP	BLK	WP	HR	S	P	ERA	WHIP										
Johnny Podres, L ERA: 3.78 (1, 1)	7.1	L	34	11	4	3	7	1	0	1	0	2	0	81	124	3.68	1.636										
Clem Labine, R ERA: 4.02 (8, 1)	0.2		2	1	0	0	0	0	0	0	0	0	0	4	7	0.00	1.500										



Batter	1	2	3	4	5	6	7	8	9	AB	R	H	RBI	BB	SO	LOB	TOP					
Jim Davenport, R (1.5) OBP: 0.318, SLG: 0.403										5	3	3	1	0	1	3	San Francisco Giants @ Philadelphia Phillies Connie Mack Stadium, Philadelphia, PA Fri Sep 12 1958, 7:05 PM EDT Unknown					
Daryl Spencer, R (1.4) OBP: 0.353, SLG: 0.423										4	0	1	1	1	1	0						
Willie Mays, R (1.8) OBP: 0.405, SLG: 0.572										5	0	3	2	0	0	0						
Leon Wagner, L (1.7) OBP: 0.363, SLG: 0.532										2	0	0	0	0	2	1						
Willie Kirkland, L (6.9) OBP: 0.326, SLG: 0.434										3	0	0	0	0	1	3						
Orlando Cepeda, R (1.3) OBP: 0.342, SLG: 0.520										3	0	0	0	1	0	1						
Jackie Brandt, R (1.9) OBP: 0.275, SLG: 0.234										3	1	1	0	1	0	2						
Andre Rodgers, R (1.6) OBP: 0.231, SLG: 0.308										4	0	1	1	0	2	1						
Bob Schmidt, R (1.2) OBP: 0.302, SLG: 0.423										3	0	0	0	1	3	1						
Ruben Gomez, R (1.1) OBP: 0.209, SLG: 0.258										3	0	1	0	0	1	0						
Al Worthington, R (8.1) OBP: 0.208, SLG: 0.205										1	1	1	0	0	0	0						
<b>Inning Stats</b>	R: 1 E: 0 K: 1 S: 6	H: 2 LOB: 0 BB: 0 P: 6	R: 0 E: 0 K: 2 S: 8	H: 1 LOB: 1 BB: 0 P: 8	R: 0 E: 0 K: 2 S: 7	H: 0 LOB: 0 BB: 0 P: 7	R: 0 E: 0 K: 1 S: 5	H: 1 LOB: 0 BB: 0 P: 5	R: 0 E: 0 K: 1 S: 5	H: 0 LOB: 0 BB: 0 P: 5	R: 1 E: 0 K: 0 S: 4	H: 1 LOB: 0 BB: 0 P: 4	R: 1 E: 0 K: 1 S: 7	H: 2 LOB: 3 BB: 2 P: 15	R: 0 E: 0 K: 1 S: 6	H: 1 LOB: 2 BB: 1 P: 10	R: 2 E: 0 K: 2 S: 10	H: 3 LOB: 2 BB: 1 P: 14	1B: 7 2B: 3 3B: 0 HR: 1	SF: 0 SAC: 0 DP: 1 HBP: 0	WP: 0 PB: 0 SB: 1 CS: 0	PA: 40
<b>PITCHER</b>	IP WLS BF H R ER SO BB IBB HBP BLK WP HR S P ERA WHIP																					
Don Cardwell, R (1.1) ERA: 4.66	8.0 L 33 8 3 3 9 1 2 0 0 0 1 48 60 3.38 1.125																					
Jack Meyer, R (9.1) ERA: 4.02	1.0 7 3 2 2 2 1 0 0 0 0 0 0 10 14 18.00 4.000																					

AB 36  
R 5  
H 11  
RBI 5  
BB 4  
SO 11  
LOB 12



Batter	1	2	3	4	5	6	7	8	9	AB	R	H	RBI	BB	SO	LOB	BOTTOM					
Richie Ashburn, L (1.8) OBP: 0.429, SLG: 0.427										5	1	3	0	0	0	0	San Francisco Giants @ Philadelphia Phillies Connie Mack Stadium, Philadelphia, PA Fri Sep 12 1958, 7:05 PM EDT Unknown					
Ted Kazanski, R (1.4) OBP: 0.299, SLG: 0.320										3	0	0	0	0	0	1						
Dave Philley, S (8, PH) OBP: 0.356, SLG: 0.426										1	0	1	1	0	0	0						
Curt Simmons, L (8, PR) OBP: 0.217, SLG: 0.220										0	0	0	0	0	0	0						
Bobby Young, L (9.4) OBP: 0.172, SLG: 0.250										1	0	0	0	0	0	2						
Ed Bouchee, L (1.3) OBP: 0.353, SLG: 0.396										1	0	0	0	3	0	0						
Wally Post, R (1.9) OBP: 0.347, SLG: 0.463										3	0	0	0	1	2	4						
Harry Anderson, L (1.7) OBP: 0.371, SLG: 0.524										4	0	1	0	0	2	5						
Pancho Herrera, R (1.5) OBP: 0.297, SLG: 0.485										3	0	0	0	0	1	3						
Rip Repulski, R (8, PH) OBP: 0.297, SLG: 0.485										1	0	0	0	0	1	3						
Willie Jones, R (9.5) OBP: 0.351, SLG: 0.422										0	0	0	0	0	0	0						
Chico Fernandez, R (1.6) OBP: 0.274, SLG: 0.312										4	0	0	0	0	0	1						
Jim Hegan, R (1.2) OBP: 0.298, SLG: 0.267										2	0	0	0	0	2	0						
Solly Hemus, L (7, PH) OBP: 0.339, SLG: 0.424										1	0	0	0	0	0	1						
Stan Lopata, R (8.2) OBP: 0.395, SLG: 0.404										1	0	0	0	0	1	0						
Don Cardwell, R (1.1) OBP: 0.182, SLG: 0.212										2	0	0	0	0	1	0						
Bob Bowman, R (8, PH) OBP: 0.339, SLG: 0.511										1	1	1	0	0	0	0						
Jack Meyer, R (9.1) OBP: 0.294, SLG: 0.294										0	0	0	0	0	0	0						
Carl Sawatski, L (9, PH) OBP: 0.302, SLG: 0.341										1	0	1	0	0	0	0						
<b>Inning Stats</b>	R: 1 E: 0 K: 2 S: 8	H: 1 LOB: 2 BB: 2 P: 16	R: 0 E: 0 K: 1 S: 5	H: 0 LOB: 0 BB: 0 P: 5	R: 0 E: 0 K: 0 S: 3	H: 0 LOB: 0 BB: 1 P: 7	R: 0 E: 0 K: 0 S: 3	H: 0 LOB: 0 BB: 0 P: 3	R: 0 E: 0 K: 2 S: 7	H: 0 LOB: 0 BB: 0 P: 7	R: 0 E: 0 K: 1 S: 5	H: 0 LOB: 0 BB: 0 P: 5	R: 0 E: 0 K: 0 S: 4	H: 1 LOB: 1 BB: 0 P: 4	R: 1 E: 0 K: 3 S: 12	H: 3 LOB: 3 BB: 1 P: 16	R: 0 E: 0 K: 1 S: 7	H: 2 LOB: 2 BB: 0 P: 7	1B: 5 2B: 2 3B: 0 HR: 0	SF: 0 SAC: 0 DP: 0 HBP: 0	WP: 1 PB: 0 SB: 0 CS: 0	PA: 38
<b>PITCHER</b>	IP WLS BF H R ER SO BB IBB HBP BLK WP HR S P ERA WHIP																					
Ruben Gomez, R (1.1) ERA: 4.51	7.0 W 29 7 0 2 6 3 0 0 0 0 0 38 50 2.57 1.143																					
Al Worthington, R (8.1) ERA: 3.67	2.0 S 9 2 0 0 4 1 0 0 0 0 0 0 16 20 0.00 1.500																					

AB 34  
R 2  
H 7  
RBI 1  
BB 4  
SO 10  
LOB 20









Batter	1	2	3	4	5	6	7	8	9	AB	R	H	RBI	BB	SO	LOB	TOP				
Jim Davenport, R (1.5) OBP: 0.329, SLG: 0.424										5	1	3	0	0	1	3					
Daryl Spencer, R (1.4) OBP: 0.352, SLG: 0.419										4	1	2	1	0	0	2					
Willie Mays, R (1.8) OBP: 0.408, SLG: 0.572										4	1	1	2	0	0	3					
Hank Sauer, R (1.7) OBP: 0.347, SLG: 0.439										3	0	1	0	0	0	1					
Bob Speake, L (7, PR) OBP: 0.329, SLG: 0.386										0	0	0	0	0	0	0					
Willie Kirkland, L (7.9) OBP: 0.326, SLG: 0.443										1	1	1	2	0	0	0					
Orlando Cepeda, R (1.3) OBP: 0.342, SLG: 0.518										4	0	0	0	0	1	2					
Andre Rodgers, R (1.6) OBP: 0.261, SLG: 0.476										4	1	1	1	0	1	1					
Felipe Alou, R (1.9) OBP: 0.298, SLG: 0.365										4	0	1	0	0	1	0					
Bob Schmidt, R (1.2) OBP: 0.305, SLG: 0.423										4	0	1	0	0	2	1					
Mike McCormick, L (1.1) OBP: 0.263, SLG: 0.241										2	0	1	0	0	1	0					
Gordon Jones, R (6.1)										0	0	0	0	0	0	0					
Jackie Brandt, R (6, PH) OBP: 0.288, SLG: 0.234										0	1	0	0	1	0	0					
Al Worthington, R (8.1) OBP: 0.208, SLG: 0.205										0	0	0	0	0	0	0					
Don Johnson, R (8.1)										1	0	0	0	0	0	0					
<b>Inning Stats</b>	R: 0 E: 0 K: 0 S: 3	H: 1 LOB: 0 BB: 0 P: 3	R: 0 E: 0 K: 1 S: 5	H: 0 LOB: 0 BB: 0 P: 5	R: 0 E: 0 K: 0 S: 4	H: 2 LOB: 1 BB: 0 P: 4	R: 0 E: 0 K: 0 S: 4	H: 1 LOB: 1 BB: 0 P: 4	R: 0 E: 0 K: 1 S: 5	H: 0 LOB: 0 BB: 0 P: 5	R: 0 E: 0 K: 1 S: 6	H: 1 LOB: 1 BB: 0 P: 6	R: 0 E: 0 K: 0 S: 3	H: 1 LOB: 1 BB: 0 P: 3	R: 5 E: 0 K: 1 S: 9	H: 5 LOB: 0 BB: 1 P: 13	R: 1 E: 0 K: 3 S: 11	H: 1 LOB: 1 BB: 0 P: 11	1B: 8 2B: 3 3B: 0 HR: 2	SF: 0 SAC: 0 DP: 4 HBP: 0	WP: 0 PA: 37 PB: 0 SB: 0 CS: 0
<b>PITCHER</b>	IP WLS BF H R ER SO BB IBB HBP BLK WP HR S P ERA WHIP																				
Seth Morehead, L (1.1) ERA: 6.51	7.2 L 30 10 4 4 3 1 0 0 0 0 0 35 39 4.70 1.435																				
Turk Farrell, R (8.1) ERA: 3.95	0.1 2 1 1 1 1 0 0 0 0 0 1 4 4 27.00 3.000																				
Don Erickson, R (9.1) ERA: 3.38	1.0 5 1 1 1 3 0 0 0 0 0 1 11 11 9.00 1.000																				

San Francisco Giants @ Philadelphia Phillies  
 Connie Mack Stadium, Philadelphia, PA  
 Sat Sep 13 1958, 3:33 AM EDT  
 Att: 6,502 - Unknown

AB 36  
 R 6  
 H 12  
 RBI 6  
 BB 1  
 SO 7  
 LOB 13



Batter	1	2	3	4	5	6	7	8	9	AB	R	H	RBI	BB	SO	LOB	BOTTOM				
Richie Ashburn, L (1.8) OBP: 0.431, SLG: 0.432										5	0	2	0	0	0	3					
Ted Kazanski, R (1.4) OBP: 0.291, SLG: 0.310										4	0	0	0	0	0	2					
Dave Philley, S (8, PH) OBP: 0.359, SLG: 0.429										1	0	1	1	0	0	0					
Don Erickson, R (9.1)										0	0	0	0	0	0	0					
Ed Bouchee, L (1.3) OBP: 0.347, SLG: 0.390										5	0	0	0	0	0	4					
Wally Post, R (1.9) OBP: 0.341, SLG: 0.453										4	1	0	0	1	1	4					
Harry Anderson, L (1.7) OBP: 0.376, SLG: 0.539										5	3	5	1	0	0	0					
Pancho Herrera, R (1.5) OBP: 0.231, SLG: 0.208										5	0	3	1	0	0	1					
Chico Fernandez, R (1.6) OBP: 0.277, SLG: 0.314										4	0	2	2	0	0	2					
Stan Lopata, R (1.2) OBP: 0.395, SLG: 0.402										4	1	1	0	1	1	4					
Seth Morehead, L (1.1) OBP: 0.222, SLG: 0.125										1	0	0	0	1	1	2					
Turk Farrell, R (8.1) OBP: 0.240, SLG: 0.208										0	0	0	0	0	0	0					
Solly Hemus, L (6, PH) OBP: 0.393, SLG: 0.422										1	0	0	0	0	0	1					
<b>Inning Stats</b>	R: 0 E: 0 K: 0 S: 3	H: 0 LOB: 0 BB: 0 P: 3	R: 1 E: 0 K: 1 S: 7	H: 2 LOB: 1 BB: 1 P: 11	R: 0 E: 0 K: 0 S: 3	H: 0 LOB: 0 BB: 0 P: 3	R: 0 E: 0 K: 0 S: 5	H: 2 LOB: 2 BB: 0 P: 5	R: 0 E: 0 K: 0 S: 4	H: 1 LOB: 2 BB: 1 P: 8	R: 1 E: 1 K: 0 S: 6	H: 3 LOB: 2 BB: 0 P: 6	R: 1 E: 0 K: 0 S: 5	H: 2 LOB: 2 BB: 1 P: 9	R: 1 E: 0 K: 1 S: 8	H: 3 LOB: 0 BB: 0 P: 8	R: 1 E: 0 K: 1 S: 6	H: 1 LOB: 0 BB: 0 P: 6	1B: 12 2B: 2 3B: 0 HR: 1	SF: 1 SAC: 1 DP: 1 HBP: 0	WP: 1 PA: 44 PB: 0 SB: 0 CS: 0
<b>PITCHER</b>	IP WLS BF H R ER SO BB IBB HBP BLK WP HR S P ERA WHIP																				
Mike McCormick, L (1.1) ERA: 4.52	5.0 25 8 2 2 1 0 1 0 0 0 0 25 33 3.60 1.800																				
Gordon Jones, R (6.1) ERA: 2.54	2.0 W 9 2 1 1 0 1 0 0 0 0 0 8 12 4.50 1.500																				
Al Worthington, R (8.1) ERA: 3.72	0.1 4 3 1 1 0 0 0 0 0 0 0 4 4 27.00 9.000																				
Don Johnson, R (8.1) ERA: 6.04	1.2 S 6 1 1 1 2 0 0 0 0 1 1 10 10 5.40 0.600																				

San Francisco Giants @ Philadelphia Phillies  
 Connie Mack Stadium, Philadelphia, PA  
 Sat Sep 13 1958, 3:33 AM EDT  
 Att: 6,502 - Unknown

AB 39  
 R 5  
 H 14  
 RBI 5  
 BB 3  
 SO 3  
 LOB 23









Batter	1	2	3	4	5	6	7	8	9	AB	R	H	RBI	BB	SO	LOB	TOP					
Don Blasingame, L (1.4) OBP: 0.347, SLG: 0.361	F8			P6		F8 1B 2B		4-3		4	1	1	0	0	0	0	<b>St. Louis Cardinals @ Philadelphia Phillies</b> <b>Connie Mack Stadium, Philadelphia, PA</b> Mon Sep 15 1958, 7:05 PM EDT Att: 5,988 - Unknown					
Irv Noren, L (1.7) OBP: 0.318, SLG: 0.363	G4-6-3 1B			K		F8 2-3		HR		4	1	2	1	0	1	1						
Joe Cunningham, L (1.3) OBP: 0.459, SLG: 0.508	G4-6-3 1-2			BB BB		BB 1B		3-1		3	0	1	1	1	0	1						
Ken Boyer, R (1.5) OBP: 0.361, SLG: 0.501		1-3		BB BB		K 3-H		5-3		3	0	0	0	1	1	1						
Wally Moon, L (1.9) OBP: 0.338, SLG: 0.369	F8			BB		F7				4	0	1	0	0	0	3						
Gene Green, R (1.2) OBP: 0.337, SLG: 0.416	L8									2	0	0	0	0	1	0						
Ray Katt, R (5.2) OBP: 0.244, SLG: 0.275					K					2	0	0	0	0	0	1						
Bobby Gene Smith, R (1.8) OBP: 0.313, SLG: 0.263										4	0	1	0	0	0	0						
Eddie Kasko, R (1.6) OBP: 0.267, SLG: 0.282										3	0	1	0	0	0	1						
Vinegar Bend Mizell, R (1.1) OBP: 0.131, SLG: 0.133										2	0	0	0	0	2	1						
Del Ennis, R (7. PH) OBP: 0.252, SLG: 0.353										1	0	0	0	0	0	1						
Nelson Chittum, R (7.1) OBP: 0.250, SLG: 0.250										0	0	0	0	0	0	0						
<b>Inning Stats</b>	R: 0 E: 0 K: 0 S: 3	H: 1 LOB: 0 BB: 0 P: 3	R: 0 E: 0 K: 0 S: 3	H: 0 LOB: 0 BB: 0 P: 3	R: 0 E: 0 K: 1 S: 5	H: 0 LOB: 0 BB: 0 P: 5	R: 0 E: 0 K: 1 S: 5	H: 0 LOB: 2 BB: 2 P: 13	R: 0 E: 0 K: 2 S: 8	H: 1 LOB: 1 BB: 0 P: 8	R: 1 E: 0 K: 1 S: 7	H: 2 LOB: 1 BB: 0 P: 7	R: 0 E: 0 K: 0 S: 4	H: 1 LOB: 0 BB: 0 P: 4	R: 1 E: 0 K: 0 S: 4	H: 1 LOB: 0 BB: 0 P: 4	R: 0 E: 0 K: 0 S: 3	H: 1 LOB: 0 BB: 0 P: 3	1B: 5 2B: 1 3B: 0 HR: 1	SF: 0 SAC: 0 DP: 2 HBP: 0	WP: 0 PB: 0 SB: 0 CS: 0	PA: 34
<b>PITCHER</b> Robin Roberts, R (1.1) ERA: 3.25	IP: 9.0 WLS: W BF: 34	H: 7 R: 2 ER: 2 SO: 5	BB: 2 IBB: 0 HBP: 0 BLK: 0	WP: 0 HR: 1 S: 42 P: 50	ERA: 2.00 WHIP: 1.000	<b>PITCHER</b>																

AB 32  
R 2  
H 7  
RBI 2  
BB 2  
SO 5  
LOB 10



Batter	1	2	3	4	5	6	7	8	9	AB	R	H	RBI	BB	SO	LOB	BOTTOM					
Richie Ashburn, L (1.8) OBP: 0.432, SLG: 0.437	1-3		E7 6-3 1B		6-3		SF8 3B	L9		5	1	2	0	0	0	1	<b>St. Louis Cardinals @ Philadelphia Phillies</b> <b>Connie Mack Stadium, Philadelphia, PA</b> Mon Sep 15 1958, 7:05 PM EDT Att: 5,988 - Unknown					
Chico Fernandez, R (1.6) OBP: 0.277, SLG: 0.311	6-3		6-3 2-3		S 1B		F5	K		5	1	1	0	0	1	3						
Ed Bouchee, L (1.3) OBP: 0.340, SLG: 0.390	5-3		FC6-2-5 1B		K 1-2		SF8 3-H			3	0	0	1	0	1	2						
Bob Bowman, R (1.9) OBP: 0.351, SLG: 0.514		2B SF8 BB	2-3 1B		CS 1B		BB BB			2	1	2	1	2	0	0						
Harry Anderson, L (1.7) OBP: 0.375, SLG: 0.536		2B 2B	K		CS 1-2		P4 FC6-4 BB			3	1	1	0	1	1	2						
Pancho Herrera, R (1.5) OBP: 0.353, SLG: 0.355	6-3		G6-4-3 BB		S 1B		FC6-4 1-2			3	1	1	0	1	0	4						
Ted Kazanski, R (1.4) OBP: 0.293, SLG: 0.314	SF8		G6-4-3 1-2		E S 1B		1B 2B			3	1	2	2	0	0	1						
Jim Hegan, R (1.2) OBP: 0.268, SLG: 0.290		2B 2B			K 1-3		FC3-6 1B			4	0	3	2	0	1	1						
Robin Roberts, S (1.1) OBP: 0.263, SLG: 0.283	F9		F8		F9		FC3-6 1-2			4	0	0	0	0	0	4						
<b>Inning Stats</b>	R: 0 E: 0 K: 0 S: 3	H: 0 LOB: 0 BB: 0 P: 3	R: 2 E: 0 K: 0 S: 5	H: 2 LOB: 1 BB: 1 P: 9	R: 0 E: 1 K: 1 S: 7	H: 2 LOB: 2 BB: 0 P: 7	R: 0 E: 0 K: 0 S: 3	H: 1 LOB: 1 BB: 1 P: 7	R: 1 E: 0 K: 1 S: 6	H: 2 LOB: 0 BB: 0 P: 6	R: 1 E: 0 K: 1 S: 7	H: 2 LOB: 1 BB: 0 P: 7	R: 1 E: 0 K: 0 S: 4	H: 1 LOB: 2 BB: 2 P: 12	R: 1 E: 0 K: 1 S: 7	H: 2 LOB: 1 BB: 0 P: 7		R: 1 E: 0 K: 1 S: 7	H: 2 LOB: 1 BB: 0 P: 7	1B: 7 2B: 4 3B: 1 HR: 0	SF: 2 SAC: 0 DP: 1 HBP: 0	WP: 0 PB: 0 SB: 3 CS: 1
<b>PITCHER</b> Vinegar Bend Mizell, L (1.1) ERA: 3.33	IP: 6.0 WLS: L BF: 27	H: 9 R: 4 ER: 4 SO: 3	BB: 2 IBB: 0 HBP: 0 BLK: 0	WP: 0 HR: 0 S: 31 P: 39	ERA: 6.00 WHIP: 1.833	<b>PITCHER</b>																
<b>PITCHER</b> Nelson Chittum, R (7.1) ERA: 6.43	IP: 2.0 WLS: L BF: 11	H: 3 R: 2 ER: 2 SO: 1	BB: 2 IBB: 0 HBP: 0 BLK: 0	WP: 0 HR: 0 S: 11 P: 19	ERA: 9.00 WHIP: 2.500	<b>PITCHER</b>																

AB 32  
R 6  
H 12  
RBI 6  
BB 4  
SO 4  
LOB 18









Batter	1	2	3	4	5	6	7	8	9	AB	R	H	RBI	BB	SO	LOB	TOP
Tony Taylor, R OBP: 0.299, SLG: 0.319 (1,4)	4-3	SF9 1-3 2B		K		B2				4	0	1	0	0	1	0	<b>Chicago Cubs @ Philadelphia Phillies</b> Connie Mack Stadium, Philadelphia, PA Wed Sep 17 1958, 7:05 PM EDT Att: 2,845 - Unknown <a href="http://livebaseballscorecards.com">livebaseballscorecards.com</a>
Alvin Dark, R OBP: 0.336, SLG: 0.358 (1,5)	14 BB 1B	SF9 2-3 3-H 4.0		14 HR 1B		4-3				3	2	2	1	0	0		
14 Ernie Banks, R OBP: 0.365, SLG: 0.626 (1,6)	1B 1-2 4-3 BB			1-H HR			F3			2	2	1	2	2	0		
Walt Moryn, L OBP: 0.350, SLG: 0.504 (1,7)	4-3 1-3 2-H 1B			G3			F8			4	0	1	1	0	1	2	
Dale Long, L OBP: 0.361, SLG: 0.473 (1,3)	4-3 1-2 3-H 1B		4-3 2B		BB		1B 2B			3	1	2	1	1	0	1	
Jim Marshall, L OBP: 0.295, SLG: 0.394 (1,9)	HBP		4-3 2-3		P4		1B BB			2	0	0	0	1	0	2	
Bobby Thomson, R OBP: 0.345, SLG: 0.453 (1,8)	6-3		6-3		P6		E7 1-3 2-H 1B			4	0	1	1	0	0	4	
Cal Neeman, R OBP: 0.335, SLG: 0.494 (1,2)			P4 4-3		F7		K			4	0	0	0	0	1	4	
Bob Anderson, R OBP: 0.143, SLG: 0.143 (1,1)			2B SF9 1B		5-3		K			3	1	1	0	0	1	0	
<b>Inning Stats</b>	R: 2 E: 0 K: 0 S: 5	H: 2 LOB: 2 BB: 1 P: 10	R: 1 E: 0 K: 1 S: 7	H: 2 LOB: 2 BB: 1 P: 11	R: 0 E: 0 K: 0 S: 4	H: 1 LOB: 1 BB: 0 P: 4	R: 2 E: 0 K: 1 S: 7	H: 2 LOB: 0 BB: 0 P: 7	R: 0 E: 0 K: 0 S: 3	H: 0 LOB: 1 BB: 1 P: 7	R: 0 E: 0 K: 1 S: 5	H: 0 LOB: 0 BB: 0 P: 5	R: 1 E: 1 K: 1 S: 7	H: 2 LOB: 2 BB: 1 P: 11			
<b>PITCHER</b>	IP WLS BF H R ER SO BB IBB HBP BLK WP HR S P ERA WHIP																
Ray Semproch, R ERA: 3.9 (1,1)	4.0 L 22 7 5 5 2 2 0 1 0 0 1 23 32 11.25 2.250																
Jack Meyer, R ERA: 3.8 (5,1)	2.0 7 0 0 0 1 1 0 0 0 0 0 8 12 0.00 0.500																
Jack Sanford, R ERA: 4.72 (7,1)	1.0 6 2 1 1 1 1 0 0 0 0 0 7 11 9.00 3.000																

Batter	1	2	3	4	5	6	7	8	9	AB	R	H	RBI	BB	SO	LOB	BOTTOM
Richie Ashburn, L OBP: 0.432, SLG: 0.435 (1,8)	6-3		6-3			G6-4-3 BB				2	0	0	0	1	0	0	<b>Chicago Cubs @ Philadelphia Phillies</b> Connie Mack Stadium, Philadelphia, PA Wed Sep 17 1958, 7:05 PM EDT Att: 2,845 - Unknown <a href="http://livebaseballscorecards.com">livebaseballscorecards.com</a>
Bobby Young, L OBP: 0.194, SLG: 0.257 (1,4)	4-1			G4-6-3 1B		G6-4-3				3	0	1	0	0	0	1	
Ed Bouchee, L OBP: 0.346, SLG: 0.396 (1,3)	4-0 BB			G4-6-3 1-2			BB 5-3 1B			2	1	1	0	1	0	1	
Wally Post, R OBP: 0.338, SLG: 0.448 (1,9)	F7			K			5-3 1-2 1B			3	0	0	0	0	1	2	
Harry Anderson, L OBP: 0.377, SLG: 0.538 (1,7)		4-3		1B FC5-2 2B			BB 1B BB			2	1	1	0	1	0	0	
Pancho Herrera, R OBP: 0.405, SLG: 0.474 (1,5)		6-3		L4 FC5-2 1B			1-2 2-3 BB			2	0	1	0	1	0	0	
Chico Fernandez, R OBP: 0.278, SLG: 0.317 (1,6)		F8		FC5-2 1-2 3-H			G4-6-3 1-2 2-H 3-H 1B			3	0	1	2	0	0	2	
Stan Lopata, R OBP: 0.393, SLG: 0.399 (1,2)			G3		L4 2-3		G4-6-3 1-2			3	0	0	0	0	0	4	
Ray Semproch, R OBP: 0.095, SLG: 0.108 (1,1)				5-3						1	0	0	0	0	0	0	
Jack Meyer, R OBP: 0.294, SLG: 0.294 (5,1)										0	0	0	0	0	0	0	
Solly Hemus, L OBP: 0.390, SLG: 0.419 (6,PH)										1	0	0	0	0	0	0	
Jack Sanford, R OBP: 0.246, SLG: 0.250 (7,1)										0	0	0	0	0	0	0	
<b>Inning Stats</b>	R: 0 E: 0 K: 0 S: 3	H: 0 LOB: 1 BB: 1 P: 7	R: 0 E: 0 K: 0 S: 3	H: 0 LOB: 0 BB: 0 P: 3	R: 0 E: 0 K: 0 S: 3	H: 0 LOB: 0 BB: 0 P: 3	R: 0 E: 0 K: 1 S: 5	H: 1 LOB: 0 BB: 0 P: 5	R: 0 E: 0 K: 0 S: 4	H: 2 LOB: 1 BB: 0 P: 4	R: 0 E: 0 K: 0 S: 2	H: 0 LOB: 0 BB: 1 P: 6	R: 2 E: 0 K: 0 S: 4	H: 2 LOB: 1 BB: 2 P: 12			
<b>PITCHER</b>	IP WLS BF H R ER SO BB IBB HBP BLK WP HR S P ERA WHIP																
Bob Anderson, R ERA: 3.88 (1,1)	7.0 W 26 5 2 2 1 4 0 0 0 0 0 24 40 2.57 1.286																

AB	29
R	6
H	9
RBI	6
BB	4
SO	4
LOB	13



WP	0	PA	35
PB	0		
SB	0		
CS	0		

AB	22
R	2
H	5
RBI	2
BB	4
SO	1
LOB	10



WP	0	PA	26
PB	0		
SB	0		
CS	0		



Batter	1	2	3	4	5	6	7	8	9	AB	R	H	RBI	BB	SO	LOB	TOP					
Bill Virdon, L (1,8) OBP: 0.323, SLG: 0.389	0-0 3-1		0-3 K			0-0 E6 2B E	0-0 1B		0-3 K	5	1	1	0	0	2	1	Pittsburgh Pirates @ Philadelphia Phillies Connie Mack Stadium, Philadelphia, PA Fri Sep 19 1958, 7:05 PM EDT Att: 8,498 - Unknown					
Roberto Clemente, R (1,9) OBP: 0.326, SLG: 0.458	0-3 K		0-0 3-1			0-0 E9 1B 1-H 2B	0-0 F3			4	1	1	0	0	1	2						
Ted Kluszewski, L (1,3) OBP: 0.349, SLG: 0.395 R C Stevens, R (7,3) OBP: 0.315, SLG: 0.565	0-0 F5			0-0 F3		0-0 3B 1B	0-0 L6			4	1	1	1	0	0	2						
Bob Skinner, L (1,7) OBP: 0.393, SLG: 0.496		0-0 PB SF8 2B		0-0 P5		0-0 3B 1-H		0-0 F8		4	1	2	1	0	0	0						
Frank Thomas, R (1,5) OBP: 0.342, SLG: 0.540		0-0 SF8 2H		0-0 1B		0-0 5-3		0-0 P3		3	0	1	1	0	0	1						
Bill Mazerowski, R (1,4) OBP: 0.306, SLG: 0.442		0-3 K		0-3 K		0-0 F2		0-0 F8		4	0	0	0	0	2	2						
Dick Groat, R (1,6) OBP: 0.326, SLG: 0.406					0-0 1-3	0-0 1-3			0-0 F9	4	0	1	0	0	0	1						
Hank Foiles, R (1,2) OBP: 0.318, SLG: 0.335		0-3 K			0-3 K		0-0 E6 FC1-6		4-0 BB	3	0	0	0	1	2	1						
Bob Friend, R (1,1) OBP: 0.146, SLG: 0.132			0-3 K2-3		0-0 4-3		0-0 FC1-6 1-2		0-0 B3	4	0	0	0	0	1	2						
<b>Inning Stats</b>	R: 0 E: 0 K: 1 S: 5	H: 0 LOB: 0 BB: 5	R: 1 E: 0 K: 2 S: 9	H: 2 LOB: 1 BB: 0 P: 9	R: 0 E: 0 K: 2 S: 7	H: 0 LOB: 0 BB: 0 P: 7	R: 0 E: 0 K: 1 S: 6	H: 1 LOB: 1 BB: 0 P: 6	R: 0 E: 0 K: 1 S: 5	H: 0 LOB: 0 BB: 0 P: 5	R: 3 E: 2 K: 0 S: 7	H: 3 LOB: 1 BB: 0 P: 7	R: 0 E: 1 K: 0 S: 5	H: 1 LOB: 2 BB: 0 P: 5	R: 0 E: 0 K: 0 S: 3	H: 0 LOB: 0 BB: 0 P: 3	R: 0 E: 0 K: 1 S: 5	H: 0 LOB: 1 BB: 1 P: 9	1B: 4 2B: 2 3B: 1 HR: 0	SF: 1 SAC: 0 DP: 0 HBP: 0	WP: 0 PB: 1 SB: 0 CS: 0	PA: 37
<b>PITCHER</b>	IP WLS BF H R ER SO BB IBB HBP BLK WP HR S P ERA WHIP	IP WLS BF H R ER SO BB IBB HBP BLK WP HR S P ERA WHIP																				
Don Cardwell, R (1,1) ERA: 4.65	6.0	L	25	6	4	3	7	0	0	0	0	0	0	0	39	39	4.50	1.000				
Turk Farrell, R (7,1) ERA: 3.49	2.0		8	1	0	0	0	0	0	0	0	0	0	0	8	8	0.00	0.500				
Don Erickson, R (9,1) ERA: 4.63	1.0		4	0	0	0	1	1	0	0	0	0	0	0	5	9	0.00	1.000				

Batter	1	2	3	4	5	6	7	8	9	AB	R	H	RBI	BB	SO	LOB	BOTTOM			
Richie Ashburn, L (1,8) OBP: 0.431, SLG: 0.432	4-0 G4-6-3 BB		0-0 F2			0-3 K		0-0 G3		3	0	0	0	1	1	1	Pittsburgh Pirates @ Philadelphia Phillies Connie Mack Stadium, Philadelphia, PA Fri Sep 19 1958, 7:05 PM EDT Att: 8,498 - Unknown			
Bobby Young, L (1,4) OBP: 0.200, SLG: 0.256	0-0 G4-6-3 1-2			0-0 G3			0-0 2B 1B		0-0 G3	4	1	1	0	0	0	1				
Ed Bouchee, L (1,3) OBP: 0.345, SLG: 0.397	0-0 2B			0-0 6-3			0-0 F8 1B		0-0 P4	4	0	1	0	0	0	1				
Wally Post, R (1,9) OBP: 0.337, SLG: 0.448	0-0 F2			0-0 F8			0-0 1B 2B		0-0 P6	4	1	1	1	0	0	1				
Harry Anderson, L (1,7) OBP: 0.377, SLG: 0.537		0-0 P6			0-0 F8		0-0 G6-4-3 1B			3	0	1	1	0	0	0				
Pancho Herrera, R (1,5) OBP: 0.378, SLG: 0.439		0-0 F8			0-0 F3		0-0 G6-4-3 1-2			3	0	0	0	0	0	1				
Chico Fernandez, R (1,6) OBP: 0.276, SLG: 0.315					0-0 3-1				0-0 4-3	3	0	0	0	0	0	0				
Jim Hegan, R (1,2) OBP: 0.265, SLG: 0.291 Rip Repulski, R (8, PH) OBP: 0.389, SLG: 0.481 Carl Sawatski, L (9,2) OBP: 0.300, SLG: 0.337			0-0 F7			0-0 5-3		0-3 K		2	0	0	0	0	0	0				
Don Cardwell, R (1,1) OBP: 0.176, SLG: 0.206 Solly Hemus, L (6, PH) OBP: 0.389, SLG: 0.417 Turk Farrell, R (7,1) OBP: 0.240, SLG: 0.208 Dave Philley, S (8, PH) OBP: 0.350, SLG: 0.419 Don Erickson, R (9,1)				0-0 1-3		0-0 F8		0-0 1B		1	0	0	0	0	0	0				
<b>Inning Stats</b>	R: 0 E: 0 K: 0 S: 3	H: 1 LOB: 1 BB: 1 P: 7	R: 0 E: 0 K: 0 S: 3	H: 0 LOB: 0 BB: 0 P: 3	R: 0 E: 0 K: 0 S: 3	H: 0 LOB: 0 BB: 0 P: 3	R: 0 E: 0 K: 0 S: 3	H: 0 LOB: 0 BB: 0 P: 3	R: 0 E: 0 K: 1 S: 5	H: 0 LOB: 0 BB: 0 P: 5	R: 2 E: 0 K: 0 S: 5	H: 3 LOB: 0 BB: 0 P: 5	R: 0 E: 0 K: 1 S: 6	H: 1 LOB: 1 BB: 0 P: 6	R: 0 E: 0 K: 0 S: 3	H: 0 LOB: 0 BB: 0 P: 3	1B: 3 2B: 2 3B: 0 HR: 0	SF: 0 SAC: 0 DP: 2 HBP: 0	WP: 0 PB: 0 SB: 0 CS: 0	PA: 31
<b>PITCHER</b>	IP WLS BF H R ER SO BB IBB HBP BLK WP HR S P ERA WHIP	IP WLS BF H R ER SO BB IBB HBP BLK WP HR S P ERA WHIP																		
Bob Friend, R (1,1) ERA: 3.67	9.0	W	31	5	2	2	2	1	0	0	0	0	0	0	34	38	2.00	0.667		





Batter	1	2	3	4	5	6	7	8	9	AB	R	H	RBI	BB	SO	LOB	TOP		
Bill Virdon, L (1, 8) OBP: 0.322, SLG: 0.387	4-3		P6		FC6 1B		F8		G3-6-3	5	0	1	1	0	0	2			
Roberto Clemente, R (1, 9) OBP: 0.327, SLG: 0.458	1B		L9		FC6		1B			4	0	2	1	0	0	1			
Dick Stuart, R (1, 3) R C Stevens, R (7, 3) OBP: 0.315, SLG: 0.565	G6-4-3 1B		K			HR	P6			4	1	2	1	0	1	1			
Bob Skinner, L (1, 7) OBP: 0.392, SLG: 0.498	G6-4-3				F9				G3	4	0	1	0	0	0	2			
Frank Thomas, R (1, 5) OBP: 0.339, SLG: 0.536		L7			F8		6-3		K2-3	4	0	0	0	0	1	1			
Bill Mazaroski, R (1, 4) OBP: 0.306, SLG: 0.440		1B E 1B			P6		G3		F7	4	0	1	0	0	0	1			
Dick Groat, R (1, 6) OBP: 0.326, SLG: 0.407		E6 1B			F8		F8		SH1-3 G3-6-3 2B	4	1	1	0	0	0	2			
Hank Foiles, R (1, 2) OBP: 0.324, SLG: 0.344		G6-4-3 1B			1B 2B		SH3-4 1B BB		SH1-3	2	2	2	0	1	0	0			
Vern Law, R (1, 1) Don Gross, L (8, 1) Ted Kubiak, L (9, PH) Dick Schroyer, L (9, PH) Roy Face, R (9, 1) Bob Smith, R (9, 1) OBP: 0.303, SLG: 0.293	G6-4-3				1B BB		SH3-4 1-2		G3-6-3 IBB	1	0	0	0	0	1	0	3		
<b>Inning Stats</b>	R: 0 E: 0 K: 0 S: 4	H: 2 LOB: 1 BB: 0 P: 4	R: 0 E: 1 K: 0 S: 5	H: 2 LOB: 2 BB: 0 P: 5	R: 0 E: 0 K: 1 S: 5	H: 0 LOB: 0 BB: 0 P: 5	R: 0 E: 0 K: 0 S: 3	H: 0 LOB: 0 BB: 0 P: 3	R: 1 E: 0 K: 0 S: 4	H: 2 LOB: 1 BB: 1 P: 8	R: 1 E: 0 K: 0 S: 4	H: 1 LOB: 1 BB: 1 P: 8	R: 0 E: 0 K: 1 S: 5	H: 0 LOB: 0 BB: 0 P: 5	R: 1 E: 0 K: 0 S: 3	H: 1 LOB: 1 BB: 1 P: 7	1B: 6 2B: 2 3B: 1 HR: 1	SF: 0 SAC: 2 DP: 3 HBP: 0	WP: 0 PA: 37 PB: 0 SB: 0 CS: 0
<b>PITCHER</b> Robin Roberts, R (1, 1) ERA: 3.28	IP: 9.0 WLS: L BF: 37	H: 10 R: 4 ER: 4 SO: 2	BB: 2 IBB: 1 HBP: 0 BLK: 0	WP: 0 HR: 1 S: 38 P: 50	ERA: 4.00 WHIP: 1.333	<b>PITCHER</b> IP: WLS: BF: H: R: ER: SO: BB: IBB: HBP: BLK: WP: HR: S: P: ERA: WHIP													

Pittsburgh Pirates @ Philadelphia Phillies  
 Connie Mack Stadium, Philadelphia, PA  
 Sat Sep 20 1958, 3:33 AM EDT  
 Att: 4,217 - Unknown


AB 32  
 R 4  
 H 10  
 RBI 3  
 BB 3  
 SO 2  
 LOB 13



Batter	1	2	3	4	5	6	7	8	9	AB	R	H	RBI	BB	SO	LOB	BOTTOM		
Richie Ashburn, L (1, 8) OBP: 0.431, SLG: 0.430	L8		E5			P6		2B BB	IBB	3	1	0	0	2	0	0			
Bobby Young, L (1, 4) OBP: 0.200, SLG: 0.250	6-3		F6			FC4-6 1B		F8	F9	5	0	1	0	0	0	5			
Ed Bouchee, L (1, 3) OBP: 0.348, SLG: 0.410	2B					FC4-6 1-2		1B 2B	K	5	1	3	1	0	1	4			
Wally Post, R (1, 9) OBP: 0.336, SLG: 0.446	P2				F2		F8	2B 1B		4	0	1	1	0	0	3			
Harry Anderson, L (1, 7) OBP: 0.374, SLG: 0.533		L4			F8		F7	P6		4	0	0	0	0	0	2			
Pancho Herrera, R (1, 5) OBP: 0.367, SLG: 0.422		K			F8		1B		K	4	0	1	0	0	2	1			
Chico Fernandez, R (1, 6) Solly Hemus, L (9, PH) OBP: 0.391, SLG: 0.417		F2				L7		L9	1B 2B BB	3	0	0	0	0	0	1			
Carl Sawatski, L (1, 2) Curt Simmons, L (9, PR) OBP: 0.303, SLG: 0.340			4-3			G3-6 1B		F2	2B 1B	4	0	2	0	0	0	1			
Robin Roberts, S (1, 1) Dave Philley, S (9, PH) OBP: 0.353, SLG: 0.427			K			G3-6 1-2		4-3	1-3 2B	3	0	0	0	0	1	1			
<b>Inning Stats</b>	R: 0 E: 0 K: 0 S: 4	H: 1 LOB: 1 BB: 0 P: 4	R: 0 E: 0 K: 1 S: 5	H: 0 LOB: 0 BB: 0 P: 5	R: 0 E: 0 K: 0 S: 4	H: 1 LOB: 1 BB: 0 P: 4	R: 0 E: 0 K: 0 S: 3	H: 1 LOB: 0 BB: 0 P: 3	R: 0 E: 0 K: 0 S: 4	H: 1 LOB: 1 BB: 0 P: 4	R: 0 E: 0 K: 0 S: 4	H: 1 LOB: 1 BB: 0 P: 4	R: 2 E: 0 K: 0 S: 5	H: 2 LOB: 1 BB: 1 P: 9	R: 1 E: 0 K: 2 S: 9	H: 2 LOB: 3 BB: 2 P: 17	1B: 5 2B: 4 3B: 0 HR: 0	SF: 0 SAC: 0 DP: 1 HBP: 0	WP: 0 PA: 39 PB: 0 SB: 0 CS: 0
<b>PITCHER</b> Vern Law, R (1, 1) Don Gross, L (8, 1) Roy Face, R (9, 1) Bob Smith, L (9, 1) ERA: 4.33	IP: 7.2 WLS: W BF: 31	H: 7 R: 2 ER: 2 SO: 2	BB: 1 IBB: 0 HBP: 0 BLK: 0	WP: 0 HR: 0 S: 34 P: 38	ERA: 2.35 WHIP: 1.043	<b>PITCHER</b> IP: WLS: BF: H: R: ER: SO: BB: IBB: HBP: BLK: WP: HR: S: P: ERA: WHIP													

Pittsburgh Pirates @ Philadelphia Phillies  
 Connie Mack Stadium, Philadelphia, PA  
 Sat Sep 20 1958, 3:33 AM EDT  
 Att: 4,217 - Unknown


AB 36  
 R 3  
 H 9  
 RBI 3  
 BB 3  
 SO 4  
 LOB 18










Batter	1	2	3	4	5	6	7	8	9	AB	R	H	RBI	BB	SO	LOB	TOP					
Dick Schofield, S OBP: 0.331, SLG: 0.273	6-3		3B		K			L4-3 BB		3	0	1	0	1	1	2	Pittsburgh Pirates @ Philadelphia Phillies Connie Mack Stadium, Philadelphia, PA Mon Sep 22 1958, 7:05 PM EDT Att: 5,605 - Unknown					
Roman Mejias, R OBP: 0.289, SLG: 0.426	K		K		F9			L4-3 1-2		4	0	0	0	0	2	4						
Dick Stuart, R OBP: 0.310, SLG: 0.543	1B		L4			K		1B		4	0	2	0	0	1	1						
Bob Skinner, L OBP: 0.391, SLG: 0.494	1B			K		CS 1B		P5		4	0	2	0	0	1	1						
John Powers, L OBP: 0.271, SLG: 0.286	G3			F9		K		F9		4	0	0	0	0	1	3						
Bill Mazerowski, R OBP: 0.302, SLG: 0.434		P4		P5			K		F9	4	0	0	0	0	1	0						
Harry Bright, R OBP: 0.286, SLG: 0.400	6-3				1B BB			4-3 1B		2	0	1	0	1	0	0						
Ted Kluszewski, L OBP: 0.349, SLG: 0.394								4-3		1	0	0	0	0	0	0						
Bill Hall, L OBP: 0.366, SLG: 0.362	K				1-2 1B			4-3		3	0	1	0	0	1	1						
Bennie Daniels, L OBP: 0.167, SLG: 0.167			4-3		K			K		3	0	0	0	0	2	3						
<b>Inning Stats</b>	R: 0 E: 0 K: 1 S: 7	H: 2 LOB: 2 BB: 0 P: 7	R: 0 E: 0 K: 1 S: 5	H: 0 LOB: 0 BB: 0 P: 5	R: 0 E: 0 K: 1 S: 6	H: 1 LOB: 1 BB: 0 P: 6	R: 0 E: 0 K: 1 S: 5	H: 0 LOB: 0 BB: 0 P: 5	R: 0 E: 0 K: 2 S: 8	H: 1 LOB: 2 BB: 1 P: 12	R: 0 E: 0 K: 2 S: 7	H: 1 LOB: 0 BB: 0 P: 7	R: 0 E: 0 K: 2 S: 8	H: 1 LOB: 1 BB: 1 P: 8	R: 0 E: 0 K: 0 S: 3	H: 1 LOB: 1 BB: 1 P: 7		R: 0 E: 0 K: 0 S: 3	H: 0 LOB: 0 BB: 0 P: 3	1B: 6 2B: 1 3B: 1 HR: 0	SF: 0 SAC: 0 DP: 1 HBP: 0	WP: 0 PB: 0 SB: 0 CS: 1
<b>PITCHER</b> Jack Sanford, R ERA: 4.49	IP: 9.0 WLS: W BF: 34 H: 7 R: 0 ER: 0 SO: 10 BB: 2 IBB: 0 HBP: 0 BLK: 0 WP: 0 HR: 0 S: 52 P: 60 ERA: 0.00 WHIP: 1.000															<b>PITCHER</b>						

Batter	1	2	3	4	5	6	7	8	9	AB	R	H	RBI	BB	SO	LOB	BOTTOM					
Richie Ashburn, L OBP: 0.434, SLG: 0.435	BB 1B		E 1B		1B 5-3 1B		S 1B			4	1	4	0	0	0	0	Pittsburgh Pirates @ Philadelphia Phillies Connie Mack Stadium, Philadelphia, PA Mon Sep 22 1958, 7:05 PM EDT Att: 5,605 - Unknown					
Ted Kazanski, R OBP: 0.293, SLG: 0.313	F7		P6		5-3 1-2		1B 1-H			4	0	1	1	0	0	3						
Ed Bouchee, L OBP: 0.351, SLG: 0.411	1-2 BB		K 1-3		1B 2-3		4-3			3	0	1	0	1	1	2						
Bob Bowman, R OBP: 0.345, SLG: 0.503	K		1-3		F9			E3 SH1-3		4	0	0	0	0	1	5						
Harry Anderson, L OBP: 0.370, SLG: 0.527	6-3			3-1		F7		SH1-3 1-2		3	0	0	0	0	0	2						
Pancho Herrera, R OBP: 0.390, SLG: 0.392		BB		L8		G1-6-3 BB		1-3		2	0	0	0	2	0	1						
Chico Fernandez, R OBP: 0.276, SLG: 0.312		P5			1B	G1-6-3 1-2		F9		4	0	1	0	0	0	3						
Jim Hegan, R OBP: 0.261, SLG: 0.286		F8		F2			F7			3	0	0	0	0	0	2						
Jack Sanford, R OBP: 0.234, SLG: 0.237		5-3			1-3		6-3			3	0	0	0	0	0	1						
<b>Inning Stats</b>	R: 0 E: 0 K: 1 S: 6	H: 1 LOB: 2 BB: 1 P: 10	R: 0 E: 0 K: 0 S: 3	H: 0 LOB: 1 BB: 1 P: 7	R: 0 E: 1 K: 1 S: 6	H: 1 LOB: 1 BB: 0 P: 6	R: 0 E: 0 K: 0 S: 4	H: 1 LOB: 1 BB: 0 P: 4	R: 0 E: 0 K: 0 S: 5	H: 2 LOB: 2 BB: 0 P: 5	R: 0 E: 0 K: 0 S: 2	H: 0 LOB: 0 BB: 1 P: 6	R: 1 E: 0 K: 0 S: 5	H: 2 LOB: 1 BB: 0 P: 5	R: 0 E: 1 K: 0 S: 4	H: 0 LOB: 1 BB: 0 P: 4		R: 0 E: 1 K: 0 S: 4	H: 0 LOB: 1 BB: 0 P: 4	1B: 7 2B: 0 3B: 0 HR: 0	SF: 0 SAC: 1 DP: 1 HBP: 0	WP: 0 PB: 0 SB: 1 CS: 0
<b>PITCHER</b> Bennie Daniels, R ERA: 6.53	IP: 8.0 WLS: L BF: 34 H: 7 R: 1 ER: 1 SO: 2 BB: 3 IBB: 0 HBP: 0 BLK: 0 WP: 0 HR: 0 S: 35 P: 47 ERA: 1.12 WHIP: 1.250															<b>PITCHER</b>						



Batter	1	2	3	4	5	6	7	8	9	AB	R	H	RBI	BB	SO	LOB	TOP			
<b>Richie Ashburn, L</b> OBP: 0.435, SLG: 0.435 (1, 8)	0-0 1B	1-0 2B HBP			6-3		0-0 1B		0-0 1-3 S	4	2	2	0	0	0	1	<b>Philadelphia Phillies @ Milwaukee Braves</b> Milwaukee County Stadium, Milwaukee, WI Tue Sep 23 1958, 8:05 PM EDT Att: 18,639 - Unknown  <b>AB 33</b> <b>R 6</b> <b>H 10</b> <b>RBI 6</b> <b>BB 4</b> <b>SO 8</b> <b>LOB 17</b>			
<b>Ted Kazanski, R</b> OBP: 0.291, SLG: 0.315 (1, 4)	0-0 4-3	0-0 2B			5-3		0-0 G1-2-3		0-0 1-3	5	0	1	2	0	0	5				
<b>Ed Bouchee, L</b> OBP: 0.355, SLG: 0.422 (1, 3)	0-0 HR	0-3 K			K		0-0 1B		4-0 BB	4	1	2	3	1	2	1				
<b>Wally Post, R</b> OBP: 0.339, SLG: 0.451 (1, 9)	0-0 BB 1B				F8		0-0 F9 SF8 2B		0-3 K	5	1	3	0	0	1	2				
<b>Harry Anderson, L</b> OBP: 0.369, SLG: 0.524 (1, 7)	4-0 1-2 BB				G3		0-0 F9		0-0 6-3	3	0	0	0	1	0	3				
<b>Pancho Herrera, R</b> OBP: 0.365, SLG: 0.370 (1, 5)	0-3 K				F9		0-0 SF8		0-0 1-3	3	0	0	1	0	1	2				
<b>Chico Fernandez, R</b> OBP: 0.277, SLG: 0.314 (1, 6)		0-0 2B S 1B			K		0-0 1-3		0-0 G6-4-3 1B	4	1	2	0	0	1	0				
<b>Stan Lopata, R</b> OBP: 0.396, SLG: 0.394 (1, 2)		0-0 F7			K		4-0 1B HBP G1-2-3 BB		0-0 G6-4-3 1-2	3	0	0	0	1	1	2				
<b>Jim Owens, R</b> <b>Ray Semproch, R</b> OBP: 0.107, SLG: 0.108 (8, 1) <b>Turk Farrell, R</b> OBP: 0.240, SLG: 0.208 (9, 1)	0-3 K	0-3 K			K		1-0 G1-2-3 1B HBP 1-2 1B		4-0 FC5-4 BB	2	1	0	0	0	2	1				
<b>Inning Stats</b>	R: 1 E: 0 K: 1 S: 7	H: 3 LOB: 2 BB: 1 P: 11	R: 2 E: 0 K: 2 S: 9	H: 2 LOB: 1 BB: 0 P: 10	R: 0 E: 0 K: 3 S: 3	H: 0 LOB: 0 BB: 0 P: 3	R: 0 E: 0 K: 2 S: 9	H: 0 LOB: 0 BB: 0 P: 9	R: 0 E: 0 K: 1 S: 5	H: 1 LOB: 0 BB: 0 P: 4	R: 2 E: 0 K: 0 S: 5	H: 3 LOB: 2 BB: 1 P: 10	R: 0 E: 0 K: 0 S: 3	H: 1 LOB: 0 BB: 0 P: 3	R: 0 E: 0 K: 1 S: 5	H: 0 LOB: 2 BB: 2 P: 13		1B: 7 2B: 3 3B: 0 HR: 1	SF: 1 SAC: 0 DP: 3 HBP: 2	WP: 0 PB: 0 SB: 2 CS: 0
<b>PITCHER</b> <b>Juan Pizarro, L</b> ERA: 2.73 (1, 1)	IP: 9.0 WLS: L BF: 40 H: 10 R: 6 ER: 6 SO: 8 BB: 4 IBB: 0 HBP: 2 BLK: 0 WP: 0 HR: 1 S: 50 P: 68 ERA: 6.00 WHIP: 1.556											<b>PITCHER</b>	IP: 0 WLS: 0 BF: 0 H: 0 R: 0 ER: 0 SO: 0 BB: 0 IBB: 0 HBP: 0 BLK: 0 WP: 0 HR: 0 S: 0 P: 0 ERA: 0 WHIP: 0							

Batter	1	2	3	4	5	6	7	8	9	AB	R	H	RBI	BB	SO	LOB	BOTTOM			
<b>Eddie Haas, L</b> OBP: 0.455, SLG: 0.400 (1, 8)	4-0 FC4-6 BB	0-3 K			F7		0-0 4-3		0-0 1B	4	0	1	0	1	1	3	<b>Philadelphia Phillies @ Milwaukee Braves</b> Milwaukee County Stadium, Milwaukee, WI Tue Sep 23 1958, 8:05 PM EDT Att: 18,639 - Unknown  <b>AB 34</b> <b>R 5</b> <b>H 7</b> <b>RBI 5</b> <b>BB 6</b> <b>SO 3</b> <b>LOB 20</b>			
<b>Red Schoendienst, S</b> OBP: 0.372, SLG: 0.321 (1, 4) <b>Joe Koppe, R</b> OBP: 0.571, SLG: 0.500 (9, PR)	0-0 FC4-6 HR	0-3 K			L7		0-0 P6		0-0 1B	5	1	1	1	0	1	3				
<b>Eddie Mathews, L</b> OBP: 0.351, SLG: 0.464 (1, 5) <b>Harry Hanebrink, L</b> OBP: 0.272, SLG: 0.303 (3, PR) (4, 5)	0-0 1-H HR				4-0 BB		4-0 FC6-4 BB		0-0 F5	1	1	1	2	1	0	0				
<b>Hank Aaron, R</b> OBP: 0.388, SLG: 0.553 (1, 9)	0-0 F2				0-0 P9		0-0 FC6-4 1-2		0-0 F7	5	0	0	0	0	0	4				
<b>Wes Covington, L</b> OBP: 0.384, SLG: 0.629 (1, 7) <b>Hawk Taylor, R</b> OBP: 0.386, SLG: 0.435 (8, PR) (9, 7)	0-0 FC5-4 1B				K		0-0 F7		0-0 G6-4-3 1B	4	0	2	0	0	1	1				
<b>Joe Adcock, R</b> OBP: 0.322, SLG: 0.516 (1, 3)	0-0 FC5-4 1-2				P6		0-0 E6 2B		0-0 F3	4	1	0	0	0	0	3				
<b>Del Crandall, R</b> OBP: 0.350, SLG: 0.461 (1, 2)		4-0 WP BB			F7		0-0 2B		0-0 G6-4-3 1-2	3	1	1	0	1	0	1				
<b>Johnny Logan, R</b> OBP: 0.286, SLG: 0.327 (1, 6)		0-0 F8			5-3		0-0 5-3		0-0 F2	4	0	0	0	0	0	3				
<b>Juan Pizarro, L</b> OBP: 0.324, SLG: 0.313 (1, 1) <b>Frank Torre, L</b> OBP: 0.386, SLG: 0.435 (9, PH) <b>John DeMerit, R</b> OBP: 0.339 (9, PR)	4-0 WP BB				1-3		0-0 2B		4-0 1B BB	2	0	1	2	1	0	0				
<b>Inning Stats</b>	R: 2 E: 0 K: 0 S: 5	H: 2 LOB: 1 BB: 1 P: 9	R: 0 E: 0 K: 2 S: 7	H: 0 LOB: 2 BB: 2 P: 15	R: 0 E: 0 K: 1 S: 5	H: 0 LOB: 1 BB: 1 P: 9	R: 0 E: 0 K: 0 S: 3	H: 0 LOB: 0 BB: 0 P: 3	R: 0 E: 0 K: 0 S: 3	H: 2 LOB: 1 BB: 0 P: 6	R: 0 E: 0 K: 0 S: 3	H: 0 LOB: 0 BB: 0 P: 3	R: 0 E: 0 K: 0 S: 3	H: 1 LOB: 1 BB: 0 P: 3	R: 1 E: 0 K: 0 S: 5	H: 2 LOB: 2 BB: 1 P: 9		1B: 4 2B: 2 3B: 0 HR: 1	SF: 0 SAC: 0 DP: 1 HBP: 0	WP: 2 PB: 0 SB: 0 CS: 0
<b>PITCHER</b> <b>Jim Owens, R</b> ERA: 2.57 (1, 1) <b>Ray Semproch, R</b> ERA: 3.92 (8, 1) <b>Turk Farrell, R</b> ERA: 3.39 (9, 1)	IP: 7.0 WLS: W BF: 31 H: 4 R: 4 ER: 2 SO: 3 BB: 5 IBB: 0 HBP: 0 BLK: 0 WP: 2 HR: 1 S: 32 P: 52 ERA: 2.57 WHIP: 1.286											<b>PITCHER</b>	IP: 0 WLS: 0 BF: 0 H: 0 R: 0 ER: 0 SO: 0 BB: 0 IBB: 0 HBP: 0 BLK: 0 WP: 0 HR: 0 S: 0 P: 0 ERA: 0 WHIP: 0							



Batter	1	2	3	4	5	6	7	8	9	AB	R	H	RBI	BB	SO	LOB	TOP					
<b>Richie Ashburn, L</b> OBP: 0.436, SLG: 0.437 (1, 8)	L9		F8			SH1-4 2B 1B	1B 2B		FC3-6 BB	4	2	2	0	1	0	0	Philadelphia Phillies @ Pittsburgh Pirates Forbes Field, Pittsburgh, PA Fri Sep 26 1958, 7:05 PM EDT Att: 12,000 - Unknown					
<b>Bobby Young, L</b> OBP: 0.255, SLG: 0.352 (1, 4)	FC6-4 1B			E5		SH1-4 1-2	1B 2H		FC3-6 FC4-6 1-2	4	0	2	1	0	0	1						
<b>Ed Bouchee, L</b> OBP: 0.355, SLG: 0.425 (1, 3)	P2			F8		2B 2B	FC6-4 1B		FC4-6 1-2	5	1	2	1	0	0	3						
<b>Wally Post, R</b> OBP: 0.336, SLG: 0.446 (1, 9)	FC6-4 1-2			F7		K	FC6-4			4	0	0	0	0	1	5						
<b>Harry Anderson, L</b> OBP: 0.370, SLG: 0.523 (1, 7)				F8		2B IBB			1-4-3	3	0	1	0	1	0	1						
<b>Pancho Herrera, R</b> OBP: 0.358, SLG: 0.379 (1, 5)				FC5-6 G6-4-3 1-2		K	1-3 2H 2B		F9	4	0	1	1	0	1	1						
<b>Chico Fernandez, R</b> OBP: 0.279, SLG: 0.317 (1, 6)				G6-4-3 1-2		WP 2B	5-3			4	0	2	0	0	0	3						
<b>Carl Sawatski, L</b> OBP: 0.296, SLG: 0.332 (1, 2)				F9		4-3			F8	4	0	0	0	0	1	2						
<b>Robin Roberts, S</b> OBP: 0.255, SLG: 0.273 (1, 1)				4-3		6-3			F9	4	0	1	0	0	0	1						
<b>Inning Stats</b>	R: 0 E: 0 K: 0 S: 4	H: 1 LOB: 1 BB: 0 P: 4	R: 0 E: 0 K: 0 S: 3	H: 1 LOB: 0 BB: 0 P: 3	R: 0 E: 0 K: 0 S: 3	H: 0 LOB: 0 BB: 0 P: 3	R: 0 E: 1 K: 0 S: 4	H: 0 LOB: 1 BB: 0 P: 4	R: 0 E: 0 K: 1 S: 6	H: 1 LOB: 1 BB: 0 P: 6	R: 0 E: 0 K: 1 S: 8	H: 3 LOB: 2 BB: 1 P: 12	R: 1 E: 0 K: 1 S: 8	H: 4 LOB: 2 BB: 0 P: 8	R: 0 E: 0 K: 0 S: 4	H: 1 LOB: 1 BB: 0 P: 4	R: 0 E: 0 K: 0 S: 3	H: 0 LOB: 1 BB: 1 P: 7	1B: 7 2B: 4 3B: 0 HR: 0	SF: 0 SAC: 1 DP: 1 HBP: 0	WP: 1 PB: 0 SB: 1 CS: 0	PA: 39
<b>PITCHER</b> <b>Bob Friend, R</b> ERA: 3.65 (1, 1)	IP: 9.0 WLS: L BF: 39	H: 11 R: 3 ER: 3 SO: 3	BB: 1 IBB: 1 HBP: 0 BLK: 0	WP: 1 HR: 0 S: 43 P: 51	ERA: 3.00 WHIP: 1.333											ERA: 3.00 WHIP: 1.333						

Batter	1	2	3	4	5	6	7	8	9	AB	R	H	RBI	BB	SO	LOB	BOTTOM	
<b>Bill Virdon, L</b> OBP: 0.321, SLG: 0.386 (1, 8)	F2		FC5-4 1-2			2B		G3	F9	5	0	1	0	0	0	3	Philadelphia Phillies @ Pittsburgh Pirates Forbes Field, Pittsburgh, PA Fri Sep 26 1958, 7:05 PM EDT Att: 12,000 - Unknown	
<b>Roman Mejias, R</b> OBP: 0.292, SLG: 0.414 (1, 9)	K			F9		F2		F5		4	0	0	0	0	1	1		
<b>Ted Kluszewski, L</b> OBP: 0.348, SLG: 0.395 (1, 3)	P3			2B		P5		P6		4	0	1	0	0	0	1		
<b>Bob Skinner, L</b> OBP: 0.390, SLG: 0.492 (1, 7)				4-3		5-3		4-3		4	1	1	0	0	0	1		
<b>Frank Thomas, R</b> OBP: 0.339, SLG: 0.534 (1, 5)				L7		K		1B 1B 1B	P4	4	0	1	0	0	1	2		
<b>Bill Mazerowski, R</b> OBP: 0.303, SLG: 0.435 (1, 4)				6-3		G3		1B 1-2 1B	BB 1B SF8 1B	4	1	2	0	0	0	0		
<b>Dick Groat, R</b> OBP: 0.327, SLG: 0.408 (1, 6)				FC5-4 1B		4-3		1-2 2-3 1B	SF8 BB	4	0	3	1	0	0	0		
<b>Hank Foiles, R</b> OBP: 0.322, SLG: 0.350 (1, 2)				K		F8		P6		2	0	0	0	0	1	1		
<b>John Powers, L</b> OBP: 0.297, SLG: 0.282 (7, PH)										1	0	0	0	0	0	3		
<b>Bill Hall, L</b> OBP: 0.366, SLG: 0.362 (8, 2)										0	0	0	0	0	0	0		
<b>Danny Kravitz, L</b> OBP: 0.318, SLG: 0.316 (9, PH)										0	0	0	0	1	0	0		
<b>Bob Friend, R</b> OBP: 0.141, SLG: 0.128 (1, 1)				B2		K				3	0	0	0	0	2	4		
<b>Harry Bright, R</b> OBP: 0.273, SLG: 0.400 (9, PH)						K			SF8	0	0	0	1	0	0	0		
<b>Inning Stats</b>	R: 0 E: 0 K: 1 S: 5	H: 0 LOB: 0 BB: 0 P: 5	R: 0 E: 0 K: 0 S: 3	H: 0 LOB: 0 BB: 0 P: 3	R: 0 E: 0 K: 1 S: 6	H: 1 LOB: 1 BB: 0 P: 6	R: 0 E: 0 K: 1 S: 6	H: 1 LOB: 1 BB: 0 P: 6	R: 0 E: 0 K: 1 S: 8	H: 3 LOB: 3 BB: 0 P: 8	R: 0 E: 0 K: 0 S: 3	H: 0 LOB: 0 BB: 0 P: 3	R: 2 E: 0 K: 0 S: 6	H: 3 LOB: 2 BB: 1 P: 10	1B: 7 2B: 2 3B: 0 HR: 0	SF: 1 SAC: 0 DP: 0 HBP: 0	WP: 0 PB: 0 SB: 0 CS: 0	PA: 37
<b>PITCHER</b> <b>Robin Roberts, R</b> ERA: 3.24 (1, 1)	IP: 9.0 WLS: W BF: 37	H: 9 R: 2 ER: 2 SO: 5	BB: 1 IBB: 0 HBP: 0 BLK: 0	WP: 0 HR: 0 S: 46 P: 50	ERA: 2.00 WHIP: 1.111											ERA: 2.00 WHIP: 1.111		



Batter	1	2	3	4	5	6	7	8	9	AB	R	H	RBI	BB	SO	LOB	TOP					
<b>Richie Ashburn, L</b> OBP: 0.438, SLG: 0.439 (1, 8)	FC5-4 1B	K			FC6 1B			SH5-4 2B 1B	F7	5	1	3	0	0	1	1						
<b>Bobby Young, L</b> OBP: 0.254, SLG: 0.345 (1, 4)	FC5-4 1B		L5		P8			SH 2B SH5-4	2B 1B	4	2	1	0	0	0	3						
<b>Ed Bouchee, L</b> OBP: 0.357, SLG: 0.429 (1, 3)	2B 1B		F7		FC6			SH5-4	1B 2B	4	1	2	1	0	0	2						
<b>Wally Post, R</b> OBP: 0.339, SLG: 0.451 (1, 9)	2B 1B		1-3			K		HR 2B	1B	5	1	3	2	0	1	0						
<b>Harry Anderson, L</b> OBP: 0.371, SLG: 0.524 (1, 7)	1-3 2B			1-3		3-1		HR IBB		3	1	1	1	1	0	0						
<b>Pancho Herrera, R</b> OBP: 0.357, SLG: 0.377 (1, 5)	1-3			P6				HR		3	0	1	0	0	0	2						
<b>Dave Philley, S</b> OBP: 0.354, SLG: 0.437 (8, PH)					CS 1B					1	1	1	3	0	0	0						
<b>Willie Jones, R</b> OBP: 0.350, SLG: 0.419 (8, 5)								HR		0	0	0	0	0	0	0						
<b>Chico Fernandez, R</b> OBP: 0.279, SLG: 0.317 (1, 6)		P6		4-3		CS 1B		F9		4	0	1	0	0	0	0						
<b>Jim Hegan, R</b> OBP: 0.256, SLG: 0.280 (1, 2)	K				5-3			P4		4	0	0	0	0	2	1						
<b>Don Cardwell, R</b> OBP: 0.211, SLG: 0.263 (1, 1)								K	K	4	0	2	0	0	2	0						
<b>Inning Stats</b>	R: 1 E: 0 K: 0 S: 6	H: 4 LOB: 2 BB: 0 P: 6	R: 0 E: 0 K: 2 S: 8	H: 1 LOB: 1 BB: 0 P: 8	R: 0 E: 0 K: 0 S: 3	H: 0 LOB: 0 BB: 0 P: 3	R: 0 E: 0 K: 0 S: 3	H: 0 LOB: 0 BB: 0 P: 3	R: 0 E: 0 K: 1 S: 5	H: 2 LOB: 2 BB: 0 P: 5	R: 0 E: 0 K: 1 S: 5	H: 1 LOB: 0 BB: 0 P: 5	R: 0 E: 0 K: 0 S: 7	H: 1 LOB: 0 BB: 0 P: 7	R: 5 E: 0 K: 0 S: 7	H: 3 LOB: 0 BB: 1 P: 11	R: 1 E: 0 K: 1 S: 7	H: 3 LOB: 2 BB: 0 P: 7	1B: 10 2B: 4 3B: 0 HR: 1	SF: 0 SAC: 2 DP: 0 HBP: 0	WP: 0 PB: 0 CS: 1	PA: 41
<b>PITCHER</b>	IP	WLS	BF	H	R	ER	SO	BB	IBB	HBP	BLK	WP	HR	S	P	ERA	WHIP					
<b>Vern Law, R</b> ERA: 4.0 (1, 1)	7.1	L	31	11	4	4	5	0	0	0	0	0	0	41	41	4.91	1.500					
<b>Roy Face, R</b> ERA: 2.9 (8, 1)	0.2		4	1	2	2	0	0	1	0	0	0	1	3	7	27.00	1.500					
<b>Don Williams, R</b> ERA: 6.75 (9, 1)	1.0		5	3	1	1	1	0	0	0	0	0	0	7	7	9.00	3.000					

Philadelphia Phillies @ Pittsburgh Pirates  
Forbes Field, Pittsburgh, PA  
Sat Sep 27 1958, 7:05 PM EDT  
Att: 9,104 - Unknown

AB 37  
R 7  
H 15  
RBI 7  
BB 1  
SO 6  
LOB 9



Batter	1	2	3	4	5	6	7	8	9	AB	R	H	RBI	BB	SO	LOB	BOTTOM					
<b>Dick Schofield, S</b> OBP: 0.333, SLG: 0.273 (1, 6)	CS BB		1B		F7		4-3		P6	4	0	1	0	1	0	0						
<b>Bill Virdon, L</b> OBP: 0.324, SLG: 0.387 (1, 8)	4-3		1B		FC4-6 BB			3B 1B	3H	3	1	2	0	1	0	1						
<b>Ted Kluszewski, L</b> OBP: 0.347, SLG: 0.400 (1, 3)	4-3		5-3		FC4-6			3B		4	0	1	1	0	0	3						
<b>Bob Skinner, L</b> OBP: 0.389, SLG: 0.494 (1, 7)		F6		P6		3B		F7		4	0	1	0	0	0	1						
<b>John Powers, L</b> OBP: 0.256, SLG: 0.268 (1, 9)		K		P5		K		K		4	0	0	0	0	3	2						
<b>Bill Mazerowski, R</b> OBP: 0.305, SLG: 0.435 (1, 4)				1B		P6		K		4	0	2	0	0	1	2						
<b>Harry Bright, R</b> OBP: 0.269, SLG: 0.417 (1, 5)		F3		F7		4-3				4	1	1	0	0	0	3						
<b>Danny Kravitz, L</b> OBP: 0.315, SLG: 0.343 (1, 2)			P6		HR			F7		4	1	1	1	0	0	1						
<b>Vern Law, R</b> OBP: 0.288, SLG: 0.371 (1, 1)					5-3			L8		3	0	0	0	0	1	0						
<b>Roy Face, R</b> (8, 1)										0	0	0	0	0	0	0						
<b>Don Williams, R</b> (9, 1)										0	0	0	0	0	0	0						
<b>Frank Thomas, R</b> OBP: 0.338, SLG: 0.533 (8, PH)										1	0	0	0	0	0	1						
<b>Inning Stats</b>	R: 0 E: 0 K: 0 S: 2	H: 0 LOB: 0 BB: 1 P: 6	R: 0 E: 0 K: 1 S: 6	H: 1 LOB: 1 BB: 0 P: 6	R: 0 E: 0 K: 1 S: 7	H: 2 LOB: 2 BB: 0 P: 7	R: 0 E: 0 K: 0 S: 4	H: 1 LOB: 1 BB: 0 P: 4	R: 1 E: 0 K: 0 S: 4	H: 1 LOB: 1 BB: 1 P: 8	R: 0 E: 0 K: 1 S: 6	H: 1 LOB: 0 BB: 0 P: 6	R: 0 E: 0 K: 0 S: 3	H: 0 LOB: 0 BB: 0 P: 3	R: 1 E: 0 K: 2 S: 9	H: 2 LOB: 1 BB: 0 P: 9	R: 1 E: 0 K: 0 S: 4	H: 1 LOB: 0 BB: 0 P: 4	1B: 5 2B: 1 3B: 2 HR: 1	SF: 0 SAC: 0 DP: 0 HBP: 0	WP: 0 PB: 0 CS: 1	PA: 37
<b>PITCHER</b>	IP	WLS	BF	H	R	ER	SO	BB	IBB	HBP	BLK	WP	HR	S	P	ERA	WHIP					
<b>Don Cardwell, R</b> ERA: 4.51 (1, 1)	9.0	W	37	9	3	3	5	2	0	0	0	0	1	45	53	3.00	1.222					

Philadelphia Phillies @ Pittsburgh Pirates  
Forbes Field, Pittsburgh, PA  
Sat Sep 27 1958, 7:05 PM EDT  
Att: 9,104 - Unknown

AB 35  
R 3  
H 9  
RBI 2  
BB 2  
SO 5  
LOB 14





