

Philadelphia Phillies - 1959

Batter	1	2	3	4	5	6	7	8	9	AB	R	H	RBI	BB	SO	LOB	TOP					
Johnny Temple, R (1.4) OBP: 0.143, SLG: 0.143	0-0 6-3			0-0 F9		0-0 F9			0-0 G1-6-3 1B	4	0	1	0	0	0	1						
Vada Pinson, L (1.8) OBP: 0.250, SLG: 0.250	0-0 1-3			0-0 1-3		0-0 4-3			0-0 G1-6-3 1-2	4	0	0	0	0	0	2						
Gus Bell, L (1.9) OBP: 0.250, SLG: 0.286	0-0 P5			0-0 1-3			0-0 F8		0-0 1B 2B	4	1	1	0	0	0	0						
Frank Robinson, R (1.3) OBP: 0.375, SLG: 0.714		0-0 F7			0-3 K		0-0 5-3		4-0 1B BB	3	0	0	0	1	1	0						
Frank Thomas, R (1.5) OBP: 0.375, SLG: 0.429		0-3 K			1-0 FC4-6 HBP		0-0 F2		0-0 1-2 2-H 1B	3	0	1	1	0	1	0						
Jerry Lynch, L (1.7) OBP: 0.250, SLG: 0.286		0-0 P4			0-0 FC4-6 1-2			0-0 G3	0-0 3-1	4	0	0	0	0	0	3						
Ed Bailey, L (1.2) OBP: 0.286, SLG: 0.167			0-0 4-3		0-0 G3			0-0 F9		3	0	0	0	0	0	1						
Roy McMillan, R (1.6) OBP: 0.167, SLG: 0.333			0-0 5-3			0-0 6-3				3	0	1	0	0	0	0						
Don Newcombe, L (1.1) OBP: 0.333, SLG: 0.333			0-0 G3				0-0 1B		0-0 3-1	3	0	1	0	0	0	1						
Inning Stats	R: 0 E: 0 K: 0 S: 3	H: 0 LOB: 0 BB: 0 P: 3	R: 0 E: 0 K: 1 S: 5	H: 0 LOB: 0 BB: 0 P: 5	R: 0 E: 0 K: 0 S: 3	H: 0 LOB: 0 BB: 0 P: 3	R: 0 E: 0 K: 0 S: 3	H: 0 LOB: 1 BB: 0 P: 3	R: 0 E: 0 K: 1 S: 5	H: 0 LOB: 0 BB: 0 P: 6	R: 0 E: 0 K: 0 S: 4	H: 1 LOB: 1 BB: 0 P: 4	R: 0 E: 0 K: 0 S: 3	H: 0 LOB: 0 BB: 0 P: 3	R: 0 E: 0 K: 0 S: 4	H: 1 LOB: 2 BB: 0 P: 4	R: 1 E: 0 K: 0 S: 5	H: 3 LOB: 2 BB: 1 P: 9	1B: 3 2B: 2 3B: 0 HR: 0	SF: 0 SAC: 0 DP: 1 HBP: 1	WP: 0 PB: 0 SB: 0 CS: 0	PA: 33
PITCHER Robin Roberts, R (1.1) ERA: 1.0	IP: 9.0 WLS: W BF: 33 H: 5 R: 1 ER: 1 SO: 2 BB: 1 IBB: 0 HBP: 1 BLK: 0 WP: 0 HR: 0 S: 35 P: 40 ERA: 1.00 WHIP: 0.667															PITCHER						

Cincinnati Redlegs @ Philadelphia Phillies
 Connie Mack Stadium, Philadelphia, PA
 Fri Apr 10 1959, 6:05 PM EST
 Att: 22,189 - Unknown

AB	31
R	1
H	5
RBI	1
BB	1
SO	2
LOB	8





Batter	1	2	3	4	5	6	7	8	9	AB	R	H	RBI	BB	SO	LOB	BOTTOM			
Sparky Anderson, R (1.4) OBP: 0.250, SLG: 0.250	0-0 L4			0-0 6-3		0-0 F8		0-0 1-2 3-H 1B		4	0	1	1	0	0	1				
Richie Ashburn, L (1.8) OBP: 0.250, SLG: 0.250	4-0 G1-6-3 BB			0-0 L9		0-0 4-3		0-0 L7		3	0	0	0	1	0	3				
Ed Bouchee, L (1.3) OBP: 0.250, SLG: 0.250	0-0 G1-6-3 1-2			0-0 F7			0-0 4-3			3	0	0	0	0	0	1				
Harry Anderson, L (1.7) OBP: 0.250, SLG: 0.250		0-3 K			0-0 4-3		0-3 K			3	0	0	0	0	2	0				
Bob Bowman, R (1.9) OBP: 0.250, SLG: 0.250		0-3 K			0-0 5-3		0-0 F2			3	0	0	0	0	1	0				
Willie Jones, R (1.5) OBP: 0.250, SLG: 0.250		0-0 5-3			0-0 P3			0-0 5-3		3	0	0	0	0	0	0				
Chico Fernandez, R (1.6) OBP: 0.667, SLG: 0.500			0-0 F7			0-0 SH1-4 2B 1B		4-0 FC3-6 1B BB		2	2	1	0	1	0	0				
Jim Hegan, R (1.2) OBP: 0.500, SLG: 0.500			0-0 6-3			0-0 SH1-4 1-2		0-0 FC3-6 1-2 1B		2	0	1	0	0	0	0				
Robin Roberts, S (1.1) OBP: 0.333, SLG: 0.667			0-0 G3			0-0 2-H 2B		0-0 FC3-6 1-2 2-3 1B		3	0	1	1	0	0	2				
Inning Stats	R: 0 E: 0 K: 0 S: 2	H: 0 LOB: 1 BB: 1 P: 6	R: 0 E: 0 K: 2 S: 7	H: 0 LOB: 0 BB: 0 P: 7	R: 0 E: 0 K: 0 S: 3	H: 0 LOB: 0 BB: 0 P: 3	R: 0 E: 0 K: 0 S: 3	H: 0 LOB: 0 BB: 0 P: 3	R: 1 E: 0 K: 0 S: 5	H: 2 LOB: 1 BB: 0 P: 5	R: 0 E: 0 K: 1 S: 5	H: 0 LOB: 0 BB: 0 P: 5	R: 1 E: 0 K: 0 S: 5	H: 2 LOB: 2 BB: 1 P: 9	R: 1 E: 0 K: 0 S: 5	H: 2 LOB: 2 BB: 1 P: 9	1B: 3 2B: 1 3B: 0 HR: 0	SF: 0 SAC: 1 DP: 1 HBP: 0	WP: 0 PB: 0 SB: 0 CS: 0	PA: 29
PITCHER Don Newcombe, R (1.1) ERA: 2.25	IP: 8.0 WLS: L BF: 29 H: 4 R: 2 ER: 2 SO: 3 BB: 2 IBB: 0 HBP: 0 BLK: 0 WP: 0 HR: 0 S: 33 P: 41 ERA: 2.25 WHIP: 0.750															PITCHER				


Cincinnati Redlegs @ Philadelphia Phillies
 Connie Mack Stadium, Philadelphia, PA
 Fri Apr 10 1959, 6:05 PM EST
 Att: 22,189 - Unknown


AB	26
R	2
H	4
RBI	2
BB	2
SO	3
LOB	7



Batter	1	2	3	4	5	6	7	8	9	10	AB	R	H	RBI	BB	SO	LOB	TOP	
Sparky Anderson, R OBP: 0.333, SLG: 0.333 (1, 4)	G4-3 1B		BB 1B		FC6-4 1-2r		F9		F9		5	0	2	0	0	0	3	Philadelphia Phillies @ Milwaukee Braves Milwaukee County Stadium, Milwaukee, WI Tue Apr 14 1959, 4:33 AM EST Att: 42,081 - Unknown AB 34 R 3 H 8 RBI 3 BB 5 SO 6 LOB 16 	
Richie Ashburn, L OBP: 0.333, SLG: 0.143 (1, 8)	G4-3 1-2r		BB 1B			1B 1B		P5		F8	4	1	1	0	1	0	1		
Ed Bouchee, L (1, 3)					F3			F2		CS BB	3	0	0	0	2	1	3		
Bob Bowman, R (1, 9)	4-3				5-3			K		K	5	0	0	0	0	2	3		
Harry Anderson, L OBP: 0.429, SLG: 0.333 (1, 7)											3	1	2	0	1	1	0		
Willie Jones, R OBP: 0.286, SLG: 0.167 Gene Freese, R (9, PR) (9, 5)										SH5-4 BB 1B	3	0	1	1	1	1	1		
Chico Fernandez, R OBP: 0.333, SLG: 0.200 (1, 6)										SH5-4 BB	0	1	0	0	0	0	0		
Jim Hegan, R OBP: 0.200, SLG: 0.200 Granny Hamner, R (9, PH) Valmy Thomas, R (9, 2)											3	0	0	0	0	0	0		
Jim Owens, R OBP: 0.333, SLG: 0.333 Wally Post, R OBP: 1.000, SLG: 3.000 Turk Farrell, R (9, 1)											1	0	1	2	0	0	0		
											0	0	0	0	0	0	0		
Inning Stats	R: 0 E: 0 K: 0 S: 3	H: 1 LOB: 1 BB: 1 P: 7	R: 0 E: 0 K: 1 S: 4	H: 0 LOB: 0 BB: 1 P: 8	R: 0 E: 0 K: 1 S: 6	H: 1 LOB: 2 BB: 1 P: 10	R: 0 E: 0 K: 0 S: 5	H: 0 LOB: 0 BB: 0 P: 5	R: 0 E: 0 K: 1 S: 5	H: 0 LOB: 0 BB: 0 P: 5	R: 0 E: 0 K: 0 S: 3	H: 0 LOB: 0 BB: 0 P: 3	R: 0 E: 0 K: 0 S: 5	H: 2 LOB: 2 BB: 1 P: 9	R: 0 E: 0 K: 1 S: 4	H: 0 LOB: 1 BB: 1 P: 8	1B: 7 2B: 1 3B: 1 HR: 0	SF: 0 SAC: 1 DP: 2 HBP: 0	WP: 0 PA: 40 PB: 0 SB: 0 CS: 1
PITCHER	IP 9.0	WLS 37	BF 8	H 3	R 3	ER 3	SO 5	BB 4	IBB 0	HBP 0	BLK 0	WP 0	HR 0	S 43	P 59	ERA 3.00	WHIP 1.333		
Warren Spahn, L ERA: 1.5 Don McMahon, R ERA:	(1, 1)	(10, 1)	1.0	W	3	0	0	0	1	1	0	0	0	0	0	0	0	0	0

Batter	1	2	3	4	5	6	7	8	9	10	AB	R	H	RBI	BB	SO	LOB	BOTTOM					
Bill Bruton, L OBP: 0.357, SLG: 0.500 (1, 8)	F8		G3			1B 3B		K		F8	5	1	1	0	0	1	2	Philadelphia Phillies @ Milwaukee Braves Milwaukee County Stadium, Milwaukee, WI Tue Apr 14 1959, 4:33 AM EST Att: 42,081 - Unknown AB 36 R 4 H 12 RBI 4 BB 3 SO 3 LOB 16 					
Eddie Mathews, L OBP: 0.286, SLG: 0.692 (1, 5)	F2				4-3	G1-6-3 1B		F9		F3	5	0	1	1	0	0	1						
Hank Aaron, R OBP: 0.571, SLG: 0.929 (1, 9)	6-3					G1-6-3 1B					5	2	3	0	0	0	1						
Wes Covington, L OBP: 0.429, SLG: 0.462 (1, 7)											4	0	3	1	1	0	0						
Frank Torre, L OBP: 0.167, SLG: 0.167 Johnny O'Brien, R OBP: 0.500, SLG: 0.500 (7, PR) (8, 4)											3	0	1	0	0	0	3						
Del Crandall, R OBP: 0.250, SLG: 0.583 (1, 2)											2	0	1	1	0	0	1						
Johnny Logan, R OBP: 0.251, SLG: 0.182 (1, 6)											3	0	0	0	0	0	4						
Felix Mantilla, R OBP: 0.200, SLG: 0.111 Mickey Vernon, L OBP: 1.000, SLG: 1.000 (7, PH) (8, 3)											4	1	1	0	0	0	2						
Warren Spahn, L OBP: 0.429, SLG: 0.200 Joe Morgan, L (9, PH) Don McMahon, R (10, 1)											2	0	0	0	0	1	0						
											0	0	0	0	0	0	0						
Inning Stats	R: 0 E: 0 K: 0 S: 3	H: 0 LOB: 0 BB: 0 P: 3	R: 0 E: 0 K: 0 S: 2	H: 0 LOB: 0 BB: 1 P: 6	R: 0 E: 0 K: 0 S: 3	H: 0 LOB: 1 BB: 1 P: 7	R: 0 E: 0 K: 0 S: 5	H: 2 LOB: 2 BB: 0 P: 5	R: 0 E: 0 K: 1 S: 5	H: 0 LOB: 0 BB: 0 P: 5	R: 1 E: 0 K: 0 S: 4	H: 2 LOB: 0 BB: 0 P: 4	R: 0 E: 0 K: 1 S: 6	H: 1 LOB: 2 BB: 1 P: 10	R: 1 E: 1 K: 1 S: 8	H: 2 LOB: 2 BB: 0 P: 8	R: 1 E: 0 K: 0 S: 5	H: 2 LOB: 1 BB: 0 P: 5	R: 1 E: 0 K: 0 S: 3	H: 3 LOB: 2 BB: 0 P: 3	1B: 9 2B: 2 3B: 1 HR: 0	SF: 0 SAC: 2 DP: 1 HBP: 0	WP: 0 PA: 41 PB: 0 SB: 0 CS: 1
PITCHER	IP 8.0	WLS 33	BF 7	H 2	R 2	ER 2	SO 3	BB 2	IBB 1	HBP 0	BLK 0	WP 0	HR 0	S 36	P 48	ERA 2.25	WHIP 1.125						
Jim Owens, R ERA: 2.25 Turk Farrell, R ERA: 18.0	(1, 1)	(9, 1)	1.0	L	8	5	2	2	0	0	0	0	0	0	8	8	18.00	5.000					

Batter	1	2	3	4	5	6	7	8	9	AB	R	H	RBI	BB	SO	LOB	TOP					
Sparky Anderson, R (1.4) OBP: 0.231, SLG: 0.231	F7	FC6-4			F8			F7		4	0	0	0	0	0	2	Philadelphia Phillies @ Milwaukee Braves Milwaukee County Stadium, Milwaukee, WI Thu Apr 16 1959, 4:33 AM EST Att: 11,186 - Unknown 					
Richie Ashburn, L (1.8) OBP: 0.308, SLG: 0.100	K		6-3			G6-3 BB		6-3		3	0	0	0	1	1	0						
Ed Bouchee, L (1.3) OBP: 0.250, SLG: 0.400	HR		6-3			G6-3		4-3		4	1	1	1	0	0	1						
Harry Anderson, L (1.7) OBP: 0.273, SLG: 0.200	L6		K			F8			4-3	4	0	0	0	0	1	0						
Wally Post, R (1.9) OBP: 0.400, SLG: 0.800		P3			F8			F8		4	1	1	0	0	0	0						
Willie Jones, R (1.5) OBP: 0.394, SLG: 0.222		1B BB			L5			K		3	1	1	0	1	1	1						
Chico Fernandez, R (1.6) OBP: 0.300, SLG: 0.222		1B 1B			P4			F8		4	0	1	0	0	0	2						
Jim Hegan, R (1.2) OBP: 0.286, SLG: 0.286					F8					2	0	1	1	0	0	0						
Dave Philley, S (7. PH) OBP: 1.000, SLG: 2.000										1	0	1	1	0	0	0						
Valmy Thomas, R (7.2)										0	0	0	0	0	0	0						
Robin Roberts, S (1.1) OBP: 0.200, SLG: 0.400		K			K			G1		2	0	0	0	0	2	2						
Ray Semproch, R (6.1)										0	0	0	0	0	0	0						
Harry Hanebrink, L (7. PH)										1	0	0	0	0	0	1						
Jack Meyer, R (7.1)										0	0	0	0	0	0	0						
Jim Hearn, R (8.1)										0	0	0	0	0	0	0						
Al Schroll, R (8.1)										0	0	0	0	0	0	0						
Inning Stats	R: 1 E: 0 K: 1 S: 6	H: 1 LOB: 0 BB: 0 P: 6	R: 1 E: 0 K: 1 S: 7	H: 2 LOB: 2 BB: 1 P: 11	R: 0 E: 0 K: 1 S: 5	H: 0 LOB: 0 BB: 0 P: 5	R: 0 E: 0 K: 0 S: 3	H: 0 LOB: 0 BB: 0 P: 3	R: 0 E: 0 K: 1 S: 5	H: 0 LOB: 0 BB: 0 P: 5	R: 0 E: 0 K: 0 S: 2	H: 0 LOB: 0 BB: 0 P: 6	R: 1 E: 0 K: 1 S: 7	H: 2 LOB: 1 BB: 0 P: 7	R: 0 E: 0 K: 0 S: 3	H: 0 LOB: 1 BB: 0 P: 3	R: 0 E: 0 K: 0 S: 4	H: 1 LOB: 1 BB: 0 P: 4	1B: 4 2B: 1 3B: 0 HR: 1	SF: 0 SAC: 0 DP: 1 HBP: 0	WP: 0 PB: 0 CS: 0	PA: 34
PITCHER Lew Burdette, R (1.1) ERA: 3.0	IP: 9.0 WLS: W BF: 34 H: 6 R: 3 ER: 3 SO: 5 BB: 2 IBB: 0 HBP: 0 BLK: 0 WP: 0 HR: 1 S: 42 P: 50 ERA: 3.00 WHIP: 0.889															PITCHER	IP: 9.0 WLS: W BF: 34 H: 6 R: 3 ER: 3 SO: 5 BB: 2 IBB: 0 HBP: 0 BLK: 0 WP: 0 HR: 1 S: 42 P: 50 ERA: 3.00 WHIP: 0.889					

Batter	1	2	3	4	5	6	7	8	9	AB	R	H	RBI	BB	SO	LOB	BOTTOM					
Bill Bruton, L (1.8) OBP: 0.294, SLG: 0.412	F7			F8	F9			K		3	0	0	0	0	0	1	Philadelphia Phillies @ Milwaukee Braves Milwaukee County Stadium, Milwaukee, WI Thu Apr 16 1959, 4:33 AM EST Att: 11,186 - Unknown 					
Jim Pisoni, R (7.8)										1	0	0	0	1	1							
Eddie Mathews, L (1.5) OBP: 0.305, SLG: 0.824	4-3			5-3 1B		HR				4	2	2	1	1	1	3						
Hank Aaron, R (1.9) OBP: 0.556, SLG: 0.889	P6			5-3		1B		1B		4	1	2	0	0	0	1						
Wes Covington, L (1.7) OBP: 0.333, SLG: 0.353		F5		F8		F8		1-3		4	0	0	0	0	4							
Frank Torre, L (1.3) OBP: 0.313, SLG: 0.267		F9			1B E		G6-3		PB BB	3	2	2	0	1	0	0						
Del Crandall, R (1.2) OBP: 0.313, SLG: 0.533		5-3			E 1B		G6-3		SH1-3 PB	3	2	1	1	1	0	2						
Johnny Logan, R (1.6) OBP: 0.250, SLG: 0.154			F7		F8			SH1-3		2	0	0	1	1	0	1						
Felix Mantilla, R (1.4) OBP: 0.286, SLG: 0.231			F8				FC3-6 BB		1-3 2-H 3-H	4	0	2	2	0	0	1						
Lew Burdette, R (1.1) OBP: 0.429, SLG: 0.500			K				FC1-6		BB	4	0	2	0	0	1	1						
Inning Stats	R: 0 E: 0 K: 0 S: 3	H: 0 LOB: 0 BB: 0 P: 3	R: 0 E: 0 K: 0 S: 3	H: 0 LOB: 0 BB: 0 P: 3	R: 0 E: 0 K: 1 S: 5	H: 0 LOB: 0 BB: 0 P: 5	R: 0 E: 0 K: 0 S: 4	H: 1 LOB: 1 BB: 0 P: 4	R: 2 E: 1 K: 0 S: 6	H: 4 LOB: 1 BB: 0 P: 6	R: 1 E: 0 K: 0 S: 5	H: 3 LOB: 1 BB: 0 P: 5	R: 0 E: 0 K: 1 S: 5	H: 0 LOB: 1 BB: 1 P: 9	R: 4 E: 0 K: 1 S: 8	H: 3 LOB: 3 BB: 4 P: 24	R: 4 E: 0 K: 1 S: 8	H: 3 LOB: 3 BB: 4 P: 24	1B: 8 2B: 2 3B: 0 HR: 1	SF: 0 SAC: 1 DP: 1 HBP: 0	WP: 0 PB: 1 CS: 0	PA: 38
PITCHER Robin Roberts, R (1.1) ERA: 2.51	IP: 5.1 WLS: 23 BF: 8 H: 8 R: 3 ER: 3 SO: 3 BB: 0 IBB: 0 HBP: 0 BLK: 0 WP: 0 HR: 1 S: 25 P: 25 ERA: 5.06 WHIP: 1.500															PITCHER	IP: 5.1 WLS: 23 BF: 8 H: 8 R: 3 ER: 3 SO: 3 BB: 0 IBB: 0 HBP: 0 BLK: 0 WP: 0 HR: 1 S: 25 P: 25 ERA: 5.06 WHIP: 1.500					
Ray Semproch, R (6.1)	0.2	1	0	0	0	0	0	0	0	0	0	1	1	0.00	0.000							
Jack Meyer, R (7.1)	1.1	L	9	1	4	4	1	3	1	0	0	0	0	0	7	23	27.00	3.000				
Jim Hearn, R (8.1)	0.1	3	2	0	0	0	0	0	0	0	0	3	3	0.00	6.000							
Al Schroll, R (8.1)	0.1	2	0	0	0	1	1	0	0	0	0	3	7	0.00	3.000							

Batter	1	2	3	4	5	6	7	8	9	AB	R	H	RBI	BB	SO	LOB	TOP																					
Sparky Anderson, R OBP: 0.278, SLG: 0.278										5	2	2	0	0	2	5																						
Richie Ashburn, L OBP: 0.389, SLG: 0.214										4	1	2	0	1	0	0																						
Ed Bouchee, L OBP: 0.250, SLG: 0.357										4	0	1	0	0	0	1																						
Harry Anderson, L OBP: 0.375, SLG: 0.462										3	1	1	1	1	0	2																						
Wally Post, R OBP: 0.400, SLG: 0.700 Bob Bowman, R										5	0	2	2	0	1	3																						
Willie Jones, R OBP: 0.375, SLG: 0.571										5	1	2	1	0	0	4																						
Chico Fernandez, R OBP: 0.286, SLG: 0.231										4	0	1	0	0	0	4																						
Valmy Thomas, R OBP: 0.500, SLG: 0.333										3	0	1	0	1	1	0																						
Ruben Gomez, R										1	0	0	0	0	0	0																						
Ray Semproch, R										3	0	0	0	0	3	5																						
Inning Stats	R: 2 E: 0 K: 0 S: 5	H: 3 LOB: 0 BB: 0 P: 5	R: 1 E: 0 K: 0 S: 4	H: 1 LOB: 0 BB: 0 P: 4	R: 2 E: 0 K: 0 S: 6	H: 3 LOB: 2 BB: 1 P: 10	R: 0 E: 0 K: 3 S: 9	H: 0 LOB: 0 BB: 0 P: 9	R: 0 E: 0 K: 1 S: 5	H: 2 LOB: 2 BB: 0 P: 7	R: 0 E: 0 K: 0 S: 3	H: 0 LOB: 0 BB: 0 P: 3	R: 0 E: 0 K: 2 S: 9	H: 2 LOB: 3 BB: 1 P: 13	R: 0 E: 0 K: 0 S: 4	H: 1 LOB: 2 BB: 1 P: 8	1B: 8 2B: 2 3B: 0 HR: 2	SF: 0 SAC: 1 DP: 1 HBP: 1	WP: 0 PB: 0 SB: 0 CS: 0	PA: 42																		
PITCHER	IP	WLS	BF	H	R	ER	SO	BB	IBB	HBP	BLK	WP	HR	S	P	ERA	WHIP	PITCHER				IP	WLS	BF	H	R	ER	SO	BB	IBB	HBP	BLK	WP	HR	S	P	ERA	WHIP
Brooks Lawrence, R ERA: 22.5	2.0	L	11	6	5	5	0	0	0	0	0	0	2	11	11	22.50	3.000																					
Tom Acker, R ERA	3.0		12	1	0	0	4	0	1	1	0	0	0	18	23	0.00	0.333																					
Willard Schmidt, R ERA	2.0		8	2	0	0	1	0	0	0	0	0	0	10	10	0.00	1.000																					
Hal Jeffcoat, R ERA	2.0		11	3	0	0	2	1	1	0	0	0	0	13	21	0.00	2.000																					

Philadelphia Phillies @ Cincinnati Redlegs
Crosley Field, Cincinnati, OH
Fri Apr 17 1959, 6:05 PM EST
Att: 8,376 - Unknown

AB 37
R 5
H 12
RBI 4
BB 3
SO 7
LOB 24



Batter	1	2	3	4	5	6	7	8	9	AB	R	H	RBI	BB	SO	LOB	BOTTOM																					
Johnny Temple, R OBP: 0.263, SLG: 0.278										3	0	0	0	0	0	1																						
Vada Pinson, L OBP: 0.286, SLG: 0.714										4	0	0	0	0	1	3																						
Gus Bell, L OBP: 0.238, SLG: 0.250										4	0	1	1	0	0	2																						
Frank Robinson, R OBP: 0.333, SLG: 0.389										3	0	0	0	1	0	1																						
Frank Thomas, R OBP: 0.400, SLG: 0.389										4	0	1	0	0	0	1																						
Jerry Lynch, L OBP: 0.250, SLG: 0.389										4	0	0	0	0	3	2																						
Ed Bailey, L OBP: 0.333, SLG: 0.688										3	0	0	0	1	0	1																						
Roy McMillan, R OBP: 0.188, SLG: 0.375										3	0	0	0	0	0	2																						
Brooks Lawrence, R										0	0	0	0	0	0	0																						
Tom Acker, R										1	0	0	0	0	0	0																						
Don Newcombe, L										0	0	0	0	1	0	0																						
Don Patevitch, R										0	0	0	0	0	0	0																						
Willard Schmidt, R										0	0	0	0	0	0	0																						
Bob Thurman, L										1	0	0	0	0	0	0																						
Hal Jeffcoat, R										0	0	0	0	0	0	0																						
Inning Stats	R: 0 E: 0 K: 0 S: 3	H: 0 LOB: 0 BB: 0 P: 3	R: 0 E: 0 K: 1 S: 5	H: 0 LOB: 1 BB: 1 P: 9	R: 0 E: 1 K: 0 S: 5	H: 1 LOB: 2 BB: 0 P: 5	R: 0 E: 0 K: 1 S: 6	H: 1 LOB: 2 BB: 1 P: 10	R: 1 E: 0 K: 1 S: 6	H: 1 LOB: 1 BB: 1 P: 10	R: 0 E: 0 K: 1 S: 5	H: 0 LOB: 0 BB: 0 P: 5	R: 0 E: 0 K: 0 S: 3	H: 0 LOB: 0 BB: 0 P: 3	R: 0 E: 0 K: 0 S: 3	H: 0 LOB: 0 BB: 0 P: 3	R: 0 E: 0 K: 0 S: 3	H: 0 LOB: 0 BB: 0 P: 3	1B: 3 2B: 0 3B: 0 HR: 0	SF: 0 SAC: 1 DP: 0 HBP: 0	WP: 0 PB: 0 SB: 0 CS: 0	PA: 34																
PITCHER	IP	WLS	BF	H	R	ER	SO	BB	IBB	HBP	BLK	WP	HR	S	P	ERA	WHIP	PITCHER				IP	WLS	BF	H	R	ER	SO	BB	IBB	HBP	BLK	WP	HR	S	P	ERA	WHIP
Ruben Gomez, R ERA	1.1																																					
Ray Semproch, R ERA: 1.29	3.1	W	23	2	1	1	3	2	0	0	0	0	0	27	35	1.42	0.632																					

Philadelphia Phillies @ Cincinnati Redlegs
Crosley Field, Cincinnati, OH
Fri Apr 17 1959, 6:05 PM EST
Att: 8,376 - Unknown

AB 30
R 1
H 3
RBI 1
BB 3
SO 4
LOB 13



Batter	1	2	3	4	5	6	7	8	9	AB	R	H	RBI	BB	SO	LOB	TOP								
Sparky Anderson, R OBP: 0.250, SLG: 0.250	P6	1B	K	4-3		6-3			6-3	6	1	1	2	0	1	1									
Richie Ashburn, L OBP: 0.417, SLG: 0.222	L9	1B	WP				3-1		3-1	4	1	1	0	2	0	0									
Ed Bouchee, L OBP: 0.364, SLG: 0.421		1B					E3		K	5	1	3	2	1	1	0									
Harry Anderson, L OBP: 0.333, SLG: 0.444	G3	K	K				F9			5	1	1	1	0	2	6									
Wally Post, R OBP: 0.400, SLG: 0.667			E5				F2			5	1	2	1	0	1	1									
Bob Bowman, R		FC6-5	2B	HR						0	0	0	0	0	0	0									
Willie Jones, R OBP: 0.381, SLG: 0.556		FC6-5	1B	HR			F7			4	2	1	0	1	0	2									
Chico Fernandez, R OBP: 0.316, SLG: 0.333		FC5-2	1B	2B						5	2	2	0	0	0	3									
Carl Sawatski, L		E4	HR	IBB						1	1	0	0	0	0	2									
Granny Hamner, R (3, PH)		FC5-2	1B	2B			K			0	1	0	0	1	0	0									
Jim Hegan, R OBP: 0.400, SLG: 0.400		1B	HR	IBB			1B			3	1	2	1	0	1	0									
Seth Morehead, L (1, 1)		FC5-2	1B	HR						1	1	0	0	0	0	3									
Gene Freese, R (3, PH)		FC5-2	1B	HR			4-3			1	1	1	4	0	0	0									
Al Schroll, R OBP: 0.333, SLG: 0.667		1B	HR							3	0	1	2	0	1	1									
Inning Stats	R: 0 E: 0 K: 0 S: 4	H: 1 LOB: 1 BB: 0 P: 4	R: 4 E: 1 K: 1 S: 11	H: 5 LOB: 2 BB: 0 P: 11	R: 4 E: 1 K: 2 S: 10	H: 2 LOB: 3 BB: 3 P: 22	R: 2 E: 0 K: 1 S: 7	H: 2 LOB: 1 BB: 1 P: 11	R: 3 E: 0 K: 0 S: 5	H: 3 LOB: 0 BB: 1 P: 9	R: 0 E: 0 K: 1 S: 5	H: 0 LOB: 0 BB: 0 P: 5	R: 0 E: 1 K: 0 S: 4	H: 0 LOB: 1 BB: 0 P: 4	R: 1 E: 0 K: 1 S: 6	H: 2 LOB: 2 BB: 0 P: 6	R: 0 E: 0 K: 1 S: 5	H: 0 LOB: 0 BB: 0 P: 5	1B: 9 2B: 6 3B: 0 HR: 1	SF: 0 SAC: 0 DP: 2 HBP: 0	WP: 1 PB: 0 SB: 0 CS: 1	PA: 48			
PITCHER	IP	WLS	BF	H	R	ER	SO	BB	IBB	HBP	BLK	WP	HR	S	P	ERA	WHIP								
Don Newcombe, R ERA: 1.86	1.2	L	12	6	4	0	0	0	0	0	0	0	0	12	12	0.00	3.600								
Mike Cuellar, L ERA: 22.5	2.0		15	4	6	5	4	3	1	0	0	1	1	19	35	22.50	3.500								
Willard Schmidt, R ERA: 11.57	0.1		5	3	3	3	0	1	0	0	0	0	0	4	8	81.00	12.000								
Tom Acker, R ERA:	1.0		2	0	0	0	0	0	0	0	0	0	0	2	2	0.00	0.000								
Bob Mabe, R ERA:	2.0		7	0	0	0	1	0	0	0	0	0	0	9	9	0.00	0.000								

Philadelphia Phillies @ Cincinnati Redlegs
Crosley Field, Cincinnati, OH
Sat Apr 18 1959, 3:33 AM EST
Att: 2,890 - Unknown

AB	43
R	14
H	15
RBI	13
BB	5
SO	7
LOB	19



Batter	1	2	3	4	5	6	7	8	9	AB	R	H	RBI	BB	SO	LOB	BOTTOM								
Johnny Temple, R OBP: 0.292, SLG: 0.364	HR		F8		SF9		1-3			4	1	2	1	0	0	0									
Vada Pinson, L OBP: 0.305, SLG: 0.640	F7		L4-3		4-3				4-3	4	0	1	0	1	0	3									
Frank Robinson, R OBP: 0.360, SLG: 0.545	HR		L4-3						G5-4-3	4	1	2	3	0	0	2									
Frank Thomas, R OBP: 0.333, SLG: 0.318	F2				P4		K		5-3	4	0	0	0	0	1	1									
Del Ennis, R OBP: 0.250, SLG: 0.250	P3				F8				F9	4	0	1	0	0	0	0									
Pete Whisenant, R (1, 9)										3	0	0	0	0	1	0									
Gus Bell, L OBP: 0.227, SLG: 0.238	L7				K				P4	1	0	0	0	0	0	1									
Ed Bailey, L OBP: 0.364, SLG: 0.632									L3	3	2	1	0	1	0	0									
Roy McMillan, R OBP: 0.300, SLG: 0.556										2	3	1	1	2	0	0									
Don Newcombe, L ERA: 1.86										0	0	0	0	0	0	0									
Mike Cuellar, L ERA: 22.5										0	0	0	0	0	0	0									
Willard Schmidt, R ERA: 11.57										0	0	0	0	0	0	0									
Tom Acker, R ERA:										0	0	0	0	0	0	0									
Bob Mabe, R ERA:										0	0	0	0	0	0	0									
Hal Jeffcoat, R ERA: 2.25										0	0	0	0	0	0	0									
Inning Stats	R: 2 E: 0 K: 0 S: 5	H: 2 LOB: 0 BB: 0 P: 5	R: 1 E: 0 K: 1 S: 6	H: 1 LOB: 0 BB: 0 P: 6	R: 0 E: 0 K: 0 S: 2	H: 0 LOB: 0 BB: 1 P: 6	R: 0 E: 0 K: 1 S: 5	H: 0 LOB: 0 BB: 0 P: 5	R: 3 E: 0 K: 0 S: 3	H: 4 LOB: 1 BB: 1 P: 10	R: 0 E: 0 K: 0 S: 3	H: 0 LOB: 0 BB: 0 P: 3	R: 0 E: 0 K: 0 S: 3	H: 1 LOB: 0 BB: 0 P: 3	R: 3 E: 0 K: 0 S: 6	H: 4 LOB: 1 BB: 1 P: 10	1B: 5 2B: 3 3B: 0 HR: 3	SF: 1 SAC: 0 DP: 3 HBP: 0	WP: 0 PB: 0 SB: 1 CS: 0	PA: 38					
PITCHER	IP	WLS	BF	H	R	ER	SO	BB	IBB	HBP	BLK	WP	HR	S	P	ERA	WHIP								
Seth Morehead, L ERA: 13.5	2.0		9	3	3	3	1	0	0	0	0	0	0	11	11	13.50	1.500								
Al Schroll, R ERA: 7.36	7.0	W	29	7	6	6	2	4	0	0	0	0	1	29	45	7.71	1.571								

Philadelphia Phillies @ Cincinnati Redlegs
Crosley Field, Cincinnati, OH
Sat Apr 18 1959, 3:33 AM EST
Att: 2,890 - Unknown

AB	33
R	9
H	10
RBI	9
BB	4
SO	3
LOB	7



Batter	1	2	3	4	5	6	7	8	9	AB	R	H	RBI	BB	SO	LOB	TOP					
Sparky Anderson, R OBP: 0.310, SLG: 0.259	4-0 FC5-4 BB BB		4-0 1B BB	0-0 1-3		0-0 1B		0-0 L6		3	1	1	0	2	0	0	Philadelphia Phillies @ Cincinnati Redlegs Crosley Field, Cincinnati, OH Sun Apr 19 1959, 3:33 AM EST Att: 8,091 - Unknown					
Richie Ashburn, L OBP: 0.414, SLG: 0.261	0-0 F8		0-0 1B 5-3 1B		0-0 F9 BB 1B	0-0 F8		0-0 L8		5	2	2	0	0	0	2						
Ed Bouchee, L OBP: 0.407, SLG: 0.409	4-0 FC5-4 BB		0-0 4-3 5-3 1B		4-0 BB 1B SF9 BB	0-0 G3		0-3 K		3	1	1	1	2	1	1						
Wally Post, R OBP: 0.350, SLG: 0.526	0-0 FC5-4 1-2 2-3		0-0 5-3		0-0 F9		4-0 1B FC6-4 BB		0-0 F7	4	1	0	1	1	0	5						
Harry Anderson, L OBP: 0.346, SLG: 0.435	0-0 P4		0-0 4-3		0-0 BB 1B		0-0 FC6-4 1B		0-0 5-3	5	0	2	1	0	0	3						
Willie Jones, R OBP: 0.440, SLG: 0.526		4-0 FC5-4 BB	4-0 BB		4-0 1-2 2-3 BB		0-0 F3			1	0	0	0	3	0	2						
Chico Fernandez, R OBP: 0.286, SLG: 0.300		0-3 K	0-0 4-3		0-0 SF9		0-0 FC6-4			2	0	0	0	0	1	3						
Dave Philley, S OBP: 0.500, SLG: 2.000							1-2 3-H			0	0	0	1	0	0	1						
Joe Koppe, R							1-2 2-3			1	0	0	1	0	0	1						
Jim Hegan, R OBP: 0.333, SLG: 0.333		0-0 FC5-4		0-0 1-3		0-0 L8		0-0 5-3		2	0	0	0	0	0	1						
Harry Hanebrink, L OBP: 0.346, SLG: 0.250		0-0 FC5-4		0-0 1-3		0-0 L8		0-0 5-3		1	0	0	0	0	0	2						
Valmy Thomas, R OBP: 0.400, SLG: 0.250		0-0 1-2		0-0 1-3		0-0 L8		0-0 5-3		1	0	0	0	0	0	1						
Jim Owens, R OBP: 0.250, SLG: 0.250		0-0 F3		0-0 4-3		0-0 5-3		0-3 K		1	0	0	0	0	0	1						
Chris Short, R										2	0	0	0	0	0	0						
Turk Farrell, R										0	0	0	0	0	0	0						
John Easton, R										1	0	0	0	0	1	0						
Jack Meyer, R										0	0	0	0	0	0	0						
Inning Stats	R: 0 E: 0 K: 0 S: 3	H: 0 LOB: 2 BB: 2 P: 11	R: 0 E: 0 K: 1 S: 5	H: 0 LOB: 1 BB: 1 P: 9	R: 2 E: 0 K: 0 S: 5	H: 2 LOB: 2 BB: 2 P: 13	R: 0 E: 0 K: 0 S: 3	H: 0 LOB: 0 BB: 0 P: 3	R: 2 E: 0 K: 0 S: 5	H: 2 LOB: 2 BB: 2 P: 13	R: 0 E: 0 K: 0 S: 4	H: 1 LOB: 1 BB: 1 P: 4	R: 1 E: 0 K: 0 S: 4	H: 1 LOB: 1 BB: 1 P: 8	R: 0 E: 0 K: 1 S: 5	H: 0 LOB: 0 BB: 0 P: 5	R: 0 E: 0 K: 1 S: 5	H: 0 LOB: 0 BB: 0 P: 5	1B: 6 2B: 0 3B: 0 HR: 0	SF: 1 SAC: 0 DP: 0 HBP: 0	WP: 0 PB: 0 SB: 0 CS: 0	PA: 41
PITCHER	IP	WLS	BF	H	R	ER	SO	BB	IBB	HBP	BLK	WP	HR	S	P	ERA	WHIP					
Jim O'Toole, L ERA: 8.31	(1, 1)	4.1		24	4	4	4	1	7	0	0	0	0	19	47	8.31	2.538					
Bob Mabe, R ERA: 0.93	(5, 1)	4.2	W	17	2	1	1	2	1	0	0	0	0	20	24	1.93	0.643					

Batter	1	2	3	4	5	6	7	8	9	AB	R	H	RBI	BB	SO	LOB	BOTTOM					
Johnny Temple, R OBP: 0.333, SLG: 0.423	0-0 4-3 1B 2B	0-0 SF9	0-0 1-2 2-H 1B			4-0 FC4-6 BB	0-0 5-3	0-0 F8		4	1	2	2	1	0	2	Philadelphia Phillies @ Cincinnati Redlegs Crosley Field, Cincinnati, OH Sun Apr 19 1959, 3:33 AM EST Att: 8,091 - Unknown					
Vada Pinson, L OBP: 0.323, SLG: 0.600	0-0 4-3 2-3	0-0 3-H 1B 1B	0-3 K			0-0 FC4-6 HBP 1B BB	0-0 S HR 1B			5	3	2	1	0	1	4						
Jerry Lynch, L OBP: 0.346, SLG: 0.565	0-0 3-H 1B	4-0 S 1B BB		0-3 K		0-0 BB HBP SF9 1B	0-3 K			4	1	2	1	1	2	1						
Pete Whisenant, R										0	0	0	0	0	0	0						
Frank Robinson, R OBP: 0.400, SLG: 0.654	0-3 K	0-0 S 1B		0-0 6-3		1-0 SF9 BB 2B HBP	0-0 HR			4	2	2	4	0	1	1						
Gus Bell, L OBP: 0.222, SLG: 0.200	0-0 G3	0-0 L9		0-0 1-3		4-0 1-2 2-3 3-H 2B BB	0-0 4-3			4	1	0	1	1	0	3						
Frank Thomas, R OBP: 0.345, SLG: 0.346		0-0 BB SF9 1B	0-0 BB 1B			0-0 F7	0-0 SF9	0-0 F7		4	2	2	1	0	0	0						
Ed Bailey, L OBP: 0.444, SLG: 0.667		4-0 BB 1B BB	4-0 BB 1B BB			0-0 F8	0-0 1-H 3-H 2B	4-0 SH5-4 BB BB		2	1	1	2	3	0	0						
Roy McMillan, R OBP: 0.360, SLG: 0.524		0-0 P4	0-0 F3			0-0 1B	4-0 BB	4-0 SH5-4 BB		3	0	1	0	2	0	4						
Jim O'Toole, S		4-0 BB 1B BB	0-3 K			0-0 F9	0-3 K	0-0 SH5-4		1	1	0	0	1	1	2						
Bob Mabe, R		1-2 2-3 1B BB		0-0 K		0-0 F9	0-0 K	1-2 2-3 SH5-4		2	0	0	0	0	1	3						
Inning Stats	R: 1 E: 0 K: 1 S: 7	H: 2 LOB: 1 BB: 0 P: 7	R: 4 E: 0 K: 0 S: 6	H: 3 LOB: 3 BB: 3 P: 18	R: 1 E: 0 K: 2 S: 9	H: 2 LOB: 2 BB: 1 P: 13	R: 0 E: 0 K: 1 S: 5	H: 0 LOB: 0 BB: 0 P: 5	R: 0 E: 0 K: 0 S: 4	H: 1 LOB: 1 BB: 0 P: 4	R: 4 E: 0 K: 1 S: 7	H: 2 LOB: 2 BB: 3 P: 20	R: 2 E: 0 K: 1 S: 7	H: 2 LOB: 0 BB: 0 P: 7	R: 0 E: 0 K: 0 S: 3	H: 0 LOB: 2 BB: 2 P: 11	1B: 9 2B: 2 3B: 0 HR: 1	SF: 2 SAC: 1 DP: 0 HBP: 1	WP: 0 PB: 0 SB: 3 CS: 0	PA: 46		
PITCHER	IP	WLS	BF	H	R	ER	SO	BB	IBB	HBP	BLK	WP	HR	S	P	ERA	WHIP					
Jim Owens, R ERA: 6.52	(1, 1)	1.2	L	13	5	5	5	3	3	0	1	0	0	0	12	24	27.00	4.800				
Chris Short, L ERA: 12.27	(2, 1)	3.2		19	4	5	5	3	3	0	1	0	0	21	34	12.27	1.909					
Turk Farrell, R ERA: 13.5	(6, 1)	1.2		9	3	2	2	2	1	0	0	0	0	1	12	16	10.80	2.400				
Jack Meyer, R ERA: 15.43	(8, 1)	1.0		5	0	0	0	0	2	0	0	0	0	0	3	11	0.00	2.000				

Batter	1	2	3	4	5	6	7	8	9	AB	R	H	RBI	BB	SO	LOB	TOP			
Bill Bruton, L OBP: 0.304, SLG: 0.522 (1, 8)	0-0 1-3		0-0 6-3			0-0 F7		0-0 HR		4	1	1	1	0	0	0	Milwaukee Braves @ Philadelphia Phillies Connie Mack Stadium, Philadelphia, PA Wed Apr 22 1959, 6:05 PM EST Att: 14,228 - Unknown livebaseballscorecards.com			
Eddie Mathews, L OBP: 0.270, SLG: 0.486 (1, 5)	0-0 P4		0-0 G3			0-0 1-3		0-0 4-3		4	0	0	0	0	0	0				
Hank Aaron, R OBP: 0.514, SLG: 0.882 (1, 9)	0-3 K			0-0 P6		0-0 6-3		0-3 K		4	0	0	0	0	2	0				
Wes Covington, L OBP: 0.235, SLG: 0.273 (1, 7)		0-0 G3		0-0 F8			0-0 1B	0-0 F7		4	1	1	0	0	0	0				
Frank Torre, L OBP: 0.321, SLG: 0.250 (1, 3)		0-0 P4		0-0 F3			0-0 1B		0-0 4-3	3	0	1	0	0	0	0				
Johnny O'Brien, R OBP: 0.500, SLG: 0.500 (7, PR)										0	0	0	0	0	0	0				
Felix Mantilla, R OBP: 0.267, SLG: 0.214 (7, 4)										1	0	0	0	0	0	0				
Del Crandall, R OBP: 0.393, SLG: 0.500 (1, 2)		4-0 E S BB			0-0 E4				0-0 F7	3	0	1	1	1	0	0				
Johnny Logan, R OBP: 0.250, SLG: 0.154 (1, 6)		4-0 BB			0-0 G6-4-3				0-0 F5	3	0	0	0	1	0	3				
Chuck Cottier, R OBP: 0.385, SLG: 0.364 (1, 4)		0-3 K			4-0 BB					1	0	0	0	1	1	2				
Mickey Vernon, L OBP: 0.500, SLG: 0.333 (7, PH)							0-0 P4			1	0	0	0	0	0	2				
Lew Burdette, R OBP: 0.300, SLG: 0.333 (1, 1)			0-0 F3		0-3 K		0-0 F8			3	0	0	0	0	1	3				
Inning Stats	R: 0 E: 0 K: 1 S: 5	H: 0 LOB: 0 BB: 0 P: 5	R: 0 E: 0 K: 1 S: 5	H: 0 LOB: 2 BB: 2 P: 13	R: 0 E: 0 K: 0 S: 3	H: 0 LOB: 0 BB: 0 P: 3	R: 0 E: 0 K: 0 S: 3	H: 0 LOB: 0 BB: 0 P: 3	R: 0 E: 0 K: 0 S: 3	H: 0 LOB: 0 BB: 0 P: 3	R: 1 E: 0 K: 0 S: 6	H: 3 LOB: 2 BB: 0 P: 6	R: 1 E: 0 K: 1 S: 6	H: 1 LOB: 0 BB: 0 P: 6	R: 0 E: 0 K: 0 S: 3	H: 0 LOB: 0 BB: 0 P: 3	1B: 3 2B: 0 3B: 0 HR: 1	SF: 0 SAC: 0 DP: 1 HBP: 0	WP: 0 PB: 0 SB: 1 CS: 0	PA: 34
PITCHER Robin Roberts, R ERA: 2.31 (1, 1)	IP: 9.0 WLS: L BF: 34	H: 4 R: 2 ER: 2 SO: 4	BB: 3 IBB: 0 HBP: 0 BLK: 0	WP: 0 HR: 1 S: 39 P: 51	ERA: 2.00 WHIP: 0.778	PITCHER														

Batter	1	2	3	4	5	6	7	8	9	AB	R	H	RBI	BB	SO	LOB	BOTTOM			
Richie Ashburn, L OBP: 0.424, SLG: 0.269 (1, 8)	0-0 6-3		4-0 BB			0-0 CS 1B		0-0 G3		3	0	1	0	1	0	1	Milwaukee Braves @ Philadelphia Phillies Connie Mack Stadium, Philadelphia, PA Wed Apr 22 1959, 6:05 PM EST Att: 14,228 - Unknown livebaseballscorecards.com			
Sparky Anderson, R OBP: 0.313, SLG: 0.267 (1, 4)	0-0		0-0 BB			0-3 K		0-0 4-3		3	0	1	0	0	1	2				
Granny Hamner, R (8, PH)						0-0 K				1	0	0	0	0	0	1				
Ed Bouchee, L OBP: 0.419, SLG: 0.423 (1, 3)	0-0			0-3 K		0-0 G6-3 1B		0-0 6-3		4	0	2	0	0	1	0				
Harry Anderson, L OBP: 0.300, SLG: 0.370 (1, 7)	0-0 5-3			0-0 F5		0-0 G6-3		0-0 5-3		4	0	0	0	0	0	2				
Wally Post, R OBP: 0.375, SLG: 0.522 (1, 9)		0-0 G6-4-3 1B		0-0 F8		0-0 BB 1B		0-0 6-3		4	0	2	0	0	0	0				
Willie Jones, R OBP: 0.494, SLG: 0.524 (1, 5)		0-0 P4			0-0 G3-6-1 1B		4-0 1-2 BB			2	0	1	0	1	0	1				
Chico Fernandez, R OBP: 0.281, SLG: 0.273 (1, 6)		0-0 G6-4-3			0-0 G3-6-1		0-0 F3			2	0	0	0	0	0	2				
Dave Philley, S OBP: 0.333, SLG: 1.000 (7, PH)					0-0 G3-6-1					1	0	0	0	0	0	2				
Joe Koppe, R (8, 6)					0-0 G3-6-1					0	0	0	0	0	0	0				
Jim Hegan, R OBP: 0.286, SLG: 0.286 (1, 2)			0-0 6-3		0-0 P3		0-0 F8			2	0	0	0	0	0	0				
Harry Hanebrink, L (8, PH)										1	0	0	0	0	0	0				
Valmy Thomas, R OBP: 0.400, SLG: 0.250 (9, 2)										0	0	0	0	0	0	0				
Robin Roberts, S OBP: 0.250, SLG: 0.500 (1, 1)			0-0 4-3			0-0 F8		0-0 G3 2B		3	0	1	0	0	0	0				
Inning Stats	R: 0 E: 0 K: 0 S: 4	H: 2 LOB: 1 BB: 0 P: 4	R: 0 E: 0 K: 0 S: 3	H: 1 LOB: 0 BB: 0 P: 3	R: 0 E: 0 K: 0 S: 3	H: 0 LOB: 1 BB: 1 P: 7	R: 0 E: 0 K: 1 S: 5	H: 0 LOB: 0 BB: 0 P: 5	R: 0 E: 0 K: 0 S: 3	H: 1 LOB: 0 BB: 0 P: 3	R: 0 E: 0 K: 1 S: 4	H: 2 LOB: 2 BB: 1 P: 8	R: 0 E: 0 K: 0 S: 4	H: 1 LOB: 1 BB: 0 P: 4	R: 0 E: 0 K: 0 S: 3	H: 0 LOB: 0 BB: 0 P: 3	1B: 7 2B: 1 3B: 0 HR: 0	SF: 0 SAC: 0 DP: 3 HBP: 0	WP: 0 PB: 0 SB: 0 CS: 1	PA: 32
PITCHER Lew Burdette, R ERA: 2.0 (1, 1)	IP: 9.0 WLS: W BF: 32	H: 8 R: 0 ER: 0 SO: 2	BB: 2 IBB: 0 HBP: 0 BLK: 0	WP: 0 HR: 0 S: 34 P: 42	ERA: 0.00 WHIP: 1.111	PITCHER														

Batter	1	2	3	4	5	6	7	8	9	AB	R	H	RBI	BB	SO	LOB	TOP								
Bill Bruton, L OBP: 0.286, SLG: 0.500 (1, 8)	F7		FC4-6 BB			F8			6-3	5	1	1	0	0	0	2									
Eddie Mathews, L OBP: 0.296, SLG: 0.538 (1, 5)	K		HR 2B			F9			P5	4	1	1	2	1	1	0									
Hank Aaron, R OBP: 0.525, SLG: 0.947 (1, 9)	HBP BB		6-3 HR						HR	4	1	2	1	1	0	3									
Wes Covington, L OBP: 0.308, SLG: 0.314 (1, 7)	HBP		4-3 2B			F7			BB	2	0	1	0	2	0	1									
Frank Torre, L OBP: 0.303, SLG: 0.214 (1, 3)	4-3		4-3			G3			F7	4	0	0	0	1	0	5									
Del Crandall, R OBP: 0.355, SLG: 0.448 (1, 2)			5-3			SH1-4 BB				3	0	0	0	0	0	2									
Johnny Logan, R OBP: 0.278, SLG: 0.233 (1, 6)						FC4-6 1B			L7	4	0	2	0	0	1	2									
Chuck Cottier, R OBP: 0.294, SLG: 0.267 (1, 4)	6-3		K			K			K	4	0	0	0	0	3	4									
Juan Pizarro, L OBP: 0.200, SLG: 0.200 (1, 1)	K					5-3			L7	4	0	1	0	0	1	1									
Inning Stats	R: 0 E: 0 K: 1 S: 5	H: 0 LOB: 2 BB: 1 P: 10	R: 0 E: 0 K: 1 S: 6	H: 1 LOB: 1 BB: 0 P: 6	R: 2 E: 0 K: 0 S: 6	H: 3 LOB: 1 BB: 0 P: 6	R: 0 E: 0 K: 2 S: 7	H: 2 LOB: 3 BB: 1 P: 11	R: 0 E: 0 K: 2 S: 6	H: 0 LOB: 0 BB: 2 P: 15	R: 0 E: 0 K: 1 S: 4	H: 1 LOB: 1 BB: 0 P: 4	R: 0 E: 0 K: 1 S: 5	H: 0 LOB: 0 BB: 5 P: 5	R: 1 E: 0 K: 0 S: 4	H: 1 LOB: 1 BB: 1 P: 8	1B: 2 2B: 4 3B: 0 HR: 2	SF: 0 SAC: 1 DP: 0 HBP: 1	WP: 0 PA: 41 PB: 0 CS: 0						
PITCHER Ray Semproch, R ERA: 2.25 (1, 1)	IP: 9.0 WLS: W BF: 41	H: 8 R: 3 ER: 3 SO: 6	BB: 5 IBB: 0 HBP: 1 BLK: 0	WP: 0 HR: 2 S: 47 P: 68	ERA: 3.00 WHIP: 1.444																				

Milwaukee Braves @ Philadelphia Phillies
 Connie Mack Stadium, Philadelphia, PA
 Thu Apr 23 1959, 6:05 PM EST
 Att: 8,689 - Unknown

AB 34
 R 3
 H 8
 RBI 3
 BB 5
 SO 6
 LOB 20



Batter	1	2	3	4	5	6	7	8	9	AB	R	H	RBI	BB	SO	LOB	BOTTOM								
Richie Ashburn, L OBP: 0.395, SLG: 0.233 (1, 8)	5-3								L7	4	0	0	0	1	1	3									
Granny Hamner, R OBP: 0.375, SLG: 0.667 (1, 6)	BB BB		4-3						F9	4	1	1	1	1	1	1									
Ed Bouchee, L OBP: 0.457, SLG: 0.407 (1, 3)	1-2 BB		1-3 HBP						HR	1	0	0	0	2	1	0									
Wally Post, R OBP: 0.321, SLG: 0.444 (1, 9)	F3		1-3						K	4	0	0	0	0	1	4									
Bob Bowman, R OBP: 0.167, SLG: 0.364 (1, 7)	F8		5-3						BB	3	1	1	1	1	0	3									
Willie Jones, R OBP: 0.438, SLG: 0.480 (1, 5)			FC1-6 1B						K	4	0	1	0	0	1	2									
Joe Koppe, R (1, 4)			FC1-6 1B						HR BB	3	1	0	0	1	1	1									
Valmy Thomas, R OBP: 0.375, SLG: 0.286 (1, 2)			E5						HR	3	0	1	0	0	2	0									
Gene Freese, R OBP: 1.000, SLG: 4.000 (9, PH)			1-3 1B						HR	1	1	1	2	0	0	0									
Ray Semproch, R OBP: 0.167, SLG: 0.167 (1, 1)			K						K	3	0	1	0	0	2	2									
John Easton, R (9, PH)									K	1	0	0	0	0	1	0									
Inning Stats	R: 0 E: 0 K: 0 S: 3	H: 0 LOB: 2 BB: 2 P: 11	R: 0 E: 1 K: 1 S: 7	H: 2 LOB: 0 BB: 0 P: 7	R: 0 E: 0 K: 2 S: 7	H: 0 LOB: 0 BB: 0 P: 7	R: 0 E: 0 K: 2 S: 6	H: 0 LOB: 1 BB: 1 P: 10	R: 1 E: 0 K: 1 S: 6	H: 1 LOB: 0 BB: 0 P: 6	R: 0 E: 0 K: 2 S: 8	H: 1 LOB: 2 BB: 2 P: 15	R: 3 E: 0 K: 1 S: 6	H: 2 LOB: 0 BB: 1 P: 10	1B: 3 2B: 1 3B: 0 HR: 3	SF: 0 SAC: 0 DP: 1 HBP: 1	WP: 0 PA: 38 PB: 0 CS: 1								
PITCHER Juan Pizarro, L ERA: 7.94 (1, 1)	IP: 8.2 WLS: L BF: 38	H: 6 R: 4 ER: 4 SO: 11	BB: 6 IBB: 0 HBP: 1 BLK: 0	WP: 0 HR: 3 S: 53 P: 78	ERA: 4.15 WHIP: 1.385																				

Milwaukee Braves @ Philadelphia Phillies
 Connie Mack Stadium, Philadelphia, PA
 Thu Apr 23 1959, 6:05 PM EST
 Att: 8,689 - Unknown

AB 31
 R 4
 H 6
 RBI 4
 BB 6
 SO 11
 LOB 16



Batter	1	2	3	4	5	6	7	8	9	AB	R	H	RBI	BB	SO	LOB	TOP				
Bill Virdon, L OBP: 0.179, SLG: 0.308 (1, 8)	F8	G3		4-3		4-3			1B 2B 1B	5	1	1	0	0	0	1					
Roberto Clemente, R OBP: 0.319, SLG: 0.381 (1, 9)	E6 F8 HR		E6 1B 1B	4-3			G3-6-3 1B		1-2 2B 1B	5	3	2	0	0	0	0					
Smoky Burgess, L OBP: 0.391, SLG: 0.667 Dick Schofield, S (9, PR)	F8		L9		4-3		G3-6-3		1B SF9 2B	5	0	1	2	0	0	3					
Rocky Nelson, L OBP: 0.667, SLG: 1.000 (9, 3)	2-3						1-2		1H 2H 2B	0	1	0	0	0	0	0					
Dick Stuart, R OBP: 0.433, SLG: 0.750 Hank Folles, R OBP: 0.276, SLG: 0.471 (1, 3) (9, 2)	HR		F9		5-3		K		WP 1B 1B	5	2	2	2	0	1	1					
Don Hoak, R OBP: 0.405, SLG: 0.424 (1, 5)	BB		1B 1B		BB			SH2-4 1B	SF9 1B	2	1	2	1	2	0	0					
Bill Mazaroski, R OBP: 0.300, SLG: 0.308 (1, 4)	1-3		1B 1B		BB			SH2-4 1B	3H 1B	4	0	3	2	0	0	1					
Dick Groat, R OBP: 0.256, SLG: 0.278 (1, 6)			F9		1B		6-3		F9	4	0	1	1	1	0	3					
Roman Mejias, R OBP: 0.273, SLG: 0.111 (1, 7)			SH1-4 HBP		4-3		5-3		F8 F7	4	0	0	0	0	0	5					
Ron Kline, R (1, 1)					K		K		1-3	2	0	0	0	0	2	0					
Bob Porterfield, R (6, 1)			SH1-4							0	0	0	0	0	0	0					
Bob Smith, R (6, 1)										0	0	0	0	0	0	0					
Roy Face, R OBP: 0.500, SLG: 0.500 (7, 1)	1-2									1	0	0	0	0	0	2					
Inning Stats	R: 2 E: 1 K: 0 S: 5	H: 1 LOB: 1 BB: 1 P: 9	R: 0 E: 0 K: 0 S: 3	H: 0 LOB: 1 BB: 0 P: 4	R: 2 E: 1 K: 0 S: 7	H: 3 LOB: 2 BB: 0 P: 7	R: 0 E: 0 K: 1 S: 5	H: 0 LOB: 0 BB: 0 P: 5	R: 0 E: 0 K: 1 S: 4	H: 0 LOB: 0 BB: 0 P: 5	R: 0 E: 0 K: 1 S: 5	H: 1 LOB: 0 BB: 0 P: 5	R: 0 E: 0 K: 0 S: 4	H: 1 LOB: 2 BB: 1 P: 8	R: 4 E: 0 K: 0 S: 8	H: 5 LOB: 1 BB: 0 P: 8	1B: 10 2B: 1 3B: 0 HR: 1	SF: 1 SAC: 2 DP: 1 HBP: 1	WP: 1 PB: 0 SB: 0 CS: 0	PA: 44	
PITCHER	IP WLS BF H R ER SO BB IBB HBP BLK WP HR S P ERA WHIP	IP WLS BF H R ER SO BB IBB HBP BLK WP HR S P ERA WHIP	IP WLS BF H R ER SO BB IBB HBP BLK WP HR S P ERA WHIP	IP WLS BF H R ER SO BB IBB HBP BLK WP HR S P ERA WHIP	IP WLS BF H R ER SO BB IBB HBP BLK WP HR S P ERA WHIP	IP WLS BF H R ER SO BB IBB HBP BLK WP HR S P ERA WHIP	IP WLS BF H R ER SO BB IBB HBP BLK WP HR S P ERA WHIP	IP WLS BF H R ER SO BB IBB HBP BLK WP HR S P ERA WHIP	IP WLS BF H R ER SO BB IBB HBP BLK WP HR S P ERA WHIP	IP WLS BF H R ER SO BB IBB HBP BLK WP HR S P ERA WHIP	IP WLS BF H R ER SO BB IBB HBP BLK WP HR S P ERA WHIP	IP WLS BF H R ER SO BB IBB HBP BLK WP HR S P ERA WHIP	IP WLS BF H R ER SO BB IBB HBP BLK WP HR S P ERA WHIP	IP WLS BF H R ER SO BB IBB HBP BLK WP HR S P ERA WHIP	IP WLS BF H R ER SO BB IBB HBP BLK WP HR S P ERA WHIP	IP WLS BF H R ER SO BB IBB HBP BLK WP HR S P ERA WHIP	IP WLS BF H R ER SO BB IBB HBP BLK WP HR S P ERA WHIP	IP WLS BF H R ER SO BB IBB HBP BLK WP HR S P ERA WHIP	IP WLS BF H R ER SO BB IBB HBP BLK WP HR S P ERA WHIP	IP WLS BF H R ER SO BB IBB HBP BLK WP HR S P ERA WHIP	IP WLS BF H R ER SO BB IBB HBP BLK WP HR S P ERA WHIP

Pittsburgh Pirates @ Philadelphia Phillies
 Connie Mack Stadium, Philadelphia, PA
 Fri Apr 24 1959, 6:05 PM EST
 Att: 15,675 - Unknown

AB	37
R	8
H	12
RBI	8
BB	3
SO	3
LOB	16



Batter	1	2	3	4	5	6	7	8	9	AB	R	H	RBI	BB	SO	LOB	BOTTOM					
Richie Ashburn, L OBP: 0.372, SLG: 0.206 (1, 8)	G3		F8			P5	6-3			4	0	0	0	0	0	0						
Granny Hamner, R OBP: 0.308, SLG: 0.545 (1, 6) (9, 5)	4-3		F9			3B 2B	P5	HBP F7		5	1	1	0	0	0	2						
Ed Bouchee, L OBP: 0.450, SLG: 0.469 (1, 3)	F9				L8	HR 3B			6-3	5	1	2	1	0	0	0						
Wally Post, R OBP: 0.303, SLG: 0.500 (1, 9)					K	HR	F8		F8	5	1	1	2	0	2	1						
Harry Anderson, L OBP: 0.314, SLG: 0.355 (1, 7)					4-3	HR			F8	4	0	1	0	1	0	0						
Willie Jones, R OBP: 0.500, SLG: 0.536 Chico Fernandez, R OBP: 0.292, SLG: 0.304 (1, 5) (8, PR) (9, 6)						1B BB	L6		F8 1B	3	0	3	0	1	0	0						
Joe Koppe, R (1, 4)									FC5-4 1B	1	1	1	0	0	0	0						
Harry Hanebrink, L OBP: 0.250, SLG: 0.250 Sparky Anderson, R OBP: 0.313, SLG: 0.267 Gene Freese, R OBP: 0.750, SLG: 2.667 (6, PH) (7, 4) (8, PH) (9, 4)									2B 1B	2	0	0	0	0	2	3						
Carl Sawatski, L OBP: 0.400, SLG: 0.500 (1, 2)	G3								FC5-4 1B	1	0	1	0	0	0	0						
Jim Owens, R OBP: 0.167, SLG: 0.167 Dave Philley, S OBP: 0.250, SLG: 0.667 Al Schroll, R OBP: 0.250, SLG: 0.500 Turk Farrell, R OBP: 0.250, SLG: 0.500 Jack Meyer, R OBP: 0.250, SLG: 0.500 (1, 1) (6, PH) (7, 1) (9, 1) (9, 1)									2B BB	1	0	0	0	0	0	0						
Inning Stats	R: 0 E: 0 K: 0 S: 3	H: 0 LOB: 0 BB: 0 P: 3	R: 0 E: 0 K: 2 S: 8	H: 1 LOB: 2 BB: 1 P: 12	R: 0 E: 0 K: 1 S: 5	H: 0 LOB: 0 BB: 0 P: 5	R: 0 E: 0 K: 1 S: 5	H: 0 LOB: 0 BB: 0 P: 5	R: 0 E: 0 K: 2 S: 8	H: 1 LOB: 1 BB: 0 P: 8	R: 3 E: 0 K: 0 S: 7	H: 4 LOB: 3 BB: 2 P: 15	R: 0 E: 0 K: 0 S: 4	H: 1 LOB: 1 BB: 0 P: 4	R: 2 E: 0 K: 0 S: 5	H: 2 LOB: 2 BB: 1 P: 10	R: 0 E: 0 K: 0 S: 5	H: 2 LOB: 2 BB: 0 P: 5	1B: 7 2B: 2 3B: 1 HR: 1	SF: 0 SAC: 0 DP: 0 HBP: 1	WP: 1 PB: 0 SB: 0 CS: 0	PA: 43
PITCHER	IP WLS BF H R ER SO BB IBB HBP BLK WP HR S P ERA WHIP	IP WLS BF H R ER SO BB IBB HBP BLK WP HR S P ERA WHIP	IP WLS BF H R ER SO BB IBB HBP BLK WP HR S P ERA WHIP	IP WLS BF H R ER SO BB IBB HBP BLK WP HR S P ERA WHIP	IP WLS BF H R ER SO BB IBB HBP BLK WP HR S P ERA WHIP	IP WLS BF H R ER SO BB IBB HBP BLK WP HR S P ERA WHIP	IP WLS BF H R ER SO BB IBB HBP BLK WP HR S P ERA WHIP	IP WLS BF H R ER SO BB IBB HBP BLK WP HR S P ERA WHIP	IP WLS BF H R ER SO BB IBB HBP BLK WP HR S P ERA WHIP	IP WLS BF H R ER SO BB IBB HBP BLK WP HR S P ERA WHIP	IP WLS BF H R ER SO BB IBB HBP BLK WP HR S P ERA WHIP	IP WLS BF H R ER SO BB IBB HBP BLK WP HR S P ERA WHIP	IP WLS BF H R ER SO BB IBB HBP BLK WP HR S P ERA WHIP	IP WLS BF H R ER SO BB IBB HBP BLK WP HR S P ERA WHIP	IP WLS BF H R ER SO BB IBB HBP BLK WP HR S P ERA WHIP	IP WLS BF H R ER SO BB IBB HBP BLK WP HR S P ERA WHIP	IP WLS BF H R ER SO BB IBB HBP BLK WP HR S P ERA WHIP	IP WLS BF H R ER SO BB IBB HBP BLK WP HR S P ERA WHIP	IP WLS BF H R ER SO BB IBB HBP BLK WP HR S P ERA WHIP	IP WLS BF H R ER SO BB IBB HBP BLK WP HR S P ERA WHIP	IP WLS BF H R ER SO BB IBB HBP BLK WP HR S P ERA WHIP	

Pittsburgh Pirates @ Philadelphia Phillies
 Connie Mack Stadium, Philadelphia, PA
 Fri Apr 24 1959, 6:05 PM EST
 Att: 15,675 - Unknown

AB	38
R	5
H	11
RBI	5
BB	4
SO	6
LOB	17



Batter	1	2	3	4	5	6	7	8	9	AB	R	H	RBI	BB	SO	LOB	TOP								
Dick Gray, R OBP: 0.421, SLG: 0.286 Jim Gilliam, S OBP: 0.375, SLG: 0.280	(1, 5) K	(0, 3) K			(3, 2) F6	(1, 0) 1-3		(0, 1) FC3-6		4	0	0	0	0	2	4	Los Angeles Dodgers @ Philadelphia Phillies Connie Mack Stadium, Philadelphia, PA Wed Apr 29 1959, 7:05 PM EDT Att: 13,775 - Unknown								
Charlie Neal, R OBP: 0.420, SLG: 0.598	(1, 4) F9				(0, 2) 1B 2B		(0, 0) SH SF8	(0, 0) F9		5	2	3	0	0	0	2									
Wally Moon, L OBP: 0.459, SLG: 0.510 Ron Fairly, L OBP: 0.359, SLG: 0.417	(1, 7) 1B 2B				(3, 3) K	(3, 1) 2B 1B	(1, 0) SH CS		(0, 0) F2	4	2	2	0	0	1	1									
Duke Snider, L OBP: 0.303, SLG: 0.406	(1, 9) 1B				(0, 0) F8	(0, 1) 2B	(3, 1) IBB		(0, 2) F8	4	0	2	3	1	0	1									
Don Demeter, R OBP: 0.381, SLG: 0.690	(1, 8) FC5-4				(1, 0) K	(1, 0) F8	(0, 0) SF8		(1, 2) CS	4	0	1	1	0	1	3									
John Roseboro, L OBP: 0.377, SLG: 0.375					(0, 1) F4		(0, 0) G3		(1, 0) CS	3	0	0	0	1	0	2									
Gil Hodges, R OBP: 0.256, SLG: 0.390	(0, 2) F5				(0, 1) F8		(1, 1) E3		(2, 3) K	4	0	0	0	0	1	1									
Don Zimmer, R OBP: 0.375, SLG: 0.404	(1, 6) FC5				(1, 3) K		(0, 0) F9		(3, 2) FC3-6 E 1B	4	0	1	0	0	1	2									
Johnny Podres, L OBP: 0.308, SLG: 0.250 Art Fowler, R OBP: 0.111, SLG: 0.111	(1, 1) K				(2, 2) F3		(0, 0) 1B		(0, 1) E1 FC3-6	4	0	1	0	0	1	3									
										0	0	0	0	0	0	0									
Inning Stats	R: 1 E: 0 K: 1 S: 11	H: 2 LOB: 1 BB: 0 P: 14	R: 0 E: 1 K: 2 S: 17	H: 0 LOB: 2 BB: 1 P: 21	R: 0 E: 0 K: 2 S: 10	H: 1 LOB: 1 BB: 0 P: 16	R: 0 E: 0 K: 1 S: 8	H: 0 LOB: 0 BB: 0 P: 9	R: 2 E: 0 K: 0 S: 15	H: 3 LOB: 1 BB: 0 P: 24	R: 0 E: 1 K: 0 S: 6	H: 1 LOB: 2 BB: 0 P: 8	R: 1 E: 1 K: 0 S: 7	H: 1 LOB: 1 BB: 1 P: 13	R: 0 E: 1 K: 1 S: 11	H: 1 LOB: 2 BB: 0 P: 16	R: 0 E: 0 K: 0 S: 8	H: 1 LOB: 0 BB: 0 P: 10	1B: 8 2B: 2 3B: 0 HR: 0	SF: 1 SAC: 1 DP: 0 HBP: 0	WP: 0 PB: 0 SB: 1 CS: 2	PA: 43			
PITCHER	IP	WLS	BF	H	R	ER	SO	BB	IBB	HBP	BLK	WP	HR	S	P	ERA	WHIP								
Robin Roberts, R ERA: 2.67 Jack Meyer, R ERA: 4.15	(1, 1) (8, 1)	7.0 W	33 8	8 2	4 0	3 0	6 1	1 0	1 0	0 0	0 0	0 0	0 0	74 19	105 26	3.86 0.00	1.286 1.000								

Batter	1	2	3	4	5	6	7	8	9	AB	R	H	RBI	BB	SO	LOB	BOTTOM								
Richie Ashburn, L OBP: 0.344, SLG: 0.216	(1, 8) CS 1B				(1, 1) 1-3		(1, 2) F7		(0, 0) 1B	5	0	2	0	0	0	0	Los Angeles Dodgers @ Philadelphia Phillies Connie Mack Stadium, Philadelphia, PA Wed Apr 29 1959, 7:05 PM EDT Att: 13,775 - Unknown								
Gene Freese, R OBP: 0.333, SLG: 0.800 Sparky Anderson, R OBP: 0.282, SLG: 0.222 Dave Philley, S OBP: 0.306, SLG: 0.750	(1, 4) K				(4, 2) BB		(0, 0) 5-3		(1, 2) 1B	3	0	0	0	1	1	1									
Ed Bouchee, L OBP: 0.438, SLG: 0.421	(1, 3) HR BB				(1, 3) K				(1, 3) K	2	1	0	0	2	2	1									
Wally Post, R OBP: 0.333, SLG: 0.651	(1, 9) HR				(2, 2) F3		(1, 1) HR		(3, 1) 6-3	4	2	2	3	0	0	1									
Harry Anderson, L OBP: 0.380, SLG: 0.543	(1, 7) 3B				(0, 0) G3		(0, 0) 2B 1B		(2, 3) K	4	0	2	0	0	1	0									
Willie Jones, R OBP: 0.480, SLG: 0.643	(1, 5) F7				(1, 0) 4-3 2B		(2, 2) L8		(0, 0) L7	4	0	1	0	0	0	2									
Chico Fernandez, R OBP: 0.313, SLG: 0.355					(1, 1) 4-3		(0, 1) 2B		(1, 2) WP 1B	4	1	2	0	0	0	1									
Jim Hegan, R OBP: 0.217, SLG: 0.227					(2, 1) 6-3		(0, 0) 5-3		(1, 3) K	4	0	0	0	0	1	3									
Robin Roberts, S OBP: 0.200, SLG: 0.400 Granny Hamner, R OBP: 0.182, SLG: 0.300 Jack Meyer, R OBP: 0.500, SLG: 0.500 Bob Bowman, R OBP: 0.214, SLG: 0.385	(1, 1) K				(2, 3) K				(2, 2) 1B 1B	2	0	0	0	0	2	0									
										1	0	0	0	0	1	0									
										0	0	0	0	0	0	0									
										1	1	1	1	0	0	0									
Inning Stats	R: 2 E: 0 K: 1 S: 13	H: 3 LOB: 1 BB: 1 P: 20	R: 0 E: 0 K: 1 S: 7	H: 0 LOB: 0 BB: 0 P: 10	R: 0 E: 0 K: 0 S: 10	H: 0 LOB: 1 BB: 1 P: 16	R: 0 E: 0 K: 0 S: 6	H: 1 LOB: 0 BB: 0 P: 10	R: 0 E: 0 K: 2 S: 13	H: 0 LOB: 1 BB: 1 P: 21	R: 1 E: 0 K: 0 S: 10	H: 3 LOB: 1 BB: 0 P: 13	R: 0 E: 0 K: 1 S: 7	H: 0 LOB: 0 BB: 0 P: 10	R: 0 E: 0 K: 2 S: 8	H: 0 LOB: 0 BB: 0 P: 14	R: 2 E: 0 K: 1 S: 16	H: 4 LOB: 2 BB: 0 P: 21	1B: 6 2B: 2 3B: 1 HR: 2	SF: 0 SAC: 0 DP: 0 HBP: 0	WP: 1 PB: 0 SB: 0 CS: 1	PA: 38			
PITCHER	IP	WLS	BF	H	R	ER	SO	BB	IBB	HBP	BLK	WP	HR	S	P	ERA	WHIP								
Johnny Podres, L ERA: 3.82 Art Fowler, R ERA: 3.13	(1, 1) (9, 1)	8.2 L	37 1	10 1	5 0	5 0	8 0	3 0	0 0	0 0	0 0	0 0	0 0	3 3	4 4	∞ ∞	∞ ∞								

Batter	1	2	3	4	5	6	7	8	9	AB	R	H	RBI	BB	SO	LOB	TOP					
Tony Taylor, R OBP: 0.316, SLG: 0.275 (1,4)	F8		5-3		F9			F9		4	0	0	0	0	0	0	Chicago Cubs @ Philadelphia Phillies Connie Mack Stadium, Philadelphia, PA Fri May 01 1959, 7:05 PM EDT Att: 9,054 - Unknown					
Alvin Dark, R OBP: 0.326, SLG: 0.345 (1,5)	1-3			3B BB		K2-3		5-3	3	1	0	0	1	1	0							
George Altman, L OBP: 0.358, SLG: 0.510 (1,8)	G3			SF7 3B		K		G3	4	1	1	1	0	1	0							
14 Ernie Banks, R OBP: 0.392, SLG: 0.631 (1,6)		K				F8		5-3	4	0	1	0	0	1	0							
Walt Moryn, L OBP: 0.366, SLG: 0.386 (1,7)				1B					3	0	2	0	0	1	2							
Jim Marshall, L (1,3)									2	0	0	1	0	0	2							
Lee Walls, R OBP: 0.344, SLG: 0.462 (1,9)									3	0	0	0	0	2	2							
Sammy Taylor, L OBP: 0.300, SLG: 0.304 (1,2)			L8		F7			F7	3	0	0	0	0	0	0							
Glen Hobbie, R OBP: 0.200, SLG: 0.300 (1,1)			6-3						1	0	0	0	0	0	0							
Bill Henry, L (4,1)								F3	1	0	0	0	0	1	0							
Johnny Gonyl, R OBP: 0.333, SLG: 1.333 (8, PH)									1	0	0	0	0	0	0							
Don Elston, R (8,1)									0	0	0	0	0	0	0							
Inning Stats	R: 0 E: 0 K: 0 S: 3	H: 0 LOB: 0 BB: 0 P: 3	R: 0 E: 0 K: 2 S: 8	H: 1 LOB: 1 BB: 0 P: 8	R: 0 E: 0 K: 0 S: 3	H: 0 LOB: 0 BB: 0 P: 3	R: 2 E: 0 K: 1 S: 7	H: 2 LOB: 1 BB: 1 P: 11	R: 0 E: 0 K: 1 S: 5	H: 0 LOB: 0 BB: 0 P: 5	R: 0 E: 0 K: 2 S: 7	H: 0 LOB: 0 BB: 0 P: 7	R: 0 E: 0 K: 1 S: 5	H: 1 LOB: 0 BB: 0 P: 5	R: 0 E: 0 K: 0 S: 3	H: 0 LOB: 0 BB: 0 P: 3	R: 0 E: 0 K: 0 S: 3	H: 0 LOB: 0 BB: 0 P: 3	1B: 2 2B: 1 3B: 1 HR: 0	SF: 1 SAC: 0 DP: 1 HBP: 0	WP: 0 PB: 0 SB: 0 CS: 0	PA: 31
PITCHER Jim Owens, R ERA: 3.28 (1,1)	IP: 9.0 WLS: W BF: 31 H: 4 R: 2 ER: 2 SO: 7 BB: 1 IBB: 0 HBP: 0 BLK: 0 WP: 0 HR: 0 S: 44 P: 48 ERA: 2.00 WHIP: 0.556															PITCHER						

AB	29
R	2
H	4
RBI	2
BB	1
SO	7
LOB	6



Batter	1	2	3	4	5	6	7	8	9	AB	R	H	RBI	BB	SO	LOB	BOTTOM					
Richie Ashburn, L OBP: 0.371, SLG: 0.214 (1,8)	G6-3 BB		K	5-3		HBP				2	0	0	0	1	1	3	Chicago Cubs @ Philadelphia Phillies Connie Mack Stadium, Philadelphia, PA Fri May 01 1959, 7:05 PM EDT Att: 9,054 - Unknown					
Chico Fernandez, R OBP: 0.317, SLG: 0.410 (1,6)	K		L6		6-3	P4			4	0	0	0	0	1	3							
Ed Bouchee, L OBP: 0.456, SLG: 0.467 (1,3)	G6-3			G3	1B 2B			1B	4	0	2	0	0	0	1							
Wally Post, R OBP: 0.333, SLG: 0.654 (1,9)		P4		HR	F3			F7	4	1	1	1	0	0	2							
Harry Anderson, L OBP: 0.368, SLG: 0.528 (1,7)		4-3		1B 2B				L8	2	1	1	0	0	0	0							
Bob Bowman, R OBP: 0.250, SLG: 0.400 (5, PH) (6,7)				1B 2B	2B	1B			2	0	1	0	0	0	1							
Willie Jones, R OBP: 0.458, SLG: 0.660 (1,5)		HR		1B 2B	1B			K	2	2	1	1	2	1	1							
Sparky Anderson, R OBP: 0.304, SLG: 0.220 (1,4)		K		2B	1B			L5	4	0	1	0	0	2	3							
Carl Sawatski, L OBP: 0.444, SLG: 0.571 (1,2)			SH1-4 BB	1-3 2H 3H	2B			K	3	0	1	2	1	2	0							
Jim Owens, R OBP: 0.111, SLG: 0.111 (1,1)		SH1-4		1-2	K			4-3	3	0	0	0	0	1	2							
Inning Stats	R: 0 E: 0 K: 1 S: 4	H: 0 LOB: 1 BB: 1 P: 8	R: 1 E: 0 K: 1 S: 6	H: 1 LOB: 0 BB: 0 P: 6	R: 0 E: 0 K: 1 S: 5	H: 0 LOB: 1 BB: 1 P: 9	R: 3 E: 0 K: 1 S: 9	H: 4 LOB: 2 BB: 1 P: 13	R: 0 E: 0 K: 1 S: 7	H: 2 LOB: 3 BB: 1 P: 11	R: 0 E: 0 K: 1 S: 5	H: 0 LOB: 1 BB: 0 P: 6	R: 0 E: 0 K: 1 S: 6	H: 1 LOB: 0 BB: 0 P: 6	R: 0 E: 0 K: 1 S: 5	H: 0 LOB: 0 BB: 0 P: 5	R: 0 E: 0 K: 1 S: 5	H: 0 LOB: 0 BB: 0 P: 5	1B: 3 2B: 3 3B: 0 HR: 2	SF: 0 SAC: 1 DP: 1 HBP: 1	WP: 0 PB: 0 SB: 0 CS: 0	PA: 36
PITCHER Glen Hobbie, R ERA: 2.89 (1,1)	IP: 3.1 WLS: L BF: 17 H: 5 R: 4 ER: 4 SO: 3 BB: 3 IBB: 0 HBP: 0 BLK: 0 WP: 0 HR: 2 S: 20 P: 32 ERA: 10.80 WHIP: 2.400															PITCHER						
Bill Henry, L ERA: 0.0 (4,1)	3.2	16	3	0	0	4	1	0	1	0	0	0	22	27	0.00	1.091						
Don Elston, R ERA: 2.89 (8,1)	1.0	3	0	0	0	1	0	0	0	0	0	0	5	5	0.00	0.000						

AB	30
R	4
H	8
RBI	4
BB	4
SO	8
LOB	16



Batter	1	2	3	4	5	6	7	8	9	AB	R	H	RBI	BB	SO	LOB	TOP			
Tony Taylor, R (1,4) OBP: 0.333, SLG: 0.297										5	1	3	0	0	1	1	Chicago Cubs @ Philadelphia Phillies Connie Mack Stadium, Philadelphia, PA Sat May 02 1959, 3:33 AM EDT Att. 4,171 - Unknown			
George Altman, L (1,8) OBP: 0.351, SLG: 0.481										3	1	0	0	0	2	2				
Lee Walls, R (1,9) OBP: 0.354, SLG: 0.455										3	1	1	0	1	1	2				
14 Ernie Banks, R (1,6) OBP: 0.385, SLG: 0.623										4	1	1	3	0	2	1				
Bobby Thomson, R (1,7) OBP: 0.091, SLG: 0.065										4	0	1	0	0	1	2				
Johnny Goryl, R (1,5) OBP: 0.333, SLG: 1.167										3	0	1	1	0	1	0				
Walt Moryn, L (8, PH) OBP: 0.361, SLG: 0.379										1	0	0	0	0	0	1				
Jim Marshall, L (8,3)										0	0	0	0	0	0	0				
Alvin Dark, R (1,3) OBP: 0.338, SLG: 0.345										3	0	1	0	1	1	2				
Cal Neeman, R (1,2)										2	0	0	0	0	1	2				
Sammy Taylor, L (6, PH) OBP: 0.256, SLG: 0.292										2	0	0	0	0	0	1				
Dave Hillman, R (1,1) OBP: 0.333, SLG: 0.111										2	0	0	0	0	1	1				
Joe Schaffernoth, R (5,1)										1	0	0	0	0	0	1				
Don Elston, R (8,1)										1	0	0	0	0	0	0				
Inning Stats	R: 4 E: 0 K: 2 S: 10	H: 3 LOB: 1 BB: 1 P: 15	R: 0 E: 0 K: 2 S: 8	H: 1 LOB: 1 BB: 0 P: 8	R: 0 E: 0 K: 1 S: 5	H: 0 LOB: 0 BB: 0 P: 5	R: 0 E: 0 K: 2 S: 8	H: 1 LOB: 1 BB: 0 P: 8	R: 0 E: 0 K: 3 S: 10	H: 0 LOB: 1 BB: 1 P: 10	R: 0 E: 0 K: 0 S: 3	H: 1 LOB: 0 BB: 0 P: 3	R: 0 E: 0 K: 1 S: 6	H: 1 LOB: 1 BB: 0 P: 6	R: 0 E: 0 K: 0 S: 3	H: 0 LOB: 0 BB: 0 P: 3	1B: 6 2B: 1 3B: 1 HR: 0	SF: 0 SAC: 0 DP: 1 HBP: 1	WP: 0 PB: 1 SB: 2 CS: 0	PA: 37
PITCHER	IP WLS BF H R ER SO BB IBB HBP BLK WP HR S P ERA WHIP																			
Seth Morehead, L (1,1) ERA: 9.9	0.0 L 4 2 4 4 0 1 0 0 0 0 0 0 2 7																			
Gene Conley, R (1,1) ERA: 0.75	9.0 33 6 0 0 11 1 0 0 0 0 0 0 54 58 0.00 0.778																			

AB	34
R	4
H	8
RBI	4
BB	2
SO	11
LOB	16



Batter	1	2	3	4	5	6	7	8	9	AB	R	H	RBI	BB	SO	LOB	BOTTOM					
Richie Ashburn, L (1,8) OBP: 0.373, SLG: 0.230										5	2	2	0	0	1	0	Chicago Cubs @ Philadelphia Phillies Connie Mack Stadium, Philadelphia, PA Sat May 02 1959, 3:33 AM EDT Att. 4,171 - Unknown					
Chico Fernandez, R (1,6) OBP: 0.341, SLG: 0.415										2	0	1	0	1	0	1						
Bob Bowman, R (8, PH) OBP: 0.235, SLG: 0.375										1	0	0	0	0	1	0						
Ed Bouchee, L (1,3) OBP: 0.459, SLG: 0.458										3	1	1	1	1	1	2						
Wally Post, R (1,9) OBP: 0.362, SLG: 0.661										4	0	3	1	0	1	1						
Harry Anderson, L (1,7) OBP: 0.367, SLG: 0.518										3	0	1	1	0	0	3						
Willie Jones, R (1,5) OBP: 0.444, SLG: 0.627										4	0	1	0	0	0	2						
Gene Freese, R (8, FR) OBP: 0.333, SLG: 0.800										0	0	0	0	0	0	0						
Sparky Anderson, R (1,4) OBP: 0.286, SLG: 0.205										3	0	0	0	0	0	0						
Dave Philley, S (6, PH) OBP: 0.333, SLG: 0.692										0	0	0	0	1	0	0						
Joe Koppe, R (8, FR) OBP: 0.333, SLG: 0.692										0	0	0	0	0	0	0						
Carl Sawatski, L (1,2) OBP: 0.308, SLG: 0.364										4	0	0	0	0	2	2						
Seth Morehead, L (1,1)										0	0	0	0	0	0	0						
Gene Conley, R (1,1)										3	0	0	0	0	0	0						
Harry Hanebrink, L (9, PH) OBP: 0.091, SLG: 0.091										1	0	0	0	0	0	0						
Inning Stats	R: 0 E: 0 K: 3 S: 10	H: 0 LOB: 0 BB: 0 P: 10	R: 0 E: 0 K: 0 S: 3	H: 0 LOB: 0 BB: 0 P: 3	R: 1 E: 0 K: 1 S: 9	H: 4 LOB: 3 BB: 0 P: 9	R: 0 E: 0 K: 0 S: 3	H: 0 LOB: 0 BB: 0 P: 3	R: 2 E: 0 K: 0 S: 6	H: 3 LOB: 2 BB: 1 P: 10	R: 0 E: 0 K: 1 S: 5	H: 0 LOB: 0 BB: 0 P: 5	R: 0 E: 0 K: 0 S: 2	H: 0 LOB: 0 BB: 1 P: 6	R: 0 E: 0 K: 0 S: 4	H: 2 LOB: 2 BB: 1 P: 8	R: 0 E: 0 K: 1 S: 5	H: 0 LOB: 0 BB: 0 P: 5	1B: 9 2B: 0 3B: 0 HR: 0	SF: 0 SAC: 2 DP: 1 HBP: 0	WP: 0 PB: 2 SB: 0 CS: 0	PA: 38
PITCHER	IP WLS BF H R ER SO BB IBB HBP BLK WP HR S P ERA WHIP																					
Dave Hillman, R (1,1) ERA: 3.9	4.2 23 7 3 3 3 4 1 0 0 0 0 0 30 34 5.79 1.714																					
Joe Schaffernoth, R (5,1) ERA: 4.26	3.0 W 11 2 0 0 1 2 0 0 0 0 0 0 11 19 0.00 1.333																					
Don Elston, R (8,1) ERA: 2.53	1.1 S 4 0 0 0 1 0 0 0 0 0 0 0 6 6 0.00 0.000																					

AB	33
R	3
H	9
RBI	3
BB	3
SO	6
LOB	11



Batter	1	2	3	4	5	6	7	8	9	AB	R	H	RBI	BB	SO	LOB	TOP						
Tony Taylor, R OBP: 0.337, SLG: 0.304 (1, 4)	F7		6-3		1B SF9	6-3			4-3 2B	5	2	2	0	0	0	1	Chicago Cubs @ Philadelphia Phillies Connie Mack Stadium, Philadelphia, PA Sun May 03 1959, 3:33 AM EDT Unknown						
George Altman, L OBP: 0.339, SLG: 0.456 (1, 8)	1B		K		P6		F5		4-3	5	0	1	0	0	1	2							
Lee Walls, R OBP: 0.400, SLG: 0.508 (1, 9)	1B		14 HR		SF9		14 FC5-4		2B	4	1	4	1	1	0	0							
14 Ernie Banks, R OBP: 0.398, SLG: 0.653 (1, 6)	L7		HR		1B		FC5-4		2B	3	1	1	2	2	0	3							
Bobby Thomson, R OBP: 0.105, SLG: 0.114 (1, 7)	F8		2B		IBB		L9		1-3	4	0	1	1	0	0	5							
Johnny Goryl, R OBP: 0.290, SLG: 0.875 Walt Moryn, L OBP: 0.356, SLG: 0.373 Dale Long, L OBP: 0.306, SLG: 0.551 (1, 5)	6-3		6-3		K		6-3			2	0	0	0	0	0	1							
Alvin Dark, R OBP: 0.333, SLG: 0.328 (5, 5)	BB				F7		F4		L6	3	0	0	0	1	0	0							
Cal Neeman, R OBP: 0.176, SLG: 0.067 (1, 2)	P6				4-3		SH1-4		K	4	0	1	0	0	1	1							
Dick Drott, R John Buzhardt, R Earl Averill, R Don Elston, R (1, 1)	P6				K		SH1-4		K	1	0	0	0	0	0	1							
Inning Stats	R: 0 E: 0 K: 0 S: 5	H: 2 LOB: 2 BB: 0 P: 5	R: 0 E: 0 K: 0 S: 3	H: 0 LOB: 1 BB: 1 P: 7	R: 2 E: 0 K: 1 S: 8	H: 3 LOB: 1 BB: 0 P: 8	R: 0 E: 0 K: 1 S: 5	H: 0 LOB: 0 BB: 0 P: 5	R: 1 E: 0 K: 1 S: 7	H: 2 LOB: 2 BB: 1 P: 11	R: 0 E: 0 K: 0 S: 4	H: 1 LOB: 1 BB: 0 P: 4	R: 0 E: 0 K: 0 S: 3	H: 0 LOB: 0 BB: 1 P: 7	R: 0 E: 0 K: 1 S: 5	H: 0 LOB: 0 BB: 0 P: 5		R: 1 E: 0 K: 0 S: 7	H: 2 LOB: 2 BB: 1 P: 11	1B: 7 2B: 2 3B: 0 HR: 1	SF: 1 SAC: 1 DP: 0 HBP: 0	WP: 0 PB: 0 SB: 1 CS: 0	PA: 41
PITCHER	IP	WLS	BF	H	R	ER	SO	BB	IBB	HBP	BLK	WP	HR	S	P	ERA		WHIP					
Chris Short, L ERA: 8.16 Turk Farrell, R ERA: 5.99 (1, 1)	4.1		21	7	3	3	2	1	0	0	0	0	1	24	28	6.23		1.846					
(5, 1)	4.2	L	20	3	1	1	3	1	2	0	0	0	0	23	35	1.93		0.857					

AB	35
R	4
H	10
RBI	4
BB	4
SO	5
LOB	16



Batter	1	2	3	4	5	6	7	8	9	AB	R	H	RBI	BB	SO	LOB	BOTTOM						
Richie Ashburn, L OBP: 0.400, SLG: 0.238 (1, 8)	F7 WP		2B BB		FC5-4		6-3 SH3		F9	2	1	1	0	3	0	0	Chicago Cubs @ Philadelphia Phillies Connie Mack Stadium, Philadelphia, PA Sun May 03 1959, 3:33 AM EDT Unknown						
Chico Fernandez, R OBP: 0.382, SLG: 0.405 Dave Philley, S OBP: 0.313, SLG: 0.643 (1, 6)	S		2B BB		FC5-4		SH3		K	1	1	0	0	2	0	1							
Ed Bouchee, L OBP: 0.462, SLG: 0.500 (1, 3)	F2		2B		F9		6-3			4	1	2	2	0	0	3							
Wally Post, R OBP: 0.339, SLG: 0.617 (1, 9)	F7		P4		F9		F8			4	0	0	0	0	0	6							
Harry Anderson, L OBP: 0.375, SLG: 0.500 (1, 7)	1-3		IBB		E9		6-3			2	0	0	0	2	0	0							
Willie Jones, R OBP: 0.433, SLG: 0.600 (1, 5)	F7		K		F7		FC5-4		1B	4	0	1	0	0	1	5							
Sparky Anderson, R OBP: 0.264, SLG: 0.188 (1, 4)	1-3				6-3		F8		F9	4	0	0	0	0	0	2							
Jim Hegan, R OBP: 0.185, SLG: 0.192 (1, 2)	K				F2		K		FC5-4	4	0	0	0	0	2	2							
Chris Short, R Turk Farrell, R Harry Hanebrink, L (1, 1)			K		5-3		5-3		P5	2	0	0	0	0	1	0							
(5, 1)										1	0	0	0	0	0	0							
(9, PH)										1	0	0	0	0	0	0							
Inning Stats	R: 0 E: 0 K: 0 S: 2	H: 0 LOB: 2 BB: 0 P: 10	R: 0 E: 0 K: 1 S: 5	H: 0 LOB: 1 BB: 1 P: 9	R: 1 E: 0 K: 2 S: 8	H: 1 LOB: 3 BB: 3 P: 20	R: 0 E: 0 K: 0 S: 3	H: 0 LOB: 0 BB: 0 P: 3	R: 2 E: 1 K: 0 S: 6	H: 2 LOB: 1 BB: 0 P: 6	R: 0 E: 0 K: 1 S: 5	H: 0 LOB: 0 BB: 0 P: 5	R: 0 E: 0 K: 0 S: 3	H: 0 LOB: 1 BB: 1 P: 7	R: 0 E: 0 K: 0 S: 4	H: 1 LOB: 1 BB: 0 P: 4		R: 0 E: 0 K: 1 S: 5	H: 0 LOB: 0 BB: 0 P: 5	1B: 2 2B: 2 3B: 0 HR: 0	SF: 0 SAC: 1 DP: 0 HBP: 0	WP: 1 PB: 0 SB: 1 CS: 0	PA: 38
PITCHER	IP	WLS	BF	H	R	ER	SO	BB	IBB	HBP	BLK	WP	HR	S	P	ERA		WHIP					
Dick Drott, R ERA: 9.39 John Buzhardt, R ERA: 4.3 Don Elston, R ERA: 2.31 (1, 1)	2.1		12	1	1	1	2	5	0	0	0	0	0	11	31	3.86	2.571						
(3, 1)	5.2	W	23	3	2	1	2	1	1	0	0	0	0	25	33	1.59	0.706						
(9, 1)	1.0	S	3	0	0	0	1	0	0	0	0	0	0	5	5	0.00	0.000						

AB	30
R	3
H	4
RBI	2
BB	7
SO	5
LOB	19



Batter	1	2	3	4	5	6	7	8	9	AB	R	H	RBI	BB	SO	LOB	TOP		
Tony Taylor, R (1,4) OBP: 0.341, SLG: 0.333 Johnny Goryl, R (4,4) OBP: 0.300, SLG: 0.778 Earl Averill, R (9,PH) OBP: 0.172, SLG: 0.214	0-0 4-3 3B		0-0 G3		4-0 1B BB		0-0 F7		0-0 F8	2	1	1	0	0	0	0			
Alvin Dark, R (1,5) OBP: 0.325, SLG: 0.323	0-0 4-3			0-0 E6 1-3	0-0 1B		0-0 F7			4	0	1	1	0	0	0			
George Altman, L (1,8) OBP: 0.318, SLG: 0.426	0-3 K			0-0 1-3 1-2	0-0 3-1			0-3 K		4	0	0	0	0	2	4			
14 Ernie Banks, R (1,6) OBP: 0.402, SLG: 0.658	0-0 P6			0-3 K		0-0 E 2B		0-0 CS 1B		4	1	2	0	0	1	1			
Walt Moryn, L (1,7) OBP: 0.338, SLG: 0.349 Bobby Thomson, R (8,7) OBP: 0.105, SLG: 0.114		0-0 P5		0-0 4-3		0-0 F8		0-0 P6		4	0	0	0	0	0	3			
Dale Long, L (1,3) OBP: 0.304, SLG: 0.528		0-0 F8			0-0 6-3	0-0 E3 2H 1B		0-0 CS 1-2	0-3 K	4	1	1	0	0	1	0			
Lee Walls, R (1,9) OBP: 0.392, SLG: 0.484		0-0 6-3			0-3 K	0-0 5-3			4-0 1B BB	3	0	0	0	1	1	0			
Sammy Taylor, L (1,2) OBP: 0.286, SLG: 0.346			0-0 F5		0-0 HR	0-0 F2			0-0 F3	4	1	1	1	0	0	1			
Moe Drabowsky, R (1,1) OBP: 0.222, SLG: 0.125 Bill Henry, L (7,1) Don Elston, R (8,1) Jim Marshall, L (9,PH) OBP: 0.250, SLG: 0.091			0-3 K		0-0 1B BB 1B		0-3 K		0-0 1-2 1B	3	0	1	0	0	2	0			
Inning Stats	R: 1 E: 0 K: 1 S: 6	H: 1 LOB: 0 BB: 0 P: 6	R: 0 E: 0 K: 0 S: 3	H: 0 LOB: 0 BB: 0 P: 3	R: 0 E: 0 K: 1 S: 5	H: 0 LOB: 0 BB: 0 P: 5	R: 0 E: 1 K: 1 S: 6	H: 0 LOB: 1 BB: 0 P: 6	R: 1 E: 0 K: 0 S: 8	H: 3 LOB: 3 BB: 1 P: 12	R: 2 E: 1 K: 0 S: 5	H: 2 LOB: 0 BB: 0 P: 5	R: 0 E: 0 K: 1 S: 5	H: 0 LOB: 0 BB: 0 P: 5	R: 0 E: 0 K: 1 S: 6	H: 1 LOB: 0 BB: 1 P: 10	1B: 5 2B: 1 3B: 1 HR: 1	SF: 0 SAC: 0 DP: 0 HBP: 0	WP: 0 PA: 38 CS: 1
PITCHER	IP	WLS	BF	H	R	ER	SO	BB	IBB	HBP	BLK	WP	HR	S	P	ERA	WHIP		
Ruben Gomez, R (1,1) ERA: 1.86 Jack Meyer, R (8,1) ERA: 3.65	7.0		29	6	4	2	5	1	0	0	0	0	1	38	42	2.57	1.000		
	2.0	W	8	2	0	0	2	1	0	0	0	0	0	11	15	0.00	1.500		

Chicago Cubs @ Philadelphia Phillies
 Connie Mack Stadium, Philadelphia, PA
 Sun May 03 1959, 3:38 AM EDT
 Att: 13,660 - Unknown

AB	35
R	4
H	8
RBI	2
BB	2
SO	7
LOB	11



Batter	1	2	3	4	5	6	7	8	9	AB	R	H	RBI	BB	SO	LOB	BOTTOM		
Richie Ashburn, L (1,8) OBP: 0.393, SLG: 0.242	0-0 E SF9 1B		0-0 F8		0-0 FC6-5 1-2 2-3 3H		0-0 SF8			3	1	1	2	0	0	2			
Chico Fernandez, R (1,6) OBP: 0.333, SLG: 0.378	0-0 SF9 1H		0-0 B1-3		0-0 L5		0-0 F8			3	0	0	1	0	0	3			
Ed Bouchee, L (1,3) OBP: 0.449, SLG: 0.518	0-0 3-1			0-0 3-1		0-0 L8			0-0 3B 3B	4	1	1	0	0	0	0			
Wally Post, R (1,9) OBP: 0.364, SLG: 0.656	0-0 1B			0-3 K		0-0 1B			0-0 3H 1B 3B	4	1	3	1	0	1	0			
Harry Anderson, L (1,7) OBP: 0.368, SLG: 0.484	0-3 K			0-0 L4		0-0 F8			0-0 FC1-6 1B	4	0	1	1	0	1	2			
Willie Jones, R (1,5) OBP: 0.408, SLG: 0.559		0-0 6-3			0-0 L9	0-0 L7			0-0 FC1-6 BB 1-2	4	0	0	0	0	0	2			
Sparky Anderson, R (1,4) OBP: 0.281, SLG: 0.196		0-0 B3-1			0-0 BB FC6-5 1B		4-0 E SF8 BB		0-3 K	3	2	1	0	1	1	1			
Valmy Thomas, R (1,2) OBP: 0.333, SLG: 0.200 Harry Hanebrink, L (7,PH) OBP: 0.083, SLG: 0.083 Bob Bowman, R (7,PH) OBP: 0.222, SLG: 0.353 Jim Hegan, R (8,2) OBP: 0.214, SLG: 0.192		0-0 6-3			4-0 FC6-5 BB BB		0-3 K		4-0 BB	1	0	0	0	1	0	0			
Ruben Gomez, R (1,1) Gene Freese, R (7,PH) OBP: 0.308, SLG: 0.727 Jack Meyer, R (8,1) OBP: 0.333, SLG: 0.333			0-0 P6		4-0 FC6-5 BB		0-0 E5		0-3 K	1	0	0	0	1	0	0			
Inning Stats	R: 1 E: 0 K: 1 S: 7	H: 2 LOB: 1 BB: 0 P: 7	R: 0 E: 0 K: 0 S: 3	H: 0 LOB: 0 BB: 0 P: 3	R: 0 E: 0 K: 0 S: 3	H: 0 LOB: 0 BB: 0 P: 3	R: 0 E: 0 K: 1 S: 5	H: 0 LOB: 0 BB: 0 P: 5	R: 1 E: 0 K: 0 S: 4	H: 1 LOB: 1 BB: 2 P: 12	R: 0 E: 0 K: 0 S: 4	H: 1 LOB: 1 BB: 0 P: 4	R: 1 E: 1 K: 1 S: 6	H: 0 LOB: 1 BB: 1 P: 10	R: 2 E: 0 K: 2 S: 10	H: 3 LOB: 2 BB: 1 P: 14	1B: 5 2B: 0 3B: 2 HR: 0	SF: 2 SAC: 0 DP: 0 HBP: 0	WP: 0 PA: 36 CS: 0
PITCHER	IP	WLS	BF	H	R	ER	SO	BB	IBB	HBP	BLK	WP	HR	S	P	ERA	WHIP		
Moe Drabowsky, R (1,1) ERA: 4.95 Bill Henry, L (7,1) ERA: 2.45 Don Elston, R (8,1) ERA: 2.13	6.0		25	4	3	2	2	3	0	0	0	0	0	9	9	3.00	1.167		
	1.0	L	7	3	2	2	1	0	0	0	0	0	0	9	9	18.00	3.000		
	1.0		4	0	0	0	2	1	0	0	0	0	0	7	11	0.00	1.000		

Chicago Cubs @ Philadelphia Phillies
 Connie Mack Stadium, Philadelphia, PA
 Sun May 03 1959, 3:38 AM EDT
 Att: 13,660 - Unknown

AB	30
R	5
H	7
RBI	5
BB	4
SO	5
LOB	14



Batter	1	2	3	4	5	6	7	8	9	AB	R	H	RBI	BB	SO	LOB	TOP																		
Don Blasingame, L (1,4) OBP: 0.296, SLG: 0.281	4-3	G3			4-3		1-3		3B 1B	5	1	1	0	0	0	3	St. Louis Cardinals @ Philadelphia Phillies Connie Mack Stadium, Philadelphia, PA Tue May 05 1959, 7:05 PM EDT Att: 12,023 - Unknown																		
Alex Grammas, R (1,6) OBP: 0.304, SLG: 0.385	3-1 2B 1B		F8		4-3 1B		L9		F8	5	1	2	0	0	0	2																			
Stan Musial, L (1,3) OBP: 0.363, SLG: 0.394 Joe Cunningham, L (9, PR) OBP: 0.364, SLG: 0.200 (9, 3)	3-1 1-2		6-3		4-3 1-2			F2	3B BB	4	0	0	0	1	0	2																			
Ken Boyer, R (1,5) OBP: 0.370, SLG: 0.446	2H 2B		5-3		F7			1B 3B	1B 3B	5	2	3	3	0	0	1																			
Bill White, L (1,7) OBP: 0.266, SLG: 0.433 Gino Cimoli, R (9, 7) OBP: 0.386, SLG: 0.488	F9			HR 1B		F8		FC4-6 1B	FC6-4 1B	5	1	3	2	0	0	1																			
Curt Flood, R (1,8) OBP: 0.222, SLG: 0.333		K		K		F2		FC4-6 1B	FC6-4	5	0	1	0	0	0	2																			
Bobby Gene Smith, R (1,9) OBP: 0.231, SLG: 0.269		F7		F3		F9		FC4-6		4	0	0	0	0	0	3																			
Hal Smith, R (1,2) OBP: 0.266, SLG: 0.413		1B 1B		1H HR		F7		6-3		4	1	2	2	0	0	2																			
Vinegar Bend Mizell, R (1,1) OBP: 0.211, SLG: 0.211 Jim Brosnan, R (9, 1) OBP: 0.333, SLG: 1.000 Larry Jackson, R (9, 1) OBP: 0.167, SLG: 0.167	1-2 1B		G3		E5 1-3				K	4	0	1	0	0	0	1																			
Inning Stats	R: 1 E: 0 K: 0 S: 5	H: 2 LOB: 1 BB: 0 P: 5	R: 0 E: 0 K: 1 S: 7	H: 2 LOB: 2 BB: 0 P: 7	R: 0 E: 0 K: 1 S: 3	H: 0 LOB: 0 BB: 0 P: 3	R: 2 E: 0 K: 1 S: 7	H: 2 LOB: 0 BB: 0 P: 7	R: 0 E: 0 K: 0 S: 4	H: 0 LOB: 1 BB: 0 P: 4	R: 0 E: 1 K: 0 S: 4	H: 0 LOB: 1 BB: 0 P: 4	R: 0 E: 0 K: 0 S: 6	H: 3 LOB: 2 BB: 0 P: 6	R: 3 E: 0 K: 1 S: 8	H: 3 LOB: 1 BB: 1 P: 12		1B: 9 2B: 1 3B: 2 HR: 1	SF: 0 SAC: 0 DP: 0 HBP: 0	WP: 0 PA: 42 PB: 0 SB: 1 CS: 0															
PITCHER	IP WLS BF H R ER SO BB IBB HBP BLK WP HR S P ERA WHIP																																		
Robin Roberts, R (1,1) ERA: 3.69	8.2	41	13	7	7	3	1	0	0	0	0	0	0	0	1	46	50	7.27	1.615																
Turk Farrell, R (9,1) ERA: 5.4	0.1	W	1	0	0	0	0	0	0	0	0	0	0	0	0	1	1	0.00	0.000																

Batter	1	2	3	4	5	6	7	8	9	AB	R	H	RBI	BB	SO	LOB	BOTTOM																	
Richie Ashburn, L (1,8) OBP: 0.393, SLG: 0.243	F7		F7			1B 1B		P4	1B BB	4	0	1	0	1	0	0	St. Louis Cardinals @ Philadelphia Phillies Connie Mack Stadium, Philadelphia, PA Tue May 05 1959, 7:05 PM EDT Att: 12,023 - Unknown																	
Granny Hamner, R (1,6) OBP: 0.214, SLG: 0.280	L8		6-3			2B 1B		L8	1B BB	4	1	1	1	1	0	0																		
Ed Bouchee, L (1,3) OBP: 0.459, SLG: 0.541	1B		F8			1H 2B		6-3	1B	5	0	3	2	0	0	0																		
Wally Post, R (1,9) OBP: 0.371, SLG: 0.642	F8			K		BB			2B 1B	3	1	1	0	1	1	1																		
Harry Anderson, L (1,7) OBP: 0.375, SLG: 0.500		HR 1B		4-3		F8		F8	1H 2B 2B	4	2	2	1	0	0	2																		
Willie Jones, R (1,5) OBP: 0.413, SLG: 0.619 Joe Koppe, R (9, PR)		1H HR		F7		F8		F8	1B 2B	4	1	2	3	0	0	2																		
Sparky Anderson, R (1,4) ERA: 4.08 Gene Freese, R (9, PH) OBP: 0.286, SLG: 0.667		L7				P4		P4	1-3	3	0	0	0	0	0	0																		
Jim Hegan, R (1,2) OBP: 0.194, SLG: 0.172 Dave Philley, S (9, PH) OBP: 0.353, SLG: 0.667 Chico Fernandez, R (9, PR) OBP: 0.333, SLG: 0.378		P4				6-3		P2	BB 1B BB	3	0	0	0	0	0	0																		
Robin Roberts, S (1,1) OBP: 0.154, SLG: 0.308 Turk Farrell, R (9, 1) OBP: 0.263, SLG: 0.389		L4				F9		K	BB BB 1B 1B	3	0	0	0	0	1	0																		
Inning Stats	R: 0 E: 0 K: 0 S: 4	H: 1 LOB: 1 BB: 0 P: 4	R: 2 E: 0 K: 0 S: 5	H: 2 LOB: 0 BB: 0 P: 5	R: 0 E: 0 K: 1 S: 5	H: 0 LOB: 0 BB: 0 P: 3	R: 0 E: 0 K: 1 S: 5	H: 0 LOB: 0 BB: 0 P: 5	R: 0 E: 0 K: 0 S: 3	H: 0 LOB: 0 BB: 0 P: 3	R: 1 E: 0 K: 0 S: 5	H: 3 LOB: 2 BB: 1 P: 9	R: 0 E: 0 K: 1 S: 5	H: 0 LOB: 0 BB: 0 P: 5	R: 0 E: 0 K: 0 S: 3	H: 0 LOB: 0 BB: 0 P: 3		R: 5 E: 0 K: 0 S: 7	H: 6 LOB: 3 BB: 2 P: 15	1B: 8 2B: 3 3B: 0 HR: 1	SF: 0 SAC: 0 DP: 0 HBP: 0	WP: 0 PA: 39 PB: 0 SB: 0 CS: 0												
PITCHER	IP WLS BF H R ER SO BB IBB HBP BLK WP HR S P ERA WHIP																																	
Vinegar Bend Mizell, L (1,1) ERA: 4.08	8.0	32	8	5	5	2	1	0	0	0	0	0	0	0	3	39	5.62	1.125																
Jim Brosnan, R (9,1) ERA: 6.57	0.1	3	2	1	1	0	0	0	0	0	0	0	0	3	3	27.00	6.000																	
Larry Jackson, R (9,1) ERA: 5.06	0.0	L	4	2	2	0	2	0	0	0	0	0	0	2	10	*	*																	

AB 41
R 7
H 13
RBI 7
BB 1
SO 3
LOB 16



AB 36
R 8
H 12
RBI 8
BB 3
SO 2
LOB 6



Batter	1	2	3	4	5	6	7	8	9	AB	R	H	RBI	BB	SO	LOB	TOP					
Richie Ashburn, L (1, 8) OBP: 0.395, SLG: 0.293										5	1	2	0	0	0	2	Philadelphia Phillies @ Pittsburgh Pirates Forbes Field, Pittsburgh, PA Sun May 10 1959, 3:33 AM EDT Unknown					
Granny Hamner, R (1, 6) Chico Fernandez, R (6, 6) OBP: 0.300, SLG: 0.404 OBP: 0.346, SLG: 0.391										3	1	2	0	0	0	1						
Ed Bouchee, L (1, 3) OBP: 0.458, SLG: 0.532										3	1	1	1	1	1	1						
Wally Post, R (1, 9) OBP: 0.359, SLG: 0.632										4	1	1	1	0	1	2						
Harry Anderson, L (1, 7) OBP: 0.344, SLG: 0.500										4	1	1	2	0	0	2						
Willie Jones, R (1, 5) OBP: 0.396, SLG: 0.610										4	1	1	2	0	0	2						
Sparky Anderson, R (1, 4) OBP: 0.238, SLG: 0.176										4	0	1	0	0	0	0						
Jim Hegan, R (1, 2) OBP: 0.171, SLG: 0.152										4	0	0	0	0	0	1						
Robin Roberts, S (1, 1) Turk Farrell, R (7, 1) OBP: 0.188, SLG: 0.267										2	0	0	0	0	1	1		0				
										0	0	0	0	0	0	0						
Inning Stats	R: 0 E: 0 K: 0 S: 3	H: 1 LOB: 0 BB: 0 P: 3	R: 0 E: 0 K: 0 S: 3	H: 0 LOB: 0 BB: 0 P: 3	R: 0 E: 0 K: 0 S: 3	H: 0 LOB: 1 BB: 1 P: 7	R: 0 E: 0 K: 0 S: 4	H: 1 LOB: 2 BB: 1 P: 8	R: 0 E: 0 K: 0 S: 3	H: 0 LOB: 0 BB: 0 P: 3	R: 6 E: 0 K: 1 S: 11	H: 6 LOB: 0 BB: 0 P: 11	R: 0 E: 0 K: 1 S: 5	H: 1 LOB: 1 BB: 0 P: 5	R: 0 E: 0 K: 1 S: 5	H: 0 LOB: 0 BB: 0 P: 5	R: 0 E: 0 K: 0 S: 4	H: 1 LOB: 1 BB: 0 P: 4	1B: 7 2B: 1 3B: 1 HR: 1	SF: 0 SAC: 1 DP: 1 HBP: 0	WP: 0 PB: 0 SB: 0 CS: 0	PA: 37
PITCHER	IP WLS BF H R ER SO BB IBB HBP BLK WP HR S P ERA WHIP																					
Bob Friend, R (1, 1) ERA: 7.71	5.0 L 23 7 5 5 0 2 0 0 0 0 0 0 21 29 9.00 1.800																					
Ron Blackburn, R (6, 1) ERA: 3.45	2.0 7 2 1 1 2 0 0 0 0 0 0 1 11 11 4.50 1.000																					
Bob Smith, L (8, 1) ERA: 1.26	2.0 7 1 0 0 1 0 0 0 0 0 0 0 9 9 0.00 0.500																					

AB	34
R	6
H	10
RBI	6
BB	2
SO	3
LOB	11



Batter	1	2	3	4	5	6	7	8	9	AB	R	H	RBI	BB	SO	LOB	BOTTOM					
Don Hoak, R (1, 5) OBP: 0.346, SLG: 0.326										5	1	2	0	0	0	1	Philadelphia Phillies @ Pittsburgh Pirates Forbes Field, Pittsburgh, PA Sun May 10 1959, 3:33 AM EDT Unknown					
Roberto Clemente, R (1, 9) OBP: 0.274, SLG: 0.358										5	0	0	0	0	2	4						
Smoky Burgess, L (1, 2) OBP: 0.434, SLG: 0.667										3	0	0	0	1	0	1						
Dick Stuart, R (1, 3) OBP: 0.386, SLG: 0.557										4	0	1	0	0	0	2						
Bob Skinner, L (1, 7) OBP: 0.254, SLG: 0.303										4	0	3	1	0	0	0						
Bill Mazerowski, R (1, 4) OBP: 0.238, SLG: 0.309									4	0	0	0	0	0	4							
Dick Groat, R (1, 6) OBP: 0.320, SLG: 0.348									4	1	2	0	0	0	0							
Bill Virdon, L (1, 8) OBP: 0.272, SLG: 0.340										4	1	2	0	0	0	2						
Bob Friend, R (1, 1) Ron Blackburn, R (6, 1) OBP: 0.182, SLG: 0.182										1	0	0	0	0	0	0						
Rocky Nelson, L (7, PH) Bob Smith, R (8, 1) Ted Kluszewski, L (9, PH) OBP: 0.267, SLG: 0.308 OBP: 0.412, SLG: 0.563									1	0	0	0	0	0	0	0						
										0	0	0	0	0	0	0						
										0	0	0	0	0	0	0						
Inning Stats	R: 1 E: 0 K: 0 S: 5	H: 2 LOB: 2 BB: 1 P: 9	R: 0 E: 1 K: 1 S: 7	H: 1 LOB: 2 BB: 0 P: 7	R: 0 E: 0 K: 0 S: 3	H: 0 LOB: 0 BB: 0 P: 3	R: 0 E: 0 K: 0 S: 3	H: 0 LOB: 0 BB: 0 P: 3	R: 0 E: 0 K: 1 S: 5	H: 0 LOB: 0 BB: 0 P: 5	R: 0 E: 0 K: 0 S: 4	H: 2 LOB: 1 BB: 0 P: 4	R: 2 E: 1 K: 0 S: 6	H: 3 LOB: 1 BB: 0 P: 6	R: 0 E: 0 K: 0 S: 5	H: 2 LOB: 2 BB: 0 P: 5	R: 0 E: 0 K: 0 S: 3	H: 0 LOB: 0 BB: 0 P: 3	1B: 9 2B: 1 3B: 0 HR: 0	SF: 1 SAC: 1 DP: 0 HBP: 0	WP: 0 PB: 0 SB: 0 CS: 0	PA: 38
PITCHER	IP WLS BF H R ER SO BB IBB HBP BLK WP HR S P ERA WHIP																					
Robin Roberts, R (1, 1) ERA: 3.57	6.1 W 28 8 3 2 2 1 0 0 0 0 0 0 31 35 2.84 1.421																					
Turk Farrell, R (7, 1) ERA: 3.45	2.2 S 10 2 0 0 0 0 0 0 0 0 0 0 10 10 0.00 0.750																					



Batter	1	2	3	4	5	6	7	8	9	AB	R	H	RBI	BB	SO	LOB	TOP									
Richie Ashburn, L OBP: 0.397, SLG: 0.280	G3 1B 5-3 BB		FC1-5 1B BB		F9			F2		3	2	0	0	2	0	2	Philadelphia Phillies @ Los Angeles Dodgers Los Angeles Memorial Coliseum, Los Angeles, CA Mon May 11 1959, 10:05 PM EDT Att: 13,524 - Unknown									
Granny Hamner, R OBP: 0.322, SLG: 0.418	5-3 G3 1B		FC1-5 1B FC6-4 2-3F		F8		F6	G4-6-3 BB		4	2	2	0	1	0	2										
Ed Bouchee, L OBP: 0.457, SLG: 0.563	G3		FC6-4 1B		HR		3-1	G4-6-3 1-2F		5	1	2	3	0	0	3										
Wally Post, R OBP: 0.347, SLG: 0.589	5-3		FC6-4 1-2F		HR		K		L7	4	1	0	2	1	1	2										
Harry Anderson, L OBP: 0.324, SLG: 0.457	K		K		HR		K		K	4	1	0	0	1	4	2										
Willie Jones, R OBP: 0.404, SLG: 0.581					E4 1B		6-3		BB	3	1	0	0	2	1	2										
Sparky Anderson, R OBP: 0.247, SLG: 0.205 Joe Koppe, R OBP: 0.364, SLG: 0.125	G6-4-3 1-2F				E6 1B		1B		BB	1	0	0	0	0	0	1										
Carl Sawatski, L OBP: 0.429, SLG: 0.542	F8				1B		F6		F4	5	0	1	2	0	1	4										
Jim Owens, R OBP: 0.188, SLG: 0.133 Jack Meyer, R OBP: 0.330, SLG: 0.330 Turk Farrell, R OBP: 0.384, SLG: 0.857 Gene Fresse, R OBP: 0.294, SLG: 0.857 Jim Hearn, R OBP: 0.194, SLG: 0.134			FC1-5 BB		4-3				HR	2	0	1	1	1	0	0										
Inning Stats	R: 1 E: 0 K: 1 S: 14	H: 1 LOB: 1 BB: 1 P: 22	R: 0 E: 0 K: 0 S: 7	H: 0 LOB: 0 BB: 1 P: 13	R: 2 E: 0 K: 1 S: 16	H: 1 LOB: 1 BB: 2 P: 28	R: 0 E: 0 K: 2 S: 6	H: 0 LOB: 1 BB: 1 P: 14	R: 6 E: 2 K: 0 S: 20	H: 4 LOB: 2 BB: 2 P: 31	R: 0 E: 0 K: 1 S: 6	H: 0 LOB: 0 BB: 0 P: 8	R: 0 E: 0 K: 1 S: 9	H: 1 LOB: 1 BB: 0 P: 13	R: 1 E: 0 K: 0 S: 5	H: 1 LOB: 0 BB: 2 P: 9		R: 0 E: 0 K: 1 S: 10	H: 0 LOB: 2 BB: 2 P: 21	1B: 6 2B: 1 3B: 0 HR: 2	SF: 0 SAC: 0 DP: 3 HBP: 0	WP: 0 PB: 0 SB: 0 CS: 1	PA: 44			
PITCHER	IP	WLS	BF	H	R	ER	SO	BB	IBB	HBP	BLK	WP	HR	S	P	ERA		WHIP								
Stan Williams, R ERA: 5.34	4.2		23	4	7	5	4	7	0	0	0	0	1	53	96	9.64		2.357								
Carl Erskine, R ERA: 8.44	1.1		8	2	2	0	1	0	0	0	0	0	0	16	20	0.00		1.500								
Art Fowler, R ERA: 4.05	3.0	W	13	2	1	1	2	3	0	0	0	0	1	24	43	3.00	1.667									

Batter	1	2	3	4	5	6	7	8	9	AB	R	H	RBI	BB	SO	LOB	BOTTOM									
Jim Gilliam, S OBP: 0.381, SLG: 0.300	6-3		F9		BB 1B	E	CS			4	2	2	1	1	0	1	Philadelphia Phillies @ Los Angeles Dodgers Los Angeles Memorial Coliseum, Los Angeles, CA Mon May 11 1959, 10:05 PM EDT Att: 13,524 - Unknown									
Charlie Neal, R OBP: 0.364, SLG: 0.400	F3			BB 1B	BB SF8 1B	E7 1B	CS	F8		4	3	2	1	1	0	0										
Wally Moon, L OBP: 0.419, SLG: 0.455	4-3			BB 1B	SF8 BB 1B	4-3		4-3		3	2	0	0	2	0	1										
Duke Snider, L OBP: 0.314, SLG: 0.439		4-3		BB 1B	1B BB	F7		F5		4	1	1	2	1	0	1										
Don Demeter, R OBP: 0.391, SLG: 0.558		4-3		K	SF8			SH3-4 1B 2B		4	1	2	2	0	1	2										
Gil Hodges, R OBP: 0.353, SLG: 0.500			K	1B	1B K	K		1B SH3-4 BB		4	0	1	0	1	3	3										
John Roseboro, L OBP: 0.348, SLG: 0.304				BB	1B	1B		SH3-4		3	0	2	3	1	1	0										
Don Zimmer, R OBP: 0.327, SLG: 0.352 Rip Repulski, R OBP: 0.462, SLG: 0.500 Bob Lillis, R OBP: 0.286, SLG: 0.231			F5		F5			1B IBB		2	1	0	0	2	0	3										
Stan Williams, R OBP: 0.167, SLG: 0.091 Carl Erskine, R			K		G3			1B IBB		0	0	0	0	0	0	0										
Ron Fairly, L OBP: 0.386, SLG: 0.451 Art Fowler, R OBP: 0.111, SLG: 0.111 Norm Larker, L OBP: 0.500, SLG: 0.657						E		1B		1	1	1	0	0	0	0										
Inning Stats	R: 0 E: 0 K: 0 S: 6	H: 0 LOB: 0 BB: 0 P: 13	R: 0 E: 0 K: 1 S: 6	H: 0 LOB: 0 BB: 0 P: 10	R: 0 E: 0 K: 1 S: 7	H: 0 LOB: 1 BB: 1 P: 14	R: 3 E: 0 K: 1 S: 18	H: 3 LOB: 2 BB: 3 P: 38	R: 3 E: 1 K: 1 S: 21	H: 3 LOB: 1 BB: 1 P: 32	R: 1 E: 0 K: 1 S: 7	H: 1 LOB: 0 BB: 1 P: 15	R: 0 E: 0 K: 0 S: 6	H: 0 LOB: 0 BB: 0 P: 10	R: 0 E: 0 K: 0 S: 5	H: 2 LOB: 3 BB: 2 P: 15		1B: 10 2B: 2 3B: 0 HR: 0	SF: 1 SAC: 2 DP: 0 HBP: 0	WP: 0 PB: 0 SB: 0 CS: 1	PA: 46					
PITCHER	IP	WLS	BF	H	R	ER	SO	BB	IBB	HBP	BLK	WP	HR	S	P	ERA		WHIP								
Jim Owens, R ERA: 3.82	4.0		20	5	5	5	3	3	1	0	0	0	0	43	87	11.25		2.000								
Jack Meyer, R ERA: 6.75	0.0		2	0	0	0	0	2	0	0	0	0	0	4	12	∞	∞									
Turk Farrell, R ERA: 4.82	3.0		15	5	5	5	3	2	0	0	0	0	0	44	72	15.00	2.333									
Jim Hearn, R ERA: 7.94	1.1	L	7	1	1	1	0	1	1	0	0	0	0	10	23	6.75	1.500									
Ray Semproch, R ERA: 4.41	0.0		1	1	0	0	0	0	0	0	0	0	0	1	2	∞	∞									

AB	34
R	10
H	8
RBI	9
BB	10
SO	7
LOB	20



Batter	1	2	3	4	5	6	7	8	9	AB	R	H	RBI	BB	SO	LOB	TOP					
Richie Ashburn, L (1, 8) OBP: 0.375, SLG: 0.269	0-0 5-3			1-1 4-3		1-1 6-3		3-2 3-1		4	0	0	0	0	0	1	Philadelphia Phillies @ Los Angeles Dodgers Los Angeles Memorial Coliseum, Los Angeles, CA Tue May 12 1959, 10:05 PM EDT Att: 12,562 - Unknown livebaseballscorecards.com					
Joe Koppe, R (1, 6) OBP: 0.297, SLG: 0.083 (8, 4)	2-2 F3			0-1 L9			1-2 6-3		0-3 K	4	0	0	0	0	1	0						
Ed Bouchee, L (1, 3) OBP: 0.450, SLG: 0.560	2-3 K			0-2 2B			1-3 K		3-1 4-3	4	0	1	0	0	2	0						
Wally Post, R (1, 9) OBP: 0.352, SLG: 0.586		1-0 F5		1-1 F8			1-2 1B		3-2 1B	4	0	2	0	0	0	1						
Bob Bowman, R (1, 7) OBP: 0.240, SLG: 0.333		2-0 L7			1-1 6-3		0-0 F8		3-3 K	4	0	0	0	0	1	2						
Willie Jones, R (1, 5) OBP: 0.402, SLG: 0.607		2-1 5-3			1-0 F9			0-0 HR		3	1	1	1	0	0	0						
Sparky Anderson, R (1, 4) OBP: 0.241, SLG: 0.200 Gene Freese, R (8, PH) OBP: 0.278, SLG: 0.800 Jack Meyer, R (8, 1) OBP: 0.333, SLG: 0.333			1-1 5-3		2-3 K			3-3 K		2	0	0	0	0	1	0						
Jim Hegan, R (1, 2) OBP: 0.156, SLG: 0.139			1-0 6-3			0-0 F8		1-1 6-3		3	0	0	0	0	0	0						
Gene Conley, R (1, 1) OBP: 0.222, SLG: 0.222 Granny Hamner, R (8, PH) OBP: 0.333, SLG: 0.429 Chico Fernandez, R (8, PR) OBP: 0.346, SLG: 0.391 (8, 6)			0-0 5-3			0-2 5-3		1-0 1B		2	0	0	0	0	0	0						
Inning Stats	R: 0 E: 0 K: 1 S: 8	H: 0 LOB: 0 BB: 0 P: 12	R: 0 E: 0 K: 0 S: 4	H: 0 LOB: 0 BB: 0 P: 9	R: 0 E: 0 K: 0 S: 4	H: 0 LOB: 0 BB: 0 P: 6	R: 0 E: 0 K: 0 S: 9	H: 1 LOB: 1 BB: 0 P: 11	R: 0 E: 0 K: 1 S: 7	H: 0 LOB: 0 BB: 0 P: 11	R: 0 E: 0 K: 0 S: 6	H: 0 LOB: 0 BB: 0 P: 7	R: 0 E: 0 K: 1 S: 11	H: 1 LOB: 1 BB: 0 P: 14	R: 1 E: 0 K: 1 S: 10	H: 2 LOB: 1 BB: 0 P: 18		R: 0 E: 0 K: 2 S: 12	H: 1 LOB: 1 BB: 0 P: 21	1B: 3 2B: 1 3B: 0 HR: 1	SF: 0 SAC: 0 DP: 0 HBP: 0	WP: 0 PB: 0 SB: 0 CS: 0
PITCHER Danny McDevitt, L (1, 1) ERA: 2.67	IP: 9.0 WLS: W BF: 32 H: 5 R: 1 ER: 1 SO: 6 BB: 0 IBB: 0 HBP: 0 BLK: 0 WP: 0 HR: 1 S: 71 P: 109 ERA: 1.00 WHIP: 0.556															PITCHER						

Batter	1	2	3	4	5	6	7	8	9	AB	R	H	RBI	BB	SO	LOB	BOTTOM					
Jim Gilliam, S (1, 5) OBP: 0.375, SLG: 0.288	1-3 K		0-0 4-3		4-2 E BB		1-1 F3			3	0	0	0	1	1	0	Philadelphia Phillies @ Los Angeles Dodgers Los Angeles Memorial Coliseum, Los Angeles, CA Tue May 12 1959, 10:05 PM EDT Att: 12,562 - Unknown livebaseballscorecards.com					
Charlie Neal, R (1, 4) OBP: 0.368, SLG: 0.398	0-0 CS 1B			1-3 K2-3	1-0 E6			4-1 SH1-4 BB		3	1	1	0	1	1	2						
Wally Moon, L (1, 7) OBP: 0.407, SLG: 0.440	2-2 4-3			0-1 F8	3-1 3-1			2-0 SH1-4		3	0	0	0	0	0	4						
Duke Snider, L (1, 9) OBP: 0.311, SLG: 0.429		1-3 K		1-0 4-3		1-0 F8		1-0 CS 1B		4	0	1	1	0	1	0						
Don Demeter, R (1, 8) OBP: 0.347, SLG: 0.546		1-1 1B 1B			0-1 6-3	2-1 6-3		1-3 K		4	0	1	0	0	1	1						
Norm Larker, L (1, 3) OBP: 0.531, SLG: 0.711		0-0 7-2-4 1B			1-2 1B 2B	0-1 1B		3-2 CS		3	1	3	0	0	0	0						
John Roseboro, L (1, 2) OBP: 0.337, SLG: 0.293		3-1 7-2-4			0-0 F6	0-1 F9				3	0	0	0	0	0	4						
Don Zimmer, R (1, 6) OBP: 0.327, SLG: 0.344			3-3 K		4-0 1B E IBB		2-3 K			2	1	0	0	1	2	0						
Danny McDevitt, L (1, 1) OBP: 0.182, SLG: 0.273			2-1 F7		0-1 E BB 1B		0-0 G3			3	0	1	1	0	0	0						
Inning Stats	R: 0 E: 0 K: 1 S: 9	H: 1 LOB: 0 BB: 0 P: 12	R: 0 E: 0 K: 1 S: 8	H: 2 LOB: 1 BB: 0 P: 13	R: 0 E: 0 K: 1 S: 7	H: 0 LOB: 0 BB: 0 P: 12	R: 0 E: 0 K: 1 S: 6	H: 0 LOB: 0 BB: 0 P: 8	R: 2 E: 1 K: 0 S: 12	H: 2 LOB: 3 BB: 2 P: 23	R: 0 E: 0 K: 0 S: 7	H: 1 LOB: 1 BB: 0 P: 10	R: 0 E: 0 K: 1 S: 7	H: 0 LOB: 0 BB: 0 P: 10	R: 1 E: 0 K: 1 S: 9	H: 1 LOB: 0 BB: 1 P: 20		R: 0 E: 0 K: 1 S: 12	H: 1 LOB: 0 BB: 1 P: 21	1B: 6 2B: 2 3B: 0 HR: 0	SF: 0 SAC: 1 DP: 1 HBP: 0	WP: 0 PB: 0 SB: 0 CS: 2
PITCHER Gene Conley, R (1, 1) ERA: 1.0 Jack Meyer, R (8, 1) ERA: 6.89	IP: 7.0 WLS: L BF: 28 H: 6 R: 2 ER: 1 SO: 5 BB: 1 IBB: 0 HBP: 0 BLK: 0 WP: 0 HR: 0 S: 56 P: 88 ERA: 1.29 WHIP: 1.000															PITCHER						

Batter	1	2	3	4	5	6	7	8	9	AB	R	H	RBI	BB	SO	LOB	TOP			
Richie Ashburn, L (1, 8) OBP: 0.371, SLG: 0.262	0-3 K		4-0 BB			0-0 F7		0-0 F7		3	0	0	0	1	1	1	Philadelphia Phillies @ San Francisco Giants Seals Stadium, San Francisco, CA Wed May 13 1959, 6:33 AM EDT Att: 5,128 - Unknown AB 28 R 0 H 2 RBI 0 BB 5 SO 12 LOB 14			
Granny Hamner, R (1, 6) OBP: 0.328, SLG: 0.407	4-0 CS BB		0-3 K			0-0 F8		0-0 F9		3	0	0	0	1	1	3				
Ed Bouchee, L (1, 3) OBP: 0.442, SLG: 0.543	0-3 K			0-0 F7		0-0 F3			4-0 BB	3	0	0	0	1	1	1				
Wally Post, R (1, 9) OBP: 0.339, SLG: 0.563		0-3 K		0-3 K			0-3 K		0-0 F9	4	0	0	0	0	3	1				
Harry Anderson, L (1, 7) OBP: 0.311, SLG: 0.439		0-0 F7		0-0 4-3			0-3 K		0-0 P6	4	0	0	0	0	1	1				
Willie Jones, R (1, 5) OBP: 0.396, SLG: 0.591		0-0 F7			0-3 K		0-0 1B		0-0 P4	4	0	1	0	0	1	1				
Sparky Anderson, R (1, 4) OBP: 0.256, SLG: 0.200			4-0 BB BB		4-0 BB		0-3 K			0	0	0	0	2	0	0				
Harry Hanebrink, L (7, PH) OBP: 0.071, SLG: 0.071										1	0	0	0	0	1	1				
Joe Koppe, R (7, 4) OBP: 0.267, SLG: 0.083										0	0	0	0	0	0	0				
Valmy Thomas, R (1, 2) OBP: 0.214, SLG: 0.120			0-3 K		0-3 K			0-0 1B		2	0	0	0	0	2	2				
Gene Freese, R (8, PH) OBP: 0.316, SLG: 0.813										1	0	1	0	0	0	0				
Jim Hegan, R (8, 2) OBP: 0.158, SLG: 0.139										0	0	0	0	0	0	0				
Ruben Gomez, R (1, 1)			0-3 K		0-0 F8			0-0 F8		0	0	0	0	0	0	0				
Don Cardwell, R (2, 1)										2	0	0	0	0	1	2				
Dave Philley, S (8, PH) OBP: 0.300, SLG: 0.556										1	0	0	0	0	0	1				
Taylor Phillips, L (8, 1)										0	0	0	0	0	0	0				
Inning Stats	R: 0 E: 0 K: 2 S: 6	H: 0 LOB: 1 BB: 1 P: 10	R: 0 E: 0 K: 1 S: 5	H: 0 LOB: 0 BB: 0 P: 5	R: 0 E: 0 K: 3 S: 9	H: 0 LOB: 2 BB: 2 P: 17	R: 0 E: 0 K: 1 S: 5	H: 0 LOB: 0 BB: 0 P: 5	R: 0 E: 0 K: 2 S: 7	H: 0 LOB: 1 BB: 1 P: 11	R: 0 E: 0 K: 3 S: 10	H: 1 LOB: 1 BB: 0 P: 10	R: 0 E: 0 K: 0 S: 4	H: 1 LOB: 1 BB: 0 P: 4	R: 0 E: 0 K: 0 S: 3	H: 0 LOB: 1 BB: 1 P: 7	1B: 2 2B: 1 3B: 0 HR: 0	SF: 0 SAC: 0 DP: 1 HBP: 0	WP: 0 PB: 0 SB: 0 CS: 1	PA: 33
PITCHER	IP WLS BF H R ER SO BB IBB HBP BLK WP HR S P ERA WHIP																			
Sam Jones, R (1, 1) ERA: 4.1	9.0 W 33 2 0 0 12 5 0 0 0 0 0 0 0 52 72 0.00 0.778																			

Batter	1	2	3	4	5	6	7	8	9	AB	R	H	RBI	BB	SO	LOB	BOTTOM				
Andre Rodgers, R (1, 6) OBP: 0.333, SLG: 0.364	4-0 1B HR BB	0-3 K		0-0 P6			0-0 F7			3	1	0	0	1	1	0	Philadelphia Phillies @ San Francisco Giants Seals Stadium, San Francisco, CA Wed May 13 1959, 6:33 AM EDT Att: 5,128 - Unknown AB 30 R 6 H 7 RBI 6 BB 1 SO 3 LOB 6				
Willie Kirkland, L (1, 9) OBP: 0.397, SLG: 0.521	0-0 HR 1B	0-0 F8			0-0 F7			1-0 FC5 1B HBP		3	1	1	0	0	0	0					
Willie Mays, R (1, 8) OBP: 0.391, SLG: 0.565	0-0 1H 2H HR	0-0 F8			0-0 F7			0-3 K		4	1	1	3	0	1	1					
Leon Wagner, L (1, 7) OBP: 0.381, SLG: 0.600	0-0 1B 1B		0-0 HR		0-0 6-3			0-0 F9		3	2	2	1	0	0	0					
Orlando Cepeda, R (8, 3) OBP: 0.301, SLG: 0.517	1B 1B									1	0	0	0	0	0	1					
Jackie Brandt, R (1, 3) OBP: 0.343, SLG: 0.469	0-0 F8		0-0 F4		0-0 P4			0-0 1B		4	0	1	0	0	0	1					
Daryl Spencer, R (1, 4) OBP: 0.314, SLG: 0.321	0-0 1B SF7 1B		0-0 F8		0-3 K			0-0 FC5		4	1	1	0	0	1	2					
Jim Davenport, R (1, 5) OBP: 0.286, SLG: 0.358	0-0 1B		0-0 F6		0-0 5-3					3	0	1	1	0	0	0					
Hobie Landrith, L (1, 2) OBP: 0.350, SLG: 0.429	0-0 SF7			0-0 L7				0-0 4-3		2	0	0	1	0	0	0					
Sam Jones, R (1, 1)	0-0 F8			0-0 L4				0-0 F3		3	0	0	0	0	0	1					
Inning Stats	R: 5 E: 0 K: 0 S: 8	H: 5 LOB: 1 BB: 1 P: 12	R: 0 E: 0 K: 1 S: 5	H: 0 LOB: 0 BB: 0 P: 5	R: 1 E: 0 K: 0 S: 4	H: 1 LOB: 0 BB: 0 P: 4	R: 0 E: 0 K: 0 S: 3	H: 0 LOB: 0 BB: 0 P: 3	R: 0 E: 0 K: 1 S: 5	H: 0 LOB: 0 BB: 0 P: 5	R: 0 E: 0 K: 0 S: 3	H: 0 LOB: 0 BB: 0 P: 3	R: 0 E: 0 K: 1 S: 6	H: 1 LOB: 2 BB: 0 P: 7	R: 0 E: 0 K: 1 S: 6	H: 1 LOB: 2 BB: 0 P: 7		1B: 5 2B: 0 3B: 0 HR: 2	SF: 1 SAC: 0 DP: 0 HBP: 1	WP: 0 PB: 0 SB: 0 CS: 0	PA: 33
PITCHER	IP WLS BF H R ER SO BB IBB HBP BLK WP HR S P ERA WHIP																				
Ruben Gomez, R (1, 1) ERA: 7.13	1.0 L 9 5 5 5 0 1 0 0 0 0 0 1 23 23 1.50 0.167																				
Don Cardwell, R (2, 1) ERA: 7.56	6.0 19 1 1 1 2 0 0 0 0 0 0 1 23 23 1.50 0.167																				
Taylor Phillips, L (8, 1) ERA: 7.13	1.0 5 1 0 0 1 0 0 0 1 0 0 0 6 7 0.00 1.000																				

Batter	1	2	3	4	5	6	7	8	9	AB	R	H	RBI	BB	SO	LOB	TOP	
Richie Ashburn, L (1, 8) OBP: 0.368, SLG: 0.255	0-3 K			4-0 BB		0-3 K			0-0 F4	3	0	0	0	1	2	1	Philadelphia Phillies @ San Francisco Giants Seals Stadium, San Francisco, CA Thu May 14 1959, 6:33 AM EDT Att: 6,235 - Unknown AB 30 R 0 H 3 RBI 0 BB 1 SO 9 LOB 10	
Chico Fernandez, R (1, 6) OBP: 0.338, SLG: 0.380	0-0 F3			0-3 K			0-0 F8		0-0 1B	4	0	1	0	0	1	1		
Ed Bouchee, L (1, 3) OBP: 0.427, SLG: 0.520	0-0 F6			0-0 F8			0-0 F7		0-3 K	4	0	0	0	0	1	3		
Wally Post, R (1, 9) OBP: 0.327, SLG: 0.542		0-0 F9		0-0 F8			0-3 K		0-0 5-3	4	0	0	0	0	1	3		
Bob Bowman, R (1, 7) OBP: 0.214, SLG: 0.296		0-0 F6			0-3 K			0-0 F3		3	0	0	0	0	1	0		
Willie Jones, R (1, 5) OBP: 0.389, SLG: 0.579		0-0 F7			0-0 F7			0-0 2B		2	0	0	0	0	0	0		
Jack Meyer, R (6, 1) OBP: 0.333, SLG: 0.333										0	0	0	0	0	0	0		
Granny Hamner, R (8, PH) OBP: 0.338, SLG: 0.433										1	0	1	0	0	0	0		
Jim Hearn, R (6, 1)										0	0	0	0	0	0	0		
Sparky Anderson, R (1, 4) OBP: 0.250, SLG: 0.193			0-0 1-3		0-0 6-3			0-3 K		3	0	0	0	0	1	1		
Jim Hegan, R (1, 2) OBP: 0.146, SLG: 0.128			0-0 6-3		0-0 6-3			0-3 K		3	0	0	0	0	1	1		
Ray Semproch, R (1, 1) OBP: 0.143, SLG: 0.143			0-3 K				0-0 F2		0-0 1B	1	0	0	0	0	1	0		
Taylor Phillips, L (4, 1)									0-0 1B	0	0	0	0	0	0	0		
Gene Freese, R (6, PH) OBP: 0.333, SLG: 0.778									0-0 1B	2	0	1	0	0	0	0		
Inning Stats	R: 0 E: 0 K: 1 S: 5	H: 0 LOB: 0 BB: 0 P: 5	R: 0 E: 0 K: 0 S: 3	H: 0 LOB: 0 BB: 0 P: 3	R: 0 E: 0 K: 1 S: 5	H: 0 LOB: 0 BB: 1 P: 9	R: 0 E: 0 K: 1 S: 5	H: 0 LOB: 0 BB: 0 P: 5	R: 0 E: 0 K: 1 S: 5	H: 0 LOB: 0 BB: 0 P: 5	R: 0 E: 0 K: 2 S: 8	H: 1 LOB: 1 BB: 0 P: 8	R: 0 E: 0 K: 1 S: 7	H: 2 LOB: 2 BB: 0 P: 7	1B: 2 2B: 1 3B: 0 HR: 0	SF: 0 SAC: 0 DP: 0 HBP: 0	WP: 0 PB: 0 SB: 0 CS: 0	PA: 31
PITCHER Mike McCormick, L (1, 1) ERA: 3.0	IP: 9.0 WLS: W BF: 31 H: 3 R: 0 ER: 0 SO: 9 BB: 1 IBB: 0 HBP: 0 BLK: 0 WP: 0 HR: 0 S: 48 P: 52 ERA: 0.00 WHIP: 0.444																	

Batter	1	2	3	4	5	6	7	8	9	AB	R	H	RBI	BB	SO	LOB	BOTTOM				
Andre Rodgers, R (1, 6) OBP: 0.347, SLG: 0.383	0-0 F4	0-0 1B SF7 1B		4-0 HR BB		0-3 K		0-0 2B		4	2	2	1	1	1	0	Philadelphia Phillies @ San Francisco Giants Seals Stadium, San Francisco, CA Thu May 14 1959, 6:33 AM EDT Att: 6,235 - Unknown AB 30 R 8 H 9 RBI 7 BB 4 SO 4 LOB 11				
Willie Kirkland, L (1, 9) OBP: 0.381, SLG: 0.491	0-0 F5	0-0 FC4-6 1B		0-3 K		0-3 K		0-0 4-3		5	0	1	0	0	2	4					
Willie Mays, R (1, 8) OBP: 0.394, SLG: 0.593	0-0 S E 1B	0-0 SF7		0-0 HR		0-3 K				3	2	2	4	0	1	0					
Leon Wagner, L (1, 7) OBP: 0.240, SLG: 0.727	4-0 BB E BB	0-0 FC4-6		0-0 HR				1-0 G1-6-3 HBP		2	1	1	1	1	0	1					
Orlando Cepeda, R (7, PR) OBP: 0.301, SLG: 0.517	1-2 BB E BB	1-2 1B		0-0 HR				0-0 F7		0	0	0	0	0	0	0					
Jackie Brandt, R (1, 3) OBP: 0.330, SLG: 0.450	0-0 E3 BB		0-0 5-3	0-0 6-3				0-0 F7		4	0	0	0	0	0	2					
Daryl Spencer, R (1, 4) OBP: 0.320, SLG: 0.349	4-0 1-2 2-3 BB		0-0 4-3		0-0 HR			0-0 G1-6-3		3	1	1	1	1	0	1					
Jim Davenport, R (1, 5) OBP: 0.277, SLG: 0.347	0-0 5-3		0-0 6-3		0-0 F4			0-0 6-3		4	0	0	0	0	0	3					
Hobie Landrith, L (1, 2) OBP: 0.375, SLG: 0.471		0-0 SH1-4 1B 2B		4-0 SH1-4 HR BB		0-0 4-3		0-0 F8		3	2	1	0	1	0	0					
Mike McCormick, L (1, 1) OBP: 0.500, SLG: 0.333		0-0 SH1-4		0-0 SH1-4		0-0 1-3		0-0 2B 1B		2	0	1	0	0	0	0					
Inning Stats	R: 1 E: 1 K: 0 S: 5	H: 1 LOB: 3 BB: 2 P: 13	R: 2 E: 0 K: 0 S: 6	H: 3 LOB: 1 BB: 0 P: 6	R: 0 E: 0 K: 0 S: 3	H: 0 LOB: 0 BB: 0 P: 3	R: 4 E: 0 K: 1 S: 7	H: 2 LOB: 2 BB: 2 P: 15	R: 1 E: 0 K: 0 S: 4	H: 1 LOB: 0 BB: 0 P: 4	R: 0 E: 0 K: 3 S: 9	H: 0 LOB: 0 BB: 0 P: 9	R: 0 E: 0 K: 0 S: 2	H: 0 LOB: 1 BB: 0 P: 3	R: 0 E: 0 K: 0 S: 5	H: 2 LOB: 2 BB: 0 P: 5		1B: 4 2B: 2 3B: 0 HR: 3	SF: 1 SAC: 2 DP: 1 HBP: 1	WP: 0 PB: 0 SB: 1 CS: 0	PA: 38
PITCHER Ray Semproch, R (1, 1) ERA: 5.4	IP: 3.2 WLS: L BF: 22 H: 6 R: 7 ER: 6 SO: 1 BB: 4 IBB: 0 HBP: 0 BLK: 0 WP: 0 HR: 2 S: 20 P: 36 ERA: 14.73 WHIP: 2.727																				
Taylor Phillips, L (4, 1) ERA: 7.11	IP: 1.1 WLS: L BF: 5 H: 1 R: 1 ER: 1 SO: 0 BB: 0 IBB: 0 HBP: 0 BLK: 0 WP: 0 HR: 1 S: 5 P: 5 ERA: 6.75 WHIP: 0.750																				
Jack Meyer, R (6, 1) ERA: 6.11	IP: 2.0 WLS: L BF: 6 H: 0 R: 0 ER: 0 SO: 3 BB: 0 IBB: 0 HBP: 1 BLK: 0 WP: 0 HR: 0 S: 11 P: 12 ERA: 0.00 WHIP: 0.000																				
Jim Hearn, R (8, 1) ERA: 6.75	IP: 1.0 WLS: L BF: 5 H: 2 R: 0 ER: 0 SO: 0 BB: 0 IBB: 0 HBP: 0 BLK: 0 WP: 0 HR: 0 S: 5 P: 5 ERA: 0.00 WHIP: 2.000																				

Batter	1	2	3	4	5	6	7	8	9	AB	R	H	RBI	BB	SO	LOB	TOP			
Richie Ashburn, L OBP: 0.371, SLG: 0.263 (1,8)	0-0 4-3		0-0 1B		0-0 2B 1-2 2-3 1B			0-0 L8		4	0	2	0	0	0	0	Philadelphia Phillies @ St. Louis Cardinals Sportsman's Park, St. Louis, MO Fri May 15 1959, 4:33 AM EDT Att: 6,003 - Unknown livebaseballscorecards.com			
Granny Hamner, R OBP: 0.348, SLG: 0.453 (1,6)	0-0 FC5-4 1B		0-0 F8		0-0 2B 1-3 2-H 3-H 0-0			0-0 P5		4	0	2	2	0	0	1				
Ed Bouchee, L OBP: 0.413, SLG: 0.500 (1,3)	0-3 K			0-3 K	0-0 G3			0-3 K		4	0	0	0	0	3	3				
Wally Post, R OBP: 0.316, SLG: 0.523 (1,9)	0-0 FC5-4 1-2			0-0 5-3				0-0 F7		4	0	0	0	0	0	1				
Bob Bowman, R OBP: 0.188, SLG: 0.258 (1,7)		0-3 K		0-0 6-3				0-0 F8		4	0	0	0	0	2	0				
Willie Jones, R OBP: 0.379, SLG: 0.561 (1,5)		0-0 P4			0-0 F8			0-3 6-3		3	0	0	0	0	0	0				
Valmy Thomas, R OBP: 0.207, SLG: 0.115 (7,2)									0-3 K	1	0	0	0	0	1	0				
Sparky Anderson, R OBP: 0.242, SLG: 0.186 (1,4)		0-0 F8			0-0 E1 1B 2B BB			0-0 1-3		3	1	0	0	0	0	0				
Jim Hegan, R OBP: 0.136, SLG: 0.119 (1,2)			0-3 K		0-3 K			0-3 K		3	0	0	0	0	3	1				
Jack Meyer, R OBP: 0.333, SLG: 0.333 (7,1)										0	0	0	0	0	0	0				
Robin Roberts, S OBP: 0.188, SLG: 0.267 (1,1)			0-3 K					0-0 F2		0	0	0	0	0	0	0				
Jim Hearn, R (2,1)										1	1	0	0	1	1	0				
Gene Freese, R OBP: 0.318, SLG: 0.737 (7,5)					1-2 2B BB					1	0	0	0	0	0	0				
Inning Stats	R: 0 E: 0 K: 1 S: 6	H: 1 LOB: 1 BB: 0 P: 6	R: 0 E: 0 K: 1 S: 5	H: 0 LOB: 0 BB: 0 P: 5	R: 0 E: 0 K: 2 S: 8	H: 1 LOB: 1 BB: 0 P: 8	R: 0 E: 0 K: 1 S: 5	H: 0 LOB: 0 BB: 0 P: 5	R: 0 E: 0 K: 1 S: 5	H: 0 LOB: 0 BB: 0 P: 5	R: 0 E: 0 K: 1 S: 5	H: 0 LOB: 0 BB: 0 P: 5	R: 0 E: 0 K: 1 S: 5	H: 0 LOB: 0 BB: 0 P: 5	R: 0 E: 0 K: 1 S: 5	H: 0 LOB: 0 BB: 0 P: 5	1B: 3 2B: 1 3B: 0 HR: 0	SF: 0 SAC: 0 DP: 0 HBP: 0	WP: 0 PB: 0 SB: 0 CS: 0	PA: 33
PITCHER Vinegar Bend Mizell, L ERA: 3.81 (1,1)	IP: 9.0 WLS: W BF: 33 H: 4 R: 2 ER: 0 SO: 10 BB: 1 IBB: 0 HBP: 0 BLK: 0 WP: 0 HR: 0 S: 52 P: 56 ERA: 0.00 WHIP: 0.556																			

Batter	1	2	3	4	5	6	7	8	9	AB	R	H	RBI	BB	SO	LOB	BOTTOM				
Don Blasingame, L OBP: 0.299, SLG: 0.286 (1,4)	0-0 G3	0-0 F8		0-0 1-3		0-0 6-3		0-0 F7		5	0	0	0	0	0	3	Philadelphia Phillies @ St. Louis Cardinals Sportsman's Park, St. Louis, MO Fri May 15 1959, 4:33 AM EDT Att: 6,003 - Unknown livebaseballscorecards.com				
Gino Cimoli, R OBP: 0.378, SLG: 0.512 (1,8)	0-3 K	0-0 1B		0-0 1-3		0-0 L8		0-0 1-3		4	0	1	1	0	1	0					
Bobby Gene Smith, R OBP: 0.205, SLG: 0.282 (7,9)		3-H 1B								1	0	0	0	0	0	2					
George Crowe, L OBP: 0.433, SLG: 0.714 (1,3)	0-0 HR	0-0 1B		0-0 3-1				0-0 6-3		3	1	2	1	0	0	0					
Curt Flood, R OBP: 0.289, SLG: 0.294 (6,8)		1-3 1B								1	0	0	0	0	0	0					
Ken Boyer, R OBP: 0.362, SLG: 0.528 (1,5)	0-0 F8	0-0 L7			0-0 HR			0-0 F7		4	1	1	1	0	0	2					
Bill White, L OBP: 0.327, SLG: 0.505 (1,7)		0-0 1B 1B		0-0 F7		0-0 6-4-3 1B		0-0 HR		4	2	3	1	0	0	0					
Joe Cunningham, L OBP: 0.447, SLG: 0.435 (1,9)		0-0 1B FC6-2-5-1 1B		4-0 S 1B BB		0-0 6-4-3 1B		0-0 4-3		3	1	2	0	1	0	0					
Hal Smith, R OBP: 0.316, SLG: 0.473 (1,2)		0-0 3B 1B		0-0 F8		0-0 G6-4-3 1-2 2-3		4-0 FC1-5 BB BB		3	1	1	1	1	0	3					
Alex Grammas, R OBP: 0.378, SLG: 0.405 (1,6)		0-0 FC6-2-5-1 3B 1B		0-0 1B		0-0 6-3		4-0 FC1-5 BB		3	1	1	1	1	0	3					
Vinegar Bend Mizell, R OBP: 0.200, SLG: 0.280 (1,1)		0-0 1B 3B		0-0 4-3		0-0 5-3		0-0 FC1-5		4	1	1	2	0	0	3					
Inning Stats	R: 1 E: 0 K: 1 S: 6	H: 1 LOB: 0 BB: 0 P: 6	R: 4 E: 0 K: 0 S: 9	H: 6 LOB: 2 BB: 0 P: 9	R: 1 E: 0 K: 0 S: 4	H: 1 LOB: 1 BB: 1 P: 8	R: 0 E: 0 K: 0 S: 3	H: 0 LOB: 0 BB: 0 P: 3	R: 1 E: 0 K: 0 S: 4	H: 1 LOB: 0 BB: 0 P: 4	R: 0 E: 0 K: 0 S: 3	H: 0 LOB: 2 BB: 2 P: 11	R: 0 E: 0 K: 0 S: 3	H: 0 LOB: 2 BB: 2 P: 11	R: 0 E: 0 K: 0 S: 3	H: 0 LOB: 2 BB: 2 P: 11	1B: 8 2B: 0 3B: 1 HR: 3	SF: 0 SAC: 0 DP: 1 HBP: 0	WP: 0 PB: 0 SB: 1 CS: 0	PA: 38	
PITCHER Robin Roberts, R ERA: 4.4 (1,1)	IP: 1.2 WLS: L BF: 12 H: 7 R: 5 ER: 5 SO: 1 BB: 0 IBB: 0 HBP: 0 BLK: 0 WP: 0 HR: 1 S: 14 P: 14 ERA: 27.00 WHIP: 4.200																				
Jim Hearn, R ERA: 5.73 (2,1)	4.1 9	17	4	2	2	0	1	0	0	0	0	0	0	0	0	0	1	16	20	4.15	1.154
Jack Meyer, R ERA: 5.95 (7,1)	2.0	9	1	1	1	0	2	0	0	0	0	0	0	0	0	0	1	7	15	4.50	1.500

Batter	1	2	3	4	5	6	7	8	9	AB	R	H	RBI	BB	SO	LOB	TOP	
Gene Freese, R (1,4) OBP: 0.308, SLG: 0.636	5-3		K			F7		1B BB		3	1	0	0	1	1	0	Philadelphia Phillies @ St. Louis Cardinals Sportsman's Park, St. Louis, MO Sat May 16 1959, 4:33 AM EDT Att: 6,609 - Unknown	
Harry Hanebrink, L (1,5) OBP: 0.167, SLG: 0.167	1B		K			4-3 1B		F9		4	0	2	0	0	1	1		
Ed Bouchee, L (1,3) OBP: 0.408, SLG: 0.491	F9		K			4-3		1B 1-2		4	0	1	0	0	1	2		
Dave Philley, S (1,9) OBP: 0.333, SLG: 0.545	1-3					4-3		1-3 2-H 1B		4	0	2	1	0	0	2		
Harry Anderson, L (1,7) OBP: 0.309, SLG: 0.461		F3				F8		P4		4	1	1	1	0	0	3		
Bob Bowman, R (1,8) OBP: 0.194, SLG: 0.257		F8				G5-4-3		HR		4	0	1	0	0	0	1		
Joe Koppe, R (1,6) OBP: 0.316, SLG: 0.133		WP BB 1B				G4-6-3 BB		F3		3	0	1	0	1	1	1		
Carl Sawatski, L (1,2) OBP: 0.406, SLG: 0.481		WP BB				G4-6-3		P6		3	0	0	0	1	0	2		
Jim Owens, R (1,1) OBP: 0.167, SLG: 0.118						6-3				2	0	0	0	0	0	2	AB 33 R 2 H 8 RBI 2 BB 3 SO 5 LOB 15	
Richie Ashburn, L (8, PH) OBP: 0.369, SLG: 0.261	6-3					6-3		F9		1	0	0	0	0	0	0		
Taylor Phillips, L (8, PH)										0	0	0	0	0	0	0		
Wally Post, R (8, PH) OBP: 0.314, SLG: 0.518	1-2 2-3									1	0	0	0	0	1	1		
Inning Stats	R: 0 H: 1 E: 0 LOB: 1 K: 0 BB: 0 S: 4 P: 4	R: 0 H: 1 E: 0 LOB: 2 K: 0 BB: 1 S: 4 P: 8	R: 0 H: 0 E: 0 LOB: 0 K: 3 BB: 0 S: 9 P: 9	R: 0 H: 1 E: 0 LOB: 0 K: 0 BB: 0 S: 3 P: 3	R: 0 H: 0 E: 0 LOB: 0 K: 0 BB: 1 S: 2 P: 6	R: 0 H: 1 E: 0 LOB: 0 K: 0 BB: 0 S: 4 P: 4	R: 1 H: 1 E: 0 LOB: 0 K: 1 BB: 0 S: 6 P: 6	R: 1 H: 2 E: 0 LOB: 2 K: 0 BB: 1 S: 5 P: 9	R: 0 H: 1 E: 0 LOB: 1 K: 1 BB: 0 S: 6 P: 6	1B: 7 SF: 0 2B: 0 SAC: 0 3B: 0 DP: 2 HR: 1 HBP: 0	WP: 1 PA: 36 PB: 0 SB: 0 CS: 0							
PITCHER	IP WLS BF H R ER SO BB IBB HBP BLK WP HR S P ERA WHIP																	
Gary Blaylock, R (1,1) ERA: 2.86	9.0 W 36 8 2 2 5 3 0 0 0 1 1 43 55 2.00 1.222																	

Batter	1	2	3	4	5	6	7	8	9	AB	R	H	RBI	BB	SO	LOB	BOTTOM
Don Blasingame, L (1,4) OBP: 0.308, SLG: 0.292	L9		2B BB			PO 1B		F8		4	0	2	1	1	0	1	Philadelphia Phillies @ St. Louis Cardinals Sportsman's Park, St. Louis, MO Sat May 16 1959, 4:33 AM EDT Att: 6,609 - Unknown
Gino Cimoli, R (1,8) OBP: 0.374, SLG: 0.512	F3		1-H 2B			PO 1B		6-3		4	0	1	0	0	1	2	
Bobby Gene Smith, R (8,9) OBP: 0.225, SLG: 0.375						1-2		HR		1	1	1	2	0	0	0	
George Crowe, L (1,3) OBP: 0.394, SLG: 0.645	5-3		G3					E6		3	0	0	0	0	0	1	
Curt Flood, R (6,8) OBP: 0.275, SLG: 0.278						G3		5-3		2	1	0	0	0	0	0	
Ken Boyer, R (1,5) OBP: 0.366, SLG: 0.527		F7				K		1B BB		4	1	2	0	0	1	0	
Bill White, L (1,7) OBP: 0.333, SLG: 0.505	1-3					1B		F9		4	1	2	1	0	0	1	
Joe Cunningham, L (1,9) OBP: 0.483, SLG: 0.438	5-3					E 5-3 1B		F9		2	1	1	1	2	0	0	
Hal Smith, R (1,2) OBP: 0.314, SLG: 0.474						HR 2B		FC6-4		4	1	1	0	0	0	6	
Alex Grammas, R (1,6) OBP: 0.372, SLG: 0.398			K			E6		F7		4	1	1	0	0	1	2	
Gary Blaylock, R (1,1) OBP: 0.200, SLG: 0.600			HR			K		K		3	1	1	2	0	2	2	
Inning Stats	R: 0 H: 0 E: 0 LOB: 0 K: 0 BB: 0 S: 3 P: 3	R: 0 H: 0 E: 0 LOB: 0 K: 0 BB: 0 S: 3 P: 3	R: 2 H: 3 E: 0 LOB: 1 K: 1 BB: 1 S: 7 P: 11	R: 3 H: 4 E: 1 LOB: 2 K: 2 BB: 0 S: 12 P: 12	R: 0 H: 1 E: 0 LOB: 2 K: 1 BB: 1 S: 6 P: 10	R: 0 H: 1 E: 0 LOB: 0 K: 1 BB: 0 S: 5 P: 5	R: 1 H: 1 E: 0 LOB: 2 K: 0 BB: 1 S: 5 P: 9	R: 2 H: 2 E: 0 LOB: 0 K: 0 BB: 0 S: 5 P: 5	R: 2 H: 2 E: 0 LOB: 0 K: 0 BB: 0 S: 5 P: 5	1B: 8 SF: 0 2B: 2 SAC: 1 3B: 0 DP: 0 HR: 2 HBP: 0	WP: 1 PA: 40 PB: 0 SB: 0 CS: 0						
PITCHER	IP WLS BF H R ER SO BB IBB HBP BLK WP HR S P ERA WHIP																
Jim Owens, R (1,1) ERA: 3.83	7.0 L 34 10 6 3 5 1 0 0 0 0 1 1 41 53 3.86 1.571																
Taylor Phillips, L (8,1) ERA: 7.65	1.0 5 2 2 2 0 0 0 0 0 0 1 5 5 18.00 2.000																

Batter	1	2	3	4	5	6	7	8	9	AB	R	H	RBI	BB	SO	LOB	TOP								
Richie Ashburn, L OBP: 0.370, SLG: 0.267 (1,8)										5	1	2	0	0	1	1	Philadelphia Phillies @ Chicago Cubs Wrigley Field, Chicago, IL Tue May 19 1959, 3:33 AM CDT Att: 2,436 - Unknown								
Chico Fernandez, R OBP: 0.344, SLG: 0.400 (1,6)										5	0	2	1	0	1	1									
Ed Bouchee, L OBP: 0.400, SLG: 0.473 (1,3)										4	0	0	0	1	0	3									
Dave Philley, S OBP: 0.286, SLG: 0.462 (1,9)										4	0	0	0	0	1	2									
Harry Anderson, L OBP: 0.298, SLG: 0.443 (1,7)										4	0	0	0	0	0	0									
Willie Jones, R OBP: 0.383, SLG: 0.564 (1,5)										3	2	1	0	1	0	1									
Sparky Anderson, R OBP: 0.263, SLG: 0.202 (1,4)										3	2	2	0	1	0	1									
Carl Sawatski, L OBP: 0.429, SLG: 0.633 (9, PH)										3	1	2	4	0	1	2									
Wally Post, R OBP: 0.310, SLG: 0.549 (9, PH)										1	1	1	2	0	0	0									
Jim Hegan, R OBP: 0.136, SLG: 0.119 (9, 2)										0	0	0	0	0	0	0									
Gene Conley, R OBP: 0.167, SLG: 0.167 (1, 1)										3	0	0	0	0	1	3									
Turk Farrell, R (7, 1)										0	0	0	0	0	0	0									
Taylor Phillips, L (8, 1)										0	0	0	0	0	0	0									
Humberto Robinson, R (9, 1)										0	0	0	0	0	0	0									
Inning Stats	R: 0 E: 0 K: 2 S: 8	H: 1 LOB: 1 BB: 0 P: 8	R: 2 E: 0 K: 0 S: 5	H: 2 LOB: 0 BB: 0 P: 5	R: 0 E: 0 K: 1 S: 5	H: 0 LOB: 1 BB: 1 P: 9	R: 2 E: 0 K: 0 S: 5	H: 2 LOB: 1 BB: 1 P: 9	R: 0 E: 0 K: 0 S: 3	H: 0 LOB: 0 BB: 0 P: 3	R: 0 E: 1 K: 2 S: 9	H: 1 LOB: 2 BB: 0 P: 9	R: 0 E: 0 K: 0 S: 3	H: 1 LOB: 0 BB: 0 P: 3	R: 0 E: 0 K: 0 S: 3	H: 0 LOB: 0 BB: 0 P: 3	R: 3 E: 0 K: 1 S: 7	H: 3 LOB: 0 BB: 1 P: 11	1B: 5 2B: 5 3B: 0 HR: 2	SF: 0 SAC: 0 DP: 2 HBP: 0	WP: 0 PB: 0 SB: 1 CS: 0	PA: 39			
PITCHER	IP	WLS	BF	H	R	ER	SO	BB	IBB	HBP	BLK	WP	HR	S	P	ERA	WHIP								
Dave Hillman, R ERA: 3.86 (1, 1)	5.0		22	5	4	4	3	2	0	0	0	0	1	26	34	7.20	1.400								
Seth Morehead, L ERA: 8.25 (6, 1)	2.0		8	2	0	0	2	0	0	0	0	0	0	12	12	0.00	1.000								
Bill Henry, L ERA: 4.24 (8, 1)	1.1	W	7	2	3	3	1	1	0	0	0	0	1	8	12	20.25	2.250								
Don Elston, R ERA: 3.93 (9, 1)	0.2		2	1	0	0	0	0	0	0	0	0	0	2	2	0.00	1.500								

Batter	1	2	3	4	5	6	7	8	9	AB	R	H	RBI	BB	SO	LOB	BOTTOM									
Tony Taylor, R OBP: 0.352, SLG: 0.402 (1,4)										5	1	3	1	0	1	2	Philadelphia Phillies @ Chicago Cubs Wrigley Field, Chicago, IL Tue May 19 1959, 3:33 AM CDT Att: 2,436 - Unknown									
Alvin Dark, R OBP: 0.336, SLG: 0.353 (1,5)										5	1	2	0	0	1	3										
14 Ernie Banks, R OBP: 0.353, SLG: 0.540 (1,6)										4	1	2	1	1	0	2										
Walt Moryn, L OBP: 0.350, SLG: 0.434 (1,7)										4	1	0	0	1	2	4										
Dale Long, L OBP: 0.322, SLG: 0.543 (1,3)										4	1	1	0	0	1	1										
Earl Averill, R OBP: 0.245, SLG: 0.460 (9, PH)										0	1	0	0	1	0	0										
Bobby Thomson, R OBP: 0.279, SLG: 0.468 (1,8)										4	0	1	2	1	0	3										
Lee Walls, R OBP: 0.348, SLG: 0.385 (1,9)										3	0	0	1	0	0	3										
Jim Marshall, L OBP: 0.350, SLG: 0.417 (9, PH)										1	0	1	2	0	0	0										
Sammy Taylor, L OBP: 0.312, SLG: 0.372 (1,2)										3	2	1	1	1	1	1										
Dave Hillman, R OBP: 0.227, SLG: 0.105 (5, PH)										1	0	0	0	0	0	0										
Johnny Cooney, R OBP: 0.324, SLG: 0.531 (8, 1)										0	0	0	0	0	0	0										
Seth Morehead, L (8, 1)										0	0	0	0	0	0	0										
George Altman, L OBP: 0.299, SLG: 0.375 (7, PH)										1	0	0	0	0	0	1										
Bill Henry, L OBP: 0.250, SLG: 0.250 (8, 1)										1	0	1	0	0	0	0										
Don Elston, R (9, 1)										0	0	0	0	0	0	0										
Inning Stats	R: 0 E: 0 K: 1 S: 5	H: 1 LOB: 1 BB: 1 P: 9	R: 0 E: 0 K: 1 S: 5	H: 0 LOB: 1 BB: 1 P: 9	R: 0 E: 0 K: 0 S: 4	H: 2 LOB: 1 BB: 0 P: 4	R: 0 E: 1 K: 0 S: 4	H: 0 LOB: 1 BB: 0 P: 4	R: 0 E: 0 K: 1 S: 5	H: 0 LOB: 1 BB: 1 P: 9	R: 1 E: 0 K: 0 S: 6	H: 1 LOB: 1 BB: 1 P: 10	R: 2 E: 0 K: 0 S: 5	H: 2 LOB: 1 BB: 1 P: 9	R: 2 E: 0 K: 1 S: 8	H: 3 LOB: 1 BB: 0 P: 8	R: 3 E: 1 K: 1 S: 7	H: 3 LOB: 2 BB: 1 P: 11	1B: 8 2B: 2 3B: 1 HR: 1	SF: 1 SAC: 0 DP: 2 HBP: 0	WP: 2 PB: 0 SB: 0 CS: 0	PA: 43				
PITCHER	IP	WLS	BF	H	R	ER	SO	BB	IBB	HBP	BLK	WP	HR	S	P	ERA	WHIP									
Gene Conley, R ERA: 1.62 (1, 1)	6.1		28	5	3	3	4	5	0	0	0	0	1	0	31	51	4.26	1.579								
Turk Farrell, R ERA: 5.4 (7, 1)	1.1		7	3	2	2	0	0	0	0	0	0	1	7	7	13.50	2.250									
Taylor Phillips, L ERA: 8.71 (8, 1)	0.2	L	6	3	3	3	2	1	0	0	0	1	0	9	13	40.50	6.000									
Humberto Robinson, R ERA: 4.15 (9, 1)	0.0		2	1	0	0	0	0	0	0	0	0	0	2	2	*	*									



Batter	1	2	3	4	5	6	7	8	9	AB	R	H	RBI	BB	SO	LOB	TOP								
Richie Ashburn, L OBP: 0.361, SLG: 0.260 (1, 8)	0-0 5-3		0-0 F8			0-0 6-3		0-0 SF9		3	0	0	1	0	0	1	Philadelphia Phillies @ Chicago Cubs Wrigley Field, Chicago, IL Thu May 21 1959, 3:33 AM CDT Att: 3,725 - Unknown								
Chico Fernandez, R OBP: 0.329, SLG: 0.375 (1, 6)	0-0 E S 1B		0-0 6-3			0-0 3-1		0-0 5-3		4	0	1	0	0	0	2									
Ed Bouchee, L OBP: 0.396, SLG: 0.471 (1, 3)	0-0 L1			0-0 4-3			0-0 4-3		0-0 CS 1B	4	0	1	0	0	0	1									
Wally Post, R OBP: 0.320, SLG: 0.545 (1, 9)	0-3 K			0-3 K			0-0 F9		0-0 1-2 SF8 3B	4	1	1	0	0	2	1									
Harry Anderson, L OBP: 0.317, SLG: 0.442 (1, 7)		0-3 K		0-0 L9			0-0 G3		4-0 IBB	3	0	0	0	1	1	0									
Willie Jones, R OBP: 0.394, SLG: 0.532 (1, 5)		0-0 F7			0-0 F9			0-0 2B SF7 1B	0-0 SF8	3	1	1	1	0	0	0									
Sparky Anderson, R OBP: 0.257, SLG: 0.211 (1, 4)		0-0 5-3			0-0 B3			0-0 1B SF9 2B	0-0 F8	4	1	1	0	0	0	1									
Jim Hegan, R OBP: 0.149, SLG: 0.136 (1, 2)			0-0 SH1-4 1B		0-0 F8			0-0 SF7		2	0	1	1	0	0	0									
Ruben Gomez, R OBP: 0.286, SLG: 0.167 (1, 1)			0-0 SH1-4			0-3 K		0-0 2-3 1B		2	0	1	0	0	1	0									
Inning Stats	R: 0 E: 0 K: 1 S: 6	H: 1 LOB: 1 BB: 0 P: 6	R: 0 E: 0 K: 1 S: 5	H: 0 LOB: 0 BB: 0 P: 5	R: 0 E: 0 K: 0 S: 4	H: 1 LOB: 1 BB: 0 P: 4	R: 0 E: 0 K: 1 S: 5	H: 0 LOB: 0 BB: 0 P: 5	R: 0 E: 0 K: 0 S: 3	H: 0 LOB: 0 BB: 0 P: 3	R: 0 E: 0 K: 0 S: 5	H: 0 LOB: 0 BB: 0 P: 5	R: 0 E: 0 K: 0 S: 3	H: 0 LOB: 0 BB: 0 P: 3	R: 2 E: 0 K: 0 S: 6	H: 3 LOB: 1 BB: 0 P: 6	R: 1 E: 0 K: 0 S: 4	H: 2 LOB: 1 BB: 1 P: 8	1B: 5 2B: 1 3B: 1 HR: 0	SF: 3 SAC: 1 DP: 0 HBP: 0	WP: 0 PB: 0 SB: 1 CS: 1	PA: 34			
PITCHER	IP	WLS	BF	H	R	ER	SO	BB	IBB	HBP	BLK	WP	HR	S	P	ERA	WHIP								
Bob Anderson, R ERA: 2.67 (1, 1)	8.0	L	29	5	2	2	4	0	0	0	0	0	0	37	37	2.25	0.625								
John Buzhardt, R ERA: 4.21 (9, 1)	1.0		5	2	1	1	0	0	1	0	0	0	0	4	8	9.00	2.000								


AB	29
R	3
H	7
RBI	3
BB	1
SO	4
LOB	6



Batter	1	2	3	4	5	6	7	8	9	AB	R	H	RBI	BB	SO	LOB	BOTTOM								
Tony Taylor, R OBP: 0.340, SLG: 0.385 (1, 4)	0-0 G1-6-3 1B		0-0 6-3			0-0 5-3			0-0 F8	4	0	1	0	0	0	0	Philadelphia Phillies @ Chicago Cubs Wrigley Field, Chicago, IL Thu May 21 1959, 3:33 AM CDT Att: 3,725 - Unknown								
Alvin Dark, R OBP: 0.336, SLG: 0.339 (1, 5)	0-0 G1-6-3		4-0 BB			0-0 4-3			0-0 F8	2	0	0	0	1	0	1									
Jim Marshall, L OBP: 0.344, SLG: 0.408 (9, PH)	0-0 1-2								0-0 F8	1	0	0	0	0	0	0									
14 Ernie Banks, R OBP: 0.352, SLG: 0.551 (1, 6)	0-0 4-3		0-0 P6			0-0 F8			0-0 F7	4	0	0	0	0	0	1									
Walt Moryn, L OBP: 0.351, SLG: 0.426 (1, 7)		0-0 F9 1B 1B		0-0 4-3			0-0 F9			3	0	1	0	0	0	0									
Dale Long, L OBP: 0.337, SLG: 0.529 (1, 3)		0-0 1-2 1B		0-0 P4			0-0 1-3			3	0	1	0	0	0	0									
Bobby Thomson, R OBP: 0.289, SLG: 0.440 (1, 8)		0-0 F9 2-3		0-0 F8			0-0 P3			3	0	0	0	0	0	2									
Lee Walls, R OBP: 0.347, SLG: 0.386 (1, 9)		0-3 K			0-0 6-3			0-0 P3		2	0	0	0	0	1	2									
Irv Noren, L OBP: 0.111, SLG: 0.222 (8, PH) (9, 9)										1	0	0	0	0	0	0									
Sammy Taylor, L OBP: 0.320, SLG: 0.370 (1, 2)		0-0 L9			0-0 G5-4-3 1B			0-3 K		3	0	1	0	0	1	2									
Bob Anderson, R OBP: 0.190, SLG: 0.200 (1, 1)								0-3 K		2	0	0	0	0	0	1									
George Altman, L OBP: 0.303, SLG: 0.371 (8, PH)								0-3 K		1	0	0	0	0	1	0									
John Buzhardt, R (9, 1)								0-0 1-2		0	0	0	0	0	0	0									
Inning Stats	R: 0 E: 0 K: 0 S: 3	H: 1 LOB: 0 BB: 0 P: 3	R: 0 E: 0 K: 1 S: 7	H: 2 LOB: 2 BB: 0 P: 7	R: 0 E: 0 K: 0 S: 3	H: 0 LOB: 1 BB: 1 P: 7	R: 0 E: 0 K: 0 S: 3	H: 0 LOB: 0 BB: 0 P: 3	R: 0 E: 0 K: 0 S: 3	H: 0 LOB: 0 BB: 0 P: 3	R: 0 E: 0 K: 2 S: 7	H: 0 LOB: 0 BB: 0 P: 7	R: 0 E: 0 K: 0 S: 3	H: 0 LOB: 0 BB: 0 P: 3	R: 0 E: 0 K: 0 S: 3	H: 0 LOB: 0 BB: 0 P: 3	1B: 4 2B: 0 3B: 0 HR: 0	SF: 0 SAC: 0 DP: 2 HBP: 0	WP: 0 PB: 0 SB: 0 CS: 0	PA: 30					
PITCHER	IP	WLS	BF	H	R	ER	SO	BB	IBB	HBP	BLK	WP	HR	S	P	ERA	WHIP								
Ruben Gomez, R ERA: 4.73 (1, 1)	9.0	W	30	4	0	0	3	1	0	0	0	0	0	35	39	0.00	0.556								

AB	29
R	0
H	4
RBI	0
BB	1
SO	3
LOB	9



Batter	1	2	3	4	5	6	7	8	9	AB	R	H	RBI	BB	SO	LOB	TOP										
Bill Bruton, L OBP: 0.354, SLG: 0.550 (1, 8)	4-0 HR BB	0-0 3B 2B		0-0 G3	0-0 1B 1B		0-0 F8			4	2	2	1	1	0	0											
Eddie Mathews, L OBP: 0.361, SLG: 0.638 (1, 5)	0-3 K	0-0 1B 3B		0-0 2B 1B	0-0 1-2 1B			0-0 F9		5	2	3	1	0	1	1											
Hank Aaron, R OBP: 0.500, SLG: 0.872 (1, 9)	0-0 1-H HR	0-0 3-H 2B 1B		0-0 2B 2B	0-0 F8			0-0 2B 1B		5	4	4	3	0	0	2											
Wes Covington, L OBP: 0.386, SLG: 0.458 (1, 7)	0-0 4-3	0-0 1-H 2B		0-0 L4		0-0 P4		0-0 1-H 2B		5	0	2	2	0	0	2											
Frank Torre, L OBP: 0.337, SLG: 0.356 (1, 3)	0-0 1B 2B	0-0 L7		0-0 2B	0-0 2B	0-0 BB		0-0 F8		4	1	2	2	1	0	2											
Del Crandall, R OBP: 0.382, SLG: 0.500 (1, 2)	0-0 FC4 1B		0-3 K	0-3 K		0-0 F7		0-0 F8		5	0	1	1	0	2	3											
Johnny Logan, R OBP: 0.413, SLG: 0.459 (1, 6)	0-0 FC4		0-0 2B		0-0 SH5-4 1B 2B		0-0 F9		0-0 F8	5	1	2	0	0	0	2											
Felix Mantilla, R OBP: 0.324, SLG: 0.148 (1, 4)		0-0 P6	4-0 FC6-4 BB		4-0 SH5-4 1B BB		0-0 5-3		0-0 P5	3	0	0	0	2	0	0											
Lew Burdette, R OBP: 0.182, SLG: 0.194 (1, 1)	0-3 K	0-0 FC6-4		0-0 SH5-4	1-2 2-3		0-0 F2		0-0 G3	4	0	0	0	0	1	1											
Inning Stats	R: 3 E: 0 K: 1 S: 8	H: 3 LOB: 1 BB: 1 P: 12	R: 3 E: 0 K: 1 S: 9	H: 4 LOB: 1 BB: 0 P: 9	R: 0 E: 0 K: 1 S: 5	H: 1 LOB: 1 BB: 1 P: 9	R: 2 E: 0 K: 1 S: 8	H: 3 LOB: 1 BB: 0 P: 8	R: 1 E: 0 K: 0 S: 5	H: 3 LOB: 2 BB: 1 P: 9	R: 0 E: 0 K: 0 S: 3	H: 0 LOB: 0 BB: 0 P: 7	R: 0 E: 0 K: 0 S: 3	H: 0 LOB: 1 BB: 0 P: 3	R: 1 E: 0 K: 0 S: 5	H: 2 LOB: 1 BB: 0 P: 5	R: 0 E: 0 K: 0 S: 3	H: 0 LOB: 0 BB: 0 P: 3	1B: 6 2B: 8 3B: 1 HR: 1	SF: 0 SAC: 1 DP: 0 HBP: 0	WP: 0 PB: 0 CS: 0	PA: 45					
PITCHER	IP	WLS	BF	H	R	ER	SO	BB	IBB	HBP	BLK	WP	HR	S	P	ERA	WHIP										
Robin Roberts, R ERA: 3.38 (1, 1)	1.2	L	12	6	6	6	2	1	0	0	0	0	1	15	19	32.40	4.200										
Taylor Phillips, L ERA: 8.75 (2, 1)	3.0		17	8	3	3	2	2	0	0	0	0	0	19	27	9.00	3.333										
Jack Meyer, R ERA: 5.09 (5, 1)	2.1		8	0	0	0	0	1	0	0	0	0	0	7	11	0.00	0.429										
Humberto Robinson, R ERA: 3.86 (8, 1)	2.0		8	2	1	1	0	0	0	0	0	0	0	8	8	4.50	1.000										


Milwaukee Braves @ Philadelphia Phillies
 Connie Mack Stadium, Philadelphia, PA
 Fri May 22 1959, 7:05 PM EDT
 Att: 24,043 - Unknown

AB 40
 R 10
 H 16
 RBI 10
 BB 4
 SO 4
 LOB 13

Batter	1	2	3	4	5	6	7	8	9	AB	R	H	RBI	BB	SO	LOB	BOTTOM										
Richie Ashburn, L OBP: 0.369, SLG: 0.273 (1, 8)	0-0 SH1-3 1B		0-0 F7			0-0 1B SF7 1B	0-0 1B		0-0 G4-6-3	5	1	3	0	0	0	2											
Chico Fernandez, R OBP: 0.338, SLG: 0.382 (1, 6)	0-0 SH1-3		0-0 L8			0-0 1B	0-0 F2		0-0 1B	4	0	2	1	0	0	1											
Ed Bouchee, L OBP: 0.389, SLG: 0.463 (1, 3)	0-0 F5			0-0 F8		0-0 SF7		0-0 5-3 1B	0-0 G3	4	1	1	1	0	0	2											
Wally Post, R OBP: 0.318, SLG: 0.536 (1, 9)	0-0 4-3			0-0 E5 1B		0-0 F3		0-0 5-3		4	0	1	0	0	0	3											
Harry Anderson, L OBP: 0.307, SLG: 0.427 (1, 7)		0-0 L7		0-3 K		0-0 F7		0-0 5-3		4	0	0	0	0	1	3											
Willie Jones, R OBP: 0.361, SLG: 0.522 (1, 5)		0-0 5-3		0-0 P4		0-0 6-3		0-0 1B		4	0	1	1	0	0	1											
Sparky Anderson, R OBP: 0.282, SLG: 0.216 (1, 4)		0-0 1B		0-0 4-3		0-0 HR 1B		0-0 1-3		2	0	1	0	0	0	0											
Harry Hanebrink, L OBP: 0.273, SLG: 0.409 (7, PH) (8, 4)		0-0 1B		0-0 F9		0-0 F8		0-0 G4-6-3 BB 1B		2	1	1	0	0	0	1											
Jim Hegan, R OBP: 0.146, SLG: 0.133 (1, 2)		0-0 6-3		0-0 F8		0-0 HR		0-0 G4-6-3 BB		1	0	0	0	0	0	1											
Carl Sawatski, L OBP: 0.415, SLG: 0.571 (5, PH) (6, 2)			0-3 K		0-0 F8			0-0 1B		3	0	1	0	0	0	1											
Joe Koppe, R OBP: 0.316, SLG: 0.133 (9, PR)					0-0 F8			0-0 1B		0	1	0	0	0	0	0											
Robin Roberts, S OBP: 0.188, SLG: 0.287 (2, 1)										0	0	0	0	0	0	0											
Taylor Phillips, L OBP: 0.256, SLG: 0.392 (5, 1)										1	0	0	0	0	0	0											
Jack Meyer, R OBP: 0.256, SLG: 0.290 (7, PH)										1	0	0	0	0	0	0											
Gene Fresse, R OBP: 0.256, SLG: 0.392 (7, PH)										1	1	2	0	0	0	0											
Humberto Robinson, R OBP: 0.256, SLG: 0.392 (8, 1)										0	0	0	0	0	0	0											
Dave Philley, S OBP: 0.200, SLG: 0.443 (9, PH)										0	0	0	0	1	0	0											
Inning Stats	R: 0 E: 0 K: 0 S: 4	H: 1 LOB: 1 BB: 0 P: 4	R: 0 E: 0 K: 0 S: 4	H: 1 LOB: 0 BB: 0 P: 4	R: 0 E: 0 K: 1 S: 5	H: 0 LOB: 0 BB: 0 P: 5	R: 0 E: 1 K: 1 S: 6	H: 1 LOB: 1 BB: 0 P: 6	R: 0 E: 0 K: 0 S: 3	H: 0 LOB: 0 BB: 0 P: 3	R: 1 E: 0 K: 0 S: 5	H: 2 LOB: 1 BB: 0 P: 5	R: 2 E: 0 K: 0 S: 6	H: 3 LOB: 1 BB: 0 P: 6	R: 1 E: 0 K: 0 S: 5	H: 2 LOB: 1 BB: 0 P: 5	R: 1 E: 0 K: 0 S: 4	H: 2 LOB: 1 BB: 1 P: 8	1B: 11 2B: 0 3B: 0 HR: 1	SF: 1 SAC: 1 DP: 1 HBP: 0	WP: 0 PB: 0 CS: 0	PA: 39					
PITCHER	IP	WLS	BF	H	R	ER	SO	BB	IBB	HBP	BLK	WP	HR	S	P	ERA	WHIP										
Lew Burdette, R ERA: 3.84 (1, 1)	9.0	W	39	12	5	5	2	1	0	0	0	0	1	42	46	5.00	1.444										

Milwaukee Braves @ Philadelphia Phillies
 Connie Mack Stadium, Philadelphia, PA
 Fri May 22 1959, 7:05 PM EDT
 Att: 24,043 - Unknown

AB 36
 R 5
 H 12
 RBI 5
 BB 1
 SO 2
 LOB 15



Batter	1	2	3	4	5	6	7	8	9	AB	R	H	RBI	BB	SO	LOB	TOP			
Bill Bruton, L OBP: 0.350, SLG: 0.540 (1, 8)	F5		K			1B FC6-5		F9		4	1	1	0	0	1	0	Milwaukee Braves @ Philadelphia Phillies Connie Mack Stadium, Philadelphia, PA Sat May 23 1959, 3:33 AM EDT Att: 8,346 - Unknown livebaseballscorecards.com			
Eddie Mathews, L OBP: 0.371, SLG: 0.636 (1, 5)	5-3 BB		4-3			FC6-5 1B		FC5-4 BB		2	0	1	0	2	0	0				
Hank Aaron, R OBP: 0.494, SLG: 0.855 (1, 9)	5-3					FC6-5 G4-6-3		FC5-4		4	0	1	1	0	0	3				
Wes Covington, L OBP: 0.375, SLG: 0.443 (1, 7)	F7					G4-6-3				4	0	0	0	0	1	3				
Frank Torre, L OBP: 0.333, SLG: 0.352 (1, 3)		4-3						F8		4	0	1	0	0	0	0				
Del Crandall, R OBP: 0.352, SLG: 0.485 (1, 2)		K				G5-4-3		P2		4	0	0	0	0	1	2				
Johnny Logan, R OBP: 0.425, SLG: 0.488 (1, 6)		HR				CS HBP		BB		1	1	1	1	1	0	0				
Felix Mantilla, R OBP: 0.306, SLG: 0.138 (7, PH)	5-3					K		F2		2	0	0	0	0	1	1				
Joe Adcock, R OBP: 0.407, SLG: 0.510 (7, PH)						1-2				1	0	0	0	0	0	1				
Johnny O'Brien, R OBP: 0.275, SLG: 0.302 (7, 4)										0	0	0	0	0	0	0				
Warren Spahn, L OBP: 0.276, SLG: 0.240 (1, 1)								G3		1	0	0	0	0	0	0				
Bob Rush, R OBP: 0.250, SLG: 0.250 (4, 1)								F3		1	0	0	0	0	0	0				
Mickey Vernon, L OBP: 0.379, SLG: 0.519 (6, PH)										1	0	0	0	0	0	0				
Don McMahon, R (8, 1)										0	0	0	0	0	0	0				
Inning Stats	R: 0 E: 0 K: 0 S: 3	H: 0 LOB: 1 BB: 1 P: 7	R: 1 E: 0 K: 1 S: 6	H: 1 LOB: 0 BB: 0 P: 6	R: 0 E: 0 K: 1 S: 5	H: 0 LOB: 0 BB: 0 P: 5	R: 0 E: 0 K: 1 S: 6	H: 2 LOB: 1 BB: 0 P: 6	R: 0 E: 0 K: 1 S: 4	H: 0 LOB: 0 BB: 0 P: 5	R: 1 E: 0 K: 0 S: 4	H: 2 LOB: 0 BB: 0 P: 4	R: 0 E: 0 K: 0 S: 3	H: 0 LOB: 1 BB: 1 P: 7	R: 0 E: 0 K: 0 S: 3	H: 0 LOB: 0 BB: 0 P: 3	1B: 4 2B: 1 3B: 0 HR: 1	SF: 0 SAC: 0 DP: 3 HBP: 1	WP: 0 PB: 0 SB: 0 CS: 1	PA: 33
PITCHER Jim Owens, R ERA: 3.52 (1, 1)	IP: 9.0 WLS: W BF: 33	H: 5 R: 2 ER: 2 SO: 4	BB: 3 IBB: 0 HBP: 1 BLK: 0	WP: 0 HR: 1 S: 37 P: 50	ERA: 2.00 WHIP: 0.889											IP: 9.0 WLS: W BF: 33	H: 5 R: 2 ER: 2 SO: 4	BB: 3 IBB: 0 HBP: 1 BLK: 0	WP: 0 HR: 1 S: 37 P: 50	ERA: 2.00 WHIP: 0.889

Batter	1	2	3	4	5	6	7	8	9	AB	R	H	RBI	BB	SO	LOB	BOTTOM			
Richie Ashburn, L OBP: 0.376, SLG: 0.279 (1, 8)	G4-6-3 1B		F2			F7				4	0	2	0	1	0	0	Milwaukee Braves @ Philadelphia Phillies Connie Mack Stadium, Philadelphia, PA Sat May 23 1959, 3:33 AM EDT Att: 8,346 - Unknown livebaseballscorecards.com			
Chico Fernandez, R OBP: 0.316, SLG: 0.356 (1, 6)	F7		F8			1-2 2-3 1B		6-3 5-3		5	0	0	0	0	0	7				
Ed Bouchee, L OBP: 0.399, SLG: 0.488 (1, 3)	G4-6-3									4	1	3	0	0	0	1				
Wally Post, R OBP: 0.309, SLG: 0.519 (1, 9)		5-3	K			WP 1B 2B		P3		4	0	0	0	0	2	3				
Harry Anderson, L OBP: 0.305, SLG: 0.421 (1, 7)		K				G3		4-3		4	0	1	1	0	1	1				
Willie Jones, R OBP: 0.372, SLG: 0.526 (1, 5)		BB 2B BB				1B 1B		P4		3	2	2	0	1	0	0				
Sparky Anderson, R OBP: 0.279, SLG: 0.230 (1, 4)		BB 2B BB				1B 1B				3	1	2	0	1	0	1				
Jim Hegan, R OBP: 0.192, SLG: 0.204 (1, 2)						1B 1B				4	0	3	3	0	0	0				
Jim Owens, R OBP: 0.182, SLG: 0.100 (1, 1)		6-3				1B BB				3	0	0	0	1	1	3				
Inning Stats	R: 0 E: 0 K: 0 S: 3	H: 1 LOB: 0 BB: 0 P: 3	R: 2 E: 0 K: 1 S: 6	H: 1 LOB: 2 BB: 2 P: 14	R: 0 E: 0 K: 1 S: 6	H: 1 LOB: 1 BB: 0 P: 6	R: 1 E: 0 K: 0 S: 6	H: 4 LOB: 3 BB: 1 P: 10	R: 1 E: 0 K: 1 S: 7	H: 3 LOB: 1 BB: 0 P: 7	R: 0 E: 0 K: 0 S: 3	H: 0 LOB: 0 BB: 0 P: 3	R: 0 E: 0 K: 0 S: 4	H: 1 LOB: 1 BB: 0 P: 4	R: 0 E: 0 K: 1 S: 7	H: 2 LOB: 3 BB: 1 P: 11		1B: 10 2B: 3 3B: 0 HR: 0	SF: 0 SAC: 0 DP: 1 HBP: 0	WP: 1 PB: 0 SB: 0 CS: 0
PITCHER Warren Spahn, L ERA: 3.17 (1, 1)	IP: 3.2 WLS: L BF: 19	H: 7 R: 3 ER: 3 SO: 2	BB: 3 IBB: 0 HBP: 0 BLK: 0	WP: 0 HR: 0 S: 20 P: 32	ERA: 7.36 WHIP: 2.727											IP: 3.2 WLS: L BF: 19	H: 7 R: 3 ER: 3 SO: 2	BB: 3 IBB: 0 HBP: 0 BLK: 0	WP: 0 HR: 0 S: 20 P: 32	ERA: 7.36 WHIP: 2.727
Bob Rush, R ERA: 2.19 (4, 1)	IP: 3.1 WLS: L BF: 13	H: 4 R: 1 ER: 1 SO: 1	BB: 0 IBB: 0 HBP: 0 BLK: 0	WP: 1 HR: 0 S: 15 P: 15	ERA: 2.70 WHIP: 1.200											IP: 3.1 WLS: L BF: 13	H: 4 R: 1 ER: 1 SO: 1	BB: 0 IBB: 0 HBP: 0 BLK: 0	WP: 1 HR: 0 S: 15 P: 15	ERA: 2.70 WHIP: 1.200
Don McMahon, R ERA: 2.6 (8, 1)	IP: 1.0 WLS: L BF: 6	H: 2 R: 0 ER: 0 SO: 1	BB: 1 IBB: 0 HBP: 0 BLK: 1	WP: 0 HR: 0 S: 7 P: 11	ERA: 0.00 WHIP: 2.000											IP: 1.0 WLS: L BF: 6	H: 2 R: 0 ER: 0 SO: 1	BB: 1 IBB: 0 HBP: 0 BLK: 1	WP: 0 HR: 0 S: 7 P: 11	ERA: 0.00 WHIP: 2.000

Batter	1	2	3	4	5	6	7	8	9	AB	R	H	RBI	BB	SO	LOB	TOP					
Bill Bruton, L (1, 8) OBP: 0.364, SLG: 0.564	0-0 4-3		0-0 2B			0-0 FC1-6 1B		0-0 G3 2B		4	0	3	0	0	0	0						
Eddie Mathews, L (1, 5) OBP: 0.366, SLG: 0.627	0-0 1B		0-3 K			0-3 K		0-0 G3		4	0	1	0	0	2	3						
Hank Aaron, R (1, 9) OBP: 0.482, SLG: 0.832	0-0 P6			0-0 6-3		0-0 FC1-6 1-2		0-0 F7		4	0	0	0	0	0	3						
Wes Covington, L (1, 7) OBP: 0.364, SLG: 0.429	0-0 F8			0-0 P6		0-0 P6			0-0 G3	4	0	0	0	0	0	2						
Frank Torre, L (1, 3) OBP: 0.330, SLG: 0.347		0-0 L9		0-0 1B		0-0 6-3		0-0 P4		4	0	1	0	0	0	0						
Del Crandall, R (1, 2) OBP: 0.349, SLG: 0.478		0-0 6-3		0-0 5-3		0-0 5-3		0-0 PB 1B		4	0	1	0	0	0	1						
Johnny Logan, R (1, 6) OBP: 0.420, SLG: 0.476		0-0 5-3			0-0 6-3		1-0 HBP	0-0 G3		3	0	0	0	0	0	1						
Felix Mantilla, R (1, 4) OBP: 0.289, SLG: 0.129			0-3 K		0-0 F5		0-0 1-3			2	0	0	0	0	1	0						
Joe Morgan, L (7, PH) OBP: 0.375, SLG: 0.400										1	0	0	0	0	0	1						
Joey Jay, S (1, 1) OBP: 0.333, SLG: 0.143										0	0	0	0	0	0	0						
Juan Pizarro, L (1, 1) OBP: 0.111, SLG: 0.111										2	0	0	0	0	1	0						
Mickey Vernon, L (6, PH) OBP: 0.367, SLG: 0.500										1	0	0	0	0	1	0						
Don McMahon, R (8, 1) OBP: 0.367, SLG: 0.500										0	0	0	0	0	0	0						
Inning Stats	R: 0 E: 0 K: 0 S: 4	H: 1 LOB: 1 BB: 0 P: 4	R: 0 E: 0 K: 0 S: 3	H: 0 LOB: 0 BB: 0 P: 3	R: 0 E: 0 K: 2 S: 8	H: 1 LOB: 1 BB: 0 P: 8	R: 0 E: 0 K: 0 S: 4	H: 1 LOB: 0 BB: 0 P: 4	R: 0 E: 0 K: 1 S: 5	H: 0 LOB: 0 BB: 0 P: 5	R: 0 E: 0 K: 0 S: 6	H: 1 LOB: 1 BB: 0 P: 6	R: 0 E: 0 K: 0 S: 3	H: 0 LOB: 1 BB: 0 P: 4	R: 0 E: 0 K: 1 S: 6	H: 1 LOB: 1 BB: 0 P: 6	R: 0 E: 0 K: 0 S: 4	H: 1 LOB: 1 BB: 0 P: 4	1B: 4 2B: 2 3B: 0 HR: 0	SF: 0 SAC: 0 DP: 0 HBP: 1	WP: 0 PB: 1 SB: 0 CS: 0	PA: 34
PITCHER Gene Conley, R (1, 1) ERA: 1.28	IP: 9.0 WLS: W BF: 34 H: 6 R: 0 ER: 0 SO: 5 BB: 0 IBB: 0 HBP: 1 BLK: 0 WP: 0 HR: 0 S: 43 P: 44 ERA: 0.00 WHIP: 0.667															PITCHER	IP: 9.0 WLS: W BF: 34 H: 6 R: 0 ER: 0 SO: 5 BB: 0 IBB: 0 HBP: 1 BLK: 0 WP: 0 HR: 0 S: 43 P: 44 ERA: 0.00 WHIP: 0.667					

Milwaukee Braves @ Philadelphia Phillies
 Connie Mack Stadium, Philadelphia, PA
 Sun May 24 1959, 3:33 AM EDT
 Unknown

AB 33
 R 0
 H 6
 RBI 0
 BB 0
 SO 5
 LOB 11



Batter	1	2	3	4	5	6	7	8	9	AB	R	H	RBI	BB	SO	LOB	BOTTOM			
Richie Ashburn, L (1, 8) OBP: 0.373, SLG: 0.273	0-0 FC6-4		0-0 F5			0-0 SH5-3		0-0 5-3		3	1	0	0	1	0	4				
Chico Fernandez, R (1, 6) OBP: 0.310, SLG: 0.338	4-0 1B BB	0-0 P3		0-0 6-3		0-0 FC6-5		0-0 5-3		4	1	0	0	1	0	1				
Ed Bouchee, L (1, 3) OBP: 0.405, SLG: 0.485	4-0 1B BB	4-0 2B BB		0-3 K		0-0 6-3		0-0 E 1B		3	2	1	0	2	1	1				
Wally Post, R (1, 9) OBP: 0.312, SLG: 0.519	4-0 BB 1B BB	0-0 P4		0-3 K		0-0 FC1-5 2B		0-0 E6 1B		4	1	1	1	1	1	2				
Harry Anderson, L (1, 7) OBP: 0.316, SLG: 0.437	0-0 BB 1B	0-0 2B			0-3 K		0-0 P6	0-0 1B		5	0	3	2	0	1	1				
Willie Jones, R (1, 5) OBP: 0.362, SLG: 0.508	0-3 K	0-3 K			0-0 F9		0-0 FC1-5 2B			4	1	0	0	0	2	6				
Sparky Anderson, R (1, 4) OBP: 0.296, SLG: 0.245	4-0 BB 1B BB		0-0 5-3		4-0 BB		0-0 2B			2	0	1	2	2	0	0				
Jim Hegan, R (1, 2) OBP: 0.232, SLG: 0.216	4-0 FC6-4 BB		0-0 1B		4-0 4-3		4-0 2B			2	0	1	1	2	0	1				
Gene Conley, R (1, 1) OBP: 0.188, SLG: 0.188	0-3 K		0-3 K			0-0 FC6-5 SH5-3 1B		0-3 K		4	0	1	0	0	3	6				
Inning Stats	R: 4 E: 0 K: 2 S: 8	H: 1 LOB: 3 BB: 6 P: 32	R: 0 E: 0 K: 1 S: 6	H: 1 LOB: 2 BB: 1 P: 10	R: 0 E: 0 K: 1 S: 6	H: 1 LOB: 1 BB: 0 P: 6	R: 0 E: 0 K: 2 S: 7	H: 0 LOB: 0 BB: 0 P: 7	R: 0 E: 0 K: 1 S: 5	H: 0 LOB: 1 BB: 1 P: 9	R: 0 E: 0 K: 0 S: 4	H: 1 LOB: 1 BB: 0 P: 4	R: 1 E: 0 K: 1 S: 7	H: 2 LOB: 2 BB: 1 P: 11	R: 1 E: 1 K: 0 S: 5	H: 2 LOB: 2 BB: 0 P: 5	1B: 5 2B: 3 3B: 0 HR: 0	SF: 0 SAC: 1 DP: 0 HBP: 0	WP: 0 PB: 0 SB: 0 CS: 0	PA: 41
PITCHER Joey Jay, R (1, 1) ERA: 6.48	IP: 0.0 WLS: L BF: 4 H: 4 R: 4 ER: 4 SO: 4 BB: 4 IBB: 0 HBP: 0 BLK: 0 WP: 0 HR: 0 S: 0 P: 16 ERA: ∞ WHIP: ∞															PITCHER	IP: 0.0 WLS: L BF: 4 H: 4 R: 4 ER: 4 SO: 4 BB: 4 IBB: 0 HBP: 0 BLK: 0 WP: 0 HR: 0 S: 0 P: 16 ERA: ∞ WHIP: ∞			
Juan Pizarro, L (1, 1) ERA: 5.19	7.0 32 6 1 1 8 4 1 0 0 0 0 43 63 1.29 1.429																			
Don McMahon, R (8, 1) ERA: 2.45	1.0 5 2 1 0 0 0 0 0 0 0 0 5 5 0.00 2.000																			

Milwaukee Braves @ Philadelphia Phillies
 Connie Mack Stadium, Philadelphia, PA
 Sun May 24 1959, 3:33 AM EDT
 Unknown

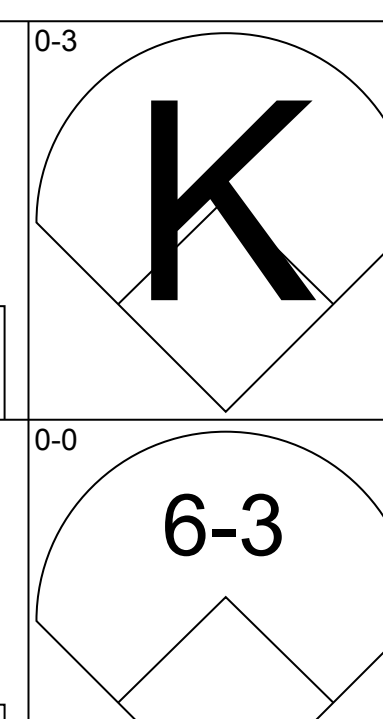
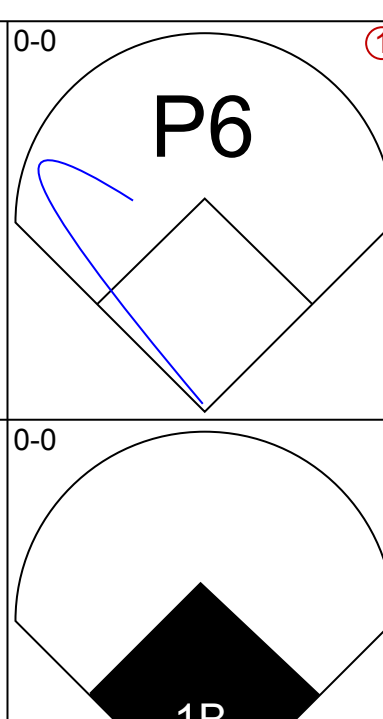

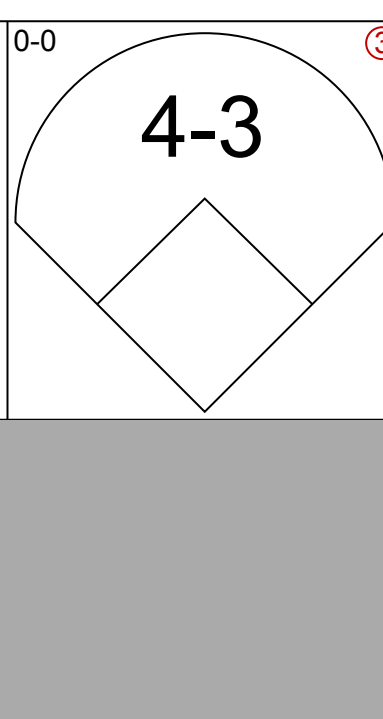
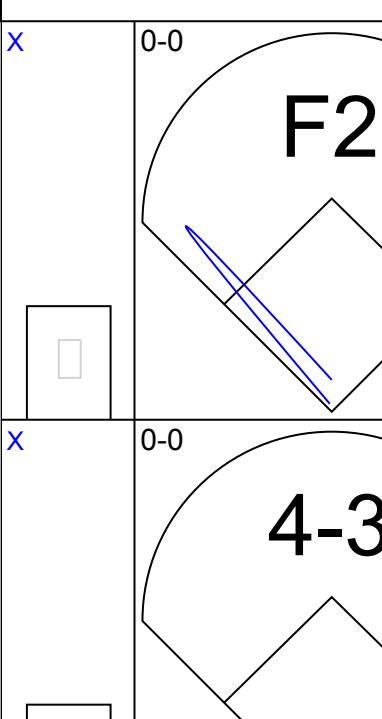
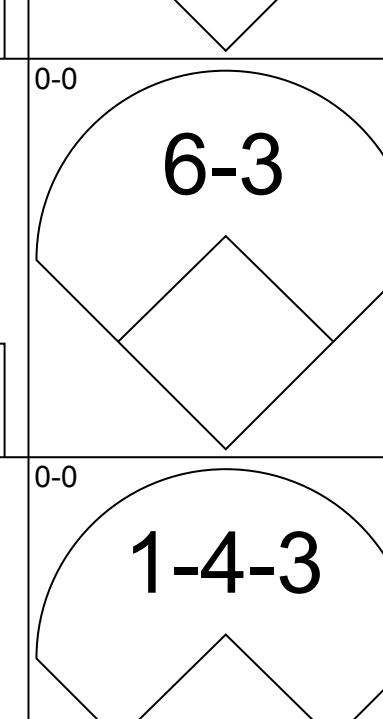
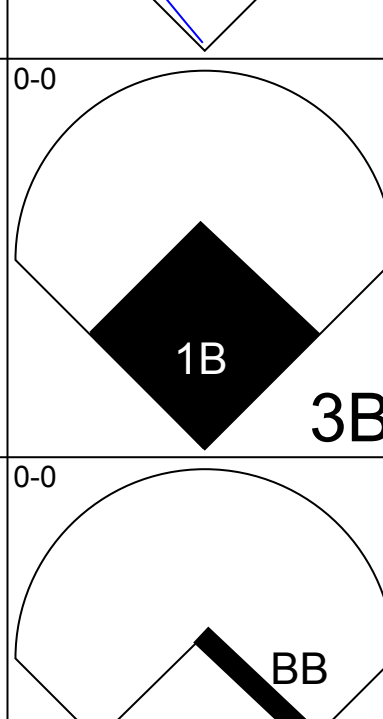
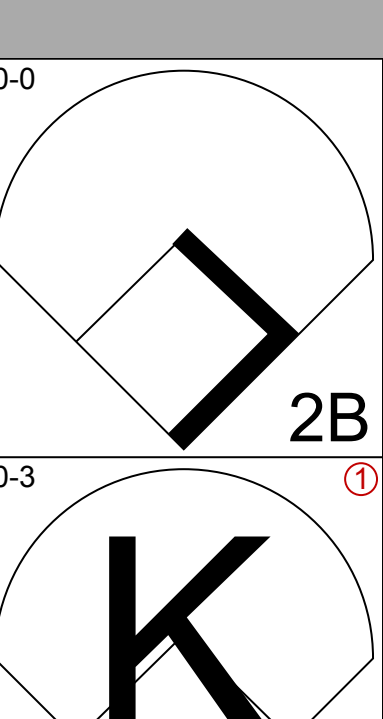
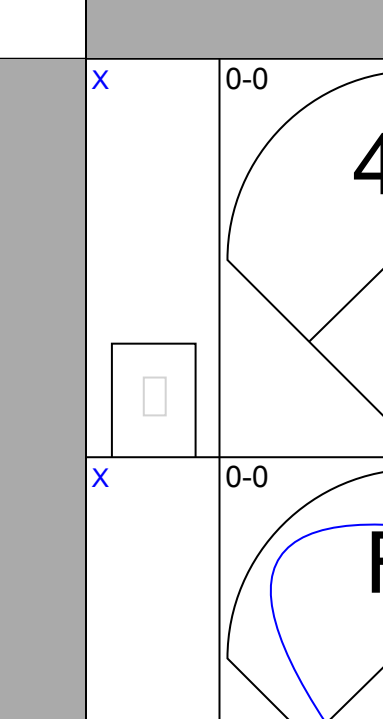
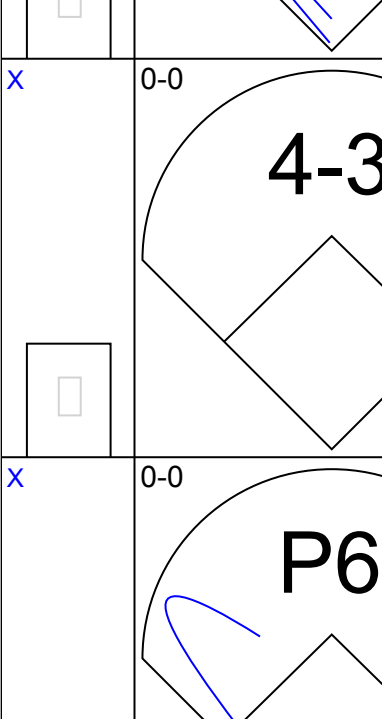
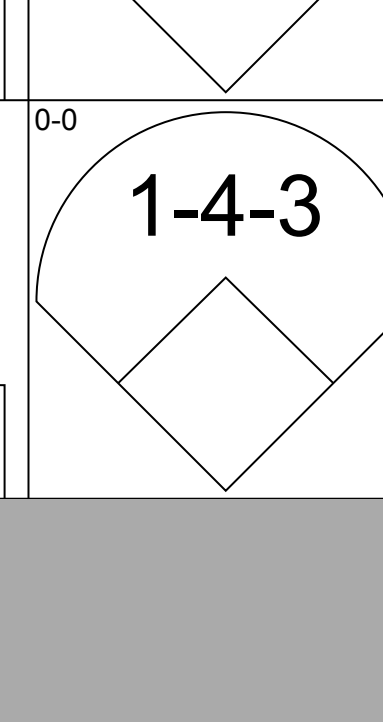
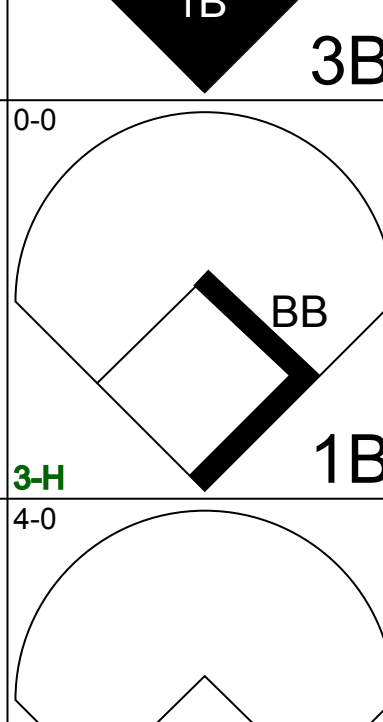
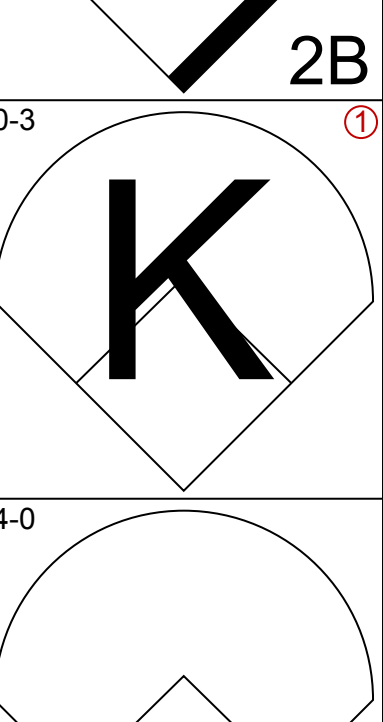
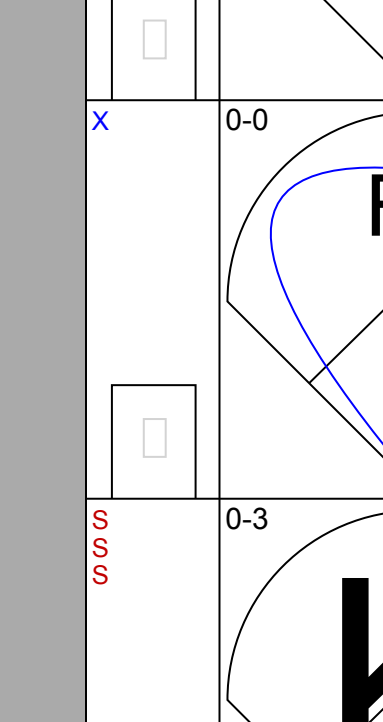
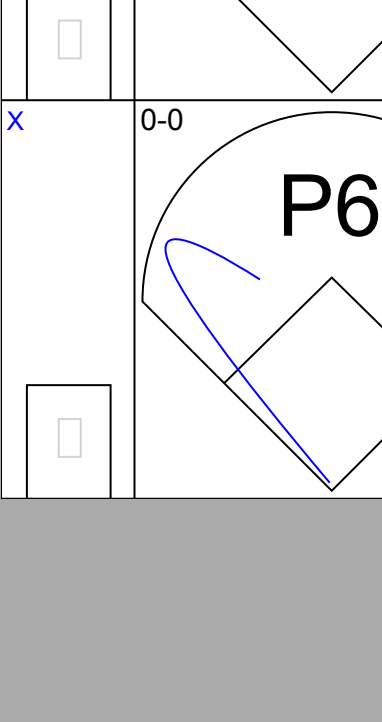
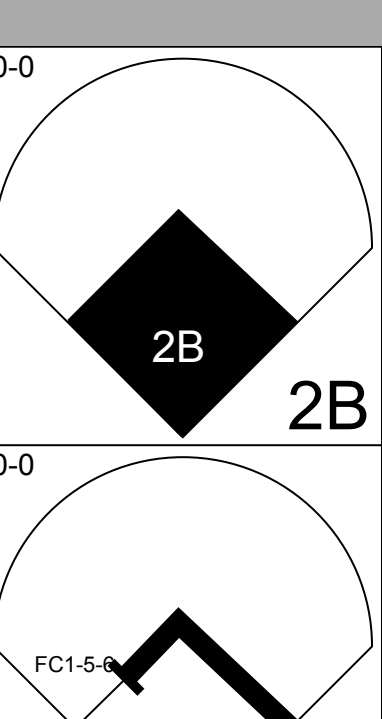
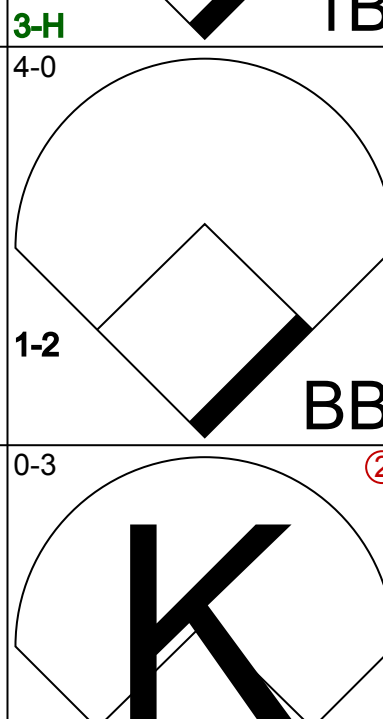
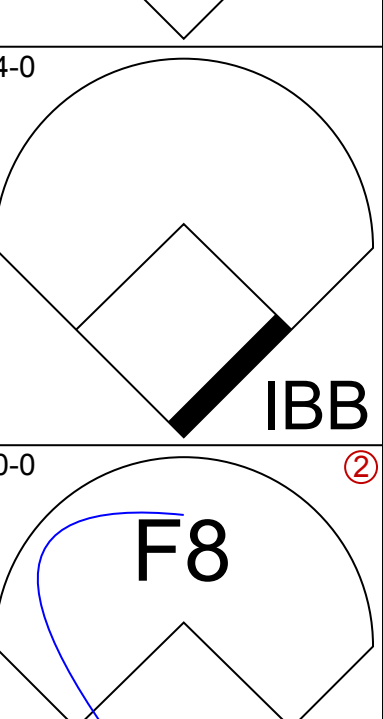
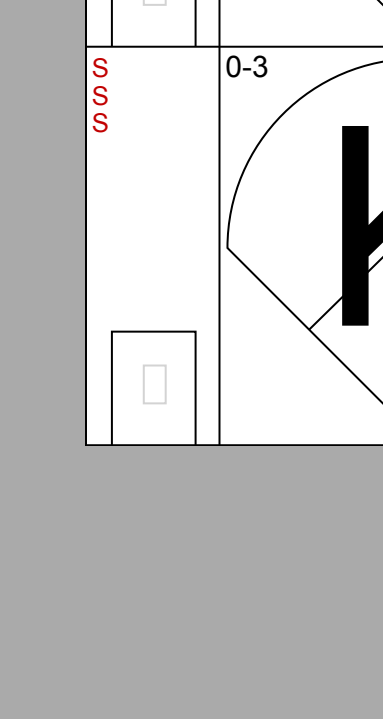
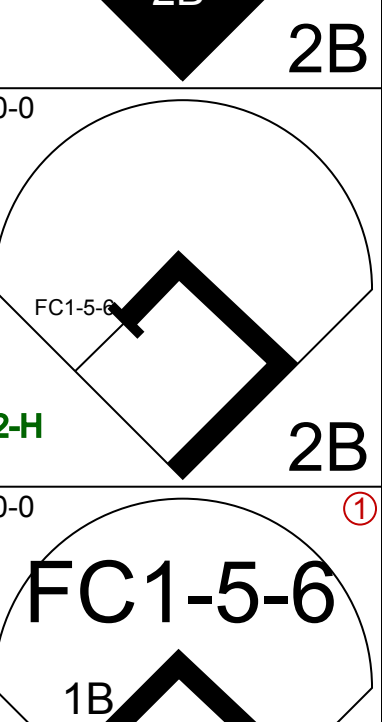
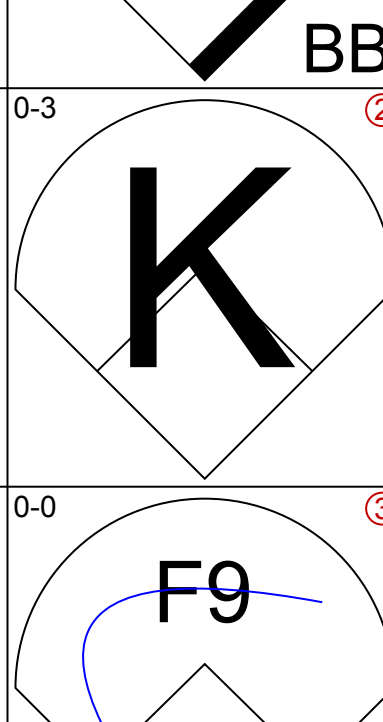
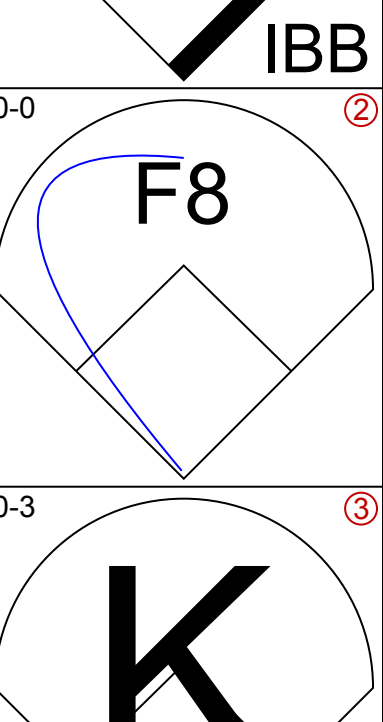
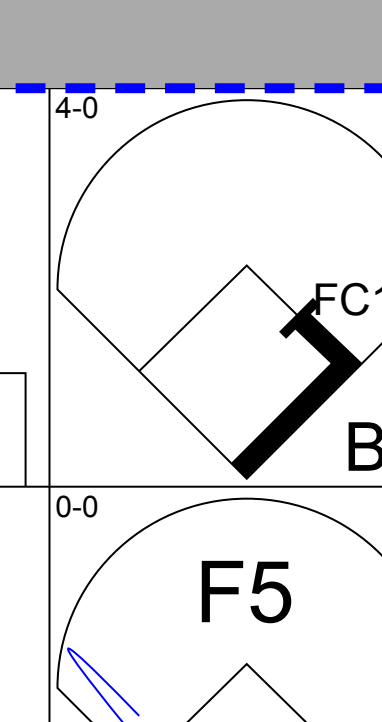
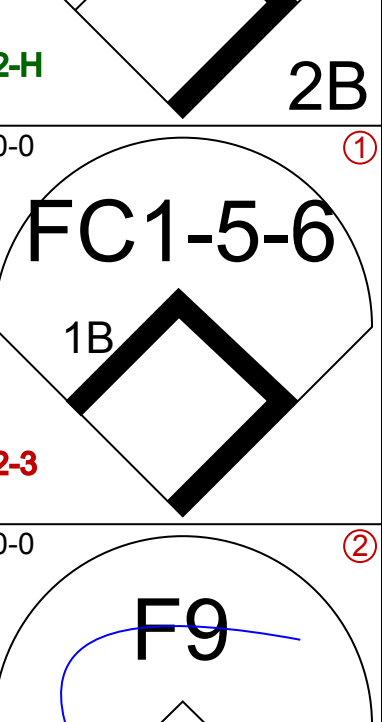
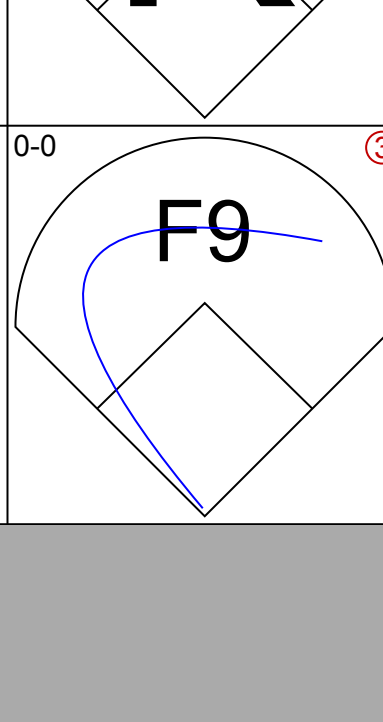
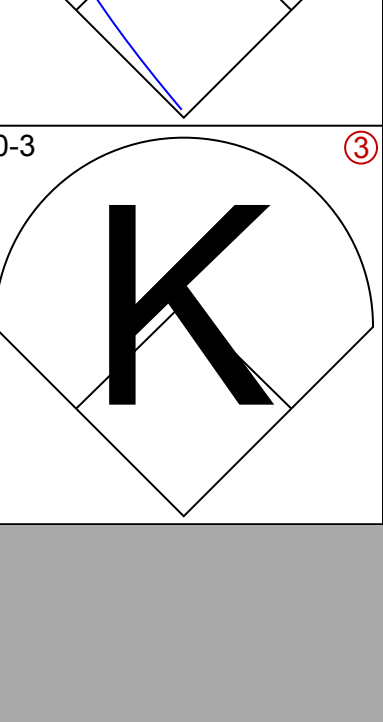
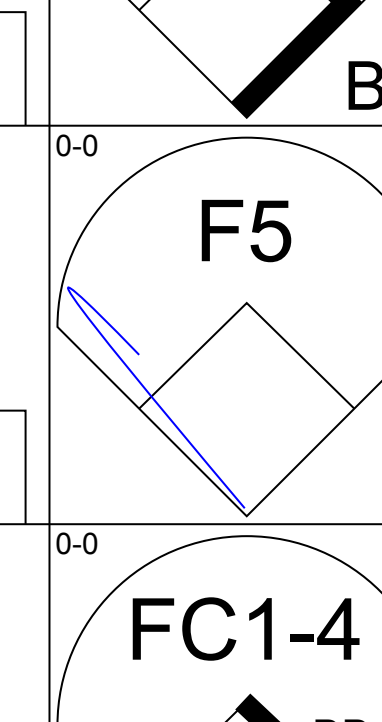
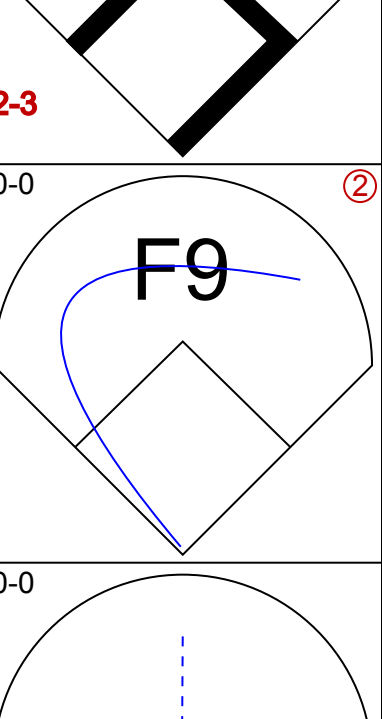
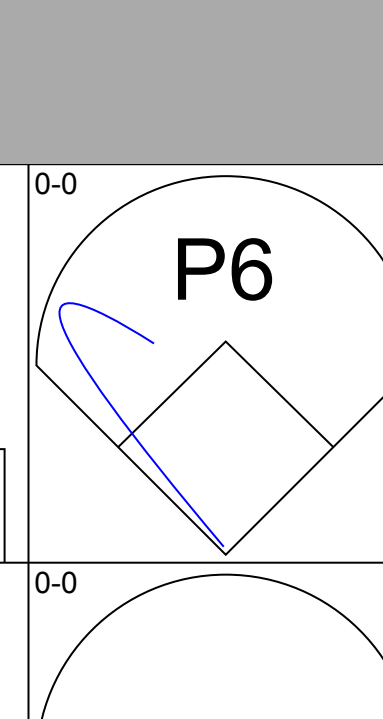
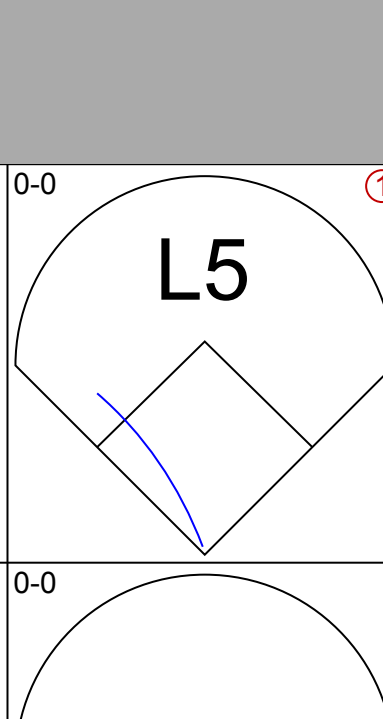
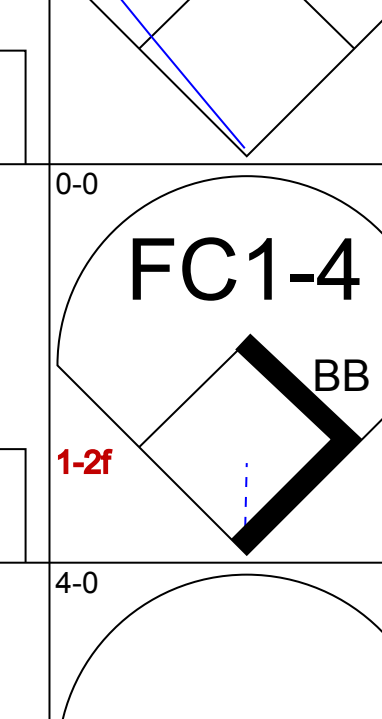
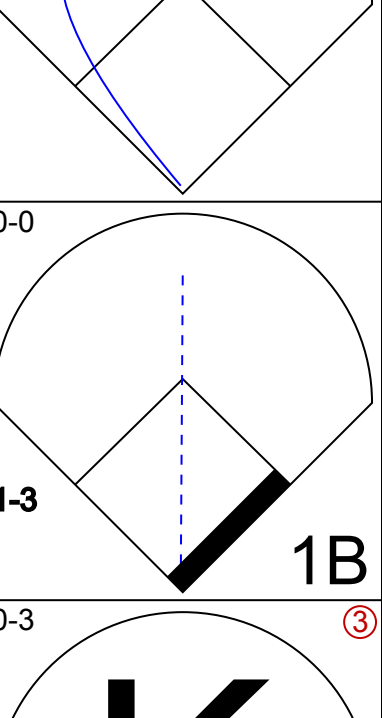
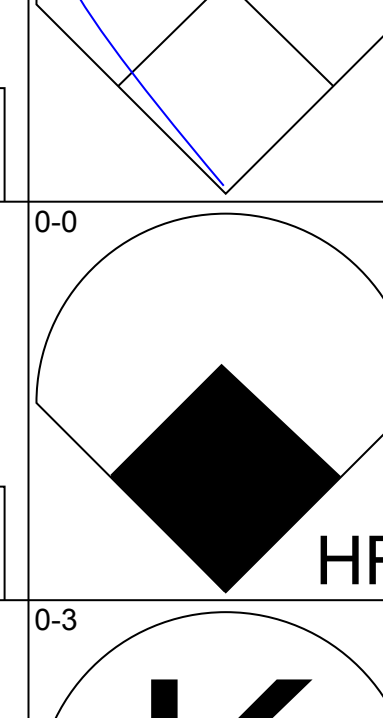
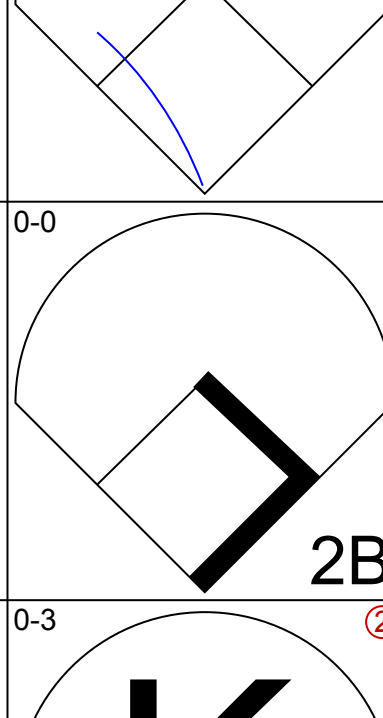
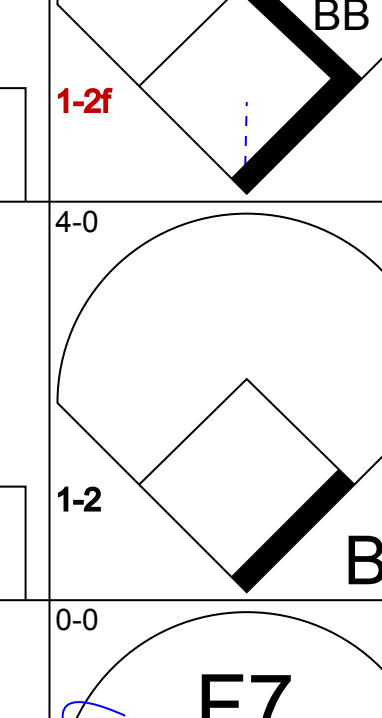
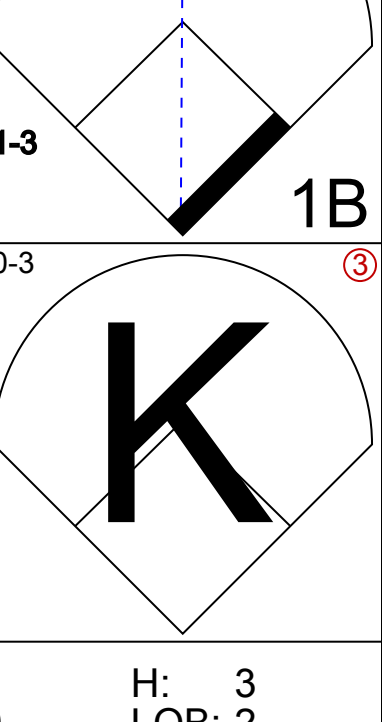
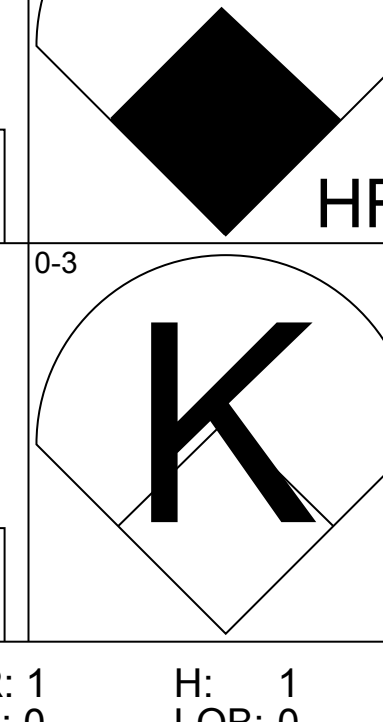
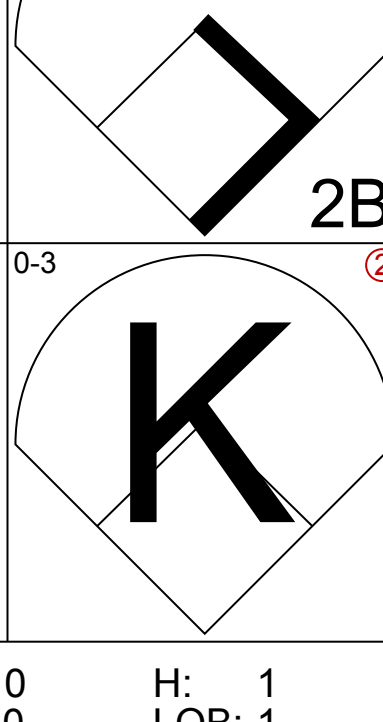
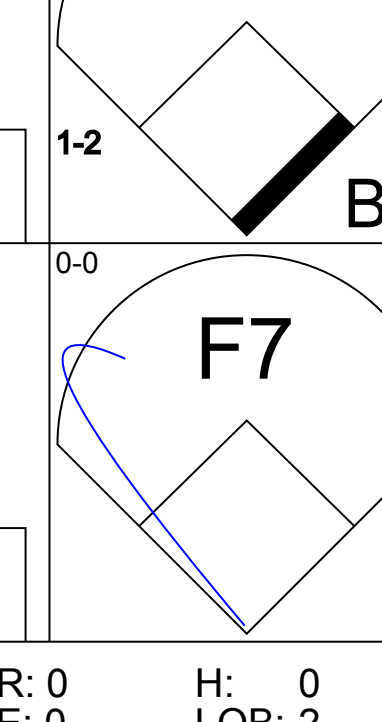
AB 31
 R 6
 H 8
 RBI 6
 BB 9
 SO 8
 LOB 22



Batter	1	2	3	4	5	6	7	8	9	AB	R	H	RBI	BB	SO	LOB	TOP			
Bill Bruton, L OBP: 0.373, SLG: 0.555 (1, 8)	4-3		3-1 1B BB		L3		3-H BB		1B E BB	2	2	0	0	3	0	0	Milwaukee Braves @ Philadelphia Phillies Sun May 24 1959, 3:38 AM EDT Att: 26,646 - Unknown Connie Mack Stadium, Philadelphia, PA livebaseballscorecards.com			
Eddie Mathews, L OBP: 0.356, SLG: 0.607 (1, 5)	G3		3-1		L3		K		F2	5	0	0	0	0	1	5				
Hank Aaron, R OBP: 0.491, SLG: 0.838 (1, 9)	2B		2B 1B		5-3				1B E 1B	5	2	4	3	0	0	0				
Wes Covington, L OBP: 0.366, SLG: 0.435 (1, 7)	F7		2B						F7 E 1B	5	0	2	1	0	0	2				
Mickey Vernon, L OBP: 0.314, SLG: 0.424 (1, 3)		F8	1-3			K			E5 4-3	5	0	0	1	0	1	4				
Joe Morgan, L OBP: 0.368, SLG: 0.353 (1, 4)		F8			1B SF9 BB					2	1	0	0	1	0	0				
Felix Mantilla, R OBP: 0.282, SLG: 0.125 (7, 4)						F8			F7	1	0	0	0	0	2					
Johnny Logan, R OBP: 0.422, SLG: 0.485 (1, 6)		P4							4-3	4	1	2	0	0	0	2				
Del Rice, R OBP: 0.556, SLG: 0.500 (1, 2)			3-1 1B 1B		SF9				SH3-4 1B BB	2	2	1	1	1	0	1				
Carl Willey, R (1, 1)			K		G6-3				SH3-4	3	0	0	0	0	2	3				
Inning Stats	R: 0 E: 0 K: 0 S: 4	H: 1 LOB: 1 BB: 0 P: 4	R: 0 E: 0 K: 0 S: 3	H: 0 LOB: 0 BB: 0 P: 3	R: 3 E: 0 K: 1 S: 8	H: 3 LOB: 1 BB: 1 P: 12	R: 1 E: 0 K: 0 S: 3	H: 1 LOB: 0 BB: 1 P: 7	R: 0 E: 0 K: 0 S: 5	H: 0 LOB: 0 BB: 0 P: 5	R: 1 E: 0 K: 2 S: 8	H: 1 LOB: 1 BB: 1 P: 12	R: 1 E: 1 K: 0 S: 5	H: 2 LOB: 1 BB: 0 P: 5	R: 2 E: 1 K: 0 S: 5	H: 1 LOB: 2 BB: 2 P: 13	1B: 6 2B: 3 3B: 0 HR: 0	SF: 1 SAC: 1 DP: 1 HBP: 0	WP: 1 PB: 0 SB: 0 CS: 0	PA: 41
PITCHER	IP WLS BF H R ER SO BB IBB HBP BLK WP HR S P ERA WHIP																			
Ray Semproch, R (1, 1)	2.2	L	13	4	3	3	1	1	0	0	0	0	0	0	14	18	10.12	1.875		
Taylor Phillips, L (3, 1)	4.1	L	16	2	2	2	3	2	0	0	0	1	0	20	28	4.15	0.923			
Jack Meyer, R (8, 1)	2.0		12	3	3	2	0	2	0	0	0	0	0	10	18	9.00	2.500			

Batter	1	2	3	4	5	6	7	8	9	AB	R	H	RBI	BB	SO	LOB	BOTTOM			
Richie Ashburn, L OBP: 0.370, SLG: 0.273 (1, 8)	1B 2B 1B	P3		L9			F7			4	1	1	0	0	0	3	Milwaukee Braves @ Philadelphia Phillies Sun May 24 1959, 3:38 AM EDT Att: 26,646 - Unknown Connie Mack Stadium, Philadelphia, PA livebaseballscorecards.com			
Harry Hanebrink, L OBP: 0.269, SLG: 0.385 (1, 5)	2B 1B	K			1-3		L7			4	1	1	0	0	1	3				
Ed Bouchee, L OBP: 0.395, SLG: 0.470 (1, 3)	F7		F6		G3				P6	4	0	0	0	0	2					
Dave Philley, S (1, 9)	L6 1-H 2-H		2B 1B		K				F8	4	0	2	2	0	1	0				
Harry Anderson, L (1, 7)	L6						F7		F8	4	0	1	0	0	0	1				
Chico Fernandez, R (1, 6)		1B BB	K				B1		6-3	3	1	0	0	1	1	2				
Sparky Anderson, R (1, 4)			6-3				F8		6-3	3	0	1	0	0	2					
Gene Freese, R (9, PH)										1	0	0	0	0	0	0				
Carl Sawatski, L (1, 2)										3	0	0	0	0	1	2				
Joe Koppe, R (7, PR)					F9		E3 FC6-4		F5	0	0	0	0	0	0	0				
Valmy Thomas, R (8, 2)										0	0	0	0	0	0	0				
Willie Jones, R (9, PH)										1	0	0	0	0	0	0				
Ray Semproch, R (1, 1)										1	0	1	1	0	0	0				
Taylor Phillips, L (3, 1)										1	0	0	0	0	1	0				
Wally Post, R (7, PH)										1	0	0	0	0	0	1				
Jack Meyer, R (8, 1)		1-2 2-H								0	0	0	0	0	0	0				
Inning Stats	R: 2 E: 0 K: 0 S: 5	H: 3 LOB: 0 BB: 0 P: 5	R: 1 E: 0 K: 2 S: 9	H: 2 LOB: 1 BB: 1 P: 13	R: 0 E: 0 K: 1 S: 7	H: 2 LOB: 2 BB: 0 P: 7	R: 0 E: 0 K: 1 S: 5	H: 0 LOB: 0 BB: 0 P: 5	R: 0 E: 0 K: 0 S: 3	H: 0 LOB: 0 BB: 0 P: 3	R: 0 E: 1 K: 0 S: 4	H: 0 LOB: 1 BB: 0 P: 4	R: 0 E: 0 K: 0 S: 3	H: 0 LOB: 0 BB: 0 P: 3	R: 0 E: 0 K: 0 S: 3	H: 0 LOB: 0 BB: 0 P: 3	1B: 5 2B: 3 3B: 0 HR: 0	SF: 0 SAC: 0 DP: 1 HBP: 0	WP: 0 PB: 0 SB: 0 CS: 0	PA: 35
PITCHER	IP WLS BF H R ER SO BB IBB HBP BLK WP HR S P ERA WHIP																			
Carl Willey, R (1, 1)	9.0	W	35	7	3	3	5	1	0	0	0	0	0	44	48	3.00	0.889			

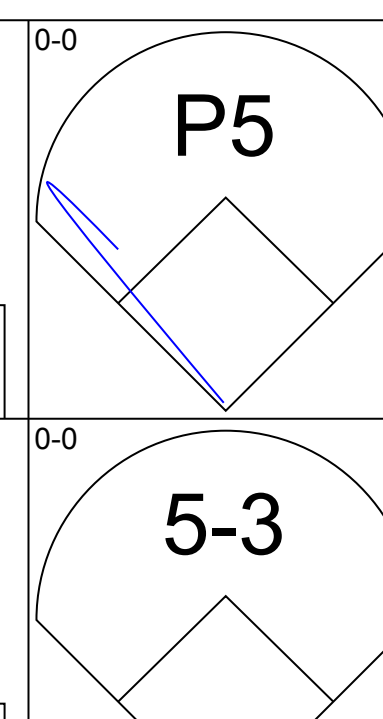
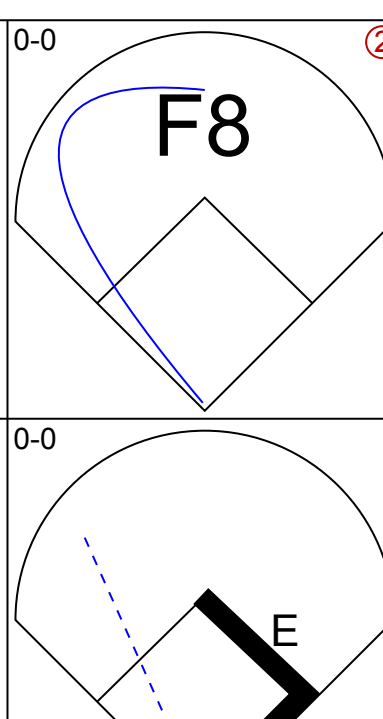
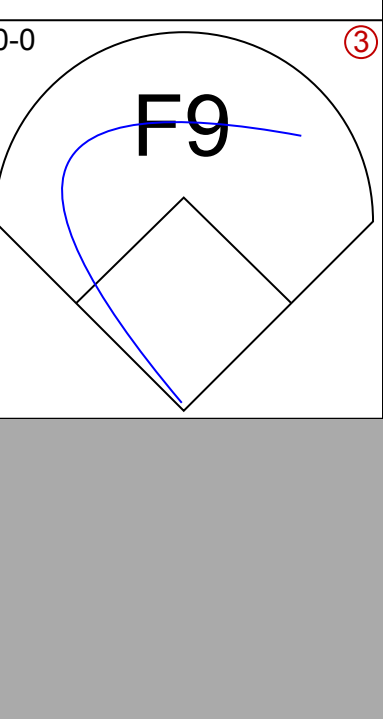
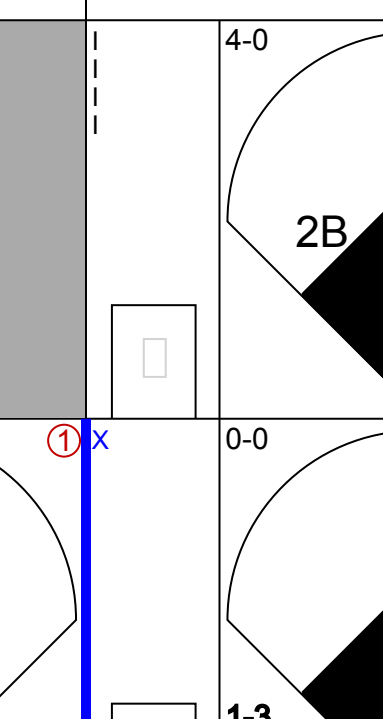
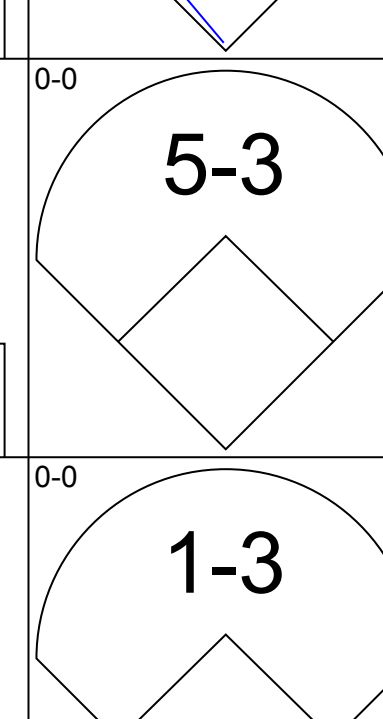
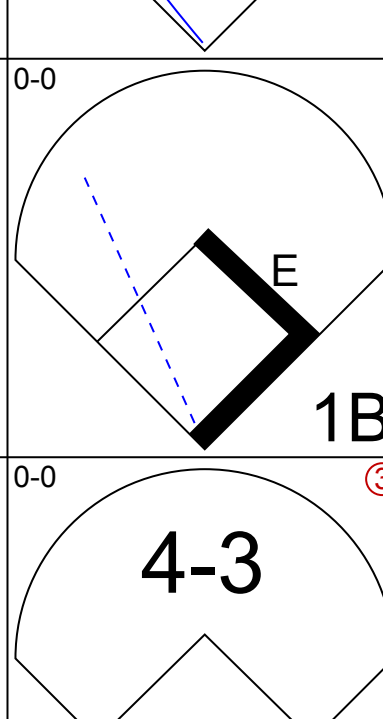
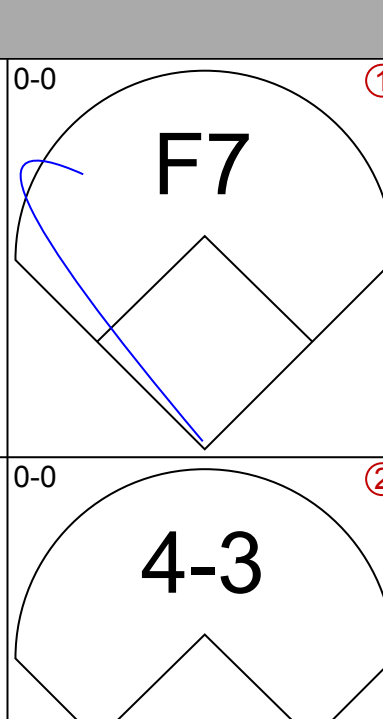
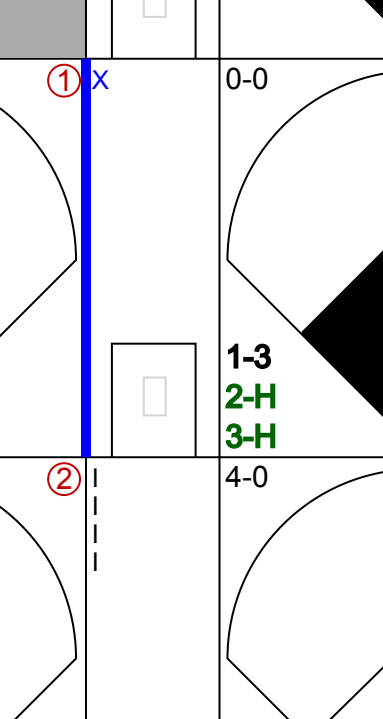
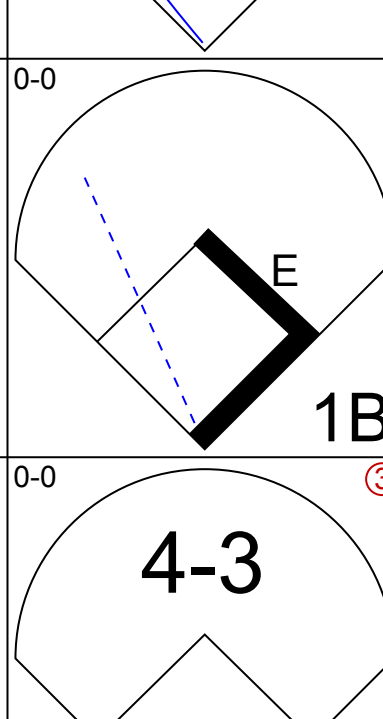
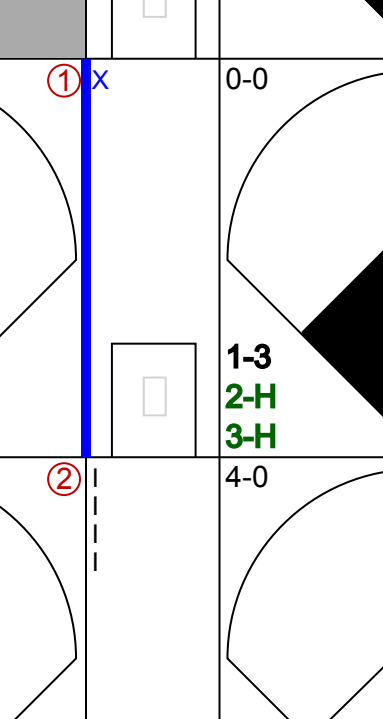
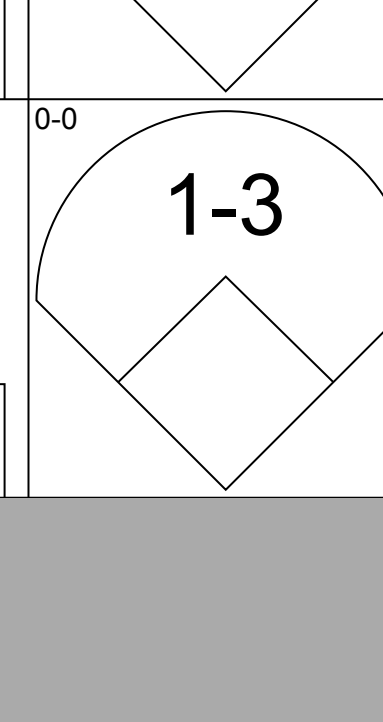
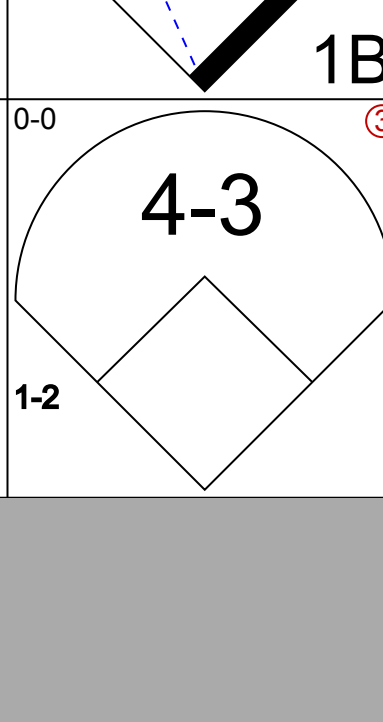
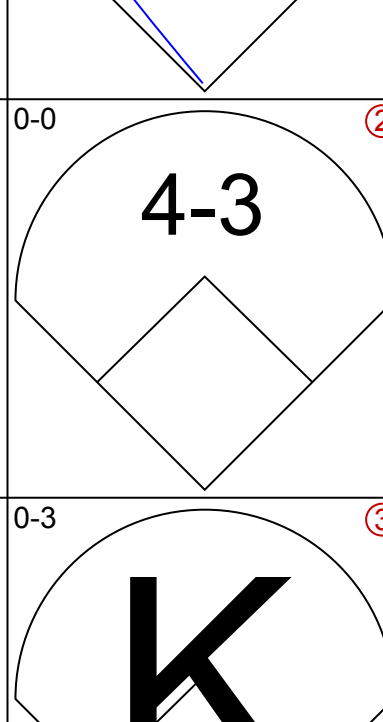
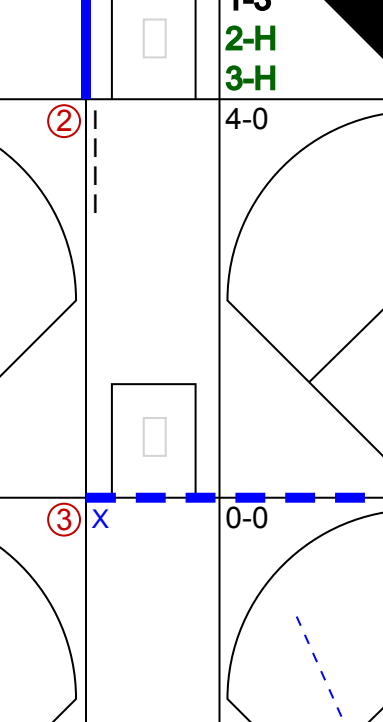
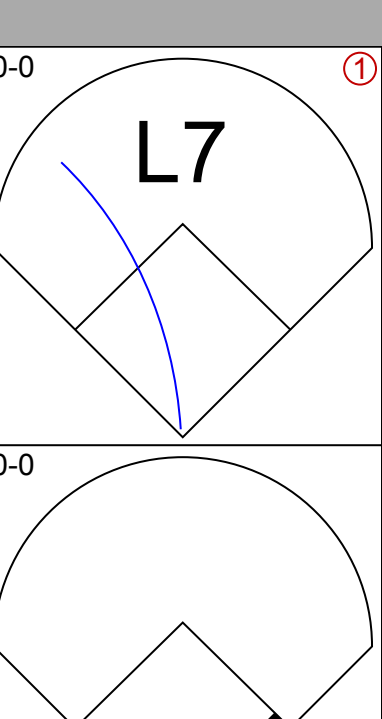
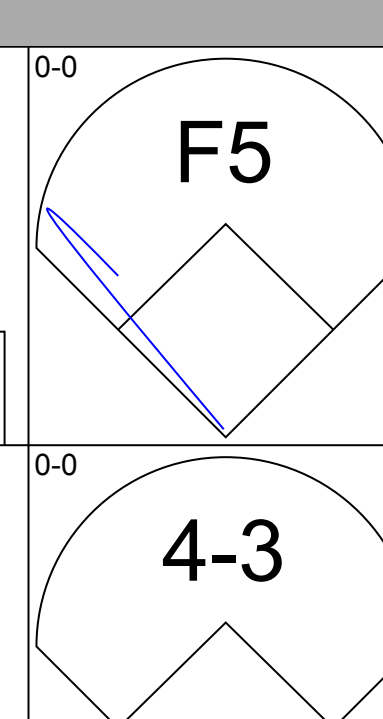

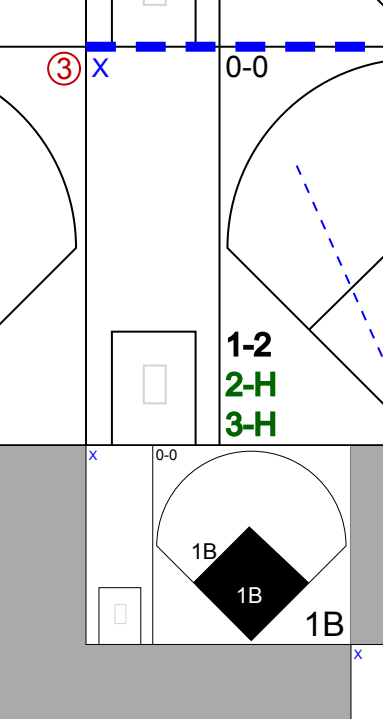
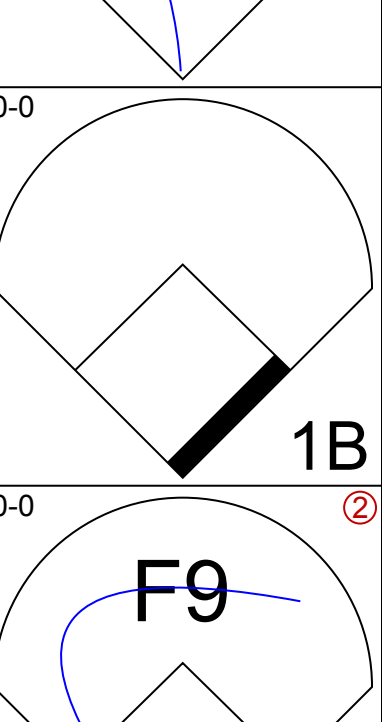
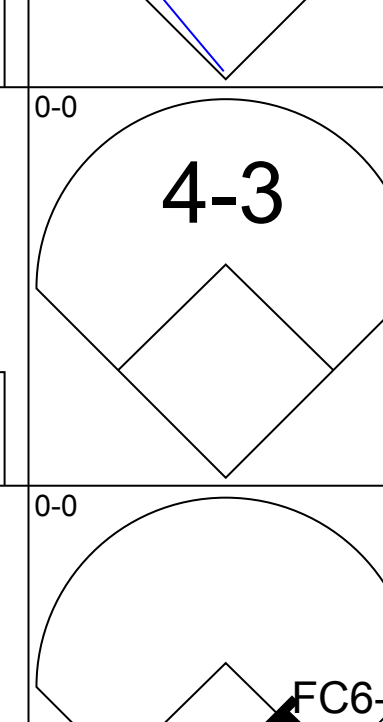

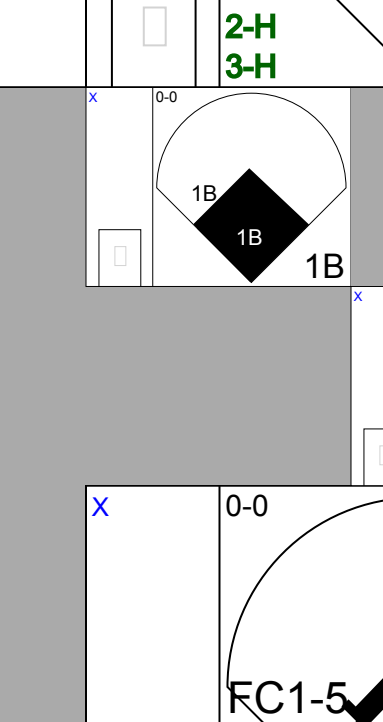
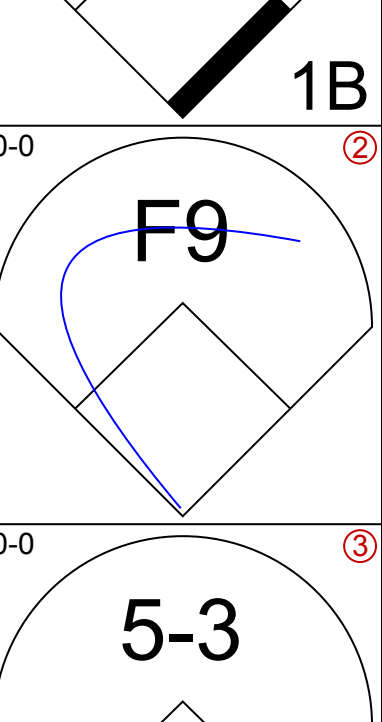
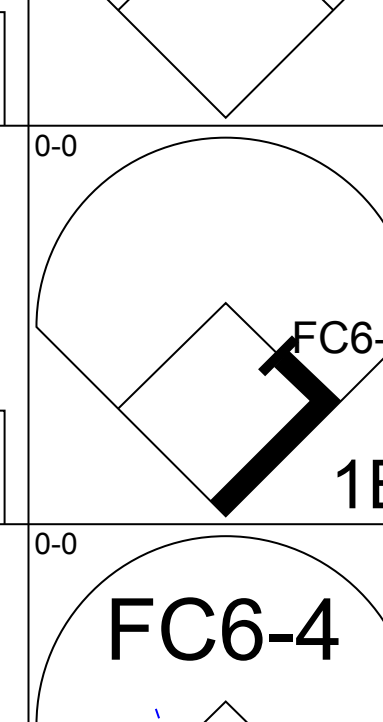

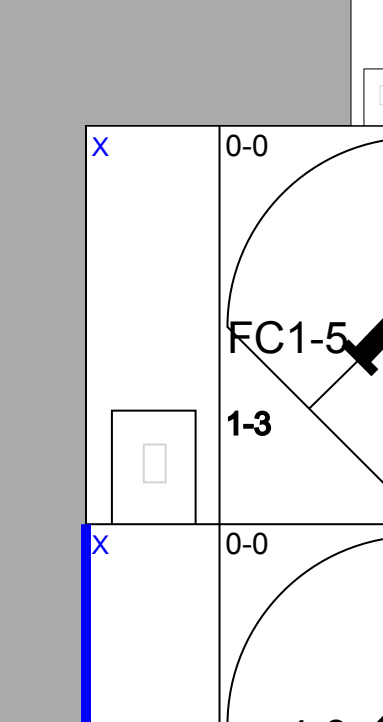
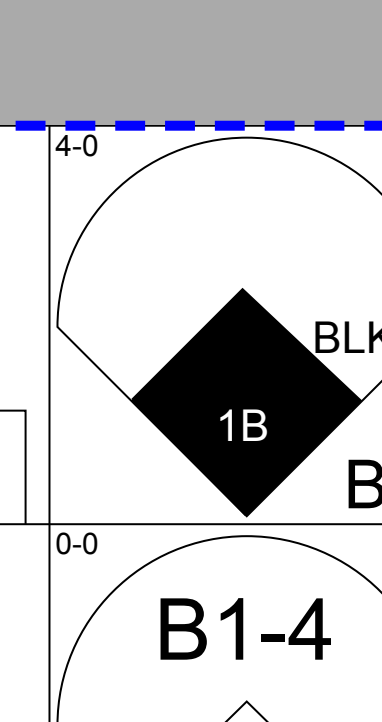



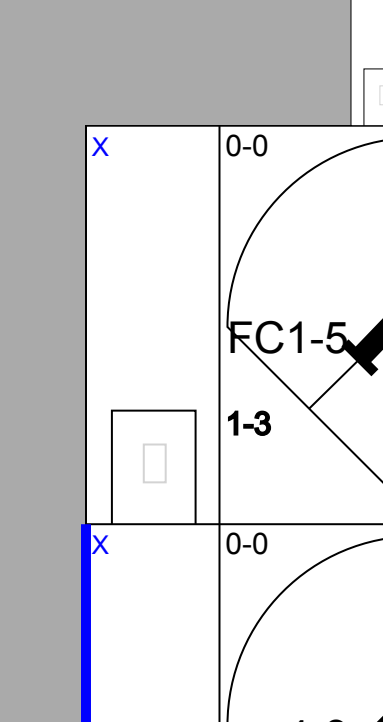
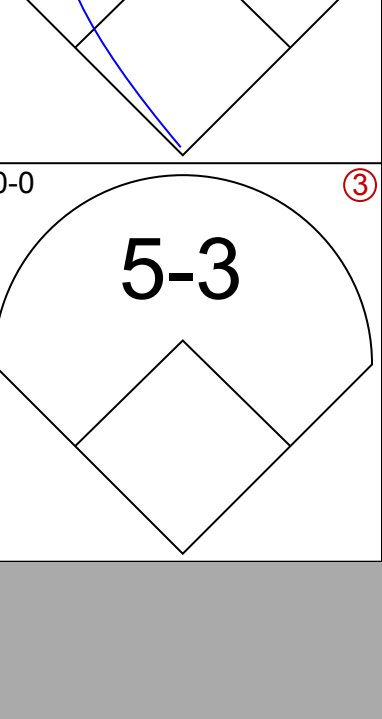
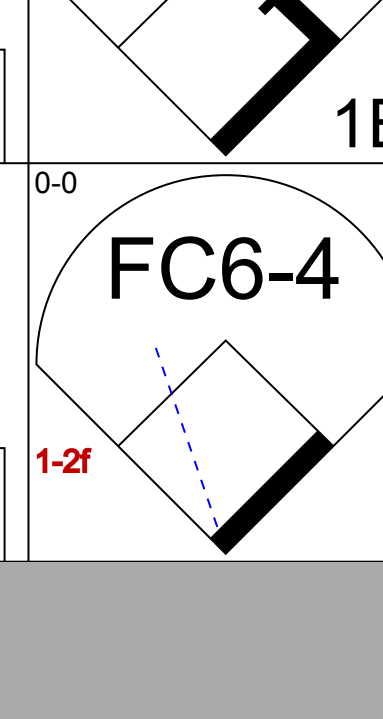

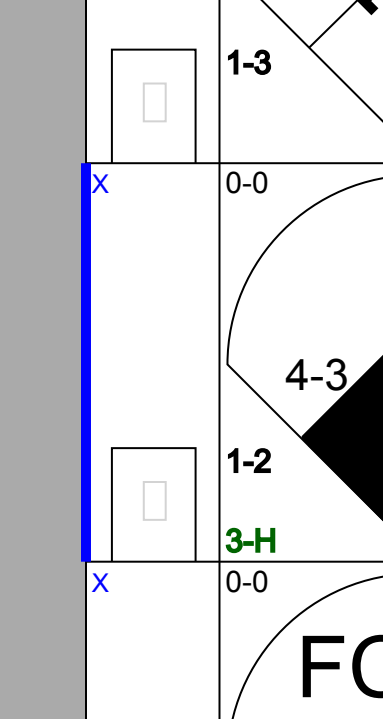
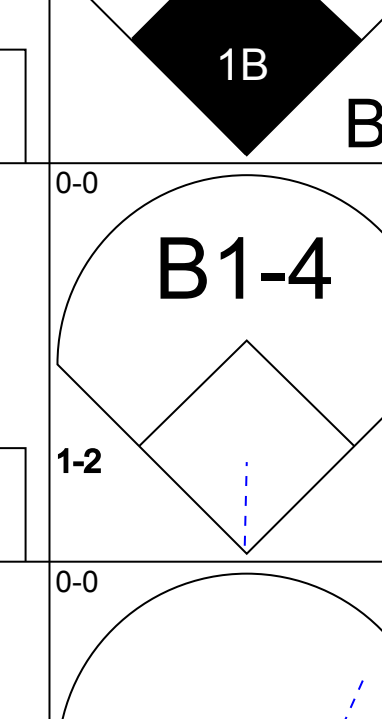



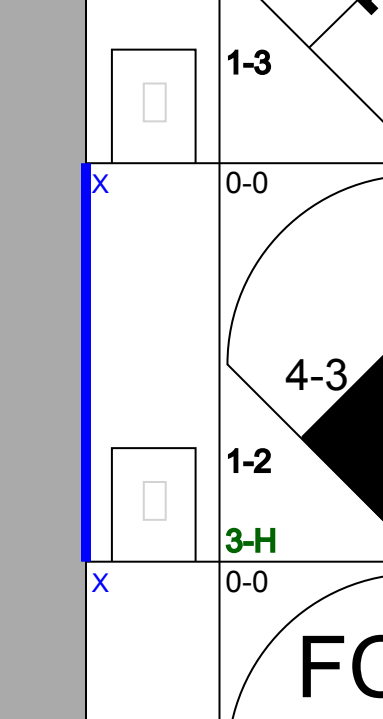



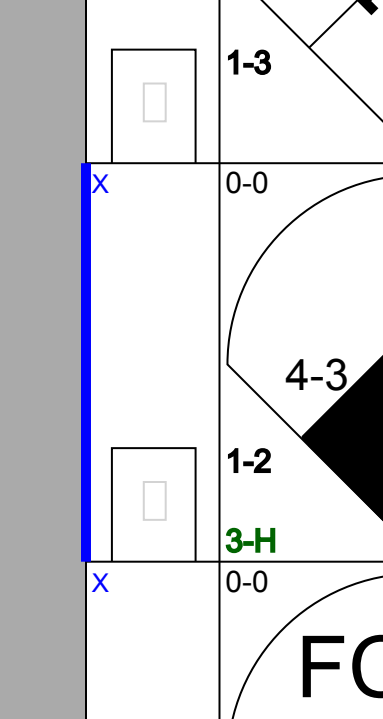
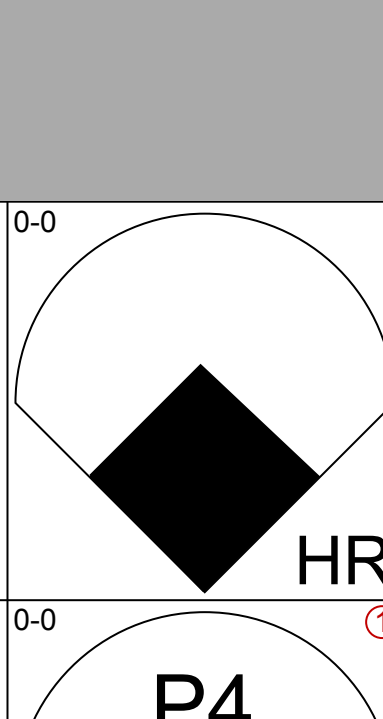
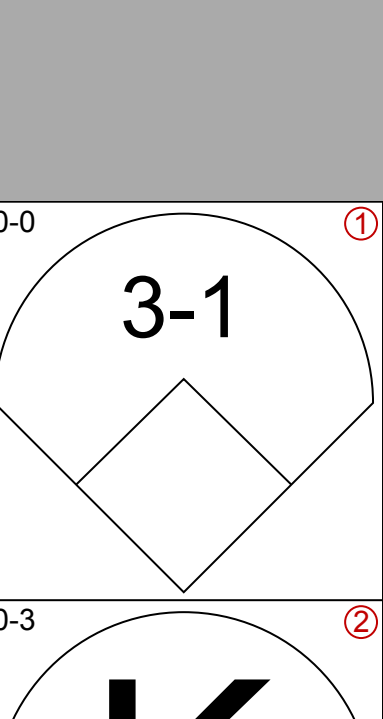

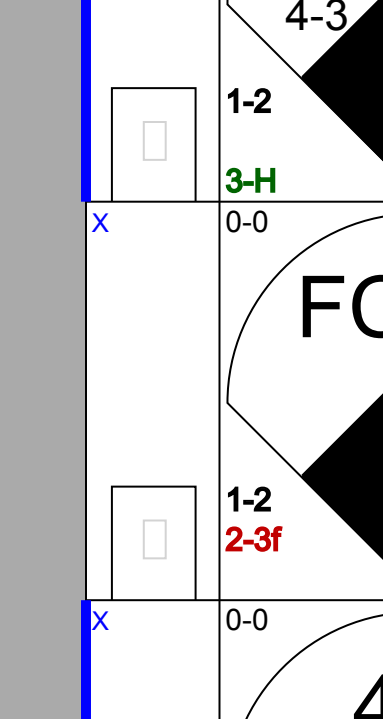
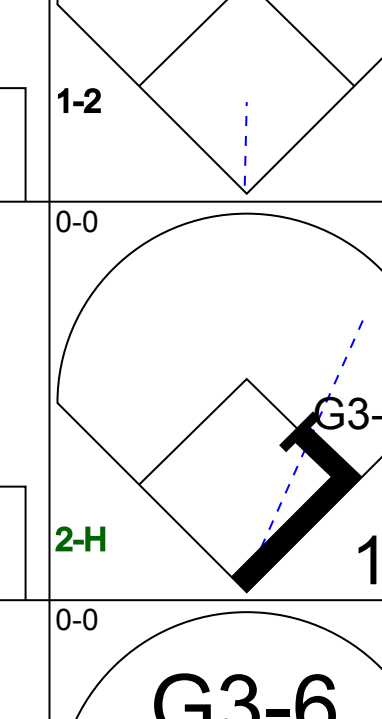
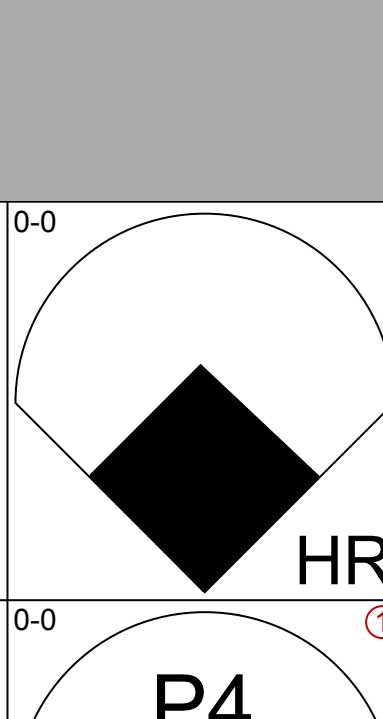


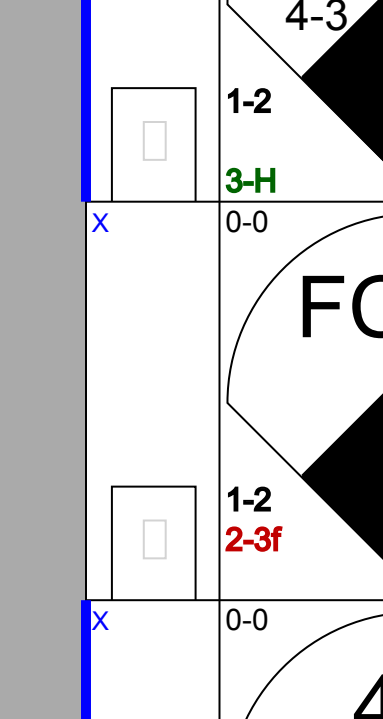
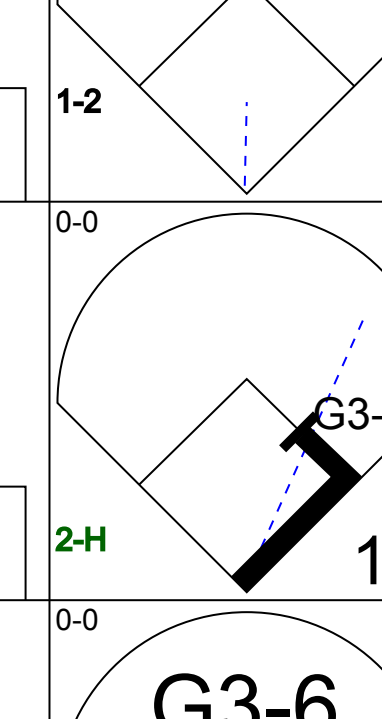
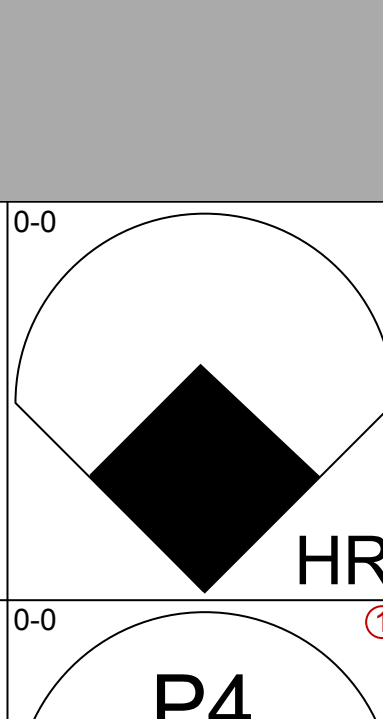




Batter	1	2	3	4	5	6	7	8	9	AB	R	H	RBI	BB	SO	LOB	TOP			
Bill Bruton, L OBP: 0.359, SLG: 0.532 (1, 8)										5	0	0	0	0	2	1				
Eddie Mathews, L OBP: 0.359, SLG: 0.619 (1, 5)										5	1	2	0	0	0	0				
Hank Aaron, R OBP: 0.483, SLG: 0.818 (1, 9)										5	0	1	1	0	1	1				
Wes Covington, L OBP: 0.376, SLG: 0.444 (1, 7)										2	1	1	0	2	1	0				
Joe Adcock, R OBP: 0.413, SLG: 0.519 (1, 3)										3	0	1	1	1	1	4				
Joe Morgan, L OBP: 0.304, SLG: 0.286 (1, 4)										4	0	0	0	0	1	6				
Del Crandall, R OBP: 0.340, SLG: 0.465 (1, 2)										4	0	0	0	0	0	2				
Johnny Logan, R OBP: 0.437, SLG: 0.526 (1, 6)										3	1	3	1	1	0	0				
Bob Buhl, R (1, 1)										3	0	0	0	0	3	3				
Don McMahon, R (7, 1)										0	0	0	0	0	0	0				
Frank Torre, L OBP: 0.327, SLG: 0.344 (8, PH)										1	0	0	0	0	0	2				
Bob Giggie, R (8, 1)										0	0	0	0	0	0	0				
Inning Stats	R: 0 E: 0 K: 1 S: 5	H: 0 LOB: 0 BB: 0 P: 5	R: 1 E: 0 K: 1 S: 8	H: 3 LOB: 2 BB: 0 P: 8	R: 1 E: 0 K: 1 S: 7	H: 2 LOB: 2 BB: 1 P: 11	R: 1 E: 0 K: 2 S: 8	H: 1 LOB: 0 BB: 0 P: 8	R: 0 E: 0 K: 1 S: 6	H: 1 LOB: 2 BB: 1 P: 12	R: 0 E: 0 K: 1 S: 5	H: 0 LOB: 0 BB: 0 P: 5	R: 0 E: 0 K: 0 S: 3	H: 0 LOB: 2 BB: 2 P: 11	R: 0 E: 0 K: 0 S: 3	H: 0 LOB: 0 BB: 0 P: 3	1B: 2 2B: 4 3B: 1 HR: 1	SF: 0 SAC: 0 DP: 0 HBP: 0	WP: 0 PB: 0 SB: 0 CS: 0	PA: 39
PITCHER	IP	WLS	BF	H	R	ER	SO	BB	IBB	HBP	BLK	WP	HR	S	P	ERA	WHIP			
Don Cardwell, R ERA: 5.75 (1, 1)	7.0	W	31	8	3	3	9	1	1	0	0	0	1	47	55	3.86	1.286			
Ray Semproch, R ERA: 5.32 (8, 1)	2.0	S	8	0	0	0	0	2	0	0	0	0	0	6	14	0.00	1.000			

Milwaukee Braves @ Philadelphia Phillies
 Connie Mack Stadium, Philadelphia, PA
 Mon May 25 1959, 7:05 PM EDT
 Att: 16,681 - Unknown

AB 35
 R 3
 H 8
 RBI 3
 BB 4
 SO 9
 LOB 19



Batter	1	2	3	4	5	6	7	8	9	AB	R	H	RBI	BB	SO	LOB	BOTTOM			
Richie Ashburn, L OBP: 0.367, SLG: 0.267 (1, 8)										3	1	0	0	1	0	0				
Chico Fernandez, R OBP: 0.308, SLG: 0.325 (1, 6)										3	0	1	0	0	0	0				
Gene Freese, R OBP: 0.333, SLG: 0.769 (7, PH) (8, 4)										1	1	1	2	0	0	0				
Dave Philley, S OBP: 0.316, SLG: 0.441 (1, 3)										3	0	0	0	1	0	1				
Wally Post, R OBP: 0.308, SLG: 0.507 (1, 9)										4	0	1	2	0	1	0				
Harry Anderson, L OBP: 0.319, SLG: 0.440 (1, 7)										4	1	2	0	0	0	2				
Willie Jones, R OBP: 0.396, SLG: 0.508 (1, 5)										3	0	2	0	0	0	1				
Joe Koppe, R OBP: 0.350, SLG: 0.133 (7, FR) (8, 6)										0	1	0	0	1	0	0				
Sparky Anderson, R OBP: 0.292, SLG: 0.243 (1, 4)										2	0	0	0	0	0	2				
Ed Bouchee, L OBP: 0.399, SLG: 0.474 (7, PH) (8, 1)										1	1	1	1	0	0	0				
Ray Semproch, R OBP: 0.188, SLG: 0.188 (8, 1)										1	0	0	0	0	0	1				
Carl Sawatski, L OBP: 0.396, SLG: 0.595 (1, 2)										4	2	2	2	0	0	2				
Don Cardwell, R (1, 1)										2	0	0	0	0	1	0				
Harry Hanebrink, L OBP: 0.250, SLG: 0.357 (7, PH) (8, 5)										2	0	0	0	0	0	3				
Inning Stats	R: 0 E: 0 K: 0 S: 3	H: 0 LOB: 0 BB: 0 P: 3	R: 0 E: 0 K: 0 S: 4	H: 1 LOB: 1 BB: 0 P: 4	R: 1 E: 1 K: 0 S: 5	H: 2 LOB: 1 BB: 0 P: 5	R: 0 E: 0 K: 0 S: 4	H: 1 LOB: 1 BB: 0 P: 4	R: 0 E: 0 K: 1 S: 5	H: 0 LOB: 0 BB: 0 P: 5	R: 0 E: 0 K: 1 S: 5	H: 0 LOB: 0 BB: 0 P: 5	R: 5 E: 0 K: 0 S: 8	H: 5 LOB: 2 BB: 2 P: 16	R: 0 E: 0 K: 0 S: 3	H: 1 LOB: 0 BB: 1 P: 7	1B: 8 2B: 1 3B: 0 HR: 1	SF: 0 SAC: 0 DP: 1 HBP: 0	WP: 0 PB: 0 SB: 0 CS: 0	PA: 36
PITCHER	IP	WLS	BF	H	R	ER	SO	BB	IBB	HBP	BLK	WP	HR	S	P	ERA	WHIP			
Bob Buhl, R ERA: 3.2 (1, 1)	6.2	L	30	8	6	6	2	0	0	0	0	0	0	2	2	0.00	3.000			
Don McMahon, R ERA: 2.41 (7, 1)	0.1		2	1	0	0	0	0	0	0	0	0	0	2	2	0.00	3.000			
Bob Giggie, R ERA: 1.5 (8, 1)	1.0		4	1	1	1	0	1	0	0	1	0	0	3	7	9.00	2.000			

Milwaukee Braves @ Philadelphia Phillies
 Connie Mack Stadium, Philadelphia, PA
 Mon May 25 1959, 7:05 PM EDT
 Att: 16,681 - Unknown


AB 33
 R 7
 H 10
 RBI 7
 BB 3
 SO 2
 LOB 12



Batter	1	2	3	4	5	6	7	8	9	AB	R	H	RBI	BB	SO	LOB	TOP			
Richie Ashburn, L (1, 8) OBP: 0.359, SLG: 0.260	0-0 4-3		0-0 G3		0-0 P3		0-0 FC6-4			4	0	0	0	0	0	4				
Chico Fernandez, R (1, 6) OBP: 0.309, SLG: 0.318	4-0		0-0 4-3			0-3 K		0-0 P4		2	0	0	0	1	1	1				
Harry Hanebrink, L (8, PH) OBP: 0.241, SLG: 0.345	FC6-4 BB									1	0	0	0	0	0	0				
Joe Koppe, R (8, 6) OBP: 0.350, SLG: 0.133										0	0	0	0	0	0	0				
Ed Bouchee, L (1, 3) OBP: 0.395, SLG: 0.475	0-0 F9			0-0 2B		0-0 6-3		0-0 F8		4	0	1	0	0	0	1				
Wally Post, R (1, 9) OBP: 0.307, SLG: 0.500	0-0 FC6-4			0-0 6-3		0-0 L6		0-0 1B		4	0	1	0	0	0	2				
Harry Anderson, L (1, 7) OBP: 0.318, SLG: 0.457		0-0 F3		0-0 F8			0-0 HR	0-0 P4		4	1	1	1	0	0	2				
Willie Jones, R (1, 5) OBP: 0.362, SLG: 0.500		0-0 L8		0-0 F3			0-0 F8		0-0 SH1-4 1B	4	0	1	0	0	0	1				
Sparky Anderson, R (1, 4) OBP: 0.285, SLG: 0.238		0-0 F9			0-0 6-3		0-0 F9		0-0 SH1-4 1-2	3	0	0	0	0	0	0				
Gene Freese, R (9, PH) OBP: 0.333, SLG: 0.769										0	0	0	0	0	0	0				
Carl Sawatski, L (1, 2) OBP: 0.423, SLG: 0.600			4-0 G3 SH3-4 BB		0-0 SH1-3 1B		0-0 1B		0-0 L4	3	0	2	0	1	0	1				
Ruben Gomez, R (1, 1) OBP: 0.286, SLG: 0.167			0-0 SH3-4		0-0 SH1-3		0-0 FC6-4 1B		0-0 F7	0	0	0	0	0	0	0				
Dave Philley, S (7, PH) OBP: 0.333, SLG: 0.457										1	0	1	0	0	0	0				
Taylor Phillips, L (7, 1) OBP: 0.184, SLG: 0.243			1-2		1-2					1	0	0	0	0	0	1				
Bob Bowman, R (9, PH) OBP: 0.184, SLG: 0.243										1	0	0	0	0	0	1				
Inning Stats	R: 0 E: 0 K: 0 S: 3	H: 0 LOB: 1 BB: 1 P: 7	R: 0 E: 0 K: 0 S: 3	H: 0 LOB: 0 BB: 0 P: 3	R: 0 E: 0 K: 0 S: 3	H: 0 LOB: 1 BB: 1 P: 7	R: 0 E: 0 K: 0 S: 4	H: 1 LOB: 1 BB: 0 P: 4	R: 0 E: 0 K: 1 S: 5	H: 0 LOB: 0 BB: 0 P: 5	R: 1 E: 0 K: 0 S: 6	H: 3 LOB: 2 BB: 0 P: 6	R: 0 E: 0 K: 0 S: 4	H: 1 LOB: 1 BB: 0 P: 4	R: 0 E: 0 K: 0 S: 4	H: 1 LOB: 1 BB: 0 P: 4	1B: 5 2B: 1 3B: 0 HR: 1	SF: 0 SAC: 3 DP: 0 HBP: 0	WP: 0 PB: 0 SB: 0 CS: 0	PA: 36
PITCHER Don Newcombe, R (1, 1) ERA: 3.2	IP: 9.0 WLS: W BF: 36 H: 7 R: 1 ER: 1 SO: 1 BB: 2 IBB: 0 HBP: 0 BLK: 0 WP: 0 HR: 1 S: 36 P: 44 ERA: 1.00 WHIP: 1.000															PITCHER				

Philadelphia Phillies @ Cincinnati Redlegs
Crosley Field, Cincinnati, OH
Tue May 26 1959, 7:05 PM EDT
Att: 7,312 - Unknown


AB 31
R 1
H 7
RBI 1
BB 2
SO 1
LOB 13



Batter	1	2	3	4	5	6	7	8	9	AB	R	H	RBI	BB	SO	LOB	BOTTOM			
Johnny Temple, R (1, 4) OBP: 0.415, SLG: 0.485	0-0 F9		0-0 F7	0-3 K			0-0 1-3			4	0	0	0	0	1	1				
Vada Pinson, L (1, 8) OBP: 0.386, SLG: 0.530	4-0 BB		0-0 1-3		0-0 F7		0-3 K			3	0	0	0	1	1	0				
Jerry Lynch, L (1, 7) OBP: 0.318, SLG: 0.483	0-0 P4		4-0 WP BB		0-0 6-3		4-0 BB			2	0	0	0	2	0	1				
Walt Dropo, R (8, 3) OBP: 0.167, SLG: 0.294										0	0	0	0	0	0	0				
Frank Robinson, R (1, 3) OBP: 0.367, SLG: 0.539	0-3 K		0-0 F8		0-0 1B		0-0 F7			4	0	1	0	0	1	3				
Gus Bell, L (1, 9) OBP: 0.303, SLG: 0.411		0-0 1B 1B		0-0 4-3		0-0 1-3 1B		0-0 BB 1B		4	0	3	0	0	0	0				
Frank Thomas, R (1, 5) OBP: 0.312, SLG: 0.391		0-3 K		4-0 2B E BB		0-0 F5		0-3 K		3	1	0	0	1	2	4				
Eddie Kasko, R (9, 5) OBP: 0.267, SLG: 0.333										0	0	0	0	0	0	0				
Ed Bailey, L (1, 2) OBP: 0.392, SLG: 0.363	0-0 1-2 1B		0-0 F8		0-0 4-3		0-0 4-3		4-0 G5-4-3 BB	3	0	1	0	1	0	1				
Roy McMillan, R (1, 6) OBP: 0.331, SLG: 0.472	0-0 L8		0-0 E2 1B 2B		0-0 5-3		0-0 G5-4-3			4	1	1	0	0	0	4				
Don Newcombe, L (1, 1) OBP: 0.481, SLG: 0.565	0-0 L9		0-0 1B		0-0 4-3					3	0	1	1	0	0	2				
Inning Stats	R: 0 E: 0 K: 1 S: 5	H: 0 LOB: 1 BB: 1 P: 9	R: 0 E: 0 K: 1 S: 7	H: 2 LOB: 2 BB: 0 P: 7	R: 0 E: 0 K: 0 S: 3	H: 0 LOB: 1 BB: 1 P: 7	R: 2 E: 1 K: 1 S: 7	H: 2 LOB: 1 BB: 1 P: 11	R: 0 E: 0 K: 0 S: 5	H: 0 LOB: 2 BB: 0 P: 5	R: 0 E: 0 K: 0 S: 3	H: 0 LOB: 0 BB: 0 P: 3	R: 0 E: 0 K: 1 S: 5	H: 0 LOB: 1 BB: 1 P: 9	R: 0 E: 0 K: 1 S: 5	H: 1 LOB: 1 BB: 1 P: 9	1B: 6 2B: 1 3B: 0 HR: 0	SF: 0 SAC: 0 DP: 1 HBP: 0	WP: 1 PB: 0 SB: 0 CS: 0	PA: 35
PITCHER Ruben Gomez, R (1, 1) ERA: 3.86	IP: 6.0 WLS: L BF: 27 H: 6 R: 2 ER: 2 SO: 3 BB: 3 IBB: 0 HBP: 0 BLK: 0 WP: 0 HR: 0 S: 30 P: 42 ERA: 0.00 WHIP: 1.500															PITCHER				
Taylor Phillips, L (7, 1) ERA: 7.5	IP: 2.0 WLS: L BF: 8 H: 1 R: 0 ER: 0 SO: 2 BB: 2 IBB: 0 HBP: 0 BLK: 0 WP: 0 HR: 0 S: 10 P: 18 ERA: 0.00 WHIP: 1.500															PITCHER				

Philadelphia Phillies @ Cincinnati Redlegs
Crosley Field, Cincinnati, OH
Tue May 26 1959, 7:05 PM EDT
Att: 7,312 - Unknown

AB 30
R 2
H 7
RBI 1
BB 5
SO 5
LOB 16



Batter	1	2	3	4	5	6	7	8	9	AB	R	H	RBI	BB	SO	LOB	TOP		
Richie Ashburn, L OBP: 0.355, SLG: 0.258 (1, 8)	F9		1-3		1B			1-3	F2	5	0	1	0	0	0	2			
Chico Fernandez, R OBP: 0.296, SLG: 0.303 (1, 6)	4-3			6-3	L7			F7		4	0	0	0	0	0	1			
Ed Bouchee, L OBP: 0.404, SLG: 0.483 (1, 3)				2B	1B			F7	FC5-4	4	1	3	0	0	0	0			
Wally Post, R OBP: 0.299, SLG: 0.486 (1, 9)	P6			F3				P3	FC5-4	4	0	0	0	0	0	3			
Harry Anderson, L OBP: 0.322, SLG: 0.472 (1, 7)		K		2B				F8		4	2	2	0	0	1	0			
Willie Jones, R OBP: 0.373, SLG: 0.515 Joe Koppe, R OBP: 0.350, SLG: 0.133 (9, PR)		6-3		1B					BB	4	1	3	3	0	0	0			
Sparky Anderson, R OBP: 0.236, SLG: 0.239 Dave Philley, S OBP: 0.350, SLG: 0.457 (9, PH)		6-3		2B				F9	1-2	3	0	1	1	0	0	1			
Carl Sawatski, L OBP: 0.393, SLG: 0.551 (1, 2)			P6		L9			F8	P5	4	0	0	0	0	0	3			
Robin Roberts, S OBP: 0.176, SLG: 0.250 Curt Simmons, L OBP: 0.225, SLG: 0.293 Freddie Rodriguez, R OBP: 0.135, SLG: 0.174 Gene Freese, R OBP: 0.250, SLG: 0.250 Jack Meyer, R OBP: 0.176, SLG: 0.237 (9, PH)		4-3		4-3				L7	F3	1	0	0	0	0	0	0			
Inning Stats	R: 0 E: 0 K: 0 S: 4	H: 1 LOB: 1 BB: 0 P: 4	R: 0 E: 0 K: 1 S: 5	H: 0 LOB: 0 BB: 0 P: 5	R: 0 E: 0 K: 0 S: 3	H: 0 LOB: 0 BB: 0 P: 3	R: 3 E: 0 K: 0 S: 6	H: 4 LOB: 1 BB: 0 P: 6	R: 0 E: 0 K: 0 S: 4	H: 1 LOB: 1 BB: 0 P: 4	R: 0 E: 0 K: 0 S: 4	H: 1 LOB: 1 BB: 0 P: 4	R: 0 E: 0 K: 0 S: 4	H: 1 LOB: 2 BB: 1 P: 9	R: 1 E: 0 K: 0 S: 5	H: 2 LOB: 2 BB: 1 P: 9	1B: 7 2B: 3 3B: 0 HR: 0	SF: 0 SAC: 0 DP: 0 HBP: 0	WP: 0 PA: 37 PB: 0 SB: 0 CS: 0
PITCHER Bob Purkey, R ERA: 4.26 (1, 1)	IP: 9.0 WLS: W BF: 37 H: 10 R: 4 ER: 4 SO: 1 BB: 1 IBB: 0 HBP: 0 BLK: 0 WP: 0 HR: 0 S: 38 P: 42 ERA: 4.00 WHIP: 1.222															PITCHER Bob Purkey, R ERA: 4.26 (1, 1)	IP: 9.0 WLS: W BF: 37 H: 10 R: 4 ER: 4 SO: 1 BB: 1 IBB: 0 HBP: 0 BLK: 0 WP: 0 HR: 0 S: 38 P: 42 ERA: 4.00 WHIP: 1.222		

Philadelphia Phillies @ Cincinnati Redlegs
Crosley Field, Cincinnati, OH
Wed May 27 1959, 7:05 PM EDT
Att: 5,348 - Unknown

AB 36
R 4
H 10
RBI 4
BB 1
SO 1
LOB 13



Batter	1	2	3	4	5	6	7	8	9	AB	R	H	RBI	BB	SO	LOB	BOTTOM		
Johnny Temple, R OBP: 0.404, SLG: 0.470 (1, 4)	F9		F7	P4	G3			F9		5	0	0	0	0	0	4			
Vada Pinson, L OBP: 0.397, SLG: 0.571 (1, 8)	1B		HR	3B		4-3		FC4-6	BB	4	2	3	2	1	0	0			
Jerry Lynch, L OBP: 0.307, SLG: 0.463 Walt Dropo, R OBP: 0.167, SLG: 0.294 (9, 3)	F2		K	L7		K		FC4-6	1-2	5	0	0	1	0	2	3			
Frank Robinson, R OBP: 0.373, SLG: 0.579 (9, 7)	BLK		HR		P4	HR		F8		5	3	3	3	0	0	1			
Gus Bell, L OBP: 0.308, SLG: 0.413 (1, 9)	1B			1B		P4		P6		4	0	2	1	0	0	0			
Frank Thomas, R OBP: 0.311, SLG: 0.387 Eddie Kasko, R OBP: 0.267, SLG: 0.333 (8, 5)	L8		F9		1B			F8		4	1	1	0	0	0	2			
Ed Bailey, L OBP: 0.395, SLG: 0.396 (1, 2)		4-3		HR	1B			K		4	2	2	1	0	1	0			
Roy McMillan, R OBP: 0.335, SLG: 0.469 (1, 6)	F7			SH1-4	1B			6-3		3	1	1	0	0	0	0			
Bob Purkey, R OBP: 0.222, SLG: 0.308 (1, 1)	F7			SH1-4				FC4-6	3B	3	1	2	2	0	0	0			
Inning Stats	R: 2 E: 0 K: 0 S: 6	H: 3 LOB: 1 BB: 0 P: 6	R: 0 E: 0 K: 1 S: 8	H: 0 LOB: 0 BB: 0 P: 3	R: 2 E: 0 K: 1 S: 8	H: 3 LOB: 1 BB: 0 P: 8	R: 2 E: 0 K: 0 S: 6	H: 3 LOB: 1 BB: 0 P: 6	R: 2 E: 0 K: 0 S: 6	H: 3 LOB: 2 BB: 0 P: 7	R: 1 E: 0 K: 1 S: 6	H: 1 LOB: 0 BB: 0 P: 6	R: 0 E: 0 K: 1 S: 5	H: 0 LOB: 0 BB: 0 P: 5	R: 1 E: 0 K: 0 S: 4	H: 1 LOB: 1 BB: 1 P: 8	1B: 7 2B: 1 3B: 2 HR: 4	SF: 0 SAC: 1 DP: 0 HBP: 1	WP: 0 PA: 40 PB: 0 SB: 0 CS: 0
PITCHER Robin Roberts, R ERA: 6.1 Curt Simmons, L ERA: Freddie Rodriguez, R ERA: 13.5 Jack Meyer, R ERA: 5.33 (7, 1)	IP: 3.0 WLS: L BF: 17 H: 8 R: 6 ER: 6 SO: 1 BB: 0 IBB: 0 HBP: 0 BLK: 0 WP: 0 HR: 3 S: 19 P: 19 ERA: 18.00 WHIP: 2.667															PITCHER Bob Purkey, R ERA: 4.26 (1, 1)	IP: 9.0 WLS: W BF: 37 H: 10 R: 4 ER: 4 SO: 1 BB: 1 IBB: 0 HBP: 0 BLK: 0 WP: 0 HR: 0 S: 38 P: 42 ERA: 4.00 WHIP: 1.222		

Philadelphia Phillies @ Cincinnati Redlegs
Crosley Field, Cincinnati, OH
Wed May 27 1959, 7:05 PM EDT
Att: 5,348 - Unknown

AB 37
R 10
H 14
RBI 10
BB 1
SO 3
LOB 10



Batter	1	2	3	4	5	6	7	8	9	AB	R	H	RBI	BB	SO	LOB	TOP			
Richie Ashburn, L OBP: 0.356, SLG: 0.263 (1, 8)	F2		1B		L9				F7	5	0	2	0	0	0	0	Philadelphia Phillies @ Cincinnati Redlegs Crosley Field, Cincinnati, OH Thu May 28 1959, 7:05 PM EDT Att: 6,819 - Unknown			
Chico Fernandez, R OBP: 0.282, SLG: 0.287 (1, 6)	6-3		F9		F3				6-3	5	0	0	0	0	0	3				
Ed Bouchee, L OBP: 0.404, SLG: 0.476 (1, 3)	1-3		F5		BB 3B 1B				2B BB	4	2	1	0	1	0	1				
Wally Post, R OBP: 0.314, SLG: 0.497 (1, 9)		1B 2B BB	1B		1-2 3B BB				1-H 2B	3	2	2	1	2	0	0				
Harry Anderson, L OBP: 0.338, SLG: 0.490 (1, 7)		2B 1-3 1B	G3		1-H 2-H 3B				IBB 2B	3	0	2	2	2	0	2				
Willie Jones, R OBP: 0.373, SLG: 0.526 (1, 5)		1-3 2B			1B 2B				P5	5	0	2	1	0	0	4				
Sparky Anderson, R OBP: 0.277, SLG: 0.231 (1, 4)		F9			F9					4	0	0	0	0	0	3				
Valmy Thomas, R OBP: 0.212, SLG: 0.133 (1, 2)		F3			F3				5-3	4	0	1	0	0	0	2				
Jim Owens, R OBP: 0.192, SLG: 0.087 Ray Semproch, R OBP: 0.188, SLG: 0.188 (9, 1)		G3			2-H 1B K				K2-3	3	0	0	0	1	2	3				
Inning Stats	R: 0 E: 0 K: 0 S: 3	H: 0 LOB: 0 BB: 0 P: 3	R: 1 E: 0 K: 0 S: 5	H: 2 LOB: 2 BB: 1 P: 9	R: 0 E: 0 K: 1 S: 6	H: 2 LOB: 1 BB: 0 P: 6	R: 2 E: 0 K: 0 S: 5	H: 2 LOB: 1 BB: 1 P: 9	R: 0 E: 0 K: 0 S: 4	H: 1 LOB: 2 BB: 1 P: 8	R: 0 E: 0 K: 0 S: 3	H: 0 LOB: 1 BB: 1 P: 7	R: 0 E: 0 K: 1 S: 5	H: 0 LOB: 0 BB: 0 P: 5	R: 1 E: 0 K: 0 S: 4	H: 1 LOB: 2 BB: 2 P: 12		1B: 6 2B: 3 3B: 1 HR: 0	SF: 0 SAC: 0 DP: 0 HBP: 0	WP: 0 PB: 0 SB: 0 CS: 0
PITCHER	IP WLS BF H R ER SO BB IBB HBP BLK WP HR S P ERA WHIP	IP WLS BF H R ER SO BB IBB HBP BLK WP HR S P ERA WHIP																		
Joe Nuxhall, L ERA: 4.42 Orlando Pena, R ERA: 7.11 Willard Schmidt, R ERA: 5.14 Bob Mabe, R ERA: 3.13 Hal Jeffcoat, R ERA: 2.12	(1, 1) (2, 1) (6, 1) (8, 1) (9, 1)	1.0 4.0 2.0 1.0 1.0	L 18 9 3 6	2 6 1 0 1	1 2 0 0 1	0 1 0 0 0	0 1 0 0 1	0 2 0 0 1	0 0 0 0 1	0 0 0 0 1	1 1 1 1 0	1 1 1 1 0	1 1 1 1 0	1 1 1 1 0	1 1 1 1 0	9 23 15 5 12	9.00 4.50 0.00 0.00 9.00	3.000 1.750 1.500 0.000 2.000		
Batter	1	2	3	4	5	6	7	8	9	AB	R	H	RBI	BB	SO	LOB	BOTTOM			
Johnny Temple, R OBP: 0.404, SLG: 0.465 (1, 4)	CS BB		4-3		L9				L9	4	0	1	0	1	0	0	Philadelphia Phillies @ Cincinnati Redlegs Crosley Field, Cincinnati, OH Thu May 28 1959, 7:05 PM EDT Att: 6,819 - Unknown			
Vada Pinson, L OBP: 0.397, SLG: 0.563 (1, 8)	K		1B BB		F7				2B 1B	4	1	1	0	1	1	2				
Jerry Lynch, L OBP: 0.317, SLG: 0.484 (1, 7)	F7		1-3 1B		K				1-H 2B	5	0	3	1	0	1	1				
Frank Robinson, R OBP: 0.368, SLG: 0.585 (1, 3)		6-3	K		HR				K	5	1	1	1	0	2	5				
Gus Bell, L OBP: 0.311, SLG: 0.432 (1, 9)		4-3			1B				L9	5	1	2	1	0	0	1				
Frank Thomas, R OBP: 0.309, SLG: 0.384 (1, 5)		1B 1B			F3				L7	4	0	1	0	0	0	1				
Ed Bailey, L OBP: 0.406, SLG: 0.409 (1, 2)		1-2 1B			1B				4-3	4	0	3	0	0	0	0				
Roy McMillan, R OBP: 0.333, SLG: 0.464 (1, 6)		K			F2				1B	4	0	1	0	0	1	5				
Joe Nuxhall, L OBP: 0.308, SLG: 0.308 Orlando Pena, R OBP: 0.307, SLG: 0.308 John Powers, L OBP: 0.307, SLG: 0.308 Willard Schmidt, R OBP: 0.317, SLG: 0.317 Jim Pendleton, R OBP: 0.307, SLG: 0.307 Bob Mabe, R OBP: 0.307, SLG: 0.307 Don Newcombe, L OBP: 0.307, SLG: 0.307 Hal Jeffcoat, R OBP: 0.307, SLG: 0.307 (1, 1) (2, 1) (5, PH) (8, 1) (7, PH) (8, 1) (8, PH) (9, 1)	(1, 1) (2, 1) (5, PH) (8, 1) (7, PH) (8, 1) (8, PH) (9, 1)	0.2 S	2 2	0 0	0 0	0 0	1 1	0 0	0 0	0 0	0 0	0 0	0 0	0 0	0 0	0 0				
Inning Stats	R: 0 E: 0 K: 1 S: 4	H: 0 LOB: 0 BB: 1 P: 8	R: 0 E: 0 K: 1 S: 7	H: 2 LOB: 2 BB: 0 P: 7	R: 0 E: 0 K: 2 S: 8	H: 1 LOB: 2 BB: 1 P: 12	R: 0 E: 0 K: 0 S: 4	H: 1 LOB: 1 BB: 0 P: 4	R: 0 E: 0 K: 0 S: 3	H: 0 LOB: 0 BB: 0 P: 3	R: 1 E: 0 K: 1 S: 8	H: 3 LOB: 2 BB: 0 P: 8	R: 0 E: 0 K: 0 S: 5	H: 2 LOB: 1 BB: 0 P: 5	R: 1 E: 0 K: 1 S: 7	H: 2 LOB: 1 BB: 0 P: 7		1B: 9 2B: 2 3B: 0 HR: 2	SF: 0 SAC: 0 DP: 0 HBP: 0	WP: 0 PB: 0 SB: 0 CS: 1
PITCHER	IP WLS BF H R ER SO BB IBB HBP BLK WP HR S P ERA WHIP	IP WLS BF H R ER SO BB IBB HBP BLK WP HR S P ERA WHIP																		
Jim Owens, R ERA: 3.48 Ray Semproch, R ERA: 5.24	(1, 1) (9, 1)	8.1 S	39 2	13 0	3 0	3 0	0 0	1 0	0 0	0 0	0 0	4 4	4 4	0.00 0.000	0.000					

Batter	1	2	3	4	5	6	7	8	9	AB	R	H	RBI	BB	SO	LOB	TOP																					
Richie Ashburn, L (1, 8) OBP: 0.362, SLG: 0.268										4	1	2	0	1	1	0	Philadelphia Phillies @ Milwaukee Braves Milwaukee County Stadium, Milwaukee, WI Fri May 29 1959, 8:05 PM EDT Att: 20,334 - Unknown																					
Chico Fernandez, R (1, 6) OBP: 0.278, SLG: 0.293										5	3	1	0	0	0	4																						
Ed Bouchee, L (1, 3) OBP: 0.403, SLG: 0.493										5	1	2	3	0	0	2																						
Wally Post, R (1, 9) OBP: 0.319, SLG: 0.493										3	0	1	2	0	2	1																						
Harry Anderson, L (1, 7) OBP: 0.335, SLG: 0.490										4	0	1	0	0	0	1																						
Willie Jones, R (1, 5) OBP: 0.394, SLG: 0.511										4	0	0	0	0	1	2																						
Sparky Anderson, R (1, 4) OBP: 0.276, SLG: 0.231										4	0	1	0	0	1	2																						
Carl Sawatski, L (1, 2) OBP: 0.383, SLG: 0.519										3	0	0	0	1	2	1																						
Gene Conley, R (1, 1) OBP: 0.200, SLG: 0.250										4	0	1	0	0	0	3																						
Inning Stats	R: 2 E: 1 K: 0 S: 4	H: 1 LOB: 0 BB: 1 P: 8	R: 0 E: 0 K: 0 S: 4	H: 1 LOB: 1 BB: 0 P: 4	R: 2 E: 0 K: 1 S: 8	H: 3 LOB: 2 BB: 0 P: 9	R: 0 E: 0 K: 1 S: 6	H: 2 LOB: 1 BB: 0 P: 6	R: 0 E: 0 K: 1 S: 5	H: 0 LOB: 0 BB: 0 P: 5	R: 0 E: 0 K: 2 S: 7	H: 0 LOB: 0 BB: 0 P: 7	R: 1 E: 0 K: 0 S: 9	H: 2 LOB: 1 BB: 0 P: 9	R: 0 E: 1 K: 0 S: 4	H: 0 LOB: 2 BB: 1 P: 8	R: 0 E: 0 K: 0 S: 3	H: 0 LOB: 0 BB: 0 P: 3	1B: 5 2B: 3 3B: 0 HR: 1	SF: 0 SAC: 0 DP: 2 HBP: 1	WP: 0 PB: 0 SB: 0 CS: 0	PA: 39																
PITCHER	IP	WLS	BF	H	R	ER	SO	BB	IBB	HBP	BLK	WP	HR	S	P	ERA	WHIP	PITCHER				IP	WLS	BF	H	R	ER	SO	BB	IBB	HBP	BLK	WP	HR	S	P	ERA	WHIP
Carl Willey, R (1, 1) ERA: 3.18	2.1		14	5	4	2	0	1	0	1	0	0	1	12	17	7.71	2.571																					
Juan Pizarro, L (3, 1) ERA: 4.99	4.2		17	4	1	1	7	0	0	0	0	0	0	31	31	1.93	0.857																					
Don McMahon, R (8, 1) ERA: 2.14	2.0	W	8	0	0	0	0	0	1	0	0	0	0	7	11	0.00	0.000																					

AB	36
R	5
H	9
RBI	5
BB	2
SO	7
LOB	16



Batter	1	2	3	4	5	6	7	8	9	AB	R	H	RBI	BB	SO	LOB	BOTTOM																					
Bill Bruton, L (1, 8) OBP: 0.347, SLG: 0.500										4	1	1	0	1	1	3	Philadelphia Phillies @ Milwaukee Braves Milwaukee County Stadium, Milwaukee, WI Fri May 29 1959, 8:05 PM EDT Att: 20,334 - Unknown																					
Eddie Mathews, L (1, 5) OBP: 0.345, SLG: 0.596										4	0	1	2	1	1	0																						
Hank Aaron, R (1, 9) OBP: 0.464, SLG: 0.778										5	1	3	1	0	0	2																						
Wes Covington, L (1, 7) OBP: 0.380, SLG: 0.450										4	1	2	0	1	0	3																						
Joe Adcock, R (1, 3) OBP: 0.363, SLG: 0.493										5	1	1	3	0	1	5																						
Del Crandall, R (1, 2) OBP: 0.317, SLG: 0.429										4	1	1	0	0	0	0																						
Johnny Logan, R (1, 6) OBP: 0.424, SLG: 0.500										4	0	0	0	0	0	1																						
Johnny O'Brien, R (1, 4) OBP: 0.288, SLG: 0.301										4	1	3	0	0	1	0																						
Felix Mantilla, R (8, PR) OBP: 0.275, SLG: 0.121										0	0	0	0	0	0	0																						
Carl Willey, R (1, 1) OBP: 0.100, SLG: 0.100										1	0	0	0	0	1	2																						
Juan Pizarro, L (3, 1) OBP: 0.322, SLG: 0.337										1	0	0	0	0	1	1																						
Frank Torre, L (7, PH) OBP: 0.322, SLG: 0.337										1	0	0	0	0	0	0																						
Don McMahon, R (8, 1) OBP: 0.200, SLG: 0.200										1	0	1	0	0	0	0																						
Inning Stats	R: 0 E: 0 K: 1 S: 5	H: 5 LOB: 2 BB: 1 P: 14	R: 0 E: 0 K: 1 S: 5	H: 1 LOB: 0 BB: 0 P: 5	R: 0 E: 0 K: 1 S: 6	H: 1 LOB: 1 BB: 0 P: 6	R: 0 E: 0 K: 1 S: 5	H: 0 LOB: 0 BB: 0 P: 5	R: 1 E: 0 K: 0 S: 5	H: 2 LOB: 2 BB: 1 P: 9	R: 0 E: 0 K: 0 S: 5	H: 2 LOB: 2 BB: 0 P: 5	R: 1 E: 0 K: 0 S: 3	H: 1 LOB: 2 BB: 1 P: 7	1B: 10 2B: 1 3B: 1 HR: 1	SF: 0 SAC: 0 DP: 0 HBP: 0	WP: 0 PB: 0 SB: 1 CS: 0	PA: 41																				
PITCHER	IP	WLS	BF	H	R	ER	SO	BB	IBB	HBP	BLK	WP	HR	S	P	ERA	WHIP	PITCHER				IP	WLS	BF	H	R	ER	SO	BB	IBB	HBP	BLK	WP	HR	S	P	ERA	WHIP
Gene Conley, R (1, 1) ERA: 2.13	8.1	L	41	13	6	6	6	2	1	0	0	0	1	50	62	6.48	1.800																					

AB	38
R	6
H	13
RBI	6
BB	3
SO	6
LOB	17



Batter	1	2	3	4	5	6	7	8	9	AB	R	H	RBI	BB	SO	LOB	TOP				
Richie Ashburn, L OBP: 0.353, SLG: 0.260 (1, 8)	6-3	FC5		F8		3-1			4-3	5	0	0	0	0	0	4					
Chico Fernandez, R OBP: 0.288, SLG: 0.282 (1, 6)	P3		F8		K		G3		1-3	4	0	0	0	0	1	0					
Dave Philley, S OBP: 0.341, SLG: 0.444 (9, PH)										1	0	0	0	0	0	0					
Ed Bouchee, L OBP: 0.411, SLG: 0.500 (1, 3)	2B		F7		3-1					2	1	1	0	2	0	0					
Wally Post, R OBP: 0.329, SLG: 0.506 (1, 9)										4	0	3	1	0	1	1					
Harry Anderson, L OBP: 0.327, SLG: 0.477 (1, 7)	3-1				3-1					4	0	0	0	0	1	5					
Willie Jones, R OBP: 0.361, SLG: 0.503 (1, 5)		P6			L4				5-3	4	0	1	0	0	0	2					
Sparky Anderson, R OBP: 0.283, SLG: 0.240 (1, 4)		FC5		E9		L4			K	4	0	2	0	0	1	0					
Carl Sawatski, L OBP: 0.391, SLG: 0.571 (1, 2)				1-3					1-3	4	1	2	1	0	0	2					
Don Cardwell, R OBP: 0.313, SLG: 0.714 (1, 1)					1-3				K	3	0	0	0	0	1	4					
Gene Freese, R OBP: 0.313, SLG: 0.714 (9, PH)						P4				1	0	0	0	0	1	0					
Inning Stats	R: 1 E: 0 K: 0 S: 4	H: 1 LOB: 1 BB: 1 P: 8	R: 0 E: 0 K: 1 S: 7	H: 2 LOB: 2 BB: 0 P: 7	R: 0 E: 0 K: 1 S: 6	H: 1 LOB: 1 BB: 0 P: 6	R: 0 E: 1 K: 0 S: 5	H: 2 LOB: 2 BB: 0 P: 5	R: 0 E: 0 K: 0 S: 7	H: 2 LOB: 0 BB: 0 P: 7	R: 0 E: 0 K: 1 S: 5	H: 0 LOB: 1 BB: 1 P: 9	R: 0 E: 0 K: 1 S: 5	H: 0 LOB: 0 BB: 0 P: 5	R: 0 E: 0 K: 1 S: 5	H: 0 LOB: 0 BB: 0 P: 5	1B: 6 2B: 2 3B: 0 HR: 1	SF: 0 SAC: 0 DP: 0 HBP: 0	WP: 0 PB: 0 SB: 0 CS: 0	PA: 38	
PITCHER Bob Buhl, R ERA: 2.98 (1, 1)	IP	WLS	BF	H	R	ER	SO	BB	IBB	HBP	BLK	WP	HR	S	P	ERA	WHIP				
	9.0	W	38	9	2	2	6	2	0	0	0	0	1	48	56	2.00	1.222				

Philadelphia Phillies @ Milwaukee Braves
Milwaukee County Stadium, Milwaukee, WI
Sat May 30 1959, 4:33 AM EDT
Att: 18,945 - Unknown

AB 36
R 2
H 9
RBI 2
BB 2
SO 6
LOB 18



Batter	1	2	3	4	5	6	7	8	9	AB	R	H	RBI	BB	SO	LOB	BOTTOM				
Bill Bruton, L OBP: 0.345, SLG: 0.493 (1, 8)	K		HR		4-3			4-3		4	1	1	0	0	1	0					
Eddie Mathews, L OBP: 0.351, SLG: 0.615 (1, 5)	P4		HR		K			FC3-6		4	2	2	2	0	1	0					
Hank Aaron, R OBP: 0.469, SLG: 0.793 (1, 9)	FC6-4		6-3			HR		FC3-6		3	1	2	1	1	0	0					
Wes Covington, L OBP: 0.371, SLG: 0.438 (1, 7)	FC6-4		6-3		6-3			FC3-6		4	0	0	0	0	0	3					
Andy Paiko, R OBP: 0.257, SLG: 0.265 (9, 7)			6-3					1B		0	0	0	0	0	0	0					
Joe Adcock, R OBP: 0.369, SLG: 0.493 (1, 3)					F9					4	0	2	1	0	0	0					
Lew Burdette, R OBP: 0.162, SLG: 0.171 (8, PR)					6-3					0	0	0	0	0	0	0					
Frank Torre, L OBP: 0.322, SLG: 0.337 (9, 3)										0	0	0	0	0	0	0					
Del Crandall, R OBP: 0.310, SLG: 0.419 (1, 2)		L6			F5			1B		4	0	0	0	0	0	2					
Johnny Logan, R OBP: 0.429, SLG: 0.503 (1, 6)										3	0	2	0	0	0	0					
Felix Mantilla, R OBP: 0.256, SLG: 0.111 (1, 4)		P6			F3					3	0	0	0	0	0	2					
Bob Buhl, R OBP: 0.429, SLG: 0.503 (1, 1)					F8					3	0	0	0	0	0	0					
Inning Stats	R: 0 E: 0 K: 1 S: 6	H: 1 LOB: 1 BB: 0 P: 6	R: 0 E: 0 K: 0 S: 4	H: 2 LOB: 1 BB: 0 P: 4	R: 2 E: 0 K: 0 S: 5	H: 2 LOB: 0 BB: 0 P: 5	R: 0 E: 0 K: 0 S: 4	H: 1 LOB: 1 BB: 0 P: 4	R: 0 E: 0 K: 0 S: 5	H: 0 LOB: 0 BB: 0 P: 5	R: 1 E: 0 K: 0 S: 4	H: 1 LOB: 0 BB: 0 P: 4	R: 0 E: 0 K: 0 S: 3	H: 0 LOB: 0 BB: 0 P: 3	R: 1 E: 0 K: 0 S: 5	H: 2 LOB: 2 BB: 1 P: 9	1B: 6 2B: 1 3B: 0 HR: 2	SF: 0 SAC: 0 DP: 0 HBP: 0	WP: 0 PB: 0 SB: 0 CS: 0	PA: 33	
PITCHER Don Cardwell, R ERA: 5.4 (1, 1)	IP	WLS	BF	H	R	ER	SO	BB	IBB	HBP	BLK	WP	HR	S	P	ERA	WHIP				
	8.0	L	33	9	4	4	2	0	1	0	0	0	2	36	40	4.50	1.125				

Philadelphia Phillies @ Milwaukee Braves
Milwaukee County Stadium, Milwaukee, WI
Sat May 30 1959, 4:33 AM EDT
Att: 18,945 - Unknown

AB 32
R 4
H 9
RBI 4
BB 1
SO 2
LOB 7



Batter	1	2	3	4	5	6	7	8	9	AB	R	H	RBI	BB	SO	LOB	TOP				
Richie Ashburn, L (1, 8) OBP: 0.345, SLG: 0.253	0-0 3-1		0-0 6-3		0-0 4-3			0-3 K	0-0 4-3	5	0	0	0	0	1	1	Philadelphia Phillies @ Milwaukee Braves Milwaukee County Stadium, Milwaukee, WI Sun May 31 1959, 4:33 AM EDT Unknown livebaseballscorecards.com				
Chico Fernandez, R (1, 6) OBP: 0.274, SLG: 0.287	0-0 F9			0-0 3-1	0-0 F8			0-0 1B 2B	0-0 CS 1B	5	1	2	0	0	0	1					
Ed Bouchee, L (1, 3) OBP: 0.416, SLG: 0.506	4-0 2B BB			0-0 HR 2B		0-0 F8		0-0 2B 1B	0-3 K	4	2	2	0	1	1	1					
Wally Post, R (1, 9) OBP: 0.339, SLG: 0.544	0-0 1-H 2B			0-0 HR		0-0 5-3		0-0 1B 2B		4	2	3	3	0	0	0					
Harry Anderson, L (1, 7) OBP: 0.337, SLG: 0.481		0-0 G5-4-3 1B		0-0 1B		0-0 E4 FC6-4		0-0 1B 1B		3	1	2	0	1	0	0					
Willie Jones, R (1, 5) OBP: 0.359, SLG: 0.497		0-0 G5-4-3 1-2		0-0 F2		0-0 FC6-4 1-2		0-0 1B 1B		4	0	1	2	0	0	3					
Sparky Anderson, R (1, 4) OBP: 0.282, SLG: 0.240		0-0 P4		0-3 K			0-0 G4-6-3 1B	0-0 F8		4	0	1	0	0	1	3					
Carl Sawatski, L (1, 2) OBP: 0.382, SLG: 0.550			0-0 4-3		0-0 F8		0-0 G4-6-3 1-2	0-0 1B		4	0	1	1	0	0	1					
Robin Roberts, S (1, 1) OBP: 0.190, SLG: 0.300			0-0 F8		0-0 4-3 2B		0-0 1-3	0-0 5-3		4	0	1	0	0	0	2					
Inning Stats	R: 0 E: 0 K: 0 S: 3	H: 1 LOB: 2 BB: 1 P: 7	R: 0 E: 0 K: 0 S: 3	H: 1 LOB: 0 BB: 0 P: 3	R: 0 E: 0 K: 0 S: 3	H: 0 LOB: 0 BB: 0 P: 3	R: 2 E: 0 K: 1 S: 8	H: 3 LOB: 1 BB: 0 P: 8	R: 0 E: 1 K: 0 S: 4	H: 0 LOB: 1 BB: 0 P: 4	R: 0 E: 0 K: 0 S: 3	H: 1 LOB: 0 BB: 0 P: 3	R: 4 E: 0 K: 1 S: 10	H: 5 LOB: 2 BB: 1 P: 14	R: 0 E: 0 K: 1 S: 5	H: 1 LOB: 1 BB: 0 P: 5	1B: 8 2B: 5 3B: 0 HR: 1	SF: 0 SAC: 0 DP: 3 HBP: 0	WP: 0 PB: 0 SB: 0 CS: 1	PA: 39	
PITCHER	IP	WLS	BF	H	R	ER	SO	BB	IBB	HBP	BLK	WP	HR	S	P	ERA	WHIP				
Lew Burdette, R (1, 1) ERA: 3.61	7.1	L	33	11	6	6	2	1	1	0	0	0	1	35	43	7.36	1.636				
Don McMahon, R (8, 1) ERA: 2.08	0.2		3	1	0	0	0	0	0	0	0	0	0	3	3	0.00	1.500				
Bob Giggie, R (9, 1) ERA: 1.29	1.0		3	1	0	0	1	0	0	0	0	0	0	5	5	0.00	1.000				

Batter	1	2	3	4	5	6	7	8	9	AB	R	H	RBI	BB	SO	LOB	BOTTOM				
Bill Bruton, L (1, 8) OBP: 0.336, SLG: 0.479	0-0 F8		0-0 4-3			0-0 3-1			0-0 4-3	4	0	0	0	0	0	0	Philadelphia Phillies @ Milwaukee Braves Milwaukee County Stadium, Milwaukee, WI Sun May 31 1959, 4:33 AM EDT Unknown livebaseballscorecards.com				
Eddie Mathews, L (1, 5) OBP: 0.355, SLG: 0.618	0-0 1B			0-0 1B		0-0 E8 1B			0-0 4-1	4	0	3	0	0	0	0					
Hank Aaron, R (1, 9) OBP: 0.460, SLG: 0.776	0-0 F9			0-0 F7		0-0 6-3			0-0 P4	4	0	0	0	0	0	3					
Wes Covington, L (1, 7) OBP: 0.370, SLG: 0.436	0-0 4-3			0-0 F9		0-0 9-3 1B				3	0	1	0	0	0	2					
Joe Adcock, R (1, 3) OBP: 0.356, SLG: 0.474		0-0 F7		0-0 P4		0-0 9-3				3	0	0	0	0	0	2					
Del Crandall, R (1, 2) OBP: 0.304, SLG: 0.411		0-0 F8			0-0 5-3		0-0 F8			3	0	0	0	0	0	0					
Johnny Logan, R (1, 6) OBP: 0.421, SLG: 0.493		0-0 F7			0-0 5-3			0-0 5-3		3	0	0	0	0	0	0					
Felix Mantilla, R (1, 4) OBP: 0.244, SLG: 0.105			0-0 6-3					0-3 K		2	0	0	0	0	0	0					
Del Rice, R (8, PH) OBP: 0.455, SLG: 0.375					0-3 K					1	0	0	0	0	1	0					
Joe Morgan, L (9, 4) OBP: 0.280, SLG: 0.261										0	0	0	0	0	0	0					
Lew Burdette, R (1, 1) OBP: 0.154, SLG: 0.162			0-3 K			0-0 F7			0-0 6-3	2	0	0	0	0	1	0					
Don McMahon, R (8, 1) OBP: 0.200, SLG: 0.200										0	0	0	0	0	0	0					
Stan Lopata, R (8, PH) OBP: 0.280, SLG: 0.261										1	0	0	0	0	0	0					
Bob Giggie, R (9, 1) OBP: 0.280, SLG: 0.261										0	0	0	0	0	0	0					
Inning Stats	R: 0 E: 0 K: 0 S: 4	H: 1 LOB: 1 BB: 0 P: 4	R: 0 E: 0 K: 0 S: 3	H: 0 LOB: 0 BB: 0 P: 3	R: 0 E: 0 K: 1 S: 5	H: 0 LOB: 0 BB: 0 P: 5	R: 0 E: 0 K: 0 S: 4	H: 1 LOB: 1 BB: 0 P: 4	R: 0 E: 1 K: 0 S: 3	H: 0 LOB: 1 BB: 0 P: 3	R: 0 E: 0 K: 0 S: 3	H: 1 LOB: 0 BB: 0 P: 3	R: 0 E: 0 K: 1 S: 5	H: 0 LOB: 0 BB: 0 P: 5	R: 0 E: 0 K: 0 S: 3	H: 0 LOB: 0 BB: 0 P: 3	1B: 4 2B: 1 3B: 0 HR: 0	SF: 0 SAC: 0 DP: 1 HBP: 0	WP: 0 PB: 0 SB: 0 CS: 0	PA: 30	
PITCHER	IP	WLS	BF	H	R	ER	SO	BB	IBB	HBP	BLK	WP	HR	S	P	ERA	WHIP				
Robin Roberts, R (1, 1) ERA: 5.19	9.0	W	30	4	0	0	2	0	0	0	0	0	0	34	34	0.00	0.444				

Batter	1	2	3	4	5	6	7	8	9	AB	R	H	RBI	BB	SO	LOB	TOP			
Richie Ashburn, L OBP: 0.338, SLG: 0.247 (1, 8)	G3		3-1		G3			6-3		4	0	0	0	0	0	1	Philadelphia Phillies @ Milwaukee Braves Milwaukee County Stadium, Milwaukee, WI Sun May 31 1959, 4:38 AM EDT Att: 28,590 - Unknown livebaseballscorecards.com			
Chico Fernandez, R OBP: 0.273, SLG: 0.286 (1, 6)	4-1 1B		6-3				6-3	4-3		4	0	1	0	0	0	0				
Ed Bouchee, L OBP: 0.407, SLG: 0.494 (1, 3)	4-1 1-2		4-3				4-3		4-3	4	0	0	0	0	0	1				
Wally Post, R OBP: 0.343, SLG: 0.537 (1, 9)	BB				G1-4-3 BB		L5		F8	2	0	0	0	2	0	0				
Harry Anderson, L OBP: 0.329, SLG: 0.469 (1, 7)	F8				F8			G3	G3	4	0	0	0	0	0	3				
Willie Jones, R OBP: 0.353, SLG: 0.487 (1, 5)			6-3		G1-4-3 1-2			F9		3	0	0	0	0	0	1				
Sparky Anderson, R OBP: 0.276, SLG: 0.235 (1, 4)			K				6-3	6-3		3	0	0	0	0	1	0				
Valmy Thomas, R OBP: 0.222, SLG: 0.152 (1, 2)							L6	1-3		3	0	1	0	0	0	0				
Ray Semproch, R OBP: 0.222, SLG: 0.222 (1, 1)										2	0	1	0	0	0	1				
Gene Freese, R OBP: 0.333, SLG: 0.628 (8, PH)			G3							1	1	1	1	0	0	0				
Taylor Phillips, L (8, 1)										0	0	0	0	0	0	0				
Inning Stats	R: 0 E: 0 K: 0 S: 4	H: 1 LOB: 2 BB: 1 P: 8	R: 0 E: 0 K: 1 S: 6	H: 1 LOB: 1 BB: 0 P: 6	R: 0 E: 0 K: 0 S: 3	H: 0 LOB: 0 BB: 0 P: 3	R: 0 E: 0 K: 0 S: 2	H: 0 LOB: 0 BB: 1 P: 6	R: 0 E: 0 K: 0 S: 4	H: 1 LOB: 1 BB: 0 P: 4	R: 0 E: 0 K: 0 S: 3	H: 0 LOB: 0 BB: 0 P: 3	R: 0 E: 0 K: 0 S: 3	H: 0 LOB: 0 BB: 0 P: 3	R: 0 E: 0 K: 0 S: 3	H: 0 LOB: 0 BB: 0 P: 3	1B: 3 2B: 0 3B: 0 HR: 1	SF: 0 SAC: 0 DP: 1 HBP: 0	WP: 0 PB: 0 SB: 0 CS: 0	PA: 32
PITCHER Warren Spahn, L ERA: 2.7 (1, 1)	IP: 9.0 WLS: W BF: 32 H: 4 R: 1 ER: 1 SO: 1 BB: 2 IBB: 0 HBP: 0 BLK: 0 WP: 0 HR: 1 S: 32 P: 40 ERA: 1.00 WHIP: 0.667															PITCHER				

Batter	1	2	3	4	5	6	7	8	9	AB	R	H	RBI	BB	SO	LOB	BOTTOM			
Bill Bruton, L OBP: 0.335, SLG: 0.476 (1, 8)	K		4-3		SH1-4 1-2			FC3-6 1B		3	0	1	0	0	1	0	Philadelphia Phillies @ Milwaukee Braves Milwaukee County Stadium, Milwaukee, WI Sun May 31 1959, 4:38 AM EDT Att: 28,590 - Unknown livebaseballscorecards.com			
Eddie Mathews, L OBP: 0.362, SLG: 0.613 (1, 5)	FC6-4 BB		BB 1B		P6			FC3-6 1-2		3	0	1	0	1	0	2				
Hank Aaron, R OBP: 0.456, SLG: 0.763 (1, 9)	FC6-4 1-2 HR		G4-6-3 BB		5-3			P4		3	1	0	0	1	0	3				
Wes Covington, L OBP: 0.367, SLG: 0.450 (1, 7)			G4-6-3					F7		4	1	1	2	0	0	3				
Andy Pafko, R OBP: 0.257, SLG: 0.265 (9, 7)	1-H HR		1-2							0	0	0	0	0	0	0				
Frank Torre, L OBP: 0.331, SLG: 0.356 (1, 3)	FC6-4 1B							F8		3	0	2	0	0	0	0				
Del Rice, R OBP: 0.357, SLG: 0.273 (1, 2)	FC6-4 1-2							1-3		3	0	0	0	0	0	2				
Johnny Logan, R OBP: 0.420, SLG: 0.490 (1, 6)			4-3		F7			BB 1B		3	0	1	0	0	0	1				
Felix Mantilla, R OBP: 0.250, SLG: 0.100 (1, 4)			6-3		4-3			L3-6 BB		2	0	0	0	1	0	1				
Warren Spahn, L OBP: 0.286, SLG: 0.258 (1, 1)			4-3					L3-6 1-2		3	0	1	0	0	0	1				
Inning Stats	R: 2 E: 0 K: 1 S: 7	H: 2 LOB: 1 BB: 1 P: 11	R: 0 E: 0 K: 0 S: 3	H: 0 LOB: 0 BB: 0 P: 3	R: 0 E: 0 K: 0 S: 3	H: 1 LOB: 1 BB: 1 P: 7	R: 0 E: 0 K: 0 S: 4	H: 1 LOB: 1 BB: 0 P: 4	R: 0 E: 0 K: 0 S: 4	H: 1 LOB: 1 BB: 0 P: 4	R: 0 E: 0 K: 0 S: 3	H: 0 LOB: 0 BB: 0 P: 3	R: 0 E: 0 K: 0 S: 2	H: 1 LOB: 1 BB: 1 P: 6	R: 0 E: 0 K: 0 S: 4	H: 1 LOB: 1 BB: 0 P: 4	1B: 5 2B: 2 3B: 0 HR: 1	SF: 0 SAC: 1 DP: 2 HBP: 0	WP: 0 PB: 0 SB: 0 CS: 0	PA: 31
PITCHER Ray Semproch, R ERA: 4.88 (1, 1)	IP: 7.0 WLS: L BF: 27 H: 6 R: 2 ER: 2 SO: 1 BB: 3 IBB: 0 HBP: 0 BLK: 0 WP: 0 HR: 1 S: 26 P: 38 ERA: 2.57 WHIP: 1.286															PITCHER				
Taylor Phillips, L ERA: 7.25 (8, 1)	IP: 1.0 WLS: L BF: 4 H: 1 R: 0 ER: 0 SO: 0 BB: 0 IBB: 0 HBP: 0 BLK: 0 WP: 0 HR: 0 S: 4 P: 4 ERA: 0.00 WHIP: 1.000															PITCHER				

Batter	1	2	3	4	5	6	7	8	9	AB	R	H	RBI	BB	SO	LOB	TOP							
Tony Taylor, R OBP: 0.344, SLG: 0.409 (1,4)										5	1	1	0	0	1	2	Chicago Cubs @ Philadelphia Phillies Connie Mack Stadium, Philadelphia, PA Wed Jun 03 1959, 7:05 PM EDT Att: 7,883 - Unknown							
Alvin Dark, R OBP: 0.335, SLG: 0.331 (1,5)										5	1	3	0	0	1	2								
14 Ernie Banks, R OBP: 0.344, SLG: 0.527 (1,6)										4	0	0	0	0	1	3								
Dale Long, L OBP: 0.331, SLG: 0.509 (1,3)										3	0	0	0	1	0	2								
Bobby Thomson, R OBP: 0.328, SLG: 0.453 (1,9)										3	1	2	0	1	0	2								
Walt Moryn, L OBP: 0.326, SLG: 0.367 (1,7)										3	0	0	0	1	1	4								
George Altman, L OBP: 0.300, SLG: 0.330 (1,8)										4	0	1	0	0	0	2								
Sammy Taylor, L OBP: 0.292, SLG: 0.318 (1,2)										4	0	0	0	0	1	2								
Dave Hillman, R OBP: 0.179, SLG: 0.080 (1,1)										2	0	0	0	0	1	1								
Bill Henry, L OBP: 0.162, SLG: 0.162 (5,1)										0	0	0	0	0	0	0								
Irv Noren, L OBP: 0.250, SLG: 0.304 (7, PH)										0	0	0	0	1	0	0								
Seth Morehead, L OBP: 0.330, SLG: 0.390 (9, PH)										1	0	1	0	0	0	0								
Inning Stats	R: 1 E: 1 K: 2 S: 9	H: 1 LOB: 2 BB: 1 P: 13	R: 0 E: 0 K: 0 S: 3	H: 0 LOB: 0 BB: 0 P: 3	R: 0 E: 0 K: 1 S: 6	H: 1 LOB: 1 BB: 0 P: 6	R: 1 E: 0 K: 1 S: 5	H: 1 LOB: 0 BB: 0 P: 13	R: 0 E: 0 K: 0 S: 3	H: 1 LOB: 0 BB: 0 P: 3	R: 0 E: 0 K: 0 S: 3	H: 0 LOB: 1 BB: 1 P: 7	R: 1 E: 1 K: 1 S: 8	H: 2 LOB: 2 BB: 0 P: 8	R: 0 E: 0 K: 1 S: 6	H: 1 LOB: 1 BB: 0 P: 6	1B: 7 2B: 1 3B: 0 HR: 0	SF: 0 SAC: 0 DP: 3 HBP: 0	WP: 1 PB: 0 SB: 1 CS: 0	PA: 38				
PITCHER Jim Owens, R ERA: 3.17 (1,1)	IP: 9.0 WLS: W BF: 38	H: 8 R: 3 ER: 1 SO: 6	BB: 4 IBB: 0 HBP: 0 BLK: 0	WP: 1 HR: 0 S: 46 P: 62	ERA: 1.00 WHIP: 1.333	PITCHER														IP: 9.0 WLS: W BF: 38	H: 8 R: 3 ER: 1 SO: 6	BB: 4 IBB: 0 HBP: 0 BLK: 0	WP: 1 HR: 0 S: 46 P: 62	ERA: 1.00 WHIP: 1.333

AB 34
R 3
H 8
RBI 0
BB 4
SO 6
LOB 20



Batter	1	2	3	4	5	6	7	8	9	AB	R	H	RBI	BB	SO	LOB	BOTTOM							
Richie Ashburn, L OBP: 0.346, SLG: 0.258 (1,8)										4	2	3	0	0	0	0	Chicago Cubs @ Philadelphia Phillies Connie Mack Stadium, Philadelphia, PA Wed Jun 03 1959, 7:05 PM EDT Att: 7,883 - Unknown							
Ed Bouchee, L OBP: 0.420, SLG: 0.518 (1,3)										2	2	2	2	2	0	0								
Willie Jones, R OBP: 0.350, SLG: 0.481 (1,5)										4	0	1	1	0	1	3								
Wally Post, R OBP: 0.341, SLG: 0.530 (1,9)										4	0	1	1	0	1	3								
Harry Anderson, L OBP: 0.322, SLG: 0.457 (1,7)										4	0	0	0	0	1	4								
Carl Sawatski, L OBP: 0.361, SLG: 0.516 (1,2)										4	0	0	0	0	2	2								
Sparky Anderson, R OBP: 0.282, SLG: 0.250 (1,4)										4	0	2	0	0	1	0								
Chico Fernandez, R OBP: 0.266, SLG: 0.278 (1,6)										3	0	0	0	0	0	2								
Jim Owens, R OBP: 0.172, SLG: 0.077 (1,1)										3	0	0	0	0	2	1								
Inning Stats	R: 0 E: 0 K: 3 S: 10	H: 1 LOB: 2 BB: 1 P: 14	R: 0 E: 0 K: 1 S: 6	H: 1 LOB: 0 BB: 0 P: 6	R: 2 E: 0 K: 0 S: 5	H: 2 LOB: 0 BB: 0 P: 5	R: 0 E: 0 K: 1 S: 5	H: 1 LOB: 0 BB: 0 P: 5	R: 2 E: 1 K: 1 S: 8	H: 3 LOB: 2 BB: 1 P: 12	R: 0 E: 0 K: 1 S: 5	H: 0 LOB: 0 BB: 0 P: 5	R: 0 E: 0 K: 0 S: 4	H: 1 LOB: 1 BB: 0 P: 4	R: 0 E: 0 K: 1 S: 5	H: 0 LOB: 0 BB: 0 P: 5		1B: 7 2B: 1 3B: 0 HR: 1	SF: 0 SAC: 0 DP: 0 HBP: 0	WP: 0 PB: 0 SB: 1 CS: 1	PA: 34			
PITCHER Dave Hillman, R ERA: 3.95 (1,1)	IP: 4.1 WLS: L BF: 22	H: 8 R: 4 ER: 4 SO: 5	BB: 2 IBB: 0 HBP: 0 BLK: 0	WP: 0 HR: 1 S: 30 P: 38	ERA: 8.31 WHIP: 2.308	PITCHER														IP: 4.1 WLS: L BF: 22	H: 8 R: 4 ER: 4 SO: 5	BB: 2 IBB: 0 HBP: 0 BLK: 0	WP: 0 HR: 1 S: 30 P: 38	ERA: 8.31 WHIP: 2.308
Bill Henry, L ERA: 3.03 (5,1)	1.2	5	0	0	0	2	0	0	0	0	0	9	9	0.00	0.000									
Seth Morehead, L ERA: 6.63 (7,1)	2.0	7	1	0	0	1	0	0	0	0	0	9	9	0.00	0.500									

AB 32
R 4
H 9
RBI 4
BB 2
SO 8
LOB 15



Batter	1	2	3	4	5	6	7	8	9	10	AB	R	H	RBI	BB	SO	LOB	TOP				
Tony Taylor, R OBP: 0.337, SLG: 0.400 (1, 4)	1-3		6-3			4-3			1-3		4	0	0	0	0	0	0	Chicago Cubs @ Philadelphia Phillies Connie Mack Stadium, Philadelphia, PA Thu Jun 04 1959, 7:05 PM EDT Att: 7,445 - Unknown AB 31 R 3 H 5 RBI 3 BB 3 SO 2 LOB 7				
Alvin Dark, R OBP: 0.333, SLG: 0.342 (1, 5)	F7			5-3		K2-3			3B		4	0	1	0	0	1	0					
14 Ernie Banks, R OBP: 0.347, SLG: 0.524 (1, 6)				6-3				P5	IBB		3	0	1	0	1	0	0					
Dale Long, L OBP: 0.328, SLG: 0.485 (1, 3)	4-3			F9				G4-6-3 BB	L5		3	0	0	0	1	0	3					
Bobby Thomson, R OBP: 0.326, SLG: 0.442 (1, 9) (10, 7)		5-3			L3-6 SH1-4 BB				F9		3	0	0	0	1	0	3					
Walt Morin, L OBP: 0.326, SLG: 0.385 (1, 7)		G3			SH1-4					P5	3	1	1	1	0	0	0					
Lee Walls, R OBP: 0.331, SLG: 0.355 (10, 9)					1-2						0	0	0	0	0	0	0					
George Altman, L OBP: 0.298, SLG: 0.345 (1, 8)					L3-6				IHR		4	1	1	0	0	0	1					
Sammy Taylor, L OBP: 0.280, SLG: 0.345 (1, 2)			K							SF8	3	1	1	2	0	1	0					
Bob Anderson, R OBP: 0.214, SLG: 0.222 Don Elston, R (7, 1)			L6			HR				F7	2	0	0	0	0	0	0					
						P3					2	0	0	0	0	0	0					
											2	0	0	0	0	0	0					
Inning Stats	R: 0 E: 0 K: 0 S: 4	H: 1 LOB: 1 BB: 0 P: 4	R: 0 E: 0 K: 0 S: 3	H: 0 LOB: 0 BB: 0 P: 3	R: 0 E: 0 K: 1 S: 5	H: 0 LOB: 0 BB: 0 P: 5	R: 0 E: 0 K: 0 S: 3	H: 0 LOB: 0 BB: 0 P: 3	R: 0 E: 0 K: 0 S: 2	H: 0 LOB: 0 BB: 1 P: 6	R: 0 E: 0 K: 0 S: 2	H: 0 LOB: 0 BB: 1 P: 6	R: 0 E: 0 K: 0 S: 4	H: 1 LOB: 2 BB: 0 P: 4	R: 0 E: 0 K: 0 S: 4	H: 1 LOB: 2 BB: 1 P: 8	R: 0 E: 0 K: 0 S: 4	H: 1 LOB: 0 BB: 0 P: 4	1B: 1 2B: 1 3B: 2 HR: 2	SF: 1 SAC: 1 DP: 2 HBP: 0	WP: 0 PB: 0 SB: 0 CS: 0	PA: 36
PITCHER Gene Conley, R ERA: 2.23 (1, 1)	IP 10.0	WLS L	BF 36	H 5	R 3	ER 3	SO 2	BB 2	IBB 1	HBP 0	BLK 0	WP 0	HR 1	S 37	P 49	ERA 2.70	WHIP 0.700					


Batter	1	2	3	4	5	6	7	8	9	10	AB	R	H	RBI	BB	SO	LOB	BOTTOM			
Richie Ashburn, L OBP: 0.347, SLG: 0.262 (1, 8)	FC5-4 1B					F9		4-3		6-3	5	0	2	0	0	0	0	Chicago Cubs @ Philadelphia Phillies Connie Mack Stadium, Philadelphia, PA Thu Jun 04 1959, 7:05 PM EDT Att: 7,445 - Unknown AB 34 R 2 H 7 RBI 1 BB 3 SO 5 LOB 15			
Ed Bouchee, L OBP: 0.419, SLG: 0.512 (1, 3)	FC5-4 1-2f					4-3				4-3	4	0	1	0	0	0	1				
Willie Jones, R OBP: 0.343, SLG: 0.469 (1, 5)	FC5-4 1-2f				P6			F8	F2		4	0	0	0	0	0	2				
Wally Post, R OBP: 0.339, SLG: 0.524 (1, 9)	F8				K				1B E	F8	4	1	1	0	0	1	2				
Harry Anderson, L OBP: 0.331, SLG: 0.461 (1, 7)					F7						3	0	2	0	1	0	0				
Carl Sawatski, L OBP: 0.360, SLG: 0.500 Joe Koppe, R OBP: 0.333, SLG: 0.125 (7, PR) (8, 4)						FC3-6 BB		FC3-6 3B	FC1-6 BB		2	0	0	0	1	1	2				
Sparky Anderson, R OBP: 0.278, SLG: 0.246 Dave Philley, S OBP: 0.357, SLG: 0.514 Valmy Thomas, R OBP: 0.222, SLG: 0.152 Gene Freese, R OBP: 0.324, SLG: 0.800 Jim Hegan, R OBP: 0.232, SLG: 0.216 Chico Fernandez, R OBP: 0.266, SLG: 0.271 (1, 4) (7, PH) (8, 2) (9, PH) (10, 2) (1, 6)		6-3				FC3-6 G4-6-3		FC3-6 3B	K		2	0	0	0	0	0	2				
						1-2f		1-H			1	0	1	1	0	0	0				
						G4-6-3					3	0	0	0	1	1	2				
											3	0	0	0	1	1	2				
Gene Conley, R OBP: 0.174, SLG: 0.217 Harry Hanebrink, L OBP: 0.226, SLG: 0.323 (1, 1) (10, PH)						P6					3	0	0	0	0	1	2				
											1	0	0	0	0	0	0				
Inning Stats	R: 0 E: 0 K: 0 S: 4	H: 1 LOB: 1 BB: 0 P: 4	R: 0 E: 0 K: 1 S: 5	H: 1 LOB: 0 BB: 0 P: 5	R: 0 E: 0 K: 0 S: 4	H: 0 LOB: 1 BB: 0 P: 4	R: 0 E: 0 K: 1 S: 5	H: 0 LOB: 0 BB: 0 P: 5	R: 0 E: 0 K: 0 S: 3	H: 3 LOB: 2 BB: 1 P: 12	R: 0 E: 0 K: 0 S: 3	H: 0 LOB: 1 BB: 0 P: 4	R: 0 E: 0 K: 2 S: 7	H: 0 LOB: 1 BB: 1 P: 11	R: 0 E: 0 K: 0 S: 3	H: 0 LOB: 0 BB: 0 P: 3	1B: 6 2B: 0 3B: 1 HR: 0	SF: 0 SAC: 0 DP: 1 HBP: 1	WP: 0 PB: 0 SB: 1 CS: 1	PA: 38	
PITCHER Bob Anderson, R ERA: 3.26 Don Elston, R ERA: 2.88 (1, 1) (7, 1)	IP 6.2	WLS W	BF 13	H 0	R 0	ER 0	SO 3	BB 2	IBB 0	HBP 1	BLK 0	WP 0	HR 0	S 28	P 32	ERA 2.70	WHIP 1.200				

Batter	1	2	3	4	5	6	7	8	9	10	AB	R	H	RBI	BB	SO	LOB	TOP
Don Blasingame, L OBP: 0.365, SLG: 0.373 (1, 4)											5	0	2	0	0	0	1	St. Louis Cardinals @ Philadelphia Phillies Connie Mack Stadium, Philadelphia, PA Sat Jun 06 1959, 3:33 AM EDT Att: 5,940 - Unknown AB 39 R 3 H 10 RBI 3 BB 1 SO 7 LOB 12
Gino Cimoli, R OBP: 0.373, SLG: 0.500 (1, 8)											5	1	2	0	0	1	1	
Bill White, L OBP: 0.353, SLG: 0.517 (1, 3)											5	1	1	0	0	0	1	
Ken Boyer, R OBP: 0.368, SLG: 0.521 (1, 5) (9, 9) (10, 5)											4	1	1	1	1	1	1	
Joe Cunningham, L OBP: 0.437, SLG: 0.444 (1, 9)										4	0	2	2	0	0	0	0	
Gene Oliver, R Bobby Gene Smith, R OBP: 0.216, SLG: 0.320 (1, 7) (10, 7)										4	0	0	0	0	0	2	3	
Hal Smith, R OBP: 0.317, SLG: 0.447 (9, 7) (9, 7) (9, 5) (9, 5) (10, 5)										3	0	0	0	0	1	2	0	
Lee Tate, R OBP: 0.250, SLG: 0.302 Stan Musial, L OBP: 0.365, SLG: 0.379 Ray Katt, R (1, 6) (9, PH) (9, 2)											3	0	0	0	0	1	0	
Gary Blaylock, R OBP: 0.125, SLG: 0.375 Alex Kellner, R OBP: 0.250, SLG: 0.250 Solly Hemus, L OBP: 0.524, SLG: 0.308 Lindy McDaniel, R OBP: 0.222, SLG: 0.067 (1, 1) (3, 1) (9, PH) (9, 1)											2	0	1	0	0	0	0	
Inning Stats	R: 2 E: 0 K: 0 S: 6	H: 4 LOB: 2 BB: 1 P: 10	R: 0 E: 0 K: 1 S: 5	H: 0 LOB: 0 BB: 0 P: 5	R: 0 E: 0 K: 2 S: 3	H: 0 LOB: 0 BB: 0 P: 7	R: 0 E: 0 K: 2 S: 7	H: 1 LOB: 1 BB: 0 P: 8	R: 1 E: 0 K: 0 S: 4	H: 1 LOB: 0 BB: 0 P: 4	R: 0 E: 0 K: 0 S: 3	H: 2 LOB: 2 BB: 0 P: 7	R: 0 E: 0 K: 1 S: 6	H: 1 LOB: 1 BB: 0 P: 6	1B: 9 2B: 0 3B: 0 HR: 1	SF: 0 SAC: 0 DP: 0 HBP: 0	WP: 0 PA: 40 PB: 0 SB: 3 CS: 0	
PITCHER Robin Roberts, R ERA: 4.84 (1, 1)	IP 10.0	WLS W	BF 40	H 10	R 3	ER 3	SO 7	BB 1	IBB 0	HBP 0	BLK 0	WP 0	HR 1	S 53	P 57	ERA 2.70	WHIP 1.100	

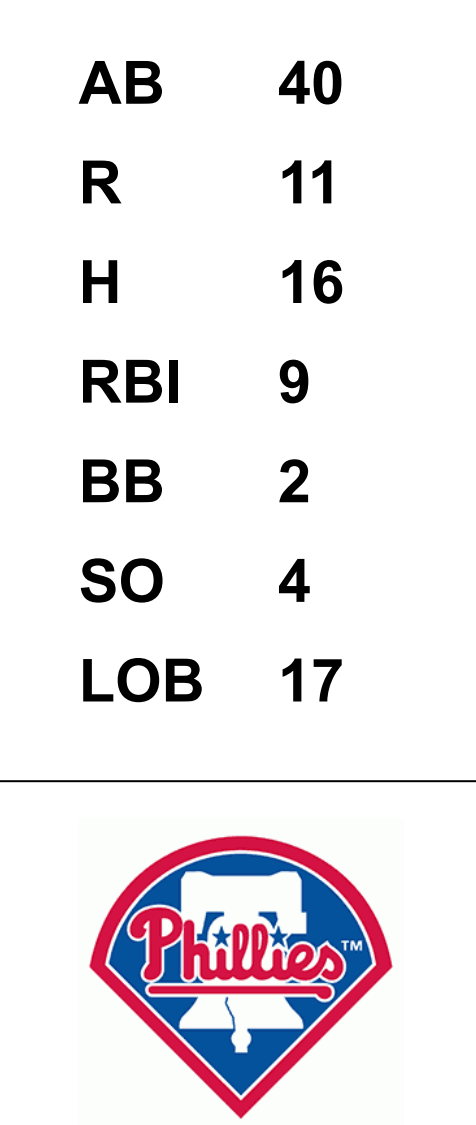
Batter	1	2	3	4	5	6	7	8	9	10	AB	R	H	RBI	BB	SO	LOB	BOTTOM			
Richie Ashburn, L OBP: 0.357, SLG: 0.292 (1, 8)											5	3	4	0	0	0	0	St. Louis Cardinals @ Philadelphia Phillies Connie Mack Stadium, Philadelphia, PA Sat Jun 06 1959, 3:33 AM EDT Att: 5,940 - Unknown AB 34 R 4 H 10 RBI 3 BB 6 SO 2 LOB 17			
Ed Bouchee, L OBP: 0.433, SLG: 0.520 (1, 3)											3	0	3	1	2	0	0				
Gene Freese, R OBP: 0.289, SLG: 0.706 (1, 5)											4	0	0	0	0	5	0				
Wally Post, R OBP: 0.340, SLG: 0.514 (1, 9)											3	0	0	0	2	1	5				
Harry Anderson, L OBP: 0.339, SLG: 0.476 (1, 7)											3	1	1	1	2	0	2				
Carl Sawatski, L OBP: 0.368, SLG: 0.507 Bob Bowman, R OBP: 0.175, SLG: 0.231 Valmy Thomas, R OBP: 0.211, SLG: 0.143 Dave Philley, S OBP: 0.372, SLG: 0.526 (1, 2) (3, PH) (4, 2) (10, PH)											1	0	1	0	0	0	0				
Sparky Anderson, R OBP: 0.271, SLG: 0.239 (1, 4)											4	0	0	0	0	1	0				
Chico Fernandez, R OBP: 0.260, SLG: 0.264 (1, 6)											3	0	0	0	0	0	0				
Robin Roberts, S OBP: 0.160, SLG: 0.250 (1, 1)											4	0	0	0	0	1	0				
Inning Stats	R: 0 E: 0 K: 0 S: 4	H: 2 LOB: 1 BB: 0 P: 4	R: 1 E: 0 K: 0 S: 5	H: 2 LOB: 1 BB: 0 P: 5	R: 1 E: 0 K: 0 S: 4	H: 2 LOB: 2 BB: 2 P: 12	R: 0 E: 0 K: 0 S: 3	H: 0 LOB: 0 BB: 0 P: 3	R: 1 E: 1 K: 0 S: 5	H: 2 LOB: 1 BB: 1 P: 5	R: 0 E: 0 K: 0 S: 5	H: 0 LOB: 0 BB: 0 P: 5	R: 0 E: 0 K: 0 S: 2	H: 0 LOB: 0 BB: 1 P: 6	R: 0 E: 0 K: 0 S: 3	H: 0 LOB: 0 BB: 0 P: 3	R: 1 E: 0 K: 1 S: 6		H: 2 LOB: 3 BB: 2 P: 14	1B: 7 2B: 2 3B: 1 HR: 1	SF: 0 SAC: 2 DP: 3 HBP: 0
PITCHER Gary Blaylock, R ERA: 4.01 (1, 1) Alex Kellner, L ERA: 2.76 (3, 1) Lindy McDaniel, R ERA: 3.81 (9, 1)	IP 2.1	WLS 5.2	BF 19	H 6	R 2	ER 2	SO 0	BB 2	IBB 0	HBP 0	BLK 0	WP 0	HR 0	S 12	P 20	ERA 7.71	WHIP 3.429				

Batter	1	2	3	4	5	6	7	8	9	AB	R	H	RBI	BB	SO	LOB	TOP																
Don Blasingame, L (1,4) OBP: 0.366, SLG: 0.373	K	F7		S 1B		L5		1B 1B		5	1	2	0	0	1	1	St. Louis Cardinals @ Philadelphia Phillies Connie Mack Stadium, Philadelphia, PA Sun Jun 07 1959, 3:33 AM EDT Unknown																
Gino Cimoli, R (1,8) OBP: 0.374, SLG: 0.497	1-6-3		HR 1B	K		K		BB 1B		5	1	2	1	0	2	1																	
Bill White, L (1,3) OBP: 0.330, SLG: 0.510 Bobby Gene Smith, R (8,PH) OBP: 0.231, SLG: 0.333	F2		P6	1-3		CS 1B		BB 1B		4	0	1	0	0	0	2																	
Ken Boyer, R (1,6) OBP: 0.373, SLG: 0.534		F8	HR	K		CS 1B		BB 1B		3	1	1	2	2	1	1																	
Joe Cunningham, L (1,9) OBP: 0.435, SLG: 0.446		BB HR BB	HR 2B		K		G6-3 BB	1-3		4	2	1	0	1	1	4																	
Ray Jablonski, R (1,5) OBP: 0.394, SLG: 0.579 Solly Hemus, L (9,PH) OBP: 0.500, SLG: 0.286		HR BB	HR		K		F8		6-3	3	2	1	2	1	1	0																	
Gene Oliver, R (1,7) OBP: 0.222, SLG: 0.500		HR	F9		1B BB			F9	F8	4	1	1	3	1	0	0																	
Hal Smith, R (1,2) OBP: 0.326, SLG: 0.454 Stan Mustaj, L (9,PH) OBP: 0.363, SLG: 0.376								P4	K	4	0	3	0	0	0	0																	
Jim Brosnan, R (1,1) OBP: 0.286, SLG: 0.571 Gary Blaylock, R (1,1) OBP: 0.111, SLG: 0.333 Ernie Broglio, R (5,1) OBP: 0.308, SLG: 0.182 Curt Flood, R (8,PH) OBP: 0.321, SLG: 0.283 Mary Grissom, R (8,1) OBP: 0.321, SLG: 0.283								1B 1B		0	0	0	0	0	0	0																	
										3	0	0	0	0	2	4																	
										0	0	0	0	0	0	0																	
										1	1	1	0	0	0	0																	
										0	0	0	0	0	0	0																	
Inning Stats	R: 0 E: 0 K: 1 S: 5	H: 0 LOB: 0 BB: 0 P: 5	R: 3 E: 0 K: 1 S: 7	H: 2 LOB: 1 BB: 2 P: 15	R: 4 E: 0 K: 0 S: 8	H: 5 LOB: 1 BB: 0 P: 8	R: 0 E: 0 K: 2 S: 8	H: 1 LOB: 1 BB: 0 P: 8	R: 0 E: 0 K: 3 S: 10	H: 1 LOB: 2 BB: 1 P: 14	R: 0 E: 0 K: 0 S: 2	H: 0 LOB: 0 BB: 1 P: 6	R: 2 E: 0 K: 0 S: 7	H: 4 LOB: 3 BB: 1 P: 11	R: 0 E: 0 K: 1 S: 5	H: 0 LOB: 0 BB: 0 P: 5	1B: 10 2B: 1 3B: 0 HR: 3	SF: 0 SAC: 0 DP: 1 HBP: 0	WP: 0 PB: 0 SB: 1 CS: 1	PA: 45													
PITCHER	IP WLS BF H R ER SO BB IBB HBP BLK WP HR S P ERA WHIP																																
Ruben Gomez, R (1,1) ERA: 5.14	2.1	14	5	6	6	2	2	0	0	0	0	0	2	16	24	23.14	3.000																
Ray Semproch, R (3,1) ERA: 4.89	1.2	8	3	1	1	2	0	0	0	0	0	1	12	12	5.40	1.800																	
Jack Meyer, R (5,1) ERA: 5.14	1.0	W	5	1	0	0	3	1	0	0	0	0	0	10	14	0.00	2.000																
Taylor Phillips, L (6,1) ERA: 7.22	2.2	S	12	5	2	2	1	1	0	0	0	0	0	13	17	6.75	2.250																
Gene Conley, R (8,1) ERA: 2.19	1.1	S	5	0	0	0	1	1	0	0	0	0	0	6	10	0.00	0.750																

AB	39
R	9
H	14
RBI	9
BB	5
SO	9
LOB	13



Batter	1	2	3	4	5	6	7	8	9	AB	R	H	RBI	BB	SO	LOB	BOTTOM																
Richie Ashburn, L (1,8) OBP: 0.358, SLG: 0.287	HR BB	P2		L7			FC4-6 E S 1B			3	2	0	0	2	0	3	St. Louis Cardinals @ Philadelphia Phillies Connie Mack Stadium, Philadelphia, PA Sun Jun 07 1959, 3:33 AM EDT Unknown																
Ed Bouchee, L (1,3) OBP: 0.428, SLG: 0.511	P4	6-3		FC4-6		F8		1B		5	0	1	1	0	0	5																	
Gene Freese, R (1,5) OBP: 0.302, SLG: 0.744	HR					1B 1B		1-3	1-3	5	2	2	2	0	1	1																	
Dave Philley, S (1,9) OBP: 0.396, SLG: 0.558	3B 1B			F5		1B SF8 1B		1-3	1-3	5	3	3	0	0	0	0																	
Harry Anderson, L (1,7) OBP: 0.346, SLG: 0.509	1B 3B			F2		WP E 1B		F8		5	3	3	3	0	0	1																	
Carl Sawatski, L (1,2) OBP: 0.370, SLG: 0.507	1B			F4		SF8		F8		4	0	2	3	0	0	0																	
Sparky Anderson, R (1,4) OBP: 0.275, SLG: 0.245				K		WP E 1B		F7		5	1	2	0	0	1	1																	
Chico Fernandez, R (1,6) OBP: 0.263, SLG: 0.268 Bob Bowman, R (5,PH) OBP: 0.171, SLG: 0.225 Joe Koppe, R (6,6) OBP: 0.318, SLG: 0.118								F8		2	0	1	0	0	1	2																	
										1	0	0	0	0	1	2																	
										1	0	0	0	0	0	0																	
										1	0	0	0	0	0	0																	
										1	0	0	0	0	0	0																	
										1	0	0	0	0	0	0																	
Inning Stats	R: 4 E: 0 K: 1 S: 10	H: 5 LOB: 2 BB: 1 P: 14	R: 0 E: 0 K: 1 S: 5	H: 0 LOB: 0 BB: 0 P: 5	R: 0 E: 0 K: 0 S: 3	H: 0 LOB: 0 BB: 0 P: 3	R: 0 E: 0 K: 1 S: 7	H: 2 LOB: 2 BB: 0 P: 7	R: 4 E: 1 K: 1 S: 10	H: 4 LOB: 2 BB: 1 P: 14	R: 1 E: 0 K: 0 S: 5	H: 2 LOB: 1 BB: 0 P: 5	R: 1 E: 0 K: 0 S: 4	H: 2 LOB: 1 BB: 0 P: 5	R: 1 E: 0 K: 0 S: 4	H: 1 LOB: 0 BB: 0 P: 4	1B: 12 2B: 1 3B: 1 HR: 2	SF: 1 SAC: 0 DP: 0 HBP: 0	WP: 1 PB: 0 SB: 1 CS: 0	PA: 43													
PITCHER	IP WLS BF H R ER SO BB IBB HBP BLK WP HR S P ERA WHIP																																
Jim Brosnan, R (1,1) ERA: 4.91	0.1	7	5	4	4	0	1	0	0	0	0	0	0	22	22	4.91	1.364																
Gary Blaylock, R (1,1) ERA: 4.09	3.2	16	5	3	2	3	0	0	0	0	0	0	0	22	22	4.91	1.364																
Ernie Broglio, R (5,1) ERA: 7.47	3.0	L	16	5	3	2	1	1	0	0	0	1	0	17	21	6.00	2.000																
Mary Grissom, R (8,1) ERA: 4.5	1.0	4	1	1	1	0	0	0	0	0	0	0	1	4	4	9.00	1.000																



Batter	1	2	3	4	5	6	7	8	9	AB	R	H	RBI	BB	SO	LOB	TOP					
Jim Gilliam, S (1.5) OBP: 0.399, SLG: 0.335	G3		1-0 CS 1B			1-1 FC3-6 1B		0-0 F8		4	0	2	0	0	0	0	Los Angeles Dodgers @ Philadelphia Phillies Connie Mack Stadium, Philadelphia, PA Tue Jun 09 1959, 7:05 PM EDT Att: 16,575 - Unknown					
Charlie Neal, R (1.4) OBP: 0.336, SLG: 0.410	K		2-2 F8			0-0 FC3-6 2B		1-0 F7		4	1	0	0	0	1	2						
Wally Moon, L (1.7) OBP: 0.398, SLG: 0.432	F8					1-0 1-H 2B		4-2 BB		3	1	2	1	1	0	0						
Duke Snider, L (1.9) OBP: 0.344, SLG: 0.441 Don Demeter, R (8.8) OBP: 0.332, SLG: 0.505		2-1 E4 BB E				1-0 3-1 IBB		1-2 G3		3	1	0	1	1	0	1						
Gil Hodges, R (1.3) OBP: 0.394, SLG: 0.532		4-2 FC3-6 BB				0-0 F2		2-1 F4		3	0	0	0	1	1	2						
John Roseboro, L (1.2) OBP: 0.326, SLG: 0.353		0-0 F7				1-0 F5		4-1 BB		3	0	0	0	1	0	4						
Ron Fairly, L (1.8) OBP: 0.362, SLG: 0.419		1-0 FC3-6				3-1 4-3		1-1 F8		4	0	0	0	0	0	2						
Maury Wills, S (1.6) OBP: 0.100, SLG: 0.100		2-0 F6				3-2 G3		2-3 K		4	0	0	0	0	1	2						
Stan Williams, R (1.1) OBP: 0.240, SLG: 0.174 Sandy Koufax, R (9.1) OBP: 0.154, SLG: 0.308			2-3 K			1-0 1-3		1-3 K		3	0	0	0	0	2	0						
Inning Stats	R: 0 E: 0 K: 1 S: 6	H: 0 LOB: 0 BB: 0 P: 7	R: 1 E: 2 K: 0 S: 9	H: 0 LOB: 1 BB: 1 P: 18	R: 0 E: 0 K: 1 S: 7	H: 1 LOB: 0 BB: 0 P: 12	R: 1 E: 0 K: 1 S: 7	H: 1 LOB: 0 BB: 0 P: 14	R: 0 E: 0 K: 0 S: 6	H: 0 LOB: 0 BB: 0 P: 13	R: 1 E: 0 K: 0 S: 7	H: 2 LOB: 2 BB: 1 P: 13	R: 0 E: 0 K: 1 S: 6	H: 0 LOB: 0 BB: 0 P: 8	R: 0 E: 0 K: 0 S: 8	H: 0 LOB: 1 BB: 1 P: 14		R: 0 E: 0 K: 1 S: 8	H: 0 LOB: 1 BB: 1 P: 17	1B: 2 2B: 1 3B: 1 HR: 0	SF: 0 SAC: 0 DP: 0 HBP: 0	WP: 0 PB: 0 SB: 0 CS: 1
PITCHER	IP	WLS	BF	H	R	ER	SO	BB	IBB	HBP	BLK	WP	HR	S	P	ERA	WHIP					
Ray Semproch, R (1.1) ERA: 4.55 Jack Meyer, R (9.1) ERA: 4.85	8.0	L	31	4	3	2	4	2	1	0	0	0	0	56	99	2.25	0.750					


Batter	1	2	3	4	5	6	7	8	9	AB	R	H	RBI	BB	SO	LOB	BOTTOM					
Richie Ashburn, L (1.8) OBP: 0.361, SLG: 0.287	6-3	5-3		2-0 1B		1-1 F7		4-2 F8 SH2-4 BB		4	0	1	0	1	0	2	Los Angeles Dodgers @ Philadelphia Phillies Connie Mack Stadium, Philadelphia, PA Tue Jun 09 1959, 7:05 PM EDT Att: 16,575 - Unknown					
Gene Freese, R (1.5) OBP: 0.294, SLG: 0.702	K		0-0 1B	2-2 F5		1-2 1-3		0-0 SH2-4		4	1	1	0	0	1	2						
Ed Bouchee, L (1.3) OBP: 0.419, SLG: 0.495	4-2 E WP BB		0-0 3B	1-1 F9		0-1 4-3		1-2 F8		4	1	1	1	1	0	1						
Dave Philley, S (1.9) OBP: 0.370, SLG: 0.500	4-2 1-H BB		0-0 F8	1-0 6-3		0-0 3-1		2-2 5-3		4	0	0	0	1	0	2						
Harry Anderson, L (1.7) OBP: 0.357, SLG: 0.503	4-2 1-2 BB		4-0 1-2 BB	4-2 BB		4-0 BB		4-0 BB		0	0	0	0	4	0	0						
Carl Sawatski, L (1.2) OBP: 0.365, SLG: 0.486	1-0 L7		0-1 F9	4-1 1-2 BB		0-0 F5				3	0	0	0	1	0	5						
Sparky Anderson, R (1.4) OBP: 0.321, SLG: 0.240 Solly Drake, S (8. PH) OBP: 0.300, SLG: 0.222 Valmy Thomas, R (9.5) OBP: 0.214, SLG: 0.154		5-3	0-3 K	1-0 F6		1-3 K				3	0	0	0	0	1	4						
Joe Koppe, R (1.6) OBP: 0.321, SLG: 0.136 Wally Post, R (8. PH) OBP: 0.330, SLG: 0.497 Chico Fernandez, R (9.6) OBP: 0.263, SLG: 0.268		0-0 SH1-4 1B		1-1 5-3		1-1 F5		3-2 F5		3	0	1	0	0	0	0						
Ray Semproch, R (1.1) OBP: 0.250, SLG: 0.250 Bob Bowman, R (8. PH) OBP: 0.163, SLG: 0.214 Jack Meyer, R (9.1) OBP: 0.250, SLG: 0.250		0-1 SH1-4		1-2 F7		2-2 1B		3-3 K		2	0	1	0	0	0	0						
Inning Stats	R: 1 E: 1 K: 1 S: 13	H: 0 LOB: 2 BB: 3 P: 28	R: 0 E: 0 K: 0 S: 9	H: 1 LOB: 0 BB: 0 P: 13	R: 1 E: 0 K: 1 S: 8	H: 2 LOB: 2 BB: 1 P: 12	R: 0 E: 0 K: 0 S: 11	H: 1 LOB: 1 BB: 0 P: 17	R: 0 E: 0 K: 0 S: 7	H: 0 LOB: 2 BB: 2 P: 18	R: 0 E: 0 K: 0 S: 12	H: 1 LOB: 1 BB: 0 P: 17	R: 0 E: 0 K: 0 S: 4	H: 0 LOB: 1 BB: 1 P: 8	R: 0 E: 0 K: 2 S: 10	H: 0 LOB: 0 BB: 0 P: 17		R: 0 E: 0 K: 0 S: 10	H: 0 LOB: 1 BB: 1 P: 17	1B: 4 2B: 0 3B: 1 HR: 0	SF: 0 SAC: 2 DP: 0 HBP: 0	WP: 1 PB: 0 SB: 0 CS: 0
PITCHER	IP	WLS	BF	H	R	ER	SO	BB	IBB	HBP	BLK	WP	HR	S	P	ERA	WHIP					
Stan Williams, R (1.1) ERA: 4.06 Sandy Koufax, L (9.1) ERA: 5.75	8.1	W	38	5	2	1	4	8	0	0	0	0	0	6	9	0.00	0.000					

Batter	1	2	3	4	5	6	7	8	9	AB	R	H	RBI	BB	SO	LOB	TOP			
Jim Gilliam, S OBP: 0.396, SLG: 0.333 (1, 5)	0-0 4-3			1-0 1B G4-6-3		2-2 L8			0-1 1-3	4	1	1	0	0	0	0	Los Angeles Dodgers @ Philadelphia Phillies Connie Mack Stadium, Philadelphia, PA Wed Jun 10 1959, 7:05 PM EDT Att: 11,079 - Unknown livebaseballscorecards.com			
Wally Moon, L OBP: 0.395, SLG: 0.428 (1, 7)	2-1 6-3			1-0 1B G4-6-3		3-2 4-3			0-1 6-3	4	0	1	0	0	0	0				
Norm Larker, L OBP: 0.388, SLG: 0.442 (1, 3)	3-1 4-3			0-1 G4-6-3 1-2f 3-H 2-0					0-2 4-3	4	0	0	0	0	0	1				
Duke Snider, L OBP: 0.344, SLG: 0.438 (1, 9)		1-1 F7								3	0	1	0	0	0	0				
John Roseboro, L OBP: 0.319, SLG: 0.344 (1, 2)		0-0 F7								3	0	0	0	0	0	1				
Charlie Neal, R OBP: 0.336, SLG: 0.406 (1, 4)		3-2 5-3								2	0	0	0	1	1	0				
Ron Fairly, L OBP: 0.354, SLG: 0.409 (1, 8)			0-0 L8							3	0	0	0	0	0	1				
Maury Wills, S OBP: 0.083, SLG: 0.083 (1, 6)			1-1 G3							2	0	0	0	0	0	1				
Don Demeter, R OBP: 0.335, SLG: 0.508 (8, PH)				4-1 S BB						1	0	1	0	0	0	0				
Don Zimmer, R OBP: 0.316, SLG: 0.311 (8, 6)					0-1 4-3					0	0	0	0	0	0	0				
Danny McDevitt, L OBP: 0.150, SLG: 0.200 (1, 1)			0-0 F8							2	0	0	0	0	0	0				
Gil Hodges, R OBP: 0.392, SLG: 0.529 (8, PH)						0-0 6-3				1	0	0	0	0	1	1				
Clem Labine, R (8, 1)										0	0	0	0	0	0	0				
Inning Stats	R: 0 E: 0 K: 0 S: 5	H: 0 LOB: 0 BB: 0 P: 10	R: 0 E: 0 K: 0 S: 7	H: 0 LOB: 0 BB: 0 P: 11	R: 0 E: 0 K: 0 S: 4	H: 0 LOB: 0 BB: 0 P: 5	R: 1 E: 0 K: 0 S: 5	H: 2 LOB: 0 BB: 0 P: 9	R: 0 E: 0 K: 0 S: 8	H: 0 LOB: 1 BB: 0 P: 14	R: 0 E: 0 K: 0 S: 7	H: 1 LOB: 0 BB: 0 P: 11	R: 0 E: 0 K: 2 S: 11	H: 1 LOB: 1 BB: 0 P: 18	R: 0 E: 0 K: 0 S: 7	H: 0 LOB: 0 BB: 0 P: 7	1B: 4 2B: 0 3B: 0 HR: 0	SF: 0 SAC: 0 DP: 2 HBP: 0	WP: 0 PB: 0 SB: 1 CS: 0	PA: 30
PITCHER Gene Conley, R ERA: 2.03 (1, 1)	IP: 9.0 WLS: W BF: 30 H: 4 R: 1 ER: 1 SO: 2 BB: 1 IBB: 0 HBP: 0 BLK: 0 WP: 0 HR: 0 S: 62 P: 98 ERA: 1.00 WHIP: 0.556															IP: 9.0 WLS: W BF: 30 H: 4 R: 1 ER: 1 SO: 2 BB: 1 IBB: 0 HBP: 0 BLK: 0 WP: 0 HR: 0 S: 62 P: 98 ERA: 1.00 WHIP: 0.556				

Batter	1	2	3	4	5	6	7	8	9	AB	R	H	RBI	BB	SO	LOB	BOTTOM			
Richie Ashburn, L OBP: 0.360, SLG: 0.286 (1, 8)	2-1 3-1		3-2 FC4-6 BB 1-2f		0-1 E 1B				0-3 K	4	1	1	1	0	1	1	Los Angeles Dodgers @ Philadelphia Phillies Connie Mack Stadium, Philadelphia, PA Wed Jun 10 1959, 7:05 PM EDT Att: 11,079 - Unknown livebaseballscorecards.com			
Gene Freese, R OBP: 0.309, SLG: 0.673 (1, 5)	4-2 G4-6-3 BB		4-2 BB		0-0 FC6 1B 1-2				2-1 L3	2	0	0	0	2	0	1				
Ed Bouchee, L OBP: 0.412, SLG: 0.484 (1, 3)	2-2 G4-6-3 1-2f		0-0 4-3		1-3 K				1-1 6-3	4	0	0	0	0	1	5				
Wally Post, R OBP: 0.333, SLG: 0.495 (1, 9)		4-2 FC4-6 BB		3-2 5-3		0-0 1B			1-0 6-3	3	0	1	1	1	0	0				
Bob Bowman, R OBP: 0.163, SLG: 0.214 (9, 9)				1-3 2-H 1B					0-0 6-3	0	0	0	0	0	0	0				
Harry Anderson, L OBP: 0.355, SLG: 0.497 (1, 7)		1-0 FC4-6 4-3 1-2f		3-3 K		1-0 F9			0-0 6-3 1B	4	0	1	0	0	1	3				
Solly Drake, S OBP: 0.300, SLG: 0.222 (8, PR) (9, 7)				1-2 FC6-4 1B					1-1 6-3 SAFE 1-2	0	0	0	0	0	0	0				
Valmy Thomas, R OBP: 0.217, SLG: 0.163 (1, 2)		1-1 4-3		1-2 FC6-4 1B		0-0 6-3			1-1 6-3	4	0	1	0	0	0	2				
Sparky Anderson, R OBP: 0.265, SLG: 0.236 (1, 4)		1-3 K		2-2 FC6-4 1-2f		0-1 6-3			0-1 6-3	3	0	0	0	0	1	2				
Joe Koppe, R OBP: 0.387, SLG: 0.280 (1, 6)			2-2 FC4-6 1B		2-2 SH1-4 1B		1-2 2B			3	1	3	0	0	0	0				
Gene Conley, R OBP: 0.160, SLG: 0.200 (1, 1)			0-3 K		0-0 SH1-4 1-2		0-1 5-3			2	0	0	0	0	1	2				
Inning Stats	R: 0 E: 0 K: 0 S: 7	H: 0 LOB: 1 BB: 1 P: 15	R: 0 E: 0 K: 1 S: 8	H: 0 LOB: 1 BB: 1 P: 15	R: 0 E: 0 K: 1 S: 14	H: 1 LOB: 2 BB: 1 P: 23	R: 0 E: 0 K: 1 S: 14	H: 1 LOB: 1 BB: 0 P: 23	R: 2 E: 0 K: 1 S: 13	H: 3 LOB: 2 BB: 0 P: 17	R: 0 E: 0 K: 0 S: 9	H: 1 LOB: 0 BB: 0 P: 10	R: 0 E: 0 K: 1 S: 7	H: 0 LOB: 0 BB: 0 P: 10	R: 0 E: 0 K: 0 S: 4	H: 1 LOB: 1 BB: 0 P: 6	1B: 6 2B: 1 3B: 0 HR: 0	SF: 0 SAC: 1 DP: 1 HBP: 0	WP: 0 PB: 0 SB: 0 CS: 0	PA: 33
PITCHER Danny McDevitt, L ERA: 4.38 (1, 1)	IP: 7.0 WLS: L BF: 30 H: 6 R: 2 ER: 1 SO: 5 BB: 3 IBB: 0 HBP: 0 BLK: 0 WP: 0 HR: 0 S: 72 P: 113 ERA: 1.29 WHIP: 1.286															IP: 7.0 WLS: L BF: 30 H: 6 R: 2 ER: 1 SO: 5 BB: 3 IBB: 0 HBP: 0 BLK: 0 WP: 0 HR: 0 S: 72 P: 113 ERA: 1.29 WHIP: 1.286				
Clem Labine, R ERA: 4.42 (8, 1)	IP: 1.0 WLS: 3 BF: 1 H: 0 R: 0 ER: 0 SO: 0 BB: 0 IBB: 0 HBP: 0 BLK: 0 WP: 0 HR: 4 S: 6 P: 6 ERA: 0.00 WHIP: 1.000															IP: 1.0 WLS: 3 BF: 1 H: 0 R: 0 ER: 0 SO: 0 BB: 0 IBB: 0 HBP: 0 BLK: 0 WP: 0 HR: 4 S: 6 P: 6 ERA: 0.00 WHIP: 1.000				


Los Angeles Dodgers @ Philadelphia Phillies
Connie Mack Stadium, Philadelphia, PA
 Wed Jun 10 1959, 7:05 PM EDT
 Att: 11,079 - Unknown
livebaseballscorecards.com

AB	29
R	1
H	4
RBI	0
BB	1
SO	2
LOB	5



Los Angeles Dodgers @ Philadelphia Phillies
Connie Mack Stadium, Philadelphia, PA
 Wed Jun 10 1959, 7:05 PM EDT
 Att: 11,079 - Unknown
livebaseballscorecards.com

AB	29
R	2
H	7
RBI	2
BB	3
SO	5
LOB	16



Batter	1	2	3	4	5	6	7	8	9	AB	R	H	RBI	BB	SO	LOB	TOP
Jim Gilliam, S <small>OBP: 0.396, SLG: 0.335</small> 																	
Charlie Neal, R <small>OBP: 0.337, SLG: 0.415</small> 																	
Wally Moon, L <small>OBP: 0.394, SLG: 0.426</small> Rip Repulski, R <small>OBP: 0.385, SLG: 0.395</small> 																	
Duke Snider, L <small>OBP: 0.351, SLG: 0.463</small> Carl Furillo, R <small>OBP: 0.392, SLG: 0.406</small> 																	
Ron Fairly, L <small>OBP: 0.354, SLG: 0.409</small> 																	
Gil Hodges, R <small>OBP: 0.404, SLG: 0.538</small> 																	
Don Demeter, R <small>OBP: 0.347, SLG: 0.548</small> 																	
John Roseboro, L <small>OBP: 0.322, SLG: 0.357</small> 																	
Don Zimmer, R <small>OBP: 0.306, SLG: 0.299</small> 																	
Johnny Podres, L <small>OBP: 0.361, SLG: 0.281</small> 																	
Inning Stats R: 4 H: 3 E: 0 LOB: 0 K: 1 BB: 1 S: 15 P: 30	R: 3 H: 4 E: 0 LOB: 0 K: 1 BB: 0 S: 11 P: 16	R: 0 H: 0 E: 0 LOB: 2 K: 2 BB: 2 S: 10 P: 22	R: 0 H: 0 E: 0 LOB: 0 K: 0 BB: 0 S: 7 P: 10	R: 0 H: 2 E: 0 LOB: 0 K: 1 BB: 0 S: 6 P: 10	R: 0 H: 2 E: 0 LOB: 1 K: 0 BB: 0 S: 8 P: 15	R: 0 H: 2 E: 0 LOB: 2 K: 0 BB: 0 S: 8 P: 11	R: 1 H: 2 E: 0 LOB: 1 K: 0 BB: 0 S: 12 P: 19	R: 3 H: 4 E: 1 LOB: 2 K: 0 BB: 1 S: 15 P: 21	1B: 12 SF: 1 2B: 5 3B: 2 HR: 2 DP: 3 HBP: 0	WP: 1 PA: 45 PB: 0 SB: 0 CS: 2							
PITCHER Robin Roberts, R <small>ERA: 5.63</small> Jack Meyer, R <small>ERA: 4.6</small> Humberto Robinson, R <small>ERA: 2.87</small> Curt Simmons, L <small>ERA: 1.5</small> Taylor Phillips, L <small>ERA: 7.75</small>	IP WLS BF H R ER SO BB IBB HBP BLK WP HR S P ERA WHIP 1.1 L 11 6 7 7 2 1 0 0 0 0 1 24 44 47.25 5.250 1.2 7 1 0 0 2 2 0 0 0 0 1 0 12 24 0.00 1.800 2.0 6 2 0 0 1 0 0 0 0 0 0 13 20 0.00 1.000 3.0 13 6 1 1 1 0 0 0 0 0 1 28 45 3.00 2.000 1.0 7 4 3 3 0 1 0 0 0 0 0 0 15 21 27.00 5.000	PITCHER IP WLS BF H R ER SO BB IBB HBP BLK WP HR S P ERA WHIP 1.1 11 6 7 7 2 1 0 0 0 0 1 24 44 47.25 5.250 1.2 7 1 0 0 2 2 0 0 0 0 1 0 12 24 0.00 1.800 2.0 6 2 0 0 1 0 0 0 0 0 0 13 20 0.00 1.000 3.0 13 6 1 1 1 0 0 0 0 0 1 28 45 3.00 2.000 1.0 7 4 3 3 0 1 0 0 0 0 0 0 15 21 27.00 5.000															
Richie Ashburn, L <small>OBP: 0.362, SLG: 0.287</small> 																	
Inning Stats R: 0 H: 1 E: 0 LOB: 0 K: 1 BB: 0 S: 6 P: 9	R: 0 H: 0 E: 0 LOB: 0 K: 1 BB: 0 S: 6 P: 9	R: 0 H: 0 E: 0 LOB: 1 K: 0 BB: 1 S: 7 P: 16	R: 0 H: 1 E: 0 LOB: 1 K: 2 BB: 0 S: 13 P: 18	R: 0 H: 0 E: 0 LOB: 0 K: 1 BB: 1 S: 8 P: 14	R: 0 H: 0 E: 0 LOB: 0 K: 0 BB: 1 S: 3 P: 9	R: 0 H: 0 E: 0 LOB: 0 K: 1 BB: 0 S: 8 P: 11	R: 0 H: 0 E: 0 LOB: 0 K: 0 BB: 0 S: 5 P: 6	R: 0 H: 0 E: 0 LOB: 0 K: 1 BB: 0 S: 6 P: 8	1B: 2 SF: 0 2B: 0 3B: 0 HR: 0 DP: 2 HBP: 0	WP: 0 PA: 30 PB: 0 SB: 0 CS: 0							
PITCHER Johnny Podres, L <small>ERA: 3.08</small>	IP WLS BF H R ER SO BB IBB HBP BLK WP HR S P ERA WHIP 9.0 W 30 2 0 0 7 3 0 0 0 0 0 62 100 0.00 0.556	PITCHER IP WLS BF H R ER SO BB IBB HBP BLK WP HR S P ERA WHIP 9.0 W 30 2 0 0 7 3 0 0 0 0 0 62 100 0.00 0.556															

Los Angeles Dodgers @ Philadelphia Phillies
 Connie Mack Stadium, Philadelphia, PA
 Thu Jun 11 1959, 7:05 PM EDT
 Att: 15,819 - Unknown

AB 39
 R 11
 H 19
 RBI 10
 BB 4
 SO 6
 LOB 14

Los Angeles Dodgers @ Philadelphia Phillies
 Connie Mack Stadium, Philadelphia, PA
 Thu Jun 11 1959, 7:05 PM EDT
 Att: 15,819 - Unknown

AB 27
 R 0
 H 2
 RBI 0
 BB 3
 SO 7
 LOB 7

Batter	1	2	3	4	5	6	7	8	9	AB	R	H	RBI	BB	SO	LOB	TOP		
Jim Davenport, R (1,5) OBP: 0.282, SLG: 0.330	0-0 E 3B		0-0 4-3		0-0 1B					3	1	2	0	0	0	0	San Francisco Giants @ Philadelphia Phillies Connie Mack Stadium, Philadelphia, PA Fri Jun 12 1959, 7:05 PM EDT Att: 20,595 - Unknown livebaseballscorecards.com		
Felipe Alou, R (1,8) OBP: 0.325, SLG: 0.514	0-0 F9		0-3 K		0-0 F6					3	0	0	0	0	1	2			
Willie Kirkland, L (1,9) OBP: 0.381, SLG: 0.551	0-0 E3 1B		0-0 F3		0-3 K					3	0	0	1	0	1	1			
Orlando Cepeda, R (1,3) OBP: 0.372, SLG: 0.632	0-0 3H 1B				0-0 F6					2	0	1	0	0	0	0			
Daryl Spencer, R (1,4) OBP: 0.362, SLG: 0.392	0-0 F5				0-0 6-3					2	0	0	0	0	0	1			
Jackie Brandt, R (1,7) OBP: 0.316, SLG: 0.377					0-0 F9					2	0	0	0	0	0	0			
Eddie Bressoud, R (1,6) OBP: 0.333, SLG: 0.273										1	1	1	0	1	0	0			
Hobie Landrith, L (1,2) OBP: 0.345, SLG: 0.373										2	1	1	2	0	0	1			
Mike McCormick, L (1,1) OBP: 0.182, SLG: 0.105										2	0	0	0	0	1	1			
Inning Stats	R: 1 E: 1 K: 0 S: 5	H: 2 LOB: 1 BB: 0 P: 5	R: 0 E: 0 K: 1 S: 5	H: 0 LOB: 1 BB: 1 P: 9	R: 0 E: 0 K: 1 S: 5	H: 0 LOB: 0 BB: 0 P: 5	R: 0 E: 0 K: 0 S: 3	H: 0 LOB: 0 BB: 0 P: 3	R: 2 E: 0 K: 1 S: 8	H: 3 LOB: 1 BB: 0 P: 8						1B: 2 2B: 1 3B: 1 HR: 1	SF: 0 SAC: 0 DP: 0 HBP: 0	WP: 0 PB: 0 SB: 0 CS: 0	PA: 21
PITCHER Jack Meyer, R (1,1) ERA: 4.71	IP: 5.0 WLS: L BF: 21 H: 5 R: 3 ER: 3 SO: 3 BB: 1 IBB: 0 HBP: 0 BLK: 0						IP: 5.0 WLS: W BF: 16 H: 0 R: 0 ER: 0 SO: 2 BB: 1 IBB: 0 HBP: 0 BLK: 0						IP: 5.0 WLS: W BF: 16 H: 0 R: 0 ER: 0 SO: 2 BB: 1 IBB: 0 HBP: 0 BLK: 0						ERA: 4.71

Batter	1	2	3	4	5	6	7	8	9	AB	R	H	RBI	BB	SO	LOB	BOTTOM		
Richie Ashburn, L (1,8) OBP: 0.359, SLG: 0.284	0-0 6-3				0-0 6-3					2	0	0	0	0	0	0	San Francisco Giants @ Philadelphia Phillies Connie Mack Stadium, Philadelphia, PA Fri Jun 12 1959, 7:05 PM EDT Att: 20,595 - Unknown livebaseballscorecards.com		
Gene Freese, R (1,5) OBP: 0.295, SLG: 0.611	0-0 F3				4-0 BB					1	0	0	0	1	0	0			
Ed Bouchee, L (1,3) OBP: 0.401, SLG: 0.469	0-0 F5				0-0 F9					2	0	0	0	0	0	1			
Wally Post, R (1,9) OBP: 0.330, SLG: 0.487					0-0 K					2	0	0	0	0	1	1			
Harry Anderson, L (1,7) OBP: 0.346, SLG: 0.484										2	0	0	0	0	0	0			
Joe Koppe, R (1,6) OBP: 0.389, SLG: 0.250										2	0	0	0	0	0	0			
Sparky Anderson, R (1,4) OBP: 0.257, SLG: 0.228										2	0	0	0	0	0	0			
Valmy Thomas, R (1,2) OBP: 0.200, SLG: 0.149										1	0	0	0	0	0	0			
Jack Meyer, R (1,1) OBP: 0.200, SLG: 0.200										1	0	0	0	0	1	0			
Inning Stats	R: 0 E: 0 K: 0 S: 3	H: 0 LOB: 0 BB: 0 P: 3	R: 0 E: 0 K: 1 S: 5	H: 0 LOB: 0 BB: 0 P: 5	R: 0 E: 0 K: 1 S: 5	H: 0 LOB: 0 BB: 0 P: 5	R: 0 E: 0 K: 0 S: 3	H: 0 LOB: 1 BB: 1 P: 7	R: 0 E: 0 K: 0 S: 3	H: 0 LOB: 0 BB: 0 P: 3						1B: 0 2B: 0 3B: 0 HR: 0	SF: 0 SAC: 0 DP: 0 HBP: 0	WP: 0 PB: 0 SB: 0 CS: 0	PA: 16
PITCHER Mike McCormick, L (1,1) ERA: 4.52	IP: 5.0 WLS: W BF: 16 H: 0 R: 0 ER: 0 SO: 2 BB: 1 IBB: 0 HBP: 0 BLK: 0						IP: 5.0 WLS: W BF: 16 H: 0 R: 0 ER: 0 SO: 2 BB: 1 IBB: 0 HBP: 0 BLK: 0						IP: 5.0 WLS: W BF: 16 H: 0 R: 0 ER: 0 SO: 2 BB: 1 IBB: 0 HBP: 0 BLK: 0						ERA: 4.52

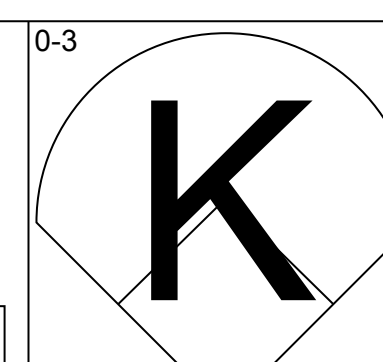
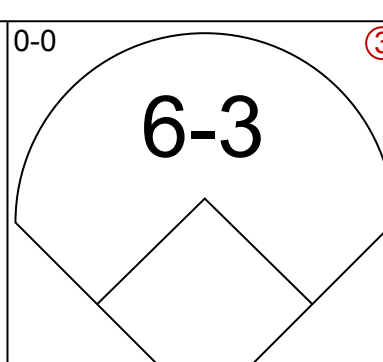
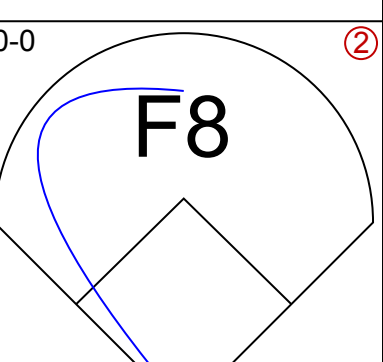
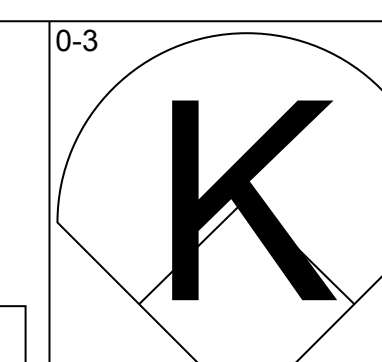
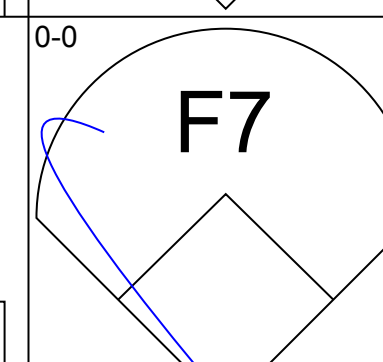
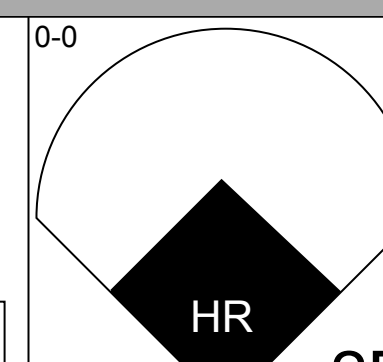
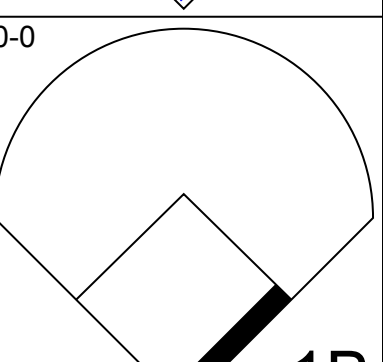
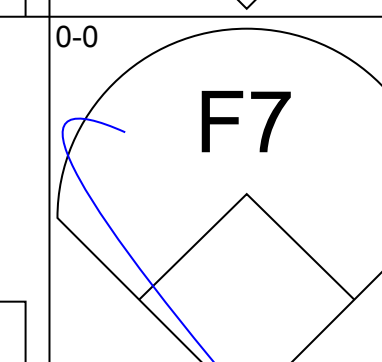
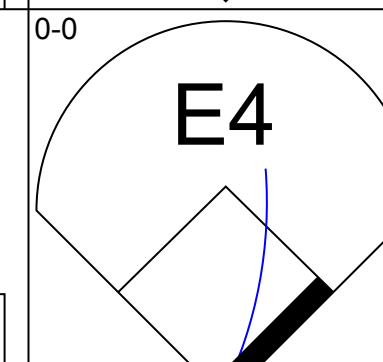
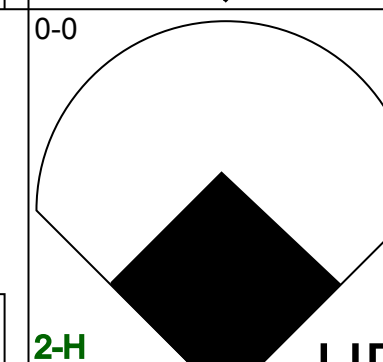
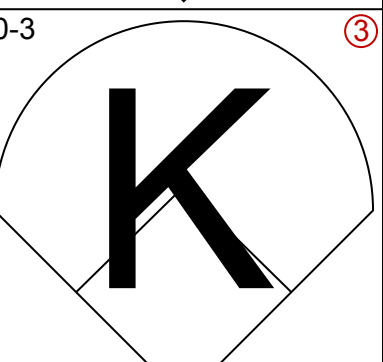
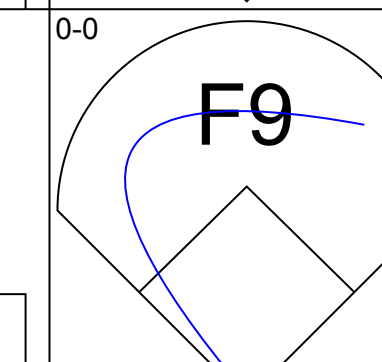
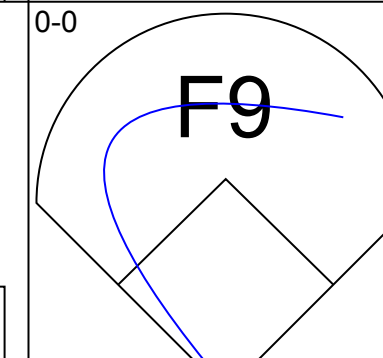
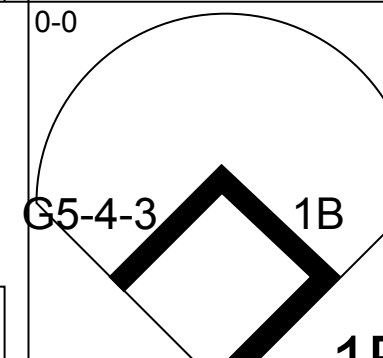
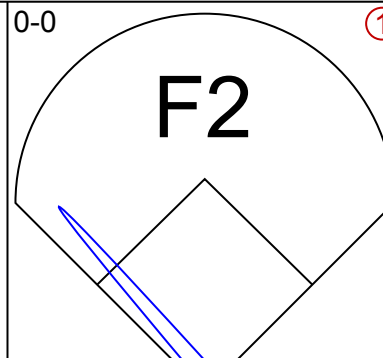
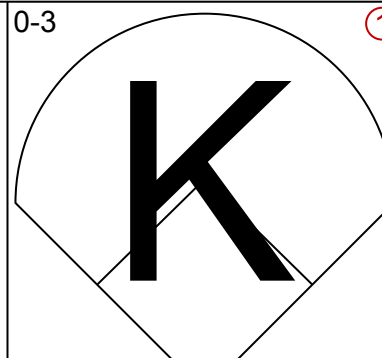
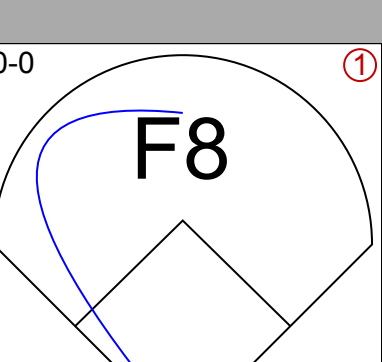
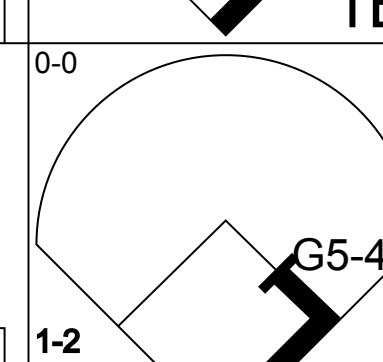
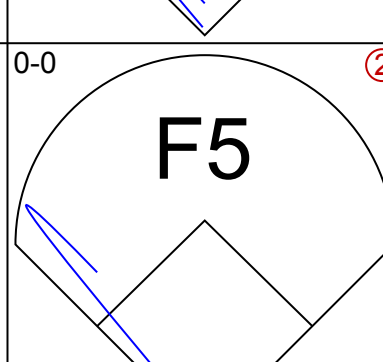
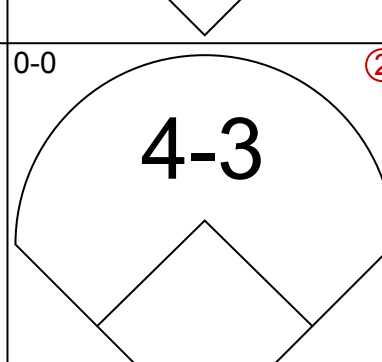
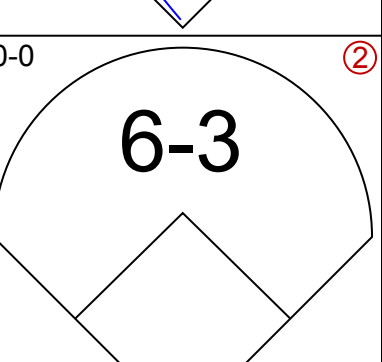
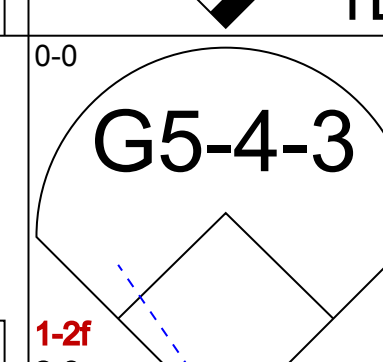
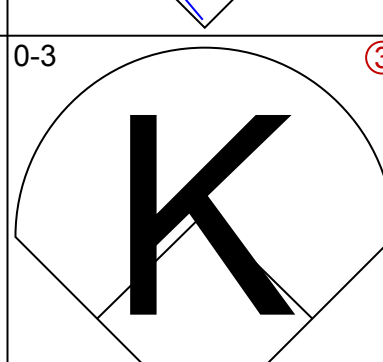
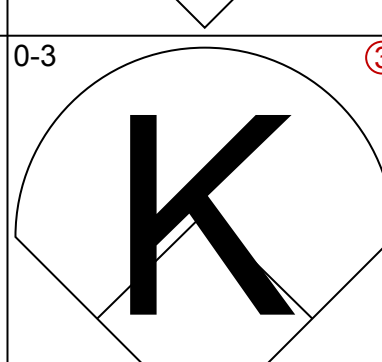
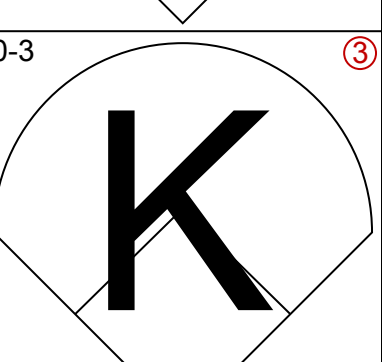
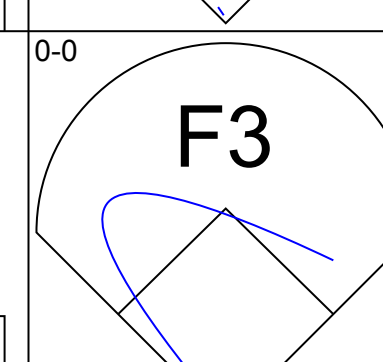
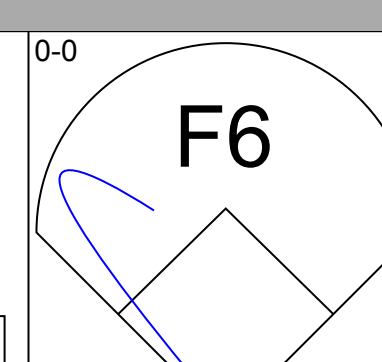
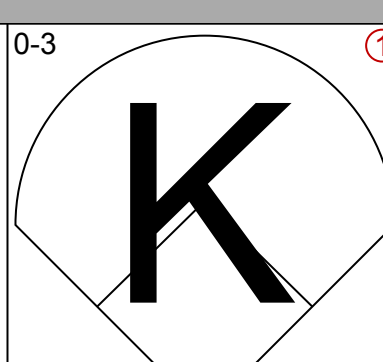
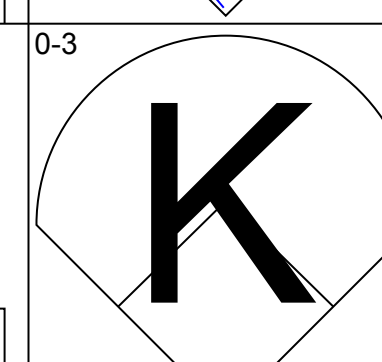
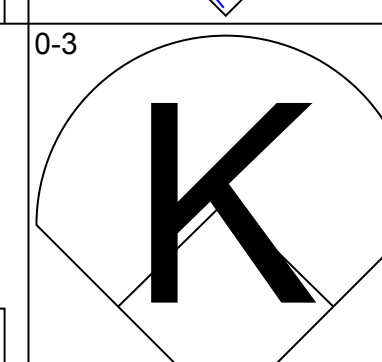
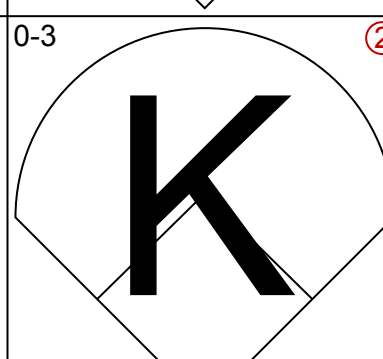
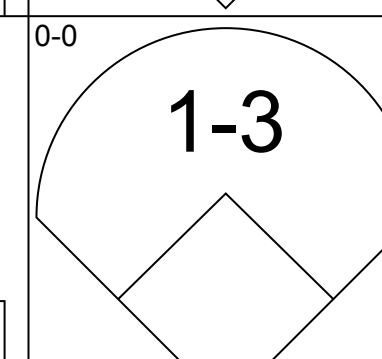
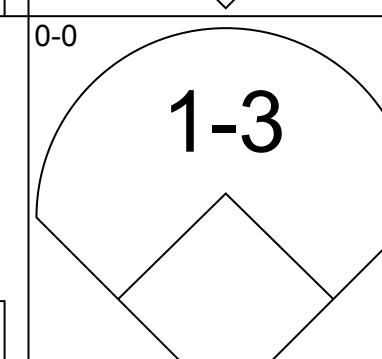
Batter	1	2	3	4	5	6	7	8	9	AB	R	H	RBI	BB	SO	LOB	TOP										
Jim Davenport, R (1, 5) OBP: 0.286, SLG: 0.342	6-3							6-3		4	1	2	0	0	0	0	San Francisco Giants @ Philadelphia Phillies Connie Mack Stadium, Philadelphia, PA Sat Jun 13 1959, 7:05 PM EDT Att: 18,941 - Unknown										
Felipe Alou, R (1, 8) OBP: 0.323, SLG: 0.503	FC5-4 BB		F9			3B 2B	K	K		3	0	0	0	1	2	2											
Willie Kirkland, L (1, 9) OBP: 0.384, SLG: 0.560	K						F8			3	0	1	1	0	1	1											
Orlando Cepeda, R (1, 3) OBP: 0.366, SLG: 0.621	FC5-4 1-2						F9	6-3		4	0	0	0	0	0	3											
Daryl Spencer, R (1, 4) OBP: 0.360, SLG: 0.389		5-3					F5			4	1	1	0	0	0	0											
Jackie Brandt, R (1, 7) OBP: 0.309, SLG: 0.367		5-3					K			4	0	0	0	0	1	1											
Eddie Bressoud, R (1, 6) OBP: 0.323, SLG: 0.269		K					1-3			4	0	1	0	0	2	0											
Hobie Landrith, L (1, 2) OBP: 0.337, SLG: 0.362							4-3			2	0	0	0	0	1	0											
Willie Mays, R (7, PH) OBP: 0.370, SLG: 0.573							K			0	0	0	1	0	0	0											
Bob Schmidt, R (7, 2) OBP: 0.317, SLG: 0.402							K			0	0	0	0	0	0	0											
Johnny Antonelli, L (1, 1) OBP: 0.093, SLG: 0.116							F9			3	0	0	0	0	0	1											
Johnny Antonelli, L (1, 1) OBP: 0.093, SLG: 0.116							F8			3	0	0	0	0	0	1											
Johnny Antonelli, L (1, 1) OBP: 0.093, SLG: 0.116							F4			3	0	0	0	0	0	1											
Inning Stats	R: 0 E: 0 K: 1 S: 5	H: 0 LOB: 1 BB: 1 P: 9	R: 0 E: 0 K: 1 S: 5	H: 0 LOB: 0 BB: 0 P: 5	R: 0 E: 0 K: 0 S: 4	H: 1 LOB: 1 BB: 0 P: 4	R: 0 E: 0 K: 0 S: 3	H: 0 LOB: 0 BB: 0 P: 3	R: 0 E: 0 K: 2 S: 7	H: 0 LOB: 0 BB: 0 P: 7	R: 1 E: 0 K: 0 S: 7	H: 2 LOB: 1 BB: 0 P: 7	R: 1 E: 0 K: 0 S: 5	H: 2 LOB: 1 BB: 0 P: 5	R: 0 E: 0 K: 1 S: 5	H: 0 LOB: 1 BB: 0 P: 6	R: 0 E: 0 K: 1 S: 5	H: 0 LOB: 0 BB: 0 P: 5	R: 0 E: 0 K: 1 S: 5	H: 0 LOB: 1 BB: 0 P: 5	1B: 2 2B: 2 3B: 1 HR: 0	SF: 1 SAC: 0 DP: 0 HBP: 1	WP: 0 PB: 0 SB: 0 CS: 0	PA: 34			
PITCHER	IP	WLS	BF	H	R	ER	SO	BB	IBB	HBP	BLK	WP	HR	S	P	ERA	WHIP										
Ray Semproch, R (1, 1) ERA: 4.28	8.0	L	31	5	2	2	6	1	0	1	0	0	0	41	46	2.25	0.750										
Humberto Robinson, R (9, 1) ERA: 2.7	1.0		3	0	0	0	1	0	0	0	0	0	0	5	5	0.00	0.000										

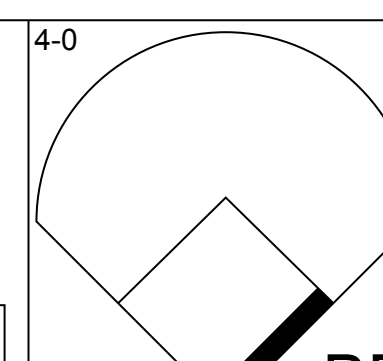
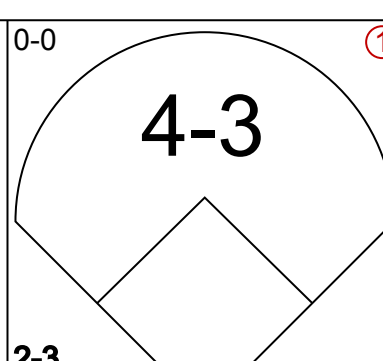
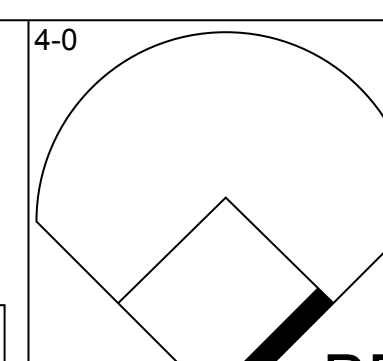
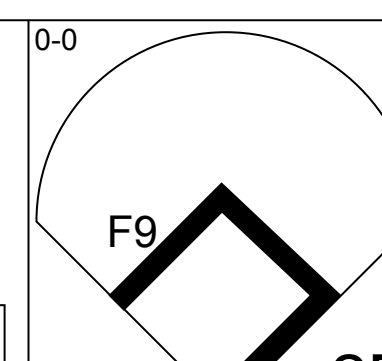
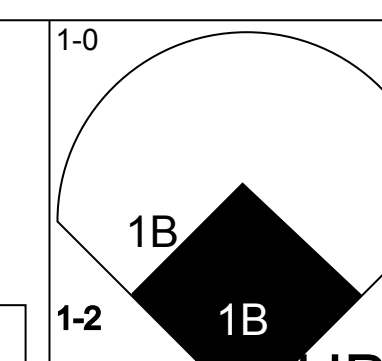
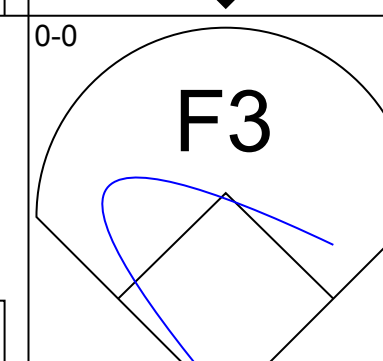
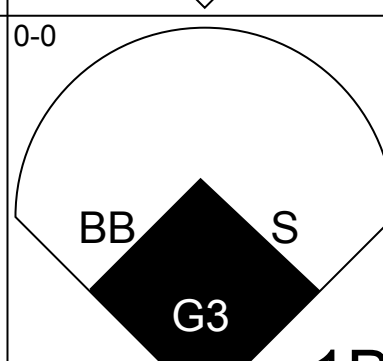
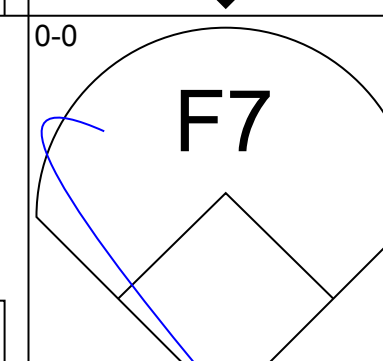
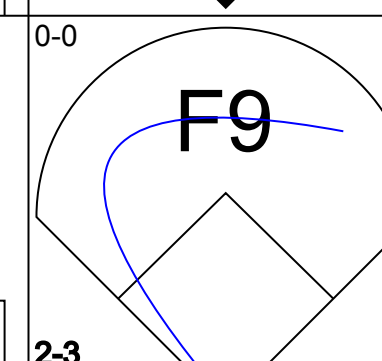
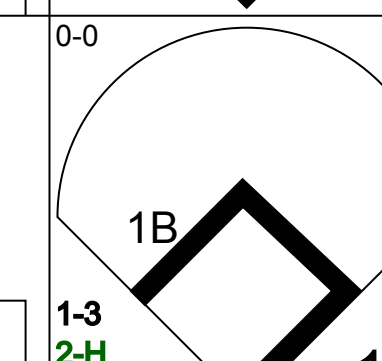
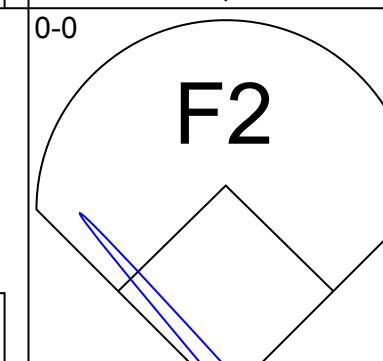
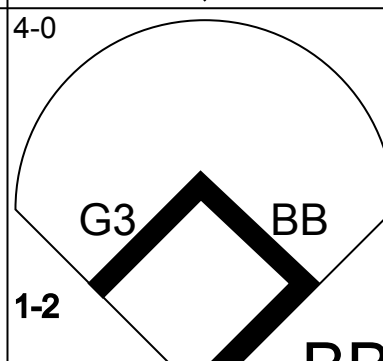
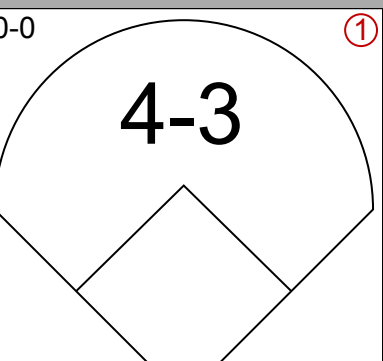
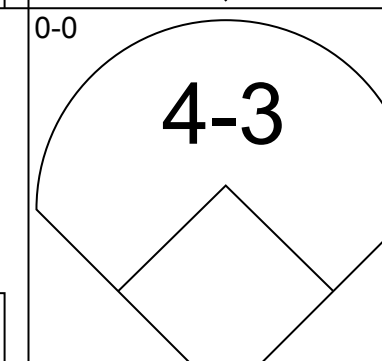
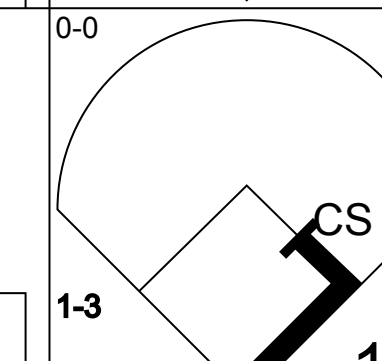
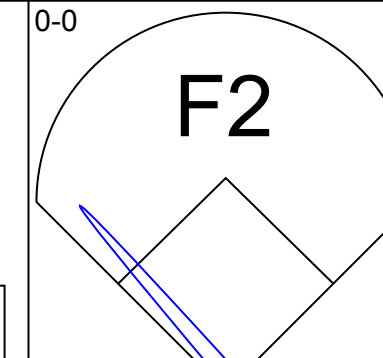
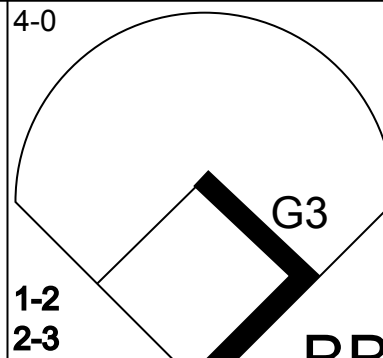

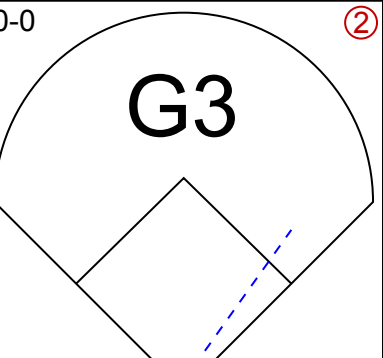
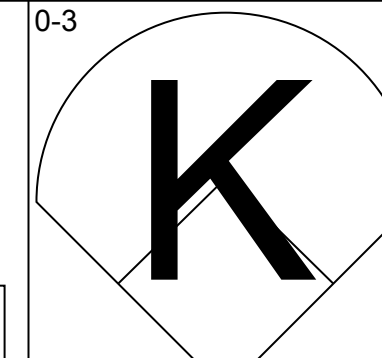
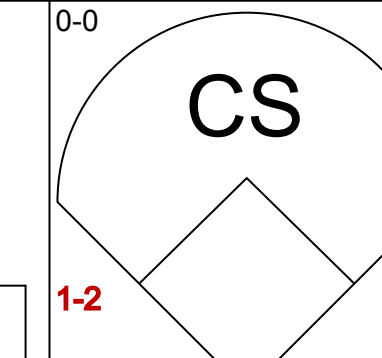
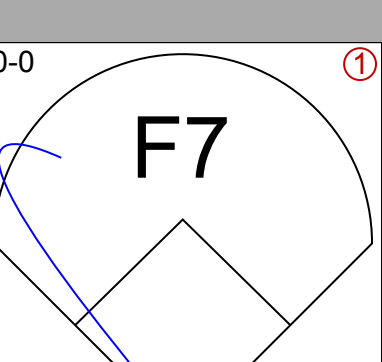
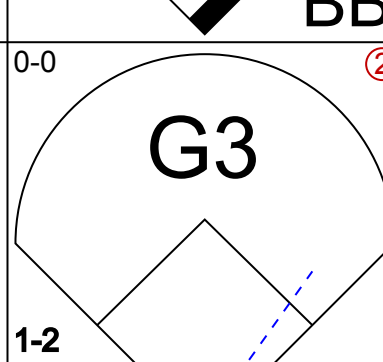
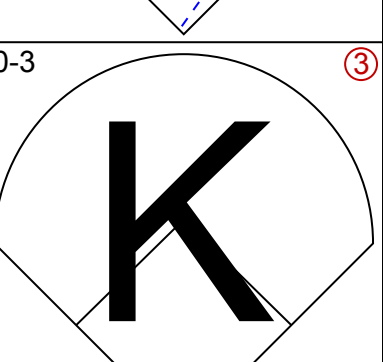
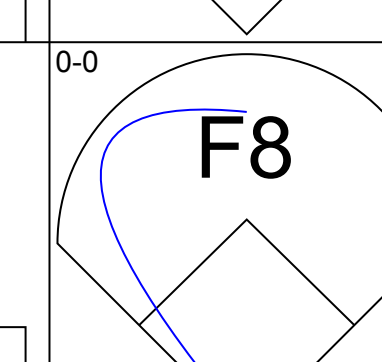
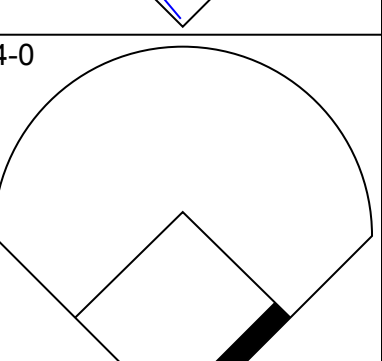
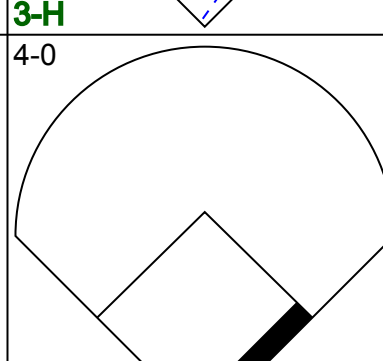
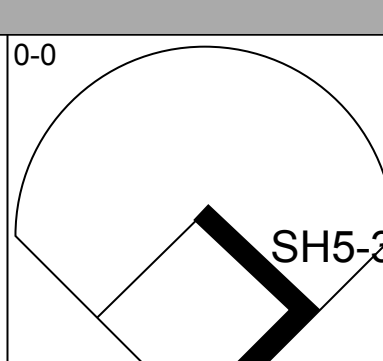
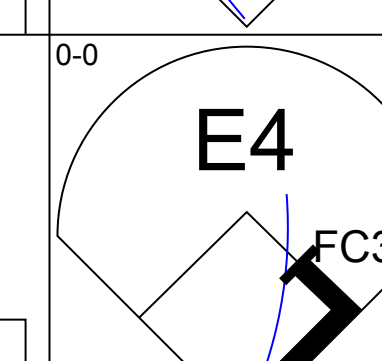
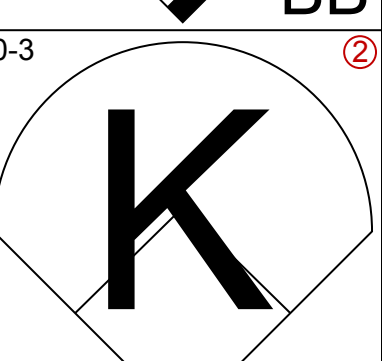
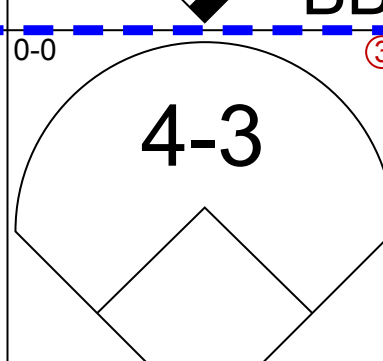
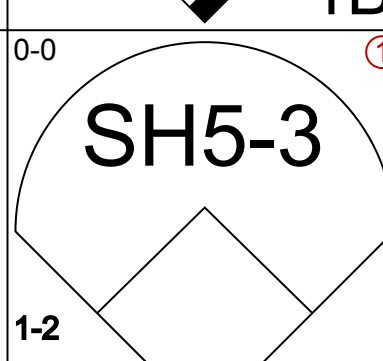
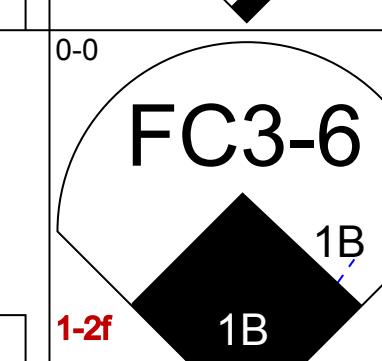
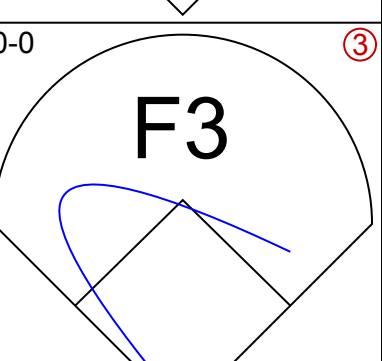
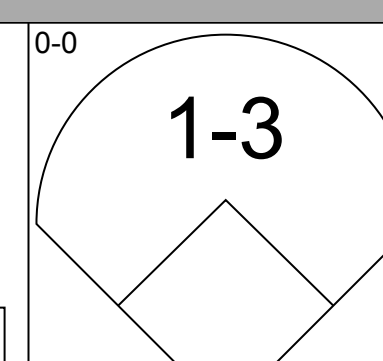
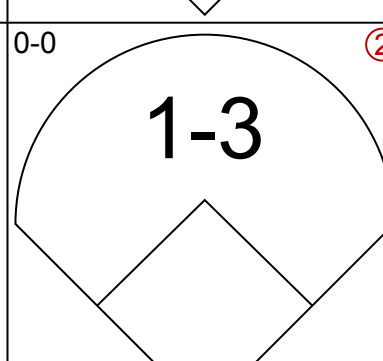
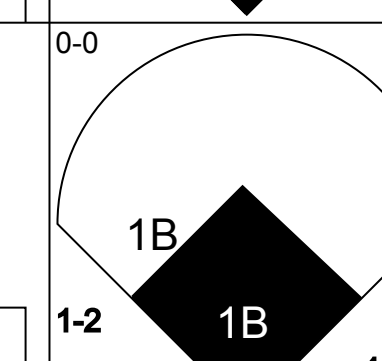
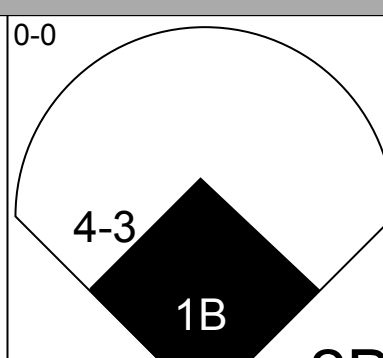
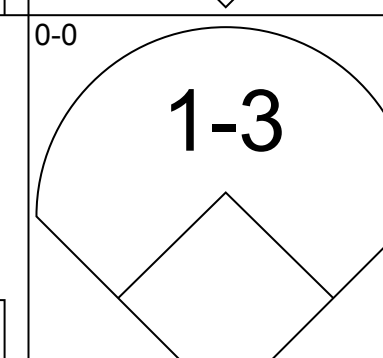
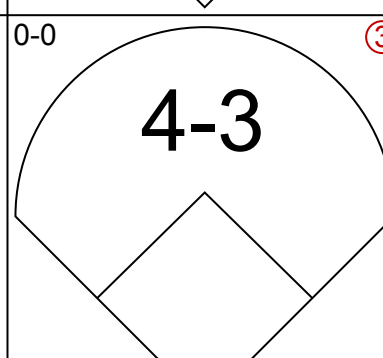
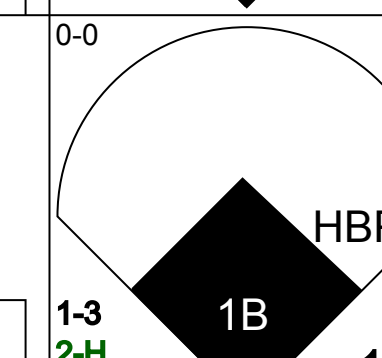
Batter	1	2	3	4	5	6	7	8	9	AB	R	H	RBI	BB	SO	LOB	BOTTOM										
Richie Ashburn, L (1, 8) OBP: 0.353, SLG: 0.279	6-3							6-3		4	0	0	0	0	0	1	San Francisco Giants @ Philadelphia Phillies Connie Mack Stadium, Philadelphia, PA Sat Jun 13 1959, 7:05 PM EDT Att: 18,941 - Unknown										
Gene Freese, R (1, 5) OBP: 0.323, SLG: 0.655	1B FC5-4		F7							4	1	3	0	0	0	0											
Ed Bouchee, L (1, 3) OBP: 0.403, SLG: 0.470							F7			4	0	2	0	0	0	1											
Wally Post, R (1, 9) OBP: 0.324, SLG: 0.476	FC5-4 1-2 3-H						K			4	0	0	1	0	1	3											
Harry Anderson, L (1, 7) OBP: 0.340, SLG: 0.474	F8						K			4	0	0	0	0	3	2											
Joe Koppe, R (1, 6) OBP: 0.385, SLG: 0.258										3	0	1	0	0	0	0											
Sparky Anderson, R (1, 4) OBP: 0.260, SLG: 0.232										2	0	1	0	0	1	1											
Jim Bolger, R (8, PH)										1	0	0	0	0	0	0											
Chico Fernandez, R (9, 6) OBP: 0.263, SLG: 0.268										0	0	0	0	0	0	0											
Valmy Thomas, R (1, 2) OBP: 0.192, SLG: 0.143										2	0	0	0	0	0	1											
Bob Bowman, R (8, PH) OBP: 0.156, SLG: 0.205										1	0	0	0	0	1	0											
Carl Sawatski, L (9, 2) OBP: 0.365, SLG: 0.486										0	0	0	0	0	0	0											
Ray Semproch, R (1, 1) OBP: 0.227, SLG: 0.227										2	0	0	0	0	1	0											
Solly Drake, S (8, PH) OBP: 0.333, SLG: 0.200										0	0	0	0	1	0	0											
Humberto Robinson, R (9, 1) OBP: 0.333, SLG: 0.200										0	0	0	0	0	0	0											
Inning Stats	R: 1 E: 0 K: 0 S: 5	H: 2 LOB: 1 BB: 0 P: 5	R: 0 E: 0 K: 1 S: 5	H: 1 LOB: 0 BB: 0 P: 5	R: 0 E: 0 K: 1 S: 5	H: 0 LOB: 0 BB: 0 P: 5	R: 0 E: 0 K: 2 S: 7	H: 0 LOB: 0 BB: 0 P: 7	R: 0 E: 0 K: 0 S: 3	H: 1 LOB: 0 BB: 0 P: 3	R: 0 E: 0 K: 0 S: 4	H: 1 LOB: 1 BB: 0 P: 4	R: 0 E: 0 K: 1 S: 5	H: 0 LOB: 0 BB: 0 P: 5	R: 0 E: 0 K: 1 S: 5	H: 0 LOB: 1 BB: 1 P: 9	R: 0 E: 0 K: 1 S: 6	H: 2 LOB: 1 BB: 0 P: 6	R: 0 E: 0 K: 1 S: 6	H: 2 LOB: 1 BB: 0 P: 6	1B: 6 2B: 1 3B: 1 HR: 0	SF: 0 SAC: 0 DP: 2 HBP: 0	WP: 0 PB: 0 SB: 0 CS: 1	PA: 32			
PITCHER	IP	WLS	BF	H	R	ER	SO	BB	IBB	HBP	BLK	WP	HR	S	P	ERA	WHIP										
Johnny Antonelli, L (1, 1) ERA: 2.99	9.0	W	32	7	1	1	7	1	0	0	0	0	0	45	49	1.00	0.889										

Batter	1	2	3	4	5	6	7	8	9	AB	R	H	RBI	BB	SO	LOB	TOP																	
Jim Davenport, R (1, 5) OBP: 0.281, SLG: 0.336	6-3	4-3		F9			F5			4	0	0	0	0	0	1	San Francisco Giants @ Philadelphia Phillies Connie Mack Stadium, Philadelphia, PA Sun Jun 14 1959, 3:33 AM EDT Unknown																	
Felipe Alou, R (1, 8) OBP: 0.321, SLG: 0.497	1B	K			5-3			1-3		4	1	1	0	0	1	1																		
Willie Kirkland, L (1, 9) OBP: 0.381, SLG: 0.552	F7			HR	6-3			K		4	1	1	0	0	1	1																		
Orlando Cepeda, R (1, 3) OBP: 0.372, SLG: 0.634	1B			HR	F7			BB		3	2	2	3	1	0	0																		
Daryl Spencer, R (1, 4) OBP: 0.359, SLG: 0.387	1B			F9			F7			4	0	1	1	0	0	1																		
Jackie Brandt, R (1, 7) OBP: 0.303, SLG: 0.359	6-3			F4			K			4	0	0	0	0	2	1																		
Eddie Bressoud, R (1, 6) OBP: 0.324, SLG: 0.276 Dusty Rhodes, L (9, PH) Andre Rodgers, R (9, PR) OBP: 0.300, SLG: 0.222 OBP: 0.347, SLG: 0.417		1B		F8			1-3			3	1	1	0	0	0	0																		
Hobie Landrith, L (1, 2) OBP: 0.341, SLG: 0.366 Leon Wagner, L (7, PH) Bob Schmidt, R (7, 2) OBP: 0.370, SLG: 0.518 OBP: 0.315, SLG: 0.398		1B		4-3			BB	F2		2	0	1	0	0	0	0																		
Sam Jones, R (1, 1) OBP: 0.128, SLG: 0.108 Willie Mays, R (7, PH) Mike McCormick, L (7, 1) Hank Sauer, R (9, PH)		SF8		K			G6-4-3	F7		1	0	0	1	0	1	0																		
										1	0	0	0	0	0	1																		
										1	0	0	0	0	0	1																		
										1	0	0	0	0	0	1																		
Inning Stats	R: 2 E: 1 K: 0 S: 6	H: 3 LOB: 1 BB: 0 P: 6	R: 1 E: 0 K: 1 S: 7	H: 2 LOB: 1 BB: 0 P: 7	R: 2 E: 0 K: 0 S: 5	H: 2 LOB: 0 BB: 0 P: 5	R: 0 E: 0 K: 1 S: 5	H: 0 LOB: 0 BB: 0 P: 5	R: 0 E: 0 K: 0 S: 3	H: 0 LOB: 0 BB: 0 P: 3	R: 0 E: 0 K: 1 S: 5	H: 0 LOB: 0 BB: 0 P: 5	R: 0 E: 0 K: 0 S: 2	H: 0 LOB: 0 BB: 1 P: 6	R: 0 E: 0 K: 1 S: 5	H: 0 LOB: 1 BB: 1 P: 9	R: 0 E: 0 K: 1 S: 6	H: 1 LOB: 1 BB: 0 P: 6	1B: 7 2B: 0 3B: 0 HR: 1	SF: 1 SAC: 0 DP: 1 HBP: 0	WP: 0 PB: 0 SB: 0 CS: 0	PA: 36												
PITCHER	IP WLS BF H R ER SO BB IBB HBP BLK WP HR S P ERA WHIP																																	
Gene Conley, R (1, 1) ERA: 2.4	4.0	19	7	5	4	2	0	0	0	0	0	0	0	1	23	23	9.00	1.750																
Humberto Robinson, R (5, 1) ERA: 2.08	5.0	W	17	1	0	0	3	2	0	0	0	0	0	0	21	29	0.00	0.600																

Batter	1	2	3	4	5	6	7	8	9	AB	R	H	RBI	BB	SO	LOB	BOTTOM																		
Richie Ashburn, L (1, 8) OBP: 0.346, SLG: 0.273	F4		F6	E6			6-3	FC3-2-5		5	1	0	0	0	0	3	San Francisco Giants @ Philadelphia Phillies Connie Mack Stadium, Philadelphia, PA Sun Jun 14 1959, 3:33 AM EDT Unknown																		
Gene Freese, R (1, 5) OBP: 0.329, SLG: 0.683	F8		6-3	HR			E	F7		5	1	2	3	0	0	2																			
Ed Bouchee, L (1, 3) OBP: 0.404, SLG: 0.470	1B		K	F6			E8	1B		4	0	2	0	0	1	0																			
Dave Philley, S (1, 9) OBP: 0.379, SLG: 0.490	4-3			1B	1B		F8	IBB		3	1	1	0	1	0	1																			
Harry Anderson, L (1, 7) OBP: 0.340, SLG: 0.472 Wally Post, R (7, PH) Valmy Thomas, R (8, 2) OBP: 0.322, SLG: 0.474 OBP: 0.192, SLG: 0.143		FC5		K			F9	F4		3	0	1	0	0	1	1																			
Carl Sawetski, L (1, 2) OBP: 0.384, SLG: 0.481 Jim Bolger, R (7, PH)		K		1B	1B		4-3	F5		3	1	1	0	0	1	1																			
				1-2	1B					1	0	0	0	0	0	3																			
Harry Hanebrink, L (1, 4) OBP: 0.306, SLG: 0.389 Sparky Anderson, R (8, PR)		1B		1B	E		F5	3B		4	1	3	0	0	0	0																			
		1-2		1B	1-2	2-3		1B		0	1	0	0	0	0	0																			
Joe Koppe, R (1, 6) OBP: 0.395, SLG: 0.343		F4		E	HR		K	FC3-2-5		4	1	2	3	0	1	2																			
				1-3	2H	3H		3B		1	0	0	0	0	0	2																			
Gene Conley, R (1, 1) OBP: 0.154, SLG: 0.192 Solly Drake, S (4, PH) Humberto Robinson, R (5, 1)		FC5		K			F5	5-3		1	0	0	0	0	0	2																			
				2-3H						1	0	0	0	0	1	2																			
										2	0	0	0	0	0	2																			
Inning Stats	R: 0 E: 0 K: 0 S: 4	H: 1 LOB: 1 BB: 0 P: 4	R: 0 E: 0 K: 1 S: 7	H: 2 LOB: 2 BB: 0 P: 7	R: 0 E: 0 K: 1 S: 5	H: 0 LOB: 0 BB: 0 P: 5	R: 6 E: 1 K: 2 S: 13	H: 5 LOB: 0 BB: 0 P: 13	R: 0 E: 0 K: 0 S: 3	H: 0 LOB: 0 BB: 0 P: 3	R: 0 E: 0 K: 1 S: 5	H: 0 LOB: 0 BB: 0 P: 5	R: 0 E: 1 K: 0 S: 5	H: 2 LOB: 3 BB: 1 P: 9	R: 1 E: 0 K: 0 S: 5	H: 2 LOB: 2 BB: 0 P: 5	1B: 10 2B: 0 3B: 1 HR: 1	SF: 0 SAC: 0 DP: 0 HBP: 0	WP: 0 PB: 0 SB: 0 CS: 0	PA: 38															
PITCHER	IP WLS BF H R ER SO BB IBB HBP BLK WP HR S P ERA WHIP																																		
Sam Jones, R (1, 1) ERA: 3.67	6.0	L	27	8	6	2	5	0	0	0	0	0	0	0	1	37	37	3.00	1.333																
Mike McCormick, L (7, 1) ERA: 4.52	2.0		11	4	1	1	0	0	1	0	0	0	0	0	10	14	4.50	2.000																	



Batter	1	2	3	4	5	6	7	8	9	AB	R	H	RBI	BB	SO	LOB	TOP			
Jim Davenport, R (1, 5) OBP: 0.276, SLG: 0.331										4	0	0	0	0	2	0	San Francisco Giants @ Philadelphia Phillies Connie Mack Stadium, Philadelphia, PA Sun Jun 14 1959, 3:38 AM EDT Att: 21,562 - Unknown			
Willie Mays, R (1, 8) OBP: 0.380, SLG: 0.574 Felipe Alou, R (8, 8) OBP: 0.321, SLG: 0.497										4	1	2	0	0	0	0				
Willie Kirkland, L (1, 9) OBP: 0.378, SLG: 0.564										4	1	1	2	0	1	1				
Orlando Cepeda, R (1, 3) OBP: 0.370, SLG: 0.628										4	0	1	0	0	1	1				
Daryl Spencer, R (1, 4) OBP: 0.357, SLG: 0.384										4	0	1	0	0	0	0				
Jackie Brandt, R (1, 7) OBP: 0.298, SLG: 0.353 Dusty Rhodes, L (9, PH) OBP: 0.273, SLG: 0.200										3	0	0	0	0	1	2				
Eddie Bressoud, R (1, 6) OBP: 0.297, SLG: 0.250										3	0	0	0	0	1	1				
Bob Schmidt, R (1, 2) OBP: 0.315, SLG: 0.422										3	1	1	1	0	2	0				
Joe Shipley, R (1, 1) Stu Miller, R (3, 1) OBP: 0.048, SLG: 0.048										1	0	0	0	0	1	0				
										2	0	0	0	0	0	0				
Inning Stats	R: 0 E: 1 K: 1 S: 6	H: 0 LOB: 1 BB: 0 P: 6	R: 0 E: 0 K: 1 S: 5	H: 0 LOB: 0 BB: 0 P: 5	R: 0 E: 0 K: 2 S: 7	H: 0 LOB: 0 BB: 0 P: 7	R: 2 E: 0 K: 0 S: 6	H: 4 LOB: 1 BB: 0 P: 6	R: 1 E: 0 K: 1 S: 7	H: 2 LOB: 1 BB: 0 P: 7	R: 0 E: 0 K: 1 S: 5	H: 0 LOB: 0 BB: 0 P: 5	R: 0 E: 0 K: 1 S: 5	H: 0 LOB: 0 BB: 0 P: 5	R: 0 E: 0 K: 2 S: 7	H: 0 LOB: 0 BB: 0 P: 7	1B: 3 2B: 1 3B: 0 HR: 2	SF: 0 SAC: 0 DP: 1 HBP: 0	WP: 0 PB: 0 SB: 0 CS: 0	PA: 33
PITCHER Robin Roberts, R (1, 1) ERA: 5.33	IP: 9.0 WLS: W BF: 33 H: 6 R: 3 ER: 3 SO: 10 BB: 0 IBB: 0 HBP: 0 BLK: 0 WP: 0 HR: 2 S: 53 P: 53 ERA: 3.00 WHIP: 0.667																			

Batter	1	2	3	4	5	6	7	8	9	AB	R	H	RBI	BB	SO	LOB	BOTTOM			
Richie Ashburn, L (1, 8) OBP: 0.355, SLG: 0.279										2	1	1	0	2	0	1	San Francisco Giants @ Philadelphia Phillies Connie Mack Stadium, Philadelphia, PA Sun Jun 14 1959, 3:38 AM EDT Att: 21,562 - Unknown			
Gene Freese, R (1, 5) OBP: 0.333, SLG: 0.662										5	1	2	3	0	0	3				
Ed Bouchee, L (1, 3) OBP: 0.404, SLG: 0.466										4	0	1	1	1	0	2				
Dave Philley, S (1, 9) OBP: 0.371, SLG: 0.463										3	0	0	0	1	1	2				
Harry Anderson, L (1, 7) OBP: 0.333, SLG: 0.462										4	0	0	1	0	1	2				
Carl Sawatski, L (1, 2) OBP: 0.380, SLG: 0.481 Solly Drake, S (8, FR) OBP: 0.308, SLG: 0.182 Valmy Thomas, R (9, 2) OBP: 0.192, SLG: 0.143										2	0	1	0	2	0	0				
Harry Hanebrink, L (1, 4) OBP: 0.282, SLG: 0.359 Sparky Anderson, R (9, 4) OBP: 0.260, SLG: 0.232										3	1	0	0	0	1	5				
Joe Koppe, R (1, 6) OBP: 0.383, SLG: 0.333										4	1	1	0	0	0	2				
Robin Roberts, S (1, 1) OBP: 0.207, SLG: 0.321										4	2	2	1	0	0	1				
Inning Stats	R: 0 E: 0 K: 0 S: 3	H: 0 LOB: 1 BB: 1 P: 7	R: 0 E: 0 K: 1 S: 5	H: 0 LOB: 1 BB: 1 P: 9	R: 2 E: 0 K: 0 S: 5	H: 2 LOB: 3 BB: 3 P: 17	R: 0 E: 0 K: 0 S: 3	H: 0 LOB: 1 BB: 1 P: 7	R: 0 E: 0 K: 1 S: 5	H: 0 LOB: 0 BB: 0 P: 5	R: 0 E: 0 K: 0 S: 4	H: 1 LOB: 1 BB: 0 P: 4	R: 0 E: 0 K: 1 S: 6	H: 1 LOB: 1 BB: 0 P: 6	R: 4 E: 1 K: 0 S: 7	H: 4 LOB: 2 BB: 0 P: 8		1B: 6 2B: 2 3B: 0 HR: 0	SF: 0 SAC: 1 DP: 0 HBP: 1	WP: 0 PB: 0 SB: 1 CS: 1
PITCHER Joe Shipley, R (1, 1) ERA: 4.5 Stu Miller, R (3, 1) ERA: 2.58	IP: 2.2 WLS: L BF: 24 H: 6 R: 4 ER: 0 SO: 2 BB: 1 IBB: 0 HBP: 1 BLK: 0 WP: 0 HR: 0 S: 26 P: 31 ERA: 0.00 WHIP: 1.312																			

Batter	1	2	3	4	5	6	7	8	9	AB	R	H	RBI	BB	SO	LOB	TOP			
Richie Ashburn, L OBP: 0.356, SLG: 0.282 (1, 8)										5	0	2	0	0	0	3				
Gene Freese, R OBP: 0.338, SLG: 0.639 (1, 5)										4	0	1	0	1	0	2				
Ed Bouchee, L OBP: 0.398, SLG: 0.457 (1, 3)										4	0	0	0	0	2	4				
Wally Post, R OBP: 0.316, SLG: 0.464 (1, 9)										4	0	0	0	0	1	4				
Harry Anderson, L OBP: 0.336, SLG: 0.460 (1, 7)										3	0	1	0	1	0	2				
Joe Koppe, R OBP: 0.392, SLG: 0.395 (1, 6)										4	1	2	0	0	0	2				
Sparky Anderson, R OBP: 0.260, SLG: 0.232 (1, 4)										4	0	1	0	0	0	3				
Valmy Thomas, R OBP: 0.196, SLG: 0.151 (1, 2)										4	0	1	0	0	1	4				
Ruben Gomez, R OBP: 0.300, SLG: 0.222 (1, 1)										2	0	1	1	0	1	2				
Jack Meyer, R OBP: 0.200, SLG: 0.200 (4, 1)										0	0	0	0	0	0	0				
Jim Bolger, R OBP: 0.167, SLG: 0.182 (7, PH)										1	0	1	0	0	0	0				
Curt Simmons, L OBP: 0.167, SLG: 0.167 (7, 1)										0	0	0	0	0	0	0				
Solly Drake, S OBP: 0.167, SLG: 0.167 (9, PH)										1	0	0	0	0	0	0				
Inning Stats	R: 0 E: 1 K: 0 S: 5	H: 2 LOB: 2 BB: 0 P: 5	R: 1 E: 0 K: 1 S: 8	H: 3 LOB: 2 BB: 0 P: 8	R: 0 E: 0 K: 2 S: 7	H: 0 LOB: 0 BB: 0 P: 7	R: 0 E: 0 K: 1 S: 7	H: 2 LOB: 1 BB: 0 P: 7	R: 0 E: 0 K: 0 S: 3	H: 0 LOB: 0 BB: 0 P: 3	R: 0 E: 0 K: 1 S: 6	H: 1 LOB: 2 BB: 1 P: 10	R: 0 E: 0 K: 0 S: 3	H: 0 LOB: 1 BB: 1 P: 7	R: 0 E: 0 K: 0 S: 3	H: 0 LOB: 0 BB: 0 P: 3	1B: 7 2B: 3 3B: 0 HR: 0	SF: 0 SAC: 0 DP: 1 HBP: 0	WP: 0 PB: 0 SB: 0 CS: 0	PA: 38
PITCHER Vinegar Bend Mizell, L ERA: 3.04 (1, 1)	IP: 9.0 WLS: W BF: 38 H: 10 R: 1 ER: 1 SO: 5 BB: 2 IBB: 0 HBP: 0 BLK: 0 WP: 0 HR: 0 S: 46 P: 54 ERA: 1.00 WHIP: 1.333															PITCHER				

Philadelphia Phillies @ St. Louis Cardinals
Sportsman's Park, St. Louis, MO
Tue Jun 16 1959, 8:05 PM EDT
Unknown

AB 36
R 1
H 10
RBI 1
BB 2
SO 5
LOB 26



Batter	1	2	3	4	5	6	7	8	9	AB	R	H	RBI	BB	SO	LOB	BOTTOM			
Don Blasingame, L OBP: 0.366, SLG: 0.362 (1, 4)										4	1	3	2	1	1	0				
Gino Cimoli, R OBP: 0.365, SLG: 0.496 (1, 9)										5	2	3	1	0	1	3				
Bill White, L OBP: 0.381, SLG: 0.552 (1, 3)										4	1	3	1	0	1	2				
Ken Boyer, R OBP: 0.388, SLG: 0.559 (1, 5)										4	1	2	2	0	1	3				
Gene Oliver, R OBP: 0.200, SLG: 0.273 (1, 7)										4	0	0	0	0	1	3				
Bobby Gene Smith, R OBP: 0.214, SLG: 0.309 (1, 8)										4	0	0	0	0	0	1				
Hal Smith, R OBP: 0.314, SLG: 0.446 (1, 2)										4	2	2	1	0	0	0				
Alex Grammas, R OBP: 0.358, SLG: 0.347 (1, 6)										2	0	1	0	1	0	0				
Jim O'Rourke, R OBP: 0.240, SLG: 0.289 (7, 6)										1	0	0	0	0	0	0				
Lee Tate, R OBP: 0.240, SLG: 0.289 (8, 6)										0	0	0	0	0	0	0				
Vinegar Bend Mizell, R OBP: 0.217, SLG: 0.267 (1, 1)										4	1	0	0	0	0	3				
Inning Stats	R: 2 E: 0 K: 2 S: 10	H: 3 LOB: 1 BB: 0 P: 10	R: 0 E: 0 K: 0 S: 3	H: 0 LOB: 0 BB: 0 P: 3	R: 0 E: 0 K: 0 S: 5	H: 3 LOB: 2 BB: 0 P: 5	R: 4 E: 0 K: 1 S: 9	H: 4 LOB: 1 BB: 1 P: 13	R: 0 E: 0 K: 0 S: 3	H: 0 LOB: 0 BB: 0 P: 3	R: 0 E: 0 K: 2 S: 8	H: 1 LOB: 2 BB: 1 P: 12	R: 2 E: 1 K: 0 S: 5	H: 2 LOB: 0 BB: 0 P: 5	R: 0 E: 0 K: 0 S: 3	H: 1 LOB: 0 BB: 0 P: 3	1B: 7 2B: 5 3B: 1 HR: 1	SF: 0 SAC: 0 DP: 1 HBP: 0	WP: 0 PB: 0 SB: 0 CS: 1	PA: 38
PITCHER Ruben Gomez, R ERA: 6.05 (1, 1)	IP: 3.2 WLS: L BF: 20 H: 9 R: 6 ER: 6 SO: 2 BB: 1 IBB: 0 HBP: 0 BLK: 0 WP: 0 HR: 0 S: 23 P: 27 ERA: 14.73 WHIP: 2.727															PITCHER				
Jack Meyer, R ERA: 4.42 (4, 1)	2.1 10 2 0 0 3 1 0 0 0 0 0 15 19 0.00 1.286																			
Curt Simmons, L ERA: 3.38 (7, 1)	2.0 8 3 2 2 0 0 0 0 0 0 1 8 8 9.00 1.500																			

Philadelphia Phillies @ St. Louis Cardinals
Sportsman's Park, St. Louis, MO
Tue Jun 16 1959, 8:05 PM EDT
Unknown

AB 36
R 8
H 14
RBI 7
BB 2
SO 5
LOB 15



Batter	1	2	3	4	5	6	7	8	9	AB	R	H	RBI	BB	SO	LOB	TOP				
Richie Ashburn, L (1, 8) OBP: 0.357, SLG: 0.284	F2	4-3		F9		L3 1B			G4-6-3 1B	5	0	2	0	0	0	3	Philadelphia Phillies @ St. Louis Cardinals Sportsman's Park, St. Louis, MO Tue Jun 16 1959, 8:05 PM EDT Att: 17,068 - Unknown				
Gene Freese, R (1, 5) OBP: 0.341, SLG: 0.632	3-1 2B		4-3			L3			G4-6-3 1B	4	0	1	0	1	0	2					
Ed Bouchee, L (1, 3) OBP: 0.394, SLG: 0.456	3-1 2-3		1B	2B					K	5	1	1	0	0	3	2					
Dave Philley, S (1, 9) OBP: 0.379, SLG: 0.517	4-3		2B	1B						4	1	2	2	0	0	1					
Harry Anderson, L (1, 7) OBP: 0.339, SLG: 0.463		1B 1B BB	1-3 2B						P6	3	0	1	0	1	0	0					
Carl Sawatski, L (1, 2) OBP: 0.396, SLG: 0.488		1B 1-2	1B	IBB					F2	3	0	2	0	1	0	0					
Harry Hanebrink, L (1, 4) OBP: 0.302, SLG: 0.395		1-2 2-3 1B	F8						6-3	4	0	2	0	0	0	3					
Joe Koppe, R (1, 6) OBP: 0.364, SLG: 0.362		P4	1-3						6-3	4	0	0	0	0	0	8					
Jim Owens, R (1, 1) OBP: 0.156, SLG: 0.069									6-3	3	0	0	0	0	2	3					
Jim Bolger, R (8, PH) OBP: 0.154, SLG: 0.167									6-3	1	0	0	0	0	0	0					
Taylor Phillips, L (8, 1) OBP: 0.125, SLG: 0.125									6-3	0	0	0	0	0	0	0					
Inning Stats	R: 0 E: 0 K: 0 S: 4	H: 1 LOB: 1 BB: 0 P: 4	R: 0 E: 0 K: 1 S: 7	H: 2 LOB: 3 BB: 1 P: 11	R: 1 E: 0 K: 0 S: 6	H: 3 LOB: 3 BB: 1 P: 10	R: 0 E: 0 K: 2 S: 7	H: 0 LOB: 1 BB: 1 P: 11	R: 0 E: 0 K: 0 S: 5	H: 2 LOB: 2 BB: 0 P: 5	R: 0 E: 0 K: 0 S: 3	H: 1 LOB: 0 BB: 0 P: 3	R: 1 E: 0 K: 1 S: 6	H: 1 LOB: 0 BB: 0 P: 6	R: 0 E: 0 K: 0 S: 3	H: 0 LOB: 0 BB: 0 P: 3	R: 0 E: 0 K: 1 S: 5	H: 1 LOB: 0 BB: 0 P: 5	1B: 6 2B: 5 3B: 0 HR: 1	SF: 0 SAC: 0 DP: 2 HBP: 0	WP: 0 PA: 39 PB: 0 SB: 0 CS: 0
PITCHER	IP	WLS	BF	H	R	ER	SO	BB	IBB	HBP	BLK	WP	HR	S	P	ERA	WHIP				
Ernie Broglio, R (1, 1) ERA: 5.74	7.0	W	33	10	2	2	4	2	1	0	0	0	1	38	50	2.57	1.714				
Lindy McDaniel, R (8, 1) ERA: 3.25	2.0	S	6	1	0	0	1	0	0	0	0	0	0	8	8	0.00	0.500				

AB	36
R	2
H	11
RBI	2
BB	3
SO	5
LOB	22



Batter	1	2	3	4	5	6	7	8	9	AB	R	H	RBI	BB	SO	LOB	BOTTOM				
Don Blasingame, L (1, 4) OBP: 0.368, SLG: 0.362	HR BB		6-3		K		1B WP 1B			3	1	1	0	1	1	1	Philadelphia Phillies @ St. Louis Cardinals Sportsman's Park, St. Louis, MO Tue Jun 16 1959, 8:05 PM EDT Att: 17,068 - Unknown				
Gino Cimoli, R (1, 8) OBP: 0.367, SLG: 0.506	1-H HR		5-3		K		1B BB			3	1	1	2	1	1	1					
Bill White, L (1, 7) OBP: 0.379, SLG: 0.546	6-3		3-1		G3		1-2 2-3 1B			4	0	1	0	0	0	1					
Ken Boyer, R (1, 5) OBP: 0.388, SLG: 0.559										0	0	0	0	0	0	0					
Ray Jablonski, R (1, 5) OBP: 0.365, SLG: 0.556										3	2	1	0	1	1	3					
Lee Tate, R (9, 5) OBP: 0.240, SLG: 0.289										0	0	0	0	0	0	0					
Stan Musial, L (1, 3) OBP: 0.368, SLG: 0.409										3	1	2	1	0	0	0					
Curt Flood, R (7, 8) OBP: 0.310, SLG: 0.260	6-3									1	0	0	0	0	1	0					
Gene Oliver, R (1, 9) OBP: 0.205, SLG: 0.270			5-3		F2		G6-4-3 1B			4	0	1	0	0	0	2					
Ray Katt, R (1, 2) OBP: 0.375, SLG: 0.500										3	0	0	1	0	2	1					
Alex Grammas, R (1, 6) OBP: 0.355, SLG: 0.344										4	0	1	0	0	0	1					
Ernie Broglio, R (1, 1) OBP: 0.278, SLG: 0.133										2	0	0	0	0	0	1					
Jim O'Rourke, R (7, PH)										1	0	0	0	0	0	0					
Lindy McDaniel, R (8, 1) OBP: 0.200, SLG: 0.059										0	0	0	0	0	0	0					
Inning Stats	R: 2 E: 0 K: 1 S: 6	H: 1 LOB: 0 BB: 1 P: 10	R: 0 E: 0 K: 1 S: 6	H: 1 LOB: 0 BB: 0 P: 6	R: 0 E: 0 K: 0 S: 3	H: 0 LOB: 0 BB: 0 P: 3	R: 2 E: 0 K: 0 S: 5	H: 2 LOB: 0 BB: 0 P: 5	R: 0 E: 0 K: 2 S: 8	H: 0 LOB: 1 BB: 0 P: 8	R: 1 E: 0 K: 0 S: 3	H: 1 LOB: 0 BB: 1 P: 7	R: 0 E: 0 K: 0 S: 5	H: 2 LOB: 3 BB: 1 P: 9	R: 0 E: 0 K: 2 S: 8	H: 1 LOB: 1 BB: 0 P: 8	R: 0 E: 0 K: 1 S: 8	H: 1 LOB: 0 BB: 0 P: 8	1B: 6 2B: 0 3B: 1 HR: 1	SF: 0 SAC: 1 DP: 1 HBP: 0	WP: 1 PA: 35 PB: 0 SB: 1 CS: 0
PITCHER	IP	WLS	BF	H	R	ER	SO	BB	IBB	HBP	BLK	WP	HR	S	P	ERA	WHIP				
Jim Owens, R (1, 1) ERA: 3.46	7.0	L	31	7	5	5	4	3	0	0	0	0	1	36	48	6.43	1.429				
Taylor Phillips, L (8, 1) ERA: 7.57	1.0		4	1	0	0	2	0	0	0	0	0	0	8	8	0.00	1.000				

AB	31
R	5
H	8
RBI	4
BB	3
SO	6
LOB	11



Batter	1	2	3	4	5	6	7	8	9	AB	R	H	RBI	BB	SO	LOB	TOP											
Richie Ashburn, L OBP: 0.365, SLG: 0.292	0-0 FC6-4 1B	0-0 G3		0-0 BB 1B	0-0 1B 4-3	0-0 1B 4-3	0-0 FC6-4 BB	4-0 FC6-4 BB		4	0	3	0	1	0	2	Philadelphia Phillies @ St. Louis Cardinals Sportsman's Park, St. Louis, MO Wed Jun 17 1959, 8:05 PM EDT Att: 16,765 - Unknown											
Ed Bouchee, L OBP: 0.394, SLG: 0.455	0-0 FC6-4 1B	0-0 1B		0-0 BB 1B	0-0 1B 4-3	0-0 4-3	0-0 4-3	0-0 F7		5	0	2	2	0	0	4												
Gene Freese, R OBP: 0.344, SLG: 0.613	0-3 K	0-0 F8		4-0 FC6-4 BB	0-0 1B	0-0 1B	0-0 1B	0-0 L6		4	0	1	1	1	1	3												
Dave Philley, S OBP: 0.366, SLG: 0.492	0-0 1B		0-0 4-3	0-0 FC6-4	0-0 K			0-0 FC6-4		5	0	1	0	0	1	6												
Harry Anderson, L OBP: 0.336, SLG: 0.455	0-0 L8		0-0 4-3		0-3 K		4-0 2B BB	0-3 K		4	0	0	0	1	2	2												
Harry Hanebrink, L OBP: 0.304, SLG: 0.391		0-0 3-1	0-0		0-0 F7		0-0 F7	0-0 L7		3	0	1	0	0	0	0												
Jim Bolger, R OBP: 0.143, SLG: 0.154				1B						1	0	0	0	0	0	1												
Sparky Anderson, R OBP: 0.256, SLG: 0.231										1	0	0	0	0	0	0												
Joe Koppe, R OBP: 0.383, SLG: 0.404		0-0 1B 1B	0-0 F9		0-3 K		0-0 1-3 2B	0-0 1B		5	1	3	0	0	1	1												
Carl Sawatski, L OBP: 0.394, SLG: 0.482		0-0 G3 1B 1B		0-0 4-3		0-0 5-3	0-3 K	0-3 K		3	1	1	0	0	0	0												
Wally Post, R OBP: 0.315, SLG: 0.462										1	0	0	0	0	1	2												
Valmy Thomas, R OBP: 0.193, SLG: 0.148		0-0 G3 1B 1B								1	0	0	0	0	1	1												
Ray Semproch, R OBP: 0.227, SLG: 0.227										0	0	0	0	0	0	0												
Humberto Robinson, R OBP: 0.300, SLG: 0.500										2	1	2	1	0	0	0												
Taylor Phillips, L OBP: 0.125, SLG: 0.125										0	0	0	0	0	0	0												
Bob Bowman, L OBP: 0.125, SLG: 0.125										1	1	1	0	0	0	0												
Turk Farrell, R OBP: 0.227, SLG: 0.227										0	0	0	0	0	0	0												
Solly Drake, S OBP: 0.227, SLG: 0.154		0-0 1B 1B				4-3 1B 1B		6-3		1	0	0	0	0	0	2												
Jack Meyer, R OBP: 0.200, SLG: 0.200										0	0	0	0	0	0	0												
Inning Stats	R: 0 E: 0 K: 1 S: 7	H: 2 LOB: 2 BB: 0 P: 7	R: 3 E: 0 K: 0 S: 7	H: 4 LOB: 1 BB: 0 P: 7	R: 0 E: 0 K: 0 S: 4	H: 1 LOB: 1 BB: 0 P: 4	R: 0 E: 0 K: 0 S: 5	H: 3 LOB: 3 BB: 1 P: 9	R: 0 E: 0 K: 2 S: 7	H: 0 LOB: 0 BB: 0 P: 7	R: 1 E: 0 K: 1 S: 8	H: 3 LOB: 2 BB: 0 P: 8	R: 0 E: 0 K: 1 S: 6	H: 1 LOB: 2 BB: 1 P: 10	R: 0 E: 0 K: 0 S: 3	H: 0 LOB: 1 BB: 0 P: 7	R: 0 E: 0 K: 2 S: 8	H: 1 LOB: 1 BB: 0 P: 8	R: 0 E: 0 K: 2 S: 8	H: 1 LOB: 1 BB: 0 P: 8	1B: 14 2B: 1 3B: 0 HR: 0	SF: 0 SAC: 0 DP: 0 HBP: 0	WP: 0 PB: 0 SB: 0 CS: 0	PA: 44				
PITCHER	IP	WLS	BF	H	R	ER	SO	BB	IBB	HBP	BLK	WP	HR	S	P	ERA	WHIP											
Larry Jackson, R ERA: 3.48	(1, 1)		3.2	21	10	3	3	1	1	0	0	0	0	0	22	26	7.36	3.000										
Marshall Bridges, L ERA: 1.69	(4, 1)	W	5.1	23	5	1	1	6	2	0	0	0	0	0	33	41	1.69	1.312										

Batter	1	2	3	4	5	6	7	8	9	AB	R	H	RBI	BB	SO	LOB	BOTTOM											
Don Blasingame, L OBP: 0.368, SLG: 0.364	4-0 2B E	0-0 F2					0-0 F7			4	2	1	0	1	0	4	Philadelphia Phillies @ St. Louis Cardinals Sportsman's Park, St. Louis, MO Wed Jun 17 1959, 8:05 PM EDT Att: 16,765 - Unknown											
Gino Cimoli, R OBP: 0.371, SLG: 0.508	0-0 1B 2B	0-0 4-3			0-3 K	4-0 3B BB		4-0 6-3 BB		3	2	1	0	2	1	2												
Bill White, L OBP: 0.379, SLG: 0.553	0-0 E6 1B S		0-0 P3		0-0 1B 1B	0-0 SF9 3B		0-0 P6		5	3	2	3	0	0	2												
Ray Jablonski, R OBP: 0.393, SLG: 0.563	0-0 3H		0-3 K		0-0 E 1B	0-0 SF9		0-0 6-3		3	1	2	3	0	1	0												
Dick Gray, R OBP: 0.237, SLG: 0.283	0-0 G4-6-3 1B		0-0 K		0-0 E 1B	0-0 SF9		0-0 6-3		1	0	0	0	0	0	1												
Stan Musial, L OBP: 0.365, SLG: 0.401	0-0 G4-6-3		4-0 E4		0-0 E 1B	0-0 F9		0-0 6-3		3	1	0	0	1	0	2												
Curt Flood, R OBP: 0.305, SLG: 0.255	0-0 1-2 3H		0-0 BB		1-2 E			0-0 6-3		1	0	0	0	0	0	1												
Gene Oliver, R OBP: 0.233, SLG: 0.317	0-0 2B		0-0 L8		0-0 E8 3B 1B	0-3 K				4	1	2	1	0	1	1												
Hal Smith, R OBP: 0.313, SLG: 0.452	0-0 1-3			0-0 5-3		0-0 3B		0-3 K		4	0	1	1	0	1	1												
Alex Grammas, R OBP: 0.352, SLG: 0.336		4-0 BB		0-3 K		0-0 F9		0-0 6-3		3	0	0	0	1	1	1												
Larry Jackson, R OBP: 0.139, SLG: 0.143			0-3 K		0-0 F7			0-0 1B		1	0	0	0	0	1	1												
Marshall Bridges, L OBP: 0.697, SLG: 0.500										2	0	1	0	1	0	0												
Inning Stats	R: 3 E: 1 K: 0 S: 6	H: 3 LOB: 1 BB: 1 P: 10	R: 0 E: 0 K: 1 S: 5	H: 0 LOB: 1 BB: 1 P: 9	R: 0 E: 0 K: 1 S: 5	H: 0 LOB: 0 BB: 0 P: 5	R: 5 E: 2 K: 1 S: 11	H: 5 LOB: 2 BB: 1 P: 15	R: 2 E: 0 K: 1 S: 6	H: 1 LOB: 0 BB: 1 P: 10	R: 0 E: 0 K: 1 S: 6	H: 1 LOB: 1 BB: 0 P: 6	R: 0 E: 0 K: 0 S: 3	H: 0 LOB: 1 BB: 1 P: 7	R: 0 E: 0 K: 2 S: 8	H: 0 LOB: 1 BB: 0 P: 7		1B: 5 2B: 3 3B: 2 HR: 0	SF: 1 SAC: 0 DP: 1 HBP: 0	WP: 0 PB: 0 SB: 1 CS: 0	PA: 41							
PITCHER	IP	WLS	BF	H	R	ER	SO	BB	IBB	HBP	BLK	WP	HR	S	P	ERA		WHIP										
Ray Semproch, R ERA: 4.5	(1, 1)		0.2	6	3	3	2	0	1	0	0	0	0	0	9	27.00		6.000										
Humberto Robinson, R ERA: 3.2	(1, 1)	L	3.2	18	4	5	4	4	2	0	0	0	0	0	24	32	9.82	1.636										
Taylor Phillips, L ERA: 7.43	(5, 1)		0.2	4	1	0	0	0	1	0	0	0	0	0	3	7	0.00	3.000										
Turk Farrell, R ERA: 6.0	(6, 1)		1.0	5	1	2	2	1	1	0	0	0	0	0	6	10	18.00	2.000										
Jack Meyer, R ERA: 4.2	(7, 1)		2.0	8	1	0	0	1	1	0	0	0	0	0	9	13	0.00	1.000										

Batter	1	2	3	4	5	6	7	8	9	AB	R	H	RBI	BB	SO	LOB	TOP											
Joe Koppe, R OBP: 0.369, SLG: 0.375	4-0 FC1-6 1B BB	0-0 6-3		0-3 K		0-0 P4		0-3 K		4	1	0	0	1	2	0	Philadelphia Phillies @ Chicago Cubs Wrigley Field, Chicago, IL Fri Jun 19 1959, 3:33 AM CDT Att: 8,516 - Sunny											
Richie Ashburn, L OBP: 0.365, SLG: 0.295	0-0 FC1-6 1-2 1B	0-0 2B 1B		0-3 K		0-3 K		0-0 6-3		5	1	2	0	0	2	0												
Ed Bouchee, L OBP: 0.394, SLG: 0.471	0-0 FC1-6 1B 1-2 2-3 HR	0-0 4-3 1-H 2B		0-0 HR		0-3 K		0-0 P5		5	2	2	2	0	1	2												
Dave Philley, S OBP: 0.368, SLG: 0.500	0-0 1-2 3-H HR	0-0 4-3 2-3		0-0 E 2B				0-0 F9		5	2	2	1	0	0	1												
Harry Anderson, L OBP: 0.338, SLG: 0.467	0-0 1-H 2-H HR	0-0 F5		0-0 E9				0-0 P6		5	2	2	3	0	0	1												
Solly Drake, S OBP: 0.267, SLG: 0.154				0-0 E 1B FC1				0-0 P6		0	0	0	0	0	0	0												
Gene Freese, R OBP: 0.347, SLG: 0.600	0-0 1B		0-0 6-3 5-3 1B	0-3 K				0-0 F7		5	0	2	0	0	1	2												
Sparky Anderson, R OBP: 0.258, SLG: 0.231	0-0 F9		0-0 5-3 1-2		0-0 P4			0-0 1B		4	0	1	1	0	0	2												
Carl Sawatski, L OBP: 0.388, SLG: 0.472	0-0 1-2 1B		0-0 6-3 2-3		0-0 4-3			0-0 P6		4	0	1	0	0	0	3												
Gene Conley, R OBP: 0.138, SLG: 0.172	0-3 K		0-0 F7		0-3 K			0-0 1-3		3	0	0	0	0	2	3												
Jack Meyer, R OBP: 0.167, SLG: 0.167										1	0	0	0	0	0	2												
Jim Owens, R OBP: 0.156, SLG: 0.069										0	0	0	0	0	0	0												
Inning Stats	R: 4 E: 0 K: 1 S: 10	H: 5 LOB: 2 BB: 1 P: 14	R: 1 E: 0 K: 0 S: 5	H: 2 LOB: 1 BB: 0 P: 5	R: 0 E: 0 K: 0 S: 4	H: 1 LOB: 1 BB: 0 P: 4	R: 2 E: 1 K: 3 S: 12	H: 2 LOB: 1 BB: 0 P: 12	R: 0 E: 0 K: 2 S: 7	H: 0 LOB: 0 BB: 0 P: 5	R: 0 E: 0 K: 2 S: 7	H: 0 LOB: 0 BB: 0 P: 7	R: 1 E: 1 K: 0 S: 6	H: 2 LOB: 2 BB: 0 P: 6	R: 0 E: 0 K: 1 S: 5	H: 0 LOB: 0 BB: 0 P: 5	R: 0 E: 0 K: 0 S: 3	H: 0 LOB: 0 BB: 0 P: 3	1B: 8 2B: 2 3B: 0 HR: 2	SF: 0 SAC: 0 DP: 0 HBP: 0	WP: 0 PB: 0 SB: 0 CS: 0	PA: 42						
PITCHER	IP WLS BF H R ER SO BB IBB HBP BLK WP HR S P ERA WHIP	0.1 L 6 4 4 4 0 1 0 0 0 0 1 5 9 108.00 15.000	4.2 6 21 6 3 2 5 0 0 0 0 0 1 31 31 3.86 1.286	1.0 3 6 0 0 0 2 0 0 0 0 0 0 7 7 0.00 0.000	7.1 9 2 2 1 0 1 0 0 0 0 0 0 11 11 0.00 1.000	9.1 3 0 0 0 0 0 0 0 0 0 0 0 3 3 0.00 0.000	PITCHER										IP WLS BF H R ER SO BB IBB HBP BLK WP HR S P ERA WHIP											
Bob Anderson, R ERA: 3.96											0.1	L	6	4	4	4	0	1	0	0	0	0	0	1	5	9	108.00	15.000
Elmer Singleton, R ERA: 1.74											4.2	6	21	6	3	2	5	0	0	0	0	0	0	1	31	31	3.86	1.286
Seth Morehead, L ERA: 7.5											1.0	3	6	0	0	0	2	0	0	0	0	0	0	0	7	7	0.00	0.000
Dave Hillman, R ERA: 3.63											7.1	9	2	2	1	0	1	0	0	0	0	0	0	11	11	0.00	1.000	
Don Elston, R ERA: 3.19											9.1	3	0	0	0	0	0	0	0	0	0	0	0	3	3	0.00	0.000	
Batter	1	2	3	4	5	6	7	8	9	AB	R	H	RBI	BB	SO	LOB	BOTTOM											
Johnny Goryl, R OBP: 0.265, SLG: 0.378	0-0 6-3		0-0 F5		0-0 F7		0-0 F7	0-0 L8		4	0	0	0	0	0	1	Philadelphia Phillies @ Chicago Cubs Wrigley Field, Chicago, IL Fri Jun 19 1959, 3:33 AM CDT Att: 8,516 - Sunny											
Earl Averill, R OBP: 0.282, SLG: 0.444										1	0	0	0	0	0	1												
Don Elston, R OBP: 0.167, SLG: 0.167										0	0	0	0	0	0	0												
George Altman, L OBP: 0.294, SLG: 0.356	0-0 14 2B 1B		0-0 4-3			0-0 1-3	4-0 14 1B BB		0-0 6-3	4	1	1	0	1	0	0												
Lee Walls, R OBP: 0.338, SLG: 0.399	0-0 F8		0-0 F7			0-0 P4	0-0 P4		0-0 P4	5	1	1	0	0	0	2												
14 Ernie Banks, R OBP: 0.365, SLG: 0.607	0-0 1-H 1B 2B			0-0 L8		0-0 1-H HR	0-0 1-2 1B		0-3 K	5	2	3	3	0	1	0												
Dale Long, L OBP: 0.341, SLG: 0.512	0-0 2-H 1B			0-0 1-3		0-3 K	0-3 K			4	0	1	1	0	2	2												
Bobby Thomson, R OBP: 0.321, SLG: 0.448	0-3 K			0-0 F3				0-0 2B 1B	0-0 1B 2B	4	2	2	0	0	1	1												
Randy Jackson, R OBP: 0.324, SLG: 0.406		0-0 L6			0-0 1-4-3	0-0 1-H 1B 2B		0-0 F8		4	1	1	1	0	0	1												
Sammy Taylor, L OBP: 0.304, SLG: 0.359		0-3 K			0-0 L8	0-0 2-H 1B		0-0 L8		4	0	1	1	0	1	1												
Bob Anderson, R ERA: 3.96											0.1	L	6	4	4	4	0	1	0	0	0	0	1	5	9	108.00	15.000	
Elmer Singleton, R ERA: 1.74											4.2	6	21	6	3	2	5	0	0	0	0	0	0	1	31	31	3.86	1.286
Irv Noren, L ERA: 7.5											1.0	3	6	0	0	0	2	0	0	0	0	0	0	0	7	7	0.00	0.000
Seth Morehead, L ERA: 3.63											7.1	9	2	2	1	0	1	0	0	0	0	0	0	11	11	0.00	1.000	
Don Elston, R ERA: 3.19											9.1	3	0	0	0	0	0	0	0	0	0	0	0	3	3	0.00	0.000	
Inning Stats	R: 2 E: 0 K: 1 S: 8	H: 3 LOB: 1 BB: 0 P: 8	R: 0 E: 0 K: 1 S: 5	H: 0 LOB: 0 BB: 0 P: 5	R: 0 E: 0 K: 0 S: 3	H: 0 LOB: 0 BB: 0 P: 3	R: 0 E: 0 K: 0 S: 3	H: 0 LOB: 0 BB: 0 P: 3	R: 0 E: 0 K: 0 S: 4	H: 1 LOB: 1 BB: 0 P: 4	R: 4 E: 0 K: 1 S: 10	H: 5 LOB: 1 BB: 0 P: 10	R: 0 E: 0 K: 1 S: 6	H: 1 LOB: 1 BB: 1 P: 10	R: 1 E: 0 K: 0 S: 5	H: 2 LOB: 1 BB: 0 P: 5	R: 0 E: 0 K: 1 S: 5	H: 0 LOB: 0 BB: 0 P: 5	1B: 8 2B: 3 3B: 0 HR: 1	SF: 0 SAC: 0 DP: 0 HBP: 0	WP: 0 PB: 0 SB: 0 CS: 0	PA: 40						
PITCHER	IP WLS BF H R ER SO BB IBB HBP BLK WP HR S P ERA WHIP	5.2 W 26 9 6 6 3 0 0 0 0 0 1 32 32 9.53 1.588	2.0 10 3 1 1 1 1 0 0 0 0 0 0 11 15 4.50 2.000	1.1 S 4 0 0 0 1 0 0 0 0 0 0 6 6 0.00 0.000	PITCHER										IP WLS BF H R ER SO BB IBB HBP BLK WP HR S P ERA WHIP													
Gene Conley, R ERA: 2.9											5.2	W	26	9	6	6	3	0	0	0	0	0	0	1	32	32	9.53	1.588
Jack Meyer, R ERA: 4.22											2.0	10	3	1	1	1	1	1	0	0	0	0	0	11	15	4.50	2.000	
Jim Owens, R ERA: 3.4											1.1	S	4	0	0	0	1	0	0	0	0	0	0	6	6	0.00	0.000	

Batter	1	2	3	4	5	6	7	8	9	AB	R	H	RBI	BB	SO	LOB	TOP			
Joe Koppe, R OBP: 0.371, SLG: 0.367 (1, 6)										4	1	2	1	0	0		Philadelphia Phillies @ Chicago Cubs Wrigley Field, Chicago, IL Sat Jun 20 1959, 3:33 AM CDT Att: 13,557 - Unknown			
Richie Ashburn, L OBP: 0.366, SLG: 0.295 (1, 8)										3	0	1	2	1	1	0				
Ed Bouchee, L OBP: 0.394, SLG: 0.472 (1, 3)										4	1	1	0	1	1	4				
Dave Philley, S OBP: 0.358, SLG: 0.493 (1, 9)										5	1	1	0	0	0	3				
Harry Anderson, L OBP: 0.344, SLG: 0.468 Valmy Thomas, R OBP: 0.193, SLG: 0.148 (9, 2)										2	1	1	1	2	0	0				
Gene Freese, R OBP: 0.333, SLG: 0.573 (1, 5)										4	0	0	0	0	0	5				
Sparky Anderson, R OBP: 0.258, SLG: 0.232 (1, 4)										4	1	1	1	0	1	2				
Carl Sawatski, L OBP: 0.374, SLG: 0.452 Solly Drake, S OBP: 0.297, SLG: 0.154 (9, PR) (9, 7)										4	0	0	0	0	2	3				
Robin Roberts, S OBP: 0.219, SLG: 0.300 (1, 1)										2	0	0	0	1	0	0				
Inning Stats	R: 0 E: 0 K: 0 S: 3	H: 0 LOB: 1 BB: 1 P: 7	R: 0 E: 0 K: 0 S: 3	H: 0 LOB: 1 BB: 1 P: 7	R: 0 E: 0 K: 1 S: 5	H: 0 LOB: 0 BB: 0 P: 5	R: 4 E: 0 K: 2 S: 11	H: 4 LOB: 3 BB: 3 P: 23	R: 0 E: 1 K: 0 S: 3	H: 0 LOB: 0 BB: 0 P: 3	R: 0 E: 0 K: 0 S: 3	H: 0 LOB: 0 BB: 0 P: 3	R: 0 E: 0 K: 1 S: 5	H: 0 LOB: 1 BB: 1 P: 9	R: 2 E: 2 K: 0 S: 6	H: 2 LOB: 2 BB: 0 P: 6		1B: 4 2B: 2 3B: 0 HR: 0	SF: 1 SAC: 1 DP: 1 HBP: 0	WP: 0 PB: 0 SB: 0 CS: 0
PITCHER	IP WLS BF H R ER SO BB IBB HBP BLK WP HR S P ERA WHIP																			
Dick Drott, R ERA: 5.01 (1, 1)	3.2 L 19 3 4 4 2 5 0 0 0 0 0 0 0 18 38 9.82 2.182																			
Bill Henry, L ERA: 2.65 (4, 1)	2.1 8 1 0 0 2 0 0 0 0 0 0 0 0 12 12 0.00 0.429																			
Glen Hobbie, R ERA: 3.95 (7, 1)	2.0 7 0 0 0 1 1 0 0 0 0 0 0 0 8 12 0.00 0.500																			
Don Elston, R ERA: 3.09 (9, 1)	1.0 6 2 2 0 0 0 0 0 0 0 0 0 0 6 6 0.00 2.000																			

Batter	1	2	3	4	5	6	7	8	9	AB	R	H	RBI	BB	SO	LOB	BOTTOM			
Tony Taylor, R OBP: 0.356, SLG: 0.406 (1, 4)										3	0	0	0	1	1	1	Philadelphia Phillies @ Chicago Cubs Wrigley Field, Chicago, IL Sat Jun 20 1959, 3:33 AM CDT Att: 13,557 - Unknown			
George Altman, L OBP: 0.288, SLG: 0.347 (1, 8)										4	0	0	0	0	1	3				
Jim Marshall, L OBP: 0.311, SLG: 0.427 (1, 3)										4	1	1	1	0	0	0				
14 Ernie Banks, R OBP: 0.363, SLG: 0.602 (1, 6)										4	0	1	0	0	0	0				
Bobby Thomson, R OBP: 0.316, SLG: 0.440 (1, 7)										3	0	0	0	0	0	0				
Sammy Taylor, L OBP: 0.297, SLG: 0.350 (1, 2)										4	0	0	0	0	1	1				
Lee Walls, R OBP: 0.332, SLG: 0.391 (1, 9)										4	1	0	0	0	1	1				
Randy Jackson, R OBP: 0.350, SLG: 0.412 (1, 5)										2	1	1	0	1	1	0				
Dick Drott, R OBP: 0.188, SLG: 0.133 Bill Henry, L OBP: 0.313, SLG: 0.398 Walt Nott, L OBP: 0.191, SLG: 0.167 Glen Hobbie, R OBP: 0.297, SLG: 0.379 Irv Noren, L OBP: 0.207, SLG: 0.167 (1, 1) (4, 1) (6, PH) (7, 1) (8, PH) (9, 1)										1	0	0	0	0	0	0				
Inning Stats	R: 0 E: 0 K: 0 S: 3	H: 0 LOB: 0 BB: 0 P: 3	R: 0 E: 0 K: 0 S: 3	H: 0 LOB: 0 BB: 0 P: 3	R: 0 E: 0 K: 1 S: 5	H: 0 LOB: 0 BB: 0 P: 5	R: 0 E: 0 K: 1 S: 5	H: 0 LOB: 0 BB: 0 P: 5	R: 0 E: 0 K: 1 S: 5	H: 0 LOB: 2 BB: 2 P: 13	R: 0 E: 0 K: 0 S: 3	H: 0 LOB: 0 BB: 0 P: 3	R: 2 E: 2 K: 1 S: 8	H: 2 LOB: 1 BB: 0 P: 8	R: 1 E: 0 K: 1 S: 7	H: 2 LOB: 1 BB: 0 P: 7		1B: 3 2B: 0 3B: 0 HR: 1	SF: 0 SAC: 1 DP: 0 HBP: 0	WP: 0 PB: 0 SB: 0 CS: 0
PITCHER	IP WLS BF H R ER SO BB IBB HBP BLK WP HR S P ERA WHIP																			
Robin Roberts, R ERA: 4.9 (1, 1)	9.0 W 34 4 3 1 6 2 0 0 0 0 0 1 44 52 1.00 0.667																			

Batter	1	2	3	4	5	6	7	8	9	AB	R	H	RBI	BB	SO	LOB	TOP			
Joe Koppe, R OBP: 0.391, SLG: 0.344	F9		F9			P6			P6	4	0	0	0	0	0	1				
Richie Ashburn, L OBP: 0.362, SLG: 0.291	1-3			P6			4-3			3	0	0	0	0	0	0				
Dave Philley, S OBP: 0.345, SLG: 0.474	F8			6-3			6-3			3	0	0	0	0	0	0				
Wally Post, R OBP: 0.315, SLG: 0.457		G6-4-3 BB		F7			5-3			2	0	0	0	1	0	0				
Harry Anderson, L OBP: 0.340, SLG: 0.461	P6				3-1			G3		3	0	0	0	0	0	1				
Gene Freese, R OBP: 0.324, SLG: 0.554	G6-4-3				F6			K		3	0	0	0	0	1	1				
Sparky Anderson, R OBP: 0.254, SLG: 0.228			5-3		F7			K		3	0	0	0	0	1	0				
Carl Sawatski, L OBP: 0.373, SLG: 0.448				FC6-4 1B		G3			F8	3	0	1	0	0	0	0				
Ruben Gomez, R OBP: 0.273, SLG: 0.200																				
Ray Semproch, R OBP: 0.217, SLG: 0.217				FC6-4					4-3	1	0	0	0	0	0	1				
Solly Drake, S OBP: 0.250, SLG: 0.143						K2-3				1	0	0	0	0	1	0				
										1	0	0	0	0	0	0				
Inning Stats	R: 0 E: 0 K: 0 S: 3	H: 0 LOB: 0 BB: 0 P: 3	R: 0 E: 0 K: 0 S: 2	H: 0 LOB: 0 BB: 1 P: 6	R: 0 E: 0 K: 0 S: 4	H: 1 LOB: 1 BB: 0 P: 4	R: 0 E: 0 K: 0 S: 3	H: 0 LOB: 0 BB: 0 P: 3	R: 0 E: 0 K: 1 S: 5	H: 0 LOB: 0 BB: 0 P: 5	R: 0 E: 0 K: 0 S: 3	H: 0 LOB: 0 BB: 0 P: 3	R: 0 E: 0 K: 2 S: 7	H: 0 LOB: 0 BB: 0 P: 7	R: 0 E: 0 K: 0 S: 3	H: 0 LOB: 0 BB: 0 P: 3	1B: 1 2B: 0 3B: 0 HR: 0	SF: 0 SAC: 0 DP: 1 HBP: 0	WP: 0 PB: 0 SB: 0 CS: 0	PA: 28
PITCHER John Buzhardt, R ERA: 3.39	IP: 9.0 WLS: W BF: 28 H: 1 R: 0 ER: 0 SO: 3 BB: 1 IBB: 0 HBP: 0 BLK: 0 WP: 0 HR: 0 S: 33 P: 37 ERA: 0.00 WHIP: 0.222															PITCHER IP: 9.0 WLS: W BF: 28 H: 1 R: 0 ER: 0 SO: 3 BB: 1 IBB: 0 HBP: 0 BLK: 0 WP: 0 HR: 0 S: 33 P: 37 ERA: 0.00 WHIP: 0.222				

Philadelphia Phillies @ Chicago Cubs
Wrigley Field, Chicago, IL
Sun Jun 21 1959, 3:33 AM CDT
Att: 17,995 - Unknown

AB 27
R 0
H 1
RBI 0
BB 1
SO 3
LOB 4



Batter	1	2	3	4	5	6	7	8	9	AB	R	H	RBI	BB	SO	LOB	BOTTOM			
Tony Taylor, R OBP: 0.358, SLG: 0.412	6-3		F8 2B		1B 1-2		5-3			4	0	2	0	0	0	0				
Alvin Dark, R OBP: 0.313, SLG: 0.350	1-3		F8 2-3		14 BB 1-3 2-H					4	0	2	1	0	0	1				
Lee Walls, R OBP: 0.335, SLG: 0.387	K				14 BB BB		1-3			2	0	0	0	2	1	1				
14 Ernie Banks, R OBP: 0.368, SLG: 0.602		G1-6-3 1B	F8		1-2 2-3 BB			SH1-4 1B		3	1	2	0	1	0	2				
Walt Moryn, L OBP: 0.309, SLG: 0.382										3	0	0	0	0	0	4				
George Altman, L OBP: 0.288, SLG: 0.347	G1-6-3			F5	F8			SH1-4		0	0	0	0	0	0	0				
Bobby Thomson, R OBP: 0.309, SLG: 0.430																				
				5-3			L9			4	0	0	0	0	1	1				
Dale Long, L OBP: 0.344, SLG: 0.512				HR 1B			4-3			4	1	2	1	0	1	0				
Sammy Taylor, L OBP: 0.303, SLG: 0.375										3	1	2	2	0	1	0				
				HR																
John Buzhardt, R OBP: 0.150, SLG: 0.158					FC2-6 1B		6-3			3	1	0	0	0	1	1				
Inning Stats	R: 0 E: 0 K: 1 S: 5	H: 1 LOB: 0 BB: 0 P: 5	R: 0 E: 0 K: 1 S: 5	H: 1 LOB: 0 BB: 0 P: 5	R: 2 E: 0 K: 1 S: 8	H: 3 LOB: 2 BB: 1 P: 12	R: 0 E: 0 K: 1 S: 5	H: 0 LOB: 0 BB: 0 P: 5	R: 1 E: 0 K: 0 S: 5	H: 3 LOB: 3 BB: 2 P: 13	R: 0 E: 0 K: 1 S: 5	H: 0 LOB: 0 BB: 0 P: 5	R: 0 E: 0 K: 0 S: 4	H: 1 LOB: 1 BB: 0 P: 4	R: 1 E: 0 K: 0 S: 4	H: 2 LOB: 1 BB: 0 P: 4	1B: 8 2B: 1 3B: 0 HR: 1	SF: 0 SAC: 1 DP: 1 HBP: 0	WP: 0 PB: 0 SB: 0 CS: 0	PA: 34
PITCHER Ruben Gomez, R ERA: 6.02	IP: 4.2 WLS: L BF: 20 H: 7 R: 3 ER: 3 SO: 4 BB: 1 IBB: 0 HBP: 0 BLK: 0 WP: 0 HR: 1 S: 27 P: 31 ERA: 5.79 WHIP: 1.714															PITCHER Ray Semproch, R ERA: 4.42				

Philadelphia Phillies @ Chicago Cubs
Wrigley Field, Chicago, IL
Sun Jun 21 1959, 3:33 AM CDT
Att: 17,995 - Unknown

AB 30
R 4
H 10
RBI 4
BB 3
SO 5
LOB 10



Batter	1	2	3	4	5	6	7	8	9	AB	R	H	RBI	BB	SO	LOB	TOP					
Joe Koppe, R OBP: 0.342, SLG: 0.333 (1, 6)										5	1	1	0	0	3	3	Philadelphia Phillies @ Los Angeles Dodgers Los Angeles Memorial Coliseum, Los Angeles, CA Mon Jun 22 1959, 10:05 PM EDT Att: 10,290 - Unknown					
Richie Ashburn, L OBP: 0.366, SLG: 0.298 (1, 8)										5	0	3	0	0	0	0						
Dave Philley, S OBP: 0.348, SLG: 0.463 (1, 3)										4	0	1	0	1	1	2						
Wally Post, R OBP: 0.309, SLG: 0.448 (1, 9)										4	0	0	0	0	4	4						
Harry Anderson, L OBP: 0.339, SLG: 0.471 (1, 7)										4	1	1	1	0	1	3						
Gene Freese, R OBP: 0.321, SLG: 0.542 (1, 5)										4	0	1	0	0	0	2						
Sparky Anderson, R OBP: 0.255, SLG: 0.230 (8, PH)										3	0	1	0	0	2	0						
Jim Bolger, R OBP: 0.200, SLG: 0.154 (8, 6)										0	0	0	0	1	0	0						
Chico Fernandez, R OBP: 0.263, SLG: 0.268 (8, 6)										0	0	0	0	0	0	0						
Valmy Thomas, R OBP: 0.213, SLG: 0.158 (1, 2)										3	0	1	0	1	2	3						
Jim Owens, R OBP: 0.171, SLG: 0.094 (8, PH)										3	0	1	0	0	2	2						
Bob Bowman, R OBP: 0.170, SLG: 0.217 (8, 1)										1	0	0	0	0	1	2						
Humberto Robinson, R OBP: 0.500, SLG: 0.500 (8, 1)										0	0	0	0	0	0	0						
Inning Stats	R: 0 E: 0 K: 3 S: 15	H: 1 LOB: 1 BB: 0 P: 18	R: 1 E: 0 K: 2 S: 14	H: 3 LOB: 2 BB: 0 P: 20	R: 0 E: 0 K: 1 S: 13	H: 1 LOB: 1 BB: 0 P: 16	R: 0 E: 0 K: 2 S: 13	H: 1 LOB: 1 BB: 0 P: 21	R: 1 E: 0 K: 2 S: 12	H: 2 LOB: 2 BB: 1 P: 17	R: 0 E: 0 K: 3 S: 12	H: 0 LOB: 1 BB: 1 P: 18	R: 0 E: 0 K: 1 S: 6	H: 0 LOB: 0 BB: 0 P: 9	R: 0 E: 0 K: 2 S: 12	H: 1 LOB: 2 BB: 1 P: 23	R: 0 E: 0 K: 1 S: 10	H: 1 LOB: 1 BB: 0 P: 16	1B: 9 2B: 0 3B: 0 HR: 1	SF: 0 SAC: 0 DP: 0 HBP: 0	WP: 0 PB: 1 SB: 0 CS: 0	PA: 39
PITCHER Sandy Koufax, L ERA: 4.28 (1, 1)	IP: 9.0 WLS: W BF: 39 H: 10 R: 2 ER: 1 SO: 16 BB: 3 IBB: 0 HBP: 0 BLK: 0 WP: 0 HR: 1 S: 107 P: 158 ERA: 1.00 WHIP: 1.444															PITCHER	IP: 9.0 WLS: W BF: 39 H: 10 R: 2 ER: 1 SO: 16 BB: 3 IBB: 0 HBP: 0 BLK: 0 WP: 0 HR: 1 S: 107 P: 158 ERA: 1.00 WHIP: 1.444					

Batter	1	2	3	4	5	6	7	8	9	AB	R	H	RBI	BB	SO	LOB	BOTTOM			
Jim Gilliam, S OBP: 0.431, SLG: 0.384 (1, 5)										1	3	1	0	3	0	0	Philadelphia Phillies @ Los Angeles Dodgers Los Angeles Memorial Coliseum, Los Angeles, CA Mon Jun 22 1959, 10:05 PM EDT Att: 10,290 - Unknown			
Charlie Neal, R OBP: 0.354, SLG: 0.436 (1, 4)										1	1	0	0	2	0	3				
Wally Moon, L OBP: 0.418, SLG: 0.481 (1, 7)										2	1	1	0	2	0	0				
Gil Hodges, R OBP: 0.389, SLG: 0.533 (1, 3)										3	1	1	3	0	2	2				
Don Demeter, R OBP: 0.328, SLG: 0.509 (1, 8)										4	0	1	2	0	2	4				
John Roseboro, L OBP: 0.337, SLG: 0.386 (1, 2)										4	0	1	1	0	0	3				
Carl Furillo, R OBP: 0.357, SLG: 0.370 (1, 9)										4	0	2	0	0	1	1				
Maury Wills, S OBP: 0.182, SLG: 0.227 (1, 6)										4	0	1	0	0	0	3				
Sandy Koufax, R OBP: 0.174, SLG: 0.261 (1, 1)										4	0	1	0	0	3	3				
Inning Stats	R: 1 E: 0 K: 1 S: 15	H: 2 LOB: 2 BB: 1 P: 24	R: 0 E: 0 K: 0 S: 11	H: 2 LOB: 1 BB: 1 P: 19	R: 0 E: 0 K: 2 S: 9	H: 0 LOB: 0 BB: 0 P: 13	R: 0 E: 1 K: 2 S: 9	H: 0 LOB: 1 BB: 0 P: 12	R: 3 E: 0 K: 0 S: 10	H: 2 LOB: 0 BB: 3 P: 25	R: 0 E: 0 K: 1 S: 8	H: 1 LOB: 0 BB: 0 P: 15	R: 2 E: 0 K: 1 S: 10	H: 1 LOB: 1 BB: 2 P: 19	R: 0 E: 0 K: 1 S: 7	H: 1 LOB: 1 BB: 0 P: 10		1B: 9 2B: 1 3B: 0 HR: 0	SF: 1 SAC: 1 DP: 2 HBP: 0	WP: 0 PB: 0 SB: 2 CS: 3
PITCHER Jim Owens, R ERA: 3.75 (1, 1)	IP: 7.0 WLS: L BF: 33 H: 8 R: 6 ER: 6 SO: 7 BB: 7 IBB: 0 HBP: 0 BLK: 0 WP: 0 HR: 0 S: 72 P: 127 ERA: 7.71 WHIP: 2.143															PITCHER	IP: 7.0 WLS: L BF: 33 H: 8 R: 6 ER: 6 SO: 7 BB: 7 IBB: 0 HBP: 0 BLK: 0 WP: 0 HR: 0 S: 72 P: 127 ERA: 7.71 WHIP: 2.143			
PITCHER Humberto Robinson, R ERA: 3.08 (8, 1)	IP: 1.0 WLS: 3 BF: 1 H: 0 R: 0 ER: 0 SO: 1 BB: 0 IBB: 0 HBP: 0 BLK: 0 WP: 0 HR: 0 S: 7 P: 10 ERA: 0.00 WHIP: 1.000															PITCHER	IP: 1.0 WLS: 3 BF: 1 H: 0 R: 0 ER: 0 SO: 1 BB: 0 IBB: 0 HBP: 0 BLK: 0 WP: 0 HR: 0 S: 7 P: 10 ERA: 0.00 WHIP: 1.000			

Batter	1	2	3	4	5	6	7	8	9	AB	R	H	RBI	BB	SO	LOB	TOP						
Joe Koppe, R OBP: 0.337, SLG: 0.356 (1, 6)	0-1 6-3		1-3 K			3-2 6-3		0-1 2B 3B		4	1	1	0	0	1	1	Philadelphia Phillies @ Los Angeles Dodgers Los Angeles Memorial Coliseum, Los Angeles, CA Tue Jun 23 1959, 10:05 PM EDT Att: 11,978 - Unknown livebaseballscorecards.com						
Richie Ashburn, L OBP: 0.371, SLG: 0.306 (1, 8)	2-2 5-3			0-0 HR 1B		4-2 BB		3-2 3B 2B		3	1	2	1	1	0	0							
Dave Philley, S OBP: 0.344, SLG: 0.488 (1, 3)	0-2 6-3			2-2 HR		1-3 K		3-3 K		4	1	1	2	0	2	2							
Gene Freese, R OBP: 0.318, SLG: 0.530 (1, 5)		1-0 G6-4-3 1B		0-2 L4		1-0 5-3			2-3 K	4	0	1	0	0	1	1							
Harry Anderson, L OBP: 0.337, SLG: 0.467 (1, 7)		1-3 K		0-3 K			3-2 G3-6 1B		1-0 F8	4	0	1	0	0	2	1							
Jim Bolger, R OBP: 0.158, SLG: 0.118 (1, 9)		0-0 G6-4-3 1-2f		0-0 L7			0-0 G3-6 1-2f		0-0 5-3	4	0	0	0	0	0	2							
Sparky Anderson, R OBP: 0.251, SLG: 0.226 (1, 4)			1-1 6-3		0-0 5-3		2-2 1-3			3	0	0	0	0	0	0							
Valmy Thomas, R OBP: 0.203, SLG: 0.150 (1, 2)			1-0 4-3		2-0 6-3			3-2 L4		3	0	0	0	0	0	0							
Gene Conley, R OBP: 0.161, SLG: 0.194 Solly Drake, S OBP: 0.233, SLG: 0.133 Humberto Robinson, R OBP: 0.500, SLG: 0.500 (8, PH) (8, 1)			1-2 1B		0-0 5-3			1-0 B1-3		2	0	1	0	0	0	0							
Inning Stats	R: 0 E: 0 K: 0 S: 10	H: 0 LOB: 0 BB: 0 P: 12	R: 0 E: 0 K: 1 S: 5	H: 1 LOB: 0 BB: 0 P: 7	R: 0 E: 0 K: 1 S: 10	H: 1 LOB: 1 BB: 0 P: 14	R: 2 E: 0 K: 1 S: 12	H: 2 LOB: 0 BB: 0 P: 14	R: 0 E: 0 K: 0 S: 3	H: 0 LOB: 0 BB: 0 P: 5	R: 0 E: 0 K: 1 S: 9	H: 0 LOB: 1 BB: 1 P: 18	R: 0 E: 0 K: 0 S: 7	H: 1 LOB: 0 BB: 0 P: 12	R: 1 E: 0 K: 1 S: 12	H: 2 LOB: 1 BB: 0 P: 20		R: 0 E: 0 K: 1 S: 7	H: 0 LOB: 0 BB: 0 P: 10	1B: 4 2B: 1 3B: 1 HR: 1	SF: 0 SAC: 0 DP: 2 HBP: 0	WP: 0 PB: 0 SB: 0 CS: 0	PA: 33
PITCHER Danny McDevitt, L ERA: 3.88 (1, 1)	IP: 9.0 WLS: W BF: 33 H: 7 R: 3 ER: 3 SO: 6 BB: 1 IBB: 0 HBP: 0 BLK: 0 WP: 0 HR: 1 S: 75 P: 112 ERA: 3.00 WHIP: 0.889											PITCHER	IP: 9.0 WLS: W BF: 33 H: 7 R: 3 ER: 3 SO: 6 BB: 1 IBB: 0 HBP: 0 BLK: 0 WP: 0 HR: 1 S: 75 P: 112 ERA: 3.00 WHIP: 0.889										

Batter	1	2	3	4	5	6	7	8	9	AB	R	H	RBI	BB	SO	LOB	BOTTOM						
Jim Gilliam, S OBP: 0.432, SLG: 0.400 (1, 5)	1-0 HR		0-2 L7		1-1 CS 1B			1-2 F7		4	1	2	1	0	0	0	Philadelphia Phillies @ Los Angeles Dodgers Los Angeles Memorial Coliseum, Los Angeles, CA Tue Jun 23 1959, 10:05 PM EDT Att: 11,978 - Unknown livebaseballscorecards.com						
Charlie Neal, R OBP: 0.351, SLG: 0.432 (1, 4)	0-0 F9			0-0 F4	2-1 CS 1-2	1-3 K				3	0	0	0	0	1	0							
Wally Moon, L OBP: 0.417, SLG: 0.484 (1, 7)	2-2 4-3			2-2 HR 2B		0-0 4-3				3	1	1	0	0	0	0							
Gil Hodges, R OBP: 0.389, SLG: 0.545 (1, 3)	2-3 K			1-1 HR		3-2 F6				3	1	1	2	0	1	0							
Don Demeter, R OBP: 0.328, SLG: 0.520 (1, 8)		3-3 K		1-0 HR		0-0 5-3				3	1	1	1	0	1	0							
Carl Furillo, R OBP: 0.339, SLG: 0.351 (1, 9)		1-3 K		3-3 K		0-1 5-3				3	0	0	0	0	2	0							
John Roseboro, L OBP: 0.337, SLG: 0.381 (1, 2)		1-3 K		4-2 CS BB		2-1 F4				2	0	0	0	1	1	0							
Maury Wills, S OBP: 0.160, SLG: 0.200 (1, 6)			0-1 G3	0-1 CS 1-2	0-0 4-3			1-0 4-3		3	0	0	0	0	0	0							
Danny McDevitt, L OBP: 0.115, SLG: 0.154 (1, 1)			0-3 K		0-0 6-3			0-3 K		3	0	0	0	0	2	0							
Inning Stats	R: 1 E: 0 K: 1 S: 9	H: 1 LOB: 0 BB: 0 P: 14	R: 0 E: 0 K: 3 S: 10	H: 0 LOB: 0 BB: 0 P: 15	R: 0 E: 0 K: 1 S: 8	H: 0 LOB: 0 BB: 0 P: 8	R: 3 E: 0 K: 1 S: 13	H: 3 LOB: 0 BB: 1 P: 24	R: 0 E: 0 K: 0 S: 5	H: 1 LOB: 0 BB: 0 P: 8	R: 0 E: 0 K: 1 S: 9	H: 0 LOB: 0 BB: 0 P: 13	R: 0 E: 0 K: 0 S: 5	H: 0 LOB: 0 BB: 0 P: 7	R: 0 E: 0 K: 1 S: 7	H: 0 LOB: 0 BB: 0 P: 9		1B: 1 2B: 1 3B: 0 HR: 3	SF: 0 SAC: 0 DP: 0 HBP: 0	WP: 0 PB: 0 SB: 0 CS: 2	PA: 30		
PITCHER Gene Conley, R ERA: 3.08 Humberto Robinson, R ERA: 2.96 (8, 1)	IP: 7.0 WLS: L BF: 25 H: 5 R: 4 ER: 4 SO: 7 BB: 1 IBB: 0 HBP: 0 BLK: 0 WP: 0 HR: 3 S: 59 P: 89 ERA: 5.14 WHIP: 0.857											PITCHER	IP: 7.0 WLS: L BF: 25 H: 5 R: 4 ER: 4 SO: 7 BB: 1 IBB: 0 HBP: 0 BLK: 0 WP: 0 HR: 3 S: 59 P: 89 ERA: 5.14 WHIP: 0.857										

Batter	1	2	3	4	5	6	7	8	9	AB	R	H	RBI	BB	SO	LOB	TOP			
Joe Koppe, R OBP: 0.308, SLG: 0.321	1-1 5-3		2-0 FC6-4		1-2 6-3		1-0 G3			4	0	0	0	0	0	3				
Richie Ashburn, L OBP: 0.364, SLG: 0.303	1-2 4-3		0-0 FC6-4			0-1 F6		1-2 6-3		4	0	0	0	0	0	1				
Dave Philley, S OBP: 0.324, SLG: 0.446	4-2 BB		1-1 4-3			0-0 F4		0-1 F8		3	0	0	0	1	0	1				
Gene Freese, R OBP: 0.311, SLG: 0.500	1-3 K			0-2 5-3		1-1 4-3		0-1 F8		4	0	0	0	0	1	1				
Harry Anderson, L OBP: 0.338, SLG: 0.464		0-3 K		3-3 K			1-0 HR		0-3 K	4	1	1	0	0	3	0				
Wally Post, R OBP: 0.320, SLG: 0.481		4-1 FC6-4 BB		2-2 F8		0-0 HR		2-2 F2		3	1	1	2	1	0	0				
Sparky Anderson, R OBP: 0.248, SLG: 0.223 Harry Hanebrink, L OBP: 0.333, SLG: 0.417		2-1 FC6-4		1-2 F5		2-2 6-3		1-0 1B		3	0	0	0	0	0	1				
Valmy Thomas, R OBP: 0.211, SLG: 0.197 Solly Drake, S OBP: 0.222, SLG: 0.125		3-2 G3		4-1 BB		0-0 6-3		0-0 4-3		2	0	0	0	1	0	1				
Robin Roberts, S OBP: 0.257, SLG: 0.290 Turk Farrell, R (7, 1)			4-2 FC6-4 BB		0-1 3-1		1-2 HBP			1	0	0	0	1	0	1				
Inning Stats	R: 0 E: 0 K: 1 S: 12	H: 0 LOB: 1 BB: 1 P: 19	R: 0 E: 0 K: 1 S: 9	H: 0 LOB: 1 BB: 1 P: 18	R: 0 E: 0 K: 0 S: 7	H: 0 LOB: 1 BB: 1 P: 14	R: 0 E: 0 K: 1 S: 9	H: 0 LOB: 1 BB: 1 P: 15	R: 0 E: 0 K: 0 S: 5	H: 0 LOB: 0 BB: 0 P: 6	R: 2 E: 0 K: 0 S: 10	H: 2 LOB: 1 BB: 0 P: 15	R: 0 E: 0 K: 1 S: 8	H: 0 LOB: 0 BB: 0 P: 9	R: 0 E: 0 K: 1 S: 8	H: 1 LOB: 1 BB: 0 P: 11	1B: 2 2B: 0 3B: 0 HR: 1	SF: 0 SAC: 0 DP: 0 HBP: 1	WP: 0 PB: 0 SB: 0 CS: 0	PA: 35
PITCHER Don Drysdale, R ERA: 3.38	IP: 9.0 WLS: W BF: 35 H: 3 R: 2 ER: 2 SO: 4 BB: 4 IBB: 0 HBP: 1 BLK: 0 WP: 0 HR: 1 S: 77 P: 121 ERA: 2.00 WHIP: 0.778																			

Philadelphia Phillies @ Los Angeles Dodgers
Los Angeles Memorial Coliseum, Los Angeles, CA

AB 30
R 2
H 3
RBI 2
BB 4
SO 4
LOB 10



Thu Jun 25 1959, 10:05 PM EDT
Att: 14,662 - Unknown


Batter	1	2	3	4	5	6	7	8	9	AB	R	H	RBI	BB	SO	LOB	BOTTOM			
Jim Gilliam, S OBP: 0.436, SLG: 0.398	0-2 1B FC4-6		2-1 F8		0-0 PO		4-2 1-3 BB			3	1	2	0	1	0	1				
Charlie Neal, R OBP: 0.350, SLG: 0.429	0-1 FC4-6 1B		0-2 E5		0-0 F5		0-3 K			4	0	1	0	0	1	3				
Wally Moon, L OBP: 0.414, SLG: 0.487	0-2 FC4-6 HR		2-2 1-3		0-1 F9		4-2 1-3 BB			3	1	0	1	1	0	4				
Duke Snider, L OBP: 0.364, SLG: 0.519	3-1 HR		4-2 F9 HBP BB		0-0 3-1		1-0 1-3			3	1	1	2	1	0	2				
Gil Hodges, R OBP: 0.392, SLG: 0.561	0-0 HR		1-1 HBP		3-3 K		2-3 K			3	1	1	1	0	2	2				
Don Demeter, R OBP: 0.325, SLG: 0.532	1-0 5-3		0-2 F6		1-1 F8		1-2 6-3			4	0	0	0	0	2					
John Roseboro, L OBP: 0.333, SLG: 0.375	2-2 F8		0-0 F9			0-3 K		1-1 1B		4	0	1	0	0	1	2				
Don Zimmer, R OBP: 0.286, SLG: 0.277		0-3 K		2-2 F7		2-2 F3		0-3 K		4	0	0	0	0	2	2				
Don Drysdale, R OBP: 0.184, SLG: 0.396		2-0 E 1B		1-0 HR		2-3 K				3	1	2	1	0	1	0				
Inning Stats	R: 4 E: 0 K: 0 S: 16	H: 4 LOB: 0 BB: 0 P: 22	R: 0 E: 1 K: 1 S: 12	H: 1 LOB: 2 BB: 0 P: 18	R: 0 E: 0 K: 0 S: 10	H: 0 LOB: 2 BB: 1 P: 17	R: 1 E: 0 K: 0 S: 6	H: 2 LOB: 0 BB: 0 P: 7	R: 0 E: 0 K: 1 S: 7	H: 0 LOB: 0 BB: 0 P: 11	R: 0 E: 0 K: 2 S: 9	H: 0 LOB: 0 BB: 2 P: 13	R: 0 E: 0 K: 2 S: 11	H: 0 LOB: 2 BB: 2 P: 22	R: 0 E: 0 K: 1 S: 8	H: 1 LOB: 0 BB: 0 P: 10	1B: 5 2B: 0 3B: 0 HR: 3	SF: 0 SAC: 0 DP: 0 HBP: 1	WP: 0 PB: 0 SB: 1 CS: 0	PA: 36
PITCHER Robin Roberts, R ERA: 5.06 Turk Farrell, R ERA: 5.25	IP: 6.0 WLS: L BF: 27 H: 7 R: 5 ER: 5 SO: 4 BB: 1 IBB: 0 HBP: 1 BLK: 0 WP: 0 HR: 3 S: 60 P: 88 ERA: 7.50 WHIP: 1.333																			


Philadelphia Phillies @ Los Angeles Dodgers
Los Angeles Memorial Coliseum, Los Angeles, CA

AB 31
R 5
H 8
RBI 5
BB 3
SO 7
LOB 18



Thu Jun 25 1959, 10:05 PM EDT
Att: 14,662 - Unknown

Batter	1	2	3	4	5	6	7	8	9	AB	R	H	RBI	BB	SO	LOB	TOP			
Joe Koppe, R OBP: 0.295, SLG: 0.306 (1, 6)	F7		6-3			K			6-3	4	0	0	0	0	1	0	Philadelphia Phillies @ San Francisco Giants Seals Stadium, San Francisco, CA Fri Jun 26 1959, 10:05 PM EDT Att: 15,816 - Unknown			
Richie Ashburn, L OBP: 0.359, SLG: 0.299 (1, 8)	6-3			6-3		F5			1-3	4	0	0	0	0	0	0				
Dave Philley, S OBP: 0.324, SLG: 0.442 (1, 3)	K			G6-4-3 1B		F7				3	0	1	0	0	1	0				
Gene Freese, R OBP: 0.303, SLG: 0.486 (1, 5)		6-3		G6-4-3 1-2		F3				3	0	0	0	0	0	1				
Harry Anderson, L OBP: 0.338, SLG: 0.462 (1, 7)		FC6-4 1B			K	K				3	0	1	0	0	2	0				
Wally Post, R OBP: 0.316, SLG: 0.474 (1, 9)	F4				K			F7		3	0	0	0	0	1	1				
Sparky Anderson, R OBP: 0.249, SLG: 0.224 (1, 4)	FC6-4 1-2				E8 1B			5-3		3	0	1	0	0	0	1				
Valmy Thomas, R OBP: 0.203, SLG: 0.188 (1, 2)			K		F9			6-3		3	0	0	0	0	1	1				
Jim Owens, R OBP: 0.162, SLG: 0.088 Turk Farrell, R OBP: 0.190, SLG: 0.158 (7, 1) Jim Bolger, R (9, PH)			4-3		6-3				6-3	2	0	0	0	0	0	0	 AB 29 R 0 H 3 RBI 0 BB 0 SO 6 LOB 4			
Inning Stats	R: 0 E: 0 K: 1 S: 5	H: 0 LOB: 0 BB: 0 P: 5	R: 0 E: 0 K: 0 S: 4	H: 1 LOB: 1 BB: 0 P: 4	R: 0 E: 0 K: 1 S: 5	H: 0 LOB: 0 BB: 0 P: 5	R: 0 E: 0 K: 0 S: 3	H: 1 LOB: 0 BB: 0 P: 3	R: 0 E: 1 K: 2 S: 8	H: 1 LOB: 1 BB: 0 P: 8	R: 0 E: 0 K: 1 S: 5	H: 0 LOB: 0 BB: 0 P: 5	R: 0 E: 0 K: 0 S: 3	H: 0 LOB: 0 BB: 0 P: 3	R: 0 E: 0 K: 0 S: 3	H: 0 LOB: 0 BB: 0 P: 3		1B: 3 2B: 0 3B: 0 HR: 0	SF: 0 SAC: 0 DP: 1 HBP: 0	WP: 0 PB: 0 SB: 0 CS: 0
PITCHER Mike McCormick, L ERA: 3.77 (1, 1)	IP: 9.0 WLS: W BF: 29 H: 3 R: 0 ER: 0 SO: 6 BB: 0 IBB: 0 HBP: 0 BLK: 0 WP: 0 HR: 0 S: 41 P: 41 ERA: 0.00 WHIP: 0.333															PITCHER				

Batter	1	2	3	4	5	6	7	8	9	AB	R	H	RBI	BB	SO	LOB	BOTTOM			
Jim Davenport, R OBP: 0.283, SLG: 0.327 (1, 5)	BB		K	F5			6-3	FC6-4 WP		4	0	0	0	1	1	1	Philadelphia Phillies @ San Francisco Giants Seals Stadium, San Francisco, CA Fri Jun 26 1959, 10:05 PM EDT Att: 15,816 - Unknown			
Willie Mays, R OBP: 0.359, SLG: 0.524 (1, 8)	F3		HR	4-3			2B 1B	6-3		5	2	2	1	0	0	2				
Willie Kirkland, L OBP: 0.385, SLG: 0.562 (1, 9)	F6		1B 2B		F8		BB 1H 2B			4	2	2	1	0	0	1				
Orlando Cepeda, R OBP: 0.368, SLG: 0.581 (1, 3)	K2-3		1B 2-3 1B		F8		BB HR IBB			3	1	1	0	1	1	1				
Daryl Spencer, R OBP: 0.358, SLG: 0.385 (1, 4)		1B 2B BB	1B 1-3 3-H 1B		K		HR BB			2	2	1	1	2	1	0				
Jackie Brandt, R OBP: 0.300, SLG: 0.376 (1, 7)		2B 1B	K			K	HR			4	1	2	4	0	2	2				
Hobie Landrith, L OBP: 0.360, SLG: 0.378 (1, 2)		1H 3-H 2B				G1-6-3 BB	F6			2	0	1	1	2	0	0				
Eddie Bressoud, R OBP: 0.265, SLG: 0.295 (1, 6)		K	K			G1-6-3 1-2	5-3			4	0	0	0	0	2	5				
Mike McCormick, L OBP: 0.172, SLG: 0.115 (1, 1)	6-3				F7			FC6-4 1B		4	0	1	0	0	0	1	 AB 32 R 8 H 10 RBI 8 BB 6 SO 7 LOB 13			
Inning Stats	R: 0 E: 0 K: 1 S: 5	H: 0 LOB: 1 BB: 1 P: 9	R: 1 E: 0 K: 1 S: 6	H: 2 LOB: 1 BB: 1 P: 10	R: 2 E: 0 K: 3 S: 13	H: 4 LOB: 3 BB: 1 P: 17	R: 0 E: 0 K: 0 S: 3	H: 0 LOB: 0 BB: 0 P: 3	R: 0 E: 0 K: 1 S: 5	H: 0 LOB: 0 BB: 0 P: 5	R: 0 E: 0 K: 1 S: 4	H: 0 LOB: 0 BB: 1 P: 8	R: 5 E: 0 K: 0 S: 6	H: 3 LOB: 0 BB: 2 P: 14	R: 0 E: 0 K: 0 S: 4	H: 1 LOB: 1 BB: 0 P: 4		1B: 5 2B: 3 3B: 0 HR: 2	SF: 0 SAC: 0 DP: 1 HBP: 0	WP: 1 PB: 0 SB: 0 CS: 0
PITCHER Jim Owens, R ERA: 4.16 Turk Farrell, R ERA: 5.33 (7, 1)	IP: 6.2 WLS: L BF: 32 H: 8 R: 7 ER: 7 SO: 7 BB: 4 IBB: 2 HBP: 0 BLK: 0 WP: 0 HR: 1 S: 40 P: 64 ERA: 9.45 WHIP: 1.800															PITCHER				

Batter	1	2	3	4	5	6	7	8	9	AB	R	H	RBI	BB	SO	LOB	TOP					
Joe Koppe, R OBP: 0.310, SLG: 0.307 (1, 6)										3	0	1	0	2	1	3	Philadelphia Phillies @ San Francisco Giants Seals Stadium, San Francisco, CA Sat Jun 27 1959, 6:33 AM EDT Att: 16,194 - Unknown					
Richie Ashburn, L OBP: 0.360, SLG: 0.300 (1, 8)										5	2	2	0	0	0	4						
Dave Philley, S OBP: 0.330, SLG: 0.475 (1, 3)										4	2	2	1	0	0	0						
Harry Anderson, L OBP: 0.340, SLG: 0.473 Solly Drake, S OBP: 0.222, SLG: 0.125 (9, PR)										3	1	1	2	1	1	0						
Wally Post, R OBP: 0.318, SLG: 0.486 (1, 9)										5	1	2	3	0	2	0						
Gene Freese, R OBP: 0.307, SLG: 0.487 (1, 5)										4	1	1	0	1	1	2						
Sparky Anderson, R OBP: 0.250, SLG: 0.222 (1, 4)										2	0	0	0	1	0	0						
Carl Sawatski, L OBP: 0.375, SLG: 0.449 Valmy Thomas, R OBP: 0.211, SLG: 0.197 (4, PR)										2	0	1	1	0	0	0						
Gene Conley, R OBP: 0.200, SLG: 0.229 (1, 1)										4	0	2	0	0	0	2						
Inning Stats	R: 3 E: 0 K: 1 S: 7	H: 3 LOB: 0 BB: 1 P: 11	R: 0 E: 0 K: 0 S: 5	H: 2 LOB: 2 BB: 0 P: 5	R: 0 E: 0 K: 1 S: 5	H: 0 LOB: 0 BB: 0 P: 5	R: 1 E: 0 K: 0 S: 5	H: 2 LOB: 2 BB: 1 P: 9	R: 0 E: 0 K: 1 S: 5	H: 0 LOB: 0 BB: 0 P: 5	R: 0 E: 0 K: 0 S: 5	H: 2 LOB: 2 BB: 0 P: 5	R: 2 E: 0 K: 1 S: 6	H: 2 LOB: 0 BB: 1 P: 10	R: 0 E: 0 K: 1 S: 5	H: 0 LOB: 1 BB: 1 P: 9	R: 1 E: 0 K: 0 S: 4	H: 2 LOB: 2 BB: 1 P: 8	1B: 9 2B: 1 3B: 0 HR: 3	SF: 1 SAC: 2 DP: 0 HBP: 0	WP: 0 PB: 0 SB: 0 CS: 2	PA: 43
PITCHER	IP WLS BF H R ER SO BB IBB HBP BLK WP HR S P ERA WHIP	3.1 17 7 4 4 2 1 0 0 0 0 1 20 24 10.80 2.400	2.2 11 2 0 0 1 1 0 0 0 0 0 12 16 0.00 1.125	1.0 L 5 2 2 2 1 0 0 0 0 2 6 10 18.00 3.000	2.0 10 2 1 1 1 1 1 0 0 0 0 9 17 4.50 1.500	PITCHER										IP WLS BF H R ER SO BB IBB HBP BLK WP HR S P ERA WHIP						
Eddie Fisher, R ERA: 5.56 Gordon Jones, R ERA: 3.2 Sam Jones, R ERA: 3.71 Billy Muffett, R ERA: 4.76																						

Batter	1	2	3	4	5	6	7	8	9	AB	R	H	RBI	BB	SO	LOB	BOTTOM					
Jim Davenport, R OBP: 0.282, SLG: 0.326 (1, 5)										4	0	1	0	0	0	1	Philadelphia Phillies @ San Francisco Giants Seals Stadium, San Francisco, CA Sat Jun 27 1959, 6:33 AM EDT Att: 16,194 - Unknown					
Willie Mays, R OBP: 0.358, SLG: 0.524 (1, 8)										4	1	1	0	0	0	2						
Willie Kirkland, L OBP: 0.378, SLG: 0.551 (1, 9)										4	0	0	0	0	3	2						
Orlando Cepeda, R OBP: 0.369, SLG: 0.590 (1, 3)										4	1	2	2	0	1	1						
Daryl Spencer, R OBP: 0.353, SLG: 0.380 (1, 4)										4	0	0	0	0	1	1						
Jackie Brandt, R OBP: 0.300, SLG: 0.371 (1, 7)										3	1	0	0	1	0	1						
Hobie Landrith, L OBP: 0.365, SLG: 0.394 (1, 2)										4	1	2	1	0	0	1						
Eddie Bressoud, R OBP: 0.250, SLG: 0.277 Leon Wagner, L OBP: 0.352, SLG: 0.505 (9, PH)										3	0	0	0	0	0	0						
Eddie Fisher, R Gordon Jones, R Sam Jones, R Dusty Rhodes, L Johnny Antonelli, L Billy Muffett, R Felipe Alou, R										1	0	0	0	0	0	0						
Inning Stats	R: 0 E: 0 K: 1 S: 5	H: 0 LOB: 0 BB: 0 P: 5	R: 0 E: 0 K: 1 S: 6	H: 1 LOB: 1 BB: 0 P: 6	R: 0 E: 0 K: 0 S: 3	H: 0 LOB: 0 BB: 0 P: 3	R: 4 E: 1 K: 2 S: 11	H: 3 LOB: 1 BB: 1 P: 15	R: 0 E: 0 K: 2 S: 8	H: 1 LOB: 1 BB: 0 P: 8	R: 0 E: 0 K: 0 S: 3	H: 0 LOB: 0 BB: 0 P: 3	R: 0 E: 0 K: 0 S: 3	H: 0 LOB: 0 BB: 1 P: 7	R: 0 E: 0 K: 0 S: 3	H: 0 LOB: 0 BB: 0 P: 3	R: 0 E: 0 K: 0 S: 4	H: 1 LOB: 1 BB: 0 P: 4	1B: 3 2B: 2 3B: 0 HR: 1	SF: 0 SAC: 0 DP: 0 HBP: 0	WP: 0 PB: 1 SB: 0 CS: 0	PA: 36
PITCHER	IP WLS BF H R ER SO BB IBB HBP BLK WP HR S P ERA WHIP	9.0 W 36 6 4 3 6 2 0 0 0 0 1 46 54 3.00 0.889	PITCHER										IP WLS BF H R ER SO BB IBB HBP BLK WP HR S P ERA WHIP									

Batter	1	2	3	4	5	6	7	8	9	AB	R	H	RBI	BB	SO	LOB	TOP			
Joe Koppe, R OBP: 0.327, SLG: 0.319 (1, 6)										3	0	2	0	1	0	0	Philadelphia Phillies @ San Francisco Giants Seals Stadium, San Francisco, CA Sun Jun 28 1959, 6:33 AM EDT Att: 20,793 - Unknown			
Richie Ashburn, L OBP: 0.358, SLG: 0.297 (1, 8)										3	0	0	0	1	0	5				
Dave Philley, S OBP: 0.345, SLG: 0.475 (1, 3)										2	0	1	0	2	0	0				
Wally Post, R OBP: 0.313, SLG: 0.477 (1, 9)										4	0	0	0	0	1	4				
Harry Anderson, L OBP: 0.335, SLG: 0.465 (1, 7)										4	0	0	0	0	1	3				
Gene Freese, R OBP: 0.313, SLG: 0.487 (1, 5)										4	0	2	0	0	0	1				
Sparky Anderson, R OBP: 0.251, SLG: 0.224 (1, 4)										3	0	1	0	0	0	0				
Valmy Thomas, R OBP: 0.213, SLG: 0.200 (1, 2)										4	0	1	0	0	2	3				
Ray Semproch, R OBP: 0.217, SLG: 0.217 (1, 1)										0	0	0	0	0	0	0				
Don Cardwell, R OBP: 0.183, SLG: 0.143 (2, PH)										0	0	0	0	0	0	0				
Bob Bowman, R OBP: 0.208, SLG: 0.208 (2, PH)										1	0	0	0	0	0	2				
Jack Meyer, R OBP: 0.192, SLG: 0.192 (7, PH)										1	0	0	0	0	1	0				
Jim Bolger, R OBP: 0.159, SLG: 0.159 (7, PH)										0	0	0	0	1	0	0				
Humberto Robinson, R OBP: 0.202, SLG: 0.202 (7, PH)										0	0	0	0	0	0	0				
Solly Drake, S OBP: 0.211, SLG: 0.118 (9, PH)										1	0	0	0	0	1	1				
Inning Stats	R: 0 E: 0 K: 0 S: 3	H: 1 LOB: 1 BB: 1 P: 7	R: 0 E: 0 K: 1 S: 7	H: 2 LOB: 2 BB: 0 P: 7	R: 0 E: 0 K: 0 S: 3	H: 0 LOB: 2 BB: 0 P: 11	R: 0 E: 0 K: 1 S: 5	H: 0 LOB: 0 BB: 0 P: 5	R: 0 E: 0 K: 2 S: 8	H: 1 LOB: 1 BB: 0 P: 8	R: 0 E: 0 K: 0 S: 3	H: 1 LOB: 2 BB: 2 P: 11	R: 0 E: 0 K: 0 S: 3	H: 0 LOB: 0 BB: 0 P: 3	R: 0 E: 0 K: 1 S: 6	H: 1 LOB: 1 BB: 0 P: 6	1B: 7 2B: 0 3B: 0 HR: 0	SF: 0 SAC: 1 DP: 3 HBP: 0	WP: 0 PB: 0 SB: 0 CS: 0	PA: 36
PITCHER Johnny Antonelli, L ERA: 2.85 (1, 1)	IP: 9.0 WLS: W BF: 36 H: 7 R: 0 ER: 0 SO: 6 BB: 5 IBB: 0 HBP: 0 BLK: 0 WP: 0 HR: 0 S: 43 P: 63 ERA: 0.00 WHIP: 1.333															PITCHER				

Batter	1	2	3	4	5	6	7	8	9	AB	R	H	RBI	BB	SO	LOB	BOTTOM			
Jim Davenport, R OBP: 0.285, SLG: 0.329 (1, 5)										4	2	2	0	0	1	1	Philadelphia Phillies @ San Francisco Giants Seals Stadium, San Francisco, CA Sun Jun 28 1959, 6:33 AM EDT Att: 20,793 - Unknown			
Willie Mays, R OBP: 0.356, SLG: 0.523 (1, 8)										4	1	1	0	0	2	2				
Willie Kirkland, L OBP: 0.384, SLG: 0.552 (1, 9)										3	2	2	2	1	1	0				
Orlando Cepeda, R OBP: 0.374, SLG: 0.596 (1, 3)										4	0	3	2	0	1	0				
Leon Wagner, L OBP: 0.360, SLG: 0.500 (6, PR)										1	0	0	0	2	1	2				
Jackie Brandt, R OBP: 0.303, SLG: 0.387 (7, 7)										1	1	1	1	0	0	0				
Daryl Spencer, R OBP: 0.355, SLG: 0.377 (1, 4)										2	0	0	0	2	0	2				
Hobie Landrith, L OBP: 0.353, SLG: 0.378 (1, 2)										4	0	0	0	0	1	5				
Eddie Bressoud, R OBP: 0.232, SLG: 0.255 (1, 6)										4	0	0	0	0	2	2				
Johnny Antonelli, L OBP: 0.132, SLG: 0.170 (1, 1)										3	0	1	0	0	0	0				
Inning Stats	R: 3 E: 1 K: 0 S: 5	H: 4 LOB: 0 BB: 1 P: 9	R: 0 E: 0 K: 0 S: 3	H: 0 LOB: 0 BB: 0 P: 3	R: 1 E: 0 K: 2 S: 9	H: 2 LOB: 2 BB: 2 P: 17	R: 0 E: 0 K: 2 S: 7	H: 0 LOB: 0 BB: 0 P: 7	R: 0 E: 0 K: 3 S: 9	H: 0 LOB: 0 BB: 0 P: 9	R: 0 E: 0 K: 1 S: 5	H: 0 LOB: 1 BB: 1 P: 9	R: 0 E: 0 K: 0 S: 3	H: 1 LOB: 0 BB: 0 P: 3	R: 2 E: 0 K: 1 S: 7	H: 3 LOB: 1 BB: 1 P: 11	1B: 6 2B: 5 3B: 0 HR: 1	SF: 0 SAC: 0 DP: 2 HBP: 0	WP: 0 PB: 0 SB: 0 CS: 0	PA: 35
PITCHER Ray Semproch, R ERA: 5.11 (1, 1)	IP: 0.1 WLS: L BF: 5 H: 4 R: 3 ER: 3 SO: 0 BB: 1 IBB: 0 HBP: 0 BLK: 0 WP: 0 HR: 0 S: 4 P: 8 ERA: 81.00 WHIP: 15.000															PITCHER				
Don Cardwell, R ERA: 5.17 (1, 1)	IP: 0.2 WLS: L BF: 1 H: 0 R: 0 ER: 0 SO: 0 BB: 0 IBB: 0 HBP: 0 BLK: 0 WP: 0 HR: 0 S: 1 P: 1 ERA: 0.00 WHIP: 0.000															PITCHER				
Jack Meyer, R ERA: 4.38 (2, 1)	IP: 5.0 WLS: W BF: 20 H: 2 R: 1 ER: 1 SO: 8 BB: 3 IBB: 0 HBP: 0 BLK: 0 WP: 0 HR: 0 S: 33 P: 45 ERA: 1.80 WHIP: 1.000															PITCHER				
Humberto Robinson, R ERA: 3.38 (7, 1)	IP: 2.0 WLS: W BF: 9 H: 4 R: 2 ER: 2 SO: 1 BB: 1 IBB: 0 HBP: 0 BLK: 0 WP: 0 HR: 1 S: 10 P: 14 ERA: 9.00 WHIP: 2.500															PITCHER				



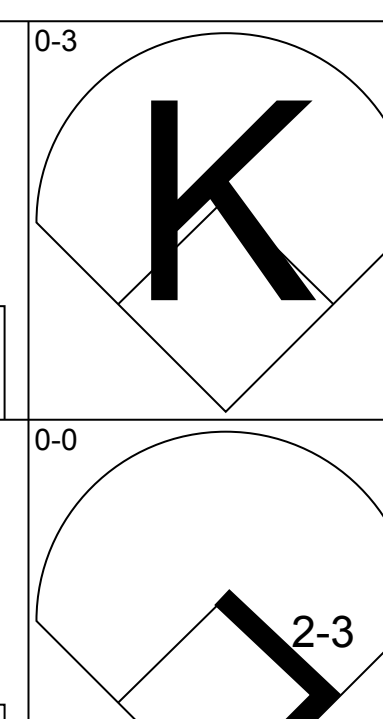
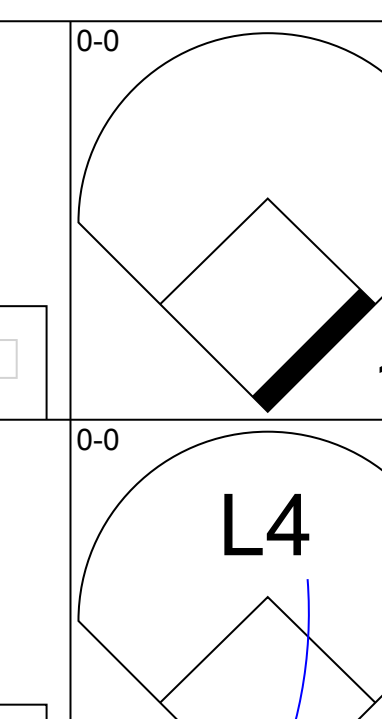
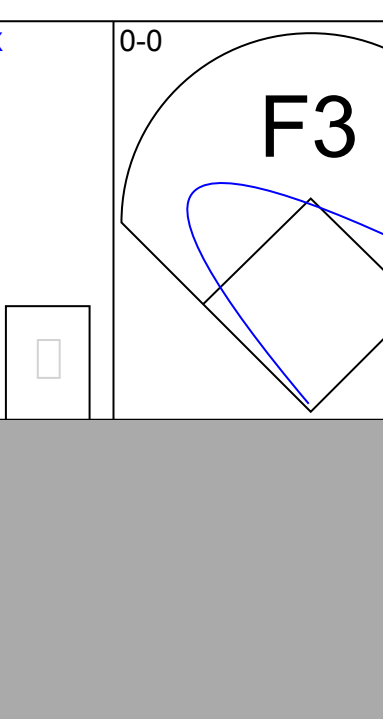
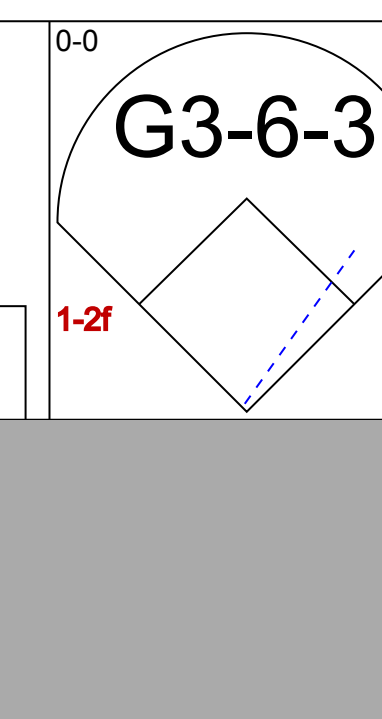
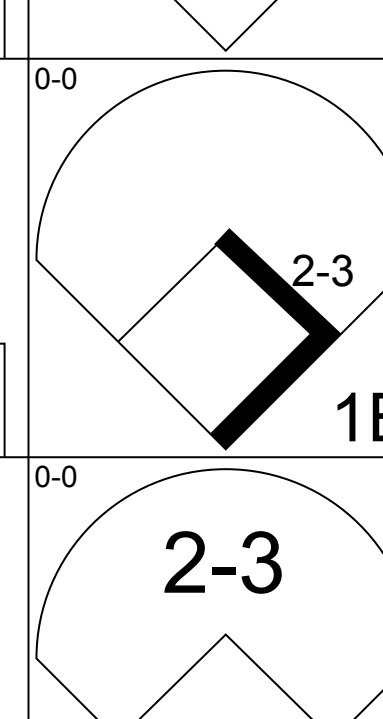
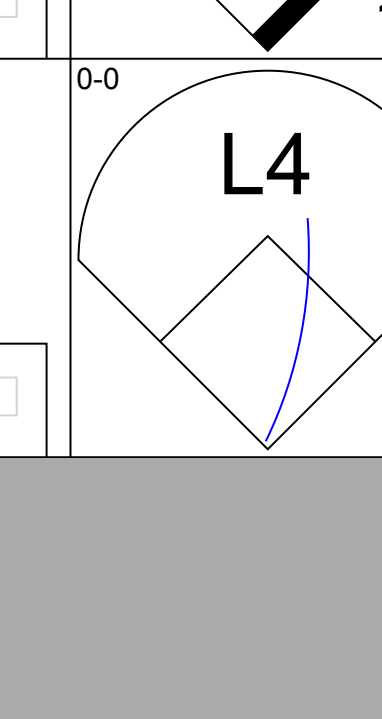
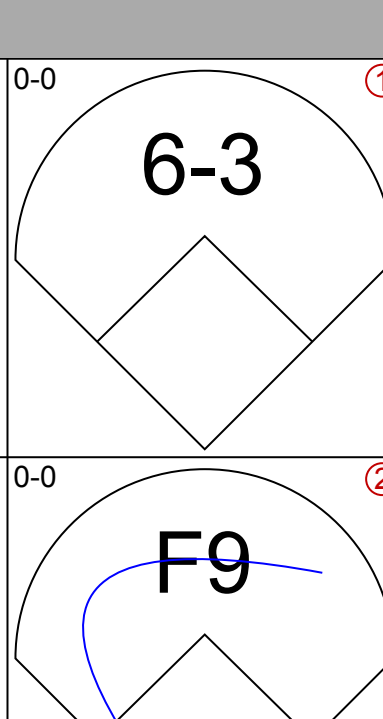
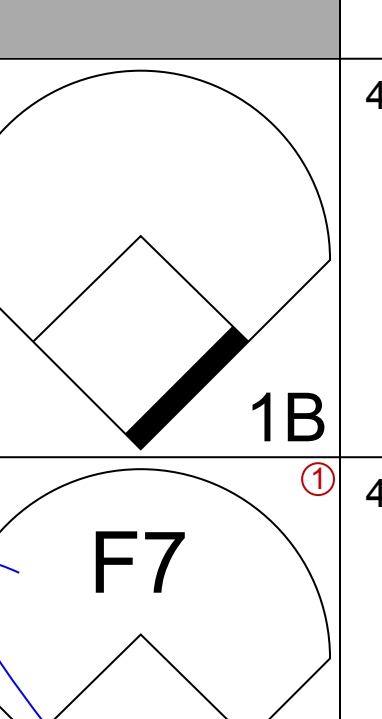
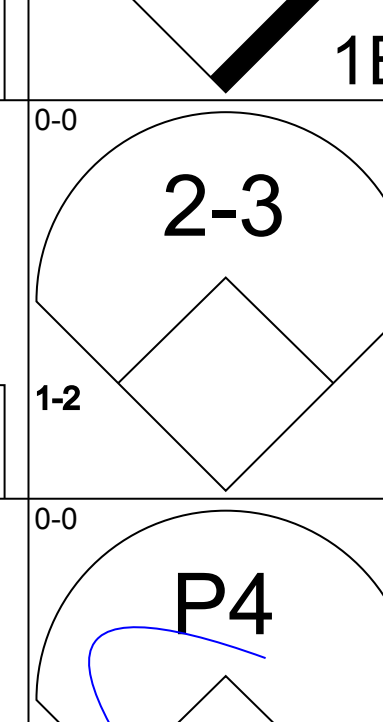
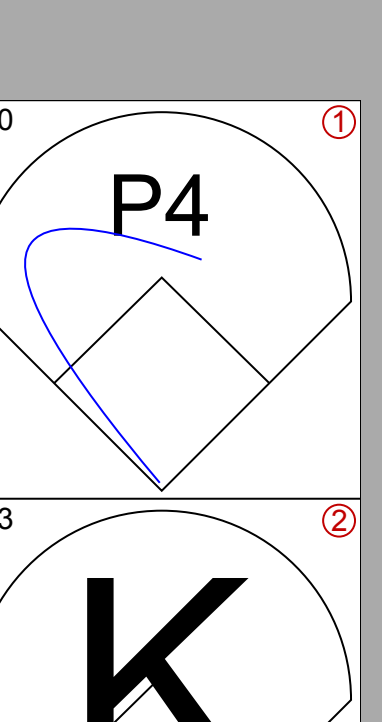
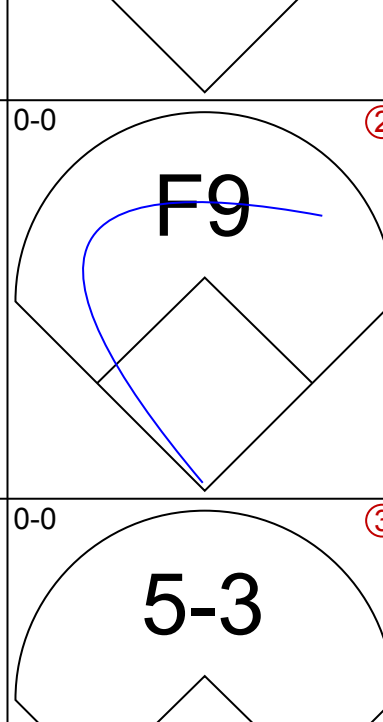
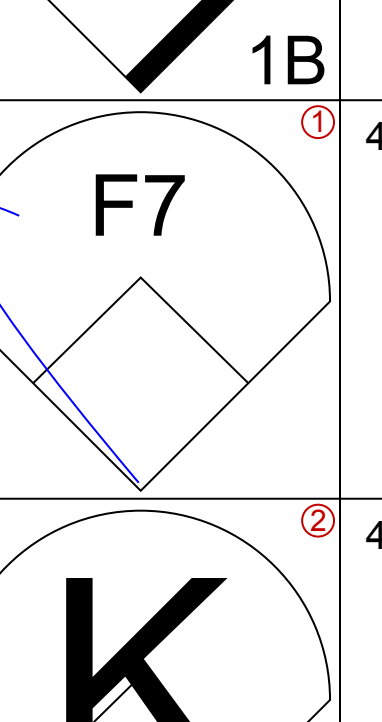
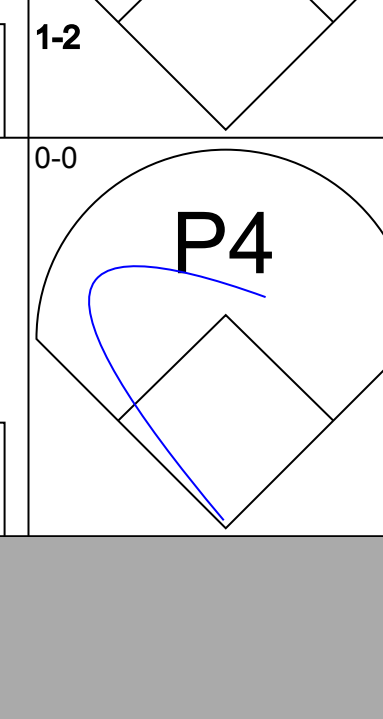
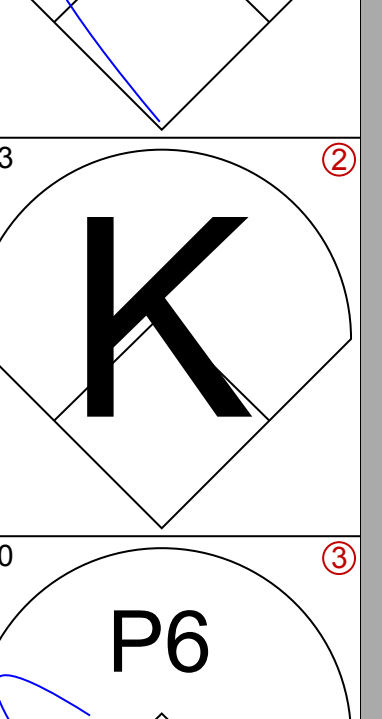
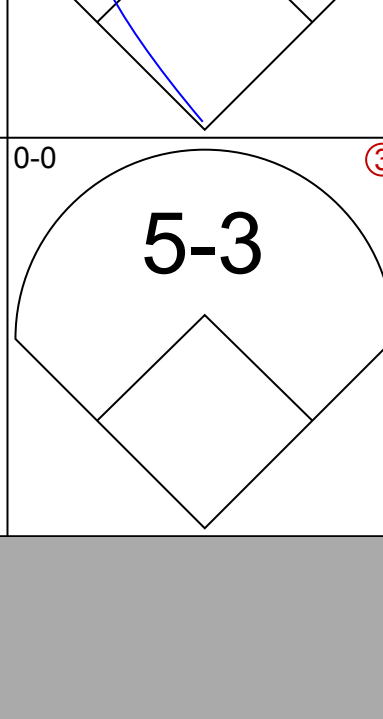
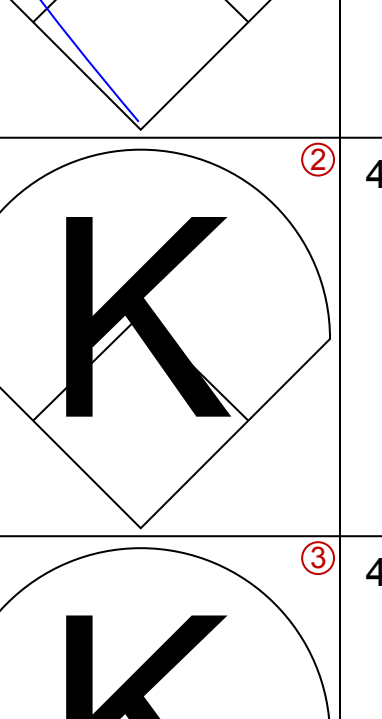
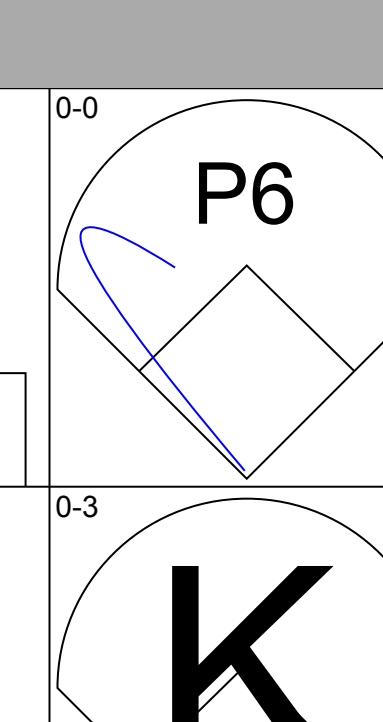
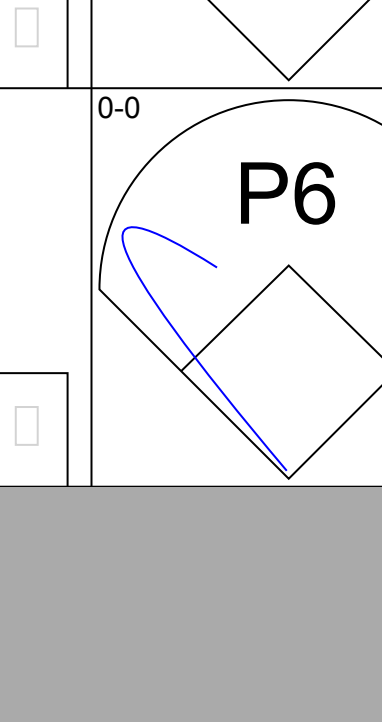
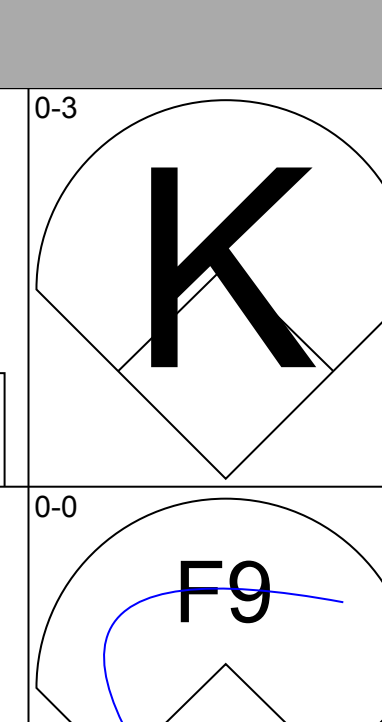
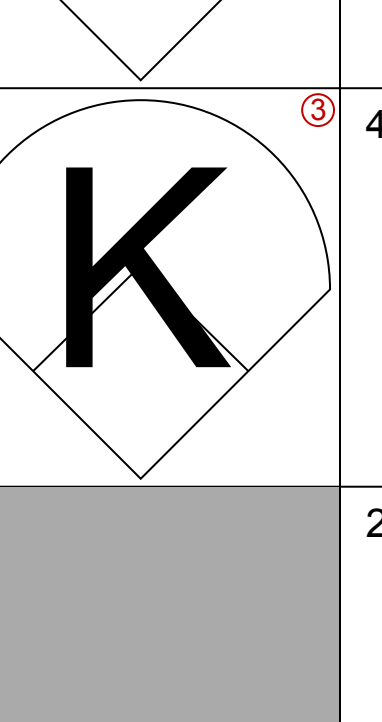
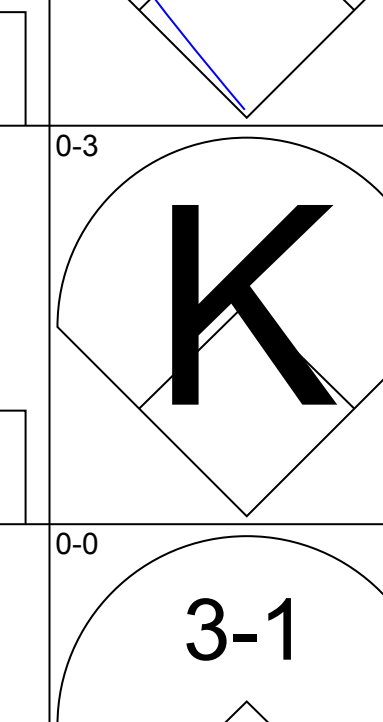
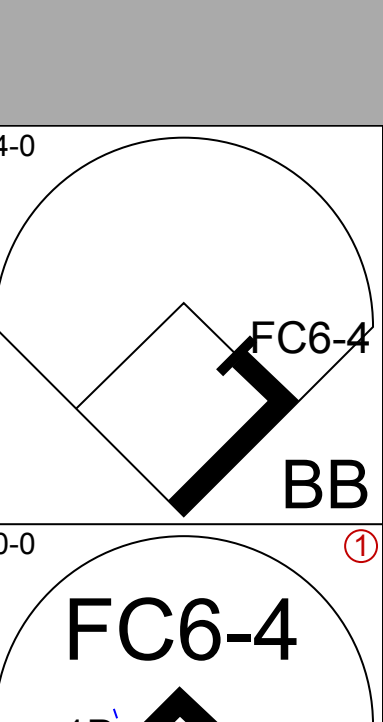
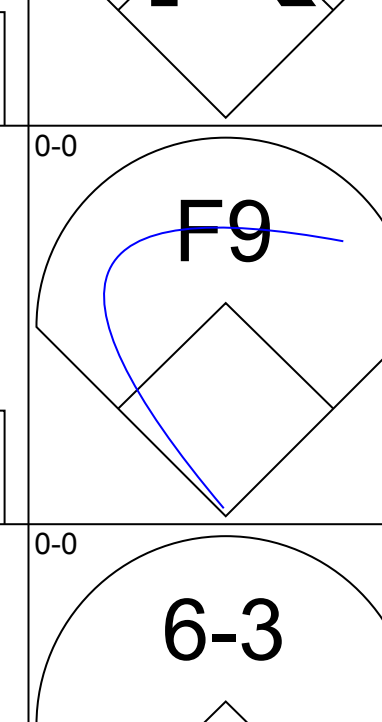
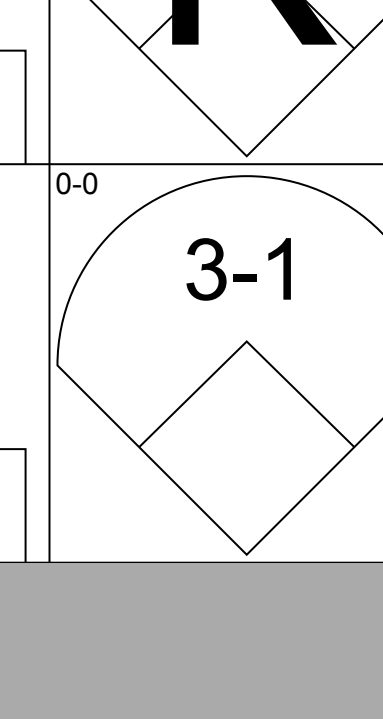
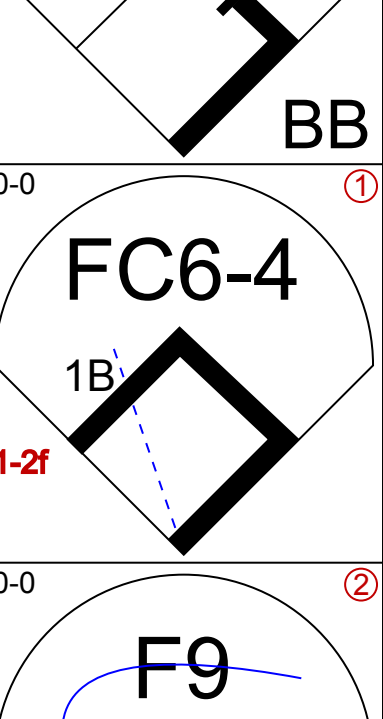
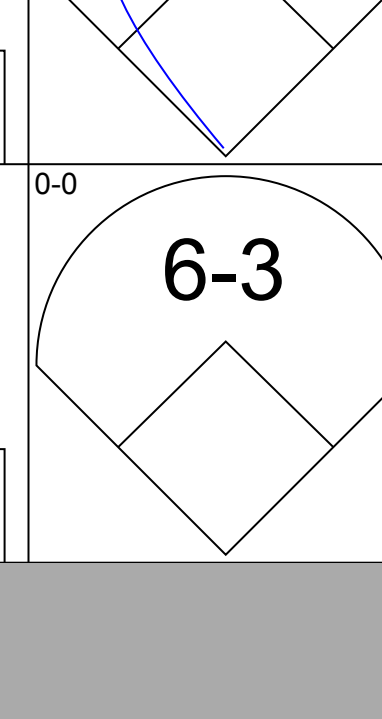
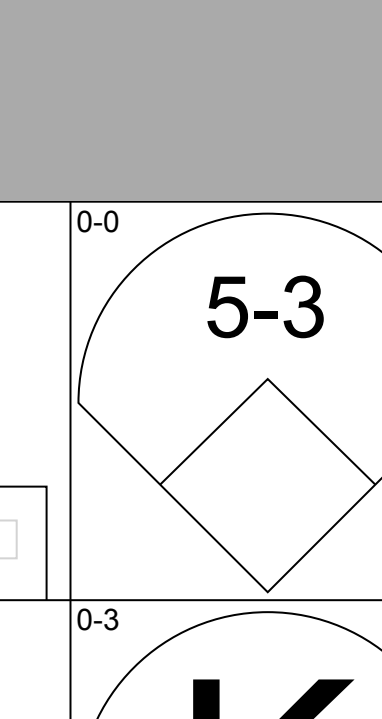
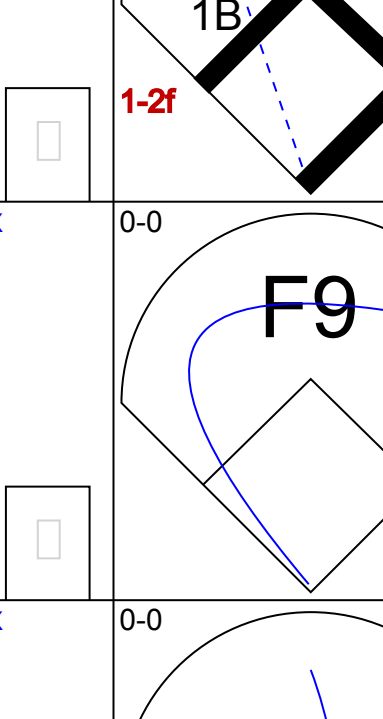
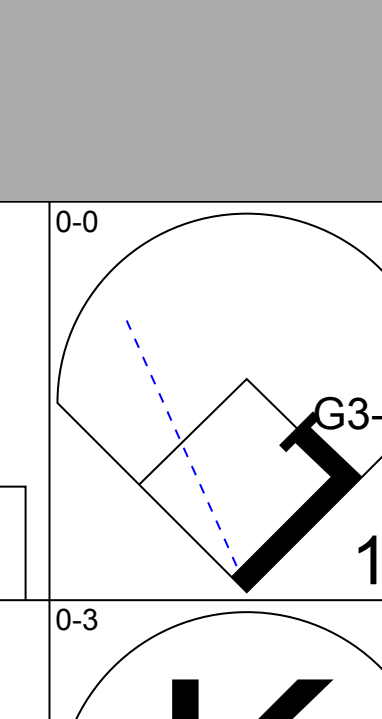
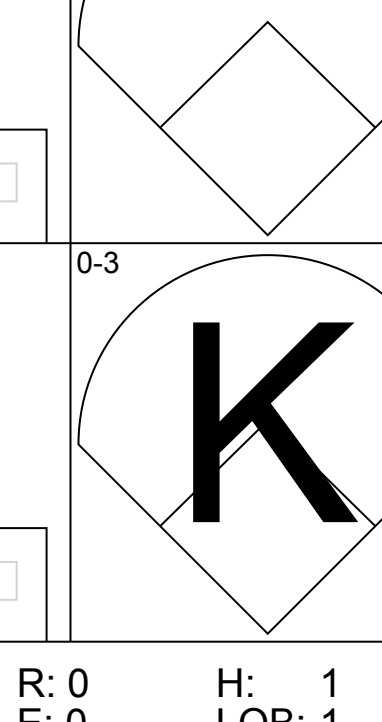
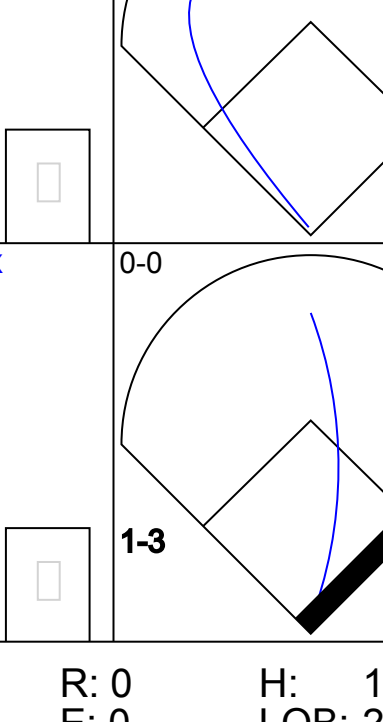
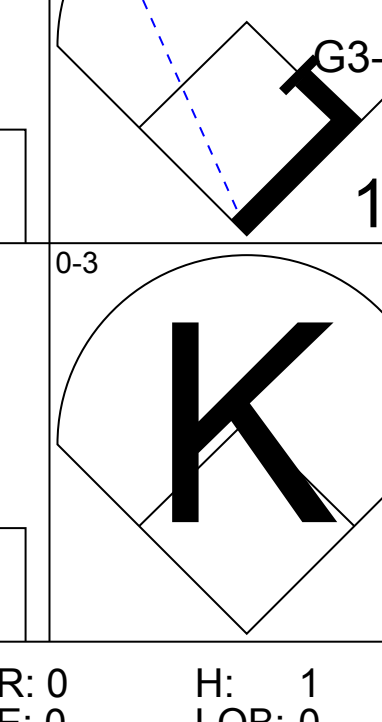
Batter	1	2	3	4	5	6	7	8	9	AB	R	H	RBI	BB	SO	LOB	TOP			
Bill Virdon, L OBP: 0.301, SLG: 0.349 (1, 8)										5	1	2	1	0	0	0	Pittsburgh Pirates @ Philadelphia Phillies Connie Mack Stadium, Philadelphia, PA Tue Jun 30 1959, 7:05 PM EDT Att: 11,149 - Unknown			
Dick Groat, R OBP: 0.309, SLG: 0.353 (1, 6)										5	1	1	1	0	0	4				
Smoky Burgess, L OBP: 0.369, SLG: 0.551 (1, 2)										4	1	2	1	1	0	0				
Roy Face, R OBP: 0.300, SLG: 0.300 (9, 1)										0	0	0	0	0	0	0				
Dick Stuart, R OBP: 0.420, SLG: 0.634 (1, 3)										5	0	0	0	0	3	4				
Bob Skinner, L OBP: 0.356, SLG: 0.448 (1, 7)										2	0	0	0	2	1	1				
Bill Mazeroski, R OBP: 0.297, SLG: 0.382 (1, 4)										4	0	2	1	0	1	1				
Don Hoak, R OBP: 0.388, SLG: 0.452 (1, 5)										3	1	1	0	1	0	2				
Roman Mejias, R OBP: 0.298, SLG: 0.311 (1, 9)										4	0	1	0	0	3	5				
Harvey Haddix, L OBP: 0.174, SLG: 0.159 (1, 1)										4	0	1	0	0	1	4				
Hank Foiles, R OBP: 0.241, SLG: 0.296 (9, 2)										0	0	0	0	0	0	0				
Inning Stats	R: 1 E: 0 K: 1 S: 7	H: 2 LOB: 1 BB: 0 P: 7	R: 1 E: 0 K: 1 S: 8	H: 3 LOB: 2 BB: 0 P: 8	R: 1 E: 1 K: 2 S: 9	H: 2 LOB: 3 BB: 2 P: 17	R: 0 E: 1 K: 0 S: 3	H: 0 LOB: 1 BB: 1 P: 7	R: 0 E: 0 K: 2 S: 7	H: 0 LOB: 0 BB: 0 P: 3	R: 0 E: 0 K: 2 S: 7	H: 0 LOB: 0 BB: 0 P: 7	R: 0 E: 0 K: 0 S: 4	H: 2 LOB: 1 BB: 0 P: 4	R: 1 E: 0 K: 1 S: 6	H: 1 LOB: 0 BB: 0 P: 6	1B: 7 2B: 2 3B: 0 HR: 1	SF: 0 SAC: 0 DP: 2 HBP: 0	WP: 0 PB: 0 SB: 1 CS: 0	PA: 40
PITCHER Robin Roberts, R ERA: 4.97 (1, 1)	IP: 9.0 WLS: L BF: 40	H: 10 R: 4 ER: 4 SO: 9	BB: 2 IBB: 2 HBP: 0 BLK: 0	WP: 0 HR: 1 S: 54 P: 70	ERA: 4.00 WHIP: 1.333	PITCHER										IP: 9.0 WLS: L BF: 40	H: 10 R: 4 ER: 4 SO: 9	BB: 2 IBB: 2 HBP: 0 BLK: 0	WP: 0 HR: 1 S: 54 P: 70	ERA: 4.00 WHIP: 1.333

AB 36
R 4
H 10
RBI 4
BB 4
SO 9
LOB 21




Batter	1	2	3	4	5	6	7	8	9	AB	R	H	RBI	BB	SO	LOB	BOTTOM				
Joe Koppe, R OBP: 0.324, SLG: 0.337 (1, 6)										4	1	1	0	0	1	0	Pittsburgh Pirates @ Philadelphia Phillies Connie Mack Stadium, Philadelphia, PA Tue Jun 30 1959, 7:05 PM EDT Att: 11,149 - Unknown				
Richie Ashburn, L OBP: 0.354, SLG: 0.294 (1, 8)										3	0	0	1	0	0	0					
Dave Philley, S OBP: 0.342, SLG: 0.467 (1, 3)										4	0	1	0	0	0	0					
Solly Drake, S OBP: 0.211, SLG: 0.118 (9, PR)										1	0	0	0	0	1	1					
Wally Post, R OBP: 0.309, SLG: 0.471 (1, 9)										3	0	0	0	0	0	0					
Harry Anderson, L OBP: 0.333, SLG: 0.463 (9, PH)										1	0	0	0	0	1	1					
Gene Freese, R OBP: 0.326, SLG: 0.512 (1, 5)										2	2	1	1	2	1	0					
Jim Bolger, R OBP: 0.200, SLG: 0.136 (1, 7)										3	0	0	0	0	1	1					
Ed Bouchee, L OBP: 0.392, SLG: 0.470 (9, PH)										1	0	0	0	0	0	2					
Sparky Anderson, R OBP: 0.252, SLG: 0.225 (1, 4)										3	0	1	0	0	1	1					
Valmy Thomas, R OBP: 0.217, SLG: 0.205 (1, 2)										3	0	1	1	0	0	0					
Robin Roberts, S OBP: 0.237, SLG: 0.265 (1, 1)										3	0	0	0	0	1	1					
Inning Stats	R: 1 E: 0 K: 0 S: 4	H: 1 LOB: 0 BB: 0 P: 4	R: 1 E: 0 K: 2 S: 8	H: 1 LOB: 1 BB: 1 P: 12	R: 0 E: 0 K: 0 S: 3	H: 0 LOB: 0 BB: 0 P: 3	R: 1 E: 0 K: 0 S: 4	H: 2 LOB: 0 BB: 0 P: 4	R: 0 E: 0 K: 0 S: 3	H: 0 LOB: 0 BB: 0 P: 3	R: 0 E: 0 K: 2 S: 7	H: 0 LOB: 0 BB: 0 P: 7	R: 0 E: 0 K: 1 S: 5	H: 0 LOB: 0 BB: 0 P: 5	R: 0 E: 0 K: 1 S: 6	H: 1 LOB: 2 BB: 1 P: 10	1B: 3 2B: 0 3B: 1 HR: 1	SF: 1 SAC: 0 DP: 0 HBP: 0	WP: 1 PB: 0 SB: 0 CS: 1	PA: 34	
PITCHER Harvey Haddix, L ERA: 2.85 (1, 1)	IP: 8.1 WLS: W BF: 30	H: 5 R: 3 ER: 3 SO: 3	BB: 1 IBB: 0 HBP: 0 BLK: 0	WP: 0 HR: 1 S: 39 P: 43	ERA: 3.24 WHIP: 0.720	PITCHER										IP: 8.1 WLS: S BF: 30	H: 5 R: 3 ER: 3 SO: 3	BB: 1 IBB: 0 HBP: 0 BLK: 0	WP: 0 HR: 1 S: 39 P: 43	ERA: 3.24 WHIP: 0.720	
Roy Face, R ERA: 1.17 (9, 1)	0.2 S: 3	0 0 0 1	1 0 0 0	1 0 0 0	1 0 4 8	0.00 1.500											0.2 S: 3	0 0 0 1	1 0 0 0	1 0 4 8	0.00 1.500

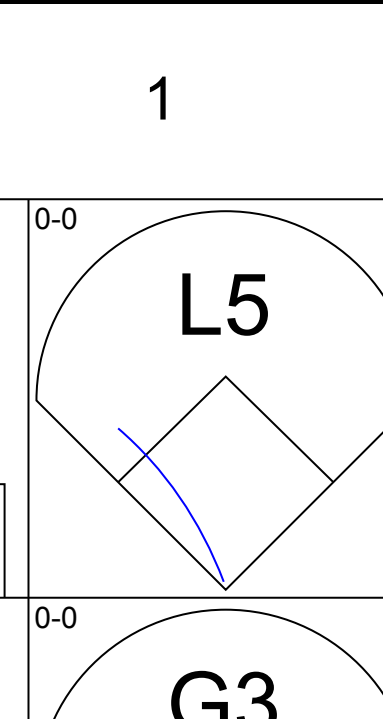
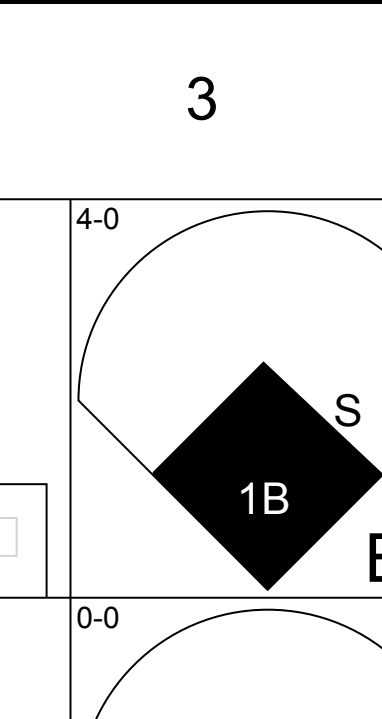
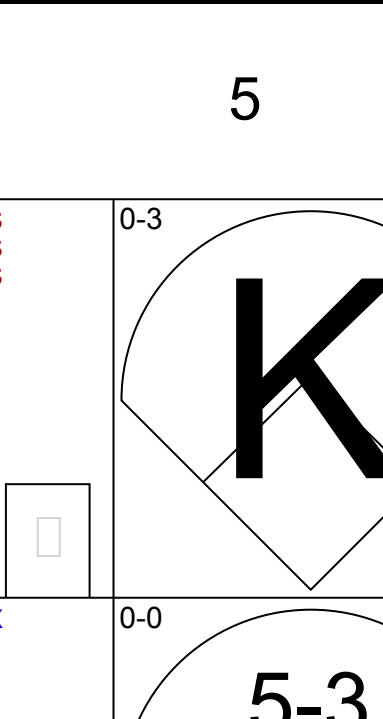
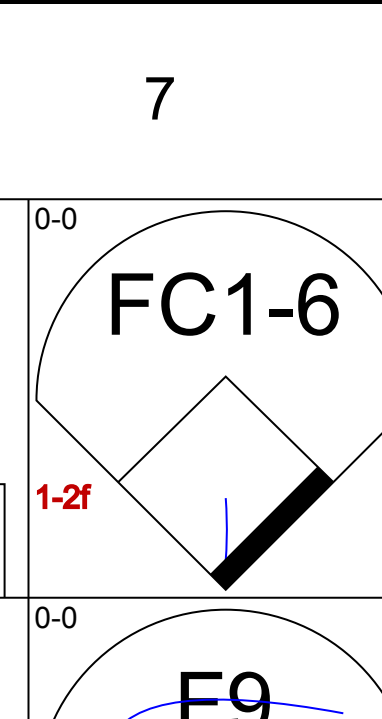
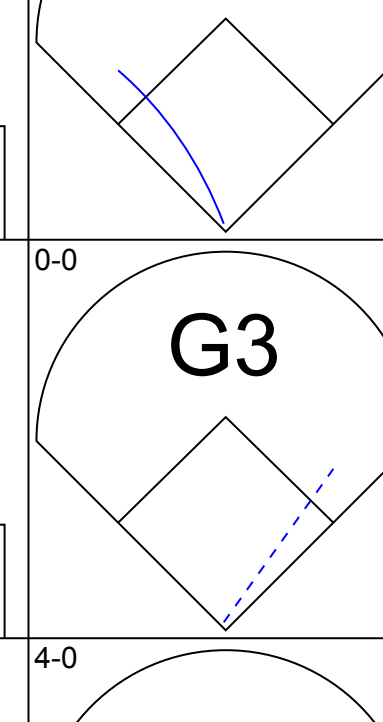
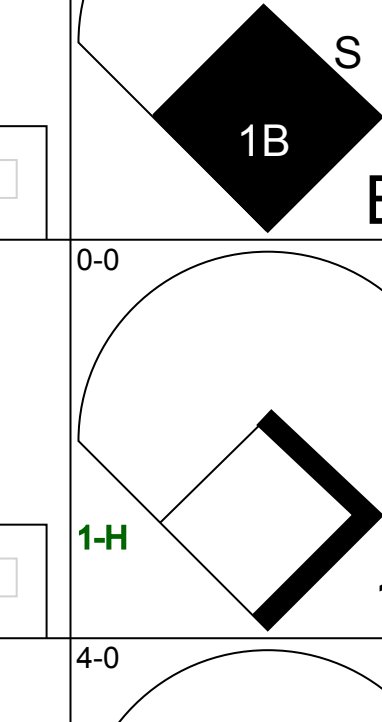
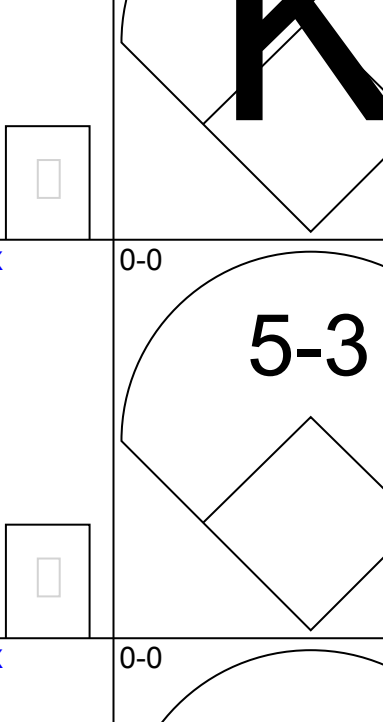
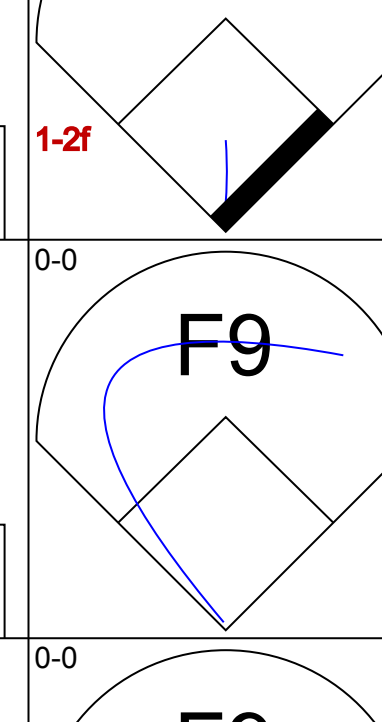
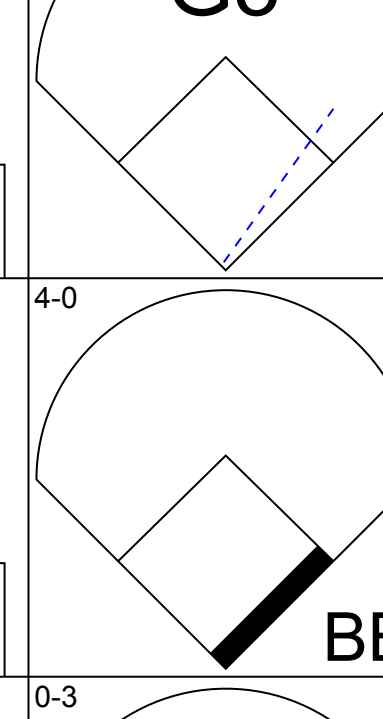
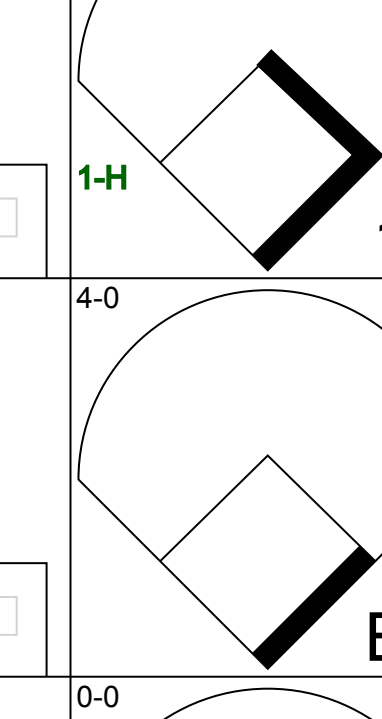
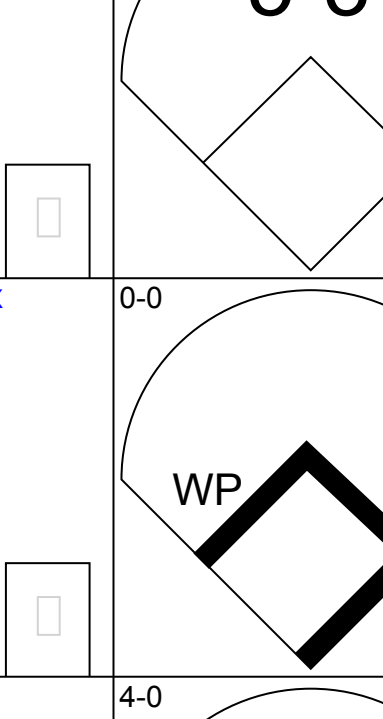
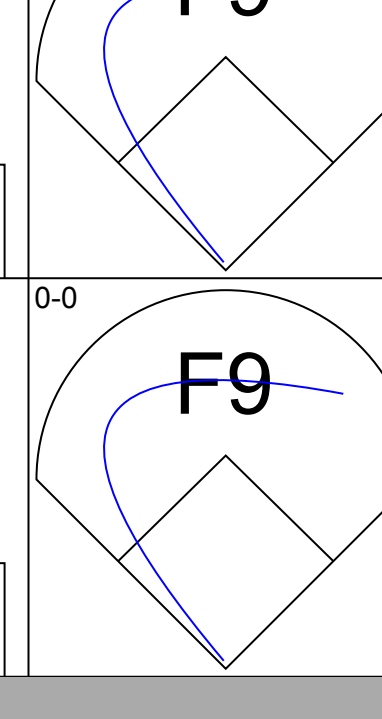
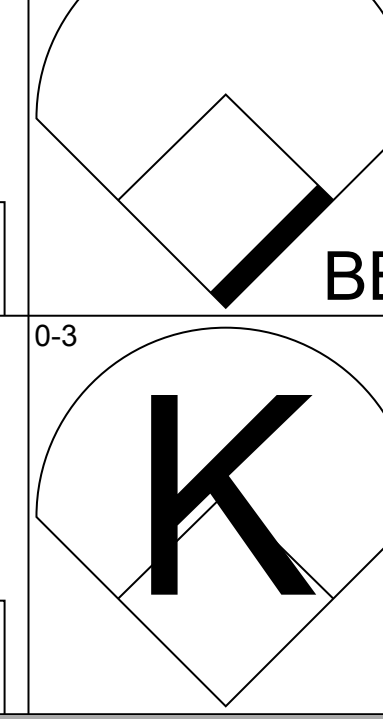
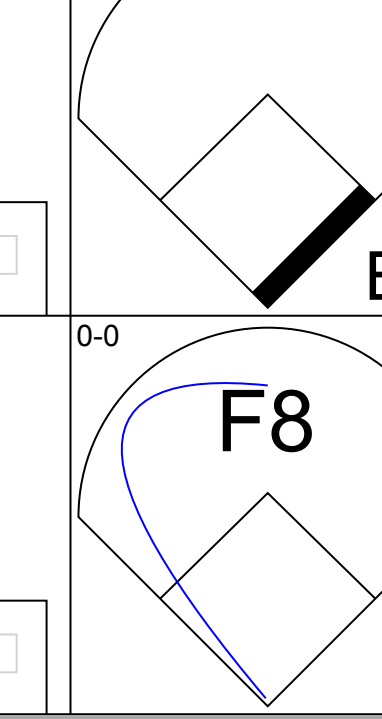
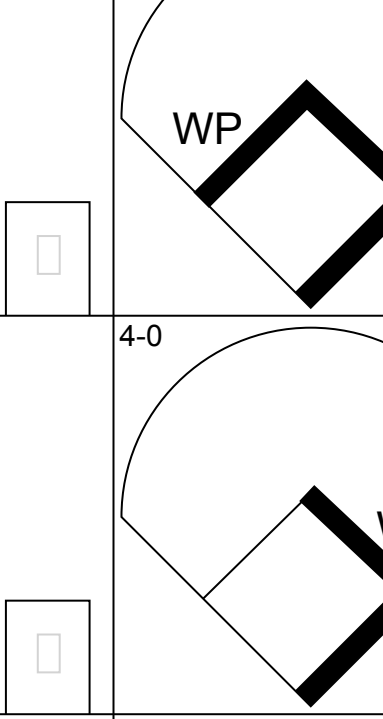
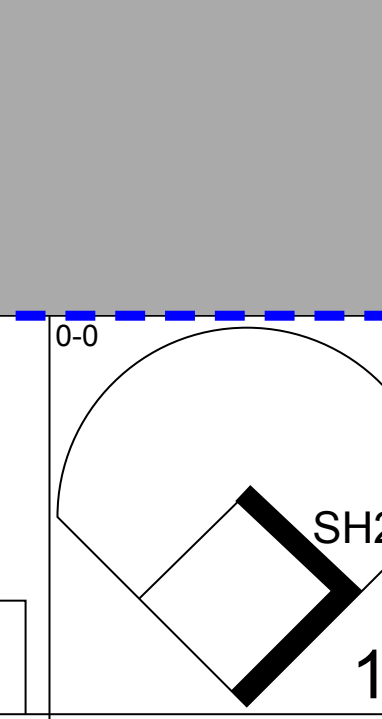
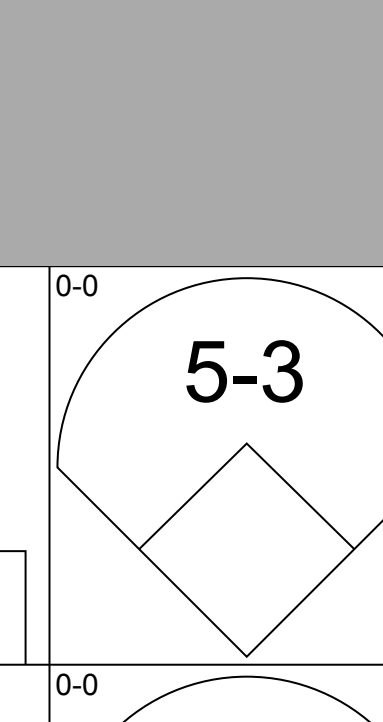
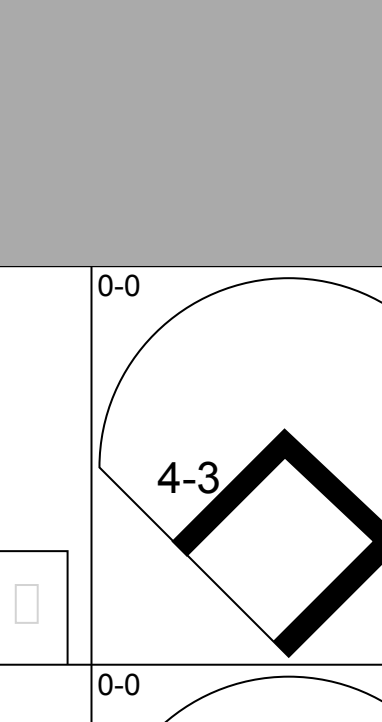
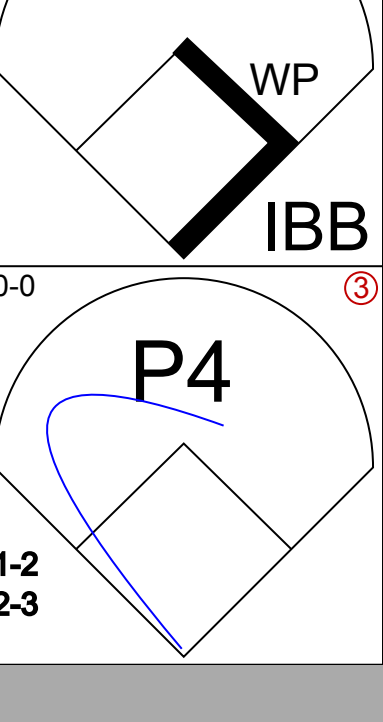
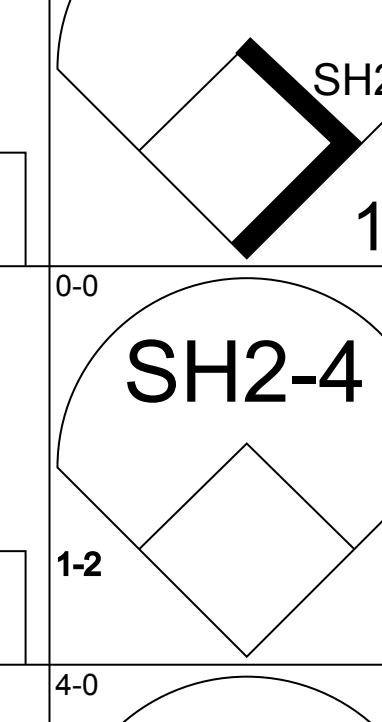
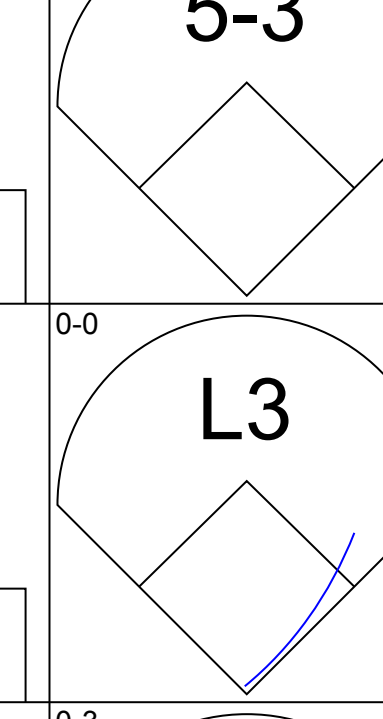
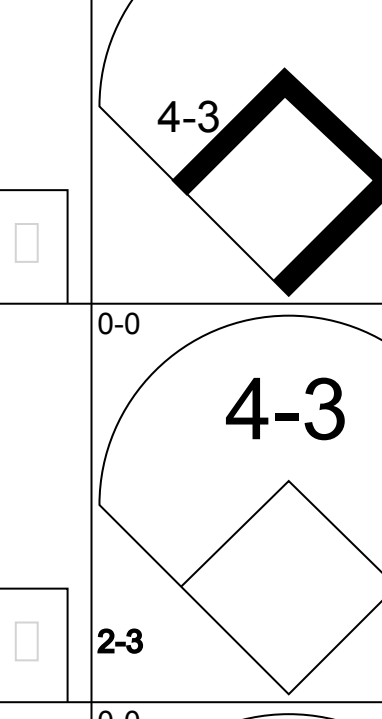
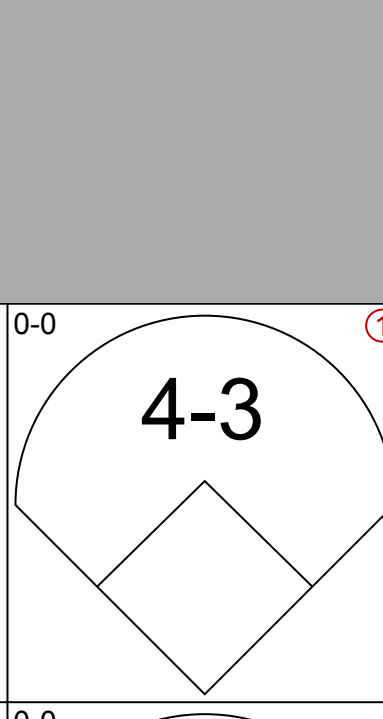
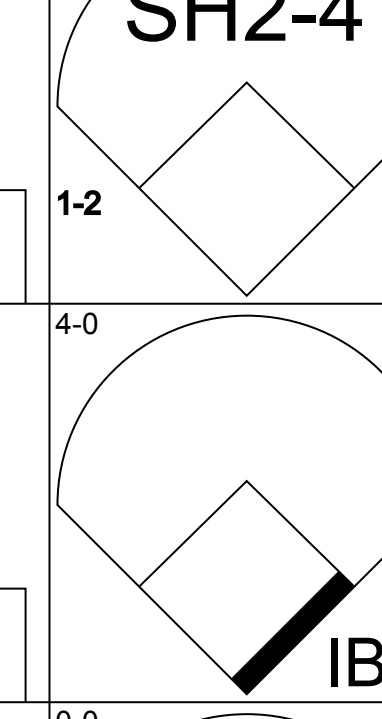
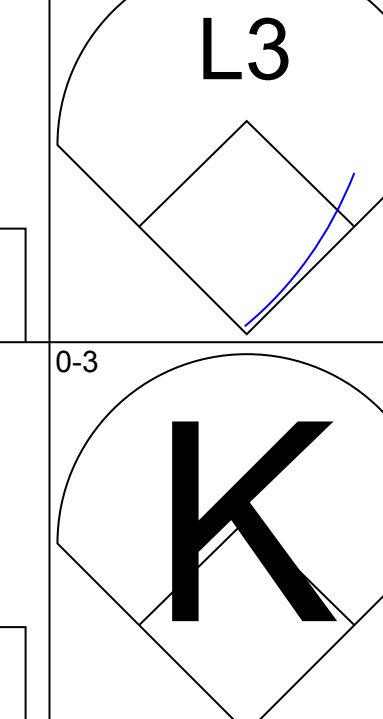
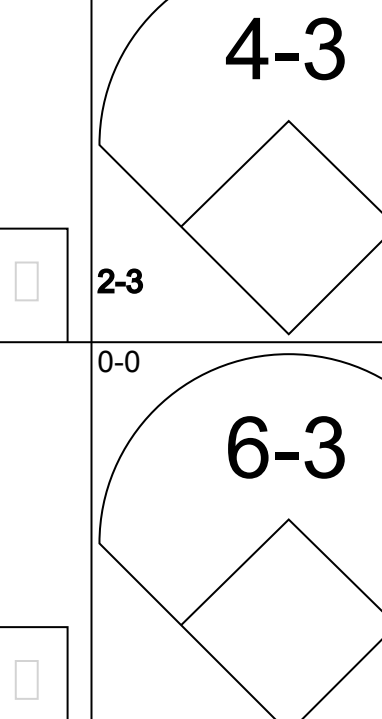
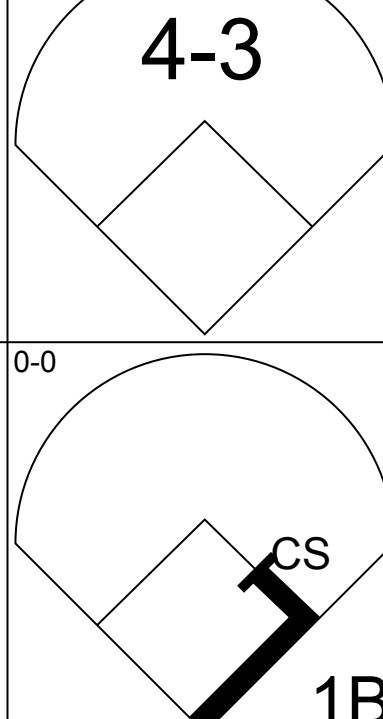
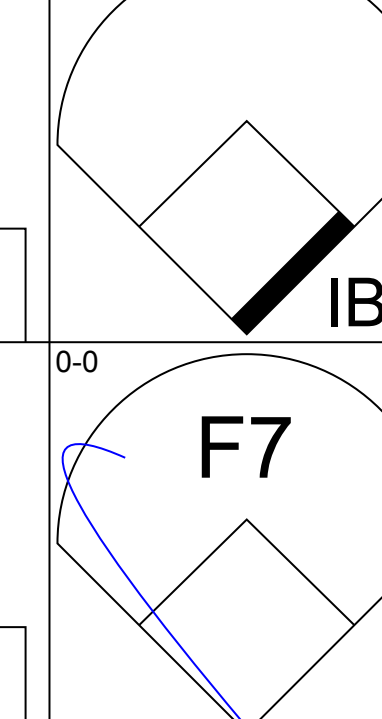
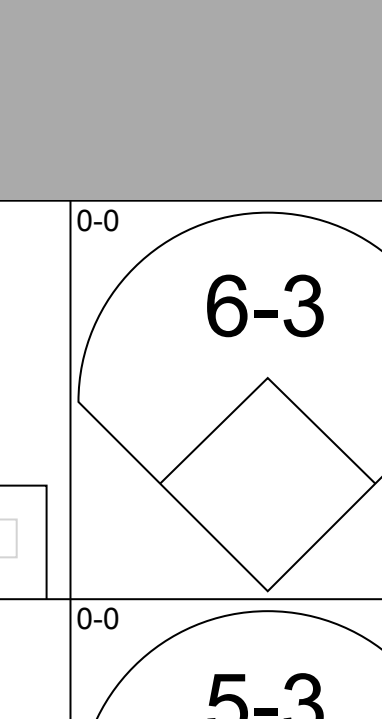
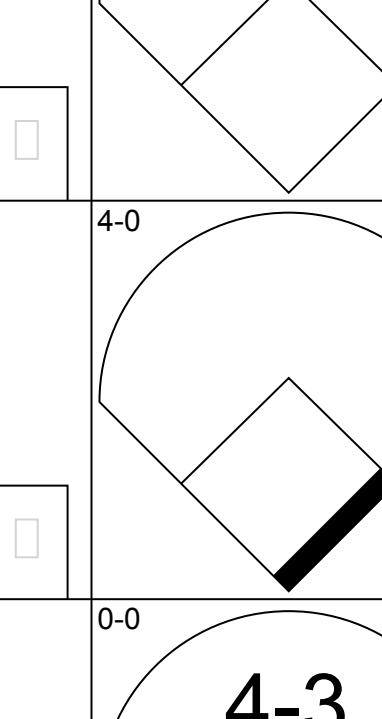
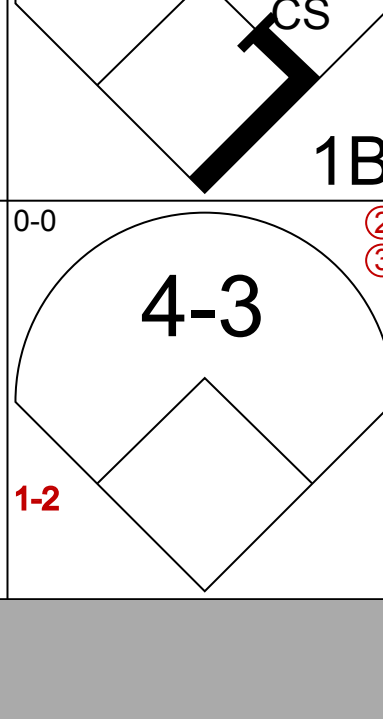
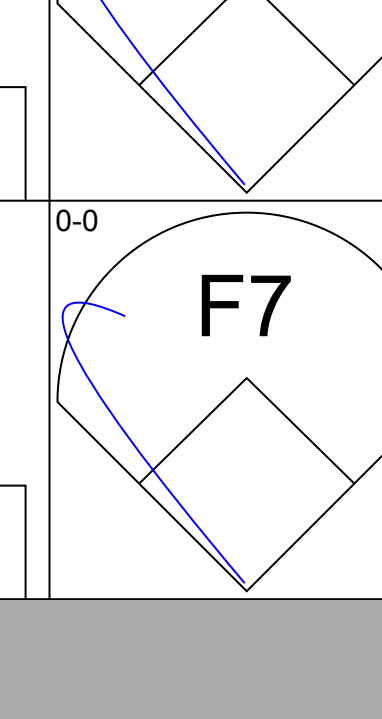
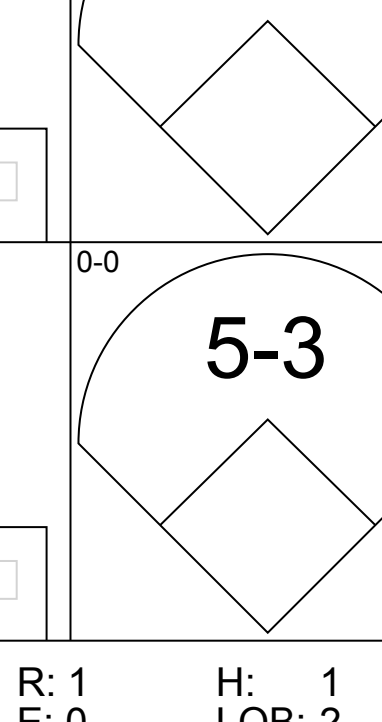
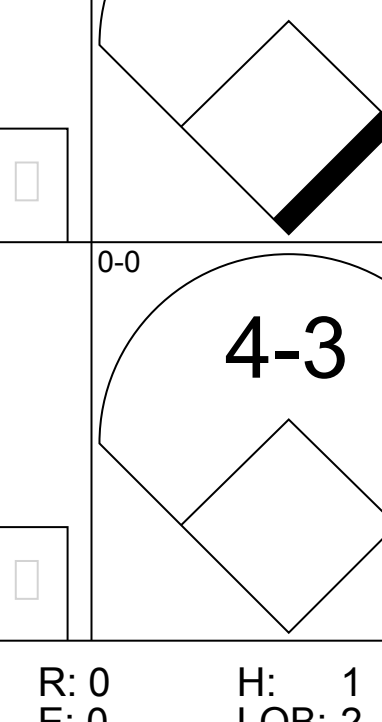
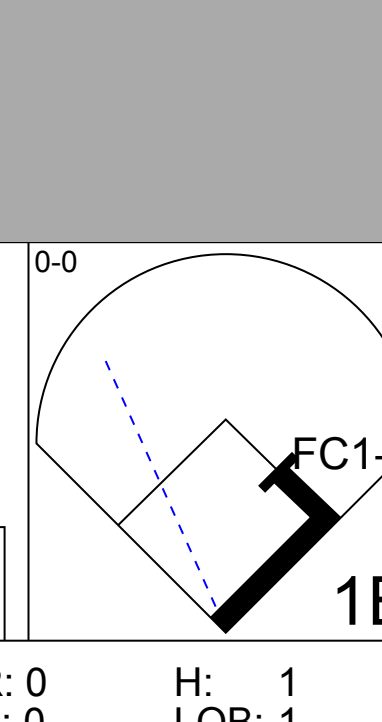


Batter	1	2	3	4	5	6	7	8	9	AB	R	H	RBI	BB	SO	LOB	TOP				
Bill Virdon, L (1, 8) OBP: 0.300, SLG: 0.347										4	0	1	0	0	1	3					
Dick Groat, R (1, 6) OBP: 0.312, SLG: 0.355										4	0	2	0	0	0	1					
Smoky Burgess, L (1, 2) OBP: 0.362, SLG: 0.540										4	0	0	0	0	0	2					
Dick Stuart, R (1, 3) OBP: 0.413, SLG: 0.621										4	0	0	0	0	2	2					
Bob Skinner, L (1, 7) OBP: 0.351, SLG: 0.442										4	0	0	0	0	2	1					
Bill Mazaroski, R (1, 4) OBP: 0.298, SLG: 0.379										2	0	0	0	1	1	0					
Don Hoak, R (1, 5) OBP: 0.385, SLG: 0.447										3	0	0	0	0	0	1					
Roman Mejias, R (1, 9) OBP: 0.298, SLG: 0.311										3	0	1	0	0	0	1					
Ron Kline, R (1, 1) OBP: 0.171, SLG: 0.171										2	0	1	0	0	1	0					
Ted Kluszewski, L (8, PH) OBP: 0.333, SLG: 0.474										1	0	0	0	0	1	1					
Roy Face, R (8, 1) OBP: 0.300, SLG: 0.300										0	0	0	0	0	0	0					
Inning Stats	R: 0 E: 0 K: 1 S: 6	H: 1 LOB: 1 BB: 0 P: 6	R: 0 E: 0 K: 1 S: 5	H: 0 LOB: 0 BB: 0 P: 5	R: 0 E: 0 K: 1 S: 6	H: 1 LOB: 1 BB: 0 P: 6	R: 0 E: 0 K: 1 S: 5	H: 0 LOB: 0 BB: 0 P: 5	R: 0 E: 0 K: 0 S: 4	H: 1 LOB: 2 BB: 1 P: 8	R: 0 E: 0 K: 0 S: 3	H: 0 LOB: 0 BB: 0 P: 3	R: 0 E: 0 K: 1 S: 5	H: 0 LOB: 0 BB: 0 P: 5	R: 0 E: 0 K: 2 S: 8	H: 1 LOB: 1 BB: 0 P: 8	R: 0 E: 0 K: 2 S: 8	H: 1 LOB: 1 BB: 0 P: 8	1B: 5 2B: 0 3B: 0 HR: 0	SF: 0 SAC: 0 DP: 1 HBP: 0	WP: 0 PA: 32 PB: 0 SB: 0 CS: 0
PITCHER Gene Conley, R (1, 1) ERA: 2.81	IP: 9.0 WLS: W BF: 32 H: 5 R: 0 ER: 0 SO: 8 BB: 1 IBB: 0 HBP: 0 BLK: 0 WP: 0 HR: 0 S: 47 P: 51 ERA: 0.00 WHIP: 0.667											PITCHER	IP: WLS: BF: H: R: ER: SO: BB: IBB: HBP: BLK: WP: HR: S: P: ERA: WHIP:								

Pittsburgh Pirates @ Philadelphia Phillies
 Connie Mack Stadium, Philadelphia, PA
 Wed Jul 01 1959, 7:05 PM EDT
 Att: 7,897 - Unknown


AB	31
R	0
H	5
RBI	0
BB	1
SO	8
LOB	12

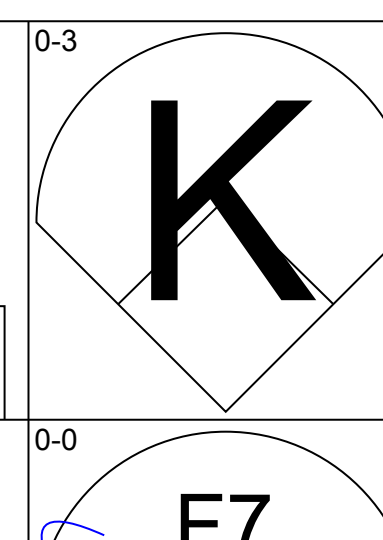
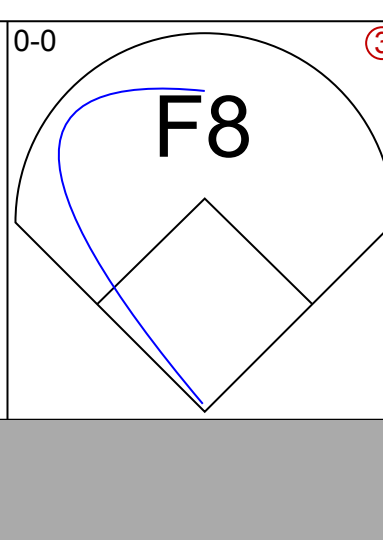
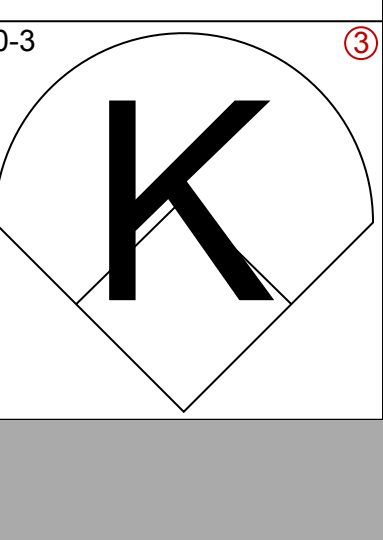
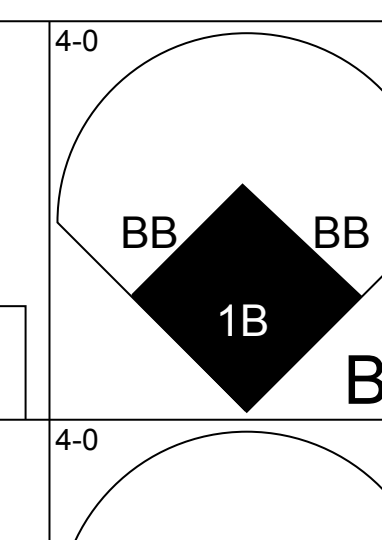
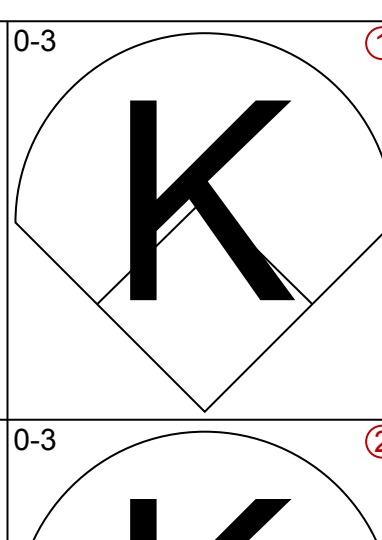

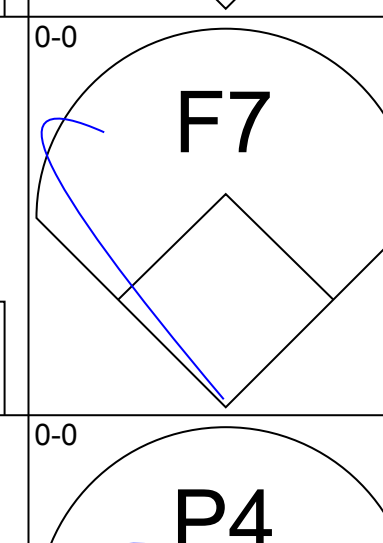
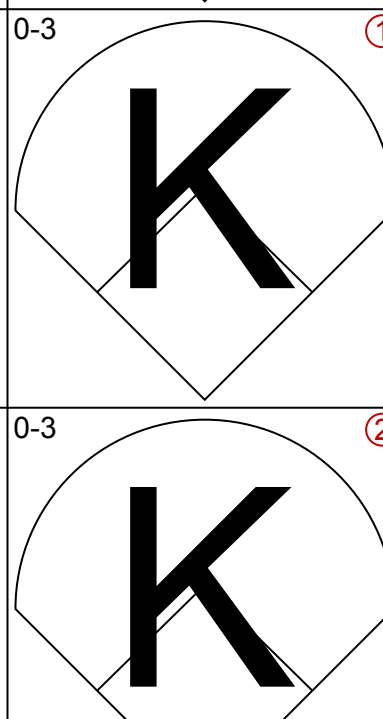
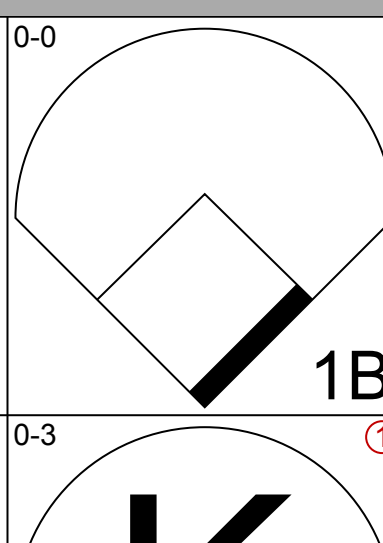
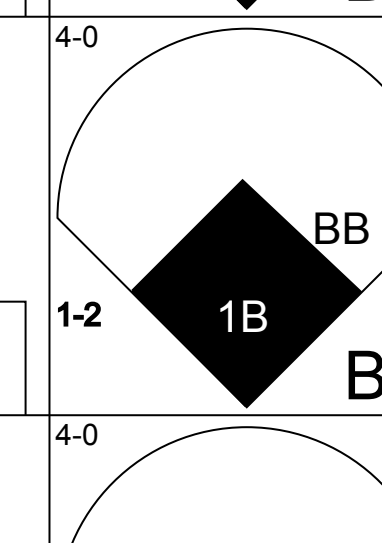
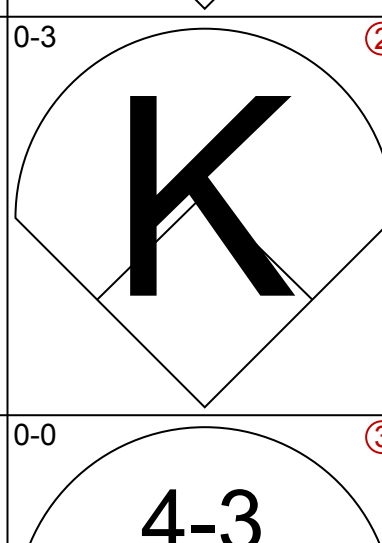
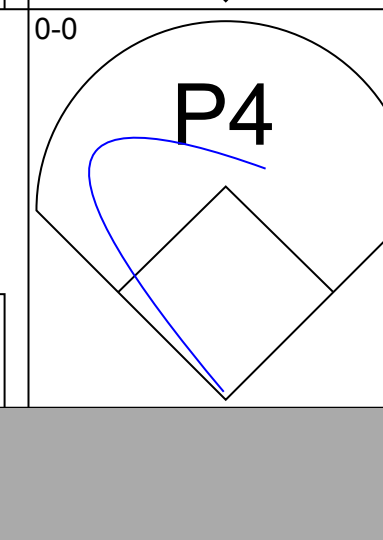
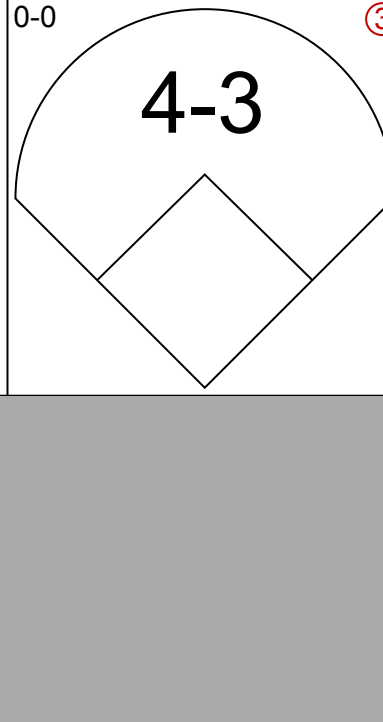
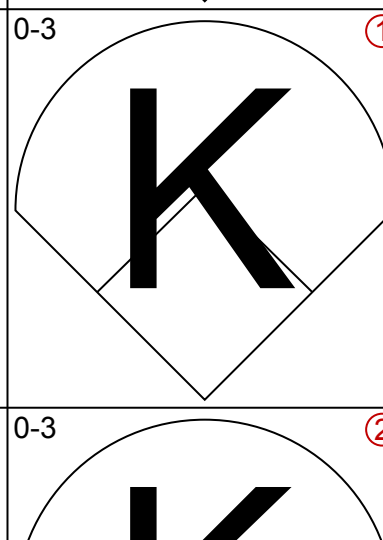
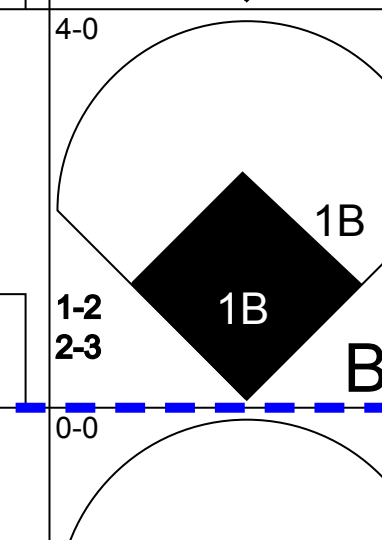
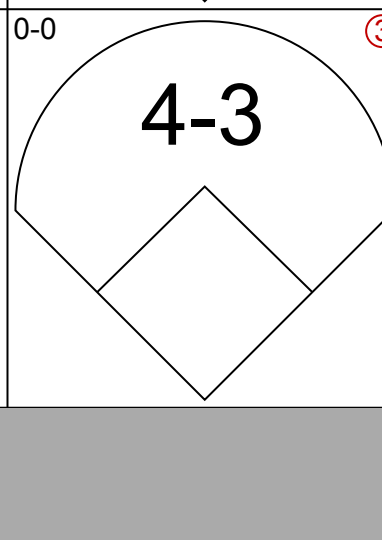
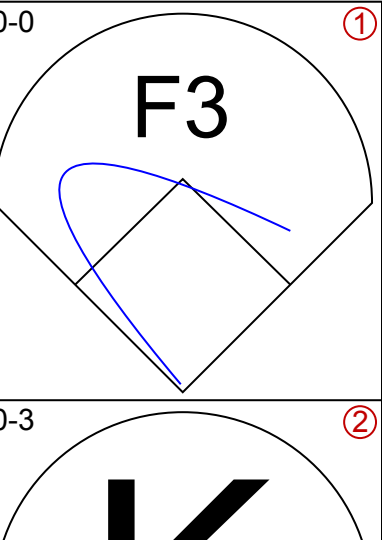
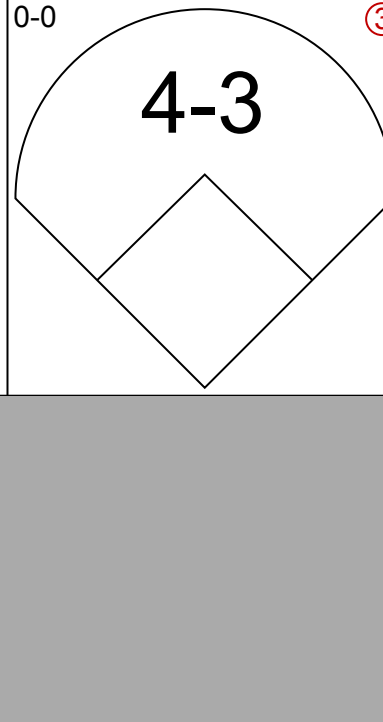
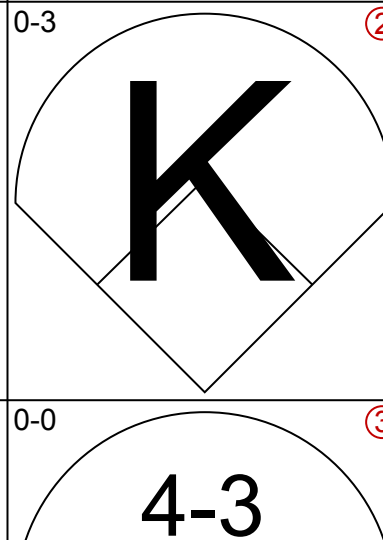
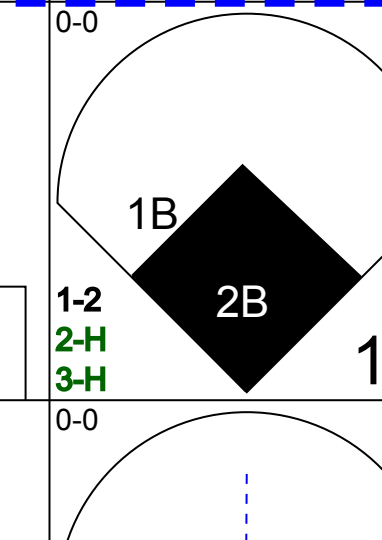
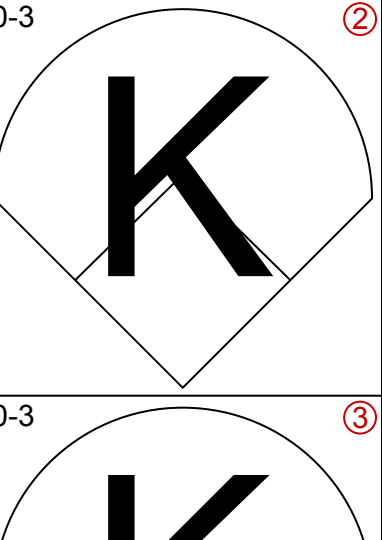

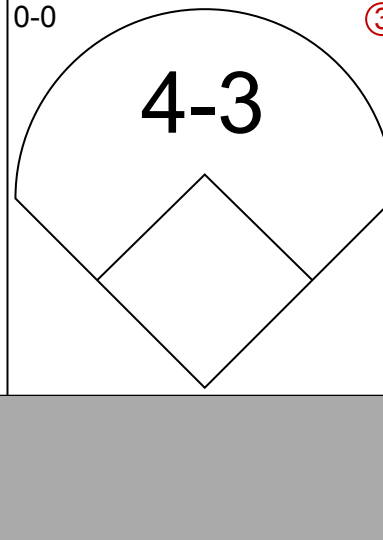
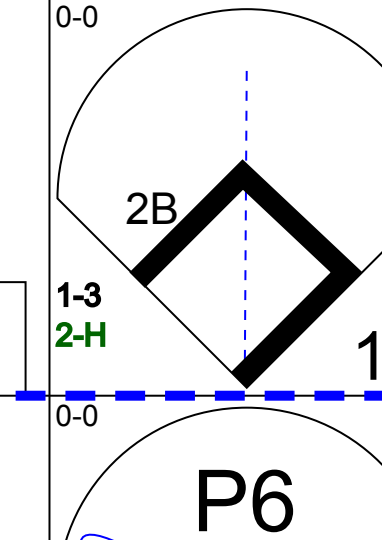
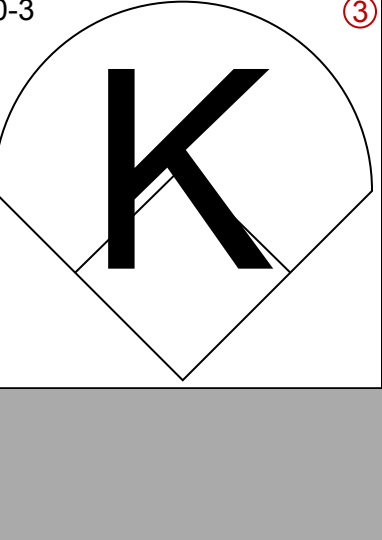
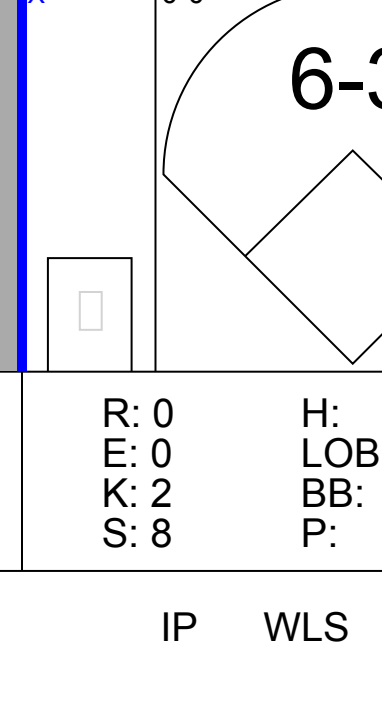
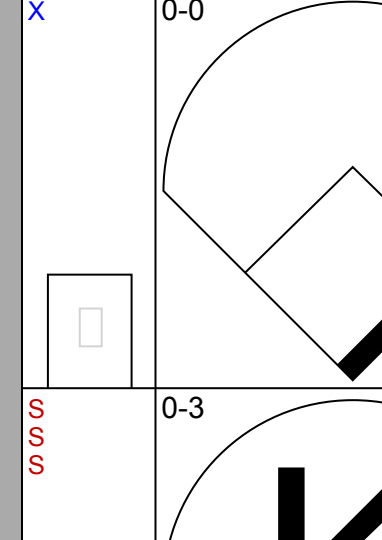
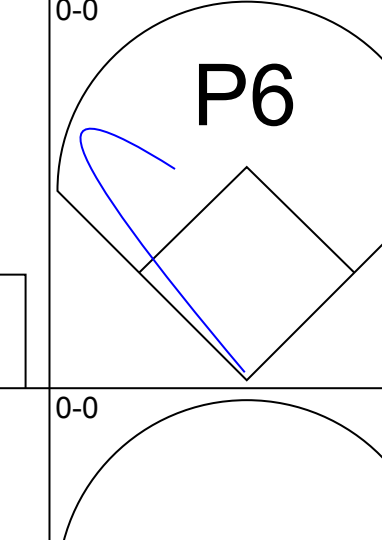
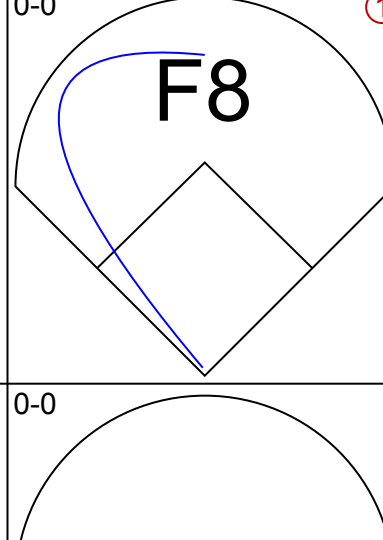
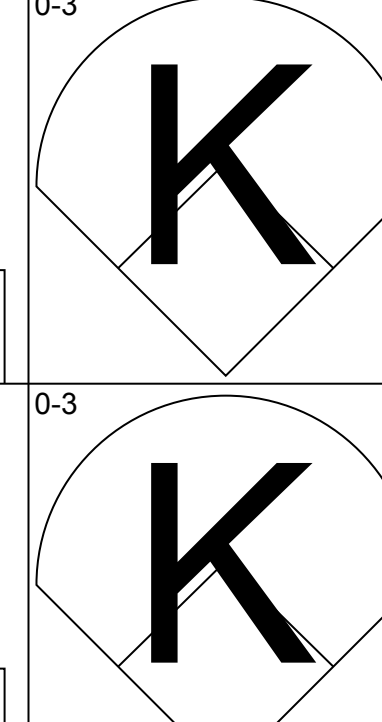
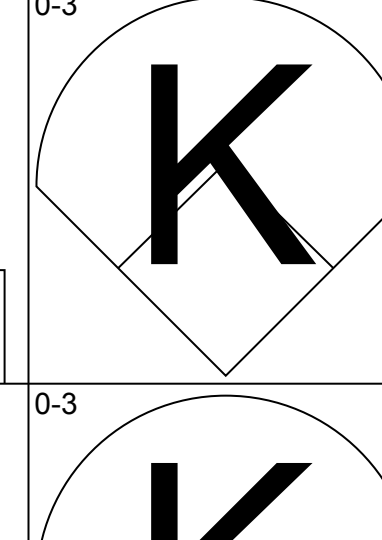
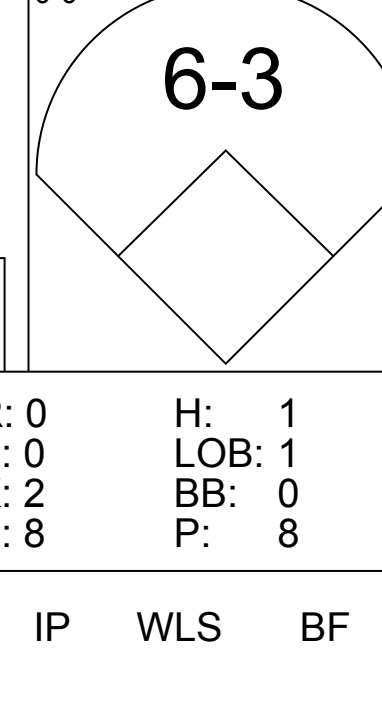
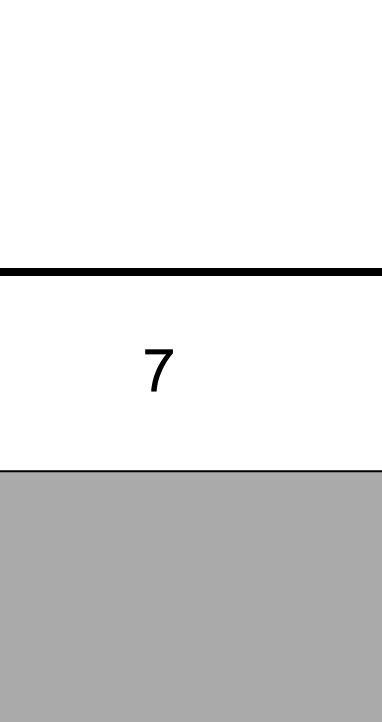
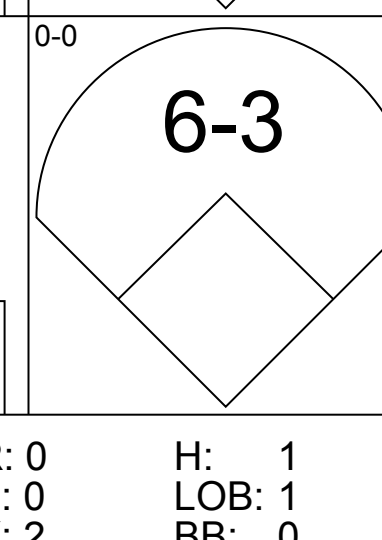
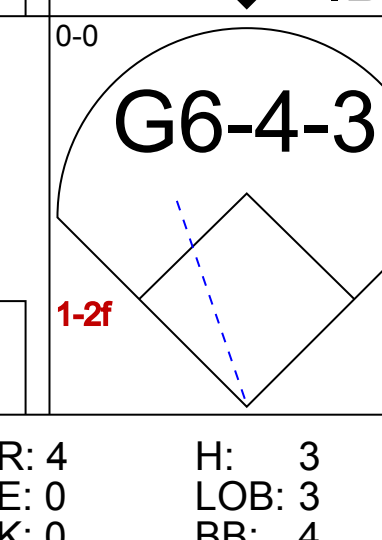
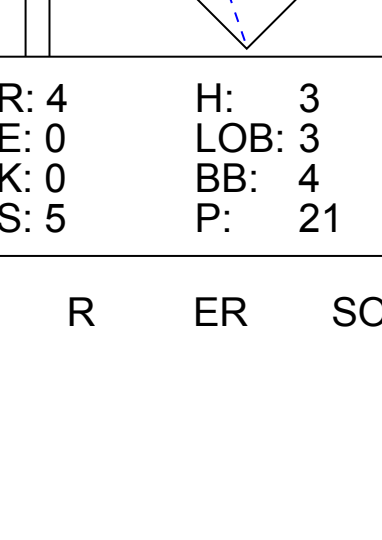
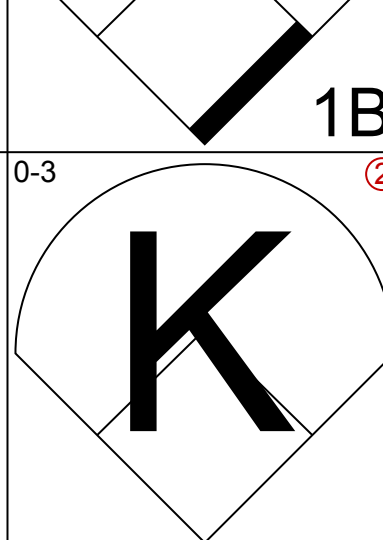
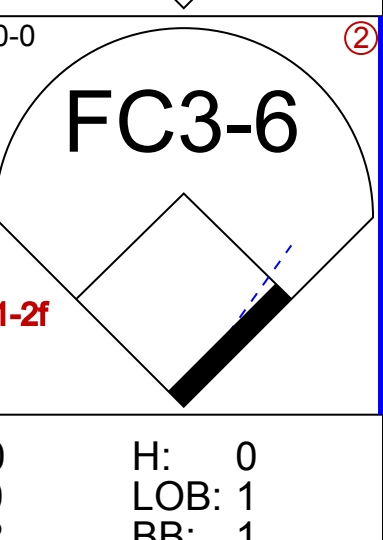
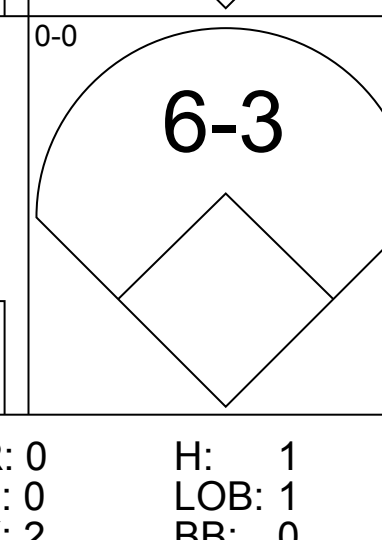
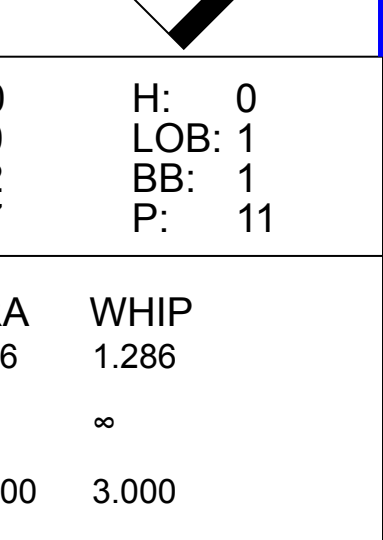


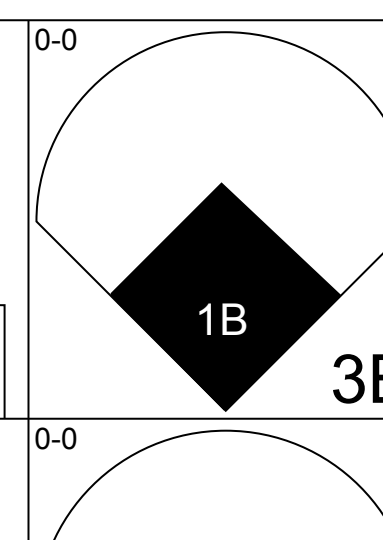
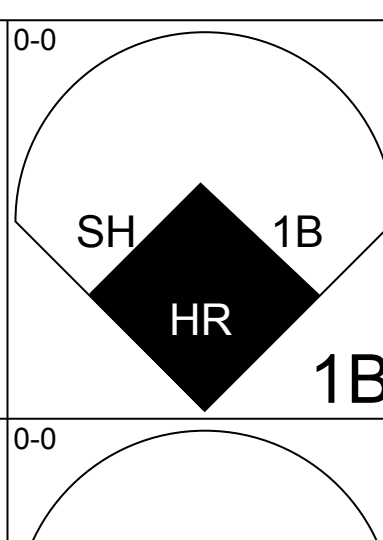
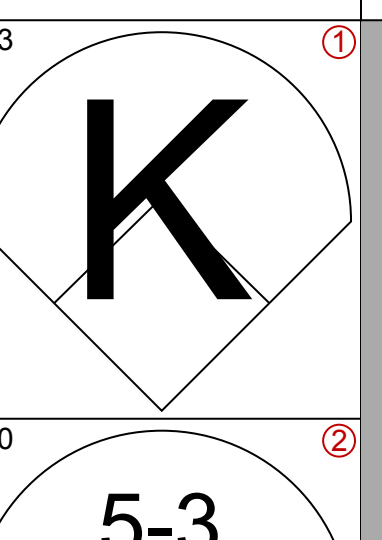
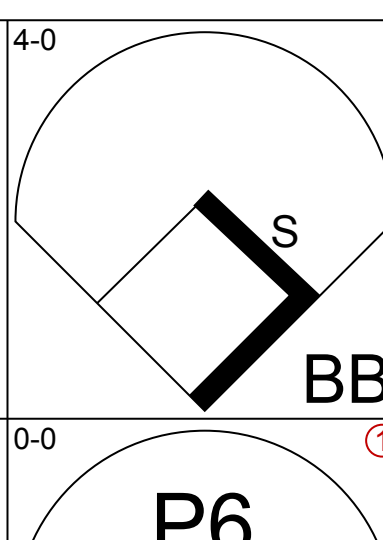
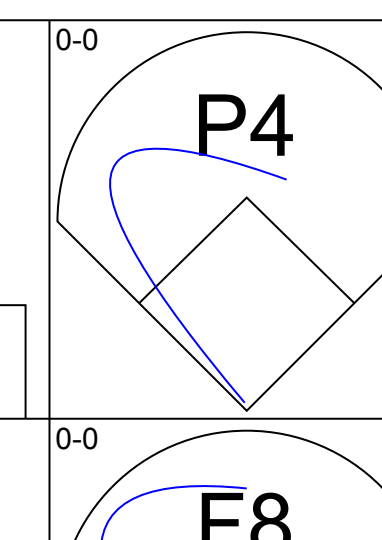

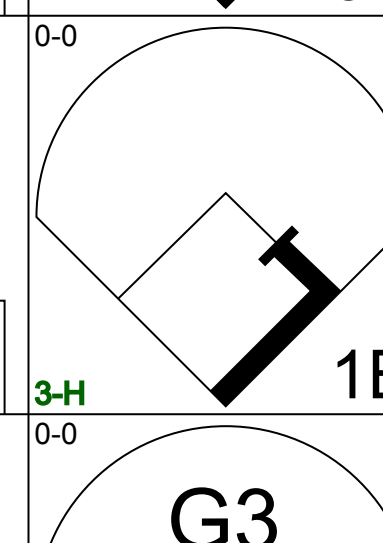
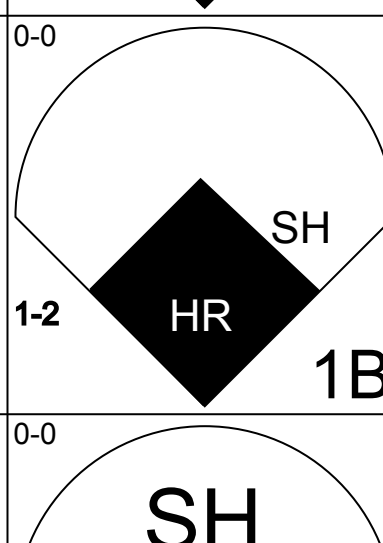
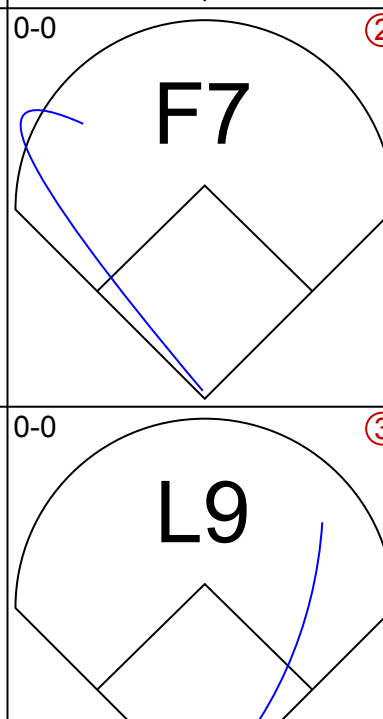
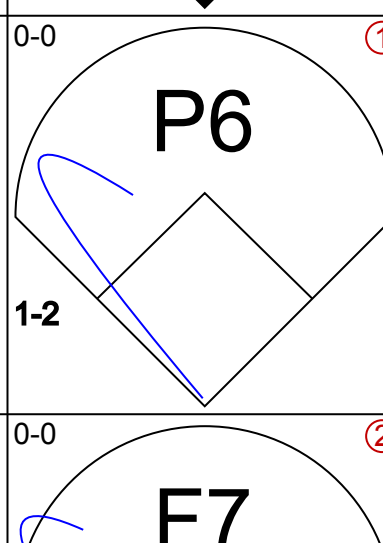
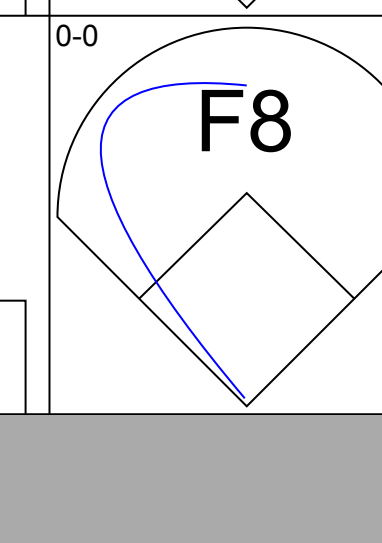
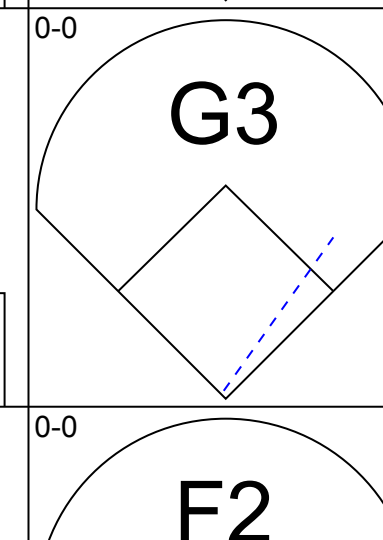
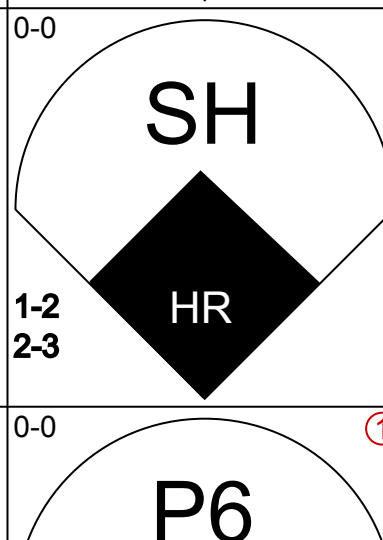

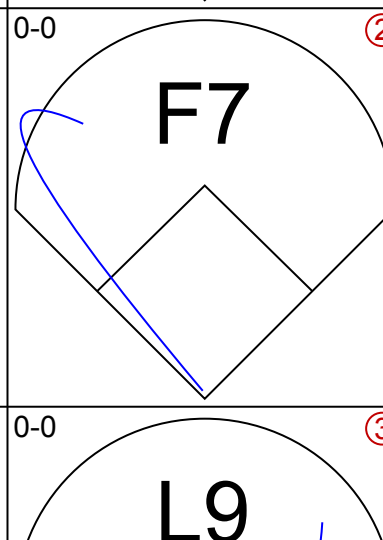
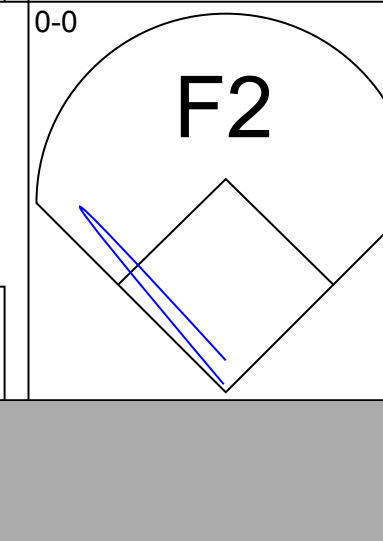
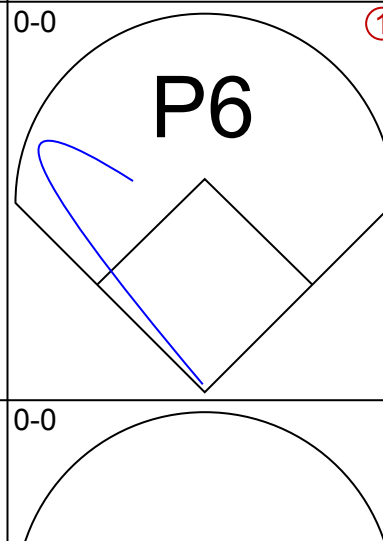

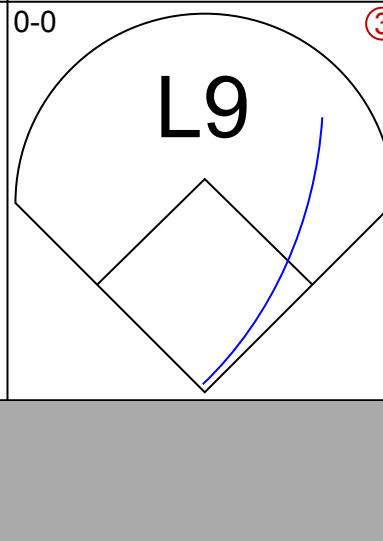
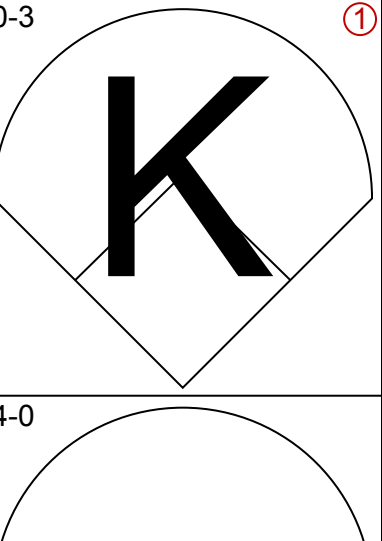
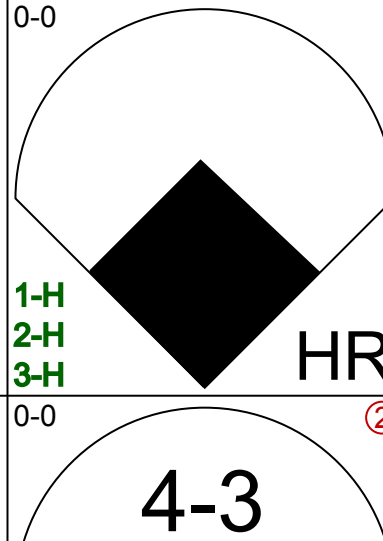
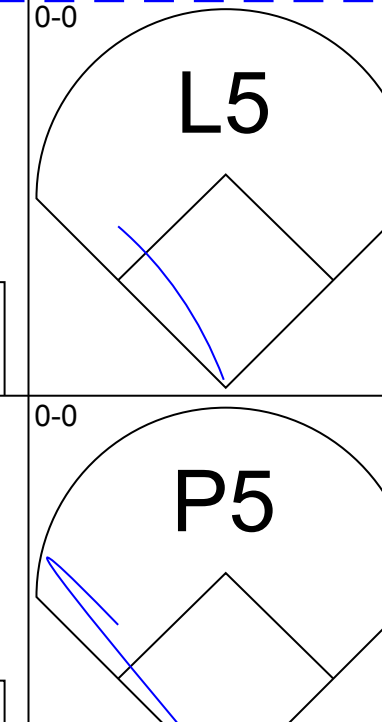
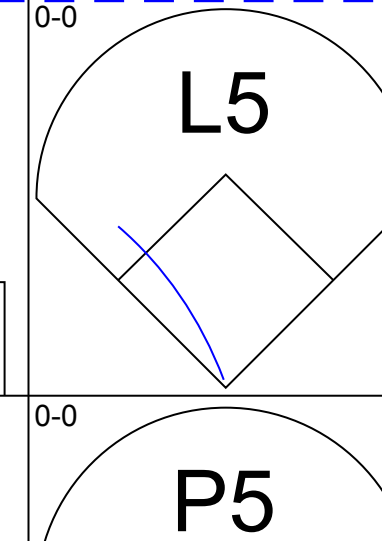
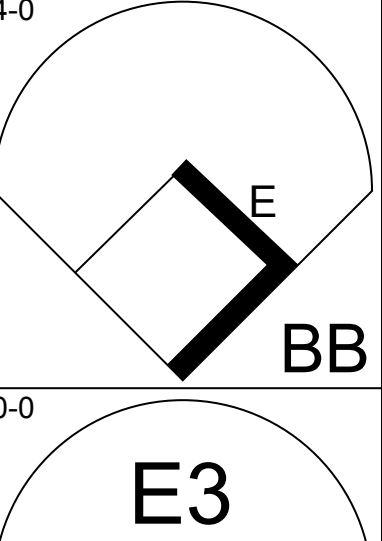
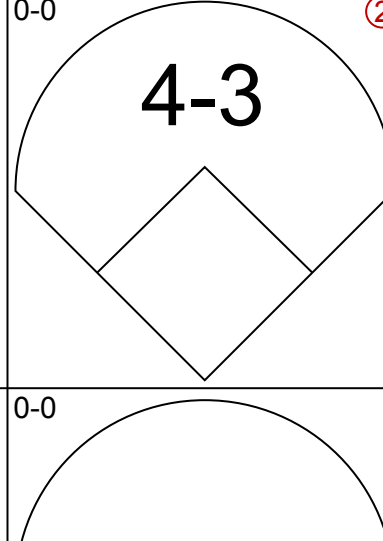
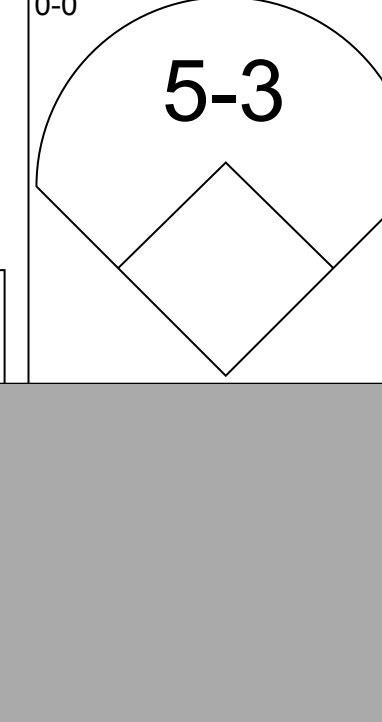
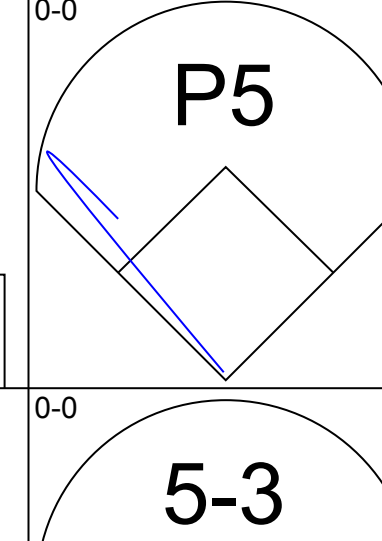
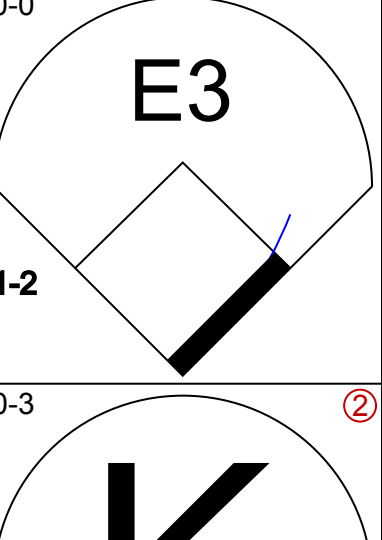
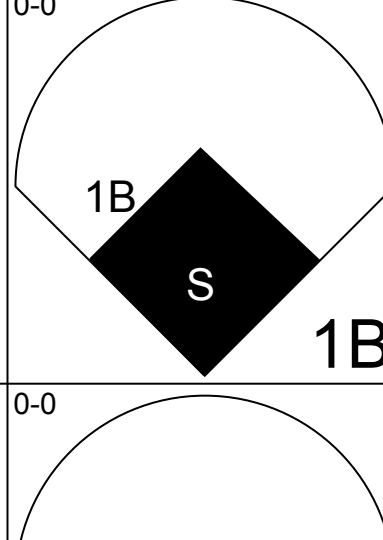

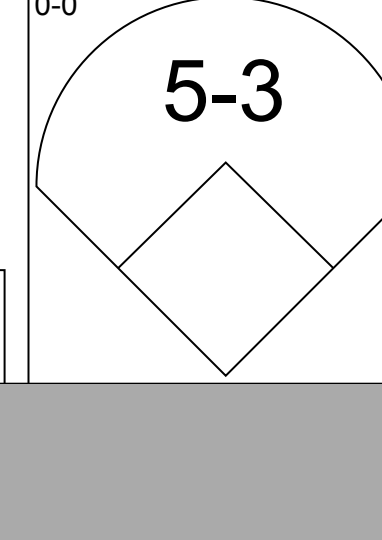
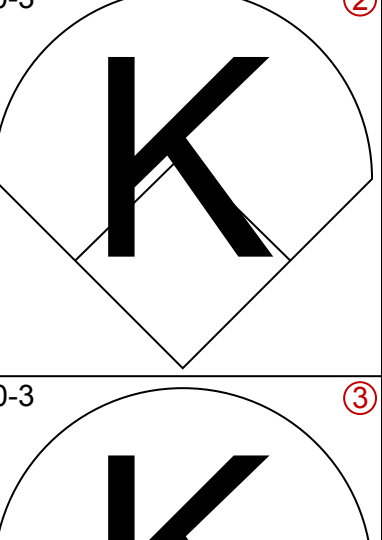
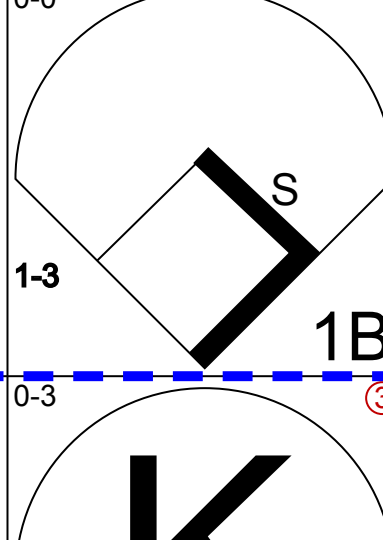

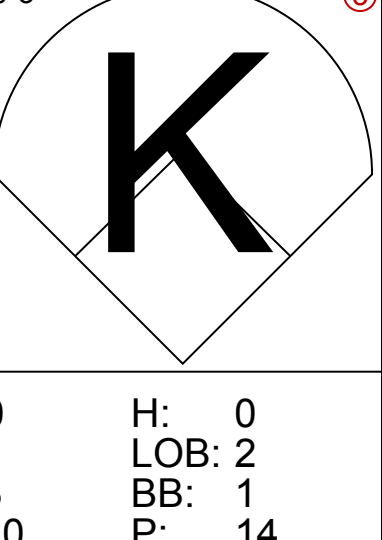
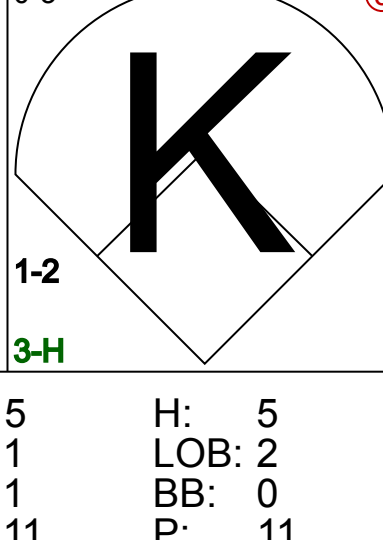
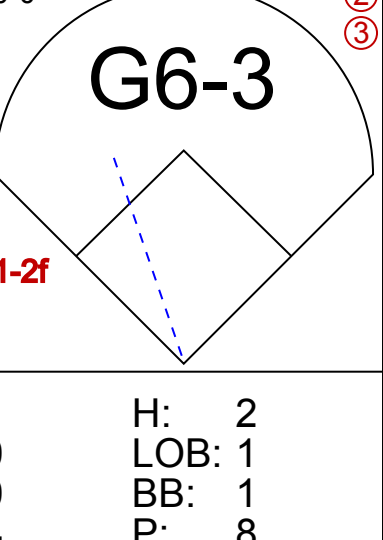
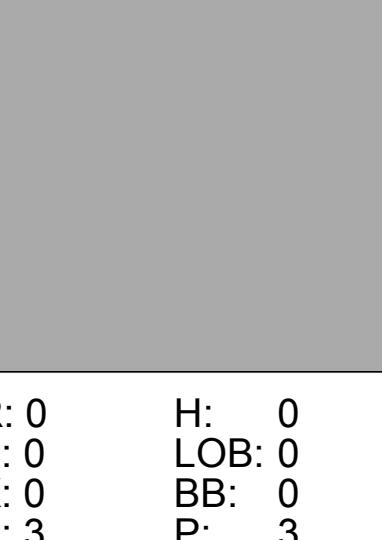
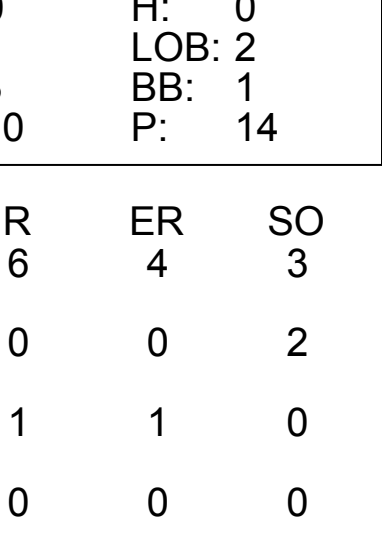
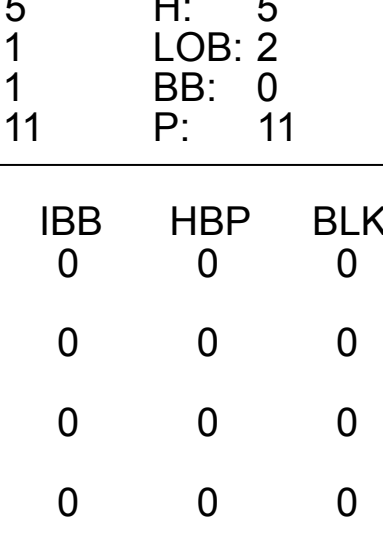
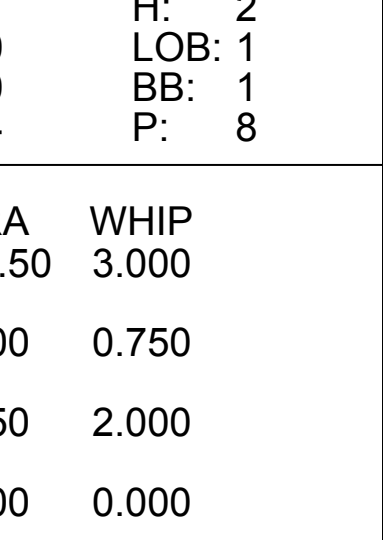
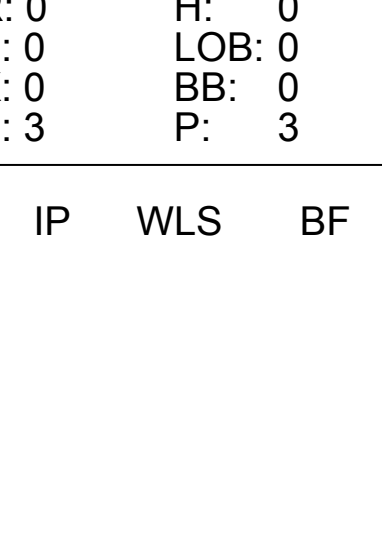
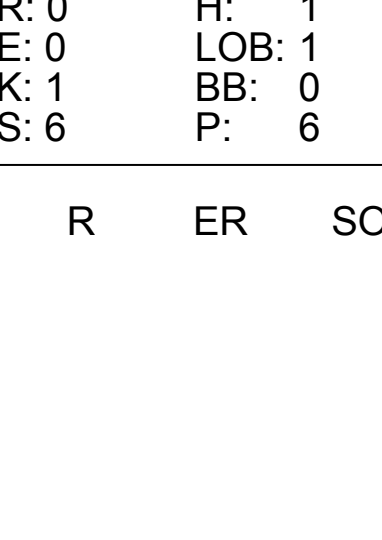
Batter	1	2	3	4	5	6	7	8	9	AB	R	H	RBI	BB	SO	LOB	BOTTOM		
Joe Koppe, R (1, 6) OBP: 0.321, SLG: 0.327										3	1	0	0	1	1	1			
Richie Ashburn, L (1, 8) OBP: 0.353, SLG: 0.293										4	0	1	1	0	0	1			
Dave Philley, S (1, 9) OBP: 0.355, SLG: 0.477										2	0	1	0	2	0	1			
Harry Anderson, L (1, 7) OBP: 0.336, SLG: 0.462										3	0	1	0	1	1	3			
Solly Drake, S (8, PR) OBP: 0.211, SLG: 0.118										0	0	0	0	0	0	0			
Gene Freese, R (1, 5) OBP: 0.326, SLG: 0.516										3	0	1	0	0	0	2			
Ed Bouchee, L (1, 3) OBP: 0.390, SLG: 0.464										3	0	0	0	1	0	1			
Sparky Anderson, R (1, 4) OBP: 0.252, SLG: 0.226										4	0	1	0	0	1	3			
Valmy Thomas, R (1, 2) OBP: 0.218, SLG: 0.198										3	0	0	0	1	0	3			
Gene Conley, R (1, 1) OBP: 0.211, SLG: 0.237										3	0	1	0	0	0	2			
Inning Stats	R: 0 E: 0 K: 1 S: 5	H: 0 LOB: 1 BB: 1 P: 9	R: 0 E: 0 K: 1 S: 5	H: 0 LOB: 0 BB: 0 P: 5	R: 1 E: 0 K: 0 S: 4	H: 1 LOB: 2 BB: 2 P: 12	R: 0 E: 0 K: 0 S: 4	H: 1 LOB: 2 BB: 1 P: 8	R: 0 E: 0 K: 0 S: 3	H: 1 LOB: 0 BB: 0 P: 3	R: 0 E: 0 K: 0 S: 4	H: 1 LOB: 1 BB: 0 P: 4	R: 0 E: 0 K: 0 S: 4	H: 1 LOB: 2 BB: 1 P: 8	R: 0 E: 0 K: 0 S: 4	H: 1 LOB: 2 BB: 1 P: 8	1B: 4 2B: 2 3B: 0 HR: 0	SF: 0 SAC: 1 DP: 0 HBP: 0	WP: 1 PA: 35 PB: 0 SB: 1 CS: 1
PITCHER Ron Kline, R (1, 1) ERA: 3.78	IP: 7.0 WLS: L BF: 30 H: 5 R: 1 ER: 1 SO: 3 BB: 4 IBB: 0 HBP: 0 BLK: 0 WP: 1 HR: 0 S: 31 P: 51 ERA: 1.29 WHIP: 1.286											PITCHER	IP: WLS: BF: H: R: ER: SO: BB: IBB: HBP: BLK: WP: HR: S: P: ERA: WHIP:						
Roy Face, R (8, 1) ERA: 1.15	1.0 5 1 0 0 0																		

Pittsburgh Pirates @ Philadelphia Phillies
 Connie Mack Stadium, Philadelphia, PA
 Wed Jul 01 1959, 7:05 PM EDT
 Att: 7,897 - Unknown

AB	28
R	1
H	6
RBI	1
BB	6
SO	3
LOB	17



Batter	1	2	3	4	5	6	7	8	9	AB	R	H	RBI	BB	SO	LOB	TOP					
Johnny Temple, R OBP: 0.402, SLG: 0.454 (1, 4)										4	1	0	0	1	3	2	<p>Cincinnati Redlegs @ Philadelphia Phillies Connie Mack Stadium, Philadelphia, PA Thu Jul 02 1959, 7:05 PM EDT Unknown</p> <p>livebaseballscorecards.com</p> <p>AB 33 R 6 H 8 RBI 5 BB 5 SO 14 LOB 16</p> 					
Vada Pinson, L OBP: 0.379, SLG: 0.540 (1, 8)										4	1	1	0	1	2	0						
Jerry Lynch, L OBP: 0.323, SLG: 0.451 (1, 7)										4	2	1	0	1	1	1						
Frank Robinson, R OBP: 0.404, SLG: 0.584 (1, 3)										4	2	2	2	0	1	1						
Gus Bell, L OBP: 0.298, SLG: 0.398 (1, 9)										3	0	1	2	0	1	1						
Jim Pendleton, R OBP: 0.343, SLG: 0.403 (1, 5) (8, 6)										4	0	1	0	0	2	2						
Dutch Dotterer, R OBP: 0.400, SLG: 0.452 (8, PH)										2	0	0	0	1	1	1						
Ed Bailey, L OBP: 0.370, SLG: 0.379 (8, 2)										1	0	1	1	0	0	0						
Eddie Kasko, R OBP: 0.313, SLG: 0.329 (8, PH)										3	0	1	0	0	2	2						
Don Newcombe, L OBP: 0.453, SLG: 0.444 (8, FR)										0	0	0	0	1	0	0						
Roy McMillan, R OBP: 0.341, SLG: 0.480 (8, 1)										0	0	0	0	0	0	0						
Orlando Pena, R OBP: 0.158, SLG: 0.059 (8, 1)										0	0	0	0	0	0	0						
Jim Brosnan, R OBP: 0.200, SLG: 0.286 (8, 1)										1	0	0	0	0	1	1						
Luis Arroyo, L OBP: 0.320, SLG: 0.352 (8, PH)										0	0	0	0	0	0	0						
Whitey Lockman, L OBP: 0.300, SLG: 0.447 (8, PH)										0	0	0	0	0	0	1						
Willard Schmidt, R OBP: 0.220, SLG: 0.125 (8, PH)										0	0	0	0	0	0	0						
Willie Jones, R OBP: 0.220, SLG: 0.125 (8, PH)										0	0	0	0	0	0	1						
Tom Acker, R OBP: 0.220, SLG: 0.125 (8, PH)										0	0	0	0	0	0	0						
Frank Thomas, R OBP: 0.220, SLG: 0.365 (8, 5)										1	0	0	0	0	0	3						
Inning Stats	R: 0 E: 0 K: 1 S: 5	H: 0 LOB: 0 BB: 0 P: 5	R: 0 E: 0 K: 2 S: 7	H: 0 LOB: 0 BB: 0 P: 7	R: 0 E: 0 K: 1 S: 6	H: 1 LOB: 1 BB: 0 P: 6	R: 2 E: 0 K: 2 S: 9	H: 2 LOB: 0 BB: 0 P: 9	R: 0 E: 0 K: 2 S: 7	H: 0 LOB: 1 BB: 1 P: 11	R: 0 E: 0 K: 2 S: 8	H: 1 LOB: 1 BB: 0 P: 8	R: 0 E: 0 K: 2 S: 8	H: 1 LOB: 1 BB: 0 P: 8	R: 4 E: 0 K: 0 S: 5	H: 3 LOB: 3 BB: 4 P: 21	R: 0 E: 0 K: 2 S: 7	H: 0 LOB: 0 BB: 0 P: 7	1B: 7 2B: 1 3B: 0 HR: 0	SF: 1 SAC: 0 DP: 1 HBP: 0	WP: 0 PB: 3 SB: 0 CS: 0	PA: 39
PITCHER	IP WLS BF H R ER SO BB IBB HBP BLK WP HR S P ERA WHIP																					
Don Cardwell, R ERA: 4.96 (1, 1)	7.0 W 30 5 5 3 12 4 0 0 0 0 0 0 50 66 3.86 1.286																					
Ray Semproch, R ERA: 5.23 (8, 1)	0.0 2 2 0 0 0 0 0 0 0 0 0 0 2 2 = =																					
Humberto Robinson, R ERA: 3.34 (8, 1)	0.1 2 1 1 1 0 0 0 0 0 0 0 0 2 2 27.00 3.000																					
Turk Farrell, R ERA: 5.0 (8, 1)	1.2 S 5 0 0 0 2 0 1 0 0 0 0 0 8 12 0.00 0.000																					

Batter	1	2	3	4	5	6	7	8	9	AB	R	H	RBI	BB	SO	LOB	BOTTOM						
Joe Koppe, R OBP: 0.333, SLG: 0.353 (1, 6)										4	2	2	0	1	1	1	<p>Cincinnati Redlegs @ Philadelphia Phillies Connie Mack Stadium, Philadelphia, PA Thu Jul 02 1959, 7:05 PM EDT Unknown</p> <p>livebaseballscorecards.com</p> <p>AB 33 R 7 H 10 RBI 6 BB 4 SO 6 LOB 18</p> 						
Richie Ashburn, L OBP: 0.353, SLG: 0.295 (1, 8)										5	1	2	1	0	0	2							
Dave Philley, S OBP: 0.355, SLG: 0.468 (1, 9)										2	1	0	0	1	0	1							
Harry Anderson, L OBP: 0.331, SLG: 0.455 (1, 7)										4	0	0	0	0	0	5							
Solly Drake, S OBP: 0.211, SLG: 0.118 (9, 7)										0	0	0	0	0	0	0							
Gene Freese, R OBP: 0.324, SLG: 0.531 (1, 5)										4	1	1	4	0	1	0							
Ed Bouchee, L OBP: 0.392, SLG: 0.466 (1, 3)										3	1	1	0	1	0	0							
Harry Hanebrink, L OBP: 0.340, SLG: 0.420 (1, 4)										2	0	1	0	0	0	1							
Sparky Anderson, R OBP: 0.254, SLG: 0.225 (3, PR) (4, 4)										1	1	0	0	1	0	0							
Valmy Thomas, R OBP: 0.242, SLG: 0.224 (1, 2)										4	0	3	1	0	1	2							
Don Cardwell, R OBP: 0.217, SLG: 0.217 (8, 1)										3	0	0	0	0	2	5							
Ray Semproch, R OBP: 0.254, SLG: 0.225 (8, 1)										0	0	0	0	0	0	0							
Humberto Robinson, R OBP: 0.590, SLG: 0.950 (8, 1)										0	0	0	0	0	0	0							
Turk Farrell, R OBP: 0.211, SLG: 0.118 (8, 1)										1	0	0	0	0	1	1							
Inning Stats	R: 1 E: 0 K: 0 S: 4	H: 2 LOB: 0 BB: 0 P: 4	R: 0 E: 1 K: 3 S: 10	H: 0 LOB: 2 BB: 1 P: 14	R: 5 E: 1 K: 1 S: 11	H: 5 LOB: 2 BB: 0 P: 11	R: 0 E: 0 K: 1 S: 5	H: 0 LOB: 1 BB: 1 P: 9	R: 1 E: 0 K: 0 S: 4	H: 2 LOB: 1 BB: 1 P: 8	R: 0 E: 0 K: 0 S: 3	H: 0 LOB: 1 BB: 1 P: 7	R: 0 E: 0 K: 0 S: 3	H: 0 LOB: 0 BB: 0 P: 3	R: 0 E: 0 K: 1 S: 6	H: 1 LOB: 1 BB: 0 P: 6		R: 0 E: 0 K: 1 S: 6	H: 0 LOB: 0 BB: 0 P: 7	1B: 7 2B: 1 3B: 1 HR: 1	SF: 0 SAC: 1 DP: 1 HBP: 0	WP: 0 PB: 0 SB: 3 CS: 0	PA: 38
PITCHER	IP WLS BF H R ER SO BB IBB HBP BLK WP HR S P ERA WHIP																						
Jim Brosnan, R ERA: 4.15 (1, 1)	2.2 L 17 7 6 4 3 1 0 0 0 0 0 0 8 26 13.50 3.000																						
Luis Arroyo, L ERA: 4.26 (3, 1)	1.1 5 0 0 0 2 1 0 0 0 0 0 0 8 12 0.00 0.750																						
Willard Schmidt, R ERA: 3.89 (5, 1)	2.0 9 2 1 1 0 2 0 0 0 0 0 0 7 15 4.50 2.000																						
Tom Acker, R ERA: 3.4 (7, 1)	1.0 3 0 0 0 0 0 0 0 0 0 0 0 3 3 0.00 0.000																						
Orlando Pena, R ERA: 5.76 (8, 1)	1.0 4 1 0 0 1 0 0 0 0 0 0 0 6 6 0.00 1.000																						

Batter	1	2	3	4	5	6	7	8	9	AB	R	H	RBI	BB	SO	LOB	TOP
Johnny Temple, R OBP: 0.405, SLG: 0.452 (1, 4)	0-0 4-3	0-0 1B		4-0 BB		4-0 BB		0-0 F9		3	0	1	1	2	0	0	
Vada Pinson, L OBP: 0.376, SLG: 0.534 (1, 8)	0-0 E4	0-0 3-1		0-0 G4-3-6-3		0-0 L7		4-0 BB		4	0	0	0	1	0	4	
Jerry Lynch, L OBP: 0.454 Whitely Lockman, L OBP: 0.298, SLG: 0.259 (7, PR) (7, 3)	0-0 1B		0-0 2B	1B	4-3		1-0 2B	4-0 4-3		3	1	2	0	0	0	0	
Frank Robinson, R OBP: 0.410, SLG: 0.594 (7, 7)	0-3 K		0-0 HR	2B		4-0 G3-6-3	0-0 2B		0-0 S	4	3	3	1	1	1	2	
Gus Bell, L OBP: 0.304, SLG: 0.415 (1, 9)	0-0 F7		0-0 HR		4-0 G3-6-3		0-0 4-3	4-0 6-3	4-0 S	4	1	2	4	1	0	3	
Ed Bailey, L OBP: 0.361, SLG: 0.368 (1, 2)		0-3 K	0-0 P4		0-0 F8		0-0 4-3	0-0 K	0-3 K	5	0	0	0	0	2	4	
Willie Jones, R OBP: 0.340, SLG: 0.445 (1, 5)		0-0 1B	4-0 WP			0-3 K	0-3 K	4-0 6-3	4-0 1-2	3	1	1	0	2	2	2	AB 37
Eddie Kasko, R OBP: 0.295, SLG: 0.310 (1, 6)		0-0 P4	0-0 F7			0-0 P4	0-0 F7	0-0 6-3	0-0 1-2	5	0	0	1	0	0	6	R 8
Don Newcombe, L OBP: 0.449, SLG: 0.492 (1, 1)	0-0 1B	0-3 K	0-3 K			0-0 HR		0-3 K	0-0 1-3	5	1	2	1	0	2	3	H 11
		R: 0 H: 1 E: 1 LOB: 2 K: 1 BB: 0 S: 7 P: 7	R: 1 H: 3 E: 0 LOB: 2 K: 1 BB: 0 S: 8 P: 8	R: 3 H: 3 E: 0 LOB: 1 K: 1 BB: 1 S: 8 P: 12	R: 0 H: 0 E: 0 LOB: 0 K: 0 BB: 1 S: 2 P: 6	R: 0 H: 0 E: 0 LOB: 0 K: 0 BB: 1 S: 2 P: 6	R: 1 H: 1 E: 0 LOB: 1 K: 1 BB: 1 S: 6 P: 10	R: 2 H: 2 E: 0 LOB: 2 K: 1 BB: 0 S: 7 P: 8	R: 0 H: 0 E: 0 LOB: 1 K: 1 BB: 2 S: 5 P: 9	R: 1 H: 1 E: 0 LOB: 2 K: 1 BB: 2 S: 6 P: 14	1B: 6 SF: 0 2B: 3 SAC: 0 3B: 0 DP: 2 HR: 2 HBP: 1	WP: 1 PA: 45 PB: 0 SB: 3 CS: 0					
		PITCHER															
Ruben Gomez, R ERA: 6.55 Jack Meyer, R ERA: 4.22 Curt Simmons, L ERA: 5.63 Humberto Robinson, R ERA: 3.23 Taylor Phillips, L ERA: 7.28 (1, 1)	IP WLS BF H R ER SO BB IBB HBP BLK WP HR S P ERA WHIP																

Cincinnati Redlegs @ Philadelphia Phillies
 Connie Mack Stadium, Philadelphia, PA
 Thu Jul 02 1959, 7:05 PM EDT
 Att: 15,428 - Unknown

AB 37
 R 8
 H 11
 RBI 8
 BB 7
 SO 7
 LOB 25



Batter	1	2	3	4	5	6	7	8	9	AB	R	H	RBI	BB	SO	LOB	BOTTOM
Joe Koppe, R OBP: 0.339, SLG: 0.377 (1, 6)	0-0 G3		0-0 F9			0-0 IHR		0-0 F7		4	1	2	0	0	0	0	
Richie Ashburn, L OBP: 0.352, SLG: 0.305 (1, 8)	0-0 G3			0-0 6-3		0-0 1B		0-0 F8		4	1	1	2	0	0	0	
Gene Freese, R OBP: 0.322, SLG: 0.523 (1, 5)	0-0 6-3			0-0 F7		0-0 P6		0-0 1B		4	0	1	0	0	0	0	
Harry Anderson, L OBP: 0.326, SLG: 0.447 (1, 7)	0-0 L8			0-0 P5			0-0 F7	0-0 P6		4	0	0	0	0	0	1	
Wally Post, R OBP: 0.304, SLG: 0.463 (1, 9)		0-3 K			0-0 4-3		0-0 E3		0-3 K	4	1	0	0	0	2	0	
Ed Bouchee, L OBP: 0.394, SLG: 0.469 (1, 3)		0-0 6-3			4-0 BB		0-0 2B	0-0 6-3		3	1	1	0	1	0	0	
Sparky Anderson, R OBP: 0.252, SLG: 0.223 Harry Hanebrink, L OBP: 0.327, SLG: 0.404 (7, PH) (8, 4)		0-3 K			0-0 F7		0-0 P6	0-0 P6		2	0	0	0	0	1	1	AB 33
Carl Sawatski, L OBP: 0.374, SLG: 0.455 Valmy Thomas, R OBP: 0.242, SLG: 0.224 (7, PR) (8, 2)			0-0 F5		0-0 P6		0-0 2B		0-0 P6	2	0	0	0	0	0	2	R 4
Ruben Gomez, R OBP: 0.273, SLG: 0.200 Jack Meyer, R OBP: 0.128, SLG: 0.125 Solly Grimes, L OBP: 0.200, SLG: 0.111 Curt Simmons, L OBP: 0.200, SLG: 0.111 Humberto Robinson, R OBP: 0.200, SLG: 0.111 Dave Phillips, S OBP: 0.200, SLG: 0.111 Taylor Phillips, L OBP: 0.125, SLG: 0.125 (1, 1) (3, 1) (6, PH) (7, 1) (7, 1) (7, PH) (8, 1)	IP WLS BF H R ER SO BB IBB HBP BLK WP HR S P ERA WHIP																
		R: 1 H: 1 E: 0 LOB: 0 K: 0 BB: 0 S: 4 P: 4	R: 0 H: 0 E: 0 LOB: 0 K: 2 BB: 0 S: 7 P: 7	R: 0 H: 0 E: 0 LOB: 0 K: 1 BB: 0 S: 5 P: 5	R: 0 H: 0 E: 0 LOB: 0 K: 0 BB: 0 S: 3 P: 3	R: 0 H: 0 E: 0 LOB: 1 K: 0 BB: 1 S: 3 P: 7	R: 1 H: 2 E: 0 LOB: 0 K: 0 BB: 0 S: 4 P: 4	R: 2 H: 2 E: 1 LOB: 1 K: 0 BB: 0 S: 6 P: 6	R: 0 H: 1 E: 0 LOB: 1 K: 0 BB: 0 S: 4 P: 4	R: 0 H: 0 E: 0 LOB: 0 K: 1 BB: 0 S: 5 P: 5	1B: 2 SF: 0 2B: 2 SAC: 0 3B: 1 DP: 0 HR: 1 HBP: 0	WP: 0 PA: 34 PB: 0 SB: 0 CS: 0					
		PITCHER															
Don Newcombe, R ERA: 3.04 (1, 1)	IP WLS BF H R ER SO BB IBB HBP BLK WP HR S P ERA WHIP																

Cincinnati Redlegs @ Philadelphia Phillies
 Connie Mack Stadium, Philadelphia, PA
 Thu Jul 02 1959, 7:05 PM EDT
 Att: 15,428 - Unknown

AB 33
 R 4
 H 6
 RBI 4
 BB 1
 SO 4
 LOB 6



Batter	1	2	3	4	5	6	7	8	9	AB	R	H	RBI	BB	SO	LOB	TOP																
Johnny Temple, R OBP: 0.411, SLG: 0.458 (1, 4)										3	0	3	2	1	0	0	Cincinnati Redlegs @ Philadelphia Phillies Connie Mack Stadium, Philadelphia, PA Fri Jul 03 1959, 7:05 PM EDT Att: 7,184 - Unknown																
Vada Pinson, L OBP: 0.374, SLG: 0.531 (1, 8)										5	0	1	0	0	2	4																	
Jerry Lynch, L OBP: 0.325, SLG: 0.448 Jim Pendleton, R OBP: 0.353, SLG: 0.403 (1, 7) (7, 6)										3	0	0	0	0	1	3																	
Frank Robinson, R OBP: 0.405, SLG: 0.585 (1, 3) (7, 7)										4	0	0	0	0	4	2																	
Gus Bell, L OBP: 0.303, SLG: 0.413 (1, 9)										4	1	1	0	0	0	1																	
Ed Bailey, L OBP: 0.364, SLG: 0.384 (1, 2)										3	2	1	2	1	0	0																	
Willie Jones, R OBP: 0.333, SLG: 0.435 (1, 5)										4	1	0	0	0	2	2																	
Eddie Kasko, R OBP: 0.289, SLG: 0.302 Don Newcombe, L OBP: 0.457, SLG: 0.492 Roy McMillan, R OBP: 0.341, SLG: 0.480 Brooks Lawrence, R OBP: 0.161, SLG: 0.194 (1, 6) (7, PH) (7, PH) (7, 1)										2	0	0	0	0	0	0																	
Jim O'Toole, S OBP: 0.333, SLG: 0.143 Whitley Lockman, L OBP: 0.302, SLG: 0.267 (1, 1) (7, PH) (7, 3)										2	0	0	0	0	0	0																	
Inning Stats	R: 0 E: 0 K: 2 S: 8	H: 1 LOB: 1 BB: 0 P: 8	R: 0 E: 0 K: 1 S: 5	H: 0 LOB: 0 BB: 0 P: 5	R: 0 E: 0 K: 0 S: 2	H: 0 LOB: 0 BB: 1 P: 6	R: 0 E: 0 K: 3 S: 9	H: 0 LOB: 0 BB: 0 P: 9	R: 0 E: 0 K: 1 S: 5	H: 0 LOB: 0 BB: 0 P: 5	R: 0 E: 0 K: 0 S: 5	H: 2 LOB: 2 BB: 0 P: 5	R: 3 E: 1 K: 1 S: 8	H: 2 LOB: 2 BB: 2 P: 16	R: 2 E: 0 K: 1 S: 6	H: 1 LOB: 0 BB: 1 P: 10		R: 1 E: 1 K: 0 S: 4	H: 1 LOB: 0 BB: 0 P: 4	1B: 5 2B: 1 3B: 0 HR: 1	SF: 2 SAC: 0 DP: 1 HBP: 0	WP: 0 PB: 1 SB: 1 CS: 1	PA: 39										
PITCHER	IP WLS BF H R ER SO BB IBB HBP BLK WP HR S P ERA WHIP																																
Jim Owens, R ERA: 3.88 Turk Farrell, R ERA: 4.94 Jack Meyer, R ERA: 4.39 (1, 1) (7, 1) (8, 1)	6.2 0.1 2.0	L 1 9	28 0 2	5 0 2	3 0 3	0 0 2	8 0 1	3 0 1	0 0 0	0 0 0	0 0 0	0 0 0	0 1 10	41 1 14	53 1 14	0.00 0.00 9.00	1.200 0.000 1.500																

Batter	1	2	3	4	5	6	7	8	9	AB	R	H	RBI	BB	SO	LOB	BOTTOM																
Joe Koppe, R OBP: 0.336, SLG: 0.373 (1, 6)										4	0	1	0	0	1	2	Cincinnati Redlegs @ Philadelphia Phillies Connie Mack Stadium, Philadelphia, PA Fri Jul 03 1959, 7:05 PM EDT Att: 7,184 - Unknown																
Richie Ashburn, L OBP: 0.351, SLG: 0.304 (1, 8)										4	1	1	0	0	0	1																	
Gene Freese, R OBP: 0.320, SLG: 0.522 (1, 5)										4	0	1	0	0	0	2																	
Wally Post, R OBP: 0.303, SLG: 0.459 (1, 9)										4	0	1	1	0	1	2																	
Ed Bouchee, L OBP: 0.391, SLG: 0.465 (1, 3)										4	0	1	0	0	0	2																	
Bob Bowman, R OBP: 0.173, SLG: 0.200 Jack Meyer, R OBP: 0.125, SLG: 0.125 Dave Philley, S OBP: 0.349, SLG: 0.459 (1, 7) (8, 1) (9, PH)										2	0	0	0	1	0	2																	
Sparky Anderson, R OBP: 0.250, SLG: 0.221 Harry Hanebrink, L OBP: 0.321, SLG: 0.396 (1, 4) (7, PH) (8, 4)										2	0	0	0	0	0	1																	
Valmy Thomas, R OBP: 0.247, SLG: 0.221 Harry Anderson, L OBP: 0.325, SLG: 0.446 (1, 2) (7, PH) (8, 7)										1	0	0	0	1	0	0																	
Jim Owens, R OBP: 0.179, SLG: 0.086 Turk Farrell, R OBP: 0.371, SLG: 0.451 (1, 1) (7, 1) (8, 2)										1	0	0	0	1	0	0																	
Inning Stats	R: 1 E: 1 K: 0 S: 5	H: 2 LOB: 1 BB: 0 P: 5	R: 0 E: 0 K: 0 S: 2	H: 0 LOB: 2 BB: 3 P: 14	R: 0 E: 0 K: 1 S: 6	H: 1 LOB: 1 BB: 0 P: 6	R: 0 E: 0 K: 0 S: 3	H: 0 LOB: 0 BB: 0 P: 3	R: 0 E: 0 K: 1 S: 5	H: 0 LOB: 0 BB: 0 P: 5	R: 0 E: 0 K: 0 S: 4	H: 2 LOB: 1 BB: 0 P: 4	R: 0 E: 0 K: 0 S: 3	H: 0 LOB: 0 BB: 0 P: 3	R: 0 E: 0 K: 0 S: 3	H: 0 LOB: 0 BB: 0 P: 3		R: 0 E: 0 K: 0 S: 3	H: 0 LOB: 0 BB: 0 P: 3	1B: 4 2B: 2 3B: 0 HR: 0	SF: 0 SAC: 0 DP: 2 HBP: 0	WP: 0 PB: 0 SB: 0 CS: 0	PA: 33										
PITCHER	IP WLS BF H R ER SO BB IBB HBP BLK WP HR S P ERA WHIP																																
Jim O'Toole, L ERA: 5.95 Brooks Lawrence, R ERA: 5.24 (1, 1) (7, 1)	6.0 3.0	S 9	24 9	5 0	0 0	0 0	0 0	3 0	0 0	0 0	0 0	0 0	0 9	25 9	37 9	0.00 0.00	1.333 0.000																

AB 32
R 6
H 7
RBI 5
BB 4
SO 9
LOB 12



AB 30
R 1
H 5
RBI 1
BB 3
SO 2
LOB 12



Batter	1	2	3	4	5	6	7	8	9	AB	R	H	RBI	BB	SO	LOB	TOP			
Bill Bruton, L (1,8) OBP: 0.347, SLG: 0.444	F7		K		K			1B		4	0	1	0	0	2	0	Milwaukee Braves @ Philadelphia Phillies Connie Mack Stadium, Philadelphia, PA Sat Jul 04 1959, 7:05 PM EDT Att: 16,775 - Unknown livebaseballscorecards.com			
Eddie Mathews, L (1,5) OBP: 0.391, SLG: 0.602	F2		F7			1B		1B		4	0	2	0	0	0	0				
Hank Aaron, R (1,9) OBP: 0.419, SLG: 0.691	P4					G6-4-3		FC6-4		4	0	1	0	0	0	2				
Wes Covington, L (1,7) OBP: 0.343, SLG: 0.399		3-1	F9			5-3		K		4	0	0	0	0	1	2				
Joe Adcock, R (1,3) OBP: 0.348, SLG: 0.456		1B 2B 1B			K			K		4	1	1	0	0	2	1				
Del Crandall, R (1,2) OBP: 0.316, SLG: 0.449		2B 1-2 1B			F2			F7		3	0	1	0	0	0	0				
Johnny O'Brien, R (1,4) OBP: 0.281, SLG: 0.287					1-3			5-3		3	0	1	1	0	0	0				
Felix Mantilla, R (1,6) OBP: 0.252, SLG: 0.190	P6							K		2	0	0	0	0	0	2				
Mickey Vernon, L (8, PH) OBP: 0.329, SLG: 0.414										1	0	0	0	0	1	0				
Don McMahon, R (8, 1) OBP: 0.286, SLG: 0.167										0	0	0	0	0	0	0				
Lew Burdette, R (1, 1) OBP: 0.203, SLG: 0.246										2	0	0	0	0	1	2				
Frank Torre, L (8, PH) OBP: 0.329, SLG: 0.329										1	0	1	0	0	0	0				
Casey Wise, S (8, PR) OBP: 0.267, SLG: 0.237								1B		0	0	0	0	0	0	0				
Inning Stats	R: 0 E: 0 K: 0 S: 3	H: 0 LOB: 0 BB: 0 P: 3	R: 1 E: 0 K: 1 S: 8	H: 3 LOB: 2 BB: 0 P: 8	R: 0 E: 0 K: 1 S: 6	H: 1 LOB: 1 BB: 0 P: 6	R: 0 E: 0 K: 1 S: 5	H: 0 LOB: 0 BB: 0 P: 5	R: 0 E: 0 K: 1 S: 5	H: 1 LOB: 0 BB: 0 P: 3	R: 0 E: 0 K: 1 S: 5	H: 0 LOB: 0 BB: 0 P: 5	R: 0 E: 0 K: 1 S: 5	H: 2 LOB: 2 BB: 0 P: 5	R: 0 E: 0 K: 1 S: 6	H: 1 LOB: 1 BB: 0 P: 6	1B: 7 2B: 1 3B: 0 HR: 0	SF: 0 SAC: 0 DP: 1 HBP: 0	WP: 0 PB: 0 SB: 0 CS: 0	PA: 32
PITCHER Robin Roberts, R (1, 1) ERA: 4.66	IP: 9.0 WLS: W BF: 32	H: 8 R: 1 ER: 1 SO: 7	BB: 0 IBB: 0 HBP: 0 BLK: 0	WP: 0 HR: 0 S: 46 P: 46	ERA: 1.00 WHIP: 0.889	PITCHER										IP: 9.0 WLS: W BF: 32	H: 8 R: 1 ER: 1 SO: 7	BB: 0 IBB: 0 HBP: 0 BLK: 0	WP: 0 HR: 0 S: 46 P: 46	ERA: 1.00 WHIP: 0.889

Batter	1	2	3	4	5	6	7	8	9	AB	R	H	RBI	BB	SO	LOB	BOTTOM			
Joe Koppe, R (1,6) OBP: 0.333, SLG: 0.368	5-3 G3 1B		6-3		5-3			5-3		4	0	1	0	0	0	0	Milwaukee Braves @ Philadelphia Phillies Connie Mack Stadium, Philadelphia, PA Sat Jul 04 1959, 7:05 PM EDT Att: 16,775 - Unknown livebaseballscorecards.com			
Richie Ashburn, L (1,8) OBP: 0.348, SLG: 0.301	G3		F8			6-3				3	0	0	0	0	1					
Ed Bouchee, L (1,3) OBP: 0.391, SLG: 0.476	5-3					F7				3	1	1	1	0	1					
Wally Post, R (1,9) OBP: 0.299, SLG: 0.453	6-3									3	0	0	0	0	1					
Bob Bowman, R (9,9) OBP: 0.173, SLG: 0.200	6-3					F7				0	0	0	0	0	0					
Harry Anderson, L (1,7) OBP: 0.325, SLG: 0.444		L5			1-3					3	0	1	0	0	0					
Solly Drake, S (9,7) OBP: 0.200, SLG: 0.111								FC1-6 1B		0	0	0	0	0	0					
Gene Freese, R (1,5) OBP: 0.314, SLG: 0.511		K			L8			FC1-6 L3		3	0	0	0	1	1					
Sparky Anderson, R (1,4) OBP: 0.251, SLG: 0.222		E6				1B G6-3 1B		L3		3	1	1	0	0	1					
Carl Sawatski, L (1,2) OBP: 0.378, SLG: 0.452		F7								2	0	1	0	1	1					
Robin Roberts, S (1, 1) OBP: 0.220, SLG: 0.243								G3-6-3 BB		3	0	0	0	1	2					
Inning Stats	R: 0 E: 0 K: 0 S: 4	H: 1 LOB: 1 BB: 0 P: 4	R: 0 E: 1 K: 1 S: 6	H: 0 LOB: 1 BB: 0 P: 6	R: 0 E: 0 K: 1 S: 5	H: 0 LOB: 0 BB: 0 P: 5	R: 1 E: 0 K: 0 S: 4	H: 1 LOB: 0 BB: 0 P: 4	R: 1 E: 0 K: 0 S: 4	H: 2 LOB: 0 BB: 0 P: 4	R: 0 E: 0 K: 0 S: 3	H: 0 LOB: 0 BB: 0 P: 3	R: 0 E: 0 K: 0 S: 3	H: 1 LOB: 0 BB: 0 P: 3	R: 0 E: 0 K: 0 S: 2	H: 0 LOB: 0 BB: 1 P: 6	1B: 4 2B: 1 3B: 0 HR: 1	SF: 0 SAC: 0 DP: 3 HBP: 0	WP: 0 PB: 0 SB: 0 CS: 0	PA: 28
PITCHER Lew Burdette, R (1, 1) ERA: 4.01	IP: 7.0 WLS: L BF: 25	H: 5 R: 2 ER: 2 SO: 2	BB: 0 IBB: 0 HBP: 0 BLK: 0	WP: 0 HR: 1 S: 29 P: 29	ERA: 2.57 WHIP: 0.714	PITCHER										IP: 1.0 WLS: L BF: 3	H: 0 R: 0 ER: 0 SO: 0	BB: 1 IBB: 0 HBP: 0 BLK: 0	WP: 0 HR: 0 S: 6 P: 6	ERA: 0.00 WHIP: 1.000



Batter	1	2	3	4	5	6	7	8	9	AB	R	H	RBI	BB	SO	LOB	TOP								
Bill Bruton, L OBP: 0.352, SLG: 0.448 (1, 8)										5	2	3	0	0	0	1									
Eddie Mathews, L OBP: 0.376, SLG: 0.599 (1, 5)										5	1	1	2	0	0	2									
Hank Aaron, R OBP: 0.415, SLG: 0.687 (1, 9)										5	0	1	0	0	0	4									
Wes Covington, L OBP: 0.345, SLG: 0.404 (1, 7)										4	2	2	0	0	1	2									
Joe Adcock, R OBP: 0.351, SLG: 0.464 (1, 3)										4	0	2	2	0	0	0									
Del Crandall, R OBP: 0.315, SLG: 0.446 (1, 2)										4	0	1	0	0	1	3									
Johnny O'Brien, R OBP: 0.290, SLG: 0.297 (1, 4)										4	0	2	1	0	0	0									
Felix Mantilla, R OBP: 0.252, SLG: 0.202 (1, 6)										4	0	1	0	0	0	3									
Carl Willey, R OBP: 0.087, SLG: 0.130 (1, 1)										4	0	1	0	0	3	0									
Inning Stats	R: 2 E: 0 K: 0 S: 6	H: 3 LOB: 1 BB: 0 P: 6	R: 0 E: 0 K: 1 S: 5	H: 1 LOB: 0 BB: 0 P: 5	R: 0 E: 0 K: 1 S: 6	H: 1 LOB: 1 BB: 0 P: 6	R: 0 E: 1 K: 0 S: 4	H: 1 LOB: 1 BB: 0 P: 4	R: 1 E: 0 K: 0 S: 5	H: 1 LOB: 1 BB: 0 P: 5	R: 0 E: 0 K: 0 S: 3	H: 1 LOB: 0 BB: 0 P: 3	R: 1 E: 0 K: 1 S: 7	H: 2 LOB: 1 BB: 0 P: 7	R: 1 E: 0 K: 1 S: 7	H: 3 LOB: 1 BB: 0 P: 7	R: 0 E: 0 K: 1 S: 6	H: 1 LOB: 1 BB: 0 P: 6	1B: 9 2B: 5 3B: 0 HR: 0	SF: 0 SAC: 0 DP: 1 HBP: 0	WP: 1 PB: 0 SB: 1 CS: 0	PA: 39			
PITCHER	IP	WLS	BF	H	R	ER	SO	BB	IBB	HBP	BLK	WP	HR	S	P	ERA	WHIP								
Gene Conley, R ERA: 2.93 (1, 1)	8.0	L	35	13	5	4	4	0	0	0	0	1	0	43	43	4.50	1.625								
Turk Farrell, R ERA: 4.76 (9, 1)	1.0		4	1	0	0	1	0	0	0	0	0	0	6	6	0.00	1.000								

Milwaukee Braves @ Philadelphia Phillies
 Connie Mack Stadium, Philadelphia, PA

AB 39
 R 5
 H 14
 RBI 5
 BB 0
 SO 5
 LOB 15



Sun Jul 05 1959, 3:33 AM EDT
 Att: 9,768 - Unknown

livebaseballscores.com

Batter	1	2	3	4	5	6	7	8	9	AB	R	H	RBI	BB	SO	LOB	BOTTOM								
Joe Koppe, R OBP: 0.323, SLG: 0.356 (1, 6)										4	0	0	0	0	0	1									
Richie Ashburn, L OBP: 0.350, SLG: 0.307 (1, 8)										4	0	2	0	0	0	0									
Ed Bouchee, L OBP: 0.389, SLG: 0.470 (1, 3)										3	0	0	0	1	0	2									
Wally Post, R OBP: 0.302, SLG: 0.452 (1, 9)										3	0	1	0	1	1	1									
Harry Anderson, L OBP: 0.321, SLG: 0.438 (1, 7)										4	0	0	0	0	0	5									
Gene Freese, R OBP: 0.312, SLG: 0.500 (1, 5)										3	0	0	0	1	1	4									
Sparky Anderson, R OBP: 0.249, SLG: 0.220 (1, 4)										2	0	0	0	0	0	1									
Harry Hanebrink, L OBP: 0.309, SLG: 0.382 (7, PH) (8, 4)										2	0	0	0	0	0	2									
Carl Sawatski, L OBP: 0.377, SLG: 0.449 (1, 2)										3	0	1	0	0	0	0									
Gene Conley, R OBP: 0.200, SLG: 0.225 (1, 1)										2	0	0	0	0	0	1									
Solly Drake, S OBP: 0.199, SLG: 0.105 (8, PH)										1	0	0	0	0	0	0									
Turk Farrell, R OBP: 0.309, SLG: 0.382 (9, 1)										0	0	0	0	0	0	0									
Inning Stats	R: 0 E: 0 K: 0 S: 3	H: 0 LOB: 0 BB: 0 P: 3	R: 0 E: 0 K: 1 S: 5	H: 0 LOB: 1 BB: 1 P: 9	R: 0 E: 0 K: 0 S: 3	H: 0 LOB: 0 BB: 0 P: 3	R: 0 E: 1 K: 1 S: 6	H: 1 LOB: 2 BB: 1 P: 10	R: 0 E: 0 K: 0 S: 4	H: 1 LOB: 1 BB: 0 P: 4	R: 0 E: 0 K: 0 S: 4	H: 1 LOB: 1 BB: 0 P: 4	R: 0 E: 0 K: 0 S: 3	H: 0 LOB: 0 BB: 0 P: 3	R: 0 E: 0 K: 0 S: 3	H: 0 LOB: 0 BB: 0 P: 3	R: 0 E: 0 K: 0 S: 4	H: 1 LOB: 2 BB: 1 P: 8	1B: 3 2B: 1 3B: 0 HR: 0	SF: 0 SAC: 0 DP: 0 HBP: 0	WP: 0 PB: 0 SB: 0 CS: 0	PA: 34			
PITCHER	IP	WLS	BF	H	R	ER	SO	BB	IBB	HBP	BLK	WP	HR	S	P	ERA	WHIP								
Carl Willey, R ERA: 3.78 (1, 1)	9.0	W	34	4	0	0	2	3	0	0	0	0	0	35	47	0.00	0.778								

Milwaukee Braves @ Philadelphia Phillies
 Connie Mack Stadium, Philadelphia, PA

AB 31
 R 0
 H 4
 RBI 0
 BB 3
 SO 2
 LOB 17



Sun Jul 05 1959, 3:33 AM EDT
 Att: 9,768 - Unknown

livebaseballscores.com

Batter	1	2	3	4	5	6	7	8	9	AB	R	H	RBI	BB	SO	LOB	TOP			
Don Blasingame, L OBP: 0.370, SLG: 0.365 (1, 4)										5	1	2	0	0	0	3				
Joe Cunningham, L OBP: 0.431, SLG: 0.453 (1, 9)										5	1	1	1	0	1	1				
Bill White, L OBP: 0.361, SLG: 0.556 (1, 7) (7, 3)										5	1	1	0	0	1	0				
Ken Boyer, R OBP: 0.400, SLG: 0.544 (1, 5)										4	2	3	1	1	1	0				
Gino Cimoli, R OBP: 0.361, SLG: 0.497 (1, 8) (7, 7)										2	1	2	2	1	0	0				
Stan Musial, L OBP: 0.370, SLG: 0.431 (1, 3) Curt Flood, R OBP: 0.290, SLG: 0.241 (7, 8)										4	0	2	1	0	0	3				
Hal Smith, R OBP: 0.311, SLG: 0.443 (1, 2)										4	0	1	0	0	0	4				
Alex Grammas, R OBP: 0.328, SLG: 0.333 (1, 6)										4	0	0	0	0	0	4				
Larry Jackson, R OBP: 0.143, SLG: 0.146 (1, 1)										3	0	0	0	0	1	2				
Inning Stats	R: 0 E: 0 K: 0 S: 3	H: 0 LOB: 0 BB: 0 P: 3	R: 2 E: 0 K: 1 S: 9	H: 4 LOB: 2 BB: 0 P: 9	R: 1 E: 0 K: 0 S: 5	H: 2 LOB: 1 BB: 0 P: 5	R: 0 E: 0 K: 0 S: 3	H: 0 LOB: 0 BB: 0 P: 3	R: 3 E: 1 K: 0 S: 7	H: 4 LOB: 2 BB: 1 P: 11	R: 0 E: 0 K: 1 S: 6	H: 1 LOB: 2 BB: 1 P: 10	R: 0 E: 1 K: 0 S: 3	H: 0 LOB: 0 BB: 0 P: 3	R: 0 E: 0 K: 2 S: 7	H: 0 LOB: 0 BB: 0 P: 7	1B: 8 2B: 4 3B: 0 HR: 1	SF: 1 SAC: 1 DP: 1 HBP: 0	WP: 0 PB: 0 SB: 2 CS: 1	PA: 41
PITCHER	IP	WLS	BF	H	R	ER	SO	BB	IBB	HBP	BLK	WP	HR	S	P	ERA	WHIP			
Robin Roberts, R ERA: 4.81 (1, 1)	4.0	L	20	8	5	5	1	0	0	0	0	0	1	22	22	11.25	2.000			
Jack Meyer, R ERA: 4.47 (5, 1)	1.0		6	2	1	0	0	1	0	0	0	0	0	5	9	0.00	3.000			
Taylor Phillips, L ERA: 6.75 (6, 1)	3.0		11	2	0	0	1	1	0	0	0	0	0	12	16	0.00	1.000			
Curt Simmons, L ERA: 5.0 (9, 1)	1.0		3	0	0	0	2	0	0	0	0	0	0	7	7	0.00	0.000			

St. Louis Cardinals @ Philadelphia Phillies
 Connie Mack Stadium, Philadelphia, PA
 Thu Jul 09 1959, 7:05 PM EDT
 Att: 20,282 - Unknown

AB 36
 R 6
 H 12
 RBI 5
 BB 2
 SO 4
 LOB 17



Batter	1	2	3	4	5	6	7	8	9	AB	R	H	RBI	BB	SO	LOB	BOTTOM					
Joe Koppe, R OBP: 0.324, SLG: 0.362 (1, 6)										4	1	1	0	0	1	0						
Richie Ashburn, L OBP: 0.346, SLG: 0.308 (1, 8) Curt Simmons, L (9, 1)										4	0	0	0	0	0	1						
Ed Bouchee, L OBP: 0.387, SLG: 0.469 (1, 3)										4	0	1	0	0	0	1						
Dave Philley, S OBP: 0.361, SLG: 0.475 (1, 9)										4	0	2	1	0	0	0						
Harry Anderson, L OBP: 0.318, SLG: 0.440 (1, 7)										4	0	0	0	0	3	3						
Gene Freese, R OBP: 0.331, SLG: 0.527 (1, 5)										4	0	2	0	0	1	0						
Sparky Anderson, R OBP: 0.250, SLG: 0.222 (1, 4) Harry Hanebrink, L OBP: 0.304, SLG: 0.375 (7, PH) (8, 4)										2	0	0	0	0	0	2						
Carl Sawatski, L OBP: 0.385, SLG: 0.451 (1, 2)										3	0	0	0	0	0	1						
Robin Roberts, S OBP: 0.214, SLG: 0.237 (5, 1) Jack Meyer, R OBP: 0.128, SLG: 0.125 (5, PH) Solly Drake, R OBP: 0.107, SLG: 0.091 (8, 1) Taylor Phillips, L OBP: 0.189, SLG: 0.275 (8, PH) (9, 8)										1	0	0	0	0	1	1						
Inning Stats	R: 1 E: 0 K: 1 S: 7	H: 2 LOB: 1 BB: 0 P: 7	R: 0 E: 0 K: 1 S: 6	H: 1 LOB: 1 BB: 0 P: 6	R: 0 E: 0 K: 0 S: 3	H: 0 LOB: 0 BB: 0 P: 3	R: 0 E: 0 K: 0 S: 4	H: 1 LOB: 1 BB: 0 P: 4	R: 0 E: 0 K: 0 S: 3	H: 0 LOB: 0 BB: 0 P: 3	R: 0 E: 0 K: 1 S: 6	H: 2 LOB: 1 BB: 0 P: 6	R: 0 E: 0 K: 0 S: 3	H: 0 LOB: 0 BB: 0 P: 3	R: 1 E: 0 K: 1 S: 6	H: 1 LOB: 0 BB: 0 P: 6	R: 0 E: 0 K: 2 S: 7	H: 0 LOB: 0 BB: 0 P: 7	1B: 6 2B: 0 3B: 0 HR: 1	SF: 0 SAC: 0 DP: 0 HBP: 0	WP: 0 PB: 0 SB: 0 CS: 0	PA: 34
PITCHER	IP	WLS	BF	H	R	ER	SO	BB	IBB	HBP	BLK	WP	HR	S	P	ERA	WHIP					
Larry Jackson, R ERA: 3.25 (1, 1)	9.0	W	33	7	2	2	6	0	0	0	0	0	1	45	45	2.00	0.778					

St. Louis Cardinals @ Philadelphia Phillies
 Connie Mack Stadium, Philadelphia, PA
 Thu Jul 09 1959, 7:05 PM EDT
 Att: 20,282 - Unknown

AB 33
 R 2
 H 7
 RBI 2
 BB 0
 SO 6
 LOB 9



Batter	1	2	3	4	5	6	7	8	9	AB	R	H	RBI	BB	SO	LOB	TOP			
Don Blasingame, L (1,4) OBP: 0.376, SLG: 0.370										2	2	1	0	3	0	0				
Joe Cunningham, L (1,9) OBP: 0.433, SLG: 0.450										4	0	1	0	1	0	4				
Bill White, L (1,7) OBP: 0.375, SLG: 0.546										5	1	2	0	0	0	5				
Ken Boyer, R (1,5) OBP: 0.400, SLG: 0.540										3	1	1	0	2	1	2				
Gino Cimoli, R (1,8) OBP: 0.368, SLG: 0.505										4	0	2	1	1	0	2				
Stan Musial, L (1,3) OBP: 0.375, SLG: 0.427										2	0	0	1	3	0	2				
Curt Flood, R (9,8) OBP: 0.290, SLG: 0.241										0	0	0	0	0	0	0				
Hal Smith, R (1,2) OBP: 0.311, SLG: 0.448										5	0	0	0	0	0	9				
Alex Grammas, R (1,6) OBP: 0.338, SLG: 0.329										1	0	0	0	4	0	0				
Marshall Bridges, S (1,1) OBP: 0.333, SLG: 0.636										3	0	0	0	0	1	3				
Dean Stone, L (6,1)										2	0	0	0	0	1	3				
Inning Stats	R: 1 E: 0 K: 1 S: 6	H: 1 LOB: 3 BB: 3 P: 18	R: 0 E: 0 K: 0 S: 4	H: 1 LOB: 2 BB: 1 P: 8	R: 0 E: 0 K: 0 S: 3	H: 0 LOB: 1 BB: 1 P: 7	R: 0 E: 0 K: 1 S: 5	H: 0 LOB: 2 BB: 2 P: 13	R: 1 E: 0 K: 0 S: 4	H: 2 LOB: 2 BB: 3 P: 12	R: 2 E: 1 K: 0 S: 4	H: 1 LOB: 2 BB: 3 P: 16	R: 0 E: 0 K: 1 S: 3	H: 0 LOB: 0 BB: 0 P: 8	R: 0 E: 0 K: 0 S: 4	H: 1 LOB: 2 BB: 1 P: 8	1B: 5 2B: 3 3B: 0 HR: 0	SF: 0 SAC: 0 DP: 3 HBP: 0	WP: 0 PB: 0 SB: 2 CS: 1	PA: 45
PITCHER	IP WLS BF H R ER SO BB IBB HBP BLK WP HR S P ERA WHIP																			
Don Cardwell, R (1,1) ERA: 4.97	5.1 L 30 5 4 3 2 9 1 0 0 0 0 0 24 64 5.06 2.625																			
Humberto Robinson, R (6,1) ERA: 3.13	0.2 4 0 0 0 0 1 1 0 0 0 0 0 2 10 0.00 1.500																			
Taylor Phillips, L (7,1) ERA: 6.25	3.0 11 2 0 0 1 1 1 0 0 0 0 0 11 19 0.00 1.000																			

St. Louis Cardinals @ Philadelphia Phillies
 Connie Mack Stadium, Philadelphia, PA
 Sat Jul 11 1959, 3:33 AM EDT
 Att. 4,815 - Unknown

AB	31
R	4
H	7
RBI	2
BB	14
SO	3
LOB	30



Batter	1	2	3	4	5	6	7	8	9	AB	R	H	RBI	BB	SO	LOB	BOTTOM					
Joe Koppe, R (1,6) OBP: 0.362, SLG: 0.410										3	1	2	0	2	0	0						
Richie Ashburn, L (1,8) OBP: 0.351, SLG: 0.308										4	1	1	0	1	1	2						
Ed Bouchee, L (1,3) OBP: 0.388, SLG: 0.462										4	0	0	0	1	2	5						
Wally Post, R (1,9) OBP: 0.307, SLG: 0.453										4	0	1	2	0	1	2						
Bob Bowman, R (1,7) OBP: 0.164, SLG: 0.237										4	0	0	0	0	0	1						
Gene Freese, R (1,5) OBP: 0.331, SLG: 0.535										4	1	1	1	0	0	1						
Sparky Anderson, R (1,4) OBP: 0.262, SLG: 0.226										3	0	2	0	1	0	1						
Carl Sawatski, L (1,2) OBP: 0.368, SLG: 0.429										3	0	0	0	0	3	3						
Harry Anderson, L (9,PH) OBP: 0.125, SLG: 0.436										1	0	0	0	0	1	0						
Don Cardwell, R (1,1) ERA: 4.71										2	0	0	0	0	1	1						
Humberto Robinson, R (6,1) OBP: 0.560, SLG: 0.950										0	0	0	0	0	0	0						
Jim Bolger, R (6,PH) OBP: 0.183, SLG: 0.125										1	0	0	0	0	0	1						
Taylor Phillips, L (7,1) OBP: 0.125, SLG: 0.125										0	0	0	0	0	0	0						
Dave Philley, S (9,PH) OBP: 0.356, SLG: 0.467										1	0	0	0	0	0	0						
Inning Stats	R: 0 E: 0 K: 1 S: 6	H: 1 LOB: 0 BB: 0 P: 6	R: 0 E: 0 K: 1 S: 5	H: 0 LOB: 1 BB: 1 P: 9	R: 2 E: 0 K: 0 S: 4	H: 1 LOB: 1 BB: 2 P: 12	R: 0 E: 0 K: 2 S: 8	H: 1 LOB: 0 BB: 0 P: 8	R: 0 E: 0 K: 0 S: 2	H: 0 LOB: 1 BB: 2 P: 10	R: 1 E: 0 K: 1 S: 7	H: 2 LOB: 1 BB: 0 P: 7	R: 0 E: 0 K: 1 S: 5	H: 0 LOB: 0 BB: 0 P: 5	R: 0 E: 1 K: 1 S: 6	H: 0 LOB: 1 BB: 0 P: 6	R: 0 E: 0 K: 2 S: 9	H: 2 LOB: 2 BB: 0 P: 9	1B: 5 2B: 1 3B: 0 HR: 1	SF: 0 SAC: 0 DP: 1 HBP: 0	WP: 0 PB: 1 SB: 0 CS: 0	PA: 39
PITCHER	IP WLS BF H R ER SO BB IBB HBP BLK WP HR S P ERA WHIP																					
Marshall Bridges, L (1,1) ERA: 4.71	5.1 W 25 5 3 3 4 5 0 0 0 0 0 0 24 48 5.06 1.875																					
Dean Stone, L (6,1) ERA:	3.2 S 14 2 0 0 5 0 0 0 0 0 0 0 24 24 0.00 0.545																					

St. Louis Cardinals @ Philadelphia Phillies
 Connie Mack Stadium, Philadelphia, PA
 Sat Jul 11 1959, 3:33 AM EDT
 Att. 4,815 - Unknown

AB	34
R	3
H	7
RBI	3
BB	5
SO	9
LOB	17



Batter	1	2	3	4	5	6	7	8	9	AB	R	H	RBI	BB	SO	LOB	TOP			
Tony Taylor, R (1, 4) OBP: 0.341, SLG: 0.393										5	0	1	0	0	2	1	Chicago Cubs @ Philadelphia Phillies Connie Mack Stadium, Philadelphia, PA Sun Jul 12 1959, 3:33 AM EDT Unknown			
George Altman, L (1, 8) OBP: 0.292, SLG: 0.346										5	1	1	0	0	2	2				
Jim Marshall, L (1, 7) Bobby Thomson, R (7, 7) OBP: 0.314, SLG: 0.407										4	1	1	0	0	0	1				
14 Ernie Banks, R (1, 6) OBP: 0.357, SLG: 0.586										4	1	1	1	0	0	1				
Dale Long, L (1, 3) OBP: 0.320, SLG: 0.470										3	1	0	0	1	1	1				
Randy Jackson, R (1, 5) OBP: 0.349, SLG: 0.411										4	1	1	2	0	0	0				
Lee Walls, R (1, 9) OBP: 0.342, SLG: 0.397										4	1	2	1	0	1	0				
Earl Averill, R (1, 2) OBP: 0.297, SLG: 0.457										4	1	1	3	0	1	1				
Art Ceccarelli, R (1, 1) Bill Henry, L (8, 1) OBP: 0.176, SLG: 0.125										3	0	0	0	0	1	1				
Inning Stats	R: 0 E: 0 K: 2 S: 7	H: 0 LOB: 0 BB: 0 P: 7	R: 0 E: 0 K: 0 S: 3	H: 0 LOB: 0 BB: 0 P: 3	R: 0 E: 0 K: 0 S: 3	H: 0 LOB: 0 BB: 0 P: 3	R: 7 E: 0 K: 1 S: 11	H: 6 LOB: 0 BB: 1 P: 15	R: 0 E: 1 K: 2 S: 8	H: 0 LOB: 1 BB: 0 P: 8	R: 0 E: 0 K: 0 S: 4	H: 1 LOB: 1 BB: 0 P: 4	R: 0 E: 0 K: 1 S: 5	H: 0 LOB: 0 BB: 0 P: 5	R: 0 E: 1 K: 0 S: 4	H: 0 LOB: 1 BB: 0 P: 4	1B: 5 2B: 2 3B: 0 HR: 1	SF: 0 SAC: 1 DP: 0 HBP: 0	WP: 0 PB: 0 SB: 0 CS: 0	PA: 38
PITCHER	IP WLS BF H R ER SO BB IBB HBP BLK WP HR S P ERA WHIP																			
Ruben Gomez, R (1, 1) ERA: 7.21	3.1 L 16 5 6 6 2 1 0 0 0 0 0 0 19 23 2.46 0.818																			
Jack Meyer, R (4, 1) ERA: 4.35	3.2 15 3 1 1 5 0 0 0 0 0 0 1 25 25 2.46 0.818																			
Humberto Robinson, R (8, 1) ERA: 3.03	1.0 3 0 0 0 1 0 0 0 0 0 0 0 5 5 0.00 0.000																			
Turk Farrell, R (9, 1) ERA: 5.22	1.0 4 0 0 0 0 0 0 0 0 0 0 0 4 4 0.00 0.000																			

AB	36
R	7
H	8
RBI	7
BB	1
SO	8
LOB	8



Batter	1	2	3	4	5	6	7	8	9	AB	R	H	RBI	BB	SO	LOB	BOTTOM			
Joe Koppe, R (1, 6) OBP: 0.365, SLG: 0.409										3	1	1	0	1	0	0	Chicago Cubs @ Philadelphia Phillies Connie Mack Stadium, Philadelphia, PA Sun Jul 12 1959, 3:33 AM EDT Unknown			
Richie Ashburn, L (1, 8) OBP: 0.356, SLG: 0.309										2	1	1	0	1	1	1				
Gene Freese, R (1, 5) OBP: 0.331, SLG: 0.531										3	0	1	0	0	0	2				
Wally Post, R (1, 9) OBP: 0.303, SLG: 0.446										4	0	0	0	0	0	5				
Ed Bouchee, L (1, 3) OBP: 0.389, SLG: 0.472										3	2	1	2	1	1	1				
Bob Bowman, R (1, 7) Humberto Robinson, R (8, 1) Dave Philley, S (8, PH) Turk Farrell, R (9, 1) OBP: 0.158, SLG: 0.226 OBP: 0.500, SLG: 0.500 OBP: 0.353, SLG: 0.463										3	0	0	0	0	2	1				
Sparky Anderson, R (1, 4) OBP: 0.262, SLG: 0.226										4	1	1	0	0	1	0				
Joe Lonnett, R (1, 2) OBP: 0.250, SLG: 1.000										4	1	1	3	0	1	0				
Ruben Gomez, R (1, 1) Jack Meyer, R (4, 1) Jim Bolger, R (7, PH) OBP: 0.250, SLG: 0.182 OBP: 0.111, SLG: 0.111 OBP: 0.172, SLG: 0.115										1	0	0	0	0	0	0				
Inning Stats	R: 1 E: 0 K: 1 S: 5	H: 0 LOB: 1 BB: 1 P: 10	R: 0 E: 0 K: 2 S: 7	H: 0 LOB: 0 BB: 0 P: 7	R: 0 E: 0 K: 0 S: 4	H: 1 LOB: 1 BB: 0 P: 4	R: 0 E: 0 K: 1 S: 5	H: 0 LOB: 0 BB: 0 P: 5	R: 0 E: 0 K: 1 S: 6	H: 2 LOB: 1 BB: 0 P: 6	R: 3 E: 0 K: 0 S: 5	H: 2 LOB: 0 BB: 1 P: 9	R: 2 E: 0 K: 0 S: 4	H: 1 LOB: 0 BB: 1 P: 8	R: 0 E: 0 K: 2 S: 7	H: 0 LOB: 0 BB: 0 P: 7	1B: 4 2B: 0 3B: 0 HR: 2	SF: 0 SAC: 1 DP: 1 HBP: 1	WP: 1 PB: 0 SB: 0 CS: 0	PA: 36
PITCHER	IP WLS BF H R ER SO BB IBB HBP BLK WP HR S P ERA WHIP																			
Art Ceccarelli, L (1, 1) ERA: 6.43	7.0 W 29 5 5 5 6 3 0 0 0 0 0 1 37 50 6.43 1.143																			
Bill Henry, L (8, 1) ERA: 2.02	2.0 S 7 1 1 1 2 0 0 0 0 0 0 1 11 11 4.50 0.500																			

AB	31
R	6
H	6
RBI	5
BB	3
SO	8
LOB	10



Batter	1	2	3	4	5	6	7	8	9	AB	R	H	RBI	BB	SO	LOB	TOP			
Tony Taylor, R OBP: 0.340, SLG: 0.391 (1, 4)										4	0	1	0	0	0	0	Chicago Cubs @ Philadelphia Phillies Connie Mack Stadium, Philadelphia, PA Sun Jul 12 1959, 3:38 AM EDT Att: 6,519 - Unknown			
George Altman, L OBP: 0.291, SLG: 0.340 (1, 8)										3	1	0	0	1	0	1				
Jim Marshall, L OBP: 0.304, SLG: 0.390 (1, 7)										4	0	0	0	0	0	3				
14 Ernie Banks, R OBP: 0.356, SLG: 0.582 (1, 6)										4	0	1	1	0	0	1				
Dale Long, L OBP: 0.323, SLG: 0.475 (1, 3)										4	0	2	0	0	0	1				
Randy Jackson, R OBP: 0.343, SLG: 0.390 (1, 5)										3	0	0	0	1	1	2				
Lee Walls, R OBP: 0.341, SLG: 0.392 (1, 9)										3	0	0	0	1	0	4				
Sammy Taylor, L OBP: 0.308, SLG: 0.369 (1, 2)										3	0	1	0	0	0	0				
Moe Drabowsky, R OBP: 0.194, SLG: 0.172 (1, 1)										1	0	0	0	0	0	0				
Walt Moryn, L OBP: 0.307, SLG: 0.353 (4, PH)										1	0	0	0	0	0	2				
Elmer Singleton, R (4, 1)										0	0	0	0	0	0	0				
Alvin Dark, R OBP: 0.317, SLG: 0.348 (7, PH)										1	0	0	0	0	1	0				
John Buzhardt, R OBP: 0.120, SLG: 0.125 (7, 1)										0	0	0	0	0	0	0				
Inning Stats	R: 1 E: 2 K: 0 S: 6	H: 2 LOB: 2 BB: 1 P: 10	R: 0 E: 0 K: 0 S: 3	H: 0 LOB: 0 BB: 0 P: 3	R: 0 E: 0 K: 1 S: 3	H: 1 LOB: 2 BB: 1 P: 10	R: 0 E: 0 K: 0 S: 6	H: 0 LOB: 0 BB: 0 P: 3	R: 0 E: 0 K: 0 S: 4	H: 1 LOB: 1 BB: 0 P: 4	R: 0 E: 0 K: 1 S: 5	H: 0 LOB: 0 BB: 0 P: 5	R: 0 E: 0 K: 0 S: 2	H: 0 LOB: 0 BB: 1 P: 6	R: 0 E: 0 K: 0 S: 3	H: 1 LOB: 0 BB: 0 P: 3	1B: 4 2B: 2 3B: 0 HR: 0	SF: 0 SAC: 0 DP: 3 HBP: 0	WP: 0 PB: 0 SB: 1 CS: 0	PA: 34
PITCHER Ray Semproch, R ERA: 4.66 (1, 1)	IP: 9.0 WLS: W BF: 34 H: 5 R: 1 ER: 0 SO: 2 BB: 3 IBB: 0 HBP: 0 BLK: 0 WP: 0 HR: 0 S: 35 P: 47 ERA: 0.00 WHIP: 0.889																			

AB 31
R 1
H 5
RBI 1
BB 3
SO 2
LOB 14



Batter	1	2	3	4	5	6	7	8	9	AB	R	H	RBI	BB	SO	LOB	BOTTOM			
Joe Koppe, R OBP: 0.356, SLG: 0.397 (1, 6)										4	1	0	0	0	1	0	Chicago Cubs @ Philadelphia Phillies Connie Mack Stadium, Philadelphia, PA Sun Jul 12 1959, 3:38 AM EDT Att: 6,519 - Unknown			
Solly Drake, S OBP: 0.172, SLG: 0.111 (1, 8) (9, 7)										4	0	1	0	0	2	1				
Ed Bouchee, L OBP: 0.387, SLG: 0.480 (1, 3)										4	1	1	2	0	0	1				
Dave Philley, S OBP: 0.364, SLG: 0.472 (1, 9)										4	1	3	0	0	0	0				
Harry Anderson, L OBP: 0.312, SLG: 0.430 Richie Ashburn, L OBP: 0.356, SLG: 0.309 (1, 7) (9, 8)										4	0	0	0	0	0	3				
Gene Freese, R OBP: 0.331, SLG: 0.527 (1, 5)										3	1	1	0	0	1	1				
Sparky Anderson, R OBP: 0.263, SLG: 0.228 (1, 4)										3	0	1	2	0	0	1				
Carl Sawatski, L OBP: 0.367, SLG: 0.421 (1, 2)										2	0	0	0	1	0	0				
Ray Semproch, R OBP: 0.192, SLG: 0.192 (1, 1)										3	0	0	0	0	2	2				
Inning Stats	R: 4 E: 2 K: 1 S: 10	H: 4 LOB: 2 BB: 1 P: 14	R: 0 E: 0 K: 2 S: 7	H: 0 LOB: 0 BB: 0 P: 7	R: 0 E: 0 K: 1 S: 5	H: 0 LOB: 0 BB: 0 P: 5	R: 0 E: 0 K: 0 S: 3	H: 0 LOB: 0 BB: 0 P: 3	R: 0 E: 0 K: 0 S: 4	H: 1 LOB: 1 BB: 0 P: 4	R: 0 E: 0 K: 1 S: 5	H: 0 LOB: 0 BB: 0 P: 5	R: 0 E: 0 K: 1 S: 6	H: 1 LOB: 1 BB: 0 P: 6	R: 0 E: 0 K: 1 S: 6	H: 1 LOB: 1 BB: 0 P: 6		1B: 6 2B: 0 3B: 0 HR: 1	SF: 0 SAC: 0 DP: 0 HBP: 0	WP: 0 PB: 0 SB: 0 CS: 1
PITCHER Moe Drabowsky, R ERA: 4.38 Elmer Singleton, R ERA: 2.46 John Buzhardt, R ERA: 4.14	IP: 3.0 WLS: L BF: 15 H: 4 R: 4 ER: 1 SO: 4 BB: 0 IBB: 4 HBP: 1 BLK: 0 WP: 1 HR: 1 S: 22 P: 26 ERA: 3.00 WHIP: 1.333																			

AB 31
R 4
H 7
RBI 4
BB 1
SO 6
LOB 9



Batter	1	2	3	4	5	6	7	8	9	AB	R	H	RBI	BB	SO	LOB	TOP					
Jim Davenport, R OBP: 0.287, SLG: 0.344 (1, 5)										4	1	2	1	1	0	0	San Francisco Giants @ Philadelphia Phillies Connie Mack Stadium, Philadelphia, PA Thu Jul 16 1959, 7:05 PM EDT Unknown livebaseballscores.com					
Willie Kirkland, L OBP: 0.389, SLG: 0.525 (1, 9)										5	0	0	0	0	1	5						
Willie Mays, R OBP: 0.364, SLG: 0.538 (1, 8)											5	1	2	1	0	0						
Orlando Cepeda, R OBP: 0.366, SLG: 0.565 (1, 3)											5	1	2	1	0	1						
Daryl Spencer, R OBP: 0.353, SLG: 0.399 (1, 4)											4	0	2	0	0	1						
Jackie Brandt, R OBP: 0.305, SLG: 0.404 (1, 7)										4	0	1	1	0	2	4						
Hobie Landrith, L OBP: 0.350, SLG: 0.358 (1, 2)										4	1	1	0	0	2	3						
Eddie Bressoud, R OBP: 0.305, SLG: 0.368 (1, 6)										3	0	0	0	1	1	0						
Mike McCormick, L Stu Miller, R Dusty Rhodes, L Jack Sanford, R Gordon Jones, R Leon Wagner, L Eddie Fisher, R (1, 1) (5, 1) (6, PH) (6, 1) (7, 1) (8, PH) (8, 1)										1	0	0	0	1	0	0						
Inning Stats	R: 2 E: 0 K: 1 S: 9	H: 4 LOB: 2 BB: 0 P: 9	R: 0 E: 0 K: 0 S: 3	H: 0 LOB: 0 BB: 0 P: 3	R: 0 E: 0 K: 0 S: 5	H: 2 LOB: 2 BB: 0 P: 5	R: 0 E: 0 K: 2 S: 7	H: 0 LOB: 0 BB: 2 P: 15	R: 0 E: 0 K: 0 S: 3	H: 0 LOB: 0 BB: 0 P: 3	R: 1 E: 0 K: 2 S: 9	H: 2 LOB: 2 BB: 1 P: 13	R: 1 E: 0 K: 1 S: 7	H: 2 LOB: 1 BB: 0 P: 7	R: 0 E: 0 K: 1 S: 5	H: 0 LOB: 0 BB: 0 P: 5		R: 0 E: 0 K: 0 S: 3	H: 0 LOB: 0 BB: 0 P: 3	1B: 7 2B: 3 3B: 0 HR: 0	SF: 0 SAC: 0 DP: 0 HBP: 0	WP: 0 PB: 0 SB: 0 CS: 0
PITCHER Robin Roberts, R ERA: 4.75 (1, 1)	IP: 9.0 WLS: W BF: 40 H: 10 R: 4 ER: 4 SO: 7 BB: 3 IBB: 0 HBP: 0 BLK: 0 WP: 0 HR: 0 S: 51 P: 63 ERA: 4.00 WHIP: 1.444															PITCHER IP: 9.0 WLS: W BF: 40 H: 10 R: 4 ER: 4 SO: 7 BB: 3 IBB: 0 HBP: 0 BLK: 0 WP: 0 HR: 0 S: 51 P: 63 ERA: 4.00 WHIP: 1.444						

Batter	1	2	3	4	5	6	7	8	9	AB	R	H	RBI	BB	SO	LOB	BOTTOM			
Joe Koppe, R OBP: 0.352, SLG: 0.386 (1, 6)										4	0	0	0	1	1	4	San Francisco Giants @ Philadelphia Phillies Connie Mack Stadium, Philadelphia, PA Thu Jul 16 1959, 7:05 PM EDT Unknown livebaseballscores.com			
Rchie Ashburn, L OBP: 0.359, SLG: 0.315 (1, 8)										4	2	2	0	1	0	0				
Ed Bouchee, L OBP: 0.386, SLG: 0.477 (1, 3)										4	1	1	0	0	1	3				
Wally Post, R OBP: 0.309, SLG: 0.459 (1, 9)										4	2	3	2	0	1	2				
Gene Freese, R OBP: 0.330, SLG: 0.521 (1, 5)										2	1	0	1	1	1	4				
Bob Bowman, R OBP: 0.164, SLG: 0.234 Dave Philley, S Solly Drake, S (1, 7) (7, PH) (8, 7)										2	0	1	1	0	0	0				
Sparky Anderson, R OBP: 0.263, SLG: 0.225 (1, 4)										3	0	0	0	1	1	3				
Joe Lonnett, R OBP: 0.500, SLG: 0.833 (1, 2)										2	0	1	0	2	0	2				
Robin Roberts, S OBP: 0.217, SLG: 0.238 (1, 1)										4	0	1	0	0	1	3				
Inning Stats	R: 0 E: 0 K: 2 S: 8	H: 1 LOB: 2 BB: 1 P: 12	R: 0 E: 0 K: 1 S: 5	H: 1 LOB: 1 BB: 1 P: 9	R: 0 E: 0 K: 0 S: 3	H: 0 LOB: 0 BB: 0 P: 3	R: 2 E: 1 K: 0 S: 4	H: 1 LOB: 3 BB: 3 P: 16	R: 2 E: 0 K: 0 S: 5	H: 2 LOB: 0 BB: 0 P: 5	R: 0 E: 0 K: 1 S: 6	H: 2 LOB: 1 BB: 0 P: 6	R: 2 E: 0 K: 1 S: 8	H: 3 LOB: 2 BB: 1 P: 12	R: 0 E: 0 K: 1 S: 5	H: 0 LOB: 0 BB: 0 P: 5		1B: 7 2B: 3 3B: 1 HR: 0	SF: 2 SAC: 0 DP: 2 HBP: 0	WP: 2 PB: 0 SB: 0 CS: 0
PITCHER Mike McCormick, L Stu Miller, R Jack Sanford, R Gordon Jones, R Eddie Fisher, R (1, 1) (5, 1) (6, 1) (7, 1) (8, 1)	IP: 4.1 WLS: 2 BF: 22 H: 4 R: 0 ER: 2 SO: 3 BB: 5 IBB: 0 HBP: 0 BLK: 0 WP: 1 HR: 0 S: 23 P: 43 ERA: 4.15 WHIP: 2.308															PITCHER IP: 4.1 WLS: 2 BF: 22 H: 4 R: 0 ER: 2 SO: 3 BB: 5 IBB: 0 HBP: 0 BLK: 0 WP: 1 HR: 0 S: 23 P: 43 ERA: 4.15 WHIP: 2.308				

Batter	1	2	3	4	5	6	7	8	9	AB	R	H	RBI	BB	SO	LOB	TOP		
Jim Davenport, R (1.5) OBP: 0.283, SLG: 0.339	4-3		K		F9		G4-6-3		F2	5	0	0	0	0	1	6			
Willie Kirkland, L (1.9) OBP: 0.381, SLG: 0.527	FC6-4 BB		F4						F9	3	0	1	0	1	0	0			
Willie Mays, R (1.8) OBP: 0.360, SLG: 0.531	FC6-4 1B			6-3		F9			4-3	4	0	0	0	0	0	2			
Orlando Cepeda, R (1.3) OBP: 0.367, SLG: 0.563				E5			G5-4-3 IBB		F7	3	0	1	0	1	0	0			
Daryl Spencer, R (1.4) OBP: 0.352, SLG: 0.398	1-4-3				FC6-4 1B		G5-4-3			4	0	1	0	0	0	4			
Jackie Brandt, R (1.7) OBP: 0.308, SLG: 0.406			F7		FC6-4				E8 1B	4	1	2	0	0	0	1			
Eddie Bressoud, R (1.6) OBP: 0.299, SLG: 0.360			F8						SH 1B	2	0	0	0	0	0	0			
Leon Wagner, L (9. PH) OBP: 0.360, SLG: 0.466					6-3				FC4-2 1B	0	0	0	0	0	1	0	AB 33		
Hobie Landrith, L (9.2) OBP: 0.350, SLG: 0.358									FC4-2 BB	0	0	0	0	0	0	0	R 1		
Jim Hegan, R (1.2) OBP: 0.234, SLG: 0.237										3	0	2	0	0	0	0	H 8		
Dusty Rhodes, L (9. PH) OBP: 0.360, SLG: 0.238										1	0	1	1	0	0	0	RBI 1		
Felipe Alou, R (9. FR) OBP: 0.333, SLG: 0.497										0	0	0	0	0	0	0	BB 3		
Andre Rodgers, R (9.6) OBP: 0.349, SLG: 0.399										0	0	0	0	0	0	0	SO 2		
Johnny Antonelli, L (1.1) OBP: 0.108, SLG: 0.138			F8							4	0	0	0	0	1	6	LOB 19		
Inning Stats	R: 0 E: 0 K: 0 S: 4	H: 1 LOB: 2 BB: 1 P: 8	R: 0 E: 0 K: 0 S: 3	H: 0 LOB: 0 BB: 0 P: 3	R: 0 E: 0 K: 1 S: 5	H: 0 LOB: 0 BB: 0 P: 5	R: 0 E: 1 K: 0 S: 4	H: 1 LOB: 1 BB: 0 P: 4	R: 0 E: 0 K: 1 S: 6	H: 1 LOB: 1 BB: 0 P: 6	R: 0 E: 0 K: 0 S: 3	H: 1 LOB: 2 BB: 0 P: 5	R: 0 E: 0 K: 0 S: 3	H: 0 LOB: 0 BB: 0 P: 3	R: 1 E: 1 K: 0 S: 5	H: 2 LOB: 2 BB: 1 P: 9	1B: 6 2B: 2 3B: 0 HR: 0	SF: 0 SAC: 1 DP: 2 HBP: 0	WP: 0 PA: 37 PB: 0 SB: 2 CS: 0
PITCHER Gene Conley, R (1.1) ERA: 2.6	IP: 9.0 WLS: L BF: 37	H: 8 R: 1 ER: 1 SO: 2	BB: 2 IBB: 1 HBP: 0 BLK: 0	WP: 0 HR: 0 S: 38 P: 50	ERA: 1.00 WHIP: 1.111														

San Francisco Giants @ Philadelphia Phillies
 Connie Mack Stadium, Philadelphia, PA
 Thu Jul 16 1959, 7:05 PM EDT
 Att: 22,159 - Unknown

AB 33
 R 1
 H 8
 RBI 1
 BB 3
 SO 2
 LOB 19



Batter	1	2	3	4	5	6	7	8	9	AB	R	H	RBI	BB	SO	LOB	BOTTOM		
Joe Koppe, R (1.6) OBP: 0.345, SLG: 0.378	F8			K		SH5-3		5-3		3	0	0	0	0	1	1			
Richie Ashburn, L (1.8) OBP: 0.358, SLG: 0.314	K			F7		FC4-2			G6-4-3 1B	4	0	1	0	0	1	2			
Ed Bouchee, L (1.3) OBP: 0.384, SLG: 0.471	K				4-0 BB	4-3			K	3	0	0	0	1	2	3			
Wally Post, R (1.9) OBP: 0.305, SLG: 0.452			F4		5-3				G6-4-3	4	0	0	0	0	0	2			
Gene Freese, R (1.5) OBP: 0.330, SLG: 0.518						K				3	0	1	0	0	2	0			
Bob Bowman, R (1.7) OBP: 0.157, SLG: 0.224			K		4-3					3	0	0	0	0	2	1			
Sparky Anderson, R (1.4) OBP: 0.263, SLG: 0.223						5-3				2	0	0	0	1	0	0			
Joe Lonnett, R (1.2) OBP: 0.500, SLG: 0.750									F7	2	0	1	0	0	0	0			
Gene Conley, R (1.1) OBP: 0.191, SLG: 0.213									4-3	3	0	0	0	0	1	2			
Inning Stats	R: 0 E: 0 K: 2 S: 7	H: 0 LOB: 0 BB: 0 P: 7	R: 0 E: 0 K: 1 S: 5	H: 1 LOB: 1 BB: 0 P: 5	R: 0 E: 0 K: 0 S: 3	H: 0 LOB: 0 BB: 0 P: 3	R: 0 E: 0 K: 1 S: 5	H: 0 LOB: 1 BB: 1 P: 9	R: 0 E: 0 K: 1 S: 5	H: 0 LOB: 0 BB: 0 P: 5	R: 0 E: 1 K: 0 S: 5	H: 1 LOB: 2 BB: 0 P: 5	R: 0 E: 0 K: 2 S: 7	H: 0 LOB: 0 BB: 0 P: 7	R: 0 E: 0 K: 1 S: 5	H: 0 LOB: 1 BB: 1 P: 9	1B: 3 2B: 1 3B: 0 HR: 0	SF: 0 SAC: 2 DP: 2 HBP: 0	WP: 0 PA: 31 PB: 0 SB: 0 CS: 1
PITCHER Johnny Antonelli, L (1.1) ERA: 2.49	IP: 9.0 WLS: W BF: 31	H: 3 R: 0 ER: 0 SO: 9	BB: 2 IBB: 0 HBP: 0 BLK: 0	WP: 0 HR: 0 S: 47 P: 55	ERA: 0.00 WHIP: 0.556														


San Francisco Giants @ Philadelphia Phillies
 Connie Mack Stadium, Philadelphia, PA
 Thu Jul 16 1959, 7:05 PM EDT
 Att: 22,159 - Unknown


AB 27
 R 0
 H 3
 RBI 0
 BB 2
 SO 9
 LOB 11




Batter	1	2	3	4	5	6	7	8	9	AB	R	H	RBI	BB	SO	LOB	TOP					
Jim Gilliam, S OBP: 0.447, SLG: 0.411 (1, 5)										4	1	1	0	1	0	0	Los Angeles Dodgers @ Philadelphia Phillies Connie Mack Stadium, Philadelphia, PA Fri Jul 17 1959, 7:05 PM EDT Att: 16,686 - Unknown AB 36 R 2 H 10 RBI 1 BB 4 SO 4 LOB 19 					
Charlie Neal, R OBP: 0.361, SLG: 0.489 (1, 4)										5	1	2	0	0	1	1						
Wally Moon, L OBP: 0.377, SLG: 0.429 (1, 9)										5	0	2	0	0	0	2						
Duke Snider, L OBP: 0.350, SLG: 0.495 (1, 8)										3	0	1	1	2	1	2						
Gil Hodges, R OBP: 0.394, SLG: 0.542 (1, 3)										4	0	1	0	0	0	3						
Norm Larker, L OBP: 0.393, SLG: 0.491 (1, 7)										4	0	3	0	0	0	2						
John Roseboro, L OBP: 0.318, SLG: 0.374 (1, 2)										4	0	0	0	0	1	3						
Maury Wills, S OBP: 0.254, SLG: 0.254 (8, PH)										2	0	0	0	1	0	1						
Ron Fairly, L OBP: 0.344, SLG: 0.358 (8, PH)										1	0	0	0	0	0	1						
Don Zimmer, R OBP: 0.276, SLG: 0.255 (8, 6)										0	0	0	0	0	0	0						
Roger Craig, R OBP: 0.105, SLG: 0.056 (1, 1)										3	0	0	0	0	0	3						
Rip Repulski, R OBP: 0.364, SLG: 0.354 (8, PH)										1	0	0	0	0	1	1						
Art Fowler, R OBP: 0.091, SLG: 0.091 (8, 1)										0	0	0	0	0	0	0						
Inning Stats	R: 1 E: 0 K: 0 S: 11	H: 1 LOB: 2 BB: 2 P: 24	R: 0 E: 0 K: 0 S: 4	H: 0 LOB: 0 BB: 0 P: 5	R: 0 E: 0 K: 2 S: 10	H: 1 LOB: 1 BB: 1 P: 14	R: 0 E: 0 K: 1 S: 10	H: 1 LOB: 2 BB: 1 P: 17	R: 1 E: 0 K: 0 S: 15	H: 2 LOB: 1 BB: 0 P: 19	R: 0 E: 0 K: 0 S: 6	H: 1 LOB: 1 BB: 0 P: 7	R: 0 E: 0 K: 0 S: 7	H: 1 LOB: 2 BB: 1 P: 14	R: 0 E: 0 K: 1 S: 6	H: 1 LOB: 1 BB: 0 P: 11	R: 0 E: 0 K: 0 S: 10	H: 2 LOB: 1 BB: 0 P: 15	1B: 6 2B: 3 3B: 2 HR: 0	SF: 0 SAC: 0 DP: 1 HBP: 0	WP: 0 PB: 0 SB: 1 CS: 0	PA: 40
PITCHER Jim Owens, R ERA: 3.87 (1, 1)	IP: 9.0 WLS: W BF: 40	H: 10 R: 2 ER: 2 SO: 4	BB: 3 IBB: 1 HBP: 0 BLK: 0	WP: 0 HR: 0 S: 79 P: 126	ERA: 2.00 WHIP: 1.444	PITCHER										IP: 9.0 WLS: W BF: 40	H: 10 R: 2 ER: 2 SO: 4	BB: 3 IBB: 1 HBP: 0 BLK: 0	WP: 0 HR: 0 S: 79 P: 126	ERA: 2.00 WHIP: 1.444		

Batter	1	2	3	4	5	6	7	8	9	AB	R	H	RBI	BB	SO	LOB	BOTTOM			
Joe Koppe, R OBP: 0.343, SLG: 0.371 (1, 6)										3	0	0	0	1	0	0	Los Angeles Dodgers @ Philadelphia Phillies Connie Mack Stadium, Philadelphia, PA Fri Jul 17 1959, 7:05 PM EDT Att: 16,686 - Unknown AB 25 R 3 H 4 RBI 3 BB 2 SO 7 LOB 4 			
Solly Drake, S OBP: 0.156, SLG: 0.100 (1, 8) (9, 7)										3	1	0	0	0	2	1				
Ed Bouchee, L OBP: 0.383, SLG: 0.470 (1, 3)										3	0	1	1	0	1	0				
Dave Philley, S OBP: 0.368, SLG: 0.477 (1, 9)										2	0	0	0	0	1	0				
Harry Anderson, L OBP: 0.315, SLG: 0.443 (1, 7)										3	1	2	1	0	0	0				
Richie Ashburn, L OBP: 0.358, SLG: 0.314 (9, 8)										0	0	0	0	0	0	0				
Gene Freese, R OBP: 0.330, SLG: 0.512 (1, 5)										2	1	0	0	1	1	0				
Sparky Anderson, R OBP: 0.260, SLG: 0.220 (1, 4)										3	0	0	0	0	0	3				
Joe Lonnett, R OBP: 0.462, SLG: 0.636 (1, 2)										3	0	1	1	0	0	0				
Jim Owens, R OBP: 0.159, SLG: 0.075 (1, 1)										3	0	0	0	0	2	0				
Inning Stats	R: 0 E: 0 K: 2 S: 14	H: 0 LOB: 0 BB: 0 P: 22	R: 1 E: 0 K: 0 S: 8	H: 2 LOB: 1 BB: 1 P: 16	R: 0 E: 0 K: 2 S: 7	H: 0 LOB: 0 BB: 0 P: 13	R: 0 E: 0 K: 0 S: 6	H: 0 LOB: 0 BB: 0 P: 11	R: 0 E: 0 K: 0 S: 9	H: 1 LOB: 1 BB: 1 P: 15	R: 1 E: 1 K: 0 S: 10	H: 1 LOB: 1 BB: 0 P: 15	R: 0 E: 0 K: 1 S: 9	H: 0 LOB: 0 BB: 0 P: 12	1B: 3 2B: 0 3B: 0 HR: 1	SF: 0 SAC: 0 DP: 1 HBP: 1	WP: 0 PB: 0 SB: 1 CS: 1	PA: 29		
PITCHER Roger Craig, R ERA: 2.26 (1, 1)	IP: 7.0 WLS: L BF: 25	H: 4 R: 3 ER: 3 SO: 6	BB: 2 IBB: 0 HBP: 0 BLK: 0	WP: 0 HR: 1 S: 59 P: 100	ERA: 3.86 WHIP: 0.857	PITCHER										IP: 7.0 WLS: L BF: 25	H: 4 R: 3 ER: 3 SO: 6	BB: 2 IBB: 0 HBP: 0 BLK: 0	WP: 0 HR: 1 S: 59 P: 100	ERA: 3.86 WHIP: 0.857
PITCHER Art Fowler, R ERA: 5.27 (8, 1)	IP: 1.0 WLS: L BF: 3	H: 0 R: 0 ER: 0 SO: 1	BB: 0 IBB: 0 HBP: 0 BLK: 0	WP: 0 HR: 0 S: 9 P: 12	ERA: 0.00 WHIP: 0.000	PITCHER										IP: 1.0 WLS: L BF: 3	H: 0 R: 0 ER: 0 SO: 1	BB: 0 IBB: 0 HBP: 0 BLK: 0	WP: 0 HR: 0 S: 9 P: 12	ERA: 0.00 WHIP: 0.000

Batter	1	2	3	4	5	6	7	8	9	AB	R	H	RBI	BB	SO	LOB	TOP					
Jim Gilliam, S OBP: 0.445, SLG: 0.409 (1, 5)	1-1 B4-3		0-0 6-3		0-0 FC6-4 1B			1-2 4-3		4	0	1	1	0	0	0	<p>Los Angeles Dodgers @ Philadelphia Phillies Connie Mack Stadium, Philadelphia, PA Sat Jul 18 1959, 3:33 AM EDT Att: 8,132 - Unknown</p> <p>AB 31 R 2 H 4 RBI 2 BB 3 SO 4 LOB 11</p> 					
Charlie Neal, R OBP: 0.358, SLG: 0.484 (1, 4)	1-3 K		2-2 F5		1-0 FC6-4 1-2 2-H			0-0 F9		4	0	0	0	0	1	2						
Wally Moon, L OBP: 0.379, SLG: 0.438 (1, 9)	0-1 HR			1-2 F8	0-2 F8			4-2 BB		3	1	1	1	1	0	2						
Duke Snider, L OBP: 0.348, SLG: 0.490 (1, 8)	2-3 K			2-2 1B		1-0 F4		3-3 K		4	0	1	0	0	2	1						
Gil Hodges, R OBP: 0.389, SLG: 0.535 (1, 3)		1-1 6-3		1-1 F4		1-2 6-3		2-2 F8		4	0	0	0	0	0	1						
Norm Larker, L OBP: 0.389, SLG: 0.478 (1, 7)		4-0 BB		0-1 F9		2-1 F7		0-1 G3		3	0	0	0	1	0	1						
John Roseboro, L OBP: 0.317, SLG: 0.369 (1, 2)		2-3 K			4-0 1B BB		2-2 F8		0-1 G3	3	1	0	0	1	1	1						
Maury Wills, S OBP: 0.257, SLG: 0.258 (1, 6)		2-1 F8			0-1 1B		0-2 F6			3	0	1	0	0	0	1						
Danny McDevitt, L OBP: 0.135, SLG: 0.162 (1, 1)			1-2 F7		2-2 F4		0-2 5-3			1	0	0	0	0	0	0						
Johnny Klippstein, R OBP: 0.167, SLG: 0.167 (4, 1)										0	0	0	0	0	0	0						
Ron Fairly, L OBP: 0.342, SLG: 0.355 (5, Ph)										1	0	0	0	0	0	2						
Stan Williams, R OBP: 0.156, SLG: 0.154 (5, 1)										0	0	0	0	0	0	0						
Don Diemeter, R OBP: 0.311, SLG: 0.491 (7, Ph)										1	0	0	0	0	0	0						
Clem Labine, R (7, 1)										0	0	0	0	0	0	0						
Inning Stats	R: 1 E: 0 K: 2 S: 14	H: 1 LOB: 0 BB: 0 P: 18	R: 0 E: 0 K: 1 S: 7	H: 0 LOB: 1 BB: 1 P: 16	R: 0 E: 0 K: 0 S: 7	H: 0 LOB: 0 BB: 0 P: 10	R: 0 E: 0 K: 0 S: 10	H: 1 LOB: 1 BB: 0 P: 14	R: 1 E: 0 K: 0 S: 11	H: 2 LOB: 2 BB: 1 P: 18	R: 0 E: 0 K: 0 S: 7	H: 0 LOB: 0 BB: 0 P: 11	R: 0 E: 0 K: 0 S: 10	H: 0 LOB: 0 BB: 0 P: 12	R: 0 E: 0 K: 1 S: 12	H: 0 LOB: 1 BB: 1 P: 20	R: 0 E: 0 K: 0 S: 7	H: 0 LOB: 0 BB: 0 P: 9	1B: 3 2B: 0 3B: 0 HR: 1	SF: 0 SAC: 0 DP: 0 HBP: 0	WP: 0 PB: 0 SB: 0 CS: 0	PA: 34
PITCHER Don Cardwell, R ERA: 4.53 (1, 1)	IP: 9.0 WLS: W BF: 34 H: 4 R: 2 ER: 2 SO: 4 BB: 3 IBB: 0 HBP: 0 BLK: 0 WP: 0 HR: 1 S: 85 P: 128 ERA: 2.00 WHIP: 0.778															PITCHER						

Batter	1	2	3	4	5	6	7	8	9	AB	R	H	RBI	BB	SO	LOB	BOTTOM			
Joe Koppe, R OBP: 0.341, SLG: 0.368 (1, 6)	0-0 6-3			0-1 FC5-6 1B	3-2 4-3			3-3 K2-3		4	0	1	0	0	1	0	<p>Los Angeles Dodgers @ Philadelphia Phillies Connie Mack Stadium, Philadelphia, PA Sat Jul 18 1959, 3:33 AM EDT Att: 8,132 - Unknown</p> <p>AB 29 R 5 H 5 RBI 5 BB 2 SO 4 LOB 4</p> 			
Richie Ashburn, L OBP: 0.354, SLG: 0.310 (1, 8)	0-1 L1			0-0 FC5-6 HR	1-3 K			1-0 F4		4	1	0	0	0	1	1				
Ed Bouchee, L OBP: 0.382, SLG: 0.477 (1, 3)	0-0 G3			0-0 HR	0-1 4-3			0-0 F8		4	1	1	2	0	0	0				
Wally Post, R OBP: 0.304, SLG: 0.447 (1, 9)		1-2 G3		4-0 1B 2B BB		2-2 6-3		1-0 5-3		3	1	0	0	1	0	0				
Solly Drake, S OBP: 0.156, SLG: 0.100 (9, 9)				1-0 2B 1B		3-2 F5				0	0	0	0	0	0	0				
Gene Freese, R OBP: 0.330, SLG: 0.509 (1, 5)		3-2 F2		1-0 2B 1B		3-2 F5				3	1	1	0	0	0	0				
Harry Anderson, L OBP: 0.318, SLG: 0.447 (1, 7)		0-1 1-3		2-0 1B 2B		4-2 BB				2	1	1	1	1	0	0				
Sparky Anderson, R OBP: 0.261, SLG: 0.222 (1, 4)			0-1 5-3	0-0 1B		1-0 F9				3	0	1	2	0	0	1				
Joe Lonnett, R OBP: 0.375, SLG: 0.500 (1, 2)			2-2 L7	2-2 K		2-2 F7				3	0	0	0	0	1	1				
Don Cardwell, R (1, 1)			1-3 K	3-2 F4		0-0 5-3				3	0	0	0	0	1	1				
Inning Stats	R: 0 E: 0 K: 0 S: 4	H: 0 LOB: 0 BB: 0 P: 4	R: 0 E: 0 K: 0 S: 11	H: 0 LOB: 0 BB: 0 P: 15	R: 0 E: 0 K: 1 S: 9	H: 0 LOB: 0 BB: 0 P: 12	R: 5 E: 0 K: 1 S: 14	H: 5 LOB: 1 BB: 1 P: 25	R: 0 E: 0 K: 1 S: 8	H: 0 LOB: 0 BB: 0 P: 12	R: 0 E: 0 K: 0 S: 10	H: 0 LOB: 1 BB: 1 P: 20	R: 0 E: 0 K: 1 S: 8	H: 0 LOB: 0 BB: 0 P: 13	R: 0 E: 0 K: 0 S: 3	H: 0 LOB: 0 BB: 0 P: 5	1B: 3 2B: 1 3B: 0 HR: 1	SF: 0 SAC: 0 DP: 0 HBP: 0	WP: 0 PB: 0 SB: 0 CS: 0	PA: 31
PITCHER Danny McDevitt, L ERA: 3.66 (1, 1)	IP: 3.1 WLS: L BF: 15 H: 4 R: 5 ER: 5 SO: 1 BB: 1 IBB: 0 HBP: 0 BLK: 0 WP: 0 HR: 1 S: 30 P: 44 ERA: 0.00 WHIP: 1.500															PITCHER				
Johnny Klippstein, R ERA: 5.65 (4, 1)	0.2 3 1 0 0 1 0 0 0 0 0 0 8 12 0.00 1.500																			
Stan Williams, R ERA: 4.74 (5, 1)	2.0 7 0 0 0 1 1 0 0 0 0 0 18 32 0.00 0.500																			
Clem Labine, R ERA: 3.75 (7, 1)	2.0 6 0 0 0 1 0 0 0 0 0 0 11 18 0.00 0.000																			

Batter	1	2	3	4	5	6	7	8	9	AB	R	H	RBI	BB	SO	LOB	TOP								
Jim Gilliam, S OBP: 0.444, SLG: 0.407	L5		G5-4-3 BB		6-3		4-3 SH3 HR 1B		1-3	4	1	1	0	1	0	0	Los Angeles Dodgers @ Philadelphia Phillies Connie Mack Stadium, Philadelphia, PA Sun Jul 19 1959, 3:33 AM EDT Unknown livebaseballscorecards.com								
Charlie Neal, R OBP: 0.357, SLG: 0.481	E4 L4-6 1B		G5-4-3 1-2		K		SH3		F8	4	0	1	0	0	1	1									
Wally Moon, L OBP: 0.382, SLG: 0.439			F8				4-3			4	1	2	0	1	0	1									
Duke Snider, L OBP: 0.353, SLG: 0.505	L4-6 2-3						1B 1B		4-3	4	3	2	1	1	0	3									
Gil Hodges, R OBP: 0.391, SLG: 0.543					6-3					3	2	1	3	1	1	2									
Norm Larker, L OBP: 0.392, SLG: 0.487					G3					4	1	2	2	0	0	0									
Don Demeter, R OBP: 0.311, SLG: 0.491							4-3			0	0	0	0	0	0	0									
John Roseboro, L OBP: 0.320, SLG: 0.380			F7				FC6-4 1B		F5	4	0	2	1	0	0	1									
Maury Wills, S OBP: 0.243, SLG: 0.243			1-3				FC6-4 1B		1-3	4	0	0	0	0	0	3									
Larry Sherry, R OBP: 0.167, SLG: 0.167			K				K		F8	1	0	0	0	0	1	1									
Clem Labine, R (4, 1)										3	0	0	0	0	2	1									
Inning Stats	R: 0 E: 1 K: 0 S: 7	H: 1 LOB: 1 BB: 1 P: 14	R: 1 E: 0 K: 1 S: 14	H: 1 LOB: 1 BB: 1 P: 21	R: 0 E: 0 K: 0 S: 6	H: 0 LOB: 0 BB: 1 P: 13	R: 1 E: 0 K: 0 S: 12	H: 2 LOB: 1 BB: 0 P: 23	R: 0 E: 0 K: 2 S: 9	H: 0 LOB: 0 BB: 0 P: 10	R: 3 E: 1 K: 2 S: 14	H: 4 LOB: 1 BB: 0 P: 18	R: 3 E: 0 K: 0 S: 10	H: 2 LOB: 0 BB: 1 P: 18	R: 0 E: 0 K: 0 S: 5	H: 0 LOB: 0 BB: 0 P: 6	R: 0 E: 0 K: 0 S: 9	H: 1 LOB: 1 BB: 0 P: 14	1B: 7 2B: 2 3B: 1 HR: 2	SF: 0 SAC: 1 DP: 2 HBP: 0	WP: 0 PB: 0 SB: 0 CS: 0	PA: 40			
PITCHER	IP WLS BF H R ER SO BB IBB HBP BLK WP HR S P ERA WHIP	IP WLS BF H R ER SO BB IBB HBP BLK WP HR S P ERA WHIP	IP WLS BF H R ER SO BB IBB HBP BLK WP HR S P ERA WHIP	IP WLS BF H R ER SO BB IBB HBP BLK WP HR S P ERA WHIP	IP WLS BF H R ER SO BB IBB HBP BLK WP HR S P ERA WHIP	IP WLS BF H R ER SO BB IBB HBP BLK WP HR S P ERA WHIP	IP WLS BF H R ER SO BB IBB HBP BLK WP HR S P ERA WHIP	IP WLS BF H R ER SO BB IBB HBP BLK WP HR S P ERA WHIP	IP WLS BF H R ER SO BB IBB HBP BLK WP HR S P ERA WHIP	IP WLS BF H R ER SO BB IBB HBP BLK WP HR S P ERA WHIP	IP WLS BF H R ER SO BB IBB HBP BLK WP HR S P ERA WHIP	IP WLS BF H R ER SO BB IBB HBP BLK WP HR S P ERA WHIP	IP WLS BF H R ER SO BB IBB HBP BLK WP HR S P ERA WHIP	IP WLS BF H R ER SO BB IBB HBP BLK WP HR S P ERA WHIP	IP WLS BF H R ER SO BB IBB HBP BLK WP HR S P ERA WHIP	IP WLS BF H R ER SO BB IBB HBP BLK WP HR S P ERA WHIP	IP WLS BF H R ER SO BB IBB HBP BLK WP HR S P ERA WHIP	IP WLS BF H R ER SO BB IBB HBP BLK WP HR S P ERA WHIP	IP WLS BF H R ER SO BB IBB HBP BLK WP HR S P ERA WHIP	IP WLS BF H R ER SO BB IBB HBP BLK WP HR S P ERA WHIP	IP WLS BF H R ER SO BB IBB HBP BLK WP HR S P ERA WHIP	IP WLS BF H R ER SO BB IBB HBP BLK WP HR S P ERA WHIP	IP WLS BF H R ER SO BB IBB HBP BLK WP HR S P ERA WHIP	IP WLS BF H R ER SO BB IBB HBP BLK WP HR S P ERA WHIP	IP WLS BF H R ER SO BB IBB HBP BLK WP HR S P ERA WHIP
Ray Semproch, R ERA: 4.79	5.1 L	25 8	5 5	4 4	3 3	0 0	0 0	0 0	0 0	0 0	1 1	15 23	16.20 1.200												
Turk Farrell, R ERA: 5.81	1.2	8	2	3	3	1	0	1	0	0	0	1	15	23	16.20	1.200									
Ruben Gomez, R ERA: 6.93	2.0	7	1	0	0	0	0	0	0	0	0	0	14	20	0.00	0.500									

Batter	1	2	3	4	5	6	7	8	9	AB	R	H	RBI	BB	SO	LOB	BOTTOM								
Joe Koppe, R OBP: 0.337, SLG: 0.363	K		F8		F9		4-3 1B		6-3	5	0	1	0	0	1	0	Los Angeles Dodgers @ Philadelphia Phillies Connie Mack Stadium, Philadelphia, PA Sun Jul 19 1959, 3:33 AM EDT Unknown livebaseballscorecards.com								
Richie Ashburn, L OBP: 0.355, SLG: 0.312	F7		L9		CS 1B		4-3			5	0	2	0	0	0	1									
Ed Bouchee, L OBP: 0.379, SLG: 0.473	1B		F8		F7		K		4-3	5	0	1	0	0	1	3									
Dave Philley, S OBP: 0.378, SLG: 0.508	1B				CS 1B		4-3			4	2	3	0	0	0	0									
Harry Anderson, L OBP: 0.318, SLG: 0.444	K				1-3		2B 1B		F7	4	1	1	0	0	1	4									
Gene Freese, R OBP: 0.338, SLG: 0.537			HR		1B BB		1B		SF7	2	1	2	2	1	0	0									
Sparky Anderson, R OBP: 0.268, SLG: 0.230			5-3		1B		G1-4-3 1B		FC4-6 1B	4	0	3	2	0	0	0									
Joe Lonnett, R OBP: 0.368, SLG: 0.438					F3		G1-4-3 1B		FC4-6	2	0	0	0	1	0	4									
Carl Sawatski, L OBP: 0.364, SLG: 0.418			CS BB							1	0	0	0	0	0	1									
Ray Semproch, R OBP: 0.179, SLG: 0.179					1-3					2	0	0	0	0	0	3									
Turk Farrell, R (6, 1)										0	0	0	0	0	0	0									
Solly Drake, S OBP: 0.152, SLG: 0.097										1	0	0	0	0	0	0									
Ruben Gomez, R OBP: 0.250, SLG: 0.182										0	0	0	0	0	0	0									
Jim Dolner, R OBP: 0.167, SLG: 0.111										1	0	0	0	0	0	0									
Inning Stats	R: 0 E: 0 K: 2 S: 10	H: 2 LOB: 2 BB: 0 P: 13	R: 1 E: 0 K: 0 S: 9	H: 1 LOB: 0 BB: 1 P: 15	R: 0 E: 0 K: 0 S: 6	H: 0 LOB: 0 BB: 0 P: 9	R: 1 E: 0 K: 0 S: 18	H: 2 LOB: 2 BB: 1 P: 26	R: 0 E: 0 K: 0 S: 5	H: 1 LOB: 0 BB: 0 P: 9	R: 1 E: 0 K: 0 S: 15	H: 3 LOB: 1 BB: 0 P: 21	R: 0 E: 0 K: 1 S: 10	H: 1 LOB: 1 BB: 0 P: 14	R: 1 E: 0 K: 0 S: 7	H: 2 LOB: 1 BB: 0 P: 10	R: 0 E: 0 K: 0 S: 10	H: 1 LOB: 1 BB: 0 P: 17	1B: 9 2B: 2 3B: 1 HR: 1	SF: 1 SAC: 0 DP: 1 HBP: 0	WP: 0 PB: 0 SB: 0 CS: 2	PA: 40			
PITCHER	IP WLS BF H R ER SO BB IBB HBP BLK WP HR S P ERA WHIP	IP WLS BF H R ER SO BB IBB HBP BLK WP HR S P ERA WHIP	IP WLS BF H R ER SO BB IBB HBP BLK WP HR S P ERA WHIP	IP WLS BF H R ER SO BB IBB HBP BLK WP HR S P ERA WHIP	IP WLS BF H R ER SO BB IBB HBP BLK WP HR S P ERA WHIP	IP WLS BF H R ER SO BB IBB HBP BLK WP HR S P ERA WHIP	IP WLS BF H R ER SO BB IBB HBP BLK WP HR S P ERA WHIP	IP WLS BF H R ER SO BB IBB HBP BLK WP HR S P ERA WHIP	IP WLS BF H R ER SO BB IBB HBP BLK WP HR S P ERA WHIP	IP WLS BF H R ER SO BB IBB HBP BLK WP HR S P ERA WHIP	IP WLS BF H R ER SO BB IBB HBP BLK WP HR S P ERA WHIP	IP WLS BF H R ER SO BB IBB HBP BLK WP HR S P ERA WHIP	IP WLS BF H R ER SO BB IBB HBP BLK WP HR S P ERA WHIP	IP WLS BF H R ER SO BB IBB HBP BLK WP HR S P ERA WHIP	IP WLS BF H R ER SO BB IBB HBP BLK WP HR S P ERA WHIP	IP WLS BF H R ER SO BB IBB HBP BLK WP HR S P ERA WHIP	IP WLS BF H R ER SO BB IBB HBP BLK WP HR S P ERA WHIP	IP WLS BF H R ER SO BB IBB HBP BLK WP HR S P ERA WHIP	IP WLS BF H R ER SO BB IBB HBP BLK WP HR S P ERA WHIP	IP WLS BF H R ER SO BB IBB HBP BLK WP HR S P ERA WHIP	IP WLS BF H R ER SO BB IBB HBP BLK WP HR S P ERA WHIP	IP WLS BF H R ER SO BB IBB HBP BLK WP HR S P ERA WHIP	IP WLS BF H R ER SO BB IBB HBP BLK WP HR S P ERA WHIP	IP WLS BF H R ER SO BB IBB HBP BLK WP HR S P ERA WHIP	IP WLS BF H R ER SO BB IBB HBP BLK WP HR S P ERA WHIP
Larry Sherry, R ERA: 2.84	3.1	16	5	2	2	2	2	1	0	0	0	0	0	0	0	0									
Clem Labine, R ERA: 3.69	5.2	23	8	2	2	1	0	0	0	0	0	51	75	3.18	1.412										



Batter	1	2	3	4	5	6	7	8	9	AB	R	H	RBI	BB	SO	LOB	TOP		
Jim Gilliam, S OBP: 0.442, SLG: 0.405 (1, 5)										4	1	1	0	0	0	5	Los Angeles Dodgers @ Philadelphia Phillies Connie Mack Stadium, Philadelphia, PA Sun Jul 19 1959, 3:38 AM EDT Att: 25,114 - Unknown livebaseballscorecards.com		
Charlie Neal, R OBP: 0.356, SLG: 0.478 (1, 4)										2	1	0	0	1	0	0			
Wally Moon, L OBP: 0.381, SLG: 0.438 (1, 7)										3	0	1	0	0	1	0			
Gil Hodges, R OBP: 0.393, SLG: 0.546 (1, 3)										2	0	1	0	1	1	3			
Don Demeter, R OBP: 0.311, SLG: 0.489 (1, 8)										3	0	1	2	0	0	2			
Rip Repulski, R OBP: 0.383, SLG: 0.343 (1, 9)										2	0	0	0	1	0	2			
Joe Pignatano, R OBP: 0.346, SLG: 0.303 (1, 2)										3	0	1	0	0	1	1			
Don Zimmer, R OBP: 0.281, SLG: 0.254 (1, 6)										1	0	0	0	2	0	1			
Johnny Podres, L OBP: 0.326, SLG: 0.282 (6, PH)										1	0	0	0	0	0	2			
Norm Larker, L OBP: 0.397, SLG: 0.487 (6, 1)										0	0	0	0	1	0	0			
Art Fowler, R OBP: 0.091, SLG: 0.091 (6, 1)										0	0	0	0	0	0	0			
Inning Stats	R: 2 E: 0 K: 1 S: 12	H: 3 LOB: 1 BB: 1 P: 19	R: 0 E: 0 K: 1 S: 7	H: 0 LOB: 1 BB: 1 P: 14	R: 0 E: 0 K: 1 S: 8	H: 0 LOB: 1 BB: 1 P: 14	R: 0 E: 1 K: 0 S: 11	H: 1 LOB: 2 BB: 0 P: 16	R: 0 E: 0 K: 0 S: 7	H: 1 LOB: 2 BB: 2 P: 15						1B: 4 2B: 1 3B: 0 HR: 0	SF: 0 SAC: 1 DP: 1 HBP: 0	WP: 0 PB: 0 SB: 0 CS: 0	PA: 28
PITCHER Taylor Phillips, L ERA: 5.86 (1, 1)	IP: 6.0 WLS: W BF: 28	H: 5 R: 2 ER: 2 SO: 3	BB: 6 IBB: 0 HBP: 0 BLK: 0	WP: 0 HR: 0 S: 56 P: 98	ERA: 3.00 WHIP: 1.833	PITCHER					IP: WLS: BF: H: R: ER: SO: BB: IBB: HBP: BLK: WP: HR: S: P: ERA: WHIP								

Batter	1	2	3	4	5	6	7	8	9	AB	R	H	RBI	BB	SO	LOB	BOTTOM				
Joe Koppe, R OBP: 0.342, SLG: 0.364 (1, 6)										2	1	1	0	1	0	0	Los Angeles Dodgers @ Philadelphia Phillies Connie Mack Stadium, Philadelphia, PA Sun Jul 19 1959, 3:38 AM EDT Att: 25,114 - Unknown livebaseballscorecards.com				
Richie Ashburn, L OBP: 0.355, SLG: 0.312 (1, 8)										3	0	1	0	0	1	2					
Ed Bouchee, L OBP: 0.379, SLG: 0.475 (1, 3)										3	0	1	2	0	0	2					
Wally Post, R OBP: 0.301, SLG: 0.442 (1, 9)										3	0	0	0	0	1	3					
Gene Freese, R OBP: 0.343, SLG: 0.547 (1, 5)										2	1	1	0	1	0	0					
Harry Anderson, L OBP: 0.316, SLG: 0.441 (1, 7)										2	0	0	0	0	0	1					
Sparky Anderson, R OBP: 0.270, SLG: 0.232 (1, 4)										2	0	1	1	0	0	0					
Joe Lonnett, R OBP: 0.381, SLG: 0.444 (1, 2)										2	0	1	0	0	1	2					
Taylor Phillips, L OBP: 0.100, SLG: 0.100 (1, 1)										2	1	0	0	0	0	3					
Inning Stats	R: 0 E: 0 K: 0 S: 7	H: 0 LOB: 0 BB: 0 P: 11	R: 1 E: 1 K: 2 S: 9	H: 1 LOB: 2 BB: 1 P: 16	R: 0 E: 0 K: 0 S: 8	H: 2 LOB: 1 BB: 0 P: 13	R: 0 E: 0 K: 0 S: 3	H: 0 LOB: 0 BB: 0 P: 4	R: 2 E: 0 K: 1 S: 14	H: 2 LOB: 1 BB: 1 P: 25	R: 0 E: 0 K: 0 S: 3	H: 1 LOB: 1 BB: 0 P: 6						1B: 4 2B: 2 3B: 1 HR: 0	SF: 0 SAC: 0 DP: 1 HBP: 0	WP: 0 PB: 0 SB: 0 CS: 0	PA: 23
PITCHER Johnny Podres, L ERA: 4.21 Art Fowler, R ERA: 5.27 (6, 1)	IP: 5.0 WLS: L BF: 22	H: 5 R: 3 ER: 3 SO: 3	BB: 2 IBB: 0 HBP: 0 BLK: 0	WP: 0 HR: 0 S: 41 P: 69	ERA: 5.40 WHIP: 1.400	PITCHER					IP: WLS: BF: H: R: ER: SO: BB: IBB: HBP: BLK: WP: HR: S: P: ERA: WHIP										

Batter	1	2	3	4	5	6	7	8	9	AB	R	H	RBI	BB	SO	LOB	TOP				
Richie Ashburn, L OBP: 0.397, SLG: 0.289	L5			SF9 2B	F8		F7		3-1	5	1	1	0	0	0	0					
Granny Hamner, R OBP: 0.296, SLG: 0.412 Joe Koppe, R (8, 6)	K			SF9 1B	F7			1-3		4	1	1	0	0	1	0					
Ed Bouchee, L OBP: 0.460, SLG: 0.537	L9			SF9 2B				1B		3	0	2	1	0	0	0					
Wally Post, R OBP: 0.354, SLG: 0.615		5-3		G3 3B	1B			P4		4	1	1	1	0	0	2					
Harry Anderson, L OBP: 0.330, SLG: 0.478	K			G3 1B				K		4	0	0	0	0	3	3					
Willie Jones, R OBP: 0.404, SLG: 0.602 Gene Freese, R OBP: 0.250, SLG: 0.615	F9			3B IBB					5-3	1	1	0	0	2	0	0					
Sparky Anderson, R OBP: 0.250, SLG: 0.208			F9	3B			F8		HR	3	1	1	2	1	0	2					
Valmy Thomas, R OBP: 0.231, SLG: 0.130 Carl Sawatski, L OBP: 0.476, SLG: 0.632	6-3		L6				6-3		HR	3	0	0	0	0	0	1					
Ray Semproch, R OBP: 0.154, SLG: 0.154 Jim Hearn, R (6, 1)	K				1-3				4-3	2	0	0	0	0	1	0					
Jack Meyer, R OBP: 0.333, SLG: 0.333 Dave Philley, S OBP: 0.316, SLG: 0.588							F9			1	0	0	0	0	0	0					
Inning Stats	R: 0 E: 0 K: 1 S: 5	H: 0 LOB: 0 BB: 0 P: 5	R: 0 E: 0 K: 1 S: 5	H: 0 LOB: 0 BB: 0 P: 5	R: 0 E: 0 K: 1 S: 5	H: 0 LOB: 0 BB: 0 P: 5	R: 4 E: 0 K: 0 S: 7	H: 4 LOB: 1 BB: 1 P: 11	R: 0 E: 0 K: 0 S: 3	H: 1 LOB: 2 BB: 1 P: 10	R: 0 E: 0 K: 0 S: 3	H: 0 LOB: 0 BB: 0 P: 3	R: 0 E: 0 K: 1 S: 6	H: 1 LOB: 1 BB: 0 P: 6	R: 2 E: 0 K: 0 S: 4	H: 1 LOB: 0 BB: 1 P: 8	1B: 4 2B: 1 3B: 1 HR: 1	SF: 1 SAC: 0 DP: 0 HBP: 0	WP: 0 PB: 0 CS: 0	PA: 37	
PITCHER	IP	WLS	BF	H	R	ER	SO	BB	IBB	HBP	BLK	WP	HR	S	P	ERA	WHIP				
Harvey Haddix, L ERA: 2.92	(1, 1)	7.0	W	28	5	4	4	4	0	2	0	0	0	34	42	5.14	0.714				
Roy Face, R ERA: 2.5	(8, 1)	2.0	S	9	2	2	2	1	1	0	0	0	0	1	10	9.00	1.500				

Philadelphia Phillies @ Pittsburgh Pirates
Forbes Field, Pittsburgh, PA
Tue Jul 21 1959, 3:33 AM EDT
Att: 23,549 - Unknown

AB 33
R 6
H 7
RBI 6
BB 3
SO 5
LOB 8



Batter	1	2	3	4	5	6	7	8	9	AB	R	H	RBI	BB	SO	LOB	BOTTOM				
Don Hoak, R OBP: 0.339, SLG: 0.312	F3		F8		F8	BB	6-3			4	0	0	0	1	0	3					
Roman Mejias, R OBP: 0.255, SLG: 0.178	BB		6-3		1B		F9		P6	4	0	1	0	1	0	2					
Bill Virdon, L OBP: 0.289, SLG: 0.333	F8		K		1B		G3		G3	5	0	1	0	0	1	3					
Ted Kluszewski, L OBP: 0.436, SLG: 0.649	K			FC5-4 1B	F7				HR	5	1	3	1	0	1	4					
Bob Skinner, L OBP: 0.263, SLG: 0.324		1B 2B		F5		F9	FC6-4 1B		HR	5	2	2	0	0	0	2					
Bill Mazerowski, R OBP: 0.236, SLG: 0.297	F8		F9		F9	1B HR	5-3		P4	4	1	0	0	1	0	4					
Dick Groat, R OBP: 0.337, SLG: 0.358		2H 1B		FC5-4 1B		HR	2B 1B			3	2	2	1	1	0	1					
Hank Foiles, R OBP: 0.300, SLG: 0.407 Smoky Burgess, L OBP: 0.445, SLG: 0.735	K					HR	1B			1	0	0	0	1	1	1					
Danny Kravitz, L OBP: 0.667, SLG: 0.600					FC1-6 BB	HR	1B		2B	0	0	0	0	0	0	0					
Harvey Haddix, L ERA: 4.41 Rocky Nelson, L OBP: 0.313, SLG: 0.357 Roy Face, R OBP: 0.333, SLG: 0.333	K				FC1-6 1B	BB	BB			2	0	0	0	1	1	2					
Inning Stats	R: 0 E: 0 K: 1 S: 5	H: 2 LOB: 1 BB: 0 P: 9	R: 1 E: 0 K: 2 S: 9	H: 2 LOB: 1 BB: 0 P: 9	R: 0 E: 0 K: 1 S: 5	H: 0 LOB: 0 BB: 0 P: 5	R: 0 E: 0 K: 0 S: 4	H: 1 LOB: 1 BB: 0 P: 4	R: 0 E: 0 K: 0 S: 5	H: 2 LOB: 3 BB: 1 P: 9	R: 3 E: 0 K: 0 S: 5	H: 2 LOB: 2 BB: 3 P: 17	R: 2 E: 0 K: 0 S: 6	H: 3 LOB: 2 BB: 1 P: 10	R: 1 E: 0 K: 0 S: 5	H: 2 LOB: 1 BB: 0 P: 5	1B: 8 2B: 2 3B: 0 HR: 2	SF: 0 SAC: 0 DP: 0 HBP: 0	WP: 0 PB: 0 CS: 0	PA: 42	
PITCHER	IP	WLS	BF	H	R	ER	SO	BB	IBB	HBP	BLK	WP	HR	S	P	ERA	WHIP				
Ray Semproch, R ERA: 4.41	(1, 1)	5.1	L	26	7	4	4	4	3	0	0	0	0	31	43	6.75	1.875				
Jim Hearn, R ERA: 8.31	(6, 1)	1.1	L	9	2	2	2	0	3	0	0	0	0	6	18	13.50	3.750				
Jack Meyer, R ERA: 6.14	(7, 1)	1.1		7	3	1	1	0	0	0	0	0	1	7	7	6.75	2.250				

Philadelphia Phillies @ Pittsburgh Pirates
Forbes Field, Pittsburgh, PA
Tue Jul 21 1959, 3:33 AM EDT
Att: 23,549 - Unknown

AB 36
R 7
H 12
RBI 7
BB 6
SO 4
LOB 22



Batter	1	2	3	4	5	6	7	8	9	AB	R	H	RBI	BB	SO	LOB	TOP						
Joe Koppe, R OBP: 0.350, SLG: 0.373										5	0	3	0	0	0	1							
Richie Ashburn, L OBP: 0.359, SLG: 0.315										3	0	0	0	2	0	3							
Ed Bouchee, L OBP: 0.377, SLG: 0.477										3	0	1	0	1	0	2							
Dave Philley, S OBP: 0.385, SLG: 0.538										4	0	1	0	0	0	4							
Harry Anderson, L OBP: 0.324, SLG: 0.450										3	0	1	0	0	1	1							
Gene Freese, R OBP: 0.350, SLG: 0.545										2	1	0	0	2	1	2							
Sparky Anderson, R OBP: 0.263, SLG: 0.228										3	0	0	0	0	0	2	AB 31						
Wally Post, R OBP: 0.300, SLG: 0.440										1	0	0	0	1	1		R 2						
Chico Fernandez, R OBP: 0.263, SLG: 0.268										0	0	0	0	0	0		H 7						
Joe Lonnett, R OBP: 0.382, SLG: 0.414										3	0	0	0	1	0	3	RBI 2						
Jim Owens, R OBP: 0.149, SLG: 0.070										3	0	0	0	0	2	3	BB 6						
Carl Sawatski, L OBP: 0.369, SLG: 0.447										1	1	1	2	0	0	0	SO 5						
Taylor Phillips, L OBP: 0.100, SLG: 0.100										0	0	0	0	0	0	0	LOB 22						
Ray Semproch, R OBP: 0.179, SLG: 0.179										0	0	0	0	0	0	0							
Inning Stats	R: 0 E: 0 K: 0 S: 3	H: 1 LOB: 1 BB: 1 P: 7	R: 0 E: 0 K: 1 S: 5	H: 0 LOB: 2 BB: 1 P: 10	R: 0 E: 0 K: 0 S: 4	H: 2 LOB: 1 BB: 0 P: 4	R: 0 E: 0 K: 1 S: 5	H: 0 LOB: 0 BB: 0 P: 5	R: 0 E: 0 K: 0 S: 3	H: 0 LOB: 0 BB: 0 P: 3	R: 0 E: 0 K: 1 S: 6	H: 1 LOB: 2 BB: 1 P: 10	R: 0 E: 0 K: 0 S: 5	H: 0 LOB: 1 BB: 1 P: 9	R: 0 E: 0 K: 0 S: 3	H: 1 LOB: 1 BB: 1 P: 7	R: 2 E: 0 K: 1 S: 7	H: 2 LOB: 1 BB: 1 P: 11	1B: 5 2B: 2 3B: 0 HR: 1	SF: 0 SAC: 0 DP: 3 HBP: 1	WP: 0 PB: 0 SB: 0 CS: 0	PA: 38	
PITCHER	IP WLS BF H R ER SO BB IBB HBP BLK WP HR S P ERA WHIP	8.2 L 37 7 2 2 5 6 0 1 0 0 1 40 65 2.08 1.500	0.1 1 0 0 0 0 0 0 0 0 0 0 0 1 1 0.00 0.000																				

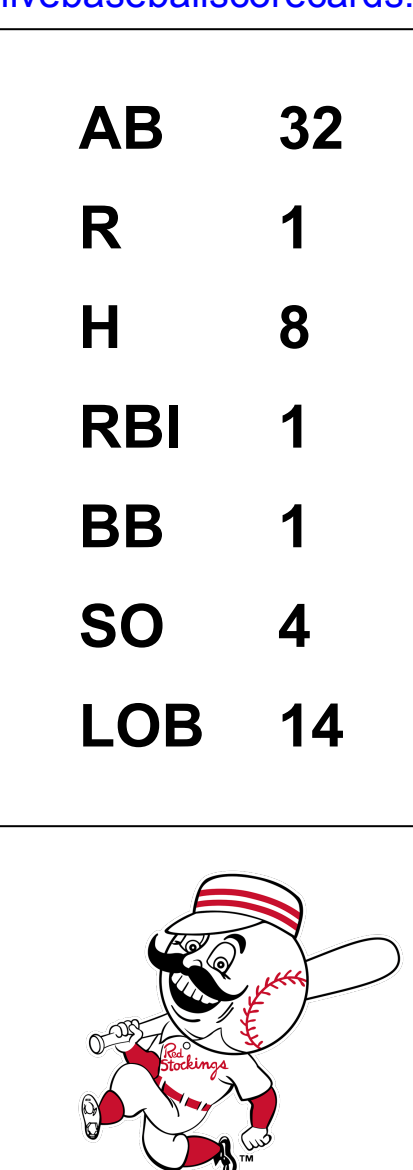
Philadelphia Phillies @ Cincinnati Redlegs
Crosley Field, Cincinnati, OH
Fri Jul 24, 1959, 7:05 PM EDT
Att: 11,497 - Unknown

AB	31
R	2
H	7
RBI	2
BB	6
SO	5
LOB	22



Batter	1	2	3	4	5	6	7	8	9	AB	R	H	RBI	BB	SO	LOB	BOTTOM					
Johnny Temple, R OBP: 0.393, SLG: 0.435										4	0	1	0	0	0	2						
Vada Pinson, L OBP: 0.372, SLG: 0.508										3	0	0	0	1	0	2						
Gus Bell, L OBP: 0.320, SLG: 0.448										4	0	0	0	0	0	1						
Frank Robinson, R OBP: 0.420, SLG: 0.622										4	0	2	0	0	0	0						
Jerry Lynch, L OBP: 0.324, SLG: 0.443										3	0	1	0	0	1	0						
Jim Pendleton, R OBP: 0.318, SLG: 0.366										1	0	1	0	0	0	0						
Ed Bailey, L OBP: 0.361, SLG: 0.398										3	0	1	0	0	1	2						
Frank Thomas, R OBP: 0.283, SLG: 0.378										0	0	0	0	0	0	0						
Whitey Lockman, L OBP: 0.294, SLG: 0.253										1	0	0	0	0	1	2						
Willie Jones, R OBP: 0.341, SLG: 0.458										4	0	0	0	0	0	5	AB 32					
Eddie Kasko, R OBP: 0.298, SLG: 0.311										3	1	2	1	0	0	0	R 1					
Jay Hook, L OBP: 0.190, SLG: 0.250										2	0	0	0	0	1	0	H 8					
Jim Brozman, R OBP: 0.190, SLG: 0.250										0	0	0	0	0	0	0	RBI 1					
Inning Stats	R: 0 E: 0 K: 0 S: 3	H: 0 LOB: 0 BB: 0 P: 3	R: 0 E: 0 K: 1 S: 6	H: 2 LOB: 1 BB: 0 P: 6	R: 0 E: 0 K: 0 S: 4	H: 1 LOB: 1 BB: 0 P: 4	R: 0 E: 0 K: 1 S: 5	H: 0 LOB: 0 BB: 0 P: 5	R: 0 E: 0 K: 0 S: 3	H: 0 LOB: 0 BB: 0 P: 3	R: 0 E: 0 K: 1 S: 5	H: 0 LOB: 1 BB: 1 P: 9	R: 0 E: 0 K: 0 S: 5	H: 2 LOB: 1 BB: 0 P: 5	R: 0 E: 0 K: 1 S: 7	H: 2 LOB: 2 BB: 0 P: 7	1B: 7 2B: 0 3B: 0 HR: 1	SF: 0 SAC: 1 DP: 3 HBP: 0	WP: 0 PB: 0 SB: 1 CS: 0	PA: 34		
PITCHER	IP WLS BF H R ER SO BB IBB HBP BLK WP HR S P ERA WHIP	8.0 W 29 6 1 1 3 1 0 0 0 0 1 34 38 1.12 0.875	0.1 3 2 0 0 0 0 0 0 0 0 0 0 3 3 0.00 6.000																			

Philadelphia Phillies @ Cincinnati Redlegs
Crosley Field, Cincinnati, OH
Fri Jul 24, 1959, 7:05 PM EDT
Att: 11,497 - Unknown



Batter	1	2	3	4	5	6	7	8	9	AB	R	H	RBI	BB	SO	LOB	TOP																					
Joe Koppe, R OBP: 0.344, SLG: 0.371 (1, 6)										4	1	2	0	0	0	1	Philadelphia Phillies @ Cincinnati Redlegs Crosley Field, Cincinnati, OH Sun Jul 26 1959, 3:33 AM EDT Unknown																					
Richie Ashburn, L OBP: 0.363, SLG: 0.318 (1, 8)										3	0	1	0	1	1																							
Ed Bouchee, L OBP: 0.370, SLG: 0.471 (1, 3)										3	0	0	1	0	0	1																						
Dave Philley, S OBP: 0.382, SLG: 0.550 (1, 9)										4	1	1	1	0	0	1																						
Harry Anderson, L OBP: 0.323, SLG: 0.448 (1, 7)										4	0	1	0	0	0	1																						
Gene Freese, R OBP: 0.350, SLG: 0.540 (1, 5)										4	0	0	0	0	1	1																						
Sparky Anderson, R OBP: 0.267, SLG: 0.232 (1, 4)										3	0	1	0	0	1	1																						
Carl Sawatski, L OBP: 0.361, SLG: 0.437 (1, 2)										3	0	0	0	0	2	2																						
Robin Roberts, S OBP: 0.208, SLG: 0.224 (1, 1)										3	0	1	0	0	1	1																						
Inning Stats	R: 1 E: 0 K: 0 S: 5	H: 2 LOB: 1 BB: 0 P: 5	R: 0 E: 0 K: 2 S: 7	H: 0 LOB: 0 BB: 0 P: 7	R: 0 E: 0 K: 1 S: 6	H: 1 LOB: 1 BB: 0 P: 6	R: 1 E: 0 K: 1 S: 7	H: 2 LOB: 1 BB: 0 P: 7	R: 0 E: 0 K: 0 S: 2	H: 0 LOB: 0 BB: 1 P: 3	R: 0 E: 0 K: 1 S: 6	H: 1 LOB: 1 BB: 0 P: 6	R: 0 E: 0 K: 0 S: 3	H: 0 LOB: 0 BB: 0 P: 3	R: 0 E: 0 K: 1 S: 5	H: 0 LOB: 0 BB: 0 P: 5	1B: 4 2B: 2 3B: 0 HR: 1	SF: 1 SAC: 0 DP: 0 HBP: 0	WP: 0 PB: 0 SB: 1 CS: 2	PA: 34																		
PITCHER	IP	WLS	BF	H	R	ER	SO	BB	IBB	HBP	BLK	WP	HR	S	P	ERA	WHIP	PITCHER				IP	WLS	BF	H	R	ER	SO	BB	IBB	HBP	BLK	WP	HR	S	P	ERA	WHIP
Don Newcombe, R ERA: 3.13 (1, 1)	4.0		17	5	2	2	4	0	0	0	0	0	1	25	25	4.50	1.250																					
Brooks Lawrence, R ERA: 4.72 (5, 1)	5.0	W	16	2	0	0	2	1	0	0	0	0	0	19	23	0.00	0.600																					

AB	31
R	2
H	7
RBI	2
BB	1
SO	6
LOB	10



Batter	1	2	3	4	5	6	7	8	9	AB	R	H	RBI	BB	SO	LOB	BOTTOM																					
Johnny Temple, R OBP: 0.396, SLG: 0.437 (1, 4)										4	0	2	0	0	0	0	Philadelphia Phillies @ Cincinnati Redlegs Crosley Field, Cincinnati, OH Sun Jul 26 1959, 3:33 AM EDT Unknown																					
Vada Pinson, L OBP: 0.395, SLG: 0.504 (1, 8)										4	1	1	0	0	0	2																						
Gus Bell, L OBP: 0.319, SLG: 0.449 (1, 9)										4	0	2	1	0	0	1																						
Frank Robinson, R OBP: 0.421, SLG: 0.616 (1, 3)										3	1	1	0	1	0	1																						
Jerry Lynch, L OBP: 0.326, SLG: 0.452 (1, 7)										4	1	1	2	0	0	3																						
Jim Pendleton, R OBP: 0.318, SLG: 0.366 (9, 7)										0	0	0	0	0	0	0																						
Ed Bailey, L OBP: 0.360, SLG: 0.393 (1, 2)										3	0	0	0	0	0	3																						
Willie Jones, R OBP: 0.343, SLG: 0.465 (1, 5)										3	1	1	1	0	0	0																						
Eddie Kasko, R OBP: 0.287, SLG: 0.299 (1, 6)										3	0	0	0	0	0	0																						
Don Newcombe, L OBP: 0.402, SLG: 0.421 (1, 1)										1	0	0	0	0	1	0																						
Brooks Lawrence, R OBP: 0.150, SLG: 0.175 (5, 1)										2	0	0	0	0	1	0																						
Inning Stats	R: 0 E: 0 K: 0 S: 3	H: 1 LOB: 0 BB: 0 P: 3	R: 2 E: 0 K: 0 S: 5	H: 2 LOB: 0 BB: 0 P: 5	R: 0 E: 0 K: 1 S: 5	H: 0 LOB: 0 BB: 0 P: 5	R: 0 E: 0 K: 0 S: 4	H: 1 LOB: 1 BB: 0 P: 4	R: 0 E: 0 K: 1 S: 5	H: 0 LOB: 0 BB: 0 P: 5	R: 1 E: 0 K: 0 S: 5	H: 2 LOB: 2 BB: 1 P: 9	R: 1 E: 0 K: 0 S: 5	H: 2 LOB: 1 BB: 0 P: 5	R: 0 E: 0 K: 0 S: 3	H: 0 LOB: 0 BB: 0 P: 3	1B: 3 2B: 4 3B: 0 HR: 2	SF: 0 SAC: 0 DP: 1 HBP: 0	WP: 0 PB: 0 SB: 0 CS: 0	PA: 32																		
PITCHER	IP	WLS	BF	H	R	ER	SO	BB	IBB	HBP	BLK	WP	HR	S	P	ERA	WHIP	PITCHER				IP	WLS	BF	H	R	ER	SO	BB	IBB	HBP	BLK	WP	HR	S	P	ERA	WHIP
Robin Roberts, R ERA: 4.56 (1, 1)	8.0	L	32	8	4	4	2	1	0	0	0	0	2	35	39	4.50	1.125																					



Batter	1	2	3	4	5	6	7	8	9	AB	R	H	RBI	BB	SO	LOB	TOP																						
Joe Koppe, R OBP: 0.333, SLG: 0.357 (1, 6)	F9		K	FC5			SH5-4 1B	FC6-4		5	0	1	0	0	1	6	Philadelphia Phillies @ San Francisco Giants Seals Stadium, San Francisco, CA Tue Jul 28 1959, 10:05 PM EDT Att: 15,350 - Unknown																						
Richie Ashburn, L OBP: 0.369, SLG: 0.327 (1, 8)	5-3						SH5-4 1-2	F4		3	0	1	1	1	0	0																							
Ed Bouchee, L OBP: 0.369, SLG: 0.464 (1, 3)	K		3-1				F9	F4		5	0	0	0	0	1	4																							
Dave Philley, S OBP: 0.388, SLG: 0.549 (1, 9)		K		6-3						4	0	2	0	1	1	0																							
Harry Anderson, L OBP: 0.323, SLG: 0.441 Solly Drake, S OBP: 0.176, SLG: 0.125 (8, 7)	F7			K			G1-6-3 1B			4	0	0	0	0	1	4																							
Gene Freese, R OBP: 0.361, SLG: 0.568 (1, 5)	K						3-1			1	0	1	0	0	0	0																							
Sparky Anderson, R OBP: 0.275, SLG: 0.236 (1, 4)										4	2	2	1	1	1	0																							
Joe Lonnett, R OBP: 0.447, SLG: 0.405 (1, 2)										3	1	0	0	2	0	3																							
Jim Owens, R OBP: 0.157, SLG: 0.065 (1, 1)			K					K		3	0	0	1	1	3	4																							
Inning Stats	R: 0 E: 0 K: 1 S: 5	H: 0 LOB: 0 BB: 0 P: 5	R: 0 E: 0 K: 2 S: 7	H: 0 LOB: 0 BB: 0 P: 7	R: 1 E: 0 K: 2 S: 8	H: 1 LOB: 2 BB: 2 P: 16	R: 1 E: 0 K: 1 S: 6	H: 1 LOB: 3 BB: 3 P: 18	R: 0 E: 0 K: 0 S: 3	H: 1 LOB: 1 BB: 1 P: 7	R: 0 E: 0 K: 1 S: 5	H: 0 LOB: 1 BB: 1 P: 9	R: 0 E: 0 K: 0 S: 4	H: 1 LOB: 2 BB: 1 P: 8	R: 1 E: 0 K: 1 S: 7	H: 2 LOB: 1 BB: 0 P: 7	R: 0 E: 0 K: 0 S: 5	H: 2 LOB: 3 BB: 1 P: 9	1B: 6 2B: 1 3B: 0 HR: 1	SF: 0 SAC: 1 DP: 1 HBP: 0	WP: 0 PB: 0 SB: 1 CS: 0	PA: 43																	
PITCHER	IP	WLS	BF	H	R	ER	SO	BB	IBB	HBP	BLK	WP	HR	S	P	ERA	WHIP	PITCHER				IP	WLS	BF	H	R	ER	SO	BB	IBB	HBP	BLK	WP	HR	S	P	ERA	WHIP	
Sam Jones, R ERA: 2.97 Stu Miller, R ERA: 2.93	(1, 1)	5.0	23	3	2	2	6	6	0	0	0	0	0	29	53	3.60	1.800					(6, 1)	4.0	L	20	5	1	1	2	1	2	0	0	0	1	21	33	2.25	1.500

AB	33
R	3
H	8
RBI	3
BB	9
SO	8
LOB	21



Batter	1	2	3	4	5	6	7	8	9	AB	R	H	RBI	BB	SO	LOB	BOTTOM																							
Jackie Brandt, R OBP: 0.315, SLG: 0.402 (1, 7)	K		4-3					F4		4	0	0	0	0	1	1	Philadelphia Phillies @ San Francisco Giants Seals Stadium, San Francisco, CA Tue Jul 28 1959, 10:05 PM EDT Att: 15,350 - Unknown																							
Jim Davenport, R OBP: 0.284, SLG: 0.331 (1, 5)	F8						FC6-4 1B	F8		4	0	1	0	0	0	0																								
Willie Mays, R OBP: 0.354, SLG: 0.527 (1, 8)	F4						FC6-4 1-2	F4		4	0	0	0	0	1	1																								
Orlando Cepeda, R OBP: 0.360, SLG: 0.551 (1, 3)		K		K						4	1	1	1	0	2	0																								
Willie Kirkland, L OBP: 0.346, SLG: 0.512 (1, 9)	K									4	1	2	1	0	1	1																								
Daryl Spencer, R OBP: 0.341, SLG: 0.384 (1, 4)										4	0	0	0	0	2	1																								
Hobie Landrith, L OBP: 0.346, SLG: 0.338 (1, 2)										3	0	0	0	0	0	1																								
Eddie Bressoud, R OBP: 0.321, SLG: 0.397 (1, 6)										1	0	0	0	2	0	0																								
Sam Jones, R OBP: 0.102, SLG: 0.105 Stu Miller, R OBP: 0.075, SLG: 0.051 (6, 1)										0	0	0	0	0	0	0																								
Inning Stats	R: 0 E: 0 K: 1 S: 5	H: 0 LOB: 0 BB: 0 P: 5	R: 0 E: 0 K: 2 S: 7	H: 0 LOB: 0 BB: 0 P: 7	R: 0 E: 0 K: 0 S: 3	H: 0 LOB: 1 BB: 1 P: 7	R: 0 E: 0 K: 2 S: 7	H: 0 LOB: 0 BB: 0 P: 7	R: 1 E: 0 K: 1 S: 6	H: 1 LOB: 0 BB: 0 P: 6	R: 0 E: 0 K: 0 S: 4	H: 1 LOB: 1 BB: 0 P: 4	R: 1 E: 0 K: 0 S: 5	H: 2 LOB: 2 BB: 1 P: 9	R: 0 E: 0 K: 0 S: 3	H: 0 LOB: 0 BB: 0 P: 3	R: 0 E: 1 K: 1 S: 5	H: 0 LOB: 0 BB: 0 P: 5	1B: 2 2B: 0 3B: 0 HR: 2	SF: 0 SAC: 1 DP: 1 HBP: 0	WP: 0 PB: 0 SB: 0 CS: 0	PA: 33																		
PITCHER	IP	WLS	BF	H	R	ER	SO	BB	IBB	HBP	BLK	WP	HR	S	P	ERA	WHIP	PITCHER				IP	WLS	BF	H	R	ER	SO	BB	IBB	HBP	BLK	WP	HR	S	P	ERA	WHIP		
Jim Owens, R ERA: 3.57	(1, 1)	9.0	W	33	4	2	2	7	1	1	0	0	0	2	45	53	2.00	0.556					(1, 1)	9.0	W	33	4	2	2	7	1	1	0	0	0	2	45	53	2.00	0.556



Batter	1	2	3	4	5	6	7	8	9	AB	R	H	RBI	BB	SO	LOB	TOP			
Joe Koppe, R OBP: 0.327, SLG: 0.350 (1, 6)										4	0	0	0	0	0	0				
Richie Ashburn, L OBP: 0.366, SLG: 0.323 (1, 8)										4	0	0	0	0	0	0				
Ed Bouchee, L OBP: 0.367, SLG: 0.471 (1, 3)										4	1	1	1	0	0	0				
Wally Post, R OBP: 0.296, SLG: 0.432 Solly Drake, S OBP: 0.176, SLG: 0.125 (1, 9)										4	1	1	0	0	1	0				
Gene Freese, R OBP: 0.364, SLG: 0.582 (1, 5)										2	1	1	2	1	0	0				
Jim Bolger, R OBP: 0.152, SLG: 0.100 (1, 7)										3	0	0	0	0	0	1				
Sparky Anderson, R OBP: 0.272, SLG: 0.233 (1, 4)										3	0	0	0	0	0	1				
Joe Lonnett, R OBP: 0.420, SLG: 0.375 (1, 2)										3	0	0	0	0	0	0				
Don Cardwell, R (1, 1)										3	0	0	0	0	0	0				
Inning Stats	R: 0 E: 0 K: 0 S: 3	H: 0 LOB: 0 BB: 0 P: 3	R: 0 E: 0 K: 0 S: 3	H: 0 LOB: 0 BB: 0 P: 3	R: 0 E: 0 K: 0 S: 3	H: 0 LOB: 0 BB: 0 P: 6	R: 3 E: 0 K: 0 S: 6	H: 3 LOB: 0 BB: 0 P: 6	R: 0 E: 0 K: 0 S: 3	H: 0 LOB: 0 BB: 0 P: 3	R: 0 E: 0 K: 0 S: 3	H: 0 LOB: 1 BB: 1 P: 7	R: 0 E: 0 K: 0 S: 3	H: 0 LOB: 0 BB: 0 P: 3	R: 0 E: 0 K: 1 S: 5	H: 0 LOB: 0 BB: 0 P: 5	1B: 1 2B: 0 3B: 0 HR: 2	SF: 0 SAC: 0 DP: 0 HBP: 0	WP: 0 PB: 0 SB: 0 CS: 0	PA: 31
PITCHER Johnny Antonelli, L ERA: 2.63 (1, 1)	IP: 9.0 WLS: L BF: 31 H: 3 R: 3 ER: 3 SO: 1 BB: 1 IBB: 0 HBP: 0 BLK: 0 WP: 0 HR: 2 S: 32 P: 36 ERA: 3.00 WHIP: 0.444															PITCHER				

Philadelphia Phillies @ San Francisco Giants
Seals Stadium, San Francisco, CA
Wed Jul 29 1959, 6:33 AM EDT
Att: 10,865 - Unknown

AB	30
R	3
H	3
RBI	3
BB	1
SO	1
LOB	2



Batter	1	2	3	4	5	6	7	8	9	AB	R	H	RBI	BB	SO	LOB	BOTTOM	
Felipe Alou, R OBP: 0.317, SLG: 0.466 (1, 7)										4	0	1	0	0	0	1		
Jim Davenport, R OBP: 0.283, SLG: 0.330 (1, 5)										4	0	1	0	0	0	1		
Willie Mays, R OBP: 0.350, SLG: 0.521 (1, 8)										4	0	0	0	0	1	1		
Orlando Cepeda, R OBP: 0.361, SLG: 0.557 (1, 3)										3	1	1	1	1	1	0		
Willie Kirkland, L OBP: 0.351, SLG: 0.513 (1, 9)										3	0	2	0	1	0	0		
Daryl Spencer, R OBP: 0.337, SLG: 0.380 (1, 4)										4	0	0	0	0	0	4		
Bob Schmidt, R OBP: 0.282, SLG: 0.379 Leon Wagner, L OBP: 0.362, SLG: 0.458 Hobie Landrith, L OBP: 0.346, SLG: 0.338 Dusty Rhodes, L OBP: 0.300, SLG: 0.192 (1, 2)										2	0	0	0	0	0	2		
Eddie Bressoud, R OBP: 0.321, SLG: 0.403 (1, 6)										3	0	1	0	0	0	1		
Johnny Antonelli, L OBP: 0.113, SLG: 0.141 (1, 1)										3	0	0	0	0	2	1		
Inning Stats	R: 0 E: 0 K: 0 S: 3	H: 0 LOB: 1 BB: 2 P: 10	R: 0 E: 0 K: 1 S: 6	H: 1 LOB: 1 BB: 0 P: 6	R: 1 E: 0 K: 0 S: 4	H: 1 LOB: 0 BB: 0 P: 4	R: 0 E: 0 K: 0 S: 4	H: 0 LOB: 0 BB: 0 P: 3	R: 0 E: 0 K: 2 S: 8	H: 1 LOB: 1 BB: 0 P: 8	R: 0 E: 0 K: 2 S: 8	H: 1 LOB: 1 BB: 0 P: 8	R: 0 E: 0 K: 2 S: 8	H: 1 LOB: 1 BB: 0 P: 8	1B: 3 2B: 2 3B: 0 HR: 1	SF: 0 SAC: 0 DP: 0 HBP: 0	WP: 0 PB: 0 SB: 0 CS: 0	PA: 34
PITCHER Don Cardwell, R ERA: 3.81 (1, 1)	IP: 9.0 WLS: W BF: 34 H: 6 R: 1 ER: 1 SO: 5 BB: 2 IBB: 0 HBP: 0 BLK: 0 WP: 0 HR: 1 S: 42 P: 50 ERA: 1.00 WHIP: 0.889															PITCHER		

Philadelphia Phillies @ San Francisco Giants
Seals Stadium, San Francisco, CA
Wed Jul 29 1959, 6:33 AM EDT
Att: 10,865 - Unknown

AB	32
R	1
H	6
RBI	1
BB	2
SO	5
LOB	13



Batter	1	2	3	4	5	6	7	8	9	AB	R	H	RBI	BB	SO	LOB	TOP					
Joe Koppe, R OBP: 0.328, SLG: 0.359	0-0 4-3 2B	0-3 K			1-3 K		2-3 K		1-3 K	5	0	1	0	0	4	4						
Richie Ashburn, L OBP: 0.388, SLG: 0.324	0-0 4-3 2-3		2-3 K			4-1 F 2B BB		3-2 1B FC1-6-4		3	2	1	0	1	1	1						
Ed Bouchee, L OBP: 0.365, SLG: 0.466	3-3 K		2-1 F6			0-0 E3 2B		1-0 1B FC1-6-4		4	1	1	0	0	1	2						
Dave Philley, S OBP: 0.379, SLG: 0.535	1-3 K		1-0 G3			1-1 F9		0-0 FC1-6-4 G1-6-3		4	0	0	1	0	1	4						
Harry Anderson, L OBP: 0.325, SLG: 0.445		2-1 1B BB 1B		1-3 K		2-1 2B		0-0 G1-6-3		4	0	2	2	0	1	1						
Gene Freese, R OBP: 0.357, SLG: 0.565		1-0 F3		0-0 6-3		1-3 K		0-1 DI 4-3 1B		4	1	1	0	0	1	2						
Sparky Anderson, R OBP: 0.270, SLG: 0.229		4-1 1B BB		3-3 K		0-0 G3		0-3 K		2	0	0	0	1	1	1						
Wally Post, R OBP: 0.297, SLG: 0.432		1-2 1B BB								1	0	0	0	0	1	1						
Joe Lonnett, R OBP: 0.393, SLG: 0.333		0-3 K								3	0	0	0	0	2	2						
Carl Sawatski, L OBP: 0.359, SLG: 0.433										1	0	0	0	0	0	1						
Gene Conley, R OBP: 0.237, SLG: 0.250		0-2 1B								0	0	0	0	0	0	0						
Taylor Phillips, L OBP: 0.198, SLG: 0.100										0	0	0	0	0	0	0						
Jim Bisher, R OBP: 0.138, SLG: 0.114										1	0	0	0	0	0	0						
Ruben Gomez, R OBP: 0.171, SLG: 0.123										1	0	0	0	0	0	0						
Solly Drake, S OBP: 0.171, SLG: 0.123										0	0	0	0	0	0	0						
Turk Farrell, R OBP: 0.167, SLG: 0.232		1-2 2-3 1B								1	0	1	1	0	0	0						
Bob Bowman, R OBP: 0.263, SLG: 0.236										0	0	0	0	0	0	0						
Inning Stats	R: 0 E: 0 K: 2 S: 9	H: 1 LOB: 1 BB: 0 P: 13	R: 0 E: 0 K: 2 S: 13	H: 2 LOB: 3 BB: 1 P: 20	R: 0 E: 0 K: 1 S: 7	H: 0 LOB: 0 BB: 0 P: 12	R: 0 E: 0 K: 2 S: 7	H: 0 LOB: 0 BB: 0 P: 11	R: 0 E: 0 K: 2 S: 7	H: 0 LOB: 0 BB: 0 P: 10	R: 2 E: 1 K: 1 S: 10	H: 1 LOB: 1 BB: 1 P: 18	R: 0 E: 0 K: 2 S: 9	H: 0 LOB: 0 BB: 0 P: 14	R: 1 E: 0 K: 0 S: 6	H: 2 LOB: 0 BB: 0 P: 10	R: 1 E: 0 K: 2 S: 14	H: 2 LOB: 1 BB: 0 P: 15	1B: 6 2B: 2 3B: 0 HR: 0	SF: 0 SAC: 0 DP: 1 HBP: 0	WP: 0 PB: 0 SB: 0 CS: 0	PA: 37
PITCHER Don Drysdale, R ERA: 2.89	IP: 9.0 WLS: W BF: 37 H: 8 R: 4 ER: 3 SO: 14 BB: 2 IBB: 0 HBP: 0 BLK: 0 WP: 0 HR: 0 S: 82 P: 123 ERA: 3.00 WHIP: 1.111															PITCHER	IP: 9.0 WLS: W BF: 37 H: 8 R: 4 ER: 3 SO: 14 BB: 2 IBB: 0 HBP: 0 BLK: 0 WP: 0 HR: 0 S: 82 P: 123 ERA: 3.00 WHIP: 1.111					

Philadelphia Phillies @ Los Angeles Dodgers
Los Angeles Memorial Coliseum, Los Angeles, CA

AB 35
R 4
H 8
RBI 4
BB 2
SO 14
LOB 19



WP: 0 PA: 37
PB: 0
SB: 0
CS: 0

Batter	1	2	3	4	5	6	7	8	9	AB	R	H	RBI	BB	SO	LOB	BOTTOM			
Jim Gilliam, S OBP: 0.426, SLG: 0.381	4-2 1B 2B BB	0-1 F9		0-0 F9		1-0 L9				3	1	0	0	1	0	2				
Charlie Neal, R OBP: 0.359, SLG: 0.486	0-1 2B 1-2 2B	4-1		2-2 1-3			2-3 K			3	1	1	0	1	1	0				
Wally Moon, L OBP: 0.378, SLG: 0.440	2-2 1-3 2H 2B	0-2 G3			1-2 F8		2-2 6-3			4	1	1	1	0	0	1				
Duke Snider, L OBP: 0.365, SLG: 0.490	0-2 SH1-3 2H 3H 2B		0-1 6-3		4-1 G3-6-3 BB		3-0 CS 1B			3	1	2	2	1	0	0				
Norm Larker, L OBP: 0.364, SLG: 0.456	0-0 SH1-3		3-1		1-0 G3-6-3		1-1 CS	1-0		3	1	2	1	0	0	1				
Don Demeter, R OBP: 0.297, SLG: 0.463	1-3 K		1-3 K			0-0 F4		1-1 F4		4	0	0	0	0	2	2				
John Roseboro, L OBP: 0.330, SLG: 0.375	0-0 WP 1B		4-1		0-0 F9			4-1 5-3 BB		2	0	1	1	2	0	0				
Maury Wills, S OBP: 0.238, SLG: 0.240	3-1 F9		0-1 4-3		2-0 WP 1B		1-1 5-3			4	0	1	0	0	0	4				
Don Drysdale, R OBP: 0.205, SLG: 0.386		0-1 4-3		2-1 F8		4-1 BB		0-0 F8		3	0	0	0	1	0	1				
Inning Stats	R: 4 E: 0 K: 1 S: 17	H: 4 LOB: 1 BB: 1 P: 27	R: 0 E: 0 K: 0 S: 8	H: 0 LOB: 1 BB: 1 P: 12	R: 0 E: 0 K: 1 S: 11	H: 1 LOB: 2 BB: 1 P: 19	R: 0 E: 0 K: 0 S: 6	H: 0 LOB: 0 BB: 0 P: 10	R: 0 E: 0 K: 0 S: 5	H: 0 LOB: 0 BB: 1 P: 11	R: 0 E: 0 K: 0 S: 5	H: 1 LOB: 2 BB: 1 P: 12	R: 0 E: 0 K: 1 S: 11	H: 1 LOB: 0 BB: 0 P: 19	R: 1 E: 0 K: 0 S: 7	H: 1 LOB: 1 BB: 1 P: 14	1B: 5 2B: 2 3B: 0 HR: 1	SF: 0 SAC: 1 DP: 1 HBP: 0	WP: 2 PB: 0 SB: 0 CS: 1	PA: 37
PITCHER Gene Conley, R ERA: 2.77	IP: 0.0 WLS: L BF: 4 H: 3 R: 4 ER: 4 SO: 0 BB: 1 IBB: 0 HBP: 0 BLK: 0 WP: 0 HR: 0 S: 4 P: 10 ERA: ∞ WHIP: ∞															PITCHER	IP: 0.0 WLS: L BF: 4 H: 3 R: 4 ER: 4 SO: 0 BB: 1 IBB: 0 HBP: 0 BLK: 0 WP: 0 HR: 0 S: 4 P: 10 ERA: ∞ WHIP: ∞			
Taylor Phillips, L ERA: 5.71	IP: 1.0 WLS: 0 BF: 4 H: 1 R: 0 ER: 0 SO: 1 BB: 0 IBB: 0 HBP: 0 BLK: 0 WP: 1 HR: 0 S: 7 P: 11 ERA: 0.00 WHIP: 1.000																			
Ruben Gomez, R ERA: 6.23	IP: 5.0 WLS: 20 BF: 20 H: 2 R: 0 ER: 0 SO: 1 BB: 4 IBB: 0 HBP: 0 BLK: 0 WP: 1 HR: 0 S: 35 P: 64 ERA: 0.00 WHIP: 1.200																			
Turk Farrell, R ERA: 5.73	IP: 2.0 WLS: 8 BF: 8 H: 2 R: 1 ER: 1 SO: 1 BB: 1 IBB: 0 HBP: 0 BLK: 0 WP: 0 HR: 1 S: 18 P: 33 ERA: 4.50 WHIP: 1.500																			

Philadelphia Phillies @ Los Angeles Dodgers
Los Angeles Memorial Coliseum, Los Angeles, CA

AB 29
R 5
H 8
RBI 5
BB 6
SO 3
LOB 11



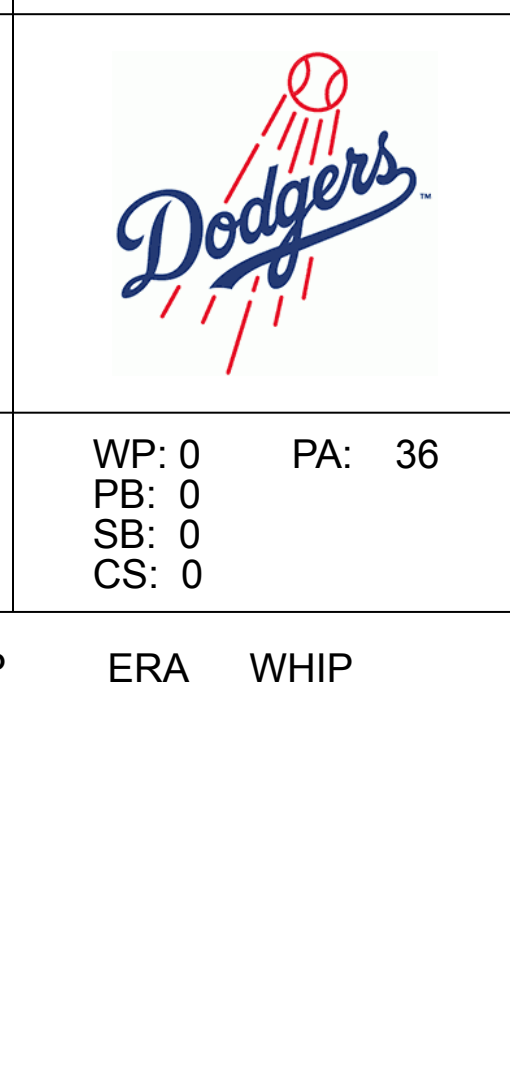
WP: 2 PA: 37
PB: 0
SB: 0
CS: 1

Batter	1	2	3	4	5	6	7	8	9	AB	R	H	RBI	BB	SO	LOB	TOP					
Joe Koppe, R OBP: 0.326, SLG: 0.371 (1, 6)	1-2 6-3		0-0 F9		0-2 6-3			2-1 HR		4	1	1	1	0	0	0	Philadelphia Phillies @ Los Angeles Dodgers Los Angeles Memorial Coliseum, Los Angeles, CA Sat Aug 01 1959, 10:05 PM EDT Att: 30,536 - Unknown					
Richie Ashburn, L OBP: 0.365, SLG: 0.320 (1, 8)	1-3 K		3-3 K		1-1 G3			3-2 6-3		4	0	0	0	0	2	0						
Ed Bouchee, L OBP: 0.369, SLG: 0.466 (1, 3)	4-2 BB			4-2 PB HR BB		0-0 L8		0-1 FC6-4 1B		2	1	1	0	2	0	0						
Wally Post, R OBP: 0.297, SLG: 0.439 (1, 9)	2-3 K			1-1 HR		0-2 6-3		1-1 FC6-4 1-2		4	1	1	2	0	1	2						
Gene Freese, R OBP: 0.351, SLG: 0.555 (1, 5)		1-2 F4		1-3 K		3-1 F7			2-2 F5	4	0	0	0	0	1	0						
Jim Bolger, R OBP: 0.143, SLG: 0.103 (1, 7)		0-0 5-3		1-3 K			1-1 6-3		1-2 G3	4	0	0	0	0	1	0						
Sparky Anderson, R OBP: 0.274, SLG: 0.228 (9, PH) Dave Philley, S OBP: 0.377, SLG: 0.532	4-1 BB			4-0 BB			1-2 6-3		0-1 F6	1	0	0	0	2	0	0						
Joe Lonnett, R OBP: 0.373, SLG: 0.313 (1, 2)		2-1 6-3		3-3 K			1-0 F8			3	0	0	0	0	1	2						
Jim Owens, R OBP: 0.151, SLG: 0.063 (1, 1) Taylor Phillips, L OBP: 0.150, SLG: 0.100 (7, 1) Solly Drake, S OBP: 0.157, SLG: 0.118 (8, PH) Humberto Robinson, R OBP: 0.500, SLG: 0.500 (8, 1)			1-3 K		2-2 F2			2-3 K		2	0	0	0	0	1	0						
Inning Stats	R: 0 E: 0 K: 2 S: 13	H: 0 LOB: 1 BB: 1 P: 21	R: 0 E: 0 K: 0 S: 7	H: 0 LOB: 1 BB: 1 P: 14	R: 0 E: 0 K: 2 S: 10	H: 0 LOB: 0 BB: 0 P: 14	R: 2 E: 0 K: 3 S: 13	H: 1 LOB: 1 BB: 2 P: 27	R: 0 E: 0 K: 0 S: 9	H: 0 LOB: 0 BB: 0 P: 12	R: 0 E: 0 K: 0 S: 6	H: 0 LOB: 0 BB: 0 P: 9	R: 0 E: 0 K: 0 S: 6	H: 0 LOB: 0 BB: 0 P: 9	R: 1 E: 0 K: 1 S: 12	H: 2 LOB: 1 BB: 0 P: 20		R: 0 E: 0 K: 0 S: 8	H: 0 LOB: 0 BB: 0 P: 11	1B: 1 2B: 0 3B: 0 HR: 2	SF: 0 SAC: 0 DP: 0 HBP: 0	WP: 0 PB: 1 SB: 0 CS: 0
PITCHER	IP WLS BF H R ER SO BB IBB HBP BLK WP HR S P ERA WHIP	IP WLS BF H R ER SO BB IBB HBP BLK WP HR S P ERA WHIP																				
Sandy Koufax, L ERA: 3.57 (1, 1)	4.0	17	1	2	2	7	4	0	0	0	0	0	0	0	1	43	76	4.50	1.250			
Clem Labine, R ERA: 3.52 (5, 1)	5.0	17	2	1	1	1	0	0	0	0	0	0	0	1	41	61	1.80	0.400				

Batter	1	2	3	4	5	6	7	8	9	AB	R	H	RBI	BB	SO	LOB	BOTTOM			
Jim Gilliam, S OBP: 0.427, SLG: 0.386 (1, 5)	1-1 BB E6		1-1 6-3	1-0 1B			0-1 SH5-3 3B 2B			4	1	2	1	0	0	0	Philadelphia Phillies @ Los Angeles Dodgers Los Angeles Memorial Coliseum, Los Angeles, CA Sat Aug 01 1959, 10:05 PM EDT Att: 30,536 - Unknown			
Charlie Neal, R OBP: 0.356, SLG: 0.482 (1, 4)	2-1 F9		2-2 F8	0-0 F9			0-0 SH5-3			3	0	0	0	0	0	3				
Wally Moon, L OBP: 0.377, SLG: 0.436 (1, 7)	2-1 E5 BB		3-3 K		0-0 F8		4-2 3B BB			3	1	0	0	1	1	1				
Duke Snider, L OBP: 0.374, SLG: 0.504 (1, 9)	4-2 G4-6-3 BB			0-0 1B 1B	1-2 G4-6-3 1B		0-0 1B 3B			3	1	3	2	1	0	0				
Norm Larker, L OBP: 0.355, SLG: 0.444 (1, 3)	2-2 G4-6-3			2-2 F7	0-2 G4-6-3		1-3 K			4	0	0	0	0	1	6				
Don Demeter, R OBP: 0.296, SLG: 0.460 (1, 8)		1-2 4-3		1-2 1B 1B		1-3 K	1-1 6-3			4	1	1	0	0	1	1				
John Roseboro, L OBP: 0.325, SLG: 0.370 (1, 2)		3-3 K		2-1 F7		1-0 3-1		0-0 F9		4	0	0	0	0	1	2				
Maury Wills, S OBP: 0.257, SLG: 0.260 (1, 6)		1-2 1B		2-2 1B 1B		1-0 1B		0-0 B3		4	1	3	0	0	0	0				
Sandy Koufax, R OBP: 0.125, SLG: 0.188 (1, 1) Ron Fairly, L OBP: 0.330, SLG: 0.350 (4, PH) Clem Labine, R ERA: 2.86 (5, 1)	1-1 F9			0-2 1B		0-0 F5		2-3 K		1	0	0	0	0	0	1				
Inning Stats	R: 0 E: 2 K: 0 S: 11	H: 0 LOB: 2 BB: 1 P: 22	R: 0 E: 0 K: 1 S: 12	H: 1 LOB: 0 BB: 0 P: 18	R: 0 E: 0 K: 1 S: 9	H: 0 LOB: 0 BB: 0 P: 15	R: 3 E: 0 K: 0 S: 23	H: 5 LOB: 2 BB: 0 P: 31	R: 0 E: 0 K: 0 S: 7	H: 1 LOB: 0 BB: 0 P: 8	R: 0 E: 0 K: 1 S: 6	H: 1 LOB: 1 BB: 0 P: 9	R: 2 E: 0 K: 1 S: 13	H: 2 LOB: 1 BB: 1 P: 19	R: 0 E: 0 K: 1 S: 5	H: 0 LOB: 0 BB: 0 P: 7		1B: 8 2B: 1 3B: 1 HR: 0	SF: 0 SAC: 1 DP: 2 HBP: 0	WP: 0 PB: 0 SB: 0 CS: 0
PITCHER	IP WLS BF H R ER SO BB IBB HBP BLK WP HR S P ERA WHIP	IP WLS BF H R ER SO BB IBB HBP BLK WP HR S P ERA WHIP																		
Jim Owens, R ERA: 3.74 (1, 1)	6.1	31	1	5	5	3	2	0	0	0	0	0	0	0	5	7	0.00	0.000		
Taylor Phillips, L ERA: 5.64 (7, 1)	0.2	2	0	0	0	1	0	0	0	0	0	0	0	0	0	0	0.00	0.000		
Humberto Robinson, R ERA: 2.86 (8, 1)	1.0	3	0	0	0	1	0	0	0	0	0	0	0	0	0	0	0.00	0.000		

AB	30
R	3
H	3
RBI	3
BB	4
SO	8
LOB	4

AB	33
R	5
H	10
RBI	5
BB	2
SO	5
LOB	15



Batter	1	2	3	4	5	6	7	8	9	AB	R	H	RBI	BB	SO	LOB	TOP										
Joe Koppe, R OBP: 0.321, SLG: 0.364 (1, 6)	F9		F3	L9			K			4	0	0	0	0	1	2											
Richie Ashburn, L OBP: 0.364, SLG: 0.319 (1, 8)	F8		F9					6-3		4	0	1	0	0	0	0											
Ed Bouchee, L OBP: 0.368, SLG: 0.462 (1, 3)	2B E BB		4-3					4-3		3	1	0	0	1	1	1											
Dave Philley, S OBP: 0.374, SLG: 0.531 (1, 9)	E2 1-H 2B			E6 E BB 1B	6-3			F5		4	1	1	0	0	0	0											
Harry Anderson, L OBP: 0.321, SLG: 0.440 (1, 7)	3-1			F3					K	4	0	0	0	0	1	2											
Gene Freese, R OBP: 0.353, SLG: 0.552 (1, 5)																											
Sparky Anderson, R OBP: 0.271, SLG: 0.226 Wally Post, R OBP: 0.296, SLG: 0.438 (9, PH)																											
Joe Lonnett, R OBP: 0.371, SLG: 0.314 (1, 2)																											
Don Cardwell, R (1, 1)																											
Taylor Phillips, L OBP: 0.100, SLG: 0.100 Jim Bolger, R OBP: 0.140, SLG: 0.100 Turk Farrell, R (7, 1)																											
Inning Stats	R: 1 E: 1 K: 0 S: 8	H: 1 LOB: 1 BB: 1 P: 17	R: 0 E: 0 K: 2 S: 11	H: 1 LOB: 1 BB: 0 P: 15	R: 0 E: 0 K: 0 S: 7	H: 0 LOB: 0 BB: 0 P: 11	R: 2 E: 2 K: 1 S: 12	H: 1 LOB: 2 BB: 1 P: 22	R: 0 E: 0 K: 0 S: 6	H: 0 LOB: 0 BB: 0 P: 10	R: 0 E: 0 K: 2 S: 10	H: 0 LOB: 0 BB: 0 P: 16	R: 0 E: 0 K: 0 S: 9	H: 0 LOB: 0 BB: 0 P: 15	R: 0 E: 0 K: 2 S: 10	H: 0 LOB: 0 BB: 0 P: 14	1B: 3 2B: 2 3B: 0 HR: 0	SF: 0 SAC: 0 DP: 1 HBP: 0	WP: 0 PB: 0 SB: 0 CS: 1	PA: 34							
PITCHER	IP	WLS	BF	H	R	ER	SO	BB	IBB	HBP	BLK	WP	HR	S	P	ERA	WHIP										
Roger Craig, R ERA: 1.52 Larry Sherry, R ERA: 3.06	4.0		19	3	3	0	3	2	0	0	0	0	0	38	65	0.00	1.250										
	5.0	W	15	1	0	0	5	0	0	0	0	0	0	43	67	0.00	0.200										

Philadelphia Phillies @ Los Angeles Dodgers
Los Angeles Memorial Coliseum, Los Angeles, CA
Sun Aug 02 1959, 6:33 AM EDT
Att: 10,201 - Unknown

AB 32
R 3
H 4
RBI 2
BB 2
SO 8
LOB 12



Batter	1	2	3	4	5	6	7	8	9	AB	R	H	RBI	BB	SO	LOB	BOTTOM										
Jim Gilliam, S OBP: 0.430, SLG: 0.388 (1, 5)	S 1B									3	1	2	0	1	0	0											
Charlie Neal, R OBP: 0.355, SLG: 0.487 (1, 4)	F9		F8							4	1	1	2	0	0	2											
Wally Moon, L OBP: 0.376, SLG: 0.433 (1, 7)	F7		F7							3	0	0	0	1	0	2											
Duke Snider, L OBP: 0.375, SLG: 0.516 (1, 9)	K									4	2	2	1	0	1	2											
Norm Larker, L OBP: 0.358, SLG: 0.452 (1, 3)										4	0	2	1	0	0	0											
Don Demeter, R OBP: 0.293, SLG: 0.454 (1, 8)										4	0	0	0	0	1	2											
John Roseboro, L OBP: 0.328, SLG: 0.373 (1, 2)										3	0	1	0	1	1	1											
Maury Wills, S OBP: 0.250, SLG: 0.252 (1, 6)										3	0	0	0	0	0	3											
Roger Craig, R OBP: 0.067, SLG: 0.034 Ron Fairly, L OBP: 0.336, SLG: 0.348 Larry Sherry, R OBP: 0.200, SLG: 0.200 (4, PH)										1	0	0	0	0	1	0											
										1	0	0	0	0	0	2											
										1	0	0	0	0	0	0											
Inning Stats	R: 0 E: 0 K: 1 S: 11	H: 1 LOB: 1 BB: 0 P: 17	R: 0 E: 0 K: 1 S: 6	H: 0 LOB: 1 BB: 1 P: 13	R: 0 E: 0 K: 1 S: 8	H: 1 LOB: 1 BB: 0 P: 11	R: 1 E: 0 K: 0 S: 11	H: 3 LOB: 2 BB: 0 P: 17	R: 3 E: 0 K: 1 S: 19	H: 3 LOB: 1 BB: 1 P: 34	R: 0 E: 0 K: 0 S: 7	H: 0 LOB: 0 BB: 0 P: 9	R: 0 E: 0 K: 0 S: 7	H: 0 LOB: 0 BB: 1 P: 14	R: 0 E: 0 K: 0 S: 7	H: 0 LOB: 0 BB: 0 P: 11	1B: 4 2B: 2 3B: 0 HR: 2	SF: 0 SAC: 0 DP: 0 HBP: 0	WP: 0 PB: 0 SB: 1 CS: 0	PA: 34							
PITCHER	IP	WLS	BF	H	R	ER	SO	BB	IBB	HBP	BLK	WP	HR	S	P	ERA	WHIP										
Don Cardwell, R ERA: 4.05 Taylor Phillips, L ERA: 5.47 Turk Farrell, R ERA: 5.4	4.1	L	23	8	4	4	3	2	0	0	0	0	0	15	23	0.00	0.000										
	2.0		6	0	0	0	0	1	0	0	0	0	0	14	25	0.00	0.500										

Philadelphia Phillies @ Los Angeles Dodgers
Los Angeles Memorial Coliseum, Los Angeles, CA
Sun Aug 02 1959, 6:33 AM EDT
Att: 10,201 - Unknown

AB 31
R 4
H 8
RBI 4
BB 3
SO 4
LOB 14



Batter	1	2	3	4	5	6	7	8	9	AB	R	H	RBI	BB	SO	LOB	TOP			
Joe Koppe, R OBP: 0.322, SLG: 0.359 (1, 6)										3	1	0	0	2	0	2	Philadelphia Phillies @ Chicago Cubs Wrigley Field, Chicago, IL Tue Aug 04 1959, 3:33 AM CDT Att: 8,348 - Unknown			
Richie Ashburn, L OBP: 0.361, SLG: 0.316 (1, 8)										4	0	0	0	0	0	2				
Ed Bouchee, L OBP: 0.366, SLG: 0.459 (1, 3)										4	0	1	0	0	0	0				
Dave Philley, S OBP: 0.377, SLG: 0.530 (1, 9)										4	1	2	0	0	0	2				
Harry Anderson, L OBP: 0.320, SLG: 0.440 (1, 7)										4	0	1	2	0	1	2				
Gene Freese, R OBP: 0.352, SLG: 0.546 (1, 5)										4	0	1	0	0	0	2				
Sparky Anderson, R OBP: 0.274, SLG: 0.230 (1, 4)										4	0	2	0	0	0	1				
Carl Sawatski, L OBP: 0.365, SLG: 0.434 Solly Drake, S OBP: 0.167, SLG: 0.118 Joe Lonnett, R OBP: 0.371, SLG: 0.314 (7, FR)										2	0	1	0	1	1	0				
Robin Roberts, S OBP: 0.203, SLG: 0.218 (1, 1)										0	0	0	0	0	0	0				
										4	0	0	0	0	1	4				
Inning Stats	R: 0 E: 0 K: 0 S: 3	H: 0 LOB: 0 BB: 0 P: 3	R: 0 E: 0 K: 1 S: 6	H: 1 LOB: 1 BB: 0 P: 6	R: 0 E: 0 K: 1 S: 5	H: 0 LOB: 1 BB: 1 P: 9	R: 0 E: 0 K: 0 S: 4	H: 1 LOB: 1 BB: 0 P: 4	R: 0 E: 0 K: 0 S: 4	H: 1 LOB: 1 BB: 0 P: 4	R: 0 E: 0 K: 0 S: 3	H: 1 LOB: 2 BB: 1 P: 7	R: 2 E: 0 K: 0 S: 5	H: 2 LOB: 1 BB: 1 P: 9	R: 0 E: 0 K: 1 S: 6	H: 1 LOB: 1 BB: 0 P: 6	1B: 7 2B: 1 3B: 0 HR: 0	SF: 0 SAC: 1 DP: 1 HBP: 0	WP: 0 PB: 0 SB: 0 CS: 0	PA: 37
PITCHER Bob Anderson, R ERA: 3.53 (1, 1)	IP: 9.0 WLS: L BF: 37 H: 8 R: 2 ER: 2 SO: 3 BB: 3 IBB: 0 HBP: 0 BLK: 0 WP: 0 HR: 0 S: 40 P: 52 ERA: 2.00 WHIP: 1.222															PITCHER IP: 9.0 WLS: W BF: 34 H: 5 R: 1 ER: 1 SO: 3 BB: 0 IBB: 0 HBP: 2 BLK: 0 WP: 0 HR: 0 S: 38 P: 40 ERA: 1.00 WHIP: 0.556				

AB 33
R 2
H 8
RBI 2
BB 3
SO 3
LOB 15



Batter	1	2	3	4	5	6	7	8	9	AB	R	H	RBI	BB	SO	LOB	BOTTOM			
Tony Taylor, R OBP: 0.323, SLG: 0.364 (1, 4)										4	0	0	0	0	0	1	Philadelphia Phillies @ Chicago Cubs Wrigley Field, Chicago, IL Tue Aug 04 1959, 3:33 AM CDT Att: 8,348 - Unknown			
Inv Noren, L OBP: 0.343, SLG: 0.323 George Altman, L OBP: 0.305, SLG: 0.349 Lee Walls, R OBP: 0.334, SLG: 0.381 (8, FR)										2	0	0	0	0	0	0				
Jim Marshall, L OBP: 0.317, SLG: 0.388 (9, 7)										4	0	0	0	0	1	2				
14 Ernie Banks, R OBP: 0.369, SLG: 0.595 (1, 6)										4	0	1	0	0	0	2				
Dale Long, L OBP: 0.318, SLG: 0.459 (1, 3)										4	1	1	0	0	1	2				
Sammy Taylor, L OBP: 0.377, SLG: 0.384 (1, 2)										4	0	2	0	0	0	1				
Bobby Thomson, R OBP: 0.322, SLG: 0.407 (1, 8)										4	0	0	1	0	0	2				
Alvin Dark, R OBP: 0.313, SLG: 0.336 (1, 5)										3	0	1	0	0	0	2				
Bob Anderson, R OBP: 0.143, SLG: 0.130 (1, 1)										3	0	0	0	0	1	2				
Inning Stats	R: 0 E: 0 K: 1 S: 5	H: 2 LOB: 1 BB: 0 P: 5	R: 1 E: 0 K: 0 S: 5	H: 2 LOB: 1 BB: 0 P: 5	R: 0 E: 0 K: 1 S: 5	H: 0 LOB: 0 BB: 0 P: 5	R: 0 E: 0 K: 1 S: 6	H: 1 LOB: 1 BB: 0 P: 6	R: 0 E: 0 K: 0 S: 4	H: 1 LOB: 1 BB: 0 P: 4	R: 0 E: 0 K: 0 S: 3	H: 0 LOB: 1 BB: 0 P: 4	R: 0 E: 0 K: 0 S: 3	H: 0 LOB: 0 BB: 0 P: 3	R: 0 E: 0 K: 0 S: 3	H: 0 LOB: 0 BB: 0 P: 3		1B: 3 2B: 2 3B: 0 HR: 0	SF: 0 SAC: 0 DP: 0 HBP: 2	WP: 0 PB: 0 SB: 0 CS: 0
PITCHER Robin Roberts, R ERA: 4.28 (1, 1)	IP: 9.0 WLS: W BF: 34 H: 5 R: 1 ER: 1 SO: 3 BB: 0 IBB: 0 HBP: 2 BLK: 0 WP: 0 HR: 0 S: 38 P: 40 ERA: 1.00 WHIP: 0.556																			

AB 32
R 1
H 5
RBI 1
BB 0
SO 3
LOB 14



Batter	1	2	3	4	5	6	7	8	9	AB	R	H	RBI	BB	SO	LOB	TOP												
Joe Koppe, R OBP: 0.328, SLG: 0.362 (1, 6)										4	2	2	0	1	1	0	Philadelphia Phillies @ Chicago Cubs Wrigley Field, Chicago, IL Wed Aug 05 1959, 3:33 AM CDT Att: 9,128 - Unknown												
Richie Ashburn, L OBP: 0.363, SLG: 0.321 (1, 8)										4	3	2	0	1	0	1													
Ed Bouchee, L OBP: 0.369, SLG: 0.461 (1, 3)										5	0	3	2	0	0	3													
Wally Post, R OBP: 0.304, SLG: 0.440 (1, 9)										3	1	2	1	2	1	1													
Harry Anderson, L OBP: 0.319, SLG: 0.437 Solly Drake, S OBP: 0.167, SLG: 0.118 (9, PR) (9, 7)										5	0	1	1	0	2	6													
Gene Freese, R OBP: 0.354, SLG: 0.546 Harry Hanebrink, L OBP: 0.283, SLG: 0.350 (1, PR) (1, 5)										0	0	0	0	0	0	0													
Sparky Anderson, R OBP: 0.277, SLG: 0.233 (1, 4)										4	0	2	1	0	0	0													
Carl Sawatski, L OBP: 0.358, SLG: 0.424 Bob Bowman, R OBP: 0.194, SLG: 0.229 Joe Lonnett, R OBP: 0.371, SLG: 0.314 (8, PH) (8, 2)										3	0	0	0	0	1	3													
Gene Conley, R OBP: 0.220, SLG: 0.237 Jim Bolger, R OBP: 0.136, SLG: 0.098 Taylor Phillips, L OBP: 0.100, SLG: 0.100 (9, PH) (9, 1)										3	0	0	0	0	1	1													
Inning Stats	R: 3 E: 0 K: 1 S: 8	H: 3 LOB: 2 BB: 1 P: 13	R: 1 E: 0 K: 0 S: 6	H: 3 LOB: 2 BB: 0 P: 6	R: 0 E: 0 K: 1 S: 5	H: 0 LOB: 0 BB: 0 P: 5	R: 0 E: 0 K: 1 S: 5	H: 1 LOB: 1 BB: 0 P: 5	R: 0 E: 0 K: 1 S: 6	H: 1 LOB: 0 BB: 2 P: 13	R: 0 E: 0 K: 1 S: 5	H: 0 LOB: 0 BB: 0 P: 5	R: 2 E: 0 K: 0 S: 6	H: 4 LOB: 3 BB: 1 P: 10	1B: 11 2B: 1 3B: 0 HR: 0	SF: 0 SAC: 0 DP: 1 HBP: 1		WP: 1 PA: 43 PB: 0 SB: 1 CS: 1											
PITCHER	IP WLS BF H R ER SO BB IBB HBP BLK WP HR S P ERA WHIP																												
Glen Hobbie, R ERA: 3.7 (1, 1)	0.2	6	2	3	3	1	1	0	1	0	6	11	40.50	4.500															
John Buzhardt, R ERA: 4.42 (6, 1)	4.1	17	5	1	1	3	0	0	0	0	23	23	2.08	1.154															
Ed Donnelly, R ERA: 2.08 (7, 1)	1.1	6	1	0	0	1	1	0	0	0	7	11	0.00	1.500															
Bill Henry, L ERA: 2.54 (7, 1)	2.2	L	13	4	2	2	2	0	2	0	15	23	6.75	1.500															

Batter	1	2	3	4	5	6	7	8	9	AB	R	H	RBI	BB	SO	LOB	BOTTOM												
Tony Taylor, R OBP: 0.326, SLG: 0.370 (1, 4)										4	0	2	1	1	0	1	Philadelphia Phillies @ Chicago Cubs Wrigley Field, Chicago, IL Wed Aug 05 1959, 3:33 AM CDT Att: 9,128 - Unknown												
Alvin Dark, R OBP: 0.310, SLG: 0.332 (1, 5)										4	0	0	0	0	0	4													
Lee Walls, R OBP: 0.333, SLG: 0.377 (1, 9)										3	0	0	0	1	1	1													
14 Ernie Banks, R OBP: 0.368, SLG: 0.600 (1, 6)										4	1	1	1	0	0	2													
Dale Long, L OBP: 0.317, SLG: 0.453 (1, 3)										3	1	0	0	1	1	1													
Bobby Thomson, R OBP: 0.318, SLG: 0.401 (1, 8)										4	0	0	0	0	0	2													
Walt Moryn, L OBP: 0.309, SLG: 0.354 Randy Jackson, R OBP: 0.324, SLG: 0.354 (9, PH)										3	0	0	0	0	0	1													
Sammy Taylor, L OBP: 0.321, SLG: 0.397 Earl Averill, R OBP: 0.312, SLG: 0.509 (9, PH)										1	0	1	0	0	0	0													
Glen Hobbie, R John Buzhardt, R Art Schult, R Ed Donnelly, R Bill Henry, L Cal Neeman, R (1, 1) (1, 1) (5, PR) (8, 1) (7, 1) (9, PH)										0	0	0	0	0	0	0													
Inning Stats	R: 0 E: 0 K: 0 S: 3	H: 0 LOB: 1 BB: 1 P: 7	R: 1 E: 1 K: 0 S: 3	H: 0 LOB: 0 BB: 1 P: 7	R: 0 E: 0 K: 0 S: 3	H: 0 LOB: 0 BB: 0 P: 3	R: 0 E: 0 K: 1 S: 5	H: 0 LOB: 0 BB: 0 P: 5	R: 1 E: 0 K: 0 S: 5	H: 2 LOB: 2 BB: 1 P: 9	R: 1 E: 0 K: 1 S: 6	H: 1 LOB: 0 BB: 0 P: 6	R: 1 E: 0 K: 0 S: 5	H: 2 LOB: 1 BB: 0 P: 5	R: 0 E: 0 K: 0 S: 3	H: 0 LOB: 1 BB: 1 P: 7		R: 0 E: 0 K: 1 S: 6	H: 1 LOB: 1 BB: 0 P: 6	1B: 2 2B: 2 3B: 0 HR: 2	SF: 0 SAC: 0 DP: 1 HBP: 0	WP: 0 PA: 37 PB: 1 SB: 0 CS: 0							
PITCHER	IP WLS BF H R ER SO BB IBB HBP BLK WP HR S P ERA WHIP																												
Gene Conley, R ERA: 2.8 (1, 1)	8.0	W	33	5	4	3	2	4	0	0	0	0	3.38	1.125															
Taylor Phillips, L ERA: 5.37 (9, 1)	1.0	S	4	1	0	0	1	0	0	0	6	6	0.00	1.000															



Batter	1	2	3	4	5	6	7	8	9	AB	R	H	RBI	BB	SO	LOB	TOP																	
Joe Koppe, R OBP: 0.322, SLG: 0.353 (1, 6)										4	0	1	0	0	1	0	Philadelphia Phillies @ St. Louis Cardinals Sportsman's Park, St. Louis, MO Fri Aug 07 1959, 8:05 PM EDT Att: 8,764 - Unknown																	
Richie Ashburn, L OBP: 0.361, SLG: 0.319 (1, 8)										3	0	1	0	0	0	0																		
Ed Bouchee, L OBP: 0.369, SLG: 0.456 (1, 3)										3	0	0	0	1	1	1																		
Wally Post, R OBP: 0.302, SLG: 0.443 (1, 9)										4	1	1	1	0	0	2																		
Gene Freese, R OBP: 0.362, SLG: 0.545 (1, 5)										3	0	0	0	1	2	2																		
Harry Anderson, L OBP: 0.317, SLG: 0.431 (1, 7)										3	0	1	0	0	2	0																		
Sparky Anderson, R OBP: 0.279, SLG: 0.235 (1, 4)										3	0	1	0	1	0	3																		
Joe Lonnett, R OBP: 0.353, SLG: 0.286 (1, 2)										2	0	0	0	1	0	1																		
Dave Philley, S OBP: 0.394, SLG: 0.536 (9, PH)										1	0	1	0	0	0	0																		
Ruben Gomez, R OBP: 0.231, SLG: 0.167 (9, PH)										0	0	0	0	0	0	0																		
Don Cardwell, R (1, 1)										2	0	0	0	0	1	1																		
Jim Bolger, R OBP: 0.152, SLG: 0.116 (7, PH)										1	0	0	0	0	1	3																		
Turk Farrell, R (7, 1)										0	0	0	0	0	0	0																		
Carl Sawatski, L OBP: 0.353, SLG: 0.418 (9, 2)										1	0	0	0	0	0	2																		
Inning Stats	R: 0 E: 0 K: 0 S: 3	H: 0 LOB: 0 BB: 0 P: 3	R: 0 E: 0 K: 0 S: 3	H: 0 LOB: 1 BB: 0 P: 4	R: 0 E: 0 K: 1 S: 5	H: 0 LOB: 0 BB: 0 P: 5	R: 1 E: 0 K: 2 S: 8	H: 1 LOB: 0 BB: 0 P: 8	R: 0 E: 0 K: 0 S: 3	H: 1 LOB: 1 BB: 0 P: 3	R: 0 E: 0 K: 1 S: 6	H: 1 LOB: 3 BB: 2 P: 14	R: 0 E: 0 K: 1 S: 6	H: 1 LOB: 2 BB: 1 P: 10	R: 0 E: 0 K: 1 S: 5	H: 1 LOB: 1 BB: 1 P: 9	1B: 5 2B: 0 3B: 0 HR: 1	SF: 0 SAC: 1 DP: 1 HBP: 1	WP: 0 PB: 0 SB: 0 CS: 1	PA: 36														
PITCHER	IP WLS BF H R ER SO BB IBB HBP BLK WP HR S P ERA WHIP																																	
Vinegar Bend Mizell, L ERA: 3.92	(1, 1)	8.1	34	5	1	1	8	4	0	1	0	0	0	1	45	62	1.08	1.080																
Lindy McDaniel, R ERA: 3.3	(9, 1)	0.2	W	2	1	0	0	0	0	0	0	0	0	0	2	2	0.00	1.500																

Batter	1	2	3	4	5	6	7	8	9	AB	R	H	RBI	BB	SO	LOB	BOTTOM																	
Don Blasingame, L OBP: 0.358, SLG: 0.366 (1, 4)										4	0	0	0	0	1	2	Philadelphia Phillies @ St. Louis Cardinals Sportsman's Park, St. Louis, MO Fri Aug 07 1959, 8:05 PM EDT Att: 8,764 - Unknown																	
Alex Grammas, R OBP: 0.335, SLG: 0.317 (9, 6)										0	0	0	0	0	0	0																		
Gino Cimoli, R OBP: 0.330, SLG: 0.445 (1, 8)										4	0	0	0	0	2	2																		
Bill White, L OBP: 0.361, SLG: 0.492 (1, 7)										3	0	0	0	1	2	1																		
Ken Boyer, R OBP: 0.388, SLG: 0.501 (1, 5)										3	1	2	1	1	0	0																		
Joe Cunningham, L OBP: 0.446, SLG: 0.462 (1, 9)										3	1	1	0	1	0	1																		
Stan Musial, L OBP: 0.370, SLG: 0.425 (1, 3)										3	1	1	2	1	1	1																		
Wally Shannon, L OBP: 0.419, SLG: 0.452 (9, 4)										3	0	1	0	0	2	3																		
Hal Smith, R OBP: 0.305, SLG: 0.413 (1, 2)										3	0	1	0	0	0	1																		
Vinegar Bend Mizell, R ERA: 3.87	(1, 1)	6.0	25	4	1	1	8	2	1	0	0	0	0	0	0	0		1.50	1.000															
Turk Farrell, R ERA: 5.02	(7, 1)	2.0	6	1	0	0	1	1	0	0	0	0	0	0	7	11	0.00	1.000																
Ruben Gomez, R ERA: 6.55	(9, 1)	0.0	L	2	1	2	2	0	1	0	0	0	0	0	1	5	∞	∞																
PITCHER	IP WLS BF H R ER SO BB IBB HBP BLK WP HR S P ERA WHIP																																	
Inning Stats	R: 0 E: 0 K: 2 S: 7	H: 0 LOB: 0 BB: 0 P: 7	R: 1 E: 0 K: 1 S: 7	H: 2 LOB: 1 BB: 0 P: 7	R: 0 E: 0 K: 1 S: 5	H: 0 LOB: 1 BB: 1 P: 9	R: 0 E: 0 K: 1 S: 5	H: 0 LOB: 1 BB: 1 P: 9	R: 0 E: 0 K: 1 S: 6	H: 1 LOB: 0 BB: 0 P: 6	R: 0 E: 0 K: 2 S: 8	H: 1 LOB: 2 BB: 1 P: 12	R: 0 E: 0 K: 1 S: 5	H: 0 LOB: 0 BB: 0 P: 5	R: 0 E: 0 K: 0 S: 2	H: 1 LOB: 1 BB: 1 P: 6	R: 2 E: 0 K: 0 S: 1	H: 1 LOB: 0 BB: 1 P: 5	1B: 2 2B: 2 3B: 0 HR: 2	SF: 0 SAC: 0 DP: 0 HBP: 0	WP: 0 PB: 0 SB: 0 CS: 1	PA: 34												

Batter	1	2	3	4	5	6	7	8	9	AB	R	H	RBI	BB	SO	LOB	TOP			
Joe Koppe, R OBP: 0.324, SLG: 0.353 Bob Bowman, R OBP: 0.162, SLG: 0.225	P6		BB 1B	BB 1B			4-3		FC6-4	3	1	1	0	1	0	0				
Richie Ashburn, L OBP: 0.361, SLG: 0.317	2-3		BB 1B	BB 1B			F8			3	0	0	0	1	0	3				
Dave Philley, S OBP: 0.376, SLG: 0.523	1-3						5-3			4	0	0	0	0	1	2				
Wally Post, R OBP: 0.305, SLG: 0.444		FC3-6 1B	FC6-4 1B				K			4	1	2	1	0	1	0				
Gene Freese, R OBP: 0.364, SLG: 0.542		FC3-6 1B	FC6-4				CS BB			3	0	1	0	1	0	2				
Ed Bouchee, L OBP: 0.386, SLG: 0.451	FC3-6 1B						F8			4	0	0	0	0	0	2				
Sparky Anderson, R OBP: 0.289, SLG: 0.235 Harry Hanebrink, L OBP: 0.274, SLG: 0.339	FC4-6						4-3			3	1	1	1	0	0	1				
Carl Sawatski, L OBP: 0.357, SLG: 0.416	F7						BB 1B			3	0	1	0	1	0	1				
Robin Roberts, S OBP: 0.210, SLG: 0.224 Harry Anderson, L OBP: 0.319, SLG: 0.432 Solly Drake, S OBP: 0.167, SLG: 0.118	F8						BB 1B			3	0	1	1	0	1	1				
Inning Stats	R: 0 E: 0 K: 0 S: 3	H: 0 LOB: 0 BB: 0 P: 3	R: 1 E: 0 K: 0 S: 5	H: 2 LOB: 1 BB: 0 P: 5	R: 1 E: 0 K: 1 S: 7	H: 2 LOB: 2 BB: 1 P: 11	R: 1 E: 0 K: 0 S: 5	H: 3 LOB: 2 BB: 1 P: 9	R: 0 E: 0 K: 1 S: 4	H: 0 LOB: 0 BB: 1 P: 8	R: 0 E: 0 K: 0 S: 3	H: 0 LOB: 0 BB: 0 P: 3	R: 0 E: 0 K: 0 S: 3	H: 0 LOB: 0 BB: 0 P: 3	R: 0 E: 0 K: 0 S: 4	H: 1 LOB: 1 BB: 0 P: 4	1B: 8 2B: 1 3B: 0 HR: 0	SF: 0 SAC: 0 DP: 1 HBP: 0	WP: 0 PB: 0 SB: 0 CS: 1	PA: 38
PITCHER Bob Miller, R ERA: 2.45	IP: 9.0 WLS: W BF: 37 H: 8 R: 3 ER: 3 SO: 3 BB: 4 IBB: 0 HBP: 0 BLK: 0 WP: 0 HR: 0 S: 39 P: 55 ERA: 3.00 WHIP: 1.333															PITCHER				

Philadelphia Phillies @ St. Louis Cardinals
Sportsman's Park, St. Louis, MO
Sat Aug 08 1959, 4:33 AM EDT
Unknown

AB 33
R 3
H 8
RBI 3
BB 4
SO 3
LOB 13



Batter	1	2	3	4	5	6	7	8	9	AB	R	H	RBI	BB	SO	LOB	BOTTOM			
Don Blasingame, L OBP: 0.357, SLG: 0.365	L9 S 1-3 1B		F8				FC6-2			4	1	1	0	0	0	3				
Gino Cimoli, R OBP: 0.326, SLG: 0.441	L9		K				F8			4	0	0	0	0	1	4				
Bill White, L OBP: 0.358, SLG: 0.487	1-3						F8			4	0	0	1	0	1	0				
Ken Boyer, R OBP: 0.391, SLG: 0.504	F8						HR 1B			4	1	3	0	0	0	0				
Joe Cunningham, L OBP: 0.443, SLG: 0.458 Alex Grammas, R OBP: 0.333, SLG: 0.316		3-1					F5			3	0	0	0	0	0	2				
Stan Musial, L OBP: 0.372, SLG: 0.438 Gene Oliver, R OBP: 0.261, SLG: 0.393		K					HR			4	2	2	2	0	2	1				
Wally Shannon, L OBP: 0.412, SLG: 0.441 Curt Flood, R OBP: 0.352, SLG: 0.434	F2						G3			3	0	1	0	0	0	0				
Hal Smith, R OBP: 0.303, SLG: 0.410			F8				F7			2	0	0	0	0	0	0				
Bob Miller, R OBP: 0.667, SLG: 0.667							K			3	0	2	1	0	1	0				
Inning Stats	R: 1 E: 0 K: 0 S: 4	H: 1 LOB: 0 BB: 0 P: 4	R: 0 E: 0 K: 1 S: 5	H: 0 LOB: 0 BB: 0 P: 5	R: 0 E: 0 K: 1 S: 6	H: 1 LOB: 1 BB: 0 P: 6	R: 2 E: 0 K: 1 S: 7	H: 2 LOB: 0 BB: 0 P: 7	R: 0 E: 0 K: 1 S: 5	H: 0 LOB: 0 BB: 0 P: 5	R: 0 E: 0 K: 0 S: 4	H: 1 LOB: 1 BB: 0 P: 4	R: 1 E: 0 K: 0 S: 6	H: 3 LOB: 2 BB: 0 P: 6	R: 0 E: 0 K: 1 S: 6	H: 1 LOB: 1 BB: 0 P: 6	1B: 8 2B: 0 3B: 0 HR: 1	SF: 0 SAC: 1 DP: 0 HBP: 0	WP: 0 PB: 0 SB: 2 CS: 0	PA: 33
PITCHER Robin Roberts, R ERA: 4.29	IP: 8.0 WLS: L BF: 33 H: 9 R: 4 ER: 4 SO: 5 BB: 0 IBB: 0 HBP: 0 BLK: 0 WP: 0 HR: 1 S: 43 P: 43 ERA: 4.50 WHIP: 1.125															PITCHER				

Philadelphia Phillies @ St. Louis Cardinals
Sportsman's Park, St. Louis, MO
Sat Aug 08 1959, 4:33 AM EDT
Unknown

AB 32
R 4
H 9
RBI 4
BB 0
SO 5
LOB 11




Batter	1	2	3	4	5	6	7	8	9	10	11	AB	R	H	RBI	BB	SO	LOB	TOP	
Joe Koppe, R OBP: 0.326, SLG: 0.358 (1, 6)												5	0	2	0	0	1	3		
Richie Ashburn, L OBP: 0.363, SLG: 0.317 (1, 8)												3	1	1	0	2	0	0		
Harry Anderson, L OBP: 0.318, SLG: 0.438 (1, 7)												5	1	1	2	0	0	3		
Wally Post, R OBP: 0.306, SLG: 0.448 (1, 9)												4	1	1	0	1	1	1		
Gene Freese, R OBP: 0.358, SLG: 0.531 (1, 5)												5	0	0	0	0	1	3		
Ed Bouches, L OBP: 0.389, SLG: 0.449 (1, 3)												2	1	0	0	3	0	0		
Sparky Anderson, R OBP: 0.276, SLG: 0.232 (1, 4)												5	0	0	0	0	2	5		
Joe Lonnett, R OBP: 0.343, SLG: 0.276 (6, PH)												2	0	0	0	2	0			
Dave Philley, S OBP: 0.379, SLG: 0.532 (6, PR)												1	0	1	2	0	0	0		
Ruben Gomez, R OBP: 0.231, SLG: 0.167 (6, PR)												0	0	0	0	0	0	0		
Valmy Thomas, R OBP: 0.237, SLG: 0.211 (6, 2)												2	0	0	0	0	0	0		
Taylor Phillips, L OBP: 0.091, SLG: 0.091 (5, PH)												1	0	0	0	0	1	0		
Harry Hanabrink, L OBP: 0.270, SLG: 0.333 (5, PH)												1	0	0	0	0	0	0		
Humberto Robinson, R OBP: 0.600, SLG: 0.500 (9, PH)												0	0	0	0	1	0	0		
Solly Drake, S OBP: 0.169, SLG: 0.118 (9, 1)												0	0	0	0	1	0	0		
Turk Farrell, R (9, 1)												0	0	0	0	1	0	0		
Inning Stats	R: 0 E: 0 K: 0 S: 3	H: 1 LOB: 1 BB: 1 P: 7	R: 0 E: 0 K: 2 S: 7	H: 0 LOB: 0 BB: 0 P: 7	R: 0 E: 0 K: 2 S: 8	H: 1 LOB: 2 BB: 1 P: 12	R: 0 E: 0 K: 0 S: 3	H: 1 LOB: 1 BB: 1 P: 7	R: 0 E: 0 K: 1 S: 5	H: 0 LOB: 0 BB: 0 P: 5	R: 0 E: 0 K: 0 S: 2	H: 0 LOB: 0 BB: 1 P: 6	R: 0 E: 0 K: 0 S: 3	H: 0 LOB: 1 BB: 1 P: 7	R: 0 E: 0 K: 0 S: 3	H: 0 LOB: 0 BB: 0 P: 3	1B: 2 2B: 2 3B: 1 HR: 1	SF: 0 SAC: 0 DP: 2 HBP: 0	WP: 0 PB: 0 SB: 0 CS: 1	PA: 44
PITCHER	IP ERA WLS BF H R ER SO BB IBB HBP BLK WP HR S P ERA WHIP	10.0 3.46 1.0 W 3 0 0 0 0 0 0 0 0 0 0 3 3 0.00 0.000																		

Philadelphia Phillies @ St. Louis Cardinals
Sportsman's Park, St. Louis, MO
Sat Aug 08 1959, 4:38 AM EDT
Att: 11,296 - Unknown

livebaseballscorecards.com

AB 36
R 4
H 6
RBI 4
BB 8
SO 8
LOB 15




Batter	1	2	3	4	5	6	7	8	9	10	11	AB	R	H	RBI	BB	SO	LOB	BOTTOM			
Don Blasingame, L OBP: 0.355, SLG: 0.363 (1, 4)												5	1	1	1	0	0	1				
Alex Grammas, R OBP: 0.331, SLG: 0.313 (1, 6)												5	0	1	1	0	0	1				
Bill White, L OBP: 0.356, SLG: 0.486 (1, 3)												5	2	1	0	0	0	1				
Ken Boyer, R OBP: 0.393, SLG: 0.506 (1, 5)												4	0	2	2	1	1	0				
Gino Cimoli, R OBP: 0.327, SLG: 0.439 (1, 9)												4	0	1	0	0	0	2				
Curt Flood, R OBP: 0.337, SLG: 0.413 (1, 8)												4	0	0	0	0	1	2				
Gene Oliver, R OBP: 0.252, SLG: 0.378 (1, 7)												4	0	0	0	0	0	2				
Jay Porter, R OBP: 0.363, SLG: 0.322 (9, PH)												3	1	2	1	0	0	0				
Stan Mustil, L OBP: 0.370, SLG: 0.436 (10, 2)												1	0	0	0	0	0	0				
Hal Smith, R OBP: 0.303, SLG: 0.410 (10, 2)												0	0	0	0	0	0	0				
Bob Gibson, R OBP: 0.195, SLG: 0.250 (11, 1)												3	1	1	0	0	0	1				
Joe Cunningham, L OBP: 0.442, SLG: 0.456 (10, PH)												1	0	0	0	0	0	0				
Lindy McDaniel, R OBP: 0.138, SLG: 0.038 (11, 1)												0	0	0	0	0	0	0				
Inning Stats	R: 0 E: 0 K: 0 S: 3	H: 0 LOB: 0 BB: 0 P: 3	R: 0 E: 0 K: 1 S: 6	H: 1 LOB: 1 BB: 0 P: 6	R: 3 E: 2 K: 0 S: 7	H: 4 LOB: 1 BB: 0 P: 7	R: 1 E: 0 K: 0 S: 4	H: 1 LOB: 1 BB: 0 P: 4	R: 0 E: 0 K: 0 S: 3	H: 0 LOB: 0 BB: 0 P: 3	R: 0 E: 1 K: 1 S: 5	H: 1 LOB: 1 BB: 1 P: 9	R: 0 E: 0 K: 0 S: 3	H: 0 LOB: 0 BB: 0 P: 3	R: 0 E: 0 K: 0 S: 3	H: 0 LOB: 0 BB: 0 P: 3	R: 1 E: 0 K: 0 S: 2	H: 2 LOB: 1 BB: 0 P: 2	1B: 5 2B: 3 3B: 0 HR: 1	SF: 0 SAC: 0 DP: 0 HBP: 0	WP: 0 PB: 0 SB: 3 CS: 0	PA: 40
PITCHER	IP ERA WLS BF H R ER SO BB IBB HBP BLK WP HR S P ERA WHIP	4.0 5.61 1.0 18 6 4 4 1 0 0 0 0 0 1 20 9.00 1.500																				

Philadelphia Phillies @ St. Louis Cardinals
Sportsman's Park, St. Louis, MO
Sat Aug 08 1959, 4:38 AM EDT
Att: 11,296 - Unknown

livebaseballscorecards.com

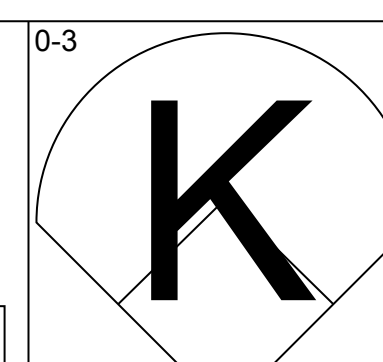
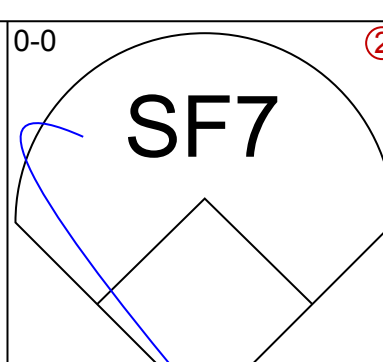
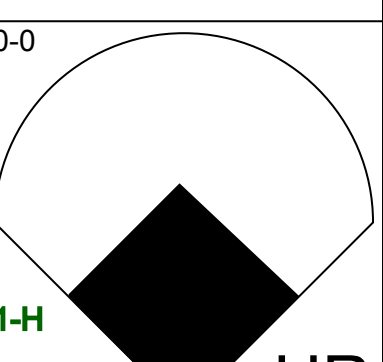
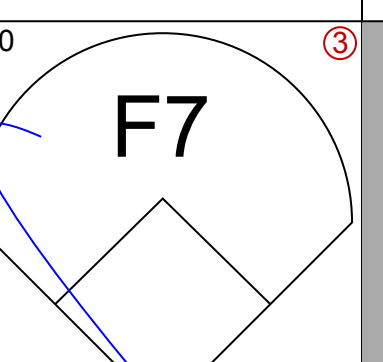
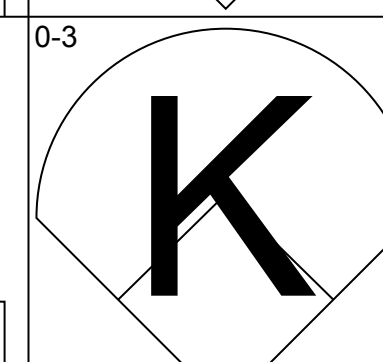
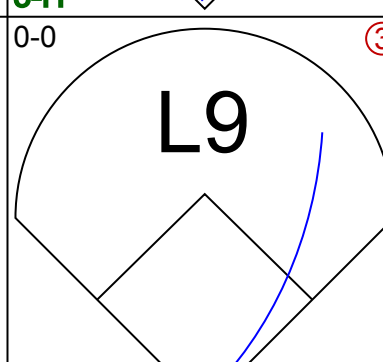
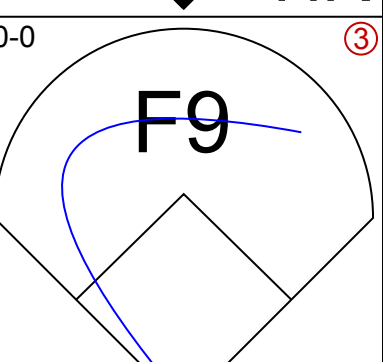
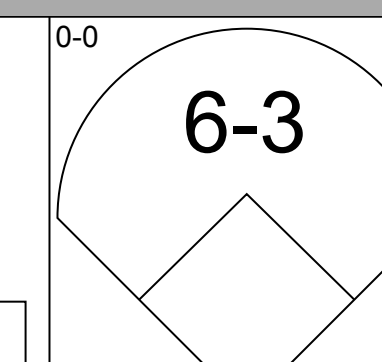
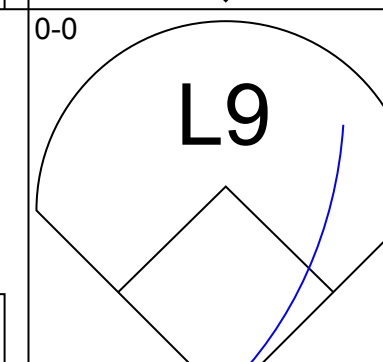
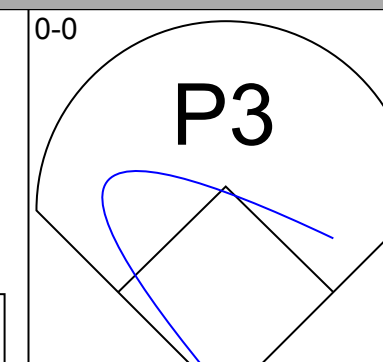
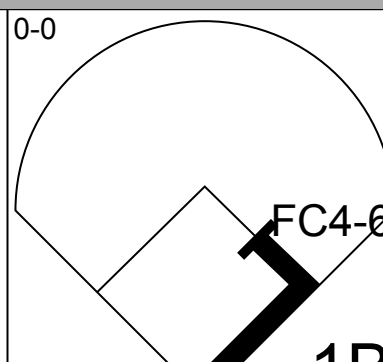
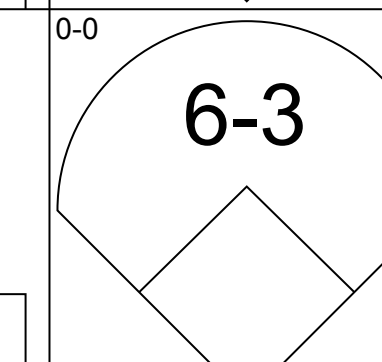
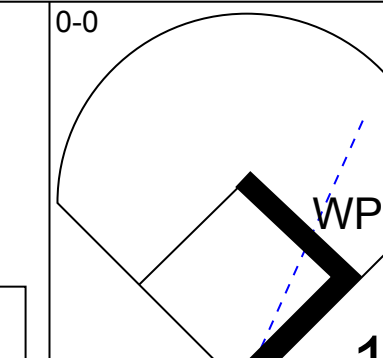
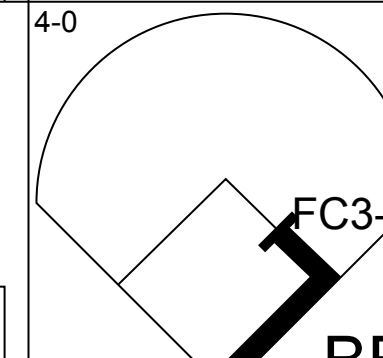
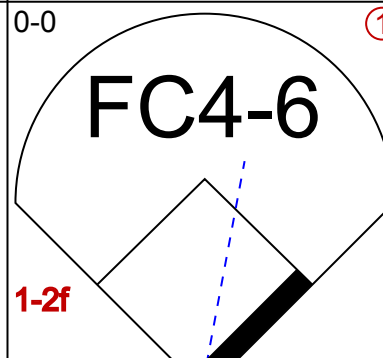
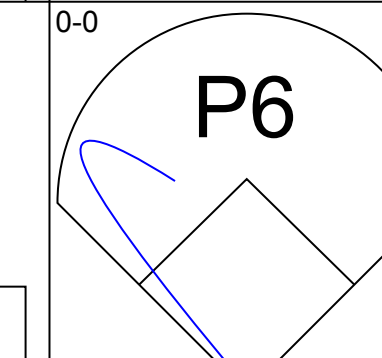
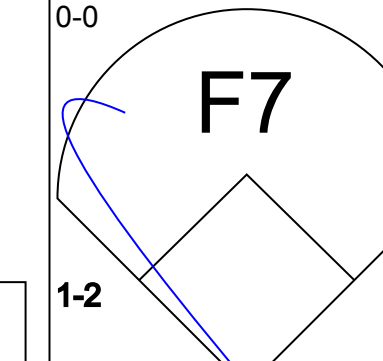
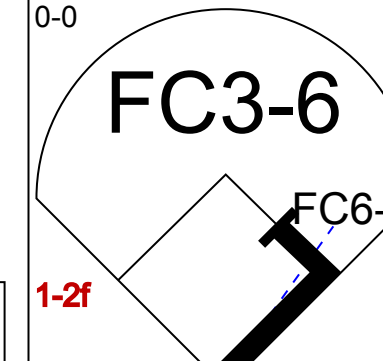
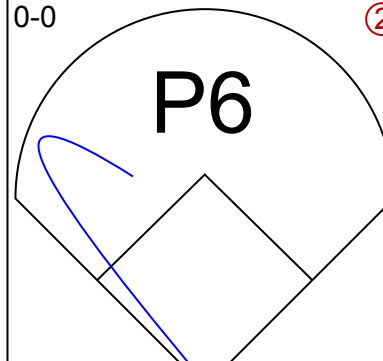
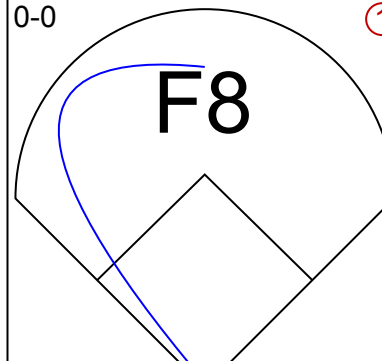
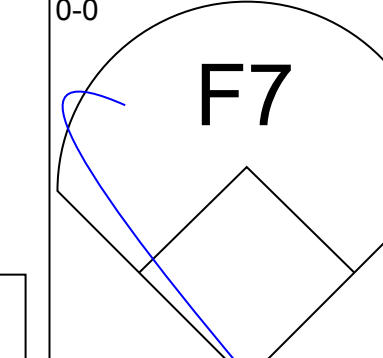
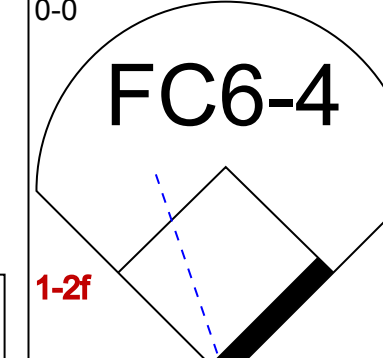
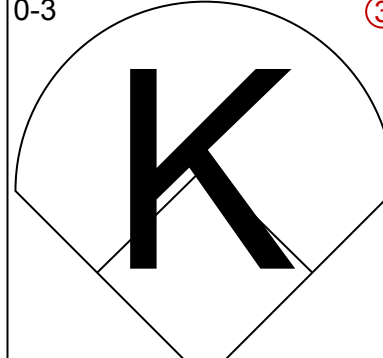
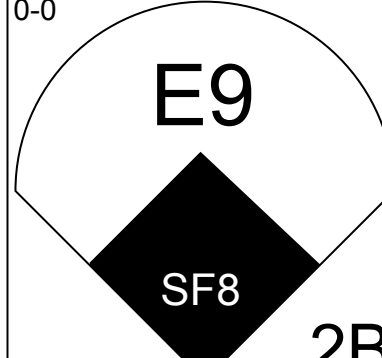
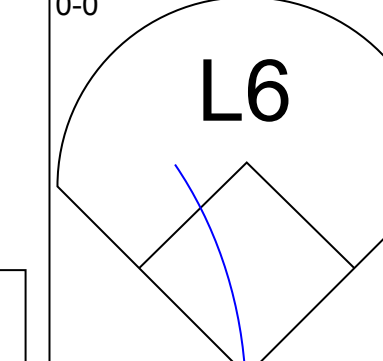
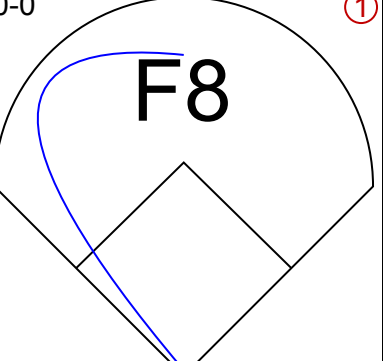
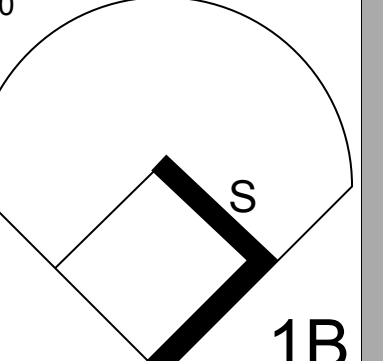
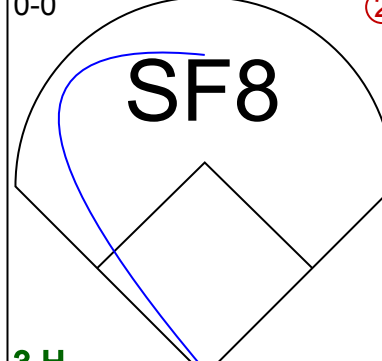
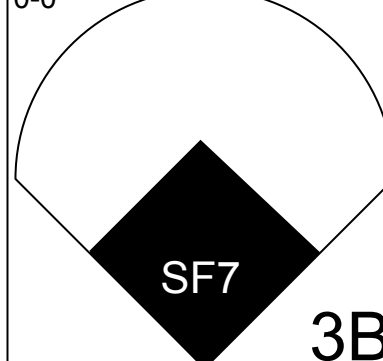
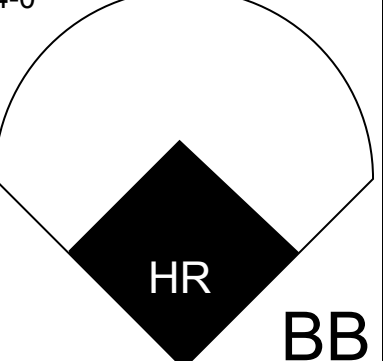
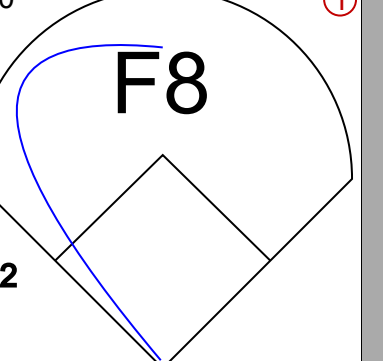
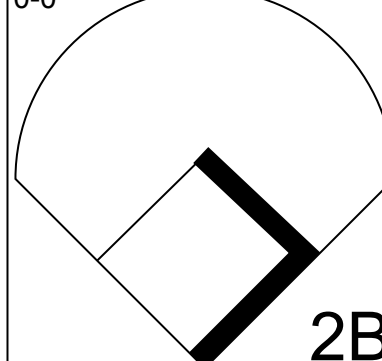

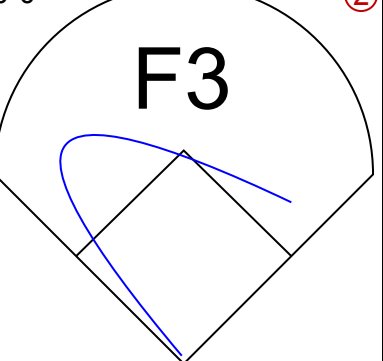
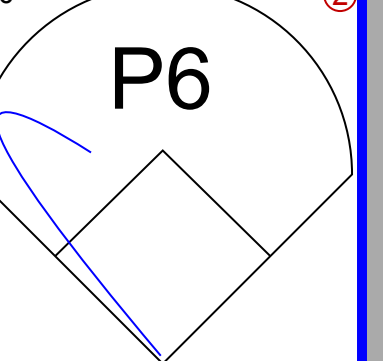

AB 39
R 5
H 9
RBI 5
BB 1
SO 2
LOB 10

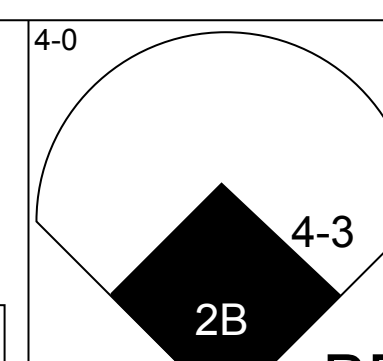
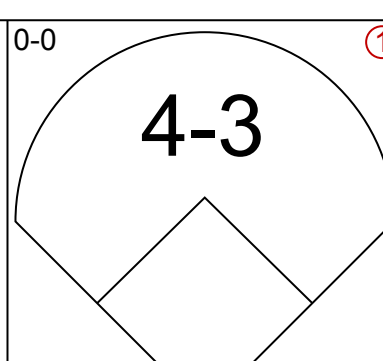
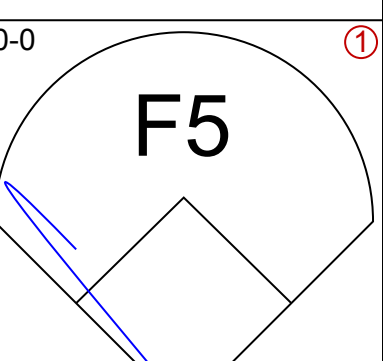
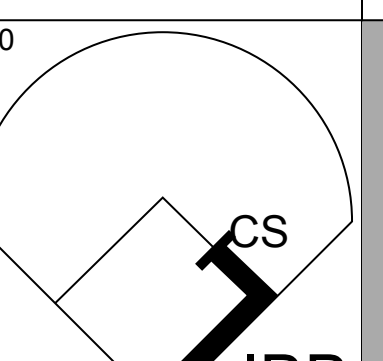
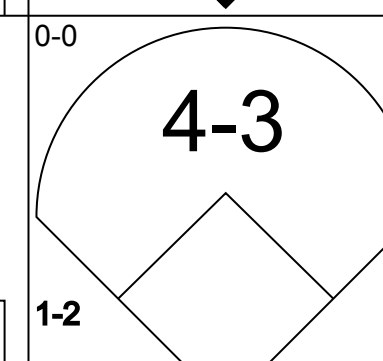
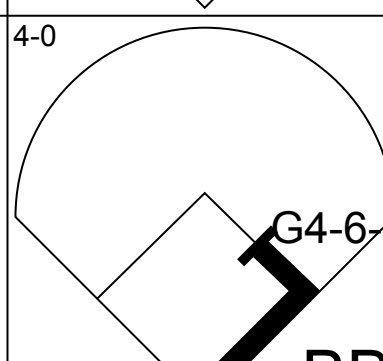
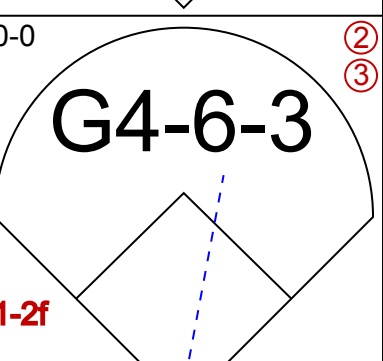
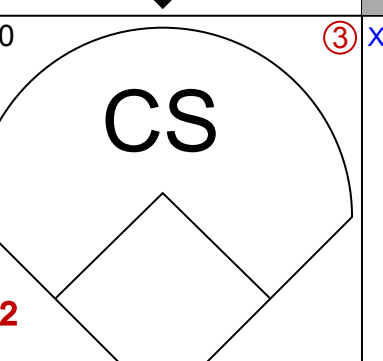
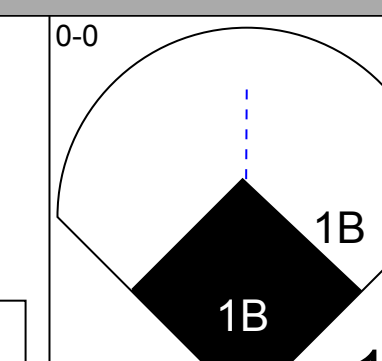

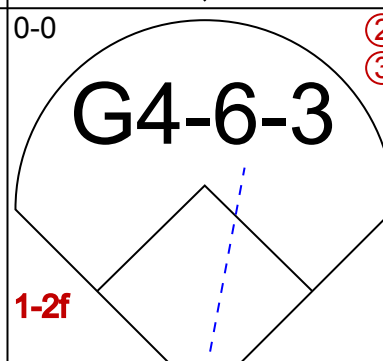
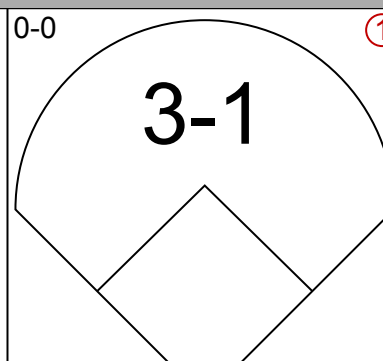
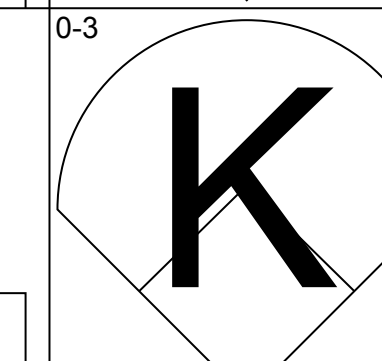

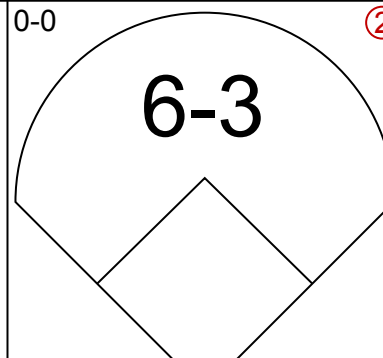
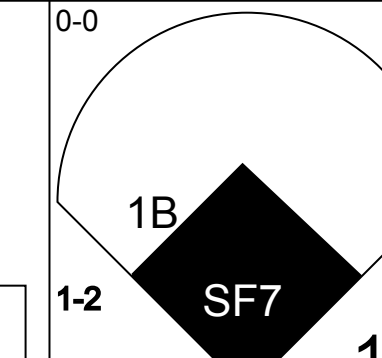

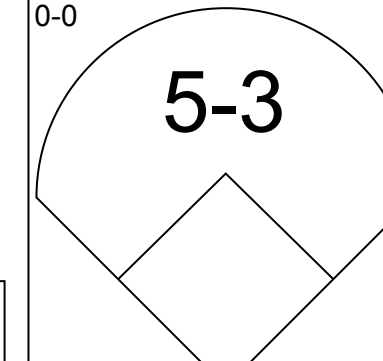
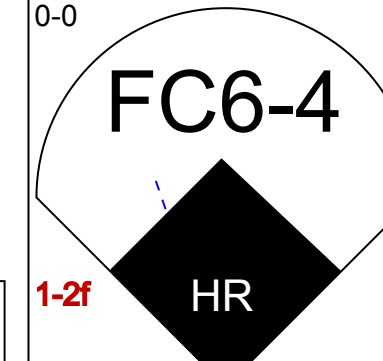
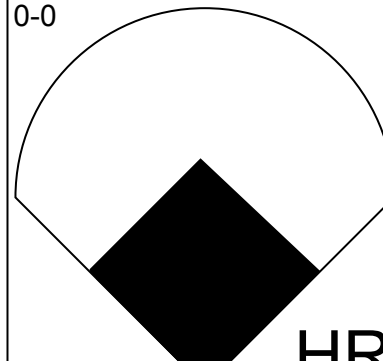
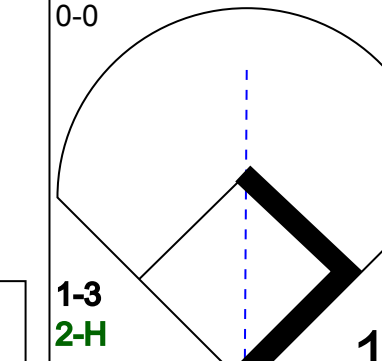

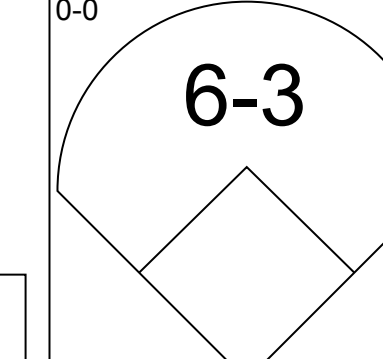
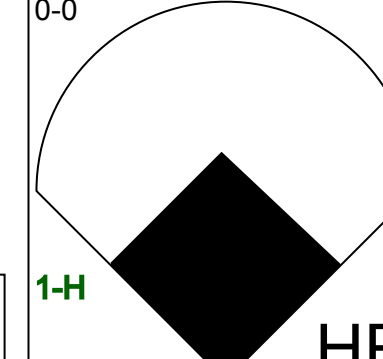
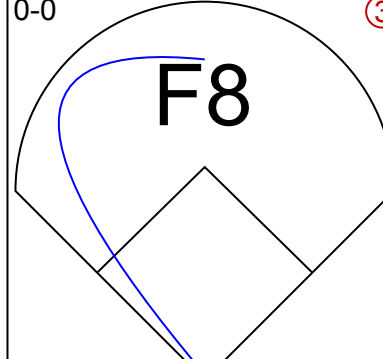
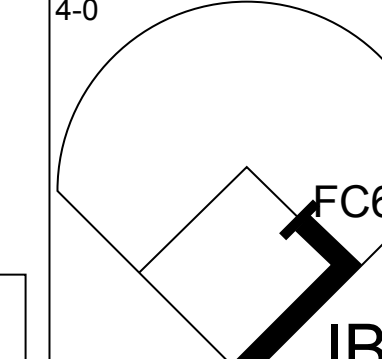
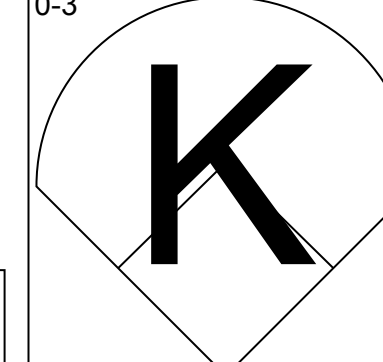

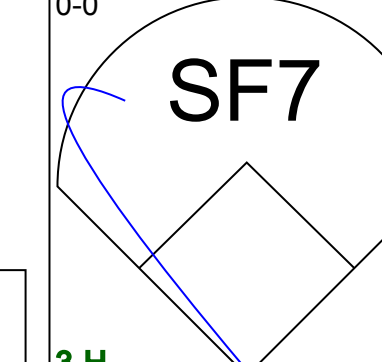
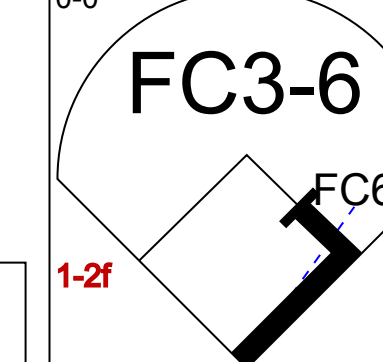
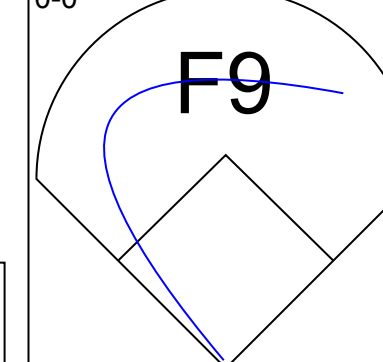
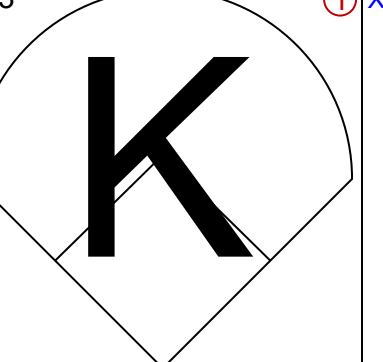
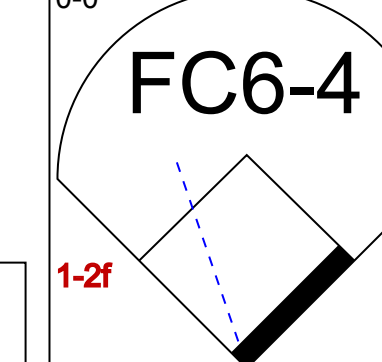
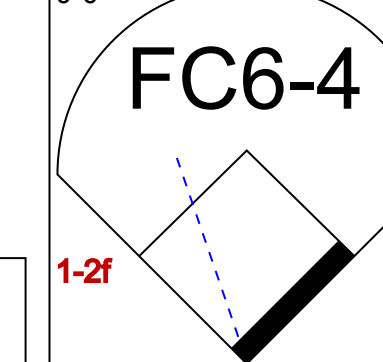

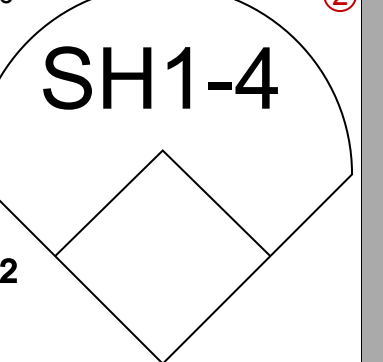

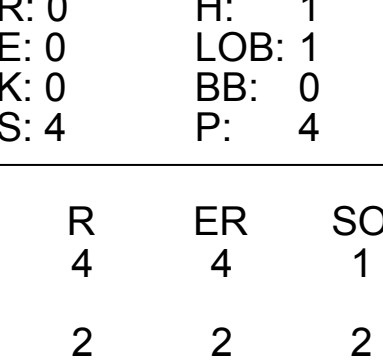
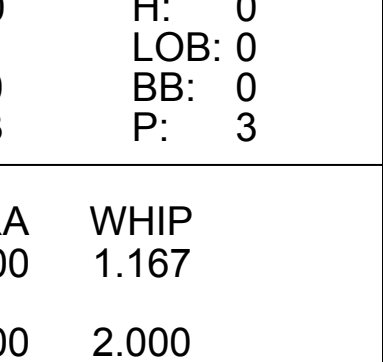
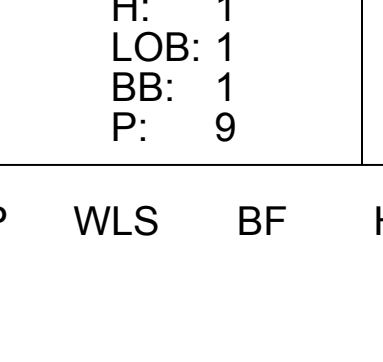


Batter	1	2	3	4	5	6	7	8	9	AB	R	H	RBI	BB	SO	LOB	TOP			
Richie Ashburn, L (1, 8) OBP: 0.369, SLG: 0.324										3	1	2	0	1	0	0	Philadelphia Phillies @ St. Louis Cardinals Sportsman's Park, St. Louis, MO Sun Aug 09 1959, 4:38 AM EDT Att: 20,129 - Unknown			
Sparky Anderson, R (1, 4) OBP: 0.274, SLG: 0.229										4	0	1	1	0	0	2				
Ed Bouchee, L (1, 3) OBP: 0.369, SLG: 0.454										4	0	1	1	1	3	4				
Wally Post, R (1, 9) OBP: 0.307, SLG: 0.439										3	0	0	0	1	1	2				
Gene Freese, R (1, 5) OBP: 0.357, SLG: 0.526										3	0	0	0	1	1	3				
Jim Bolger, R (1, 7) OBP: 0.140, SLG: 0.106										4	0	0	0	0	2	4				
Joe Koppe, R (1, 6) OBP: 0.322, SLG: 0.357										4	1	1	0	0	2	4				
Joe Lonnett, R (1, 2) OBP: 0.338, SLG: 0.267										2	2	0	0	1	0	1				
Jim Owens, R (1, 1) OBP: 0.140, SLG: 0.058										2	0	0	0	0	0	0				
Dave Philley, S (9, PH) OBP: 0.362, SLG: 0.534										1	0	1	1	0	0	0				
Ruben Gomez, R (9, PR) OBP: 0.231, SLG: 0.167										0	0	0	0	0	0	0				
Turk Farrell, R (9, 1)										0	0	0	0	0	0	0				
Inning Stats	R: 1 E: 0 K: 3 S: 12	H: 3 LOB: 3 BB: 1 P: 16	R: 1 E: 1 K: 1 S: 6	H: 1 LOB: 2 BB: 2 P: 14	R: 0 E: 0 K: 1 S: 5	H: 0 LOB: 1 BB: 1 P: 9	R: 0 E: 0 K: 1 S: 6	H: 0 LOB: 0 BB: 0 P: 6	R: 0 E: 0 K: 0 S: 3	H: 0 LOB: 0 BB: 0 P: 3	R: 0 E: 0 K: 1 S: 4	H: 0 LOB: 1 BB: 1 P: 8	R: 0 E: 0 K: 1 S: 5	H: 0 LOB: 0 BB: 0 P: 5	R: 2 E: 0 K: 1 S: 8	H: 2 LOB: 2 BB: 0 P: 8	1B: 5 2B: 2 3B: 0 HR: 0	SF: 1 SAC: 3 DP: 1 HBP: 0	WP: 0 PB: 1 SB: 0 CS: 1	PA: 39
PITCHER Marshall Bridges, L (1, 1) ERA: 4.87	IP: 9.0 WLS: L BF: 39 H: 6 R: 4 ER: 3 SO: 9 BB: 5 IBB: 0 HBP: 0 BLK: 0 WP: 0 HR: 0 S: 52 P: 72 ERA: 3.00 WHIP: 1.222																			

Batter	1	2	3	4	5	6	7	8	9	AB	R	H	RBI	BB	SO	LOB	BOTTOM					
Don Blasingame, L (1, 4) OBP: 0.355, SLG: 0.363										4	0	0	0	1	0	5	Philadelphia Phillies @ St. Louis Cardinals Sportsman's Park, St. Louis, MO Sun Aug 09 1959, 4:38 AM EDT Att: 20,129 - Unknown					
Gino Cimoli, R (1, 9) OBP: 0.324, SLG: 0.433										4	0	0	0	0	1	3						
Bill White, L (1, 7) OBP: 0.352, SLG: 0.486										4	0	0	0	0	0	0						
Ken Boyer, R (1, 5) OBP: 0.393, SLG: 0.504										3	0	0	0	1	0	0						
Wally Shannon, L (1, 6) OBP: 0.381, SLG: 0.429										4	0	1	0	0	0	1						
George Crowe, L (1, 3) OBP: 0.376, SLG: 0.646										4	2	3	0	0	0	0						
Curt Flood, R (1, 8) OBP: 0.330, SLG: 0.398										4	0	2	0	0	1	3						
Jay Porter, R (1, 2) OBP: 0.125, SLG: 0.317										2	0	0	0	0	0	4						
Joe Cunningham, L (7, PH) OBP: 0.102, SLG: 0.043										1	0	0	1	0	0	1						
Bob Gibson, R (7, PH) OBP: 0.102, SLG: 0.250										0	0	0	0	0	0	0						
Hal Smith, R (8, 2) OBP: 0.200, SLG: 0.400										1	0	1	0	0	0	0						
Stan Musial, R (9, PH) OBP: 0.371, SLG: 0.439										1	0	1	0	0	0	0						
Larry Jackson, R (9, PH) OBP: 0.125, SLG: 0.131										0	0	0	0	0	0	0						
Marshall Bridges, S (1, 1) OBP: 0.283, SLG: 0.444										3	0	0	1	0	0	2						
Gene Oliver, R (9, PH) OBP: 0.250, SLG: 0.375										1	0	0	0	0	0	2						
Inning Stats	R: 0 E: 0 K: 0 S: 2	H: 0 LOB: 0 BB: 1 P: 6	R: 0 E: 0 K: 1 S: 7	H: 2 LOB: 2 BB: 0 P: 7	R: 0 E: 0 K: 0 S: 3	H: 0 LOB: 0 BB: 0 P: 3	R: 0 E: 0 K: 0 S: 3	H: 0 LOB: 0 BB: 0 P: 3	R: 1 E: 1 K: 1 S: 8	H: 2 LOB: 2 BB: 0 P: 8	R: 0 E: 0 K: 0 S: 3	H: 0 LOB: 0 BB: 0 P: 3	R: 1 E: 1 K: 0 S: 5	H: 1 LOB: 1 BB: 0 P: 5	R: 0 E: 0 K: 0 S: 3	H: 0 LOB: 1 BB: 1 P: 7	R: 0 E: 0 K: 0 S: 5	H: 2 LOB: 2 BB: 0 P: 5	1B: 5 2B: 3 3B: 0 HR: 0	SF: 0 SAC: 0 DP: 1 HBP: 0	WP: 0 PB: 0 SB: 0 CS: 0	PA: 37
PITCHER Jim Owens, R (1, 1) ERA: 3.6	IP: 8.0 WLS: W BF: 32 H: 5 R: 2 ER: 2 SO: 2 BB: 2 IBB: 0 HBP: 0 BLK: 0 WP: 0 HR: 0 S: 34 P: 42 ERA: 2.25 WHIP: 0.875																					
Turk Farrell, R (9, 1) ERA: 4.87	IP: 1.0 WLS: S BF: 5 H: 2 R: 0 ER: 0 SO: 0 BB: 0 IBB: 0 HBP: 0 BLK: 0 WP: 0 HR: 0 S: 5 P: 5 ERA: 0.00 WHIP: 2.000																					



Batter	1	2	3	4	5	6	7	8	9	AB	R	H	RBI	BB	SO	LOB	TOP					
Bob Skinner, L OBP: 0.361, SLG: 0.416 (1, 7)										3	1	1	3	0	1	1	Pittsburgh Pirates @ Philadelphia Phillies Connie Mack Stadium, Philadelphia, PA Tue Aug 11 1959, 7:05 PM EDT Att: 12,127 - Unknown					
Dick Groat, R OBP: 0.306, SLG: 0.360 (1, 6)										4	0	0	0	0	1	0						
Roberto Clemente, R OBP: 0.310, SLG: 0.380 (1, 9)										4	0	1	0	0	0	0						
Rocky Nelson, L OBP: 0.379, SLG: 0.409 (1, 3)										3	0	1	0	1	0	1						
Smoky Burgess, L OBP: 0.353, SLG: 0.513 (1, 2)										4	0	0	0	0	0	3						
Don Hoak, R OBP: 0.366, SLG: 0.416 (1, 5)										4	1	1	0	0	1	3						
Bill Mazerowski, R OBP: 0.293, SLG: 0.348 (1, 4)										3	0	1	1	0	0	1						
Bill Virdon, L OBP: 0.295, SLG: 0.333 (1, 8)										3	2	2	0	1	0	1						
Bob Friend, R OBP: 0.212, SLG: 0.180 (1, 1)										2	0	0	0	0	1	2						
Ted Kluszewski, L OBP: 0.290, SLG: 0.417 (7, PH)										1	0	0	0	0	0	1						
Roy Face, R OBP: 0.273, SLG: 0.273 (7, PH)										0	0	0	0	0	0	0						
Dick Stuart, R OBP: 0.367, SLG: 0.519 (9, PH)										1	0	0	0	0	1	1						
Inning Stats	R: 0 E: 0 K: 2 S: 7	H: 0 LOB: 0 BB: 0 P: 7	R: 0 E: 0 K: 0 S: 4	H: 1 LOB: 1 BB: 0 P: 4	R: 1 E: 0 K: 1 S: 6	H: 1 LOB: 0 BB: 0 P: 6	R: 0 E: 0 K: 0 S: 3	H: 0 LOB: 1 BB: 1 P: 7	R: 2 E: 0 K: 0 S: 4	H: 1 LOB: 0 BB: 1 P: 8	R: 0 E: 0 K: 1 S: 6	H: 1 LOB: 1 BB: 0 P: 6	R: 0 E: 0 K: 0 S: 4	H: 1 LOB: 0 BB: 0 P: 4	R: 0 E: 0 K: 0 S: 3	H: 0 LOB: 0 BB: 0 P: 3	R: 1 E: 1 K: 1 S: 7	H: 2 LOB: 1 BB: 0 P: 7	1B: 3 2B: 2 3B: 1 HR: 1	SF: 2 SAC: 0 DP: 0 HBP: 0	WP: 1 PB: 0 SB: 1 CS: 0	PA: 36
PITCHER	IP WLS BF H R ER SO BB IBB HBP BLK WP HR S P ERA WHIP																					
Don Cardwell, R ERA: 3.9 (1, 1)	8.2 W 35 7 4 4 4 2 0 0 0 1 1 41 49 4.15 1.038																					
Turk Farrell, R ERA: 4.83 (9, 1)	0.1 S 1 0 0 0 1 0 0 0 0 0 0 0 3 3 0.00 0.000																					

Batter	1	2	3	4	5	6	7	8	9	AB	R	H	RBI	BB	SO	LOB	BOTTOM			
Richie Ashburn, L OBP: 0.370, SLG: 0.322 (1, 8)										2	1	0	0	2	0	1	Pittsburgh Pirates @ Philadelphia Phillies Connie Mack Stadium, Philadelphia, PA Tue Aug 11 1959, 7:05 PM EDT Att: 12,127 - Unknown			
Sparky Anderson, R OBP: 0.276, SLG: 0.230 (1, 4)										3	1	1	0	1	0	2				
Ed Bouchee, L OBP: 0.366, SLG: 0.449 (1, 3)										4	0	0	0	0	1	3				
Wally Post, R OBP: 0.312, SLG: 0.447 (1, 9)										4	1	3	1	0	0	0				
Gene Freese, R OBP: 0.359, SLG: 0.538 (1, 5)										4	2	2	2	0	0	2				
Harry Anderson, L OBP: 0.321, SLG: 0.447 (1, 7)										3	1	1	2	1	0	0				
Solly Drake, S OBP: 0.189, SLG: 0.118 (8, FR) (9, 7)										0	0	0	0	0	0	0				
Joe Koppe, R OBP: 0.325, SLG: 0.361 (1, 6)										3	0	2	1	0	1	0				
Joe Lonnett, R OBP: 0.321, SLG: 0.250 (1, 2)										4	0	0	0	0	1	4				
Don Cardwell, R Turk Farrell, R (9, 1)										2	0	0	0	0	0	1				
Inning Stats	R: 1 E: 0 K: 0 S: 4	H: 1 LOB: 1 BB: 1 P: 8	R: 0 E: 0 K: 0 S: 4	H: 1 LOB: 1 BB: 0 P: 4	R: 0 E: 0 K: 0 S: 2	H: 0 LOB: 0 BB: 1 P: 6	R: 2 E: 0 K: 1 S: 7	H: 2 LOB: 0 BB: 0 P: 7	R: 0 E: 1 K: 0 S: 3	H: 0 LOB: 0 BB: 0 P: 3	R: 1 E: 0 K: 0 S: 4	H: 1 LOB: 0 BB: 0 P: 4	R: 0 E: 0 K: 1 S: 5	H: 1 LOB: 1 BB: 1 P: 9	R: 2 E: 0 K: 1 S: 8	H: 3 LOB: 2 BB: 1 P: 12	1B: 6 2B: 1 3B: 0 HR: 2	SF: 1 SAC: 1 DP: 2 HBP: 0	WP: 0 PB: 0 SB: 0 CS: 1	PA: 36
PITCHER	IP WLS BF H R ER SO BB IBB HBP BLK WP HR S P ERA WHIP																			
Bob Friend, R ERA: 4.52 (1, 1)	6.0 L 24 4 4 4 1 2 0 0 0 0 0 2 24 32 6.00 1.167																			
Roy Face, R ERA: 2.16 (7, 1)	2.0 11 4 2 2 2 0 2 0 0 0 0 0 13 21 9.00 2.000																			

AB	32
R	4
H	7
RBI	4
BB	2
SO	5
LOB	14



AB	29
R	6
H	9
RBI	6
BB	4
SO	3
LOB	13



Batter	1	2	3	4	5	6	7	8	9	AB	R	H	RBI	BB	SO	LOB	TOP					
Bob Skinner, L OBP: 0.361, SLG: 0.414 (1, 7)										4	2	1	0	1	0	0	Pittsburgh Pirates @ Philadelphia Phillies Connie Mack Stadium, Philadelphia, PA Wed Aug 12 1959, 7:05 PM EDT Att: 11,163 - Unknown					
Dick Groat, R OBP: 0.395, SLG: 0.356 (1, 6)										5	0	0	0	0	1	5						
Roberto Clemente, R OBP: 0.316, SLG: 0.396 (1, 9)										5	2	3	3	0	0	1						
Rocky Nelson, L OBP: 0.375, SLG: 0.402 (1, 3)										4	0	1	2	0	0	2						
Smoky Burgess, L OBP: 0.355, SLG: 0.513 (1, 2)										4	0	2	1	0	0	1						
Don Hoak, R OBP: 0.365, SLG: 0.414 (1, 5)										4	0	1	0	0	0	1						
Bill Mazerolski, R OBP: 0.292, SLG: 0.347 (1, 4)										4	1	1	0	0	1	2						
Bill Virdon, L OBP: 0.294, SLG: 0.332 (1, 8)										4	1	1	0	0	1	2						
Harvey Haddix, L OBP: 0.188, SLG: 0.197 (1, 1)										4	0	0	0	0	2	4						
Inning Stats	R: 0 E: 0 K: 0 S: 4	H: 1 LOB: 1 BB: 0 P: 4	R: 0 E: 0 K: 0 S: 3	H: 0 LOB: 0 BB: 0 P: 3	R: 0 E: 0 K: 1 S: 5	H: 0 LOB: 0 BB: 0 P: 5	R: 0 E: 0 K: 0 S: 3	H: 0 LOB: 0 BB: 0 P: 3	R: 0 E: 1 K: 1 S: 7	H: 2 LOB: 2 BB: 0 P: 7	R: 2 E: 1 K: 1 S: 8	H: 2 LOB: 1 BB: 0 P: 8	R: 4 E: 0 K: 1 S: 9	H: 4 LOB: 1 BB: 1 P: 13	R: 0 E: 0 K: 1 S: 5	H: 0 LOB: 0 BB: 0 P: 5		R: 0 E: 0 K: 0 S: 4	H: 1 LOB: 1 BB: 0 P: 4	1B: 8 2B: 1 3B: 1 HR: 0	SF: 0 SAC: 0 DP: 0 HBP: 0	WP: 1 PB: 0 SB: 0 CS: 0
PITCHER	IP WLS BF H R ER SO BB IBB HBP BLK WP HR S P ERA WHIP																					
Robin Roberts, R ERA: 4.33 (1, 1)	6.2 L 31 9 6 4 4 1 0 0 0 0 0 0 38 42 5.40 1.500																					
Taylor Phillips, L ERA: 5.58 (7, 1)	0.1 1 0 0 0 0 0 0 0 0 0 0 0 0 1 1 0.00 0.000																					
Humberto Robinson, R ERA: 2.85 (8, 1)	2.0 7 1 0 0 0 1 0 0 0 0 0 1 0 9 9 0.00 0.500																					

Batter	1	2	3	4	5	6	7	8	9	AB	R	H	RBI	BB	SO	LOB	BOTTOM			
Richie Ashburn, L OBP: 0.369, SLG: 0.321 (1, 8)										4	1	1	0	0	2	3	Pittsburgh Pirates @ Philadelphia Phillies Connie Mack Stadium, Philadelphia, PA Wed Aug 12 1959, 7:05 PM EDT Att: 11,163 - Unknown			
Sparky Anderson, R OBP: 0.276, SLG: 0.231 (1, 4)										3	0	1	0	1	0	1				
Ed Bouchee, L OBP: 0.365, SLG: 0.446 (1, 3)										3	0	0	0	1	0	1				
Wally Post, R OBP: 0.314, SLG: 0.458 (1, 9)										3	1	2	2	0	1	0				
Gene Freese, R OBP: 0.357, SLG: 0.533 (1, 5)										4	0	1	0	0	0	3				
Harry Anderson, L OBP: 0.321, SLG: 0.444 (1, 7)										3	0	0	0	1	0	3				
Joe Koppe, R OBP: 0.324, SLG: 0.359 (1, 6)										4	0	1	0	0	0	1				
Joe Lonnett, R OBP: 0.329, SLG: 0.254 (1, 2)										3	0	1	0	1	0	0				
Robin Roberts, S OBP: 0.203, SLG: 0.217 (1, 1)										2	0	0	0	0	1	2				
Taylor Phillips, L OBP: 0.091, SLG: 0.091 (7, 1)										0	0	0	0	0	0	0				
Jim Bolger, R OBP: 0.137, SLG: 0.104 (7, PH)										1	0	0	0	0	0	1				
Humberto Robinson, R OBP: 0.600, SLG: 0.500 (8, 1)										0	0	0	0	0	0	0				
Bob Bowman, R OBP: 0.160, SLG: 0.222 (9, PH)										1	0	0	0	0	0	0				
Inning Stats	R: 1 E: 0 K: 0 S: 4	H: 2 LOB: 1 BB: 1 P: 8	R: 0 E: 0 K: 1 S: 7	H: 2 LOB: 2 BB: 0 P: 7	R: 0 E: 0 K: 0 S: 4	H: 1 LOB: 1 BB: 1 P: 8	R: 0 E: 0 K: 1 S: 5	H: 0 LOB: 0 BB: 0 P: 5	R: 0 E: 0 K: 0 S: 3	H: 0 LOB: 0 BB: 1 P: 7	R: 1 E: 0 K: 0 S: 3	H: 1 LOB: 0 BB: 1 P: 7	R: 0 E: 0 K: 1 S: 6	H: 0 LOB: 1 BB: 1 P: 6	R: 0 E: 0 K: 0 S: 3	H: 0 LOB: 0 BB: 0 P: 3	1B: 6 2B: 1 3B: 0 HR: 1	SF: 1 SAC: 0 DP: 2 HBP: 0	WP: 0 PB: 0 SB: 0 CS: 0	PA: 36
PITCHER	IP WLS BF H R ER SO BB IBB HBP BLK WP HR S P ERA WHIP																			
Harvey Haddix, L ERA: 3.05 (1, 1)	9.0 W 36 7 2 2 4 4 0 0 0 0 0 1 40 56 2.00 1.222																			

Batter	1	2	3	4	5	6	7	8	9	AB	R	H	RBI	BB	SO	LOB	TOP																
Johnny Temple, R (1.4) OBP: 0.398, SLG: 0.436	1-3	FC5-4		G3 HR BB	SF8		1B 2B		2B 1B	4	2	2	2	1	0	2																	
Vada Pinson, L (1.8) OBP: 0.398, SLG: 0.535	1B		1B	1B 2B	1-2 HR BB	F7	2B 1B		1B 2B	6	4	5	1	0	0	2																	
Gus Bell, L (1.9) OBP: 0.318, SLG: 0.439	1B		1B	1B	G3	1-3	2B BB		BB 1B	5	2	3	2	1	0	2																	
Frank Robinson, R (1.3) OBP: 0.398, SLG: 0.587	P4		1B	1B	1-2 F7		1B		1B BB	6	3	5	4	0	0	2																	
Jerry Lynch, L (1.7) OBP: 0.319, SLG: 0.456	FC6-4		1B	1B	2-H		1B		1B BB	3	0	0	0	0	1	4																	
Pete Whisenant, R (6, PH) OBP: 0.338, SLG: 0.548	FC6-4		K	4-3	3-H	F2	4-3		1B BB	1	0	0	0	0	0	1																	
John Powers, L (7, PH) OBP: 0.314, SLG: 0.515	1-2								1-2 2-3	1	1	0	0	1	0	2																	
Ed Bailey, L (1.2) OBP: 0.379, SLG: 0.404		F7		1-3 2-H	1B	1B SF8 BB	K		F8	5	2	2	3	1	1	1																	
Willie Jones, R (1.5) OBP: 0.354, SLG: 0.443	1B BB		F7		1-2	1B	2B		1B	5	1	4	3	1	0	1																	
Eddie Kasko, R (1.6) OBP: 0.280, SLG: 0.278	1-2	FC5-4	F7			F8	5-3		P6	6	0	1	0	0	0	6																	
Don Newcombe, L (1.1) OBP: 0.292, SLG: 0.393			K			F6	K		P6	1	0	0	0	0	1	2																	
Tom Acker, R (2.1) OBP: 0.206, SLG: 0.111										0	0	0	0	0	0	0																	
Whitey Lockman, R (4, PH) OBP: 0.277, SLG: 0.248										2	0	1	0	0	1	1																	
Orlando Pena, R (4.1) OBP: 0.295, SLG: 0.175										1	0	0	0	0	0	1																	
Frank Thomas, R (8, PH) OBP: 0.295, SLG: 0.329										0	0	0	0	0	0	0																	
Brooks Lawrence, R (8.1) OBP: 0.192, SLG: 0.208										0	0	0	0	0	0	0																	
Jim Brosnan, R (9.1) OBP: 0.160, SLG: 0.208						1-2 2-3	1B			0	0	0	0	0	0	0																	
Inning Stats	R: 0 E: 0 K: 0 S: 5	H: 2 LOB: 2 BB: 0 P: 5	R: 0 E: 0 K: 1 S: 6	H: 1 LOB: 2 BB: 1 P: 10	R: 3 E: 0 K: 1 S: 9	H: 4 LOB: 1 BB: 0 P: 9	R: 3 E: 0 K: 0 S: 5	H: 2 LOB: 1 BB: 1 P: 9	R: 1 E: 0 K: 0 S: 5	H: 2 LOB: 2 BB: 1 P: 9	R: 0 E: 0 K: 1 S: 6	H: 1 LOB: 1 BB: 0 P: 6	R: 3 E: 0 K: 1 S: 9	H: 4 LOB: 2 BB: 1 P: 13	R: 0 E: 0 K: 0 S: 4	H: 1 LOB: 1 BB: 0 P: 4	R: 5 E: 0 K: 0 S: 7	H: 6 LOB: 0 BB: 1 P: 11	1B: 17 2B: 6 3B: 0 HR: 1	SF: 1 SAC: 0 DP: 1 HBP: 0	WP: 0 PB: 0 SB: 0 CS: 0	PA: 53											
PITCHER	IP WLS BF H R ER SO BB IBB HBP BLK WP HR S P ERA WHIP																	PITCHER	IP WLS BF H R ER SO BB IBB HBP BLK WP HR S P ERA WHIP														
Gene Conley, R (1.1) ERA: 3.11	4.1	27	11	7	7	2	3	0	0	0	0	0	1	28	40	14.54	3.231																
Taylor Phillips, L (5.1) ERA: 5.81	2.1	12	4	3	3	2	1	0	0	0	0	0	0	15	19	11.57	2.143																
Turk Farrell, R (7.1) ERA: 5.08	1.2	L	9	5	2	2	0	0	0	0	0	0	0	9	9	10.80	3.000																
Humberto Robinson, R (9.1) ERA: 3.29	0.0	2	1	0	0	0	1	0	0	0	0	0	0	1	5	=	=																
Ruben Gomez, R (9.1) ERA: 6.93	0.2	3	2	3	3	0	0	0	0	0	0	0	0	3	3	40.50	3.000																

Cincinnati Redlegs @ Philadelphia Phillies
 Connie Mack Stadium, Philadelphia, PA
 Fri Aug 14 1959, 7:05 PM EDT
 Unknown

AB 47
 R 15
 H 23
 RBI 15
 BB 5
 SO 4
 LOB 27



Batter	1	2	3	4	5	6	7	8	9	AB	R	H	RBI	BB	SO	LOB	BOTTOM															
Richie Ashburn, L (1.8) OBP: 0.368, SLG: 0.324	F7	E6	1B	P4			6-3		1B	6	2	2	0	0	0	2																
Sparky Anderson, R (1.4) OBP: 0.280, SLG: 0.234	F3	E9	1B	G5-4-3			K		K	5	2	2	2	0	1	1																
Dave Philley, S (9, PH) OBP: 0.380, SLG: 0.531		1-2 2-H	1B	2-H 3-H	1-2				K	1	0	0	0	0	1	2																
Ed Bouchee, L (1.3) OBP: 0.371, SLG: 0.453	2B	BB	BB	BB	HBP	BB	K		1B	5	2	4	1	1	1	0																
Wally Post, R (1.9) OBP: 0.313, SLG: 0.454	5-3	BB	BB	F5			4-3		1B	5	1	1	1	0	1	4																
Solly Drake, S (8, PH) OBP: 0.211, SLG: 0.143		1-2 3-H	SF8	1B			K		1B	1	0	1	1	0	0	0																
Gene Freese, R (1.5) OBP: 0.360, SLG: 0.540		HR		BB	HBP		E6		2-3	4	1	1	1	1	0	2																
Harry Anderson, L (1.7) OBP: 0.324, SLG: 0.443	P5		BB	BB	HBP		F8		1B	3	0	1	2	2	0	1																
Joe Koppe, R (1.6) OBP: 0.325, SLG: 0.357			BB	SF8	1-2 2-3 3-H		K		F9	2	1	0	2	1	1	1																
Joe Lonnett, R (1.2) OBP: 0.322, SLG: 0.250	E7			5-3			F7		P5	5	1	1	0	0	1	6																
Valmy Thomas, R (9.2) OBP: 0.237, SLG: 0.211			K							0	0	0	0	0	0	0																
Gene Conley, R (1.1) OBP: 0.242, SLG: 0.273							E5			3	2	2	2	0	0	0																
Taylor Phillips, L (5.1) OBP: 0.206, SLG: 0.111										1	0	0	0	0	0	0																
Turk Farrell, R (7.1) ERA: 5.08										0	0	0	0	0	0	0																
Humberto Robinson, R (9.1) OBP: 0.295, SLG: 0.329										0	0	0	0	0	0	0																
Ruben Gomez, R (9.1) OBP: 0.192, SLG: 0.208										0	0	0	0	0	0	0																
Harry Hanebrink, L (9, PH) OBP: 0.201, SLG: 0.244		2-H 3-H	1B	2B	1B				1B	1	1	1	0	0	0	0																
Inning Stats	R: 0 E: 0 K: 0 S: 4	H: 1 LOB: 1 BB: 0 P: 4	R: 8 E: 3 K: 1 S: 12	H: 6 LOB: 2 BB: 2 P: 21	R: 3 E: 0 K: 0 S: 5	H: 3 LOB: 3 BB: 3 P: 18	R: 0 E: 1 K: 0 S: 3	H: 0 LOB: 0 BB: 0 P: 3	R: 0 E: 0 K: 2 S: 7	H: 0 LOB: 0 BB: 0 P: 7	R: 0 E: 0 K: 2 S: 8	H: 1 LOB: 1 BB: 0 P: 8	R: 0 E: 0 K: 0 S: 4	H: 1 LOB: 1 BB: 0 P: 4	R: 2 E: 0 K: 1 S: 8	H: 4 LOB: 1 BB: 0 P: 8	1B: 12 2B: 3 3B: 0 HR: 1	SF: 1 SAC: 0 DP: 2 HBP: 2	WP: 0 PB: 0 SB: 0 CS: 0	PA: 50												
PITCHER	IP WLS BF H R ER SO BB IBB HBP BLK WP HR S P ERA WHIP																	PITCHER	IP WLS BF H R ER SO BB IBB HBP BLK WP HR S P ERA WHIP													
Don Newcombe, R (1.1) ERA: 3.46	1.1	14	4	4	3	1	5	0	1	0	0	0	10	31	16.20	5.400																
Orlando Pena, R (4.1) ERA: 5.2	4.0	14	1	0	0	5	0	0	0	0	0	0	24	24	0.00	0.250																
Brooks Lawrence, R (8.1) ERA: 4.59	1.1	W	9	5	2	2	1	0	0	0	0	0	11	11	13.50	3.750																
Jim Brosnan, R (9.1) ERA: 4.34	0.2	S	1	0	0	0	0	0	0	0	0	0	1	1	0.00	0.000																

Cincinnati Redlegs @ Philadelphia Phillies
 Connie Mack Stadium, Philadelphia, PA
 Fri Aug 14 1959, 7:05 PM EDT
 Unknown

AB 42
 R 13
 H 16
 RBI 12
 BB 5
 SO 7
 LOB 19



Batter	1	2	3	4	5	6	7	8	9	AB	R	H	RBI	BB	SO	LOB	TOP			
Johnny Temple, R OBP: 0.399, SLG: 0.438										3	2	1	0	1	1	0				
Vada Pinson, L OBP: 0.397, SLG: 0.535										4	1	1	0	0	0	1				
Gus Bell, L OBP: 0.320, SLG: 0.444										4	1	2	3	0	1	0				
Frank Robinson, R OBP: 0.397, SLG: 0.589										4	0	1	0	0	1	2				
Jerry Lynch, L OBP: 0.318, SLG: 0.460										4	1	1	1	0	0	1				
Jim Pendleton, R OBP: 0.319, SLG: 0.356										0	0	0	0	0	0	0				
Willie Jones, R OBP: 0.353, SLG: 0.440										4	0	1	1	0	1	0				
Dutch Dotterer, R OBP: 0.333, SLG: 0.364										3	0	0	0	0	1	1				
Ed Bailey, L OBP: 0.378, SLG: 0.402										1	0	0	0	0	0	0				
Eddie Kasko, R OBP: 0.276, SLG: 0.274										3	0	0	0	0	2	0				
Willard Schmidt, R OBP: 0.333, SLG: 0.091										3	0	0	0	0	0	0				
Don Newcombe, L OBP: 0.392, SLG: 0.393										0	0	0	0	0	0	0				
Inning Stats	R: 4 E: 0 K: 1 S: 8	H: 4 LOB: 0 BB: 1 P: 12	R: 0 E: 0 K: 2 S: 7	H: 0 LOB: 0 BB: 0 P: 7	R: 0 E: 0 K: 0 S: 3	H: 0 LOB: 0 BB: 0 P: 3	R: 0 E: 0 K: 1 S: 5	H: 0 LOB: 0 BB: 0 P: 5	R: 0 E: 0 K: 0 S: 3	H: 1 LOB: 1 BB: 0 P: 6	R: 0 E: 0 K: 2 S: 7	H: 0 LOB: 0 BB: 0 P: 7	R: 1 E: 0 K: 0 S: 5	H: 2 LOB: 1 BB: 0 P: 5	R: 0 E: 0 K: 0 S: 3	H: 0 LOB: 0 BB: 0 P: 3	1B: 2 2B: 2 3B: 3 HR: 0	SF: 0 SAC: 0 DP: 1 HBP: 0	WP: 0 PB: 0 SB: 0 CS: 0	PA: 34
PITCHER Jim Owens, R ERA: 3.88	IP: 9.0 WLS: L BF: 34	H: 7 R: 5 ER: 5 SO: 7	BB: 1 IBB: 0 HBP: 0 BLK: 0	WP: 0 HR: 0 S: 47 P: 51	ERA: 5.00 WHIP: 0.889															

Cincinnati Redlegs @ Philadelphia Phillies
 Connie Mack Stadium, Philadelphia, PA
 Fri Aug 14 1959, 7:05 PM EDT
 Att: 16,922 - Unknown

AB 33
 R 5
 H 7
 RBI 5
 BB 1
 SO 7
 LOB 5



Batter	1	2	3	4	5	6	7	8	9	AB	R	H	RBI	BB	SO	LOB	BOTTOM					
Richie Ashburn, L OBP: 0.365, SLG: 0.321										4	0	0	0	0	0	2						
Sparky Anderson, R OBP: 0.283, SLG: 0.243										4	1	2	1	0	0	1						
Ed Bouchee, L OBP: 0.370, SLG: 0.452										3	0	1	1	0	0	1						
Dave Philley, S OBP: 0.378, SLG: 0.525										4	0	1	0	0	1	0						
Gene Freese, R OBP: 0.362, SLG: 0.547										4	1	2	0	0	0	2						
Harry Anderson, L OBP: 0.323, SLG: 0.440										4	1	1	0	0	1	1						
Joe Koppe, R OBP: 0.325, SLG: 0.356										3	0	1	1	0	0	0						
Harry Hanebrink, L OBP: 0.277, SLG: 0.338										1	0	0	0	0	0	0						
Valmy Thomas, R OBP: 0.248, SLG: 0.215										3	1	1	1	1	0	1						
Jim Owens, R OBP: 0.136, SLG: 0.056										2	0	0	0	0	0	2						
Inning Stats	R: 1 E: 0 K: 0 S: 4	H: 1 LOB: 0 BB: 0 P: 4	R: 0 E: 0 K: 0 S: 3	H: 1 LOB: 0 BB: 0 P: 3	R: 1 E: 0 K: 0 S: 5	H: 2 LOB: 1 BB: 0 P: 5	R: 2 E: 0 K: 0 S: 6	H: 3 LOB: 1 BB: 0 P: 6	R: 0 E: 1 K: 0 S: 3	H: 0 LOB: 0 BB: 0 P: 3	R: 0 E: 0 K: 2 S: 7	H: 0 LOB: 0 BB: 0 P: 7	R: 0 E: 0 K: 0 S: 3	H: 0 LOB: 1 BB: 1 P: 7	R: 0 E: 0 K: 0 S: 4	H: 2 LOB: 1 BB: 0 P: 4	R: 0 E: 0 K: 0 S: 3	H: 0 LOB: 0 BB: 0 P: 3	1B: 7 2B: 1 3B: 2 HR: 0	SF: 1 SAC: 1 DP: 3 HBP: 0	WP: 0 PB: 0 SB: 0 CS: 0	PA: 35
PITCHER Willard Schmidt, R ERA: 3.9	IP: 8.0 WLS: W BF: 32	H: 9 R: 4 ER: 4 SO: 2	BB: 1 IBB: 0 HBP: 0 BLK: 0	WP: 0 HR: 0 S: 35 P: 39	ERA: 4.50 WHIP: 1.250																	
Don Newcombe, R ERA: 3.44	IP: 1.0 WLS: S BF: 3	H: 0 R: 0 ER: 0 SO: 0	BB: 0 IBB: 0 HBP: 0 BLK: 0	WP: 0 HR: 0 S: 3 P: 3	ERA: 0.00 WHIP: 0.000																	

Cincinnati Redlegs @ Philadelphia Phillies
 Connie Mack Stadium, Philadelphia, PA
 Fri Aug 14 1959, 7:05 PM EDT
 Att: 16,922 - Unknown

AB 32
 R 4
 H 9
 RBI 4
 BB 1
 SO 2
 LOB 10



Batter	1	2	3	4	5	6	7	8	9	AB	R	H	RBI	BB	SO	LOB	TOP				
Whitey Lockman, L OBP: 0.288, SLG: 0.283	4-0 1B 3B BB	0-0 3B 2B	0-0 FC5-4		0-0 F7		0-0 4-3		0-0 3B 1-H 2-H	5	2	2	2	1	0	4					
Vada Pinson, L OBP: 0.388, SLG: 0.537	0-0 F7	0-0 3B		0-0 E1 BB		0-3 K		4-0 G4-6-3 BB	4	0	1	2	2	1	1						
Gus Bell, L OBP: 0.320, SLG: 0.441	0-0 3B 1B	4-3		4-0 1-2 BB		0-0 F9		0-0 G4-6-3 1-2	5	1	1	0	1	0	4						
Frank Robinson, R OBP: 0.395, SLG: 0.584	0-0 F5	0-0 6-3		0-0 L7		0-0 E5		0-0 1B	5	0	1	0	0	0	5						
Jerry Lynch, L OBP: 0.316, SLG: 0.462	0-0 3B		0-0 4-3	0-0 F3		0-0 F7		0-3 K	5	0	1	2	0	1	4						
Jim Pendleton, R OBP: 0.319, SLG: 0.356	1-H 3-H 3B		0-0 4-3	0-0 F3		0-0 F7		0-3 K	0	0	0	0	0	0	0						
Ed Bailey, L OBP: 0.381, SLG: 0.404	4-0 BB		0-0 1B 1B	0-0 3-1		0-0 F7		0-0 1-3 1B	4	1	2	0	1	0	2						
Willie Jones, R OBP: 0.353, SLG: 0.443	0-0 F7		0-0 1B 1B	0-3 K	0-3 K	0-0 3B 2B		0-0 L1-3	5	1	2	0	0	1	3		AB 41				
Eddie Kasko, R OBP: 0.284, SLG: 0.289		0-3 K	0-0 F9	0-0 4-1 1B		0-0 3B		4-0 3B BB	4	1	2	1	1	1	2		R 8				
Joe Nuxhall, L OBP: 0.267, SLG: 0.279		0-0 2B 3B 1B	0-0 FC5-4 1B	0-0 4-1		0-0 P6		4-0 3B BB	4	1	2	1	0	0	2		H 14				
Orlando Pena, R OBP: 0.259, SLG: 0.174		0-0 2B 3B 1B	1-2 2-H 1B	0-0 4-1		0-0 P6		1-2 3B BB	0	1	0	0	1	0	0		RBI 8				
																	WP: 0 PA: 48				
Inning Stats	R: 2 E: 0 K: 0 S: 5	H: 2 LOB: 2 BB: 2 P: 13	R: 2 E: 0 K: 1 S: 8	H: 3 LOB: 1 BB: 0 P: 8	R: 1 E: 0 K: 0 S: 6	H: 3 LOB: 2 BB: 0 P: 6	R: 0 E: 1 K: 0 S: 4	H: 0 LOB: 2 BB: 1 P: 8	R: 0 E: 0 K: 1 S: 6	H: 1 LOB: 1 BB: 0 P: 6	R: 0 E: 1 K: 0 S: 6	H: 0 LOB: 1 BB: 0 P: 6	R: 1 E: 0 K: 0 S: 5	H: 2 LOB: 1 BB: 0 P: 5	R: 0 E: 0 K: 1 S: 5	H: 1 LOB: 1 BB: 1 P: 9	R: 2 E: 0 K: 0 S: 4	H: 2 LOB: 2 BB: 3 P: 16	1B: 8 2B: 3 3B: 4 HR: 0	SF: 0 SAC: 0 DP: 2 HBP: 0	WP: 0 PB: 0 SB: 0 CS: 0
PITCHER	IP WLS BF H R ER SO BB IBB HBP BLK WP HR S P ERA WHIP	IP WLS BF H R ER SO BB IBB HBP BLK WP HR S P ERA WHIP	IP WLS BF H R ER SO BB IBB HBP BLK WP HR S P ERA WHIP	IP WLS BF H R ER SO BB IBB HBP BLK WP HR S P ERA WHIP	IP WLS BF H R ER SO BB IBB HBP BLK WP HR S P ERA WHIP	IP WLS BF H R ER SO BB IBB HBP BLK WP HR S P ERA WHIP	IP WLS BF H R ER SO BB IBB HBP BLK WP HR S P ERA WHIP	IP WLS BF H R ER SO BB IBB HBP BLK WP HR S P ERA WHIP	IP WLS BF H R ER SO BB IBB HBP BLK WP HR S P ERA WHIP	IP WLS BF H R ER SO BB IBB HBP BLK WP HR S P ERA WHIP	IP WLS BF H R ER SO BB IBB HBP BLK WP HR S P ERA WHIP	IP WLS BF H R ER SO BB IBB HBP BLK WP HR S P ERA WHIP	IP WLS BF H R ER SO BB IBB HBP BLK WP HR S P ERA WHIP	IP WLS BF H R ER SO BB IBB HBP BLK WP HR S P ERA WHIP	IP WLS BF H R ER SO BB IBB HBP BLK WP HR S P ERA WHIP	IP WLS BF H R ER SO BB IBB HBP BLK WP HR S P ERA WHIP	IP WLS BF H R ER SO BB IBB HBP BLK WP HR S P ERA WHIP	IP WLS BF H R ER SO BB IBB HBP BLK WP HR S P ERA WHIP	IP WLS BF H R ER SO BB IBB HBP BLK WP HR S P ERA WHIP	IP WLS BF H R ER SO BB IBB HBP BLK WP HR S P ERA WHIP	IP WLS BF H R ER SO BB IBB HBP BLK WP HR S P ERA WHIP
Ray Semproch, R ERA: 5.2	1.1	8	5	4	4	1	2	0	0	0	0	0	0	0	11	19	27.00	5.250			
Taylor Phillips, L ERA: 5.5	1.2	3	1	1	1	0	0	0	0	0	0	0	0	8	8	5.40	1.800				
Ruben Gomez, R ERA: 6.34	4.0	18	3	1	1	2	1	0	0	0	0	0	0	21	25	2.25	1.000				
Jack Meyer, R ERA: 4.5	2.0	11	3	2	2	1	4	0	0	0	0	0	0	9	25	9.00	3.500				

Cincinnati Redlegs @ Philadelphia Phillies
 Connie Mack Stadium, Philadelphia, PA
 Sat Aug 15 1959, 3:33 AM EDT
 Att: 3,886 - Unknown

AB 41
 R 8
 H 14
 RBI 8
 BB 7
 SO 4
 LOB 27



Batter	1	2	3	4	5	6	7	8	9	AB	R	H	RBI	BB	SO	LOB	BOTTOM				
Richie Ashburn, L OBP: 0.369, SLG: 0.323	0-0 F9 1B		4-0 BB			0-0 1B		0-0 4-3		3	0	2	0	1	0	0					
Sparky Anderson, R OBP: 0.280, SLG: 0.240	0-0 F9		0-0 F9			0-0 P6		0-0 F8		3	0	0	0	0	0	3					
Harry Anderson, L OBP: 0.323, SLG: 0.439	0-0 F9		0-0 F9			0-0 P6		0-0 F8		1	0	0	0	0	0	0					
Chico Fernandez, R OBP: 0.263, SLG: 0.268	1-2		0-0 F9			0-0 P6		0-0 F8		0	0	0	0	0	0	0					
Ed Bouchee, L OBP: 0.369, SLG: 0.450	0-0 F3		0-0 F9		0-0 5-3		0-0 F7		0-0 1B	4	0	1	0	0	0	1					
Wally Post, R OBP: 0.309, SLG: 0.448		0-3 K		0-0 F7		0-0 F8		0-3 K		4	0	0	0	0	2	1					
Dave Philley, S OBP: 0.375, SLG: 0.516		0-0 P4		0-0 G3		4-0 HR BB		0-0 G3		3	1	0	0	1	0	0					
Harry Hanerink, L OBP: 0.261, SLG: 0.319		0-0 P4		0-0 4-3		0-0 F8		0-0 P6		4	0	0	0	0	1						
Joe Koppe, R OBP: 0.331, SLG: 0.374			0-0 1B G4-3 1B		0-3 K		0-0 HR		0-0 FC6 1B	4	2	3	2	0	1	0					
Valmy Thomas, R OBP: 0.257, SLG: 0.227			0-0 G4-3 1B		0-0 F9		0-0 1B		0-0 FC6	4	0	2	0	0	0	1					
Ray Semproch, R ERA: 5.2	1.1	8	5	4	4	1	2	0	0	0	0	0	0	0	11	19	27.00	5.250			
Taylor Phillips, L ERA: 5.5	1.2	3	1	1	1	0	0	0	0	0	0	0	0	0	8	8	5.40	1.800			
Ruben Gomez, R ERA: 6.34	4.0	18	3	1	1	2	1	0	0	0	0	0	0	0	21	25	2.25	1.000			
Jack Meyer, R ERA: 4.5	2.0	11	3	2	2	1	4	0	0	0	0	0	0	9	25	9.00	3.500				
																	WP: 0 PA: 35				
Inning Stats	R: 0 E: 0 K: 0 S: 3	H: 1 LOB: 0 BB: 0 P: 3	R: 0 E: 0 K: 1 S: 5	H: 0 LOB: 0 BB: 0 P: 5	R: 0 E: 0 K: 0 S: 4	H: 2 LOB: 1 BB: 1 P: 8	R: 0 E: 0 K: 0 S: 3	H: 0 LOB: 0 BB: 0 P: 3	R: 0 E: 0 K: 1 S: 5	H: 0 LOB: 0 BB: 0 P: 5	R: 0 E: 0 K: 0 S: 4	H: 2 LOB: 1 BB: 0 P: 4	R: 2 E: 0 K: 0 S: 5	H: 2 LOB: 1 BB: 1 P: 9	R: 0 E: 0 K: 1 S: 6	H: 1 LOB: 1 BB: 0 P: 6	R: 0 E: 0 K: 0 S: 4	H: 1 LOB: 1 BB: 0 P: 4	1B: 8 2B: 0 3B: 0 HR: 1	SF: 0 SAC: 0 DP: 1 HBP: 0	WP: 0 PB: 0 SB: 0 CS: 0
PITCHER	IP WLS BF H R ER SO BB IBB HBP BLK WP HR S P ERA WHIP	IP WLS BF H R ER SO BB IBB HBP BLK WP HR S P ERA WHIP	IP WLS BF H R ER SO BB IBB HBP BLK WP HR S P ERA WHIP	IP WLS BF H R ER SO BB IBB HBP BLK WP HR S P ERA WHIP	IP WLS BF H R ER SO BB IBB HBP BLK WP HR S P ERA WHIP	IP WLS BF H R ER SO BB IBB HBP BLK WP HR S P ERA WHIP	IP WLS BF H R ER SO BB IBB HBP BLK WP HR S P ERA WHIP	IP WLS BF H R ER SO BB IBB HBP BLK WP HR S P ERA WHIP	IP WLS BF H R ER SO BB IBB HBP BLK WP HR S P ERA WHIP	IP WLS BF H R ER SO BB IBB HBP BLK WP HR S P ERA WHIP	IP WLS BF H R ER SO BB IBB HBP BLK WP HR S P ERA WHIP	IP WLS BF H R ER SO BB IBB HBP BLK WP HR S P ERA WHIP	IP WLS BF H R ER SO BB IBB HBP BLK WP HR S P ERA WHIP	IP WLS BF H R ER SO BB IBB HBP BLK WP HR S P ERA WHIP	IP WLS BF H R ER SO BB IBB HBP BLK WP HR S P ERA WHIP	IP WLS BF H R ER SO BB IBB HBP BLK WP HR S P ERA WHIP	IP WLS BF H R ER SO BB IBB HBP BLK WP HR S P ERA WHIP	IP WLS BF H R ER SO BB IBB HBP BLK WP HR S P ERA WHIP	IP WLS BF H R ER SO BB IBB HBP BLK WP HR S P ERA WHIP	IP WLS BF H R ER SO BB IBB HBP BLK WP HR S P ERA WHIP	IP WLS BF H R ER SO BB IBB HBP BLK WP HR S P ERA WHIP
Joe Nuxhall, L ERA: 4.24	6.2	26	7	3	3	2	2	0	0	0	0	0	0	0	28	36	4.05	1.350			
Orlando Pena, R ERA: 5.07	2.1	9	2	0	0	1	0	0	0	0	0	0	0	11	11	0.00	0.857				

Cincinnati Redlegs @ Philadelphia Phillies
 Connie Mack Stadium, Philadelphia, PA
 Sat Aug 15 1959, 3:33 AM EDT
 Att: 3,886 - Unknown

AB 33
 R 3
 H 9
 RBI 2
 BB 2
 SO 3
 LOB 9




Batter	1	2	3	4	5	6	7	8	9	AB	R	H	RBI	BB	SO	LOB	TOP					
Whitey Lockman, L (1,4) OBP: 0.279, SLG: 0.273										4	0	0	0	0	1	0	Cincinnati Redlegs @ Philadelphia Phillies Connie Mack Stadium, Philadelphia, PA Sun Aug 16 1959, 3:33 AM EDT Unknown					
Vada Pinson, L (1,8) OBP: 0.391, SLG: 0.543										4	2	3	0	0	0	0						
Gus Bell, L (1,9) OBP: 0.324, SLG: 0.458										4	2	3	4	0	0	1						
Frank Robinson, R (1,3) OBP: 0.392, SLG: 0.579										4	0	0	0	0	2	2						
Jerry Lynch, L (1,7) OBP: 0.316, SLG: 0.459										4	0	1	0	0	0	1						
Willie Jones, R (1,5) OBP: 0.352, SLG: 0.450										4	1	1	1	0	1	2						
Dutch Dotterer, R (1,2) Ed Bailey, L (5,2) OBP: 0.379, SLG: 0.401										2	0	1	0	0	1	0						
Eddie Kasko, R (1,6) John Powers, L (9,PH) OBP: 0.280, SLG: 0.284 OBP: 0.333, SLG: 0.529										3	0	0	0	0	0	1						
Bob Purkey, R (1,1) Brooks Lawrence, R (6,1) Willard Schmidt, R (6,1) Orlando Pena, R (6,1) Don Newcombe, L (8,PH) Tom Acker, R (8,1) Frank Thomas, R (9,PH) OBP: 0.281, SLG: 0.339 OBP: 0.195, SLG: 0.175 OBP: 0.333, SLG: 0.091 OBP: 0.298, SLG: 0.174 OBP: 0.349, SLG: 0.258 OBP: 0.291, SLG: 0.111 OBP: 0.275, SLG: 0.368										2	0	0	0	0	0	2						
Inning Stats	R: 1 E: 0 K: 1 S: 6	H: 2 LOB: 0 BB: 0 P: 6	R: 0 E: 0 K: 2 S: 7	H: 0 LOB: 0 BB: 0 P: 7	R: 0 E: 0 K: 1 S: 5	H: 0 LOB: 0 BB: 0 P: 5	R: 0 E: 0 K: 0 S: 5	H: 2 LOB: 2 BB: 0 P: 5	R: 0 E: 1 K: 1 S: 5	H: 1 LOB: 1 BB: 0 P: 5	R: 1 E: 0 K: 2 S: 8	H: 1 LOB: 0 BB: 0 P: 8	R: 1 E: 0 K: 0 S: 4	H: 1 LOB: 0 BB: 0 P: 4	R: 2 E: 1 K: 0 S: 6	H: 2 LOB: 1 BB: 0 P: 6		R: 0 E: 0 K: 2 S: 8	H: 1 LOB: 1 BB: 0 P: 8	1B: 5 2B: 2 3B: 0 HR: 3	SF: 0 SAC: 0 DP: 0 HBP: 0	WP: 0 PB: 0 SB: 0 CS: 1
PITCHER Robin Roberts, R (1,1) ERA: 4.36	IP: 9.0 WLS: W BF: 36 H: 10 R: 5 ER: 5 SO: 9 BB: 0 IBB: 0 HBP: 0 BLK: 0 WP: 0 HR: 3 S: 54 P: 54 ERA: 5.00 WHIP: 1.111															PITCHER						

Batter	1	2	3	4	5	6	7	8	9	AB	R	H	RBI	BB	SO	LOB	BOTTOM			
Richie Ashburn, L (1,8) OBP: 0.368, SLG: 0.321										3	1	0	0	0	0	2	Cincinnati Redlegs @ Philadelphia Phillies Connie Mack Stadium, Philadelphia, PA Sun Aug 16 1959, 3:33 AM EDT Unknown			
Sparky Anderson, R (1,4) OBP: 0.282, SLG: 0.243										4	0	1	1	1	0	2				
Ed Bouchee, L (1,3) OBP: 0.369, SLG: 0.449										5	1	2	2	0	0	2				
Dave Philley, S (1,9) OBP: 0.377, SLG: 0.514										3	1	1	0	1	0	2				
Gene Freese, R (1,5) OBP: 0.366, SLG: 0.546										3	1	2	1	0	1	0				
Harry Anderson, L (1,7) Solly Drake, S (8,7) OBP: 0.322, SLG: 0.437 OBP: 0.211, SLG: 0.143										4	1	1	1	0	0	3				
Joe Koppe, R (1,6) OBP: 0.333, SLG: 0.384										3	1	1	3	1	2	1				
Valmy Thomas, R (1,2) OBP: 0.266, SLG: 0.248										4	1	2	0	0	0	3				
Robin Roberts, S (1,1) OBP: 0.224, SLG: 0.254										3	1	2	0	0	0	1				
Inning Stats	R: 0 E: 0 K: 0 S: 3	H: 0 LOB: 0 BB: 0 P: 3	R: 0 E: 0 K: 1 S: 5	H: 0 LOB: 1 BB: 0 P: 6	R: 0 E: 0 K: 0 S: 4	H: 1 LOB: 1 BB: 0 P: 4	R: 1 E: 0 K: 0 S: 5	H: 3 LOB: 2 BB: 1 P: 9	R: 0 E: 0 K: 0 S: 4	H: 1 LOB: 1 BB: 0 P: 4	R: 6 E: 0 K: 0 S: 7	H: 5 LOB: 2 BB: 2 P: 16	R: 0 E: 0 K: 2 S: 7	H: 0 LOB: 0 BB: 0 P: 7	R: 1 E: 0 K: 0 S: 5	H: 2 LOB: 1 BB: 0 P: 5		1B: 8 2B: 3 3B: 0 HR: 1	SF: 0 SAC: 2 DP: 2 HBP: 2	WP: 0 PB: 1 SB: 0 CS: 0
PITCHER Bob Purkey, R (1,1) ERA: 4.57 Brooks Lawrence, R (6,1) ERA: 4.91 Willard Schmidt, R (6,1) ERA: 4.05 Orlando Pena, R (6,1) ERA: 4.99 Tom Acker, R (8,1) ERA: 3.83	IP: 5.0 WLS: L BF: 23 H: 6 R: 3 ER: 3 SO: 1 BB: 2 IBB: 0 HBP: 0 BLK: 0 WP: 0 HR: 1 S: 22 P: 31 ERA: 5.40 WHIP: 1.600															PITCHER				

Batter	1	2	3	4	5	6	7	8	9	AB	R	H	RBI	BB	SO	LOB	TOP
Whitey Lockman, L (1,4) OBP: 0.278, SLG: 0.272	0-0 7-6-4 1B			0-0 4-3		0-0 G6-4-3		0-0 5-3		4	0	1	0	0	0	2	
Vada Pinson, L (1,8) OBP: 0.390, SLG: 0.540	0-0 7-6-4 1-2			0-0 1B		0-0 F7			0-0 L7	4	0	1	0	0	0	2	
Gus Bell, L (1,9) OBP: 0.323, SLG: 0.459	0-0 F9			0-0 P4					0-0 F8	4	0	1	0	0	0	1	
Frank Robinson, R (1,3) OBP: 0.391, SLG: 0.576		0-0 G3		0-3 K					0-0 1B	4	0	1	0	0	2	2	
John Powers, L (1,7) OBP: 0.350, SLG: 0.568		0-0 6-3			0-0 3B		1-0 G4-6-3 HBP		0-0 G3	3	0	1	0	0	0	1	
Ed Bailey, L (1,2) OBP: 0.376, SLG: 0.396	0-0 F7				0-0 P6		0-0 G4-6-3 1-2			3	0	0	0	0	0	3	
Willie Jones, R (1,5) OBP: 0.352, SLG: 0.452			0-0 6-3		0-3 K			0-0 4-3		3	0	1	0	0	1	1	
Jim Pendleton, R (8,5) OBP: 0.319, SLG: 0.356										0	0	0	0	0	0	0	
Eddie Kasko, R (1,6) OBP: 0.276, SLG: 0.280		0-0 5-3			0-0 F8			0-0 L4		3	0	0	0	0	0	2	
Jay Hook, L (1,1) Jim Brosnan, R (3,1) Don Newcombe, (6,PH) Bobby Harrison, R (6,PH) Tom Acker, R (6,1) Jerry Lynch, (6,PH) Willard Schmidt, R (8,1)			0-3 K		4-0 BB			0-0 4-3		1	0	0	0	0	0	1	0
	R: 0 H: 1 E: 0 LOB: 0 K: 0 BB: 0 S: 3 P: 3	R: 0 H: 0 E: 0 LOB: 0 K: 0 BB: 0 S: 3 P: 3	R: 0 H: 0 E: 0 LOB: 0 K: 1 BB: 0 S: 5 P: 5	R: 0 H: 1 E: 0 LOB: 1 K: 1 BB: 0 S: 6 P: 6	R: 0 H: 1 E: 0 LOB: 1 K: 1 BB: 1 S: 6 P: 6	R: 0 H: 0 E: 0 LOB: 1 K: 0 BB: 1 S: 2 P: 6	R: 0 H: 1 E: 0 LOB: 1 K: 1 BB: 0 S: 5 P: 6	R: 0 H: 1 E: 0 LOB: 1 K: 0 BB: 0 S: 4 P: 4	R: 0 H: 1 E: 0 LOB: 1 K: 0 BB: 0 S: 4 P: 4	1B: 3 SF: 0 2B: 3 SAC: 0 3B: 1 DP: 3 HR: 0 HBP: 1	WP: 0 PA: 32 PB: 0 SB: 0 CS: 0						
PITCHER Don Cardwell, R (1,1) ERA: 3.56	IP WLS BF H R ER SO BB IBB HBP BLK WP HR S P ERA WHIP																

Cincinnati Redlegs @ Philadelphia Phillies
 Connie Mack Stadium, Philadelphia, PA
 Sun Aug 16 1959, 3:38 AM EDT
 Att: 10,921 - Unknown


AB 30
 R 0
 H 6
 RBI 0
 BB 1
 SO 4
 LOB 15



Batter	1	2	3	4	5	6	7	8	9	AB	R	H	RBI	BB	SO	LOB	BOTTOM
Solly Drake, S (1,8) OBP: 0.214, SLG: 0.132	0-0 F8		4-0 BB S 1B	0-0 L6			0-3 K			3	1	0	0	1	1	1	
Sparky Anderson, R (1,4) OBP: 0.279, SLG: 0.241	0-3 K		0-0 1-3 1-2	0-3 K			0-3 K			4	0	0	0	0	3	2	
Ed Bouchee, L (1,3) OBP: 0.371, SLG: 0.451	0-0 HR 2B		4-0 BB 1B BB		0-0 G3		0-0 4-3			3	2	1	0	1	0	0	
Wally Post, R (1,9) OBP: 0.311, SLG: 0.456	0-0 HR 2H		4-0 1B 2B BB		0-3 K		0-3 K		0-3 K	3	2	1	2	1	2	0	
Harry Hanebrink, L (1,5) OBP: 0.274, SLG: 0.329	0-3 K		0-0 2B 1B		0-0 F9			0-0 FC6-4 1B		4	1	2	2	0	1	0	
Harry Anderson, L (1,7) OBP: 0.324, SLG: 0.443		0-3 K	0-0 1-3 2H 3H	0-0 2B		0-0 2B		0-3 K		4	0	2	2	0	2	1	
Joe Koppe, R (1,6) OBP: 0.332, SLG: 0.380		4-0 BB G6-4-3 BB	0-0 6-3			0-0 F8		0-0 FC6-4 1-2		3	0	0	0	1	0	3	
Valmy Thomas, R (1,2) OBP: 0.259, SLG: 0.240		0-0 G6-4-3 1-2		0-0 4-3		0-0 F7				3	0	0	0	0	2		
Don Cardwell, R (1,1)			0-3 K	0-0 E5		0-3 K				3	0	0	0	0	2	1	
	R: 2 H: 2 E: 0 LOB: 0 K: 2 BB: 0 S: 9 P: 9	R: 0 H: 0 E: 0 LOB: 0 K: 1 BB: 1 S: 4 P: 8	R: 4 H: 2 E: 0 LOB: 3 K: 1 BB: 3 S: 7 P: 19	R: 0 H: 0 E: 1 LOB: 1 K: 1 BB: 0 S: 6 P: 6	R: 0 H: 0 E: 0 LOB: 0 K: 1 BB: 0 S: 5 P: 5	R: 0 H: 1 E: 0 LOB: 1 K: 1 BB: 0 S: 6 P: 6	R: 0 H: 0 E: 0 LOB: 0 K: 2 BB: 0 S: 7 P: 7	R: 0 H: 1 E: 0 LOB: 1 K: 2 BB: 0 S: 8 P: 8	R: 0 H: 1 E: 0 LOB: 1 K: 0 BB: 0 S: 8 P: 8	1B: 2 SF: 0 2B: 3 SAC: 0 3B: 0 DP: 1 HR: 1 HBP: 0	WP: 0 PA: 34 PB: 0 SB: 1 CS: 0						
PITCHER Jay Hook, R (1,1) ERA: 4.05 Jim Brosnan, R (3,1) Tom Acker, R (6,1) Willard Schmidt, R (8,1) ERA: 3.98	IP WLS BF H R ER SO BB IBB HBP BLK WP HR S P ERA WHIP																

Cincinnati Redlegs @ Philadelphia Phillies
 Connie Mack Stadium, Philadelphia, PA
 Sun Aug 16 1959, 3:38 AM EDT
 Att: 10,921 - Unknown

AB 30
 R 6
 H 6
 RBI 6
 BB 4
 SO 11
 LOB 10



Batter	1	2	3	4	5	6	7	8	9	AB	R	H	RBI	BB	SO	LOB	TOP			
Don Blasingame, L (1,4) OBP: 0.350, SLG: 0.353	F8	L8		1-3			B3		6-3	5	0	0	0	0	0	2				
Alex Grammas, R (1,6) OBP: 0.341, SLG: 0.332	2B BB		4-3 1B		4-3		F8			3	1	1	0	1	0	0				
Bill White, L (1,7) OBP: 0.350, SLG: 0.493	1-H WP 2B		4-3		F7		F7			4	1	1	0	0	0	1				
Ken Boyer, R (1,5) OBP: 0.395, SLG: 0.510	E4 CS								6-3	4	0	2	1	0	0	0				
Joe Cunningham, L (1,9) OBP: 0.451, SLG: 0.473	CS		F8		G1					4	0	2	0	0	0	2				
Jay Porter, R (1,2) OBP: 0.313, SLG: 0.344										4	2	1	0	0	1	3				
Hal Smith, R (9,2) OBP: 0.298, SLG: 0.402		FC3-6 2B	F7			G3 SF8 2B			K	0	0	0	0	0	0	0				
Gene Oliver, R (1,3) OBP: 0.281, SLG: 0.403										4	1	2	0	0	0	2				
Gino Cimoli, R (9,9) OBP: 0.326, SLG: 0.435		2B				G3			5-3	0	0	0	0	0	0	0				
Curt Flood, R (1,8) OBP: 0.336, SLG: 0.417							SF8		6-3	3	0	1	3	0	1	1				
Vinegar Bend Mizell, R (1,1) OBP: 0.217, SLG: 0.239										3	0	0	0	0	2	1				
Lindy McDaniel, R (9,1) OBP: 0.153, SLG: 0.037									K	0	0	0	0	0	0	0				
Inning Stats	R: 1 E: 1 K: 0 S: 3	H: 1 LOB: 0 BB: 1 P: 7	R: 2 E: 0 K: 1 S: 8	H: 3 LOB: 1 BB: 0 P: 8	R: 1 E: 0 K: 1 S: 5	H: 2 LOB: 1 BB: 0 P: 5	R: 0 E: 0 K: 1 S: 6	H: 1 LOB: 1 BB: 0 P: 6	R: 0 E: 0 K: 0 S: 4	H: 1 LOB: 0 BB: 0 P: 4	R: 0 E: 0 K: 0 S: 3	H: 0 LOB: 0 BB: 0 P: 3	R: 0 E: 0 K: 1 S: 6	H: 1 LOB: 1 BB: 0 P: 6	R: 0 E: 0 K: 1 S: 5	H: 0 LOB: 0 BB: 5 P: 5	1B: 5 2B: 5 3B: 0 HR: 0	SF: 1 SAC: 1 DP: 0 HBP: 0	WP: 1 PB: 0 SB: 1 CS: 1	PA: 38
PITCHER	IP WLS BF H R ER SO BB IBB HBP BLK WP HR S P ERA WHIP																			
Ray Semproch, R (1,1) ERA: 5.29	7.0 L 30 9 5 5 2 1 0 0 0 0 1 0 33 37 6.43 1.429																			
Humberto Robinson, R (8,1) ERA: 3.14	2.0 7 1 0 0 2 0 0 0 0 0 0 0 11 11 0.00 0.500																			

St. Louis Cardinals @ Philadelphia Phillies
 Connie Mack Stadium, Philadelphia, PA
 Mon Aug 17 1959, 7:05 PM EDT
 Att: 6,178 - Unknown

AB 34
 R 5
 H 10
 RBI 4
 BB 1
 SO 4
 LOB 12



Batter	1	2	3	4	5	6	7	8	9	AB	R	H	RBI	BB	SO	LOB	BOTTOM					
Richie Ashburn, L (1,8) OBP: 0.366, SLG: 0.318	F7		5-3		1-3		L6		1B	4	0	0	0	0	0	0						
Sparky Anderson, R (1,4) OBP: 0.279, SLG: 0.239									1B HBP	3	0	0	0	1	0	0						
Harry Hanebrink, L (9, PH) OBP: 0.284, SLG: 0.338	CS BB		F2		L9				B3	1	0	1	2	0	0	0						
Ed Bouchee, L (1,3) OBP: 0.373, SLG: 0.449	1-2 BB								F2	2	0	0	0	3	1	2						
Wally Post, R (1,9) OBP: 0.313, SLG: 0.454	1-2 BB								K	4	0	1	0	1	1	4						
Gene Freese, R (1,5) OBP: 0.363, SLG: 0.540	F7								F2	5	0	1	0	0	0	5						
Harry Anderson, L (1,7) OBP: 0.325, SLG: 0.447			L9						F8	4	1	2	0	0	0	2						
Joe Koppe, R (1,6) OBP: 0.331, SLG: 0.376									1B	3	1	0	0	1	1	4						
Valmy Thomas, R (1,2) OBP: 0.259, SLG: 0.241			5-3		F9				P4	4	1	1	1	0	0	2						
Ray Semproch, R (1,1) OBP: 0.167, SLG: 0.167										2	0	0	0	0	0	1						
Bob Bowman, R (7, PH) OBP: 0.158, SLG: 0.219										1	0	0	0	0	0	0						
Humberto Robinson, R (8,1) OBP: 0.350, SLG: 0.550										0	0	0	0	0	0	0						
Dave Philley, S (9, PH) OBP: 0.380, SLG: 0.516										1	0	1	1	0	0	0						
Solly Drake, S (9, PR) OBP: 0.214, SLG: 0.132										0	1	0	0	0	0	0						
Inning Stats	R: 0 E: 0 K: 0 S: 2	H: 0 LOB: 2 BB: 3 P: 14	R: 0 E: 0 K: 0 S: 3	H: 0 LOB: 1 BB: 1 P: 7	R: 0 E: 0 K: 1 S: 5	H: 0 LOB: 1 BB: 1 P: 9	R: 0 E: 0 K: 1 S: 6	H: 1 LOB: 1 BB: 0 P: 6	R: 0 E: 0 K: 0 S: 3	H: 0 LOB: 0 BB: 0 P: 3	R: 0 E: 0 K: 0 S: 4	H: 1 LOB: 2 BB: 1 P: 8	R: 0 E: 0 K: 0 S: 3	H: 0 LOB: 0 BB: 0 P: 3	R: 0 E: 0 K: 1 S: 4	H: 1 LOB: 1 BB: 0 P: 4	R: 4 E: 1 K: 1 S: 10	H: 4 LOB: 2 BB: 0 P: 11	1B: 6 2B: 1 3B: 0 HR: 0	SF: 0 SAC: 0 DP: 0 HBP: 1	WP: 0 PB: 0 SB: 0 CS: 1	PA: 41
PITCHER	IP WLS BF H R ER SO BB IBB HBP BLK WP HR S P ERA WHIP																					
Vinegar Bend Mizell, L (1,1) ERA: 3.98	8.0 W 37 6 4 3 2 6 0 0 1 0 0 0 34 59 3.38 1.500																					
Lindy McDaniel, R (9,1) ERA: 3.48	1.0 S 4 1 0 0 1 0 0 0 0 0 0 0 6 6 0.00 1.000																					

St. Louis Cardinals @ Philadelphia Phillies
 Connie Mack Stadium, Philadelphia, PA
 Mon Aug 17 1959, 7:05 PM EDT
 Att: 6,178 - Unknown

AB 34
 R 4
 H 7
 RBI 4
 BB 6
 SO 3
 LOB 20



Batter	1	2	3	4	5	6	7	8	9	AB	R	H	RBI	BB	SO	LOB	TOP				
Don Blasingame, L (1,4) OBP: 0.350, SLG: 0.353										5	0	2	0	0	0	1					
Alex Grammas, R (1,6) OBP: 0.340, SLG: 0.331										4	0	1	0	0	0	1					
Bill White, L (1,3) OBP: 0.349, SLG: 0.493										4	0	1	0	0	0	2					
Ken Boyer, R (1,5) OBP: 0.394, SLG: 0.508										4	0	1	0	0	1	4					
Joe Cunningham, L (1,9) OBP: 0.449, SLG: 0.470										4	1	1	0	0	0	4					
Jay Porter, R (1,2) OBP: 0.306, SLG: 0.336										3	0	0	0	0	1	2					
George Crowe, L (8, PH) OBP: 0.363, SLG: 0.647										1	0	0	0	0	1	1					
Hal Smith, R (8, 2) OBP: 0.298, SLG: 0.402										0	0	0	0	0	0	0					
Gene Oliver, R (1,7) OBP: 0.268, SLG: 0.414										4	0	2	0	0	1	1					
Curt Flood, R (1,8) OBP: 0.341, SLG: 0.437										4	0	2	1	0	0	3					
Bob Miller, R (1,1) OBP: 0.333, SLG: 0.333										3	0	0	0	0	3	2					
Wally Shannon, L (9, PH) OBP: 0.340, SLG: 0.377										1	0	0	0	0	0	1					
Inning Stats	R: 0 E: 0 K: 0 S: 5	H: 2 LOB: 2 BB: 0 P: 5	R: 0 E: 0 K: 1 S: 6	H: 1 LOB: 1 BB: 0 P: 6	R: 0 E: 0 K: 0 S: 3	H: 0 LOB: 0 BB: 0 P: 3	R: 0 E: 1 K: 0 S: 5	H: 1 LOB: 2 BB: 0 P: 5	R: 0 E: 0 K: 2 S: 9	H: 2 LOB: 1 BB: 0 P: 9	R: 1 E: 0 K: 2 S: 9	H: 2 LOB: 1 BB: 0 P: 9	R: 0 E: 0 K: 0 S: 3	H: 0 LOB: 0 BB: 0 P: 3	R: 0 E: 0 K: 2 S: 8	H: 1 LOB: 1 BB: 0 P: 8	R: 0 E: 0 K: 0 S: 3	H: 1 LOB: 0 BB: 0 P: 3	1B: 7 2B: 2 3B: 1 HR: 0	SF: 0 SAC: 0 DP: 1 HBP: 0	WP: 0 PA: 37 PB: 0 SB: 0 CS: 0
PITCHER Jim Owens, R (1,1) ERA: 3.54	IP: 9.0 WLS: W BF: 37 H: 10 R: 1 ER: 1 SO: 7 BB: 0 IBB: 0 HBP: 0 BLK: 0 WP: 0 HR: 0 S: 51 P: 51 ERA: 1.00 WHIP: 1.111															PITCHER	IP: 9.0 WLS: W BF: 37 H: 10 R: 1 ER: 1 SO: 7 BB: 0 IBB: 0 HBP: 0 BLK: 0 WP: 0 HR: 0 S: 51 P: 51 ERA: 1.00 WHIP: 1.111				

St. Louis Cardinals @ Philadelphia Phillies
 Connie Mack Stadium, Philadelphia, PA
 Tue Aug 18 1959, 7:05 PM EDT
 Att: 8,641 - Unknown

AB 37
 R 1
 H 10
 RBI 1
 BB 0
 SO 7
 LOB 22



Batter	1	2	3	4	5	6	7	8	9	AB	R	H	RBI	BB	SO	LOB	BOTTOM		
Richie Ashburn, L (1,8) OBP: 0.365, SLG: 0.318										4	0	1	1	0	0	1			
Sparky Anderson, R (1,4) OBP: 0.276, SLG: 0.237										3	0	0	0	1	0	0			
Ed Bouchee, L (1,3) OBP: 0.372, SLG: 0.447										4	0	1	0	0	1	1			
Dave Philley, S (1,9) OBP: 0.373, SLG: 0.505										4	0	0	0	0	1	2			
Gene Freese, R (1,5) OBP: 0.359, SLG: 0.532										4	0	0	0	0	1	3			
Harry Anderson, L (1,7) OBP: 0.325, SLG: 0.446										3	1	1	0	0	0	0			
Joe Koppe, R (1,6) OBP: 0.335, SLG: 0.380										2	1	2	0	0	0	0			
Valmy Thomas, R (1,2) OBP: 0.254, SLG: 0.236										2	0	0	0	0	0	3			
Jim Owens, R (1,1) OBP: 0.145, SLG: 0.088										3	0	1	1	0	1	3			
Inning Stats	R: 0 E: 1 K: 1 S: 6	H: 0 LOB: 2 BB: 1 P: 10	R: 1 E: 0 K: 0 S: 5	H: 2 LOB: 1 BB: 0 P: 5	R: 0 E: 0 K: 0 S: 3	H: 0 LOB: 0 BB: 0 P: 3	R: 0 E: 1 K: 2 S: 9	H: 1 LOB: 2 BB: 0 P: 9	R: 0 E: 0 K: 0 S: 3	H: 0 LOB: 0 BB: 0 P: 3	R: 0 E: 0 K: 0 S: 3	H: 0 LOB: 0 BB: 0 P: 3	R: 1 E: 0 K: 0 S: 4	H: 2 LOB: 2 BB: 0 P: 4	R: 0 E: 0 K: 1 S: 6	H: 1 LOB: 1 BB: 0 P: 6	1B: 5 2B: 1 3B: 0 HR: 0	SF: 0 SAC: 2 DP: 0 HBP: 0	WP: 0 PA: 33 PB: 0 SB: 1 CS: 1
PITCHER Bob Miller, R (1,1) ERA: 4.15	IP: 8.0 WLS: L BF: 32 H: 6 R: 2 ER: 2 SO: 4 BB: 1 IBB: 0 HBP: 0 BLK: 0 WP: 0 HR: 0 S: 39 P: 43 ERA: 2.25 WHIP: 0.875															PITCHER	IP: 8.0 WLS: L BF: 32 H: 6 R: 2 ER: 2 SO: 4 BB: 1 IBB: 0 HBP: 0 BLK: 0 WP: 0 HR: 0 S: 39 P: 43 ERA: 2.25 WHIP: 0.875		

St. Louis Cardinals @ Philadelphia Phillies
 Connie Mack Stadium, Philadelphia, PA
 Tue Aug 18 1959, 7:05 PM EDT
 Att: 8,641 - Unknown

AB 29
 R 2
 H 6
 RBI 2
 BB 1
 SO 4
 LOB 13



Batter	1	2	3	4	5	6	7	8	9	AB	R	H	RBI	BB	SO	LOB	TOP		
Tony Taylor, R (1, 4) OBP: 0.331, SLG: 0.390	4-0 G3 S BB		0-0 2B		0-0 G1-6-3		0-0 P6			3	1	1	0	1	0	3	Chicago Cubs @ Philadelphia Phillies Connie Mack Stadium, Philadelphia, PA Wed Aug 19 1959, 7:05 PM EDT Unknown		
George Altman, L (1, 8) OBP: 0.321, SLG: 0.377	0-3 K		0-0 4-3 2B			0-0 F7		0-0 4-3		4	0	1	1	0	1				
Jim Marshall, L (1, 3) OBP: 0.333, SLG: 0.402	0-0 G3		0-0 4-3			0-3 K		4-0 BB		3	0	0	0	1	1	2			
14 Ernie Banks, R (1, 6) OBP: 0.385, SLG: 0.634	0-3 K		0-0 6-3			4-0 S BB		0-3 K		3	0	0	0	1	2	3			
Irv Noren, L (1, 7) OBP: 0.394, SLG: 0.420		4-0 FC4-6 BB		0-0 F7		0-3 K		0-0 G3		3	0	0	0	1	1	2			
Walt Moryn, L (1, 9) OBP: 0.313, SLG: 0.365		0-0 FC4-6		0-3 K			0-0 F2		0-0 F8	4	0	0	0	0	1	1			
Sammy Taylor, L (1, 2) OBP: 0.321, SLG: 0.394		0-0 P6		0-0 P4			4-0 HBP BB		0-0 F5	3	0	0	0	1	0	1			
Alvin Dark, R (1, 5) OBP: 0.318, SLG: 0.357		0-0 F9			0-0 G1-6-3 1B		1-0 HBP		0-0 F8	3	0	1	0	0	0	1			
Glen Hobbie, R (1, 1) OBP: 0.175, SLG: 0.164			0-3 K		0-3 K		0-3 K			2	0	0	0	0	2	1			
Dale Long, L (7, PH) OBP: 0.325, SLG: 0.477										1	0	0	0	0	1	2			
Ed Donnelly, R (7, 1)										0	0	0	0	0	0	0			
Inning Stats	R: 0 E: 0 K: 2 S: 7	H: 0 LOB: 1 BB: 1 P: 11	R: 0 E: 0 K: 0 S: 3	H: 0 LOB: 1 BB: 1 P: 7	R: 1 E: 0 K: 1 S: 7	H: 2 LOB: 1 BB: 0 P: 7	R: 0 E: 0 K: 1 S: 5	H: 0 LOB: 0 BB: 0 P: 5	R: 0 E: 0 K: 2 S: 5	H: 0 LOB: 1 BB: 1 P: 11	R: 0 E: 0 K: 1 S: 5	H: 0 LOB: 2 BB: 1 P: 10	R: 0 E: 0 K: 1 S: 5	H: 0 LOB: 1 BB: 1 P: 9	R: 0 E: 0 K: 0 S: 3	H: 0 LOB: 0 BB: 0 P: 3	1B: 1 2B: 2 3B: 0 HR: 0	SF: 0 SAC: 0 DP: 1 HBP: 1	WP: 0 PA: 35 PB: 0 SB: 2 CS: 0
PITCHER Gene Conley, R (1, 1) ERA: 3.0	IP: 9.0 WLS: W BF: 35 H: 3 R: 1 ER: 1 SO: 9 BB: 5 IBB: 0 HBP: 1 BLK: 0 WP: 0 HR: 0 S: 47 P: 68 ERA: 1.00 WHIP: 0.889															PITCHER Gene Conley, R (1, 1) ERA: 3.0			

Batter	1	2	3	4	5	6	7	8	9	AB	R	H	RBI	BB	SO	LOB	BOTTOM		
Richie Ashburn, L (1, 8) OBP: 0.366, SLG: 0.318	0-0 4-3		0-0 G6-4-3 1B		0-0 6-3		4-0 4-3 2B BB			3	1	1	0	1	0	1	Chicago Cubs @ Philadelphia Phillies Connie Mack Stadium, Philadelphia, PA Wed Aug 19 1959, 7:05 PM EDT Unknown		
Sparky Anderson, R (1, 4) OBP: 0.276, SLG: 0.234	0-0 F9		0-0 G6-4-3		0-0 6-3		0-0 4-3			4	0	0	0	0	0	4			
Ed Bouchee, L (1, 3) OBP: 0.375, SLG: 0.451	4-0 BB			0-3 K		0-0 1B PB 1B	0-0 2B			3	1	2	1	1	1	0			
Wally Post, R (1, 9) OBP: 0.315, SLG: 0.453	0-3 K			0-0 1B		4-0 PB SF7 BB	0-0 6-3			3	1	1	0	1	1	2			
Gene Freese, R (1, 5) OBP: 0.357, SLG: 0.528		0-0 6-3		0-0 P5		0-0 SF7 SF8 1B	0-0 P4			4	1	1	0	0	0	2			
Harry Anderson, L (1, 7) OBP: 0.325, SLG: 0.445		0-3 K		0-0 1B		0-0 SF7		0-0 F7		3	0	1	1	0	1	0			
Solly Drake, S (9, 7) OBP: 0.214, SLG: 0.132				1-3 1B		1-3 2H 3H				0	0	0	0	0	0	0			
Joe Koppe, R (1, 6) OBP: 0.334, SLG: 0.378		0-0 5-3		0-0 L9		0-0 SF8		4-0 G4-6-3 BB		2	0	0	1	1	0	2			
Carl Sawatski, L (1, 2) OBP: 0.372, SLG: 0.426			0-0 F8		4-0 SH1-4 BB		4-0 BB		0-0 G4-6-3	2	0	0	0	2	0	1			
Gene Conley, R (1, 1) OBP: 0.250, SLG: 0.269			1-0 HBP		0-0 SH1-4		0-0 6-3			1	0	0	0	0	0	1			
Inning Stats	R: 0 E: 0 K: 1 S: 5	H: 0 LOB: 0 BB: 1 P: 9	R: 0 E: 0 K: 1 S: 5	H: 0 LOB: 0 BB: 0 P: 5	R: 0 E: 0 K: 0 S: 3	H: 1 LOB: 1 BB: 0 P: 4	R: 0 E: 0 K: 1 S: 7	H: 2 LOB: 2 BB: 0 P: 7	R: 0 E: 0 K: 0 S: 3	H: 0 LOB: 1 BB: 1 P: 7	R: 3 E: 0 K: 0 S: 5	H: 2 LOB: 1 BB: 2 P: 13	R: 1 E: 0 K: 0 S: 4	H: 1 LOB: 1 BB: 1 P: 8	R: 0 E: 0 K: 0 S: 2	H: 0 LOB: 0 BB: 1 P: 6	1B: 5 2B: 1 3B: 0 HR: 0	SF: 2 SAC: 1 DP: 2 HBP: 1	WP: 0 PA: 35 PB: 1 SB: 0 CS: 0
PITCHER Glen Hobbie, R (1, 1) ERA: 3.88	IP: 6.0 WLS: L BF: 27 H: 5 R: 3 ER: 2 SO: 3 BB: 4 IBB: 0 HBP: 1 BLK: 0 WP: 0 HR: 0 S: 28 P: 45 ERA: 3.00 WHIP: 1.500															PITCHER Ed Donnelly, R (7, 1) ERA: 2.89			

AB	29
R	1
H	3
RBI	1
BB	5
SO	9
LOB	17



AB	25
R	4
H	6
RBI	3
BB	6
SO	3
LOB	13



Batter	1	2	3	4	5	6	7	8	9	AB	R	H	RBI	BB	SO	LOB	TOP					
Tony Taylor, R OBP: 0.332, SLG: 0.395 (1,4)										5	1	3	1	0	0	1	Chicago Cubs @ Philadelphia Phillies Connie Mack Stadium, Philadelphia, PA Thu Aug 20 1959, 7:05 PM EDT Unknown livebaseballscorecards.com					
George Altman, L OBP: 0.326, SLG: 0.385 (1,8)										5	0	3	1	0	1	2						
Jim Marshall, L OBP: 0.337, SLG: 0.441 (1,3)										5	1	1	1	0	1	3						
14 Ernie Banks, R OBP: 0.379, SLG: 0.622 (1,6)										4	0	0	0	0	0	0						
Earl Averill, R OBP: 0.307, SLG: 0.484 (1,5)										3	0	0	0	1	2	0						
Bobby Thomson, R OBP: 0.314, SLG: 0.401 (1,9)										3	2	1	0	1	1	1						
Billy Williams, L OBP: 0.222, SLG: 0.269 (1,7)										3	0	1	0	1	0	2						
Sammy Taylor, L OBP: 0.323, SLG: 0.395 (1,2)										4	1	2	1	0	0	1						
Moe Drabowsky, R OBP: 0.163, SLG: 0.146 (1,1)										3	0	0	0	0	1	3						
Irv Noren, L OBP: 0.396, SLG: 0.422 (9, PH)										1	0	0	0	0	0	0						
Inning Stats	R: 0 E: 0 K: 2 S: 7	H: 1 LOB: 0 BB: 0 P: 7	R: 1 E: 1 K: 1 S: 8	H: 2 LOB: 2 BB: 0 P: 8	R: 1 E: 0 K: 0 S: 4	H: 2 LOB: 0 BB: 1 P: 4	R: 0 E: 0 K: 0 S: 2	H: 0 LOB: 0 BB: 1 P: 6	R: 1 E: 0 K: 1 S: 7	H: 2 LOB: 1 BB: 0 P: 7	R: 0 E: 0 K: 1 S: 5	H: 0 LOB: 1 BB: 1 P: 9	R: 0 E: 0 K: 0 S: 4	H: 1 LOB: 1 BB: 0 P: 4	R: 2 E: 1 K: 1 S: 7	H: 2 LOB: 2 BB: 1 P: 11	R: 0 E: 0 K: 0 S: 4	H: 1 LOB: 1 BB: 0 P: 4	1B: 6 2B: 3 3B: 0 HR: 2	SF: 0 SAC: 0 DP: 2 HBP: 0	WP: 1 PB: 0 SB: 1 CS: 1	PA: 39
PITCHER Ruben Gomez, R ERA: 5.91 (1,1)	IP: 9.0 WLS: W BF: 39	H: 11 R: 5 ER: 3 SO: 6	BB: 3 IBB: 0 HBP: 0 BLK: 1	WP: 1 HR: 2 S: 48 P: 60	ERA: 3.00 WHIP: 1.556																	

Batter	1	2	3	4	5	6	7	8	9	AB	R	H	RBI	BB	SO	LOB	BOTTOM					
Richie Ashburn, L OBP: 0.370, SLG: 0.320 (1,8)										3	1	1	0	2	0	0	Chicago Cubs @ Philadelphia Phillies Connie Mack Stadium, Philadelphia, PA Thu Aug 20 1959, 7:05 PM EDT Unknown livebaseballscorecards.com					
Sparky Anderson, R OBP: 0.274, SLG: 0.231 (1,4)										4	0	0	0	0	1	2						
Ed Bouchee, L OBP: 0.380, SLG: 0.449 (1,3)										2	1	1	0	1	0	0						
Wally Post, R OBP: 0.317, SLG: 0.467 (1,9)										3	1	1	2	1	0	1						
Gene Freese, R OBP: 0.350, SLG: 0.517 (1,5)										4	1	0	1	0	1	2						
Harry Anderson, L OBP: 0.326, SLG: 0.441 (1,7)										3	1	2	0	1	0	2						
Solly Drake, S OBP: 0.214, SLG: 0.132 (9,7)										0	0	0	0	0	0	0						
Joe Koppe, R OBP: 0.340, SLG: 0.390 (1,6)										4	2	1	1	0	0	2						
Carl Sawatski, L OBP: 0.381, SLG: 0.458 (1,2)										3	1	2	4	1	0	0						
Ruben Gomez, R OBP: 0.222, SLG: 0.176 (1,1)										4	0	0	0	0	1	3						
Inning Stats	R: 1 E: 0 K: 0 S: 3	H: 0 LOB: 2 BB: 3 P: 15	R: 0 E: 0 K: 0 S: 3	H: 0 LOB: 0 BB: 0 P: 3	R: 0 E: 0 K: 1 S: 5	H: 0 LOB: 0 BB: 0 P: 5	R: 3 E: 1 K: 0 S: 7	H: 4 LOB: 2 BB: 0 P: 7	R: 0 E: 0 K: 0 S: 3	H: 1 LOB: 0 BB: 0 P: 3	R: 0 E: 0 K: 2 S: 7	H: 0 LOB: 2 BB: 2 P: 15	R: 2 E: 0 K: 0 S: 3	H: 1 LOB: 0 BB: 1 P: 8	R: 2 E: 0 K: 0 S: 5	H: 2 LOB: 0 BB: 0 P: 5	R: 2 E: 0 K: 0 S: 5	H: 2 LOB: 0 BB: 0 P: 5	1B: 5 2B: 2 3B: 0 HR: 2	SF: 0 SAC: 0 DP: 2 HBP: 1	WP: 1 PB: 0 SB: 1 CS: 0	PA: 37
PITCHER Moe Drabowsky, R ERA: 4.09 (1,1)	IP: 8.0 WLS: L BF: 37	H: 8 R: 8 ER: 7 SO: 3	BB: 5 IBB: 1 HBP: 1 BLK: 0	WP: 1 HR: 2 S: 36 P: 61	ERA: 7.88 WHIP: 1.625																	

Batter	1	2	3	4	5	6	7	8	9	AB	R	H	RBI	BB	SO	LOB	TOP				
Jackie Brandt, R OBP: 0.324, SLG: 0.413 (1, 5)	K		F4	3B	BB			6-3		4	1	1	1	1	1	0	San Francisco Giants @ Philadelphia Phillies Connie Mack Stadium, Philadelphia, PA Fri Aug 21 1959, 7:05 PM EDT Att: 28,164 - Unknown				
Willie Mays, R OBP: 0.363, SLG: 0.533 (1, 8)	K		F7	F4	F8			K		5	0	0	0	0	2	5					
Willie McCovey, L OBP: 0.446, SLG: 0.776 Danny O'Connell, R OBP: 0.229, SLG: 0.229 (1, 3)	6-3		G3	WP	F8			4-3		5	1	1	2	0	0	0					
Orlando Cepeda, R OBP: 0.357, SLG: 0.549 (8, 3)		4-3			F5			K		5	1	1	0	0	2	0					
Willie Kirkland, L OBP: 0.330, SLG: 0.486 (1, 9)		F8						G3		5	2	3	1	0	0	0					
Daryl Spencer, R OBP: 0.329, SLG: 0.376 (1, 4)										4	1	2	0	1	0	2					
Eddie Bressoud, R OBP: 0.327, SLG: 0.423 (1, 6)										5	2	3	3	0	0	1					
Bob Schmidt, R OBP: 0.285, SLG: 0.376 (1, 2)										4	1	1	1	1	0	3					
Mike McCormick, L OBP: 0.170, SLG: 0.143 Stu Miller, R OBP: 0.093, SLG: 0.049 (1, 1)	K									3	1	0	0	0	1	2					
Inning Stats	R: 0 E: 0 K: 2 S: 7	H: 0 LOB: 0 BB: 0 P: 7	R: 2 E: 0 K: 1 S: 8	H: 3 LOB: 1 BB: 0 P: 8	R: 0 E: 0 K: 0 S: 3	H: 0 LOB: 0 BB: 0 P: 3	R: 7 E: 1 K: 1 S: 11	H: 5 LOB: 0 BB: 1 P: 15	R: 1 E: 1 K: 0 S: 6	H: 2 LOB: 3 BB: 1 P: 10	R: 0 E: 0 K: 0 S: 4	H: 0 LOB: 0 BB: 0 P: 4	R: 0 E: 0 K: 0 S: 3	H: 0 LOB: 0 BB: 0 P: 3	R: 0 E: 0 K: 1 S: 5	H: 1 LOB: 2 BB: 1 P: 10	1B: 6 2B: 4 3B: 2 HR: 0	SF: 0 SAC: 1 DP: 0 HBP: 0	WP: 1 PB: 0 SB: 0 CS: 0	PA: 44	
PITCHER	IP	WLS	BF	H	R	ER	SO	BB	IBB	HBP	BLK	WP	HR	S	P	ERA	WHIP				
Ray Semproch, R ERA: 5.54 Humberto Robinson, R ERA: 2.98 Jack Meyer, R ERA: 4.4 Taylor Phillips, L ERA: 6.04	3.2	L	21	8	9	5	3	1	0	0	0	0	0	26	30	12.27	2.455				

Batter	1	2	3	4	5	6	7	8	9	AB	R	H	RBI	BB	SO	LOB	BOTTOM					
Richie Ashburn, L OBP: 0.368, SLG: 0.316 (1, 8)	K			E4	6-3				6-3	4	2	0	0	1	1	1	San Francisco Giants @ Philadelphia Phillies Connie Mack Stadium, Philadelphia, PA Fri Aug 21 1959, 7:05 PM EDT Att: 28,164 - Unknown					
Sparky Anderson, R OBP: 0.272, SLG: 0.232 (1, 4)	K								4-3	4	0	1	1	1	1	0						
Ed Bouchee, L OBP: 0.381, SLG: 0.448 (1, 3)				F8						5	1	2	1	0	0	1						
Wally Post, R OBP: 0.319, SLG: 0.475 (1, 9)				L9						5	1	1	2	0	0	3						
Gene Freese, R OBP: 0.346, SLG: 0.510 Harry Hanebrink, L OBP: 0.291, SLG: 0.359 (1, 5)				F5						1	0	0	0	0	1	0						
Harry Anderson, L OBP: 0.322, SLG: 0.430 (1, 7)										3	0	0	0	1	1	4						
Joe Koppe, R OBP: 0.339, SLG: 0.391 (1, 6)										2	1	0	0	2	0	0						
Valmy Thomas, R OBP: 0.265, SLG: 0.258 (1, 2)										4	0	2	0	0	0	0						
Ray Semproch, R Humberto Robinson, R Bob Bowyer, R Jack Meyer, R Dave Philley, S Taylor Phillips, L	0.16 0.500 0.211 0.462 0.277	0.16 0.500 0.211 0.462 0.277	0.16 0.500 0.211 0.462 0.277	0.16 0.500 0.211 0.462 0.277	0.16 0.500 0.211 0.462 0.277	0.16 0.500 0.211 0.462 0.277	0.16 0.500 0.211 0.462 0.277	0.16 0.500 0.211 0.462 0.277	0.16 0.500 0.211 0.462 0.277	0.16 0.500 0.211 0.462 0.277	0.16 0.500 0.211 0.462 0.277	0.16 0.500 0.211 0.462 0.277	0.16 0.500 0.211 0.462 0.277	0.16 0.500 0.211 0.462 0.277	0.16 0.500 0.211 0.462 0.277	0.16 0.500 0.211 0.462 0.277	0.16 0.500 0.211 0.462 0.277					
Inning Stats	R: 0 E: 0 K: 2 S: 7	H: 0 LOB: 0 BB: 0 P: 7	R: 0 E: 0 K: 1 S: 5	H: 0 LOB: 0 BB: 0 P: 5	R: 0 E: 0 K: 1 S: 5	H: 0 LOB: 0 BB: 0 P: 5	R: 1 E: 0 K: 0 S: 5	H: 1 LOB: 1 BB: 0 P: 5	R: 1 E: 0 K: 0 S: 4	H: 1 LOB: 1 BB: 1 P: 8	R: 0 E: 0 K: 0 S: 4	H: 1 LOB: 2 BB: 2 P: 12	R: 2 E: 0 K: 1 S: 6	H: 1 LOB: 2 BB: 3 P: 18	R: 0 E: 0 K: 1 S: 6	H: 1 LOB: 1 BB: 0 P: 6	R: 1 E: 1 K: 0 S: 5	H: 1 LOB: 1 BB: 0 P: 5	1B: 2 2B: 3 3B: 0 HR: 1	SF: 1 SAC: 0 DP: 0 HBP: 0	WP: 0 PB: 0 SB: 0 CS: 0	PA: 41
PITCHER	IP	WLS	BF	H	R	ER	SO	BB	IBB	HBP	BLK	WP	HR	S	P	ERA	WHIP					
Mike McCormick, L Stu Miller, R	1.1 7.1	S	13	3	1	0	2	1	0	0	0	0	0	16	20	0.00	1.500					

Batter	1	2	3	4	5	6	7	8	9	AB	R	H	RBI	BB	SO	LOB	TOP																				
Jackie Brandt, R OBP: 0.323, SLG: 0.420 (1, 5)	F2		6-3		1-3		SH5-3		HR	4	1	1	1	0	0	0	San Francisco Giants @ Philadelphia Phillies Connie Mack Stadium, Philadelphia, PA Sat Aug 22 1959, 3:33 AM EDT Att: 9,888 - Unknown																				
Willie Mays, R OBP: 0.366, SLG: 0.532 (1, 8)	BB		6-3			F9	BB		2B	3	1	1	0	2	0	0																					
Willie McCovey, L OBP: 0.443, SLG: 0.753 Danny O'Connell, R OBP: 0.229, SLG: 0.229 (1, 3)	F8			FC6-4	1B	K	E2		F9	5	0	2	1	0	1	2																					
Orlando Cepeda, R OBP: 0.359, SLG: 0.553 (1, 7)		F7		FC6-4	1B		F6		F3	5	1	3	1	0	0	3																					
Willie Kirkland, L OBP: 0.329, SLG: 0.481 (1, 9)	G3		F6						F3	4	0	0	1	1	0	2																					
Daryl Spencer, R OBP: 0.332, SLG: 0.379 (1, 4)	HR		FC6-4			F5			1B	5	2	3	0	0	0	4																					
Hobie Landrith, L OBP: 0.250, SLG: 0.250 Jose Pagan, R OBP: 0.250, SLG: 0.250 Bob Schmidt, R OBP: 0.287, SLG: 0.377 (1, 2)	HR		K				SH3-4		FC6-4	2	1	1	2	1	1	2																					
Eddie Bressoud, R OBP: 0.323, SLG: 0.419 (1, 6)	F7						SH3-4		SF9	2	0	0	1	0	0	0																					
Al Worthington, R OBP: 0.091, SLG: 0.091 Dusty Rhodes, L OBP: 0.316, SLG: 0.294 Johnny Antonelli, L OBP: 0.161, SLG: 0.200 Gordon Jones, R (7, 1)	F9						SH5-3		1-3	2	0	0	0	0	0	0																					
Inning Stats	R: 0 E: 0 K: 0 S: 2	H: 0 LOB: 0 BB: 1 P: 6	R: 2 E: 0 K: 0 S: 5	H: 2 LOB: 0 BB: 0 P: 5	R: 0 E: 0 K: 1 S: 3	H: 0 LOB: 0 BB: 0 P: 3	R: 0 E: 0 K: 1 S: 7	H: 2 LOB: 2 BB: 0 P: 7	R: 0 E: 0 K: 0 S: 3	H: 0 LOB: 0 BB: 0 P: 3	R: 0 E: 0 K: 1 S: 6	H: 1 LOB: 2 BB: 1 P: 10	R: 2 E: 1 K: 0 S: 5	H: 2 LOB: 3 BB: 2 P: 13	R: 1 E: 0 K: 0 S: 5	H: 2 LOB: 1 BB: 0 P: 5		R: 3 E: 0 K: 0 S: 7	H: 4 LOB: 1 BB: 0 P: 7	1B: 9 2B: 2 3B: 0 HR: 2	SF: 1 SAC: 2 DP: 0 HBP: 0	WP: 0 PB: 0 SB: 0 CS: 0	PA: 43														
PITCHER	IP	WLS	BF	H	R	ER	SO	BB	IBB	HBP	BLK	WP	HR	S	P	ERA	WHIP	PITCHER		IP	WLS	BF	H	R	ER	SO	BB	IBB	HBP	BLK	WP	HR	S	P	ERA	WHIP	
Jim Owens, R ERA: 3.63 Ruben Gomez, R ERA: 6.21	8.0	L	36	9	5	5	2	3	1	0	0	0	1	36	52	5.62	1.500																				

AB	36
R	8
H	13
RBI	8
BB	4
SO	2
LOB	15



Batter	1	2	3	4	5	6	7	8	9	AB	R	H	RBI	BB	SO	LOB	BOTTOM																			
Solly Drake, S OBP: 0.239, SLG: 0.125 (1, 8)	F4		CS			G3		F9		2	0	0	0	2	0	0	San Francisco Giants @ Philadelphia Phillies Connie Mack Stadium, Philadelphia, PA Sat Aug 22 1959, 3:33 AM EDT Att: 9,888 - Unknown																			
Sparky Anderson, R OBP: 0.271, SLG: 0.230 Gene Freese, R OBP: 0.345, SLG: 0.508 (1, 4)	F9		K			SH3-4		K		2	0	0	0	0	1	1																				
Ed Bouchee, L OBP: 0.380, SLG: 0.445 (1, 3)	BB		F7			G3		K		3	0	0	0	1	1	1																				
Wally Post, R OBP: 0.318, SLG: 0.473 (1, 9)	F6			G4-6-3	1B	6-3		F3		4	0	1	0	0	0	2																				
Harry Hanebrink, L OBP: 0.289, SLG: 0.366 (1, 5)	K			G4-6-3		F6				4	0	1	0	0	1	1																				
Harry Anderson, L OBP: 0.319, SLG: 0.425 (1, 7)	F4		F7			F9		6-3		4	0	0	0	0	0	1																				
Joe Koppe, R OBP: 0.339, SLG: 0.394 (1, 6)	1B					F4		E5		3	1	1	0	0	0	0																				
Carl Sawatski, L OBP: 0.380, SLG: 0.456 (1, 2)	2B					4-3		F6		3	0	1	1	0	0	1																				
Jim Owens, R OBP: 0.141, SLG: 0.085 Richie Ashburn, L OBP: 0.367, SLG: 0.316 Ruben Gomez, R OBP: 0.222, SLG: 0.176 (1, 1)	K					K		5-3		2	0	0	0	0	2	1																				
Inning Stats	R: 0 E: 0 K: 0 S: 3	H: 0 LOB: 1 BB: 1 P: 7	R: 1 E: 0 K: 2 S: 9	H: 2 LOB: 1 BB: 0 P: 9	R: 0 E: 0 K: 1 S: 4	H: 0 LOB: 0 BB: 1 P: 8	R: 0 E: 0 K: 0 S: 3	H: 1 LOB: 0 BB: 0 P: 3	R: 0 E: 0 K: 1 S: 5	H: 0 LOB: 0 BB: 0 P: 5	R: 0 E: 0 K: 0 S: 3	H: 0 LOB: 1 BB: 1 P: 7	R: 0 E: 1 K: 0 S: 4	H: 0 LOB: 1 BB: 0 P: 4	R: 0 E: 0 K: 1 S: 5	H: 0 LOB: 0 BB: 0 P: 5		R: 0 E: 0 K: 1 S: 6	H: 1 LOB: 1 BB: 0 P: 6	1B: 2 2B: 2 3B: 0 HR: 0	SF: 0 SAC: 1 DP: 1 HBP: 0	WP: 0 PB: 0 SB: 0 CS: 1	PA: 33													
PITCHER	IP	WLS	BF	H	R	ER	SO	BB	IBB	HBP	BLK	WP	HR	S	P	ERA	WHIP	PITCHER		IP	WLS	BF	H	R	ER	SO	BB	IBB	HBP	BLK	WP	HR	S	P	ERA	WHIP
Al Worthington, R ERA: 3.79 Gordon Jones, R ERA: 3.83	6.0	W	22	3	1	1	4	3	0	0	0	0	0	27	39	1.50	1.000																			



Batter	1	2	3	4	5	6	7	8	9	AB	R	H	RBI	BB	SO	LOB	TOP								
Jim Gilliam, S OBP: 0.408, SLG: 0.355 (1, 4)										5	1	1	0	0	1	3	Los Angeles Dodgers @ Philadelphia Phillies Connie Mack Stadium, Philadelphia, PA Mon Aug 24 1959, 7:05 PM EDT Att: 10,832 - Unknown								
Wally Moon, L OBP: 0.391, SLG: 0.459 (1, 7)										4	2	1	0	1	0	0									
Norm Larker, L OBP: 0.328, SLG: 0.431 (1, 9) (7, 3)										4	3	2	1	1	2	0									
Duke Snider, L OBP: 0.392, SLG: 0.559 (1, 8) (7, 9)										4	1	0	1	1	1	2									
Gil Hodges, R OBP: 0.389, SLG: 0.563 (1, 3) Don Demeter, R OBP: 0.291, SLG: 0.440 (7, 8)										4	1	3	5	0	1	0									
John Roseboro, L OBP: 0.333, SLG: 0.361 (1, 2)										4	0	0	0	0	1	3									
Don Zimmer, R OBP: 0.283, SLG: 0.258 (1, 5)										3	0	1	0	1	0	0									
Maury Wills, S OBP: 0.265, SLG: 0.252 (1, 6)										4	0	1	1	0	2	1									
Sandy Koufax, R OBP: 0.163, SLG: 0.195 (1, 1)										4	0	0	0	0	3	3									
Inning Stats	R: 4 E: 0 K: 1 S: 18	H: 3 LOB: 3 BB: 4 P: 40	R: 3 E: 0 K: 0 S: 12	H: 4 LOB: 1 BB: 0 P: 15	R: 0 E: 0 K: 1 S: 6	H: 0 LOB: 0 BB: 0 P: 9	R: 0 E: 0 K: 3 S: 10	H: 1 LOB: 1 BB: 0 P: 16	R: 0 E: 0 K: 2 S: 7	H: 0 LOB: 0 BB: 0 P: 7	R: 0 E: 0 K: 1 S: 8	H: 0 LOB: 0 BB: 0 P: 13	R: 0 E: 0 K: 1 S: 8	H: 0 LOB: 0 BB: 0 P: 16	R: 0 E: 0 K: 2 S: 7	H: 0 LOB: 0 BB: 0 P: 9	R: 0 E: 0 K: 1 S: 4	H: 0 LOB: 0 BB: 0 P: 6	R: 1 E: 0 K: 0 S: 4	H: 1 LOB: 0 BB: 0 P: 6	1B: 7 2B: 0 3B: 0 HR: 2	SF: 0 SAC: 0 DP: 0 HBP: 0	WP: 1 PB: 0 SB: 0 CS: 0	PA: 40	
PITCHER	IP	WLS	BF	H	R	ER	SO	BB	IBB	HBP	BLK	WP	HR	S	P	ERA	WHIP								
Ed Keegan, R ERA: 108.0 (1, 1)	0.1	L	7	2	4	4	0	4	0	0	0	1	0	10	28	108.00	18.000								
Taylor Phillips, L ERA: 6.29 (3, 1)	1.2		10	5	3	3	1	0	0	0	0	0	1	20	27	16.20	3.000								
Jack Meyer, R ERA: 4.11 (8, 1)	5.0		16	1	0	0	8	0	0	0	0	0	0	39	61	0.00	0.200								
Ray Semproch, R ERA: 5.52 (8, 1)	2.0		7	1	1	1	2	0	0	0	0	0	1	11	15	4.50	0.500								

Batter	1	2	3	4	5	6	7	8	9	AB	R	H	RBI	BB	SO	LOB	BOTTOM								
Richie Ashburn, L OBP: 0.368, SLG: 0.314 (1, 8)										2	1	0	0	2	1	0	Los Angeles Dodgers @ Philadelphia Phillies Connie Mack Stadium, Philadelphia, PA Mon Aug 24 1959, 7:05 PM EDT Att: 10,832 - Unknown								
Sparky Anderson, R OBP: 0.271, SLG: 0.233 (1, 4)										4	0	1	0	0	2	1									
Ed Bouchee, L OBP: 0.381, SLG: 0.446 (1, 3)										3	0	1	0	1	0	1									
Wally Post, R OBP: 0.315, SLG: 0.468 (1, 9)										4	0	0	0	0	2	5									
Gene Freese, R OBP: 0.344, SLG: 0.505 (1, 5)										4	0	1	0	0	1	4									
Harry Anderson, L OBP: 0.316, SLG: 0.421 (1, 7)										4	0	0	0	0	1	3									
Joe Koppe, R OBP: 0.341, SLG: 0.403 (1, 6)										3	1	1	1	1	0	0									
Valmy Thomas, R OBP: 0.259, SLG: 0.252 Dave Philley, S OBP: 0.365, SLG: 0.490 (9, PH)										3	0	0	0	0	2	0									
Ed Keegan, R Taylor Phillips, L Jack Meyer, R Bob Bowman, R Ray Semproch, R Jim Bolger, R (1, 1) (1, 1) (1, 1) (7, PH) (8, 1) (9, PH)										0	0	0	0	0	0	0									
Inning Stats	R: 0 E: 0 K: 1 S: 8	H: 0 LOB: 0 BB: 0 P: 14	R: 0 E: 0 K: 1 S: 9	H: 0 LOB: 0 BB: 0 P: 13	R: 0 E: 0 K: 2 S: 8	H: 0 LOB: 0 BB: 0 P: 11	R: 1 E: 1 K: 2 S: 13	H: 1 LOB: 2 BB: 1 P: 20	R: 0 E: 0 K: 1 S: 7	H: 0 LOB: 0 BB: 0 P: 9	R: 0 E: 0 K: 2 S: 13	H: 1 LOB: 2 BB: 1 P: 25	R: 1 E: 0 K: 2 S: 9	H: 1 LOB: 0 BB: 0 P: 13	R: 0 E: 0 K: 1 S: 12	H: 0 LOB: 1 BB: 1 P: 19	R: 0 E: 0 K: 1 S: 10	H: 1 LOB: 2 BB: 1 P: 18	R: 0 E: 0 K: 1 S: 4	H: 1 LOB: 2 BB: 1 P: 6	1B: 1 2B: 2 3B: 0 HR: 1	SF: 0 SAC: 0 DP: 0 HBP: 0	WP: 2 PB: 0 SB: 0 CS: 0	PA: 36	
PITCHER	IP	WLS	BF	H	R	ER	SO	BB	IBB	HBP	BLK	WP	HR	S	P	ERA	WHIP								
Sandy Koufax, L ERA: 3.89 (1, 1)	9.0	W	36	4	2	2	13	4	0	0	0	2	1	89	142	2.00	0.889								

AB	36
R	8
H	9
RBI	8
BB	4
SO	11
LOB	12



Batter	1	2	3	4	5	6	7	8	9	AB	R	H	RBI	BB	SO	LOB	TOP				
Jim Gilliam, S OBP: 0.408, SLG: 0.354 (1, 4)	F5		L7		F3		1B		E S BB	4	0	1	0	1	0	0	Los Angeles Dodgers @ Philadelphia Phillies Connie Mack Stadium, Philadelphia, PA Tue Aug 25 1959, 7:05 PM EDT Att: 18,140 - Unknown livebaseballscorecards.com				
Wally Moon, L OBP: 0.393, SLG: 0.466 (1, 7)	HR		1B		2B		4-3		F7	5	2	3	0	0	0	3					
Norm Larker, L OBP: 0.327, SLG: 0.428 (8, 3)	F5		1B		4-3				L9	4	0	1	1	0	0	2					
Duke Snider, L OBP: 0.390, SLG: 0.565 (8, 9)	2H		K				F8		F7	4	1	1	2	0	1	1					
Gil Hodges, R OBP: 0.390, SLG: 0.570 Don Demeter, R OBP: 0.291, SLG: 0.440 (8, PR)	K				HR		6-3		2B BB	3	1	1	1	1	1	0					
John Roseboro, L OBP: 0.332, SLG: 0.363 (1, 2)							F4		1-H	4	0	1	1	0	0	0					
Don Zimmer, R OBP: 0.279, SLG: 0.254 (1, 5)									2B	4	0	0	0	0	1	2					
Maury Wills, S OBP: 0.256, SLG: 0.245 (1, 6)										4	0	0	0	0	0	0					
Johnny Podres, L OBP: 0.300, SLG: 0.268 Larry Sherry, R OBP: 0.263, SLG: 0.421 (8, 1)							1B		K	3	0	1	0	0	1	0					
Inning Stats	R: 2 E: 0 K: 1 S: 15	H: 2 LOB: 0 BB: 0 P: 24	R: 0 E: 0 K: 0 S: 6	H: 0 LOB: 0 BB: 0 P: 8	R: 1 E: 0 K: 1 S: 11	H: 2 LOB: 1 BB: 0 P: 15	R: 1 E: 0 K: 1 S: 8	H: 1 LOB: 0 BB: 0 P: 14	R: 0 E: 0 K: 0 S: 14	H: 0 LOB: 0 BB: 0 P: 20	R: 0 E: 0 K: 0 S: 6	H: 2 LOB: 2 BB: 0 P: 18	R: 1 E: 0 K: 0 S: 11	H: 1 LOB: 2 BB: 1 P: 19	R: 0 E: 0 K: 1 S: 10	H: 0 LOB: 1 BB: 1 P: 21	1B: 4 2B: 3 3B: 0 HR: 2	SF: 0 SAC: 0 DP: 0 HBP: 0	WP: 0 PB: 0 SB: 2 CS: 0	PA: 38	
PITCHER	IP	WLS	BF	H	R	ER	SO	BB	IBB	HBP	BLK	WP	HR	S	P	ERA	WHIP				
Robin Roberts, R ERA: 4.44 Turk Farrell, R ERA: 4.5	8.0	L	34	9	5	5	4	1	0	0	0	0	2	82	127	5.62	1.250				
PITCHER	IP	WLS	BF	H	R	ER	SO	BB	IBB	HBP	BLK	WP	HR	S	P	ERA	WHIP				
Robin Roberts, R ERA: 4.44 Turk Farrell, R ERA: 4.5	1.0		4	0	0	0	1	1	0	0	0	0	0	10	21	0.00	1.000				

Batter	1	2	3	4	5	6	7	8	9	AB	R	H	RBI	BB	SO	LOB	BOTTOM					
Richie Ashburn, L OBP: 0.366, SLG: 0.313 (1, 8)	E4		F2		F7			BB	5-3	5	0	1	0	0	0	1	Los Angeles Dodgers @ Philadelphia Phillies Connie Mack Stadium, Philadelphia, PA Tue Aug 25 1959, 7:05 PM EDT Att: 18,140 - Unknown livebaseballscorecards.com					
Sparky Anderson, R OBP: 0.271, SLG: 0.233 (1, 4)	G4-6-3		L9				5-3			4	0	1	0	0	0	1						
Ed Bouchee, L OBP: 0.378, SLG: 0.442 (1, 3)	K				4-3		5-3		F5	4	0	0	0	0	1	3						
Wally Post, R OBP: 0.314, SLG: 0.466 (1, 9)							F2		SF7	3	0	1	1	0	0	0						
Gene Freese, R OBP: 0.343, SLG: 0.500 (1, 5)									3-H	3	0	0	0	1	1	1						
Harry Anderson, L OBP: 0.320, SLG: 0.430 (1, 7)							K		1-2	3	0	0	0	1	1	1						
Joe Koppe, R OBP: 0.340, SLG: 0.401 (1, 6)									1-2	3	1	2	1	1	0	3						
Valmy Thomas, R OBP: 0.254, SLG: 0.246 Harry Hanebrink, L OBP: 0.236, SLG: 0.386 (9, PH)									L9	3	1	2	1	1	0	3						
Joe Koppe, R OBP: 0.340, SLG: 0.401 (1, 6)										4	0	1	0	0	2	3						
Valmy Thomas, R OBP: 0.254, SLG: 0.246 Harry Hanebrink, L OBP: 0.236, SLG: 0.386 (9, PH)										3	0	0	0	0	0	2						
Robin Roberts, S OBP: 0.211, SLG: 0.239 Bob Bowman, R OBP: 0.171, SLG: 0.208 Turk Farrell, R Carl Sawatski, L OBP: 0.378, SLG: 0.453 (9, PH)										1	0	1	0	0	0	0						
Robin Roberts, S OBP: 0.211, SLG: 0.239 Bob Bowman, R OBP: 0.171, SLG: 0.208 Turk Farrell, R Carl Sawatski, L OBP: 0.378, SLG: 0.453 (9, PH)										0	1	0	0	1	0	0						
Robin Roberts, S OBP: 0.211, SLG: 0.239 Bob Bowman, R OBP: 0.171, SLG: 0.208 Turk Farrell, R Carl Sawatski, L OBP: 0.378, SLG: 0.453 (9, PH)										0	0	0	0	0	0	0						
Robin Roberts, S OBP: 0.211, SLG: 0.239 Bob Bowman, R OBP: 0.171, SLG: 0.208 Turk Farrell, R Carl Sawatski, L OBP: 0.378, SLG: 0.453 (9, PH)										1	0	0	0	0	1	1						
Inning Stats	R: 0 E: 1 K: 1 S: 6	H: 0 LOB: 0 BB: 0 P: 8	R: 1 E: 0 K: 0 S: 14	H: 2 LOB: 1 BB: 0 P: 24	R: 0 E: 0 K: 0 S: 7	H: 0 LOB: 0 BB: 0 P: 8	R: 0 E: 0 K: 1 S: 8	H: 1 LOB: 2 BB: 1 P: 17	R: 0 E: 0 K: 0 S: 5	H: 0 LOB: 0 BB: 0 P: 8	R: 0 E: 0 K: 0 S: 6	H: 0 LOB: 0 BB: 0 P: 10	R: 0 E: 0 K: 2 S: 13	H: 1 LOB: 1 BB: 0 P: 17	R: 1 E: 0 K: 0 S: 11	H: 2 LOB: 3 BB: 2 P: 21	R: 0 E: 0 K: 1 S: 10	H: 1 LOB: 1 BB: 0 P: 12	1B: 5 2B: 1 3B: 0 HR: 1	SF: 1 SAC: 0 DP: 1 HBP: 0	WP: 0 PB: 0 SB: 0 CS: 0	PA: 37
PITCHER	IP	WLS	BF	H	R	ER	SO	BB	IBB	HBP	BLK	WP	HR	S	P	ERA	WHIP					
Johnny Podres, L ERA: 3.96 Larry Sherry, R ERA: 2.17	7.0	W	29	6	2	2	4	2	0	0	0	0	0	17	101	2.57	1.143					
PITCHER	IP	WLS	BF	H	R	ER	SO	BB	IBB	HBP	BLK	WP	HR	S	P	ERA	WHIP					
Johnny Podres, L ERA: 3.96 Larry Sherry, R ERA: 2.17	2.0	S	8	1	0	0	1	1	0	0	0	0	0	17	24	0.00	1.000					

Los Angeles Dodgers @ Philadelphia Phillies
Connie Mack Stadium, Philadelphia, PA
 Tue Aug 25 1959, 7:05 PM EDT
 Att: 18,140 - Unknown



Batter	1	2	3	4	5	6	7	8	9	AB	R	H	RBI	BB	SO	LOB	TOP					
Jackie Brandt, R (1.5) OBP: 0.327, SLG: 0.416	F5		K			K		F8		4	0	0	0	0	2	0	San Francisco Giants @ Philadelphia Phillies Connie Mack Stadium, Philadelphia, PA Thu Aug 27 1959, 3:33 AM EDT Sunny					
Willie Mays, R (1.8) OBP: 0.363, SLG: 0.527	5-3			4-3		F6		F7		4	0	0	0	0	0	0						
Willie McCovey, L (1.3) OBP: 0.439, SLG: 0.701	WP 1B			F9-3 BB		K			K	3	0	1	0	1	2	0						
Orlando Cepeda, R (1.7) OBP: 0.356, SLG: 0.543	K			F9-3 1-2			2B 1B		F4	4	1	1	0	0	1	2						
Willie Kirkland, L (1.9) OBP: 0.328, SLG: 0.479		6-3			6-3		1-H 2B			4	0	2	1	0	0	0						
Daryl Spencer, R (1.4) OBP: 0.332, SLG: 0.392		G4-6-3 1B			HR		5-3		F8	4	1	2	1	0	0	2						
Eddie Bressoud, R (1.6) OBP: 0.322, SLG: 0.417		G4-6-3 1-2			G3 2B		K			3	0	1	0	0	1	2						
Bob Schmidt, R (1.2) OBP: 0.284, SLG: 0.373			6-3			G3		5-3		2	0	0	0	0	0	1						
Dusty Rhodes, L (7, PH) OBP: 0.325, SLG: 0.306										1	0	0	0	0	0	1						
Jim Hegan, R (7.2) OBP: 0.250, SLG: 0.242						2-3				0	0	0	0	0	0	0						
Mike McCormick, L (1.1) OBP: 0.164, SLG: 0.137										2	0	0	0	0	0	1						
Gordon Jones, R (6.1)										0	0	0	0	0	0	0						
Eddie Fisher, R (6.1)										0	0	0	0	0	0	0						
Felipe Alou, R (8, PH) OBP: 0.315, SLG: 0.463										1	0	0	0	0	0	0						
Bud Byerly, R (8.1)										0	0	0	0	0	0	0						
Inning Stats	R: 0 E: 0 K: 1 S: 6	H: 1 LOB: 1 BB: 0 P: 6	R: 0 E: 0 K: 0 S: 3	H: 1 LOB: 0 BB: 0 P: 3	R: 0 E: 0 K: 1 S: 5	H: 0 LOB: 0 BB: 0 P: 5	R: 0 E: 0 K: 0 S: 2	H: 0 LOB: 0 BB: 1 P: 6	R: 1 E: 0 K: 0 S: 5	H: 2 LOB: 1 BB: 0 P: 5	R: 0 E: 0 K: 2 S: 7	H: 0 LOB: 0 BB: 0 P: 7	R: 1 E: 0 K: 1 S: 7	H: 2 LOB: 1 BB: 0 P: 7	R: 0 E: 0 K: 0 S: 3	H: 0 LOB: 0 BB: 0 P: 3	R: 0 E: 0 K: 1 S: 6	H: 1 LOB: 1 BB: 0 P: 6	1B: 4 2B: 3 3B: 0 HR: 1	SF: 0 SAC: 0 DP: 2 HBP: 0	WP: 1 PB: 0 SB: 0 CS: 0	PA: 33
PITCHER Jim Owens, R (1.1) ERA: 3.56	IP: 9.0 WLS: W BF: 33 H: 7 R: 2 ER: 2 SO: 6 BB: 1 IBB: 0 HBP: 0 BLK: 0 WP: 1 HR: 1 S: 44 P: 48 ERA: 2.00 WHIP: 0.889															PITCHER	IP: 9.0 WLS: W BF: 33 H: 7 R: 2 ER: 2 SO: 6 BB: 1 IBB: 0 HBP: 0 BLK: 0 WP: 1 HR: 1 S: 44 P: 48 ERA: 2.00 WHIP: 0.889					

Batter	1	2	3	4	5	6	7	8	9	AB	R	H	RBI	BB	SO	LOB	BOTTOM			
Richie Ashburn, L (1.8) OBP: 0.367, SLG: 0.314	K		G3-6 1-2		F7	1-2 3-H 1B		1-2 1B		5	0	2	1	0	1	1	San Francisco Giants @ Philadelphia Phillies Connie Mack Stadium, Philadelphia, PA Thu Aug 27 1959, 3:33 AM EDT Sunny			
Joe Koppe, R (1.6) OBP: 0.338, SLG: 0.408	6-3		F4			HR K		L6-4 2-3		5	1	1	1	0	1	4				
Ed Bouchee, L (1.3) OBP: 0.379, SLG: 0.454				F5		4-3 1B 3B				4	2	2	1	0	0	0				
Wally Post, R (1.9) OBP: 0.311, SLG: 0.462	E5			F4		F7		F3		4	0	0	0	0	0	1				
Gene Freese, R (1.5) OBP: 0.348, SLG: 0.511	F6			1B BB		HR 3-H 1B		1B		3	1	2	2	1	0	1				
Harry Anderson, L (1.7) OBP: 0.322, SLG: 0.431			F5							2	0	1	0	0	0	0				
Solly Drake, S (6, FR) OBP: 0.255, SLG: 0.146				1-2 1B		BB 1B HBP		G6-3 1B		1	1	1	0	0	0	0				
Sparky Anderson, R (1.4) OBP: 0.270, SLG: 0.232			F8		F1			G6-3 1-2 1B BB		3	1	0	0	1	0	4				
Joe Lonnett, R (1.2) OBP: 0.326, SLG: 0.250		F2			F6	1B 1B BB		L6-4 1B 1B		3	1	1	0	1	0	0				
Jim Owens, R (1.1) OBP: 0.162, SLG: 0.111			G3-6 1B		F9	1-3 2-H 3-H 1B		K		4	0	2	2	0	1	1				
Inning Stats	R: 1 E: 1 K: 1 S: 7	H: 1 LOB: 1 BB: 0 P: 7	R: 0 E: 0 K: 0 S: 3	H: 0 LOB: 0 BB: 0 P: 3	R: 0 E: 0 K: 0 S: 3	H: 1 LOB: 0 BB: 0 P: 3	R: 0 E: 0 K: 0 S: 4	H: 1 LOB: 2 BB: 1 P: 8	R: 0 E: 0 K: 0 S: 3	H: 0 LOB: 0 BB: 0 P: 3	R: 5 E: 0 K: 1 S: 9	H: 4 LOB: 2 BB: 2 P: 18	R: 1 E: 0 K: 0 S: 5	H: 3 LOB: 1 BB: 0 P: 5	R: 0 E: 0 K: 1 S: 6	H: 2 LOB: 1 BB: 0 P: 6	1B: 8 2B: 1 3B: 1 HR: 3	SF: 0 SAC: 0 DP: 3 HBP: 1	WP: 0 PB: 0 SB: 0 CS: 0	PA: 38
PITCHER Mike McCormick, L (1.1) ERA: 4.31	IP: 5.2 WLS: L BF: 25 H: 5 R: 5 ER: 5 SO: 1 BB: 2 IBB: 0 HBP: 0 BLK: 0 WP: 0 HR: 3 S: 24 P: 33 ERA: 7.94 WHIP: 1.235															PITCHER	IP: 5.2 WLS: L BF: 25 H: 5 R: 5 ER: 5 SO: 1 BB: 2 IBB: 0 HBP: 0 BLK: 0 WP: 0 HR: 3 S: 24 P: 33 ERA: 7.94 WHIP: 1.235			
Gordon Jones, R (6.1) ERA: 4.05	0.0 WLS: L BF: 3 H: 2 R: 1 ER: 1 SO: 0 BB: 1 IBB: 0 HBP: 0 BLK: 0 WP: 0 HR: 0 S: 2 P: 6 ERA: 6.75 WHIP: 2.250															PITCHER	0.0 WLS: L BF: 3 H: 2 R: 1 ER: 1 SO: 0 BB: 1 IBB: 0 HBP: 0 BLK: 0 WP: 0 HR: 0 S: 2 P: 6 ERA: 6.75 WHIP: 2.250			
Eddie Fisher, R (6.1) ERA: 6.57	1.1 WLS: L BF: 6 H: 3 R: 1 ER: 1 SO: 1 BB: 0 IBB: 0 HBP: 0 BLK: 0 WP: 0 HR: 0 S: 8 P: 8 ERA: 0.00 WHIP: 2.000															PITCHER	1.1 WLS: L BF: 6 H: 3 R: 1 ER: 1 SO: 1 BB: 0 IBB: 0 HBP: 0 BLK: 0 WP: 0 HR: 0 S: 8 P: 8 ERA: 0.00 WHIP: 2.000			
Bud Byerly, R (8.1) ERA: 1.8	1.0 WLS: L BF: 4 H: 2 R: 0 ER: 0 SO: 1 BB: 0 IBB: 0 HBP: 0 BLK: 0 WP: 0 HR: 0 S: 6 P: 6 ERA: 0.00 WHIP: 2.000															PITCHER	1.0 WLS: L BF: 4 H: 2 R: 0 ER: 0 SO: 1 BB: 0 IBB: 0 HBP: 0 BLK: 0 WP: 0 HR: 0 S: 6 P: 6 ERA: 0.00 WHIP: 2.000			

AB	32
R	2
H	7
RBI	2
BB	1
SO	6
LOB	9

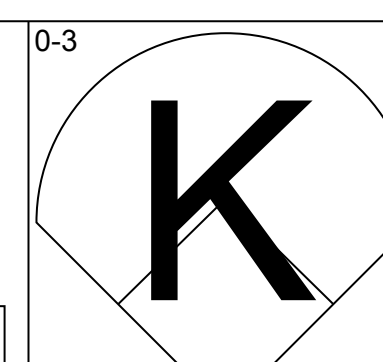
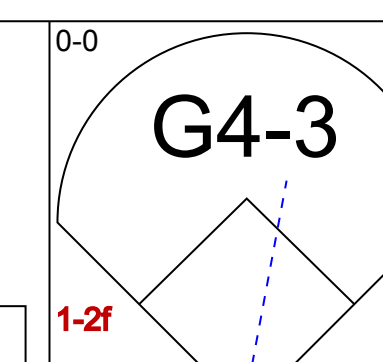
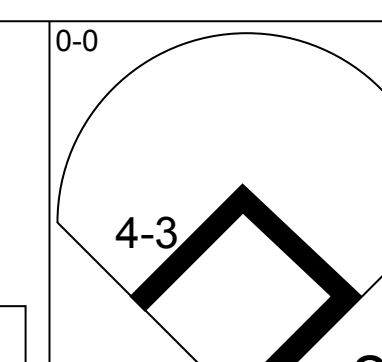
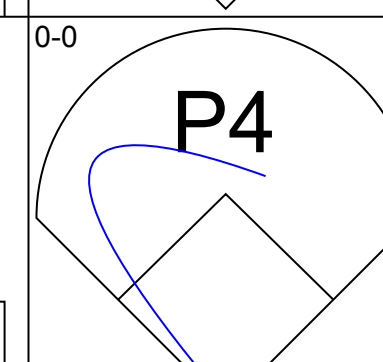
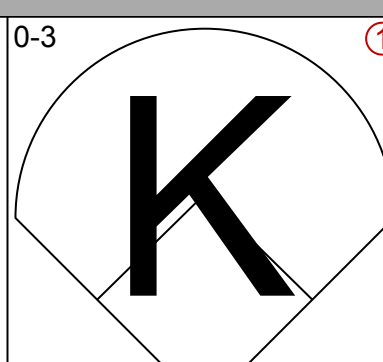
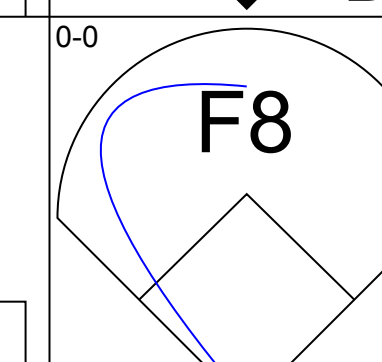
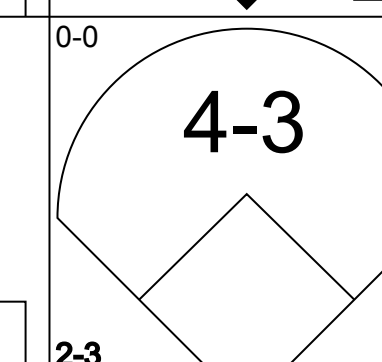
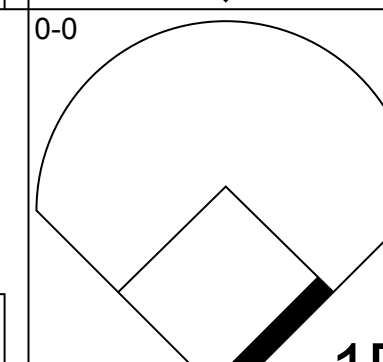
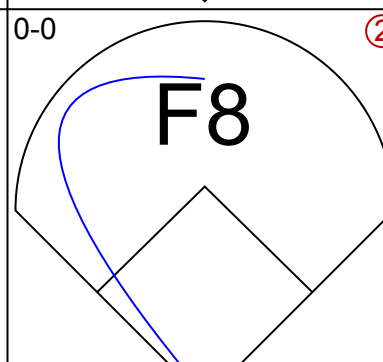
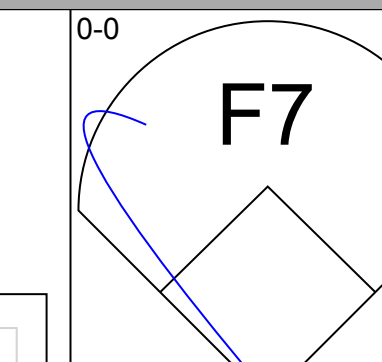
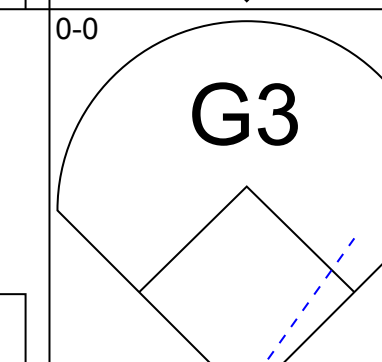
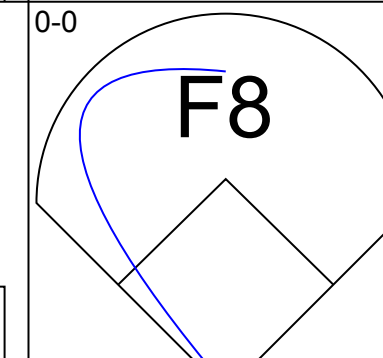
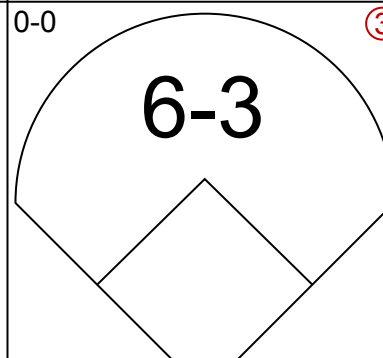
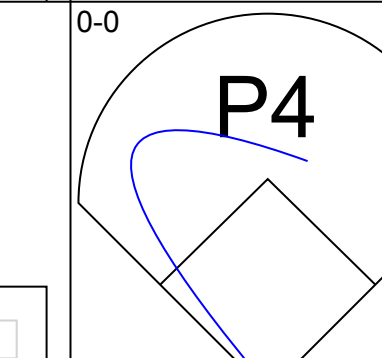
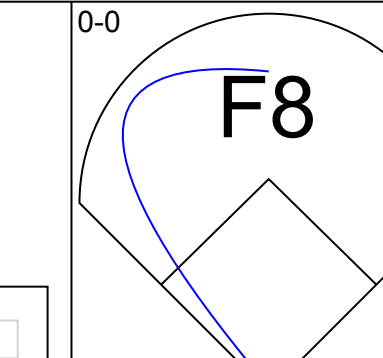
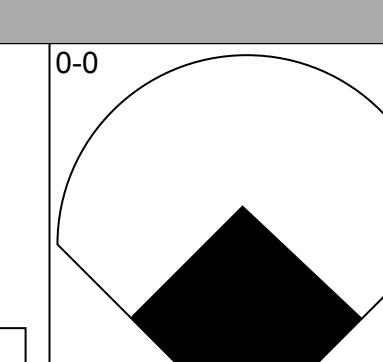
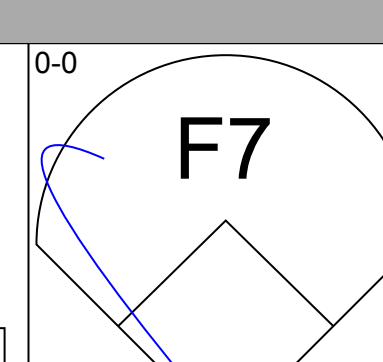
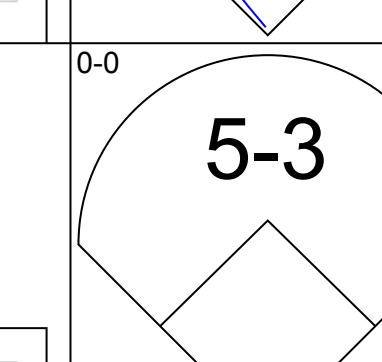
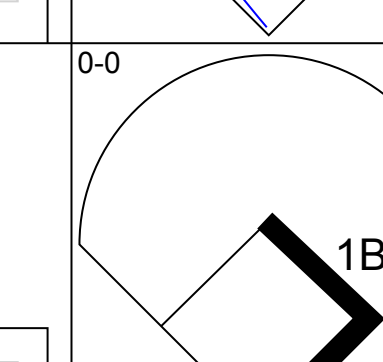
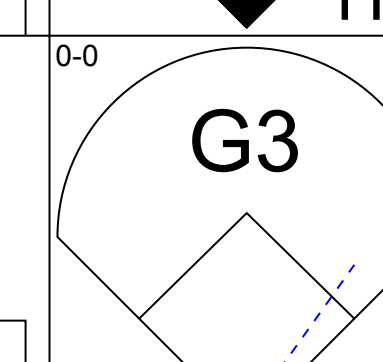
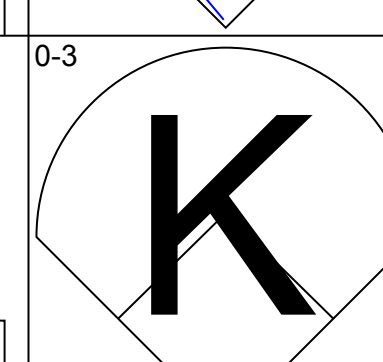
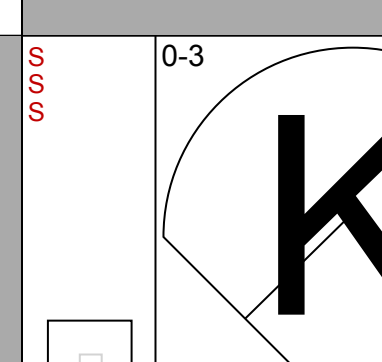
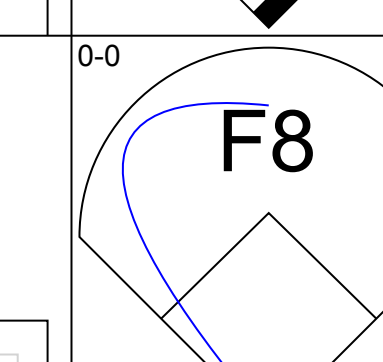
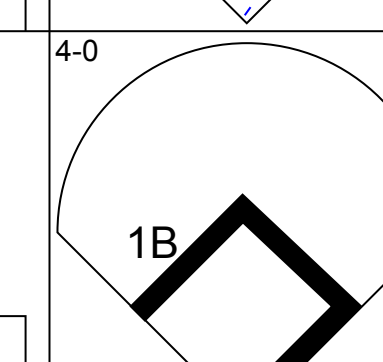
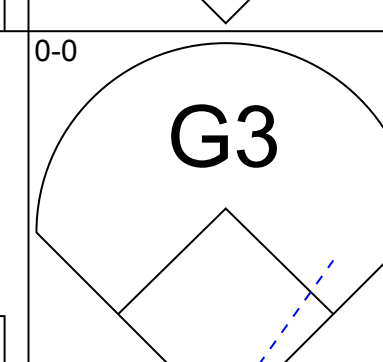
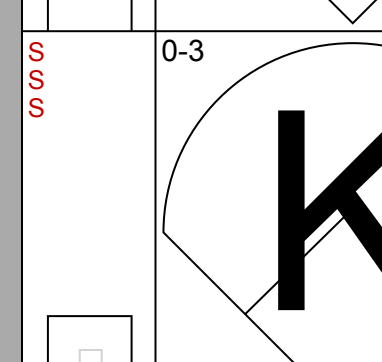
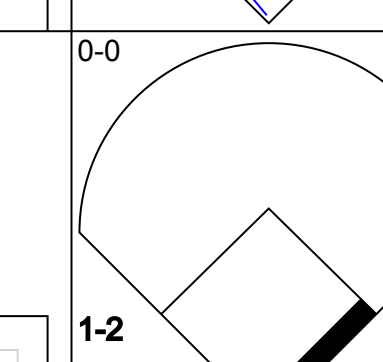
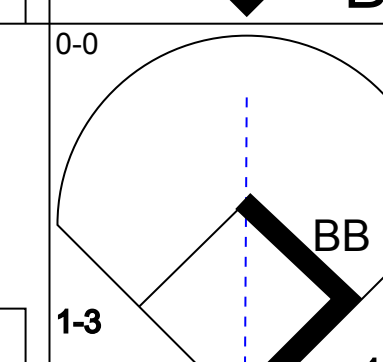
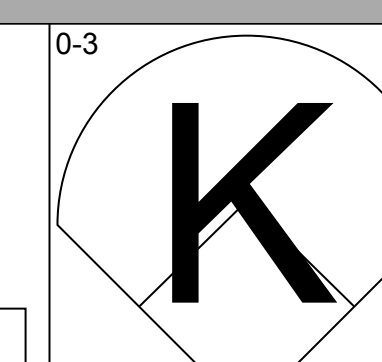
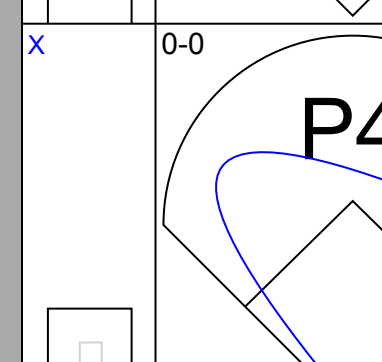
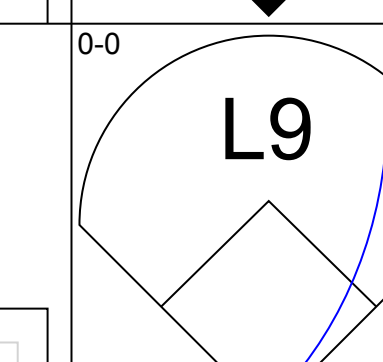
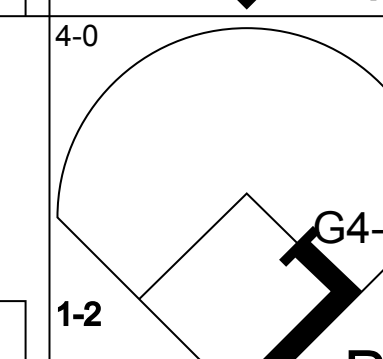
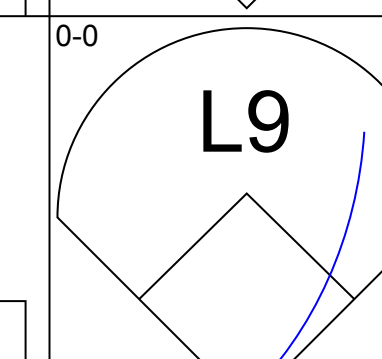
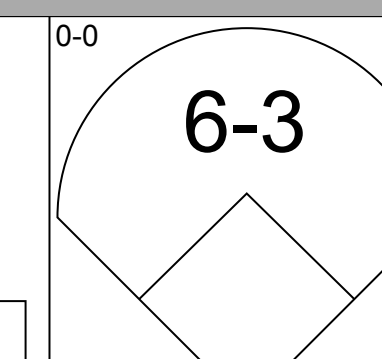


Batter	1	2	3	4	5	6	7	8	9	AB	R	H	RBI	BB	SO	LOB	TOP						
Richie Ashburn, L OBP: 0.364, SLG: 0.311	F7			F9		F9			K	4	0	0	0	0	1	0	Philadelphia Phillies @ Pittsburgh Pirates Forbes Field, Pittsburgh, PA Fri Aug 28 1959, 7:05 PM EDT Att: 20,926 - Unknown						
Joe Koppe, R OBP: 0.333, SLG: 0.401	F8			1-3			6-3		K	4	0	0	0	0	1	0							
Ed Bouchee, L OBP: 0.373, SLG: 0.447	F7			K			L8		5-3	4	0	0	0	0	1	0							
Wally Post, R OBP: 0.319, SLG: 0.467		G6-3 1B				1B				3	0	3	0	0	0	0							
Harry Anderson, L OBP: 0.323, SLG: 0.430		G6-3				1B			1-3	3	0	1	0	0	0	2							
Gene Freese, R OBP: 0.345, SLG: 0.505						F7			L5	3	0	0	0	0	1	2							
Sparky Anderson, R OBP: 0.271, SLG: 0.233						G4-3			E6	3	0	1	0	0	0	2							
Joe Lonnett, R OBP: 0.323, SLG: 0.247									K	1	0	0	0	0	0	1							
Carl Sawatski, L OBP: 0.373, SLG: 0.441									K	2	0	0	0	0	2	1							
Ed Keegan, R OBP: 0.093, SLG: 0.083									4-3	1	0	0	0	0	1	0							
Jack Meyer, R OBP: 0.302, SLG: 0.381										0	0	0	0	0	0	0							
Harry Hanebrink, L OBP: 0.169, SLG: 0.205										1	0	0	0	0	0	1							
Bob Bowman, R OBP: 0.169, SLG: 0.205										1	0	0	0	0	0	1							
Inning Stats	R: 0 E: 0 K: 0 S: 3	H: 0 LOB: 0 BB: 0 P: 3	R: 0 E: 0 K: 1 S: 5	H: 1 LOB: 0 BB: 0 P: 5	R: 0 E: 0 K: 1 S: 5	H: 1 LOB: 0 BB: 0 P: 5	R: 0 E: 0 K: 1 S: 5	H: 0 LOB: 0 BB: 0 P: 5	R: 0 E: 0 K: 1 S: 4	H: 2 LOB: 1 BB: 0 P: 4	R: 0 E: 0 K: 1 S: 5	H: 0 LOB: 0 BB: 0 P: 5	R: 0 E: 1 K: 2 S: 6	H: 0 LOB: 1 BB: 0 P: 6	R: 0 E: 0 K: 2 S: 7	H: 0 LOB: 0 BB: 0 P: 7	1B: 5 2B: 0 3B: 0 HR: 0	SF: 0 SAC: 0 DP: 3 HBP: 0	WP: 0 PB: 0 CS: 0	PA: 30			
PITCHER Vern Law, R ERA: 3.06	IP: 9.0 WLS: W BF: 30 H: 5 R: 0 ER: 0 SO: 7 BB: 0 IBB: 0 HBP: 0 BLK: 0 WP: 0 HR: 0 S: 44 P: 44 ERA: 0.00 WHIP: 0.556											PITCHER	IP: 9.0 WLS: W BF: 30 H: 5 R: 0 ER: 0 SO: 7 BB: 0 IBB: 0 HBP: 0 BLK: 0 WP: 0 HR: 0 S: 44 P: 44 ERA: 0.00 WHIP: 0.556										

Batter	1	2	3	4	5	6	7	8	9	AB	R	H	RBI	BB	SO	LOB	BOTTOM						
Bob Skinner, L OBP: 0.350, SLG: 0.392	K	4-3		P6			P5			5	0	0	0	0	1	2	Philadelphia Phillies @ Pittsburgh Pirates Forbes Field, Pittsburgh, PA Fri Aug 28 1959, 7:05 PM EDT Att: 20,926 - Unknown						
Dick Groat, R OBP: 0.315, SLG: 0.371	1B BB	5-3		K			F7			3	1	0	0	2	1	0							
Roberto Clemente, R OBP: 0.335, SLG: 0.416	F8			6-3			F9			5	1	1	1	0	1	2							
Rocky Nelson, L OBP: 0.393, SLG: 0.489	1B BB			1B E			K			4	3	2	1	1	1	1							
Smoky Burgess, L OBP: 0.358, SLG: 0.506	BB BB			E8			1B			5	2	4	2	0	0	0							
Don Hoak, R OBP: 0.365, SLG: 0.407	BB			5-3			F8			4	1	1	0	1	0	1							
Dick Schofield, S OBP: 0.319, SLG: 0.333	BB			BB			5-3			2	1	1	2	2	0	0							
Bill Virdon, L OBP: 0.314, SLG: 0.342	P4			1B			BB			1	0	0	0	3	0	3							
Vern Law, R OBP: 0.190, SLG: 0.232				F7			F9			4	0	1	2	0	0	4							
Inning Stats	R: 2 E: 0 K: 1 S: 7	H: 2 LOB: 3 BB: 3 P: 19	R: 0 E: 0 K: 0 S: 3	H: 0 LOB: 0 BB: 0 P: 3	R: 1 E: 1 K: 0 S: 4	H: 1 LOB: 3 BB: 3 P: 16	R: 5 E: 0 K: 1 S: 11	H: 6 LOB: 2 BB: 1 P: 15	R: 0 E: 0 K: 2 S: 6	H: 0 LOB: 1 BB: 1 P: 10	R: 1 E: 0 K: 0 S: 4	H: 1 LOB: 1 BB: 1 P: 8	R: 0 E: 0 K: 0 S: 3	H: 0 LOB: 0 BB: 0 P: 3	R: 0 E: 0 K: 0 S: 3	H: 0 LOB: 0 BB: 0 P: 3		1B: 6 2B: 1 3B: 0 HR: 3	SF: 0 SAC: 0 DP: 0 HBP: 0	WP: 0 PB: 0 CS: 0	PA: 42		
PITCHER Ed Keegan, R ERA: 27.0	IP: 3.2 WLS: L BF: 25 H: 8 R: 8 ER: 8 SO: 2 BB: 6 IBB: 0 HBP: 0 BLK: 0 WP: 0 HR: 1 S: 23 P: 47 ERA: 19.64 WHIP: 3.818											PITCHER Jack Meyer, R ERA: 4.04	IP: 1.1 WLS: 6 BF: 1 H: 1 R: 0 ER: 0 SO: 2 BB: 2 IBB: 0 HBP: 0 BLK: 0 WP: 0 HR: 0 S: 8 P: 16 ERA: 0.00 WHIP: 2.250										
Bob Bowman, R ERA: 3.0	IP: 3.0 WLS: 11 BF: 1 H: 1 R: 1 ER: 1 SO: 0 BB: 1 IBB: 0 HBP: 0 BLK: 0 WP: 0 HR: 1 S: 10 P: 14 ERA: 3.00 WHIP: 0.667											PITCHER Bob Bowman, R ERA: 3.0	IP: 3.0 WLS: 11 BF: 1 H: 1 R: 1 ER: 1 SO: 0 BB: 1 IBB: 0 HBP: 0 BLK: 0 WP: 0 HR: 1 S: 10 P: 14 ERA: 3.00 WHIP: 0.667										

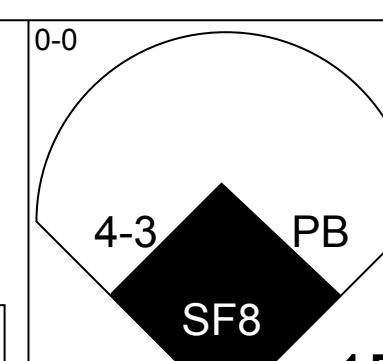
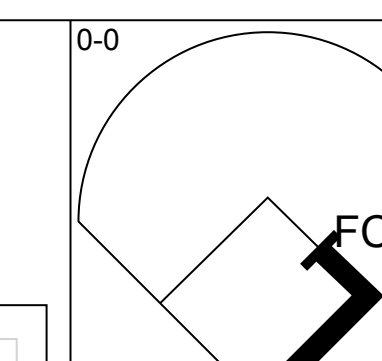
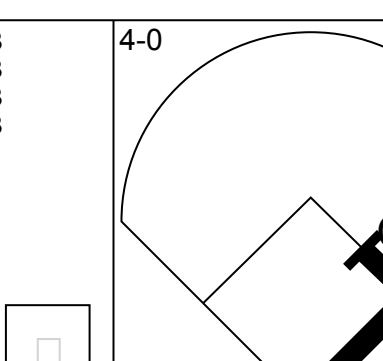
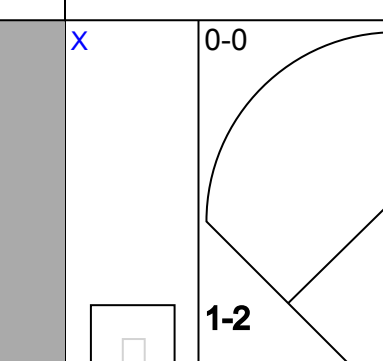
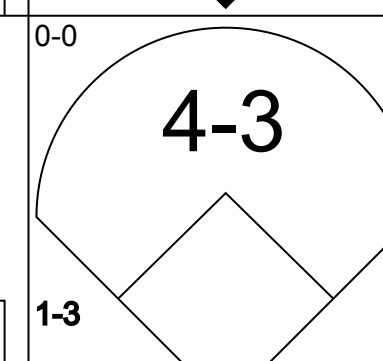
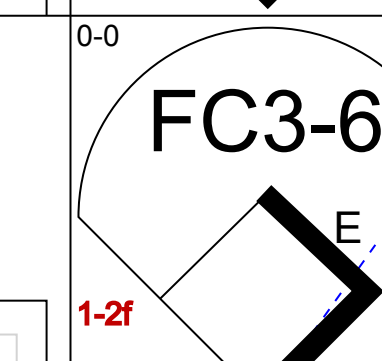
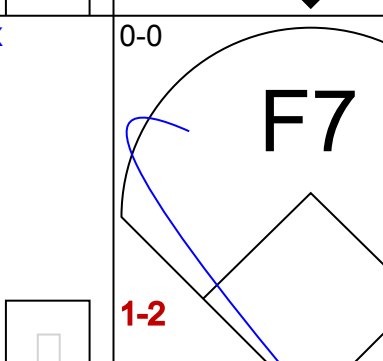
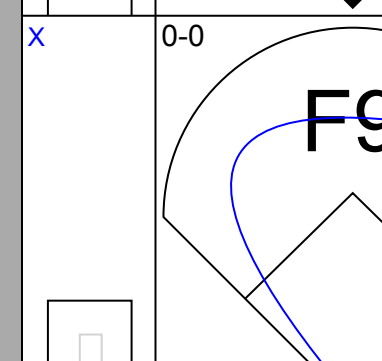
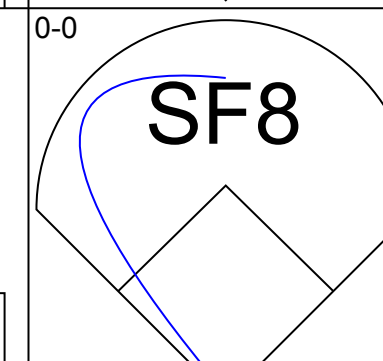
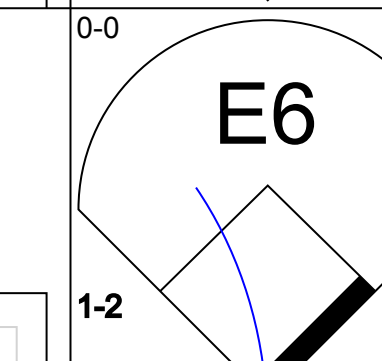
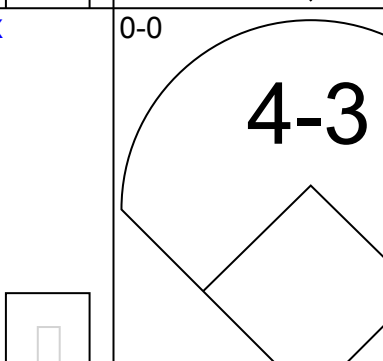
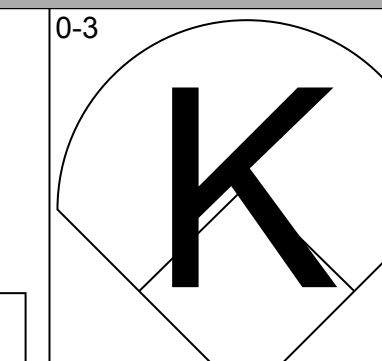
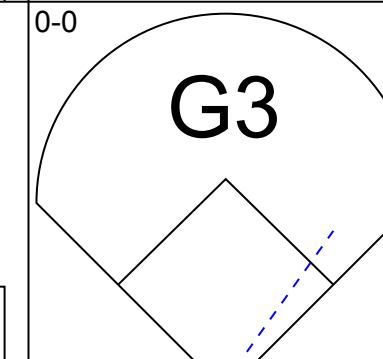
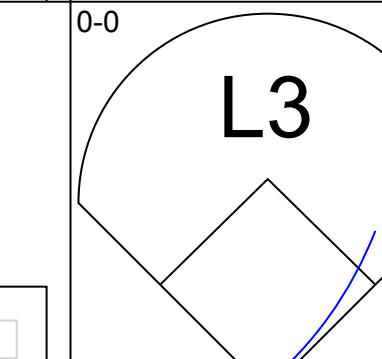
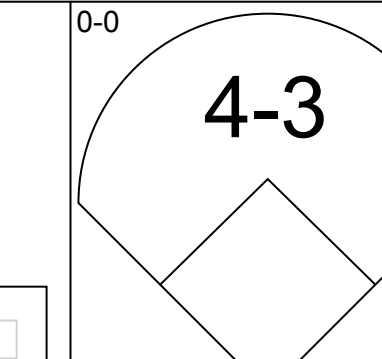
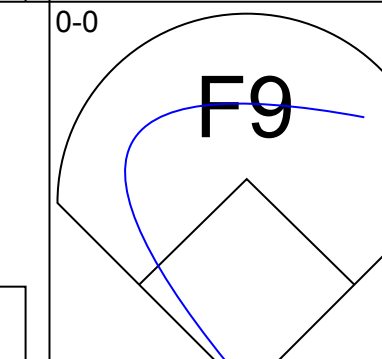
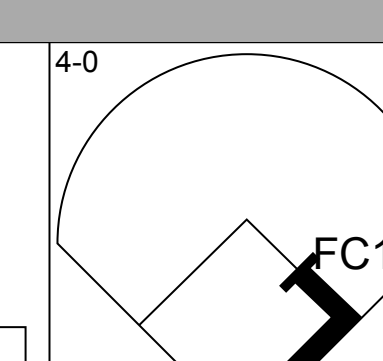
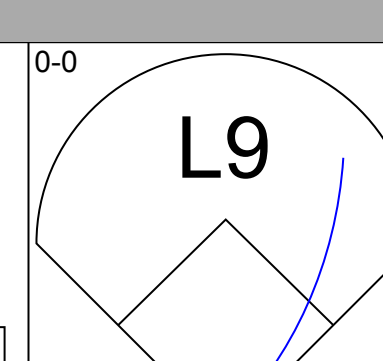
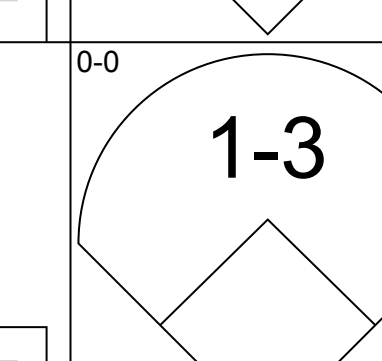
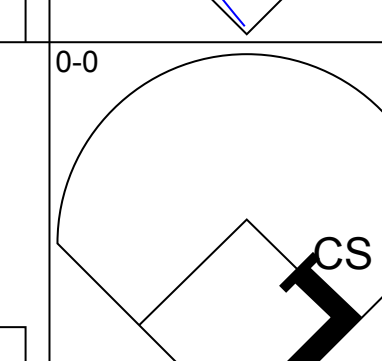
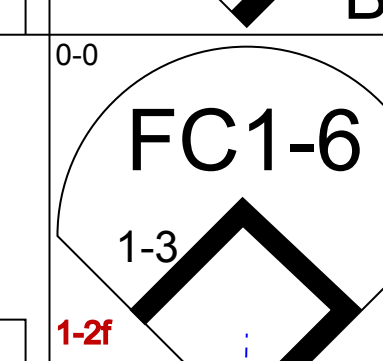
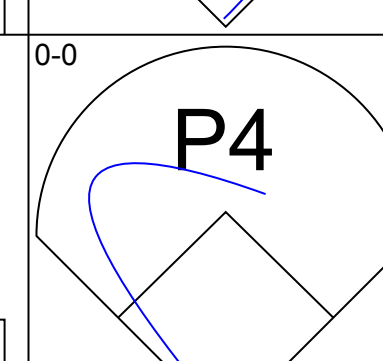
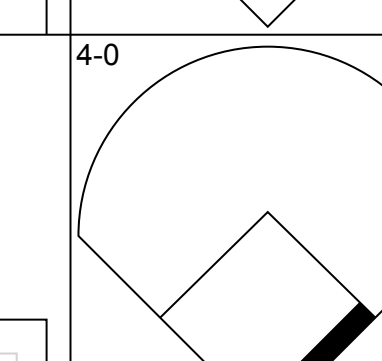
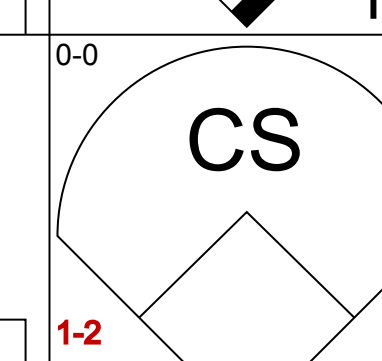
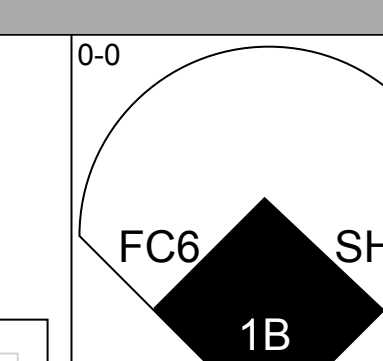

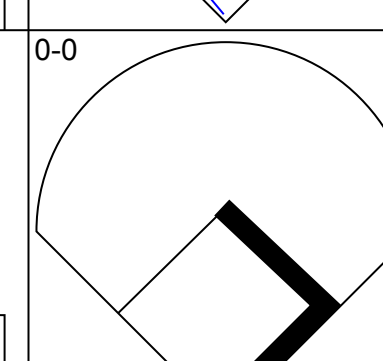
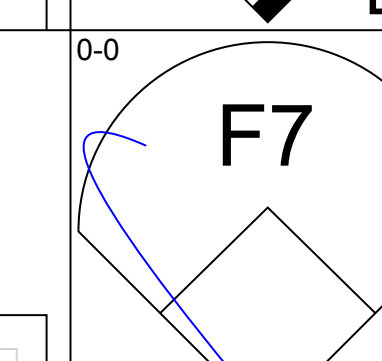
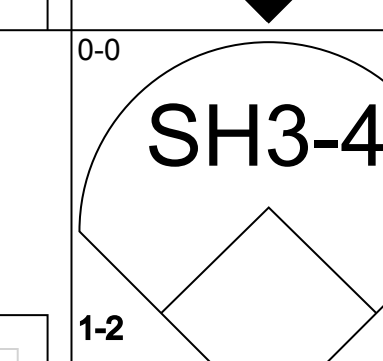

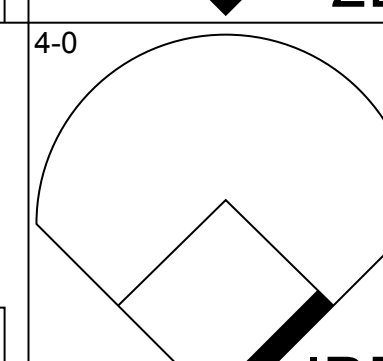
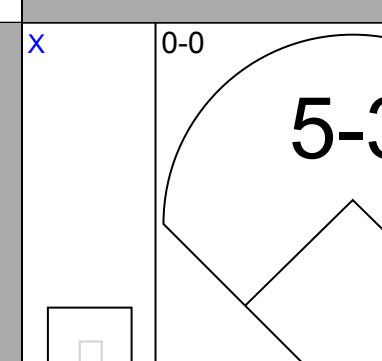
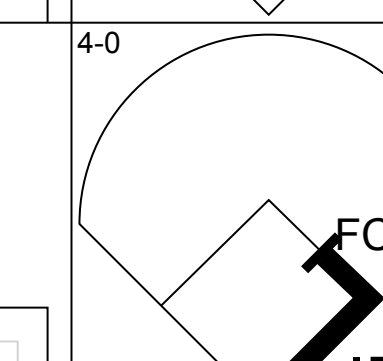
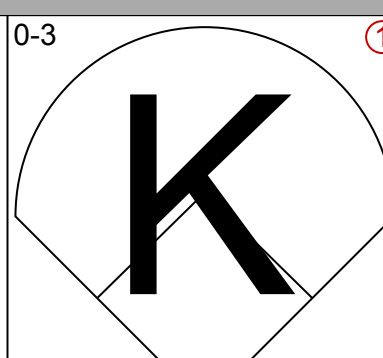

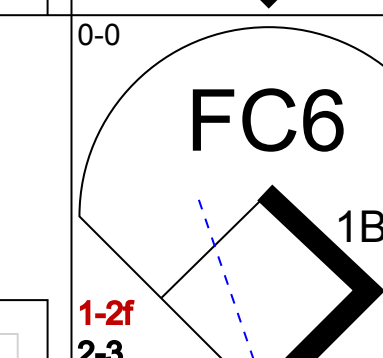
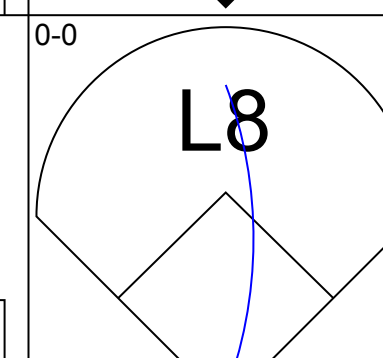
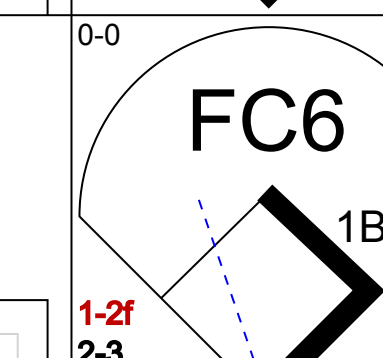
Batter	1	2	3	4	5	6	7	8	9	AB	R	H	RBI	BB	SO	LOB	TOP					
Solly Drake, S OBP: 0.304, SLG: 0.170 (1, 8)										4	0	2	0	1	0	1	Philadelphia Phillies @ Pittsburgh Pirates Forbes Field, Pittsburgh, PA Sat Aug 29 1959, 3:33 AM EDT Att: 9,714 - Unknown					
Joe Koppe, R OBP: 0.329, SLG: 0.394 (1, 6)										5	0	0	0	0	3	6						
Ed Bouchee, L OBP: 0.371, SLG: 0.443 (1, 3)										4	0	0	0	1	0	5						
Wally Post, R OBP: 0.318, SLG: 0.473 (1, 9)										4	1	1	1	0	0	2						
Harry Anderson, L OBP: 0.326, SLG: 0.438 (1, 7)										4	0	3	0	0	0	0						
Gene Freese, R OBP: 0.341, SLG: 0.498 (1, 5)										4	0	0	0	0	0	4						
Sparky Anderson, R OBP: 0.273, SLG: 0.238 (1, 4)										4	0	2	0	0	0	3						
Carl Sawatski, L OBP: 0.365, SLG: 0.429 (1, 2)										4	0	0	0	0	0	4						
Robin Roberts, S OBP: 0.219, SLG: 0.235 (7, PH)										1	0	0	0	1	0	0						
Richie Ashburn, L OBP: 0.363, SLG: 0.311 (7, PH)										1	0	0	0	0	0	0						
Jack Meyer, R OBP: 0.083, SLG: 0.083 (9, PH)										0	0	0	0	0	0	0						
Dave Philley, S OBP: 0.359, SLG: 0.483 (9, PH)										1	0	1	0	0	0	0						
Inning Stats	R: 0 E: 0 K: 1 S: 5	H: 0 LOB: 1 BB: 1 P: 9	R: 0 E: 0 K: 0 S: 4	H: 1 LOB: 1 BB: 0 P: 4	R: 0 E: 1 K: 1 S: 6	H: 0 LOB: 1 BB: 0 P: 6	R: 0 E: 0 K: 0 S: 5	H: 2 LOB: 2 BB: 0 P: 5	R: 0 E: 0 K: 1 S: 5	H: 0 LOB: 1 BB: 1 P: 9	R: 1 E: 0 K: 0 S: 5	H: 2 LOB: 1 BB: 0 P: 5	R: 0 E: 0 K: 0 S: 3	H: 1 LOB: 0 BB: 0 P: 3	R: 0 E: 0 K: 0 S: 4	H: 1 LOB: 2 BB: 1 P: 8	R: 0 E: 0 K: 0 S: 5	H: 2 LOB: 2 BB: 0 P: 5	1B: 5 2B: 3 3B: 0 HR: 1	SF: 0 SAC: 0 DP: 1 HBP: 0	WP: 0 PB: 0 SB: 1 CS: 0	PA: 39
PITCHER Bob Friend, R ERA: 3.86 (1, 1)	IP: 9.0 WLS: W BF: 39 H: 9 R: 1 ER: 1 SO: 3 BB: 3 IBB: 0 HBP: 0 BLK: 0 WP: 0 HR: 1 S: 42 P: 54 ERA: 1.00 WHIP: 1.333															PITCHER						

Batter	1	2	3	4	5	6	7	8	9	AB	R	H	RBI	BB	SO	LOB	BOTTOM			
Bob Skinner, L OBP: 0.352, SLG: 0.395 (1, 7)										5	1	3	2	0	0	2	Philadelphia Phillies @ Pittsburgh Pirates Forbes Field, Pittsburgh, PA Sat Aug 29 1959, 3:33 AM EDT Att: 9,714 - Unknown			
Dick Groat, R OBP: 0.320, SLG: 0.376 (1, 6)										5	0	4	0	0	0	1				
Roberto Clemente, R OBP: 0.330, SLG: 0.410 (8, 9)										5	0	0	1	0	2	6				
Harry Simpson, L OBP: 0.255, SLG: 0.378 (1, 3)										0	0	0	0	0	0	0				
Rocky Nelson, L OBP: 0.393, SLG: 0.486 (1, 3)										5	1	2	0	0	0	0				
Smoky Burgess, L OBP: 0.361, SLG: 0.527 (1, 2)										5	2	3	3	0	0	1				
Don Hoak, R OBP: 0.386, SLG: 0.407 (8, 5)										3	2	1	0	1	0	0				
Harry Bright, R OBP: 0.327, SLG: 0.477 (1, 4)										1	0	0	0	0	0	1				
Dick Schofield, S OBP: 0.322, SLG: 0.352 (1, 4)										5	2	2	1	0	0	2				
Bill Virdon, L OBP: 0.317, SLG: 0.344 (1, 8)										3	2	2	1	1	0	0				
Bob Friend, R OBP: 0.188, SLG: 0.177 (1, 1)										2	1	1	3	0	0	1				
Inning Stats	R: 3 E: 0 K: 0 S: 7	H: 5 LOB: 1 BB: 0 P: 7	R: 0 E: 1 K: 0 S: 3	H: 0 LOB: 0 BB: 0 P: 3	R: 0 E: 0 K: 1 S: 6	H: 2 LOB: 1 BB: 0 P: 6	R: 2 E: 0 K: 0 S: 5	H: 2 LOB: 1 BB: 1 P: 9	R: 1 E: 0 K: 0 S: 4	H: 1 LOB: 0 BB: 0 P: 4	R: 1 E: 0 K: 0 S: 6	H: 3 LOB: 2 BB: 0 P: 6	R: 4 E: 1 K: 1 S: 10	H: 4 LOB: 2 BB: 1 P: 14	R: 0 E: 0 K: 0 S: 4	H: 1 LOB: 1 BB: 0 P: 4	1B: 13 2B: 5 3B: 0 HR: 2	SF: 0 SAC: 2 DP: 2 HBP: 0	WP: 0 PB: 0 SB: 0 CS: 3	PA: 43
PITCHER Robin Roberts, R ERA: 4.62 Jack Meyer, R ERA: 3.94 (7, 1)	IP: 6.0 WLS: L BF: 30 H: 13 R: 7 ER: 7 SO: 1 BB: 1 IBB: 0 HBP: 0 BLK: 0 WP: 0 HR: 2 S: 31 P: 35 ERA: 10.50 WHIP: 2.333															PITCHER				

Batter	1	2	3	4	5	6	7	8	9	AB	R	H	RBI	BB	SO	LOB	TOP				
Richie Ashburn, L (1, 8) OBP: 0.364, SLG: 0.313										3	0	1	0	1	1	3	Philadelphia Phillies @ Pittsburgh Pirates Forbes Field, Pittsburgh, PA Sun Aug 30 1959, 3:33 AM EDT Unknown				
Joe Koppe, R (1, 6) OBP: 0.325, SLG: 0.390										4	0	0	0	0	1	2					
Ed Bouchee, L (1, 3) OBP: 0.370, SLG: 0.441										4	0	1	0	0	0	1					
Wally Post, R (1, 9) OBP: 0.315, SLG: 0.468										4	0	0	0	0	0	1					
Gene Freese, R (1, 5) OBP: 0.342, SLG: 0.508										4	1	2	1	0	0	0					
Harry Anderson, L (1, 7) OBP: 0.323, SLG: 0.434										4	0	0	0	0	2	1					
Sparky Anderson, R (1, 4) OBP: 0.275, SLG: 0.239										3	0	1	0	1	1	0					
Valmy Thomas, R (1, 2) OBP: 0.254, SLG: 0.246										4	0	1	0	0	1	2					
Humberto Robinson, R (1, 1) OBP: 0.444, SLG: 0.333										2	0	0	0	1	0	0					
Inning Stats	R: 0 E: 0 K: 1 S: 6	H: 1 LOB: 1 BB: 0 P: 6	R: 1 E: 0 K: 0 S: 4	H: 2 LOB: 2 BB: 2 P: 12	R: 0 E: 0 K: 1 S: 5	H: 0 LOB: 0 BB: 0 P: 5	R: 0 E: 0 K: 1 S: 5	H: 0 LOB: 1 BB: 1 P: 9	R: 0 E: 0 K: 0 S: 3	H: 0 LOB: 0 BB: 0 P: 3	R: 0 E: 0 K: 2 S: 7	H: 0 LOB: 0 BB: 0 P: 7	R: 0 E: 0 K: 0 S: 4	H: 1 LOB: 1 BB: 0 P: 4	R: 0 E: 0 K: 0 S: 5	H: 2 LOB: 2 BB: 0 P: 5	1B: 4 2B: 1 3B: 0 HR: 1	SF: 0 SAC: 0 DP: 1 HBP: 0	WP: 0 PB: 0 SB: 0 CS: 0	PA: 35	
PITCHER Harvey Haddix, L (1, 1) ERA: 3.04	IP: 9.0 WLS: W BF: 35	H: 6 R: 1 ER: 1 SO: 6	BB: 3 IBB: 0 HBP: 0 BLK: 0	WP: 0 HR: 1 S: 44 P: 56	ERA: 1.00 WHIP: 1.000											ERA: 1.00 WHIP: 1.000					

AB	32
R	1
H	6
RBI	1
BB	3
SO	6
LOB	10



Batter	1	2	3	4	5	6	7	8	9	AB	R	H	RBI	BB	SO	LOB	BOTTOM					
Bob Skinner, L (1, 7) OBP: 0.358, SLG: 0.402										4	1	4	1	1	0	0	Philadelphia Phillies @ Pittsburgh Pirates Forbes Field, Pittsburgh, PA Sun Aug 30 1959, 3:33 AM EDT Unknown					
Dick Groat, R (1, 6) OBP: 0.317, SLG: 0.373										4	0	0	0	0	0	4						
Roberto Clemente, R (1, 9) OBP: 0.327, SLG: 0.497										3	0	0	1	0	1	1						
Rocky Nelson, L (1, 3) OBP: 0.384, SLG: 0.473										4	0	0	0	0	0	2						
Smoky Burgess, L (1, 2) OBP: 0.363, SLG: 0.525 (8, PR)										3	0	1	0	1	0	0						
Roman Mejias, R (8, PR) OBP: 0.312, SLG: 0.336										0	0	0	0	0	0	0						
Hank Foiles, R (9, 2) OBP: 0.254, SLG: 0.302										0	0	0	0	0	0	0						
Don Hoak, R (1, 5) OBP: 0.367, SLG: 0.406										3	1	1	0	1	0	1						
Dick Schofield, S (1, 4) OBP: 0.322, SLG: 0.359										3	0	1	0	0	0	2						
Bill Virdon, L (1, 8) OBP: 0.319, SLG: 0.343										2	0	0	0	2	0	1						
Harvey Haddix, L (1, 1) OBP: 0.184, SLG: 0.205										3	0	0	0	0	1	2						
Harry Simpson, L (9, PH) OBP: 0.253, SLG: 0.374										1	0	0	0	0	0	2						
Inning Stats	R: 1 E: 0 K: 0 S: 4	H: 1 LOB: 0 BB: 0 P: 4	R: 0 E: 0 K: 0 S: 3	H: 0 LOB: 1 BB: 1 P: 7	R: 0 E: 1 K: 1 S: 7	H: 1 LOB: 2 BB: 0 P: 7	R: 0 E: 0 K: 0 S: 4	H: 1 LOB: 2 BB: 1 P: 8	R: 0 E: 0 K: 0 S: 2	H: 0 LOB: 0 BB: 1 P: 6	R: 0 E: 0 K: 0 S: 3	H: 0 LOB: 1 BB: 1 P: 7	R: 0 E: 0 K: 1 S: 4	H: 1 LOB: 1 BB: 0 P: 4	R: 0 E: 0 K: 1 S: 5	H: 1 LOB: 1 BB: 0 P: 5	R: 1 E: 0 K: 0 S: 4	H: 2 LOB: 2 BB: 1 P: 8	1B: 5 2B: 2 3B: 0 HR: 0	SF: 1 SAC: 1 DP: 0 HBP: 0	WP: 0 PB: 1 SB: 0 CS: 2	PA: 38
PITCHER Humberto Robinson, R (1, 1) ERA: 2.68	IP: 8.2 WLS: L BF: 37	H: 7 R: 2 ER: 1 SO: 2	BB: 3 IBB: 2 HBP: 0 BLK: 0	WP: 0 HR: 0 S: 36 P: 56	ERA: 1.04 WHIP: 1.154											ERA: 1.04 WHIP: 1.154						



Batter	1	2	3	4	5	6	7	8	9	10	AB	R	H	RBI	BB	SO	LOB	TOP			
Solly Drake, S (1.8) OBP: 0.279, SLG: 0.154 (9.9)	4-3 K			F9			F9		F7		5	0	0	0	0	1	4				
Joe Koppe, R (1.6) OBP: 0.321, SLG: 0.384	K	P6		F8			F8		G4-3		5	0	0	0	0	1	2				
Ed Bouchee, L (1.3) OBP: 0.374, SLG: 0.453	1B 2B	C6-4-3 BB		F7			F7	BB 2B		HR	4	2	3	1	1	0	0				
Dave Philley, S (1.9) OBP: 0.357, SLG: 0.478 Richie Ashburn, L (9.8) OBP: 0.364, SLG: 0.312	2B 1B	G6-4-3		F9			F9	1-6-3		4-3	4	1	1	0	0	0	2				
Harry Anderson, L (1.7) OBP: 0.322, SLG: 0.433	2B		L3-1				F7			F7	5	1	1	1	0	0	1				
Gene Fresse, R (1.5) OBP: 0.346, SLG: 0.506	2B E IBB		P6			K		BB IBB		FC4-6 1B	3	1	1	0	2	1	0				
Sparky Anderson, R (1.4) OBP: 0.277, SLG: 0.241	E 2B		6-3			F2		FC6-4 BB		FC4-6	4	1	1	2	1	0	1				
Valmy Thomas, R (1.2) OBP: 0.253, SLG: 0.241	E IBB			F9			5-3	FC6-4			3	0	0	0	1	0	3				
Ray Semproch, R (1.1) OBP: 0.176, SLG: 0.176 Turk Farrell, R (8.1) OBP: 0.167, SLG: 0.167	E4					K				G4-3 1B	3	0	1	0	0	1	1				
											1	0	1	0	0	0	0				
Inning Stats	R: 5 E: 1 K: 2 S: 12	H: 4 LOB: 2 BB: 2 P: 20	R: 0 E: 0 K: 0 S: 2	H: 0 LOB: 0 BB: 1 P: 6	R: 0 E: 0 K: 0 S: 3	H: 0 LOB: 0 BB: 0 P: 3	R: 0 E: 0 K: 0 S: 4	H: 1 LOB: 1 BB: 0 P: 4	R: 0 E: 0 K: 1 S: 5	H: 0 LOB: 0 BB: 0 P: 5	R: 0 E: 0 K: 1 S: 5	H: 0 LOB: 0 BB: 0 P: 5	R: 0 E: 0 K: 0 S: 4	H: 1 LOB: 3 BB: 2 P: 12	R: 0 E: 0 K: 0 S: 5	H: 1 LOB: 0 BB: 0 P: 3	R: 1 E: 0 K: 0 S: 5	H: 2 LOB: 1 BB: 0 P: 5	1B: 5 2B: 3 3B: 0 HR: 1	SF: 0 SAC: 0 DP: 2 HBP: 0	WP: 0 PA: 43
PITCHER	IP	WLS	BF	H	R	ER	SO	BB	IBB	HBP	BLK	WP	HR	S	P	ERA	WHIP				
Bennie Daniels, R ERA: 5.23	(1.1)	0.2	7	4	5	3	1	0	0	0	0	0	0	8	12	40.50	6.000				
Bob Porterfield, R ERA: 5.91	(1.1)	1.1	6	0	0	0	1	1	1	0	0	0	0	6	14	0.00	0.750				
Ron Kline, R ERA: 4.39	(3.1)	3.0	10	1	0	0	0	0	0	0	0	0	0	10	10	0.00	0.333				
Fred Green, L ERA: 2.74	(6.1)	2.0	6	0	0	0	2	0	0	0	0	0	0	10	10	0.00	0.000				
Don Gross, L ERA: 4.29	(8.1)	2.0	9	2	0	0	0	1	1	0	0	0	0	7	15	0.00	1.500				

Philadelphia Phillies @ Pittsburgh Pirates
Forbes Field, Pittsburgh, PA
Sun Aug 30 1959, 3:38 AM EDT
Att: 20,015 - Unknown

AB 38
R 6
H 9
RBI 4
BB 5
SO 4
LOB 14





Batter	1	2	3	4	5	6	7	8	9	10	AB	R	H	RBI	BB	SO	LOB	BOTTOM			
Bob Skinner, L (1.7) OBP: 0.361, SLG: 0.403	FC6-4 BB		G1-6-3 1B		E6 G3-6-3		1-3 2H 1B		5-3		4	0	2	1	1	0	1				
Dick Groat, R (1.6) OBP: 0.314, SLG: 0.369	F7		G1-6-3		G3-6-3		P4		6-3		5	0	0	0	0	0	6				
Roberto Clemente, R (1.9) OBP: 0.331, SLG: 0.408	FC6-4		6-3			G1-6-3 1B		G3 HR 1B	WP 1B BB		4	2	2	0	1	0	1				
Rocky Nelson, L (1.3) OBP: 0.379, SLG: 0.465 Roy Face, R (10.1) OBP: 0.250, SLG: 0.250	G3			P6		G1-6-3		G3		1B	5	0	1	1	0	0	3				
Danny Kravitz, L (1.2) OBP: 0.296, SLG: 0.394		BB 1B		1-3		P6			F7		5	1	2	2	0	0	1				
Don Hoak, R (1.5) OBP: 0.372, SLG: 0.409		BB 1B						G4-6-3 1B	4-3 BB		2	1	2	0	3	0	0				
Dick Schofield, S (1.4) OBP: 0.315, SLG: 0.351 Smoky Burgess, L (8. PH) OBP: 0.362, SLG: 0.523 Bill Mazeroski, R (9.4) OBP: 0.290, SLG: 0.345		K		F9			G4-6-3	4-3		SH3-4	3	0	0	0	0	1	4				
Bill Virdon, L (1.8) OBP: 0.321, SLG: 0.341		K			FC6-4 HBP		1B BB	F7		2B BB	2	2	0	0	2	1	3				
Bennie Daniels, L ERA: 5.23 Bob Porterfield, R ERA: 5.91 Ron Kline, R ERA: 4.39 Fred Green, L ERA: 2.74 Don Gross, L ERA: 4.29		1-3			FC6-4 E		1B 1B			HR	0	0	0	0	0	0	0				
Inning Stats	R: 0 E: 0 K: 0 S: 3	H: 1 LOB: 2 BB: 1 P: 12	R: 0 E: 0 K: 0 S: 3	H: 1 LOB: 1 BB: 0 P: 3	R: 0 E: 0 K: 0 S: 3	H: 0 LOB: 1 BB: 0 P: 7	R: 0 E: 1 K: 0 S: 3	H: 0 LOB: 1 BB: 0 P: 4	R: 0 E: 0 K: 0 S: 3	H: 1 LOB: 2 BB: 1 P: 9	R: 2 E: 0 K: 0 S: 5	H: 2 LOB: 1 BB: 1 P: 9	R: 2 E: 0 K: 0 S: 5	H: 2 LOB: 1 BB: 1 P: 9	R: 2 E: 0 K: 0 S: 3	H: 2 LOB: 1 BB: 1 P: 7	1B: 9 2B: 1 3B: 0 HR: 2	SF: 0 SAC: 1 DP: 4 HBP: 1	WP: 1 PA: 45		
PITCHER	IP	WLS	BF	H	R	ER	SO	BB	IBB	HBP	BLK	WP	HR	S	P	ERA	WHIP				
Ray Semproch, R ERA: 5.4	(1.1)	7.1	33	8	3	3	2	5	0	0	0	0	1	31	52	3.68	1.773				
Turk Farrell, R ERA: 4.83	(8.1)	2.0	12	4	4	4	0	2	0	0	0	1	1	10	18	18.00	3.000				

Philadelphia Phillies @ Pittsburgh Pirates
Forbes Field, Pittsburgh, PA
Sun Aug 30 1959, 3:38 AM EDT
Att: 20,015 - Unknown

AB 36
R 7
H 12
RBI 7
BB 7
SO 2
LOB 23



Batter	1	2	3	4	5	6	7	8	9	AB	R	H	RBI	BB	SO	LOB	TOP					
Richie Ashburn, L OBP: 0.364, SLG: 0.310 (1, 8)	5-3		K			5-3	BB		CS BB	3	0	0	0	2	1	1	Philadelphia Phillies @ Milwaukee Braves Milwaukee County Stadium, Milwaukee, WI Tue Sep 01 1959, 8:05 PM EDT Att: 20,522 - Unknown 					
Joe Koppe, R OBP: 0.322, SLG: 0.384 (1, 6)	F8			FC1-6 E 1B		1B 1B	L9		K	5	1	2	0	0	1	2						
Ed Bouchee, L OBP: 0.373, SLG: 0.451 (1, 3)	K			F2		F8 1B 3B 1B		L9		4	1	1	0	0	1	1						
Wally Post, R OBP: 0.315, SLG: 0.466 (1, 9)		K		E3 FC1-6		3B 1B		K		4	1	1	1	0	2	1						
Harry Anderson, L OBP: 0.322, SLG: 0.432 (1, 7)	K			FC1-6		F8				4	0	1	0	0	1	4						
Gene Freese, R OBP: 0.345, SLG: 0.509 (1, 5)	L4			P6		3B		5-3		4	0	1	2	0	0	3						
Sparky Anderson, R OBP: 0.277, SLG: 0.242 (1, 4)			F7		F2	F8			SH1-3 HR 1B	4	1	1	0	0	0	1						
Carl Sawatski, L OBP: 0.364, SLG: 0.428 (1, 2)					K		L9		SH1-3	3	0	1	0	0	1	0						
Don Cardwell, R OBP: 0.067, SLG: 0.114 (1, 1)	F8				P4		K		HR	4	1	1	2	0	1	1						
Inning Stats	R: 0 E: 0 K: 1 S: 5	H: 0 LOB: 0 BB: 0 P: 5	R: 0 E: 0 K: 2 S: 7	H: 0 LOB: 0 BB: 0 P: 7	R: 0 E: 0 K: 1 S: 6	H: 1 LOB: 1 BB: 0 P: 6	R: 0 E: 1 K: 0 S: 5	H: 1 LOB: 2 BB: 0 P: 5	R: 0 E: 0 K: 1 S: 5	H: 0 LOB: 0 BB: 0 P: 5	R: 3 E: 0 K: 0 S: 7	H: 4 LOB: 1 BB: 0 P: 7	R: 0 E: 0 K: 1 S: 5	H: 0 LOB: 1 BB: 1 P: 9	R: 0 E: 0 K: 1 S: 6	H: 1 LOB: 1 BB: 0 P: 6	R: 2 E: 0 K: 1 S: 6	H: 2 LOB: 0 BB: 1 P: 10	1B: 7 2B: 0 3B: 1 HR: 1	SF: 0 SAC: 1 DP: 0 HBP: 0	WP: 0 PB: 0 CS: 1	PA: 38
PITCHER Bob Buhl, R ERA: 3.02 (1, 1)	IP: 9.0 WLS: L BF: 38	H: 9 R: 5 ER: 5 SO: 8	BB: 2 IBB: 0 HBP: 0 BLK: 0	WP: 0 HR: 1 S: 52 P: 60	ERA: 5.00 WHIP: 1.222											PITCHER Bob Buhl, R ERA: 3.02 (1, 1)	IP: 9.0 WLS: W BF: 36	H: 6 R: 3 ER: 3 SO: 2	BB: 5 IBB: 1 HBP: 0 BLK: 0	WP: 1 HR: 2 S: 34 P: 58	ERA: 3.00 WHIP: 1.222	

Batter	1	2	3	4	5	6	7	8	9	AB	R	H	RBI	BB	SO	LOB	BOTTOM					
Bobby Avila, R OBP: 0.329, SLG: 0.329 (1, 4)	1B SF4 1B		6-3		6-3		F7			4	1	1	0	0	0	2	Philadelphia Phillies @ Milwaukee Braves Milwaukee County Stadium, Milwaukee, WI Tue Sep 01 1959, 8:05 PM EDT Att: 20,522 - Unknown 					
Eddie Mathews, L OBP: 0.391, SLG: 0.586 (1, 5)	G6-4-3 1B		HR		FC5-4 IBB		FC6-4 BB			2	1	2	1	2	0	0						
Hank Aaron, R OBP: 0.404, SLG: 0.662 (1, 8)	SF4		6-3		FC5-4		FC6-4			3	0	0	1	0	0	4						
Joe Adcock, R OBP: 0.342, SLG: 0.544 (1, 7)	G6-4-3				5-3		HR		K	4	1	1	1	0	1	1						
Frank Torre, L OBP: 0.326, SLG: 0.318 (1, 3)		WP SH1-4 7-2 BB		F9		L6		F9		3	0	0	0	1	0	0						
Lee Maye, L OBP: 0.311, SLG: 0.314 (1, 9)		SH1-4				1-3		4-3		3	0	1	0	0	0	0						
Johnny Logan, R OBP: 0.373, SLG: 0.434 (1, 6)					L4		F8		G5-4-3 BB	2	0	0	0	2	0	1						
Del Crandall, R OBP: 0.296, SLG: 0.396 (1, 2)		7-2							G5-4-3	4	0	1	0	0	1	3						
Bob Buhl, R OBP: 0.069, SLG: 0.053 (1, 1)					1-3				P5	2	0	0	0	1	0	1						
Mickey Vernon, L OBP: 0.284, SLG: 0.390 (9, PH)					F3					1	0	0	0	0	0	0						
Inning Stats	R: 1 E: 0 K: 0 S: 4	H: 2 LOB: 0 BB: 0 P: 4	R: 0 E: 0 K: 0 S: 2	H: 0 LOB: 1 BB: 2 P: 10	R: 1 E: 0 K: 0 S: 4	H: 1 LOB: 0 BB: 0 P: 4	R: 0 E: 0 K: 0 S: 4	H: 1 LOB: 1 BB: 0 P: 4	R: 0 E: 0 K: 0 S: 4	H: 1 LOB: 2 BB: 1 P: 8	R: 1 E: 0 K: 0 S: 4	H: 1 LOB: 0 BB: 0 P: 4	R: 0 E: 0 K: 1 S: 5	H: 0 LOB: 2 BB: 2 P: 13	R: 0 E: 0 K: 1 S: 5	H: 0 LOB: 0 BB: 0 P: 5	R: 0 E: 0 K: 0 S: 2	H: 0 LOB: 0 BB: 1 P: 6	1B: 4 2B: 1 3B: 0 HR: 2	SF: 1 SAC: 1 DP: 3 HBP: 0	WP: 1 PB: 0 SB: 0 CS: 0	PA: 36
PITCHER Don Cardwell, R ERA: 3.66 (1, 1)	IP: 9.0 WLS: W BF: 36	H: 6 R: 3 ER: 3 SO: 2	BB: 5 IBB: 1 HBP: 0 BLK: 0	WP: 1 HR: 2 S: 34 P: 58	ERA: 3.00 WHIP: 1.222											PITCHER Don Cardwell, R ERA: 3.66 (1, 1)	IP: 9.0 WLS: W BF: 36	H: 6 R: 3 ER: 3 SO: 2	BB: 5 IBB: 1 HBP: 0 BLK: 0	WP: 1 HR: 2 S: 34 P: 58	ERA: 3.00 WHIP: 1.222	


Batter	1	2	3	4	5	6	7	8	9	AB	R	H	RBI	BB	SO	LOB	TOP								
Richie Ashburn, L OBP: 0.366, SLG: 0.315 (1, 8)	6-3		E7 3B	FC4 1-2		FC5-6 1B		SH3-4 2B BB	5-3	5	2	0	1	0	2		Philadelphia Phillies @ Milwaukee Braves Milwaukee County Stadium, Milwaukee, WI Wed Sep 02 1959, 8:05 PM EDT Att: 18,047 - Unknown livebaseballscorecards.com								
Joe Koppe, R OBP: 0.323, SLG: 0.383 (1, 6)	F3		2B 1B		K	FC5-6 BB		SH3-4 BB	F8 BB	4	1	1	0	1	1	2									
Ed Bouchee, L OBP: 0.377, SLG: 0.456 (1, 3)	BB		1B 2B		4-3	K		2B 2B	BB	4	2	2	2	2	1	2									
Wally Post, R OBP: 0.320, SLG: 0.473 (1, 9)	F3		1B		2B	BB		1B 2B	F8	5	1	3	2	1	0	3									
Harry Anderson, L OBP: 0.320, SLG: 0.428 (1, 7)		4-3	K		F7	F7		BB 1B	P4	6	1	1	1	0	1	7									
Gene Freese, R OBP: 0.351, SLG: 0.521 (1, 5)	5-3				CS 1B	E HR 1B		1B BB		4	2	3	1	1	0	0									
Sparky Anderson, R OBP: 0.276, SLG: 0.241 (1, 4)	K		5-3		1-2	E3 HR		G6-3 1B	K	5	1	1	0	0	2	4									
Carl Sawatski, L OBP: 0.370, SLG: 0.451 (1, 2)			K		1B 1B	HR		G6-3 1B	1B	5	1	3	4	0	1	1									
Robin Roberts, S OBP: 0.231, SLG: 0.247 (1, 1)			P5		FC4 1B	FC5-6 1B		K	F7	5	0	2	0	0	1	2									
Inning Stats	R: 0 E: 0 K: 0 S: 3	H: 0 LOB: 1 BB: 1 P: 7	R: 0 E: 0 K: 1 S: 5	H: 0 LOB: 0 BB: 0 P: 5	R: 3 E: 1 K: 2 S: 11	H: 4 LOB: 1 BB: 0 P: 11	R: 0 E: 0 K: 0 S: 5	H: 3 LOB: 2 BB: 0 P: 5	R: 0 E: 0 K: 1 S: 6	H: 1 LOB: 1 BB: 0 P: 6	R: 3 E: 1 K: 1 S: 10	H: 4 LOB: 3 BB: 1 P: 14	R: 1 E: 0 K: 1 S: 6	H: 2 LOB: 0 BB: 0 P: 6	R: 4 E: 0 K: 1 S: 9	H: 4 LOB: 2 BB: 2 P: 17	R: 0 E: 0 K: 0 S: 3	H: 0 LOB: 2 BB: 2 P: 11	1B: 11 2B: 4 3B: 1 HR: 2	SF: 0 SAC: 1 DP: 1 HBP: 0	WP: 0 PB: 0 SB: 0 CS: 1	PA: 50			
PITCHER	IP	WLS	BF	H	R	ER	SO	BB	IBB	HBP	BLK	WP	HR	S	P	ERA	WHIP								
Lew Burdette, R ERA: 4.12 (1, 1)	5.0	L	27	11	6	5	4	1	0	0	0	0	1	34	38	9.00	2.400								
Juan Pizarro, L ERA: 3.95 (6, 1)	2.0		9	3	1	1	2	1	0	0	0	0	1	12	16	4.50	2.000								
Don McMahon, R ERA: 2.54 (8, 1)	0.1		5	3	4	4	0	1	0	0	0	0	0	4	8	108.00	12.000								
Joey Jay, R ERA: 4.29 (8, 1)	1.2		9	1	0	0	1	3	0	0	0	0	0	8	20	0.00	2.400								

Batter	1	2	3	4	5	6	7	8	9	AB	R	H	RBI	BB	SO	LOB	BOTTOM								
Bill Bruton, L OBP: 0.346, SLG: 0.417 (1, 8)	F7		SF7			L8		1B 2B		3	1	1	1	0	0	0	Philadelphia Phillies @ Milwaukee Braves Milwaukee County Stadium, Milwaukee, WI Wed Sep 02 1959, 8:05 PM EDT Att: 18,047 - Unknown livebaseballscorecards.com								
Bobby Avila, R OBP: 0.328, SLG: 0.327 (1, 4)	6-3		F7			F8		2B 1B		4	0	1	0	0	0	0									
Eddie Mathews, L OBP: 0.392, SLG: 0.585 (1, 5)	1B				P6	HR 1B		F9		4	1	2	0	0	0	2									
Hank Aaron, R OBP: 0.403, SLG: 0.665 (1, 9)	F7				P6	HR		P6		4	1	1	2	0	0	3									
Joe Adcock, R OBP: 0.341, SLG: 0.544 (1, 7)		K			K	6-3		1-3 2B		4	0	1	1	0	2	0									
Frank Torre, L OBP: 0.325, SLG: 0.321 (1, 3)	K				1B 2B			F9		4	1	1	0	0	1	2									
Johnny Logan, R OBP: 0.370, SLG: 0.430 (1, 6)	4-3				6-3			F7		4	0	0	0	0	0	1									
Del Crandall, R OBP: 0.298, SLG: 0.400 (1, 2)			L7		2H 1B			F7		4	0	2	1	0	0	0									
Lew Burdette, R OBP: 0.286, SLG: 0.354 (6, 1) Juan Pizarro, L OBP: 0.143, SLG: 0.096 (7, PH) Red Schoendienst, S (8, PH) Don McMahon, R OBP: 0.325, SLG: 0.388 (8, PH) Joey Jay, S OBP: 0.172, SLG: 0.115 (8, PH) Mickey Vernon, L OBP: 0.201, SLG: 0.388 (8, PH)			SF7 3B		K			K		2	1	1	0	0	1	0									
Inning Stats	R: 0 E: 0 K: 0 S: 4	H: 1 LOB: 1 BB: 0 P: 4	R: 0 E: 0 K: 2 S: 7	H: 0 LOB: 0 BB: 0 P: 7	R: 1 E: 0 K: 0 S: 4	H: 1 LOB: 0 BB: 0 P: 4	R: 0 E: 0 K: 1 S: 5	H: 0 LOB: 0 BB: 0 P: 5	R: 1 E: 0 K: 0 S: 6	H: 3 LOB: 2 BB: 0 P: 6	R: 0 E: 0 K: 0 S: 4	H: 1 LOB: 1 BB: 0 P: 4	R: 1 E: 0 K: 0 S: 6	H: 3 LOB: 2 BB: 0 P: 6	R: 0 E: 0 K: 1 S: 5	H: 0 LOB: 0 BB: 0 P: 5	1B: 5 2B: 3 3B: 1 HR: 1	SF: 1 SAC: 0 DP: 0 HBP: 0	WP: 0 PB: 0 SB: 0 CS: 0	PA: 36					
PITCHER	IP	WLS	BF	H	R	ER	SO	BB	IBB	HBP	BLK	WP	HR	S	P	ERA	WHIP								
Robin Roberts, R ERA: 4.63 (1, 1)	9.0	W	36	10	5	5	5	0	0	0	0	0	1	46	46	5.00	1.111								

Batter	1	2	3	4	5	6	7	8	9	AB	R	H	RBI	BB	SO	LOB	TOP			
Bob Skinner, L (1,7) OBP: 0.356, SLG: 0.397	0-0 6-3		0-0 6-3		0-3 K			0-0 6-3		4	0	0	0	0	1	1				
Dick Groat, R (1,6) OBP: 0.311, SLG: 0.365	0-0 F7		0-0 4-3			0-0 P4		0-0 F9		4	0	0	0	0	0	0				
Roberto Clemente, R (1,9) OBP: 0.325, SLG: 0.495	0-0 4-3			0-0 F8		0-3 K		0-0 5-3		4	0	0	0	0	1	0				
Rocky Nelson, L (1,3) OBP: 0.374, SLG: 0.454		0-0 6-3		0-0 P4		0-0 FC5-4 1B		0-3 K		4	0	1	0	0	1	0				
Smoky Burgess, L (1,2) OBP: 0.356, SLG: 0.511		4-0 1B BB		0-0 1B		0-0 FC5-4 1-2		0-0 4-3		3	0	1	0	1	0	1				
Don Hoak, R (1,5) OBP: 0.377, SLG: 0.414		0-0 1B		0-3 K			0-0 G3 WP 1B	0-0 1B		4	0	3	0	0	1	1				
Bill Mazerowski, R (1,4) OBP: 0.288, SLG: 0.342		0-0 P4			0-0 F9		0-3 K	0-0 1-3		4	0	0	0	0	1	4				
Bill Virdon, L (1,8) OBP: 0.321, SLG: 0.339		0-0 F8			0-0 F7		0-0 G3	0-0 1B		3	0	0	0	0	0	3				
Harvey Haddix, L (1,1) OBP: 0.192, SLG: 0.213			0-0 F7				0-0 F3			2	0	1	0	0	0	0				
Dick Stuart, R (7, PH) OBP: 0.377, SLG: 0.562										1	0	0	0	0	0	1				
Roy Face, R (7, 1) OBP: 0.250, SLG: 0.250										0	0	0	0	0	0	0				
Bob Porterfield, R (8, 1)										0	0	0	0	0	0	0				
Inning Stats	R: 0 E: 0 K: 0 S: 3	H: 0 LOB: 0 BB: 0 P: 3	R: 0 E: 0 K: 0 S: 4	H: 1 LOB: 2 BB: 1 P: 8	R: 0 E: 0 K: 0 S: 3	H: 0 LOB: 0 BB: 0 P: 3	R: 0 E: 0 K: 1 S: 6	H: 1 LOB: 1 BB: 0 P: 6	R: 0 E: 0 K: 1 S: 6	H: 1 LOB: 1 BB: 0 P: 6	R: 0 E: 0 K: 1 S: 6	H: 1 LOB: 0 BB: 0 P: 3	R: 0 E: 0 K: 1 S: 6	H: 1 LOB: 1 BB: 0 P: 6	R: 0 E: 0 K: 1 S: 6	H: 0 LOB: 0 BB: 0 P: 3	1B: 6 2B: 0 3B: 0 HR: 0	SF: 0 SAC: 0 DP: 0 HBP: 0	WP: 1 PB: 0 SB: 0 CS: 0	PA: 34
PITCHER Jim Owens, R (1,1) ERA: 3.39	IP: 9.0 WLS: W BF: 34 H: 6 R: 0 ER: 0 SO: 5 BB: 1 IBB: 0 HBP: 0 BLK: 0 WP: 1 HR: 0 S: 43 P: 47 ERA: 0.00 WHIP: 0.778															PITCHER				

Pittsburgh Pirates @ Philadelphia Phillies
 Connie Mack Stadium, Philadelphia, PA
 Fri Sep 04 1959, 7:05 PM EDT
 Att: 13,136 - Unknown


AB 33
 R 0
 H 6
 RBI 0
 BB 1
 SO 5
 LOB 11



Batter	1	2	3	4	5	6	7	8	9	AB	R	H	RBI	BB	SO	LOB	BOTTOM			
Richie Ashburn, L (1,8) OBP: 0.363, SLG: 0.313	0-0 F7		0-0 FC6-4			0-0 E6 2B	0-0 F2			4	1	0	0	0	0	2				
Joe Koppe, R (1,6) OBP: 0.320, SLG: 0.378	0-0 F9		0-0 F8			0-0 B3	0-0 1-3			4	0	0	0	0	0	3				
Ed Bouchee, L (1,3) OBP: 0.378, SLG: 0.458	0-0 4-3			0-3 K		0-0 1B 2B		0-0 BB 1B		4	2	2	1	0	1	0				
Wally Post, R (1,9) OBP: 0.321, SLG: 0.470		0-3 K		0-0 6-3		4-0 1B IBB		4-0 1B 1B BB		2	0	0	0	2	1	0				
Solly Drake, S (8, PR) OBP: 0.276, SLG: 0.154		0-0 L7		0-0 P3		0-0 1-2 2-H 1B		0-0 F7		0	0	0	0	0	0	0				
Gene Freese, R (1,5) OBP: 0.350, SLG: 0.518		4-0 BB		0-0 L3		0-3 K		0-0 G5-3 1B 1-2 2-H 1B		4	0	1	1	0	0	2				
Harry Anderson, L (1,7) OBP: 0.321, SLG: 0.427		0-0 BB		0-0 L4		0-0 1B		0-0 1B		3	0	1	1	1	1	2				
Sparky Anderson, R (1,4) OBP: 0.278, SLG: 0.243		0-0 1-1		0-0 1B		0-0 4-3		0-0 1B		4	0	2	0	0	0	3				
Joe Lonnett, R (1,2) OBP: 0.320, SLG: 0.247			0-3 K		0-0 P4		0-0 1B	0-0 G5-3		4	0	1	0	0	1	4				
Jim Owens, R (1,1) OBP: 0.169, SLG: 0.121			0-0 FC6-4 1B		0-0 1-3		0-3 K			3	0	1	0	0	1	2				
Inning Stats	R: 0 E: 0 K: 0 S: 3	H: 0 LOB: 0 BB: 0 P: 3	R: 0 E: 1 K: 1 S: 5	H: 0 LOB: 1 BB: 1 P: 9	R: 0 E: 0 K: 1 S: 6	H: 1 LOB: 0 BB: 0 P: 6	R: 0 E: 0 K: 1 S: 5	H: 0 LOB: 0 BB: 0 P: 5	R: 0 E: 0 K: 1 S: 4	H: 1 LOB: 1 BB: 0 P: 4	R: 2 E: 1 K: 1 S: 8	H: 2 LOB: 2 BB: 1 P: 12	R: 0 E: 0 K: 1 S: 6	H: 1 LOB: 1 BB: 0 P: 6	R: 1 E: 0 K: 0 S: 5	H: 3 LOB: 2 BB: 1 P: 9	1B: 7 2B: 1 3B: 0 HR: 0	SF: 0 SAC: 0 DP: 1 HBP: 0	WP: 0 PB: 0 SB: 0 CS: 0	PA: 35
PITCHER Harvey Haddix, L (1,1) ERA: 3.0	IP: 6.0 WLS: L BF: 25 H: 4 R: 2 ER: 1 SO: 4 BB: 1 IBB: 0 HBP: 0 BLK: 0 WP: 0 HR: 0 S: 31 P: 39 ERA: 1.50 WHIP: 0.833															PITCHER				
Roy Face, R (7, 1) ERA: 2.56	1.1 9 4 1 1 1 1 0 0 0 0 0 0 10 14 6.75 3.750																			
Bob Porterfield, R (8, 1) ERA: 5.82	0.2 1 0 0 0 0 0 0 0 0 0 0 0 1 1 0.00 0.000																			

Pittsburgh Pirates @ Philadelphia Phillies
 Connie Mack Stadium, Philadelphia, PA
 Fri Sep 04 1959, 7:05 PM EDT
 Att: 13,136 - Unknown

AB 32
 R 3
 H 8
 RBI 3
 BB 3
 SO 5
 LOB 18



Batter	1	2	3	4	5	6	7	8	9	AB	R	H	RBI	BB	SO	LOB	TOP								
Bob Skinner, L (1, 7) OBP: 0.355, SLG: 0.395	P6			K	E6		F7		1B	5	0	1	1	0	1	0									
Dick Groat, R (1, 6) OBP: 0.312, SLG: 0.365	6-3			6-3	F9				CS	5	0	2	0	0	0	1									
Roberto Clemente, R (1, 9) OBP: 0.324, SLG: 0.402	K			3-1		F3			G6-4-3	5	1	1	0	0	1	2									
Dick Stuart, R (1, 3) OBP: 0.381, SLG: 0.577		6-3			4-3 WP	FC4			HR	4	2	3	1	0	0	0									
Smoky Burgess, L (1, 2) OBP: 0.355, SLG: 0.506		L8			4-3				2B	3	0	0	0	1	0	1									
Hank Foiles, R (8, PR) OBP: 0.254, SLG: 0.302					1-3				5-3	0	0	0	0	0	0	0									
Don Hoak, R (1, 5) OBP: 0.376, SLG: 0.413	P6				FC4	BB			5-3	3	0	1	1	1	0	2									
Bill Mazerowski, R (1, 4) OBP: 0.285, SLG: 0.339				L7	FC4	HBP			6-3	4	1	0	1	0	0	5	AB 34								
Bill Virdon, L (1, 8) OBP: 0.322, SLG: 0.338				L9	FC6-4	1B			F9	2	2	0	0	1	0	0	R 7								
Ron Kline, R (1, 1) OBP: 0.148, SLG: 0.148				L9	1-2	2B	HBP		SH1-4	1	0	0	0	0	0	0	H 9								
Harry Simpson, L (5, PH) OBP: 0.259, SLG: 0.383					1-2	2B			1B	2	2	0	0	1	0	0	RBI 6								
Rocky Nelson, L (7, PH) OBP: 0.372, SLG: 0.451					1-2	2B	HBP		BB	2	0	0	0	0	0	0	BB 3								
Fred Green, R (7, 1) OBP: 0.299, SLG: 0.345					1-2	2B			SH1-4	1	0	0	0	0	0	0	SO 2								
Bob Porterfield, R (8, 1) OBP: 0.299, SLG: 0.345					1-2	2B			BB	0	0	0	0	0	0	0	LOB 11								
Dick Schofield, S (9, PH) OBP: 0.142, SLG: 0.502					1-2	2B				0	0	0	0	0	0	0									
Bennie Daniels, S (9, 1) OBP: 0.142, SLG: 0.502					1-2	2B				0	0	0	0	0	0	0									
Inning Stats	R: 0 E: 0 K: 1 S: 5	H: 0 LOB: 0 BB: 0 P: 5	R: 0 E: 0 K: 0 S: 3	H: 0 LOB: 0 BB: 0 P: 3	R: 0 E: 0 K: 0 S: 3	H: 0 LOB: 0 BB: 0 P: 3	R: 0 E: 0 K: 1 S: 5	H: 0 LOB: 0 BB: 0 P: 5	R: 4 E: 1 K: 0 S: 6	H: 2 LOB: 1 BB: 1 P: 11	R: 1 E: 0 K: 0 S: 5	H: 2 LOB: 1 BB: 0 P: 5	R: 0 E: 0 K: 0 S: 3	H: 0 LOB: 0 BB: 0 P: 3	R: 1 E: 0 K: 0 S: 4	H: 3 LOB: 3 BB: 1 P: 9	R: 1 E: 0 K: 0 S: 4	H: 2 LOB: 1 BB: 1 P: 8	1B: 6 2B: 2 3B: 0 HR: 1	SF: 0 SAC: 1 DP: 1 HBP: 1	WP: 1 PB: 0 SB: 0 CS: 1	PA: 39			
PITCHER	IP	WLS	BF	H	R	ER	SO	BB	IBB	HBP	BLK	WP	HR	S	P	ERA	WHIP								
Don Cardwell, R (1, 1) ERA: 3.8	7.1		31	7	6	5	2	1	0	1	0	1	1	33	38	6.14	1.091								
Turk Farrell, R (8, 1) ERA: 4.91	1.0	L	7	2	1	1	0	1	1	0	0	0	0	5	13	9.00	3.000								
Bob Bowman, R (9, 1) ERA: 2.45	0.2		1	0	0	0	0	0	0	0	0	0	0	1	1	0.00	0.000								

Pittsburgh Pirates @ Philadelphia Phillies
 Connie Mack Stadium, Philadelphia, PA
 Sat Sep 05 1959, 3:33 AM EDT
 Att: 5,993 - Unknown

AB 34
 R 7
 H 9
 RBI 6
 BB 3
 SO 2
 LOB 11





Batter	1	2	3	4	5	6	7	8	9	AB	R	H	RBI	BB	SO	LOB	BOTTOM								
Richie Ashburn, L (1, 8) OBP: 0.363, SLG: 0.314	F8	F9		4-3				1B	SH1-4	5	0	2	0	0	0	2									
Joe Koppe, R (1, 6) OBP: 0.319, SLG: 0.382	E	K			1-3			6-3	SH1-4	4	1	1	0	0	1	2									
Ed Bouchee, L (1, 3) OBP: 0.381, SLG: 0.460	E	FC6-4		L3-1		E		2B	BB	3	2	2	0	2	0	0									
Wally Post, R (1, 9) OBP: 0.322, SLG: 0.468	E7	FC6-4			F8			FC5-4	1B	4	1	1	1	1	1	4									
Harry Anderson, L (1, 7) OBP: 0.320, SLG: 0.423	FC6-4	IBB		G4-6-3		E3		F7	G3	4	1	0	0	1	0	5									
Gene Freese, R (1, 5) OBP: 0.351, SLG: 0.517	FC6-4			E7		SH1-3		1B		4	1	1	3	1	1	2									
Sparky Anderson, R (1, 4) OBP: 0.278, SLG: 0.244	F9			SH1-3		SH1-3		F8		3	0	1	1	0	0	3									
Harry Hanebrink, L (9, PH) OBP: 0.299, SLG: 0.376					F8			1B		1	0	0	0	0	0	0									
Carl Sawatski, L (1, 2) OBP: 0.370, SLG: 0.449		F8						4-3		3	0	1	1	0	0	0									
Jim Bolger, R (7, PH) OBP: 0.143, SLG: 0.096										0	0	0	0	1	0	0									
Joe Lonnett, R (8, 2) OBP: 0.320, SLG: 0.247										0	0	0	0	0	0	0									
Dave Philley, S (9, PH) OBP: 0.360, SLG: 0.481										1	0	1	0	0	0	0									
Solly Drake, S (9, PR) OBP: 0.279, SLG: 0.154										0	0	0	0	0	0	0									
Don Cardwell, R (1, 1) OBP: 0.082, SLG: 0.106										3	0	0	0	1	2	4									
Turk Farrell, R (8, 1) OBP: 0.167, SLG: 0.167										0	0	0	0	0	0	0									
Bob Bowman, R (9, 1) OBP: 0.167, SLG: 0.203										1	0	0	0	0	0	1									
Inning Stats	R: 2 E: 1 K: 0 S: 5	H: 2 LOB: 2 BB: 2 P: 13	R: 0 E: 0 K: 1 S: 5	H: 0 LOB: 1 BB: 1 P: 9	R: 0 E: 0 K: 0 S: 2	H: 0 LOB: 0 BB: 1 P: 6	R: 1 E: 1 K: 0 S: 5	H: 1 LOB: 1 BB: 0 P: 5	R: 2 E: 0 K: 0 S: 5	H: 1 LOB: 1 BB: 1 P: 9	R: 0 E: 0 K: 1 S: 6	H: 1 LOB: 1 BB: 0 P: 6	R: 1 E: 0 K: 1 S: 7	H: 2 LOB: 3 BB: 2 P: 15	R: 0 E: 0 K: 1 S: 7	H: 2 LOB: 2 BB: 0 P: 7	R: 0 E: 0 K: 1 S: 6	H: 1 LOB: 1 BB: 0 P: 6	1B: 8 2B: 1 3B: 1 HR: 0	SF: 0 SAC: 2 DP: 1 HBP: 0	WP: 0 PB: 0 SB: 0 CS: 0	PA: 45			
PITCHER	IP	WLS	BF	H	R	ER	SO	BB	IBB	HBP	BLK	WP	HR	S	P	ERA	WHIP								
Ron Kline, R (1, 1) ERA: 4.39	4.0		19	3	3	2	1	3	1	0	0	0	0	11	15	0.00	1.500								
Don Gross, L (5, 1) ERA: 3.95	2.0		10	2	2	0	1	1	0	0	0	0	0	11	15	0.00	1.500								
Fred Green, L (7, 1) ERA: 2.96	1.1		10	4	1	1	1	1	1	0	0	0	0	10	18	6.75	3.750								
Bob Porterfield, R (8, 1) ERA: 5.73	0.2	W	2	0	0	0	1	0	0	0	0	0	0	4	4	0.00	0.000								
Bennie Daniels, R (9, 1) ERA: 5.17	1.0	S	4	1	0	0	1	0	0	0	0	0	0	6	6	0.00	1.000								

Pittsburgh Pirates @ Philadelphia Phillies
 Connie Mack Stadium, Philadelphia, PA
 Sat Sep 05 1959, 3:33 AM EDT
 Att: 5,993 - Unknown

AB 36
 R 6
 H 10
 RBI 6
 BB 7
 SO 5
 LOB 23



Batter	1	2	3	4	5	6	7	8	9	AB	R	H	RBI	BB	SO	LOB	TOP			
Bob Skinner, L (1, 7) OBP: 0.354, SLG: 0.394	0-0 4-3			0-0 F8		0-0 P6			0-0 HBP 1B	4	0	1	0	0	0	1	Pittsburgh Pirates @ Philadelphia Phillies Connie Mack Stadium, Philadelphia, PA Sun Sep 06 1959, 3:33 AM EDT Att: 9,684 - Unknown livebaseballscores.com AB 27 R 1 H 4 RBI 1 BB 1 SO 3 LOB 8 			
Dick Groat, R (1, 6) OBP: 0.312, SLG: 0.363	0-3 K			0-0 6-3			0-0 5-3		1-0 HBP	3	0	0	0	0	1	0				
Roberto Clemente, R (1, 9) OBP: 0.320, SLG: 0.398	0-0 F9			0-3 K			0-0 L9		0-0 L1-5	4	0	0	0	0	1	3				
Dick Stuart, R (1, 3) OBP: 0.380, SLG: 0.571		4-0 L4-3 BB			0-0 L6		0-0 F7		0-0 F2	3	0	0	0	1	0	2				
Smoky Burgess, L (1, 2) OBP: 0.355, SLG: 0.507		0-0 L4-3			0-0 F7			0-0 SH1 SH1-3 2B		3	0	1	0	0	0	1				
Dick Schofield, S (8, PR) OBP: 0.316, SLG: 0.345		0-0 L4-3			0-0 F7			0-0 SH1		0	1	0	0	0	0	0				
Hank Foiles, R (8, 2) OBP: 0.254, SLG: 0.302		1-2			0-0 F9			0-0 SH1		0	0	0	0	0	0	0				
Don Hoak, R (1, 5) OBP: 0.376, SLG: 0.412		0-0 1-3			0-0 F9			0-0 SH1		2	0	0	0	0	0	0				
Bill Mazerowski, R (1, 4) OBP: 0.284, SLG: 0.337			0-0 F7			0-0 L7		0-0 SH1-3		2	0	0	1	0	0	0				
Bill Virdon, L (1, 8) OBP: 0.320, SLG: 0.335			0-3 K			0-0 L8		0-0 L9		3	0	0	0	0	1	1				
Vern Law, R (1, 1) OBP: 0.193, SLG: 0.233			0-0 F8					0-0 L9		2	0	1	0	0	0	0				
Rocky Nelson, L (9, PH) OBP: 0.375, SLG: 0.455								0-0 1B		1	0	1	0	0	0	0				
Roman Mejias, R (9, PR) OBP: 0.314, SLG: 0.339								0-0 L1-5 1B		0	0	0	0	0	0	0				
Inning Stats	R: 0 E: 0 K: 1 S: 5	H: 0 LOB: 0 BB: 0 P: 5	R: 0 E: 0 K: 0 S: 2	H: 0 LOB: 0 BB: 1 P: 6	R: 0 E: 0 K: 1 S: 5	H: 0 LOB: 0 BB: 0 P: 5	R: 0 E: 0 K: 1 S: 5	H: 0 LOB: 0 BB: 0 P: 5	R: 0 E: 0 K: 0 S: 3	H: 1 LOB: 1 BB: 0 P: 4	R: 0 E: 0 K: 0 S: 3	H: 0 LOB: 0 BB: 0 P: 3	R: 1 E: 0 K: 0 S: 4	H: 1 LOB: 1 BB: 0 P: 4	R: 0 E: 0 K: 0 S: 4	H: 2 LOB: 2 BB: 0 P: 5	1B: 3 2B: 3 3B: 0 HR: 0	SF: 0 SAC: 2 DP: 2 HBP: 1	WP: 0 PB: 0 SB: 0 CS: 0	PA: 31
PITCHER Robin Roberts, R (1, 1) ERA: 4.49	IP: 9.0 WLS: W BF: 31 H: 4 R: 1 ER: 1 SO: 3 BB: 1 IBB: 0 HBP: 1 BLK: 0 WP: 0 HR: 0 S: 35 P: 40 ERA: 1.00 WHIP: 0.556															PITCHER				

Batter	1	2	3	4	5	6	7	8	9	AB	R	H	RBI	BB	SO	LOB	BOTTOM					
Richie Ashburn, L (1, 8) OBP: 0.361, SLG: 0.311	0-0 F8		0-0 4-3			0-0 6-3		0-0 F3		4	0	0	0	0	0	2	Pittsburgh Pirates @ Philadelphia Phillies Connie Mack Stadium, Philadelphia, PA Sun Sep 06 1959, 3:33 AM EDT Att: 9,684 - Unknown livebaseballscores.com AB 28 R 2 H 5 RBI 1 BB 2 SO 2 LOB 8 					
Joe Koppe, R (1, 6) OBP: 0.318, SLG: 0.381	0-0 L8			0-3 K		0-0 5-3		0-0 1B 1B		4	0	1	1	0	1	0						
Dave Philley, S (1, 3) OBP: 0.358, SLG: 0.476	0-0 1-3			0-0 6-3		0-3 K		0-0 1B 1B		4	0	1	0	0	1	0						
Wally Post, R (1, 9) OBP: 0.322, SLG: 0.467		0-0 FC1-6 1B		0-0 5-3		0-0 F8		0-0 F9		3	0	1	0	0	0	0						
Harry Anderson, L (1, 7) OBP: 0.318, SLG: 0.421		0-0 FC1-6 1-2			0-0 P5		0-0 F9		0-0 4-3	3	0	0	0	0	0	1						
Gene Freese, R (1, 5) OBP: 0.348, SLG: 0.513		0-0 F7			0-0 5-3		0-0 5-3			3	0	0	0	0	0	1						
Sparky Anderson, R (1, 4) OBP: 0.277, SLG: 0.243					0-0 E5			0-0 4-3		2	0	0	0	0	0	1						
Harry Hanebrink, L (6, PH) OBP: 0.295, SLG: 0.372					0-0 P6			0-0 1B E 1B		1	0	0	0	0	0	0						
Carl Sawatski, L (1, 2) OBP: 0.379, SLG: 0.452			4-0 G4-6-3 BB		4-0 1-2 IBB			0-0 1B E 1B		0	1	0	2	0	0	0						
Solly Drake, S (8, PR) OBP: 0.279, SLG: 0.154					0-0 4-3			0-0 E9 1B 1B		0	1	0	0	0	0	0						
Joe Lonnett, R (9, 2) OBP: 0.320, SLG: 0.247					0-0 G4-6-3 1-2			0-0 1B 1B		0	0	0	0	0	0	0						
Robin Roberts, S (1, 1) OBP: 0.235, SLG: 0.250					0-0 4-3			0-0 E9 1B 1B		3	1	1	0	0	0	3						
Inning Stats	R: 0 E: 0 K: 0 S: 3	H: 0 LOB: 0 BB: 0 P: 3	R: 0 E: 1 K: 0 S: 4	H: 1 LOB: 1 BB: 0 P: 4	R: 0 E: 0 K: 0 S: 2	H: 0 LOB: 0 BB: 1 P: 6	R: 0 E: 0 K: 1 S: 5	H: 0 LOB: 0 BB: 0 P: 5	R: 0 E: 1 K: 0 S: 4	H: 0 LOB: 2 BB: 1 P: 8	R: 0 E: 0 K: 1 S: 5	H: 0 LOB: 0 BB: 0 P: 3	R: 2 E: 1 K: 0 S: 6	H: 4 LOB: 2 BB: 0 P: 6	R: 0 E: 0 K: 0 S: 3	H: 0 LOB: 0 BB: 0 P: 3		R: 2 E: 1 K: 0 S: 6	H: 4 LOB: 2 BB: 0 P: 6	1B: 5 2B: 0 3B: 0 HR: 0	SF: 0 SAC: 0 DP: 1 HBP: 0	WP: 0 PB: 0 SB: 1 CS: 0
PITCHER Vern Law, R (1, 1) ERA: 3.13	IP: 8.0 WLS: L BF: 30 H: 5 R: 2 ER: 2 SO: 2 BB: 1 IBB: 1 HBP: 0 BLK: 0 WP: 0 HR: 0 S: 32 P: 40 ERA: 2.25 WHIP: 0.750															PITCHER						

Batter	1	2	3	4	5	6	7	8	9	AB	R	H	RBI	BB	SO	LOB	TOP			
Richie Ashburn, L OBP: 0.360, SLG: 0.310 (1, 8)										5	1	1	0	0	0	1	Philadelphia Phillies @ Cincinnati Redlegs Crosley Field, Cincinnati, OH Mon Sep 07 1959, 3:33 AM EDT Att: 5,624 - Unknown			
Joe Koppe, R OBP: 0.324, SLG: 0.390 (1, 6)										5	2	4	1	0	0	0				
Dave Philley, S OBP: 0.363, SLG: 0.493 (1, 3)										5	1	3	2	0	0	1				
Wally Post, R OBP: 0.321, SLG: 0.471 (1, 9)										5	1	1	2	0	0	4				
Harry Anderson, L OBP: 0.317, SLG: 0.418 (1, 7)										5	1	1	0	0	2	4				
Gene Freese, R OBP: 0.349, SLG: 0.513 (1, 5)										4	0	2	0	0	1	1				
Sparky Anderson, R OBP: 0.277, SLG: 0.243 (1, 4)										4	0	1	0	0	1	3				
Carl Sawatski, L OBP: 0.382, SLG: 0.456 (8, PR)										3	0	1	1	1	0	1				
Solly Drake, S OBP: 0.279, SLG: 0.154 (8, 2)										0	0	0	0	0	0	0				
Joe Lonnett, R OBP: 0.320, SLG: 0.247 (8, 2)										0	0	0	0	0	0	0				
Humberto Robinson, R OBP: 0.333, SLG: 0.222 (1, 1)										3	0	0	0	0	1	3				
Ruben Gomez, R OBP: 0.222, SLG: 0.176 (8, 1)										0	0	0	0	0	0	0				
Inning Stats	R: 2 E: 1 K: 2 S: 10	H: 3 LOB: 1 BB: 0 P: 10	R: 0 E: 0 K: 0 S: 4	H: 1 LOB: 1 BB: 0 P: 4	R: 0 E: 1 K: 0 S: 4	H: 1 LOB: 0 BB: 0 P: 4	R: 0 E: 0 K: 0 S: 3	H: 1 LOB: 0 BB: 0 P: 3	R: 0 E: 0 K: 1 S: 9	H: 4 LOB: 2 BB: 0 P: 9	R: 0 E: 0 K: 1 S: 7	H: 2 LOB: 2 BB: 0 P: 7	R: 0 E: 0 K: 1 S: 5	H: 0 LOB: 1 BB: 1 P: 9	R: 2 E: 0 K: 0 S: 5	H: 2 LOB: 0 BB: 0 P: 5	1B: 10 2B: 2 3B: 0 HR: 2	SF: 0 SAC: 1 DP: 1 HBP: 0	WP: 0 PB: 0 SB: 0 CS: 0	PA: 41
PITCHER	IP WLS BF H R ER SO BB IBB HBP BLK WP HR S P ERA WHIP																			
Don Newcombe, R ERA: 3.2 (1, 1)	5.2	L	26	10	4	4	3	0	0	0	0	0	0	0	1	32	32	6.35	1.765	
Orlando Pena, R ERA: 4.99 (6, 1)	3.1	L	15	4	2	2	2	1	0	0	0	0	0	0	1	18	22	5.40	1.500	

AB	39
R	6
H	14
RBI	6
BB	1
SO	5
LOB	18



Batter	1	2	3	4	5	6	7	8	9	AB	R	H	RBI	BB	SO	LOB	BOTTOM			
Johnny Temple, R OBP: 0.391, SLG: 0.432 (1, 4)										5	1	2	0	0	0	2	Philadelphia Phillies @ Cincinnati Redlegs Crosley Field, Cincinnati, OH Mon Sep 07 1959, 3:33 AM EDT Att: 5,624 - Unknown			
Vada Pinson, L OBP: 0.380, SLG: 0.521 (1, 8)										5	0	0	0	0	0	5				
Gus Bell, L OBP: 0.323, SLG: 0.449 (1, 9)										5	0	1	0	0	1	3				
Frank Robinson, R OBP: 0.393, SLG: 0.590 (1, 7)										4	0	0	0	0	0	2				
Whitey Lockman, L OBP: 0.289, SLG: 0.288 (1, 3)										4	0	0	0	0	0	0				
Willie Jones, R OBP: 0.343, SLG: 0.438 (1, 5)										4	1	2	1	0	1	0				
Ed Bailey, L OBP: 0.367, SLG: 0.384 (1, 2)										4	0	2	0	0	0	0				
Eddie Kasko, R OBP: 0.298, SLG: 0.346 (1, 6)										4	1	2	0	0	0	3				
Don Newcombe, L OBP: 0.400, SLG: 0.408 (1, 1)										1	1	1	1	1	0	0				
Orlando Pena, R ERA: 2.99 (6, 1)	7.2	W	33	9	4	4	1	1	0	0	0	0	0	0	1	1				
Jerry Lynch, L OBP: 0.321, SLG: 0.471 (9, PH)										1	0	1	0	0	0	0				
Inning Stats	R: 0 E: 0 K: 0 S: 4	H: 1 LOB: 1 BB: 0 P: 4	R: 0 E: 0 K: 1 S: 6	H: 1 LOB: 1 BB: 0 P: 6	R: 0 E: 0 K: 0 S: 3	H: 0 LOB: 0 BB: 0 P: 3	R: 0 E: 0 K: 0 S: 3	H: 0 LOB: 0 BB: 0 P: 3	R: 1 E: 0 K: 0 S: 5	H: 2 LOB: 1 BB: 0 P: 5	R: 0 E: 0 K: 0 S: 3	H: 0 LOB: 0 BB: 0 P: 3	R: 0 E: 0 K: 0 S: 5	H: 2 LOB: 2 BB: 0 P: 5	R: 0 E: 0 K: 1 S: 6	H: 1 LOB: 1 BB: 0 P: 6	1B: 8 2B: 2 3B: 0 HR: 1	SF: 0 SAC: 0 DP: 0 HBP: 0	WP: 3 PB: 0 SB: 0 CS: 0	PA: 39
PITCHER	IP WLS BF H R ER SO BB IBB HBP BLK WP HR S P ERA WHIP																			
Humberto Robinson, R ERA: 2.99 (1, 1)	7.2	W	33	9	4	4	1	1	0	0	0	0	0	0	1	1	34	4.70	1.304	
Ruben Gomez, R ERA: 6.1 (8, 1)	1.1	W	6	2	0	0	1	0	0	0	0	0	0	0	0	8	8	0.00	1.500	

AB	38
R	4
H	11
RBI	2
BB	1
SO	2
LOB	16



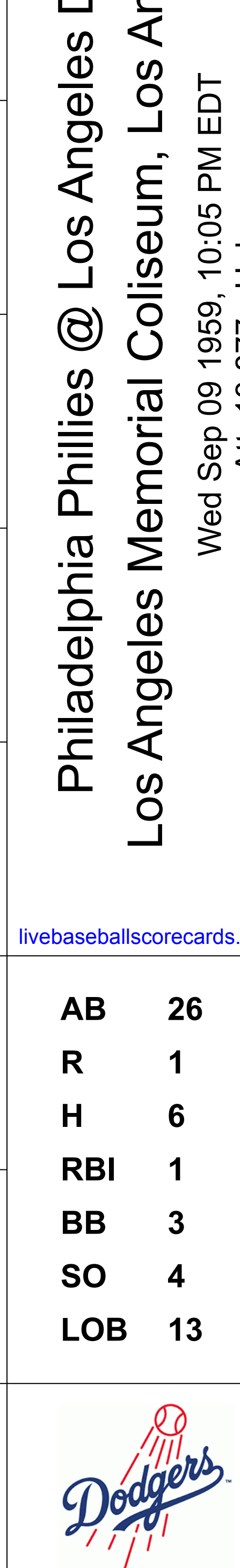
Batter	1	2	3	4	5	6	7	8	9	AB	R	H	RBI	BB	SO	LOB	TOP					
Richie Ashburn, L OBP: 0.359, SLG: 0.310	F5		FC6-4					6-3		4	0	1	0	0	0	1	Philadelphia Phillies @ Los Angeles Dodgers Los Angeles Memorial Coliseum, Los Angeles, CA Wed Sep 09 1959, 10:05 PM EDT Att: 13,877 - Unknown					
Joe Koppe, R OBP: 0.323, SLG: 0.393	F4		K							4	0	1	0	0	1	2						
Ed Bouchee, L OBP: 0.382, SLG: 0.463										3	0	1	0	0	2	1						
Wally Post, R OBP: 0.318, SLG: 0.467										4	0	0	0	0	3	2						
Harry Anderson, L OBP: 0.314, SLG: 0.414										4	0	0	0	0	1	1						
Gene Freese, R OBP: 0.348, SLG: 0.508										3	0	0	0	0	1	0						
Sparky Anderson, R OBP: 0.275, SLG: 0.241										3	0	0	0	0	0	2						
Carl Sawatski, L OBP: 0.381, SLG: 0.451										2	0	0	0	0	1	3						
Jim Owens, R OBP: 0.169, SLG: 0.121										0	0	0	0	0	0	0						
Taylor Phillips, L OBP: 0.067, SLG: 0.067										2	0	0	0	0	1	1						
Solly Drake, S OBP: 0.274, SLG: 0.151										1	0	0	0	0	1	0						
Bob Bowman, R OBP: 0.167, SLG: 0.203										0	0	0	0	0	0	0						
Inning Stats	R: 0 E: 0 K: 1 S: 11	H: 1 LOB: 1 BB: 0 P: 15	R: 0 E: 0 K: 0 S: 5	H: 0 LOB: 0 BB: 0 P: 6	R: 0 E: 0 K: 1 S: 6	H: 0 LOB: 1 BB: 0 P: 9	R: 0 E: 0 K: 2 S: 12	H: 0 LOB: 0 BB: 0 P: 17	R: 0 E: 0 K: 0 S: 10	H: 0 LOB: 0 BB: 0 P: 13	R: 0 E: 0 K: 1 S: 6	H: 1 LOB: 0 BB: 0 P: 10	R: 0 E: 1 K: 2 S: 10	H: 0 LOB: 3 BB: 0 P: 16	R: 0 E: 0 K: 2 S: 11	H: 1 LOB: 1 BB: 0 P: 17	R: 0 E: 0 K: 2 S: 8	H: 0 LOB: 0 BB: 0 P: 11	1B: 1 2B: 0 3B: 2 HR: 0	SF: 0 SAC: 0 DP: 0 HBP: 3	WP: 1 PB: 0 SB: 0 CS: 1	PA: 33
PITCHER Don Drysdale, R ERA: 3.41	IP: 9.0 WLS: W BF: 33 H: 3 R: 0 ER: 0 SO: 11 BB: 0 IBB: 0 HBP: 3 BLK: 0 WP: 1 HR: 0 S: 79 P: 114 ERA: 0.00 WHIP: 0.333																					

Batter	1	2	3	4	5	6	7	8	9	AB	R	H	RBI	BB	SO	LOB	BOTTOM			
Jim Gilliam, S OBP: 0.401, SLG: 0.352	F7		6-3							4	0	1	0	0	0	1	Philadelphia Phillies @ Los Angeles Dodgers Los Angeles Memorial Coliseum, Los Angeles, CA Wed Sep 09 1959, 10:05 PM EDT Att: 13,877 - Unknown			
Wally Moon, L OBP: 0.391, SLG: 0.471										4	1	2	0	0	0	1				
Norm Larker, L OBP: 0.323, SLG: 0.414										3	0	0	0	1	0	2				
Don Demeter, R OBP: 0.290, SLG: 0.437										0	0	0	0	0	0	0				
Duke Snider, L OBP: 0.408, SLG: 0.558										0	0	0	0	2	0	0				
Carl Furillo, R OBP: 0.333, SLG: 0.321										2	0	0	0	0	1	2				
Ron Fairly, L OBP: 0.332, SLG: 0.349										0	0	0	0	0	0	0				
Gil Hodges, R OBP: 0.378, SLG: 0.547										3	0	1	1	0	1	3				
Charlie Neal, R OBP: 0.333, SLG: 0.445										3	0	0	0	0	0	1				
John Roseboro, L OBP: 0.335, SLG: 0.382										2	0	1	0	0	1	0				
Maury Wills, S OBP: 0.253, SLG: 0.233										2	0	1	0	0	0	0				
Don Drysdale, R OBP: 0.193, SLG: 0.333										3	0	0	0	0	1	3				
Inning Stats	R: 0 E: 0 K: 1 S: 12	H: 1 LOB: 2 BB: 1 P: 21	R: 0 E: 0 K: 0 S: 8	H: 1 LOB: 1 BB: 0 P: 12	R: 0 E: 0 K: 0 S: 5	H: 0 LOB: 0 BB: 0 P: 5	R: 0 E: 0 K: 0 S: 8	H: 0 LOB: 0 BB: 1 P: 13	R: 0 E: 0 K: 1 S: 9	H: 1 LOB: 1 BB: 0 P: 14	R: 1 E: 0 K: 1 S: 10	H: 2 LOB: 1 BB: 0 P: 14	R: 0 E: 0 K: 1 S: 5	H: 0 LOB: 0 BB: 0 P: 7	R: 0 E: 0 K: 0 S: 6	H: 1 LOB: 1 BB: 1 P: 15	1B: 6 2B: 1 3B: 0 HR: 0	SF: 0 SAC: 1 DP: 3 HBP: 1	WP: 0 PB: 0 SB: 1 CS: 0	PA: 31
PITCHER Jim Owens, R ERA: 3.38	IP: 1.0 WLS: L BF: 22 H: 4 R: 1 ER: 1 SO: 3 BB: 1 IBB: 0 HBP: 1 BLK: 0 WP: 0 HR: 0 S: 45 P: 65 ERA: 1.50 WHIP: 0.833																			
Taylor Phillips, L ERA: 5.91	IP: 6.0 WLS: L BF: 22 H: 4 R: 1 ER: 1 SO: 3 BB: 1 IBB: 0 HBP: 1 BLK: 0 WP: 0 HR: 0 S: 45 P: 65 ERA: 1.50 WHIP: 0.833																			
Bob Bowman, R ERA: 1.93	IP: 1.0 WLS: L BF: 4 H: 1 R: 0 ER: 0 SO: 0 BB: 0 IBB: 0 HBP: 0 BLK: 0 WP: 0 HR: 0 S: 6 P: 15 ERA: 0.00 WHIP: 2.000																			

AB 30
R 0
H 3
RBI 0
BB 0
SO 11
LOB 13



AB 26
R 1
H 6
RBI 1
BB 3
SO 4
LOB 13



Batter	1	2	3	4	5	6	7	8	9	AB	R	H	RBI	BB	SO	LOB	TOP					
Richie Ashburn, L (1, 8) OBP: 0.360, SLG: 0.310	2-1 1-3		3-1 BB 1B			4-1 G3-6-3 BB BB			0-2 6-3	3	0	1	0	1	0	0	Philadelphia Phillies @ Los Angeles Dodgers Los Angeles Memorial Coliseum, Los Angeles, CA Thu Sep 10 1959, 10:05 PM EDT Att: 15,434 - Unknown					
Joe Koppe, R (1, 6) OBP: 0.325, SLG: 0.391	2-3 K		4-1 BB			4-0 G3-6-3 BB			0-0 F6	2	0	0	0	2	1	0						
Harry Anderson, L (1, 7) OBP: 0.312, SLG: 0.411	2-2 3-1		1-1 F9			0-2 G3-6-3 1-2 2-3			0-0 3-1	4	0	0	0	0	0	4						
Dave Philley, S (1, 3)		1-1 4-3		1-0 F7					2-1 3-1	3	0	0	0	0	0	0						
Wally Post, R (1, 9) OBP: 0.316, SLG: 0.463		2-0 3-1		2-3 K					0-1 F8	3	0	0	0	0	1	0						
Gene Freese, R (1, 5) OBP: 0.348, SLG: 0.507		0-0 1B 1B		1-3 K					0-0 F5	3	0	1	0	0	1	0						
Sparky Anderson, R (1, 4) OBP: 0.275, SLG: 0.242		3-2 1B 1B		0-1 6-3					1-0 6-3	3	0	1	0	0	0	0						
Joe Lonnett, R (1, 2) OBP: 0.313, SLG: 0.241			0-1 F2						3-1 F8	2	0	0	0	0	0	0						
Harry Hanebrink, L (8, PH) OBP: 0.292, SLG: 0.368											1	0	0	0	0	0						
Valmy Thomas, R (8, 2) OBP: 0.253, SLG: 0.241											0	0	0	0	0	0						
Don Cardwell, R (1, 1) OBP: 0.078, SLG: 0.102									0-0 F7	3	2	0	0	0	1	0						
Jack Meyer, R (6, 1) OBP: 0.093, SLG: 0.083											0	0	0	0	0	0						
Jim Bolger, R (8, PH) OBP: 0.140, SLG: 0.094											1	0	0	0	0	0						
Turk Farrell, R (8, 1) OBP: 0.167, SLG: 0.167											0	0	0	0	0	0						
Inning Stats	R: 0 E: 0 K: 1 S: 10	H: 0 LOB: 0 BB: 0 P: 16	R: 0 E: 0 K: 0 S: 7	H: 2 LOB: 2 BB: 0 P: 13	R: 0 E: 0 K: 0 S: 8	H: 1 LOB: 2 BB: 1 P: 16	R: 0 E: 0 K: 2 S: 7	H: 0 LOB: 0 BB: 0 P: 11	R: 0 E: 0 K: 1 S: 7	H: 0 LOB: 0 BB: 0 P: 8	R: 0 E: 0 K: 0 S: 6	H: 0 LOB: 0 BB: 2 P: 14	R: 0 E: 0 K: 0 S: 5	H: 0 LOB: 0 BB: 0 P: 7	R: 0 E: 0 K: 0 S: 4	H: 0 LOB: 0 BB: 0 P: 8	R: 0 E: 0 K: 0 S: 5	H: 0 LOB: 0 BB: 0 P: 5	1B: 3 2B: 0 3B: 0 HR: 0	SF: 0 SAC: 0 DP: 1 HBP: 0	WP: 0 PB: 0 SB: 0 CS: 0	PA: 30
PITCHER Roger Craig, R (1, 1) ERA: 2.29	IP: 9.0 WLS: W BF: 30 H: 3 R: 0 ER: 0 SO: 4 BB: 3 IBB: 0 HBP: 0 BLK: 0 WP: 0 HR: 0 S: 59 P: 98 ERA: 0.00 WHIP: 0.667															PITCHER						

Batter	1	2	3	4	5	6	7	8	9	AB	R	H	RBI	BB	SO	LOB	BOTTOM			
Jim Gilliam, S (1, 5) OBP: 0.397, SLG: 0.349	1-2 E1 BB 1B		1-0 F6						0-0 F5	5	1	0	0	0	0	4	Philadelphia Phillies @ Los Angeles Dodgers Los Angeles Memorial Coliseum, Los Angeles, CA Thu Sep 10 1959, 10:05 PM EDT Att: 15,434 - Unknown			
Charlie Neal, R (1, 4) OBP: 0.332, SLG: 0.448	2-3 K		0-1 5-3						0-0 PB 3B	4	1	1	1	0	1	1				
Wally Moon, L (1, 9) OBP: 0.394, SLG: 0.470	4-1 1B 1B BB		3-3 K						4-1 3-H 1B BB	1	2	0	0	3	1	0				
Duke Snider, L (1, 8) OBP: 0.409, SLG: 0.556	2-3 K		1-0 4-3						4-2 WP BB BB	3	0	1	1	1	1	2				
Norm Larker, L (1, 7) OBP: 0.323, SLG: 0.414	3-2 1B								4-2 WP BB	3	0	1	2	0	1	1				
Don Demeter, R (7, 8) OBP: 0.289, SLG: 0.436	1-1 2-H 1B								1-2 5-3	1	0	0	0	0	0	2				
Gil Hodges, R (1, 3) OBP: 0.376, SLG: 0.542	2-2 F7								1-2 2-3	3	0	0	0	1	1	1				
Joe Pignatano, R (1, 2) OBP: 0.322, SLG: 0.286									4-1 SH5-4 1B BB	4	0	0	0	0	2	1				
Maury Wills, S (1, 6) OBP: 0.269, SLG: 0.261									1-3 K	4	1	4	0	0	0	0				
Roger Craig, R (1, 1) OBP: 0.048, SLG: 0.024									1-2 2-3 SH5-4	3	0	0	0	0	3	3				
Inning Stats	R: 2 E: 1 K: 2 S: 17	H: 1 LOB: 1 BB: 1 P: 31	R: 0 E: 0 K: 1 S: 7	H: 1 LOB: 1 BB: 0 P: 13	R: 0 E: 0 K: 1 S: 6	H: 0 LOB: 0 BB: 0 P: 10	R: 0 E: 0 K: 2 S: 10	H: 0 LOB: 0 BB: 0 P: 17	R: 3 E: 0 K: 2 S: 12	H: 3 LOB: 1 BB: 1 P: 21	R: 0 E: 0 K: 1 S: 9	H: 1 LOB: 1 BB: 0 P: 12	R: 0 E: 0 K: 0 S: 14	H: 0 LOB: 2 BB: 2 P: 24	R: 0 E: 0 K: 1 S: 7	H: 1 LOB: 2 BB: 1 P: 13	1B: 5 2B: 0 3B: 2 HR: 0	SF: 0 SAC: 1 DP: 0 HBP: 0	WP: 0 PB: 1 SB: 2 CS: 0	PA: 37
PITCHER Don Cardwell, R (1, 1) ERA: 3.86	IP: 5.0 WLS: L BF: 23 H: 5 R: 5 ER: 3 SO: 8 BB: 2 IBB: 0 HBP: 0 BLK: 0 WP: 1 HR: 0 S: 52 P: 92 ERA: 5.40 WHIP: 1.400															PITCHER				
Jack Meyer, R (6, 1) ERA: 3.84	2.0 9 1 0 0 1 2 0 0 0 1 0 23 36 0.00 1.500																			
Turk Farrell, R (8, 1) ERA: 4.82	1.0 5 1 0 0 1 1 0 0 0 0 0 7 13 0.00 2.000																			

Batter	1	2	3	4	5	6	7	8	9	AB	R	H	RBI	BB	SO	LOB	TOP										
Richie Ashburn, L (1, 8) OBP: 0.357, SLG: 0.307	5-3		4-3			G5-4-3		G3		4	0	0	0	0	0	2	Philadelphia Phillies @ San Francisco Giants Seals Stadium, San Francisco, CA Fri Sep 11 1959, 10:05 PM EDT Att: 22,222 - Unknown										
Joe Koppe, R (1, 6) OBP: 0.327, SLG: 0.392	K			F8			SH1-4 1B	SH3-4 1B	4	1	2	0	0	1	0												
Dave Philley, S (1, 3) OBP: 0.356, SLG: 0.482	K			1-3			SH1-4 1-2	SH3-4 1-2	2	0	0	0	0	1	0												
Wally Post, R (1, 9) OBP: 0.313, SLG: 0.459 Solly Drake, S (9, 9) OBP: 0.274, SLG: 0.151	K			F3			K	5-3	4	0	0	0	0	2	2												
Gene Freese, R (1, 5) OBP: 0.350, SLG: 0.506	F4						FC5 1B BB	3-1	3	0	1	0	1	0	1												
Harry Anderson, L (1, 7) OBP: 0.312, SLG: 0.410	G3			F8			1-2 2-H 1B		3	0	1	1	0	0	1												
Sparky Anderson, R (1, 4) OBP: 0.276, SLG: 0.243				G5-4-3 1B			FC5 1-2		3	0	1	0	0	1	3												
Valmy Thomas, R (1, 2) OBP: 0.255, SLG: 0.237				G5-4-3			G5-4-3 BB	6-3	2	0	0	0	1	0	1												
Robin Roberts, S (1, 1) OBP: 0.238, SLG: 0.244							K	F2	2	0	0	0	1	1	1												
Inning Stats	R: 0 E: 0 K: 2 S: 7	H: 0 LOB: 0 BB: 0 P: 7	R: 0 E: 0 K: 1 S: 5	H: 0 LOB: 0 BB: 0 P: 5	R: 0 E: 0 K: 0 S: 3	H: 1 LOB: 1 BB: 1 P: 7	R: 0 E: 0 K: 0 S: 3	H: 0 LOB: 0 BB: 0 P: 3	R: 0 E: 0 K: 1 S: 5	H: 1 LOB: 0 BB: 0 P: 5	R: 0 E: 0 K: 1 S: 4	H: 0 LOB: 0 BB: 1 P: 8	R: 1 E: 0 K: 1 S: 7	H: 2 LOB: 2 BB: 1 P: 11	R: 0 E: 0 K: 0 S: 3	H: 0 LOB: 0 BB: 0 P: 3		R: 0 E: 0 K: 0 S: 4	H: 1 LOB: 1 BB: 0 P: 4	1B: 5 2B: 0 3B: 0 HR: 0	SF: 0 SAC: 2 DP: 2 HBP: 0	WP: 0 PB: 0 SB: 0 CS: 0	PA: 32				
PITCHER	IP	WLS	BF	H	R	ER	SO	BB	IBB	HBP	BLK	WP	HR	S	P	ERA	WHIP										
Mike McCormick, L (1, 1) ERA: 3.95	8.0	L	28	4	1	1	6	3	0	0	0	0	0	37	49	1.12	0.875										
Stu Miller, R (9, 1) ERA: 2.87	1.0		4	1	0	0	0	0	0	0	0	0	0	4	4	0.00	1.000										

Batter	1	2	3	4	5	6	7	8	9	AB	R	H	RBI	BB	SO	LOB	BOTTOM										
Danny O'Connell, R (1, 5) OBP: 0.241, SLG: 0.255 Jackie Brandt, R (9, PH) OBP: 0.324, SLG: 0.415	6-3			5-3		F6			F2	3	0	0	0	0	0	0	Philadelphia Phillies @ San Francisco Giants Seals Stadium, San Francisco, CA Fri Sep 11 1959, 10:05 PM EDT Att: 22,222 - Unknown										
Willie Mays, R (1, 8) OBP: 0.384, SLG: 0.556	F8			2B		5-3			F2	4	0	1	0	0	0												
Willie McCovey, L (1, 3) OBP: 0.444, SLG: 0.697	K			F2		G3			BB	3	0	0	0	1	1												
Orlando Cepeda, R (1, 7) OBP: 0.357, SLG: 0.534	F2			4-3					F4	4	0	0	0	1	2												
Willie Kirkland, L (1, 9) OBP: 0.326, SLG: 0.476	4-3					5-3-5 BB				2	0	0	0	1	0												
Daryl Spencer, R (1, 4) OBP: 0.327, SLG: 0.375	5-3					5-3-5 1-2			F6	3	0	0	0	0	1												
Hobie Landrith, L (1, 2) OBP: 0.343, SLG: 0.335 Jose Pagan, R (6, PR) OBP: 0.136, SLG: 0.136	4-3									3	0	2	0	0	0												
Eddie Bressoud, R (1, 6) OBP: 0.307, SLG: 0.414 Leon Wagner, L (8, PH) OBP: 0.362, SLG: 0.421 Jim Hegan, R (9, 2) OBP: 0.217, SLG: 0.208	F9								F6	2	0	0	0	0	1												
Mike McCormick, L (1, 1) OBP: 0.145, SLG: 0.121 Felipe Alou, R (8, PH) OBP: 0.326, SLG: 0.477 Stu Miller, R (9, 1) OBP: 0.085, SLG: 0.044	K								F8	2	0	0	0	0	1												
Inning Stats	R: 0 E: 0 K: 1 S: 5	H: 0 LOB: 0 BB: 0 P: 5	R: 0 E: 0 K: 0 S: 3	H: 0 LOB: 0 BB: 0 P: 3	R: 0 E: 0 K: 1 S: 5	H: 0 LOB: 0 BB: 0 P: 5	R: 0 E: 0 K: 0 S: 4	H: 1 LOB: 1 BB: 0 P: 4	R: 0 E: 0 K: 0 S: 5	H: 1 LOB: 1 BB: 1 P: 9	R: 0 E: 0 K: 0 S: 3	H: 0 LOB: 0 BB: 0 P: 3	R: 0 E: 0 K: 1 S: 5	H: 0 LOB: 0 BB: 0 P: 5	R: 0 E: 0 K: 0 S: 4	H: 1 LOB: 1 BB: 0 P: 4		R: 0 E: 0 K: 0 S: 3	H: 0 LOB: 1 BB: 1 P: 7	1B: 2 2B: 2 3B: 0 HR: 0	SF: 0 SAC: 0 DP: 1 HBP: 0	WP: 0 PB: 0 SB: 0 CS: 0	PA: 31				
PITCHER	IP	WLS	BF	H	R	ER	SO	BB	IBB	HBP	BLK	WP	HR	S	P	ERA	WHIP										
Robin Roberts, R (1, 1) ERA: 4.31	9.0	W	31	3	0	0	4	2	0	0	0	0	0	37	45	0.00	0.556										

Batter	1	2	3	4	5	6	7	8	9	AB	R	H	RBI	BB	SO	LOB	TOP				
Solly Drake, S OBP: 0.258, SLG: 0.140 (1, 8)										4	0	0	0	0	0	2	Philadelphia Phillies @ San Francisco Giants Seals Stadium, San Francisco, CA Sun Sep 13 1959, 6:33 AM EDT Att: 21,841 - Unknown livebaseballscorecards.com				
Joe Koppe, R OBP: 0.325, SLG: 0.388 (1, 6)										4	0	0	0	0	1	2					
Dave Philley, S OBP: 0.348, SLG: 0.467 (1, 9)										4	0	0	0	0	0	1					
Harry Anderson, L OBP: 0.313, SLG: 0.412 (1, 7)										4	0	2	0	0	0	1					
Ruben Gomez, R OBP: 0.222, SLG: 0.176 (9, PR)										0	0	0	0	0	0	0					
Gene Freese, R OBP: 0.343, SLG: 0.495 (1, 5)										4	0	0	0	0	0	2					
Ed Bouchee, L OBP: 0.379, SLG: 0.459 (1, 3)										4	0	0	0	0	0	2					
Sparky Anderson, R OBP: 0.277, SLG: 0.243 (7, PH)										1	0	0	0	1	1	0					
Harry Hanebrink, L OBP: 0.286, SLG: 0.360 (7, 4)										1	0	0	0	0	0	1					
Joe Lonnett, R OBP: 0.307, SLG: 0.235 (8, PH)										2	0	0	0	0	0	1					
Richie Ashburn, L OBP: 0.358, SLG: 0.307 (8, PH)										1	0	1	0	0	0	0					
Valmy Thomas, R OBP: 0.255, SLG: 0.237 (8, 2)										0	0	0	0	0	0	0					
Don Cardwell, R OBP: 0.094, SLG: 0.118 (1, 1)										2	0	1	0	0	1	0					
Wally Post, R OBP: 0.312, SLG: 0.458 (8, PH)										1	0	1	0	0	0	0					
Jack Meyer, R OBP: 0.083, SLG: 0.083 (8, 1)										0	0	0	0	0	0	0					
Inning Stats	R: 0 E: 1 K: 0 S: 4	H: 0 LOB: 1 BB: 0 P: 4	R: 0 E: 0 K: 0 S: 3	H: 0 LOB: 1 BB: 1 P: 7	R: 0 E: 0 K: 1 S: 5	H: 0 LOB: 0 BB: 0 P: 5	R: 0 E: 0 K: 0 S: 3	H: 0 LOB: 0 BB: 0 P: 3	R: 0 E: 0 K: 1 S: 5	H: 1 LOB: 0 BB: 0 P: 5	R: 0 E: 1 K: 0 S: 4	H: 1 LOB: 1 BB: 0 P: 4	R: 0 E: 0 K: 0 S: 4	H: 2 LOB: 1 BB: 0 P: 4	R: 0 E: 0 K: 0 S: 4	H: 1 LOB: 1 BB: 0 P: 4	1B: 3 2B: 2 3B: 0 HR: 0	SF: 0 SAC: 0 DP: 0 HBP: 0	WP: 0 PB: 0 SB: 1 CS: 0	PA: 33	
PITCHER	IP	WLS	BF	H	R	ER	SO	BB	IBB	HBP	BLK	WP	HR	S	P	ERA	WHIP				
Jack Sanford, R ERA: 3.02 (1, 1)	8.2	W	32	5	0	0	3	1	0	0	0	0	0	37	41	0.00	0.692				
Mike McCormick, L ERA: 3.95 (9, 1)	0.1	S	1	0	0	0	0	0	0	0	0	0	0	1	1	0.00	0.000				

Batter	1	2	3	4	5	6	7	8	9	AB	R	H	RBI	BB	SO	LOB	BOTTOM				
Eddie Bressoud, R OBP: 0.318, SLG: 0.425 (1, 6)										4	0	2	0	0	0	1	Philadelphia Phillies @ San Francisco Giants Seals Stadium, San Francisco, CA Sun Sep 13 1959, 6:33 AM EDT Att: 21,841 - Unknown livebaseballscorecards.com				
Willie McCovey, L OBP: 0.432, SLG: 0.671 (1, 3)										4	0	1	0	0	0	1					
Jackie Brandt, R OBP: 0.324, SLG: 0.415 (9, 7)										0	0	0	0	0	0	0					
Willie Mays, R OBP: 0.365, SLG: 0.553 (1, 8)										4	0	0	0	0	0	2					
Orlando Cepeda, R OBP: 0.357, SLG: 0.536 (1, 7)										3	1	1	0	0	2	0					
Willie Kirkland, L OBP: 0.327, SLG: 0.473 (1, 9)										3	0	1	0	0	0	0					
Daryl Spencer, R OBP: 0.326, SLG: 0.373 (1, 4)										3	0	0	0	0	0	2					
Hobie Landrith, L OBP: 0.348, SLG: 0.343 (1, 2)										2	0	1	0	1	0	1					
Danny O'Connell, R OBP: 0.250, SLG: 0.250 (1, 5)										0	0	0	0	0	0	0					
Dusty Rhodes, L OBP: 0.298, SLG: 0.268 (2, PH)										0	0	0	1	0	0	0					
Jose Pagan, R OBP: 0.192, SLG: 0.160 (3, 5)										1	0	0	0	1	0	0					
Jack Sanford, R OBP: 0.211, SLG: 0.118 (1, 1)										3	0	0	0	0	2	4					
Mike McCormick, L OBP: 0.145, SLG: 0.121 (9, 1)										0	0	0	0	0	0	0					
Inning Stats	R: 0 E: 0 K: 0 S: 3	H: 1 LOB: 0 BB: 0 P: 3	R: 1 E: 0 K: 1 S: 7	H: 2 LOB: 2 BB: 1 P: 11	R: 0 E: 0 K: 0 S: 3	H: 0 LOB: 0 BB: 0 P: 3	R: 0 E: 0 K: 1 S: 5	H: 0 LOB: 0 BB: 0 P: 5	R: 0 E: 0 K: 1 S: 5	H: 1 LOB: 1 BB: 1 P: 9	R: 0 E: 0 K: 0 S: 3	H: 0 LOB: 0 BB: 0 P: 3	R: 0 E: 0 K: 0 S: 5	H: 2 LOB: 2 BB: 0 P: 5	R: 0 E: 0 K: 0 S: 5	H: 0 LOB: 0 BB: 0 P: 5	1B: 6 2B: 0 3B: 0 HR: 0	SF: 1 SAC: 0 DP: 2 HBP: 0	WP: 0 PB: 0 SB: 1 CS: 1	PA: 30	
PITCHER	IP	WLS	BF	H	R	ER	SO	BB	IBB	HBP	BLK	WP	HR	S	P	ERA	WHIP				
Don Cardwell, R ERA: 3.73 (1, 1)	7.0	L	25	4	1	1	4	2	0	0	0	0	0	31	39	1.29	0.857				
Jack Meyer, R ERA: 3.75 (8, 1)	1.0		5	2	0	0	0	0	0	0	0	0	0	5	5	0.00	2.000				

Batter	1	2	3	4	5	6	7	8	9	AB	R	H	RBI	BB	SO	LOB	TOP		
Richie Ashburn, L OBP: 0.356, SLG: 0.306 (1, 8)	0-0 E BB E 1B	0-0 F2		0-0 F9			0-0 F5		0-0 6-3	5	1	1	0	0	0	1			
Joe Koppe, R OBP: 0.329, SLG: 0.386 (1, 6)	4-0 E SF8 BB	0-0 FC6-4		0-0 5-3			4-0 2B 6-3 BB		4-0 BB	2	2	0	0	3	0	1			
Ed Bouchee, L OBP: 0.275, SLG: 0.457 (1, 3)	0-0 E4		4-0 E 1B BB	0-0 6-3			0-0 6-3 2B		0-0 4-3	2	1	0	0	1	0	1			
Dave Philley, S OBP: 0.348, SLG: 0.472 (5, 3)	1-3 2-H									2	0	1	0	0	0	1			
Harry Anderson, L OBP: 0.312, SLG: 0.411 (1, 7)	0-0 SF8		0-0 E9 G3 1B			0-0 F7			0-0 6-3	3	0	1	2	0	0	1			
Wally Post, R OBP: 0.311, SLG: 0.456 (1, 9)	3-H		1-3			0-0 F7			0-0 K	4	0	1	1	0	1	2			
Gene Freese, R OBP: 0.342, SLG: 0.491 (1, 5)	0-0 5-3		0-0 G3 1B			0-0 F7			0-0 K	3	0	0	0	1	1	2			
Gene Freese, R OBP: 0.342, SLG: 0.491 (1, 5)	4-0 IBB		0-3 K			0-0 P6			0-0 G3	3	0	0	0	1	1	2			
Sparky Anderson, R OBP: 0.275, SLG: 0.241 (1, 4)	0-0 4-3		0-0 G3			0-0 6-3			0-0 F5	3	0	0	0	0	0	4			
Harry Hanebrink, L OBP: 0.283, SLG: 0.356 (8, PH)			1-2 2-3							1	0	0	0	0	0	0			
Carl Sawatski, L OBP: 0.383, SLG: 0.447 (1, 2)			0-0 FC3-6 1B			0-0 F7			0-0 F7	3	0	1	0	1	0	0			
Ed Keegan, R OBP: 0.338, SLG: 0.093 (6, PH)			0-0 FC3-6			0-3 K			0-3 K	2	0	0	0	0	1	4			
Jim Bolger, R OBP: 0.067, SLG: 0.067 (6, PH)			1-2 2-3							1	0	0	0	0	1	0			
Taylor Phillips, L OBP: 0.254, SLG: 0.138 (9, PH)			0-0 FC6-4			0-0 K			0-0 K	0	0	0	0	0	0	0			
Solly Drake, S OBP: 0.254, SLG: 0.138 (9, PH)			1-2							1	0	0	0	0	1	0			
Inning Stats	R: 2 E: 1 K: 0 S: 5	H: 1 LOB: 2 BB: 2 P: 13	R: 0 E: 0 K: 0 S: 4	H: 1 LOB: 1 BB: 0 P: 4	R: 1 E: 1 K: 2 S: 9	H: 2 LOB: 3 BB: 2 P: 17	R: 0 E: 0 K: 0 S: 3	H: 0 LOB: 0 BB: 0 P: 3	R: 0 E: 0 K: 1 S: 5	H: 0 LOB: 0 BB: 0 P: 5	R: 1 E: 0 K: 1 S: 6	H: 1 LOB: 1 BB: 1 P: 10	R: 0 E: 0 K: 0 S: 3	H: 0 LOB: 0 BB: 0 P: 3	R: 0 E: 0 K: 1 S: 5	H: 0 LOB: 1 BB: 1 P: 9	1B: 4 2B: 1 3B: 0 HR: 0	SF: 1 SAC: 0 DP: 0 HBP: 0	WP: 0 PA: 39 PB: 0 SB: 0 CS: 0
PITCHER Ernie Broglio, R ERA: 4.46 (1, 1)	IP: 9.0 WLS: W BF: 39 H: 5 R: 4 ER: 3 SO: 5 BB: 4 IBB: 2 HBP: 0 BLK: 0 WP: 0 HR: 0 S: 43 P: 67 ERA: 3.00 WHIP: 1.000															PITCHER			

Philadelphia Phillies @ St. Louis Cardinals
Sportsman's Park, St. Louis, MO
Tue Sep 15 1959, 8:05 PM EDT
Att: 5,327 - Unknown

AB	32
R	4
H	5
RBI	3
BB	6
SO	5
LOB	17



Batter	1	2	3	4	5	6	7	8	9	AB	R	H	RBI	BB	SO	LOB	BOTTOM		
Tim McCarver, L OBP: 0.222, SLG: 0.176 (1, 2)	0-0 3B 1B	4-0 HBP BB		0-0 1B FC6-4 1B		0-0 F8		0-3 K		4	2	2	0	1	1	0			
Wally Shannon, L OBP: 0.304, SLG: 0.346 (1, 4)	0-0 F8	1-0 G4-6-3 HBP		0-0 F8		0-0 F8 BB 1B		0-0 4-3		4	0	1	0	0	0	2			
Joe Cunningham, L OBP: 0.455, SLG: 0.487 (1, 3)	0-0 1B 3B	0-0 G4-6-3		0-0 FC6-4 1B		4-0 F8 BB				3	1	2	1	1	0	3			
Ken Boyer, R OBP: 0.390, SLG: 0.521 (1, 5)	4-0 1B S BB		0-0 WP BB 1-3 1B	0-0 FC6-4		0-0 F8		1-2 2-3		3	2	1	1	1	0	3			
Duke Carmel, L OBP: 0.133, SLG: 0.071 (9, 9)	0-0 F5		4-0 1-3 WP 1B BB	0-0 4-3		0-0 G3				3	1	0	0	1	0	5			
Gene Oliver, R OBP: 0.285, SLG: 0.383 (1, 7)	0-0 S 1B		0-0 F8			0-0 F7		0-3 K		4	0	1	1	0	1	2			
Gene Green, R OBP: 0.250, SLG: 0.333 (1, 9)	0-3 K		0-0 1-3			0-0 2B				4	0	1	1	0	1	2			
Curt Flood, R OBP: 0.322, SLG: 0.438 (9, 8)	1-2 3-H		1-3 2-H							0	0	0	0	0	0	0			
Alex Grammas, R OBP: 0.333, SLG: 0.337 (1, 6)		0-0 HBP SH5-4 1B		0-0 1B		0-0 F7				4	0	2	1	0	0	1			
Ernie Broglio, R OBP: 0.143, SLG: 0.100 (1, 1)		0-0 SH5-4		0-0 P5		0-0 F3			0-0 6-3	3	0	0	0	0	0	2			
Inning Stats	R: 3 E: 0 K: 1 S: 8	H: 3 LOB: 1 BB: 1 P: 12	R: 0 E: 0 K: 0 S: 3	H: 1 LOB: 2 BB: 1 P: 8	R: 2 E: 0 K: 0 S: 5	H: 2 LOB: 1 BB: 1 P: 9	R: 1 E: 0 K: 0 S: 5	H: 2 LOB: 1 BB: 0 P: 5	R: 0 E: 0 K: 0 S: 4	H: 1 LOB: 2 BB: 1 P: 8	R: 0 E: 0 K: 1 S: 5	H: 0 LOB: 0 BB: 0 P: 5	R: 0 E: 0 K: 1 S: 5	H: 0 LOB: 0 BB: 0 P: 5	R: 0 E: 0 K: 1 S: 5	H: 0 LOB: 0 BB: 0 P: 5	1B: 8 2B: 1 3B: 1 HR: 0	SF: 0 SAC: 1 DP: 1 HBP: 1	WP: 1 PA: 38 PB: 0 SB: 2 CS: 0
PITCHER Ed Keegan, R ERA: 18.0 (1, 1)	IP: 5.0 WLS: L BF: 27 H: 9 R: 6 ER: 6 SO: 1 BB: 3 IBB: 0 HBP: 1 BLK: 0 WP: 0 HR: 0 S: 25 P: 38 ERA: 10.80 WHIP: 2.400															PITCHER			
Taylor Phillips, L ERA: 5.69 (6, 1)	IP: 3.0 WLS: L BF: 11 H: 1 R: 0 ER: 0 SO: 2 BB: 1 IBB: 0 HBP: 0 BLK: 0 WP: 0 HR: 0 S: 14 P: 18 ERA: 0.00 WHIP: 0.667															PITCHER			

Philadelphia Phillies @ St. Louis Cardinals
Sportsman's Park, St. Louis, MO
Tue Sep 15 1959, 8:05 PM EDT
Att: 5,327 - Unknown

AB	32
R	6
H	10
RBI	5
BB	4
SO	3
LOB	20



Batter	1	2	3	4	5	6	7	8	9	AB	R	H	RBI	BB	SO	LOB	TOP					
Richie Ashburn, L OBP: 0.361, SLG: 0.310 (1, 8)										3	0	3	0	1	0	0	Philadelphia Phillies @ Chicago Cubs Wrigley Field, Chicago, IL Thu Sep 17 1959, 3:33 AM CDT Att: 598 - Unknown					
Solly Drake, S OBP: 0.250, SLG: 0.136 (6, FR)										1	0	0	0	0	0							
Joe Koppe, R OBP: 0.325, SLG: 0.381 (1, 6)										5	1	0	0	0	1	5						
Dave Philley, S OBP: 0.350, SLG: 0.470 (1, 3)										5	1	2	1	0	0	1						
Harry Anderson, L OBP: 0.312, SLG: 0.410 (1, 7)										4	1	1	1	0	1	3						
Wally Post, R OBP: 0.311, SLG: 0.454 (1, 9)										4	0	1	1	0	2	0						
Gene Freese, R OBP: 0.341, SLG: 0.488 (1, 5)										4	0	1	1	0	0	0						
Sparky Anderson, R OBP: 0.279, SLG: 0.246 (1, 4)										3	1	2	0	1	0	2						
Carl Sawatski, L OBP: 0.382, SLG: 0.442 (8, PH)										2	0	0	0	1	0	2						
Jim Bolger, R OBP: 0.156, SLG: 0.093 (8, 2)										0	0	0	1	0	0	0						
Joe Lonnett, R OBP: 0.307, SLG: 0.235 (8, 2)										0	0	0	0	0	0	0						
Robin Roberts, S OBP: 0.239, SLG: 0.244 (1, 1)										4	1	1	0	0	1	1						
Inning Stats	R: 0 E: 0 K: 1 S: 6	H: 1 LOB: 1 BB: 0 P: 6	R: 0 E: 0 K: 1 S: 6	H: 1 LOB: 1 BB: 0 P: 6	R: 3 E: 0 K: 0 S: 8	H: 6 LOB: 2 BB: 0 P: 8	R: 1 E: 0 K: 0 S: 5	H: 2 LOB: 2 BB: 1 P: 9	R: 0 E: 0 K: 0 S: 3	H: 0 LOB: 1 BB: 1 P: 7	R: 0 E: 0 K: 1 S: 5	H: 0 LOB: 0 BB: 0 P: 5	R: 1 E: 0 K: 1 S: 6	H: 1 LOB: 0 BB: 0 P: 6	R: 0 E: 0 K: 1 S: 5	H: 0 LOB: 0 BB: 0 P: 5	1B: 10 2B: 1 3B: 0 HR: 0	SF: 1 SAC: 0 DP: 0 HBP: 0	WP: 0 PB: 0 SB: 1 CS: 1	PA: 39		
PITCHER	IP	WLS	BF	H	R	ER	SO	BB	IBB	HBP	BLK	WP	HR	S	P	ERA	WHIP					
Glen Hobbie, R ERA: 3.74	(1, 1)	5.0	L	26	10	4	4	2	2	0	0	0	0	28	36	7.20	2.400					
Dave Hillman, R ERA: 3.44	(6, 1)	2.0		6	0	0	0	1	1	0	0	0	0	7	11	0.00	0.500					
Bill Henry, L ERA: 2.68	(8, 1)	2.0		7	1	1	1	2	0	0	0	0	0	11	11	4.50	0.500					
Batter	1	2	3	4	5	6	7	8	9	AB	R	H	RBI	BB	SO	LOB	BOTTOM					
Tony Taylor, R OBP: 0.326, SLG: 0.387 (1, 4)										4	0	0	0	0	0	2	Philadelphia Phillies @ Chicago Cubs Wrigley Field, Chicago, IL Thu Sep 17 1959, 3:33 AM CDT Att: 598 - Unknown					
George Altman, L OBP: 0.313, SLG: 0.365 (1, 8)										4	0	1	0	0	0	0						
Jim Marshall, L OBP: 0.326, SLG: 0.407 (1, 3)										4	0	0	0	0	0	1						
14 Ernie Banks, R OBP: 0.367, SLG: 0.587 (1, 6)										4	1	2	1	0	0	0						
Walt Moryn, L OBP: 0.315, SLG: 0.389 (1, 7)										4	0	0	0	0	2	3						
Irv Noren, L OBP: 0.391, SLG: 0.486 (1, 9)										4	1	1	1	0	1	0						
Sammy Taylor, L OBP: 0.334, SLG: 0.412 (1, 2)										4	0	1	0	0	1	0						
Alvin Dark, R OBP: 0.330, SLG: 0.366 (1, 5)										3	0	1	0	0	0	1						
Glen Hobbie, R OBP: 0.149, SLG: 0.139 (5, PH)										1	0	0	0	0	1	1						
Lou Jackson, L OBP: 0.250, SLG: 0.250 (5, PH)										1	0	0	0	0	1	0						
Dave Hillman, R OBP: 0.220, SLG: 0.132 (7, PH)										0	0	0	0	0	0	0						
Dale Long, L OBP: 0.313, SLG: 0.446 (7, PH)										1	0	0	0	0	0	1						
Bill Henry, L OBP: 0.333, SLG: 0.207 (8, 1)										0	0	0	0	0	0	0						
Inning Stats	R: 0 E: 0 K: 1 S: 7	H: 2 LOB: 2 BB: 0 P: 7	R: 1 E: 0 K: 1 S: 7	H: 2 LOB: 1 BB: 0 P: 7	R: 0 E: 1 K: 0 S: 4	H: 0 LOB: 1 BB: 0 P: 4	R: 0 E: 0 K: 0 S: 3	H: 0 LOB: 0 BB: 0 P: 3	R: 0 E: 0 K: 1 S: 5	H: 0 LOB: 0 BB: 0 P: 5	R: 1 E: 0 K: 2 S: 8	H: 1 LOB: 0 BB: 0 P: 8	R: 0 E: 0 K: 0 S: 4	H: 1 LOB: 1 BB: 0 P: 4	R: 0 E: 0 K: 0 S: 3	H: 0 LOB: 0 BB: 0 P: 3	R: 0 E: 0 K: 1 S: 5	H: 0 LOB: 0 BB: 0 P: 5	1B: 3 2B: 1 3B: 0 HR: 2	SF: 0 SAC: 0 DP: 0 HBP: 0	WP: 0 PB: 0 SB: 0 CS: 0	PA: 34
PITCHER	IP	WLS	BF	H	R	ER	SO	BB	IBB	HBP	BLK	WP	HR	S	P	ERA	WHIP					
Robin Roberts, R ERA: 4.23	(1, 1)	9.0	W	34	6	2	2	6	0	0	0	0	2	46	46	2.00	0.667					

Batter	1	2	3	4	5	6	7	8	9	10	11	12	13	AB R H RBI BB SO LOB	TOP									
Solly Drake, S OBP: 0.263, SLG: 0.138 (1, 8)	5-3		K			1B HR		F8		F8		FC1-6		6 1 1 0 0 1 1	Philadelphia Phillies @ Chicago Cubs Wrigley Field, Chicago, IL Fri Sep 18 1959, 3:33 AM CDT Att: 971 - Unknown AB 47 R 4 H 8 RBI 4 BB 4 SO 11 LOB 15									
Joe Koppe, R OBP: 0.226, SLG: 0.383 (1, 6)	K			F7		1B HR		K			FC6-5	K	6 1 2 0 0 3 1											
Dave Philley, S OBP: 0.346, SLG: 0.467 (1, 3)	1-3			5-3		P6					FC6-5		6 0 1 0 0 0 3											
Wally Post, R OBP: 0.313, SLG: 0.459 (1, 9)		6-3			2B BB						WP BB		4 1 1 3 2 1 1											
Gene Freese, R OBP: 0.346, SLG: 0.500 (1, 5)		HR			2B	1-4 3-H HR					1-2		5 1 3 1 1 1 0											
Harry Anderson, L OBP: 0.306, SLG: 0.405 (1, 7)		F9		4-3		K					BB		6 0 0 0 0 2 6											
Sparky Anderson, R OBP: 0.276, SLG: 0.243 (1, 4)		K			5-3		F9		6-3		F9		5 0 0 0 0 1 3											
Joe Lonnett, R OBP: 0.296, SLG: 0.227 (1, 2)				L7						K		F9	3 0 0 0 0 0 0											
Harry Hanebrink, L (10, PH) OBP: 0.299, SLG: 0.352					6-3		F9						1 0 0 0 0 1 0											
Valmy Thomas, R (10, 2) OBP: 0.253, SLG: 0.236													1 0 0 0 0 0 0											
Jim Owens, R OBP: 0.162, SLG: 0.116 (1, 1)				1-3									3 0 0 0 0 1 0											
Jim Bolger, R (10, PH) OBP: 0.133, SLG: 0.091					6-3		K						1 0 0 0 0 0 0											
Jack Meyer, R (10, 1) OBP: 0.083, SLG: 0.083													0 0 0 0 0 0 0											
Bob Bowman, R (12, PH) OBP: 0.176, SLG: 0.203 (12, 1)												FC1-6	0 0 0 0 1 0 0											
Inning Stats	R: 0 E: 0 K: 1 S: 5	H: 0 LOB: 0 BB: 0 P: 5	R: 1 E: 0 K: 1 S: 6	H: 1 LOB: 0 BB: 0 P: 6	R: 0 E: 0 K: 1 S: 5	H: 1 LOB: 0 BB: 1 P: 8	R: 0 E: 0 K: 0 S: 3	H: 0 LOB: 0 BB: 0 P: 3	R: 3 E: 0 K: 1 S: 8	H: 3 LOB: 0 BB: 0 P: 8	R: 0 E: 0 K: 2 S: 8	H: 1 LOB: 1 BB: 0 P: 8	R: 0 E: 0 K: 1 S: 5	H: 0 LOB: 0 BB: 0 P: 5	R: 0 E: 0 K: 1 S: 6	H: 1 LOB: 3 BB: 2 P: 14	R: 0 E: 0 K: 1 S: 5	H: 0 LOB: 1 BB: 1 P: 9	R: 0 E: 0 K: 0 S: 4	H: 1 LOB: 1 BB: 0 P: 4	1B: 3 2B: 3 3B: 0 HR: 2	SF: 0 SAC: 0 DP: 0 HBP: 0	WP: 1 PB: 0 SB: 0 CS: 0	PA: 51
PITCHER	IP WLS BF H R ER SO BB IBB HBP BLK WP HR S P ERA WHIP																							
Art Ceccarelli, L (1, 1) ERA: 4.62	8.0	31	6	4	4	7	1	0	0	0	0	0	0	1	0	12	20	0.00	1.286					
Don Elston, R (9, 1) ERA: 3.09	2.1	10	1	0	0	2	2	0	0	0	0	0	0	0	0	9	13	0.00	0.600					
Bill Henry, L (11, 1) ERA: 2.64	1.2	6	0	0	0	2	1	0	0	0	0	0	0	0	0	4	4	0.00	1.000					
Dave Hillman, R (13, 1) ERA: 3.42	1.0	W 4	1	0	0	0	0	0	0	0	0	0	0	0	0	4	4	0.00	1.000					

Batter	1	2	3	4	5	6	7	8	9	10	11	12	13	AB R H RBI BB SO LOB	BOTTOM													
Tony Taylor, R OBP: 0.328, SLG: 0.387 (1, 4)	6-3		P4			F8		1B 2B			K			5 2 1 0 1 1 0	Philadelphia Phillies @ Chicago Cubs Wrigley Field, Chicago, IL Fri Sep 18 1959, 3:33 AM CDT Att: 971 - Unknown AB 46 R 5 H 10 RBI 4 BB 2 SO 5 LOB 9													
George Altman, L (1, 8) OBP: 0.314, SLG: 0.365	1-3			FC3-6		G3					P3		E4	6 0 2 1 0 0 1														
Irv Noren, L (1, 9) OBP: 0.363, SLG: 0.474	4-3			FC3-6		F5		F8			6-3			6 1 1 1 0 0 2														
14 Ernie Banks, R (1, 6) OBP: 0.368, SLG: 0.585		F7			G3									5 0 2 0 0 0 0														
Walt Moryn, L (1, 7) OBP: 0.311, SLG: 0.384		G3			G3									5 0 0 1 0 2 2														
Dale Long, L (1, 3) OBP: 0.311, SLG: 0.440		F7			1-3									4 0 0 0 1 0 1														
Sammy Taylor, L (1, 2) OBP: 0.336, SLG: 0.429				4-3										5 2 3 1 0 0 0														
Alvin Dark, R (1, 5) OBP: 0.329, SLG: 0.367				4-3				HR						5 0 1 0 0 1 1														
Art Ceccarelli, R (1, 1) ERA: 4.62				6-3										2 0 0 0 0 0 1 1														
Jim Hanebrink, L (10, PH) OBP: 0.299, SLG: 0.352														1 0 0 0 0 0 0 0														
Don Elston, R (9, 1) ERA: 3.09														0 0 0 0 0 0 0 0														
Bill Henry, L (11, 1) ERA: 2.64														1 0 0 0 0 0 0 1														
Sparky Anderson, R (12, PH) OBP: 0.276, SLG: 0.243 (12, 1)														0 0 0 0 0 0 0 0														
Inning Stats	R: 0 E: 0 K: 0 S: 3	H: 0 LOB: 0 BB: 0 P: 3	R: 0 E: 0 K: 0 S: 3	H: 0 LOB: 0 BB: 0 P: 3	R: 1 E: 0 K: 0 S: 4	H: 1 LOB: 0 BB: 0 P: 4	R: 1 E: 0 K: 0 S: 5	H: 2 LOB: 1 BB: 0 P: 5	R: 0 E: 0 K: 2 S: 7	H: 0 LOB: 0 BB: 0 P: 7	R: 0 E: 0 K: 0 S: 3	H: 0 LOB: 0 BB: 0 P: 3	R: 2 E: 0 K: 0 S: 6	H: 3 LOB: 1 BB: 0 P: 6	R: 0 E: 0 K: 1 S: 5	H: 1 LOB: 2 BB: 1 P: 9	R: 0 E: 0 K: 1 S: 5	H: 0 LOB: 0 BB: 0 P: 5	R: 0 E: 0 K: 1 S: 6	H: 1 LOB: 1 BB: 0 P: 6	R: 0 E: 0 K: 0 S: 4	H: 1 LOB: 1 BB: 0 P: 4	R: 1 E: 1 K: 0 S: 2	H: 1 LOB: 2 BB: 1 P: 6	1B: 5 2B: 4 3B: 0 HR: 1	SF: 0 SAC: 0 DP: 0 HBP: 0	WP: 1 PB: 0 SB: 0 CS: 0	PA: 48
PITCHER	IP WLS BF H R ER SO BB IBB HBP BLK WP HR S P ERA WHIP																											
Jim Owens, R (1, 1) ERA: 3.4	9.0	34	7	4	4	3	1	0	0	0	0	0	0	1	0	11	11	0.00	0.500									
Jack Meyer, R (10, 1) ERA: 3.66	2.0	7	1	0	0	2	0	0	0	0	0	0	0	0	0	6	10	0.00	3.000									
Bob Bowman, R (12, 1) ERA: 6.0	1.0	L 7	2	1	0	0	1	0	0	0	0	0	0	0	0	6	10	0.00	3.000									

Batter	1	2	3	4	5	6	7	8	9	AB	R	H	RBI	BB	SO	LOB	TOP										
Bill Bruton, L OBP: 0.345, SLG: 0.408 (1, 8)	L7		HR		F8		F9		F8	5	1	1	1	0	0	0	Milwaukee Braves @ Philadelphia Phillies Connie Mack Stadium, Philadelphia, PA Sun Sep 20 1959, 3:33 AM EDT Att: 13,202 - Unknown										
Eddie Mathews, L OBP: 0.395, SLG: 0.586 (1, 5)	F9		HR		F2				1B	5	2	3	2	0	0	0											
Hank Aaron, R OBP: 0.403, SLG: 0.646 (1, 9)	HR		K				F7		1B	3	2	1	1	2	1	1											
Joe Adcock, R OBP: 0.349, SLG: 0.562 (1, 3)	K		F8						1B	4	0	0	0	0	1	2											
Frank Torre, L OBP: 0.316, SLG: 0.307 (7, 3)	K		F8		L8		4-3		F7	1	0	0	0	0	0	2											
Lee Maye, L OBP: 0.317, SLG: 0.410 (1, 7)		K			F3		F9		E6	4	0	0	0	0	1	0											
Andy Pafko, R OBP: 0.293, SLG: 0.304 (8, 7)									E7	0	0	0	0	0	0	0											
Mickey Vernon, L OBP: 0.292, SLG: 0.375 (9, PH)									1B	1	0	1	1	0	0	0											
John DeMerit, R OBP: 0.292, SLG: 0.375 (9, PR)									1B	0	1	0	0	0	0	0											
Bobby Avila, R OBP: 0.325, SLG: 0.328 (1, 4)					F8		E6		SH	4	1	2	1	0	0	0											
Del Crandall, R OBP: 0.312, SLG: 0.415 (1, 2)									1B	4	0	2	1	1	0	3											
Felix Mantilla, R OBP: 0.272, SLG: 0.280 (1, 6)									1B	5	1	2	0	0	0	4											
Lew Burdette, R OBP: 0.233, SLG: 0.293 (1, 1)									L8	2	0	0	0	0	2	3											
Joey Jay, S OBP: 0.139, SLG: 0.088 (6, 1)									5-3	1	0	0	0	0	1	2											
Inning Stats	R: 1 E: 0 K: 1 S: 6	H: 1 LOB: 0 BB: 0 P: 6	R: 0 E: 0 K: 1 S: 5	H: 1 LOB: 0 BB: 0 P: 5	R: 3 E: 0 K: 1 S: 8	H: 3 LOB: 0 BB: 0 P: 8	R: 0 E: 0 K: 1 S: 6	H: 1 LOB: 2 BB: 1 P: 10	R: 0 E: 0 K: 0 S: 3	H: 0 LOB: 1 BB: 1 P: 7	R: 0 E: 0 K: 0 S: 4	H: 1 LOB: 1 BB: 0 P: 4	R: 0 E: 2 K: 1 S: 7	H: 0 LOB: 2 BB: 0 P: 7	R: 3 E: 1 K: 0 S: 7	H: 4 LOB: 2 BB: 1 P: 11	1B: 9 2B: 1 3B: 0 HR: 2	SF: 0 SAC: 2 DP: 1 HBP: 0	WP: 0 PB: 0 SB: 0 CS: 0	PA: 44							
PITCHER	IP	WLS	BF	H	R	ER	SO	BB	IBB	HBP	BLK	WP	HR	S	P	ERA	WHIP										
Robin Roberts, R ERA: 4.33 (1, 1)	8.2	L	42	11	8	7	6	2	1	0	0	0	2	51	63	7.27	1.500										
Turk Farrell, R ERA: 4.74 (9, 1)	0.1		2	1	0	0	0	0	0	0	0	0	0	2	2	0.00	3.000										

Batter	1	2	3	4	5	6	7	8	9	AB	R	H	RBI	BB	SO	LOB	BOTTOM										
Richie Ashburn, L OBP: 0.358, SLG: 0.307 (1, 8)	G3		FC4-6		2B		K		5-3	4	1	0	0	1	1	4	Milwaukee Braves @ Philadelphia Phillies Connie Mack Stadium, Philadelphia, PA Sun Sep 20 1959, 3:33 AM EDT Att: 13,202 - Unknown										
Joe Koppe, R OBP: 0.325, SLG: 0.384 (1, 6)	5-3		L6				2B		K	5	0	1	1	0	1	2											
Dave Philley, S OBP: 0.342, SLG: 0.466 (1, 3)	4-3						F9		P3	5	1	1	0	0	0	1											
Wally Post, R OBP: 0.312, SLG: 0.456 (1, 9)									P6	4	1	1	0	0	2	1											
Gene Freese, R OBP: 0.342, SLG: 0.492 (1, 5)									K	4	0	0	0	0	1	4											
Harry Anderson, L OBP: 0.308, SLG: 0.404 (1, 7)									F7	4	0	1	1	0	1	1											
Sparky Anderson, R OBP: 0.282, SLG: 0.247 (1, 4)									F3	4	0	1	1	0	1	1											
Carl Sawatski, L OBP: 0.386, SLG: 0.457 (1, 2)										2	1	2	1	1	0	0											
Robin Roberts, S OBP: 0.239, SLG: 0.244 (1, 1)										3	1	2	2	1	0	1											
Turk Farrell, R OBP: 0.167, SLG: 0.167 (9, 1)										4	0	1	0	0	3	4											
Inning Stats	R: 0 E: 0 K: 0 S: 3	H: 0 LOB: 0 BB: 0 P: 3	R: 0 E: 1 K: 0 S: 3	H: 0 LOB: 0 BB: 0 P: 3	R: 0 E: 0 K: 0 S: 5	H: 2 LOB: 2 BB: 0 P: 5	R: 2 E: 0 K: 2 S: 10	H: 3 LOB: 2 BB: 1 P: 14	R: 1 E: 0 K: 1 S: 6	H: 1 LOB: 1 BB: 1 P: 10	R: 0 E: 0 K: 3 S: 11	H: 2 LOB: 2 BB: 0 P: 11	R: 0 E: 0 K: 1 S: 5	H: 0 LOB: 0 BB: 0 P: 5	R: 2 E: 0 K: 1 S: 6	H: 1 LOB: 1 BB: 1 P: 10	R: 0 E: 0 K: 1 S: 5	H: 0 LOB: 0 BB: 0 P: 5	1B: 5 2B: 3 3B: 0 HR: 1	SF: 1 SAC: 0 DP: 1 HBP: 0	WP: 0 PB: 0 SB: 0 CS: 0	PA: 39					
PITCHER	IP	WLS	BF	H	R	ER	SO	BB	IBB	HBP	BLK	WP	HR	S	P	ERA	WHIP										
Lew Burdette, R ERA: 3.87 (1, 1)	5.1		26	8	3	3	4	2	0	0	0	0	1	22	26	4.91	0.545										
Joey Jay, R ERA: 4.19 (6, 1)	3.2	W	13	1	2	2	5	1	0	0	0	0	1	22	26	4.91	0.545										

Batter	1	2	3	4	5	6	7	8	9	AB	R	H	RBI	BB	SO	LOB	TOP			
Johnny Temple, R (1,4) OBP: 0.382, SLG: 0.426										4	1	2	0	0	0	1	Cincinnati Redlegs @ Philadelphia Phillies Connie Mack Stadium, Philadelphia, PA Tue Sep 22 1959, 7:05 PM EDT Unknown			
Vada Pinson, L (1,8) OBP: 0.370, SLG: 0.507										4	0	0	0	0	0	3				
Gus Bell, L (1,9) OBP: 0.321, SLG: 0.444										3	0	1	1	0	0	0				
Jerry Lynch, L (1,7) OBP: 0.323, SLG: 0.468										4	0	1	0	0	0	1				
Frank Thomas, R (1,3) OBP: 0.279, SLG: 0.376										4	0	0	0	0	0	2				
Ed Bailey, L (1,2) OBP: 0.370, SLG: 0.396										2	0	0	0	1	0	1				
Willie Jones, R (1,5) OBP: 0.332, SLG: 0.422										3	0	0	0	0	1	1				
Eddie Kasko, R (1,6) OBP: 0.307, SLG: 0.351										3	0	1	0	0	0	0				
Orlando Pena, R (1,1) OBP: 0.184, SLG: 0.118										2	0	0	0	0	0	1				
John Powers, L (8, PH) OBP: 0.319, SLG: 0.488										1	0	0	0	0	0	0				
Jim O'Toole, S (8, 1) OBP: 0.225, SLG: 0.139										0	0	0	0	0	0	0				
Inning Stats	R: 0 E: 0 K: 0 S: 3	H: 1 LOB: 0 BB: 0 P: 3	R: 0 E: 0 K: 0 S: 3	H: 0 LOB: 1 BB: 1 P: 7	R: 0 E: 0 K: 0 S: 4	H: 1 LOB: 1 BB: 0 P: 4	R: 0 E: 0 K: 0 S: 4	H: 1 LOB: 1 BB: 0 P: 4	R: 0 E: 0 K: 1 S: 5	H: 0 LOB: 0 BB: 0 P: 5	R: 0 E: 0 K: 0 S: 3	H: 0 LOB: 0 BB: 0 P: 3	R: 0 E: 0 K: 0 S: 3	H: 0 LOB: 0 BB: 0 P: 3	R: 1 E: 0 K: 0 S: 5	H: 2 LOB: 1 BB: 0 P: 5	1B: 3 2B: 2 3B: 0 HR: 0	SF: 1 SAC: 0 DP: 0 HBP: 0	WP: 0 PB: 0 SB: 1 CS: 0	PA: 32
PITCHER Jim Owens, R (1,1) ERA: 3.3	IP: 9.0 WLS: W BF: 32 H: 5 R: 1 ER: 1 SO: 1 BB: 1 IBB: 0 HBP: 0 BLK: 0 WP: 0 HR: 0 S: 33 P: 37 ERA: 1.00 WHIP: 0.667																			

Batter	1	2	3	4	5	6	7	8	9	AB	R	H	RBI	BB	SO	LOB	BOTTOM			
Richie Ashburn, L (1,8) OBP: 0.358, SLG: 0.307										5	0	2	0	0	0	4	Cincinnati Redlegs @ Philadelphia Phillies Connie Mack Stadium, Philadelphia, PA Tue Sep 22 1959, 7:05 PM EDT Unknown			
Joe Koppe, R (1,6) OBP: 0.324, SLG: 0.384										5	1	1	0	0	2	8				
Ed Bouchee, L (1,3) OBP: 0.378, SLG: 0.455										4	0	1	0	0	0	1				
Wally Post, R (1,9) OBP: 0.310, SLG: 0.453										3	0	0	1	0	1	1				
Gene Freese, R (1,5) OBP: 0.341, SLG: 0.490										4	0	1	0	0	0	0				
Harry Anderson, L (1,7) OBP: 0.309, SLG: 0.407										4	1	2	0	0	0	1				
Sparky Anderson, R (1,4) OBP: 0.283, SLG: 0.249										4	1	2	0	0	0	2				
Carl Sawatski, L (1,2) OBP: 0.388, SLG: 0.461										3	0	1	0	1	0	2				
Jim Owens, R (1,1) OBP: 0.192, SLG: 0.139										3	0	2	1	1	0	1				
Inning Stats	R: 0 E: 0 K: 1 S: 6	H: 1 LOB: 1 BB: 0 P: 6	R: 1 E: 0 K: 1 S: 8	H: 3 LOB: 3 BB: 1 P: 12	R: 0 E: 0 K: 0 S: 4	H: 1 LOB: 1 BB: 0 P: 4	R: 0 E: 0 K: 0 S: 4	H: 1 LOB: 1 BB: 0 P: 4	R: 1 E: 0 K: 0 S: 4	H: 1 LOB: 0 BB: 0 P: 4	R: 0 E: 0 K: 1 S: 7	H: 2 LOB: 3 BB: 1 P: 11	R: 0 E: 0 K: 0 S: 3	H: 0 LOB: 0 BB: 0 P: 3	R: 1 E: 0 K: 0 S: 6	H: 3 LOB: 2 BB: 0 P: 6	1B: 9 2B: 3 3B: 0 HR: 0	SF: 1 SAC: 0 DP: 0 HBP: 0	WP: 2 PB: 0 SB: 1 CS: 0	PA: 38
PITCHER Orlando Pena, R (1,1) ERA: 4.79	IP: 7.0 WLS: L BF: 32 H: 9 R: 2 ER: 2 SO: 3 BB: 1 IBB: 0 HBP: 0 BLK: 0 WP: 1 HR: 0 S: 36 P: 44 ERA: 2.57 WHIP: 1.429																			
PITCHER Jim O'Toole, L (8, 1) ERA: 5.03	IP: 1.0 WLS: L BF: 6 H: 3 R: 1 ER: 1 SO: 0 BB: 0 IBB: 0 HBP: 0 BLK: 0 WP: 1 HR: 0 S: 6 P: 6 ERA: 9.00 WHIP: 3.000																			

AB	30
R	1
H	5
RBI	1
BB	1
SO	1
LOB	10



Batter	1	2	3	4	5	6	7	8	9	AB	R	H	RBI	BB	SO	LOB	TOP				
Johnny Temple, R (1,4) OBP: 0.381, SLG: 0.428	4-3			HR		5-3		F8		4	1	1	0	0	0	1					
Vada Pinson, L (1,8) OBP: 0.369, SLG: 0.510	G3			HR		F9		F8		4	1	1	2	0	0	0					
Gus Bell, L (1,9) OBP: 0.319, SLG: 0.441	L8			F9		G3		L8		4	0	0	0	0	0	0					
Jerry Lynch, L (1,7) OBP: 0.320, SLG: 0.463		4-3		G3			F8		K	4	0	0	0	0	1	0					
Frank Thomas, R (1,3) OBP: 0.277, SLG: 0.373		F7		F2			K			3	0	0	0	0	1	0					
Willie Jones, R (1,5) OBP: 0.332, SLG: 0.421		P3			1B		F8			3	0	1	0	0	0	0					
Eddie Kasko, R (1,6) OBP: 0.308, SLG: 0.349			F8		K			BB		2	0	0	0	1	1	1					
Dutch Dotterer, R (1,2) OBP: 0.322, SLG: 0.342			F7		K			F9		2	0	0	0	0	1	1					
Whitely Lockman, L (8, PH) OBP: 0.291, SLG: 0.296					K					1	0	0	0	0	0	1					
Jim Brosnan, R (8, 1) OBP: 0.129, SLG: 0.167					K					0	0	0	0	0	0	0					
Bob Purkey, R (1,1) OBP: 0.247, SLG: 0.273					K					2	0	0	0	0	2	1					
Ed Bailey, L (8, PH) OBP: 0.369, SLG: 0.395					K					1	0	0	0	0	1	1					
Inning Stats	R: 0 E: 0 K: 0 S: 3	H: 0 LOB: 0 BB: 0 P: 3	R: 0 E: 0 K: 0 S: 3	H: 0 LOB: 0 BB: 0 P: 3	R: 0 E: 0 K: 1 S: 5	H: 0 LOB: 0 BB: 0 P: 5	R: 2 E: 0 K: 0 S: 5	H: 2 LOB: 0 BB: 0 P: 5	R: 0 E: 0 K: 3 S: 10	H: 1 LOB: 1 BB: 0 P: 10	R: 0 E: 0 K: 0 S: 3	H: 0 LOB: 0 BB: 0 P: 3	R: 0 E: 0 K: 1 S: 5	H: 0 LOB: 1 BB: 1 P: 9	R: 0 E: 0 K: 1 S: 5	H: 0 LOB: 0 BB: 0 P: 5	1B: 1 2B: 0 3B: 1 HR: 1	SF: 0 SAC: 0 DP: 0 HBP: 0	WP: 0 PB: 0 SB: 0 CS: 0	PA: 31	
PITCHER	IP	WLS	BF	H	R	ER	SO	BB	IBB	HBP	BLK	WP	HR	S	P	ERA	WHIP				
Humberto Robinson, R (1,1) ERA: 3.5	7.0	W	24	3	2	2	5	0	0	0	0	0	1	34	34	2.57	0.429				
Jack Meyer, R (8, 1) ERA: 3.58	2.0	S	7	0	0	0	2	1	0	0	0	0	0	10	14	0.00	0.500				

Cincinnati Redlegs @ Philadelphia Phillies
 Connie Mack Stadium, Philadelphia, PA
 Tue Sep 22 1959, 7:05 PM EDT
 Att: 8,533 - Unknown

AB	30
R	2
H	3
RBI	2
BB	1
SO	7
LOB	6



Batter	1	2	3	4	5	6	7	8	9	AB	R	H	RBI	BB	SO	LOB	BOTTOM				
Solly Drake, S (1,8) OBP: 0.253, SLG: 0.171	K			HBP	WP		FC			4	0	2	2	0	1	1					
Joe Koppe, R (1,6) OBP: 0.325, SLG: 0.384				1B	2H		F7		F8	3	0	1	0	0	0	3					
Ed Bouchee, L (1,3) OBP: 0.377, SLG: 0.454				HBP			4-3			4	0	1	1	0	0	4					
Wally Post, R (1,9) OBP: 0.309, SLG: 0.453										4	0	1	0	0	2	2					
Valmy Thomas, R (8, 2) OBP: 0.253, SLG: 0.236		F3		G3		K	K			0	0	0	0	0	0	0					
Harry Hanebrink, L (1,5) OBP: 0.276, SLG: 0.344		L8		G3		4-3		K		4	0	0	0	0	1	1					
Harry Anderson, L (1,7) OBP: 0.309, SLG: 0.408				F2		F2		K		4	0	1	0	0	1	1					
Sparky Anderson, R (1,4) OBP: 0.285, SLG: 0.294										3	1	1	0	0	0	2					
Joe Lonnett, R (1,2) OBP: 0.292, SLG: 0.222										2	0	0	0	0	0	0					
Richie Ashburn, L (7, PH) OBP: 0.341, SLG: 0.307			6-3						CS	0	1	0	0	1	0	0					
Humberto Robinson, R (1,1) OBP: 0.313, SLG: 0.308										2	1	1	0	0	1	0					
Dave Philley, S (7, PH) OBP: 0.341, SLG: 0.464										1	0	0	0	0	0	2					
Jack Meyer, R (8, 1) OBP: 0.083, SLG: 0.083										0	0	0	0	0	0	0					
Inning Stats	R: 0 E: 0 K: 1 S: 5	H: 1 LOB: 0 BB: 0 P: 5	R: 0 E: 0 K: 0 S: 4	H: 1 LOB: 1 BB: 0 P: 4	R: 0 E: 0 K: 1 S: 6	H: 1 LOB: 2 BB: 0 P: 7	R: 0 E: 0 K: 0 S: 4	H: 1 LOB: 1 BB: 0 P: 4	R: 1 E: 0 K: 0 S: 5	H: 2 LOB: 1 BB: 0 P: 5	R: 0 E: 0 K: 1 S: 5	H: 0 LOB: 0 BB: 0 P: 5	R: 2 E: 0 K: 1 S: 8	H: 2 LOB: 2 BB: 1 P: 12	R: 0 E: 0 K: 2 S: 6	H: 0 LOB: 0 BB: 0 P: 7	1B: 3 2B: 4 3B: 1 HR: 0	SF: 0 SAC: 0 DP: 1 HBP: 2	WP: 1 PB: 0 SB: 0 CS: 1	PA: 35	
PITCHER	IP	WLS	BF	H	R	ER	SO	BB	IBB	HBP	BLK	WP	HR	S	P	ERA	WHIP				
Bob Purkey, R (1,1) ERA: 4.33	7.0	L	31	8	3	3	4	1	0	1	0	0	0	37	42	3.86	1.286				
Jim Brosnan, R (8, 1) ERA: 3.92	1.0		3	0	0	0	2	0	0	1	0	0	0	6	7	0.00	0.000				

Cincinnati Redlegs @ Philadelphia Phillies
 Connie Mack Stadium, Philadelphia, PA
 Tue Sep 22 1959, 7:05 PM EDT
 Att: 8,533 - Unknown

AB	31
R	3
H	8
RBI	3
BB	1
SO	6
LOB	16



Batter	1	2	3	4	5	6	7	8	9	AB R H RBI BB SO LOB	TOP									
Richie Ashburn, L OBP: 0.361, SLG: 0.308	0-0 1B FC4-6 1B		4-0 1B 1B BB	0-0 F7			4-0 FC2-6 BB		0-3 K	3 2 1 0 2 1 1	Philadelphia Phillies @ Milwaukee Braves Milwaukee County Stadium, Milwaukee, WI Fri Sep 25 1959, 8:05 PM EDT Att: 24,912 - Unknown livebaseballscorecards.com									
Joe Koppe, R OBP: 0.326, SLG: 0.384	0-0 FC4-6 1B		0-0 1B HR 1B	0-0 FC6-4			0-0 FC2-6 S 1-2		0-0 1-3	5 1 2 0 0 0 2										
Ed Bouchee, L OBP: 0.376, SLG: 0.451	0-0 FC4-6 WP 1B SF7 1-2 3-H		0-0 HR 1B		0-0 4-3		0-3 K		0-0 6-3	5 2 1 2 0 1 2										
Wally Post, R OBP: 0.311, SLG: 0.452	0-0 WP 1B		0-0 K		0-3 K		4-0 BB			3 0 1 0 1 2 2										
Gene Freese, R OBP: 0.340, SLG: 0.496	0-0 SF7		0-0 HR		0-0 3-1		0-3 K			3 1 1 4 0 1 2										
Harry Anderson, L OBP: 0.306, SLG: 0.405	0-3 K		0-0 F8			0-3 K		0-0 P6		4 0 0 0 0 2 1										
Solly Drake, S OBP: 0.253, SLG: 0.171										0 0 0 0 0 0 0										
Sparky Anderson, R OBP: 0.285, SLG: 0.253		0-0 5-3	0-0 1-3			4-0 BB		0-0 4-3		3 0 0 0 1 0 0										
Carl Sawatski, L OBP: 0.390, SLG: 0.459		0-3 K		0-0 FC6-4 1B		0-0 F7		4-0 BB		3 0 1 0 1 1 1										
Don Cardwell, R OBP: 0.088, SLG: 0.109		0-0 5-3		0-3 K		0-3 K		0-0 F2		2 0 0 0 0 1 1										
Jack Meyer, R OBP: 0.071, SLG: 0.071										2 0 0 0 0 1 2										
Inning Stats	R: 2 E: 0 K: 1 S: 8	H: 3 LOB: 1 BB: 0 P: 8	R: 0 E: 0 K: 1 S: 5	H: 0 LOB: 0 BB: 0 P: 5	R: 4 E: 0 K: 1 S: 8	H: 3 LOB: 0 BB: 1 P: 12	R: 0 E: 0 K: 1 S: 6	H: 1 LOB: 1 BB: 0 P: 6	R: 0 E: 0 K: 2 S: 7	H: 0 LOB: 1 BB: 1 P: 11	R: 0 E: 0 K: 0 S: 7	H: 0 LOB: 2 BB: 2 P: 15	R: 0 E: 0 K: 0 S: 3	H: 0 LOB: 1 BB: 1 P: 7	R: 0 E: 0 K: 1 S: 5	H: 0 LOB: 0 BB: 0 P: 5	1B: 6 2B: 0 3B: 0 HR: 1	SF: 1 SAC: 0 DP: 0 HBP: 0	WP: 1 PB: 0 SB: 1 CS: 0	PA: 39
PITCHER	IP WLS BF H R ER SO BB IBB HBP BLK WP HR S P ERA WHIP											IP WLS BF H R ER SO BB IBB HBP BLK WP HR S P ERA WHIP								
Lew Burdette, R ERA: 4.03	(1, 1) 2.1 L 14 6 6 6 3 1 0 0 0 0 1 1 19 23 23.14 3.000																			
Bob Rush, R ERA: 2.42	(3, 1) 1.2 6 1 0 0 1 0 0 0 0 0 0 0 8 8 0.00 0.600																			
Joey Jay, R ERA: 4.16	(5, 1) 2.0 7 0 0 0 3 1 0 0 0 0 0 0 12 16 0.00 0.500																			
Don McMahon, R ERA: 2.62	(7, 1) 2.0 9 0 0 0 2 3 0 0 0 0 0 0 10 22 0.00 1.500																			
Carl Willey, R ERA: 4.14	(9, 1) 1.0 3 0 0 0 1 0 0 0 0 0 0 0 5 5 0.00 0.000																			

Batter	1	2	3	4	5	6	7	8	9	AB R H RBI BB SO LOB	BOTTOM									
Al Spangler, L OBP: 0.417, SLG: 0.583	0-3 K		0-0 4-3	0-0 F9		0-0 4-3			0-0 4-3	5 0 0 0 0 1 4	Philadelphia Phillies @ Milwaukee Braves Milwaukee County Stadium, Milwaukee, WI Fri Sep 25 1959, 8:05 PM EDT Att: 24,912 - Unknown livebaseballscorecards.com									
Eddie Mathews, L OBP: 0.390, SLG: 0.596	0-0 HR		0-0 4-3	0-0 F5			0-0 F4		0-0 P4	5 1 1 1 0 0 3										
Hank Aaron, R OBP: 0.399, SLG: 0.641	0-0 5-3		0-0 6-3		0-0 6-3		0-0 F8		0-0 4-3	5 0 0 0 0 0 0										
Joe Adcock, R OBP: 0.344, SLG: 0.547	0-0 1B			0-0 IHR 1B	0-0 6-3		4-0 BB			3 1 2 0 1 0 0										
Lee Maye, L OBP: 0.324, SLG: 0.431	0-3 K			0-0 IHR 1B	0-0 1B		0-0 F8			4 1 2 2 0 1 2										
Johnny Logan, R OBP: 0.397, SLG: 0.410		0-0 6-3	0-0 6-3	0-0 F8				0-0 1B 1B		4 0 1 0 0 0 1										
Del Crandall, R OBP: 0.318, SLG: 0.423		0-0 6-3		4-0 BB BB BB		0-0 E6 1B		0-0 L6 1B		3 0 2 0 1 0 0										
Felix Mantilla, R OBP: 0.268, SLG: 0.272		0-0 E6		4-0 BB BB		0-3 K		0-3 K		1 0 0 0 0 0 0										
Bobby Avila, R OBP: 0.324, SLG: 0.329			0-0 K	1-2 BB BB		0-3 K		0-0 L6		2 0 0 0 1 2 3										
Inning Stats	R: 1 E: 0 K: 2 S: 9	H: 2 LOB: 1 BB: 0 P: 9	R: 0 E: 1 K: 1 S: 6	H: 0 LOB: 1 BB: 0 P: 6	R: 0 E: 0 K: 0 S: 3	H: 0 LOB: 0 BB: 0 P: 3	R: 2 E: 0 K: 0 S: 5	H: 2 LOB: 3 BB: 3 P: 17	R: 0 E: 0 K: 2 S: 8	H: 1 LOB: 1 BB: 0 P: 8		R: 0 E: 0 K: 0 S: 3	H: 0 LOB: 1 BB: 1 P: 7	R: 0 E: 0 K: 1 S: 6	H: 2 LOB: 0 BB: 0 P: 6	R: 0 E: 0 K: 0 S: 3	H: 0 LOB: 0 BB: 0 P: 3	1B: 6 2B: 1 3B: 0 HR: 2	SF: 0 SAC: 0 DP: 1 HBP: 0	WP: 0 PB: 0 SB: 1 CS: 0
PITCHER	IP WLS BF H R ER SO BB IBB HBP BLK WP HR S P ERA WHIP											IP WLS BF H R ER SO BB IBB HBP BLK WP HR S P ERA WHIP								
Don Cardwell, R ERA: 4.06	(1, 1) 3.1 W 17 4 3 3 3 2 0 0 0 0 0 0 21 29 8.10 1.800																			
Jack Meyer, R ERA: 3.36	(4, 1) 5.2 W 22 4 0 0 3 2 0 0 0 0 0 0 26 34 0.00 1.059																			

Batter	1	2	3	4	5	6	7	8	9	AB	R	H	RBI	BB	SO	LOB	TOP					
Richie Ashburn, L OBP: 0.359, SLG: 0.305	F7		F8			6-3		F9		4	0	0	0	0	0	1	Philadelphia Phillies @ Milwaukee Braves Milwaukee County Stadium, Milwaukee, WI Sat Sep 26 1959, 4:33 AM EDT Att: 23,763 - Unknown livebaseballscorecards.com					
Joe Koppe, R OBP: 0.325, SLG: 0.383	L9			K				FC6-4		4	0	1	0	0	1	1						
Ed Bouchee, L OBP: 0.373, SLG: 0.448	F9			P6		4-3			K	4	0	0	0	0	1	1						
Wally Post, R OBP: 0.312, SLG: 0.461		K			HR				K	4	1	2	1	0	2	0						
Gene Freese, R OBP: 0.342, SLG: 0.503		HR			5-3				F7	3	1	1	1	1	0	0						
Dave Philley, S OBP: 0.337, SLG: 0.458		K				6-3				3	0	0	0	0	1	2						
Sparky Anderson, R OBP: 0.283, SLG: 0.251						4-3				3	0	0	0	0	0	1						
Joe Lonnett, R OBP: 0.284, SLG: 0.215			K			F8			5-3	3	0	0	0	0	1	0						
Robin Roberts, S OBP: 0.242, SLG: 0.247			K							3	0	1	0	0	1	0						
Inning Stats	R: 0 E: 0 K: 0 S: 3	H: 0 LOB: 0 BB: 0 P: 3	R: 1 E: 0 K: 2 S: 8	H: 1 LOB: 0 BB: 0 P: 8	R: 0 E: 0 K: 2 S: 7	H: 0 LOB: 0 BB: 0 P: 7	R: 1 E: 0 K: 1 S: 6	H: 1 LOB: 0 BB: 0 P: 6	R: 0 E: 0 K: 0 S: 3	H: 0 LOB: 0 BB: 0 P: 3	R: 0 E: 0 K: 0 S: 4	H: 1 LOB: 1 BB: 0 P: 4	R: 0 E: 0 K: 0 S: 3	H: 1 LOB: 1 BB: 1 P: 7	R: 0 E: 0 K: 0 S: 4	H: 1 LOB: 0 BB: 0 P: 4	R: 0 E: 0 K: 0 S: 7	H: 0 LOB: 0 BB: 0 P: 7	1B: 2 2B: 1 3B: 0 HR: 2	SF: 0 SAC: 0 DP: 0 HBP: 0	WP: 0 PB: 0 CS: 0	PA: 32
PITCHER Warren Spahn, L ERA: 2.96	IP: 9.0 WLS: W BF: 32 H: 5 R: 2 ER: 2 SO: 7 BB: 1 IBB: 0 HBP: 0 BLK: 0 WP: 0 HR: 2 S: 45 P: 49 ERA: 2.00 WHIP: 0.667															PITCHER						

Batter	1	2	3	4	5	6	7	8	9	AB	R	H	RBI	BB	SO	LOB	BOTTOM					
Bill Bruton, L OBP: 0.343, SLG: 0.405	F8		6-3					G3		4	0	0	0	0	0	0	Philadelphia Phillies @ Milwaukee Braves Milwaukee County Stadium, Milwaukee, WI Sat Sep 26 1959, 4:33 AM EDT Att: 23,763 - Unknown livebaseballscorecards.com					
Eddie Mathews, L OBP: 0.391, SLG: 0.595	F3									4	1	2	0	0	0	0						
Hank Aaron, R OBP: 0.399, SLG: 0.640			1B							4	0	2	0	0	0	1						
Joe Adcock, R OBP: 0.342, SLG: 0.543										3	0	0	0	0	2	2						
Lee Maye, L OBP: 0.336, SLG: 0.444		SH1 1B 2B								3	1	2	0	1	0	0						
Bobby Avila, R OBP: 0.324, SLG: 0.333		SH1								3	1	1	1	0	0	3						
Del Crandall, R OBP: 0.315, SLG: 0.420		2-3								4	0	0	0	0	1	4						
Johnny Logan, R OBP: 0.366, SLG: 0.410		P4								3	0	1	1	0	0	1						
Warren Spahn, L OBP: 0.243, SLG: 0.298		3-H 1B								3	0	0	0	0	2	2						
Inning Stats	R: 0 E: 0 K: 1 S: 6	H: 1 LOB: 1 BB: 0 P: 6	R: 1 E: 0 K: 1 S: 7	H: 2 LOB: 1 BB: 0 P: 7	R: 0 E: 0 K: 0 S: 4	H: 1 LOB: 1 BB: 0 P: 4	R: 1 E: 1 K: 1 S: 7	H: 1 LOB: 1 BB: 0 P: 7	R: 0 E: 0 K: 0 S: 3	H: 0 LOB: 0 BB: 0 P: 3	R: 0 E: 0 K: 2 S: 8	H: 1 LOB: 1 BB: 0 P: 8	R: 0 E: 0 K: 0 S: 3	H: 0 LOB: 0 BB: 0 P: 3	R: 0 E: 0 K: 0 S: 5	H: 2 LOB: 2 BB: 1 P: 9	R: 1 E: 0 K: 0 S: 5	H: 2 LOB: 2 BB: 1 P: 9	1B: 6 2B: 2 3B: 0 HR: 0	SF: 0 SAC: 2 DP: 0 HBP: 0	WP: 0 PB: 0 CS: 0	PA: 34
PITCHER Robin Roberts, R ERA: 4.27	IP: 8.0 WLS: L BF: 34 H: 8 R: 3 ER: 2 SO: 5 BB: 0 IBB: 1 HBP: 0 BLK: 0 WP: 0 HR: 0 S: 43 P: 47 ERA: 2.25 WHIP: 1.000															PITCHER						

Batter	1	2	3	4	5	6	7	8	9	AB	R	H	RBI	BB	SO	LOB	TOP										
Richie Ashburn, L (1, 8) OBP: 0.360, SLG: 0.307	F9		1B		G1-6-3			E5		4	0	2	0	0	0	0	Philadelphia Phillies @ Milwaukee Braves Milwaukee County Stadium, Milwaukee, WI Sun Sep 27 1959, 4:33 AM EDT Att: 48,642 - Unknown livebaseballscorecards.com										
Joe Koppe, R (1, 6) OBP: 0.327, SLG: 0.386	BB		1B		G1-6-3			K		4	0	2	0	0	1	2											
Ed Bouchee, L (1, 3) OBP: 0.376, SLG: 0.449	BB		1-3					1B		3	0	2	0	1	0	1											
Wally Post, R (1, 9) OBP: 0.310, SLG: 0.457	P6		K					L7		4	0	0	0	0	1	6											
Gene Freese, R (1, 5) OBP: 0.343, SLG: 0.500	BB							P6		2	0	0	0	2	0	1											
Harry Anderson, L (1, 7) OBP: 0.304, SLG: 0.402	F8		G3-6-3					4-3		4	0	0	0	0	0	5											
Sparky Anderson, R (1, 4) OBP: 0.282, SLG: 0.249			E6					1-6-3		3	0	0	0	0	0	0											
Dave Philley, S (9, PH) OBP: 0.339, SLG: 0.461			CS							1	0	1	0	0	0	0											
Solly Drake, S (9, PR) OBP: 0.253, SLG: 0.171								2B		0	1	0	0	0	0	0											
Carl Sawatski, L (1, 2) OBP: 0.392, SLG: 0.480	F2							4-3		4	1	2	2	0	0	1											
Curt Simmons, L (9, PR)								HR		0	0	0	0	0	0	0											
Jim Owens, R (1, 1) OBP: 0.185, SLG: 0.133										3	0	0	0	0	3	1											
Humberto Robinson, R (7, 1) OBP: 0.313, SLG: 0.358										0	0	0	0	0	0	0											
Harry Hanebrink, L (9, PH) OBP: 0.273, SLG: 0.340										1	0	0	0	0	0	2											
Inning Stats	R: 0 E: 0 K: 0 S: 4	H: 1 LOB: 3 BB: 2 P: 12	R: 0 E: 1 K: 1 S: 5	H: 0 LOB: 0 BB: 0 P: 5	R: 0 E: 0 K: 1 S: 6	H: 2 LOB: 1 BB: 0 P: 6	R: 0 E: 0 K: 0 S: 2	H: 0 LOB: 0 BB: 1 P: 6	R: 1 E: 0 K: 0 S: 6	H: 2 LOB: 0 BB: 0 P: 6	R: 0 E: 0 K: 0 S: 4	H: 1 LOB: 1 BB: 0 P: 4	R: 0 E: 0 K: 1 S: 5	H: 0 LOB: 0 BB: 0 P: 5	R: 0 E: 1 K: 1 S: 6	H: 1 LOB: 1 BB: 0 P: 6	R: 1 E: 0 K: 0 S: 5	H: 2 LOB: 2 BB: 0 P: 5	R: 1 E: 0 K: 0 S: 5	H: 2 LOB: 2 BB: 0 P: 5	1B: 6 2B: 2 3B: 0 HR: 1	SF: 0 SAC: 0 DP: 3 HBP: 0	WP: 0 PB: 0 SB: 0 CS: 1	PA: 36			
PITCHER	IP	WLS	BF	H	R	ER	SO	BB	IBB	HBP	BLK	WP	HR	S	P	ERA	WHIP										
Bob Buhl, R (1, 1) ERA: 2.86	7.0	W	27	6	1	1	4	3	0	0	0	0	1	32	44	1.29	1.286										
Don McMahon, R (8, 1) ERA: 2.67	2.0	S	9	3	1	1	1	0	0	0	0	0	0	11	11	4.50	1.500										

Batter	1	2	3	4	5	6	7	8	9	AB	R	H	RBI	BB	SO	LOB	BOTTOM										
Bill Bruton, L (1, 8) OBP: 0.343, SLG: 0.404	F7		E		4-3			E6		4	0	1	0	0	0	2	Philadelphia Phillies @ Milwaukee Braves Milwaukee County Stadium, Milwaukee, WI Sun Sep 27 1959, 4:33 AM EDT Att: 48,642 - Unknown livebaseballscorecards.com										
Eddie Mathews, L (1, 5) OBP: 0.390, SLG: 0.592	4-3		1B		P6			FC4-6		3	1	0	1	1	0	2											
Hank Aaron, R (1, 9) OBP: 0.398, SLG: 0.637	F2		BB		L8			1B		4	0	1	1	0	0	2											
Joe Adcock, R (1, 3) OBP: 0.341, SLG: 0.540			1B		E6			FC6-4		4	1	1	0	0	1	1											
Lee Maye, L (1, 7) OBP: 0.340, SLG: 0.441										3	0	1	0	0	1	1											
Andy Pafko, R (9, 7) OBP: 0.299, SLG: 0.331					WP			G3		0	0	0	0	0	0	0											
Bobby Avila, R (1, 4) OBP: 0.320, SLG: 0.328					1B			F7		4	0	0	0	0	2	4											
Del Crandall, R (1, 2) OBP: 0.319, SLG: 0.421										3	2	2	0	1	0	1											
Johnny Logan, R (1, 6) OBP: 0.366, SLG: 0.409					L4			SH1-4		3	0	1	0	0	0	2											
Bob Buhl, R (1, 1) OBP: 0.083, SLG: 0.057										2	0	0	0	0	1	2											
Enos Slaughter, L (7, PH) OBP: 0.273, SLG: 0.348										0	0	0	0	1	0	0											
John DeMerit, R (7, PR) OBP: 0.200, SLG: 0.200										0	1	0	0	0	0	0											
Don McMahon, R (8, 1) OBP: 0.300, SLG: 0.222										1	0	0	0	0	1	1											
Inning Stats	R: 0 E: 0 K: 0 S: 3	H: 0 LOB: 0 BB: 0 P: 3	R: 0 E: 0 K: 2 S: 8	H: 1 LOB: 1 BB: 0 P: 8	R: 0 E: 0 K: 1 S: 6	H: 1 LOB: 2 BB: 1 P: 10	R: 1 E: 1 K: 0 S: 5	H: 1 LOB: 2 BB: 1 P: 9	R: 0 E: 0 K: 0 S: 3	H: 0 LOB: 0 BB: 0 P: 3	R: 0 E: 0 K: 2 S: 6	H: 0 LOB: 0 BB: 0 P: 7	R: 3 E: 1 K: 0 S: 6	H: 2 LOB: 1 BB: 1 P: 10	R: 0 E: 0 K: 1 S: 7	H: 2 LOB: 1 BB: 0 P: 7	R: 1 E: 0 K: 0 S: 6	H: 2 LOB: 1 BB: 0 P: 7	1B: 7 2B: 0 3B: 0 HR: 0	SF: 0 SAC: 1 DP: 0 HBP: 1	WP: 1 PB: 1 SB: 3 CS: 1	PA: 36					
PITCHER	IP	WLS	BF	H	R	ER	SO	BB	IBB	HBP	BLK	WP	HR	S	P	ERA	WHIP										
Jim Owens, R (1, 1) ERA: 3.21	6.0	L	25	4	2	0	5	1	1	1	0	0	0	32	41	0.00	0.833										
Humberto Robinson, R (7, 1) ERA: 3.42	2.0		11	3	3	0	1	1	0	0	0	1	0	12	16	0.00	2.000										

