

Philadelphia Phillies - 1961

Batter	1	2	3	4	5	6	7	8	9	AB R H RBI BB SO LOB	TOP									
Bob Sadowski, L (1, 5) OBP: 0.600, SLG: 0.333	1-1 2B HBP		0-0 HR 1B		0-0 6-3		4-0 BB		1-3 K	3 1 1 0 1 1 1										
Tony Taylor, R (1, 4)	1-2 F8		3-3 K 1-2		1-2 L9		1-3 K			4 0 0 0 0 2 4										
Johnny Callison, L (1, 9) OBP: 0.500, SLG: 1.250	1-3 K		1-2 HR 2-H		0-0 CS 1B		1-3 K			4 1 2 2 0 2 1										
Tony Curry, L (1, 7) OBP: 0.250, SLG: 0.500	0-1 2B		0-0 P5		2-3 K 1-2		2-3 K			4 0 1 0 0 2 1										
Ken Lehman, L (8, 1)	1-3 2B									0 0 0 0 0 0 0										
Tony Gonzalez, L (1, 8) OBP: 0.750, SLG: 0.667	1-3 K				1-0 6-3 HBP		1-0 1B		1-0 1B	3 0 2 0 0 1 2										
Pancho Herrera, R (1, 3)		2-2 F7		0-0 6-3 1-2		3-2 6-3		2-3 K		4 0 0 0 0 1 3										
Clay Dalrymple, L (1, 2)		0-1 G3		3-2 P5		0-0 B5-3		2-2 F2		4 0 0 0 0 0 1										
Ruben Amaro, R (1, 6) Lee Walls, R (9, PH)		0-3 K		2-3 K		0-0 5-3		4-2 BB		3 0 0 0 0 2 1										
Robin Roberts, S (1, 1) Bobby Gene Smith, R (8, 7)			1-3 K		0-1 F7		4-1 BB BB		3-3 K	0 0 0 0 1 1 0										
										1 0 0 0 0 1 1										
Inning Stats	R: 0 E: 0 K: 2 S: 14	H: 1 LOB: 2 BB: 0 P: 18	R: 0 E: 0 K: 1 S: 10	H: 0 LOB: 0 BB: 0 P: 12	R: 2 E: 0 K: 2 S: 11	H: 2 LOB: 0 BB: 0 P: 16	R: 0 E: 0 K: 1 S: 11	H: 0 LOB: 1 BB: 0 P: 17	R: 0 E: 0 K: 1 S: 9	H: 2 LOB: 1 BB: 0 P: 15	R: 0 E: 0 K: 1 S: 6	H: 0 LOB: 2 BB: 2 P: 15	R: 0 E: 0 K: 3 S: 10	H: 1 LOB: 1 BB: 0 P: 16	R: 0 E: 0 K: 2 S: 12	H: 0 LOB: 1 BB: 1 P: 22	1B: 4 2B: 2 3B: 0 HR: 1	SF: 0 SAC: 0 DP: 1 HBP: 2	WP: 0 PB: 0 SB: 1 CS: 1	PA: 37
PITCHER	IP WLS BF H R ER SO BB IBB HBP BLK WP HR S P ERA WHIP																			
Don Drysdale, R (1, 1) ERA: 2.57	7.0 W 29 5 2 2 8 2 0 2 0 0 1 67 100 2.57 1.000																			
Larry Sherry, R (8, 1) ERA:	2.0 S 8 1 0 0 5 1 0 0 0 0 0 22 38 0.00 1.000																			

Philadelphia Phillies @ Los Angeles Dodgers
Los Angeles Memorial Coliseum, Los Angeles, CA
Tue Apr 11 1961, 9:05 PM EST
Att: 50,927 - Unknown

livebaseballscorecards.com

AB	32
R	2
H	6
RBI	2
BB	3
SO	13
LOB	15



Batter	1	2	3	4	5	6	7	8	9
Maury Wills, S OBP: 0.500, SLG: 0.500 (1, 6)	0-0 SH1-3 1B		1-2 CS 1B			0-2 P4		1-2 1-3	
Willie Davis, L (1, 8)	0-0 SH1-3 1-2		0-1 4-3 1-2			0-2 F5		4-2 1-3 1B BB	
Tommy Davis, R OBP: 0.333, SLG: 0.333 (1, 5) Jim Gilliam, S (8, 5)	0-1 G1-6-3 2-H 1B			1-1 P3		1-2 6-3		0-1 1-3	
Duke Snider, L OBP: 0.333, SLG: 0.333 (1, 9) Frank Howard, R (8, PH) Gil Hodges, R (9, 3)	1-1 G1-6-3 1-2f			3-2 G3			0-0 3-1 SH1-4 1B 1B	4-0 1B IBB	
Wally Moon, L OBP: 1.000, SLG: 2.500 (1, 7) Carl Warwick, R OBP: 1.000, SLG: 1.000 (8, PH) (9, 7)		0-0 HR		3-2 CS 1B			1-0 SH1-4 1-2	0-0 1-2 2-H 1B	
Norm Larker, L (1, 3) Don Demeter, R (8, PH) (9, 9)		0-0 L8		1-2 CS 1-2	0-0 4-3		1-0 3-1 2-3	0-0 1-3	
Charlie Neal, R OBP: 0.667, SLG: 0.500 (1, 4)		0-0 P4			4-0 FC5-4 BB		0-1 E 1B 2B 1B 3-H		
John Roseboro, L OBP: 0.667, SLG: 0.667 (1, 2)		0-1 1B			1-1 FC5-4 1-2f		1-2 E7 2B 1B 1-3		
Don Drysdale, R (1, 1) Ron Fairly, L OBP: 1.000, SLG: 2.000 (7, PH) Larry Sherry, R (8, 1)			3-3 K		0-3 K		2-1 2B 2B 2-H 3-H		

Inning Stats	R: 1	H: 2	E: 0	K: 0	S: 6	LOB: 0	BB: 0	P: 7	R: 1	H: 2	E: 0	K: 0	S: 5	LOB: 1	BB: 0	P: 5	R: 0	H: 1	E: 0	K: 1	S: 9	LOB: 0	BB: 0	P: 13	R: 0	H: 1	E: 0	K: 0	S: 10	LOB: 0	BB: 0	P: 18	R: 0	H: 0	E: 0	K: 1	S: 6	LOB: 1	BB: 1	P: 11	R: 0	H: 0	E: 0	K: 0	S: 9	LOB: 0	BB: 0	P: 10	R: 3	H: 4	E: 1	K: 0	S: 10	LOB: 1	BB: 0	P: 15	R: 1	H: 1	E: 0	K: 0	S: 13	LOB: 2	BB: 2	P: 22
--------------	------	------	------	------	------	--------	-------	------	------	------	------	------	------	--------	-------	------	------	------	------	------	------	--------	-------	-------	------	------	------	------	-------	--------	-------	-------	------	------	------	------	------	--------	-------	-------	------	------	------	------	------	--------	-------	-------	------	------	------	------	-------	--------	-------	-------	------	------	------	------	-------	--------	-------	-------

PITCHER	IP	WLS	BF	H	R	ER	SO	BB	IBB	HBP	BLK	WP	HR	S	P	ERA	WHIP
Robin Roberts, R ERA: 6.43 (1, 1)	7.0	L	27	10	5	5	2	1	0	0	0	0	1	55	79	6.43	1.571
Ken Lehman, L ERA: 9.0 (8, 1)	1.0		6	1	1	1	0	1	1	0	0	0	0	13	22	9.00	2.000

BOTTOM

Philadelphia Phillies @ Los Angeles Dodgers
Los Angeles Memorial Coliseum, Los Angeles, CA

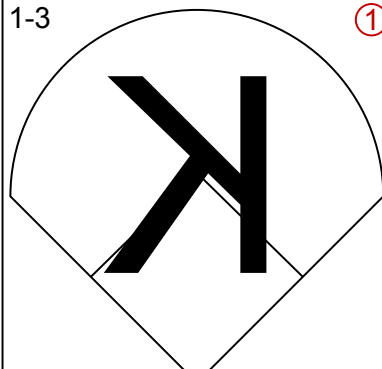
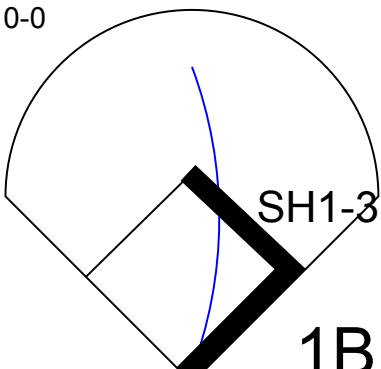
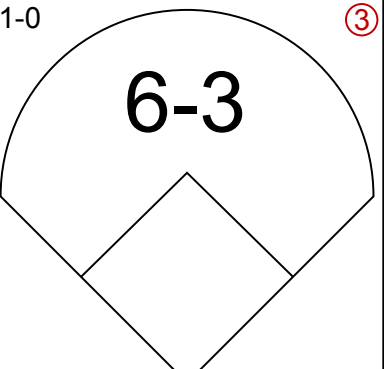
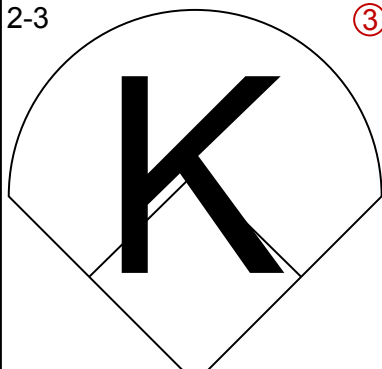
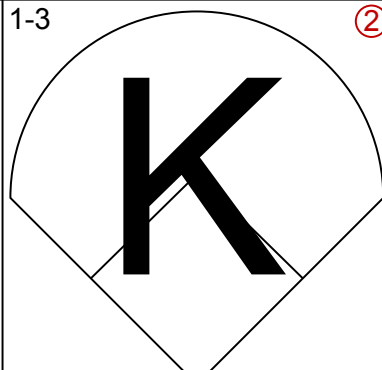
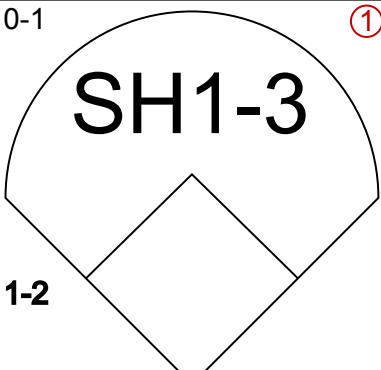
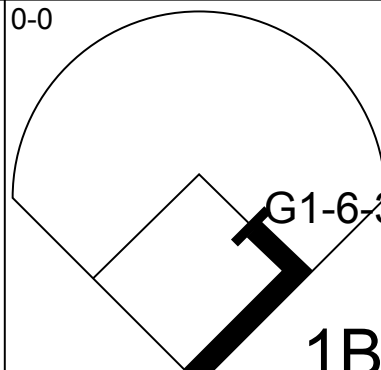
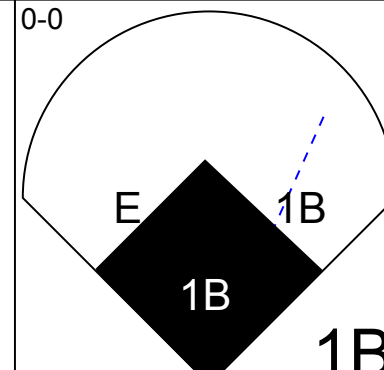
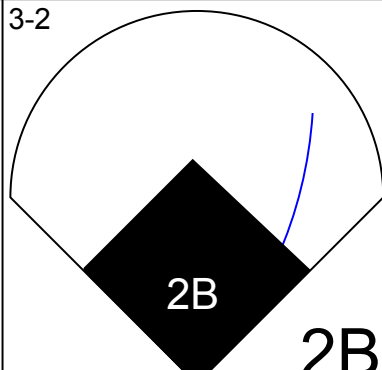
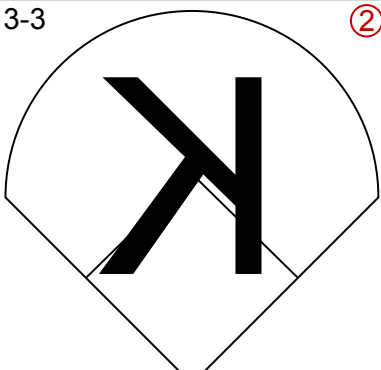
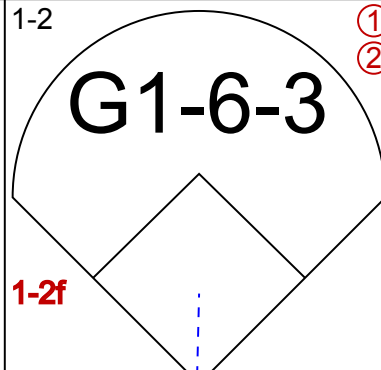
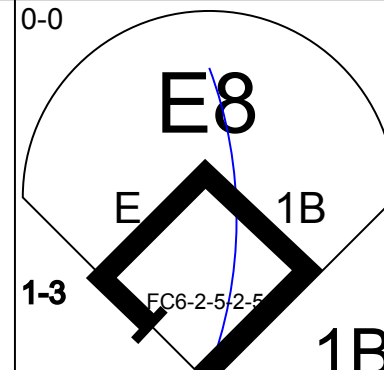
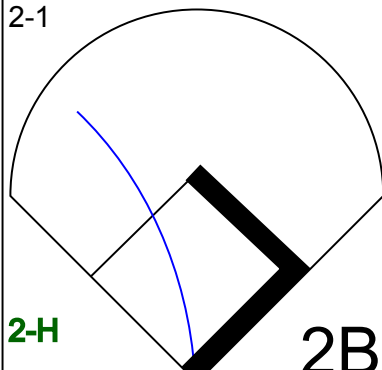
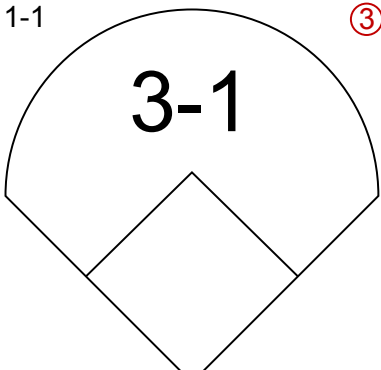
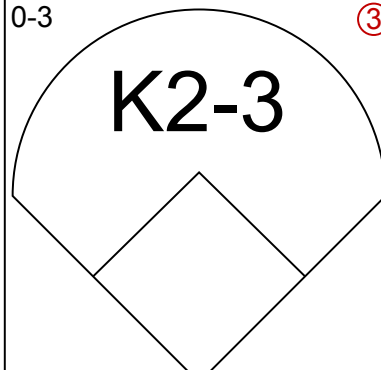
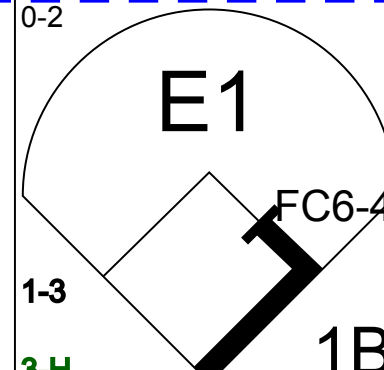
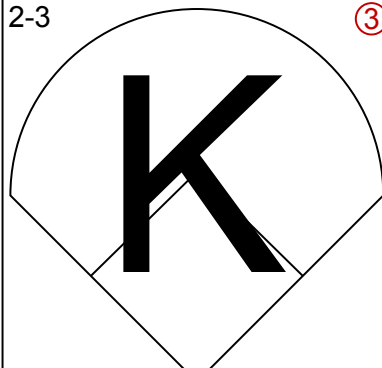
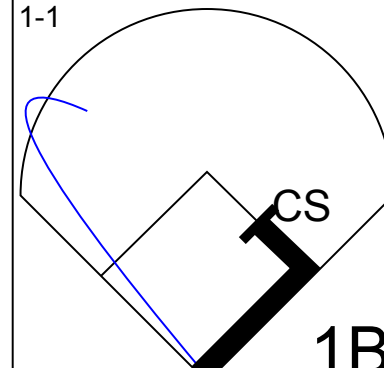
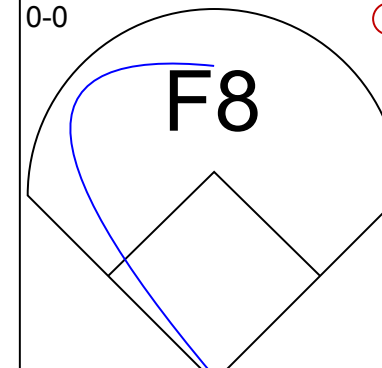
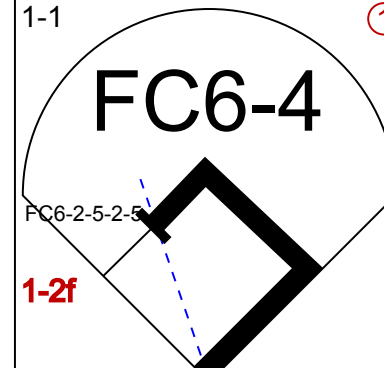
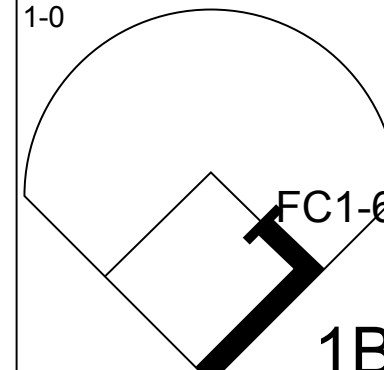
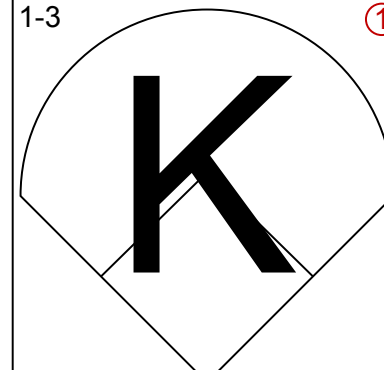
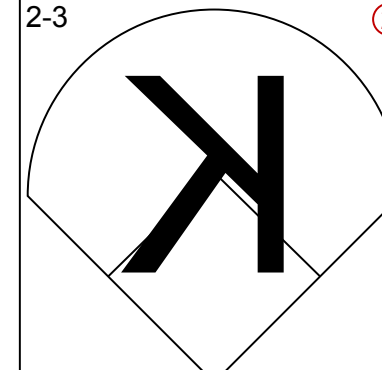
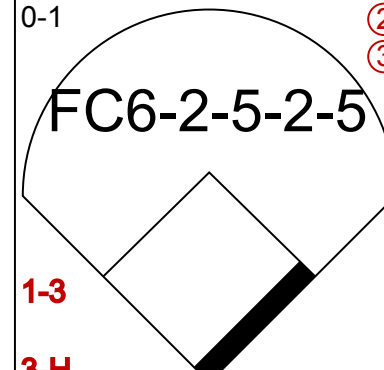
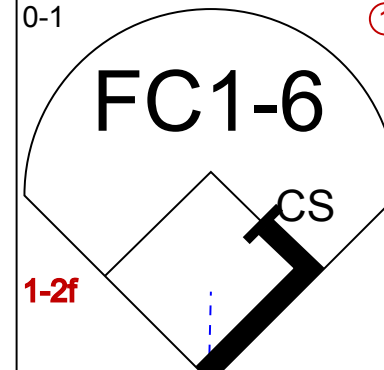
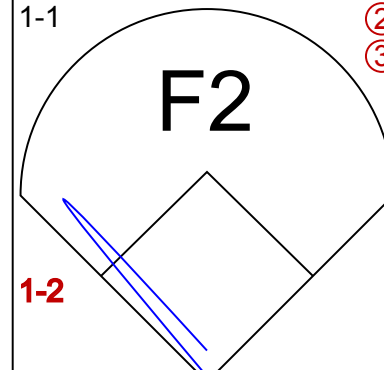
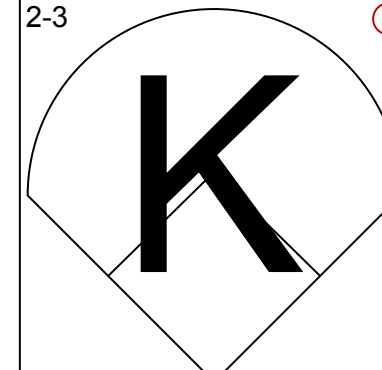
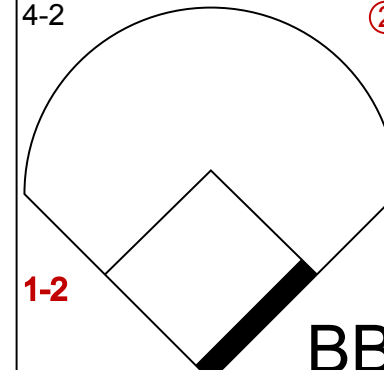
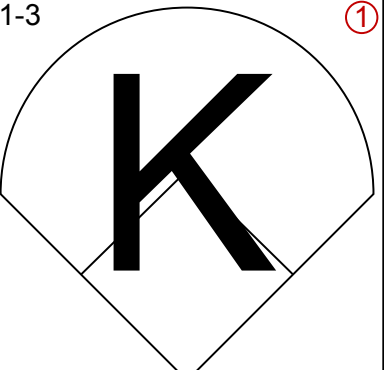
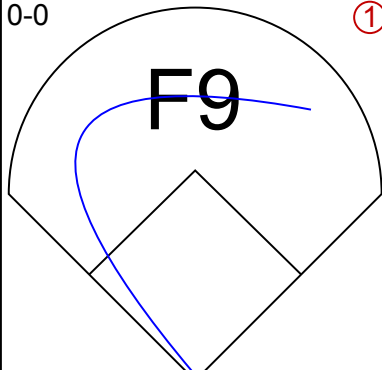
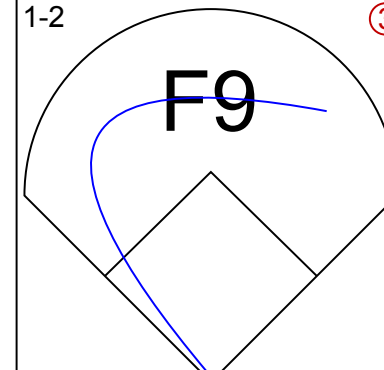
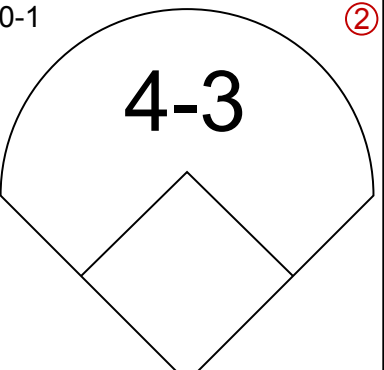
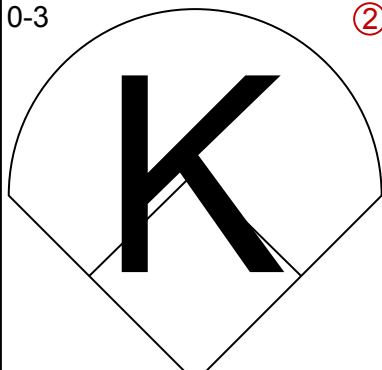
Tue Apr 11 1961, 9:05 PM EST
Att. 50,927 - Unknown

AB	R	H	RBI	BB	SO	LOB
4	1	2	0	0	0	0
2	1	0	0	1	0	1
3	0	1	1	0	0	0
1	0	0	0	0	0	1
3	1	1	0	0	0	1
0	0	0	0	1	0	0
0	0	0	0	0	0	0
2	1	2	1	0	0	0
1	0	1	1	0	0	0
3	0	0	0	0	0	1
1	0	0	0	0	0	2
2	1	1	1	1	0	0
3	1	2	0	0	0	1
2	0	0	0	0	2	1
1	0	1	2	0	0	0
0	0	0	0	0	0	0

AB	28	R	6	H	11	RBI	6	BB	3	SO	2	LOB	8
----	----	---	---	---	----	-----	---	----	---	----	---	-----	---

WP: 0 PA: 34
PB: 0
SB: 0
CS: 2



Batter	1	2	3	4	5	6	7	8	9	AB R H RBI BB SO LOB	TOP	
Bobby Malkmus, R (1, 5) OBP: 0.250, SLG: 0.250	1-3 		0-0 SH1-3 1B 		1-0 6-3 			2-3 K 		4 0 1 0 0 2 0	Philadelphia Phillies @ Los Angeles Dodgers Los Angeles Memorial Coliseum, Los Angeles, CA Wed Apr 12 1961, 9:05 PM EST Att: 10,694 - Unknown livebaseballscorecards.com	
Johnny Callison, L (1, 9) OBP: 0.571, SLG: 1.000	1-3 K 		0-1 SH1-3 1-2 			0-0 G1-6-3 1B 		0-0 E 1B 1B 	3 1 2 0 0 1 0			
Tony Taylor, R (1, 4) OBP: 0.250, SLG: 0.375	3-2 2B 		3-3 K 			1-2 G1-6-3 1-2f 		0-0 E8 E 1B 1B 	4 1 2 0 0 1 2			
Bobby Gene Smith, R (1, 7) OBP: 0.250, SLG: 0.500 Tony Curry, L (9, PH) OBP: 0.400, SLG: 0.600	2-1 2B 2-H 		1-1 3-1 			0-3 K2-3 		0-2 E1 FC6-4 1B 	3 0 1 1 0 1 1 1 0 1 1 0 0 0			
Ken Walters, R (1, 8) OBP: 0.333, SLG: 0.333 Tony Gonzalez, L (9, PH) OBP: 0.600, SLG: 0.500	2-3 K 		1-1 CS 1B 			0-0 F8 		1-1 FC6-4 FC6-2-5-2-5 1-2f 	3 0 1 0 0 1 1 1 0 0 0 0 0 2			
Pancho Herrera, R (1, 3) OBP: 0.143, SLG: 0.143 Bob Sadowski, L (9, PH) OBP: 0.500, SLG: 0.250		1-0 FC1-6 1B 		1-3 K 		2-3 K 		0-1 FC6-2-5-2-5 1-3 3-H 	3 0 1 0 0 2 1 1 0 0 0 0 0 2			
Clay Dalrymple, L (1, 2) Don Ferrarese, R (7, 1)		0-1 FC1-6 CS 1-2f 		1-1 F2 1-2 		2-3 K 			3 0 0 0 0 1 2 0 0 0 0 0 0 0			
Ruben Amaro, R (1, 6) Lee Walls, R (8, PH) Joe Koppe, R (8, 6)		4-2 BB 1-2 		1-3 K 			0-0 F9 		1 0 0 0 1 1 0 1 0 0 0 0 0 0 0 0 0 0 0 0 0			
Frank Sullivan, R (1, 1) Cal Neeman, R (7, 2)		1-2 F9 		0-1 4-3 			0-3 K 		2 0 0 0 0 0 1 1 0 0 0 0 1 0			
Inning Stats	R: 1 E: 0 K: 3 S: 15 H: 2 LOB: 1 BB: 0 P: 24	R: 0 E: 0 K: 0 S: 10 H: 1 LOB: 1 BB: 1 P: 16	R: 0 E: 0 K: 1 S: 10 H: 1 LOB: 1 BB: 0 P: 14	R: 0 E: 0 K: 1 S: 8 H: 1 LOB: 0 BB: 0 P: 11	R: 0 E: 0 K: 1 S: 6 H: 0 LOB: 0 BB: 0 P: 8	R: 0 E: 0 K: 1 S: 7 H: 1 LOB: 0 BB: 0 P: 8	R: 0 E: 0 K: 2 S: 11 H: 0 LOB: 0 BB: 0 P: 15	R: 0 E: 0 K: 2 S: 8 H: 0 LOB: 0 BB: 0 P: 10	R: 1 E: 2 K: 0 S: 9 H: 3 LOB: 1 BB: 0 P: 10	1B: 7 2B: 3 3B: 0 HR: 0 SF: 0 SAC: 1 DP: 2 HBP: 0		WP: 0 PB: 0 SB: 0 CS: 2 PA: 33
PITCHER Johnny Podres, L (1, 1) ERA: 1.13 Larry Sherry, R (9, 1) ERA:	IP WLS BF H R ER SO BB IBB HBP BLK WP HR S P ERA WHIP	8.0 W 30 8 2 1 11 1 0 0 0 0 0 77 108 1.12 1.125	1.0 S 3 1 0 0 0 0 0 0 0 0 0 7 8 0.00 1.000	PITCHER IP WLS BF H R ER SO BB IBB HBP BLK WP HR S P ERA WHIP								

Batter	1	2	3	4	5	6	7	8	9	AB	R	H	RBI	BB	SO	LOB
Maury Wills, S OBP: 0.286, SLG: 0.286 (1, 6)	2-2 F8			2-1 F8		1-2 SH5-3	0-0 FC6-4			3	0	0	0	0	0	2
Willie Davis, L (1, 8)	2-1 4-3			2-1 G3		1-0 F8		2-2 SH3-4 HBP		3	0	0	0	0	0	1
Tommy Davis, R OBP: 0.333, SLG: 0.333 (1, 5) Jim Gilliam, S (8, 5)	1-3 K			1-0 5-3			1-1 HR 1B	0-0 SH3-4		3	1	1	0	0	1	0
Duke Snider, L OBP: 0.143, SLG: 0.143 (1, 9)		0-0 4-3			1-1 G3		2-3 K	1-3 K		4	0	0	0	0	2	2
Wally Moon, L OBP: 0.500, SLG: 1.500 (1, 7)		1-1 6-3			1-0 5-3		0-0 HR	3-3 K		4	1	1	2	0	1	1
Norm Larker, L OBP: 0.333, SLG: 0.200 (1, 3) Gil Hodges, R (9, 3)		1-0 4-3			2-2 1B		4-2 1B BB			2	1	1	0	1	0	0
Charlie Neal, R OBP: 0.333, SLG: 0.200 (1, 4)			1-3 K		2-0 5-3		2-0 F9			3	0	0	0	0	1	2
John Roseboro, L OBP: 0.500, SLG: 0.500 (1, 2)			0-1 4-3			2-2 L3	0-2 1B 1B			3	0	1	0	0	0	0
Johnny Podres, L OBP: 0.667, SLG: 0.667 (1, 1) Larry Sherry, R (9, 1)			1-1 1-3			1-1 SH5-3 1B	0-0 FC6-4 1B			3	0	2	1	0	0	0

Inning Stats	R: 0	H: 0	E: 0	LOB: 0	K: 1	BB: 0	S: 9	P: 14	R: 0	H: 0	E: 0	LOB: 0	K: 0	BB: 0	S: 4	P: 6	R: 0	H: 0	E: 0	LOB: 0	K: 1	BB: 0	S: 8	P: 10	R: 0	H: 1	E: 0	LOB: 1	K: 0	BB: 0	S: 7	P: 13	R: 0	H: 1	E: 0	LOB: 1	K: 0	BB: 0	S: 9	P: 14	R: 3	H: 4	E: 0	LOB: 2	K: 1	BB: 1	S: 16	P: 25	R: 0	H: 0	E: 0	LOB: 1	K: 2	BB: 0	S: 10	P: 16	1B: 5	SF: 0	2B: 0	SAC: 2	3B: 0	DP: 0	HR: 1	HBP: 1
--------------	------	------	------	--------	------	-------	------	-------	------	------	------	--------	------	-------	------	------	------	------	------	--------	------	-------	------	-------	------	------	------	--------	------	-------	------	-------	------	------	------	--------	------	-------	------	-------	------	------	------	--------	------	-------	-------	-------	------	------	------	--------	------	-------	-------	-------	-------	-------	-------	--------	-------	-------	-------	--------

PITCHER	IP	WLS	BF	H	R	ER	SO	BB	IBB	HBP	BLK	WP	HR	S	P	ERA	WHIP
Frank Sullivan, R ERA: 4.05 (1, 1)	6.2	L	26	5	3	3	3	1	0	0	0	0	1	56	90	4.05	0.900
Don Ferrarese, L ERA: (7, 1)	1.1		6	1	0	0	2	0	0	1	0	0	0	12	18	0.00	0.750

BOTTOM

Philadelphia Phillies @ Los Angeles Dodgers
 Los Angeles Memorial Coliseum, Los Angeles, CA
 Wed Apr 12 1961, 9:05 PM EST
 Att. 10,694 - Unknown

AB	28
R	3
H	6
RBI	3
BB	1
SO	5
LOB	8



WP	PA	ERA	WHIP
32			

Batter	1	2	3	4	5	6	7	8	9	AB R H RBI BB SO LOB	TOP
Bob Sadowski, L (1, 5) <small>OBP: 0.300, SLG: 0.125</small> Bobby Malkmus, R (7, 5) <small>OBP: 0.250, SLG: 0.250</small>	2-1 G3		2-2 P6		0-0 G3		3-3 K		0-0 SH5-3	4 0 0 0 0 1 2 0 0 0 0 0 0 0	Philadelphia Phillies @ Los Angeles Dodgers Los Angeles Memorial Coliseum, Los Angeles, CA <small>Thu Apr 13 1961, 9:05 PM EST</small> <small>Att: 10,312 - Unknown</small>
Tony Taylor, R (1, 4) <small>OBP: 0.154, SLG: 0.231</small>	0-1 4-3		0-1 6-3		2-0 6-3			2-2 E5 2B	0-0 E1 WP	5 1 0 0 0 0 2	
Johnny Callison, L (1, 9) <small>OBP: 0.455, SLG: 0.818</small>	1-3 K			3-2 G3		3-2 4-3 HR 2B		2-1 E7 2B	2-2 WP	5 2 1 0 0 1 2	
Tony Curry, L (1, 7) <small>OBP: 0.444, SLG: 0.667</small> Bobby Gene Smith, R (8, 7) <small>OBP: 0.250, SLG: 0.500</small>		2-1 1B		2-1 4-3		2-2 4-3		1-0 1B 2B		4 1 2 2 0 0 1 0 0 0 0 0 0 0	
Tony Gonzalez, L (1, 8) <small>OBP: 0.667, SLG: 1.000</small>		1-0 F5		0-0 HR 1B		1-1 HR		2-0 CS 1B		4 2 3 3 0 0 1	
Pancho Herrera, R (1, 3) <small>OBP: 0.182, SLG: 0.455</small>		0-3 K		0-2 HR		2-3 K		0-3 K		4 1 1 2 0 3 2	
Clay Dalrymple, L (1, 2)		2-0 F9		1-0 G3		1-2 1-3		1-3 K		4 0 0 0 0 1 2	
Ruben Amaro, R (1, 6) <small>OBP: 0.333, SLG: 0.143</small>			4-2 BB		3-2 G3 1B		0-3 K		0-1 6-3	3 0 1 0 1 1 0	
John Buzhardt, R (1, 1) Chris Short, R (3, 1) Turk Farrell, R (7, 1) <small>OBP: 1.000, SLG: 1.000</small>			0-0 B3		0-3 K		1-3 K		0-2 SH5-3 1B	1 0 0 0 0 0 1 2 0 0 0 0 2 1 1 1 1 0 0 0 0	
Inning Stats	R: 0 H: 0 E: 0 LOB: 0 K: 1 BB: 0 S: 7 P: 10	R: 0 H: 1 E: 0 LOB: 1 K: 1 BB: 0 S: 7 P: 12	R: 0 H: 0 E: 0 LOB: 1 K: 0 BB: 1 S: 8 P: 14	R: 2 H: 2 E: 0 LOB: 0 K: 0 BB: 0 S: 10 P: 16	R: 0 H: 1 E: 0 LOB: 1 K: 1 BB: 0 S: 8 P: 13	R: 2 H: 2 E: 0 LOB: 0 K: 1 BB: 0 S: 16 P: 25	R: 0 H: 0 E: 0 LOB: 0 K: 3 BB: 0 S: 11 P: 15	R: 3 H: 2 E: 2 LOB: 1 K: 2 BB: 0 S: 13 P: 21	R: 1 H: 1 E: 1 LOB: 0 K: 0 BB: 0 S: 9 P: 11	1B: 5 SF: 0 2B: 3 SAC: 1 3B: 0 DP: 1 HR: 2 HBP: 0	
PITCHER Roger Craig, R (1, 1) <small>ERA: 6.0</small> Stan Williams, R (7, 1) <small>ERA: 4.5</small> Ed Palmquist, R (9, 1) <small>ERA:</small>	IP WLS BF H R ER SO BB IBB HBP BLK WP HR S P ERA WHIP 6.0 0 25 6 4 4 4 1 0 0 0 0 2 56 90 6.00 1.167 2.0 0 9 2 3 1 5 0 0 0 0 0 0 24 36 4.50 1.000 1.0 L 5 1 1 0 0 0 0 0 0 0 1 0 9 11 0.00 1.000	PITCHER IP WLS BF H R ER SO BB IBB HBP BLK WP HR S P ERA WHIP									

livebaseballscorecards.com

AB	37
R	8
H	9
RBI	7
BB	1
SO	9
LOB	14



Batter	1	2	3	4	5	6	7	8	9	AB	R	H	RBI	BB	SO	LOB
Maury Wills, S OBP: 0.333, SLG: 0.273 (1, 6)	2-2 G3		0-0 1B 2B	2-3 K		0-2 F9		4-1 S E BB		4	2	1	0	1	1	3
Willie Davis, L Carl Warwick, R OBP: 0.667, SLG: 0.500 (7, PH) (8, 8)	0-0 1-3		1-2 L8		1-0 E3		4-1 2B BB	0-0 F7		3	0	0	0	0	0	1
Tommy Davis, R Bob Aspromonte, R (1, 5) (8, 5)	0-1 5-3		1-2 S 2B 1B		1-3 K		0-0 SH3-4 1-H 1B 2B	2-2 E6		4	2	2	1	0	1	1
Duke Snider, L Gil Hodges, R (1, 9) (7, PH) (8, 3)		1-0 HR	3-2 WP 1-H 3-H 2B		0-3 K		1-1 SH3-4	1-3 K		3	1	2	3	0	1	1
Wally Moon, L (1, 7) OBP: 0.455, SLG: 1.000		2-2 P6	1-3 K		0-0 4-3		4-0 S 1B IBB		0-0 BB 1B	4	1	1	0	1	1	2
Norm Larker, L (1, 3) Frank Howard, R (6, PH) OBP: 0.250, SLG: 0.143 (7, 3) Don Demeter, R (8, 9)		0-2 F8	2-3 K			1-1 SH3-4 1B	0-3 K		4-2 G4-6-3 BB	2	0	0	0	0	1	1
Charlie Neal, R (1, 4) OBP: 0.500, SLG: 0.556		3-2 2B		3-2 FC2-4 1B		1-1 SH3-4	2-2 1-H 3-H 1B		0-0 B3	4	0	3	2	0	0	2
John Roseboro, L (1, 2) Norm Sherry, R (4, PH) (5, 2) Bob Lillis, R (6, PR) Doug Camilli, R (7, 2)		4-0 IBB		1-0 FC2-4 1-2f		4-2 BB	2-3 K		0-0 G4-6-3 1-2f	0	0	0	0	1	0	0
Roger Craig, R (1, 1) Jim Gilliam, S (6, PH) Stan Williams, R (7, 1) Ron Fairly, L (8, PH) Ed Palmquist, R (9, 1)		3-3 IBB		0-3 K		1-1 F8		3-2 4-3		2	0	0	0	0	2	3

Inning Stats	R: 0	H: 0	E: 0	K: 0	S: 6	P: 8	R: 1	H: 2	E: 0	K: 1	S: 13	R: 2	H: 3	E: 0	K: 2	S: 16	R: 0	H: 1	E: 0	K: 2	S: 12	R: 0	H: 0	E: 1	K: 2	S: 8	R: 0	H: 1	E: 0	K: 0	S: 11	R: 3	H: 2	E: 0	K: 2	S: 15	R: 1	H: 0	E: 1	K: 1	S: 14	R: 0	H: 1	E: 0	K: 0	S: 5	1B: 6	2B: 3	3B: 0	HR: 1	SF: 0	SAC: 2	DP: 1	HBP: 0	WP: 1	PA: 44
--------------	------	------	------	------	------	------	------	------	------	------	-------	------	------	------	------	-------	------	------	------	------	-------	------	------	------	------	------	------	------	------	------	-------	------	------	------	------	-------	------	------	------	------	-------	------	------	------	------	------	-------	-------	-------	-------	-------	--------	-------	--------	-------	--------

PITCHER	IP	WLS	BF	H	R	ER	SO	BB	IBB	HBP	BLK	WP	HR	S	P	ERA	WHIP
John Buzhardt, R (1, 1) ERA: 11.57	2.1		13	5	3	3	1	0	1	0	0	0	1	29	49	11.57	2.143
Chris Short, L (3, 1) ERA: 4.91	3.2		17	3	2	2	6	2	0	0	0	1	0	39	61	4.91	1.364
Turk Farrell, R (7, 1) ERA: 3.0	3.0	W	14	2	2	1	3	2	1	0	0	0	0	32	55	3.00	1.333

BOTTOM

Philadelphia Phillies @ Los Angeles Dodgers
Los Angeles Memorial Coliseum, Los Angeles, CA

livebaseballscores.com

AB	36
R	7
H	10
RBI	6
BB	6
SO	10
LOB	24



Thu Apr 13 1961, 9:05 PM EST
Att. 10,312 - Unknown

Batter	1	2	3	4	5	6	7	8	9	AB R H RBI BB SO LOB	TOP	
Bobby Malkmus, R OBP: 0.125, SLG: 0.125 (1, 5) X	0-0 1-3 ①		0-0 F2 ③			0-3 K ②		0-0 F9 ③		4 0 0 0 0 1 2		
Johnny Callison, L OBP: 0.385, SLG: 0.692 Lee Walls, R (6, PH) (6, 9) (7, 8)	0-3 K ②			0-0 G1 ①		0-0 6-3 ③			0-3 K ①	2 0 0 0 0 1 0 2 0 0 0 0 1 1		
Tony Taylor, R OBP: 0.176, SLG: 0.235 (1, 4) X	0-0 F3 ③			0-0 P4 ②			0-0 SH1-4 1B G1-2-3 1B		0-0 6-3 ②	4 0 1 0 0 0 0		
Bobby Gene Smith, R OBP: 0.250, SLG: 0.375 (1, 7)		0-0 F8 ①		0-3 K ③			0-0 SH1-4 1B 1-2		0-0 F9 ③	4 0 1 0 0 1 0		
Ken Walters, R OBP: 0.200, SLG: 0.200 (1, 8) (7, 9)		0-0 F7 ②			0-0 F7 ①		0-0 SH1-4 1-2 2-3			2 0 0 0 0 0 0		
Pancho Herrera, R OBP: 0.214, SLG: 0.385 (1, 3)		0-0 F7 ③			0-3 K ②		4-0 IBB			2 0 0 0 1 1 0		
Cal Neeman, R (1, 2)			0-0 F8 ①		0-0 F7 ③		0-0 G1-2-3 ② ③ 3-Hr			3 0 0 0 0 0 3		
Ruben Amaro, R OBP: 0.417, SLG: 0.222 (1, 6)			4-0 BB			0-0 SH1-4 1B		0-0 6-3 ①		2 0 1 0 1 0 0		
Art Mahaffey, R (1, 1)			0-0 F2 ②			0-0 SH1-4 1-2		0-0 F8 ②		2 0 0 0 0 0 1		
Inning Stats	R: 0 E: 0 K: 1 S: 5 H: 0 LOB: 0 BB: 0 P: 5	R: 0 E: 0 K: 0 S: 3 H: 0 LOB: 0 BB: 0 P: 3	R: 0 E: 0 K: 0 S: 3 H: 0 LOB: 1 BB: 1 P: 7	R: 0 E: 0 K: 1 S: 5 H: 0 LOB: 0 BB: 0 P: 5	R: 0 E: 0 K: 1 S: 5 H: 0 LOB: 0 BB: 0 P: 5	R: 0 E: 0 K: 1 S: 6 H: 1 LOB: 1 BB: 0 P: 6	R: 0 E: 0 K: 0 S: 4 H: 2 LOB: 2 BB: 1 P: 8	R: 0 E: 0 K: 0 S: 3 H: 0 LOB: 0 BB: 0 P: 3	R: 0 E: 0 K: 1 S: 5 H: 0 LOB: 0 BB: 0 P: 5	1B: 3 SF: 0 2B: 0 SAC: 2 3B: 0 DP: 1 HR: 0 HBP: 0	WP: 0 PA: 31 PB: 0 SB: 0 CS: 0	
PITCHER Mike McCormick, L ERA: 0.96 (1, 1)	IP WLS BF H R ER SO BB IBB HBP BLK WP HR S P ERA WHIP	9.0 W 31 3 0 0 5 1 1 0 0 0 0 0 39 47 0.00 0.444										

Philadelphia Phillies @ San Francisco Giants
 Candlestick Park, San Francisco, CA
 Fri Apr 14 1961, 9:05 PM EST
 Att. 19,989 - Unknown

livebaseballscorecards.com

AB	27
R	0
H	3
RBI	0
BB	2
SO	5
LOB	7



Batter	1	2	3	4	5	6	7	8	9	AB R H RBI BB SO LOB	TOP
Bob Sadowski, L (1, 5) OBP: 0.286, SLG: 0.167 Bobby Del Greco, R (8, 7)	0-3 K		0-0 4-3			0-0 P6		0-0 SH3-4 1B		4 0 1 0 0 1 1 0 0 0 0 0 0 0	Philadelphia Phillies @ San Francisco Giants Candlestick Park, San Francisco, CA Sat Apr 15 1961, 6:33 AM EST Att: 18,755 - Unknown livebaseballscorecards.com
Tony Taylor, R (1, 4) OBP: 0.200, SLG: 0.250	0-3 K			0-0 F9		0-0 G3 1B		0-0 SH3-4		3 0 1 0 0 1 0	
Johnny Callison, L (1, 9) OBP: 0.353, SLG: 0.588	0-0 F7			0-0 HR 1B		0-0 G3		0-0 F9		4 1 1 0 0 0 2	
Tony Curry, L (1, 7) Bobby Malkmus, R (8, 5) OBP: 0.308, SLG: 0.462 OBP: 0.125, SLG: 0.125		0-0 F5		0-0 P4		0-0 F7		0-0 4-3		4 0 0 0 0 0 3 0 0 0 0 0 0 0	
Tony Gonzalez, L (1, 8) OBP: 0.615, SLG: 1.083		0-0 F7		0-0 HR			0-0 G3		0-0 SH3-4 1B	4 1 2 2 0 0 0	
Pancho Herrera, R (1, 3) OBP: 0.222, SLG: 0.353		0-0 F3		0-3 K			0-0 1B 1B		0-0 P6	4 0 1 0 0 1 1	
Clay Dalrymple, L (1, 2)			0-0 4-3		0-0 F8		0-0 P6		0-0 SH3-4	3 0 0 0 0 0 1	
Ruben Amaro, R (1, 6) OBP: 0.500, SLG: 0.273			4-0 BB		0-0 P4		0-0 1B 1B		4-0 IBB	2 0 1 0 2 0 0	
Dallas Green, L (1, 1)			0-3 K		0-3 K		0-0 4-3		0-3 K	4 0 0 0 0 3 5	
Inning Stats	R: 0 H: 0 E: 0 LOB: 0 K: 2 BB: 0 S: 7 P: 7	R: 0 H: 0 E: 0 LOB: 0 K: 0 BB: 0 S: 3 P: 3	R: 0 H: 0 E: 0 LOB: 1 K: 1 BB: 1 S: 5 P: 9	R: 2 H: 2 E: 0 LOB: 0 K: 1 BB: 0 S: 7 P: 7	R: 0 H: 0 E: 0 LOB: 0 K: 1 BB: 0 S: 5 P: 5	R: 0 H: 1 E: 0 LOB: 1 K: 0 BB: 0 S: 4 P: 4	R: 0 H: 2 E: 0 LOB: 2 K: 0 BB: 0 S: 5 P: 5	R: 0 H: 1 E: 0 LOB: 1 K: 0 BB: 0 S: 4 P: 4	R: 0 H: 1 E: 0 LOB: 2 K: 1 BB: 1 S: 6 P: 10	1B: 6 SF: 0 2B: 0 SAC: 2 3B: 0 DP: 0 HR: 1 HBP: 0	WP: 0 PA: 36 PB: 0 SB: 0 CS: 0
PITCHER Juan Marichal, R (1, 1) ERA: 2.25 Billy O'Dell, L (9, 1) ERA: 3.0	IP WLS BF H R ER SO BB IBB HBP BLK WP HR S P ERA WHIP	8.0 L 31 6 2 2 5 1 0 0 0 0 0 1 40 44 2.25 0.875	1.0 5 1 0 0 1 0 1 0 0 0 0 0 6 10 0.00 1.000	PITCHER IP WLS BF H R ER SO BB IBB HBP BLK WP HR S P ERA WHIP							

Batter	1	2	3	4	5	6	7	8	9	AB R H RBI BB SO LOB
Felipe Alou, R OBP: 0.391, SLG: 0.476 (1, 7)	0-0 E4 G5-4-3		0-0 2B			0-0 F9		0-0 1-3		4 0 1 0 0 0 1
Harvey Kuenn, R OBP: 0.261, SLG: 0.238 (1, 5)	0-0 F8		0-0 4-3			0-0 3-1		0-0 4-3		4 0 0 0 0 0 3
Willie Mays, R OBP: 0.409, SLG: 0.526 (1, 8)	0-0 G5-4-3 1-2f				0-0 F2	0-0 F9		0-3 K		4 0 0 0 0 1 2
Willie McCovey, L OBP: 0.250, SLG: 0.389 (1, 3)		0-3 K			0-0 F9		0-0 2-3		0-0 F5	4 0 0 0 0 1 0
Orlando Cepeda, R OBP: 0.333, SLG: 0.421 (1, 9)		0-0 F8			0-0 CS 1B		4-0 1B BB		0-0 4-3	3 0 1 0 1 0 0
Tom Haller, L OBP: 0.412, SLG: 0.462 (1, 2)		4-0 BB			0-0 CS	0-0 1B		0-0 1-2 1B	0-0 1B	2 0 2 0 1 0 0
Ernie Bowman, R (7, PR)										0 0 0 0 0 0 0
Joey Amalfitano, R OBP: 1.000, SLG: 1.000 (9, PH)					1-2					1 0 1 0 0 0 0
Chuck Hiller, L OBP: 0.111, SLG: 0.059 (1, 4)		0-0 F7				0-0 F8		0-3 K	0-0 4-3	2 0 0 0 0 0 2
Matty Alou, L (7, PH)										1 0 0 0 0 1 2
Hobie Landrith, L OBP: 0.500, SLG: 2.000 (8, 2)										1 0 0 0 0 0 1
Eddie Bressoud, R OBP: 0.118, SLG: 0.313 (1, 6)			0-0 5-3			0-0 F7		0-0 F8		2 0 0 0 0 0 1
Bob Farley, L (7, PH)										1 0 0 0 0 0 2
Jose Pagan, R (8, 6)										0 0 0 0 0 0 0
Juan Marichal, R (1, 1)			0-0 G3			0-3 K		4-0 4-3 1-3 BB		2 0 0 0 0 1 1
Don Blasingame, L (8, PH)										0 0 0 0 1 0 0
Billy O'Dell, S (9, 1)										0 0 0 0 0 0 0

BOTTOM

Philadelphia Phillies @ San Francisco Giants
Candlestick Park, San Francisco, CA

livebaseballscorecards.com

AB	31
R	0
H	5
RBI	0
BB	3
SO	4
LOB	15



WP: 0	PA: 35
PB: 0	
SB: 0	
CS: 1	

Inning Stats	R: 0	H: 0	R: 0	H: 0	R: 0	H: 1	R: 0	H: 1	R: 0	H: 0	R: 0	H: 1	R: 0	H: 0	R: 0	H: 0	R: 0	H: 1	R: 0	H: 1	1B: 4	SF: 0	WP: 0	PA: 35			
	E: 1	LOB: 0	E: 0	LOB: 1	E: 0	LOB: 1	E: 0	LOB: 0	E: 0	LOB: 0	E: 0	LOB: 1	E: 0	LOB: 2	E: 0	LOB: 1	E: 0	LOB: 1	E: 0	LOB: 1	2B: 1	SAC: 0	PB: 0				
	K: 0	BB: 0	K: 1	BB: 1	K: 0	BB: 0	K: 0	BB: 0	K: 1	BB: 0	K: 1	BB: 0	K: 1	BB: 1	K: 1	BB: 1	K: 0	BB: 0	K: 0	BB: 0	3B: 0	DP: 1	SB: 0				
	S: 3	P: 3	S: 5	P: 9	S: 4	P: 4	S: 3	P: 3	S: 6	P: 6	S: 6	P: 10	S: 5	P: 9	S: 4	P: 4	S: 4	P: 4	S: 4	P: 4	HR: 0	HBP: 0	CS: 1				
PITCHER Dallas Green, R ERA: (1, 1)	IP: 9.0	WLS: W	BF: 34	H: 5	R: 0	ER: 0	SO: 4	BB: 3	IBB: 0	HBP: 0	BLK: 0	WP: 0	HR: 0	S: 39	P: 51	ERA: 0.00	WHIP: 0.889										
PITCHER	IP	WLS	BF	H	R	ER	SO	BB	IBB	HBP	BLK	WP	HR	S	P	ERA	WHIP										

Sat Apr 15 1961, 6:33 AM EST
Att. 18,755 - Unknown

Batter	1	2	3	4	5	6	7	8	9	AB R H RBI BB SO LOB	TOP
Bob Sadowski, L (1, 5) OBP: 0.278, SLG: 0.133 Bobby Del Greco, R (9, PH)	0-0 1-3		0-0 G4-6-3		4-0 BB			0-0 P6	0-0 G1-2-3	3 0 0 0 1 0 1 1 0 0 0 0 0 3	
Tony Taylor, R (1, 4) OBP: 0.208, SLG: 0.250	0-0 F8		0-0 1B		0-0 G4-3-6-1			0-0 E6		4 0 1 0 0 0 1	
Johnny Callison, L (1, 9) OBP: 0.333, SLG: 0.524	0-3 K		0-0 4-3				0-0 1B	0-0 FC4-6		4 0 1 0 0 1 2	
Tony Curry, L (1, 7) OBP: 0.235, SLG: 0.353		0-0 4-3		0-3 K			0-3 K			4 0 0 0 0 3 2	
Tony Gonzalez, L (1, 8) OBP: 0.529, SLG: 0.867		0-0 6-3		4-0 BB			0-0 F5		0-3 K WP	3 1 0 0 1 1 1	
Pancho Herrera, R (1, 3) OBP: 0.273, SLG: 0.381		0-0 1B		0-0 P3			0-3 K		0-0 E	4 0 2 1 0 1 2	
Clay Dalrymple, L (1, 2) OBP: 0.056, SLG: 0.056 Joe Koppe, R (9, PR)		0-0 1B		0-0 1-3					0-0 E5	4 0 1 0 0 1 2 0 0 0 0 0 0 0	
Ruben Amaro, R (1, 6) OBP: 0.444, SLG: 0.231 Bobby Malkmus, R (7, PH) OBP: 0.100, SLG: 0.100 (7, 6)		0-3 K			0-0 P4				0-0 5-3	2 0 0 0 0 1 2 2 0 0 0 0 1 2	
Robin Roberts, S (1, 1) Bobby Gene Smith, R (7, PH) OBP: 0.222, SLG: 0.333 John Buzhardt, R (7, 1) Chris Short, R (8, 1) Choo-Choo Coleman, L (9, PH)			0-0 E1		1-0 HBP				1-0 HBP	1 1 0 0 0 0 0 1 0	
Inning Stats	R: 0 H: 0 E: 0 LOB: 0 K: 1 BB: 0 S: 5 P: 5	R: 0 H: 2 E: 0 LOB: 2 K: 1 BB: 0 S: 7 P: 7	R: 0 H: 1 E: 1 LOB: 1 K: 0 BB: 0 S: 4 P: 4	R: 0 H: 0 E: 0 LOB: 1 K: 1 BB: 1 S: 5 P: 9	R: 1 H: 0 E: 0 LOB: 0 K: 0 BB: 1 S: 2 P: 7	R: 0 H: 1 E: 0 LOB: 1 K: 2 BB: 0 S: 8 P: 8	R: 0 H: 0 E: 0 LOB: 0 K: 2 BB: 0 S: 7 P: 7	R: 0 H: 0 E: 1 LOB: 1 K: 1 BB: 0 S: 6 P: 6	R: 1 H: 1 E: 1 LOB: 2 K: 1 BB: 0 S: 7 P: 8	1B: 5 SF: 0 2B: 0 SAC: 0 3B: 0 DP: 3 HR: 0 HBP: 2	WP: 2 PA: 37 PB: 0 SB: 0 CS: 0
PITCHER Sam Jones, R (1, 1) ERA: 4.73 Billy O'Dell, L (9, 1) ERA: 2.45	IP WLS BF H R ER SO BB IBB HBP BLK WP HR S P ERA WHIP	8.1 W 36 5 2 2 9 2 0 2 0 2 0 0 1 1 0.00 0.840									

Philadelphia Phillies @ San Francisco Giants
Candlestick Park, San Francisco, CA
Sun Apr 16 1961, 6:33 AM EST
Att. 23,594 - Unknown

livebaseballscorecards.com

AB	33
R	2
H	5
RBI	1
BB	2
SO	9
LOB	18



Batter	1	2	3	4	5	6	7	8	9	10	11	AB	R	H	RBI	BB	SO	LOB	TOP						
John DeMerit, R (1, 8) <small>OBP: 0.188, SLG: 0.143</small> Lee Mays, L (11, PH) <small>OBP: 0.364, SLG: 0.125</small> Al Spangler, L (11, 8) <small>OBP: 0.385, SLG: 0.273</small>	0-3 K		0-0 FC6-4			0-3 K		0-3 K2-3	1-0 BB HBP		4-0 BB 1B BB	4	0	0	0	0	3	1							
Del Crandall, R (1, 2) <small>OBP: 0.273, SLG: 0.409</small> Charlie Lau, L (6, 2) <small>OBP: 0.667, SLG: 0.500</small>	0-0 P4			0-0 1B 2B		0-0 1-3		0-0 F7	4-0 1-2 BB		0-0 1-2 3-H 1B G4-6-3	3	1	1	0	0	0	0							
Eddie Mathews, L (1, 5) <small>OBP: 0.333, SLG: 0.435</small>	0-0 3-1			0-3 K		0-0 1B		0-0 1B	2B 1B K		0-0 1-2 G4-6-3	6	1	2	0	0	2	5							
Hank Aaron, R (1, 9) <small>OBP: 0.318, SLG: 0.619</small>		0-0 1B G5-4-3		0-0 1B S		0-0 1-3		0-0 2B 2B	0-0 K		0-0 1-2 G4-6-3	5	1	3	1	0	1	1							
Frank Bolling, R (1, 4) <small>OBP: 0.273, SLG: 0.429</small>		0-0 G5-4-3		0-0 P4		0-0 5-3		0-0 HR 2B	0-0 5-3		0-0 2-H 3-H 2B	5	1	1	2	0	0	2							
Joe Adcock, R (1, 3) <small>OBP: 0.333, SLG: 0.316</small>		0-3 K		0-3 K		0-0 PB 2B		0-0 HR 1B	0-0 E6		0-0 1-2 G4-6-3	5	1	2	0	0	2	1							
Wes Covington, L (1, 7)			0-0 4-3		4-0 BB G6-4-3		0-0 6-3		0-0 F5	0-3 K2-5-3		4	0	0	0	1	1	4							
Roy McMillan, R (1, 6) <small>OBP: 0.429, SLG: 0.294</small>			0-3 K		0-0 G6-4-3		0-3 K		0-3 K		1-0 FC 1B HBP	4	1	0	0	0	3	4							
Lew Burdette, R (1, 1) <small>OBP: 0.250, SLG: 0.250</small> Seth Morehead, L (5, 1) Johnny Logan, R (8, PH) Ken MacKenzie, R (8, 1) Mel Roach, R (9, PH) Don McMahon, R (9, 1) Ron Piche, R (10, 1)			0-0 FC6-4 1B		0-3 K		0-0 P3		0-0 1-H 2-H HR		0-0 1-3 FC	2	0	1	0	0	1	0							
Inning Stats	R: 0 E: 0 K: 1 S: 5	H: 0 LOB: 0 BB: 0 P: 5	R: 0 E: 0 K: 1 S: 5	H: 1 LOB: 0 BB: 0 P: 5	R: 0 E: 0 K: 1 S: 6	H: 1 LOB: 1 BB: 0 P: 6	R: 1 E: 0 K: 2 S: 9	H: 2 LOB: 1 BB: 0 P: 9	R: 0 E: 0 K: 1 S: 4	H: 0 LOB: 0 BB: 1 P: 8	R: 0 E: 0 K: 1 S: 6	H: 1 LOB: 1 BB: 0 P: 6	R: 0 E: 0 K: 1 S: 5	H: 0 LOB: 0 BB: 0 P: 5	R: 5 E: 0 K: 2 S: 12	H: 5 LOB: 2 BB: 1 P: 17	R: 0 E: 1 K: 2 S: 8	H: 0 LOB: 1 BB: 0 P: 8	R: 1 E: 1 K: 0 S: 3	H: 1 LOB: 1 BB: 1 P: 8	1B: 7 2B: 4 3B: 0 HR: 1	SF: 0 SAC: 1 DP: 3 HBP: 2	WP: 0 PB: 1 SB: 1 CS: 0	PA: 48	
PITCHER	IP	WLS	BF	H	R	ER	SO	BB	IBB	HBP	BLK	WP	HR	S	P	ERA	WHIP								
Dallas Green, R (1, 1) ERA: 0.69	4.0		15	4	1	1	5	0	0	0	0	0	0	25	25	2.25	1.000								
Don Ferrarese, L (5, 1) ERA: 5.06	4.0		17	5	3	3	4	1	0	0	0	0	0	24	28	6.75	1.500								
Turk Farrell, R (9, 1) ERA: 7.36	0.2		5	2	2	2	1	0	0	1	0	0	1	6	7	27.00	3.000								
Ken Lehman, L (9, 1) ERA: 6.75	0.1		2	0	0	0	1	1	0	0	0	0	0	3	7	0.00	3.000								
John Buzhardt, R (10, 1) ERA: 6.75	2.0	L	9	1	1	1	2	1	0	1	0	0	0	11	16	4.50	1.000								

Milwaukee Braves @ Philadelphia Phillies
 Connie Mack Stadium, Philadelphia, PA
 Thu Apr 20 1961, 6:05 PM EST
 Att: 9,531 - Unknown

livebaseballscorecards.com
 AB 43
 R 7
 H 12
 RBI 7
 BB 3
 SO 13
 LOB 19



Batter	1	2	3	4	5	6	7	8	9	10	11	AB	R	H	RBI	BB	SO	LOB
Bob Sadowski, L (1, 5) OBP: 0.238, SLG: 0.111 Bobby Malkmus, R (6, 5) OBP: 0.083, SLG: 0.083	K		FC1-6 1B	F8		SH3-4		K		P6		3	1	0	0	0	1	3
Tony Taylor, R (1, 4) OBP: 0.267, SLG: 0.333	1-3		FC1-6 2B			FC1-6		6-3				6	2	3	0	0	0	2
Johnny Callison, L (1, 9) OBP: 0.370, SLG: 0.520	4-3		FC1-6 2B			K				F8 1B	FC6-4 IBB	4	0	1	2	2	1	2
Tony Curry, L (1, 7) OBP: 0.250, SLG: 0.300 Bobby Gene Smith, R (6, 7) OBP: 0.250, SLG: 0.273		5-3	5-3			1-3				K	FC6-4	3	0	0	0	0	0	2
Tony Gonzalez, L (1, 8) OBP: 0.545, SLG: 0.800		1B	K			SH1-4 1B						5	1	3	1	0	1	1
Pancho Herrera, R (1, 3) OBP: 0.286, SLG: 0.370 Lee Walls, R (11, PR)		K				K		5-3		F8		6	1	2	0	0	2	4
Clay Dalrymple, L (1, 2) OBP: 0.167, SLG: 0.261 Ken Walters, R (11, PR) OBP: 0.200, SLG: 0.200		1B				P6		L3				5	1	2	3	1	0	2
Ruben Amaro, R (1, 6) OBP: 0.455, SLG: 0.294 Choo-Choo Coleman, L (9, PH) John Buzhardt, R (10, 1) Bobby Del Greco, R (11, PH)		K				1B		5-3		SH1-4 1B	G3	4	0	2	0	0	1	2
Dallas Green, L (1, 1) OBP: 0.333, SLG: 0.333 Don Ferrarese, R (5, 1) OBP: 1.000, SLG: 1.000 Turk Farrell, R (9, 1) OBP: 1.000, SLG: 1.000 Ken Lehman, L (9, 1) Joe Koppe, R (10, 6)			FC1-6 1B			FC1-6 SH3-4 1B		SH1-4			F7	2	0	2	0	0	0	0

1B:	13	SF:	0
2B:	2	SAC:	3
3B:	0	DP:	0
HR:	1	HBP:	0

WP:	0	PA:	53
PB:	0		
SB:	1		
CS:	0		

Inning Stats		R	H	E	K	S	H	LOB	P	R	H	E	K	S	R	H	E	K	S
R: 0	H: 0	R: 0	H: 2	R: 2	H: 3	R: 0	H: 2	R: 4	H: 4	R: 0	H: 1	R: 0	H: 0	R: 0	H: 1	R: 0	H: 1	R: 0	H: 1
E: 0	LOB: 0	E: 0	LOB: 2	E: 0	LOB: 1	E: 0	LOB: 2	E: 0	LOB: 0	E: 0	LOB: 1	E: 0	LOB: 1	E: 0	LOB: 3	E: 0	LOB: 2	E: 0	LOB: 1
K: 1	BB: 0	K: 2	BB: 0	K: 1	BB: 0	K: 0	BB: 0	K: 0	BB: 0	K: 1	BB: 0	K: 0	BB: 1	K: 1	BB: 2	K: 1	BB: 0	K: 1	BB: 0
S: 5	P: 5	S: 9	P: 9	S: 8	P: 8	S: 7	P: 7	S: 7	P: 7	S: 6	P: 6	S: 3	P: 7	S: 6	P: 14	S: 4	P: 8	S: 6	P: 6

PITCHER		IP	WLS	BF	H	R	ER	SO	BB	IBB	HBP	BLK	WP	HR	S	P	ERA	WHIP
Lew Burdette, R (1, 1) ERA: 6.75	4.2		24	10	5	5	5	0	0	0	0	0	0	0	34	34	9.64	2.143
Seth Morehead, L (5, 1) ERA: 2.25	2.1		10	2	1	1	1	1	0	0	0	0	0	1	11	15	3.86	1.286
Ken MacKenzie, L (8, 1) ERA:	1.0		4	1	0	0	1	0	0	0	0	0	0	0	6	6	0.00	1.000
Don McMahon, R (9, 1) ERA:	1.0		6	1	0	0	1	1	1	0	0	0	0	0	6	14	0.00	2.000
Ron Piche, R (10, 1) ERA:	2.0	W	9	2	0	0	1	0	1	0	0	0	0	0	10	14	0.00	1.000

Milwaukee Braves @ Philadelphia Phillies
 Connie Mack Stadium, Philadelphia, PA

Thu Apr 20 1961, 6:05 PM EST
 Att: 9,531 - Unknown

livebaseballscores.com

AB	46
R	6
H	16
RBI	6
BB	4
SO	9
LOB	26



Batter	1	2	3	4	5	6	7	8	9	AB R H RBI BB SO LOB	TOP	
Al Heist, R (1, 8) OBP: 0.323, SLG: 0.370	0-0 F9		0-0 F8		0-0 F9		4-0 E BB		0-3 K	4 1 0 0 1 1 1		
Don Zimmer, R (1, 4) OBP: 0.441, SLG: 0.533	0-0 2B 1B		0-0 6-3		0-0 2B 1B		0-0 E7 1-H			4 2 2 0 0 0 0		
Billy Williams, L (1, 9) OBP: 0.212, SLG: 0.219	0-0 1-H 2B		0-3 K		0-0 P6		0-0 1-3			4 0 1 1 0 1 2		
Ron Santo, R (1, 5) OBP: 0.375, SLG: 0.548	0-0 F9		0-0 6-3		0-0 1-H 2B		0-3 K			4 0 1 1 0 1 1		
14 Ernie Banks, R (1, 6) OBP: 0.344, SLG: 0.464	4-0 FC5-4 IBB		0-0 F8		0-0 1B 1B		0-0 6-3			3 0 1 0 1 0 0		
Frank Thomas, R (1, 7) OBP: 0.300, SLG: 0.300	0-0 FC5-4 1-2f		0-0 1B		0-0 1-2 1B		0-0 F8			4 0 2 0 0 0 2		
Andre Rodgers, R (1, 3) OBP: 0.286, SLG: 0.538 Richie Ashburn, L (9, PH) OBP: 0.115, SLG: 0.080 Ed Bouchee, L (9, 3) OBP: 0.467, SLG: 0.273		0-0 P6	0-3 K		0-0 G3		0-3 K		0-3 K	3 0 0 0 0 0 1 3 1 0 0 0 0 0 1 0 0 0 0 0 0 0 0 0	AB 35 R 3 H 8 RBI 2 BB 2 SO 9 LOB 10	
Dick Bertell, R (1, 2) OBP: 0.300, SLG: 0.300		0-0 F9		0-3 K		0-3 K		0-0 1B		4 0 1 0 0 2 0		
Don Cardwell, R (1, 1) Don Elston, R (7, 1)		0-0 5-3		0-3 K		0-3 K		0-0 P4		3 0 0 0 0 2 0 1 0 0 0 0 0 1		
Inning Stats	R: 1 H: 2 E: 0 LOB: 2 K: 0 BB: 1 S: 5 P: 9	R: 0 H: 0 E: 0 LOB: 0 K: 0 BB: 0 S: 3 P: 3	R: 0 H: 0 E: 0 LOB: 0 K: 1 BB: 0 S: 5 P: 5	R: 0 H: 1 E: 0 LOB: 1 K: 1 BB: 0 S: 6 P: 6	R: 0 H: 0 E: 0 LOB: 0 K: 2 BB: 0 S: 7 P: 7	R: 1 H: 4 E: 0 LOB: 2 K: 0 BB: 0 S: 6 P: 6	R: 1 H: 0 E: 1 LOB: 1 K: 2 BB: 1 S: 8 P: 12	R: 0 H: 0 E: 0 LOB: 0 K: 1 BB: 0 S: 5 P: 5	R: 0 H: 1 E: 0 LOB: 1 K: 2 BB: 0 S: 8 P: 8	1B: 6 SF: 0 2B: 2 SAC: 0 3B: 0 DP: 0 HR: 0 HBP: 0	WP: 0 PA: 37 PB: 0 SB: 0 CS: 0	
PITCHER Robin Roberts, R (1, 1) ERA: 4.5	IP WLS BF H R ER SO BB IBB HBP BLK WP HR S P ERA WHIP	9.0 L 37 8 3 2 9 1 1 0 0 0 0 0 53 61 2.00 1.000										

Chicago Cubs @ Philadelphia Phillies
 Connie Mack Stadium, Philadelphia, PA

Fri Apr 21 1961, 6:05 PM EST
 Att: 5,738 - Cloudy - 52 F

livebaseballscorecards.com



Batter	1	2	3	4	5	6	7	8	9	10	11	AB R H RBI BB SO LOB	TOP	
Al Heist, R OBP: 0.324, SLG: 0.424 (1, 8)												6 0 2 1 0 2 2	Chicago Cubs @ Philadelphia Phillies Connie Mack Stadium, Philadelphia, PA Sat Apr 22 1961, 3:33 AM EST Att. 3,996 - Sunny - 61 F	
Don Zimmer, R OBP: 0.425, SLG: 0.583 (1, 4)												6 1 2 2 0 0 2		
Billy Williams, L OBP: 0.179, SLG: 0.184 (1, 9)												6 0 0 0 0 0 3		
Ron Santo, R OBP: 0.405, SLG: 0.543 (1, 5)												4 0 2 0 1 0 1		
14 Ernie Banks, R OBP: 0.324, SLG: 0.515 (1, 6)												5 1 1 1 0 2 5		
Frank Thomas, R OBP: 0.400, SLG: 0.667 (1, 7)												5 2 3 1 0 1 1		
Andre Rodgers, R OBP: 0.294, SLG: 0.467 Ed Bouchee, L OBP: 0.412, SLG: 0.231 (8, PH) (8, 3)												2 0 0 0 1 0 2 2 0 0 0 0 0 1		
Dick Bertell, R OBP: 0.333, SLG: 0.333 Sammy Drake, S Moe Thacker, R Richie Ashburn, L Sammy Taylor, L OBP: 0.148, SLG: 0.115 OBP: 0.222, SLG: 0.500 (1, 2) (8, PR) (8, 2) (11, PH) (11, 2)												4 0 2 1 0 0 2 0 0 0 0 0 0 0 0 0 0 0 0 0 0 1 1 1 0 0 0 0 0 0 0 0 0 0 0		
Jack Curtis, L OBP: 0.500, SLG: 0.500 Dick Drott, R Bob Will, L Don Elston, R (1, 1) (6, 1) (8, PH) (8, 1)												2 1 1 0 0 1 0 0 0 0 0 0 0 0 1 0 0 0 0 0 1 0 0 0 0 0 0 0		
Inning Stats	R: 0 H: 0 E: 0 K: 0 S: 3 H: 0 LOB: 0 BB: 0 P: 3	R: 1 H: 1 E: 0 K: 1 S: 6 H: 1 LOB: 1 BB: 1 P: 10	R: 0 H: 1 E: 1 K: 1 S: 7 H: 1 LOB: 3 BB: 1 P: 11	R: 0 H: 1 E: 0 K: 0 S: 3 H: 1 LOB: 0 BB: 0 P: 3	R: 1 H: 2 E: 0 K: 0 S: 5 H: 2 LOB: 1 BB: 0 P: 5	R: 2 H: 3 E: 0 K: 0 S: 6 H: 3 LOB: 1 BB: 0 P: 6	R: 0 H: 1 E: 0 K: 1 S: 6 H: 1 LOB: 1 BB: 0 P: 6	R: 0 H: 1 E: 0 K: 0 S: 4 H: 1 LOB: 1 BB: 0 P: 4	R: 0 H: 1 E: 0 K: 1 S: 5 H: 1 LOB: 0 BB: 0 P: 5	R: 0 H: 1 E: 0 K: 1 S: 6 H: 1 LOB: 1 BB: 0 P: 6	R: 2 H: 2 E: 0 K: 1 S: 7 H: 2 LOB: 0 BB: 0 P: 7	1B: 9 SF: 0 2B: 1 SAC: 2 3B: 1 DP: 1 HR: 3 HBP: 0		WP: 0 PA: 48 PB: 0 SB: 0 CS: 0
PITCHER	IP WLS BF H R ER SO BB IBB HBP BLK WP HR S P ERA WHIP													
Chris Short, L ERA: 5.23 John Buzhardt, R ERA: 3.72 Turk Farrell, R ERA: 9.64 (1, 1) (6, 1) (11, 1)	5.2 16 4 0 0 3 0 0 0 0 0 0 2 29 37 6.35 1.765													
	1.0 L 5 2 2 2 1 0 0 0 0 0 0 1 7 7 18.00 2.000													

livebaseballscorecards.com

AB	44
R	6
H	14
RBI	6
BB	2
SO	6
LOB	20



BOTTOM

Chicago Cubs @ Philadelphia Phillies
Connie Mack Stadium, Philadelphia, PA

Sat Apr 22 1961, 3:33 AM EST
Att. 3,996 - Sunny - 61 F

livebaseballscores.com

AB	35
R	4
H	7
RBI	3
BB	4
SO	7
LOB	11



WP:	0	PA:	42
PB:	1		
SB:	1		
CS:	1		

Batter	1	2	3	4	5	6	7	8	9	10	11	AB	R	H	RBI	BB	SO	LOB
Bobby Malkmus, R (1, 5) OBP: 0.118, SLG: 0.118	1-3		6-3		G4-6-3 1B		6-3			6-3		5	0	1	0	0	0	0
Johnny Callison, L (1, 9) OBP: 0.333, SLG: 0.424	4-3		2B 1B		G4-6-3 1-2f		F2			G3		5	1	1	0	0	0	1
Tony Taylor, R (1, 4) OBP: 0.282, SLG: 0.359	1B		F9				L8			L4		5	0	2	0	0	0	1
Bobby Gene Smith, R (1, 7) OBP: 0.278, SLG: 0.313	P6		2B				FC6 BB			1-3		4	0	1	1	1	1	2
Tony Gonzalez, L (1, 8) OBP: 0.516, SLG: 0.654		SH1-3 PB BB	F8				FC6 1-2f 1B			1B		4	2	1	0	1	0	3
Pancho Herrera, R (1, 3) OBP: 0.324, SLG: 0.394		SH1-3 PB BB					1B BB			K		3	1	0	0	2	3	1
Clay Dalrymple, L (1, 2) OBP: 0.258, SLG: 0.310		SH1-3					1B			K		2	0	1	1	0	1	0
Ruben Amaro, R (1, 6) OBP: 0.370, SLG: 0.227		SH1-3					G3			K		2	0	0	1	0	1	3
Tony Curry, L (9, PH) OBP: 0.200, SLG: 0.250												1	0	0	0	0	1	0
Joe Koppe, R (10, 6)												0	0	0	0	0	0	0
Chris Short, R (1, 1)												2	0	0	0	0	0	0
John Buzhardt, R (6, 1)												1	0	0	0	0	0	0
Choo-Choo Coleman, L (10, PH)												1	0	0	0	0	0	0
Turk Farrell, R (11, 1) OBP: 1.000, SLG: 1.000												0	0	0	0	0	0	0

Inning	R	H	E	K	S	P	ERA	WHIP
1	0	1	0	0	4	41	4.76	1.588
2	2	0	0	0	3	2		
3	1	2	0	0	5	5		
4	0	0	0	2	6	7		
5	0	1	0	0	3	3		
6	1	1	0	2	4	12		
7	0	0	0	0	3	3		
8	0	1	0	0	3	3		
9	0	0	0	3	9	9		
10	0	0	0	0	3	3		
11	0	1	0	2	8	8		

1B	2B	3B	HR	SF	SAC	DP	HBP
5	3	0	0	0	2	2	1

WP	PA
0	42

1B	2B	3B	HR	SF	SAC	DP	HBP
5	3	0	0	0	2	2	1

WP	PA
0	42

1B	2B	3B	HR	SF	SAC	DP	HBP
5	3	0	0	0	2	2	1

WP	PA
0	42

1B	2B	3B	HR	SF	SAC	DP	HBP
5	3	0	0	0	2	2	1

WP	PA
0	42

1B	2B	3B	HR	SF	SAC	DP	HBP
5	3	0	0	0	2	2	1

WP	PA
0	42

1B	2B	3B	HR	SF	SAC	DP	HBP
5	3	0	0	0	2	2	1

PITCHER	IP	WLS	BF	H	R	ER	SO	BB	IBB	HBP	BLK	WP	HR	S	P	ERA	WHIP
Jack Curtis, L (1, 1) ERA: 4.76	5.2		25	5	4	3	2	4	0	1	0	0	0	24	41	4.76	1.588
Dick Drott, R (6, 1) ERA:	1.1		4	0	0	0	0	0	0	0	0	0	0	4	4	0.00	0.000
Don Elston, R (8, 1) ERA:	4.0	W	13	2	0	0	5	0	0	0	0	0	0	23	23	0.00	0.500

Batter	1	2	3	4	5	6	7	8	9	AB R H RBI BB SO LOB	TOP	
Al Heist, R OBP: 0.341, SLG: 0.432 (1, 8) X	0-0 FC5-4 1B		0-3 K			0-0 4-3 1B		0-0 F9		4 0 2 0 0 1 0		
Don Zimmer, R OBP: 0.409, SLG: 0.550 (1, 4) X	0-0 FC5-4 1-2f		0-0 5-3			0-0 4-3 1B		0-0 P6		4 0 1 0 0 0 1		
Billy Williams, L OBP: 0.163, SLG: 0.167 (1, 9) X	0-0 L9				0-0 F8		0-0 4-3		0-3 K	4 0 0 0 0 1 3		
Ron Santo, R OBP: 0.366, SLG: 0.487 (1, 5) X	0-0 F3				0-0 1-3		0-0 1-3		0-0 5-3	4 0 0 0 0 0 3		
14 Ernie Banks, R OBP: 0.317, SLG: 0.486 (1, 6) X		0-3 K			0-3 K		0-0 5-3		0-0 1B 1B	4 0 1 0 0 2 0		
Frank Thomas, R OBP: 0.368, SLG: 0.579 (1, 7) X		0-0 L7			0-0 6-3		0-0 6-3		0-0 1-2 1B	4 0 1 0 0 0 0		
Ed Bouchee, L OBP: 0.429, SLG: 0.294 (1, 3) X		0-0 1B			0-0 L9		0-0 FC5-4 1B		0-0 4-3	4 0 2 0 0 0 2		
Dick Bertell, R OBP: 0.296, SLG: 0.296 (1, 2) X		0-3 K			0-0 6-3		0-0 FC5-4 1-2f			3 0 0 0 0 1 2		
Dick Ellsworth, L (1, 1) X			0-3 K			0-0 4-3		0-0 G3		3 0 0 0 0 1 0		
Inning Stats	R: 0 H: 1 E: 0 LOB: 1 K: 0 BB: 0 S: 4 P: 4	R: 0 H: 1 E: 0 LOB: 1 K: 2 BB: 0 S: 8 P: 8	R: 0 H: 0 E: 0 LOB: 0 K: 2 BB: 0 S: 7 P: 7	R: 0 H: 0 E: 0 LOB: 0 K: 1 BB: 0 S: 5 P: 5	R: 0 H: 0 E: 0 LOB: 0 K: 0 BB: 0 S: 3 P: 3	R: 0 H: 2 E: 0 LOB: 2 K: 0 BB: 0 S: 5 P: 5	R: 0 H: 1 E: 0 LOB: 1 K: 0 BB: 0 S: 4 P: 4	R: 0 H: 0 E: 0 LOB: 0 K: 0 BB: 0 S: 3 P: 3	R: 0 H: 2 E: 0 LOB: 2 K: 1 BB: 0 S: 7 P: 7	1B: 7 SF: 0 2B: 0 SAC: 0 3B: 0 DP: 0 HR: 0 HBP: 0	WP: 0 PA: 34 PB: 0 SB: 0 CS: 0	
PITCHER Frank Sullivan, R (1, 1) ERA: 1.72	IP WLS BF H R ER SO BB IBB HBP BLK WP HR S P ERA WHIP	9.0 W 34 7 0 0 6 0 0 0 0 0 0 0 46 46 0.00 0.778										

Chicago Cubs @ Philadelphia Phillies
 Connie Mack Stadium, Philadelphia, PA
 Sun Apr 23 1961, 3:33 AM EST
 Sunny - 65 F

livebaseballscorecards.com

AB	34
R	0
H	7
RBI	0
BB	0
SO	6
LOB	11



Batter	1	2	3	4	5	6	7	8	9	AB R H RBI BB SO LOB	TOP
Al Heist, R OBP: 0.311, SLG: 0.390 (1, 8) X	0-0 F8 ①		0-0 F9 ③		0-0 FC6-4 ③ 1-2f			0-0 4-3 ③		4 0 0 0 0 0 3	
Don Zimmer, R OBP: 0.396, SLG: 0.523 (1, 4) S	0-3 K ②			0-0 G3 1B ①		0-3 K ①			0-3 K ①	4 0 1 0 0 3 0	
Bob Will, L OBP: 0.200, SLG: 0.111 (1, 9) S	0-3 K2-3 ③			0-0 G3 1-2 ①		0-3 K ②			0-0 14 DI 1B ②	4 0 1 0 0 2 1	
Ron Santo, R OBP: 0.333, SLG: 0.442 (1, 5) S		0-3 K ①		0-3 K ②		0-3 K ③			0-0 F7 ②	4 0 0 0 0 3 2	
14 Ernie Banks, R OBP: 0.289, SLG: 0.439 (1, 6) S		0-3 K ②		0-3 K ③			0-3 K ①		0-0 P4 ③ 1-3	4 0 0 0 0 3 2	
Frank Thomas, R OBP: 0.318, SLG: 0.500 (1, 7) S		0-3 K ③			0-3 K ①		0-3 K ②			3 0 0 0 0 3 0	
Ed Bouchee, L OBP: 0.458, SLG: 0.368 (1, 3) X			0-0 2B ①		4-0 1B BB ②		0-0 1-3 ③			2 0 1 0 1 0 0	
Sammy Taylor, L OBP: 0.182, SLG: 0.400 (1, 2) S			0-3 K ①		0-0 L9 ②			0-0 L9 ①		2 0 0 0 0 1 2	
Moe Thacker, R (6, 2) S										0 0 0 0 0 0 0	
Richie Ashburn, L OBP: 0.143, SLG: 0.111 (8, PH) S										1 0 0 0 0 0 0	
Dick Bertell, R OBP: 0.296, SLG: 0.296 (8, 2) S										0 0 0 0 0 0 0	
Bob Anderson, R OBP: 0.200, SLG: 0.200 (1, 1) S		0-3 K ②			0-0 FC6-4 1B ②			0-3 K ②		2 0 1 0 0 1 1	
Sammy Drake, S (8, PH) S										1 0 0 0 0 1 0	
Dick Drott, R (8, 1) S										0 0 0 0 0 0 0	
Inning Stats	R: 0 E: 0 K: 2 S: 7 H: 0 LOB: 0 BB: 0 P: 7	R: 0 E: 0 K: 3 S: 9 H: 0 LOB: 0 BB: 0 P: 9	R: 0 E: 0 K: 2 S: 8 H: 1 LOB: 1 BB: 0 P: 8	R: 0 E: 0 K: 2 S: 8 H: 1 LOB: 1 BB: 0 P: 8	R: 0 E: 0 K: 1 S: 6 H: 1 LOB: 2 BB: 1 P: 10	R: 0 E: 0 K: 3 S: 9 H: 0 LOB: 0 BB: 0 P: 9	R: 0 E: 0 K: 2 S: 7 H: 0 LOB: 0 BB: 0 P: 7	R: 0 E: 0 K: 1 S: 5 H: 0 LOB: 0 BB: 0 P: 5	R: 0 E: 0 K: 1 S: 6 H: 1 LOB: 1 BB: 0 P: 6	1B: 3 2B: 1 3B: 0 HR: 0 SF: 0 SAC: 0 DP: 0 HBP: 0	WP: 0 PB: 0 SB: 0 CS: 0 PA: 32
PITCHER Art Mahaffey, R ERA: 1.06 (1, 1) S	IP 9.0 WLS W BF 32 H 4 R 0 ER 0 SO 17 BB 1 IBB 0 HBP 0 BLK 0 WP 0 HR 0 S 65 P 69 ERA 0.00 WHIP 0.556	PITCHER IP WLS BF H R ER SO BB IBB HBP BLK WP HR S P ERA WHIP									

Chicago Cubs @ Philadelphia Phillies
 Connie Mack Stadium, Philadelphia, PA

Sun Apr 23 1961, 3:38 AM EST
 Att. 16,027 - Sunny - 65 F

livebaseballscorecards.com

AB	31
R	0
H	4
RBI	0
BB	1
SO	17
LOB	11



Batter	1	2	3	4	5	6	7	8	9
Bob Sadowski, L (1, 5) OBP: 0.172, SLG: 0.077	0-0 E5 SH3 SF9		0-0 4-3		0-0 1-3		0-0 L4-6 2-3		
Tony Taylor, R (1, 4) OBP: 0.283, SLG: 0.333	0-0 SH3 2-3		0-0 4-3		4-0 HR BB			0-0 4-3 1B 1B	
Johnny Callison, L (1, 9) OBP: 0.341, SLG: 0.474	0-0 SF9 3-H		4-0 FC3-6 BB		0-0 1-H 3-H HR			0-3 K 1	
Bobby Gene Smith, R (1, 7) OBP: 0.269, SLG: 0.417	0-0 6-3		0-0 FC3-6 1-2f		0-3 K 3			0-0 4-3 1-2	
Tony Gonzalez, L (1, 8) OBP: 0.474, SLG: 0.576		0-0 6-3		0-0 1-3		0-0 G6-4-3 1B		0-0 2-H 1B	
Pancho Herrera, R (1, 3) OBP: 0.349, SLG: 0.405		0-0 3-1 E 2B		4-0 G4-6-3 BB		0-0 G6-4-3 1-2f			
Clay Dalrymple, L (1, 2) OBP: 0.235, SLG: 0.281		0-0 3-1 2-3		0-0 G4-6-3 1-2f		0-3 K 3			
Ruben Amaro, R (1, 6) OBP: 0.394, SLG: 0.333		0-0 E5 3-H			0-0 HR 3B		0-0 L4-6 SH1-4 1B		
Art Mahaffey, R (1, 1)		0-3 K 3			0-0 4-3		0-0 SH1-4 1-2		

Inning Stats	R: 1	H: 0	E: 1	LOB: 0	K: 0	BB: 0	S: 4	P: 4
	R: 1	H: 1	E: 1	LOB: 1	K: 1	BB: 0	S: 7	P: 7
	R: 0	H: 0	E: 0	LOB: 1	K: 0	BB: 1	S: 3	P: 7
	R: 0	H: 0	E: 0	LOB: 0	K: 0	BB: 1	S: 2	P: 6
	R: 3	H: 2	E: 0	LOB: 0	K: 1	BB: 1	S: 7	P: 11
	R: 0	H: 1	E: 0	LOB: 0	K: 1	BB: 0	S: 5	P: 5
	R: 0	H: 1	E: 0	LOB: 0	K: 0	BB: 0	S: 3	P: 3
	R: 1	H: 2	E: 0	LOB: 1	K: 1	BB: 0	S: 6	P: 6

PITCHER	IP	WLS	BF	H	R	ER	SO	BB	IBB	HBP	BLK	WP	HR	S	P	ERA	WHIP
Bob Anderson, R (1, 1) ERA: 3.52	7.0	L	28	5	5	3	3	3	0	0	0	0	1	31	43	3.86	1.143
Dick Drott, R (8, 1) ERA: 2.7	1.0		4	2	1	1	1	0	0	0	0	0	0	6	6	9.00	2.000

AB R H RBI BB SO LOB

4	1	0	0	0	0	2
2	2	1	0	1	0	0
2	1	1	4	1	1	1
4	0	0	0	0	1	2
4	0	2	1	0	0	0
2	1	1	0	1	0	1
3	0	0	0	0	1	2
3	1	2	0	0	0	0
2	0	0	0	0	1	2


AB	26
R	6
H	7
RBI	5
BB	3
SO	4
LOB	10



WP	HR	S	P	ERA	WHIP
0	0	0	32		

Chicago Cubs @ Philadelphia Phillies
Connie Mack Stadium, Philadelphia, PA
 Sun Apr 23 1961, 3:38 AM EST
 Att. 16,027 - Sunny - 65 F

livebaseballscorecards.com

Batter	1	2	3	4	5	6	7	8	9	AB R H RBI BB SO LOB	TOP											
Bobby Malkmus, R (1, 5) OBP: 0.200, SLG: 0.130	0-0 9-5-4 1B 1B	0-0 F8			0-3 K		0-0 G3			4 1 1 0 0 1 3												
Johnny Callison, L (1, 9) OBP: 0.333, SLG: 0.452	0-0 9-5-4 1B		0-0 4-3		0-0 F8		0-0 F8			4 0 1 0 0 0 0												
Tony Taylor, R (1, 4) OBP: 0.280, SLG: 0.327	0-0 9-5-4 1-2f 2-3 1B		0-0 PO 1B		0-0 F8		0-3 K			4 0 1 0 0 1 2												
Bobby Gene Smith, R (1, 7) OBP: 0.267, SLG: 0.393	0-0 3-H 1B		0-3 K		0-0 6-3		0-0 6-3			4 0 1 1 0 1 1												
Tony Gonzalez, L (1, 8) OBP: 0.452, SLG: 0.541	0-0 F7		0-0 PO 1-2 1B	0-0 1B 1B	0-0 P4		0-0 F7		0-0 F7	4 0 1 0 0 0 1												
Pancho Herrera, R (1, 3) OBP: 0.340, SLG: 0.463		0-3 K		0-0 P6 1B	0-0 F7		0-0 HR		0-0 HR	4 1 1 1 0 1 1												
Clay Dalrymple, L (1, 2) OBP: 0.243, SLG: 0.286 Ken Walters, R (9, PH) OBP: 0.333, SLG: 0.200		0-0 3-1		0-0 1-3 1B	0-0 3-1		4-0 BB		4-0 BB	3 0 1 0 0 0 0 0 0 0 0 1 0 0	AB 33 R 2 H 8 RBI 2 BB 3 SO 7 LOB 15											
Ruben Amaro, R (1, 6) OBP: 0.417, SLG: 0.414 Lee Walls, R (9, PH)		0-0 3B		0-3 K	4-0 BB		0-0 F9		0-0 F9	2 0 1 0 1 1 2 1 0 0 0 0 0 1												
Dallas Green, L (1, 1) OBP: 0.375, SLG: 0.286 Don Ferrarese, R (4, 1) OBP: 1.000, SLG: 1.000 Bobby Del Greco, R (7, PH) John Buzhardt, R (7, 1) Jim Woods, R (9, PH)		4-0 BB		0-3 K	0-0 F2		0-3 K		0-3 K	1 0 0 0 1 1 2 0 0 0 0 0 0 0 1 0 0 0 0 0 1 0 0 0 0 0 0 0 1 0 0 0 0 1 1												
Inning Stats	R: 1 E: 0 K: 0 S: 5	H: 3 LOB: 1 BB: 0 P: 5	R: 0 E: 0 K: 1 S: 6	H: 1 LOB: 2 BB: 1 P: 10	R: 0 E: 0 K: 1 S: 5	H: 1 LOB: 0 BB: 0 P: 5	R: 0 E: 0 K: 2 S: 9	H: 2 LOB: 2 BB: 0 P: 9	R: 0 E: 0 K: 1 S: 5	H: 0 LOB: 0 BB: 0 P: 5	R: 0 E: 0 K: 0 S: 3	H: 0 LOB: 0 BB: 0 P: 3	R: 0 E: 0 K: 0 S: 3	H: 0 LOB: 1 BB: 1 P: 7	R: 0 E: 0 K: 1 S: 5	H: 0 LOB: 0 BB: 0 P: 5	R: 1 E: 0 K: 1 S: 6	H: 1 LOB: 1 BB: 1 P: 10	1B: 6 2B: 1 3B: 1 HR: 1	SF: 0 SAC: 0 DP: 1 HBP: 0	WP: 0 PB: 0 SB: 0 CS: 0	PA: 37
PITCHER Vinegar Bend Mizell, L (1, 1) ERA: 2.81	IP: 9.0 WLS: W BF: 36 H: 8 R: 2 ER: 2 SO: 7 BB: 3 IBB: 0 HBP: 0 BLK: 0 WP: 0 HR: 1 S: 47 P: 59 ERA: 2.00 WHIP: 1.222											PITCHER IP: WLS: BF: H: R: ER: SO: BB: IBB: HBP: BLK: WP: HR: S: P: ERA: WHIP										

Philadelphia Phillies @ Pittsburgh Pirates
 Forbes Field, Pittsburgh, PA
 Wed Apr 26 1961, 6:05 PM EST
 Att. 9,420 - Unknown

livebaseballscorecards.com

Batter	1	2	3	4	5	6	7	8	9	AB	R	H	RBI	BB	SO	LOB
Gino Cimoli, R OBP: 0.421, SLG: 0.444 (1, 8)	0-0 3B 1B	4-0 BB		0-0 2-H 1B			0-3 K			3	1	2	1	1	1	0
Dick Groat, R OBP: 0.382, SLG: 0.451 (1, 6)	0-0 F7	0-0 4-3		0-0 1-2 G3			0-0 F3			4	0	0	0	0	0	3
Bob Skinner, L OBP: 0.400, SLG: 0.354 (1, 7)	0-0 1-H 3B		0-0 CS E6	0-0 F5			0-0 4-3			4	0	1	1	0	0	1
Dick Stuart, R OBP: 0.375, SLG: 0.514 (1, 3)	0-0 5-3		0-0 1-2 BB 1B		0-3 K		0-3 K			4	0	1	0	0	2	1
Roberto Clemente, R OBP: 0.385, SLG: 0.400 (1, 9)	4-0 BB		0-3 K		0-3 K		0-0 1-3 1B			3	0	1	0	1	2	1
Don Hoak, R OBP: 0.366, SLG: 0.436 (1, 5)	0-0 F9		4-0 1-2 BB		0-3 K		0-0 1-3			3	0	0	0	1	1	3
Smoky Burgess, L OBP: 0.500, SLG: 0.533 (1, 2)		0-0 SF8 3B		0-0 F8			0-0 6-3			3	1	1	0	1	0	2
Bill Mazerowski, R OBP: 0.265, SLG: 0.311 (1, 4)		0-0 SF8 3-H		0-0 SH3-4 1B 1B			0-0 F9			3	1	1	1	0	0	2
Vinegar Bend Mizell, R (1, 1)		0-0 F9		0-0 SH3-4 1-2			0-3 K			2	0	0	0	0	1	0

Inning Stats	R: 1	H: 2	E: 0	K: 0	S: 5	H: 2	LOB: 2	BB: 1	P: 9	R: 1	H: 1	E: 0	K: 0	S: 4	H: 1	LOB: 1	BB: 1	P: 8	R: 0	H: 1	E: 1	K: 1	S: 6	H: 2	LOB: 2	BB: 1	P: 10	R: 1	H: 2	E: 0	K: 0	S: 5	H: 0	LOB: 0	BB: 0	P: 9	R: 0	H: 0	E: 0	K: 3	S: 9	H: 0	LOB: 0	BB: 0	P: 9	R: 0	H: 0	E: 0	K: 1	S: 5	H: 0	LOB: 0	BB: 0	P: 5	R: 0	H: 1	E: 0	K: 1	S: 6	H: 1	LOB: 2	BB: 1	P: 10
--------------	------	------	------	------	------	------	--------	-------	------	------	------	------	------	------	------	--------	-------	------	------	------	------	------	------	------	--------	-------	-------	------	------	------	------	------	------	--------	-------	------	------	------	------	------	------	------	--------	-------	------	------	------	------	------	------	------	--------	-------	------	------	------	------	------	------	------	--------	-------	-------

PITCHER	IP	WLS	BF	H	R	ER	SO	BB	IBB	HBP	BLK	WP	HR	S	P	ERA	WHIP
Dallas Green, R ERA: 2.16 (1, 1)	3.2	L	20	6	3	3	1	3	0	0	0	0	0	19	31	7.36	2.455
Don Ferrarese, L ERA: 3.52 (4, 1)	2.1		7	0	0	0	4	0	0	0	0	0	0	15	15	0.00	0.000
John Buzhardt, R ERA: 3.09 (7, 1)	2.0		8	1	0	0	2	0	1	0	0	0	0	11	15	0.00	0.500

BOTTOM

Philadelphia Phillies @ Pittsburgh Pirates
 Forbes Field, Pittsburgh, PA
 Wed Apr 26 1961, 6:05 PM EST
 Att. 9,420 - Unknown

AB	29
R	3
H	7
RBI	3
BB	4
SO	7
LOB	13



WP	HR	S	P	ERA	WHIP
3	0	1	35		

Batter	1	2	3	4	5	6	7	8	9	10	11	AB	R	H	RBI	BB	SO	LOB	TOP
Bob Sadowski, L (1, 5) OBP: 0.206, SLG: 0.129 Bobby Malkmus, R (9, PH) OBP: 0.192, SLG: 0.125 (9, 5)	F7		4-3		HR 1B		4-3	1B	FC6-4		SH2-3	5	1	2	0	0	0	0	
Tony Taylor, R (1, 4) OBP: 0.281, SLG: 0.327	6-3		BB		K		1B 2B	K		4-3	L4	6	1	1	0	1	2	5	
Johnny Callison, L (1, 9) OBP: 0.352, SLG: 0.521	F7		K		HR		F8 1B		WP 1B 1B	4-3		6	2	3	3	0	1	1	
Tony Gonzalez, L (1, 8) OBP: 0.479, SLG: 0.548		2B BB		G6-4-3 1B		K	F8		WP 1B 1B	FC5 1B 1B		5	2	3	0	1	1	1	
Bobby Gene Smith, R (1, 7) OBP: 0.333, SLG: 0.438		2B		G6-4-3		5-3			FC1-5 1B			4	0	2	1	2	0	1	
Pancho Herrera, R (1, 3) OBP: 0.340, SLG: 0.435	6-3			P4		1B BB		K	1B FC1-5 1B	FC5		5	0	1	2	1	1	5	
Clay Dalrymple, L (1, 2) OBP: 0.231, SLG: 0.270 Jack Baldschun, R (5, 1) Tony Curry, L (6, PH) OBP: 0.162, SLG: 0.240 Turk Farrell, R (8, PH) OBP: 1.000, SLG: 1.000 Ken Lehman, L (8, PH) John Buzhardt, R (8, 1) Don Ferrarese, R (9, 1) OBP: 1.000, SLG: 1.000 Dallas Green, L (9, 1) OBP: 0.333, SLG: 0.250		K		4-3		K		K	FC1-5 1B		4-3	2	0	0	0	0	1	1	
Ruben Amaro, R (1, 6) OBP: 0.452, SLG: 0.514		K			E 3B	1-2 1B		F8	FC6-4 1B		SH2-3 1B	6	2	4	0	0	1	1	
Robin Roberts, S (1, 1) Chris Short, R (2, 1) Choo-Choo Coleman, L (5, PH) OBP: 0.286, SLG: 0.167 (5, 2) Ken Walters, R (9, PH) OBP: 0.286, SLG: 0.167 (9, 2) Cal Neeman, R (9, 2) OBP: 0.129, SLG: 0.125			4-3		E4 1B HR	F5		1B	K		E5 SH2-3	0	0	0	0	0	0	0	
Inning Stats	R: 0 H: 0 E: 0 LOB: 0 K: 0 BB: 0 S: 3 P: 3	R: 1 H: 1 E: 0 LOB: 1 K: 2 BB: 1 S: 8 P: 12	R: 0 H: 0 E: 0 LOB: 1 K: 1 BB: 1 S: 5 P: 9	R: 0 H: 1 E: 0 LOB: 0 K: 0 BB: 0 S: 3 P: 3	R: 4 H: 3 E: 1 LOB: 0 K: 2 BB: 0 S: 11 P: 11	R: 0 H: 1 E: 0 LOB: 2 K: 1 BB: 1 S: 6 P: 10	R: 1 H: 2 E: 0 LOB: 2 K: 1 BB: 1 S: 7 P: 11	R: 0 H: 2 E: 0 LOB: 2 K: 2 BB: 0 S: 9 P: 9	R: 2 H: 4 E: 0 LOB: 3 K: 1 BB: 1 S: 9 P: 13	R: 0 H: 2 E: 0 LOB: 2 K: 0 BB: 0 S: 5 P: 5	R: 1 H: 1 E: 1 LOB: 1 K: 0 BB: 0 S: 5 P: 5	1B: 13 SF: 0 2B: 2 SAC: 1 3B: 1 DP: 1 HR: 1 HBP: 0	WP: 1 PA: 56						
PITCHER	IP WLS BF H R ER SO BB IBB HBP BLK WP HR S P ERA WHIP																		
Ernie Broglio, R (1, 1) ERA: 3.19	6.1		30	8	6	3	6	3	0	0	0	0	1	39	51	4.26	1.737		
Lindy McDaniel, R (7, 1) ERA: 3.0	1.2		12	5	2	2	3	1	1	0	0	1	0	16	24	10.80	3.600		
Bob Miller, R (9, 1) ERA: 6.14	0.1		2	1	0	0	0	0	0	0	0	0	0	2	2	0.00	3.000		
Mickey McDermott, L (9, 1) ERA: 0.9	0.2		2	0	0	0	1	0	0	0	0	0	0	4	4	0.00	0.000		
Al Cicotte, R (10, 1) ERA: 7.27	2.0	W	10	3	1	0	0	0	0	0	0	0	0	10	10	0.00	1.500		

Philadelphia Phillies @ St. Louis Cardinals
Sportsman's Park, St. Louis, MO

Fri Apr 28 1961, 7:05 PM EST
Att: 5,620 - Unknown

livebaseballscores.com

AB 50
R 9
H 17
RBI 8
BB 5
SO 10
LOB 27



Batter	1	2	3	4	5	6	7	8	9	10	11	AB R H RBI BB SO LOB	BOTTOM	
Don Landrum, L (1, 8) <small>OBP: 0.094, SLG: 0.097</small> Alex Grammas, R (9, PH) <small>OBP: 0.333, SLG: 0.286</small>	F8	1B BB	K		F8		L7		2B		FC3-5 BB 2B	4 0 0 0 1 1 3 2 1 1 1 0 0 2	Philadelphia Phillies @ St. Louis Cardinals Sportsman's Park, St. Louis, MO Fri Apr 28 1961, 7:05 PM EST Att: 5,620 - Unknown	
Joe Cunningham, L (1, 9) <small>OBP: 0.563, SLG: 0.646</small>	1B 2B	1B			F9	FC6-4 BB	1B		BB		2B BB 1-2 2-3	4 1 3 1 3 0 0		
Bill White, L (1, 3) <small>OBP: 0.063, SLG: 0.291</small> Charlie James, R (5, 9) <small>OBP: 0.167, SLG: 0.167</small> Al Cicotte, R (7, 7) <small>OBP: 0.167, SLG: 0.167</small> Don Taussig, R (8, 7) <small>OBP: 0.375, SLG: 0.833</small> George Crowe, L (9, PH) <small>OBP: 0.167, SLG: 0.167</small> Al Cicotte, R (10, 1) <small>OBP: 0.167, SLG: 0.167</small> Red Schoendienst, S (11, PH) <small>OBP: 0.381, SLG: 0.619</small>	1B 1B	K2-3			E6 BB	FC6-4	K		P5		2B 1-3 2-H 3-H	3 1 1 1 0 1 2 2 0 0 0 0 1 3 0 0 0 0 0 0 0 1 0 0 0 0 0 2 0 0 0 0 0 0 0 1 0 1 2 0 0 0		
Ken Boyer, R (1, 5) <small>OBP: 0.367, SLG: 0.520</small>	1B		CI WP E 5-3				K			6-3		4 1 1 0 1 1 0		
Bob Nieman, R (1, 7) <small>OBP: 0.500, SLG: 0.667</small> Curt Flood, R (6, PR) <small>OBP: 0.369, SLG: 0.333</small>	P4		5-3				2B 1B			5-3	FC6-4 1B	4 0 2 1 0 0 2 2 1 1 0 0 0 0		
Daryl Spencer, R (1, 6) <small>OBP: 0.439, SLG: 0.622</small>		SH1-3 1B SF8 1B	1B BB		G6-4-3 BB		2B		P4		FC6-4	4 2 2 1 2 0 1		
Julian Javier, R (1, 4) <small>OBP: 0.348, SLG: 0.364</small> Stan Musial, L (9, PH) <small>OBP: 0.300, SLG: 0.395</small>		1B 1B	E4 1B		G6-4-3		F9		F5		3-1	4 1 1 1 0 0 6 2 0 0 0 0 0 1		
Hal Smith, R (1, 2) <small>OBP: 0.282, SLG: 0.286</small> Ray Sadecki, L (9, PR) <small>OBP: 0.333, SLG: 0.333</small> Walt Moryn, L (10, 9) <small>OBP: 0.357, SLG: 0.462</small>		SH1-3	1B				5-3				FC3-5 BB 1B	4 0 2 1 0 1 2 0 1 0 0 0 0 0 1 0 1 0 0 0 0		
Ernie Broglio, R (1, 1) <small>OBP: 0.333, SLG: 0.333</small> Lindy McDaniel, R (7, 1) <small>OBP: 0.500, SLG: 1.000</small> Bob Miller, R (9, 1) <small>OBP: 0.125, SLG: 0.250</small> Mickey McDermott, L (9, 1) <small>OBP: 0.125, SLG: 0.250</small> Gene Oliver, R (9, PH) <small>OBP: 0.125, SLG: 0.250</small> Carl Sawatski, L (10, 2) <small>OBP: 0.571, SLG: 0.667</small>		SF8	1B				L5				BB FC3-5 2B BB	1 0 1 1 1 1 0 0 1 0 1 0 0 0 0 0 1 1 0 1 0 0 1 0 0 0		
Inning Stats	R: 1 H: 3 E: 0 LOB: 1 K: 1 BB: 0 S: 5 P: 5	R: 2 H: 3 E: 0 LOB: 2 K: 1 BB: 1 S: 8 P: 12	R: 2 H: 1 E: 2 LOB: 2 K: 1 BB: 2 S: 7 P: 15	R: 1 H: 1 E: 1 LOB: 2 K: 0 BB: 2 S: 4 P: 12	R: 0 H: 1 E: 0 LOB: 2 K: 1 BB: 1 S: 6 P: 10	R: 1 H: 2 E: 0 LOB: 2 K: 1 BB: 0 S: 7 P: 7	R: 0 H: 1 E: 0 LOB: 1 K: 1 BB: 0 S: 6 P: 6	R: 0 H: 0 E: 0 LOB: 0 K: 0 BB: 0 S: 3 P: 3	R: 1 H: 2 E: 0 LOB: 2 K: 1 BB: 1 S: 7 P: 11	R: 0 H: 1 E: 0 LOB: 1 K: 0 BB: 0 S: 4 P: 4	R: 2 H: 2 E: 0 LOB: 2 K: 0 BB: 2 S: 3 P: 11	1B: 12 SF: 1 2B: 5 SAC: 1 3B: 0 DP: 1 HR: 0 HBP: 0		WP: 1 PA: 57 PB: 0 SB: 0 CS: 0
PITCHER Robin Roberts, R (1, 1) <small>ERA: 5.32</small> Chris Short, L (2, 1) <small>ERA: 4.26</small> Jack Baldschun, R (5, 1) <small>ERA:</small> Turk Farrell, R (6, 1) <small>ERA: 8.1</small> John Buzhardt, R (8, 1) <small>ERA: 2.84</small>	IP WLS BF H R ER SO BB IBB HBP BLK WP HR S P ERA WHIP	1.2 11 6 3 3 0 1 0 0 0 0 0 10 14 16.20 4.200	2.1 14 2 3 0 2 4 0 0 0 1 0 14 30 0.00 2.571	1.0 5 1 0 0 1 1 0 0 0 0 0 6 10 0.00 2.000	2.0 9 3 1 1 2 0 0 0 0 0 0 13 13 4.50 1.500	1.0 3 0 0 0 0 0 0 0 0 0 0 3 3 0.00 0.000	PITCHER Don Ferrarese, L (9, 1) <small>ERA: 4.32</small> Dallas Green, R (9, 1) <small>ERA: 2.95</small>	IP WLS BF H R ER SO BB IBB HBP BLK WP HR S P ERA WHIP	0.2 5 2 1 1 1 1 0 0 0 0 0 6 10 13.50 4.500	1.2 L 10 3 2 2 0 2 0 0 0 0 0 8 16 10.80 3.000				

AB	45
R	10
H	17
RBI	10
BB	9
SO	6
LOB	25



Batter	1	2	3	4	5	6	7	8	9	AB R H RBI BB SO LOB	TOP
Bobby Malkmus, R (1, 5) OBP: 0.200, SLG: 0.143	0-0 5-3		0-0 E5 CS BB			0-0 6-3		0-0 F8 SH1-4 E 1B		4 1 1 0 0 0 0	Philadelphia Phillies @ St. Louis Cardinals Sportsman's Park, St. Louis, MO Sat Apr 29 1961, 7:05 PM EST Att: 6,175 - Unknown - 52 F
Johnny Callison, L (1, 9) OBP: 0.368, SLG: 0.510	0-0 4-3		4-0 BB BB			4-0 FC4-6 BB		0-0 SH1-4		1 0 0 0 2 0 0	
Tony Taylor, R (1, 4) OBP: 0.262, SLG: 0.305	0-0 6-3		0-3 K 2-3			0-0 FC4-6 1B 2B 1-2f		0-0 F8		4 1 0 0 0 1 4	
Bobby Gene Smith, R (1, 7) OBP: 0.350, SLG: 0.444		0-0 F9			0-0 5-3			0-0 E9 1B 1B		4 1 2 1 0 0 0	
Pancho Herrera, R (1, 3) OBP: 0.351, SLG: 0.460		0-0 F3			0-3 K			0-0 3-H		4 0 2 2 0 1 0	
Tony Gonzalez, L (1, 8) OBP: 0.462, SLG: 0.511		4-0 BB BB			0-3 K			0-0 2-3 1B		3 0 0 0 1 2 3	
Cal Neeman, R (1, 2) OBP: 0.167, SLG: 0.091		4-0 BB BB			0-0 F8			0-0 5-3		3 0 0 0 1 1 0	
Ruben Amaro, R (1, 6) OBP: 0.413, SLG: 0.462		0-0 L4			0-3 K			0-0 L8		4 0 0 0 0 1 2	
Art Mahaffey, R (1, 1)			0-0 1-3		0-0 6-3			0-0 4-3		4 0 0 0 0 1 0	
Inning Stats	R: 0 E: 0 K: 0 S: 3 H: 0 LOB: 0 BB: 0 P: 3	R: 0 E: 0 K: 0 S: 3 H: 0 LOB: 2 BB: 2 P: 11	R: 0 E: 1 K: 1 S: 5 H: 0 LOB: 2 BB: 1 P: 9	R: 0 E: 0 K: 2 S: 7 H: 0 LOB: 0 BB: 0 P: 7	R: 0 E: 0 K: 1 S: 5 H: 0 LOB: 0 BB: 0 P: 5	R: 2 E: 1 K: 0 S: 5 H: 2 LOB: 1 BB: 1 P: 9	R: 0 E: 0 K: 0 S: 3 H: 0 LOB: 0 BB: 0 P: 3	R: 1 E: 1 K: 1 S: 8 H: 3 LOB: 2 BB: 0 P: 8	R: 0 E: 0 K: 2 S: 7 H: 0 LOB: 0 BB: 0 P: 7	1B: 4 2B: 2 3B: 0 HR: 0 SF: 0 SAC: 1 DP: 1 HBP: 0	WP: 0 PB: 0 SB: 0 CS: 1 PA: 36
PITCHER	IP WLS BF H R ER SO BB IBB HBP BLK WP HR S P ERA WHIP										
Ray Sadecki, L (1, 1) ERA: 2.7	7.2 L 31 4 3 3 4 4 0 0 0 0 0 0 35 51 3.52 1.043										
Larry Jackson, R (8, 1) ERA: 12.0	1.1 5 1 0 0 3 0 0 0 0 0 0 0 11 11 0.00 0.750										

AB	31
R	3
H	5
RBI	3
BB	4
SO	7
LOB	9



Batter	1	2	3	4	5	6	7	8	9
Don Landrum, L (1, 8) OBP: 0.114, SLG: 0.091 Bill White, L (8, PH) OBP: 0.259, SLG: 0.286 Curt Flood, R (9, 8) OBP: 0.389, SLG: 0.333	0-0 L8		0-0 4-1			4-0 BB		0-0 L9	
Joe Cunningham, L (1, 3) OBP: 0.529, SLG: 0.596	0-3 K			0-0 1-3		0-0 L6		0-0 F3	
Bob Nieman, R (1, 7) OBP: 0.400, SLG: 0.500	0-0 6-3			0-3 K			0-0 FC5-2 1B	0-0 5-3	
Ken Boyer, R (1, 5) OBP: 0.375, SLG: 0.519		0-0 FC5-4 1B		0-0 P5			0-0 FC5-2 1B	0-0 FC4-6 1B	
Walt Moryn, L (1, 9) OBP: 0.278, SLG: 0.353 Don Taussig, R (9, PR) OBP: 0.375, SLG: 0.833		0-0 F9		0-0 4-3			0-0 F7	0-0 FC4-6 G6-4-3	
Daryl Spencer, R (1, 6) OBP: 0.410, SLG: 0.571		0-0 FC5-4 1-2f		0-0 L8			0-0 E8 FC5-2 1B 1-2 2-3	0-0 G6-4-3 1-2f	
Julian Javier, R (1, 4) OBP: 0.333, SLG: 0.348 Red Schoendienst, S (7, PH) OBP: 0.364, SLG: 0.591		0-0 F9		0-0 F8			0-0 FC5-2 1B 1-2 2-3 3-H		
Hal Smith, R (1, 2) OBP: 0.275, SLG: 0.278 Carl Sawatski, L (6, PH) OBP: 0.563, SLG: 0.636			0-0 5-3			0-3 K	0-0 FC5-2 1B 1-2 2-H 3-H		
Ray Sadecki, L (1, 1) OBP: 0.167, SLG: 0.167 Larry Jackson, R (8, 1)			0-0 F7			0-0 4-3	0-0 F7		

AB	R	H	RBI	BB	SO	LOB
2	0	0	0	1	0	0
1	0	0	0	0	0	0
0	0	0	0	0	0	0

4	0	0	0	0	1	1
---	---	---	---	---	---	---

4	0	1	0	0	1	0
---	---	---	---	---	---	---

4	1	2	0	0	0	1
---	---	---	---	---	---	---

4	0	0	0	0	0	4
0	0	0	0	0	0	0

4	1	0	0	0	0	4
---	---	---	---	---	---	---

2	0	0	0	0	0	1
1	0	0	0	0	0	3

1	0	0	0	0	0	0
2	0	1	2	0	1	0

3	0	0	0	0	0	2
0	0	0	0	0	0	0

BOTTOM

Philadelphia Phillies @ St. Louis Cardinals
 Sportsman's Park, St. Louis, MO
 Sat Apr 29 1961, 7:05 PM EST
 Att. 6,175 - Unknown - 52 F

livebaseballscorecards.com

AB	32
R	2
H	4
RBI	2
BB	1
SO	3
LOB	16



Inning Stats	R: 0	H: 0	E: 0	K: 1	S: 5	R: 0	H: 1	E: 0	K: 0	S: 4	R: 0	H: 0	E: 0	K: 0	S: 3	R: 0	H: 0	E: 0	K: 1	S: 5	R: 0	H: 0	E: 0	K: 0	S: 3	R: 0	H: 0	E: 0	K: 1	S: 5	R: 2	H: 2	E: 2	K: 0	S: 7	R: 0	H: 0	E: 0	K: 0	S: 3	R: 0	H: 1	E: 0	K: 0	S: 3	1B: 4	2B: 0	3B: 0	HR: 0	SF: 0	SAC: 0	DP: 1	HBP: 0	WP: 0	PB: 0	SB: 0	CS: 0	PA: 33
--------------	------	------	------	------	------	------	------	------	------	------	------	------	------	------	------	------	------	------	------	------	------	------	------	------	------	------	------	------	------	------	------	------	------	------	------	------	------	------	------	------	------	------	------	------	------	-------	-------	-------	-------	-------	--------	-------	--------	-------	-------	-------	-------	--------

PITCHER	IP	WLS	BF	H	R	ER	SO	BB	IBB	HBP	BLK	WP	HR	S	P	ERA	WHIP
Art Mahaffey, R (1, 1) ERA: 0.69	9.0	W	33	4	2	0	3	1	0	0	0	0	0	38	42	0.00	0.556

Batter	1	2	3	4	5	6	7	8	9	10	AB	R	H	RBI	BB	SO	LOB	TOP
Bobby Malkmus, R OBP: 0.206, SLG: 0.156 Ken Lehman, L (7, 1) Ken Walters, R OBP: 0.375, SLG: 0.286 Joe Koppe, R (8, 6)	0-0 1B 1B		0-3 K		0-0 5-3		0-0 P5	0-0 FC4-6 1B		0-0 E6 1B 1B	4	0	1	0	0	1	1	
Johnny Callison, L OBP: 0.381, SLG: 0.500 (1, 9)	0-0 F2		0-0 P5			4-0 BB BB BB		BB BB 1B		0-0 1B 1B 1B	5	2	2	2	1	0	3	
Tony Taylor, R OBP: 0.299, SLG: 0.328 (1, 4)	0-0 G4-6-3 1B			0-0 5-3		0-3 K		BB BB 1B		0-0 1B 1B 1B	5	2	3	2	1	1	1	
Bobby Gene Smith, R OBP: 0.333, SLG: 0.400 Turk Farrell, R OBP: 0.500, SLG: 0.500 (8, 1)	0-0 G4-6-3 1-2f		0-0 F9		0-0 P4		0-0 P4	BB BB 1B 1B		0-3 K	4	1	0	0	1	0	5	
Pancho Herrera, R OBP: 0.397, SLG: 0.472 (1, 3)		4-0 K2-6-2 BB		4-0 BB		4-0 BB		4-0 BB BB		0-0 K	3	1	2	4	3	1	0	
Tony Gonzalez, L OBP: 0.448, SLG: 0.480 (8, 7)		0-3 K2-6-2 1-1		0-3 K		4-0 BB		4-0 BB		0-0 F9	5	1	1	1	1	2	3	
Cal Neeman, R OBP: 0.267, SLG: 0.154 Bob Sadowski, L OBP: 0.194, SLG: 0.121 (8, 5)		4-0 FC4-6 BB		0-0 K		0-0 P3		0-0 P3		0-0 F9	2	0	1	0	1	0	3	
Ruben Amaro, R OBP: 0.408, SLG: 0.439 Choo-Choo Coleman, L OBP: 0.333, SLG: 0.250 (8, 2)		0-0 FC4-6		4-0 K		0-0 P3		0-0 P3		0-0 F9	2	0	0	0	1	0	3	
Frank Sullivan, R Jack Baldschun, R Lee Walls, R Jack Meyer, R Jim Woods, R Clay Dalrymple, L Bobby Del Greco, R			0-3 K		0-0 G4-6-3 BB		0-0 G4-6-3 BB	0-0 FC4-6 1B 1B		0-0 G3	2	0	0	0	1	0	1	
			0-3 K		0-0 G4-6-3 1-2f 2-3		0-0 F8	0-0 FC4-6 1B 1B		0-0 E 1B 2B	1	0	0	0	0	0	1	
			0-3 K		0-0 G4-6-3 1-2f 2-3		0-0 F8	0-0 FC4-6 1B 1B		0-0 E 1B 2B	0	0	0	0	0	0	0	
			0-3 K		0-0 G4-6-3 1-2f 2-3		0-0 F8	0-0 FC4-6 1B 1B		0-0 E 1B 2B	0	0	0	0	0	0	0	
			0-3 K		0-0 G4-6-3 1-2f 2-3		0-0 F8	0-0 FC4-6 1B 1B		0-0 E 1B 2B	0	0	0	0	0	0	0	
			0-3 K		0-0 G4-6-3 1-2f 2-3		0-0 F8	0-0 FC4-6 1B 1B		0-0 E 1B 2B	0	0	0	0	0	0	0	
			0-3 K		0-0 G4-6-3 1-2f 2-3		0-0 F8	0-0 FC4-6 1B 1B		0-0 E 1B 2B	0	0	0	0	0	0	0	
			0-3 K		0-0 G4-6-3 1-2f 2-3		0-0 F8	0-0 FC4-6 1B 1B		0-0 E 1B 2B	0	0	0	0	0	0	0	
			0-3 K		0-0 G4-6-3 1-2f 2-3		0-0 F8	0-0 FC4-6 1B 1B		0-0 E 1B 2B	0	0	0	0	0	0	0	
			0-3 K		0-0 G4-6-3 1-2f 2-3		0-0 F8	0-0 FC4-6 1B 1B		0-0 E 1B 2B	0	0	0	0	0	0	0	
			0-3 K		0-0 G4-6-3 1-2f 2-3		0-0 F8	0-0 FC4-6 1B 1B		0-0 E 1B 2B	0	0	0	0	0	0	0	
			0-3 K		0-0 G4-6-3 1-2f 2-3		0-0 F8	0-0 FC4-6 1B 1B		0-0 E 1B 2B	0	0	0	0	0	0	0	
			0-3 K		0-0 G4-6-3 1-2f 2-3		0-0 F8	0-0 FC4-6 1B 1B		0-0 E 1B 2B	0	0	0	0	0	0	0	
			0-3 K		0-0 G4-6-3 1-2f 2-3		0-0 F8	0-0 FC4-6 1B 1B		0-0 E 1B 2B	0	0	0	0	0	0	0	
			0-3 K		0-0 G4-6-3 1-2f 2-3		0-0 F8	0-0 FC4-6 1B 1B		0-0 E 1B 2B	0	0	0	0	0	0	0	
			0-3 K		0-0 G4-6-3 1-2f 2-3		0-0 F8	0-0 FC4-6 1B 1B		0-0 E 1B 2B	0	0	0	0	0	0	0	
			0-3 K		0-0 G4-6-3 1-2f 2-3		0-0 F8	0-0 FC4-6 1B 1B		0-0 E 1B 2B	0	0	0	0	0	0	0	
			0-3 K		0-0 G4-6-3 1-2f 2-3		0-0 F8	0-0 FC4-6 1B 1B		0-0 E 1B 2B	0	0	0	0	0	0	0	
			0-3 K		0-0 G4-6-3 1-2f 2-3		0-0 F8	0-0 FC4-6 1B 1B		0-0 E 1B 2B	0	0	0	0	0	0	0	
			0-3 K		0-0 G4-6-3 1-2f 2-3		0-0 F8	0-0 FC4-6 1B 1B		0-0 E 1B 2B	0	0	0	0	0	0	0	
			0-3 K		0-0 G4-6-3 1-2f 2-3		0-0 F8	0-0 FC4-6 1B 1B		0-0 E 1B 2B	0	0	0	0	0	0	0	
			0-3 K		0-0 G4-6-3 1-2f 2-3		0-0 F8	0-0 FC4-6 1B 1B		0-0 E 1B 2B	0	0	0	0	0	0	0	
			0-3 K		0-0 G4-6-3 1-2f 2-3		0-0 F8	0-0 FC4-6 1B 1B		0-0 E 1B 2B	0	0	0	0	0	0	0	
			0-3 K		0-0 G4-6-3 1-2f 2-3		0-0 F8	0-0 FC4-6 1B 1B		0-0 E 1B 2B	0	0	0	0	0	0	0	
			0-3 K		0-0 G4-6-3 1-2f 2-3		0-0 F8	0-0 FC4-6 1B 1B		0-0 E 1B 2B	0	0	0	0	0	0	0	
			0-3 K		0-0 G4-6-3 1-2f 2-3		0-0 F8	0-0 FC4-6 1B 1B		0-0 E 1B 2B	0	0	0	0	0	0	0	
			0-3 K		0-0 G4-6-3 1-2f 2-3		0-0 F8	0-0 FC4-6 1B 1B		0-0 E 1B 2B	0	0	0	0	0	0	0	
			0-3 K		0-0 G4-6-3 1-2f 2-3		0-0 F8	0-0 FC4-6 1B 1B		0-0 E 1B 2B	0	0	0	0	0	0	0	
			0-3 K		0-0 G4-6-3 1-2f 2-3		0-0 F8	0-0 FC4-6 1B 1B		0-0 E 1B 2B	0	0	0	0	0	0	0	
			0-3 K		0-0 G4-6-3 1-2f 2-3		0-0 F8	0-0 FC4-6 1B 1B		0-0 E 1B 2B	0	0	0	0	0	0	0	
			0-3 K		0-0 G4-6-3 1-2f 2-3		0-0 F8	0-0 FC4-6 1B 1B		0-0 E 1B 2B	0	0	0	0	0	0	0	
			0-3 K		0-0 G4-6-3 1-2f 2-3		0-0 F8	0-0 FC4-6 1B 1B		0-0 E 1B 2B	0	0	0	0	0	0	0	
			0-3 K		0-0 G4-6-3 1-2f 2-3		0-0 F8	0-0 FC4-6 1B 1B		0-0 E 1B 2B	0	0	0	0	0	0	0	
			0-3 K		0-0 G4-6-3 1-2f 2-3		0-0 F8	0-0 FC4-6 1B 1B		0-0 E 1B 2B	0	0	0	0	0	0	0	
			0-3 K		0-0 G4-6-3 1-2f 2-3		0-0 F8	0-0 FC4-6 1B 1B		0-0 E 1B 2B	0	0	0	0	0	0	0	
			0-3 K		0-0 G4-6-3 1-2f 2-3		0-0 F8	0-0 FC4-6 1B 1B		0-0 E 1B 2B	0	0	0	0	0	0	0	
			0-3 K		0-0 G4-6-3 1-2f 2-3		0-0 F8	0-0 FC4-6 1B 1B		0-0 E 1B 2B	0	0	0	0	0	0	0	
			0-3 K		0-0 G4-6-3 1-2f 2-3		0-0 F8	0-0 FC4-6 1B 1B		0-0 E 1B 2B	0	0	0	0	0	0	0	
			0-3 K		0-0 G4-6-3 1-2f 2-3		0-0 F8	0-0 FC4-6 1B 1B		0-0 E 1B 2B	0	0	0	0	0	0	0	
			0-3 K		0-0 G4-6-3 1-2f 2-3		0-0 F8	0-0 FC4-6 1B 1B		0-0 E 1B 2B	0	0	0	0	0	0	0	
			0-3 K		0-0 G4-6-3 1-2f 2-3		0-0 F8	0-0 FC4-6 1B 1B		0-0 E 1B 2B	0	0	0	0	0	0	0	
			0-3 K		0-0 G4-6-3 1-2f 2-3		0-0 F8	0-0 FC4-6 1B 1B		0-0 E 1B 2B	0	0	0	0	0	0	0	
			0-3 K		0-0 G4-6-3 1-2f 2-3		0-0 F8	0-0 FC4-6 1B 1B		0-0 E 1B 2B	0	0	0	0	0	0	0	
			0-3 K		0-0 G4-6-3 1-2f 2-3		0-0 F8	0-0 FC4-6 1B 1B		0-0 E 1B 2B	0	0	0	0	0	0	0	
			0-3 K		0-0 G4-6-3 1-2f 2-3		0-0 F8	0-0 FC4-6 1B 1B		0-0 E 1B 2B	0	0	0	0	0	0	0	
			0-3 K		0-0 G4-6-3 1-2f 2-3		0-0 F8	0-0 FC4-6 1B 1B		0-0 E 1B 2B	0	0	0	0	0	0	0	
			0-3 K		0-0 G4-6-3 1-2f 2-3		0-0 F8	0-0 FC4-6 1B 1B		0-0 E 1B 2B	0	0	0	0	0	0	0	
			0-3 K		0-0 G4-6-3 1-2f 2-3		0-0 F8	0-0 FC4-6 1B 1B		0-0 E 1B 2B	0	0	0	0	0	0	0	
			0-3 K		0-0 G4-6-3 1-2f 2-3		0-0 F8	0-0 FC4-6 1B 1B		0-0 E 1B 2B	0	0	0	0	0	0	0	
			0-3 K		0-0 G4-6-3 1-2f 2-3		0-0 F8	0-0 FC4-6 1B 1B		0-0 E 1B 2B	0	0	0	0	0	0	0	
			0-3 K		0-0 G4-6-3 1-2f 2-3		0-0 F8	0-0 FC4-6 1B 1B		0-0 E 1B 2B	0	0	0	0	0	0	0	
			0-3 K		0-0 G4-6-3 1-2f 2-3		0-0 F8	0-0 FC4-6 1B 1B		0-0 E 1B 2B	0	0	0	0	0	0	0	
			0-3 K		0-0 G4-6-3 1-2f 2-3		0-0 F8	0-0 FC4-6 1B 1B		0-0 E 1B 2B	0	0	0	0	0	0	0	
			0-3 K		0-0 G4-6-3 1-2f 2-3		0-0 F8	0-0 FC4-6 1B 1B		0-0 E 1B 2B	0	0	0	0	0	0	0	
			0-3 K		0-0 G4-6-3 1-2f 2-3		0-0 F8	0-0 FC4-6 1B 1B		0-0 E 1B 2B	0	0	0	0	0	0	0	
			0-3 K		0-0 G4-6-3 1-2f 2-3		0-0 F8	0-0 FC4-6 1B 1B		0-0 E 1B 2B								

BOTTOM

Philadelphia Phillies @ St. Louis Cardinals
Sportsman's Park, St. Louis, MO

Sun Apr 30 1961, 4:33 AM EDT
 Att: 8,194 - Unknown - 63 F

livebaseballscorecards.com

AB	42
R	7
H	13
RBI	6
BB	5
SO	8
LOB	21



AB R H RBI BB SO LOB

5	0	2	1	1	2	3
3	1	0	0	1	1	3
1	0	0	0	0	0	1
0	0	0	0	0	0	0
1	0	0	0	0	0	0

4 0 3 0 0 0 2

0 0 0 0 0 0 0

1 0 0 0 0 0 1

0 0 0 0 0 0 0

5 2 2 2 0 1 4

4 0 0 0 0 1 5

1 0 0 0 0 0 0

5 0 0 0 0 1 1

3 3 2 1 2 0 0

4 1 2 2 0 0 0

1 0 0 0 0 0 1

3	0	2	0	0	1	0
0	0	0	0	0	0	0
0	0	0	0	0	0	0
0	0	0	0	0	0	0
1	0	0	0	1	1	0

1B:	9	SF:	0
2B:	2	SAC:	0
3B:	0	DP:	0
HR:	2	HBP:	0

WP:	1	PA:	47
PB:	0		
SB:	2		
CS:	0		

Batter	1	2	3	4	5	6	7	8	9	10
Don Landrum, L OBP: 0.171, SLG: 0.158 (1, 8) (7, 7) (9, 8)	X 0-0 1B S 1B	X 0-0 1-3 3-H 2B	X 0-0 F8			B B B B 4-0 BB		S S S S 0-3 K		S S S S 0-3 K
Julian Javier, R OBP: 0.327, SLG: 0.327 (1, 4)	X 0-0 6-3	X 0-0 5-3				B B B B 4-0 1B BB 1-2 FC6-4		X 0-0 L7		X 0-0 F9
George Crowe, L OBP: 0.143, SLG: 0.143 (8, PH)										
Alex Grammas, R OBP: 0.333, SLG: 0.286 (9, 4)										
Red Schoendienst, S OBP: 0.348, SLG: 0.565 (10, PH)										
Bob Nieman, R OBP: 0.500, SLG: 0.571 (1, 7)	X 0-0	X 0-0 6-3				X 0-0 WP 1-3 1B		X 0-0 F9		
Curt Flood, R OBP: 0.389, SLG: 0.333 (6, PR) (7, 8)										
Stan Musial, L OBP: 0.294, SLG: 0.386 (8, PH)										
Larry Jackson, R (9, 1)										
Ken Boyer, R OBP: 0.377, SLG: 0.559 (1, 5)	S S S S 0-3 K		X 0-0 1B S 1B		X 0-0 1-3	X 0-0 1-2 FC6-4			X 0-0 HR	
Walt Moryn, L OBP: 0.227, SLG: 0.286 (1, 9)	X 0-0 F7		S S S S 0-3 K		X 0-0 1-3	X 0-0 3-H G3			X 0-0 F9	
Charlie James, R (7, 9) (9, 7)										
Daryl Spencer, R OBP: 0.379, SLG: 0.519 (1, 6)		X 0-0 6-3	X 0-0 5-3			S S S S 0-3 K		X 0-0 F7		X 0-0 5-3
Joe Cunningham, L OBP: 0.548, SLG: 0.655 (1, 3) (9, 9)		X 0-0 2B 1B	4-0 1B E IBB			X 0-0 HR		X 0-0 4-3		B B B B 4-0 BB
Hal Smith, R OBP: 0.295, SLG: 0.325 (1, 2)										
Carl Sawatski, L OBP: 0.529, SLG: 0.583 (9, PH) (10, 2)		X 0-0 1B 2B	X 0-0 1B E7 1B			X 0-0 5-3		X 0-0 F7		X 0-0 F9
Curt Simmons, L OBP: 0.417, SLG: 0.364 (8, 1)										
Lindy McDaniel, R (8, 1)										
Mickey McDermott, L OBP: 0.129, SLG: 0.250 (8, 1)										
Bob Miller, R OBP: 0.500, SLG: 1.000 (8, PH)										
Bill White, L OBP: 0.267, SLG: 0.281 (9, 3)		X 0-0 2B 1B	X 0-0 2-3 1B			S S S S 0-3 K		B B B B 4-0 BB		S S S S 0-3 K

Inning Stats	R: 0	H: 2	E: 0	LOB: 2	K: 1	P: 7	R: 2	H: 4	E: 0	LOB: 4	K: 0	P: 7	R: 2	H: 3	E: 1	LOB: 2	K: 1	P: 12	R: 0	H: 1	E: 0	LOB: 1	K: 1	P: 6	R: 1	H: 1	E: 0	LOB: 0	K: 2	P: 8	R: 1	H: 1	E: 0	LOB: 1	K: 0	P: 11	R: 0	H: 0	E: 0	LOB: 0	K: 0	P: 3	R: 0	H: 0	E: 0	LOB: 1	K: 1	P: 9	R: 1	H: 1	E: 0	LOB: 1	K: 0	P: 8	R: 0	H: 0	E: 0	LOB: 0	K: 2	P: 7	1B: 9	SF: 0	2B: 2	SAC: 0	3B: 0	DP: 0	HR: 2	HBP: 0	WP: 1	PA: 47
--------------	------	------	------	--------	------	------	------	------	------	--------	------	------	------	------	------	--------	------	-------	------	------	------	--------	------	------	------	------	------	--------	------	------	------	------	------	--------	------	-------	------	------	------	--------	------	------	------	------	------	--------	------	------	------	------	------	--------	------	------	------	------	------	--------	------	------	-------	-------	-------	--------	-------	-------	-------	--------	-------	--------

PITCHER	IP	WLS	BF	H	R	ER	SO	BB	IBB	HBP	BLK	WP	HR	S	P	ERA	WHIP
Frank Sullivan, R ERA: 2.95 (1, 1)	2.2		18	9	4	3	2	0	1	0	0	0	0	21	25	10.12	3.375
Jack Baldschun, R ERA: (3, 1)	1.1		5	1	0	0	1	0	0	0	0	1	0	7	7	0.00	0.750
Jack Meyer, R ERA: 9.0 (5, 1)	2.0		9	2	2	2	2	2	0	0	0	0	1	11	19	9.00	2.000
Ken Lehman, L ERA: 3.86 (7, 1)	1.0		3	0	0	0	0	0	0	0	0	0	0	3	3	0.00	0.000
Turk Farrell, R ERA: 6.52 (8, 1)	3.0	W	12	1	1	1	3	2	0	0	0	0	1	16	24	3.00	1.000

Batter	1	2	3	4	5	6	7	8	9	AB R H RBI BB SO LOB	TOP																								
Bobby Malkmus, R (1, 5) OBP: 0.211, SLG: 0.167	0-0 F8		0-0 5-3		0-0 3-1			0-0 G1-4-3 1B		4 0 1 0 0 0 1																									
Johnny Callison, L (1, 9) OBP: 0.379, SLG: 0.482 Ken Walters, R (6, PR) OBP: 0.333, SLG: 0.250 (6, 9)	0-0 4-3		0-0 G3			4-0 G5-3 BB		0-0 G1-4-3 1-2f		2 0 0 0 1 0 0 1 0 0 0 0 0 1																									
Tony Taylor, R (1, 4) OBP: 0.296, SLG: 0.313	0-3 K			0-3 K		4-0 G5-3 1-2 BB			0-0 5-3	3 0 0 0 1 2 0																									
Bobby Gene Smith, R (1, 7) OBP: 0.327, SLG: 0.386		0-0 2B SF8 1B		0-3 K		0-0 G5-3 1-2 2-3f			0-3 K	4 1 1 0 0 2 2																									
Pancho Herrera, R (1, 3) OBP: 0.388, SLG: 0.474		0-3 K		0-0 1B 2B		0-0 6-3			0-0 F7	4 1 1 0 0 1 3																									
Bobby Del Greco, R (1, 8) OBP: 0.500, SLG: 0.750		0-0 1-3 2B		0-0 2-H 1B			0-0 5-3			3 0 2 1 0 0 0																									
Cal Neeman, R (1, 2) OBP: 0.278, SLG: 0.200		0-0 SF8		0-0 S 1B			0-3 K			2 0 1 1 0 1 0																									
Ruben Amaro, R (1, 6) OBP: 0.385, SLG: 0.409		0-0 3-H 6-3		0-3 K			0-3 K			3 0 0 0 0 2 2																									
Robin Roberts, S (1, 1) Lee Walls, R (8, PH) Jack Baldschun, R (8, 1)			0-0 5-3		0-3 K			0-0 1-3		2 0 0 0 0 1 1 1 0 0 0 0 0 0 0 0 0 0 0 0 0																									
Inning Stats	R: 0 E: 0 K: 1 S: 5 H: 0 LOB: 0 BB: 0 P: 5	R: 1 E: 0 K: 1 S: 7 H: 2 LOB: 1 BB: 0 P: 7	R: 0 E: 0 K: 0 S: 3 H: 0 LOB: 0 BB: 0 P: 3	R: 1 E: 0 K: 2 S: 8 H: 2 LOB: 1 BB: 0 P: 8	R: 0 E: 0 K: 2 S: 8 H: 1 LOB: 1 BB: 0 P: 8	R: 0 E: 0 K: 0 S: 2 H: 0 LOB: 2 BB: 2 P: 10	R: 0 E: 0 K: 2 S: 7 H: 0 LOB: 0 BB: 0 P: 7	R: 0 E: 0 K: 0 S: 3 H: 1 LOB: 0 BB: 0 P: 3	R: 0 E: 0 K: 1 S: 5 H: 0 LOB: 0 BB: 0 P: 5	1B: 4 2B: 2 3B: 0 HR: 0 SF: 1 SAC: 0 DP: 2 HBP: 0	WP: 0 PB: 0 SB: 1 CS: 0 PA: 32																								
PITCHER Jim O'Toole, L (1, 1) ERA: 2.83	IP 9.0	WLS W	BF 32	H 6	R 2	ER 2	SO 9	BB 2	IBB 0	HBP 0	BLK 0	WP 0	HR 0	S 48	P 56	ERA 2.00	WHIP 0.889	PITCHER	IP	WLS	BF	H	R	ER	SO	BB	IBB	HBP	BLK	WP	HR	S	P	ERA	WHIP

Philadelphia Phillies @ Cincinnati Reds
Crosley Field, Cincinnati, OH
Mon May 01 1961, 7:05 PM EDT
Att. 2,089 - Unknown

livebaseballscorecards.com

AB	29
R	2
H	6
RBI	2
BB	2
SO	9
LOB	10



Batter	1	2	3	4	5	6	7	8	9	AB	R	H	RBI	BB	SO	LOB
Don Blasingame, L OBP: 0.300, SLG: 0.188 (1, 4)	0-0 1B		0-0 1B	0-0 1B		0-0 4-3				4	0	3	1	0	0	0
Vada Pinson, L OBP: 0.227, SLG: 0.186 (1, 8)	0-3 K		0-0 SF8	0-3 K			0-0 CS 1B			3	0	1	1	0	2	3
Gus Bell, L OBP: 0.211, SLG: 0.263 (1, 9)	0-0 F5		0-0 1B		0-0 F5		0-0 F9			4	0	1	0	0	0	2
Frank Robinson, R OBP: 0.286, SLG: 0.387 (1, 7)	0-3 K		0-0 F8		0-0 F7		0-0 1B			4	0	1	0	0	1	3
Gordy Coleman, L OBP: 0.313, SLG: 0.540 (1, 3)		0-0 HR	0-0 F8		0-0 2B		0-0 G3			4	1	2	1	0	0	3
Gene Freese, R OBP: 0.296, SLG: 0.318 (1, 5)		0-0 5-3		0-0 1B	0-0 1B	4-0 BB		0-0 2-3		3	1	1	0	1	0	0
Bob Schmidt, R OBP: 0.118, SLG: 0.125 (1, 2)		0-0 6-3		0-3 K	0-0 F7			0-0 5-3		4	0	0	0	0	1	3
Leo Cardenas, R OBP: 0.355, SLG: 0.357 (1, 6)		0-0 F8		0-0 1B	0-0 1B	0-3 K		0-0 FC4-6 1B		4	0	2	0	0	1	0
Jim O'Toole, S OBP: 0.308, SLG: 0.308 (1, 1)			0-0 1B	0-0 SF8 1B	0-0 F7	0-0 P6		0-0 FC4-6 1-2f		4	1	1	0	0	0	3

Inning Stats	R: 0	H: 1	E: 0	K: 2	S: 8	LOB: 1	BB: 0	P: 8
	R: 1	H: 1	E: 0	K: 0	S: 4	LOB: 0	BB: 0	P: 4
	R: 1	H: 3	E: 0	K: 0	S: 6	LOB: 2	BB: 0	P: 6
	R: 1	H: 3	E: 0	K: 2	S: 10	LOB: 2	BB: 0	P: 10
	R: 0	H: 1	E: 0	K: 0	S: 4	LOB: 2	BB: 1	P: 8
	R: 0	H: 0	E: 0	K: 1	S: 5	LOB: 0	BB: 0	P: 5
	R: 0	H: 2	E: 0	K: 0	S: 4	LOB: 1	BB: 0	P: 4
	R: 0	H: 1	E: 0	K: 0	S: 4	LOB: 1	BB: 0	P: 4

PITCHER	IP	WLS	BF	H	R	ER	SO	BB	IBB	HBP	BLK	WP	HR	S	P	ERA	WHIP
Robin Roberts, R ERA: 4.99 (1, 1)	7.0	L	32	11	3	3	5	1	0	0	0	0	1	41	45	3.86	1.714
Jack Baldschun, R ERA: (8, 1)	1.0		4	1	0	0	0	0	0	0	0	0	0	4	4	0.00	1.000


BOTTOM

Philadelphia Phillies @ Cincinnati Reds
Crosley Field, Cincinnati, OH

Mon May 01 1961, 7:05 PM EDT
Att. 2,089 - Unknown

livebaseballscorecards.com

AB	34
R	3
H	12
RBI	3
BB	1
SO	5
LOB	17



Inning Stats	R: 10	H: 10	E: 0	K: 0	S: 10	LOB: 10	BB: 0	P: 10
	R: 1	H: 1	E: 0	K: 0	S: 4	LOB: 0	BB: 0	P: 4
	R: 1	H: 3	E: 0	K: 2	S: 6	LOB: 2	BB: 0	P: 6
	R: 0	H: 1	E: 0	K: 0	S: 4	LOB: 2	BB: 1	P: 8
	R: 0	H: 0	E: 0	K: 1	S: 5	LOB: 0	BB: 0	P: 5
	R: 0	H: 2	E: 0	K: 0	S: 4	LOB: 1	BB: 0	P: 4
	R: 0	H: 1	E: 0	K: 0	S: 4	LOB: 1	BB: 0	P: 4

PITCHER	IP	WLS	BF	H	R	ER	SO	BB	IBB	HBP	BLK	WP	HR	S	P	ERA	WHIP
Robin Roberts, R ERA: 4.99 (1, 1)	7.0	L	32	11	3	3	5	1	0	0	0	0	1	41	45	3.86	1.714
Jack Baldschun, R ERA: (8, 1)	1.0		4	1	0	0	0	0	0	0	0	0	0	4	4	0.00	1.000

Batter	1	2	3	4	5	6	7	8	9	AB R H RBI BB SO LOB	TOP											
Bob Sadowski, L (1, 5) OBP: 0.195, SLG: 0.132	0-0 4-3 1B		0-0 G3		0-0 G3		0-0 F7		0-0 4-3	5 0 1 0 0 0 2												
Tony Taylor, R (1, 4) OBP: 0.289, SLG: 0.296	0-3 K		0-3 K		4-0 BB		0-0 6-3		0-3 K	4 0 0 0 1 3 1												
Johnny Callison, L (1, 9) OBP: 0.371, SLG: 0.467	0-0 4-3 1-2			0-0 F8	0-0 P6			0-0 FC6-4 1B 1B		4 1 1 0 0 0 4												
Tony Gonzalez, L (1, 8) OBP: 0.468, SLG: 0.481	0-0 G3			4-0 S BB		4-0 BB BB		0-0 FC6-4 1B		2 0 1 0 2 0 1												
Bobby Gene Smith, R (1, 7) OBP: 0.321, SLG: 0.396		0-0 4-3 2B		0-0 F8 1-2		0-3 K		0-0 F9		4 0 1 0 0 1 4												
Pancho Herrera, R (1, 3) OBP: 0.366, SLG: 0.443		0-0 4-3 2-3		0-0 4-3		0-3 K		0-0 FC6-4 1B 1-2 2-3		4 1 0 0 0 1 5												
Clay Dalrymple, L (1, 2) OBP: 0.279, SLG: 0.300		0-0 4-3			0-0 G3 BB 1B	4-0 BB BB		0-0 1-2 BB 1B		3 0 2 2 1 0 1												
Bobby Malkmus, R (8, PR) OBP: 0.211, SLG: 0.167								0-0 1-H 3-H 1B		0 0 0 0 0 0 0												
Cal Neeman, R (8, 2) OBP: 0.278, SLG: 0.200								0-0 F8		0 0 0 0 0 0 0												
Ruben Amaro, R (1, 6) OBP: 0.389, SLG: 0.400		0-0 G3			4-0 G3 BB	0-0 F9		0-0 F8		1 0 0 0 1 0 1												
Tony Curry, L (6, PH) OBP: 0.185, SLG: 0.231					1-2 BB					1 0 0 0 0 0 2												
Joe Koppe, R (6, 6)										1 0 0 0 0 0 1												
Dallas Green, L (1, 1) OBP: 0.273, SLG: 0.200			0-3 K			0-0 P3		0-0 F8		2 0 0 0 0 1 2												
Choo-Choo Coleman, L (7, PH) OBP: 0.300, SLG: 0.222										1 0 0 0 0 0 0												
Don Ferrarese, R (7, 1) OBP: 1.000, SLG: 1.000										0 0 0 0 0 0 0												
Bobby Del Greco, R (9, PH) OBP: 0.444, SLG: 0.667										1 0 0 0 0 0 0												
Inning Stats	R: 0 E: 0 K: 1 S: 6	H: 1 LOB: 1 BB: 0 P: 6	R: 0 E: 0 K: 0 S: 4	H: 1 LOB: 1 BB: 0 P: 4	R: 0 E: 0 K: 2 S: 7	H: 0 LOB: 0 BB: 0 P: 7	R: 0 E: 0 K: 0 S: 3	H: 0 LOB: 1 BB: 1 P: 7	R: 0 E: 0 K: 0 S: 4	H: 1 LOB: 3 BB: 2 P: 12	R: 0 E: 0 K: 2 S: 7	H: 0 LOB: 2 BB: 2 P: 15	R: 0 E: 0 K: 0 S: 3	H: 0 LOB: 0 BB: 0 P: 3	R: 2 E: 0 K: 0 S: 6	H: 3 LOB: 1 BB: 0 P: 6	R: 0 E: 0 K: 1 S: 5	H: 0 LOB: 0 BB: 0 P: 5	1B: 5 2B: 1 3B: 0 HR: 0	SF: 0 SAC: 0 DP: 0 HBP: 0	WP: 0 PB: 0 SB: 2 CS: 0	PA: 38
PITCHER	IP WLS BF H R ER SO BB IBB HBP BLK WP HR S P ERA WHIP																					
Ken Hunt, R (1, 1) ERA: 2.25	8.0 W 35 6 2 2 5 5 0 0 0 0 0 0 40 60 2.25 1.375																					
Jim Brosnan, R (9, 1) ERA: 1.35	1.0 S 3 0 0 0 1 0 0 0 0 0 0 0 5 5 0.00 0.000																					

Philadelphia Phillies @ Cincinnati Reds
Crosley Field, Cincinnati, OH
Tue May 02 1961, 7:05 PM EDT
Att. 3,026 - Unknown

livebaseballscorecards.com

AB	33
R	2
H	6
RBI	2
BB	5
SO	6
LOB	24



Batter	1	2	3	4	5	6	7	8	9
Don Blasingame, L (1, 4) OBP: 0.250, SLG: 0.150	0-3 K			0-0 4-3	0-0 4-3			0-0 4-3	
Vada Pinson, L (1, 8) OBP: 0.232, SLG: 0.242	0-3 K			0-0 HR		0-0 5-3			
Gus Bell, L (1, 9) OBP: 0.227, SLG: 0.318	0-0 G3			0-0 1B 2B		0-3 K			
Frank Robinson, R (1, 7) OBP: 0.288, SLG: 0.375		0-0 F5		4-0 1B E BB		0-0 5-3			
Gordy Coleman, L (1, 3) OBP: 0.314, SLG: 0.530		0-0 4-3		0-0 E CS 1B		0-0 1-3			
Gene Freese, R (1, 5) OBP: 0.297, SLG: 0.319		0-3 K		0-0 E1		0-0 G5-4-3 1B			
Bob Schmidt, R (1, 2) OBP: 0.100, SLG: 0.105			0-0 L7	0-0 F3		0-0 G5-4-3			
Leo Cardenas, R (1, 6) OBP: 0.324, SLG: 0.323			0-0 6-3		0-0 F9		0-3 K		
Ken Hunt, R (1, 1) Wally Post, R (8, PH) Jim Brosnan, R (9, 1) OBP: 0.438, SLG: 0.549			0-3 K		0-3 K		0-0 5-3		

AB	R	H	RBI	BB	SO	LOB
4	0	0	0	0	1	0
3	1	1	1	0	1	0
3	1	1	0	0	1	0
2	1	0	0	1	0	0
3	0	1	1	0	0	0
3	0	1	1	0	1	1
3	0	0	0	0	0	3
3	0	0	0	0	1	0
2	0	0	0	0	2	0
1	0	0	0	0	0	0
0	0	0	0	0	0	0

BOTTOM

Philadelphia Phillies @ Cincinnati Reds
Crosley Field, Cincinnati, OH
 Tue May 02 1961, 7:05 PM EDT
 Att. 3,026 - Unknown

livebaseballscorecards.com

AB	27
R	3
H	4
RBI	3
BB	1
SO	7
LOB	4



Inning Stats		R: 0	H: 0	E: 0	LOB: 0	K: 2	BB: 0	S: 7	P: 7	R: 0	H: 0	E: 0	LOB: 0	K: 1	BB: 0	S: 5	P: 5	R: 0	H: 0	E: 0	LOB: 0	K: 1	BB: 0	S: 5	P: 5	R: 3	H: 3	E: 1	LOB: 1	K: 0	BB: 1	S: 6	P: 10	R: 0	H: 0	E: 0	LOB: 0	K: 1	BB: 0	S: 5	P: 5	R: 0	H: 1	E: 0	LOB: 0	K: 0	BB: 0	S: 3	P: 3	R: 0	H: 0	E: 0	LOB: 0	K: 1	BB: 0	S: 5	P: 5
PITCHER	IP	WLS	BF	H	R	ER	SO	BB	IBB	HBP	BLK	WP	HR	S	P	ERA	WHIP	PITCHER	IP	WLS	BF	H	R	ER	SO	BB	IBB	HBP	BLK	WP	HR	S	P	ERA	WHIP																						
Dallas Green, R (1, 1) ERA: 3.33	6.0	L	22	3	3	3	6	1	0	0	0	0	1	33	37	4.50	0.667																																								
Don Ferrarese, L (7, 1) ERA: 3.48	2.0		6	1	0	0	1	0	0	0	0	0	0	8	8	0.00	0.500																																								

WP: 0	PA: 28
PB: 0	
SB: 0	
CS: 1	

Batter	1	2	3	4	5	6	7	8	9	AB R H RBI BB SO LOB	TOP											
Bob Sadowski, L (1, 5) <small>OBP: 0.200, SLG: 0.122</small> Bobby Del Greco, R (9, PH) <small>OBP: 0.400, SLG: 0.600</small>	0-0 1-3		0-0 L7		4-0 3-1 BB		0-0 G6-3 1-2f		0-3 K	3 0 0 0 1 0 3 1 0 0 0 0 1 1												
Johnny Callison, L (1, 9) <small>OBP: 0.378, SLG: 0.460</small> Bobby Gene Smith, R (9, PH) <small>OBP: 0.315, SLG: 0.388</small>	4-0 E S BB		0-0 FC6-4 1-2f		0-0 3-1 1-2			0-0 4-3 HR 1B	0-0 FC6-4 1B 1-2f	3 1 1 0 1 0 2 1 0 0 0 0 0 1												
Tony Curry, L (1, 7) <small>OBP: 0.194, SLG: 0.233</small> Ken Walters, R (9, PH) <small>OBP: 0.400, SLG: 0.333</small>	0-0 F8		0-0 F8		0-0 4-3			0-0 4-3 HR 1B	0-0 1B 1-2	4 1 1 0 0 0 3 1 0 1 0 0 0 0												
Tony Gonzalez, L (1, 8) <small>OBP: 0.439, SLG: 0.446</small> Jim Woods, R (9, PH)	0-0 F8 1-3		0-0 F2		0-0 P5			0-0 4-3 1-2 2-3	0-0 F8	4 0 0 0 0 0 3 1 0 0 0 0 0 2												
Clay Dalrymple, L (1, 2) <small>OBP: 0.298, SLG: 0.372</small>		0-3 K		4-0 6-3 1B BB		0-0 F2		0-0 2-H 3-H HR		3 1 1 3 1 1 0												
Pancho Herrera, R (1, 3) <small>OBP: 0.360, SLG: 0.431</small>		0-3 K		0-0 6-3 1B 1-2		0-0 5-3		0-3 K		4 0 1 0 0 2 0												
Bobby Malkmus, R (1, 4) <small>OBP: 0.238, SLG: 0.179</small>		4-0 BB		0-0 6-3 1-2 2-3		0-0 6-3		0-0 1B		3 0 1 0 1 0 2												
Ruben Amaro, R (1, 6) <small>OBP: 0.379, SLG: 0.375</small>		0-0 F8		0-0 6-3		4-0 1B BB		0-0 4-3		3 0 0 0 1 0 4												
John Buzhardt, R (1, 1) Choo-Choo Coleman, L (7, PH) <small>OBP: 0.364, SLG: 0.300</small> Jack Baldschun, R (7, 1) Ken Lehman, L (7, 1) Tony Taylor, R (9, PH) <small>OBP: 0.299, SLG: 0.306</small>			4-0 FC6-4 BB		0-3 K		0-0 G6-3 1B 1-3		0-0 FC6-4 1B	1 0 0 0 1 1 0 1 0 1 0 0 0 0 0 0 0 0 0 0 0 0 0 0 0 0 0 0 1 0 1 0 0 0 0												
Inning Stats	R: 0 E: 0 K: 0 S: 3	H: 0 LOB: 1 BB: 1 P: 7	R: 0 E: 0 K: 2 S: 7	H: 0 LOB: 1 BB: 1 P: 11	R: 0 E: 0 K: 0 S: 3	H: 0 LOB: 1 BB: 1 P: 7	R: 0 E: 0 K: 0 S: 4	H: 1 LOB: 2 BB: 1 P: 8	R: 0 E: 0 K: 1 S: 5	H: 0 LOB: 1 BB: 1 P: 9	R: 0 E: 0 K: 0 S: 3	H: 0 LOB: 0 BB: 0 P: 3	R: 0 E: 0 K: 0 S: 3	H: 1 LOB: 1 BB: 1 P: 7	R: 3 E: 0 K: 1 S: 9	H: 4 LOB: 1 BB: 0 P: 9	R: 0 E: 0 K: 1 S: 7	H: 2 LOB: 2 BB: 0 P: 7	1B: 7 2B: 0 3B: 0 HR: 1	SF: 0 SAC: 0 DP: 1 HBP: 0	WP: 0 PB: 0 SB: 1 CS: 0	PA: 40
PITCHER	IP WLS BF H R ER SO BB IBB HBP BLK WP HR S P ERA WHIP																					
Jim Maloney, R (1, 1) <small>ERA: 2.25</small> Bill Henry, L (9, 1)	8.0 W 35 6 3 3 4 6 0 0 0 0 0 1 37 61 3.38 1.500																					
	1.0 S 5 2 0 0 1 0 0 0 0 0 0 0 7 7 0.00 2.000																					

Philadelphia Phillies @ Cincinnati Reds
Crosley Field, Cincinnati, OH
Wed May 03 1961, 7:05 PM EDT
Att. 4,018 - Unknown

livebaseballscorecards.com

AB	34
R	3
H	8
RBI	3
BB	6
SO	5
LOB	21



Batter	1	2	3	4	5	6	7	8	9	AB	R	H	RBI	BB	SO	LOB
Don Blasingame, L (1, 4) OBP: 0.250, SLG: 0.130	0-0 4-3		0-0 4-3		0-0 G6-3		4-0 1B 2B BB			3	1	0	0	1	0	2
Vada Pinson, L (1, 8) OBP: 0.247, SLG: 0.273	0-0 4-3			0-0 1B 2B	0-0 3-1		0-0 2B 1B			4	2	2	1	0	0	1
Gus Bell, L (1, 9) OBP: 0.231, SLG: 0.346	0-0 6-3			0-0 F8		0-0 4-3	0-0 2B			4	0	1	3	0	0	1
Frank Robinson, R (1, 7) OBP: 0.299, SLG: 0.373		0-0 4-3		0-0 FC1-6 1B		0-0 5-3	4-0 IBB			3	0	1	1	1	0	0
Gordy Coleman, L (1, 3) OBP: 0.311, SLG: 0.557		0-0 HR		0-0 FC1-6 CS		0-0 4-3	0-0 6-3			4	1	1	1	0	0	3
Gene Freese, R (1, 5) OBP: 0.308, SLG: 0.356		0-0 1-3		0-0 CS	0-0 SH 1B 2B		0-0 F6	0-0 4-1 SF7 2B		4	2	2	0	0	0	0
Bob Schmidt, R (1, 2) OBP: 0.130, SLG: 0.095		0-3 K			0-0 SH 1B 1B G6-3		4-0 FC1-5 BB BB	0-0 4-1		2	1	0	0	1	1	1
Leo Cardenas, R (1, 6) OBP: 0.342, SLG: 0.333			0-0 5-3		0-0 G6-3 1B 1B		4-0 BB 1B FC1-5 BB	0-0 SF7		2	1	1	2	1	0	0
Jim Maloney, L (1, 1) OBP: 0.200, SLG: 0.200 Willie Jones, R (8, PH) Bill Henry, L (9, 1)			0-0 4-3		0-0 G6-3 1B		0-0 FC1-5 1B BB	0-3 K		3	1	1	0	0	0	2

Inning Stats	R: 0	H: 0	E: 0	K: 0	S: 3	LOB: 0	BB: 0	P: 3	R: 1	H: 1	E: 0	K: 1	S: 6	LOB: 0	BB: 0	P: 6	R: 0	H: 0	E: 0	K: 0	S: 3	LOB: 0	BB: 0	P: 3	R: 1	H: 2	E: 0	K: 0	S: 4	LOB: 0	BB: 0	P: 4	R: 2	H: 3	E: 1	K: 0	S: 6	LOB: 1	BB: 0	P: 6	R: 0	H: 0	E: 0	K: 0	S: 3	LOB: 0	BB: 0	P: 3	R: 4	H: 2	E: 0	K: 0	S: 5	LOB: 2	BB: 4	P: 21	R: 1	H: 1	E: 0	K: 1	S: 6	LOB: 0	BB: 0	P: 6
--------------	------	------	------	------	------	--------	-------	------	------	------	------	------	------	--------	-------	------	------	------	------	------	------	--------	-------	------	------	------	------	------	------	--------	-------	------	------	------	------	------	------	--------	-------	------	------	------	------	------	------	--------	-------	------	------	------	------	------	------	--------	-------	-------	------	------	------	------	------	--------	-------	------

PITCHER	IP	WLS	BF	H	R	ER	SO	BB	IBB	HBP	BLK	WP	HR	S	P	ERA	WHIP
John Buzhardt, R (1, 1) ERA: 3.38	6.0	L	23	6	4	3	1	0	0	0	0	0	1	25	25	4.50	1.000
Jack Baldschun, R (7, 1) ERA: 4.91	0.1		3	0	2	2	0	2	0	0	0	0	0	1	9	54.00	6.000
Ken Lehman, L (7, 1) ERA: 9.0	1.2		10	3	3	3	1	1	1	0	0	0	0	10	18	16.20	2.400


BOTTOM

Philadelphia Phillies @ Cincinnati Reds
Crosley Field, Cincinnati, OH

Wed May 03 1961, 7:05 PM EDT
Att. 4,018 - Unknown

AB	30
R	9
H	9
RBI	8
BB	4
SO	2
LOB	10

livebaseballscorecards.com



WP	PA	ERA	WHIP
0	37		

Batter	1	2	3	4	5	6	7	8	9	AB R H RBI BB SO LOB	TOP
Bob Sadowski, L (1, 5) OBP: 0.184, SLG: 0.111	0-0 F8		0-0 1-3			0-0 6-3			0-3 K	4 0 0 0 0 1 0	Philadelphia Phillies @ Cincinnati Reds Crosley Field, Cincinnati, OH Thu May 04 1961, 7:05 PM EDT Att. 3,087 - Unknown livebaseballscorecards.com
Johnny Callison, L (1, 9) OBP: 0.377, SLG: 0.455	0-0 1B			0-0 L1			0-0 F9			3 0 1 0 0 0 0	
Tony Curry, L (1, 7) OBP: 0.176, SLG: 0.212	0-0 F8			0-0 P6			0-3 K			3 0 0 0 0 1 1	
Tony Gonzalez, L (1, 8) Bobby Del Greco, R (1, 8) OBP: 0.433, SLG: 0.439 OBP: 0.333, SLG: 0.500	0-0 4-3			0-3 K			0-0 F8			1 0 0 0 0 0 1 2 0 0 0 0 1 0	
Clay Dalrymple, L (1, 2) OBP: 0.280, SLG: 0.348		0-0 1-3			0-0 1-3			0-0 4-3		3 0 0 0 0 0 0	
Pancho Herrera, R (1, 3) OBP: 0.346, SLG: 0.412		0-3 K			0-3 K			0-0 F7		3 0 0 0 0 2 0	
Bobby Malkmus, R (1, 4) OBP: 0.222, SLG: 0.167		0-0 6-3			0-0 F8			0-3 K		3 0 0 0 0 1 0	
Ruben Amaro, R (1, 6) OBP: 0.377, SLG: 0.360			4-0 BB			0-0 F9			0-3 K2-3	2 0 0 0 1 1 0	
Art Mahaffey, R (1, 1) Choo-Choo Coleman, L (9, PH) OBP: 0.333, SLG: 0.273			0-0 B5-6-4			0-3 K			0-0 F9	2 0 0 0 0 1 1 1 0 0 0 0 0 0	
Inning Stats	R: 0 H: 1 E: 0 LOB: 1 K: 0 BB: 0 S: 4 P: 4	R: 0 H: 0 E: 0 LOB: 0 K: 1 BB: 0 S: 5 P: 5	R: 0 H: 0 E: 0 LOB: 0 K: 0 BB: 1 S: 2 P: 6	R: 0 H: 0 E: 0 LOB: 0 K: 1 BB: 0 S: 5 P: 5	R: 0 H: 0 E: 0 LOB: 0 K: 1 BB: 0 S: 5 P: 5	R: 0 H: 0 E: 0 LOB: 0 K: 1 BB: 0 S: 5 P: 5	R: 0 H: 0 E: 0 LOB: 0 K: 1 BB: 0 S: 5 P: 5	R: 0 H: 0 E: 0 LOB: 0 K: 1 BB: 0 S: 5 P: 5	R: 0 H: 0 E: 0 LOB: 0 K: 2 BB: 0 S: 7 P: 7	1B: 1 SF: 0 2B: 0 SAC: 0 3B: 0 DP: 1 HR: 0 HBP: 0	
PITCHER Joey Jay, R (1, 1) ERA: 2.67	IP WLS BF H R ER SO BB IBB HBP BLK WP HR S P ERA WHIP										



Batter	1	2	3	4	5	6	7	8	9	AB	R	H	RBI	BB	SO	LOB				
Don Blasingame, L (1, 4) OBP: 0.250, SLG: 0.148	0-0 4-3 PB SF7 1B		0-3 K	0-0 FC1-6 CS			0-0 4-3			4	1	1	0	0	1	1				
Vada Pinson, L (1, 8) OBP: 0.247, SLG: 0.261	0-0 4-3 1-3		0-0 L7	0-0 CS	0-0 4-3		4-0 CS BB			3	0	0	0	1	0	1				
Gus Bell, L (1, 9) OBP: 0.267, SLG: 0.357	0-0 SF7 3-H		4-0 2B 1B BB		0-0 2B 1B		0-0 F8			2	1	1	1	1	0	1				
Frank Robinson, R (1, 7) OBP: 0.321, SLG: 0.400	0-0 2B 1B		0-0 1B 2B		0-3 K		0-0 CS 1-2	1-0 WP 4-3 HBP		3	2	2	0	0	1	1				
Gordy Coleman, L (1, 3) OBP: 0.333, SLG: 0.595	0-0 1B 2B		0-0 PB BB 1B		0-0 1B 2B		0-0 4-3 1-2			4	0	3	3	0	0	1				
Gene Freese, R (1, 5) OBP: 0.305, SLG: 0.342	0-3 K		4-0 PB BB		0-3 K		0-0 L6 2-3			3	0	0	0	1	2	4				
Leo Cardenas, R (1, 6) OBP: 0.333, SLG: 0.306		0-0 4-3	0-0 F3			0-0 5-3		4-0 IBB		3	0	0	0	1	0	2				
Jerry Zimmerman, R (1, 2) OBP: 0.400, SLG: 0.250		0-0 6-3		4-0 FC3-6 BB		0-3 K		0-0 F9		3	0	0	0	1	1	2				
Joey Jay, S (1, 1) OBP: 0.125, SLG: 0.250		0-3 K		0-0 FC3-6 FC1-6		0-0 F5				3	0	0	0	0	1	1				
Inning Stats	R: 2 E: 0 K: 1 S: 8	H: 3 LOB: 1 BB: 0 P: 8	R: 0 E: 0 K: 1 S: 5	H: 0 LOB: 0 BB: 0 P: 5	R: 2 E: 0 K: 1 S: 7	H: 2 LOB: 2 BB: 2 P: 15	R: 0 E: 0 K: 0 S: 2	H: 0 LOB: 0 BB: 1 P: 6	R: 0 E: 0 K: 2 S: 9	H: 2 LOB: 2 BB: 0 P: 9	R: 0 E: 0 K: 1 S: 5	H: 0 LOB: 0 BB: 0 P: 5	R: 0 E: 0 K: 0 S: 2	H: 0 LOB: 0 BB: 1 P: 6	R: 0 E: 0 K: 0 S: 3	H: 0 LOB: 2 BB: 1 P: 8	1B: 4 2B: 3 3B: 0 HR: 0	SF: 1 SAC: 0 DP: 0 HBP: 1	WP: 1 PB: 2 SB: 0 CS: 2	PA: 37
PITCHER Art Mahaffey, R (1, 1) ERA: 1.59	IP: 8.0 WLS: L BF: 35	H: 7 R: 4 ER: 4 SO: 6	BB: 4 IBB: 1 HBP: 1 BLK: 0	WP: 1 HR: 0 S: 41 P: 62	ERA: 4.50 WHIP: 1.375	PITCHER	IP: 8.0 WLS: L BF: 35	H: 7 R: 4 ER: 4 SO: 6	BB: 4 IBB: 1 HBP: 1 BLK: 0	WP: 1 HR: 0 S: 41 P: 62	ERA: 4.50 WHIP: 1.375	PITCHER	IP: 8.0 WLS: L BF: 35	H: 7 R: 4 ER: 4 SO: 6	BB: 4 IBB: 1 HBP: 1 BLK: 0	WP: 1 HR: 0 S: 41 P: 62	ERA: 4.50 WHIP: 1.375			

BOTTOM

Philadelphia Phillies @ Cincinnati Reds
Crosley Field, Cincinnati, OH
Thu May 04 1961, 7:05 PM EDT
Att. 3,087 - Unknown

livebaseballscorecards.com

AB	28
R	4
H	7
RBI	4
BB	5
SO	6
LOB	14



Batter	1	2	3	4	5	6	7	8	9	AB R H RBI BB SO LOB	TOP
Jim Davenport, R (1, 5) OBP: 0.432, SLG: 0.667	0-3 	0-0 		4-0 			0-0 		0-0 	4 1 1 0 1 1 1	
Chuck Hiller, L (1, 4) OBP: 0.293, SLG: 0.309	4-0 		0-0 	0-0 			0-0 		0-0 	4 0 1 1 1 0 2	
Willie Mays, R (1, 8) OBP: 0.409, SLG: 0.597	0-3 		4-0 			0-0 			4-0 	3 1 1 0 2 1 1	
Willie McCovey, L (1, 3) OBP: 0.305, SLG: 0.472	0-0 		0-0 			0-0 		0-0 	0-0 	5 0 0 0 0 0 5	
Orlando Cepeda, R (1, 7) OBP: 0.317, SLG: 0.474		0-0 	0-0 			0-0 		0-0 		4 1 3 1 0 0 1	
Felipe Alou, R (1, 9) OBP: 0.355, SLG: 0.441		0-0 	0-3 			0-0 		0-0 		4 0 0 0 0 1 4	
Ed Bailey, L (1, 2) OBP: 0.324, SLG: 0.357		0-0 		0-0 		0-0 		0-0 		4 1 2 1 0 0 1	
Jose Pagan, R (1, 6) OBP: 0.200, SLG: 0.359		0-0 		0-0 		0-0 			0-0 	4 0 1 0 0 0 2	
Juan Marichal, R (1, 1) OBP: 0.222, SLG: 0.222		0-0 		0-0 		0-3 			0-0 	3 0 1 1 0 1 1	
Inning Stats	R: 0 H: 0 E: 0 LOB: 1 K: 2 BB: 1 S: 7 P: 11	R: 2 H: 3 E: 0 LOB: 1 K: 0 BB: 0 S: 6 P: 6	R: 1 H: 1 E: 0 LOB: 1 K: 1 BB: 1 S: 6 P: 10	R: 0 H: 1 E: 0 LOB: 2 K: 0 BB: 1 S: 4 P: 8	R: 0 H: 1 E: 0 LOB: 1 K: 0 BB: 0 S: 4 P: 4	R: 0 H: 1 E: 0 LOB: 1 K: 1 BB: 0 S: 5 P: 5	R: 0 H: 0 E: 0 LOB: 0 K: 0 BB: 0 S: 3 P: 3	R: 0 H: 1 E: 0 LOB: 1 K: 0 BB: 0 S: 4 P: 4	R: 1 H: 2 E: 0 LOB: 2 K: 0 BB: 1 S: 5 P: 9	1B: 7 SF: 0 2B: 4 SAC: 1 3B: 0 DP: 1 HR: 0 HBP: 0	WP: 0 PA: 40 PB: 0 SB: 0 CS: 0
PITCHER Frank Sullivan, R (1, 1) ERA: 3.33 Don Ferrarese, L (9, 1) ERA: 3.38	IP WLS BF H R ER SO BB IBB HBP BLK WP HR S P ERA WHIP 8.2 L 38 10 4 4 4 4 3 0 0 0 0 0 43 55 4.15 1.500 0.1 2 0 0 0 0 0 0 0 1 0 0 0 0 1 5 0.00 0.000	PITCHER IP WLS BF H R ER SO BB IBB HBP BLK WP HR S P ERA WHIP									

San Francisco Giants @ Philadelphia Phillies
 Connie Mack Stadium, Philadelphia, PA
 Fri May 05 1961, 7:05 PM EDT
 Att: 15,674 - Unknown

livebaseballscorecards.com

AB	35
R	4
H	10
RBI	4
BB	4
SO	4
LOB	18



Batter	1	2	3	4	5	6	7	8	9	AB	R	H	RBI	BB	SO	LOB
--------	---	---	---	---	---	---	---	---	---	----	---	---	-----	----	----	-----

Tony Taylor, R <small>OBP: 0.280, SLG: 0.286</small> (1, 4)	0-0 6-3	0-0 1-3		0-0 6-3			0-0 L6		0-3 K	5	0	0	0	0	1	3
Bob Sadowski, L <small>OBP: 0.185, SLG: 0.102</small> (1, 5)	0-0 4-3		0-0 G3		4-0 FC1-5 1B BB		0-0 6-3		0-0 F8	4	0	0	0	1	0	1
Johnny Callison, L <small>OBP: 0.407, SLG: 0.522</small> (1, 9)	0-0 S 1B		0-0 HR		0-0 FC1-5 1B		4-0 BB			3	2	3	1	1	0	0
Tony Gonzalez, L <small>OBP: 0.437, SLG: 0.433</small> (1, 8)	4-0 1B BB		0-0 1B		0-0 FC1-5		0-0 3-1			3	0	1	0	1	0	3
Bobby Gene Smith, R <small>OBP: 0.310, SLG: 0.377</small> (1, 7)	0-0 FC6-4 1B		0-0 F9		0-0 F8		0-0 F8			4	0	1	1	0	0	3
Pancho Herrera, R <small>OBP: 0.329, SLG: 0.389</small> (1, 3)	0-0 FC6-4		0-3 K		0-3 K		0-3 K			4	0	0	0	0	3	5
Clay Dalrymple, L <small>OBP: 0.259, SLG: 0.320</small> (1, 2)		0-0 F8		0-3 K		0-0 P6		0-0 P6		4	0	0	0	0	1	0
Ruben Amaro, R <small>OBP: 0.375, SLG: 0.358</small> Choo-Choo Coleman, L <small>OBP: 0.308, SLG: 0.250</small> (9, PH)		0-3 K		0-0 SH2-4 1B		0-0 F8		0-0 G3		3	0	1	0	0	1	0
Frank Sullivan, R <small>OBP: 1.000, SLG: 1.000</small> Don Ferrarese, R <small>OBP: 0.200, SLG: 0.235</small> Tony Curry, L <small>OBP: 0.200, SLG: 0.235</small> (9, PH)		4-0 BB		0-0 SH2-4		0-0 1-3		0-0 1B		1	0	0	0	1	0	0

Inning Stats	R: 1	H: 2	R: 0	H: 0	R: 1	H: 2	R: 0	H: 1	R: 0	H: 0	R: 0	H: 0	R: 0	H: 1	R: 0	H: 0	R: 0	H: 1	R: 0	H: 0	R: 0	H: 1	1B: 6	SF: 0	WP: 0	PA: 38
	E: 0	LOB: 2	E: 0	LOB: 1	E: 0	LOB: 1	E: 0	LOB: 1	E: 0	LOB: 0	E: 0	LOB: 0	E: 0	LOB: 1	E: 0	LOB: 1	E: 0	LOB: 1	E: 0	LOB: 0	E: 0	LOB: 1	2B: 0	SAC: 1	PB: 0	
	K: 0	BB: 1	K: 1	BB: 1	K: 1	BB: 0	K: 1	BB: 0	K: 0	BB: 0	K: 0	BB: 0	K: 1	BB: 0	K: 1	BB: 0	K: 0	BB: 0	K: 1	BB: 0	K: 0	BB: 0	3B: 0	DP: 0	SB: 1	
	S: 5	P: 9	S: 5	P: 9	S: 7	P: 7	S: 6	P: 6	S: 6	P: 10	S: 3	P: 3	S: 5	P: 5	S: 6	P: 6	S: 5	P: 5	S: 6	P: 6	S: 5	P: 5	HR: 1	HBP: 0	CS: 0	

PITCHER	IP	WLS	BF	H	R	ER	SO	BB	IBB	HBP	BLK	WP	HR	S	P	ERA	WHIP	PITCHER	IP	WLS	BF	H	R	ER	SO	BB	IBB	HBP	BLK	WP	HR	S	P	ERA	WHIP	
Juan Marichal, R <small>ERA: 2.42</small> (1, 1)	9.0	W	38	7	2	2	6	4	0	0	0	0	1	46	62	2.00	1.222																			

BOTTOM

San Francisco Giants @ Philadelphia Phillies
 Connie Mack Stadium, Philadelphia, PA
 Fri May 05 1961, 7:05 PM EDT
 Att. 15,674 - Unknown

livebaseballscorecards.com

AB	33
R	2
H	7
RBI	2
BB	4
SO	6
LOB	15



Batter	1	2	3	4	5	6	7	8	9	AB R H RBI BB SO LOB	TOP											
Jim Davenport, R (1, 5) OBP: 0.415, SLG: 0.622	0-0 F3		0-0 F8			0-0 SF7 1B	0-0 P6			4 1 1 0 0 0 0	San Francisco Giants @ Philadelphia Phillies Connie Mack Stadium, Philadelphia, PA Sun May 07 1961, 3:33 AM EDT Att. 9,985 - Unknown											
Chuck Hiller, L (1, 4) OBP: 0.291, SLG: 0.306	0-0 F7			0-0 F8		0-0 E9 HR 1B		0-0 4-3		4 1 1 0 0 0 0												
Willie Mays, R (1, 8) OBP: 0.424, SLG: 0.590	0-0 F8			4-0 E S SF7 BB		4-0 HR IBB		4-0 BB		1 2 0 0 3 0 0												
Willie McCovey, L (1, 3) OBP: 0.291, SLG: 0.459		0-3 K		0-0 SF7 1-H		0-0 SF7		0-3 K		2 0 0 2 0 2 1												
Orlando Cepeda, R (1, 7) OBP: 0.314, SLG: 0.500		0-0 4-3		0-0 F8		0-0 HR		0-0 L8		4 1 1 3 0 0 1												
Felipe Alou, R (1, 9) OBP: 0.363, SLG: 0.486		0-0 HR			0-0 L3 1B	0-3 K		0-0 1-3		4 1 2 1 0 1 0												
Ed Bailey, L (1, 2) OBP: 0.321, SLG: 0.392		0-0 P2			0-0 L3 1-2		0-0 HR		0-0 F8	4 1 1 1 0 0 1												
Jose Pagan, R (1, 6) OBP: 0.182, SLG: 0.326			0-0 5-3		0-0 6-3		0-0 P5		0-0 6-3	4 0 0 0 0 0 0												
Billy Loes, R (1, 1) OBP: 0.083, SLG: 0.083			0-0 1-3			0-0 F8	0-0 F3			3 0 0 0 0 0 0												
Inning Stats	R: 0 E: 0 K: 0 S: 3	H: 0 LOB: 0 BB: 0 P: 3	R: 1 E: 0 K: 1 S: 6	H: 1 LOB: 0 BB: 0 P: 6	R: 0 E: 0 K: 0 S: 3	H: 0 LOB: 0 BB: 0 P: 3	R: 1 E: 0 K: 0 S: 3	H: 0 LOB: 0 BB: 1 P: 7	R: 0 E: 0 K: 0 S: 3	H: 1 LOB: 0 BB: 0 P: 3	R: 4 E: 1 K: 1 S: 8	H: 3 LOB: 0 BB: 1 P: 12	R: 1 E: 0 K: 0 S: 4	H: 1 LOB: 0 BB: 0 P: 4	R: 0 E: 0 K: 1 S: 5	H: 0 LOB: 1 BB: 1 P: 9	R: 0 E: 0 K: 0 S: 3	H: 0 LOB: 0 BB: 0 P: 3	1B: 3 2B: 1 3B: 0 HR: 3	SF: 2 SAC: 0 DP: 1 HBP: 0	WP: 0 PB: 0 SB: 1 CS: 0	PA: 35
PITCHER	IP WLS BF H R ER SO BB IBB HBP BLK WP HR S P ERA WHIP																					
Robin Roberts, R (1, 1) ERA: 5.5	7.0 L 28 6 7 6 2 1 1 0 0 0 0 3 30 38 7.71 1.000																					
Ken Lehman, L (8, 1) ERA: 6.0	2.0 7 0 0 0 1 1 0 0 0 0 0 0 8 12 0.00 0.500																					

livebaseballscorecards.com

AB	30
R	7
H	6
RBI	7
BB	3
SO	3
LOB	3



Batter	1	2	3	4	5	6	7	8	9	AB R H RBI BB SO LOB
Tony Taylor, R (1, 4) OBP: 0.279, SLG: 0.296	0-0 B3		0-3 K			0-0 1B 2B		0-0 6-3		4 0 1 0 0 1 0
Bob Sadowski, L (1, 5) OBP: 0.207, SLG: 0.132	0-0 FC6-4 1B			0-0 1B 1B		0-0 P6		0-0 1-3		4 0 2 0 0 0 1
Johnny Callison, L (1, 9) OBP: 0.400, SLG: 0.507	0-0 F8			0-0 1B 1B		0-0 F3		0-0 4-3		4 0 1 0 0 0 2
Bobby Gene Smith, R (1, 7) OBP: 0.323, SLG: 0.388	0-0 FC6-4			0-0 1B		0-0 1B			0-0 F8	4 0 2 0 0 0 1
Clay Dalrymple, L (1, 2) OBP: 0.241, SLG: 0.296		0-0 4-3		0-0 P6		0-0 5-3			0-0 P5	4 0 0 0 0 0 4
Pancho Herrera, R (1, 3) OBP: 0.314, SLG: 0.368		0-0 P6		0-3 K			0-3 K		0-0 F9	4 0 0 0 0 2 2
Bobby Del Greco, R (1, 8) OBP: 0.333, SLG: 0.467		0-3 K			0-0 P4		0-0 1B			3 0 1 0 0 1 0
Ruben Amaro, R (1, 6) OBP: 0.364, SLG: 0.345			0-0 4-3		0-3 K		0-3 K			2 0 0 0 0 1 0
Choo-Choo Coleman, L (7, PH) OBP: 0.286, SLG: 0.231										1 0 0 0 0 1 1
Bobby Malkmus, R (8, 6) OBP: 0.222, SLG: 0.167										0 0 0 0 0 0 0
Robin Roberts, S (1, 1)			0-3 K							2 0 0 0 0 1 0
Tony Curry, L (7, PH) OBP: 0.194, SLG: 0.229						0-0 6-3				1 0 0 0 0 0 1
Ken Lehman, L (8, 1)							0-0 G3			0 0 0 0 0 0 0


Inning Stats	R: 0	H: 1	E: 0	K: 0	S: 4	R: 0	H: 0	E: 0	K: 1	S: 5	R: 0	H: 0	E: 0	K: 2	S: 7	R: 0	H: 3	E: 0	K: 1	S: 7	R: 0	H: 0	E: 0	K: 1	S: 5	R: 0	H: 2	E: 0	K: 0	S: 5	R: 0	H: 1	E: 0	K: 2	S: 8	R: 0	H: 0	E: 0	K: 0	S: 3	R: 0	H: 0	E: 0	K: 0	S: 3	1B: 6	SF: 0	2B: 1	SAC: 0	3B: 0	DP: 0	HR: 0	HBP: 0	WP: 0	PA: 33
PITCHER Billy Loes, R (1, 1) ERA: 3.5	IP: 9.0	WLS: W	BF: 33	H: 7	R: 0	ER: 0	SO: 7	BB: 0	IBB: 0	HBP: 0	BLK: 0	WP: 0	HR: 0	S: 47	P: 47	ERA: 0.00	WHIP: 0.778																																						
																		PITCHER	IP	WLS	BF	H	R	ER	SO	BB	IBB	HBP	BLK	WP	HR	S	P	ERA	WHIP																				

BOTTOM

San Francisco Giants @ Philadelphia Phillies
 Connie Mack Stadium, Philadelphia, PA
 Sun May 07 1961, 3:33 AM EDT
 Att. 9,985 - Unknown

livebaseballscores.com

AB	33
R	0
H	7
RBI	0
BB	0
SO	7
LOB	12



Batter	1	2	3	4	5	6	7	8	9	10	AB R H RBI BB SO LOB	TOP										
Maury Wills, S OBP: 0.380, SLG: 0.404 (1, 6)	2-1 1B		1-1 F6		1-0 E6 PB 1-3		1-1 HR 1B		1-3 K		5 1 2 1 0 1 2	Los Angeles Dodgers @ Philadelphia Phillies Connie Mack Stadium, Philadelphia, PA Mon May 08 1961, 7:05 PM EDT Att: 8,529 - Unknown										
Willie Davis, L OBP: 0.357, SLG: 0.531 (1, 8)	1-2 L7			0-1 S 1B	1-2 G3		0-0 HR		0-0 B2-6-4 1B	5 1 3 2 0 0 3												
Tommy Davis, R OBP: 0.381, SLG: 0.567 Bob Lillis, R OBP: 0.333, SLG: 0.333 (1, 5) (10, 5)	2-1 F4			1-0 F7		0-0 F8	1-2 CS 1B		2-0 B2-6-4 1-2f	5 0 1 0 0 0 3 0 0 0 0 0 0 0												
Wally Moon, L OBP: 0.452, SLG: 0.765 Ron Fairly, L OBP: 0.625, SLG: 0.600 (1, 7) (10, 9)	3-2 3-1			4-2 BB 1-2	4-3 BB	2-2 5-3	2-2 CS 1-2	0-0 G3	4-2 2B BB	3 1 0 0 2 0 1 0 0 0 0 0 0 0												
Norm Larker, L OBP: 0.314, SLG: 0.394 Gil Hodges, R OBP: 0.348, SLG: 0.450 (1, 3) (10, PH) (10, 3)		0-1 L6		1-0 4-3 1-2 2-3		2-2 1B		2-3 K	0-0 2B 1-H	4 0 1 0 0 1 2 1 0 1 1 0 0 0												
Frank Howard, R OBP: 0.233, SLG: 0.426 Carl Warwick, R OBP: 0.231, SLG: 0.091 (1, 9) (10, PR) (10, 7)		3-2 F8		2-1 F8		0-0 F7		1-0 5-3	4-0 IBB	4 0 0 0 1 0 3 0 0 0 0 0 0 0												
John Roseboro, L OBP: 0.385, SLG: 0.523 (1, 2)		0-1 F2		2-2 F4			1-2 FC5-4 1B		0-0 SH1-4 1B	5 0 2 0 0 0 2												
Charlie Neal, R OBP: 0.320, SLG: 0.400 (1, 4)			0-0 F7		0-2 S 1B		0-2 FC5-4 WP 1B 1-2f		2-2 F9	4 1 1 0 0 0 2												
Stan Williams, R OBP: 0.429, SLG: 0.273 Jim Gilliam, S OBP: 0.333, SLG: 0.364 Turk Farrell, R OBP: 0.333, SLG: 0.333 (1, 1) (7, PH) (7, 1)			2-1 F8		0-3 K		2-1 4-3 1-3		0-0 SH1-4 1-2	2 0 0 0 0 1 1 1 0 0 0 0 0 1 0 0 0 0 0 0 0												
Inning Stats	R: 0 E: 0 K: 0 S: 12	H: 1 LOB: 1 BB: 0 P: 20	R: 0 E: 0 K: 0 S: 7	H: 0 LOB: 0 BB: 0 P: 10	R: 0 E: 0 K: 0 S: 5	H: 1 LOB: 2 BB: 1 P: 16	R: 0 E: 1 K: 1 S: 13	H: 1 LOB: 2 BB: 0 P: 17	R: 0 E: 0 K: 0 S: 8	H: 1 LOB: 1 BB: 0 P: 12	R: 3 E: 0 K: 0 S: 18		H: 4 LOB: 0 BB: 0 P: 25	R: 0 E: 0 K: 1 S: 5	H: 0 LOB: 0 BB: 0 P: 8	R: 0 E: 0 K: 1 S: 9	H: 1 LOB: 1 BB: 0 P: 12	R: 1 E: 0 K: 0 S: 8	H: 2 LOB: 2 BB: 2 P: 19	1B: 9 2B: 1 3B: 0 HR: 1	SF: 0 SAC: 1 DP: 1 HBP: 0	WP: 1 PB: 1 SB: 2 CS: 1
PITCHER Dallas Green, R ERA: 3.48 Chris Short, L ERA: 3.94	IP 6.2	WLS L	BF 30	H 8	R 3	ER 3	SO 1	BB 1	IBB 0	HBP 0	BLK 0	WP 1	HR 1	S 69	P 104	ERA 4.05	WHIP 1.350					

livebaseballscorecards.com



BOTTOM

Los Angeles Dodgers @ Philadelphia Phillies
Connie Mack Stadium, Philadelphia, PA
Mon May 08 1961, 7:05 PM EDT
Att. 8,529 - Unknown

livebaseballscorecards.com

AB 38
R 3
H 7
RBI 3
BB 6
SO 10
LOB 26



WP: 0 PA: 46
PB: 0
SB: 0
CS: 0

AB R H RBI BB SO LOB

4 1 0 0 1 1 2

5 0 1 0 0 1 4

4 0 2 2 1 0 2

3 0 0 0 2 0 4

4 0 1 1 0 1 4

4 0 0 0 1 1 3

5 0 0 0 0 2 5

2 1 0 0 1 1 2

1 0 0 0 0 1 0

0 0 0 0 0 0 0

1 0 1 0 0 0 0

0 0 0 0 0 0 0

3 1 1 0 0 1 0

1 0 0 0 0 1 0

1 0 1 0 0 0 0

1B: 5 SF: 1
2B: 2 SAC: 1
3B: 0 DP: 0
HR: 0 HBP: 0

Batter	1	2	3	4	5	6	7	8	9	10
Tony Taylor, R OBP: 0.275, SLG: 0.282 (1, 4)	3-2 5-3		1-1 SH3		4-2 1B SF9 BB	1-3 K			2-2 4-3	0-1 1-3
Bobby Gene Smith, R OBP: 0.313, SLG: 0.387 (1, 7)	2-1 4-3		2-2 E5 FC6-4		0-3 K		0-2 F3		1-1 2B	
Johnny Callison, L OBP: 0.411, SLG: 0.519 (1, 9)	0-0 3-1		0-0 F7		3-2 BB 1B		2-2 2B		4-0 IBB	
Tony Gonzalez, L OBP: 0.434, SLG: 0.413 (1, 8)		0-2 6-3	2-1 FC6-4		4-0 BB IBB		4-0 IBB		2-2 F2	
Charley Smith, R OBP: 0.267, SLG: 0.500 (1, 5)		2-1 1B		1-1 4-3	0-1 SF9		2-1 F6		1-3 K	
Pancho Herrera, R OBP: 0.308, SLG: 0.350 (1, 3)		1-2 E1 4-3		1-2 6-3	4-2 3-H BB		0-0 5-3			2-3 K
Choo-Choo Coleman, L OBP: 0.211, SLG: 0.167 (1, 2)		3-2 4-3		1-3 K	2-3 K			0-0 F9		1-1 F9
Ruben Amaro, R OBP: 0.362, SLG: 0.333 (1, 6)		1-3 K			4-0 BB 1B BB	0-0 F8		2-3 K		0-2 1B
Bob Sadowski, L OBP: 0.203, SLG: 0.130 (8, PH)										
Bobby Malkmus, R OBP: 0.222, SLG: 0.167 (9, 6)										
Clay Dalrymple, L OBP: 0.254, SLG: 0.309 (10, PH)										
Lee Walls, R (10, PR)										
Dallas Green, L OBP: 0.286, SLG: 0.231 (1, 1)			0-1 E2 SH3		0-1 BB 1B	3-3 K		1-3 K		0-1 1B
Chris Short, R (7, 1)										
Tony Curry, L OBP: 0.216, SLG: 0.250 (10, PH)										

Inning Stats	R: 0	H: 0	E: 0	K: 0	S: 6	P: 11	R: 0	H: 1	E: 1	K: 1	S: 16	P: 23	R: 0	H: 0	E: 2	K: 0	S: 10	P: 15	R: 0	H: 0	E: 0	K: 1	S: 10	P: 13	R: 3	H: 2	E: 0	K: 2	S: 22	P: 43	R: 0	H: 0	E: 0	K: 2	S: 7	P: 11	R: 0	H: 1	E: 0	K: 0	S: 10	P: 18	R: 0	H: 0	E: 0	K: 2	S: 9	P: 12	R: 0	H: 1	E: 0	K: 1	S: 16	P: 26	R: 0	H: 2	E: 0	K: 1	S: 13	P: 16	1B: 5	SF: 1	2B: 2	SAC: 1	3B: 0	DP: 0	HR: 0	HBP: 0	WP: 0	PA: 46
--------------	------	------	------	------	------	-------	------	------	------	------	-------	-------	------	------	------	------	-------	-------	------	------	------	------	-------	-------	------	------	------	------	-------	-------	------	------	------	------	------	-------	------	------	------	------	-------	-------	------	------	------	------	------	-------	------	------	------	------	-------	-------	------	------	------	------	-------	-------	-------	-------	-------	--------	-------	-------	-------	--------	-------	--------

PITCHER	IP	WLS	BF	H	R	ER	SO	BB	IBB	HBP	BLK	WP	HR	S	P	ERA	WHIP
Stan Williams, R ERA: 5.25 (1, 1)	6.0		28	3	3	3	6	3	1	0	0	0	0	71	116	4.50	1.000
Turk Farrell, R ERA: 3.78 (7, 1)	4.0	W	18	4	0	0	4	0	2	0	0	0	0	48	72	0.00	1.000

Batter	1	2	3	4	5	6	7	8	9	AB R H RBI BB SO LOB	TOP				
Maury Wills, S OBP: 0.385, SLG: 0.409 (1, 6) C X	0-1 F7	1-1 E 1B		0-0 FC4-6 1-2 1B	3-3 K					4 0 2 0 0 1 2					
Jim Gilliam, S OBP: 0.327, SLG: 0.340 (1, 5) B B B B	4-1 2B SF8 BB	0-2 F7		1-2 E4 FC4-6 1-2 2-3		2-0 1-3				3 1 0 0 1 0 3					
Willie Davis, L OBP: 0.351, SLG: 0.529 (1, 8) C X	0-1 1-3 2B		1-0 4-3	0-0 FC4-6 1-2f 2-3 3-H		0-1 G3				4 0 1 1 0 0 2					
Wally Moon, L OBP: 0.464, SLG: 0.759 (1, 7) B B B B	4-0 IBB		4-0 1B SF8 BB	0-3 K		2-1 1B				2 1 1 0 2 1 2					
Norm Larker, L OBP: 0.324, SLG: 0.449 (1, 3) X	0-0 SF8		0-1 1-3 1B		0-0 HR	0-0 F4				3 1 2 2 0 0 1					
John Roseboro, L OBP: 0.383, SLG: 0.522 (1, 2) F X	0-1 3-H F5		0-1 SF8		3-2 FC3-6 1B					2 0 1 1 0 0 2					
Ron Fairly, L OBP: 0.545, SLG: 0.875 (1, 9) B B B B		2-1 HR	1-2 5-3		1-2 FC3-6 1-2f E					3 1 1 1 0 0 2					
Charlie Neal, R OBP: 0.308, SLG: 0.384 (1, 4) S B B B		1-1 F6		0-3 K	0-2 E5					3 0 0 0 0 1 1					
Don Drysdale, R (1, 1) S B B B		2-3 K		0-3 K E 1B FC4-6	0-0 F3					3 1 0 0 0 2 2					
Inning Stats	R: 1 E: 0 K: 0 S: 8	H: 1 LOB: 2 BB: 2 P: 16	R: 1 E: 1 K: 1 S: 12	H: 2 LOB: 1 BB: 0 P: 18	R: 1 E: 0 K: 0 S: 7	H: 1 LOB: 1 BB: 1 P: 14	R: 1 E: 1 K: 3 S: 17	H: 1 LOB: 2 BB: 0 P: 18	R: 1 E: 1 K: 1 S: 14	H: 2 LOB: 2 BB: 0 P: 21	R: 0 E: 0 K: 0 S: 6	H: 1 LOB: 1 BB: 0 P: 10	1B: 5 2B: 1 3B: 0 HR: 2	SF: 2 SAC: 0 DP: 0 HBP: 0	WP: 1 PA: 32 PB: 0 SB: 0 CS: 0
PITCHER	IP WLS BF H R ER SO BB IBB HBP BLK WP HR S P ERA WHIP														
Art Mahaffey, R (1, 1) ERA: 2.37	4.0 L 23 6 5 4 4 2 1 0 0 1 2 45 67 9.00 2.000														
Don Ferrarese, L (5, 1) ERA: 3.09	1.0 5 1 0 0 1 0 0 0 0 0 0 13 20 0.00 1.000														
Ken Lehman, L (6, 1) ERA: 5.14	1.0 4 1 0 0 0 0 0 0 0 0 0 6 10 0.00 1.000														

Los Angeles Dodgers @ Philadelphia Phillies
 Connie Mack Stadium, Philadelphia, PA

Tue May 09 1961, 7:05 PM EDT
 Att: 11,483 - Unknown

livebaseballscorecards.com

AB	27
R	5
H	8
RBI	5
BB	3
SO	5
LOB	17



Batter	1	2	3	4	5	6	7	8	9	AB R H RBI BB SO LOB
--------	---	---	---	---	---	---	---	---	---	----------------------

Tony Taylor, R <small>(1, 4) OBP: 0.277, SLG: 0.284</small>	1-1 		0-0 		2-1 					3 0 1 0 0 0 0
Bobby Gene Smith, R <small>(1, 7) OBP: 0.300, SLG: 0.369</small>	1-3 		1-2 		2-2 					3 0 0 0 0 1 2
Johnny Callison, L <small>(1, 9) OBP: 0.402, SLG: 0.506</small>	2-1 			1-1 						2 0 0 0 0 0 0
Tony Gonzalez, L <small>(1, 8) OBP: 0.423, SLG: 0.400</small>		1-0 		1-1 						2 0 0 0 0 0 0
Charley Smith, R <small>(1, 5) OBP: 0.250, SLG: 0.467</small>		0-1 		0-0 						2 0 0 0 0 0 0
Pancho Herrera, R <small>(1, 3) OBP: 0.312, SLG: 0.378</small>		1-2 			3-2 					2 1 1 0 0 0 0
Choo-Choo Coleman, L <small>(1, 2) OBP: 0.286, SLG: 0.263</small>		1-1 			4-1 					1 1 1 1 1 0 0
Ruben Amaro, R <small>(1, 6) OBP: 0.366, SLG: 0.339</small>		3-3 			0-2 					2 0 1 0 0 1 1
Art Mahaffey, R <small>(1, 1)</small>			0-0 		2-1 					1 0 0 0 0 0 0
Don Ferrarese, R <small>(5, 1) OBP: 1.000, SLG: 1.000</small>					1-2 					0 0 0 0 0 0 0
Clay Dalrymple, L <small>(5, PH) OBP: 0.250, SLG: 0.304</small>										1 0 0 1 0 0 1
Ken Lehman, L <small>(6, 1)</small>										0 0 0 0 0 0 0

Inning Stats	R: 0	H: 0	E: 0	LOB: 0	K: 1	BB: 0	S: 7	P: 11	R: 1	H: 2	E: 0	LOB: 1	K: 1	BB: 0	S: 12	P: 18	R: 0	H: 0	E: 0	LOB: 0	K: 0	BB: 0	S: 5	P: 6	R: 0	H: 0	E: 0	LOB: 0	K: 0	BB: 0	S: 5	P: 7	R: 1	H: 2	E: 0	LOB: 2	K: 0	BB: 1	S: 16	P: 29
--------------	------	------	------	--------	------	-------	------	-------	------	------	------	--------	------	-------	-------	-------	------	------	------	--------	------	-------	------	------	------	------	------	--------	------	-------	------	------	------	------	------	--------	------	-------	-------	-------

PITCHER	IP	WLS	BF	H	R	ER	SO	BB	IBB	HBP	BLK	WP	HR	S	P	ERA	WHIP	PITCHER	IP	WLS	BF	H	R	ER	SO	BB	IBB	HBP	BLK	WP	HR	S	P	ERA	WHIP				
Don Drysdale, R <small>(1, 1) ERA: 2.7</small>	5.0	W	20	4	2	2	2	1	0	0	0	0	0	45	71	3.60	1.000																						

BOTTOM

Los Angeles Dodgers @ Philadelphia Phillies
 Connie Mack Stadium, Philadelphia, PA
 Tue May 09 1961, 7:05 PM EDT
 Att. 11,483 - Unknown

livebaseballscorecards.com

AB	19
R	2
H	4
RBI	2
BB	1
SO	2
LOB	4



1B: 2	SF: 0	WP: 0	PA: 20
2B: 1	SAC: 0	PB: 0	
3B: 1	DP: 0	SB: 0	
HR: 0	HBP: 0	CS: 0	

Batter	1	2	3	4	5	6	7	8	9	AB R H RBI BB SO LOB
Tony Taylor, R OBP: 0.265, SLG: 0.272 (1, 4)	1-1 5-3		1-1 L9-3		2-3 K			3-3 K		4 0 0 0 0 2 2
Johnny Callison, L OBP: 0.406, SLG: 0.506 (1, 7)	0-0 1B		2-2 G3			3-2 G4-6-3 1B		0-0 F5		4 0 2 0 0 0 0
Don Demeter, R OBP: 0.222, SLG: 0.242 (1, 8)	0-1 F7			0-0 E5 FC1-4		1-2 G4-6-3 1B		0-0 4-3		4 0 0 0 0 0 2
Bobby Gene Smith, R OBP: 0.284, SLG: 0.348 (1, 9)	0-0 4-3			0-2 FC1-4		2-2 L7		3-2 F8		4 0 0 0 0 0 2
Charley Smith, R OBP: 0.278, SLG: 0.471 (1, 5) (8, 6)		2-1 F7		2-3 K		1-0 1B		0-1 1B		4 0 2 0 0 1 1
Pancho Herrera, R OBP: 0.309, SLG: 0.365 (1, 3)		4-2 BB		2-3 K		0-1 G6-4-3 1B		0-1 L9		3 0 0 0 1 1 3
Cal Neeman, R OBP: 0.333, SLG: 0.235 (1, 2)		0-0 L8			4-2 G3 WP BB		1-0 1B			2 0 1 0 1 0 1
Ruben Amaro, R OBP: 0.356, SLG: 0.328 Jim Woods, R (7, PH) (8, 5)		2-3 K			1-2 G3		0-0 L7			2 0 0 0 0 1 2 1 0 0 0 0 0 1
Frank Sullivan, R Don Ferrarese, R Ken Walters, R Jack Baldschun, R (1, 1) (7, 1) (8, PH) (9, 1)			4-2 L9-3 BB		0-1 1-3			0-3 K		1 0 0 0 1 0 1 0 0 0 0 0 0 0 1 0 0 0 0 1 0 0 0 0 0 0 0 0

Inning Stats	R: 0 E: 0 K: 0 S: 6	H: 1 LOB: 1 BB: 0 P: 7	R: 0 E: 0 K: 1 S: 9	H: 0 LOB: 1 BB: 1 P: 17	R: 0 E: 0 K: 0 S: 8	H: 0 LOB: 0 BB: 1 P: 15	R: 0 E: 1 K: 2 S: 10	H: 0 LOB: 1 BB: 0 P: 14	R: 0 E: 0 K: 1 S: 12	H: 0 LOB: 1 BB: 1 P: 19	R: 0 E: 0 K: 0 S: 10	H: 1 LOB: 0 BB: 0 P: 16	R: 0 E: 0 K: 0 S: 5	H: 2 LOB: 1 BB: 0 P: 7	R: 0 E: 0 K: 2 S: 7	H: 0 LOB: 0 BB: 0 P: 10	R: 0 E: 0 K: 0 S: 8	H: 1 LOB: 1 BB: 0 P: 11	1B: 5 2B: 1 3B: 0 HR: 0	SF: 0 SAC: 0 DP: 3 HBP: 0
--------------	------------------------------	---------------------------------	------------------------------	----------------------------------	------------------------------	----------------------------------	-------------------------------	----------------------------------	-------------------------------	----------------------------------	-------------------------------	----------------------------------	------------------------------	---------------------------------	------------------------------	----------------------------------	------------------------------	----------------------------------	----------------------------------	------------------------------------


PITCHER	IP	WLS	BF	H	R	ER	SO	BB	IBB	HBP	BLK	WP	HR	S	P	ERA	WHIP
Johnny Podres, L ERA: 1.52 (1, 1)	9.0	W	33	5	0	0	6	3	0	0	0	1	0	75	116	0.00	0.889

BOTTOM

Los Angeles Dodgers @ Philadelphia Phillies
 Connie Mack Stadium, Philadelphia, PA
 Wed May 10 1961, 7:05 PM EDT
 Att. 8,170 - Unknown

AB	30
R	0
H	5
RBI	0
BB	3
SO	6
LOB	15

WP: 1 PA: 33
 PB: 0 SB: 0 CS: 0



Batter	1	2	3	4	5	6	7	8	9	AB R H RBI BB SO LOB	TOP											
Don Landrum, L OBP: 0.211, SLG: 0.231 (1, 8) (7, 7)	0-0 F8		0-0 1-3			0-3 K	0-0 HR		0-0 SH3-4 1B	5 2 2 1 0 1 0												
Julian Javier, R OBP: 0.329, SLG: 0.347 (1, 4)	0-0 F8		0-0 L7			1-0 BB 1B HBP	0-0 FC5 S 1B		0-0 SH3-4	3 1 1 0 0 0 0												
Joe Cunningham, L OBP: 0.500, SLG: 0.579 (1, 9)	0-0 L4			0-0 1-3		0-0 4-3	0-0 P4		0-0 G5-4-3 1B	5 0 1 1 0 0 2												
Ken Boyer, R OBP: 0.386, SLG: 0.514 (1, 5)		0-0 1B 1B		0-0 G6-4-3 1B		4-0 BB 1B BB	0-3 K		0-0 G5-4-3	4 1 2 0 1 1 2												
Stan Musial, L OBP: 0.355, SLG: 0.412 Curt Flood, R OBP: 0.389, SLG: 0.333 (7, PR) (7, 8)		0-0 1B		0-0 G6-4-3		4-0 1B BB	4-0 1B IBB			2 1 1 0 2 0 1 0 0 0 0 0 0 0												
Daryl Spencer, R OBP: 0.379, SLG: 0.466 (1, 6)		0-0 P4			0-0 G3 1B	0-0 2B 1B	0-0 FC5			4 0 2 2 0 0 4												
Bill White, L OBP: 0.253, SLG: 0.267 (1, 3)		0-0 F8			0-0 G3	0-0 2B		0-3 K		4 0 1 1 0 1 3												
Hal Smith, R OBP: 0.254, SLG: 0.264 (1, 2)		0-0 F9			0-0 6-3	4-0 IBB		0-0 6-3		3 0 0 0 1 0 3												
Ernie Broglio, R OBP: 0.211, SLG: 0.188 (1, 1)			0-0 F7		0-0 F9	0-3 K		0-0 P4		4 0 0 0 0 1 4												
Inning Stats	R: 0 E: 0 K: 0 S: 3	H: 0 LOB: 0 BB: 0 P: 3	R: 0 E: 0 K: 0 S: 5	H: 2 LOB: 2 BB: 0 P: 5	R: 0 E: 0 K: 0 S: 3	H: 0 LOB: 0 BB: 0 P: 3	R: 0 E: 0 K: 0 S: 3	H: 1 LOB: 0 BB: 0 P: 3	R: 0 E: 0 K: 0 S: 4	H: 1 LOB: 1 BB: 0 P: 4	R: 3 E: 0 K: 2 S: 9	H: 2 LOB: 3 BB: 3 P: 22	R: 1 E: 0 K: 1 S: 7	H: 2 LOB: 2 BB: 1 P: 11	R: 0 E: 0 K: 1 S: 5	H: 0 LOB: 0 BB: 0 P: 5	R: 1 E: 0 K: 0 S: 4	H: 2 LOB: 0 BB: 0 P: 4	1B: 8 2B: 1 3B: 0 HR: 1	SF: 0 SAC: 1 DP: 2 HBP: 1	WP: 0 PB: 0 SB: 1 CS: 0	PA: 40
PITCHER	IP WLS BF H R ER SO BB IBB HBP BLK WP HR S P ERA WHIP																					
John Buzhardt, R ERA: 4.01 (1, 1)	6.0 L 29 8 4 4 2 2 1 1 0 0 0 1 29 42 6.00 1.667																					
Jack Baldschun, R ERA: 3.18 (7, 1)	1.0 4 0 0 0 1 0 1 0 0 0 0 5 9 0.00 0.000																					
Ken Lehman, L ERA: 5.0 (8, 1)	2.0 7 2 1 1 1 0 0 0 0 0 0 9 9 4.50 1.000																					

St. Louis Cardinals @ Philadelphia Phillies
 Connie Mack Stadium, Philadelphia, PA

Fri May 12 1961, 7:05 PM EDT
 Att. 5,463 - Unknown

livebaseballscorecards.com

AB 34
 R 5
 H 10
 RBI 5
 BB 4
 SO 4
 LOB 19



Batter	1	2	3	4	5	6	7	8	9	AB R H RBI BB SO LOB	TOP
Don Landrum, L (1, 8) OBP: 0.213, SLG: 0.232	0-0 4-3		0-0 F9		0-0 1-3			0-0 1B 1B		4 0 1 0 0 0 0	
Julian Javier, R (1, 4) OBP: 0.329, SLG: 0.360 Walt Moryn, L (8, PH) OBP: 0.208, SLG: 0.261 Alex Grammas, R (8, 4) OBP: 0.214, SLG: 0.167	0-0 1-3		0-0 4-3 2B		0-0 F8			0-0 P6		3 0 1 0 0 0 0 1 0 0 0 0 0 1 0 0 0 0 0 0 0	
Joe Cunningham, L (1, 9) OBP: 0.490, SLG: 0.557	4-0 BB		0-0 4-3		0-0 F2			0-3 K		3 0 0 0 1 1 2	
Ken Boyer, R (1, 5) OBP: 0.391, SLG: 0.513	0-3 K		0-0 5-3		0-0 PB 1B			0-0 1-3 1B		4 0 2 0 0 1 2	
Stan Musial, L (1, 7) OBP: 0.348, SLG: 0.389		4-0 BB BB BB		0-3 K		0-0 F3		0-0 F9		3 1 0 0 1 1 3	
Bill White, L (1, 3) OBP: 0.241, SLG: 0.253		0-0 G3		0-0 L3		0-3 K		0-0 F5		4 0 0 0 0 1 2	
Daryl Spencer, R (1, 6) OBP: 0.385, SLG: 0.461		0-0 F9		4-0 BB		0-0 G4-6-3 1B		0-0 F8		3 0 1 0 1 0 1	
Hal Smith, R (1, 2) OBP: 0.262, SLG: 0.273 Carl Sawatski, L (7, PH) OBP: 0.500, SLG: 0.500		0-0 1B 2-H 1B		0-3 K		0-0 G4-6-3 1-2f		0-0 L3		2 0 1 1 0 1 1 2 0 0 0 0 0 1	
Ray Sadecki, L (1, 1) OBP: 0.273, SLG: 0.364 Bob Miller, R (5, 1) OBP: 0.500, SLG: 1.000 Curt Flood, R (7, PH) OBP: 0.368, SLG: 0.313 Al Cicotte, R (7, 1)		0-0 1-3 1B		0-0 1-3		0-0 6-3				2 0 1 0 0 0 0 0 0 0 0 0 0 0 1 0 0 0 0 0 0 0 0 0 0 0 0 0	
Inning Stats	R: 0 E: 0 K: 1 S: 5 H: 0 LOB: 1 BB: 1 P: 9	R: 1 E: 0 K: 0 S: 4 H: 2 LOB: 2 BB: 1 P: 8	R: 0 E: 0 K: 0 S: 4 H: 1 LOB: 1 BB: 0 P: 4	R: 0 E: 0 K: 2 S: 7 H: 0 LOB: 1 BB: 1 P: 11	R: 0 E: 0 K: 0 S: 3 H: 0 LOB: 0 BB: 0 P: 3	R: 0 E: 0 K: 1 S: 6 H: 1 LOB: 1 BB: 0 P: 6	R: 0 E: 0 K: 0 S: 3 H: 1 LOB: 0 BB: 0 P: 3	R: 0 E: 0 K: 1 S: 7 H: 2 LOB: 2 BB: 0 P: 7	R: 0 E: 0 K: 0 S: 3 H: 0 LOB: 0 BB: 0 P: 3	1B: 6 2B: 1 3B: 0 HR: 0 SF: 0 SAC: 0 DP: 1 HBP: 0	WP: 0 PB: 1 SB: 0 CS: 0 PA: 35
PITCHER Art Mahaffey, R (1, 1) ERA: 2.11	IP: 9.0 WLS: W BF: 35 H: 7 R: 1 ER: 1 SO: 5 BB: 3 IBB: 0 HBP: 0 BLK: 0 WP: 0 HR: 0 S: 42 P: 54 ERA: 1.00 WHIP: 1.111										

St. Louis Cardinals @ Philadelphia Phillies
 Connie Mack Stadium, Philadelphia, PA
 Sat May 13 1961, 7:05 PM EDT
 Att. 5,827 - Unknown

livebaseballscorecards.com

AB	32
R	1
H	7
RBI	1
BB	3
SO	5
LOB	13



Batter	1	2	3	4	5	6	7	8	9	AB	R	H	RBI	BB	SO	LOB	
Tony Taylor, R OBP: 0.271, SLG: 0.277 (1, 4)	0-0 6-3		0-0 1B		0-0 SH 1B SF9 1B		0-0 5-3			4	1	2	0	0	0	0	
Johnny Callison, L OBP: 0.433, SLG: 0.511 (1, 7)	4-0 1B BB		0-0 F4		0-0 SF9 SH 1-2 1B		0-0 S 1B			3	0	2	0	1	0	1	
Don Demeter, R OBP: 0.233, SLG: 0.250 (1, 8)	0-3 K		0-0 1-3		0-0 SH 1-2 2-3 BB		0-0 L4			3	0	0	0	0	1	3	
Bobby Gene Smith, R OBP: 0.291, SLG: 0.356 (1, 9)	0-0 1-2 1B			0-0 WP SH3 SF8 1B		0-0 SF9		0-3 K		3	1	2	1	0	1	1	
Charley Smith, R OBP: 0.279, SLG: 0.450 (1, 6)	0-0 F8			0-0 SH3		0-0 L3 BB		0-0 2B		2	0	1	0	1	0	2	
Pancho Herrera, R OBP: 0.311, SLG: 0.389 (1, 3)		0-3 K		4-0 WP 2B BB		0-0 L3		0-0 1-3		1	1	0	0	1	1	0	
Tony Gonzalez, L OBP: 0.434, SLG: 0.429 (5, PH)										1	0	0	0	0	0	3	
Ruben Amaro, R OBP: 0.351, SLG: 0.323 (6, 3)										1	0	0	0	0	0	1	
Jim Woods, R OBP: 0.083, SLG: 0.091 (1, 5)		0-0 F3		0-0 SF8		0-3 K		0-0 L8		3	0	0	1	0	1	1	
Cal Neeman, R OBP: 0.360, SLG: 0.300 (1, 2)		0-3 K		0-0 2-H 2B		0-0 5-3		4-0 IBB		3	0	1	1	1	1	0	
Art Mahaffey, R (1, 1)			0-0 4-3		0-3 K		0-0 F7		0-0 F9		4	0	0	0	0	1	3

Inning Stats	R: 0	H: 1	E: 0	K: 1	S: 6	LOB: 2	BB: 1	P: 10	R: 0	H: 0	E: 0	K: 2	S: 7	LOB: 0	BB: 0	P: 7	R: 0	H: 1	E: 0	K: 0	S: 4	LOB: 1	BB: 0	P: 4	R: 2	H: 2	E: 0	K: 1	S: 7	LOB: 1	BB: 1	P: 11	R: 1	H: 2	E: 0	K: 0	S: 5	LOB: 2	BB: 1	P: 9	R: 0	H: 0	E: 0	K: 1	S: 5	LOB: 0	BB: 0	P: 5	R: 0	H: 1	E: 0	K: 1	S: 6	LOB: 1	BB: 0	P: 6	R: 0	H: 1	E: 0	K: 0	S: 4	LOB: 2	BB: 1	P: 8
PITCHER	IP	WLS	BF	H	R	ER	SO	BB	IBB	HBP	BLK	WP	HR	S	P	ERA	WHIP																																															
Ray Sadecki, L ERA: 2.7 (1, 1)	4.1	L	23	6	3	3	4	3	0	0	0	1	0	28	40	6.23	2.077																																															
Bob Miller, R ERA: 4.82 (5, 1)	1.2		4	0	0	0	1	0	0	0	0	0	0	6	6	0.00	0.000																																															
Al Cicotte, R ERA: 5.91 (7, 1)	2.0		9	2	0	0	1	0	1	0	0	0	0	10	14	0.00	1.000																																															


BOTTOM

St. Louis Cardinals @ Philadelphia Phillies
Connie Mack Stadium, Philadelphia, PA

Sat May 13 1961, 7:05 PM EDT
 Att. 5,827 - Unknown

livebaseballscorecards.com

AB	28
R	3
H	8
RBI	3
BB	4
SO	6
LOB	15



WP: 1	PA: 36
PB: 0	SB: 1
CS: 0	

Batter	1	2	3	4	5	6	7	8	9	AB R H RBI BB SO LOB	TOP																	
Don Landrum, L (1, 8) OBP: 0.227, SLG: 0.246	0-0 1B 4-3 1B		0-0 F8		0-0 FC6-4 1B		0-0 G3		0-0 1-3	5 1 2 0 0 0 0																		
Julian Javier, R (1, 4) OBP: 0.321, SLG: 0.350	0-0 4-3 1-3 S 1B		0-0 1-3		0-0 FC6-4 1-2f			0-0 F7	0-0 1-3	5 0 1 0 0 0 1																		
Joe Cunningham, L (1, 9) (8, 3) OBP: 0.486, SLG: 0.542	0-0 4-3 1-3 3-H		4-0 BB			0-0 1B SF7 1B		0-0 4-3	0-0 6-3	4 1 1 1 1 0 1																		
Ken Boyer, R (1, 5) OBP: 0.406, SLG: 0.513	4-0 FC6 BB		0-3 K			0-0 1-3 1B		4-0 1B 2B BB BB		2 1 1 0 2 1 1																		
Daryl Spencer, R (1, 6) OBP: 0.389, SLG: 0.449	0-3 K			4-0 BB BB BB	4-0 FC3-6 BB		0-0 L4	4-0 1-2 1B BB		2 0 0 0 2 1 4																		
Don Taussig, R (8, PR) (8, 9) OBP: 0.474, SLG: 0.706										0 1 0 0 0 0 0																		
Bill White, L (1, 3) OBP: 0.233, SLG: 0.247	0-0 FC6 1-2f			0-0 FC3-6 G1-6-3 1-2f		0-0 SF7 3-H		0-0 1-2 2-3 1B		2 0 0 1 0 0 3																		
Gene Oliver, R (8, PH) (8, 2) OBP: 0.500, SLG: 0.333										1 0 1 0 0 0 0																		
Charlie James, R (1, 7) OBP: 0.375, SLG: 0.563		0-0 F7		0-0 G1-6-3 1-2f		0-0 4-3		0-0 1-3 2-H 3-H 2B		4 0 1 2 0 0 2																		
Hal Smith, R (1, 2) OBP: 0.270, SLG: 0.268		4-0 BB BB BB			0-0 6-3		0-0 3-1	4-0 BB		1 0 0 0 1 0 0																		
Carl Sawatski, L (7, PH) (7, 2) OBP: 0.478, SLG: 0.471										1 0 0 0 0 0 0																		
Alex Grammas, R (8, PH) (8, 6) OBP: 0.267, SLG: 0.167		0-0 BB								0 0 0 0 1 0 0																		
Larry Jackson, R (1, 1) OBP: 0.350, SLG: 0.294		0-0 G6-4-3			0-0 1-3		0-0 6-3	0-0 4-3		3 0 0 0 0 0 1																		
Curt Flood, R (8, PH) OBP: 0.350, SLG: 0.294										1 0 0 0 0 0 3																		
Lindy McDaniel, R (8, 1)										0 0 0 0 0 0 0																		
Inning Stats	R: 1 E: 0 K: 1 S: 7 H: 2 LOB: 2 BB: 1 P: 11	R: 0 E: 0 K: 0 S: 2 H: 0 LOB: 0 BB: 1 P: 6	R: 0 E: 0 K: 1 S: 5 H: 0 LOB: 1 BB: 1 P: 9	R: 0 E: 0 K: 0 S: 2 H: 0 LOB: 0 BB: 1 P: 6	R: 0 E: 0 K: 0 S: 4 H: 0 LOB: 1 BB: 0 P: 4	R: 1 E: 0 K: 0 S: 5 H: 2 LOB: 1 BB: 0 P: 5	R: 0 E: 0 K: 0 S: 3 H: 0 LOB: 0 BB: 0 P: 3	R: 2 E: 0 K: 0 S: 5 H: 2 LOB: 3 BB: 3 P: 17	R: 0 E: 0 K: 0 S: 3 H: 0 LOB: 0 BB: 0 P: 3	1B: 6 2B: 1 3B: 0 HR: 0 SF: 1 SAC: 0 DP: 2 HBP: 0	WP: 0 PB: 0 SB: 1 CS: 0 PA: 39																	
PITCHER	IP WLS BF H R ER SO BB IBB HBP BLK WP HR S P ERA WHIP											PITCHER	IP WLS BF H R ER SO BB IBB HBP BLK WP HR S P ERA WHIP															
Dallas Green, R (1, 1) ERA: 3.72	7.2	32	5	4	4	2	6	0	0	0	0	0	0	30	54	4.70	1.435											
Chris Short, L (8, 1) ERA: 3.63	1.1	W	7	2	0	0	1	0	0	0	0	0	0	6	10	0.00	2.250											

St. Louis Cardinals @ Philadelphia Phillies
 Connie Mack Stadium, Philadelphia, PA
 Sun May 14 1961, 3:33 AM EDT
 Att. 4,276 - Unknown

livebaseballscorecards.com

AB	31
R	4
H	7
RBI	4
BB	7
SO	2
LOB	16



Batter	1	2	3	4	5	6	7	8	9	AB R H RBI BB SO LOB	TOP											
Don Blasingame, L (1, 4) OBP: 0.257, SLG: 0.206	0-0 F8		0-0 4-3		0-0 P4		0-0 F8			4 0 0 0 0 0 0	Cincinnati Reds @ Philadelphia Phillies Connie Mack Stadium, Philadelphia, PA Tue May 16 1961, 7:05 PM EDT Att. 5,428 - Unknown livebaseballscorecards.com											
Vada Pinson, L (1, 8) OBP: 0.316, SLG: 0.381	0-0 2B		0-3 K		0-0 4-3		0-0 4-3			4 0 1 0 0 1 0												
Gus Bell, L (1, 9) OBP: 0.271, SLG: 0.326	0-3 K			0-0 FC1-6 HR 1B	0-0 F7			0-0 L7		4 1 1 0 0 1 1												
Frank Robinson, R (1, 7) OBP: 0.368, SLG: 0.570	4-0 BB			0-0 FC1-6 1-2 1B		0-0 HR		0-3 K		3 1 2 1 1 1 0												
Gordy Coleman, L (1, 3) OBP: 0.321, SLG: 0.548	0-0 4-3			0-0 FC1-6 HR 1-2f 2-3		4-0 FC5-4 BB		0-3 K		3 1 0 0 1 1 4												
Gene Freese, R (1, 5) OBP: 0.297, SLG: 0.375		0-0 F7		0-0 HR 1-H 3-H	0-0 P6			0-0 CS 1B		4 1 2 3 0 0 1												
Eddie Kasko, R (1, 6) OBP: 0.373, SLG: 0.418		0-0 5-3		0-3 K	0-0 FC5-4 1-2f			0-3 K 1-2		4 0 0 0 0 2 2												
Bob Schmidt, R (1, 2) OBP: 0.217, SLG: 0.167		0-3 K		4-0 BB	0-0 4-3			0-0 L8		3 0 0 0 1 1 1												
Joey Jay, S (1, 1) OBP: 0.071, SLG: 0.143			0-0 P4	0-3 K		0-0 F5				3 0 0 0 0 1 1												
Inning Stats	R: 0 E: 0 K: 1 S: 6	H: 1 LOB: 2 BB: 1 P: 10	R: 0 E: 0 K: 1 S: 5	H: 0 LOB: 0 BB: 0 P: 5	R: 0 E: 0 K: 1 S: 5	H: 0 LOB: 0 BB: 0 P: 5	R: 3 E: 0 K: 2 S: 10	H: 3 LOB: 1 BB: 1 P: 14	R: 0 E: 0 K: 0 S: 3	H: 0 LOB: 0 BB: 0 P: 3		R: 1 E: 0 K: 0 S: 4	H: 1 LOB: 1 BB: 1 P: 8	R: 0 E: 0 K: 0 S: 3	H: 0 LOB: 0 BB: 0 P: 3	R: 0 E: 0 K: 2 S: 7	H: 0 LOB: 0 BB: 0 P: 7	R: 0 E: 0 K: 1 S: 5	H: 1 LOB: 0 BB: 0 P: 5	1B: 3 2B: 2 3B: 0 HR: 2	SF: 0 SAC: 0 DP: 1 HBP: 0	WP: 0 PB: 0 SB: 0 CS: 1
PITCHER	IP WLS BF H R ER SO BB IBB HBP BLK WP HR S P ERA WHIP																					
Frank Sullivan, R (1, 1) ERA: 3.76	7.0 L 29 5 4 4 5 3 0 0 0 0 0 2 36 48 5.14 1.143																					
Don Ferrarese, L (8, 1) ERA: 2.4	2.0 6 1 0 0 3 0 0 0 0 0 0 0 12 12 0.00 0.500																					

Cincinnati Reds @ Philadelphia Phillies
 Connie Mack Stadium, Philadelphia, PA
 Tue May 16 1961, 7:05 PM EDT
 Att. 5,428 - Unknown

AB	32
R	4
H	6
RBI	4
BB	3
SO	8
LOB	10



Batter	1	2	3	4	5	6	7	8	9	AB	R	H	RBI	BB	SO	LOB
Tony Taylor, R OBP: 0.267, SLG: 0.294 (1, 4)	0-0 2-3	0-0 6-3			0-0 4-3		0-3 K			4	0	0	0	0	1	1
Charley Smith, R OBP: 0.288, SLG: 0.404 (1, 6)	4-0 WP BB		0-0 6-3		4-0 FC3-6 BB			0-0 G4-6-3 1B		2	0	1	0	2	0	0
Johnny Callison, L OBP: 0.420, SLG: 0.500 (1, 7)	0-3 K 1-2		0-0 1B 1B		0-0 FC3-6 FC6-4 1-2f			0-0 F8		4	0	1	0	0	1	3
Tony Gonzalez, L OBP: 0.429, SLG: 0.416 (1, 9)	0-0 L7		0-0 1B		0-0 FC6-4 1-2f			0-0 G4-6-3 1-2f		4	0	1	0	0	0	3
Don Demeter, R OBP: 0.235, SLG: 0.250 (1, 8)		0-0 5-3	0-0 P4		0-0 6-3			0-3 K		4	0	0	0	0	1	2
Clay Dalrymple, L OBP: 0.236, SLG: 0.269 (1, 2)		0-0 1-3	0-0 3-1		0-0 F8			0-0 F9		4	0	0	0	0	0	2
Pancho Herrera, R OBP: 0.333, SLG: 0.396 (1, 3)		0-0 2B 1B		0-0 6-3		0-3 K		0-3 K		4	1	1	0	0	2	0
Jim Woods, R OBP: 0.167, SLG: 0.188 (1, 5)		0-0 E 2B 1-H		0-3 K		0-0 F7				3	1	1	1	0	1	0
Frank Sullivan, R (1, 1)		0-0 E5		0-0 6-3		0-3 K				2	0	0	0	0	0	0
Lee Walls, R (7, PH)										1	0	0	0	0	1	0
Don Ferrarese, R (8, 1)										0	0	0	0	0	0	0

Inning Stats	R: 0	H: 0	E: 0	K: 1	S: 5	R: 2	H: 2	E: 1	K: 0	S: 6	R: 0	H: 2	E: 0	K: 0	S: 5	R: 0	H: 0	E: 0	K: 1	S: 5	R: 0	H: 0	E: 0	K: 2	S: 7	R: 0	H: 1	E: 0	K: 0	S: 3	R: 0	H: 0	E: 0	K: 2	S: 7	R: 0	H: 0	E: 0	K: 2	S: 7	R: 0	H: 0	E: 0	K: 2	S: 7	1B: 4	SF: 0	2B: 1	SAC: 0	3B: 0	DP: 1	HR: 0	HBP: 0	WP: 1	PA: 34
--------------	------	------	------	------	------	------	------	------	------	------	------	------	------	------	------	------	------	------	------	------	------	------	------	------	------	------	------	------	------	------	------	------	------	------	------	------	------	------	------	------	------	------	------	------	------	-------	-------	-------	--------	-------	-------	-------	--------	-------	--------

PITCHER	IP	WLS	BF	H	R	ER	SO	BB	IBB	HBP	BLK	WP	HR	S	P	ERA	WHIP
Joey Jay, R (1, 1) ERA: 2.3	9.0	W	34	5	2	1	7	2	0	0	0	1	0	46	54	1.00	0.778

BOTTOM

Cincinnati Reds @ Philadelphia Phillies
Connie Mack Stadium, Philadelphia, PA

Tue May 16 1961, 7:05 PM EDT
 Att. 5,428 - Unknown

livebaseballscorecards.com

AB	32
R	2
H	5
RBI	1
BB	2
SO	7
LOB	11



Batter	1	2	3	4	5	6	7	8	9	AB R H RBI BB SO LOB	TOP
Don Blasingame, L (1, 4) OBP: 0.284, SLG: 0.231	4-0 BB		0-0 SF7 2B		4-0 BB			0-0 4-3		2 1 1 0 2 0 0	Cincinnati Reds @ Philadelphia Phillies Connie Mack Stadium, Philadelphia, PA Wed May 17 1961, 7:05 PM EDT Att. 4,641 - Unknown
Vada Pinson, L (1, 8) OBP: 0.305, SLG: 0.370	0-0 F7		0-0 SF7		0-0 G1-6-3			0-0 L9		3 0 0 1 0 0 2	
Gus Bell, L (1, 9) OBP: 0.250, SLG: 0.300	0-0 4-3		0-0 6-3							4 0 0 0 0 0 2	
Frank Robinson, R (1, 7) OBP: 0.380, SLG: 0.578	4-0 BB		0-0 2B					4-0 2-3 BB		2 0 1 1 2 0 0	
Gordy Coleman, L (1, 3) OBP: 0.310, SLG: 0.528	0-3 K		0-3 K					0-0 2-3		4 0 0 0 0 2 4	
Gene Freese, R (1, 5) OBP: 0.287, SLG: 0.362		0-0 E6 CS		0-0 5-3				0-0 F8		4 0 0 0 0 1 1	
Eddie Kasko, R (1, 6) OBP: 0.371, SLG: 0.414		0-0 5-3		0-0 F5				0-0 G5-4-3 1B		3 0 1 0 0 0 1	
Bob Schmidt, R (1, 2) OBP: 0.204, SLG: 0.156		0-0 P4		0-0 F8				0-0 G5-4-3		3 0 0 0 0 0 1	
Bob Purkey, R (1, 1) OBP: 0.222, SLG: 0.188			4-0 2B SF7 BB		0-0 5-3			0-0 5-3		2 1 0 0 1 0 0	
Inning Stats	R: 0 H: 0 E: 0 LOB: 2 K: 1 BB: 2 S: 5 P: 13	R: 0 H: 0 E: 1 LOB: 0 K: 0 BB: 0 S: 3 P: 3	R: 2 H: 2 E: 0 LOB: 1 K: 1 BB: 1 S: 7 P: 11	R: 0 H: 0 E: 0 LOB: 0 K: 0 BB: 0 S: 3 P: 3	R: 0 H: 0 E: 0 LOB: 0 K: 0 BB: 1 S: 2 P: 6	R: 0 H: 0 E: 0 LOB: 0 K: 0 BB: 0 S: 3 P: 3	R: 0 H: 1 E: 0 LOB: 0 K: 1 BB: 0 S: 5 P: 5	R: 0 H: 0 E: 0 LOB: 0 K: 0 BB: 0 S: 3 P: 3	R: 0 H: 0 E: 0 LOB: 1 K: 0 BB: 1 S: 3 P: 7	1B: 1 SF: 1 2B: 2 SAC: 0 3B: 0 DP: 2 HR: 0 HBP: 0	WP: 0 PA: 33 PB: 0 SB: 0 CS: 1
PITCHER	IP WLS BF H R ER SO BB IBB HBP BLK WP HR S P ERA WHIP										
John Buzhardt, R (1, 1) ERA: 3.69	7.0 L 26 3 2 2 3 4 0 0 0 0 0 0 28 44 2.57 1.000										
Chris Short, L (8, 1) ERA: 3.26	2.0 7 0 0 0 0 1 0 0 0 0 0 0 6 10 0.00 0.500										

livebaseballscorecards.com

AB	27
R	2
H	3
RBI	2
BB	5
SO	3
LOB	11



Batter	1	2	3	4	5	6	7	8	9	AB	R	H	RBI	BB	SO	LOB
Tony Taylor, R (1, 4) OBP: 0.275, SLG: 0.301 Bobby Del Greco, R (9, 5) OBP: 0.333, SLG: 0.467	0-0 6-3		0-0 L5-3 1B			0-0 B3-4 1B		0-0 4-3		4	0	2	0	0	0	0
Charley Smith, R (1, 6) OBP: 0.268, SLG: 0.373	0-0 6-3		0-0 L5-3 1-2			0-0 B3-4 1-2f		0-0 E5		4	0	0	0	0	0	2
Johnny Callison, L (1, 7) OBP: 0.414, SLG: 0.490	0-0 F7					0-0 F8 S 1B		0-0 G3		4	0	1	0	0	0	1
Tony Gonzalez, L (1, 9) OBP: 0.432, SLG: 0.450		H 1-0 FC3-6 FC1 HBP		X 0-0 HR		X 0-0 F7 1-2		X 0-0 3-1		3	1	1	1	0	0	1
Don Demeter, R (1, 8) OBP: 0.255, SLG: 0.275		X 0-0 FC1 FC3-6 1-2		H 1-0 G1-6-3 HBP		X 0-0 F7		X 0-0 2B		3	0	1	0	0	0	1
Clay Dalrymple, L (1, 2) OBP: 0.224, SLG: 0.254		X 0-0 FC3-6 1-2f 2-3		X 0-0 G1-6-3 1-2f		X 0-0 4-3		X 0-0 4-3		4	0	0	0	0	0	4
Pancho Herrera, R (1, 3) OBP: 0.333, SLG: 0.388 Bobby Maikmus, R (7, PR) OBP: 0.222, SLG: 0.167		0-0 0-3 K				X 0-0 F9		X 0-0 G1		2	0	0	0	0	1	2
Bobby Gene Smith, R (9, PH) OBP: 0.288, SLG: 0.351		0-0 0-3 K				X 0-0 5-3		X 0-0 BB		1	0	0	0	0	0	1
Jim Woods, R (1, 5) OBP: 0.150, SLG: 0.167 Lee Walls, R (7, PH) OBP: 0.200, SLG: 0.111 Chris Short, R (8, 1)		X 0-0 1-3				X 0-0 5-3		X 0-0 6-3		2	0	0	0	0	0	2
John Buzhardt, R (1, 1) Ruben Amaro, R (8, 3) OBP: 0.351, SLG: 0.323 Choo-Choo Coleman, L (8, PH) OBP: 0.261, SLG: 0.238 Ken Walters, R (9, 3) OBP: 0.364, SLG: 0.300			X 0-0 P4			X 0-3 K		X 0-0 F7		2	0	0	0	0	0	0


Inning Stats	R: 0	H: 0	E: 0	K: 0	S: 3	R: 0	H: 0	E: 0	K: 1	S: 6	R: 0	H: 1	E: 0	K: 0	S: 3	R: 1	H: 1	E: 0	K: 0	S: 3	R: 0	H: 0	E: 0	K: 1	S: 5	R: 0	H: 2	E: 0	K: 0	S: 4	R: 0	H: 0	E: 0	K: 0	S: 3	R: 0	H: 0	E: 1	K: 0	S: 4	R: 0	H: 1	E: 0	K: 0	S: 4						
	LOB: 0	BB: 0	P: 3	LOB: 2	BB: 0	P: 7	LOB: 0	BB: 0	P: 3	LOB: 0	BB: 0	P: 3	LOB: 0	BB: 0	P: 3	LOB: 0	BB: 0	P: 4	LOB: 0	BB: 0	P: 5	LOB: 1	BB: 0	P: 4	LOB: 1	BB: 1	P: 7	LOB: 0	BB: 0	P: 4	LOB: 1	BB: 0	P: 4	LOB: 1	BB: 0	P: 4	LOB: 1	BB: 0	P: 4	LOB: 1	BB: 0	P: 4	LOB: 1	BB: 0	P: 4						
	1B: 3	2B: 3	3B: 0	HR: 1	SF: 0	SAC: 0	DP: 3	HBP: 2	WP: 0	HR: 1	S: 35	P: 41	ERA: 1.00	WHIP: 0.667	1B: 3	2B: 3	3B: 0	HR: 1	SF: 0	SAC: 0	DP: 3	HBP: 2	WP: 0	HR: 1	S: 35	P: 41	ERA: 1.00	WHIP: 0.667	1B: 3	2B: 3	3B: 0	HR: 1	SF: 0	SAC: 0	DP: 3	HBP: 2	WP: 0	HR: 1	S: 35	P: 41	ERA: 1.00	WHIP: 0.667	1B: 3	2B: 3	3B: 0	HR: 1	SF: 0	SAC: 0	DP: 3	HBP: 2	
PITCHER Bob Purkey, R (1, 1) ERA: 2.67	IP: 9.0	WLS: W	BF: 34	H: 5	R: 1	ER: 1	SO: 2	BB: 1	IBB: 0	HBP: 2	BLK: 0	WP: 0	HR: 1	S: 35	P: 41	ERA: 1.00	WHIP: 0.667	IP: 9.0	WLS: W	BF: 34	H: 5	R: 1	ER: 1	SO: 2	BB: 1	IBB: 0	HBP: 2	BLK: 0	WP: 0	HR: 1	S: 35	P: 41	ERA: 1.00	WHIP: 0.667	IP: 9.0	WLS: W	BF: 34	H: 5	R: 1	ER: 1	SO: 2	BB: 1	IBB: 0	HBP: 2	BLK: 0	WP: 0	HR: 1	S: 35	P: 41	ERA: 1.00	WHIP: 0.667

BOTTOM

Cincinnati Reds @ Philadelphia Phillies
 Connie Mack Stadium, Philadelphia, PA

Wed May 17 1961, 7:05 PM EDT
 Att. 4,641 - Unknown

AB	31
R	1
H	5
RBI	1
BB	1
SO	2
LOB	15



Batter	1	2	3	4	5	6	7	8	9	AB R H RBI BB SO LOB	TOP											
Bill Virdon, L (1, 8) OBP: 0.387, SLG: 0.564	0-0 P6		0-0 F8		0-0 F5			0-0 4-3		4 0 0 0 0 0 3	Pittsburgh Pirates @ Philadelphia Phillies Connie Mack Stadium, Philadelphia, PA Fri May 19 1961, 7:05 PM EDT Att: 16,035 - Unknown livebaseballscorecards.com											
Dick Groat, R (1, 6) OBP: 0.344, SLG: 0.364	4-0 BB		0-0 4-3		0-0 4-3			0-0 G3 1B		3 0 1 0 1 0 3												
Bob Skinner, L (1, 7) OBP: 0.337, SLG: 0.315	0-3 K			0-0 F8		0-0 F7		0-0 G3 1-2		4 0 0 0 0 1 2												
Smoky Burgess, L (1, 2) OBP: 0.393, SLG: 0.444	0-0 P4			0-0 F5		0-0 4-3		0-0 L4		4 0 0 0 0 0 2												
Roberto Clemente, R (1, 9) OBP: 0.367, SLG: 0.500		0-0 1-3		0-0 HR		0-0 1-3		0-0 5-3		4 1 1 1 0 0 0												
Rocky Nelson, L (1, 3) OBP: 0.326, SLG: 0.568		0-0 F7		0-0 F9		0-0 4-3		0-0 P4		4 0 0 0 0 0 0												
Don Hoak, R (1, 5) OBP: 0.387, SLG: 0.366		0-0 6-3			4-0 1B BB		0-0 G3		0-0	3 0 0 0 1 0 0												
Bill Mazaroski, R (1, 4) OBP: 0.250, SLG: 0.300			0-0 SH1-4 1B		0-0 1-2 1B		0-0 1B			3 0 3 0 0 0 0												
Bob Friend, R (1, 1) OBP: 0.227, SLG: 0.227			0-0 SH1-4		0-3 K		0-3 K			1 0 0 0 0 1 2												
Dick Stuart, R (7, PH) OBP: 0.361, SLG: 0.573			1-2							1 0 0 0 0 1 1												
Clem Labine, R (7, 1)										0 0 0 0 0 0 0												
Inning Stats	R: 0 E: 0 K: 1 S: 5	H: 0 LOB: 1 BB: 1 P: 9	R: 0 E: 0 K: 0 S: 3	H: 0 LOB: 0 BB: 0 P: 3	R: 0 E: 0 K: 0 S: 4	H: 1 LOB: 1 BB: 0 P: 4	R: 1 E: 0 K: 0 S: 4	H: 1 LOB: 0 BB: 0 P: 4	R: 0 E: 0 K: 1 S: 6	H: 1 LOB: 2 BB: 1 P: 10	R: 0 E: 0 K: 1 S: 6	H: 1 LOB: 1 BB: 0 P: 6	R: 0 E: 0 K: 0 S: 4	H: 1 LOB: 1 BB: 0 P: 4	R: 0 E: 0 K: 0 S: 3	H: 0 LOB: 0 BB: 0 P: 3	R: 0 E: 0 K: 0 S: 3	H: 0 LOB: 0 BB: 0 P: 3	1B: 4 2B: 0 3B: 0 HR: 1	SF: 0 SAC: 1 DP: 0 HBP: 0	WP: 0 PB: 0 SB: 0 CS: 0	PA: 34
PITCHER Art Mahaffey, R (1, 1) ERA: 1.93	IP: 9.0 WLS: W BF: 34 H: 5 R: 1 ER: 1 SO: 3 BB: 2 IBB: 0 HBP: 0 BLK: 0 WP: 0 HR: 1 S: 38 P: 46 ERA: 1.00 WHIP: 0.778											PITCHER	IP: 9.0 WLS: W BF: 34 H: 5 R: 1 ER: 1 SO: 3 BB: 2 IBB: 0 HBP: 0 BLK: 0 WP: 0 HR: 1 S: 38 P: 46 ERA: 1.00 WHIP: 0.778									



Batter	1	2	3	4	5	6	7	8	9
Bobby Malkmus, R (1, 4) OBP: 0.204, SLG: 0.152	0-0 5-3		0-0 F9		0-3 K		0-0 4-3		
Charley Smith, R (1, 6) OBP: 0.283, SLG: 0.407	0-0 5-3		0-0 F8		4-0 1-3 BB		0-0 1B 3B		
Johnny Callison, L (1, 7) OBP: 0.408, SLG: 0.500	0-0 5-3			0-0 1B 3B	0-0 4-1		0-0 4-3		
Tony Gonzalez, L (1, 9) OBP: 0.434, SLG: 0.464		0-0 4-1 2B		0-0 1-3	0-0 6-3		0-0 FC5-4 1B		
Don Demeter, R (1, 8) OBP: 0.237, SLG: 0.255		0-0 1-3		0-3 K		0-0 F9	0-0 FC5-4		
Clay Dalrymple, L (1, 2) OBP: 0.225, SLG: 0.253		0-0 4-1 2-3		0-0 1B		0-0 1-3		0-0 P5	
Ken Walters, R (1, 3) OBP: 0.286, SLG: 0.231		0-0 6-3		0-0 5-3		0-0 E6 1B		0-3 K	
Ruben Amaro, R (7, 3) OBP: 0.347, SLG: 0.317								0-3 K	
Jim Woods, R (1, 5) OBP: 0.250, SLG: 0.381			4-0 SH3-4 BB		0-0 HR	0-0 1-2 1B		0-3 K	
Art Mahaffey, R (1, 1)			0-0 SH3-4 1-2		0-0 E5 WP 4-1	0-0 5-3			

AB	R	H	RBI	BB	SO	LOB
4	0	0	0	0	1	2
3	1	1	0	1	0	1
4	1	1	1	0	0	2
4	0	2	1	0	0	2
4	0	0	0	0	1	3
4	0	1	1	0	0	1
3	0	0	0	0	0	2
1	0	0	0	0	1	0
3	1	2	1	1	1	0
2	1	0	0	0	0	2


BOTTOM

Pittsburgh Pirates @ Philadelphia Phillies
Connie Mack Stadium, Philadelphia, PA

Fri May 19 1961, 7:05 PM EDT
Att. 16,035 - Unknown

livebaseballscorecards.com

AB	32
R	4
H	7
RBI	4
BB	2
SO	4
LOB	15



Inning Stats		R: 0	H: 0	E: 0	LOB: 0	K: 0	BB: 0	S: 3	P: 3									
R: 0 H: 1 E: 0 LOB: 1 K: 0 BB: 0 S: 4 P: 4		R: 1 H: 2 E: 0 LOB: 1 K: 1 BB: 0 S: 7 P: 7		R: 2 H: 1 E: 1 LOB: 1 K: 1 BB: 1 S: 7 P: 11		R: 0 H: 1 E: 1 LOB: 2 K: 0 BB: 0 S: 5 P: 5		R: 0 H: 0 E: 0 LOB: 0 K: 2 BB: 0 S: 7 P: 7										
PITCHER		IP	WLS	BF	H	R	ER	SO	BB	IBB	HBP	BLK	WP	HR	S	P	ERA	WHIP
Bob Friend, R (1, 1) ERA: 3.48		6.0	L	27	5	3	2	2	2	2	0	0	1	1	29	37	3.00	1.167
Clem Labine, R (7, 1) ERA: 1.84		2.0		8	2	1	1	2	0	0	0	0	0	0	12	12	4.50	1.000

WP	HR	S	P	ERA	WHIP
2	1	0	35		

Batter	1	2	3	4	5	6	7	8	9	AB R H RBI BB SO LOB	TOP											
Bill Virdon, L (1, 8) OBP: 0.378, SLG: 0.545	0-0 F9		0-0 E9 1B		0-0 L9		0-0 L7		0-0 L3	5 0 1 0 0 0 0	Pittsburgh Pirates @ Philadelphia Phillies Connie Mack Stadium, Philadelphia, PA Sat May 20 1961, 7:05 PM EDT Att. 12,547 - Unknown											
Dick Groat, R (1, 6) OBP: 0.354, SLG: 0.369	0-0 G6-4-3 1B		4-0 BB		0-0 1B		0-0 E7 1B		0-0 5-3	4 0 2 0 1 0 0												
Bob Skinner, L (1, 7) OBP: 0.333, SLG: 0.313	0-0 G6-4-3 1-2f		0-3 K		0-0 P4		0-0 1B			4 0 1 0 0 1 4												
Dick Stuart, R (1, 3) OBP: 0.356, SLG: 0.557		0-0 F8	0-3 K		0-0 FC1-4 1B		0-3 K			4 0 1 0 0 2 4												
Roberto Clemente, R (1, 9) OBP: 0.355, SLG: 0.483		0-0 F9		0-0 F9		0-0 FC1-4 1B SF9 1-2f		0-0 6-3		4 1 0 0 0 0 1												
Smoky Burgess, L (1, 2) OBP: 0.415, SLG: 0.517		0-0 1B		0-0 3-1		0-0 1B		0-0 HR		4 1 3 1 0 0 0												
Don Hoak, R (1, 5) OBP: 0.382, SLG: 0.396		0-0 F2		0-0 HR		0-0 SF9		0-0 F7		3 1 1 2 0 0 1												
Bill Mazaroski, R (1, 4) OBP: 0.250, SLG: 0.327			0-0 HR	0-3 K		0-0 F8		0-0 F7		4 1 1 1 0 1 1												
Joe Gibbon, R (1, 1)			0-0 P4		0-0 5-3		0-0 P6		0-3 K	3 0 0 0 0 0 0												
Clem Labine, R (8, 1)										1 0 0 0 0 1 0												
Bobby Shantz, R (9, 1)										0 0 0 0 0 0 0												
Roy Face, R (9, 1)										0 0 0 0 0 0 0												
Inning Stats	R: 0 E: 0 K: 0 S: 3	H: 1 LOB: 0 BB: 0 P: 3	R: 0 E: 0 K: 0 S: 4	H: 1 LOB: 1 BB: 0 P: 4	R: 1 E: 1 K: 2 S: 9	H: 2 LOB: 2 BB: 1 P: 13	R: 1 E: 0 K: 1 S: 6	H: 1 LOB: 0 BB: 0 P: 6	R: 0 E: 0 K: 0 S: 4	H: 1 LOB: 1 BB: 0 P: 4	R: 1 E: 0 K: 0 S: 5	H: 2 LOB: 1 BB: 0 P: 5	R: 0 E: 1 K: 1 S: 7	H: 1 LOB: 2 BB: 0 P: 7	R: 1 E: 0 K: 0 S: 4	H: 1 LOB: 0 BB: 0 P: 4	R: 0 E: 0 K: 1 S: 5	H: 0 LOB: 0 BB: 0 P: 5	1B: 7 2B: 0 3B: 0 HR: 3	SF: 1 SAC: 0 DP: 1 HBP: 0	WP: 0 PB: 0 SB: 0 CS: 0	PA: 38
PITCHER	IP WLS BF H R ER SO BB IBB HBP BLK WP HR S P ERA WHIP																					
Robin Roberts, R (1, 1) ERA: 5.32	8.0 L 35 10 4 4 4 4 1 0 0 0 0 3 42 46 4.50 1.375																					
Jack Baldschun, R (9, 1) ERA: 2.7	1.0 3 0 0 0 1 0 0 0 0 0 0 0 5 5 0.00 0.000																					

livebaseballscorecards.com

AB	36
R	4
H	10
RBI	4
BB	1
SO	5
LOB	11



Batter	1	2	3	4	5	6	7	8	9	AB	R	H	RBI	BB	SO	LOB
Bobby Malkmus, R (1, 4) OBP: 0.208, SLG: 0.160 Clay Dalrymple, L (9, PH) OBP: 0.225, SLG: 0.253 Pancho Herrera, R (9, PH) OBP: 0.330, SLG: 0.388	0-3 K ①		0-0 F8 ③			0-3 K ①		0-0 1B 6-3 1B	0-0 SF7 ②	4	1	1	0	0	2	0
Johnny Callison, L (1, 7) OBP: 0.408, SLG: 0.491	0-0 F7 ②			0-3 K ①		0-3 K ②		0-0 1B 1-3 2-H	4-0 FC6-4 BB	4	0	1	1	1	2	0
Don Demeter, R (1, 8) OBP: 0.242, SLG: 0.259 Tony Gonzalez, L (8, PH) OBP: 0.430, SLG: 0.459 Jack Baldschun, R (9, 1) Tony Taylor, R (9, PH) OBP: 0.273, SLG: 0.298	0-3 K ③			0-0 1B 1B		0-0 F8 ③		0-0 F7 ①	0-0 FC6-4 ③	3	0	1	0	0	1	0
Bobby Gene Smith, R (1, 9) OBP: 0.286, SLG: 0.346		0-0 4-3 ①		0-0 FC5-4 1B		0-0 F8 ①		0-0 6-3 ②		4	0	1	1	0	0	1
Charley Smith, R (1, 6) OBP: 0.297, SLG: 0.414		0-0 1B		0-0 P4 ②		0-0 1B 1B		0-0 1-3 ③		4	0	2	0	0	0	3
Jim Woods, R (1, 5) OBP: 0.214, SLG: 0.320		0-0 F8 ②		0-0 FC5-4 ③		0-3 K ②		0-0 6-3 ①		4	0	0	0	0	1	4
Ken Walters, R (1, 3) OBP: 0.278, SLG: 0.235		0-0 P3 ③		0-0 F7 ①		0-0 1B 1B		0-0 E6 BB 1B SF7		4	1	1	0	0	0	1
Cal Neeman, R (1, 2) OBP: 0.333, SLG: 0.273 Lee Walls, R (7, PH) OBP: 0.162, SLG: 0.100 Choo-Choo Coleman, L (8, 2) OBP: 0.292, SLG: 0.273			0-0 5-3 ①		0-3 K ②	0-3 K ③		0-0 BB BB 1B	0-0 BB BB 1B	2	0	0	0	0	1	0
Robin Roberts, S (1, 1) Bobby Del Greco, R (8, PH) OBP: 0.412, SLG: 0.467 (9, 8)			0-3 K ②		0-0 L9 ③			4-0 1B 1B BB	4-0 BB BB	2	0	0	0	0	1	0

Inning Stats	R: 0	H: 0	E: 0	K: 2	S: 7	H: 0	LOB: 0	BB: 0	P: 7	R: 0	H: 1	E: 0	K: 0	S: 4	H: 0	LOB: 1	BB: 0	P: 4	R: 0	H: 0	E: 0	K: 1	S: 5	H: 2	LOB: 2	BB: 0	P: 7	R: 0	H: 0	E: 0	K: 1	S: 5	H: 0	LOB: 0	BB: 0	P: 5	R: 0	H: 0	E: 0	K: 2	S: 7	H: 2	LOB: 2	BB: 0	P: 9	R: 2	H: 2	E: 0	K: 0	S: 5	H: 1	LOB: 1	BB: 1	P: 9	R: 1	H: 1	E: 1	K: 0	S: 5	H: 3	LOB: 3	BB: 2	P: 13	1B: 8	2B: 0	3B: 0	HR: 0	SF: 1	SAC: 0	DP: 0	HBP: 0	WP: 0	PA: 39
--------------	------	------	------	------	------	------	--------	-------	------	------	------	------	------	------	------	--------	-------	------	------	------	------	------	------	------	--------	-------	------	------	------	------	------	------	------	--------	-------	------	------	------	------	------	------	------	--------	-------	------	------	------	------	------	------	------	--------	-------	------	------	------	------	------	------	------	--------	-------	-------	-------	-------	-------	-------	-------	--------	-------	--------	-------	--------


PITCHER	IP	WLS	BF	H	R	ER	SO	BB	IBB	HBP	BLK	WP	HR	S	P	ERA	WHIP
Joe Gibbon, L (1, 1) ERA: 3.83	7.0	W	29	7	2	2	9	1	0	0	0	0	0	46	50	2.57	1.143
Clem Labine, R (8, 1) ERA: 1.69	1.1		7	1	1	0	0	1	0	0	0	0	0	6	10	0.00	1.500
Bobby Shantz, L (9, 1) ERA: 2.19	0.1		2	0	0	0	0	1	0	0	0	0	0	1	5	0.00	3.000
Roy Face, R (9, 1) ERA: 2.01	0.1	S	1	0	0	0	0	0	0	0	0	0	0	1	1	0.00	0.000

BOTTOM

Pittsburgh Pirates @ Philadelphia Phillies
 Connie Mack Stadium, Philadelphia, PA

Sat May 20 1961, 7:05 PM EDT
 Att. 12,547 - Unknown

AB	35
R	3
H	8
RBI	3
BB	3
SO	9
LOB	16



livebaseballscores.com

Batter	1	2	3	4	5	6	7	8	9	AB	R	H	RBI	BB	SO	LOB	TOP										
Bill Virdon, L (1, 8) OBP: 0.371, SLG: 0.524	0-0 4-3	0-0 L8		4-0 FC4-6 BB	0-0 FC1-2		0-0 SH5-4	0-0 4-3		4	0	0	0	1	0	5											
Dick Groat, R (1, 6) OBP: 0.346, SLG: 0.359	0-0 6-3	0-0 1B		0-0 FC4-6 1-2f	0-0 F9		0-0 E7		0-0 E5 4-3 BB 1B	6	1	1	1	0	0	4											
Bob Skinner, L (1, 7) OBP: 0.342, SLG: 0.303	4-0 2B BB	0-0 P4			4-0 1B 1B BB	0-3 K	0-0 F9 2-3		4-0 1B BB 4-3	3	3	0	0	3	1	4											
Dick Stuart, R (1, 3) OBP: 0.366, SLG: 0.565	0-0 G3 1-H 2B		0-3 K		0-0 1B E 1B	0-0 E IHR 1B	0-0 F5		0-0 F8	6	2	3	1	0	1	4											
Roberto Clemente, R (1, 9) OBP: 0.369, SLG: 0.504	4-0 G3 BB		0-0 FC5-4 1B		0-0 E BB 1B	0-0 E6 IHR		0-0 1B 3B	0-0 4-3 1-2 2-3	5	3	3	1	1	0	3											
Smoky Burgess, L (1, 2) OBP: 0.394, SLG: 0.476	0-0 G3 1-2 2-3		0-0 F8		0-0 L9	0-3 K		0-0 P5 H	1-0 1B HBP	5	0	0	0	0	1	8											
Don Hoak, R (1, 5) OBP: 0.388, SLG: 0.431		0-0 F3	0-0 FC5-4		0-0 BB FC1-2 1B	0-0 IHR 1-H 2-H		0-0 P5	0-0 1B	6	1	3	5	0	0	2											
Bill Mazaroski, R (1, 4) OBP: 0.263, SLG: 0.330		0-0 1B 1B		0-0 4-3	0-0 E6 BB E	0-0 F8		0-0 2B 1B	4-0 FC6-4 IBB	5	3	2	2	1	0	2											
Vern Law, R Fred Green, R Dick Schofield, S George Wilt, R Joe Christopher, R Gene Ladd, R Gino Cimoli, R Bobby Shantz, R Roy Face, R Hal Smith, R Gene Blevins, R Bob Friend, R		0-0 1B 1B		0-0 L7	4-0 E BB		0-0 F9 SH5-4 1B	0-0 1-H 2B	0-0 FC6-4	1	0	1	0	0	0	0											
Inning Stats	R: 1 E: 0 K: 0 S: 4	H: 1 LOB: 2 BB: 2 P: 12	R: 1 E: 0 K: 0 S: 6	H: 3 LOB: 2 BB: 0 P: 6	R: 0 E: 0 K: 1 S: 6	H: 1 LOB: 1 BB: 0 P: 6	R: 0 E: 0 K: 0 S: 3	H: 0 LOB: 1 BB: 1 P: 7	R: 4 E: 2 K: 0 S: 7	H: 3 LOB: 2 BB: 2 P: 15	R: 3 E: 1 K: 2 S: 10	H: 2 LOB: 0 BB: 0 P: 10	R: 0 E: 1 K: 0 S: 5	H: 1 LOB: 2 BB: 0 P: 5	R: 2 E: 0 K: 0 S: 6	H: 3 LOB: 1 BB: 0 P: 6	R: 2 E: 1 K: 0 S: 5	H: 1 LOB: 3 BB: 2 P: 14	1B: 11 2B: 2 3B: 1 HR: 1	SF: 0 SAC: 1 DP: 0 HBP: 1	WP: 0 PB: 0 SB: 0 CS: 0	PA: 54					
PITCHER	IP	WLS	BF	H	R	ER	SO	BB	IBB	HBP	BLK	WP	HR	S	P	ERA	WHIP										
Dallas Green, R (1, 1) ERA: 4.19	4.1		25	8	6	4	1	4	0	0	0	0	0	23	39	8.31	2.769										
Chris Short, L (5, 1) ERA: 2.91	2.1		14	3	3	0	2	1	0	0	0	0	0	17	21	0.00	1.714										
John Buzhardt, R (7, 1) ERA: 3.66	0.1		1	0	0	0	0	0	0	0	0	0	0	1	1	0.00	0.000										
Don Ferrarese, L (8, 1) ERA: 3.38	1.0	L	8	3	4	2	0	1	0	0	0	0	0	7	11	18.00	4.000										
Jack Baldschun, R (9, 1) ERA: 2.35	1.0		6	1	0	0	0	0	1	1	0	0	0	4	9	0.00	1.000										

Pittsburgh Pirates @ Philadelphia Phillies
 Connie Mack Stadium, Philadelphia, PA
 Sun May 21 1961, 3:33 AM EDT
 Att. 9,291 - Unknown

livebaseballscorecards.com

AB	45
R	13
H	15
RBI	12
BB	7
SO	3
LOB	35



Batter	1	2	3	4	5	6	7	8	9	AB	R	H	RBI	BB	SO	LOB
Bobby Malkmus, R OBP: 0.207, SLG: 0.164 (1, 4)	0-0 6-3		0-0 1B			0-0 F7	0-0 1-3			5	1	1	1	0	0	3
Bobby Del Greco, R OBP: 0.364, SLG: 0.400 (1, 8)	0-0 F7		0-0 1B BB 1-3 2-H	0-0 F8		0-0 L9		0-3 K		5	1	1	1	0	1	0
Johnny Callison, L OBP: 0.408, SLG: 0.482 (1, 7)	0-0 4-3		4-0 1B 1B 1-2	0-0 G6-4-3 1B		0-0 F7		0-0 4-3		4	1	1	0	1	0	0
Tony Gonzalez, L OBP: 0.437, SLG: 0.466 Bobby Gene Smith, R OBP: 0.302, SLG: 0.354 (7, PH) (8, 9)		0-0 G3-6-3 1B	0-0 1B 2B 1-2 2-3 3-H	0-0 G6-4-3 1-2f			4-0 2B 1B BB		0-0 1B	3	1	2	1	0	0	1
Charley Smith, R OBP: 0.304, SLG: 0.413 (1, 6)	0-3 K		0-0 1B 2B 1-2 2-3 3-H		0-0 FC3-6 1B		0-0 P1	0-0 F7		5	1	2	1	0	1	3
Clay Dalrymple, L OBP: 0.217, SLG: 0.244 Lee Walls, R OBP: 0.167, SLG: 0.091 Cal Neeman, R OBP: 0.321, SLG: 0.261 (7, PH) (8, 2)	0-0 G3-6-3 1-2f		0-0 F3		0-0 FC3-6 2B 1-2f		0-0 F9		0-3 K	3	0	0	0	0	0	5
Ken Walters, R OBP: 0.364, SLG: 0.524 Don Ferrarese, R OBP: 1.000, SLG: 1.000 Jack Baldschun, R OBP: 0.347, SLG: 0.317 Choo-Choo Coleman, L OBP: 0.280, SLG: 0.261 (9, PH)			0-0 E 3B F3		0-0 2B		0-0 1B 2B 1-3		0-0 1-3	4	2	3	0	0	0	3
Jim Woods, R OBP: 0.303, SLG: 0.393 (1, 5)			0-0 E3 1B 1B 2B		4-0 G6-4-3 IBB		4-0 1B IBB		0-0 1-3	3	2	2	4	2	0	0
Dallas Green, L OBP: 0.333, SLG: 0.294 Chris Short, R OBP: 0.336, SLG: 0.394 John Buzhardt, R OBP: 0.336, SLG: 0.394 Pancho Herrera, R OBP: 0.336, SLG: 0.394 (7, PH) (8, 3)			0-0 SH 1B 1B 2B		0-0 G6-4-3 1-2f		0-0 1B 1-2 2-H 3-H			1	1	1	1	0	0	0

BOTTOM	
AB	39
R	11
H	15
RBI	11
BB	4
SO	3
LOB	19

Inning Stats	
R: 0 E: 0 K: 0 S: 3	H: 0 LOB: 0 BB: 0 P: 3
R: 0 E: 0 K: 1 S: 5	H: 1 LOB: 0 BB: 0 P: 5
R: 9 E: 1 K: 0 S: 12	H: 8 LOB: 1 BB: 1 P: 16
R: 0 E: 0 K: 0 S: 3	H: 1 LOB: 0 BB: 0 P: 3
R: 0 E: 0 K: 0 S: 4	H: 2 LOB: 2 BB: 1 P: 8
R: 0 E: 0 K: 0 S: 3	H: 0 LOB: 0 BB: 0 P: 3
R: 2 E: 0 K: 0 S: 5	H: 2 LOB: 2 BB: 2 P: 13
R: 0 E: 0 K: 1 S: 6	H: 1 LOB: 1 BB: 0 P: 6
R: 0 E: 0 K: 1 S: 5	H: 0 LOB: 0 BB: 0 P: 5
1B: 11 2B: 3 3B: 1 HR: 0	SF: 0 SAC: 1 DP: 3 HBP: 0
WP: 0 PB: 0 SB: 0 CS: 0	PA: 44

PITCHER																	
Vern Law, R ERA: 4.24 (1, 1)	IP	WLS	BF	H	R	ER	SO	BB	IBB	HBP	BLK	WP	HR	S	P	ERA	WHIP
Fred Green, L ERA: 9.64 (3, 1)	1.0		8	4	4	4	0	1	0	0	0	0	0	7	11	36.00	5.000
George Witt, R ERA: 4.15 (4, 1)	1.0		3	1	0	0	0	0	0	0	0	0	0	3	3	0.00	1.000
Clem Labine, R ERA: 1.5 (5, 1)	2.0		8	2	0	0	0	0	1	0	0	0	0	7	11	0.00	1.000
Bobby Shantz, L ERA: 3.46 (7, 1)	0.2		5	1	2	2	0	1	1	0	0	0	0	3	11	27.00	3.000
PITCHER																	
Roy Face, R ERA: 1.99 (7, 1)	IP	WLS	BF	H	R	ER	SO	BB	IBB	HBP	BLK	WP	HR	S	P	ERA	WHIP
Bob Friend, R ERA: 3.38 (8, 1)	2.0	W	7	1	0	0	2	0	0	0	0	0	0	11	11	0.00	0.500

Pittsburgh Pirates @ Philadelphia Phillies
 Connie Mack Stadium, Philadelphia, PA
 Sun May 21 1961, 3:33 AM EDT
 Att. 9,291 - Unknown

livebaseballscorecards.com



Batter	1	2	3	4	5	6	7	8	9	10	AB R H RBI BB SO LOB	TOP									
Bobby Malkmus, R (1, 4) OBP: 0.222, SLG: 0.217	0-0 F8		0-0 1B			0-0 P6		0-0 F8		0-0 3B	5 0 2 1 0 0 0	Philadelphia Phillies @ Chicago Cubs Wrigley Field, Chicago, IL Tue May 23 1961, 3:33 AM CDT Att. 2,179 - Sunny - 50 F									
Choo-Choo Coleman, L (1, 2) OBP: 0.233, SLG: 0.214 Cal Neeman, R (10, 2) OBP: 0.321, SLG: 0.261	0-0 G3		0-0 P6			0-0 L4			0-0 4-3	0-0 4-3	5 0 0 0 0 0 2 0 0 0 0 0 0 0										
Johnny Callison, L (1, 7) OBP: 0.396, SLG: 0.466	0-0 4-3			0-0 4-3			0-0 F7		0-0 F8		4 0 0 0 0 0 0										
Pancho Herrera, R (1, 3) OBP: 0.342, SLG: 0.386		0-0 F9		0-0 4-3			4-0 1B BB		1-0 1B HBP		2 0 0 0 1 0 0										
Tony Gonzalez, L (1, 8) OBP: 0.430, SLG: 0.457		0-0 4-3		0-0 F7			0-0 L7		0-0 1-3 1B		4 0 1 0 0 0 1										
Ken Walters, R (1, 9) OBP: 0.385, SLG: 0.520		0-0 F7			0-0 G6-4-3 1B		0-0 1-2 1B		0-0 F3		4 0 2 0 0 0 2										
Charley Smith, R (1, 6) OBP: 0.301, SLG: 0.403			0-0 E5 PB SH1-4		0-3 K		0-0 L4			0-0 4-3 SH2-4 3B 1B	4 2 1 0 0 1 3										
Jim Woods, R (1, 5) OBP: 0.278, SLG: 0.355			0-3 K		0-0 G6-4-3			0-3 K		0-0 SH2-4	3 0 0 0 0 2 2										
Frank Sullivan, R (1, 1) Clay Dalrymple, L (10, PH) Chris Short, R (10, 1)			0-0 SH1-4			0-3 K		0-0 G3		0-0 4-3	2 0 0 1 0 1 0 1 0 0 0 0 0 1 0 0 0 0 0 0 0										
Inning Stats	R: 0 E: 0 K: 0 S: 3	H: 0 LOB: 0 BB: 0 P: 3	R: 0 E: 0 K: 0 S: 3	H: 0 LOB: 0 BB: 0 P: 3	R: 1 E: 1 K: 1 S: 7	H: 1 LOB: 1 BB: 0 P: 7	R: 0 E: 0 K: 0 S: 3	H: 0 LOB: 0 BB: 0 P: 3	R: 0 E: 0 K: 1 S: 5	H: 1 LOB: 2 BB: 1 P: 8	R: 0 E: 0 K: 1 S: 5		H: 0 LOB: 0 BB: 0 P: 5	R: 0 E: 0 K: 0 S: 4	H: 1 LOB: 2 BB: 0 P: 5	R: 1 E: 0 K: 0 S: 5	H: 2 LOB: 1 BB: 0 P: 5	1B: 5 2B: 0 3B: 1 HR: 0	SF: 0 SAC: 2 DP: 1 HBP: 1	WP: 0 PB: 1 SB: 0 CS: 0	PA: 38
PITCHER Glen Hobbie, R (1, 1) ERA: 3.91	IP 10.0	WLS L	BF 38	H 6	R 2	ER 1	SO 4	BB 1	IBB 0	HBP 1	BLK 0	WP 0	HR 0	S 44	P 49	ERA 0.90	WHIP 0.700				

AB	34
R	2
H	6
RBI	2
BB	1
SO	4
LOB	11



Batter	1	2	3	4	5	6	7	8	9	10	AB	R	H	RBI	BB	SO	LOB
Don Zimmer, R (1, 4) OBP: 0.302, SLG: 0.388	0-0 4-3	0-0 F8			0-3 K			0-0 F7		0-3 K	5	0	0	0	0	2	2
Billy Williams, L (1, 9) OBP: 0.282, SLG: 0.333	0-0 HR		0-0 4-3		4-0 BB			1-0 HBP		0-0 F8	3	1	1	1	1	0	1
Ron Santo, R (1, 5) OBP: 0.374, SLG: 0.472	0-0 1B		0-0 5-3		0-0 P6			0-0 G4-6-3			4	0	1	0	0	0	2
14 Ernie Banks, R (1, 7) OBP: 0.357, SLG: 0.520	0-0 1B		0-0 1B		0-3 K			0-3 K		0-3 K	4	0	1	0	0	2	1
George Altman, L (1, 8) OBP: 0.386, SLG: 0.558	4-0 BB		0-0 1B		0-0 G3			0-0 1B		0-0 1B	3	0	1	0	1	0	1
Ed Bouchee, L (1, 3) OBP: 0.351, SLG: 0.344	0-3 K		0-3 K		0-0 4-3			0-0 FC4-6		0-0 FC4-6	4	0	0	0	0	2	3
Dick Bertell, R (1, 2) OBP: 0.326, SLG: 0.316		0-0 P4		0-0 5-3				0-0 6-3		0-0 1-3	4	0	0	0	0	0	1
Jerry Kindall, R (1, 6) Mel Roach, R (10, PH) OBP: 0.233, SLG: 0.192		4-0 BB		0-3 K				0-0 F7		0-0 4-3	2	0	0	0	1	1	0
Glen Hobbie, R (1, 1) George Freese, R (10, PH) Al Heist, R (10, PR) OBP: 0.257, SLG: 0.250		0-0 1B		0-0 4-3				0-0 4-3		0-0 1B	1	0	1	0	0	0	0


Inning Stats	R: 1	H: 2	E: 0	K: 1	S: 7	R: 0	H: 0	E: 0	K: 0	S: 3	R: 0	H: 1	E: 0	K: 0	S: 4	R: 0	H: 0	E: 0	K: 1	S: 5	R: 0	H: 0	E: 0	K: 1	S: 5	R: 0	H: 0	E: 0	K: 0	S: 3	R: 0	H: 1	E: 0	K: 1	S: 6	R: 0	H: 1	E: 0	K: 1	S: 6	R: 0	H: 1	E: 0	K: 1	S: 6									
	2	2	1	11		0	1	1	1	7	0	0	0	0	4	0	0	0	1	1	9	0	0	0	0	0	0	0	0	0	0	0	0	0	0	0	0	0	0	0	0	0	0	0	0	0	0	0	0	0	0	0	0	0

PITCHER	IP	WLS	BF	H	R	ER	SO	BB	IBB	HBP	BLK	WP	HR	S	P	ERA	WHIP
Frank Sullivan, R (1, 1) ERA: 3.26	9.0	W	34	4	1	1	6	3	0	1	0	1	1	42	55	1.00	0.778
Chris Short, L (10, 1) ERA: 2.78	1.0	S	4	1	0	0	1	0	0	0	0	0	0	6	6	0.00	1.000

BOTTOM

Philadelphia Phillies @ Chicago Cubs
Wrigley Field, Chicago, IL
 Tue May 23 1961, 3:33 AM CDT
 Att: 2,179 - Sunny - 50 F

AB	33
R	1
H	5
RBI	1
BB	3
SO	7
LOB	11



WP	1	PA	38
PB	0		
SB	3		
CS	0		

Batter	1	2	3	4	5	6	7	8	9	AB R H RBI BB SO LOB	TOP									
Bobby Malkmus, R (1, 4) OBP: 0.235, SLG: 0.262	0-0 6-3		0-0 6-3 1B	0-0 1-3 3B		0-0 4-3			0-0 5-3	5 1 2 2 0 0 0	Philadelphia Phillies @ Milwaukee Braves Milwaukee County Stadium, Milwaukee, WI Wed May 24 1961, 8:05 PM EDT Att. 9,120 - Unknown									
Ken Walters, R (1, 9) OBP: 0.323, SLG: 0.433	0-0 6-3		0-0 6-3 1-2	0-0 1-3		0-0 6-3			0-0 5-3	5 0 0 1 0 0 1										
Johnny Callison, L (1, 7) OBP: 0.391, SLG: 0.454	0-3 K		0-0 F9	4-0 BB					0-0 L9	3 0 0 0 1 1 1										
Pancho Herrera, R (1, 3) OBP: 0.347, SLG: 0.394		4-0 BB		0-0 2B					0-3 K	3 1 1 0 1 1 1										
Tony Gonzalez, L (1, 8) OBP: 0.432, SLG: 0.453		0-0 6-3 1-2		0-0 HR 1B	4-0 BB				0-0 G3	3 1 1 0 1 0 1										
Charley Smith, R (1, 6) OBP: 0.299, SLG: 0.437		0-0 F2		0-0 HR	0-0 P1				0-0 F3	4 1 1 3 0 0 2										
Clay Dalrymple, L (1, 2) OBP: 0.216, SLG: 0.241		0-0 6-3		0-0 SH3-4 3B 1B	0-0 4-3				0-0 G3	4 1 1 0 0 0 2										
Jim Woods, R (1, 5) OBP: 0.300, SLG: 0.457			0-0 HR	0-0 SH3-4 3B 1B	0-0 F9				0-0 5-3	4 2 2 1 0 0 1										
Art Mahaffey, R (1, 1)			0-3 K	0-0 SH3-4	0-0 2-3				0-0 6-3	3 0 0 0 0 1 0										
Inning Stats	R: 0 E: 0 K: 1 S: 5	H: 0 LOB: 0 BB: 0 P: 5	R: 0 E: 0 K: 0 S: 3	H: 0 LOB: 1 BB: 1 P: 7	R: 1 E: 0 K: 1 S: 7	H: 2 LOB: 1 BB: 0 P: 7	R: 6 E: 0 K: 0 S: 9	H: 6 LOB: 1 BB: 1 P: 13	R: 0 E: 0 K: 0 S: 3	H: 0 LOB: 0 BB: 0 P: 3	R: 0 E: 0 K: 1 S: 5	H: 0 LOB: 0 BB: 0 P: 5	R: 0 E: 0 K: 0 S: 3	H: 0 LOB: 0 BB: 0 P: 3	R: 0 E: 0 K: 0 S: 3	H: 0 LOB: 0 BB: 0 P: 3	1B: 4 2B: 1 3B: 1 HR: 2	SF: 0 SAC: 1 DP: 0 HBP: 0	WP: 0 PB: 0 SB: 0 CS: 0	PA: 38
PITCHER	IP WLS BF H R ER SO BB IBB HBP BLK WP HR S P ERA WHIP																			
Don Nottebart, R (1, 1) ERA: 5.66	3.0 L 16 6 5 5 2 1 0 0 0 0 0 2 19 23 15.00 2.333																			
Moe Drabowsky, R (4, 1) ERA: 3.21	3.0 13 2 2 2 0 2 0 0 0 0 0 0 11 19 6.00 1.333																			
Seth Morehead, L (7, 1) ERA: 6.17	2.0 6 0 0 0 1 0 0 0 0 0 0 0 8 8 0.00 0.000																			
Don McMahon, R (9, 1) ERA: 3.57	1.0 3 0 0 0 0 0 0 0 0 0 0 0 3 3 0.00 0.000																			

livebaseballscores.com

AB	34
R	7
H	8
RBI	7
BB	3
SO	3
LOB	9



Philadelphia Phillies @ Cincinnati Reds
Crosley Field, Cincinnati, OH

Sat May 27 1961, 7:05 PM EDT
Att. 7,690 - Unknown

livebaseballscorecards.com

AB	34
R	4
H	7
RBI	4
BB	1
SO	8
LOB	9



AB R H RBI BB SO LOB

3	1	0	0	1	0	0
4	0	1	1	0	1	0
3	0	0	0	0	1	2
1	0	0	0	0	1	0
4	1	3	1	0	1	0
3	0	0	0	0	0	3
1	0	0	0	0	1	1
4	1	1	1	0	0	1
4	0	1	1	0	0	1
4	0	0	0	0	3	1
1	0	0	0	0	0	0
1	0	1	0	0	0	0
0	1	0	0	0	0	0
0	0	0	0	0	0	0
1	0	0	0	0	0	0
0	0	0	0	0	0	0
0	0	0	0	0	0	0
0	0	0	0	0	0	0

Batter	1	2	3	4	5	6	7	8	9
Bobby Malkmus, R (1, 4) OBP: 0.236, SLG: 0.250	0-0 F9		0-0 6-3			4-0 1B 1-2 1B BB		0-0 F9	
Choo-Choo Coleman, L (1, 2) OBP: 0.235, SLG: 0.219	0-3 K			0-0 P5		0-0 1B 1-3 2-H 1B		0-0 F8	
Johnny Callison, L (1, 7) OBP: 0.383, SLG: 0.443 Bobby Gene Smith, R (9, PH) OBP: 0.299, SLG: 0.350	0-0 F7			0-3 K		0-0 F3			0-3 K
Pancho Herrera, R (1, 3) OBP: 0.359, SLG: 0.417		0-0 1B S		0-3 K		0-0 1B 1-2 3-H 1B			0-0 2B
Tony Gonzalez, L (1, 8) OBP: 0.421, SLG: 0.439 Bobby Del Greco, R (9, PH) OBP: 0.348, SLG: 0.381		0-0 F8			0-0 G3	0-0 F7			0-3 K
Ken Walters, R (1, 9) OBP: 0.314, SLG: 0.441		0-0 F8 1-2			0-0 F8		0-0 6-3		0-0 1B 2B 2-H
Charley Smith, R (1, 6) OBP: 0.296, SLG: 0.427		0-0 5-3			0-0 6-3		0-0 5-3		0-0 1B 2-H
Jim Woods, R (1, 5) OBP: 0.273, SLG: 0.410			0-3 K			0-3 K	0-3 K		0-0 P4
John Buzhardt, R (1, 1) Don Demeter, R (6, PH) Lee Walls, R (6, PR) Ken Lehman, L (6, 1) Clay Dalrymple, L (8, PH) Dallas Green, L (8, 1) Chris Short, R (8, 1)			0-0 5-3			0-0 1B BB 1B		0-0 F7	

Inning Stats	R: 0	H: 0	E: 0	LOB: 0	K: 1	BB: 0	S: 5	P: 5	R: 0	H: 1	E: 0	LOB: 1	K: 0	BB: 0	S: 4	P: 4	R: 0	H: 0	E: 0	LOB: 0	K: 1	BB: 0	S: 5	P: 5	R: 0	H: 0	E: 0	LOB: 0	K: 2	BB: 0	S: 7	P: 7	R: 0	H: 0	E: 0	LOB: 0	K: 0	BB: 0	S: 3	P: 3	R: 2	H: 3	E: 0	LOB: 2	K: 1	BB: 1	S: 8	P: 12	R: 0	H: 0	E: 0	LOB: 0	K: 1	BB: 0	S: 5	P: 5	R: 0	H: 0	E: 0	LOB: 0	K: 0	BB: 0	S: 3	P: 3	R: 2	H: 3	E: 0	LOB: 1	K: 2	BB: 0	S: 10	P: 10	1B: 5	SF: 0	2B: 2	SAC: 0	3B: 0	DP: 0	HR: 0	HBP: 0	WP: 0	PA: 35
--------------	------	------	------	--------	------	-------	------	------	------	------	------	--------	------	-------	------	------	------	------	------	--------	------	-------	------	------	------	------	------	--------	------	-------	------	------	------	------	------	--------	------	-------	------	------	------	------	------	--------	------	-------	------	-------	------	------	------	--------	------	-------	------	------	------	------	------	--------	------	-------	------	------	------	------	------	--------	------	-------	-------	-------	-------	-------	-------	--------	-------	-------	-------	--------	-------	--------

PITCHER	IP	WLS	BF	H	R	ER	SO	BB	IBB	HBP	BLK	WP	HR	S	P	ERA	WHIP
Joey Jay, R (1, 1) ERA: 2.7	8.0	W	29	4	2	2	6	1	0	0	0	0	0	40	44	2.25	0.625
Bill Henry, L (9, 1) ERA: 1.93	0.2		5	3	2	2	2	0	0	0	0	0	0	9	9	27.00	4.500
Jim Brosnan, R (9, 1) ERA: 1.29	0.1	S	1	0	0	0	0	0	0	0	0	0	0	1	1	0.00	0.000

Batter	1	2	3	4	5	6	7	8	9
Eddie Kasko, R OBP: 0.355, SLG: 0.360 (1, 6)	0-0 6-3		4-0 1B 1-2 BB		0-0 4-3			0-0 E 1B	
Don Blasingame, L OBP: 0.280, SLG: 0.274 (1, 4)	0-0 4-3		0-0 F7		0-0 6-3			0-0 E9 1-H 2B 1B	
Vada Pinson, L OBP: 0.325, SLG: 0.418 (1, 8)	0-0 L8		0-0 1B 1-2 2-3 PO 1B			0-0 L4-3 1B		0-0 2B	
Frank Robinson, R OBP: 0.397, SLG: 0.592 (1, 7)		0-0 E6 G4-6-3 1B	0-0 BB 1-3 2-H 3-H 1B		0-0 L4-3 1-2		0-0 IBB	4-0 1B	
Gordy Coleman, L OBP: 0.302, SLG: 0.486 (1, 3)		0-0 E4 G4-6-3 1-2 1B	0-0 BB 1-2 BB		0-3 K		0-3 K	0-3 K	
Gus Bell, L OBP: 0.253, SLG: 0.324 (1, 9)		0-0 G4-6-3 1-2 2-3 1B	0-0 PO 3-H	0-0 3-1		0-0 1-3	0-0 4-3		
Gene Freese, R OBP: 0.303, SLG: 0.418 (1, 5)		0-0 PO 3-H 1B		0-0 L9		0-3 K			
Jerry Zimmerman, R OBP: 0.258, SLG: 0.241 (1, 2)		0-0 PO 1-2	0-0 FC3-6 1B	0-0 5-3		0-0 F8			
Joey Jay, S OBP: 0.050, SLG: 0.100 (1, 1)			0-0 FC3-6 1B 1-2		0-0 1-3		0-3 K		
Jerry Lynch, L OBP: 0.474, SLG: 1.000 (8, PH)									
Bill Henry, L (9, 1)									
Jim Brosnan, R (9, 1)									

Inning Stats	R: 0	H: 0	E: 0	K: 0	S: 3	R: 1	H: 1	E: 2	K: 0	S: 4	R: 2	H: 3	E: 0	K: 0	S: 5	R: 0	H: 0	E: 0	K: 1	S: 3	R: 0	H: 1	E: 0	K: 1	S: 5	R: 0	H: 0	E: 0	K: 1	S: 5	R: 2	H: 3	E: 1	K: 2	S: 10
	0	0	0	0	3	1	1	2	0	4	2	3	0	0	5	0	0	0	1	3	0	0	0	0	5	0	0	2	3	1	3	0	2	14	

PITCHER	IP	WLS	BF	H	R	ER	SO	BB	IBB	HBP	BLK	WP	HR	S	P	ERA	WHIP
John Buzhardt, R ERA: 3.65 (1, 1)	5.0	L	20	4	3	2	0	2	0	0	0	0	0	18	26	3.60	1.200
Ken Lehman, L ERA: 4.09 (6, 1)	2.0		6	1	0	0	2	0	0	0	0	0	0	10	10	0.00	0.500
Dallas Green, R ERA: 4.57 (8, 1)	0.1		3	2	2	2	1	0	0	0	0	0	0	5	5	54.00	6.000
Chris Short, L ERA: 2.7 (8, 1)	0.2		4	1	0	0	1	0	1	0	0	0	0	5	9	0.00	1.500


BOTTOM

Philadelphia Phillies @ Cincinnati Reds
Crosley Field, Cincinnati, OH
Sat May 27 1961, 7:05 PM EDT
Att. 7,690 - Unknown

AB	R	H	RBI	BB	SO	LOB
3	2	1	0	1	0	0
4	1	1	0	0	0	2
4	0	3	1	0	0	0
3	1	1	2	1	0	1
3	0	0	0	1	2	3
4	0	0	0	0	0	4
3	0	1	1	0	1	0
3	0	1	0	0	0	0
0	0	0	0	0	0	0
0	0	0	0	0	0	0

AB	30
R	5
H	8
RBI	4
BB	3
SO	4
LOB	11

WP: 0 PA: 35
PB: 0
SB: 1
CS: 0



PITCHER	IP	WLS	BF	H	R	ER	SO	BB	IBB	HBP	BLK	WP	HR	S	P	ERA	WHIP
John Buzhardt, R ERA: 3.65 (1, 1)	5.0	L	20	4	3	2	0	2	0	0	0	0	0	18	26	3.60	1.200
Ken Lehman, L ERA: 4.09 (6, 1)	2.0		6	1	0	0	2	0	0	0	0	0	0	10	10	0.00	0.500
Dallas Green, R ERA: 4.57 (8, 1)	0.1		3	2	2	2	1	0	0	0	0	0	0	5	5	54.00	6.000
Chris Short, L ERA: 2.7 (8, 1)	0.2		4	1	0	0	1	0	1	0	0	0	0	5	9	0.00	1.500

Batter	1	2	3	4	5	6	7	8	9	AB R H RBI BB SO LOB	TOP																												
Bobby Malkmus, R (1, 4) OBP: 0.237, SLG: 0.292	0-0 L9		0-0 P4			0-0 HR	0-0 FC5-4			4 1 1 1 0 0 2	Philadelphia Phillies @ Cincinnati Reds Crosley Field, Cincinnati, OH Sun May 28 1961, 3:33 AM EDT Att. 6,632 - Unknown livebaseballscorecards.com																												
Choo-Choo Coleman, L (1, 2) OBP: 0.211, SLG: 0.194	0-0 G3			0-0 3-1		0-0 F8		0-0 1-3		4 0 0 0 0 0 0																													
Johnny Callison, L (1, 7) OBP: 0.386, SLG: 0.452	0-0 2B			0-0 1B		0-0 3-1		0-0 4-3		4 0 2 0 0 0 0																													
Pancho Herrera, R (1, 3) OBP: 0.364, SLG: 0.446	0-0 5-3			0-3 K		0-0 1B		0-0 HR		4 1 2 1 0 1 2																													
Tony Gonzalez, L (1, 8) OBP: 0.415, SLG: 0.441		0-0 F7		0-0 1-3		0-0 F8		0-0 2B		4 0 1 0 0 0 2																													
Ken Walters, R (1, 9) OBP: 0.308, SLG: 0.447		0-0 1-3			0-0 G6-4-3 2B		0-0 P4	0-0 4-3		4 0 1 0 0 0 1																													
Charley Smith, R (1, 6) OBP: 0.294, SLG: 0.418		0-0 1-3			0-0 G6-4-3 1B		0-0 L7		0-0 P6	4 0 1 0 0 0 0																													
Jim Woods, R (1, 5) OBP: 0.271, SLG: 0.381			0-0 L1		0-0 G6-4-3 1-2f 2-3		1-0 HBP HBP		0-3 K	3 0 0 0 0 1 2																													
Frank Sullivan, R (1, 1) Don Demeter, R (5, PH) Jack Baldschun, R (5, 1) Clay Dalrymple, L (7, PH) Lee Walls, R (7, PR) Ken Leshman, L (7, 1) Bobby Gene Smith, R (9, PH)			0-0 4-3		0-0 4-3		1-0 FC5-4 HBP		0-0 F8	1 0 0 0 0 0 0 1 0 0 0 0 0 1 0 1 0 0 0 0 0 0																													
Inning Stats	R: 0 E: 0 K: 0 S: 4	H: 1 LOB: 1 BB: 0 P: 4	R: 0 E: 0 K: 0 S: 3	H: 0 LOB: 0 BB: 0 P: 3	R: 0 E: 0 K: 1 S: 6	H: 1 LOB: 1 BB: 0 P: 6	R: 0 E: 0 K: 0 S: 4	H: 2 LOB: 1 BB: 0 P: 4	R: 1 E: 0 K: 0 S: 5	H: 2 LOB: 1 BB: 0 P: 5	R: 0 E: 0 K: 0 S: 3	H: 0 LOB: 2 BB: 0 P: 5	R: 1 E: 0 K: 0 S: 5	H: 2 LOB: 1 BB: 0 P: 5	R: 0 E: 0 K: 1 S: 5	H: 0 LOB: 0 BB: 0 P: 5	1B: 3 2B: 3 3B: 0 HR: 2	SF: 0 SAC: 0 DP: 1 HBP: 2	WP: 0 PB: 0 SB: 0 CS: 0	PA: 36																			
PITCHER Bob Purkey, R (1, 1) ERA: 2.48	IP 9.0	WLS W	BF 36	H 8	R 2	ER 2	SO 2	BB 0	IBB 0	HBP 2	BLK 0	WP 0	HR 2	S 38	P 40	ERA 2.00	WHIP 0.889					PITCHER	IP 9.0	WLS W	BF 36	H 8	R 2	ER 2	SO 2	BB 0	IBB 0	HBP 2	BLK 0	WP 0	HR 2	S 38	P 40	ERA 2.00	WHIP 0.889



Batter	1	2	3	4	5	6	7	8	9	AB R H RBI BB SO LOB
Eddie Kasko, R OBP: 0.351, SLG: 0.356 (1, 6)	0-0 HR 1B		0-3 K		0-0 6-3		0-0 F8			4 1 1 0 0 1 0
Don Blasingame, L OBP: 0.279, SLG: 0.273 (1, 4)	0-0 F8		0-0 HR 1B		0-0 4-3		0-0 4-3			4 1 1 0 0 0 1
Vada Pinson, L OBP: 0.335, SLG: 0.465 (1, 8)	0-0 1-H HR		0-0 1-H HR		4-0 FC6-4 BB		0-0 L9			3 2 2 4 1 0 0
Frank Robinson, R OBP: 0.387, SLG: 0.574 (1, 7)	0-3 K		0-0 L5		0-0 FC6-4 1-2f		0-0 P6			4 0 0 0 0 1 1
Gus Bell, L OBP: 0.253, SLG: 0.333 (1, 9)	0-0 F7		0-3 K		0-0 3-1		0-0 2B			4 0 1 0 0 1 0
Gordy Coleman, L OBP: 0.301, SLG: 0.475 (1, 3)		0-0 1-3		0-0 1-3		4-0 BB BB		0-0 L8		3 0 0 0 1 0 1
Gene Freese, R OBP: 0.308, SLG: 0.416 (1, 5)		0-0 1B		0-0 L1		0-0 P6		4-0 IBB		3 0 1 0 1 0 1
Jerry Zimmerman, R OBP: 0.286, SLG: 0.226 (1, 2)		0-0 P6		4-0 BB		4-0 FC6-4 BB 1-2		0-0 L8		2 0 0 0 2 0 3
Bob Purkey, R OBP: 0.167, SLG: 0.136 (1, 1)		0-3 K		0-0 F7		0-0 FC6-4 1-2f				3 0 0 0 0 1 4

Inning Stats	R: 2 E: 0 K: 1 S: 7	H: 2 LOB: 0 BB: 0 P: 7	R: 0 E: 0 K: 1 S: 6	H: 1 LOB: 1 BB: 0 P: 6	R: 2 E: 0 K: 2 S: 9	H: 2 LOB: 0 BB: 0 P: 9	R: 0 E: 0 K: 0 S: 3	H: 0 LOB: 1 BB: 1 P: 7	R: 0 E: 0 K: 0 S: 3	H: 0 LOB: 2 BB: 2 P: 11	R: 0 E: 0 K: 0 S: 3	H: 0 LOB: 0 BB: 0 P: 3	R: 0 E: 0 K: 0 S: 4	H: 1 LOB: 2 BB: 1 P: 8	1B: 3 2B: 1 3B: 0 HR: 2	SF: 0 SAC: 0 DP: 0 HBP: 0
--------------	------------------------------	---------------------------------	------------------------------	---------------------------------	------------------------------	---------------------------------	------------------------------	---------------------------------	------------------------------	----------------------------------	------------------------------	---------------------------------	------------------------------	---------------------------------	----------------------------------	------------------------------------

BOTTOM

Philadelphia Phillies @ Cincinnati Reds
 Crosley Field, Cincinnati, OH
 Sun May 28 1961, 3:33 AM EDT
 Att. 6,632 - Unknown

livebaseballscorecards.com

AB	30
R	4
H	6
RBI	4
BB	5
SO	4
LOB	11



PITCHER	IP	WLS	BF	H	R	ER	SO	BB	IBB	HBP	BLK	WP	HR	S	P	ERA	WHIP
Frank Sullivan, R ERA: 3.69 (1, 1)	4.0	L	18	5	4	4	4	1	0	0	0	0	2	25	29	9.00	1.500
Jack Baldschun, R ERA: 1.86 (5, 1)	2.0		9	0	0	0	0	3	0	0	0	0	0	6	18	0.00	1.500
Ken Lehman, L ERA: 3.46 (7, 1)	2.0		8	1	0	0	0	0	1	0	0	0	0	7	11	0.00	0.500

Batter	1	2	3	4	5	6	7	8	9	AB R H RBI BB SO LOB	TOP
Felix Mantilla, R (1, 7) <small>BBB</small> Joe Adcock, R (9, PH) <small>OBP: 0.264, SLG: 0.336</small> Al Spangler, L (9, 7) <small>OBP: 0.412, SLG: 0.269</small>	4-0 		0-0 4-3 2-3 			0-0 5-3 		4-0 3B BB 	0-3 K 	2 1 0 0 2 0 1 1 0 0 0 0 1 2 0 0 0 0 0 0 0	Milwaukee Braves @ Philadelphia Phillies Connie Mack Stadium, Philadelphia, PA Tue May 30 1961, 3:33 AM EDT Unknown livebaseballscorecards.com
Frank Bolling, R (1, 4) <small>BBB</small>	4-0 		0-0 6-3 			4-0 1B BB 		0-0 F7 		2 0 0 0 2 0 2	
Eddie Mathews, L (1, 5) <small>SSS</small>	0-3 K 			0-0 4-3 		0-0 1-3 G6-4-3 1B 		4-0 3B BB 		3 1 1 0 1 1 1	
Hank Aaron, R (1, 8) <small>SSS</small>	0-3 K 			0-0 G5-4-3 1B 		0-0 G6-4-3 1-2f 		0-0 1-2 3B 		4 0 2 2 0 1 3	
Frank Thomas, R (1, 3) <small>SSS</small>		0-3 K 		0-0 G5-4-3 1-2f 			0-0 HR 	0-0 P5 		4 1 1 1 0 1 2	
Joe Torre, R (1, 2) <small>SSS</small>		0-0 G4-3 1B 			0-0 L4 		0-0 5-3 		0-0 SH2-4 1B 	4 0 2 0 0 0 0	
Roy McMillan, R (1, 6) <small>SSS</small>		0-0 G4-3 1-2f 			0-0 FC4-6 1B 		0-0 P6 		0-0 SH2-4 	3 0 1 0 0 0 1	
John DeMerit, R (1, 9) <small>BBB</small> Lee Maye, L (9, PH) <small>OBP: 0.246, SLG: 0.286</small> <small>OBP: 0.313, SLG: 0.379</small>			4-0 4-3 6-3 BB 		0-0 FC4-6 1-2f 		0-0 F8 		4-0 IBB 	2 0 0 0 1 0 1 0 0 0 0 1 0 0	
Bob Buhl, R (1, 1) <small>SSS</small>			0-0 6-3 1-2 		0-0 1-3 			0-3 K 	0-3 K 	4 0 0 0 0 2 4	
Inning Stats	R: 0 H: 0 E: 0 LOB: 1 K: 2 BB: 2 S: 6 P: 14	R: 0 H: 1 E: 0 LOB: 0 K: 1 BB: 0 S: 5 P: 5	R: 0 H: 0 E: 0 LOB: 1 K: 0 BB: 1 S: 3 P: 7	R: 0 H: 1 E: 0 LOB: 0 K: 0 BB: 0 S: 3 P: 3	R: 0 H: 1 E: 0 LOB: 1 K: 0 BB: 0 S: 4 P: 4	R: 0 H: 1 E: 0 LOB: 1 K: 0 BB: 1 S: 3 P: 7	R: 1 H: 1 E: 0 LOB: 0 K: 0 BB: 0 S: 4 P: 4	R: 2 H: 1 E: 0 LOB: 1 K: 1 BB: 2 S: 6 P: 14	R: 0 H: 1 E: 0 LOB: 2 K: 2 BB: 1 S: 8 P: 12	1B: 5 SF: 0 2B: 0 SAC: 1 3B: 1 DP: 3 HR: 1 HBP: 0	
PITCHER Don Ferrarese, L (1, 1) <small>ERA: 3.42</small> John Buzhardt, R (8, 1) <small>ERA: 3.52</small>	IP WLS BF H R ER SO BB IBB HBP BLK WP HR S P ERA WHIP 7.2 L 31 6 3 3 4 6 0 0 0 0 1 33 57 3.52 1.565						IP WLS BF H R ER SO BB IBB HBP BLK WP HR S P ERA WHIP 1.1 6 1 0 0 2 0 1 0 0 0 0 9 13 0.00 0.750				



Batter	1	2	3	4	5	6	7	8	9	AB	R	H	RBI	BB	SO	LOB
Bobby Malkmus, R OBP: 0.225, SLG: 0.276 (1, 4)	0-0 P4		0-0 6-3		0-0 4-3		0-0 F7			4	0	0	0	0	0	0
Ken Walters, R OBP: 0.326, SLG: 0.425 (1, 9)	0-0 F8		4-0 S BB		4-0 BB BB		0-0 6-3			2	0	0	0	2	0	0
Johnny Callison, L OBP: 0.369, SLG: 0.445 (1, 7)	0-0 F9		0-3 K		4-0 1-2 BB			4-0 FC5-4 BB		2	0	0	0	2	1	1
Pancho Herrera, R OBP: 0.353, SLG: 0.431 (1, 3)		0-0 5-3	0-0 F8		0-3 K			0-0 FC5-4 1B		4	0	0	0	0	1	4
Tony Gonzalez, L OBP: 0.418, SLG: 0.462 (1, 8)		0-0 4-3		0-0 4-3		0-0 G4-6-3 3B		0-0 1-2 G4-6-3 1B		4	1	2	0	0	0	0
Charley Smith, R OBP: 0.315, SLG: 0.427 (1, 5)		0-0 E BB 1B		0-0 4-3 S 1B		4-0 G4-6-3 BB		0-0 G4-6-3 1-2f		3	0	2	0	1	0	2
Clay Dalrymple, L OBP: 0.223, SLG: 0.230 (1, 2)		4-0 1-2 E BB		0-0 4-3 1-3		0-0 G4-6-3 1-2f 3+H			0-0 3-1	3	0	0	0	1	0	2
Ruben Amaro, R OBP: 0.333, SLG: 0.303 Bobby Gene Smith, R OBP: 0.292, SLG: 0.341 (1, 6) (9, PH)		0-0 E6 1-2 2-3		0-0 6-3		0-0 F8			0-0 F7	3	0	0	0	0	0	3
Don Ferrarese, R OBP: 0.250, SLG: 0.250 John Buzhardt, R Choo-Choo Coleman, L OBP: 0.205, SLG: 0.189 (1, 1) (8, 1) (9, PH)		0-3 K		0-0 4-3		0-0 5-3			0-3 K	0	0	0	0	0	0	0


Inning Stats	R: 0	H: 0	E: 0	K: 0	S: 3	R: 0	H: 1	E: 1	K: 1	S: 7	R: 0	H: 0	E: 0	K: 1	S: 5	R: 0	H: 1	E: 0	K: 0	S: 4	R: 0	H: 0	E: 0	K: 1	S: 5	R: 1	H: 1	E: 0	K: 0	S: 3	R: 0	H: 0	E: 0	K: 0	S: 3	R: 0	H: 1	E: 0	K: 0	S: 3	R: 0	H: 0	E: 0	K: 1	S: 5								
Bob Buhl, R ERA: 4.23 (1, 1)	IP	WLS	BF	H	R	ER	SO	BB	IBB	HBP	BLK	WP	HR	S	P	ERA	WHIP																																				
																		PITCHER	IP	WLS	BF	H	R	ER	SO	BB	IBB	HBP	BLK	WP	HR	S	P	ERA	WHIP																		

BOTTOM

Milwaukee Braves @ Philadelphia Phillies
Connie Mack Stadium, Philadelphia, PA
 Tue May 30 1961, 3:33 AM EDT
 Unknown

AB	30
R	1
H	4
RBI	0
BB	6
SO	4
LOB	15



Batter	1	2	3	4	5	6	7	8	9	AB R H RBI BB SO LOB	TOP	
Lee Mays, L (1, 9) OBP: 0.328, SLG: 0.406	0-0 G6-3 1B			0-0 3-1			BB 4-0 3B BB	0-0 1B 3B		3 2 2 0 1 0 0	Milwaukee Braves @ Philadelphia Phillies Connie Mack Stadium, Philadelphia, PA Tue May 30 1961, 3:38 AM EDT Att: 28,783 - Unknown	
Frank Bolling, R (1, 4) OBP: 0.395, SLG: 0.490	0-0 G6-3 1-2f			0-0 6-3			X 0-0 1-H SF8 3B	X 0-0 3-H 1B		4 1 2 2 0 0 1		
Eddie Mathews, L (1, 5) OBP: 0.414, SLG: 0.547	0-0 F5			0-0 6-3			X 0-0 3-H SF8	X 0-0 F9		3 0 0 1 0 0 1		
Hank Aaron, R (1, 8) OBP: 0.373, SLG: 0.622				0-0 6-3			X 0-0 3-H 1B BB	X 0-0 5-3		4 1 1 0 0 0 1		
Frank Thomas, R (1, 3) OBP: 0.323, SLG: 0.463				0-0 F7			X 0-0 L7	X 0-0 1B 1B		4 0 1 0 0 0 1		
Al Spangler, L (1, 7) OBP: 0.395, SLG: 0.241				0-0 4-3			X 0-0 1-2 1B BB	X 0-0 F9		3 0 0 0 1 0 1		
Charlie Lau, L (1, 2) OBP: 0.320, SLG: 0.272				0-0 F3			X 0-0 1-2 2-H 1B	X 0-0 1-2 1B		2 0 0 0 0 0 0		
Joe Torre, R (7, PH) OBP: 0.282, SLG: 0.487				0-0 F2			X 0-0 0.0/0.0 K	X 0-0 0.0/0.0 K		2 0 2 1 0 0 0		
Roy McMillan, R (1, 6) OBP: 0.312, SLG: 0.276				0-0 4-3			X 0-0 0.0/0.0 K	X 0-0 0.0/0.0 K		2 0 0 0 0 1 0		
Joe Adcock, R (7, PH) OBP: 0.262, SLG: 0.333				0-0 1-3			X 0-0 0.0/0.0 F8	X 0-3 0.0/0.0 K		1 0 0 0 0 1 2		
Felix Mantilla, R (7, 6)							X 0-0 0.0/0.0 K	X 0-3 0.0/0.0 K		1 0 0 0 0 0 2		
Carl Willey, R (1, 1) Don Nottebart, R (3, 1) Johnny Logan, R (6, PH) Seth Morehead, L (6, 1) Don McMahon, R (7, 1) Billy Martin, R (8, PH) Moe Drabowsky, R (8, 1) Hawk Taylor, R (9, PH)										1 0 0 0 0 0 0 0 0 0 0 0 0 0 1 0 1 0 0 0 0 1 0 0 0 0 0 0 0 0 1 0 0 0 0 1 2		
Inning Stats	R: 0 H: 1 E: 0 LOB: 0 K: 0 BB: 0 S: 3 P: 3	R: 0 H: 0 E: 0 LOB: 0 K: 0 BB: 0 S: 3 P: 3	R: 0 H: 0 E: 0 LOB: 0 K: 0 BB: 0 S: 3 P: 3	R: 0 H: 0 E: 0 LOB: 0 K: 0 BB: 0 S: 3 P: 3	R: 0 H: 0 E: 0 LOB: 0 K: 0 BB: 0 S: 3 P: 3	R: 0 H: 0 E: 0 LOB: 0 K: 1 BB: 0 S: 5 P: 5	R: 3 H: 3 E: 0 LOB: 2 K: 1 BB: 2 S: 8 P: 16	R: 1 H: 2 E: 0 LOB: 1 K: 1 BB: 0 S: 7 P: 7	R: 0 H: 2 E: 0 LOB: 2 K: 1 BB: 0 S: 7 P: 7	1B: 6 SF: 1 2B: 0 SAC: 0 3B: 2 DP: 1 HR: 0 HBP: 0		WP: 0 PA: 36 PB: 0 SB: 0 CS: 0
PITCHER Art Mahaffey, R (1, 1) ERA: 2.07	IP WLS BF H R ER SO BB IBB HBP BLK WP HR S P ERA WHIP											PITCHER IP WLS BF H R ER SO BB IBB HBP BLK WP HR S P ERA WHIP

livebaseballscorecards.com

AB	33
R	4
H	8
RBI	4
BB	2
SO	4
LOB	11

Batter	1	2	3	4	5	6	7	8	9
Bobby Malkmus, R OBP: 0.247, SLG: 0.288 (1, 4) X	0-0 4-3 SH1-3 1B		4-0 BB SH1-4 1-2 2B BB	0-3 K			0-3 K	0-0 3B 1B	
Lee Walls, R OBP: 0.267, SLG: 0.429 (1, 5) X	0-0 SH1-3 1-2		0-0 SH1-4 1-2 2-3	0-3 K			0-0 HR 2B	0-0 1-H SF9 3B	
Johnny Callison, L OBP: 0.396, SLG: 0.442 (1, 7) X	0-0 4-3 2-3		4-0 BB 2B IBB		4-0 CS BB		4-0 HR BB	0-0 SF9 3-H	
Pancho Herrera, R OBP: 0.362, SLG: 0.454 (1, 3) B B B B	4-0 BB		4-0 2B BB 1-2 2-3 3-H		0-3 K		0-0 1-H 2-H HR	0-0 F8	
Tony Gonzalez, L OBP: 0.421, SLG: 0.473 (1, 8) X	0-0 4-3		0-0 HR 1-H 2-H 3-H 2B		0-3 K 1-2		0-0 HBP 1B 1B		
Ken Walters, R OBP: 0.340, SLG: 0.500 (1, 9) X		0-0 4-3	0-0 HR 2-H			0-0 F8	0-0 HBP 1-2 1B		
Clay Dalrymple, L OBP: 0.224, SLG: 0.222 (1, 2) X		0-0 3-1	0-0 F8			0-0 G3	1-0 FC6-4 1-2 2-3 HBP		
Ruben Amaro, R OBP: 0.317, SLG: 0.286 (1, 6) S S S S		0-3 K	0-0 1-3			0-3 K	0-0 FC6-4 1-2 3		
Art Mahaffey, R OBP: 0.042, SLG: 0.042 (1, 1) X			0-0 SH1-4 BB BB 1B	0-3 K			0-0 5-3	0-0 6-3	

AB	R	H	RBI	BB	SO	LOB	
4	2	2	0	1	2	0	
3	2	2	1	0	1	0	
1	2	0	1	3	0	1	
3	2	1	4	2	1	1	
4	1	2	3	0	1	3	
4	1	2	2	0	0	0	
3	0	0	0	0	0	0	
4	0	0	0	0	2	3	
4	1	1	0	0	1	0	
1B: 5	SF: 1	2B: 3	SAC: 2	3B: 1	DP: 1	HR: 2	HBP: 1

BOTTOM

Milwaukee Braves @ Philadelphia Phillies
Connie Mack Stadium, Philadelphia, PA

Tue May 30 1961, 3:38 AM EDT
 Att. 28,783 - Unknown

livebaseballscorecards.com

AB	30
R	11
H	10
RBI	11
BB	6
SO	8
LOB	8



WP: 0	PA: 40
PB: 0	
SB: 0	
CS: 1	

Inning Stats	R: 0	H: 1	E: 0	K: 0	S: 4	LOB: 2	BB: 1	P: 8									
Carl Willey, R ERA: 9.13 (1, 1)	IP: 2.1	WLS: L	BF: 15	H: 4	R: 6	ER: 6	SO: 1	BB: 3	IBB: 1	HBP: 0	BLK: 0	WP: 0	HR: 1	S: 13	P: 29	ERA: 23.14	WHIP: 3.000
Don Nottebart, R ERA: 5.26 (3, 1)	IP: 2.2		BF: 8	H: 0	R: 0	ER: 0	SO: 5	BB: 1	IBB: 0	HBP: 0	BLK: 0	WP: 0	HR: 0	S: 17	P: 21	ERA: 0.00	WHIP: 0.375
Seth Morehead, L ERA: 7.43 (6, 1)	IP: 1.2		BF: 11	H: 4	R: 3	ER: 3	SO: 2	BB: 1	IBB: 0	HBP: 1	BLK: 0	WP: 0	HR: 1	S: 13	P: 18	ERA: 16.20	WHIP: 3.000
Don McMahon, R ERA: 3.32 (7, 1)	IP: 0.1		BF: 1	H: 0	R: 0	ER: 0	SO: 0	BB: 0	IBB: 0	HBP: 0	BLK: 0	WP: 0	HR: 0	S: 1	P: 1	ERA: 0.00	WHIP: 0.000
Moe Drabowsky, R ERA: 3.8 (8, 1)	IP: 1.0		BF: 5	H: 2	R: 2	ER: 2	SO: 0	BB: 0	IBB: 0	HBP: 0	BLK: 0	WP: 0	HR: 0	S: 5	P: 5	ERA: 18.00	WHIP: 2.000

PITCHER	IP	WLS	BF	H	R	ER	SO	BB	IBB	HBP	BLK	WP	HR	S	P	ERA	WHIP
Carl Willey, R ERA: 9.13 (1, 1)	2.1	L	15	4	6	6	1	3	1	0	0	0	1	13	29	23.14	3.000
Don Nottebart, R ERA: 5.26 (3, 1)	2.2		8	0	0	0	5	1	0	0	0	0	0	17	21	0.00	0.375
Seth Morehead, L ERA: 7.43 (6, 1)	1.2		11	4	3	3	2	1	0	1	0	0	1	13	18	16.20	3.000
Don McMahon, R ERA: 3.32 (7, 1)	0.1		1	0	0	0	0	0	0	0	0	0	0	1	1	0.00	0.000
Moe Drabowsky, R ERA: 3.8 (8, 1)	1.0		5	2	2	2	0	0	0	0	0	0	0	5	5	18.00	2.000

Batter	1	2	3	4	5	6	7	8	9	AB R H RBI BB SO LOB	TOP											
Richie Ashburn, L (1, 8) <small>OBP: 0.309, SLG: 0.241</small> Al Heist, R (9, 8) <small>OBP: 0.250, SLG: 0.242</small>	0-0 1B 14 1B 1B	0-0 P2		4-0 E BB 1-2			0-0 L9		0-0 SH3-4 1-2	3 1 1 0 1 0 1 0 0 0 0 0 0 0												
Don Zimmer, R (1, 4) <small>OBP: 0.287, SLG: 0.386</small>	0-0 1B 14 1B 1-3		0-0 P6	0-0 2-3 1-2			0-0 2B		0-0 6-3	5 0 2 0 0 0 2												
Ron Santo, R (1, 5) <small>OBP: 0.407, SLG: 0.500</small>	0-0 P2		0-0 14 1B 1B			0-0 6-3		0-0 14 1B 2B	0-0 1B 2-H	5 2 3 1 0 0 2												
14 Ernie Banks, R (1, 7) <small>OBP: 0.371, SLG: 0.536</small>	0-0 G3-6-3 1-2 3-H 1B		0-0 1B 1B			0-0 P6		0-0 2B 1B		4 0 3 1 0 0 0												
George Altman, L (1, 9) <small>OBP: 0.388, SLG: 0.551</small>	0-0 G3-6-3 1-2f		0-0 FC6 1B			0-0 4-3		0-0 1-3 2-H 2B		4 0 2 2 0 0 2												
Ed Bouchee, L (1, 3) <small>OBP: 0.354, SLG: 0.385</small>		H 1-0 2B HBP	0-0 P5			4-0 G6-4-3 BB		0-0 G3		2 1 0 0 1 0 4												
Sammy Taylor, L (1, 2) <small>OBP: 0.250, SLG: 0.327</small> George Freese, R (8, PH) <small>OBP: 0.375, SLG: 0.286</small> Dick Bertell, R (8, 2) <small>OBP: 0.291, SLG: 0.281</small>		X 0-0 1-H 2B	0-0 FC6			0-0 F7		0-3 K		3 0 1 1 0 0 3 1 0 0 0 0 1 2 0 0 0 0 0 0 0												
Jerry Kindall, R (1, 6) <small>OBP: 0.200, SLG: 0.515</small>		0-0 K		4-0 CS BB		0-0 G6-4-3 1-2f		0-0 6-3		3 0 0 0 1 1 4												
Dick Drott, R (1, 1) <small>OBP: 0.125, SLG: 0.375</small> Bob Anderson, R (6, 1) <small>OBP: 0.300, SLG: 0.222</small> Don Elston, R (9, 1) <small>OBP: 0.167, SLG: 0.167</small>		X 0-0 F9		0-0 P6		0-3 K		4-0 SH3-4 1B BB		2 0 0 0 0 0 2 1 1 0 0 1 1 0 0 0 0 0 0 0 0												
Inning Stats	R: 1 E: 0 K: 0 S: 5	H: 3 LOB: 1 BB: 0 P: 5	R: 1 E: 0 K: 1 S: 6	H: 1 LOB: 1 BB: 0 P: 7	R: 1 E: 0 K: 0 S: 6	H: 3 LOB: 2 BB: 0 P: 6	R: 0 E: 1 K: 0 S: 2	H: 0 LOB: 1 BB: 2 P: 10	R: 0 E: 0 K: 0 S: 3	H: 0 LOB: 0 BB: 0 P: 3	R: 0 E: 0 K: 0 S: 2	H: 0 LOB: 0 BB: 1 P: 6	R: 0 E: 0 K: 1 S: 5	H: 1 LOB: 1 BB: 0 P: 5	R: 1 E: 0 K: 1 S: 8	H: 3 LOB: 2 BB: 0 P: 8	R: 1 E: 0 K: 0 S: 3	H: 1 LOB: 1 BB: 1 P: 7	1B: 9 2B: 3 3B: 0 HR: 0	SF: 0 SAC: 1 DP: 2 HBP: 1	WP: 0 PB: 0 SB: 0 CS: 1	PA: 39
PITCHER	IP WLS BF H R ER SO BB IBB HBP BLK WP HR S P ERA WHIP																				PITCHER	IP WLS BF H R ER SO BB IBB HBP BLK WP HR S P ERA WHIP
Robin Roberts, R (1, 1) <small>ERA: 5.3</small> Ken Lehman, L (8, 1) <small>ERA: 3.21</small> Jack Baldschun, R (9, 1) <small>ERA: 2.53</small>	7.0 L 32 11 4 4 2 3 0 1 0 0 0 0 32 45 5.14 2.000																					

Chicago Cubs @ Philadelphia Phillies
 Connie Mack Stadium, Philadelphia, PA
 Wed May 31 1961, 7:05 PM EDT
 Att: 4,213 - Unknown - 70 F

livebaseballscorecards.com

AB	33
R	5
H	12
RBI	5
BB	4
SO	3
LOB	22



Batter	1	2	3	4	5	6	7	8	9	AB R H RBI BB SO LOB
Tony Taylor, R (1, 4) OBP: 0.272, SLG: 0.297	0-0 F8			0-0 P3		0-0 HR 1B		0-3 K		4 1 1 0 0 1 0
Lee Walls, R (1, 5) OBP: 0.263, SLG: 0.556	0-3 K			0-0 F8		0-0 HR 1B		0-3 K		4 1 1 2 0 2 0
Johnny Callison, L (1, 7) OBP: 0.399, SLG: 0.435	0-3 K			0-0 4-3		4-0 BB			4-0 FC4-6 BB	2 1 0 0 2 1 0
Pancho Herrera, R (1, 3) OBP: 0.386, SLG: 0.463 Charley Smith, R (9, PR) OBP: 0.315, SLG: 0.427		0-0 6-3			0-0 4-3 2B	0-3 K 1-2			0-0 FC4-6 1B	4 1 2 0 0 1 1 0 0 0 0 0 0 0
Tony Gonzalez, L (1, 8) OBP: 0.408, SLG: 0.456		0-0 4-3			0-0 4-3	0-3 K			0-0 FC4-6 1B	4 0 0 1 0 1 3
Ken Walters, R (1, 9) OBP: 0.333, SLG: 0.479		0-0 F7			0-0 4-3		0-3 K		0-0 1-2 1B	4 0 1 1 0 1 0
Clay Dalrymple, L (1, 2) OBP: 0.225, SLG: 0.223			0-0 6-3		0-0 1B		0-0 3-1		0-0 F7	4 0 1 0 0 0 2
Ruben Amaro, R (1, 6) OBP: 0.313, SLG: 0.282 Don Demeter, R (5, PH) OBP: 0.246, SLG: 0.262 Bobby Malkmus, R (6, 6) OBP: 0.241, SLG: 0.280			0-0 F9		0-3 K		0-0 4-3		0-3 K	1 0 0 0 0 0 0 1 0 0 0 0 1 1 2 0 0 0 0 1 2
Robin Roberts, S (1, 1) Ken Lehman, L (8, 1) Bobby Gene Smith, R (8, PH) OBP: 0.289, SLG: 0.337 Jack Baldschun, R (9, 1)			0-0 F8			0-0 1-6-3		0-0 F9		2 0 0 0 0 0 0 0 0 0 0 0 0 0 1 0 0 0 0 0 0 0 0 0 0 0 0 0

Inning Stats	R: 0 E: 0 K: 2 S: 7	H: 0 LOB: 0 BB: 0 P: 7	R: 0 E: 0 K: 0 S: 3	H: 0 LOB: 0 BB: 0 P: 3	R: 0 E: 0 K: 0 S: 3	H: 0 LOB: 0 BB: 0 P: 3	R: 1 E: 0 K: 1 S: 7	H: 2 LOB: 1 BB: 0 P: 7	R: 2 E: 0 K: 2 S: 9	H: 2 LOB: 1 BB: 1 P: 13	R: 0 E: 0 K: 1 S: 5	H: 0 LOB: 0 BB: 0 P: 5	R: 0 E: 0 K: 2 S: 7	H: 0 LOB: 0 BB: 0 P: 7	R: 1 E: 0 K: 1 S: 7	H: 2 LOB: 2 BB: 1 P: 11	1B: 4 2B: 1 3B: 0 HR: 1	SF: 0 SAC: 0 DP: 0 HBP: 0
--------------	------------------------------	---------------------------------	------------------------------	---------------------------------	------------------------------	---------------------------------	------------------------------	---------------------------------	------------------------------	----------------------------------	------------------------------	---------------------------------	------------------------------	---------------------------------	------------------------------	----------------------------------	----------------------------------	------------------------------------

PITCHER	IP	WLS	BF	H	R	ER	SO	BB	IBB	HBP	BLK	WP	HR	S	P	ERA	WHIP
Dick Drott, R (1, 1) ERA: 2.9	5.1		21	4	3	3	3	1	0	0	0	0	1	26	30	5.06	0.938
Bob Anderson, R (6, 1) ERA: 4.91	2.2	W	10	1	1	1	5	1	0	0	0	0	0	19	23	3.38	0.750
Don Elston, R (9, 1) ERA: 2.19	1.0	S	4	1	0	0	1	0	0	0	0	0	0	6	6	0.00	1.000


BOTTOM

Chicago Cubs @ Philadelphia Phillies
 Connie Mack Stadium, Philadelphia, PA

Wed May 31 1961, 7:05 PM EDT
 Att. 4,213 - Unknown - 70 F

AB	33
R	4
H	6
RBI	4
BB	2
SO	9
LOB	9

WP: 0 PA: 35
 PB: 0
 SB: 1
 CS: 0



PITCHER	IP	WLS	BF	H	R	ER	SO	BB	IBB	HBP	BLK	WP	HR	S	P	ERA	WHIP
---------	----	-----	----	---	---	----	----	----	-----	-----	-----	----	----	---	---	-----	------

Batter	1	2	3	4	5	6	7	8	9	AB R H RBI BB SO LOB	TOP											
Richie Ashburn, L (1, 8) <small>OBP: 0.323, SLG: 0.244</small> Al Heist, R (8, 8) <small>OBP: 0.248, SLG: 0.240</small>	0-3 K		0-3 K		0-0 E S HR 1B	4-0 2B BB		4-0 FC6-4 BB	0-0 G4-6-3 1-2f	3 2 1 0 2 2 0 1 0 0 0 0 0 2	Chicago Cubs @ Philadelphia Phillies Connie Mack Stadium, Philadelphia, PA Thu Jun 01 1961, 7:05 PM EDT Att: 3,785 - Sunny - 73 F											
Don Zimmer, R (1, 4) <small>OBP: 0.290, SLG: 0.403</small>	0-0 F7		0-0 6-3		0-0 1-H HR	0-0 2B 1B		0-0 FC6-4 E S 14 1B		5 3 2 3 0 0 1												
Ron Santo, R (1, 5) <small>OBP: 0.407, SLG: 0.500</small>	0-0 1-3		0-3 K		0-0 6-3	0-0 2B		4-0 14 1B 3B BB		4 1 1 2 1 1 0												
14 Ernie Banks, R (1, 7) <small>OBP: 0.371, SLG: 0.529</small> Bob Will, L (8, 7) <small>OBP: 0.339, SLG: 0.288</small>		0-0 P4		0-3 K	0-0 5-3	4-0 IBB		0-0 3B 1B		4 1 1 1 1 1 0 0 0 0 0 0 0 0												
George Altman, L (1, 9) <small>OBP: 0.400, SLG: 0.610</small>		0-0 5-3		0-0 HR	4-0 BB	0-3 K		0-0 1-H 2-H 3B		4 1 2 3 1 1 2												
Ed Bouchee, L (1, 3) <small>OBP: 0.356, SLG: 0.402</small>		0-0 1B 3B		4-0 1B BB	0-3 K		0-3 K2-3	0-0 P6		4 1 1 0 1 2 2												
Sammy Taylor, L (1, 2) <small>OBP: 0.262, SLG: 0.333</small>		0-0 1B 1B		0-0 1-2 1B		0-0 P5	0-0 F7	0-3 K		5 0 2 1 0 1 0												
Jerry Kindall, R (1, 6) <small>OBP: 0.250, SLG: 0.553</small>		0-0 1-2 1B		0-3 K		0-0 WP SH3-4 1B 1B	0-3 K	0-0 WP 2B		5 1 3 0 0 2 2												
Glen Hobbie, R (1, 1) <small>OBP: 0.167, SLG: 0.077</small>		0-0 6-3		0-0 1-3		0-0 SH3-4		0-3 K	4-0 G4-6-3 2-3 BB	3 0 0 0 1 1 4												
Inning Stats	R: 0 E: 0 K: 1 S: 5	H: 0 LOB: 0 BB: 0 P: 5	R: 1 E: 0 K: 0 S: 6	H: 3 LOB: 2 BB: 0 P: 6	R: 0 E: 0 K: 2 S: 7	H: 0 LOB: 0 BB: 0 P: 7	R: 1 E: 0 K: 2 S: 9	H: 2 LOB: 2 BB: 1 P: 13	R: 2 E: 0 K: 1 S: 7	H: 2 LOB: 1 BB: 1 P: 11	R: 3 E: 0 K: 1 S: 8	H: 3 LOB: 2 BB: 2 P: 16	R: 0 E: 0 K: 2 S: 7	H: 0 LOB: 0 BB: 0 P: 7	R: 3 E: 0 K: 1 S: 7	H: 2 LOB: 1 BB: 2 P: 15	R: 0 E: 0 K: 1 S: 5	H: 1 LOB: 1 BB: 1 P: 9	1B: 7 2B: 2 3B: 2 HR: 2	SF: 0 SAC: 1 DP: 1 HBP: 0	WP: 2 PB: 0 SB: 2 CS: 0	PA: 46
PITCHER	IP WLS BF H R ER SO BB IBB HBP BLK WP HR S P ERA WHIP																					
Frank Sullivan, R (1, 1) <small>ERA: 4.01</small>	4.2 L 23 7 4 4 5 2 0 0 0 0 0 2 31 39 7.71 1.929																					
Ken Lehman, L (5, 1) <small>ERA: 3.14</small>	0.1 1 0 0 0 1 0 0 0 0 0 0 0 3 3 0.00 0.000																					
Chris Short, L (6, 1) <small>ERA: 4.44</small>	3.0 18 5 6 6 4 3 1 0 0 1 0 22 38 18.00 2.667																					
Jack Baldschun, R (9, 1) <small>ERA: 2.31</small>	1.0 4 1 0 0 1 1 0 0 0 1 0 5 9 0.00 2.000																					

livebaseballscorecards.com

AB	38
R	10
H	13
RBI	10
BB	7
SO	11
LOB	13



Batter	1	2	3	4	5	6	7	8	9	AB	R	H	RBI	BB	SO	LOB
Tony Taylor, R (1, 4) OBP: 0.287, SLG: 0.311	0-0 6-3			0-0 5-3 WP 1B	0-0 1-3 2-H 3-H 1B			0-0 1B		4	1	3	2	0	0	0
Lee Walls, R (1, 5) OBP: 0.217, SLG: 0.455	0-3 K			0-0 5-3 1-3	0-0 4-3			0-3 K		4	0	0	0	0	2	4
Johnny Callison, L (1, 7) OBP: 0.395, SLG: 0.425	0-0 4-3			4-0 3-H G5-4-3 BB				0-0 F5		3	0	0	0	1	0	1
Pancho Herrera, R (1, 3) OBP: 0.356, SLG: 0.449		0-0 6-3		0-0 G5-4-3 1-2f				0-3 K		4	0	0	0	0	1	1
Tony Gonzalez, L (1, 8) OBP: 0.396, SLG: 0.441		0-3 K			0-3 K			0-0 L6		4	0	0	0	0	3	0
Ken Walters, R (1, 9) OBP: 0.327, SLG: 0.462		0-0 5-3			0-0 E5 1B 1B			0-0 1-3		4	1	1	0	0	0	0
Clay Dalrymple, L (1, 2) OBP: 0.236, SLG: 0.235			0-0 L4		0-0 HBP 1B 1B			0-0 F9		4	1	2	0	0	0	0
Ruben Amaro, R (1, 6) OBP: 0.310, SLG: 0.278			0-0 1-3		0-3 K			0-0 5-3		1	0	0	0	0	0	0
Choo-Choo Coleman, L (5, PH) OBP: 0.200, SLG: 0.184									4-0 BB 1B	1	0	0	0	0	1	2
Bobby Malkmus, R (6, 6) OBP: 0.247, SLG: 0.277									1-2 2-3 BB	1	0	0	0	1	0	0
Frank Sullivan, R (1, 1) Ken Lehman, L (5, 1) Don Demeter, R (5, PH) Chris Short, R (6, 1) Bobby Gene Smith, R (8, PH) Jack Baldschun, R (9, 1) Bobby Del Greco, R (9, PH)			0-3 K		1-0 1B 1-2 HBP			0-0 F5	0-0 L7	1	0	0	0	0	1	0


Inning Stats	R: 0	H: 0	E: 0	K: 1	S: 5	R: 0	H: 0	E: 0	K: 1	S: 5	R: 0	H: 0	E: 0	K: 1	S: 5	R: 1	H: 1	E: 0	K: 0	S: 3	R: 2	H: 2	E: 1	K: 2	S: 10	R: 0	H: 0	E: 0	K: 0	S: 3	R: 0	H: 0	E: 0	K: 0	S: 3	R: 0	H: 1	E: 0	K: 1	S: 6	R: 0	H: 2	E: 0	K: 2	S: 9	1B: 6	2B: 0	3B: 0	HR: 0	SF: 0	SAC: 0	DP: 1	HBP: 1	WP: 1	PA: 36
PITCHER Glen Hobbie, R (1, 1) ERA: 3.67	IP	WLS	BF	H	R	ER	SO	BB	IBB	HBP	BLK	WP	HR	S	P	ERA	WHIP																																						
	9.0	W	36	6	3	1	8	2	0	1	0	1	0	49	58	1.00	0.889																																						

BOTTOM

Chicago Cubs @ Philadelphia Phillies
Connie Mack Stadium, Philadelphia, PA

Thu Jun 01 1961, 7:05 PM EDT
 Att. 3,785 - Sunny - 73 F

AB	33
R	3
H	6
RBI	2
BB	2
SO	8
LOB	11



Batter	1	2	3	4	5	6	7	8	9	AB R H RBI BB SO LOB	TOP											
Tony Taylor, R OBP: 0.299, SLG: 0.317 (1, 4)	0-0 4-3 CS 1B		0-0 1B FC4-6 1B	4-0 BB BB		0-0 6-3			0-0 4-3	4 1 2 0 1 0 0												
Lee Walls, R OBP: 0.296, SLG: 0.520 Bobby Del Greco, R OBP: 0.320, SLG: 0.348 (1, 5) (7, 8)	0-3 K 1-2		0-0 1-3 FC4-6 1B 3-H	4-0 1-2 BB 2-3			0-0 E 2B		0-0 F5	3 1 2 1 1 1 1 1 0 0 0 0 0 0												
Johnny Callison, L OBP: 0.383, SLG: 0.410 (1, 7)	0-0 4-3 2-3		0-0 FC4-6 2B 1-2f 3-H	0-0 L7			0-0 F8		0-0 1-3	5 1 0 1 0 0 6												
Pancho Herrera, R OBP: 0.359, SLG: 0.466 (1, 3)	0-0 CS 3-H	0-3 K 1-2	0-0 WP 2B 1-H		0-0 F8		0-0 E3 2B 2-H			4 0 2 2 0 1 0												
Tony Gonzalez, L OBP: 0.406, SLG: 0.455 (1, 8) (7, 9)		0-0 2B 2B	4-0 L4-3 BB 2-3		0-0 1B SF9-3-6		0-0 L3			3 2 2 0 1 0 1												
Ken Walters, R OBP: 0.339, SLG: 0.482 Bobby Malkmus, R OBP: 0.247, SLG: 0.277 (1, 9) (7, 5)		0-0 3-1 2B 2-H	0-0 L4-3 1-2		0-0 1B SF9-3-6		0-0 5-3			4 0 2 1 0 0 3 0 0 0 0 0 0 0												
Clay Dalrymple, L OBP: 0.227, SLG: 0.228 (1, 2)		0-0 3-1 2-3		0-3 K	0-0 SF9-3-6			0-0 F5		3 0 0 1 0 1 1												
Ruben Amaro, R OBP: 0.307, SLG: 0.276 (1, 6)		0-0 6-3		0-0 BB SH1-4 1B		0-0 4-3		0-0 L6		4 0 1 0 0 0 1												
John Buzhardt, R OBP: 0.154, SLG: 0.167 (1, 1)			0-0 1B 1B 2B	0-0 SH1-4		0-3 K		0-3 K		3 1 1 0 0 2 0												
Inning Stats	R: 0 E: 0 K: 1 S: 5	H: 1 LOB: 0 BB: 0 P: 5	R: 1 E: 0 K: 1 S: 7	H: 2 LOB: 1 BB: 0 P: 7	R: 3 E: 0 K: 0 S: 6	H: 4 LOB: 1 BB: 1 P: 10	R: 0 E: 0 K: 1 S: 6	H: 1 LOB: 3 BB: 2 P: 14	R: 1 E: 0 K: 0 S: 4	H: 2 LOB: 0 BB: 0 P: 4	R: 0 E: 0 K: 1 S: 5	H: 0 LOB: 0 BB: 0 P: 5	R: 1 E: 1 K: 0 S: 5	H: 2 LOB: 1 BB: 0 P: 5	R: 0 E: 0 K: 1 S: 5	H: 0 LOB: 0 BB: 0 P: 5	R: 0 E: 0 K: 0 S: 3	H: 0 LOB: 0 BB: 0 P: 3	1B: 6 2B: 8 3B: 0 HR: 0	SF: 1 SAC: 1 DP: 2 HBP: 0	WP: 1 PB: 0 SB: 1 CS: 1	PA: 40
PITCHER	IP WLS BF H R ER SO BB IBB HBP BLK WP HR S P ERA WHIP																					
Bob Friend, R ERA: 4.73 (1, 1)	2.1 L 13 7 4 4 2 0 0 0 0 0 0 0 17 17 15.43 3.000																					
Earl Francis, R ERA: 2.45 (3, 1)	3.2 15 3 1 1 2 3 0 0 0 1 0 16 28 2.46 1.636																					
Clem Labine, R ERA: 2.36 (7, 1)	2.0 8 2 1 1 1 0 0 0 0 0 0 10 10 4.50 1.000																					
Roy Face, R ERA: 1.75 (9, 1)	1.0 3 0 0 0 0 0 0 0 0 0 0 3 3 0.00 0.000																					

Philadelphia Phillies @ Pittsburgh Pirates
 Forbes Field, Pittsburgh, PA
 Fri Jun 02 1961, 7:05 PM EDT
 Att. 14,344 - Unknown

livebaseballscorecards.com

AB	34
R	6
H	12
RBI	6
BB	3
SO	5
LOB	13



Batter	1	2	3	4	5	6	7	8	9	AB R H RBI BB SO LOB	TOP		
Tony Taylor, R (1, 4) OBP: 0.304, SLG: 0.313	1-0 SH1-3 HBP		0-0 1-3			4-0 BB G4-6-3 BB		0-3 K		2 0 0 0 1 1 0			
Lee Walls, R (1, 5) OBP: 0.300, SLG: 0.500	0-0 SH1-3 1-2		0-0 1-3			0-0 G4-6-3 1-2f		0-0 1B G6-4-3		3 0 1 0 0 0 1			
Ken Walters, R (1, 9) (4, 3) OBP: 0.317, SLG: 0.450	0-3 K					0-0 6-3		0-0 G6-4-3 1-2f		4 0 0 0 0 2 2			
Pancho Herrera, R (1, 3) Bobby Gene Smith, R (4, 7) OBP: 0.355, SLG: 0.459 OBP: 0.280, SLG: 0.326	0-3 K					0-3 K		0-3 K		2 0 0 0 0 2 1 2 0 0 0 0 1 0			
Don Demeter, R (1, 7) (4, 9) OBP: 0.261, SLG: 0.313		0-0 F7				0-0 HR		0-0 6-3		3 1 1 1 0 0 0			
Bobby Del Greco, R (1, 8) OBP: 0.321, SLG: 0.346		0-3 K				0-0 F8		0-0 1B		3 0 1 0 0 1 0			
Cal Neeman, R (1, 2) OBP: 0.345, SLG: 0.292		0-0 1B				0-0 1B		0-0 5-3		1 0 1 0 0 0 0 1 0 1 0 0 0 0 1 0 0 0 0 0 1			
Jim Woods, R (5, PH) OBP: 0.286, SLG: 0.395													
Clay Dalrymple, L (5, 2) OBP: 0.225, SLG: 0.225													
Ruben Amaro, R (1, 6) OBP: 0.300, SLG: 0.269		0-0 F9				0-0 6-3		0-0 6-3		2 0 0 0 0 0 1 1 0 0 0 0 0 0 0 0 0 0 0 0 0			
Tony Gonzalez, L (8, PH) OBP: 0.403, SLG: 0.451													
Bobby Malkmus, R (8, 6) OBP: 0.247, SLG: 0.277													
Art Mahaffey, R (1, 1) OBP: 0.040, SLG: 0.040			0-0 5-3			0-0 P6		0-0 L8		1 0 0 0 0 0 0 1 0 0 0 0 0 0 0 0 0 0 0 0 0 1 0 0 0 0 0 0 0 0 0 0 0 0 0			
Charley Smith, R (5, PH) OBP: 0.311, SLG: 0.422													
Dallas Green, L (5, 1) OBP: 0.333, SLG: 0.294													
Johnny Callison, L (8, PH) OBP: 0.381, SLG: 0.407													
Jack Baldschun, R (8, 1)													
Inning Stats	R: 0 E: 0 K: 2 S: 7 H: 0 LOB: 1 BB: 0 P: 8	R: 0 E: 0 K: 1 S: 6 H: 1 LOB: 1 BB: 0 P: 6	R: 0 E: 0 K: 0 S: 3 H: 0 LOB: 0 BB: 0 P: 3	R: 1 E: 0 K: 2 S: 8 H: 1 LOB: 0 BB: 0 P: 8	R: 0 E: 0 K: 0 S: 3 H: 1 LOB: 0 BB: 0 P: 3	R: 0 E: 0 K: 0 S: 2 H: 0 LOB: 0 BB: 1 P: 6	R: 0 E: 0 K: 0 S: 4 H: 1 LOB: 1 BB: 0 P: 4	R: 0 E: 0 K: 1 S: 5 H: 0 LOB: 0 BB: 0 P: 5	R: 0 E: 0 K: 1 S: 5 H: 1 LOB: 0 BB: 0 P: 5	1B: 4 2B: 0 3B: 0 HR: 1 SF: 0 SAC: 1 DP: 2 HBP: 1	WP: 0 PB: 0 SB: 0 CS: 0 PA: 31		
PITCHER Bobby Shantz, L (1, 1) ERA: 1.91 Roy Face, R (8, 1) ERA: 1.63	IP WLS BF H R ER SO BB IBB HBP BLK WP HR S P ERA WHIP	7.0 W 25 4 1 1 5 1 0 1 0 0 1 33 38 1.29 0.714	2.0 S 6 1 0 0 2 0 0 0 0 0 0 0 10 10 0.00 0.500									PITCHER IP WLS BF H R ER SO BB IBB HBP BLK WP HR S P ERA WHIP	

Philadelphia Phillies @ Pittsburgh Pirates
 Forbes Field, Pittsburgh, PA
 Sat Jun 03 1961, 3:33 AM EDT
 Att. 11,153 - Unknown

livebaseballscorecards.com

AB 28
 R 1
 H 5
 RBI 1
 BB 1
 SO 7
 LOB 6



Batter	1	2	3	4	5	6	7	8	9
Bill Virdon, L OBP: 0.361, SLG: 0.476 (1, 8)	0-0 1-3		0-0 SH1-3	0-0 4-3			0-0 4-3		
Dick Groat, R OBP: 0.337, SLG: 0.409 (1, 6)	0-3 K		0-0 1B		0-0 F8		0-0 F8		
Roberto Clemente, R OBP: 0.357, SLG: 0.520 (1, 9)	0-0 HR		0-0 P4		0-0 P6		0-0 6-3		
Dick Schofield, S OBP: 0.118, SLG: 0.125 (9, 9)									
Dick Stuart, R OBP: 0.365, SLG: 0.571 (1, 3)	0-0 F8		0-0 1B		0-0 1B		0-3 K		
Don Hoak, R OBP: 0.406, SLG: 0.460 (1, 5)		0-0 6-3	0-3 K		0-0 5-3		0-0 HR		
Smoky Burgess, L OBP: 0.394, SLG: 0.511 (1, 2)		0-0 F7		0-0 2B		0-0 G6-4-3	0-0 1B		
Bill Mazeroski, R OBP: 0.271, SLG: 0.327 (1, 4)		0-0 F9		0-0 L3-6		0-0 P6	0-3 K		
Gino Cimoli, R OBP: 0.333, SLG: 0.400 (1, 7)			0-0 SH1-3	0-0 L3-6		0-0 G6-4-3			
Bobby Shantz, R OBP: 0.500, SLG: 0.500 (1, 1)			0-0 1B		0-0 1B		0-0 3-1		
Bob Skinner, L OBP: 0.344, SLG: 0.298 (7, PH)			0-0 1B						
Roy Face, R OBP: 0.250, SLG: 0.250 (8, 1)			0-0 1B						

AB	R	H	RBI	BB	SO	LOB
3	0	0	0	0	0	1
4	0	1	1	0	1	0
4	1	1	1	0	0	2
0	0	0	0	0	0	0
4	0	2	1	0	1	0
4	1	1	1	0	1	3
4	1	3	0	0	0	0
4	0	1	1	0	1	2
3	1	1	0	0	0	2
2	1	2	0	0	0	0
1	0	0	0	0	0	0
0	0	0	0	0	0	0

BOTTOM

Philadelphia Phillies @ Pittsburgh Pirates
 Forbes Field, Pittsburgh, PA
 Sat Jun 03 1961, 3:33 AM EDT
 Att. 11,153 - Unknown

livebaseballscores.com

AB	33
R	5
H	12
RBI	5
BB	0
SO	4
LOB	10



1B:	9	SF:	0
2B:	2	SAC:	1
3B:	0	DP:	2
HR:	2	HBP:	0

WP:	0	PA:	34
PB:	0		
SB:	0		
CS:	0		

Inning Stats	R	H	E	K	S	P	IP	WLS	BF	H	R	ER	SO	BB	IBB	HBP	BLK	WP	HR	S	P	ERA	WHIP
	1	1	0	1	6		4.0	L	19	8	4	4	2	0	0	0	0	0	1	23	23	9.00	2.000
	0	0	0	3			3.0		10	2	0	0	0	0	0	0	0	0	0	10	10	0.00	0.667
	0	0	0	6			1.0		5	2	1	1	2	0	0	0	0	0	1	9	9	9.00	2.000

PITCHER	IP	WLS	BF	H	R	ER	SO	BB	IBB	HBP	BLK	WP	HR	S	P	ERA	WHIP
Art Mahaffey, R ERA: 2.42 (1, 1)	4.0	L	19	8	4	4	2	0	0	0	0	0	1	23	23	9.00	2.000
Dallas Green, R ERA: 4.27 (5, 1)	3.0		10	2	0	0	0	0	0	0	0	0	0	10	10	0.00	0.667
Jack Baldschun, R ERA: 2.84 (8, 1)	1.0		5	2	1	1	2	0	0	0	0	0	1	9	9	9.00	2.000

Batter	1	2	3	4	5	6	7	8	9	AB R H RBI BB SO LOB	TOP							
Tony Taylor, R (1, 4) OBP: 0.315, SLG: 0.321	0-0 F9	4-0 1B BB	1-0 HBP			0-0 L9			0-0 2B	3 1 1 0 1 0 1								
Lee Walls, R (1, 5) OBP: 0.324, SLG: 0.500 Bobby Malkmus, R (6, 5) OBP: 0.244, SLG: 0.274	0-0 1B 1B	0-0 1B FC6-4 1B	0-0 L9			0-0 G5-4-3 1-2f			0-0 6-3	4 2 2 1 0 0 2 1 0 0 0 0 0 1								
Ken Walters, R (1, 9) OBP: 0.328, SLG: 0.459 Tony Gonzalez, L (2, PH) OBP: 0.399, SLG: 0.440	0-0 PB 1B 1-2	4-0 FC6-4 1B IBB				0-0 F8			0-3 K	1 0 1 0 0 0 0 3 1 0 0 1 1 1								
Pancho Herrera, R (1, 3) OBP: 0.358, SLG: 0.460	0-0 F7	0-0 FC6-4 1B 1-2 2-3 3-H				0-0 G4-6-3 1B			0-0 5-3	4 0 2 1 0 0 2								
Don Demeter, R (1, 7) OBP: 0.260, SLG: 0.309	0-0 PB 1B 1-2 2-H	0-0 FC6-4 1B 1-2f 2-3 3-H				0-0 G4-6-3 1-2f			0-0 F7	4 0 1 2 0 0 3								
Bobby Del Greco, R (1, 8) OBP: 0.375, SLG: 0.379	4-0 1-2 2-3 IBB	0-0 1-2 3-H 1B				0-0 4-3			0-0 9-3 1B	3 0 2 1 1 0 0								
Clay Dalrymple, L (1, 2) OBP: 0.226, SLG: 0.236	0-0 L8	0-0 4-3				0-0 L4-6 2B			0-0 9-3 1-2f	4 0 1 0 0 0 6								
Ruben Amaro, R (1, 6) OBP: 0.298, SLG: 0.259		4-0 SH1-4 1B BB				0-0 L4-6 2-3			0-0 F8	3 1 0 0 1 0 1								
Don Ferrarese, R (1, 1) OBP: 0.286, SLG: 0.286		0-0 SH1-4 1-2				0-0 G5-4-3 1B			0-0 1-6-3	3 0 1 0 0 0 0								
Inning Stats	R: 1 E: 0 K: 0 S: 6	H: 3 LOB: 3 BB: 1 P: 10	R: 4 E: 0 K: 0 S: 6	H: 3 LOB: 2 BB: 3 P: 18	R: 0 E: 1 K: 0 S: 3	H: 0 LOB: 1 BB: 0 P: 4	R: 0 E: 0 K: 0 S: 3	H: 1 LOB: 0 BB: 0 P: 3	R: 0 E: 0 K: 0 S: 3	H: 1 LOB: 0 BB: 0 P: 3	R: 0 E: 0 K: 0 S: 3	H: 0 LOB: 0 BB: 0 P: 3	R: 0 E: 0 K: 1 S: 6	H: 1 LOB: 1 BB: 0 P: 6	1B: 9 2B: 4 3B: 0 HR: 0	SF: 0 SAC: 1 DP: 4 HBP: 1	WP: 0 PB: 1 SB: 0 CS: 0	PA: 39
PITCHER	IP WLS BF H R ER SO BB IBB HBP BLK WP HR S P ERA WHIP																	
Vinegar Bend Mizell, L (1, 1) ERA: 4.5	1.1 L 11 4 4 4 0 2 1 0 0 0 0 8 20 27.00 4.500																	
Bob Friend, R (2, 1) ERA: 4.62	3.2 15 4 1 1 0 0 1 1 0 0 0 13 18 2.46 1.091																	
Fred Green, L (6, 1) ERA: 5.93	2.0 6 1 0 0 0 0 0 0 0 0 0 6 6 0.00 0.500																	
Clem Labine, R (8, 1) ERA: 2.2	2.0 7 2 0 0 1 0 0 0 0 0 0 9 9 0.00 1.000																	

Philadelphia Phillies @ Pittsburgh Pirates
 Forbes Field, Pittsburgh, PA
 Sun Jun 04 1961, 3:33 AM EDT
 Att. 27,352 - Unknown

livebaseballscores.com

AB	33
R	5
H	11
RBI	5
BB	4
SO	1
LOB	17



Batter	1	2	3	4	5	6	7	8	9	AB	R	H	RBI	BB	SO	LOB
Gino Cimoli, R (1, 7) OBP: 0.328, SLG: 0.390	0-0 G4-6-3 1B		0-0 5-3		0-0 F9			0-0 5-3		4	0	1	0	0	0	1
Dick Groat, R (1, 6) OBP: 0.335, SLG: 0.402	0-0 G4-6-3 1-2f		4-0 BB			0-0 F9		0-0 4-3		3	0	0	0	1	0	1
Roberto Clemente, R (1, 9) OBP: 0.355, SLG: 0.514	0-0 F8		0-0 F8			0-0 FC6-4 1B		0-0 F9		4	0	1	0	0	0	1
Dick Stuart, R (1, 3) OBP: 0.355, SLG: 0.554		0-0 5-3		0-3 K		0-3 K		0-3 K		4	0	0	0	0	3	1
Don Hoak, R (1, 5) OBP: 0.409, SLG: 0.469		0-0 E 2B		0-0 F8		0-0 FC6-4 1-2f		0-0 G5-4-3 1B		4	0	2	0	0	0	1
Hal Smith, R (1, 2) OBP: 0.237, SLG: 0.315		0-0 P6		0-0 6-3			0-0 5-3	0-0 G5-4-3		4	0	0	0	0	0	2
Bill Mazeroski, R (1, 4) OBP: 0.278, SLG: 0.329		0-0 E6 2-3			0-0 1B		4-0 BB			2	0	1	0	1	0	1
Bill Virdon, L (1, 8) OBP: 0.355, SLG: 0.467		0-0 F6			0-0 P4		0-0 P6	0-0 G5-4-3		3	0	0	0	0	0	4
Vinegar Bend Mizell, R (1, 1) OBP: 0.071, SLG: 0.071			0-0 4-3		0-0 F8		0-3 K			0	0	0	0	0	0	0
Bob Friend, R (2, 1) OBP: 0.182, SLG: 0.192										1	0	0	0	0	0	0
Bob Skinner, L (5, PH) OBP: 0.341, SLG: 0.296										1	0	0	0	0	0	1
Fred Green, R (6, 1) OBP: 0.111, SLG: 0.118										0	0	0	0	0	0	0
Dick Schofield, S (7, PH) OBP: 0.111, SLG: 0.118										1	0	0	0	0	1	1
Clem Labine, R (8, 1) OBP: 0.200, SLG: 0.200										0	0	0	0	0	0	0

BOTTOM

Philadelphia Phillies @ Pittsburgh Pirates
 Forbes Field, Pittsburgh, PA
 Sun Jun 04 1961, 3:33 AM EDT
 Att. 27,352 - Unknown

livebaseballscores.com

AB	31
R	0
H	5
RBI	0
BB	2
SO	4
LOB	14



Inning Stats	R: 0	H: 1	E: 0	LOB: 0	K: 0	BB: 0	S: 3	P: 3	R: 0	H: 1	E: 1	LOB: 2	K: 0	BB: 0	S: 5	P: 5	R: 0	H: 0	E: 0	LOB: 1	K: 0	BB: 1	S: 3	P: 7	R: 0	H: 0	E: 0	LOB: 0	K: 1	BB: 0	S: 5	P: 5	R: 0	H: 1	E: 0	LOB: 1	K: 0	BB: 0	S: 4	P: 4	R: 0	H: 1	E: 0	LOB: 1	K: 1	BB: 0	S: 6	P: 6	R: 0	H: 0	E: 0	LOB: 1	K: 1	BB: 1	S: 5	P: 9	R: 0	H: 0	E: 0	LOB: 0	K: 0	BB: 0	S: 3	P: 3	R: 0	H: 1	E: 0	LOB: 0	K: 1	BB: 0	S: 5	P: 5	1B: 4	SF: 0	2B: 1	SAC: 0	3B: 0	DP: 2	HR: 0	HBP: 0	WP: 0	PA: 33	PB: 0	SB: 0	CS: 0	ERA	WHIP
PITCHER Don Ferrarese, L (1, 1) ERA: 2.48	IP	WLS	BF	H	R	ER	SO	BB	IBB	HBP	BLK	WP	HR	S	P	ERA	WHIP	IP	WLS	BF	H	R	ER	SO	BB	IBB	HBP	BLK	WP	HR	S	P	ERA	WHIP																																																					

Batter	1	2	3	4	5	6	7	8	9	AB R H RBI BB SO LOB	TOP
Tony Taylor, R (1, 4) OBP: 0.313, SLG: 0.319	0-3 K		0-0 P1		0-0 CS 1B		0-0 6-3			4 0 1 0 0 1 0	Philadelphia Phillies @ San Francisco Giants Candlestick Park, San Francisco, CA Mon Jun 05 1961, 6:33 AM EDT Att. 4,881 - Unknown
Lee Walls, R (1, 5) OBP: 0.342, SLG: 0.486 Bobby Malkmus, R (8, 5) OBP: 0.244, SLG: 0.274	4-0 S BB		0-0 E HR 1B		0-0 P6		0-0 5-3		3 1 1 0 1 0 1 0 0 0 0 0 0 0		
Ken Walters, R (1, 9) OBP: 0.324, SLG: 0.446	0-3 K		0-0 FC5 HR		0-0 5-3		0-0 K 1B		4 1 1 0 0 1 3		
Pancho Herrera, R (1, 3) OBP: 0.362, SLG: 0.479	0-3 K		0-0 HR		1-2	4-0 SH3-4 BB	0-3 K		3 1 1 3 1 2 2		
Don Demeter, R (1, 7) OBP: 0.250, SLG: 0.296		0-0 5-3	0-3 K		0-0 SH3-4		0-0 F3		3 0 0 0 0 1 0		
Bobby Del Greco, R (1, 8) OBP: 0.389, SLG: 0.375		0-0 1B 1B	0-0 F2		0-3 K		4-0 L3 BB		3 0 1 0 1 1 1		
Clay Dalrymple, L (1, 2) OBP: 0.227, SLG: 0.236		0-0 1B		0-0 F8		0-0 3-1	0-0 L3		4 0 1 0 0 0 2		
Ruben Amaro, R (1, 6) OBP: 0.289, SLG: 0.250	0-3 K		0-0 L9		0-0 F8		0-0 F7		3 0 0 0 0 1 2		
Robin Roberts, S (1, 1)		0-0 4-3		0-0 6-3					3 0 0 0 0 0 2		
Inning Stats	R: 0 E: 0 K: 3 S: 9 H: 0 LOB: 1 BB: 1 P: 13	R: 0 E: 0 K: 1 S: 7 H: 2 LOB: 2 BB: 0 P: 7	R: 3 E: 1 K: 1 S: 8 H: 2 LOB: 0 BB: 0 P: 8	R: 0 E: 0 K: 0 S: 3 H: 0 LOB: 0 BB: 0 P: 3	R: 0 E: 0 K: 0 S: 3 H: 1 LOB: 0 BB: 0 P: 3	R: 0 E: 0 K: 1 S: 5 H: 0 LOB: 1 BB: 1 P: 9	R: 0 E: 0 K: 0 S: 3 H: 0 LOB: 0 BB: 0 P: 3	R: 0 E: 0 K: 1 S: 5 H: 1 LOB: 0 BB: 0 P: 5	R: 0 E: 0 K: 0 S: 2 H: 0 LOB: 0 BB: 1 P: 6	1B: 5 2B: 1 3B: 0 HR: 1 SF: 0 SAC: 1 DP: 1 HBP: 0	
PITCHER Mike McCormick, L (1, 1) ERA: 3.21 Jim Duffalo, R (9, 1) ERA: 4.5	IP WLS BF H R ER SO BB IBB HBP BLK WP HR S P ERA WHIP										

livebaseballscorecards.com

AB	30
R	3
H	6
RBI	3
BB	3
SO	7
LOB	13



BOTTOM

Philadelphia Phillies @ San Francisco Giants
Candlestick Park, San Francisco, CA

AB 39
R 9
H 15
RBI 8
BB 4
SO 2
LOB 17



WP: 0 PA: 44
PB: 0
SB: 0
CS: 0

ERA WHIP

Tue Jun 06 1961, 10:05 PM EDT
Att. 10,533 - Unknown

AB R H RBI BB SO LOB

5 0 1 0 0 0 2

3 2 1 0 2 1 1

5 1 1 0 0 1 5

4 2 1 1 1 0 1

5 2 2 2 0 0 1

4 1 3 2 1 0 0

5 0 3 2 0 0 1

3 0 2 1 0 0 1

1 0 0 0 0 0 1

0 0 0 0 0 0 0
1 0 0 0 0 0 1
1 0 0 0 0 0 1
0 0 0 0 0 0 0
1 0 0 0 0 0 2
0 0 0 0 0 0 0
1 1 1 0 0 0 0

1B: 14 SF: 1
2B: 1 SAC: 0
3B: 0 DP: 1
HR: 0 HBP: 0

Batter	1	2	3	4	5	6	7	8	9
Felipe Alou, R (1, 9) OBP: 0.347, SLG: 0.480	0-0 6-3 		0-0 6-3 		0-0 F9 		0-0 FC6-4 1B 		0-0 F8
Jim Davenport, R (1, 5) OBP: 0.403, SLG: 0.523	0-0 1B 1B 		0-0 P6 		4-0 1-2 BB 		0-3 K 		4-0 1-2 BB 1B
Willie McCovey, L (1, 3) OBP: 0.278, SLG: 0.404	0-0 1B E 1B 		0-0 6-3 		0-0 F9 		0-3 K 		0-0 F8
Willie Mays, R (1, 8) OBP: 0.394, SLG: 0.533	0-0 1-3 1B E 1B 			0-0 P6 		0-0 5-3 	0-0 FC6-4 1-2f 		4-0 1-2 2B BB
Orlando Cepeda, R (1, 7) OBP: 0.313, SLG: 0.540	0-0 F8 			0-0 6-3 		0-0 1B BB SF8 1B 		0-0 P3-5 	0-0 1-3 2B 1B 1B
Ed Bailey, L (1, 2) OBP: 0.318, SLG: 0.353	0-0 2-H 1B 			0-0 FC6-4 1B 		4-0 1-2 BB 		0-0 F9 	0-0 1-3 1B 2B
Jose Pagan, R (1, 6) OBP: 0.305, SLG: 0.366		0-0 1-3 		0-0 FC6-4 1-2f 		0-0 1-2 2-3 1B 		0-0 1B 	0-0 2-H 3-H FC6-4 1B
Chuck Hiller, L (1, 4) Joey Amalfitano, R (9, PH) OBP: 0.314, SLG: 0.341 OBP: 0.321, SLG: 0.314			0-0 G4-3 1B 		0-0 BB 1B 		0-0 SF8 	0-0 G3 	0-0 FC6-4 1-2f
Billy O'Dell, S (1, 1) Billy Loes, R (1, 1) Matty Alou, L (5, PH) Jim Duffalo, R (6, 1) Hobie Landrith, L (6, PH) Eddie Fisher, R (7, 1) Jim Marshall, L (9, PH) OBP: 0.200, SLG: 0.111 OBP: 0.384, SLG: 0.533 OBP: 0.250, SLG: 0.500 OBP: 0.450, SLG: 0.524 OBP: 0.143, SLG: 0.286 OBP: 0.267, SLG: 0.231		0-0 G4-3 			0-0 F2 		0-0 4-3 		0-0 BB BB 1B 1B

Inning Stats	R: 3	H: 4	E: 1	LOB: 1	K: 0	BB: 0	S: 6	P: 6
	R: 0	H: 1	E: 0	LOB: 0	K: 0	BB: 0	S: 3	P: 3
	R: 0	H: 0	E: 0	LOB: 0	K: 0	BB: 0	S: 3	P: 3
	R: 0	H: 1	E: 0	LOB: 1	K: 0	BB: 0	S: 4	P: 4
	R: 0	H: 1	E: 0	LOB: 2	K: 0	BB: 1	S: 4	P: 8
	R: 1	H: 2	E: 0	LOB: 2	K: 0	BB: 1	S: 5	P: 9
	R: 0	H: 1	E: 0	LOB: 1	K: 2	BB: 0	S: 8	P: 8
	R: 0	H: 1	E: 0	LOB: 1	K: 0	BB: 0	S: 4	P: 4
	R: 5	H: 4	E: 0	LOB: 1	K: 0	BB: 2	S: 7	P: 15

PITCHER	IP	WLS	BF	H	R	ER	SO	BB	IBB	HBP	BLK	WP	HR	S	P	ERA	WHIP
Frank Sullivan, R (1, 1) ERA: 4.1	1.0		6	4	3	1	0	0	0	0	0	0	0	6	6	9.00	4.000
Dallas Green, R (2, 1) ERA: 4.67	7.2	W	37	11	6	6	2	4	0	0	0	0	0	37	53	7.04	1.957
Ken Lehman, L (9, 1) ERA: 3.07	0.1	S	1	0	0	0	0	0	0	0	0	0	0	1	1	0.00	0.000

Batter	1	2	3	4	5	6	7	8	9	10	11	AB R H RBI BB SO LOB	TOP																		
Tony Taylor, R OBP: 0.310, SLG: 0.324 (1, 4)	0-0 6-3		0-0 4-3		0-0 SH1-4 3B		0-0 6-3		4-0 IBB			4 1 1 0 1 0 0	Philadelphia Phillies @ San Francisco Giants Candlestick Park, San Francisco, CA Wed Jun 07 1961, 6:33 AM EDT Att: 6,048 - Unknown																		
Lee Walls, R OBP: 0.304, SLG: 0.405 Bobby Makmus, R OBP: 0.239, SLG: 0.267 (1, 5) (7, 5)	0-0 F8		0-0 E6		0-3 K		0-3 K		0-0 FC5			4 0 0 0 0 2 1 1 0 0 0 0 0 2																			
Ken Walters, R OBP: 0.312, SLG: 0.419 (1, 9)	0-0 WP S 1B		0-3 K		0-0 SH1-4			0-3 K		0-0 1-3		4 0 1 1 0 2 1																			
Pancho Herrera, R OBP: 0.364, SLG: 0.477 (1, 3)	0-3 K			0-0 E6 2B SF8	0-0 5-3			0-3 K		0-0 1B		5 1 1 0 0 2 1																			
Don Demeter, R OBP: 0.279, SLG: 0.383 (1, 7)		0-0 G3		0-0 SF8 1-3 SF9 2B		0-0 L5-4 SH2-4 1B		0-0 1B		0-3 K		5 1 3 0 0 1 1																			
Bobby Del Greco, R OBP: 0.400, SLG: 0.410 (1, 8)		0-0 G3 1B		0-0 SF8		0-0 SH2-4		0-0 6-3		0-3 K		3 0 1 1 0 1 2																			
Clay Dalrymple, L OBP: 0.258, SLG: 0.293 Choo-Choo Coleman, L OBP: 0.195, SLG: 0.179 (1, 2) (9, PR) (9, 2)		0-0 G3		0-0 SF9		4-0 IBB			0-0 FC5 SH1-4 1B		0-3 K	2 0 1 1 1 0 1 1 0 0 0 0 1 0																			
Ruben Amaro, R OBP: 0.286, SLG: 0.242 (1, 6)		0-0 F8		0-0 BB		0-0 L5-4			0-0 SH1-4		0-0 4-3	3 0 0 0 1 0 3																			
Art Mahaffey, R OBP: 0.036, SLG: 0.036 Johnny Callison, L OBP: 0.379, SLG: 0.404 Chris Short, R (1, 1) (9, PH) (9, 1)			0-0 F9		0-3 K		0-3 K		0-0 F9		0-3 K	3 0 0 0 0 2 1 1 0 0 0 0 0 2 1 0 0 0 0 1 0																			
Inning Stats	R: 0 E: 0 K: 1 S: 6	H: 1 LOB: 1 BB: 0 P: 6	R: 0 E: 0 K: 0 S: 4	H: 1 LOB: 1 BB: 0 P: 4	R: 0 E: 1 K: 1 S: 6	H: 0 LOB: 1 BB: 0 P: 6	R: 2 E: 1 K: 1 S: 7	H: 1 LOB: 1 BB: 1 P: 11	R: 1 E: 0 K: 1 S: 6	H: 1 LOB: 0 BB: 0 P: 6	R: 0 E: 0 K: 0 S: 3	H: 1 LOB: 1 BB: 1 P: 7		R: 0 E: 0 K: 2 S: 8	H: 0 LOB: 0 BB: 0 P: 8	R: 0 E: 0 K: 2 S: 8	H: 1 LOB: 1 BB: 0 P: 8	R: 0 E: 0 K: 0 S: 4	H: 1 LOB: 2 BB: 1 P: 8	R: 0 E: 0 K: 2 S: 8	H: 1 LOB: 1 BB: 0 P: 8	R: 0 E: 0 K: 2 S: 7	H: 0 LOB: 0 BB: 0 P: 7	1B: 6 2B: 2 3B: 1 HR: 0	SF: 2 SAC: 3 DP: 1 HBP: 0	WP: 1 PB: 0 SB: 1 CS: 0	PA: 45				
PITCHER	IP WLS BF H R ER SO BB IBB HBP BLK WP HR S P ERA WHIP															IP WLS BF H R ER SO BB IBB HBP BLK WP HR S P ERA WHIP															
Jack Sanford, R ERA: 3.38 (1, 1)	5.0		22	4	3	1	4	1	0	0	0	1	0	29	33	1.80	1.000														
Jim Duffalo, R ERA: 3.81 (6, 1)	3.0		11	2	0	0	4	0	1	0	0	0	0	18	22	0.00	0.667														
Stu Miller, R ERA: 1.95 (9, 1)	3.0	W	12	2	0	0	4	0	1	0	0	0	0	19	23	0.00	0.667														

livebaseballscores.com

AB	37
R	3
H	8
RBI	3
BB	3
SO	12
LOB	15



Batter	1	2	3	4	5	6	7	8	9	10	11	AB	R	H	RBI	BB	SO	LOB	BOTTOM								
Felipe Alou, R OBP: 0.338, SLG: 0.467 (1, 9)	F9	F7			5-3			F2		1-3		5	0	0	0	0	0	4									
Jim Davenport, R OBP: 0.394, SLG: 0.509 (1, 5)	F9		F2		5-3			F8 2B			SH2-4 1B BB	3	0	0	0	0	0	0									
Harvey Kuenn, R OBP: 0.333, SLG: 0.344 (8, PH) (9, 5)	F9		F2		5-3			F8 2B			SH2-4 1B BB	1	2	1	1	1	0	0									
Willie McCovey, L OBP: 0.278, SLG: 0.396 (1, 3)	F8		K					F8			SH2-4	3	0	0	0	0	1	1									
Joey Amalfitano, R OBP: 0.321, SLG: 0.314 (11, PH)	F8		K					F8			SH2-4	0	0	0	0	0	0	0									
Willie Mays, R OBP: 0.399, SLG: 0.538 (1, 8)		BB 1B	F7					F9			1B IBB	4	1	2	1	1	0	1									
Orlando Cepeda, R OBP: 0.315, SLG: 0.534 (1, 7)		BB 1B BB			P6			G6-4-3			1B	4	0	1	1	1	0	1									
Ed Bailey, L OBP: 0.323, SLG: 0.353 (1, 2)		BB 1B			P6			P6			K	3	0	1	1	1	1	0									
Chuck Hiller, L OBP: 0.312, SLG: 0.333 (1, 4)		BB 1B			F7			K			6-3	3	0	0	0	1	1	1									
Jose Pagan, R OBP: 0.297, SLG: 0.355 (1, 6)		K			K			6-3			F2	4	0	0	0	0	2	4									
Jack Sanford, R OBP: 0.091, SLG: 0.227 (1, 1)		K			K			2B 2B			6-3	1	0	0	0	0	1	3									
Jim Marshall, L OBP: 0.250, SLG: 0.214 (5, PH)		K			K						6-3	1	0	0	0	0	1	0									
Jim Duffalo, R OBP: 0.250, SLG: 0.500 (6, 1)		K			K						6-3	0	0	0	0	0	0	0									
Matty Alou, L OBP: 0.412, SLG: 0.581 (8, PH)		K			K						6-3	1	1	1	0	0	0	0									
Stu Miller, R (9, 1)		K			K						6-3	1	0	0	0	0	0	0									
Inning Stats	R: 0 E: 0 K: 0 S: 3	H: 0 LOB: 0 BB: 0 P: 3	R: 1 E: 0 K: 2 S: 9	H: 2 LOB: 3 BB: 2 P: 17	R: 0 E: 0 K: 1 S: 5	H: 0 LOB: 0 BB: 0 P: 5	R: 0 E: 0 K: 1 S: 5	H: 0 LOB: 1 BB: 1 P: 9	R: 0 E: 0 K: 1 S: 5	H: 0 LOB: 0 BB: 0 P: 5	R: 0 E: 0 K: 0 S: 2	H: 0 LOB: 0 BB: 0 P: 3	R: 0 E: 0 K: 1 S: 5	H: 0 LOB: 0 BB: 0 P: 5	R: 2 E: 0 K: 0 S: 5	H: 3 LOB: 1 BB: 0 P: 5	R: 0 E: 0 K: 1 S: 5	H: 0 LOB: 0 BB: 0 P: 5	R: 0 E: 0 K: 0 S: 3	H: 0 LOB: 0 BB: 0 P: 3	R: 1 E: 0 K: 0 S: 2	H: 1 LOB: 2 BB: 2 P: 10	1B: 3 2B: 3 3B: 0 HR: 0	SF: 0 SAC: 1 DP: 1 HBP: 1	WP: 0 PB: 0 SB: 1 CS: 0	PA: 41	
PITCHER	IP	WLS	BF	H	R	ER	SO	BB	IBB	HBP	BLK	WP	HR	S	P	ERA	WHIP										
Art Mahaffey, R ERA: 2.51 (1, 1)	8.0		31	5	3	3	6	3	0	1	0	0	0	39	52	3.38	1.000										
Chris Short, L ERA: 4.4 (9, 1)	2.1	L	10	1	1	1	1	1	1	0	0	0	0	10	18	3.86	0.857										

Philadelphia Phillies @ San Francisco Giants
Candlestick Park, San Francisco, CA
Wed Jun 07 1961, 6:33 AM EDT
Att: 6,048 - Unknown

livebaseballscores.com

AB	34
R	4
H	6
RBI	4
BB	5
SO	7
LOB	15



Batter	1	2	3	4	5	6	7	8	9	AB R H RBI BB SO LOB	TOP													
Tony Taylor, R (1, 4) OBP: 0.307, SLG: 0.315	4-0 FC5-4 E 2B BB	0-0 E4 1B		0-0 F9		0-0 6-3		0-3 K		4 0 0 0 1 0 1														
Charley Smith, R (1, 5) OBP: 0.326, SLG: 0.425	0-0 E2 FC5-4 1B	0-0 G6-4-3 1B		0-0 F9		0-0 F9		0-0 4-3		4 1 2 1 0 0 1														
Ken Walters, R (1, 9) OBP: 0.305, SLG: 0.430	0-0 FC5-4 2B	0-0 G6-4-3			0-0 6-3		1-0 3B HBP		0-0 1B	5 1 1 1 0 1 5														
Pancho Herrera, R (1, 3) OBP: 0.365, SLG: 0.481	0-0 2B		0-0 5-3		0-0 1B CS 1B		0-0 3B	0-3 K	0-3 K	5 1 2 1 0 2 2														
Don Demeter, R (1, 7) OBP: 0.289, SLG: 0.400	0-0 1B 2B		0-0 6-3		0-0 1B CS		0-3 K	0-3 K		4 1 2 1 0 0 1														
Bobby Del Greco, R (1, 8) OBP: 0.449, SLG: 0.476	0-0 1B		0-0 E5 2B		0-0 CS		0-0 5-3			3 0 3 1 1 0 0														
Clay Dalrymple, L (1, 2) OBP: 0.260, SLG: 0.288	0-0 4-3		4-0 IBB			4-0 FC6-5 4-3 BB		0-0 SH3-4 1B		2 0 0 0 1 0 2														
Ruben Amaro, R (1, 6) OBP: 0.284, SLG: 0.234		4-0 E 1B BB	0-0 F8			0-0 4-3		0-0 SH3-4		3 1 0 0 1 0 4														
John Buzhardt, R (1, 1) OBP: 0.118, SLG: 0.125		0-3 K		0-3 K		0-0 FC6-5		0-0 F8		4 0 0 0 0 3 3														
Inning Stats	R: 3 E: 1 K: 0 S: 6	H: 3 LOB: 1 BB: 1 P: 10	R: 1 E: 1 K: 1 S: 6	H: 1 LOB: 1 BB: 1 P: 10	R: 0 E: 1 K: 0 S: 4	H: 1 LOB: 2 BB: 1 P: 8	R: 0 E: 0 K: 1 S: 5	H: 0 LOB: 0 BB: 0 P: 5	R: 0 E: 0 K: 0 S: 3	H: 2 LOB: 1 BB: 0 P: 3	R: 0 E: 0 K: 0 S: 3	H: 0 LOB: 1 BB: 1 P: 7	R: 1 E: 0 K: 1 S: 6	H: 1 LOB: 1 BB: 0 P: 7	R: 0 E: 0 K: 1 S: 6	H: 1 LOB: 1 BB: 0 P: 6	R: 0 E: 0 K: 2 S: 8	H: 1 LOB: 1 BB: 0 P: 8	R: 0 E: 0 K: 2 S: 8	H: 1 LOB: 1 BB: 0 P: 8	1B: 6 2B: 4 3B: 1 HR: 0	SF: 0 SAC: 1 DP: 2 HBP: 1	WP: 0 PB: 0 SB: 0 CS: 1	PA: 41
PITCHER	IP WLS BF H R ER SO BB IBB HBP BLK WP HR S P ERA WHIP																							
Sam Jones, R (1, 1) ERA: 4.64	1.0 L 8 3 4 3 0 2 0 0 0 0 0 0 6 14 27.00 5.000																							
Jim Duffalo, R (2, 1) ERA: 3.38	6.0 24 5 1 1 3 1 1 1 0 0 0 0 27 36 1.50 1.000																							
Billy O'Dell, L (8, 1) ERA: 5.74	2.0 8 2 0 0 3 0 0 0 0 0 0 0 14 14 0.00 1.000																							

Philadelphia Phillies @ San Francisco Giants
 Candlestick Park, San Francisco, CA
 Thu Jun 08 1961, 6:33 AM EDT
 Att. 5,703 - Unknown

livebaseballscorecards.com

AB	34
R	5
H	10
RBI	5
BB	4
SO	6
LOB	19



Batter	1	2	3	4	5	6	7	8	9	AB	R	H	RBI	BB	SO	LOB
Maury Wills, S OBP: 0.379, SLG: 0.363 (1, 6)	F8		FC6-2-5-1		4-3		F8			4	0	0	0	0	0	4
Jim Gilliam, S OBP: 0.356, SLG: 0.384 (1, 4)	L7		F7			G3		7-4 BB		3	0	0	0	1	0	2
Willie Davis, L OBP: 0.325, SLG: 0.526 (1, 8) Charlie Neal, R OBP: 0.282, SLG: 0.373 (8, PH) Gordie Windhorn, R (9, 9)	4-3				F9	4-3		BB		3	0	0	0	0	0	0
Wally Moon, L OBP: 0.487, SLG: 0.684 (1, 7)		4-3		IHR		HR		BB		4	2	2	2	0	1	2
Tommy Davis, R OBP: 0.336, SLG: 0.465 (1, 9) (9, 8)		5-3		K		F9		7-4		4	0	0	0	0	1	2
John Roseboro, L OBP: 0.371, SLG: 0.544 (1, 2)		P6		L9			1B		WP	4	2	2	0	0	0	0
Daryl Spencer, R OBP: 0.354, SLG: 0.383 (1, 5)			5-3		K		K		HR	4	1	1	2	0	2	1
Gil Hodges, R OBP: 0.297, SLG: 0.412 (1, 3)			E5		F7		1B		HR	3	0	1	1	0	0	0
Johnny Podres, L OBP: 0.391, SLG: 0.381 (1, 1) Frank Howard, R OBP: 0.284, SLG: 0.434 (5, PH) Turk Farrell, R OBP: 0.200, SLG: 0.200 (6, 1) Duke Snider, L OBP: 0.297, SLG: 0.321 (7, PH) Bob Aspromonte, R OBP: 0.363, SLG: 0.313 (7, PH) Larry Sherry, R (8, 1)			1B		BB		F9			1	0	1	0	0	0	0

Inning Stats	R: 0	H: 0	E: 0	K: 0	S: 11	R: 0	H: 0	E: 0	K: 0	S: 4	R: 0	H: 1	E: 1	K: 0	S: 16	R: 1	H: 1	E: 0	K: 1	S: 10	R: 0	H: 0	E: 0	K: 1	S: 10	R: 1	H: 1	E: 0	K: 0	S: 7	R: 1	H: 2	E: 0	K: 1	S: 13	R: 0	H: 0	E: 0	K: 1	S: 9	R: 2	H: 2	E: 0	K: 0	S: 8	1B: 2	2B: 2	3B: 1	SF: 0	SAC: 0	DP: 1	HBP: 0	WP: 1	PA: 34
--------------	------	------	------	------	-------	------	------	------	------	------	------	------	------	------	-------	------	------	------	------	-------	------	------	------	------	-------	------	------	------	------	------	------	------	------	------	-------	------	------	------	------	------	------	------	------	------	------	-------	-------	-------	-------	--------	-------	--------	-------	--------

PITCHER	IP	WLS	BF	H	R	ER	SO	BB	IBB	HBP	BLK	WP	HR	S	P	ERA	WHIP
Robin Roberts, R ERA: 4.76 (1, 1)	6.1		26	5	3	3	3	1	0	0	0	0	1	65	99	4.26	0.947
Don Ferrarese, L ERA: 2.62 (7, 1)	1.2		7	1	1	1	1	2	0	0	0	0	0	18	37	5.40	1.800
John Buzhardt, R ERA: 2.88 (9, 1)	0.0	L	1	1	1	1	0	0	0	0	0	1	1	5	7	∞	∞

BOTTOM

Philadelphia Phillies @ Los Angeles Dodgers
Los Angeles Memorial Coliseum, Los Angeles, CA

Sat Jun 10 1961, 10:05 PM EDT
 Att. 18,908 - Unknown

livebaseballscorecards.com

AB	31
R	5
H	7
RBI	5
BB	3
SO	4
LOB	12



Batter	1	2	3	4	5	6	7	8	9	AB R H RBI BB SO LOB	TOP													
Tony Taylor, R (1, 4) OBP: 0.297, SLG: 0.296	0-0 4-3		4-0 HR BB		2-3 K			1-3 K		3 1 0 0 1 2 0	Philadelphia Phillies @ Los Angeles Dodgers Los Angeles Memorial Coliseum, Los Angeles, CA Sun Jun 11 1961, 6:33 AM EDT Att. 18,833 - Unknown livebaseballscorecards.com													
Lee Walls, R (1, 5) OBP: 0.320, SLG: 0.467	0-0 L9		3-2 HR 1-H 2-H			4-2 CS BB		2-2 4-3		3 1 1 3 1 0 0														
Bobby Gene Smith, R (1, 9) OBP: 0.284, SLG: 0.326	2-0 1B		1-3 K			3-3 1-2 K			0-0 E 1B	4 0 2 0 0 2 1														
Pancho Herrera, R (1, 3) OBP: 0.358, SLG: 0.467	2-3 K2-3		2-2 1-3			0-3 K			0-1 E6 1-2	4 0 0 0 0 2 2														
Don Demeter, R (1, 7) OBP: 0.284, SLG: 0.412		0-0 6-3		1-3 K			1-0 F2		0-0 P3	4 0 0 0 0 1 2														
Bobby Del Greco, R (1, 8) OBP: 0.410, SLG: 0.462		2-3 K		0-3 K2-3			0-1 F8		2-1 P6	4 0 0 0 0 2 2														
Clay Dalrymple, L (1, 2) OBP: 0.245, SLG: 0.270		1-1 F8		1-0 P4			0-0 2B		3-2 F9	2 0 0 0 0 0 0														
Jim Woods, R (7, PH) OBP: 0.294, SLG: 0.422										1 0 1 0 0 0 0														
Cal Neeman, R (7, 2) OBP: 0.333, SLG: 0.280										1 0 0 0 0 0 2														
Ruben Amaro, R (1, 6) OBP: 0.282, SLG: 0.228			3-2 SH3-4 HR 1B		1-0 P4		1-0 6-3			3 1 1 0 0 0 1														
Art Mahaffey, R (1, 1) OBP: 0.034, SLG: 0.034			1-1 SH3-4		1-1 6-3			2-3 K		1 0 0 0 0 0 0														
Ken Lehman, L (5, 1)										0 0 0 0 0 0 0														
Bobby Malkmus, R (8, PH) OBP: 0.237, SLG: 0.264										1 0 0 0 0 1 0														
Jack Baldschun, R (8, 1)										0 0 0 0 0 0 0														
Inning Stats	R: 0 E: 0 K: 1 S: 6	H: 1 LOB: 1 BB: 0 P: 10	R: 0 E: 0 K: 1 S: 6	H: 0 LOB: 0 BB: 0 P: 9	R: 3 E: 0 K: 1 S: 15	H: 2 LOB: 0 BB: 1 P: 29	R: 0 E: 0 K: 2 S: 7	H: 0 LOB: 0 BB: 0 P: 9	R: 0 E: 0 K: 1 S: 6	H: 0 LOB: 0 BB: 0 P: 10	R: 0 E: 0 K: 2 S: 12	H: 0 LOB: 0 BB: 1 P: 19	R: 0 E: 0 K: 0 S: 5	H: 1 LOB: 1 BB: 0 P: 7	R: 0 E: 0 K: 2 S: 10	H: 0 LOB: 0 BB: 0 P: 15	R: 0 E: 1 K: 0 S: 9	H: 1 LOB: 2 BB: 0 P: 14	1B: 3 2B: 2 3B: 0 HR: 1	SF: 0 SAC: 1 DP: 1 HBP: 0	WP: 0 PB: 0 SB: 0 CS: 1	PA: 34		
PITCHER Sandy Koufax, L (1, 1) ERA: 3.05	IP: 9.0 WLS: W BF: 34 H: 5 R: 3 ER: 3 SO: 10 BB: 2 IBB: 0 HBP: 0 BLK: 0 WP: 0 HR: 1 S: 76 P: 122 ERA: 3.00 WHIP: 0.778																							

AB	31
R	3
H	5
RBI	3
BB	2
SO	10
LOB	10



Batter	1	2	3	4	5	6	7	8	9
Maury Wills, S OBP: 0.376, SLG: 0.359 (1, 6)	1-3 K		0-2 G4-6-3 1B		0-1 4-3	2-0 6-3		2-0 1-3	
Jim Gilliam, S OBP: 0.358, SLG: 0.392 (1, 4)	0-1 P6		1-0 G4-6-3 1-2f		2-2 1B	1-1 F8		0-1 1B	
Willie Davis, L OBP: 0.332, SLG: 0.533 (1, 8)	1-1 G3			1-2 2B	0-2 1B		0-0 F8 1B	2-1 F9	
Wally Moon, L OBP: 0.487, SLG: 0.699 (1, 7)		1-0 HR		1-3 2 SAFE	1-1 1B		1-3 K		
John Roseboro, L OBP: 0.368, SLG: 0.556 (1, 2)		1-3 K		1-0 HR	0-2 FC3-6 1B		0-0 F8		
Ron Fairly, L OBP: 0.379, SLG: 0.554 (1, 9)		2-2 4-3		4-2 1B	2-1 1B		1-2 1B		
Tommy Davis, R OBP: 0.339, SLG: 0.467 (7, PH) (8, 9)				0-2 BB	1-3 K		0-2 1-3		
Daryl Spencer, R OBP: 0.357, SLG: 0.386 (1, 5)		1-1 FC5-4 1B		1-3 1B					
Gil Hodges, R OBP: 0.321, SLG: 0.457 (1, 3)		1-0 FC5-4		4-1 BB		4-1 6-3 SH3-4 BB		1-1 HR	
Sandy Koufax, R OBP: 0.212, SLG: 0.037 (1, 1)			0-3 K	0-0 F8		0-0 SH3-4		0-3 K	

Inning Stats	R: 0	H: 0	E: 0	K: 1	S: 7	R: 1	H: 2	E: 0	K: 1	S: 10	R: 0	H: 1	E: 0	K: 1	S: 7	R: 1	H: 3	E: 0	K: 1	S: 15	R: 2	H: 4	E: 0	K: 1	S: 19	R: 0	H: 0	E: 0	K: 0	S: 5	R: 1	H: 2	E: 0	K: 1	S: 12	R: 1	H: 2	E: 0	K: 1	S: 10	R: 0	H: 0	E: 0	K: 0	S: 0
	LOB: 0	BB: 0	P: 9	LOB: 1	BB: 0	P: 16	LOB: 0	BB: 0	P: 8	LOB: 3	BB: 2	P: 26	LOB: 2	BB: 0	P: 25	LOB: 1	BB: 1	P: 12	LOB: 1	BB: 0	P: 15	LOB: 0	BB: 0	P: 15	LOB: 1	BB: 0	P: 15	LOB: 1	BB: 0	P: 15	LOB: 1	BB: 0	P: 15	LOB: 1	BB: 0	P: 15	LOB: 1	BB: 0	P: 15	LOB: 1	BB: 0	P: 15	LOB: 1	BB: 0	P: 15

PITCHER	IP	WLS	BF	H	R	ER	SO	BB	IBB	HBP	BLK	WP	HR	S	P	ERA	WHIP
Art Mahaffey, R ERA: 2.79 (1, 1)	4.1	L	22	9	4	4	4	2	0	0	0	0	2	49	72	8.31	2.538
Ken Lehman, L ERA: 2.95 (5, 1)	2.2		12	3	1	1	2	1	0	0	0	0	0	26	38	3.38	1.500
Jack Baldschun, R ERA: 3.29 (8, 1)	1.0		5	2	1	1	1	0	0	0	0	0	1	10	15	9.00	2.000

BOTTOM


Philadelphia Phillies @ Los Angeles Dodgers
Los Angeles Memorial Coliseum, Los Angeles, CA

Sun Jun 11 1961, 6:33 AM EDT
Att. 18,833 - Unknown

AB	R	H	RBI	BB	SO	LOB
5	0	1	0	0	1	1
5	1	2	0	0	0	2
5	2	3	1	0	0	1
4	1	2	2	0	2	2
4	1	1	1	0	1	2
2	0	1	0	1	0	0
1	0	1	1	0	0	0
4	0	2	0	0	1	3
2	1	1	1	2	0	1
3	0	0	0	0	2	3

AB	35
R	6
H	14
RBI	6
BB	3
SO	7
LOB	15

WP: 0 PA: 39
PB: 0
SB: 2
CS: 0



Batter	1	2	3	4	5	6	7	8	9
Tony Taylor, R (1, 4) OBP: 0.302, SLG: 0.307	0-0 5-3		0-0 FC5-4		0-0 CS 2B			0-0 SH5-4 2B 1B	
Lee Walls, R (1, 5) Bobby Malkmus, R (9, 5) OBP: 0.321, SLG: 0.447 OBP: 0.237, SLG: 0.264	0-0 F7			4-0 FC1-6 1B BB	0-3 K			0-0 SH5-4 1-2	
Johnny Callison, L (1, 9) OBP: 0.374, SLG: 0.404	0-0 G3			0-0 E4 FC1-6 1-2	0-0 CS	0-0 1-3		0-0 2B	
Pancho Herrera, R (1, 3) OBP: 0.351, SLG: 0.456		0-0 5-3		0-0 FC1-6 1B 1-2f 2-3		0-0 1-3		0-0 5-3	
Bobby Gene Smith, R (1, 7) OBP: 0.292, SLG: 0.327		0-0 6-3		0-0 1-2 3-H 1B		1-0 1B HBP		0-0 4-3	
Bobby Del Greco, R (1, 8) OBP: 0.406, SLG: 0.455		0-0 F9		0-3 K		0-0 1B 1-H			
Clay Dalrymple, L (1, 2) OBP: 0.239, SLG: 0.264			0-0 4-3		0-0 F8			0-0 6-3	
Ruben Amaro, R (1, 6) OBP: 0.292, SLG: 0.243			4-0 FC1-6 BB		0-0 SH1-3 2B		0-3 K		
Don Ferrarese, R (1, 1) Frank Sullivan, R (8, 1) OBP: 0.222, SLG: 0.222			0-0 FC1-6 FC5-4 1-2f		0-0 SH1-3		0-0 F8		

Inning Stats		R: 0	H: 0	R: 0	H: 0	R: 0	H: 0	R: 1	H: 1	R: 0	H: 2	R: 0	H: 1	R: 0	H: 0	R: 1	H: 2		
E: 0		LOB: 0		E: 0		LOB: 0		E: 1		LOB: 2		E: 0		LOB: 0		E: 0		LOB: 1	
K: 0		BB: 0		K: 0		BB: 0		K: 1		BB: 1		K: 1		BB: 0		K: 1		BB: 0	
S: 3		P: 3		S: 3		P: 3		S: 7		P: 11		S: 6		P: 6		S: 5		P: 5	

PITCHER		IP	WLS	BF	H	R	ER	SO	BB	IBB	HBP	BLK	WP	HR	S	P	ERA	WHIP
Larry Jackson, R (1, 1) ERA: 4.42	(1, 1)	7.1	L	30	6	3	2	3	2	0	1	0	0	0	33	42	2.46	1.091
Bob Miller, R (8, 1) ERA: 3.54	(8, 1)	0.2		2	0	0	0	0	0	0	0	0	0	2	2		0.00	0.000


BOTTOM

St. Louis Cardinals @ Philadelphia Phillies
 Connie Mack Stadium, Philadelphia, PA
 Tue Jun 13 1961, 7:05 PM EDT
 Att. 7,327 - Unknown

AB	R	H	RBI	BB	SO	LOB
4	1	2	1	0	0	1
2	1	0	0	1	1	1
0	0	0	0	0	0	0
4	0	1	1	0	0	1
4	0	0	0	0	0	3
3	0	1	1	0	0	1
3	0	1	0	0	1	2
3	0	0	0	0	0	2
2	1	1	0	1	1	0
2	0	0	0	0	0	1
0	0	0	0	0	0	0

AB	27
R	3
H	6
RBI	3
BB	2
SO	3
LOB	12

WP: 0 PA: 33
 PB: 0
 SB: 0
 CS: 1



Batter	1	2	3	4	5	6	7	8	9	AB R H RBI BB SO LOB	TOP									
Carl Warwick, R OBP: 0.368, SLG: 0.460 (1, 8) (8, 9)	0-0 5-3		0-0 1B	0-0 L7			0-0 WP 1B		0-0 SH1-3	4 0 2 0 0 0 1										
Charlie James, R OBP: 0.313, SLG: 0.403 (1, 9) (8, 7)	0-3 K		0-3 K	4-0 BB			0-0 F7		1-0 2B HBP	3 0 0 0 1 2 2										
Bill White, L OBP: 0.344, SLG: 0.426 (1, 3) (8, 8)	0-3 K		0-0 F9	0-3 K			0-3 K		0-0 1-3 2-H 2B	5 0 1 1 0 3 4										
Ken Boyer, R OBP: 0.383, SLG: 0.493 (1, 5)		0-0 F9	0-0 F8		4-0 L5-3 BB		0-0 4-3		4-0 IBB	3 0 0 0 2 0 2										
Stan Musial, L OBP: 0.392, SLG: 0.507 (8, PR) (8, 8)				0-0 FC1-5 2B	0-0 F3			0-0 FC1-5 BB 1B	0-3 K	4 1 3 0 0 0 1 1 0 0 0 0 1 3										
Alex Grammas, R OBP: 0.327, SLG: 0.333 (1, 4)		0-0 3B 1B		4-0 FC1-5 2B BB	0-0 L5-3			4-0 FC1-5 BB	0-0 F8	3 2 1 0 2 0 4										
Bob Lillis, R OBP: 0.234, SLG: 0.190 (1, 6)		0-0 SF8		0-0 FC1-5 2B		0-0 6-3		0-0 FC1-5 G4-6-3		3 1 0 1 0 0 4	AB 34									
Tim McCarver, L OBP: 0.286, SLG: 0.714 (1, 2)		0-0 3B		0-0 2B		0-0 G3		0-0 G4-6-3		4 1 2 2 0 0 2	R 6									
Ray Sadecki, L OBP: 0.323, SLG: 0.387 (1, 1)		0-3 K		0-0 2B		0-0 G1			0-0 SH1-3 2B 1B	3 0 1 2 0 1 1 1 1 1 0 0 0 0	H 11									
Bob Miller, R OBP: 0.667, SLG: 1.000 (8, 1)											RBI 6									
Inning Stats	R: 0 E: 0 K: 2 S: 7	H: 0 LOB: 0 BB: 0 P: 7	R: 2 E: 0 K: 1 S: 8	H: 3 LOB: 1 BB: 0 P: 8	R: 0 E: 0 K: 1 S: 6	H: 1 LOB: 1 BB: 0 P: 6	R: 3 E: 0 K: 1 S: 8	H: 3 LOB: 2 BB: 2 P: 16	R: 0 E: 0 K: 0 S: 3	H: 0 LOB: 0 BB: 0 P: 3	R: 0 E: 0 K: 1 S: 6	H: 1 LOB: 1 BB: 0 P: 6	R: 0 E: 0 K: 0 S: 3	H: 1 LOB: 2 BB: 1 P: 7	R: 1 E: 0 K: 1 S: 7	H: 2 LOB: 3 BB: 1 P: 12	1B: 6 2B: 5 3B: 1 HR: 0	SF: 1 SAC: 1 DP: 2 HBP: 1	WP: 1 PA: 42 PB: 0 SB: 0 CS: 0	
PITCHER	IP WLS BF H R ER SO BB IBB HBP BLK WP HR S P ERA WHIP																			
Art Mahaffey, R ERA: 3.17 (1, 1)	3.1 L 17 6 5 5 4 1 0 0 0 0 0 0 24 28 13.50 2.100																			
Ken Lehman, L ERA: 2.7 (4, 1)	1.2 7 1 0 0 1 2 0 0 0 0 0 0 7 15 0.00 1.800																			
Jack Baldschun, R ERA: 2.87 (6, 1)	2.0 7 1 0 0 1 0 0 0 0 1 0 9 9 0.00 0.500																			
Dallas Green, R ERA: 4.66 (8, 1)	2.0 11 3 1 1 1 1 1 1 1 0 0 0 10 19 4.50 2.000																			

St. Louis Cardinals @ Philadelphia Phillies
 Connie Mack Stadium, Philadelphia, PA

Thu Jun 15 1961, 7:05 PM EDT
 Att. 6,789 - Unknown

livebaseballscorecards.com



Batter	1	2	3	4	5	6	7	8	9	AB R H RBI BB SO LOB	TOP									
Eddie Kasko, R (1, 6) OBP: 0.372, SLG: 0.368	0-0 F7			0-0 L4			0-0 P4	0-0 SF7		3 0 0 1 0 0 0										
Don Blasingame, L (1, 4) OBP: 0.332, SLG: 0.337	0-0 P6			0-0 4-3			0-0 F9	0-0 4-3		4 0 0 0 0 0 2										
Vada Pinson, L (1, 8) OBP: 0.367, SLG: 0.483	0-0 6-3			0-3 K2-3			0-0 S 1B		0-0 L5-3 1B	4 0 2 0 0 1 0										
Frank Robinson, R (1, 7) OBP: 0.364, SLG: 0.527				0-0 F3			0-3 K 1-2		0-0 F2	4 0 0 0 0 1 2										
Gordy Coleman, L (1, 3) OBP: 0.320, SLG: 0.491				0-0 F7			0-0 1B		0-0 L5-3	4 1 2 0 0 0 1										
Gene Freese, R (1, 5) OBP: 0.319, SLG: 0.500				0-0 F9			0-0 6-3		0-0 1B 1B	3 1 1 0 0 0 0										
Wally Post, R (1, 9) OBP: 0.368, SLG: 0.526				0-3 K			0-0 5-3		0-0 1B 2B 1B	3 0 1 1 0 1 0										
Pete Whisenant, R (8, PR) OBP: 0.083, SLG: 0.083				0-3 K			0-0 F2		0-0 1-3 2-H SF7 1B	0 1 0 0 0 0 0	AB 31									
Jim Brosnan, R (8, 1)				0-3 K			0-0 5-3		0-0 1-3 3-H E 2B	0 0 0 0 0 0 0	R 4									
Jerry Zimmerman, R (1, 2) OBP: 0.290, SLG: 0.269				0-3 K			0-0 5-3		0-0 G3	2 0 0 0 0 1 0	H 7									
Jerry Lynch, L (8, PH) OBP: 0.397, SLG: 0.667				0-3 K						1 0 1 1 0 0 0	RBI 3									
Elio Chacon, R (8, PR) OBP: 0.357, SLG: 0.182				0-3 K						0 1 0 0 0 0 0	BB 0									
Bob Schmidt, R (8, 2) OBP: 0.191, SLG: 0.129				0-3 K						0 0 0 0 0 0 0	SO 5									
Ken Hunt, R (1, 1) OBP: 0.192, SLG: 0.167				0-3 K						2 0 0 0 0 1 0	LOB 8									
Gus Bell, L (8, PH) OBP: 0.266, SLG: 0.323										1 0 0 0 0 0 3										
Inning Stats	R: 0 E: 0 K: 0 S: 3	H: 0 LOB: 0 BB: 0 P: 3	R: 0 E: 0 K: 0 S: 3	H: 0 LOB: 0 BB: 0 P: 3	R: 0 E: 0 K: 1 S: 5	H: 0 LOB: 0 BB: 0 P: 5	R: 0 E: 0 K: 0 S: 3	H: 1 LOB: 0 BB: 0 P: 3	R: 0 E: 0 K: 0 S: 3	H: 0 LOB: 0 BB: 0 P: 3	R: 0 E: 0 K: 1 S: 6	H: 1 LOB: 1 BB: 0 P: 6	R: 4 E: 1 K: 0 S: 7	H: 4 LOB: 2 BB: 0 P: 7	R: 0 E: 0 K: 0 S: 3	H: 1 LOB: 0 BB: 0 P: 3	1B: 6 2B: 2 3B: 0 HR: 0	SF: 1 SAC: 0 DP: 1 HBP: 0	WP: 0 PB: 0 SB: 1 CS: 0	PA: 32
PITCHER	IP WLS BF H R ER SO BB IBB HBP BLK WP HR S P ERA WHIP																			
John Buzhardt, R (1, 1) ERA: 2.98	7.0 L 25 5 3 3 5 0 0 0 0 0 0 0 35 35 3.86 0.714																			
Ken Lehman, L (8, 1) ERA: 2.7	0.0 1 1 0 0 0 0 0 0 0 0 0 0 1 1 ∞ ∞																			
Frank Sullivan, R (8, 1) ERA: 3.88	2.0 6 1 1 0 0 0 0 0 0 0 0 0 6 6 0.00 0.500																			

Cincinnati Reds @ Philadelphia Phillies
 Connie Mack Stadium, Philadelphia, PA

Fri Jun 16 1961, 7:05 PM EDT
 Att: 10,508 - Unknown

livebaseballscorecards.com



Batter	1	2	3	4	5	6	7	8	9	AB	R	H	RBI	BB	SO	LOB
Bobby Del Greco, R OBP: 0.389, SLG: 0.410 (1, 8)	0-3 K ①		0-0 4-3 ③			1-0 FC3-6 HBP ③		0-0 L9 ③		3	0	0	0	0	1	1
Tony Taylor, R OBP: 0.289, SLG: 0.292 (1, 4)	0-0 F2 ②			0-0 1-3 ①		0-0 FC3-6 G4-6-3 1-2f ①			0-0 4-3 ①	4	0	0	0	0	0	1
Johnny Callison, L OBP: 0.369, SLG: 0.397 (1, 9)	0-3 K ③			0-0 3-1 ②		0-0 G4-6-3 1-2f ② ③			0-3 K ②	4	0	0	0	0	2	1
Pancho Herrera, R OBP: 0.356, SLG: 0.454 (1, 3)		0-0 L4 ①		4-0 BB ③			0-0 6-3 ①		0-0 F7 ③	3	0	0	0	1	0	0
Clay Dalrymple, L OBP: 0.234, SLG: 0.258 (1, 2)		0-0 P4 ②		0-0 F8 ③			0-0 F2 ②			3	0	0	0	0	0	1
Don Demeter, R OBP: 0.294, SLG: 0.437 (1, 7)		0-0 L7 ③			0-0 FC5-4 1B ①		0-0 HR ③			3	1	2	1	0	0	0
Charley Smith, R OBP: 0.309, SLG: 0.392 (1, 5)			0-0 5-3 ①		0-0 FC5-4 1-2f ①		0-0 1-3 ③			3	0	0	0	0	0	1
Ruben Amaro, R OBP: 0.302, SLG: 0.269 (1, 6)			0-0 1B ②		0-0 F9 ②			0-0 6-3 ①		3	0	1	0	0	0	1
John Buzhardt, R OBP: 0.105, SLG: 0.111 (8, 1) Ken Lehman, L (8, 1) Frank Sullivan, R (8, 5) Jim Woods, R OBP: 0.288, SLG: 0.413 (8, PH) Choo-Choo Coleman, L OBP: 0.196, SLG: 0.371 (9, 5) Bobby Malkmus, R OBP: 0.234, SLG: 0.261		0-3 K ②		0-3 K ③				0-0 F7 ②		2	0	0	0	0	2	2

Inning Stats	R: 0	H: 0	E: 0	LOB: 0	K: 2	BB: 0	S: 7	P: 7	R: 0	H: 0	E: 0	LOB: 0	K: 0	BB: 0	S: 3	P: 3	R: 0	H: 1	E: 0	LOB: 1	K: 1	BB: 0	S: 6	P: 6	R: 0	H: 0	E: 0	LOB: 1	K: 0	BB: 1	S: 3	P: 7	R: 0	H: 1	E: 0	LOB: 1	K: 1	BB: 0	S: 6	P: 6	R: 0	H: 0	E: 0	LOB: 0	K: 0	BB: 0	S: 2	P: 3	R: 1	H: 1	E: 0	LOB: 0	K: 0	BB: 0	S: 4	P: 4	R: 0	H: 0	E: 0	LOB: 0	K: 0	BB: 0	S: 3	P: 3	R: 0	H: 0	E: 0	LOB: 0	K: 1	BB: 0	S: 5	P: 5	1B: 2	SF: 0	2B: 0	SAC: 0	3B: 0	DP: 1	HR: 1	HBP: 1	WP: 0	PA: 31
--------------	------	------	------	--------	------	-------	------	------	------	------	------	--------	------	-------	------	------	------	------	------	--------	------	-------	------	------	------	------	------	--------	------	-------	------	------	------	------	------	--------	------	-------	------	------	------	------	------	--------	------	-------	------	------	------	------	------	--------	------	-------	------	------	------	------	------	--------	------	-------	------	------	------	------	------	--------	------	-------	------	------	-------	-------	-------	--------	-------	-------	-------	--------	-------	--------

PITCHER	IP	WLS	BF	H	R	ER	SO	BB	IBB	HBP	BLK	WP	HR	S	P	ERA	WHIP
Ken Hunt, R ERA: 2.81 (1, 1)	7.0	W	25	3	1	1	4	1	0	1	0	0	1	31	36	1.29	0.571
Jim Brosnan, R ERA: 3.25 (8, 1)	2.0	S	6	0	0	0	1	0	0	0	0	0	0	8	8	0.00	0.000

BOTTOM

Cincinnati Reds @ Philadelphia Phillies
Connie Mack Stadium, Philadelphia, PA
 Fri Jun 16 1961, 7:05 PM EDT
 Att. 10,508 - Unknown

livebaseballscorecards.com

AB	29
R	1
H	3
RBI	1
BB	1
SO	5
LOB	8



Batter	1	2	3	4	5	6	7	8	9	AB R H RBI BB SO LOB	TOP		
Eddie Kasko, R (1, 6) OBP: 0.367, SLG: 0.369	0-0 E5 F8 6-3 1B		0-0 L8		0-0 F3		0-0 SH3-4 1B 2B	0-0 6-3		5 2 1 0 0 0 0			
Don Blasingame, L (1, 4) OBP: 0.330, SLG: 0.335	0-0 6-3 1-2		0-0 P5		0-0 4-3 1B 1B		0-0 SH3-4 2-3	0-3 K		4 0 1 0 0 1 1			
Vada Pinson, L (1, 8) OBP: 0.372, SLG: 0.485	0-0 F8 2-3		0-0 1B		0-0 4-3 1B		0-0 1B 1B 3-H	0-3 K		5 1 3 1 0 1 1			
Frank Robinson, R (1, 7) OBP: 0.369, SLG: 0.529	0-0 1B 3-H		0-3 K		0-0 4-3 1-2 2-3		0-0 1B 1B 1-3		0-0 1B 1B	5 1 3 1 0 1 3			
Gus Bell, L (1, 9) OBP: 0.272, SLG: 0.337	0-0 L8			0-0 HR 2B	0-0 1-3		0-0 1B FC6-4 1B 3-H		0-0 P6	5 2 2 1 0 0 4			
Gordy Coleman, L (1, 3) OBP: 0.331, SLG: 0.525		0-0 HR		0-0 HR 2-H		0-0 3-1	0-0 FC6-4 1B 1-3 2-H		0-0 1B	5 2 4 4 0 0 0			
Gene Freese, R (1, 5) OBP: 0.317, SLG: 0.491		0-0 P6		0-0 3-1		0-0 F9	0-0 FC6-4 HR 1-2 3-H		4-0 IBB	4 1 0 1 1 0 1			
Bob Schmidt, R (1, 2) OBP: 0.205, SLG: 0.182		0-3 K		0-0 F7		4-0 E BB	0-0 1-H HR		0-3 K	4 1 1 2 1 2 3			
Bob Purkey, R (1, 1) OBP: 0.143, SLG: 0.121		0-3 K		0-3 K		0-0 2-3 1-2	0-0 6-3		0-0 F7	5 0 0 0 0 2 4			
Inning Stats	R: 1 H: 1 E: 1 LOB: 1 K: 0 BB: 0 S: 5 P: 5	R: 1 H: 1 E: 0 LOB: 0 K: 2 BB: 0 S: 8 P: 8	R: 0 H: 1 E: 0 LOB: 1 K: 1 BB: 0 S: 6 P: 6	R: 2 H: 2 E: 0 LOB: 0 K: 1 BB: 0 S: 7 P: 7	R: 0 H: 2 E: 0 LOB: 2 K: 0 BB: 0 S: 5 P: 5	R: 0 H: 0 E: 1 LOB: 1 K: 0 BB: 1 S: 3 P: 7	R: 6 H: 6 E: 0 LOB: 0 K: 0 BB: 0 S: 9 P: 9	R: 0 H: 0 E: 0 LOB: 0 K: 2 BB: 0 S: 7 P: 7	R: 0 H: 2 E: 0 LOB: 3 K: 1 BB: 1 S: 7 P: 11	1B: 10 SF: 0 2B: 2 SAC: 1 3B: 0 DP: 0 HR: 3 HBP: 0	WP: 0 PA: 45 PB: 0 SB: 0 CS: 0		
PITCHER	IP WLS BF H R ER SO BB IBB HBP BLK WP HR S P ERA WHIP											PITCHER	IP WLS BF H R ER SO BB IBB HBP BLK WP HR S P ERA WHIP
Robin Roberts, R (1, 1) ERA: 4.85	4.1 L 21 7 4 3 4 0 0 0 0 0 0 2 29 29 6.23 1.615												
Jack Baldschun, R (5, 1) ERA: 5.4	2.2 15 6 6 6 0 1 0 0 0 0 0 1 14 18 20.25 2.625												
Ken Lehman, L (8, 1) ERA: 2.45	2.0 9 2 0 0 0 3 0 1 0 0 0 0 0 14 18 0.00 1.000												

Cincinnati Reds @ Philadelphia Phillies
 Connie Mack Stadium, Philadelphia, PA
 Sat Jun 17 1961, 3:33 AM EDT
 Att. 5,205 - Unknown

livebaseballscorecards.com

AB	42
R	10
H	15
RBI	10
BB	2
SO	7
LOB	17



Batter	1	2	3	4	5	6	7	8	9	AB	R	H	RBI	BB	SO	LOB
Bobby Del Greco, R OBP: 0.390, SLG: 0.424 (1, 8)	0-0 3-1 SF8 2B		0-0 6-3		0-0 6-3		0-0 L4-6 2-H E 1B		0-3 K	5	1	2	1	0	1	0
Tony Taylor, R OBP: 0.283, SLG: 0.286 (1, 4)	0-0 3-1 2-3		0-0 6-3		0-0 5-3		0-0 E1 1-2			4	0	0	0	0	0	2
Johnny Callison, L OBP: 0.361, SLG: 0.390 (1, 9)	0-0 SF8 3-H		0-0 F8			0-0 F7 2-3	0-0 L4-6			3	0	0	1	0	0	2
Pancho Herrera, R OBP: 0.359, SLG: 0.455 (1, 3)	0-0 FC5-4 1B			0-0 2B 6-3 1B		0-0 F9		0-3 K		4	1	2	0	0	1	0
Don Demeter, R OBP: 0.292, SLG: 0.439 (1, 7)	0-0 FC5-4 1-2f			0-0 1-3 2B		0-3 K		0-3 K		4	0	1	0	0	2	1
Charley Smith, R OBP: 0.316, SLG: 0.396 (1, 5)		0-0 5-3		0-0 6-3			0-0 1B 2B 1B	0-0 FC6-4 1B		4	1	2	1	0	0	1
Clay Dalrymple, L OBP: 0.228, SLG: 0.250 (1, 2)		0-0 L9		0-0 3-H F8			0-0 P6	0-0 FC6-4 1-2f		4	0	0	0	0	0	3
Ruben Amaro, R OBP: 0.308, SLG: 0.286 (1, 6)		0-0 2B		0-0 6-3			0-0 1-2 2B 1B		0-0 6-3	4	1	2	0	0	0	1
Robin Roberts, S OBP: 0.136, SLG: 0.050 (1, 1)		0-0 F7			0-0 F2		0-0 1-H 2-H 1B 2B		0-0 5-3	1	0	0	0	0	0	1
Jack Baldschun, R (5, 1)										1	0	0	0	0	0	0
Elmer Valo, L OBP: 0.270, SLG: 0.273 (7, PH)										1	1	1	2	0	0	0
Ken Lehman, L (8, 1)										0	0	0	0	0	0	0
Ken Walters, R OBP: 0.295, SLG: 0.405 (9, PH)										1	0	0	0	0	0	0

Inning Stats	R: 1	H: 2	E: 0	K: 0	S: 5	H: 2	LOB: 1	BB: 0	P: 5	R: 0	H: 1	E: 0	K: 0	S: 4	R: 0	H: 0	E: 0	K: 0	S: 3	R: 1	H: 2	E: 0	K: 0	S: 5	R: 0	H: 0	E: 0	K: 1	S: 5	R: 0	H: 0	E: 0	K: 0	S: 3	R: 0	H: 0	E: 0	K: 0	S: 3	R: 3	H: 4	E: 1	K: 0	S: 7	R: 0	H: 1	E: 0	K: 2	S: 8	R: 0	H: 0	E: 0	K: 1	S: 5	1B: 6	SF: 1	2B: 5	SAC: 0	3B: 0	DP: 1	HR: 0	HBP: 0	WP: 0	PA: 37	ERA	WHIP
PITCHER Bob Purkey, R ERA: 2.98 (1, 1)	IP	WLS	BF	H	R	ER	SO	BB	IBB	HBP	BLK	WP	HR	S	P	ERA	WHIP																																																	
	9.0	W	37	10	5	5	4	0	0	0	0	0	0	45	45	5.00	1.111																																																	

BOTTOM

Cincinnati Reds @ Philadelphia Phillies
Connie Mack Stadium, Philadelphia, PA
 Sat Jun 17 1961, 3:33 AM EDT
 Att. 5,205 - Unknown

livebaseballscorecards.com

AB	36
R	5
H	10
RBI	5
BB	0
SO	4
LOB	11



Batter	1	2	3	4	5	6	7	8	9	AB R H RBI BB SO LOB
Bobby Del Greco, R OBP: 0.378, SLG: 0.400 (1, 8) X	0-0 F3	0-0 G6-4-3			0-0 5-3		4-0 1B BB		0-0 F9	4 0 0 0 1 0 4
Tony Taylor, R OBP: 0.282, SLG: 0.285 (1, 4) S S S	0-3 K		0-3 K		0-3 K		0-0 1-3 1B			4 0 1 0 0 3 0
Johnny Callison, L OBP: 0.353, SLG: 0.380 (1, 9) X	0-0 P3		0-0 4-3		0-3 K		0-3 K			4 0 0 0 0 2 2
Pancho Herrera, R OBP: 0.362, SLG: 0.453 (1, 3)		4-0 1B BB BB	0-0 1B		0-0 F8		0-0 P6			3 1 1 0 1 0 0
Don Demeter, R OBP: 0.299, SLG: 0.436 (1, 7)		4-0 BB 1B BB	0-0 1B		0-0 6-3		0-0 F9			3 1 1 0 1 0 0
Charley Smith, R OBP: 0.314, SLG: 0.391 (1, 5)		0-0 BB BB 1B	0-3 K		0-0 E6		0-3 K			4 0 1 0 0 2 2
Clay Dalrymple, L OBP: 0.229, SLG: 0.250 (1, 2) X		0-0 F9		0-0 1-3 1B		0-0 F8		0-0 P4		4 0 1 0 0 0 4
Ruben Amaro, R OBP: 0.311, SLG: 0.283 (1, 6) B B B B		4-0 BB BB		0-0 1-3		0-0 6-3		0-0 1B		1 0 0 1 1 0 1
Bobby Gene Smith, R OBP: 0.306, SLG: 0.327 (7, PH)		1-2 2-3 3-H BB		0-0 1-2						1 0 0 0 0 0 0
Bobby Malkmus, R OBP: 0.242, SLG: 0.270 (8, 6) X		4-0 BB BB		0-0 5-3		0-0 4-3		0-0 F9		1 0 1 0 0 0 0
Don Ferrarese, R OBP: 0.273, SLG: 0.200 (1, 1) B B B B		4-0 G6-4-3 BB								1 0 0 1 1 0 0
Dallas Green, L OBP: 0.348, SLG: 0.250 (7, 1) X		1-2 2-3 3-H BB								1 0 0 0 0 0 0
Elmer Valo, L OBP: 0.263, SLG: 0.265 (9, PH) X		1-2 2-3 3-H BB								1 0 0 0 0 0 1

BOTTOM

Cincinnati Reds @ Philadelphia Phillies
Connie Mack Stadium, Philadelphia, PA
 Sun Jun 18 1961, 3:33 AM EDT
 Unknown

livebaseballscorecards.com

AB	32
R	2
H	6
RBI	2
BB	5
SO	7
LOB	14



Inning Stats		R: 0	H: 0	E: 0	K: 1	S: 5	H: 0	LOB: 0	BB: 0	P: 5	R: 2	H: 1	E: 0	K: 0	S: 3	H: 2	LOB: 2	BB: 0	P: 9	R: 0	H: 1	E: 0	K: 0	S: 3	R: 0	H: 0	E: 0	K: 2	S: 7	H: 0	LOB: 0	BB: 0	P: 7	R: 0	H: 0	E: 1	K: 0	S: 4	H: 0	LOB: 1	BB: 0	P: 4	R: 0	H: 1	E: 0	K: 1	S: 6	H: 0	LOB: 2	BB: 1	P: 10	R: 0	H: 0	E: 0	K: 1	S: 5	H: 0	LOB: 0	BB: 0	P: 5	R: 0	H: 1	E: 0	K: 0	S: 4	H: 1	LOB: 1	BB: 0	P: 4	1B: 6	SF: 0	2B: 1	SAC: 0	3B: 0	DP: 2	HR: 0	HBP: 0	WP: 0	PA: 37	PB: 0	SB: 0	CS: 0	ERA	WHIP
PITCHER	IP	WLS	BF	H	R	ER	SO	BB	IBB	HBP	BLK	WP	HR	S	P	ERA	WHIP																																																																			
Jim Maloney, R ERA: 3.74 (1, 1)	1.1		9	1	2	2	1	4	0	0	0	0	0	7	23	13.50	3.750																																																																			
Howie Nunn, R ERA: 2.84 (2, 1)	7.2	W	28	5	0	0	6	1	0	0	0	0	0	39	43	0.00	0.783																																																																			

Batter	1	2	3	4	5	6	7	8	9	AB	R	H	RBI	BB	SO	LOB	TOP					
Don Blasingame, L (1, 4) <small>OBP: 0.330, SLG: 0.345</small> Elio Chacon, R (6, 4) <small>OBP: 0.333, SLG: 0.167</small>	0-0 5-3	0-0 L4-3		0-0 1B 2B	0-0 1-2 2-H 1B		0-0 5-3			4	1	2	1	0	0	1						
Eddie Kasko, R (1, 6) <small>OBP: 0.371, SLG: 0.370</small> Leo Cardenas, R (6, 6) <small>OBP: 0.338, SLG: 0.365</small>	0-0 1B 1B		0-0 L7	0-0 2-H 1B	0-3 K		0-0 P6			4	1	2	1	0	1	2						
Vada Pinson, L (1, 8) <small>OBP: 0.373, SLG: 0.486</small>	0-3 K		0-0 2B	0-0 1-3		0-0 HR 1B	0-0 P6			5	2	2	0	0	1	2						
Wally Post, R (1, 9) <small>OBP: 0.373, SLG: 0.568</small>	0-0 1B 1-2 1B		0-0 L7		0-0 F2	0-0 1-H HR	0-0 6-3			5	1	2	2	0	0	1						
Gene Freese, R (1, 5) <small>OBP: 0.337, SLG: 0.530</small>	0-0 1-2 2-H 1B		0-0 2B		0-0 S E WP 1B	0-0 HR 1B	0-0 L7			5	2	4	2	0	0	0						
Frank Robinson, R (1, 7) <small>OBP: 0.376, SLG: 0.538</small>	0-0 1-2 2-3 1B		4-0 IBB		4-0 S 1B IBB	0-0 1-H HR	0-0 6-3			3	2	2	2	2	0	0						
Gordy Coleman, L (1, 3) <small>OBP: 0.326, SLG: 0.514</small> Dick Gernert, R (5, PH) <small>OBP: 0.348, SLG: 0.389</small> (5, 3)	0-0 FC6-4 1-2f		0-3 K		0-3 K	0-0 5-3				2	0	0	0	0	1	5						
Bob Schmidt, R (1, 2) <small>OBP: 0.218, SLG: 0.186</small>		0-0 F2		0-0 F8	4-0 1B 1B IBB	0-0 G4-6-3 1B				4	1	1	0	1	0	0						
Jim O'Toole, S (1, 1) <small>OBP: 0.256, SLG: 0.243</small>		4-0 L4-3 BB		0-3 K	0-0 1-2 3-H 1B	0-0 G4-6-3				4	0	1	1	1	1	1						
Inning Stats	R: 1 E: 0 K: 1 S: 9	H: 4 LOB: 3 BB: 0 P: 9	R: 0 E: 0 K: 0 S: 2	H: 0 LOB: 0 BB: 1 P: 6	R: 1 E: 0 K: 1 S: 7	H: 2 LOB: 2 BB: 1 P: 11	R: 1 E: 0 K: 1 S: 7	H: 2 LOB: 1 BB: 0 P: 7	R: 3 E: 1 K: 2 S: 10	H: 3 LOB: 2 BB: 2 P: 18	R: 4 E: 0 K: 0 S: 7	H: 5 LOB: 0 BB: 0 P: 7	R: 0 E: 0 K: 0 S: 3	H: 0 LOB: 0 BB: 0 P: 3	R: 0 E: 0 K: 0 S: 3	H: 0 LOB: 0 BB: 0 P: 3	R: 0 E: 0 K: 0 S: 3	H: 0 LOB: 0 BB: 0 P: 3	1B: 11 2B: 4 3B: 0 HR: 2	SF: 0 SAC: 0 DP: 2 HBP: 0	WP: 1 PB: 0 SB: 3 CS: 0	PA: 45
PITCHER	IP WLS BF H R ER SO BB IBB HBP BLK WP HR S P ERA WHIP	IP WLS BF H R ER SO BB IBB HBP BLK WP HR S P ERA WHIP																				
Chris Short, L (1, 1) <small>ERA: 5.4</small> Robin Roberts, R (5, 1) <small>ERA: 4.83</small> Jack Baldschun, R (6, 1) <small>ERA: 6.64</small> Ken Lehman, L (8, 1) <small>ERA: 2.25</small>	4.2 L 28 11 6 6 4 1 3 0 0 1 0 32 48 11.57 2.571	0.1 1 0 0 0 1 0 0 0 0 0 0 0 3 3 0.00 0.000	2.0 10 5 4 4 0 0 0 0 0 0 2 10 10 18.00 2.500	2.0 6 0 0 0 0 0 0 0 0 0 0 0 6 6 0.00 0.000																		

Cincinnati Reds @ Philadelphia Phillies
 Connie Mack Stadium, Philadelphia, PA
 Sun Jun 18 1961, 3:38 AM EDT
 Att. 16,369 - Unknown

livebaseballscorecards.com

AB	41
R	10
H	16
RBI	9
BB	4
SO	5
LOB	13



Batter	1	2	3	4	5	6	7	8	9	AB	R	H	RBI	BB	SO	LOB
Bobby Malkmus, R OBP: 0.253, SLG: 0.280 (1, 4)	0-0 6-3		0-3 K			0-0 1B WP 1B		0-0 1B		4	0	2	0	0	1	2
Charley Smith, R OBP: 0.303, SLG: 0.377 (1, 5)	0-0 F7		0-0 G5-4-3 1-2f			0-0 P4 1-2		0-3 K		4	0	0	0	0	1	4
Bobby Gene Smith, R OBP: 0.304, SLG: 0.324 (1, 9)	0-0 P6				0-0 6-3			0-0 F3		4	0	1	0	0	0	1
Pancho Herrera, R OBP: 0.364, SLG: 0.454 (1, 3)		0-0 6-3			0-0 G6-4-3 1B			0-0 K		4	0	2	0	0	1	2
Don Demeter, R OBP: 0.289, SLG: 0.421 (1, 7)		0-0 F9			0-0 G6-4-3 1-2f			0-0 P3		4	0	0	0	0	0	3
Bobby Del Greco, R OBP: 0.384, SLG: 0.397 (1, 8)		0-0 1B			0-3 K			0-0 P4		3	0	1	0	1	1	0
Cal Neeman, R OBP: 0.306, SLG: 0.258 (1, 2)		0-3 K			0-0 F7			0-0 G6-4-3 1-2f		4	0	1	0	0	1	2
Ruben Amaro, R OBP: 0.324, SLG: 0.308 (1, 6)			0-0 E5 SH 1B			0-0 1B		0-0 2B		4	0	3	0	0	0	1
Chris Short, R Robin Roberts, S Jim Woods, P Jack Baldschun, R Ken Walters, R Ken Lehman, L			0-0 SH G5-4-3 2-3			0-3 K		0-0 5-3		0	0	0	0	0	0	0

Inning Stats	R: 0	H: 0	E: 0	K: 0	S: 3	LOB: 0	BB: 0	P: 3	R: 0	H: 1	E: 0	K: 1	S: 6	LOB: 1	BB: 0	P: 6	R: 0	H: 1	E: 0	K: 0	S: 3	LOB: 0	BB: 0	P: 3	R: 0	H: 2	E: 0	K: 1	S: 7	LOB: 2	BB: 0	P: 7	R: 0	H: 1	E: 0	K: 0	S: 3	LOB: 1	BB: 1	P: 7	R: 0	H: 2	E: 0	K: 1	S: 6	LOB: 1	BB: 0	P: 6	R: 0	H: 1	E: 0	K: 0	S: 4	LOB: 1	BB: 0	P: 4
1B: 9	SF: 0		3B: 0		HR: 0		WP: 1		PA: 35		PB: 0		SB: 0		CS: 0		WP: 1		PA: 35		ERA: 3.13		WHIP: 1.222		ERA: 0.00		WHIP: 1.222		ERA: 0.00		WHIP: 1.222		ERA: 0.00		WHIP: 1.222		ERA: 0.00		WHIP: 1.222		ERA: 0.00		WHIP: 1.222													

BOTTOM

Cincinnati Reds @ Philadelphia Phillies
Connie Mack Stadium, Philadelphia, PA

Sun Jun 18 1961, 3:38 AM EDT
 Att. 16,369 - Unknown

livebaseballscorecards.com

AB	33
R	0
H	10
RBI	0
BB	1
SO	6
LOB	17



Batter	1	2	3	4	5	6	7	8	9	AB R H RBI BB SO LOB	TOP	
Bill Virdon, L (1, 8) OBP: 0.336, SLG: 0.444	0-0 2B		0-0 3B 1B		0-0 G5-4-3 1B		0-0 L7		0-0 5-3	5 2 3 0 0 0 0		
Dick Groat, R (1, 6) OBP: 0.327, SLG: 0.390	0-0 HR 2B		0-0 1-H 3B		0-0 G5-4-3 1-2f		0-0 6-3		0-0 5-3	5 1 2 2 0 0 1		
Bob Skinner, L (1, 7) OBP: 0.362, SLG: 0.323	0-0 F7		0-3 K		0-0 3-1		0-0 P5			4 0 0 0 0 1 2		
Dick Stuart, R (1, 3) OBP: 0.349, SLG: 0.561	0-0 2-H HR		0-3 K		0-0 G4-6-3 1B		0-3 K			4 1 2 2 0 2 1		
Walt Moryn, L (1, 9) Roberto Clemente, R (6, 9) OBP: 0.178, SLG: 0.273 OBP: 0.357, SLG: 0.513	0-0 F7		0-0 4-3		0-0 G4-6-3 1-2f		0-0 F9			3 0 0 0 0 0 2 1 0 0 0 0 0 0		
Smoky Burgess, L (1, 2) OBP: 0.388, SLG: 0.543	0-0 F7			0-0 1-3		0-0 HR 2B		0-0 2B		4 1 2 0 0 0 0		
Don Hoak, R (1, 5) OBP: 0.429, SLG: 0.528		0-0 F8		0-0 1B		0-0 HR		4-0 IBB		3 1 2 2 1 0 0		
Bill Mazaroski, R (1, 4) OBP: 0.269, SLG: 0.325		0-0 F3		0-0 L5		1-0 FC4-6 HBP		0-0 6-3		3 0 0 0 0 0 3		
Harvey Haddix, L (1, 1) Roy Face, R (9, 1) OBP: 0.160, SLG: 0.087 OBP: 0.250, SLG: 0.250		0-0 6-3		0-3 K		0-0 FC4-6 1-2f		0-3 K		4 0 0 0 0 2 2 0 0 0 0 0 0 0		
Inning Stats	R: 3 E: 0 K: 0 S: 6 H: 3 LOB: 0 BB: 0 P: 6	R: 0 E: 0 K: 0 S: 3 H: 0 LOB: 0 BB: 0 P: 3	R: 1 E: 0 K: 2 S: 9 H: 2 LOB: 1 BB: 0 P: 9	R: 0 E: 0 K: 1 S: 6 H: 1 LOB: 1 BB: 0 P: 6	R: 0 E: 0 K: 0 S: 3 H: 1 LOB: 0 BB: 0 P: 3	R: 2 E: 0 K: 0 S: 5 H: 3 LOB: 1 BB: 0 P: 6	R: 0 E: 0 K: 0 S: 3 H: 0 LOB: 0 BB: 0 P: 3	R: 0 E: 0 K: 1 S: 6 H: 1 LOB: 2 BB: 1 P: 10	R: 0 E: 0 K: 1 S: 5 H: 0 LOB: 0 BB: 0 P: 5	1B: 4 2B: 4 3B: 1 HR: 2 SF: 0 SAC: 0 DP: 2 HBP: 1	WP: 0 PB: 0 SB: 0 CS: 0 PA: 38	
PITCHER	IP WLS BF H R ER SO BB IBB HBP BLK WP HR S P ERA WHIP											
Art Mahaffey, R (1, 1) ERA: 3.52	6.0 L 27 10 6 6 3 0 0 1 0 0 0 2 32 33 9.00 1.667											
Jack Baldschun, R (7, 1) ERA: 6.04	2.0 8 1 0 0 1 0 1 0 0 0 0 9 13 0.00 0.500											
Ken Lehman, L (9, 1) ERA: 2.16	1.0 3 0 0 0 0 1 0 0 0 0 0 0 5 5 0.00 0.000											

Pittsburgh Pirates @ Philadelphia Phillies
 Connie Mack Stadium, Philadelphia, PA

Tue Jun 20 1961, 7:05 PM EDT
 Att. 10,649 - Unknown

livebaseballscorecards.com

AB	36
R	6
H	11
RBI	6
BB	1
SO	5
LOB	11



Batter	1	2	3	4	5	6	7	8	9	AB	R	H	RBI	BB	SO	LOB
--------	---	---	---	---	---	---	---	---	---	----	---	---	-----	----	----	-----

Bobby Malkmus, R (1, 4) <small>OBP: 0.243, SLG: 0.268</small> Ken Lehman, L (9, 1)	0-0 5-3		0-0 F9			0-3 K		0-0 FC4-6		4	0	0	0	0	1	2
Johnny Callison, L (1, 7) <small>OBP: 0.351, SLG: 0.389</small>	0-0 1-3		0-0 4-3			0-3 K			0-0 1B	4	1	1	0	0	1	1
Charley Smith, R (1, 5) <small>OBP: 0.302, SLG: 0.373</small>	0-3 K			0-0 1-3		0-0 6-3			0-0 1B	4	1	1	1	0	1	0
Pancho Herrera, R (1, 3) <small>OBP: 0.367, SLG: 0.455</small>	0-0 P5			0-0 1B			0-0 G6-4-3 1B		0-0 F8	4	0	2	0	0	0	2
Don Demeter, R (1, 8) <small>OBP: 0.288, SLG: 0.415</small>		0-3 K		0-0 L8			0-0 G6-4-3 1-2f		0-0 1B	4	0	1	0	0	1	2
Tony Gonzalez, L (1, 9) <small>OBP: 0.399, SLG: 0.438</small>		0-3 K		0-0 P6			0-0 4-3		0-0 1B	4	0	1	1	0	1	1
Clay Dalrymple, L (1, 2) <small>OBP: 0.227, SLG: 0.248</small> Bobby Del Greco, R (5, PH) <small>OBP: 0.379, SLG: 0.392</small> Choo-Choo Coleman, L (6, 2) <small>OBP: 0.186, SLG: 0.171</small> Tony Taylor, R (8, PH) <small>OBP: 0.284, SLG: 0.287</small>		0-3 K2-3				0-0 5-3			0-0 G1-4-3	1	0	0	0	0	1	0
Ruben Amaro, R (1, 6) <small>OBP: 0.324, SLG: 0.308</small>			0-0 WP 1B			0-0 5-3			0-0 FC6-4 FC4-6 1-2f	3	0	1	0	0	0	1
Art Mahaffey, R (1, 1) <small>OBP: 0.031, SLG: 0.031</small> Jack Baldschun, R (7, 1) <small>OBP: 0.302, SLG: 0.321</small> Cal Neeman, R (9, 2) <small>OBP: 0.306, SLG: 0.258</small>			0-3 K		0-0 L9				0-0 F8	2	0	0	0	0	1	1

Inning Stats	R: 0	H: 0	E: 0	K: 1	S: 6	LOB: 1	BB: 0	P: 6	R: 0	H: 0	E: 0	K: 3	S: 9	LOB: 0	BB: 0	P: 9	R: 0	H: 1	E: 0	K: 1	S: 6	LOB: 1	BB: 0	P: 6	R: 0	H: 1	E: 0	K: 0	S: 4	LOB: 1	BB: 0	P: 4	R: 0	H: 0	E: 0	K: 0	S: 3	LOB: 0	BB: 0	P: 3	R: 0	H: 1	E: 0	K: 2	S: 7	LOB: 0	BB: 0	P: 7	R: 0	H: 1	E: 0	K: 0	S: 4	LOB: 1	BB: 0	P: 4	R: 2	H: 4	E: 0	K: 0	S: 6	LOB: 1	BB: 0	P: 6	1B: 7	SF: 0	2B: 0	SAC: 0	3B: 1	DP: 2	HR: 0	HBP: 0	WP: 2	PA: 34
--------------	------	------	------	------	------	--------	-------	------	------	------	------	------	------	--------	-------	------	------	------	------	------	------	--------	-------	------	------	------	------	------	------	--------	-------	------	------	------	------	------	------	--------	-------	------	------	------	------	------	------	--------	-------	------	------	------	------	------	------	--------	-------	------	------	------	------	------	------	--------	-------	------	-------	-------	-------	--------	-------	-------	-------	--------	-------	--------

PITCHER	IP	WLS	BF	H	R	ER	SO	BB	IBB	HBP	BLK	WP	HR	S	P	ERA	WHIP
Harvey Haddix, L (1, 1) <small>ERA: 4.22</small>	8.1	W	33	8	2	2	7	0	0	0	0	2	0	47	47	2.16	0.960
Roy Face, R (9, 1) <small>ERA: 2.21</small>	0.2	S	1	0	0	0	0	0	0	0	0	0	0	1	1	0.00	0.000

BOTTOM

Pittsburgh Pirates @ Philadelphia Phillies
Connie Mack Stadium, Philadelphia, PA

Tue Jun 20 1961, 7:05 PM EDT
 Att. 10,649 - Unknown

livebaseballscorecards.com

AB	34
R	2
H	8
RBI	2
BB	0
SO	7
LOB	13



Batter	1	2	3	4	5	6	7	8	9	AB R H RBI BB SO LOB	TOP											
Bill Virdon, L (1, 8) OBP: 0.337, SLG: 0.441	0-0 1-3		4-0 BB	0-0 1-3			0-0 1B		0-0 4-3	4 0 1 0 1 0 1	Pittsburgh Pirates @ Philadelphia Phillies Connie Mack Stadium, Philadelphia, PA Thu Jun 22 1961, 7:05 PM EDT Att. 9,126 - Unknown livebaseballscorecards.com											
Dick Groat, R (1, 6) OBP: 0.322, SLG: 0.384	0-0 6-3		0-0 L9		0-0 6-3		0-0 F5			4 0 0 0 0 0 2												
Bob Skinner, L (1, 7) OBP: 0.370, SLG: 0.329	0-0 1B		0-0 F8		0-0 CS 1B			4-0 2B BB		3 1 2 0 1 0 1												
Dick Stuart, R (1, 3) OBP: 0.347, SLG: 0.554	0-0 L7			0-0 E HR 1B	0-3 K			0-0 P3		4 1 1 0 0 1 3												
Roberto Clemente, R (1, 9) OBP: 0.355, SLG: 0.513		0-0 1-3		0-0 E6 HR		0-0 F9		0-0 1B 2B		4 1 1 1 0 0 1												
Smoky Burgess, L (1, 2) OBP: 0.399, SLG: 0.595		0-0 HR		0-0 HR		4-1 HBP		0-0 G1-6-3 1B		2 2 2 4 0 0 0												
Don Leppert, R (7, 2) OBP: 0.400, SLG: 1.000				1-H 2-H HR				2-3 G1-6-3 1B		1 0 1 0 0 0 0												
Don Hoak, R (1, 5) OBP: 0.425, SLG: 0.520		0-0 F9		4-0 4-3 5-3 BB		0-0 L4-3		0-0 G1-6-3		3 0 0 0 1 0 3												
Bill Mazeroski, R (1, 4) OBP: 0.264, SLG: 0.319		0-0 6-3		0-0 5-3			0-0 5-3		0-0 5-3	4 0 0 0 0 0 1												
Bob Friend, R (1, 1) OBP: 0.128, SLG: 0.128			0-0 6-3	0-0 4-3			0-3 K		0-0 5-3	4 0 0 0 0 1 1												
Inning Stats	R: 0 E: 0 K: 0 S: 4	H: 1 LOB: 1 BB: 0 P: 4	R: 1 E: 0 K: 0 S: 4	H: 1 LOB: 0 BB: 0 P: 4	R: 0 E: 0 K: 0 S: 3	H: 0 LOB: 1 BB: 1 P: 7	R: 3 E: 1 K: 0 S: 6	H: 2 LOB: 1 BB: 1 P: 10	R: 0 E: 0 K: 1 S: 5	H: 1 LOB: 1 BB: 0 P: 5	R: 0 E: 0 K: 0 S: 3	H: 0 LOB: 0 BB: 0 P: 7	R: 0 E: 0 K: 1 S: 6	H: 1 LOB: 1 BB: 0 P: 6	R: 1 E: 0 K: 0 S: 4	H: 2 LOB: 1 BB: 1 P: 8	R: 0 E: 0 K: 0 S: 3	H: 0 LOB: 0 BB: 0 P: 3	1B: 5 2B: 3 3B: 0 HR: 2	SF: 0 SAC: 0 DP: 3 HBP: 1	WP: 0 PB: 0 SB: 0 CS: 1	PA: 37
PITCHER	IP WLS BF H R ER SO BB IBB HBP BLK WP HR S P ERA WHIP																				IP WLS BF H R ER SO BB IBB HBP BLK WP HR S P ERA WHIP	
John Buzhardt, R (1, 1) ERA: 3.07	7.0 L 29 6 4 3 2 2 0 1 0 0 2 31 43 3.86 1.143																					
Dallas Green, R (8, 1) ERA: 4.45	2.0 L 8 2 1 1 0 1 0 0 0 0 0 7 11 4.50 1.500																					



Batter	1	2	3	4	5	6	7	8	9	AB R H RBI BB SO LOB
Bobby Malkmus, R OBP: 0.241, SLG: 0.257 (1, 4)	0-0 4-3		0-0 5-3		4-0 BB		0-0 L5		0-0 3-1	4 0 0 0 1 0 2
Johnny Callison, L OBP: 0.354, SLG: 0.404 (1, 7)	0-0 L8		0-0 3B		0-3 K			0-0 G3-6 1B		4 0 2 0 0 1 1
Tony Gonzalez, L OBP: 0.395, SLG: 0.440 (1, 9)	0-0 2B		0-0 6-3			0-0 G3		0-0 G3-6 1-2f		4 0 1 0 0 0 2
Pancho Herrera, R OBP: 0.360, SLG: 0.446 (1, 3)	0-3 K			0-3 K		0-0 5-3		0-0 F8		4 0 0 0 0 2 1
Don Demeter, R OBP: 0.295, SLG: 0.418 (1, 8)		0-0 1B		0-3 K		0-0 1B 1B			0-0 E5 4-3 PB 4-3	4 1 2 0 0 1 0
Charley Smith, R OBP: 0.308, SLG: 0.377 (1, 5)		0-3 K		0-0 1B		0-0 1-2 1B			0-0 4-3 1-3	4 0 2 0 0 1 2
Clay Dalrymple, L OBP: 0.222, SLG: 0.241 (1, 2)		0-0 F8		0-0 4-3		0-0 5-3			0-0 4-3	4 0 0 1 0 0 4
Ruben Amaro, R OBP: 0.317, SLG: 0.301 Elmer Valo, L OBP: 0.256, SLG: 0.257 (9, PH)		0-0 F8			0-0 F9		0-0 F9		0-0 E4 1B	3 0 0 0 0 0 1 1 0 0 0 0 0 0
John Buzhardt, R OBP: 0.095, SLG: 0.100 Tony Taylor, R OBP: 0.263, SLG: 0.286 Dallas Green, L OBP: 0.348, SLG: 0.250 Bobby Gene Smith, R OBP: 0.308, SLG: 0.327 (9, PH)			0-0 F8		0-0 6-3		0-3 K		0-0 1-2 1B	2 0 0 0 0 0 0 1 0 0 0 0 1 0 0 0 0 0 0 0 0 1 0 1 0 0 0 0

Inning Stats	R: 0 E: 0 K: 1 S: 6	H: 1 LOB: 1 BB: 0 P: 6	R: 0 E: 0 K: 1 S: 6	H: 1 LOB: 1 BB: 0 P: 6	R: 0 E: 0 K: 0 S: 4	H: 1 LOB: 1 BB: 0 P: 4	R: 0 E: 0 K: 2 S: 8	H: 1 LOB: 1 BB: 0 P: 8	R: 0 E: 0 K: 1 S: 5	H: 0 LOB: 1 BB: 1 P: 9	R: 0 E: 0 K: 0 S: 5	H: 2 LOB: 2 BB: 0 P: 5	R: 0 E: 0 K: 1 S: 5	H: 0 LOB: 0 BB: 0 P: 5	R: 0 E: 0 K: 0 S: 3	H: 1 LOB: 0 BB: 0 P: 3	R: 1 E: 2 K: 0 S: 6	H: 1 LOB: 2 BB: 0 P: 6	1B: 6 2B: 1 3B: 1 HR: 0	SF: 0 SAC: 0 DP: 1 HBP: 0														
PITCHER Bob Friend, R ERA: 3.86 (1, 1)	IP 9.0	WLS W	BF 37	H 8	R 1	ER 0	SO 6	BB 1	IBB 0	HBP 0	BLK 0	WP 0	HR 0	S 48	P 52	ERA 0.00	WHIP 1.000	IP 9.0	WLS W	BF 37	H 8	R 1	ER 0	SO 6	BB 1	IBB 0	HBP 0	BLK 0	WP 0	HR 0	S 48	P 52	ERA 0.00	WHIP 1.000


BOTTOM


Pittsburgh Pirates @ Philadelphia Phillies
Connie Mack Stadium, Philadelphia, PA

Thu Jun 22 1961, 7:05 PM EDT
 Att. 9,126 - Unknown

livebaseballscorecards.com

AB	36
R	1
H	8
RBI	1
BB	1
SO	6
LOB	13



Batter	1	2	3	4	5	6	7	8	9	AB R H RBI BB SO LOB	TOP																									
Bobby Del Greco, R (1, 8) OBP: 0.366, SLG: 0.375	0-0 F8		0-0 P4		0-0 F8		0-0 6-3		0-0 1B	6 1 1 0 0 0 3																										
Tony Taylor, R (1, 4) OBP: 0.291, SLG: 0.294	0-0 4-3			0-0 BB 1B		0-0 F9		0-0 BB 1B	0-0 1B 1B	5 2 3 0 0 0 0																										
Ken Walters, R (1, 9) OBP: 0.293, SLG: 0.398	0-0 1B			0-0 F8		0-0 F8		0-0 BB 1B	0-0 FC6-4 1B	3 0 1 0 0 0 1																										
Tony Gonzalez, L (8, PH) OBP: 0.403, SLG: 0.449								1-2 2B 1B	1-3 2-H E 1B	2 2 2 1 0 0 0																										
Pancho Herrera, R (1, 3) OBP: 0.370, SLG: 0.449	0-3 K			4-0 1-2 BB		0-0 HR 1B		4-0 1-2 2-3 2B 1B BB	0-0 FC6-4 1B	3 2 2 1 2 1 1																										
Don Demeter, R (1, 7) OBP: 0.299, SLG: 0.449			0-0 F7		0-3 K		0-0 1-H HR	0-0 1-3 2-H 2-3 1B 2B	0-0 FC6-4 E	5 3 2 4 0 1 4																										
Charley Smith, R (1, 5) OBP: 0.304, SLG: 0.370			0-3 K		0-0 F8		0-0 L9	0-0 2-H 3-H 1B	0-0 E5 SF7	5 1 1 2 0 1 3																										
Jimmie Coker, R (1, 2) OBP: 0.333, SLG: 0.333			0-3 K		0-0 6-3		0-0 G6-4-3 1B	0-3 K	0-0 E2 1B E	3 0 1 0 0 0 1 0																										
Johnny Callison, L (8, PH) OBP: 0.352, SLG: 0.401									1-3 2-H E 1B	1 0 0 0 0 0 1 1	AB 41																									
Ken Lehman, L (8, 1)										1 1 0 0 0 0 0 1	R 12																									
Frank Sullivan, R (9, 1)										0 0 0 0 0 0 0 0	H 16																									
Ruben Amaro, R (1, 6) OBP: 0.324, SLG: 0.304			4-0 BB		0-0 4-3		0-0 G6-4-3 1B	4-0 1-2 2B BB	0-0 SF7	2 0 1 0 1 0 0 0	RBI 9																									
Elmer Valo, L (8, PH) OBP: 0.275, SLG: 0.257									3-H	0 0 0 0 1 0 0 0	BB 4																									
Bobby Malkmus, R (8, PR) OBP: 0.239, SLG: 0.257										0 0 0 1 0 0 0 0	SO 5																									
Robin Roberts, S (1, 1) OBP: 0.130, SLG: 0.048			0-0 G4-6-3		0-0 1B		0-0 G6-4-3	0-0 G4-6-3	0-0 E7 FC5 1B	1 0 0 0 0 0 0 1																										
Jack Balguschun, R (3, 1) OBP: 0.236, SLG: 0.417										0 0 0 0 0 0 0 0																										
Jim Woods, R (5, PH) OBP: 0.236, SLG: 0.417										1 0 0 1 0 0 0 0																										
Jim Owens, R (5, 1)										0 0 0 0 0 0 0 0																										
Bobby Gene Smith, R (7, PH) OBP: 0.305, SLG: 0.324										1 0 0 0 0 0 0 2																										
Dallas Green, L (7, 1) OBP: 0.348, SLG: 0.250										0 0 0 0 0 0 0 0																										
Clay Dalrymple, L (8, PH) OBP: 0.225, SLG: 0.245										2 0 1 0 0 0 0 2																										
Inning Stats	R: 0 E: 0 K: 1 S: 6	H: 1 LOB: 1 BB: 0 P: 6	R: 0 E: 0 K: 2 S: 7	H: 0 LOB: 0 BB: 0 P: 7	R: 0 E: 0 K: 0 S: 2	H: 0 LOB: 0 BB: 1 P: 6	R: 0 E: 0 K: 1 S: 6	H: 1 LOB: 2 BB: 1 P: 10	R: 0 E: 0 K: 0 S: 4	H: 1 LOB: 1 BB: 0 P: 4	R: 2 E: 0 K: 0 S: 5	H: 2 LOB: 0 BB: 0 P: 5	R: 0 E: 0 K: 0 S: 4	H: 2 LOB: 1 BB: 0 P: 4	R: 4 E: 0 K: 1 S: 8	H: 4 LOB: 2 BB: 2 P: 16	R: 6 E: 3 K: 0 S: 10	H: 5 LOB: 1 BB: 0 P: 10	1B: 14 2B: 1 3B: 0 HR: 1	SF: 1 SAC: 0 DP: 3 HBP: 0	WP: 0 PB: 0 SB: 0 CS: 0	PA: 46														
PITCHER	IP WLS BF H R ER SO BB IBB HBP BLK WP HR S P ERA WHIP																																			
Joe Gibbon, L (1, 1) ERA: 3.66	7.0		28	7	2	2	4	2	0	0	0	0	1	34	42	2.57	1.286																			
Clem Labine, R (8, 1) ERA: 3.26	0.0		4	3	4	4	0	1	0	0	0	0	0	3	7	∞	∞																			
Roy Face, R (8, 1) ERA: 2.63	1.0		8	5	4	2	1	1	0	0	0	0	0	9	13	18.00	6.000																			
Earl Francis, R (9, 1) ERA: 4.02	1.0	L	6	1	2	0	0	0	0	0	0	0	0	6	6	0.00	1.000																			

Philadelphia Phillies @ Pittsburgh Pirates
 Forbes Field, Pittsburgh, PA
 Fri Jun 23 1961, 7:05 PM EDT
 Att. 16,170 - Unknown

livebaseballscorecards.com

BOTTOM

Philadelphia Phillies @ Pittsburgh Pirates
Forbes Field, Pittsburgh, PA
Fri Jun 23 1961, 7:05 PM EDT
Att. 16,170 - Unknown

livebaseballscorecards.com

AB 41
R 11
H 15
RBI 9
BB 3
SO 7
LOB 25



WP: 0 PA: 47
PB: 1
SB: 1
CS: 0

AB R H RBI BB SO LOB

6 1 3 2 0 0 1
4 1 1 0 0 1 3
0 0 0 0 0 0 0
0 0 0 0 0 0 0
1 0 0 0 0 1 0

4 1 2 3 1 0 1

5 0 1 0 0 1 4

5 2 3 1 0 0 3

3 2 1 0 2 1 2

5 1 0 0 0 1 10

4 2 2 2 0 2 0

2 0 1 1 0 0 1
1 1 1 0 0 0 0
1 0 0 0 0 0 0

1B: 9 SF: 1
2B: 4 SAC: 1
3B: 2 DP: 2
HR: 0 HBP: 1

Batter	1	2	3	4	5	6	7	8	9
Bill Virdon, L (1, 8) OBP: 0.341, SLG: 0.442	0-0 F9 1B	0-0 2-H 1B	0-0 L8 1B		0-0 1-2 2-H 1B		0-0 1-2 HBP 1B		0-0 1-3 1B
Dick Groat, R (1, 6) OBP: 0.323, SLG: 0.386	0-0 3B	0-3 K		0-0 6-3	0-0 1-2 2-H G4-6-3 1B		1-0 1B		0-3 K
Clem Labine, R (8, 1) OBP: 0.167, SLG: 0.167							1-2 2-3 HBP		
Roy Face, R (8, 1) OBP: 0.250, SLG: 0.250									
Earl Francis, R (9, 1) OBP: 0.360, SLG: 0.500									
Rocky Nelson, L (9, PH)									
Bob Skinner, L (1, 7) OBP: 0.376, SLG: 0.346	0-0 2-H 2B	0-0 1-2 3B		0-0 1-2 P4		4-0 BB	0-0 1-2 2-H 3-H FC6 1B		
Dick Stuart, R (1, 3) OBP: 0.343, SLG: 0.550	0-0 2B		0-0 2B FC3-2	0-0 F9		0-3 K	0-0 P6		
Roberto Clemente, R (1, 9) OBP: 0.360, SLG: 0.523	0-0 1-3 3-H 2B		0-0 2-3 FC3-2 PB 2B		0-0 1B 1B	0-0 1-2 E3	0-0 1-2 FC6		
Don Hoak, R (1, 5) OBP: 0.429, SLG: 0.518	0-0 4-0 G5-4-3 IBB		4-0 PB SF8 IBB		0-0 1-2 1B E 1B	0-0 L8		0-3 K	
Don Leppert, R (1, 2) OBP: 0.200, SLG: 0.500	0-0 1-2f G5-4-3		0-0 1-2 2-3 3-H FC3-2 PB 3B		0-3 K	0-0 F8		0-0 5-3	
Bill Mazerowski, R (1, 4) OBP: 0.267, SLG: 0.322		0-0 1B SH1-4	0-0 1-2 2-H 3-H SF8		0-0 1-3 2-H 1B E 1B		0-3 K	0-3 K	
Joe Gibbon, R (1, 1) OBP: 0.167, SLG: 0.261		0-0 1B SH1-4	0-0 2-H 3B		0-0 1-2 3-H 1B E2		0-0 HBP 1B 1B		0-0 F7
Walt Moryn, L (7, PH) OBP: 0.196, SLG: 0.289									
Johnny Logan, R (8, 6) OBP: 0.182, SLG: 0.190									

Inning Stats	R: 2	H: 3	E: 1	LOB: 2	K: 0	BB: 1	S: 6	P: 10
	R: 1	H: 2	E: 0	LOB: 1	K: 1	BB: 0	S: 7	P: 7
	R: 3	H: 3	E: 0	LOB: 1	K: 0	BB: 1	S: 6	P: 10
	R: 0	H: 0	E: 0	LOB: 0	K: 0	BB: 0	S: 3	P: 3
	R: 3	H: 4	E: 1	LOB: 1	K: 1	BB: 0	S: 9	P: 9
	R: 0	H: 0	E: 1	LOB: 2	K: 1	BB: 1	S: 6	P: 10
	R: 2	H: 3	E: 0	LOB: 2	K: 1	BB: 0	S: 8	P: 9
	R: 0	H: 0	E: 0	LOB: 0	K: 2	BB: 0	S: 7	P: 7
	R: 0	H: 0	E: 0	LOB: 0	K: 1	BB: 0	S: 5	P: 5

PITCHER	IP	WLS	BF	H	R	ER	SO	BB	IBB	HBP	BLK	WP	HR	S	P	ERA	WHIP
Robin Roberts, R (1, 1) ERA: 5.38	2.2		18	8	6	6	1	0	2	0	0	0	0	18	26	20.25	3.000
Jack Baldschun, R (3, 1) ERA: 5.7	1.1		4	0	0	0	0	0	0	0	0	0	0	4	4	0.00	0.000
Jim Owens, R (5, 1) ERA: 9.0	2.0		12	4	3	2	2	1	0	0	0	0	0	15	19	9.00	2.500
Dallas Green, R (7, 1) ERA: 4.67	1.0		7	3	2	2	1	0	0	1	0	0	0	8	9	18.00	3.000
Ken Lehman, L (8, 1) ERA: 2.08	1.0	W	3	0	0	0	2	0	0	0	0	0	0	7	7	0.00	0.000
PITCHER	IP	WLS	BF	H	R	ER	SO	BB	IBB	HBP	BLK	WP	HR	S	P	ERA	WHIP
Frank Sullivan, R (9, 1) ERA: 3.82	1.0		3	0	0	0	1	0	0	0	0	0	0	5	5	0.00	0.000

Batter	1	2	3	4	5	6	7	8	9	AB R H RBI BB SO LOB	TOP											
Bobby Del Greco, R (1, 8) OBP: 0.367, SLG: 0.412	0-0 HR		0-3 K		0-0 1B FC5 1B		0-0 5-3		0-0 FC5	5 1 2 1 0 1 1												
Tony Taylor, R (1, 4) OBP: 0.290, SLG: 0.293	0-0 P4		0-0 F8		0-0 1-3 HR 1B		0-0 4-3		2-3	4 1 1 0 0 0 0												
Ken Walters, R (1, 9) OBP: 0.292, SLG: 0.391	0-0 HR 1B		0-0 F2		0-0 1-2 FC5 HR		0-0 6-3			4 2 1 0 0 0 2												
Pancho Herrera, R (1, 3) OBP: 0.372, SLG: 0.480	0-0 1-H HR		0-0 F9		0-0 1-H 2-H HR		0-3 K			4 2 2 5 0 1 0												
Don Demeter, R (1, 7) OBP: 0.290, SLG: 0.435	0-0 5-3		0-0 P4		0-0 P4		0-0 5-3			4 0 0 0 0 0 0												
Charley Smith, R (1, 5) OBP: 0.302, SLG: 0.366	0-0 5-3		0-0 BB 1B		0-0 F7		0-3 K			4 0 1 0 0 1 0												
Jimmie Coker, R (1, 2) OBP: 0.571, SLG: 0.400		0-0 4-3		4-0 1-2 BB		4-0 S BB		0-0 FC5 SH3 1B		2 0 1 0 2 0 0	AB 34											
Ruben Amaro, R (1, 6) OBP: 0.324, SLG: 0.305		0-0 B1-6-4 1B		0-0 F9		0-3 S 1-2 K		0-0 SH3		3 0 1 0 0 1 3	R 6											
Chris Short, R (1, 1) Frank Sullivan, R (7, 1)		0-0 B1-6-4		0-0 6-3		0-0 1-3		0-0 1-3		3 0 0 0 0 0 2 1 0 0 0 0 0 1	H 9											
Inning Stats	R: 3 E: 0 K: 0 S: 6	H: 3 LOB: 0 BB: 0 P: 6	R: 0 E: 0 K: 0 S: 3	H: 1 LOB: 0 BB: 0 P: 3	R: 0 E: 0 K: 1 S: 5	H: 0 LOB: 0 BB: 0 P: 5	R: 0 E: 0 K: 0 S: 4	H: 1 LOB: 2 BB: 1 P: 8	R: 3 E: 0 K: 0 S: 6	H: 3 LOB: 0 BB: 0 P: 6	R: 0 E: 0 K: 1 S: 5	H: 0 LOB: 1 BB: 1 P: 9	R: 0 E: 0 K: 0 S: 3	H: 0 LOB: 0 BB: 0 P: 3	R: 0 E: 0 K: 2 S: 7	H: 0 LOB: 0 BB: 0 P: 7	R: 0 E: 0 K: 0 S: 4	H: 1 LOB: 1 BB: 0 P: 4	1B: 6 2B: 0 3B: 0 HR: 3	SF: 0 SAC: 1 DP: 1 HBP: 0	WP: 0 PB: 0 SB: 1 CS: 0	PA: 37
PITCHER	IP WLS BF H R ER SO BB IBB HBP BLK WP HR S P ERA WHIP																					
Vinegar Bend Mizell, L (1, 1) ERA: 5.43	5.0 L 23 8 6 6 1 1 0 0 0 0 3 24 28 10.80 1.800																					
Earl Francis, R (6, 1) ERA: 3.57	2.0 7 0 0 0 1 1 0 0 0 0 0 8 12 0.00 0.500																					
Clem Labine, R (8, 1) ERA: 3.1	2.0 7 1 0 0 2 0 0 0 0 0 0 11 11 0.00 0.500																					

Philadelphia Phillies @ Pittsburgh Pirates
 Forbes Field, Pittsburgh, PA
 Sat Jun 24 1961, 3:33 AM EDT
 Att. 9,546 - Unknown

livebaseballscorecards.com



BOTTOM

Philadelphia Phillies @ Pittsburgh Pirates
Forbes Field, Pittsburgh, PA
Sat Jun 24 1961, 3:33 AM EDT
Att. 9,546 - Unknown

livebaseballscorecards.com

AB	33
R	2
H	6
RBI	2
BB	2
SO	5
LOB	16



WP:	0	PA:	35
PB:	0	SB:	0
CS:	0		

AB R H RBI BB SO LOB

4	0	0	0	0	0	2
4	1	1	1	0	0	0
3	0	0	0	1	0	0
4	0	0	0	0	1	2
3	1	2	0	1	0	0
4	0	1	0	0	1	2
4	0	2	1	0	1	2
4	0	0	0	0	1	5
1	0	0	0	0	0	0
1	0	0	0	0	0	1
0	0	0	0	0	0	0
1	0	0	0	0	1	2
0	0	0	0	0	0	0

Batter	1	2	3	4	5	6	7	8	9
Bill Virdon, L OBP: 0.336, SLG: 0.435 (1, 8)	0-0 4-3 ①		0-0 3-1 ②			0-0 F9 ①	0-0 1-3 ③		
Dick Groat, R OBP: 0.322, SLG: 0.395 (1, 6)	0-0 HR		0-0 6-3 ③			0-0 1-6-3 ②		0-0 L7 ①	
Roberto Clemente, R OBP: 0.359, SLG: 0.517 (1, 9)	4-0 G6-4-3 BB			0-0 F9 ①		0-0 E5		0-0 F5 ②	
Dick Stuart, R OBP: 0.337, SLG: 0.539 (1, 3)	0-0 G6-4-3 ② ③ 1-2f			0-0 F8 ②		0-0 F2 ③		0-3 K ③	
Don Hoak, R OBP: 0.435, SLG: 0.520 (1, 5)		0-0 6-3 1B		0-0 1-3 ③		4-0 1B BB		0-0 FC5-4 1B	
Joe Christopher, R OBP: 0.324, SLG: 0.333 (1, 7)		0-0 F9 ①		0-3 K ①		0-0 1B 1-2		0-0 F7 ①	
Don Leppert, R OBP: 0.286, SLG: 0.571 (1, 2)		0-0 6-3 1-2		0-0 2B		0-0 1B 1-2 2-H		0-3 K ②	
Bill Mazerowski, R OBP: 0.263, SLG: 0.317 (1, 4)		0-0 F8 ③		0-0 F8 ②		0-3 K ①		0-0 FC5-4 ③ 1-2f	
Vinegar Bend Mizell, R OBP: 0.176, SLG: 0.125 (1, 1)			0-0 F8 ①		0-0 6-3 ③		0-3 K ②		
Johnny Logan, R OBP: 0.174, SLG: 0.182 (5, PH)									
Earl Francis, R (6, 1)									
Walt Moryn, L OBP: 0.191, SLG: 0.283 (7, PH)									
Clem Labine, R OBP: 0.167, SLG: 0.167 (8, 1)									

Inning Stats	R: 1	H: 1	E: 0	K: 0	S: 3	R: 0	H: 1	E: 0	K: 0	S: 4	R: 0	H: 0	E: 0	K: 0	S: 3	R: 0	H: 0	E: 0	K: 0	S: 3	R: 0	H: 1	E: 0	K: 1	S: 6	R: 0	H: 0	E: 1	K: 0	S: 4	R: 1	H: 2	E: 0	K: 2	S: 9	R: 0	H: 0	E: 0	K: 1	S: 5	R: 0	H: 1	E: 0	K: 1	S: 6	1B: 4	SF: 0	2B: 1	3B: 0	HR: 1	SAC: 0	DP: 1	HBP: 0	WP: 0	PA: 35
--------------	------	------	------	------	------	------	------	------	------	------	------	------	------	------	------	------	------	------	------	------	------	------	------	------	------	------	------	------	------	------	------	------	------	------	------	------	------	------	------	------	------	------	------	------	------	-------	-------	-------	-------	-------	--------	-------	--------	-------	--------

PITCHER	IP	WLS	BF	H	R	ER	SO	BB	IBB	HBP	BLK	WP	HR	S	P	ERA	WHIP
Chris Short, L ERA: 5.03 (1, 1)	6.0	W	25	5	2	2	1	2	0	0	0	0	1	25	33	3.00	1.167
Frank Sullivan, R ERA: 3.67 (7, 1)	3.0	S	10	1	0	0	4	0	0	0	0	0	0	18	18	0.00	0.333

Batter	1	2	3	4	5	6	7	8	9
Bill Virdon, L OBP: 0.337, SLG: 0.432 (1, 8)	4-0 G6-4-3 E HR BB		0-3 K		0-0 1B	0-0 L7		0-0 F7	
Dick Groat, R OBP: 0.317, SLG: 0.388 (1, 6)	0-0 E5 G6-4-3 1-2		0-0 5-3		0-0 F7		0-0 P4	0-0 F2	
Roberto Clemente, R OBP: 0.363, SLG: 0.543 (1, 9)	0-0 G6-4-3 1-2f 2-3			0-0 HR	0-0 F8		0-0 HR	0-0 1B	
Dick Stuart, R OBP: 0.338, SLG: 0.548 (1, 3)	0-0 HR			0-0 L5		0-3 K	4-0 1B E BB	0-3 K	
Don Hoak, R OBP: 0.436, SLG: 0.517 (1, 5)	0-3 K			0-0 F9		1-0 2B 1B HBP	0-0 E 1B		
Joe Christopher, R OBP: 0.342, SLG: 0.441 (1, 7)		0-0 5-3		0-3 K		0-0 1B 2B	0-0 E4 1-H 2-H 3B		
Hal Smith, R OBP: 0.258, SLG: 0.310 (1, 2)		0-0 5-3			0-0 F9 2B	4-0 1B IBB	0-0 F8		
Bill Mazaroski, R OBP: 0.258, SLG: 0.311 (1, 4)		0-0 L8			0-0 F9 2-3	0-0 F2	0-0 E5		
Bobby Shantz, R OBP: 0.364, SLG: 0.455 (1, 1)			0-0 F7		0-0 1B 2B 3-H			0-0 E6	
Clem Labine, R OBP: 0.167, SLG: 0.167 (4, 1)									
Johnny Logan, R OBP: 0.208, SLG: 0.261 (5, PH)									
Roy Face, R OBP: 0.333, SLG: 0.333 (6, 1)									

Inning Stats	R: 2	H: 1	E: 1	LOB: 0	K: 1	P: 10	R: 0	H: 0	E: 0	LOB: 0	K: 0	P: 3	R: 0	H: 0	E: 0	LOB: 0	K: 1	P: 5	R: 1	H: 1	E: 0	LOB: 0	K: 1	P: 6	R: 2	H: 3	E: 0	LOB: 1	K: 0	P: 6	R: 1	H: 2	E: 0	LOB: 3	K: 1	P: 12	R: 4	H: 3	E: 2	LOB: 1	K: 0	P: 10	R: 0	H: 1	E: 1	LOB: 2	K: 1	P: 7	

PITCHER										PITCHER										PITCHER																																						
IP	WLS	BF	H	R	ER	SO	BB	IBB	HBP	BLK	WP	HR	S	P	ERA	WHIP	IP	WLS	BF	H	R	ER	SO	BB	IBB	HBP	BLK	WP	HR	S	P	ERA	WHIP	IP	WLS	BF	H	R	ER	SO	BB	IBB	HBP	BLK	WP	HR	S	P	ERA	WHIP								
Don Ferrarese, L ERA: 4.1 (1, 1)	4.1		19	5	5	5	3	1	0	0	0	2	24	28	10.38	1.385																																										
Jack Baldschun, R ERA: 5.76 (5, 1)	1.1	L	8	2	1	1	1	0	1	1	0	0	8	13	6.75	1.500																																										
Ken Lehman, L ERA: 2.96 (6, 1)	1.1		8	3	4	3	0	1	0	0	0	1	7	11	20.25	3.000																																										
Robin Roberts, R ERA: 5.31 (8, 1)	1.0		5	1	0	0	1	0	0	0	0	0	7	7	0.00	1.000																																										

BOTTOM

Philadelphia Phillies @ Pittsburgh Pirates
Forbes Field, Pittsburgh, PA
Sun Jun 25 1961, 3:33 AM EDT
Unknown

AB	R	H	RBI	BB	SO	LOB
4	1	1	1	1	1	4
5	0	0	0	0	0	3
5	2	3	2	0	0	3
4	2	1	2	1	2	2
3	2	1	0	0	1	0
4	1	2	2	0	1	0
3	1	1	0	1	0	0
4	0	0	0	0	0	4
1	0	0	0	0	0	0
0	0	0	0	0	0	0
1	1	1	1	0	0	0
2	0	1	1	0	0	0

1B: 4	SF: 0	WP: 0	PA: 40
2B: 3	SAC: 0	PB: 0	
3B: 1	DP: 1	SB: 0	
HR: 3	HBP: 1	CS: 0	

livebaseballscorecards.com

AB 36
R 10
H 11
RBI 9
BB 3
SO 5
LOB 16



Batter	1	2	3	4	5	6	7	8	9	AB R H RBI BB SO LOB	TOP	
Bobby Del Greco, R (1, 8) OBP: 0.362, SLG: 0.396 Tony Gonzalez, L (8, PH) OBP: 0.392, SLG: 0.436 (8, 8)	0-0 F3	0-0 F7			0-0 BB 1-2 1B		0-0 F8	0-0 FC6-4		4 0 1 0 0 0 2 1 0 0 0 0 0 1		
Tony Taylor, R (1, 4) OBP: 0.300, SLG: 0.305	0-0 F8 1B		0-0 F9		4-0 BB 1-2 2-3		0-0 HR 2B	0-3 K 1-2		4 1 2 0 1 1 1		
Ken Walters, R (1, 9) OBP: 0.282, SLG: 0.374	0-0 F8 1-2		0-0 F8		0-0 G4-6-3 1-2f		0-0 F7		0-0 F7	5 0 0 0 0 0 5		
Pancho Herrera, R (1, 3) OBP: 0.378, SLG: 0.498	0-0 6-3		0-0 F8			4-0 SH1-4 1B BB	0-0 HR 2-H	0-0 FC6-4 1B	0-0 F7	4 2 2 2 1 0 1		
Don Demeter, R (1, 7) OBP: 0.297, SLG: 0.433		0-0 1B 1B		0-0 F8		0-0 1B SH1-4 1-2 L8 1B	0-0 E6 1B	0-0 FC6-4	0-0 FC6-4	5 1 2 0 0 0 1		
Charley Smith, R (1, 5) OBP: 0.318, SLG: 0.393		0-3 K		0-0 6-3		0-0 SH1-4 1-2 2-3	0-0 E8 1-3 1B	0-0 4-3	0-0 4-3	4 0 1 0 0 1 2		
Jimmie Coker, R (1, 2) OBP: 0.538, SLG: 0.500 Clay Dalrymple, L (7, PH) OBP: 0.222, SLG: 0.242 (7, 2)		0-0 1B 1-3 1B		0-3 K		4-0 1B IBB	0-0 4-3			2 0 1 0 1 1 0 1 0 0 0 0 0 2		
Ruben Amaro, R (1, 6) OBP: 0.335, SLG: 0.313		0-0 1B 1-2 3-H 1B			0-0 1-3	0-0 1B 1-2 2-3 3-H 1B		0-3 K		4 0 2 2 0 1 0		
Art Mahaffey, R (1, 1) OBP: 0.056, SLG: 0.029 Frank Sullivan, R (8, 1)		0-3 K			4-0 BB 1B BB	0-0 L8 3-H		0-0 E6 FC6-4		3 0 0 0 1 1 5 0 0 0 0 0 0 0		
Inning Stats	R: 0 H: 1 E: 0 LOB: 1 K: 0 BB: 0 S: 4 P: 4	R: 1 H: 3 E: 0 LOB: 2 K: 2 BB: 0 S: 10 P: 10	R: 0 H: 0 E: 0 LOB: 0 K: 0 BB: 0 S: 3 P: 3	R: 0 H: 0 E: 0 LOB: 0 K: 1 BB: 0 S: 5 P: 5	R: 0 H: 1 E: 0 LOB: 2 K: 0 BB: 2 S: 3 P: 11	R: 1 H: 2 E: 0 LOB: 2 K: 0 BB: 2 S: 4 P: 12	R: 2 H: 3 E: 2 LOB: 2 K: 0 BB: 0 S: 7 P: 7	R: 0 H: 0 E: 1 LOB: 1 K: 2 BB: 0 S: 8 P: 8	R: 0 H: 1 E: 0 LOB: 1 K: 0 BB: 0 S: 4 P: 4	1B: 9 SF: 0 2B: 1 SAC: 1 3B: 0 DP: 1 HR: 1 HBP: 0	WP: 0 PA: 42 PB: 0 SB: 1 CS: 0	
PITCHER Harvey Haddix, L (1, 1) ERA: 4.34 Earl Francis, R (7, 1) ERA: 3.15	IP WLS BF H R ER SO BB IBB HBP BLK WP HR S P ERA WHIP	6.2 L 33 10 4 4 3 3 3 1 0 0 0 1 35 51 5.40 1.950	2.1 9 1 0 0 2 0 0 0 0 0 0 0 13 13 0.00 0.429	PITCHER IP WLS BF H R ER SO BB IBB HBP BLK WP HR S P ERA WHIP								

Philadelphia Phillies @ Pittsburgh Pirates
 Forbes Field, Pittsburgh, PA
 Sun Jun 25 1961, 3:38 AM EDT
 Att. 10,951 - Unknown

livebaseballscorecards.com

AB 37
 R 4
 H 11
 RBI 4
 BB 4
 SO 5
 LOB 20



BOTTOM

Philadelphia Phillies @ Pittsburgh Pirates
Forbes Field, Pittsburgh, PA
Sun Jun 25 1961, 3:38 AM EDT
Att. 10,951 - Unknown

livebaseballscorecards.com

AB	33
R	3
H	7
RBI	3
BB	6
SO	4
LOB	21



Batter	1	2	3	4	5	6	7	8	9	AB	R	H	RBI	BB	SO	LOB
Bill Virdon, L OBP: 0.338, SLG: 0.433 (1, 8)	0-0 F9 2B	0-0 FC6-4 1-2f			4-0 4-3 WP SF8 BB		0-0 P6		0-0 F9 2-3	4	1	1	0	1	0	2
Dick Groat, R OBP: 0.322, SLG: 0.387 (1, 6)	4-0 BB		0-0 L6		0-0 4-3		0-0 1B		4-0 4-3 BB	3	0	1	0	2	0	1
Roberto Clemente, R OBP: 0.356, SLG: 0.534 (1, 9)	0-3 K		0-0 6-3		0-0 SF8		0-0 P6		0-0 4-3	4	0	0	2	0	1	4
Dick Stuart, R OBP: 0.340, SLG: 0.547 (1, 3)	0-0 F9 2-3		0-0 2B		4-0 BB BB		0-3 K		0-0 5-3	4	0	1	0	1	1	4
Don Hoak, R OBP: 0.433, SLG: 0.510 (1, 5)	0-0 L9		0-0 F9		4-0 1-2 BB			0-0 L8		3	0	0	0	1	0	3
Joe Christopher, R OBP: 0.357, SLG: 0.447 (1, 7)		0-0 F8		0-0 WP S 1B	0-3 K			0-0 1B		4	0	2	0	0	1	2
Hal Smith, R OBP: 0.260, SLG: 0.344 (1, 2)		0-0 HR		0-3 K		0-0 F9		0-0 L4		3	1	1	1	0	1	1
Walt Moryn, L OBP: 0.188, SLG: 0.277 (8, PH)										1	0	0	0	0	0	1
Don Leppert, R OBP: 0.286, SLG: 0.571 (9, 2)										0	0	0	0	0	0	0
Bill Mazerowski, R OBP: 0.255, SLG: 0.307 (1, 4)		0-0 6-3		0-0 P3		0-0 6-3		0-0 1-3		3	0	0	0	0	0	1
Rocky Nelson, L OBP: 0.355, SLG: 0.492 (8, PH)				1-2						1	0	0	0	0	0	1
Dick Schofield, S OBP: 0.200, SLG: 0.174 (9, 4)										0	0	0	0	0	0	0
Harvey Haddix, L OBP: 0.179, SLG: 0.080 (1, 1)		4-0 FC6-4 BB		0-0 F8		0-0 F7			0-0 F9 4-3 2B	2	0	0	0	1	0	1
Earl Francis, R (7, 1)										0	0	0	0	0	0	0
Bob Skinner, L OBP: 0.379, SLG: 0.356 (9, PH)										1	1	1	0	0	0	0

Inning Stats	R: 0	H: 1	E: 0	K: 1	S: 6	LOB: 2	BB: 1	P: 10	R: 1	H: 1	E: 0	K: 0	S: 4	LOB: 1	BB: 1	P: 8	R: 0	H: 1	E: 0	K: 0	S: 4	LOB: 1	BB: 0	P: 4	R: 0	H: 0	E: 0	K: 1	S: 5	LOB: 2	BB: 3	P: 17	R: 0	H: 1	E: 0	K: 1	S: 6	LOB: 1	BB: 0	P: 4	R: 0	H: 1	E: 0	K: 0	S: 4	LOB: 1	BB: 0	P: 4	R: 1	H: 1	E: 0	K: 0	S: 4	LOB: 1	BB: 1	P: 8
WP: 2	PA: 40	SF: 1	SAC: 0	DP: 0	HBP: 0	1B: 3	2B: 3	3B: 0	HR: 1	WP: 2	HR: 1	S: 36	P: 56	ERA: 2.46	WHIP: 1.500	WP: 2	HR: 1	S: 36	P: 56	ERA: 2.46	WHIP: 1.500	WP: 2	HR: 1	S: 36	P: 56	ERA: 2.46	WHIP: 1.500	WP: 2	HR: 1	S: 36	P: 56	ERA: 2.46	WHIP: 1.500	WP: 2	HR: 1	S: 36	P: 56	ERA: 2.46	WHIP: 1.500	WP: 2	HR: 1	S: 36	P: 56	ERA: 2.46	WHIP: 1.500	WP: 2	HR: 1	S: 36	P: 56	ERA: 2.46	WHIP: 1.500					

PITCHER	IP	WLS	BF	H	R	ER	SO	BB	IBB	HBP	BLK	WP	HR	S	P	ERA	WHIP
Art Mahaffey, R ERA: 3.45 (1, 1)	7.1	W	33	6	2	2	4	5	0	0	0	2	1	36	56	2.46	1.500
Frank Sullivan, R ERA: 3.7 (8, 1)	1.2	S	7	1	1	1	0	1	0	0	0	0	0	6	10	5.40	1.200

Batter	1	2	3	4	5	6	7	8	9	AB R H RBI BB SO LOB	TOP	
Jose Pagan, R (1, 6) <small>OBP: 0.277, SLG: 0.302</small> Matty Alou, L (9, PH) <small>OBP: 0.400, SLG: 0.540</small>	0-0 4-3		0-0 F8		0-0 3-1		0-0 FC5-2		0-0 G3	4 0 0 0 0 0 2 1 0 0 0 0 0 2	San Francisco Giants @ Philadelphia Phillies Connie Mack Stadium, Philadelphia, PA Mon Jun 26 1961, 7:05 PM EDT Att. 7,872 - Unknown livebaseballscorecards.com	
Chuck Hiller, L (1, 4) <small>OBP: 0.320, SLG: 0.318</small>	0-0 L7		0-0 F7		0-0 F7		0-0 1-3		4-0 FC5-4 BB	4 0 0 0 1 0 2		
Harvey Kuenn, R (1, 5) <small>OBP: 0.324, SLG: 0.358</small>	0-0 1B		0-0 F8					0-0 P4	0-0 FC5-4 1-2f	5 0 1 0 0 0 3		
Willie Mays, R (1, 8) <small>OBP: 0.414, SLG: 0.592</small>	0-3 K			0-0 L7		0-3 K		0-0 1B		4 0 1 0 0 2 1		
Willie McCovey, L (1, 3) <small>OBP: 0.332, SLG: 0.460</small>		0-0 P5		4-0 1B BB		0-0 1B		4-0 2B BB		2 0 1 0 2 0 0		
Orlando Cepeda, R (1, 7) <small>OBP: 0.331, SLG: 0.586</small>		0-0 1-3		0-0 P6		0-0 F8		0-0 2B		4 0 1 0 0 0 2		
Felipe Alou, R (1, 9) <small>OBP: 0.331, SLG: 0.460</small>		0-0 WP 2B		0-0 1-2 1B		4-0 E FC5-2 BB		0-3 K		3 0 2 0 1 1 2		
Tom Haller, L (1, 2) <small>OBP: 0.242, SLG: 0.231</small> Ed Bailey, L (7, PH) <small>OBP: 0.346, SLG: 0.401</small> Joey Amalfitano, R (9, PR) <small>OBP: 0.297, SLG: 0.291</small>		4-0 WP BB		0-3 K		0-0 E6 FC5-2 1-3 1B		0-0 SH1-3 2B	1 0 0 0 1 1 2 2 0 2 0 0 0 0 0 0 0 0 0 0 0			
Jack Sanford, R (1, 1) <small>OBP: 0.148, SLG: 0.370</small> Jim Marshall, L (7, PH) <small>OBP: 0.261, SLG: 0.381</small> Stu Miller, R (7, 1) Hobie Landrith, L (9, PH) <small>OBP: 0.400, SLG: 0.500</small>		0-3 K 1-2 2-3			0-0 4-3			0-0 SH1-3 2-3	2 0 0 0 0 1 2 1 0 0 0 0 0 2 0 0 0 0 0 0 0 0 0 0 0 0 0 0			
Inning Stats	R: 0 E: 0 K: 1 S: 6 H: 1 LOB: 1 BB: 0 P: 6	R: 0 E: 0 K: 1 S: 6 H: 1 LOB: 2 BB: 1 P: 10	R: 0 E: 0 K: 0 S: 3 H: 0 LOB: 0 BB: 0 P: 3	R: 0 E: 0 K: 1 S: 6 H: 1 LOB: 2 BB: 1 P: 10	R: 0 E: 0 K: 0 S: 3 H: 0 LOB: 0 BB: 0 P: 3	R: 0 E: 0 K: 1 S: 6 H: 1 LOB: 1 BB: 0 P: 6	R: 0 E: 1 K: 0 S: 4 H: 1 LOB: 2 BB: 1 P: 8	R: 0 E: 0 K: 1 S: 6 H: 2 LOB: 2 BB: 1 P: 10	R: 0 E: 0 K: 0 S: 4 H: 1 LOB: 3 BB: 1 P: 8	1B: 5 2B: 3 3B: 0 HR: 0 SF: 0 SAC: 1 DP: 0 HBP: 0		WP: 1 PB: 0 SB: 0 CS: 0 PA: 39
PITCHER Jim Owens, R (1, 1) <small>ERA: 2.25</small> Dallas Green, R (7, 1) <small>ERA: 4.45</small>	IP WLS BF H R ER SO BB IBB HBP BLK WP HR S P ERA WHIP											PITCHER IP WLS BF H R ER SO BB IBB HBP BLK WP HR S P ERA WHIP



Batter	1	2	3	4	5	6	7	8	9	AB R H RBI BB SO LOB	TOP
Chuck Hiller, L (1, 4) <small>OBP: 0.322, SLG: 0.320</small>	0-0 		0-0 L8		0-0 G3		0-0 E 1B	0-0 P4		5 2 2 0 0 0 0	
Harvey Kuenn, R (1, 9) <small>OBP: 0.323, SLG: 0.355</small> Felipe Alou, R (7, 9) <small>OBP: 0.333, SLG: 0.467</small>	0-0 		0-3 K		0-0 F3		0-0 E2 1B <small>1-H 3-H</small>	0-0 2B 2B		4 1 1 0 0 1 0 1 1 1 0 0 0 0	
Orlando Cepeda, R (1, 7) <small>OBP: 0.336, SLG: 0.590</small>	0-0 G5-4-3 <small>1-2f 3-H</small>			0-0 WP 1B E 1B	0-0 5-3		0-0 WP 1B 1B 1B <small>3-H</small>	0-0 2B 2B <small>2-H</small>		5 2 3 2 0 0 1	
Willie Mays, R (1, 8) <small>OBP: 0.417, SLG: 0.594</small>	4-0 			0-0 SH1-4 WP 2B 1B <small>1-2</small>		0-0 3B 2B <small>SSS</small>	0-3 K 1-2 <small>SSS</small>	0-0 P4		4 2 2 0 1 1 2	
Willie McCovey, L (1, 3) <small>OBP: 0.333, SLG: 0.469</small>	0-0 4-3			0-0 E2 SH1-4 2B <small>1-2 2-H</small>		0-0 SF8 3B <small>2-H</small>	0-0 BB 1B <small>2-H</small>		0-0 F7	5 3 2 2 0 0 2	
Jim Davenport, R (1, 5) <small>OBP: 0.349, SLG: 0.435</small>		0-0 F8		0-0 SH1-4 <small>1-2 2-3</small>		0-0 SF8 <small>3-H</small>	4-0 1B BB <small>1-2</small>		0-3 K	2 0 0 1 1 1 0	
Tom Haller, L (1, 2) <small>OBP: 0.269, SLG: 0.268</small>		4-0 		0-0 		0-0 4-3	0-0 		0-0 4-3	4 0 2 3 1 0 0	
Jose Pagan, R (1, 6) <small>OBP: 0.272, SLG: 0.295</small>		0-0 1-3 <small>1-2</small>		0-0 5-3		0-0 F8	0-0 G5-4-3 <small>1-2f</small>			4 0 0 0 0 0 4	
Juan Marichal, R (1, 1) <small>OBP: 0.167, SLG: 0.077</small> Stu Miller, R (9, 1)			0-3 K	0-0 6-3			4-0 1B BB <small>SSS</small>	0-0 4-3		3 1 0 0 1 1 1 0 0 0 0 0 0 0	
Inning Stats	R: 1 H: 2 E: 0 LOB: 1 K: 0 BB: 1 S: 4 P: 8	R: 0 H: 0 E: 0 LOB: 0 K: 0 BB: 1 S: 2 P: 6	R: 0 H: 0 E: 0 LOB: 0 K: 2 BB: 0 S: 7 P: 7	R: 3 H: 3 E: 1 LOB: 1 K: 0 BB: 0 S: 7 P: 7	R: 0 H: 0 E: 0 LOB: 0 K: 0 BB: 0 S: 3 P: 3	R: 2 H: 2 E: 0 LOB: 0 K: 0 BB: 0 S: 5 P: 5	R: 5 H: 4 E: 1 LOB: 1 K: 1 BB: 2 S: 9 P: 17	R: 1 H: 2 E: 0 LOB: 1 K: 0 BB: 0 S: 5 P: 5	R: 0 H: 0 E: 0 LOB: 0 K: 1 BB: 0 S: 5 P: 5	1B: 8 SF: 1 2B: 4 SAC: 1 3B: 1 DP: 2 HR: 0 HBP: 0	WP: 2 PA: 43 PB: 0 SB: 0 CS: 1
PITCHER John Buzhardt, R (1, 1) <small>ERA: 3.3</small> Robin Roberts, R (4, 1) <small>ERA: 5.35</small> Jack Baldschun, R (7, 1) <small>ERA: 7.11</small> Ken Lehman, L (7, 1) <small>ERA: 3.0</small>	IP WLS BF H R ER SO BB IBB HBP BLK WP HR S P ERA WHIP 3.1 L 16 5 4 3 2 2 0 0 0 0 1 0 18 26 8.10 2.100 2.2 10 2 2 2 0 0 0 0 0 0 0 0 10 10 6.75 0.750 0.1 7 3 5 4 1 2 0 0 0 0 1 0 7 15 108.00 15.000 2.2 10 3 1 1 1 0 0 0 0 0 0 0 12 12 3.38 1.125	PITCHER IP WLS BF H R ER SO BB IBB HBP BLK WP HR S P ERA WHIP 3.1 L 16 5 4 3 2 2 0 0 0 0 1 0 18 26 8.10 2.100 2.2 10 2 2 2 0 0 0 0 0 0 0 0 10 10 6.75 0.750 0.1 7 3 5 4 1 2 0 0 0 0 1 0 7 15 108.00 15.000 2.2 10 3 1 1 1 0 0 0 0 0 0 0 12 12 3.38 1.125									

San Francisco Giants @ Philadelphia Phillies
 Connie Mack Stadium, Philadelphia, PA

Tue Jun 27 1961, 7:05 PM EDT
 Att: 10,728 - Unknown

livebaseballscorecards.com

AB	37
R	12
H	13
RBI	8
BB	4
SO	4
LOB	10



BOTTOM

San Francisco Giants @ Philadelphia Phillies
 Connie Mack Stadium, Philadelphia, PA

Tue Jun 27 1961, 7:05 PM EDT
 Att. 10,728 - Unknown

livebaseballscorecards.com

AB	35
R	5
H	10
RBI	4
BB	1
SO	10
LOB	10



WP: 1	PA: 36
PB: 0	
SB: 0	
CS: 0	

AB	R	H	RBI	BB	SO	LOB
4	0	1	0	0	2	1

4	1	3	1	0	1	1
---	---	---	---	---	---	---

3	1	0	0	1	0	2
---	---	---	---	---	---	---

4	1	1	0	0	0	2
---	---	---	---	---	---	---

4	1	1	1	0	2	0
---	---	---	---	---	---	---

4	0	1	1	0	2	0
---	---	---	---	---	---	---

4	0	0	0	0	0	2
---	---	---	---	---	---	---

4	0	2	1	0	1	0
---	---	---	---	---	---	---

1	0	0	0	0	1	0
0	0	0	0	0	0	0
1	0	0	0	0	0	0
0	0	0	0	0	0	0
0	0	0	0	0	0	0
2	1	1	0	0	1	2

1B: 6	SF: 0
2B: 4	SAC: 0
3B: 0	DP: 1
HR: 0	HBP: 0

Batter	1	2	3	4	5	6	7	8	9
Johnny Callison, L (1, 7) OBP: 0.340, SLG: 0.384	0-3 K ①		0-3 K ③			0-0 1B			0-0 F9 ①
Tony Taylor, R (1, 4) OBP: 0.302, SLG: 0.317	0-0 2B			0-0 G6-4-3 1B		0-3 K ③			0-0 WP 2B
Tony Gonzalez, L (1, 9) OBP: 0.388, SLG: 0.425	0-0 1-3 ②			0-0 F7 ①			0-0 1-3 ①		4-0 1B BB
Pancho Herrera, R (1, 3) OBP: 0.375, SLG: 0.491	0-0 F9 ③			0-0 G6-4-3 ② ③			0-0 F8 ②		0-0 1-2 2B 1B
Don Demeter, R (1, 8) OBP: 0.297, SLG: 0.439		0-3 K ①			0-3 K ①			0-0 5-3 ③	0-0 2B 1B 1B
Charley Smith, R (1, 5) OBP: 0.316, SLG: 0.395		0-3 K ②			0-3 K ②			0-0 F2 ①	0-0 1B 2B
Clay Dalrymple, L (1, 2) OBP: 0.213, SLG: 0.231		0-0 4-3 ③			0-0 F9 ③			0-0 6-3 ②	0-0 P6 ②
Ruben Amaro, R (1, 6) OBP: 0.340, SLG: 0.321			0-0 2B			0-3 K ①		0-0 F9 ③	0-0 2B 1B
John Buzhardt, R (1, 1) OBP: 0.091, SLG: 0.095			0-3 K ②			0-0 F5 ②			0-0 2B 1B
Robin Roberts, S (4, 1) OBP: 0.130, SLG: 0.048									
Ken Walters, R (6, PH) OBP: 0.279, SLG: 0.370									
Jack Baldschun, R (7, 1) OBP: 0.279, SLG: 0.370									
Ken Lehman, L (7, 1) OBP: 0.279, SLG: 0.283									
Elmer Valo, L (9, PH) OBP: 0.279, SLG: 0.283									

Inning Stats	R: 0	H: 1	E: 0	LOB: 1	K: 1	S: 6	P: 6
	0	0	0	0	2	7	7

PITCHER	IP	WLS	BF	H	R	ER	SO	BB	IBB	HBP	BLK	WP	HR	S	P	ERA	WHIP
Juan Marichal, R (1, 1) ERA: 4.45	8.1	W	32	8	5	5	9	1	0	0	0	1	0	49	53	5.40	1.080
Stu Miller, R (9, 1) ERA: 2.54	0.2	S	4	2	0	0	1	0	0	0	0	0	0	6	6	0.00	3.000

Batter	1	2	3	4	5	6	7	8	9	10	11	12	13	14	15	AB	R	H	RBI	BB	SO	LOB	TOP									
Joey Amalfitano, R OBP: 0.294, SLG: 0.288 (1.4) S (7.5)	K		6-3		K		6-3		1-3		6-3		1B 1B		3B 1B	8	1	2	2	1	0	2	2									
Harvey Kuenn, R OBP: 0.329, SLG: 0.376 (1.7) X	F9			FC6-4 1B	4-3		1B 2B		P4		6-3		3-H 1B		1-H 1B 3B	8	2	4	1	0	0	2										
Orlando Cepeda, R OBP: 0.348, SLG: 0.593 (1.3) X	WP 1B			FC6-4 1B 1-2		S 1B 1B	BB S 1B		BB				FC5-4 1B		F8	7	1	5	2	1	0	3										
Willie Mays, R OBP: 0.413, SLG: 0.582 (1.8) X	5-3			1-2 1B		P4	BB IBB		F9				FC5-4 1-2		F7 F8	7	0	1	0	1	0	5										
Felipe Alou, R OBP: 0.332, SLG: 0.459 (1.9)		F9		P5		1B 1B	BB BB BB			6-3			F9		P3	6	1	1	0	1	0	3										
Jim Davenport, R OBP: 0.344, SLG: 0.427 Willie McCovey, L OBP: 0.332, SLG: 0.467 Chuck Hiller, L OBP: 0.318, SLG: 0.315 (1.5) (7. PH) (7.4)	L9			L9		K	4-3			F8			6-3		F3	3	0	0	0	0	1	4										
Eddie Bressoud, R OBP: 0.287, SLG: 0.418 Ed Bailey, L OBP: 0.347, SLG: 0.399 Billy O'Dell, S OBP: 0.154, SLG: 0.091 Jack Sanford, R OBP: 0.143, SLG: 0.357 Mike McCormick, L OBP: 0.235, SLG: 0.242 (1.6) (6.2) (13.1) (14.1) (15.1)	K				1B BB	1B CS IBB		6-3					4-1 1B 1B		K	1	0	0	0	2	1	0										
Tom Haller, L OBP: 0.275, SLG: 0.276 Jose Pagan, R OBP: 0.280, SLG: 0.319 (1.2) (6. PH) (6.6)			F8		SH3-4 1B		1-3 1B		1-3 2-H 3-H 1B				L8		HR	2	0	1	0	0	0	0										
Richard LeMay, L OBP: 0.111, SLG: 0.111 Stu Miller, R OBP: 0.333, SLG: 0.143 Hobie Landrith, L OBP: 0.368, SLG: 0.448 (1.1) (10.1) (10.2)	K			SH3-4 1-2		CS	K		B1-4				4-1		P6	3	0	0	0	0	2	1										
Inning Stats	R: 0 E: 0 K: 1 S: 6	H: 1 LOB: 1 BB: 0 P: 6	R: 0 E: 0 K: 1 S: 5	H: 0 LOB: 0 BB: 0 P: 5	R: 0 E: 0 K: 1 S: 5	H: 0 LOB: 0 BB: 0 P: 5	R: 0 E: 0 K: 1 S: 6	H: 2 LOB: 2 BB: 0 P: 5	R: 0 E: 0 K: 1 S: 6	H: 1 LOB: 2 BB: 1 P: 10	R: 2 E: 0 K: 1 S: 7	H: 3 LOB: 1 BB: 1 P: 11	R: 1 E: 0 K: 1 S: 7	H: 2 LOB: 3 BB: 2 P: 15	R: 0 E: 0 K: 0 S: 3	H: 1 LOB: 0 BB: 0 P: 3	R: 0 E: 0 K: 0 S: 3	H: 0 LOB: 1 BB: 1 P: 7	R: 0 E: 0 K: 0 S: 3	H: 0 LOB: 1 BB: 1 P: 7	R: 0 E: 0 K: 0 S: 3	H: 1 LOB: 1 BB: 0 P: 4	R: 1 E: 0 K: 0 S: 6	H: 3 LOB: 2 BB: 0 P: 6	R: 0 E: 0 K: 0 S: 3	H: 0 LOB: 0 BB: 0 P: 3	R: 3 E: 0 K: 1 S: 9	H: 4 LOB: 1 BB: 0 P: 9	1B: 15 2B: 2 3B: 1 HR: 1	SF: 0 SAC: 1 DP: 1 HBP: 0	WP: 1 PB: 0 SB: 4 CS: 1	PA: 68
PITCHER	IP	WLS	BF	H	R	ER	SO	BB	IBB	HBP	BLK	WP	HR	S	P	ERA	WHIP															
Chris Short, L ERA: 4.89 (1.1)	6.2		29	8	3	3	6	1	1	0	0	1	0	39	47	4.05	1.350															
Frank Sullivan, R ERA: 3.69 (7.1)	0.1		4	1	0	0	0	1	1	0	0	0	0	2	10	0.00	6.000															
Don Ferrarese, L ERA: 3.86 (8.1)	5.2		23	5	1	1	0	2	0	0	0	0	0	21	29	1.59	1.235															
Dallas Green, R ERA: 4.43 (13.1)	0.1		1	0	0	0	0	0	0	0	0	0	0	1	1	0.00	0.000															
Robin Roberts, R ERA: 5.56 (14.1)	2.0		10	4	3	3	1	0	0	0	0	0	1	12	12	13.50	2.000															

San Francisco Giants @ Philadelphia Phillies
 Connie Mack Stadium, Philadelphia, PA

Wed Jun 28 1961, 7:05 PM EDT
 Att: 11,597 - Unknown

livebaseballscorecards.com


AB 60
 R 7
 H 18
 RBI 7
 BB 6
 SO 7
 LOB 27



Batter	1	2	3	4	5	6	7	8	9	10	11	12	13	14	15	AB	R	H	RBI	BB	SO	LOB						
Bobby Del Greco, R (1, 8) OBP: 0.360, SLG: 0.385 Tony Gonzalez, L (13, 8) OBP: 0.389, SLG: 0.426 (14, 9)	L8	F9			G4-6-3 1B		E BB		P3			K	K		1B E 1B	5	1	1	0	1	1	5						
Tony Taylor, R (1, 4) OBP: 0.306, SLG: 0.316					G4-6-3 1B		E1					1-3		L9	G3 1B	7	0	2	1	1	1	2						
Ken Walters, R (1, 9) OBP: 0.269, SLG: 0.356 Clay Dalrymple, L (9, 2) OBP: 0.214, SLG: 0.238																	4	0	0	0	0	3	0					
Pancho Herrera, R (1, 3) OBP: 0.369, SLG: 0.477																	6	0	0	0	1	4	2					
Don Demeter, R (1, 7) OBP: 0.309, SLG: 0.445 (14, 8)																	7	3	4	0	0	1	1					
Charley Smith, R (1, 5) OBP: 0.323, SLG: 0.412																	6	0	3	1	0	0	2					
Jimmie Coker, R (1, 2) OBP: 0.500, SLG: 0.417 Lee Walls, R (9, 9) OBP: 0.321, SLG: 0.440 Elmer Valo, L (13, PH) OBP: 0.273, SLG: 0.256 Johnny Callison, L (14, 7) OBP: 0.338, SLG: 0.382																	2	0	0	0	1	2	1					
Ruben Amaro, R (1, 6) OBP: 0.343, SLG: 0.331																	5	1	1	2	2	1	1					
Chris Short, R (1, 1) OBP: 0.071, SLG: 0.071 Frank Sullivan, R (7, 1) OBP: 0.000, SLG: 0.000 Bobby Gene Smith, R (7, PH) OBP: 0.300, SLG: 0.318 Don Ferrarone, R (8, 1) OBP: 0.280, SLG: 0.200 Dallas Green, L (13, 1) OBP: 0.330, SLG: 0.238 Bobby Melton, L (13, PH) OBP: 0.245, SLG: 0.297 Robbie Roberts, S (14, 1) OBP: 0.125, SLG: 0.045																	2	0	1	0	0	0	3					
Inning Stats	R: 0 E: 0 K: 1 S: 5	H: 1 LOB: 0 BB: 0 P: 5	R: 1 E: 0 K: 1 S: 7	H: 2 LOB: 3 BB: 2 P: 15	R: 0 E: 0 K: 3 S: 9	H: 0 LOB: 0 BB: 0 P: 9	R: 0 E: 0 K: 1 S: 5	H: 0 LOB: 0 BB: 0 P: 5	R: 0 E: 0 K: 3 S: 11	H: 2 LOB: 1 BB: 0 P: 11	R: 1 E: 1 K: 1 S: 5	H: 0 LOB: 1 BB: 1 P: 9	R: 0 E: 0 K: 1 S: 7	H: 2 LOB: 2 BB: 0 P: 7	R: 0 E: 0 K: 1 S: 6	H: 1 LOB: 2 BB: 1 P: 10	R: 0 E: 0 K: 1 S: 6	H: 1 LOB: 1 BB: 0 P: 6	R: 1 E: 0 K: 2 S: 9	H: 2 LOB: 2 BB: 1 P: 13	R: 0 E: 0 K: 1 S: 5	H: 0 LOB: 1 BB: 1 P: 9	R: 3 E: 0 K: 1 S: 8	H: 3 LOB: 1 BB: 1 P: 12	1B: 13 2B: 1 3B: 2 HR: 0	SF: 0 SAC: 1 DP: 1 HBP: 0	WP: 0 PB: 0 SB: 0 CS: 0	PA: 66

San Francisco Giants @ Philadelphia Phillies
Connie Mack Stadium, Philadelphia, PA
 Wed Jun 28 1961, 7:05 PM EDT
 Att. 11,597 - Unknown

AB	58
R	7
H	16
RBI	5
BB	7
SO	17
LOB	25



Batter	1	2	3	4	5	6	7	8	9	10	AB R H RBI BB SO LOB	TOP
Chuck Hiller, L (1, 4) <small>OBP: 0.326, SLG: 0.330</small>											4 2 3 0 0 1 0	San Francisco Giants @ Philadelphia Phillies Connie Mack Stadium, Philadelphia, PA Thu Jun 29 1961, 7:05 PM EDT Unknown
Harvey Kuenn, R (1, 9) <small>OBP: 0.326, SLG: 0.370</small>											3 0 0 1 1 0 2	
Orlando Cepeda, R (1, 7) <small>OBP: 0.348, SLG: 0.593</small>											5 1 2 1 0 0 3	
Willie Mays, R (1, 8) <small>OBP: 0.419, SLG: 0.620</small>											5 3 4 5 0 0 1	
Willie McCovey, L (1, 3) <small>OBP: 0.329, SLG: 0.460</small>											5 1 1 0 0 2 1	
Tom Haller, L (1, 2) <small>OBP: 0.268, SLG: 0.267</small> Ed Bailey, L (6, PH) <small>OBP: 0.356, SLG: 0.402</small>											2 0 0 0 0 1 0 1 0 1 0 2 0 0	
Jim Davenport, R (1, 5) <small>OBP: 0.345, SLG: 0.426</small>											5 0 2 1 0 0 2	
Jose Pagan, R (1, 6) <small>OBP: 0.277, SLG: 0.316</small> Matty Alou, L (6, PH) <small>OBP: 0.393, SLG: 0.529</small> Eddie Bressoud, R (6, 6) <small>OBP: 0.293, SLG: 0.412</small>											2 0 0 0 0 0 1 1 0 0 0 0 1 2 1 0 0 0 0 0 1	
Billy O'Dell, S (1, 1) <small>OBP: 0.154, SLG: 0.091</small> Sam Jones, R (1, 1) <small>OBP: 0.208, SLG: 0.261</small> Jim Marshall, L (7, PH) <small>OBP: 0.299, SLG: 0.364</small> Billy Loes, R (7, 1) <small>OBP: 0.400, SLG: 0.111</small> Stu Miller, R (7, 1) <small>OBP: 0.333, SLG: 0.143</small> Felipe Alou, R (9, PH) <small>OBP: 0.338, SLG: 0.461</small> Juan Marichal, R (9, 1) <small>OBP: 0.167, SLG: 0.077</small>										0 0 0 0 0 0 0 2 0 0 0 0 0 1 1 1 0 0 0 0 0 0 0 0 0 0 0 0 0 0 0 0 0 0 0 1 0 1 0 0 0 0 0 0 0 0 0 0 0		
Inning Stats	R: 2 H: 2 E: 0 LOB: 0 K: 1 BB: 1 S: 6 P: 10	R: 0 H: 1 E: 0 LOB: 1 K: 1 BB: 0 S: 6 P: 6	R: 2 H: 2 E: 0 LOB: 0 K: 1 BB: 0 S: 7 P: 7	R: 0 H: 0 E: 0 LOB: 0 K: 0 BB: 0 S: 3 P: 3	R: 0 H: 1 E: 0 LOB: 0 K: 0 BB: 0 S: 3 P: 3	R: 1 H: 4 E: 0 LOB: 2 K: 1 BB: 0 S: 8 P: 8	R: 2 H: 2 E: 1 LOB: 1 K: 1 BB: 0 S: 8 P: 8	R: 0 H: 0 E: 0 LOB: 0 K: 0 BB: 1 S: 2 P: 6	R: 0 H: 1 E: 0 LOB: 1 K: 0 BB: 0 S: 4 P: 4	R: 1 H: 1 E: 0 LOB: 0 K: 0 BB: 1 S: 3 P: 7	1B: 9 SF: 1 2B: 2 SAC: 1 3B: 0 DP: 2 HR: 3 HBP: 0	
PITCHER Ken Lehman, L (1, 1) <small>ERA: 3.3</small> Dallas Green, R (1, 1) <small>ERA: 4.58</small> Frank Sullivan, R (6, 1) <small>ERA: 3.71</small>	IP WLS BF H R ER SO BB IBB HBP BLK WP HR S P ERA WHIP 0.0 2 2 1 2 2 0 1 0 0 0 0 0 5 ∞ ∞											
												PITCHER IP WLS BF H R ER SO BB IBB HBP BLK WP HR S P ERA WHIP 5.2 22 8 3 3 3 0 0 0 0 0 2 28 28 4.76 1.412 4.1 L 19 5 3 2 2 2 0 0 0 0 1 21 29 4.15 1.615

livebaseballscorecards.com

AB 38
R 8
H 14
RBI 8
BB 3
SO 5
LOB 14



Batter	1	2	3	4	5	6	7	8	9	10	AB	R	H	RBI	BB	SO	LOB
Don Ferrarese, R (1, 8) OBP: 0.250, SLG: 0.200 Bobby Del Greco, R (1, 8) OBP: 0.371, SLG: 0.396	0-0 1B 1B	0-0 5-3		0-0 1B 1-2 2-H			0-0 SH3-4 1B 1B		0-0 F8		0	0	0	0	0	0	0
Tony Taylor, R (1, 4) OBP: 0.308, SLG: 0.320	0-0 1B 1-3 1B	0-3 K		0-0 1-3 2-H 1B			0-0 SH3-4 1-2		0-0 F9		4	1	2	1	0	1	0
Jim Owens, R (1, 9) Bobby Gene Smith, R (1, 9) OBP: 0.300, SLG: 0.318 Tony Gonzalez, L (1, PH) OBP: 0.384, SLG: 0.418 (2, 9)	0-0 1B 1-3 3-H 4-6-3 1B		0-0 F7	0-0 1-3			0-0 1-3		0-0 6-3		0	0	0	0	0	0	0
Pancho Herrera, R (1, 3) OBP: 0.369, SLG: 0.473	0-0 1-3 3-H 1B		0-3 K		0-0 5-3		1-0 1B HBP			0-0 6-3	4	0	1	1	0	1	0
Don Demeter, R (1, 7) OBP: 0.317, SLG: 0.447	0-0 FC1-2-5-4 4-6-3 1-2 S		0-0 F7		0-0 CS 1B		0-0 1-3 2-H 1B			1-0 HBP	4	1	2	1	0	0	2
Charley Smith, R (1, 5) OBP: 0.319, SLG: 0.401	4-0 S 4-6-3 IBB			0-0 F8	0-3 K		0-3 K			0-3 K	4	0	0	0	1	3	4
Chris Short, R (1, 2) OBP: 0.071, SLG: 0.071 Jimmie Coker, R (1, 2) OBP: 0.500, SLG: 0.417 Clay Dalrymple, L (1, PH) OBP: 0.208, SLG: 0.230 (2, 2)	0-0 4-6-3			0-0 4-3		0-0 G3		0-0 4-3		0-0 4-3	0	0	0	0	0	0	0
Ruben Amaro, R (1, 6) OBP: 0.341, SLG: 0.324	0-3 K			4-0 HBP 1B BB		0-0 P1		0-0 B3			3	1	0	0	1	1	1
Ken Lehman, L (1, 1) Dallas Green, L (1, 1) OBP: 0.346, SLG: 0.227 Frank Sullivan, R (6, 1)		0-3 K		1-0 1B HBP		0-0 6-3		0-0 G3			0	0	0	0	0	0	0

Inning Stats	R: 4	H: 4	E: 0	LOB: 1	K: 1	S: 9	P: 13	R: 0	H: 0	E: 0	LOB: 0	K: 2	S: 7	P: 7	R: 0	H: 0	E: 0	LOB: 0	K: 1	S: 5	P: 5	R: 2	H: 2	E: 0	LOB: 2	K: 0	S: 5	P: 10	R: 0	H: 1	E: 0	LOB: 1	K: 1	S: 5	P: 5	R: 0	H: 0	E: 0	LOB: 0	K: 0	S: 3	P: 3	R: 1	H: 2	E: 0	LOB: 2	K: 1	S: 7	P: 8	R: 0	H: 0	E: 0	LOB: 0	K: 0	S: 3	P: 3	R: 0	H: 0	E: 0	LOB: 0	K: 0	S: 3	P: 3	R: 0	H: 0	E: 0	LOB: 0	K: 1	S: 5	P: 6	1B: 9	SF: 0	2B: 1	SAC: 1	3B: 0	DP: 1	HR: 0	HBP: 3	WP: 0	PA: 43
--------------	------	------	------	--------	------	------	-------	------	------	------	--------	------	------	------	------	------	------	--------	------	------	------	------	------	------	--------	------	------	-------	------	------	------	--------	------	------	------	------	------	------	--------	------	------	------	------	------	------	--------	------	------	------	------	------	------	--------	------	------	------	------	------	------	--------	------	------	------	------	------	------	--------	------	------	------	-------	-------	-------	--------	-------	-------	-------	--------	-------	--------


PITCHER	IP	WLS	BF	H	R	ER	SO	BB	IBB	HBP	BLK	WP	HR	S	P	ERA	WHIP
Billy O'Dell, L (1, 1) ERA: 4.91	0.0		1	1	1	1	0	0	0	0	0	0	0	1	1		
Sam Jones, R (1, 1) ERA: 4.96	6.0		26	6	5	5	5	1	1	1	0	0	0	33	42	7.50	1.167
Billy Loes, R (7, 1) ERA: 4.95	0.2		5	2	1	1	0	0	0	1	0	0	0	4	5	13.50	3.000
Stu Miller, R (7, 1) ERA: 2.49	1.1		4	0	0	0	1	0	0	0	0	0	0	6	6	0.00	0.000
Juan Marichal, R (9, 1) ERA: 4.35	2.0	W	7	0	0	0	1	0	0	1	0	0	0	8	9	0.00	0.000

BOTTOM

San Francisco Giants @ Philadelphia Phillies
 Connie Mack Stadium, Philadelphia, PA
 Thu Jun 29 1961, 7:05 PM EDT
 Unknown

livebaseballscorecards.com

AB	37
R	7
H	9
RBI	6
BB	2
SO	7
LOB	13



Batter	1	2	3	4	5	6	7	8	9	AB R H RBI BB SO LOB	TOP	
Chuck Hiller, L (1, 4) <small>OBP: 0.323, SLG: 0.326</small>	0-3 		0-0 4-3		0-0 F8			0-0 FC2-8 1B	0-0 F7	5 0 1 0 0 1 0	San Francisco Giants @ Philadelphia Phillies Connie Mack Stadium, Philadelphia, PA Thu Jun 29 1961, 7:05 PM EDT Att. 14,997 - Unknown	
Harvey Kuenn, R (1, 9) <small>OBP: 0.325, SLG: 0.373</small>	0-0 P6			0-0 S 3B 2B		0-0 1-3		0-0 FC2-6 1B 2B		4 2 1 0 0 0 1		
Orlando Cepeda, R (1, 7) Felipe Alou, R (9, 7) <small>OBP: 0.335, SLG: 0.461</small>	0-3 K			0-3 K		0-3 K		0-0 2B 1B		4 0 1 0 0 3 1 0 0 0 0 0 0 0		
Willie Mays, R (1, 8) <small>OBP: 0.423, SLG: 0.632</small>		0-0 F8		0-0 2-H 4-3 3B		4-0 PB BB		0-0 1-3 3-H 2B		3 1 2 2 1 0 0		
Willie McCovey, L (1, 3) <small>OBP: 0.332, SLG: 0.458</small>		0-0 1B		0-0 4-3		4-0 1-2 BB		0-0 P5		3 0 1 1 1 0 2		
Ed Bailey, L (1, 2) <small>OBP: 0.358, SLG: 0.417</small>		0-0 F7		0-0 3-H HR		0-3 K		4-0 IBB		3 1 1 1 1 1 3		
Jim Davenport, R (1, 5) <small>OBP: 0.338, SLG: 0.416</small>		0-3 K		0-3 K			0-0 F7	0-0 F5		4 0 0 0 0 2 4		
Eddie Bressoud, R (1, 6) <small>OBP: 0.278, SLG: 0.389</small>			0-3 K		0-0 F3		0-0 P3		0-3 K	4 0 0 0 0 2 0		
Billy Loes, R (1, 1) <small>OBP: 0.167, SLG: 0.091</small>			0-0 1-3		0-3 K		0-0 F9		0-0 4-3	4 0 0 0 0 1 0		
Inning Stats	R: 0 H: 0 E: 0 LOB: 0 K: 2 BB: 0 S: 7 P: 7	R: 0 H: 1 E: 0 LOB: 1 K: 1 BB: 0 S: 6 P: 6	R: 0 H: 0 E: 0 LOB: 0 K: 1 BB: 0 S: 5 P: 5	R: 3 H: 3 E: 0 LOB: 0 K: 2 BB: 0 S: 10 P: 10	R: 0 H: 0 E: 0 LOB: 0 K: 1 BB: 0 S: 5 P: 5	R: 0 H: 0 E: 0 LOB: 2 K: 2 BB: 2 S: 7 P: 15	R: 0 H: 0 E: 0 LOB: 0 K: 0 BB: 0 S: 3 P: 3	R: 1 H: 3 E: 0 LOB: 3 K: 0 BB: 1 S: 6 P: 10	R: 0 H: 0 E: 0 LOB: 0 K: 1 BB: 0 S: 5 P: 5	1B: 3 SF: 0 2B: 2 SAC: 0 3B: 1 DP: 0 HR: 1 HBP: 0		WP: 0 PA: 37 PB: 1 SB: 1 CS: 0
PITCHER Art Mahaffey, R (1, 1) <small>ERA: 3.52</small> Jack Baldschun, R (9, 1) <small>ERA: 6.84</small>	IP WLS BF H R ER SO BB IBB HBP BLK WP HR S P ERA WHIP											IP WLS BF H R ER SO BB IBB HBP BLK WP HR S P ERA WHIP

livebaseballscorecards.com



Batter	1	2	3	4	5	6	7	8	9	AB	R	H	RBI	BB	SO	LOB
Bobby Del Greco, R OBP: 0.358, SLG: 0.381 (1, 8)	F3		5-3		FC5-4			F7		4	0	0	0	0	0	3
Tony Taylor, R OBP: 0.303, SLG: 0.314 (1, 4)	E6			5-3		F9		F8		4	0	0	0	0	0	0
Bobby Gene Smith, R OBP: 0.290, SLG: 0.307 (1, 7)	8-2			1-3		6-3		P4		4	0	0	0	0	0	1
Pancho Herrera, R OBP: 0.367, SLG: 0.470 (1, 3)		L5		K		F9		1B	1B	4	0	1	0	0	1	0
Charley Smith, R OBP: 0.324, SLG: 0.410 (1, 5)		F8			1B	2B		F8	1B	4	1	2	0	0	0	0
Ken Walters, R OBP: 0.264, SLG: 0.349 Elmer Valo, L (7, PH) OBP: 0.261, SLG: 0.244 (8, 9)		F8			F9		P6	G3		2	0	0	0	0	0	1
Jimmie Coker, R OBP: 0.500, SLG: 0.385 Clay Dalrymple, L OBP: 0.207, SLG: 0.229 (6, 2)			SH5-4	BB	5-3		F8			1	0	0	0	1	0	1
Ruben Amaro, R OBP: 0.341, SLG: 0.325 (1, 6)			F7		1B	1B		F3		3	0	1	1	0	0	1
Art Mahaffey, R OBP: 0.081, SLG: 0.056 Johnny Callison, L (8, PH) OBP: 0.337, SLG: 0.380 Jack Baldschun, R (9, 1)			SH5-4		1B	FC5-4		P6		1	0	1	0	0	0	0

Inning Stats	R: 0	H: 0	R: 0	H: 0	R: 0	H: 0	R: 0	H: 3	R: 0	H: 0	R: 0	H: 0	R: 0	H: 0	R: 0	H: 2	R: 0	H: 2	1B: 4	SF: 0	WP: 0	PA: 33
	E: 1	LOB: 0	E: 0	LOB: 0	E: 0	LOB: 0	E: 0	LOB: 2	E: 0	LOB: 0	E: 0	LOB: 0	E: 0	LOB: 0	E: 0	LOB: 2	E: 0	LOB: 2	2B: 2	SAC: 1	PB: 0	
	K: 0	BB: 0	K: 0	BB: 0	K: 1	BB: 0	K: 0	BB: 0	K: 0	BB: 0	K: 0	BB: 0	K: 0	BB: 0	K: 0	BB: 0	K: 0	BB: 0	3B: 0	DP: 1	SB: 1	
	S: 3	P: 3	S: 3	P: 3	S: 3	P: 7	S: 6	P: 6	S: 3	P: 3	S: 3	P: 3	S: 3	P: 3	S: 5	P: 5	S: 5	P: 5	HR: 0	HBP: 0	CS: 0	

PITCHER	IP	WLS	BF	H	R	ER	SO	BB	IBB	HBP	BLK	WP	HR	S	P	ERA	WHIP	PITCHER	IP	WLS	BF	H	R	ER	SO	BB	IBB	HBP	BLK	WP	HR	S	P	ERA	WHIP	
Billy Loes, R ERA: 4.48 (1, 1)	9.0	W	33	5	1	1	1	1	0	0	0	0	0	34	38	1.00	0.667																			

BOTTOM

San Francisco Giants @ Philadelphia Phillies
Connie Mack Stadium, Philadelphia, PA

Thu Jun 29 1961, 7:05 PM EDT
Att. 14,997 - Unknown

AB	31
R	1
H	5
RBI	1
BB	1
SO	1
LOB	9

livebaseballscorecards.com

Batter	1	2	3	4	5	6	7	8	9	AB R H RBI BB SO LOB	TOP		
Maury Wills, S (1, 6) OBP: 0.384, SLG: 0.375	0-1 F8		0-0 SH1-4 3B 1B		0-1 3B 1B	0-2 1B			0-1 4-3	5 2 3 2 0 0 0			
Jim Gilliam, S (1, 4) OBP: 0.373, SLG: 0.386	1-2 L8		0-1 SH1-4		0-1 F7	2-2 F3			3-2 E 1B	4 1 1 0 0 0 2			
Willie Davis, L (1, 8) OBP: 0.325, SLG: 0.500	1-0 4-3		0-1 CS 3B		1-1 E 3B				0-0 F8	5 1 3 3 0 0 1			
Wally Moon, L (1, 7) OBP: 0.447, SLG: 0.589 Ron Fairly, L (9, 9) OBP: 0.404, SLG: 0.532		3-3 K	2-1 6-3		4-1 E BB				1-0 E3 3B	4 1 2 1 1 1 1 0 0 0 0 0 0 0			
Tommy Davis, R (1, 9) OBP: 0.336, SLG: 0.474		0-2 1B	1-1 CS	1-0 6-3	2-0 E5 PO				2-0 BB S 1B	5 0 2 0 0 0 2			
Norm Larker, L (1, 3) OBP: 0.301, SLG: 0.355 Gil Hodges, R (5, PH) OBP: 0.315, SLG: 0.414		1-0 L8		0-0 4-3	2-2 PO	2-0 HR 1B			4-2 BB BB	2 0 0 0 0 0 1 2 1 1 0 1 1 1			
John Roseboro, L (1, 2) OBP: 0.349, SLG: 0.503	1-2 F7			1-2 1-3		1-1 F8			4-1 BB BB	4 0 0 0 1 1 2			
Daryl Spencer, R (1, 5) OBP: 0.345, SLG: 0.421			1-0 1B 2B		4-0 1B BB	1-1 HR			2-3 K	4 3 2 2 1 2 3			
Stan Williams, R (1, 1) OBP: 0.238, SLG: 0.205 Turk Farrell, R (6, 1) OBP: 0.111, SLG: 0.111			0-0 SH1-4 3B 1B		0-1 SH2-4	1-3 K			0-0 F7	2 1 1 0 0 1 0 1 0 0 0 0 0 0			
Inning Stats	R: 0 H: 0 E: 0 LOB: 0 K: 0 BB: 0 S: 6 P: 8	R: 0 H: 1 E: 0 LOB: 1 K: 1 BB: 0 S: 13 P: 18	R: 3 H: 4 E: 0 LOB: 0 K: 0 BB: 0 S: 10 P: 14	R: 0 H: 0 E: 0 LOB: 0 K: 0 BB: 0 S: 5 P: 7	R: 3 H: 2 E: 1 LOB: 1 K: 0 BB: 2 S: 12 P: 25	R: 2 H: 3 E: 0 LOB: 1 K: 1 BB: 0 S: 14 P: 21	R: 0 H: 2 E: 0 LOB: 1 K: 1 BB: 0 S: 10 P: 13	R: 0 H: 0 E: 0 LOB: 0 K: 2 BB: 0 S: 9 P: 14	R: 2 H: 3 E: 1 LOB: 3 K: 1 BB: 2 S: 14 P: 28	1B: 10 SF: 0 2B: 1 SAC: 2 3B: 3 DP: 0 HR: 1 HBP: 0	WP: 0 PA: 46 PB: 0 SB: 3 CS: 1		
PITCHER	IP WLS BF H R ER SO BB IBB HBP BLK WP HR S P ERA WHIP											PITCHER	IP WLS BF H R ER SO BB IBB HBP BLK WP HR S P ERA WHIP
Jim Owens, R (1, 1) ERA: 4.97	4.2 L 21 7 6 5 1 1 0 0 0 0 0 0 42 60 9.64 1.714												
Don Ferrarese, L (5, 1) ERA: 3.84	0.1 2 0 0 0 0 1 0 0 0 0 0 0 4 12 0.00 3.000												
Ken Lehman, L (6, 1) ERA: 3.77	1.0 6 3 2 2 1 0 0 0 0 0 0 1 14 21 18.00 3.000												
Frank Sullivan, R (7, 1) ERA: 3.81	2.2 13 5 2 2 3 1 0 0 0 0 0 0 29 47 6.75 2.250												
Chris Short, L (9, 1) ERA: 4.86	0.1 2 0 0 0 0 1 1 0 0 0 0 0 4 8 0.00 3.000												

Los Angeles Dodgers @ Philadelphia Phillies
 Connie Mack Stadium, Philadelphia, PA

Fri Jun 30 1961, 7:05 PM EDT
 Att. 17,518 - Unknown

livebaseballscorecards.com

AB 38
 R 10
 H 15
 RBI 8
 BB 4
 SO 6
 LOB 13



Batter	1	2	3	4	5	6	7	8	9	AB R H RBI BB SO LOB
Johnny Callison, L (1, 7) OBP: 0.343, SLG: 0.397	1-0 F9			0-0 FC3-6 1B		1-1 1B 3B	2-2 4-1 1B		1-2 F9	5 1 3 0 0 0 0
Tony Taylor, R (1, 4) OBP: 0.302, SLG: 0.310	0-0 F9			2-1 FC3-6 1B		4-0 1B 2B BB	0-0 4-1			3 2 0 0 1 0 2
Tony Gonzalez, L (1, 9) OBP: 0.386, SLG: 0.420	0-1 6-3			1-0 WP 1B		2-2 2B 1B	1-3 K			4 1 2 2 0 1 1
Pancho Herrera, R (1, 3) OBP: 0.366, SLG: 0.470			1-3 K	3-3 K		1-2 1B SF8 2B	0-2 F8			4 1 1 1 0 2 2
Charley Smith, R (1, 5) OBP: 0.322, SLG: 0.406		0-1 F4		1-3 K		0-0 1B		0-3 K		4 0 1 1 0 2 1
Clay Dalrymple, L (1, 2) OBP: 0.202, SLG: 0.225		3-1 4-3			1-1 L5	0-0 SF8		2-2 F8		3 0 0 1 0 0 0
Bobby Del Greco, R (1, 8) OBP: 0.355, SLG: 0.370			1-2 F6		4-1 SH5-3 BB	0-1 1-3		0-0 4-3		3 0 0 0 1 0 1
Chris Short, R (9, 1) OBP: 0.071, SLG: 0.071						1-2				0 0 0 0 0 0 0
Ruben Amaro, R (1, 6) OBP: 0.339, SLG: 0.322			2-3 K		1-1 SH5-3	2-2 1B			1-3 K	1 0 0 0 0 1 0
Elmer Valo, L (6, PH) OBP: 0.277, SLG: 0.262					1-2	2-H				1 0 1 1 0 0 0
Bobby Malkmus, R (6, PR) OBP: 0.243, SLG: 0.255										1 0 0 0 0 1 0
Jim Owens, R (1, 1) Don Ferrarese, R (5, 1) Bobby Gene Smith, R (5, PH) Ken Lehman, L (6, 1) Lee Walls, R (6, PH) Frank Sullivan, R (7, 1) Ken Walters, R (9, 8)			2-3 K		3-3 K	0-3 K			2-2 F8	1 0 0 0 0 1 0 0 0 0 0 0 0 0 1 0 0 0 0 1 1 0 0 0 0 0 0 0 1 0 0 0 0 1 1 0 0 0 0 0 0 0 1 0 0 0 0 0 0

Inning Stats	R: 0	H: 0	E: 0	LOB: 0	K: 0	BB: 0	S: 4	P: 5	R: 0	H: 0	E: 0	LOB: 0	K: 1	BB: 0	S: 7	P: 11	R: 0	H: 0	E: 0	LOB: 0	K: 2	BB: 0	S: 14	P: 19	R: 1	H: 2	E: 0	LOB: 1	K: 2	BB: 0	S: 10	P: 17	R: 0	H: 0	E: 0	LOB: 1	K: 1	BB: 1	S: 8	P: 17	R: 5	H: 5	E: 0	LOB: 1	K: 1	BB: 1	S: 18	P: 28	R: 0	H: 1	E: 0	LOB: 1	K: 1	BB: 0	S: 11	P: 14	R: 0	H: 0	E: 0	LOB: 0	K: 1	BB: 0	S: 7	P: 9	R: 0	H: 0	E: 0	LOB: 0	K: 1	BB: 0	S: 11	P: 15	1B: 6	SF: 1	2B: 1	SAC: 1	3B: 1	DP: 0	HR: 0	HBP: 0	WP: 1	PA: 37
--------------	------	------	------	--------	------	-------	------	------	------	------	------	--------	------	-------	------	-------	------	------	------	--------	------	-------	-------	-------	------	------	------	--------	------	-------	-------	-------	------	------	------	--------	------	-------	------	-------	------	------	------	--------	------	-------	-------	-------	------	------	------	--------	------	-------	-------	-------	------	------	------	--------	------	-------	------	------	------	------	------	--------	------	-------	-------	-------	-------	-------	-------	--------	-------	-------	-------	--------	-------	--------

PITCHER	IP	WLS	BF	H	R	ER	SO	BB	IBB	HBP	BLK	WP	HR	S	P	ERA	WHIP
Stan Williams, R (1, 1) ERA: 4.03	5.0	W	22	5	5	5	6	2	0	0	0	1	0	51	85	9.00	1.400
Turk Farrell, R (6, 1) ERA: 4.25	4.0	S	15	3	1	1	4	0	0	0	0	0	0	39	50	2.25	0.750

Los Angeles Dodgers @ Philadelphia Phillies
Connie Mack Stadium, Philadelphia, PA

Fri Jun 30 1961, 7:05 PM EDT
Att. 17,518 - Unknown

AB	33
R	5
H	8
RBI	6
BB	2
SO	10
LOB	9

livebaseballscorecards.com

Batter	1	2	3	4	5	6	7	8	9	AB R H RBI BB SO LOB	TOP		
Maury Wills, S OBP: 0.381, SLG: 0.372 (1, 6)	1-0 F8		1-0 F6		2-0 G1-6-3 1B		1-2 G3		0-1 1-3	5 0 1 0 0 0 1			
Jim Gilliam, S OBP: 0.374, SLG: 0.380 (1, 4)	0-0 F9		1-2 F7		1-2 G1-6-3			4-0 SH1-4 1B BB	4-2 CS BB	3 1 0 0 2 0 3			
Willie Davis, L OBP: 0.320, SLG: 0.491 (1, 8)	1-2 4-3			0-1 F4		0-0 4-3		0-1 SH1-4 1-2	2-1 3-1 1-2	4 0 0 0 0 0 1			
Wally Moon, L OBP: 0.452, SLG: 0.589 (1, 7)		4-2 1B G4-6-3 BB		1-1 1B HBP		1-2 1-3		2-1 BB FC3-2 1B		0 1 0 0 1 0 0 2 0 1 1 0 0 0			
Duke Snider, L OBP: 0.320, SLG: 0.369 (4, PR)													
Tommy Davis, R OBP: 0.345, SLG: 0.482 (1, 9)		0-0 G4-6-3 1B		2-1 1-2 1B		2-2 3B 1B		0-1 FC3-2 BB 1B		4 2 4 0 0 0 0			
Norm Larker, L OBP: 0.306, SLG: 0.368 (1, 3)		0-2 G4-6-3		1-0 F8		0-0 3B		4-0 FC3-2 1B		3 0 1 1 1 0 3 0 1 0 0 0 0 0 0 0 0 0 0 0 0			
Gordie Windhorn, R OBP: 0.417, SLG: 0.500 (8, PR)		1-2f 3-H				1-H 3B		1-2 2-3 BB					
Gil Hodges, R OBP: 0.315, SLG: 0.414 (8, 3)													
John Roseboro, L OBP: 0.343, SLG: 0.493 (1, 2)		3-2 4-3		1-1 F8		1-2 6-3		1-2 FC3-2 1B		4 0 0 0 0 0 6			
Daryl Spencer, R OBP: 0.347, SLG: 0.422 (1, 5)								1-2 2-3 3-H					
Johnny Podres, L OBP: 0.355, SLG: 0.345 (1, 1)			0-0 SH1-4 1B		0-0 5-3		2-1 F7	2-1 FC6 1B		4 0 2 2 0 0 0			
Larry Sherry, R OBP: 0.286, SLG: 0.167 (8, 1)			1-1 SH1-4		2-1 1B 1B		1-0 4-3	1-1 FC6		3 0 1 0 0 0 2 0 0 0 0 0 0 0			
Inning Stats	R: 0 E: 0 K: 0 S: 5 H: 0 LOB: 0 BB: 0 P: 7	R: 1 E: 0 K: 0 S: 10 H: 1 LOB: 0 BB: 1 P: 17	R: 0 E: 0 K: 0 S: 7 H: 1 LOB: 1 BB: 0 P: 10	R: 0 E: 0 K: 0 S: 8 H: 1 LOB: 2 BB: 0 P: 13	R: 0 E: 0 K: 0 S: 7 H: 2 LOB: 1 BB: 0 P: 12	R: 1 E: 0 K: 0 S: 13 H: 2 LOB: 1 BB: 0 P: 17	R: 0 E: 0 K: 0 S: 6 H: 0 LOB: 0 BB: 0 P: 10	R: 3 E: 0 K: 0 S: 13 H: 3 LOB: 2 BB: 2 P: 27	R: 0 E: 0 K: 0 S: 7 H: 0 LOB: 0 BB: 1 P: 12	1B: 9 2B: 0 3B: 1 HR: 0 SF: 0 SAC: 2 DP: 2 HBP: 1	WP: 0 PB: 0 SB: 0 CS: 1 PA: 39		
PITCHER	IP WLS BF H R ER SO BB IBB HBP BLK WP HR S P ERA WHIP											PITCHER	IP WLS BF H R ER SO BB IBB HBP BLK WP HR S P ERA WHIP
John Buzhardt, R ERA: 3.54 (1, 1)	7.2 L 35 10 5 5 0 3 0 1 0 0 0 0 67 110 5.87 1.696												
Jack Baldschun, R ERA: 6.51 (8, 1)	1.1 4 0 0 0 0 1 0 0 0 0 0 0 9 15 0.00 0.750												

Los Angeles Dodgers @ Philadelphia Phillies
 Connie Mack Stadium, Philadelphia, PA

Sat Jul 01 1961, 7:05 PM EDT
 Att. 19,064 - Unknown

livebaseballscorecards.com

AB	32
R	5
H	10
RBI	4
BB	4
SO	0
LOB	16



Batter	1	2	3	4	5	6	7	8	9	AB	R	H	RBI	BB	SO	LOB	
Bobby Del Greco, R OBP: 0.344, SLG: 0.357 (1, 8)	1-2 F5		0-2 6-3		0-2 F8			0-0 L7		4	0	0	0	0	0	1	
Tony Taylor, R OBP: 0.305, SLG: 0.313 (1, 4)	1-0 F8		2-1 1B		2-1 1-3			0-1 1B		4	0	2	0	0	0	1	
Bobby Gene Smith, R OBP: 0.287, SLG: 0.303 (1, 7)	2-1 F9		2-3 K			2-1 1B		0-2 F9		4	0	1	0	0	1	2	
Pancho Herrera, R OBP: 0.368, SLG: 0.471 (1, 3)		1-0 1B	0-3 K			1-3 K		2-0 1B		4	0	2	0	0	2	2	
Charley Smith, R OBP: 0.315, SLG: 0.396 (1, 5)		1-2 G4-6		1-0 6-3		2-0 F9		0-3 K		4	0	0	0	0	1	4	
Ken Walters, R OBP: 0.254, SLG: 0.336 (1, 9)		2-2 F8		1-2 6-3		3-3 K			1-1 4-3	3	0	0	0	0	1	2	
Elmer Valo, L OBP: 0.271, SLG: 0.256 (9, PH)										1	0	0	0	0	0	0	
Ruben Amaro, R OBP: 0.339, SLG: 0.318 (1, 6)		4-2 2B		1-2 F9			0-0 F7		1-2 F5	2	1	0	0	1	0	0	
Johnny Callison, L OBP: 0.341, SLG: 0.395 (9, PH)		1-2 WP								1	0	0	0	0	0	0	
Clay Dalrymple, L OBP: 0.203, SLG: 0.231 (1, 2)		0-0 WP			1-1 L9			1-3 K		0-3 K	4	0	1	1	0	2	0
John Buzhardt, R OBP: 0.120, SLG: 0.087 (1, 1)		2-3 K			2-2 HBP			0-0 6-3			2	0	0	0	0	1	1
Jack Baldschun, R (8, 1)		2-3 3-H								0	0	0	0	0	0	0	

Inning Stats	R: 0	H: 0	E: 0	K: 0	S: 7	R: 2	H: 2	E: 0	K: 1	S: 16	R: 0	H: 1	E: 0	K: 2	S: 12	R: 0	H: 0	E: 0	K: 0	S: 7	R: 0	H: 0	E: 0	K: 0	S: 9	R: 0	H: 1	E: 0	K: 2	S: 9	R: 0	H: 0	E: 0	K: 1	S: 5	R: 0	H: 2	E: 0	K: 1	S: 10	R: 0	H: 0	E: 0	K: 1	S: 8	1B: 5	SF: 0	2B: 1	SAC: 0	3B: 0	DP: 0	HR: 0	HBP: 1	WP: 2	PA: 35
--------------	------	------	------	------	------	------	------	------	------	-------	------	------	------	------	-------	------	------	------	------	------	------	------	------	------	------	------	------	------	------	------	------	------	------	------	------	------	------	------	------	-------	------	------	------	------	------	-------	-------	-------	--------	-------	-------	-------	--------	-------	--------

PITCHER	IP	WLS	BF	H	R	ER	SO	BB	IBB	HBP	BLK	WP	HR	S	P	ERA	WHIP
Johnny Podres, L ERA: 2.88 (1, 1)	7.2	W	31	6	2	2	6	1	0	1	0	2	0	72	108	2.35	0.913
Larry Sherry, R ERA: 3.23 (8, 1)	1.1	S	4	0	0	0	2	0	0	0	0	0	0	11	13	0.00	0.000

BOTTOM

Los Angeles Dodgers @ Philadelphia Phillies
 Connie Mack Stadium, Philadelphia, PA

Sat Jul 01 1961, 7:05 PM EDT
 Att. 19,064 - Unknown

livebaseballscorecards.com

AB	33
R	1
H	6
RBI	1
BB	1
SO	8
LOB	13



Batter	1	2	3	4	5	6	7	8	9	AB R H RBI BB SO LOB	TOP																
Maury Wills, S OBP: 0.388, SLG: 0.381 (1, 6)	E9 1B		CS 1B							4 0 4 0 0 0 0	Los Angeles Dodgers @ Philadelphia Phillies Connie Mack Stadium, Philadelphia, PA Sun Jul 02 1961, 3:33 AM EDT Att: 15,039 - Unknown																
Jim Gilliam, S OBP: 0.376, SLG: 0.382 (1, 4)	G3-6-3 1B		CS 1-2	SF9 1B		5-3		F7		4 1 2 0 0 0 1																	
Willie Davis, L OBP: 0.315, SLG: 0.482 (1, 8)	F6			K				L9		4 0 0 0 0 2 4																	
Wally Moon, L OBP: 0.452, SLG: 0.587 Ron Fairly, L OBP: 0.404, SLG: 0.532 (1, 7) (9, 9)	G3-6-3 1-2f					F8				4 0 2 0 0 0 2 0 0 0 0 0 0 0																	
Tommy Davis, R OBP: 0.343, SLG: 0.480 (1, 9) (9, 7)		G5-4-3 1B		SF9				F6		3 0 1 1 0 0 1																	
Norm Larker, L OBP: 0.299, SLG: 0.358 Turk Farrell, R OBP: 0.111, SLG: 0.111 (1, 3) (9, 1)		G5-4-3 1-2f		F7				F7		4 0 0 0 0 0 3 0 0 0 0 0 0 0																	
John Roseboro, L OBP: 0.340, SLG: 0.488 Norm Sherry, R OBP: 0.347, SLG: 0.489 (1, 2) (5, 2)		F6				E4 1B S		5-3		2 0 0 0 0 0 0 1 0 0 0 0 0 0																	
Daryl Spencer, R OBP: 0.344, SLG: 0.417 (1, 5)			5-3			6-3		K		3 0 0 0 0 1 1																	
Don Drysdale, R OBP: 0.195, SLG: 0.410 Ron Perranoski, L OBP: 0.315, SLG: 0.414 (1, 1) (8, 1) (9, 3)			5-3			K		HR		3 1 1 1 0 1 1 0 0 0 0 0 0 0 0 0 0 0 0 0 0																	
Inning Stats	R: 0 E: 1 K: 0 S: 6	H: 2 LOB: 1 BB: 0 P: 7	R: 0 E: 0 K: 0 S: 4	H: 1 LOB: 0 BB: 0 P: 7	R: 0 E: 0 K: 0 S: 6	H: 1 LOB: 0 BB: 0 P: 6	R: 1 E: 0 K: 1 S: 8	H: 2 LOB: 1 BB: 0 P: 11	R: 0 E: 1 K: 1 S: 10	H: 1 LOB: 2 BB: 0 P: 15		R: 0 E: 0 K: 1 S: 7	H: 0 LOB: 0 BB: 0 P: 10	R: 0 E: 0 K: 0 S: 6	H: 0 LOB: 0 BB: 0 P: 11	R: 1 E: 0 K: 1 S: 11	H: 2 LOB: 1 BB: 0 P: 18	R: 0 E: 0 K: 0 S: 5	H: 1 LOB: 0 BB: 0 P: 9	1B: 9 2B: 0 3B: 0 HR: 1	SF: 1 SAC: 0 DP: 2 HBP: 0	WP: 0 PB: 0 SB: 1 CS: 2	PA: 34				
PITCHER	IP WLS BF H R ER SO BB IBB HBP BLK WP HR S P ERA WHIP												PITCHER	IP WLS BF H R ER SO BB IBB HBP BLK WP HR S P ERA WHIP													
Robin Roberts, R ERA: 5.28 (1, 1)	6.0	22	7	1	1	3	0	0	0	0	0	0	41	56	1.50	1.167											
Art Mahaffey, R ERA: 3.54 (7, 1)	2.0	L 8	2	1	1	1	0	0	0	0	0	1	17	29	4.50	1.000											
Dallas Green, R ERA: 4.52 (9, 1)	1.0	3	1	0	0	0	0	0	0	0	0	0	5	9	0.00	1.000											

livebaseballscores.com

AB	32
R	2
H	10
RBI	2
BB	0
SO	4
LOB	13



BOTTOM

Los Angeles Dodgers @ Philadelphia Phillies
 Connie Mack Stadium, Philadelphia, PA

Sun Jul 02 1961, 3:33 AM EDT
 Att. 15,039 - Unknown

livebaseballscores.com

AB	30
R	0
H	5
RBI	1
BB	4
SO	4
LOB	12



WP: 0	PA: 34
PB: 0	SB: 1
CS: 0	

AB	R	H	RBI	BB	SO	LOB
3	0	0	0	1	0	1
4	0	1	0	0	0	1
1	0	0	0	2	1	0
1	0	0	0	0	0	2
3	0	1	0	1	1	1
0	0	0	0	0	0	0
4	0	0	0	0	1	4
4	0	2	1	0	0	1
4	0	0	0	0	0	2
3	0	0	0	0	0	0
2	0	1	0	0	1	0
0	0	0	0	0	0	0
1	0	0	0	0	0	0
0	0	0	0	0	0	0

Batter	1	2	3	4	5	6	7	8	9
Johnny Callison, L <small>(1, 7) OBP: 0.339, SLG: 0.388</small>	3-2 F5		2-2 F5			3-2 FC4-6 4-3 S 1-2f		4-2 1B BB	
Tony Taylor, R <small>(1, 4) OBP: 0.304, SLG: 0.312</small>	1-0 F8			2-0 4-3		2-2 4-3 1-3		0-0 1B 1-2 G6-4-3	
Tony Gonzalez, L <small>(1, 9) OBP: 0.391, SLG: 0.418</small> Bobby Gene Smith, R <small>(8, PH) OBP: 0.285, SLG: 0.300 (9, 9)</small>	0-3 K			4-2 G5-4-3 BB		4-0 BB IBB		2-1 1B 1-2f G6-4-3	
Pancho Herrera, R <small>(1, 3) OBP: 0.370, SLG: 0.469</small> Bobby Malkmus, R <small>(9, PR) OBP: 0.243, SLG: 0.255</small>		1-3 K		0-0 G5-4-3 1-2f		4-2 1B BB		1-2 1B G5-4	
Don Demeter, R <small>(1, 8) OBP: 0.310, SLG: 0.436</small>		0-0 F8			2-3 K	0-0 F7		2-1 B3	
Charley Smith, R <small>(1, 5) OBP: 0.319, SLG: 0.416</small>		0-1 1B			3-1 HR		0-1 5-3	0-1 G5-4 1-2f	
Clay Dalrymple, L <small>(1, 2) OBP: 0.199, SLG: 0.226</small>		1-0 G3			2-2 4-3		0-0 F7	0-0 F9	
Ruben Amaro, R <small>(1, 6) OBP: 0.333, SLG: 0.312</small>			1-0 5-3		0-1 F9		2-1 F8		
Robin Roberts, S <small>(1, 1) OBP: 0.154, SLG: 0.083</small> Art Mahaffey, R <small>(7, 1) OBP: 0.081, SLG: 0.056</small> Elmer Valo, L <small>(8, PH) OBP: 0.265, SLG: 0.250</small> Dallas Green, L <small>(9, 1) OBP: 0.346, SLG: 0.227</small>			3-3 K			0-1 FC4-6 1B		0-1 F9	

Inning Stats	R: 0	H: 0	E: 0	K: 1	S: 9	H: 0	LOB: 0	BB: 0	P: 13	R: 0	H: 1	E: 0	K: 1	S: 7	H: 1	LOB: 1	BB: 0	P: 9	R: 0	H: 0	E: 0	K: 1	S: 8	H: 0	LOB: 0	BB: 0	P: 14	R: 0	H: 0	E: 0	K: 0	S: 4	R: 1	H: 1	E: 0	K: 1	S: 11	H: 1	LOB: 0	BB: 0	P: 18	R: 0	H: 1	E: 0	K: 0	S: 11	H: 1	LOB: 3	BB: 2	P: 24	R: 0	H: 0	E: 0	K: 0	S: 5	H: 0	LOB: 0	BB: 0	P: 7	R: 0	H: 1	E: 0	K: 0	S: 7	H: 1	LOB: 1	BB: 1	P: 13	R: 0	H: 1	E: 0	K: 0	S: 8	H: 1	LOB: 1	BB: 0	P: 11	1B: 4	SF: 0	2B: 0	SAC: 0	3B: 0	DP: 2	HR: 1	HBP: 0	WP: 0	PA: 34
--------------	------	------	------	------	------	------	--------	-------	-------	------	------	------	------	------	------	--------	-------	------	------	------	------	------	------	------	--------	-------	-------	------	------	------	------	------	------	------	------	------	-------	------	--------	-------	-------	------	------	------	------	-------	------	--------	-------	-------	------	------	------	------	------	------	--------	-------	------	------	------	------	------	------	------	--------	-------	-------	------	------	------	------	------	------	--------	-------	-------	-------	-------	-------	--------	-------	-------	-------	--------	-------	--------

PITCHER	IP	WLS	BF	H	R	ER	SO	BB	IBB	HBP	BLK	WP	HR	S	P	ERA	WHIP
Don Drysdale, R <small>(1, 1) ERA: 3.8</small>	7.1	W	29	4	1	1	4	3	1	0	0	0	1	60	104	1.23	0.955
Ron Perranoski, L <small>(8, 1) ERA: 2.38</small>	0.2		1	0	0	0	0	0	0	0	0	0	0	2	4	0.00	0.000
Turk Farrell, R <small>(9, 1) ERA: 4.18</small>	1.0	S	4	1	0	0	0	0	0	0	0	0	0	8	11	0.00	1.000

Batter	1	2	3	4	5	6	7	8	9	AB R H RBI BB SO LOB	TOP					
Tony Taylor, R (1, 4) OBP: 0.306, SLG: 0.311	0-0 SH1-4 E 1B	0-0 5-3			0-0 L4			4-0 E BB 1B BB	0-0 6-3	4 2 1 0 1 0 0						
Charley Smith, R (1, 5) OBP: 0.310, SLG: 0.404	0-0 E6 1B SH1-4 1B	0-0 F8			0-0 P2			0-3 K	0-0 L5	5 1 0 0 0 1 2						
Ken Walters, R (1, 9) OBP: 0.265, SLG: 0.339 Tony Gonzalez, L (9, PH) OBP: 0.394, SLG: 0.440	0-0 SH1-4 1-2 2-3		0-0 P4		0-0 CS 1B			4-0 1B E 1B BB	0-0 HR	2 1 1 0 1 0 0 1 1 1 1 0 0 0						
Pancho Herrera, R (1, 3) OBP: 0.370, SLG: 0.465	4-0 1B BB		0-0 F9		0-0 5-3 1-2			0-0 P3	0-0 1B 1B	4 1 1 0 1 0 3						
Don Demeter, R (1, 8) OBP: 0.313, SLG: 0.435	0-0 1B 1B		0-0 F7		0-0 F7			0-0 E6 1B 1B 1-2 2-3	0-0 1B 1-2	5 1 2 1 0 0 2						
Bobby Gene Smith, R (1, 7) OBP: 0.291, SLG: 0.301 Johnny Callison, L (9, PH) OBP: 0.338, SLG: 0.386	0-0 F3		0-0 F8					4-0 G6-4-3 BB	0-3 WP 1B 1-2 2-3 3-H	3 0 1 1 1 0 3 1 0 0 0 0 1 2						
Ruben Amaro, R (1, 6) OBP: 0.337, SLG: 0.317	0-0 1-3 2-H 3-H 1B		0-0 F7					0-0 G6-4-3 1-2f	0-0 WP 1B 1-2 2-H 3-H	4 0 2 4 0 0 1						
Clay Dalrymple, L (1, 2) OBP: 0.197, SLG: 0.223 Jimmie Coker, R (7, PH) OBP: 0.550, SLG: 0.429 (7, 2)	0-0 5-3		0-0 1-3					0-0 1B	4-0 FC6-4 BB 1-2 2-3	2 0 0 0 0 0 2 1 0 1 0 1 0 0						
Don Ferrarese, R (1, 1) OBP: 0.222, SLG: 0.176 Frank Sullivan, R (6, 1) Lee Walls, R (7, PH) OBP: 0.310, SLG: 0.423 Dallas Green, L (7, 1) OBP: 0.346, SLG: 0.227 Wes Covington, L (8, PH) OBP: 0.292, SLG: 0.360 Jack Galtschun, R (8, 1)		0-0 5-3			0-0 6-3			0-3 K	0-0 FC6-4 1-2f	2 0 0 0 0 0 0 0 0 0 0 0 0 0 1 0 0 0 0 1 1 0 0 0 0 0 0 0 1 0 0 0 0 0 3 0 0 0 0 0 0 0						
Inning Stats	R: 3 H: 3 E: 1 K: 0 S: 7	H: 3 LOB: 2 BB: 1 P: 11	R: 0 H: 0 E: 0 K: 0 S: 3	H: 0 LOB: 0 BB: 0 P: 3	R: 0 H: 0 E: 0 K: 0 S: 3	H: 0 LOB: 0 BB: 0 P: 3	R: 0 H: 0 E: 0 K: 0 S: 3	H: 1 LOB: 0 BB: 0 P: 3	R: 0 H: 1 E: 0 K: 1 S: 5	H: 1 LOB: 1 BB: 1 P: 9	R: 3 H: 2 E: 1 K: 1 S: 8	H: 2 LOB: 3 BB: 3 P: 20	R: 1 H: 3 E: 0 K: 1 S: 8	H: 3 LOB: 2 BB: 0 P: 8	1B: 9 SF: 0 2B: 0 SAC: 1 3B: 0 DP: 1 HR: 1 HBP: 0	WP: 1 PA: 42 PB: 0 SB: 0 CS: 1
PITCHER	IP WLS BF H R ER SO BB IBB HBP BLK WP HR S P ERA WHIP															
Curt Simmons, L (1, 1) ERA: 3.06	7.2 W 34 7 6 0 2 4 0 0 0 0 0 34 50 0.00 1.435															
Larry Jackson, R (8, 1) ERA: 5.47	1.0 7 3 1 1 0 1 0 0 0 1 1 6 10 9.00 4.000															
Mickey McDermott, L (9, 1) ERA: 4.71	0.1 S 1 0 0 0 1 0 0 0 0 0 0 3 3 0.00 0.000															

Philadelphia Phillies @ St. Louis Cardinals
Sportsman's Park, St. Louis, MO
Tue Jul 04 1961, 4:33 AM EDT
Unknown - 90 F

livebaseballscorecards.com

AB	36
R	7
H	10
RBI	7
BB	5
SO	3
LOB	19



Batter	1	2	3	4	5	6	7	8	9
Carl Warwick, R OBP: 0.302, SLG: 0.320 (1, 8) (9, 7)	0-0 5-3		0-3 K		0-3 K	0-0 6-3	0-3 K		
Bill White, L OBP: 0.364, SLG: 0.442 (1, 3) BB BB BB	4-0 BB 3B BB		0-0 G3		0-0 HR		0-0 F8	0-0 3-1	
Charlie James, R OBP: 0.342, SLG: 0.413 (1, 9) BB BB BB	4-0 1-2 3B BB		0-0 E3 1B		0-0 P4		0-0 2B 1B	0-0 4-3	
Ken Boyer, R OBP: 0.389, SLG: 0.514 (1, 5) X	0-0 F8		0-0 F8		0-0 1B		0-0 2B 2B	0-0 HR 1B	
Stan Musial, L OBP: 0.381, SLG: 0.539 (1, 7) Curt Flood, R OBP: 0.365, SLG: 0.380 (9, 8)	0-0 1-H 2-H 3B			0-0 L8	0-0 F5		4-0 2B 1B IBB	0-0 1-H HR	
Jimmie Schaffer, R OBP: 0.320, SLG: 0.449 (1, 2) X	0-0 5-3			0-0 WP 1B		4-0 SH3-4 1B BB	0-0 1-3 2-H FC1-2 2B	0-0 1B	
Bob Lillis, R OBP: 0.269, SLG: 0.234 (1, 4) X		0-0 6-3		0-0 1-2 5-3		0-0 SH3-4	0-0 FC1-2 1B	0-0 P6	
Jerry Buchek, R OBP: 0.143, SLG: 0.077 (1, 6) Joe Cunningham, L OBP: 0.408, SLG: 0.377 (7, PH) Alex Grammas, R OBP: 0.274, SLG: 0.250 (8, 6)		0-0 5-3		0-0 F9		0-3 K	4-0 FC1-2 IBB		
Curt Simmons, L OBP: 0.463, SLG: 0.417 (1, 1) Larry Jackson, R OBP: 0.240, SLG: 0.333 (8, 1) Mickey McDermott, L OBP: 0.083, SLG: 0.167 (9, 1)		0-3 K			4-0 HR BB	0-0 2-H 1B	0-0 1-2 2-3 3-H FC1-2		

AB	R	H	RBI	BB	SO	LOB
5	0	0	0	0	3	5
4	2	1	2	1	0	0
4	2	2	0	1	0	0
5	2	3	1	0	0	3
4	2	2	4	1	0	1
0	0	0	0	0	0	0
4	1	3	1	1	0	1
4	0	1	1	0	0	2
3	0	0	0	0	1	2
0	0	0	0	1	0	0
0	0	0	0	0	0	0
3	1	1	1	1	1	3
0	0	0	0	0	0	0
0	0	0	0	0	0	0

AB	R	H	RBI	BB	SO	LOB
36	10	13	10	6	5	17

Inning Stats		R: 2	H: 1	E: 0	K: 0	S: 4	H: 0	LOB: 1	BB: 2	P: 12	R: 0	H: 0	E: 0	K: 1	S: 5	R: 0	H: 1	E: 1	K: 1	S: 6	R: 0	H: 1	E: 0	K: 0	S: 4	R: 2	H: 2	E: 0	K: 1	S: 7	R: 1	H: 1	E: 0	K: 1	S: 6	R: 3	H: 4	E: 0	K: 1	S: 9	R: 2	H: 3	E: 0	K: 0	S: 6
PITCHER	IP	WLS	BF	H	R	ER	SO	BB	IBB	HBP	BLK	WP	HR	S	P	ERA	WHIP	PITCHER	IP	WLS	BF	H	R	ER	SO	BB	IBB	HBP	BLK	WP	HR	S	P	ERA	WHIP	WP: 1	PA: 43	PB: 0	SB: 0	CS: 0					
Don Ferrarese, L ERA: 4.1 (1, 1)	5.0	L	23	5	4	4	3	3	0	0	0	1	1	26	38	7.20	1.600																												
Frank Sullivan, R ERA: 3.87 (6, 1)	1.0		5	1	1	1	1	1	0	0	0	0	0	6	10	9.00	2.000																												
Dallas Green, R ERA: 4.83 (7, 1)	1.0		9	4	3	3	1	0	2	0	0	0	0	9	17	27.00	4.000																												
Jack Baldschun, R ERA: 6.91 (8, 1)	1.0		6	3	2	2	0	0	0	0	0	0	1	6	6	18.00	3.000																												

Philadelphia Phillies @ St. Louis Cardinals
 Sportsman's Park, St. Louis, MO
 Tue Jul 04 1961, 4:33 AM EDT
 Unknown - 90 F

livebaseballscores.com



Batter	1	2	3	4	5	6	7	8	9	AB	R	H	RBI	BB	SO	LOB
Carl Warwick, R (1, 8) OBP: 0.296, SLG: 0.313 Joe Cunningham, L (7, PH) OBP: 0.411, SLG: 0.377 (8, 9)	0-0 F8	0-0 P6		0-3 K			0-0 SH2-3		4-0 BB	3	0	0	0	0	1	2
Bill White, L (1, 3) OBP: 0.361, SLG: 0.435	4-0 S HBP 1B BB	0-0 G4-6-3		0-3 K			0-3 K		0-3 K	4	1	0	0	1	3	6
Charlie James, R (1, 9) OBP: 0.351, SLG: 0.415 (8, 8)	1-0 1B HBP		0-0 FC6-4 1B		0-0 G4-6-3 1B		0-0 1-3		0-3 K	4	1	2	0	0	1	4
Ken Boyer, R (1, 5) OBP: 0.387, SLG: 0.509	4-0 1B 2B BB		0-0 FC6-4 1B		0-0 G4-6-3		0-0 F3			3	2	0	0	1	0	2
Don Taussig, R (1, 7) OBP: 0.400, SLG: 0.571	0-0 L6		0-0 1B 1B		0-0 F8		0-0 6-3		0-0 6-3	4	0	1	0	0	0	3
Jimmie Schaffer, R (1, 2) OBP: 0.315, SLG: 0.434	0-0 2B 1B 1B		0-0 P3		0-0 F7		0-0 6-3		0-0 6-3	4	1	1	2	0	0	2
Bob Lillis, R (1, 4) OBP: 0.280, SLG: 0.258 Red Schoendienst, S (9, PH) OBP: 0.329, SLG: 0.382	0-0 1B 2B		0-0 1B		0-0 4-3		0-0 6-3		0-0 6-3	3	1	2	2	0	0	0
Jerry Buchek, R (1, 6) OBP: 0.235, SLG: 0.188 Carl Sawatski, L (9, PH) OBP: 0.367, SLG: 0.512 Alex Grammas, R (9, PR) OBP: 0.274, SLG: 0.250	0-0 1B		0-0 1B		0-0 K		0-3 K		0-0 2B 1B	3	0	2	2	0	1	0
Ray Sadecki, L (1, 1) OBP: 0.267, SLG: 0.311 Craig Anderson, R (7, 1) OBP: 0.333, SLG: 0.667 Tim McCarver, L (7, PH) OBP: 0.231, SLG: 0.288 Ernie Broglio, R (8, 1) OBP: 0.171, SLG: 0.158 Stan Musial, L (9, PH) OBP: 0.384, SLG: 0.547		0-0 G4-6-3 1B		0-0 F8		0-0 SH2-3 1B		0-0 1B	2	0	1	0	0	0	0	1

Inning Stats	R: 5	H: 3	E: 0	K: 5	LOB: 1	BB: 2	P: 14	R: 0	H: 1	E: 0	K: 3	LOB: 0	BB: 0	P: 3	R: 1	H: 3	E: 0	K: 5	LOB: 2	BB: 0	P: 5	R: 0	H: 1	E: 0	K: 3	LOB: 0	BB: 0	P: 3	R: 0	H: 0	E: 0	K: 1	LOB: 0	BB: 0	P: 5	R: 0	H: 1	E: 0	K: 6	LOB: 1	BB: 0	P: 6	R: 0	H: 0	E: 0	K: 3	LOB: 0	BB: 0	P: 3	R: 0	H: 2	E: 0	K: 9	LOB: 3	BB: 1	P: 13	1B: 10	SF: 0	2B: 2	SAC: 1	3B: 0	DP: 2	HR: 0	HBP: 1	WP: 0	PA: 39
--------------	------	------	------	------	--------	-------	-------	------	------	------	------	--------	-------	------	------	------	------	------	--------	-------	------	------	------	------	------	--------	-------	------	------	------	------	------	--------	-------	------	------	------	------	------	--------	-------	------	------	------	------	------	--------	-------	------	------	------	------	------	--------	-------	-------	--------	-------	-------	--------	-------	-------	-------	--------	-------	--------

PITCHER	IP	WLS	BF	H	R	ER	SO	BB	IBB	HBP	BLK	WP	HR	S	P	ERA	WHIP
Chris Short, L (1, 1) ERA: 5.54	4.0		20	8	6	6	2	2	0	1	0	0	0	21	30	13.50	2.500
Dallas Green, R (5, 1) ERA: 4.76	1.0		3	1	0	0	0	0	0	0	0	0	0	3	3	0.00	1.000
Jack Baldschun, R (6, 1) ERA: 6.19	3.1	W	14	3	0	0	2	1	0	0	0	0	0	17	21	0.00	1.200
Frank Sullivan, R (9, 1) ERA: 3.84	0.2	S	2	0	0	0	2	0	0	0	0	0	0	6	6	0.00	0.000

BOTTOM

Philadelphia Phillies @ St. Louis Cardinals
 Sportsman's Park, St. Louis, MO
 Tue Jul 04 1961, 4:38 AM EDT
 Att. 14,653 - Unknown

livebaseballscores.com

AB	34
R	6
H	12
RBI	6
BB	3
SO	6
LOB	20



Batter	1	2	3	4	5	6	7	8	9	10	11	12	AB R H RBI BB SO LOB	TOP												
Johnny Callison, L (1, 7) OBP: 0.342, SLG: 0.390	0-0 G3		0-0 FC3-6 1B		0-0 FC6 1B		0-3 K2-3			0-0 SH3-4 1B	0-0 P6		6 1 3 1 0 1 3	Philadelphia Phillies @ Milwaukee Braves Milwaukee County Stadium, Milwaukee, WI Wed Jul 05 1961, 8:05 PM EDT Unknown												
Tony Taylor, R (1, 4) OBP: 0.310, SLG: 0.316	0-0 F9		0-0 FC3-6 1-2f		0-0 FC6 1-2f			0-0 1B		0-0 SH3-4 1-2		0-0 5-3	5 0 1 0 0 0 2													
Tony Gonzalez, L (1, 9) OBP: 0.399, SLG: 0.461	0-0 1B		0-0 4-3 1-2			0-0 1-3		0-0 F2		0-0 G6-4-3 1B		0-3 K	6 0 2 1 0 1 2													
Pancho Herrera, R (1, 3) OBP: 0.363, SLG: 0.451	0-0 1B			0-0 P4		0-0 1-3		0-0 F7		0-0 G6-4-3 1-2f		0-3 K	6 0 1 0 0 1 2													
Don Demeter, R (1, 8) OBP: 0.306, SLG: 0.415	0-3 K			0-0 F9		0-0 6-3		0-0 F8			4-0 4-3 SH3-4 BB		4 0 0 0 1 1 3													
Charley Smith, R (1, 5) OBP: 0.316, SLG: 0.425		0-3 K		0-0 1-6-3			0-0 SH5-4 2B 1B		4-0 SH5-3 BB		0-0 SH3-4 1-2		3 1 1 0 1 1 0													
Jimmie Coker, R (1, 2) OBP: 0.571, SLG: 0.619		0-0 L6-4 1B			0-0 FC1-5 1B		0-0 SH5-4 2B 1B		0-0 SH5-3 1-2		0-0 4-3 2-3		3 1 3 0 0 0 0 1 0 0 0 0 0 1													
Clay Dalrymple, L (10, 2) OBP: 0.196, SLG: 0.222																										
Ruben Amaro, R (1, 6) OBP: 0.347, SLG: 0.329		0-0 1B			0-0 FC1-5 1B			0-0 SH5-4 1-2 2-3		0-0 F8		4-0 S IBB	3 1 2 0 0 0 1 0 0 0 0 1 0 0 0 0 0 0 0 0 0													
Wes Covington, L (11, PH) OBP: 0.297, SLG: 0.360		0-0 1B																								
Bobby Malkmus, R (11, PR) OBP: 0.243, SLG: 0.255		1-2 1B			1-2 1B																					
Art Mahaffey, R (1, 1) OBP: 0.098, SLG: 0.100		0-0 L6-4			0-0 FC1-5 1B		0-0 2B		0-3 K		4-0 1-2 BB		4 0 1 2 0 1 5 0 0 0 0 1 0 0													
Frank Sullivan, R (9, 1)					1-2 2-3f																					
Inning Stats	R: 0 E: 0 K: 1 S: 7	H: 2 LOB: 2 BB: 0 P: 7	R: 0 E: 0 K: 1 S: 6	H: 2 LOB: 1 BB: 0 P: 6	R: 0 E: 0 K: 0 S: 3	H: 0 LOB: 0 BB: 0 P: 3	R: 1 E: 0 K: 0 S: 5	H: 3 LOB: 1 BB: 0 P: 5	R: 0 E: 0 K: 0 S: 3	H: 0 LOB: 0 BB: 0 P: 3	R: 2 E: 0 K: 1 S: 7	H: 3 LOB: 0 BB: 0 P: 7	R: 0 E: 0 K: 0 S: 4	H: 1 LOB: 1 BB: 0 P: 4	R: 0 E: 0 K: 1 S: 5	H: 0 LOB: 1 BB: 1 P: 9	R: 1 E: 0 K: 0 S: 4	H: 2 LOB: 0 BB: 0 P: 4	R: 0 E: 0 K: 0 S: 3	H: 0 LOB: 3 BB: 3 P: 15	R: 0 E: 0 K: 2 S: 7	H: 0 LOB: 0 BB: 0 P: 7	1B: 13 2B: 2 3B: 0 HR: 0	SF: 0 SAC: 4 DP: 2 HBP: 0	WP: 0 PB: 0 SB: 1 CS: 0	PA: 49
PITCHER	IP WLS BF H R ER SO BB IBB HBP BLK WP HR S P ERA WHIP																									
Warren Spahn, L (1, 1) ERA: 3.62	10.0	40	14	4	4	4	4	1	0	0	0	0	0	0	0	3.60	1.500									
Don McMahon, R (11, 1) ERA: 1.75	2.0	9	0	0	0	0	2	2	1	0	0	0	0	0	0	0.00	1.000									

livebaseballscorecards.com




Batter	1	2	3	4	5	6	7	8	9	10	11	12	AB R H RBI BB SO LOB
Al Spangler, L OBP: 0.456, SLG: 0.341 (1, 8) (10, 7)	0-0 G3 HR 2B		4-0 S BB		0-0 F7			0-0 1-3		0-0 1B 2B 1B		4-0 SH3-4 2B BB	4 3 2 0 2 0 0
Frank Bolling, R OBP: 0.369, SLG: 0.469 (1, 4) (10, 6)	0-0 P4		0-0 F8 1-2			0-0 F7		0-0 P4		0-0 2B 1B		0-0 SH3-4 1-2	5 0 1 0 0 0 2
Eddie Mathews, L OBP: 0.401, SLG: 0.584 Felix Mantilla, R OBP: 0.323, SLG: 0.200 (1, 5) (7, 5) (10, 6)	0-0 G3 2-3		4-0 FC6-4 BB			0-0 F7		4-0 BB		0-0 F7		0-0 2B 2-H	2 0 0 0 1 0 1 2 0 1 1 1 0 2
Hank Aaron, R OBP: 0.362, SLG: 0.609 (1, 9) (10, 5)	0-0 HR 3-H		0-0 FC6-4 1-2f			0-0 2B		0-0 F8		0-0 2B 1-3 2-H			5 1 3 3 0 0 3
Joe Adcock, R OBP: 0.315, SLG: 0.463 Gino Cimoli, R OBP: 0.282, SLG: 0.338 (1, 3) (9, PR) (10, 8)	0-3 K		0-3 K		0-3 K		0-3 K		0-0 2B	0-0 4-3			4 0 1 0 0 3 1 1 0 0 0 0 0 2
Lee Maye, L OBP: 0.321, SLG: 0.401 (1, 7) (10, 9)		0-3 K		0-0 F5			0-0 L8		4-0 G4-6-3 IBB		0-0 1B 1B		4 0 1 0 1 1 0
Joe Torre, R OBP: 0.326, SLG: 0.485 (1, 2) (10, 3)		0-0 5-3		0-3 K			0-0 HR		0-0 F5		0-0 F9		5 1 1 1 0 1 3
Roy McMillan, R OBP: 0.306, SLG: 0.289 Bob Boyd, L OBP: 0.269, SLG: 0.292 (1, 6) (9, PH) (10, 3)		0-3 K			0-0 F9		0-0 P3		0-0 G4-6-3 1-2f		0-0 1B 1-2		3 0 0 0 0 1 0 2 0 1 0 0 0 2
Warren Spahn, L OBP: 0.321, SLG: 0.426 Frank Thomas, R OBP: 0.372, SLG: 0.558 Don McMahon, R OBP: 0.222, SLG: 0.222 (1, 1) (10, PH) (11, 1)			0-3 K		0-3 K		0-0 5-3			0-0 P4		0-3 K	3 0 0 0 0 2 0 1 0 0 0 0 0 0 1 0 0 0 0 1 1

Inning Stats	R: 2	H: 2	E: 0	LOB: 0	K: 1	S: 7	P: 7	R: 0	H: 0	E: 0	LOB: 0	K: 2	S: 7	P: 7	R: 0	H: 0	E: 0	LOB: 0	K: 1	S: 5	P: 5	R: 0	H: 0	E: 0	LOB: 0	K: 1	S: 5	P: 5	R: 0	H: 1	E: 0	LOB: 1	K: 1	S: 6	P: 6	R: 1	H: 1	E: 0	LOB: 0	K: 0	S: 4	P: 4	R: 0	H: 0	E: 0	LOB: 1	K: 0	S: 3	P: 7	R: 0	H: 1	E: 0	LOB: 1	K: 0	S: 3	P: 7	R: 1	H: 3	E: 0	LOB: 2	K: 0	S: 6	P: 6	R: 0	H: 2	E: 0	LOB: 1	K: 1	S: 6	P: 6	R: 1	H: 1	E: 0	LOB: 1	K: 0	S: 2	P: 6	1B: 4	2B: 5	3B: 0	HR: 2	SF: 0	SAC: 1	DP: 1	HBP: 0	WP: 0	PA: 48
PITCHER	IP	WLS	BF	H	R	ER	SO	BB	IBB	HBP	BLK	WP	HR	S	P	ERA	WHIP																			IP	WLS	BF	H	R	ER	SO	BB	IBB	HBP	BLK	WP	HR	S	P	ERA	WHIP																																			
Art Mahaffey, R ERA: 3.53 Frank Sullivan, R ERA: 3.9	(1, 1)	8.0	33	5	3	3	8	3	1	0	0	0	2	45	61	3.38	1.000																			(9, 1)	3.1	L	15	6	2	2	1	1	0	0	0	0	0	16	20	5.40	2.100																																		

Philadelphia Phillies @ Milwaukee Braves
Milwaukee County Stadium, Milwaukee, WI
 Wed Jul 05 1961, 8:05 PM EDT
 Unknown

AB	42
R	5
H	11
RBI	5
BB	5
SO	9
LOB	17



Batter	1	2	3	4	5	6	7	8	9
Al Spangler, L OBP: 0.443, SLG: 0.319 (1, 8)	4-0 SH5-4 1B BB	0-0 FC6-5			0-0 4-3		0-0 1-3		
Frank Bolling, R OBP: 0.368, SLG: 0.466 (1, 4)	0-0 FC5 SH5-4 1-2 1B	0-0 L9			0-0 5-3		0-3 K		
Lee Mays, L OBP: 0.326, SLG: 0.424 (1, 7)	0-0 SH5-4 1-2 2-3		0-0 G1-4-3 1B			0-0 HR		0-0 F8	
Hank Aaron, R OBP: 0.360, SLG: 0.602 (1, 9)	4-0 IBB		0-0 G1-4-3 1-2f			0-0 F3		0-0 F8	
Joe Adcock, R OBP: 0.311, SLG: 0.456 (1, 3)	0-0 P6		0-0 F3			0-0 6-3		0-0 6-3	
Joe Torre, R OBP: 0.326, SLG: 0.488 (1, 2)	0-0 FC5 2-3f			0-0 E6 G5-4-3		0-0 PB HR 2B			
Felix Mantilla, R OBP: 0.353, SLG: 0.357 (1, 5)		0-0 SH1-4 2B 1B		0-0 G5-4-3 1-2f		0-0 2-H HR			
Roy McMillan, R OBP: 0.304, SLG: 0.286 (1, 6)		0-0 SH1-4 1-2		0-0 4-3		0-0 6-3			
Lew Burdette, R OBP: 0.226, SLG: 0.434 (1, 1)		0-0 FC6-5 2-H 2B			0-3 K		0-0 5-3		

Inning Stats	R: 0 E: 0 K: 0 S: 4	H: 1 LOB: 3 BB: 2 P: 12	R: 1 E: 0 K: 0 S: 5	H: 2 LOB: 1 BB: 0 P: 5	R: 0 E: 0 K: 0 S: 3	H: 1 LOB: 0 BB: 0 P: 3	R: 0 E: 1 K: 0 S: 3	H: 0 LOB: 0 BB: 0 P: 3	R: 0 E: 0 K: 1 S: 5	H: 0 LOB: 0 BB: 0 P: 5	R: 3 E: 0 K: 0 S: 6	H: 3 LOB: 0 BB: 0 P: 6	R: 0 E: 0 K: 1 S: 5	H: 0 LOB: 0 BB: 0 P: 5	R: 0 E: 0 K: 0 S: 3	H: 0 LOB: 0 BB: 0 P: 3
--------------	------------------------------	----------------------------------	------------------------------	---------------------------------	------------------------------	---------------------------------	------------------------------	---------------------------------	------------------------------	---------------------------------	------------------------------	---------------------------------	------------------------------	---------------------------------	------------------------------	---------------------------------

PITCHER	IP	WLS	BF	H	R	ER	SO	BB	IBB	HBP	BLK	WP	HR	S	P	ERA	WHIP
Ken Lehman, L ERA: 4.14 (1, 1)	6.0	L	26	7	4	4	1	1	1	0	0	0	2	26	34	6.00	1.333
Jack Baldschun, R ERA: 6.0 (7, 1)	1.0		3	0	0	0	1	0	0	0	0	0	0	5	5	0.00	0.000
Dallas Green, R ERA: 4.7 (8, 1)	1.0		3	0	0	0	0	0	0	0	0	0	0	3	3	0.00	0.000

BOTTOM

Philadelphia Phillies @ Milwaukee Braves
Milwaukee County Stadium, Milwaukee, WI

Wed Jul 05 1961, 8:05 PM EDT
Att. 14,280 - Unknown

AB	R	H	RBI	BB	SO	LOB
3	0	0	0	1	0	1
4	0	1	0	0	1	1
3	1	2	1	0	0	0
3	0	0	0	1	0	1
4	0	0	0	0	0	3
3	1	1	0	0	0	3
3	2	2	2	0	0	1
2	0	0	0	0	0	0
3	0	1	1	0	1	0

AB	28
R	4
H	7
RBI	4
BB	2
SO	2
LOB	10



1B	3	SF	0	WP	0	PA	32
2B	2	SAC	2	PB	1		
3B	0	DP	2	SB	0		
HR	2	HBP	0	CS	0		

PITCHER	IP	WLS	BF	H	R	ER	SO	BB	IBB	HBP	BLK	WP	HR	S	P	ERA	WHIP
---------	----	-----	----	---	---	----	----	----	-----	-----	-----	----	----	---	---	-----	------

Batter	1	2	3	4	5	6	7	8	9	AB	R	H	RBI	BB	SO	LOB	TOP					
Johnny Callison, L (1, 9) OBP: 0.338, SLG: 0.382	0-3 K		0-0 L9		0-0 L8	0-0 P5		0-0 4-3		5	0	0	0	0	1	3						
Tony Taylor, R (1, 4) OBP: 0.307, SLG: 0.310	0-0 P4			0-0 5-3	0-0 6-3				0-0 6-3	4	1	0	0	1	0	0						
Charley Smith, R (1, 5) OBP: 0.314, SLG: 0.423	0-0 F5								0-0 1-3	5	2	2	0	0	0	1						
Pancho Herrera, R (1, 3) OBP: 0.370, SLG: 0.450		0-0 G6-4-3 1B							0-0 L6	2	1	1	0	3	0	0						
Don Demeter, R (1, 8) OBP: 0.302, SLG: 0.408		0-0 G6-4-3								3	1	0	0	0	0	5						
Bobby Malkmus, R (6, 6) OBP: 0.250, SLG: 0.262										1	0	1	1	0	0	0						
Bobby Gene Smith, R (1, 7) OBP: 0.300, SLG: 0.305		0-3 K								3	1	2	2	0	1	0						
Don Ferrarese, R (6, 1) OBP: 0.211, SLG: 0.167										1	0	0	0	0	0	2						
Dallas Green, L (7, 1) OBP: 0.346, SLG: 0.227										0	0	0	0	0	0	0						
Ruben Amaro, R (1, 6) OBP: 0.343, SLG: 0.326			0-3 K							2	0	1	1	0	1	0						
Tony Gonzalez, L (6, PH) OBP: 0.387, SLG: 0.445										2	0	0	0	0	0	5						
Clay Dalrymple, L (1, 2) OBP: 0.199, SLG: 0.220				0-0 5-3	0-0 G3					3	0	0	0	1	0	2						
John Buzhardt, R (1, 1) OBP: 0.148, SLG: 0.083										1	0	0	0	1	1	0						
Jack Baldschun, R (5, 1)										0	0	0	0	0	0	0						
Wes Covington, L (6, PH) OBP: 0.294, SLG: 0.354					0-3 K				0-0 P3	2	0	1	2	0	0	0						
Inning Stats	R: 0 E: 0 K: 1 S: 5	H: 0 LOB: 0 BB: 0 P: 5	R: 0 E: 0 K: 1 S: 5	H: 1 LOB: 0 BB: 0 P: 5	R: 0 E: 0 K: 1 S: 5	H: 0 LOB: 1 BB: 1 P: 9	R: 2 E: 0 K: 0 S: 6	H: 3 LOB: 2 BB: 1 P: 10	R: 0 E: 0 K: 1 S: 5	H: 0 LOB: 0 BB: 0 P: 5	R: 3 E: 0 K: 0 S: 6	H: 3 LOB: 2 BB: 2 P: 14	R: 1 E: 0 K: 0 S: 4	H: 1 LOB: 2 BB: 2 P: 12	R: 0 E: 0 K: 0 S: 3	H: 0 LOB: 0 BB: 0 P: 3	R: 0 E: 0 K: 0 S: 3	H: 0 LOB: 0 BB: 0 P: 3	1B: 7 2B: 1 3B: 0 HR: 0	SF: 0 SAC: 0 DP: 2 HBP: 0	WP: 0 PB: 0 SB: 0 CS: 0	PA: 40
PITCHER	IP	WLS	BF	H	R	ER	SO	BB	IBB	HBP	BLK	WP	HR	S	P	ERA	WHIP					
Bob Hendley, L (1, 1) ERA: 6.85	5.0		24	6	5	5	4	3	0	0	0	0	0	29	41	9.00	1.800					
Carl Willey, R (6, 1) ERA: 5.64	1.2		9	2	1	1	0	3	0	0	0	0	0	6	18	5.40	3.000					
Johnny Antonelli, L (7, 1) ERA: 6.52	0.1	W	1	0	0	0	0	0	0	0	0	0	0	1	1	0.00	0.000					
Don McMahon, R (8, 1) ERA: 1.69	2.0	S	6	0	0	0	0	0	0	0	0	0	0	6	6	0.00	0.000					

Philadelphia Phillies @ Milwaukee Braves
 Milwaukee County Stadium, Milwaukee, WI

Thu Jul 06 1961, 4:33 AM EDT
 Att: 10,439 - Unknown

AB	34
R	6
H	8
RBI	6
BB	6
SO	4
LOB	18



Batter	1	2	3	4	5	6	7	8	9	AB	R	H	RBI	BB	SO	LOB
Al Spangler, L OBP: 0.439, SLG: 0.314 (1, 8)	0-0 4-3		0-0 1B HBP	0-0 4-3		4-0 BB	0-0 4-3			4	1	1	0	1	0	3
Frank Bolling, R OBP: 0.368, SLG: 0.463 (1, 4)	0-0 5-3		1-0 1B FC5-4 HBP		0-0 4-3	0-0 F8		0-0 FC6-4 1B		4	1	1	0	0	0	1
Lee Maye, L OBP: 0.328, SLG: 0.440 (1, 7)	0-0 1-3		0-0 FC5-4 1B		0-0 HR	0-0 G3		0-0 FC6-4 1B		5	1	2	2	0	0	2
Hank Aaron, R OBP: 0.364, SLG: 0.604 (1, 9)		0-0 F7	0-0 FC5-4 1B		0-0 1B 2B		4-0 1B BB	0-0 1-3 1B		4	2	2	1	1	0	1
Joe Adcock, R OBP: 0.317, SLG: 0.458 (1, 3)		4-0 1B BB	0-0 L7		0-0 1B		0-0 1B 1B	0-0 1-3		3	1	2	1	1	0	1
Lew Burdette, R OBP: 0.226, SLG: 0.434 (7, PR)					2-H 1B		0-0 SH5-3 1B	0-0 1-2 2-3		0	1	0	0	0	0	0
Don McMahon, R OBP: 0.200, SLG: 0.200 (8, 1)							0-3 K	0-0 5-3		1	0	0	0	0	0	2
Joe Torre, R OBP: 0.328, SLG: 0.482 (1, 2)		0-0 F7	0-0 1-2 1B		4-0 BB BB					4	0	1	0	1	1	5
Felix Mantilla, R OBP: 0.395, SLG: 0.387 (1, 5)		0-0 1-3 1B	0-0 1-3 1B		4-0 1-2 BB		0-0 SH5-3 1B			3	0	2	1	1	0	2
Roy McMillan, R OBP: 0.307, SLG: 0.287 (1, 6)		0-0 1-2 3-H 1B		0-0 6-3	0-0 3-1		4-0 SH5-3 BB			3	0	1	1	1	0	2
Bob Hendley, R (1, 1)		0-0 FC5-4		0-0 5-3		0-0 F9	0-0 SH5-3			2	0	0	0	0	0	2
Carl Willey, R (6, 1)										1	0	0	0	0	0	0
Johnny Antonelli, L (7, 1)										0	0	0	0	0	0	0
Frank Thomas, R (7, PH)										0	0	0	0	0	0	0
										0	0	0	1	0	0	0

Inning Stats	R: 0	H: 0	E: 0	K: 0	S: 3	LOB: 0	BB: 0	P: 3	R: 1	H: 2	E: 0	K: 0	S: 5	LOB: 2	BB: 1	P: 9	R: 2	H: 3	E: 0	K: 0	S: 6	LOB: 0	BB: 0	P: 7	R: 0	H: 0	E: 0	K: 0	S: 3	LOB: 0	BB: 0	P: 3	R: 2	H: 3	E: 0	K: 0	S: 5	LOB: 2	BB: 2	P: 13	R: 0	H: 0	E: 0	K: 0	S: 3	LOB: 1	BB: 1	P: 7	R: 2	H: 2	E: 0	K: 1	S: 7	LOB: 3	BB: 2	P: 15	R: 0	H: 2	E: 0	K: 0	S: 5	LOB: 2	BB: 0	P: 5
--------------	------	------	------	------	------	--------	-------	------	------	------	------	------	------	--------	-------	------	------	------	------	------	------	--------	-------	------	------	------	------	------	------	--------	-------	------	------	------	------	------	------	--------	-------	-------	------	------	------	------	------	--------	-------	------	------	------	------	------	------	--------	-------	-------	------	------	------	------	------	--------	-------	------


PITCHER	IP	WLS	BF	H	R	ER	SO	BB	IBB	HBP	BLK	WP	HR	S	P	ERA	WHIP
John Buzhardt, R (1, 1) ERA: 3.87	4.2		25	8	5	5	0	3	0	1	0	0	1	21	34	9.64	2.357
Jack Baldschun, R (5, 1) ERA: 5.94	0.1		1	0	0	0	0	0	0	0	0	0	0	1	1	0.00	0.000
Don Ferrarese, L (6, 1) ERA: 4.29	1.1	L	9	2	2	2	1	3	0	0	0	0	0	8	20	13.50	3.750
Dallas Green, R (7, 1) ERA: 4.6	1.2		7	2	0	0	0	0	0	0	0	0	0	7	7	0.00	1.200

BOTTOM

Philadelphia Phillies @ Milwaukee Braves
Milwaukee County Stadium, Milwaukee, WI

Thu Jul 06 1961, 4:33 AM EDT
Att. 10,439 - Unknown

AB	34
R	7
H	12
RBI	7
BB	6
SO	1
LOB	21



WP	PA	ERA	WHIP
0	42		

Batter	1	2	3	4	5	6	7	8	9	AB R H RBI BB SO LOB	TOP
Johnny Callison, L (1, 9) OBP: 0.336, SLG: 0.385	0-0 1-3		0-0 1B 2B		0-3 K		0-0 G4-6-3 1-2f			4 1 1 0 0 1 1	Philadelphia Phillies @ Chicago Cubs Wrigley Field, Chicago, IL Fri Jul 07 1961, 3:33 AM CDT Att. 5,356 - Sunny - 65 F
Tony Taylor, R (1, 4) OBP: 0.306, SLG: 0.309	0-0 F8		0-0 2-H 1B		0-0 F8			0-3 K		4 0 1 1 0 1 0	
Tony Gonzalez, L (1, 8) OBP: 0.379, SLG: 0.435	0-0 4-3		0-3 K		0-0 4-3			0-3 K		4 0 0 0 0 2 1	
Pancho Herrera, R (1, 3) OBP: 0.365, SLG: 0.443		0-3 K		0-3 K		0-3 K		0-3 K		4 0 0 0 0 4 0	
Wes Covington, L (1, 7) OBP: 0.293, SLG: 0.358		0-0 F7		0-0 1B 2B		0-0 3-1			0-0 6-3	4 1 1 0 0 0 0	
Charley Smith, R (1, 5) OBP: 0.317, SLG: 0.421		0-0 E5		0-0 2B 1B		4-0 FC4-6 BB			0-0 5-3	3 1 1 1 1 0 0	
Clay Dalrymple, L (1, 2) OBP: 0.195, SLG: 0.216		0-0 4-3		0-0 F7		0-0 FC4-6 1-2f			0-0 4-3	4 0 0 0 0 0 3	
Ruben Amaro, R (1, 6) OBP: 0.343, SLG: 0.331			0-0 L5		0-0		0-3 K			2 0 1 1 0 0 0	
Bobby Malkmus, R (7, PH) OBP: 0.250, SLG: 0.262			0-0	0-0 2-H 2B						1 0 0 0 0 1 0	
Chris Short, R (1, 1) OBP: 0.067, SLG: 0.067			0-3 K		0-3 K		4-0 G4-6-3 BB			1 0 0 0 0 1 0	
Jack Baldschun, R (3, 1)										0 0 0 0 0 0 0	
Bobby Gene Smith, R (4, PH) OBP: 0.298, SLG: 0.302										1 0 0 0 0 1 1	
Dallas Green, L (4, 1) OBP: 0.370, SLG: 0.227										0 0 0 0 0 1 0 0	
Inning Stats	R: 0 H: 0 E: 0 LOB: 0 K: 0 BB: 0 S: 3 P: 3	R: 0 H: 0 E: 1 LOB: 1 K: 1 BB: 0 S: 6 P: 6	R: 1 H: 2 E: 0 LOB: 1 K: 2 BB: 0 S: 9 P: 9	R: 2 H: 3 E: 0 LOB: 1 K: 2 BB: 0 S: 10 P: 10	R: 0 H: 0 E: 0 LOB: 0 K: 1 BB: 0 S: 5 P: 5	R: 0 H: 0 E: 0 LOB: 1 K: 1 BB: 1 S: 5 P: 9	R: 0 H: 0 E: 0 LOB: 0 K: 1 BB: 1 S: 4 P: 8	R: 0 H: 0 E: 0 LOB: 0 K: 3 BB: 0 S: 9 P: 9	R: 0 H: 0 E: 0 LOB: 0 K: 0 BB: 0 S: 3 P: 3	1B: 2 SF: 0 2B: 3 SAC: 0 3B: 0 DP: 1 HR: 0 HBP: 0	WP: 0 PA: 34 PB: 0 SB: 0 CS: 0
PITCHER Don Cardwell, R (1, 1) ERA: 4.3	IP WLS BF H R ER SO BB IBB HBP BLK WP HR S P ERA WHIP										

livebaseballscorecards.com

AB	32
R	3
H	5
RBI	3
BB	2
SO	11
LOB	6



Batter	1	2	3	4	5	6	7	8	9	AB R H RBI BB SO LOB	TOP		
Bobby Malkmus, R (1, 6) OBP: 0.250, SLG: 0.255	0-0 P4		4-0 1B BB		0-0 6-3		0-0 P6			3 1 0 0 1 0 0	Philadelphia Phillies @ Chicago Cubs Wrigley Field, Chicago, IL Sat Jul 08 1961, 3:33 AM CDT Att. 11,645 - Sunny - 70 F		
Tony Taylor, R (1, 4) OBP: 0.305, SLG: 0.312	0-0 2B		0-3 K		0-0 4-3		0-0 6-3			4 1 1 0 0 1 1			
Charley Smith, R (1, 5) OBP: 0.316, SLG: 0.423	0-0 2B		0-0 5-3		0-0 P4		0-0 5-3			4 0 1 1 0 0 1			
Pancho Herrera, R (1, 3) OBP: 0.367, SLG: 0.448	0-0 F7		0-0 1B		0-0 2B		0-0 1-3			4 1 2 1 0 0 1			
Don Demeter, R (1, 8) OBP: 0.301, SLG: 0.410	0-0 1-3		0-0 5-3		0-0 2B		0-0 P5			4 1 1 1 0 0 2			
Bobby Gene Smith, R (1, 7) OBP: 0.292, SLG: 0.295		0-0 F7		0-0 5-3	0-0 5-3		0-0 F9			3 0 0 0 0 0 1			
Jack Baldschun, R (6, 1)										0 0 0 0 0 0 0			
Tony Gonzalez, L (8, PH)										1 0 0 0 0 0 0			
Chris Short, R (8, 1)										0 0 0 0 0 0 0			
Jimmie Coker, R (1, 2) OBP: 0.531, SLG: 0.560		0-0 F7		0-0 FC6-4 1B	0-0 P3		0-0 P4			4 0 1 0 0 0 1			
Ken Walters, R (1, 9) OBP: 0.270, SLG: 0.350		0-0 FC6 1B		0-0 FC6-4 1-2f	0-0 2B		0-0 F7			4 0 2 1 0 0 1			
Jim Owens, R (1, 1)		0-0 FC6		0-3 K	0-0 L3		0-3 K			2 0 0 0 0 1 2			
Ken Lehman, L (5, 1)										0 0 0 0 0 0 0			
Lee Walls, R (6, PH) OBP: 0.322, SLG: 0.423										0 0 0 0 0 0 0			
Wes Covington, L (6, PH) OBP: 0.289, SLG: 0.353										2 0 0 0 0 1 1			
Inning Stats	R: 1 H: 2 E: 0 LOB: 1 K: 0 BB: 0 S: 5 P: 5	R: 0 H: 1 E: 0 LOB: 1 K: 0 BB: 0 S: 4 P: 4	R: 1 H: 1 E: 0 LOB: 1 K: 1 BB: 1 S: 6 P: 10	R: 0 H: 1 E: 0 LOB: 1 K: 1 BB: 0 S: 6 P: 6	R: 0 H: 0 E: 0 LOB: 0 K: 0 BB: 0 S: 3 P: 3	R: 2 H: 3 E: 0 LOB: 1 K: 0 BB: 0 S: 6 P: 6	R: 0 H: 0 E: 0 LOB: 0 K: 0 BB: 0 S: 3 P: 3	R: 0 H: 0 E: 0 LOB: 0 K: 1 BB: 0 S: 5 P: 5	R: 0 H: 0 E: 0 LOB: 0 K: 1 BB: 0 S: 5 P: 5	1B: 3 SF: 0 2B: 5 SAC: 0 3B: 0 DP: 0 HR: 0 HBP: 0	WP: 0 PA: 36 PB: 0 SB: 0 CS: 0		
PITCHER	IP WLS BF H R ER SO BB IBB HBP BLK WP HR S P ERA WHIP											PITCHER	IP WLS BF H R ER SO BB IBB HBP BLK WP HR S P ERA WHIP
Jack Curtis, L (1, 1) ERA: 4.65	5.2 W 26 8 4 4 2 1 0 0 0 0 0 0 29 33 6.35 1.588												
Barney Schultz, R (6, 1) ERA: 2.14	3.1 S 10 0 0 0 1 0 0 0 0 0 0 0 12 12 0.00 0.000												

livebaseballscorecards.com



Batter	1	2	3	4	5	6	7	8	9	AB	R	H	RBI	BB	SO	LOB
Al Heist, R OBP: 0.301, SLG: 0.327 (1, 8)	0-0 6-3		0-0 L8		0-0 SH1-3	0-0 F9				3	0	0	0	0	0	1
Jerry Kindall, R OBP: 0.316, SLG: 0.500 (1, 4)	0-3 K		4-0 14 FC6-4 1-2 BB		0-0 1B 14 BB FC3 1B	0-3 K				3	1	1	1	1	2	0
14 Ernie Banks, R OBP: 0.362, SLG: 0.485 (1, 6)	0-0 F9		0-0 FC6-4 1-2f		4-0 FC3 1B 1-2 2B BB					3	1	0	0	1	1	2
George Altman, L OBP: 0.412, SLG: 0.670 (1, 9)		0-0 G6-4-3 BB 1B		4-0 S 2B BB	0-0 FC3 1-2 2-3 2B 1B			0-3 K		3	2	2	0	1	1	0
Billy Williams, L OBP: 0.349, SLG: 0.478 (1, 7)		4-0 G6-4-3 1-2 BB		0-3 K	0-0 FC3 2B			0-0 4-3		3	0	0	1	1	1	3
Ron Santo, R OBP: 0.379, SLG: 0.462 (1, 5)		0-0 G6-4-3 1-2f 2-3		0-0 PB 2B	0-0 1-3 2-3 3-H 2B			0-0 PB 1B		4	1	3	3	0	0	2
Sammy Taylor, L OBP: 0.350, SLG: 0.533 (1, 2)		0-0 4-3		0-0 3-1	0-0 G3			0-3 K		3	0	0	0	0	0	3
Moe Thacker, R OBP: 0.444, SLG: 0.200 (8, 2)				0-0 2-H				1-2 K		1	0	0	0	0	1	1
Ed Bouchee, L OBP: 0.392, SLG: 0.418 (1, 3)			0-0 P3	0-3 K	0-0 F7			0-0 F8		4	0	0	0	0	1	3
Jack Curtis, L OBP: 0.226, SLG: 0.179 (1, 1)			4-0 BB		0-0 SH1-3 1B			0-3 K		1	1	1	0	1	0	0
Barney Schultz, R (6, 1)						0-0 5-3				2	0	0	0	0	1	1

Inning Stats	R: 0	H: 0	E: 0	K: 1	S: 5	L: 0	LOB: 0	BB: 0	P: 5	R: 0	H: 1	E: 0	K: 0	S: 3	L: 0	LOB: 1	BB: 1	P: 7	R: 0	H: 0	E: 0	K: 0	S: 3	R: 2	H: 1	E: 0	K: 2	S: 8	L: 0	LOB: 0	BB: 1	P: 12	R: 4	H: 4	E: 0	K: 0	S: 8	R: 0	H: 0	E: 0	K: 1	S: 5	L: 0	LOB: 0	BB: 0	P: 5	R: 0	H: 0	E: 0	K: 2	S: 7	L: 0	LOB: 0	BB: 0	P: 7	R: 0	H: 1	E: 0	K: 2	S: 8	L: 0	LOB: 1	BB: 0	P: 8
1B: 4	2B: 3	3B: 0	HR: 0	SF: 0	SAC: 1	DP: 1	HBP: 0	WP: 0	PA: 36																																																							

PITCHER	IP	WLS	BF	H	R	ER	SO	BB	IBB	HBP	BLK	WP	HR	S	P	ERA	WHIP
Jim Owens, R (1, 1) ERA: 6.35	4.1	L	22	5	6	5	3	5	0	0	0	0	0	23	43	10.38	2.308
Ken Lehman, L (5, 1) ERA: 4.06	0.2		4	1	0	0	0	0	0	0	0	0	0	4	4	0.00	1.500
Jack Baldschun, R (6, 1) ERA: 5.55	2.0		6	0	0	0	3	0	0	0	0	0	0	12	12	0.00	0.000
Chris Short, L (8, 1) ERA: 6.33	1.0		4	1	0	0	2	0	0	0	0	0	0	8	8	0.00	1.000

Philadelphia Phillies @ Chicago Cubs
Wrigley Field, Chicago, IL
Sat Jul 08 1961, 3:33 AM CDT
Att: 11,645 - Sunny - 70 F

AB	30
R	6
H	7
RBI	5
BB	5
SO	8
LOB	16

Batter	1	2	3	4	5	6	7	8	9	AB R H RBI BB SO LOB	TOP																									
Johnny Callison, L (1, 7) OBP: 0.340, SLG: 0.384	0-0 E4 FC5-4 1B		0-0 FC6-4 1B	0-0 1B			4-0 BB G6-4-3 BB			3 0 2 0 1 0 0	Philadelphia Phillies @ Chicago Cubs Wrigley Field, Chicago, IL Sun Jul 09 1961, 3:38 AM CDT Att. 20,556 - Sunny - 76 F																									
Bobby Malkmus, R (1, 4) OBP: 0.256, SLG: 0.261	0-0 FC5-4 1B		0-0 FC6-4 1B	0-0 F9			0-0 G6-4-3			4 2 0 0 0 0 6																										
Charley Smith, R (1, 5) OBP: 0.321, SLG: 0.418	0-0 1B		4-0 1B BB				0-0 F9			3 0 1 1 1 0 0																										
Pancho Herrera, R (1, 3) OBP: 0.360, SLG: 0.448	0-3 K		0-0 F3					0-3 K		4 0 0 0 0 3 3																										
Don Demeter, R (1, 8) OBP: 0.313, SLG: 0.430		0-0 HR	0-0 1B			0-0 4-3		4-0 1B BB		3 1 2 3 1 0 0																										
Tony Gonzalez, L (1, 9) OBP: 0.380, SLG: 0.439		0-0 G3		0-0 1B 2B		0-0 SH1 1B		0-3 K		4 1 2 0 0 1 1																										
Ruben Amaro, R (1, 6) OBP: 0.343, SLG: 0.331		0-0 6-3		0-3 K		0-0 SH1		0-0 1B		3 0 1 0 0 1 1																										
Darrell Johnson, R (1, 2) Clay Dalrymple, L (3, 2) OBP: 0.197, SLG: 0.217		0-3 K		0-0 FC1-6 1B		0-3 K		0-0 G3		1 0 0 0 0 1 0 3 0 1 1 0 1 3																										
Frank Sullivan, R (1, 1) Chris Short, R (4, 1) Robin Roberts, S (6, 1) Jack Baldschun, R (7, 1)			0-0 FC6-4 1B	0-0 FC1-6 1B		0-0 L4				2 1 1 0 0 0 1 1 0 0 0 0 0 1 0 0 0 0 0 0 0 0 0 0 0 0 0 0																										
Inning Stats	R: 1 E: 2 K: 1 S: 6	H: 1 LOB: 0 BB: 0 P: 6	R: 1 E: 0 K: 1 S: 6	H: 1 LOB: 0 BB: 0 P: 6	R: 2 E: 0 K: 0 S: 5	H: 3 LOB: 2 BB: 1 P: 9	R: 1 E: 0 K: 1 S: 8	H: 3 LOB: 2 BB: 0 P: 8	R: 0 E: 0 K: 1 S: 5	H: 0 LOB: 0 BB: 0 P: 5		R: 0 E: 0 K: 1 S: 6	H: 1 LOB: 1 BB: 0 P: 6	R: 0 E: 0 K: 0 S: 2	H: 0 LOB: 0 BB: 1 P: 6	R: 0 E: 0 K: 2 S: 8	H: 1 LOB: 2 BB: 1 P: 12	1B: 8 2B: 1 3B: 0 HR: 1	SF: 0 SAC: 1 DP: 1 HBP: 0	WP: 0 PB: 0 SB: 0 CS: 0	PA: 35															
PITCHER	IP WLS BF H R ER SO BB IBB HBP BLK WP HR S P ERA WHIP																																			
Jim Brewer, L (1, 1) ERA: 7.31	2.1		12	4	4	3	2	1	0	0	0	0	1	15	19	11.57	2.143																			
Don Elston, R (3, 1) ERA: 5.64	1.2		8	4	1	1	1	0	0	0	0	0	0	10	10	5.40	2.400																			
Dick Ellsworth, L (5, 1) ERA: 4.7	4.0	W	15	2	0	0	4	2	0	0	0	0	0	21	29	0.00	1.000																			

livebaseballscorecards.com

AB	31
R	5
H	10
RBI	5
BB	3
SO	7
LOB	16



Batter	1	2	3	4	5	6	7	8	9
Al Heist, R OBP: 0.311, SLG: 0.360 (1, 8) X	0-0 HBP 14 E 1B	0-3 K		0-0 F9		0-0 14 WP 1B 2B	0-0 G3		
Jerry Kindall, R OBP: 0.333, SLG: 0.513 (1, 4) H	1-0 F8 14 E HBP 1-2	0-0 FC6-4		0-0 14 2B 1B		4-0 14 WP 1B BB	0-3 K		
14 Ernie Banks, R OBP: 0.366, SLG: 0.487 (1, 6) X	0-0 E5 1-2 2-H		0-0 2B 1B	0-0 2B		4-0 1B 1-2 2-3 IBB	0-0 F9		
George Altman, L OBP: 0.408, SLG: 0.660 (1, 9) X	0-0 F8 2-3		0-0 P6	0-3 K		0-3 K	4-0 1B BB		
Billy Williams, L OBP: 0.355, SLG: 0.487 (1, 7) X	0-0 F6		0-0 2B 1-H		0-0 6-3	0-0 1-2 2-H 3-H 1B	0-0 F8		
Ron Santo, R OBP: 0.380, SLG: 0.465 (1, 5) X	0-0 5-3		0-0 1B 2B 2-H		0-0 F7	0-3 K	0-0 1-2 1B		
Ed Bouchee, L OBP: 0.403, SLG: 0.461 (1, 3) X		0-0 2B	0-0 CS 2B 1B 2-H		0-0 F7		0-0 G3 HR		
Moe Thacker, R OBP: 0.425, SLG: 0.179 (1, 2) X		0-3 K	0-3 K			4-0 SH1-4 2B BB	0-3 K		
Jim Brewer, L OBP: 0.333, SLG: 0.200 (1, 1) X		4-0 BB	0-0 CS	0-0 4-3		0-0 SH1-4	0-0 G3		
Don Elston, R OBP: 0.286, SLG: 0.286 (3, 1) X									
Richie Ashburn, L OBP: 0.340, SLG: 0.263 (4, PH) X									
Dick Ellsworth, L OBP: 0.125, SLG: 0.069 (5, 1) X									

Inning Stats	R: 1	H: 1	E: 1	K: 0	S: 5	LOB: 2	BB: 0	P: 6
	R: 0	H: 1	E: 0	K: 2	S: 8 <td>LOB: 2</td> <td>BB: 1</td> <td>P: 12</td>	LOB: 2	BB: 1	P: 12
	R: 3	H: 4	E: 0	K: 1	S: 8 <td>LOB: 0</td> <td>BB: 0</td> <td>P: 8</td>	LOB: 0	BB: 0	P: 8
	R: 0	H: 2	E: 0	K: 1	S: 7 <td>LOB: 2</td> <td>BB: 0</td> <td>P: 7</td>	LOB: 2	BB: 0	P: 7
	R: 0	H: 0	E: 0	K: 0	S: 3 <td>LOB: 0</td> <td>BB: 0</td> <td>P: 3</td>	LOB: 0	BB: 0	P: 3
	R: 3	H: 2	E: 0	K: 2	S: 9 <td>LOB: 2</td> <td>BB: 3</td> <td>P: 21</td>	LOB: 2	BB: 3	P: 21
	R: 1	H: 2	E: 0	K: 2	S: 9 <td>LOB: 1</td> <td>BB: 0</td> <td>P: 9</td>	LOB: 1	BB: 0	P: 9
	R: 0	H: 1	E: 0	K: 0	S: 4 <td>LOB: 2</td> <td>BB: 1</td> <td>P: 8</td>	LOB: 2	BB: 1	P: 8


PITCHER	IP	WLS	BF	H	R	ER	SO	BB	IBB	HBP	BLK	WP	HR	S	P	ERA	WHIP
Frank Sullivan, R ERA: 4.04 (1, 1)	3.2		21	8	4	3	3	1	0	1	0	0	0	25	30	7.36	2.455
Chris Short, L ERA: 6.59 (4, 1)	2.0	L	11	2	3	3	2	2	1	0	0	1	0	12	24	13.50	2.000
Robin Roberts, R ERA: 5.32 (6, 1)	1.0		5	2	1	1	2	0	0	0	0	0	1	9	9	9.00	2.000
Jack Baldschun, R ERA: 5.21 (7, 1)	1.1		6	1	0	0	1	1	0	0	0	0	0	7	11	0.00	1.500

BOTTOM

Philadelphia Phillies @ Chicago Cubs
Wrigley Field, Chicago, IL
Sun Jul 09 1961, 3:38 AM CDT
Att. 20,556 - Sunny - 76 F

AB	R	H	RBI	BB	SO	LOB
5	2	2	1	0	1	3
3	1	1	0	1	1	3
4	1	2	0	1	0	1
4	0	0	0	1	2	8
5	1	2	3	0	0	3
5	1	2	1	0	1	4
5	1	3	2	0	0	2
3	1	0	0	1	3	2
0	0	0	0	1	0	0
0	0	0	0	0	0	0
1	0	0	0	0	0	0
1	0	1	0	0	0	0

AB	36
R	8
H	13
RBI	7
BB	5
SO	8
LOB	26



WP	HR	S	P	ERA	WHIP
1	1	8	8		
0	0	0	0		
0	0	0	0		
0	0	0	0		
1	1	1	1		

Batter	1	2	3	4	5	6	7	8	9	AB R H RBI BB SO LOB	TOP	
Bobby Malkmus, R (1, 4) OBP: 0.264, SLG: 0.277	2-1 BB 2B 1B		1-1 B1-3		1-0 L3-6 2B		1-3 K			4 1 2 0 0 1 1		
Johnny Callison, L (1, 7) OBP: 0.351, SLG: 0.394	4-2 2B BB		0-0 WP 2B		4-2 BB		2-1 G4-6-3 1B			2 1 2 0 2 0 0		
Don Demeter, R (1, 8) OBP: 0.312, SLG: 0.432	0-1 2B 1-H 2-H		2-3 K 2-3		0-1 L3-6 2-3		3-3 K			4 0 1 2 0 2 4		
Tony Gonzalez, L (1, 9) OBP: 0.377, SLG: 0.432	2-2 F8		4-1 BB		0-1 F8		1-2 G4-6-3 1-2f			3 0 0 0 1 0 2		
Charley Smith, R (1, 5) OBP: 0.316, SLG: 0.410	2-3 K		0-1 F7		2-0 F3		0-1 6-3			0 0 0 0 0 0 0		
Pancho Herrera, R (1, 3) OBP: 0.355, SLG: 0.441	1-3 K			3-2 F3		0-3 K		1-1 5-3		4 0 0 0 0 2 1		
Darrell Johnson, R (1, 2)		0-1 F8		0-0 1-3		0-1 F9		0-0 1B		2 0 0 0 0 0 0		
Jack Baldschun, R (4, 1)										0 0 0 0 0 0 0		
Wes Covington, L (7, PH) OBP: 0.286, SLG: 0.355										1 0 0 0 0 0 0		
Don Ferrarese, R (7, 1) OBP: 0.211, SLG: 0.167										0 0 0 0 0 0 0		
Elmer Valo, L (9, PH) OBP: 0.283, SLG: 0.255										1 0 1 0 0 0 0		
Ruben Amaro, R (1, 6) OBP: 0.337, SLG: 0.324		1-1 F8		1-2 1-3		1-2 F9		3-2 F7		4 0 0 0 0 0 1		
Art Mahaffey, R (1, 1) OBP: 0.095, SLG: 0.098										1 0 0 0 0 1 0		
Clay Dalrymple, L (4, 2) OBP: 0.200, SLG: 0.220					1-1 4-3		3-1 1B			2 0 1 0 0 0 0		
Inning Stats	R: 2 H: 2 E: 0 LOB: 1 K: 2 BB: 1 S: 17 P: 28	R: 0 H: 0 E: 0 LOB: 0 K: 1 BB: 0 S: 7 P: 11	R: 0 H: 1 E: 0 LOB: 2 K: 1 BB: 1 S: 9 P: 16	R: 0 H: 0 E: 0 LOB: 0 K: 0 BB: 0 S: 9 P: 13	R: 0 H: 1 E: 0 LOB: 1 K: 0 BB: 1 S: 7 P: 13	R: 0 H: 0 E: 0 LOB: 0 K: 1 BB: 0 S: 6 P: 8	R: 0 H: 1 E: 0 LOB: 1 K: 1 BB: 0 S: 15 P: 20	R: 0 H: 1 E: 0 LOB: 0 K: 1 BB: 0 S: 8 P: 14	R: 0 H: 1 E: 0 LOB: 1 K: 0 BB: 0 S: 10 P: 14	1B: 4 SF: 0 2B: 4 SAC: 0 3B: 0 DP: 2 HR: 0 HBP: 0	WP: 1 PA: 35 PB: 0 SB: 0 CS: 0	
PITCHER Stan Williams, R (1, 1) ERA: 4.0	IP WLS BF H R ER SO BB IBB HBP BLK WP HR S P ERA WHIP	9.0 W 35 7 2 2 7 3 0 0 0 1 0 88 137 2.00 1.111										

Philadelphia Phillies @ Los Angeles Dodgers
Los Angeles Memorial Coliseum, Los Angeles, CA
Thu Jul 13 1961, 10:05 PM EDT
Att. 14,238 - Unknown

AB	28
R	2
H	7
RBI	2
BB	3
SO	6
LOB	9



Batter	1	2	3	4	5	6	7	8	9
Maury Wills, S OBP: 0.383, SLG: 0.375 (1, 6)	3-2 L8		2-2 4-3	1-2 5-3		4-0 E S 2B BB		2-1 F4	
Jim Gilliam, S OBP: 0.379, SLG: 0.376 (1, 5)	2-3 K			3-1 F8		1-1 PO 1-H 2B			
Ron Fairly, L OBP: 0.413, SLG: 0.519 (1, 9)	0-1 1-3			0-1 1B WP 1B	4-0 SH1-3 1B BB	4-1			
Wally Moon, L OBP: 0.450, SLG: 0.568 (1, 7)		1-0 1-3		4-0 1B 1B 1B BB	2-2 SH1-3 1B	2-2 PO 2-3	0-0 P6		
Tommy Davis, R OBP: 0.347, SLG: 0.468 (1, 8)		1-3 K		1-0 1B 1B 1B E 1B	1-0 SH1-3		0-3 K		
Norm Larker, L OBP: 0.319, SLG: 0.376 (1, 3)			3-1 F5	0-2 E 2B 1B	2-2 F5		1-0 F8		
Gil Hodges, R OBP: 0.325, SLG: 0.408 (7, PH) (8, 3)				1-2 2-3 3-H E 2B 1B					
John Roseboro, L OBP: 0.346, SLG: 0.507 (1, 2)			1-0 F9	3-2 E2 2B 1B	1-2 3-1		0-0 B3		
Charlie Neal, R OBP: 0.305, SLG: 0.380 (1, 4)			2-2 E 1B	4-0 2B IBB		1-1 5-3	4-2 SH1-4 BB		
Stan Williams, R OBP: 0.224, SLG: 0.217 (1, 1)			2-3 K	0-2 1-H 2-H 3-H 2B		0-0 5-3	1-1 SH1-4 1-2		

Inning Stats	R: 0	H: 0	E: 0	K: 1	S: 9	LOB: 0	BB: 0	P: 14	R: 0	H: 0	E: 0	K: 1	S: 6	LOB: 0	BB: 0	P: 11	R: 0	H: 1	E: 1	K: 1	S: 10	LOB: 1	BB: 0	P: 17	R: 6	H: 5	E: 1	K: 0	S: 23	LOB: 1	BB: 2	P: 41	R: 0	H: 1	E: 0	K: 0	S: 10	LOB: 2	BB: 1	P: 20	R: 1	H: 1	E: 0	K: 0	S: 9	LOB: 1	BB: 2	P: 20	R: 0	H: 0	E: 0	K: 1	S: 6	LOB: 0	BB: 0	P: 7	R: 0	H: 0	E: 0	K: 0	S: 7	LOB: 1	BB: 1	P: 14
1B: 6	SF: 0	2B: 2	SAC: 2	3B: 0	DP: 0	HR: 0	HBP: 0	WP: 1	PA: 38	PB: 0	SB: 1	CS: 0																																																				

PITCHER	IP	WLS	BF	H	R	ER	SO	BB	IBB	HBP	BLK	WP	HR	S	P	ERA	WHIP
Art Mahaffey, R ERA: 3.9 (1, 1)	3.1	L	18	6	6	5	3	1	1	0	0	1	0	42	73	13.50	2.100
Jack Baldschun, R ERA: 5.09 (4, 1)	2.2		12	2	1	1	0	3	0	0	0	0	0	25	50	3.38	1.875
Don Ferrarese, L ERA: 4.17 (7, 1)	2.0		7	0	0	0	1	1	0	0	0	0	0	13	21	0.00	0.500

BOTTOM

Philadelphia Phillies @ Los Angeles Dodgers
Los Angeles Memorial Coliseum, Los Angeles, CA

livebaseballscorecards.com

AB	29
R	7
H	8
RBI	6
BB	6
SO	4
LOB	9



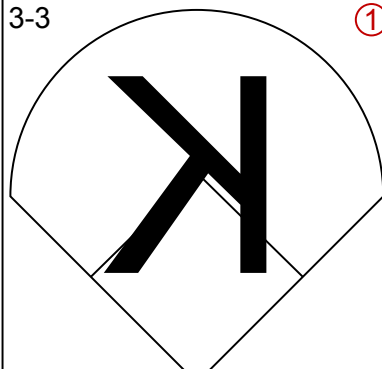
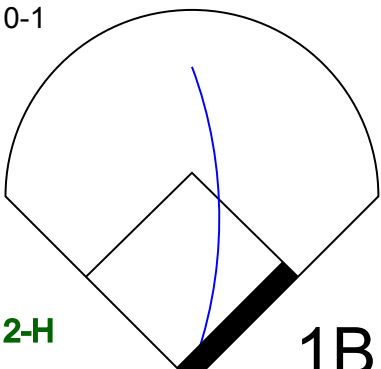
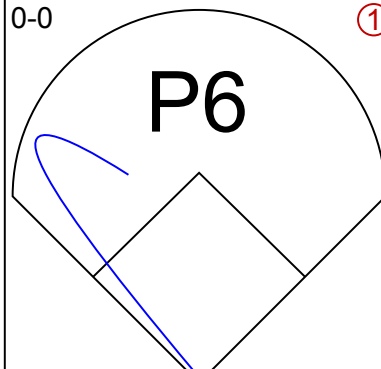
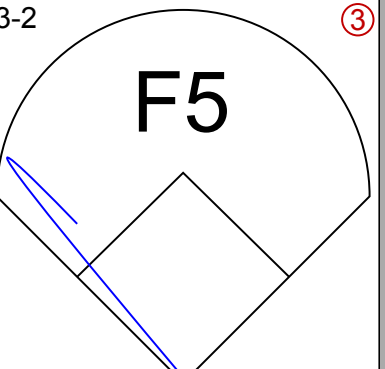
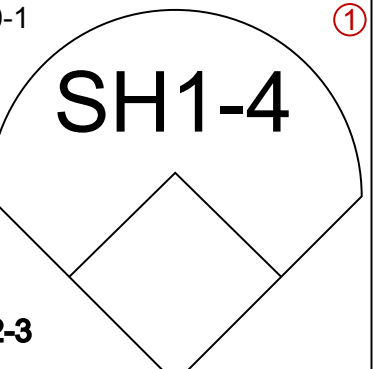

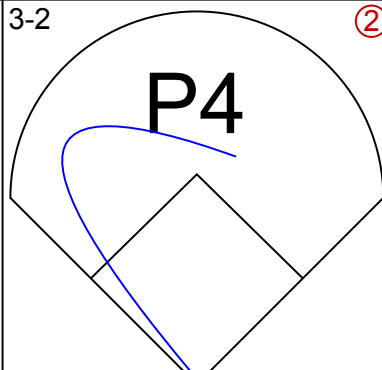
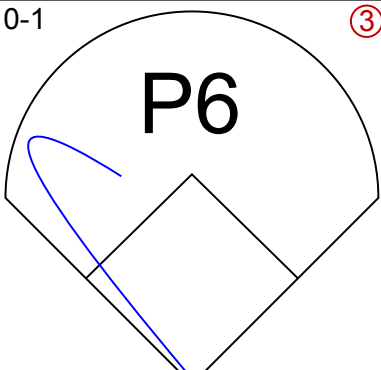
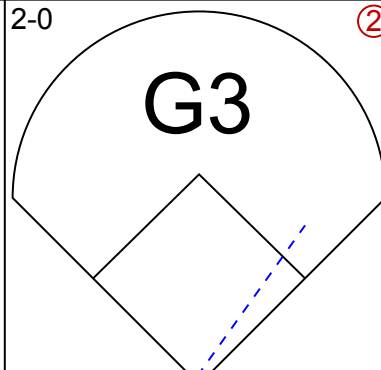
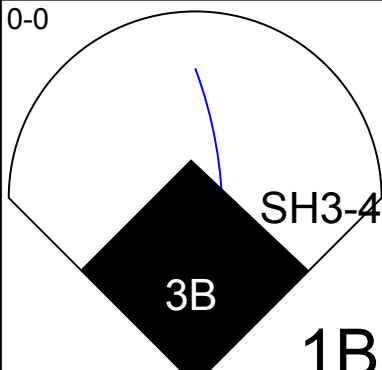
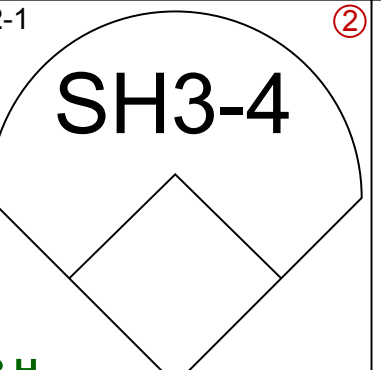
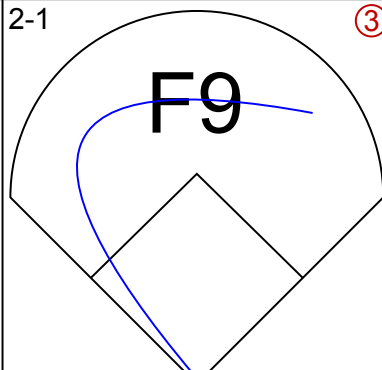
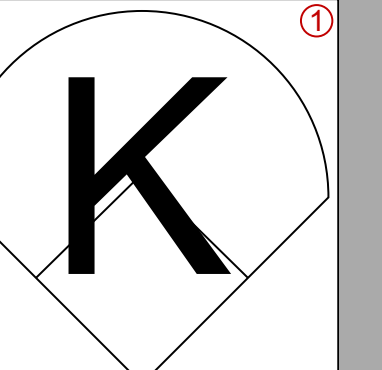
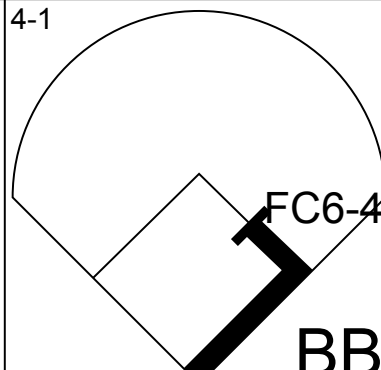
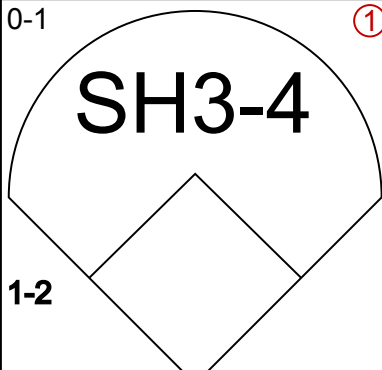
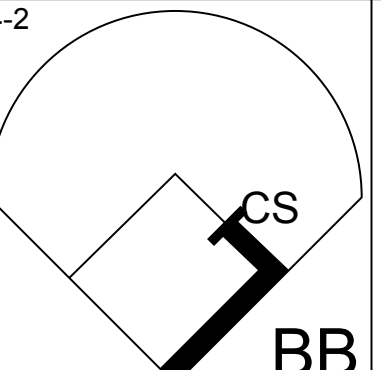
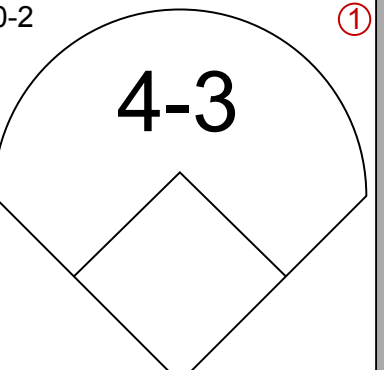
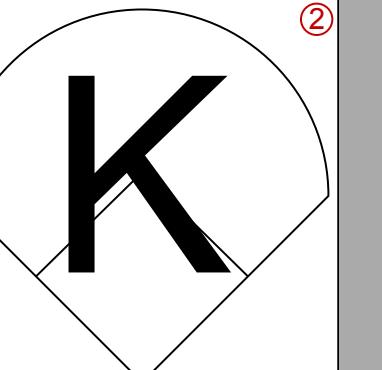
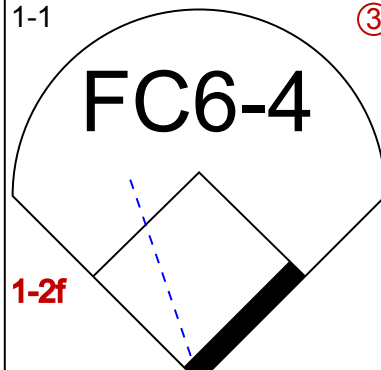
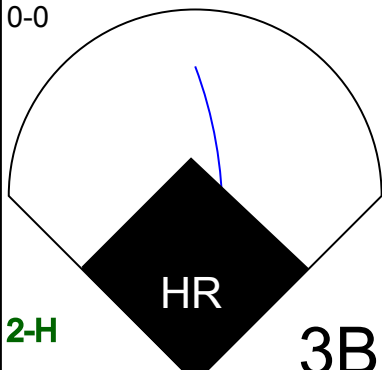
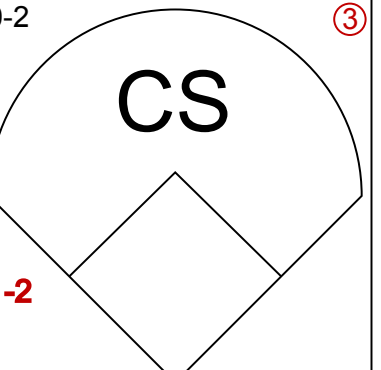
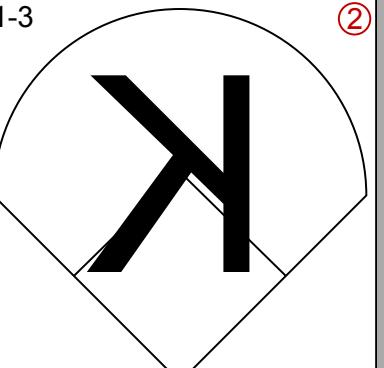
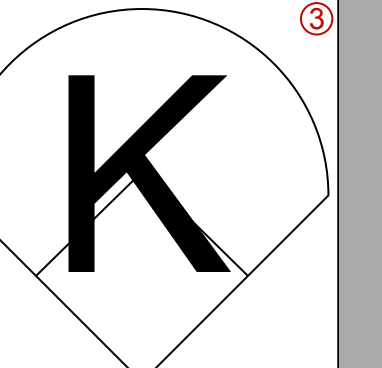
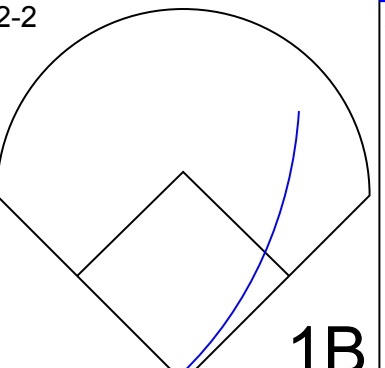
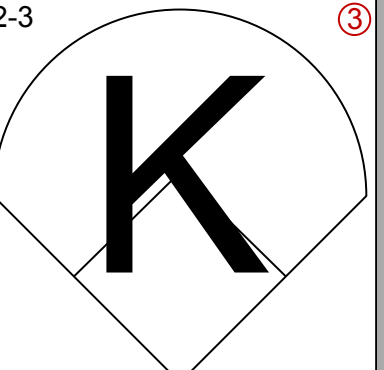
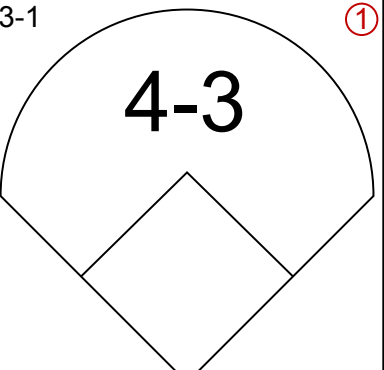
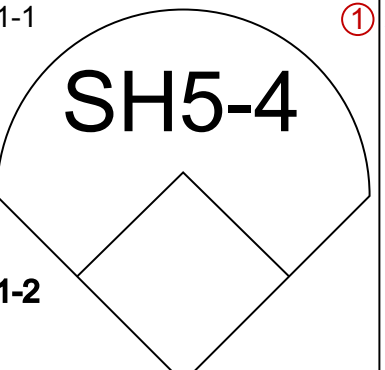
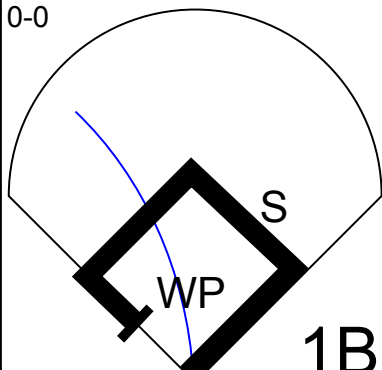
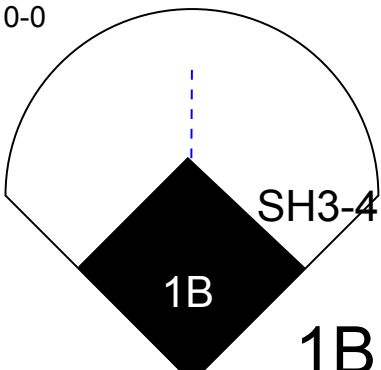
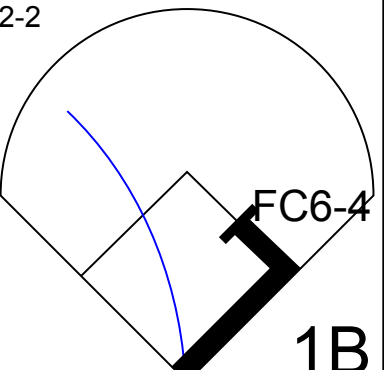
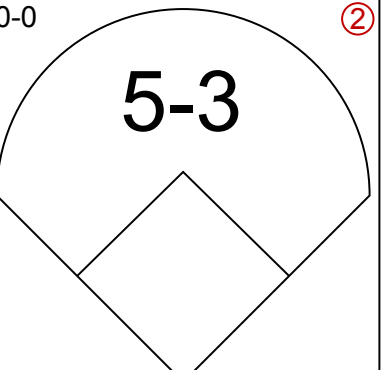
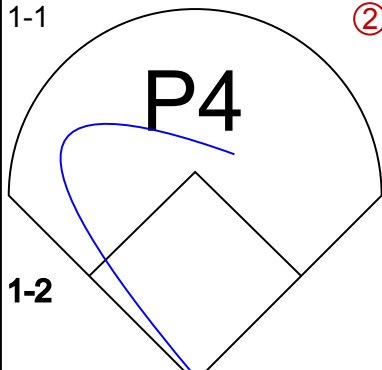
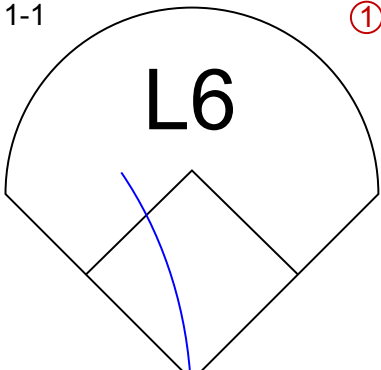
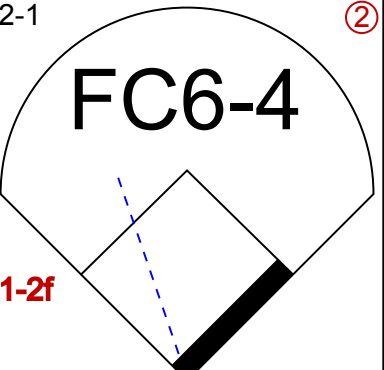
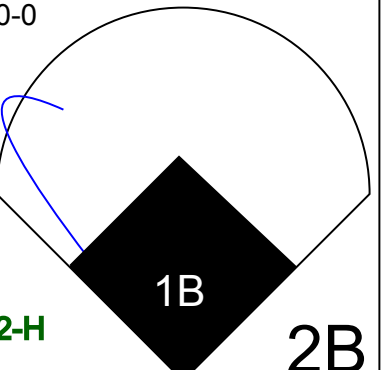
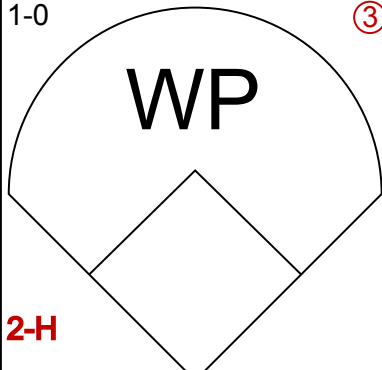
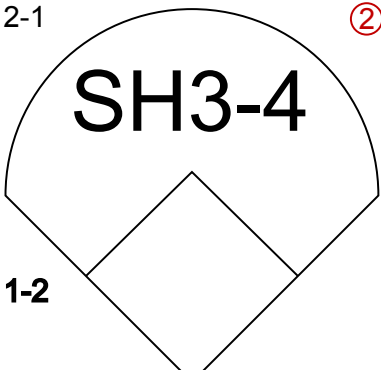
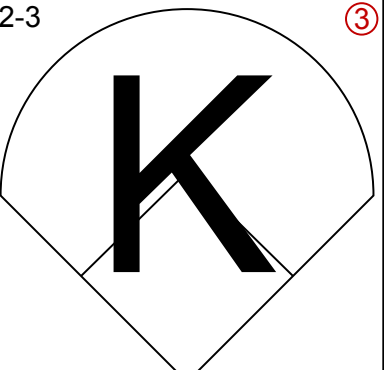
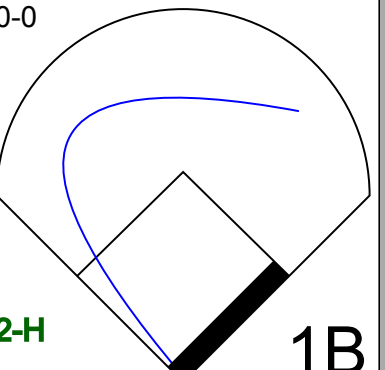
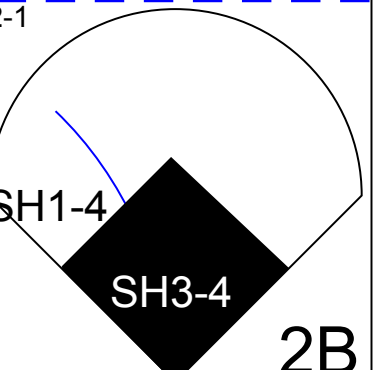
WP	PA	ERA	WHIP
1	38		

Thu Jul 13 1961, 10:05 PM EDT
Att. 14,238 - Unknown

Batter	1	2	3	4	5	6	7	8	9	10	AB R H RBI BB SO LOB	TOP					
Bobby Malkmus, R (1, 4) OBP: 0.271, SLG: 0.303 Wes Covington, L (8, PH) OBP: 0.290, SLG: 0.359 Jack Baldschun, R (8, 1)	4-1 SH2-3 BB		2-2 HR	0-0 6-3		1-1 P6		1-1 HBP WP 1B		1-3 K	3 1 1 1 1 0 5 1 0 1 1 0 0 0 1 0 0 0 0 1 1	Philadelphia Phillies @ Los Angeles Dodgers Los Angeles Memorial Coliseum, Los Angeles, CA Fri Jul 14 1961, 10:05 PM EDT Att. 13,871 - Unknown					
Johnny Callison, L (1, 7) OBP: 0.352, SLG: 0.389	0-1 SH2-3		2-2 F7		0-0 4-3		0-0 F8	4-2 HBP BB		4-0 HBP 1B IBB	3 1 0 0 2 0 0						
Don Demeter, R (1, 8) OBP: 0.317, SLG: 0.431	0-1 4-3		2-2 5-3		1-0 G5-4-3 1B		2-2 5-3	2-0 HBP		0-0 BB HBP 1B	5 0 2 1 0 0 1						
Pancho Herrera, R (1, 3) OBP: 0.355, SLG: 0.435	4-2 BB		4-0 BB		0-0 G5-4-3		2-1 F2	0-3 K		1-3 K	4 0 0 0 2 2 6						
Charley Smith, R (1, 5) OBP: 0.316, SLG: 0.406	1-3 K		0-3 K			1-1 P3		0-0 1B	1-2 6-3	3-1 HBP	0 1 0 0 0 0 0						
Tony Gonzalez, L (1, 9)		1-0 CS 1B		2-2 SH5-4 1B HBP		2-2 4-3		2-1 F9	0-0 HR	4-2 FC5-4 BB	4 1 2 2 1 0 1						
Ruben Amaro, R (1, 6) OBP: 0.341, SLG: 0.330		0-2 SAFE F9		0-1 SH5-4 1B		0-0 E 1B		1-0 3B 1B	0-0 B1	0-1 FC5-4	6 1 3 0 0 0 4						
Clay Dalrymple, L (1, 2) OBP: 0.203, SLG: 0.228 Bobby Gene Smith, R (6, PH) OBP: 0.301, SLG: 0.301 Darrell Johnson, R (6, 2)		3-1 2B		0-0 F9		1-2 E 1B		2-3 K	1-3 K		2 0 1 0 0 0 2 1 0 1 0 0 0 0 2 0 0 0 0 2 2						
John Buzhardt, R (1, 1) OBP: 0.143, SLG: 0.080 Don Ferrarese, R (4, 1) OBP: 0.211, SLG: 0.167 Ken Walters, R (6, PH) OBP: 0.273, SLG: 0.352 Frank Sullivan, R (6, 1) Lee Walls, R (8, PH) OBP: 0.298, SLG: 0.050 OBP: 0.339, SLG: 0.509		3-3 K		0-0 SH5-4		1-1 E6		0-1 1B 3B		1-0 1B 3B	1 0 0 0 0 1 1 0 0 0 0 0 0 0 1 0 0 0 0 0 2 0 0 0 0 0 0 0 2 2 2 2 0 0 0						
Inning Stats	R: 0 H: 0 E: 0 LOB: 2 K: 1 BB: 2 S: 10 P: 19	R: 0 H: 2 E: 0 LOB: 1 K: 1 BB: 0 S: 10 P: 17	R: 1 H: 1 E: 0 LOB: 1 K: 1 BB: 1 S: 12 P: 22	R: 0 H: 1 E: 0 LOB: 2 K: 0 BB: 0 S: 7 P: 9	R: 0 H: 1 E: 0 LOB: 0 K: 0 BB: 0 S: 3 P: 4	R: 0 H: 2 E: 1 LOB: 3 K: 0 BB: 0 S: 13 P: 19	R: 0 H: 0 E: 0 LOB: 0 K: 0 BB: 0 S: 6 P: 10	R: 3 H: 4 E: 0 LOB: 3 K: 2 BB: 1 S: 16 P: 28	R: 1 H: 1 E: 0 LOB: 0 K: 1 BB: 0 S: 11 P: 13	R: 2 H: 2 E: 0 LOB: 3 K: 2 BB: 2 S: 13 P: 27	1B: 9 SF: 0 2B: 1 SAC: 2 3B: 2 DP: 1 HR: 2 HBP: 3		WP: 1 PA: 52 PB: 0 SB: 0 CS: 1				
PITCHER	IP WLS BF H R ER SO BB IBB HBP BLK WP HR S P ERA WHIP																
Johnny Podres, L (1, 1) ERA: 3.05	7.2																
Turk Farrell, R (8, 1) ERA: 4.74	0.0																
Ron Perranoski, L (8, 1) ERA: 2.37	0.0																
Roger Craig, R (8, 1) ERA: 6.02	2.1	L	13	3	3	3	4	1	1	1	0	0	1	27	43	11.57	1.714

AB	36
R	7
H	13
RBI	7
BB	6
SO	6
LOB	25



Batter	1	2	3	4	5	6	7	8	9	AB R H RBI BB SO LOB	TOP														
Bobby Malkmus, R (1, 4) OBP: 0.270, SLG: 0.302	3-3 		0-1 2-H  1B			0-0 	3-2 		0-1 	4 0 1 2 0 1 1	<p>Philadelphia Phillies @ Los Angeles Dodgers Los Angeles Memorial Coliseum, Los Angeles, CA</p> <p>Sat Jul 15 1961, 6:33 AM EDT Att. 8,062 - Unknown</p> <p>livebaseballscorecards.com</p> <table border="1"> <tr><td>AB</td><td>28</td></tr> <tr><td>R</td><td>7</td></tr> <tr><td>H</td><td>9</td></tr> <tr><td>RBI</td><td>5</td></tr> <tr><td>BB</td><td>2</td></tr> <tr><td>SO</td><td>5</td></tr> <tr><td>LOB</td><td>9</td></tr> </table> 	AB	28	R	7	H	9	RBI	5	BB	2	SO	5	LOB	9
AB	28																								
R	7																								
H	9																								
RBI	5																								
BB	2																								
SO	5																								
LOB	9																								
Johnny Callison, L (1, 7) OBP: 0.352, SLG: 0.387	3-2 		0-1 			2-0 		0-0  3B 1B	2-1 	4 1 1 0 1 0 1															
Don Demeter, R (1, 8) OBP: 0.318, SLG: 0.426	2-1 				0-3 	4-1  BB		0-1  1-2	4-2  BB	2 0 0 0 1 1 0															
Lee Walls, R (1, 3) OBP: 0.333, SLG: 0.525		0-2 		0-3 		1-1  1-2f		0-0  3B	0-2  1-2	4 1 1 1 0 1 1															
Charley Smith, R (1, 5) OBP: 0.319, SLG: 0.421		1-3 		2-3 			2-2 			0 2 0 0 0 0 0															
Tony Gonzalez, L (1, 9) OBP: 0.385, SLG: 0.447		2-3 			3-1 		1-1  1-2	0-0  1B		3 0 1 0 0 1 0															
Darrell Johnson, R (1, 2) OBP: 0.222, SLG: 0.222			0-0  1B 1B		2-2  1B		0-0 	1-1  1-2		4 1 2 0 0 0 2															
Ruben Amaro, R (1, 6) OBP: 0.344, SLG: 0.344			1-1 		2-1  1-2f		0-0  2B	1-0 		5 2 2 1 0 0 3															
Chris Short, R (1, 1) OBP: 0.111, SLG: 0.111			2-1  1-2		2-3 		0-0  2-H		2-1  SH3-4 2B	2 0 1 1 0 1 1															
Inning Stats	R: 0 E: 0 K: 1 S: 10	H: 0 LOB: 0 BB: 0 P: 18	R: 0 E: 0 K: 2 S: 9	H: 0 LOB: 0 BB: 0 P: 12	R: 1 E: 0 K: 0 S: 9	H: 2 LOB: 1 BB: 0 P: 12	R: 0 E: 0 K: 3 S: 10	H: 0 LOB: 0 BB: 0 P: 12	R: 0 E: 0 K: 1 S: 10	H: 1 LOB: 1 BB: 0 P: 19	R: 0 E: 0 K: 0 S: 5	H: 0 LOB: 1 BB: 1 P: 12	R: 2 E: 0 K: 0 S: 12	H: 3 LOB: 1 BB: 0 P: 18	R: 3 E: 0 K: 0 S: 8	H: 4 LOB: 0 BB: 0 P: 10	R: 1 E: 0 K: 0 S: 10	H: 1 LOB: 0 BB: 1 P: 18	1B: 7 2B: 2 3B: 1 HR: 1	SF: 0 SAC: 5 DP: 0 HBP: 0	WP: 1 PB: 0 SB: 1 CS: 1	PA: 40			
PITCHER	IP WLS BF H R ER SO BB IBB HBP BLK WP HR S P ERA WHIP																								
Sandy Koufax, L (1, 1) ERA: 3.46	7.1 L 31 8 5 5 7 1 0 0 0 0 0 0 69 107 6.14 1.227																								
Turk Farrell, R (8, 1) ERA: 4.83	0.2 4 2 1 1 0 0 0 0 0 0 1 1 4 6 13.50 3.000																								
Jim Golden, R (9, 1) ERA: 6.0	1.0 4 1 1 1 0 1 0 0 0 0 0 0 10 18 9.00 2.000																								

Batter	1	2	3	4	5	6	7	8	9	AB R H RBI BB SO LOB
Jim Gilliam, S (1, 5) OBP: 0.378, SLG: 0.369	0-1 P6		2-2 F2			0-1 P4		1-2 FC5-4 1B		4 0 1 0 0 0 0
Bob Aspromonte, R (1, 6) OBP: 0.333, SLG: 0.300	1-0 F9		2-3 K			0-2 G4-6-3 1B		0-2 FC5-4 1-2f		4 0 1 0 0 1 1
Wally Moon, L (1, 7) OBP: 0.450, SLG: 0.560	4-2 PB 1B BB		4-1 CS BB			2-0 G4-6-3 1-2f			2-1 1-5-3	2 1 0 0 2 0 1
Tommy Davis, R (1, 8) OBP: 0.350, SLG: 0.465	2-1 1-H 2B 1B		1-2 CS 1-2	1-1 P6			0-0 6-3		1-1 E 1B	4 1 2 1 0 0 0
Frank Howard, R (1, 9) OBP: 0.322, SLG: 0.492	1-0 1-H 2B			3-2 6-3			0-0 2B		0-0 E4 G6-4-3	4 0 2 1 0 0 1
Gil Hodges, R (1, 3) OBP: 0.320, SLG: 0.391	2-2 F5			2-0 6-3			0-0 F7		2-2 G6-4-3 1-2f	4 0 0 0 0 0 4
Charlie Neal, R (1, 4) OBP: 0.304, SLG: 0.389		1-2 F9			1-2 F8		3-2 P4			3 0 0 0 0 0 1
John Roseboro, L (1, 2) OBP: 0.342, SLG: 0.496		2-1 1-3			2-1 F9			0-0 4-1		3 0 0 0 0 0 0
Sandy Koufax, R (1, 1) OBP: 0.204, SLG: 0.071		2-3 K			3-3 K			3-2 F7		2 0 0 0 0 2 0
Turk Farrell, R (8, 1) OBP: 0.091, SLG: 0.091										0 0 0 0 0 0 0
Gordie Windhorn, R (8, PH) OBP: 0.357, SLG: 0.417										1 0 0 0 0 0 0
Jim Golden, L (9, 1)										0 0 0 0 0 0 0

Inning Stats	R: 2	H: 2	E: 0	K: 0	S: 12	LOB: 1	BB: 1	P: 22	R: 0	H: 0	E: 0	K: 1	S: 8	LOB: 0	BB: 0	P: 13	R: 0	H: 0	E: 0	K: 1	S: 10	LOB: 0	BB: 1	P: 18	R: 0	H: 0	E: 0	K: 0	S: 7	LOB: 0	BB: 0	P: 13	R: 0	H: 1	E: 0	K: 0	S: 6	LOB: 0	BB: 0	P: 8	R: 0	H: 1	E: 0	K: 0	S: 8	LOB: 1	BB: 0	P: 10	R: 0	H: 1	E: 0	K: 0	S: 10	LOB: 1	BB: 0	P: 14	R: 0	H: 1	E: 1	K: 0	S: 8	LOB: 1	BB: 0	P: 13	1B: 4	2B: 2	3B: 0	HR: 0	SF: 0	SAC: 0	DP: 2	HBP: 0	WP: 0	PB: 1	SB: 0	CS: 1	PA: 34
PITCHER Chris Short, L (1, 1) ERA: 5.95	IP	WLS	BF	H	R	ER	SO	BB	IBB	HBP	BLK	WP	HR	S	P	ERA	WHIP	IP	WLS	BF	H	R	ER	SO	BB	IBB	HBP	BLK	WP	HR	S	P	ERA	WHIP																																											

BOTTOM

Philadelphia Phillies @ Los Angeles Dodgers
Los Angeles Memorial Coliseum, Los Angeles, CA

Sat Jul 15 1961, 6:33 AM EDT
Att. 8,062 - Unknown

AB	31
R	2
H	6
RBI	2
BB	2
SO	3
LOB	8



WP: 0	PA: 34
PB: 1	
SB: 0	
CS: 1	

livebaseballscorecards.com

Batter	1	2	3	4	5	6	7	8	9	AB R H RBI BB SO LOB	TOP													
Bobby Malkmus, R (1, 4) OBP: 0.264, SLG: 0.295 Wes Covington, L (8, PH) OBP: 0.288, SLG: 0.357 Art Mahaffey, R (8, 1) OBP: 0.095, SLG: 0.098	0-0 5-3		0-0 6-3			0-0 F5		0-3 K		3 0 0 0 0 0 0 1 0 0 0 0 1 3 0 0 0 0 0 0 0														
Johnny Callison, L (1, 7) OBP: 0.351, SLG: 0.382	0-3 K			4-0 FC6-4 BB		0-0 1-3		0-0 3-1		3 0 0 1 1 1 2														
Don Demeter, R (1, 8) OBP: 0.316, SLG: 0.423	0-3 K			0-0 P3		0-0 6-3		0-0 1B		4 0 1 1 0 1 1														
Tony Gonzalez, L (1, 9) OBP: 0.387, SLG: 0.448		0-0 1B 1B		0-0 FC6-4 1-2f		0-0 L5-3 1B		0-3 K		4 1 2 0 0 1 3														
Charley Smith, R (1, 5) OBP: 0.314, SLG: 0.413	0-3 K			0-0 F8 1-2		0-3 K		0-3 K		4 0 0 0 0 3 3														
Lee Walls, R (1, 3) OBP: 0.329, SLG: 0.508	0-3 K 1-2			0-3 K		0-0 L5-3 1-2		0-0 5-3 1B		4 0 1 0 0 2 2														
Clay Dalrymple, L (1, 2) OBP: 0.208, SLG: 0.229	0-0 1B 2-H			0-0 G3		0-0 K		4-0 HBP 3-1 BB		3 1 1 1 1 0 1														
Ruben Amaro, R (1, 6) OBP: 0.347, SLG: 0.344			0-3 K		0-0 1B		1-0 3-1 1B HBP		0-0 L6	3 1 1 0 0 1 1														
Jim Owens, R (1, 1) Frank Sullivan, R (5, 1) OBP: 0.208, SLG: 0.050 Elmer Valo, L (8, PH) OBP: 0.296, SLG: 0.255 George Williams, R (8, PR) (8, 4)			0-3 K		0-3 K		1-0 1B 3-1 HBP			2 0 0 0 0 2 1 0														
Inning Stats	R: 0 E: 0 K: 2 S: 7	H: 0 LOB: 0 BB: 0 P: 7	R: 1 E: 0 K: 2 S: 8	H: 2 LOB: 1 BB: 0 P: 8	R: 0 E: 0 K: 2 S: 7	H: 0 LOB: 0 BB: 0 P: 7	R: 0 E: 0 K: 0 S: 3	H: 0 LOB: 1 BB: 1 P: 7	R: 0 E: 0 K: 2 S: 8	H: 1 LOB: 1 BB: 0 P: 8	R: 0 E: 0 K: 0 S: 3	H: 0 LOB: 0 BB: 0 P: 3	R: 0 E: 0 K: 1 S: 5	H: 1 LOB: 0 BB: 0 P: 5	R: 2 E: 0 K: 2 S: 8	H: 1 LOB: 2 BB: 1 P: 14	R: 0 E: 0 K: 1 S: 6	H: 1 LOB: 1 BB: 0 P: 6	1B: 6 2B: 1 3B: 0 HR: 0	SF: 0 SAC: 0 DP: 1 HBP: 2	WP: 0 PB: 0 SB: 2 CS: 0	PA: 35		
PITCHER Sam Jones, R (1, 1) ERA: 4.41 Stu Miller, R (8, 1) ERA: 2.67	IP 7.0	WLS W	BF 27	H 4	R 3	ER 3	SO 9	BB 2	IBB 0	HBP 2	BLK 0	WP 0	HR 0	S 41	P 51	ERA 3.86	WHIP 0.857							

Philadelphia Phillies @ San Francisco Giants
Candlestick Park, San Francisco, CA
Sun Jul 16 1961, 6:33 AM EDT
Att: 17,608 - Unknown

livebaseballscorecards.com

AB	31
R	3
H	6
RBI	3
BB	2
SO	12
LOB	17



Batter	1	2	3	4	5	6	7	8	9	AB R H RBI BB SO LOB	TOP													
Bobby Malkmus, R (1, 4) OBP: 0.269, SLG: 0.299	0-0 5-3		0-0 1B		0-0 1B	0-0 SH3-4		0-3 K	0-0 FC1-2	5 1 2 0 0 1 1														
Johnny Callison, L (1, 7) OBP: 0.352, SLG: 0.384	0-0 F7		0-0 4-3		0-0 1B	4-0 FC6-4		0-0 P4		4 1 1 2 1 0 1														
Don Demeter, R (1, 8) OBP: 0.318, SLG: 0.437	0-3 K				0-0 FC1-6	0-0 FC6-4		0-0 6-3		5 2 2 2 0 1 2														
Lee Walls, R (1, 3) OBP: 0.333, SLG: 0.537		0-0 HR		0-0 E5	0-0 E4	0-0 6-3		4-0 SH1-4		4 2 1 2 1 0 3														
Charley Smith, R (1, 5) OBP: 0.309, SLG: 0.406		0-0 P3		0-0 L8	0-0 FC1-6		0-0 1-3	0-0 SH1-4		4 0 0 0 0 0 3														
Tony Gonzalez, L (1, 9) OBP: 0.387, SLG: 0.451		0-3 K		0-0 F7	0-0 1B		0-0 5-3	0-0 3B		5 1 2 2 0 1 1														
Darrell Johnson, R (1, 2) OBP: 0.286, SLG: 0.231		0-0 F7		0-0 1-3	0-0 F8		0-0 1B	1-0 3B		4 1 1 0 0 0 3														
Ruben Amaro, R (1, 6) OBP: 0.352, SLG: 0.360			0-0 F7		0-0 P3		0-0 1B	0-0 FC1-2		5 1 3 2 0 0 2														
Dallas Green, L (1, 1) OBP: 0.357, SLG: 0.217			0-3 K		0-0 1B		0-0 K2-3	0-3 K		1 0 0 0 0 1 0														
Bobby Gene Smith, R (5, PH) OBP: 0.306, SLG: 0.306					0-0 1B	0-0 FC6-4				1 1 1 0 0 0 0														
John Buzhardt, R (5, 1) OBP: 0.172, SLG: 0.115					0-0 1B	0-0 SH3-4				1 0 1 0 0 0 0														
Jack Baldschun, R (6, 1)					1-2 2B	1B				2 0 0 0 0 2 3														
Inning Stats	R: 0 E: 0 K: 1 S: 5	H: 0 LOB: 0 BB: 0 P: 5	R: 1 E: 0 K: 1 S: 6	H: 1 LOB: 0 BB: 0 P: 6	R: 0 E: 0 K: 1 S: 6	H: 1 LOB: 1 BB: 0 P: 6	R: 1 E: 1 K: 0 S: 5	H: 1 LOB: 1 BB: 0 P: 5	R: 5 E: 1 K: 0 S: 10	H: 6 LOB: 2 BB: 0 P: 10	R: 0 E: 0 K: 0 S: 4	H: 1 LOB: 2 BB: 1 P: 8	R: 0 E: 0 K: 1 S: 7	H: 2 LOB: 2 BB: 0 P: 7	R: 0 E: 0 K: 1 S: 5	H: 0 LOB: 0 BB: 0 P: 5	R: 3 E: 0 K: 1 S: 7	H: 2 LOB: 1 BB: 1 P: 12	1B: 9 2B: 2 3B: 1 HR: 2	SF: 0 SAC: 2 DP: 0 HBP: 1	WP: 0 PB: 0 SB: 0 CS: 0	PA: 46		
PITCHER	IP WLS BF H R ER SO BB IBB HBP BLK WP HR S P ERA WHIP																							
Billy O'Dell, L (1, 1) ERA: 4.56	4.0		20	7	6	6	3	0	0	0	0	0	2	26	26	13.50	1.750							
Billy Loes, R (5, 1) ERA: 4.19	2.0		11	3	1	0	0	1	0	0	0	0	0	10	14	0.00	2.000							
Stu Miller, R (7, 1) ERA: 2.59	2.0		8	2	0	0	2	0	0	0	0	0	0	12	12	0.00	1.000							
Bobby Bolin, R (9, 1) ERA: 2.93	0.1	L	4	1	3	3	0	1	0	1	0	0	0	2	7	81.00	6.000							
Richard LeMay, L (9, 1) ERA: 3.43	0.2		3	1	0	0	1	0	0	0	0	0	0	5	5	0.00	1.500							

Philadelphia Phillies @ San Francisco Giants
Candlestick Park, San Francisco, CA

Mon Jul 17 1961, 6:33 AM EDT
Att: 10,401 - Unknown

livebaseballscorecards.com

AB	41
R	10
H	14
RBI	10
BB	2
SO	6
LOB	19



BOTTOM

Philadelphia Phillies @ San Francisco Giants
Candlestick Park, San Francisco, CA
Mon Jul 17 1961, 6:33 AM EDT
Att. 10,401 - Unknown

livebaseballscorecards.com

AB 36
R 7
H 11
RBI 6
BB 3
SO 7
LOB 21



WP: 2 PA: 41
PB: 0
SB: 0
CS: 0

AB R H RBI BB SO LOB

5 1 2 1 0 0 4

4 0 1 0 1 1 4

5 1 1 0 0 1 2

4 2 1 1 1 1 2

5 1 2 3 0 1 2

3 2 2 0 1 0 0

3 0 0 0 0 2 3

0 0 0 0 0 0 0

0 0 0 0 0 0 0

1B: 7 SF: 0
2B: 2 SAC: 0
3B: 0 DP: 2
HR: 3 HBP: 2

Batter	1	2	3	4	5	6	7	8	9
Joey Amalfitano, R (1, 4) OBP: 0.333, SLG: 0.337	0-0 HR	0-0 5-3		0-0 L3 1-2		0-0 1B		0-0 F2	
Harvey Kuenn, R (1, 7) OBP: 0.327, SLG: 0.371	0-0 F8		0-0 FC4-6 1B		4-0 FC6-4 BB	0-0 F7		0-3 K 1-2 2-3 3-H	
Matty Alou, L (1, 9) OBP: 0.337, SLG: 0.450	0-0 P6		0-0 FC4-6 WP HR 1-2f		0-0 F9		0-3 K	0-0 G5-4-3 1B	
Willie Mays, R (1, 8) OBP: 0.404, SLG: 0.641	0-0 HR		4-0 HR 1B IBB		0-0 FC6-4 1-2f		0-3 K	0-0 F5	
Orlando Cepeda, R (1, 3) OBP: 0.348, SLG: 0.607	0-0 1B 1B		0-0 HR 1-H 2-H		0-0 F8		0-3 K	0-0 G5-4-3 1-2f	
Jim Davenport, R (1, 5) OBP: 0.351, SLG: 0.441	0-0 1B		0-0 6-3		0-0 6-3 1B 2B		4-0 HBP WP HBP BB		
Ed Bailey, L (1, 2) OBP: 0.345, SLG: 0.406	0-3 K		0-3 K		0-0 6-3		1-0 WP HBP HBP		
Eddie Bressoud, R (8, PR) OBP: 0.305, SLG: 0.437							1-2 HBP		
Hobie Landrith, L (9, 2) OBP: 0.364, SLG: 0.395									
Jose Pagan, R (1, 6) OBP: 0.320, SLG: 0.354		0-0 4-3		0-0 4-3		0-0 1B 1B 3-H		1-0 WP HBP	
Billy O'Dell, S (1, 1) OBP: 0.133, SLG: 0.095		0-0 4-3		0-0 L3 1B		0-0 P5		0-3 K	
Billy Loes, R (5, 1) OBP: 0.179, SLG: 0.115									
Jim Marshall, L (6, PH) OBP: 0.320, SLG: 0.393									
Stu Miller, R (7, 1) OBP: 0.333, SLG: 0.111									
Felipe Alou, R (8, PH) OBP: 0.232, SLG: 0.436									
Bobby Bolin, R (9, 1) OBP: 0.200, SLG: 0.200									
Richard LeMay, L (9, 1) OBP: 0.071, SLG: 0.071									

Inning Stats	R: 2	H: 4	E: 0	K: 1	S: 9	LOB: 2	BB: 0	P: 9	R: 0	H: 0	E: 0	K: 0	S: 3	LOB: 0	BB: 0	P: 3	R: 3	H: 2	E: 0	K: 1	S: 7	LOB: 0	BB: 1	P: 11	R: 0	H: 1	E: 0	K: 0	S: 3	LOB: 0	BB: 0	P: 3	R: 0	H: 0	E: 0	K: 0	S: 3	LOB: 1	BB: 1	P: 7	R: 1	H: 3	E: 0	K: 0	S: 6	LOB: 2	BB: 0	P: 6	R: 0	H: 0	E: 0	K: 3	S: 9	LOB: 0	BB: 0	P: 9	R: 1	H: 0	E: 0	K: 2	S: 7	LOB: 3	BB: 1	P: 13	R: 0	H: 1	E: 0	K: 0	S: 3	LOB: 0	BB: 0	P: 3	1B: 7	SF: 0	2B: 2	SAC: 0	3B: 0	DP: 2	HR: 3	HBP: 2	WP: 2	PA: 41
--------------	------	------	------	------	------	--------	-------	------	------	------	------	------	------	--------	-------	------	------	------	------	------	------	--------	-------	-------	------	------	------	------	------	--------	-------	------	------	------	------	------	------	--------	-------	------	------	------	------	------	------	--------	-------	------	------	------	------	------	------	--------	-------	------	------	------	------	------	------	--------	-------	-------	------	------	------	------	------	--------	-------	------	-------	-------	-------	--------	-------	-------	-------	--------	-------	--------

PITCHER	IP	WLS	BF	H	R	ER	SO	BB	IBB	HBP	BLK	WP	HR	S	P	ERA	WHIP
Dallas Green, R (1, 1) ERA: 4.74	4.0		19	7	5	5	2	0	0	0	0	1	3	22	26	11.25	1.750
John Buzhardt, R (5, 1) ERA: 4.18	1.2		9	3	1	1	0	1	0	0	0	0	0	8	12	5.40	2.400
Jack Baldschun, R (6, 1) ERA: 4.6	3.1	W	13	1	1	1	5	1	0	2	0	1	0	20	26	2.70	0.600

Batter	1	2	3	4	5	6	7	8	9	AB R H RBI BB SO LOB	TOP		
Mack Jones, L (1, 8) OBP: 0.500, SLG: 0.548	4-0 3B BB		0-0 2B 3B	0-0 1-3 2-H 3-H CS 1B		0-0 2-H CS 1B			0-0 4-3	4 2 3 3 1 0 0	Milwaukee Braves @ Philadelphia Phillies Connie Mack Stadium, Philadelphia, PA Wed Jul 19 1961, 7:05 PM EDT Unknown livebaseballscorecards.com		
Frank Bolling, R (1, 4) OBP: 0.362, SLG: 0.452	0-3 K		0-0 P5	0-0 L5		0-0 CS	0-0 5-3	0-3 K	5 0 0 0 0 2 4				
Eddie Mathews, L (1, 5) OBP: 0.396, SLG: 0.565	0-0 1-H FC1 3B		0-0 L9		0-0 F7		0-3 K	0-0 1-3	5 1 1 1 0 1 1				
Hank Aaron, R (1, 9) OBP: 0.363, SLG: 0.595	0-0 FC1 E S		0-0 3-H 2B		0-0 E5 G4-6-3		4-0 1B BB		3 0 1 2 1 0 0				
Joe Adcock, R (1, 3) OBP: 0.318, SLG: 0.483	0-3 K			0-0 1B 1B 2B	0-0 G4-6-3		0-0 1-2 1B		4 1 2 0 0 1 2				
Lee Maye, L (1, 7) OBP: 0.335, SLG: 0.475	0-0 L5		0-0 1B 1B 1B 2-3	0-0 1B 1B 1B		0-0 3-1	0-3 K		4 1 1 0 0 1 3				
Joe Torre, R (1, 2) OBP: 0.341, SLG: 0.480		0-0 F7	0-0 1-2 3-H 1B 1B	0-0 1B 1B		4-0 2B BB	0-0 5-3		3 2 1 1 1 0 0				
Roy McMillan, R (1, 6) OBP: 0.321, SLG: 0.308		0-3 K	0-0 1-2 2-3 1B 1B	0-0 1B 1B		0-0 1-H 1B 2B	0-0 F7		4 1 2 1 0 1 0				
Bob Buhl, R (1, 1) OBP: 0.119, SLG: 0.075		0-3 K	0-3 K	0-3 K		0-0 1-3	0-3 K		4 0 0 0 0 3 4				
Don McMahon, R (9, 1) OBP: 0.200, SLG: 0.200									0 0 0 0 0 0 0				
Inning Stats	R: 2 H: 1 E: 0 LOB: 1 K: 2 BB: 1 S: 9 P: 13	R: 0 H: 0 E: 0 LOB: 0 K: 2 BB: 0 S: 7 P: 7	R: 1 H: 2 E: 0 LOB: 1 K: 0 BB: 0 S: 4 P: 4	R: 3 H: 5 E: 0 LOB: 1 K: 1 BB: 0 S: 9 P: 9	R: 0 H: 0 E: 1 LOB: 0 K: 0 BB: 0 S: 3 P: 3	R: 2 H: 2 E: 0 LOB: 0 K: 0 BB: 1 S: 4 P: 8	R: 0 H: 1 E: 0 LOB: 2 K: 2 BB: 1 S: 8 P: 12	R: 0 H: 0 E: 0 LOB: 0 K: 1 BB: 0 S: 5 P: 5	R: 0 H: 0 E: 0 LOB: 0 K: 1 BB: 0 S: 5 P: 5	1B: 6 SF: 0 2B: 3 SAC: 0 3B: 2 DP: 1 HR: 0 HBP: 0	WP: 0 PA: 40 PB: 0 SB: 1 CS: 2		
PITCHER	IP WLS BF H R ER SO BB IBB HBP BLK WP HR S P ERA WHIP											PITCHER	IP WLS BF H R ER SO BB IBB HBP BLK WP HR S P ERA WHIP
Art Mahaffey, R (1, 1) ERA: 3.98	3.0 L 13 3 3 3 4 1 0 0 0 0 0 0 20 24 9.00 1.333												
Dallas Green, R (4, 1) ERA: 4.94	2.0 10 5 3 3 1 0 0 0 0 0 0 0 12 12 13.50 2.500												
Ken Lehman, L (6, 1) ERA: 4.31	2.0 10 3 2 2 2 2 0 0 0 0 0 0 12 20 9.00 2.500												
Frank Sullivan, R (8, 1) ERA: 4.05	2.0 6 0 0 0 2 0 0 0 0 0 0 0 10 10 0.00 0.000												



Batter	1	2	3	4	5	6	7	8	9	AB	R	H	RBI	BB	SO	LOB
Bobby Malkmus, R (1, 4) OBP: 0.273, SLG: 0.302	0-0 G6-3 1B			0-0 F7	0-0 F9		0-0 6-3		0-0 FC4-6 1B	5	0	2	1	0	0	3
Johnny Callison, L (1, 7) OBP: 0.349, SLG: 0.384	0-0 G6-3 1-2f			0-0 F8		0-0 1B 2B	0-0 F7		0-0 FC4-6 1B 1-2f 2-3	5	1	1	0	0	0	4
Don Demeter, R (1, 8) OBP: 0.316, SLG: 0.431	0-0 5-3			0-0 F8		0-0 F9		0-0 P5	0-0 1B 1-2 3-H	5	0	1	1	0	0	1
Tony Gonzalez, L (1, 9) OBP: 0.391, SLG: 0.457		0-0 F9			0-0 HR 1B	1-0 1B HBP		0-0 L6-4 2B	0-0 L8	4	1	2	0	0	0	2
Charley Smith, R (1, 5) OBP: 0.308, SLG: 0.403		0-0 F2			0-0 F5	0-0 F5		0-0 1B		4	0	1	0	0	0	3
Lee Walls, R (1, 3) OBP: 0.342, SLG: 0.577		0-0 6-3			0-0 HR	0-0 1B 1-2 2-H		0-0 L6-4 2-3		4	1	2	3	0	0	2
Darrell Johnson, R (1, 2) OBP: 0.267, SLG: 0.214			0-0 6-3		4-0 BB BB	0-0 P4			0-0 G3	1	0	0	0	0	0	0
Clay Dalrymple, L (5, PH) OBP: 0.210, SLG: 0.227										2	0	0	0	1	0	2
Ruben Amaro, R (1, 6) OBP: 0.351, SLG: 0.358			0-3 K		0-0 F9		0-0 P4		0-0 1B 1B	4	1	1	0	0	1	1
Art Mahaffey, R (1, 1) OBP: 0.086, SLG: 0.098				0-0 6-3		4-0 BB		0-0 2B	0-0 FC4-6 1B 1B	0	0	0	0	0	0	0
Dallas Green, L (3, PH) OBP: 0.345, SLG: 0.208										1	0	0	0	0	0	0
Elmer Valo, L (4, 1) OBP: 0.309, SLG: 0.255										0	0	0	0	1	0	0
Ken Lehman, L (5, PH) OBP: 0.311, SLG: 0.319										0	0	0	0	0	0	0
Bobby Gene Smith, R (7, PH) OBP: 0.208, SLG: 0.050										1	0	1	0	0	0	0
Frank Sullivan, R (8, 1) OBP: 0.208, SLG: 0.050										0	0	0	0	0	0	0
Wes Covington, L (9, PH) OBP: 0.293, SLG: 0.361										1	1	1	0	0	0	0

Inning Stats	R: 0	H: 1	E: 0	LOB: 0	K: 0	P: 3	R: 0	H: 0	E: 0	LOB: 0	K: 0	P: 3	R: 0	H: 0	E: 0	LOB: 0	K: 1	P: 5	R: 2	H: 2	E: 0	LOB: 2	K: 0	P: 13	R: 1	H: 2	E: 0	LOB: 2	K: 0	P: 6	R: 0	H: 1	E: 0	LOB: 1	K: 0	P: 4	R: 0	H: 2	E: 0	LOB: 1	K: 0	P: 4	R: 2	H: 4	E: 0	LOB: 2	K: 0	P: 7	1B: 8	SF: 0	2B: 4	SAC: 0	3B: 0	DP: 2	HR: 1	HBP: 1	WP: 0	PA: 40
PITCHER	IP	WLS	BF	H	R	ER	SO	BB	IBB	HBP	BLK	WP	HR	S	P	ERA	WHIP																																									
Bob Buhl, R (1, 1) ERA: 4.11	8.1	W	37	11	5	5	1	2	0	1	0	0	0	36	45	5.40	1.560																																									
Don McMahon, R (9, 1) ERA: 2.2	0.2	S	3	1	0	0	0	0	0	0	0	0	0	3	3	0.00	1.500																																									

BOTTOM

Milwaukee Braves @ Philadelphia Phillies
Connie Mack Stadium, Philadelphia, PA
 Wed Jul 19 1961, 7:05 PM EDT
 Unknown

livebaseballscorecards.com

AB	37
R	5
H	12
RBI	5
BB	2
SO	1
LOB	18



Batter	1	2	3	4	5	6	7	8	9	AB R H RBI BB SO LOB	TOP										
Mack Jones, L (1, 8) OBP: 0.450, SLG: 0.486	0-3 K		0-0 3-1			0-0 P6		0-0 F8		4 0 0 0 0 1 0											
Frank Bolling, R (1, 4) OBP: 0.364, SLG: 0.451	0-0 F8		4-0 BB			0-0 L7		0-0 G4-6-3 1B		3 0 1 0 1 0 0											
Eddie Mathews, L (1, 5) OBP: 0.394, SLG: 0.560	4-0 BB		0-0 4-3			0-0 3-1		0-0 G4-6-3 1-2f		3 0 0 0 1 0 2											
Hank Aaron, R (1, 9) OBP: 0.359, SLG: 0.587	0-0 F8			0-0 F7			0-0 L7		0-0 P3	4 0 0 0 0 0 1											
Joe Adcock, R (1, 3) OBP: 0.324, SLG: 0.497		0-0 1B		4-0 G6-4-3 BB			0-0 HR			2 1 2 1 1 0 0											
Frank Thomas, R (1, 7) OBP: 0.364, SLG: 0.533		0-0 F7		0-0 G6-4-3 1-2f			0-0 E6 G4-6-3			3 0 0 0 0 0 2											
Roy McMillan, R (1, 6) OBP: 0.318, SLG: 0.305		0-0 F9			0-3 K		0-0 G4-6-3 1-2f			3 0 0 0 0 1 2											
Sammy White, R (1, 2) OBP: 0.318, SLG: 0.305		0-3 K			0-0 P6			0-0 6-3		3 0 0 0 0 1 1											
Carl Willey, R (1, 1) OBP: 0.038, SLG: 0.038			0-3 K		0-3 K			0-3 K		3 0 0 0 0 3 0											
Inning Stats	R: 0 E: 0 K: 1 S: 5	H: 0 LOB: 1 BB: 1 P: 9	R: 0 E: 0 K: 1 S: 6	H: 1 LOB: 1 BB: 0 P: 6	R: 0 E: 0 K: 1 S: 5	H: 0 LOB: 1 BB: 1 P: 9	R: 0 E: 0 K: 0 S: 2	H: 0 LOB: 0 BB: 1 P: 6	R: 0 E: 0 K: 2 S: 7	H: 0 LOB: 0 BB: 0 P: 7	R: 1 E: 1 K: 0 S: 4	H: 1 LOB: 0 BB: 0 P: 4	R: 0 E: 0 K: 1 S: 5	H: 0 LOB: 0 BB: 0 P: 5	R: 0 E: 0 K: 0 S: 3	H: 1 LOB: 0 BB: 0 P: 3	1B: 2 2B: 0 3B: 0 HR: 1	SF: 0 SAC: 0 DP: 3 HBP: 0	WP: 0 PB: 0 SB: 0 CS: 0	PA: 31	
PITCHER Don Ferrarese, L (1, 1) ERA: 3.71	IP 9.0	WLS W	BF 31	H 3	R 1	ER 1	SO 6	BB 3	IBB 0	HBP 0	BLK 0	WP 0	HR 1	S 40	P 52	ERA 1.00	WHIP 0.667				
PITCHER	IP	WLS	BF	H	R	ER	SO	BB	IBB	HBP	BLK	WP	HR	S	P	ERA	WHIP				

Milwaukee Braves @ Philadelphia Phillies
 Connie Mack Stadium, Philadelphia, PA

Wed Jul 19 1961, 7:05 PM EDT
 Att: 19,818 - Unknown

AB	28
R	1
H	3
RBI	1
BB	3
SO	6
LOB	8



Batter	1	2	3	4	5	6	7	8	9	AB	R	H	RBI	BB	SO	LOB
Bobby Malkmus, R OBP: 0.268, SLG: 0.296 (1, 4) (9, 6)	0-0 1-3		0-0 5-3			0-3 K			0-0 SH1-3	3	0	0	0	0	1	0
Johnny Callison, L OBP: 0.351, SLG: 0.386 (1, 7)	0-0 4-3			0-0 G4-6-3 1B		0-0 F8			0-0 G3 1B	4	1	2	1	0	0	0
Don Demeter, R OBP: 0.319, SLG: 0.427 (1, 8) BB	4-0 BB			0-0 G4-6-3 1-2f		0-3 K			4-0 1B G3 BB	2	0	0	0	2	1	1
Tony Gonzalez, L OBP: 0.389, SLG: 0.453 (1, 9)	0-0 F7			0-0 1B		0-0 1-4-3			0-0 G3	4	0	1	0	0	0	3
Charley Smith, R OBP: 0.307, SLG: 0.398 (1, 5)		0-0 P6		0-0 1-3		0-3 K			4-0 1B IBB	3	0	0	0	1	1	1
Lee Walls, R OBP: 0.337, SLG: 0.560 (1, 3)		0-0 F9			0-0 G3			0-3 K	0-0 1B	4	0	1	1	0	1	0
Darrell Johnson, R OBP: 0.294, SLG: 0.250 (1, 2)		0-0 F9			0-0 G5-4-3 1B			0-0 3-4-1		2	0	1	0	0	0	0
Wes Covington, L OBP: 0.291, SLG: 0.359 (8, PH)										1	0	0	0	0	0	0
Clay Dalrymple, L OBP: 0.210, SLG: 0.227 (9, 2)										0	0	0	0	0	0	0
Ruben Amaro, R OBP: 0.348, SLG: 0.354 (1, 6)			0-0 L5		0-0 G5-4-3			0-0 L6		2	0	0	0	0	0	1
Pancho Herrera, R OBP: 0.354, SLG: 0.434 (8, PH)					1-2f					1	0	0	0	0	0	0
George Williams, R (9, 4)										0	0	0	0	0	0	0
Don Ferrarese, R OBP: 0.190, SLG: 0.150 (1, 1)			0-3 K			0-0 F8			0-0 SH1-3 1B	2	0	0	0	0	1	0
Elmer Valo, L OBP: 0.321, SLG: 0.271 (9, PH)										1	0	1	0	0	0	0
Ken Walters, R OBP: 0.273, SLG: 0.352 (9, PR)										0	1	0	0	0	0	0

BOTTOM

Milwaukee Braves @ Philadelphia Phillies
Connie Mack Stadium, Philadelphia, PA

Wed Jul 19 1961, 7:05 PM EDT
 Att. 19,818 - Unknown

livebaseballscores.com

AB	29
R	2
H	6
RBI	2
BB	3
SO	5
LOB	6



Inning Stats	R: 0 E: 0 K: 0 S: 3	H: 0 LOB: 1 BB: 1 P: 7	R: 0 E: 0 K: 0 S: 3	H: 0 LOB: 0 BB: 0 P: 3	R: 0 E: 0 K: 1 S: 5	H: 0 LOB: 0 BB: 0 P: 5	R: 0 E: 0 K: 0 S: 4	H: 2 LOB: 1 BB: 0 P: 4	R: 0 E: 0 K: 0 S: 3	H: 1 LOB: 0 BB: 0 P: 3	R: 0 E: 0 K: 1 S: 5	H: 0 LOB: 0 BB: 0 P: 5	R: 0 E: 0 K: 1 S: 5	H: 0 LOB: 0 BB: 0 P: 5	R: 0 E: 0 K: 0 S: 5	H: 3 LOB: 3 BB: 2 P: 13	1B: 6 2B: 0 3B: 0 HR: 0	SF: 0 SAC: 1 DP: 2 HBP: 0
---------------------	------------------------------	---------------------------------	------------------------------	---------------------------------	------------------------------	---------------------------------	------------------------------	---------------------------------	------------------------------	---------------------------------	------------------------------	---------------------------------	------------------------------	---------------------------------	------------------------------	----------------------------------	----------------------------------	------------------------------------

PITCHER Carl Willey, R ERA: 4.75 (1, 1)	IP: 8.2 WLS: L BF: 33 H: 6 R: 2 ER: 2 SO: 5 BB: 2 IBB: 1 HBP: 0 BLK: 0 WP: 0 HR: 0 S: 40 P: 52 ERA: 2.08 WHIP: 0.923	PITCHER	IP: 0 WLS: 0 BF: 0 H: 0 R: 0 ER: 0 SO: 0 BB: 0 IBB: 0 HBP: 0 BLK: 0 WP: 0 HR: 0 S: 0 P: 0 ERA: 0 WHIP: 0
--	--	----------------	--

Batter	1	2	3	4	5	6	7	8	9	AB R H RBI BB SO LOB	TOP									
Mack Jones, L (1, 8) OBP: 0.444, SLG: 0.462	1-0 BB HBP 1B	0-3 K			0-0 3-1		0-0 CS 1B		0-0 4-3	4 1 1 1 0 1 2										
Felix Mantilla, R (1, 4) OBP: 0.373, SLG: 0.357	4-0 1B 1B BB	0-3 K			0-0 L9		0-3 K 3-H 1-2			3 1 0 0 1 2 2										
Eddie Mathews, L (1, 5) OBP: 0.393, SLG: 0.556	0-0 1B 1B FC5-4 1-2 2-H	0-0 F9			0-0 F8			0-0 4-3		4 1 1 1 0 0 1										
Hank Aaron, R (1, 9) OBP: 0.358, SLG: 0.583	0-0 FC5-4 1B 1-2 2-H		0-0 6-3		0-0 6-3			0-3 K		4 0 1 1 0 1 0										
Joe Adcock, R (1, 3) OBP: 0.329, SLG: 0.508	0-0 FC5-4 1B 1-2 2-3		0-0 6-3		4-0 1B BB			0-0 HR		3 1 2 1 1 0 0										
Frank Thomas, R (1, 7) OBP: 0.362, SLG: 0.528	0-3 K		0-0 5-3		0-0 1B G6-4-3			0-3 K		4 0 1 0 0 2 3										
Joe Torre, R (1, 2) OBP: 0.335, SLG: 0.471	0-0 FC5-4 1-2 2-3 3-H		0-3 K		0-0 G6-4-3 1-2			0-3 K		4 0 0 1 0 2 4										
Roy McMillan, R (1, 6) OBP: 0.317, SLG: 0.302	0-0 F8		0-3 K		0-3 K		0-3 K	4-0 BB		3 0 0 0 1 2 2										
Bob Hendley, R (1, 1) OBP: 0.125, SLG: 0.067		0-0 1B	0-0 P4		0-0 E3 1B			0-3 K		4 1 1 0 0 1 1										
Inning Stats	R: 3 E: 0 K: 1 S: 8	H: 3 LOB: 2 BB: 1 P: 13	R: 0 E: 0 K: 2 S: 8	H: 1 LOB: 1 BB: 0 P: 8	R: 0 E: 0 K: 0 S: 3	H: 0 LOB: 0 BB: 0 P: 3	R: 0 E: 0 K: 2 S: 7	H: 0 LOB: 0 BB: 0 P: 7	R: 0 E: 0 K: 0 S: 3	H: 1 LOB: 1 BB: 1 P: 7	R: 1 E: 1 K: 2 S: 8	H: 1 LOB: 0 BB: 0 P: 8	R: 1 E: 0 K: 2 S: 8	H: 1 LOB: 0 BB: 0 P: 8	R: 0 E: 0 K: 2 S: 7	H: 0 LOB: 1 BB: 1 P: 11	1B: 6 2B: 0 3B: 0 HR: 1	SF: 0 SAC: 0 DP: 1 HBP: 1	WP: 0 PB: 0 SB: 0 CS: 1	PA: 37
PITCHER	IP WLS BF H R ER SO BB IBB HBP BLK WP HR S P ERA WHIP																			
Chris Short, L (1, 1) ERA: 6.37	0.0 L 4 2 3 3 0 1 0 1 0 0 0 0 2 7 ∞ ∞																			
John Buzhardt, R (1, 1) ERA: 3.92	6.0 21 3 0 0 5 1 0 0 0 0 0 30 34 0.00 0.667																			
Frank Sullivan, R (7, 1) ERA: 4.02	3.0 12 2 2 1 6 1 0 0 0 0 1 23 27 3.00 1.000																			

Milwaukee Braves @ Philadelphia Phillies
 Connie Mack Stadium, Philadelphia, PA

AB	33
R	5
H	7
RBI	5
BB	3
SO	11
LOB	15



Thu Jul 20 1961, 7:05 PM EDT
 Att. 6,614 - Unknown

livebaseballscorecards.com

Batter	1	2	3	4	5	6	7	8	9	AB R H RBI BB SO LOB
Bobby Malkmus, R OBP: 0.266, SLG: 0.293 (1, 4)	0-0 P5	0-0 F9			0-0 L5		0-0 G3 1B		0-0 5-3	5 0 1 0 0 0 3
Johnny Callison, L OBP: 0.349, SLG: 0.380 (1, 7)	0-3 K		0-0 L8		4-0 FC5 BB		0-0 G3		0-0 4-3	4 0 0 0 1 1 2
Don Demeter, R OBP: 0.322, SLG: 0.442 (1, 8)	0-0 HR		0-0 WP 1B		0-0 F2		0-0 F5			4 1 2 1 0 0 2
Lee Walls, R OBP: 0.345, SLG: 0.551 (1, 3)	0-0 FC5-4 1B		0-3 K		4-0 1-2 BB		0-3 K			3 0 1 0 1 2 2
Charley Smith, R OBP: 0.306, SLG: 0.393 (1, 5)	0-0 FC5-4 1-2f		4-0 1-2 BB		0-0 FC5 2-3f			0-3 K		3 0 0 0 1 1 3
Tony Gonzalez, L OBP: 0.391, SLG: 0.461 (1, 9)		4-0 FC5-4 S BB	0-0 1-3			0-0 3B		0-0 4-3		3 0 1 0 1 0 2
Darrell Johnson, R OBP: 0.286, SLG: 0.211 (1, 2)		4-0 FC5-4 1-2 BB		0-0 F7		0-0 6-3		0-0 F5		3 0 0 0 1 0 1
Ruben Amaro, R OBP: 0.346, SLG: 0.349 (1, 6)		0-0 FC5-4 1-2f 2-3		0-0 6-3		0-3 K		4-0 5-3 BB		3 0 0 0 1 1 3
Chris Short, R OBP: 0.111, SLG: 0.111 (1, 1)		0-3 K		0-3 K		0-0 6-3		0-0 P4		0 0 0 0 0 0 0
John Buzhardt, R OBP: 0.161, SLG: 0.107 (1, 1)										2 0 0 0 0 2 2
Bobby Gene Smith, R OBP: 0.309, SLG: 0.316 (6, PH)										1 0 0 0 0 0 1
Frank Sullivan, R OBP: 0.208, SLG: 0.050 (7, 1)										0 0 0 0 0 0 0
Pancho Herrera, R OBP: 0.353, SLG: 0.432 (9, PH)										1 0 0 0 0 0 1

BOTTOM

Milwaukee Braves @ Philadelphia Phillies
Connie Mack Stadium, Philadelphia, PA


Thu Jul 20 1961, 7:05 PM EDT
 Att. 6,614 - Unknown

livebaseballscorecards.com

AB	32
R	1
H	5
RBI	1
BB	6
SO	7
LOB	22



Inning Stats	R: 1	H: 2	E: 0	K: 1	S: 7	H: 2	LOB: 1	BB: 0	P: 7	R: 0	H: 0	E: 0	K: 1	S: 5	H: 0	LOB: 2	BB: 2	P: 13	R: 0	H: 1	E: 0	K: 1	S: 6	H: 0	LOB: 2	BB: 1	P: 10	R: 0	H: 0	E: 0	K: 1	S: 5	H: 0	LOB: 0	BB: 0	P: 5	R: 0	H: 0	E: 0	K: 0	S: 3	H: 1	LOB: 1	BB: 0	P: 6	R: 0	H: 1	E: 0	K: 1	S: 6	H: 1	LOB: 1	BB: 0	P: 6	R: 0	H: 1	E: 0	K: 1	S: 6	H: 0	LOB: 0	BB: 5	R: 0	H: 0	E: 0	K: 0	S: 3	H: 0	LOB: 1	BB: 1	P: 7	1B: 3	SF: 0	2B: 0	SAC: 0	3B: 1	DP: 0	HR: 1	HBP: 0	WP: 1	PA: 38	PB: 0	SB: 1	CS: 0	ERA	WHIP
PITCHER Bob Hendley, L ERA: 4.58 (1, 1)	IP	WLS	BF	H	R	ER	SO	BB	IBB	HBP	BLK	WP	HR	S	P	ERA	WHIP																																																																					
	9.0	W	38	5	1	1	7	6	0	0	0	1	1	46	70	1.00	1.222																																																																					

Batter	1	2	3	4	5	6	7	8	9	10	AB R H RBI BB SO LOB	TOP		
Al Heist, R OBP: 0.345, SLG: 0.413 (1, 8) X	0-0 P5		X 0-0 1-H 2B		X 0-0 1-3			X 0-0 F8	X 0-0 F8		5 0 1 1 0 0 2	Chicago Cubs @ Philadelphia Phillies Connie Mack Stadium, Philadelphia, PA Fri Jul 21 1961, 7:05 PM EDT Att. 5,413 - Unknown - 88 F livebaseballscorecards.com AB 39 R 3 H 9 RBI 3 BB 2 SO 1 LOB 14 		
Don Zimmer, R OBP: 0.311, SLG: 0.401 (1, 4) X	0-0 F8		X 0-0 F7			X 0-0 IHR 1B		X 0-0 1B 5-3 1B	X 0-0 E5 FC6-4	5 1 2 0 0 0 1				
Billy Williams, L OBP: 0.347, SLG: 0.486 (1, 7) B B B	4-0 BB		X 0-0 L9			X 0-0 IHR		X 0-0 5-3	X 0-0 P6	4 1 1 2 1 0 3				
George Altman, L OBP: 0.392, SLG: 0.643 (1, 9) X	0-0 F7			X 0-0 4-3		X 0-0 G3		X 4-0 1B IBB	X 0-0 F7	4 0 0 0 1 0 2				
Ron Santo, R OBP: 0.370, SLG: 0.455 (1, 5)		X 0-0 G4-6-3 1B		X 0-0 5-3		X 0-0 F7		X 0-0 1-2 2-3 1B	X 0-0 FC6-4 1-2f	5 0 2 0 0 0 1				
Sammy Taylor, L OBP: 0.340, SLG: 0.488 Moe Thacker, R OBP: 0.391, SLG: 0.176 (1, 2) (9, 2)		X 0-0 G4-6-3 1-2f		X 0-0 F8		X 0-0 F7		X 0-0 4-3		4 0 0 0 0 0 4 0 0 0 0 0 0 0				
Ed Bouchee, L OBP: 0.384, SLG: 0.430 (1, 3)		X 0-0 4-3			X 0-0 P5		X 0-0 F7		X 0-0 F9	4 0 0 0 0 0 0				
Jerry Kindall, R OBP: 0.319, SLG: 0.477 (1, 6)			X 0-0 1-3		X 0-0 E S 1B		X 0-0 F7		X 0-0 F2	4 0 1 0 0 0 0				
Don Cardwell, R OBP: 0.175, SLG: 0.309 Bob Anderson, R OBP: 0.182, SLG: 0.143 Bob Will, L OBP: 0.348, SLG: 0.346 Barney Schultz, R (1, 1) (7, 1) (9, PH) (9, 1)			X 0-0 2B 1B		X 0-3 K		X 0-0 F7		X 0-0 2B	3 1 1 0 0 1 1 0 0 0 0 0 0 0 1 0 1 0 0 0 0 0 0 0 0 0 0 0				
Inning Stats	R: 0 H: 0 E: 0 LOB: 1 K: 0 BB: 1 S: 3 P: 7	R: 0 H: 1 E: 0 LOB: 0 K: 0 BB: 0 S: 3 P: 3	R: 1 H: 2 E: 0 LOB: 1 K: 0 BB: 0 S: 5 P: 5	R: 0 H: 0 E: 0 LOB: 0 K: 0 BB: 0 S: 3 P: 3	R: 0 H: 1 E: 0 LOB: 1 K: 1 BB: 0 S: 6 P: 6	R: 2 H: 2 E: 0 LOB: 0 K: 0 BB: 0 S: 5 P: 5	R: 0 H: 0 E: 0 LOB: 0 K: 0 BB: 0 S: 3 P: 3	R: 0 H: 2 E: 0 LOB: 3 K: 0 BB: 1 S: 5 P: 9	R: 0 H: 1 E: 0 LOB: 1 K: 0 BB: 0 S: 4 P: 4	R: 0 H: 0 E: 1 LOB: 1 K: 0 BB: 0 S: 4 P: 4	1B: 6 SF: 0 2B: 2 SAC: 0 3B: 0 DP: 1 HR: 1 HBP: 0		WP: 0 PA: 41 PB: 0 SB: 1 CS: 0	
PITCHER	IP WLS BF H R ER SO BB IBB HBP BLK WP HR S P ERA WHIP													
Jim Owens, R ERA: 6.59 (1, 1)	7.0	W 27	H 6 R 3 ER 3 SO 1 BB 1 IBB 0 HBP 0 BLK 0 WP 0 HR 0 S 28 P 32 ERA 3.86 WHIP 1.000											
Jack Baldschun, R ERA: 4.32 (8, 1)	3.0	W 14	H 3 R 0 ER 0 SO 0 BB 0 IBB 1 HBP 0 BLK 0 WP 0 HR 0 S 13 P 17 ERA 0.00 WHIP 1.000											

BOTTOM

Chicago Cubs @ Philadelphia Phillies
Connie Mack Stadium, Philadelphia, PA

Fri Jul 21 1961, 7:05 PM EDT
Att. 5,413 - Unknown - 88 F

livebaseballscorecards.com

AB	33
R	4
H	9
RBI	4
BB	4
SO	10
LOB	13



WP	0	PA	40
PB	0		
SB	0		
CS	0		

AB	3	R	0	H	0	RBI	0	BB	0	SO	0	LOB	1
	0	0	0	0	0	1	0	0	0	0	0	0	0
	1	0	0	0	0	0	1	0	0	0	0	0	0

4	0	0	1	1	2	0							
---	---	---	---	---	---	---	--	--	--	--	--	--	--

5	0	1	0	0	2	3							
---	---	---	---	---	---	---	--	--	--	--	--	--	--

5	3	3	1	0	2	1							
---	---	---	---	---	---	---	--	--	--	--	--	--	--

2	0	0	1	0	1	1							
---	---	---	---	---	---	---	--	--	--	--	--	--	--

3	0	0	0	1	1	1							
---	---	---	---	---	---	---	--	--	--	--	--	--	--

4	1	3	1	0	0	0							
---	---	---	---	---	---	---	--	--	--	--	--	--	--

3	0	2	0	1	0	1							
---	---	---	---	---	---	---	--	--	--	--	--	--	--

1	0	0	0	0	0	2							
1	0	0	0	0	0	3							
1	0	0	0	0	1	0							

1B	6	SF	1	WP	0	PA	40
2B	1	SAC	2	PB	0		
3B	1	DP	1	SB	0		
HR	1	HBP	0	CS	0		

Batter	1	2	3	4	5	6	7	8	9	10
Bobby Malkmus, R (1, 4) OBP: 0.261, SLG: 0.287 Elmer Valo, L (7, PH) OBP: 0.333, SLG: 0.271 George Williams, R (7, PR) (8, 4)	0-0 4-3		0-0 4-3		0-0 F8		4-0 BB BB		0-3 K	
Johnny Callison, L (1, 7) OBP: 0.346, SLG: 0.373	0-3 K		0-0 F9			0-3 K	4-0 BB BB		0-0 1-3	
Don Demeter, R (1, 8) OBP: 0.319, SLG: 0.437	0-0 5-3		0-0 P6			0-0 1B	0-3 K		0-3 K	
Tony Gonzalez, L (1, 9) OBP: 0.395, SLG: 0.486		0-0 SF8 3B		0-3 K		0-3 K		0-0 SH1-4 1B 1B	0-0 HR	
Charley Smith, R (1, 5) OBP: 0.302, SLG: 0.390		0-0 SF8		0-3 K		0-0 P6		0-0 SH1-4		
Lee Walls, R (1, 3) OBP: 0.341, SLG: 0.531		0-0 P4		0-0 6-3			4-0 BB 1B BB G1-2-3	0-3 K		
Clay Dalrymple, L (1, 2) OBP: 0.219, SLG: 0.237		0-0 2B 1B		0-0 P5			0-0 G1-2-3 BB 1B	0-0 FC6-4 1B		
Ruben Amaro, R (1, 6) OBP: 0.353, SLG: 0.358		0-0 1-3 2B		0-0 SH1-4 1B			4-0 BB G1-2-3 BB	0-0 FC6-4		
Jim Owens, R (1, 1) Wes Covington, L (7, PH) OBP: 0.289, SLG: 0.356 Jack Baldschun, R (8, 1)		0-0 1-3		0-0 SH1-4			0-0 G1-2-3	0-3 K		

Inning Stats	R: 0	H: 0	E: 0	K: 1	S: 5	R: 1	H: 3	E: 0	K: 0	S: 6	R: 0	H: 0	E: 0	K: 0	S: 3	R: 0	H: 0	E: 0	K: 2	S: 7	R: 0	H: 1	E: 0	K: 0	S: 4	R: 0	H: 1	E: 0	K: 2	S: 8	R: 1	H: 1	E: 0	K: 1	S: 5	R: 1	H: 2	E: 0	K: 2	S: 7	R: 0	H: 0	E: 0	K: 2	S: 7	R: 0	H: 1	E: 0	K: 1	S: 4	1B: 6	SF: 1	2B: 1	SAC: 2	3B: 1	DP: 1	HR: 1	HBP: 0	WP: 0	PA: 40
--------------	------	------	------	------	------	------	------	------	------	------	------	------	------	------	------	------	------	------	------	------	------	------	------	------	------	------	------	------	------	------	------	------	------	------	------	------	------	------	------	------	------	------	------	------	------	------	------	------	------	------	-------	-------	-------	--------	-------	-------	-------	--------	-------	--------

PITCHER	IP	WLS	BF	H	R	ER	SO	BB	IBB	HBP	BLK	WP	HR	S	P	ERA	WHIP
Don Cardwell, R (1, 1) ERA: 4.24	6.0		25	6	2	2	5	1	0	0	0	0	0	34	38	3.00	1.167
Bob Anderson, R (7, 1) ERA: 4.31	2.0		10	2	1	1	2	3	0	0	0	0	0	11	23	4.50	2.500
Barney Schultz, R (9, 1) ERA: 3.09	1.1	L	5	1	1	1	3	0	0	0	0	0	1	11	11	6.75	0.750

Batter	1	2	3	4	5	6	7	8	9	AB R H RBI BB SO LOB	TOP											
Al Heist, R (1, 8) OBP: 0.346, SLG: 0.417	0-0 L8		0-0 1B 2B		0-0 WP 1B		0-3 K		0-0 F9	5 1 2 0 0 1 3												
Don Zimmer, R (1, 4) OBP: 0.309, SLG: 0.396	0-0 F9		4-0 1B BB		0-0 F8		0-0 1-3		0-0 FC5-4	4 0 0 0 1 0 4												
Billy Williams, L (1, 7) OBP: 0.345, SLG: 0.482	0-0 3-1		0-0 1-2 2-H 1B		0-0 6-3				0-0 4-3	4 0 1 1 0 0 1												
George Altman, L (1, 9) OBP: 0.393, SLG: 0.651		0-0 HR	0-3 K		0-0 G6-4-3 1B				0-0 5-3	4 1 2 1 0 1 2												
Ron Santo, R (1, 5) OBP: 0.366, SLG: 0.450		0-0 F8		0-0 F9		0-0 G6-4-3			0-3 K	4 0 0 0 0 1 1												
Andre Rodgers, R (1, 3) OBP: 0.279, SLG: 0.330		0-3 K		0-0 5-3		0-3 K			0-0 HR	2 0 0 0 0 1 0												
Ed Bouchee, L (6, PH) OBP: 0.385, SLG: 0.430									1B HR	2 1 1 0 0 1 0												
Jerry Kindall, R (1, 6) OBP: 0.318, SLG: 0.487		0-0 F9		0-0 P4			0-3 K		0-0 HR	4 1 1 2 0 1 0												
Moe Thacker, R (1, 2) OBP: 0.383, SLG: 0.171			0-3 K		0-0 P4		4-0 E FC3 BB		4-0 FC5-4 BB	1 0 0 0 0 1 0												
Mel Roach, R (5, PH) OBP: 0.243, SLG: 0.226									BB BB BB BB	1 0 0 0 0 0 0												
Sammy Taylor, L (5, 2) OBP: 0.350, SLG: 0.488									BB BB BB BB	0 0 0 0 2 0 0												
Glen Hobbie, R (1, 1) OBP: 0.242, SLG: 0.333			0-3 K		0-0 1B WP 2B		0-0 FC3		0-0 L9	2 1 1 0 0 1 0												
Don Elston, R (6, 1) OBP: 0.286, SLG: 0.286										0 0 0 0 0 0 0												
Bob Will, L (7, PH) OBP: 0.344, SLG: 0.342										1 0 0 0 0 0 1												
Bob Anderson, R (7, 1) OBP: 0.182, SLG: 0.143										0 0 0 0 0 0 0												
Richie Ashburn, L (9, PH) OBP: 0.344, SLG: 0.264										1 0 0 0 0 0 1												
Inning Stats	R: 0 E: 0 K: 0 S: 3	H: 0 LOB: 0 BB: 0 P: 3	R: 1 E: 0 K: 1 S: 6	H: 1 LOB: 0 BB: 0 P: 6	R: 1 E: 0 K: 3 S: 11	H: 2 LOB: 2 BB: 1 P: 15	R: 0 E: 0 K: 0 S: 3	H: 0 LOB: 0 BB: 0 P: 3	R: 1 E: 0 K: 0 S: 5	H: 2 LOB: 1 BB: 0 P: 5	R: 0 E: 0 K: 1 S: 5	H: 1 LOB: 0 BB: 0 P: 5	R: 0 E: 1 K: 2 S: 8	H: 0 LOB: 2 BB: 1 P: 12	R: 0 E: 0 K: 1 S: 5	H: 0 LOB: 0 BB: 0 P: 5	R: 2 E: 0 K: 0 S: 5	H: 2 LOB: 1 BB: 1 P: 9	1B: 4 2B: 2 3B: 0 HR: 2	SF: 0 SAC: 0 DP: 1 HBP: 0	WP: 1 PB: 0 SB: 0 CS: 0	PA: 38
PITCHER	IP WLS BF H R ER SO BB IBB HBP BLK WP HR S P ERA WHIP																					
Chris Short, L (1, 1) ERA: 6.3	5.0 W 22 6 3 3 4 1 0 0 0 1 1 29 33 5.40 1.400																					
John Buzhardt, R (6, 1) ERA: 3.97	3.1 14 2 2 2 4 2 0 0 0 0 1 20 28 5.40 1.200																					
Jack Baldschun, R (9, 1) ERA: 4.26	0.2 S 2 0 0 0 0 0 0 0 0 0 0 2 2 0.00 0.000																					

Chicago Cubs @ Philadelphia Phillies
 Connie Mack Stadium, Philadelphia, PA
 Sat Jul 22 1961, 3:33 AM EDT
 Att. 2,956 - Sunny - 92 F

AB	35
R	5
H	8
RBI	4
BB	3
SO	8
LOB	13



Batter	1	2	3	4	5	6	7	8	9
Bobby Malkmus, R (1, 4) OBP: 0.267, SLG: 0.312	0-0 HR		0-0 F9		0-0 1B		0-0 SH3-4	0-3 K	
Johnny Callison, L (1, 7) OBP: 0.350, SLG: 0.383	0-0 1-3		0-0 2B 2B 1B		0-0 1-3		0-0 E6 2-H 3B	4-0 FC6-4 IBB	
Wes Covington, L (1, 9) OBP: 0.301, SLG: 0.373 Ken Walters, R (7, PR) OBP: 0.271, SLG: 0.350 (8, 9)	0-0 L4-3 1B		0-0 1-3 2B		0-3 K		0-0 F8 BB 1B	0-0 FC6-4 1-2f	
Tony Gonzalez, L (1, 8) OBP: 0.401, SLG: 0.493	0-0 L4-3 1-2		0-0 2-H 3-H E 2B		0-0 1B SH1-3 1B		4-0 1-2 F8 BB		
Charley Smith, R (1, 5) OBP: 0.303, SLG: 0.389		0-3 K	0-0 2-H 1B		0-0 SH1-3 1-2		0-0 1-2 2-3 F8		
Lee Walls, R (1, 3) OBP: 0.358, SLG: 0.536		0-0 1B 1B	0-0 4-3		0-0 2-3 1B		4-0 IBB		
Darrell Johnson, R (1, 2) OBP: 0.280, SLG: 0.217		0-0 1-2 G6-4-3 1B		0-0 5-3		0-3 K	0-0 P5		
Ruben Amaro, R (1, 6) OBP: 0.351, SLG: 0.356		0-0 1-2f G6-4-3		0-0 F9		0-0 B5-3		0-0 SH1-4 1B	
Chris Short, R (1, 1) OBP: 0.100, SLG: 0.100 John Buzhardt, R (6, 1) OBP: 0.188, SLG: 0.138 Jack Baldschun, R (9, 1)			0-3 K		0-0 G3		0-0 SH3-4 E 1B	0-0 SH1-4 1-2	

AB	R	H	RBI	BB	SO	LOB
4	1	2	1	0	1	1
4	2	2	1	1	0	0
4	1	3	0	0	1	0
1	0	0	0	0	0	2
3	1	2	2	1	0	1
3	0	1	0	0	1	2
3	0	2	0	1	0	1
4	0	1	0	0	1	5
4	0	1	0	0	0	4
2	0	0	0	0	1	0
1	1	1	0	0	0	0
0	0	0	0	0	0	0

BOTTOM

Chicago Cubs @ Philadelphia Phillies
Connie Mack Stadium, Philadelphia, PA

Sat Jul 22 1961, 3:33 AM EDT
 Att. 2,956 - Sunny - 92 F

AB	33
R	6
H	15
RBI	4
BB	3
SO	5
LOB	16



1B: 11	SF: 0
2B: 3	SAC: 3
3B: 1	DP: 2
HR: 1	HBP: 0

WP: 0	PA: 39
PB: 0	
SB: 0	
CS: 0	

Inning Stats	R	H	E	K	S	R	H	E	K	S	R	H	E	K	S	R	H	E	K	S	R	H	E	K	S
Glen Hobbie, R (1, 1) ERA: 4.38	5.1	WLS: 1	BF: 24	H: 11	R: 4	ER: 4	SO: 3	BB: 0	IBB: 0	HBP: 0	BLK: 0	WP: 0	HR: 1	S: 30	P: 30	ERA: 6.75	WHIP: 2.062								
Don Elston, R (6, 1) ERA: 5.96	0.2		2	0	0	0	1	0	0	0	0	0	0	4	4	0.00	0.000								
Bob Anderson, R (7, 1) ERA: 4.42	2.0		13	4	2	2	1	1	2	0	0	0	0	12	24	9.00	2.500								

PITCHER	IP	WLS	BF	H	R	ER	SO	BB	IBB	HBP	BLK	WP	HR	S	P	ERA	WHIP
Glen Hobbie, R (1, 1) ERA: 4.38	5.1	1	24	11	4	4	3	0	0	0	0	0	1	30	30	6.75	2.062
Don Elston, R (6, 1) ERA: 5.96	0.2		2	0	0	0	1	0	0	0	0	0	0	4	4	0.00	0.000
Bob Anderson, R (7, 1) ERA: 4.42	2.0		13	4	2	2	1	1	2	0	0	0	0	12	24	9.00	2.500

Batter	1	2	3	4	5	6	7	8	9	AB R H RBI BB SO LOB	TOP											
Richie Ashburn, L (1, 8) <small>OBP: 0.350, SLG: 0.269</small> Al Heist, R (9, 8) <small>OBP: 0.346, SLG: 0.417</small>	0-0 5-3		0-0 E S HR 1B		0-0 HR 1B	0-0 F8		4-0 1B 2B BB		4 3 2 0 1 0 0 0 0 0 0 0 0 0												
Don Zimmer, R (1, 4) <small>OBP: 0.316, SLG: 0.420</small>	0-0 5-3		0-0 1-H HR		0-0 1-H HR		4-0 BB HR BB	0-0 2B 1B		4 4 3 4 1 0 0												
Billy Williams, L (1, 7) <small>OBP: 0.346, SLG: 0.482</small> Bob Will, L (9, 7) <small>OBP: 0.344, SLG: 0.342</small>	0-0 F7		0-0 F9		0-0 G3		4-0 1-2 HR BB	0-0 1-H 2B 3-H		4 1 1 2 1 0 0 0 0 0 0 0 0 0												
George Altman, L (1, 9) <small>OBP: 0.393, SLG: 0.657</small>		0-0 P4	0-0 1B		0-0 E7 WP		1-1 2-H HR		0-0 F7	5 1 2 3 0 0 0												
Ron Santo, R (1, 5) <small>OBP: 0.369, SLG: 0.451</small>		0-0 4-3 WP 1B 1B	0-3 K		4-0 WP IBB		0-0 F7		0-0 G6-3 1B	4 1 2 0 1 1 1												
Sammy Taylor, L (1, 2) <small>OBP: 0.345, SLG: 0.473</small>	0-0 4-3 1-3			0-0 F7		4-0 1-2 2-3 BB		0-0 F9	0-0 G6-3 1-2f	4 0 0 0 1 0 2												
Jerry Kindall, R (1, 6) <small>OBP: 0.317, SLG: 0.483</small>	0-0 3-H 1B			0-3 K	0-3 K		0-0 F8			4 0 1 1 0 2 3												
Ed Bouchee, L (1, 3) <small>OBP: 0.383, SLG: 0.440</small>			0-0 HR		0-0 F8		0-0 4-1		0-0 P5	4 1 1 1 0 0 0												
Jim Brewer, L (1, 1) <small>OBP: 0.273, SLG: 0.111</small> Don Elston, R (5, 1) <small>OBP: 0.222, SLG: 0.222</small>			0-3 K		0-0 F8	0-0 6-3		0-0 6-3		2 0 0 0 0 1 0 2 0 0 0 0 0 0												
Inning Stats	R: 0 E: 0 K: 0 S: 3	H: 0 LOB: 0 BB: 0 P: 3	R: 1 E: 0 K: 0 S: 4	H: 2 LOB: 1 BB: 0 P: 4	R: 3 E: 0 K: 2 S: 11	H: 4 LOB: 1 BB: 0 P: 11	R: 0 E: 0 K: 1 S: 5	H: 0 LOB: 0 BB: 0 P: 5	R: 2 E: 1 K: 1 S: 8	H: 2 LOB: 3 BB: 2 P: 16	R: 0 E: 0 K: 0 S: 3	H: 0 LOB: 0 BB: 0 P: 3	R: 3 E: 0 K: 0 S: 4	H: 1 LOB: 0 BB: 2 P: 12	R: 2 E: 0 K: 0 S: 4	H: 2 LOB: 1 BB: 1 P: 8	R: 0 E: 0 K: 0 S: 3	H: 1 LOB: 0 BB: 0 P: 3	1B: 7 2B: 1 3B: 0 HR: 4	SF: 0 SAC: 0 DP: 1 HBP: 0	WP: 2 PB: 0 SB: 1 CS: 0	PA: 42
PITCHER	IP WLS BF H R ER SO BB IBB HBP BLK WP HR S P ERA WHIP																					
Art Mahaffey, R (1, 1) <small>ERA: 4.24</small> Ken Lehman, L (5, 1) <small>ERA: 4.28</small> Paul Brown, R (6, 1) <small>ERA: 13.5</small> Dallas Green, R (8, 1) <small>ERA: 5.08</small> Frank Sullivan, R (9, 1) <small>ERA: 3.98</small>	4.2 L 22 8 6 6 3 0 0 0 0 0 1 3 28 28 11.57 1.714																					
PITCHER	IP WLS BF H R ER SO BB IBB HBP BLK WP HR S P ERA WHIP																					

Chicago Cubs @ Philadelphia Phillies
 Connie Mack Stadium, Philadelphia, PA
 Sun Jul 23 1961, 3:33 AM EDT
 Att. 3,476 - Cloudy - 104 F

livebaseballscorecards.com

AB	37
R	11
H	12
RBI	11
BB	5
SO	4
LOB	6



BOTTOM

Chicago Cubs @ Philadelphia Phillies
Connie Mack Stadium, Philadelphia, PA

Sun Jul 23 1961, 3:33 AM EDT
Att. 3,476 - Cloudy - 104 F

livebaseballscorecards.com

AB	36
R	5
H	9
RBI	5
BB	1
SO	5
LOB	13



WP:	0	PA:	37
PB:	0	SB:	0
CS:	0		

AB R H RBI BB SO LOB

5	1	2	0	0	0	1
3	2	1	1	1	1	3
4	2	2	2	0	1	1
4	0	1	1	0	0	1
4	0	1	0	0	1	1
4	0	1	1	0	0	1
3	0	1	0	0	0	1
0	0	0	0	0	0	0
1	0	0	0	0	0	2
0	0	0	0	0	0	0
0	0	0	0	0	0	0
2	0	0	0	0	0	0
1B:	5	SF:	0			
2B:	2	SAC:	0			
3B:	1	DP:	1			
HR:	1	HBP:	0			

Batter	1	2	3	4	5	6	7	8	9
Bobby Malkmus, R OBP: 0.271, SLG: 0.321 (1, 4)	0-0 G3-6 1B		0-0 E5 1-2		0-0 2B		0-0 6-3		0-0 P6
Johnny Callison, L OBP: 0.352, SLG: 0.387 (1, 7)	0-0 G3-6 1-2f		0-3 K		0-0 HR 2B			4-0 1B 4-3 1B BB	
Don Demeter, R OBP: 0.322, SLG: 0.460 (1, 8)	0-3 K			0-0 1B 3B	0-0 HR 2-H			0-0 P4	
Lee Walls, R OBP: 0.354, SLG: 0.523 (1, 3)		0-0 1-3		0-0 1B 3-H	0-0 1-3			0-0 4-3 1-2	
Charley Smith, R OBP: 0.302, SLG: 0.387 (1, 5)		0-0 5-3		0-0 P4		0-3 K		0-0 1B 2-3 1B	
Tony Gonzalez, L OBP: 0.398, SLG: 0.489 (1, 9)		0-0 1-3		0-0 F9		0-0 P6		0-0 1B 1-2 3-H 1B	
Darrell Johnson, R OBP: 0.286, SLG: 0.231 Dallas Green, L OBP: 0.345, SLG: 0.208 Elmer Valo, L OBP: 0.328, SLG: 0.265 Frank Sullivan, R OBP: 0.208, SLG: 0.050 (1, 2) (8, 1) (8, PH) (9, 1)			0-0 E 1B	0-0 F8		0-0 6-3		0-0 F5	
Ruben Amaro, R OBP: 0.345, SLG: 0.350 (1, 6)			0-0 F9		0-0 5-3		0-0 F3		0-3 K
Art Mahaffey, R OBP: 0.083, SLG: 0.095 Ken Lehman, L OBP: 0.307, SLG: 0.314 Bobby Gene Smith, R OBP: 0.307, SLG: 0.314 Paul Brown, R OBP: 0.217, SLG: 0.235 (1, 1) (5, 1) (5, PH) (8, 1) (7, PH) (8, 2)			0-3 K		0-0 5-3		0-0 F8		0-0 F9

Inning Stats	R: 0	H: 1	E: 0	LOB: 0	K: 1	S: 5	R: 0	H: 0	E: 0	LOB: 0	K: 0	S: 3	R: 0	H: 1	E: 1	LOB: 2	K: 2	S: 9	R: 1	H: 2	E: 0	LOB: 1	K: 0	S: 5	R: 3	H: 3	E: 0	LOB: 0	K: 0	S: 6	R: 0	H: 0	E: 0	LOB: 0	K: 1	S: 5	R: 0	H: 0	E: 0	LOB: 0	K: 0	S: 3	R: 1	H: 2	E: 0	LOB: 2	K: 0	S: 5	R: 0	H: 0	E: 0	LOB: 0	K: 1	S: 5	R: 0	H: 0	E: 0	LOB: 0	K: 1	S: 5
--------------	------	------	------	--------	------	------	------	------	------	--------	------	------	------	------	------	--------	------	------	------	------	------	--------	------	------	------	------	------	--------	------	------	------	------	------	--------	------	------	------	------	------	--------	------	------	------	------	------	--------	------	------	------	------	------	--------	------	------	------	------	------	--------	------	------

PITCHER	IP	WLS	BF	H	R	ER	SO	BB	IBB	HBP	BLK	WP	HR	S	P	ERA	WHIP
Jim Brewer, L ERA: 7.33 (1, 1)	4.2		21	7	4	4	3	0	0	0	0	0	1	27	27	7.71	1.500
Don Elston, R ERA: 5.64 (5, 1)	4.1	W	16	2	1	1	2	1	0	0	0	0	0	19	23	2.08	0.692

Batter	1	2	3	4	5	6	7	8	9	AB R H RBI BB SO LOB	TOP											
Maury Wills, S OBP: 0.373, SLG: 0.368 (1, 6)	1-0 G6-4-3 1B		1-3 1C 1-3	0-1 3-H 3B			2-1 6-3		0-0 2-H 2B	5 0 3 2 0 1 0												
Jim Gilliam, S OBP: 0.370, SLG: 0.364 (1, 7) (6, 5)	0-0 G6-4-3 1-2f		0-0 L7	1-0 F7			0-1 S 1B		1-1 F8	5 0 1 0 0 0 3												
Tommy Davis, R OBP: 0.354, SLG: 0.479 (1, 8) (6, 7)	3-2 1B HR 1B		1-2 E1			0-2 G5-4-3 1B			1-1 F8 1-2	4 1 2 0 0 0 1												
Frank Howard, R OBP: 0.333, SLG: 0.507 Gordie Windhorn, R OBP: 0.400, SLG: 0.417 (1, 9) (8, PR) (8, 9)	3-2 1B HR 1B		2-2 5-3			1-2 G5-4-3 1-2f		4-2 CS BB		3 1 1 0 1 0 2 0 0 0 0 0 0 0												
Gil Hodges, R OBP: 0.314, SLG: 0.395 (1, 3)	1-1 1-H 2-H HR			2-2 2-3		1-0 F7		1-2 6-3 1-2		4 1 1 3 0 0 1												
Daryl Spencer, R OBP: 0.348, SLG: 0.408 Willie Davis, L OBP: 0.308, SLG: 0.469 (1, 5) (6, 8)	0-1 F3			4-2 1B 3B BB			3-2 F4		0-3 K	2 1 0 0 1 0 0 1 0 0 0 0 1 1												
Charlie Neal, R OBP: 0.315, SLG: 0.394 (1, 4)			3-3 1-3	1-1 1-2 3B 1B			3-3 K		0-1 5-3	4 1 1 0 0 2 0												
John Roseboro, L OBP: 0.355, SLG: 0.508 (1, 2)			1-1 SH2-4-6 1B	2-2 1-H 2-H 3B 3B			1-3 K		0-0 2B 2B	4 2 3 2 0 1 0												
Sandy Koufax, R OBP: 0.182, SLG: 0.063 (1, 1)			1-0 SH2-4-6 1-3f	1-3 K			1-2 5-3		0-3 K	3 0 0 0 0 2 2												
Inning Stats	R: 3 E: 0 K: 0 S: 13	H: 4 LOB: 0 BB: 0 P: 21	R: 0 E: 0 K: 1 S: 8	H: 1 LOB: 0 BB: 0 P: 13	R: 0 E: 1 K: 1 S: 12	H: 0 LOB: 1 BB: 0 P: 16	R: 3 E: 0 K: 1 S: 16	H: 3 LOB: 1 BB: 1 P: 27	R: 0 E: 0 K: 2 S: 9	H: 0 LOB: 0 BB: 0 P: 16	R: 0 E: 0 K: 0 S: 10	H: 1 LOB: 1 BB: 0 P: 14	R: 0 E: 0 K: 1 S: 8	H: 0 LOB: 1 BB: 1 P: 13	R: 1 E: 0 K: 1 S: 10	H: 2 LOB: 1 BB: 0 P: 11	1B: 7 2B: 3 3B: 2 HR: 1	SF: 0 SAC: 1 DP: 3 HBP: 0	WP: 0 PB: 0 SB: 1 CS: 1	PA: 38		
PITCHER	IP WLS BF H R ER SO BB IBB HBP BLK WP HR S P ERA WHIP	IP WLS BF H R ER SO BB IBB HBP BLK WP HR S P ERA WHIP	IP WLS BF H R ER SO BB IBB HBP BLK WP HR S P ERA WHIP	IP WLS BF H R ER SO BB IBB HBP BLK WP HR S P ERA WHIP	IP WLS BF H R ER SO BB IBB HBP BLK WP HR S P ERA WHIP	IP WLS BF H R ER SO BB IBB HBP BLK WP HR S P ERA WHIP	IP WLS BF H R ER SO BB IBB HBP BLK WP HR S P ERA WHIP	IP WLS BF H R ER SO BB IBB HBP BLK WP HR S P ERA WHIP	IP WLS BF H R ER SO BB IBB HBP BLK WP HR S P ERA WHIP	IP WLS BF H R ER SO BB IBB HBP BLK WP HR S P ERA WHIP	IP WLS BF H R ER SO BB IBB HBP BLK WP HR S P ERA WHIP	IP WLS BF H R ER SO BB IBB HBP BLK WP HR S P ERA WHIP	IP WLS BF H R ER SO BB IBB HBP BLK WP HR S P ERA WHIP	IP WLS BF H R ER SO BB IBB HBP BLK WP HR S P ERA WHIP	IP WLS BF H R ER SO BB IBB HBP BLK WP HR S P ERA WHIP	IP WLS BF H R ER SO BB IBB HBP BLK WP HR S P ERA WHIP	IP WLS BF H R ER SO BB IBB HBP BLK WP HR S P ERA WHIP	IP WLS BF H R ER SO BB IBB HBP BLK WP HR S P ERA WHIP	IP WLS BF H R ER SO BB IBB HBP BLK WP HR S P ERA WHIP	IP WLS BF H R ER SO BB IBB HBP BLK WP HR S P ERA WHIP	IP WLS BF H R ER SO BB IBB HBP BLK WP HR S P ERA WHIP	
Don Ferrarese, L ERA: 4.18 (1, 1)	4.0 L 20 8 6 6 3 1 0 0 0 0 1 49 77 13.50 2.250																					
Paul Brown, R ERA: 9.0 (5, 1)	1.0 3 1 0 0 0 0 0 0 0 0 0 0 7 9 0.00 1.000																					
Dallas Green, R ERA: 4.97 (6, 1)	2.0 7 1 0 0 2 0 0 0 0 0 0 0 19 30 0.00 0.500																					
Frank Sullivan, R ERA: 3.99 (8, 1)	2.0 8 2 1 1 2 1 0 0 0 0 0 0 18 24 4.50 1.500																					

Los Angeles Dodgers @ Philadelphia Phillies
 Connie Mack Stadium, Philadelphia, PA

Tue Jul 25 1961, 7:05 PM EDT
 Att: 10,391 - Unknown

AB	35
R	7
H	12
RBI	7
BB	2
SO	7
LOB	10



WP: 0	PA: 38
PB: 0	
SB: 1	
CS: 1	

ERA	WHIP

livebaseballscorecards.com

Batter	1	2	3	4	5	6	7	8	9	AB	R	H	RBI	BB	SO	LOB
Bobby Malkmus, R OBP: 0.270, SLG: 0.319 (1, 4)	2-2 F5		0-0 6-3		2-2 1B		3-2 F8			4	0	1	0	0	0	0
Johnny Callison, L OBP: 0.351, SLG: 0.385 (1, 7)	2-1 F6		1-0 FC6-4 1B		2-3 K			1-2 4-3		4	0	1	0	0	1	1
Don Demeter, R OBP: 0.317, SLG: 0.452 (1, 8)	2-3 K		2-2 F2		2-3 K			1-0 F9		4	0	0	0	0	2	2
Lee Walls, R OBP: 0.359, SLG: 0.522 (1, 5)		0-1 2B 4-3 1B	2-0 FC6-4		2-1 1B			3-3 K		4	1	2	0	0	1	1
Pancho Herrera, R OBP: 0.351, SLG: 0.433 (1, 3)		0-1 4-3 1B 2B		0-1 F8		2-3 K		3-2 1-3		4	1	1	0	0	1	1
Tony Gonzalez, L OBP: 0.392, SLG: 0.481 (1, 9)		3-3 K		1-3 K		3-3 K		3-3 K		4	0	0	0	0	4	3
Darrell Johnson, R OBP: 0.281, SLG: 0.207 (1, 2)		0-2 4-3		4-1 BB		0-0 F7		1-0 F9		3	0	0	1	1	0	2
Ruben Amaro, R OBP: 0.345, SLG: 0.350 (1, 6)		1-1 3-H 1B		0-1 F7			0-0 5-3			3	0	1	1	0	0	1
Don Ferrarese, R OBP: 0.182, SLG: 0.143 (5, 1) Paul Brown, R OBP: 0.269, SLG: 0.347 (5, PH) Dallas Green, L OBP: 0.345, SLG: 0.208 (6, 1) Charley Smith, R OBP: 0.301, SLG: 0.396 (7, PH) Frank Sullivan, R OBP: 0.208, SLG: 0.050 (8, 1)		1-1 L5		2-2 5-3			1-3 K			1	0	0	0	0	0	1

BOTTOM

Los Angeles Dodgers @ Philadelphia Phillies
Connie Mack Stadium, Philadelphia, PA
 Tue Jul 25 1961, 7:05 PM EDT
 Att. 10,391 - Unknown

livebaseballscorecards.com

AB	33
R	2
H	6
RBI	2
BB	1
SO	10
LOB	12



Inning Stats	R: 0	H: 0	E: 0	K: 1	S: 9	P: 15	R: 2	H: 3	E: 0	K: 1	S: 15	R: 0	H: 1	E: 0	K: 0	S: 6	R: 0	H: 0	E: 0	K: 1	S: 8	R: 0	H: 1	E: 0	K: 2	S: 13	R: 0	H: 1	E: 0	K: 2	S: 11	R: 0	H: 0	E: 0	K: 1	S: 8	R: 0	H: 0	E: 0	K: 1	S: 8	R: 0	H: 0	E: 0	K: 1	S: 9	R: 0	H: 0	E: 0	K: 1	S: 16	1B: 5	SF: 0	2B: 1	SAC: 0	3B: 0	DP: 0	HR: 0	HBP: 0	WP: 0	PA: 34	PB: 0	SB: 0	CS: 0
--------------	------	------	------	------	------	-------	------	------	------	------	-------	------	------	------	------	------	------	------	------	------	------	------	------	------	------	-------	------	------	------	------	-------	------	------	------	------	------	------	------	------	------	------	------	------	------	------	------	------	------	------	------	-------	-------	-------	-------	--------	-------	-------	-------	--------	-------	--------	-------	-------	-------

PITCHER	IP	WLS	BF	H	R	ER	SO	BB	IBB	HBP	BLK	WP	HR	S	P	ERA	WHIP
Sandy Koufax, L ERA: 3.2 (1, 1)	9.0	W	34	6	2	2	10	1	0	0	0	0	0	87	139	2.00	0.778

Batter	1	2	3	4	5	6	7	8	9	AB R H RBI BB SO LOB	TOP									
Maury Wills, S (1, 6) OBP: 0.373, SLG: 0.367	1-2 6-3		0-0 1B		2-1 4-3			4-1 1B FC1-2 BB	1-2 FC6-4 2B 1-2f	4 1 1 0 1 0 1										
Willie Davis, L (1, 8) OBP: 0.320, SLG: 0.481	3-2 S 1B		0-0 1B G1-6-3 1B		4-1 BB			1-2 FC1-2 6-3 1B	0-0 2B	4 2 4 0 1 0 0										
John Roseboro, L (1, 2) OBP: 0.353, SLG: 0.502	1-2 F7		2-1 G1-6-3 1B 1-3 2-H		0-0 F9			0-0 6-3	1-3 2B	5 0 1 1 0 1 6										
Wally Moon, L (1, 7) OBP: 0.446, SLG: 0.553 Jim Gilliam, S (8, 5) OBP: 0.369, SLG: 0.362	2-2 F8 1-2		2-2 G1-6-3 1-2f 3-H		1-0 B2			4-0 FC1-2 HR IBB	2-2 3-1	3 1 0 0 1 0 2 1 0 0 0 0 0 2										
Tommy Davis, R (1, 5) OBP: 0.353, SLG: 0.476 (8, 7)		2-1 BB 1B	2-1 F4		3-2 F9			0-0 FC1-2 HR		4 1 1 0 0 0 3										
Norm Larker, L (1, 3) OBP: 0.332, SLG: 0.416 Gil Hodges, R (8, 3) OBP: 0.314, SLG: 0.395		1-2 F5		0-2 F6		2-2 L8		1-1 HR 1-H 2-H 3-H		4 1 1 4 0 0 1 0 0 0 0 0 0 0										
Duke Snider, L (1, 9) OBP: 0.310, SLG: 0.369		4-2 1-2 BB		1-0 G3			1-0 4-3	4-2 BB		2 0 0 0 2 0 0										
Charlie Neal, R (1, 4) OBP: 0.314, SLG: 0.391		0-2 F9		2-1 F2			2-1 G6-4-3 1B	2-1 L9		4 0 1 0 0 0 3										
Don Drysdale, R (1, 1) OBP: 0.212, SLG: 0.367		3-2 6-3		2-3 K			1-0 G6-4-3 1-2f		0-0 FC6-4 1B	4 0 1 0 0 1 3										
Inning Stats	R: 0 E: 0 K: 0 S: 13	H: 1 LOB: 1 BB: 0 P: 20	R: 0 E: 0 K: 0 S: 13	H: 1 LOB: 2 BB: 1 P: 23	R: 2 E: 0 K: 0 S: 9	H: 3 LOB: 0 BB: 0 P: 15	R: 0 E: 0 K: 0 S: 7	H: 0 LOB: 0 BB: 0 P: 10	R: 0 E: 0 K: 1 S: 7	H: 0 LOB: 1 BB: 1 P: 15	R: 0 E: 0 K: 0 S: 4	H: 1 LOB: 0 BB: 0 P: 8	R: 4 E: 0 K: 0 S: 12	H: 2 LOB: 1 BB: 3 P: 28	R: 0 E: 0 K: 1 S: 12	H: 2 LOB: 2 BB: 0 P: 16	1B: 8 2B: 1 3B: 0 HR: 1	SF: 0 SAC: 0 DP: 2 HBP: 0	WP: 0 PB: 0 SB: 1 CS: 0	PA: 40
PITCHER	IP WLS BF H R ER SO BB IBB HBP BLK WP HR S P ERA WHIP																			
Jim Owens, R (1, 1) ERA: 6.54	3.0 L 14 5 2 2 0 1 0 0 0 0 0 0 35 58 6.00 2.000																			
Frank Sullivan, R (4, 1) ERA: 4.14	5.0 21 3 4 4 1 3 1 0 0 0 1 39 76 7.20 1.200																			
Dallas Green, R (9, 1) ERA: 4.92	1.0 5 2 0 0 0 1 0 0 0 0 0 0 12 16 0.00 2.000																			

Los Angeles Dodgers @ Philadelphia Phillies
 Connie Mack Stadium, Philadelphia, PA

Wed Jul 26 1961, 7:05 PM EDT
 Att: 10,058 - Unknown

livebaseballscorecards.com

AB	35
R	6
H	10
RBI	5
BB	5
SO	2
LOB	21



Batter	1	2	3	4	5	6	7	8	9	AB	R	H	RBI	BB	SO	LOB
Bobby Malkmus, R OBP: 0.264, SLG: 0.311 (1, 4)	3-2 F8		2-1 5-3		2-2 F3			1-3 K		4	0	0	0	0	1	0
Johnny Callison, L OBP: 0.350, SLG: 0.380 (1, 7)	0-0 4-3		3-3 K		2-1 F8			4-1 WP BB		3	0	0	0	1	1	0
Wes Covington, L OBP: 0.305, SLG: 0.377 (1, 9)	3-2 2B 1B			0-0 2B WP 1B		1-2 F9		3-3 K		4	1	2	0	0	1	1
Tony Gonzalez, L OBP: 0.398, SLG: 0.494 (1, 8)	2-1 1-3 2B			2-2 WP 1-3 2B		2-1 F8		0-0 G6-4-3 1B		4	0	3	0	0	0	0
Lee Walls, R OBP: 0.346, SLG: 0.500 (1, 5)	3-1 6-3			0-3 K		1-2 L6		0-0 G6-4-3 1-2f		4	0	0	0	0	1	5
Pancho Herrera, R OBP: 0.347, SLG: 0.427 (1, 3)		0-2 5-3		2-3 K		1-2 F9		1-3 K		4	0	0	0	0	2	2
Clay Dalrymple, L OBP: 0.219, SLG: 0.233 (1, 2)		1-1 4-3		4-0 WP IBB		3-1 G3				2	0	0	0	1	0	0
Ruben Amaro, R OBP: 0.341, SLG: 0.345 (1, 6)		2-1 6-3		2-2 L7 1-2 2-3 3-H		2-2 5-3				3	0	0	0	0	0	2
Jim Owens, R (1, 1)			1-1 5-3		2-3 K			2-1 F6		0	0	0	0	0	0	0
Ken Walters, R OBP: 0.267, SLG: 0.344 (3, PH)										1	0	0	0	0	0	0
Frank Sullivan, R OBP: 0.200, SLG: 0.048 (4, 1)										1	0	0	0	0	1	0
Elmer Valo, L OBP: 0.322, SLG: 0.260 (8, PH)										1	0	0	0	0	0	0
Dallas Green, L OBP: 0.345, SLG: 0.208 (9, 1)										0	0	0	0	0	0	0

Inning Stats	R: 0	H: 2	E: 0	K: 14	R: 0	H: 0	E: 0	K: 7	R: 0	H: 0	E: 0	K: 1	R: 1	H: 2	E: 0	K: 2	R: 0	H: 0	E: 0	K: 1	R: 0	H: 0	E: 0	K: 9	R: 0	H: 0	E: 0	K: 10	R: 0	H: 0	E: 0	K: 15	R: 0	H: 0	E: 0	K: 20	R: 0	H: 1	E: 0	K: 5	R: 0	H: 1	E: 0	K: 6
	LOB: 2	BB: 0	LOB: 0	BB: 25	LOB: 0	BB: 0	LOB: 0	BB: 10	LOB: 2	BB: 1	LOB: 0	BB: 0	LOB: 2	BB: 2	LOB: 0	BB: 1	LOB: 0	BB: 0	LOB: 0	BB: 0	LOB: 0	BB: 0	LOB: 1	BB: 1	LOB: 0	BB: 0	LOB: 0	BB: 0	LOB: 0	BB: 0	LOB: 0	BB: 12	LOB: 0	BB: 0	LOB: 0	BB: 15	LOB: 1	BB: 1	LOB: 0	BB: 6				

PITCHER	IP	WLS	BF	H	R	ER	SO	BB	IBB	HBP	BLK	WP	HR	S	P	ERA	WHIP
Don Drysdale, R ERA: 3.68 (1, 1)	9.0	W	33	5	1	1	7	1	1	0	0	2	0	86	143	1.00	0.667

BOTTOM

Los Angeles Dodgers @ Philadelphia Phillies
 Connie Mack Stadium, Philadelphia, PA
 Wed Jul 26 1961, 7:05 PM EDT
 Att. 10,058 - Unknown

AB	31
R	1
H	5
RBI	0
BB	2
SO	7
LOB	10



WP	2	PA	33
PB	0		
SB	0		
CS	0		

livebaseballscores.com

Batter	1	2	3	4	5	6	7	8	9	AB R H RBI BB SO LOB	TOP			
Maury Wills, S OBP: 0.373, SLG: 0.365 (1, 6)	4-0 S S 1B BB	1-2 G1-6-3 1-2f		2-3 K		2-2 4-3		2-1 1-3 2-H 1B		4 1 1 1 1 1 3				
Charlie Neal, R OBP: 0.311, SLG: 0.388 (1, 4)	3-3 K 1-2		3-2 G6-4-3 1B		0-0 F7		2-2 6-3	0-2 SF7		4 0 1 1 0 1 1				
Tommy Davis, R OBP: 0.357, SLG: 0.478 (1, 7)	2-2 1B 2-H 1B		2-0 G6-4-3 1-2f		1-0 PB HR 1B		1-0 G4-3 1B	2-1 6-3		5 1 3 1 0 0 2				
Frank Howard, R OBP: 0.338, SLG: 0.507 (1, 9) Duke Snider, L OBP: 0.315, SLG: 0.375 (7, 9)	2-2 1B 1-2 1B		0-0 1-6-3		3-2 HR 1B		1-1 G4-3 1-2f		0-0 1B G6-3 1B	4 2 2 0 0 0 1 1 1 1 0 0 0 0				
Gil Hodges, R OBP: 0.331, SLG: 0.434 (1, 3)	0-0 1-2 2-H 1B			1-0 1B 1B		2-2 1-H 2-H HR		3-1 F7	1-0 G6-3 1B	5 2 4 3 0 0 0				
Daryl Spencer, R OBP: 0.354, SLG: 0.413 (1, 5) Jim Gilliam, S OBP: 0.368, SLG: 0.361 (8, PR) (8, 5)	3-2 1-2 2-H 1B		0-1 1-3 1B		2-2 F7		0-0 PB 1B	1-0 G6-3 1-2f 3-H	1-0 G6-3 1-2f 3-H	4 0 3 1 0 0 0 1 1 0 0 0 0 1				
John Roseboro, L OBP: 0.354, SLG: 0.500 (1, 2)	0-1 3-1		2-2 1-2 3-H 1B		0-2 F9		1-2 1-H 1B	1-0 B1-3		5 1 2 2 0 0 2				
Willie Davis, L OBP: 0.319, SLG: 0.476 (1, 8)		2-3 K		2-3 K		3-3 K		4-0 1B 1B IBB		3 1 0 0 1 3 2				
Stan Williams, R OBP: 0.232, SLG: 0.196 (1, 1) Turk Farrell, R OBP: 0.077, SLG: 0.077 (3, 1) Bob Aspromonte, R OBP: 0.282, SLG: 0.250 (4, PH) Roger Craig, R OBP: 0.192, SLG: 0.125 (4, 1) Larry Sherry, R OBP: 0.375, SLG: 0.286 (6, 1)		4-2 G1-6-3 BB		1-0 F8		1-3 K		2-1 1-2 2-H 1B SF7 1B		0 0 0 0 1 0 0 0 0 0 0 0 0 0 1 0 0 0 0 0 2 1 0 0 0 0 1 0 1 1 1 1 0 0 0				
Inning Stats	R: 2 H: 4 E: 0 LOB: 2 K: 1 BB: 1 S: 16 P: 30	R: 0 H: 0 E: 0 LOB: 0 K: 1 BB: 1 S: 9 P: 16	R: 0 H: 1 E: 0 LOB: 0 K: 0 BB: 0 S: 5 P: 10	R: 1 H: 3 E: 0 LOB: 2 K: 2 BB: 0 S: 14 P: 22	R: 3 H: 3 E: 0 LOB: 0 K: 0 BB: 0 S: 14 P: 22	R: 0 H: 0 E: 0 LOB: 0 K: 2 BB: 0 S: 9 P: 15	R: 0 H: 1 E: 0 LOB: 0 K: 0 BB: 0 S: 6 P: 10	R: 4 H: 4 E: 0 LOB: 1 K: 0 BB: 1 S: 15 P: 29	R: 1 H: 2 E: 0 LOB: 0 K: 0 BB: 0 S: 4 P: 7	1B: 17 SF: 1 2B: 0 SAC: 0 3B: 0 DP: 4 HR: 1 HBP: 0	WP: 0 PA: 43 PB: 2 SB: 2 CS: 0			
PITCHER	IP WLS BF H R ER SO BB IBB HBP BLK WP HR S P ERA WHIP													
Chris Short, L ERA: 6.42 (1, 1)	4.1		9 4 4 4 2 0 0 0 0 0 0 0 0 46 81 8.31 2.538											
Jack Baldschun, R ERA: 4.97 (5, 1)	3.2 L		18 7 6 6 2 0 1 0 0 0 0 1 42 73 14.73 1.909											
Dallas Green, R ERA: 4.96 (9, 1)	1.0		4 2 1 1 0 0 0 0 0 0 0 0 0 4 7 9.00 2.000											

Los Angeles Dodgers @ Philadelphia Phillies
 Connie Mack Stadium, Philadelphia, PA
 Thu Jul 27 1961, 7:05 PM EDT
 Att. 8,415 - Unknown

livebaseballscorecards.com

AB	39
R	11
H	18
RBI	10
BB	3
SO	6
LOB	14



BOTTOM

Los Angeles Dodgers @ Philadelphia Phillies
 Connie Mack Stadium, Philadelphia, PA

Thu Jul 27 1961, 7:05 PM EDT
 Att. 8,415 - Unknown

AB	34
R	6
H	9
RBI	6
BB	5
SO	6
LOB	10



WP	1	PA	41
PB	0		
SB	1		
CS	1		

AB R H RBI BB SO LOB

5	0	0	0	0	1	1
3	3	2	0	2	0	0
5	1	2	2	0	0	4
3	1	1	0	2	1	0
4	1	2	4	0	1	1
3	0	0	0	1	0	1
4	0	2	0	0	0	0
4	0	0	0	0	2	3
2	0	0	0	0	1	0
0	0	0	0	0	0	0
1	0	0	0	0	0	0
0	0	0	0	0	0	0

1B	6	SF	0
2B	2	SAC	1
3B	0	DP	0
HR	1	HBP	0

Batter	1	2	3	4	5	6	7	8	9
Bobby Malkmus, R (1, 4) OBP: 0.257, SLG: 0.302	2-2 F4		0-1 6-3	2-3 K		2-1 E5			0-0 F8
Johnny Callison, L (1, 7) OBP: 0.357, SLG: 0.391	4-2 BB 1B BB		1-1 BB 1B 2B	2-1 G3		4-2 BB 1-2 BB			0-0 BB 1B 2B
Wes Covington, L (1, 9) OBP: 0.308, SLG: 0.377	0-0 F7		0-0 WP HR 1B		2-0 F8	0-0 F7			0-0 2-H 1B
Tony Gonzalez, L (1, 8) OBP: 0.401, SLG: 0.492	4-2 S 1B CS 1-2 BB		4-0 HR 1B IBB		1-2 FC6-4 1B		0-3 K		0-1 F6
Lee Walls, R (1, 5) OBP: 0.351, SLG: 0.530	2-2 1-2 2-H 1B		0-1 1-H 2-H HR		1-0 FC6-4 1-2		1-3 K		
Pancho Herrera, R (1, 3) OBP: 0.346, SLG: 0.423	2-2 CS 2-H	1-2 F8	4-1 1B BB		1-2 L8		2-1 F9		
Darrell Johnson, R (1, 2) OBP: 0.306, SLG: 0.242		0-0 L7	1-0 1-2 1B		2-0 E SH3-4 1B		2-1 6-3		
Ruben Amaro, R (1, 6) OBP: 0.336, SLG: 0.339		2-3 K	2-0 F8		2-1 F9		1-3 K		
Chris Short, R (1, 1) OBP: 0.091, SLG: 0.091			2-3 K	1-2 F3		0-0 SH3-4		1-2 4-3	
Jack Baldschun, R (5, 1)									
Elmer Valo, L (8, PH) OBP: 0.317, SLG: 0.255									
Dallas Green, L (9, 1) OBP: 0.345, SLG: 0.208									

Inning Stats	R	H	E	K	S	H	LOB	BB	P	R	H	E	K	S	H	LOB	BB	P
1	1	1	0	15	29	0	0	0	7	0	0	0	1	10	0	0	0	13
2	0	0	0	7	10	0	0	0	10	0	0	0	1	27	0	0	0	10
3	4	4	0	13	27	0	2	2	27	0	4	4	1	15	0	0	0	15
4	0	0	0	10	14	0	0	0	14	0	0	0	0	14	0	0	0	14
5	0	1	0	9	14	0	1	0	14	0	0	0	0	14	0	0	0	14
6	0	1	0	9	19	0	3	1	19	0	0	0	0	19	0	0	0	19
7	0	0	0	9	12	0	0	0	12	0	0	0	0	12	0	0	0	12
8	0	0	0	8	12	0	0	0	12	0	0	0	0	12	0	0	0	12
9	1	2	0	5	5	0	0	0	5	0	2	0	0	5	0	0	0	5

PITCHER	IP	WLS	BF	H	R	ER	SO	BB	IBB	HBP	BLK	WP	HR	S	P	ERA	WHIP
Stan Williams, R (1, 1) ERA: 4.26	2.2		16	5	5	5	2	3	1	0	0	1	1	34	63	16.88	3.000
Turk Farrell, R (3, 1) ERA: 5.13	0.1		1	0	0	0	0	0	0	0	0	0	0	1	3	0.00	0.000
Roger Craig, R (4, 1) ERA: 6.04	2.2	W	12	2	0	0	1	1	0	0	0	0	0	27	47	0.00	1.125
Larry Sherry, R (6, 1) ERA: 3.16	3.1	S	11	2	1	1	3	0	0	0	0	0	0	23	30	2.70	0.600

livebaseballscores.com

Batter	1	2	3	4	5	6	7	8	9	AB R H RBI BB SO LOB	TOP									
Joey Amalfitano, R (1, 4) <small>OBP: 0.368, SLG: 0.356</small>	0-0 FC6-4 1B	4-0 1-2 BB			0-0 L9		0-0 E 2B	4-0 9-3 BB		3 1 2 0 2 0 0										
Harvey Kuenn, R (1, 7) <small>OBP: 0.333, SLG: 0.380</small> (4, 5) (7, 7)	0-0 F8	0-0 F3			0-0 SH5-3 1B		0-0 L8	0-0 9-3		5 0 1 0 0 0 5										
Matty Alou, L (1, 9) <small>OBP: 0.347, SLG: 0.451</small>	0-0 FC6-4 1-2f	0-0 F3			0-0 SH5-3 1-2		0-0 E 1B		0-0 L6-3 1B	4 1 2 0 0 0 3										
Willie Mays, R (1, 8) <small>OBP: 0.399, SLG: 0.623</small>	0-3 K		0-0 4-3		0-0 F9		0-0 E 2B 1-H 2-H		0-0 L6-3 1B 1-2	5 1 1 2 0 1 3										
Orlando Cepeda, R (1, 3) <small>OBP: 0.353, SLG: 0.596</small> (4, 7) (7, 3)		0-0 2B 1B	0-3 K			0-0 1B 1B	0-0 E5 1B 3-H		0-0 L8	5 2 2 0 0 1 0										
Ed Bailey, L (1, 2) <small>OBP: 0.355, SLG: 0.440</small> Ernie Bowman, R (7, PR) <small>OBP: 0.200, SLG: 0.200</small> (7, 5)		0-0 L7	0-3 K			0-0 1B 1-2	0-0 WP 1B 2-H			4 0 2 1 0 1 1 0 1 0 0 0 0 0										
Jim Davenport, R (1, 5) <small>OBP: 0.356, SLG: 0.463</small> Willie McCovey, L (4, 3) <small>OBP: 0.320, SLG: 0.426</small> Stu Miller, R (7, 1) <small>OBP: 0.333, SLG: 0.167</small>		0-0 2B 1B 1-H	0-3 K		0-3 K	0-0 F7	0-3 K			2 1 1 1 0 1 0 2 0 0 0 0 1 3 0 0 0 0 0 0 0										
Jose Pagan, R (1, 6) <small>OBP: 0.316, SLG: 0.348</small>		0-0 1B 2B 2-3	0-0 P4		0-0 K	0-3 K	4-0 CS BB 3-H			3 1 1 0 1 1 2										
Bobby Bolin, R (1, 1) <small>OBP: 0.286, SLG: 0.286</small> Billy O'Dell, S (5, 1) <small>OBP: 0.125, SLG: 0.091</small> Jim Marshall, L (6, PH) <small>OBP: 0.273, SLG: 0.355</small> Dom Zanni, R (6, 1) <small>OBP: 0.357, SLG: 0.386</small> Hobie Landrith, L (7, PH) <small>OBP: 0.357, SLG: 0.386</small> (7, 2)		0-0 BB 1B 2-H 3-H	0-3 K		0-0 P6	0-0 CS	0-0 F8			2 0 1 2 0 1 0 0 0 0 0 0 0 0 1 0 0 0 0 0 2 0 0 0 0 0 0 0 1 0 0 0 0 0 0										
Inning Stats	R: 0 E: 0 K: 1 S: 6	H: 1 LOB: 1 BB: 0 P: 6	R: 3 E: 0 K: 0 S: 7	H: 4 LOB: 2 BB: 1 P: 11	R: 0 E: 0 K: 2 S: 7	H: 0 LOB: 0 BB: 0 P: 7	R: 0 E: 0 K: 2 S: 7	H: 0 LOB: 0 BB: 0 P: 7	R: 0 E: 0 K: 1 S: 7	H: 2 LOB: 2 BB: 0 P: 7	R: 5 E: 2 K: 1 S: 9	H: 4 LOB: 1 BB: 1 P: 13	R: 0 E: 0 K: 0 S: 2	H: 0 LOB: 0 BB: 1 P: 6	R: 0 E: 0 K: 0 S: 3	H: 1 LOB: 0 BB: 0 P: 3	1B: 9 2B: 6 3B: 0 HR: 0	SF: 0 SAC: 1 DP: 2 HBP: 0	WP: 1 PB: 0 SB: 0 CS: 1	PA: 42
PITCHER	IP WLS BF H R ER SO BB IBB HBP BLK WP HR S P ERA WHIP																			
Art Mahaffey, R (1, 1) <small>ERA: 4.43</small> Jack Baldschun, R (7, 1) <small>ERA: 4.74</small>	6.1 L 31 11 6 6 6 1 0 0 0 0 0 0 42 46 8.53 1.895																			

San Francisco Giants @ Philadelphia Phillies
 Connie Mack Stadium, Philadelphia, PA

AB 37
 R 8
 H 13
 RBI 6
 BB 3
 SO 7
 LOB 19



Fri Jul 28 1961, 7:05 PM EDT
 Unknown

livebaseballscorecards.com

Batter	1	2	3	4	5	6	7	8	9	AB R H RBI BB SO LOB
Bobby Malkmus, R (1, 4) OBP: 0.257, SLG: 0.297 Don Demeter, R (9, PH) OBP: 0.316, SLG: 0.450	4-0 BB HR BB	0-0 P6		0-0 3-5 3-Hr		0-0 5-3			0-0 5-3	3 1 0 0 1 0 1 1 0 0 0 0 0 0
Johnny Callison, L (1, 7) OBP: 0.359, SLG: 0.388	4-0 1-2 HR BB	0-3 K			4-0 BB 1B BB		0-0 F8			2 2 0 0 2 1 0
Wes Covington, L (1, 9) OBP: 0.318, SLG: 0.420	0-0 1-H 2-H HR		0-0 HR		4-0 1-2 1B BB		0-0 G3			3 2 2 4 1 0 0
Tony Gonzalez, L (1, 8) OBP: 0.399, SLG: 0.488	0-0 S 1B		0-0 F9		0-3 K		0-0 1-3			4 0 1 0 0 1 2
Lee Walls, R (1, 5) OBP: 0.339, SLG: 0.510	0-3 K		0-0 P4		0-3 K			0-0 F2		4 0 0 0 0 2 3
Pancho Herrera, R (1, 3) OBP: 0.351, SLG: 0.425	0-0 5-3 1-2		4-0 BB		0-0 1-2 2-H 1B			0-0 G1-6-3 1B		3 0 2 1 1 0 1
Clay Dalrymple, L (1, 2) OBP: 0.219, SLG: 0.229	4-0 IBB		0-0 P3		0-0 1-3			0-0 G1-6-3 1-2r		3 0 0 0 1 0 4
Ruben Amaro, R (1, 6) OBP: 0.335, SLG: 0.342	0-0 5-3			0-0 SH3-4 3-5 2B		0-0 P4			0-0 F7	4 0 1 0 0 0 2
Art Mahaffey, R (1, 1) OBP: 0.089, SLG: 0.091 Jack Baldschun, R (7, 1) Elmer Valo, L (9, PH) OBP: 0.311, SLG: 0.250		0-3 K		0-0 SH3-4 2-3		0-0 6-3			0-3 K	2 0 0 0 0 1 0 0 0 0 0 0 0 0 1 0 0 0 0 1 0


Inning Stats	R: 3 E: 0 K: 1 S: 7	H: 2 LOB: 2 BB: 3 P: 19	R: 0 E: 0 K: 2 S: 7	H: 0 LOB: 0 BB: 0 P: 7	R: 1 E: 0 K: 0 S: 4	H: 1 LOB: 1 BB: 1 P: 8	R: 0 E: 0 K: 0 S: 3	H: 1 LOB: 0 BB: 0 P: 3	R: 1 E: 0 K: 2 S: 8	H: 1 LOB: 2 BB: 2 P: 16	R: 0 E: 0 K: 0 S: 3	H: 0 LOB: 0 BB: 0 P: 3	R: 0 E: 0 K: 0 S: 3	H: 1 LOB: 0 BB: 0 P: 3	R: 0 E: 0 K: 1 S: 5	H: 0 LOB: 0 BB: 0 P: 5	1B: 3 2B: 2 3B: 0 HR: 2	SF: 0 SAC: 1 DP: 2 HBP: 0	WP: 0 PB: 0 SB: 1 CS: 0	PA: 37
--------------	------------------------------	----------------------------------	------------------------------	---------------------------------	------------------------------	---------------------------------	------------------------------	---------------------------------	------------------------------	----------------------------------	------------------------------	---------------------------------	------------------------------	---------------------------------	------------------------------	---------------------------------	----------------------------------	------------------------------------	----------------------------------	--------

PITCHER	IP	WLS	BF	H	R	ER	SO	BB	IBB	HBP	BLK	WP	HR	S	P	ERA	WHIP
Bobby Bolin, R (1, 1) ERA: 3.89	4.0		21	4	5	5	3	5	1	0	0	0	2	21	45	11.25	2.250
Billy O'Dell, L (5, 1) ERA: 4.76	1.0		4	1	0	0	2	0	0	0	0	0	0	8	8	0.00	1.000
Dom Zanni, R (6, 1) ERA: 5.4	1.0	W	3	0	0	0	0	0	0	0	0	0	0	3	3	0.00	0.000
Stu Miller, R (7, 1) ERA: 2.72	3.0	S	9	1	0	0	1	0	0	0	0	0	0	11	11	0.00	0.333

BOTTOM

San Francisco Giants @ Philadelphia Phillies
 Connie Mack Stadium, Philadelphia, PA
 Fri Jul 28 1961, 7:05 PM EDT
 Unknown

AB	30
R	5
H	6
RBI	5
BB	6
SO	6
LOB	13



Batter	1	2	3	4	5	6	7	8	9	AB R H RBI BB SO LOB	TOP
Joey Amalfitano, R (1, 4) <small>OBP: 0.362, SLG: 0.350</small>	0-0 F8		0-0 F3		0-0 FC5-4		0-0 4-3			4 0 0 0 0 0 2	San Francisco Giants @ Philadelphia Phillies Connie Mack Stadium, Philadelphia, PA Fri Jul 28 1961, 7:05 PM EDT Att. 19,558 - Unknown
Harvey Kuenn, R (1, 7) <small>OBP: 0.332, SLG: 0.376</small>	0-0 6-3		0-0 5-3			4-0 SF9 BB		0-0 F3		3 1 0 0 1 0 1	
Matty Alou, L (1, 9) <small>OBP: 0.344, SLG: 0.444</small>	0-0 L3			0-0 F5		0-0 E5 HR 1B		0-0 G3		4 1 1 0 0 0 0	
Willie Mays, R (1, 8) <small>OBP: 0.395, SLG: 0.618</small>		0-0 L3		0-0 F3		0-0 SF9		0-0 5-3		3 0 0 1 0 0 0	
Orlando Cepeda, R (1, 3) <small>OBP: 0.357, SLG: 0.605</small>		0-0 CS 1B		0-0 1B		0-0 HR		0-0 1-3		4 1 3 2 0 0 0	
Ed Bailey, L (1, 2) <small>OBP: 0.350, SLG: 0.434</small>		0-0 F8 1-2		0-0 F8		0-0 F8		0-0 6-3		4 0 0 0 0 0 2	
Jim Davenport, R (1, 5) <small>OBP: 0.354, SLG: 0.457</small>		0-0 5-3			4-0 G5-4-3 BB	0-3 K		0-0 F9		3 0 0 0 1 1 1	
Jose Pagan, R (1, 6) <small>OBP: 0.316, SLG: 0.348</small>			0-0 SH3-4 1B		0-0 G5-4-3		0-0 L4			3 0 1 0 0 0 1	
Billy Loes, R (1, 1) <small>OBP: 0.172, SLG: 0.111</small> Jim Marshall, L (5, PH) <small>OBP: 0.294, SLG: 0.355</small> Richard LeMay, L (5, 1) <small>OBP: 0.111, SLG: 0.059</small> Stu Miller, R (8, 1) <small>OBP: 0.333, SLG: 0.167</small>			0-0 SH3-4		4-0 FC5-4 BB	0-3 K				0 0 0 0 0 0 0 0 0 0 0 1 0 0 1 0 0 0 0 1 0 0 0 0 0 0 0 0	
Inning Stats	R: 0 H: 0 E: 0 LOB: 0 K: 0 BB: 0 S: 3 P: 3	R: 0 H: 1 E: 0 LOB: 1 K: 0 BB: 0 S: 4 P: 4	R: 0 H: 1 E: 0 LOB: 1 K: 0 BB: 0 S: 4 P: 4	R: 0 H: 1 E: 0 LOB: 1 K: 0 BB: 0 S: 4 P: 4	R: 0 H: 0 E: 0 LOB: 1 K: 0 BB: 2 S: 2 P: 10	R: 3 H: 2 E: 1 LOB: 0 K: 1 BB: 1 S: 7 P: 11	R: 0 H: 0 E: 0 LOB: 0 K: 1 BB: 0 S: 5 P: 5	R: 0 H: 0 E: 0 LOB: 0 K: 0 BB: 0 S: 3 P: 3	R: 0 H: 0 E: 0 LOB: 0 K: 0 BB: 0 S: 3 P: 3	1B: 4 SF: 1 2B: 0 SAC: 1 3B: 0 DP: 1 HR: 1 HBP: 0	WP: 0 PA: 34 PB: 0 SB: 0 CS: 1
PITCHER John Buzhardt, R (1, 1) <small>ERA: 3.89</small>	IP WLS BF H R ER SO BB IBB HBP BLK WP HR S P ERA WHIP 9.0 W 34 5 3 3 2 3 0 0 0 0 1 35 47 3.00 0.889										

livebaseballscorecards.com

AB	29
R	3
H	5
RBI	3
BB	3
SO	2
LOB	7



Batter	1	2	3	4	5	6	7	8	9
Bobby Malkmus, R OBP: 0.262, SLG: 0.315 (1, 4) (9, 5)	1-0 FC4-6 HBP	0-0 P6			0-0 F8		0-0 HR		
Johnny Callison, L OBP: 0.354, SLG: 0.382 (1, 7)	0-3 K		0-3 K		0-0 F7		0-0 P4		
Wes Covington, L OBP: 0.315, SLG: 0.415 Don Demeter, R OBP: 0.317, SLG: 0.448 (5, PH) (6, 9)	0-0 FC4-6 1-2f		0-0 1-3		4-0 HBP BB		0-0 F9		
Tony Gonzalez, L OBP: 0.397, SLG: 0.482 (1, 8)	0-0 4-3		0-0 F3		1-0 HBP		0-0 5-3		
Lee Walls, R OBP: 0.345, SLG: 0.505 George Williams, R (9, 4)		4-0 BB 2B BB		0-0 L8	0-0 F8		0-0 1B		
Pancho Herrera, R OBP: 0.352, SLG: 0.424 (1, 3)		4-0 BB BB BB 1-2 2B BB		0-0 S 2B 1B		0-0 F7		0-3 K	
Darrell Johnson, R OBP: 0.325, SLG: 0.278 (1, 2)		0-0 4-3 1-H 2-H 2B		0-3 K		4-0 BB BB BB F8 BB		0-3 K	
Ruben Amaro, R OBP: 0.335, SLG: 0.346 (1, 6)		0-0 4-3 2-3		0-0 1-H 2B		0-0 F8			
John Buzhardt, R OBP: 0.171, SLG: 0.125 (1, 1)		0-3 K		0-0 5-3			0-3 K2-3		

Inning Stats	R: 0 E: 0 K: 1 S: 5	H: 0 LOB: 1 BB: 0 P: 6	R: 2 E: 0 K: 1 S: 6	H: 1 LOB: 1 BB: 2 P: 14	R: 0 E: 0 K: 1 S: 5	H: 0 LOB: 0 BB: 0 P: 5	R: 1 E: 0 K: 1 S: 7	H: 2 LOB: 1 BB: 0 P: 7	R: 0 E: 0 K: 0 S: 3	H: 0 LOB: 2 BB: 1 P: 8	R: 0 E: 0 K: 0 S: 2	H: 0 LOB: 1 BB: 1 P: 6	R: 1 E: 0 K: 1 S: 6	H: 1 LOB: 0 BB: 0 P: 6	R: 0 E: 0 K: 2 S: 8	H: 1 LOB: 1 BB: 0 P: 8
1B: 2 2B: 2 3B: 0 HR: 1	SF: 0 SAC: 0 DP: 0 HBP: 2	WP: 0 PB: 0 SB: 1 CS: 0	PA: 34													

PITCHER	IP	WLS	BF	H	R	ER	SO	BB	IBB	HBP	BLK	WP	HR	S	P	ERA	WHIP
Billy Loes, R ERA: 4.59 (1, 1)	4.0		18	3	3	3	4	2	0	1	0	0	0	23	32	6.75	1.250
Richard LeMay, L ERA: 3.55 (5, 1)	3.1	L	14	2	1	1	1	2	0	1	0	0	1	13	22	2.70	1.200
Stu Miller, R ERA: 2.7 (8, 1)	0.2		2	0	0	0	2	0	0	0	0	0	0	6	6	0.00	0.000

BOTTOM

San Francisco Giants @ Philadelphia Phillies
Connie Mack Stadium, Philadelphia, PA
 Fri Jul 28 1961, 7:05 PM EDT
 Att. 19,558 - Unknown

livebaseballscores.com

AB	28
R	4
H	5
RBI	4
BB	4
SO	7
LOB	13



Batter	1	2	3	4	5	6	7	8	9	AB R H RBI BB SO LOB	TOP	
Joey Amalfitano, R (1, 4) <small>OBP: 0.364, SLG: 0.349</small>	4-0 1B HR BB	0-0 L4			0-0 CS 1B		0-0 F9			3 1 1 0 1 0 1	San Francisco Giants @ Philadelphia Phillies Connie Mack Stadium, Philadelphia, PA Sat Jul 29 1961, 7:05 PM EDT Att. 8,667 - Unknown	
Harvey Kuenn, R (1, 7) <small>OBP: 0.331, SLG: 0.375</small>	0-0 G3 HR 1B	0-0 1-3			0-0 F8		0-0 6-3			4 1 1 0 0 0 1		
Matty Alou, L (1, 9) <small>OBP: 0.341, SLG: 0.433</small>	0-0 G3		4-0 CS BB		0-3 K		0-0 G1			3 0 0 0 1 1 3		
Willie Mays, R (1, 8) <small>OBP: 0.396, SLG: 0.615</small>	4-0 HR IBB		0-3 K		0-0 CS 1B		0-3 K			3 1 1 0 1 2 1		
Orlando Cepeda, R (1, 3) <small>OBP: 0.359, SLG: 0.612</small>	0-0 HR		0-0 1B		0-3 K		0-0 3-1			4 1 2 4 0 1 1		
Jim Davenport, R (1, 5) <small>OBP: 0.349, SLG: 0.450</small>	0-0 L8		0-0 4-3		0-0 6-3		0-0 4-3			4 0 0 0 0 0 2		
John Orsino, R (1, 2) <small>OBP: 0.320, SLG: 0.478</small>	0-0 1B			0-0 F5		0-0 F7		0-0 F5				4 0 1 0 0 0 0
Jose Pagan, R (1, 6) <small>OBP: 0.316, SLG: 0.348</small>	0-0 F7			0-0 5-3		0-0 E5 1B				3 0 1 0 0 0 1		
Mike McCormick, L (1, 1) <small>OBP: 0.220, SLG: 0.191</small>		0-3 K		0-0 L5		0-3 K				3 0 0 0 0 2 1		
Inning Stats	R: 4 H: 3 E: 0 LOB: 1 K: 0 BB: 2 S: 6 P: 14	R: 0 H: 0 E: 0 LOB: 0 K: 1 BB: 0 S: 5 P: 5	R: 0 H: 1 E: 0 LOB: 1 K: 1 BB: 1 S: 5 P: 9	R: 0 H: 0 E: 0 LOB: 0 K: 0 BB: 0 S: 3 P: 3	R: 0 H: 1 E: 0 LOB: 0 K: 1 BB: 0 S: 5 P: 5	R: 0 H: 1 E: 0 LOB: 0 K: 1 BB: 0 S: 5 P: 5	R: 0 H: 1 E: 1 LOB: 1 K: 1 BB: 0 S: 6 P: 6	R: 0 H: 0 E: 0 LOB: 0 K: 1 BB: 0 S: 5 P: 5	R: 0 H: 0 E: 0 LOB: 0 K: 0 BB: 0 S: 3 P: 3	1B: 6 SF: 0 2B: 1 SAC: 0 3B: 0 DP: 1 HR: 1 HBP: 0	WP: 0 PA: 34 PB: 0 SB: 0 CS: 3	
PITCHER Don Ferrarese, L (1, 1) <small>ERA: 4.25</small> Frank Sullivan, R (8, 1) <small>ERA: 4.07</small>	IP WLS BF H R ER SO BB IBB HBP BLK WP HR S P ERA WHIP 7.0 L 28 7 4 4 5 2 1 0 0 0 1 35 47 5.14 1.286 2.0 6 0 0 0 1 0 0 0 0 0 0 8 8 0.00 0.000	PITCHER IP WLS BF H R ER SO BB IBB HBP BLK WP HR S P ERA WHIP										

livebaseballscorecards.com

AB	31
R	4
H	7
RBI	4
BB	3
SO	6
LOB	11



Batter	1	2	3	4	5	6	7	8	9	AB	R	H	RBI	BB	SO	LOB
Bobby Malkmus, R (1, 4) OBP: 0.267, SLG: 0.319	0-0 6-3		0-0 1B		0-0 F3			0-0 1B 1B		4	0	2	0	0	0	0
Ken Walters, R (1, 9) OBP: 0.259, SLG: 0.333	0-0 F3		0-0 F2		0-0 6-3			0-0 F8		4	0	0	0	0	0	2
Don Demeter, R (1, 8) OBP: 0.320, SLG: 0.453	0-0 F2			0-0 HR 1B		0-0 1B SF7 2B		0-0 P6		4	2	2	0	0	0	1
Lee Walls, R (1, 5) OBP: 0.358, SLG: 0.514		0-0 FC6-4 1B		0-0 6-3		0-0 G5-4-3 1B		0-0 1-2 1B		4	0	3	0	0	0	1
Bobby Gene Smith, R (1, 7) OBP: 0.305, SLG: 0.336		0-0 FC6-4 1-2f		0-0 HR 2-H		0-0 SF7 3-H		0-0 F9		3	1	1	3	0	0	3
Pancho Herrera, R (1, 3) OBP: 0.348, SLG: 0.419		0-0 FC6-4 1-2f		0-0 P6		0-0 G5-4-3 1-2f			0-3 K	4	0	0	0	0	1	2
Darrell Johnson, R (1, 2) OBP: 0.349, SLG: 0.308		0-0 5-3		0-0 1B			0-0 K 1B		4-0 BB BB BB	3	0	2	0	0	0	1
Johnny Callison, L (7, PR) OBP: 0.354, SLG: 0.382										0	0	0	0	0	0	0
Clay Dalrymple, L (8, 2) OBP: 0.223, SLG: 0.229										0	0	0	0	1	0	0
George Williams, R (9, PR)										0	0	0	0	0	0	0
Ruben Amaro, R (1, 6) OBP: 0.330, SLG: 0.340			0-0 5-3	0-0 1-3			0-3 K 1-2		0-0 F8	4	0	0	0	0	1	3
Don Ferrarese, R (1, 1) OBP: 0.167, SLG: 0.130			0-0 3-1		0-0 1-3		0-3 K		0-3 K	2	0	0	0	0	0	0
Charley Smith, R (7, PH) OBP: 0.300, SLG: 0.384										1	0	0	0	0	1	1
Frank Sullivan, R (8, 1) OBP: 0.200, SLG: 0.048										0	0	0	0	0	0	0
Tony Gonzalez, L (9, PH) OBP: 0.396, SLG: 0.480										1	0	0	0	0	1	1

Inning Stats	R: 0	H: 0	R: 0	H: 1	R: 0	H: 1	R: 2	H: 3	R: 0	H: 0	R: 1	H: 2	R: 0	H: 1	R: 0	H: 2	R: 0	H: 0	R: 0	H: 0	1B: 8	SF: 1	WP: 0	PA: 36
	E: 0	LOB: 0	E: 0	LOB: 1	E: 0	LOB: 1	E: 0	LOB: 1	E: 0	LOB: 0	E: 0	LOB: 0	E: 0	LOB: 1	E: 0	LOB: 2	E: 0	LOB: 1	E: 0	LOB: 1	2B: 1	SAC: 0	PB: 0	
	K: 0	BB: 0	K: 0	BB: 0	K: 0	BB: 0	K: 0	BB: 0	K: 0	BB: 0	K: 2	BB: 0	K: 0	BB: 0	K: 2	BB: 0	K: 0	BB: 1	K: 2	BB: 1	3B: 0	DP: 1	SB: 0	
	S: 3	P: 3	S: 4	P: 4	S: 4	P: 4	S: 6	P: 6	S: 3	P: 3	S: 4	P: 4	S: 7	P: 7	S: 5	P: 5	S: 7	P: 11	S: 7	P: 11	HR: 1	HBP: 0	CS: 0	

PITCHER	IP	WLS	BF	H	R	ER	SO	BB	IBB	HBP	BLK	WP	HR	S	P	ERA	WHIP	PITCHER	IP	WLS	BF	H	R	ER	SO	BB	IBB	HBP	BLK	WP	HR	S	P	ERA	WHIP	
Mike McCormick, L (1, 1) ERA: 2.97	9.0	W	36	10	3	3	4	1	0	0	0	0	1	43	47	3.00	1.222																			

BOTTOM

San Francisco Giants @ Philadelphia Phillies
 Connie Mack Stadium, Philadelphia, PA

Sat Jul 29 1961, 7:05 PM EDT
 Att. 8,667 - Unknown

livebaseballscorecards.com

AB	34
R	3
H	10
RBI	3
BB	1
SO	4
LOB	15



Batter	1	2	3	4	5	6	7	8	9	AB R H RBI BB SO LOB	TOP									
Joey Amalfitano, R (1, 4) <small>OBP: 0.365, SLG: 0.350</small>	0-0 F7		0-0 F8	0-0 1B		0-0 1-6-3		0-0 G6-4-3 1B		5 0 2 1 0 0 0										
Harvey Kuenn, R (1, 7) <small>OBP: 0.330, SLG: 0.375</small> Felipe Alou, R (9, 7) <small>OBP: 0.326, SLG: 0.426</small>	0-0 L8		0-0 1B 2B	0-0 F8		0-0 F9		0-0 G6-4-3 1-2f		5 1 1 0 0 0 3 0 0 0 0 0 0 0										
Matty Alou, L (1, 9) <small>OBP: 0.343, SLG: 0.427</small>	4-0 BB		0-0 F8		0-0 L3	0-0 FC4-6 1B		0-0 4-3		4 0 1 0 1 0 1										
Willie Mays, R (1, 8) <small>OBP: 0.399, SLG: 0.622</small>	0-3 K		0-0 1B	0-0 1B	0-0 HR	0-0 FC4-6		4-0 1B PB BB		4 1 2 2 1 1 2										
Orlando Cepeda, R (1, 3) <small>OBP: 0.359, SLG: 0.608</small>		0-0 6-3	0-0 F8		0-0 4-3 WP 1B		0-0 6-3	4-0 1B 1-2 BB		4 1 1 0 1 0 1										
Ed Bailey, L (1, 2) <small>OBP: 0.352, SLG: 0.432</small> John Orsino, R (9, PH) <small>OBP: 0.346, SLG: 0.500</small> (9, 2)		0-0 1B SH 1B		0-0 4-3	0-0 4-3	1-3 BB BB		0-0 1-3 2-3 FC6 1B		3 1 1 0 1 0 1 1 0 1 0 0 0 0										
Jim Davenport, R (1, 5) <small>OBP: 0.354, SLG: 0.457</small>		0-0 SH 1B		0-0 WP 1B 2B	0-0 3-H 1B		0-0 F8	0-3 K		5 1 3 1 0 1 3										
Jose Pagan, R (1, 6) <small>OBP: 0.319, SLG: 0.348</small>		0-0 SH G6-4-3		0-0 5-3	0-0 1-2 1B		4-0 1-2 BB	0-0 FC6 1-2f		3 0 1 1 1 0 3										
Jack Sanford, R (1, 1) <small>OBP: 0.163, SLG: 0.317</small>		0-0 G6-4-3		0-3 K 1B	0-0 F8		0-0 F9			4 0 0 0 0 1 7										
Inning Stats	R: 0 E: 0 K: 1 S: 5	H: 0 LOB: 1 BB: 1 P: 9	R: 1 E: 1 K: 0 S: 5	H: 2 LOB: 1 BB: 0 P: 5	R: 1 E: 0 K: 1 S: 8	H: 2 LOB: 2 BB: 0 P: 8	R: 2 E: 0 K: 0 S: 7	H: 4 LOB: 2 BB: 0 P: 7	R: 0 E: 0 K: 0 S: 4	H: 1 LOB: 1 BB: 0 P: 4	R: 0 E: 0 K: 0 S: 3	H: 0 LOB: 2 BB: 2 P: 11	R: 0 E: 0 K: 0 S: 3	H: 1 LOB: 0 BB: 0 P: 3	R: 0 E: 0 K: 1 S: 5	H: 1 LOB: 2 BB: 2 P: 13	1B: 10 2B: 2 3B: 0 HR: 1	SF: 0 SAC: 1 DP: 2 HBP: 0	WP: 2 PB: 1 SB: 0 CS: 0	PA: 44
PITCHER	IP WLS BF H R ER SO BB IBB HBP BLK WP HR S P ERA WHIP																			
Jim Owens, R (1, 1) <small>ERA: 7.0</small>	4.1 L 23 8 5 5 2 1 0 0 0 0 1 1 26 30 10.38 2.077																			
Jack Baldschun, R (5, 1) <small>ERA: 4.68</small>	0.2 4 2 0 0 0 0 0 0 0 0 0 0 4 4 0.00 3.000																			
Paul Brown, R (6, 1) <small>ERA: 5.4</small>	2.0 9 1 0 0 0 2 0 0 0 0 0 0 7 15 0.00 1.500																			
Chris Short, L (8, 1) <small>ERA: 6.3</small>	1.0 5 1 0 0 0 2 0 0 0 0 0 0 3 11 0.00 3.000																			
Frank Sullivan, R (9, 1) <small>ERA: 4.04</small>	1.0 3 1 0 0 1 0 0 0 0 0 0 0 5 5 0.00 1.000																			

San Francisco Giants @ Philadelphia Phillies
 Connie Mack Stadium, Philadelphia, PA

Sun Jul 30 1961, 3:33 AM EDT
 Att. 8,347 - Unknown

AB	38
R	5
H	13
RBI	5
BB	5
SO	3
LOB	21



livebaseballscorecards.com

Batter	1	2	3	4	5	6	7	8	9	AB	R	H	RBI	BB	SO	LOB	
Bobby Malkmus, R (1, 4) OBP: 0.268, SLG: 0.319 Don Demeter, R (7, PH) OBP: 0.323, SLG: 0.453 Chris Short, R (8, 1) OBP: 0.091, SLG: 0.091 Ken Walters, R (9, 3) OBP: 0.257, SLG: 0.331	0-3 K	0-0 E6 1B			0-0 F9		1-0 HBP		0-0 4-3	3	0	1	0	0	1	0	
Johnny Callison, L (1, 7) OBP: 0.352, SLG: 0.377	4-0 1B BB	0-0 5-3			0-0 F6		0-3 K		0-0 P6	4	1	0	0	1	1	4	
Wes Covington, L (1, 9) OBP: 0.317, SLG: 0.414	0-0 BB 1B SF9 1B		0-0 F7		0-0 G3		0-0 P5		0-0 1B	5	1	2	0	0	0	3	
Tony Gonzalez, L (1, 8) OBP: 0.392, SLG: 0.474	0-0 SF9 BB 1B		0-3 K		0-0 4-3		0-0 4-3		0-0 1-3	5	0	1	1	0	1	4	
Lee Walls, R (1, 5) OBP: 0.354, SLG: 0.500	4-0 1-2 2-3 BB		0-0 6-3		0-0 F8		0-0 F8		0-0 F8	3	0	0	0	1	0	0	
Pancho Herrera, R (1, 3) OBP: 0.347, SLG: 0.418 Frank Sullivan, R (9, 1) OBP: 0.200, SLG: 0.048	0-0 SF9 BB 1B		0-0 F8		0-0 F8		0-0 1B		0-0 P3	3	0	1	1	0	0	0	
Clay Dalrymple, L (1, 2) OBP: 0.227, SLG: 0.239	0-0 F8		0-0 FC6-4 1B		0-0 L4		0-0 L4		0-0 2B	4	0	2	0	0	0	3	
Ruben Amaro, R (1, 6) OBP: 0.332, SLG: 0.348		0-3 K		0-0 F9		0-0 3B		4-0 BB	3	0	1	0	1	1	1		
Jim Owens, R (1, 1) Jack Baldschun, R (5, 1) Paul Brown, R (6, 1) Elmer Valo, L (7, PH) OBP: 0.323, SLG: 0.250 George Williams, R (8, 4)		0-0 4-3		0-0 FC6-4 1-2f		0-0 HBP BB		0-0 F7	2	0	0	0	0	0	0	1	
Inning Stats	R: 2 E: 0 K: 1 S: 7	H: 2 LOB: 2 BB: 2 P: 15	R: 0 E: 1 K: 1 S: 6	H: 1 LOB: 1 BB: 0 P: 6	R: 0 E: 0 K: 1 S: 5	H: 0 LOB: 0 BB: 0 P: 5	R: 0 E: 0 K: 0 S: 4	H: 1 LOB: 1 BB: 0 P: 4	R: 0 E: 0 K: 1 S: 6	H: 1 LOB: 3 BB: 1 P: 11	R: 0 E: 0 K: 0 S: 4	H: 1 LOB: 2 BB: 1 P: 8	R: 0 E: 0 K: 0 S: 4	H: 1 LOB: 1 BB: 0 P: 4	1B: 6 2B: 1 3B: 1 HR: 0	SF: 1 SAC: 0 DP: 0 HBP: 1	
PITCHER Jack Sanford, R (1, 1) ERA: 3.52	IP 9.0	WLS W	BF 40	H 8	R 2	ER 2	SO 4	BB 4	IBB 0	HBP 1	BLK 0	WP 0	HR 0	S 43	P 60	ERA 2.00	WHIP 1.333

BOTTOM

San Francisco Giants @ Philadelphia Phillies
 Connie Mack Stadium, Philadelphia, PA

Sun Jul 30 1961, 3:33 AM EDT
 Att. 8,347 - Unknown

livebaseballscorecards.com

AB	34
R	2
H	8
RBI	2
BB	4
SO	4
LOB	18



WP: 0	PA: 40
PB: 0	SB: 0
CS: 0	

Batter	1	2	3	4	5	6	7	8	9	AB R H RBI BB SO LOB	TOP									
Bobby Malkmus, R (1, 4) OBP: 0.261, SLG: 0.311	0-0 P5		0-0 P2		0-0 F2		0-3 K		0-0 FC5-4	5 0 0 0 0 1 5										
Bobby Gene Smith, R (1, 7) OBP: 0.310, SLG: 0.336	0-0 P4		0-0 1B		0-0 6-3		4-0 BB			3 0 1 1 1 0 0										
Don Demeter, R (1, 8) OBP: 0.322, SLG: 0.450	0-0 1B		0-0 F2		0-3 K		0-3 K			4 0 1 0 0 2 2										
Lee Walls, R (1, 9) OBP: 0.344, SLG: 0.483	0-0 6-3				0-0 F8		0-0 F9		0-3 K	4 0 0 0 0 1 2										
Charley Smith, R (1, 5) OBP: 0.306, SLG: 0.390		0-0 CS		0-0 1B		0-0 5-3		0-0 1B		4 0 3 0 0 0 0										
Pancho Herrera, R (1, 3) OBP: 0.346, SLG: 0.416		0-3 K		0-0 1B		0-0 6-3		0-3 K		4 0 1 0 0 2 3										
Darrell Johnson, R (1, 2) OBP: 0.340, SLG: 0.302		0-3 K		0-0 F8		0-0 1B		0-0 L7		4 1 1 0 0 1 3										
Ruben Amaro, R (1, 6) OBP: 0.335, SLG: 0.348		4-0 WP		0-0 CS		0-0 L6		0-0 E5		3 1 1 0 1 0 0										
Art Mahaffey, R (1, 1) OBP: 0.106, SLG: 0.109		0-0 WP		0-0 K		0-3 K		0-0 P6		2 0 1 0 0 1 0										
Frank Sullivan, R (6, 1) OBP: 0.200, SLG: 0.048		0-0 1B								0 0 0 0 0 0 0										
Ken Walters, R (7, PH) OBP: 0.263, SLG: 0.336		1-2 1B								1 0 1 1 0 0 0										
Jack Baldschun, R (7, 1)										0 0 0 0 0 0 0										
George Williams, R (9, PH)										1 0 0 0 0 0 1										
Inning Stats	R: 0 E: 0 K: 0 S: 4	H: 1 LOB: 1 BB: 0 P: 4	R: 0 E: 0 K: 2 S: 7	H: 1 LOB: 0 BB: 0 P: 7	R: 1 E: 0 K: 0 S: 4	H: 2 LOB: 1 BB: 1 P: 8	R: 0 E: 0 K: 0 S: 4	H: 2 LOB: 1 BB: 0 P: 4	R: 0 E: 0 K: 1 S: 5	H: 0 LOB: 0 BB: 0 P: 5	R: 1 E: 0 K: 1 S: 8	H: 3 LOB: 2 BB: 0 P: 8	R: 0 E: 0 K: 3 S: 10	H: 1 LOB: 2 BB: 1 P: 14	R: 0 E: 1 K: 0 S: 4	H: 0 LOB: 1 BB: 0 P: 4	1B: 10 2B: 0 3B: 0 HR: 0	SF: 0 SAC: 0 DP: 0 HBP: 0	WP: 1 PB: 0 SB: 0 CS: 2	PA: 38
PITCHER	IP WLS BF H R ER SO BB IBB HBP BLK WP HR S P ERA WHIP																			
Jim O'Toole, L (1, 1) ERA: 3.58	8.1 W 35 10 2 2 8 2 0 0 0 1 0 49 57 2.16 1.440																			
Bill Henry, L (9, 1) ERA: 2.75	0.2 S 2 0 0 0 0 0 0 0 0 0 0 0 2 2 0.00 0.000																			

Philadelphia Phillies @ Cincinnati Reds
Crosley Field, Cincinnati, OH
Wed Aug 02 1961, 7:05 PM EDT
Unknown

livebaseballscorecards.com

AB 35
R 2
H 10
RBI 2
BB 2
SO 8
LOB 16



Batter	1	2	3	4	5	6	7	8	9	AB	R	H	RBI	BB	SO	LOB
Leo Cardenas, R (1, 6) OBP: 0.331, SLG: 0.446	0-0 1-5-3		0-0 1B		0-0 6-3		0-3 K			4	0	1	0	0	1	0
Don Blasingame, L (1, 4) OBP: 0.298, SLG: 0.292	0-0 F8		0-0 F7		0-0 4-3		0-0 G3			4	0	0	0	0	0	1
Vada Pinson, L (1, 8) OBP: 0.359, SLG: 0.464	0-0 CS 1B			0-0 HR	0-0 4-3		0-0 1B			4	1	3	1	0	0	0
Frank Robinson, R (1, 9) OBP: 0.417, SLG: 0.680	0-0 CS 1-2	0-0 6-3		0-0 F8		0-0 HR 1B	0-0 L5			4	1	1	0	0	0	1
Gordy Coleman, L (1, 3) OBP: 0.346, SLG: 0.542		4-0 BB		0-0 1B 1B		0-0 HR 1-H	0-0 6-3			3	2	2	2	1	0	0
Gus Bell, L (1, 7) OBP: 0.298, SLG: 0.352		0-0 F7		0-0 1B 1-2 1B		0-0 4-3	0-0 4-3			4	0	1	0	0	0	1
Gene Freese, R (1, 5) OBP: 0.324, SLG: 0.501		0-3 K		0-3 K		0-0 FC1-6 1B	0-3 K			4	0	1	0	0	3	3
Johnny Edwards, L (1, 2) OBP: 0.301, SLG: 0.290			4-0 1B BB	0-0 1-2 2-H 1B		0-0 FC1-6 1-2f	0-0 G3			2	0	1	1	1	0	1
Jim O'Toole, S (1, 1) OBP: 0.203, SLG: 0.194			0-0 F5	0-0 4-3		0-0 G3				3	0	0	0	0	0	4
Bill Henry, L (9, 1)										0	0	0	0	0	0	0

Inning Stats	R: 0	H: 1	E: 0	LOB: 0	K: 0	BB: 0	S: 3	P: 3
	R: 0	H: 0	E: 0	LOB: 1	K: 1	BB: 1	S: 5	P: 9
	R: 0	H: 1	E: 0	LOB: 1	K: 0	BB: 1	S: 3	P: 7
	R: 2	H: 4	E: 0	LOB: 2	K: 1	BB: 0	S: 9	P: 9
	R: 0	H: 0	E: 0	LOB: 0	K: 0	BB: 0	S: 3	P: 3
	R: 2	H: 3	E: 0	LOB: 1	K: 0	BB: 0	S: 6	P: 6
	R: 0	H: 1	E: 0	LOB: 1	K: 1	BB: 0	S: 6	P: 6
	R: 0	H: 0	E: 0	LOB: 0	K: 1	BB: 0	S: 5	P: 5

PITCHER	IP	WLS	BF	H	R	ER	SO	BB	IBB	HBP	BLK	WP	HR	S	P	ERA	WHIP
Art Mahaffey, R (1, 1) ERA: 4.51	5.1	L	25	9	4	4	2	2	0	0	0	0	0	27	35	6.75	2.062
Frank Sullivan, R (6, 1) ERA: 4.02	0.2		2	0	0	0	0	0	0	0	0	0	0	2	2	0.00	0.000
Jack Baldschun, R (7, 1) ERA: 4.53	2.0		7	1	0	0	2	0	0	0	0	0	0	11	11	0.00	0.500

BOTTOM

Philadelphia Phillies @ Cincinnati Reds
Crosley Field, Cincinnati, OH
Wed Aug 02 1961, 7:05 PM EDT
Unknown

livebaseballscorecards.com

AB	32
R	4
H	10
RBI	4
BB	2
SO	4
LOB	11



WP: 0	PA: 35
PB: 0	SB: 0
CS: 1	

Batter	1	2	3	4	5	6	7	8	9	AB R H RBI BB SO LOB	TOP											
Ruben Amaro, R (1, 6) OBP: 0.332, SLG: 0.345	0-3 K FC5-4		0-0 F8	0-0 G5-4-3		0-0 1B			0-0 F4	5 0 1 0 0 1 2												
Johnny Callison, L (1, 7) OBP: 0.353, SLG: 0.381	0-0 FC5-4		0-0 1B 1B		0-0 4-3 WP 2B	0-0 L8			0-3 K	5 2 2 0 0 1 3												
Don Demeter, R (1, 8) OBP: 0.321, SLG: 0.447	0-0 F8		0-0 1B 1B		0-0 4-3				0-3 K	4 0 1 0 0 1 2												
Tony Gonzalez, L (1, 9) OBP: 0.390, SLG: 0.471	0-0 L3		0-0 1B		0-0 4-3				0-3 K	4 0 1 1 0 1 1												
Charley Smith, R (1, 5) OBP: 0.309, SLG: 0.391		0-0 3-1 1B 1B	0-0 P4		0-0 FC6-4 1B				0-0 F2	4 0 2 0 0 0 2												
Lee Walls, R (1, 3) OBP: 0.333, SLG: 0.467		0-0 3-1	0-3 K		0-0 FC6-4				0-0 F8	4 0 0 0 0 1 4												
Clay Dalrymple, L (1, 2) OBP: 0.228, SLG: 0.239		0-0 E5 1B		0-0 1B 1B		0-0 6-3			0-0 4-3	4 0 1 0 0 0 1												
George Williams, R (1, 4) OBP: 0.286, SLG: 0.286		0-3 K		0-0 G5-4-3 1B		0-0 1B 1B			0-0 6-3	4 0 2 0 0 1 2												
Chris Short, R (1, 1) OBP: 0.125, SLG: 0.125		0-0	0-3 K		0-3 K				0-0 3-1	2 0 1 0 0 1 2												
Jack Baldschun, R (4, 1)										1 0 0 0 0 1 1												
Elmer Valo, L (9, PH) OBP: 0.317, SLG: 0.245		1-2 2-H 1B								1 0 0 0 0 0 0												
Inning Stats	R: 0 E: 1 K: 1 S: 6	H: 0 LOB: 1 BB: 0 P: 6	R: 0 E: 1 K: 1 S: 7	H: 2 LOB: 2 BB: 0 P: 7	R: 1 E: 0 K: 1 S: 8	H: 3 LOB: 2 BB: 0 P: 8	R: 0 E: 0 K: 1 S: 6	H: 2 LOB: 1 BB: 0 P: 6	R: 1 E: 0 K: 0 S: 5	H: 2 LOB: 1 BB: 0 P: 5	R: 0 E: 0 K: 1 S: 7	H: 2 LOB: 2 BB: 0 P: 7	R: 0 E: 0 K: 2 S: 7	H: 0 LOB: 0 BB: 0 P: 7	R: 0 E: 0 K: 0 S: 3	H: 0 LOB: 0 BB: 0 P: 3	R: 0 E: 0 K: 1 S: 5	H: 0 LOB: 0 BB: 0 P: 5	1B: 10 2B: 1 3B: 0 HR: 0	SF: 0 SAC: 0 DP: 1 HBP: 0	WP: 1 PB: 0 SB: 0 CS: 0	PA: 38
PITCHER	IP WLS BF H R ER SO BB IBB HBP BLK WP HR S P ERA WHIP																					
Joey Jay, R (1, 1) ERA: 3.21	5.1 W 26 10 2 2 4 0 0 0 0 1 0 34 34 3.38 1.875																					
Sherman Jones, R (6, 1) ERA: 4.06	3.2 S 12 1 0 0 4 0 0 0 0 0 0 20 20 0.00 0.273																					

Philadelphia Phillies @ Cincinnati Reds
 Crosley Field, Cincinnati, OH
 Wed Aug 02 1961, 7:05 PM EDT
 Att: 19,286 - Unknown

AB	38
R	2
H	11
RBI	1
BB	0
SO	8
LOB	20



Batter	1	2	3	4	5	6	7	8	9	AB R H RBI BB SO LOB	TOP																								
Ruben Amaro, R (1, 6) OBP: 0.330, SLG: 0.340	0-0 3-1	0-3 K			0-0 6-3		4-0 BB BB	0-0 FC5 2-3f		4 0 0 0 1 1 3																									
Johnny Callison, L (1, 9) OBP: 0.350, SLG: 0.375	4-0 2B BB	0-0 4-3			0-0 G3		0-0 F9		0-3 K	4 0 0 0 1 1 2																									
Wes Covington, L (1, 7) OBP: 0.324, SLG: 0.425	0-0 FC5 1-3 2B		0-0 FC6-4 1B		0-0 1B		0-0 P4		0-0 P4	5 0 3 0 0 0 1																									
Tony Gonzalez, L (1, 8) OBP: 0.387, SLG: 0.464	0-3 K		0-0 FC6-4 1-2f		0-3 K		4-0 1-2 BB		0-0 F8	4 0 0 0 1 2 4																									
Charley Smith, R (1, 5) OBP: 0.312, SLG: 0.391	4-0 BB		0-3 K 1-2		0-0 1B 1B		0-0 F8			3 0 1 0 1 1 3																									
Pancho Herrera, R (1, 3) OBP: 0.345, SLG: 0.414	0-0 FC5 2-3f		0-0 L1		0-0 F8		0-0 FC4-6 1B			4 0 1 0 0 0 5																									
Darrell Johnson, R (1, 2) OBP: 0.333, SLG: 0.298		0-0 PB 1B 1B		0-0 6-3		0-0 F2		0-0 FC4-6 FC5 1-2f 1B		4 1 1 0 0 0 2																									
George Williams, R (1, 4) OBP: 0.455, SLG: 0.455		0-0 SH1-4 1-1 1B		0-0 L9		0-0 1-2 1B		0-0 1-2 1B		4 0 3 1 0 0 0																									
John Buzhardt, R (1, 1) OBP: 0.167, SLG: 0.121 Frank Sullivan, R (5, 1) OBP: 0.200, SLG: 0.048 Elmer Valo, L (6, PH) OBP: 0.319, SLG: 0.241 Jim Owens, R (6, 1) Don Demeter, R (8, PH) OBP: 0.319, SLG: 0.445 Ken Lehman, L (8, 1)		0-0 SH1-4 1-2		0-0 6-3		0-0 F7		0-0 F7		1 0 0 0 0 0 0 0 0 0 0 0 0 0 1 0 0 0 0 0 2 0 0 0 0 0 0 0 1 0 0 0 0 0 2 0 0 0 0 0 0 0																									
Inning Stats	R: 0 E: 0 K: 1 S: 6	H: 1 LOB: 3 BB: 2 P: 14	R: 1 E: 0 K: 1 S: 7	H: 2 LOB: 1 BB: 0 P: 7	R: 0 E: 0 K: 1 S: 6	H: 1 LOB: 1 BB: 0 P: 6	R: 0 E: 0 K: 0 S: 3	H: 0 LOB: 0 BB: 0 P: 3	R: 0 E: 0 K: 1 S: 6	H: 1 LOB: 1 BB: 0 P: 6	R: 0 E: 0 K: 0 S: 5	H: 2 LOB: 2 BB: 0 P: 5	R: 0 E: 0 K: 0 S: 3	H: 0 LOB: 2 BB: 2 P: 11	R: 0 E: 0 K: 0 S: 5	H: 2 LOB: 2 BB: 0 P: 5	R: 0 E: 0 K: 1 S: 5	H: 0 LOB: 0 BB: 0 P: 5	1B: 8 2B: 1 3B: 0 HR: 0	SF: 0 SAC: 1 DP: 0 HBP: 0	WP: 0 PB: 1 SB: 1 CS: 0	PA: 40													
PITCHER Ken Johnson, R (1, 1) ERA: 4.88	IP 9.0	WLS W	BF 40	H 9	R 1	ER 0	SO 5	BB 4	IBB 0	HBP 0	BLK 0	WP 0	HR 0	S 46	P 62	ERA 0.00	WHIP 1.444	PITCHER	IP 9.0	WLS W	BF 40	H 9	R 1	ER 0	SO 5	BB 4	IBB 0	HBP 0	BLK 0	WP 0	HR 0	S 46	P 62	ERA 0.00	WHIP 1.444

Philadelphia Phillies @ Cincinnati Reds
Crosley Field, Cincinnati, OH
Thu Aug 03 1961, 3:33 AM EDT
Att. 9,625 - Unknown

livebaseballscorecards.com

AB	35
R	1
H	9
RBI	1
BB	4
SO	5
LOB	24



Batter	1	2	3	4	5	6	7	8	9	AB	R	H	RBI	BB	SO	LOB
Don Blasingame, L (1, 4) OBP: 0.297, SLG: 0.291	0-0 FC5-4 1B		0-0 4-3		0-0 4-3	0-0 G1-6-3				4	0	1	0	0	0	1
Eddie Kasko, R (1, 5) OBP: 0.317, SLG: 0.319	0-0 FC5-4 1-2f G4-3		0-0 4-3		0-0 1B E 1B	0-0 F9				4	1	1	0	0	0	1
Vada Pinson, L (1, 8) OBP: 0.362, SLG: 0.463	0-0 G4-3 1-2f		0-0 1B		0-0 E9 1B 1B		0-0 P6			4	1	2	0	0	0	1
Frank Robinson, R (1, 9) OBP: 0.423, SLG: 0.687		0-0 S 1B 1B		0-0 HR	4-0 1B IBB		0-0 L3			3	2	2	1	1	0	0
Gordy Coleman, L (1, 3) OBP: 0.349, SLG: 0.537		0-3 K 1-2		4-0 FC4-6 BB	0-0 1-3 2-H 1B		0-3 K			3	0	1	1	1	2	1
Gus Bell, L (1, 7) OBP: 0.302, SLG: 0.356		0-0 2-H 1B		0-0 FC4-6 8-4 1-2f 1B	0-0 4-3			0-0 G4-6-3 1B		4	0	2	1	0	0	3
Leo Cardenas, R (1, 6) OBP: 0.340, SLG: 0.457		0-0 2B 1B		0-0 1-2 1B		0-0 1B PB 2B		0-0 G4-6-3 1-2f 1B		4	2	3	0	0	0	1
Johnny Edwards, L (1, 2) OBP: 0.312, SLG: 0.318		0-0 1-H 2B		0-0 8-4 2-3f		0-0 PB 1B 1B		0-0 4-3		4	1	2	1	0	0	2
Ken Johnson, R (1, 1) OBP: 0.286, SLG: 0.286		0-3 K		0-3 K		0-0 1-H 3-H 1B				3	0	1	1	0	2	1

Inning Stats	R: 0	H: 1	E: 0	LOB: 0	K: 0	S: 3	P: 3	R: 2	H: 4	E: 0	LOB: 1	K: 2	S: 10	P: 10	R: 0	H: 1	E: 0	LOB: 1	K: 0	S: 3	R: 1	H: 2	E: 0	LOB: 1	K: 0	S: 4	P: 8	R: 2	H: 3	E: 1	LOB: 2	K: 1	S: 8	P: 12	R: 2	H: 3	E: 0	LOB: 0	K: 0	S: 5	P: 5	R: 0	H: 0	E: 0	LOB: 0	K: 1	S: 5	P: 5	R: 0	H: 1	E: 0	LOB: 0	K: 0	S: 3	P: 3
--------------	------	------	------	--------	------	------	------	------	------	------	--------	------	-------	-------	------	------	------	--------	------	------	------	------	------	--------	------	------	------	------	------	------	--------	------	------	-------	------	------	------	--------	------	------	------	------	------	------	--------	------	------	------	------	------	------	--------	------	------	------

PITCHER	IP	WLS	BF	H	R	ER	SO	BB	IBB	HBP	BLK	WP	HR	S	P	ERA	WHIP
John Buzhardt, R (1, 1) ERA: 4.12	4.2	L	23	11	5	5	3	1	1	0	0	0	1	27	35	9.64	2.571
Frank Sullivan, R (5, 1) ERA: 4.01	0.1		1	0	0	0	0	0	0	0	0	0	0	1	1	0.00	0.000
Jim Owens, R (6, 1) ERA: 6.87	2.0		8	3	2	1	1	0	0	0	0	0	0	10	10	4.50	1.500
Ken Lehman, L (8, 1) ERA: 4.17	1.0		3	1	0	0	0	0	0	0	0	0	0	3	3	0.00	1.000

BOTTOM

Philadelphia Phillies @ Cincinnati Reds
Crosley Field, Cincinnati, OH

Thu Aug 03 1961, 3:33 AM EDT
Att. 9,625 - Unknown

AB	33
R	7
H	15
RBI	5
BB	2
SO	4
LOB	11

livebaseballscorecards.com



WP	PA	ERA	WHIP
0	35		

Batter	1	2	3	4	5	6	7	8	9	AB	R	H	RBI	BB	SO	LOB
Julian Javier, R (1, 4) OBP: 0.349, SLG: 0.377	0-0 E6 3-1 4-3 3B	0-0 P4	0-0 2B		0-0 F7		4-0 BB 1-2 2-3			4	1	1	2	1	0	3
Bob Lillis, R (1, 6) OBP: 0.264, SLG: 0.249	0-0 4-3	0-0 E4	0-0 5-3			0-0 F7	4-0 BB 1-2 2-3			4	0	0	0	0	0	3
Stan Musial, L (7, PH) OBP: 0.389, SLG: 0.492	1-2	1-2								0	0	0	1	1	0	0
Bob Gibson, R (7, PR) OBP: 0.283, SLG: 0.372										0	0	0	0	0	0	0
Alex Grammas, R (8, 6) OBP: 0.235, SLG: 0.186										0	0	0	0	0	0	0
Bill White, L (1, 3) OBP: 0.377, SLG: 0.483	0-0 3-1 2-3	0-0 F7		0-0 3-1		0-0 6-3 WP 2B	0-3 K			5	1	1	0	0	1	6
Ken Boyer, R (1, 5) OBP: 0.384, SLG: 0.511	0-0 2B 3B		0-0 F8	0-3 K		0-0 6-3	0-0 5-3			5	1	1	1	0	1	1
Charlie James, R (1, 7) OBP: 0.316, SLG: 0.385	0-0 1B 2B		0-0 2B BB	0-3 K		0-3 K	0-0 4-3			4	2	1	1	1	2	0
Joe Cunningham, L (1, 9) OBP: 0.426, SLG: 0.448	0-0 1B		0-0 2B 2B		0-0 1B 1B		0-0 6-3	0-0 F9		5	1	3	1	0	0	0
Curt Flood, R (1, 8) OBP: 0.385, SLG: 0.383	0-0 1-3		4-0 2B 2B IBB		0-0 1B 1B		0-0 BB 1B BB 1B			3	2	2	0	1	0	1
Jimmie Schaffer, R (1, 2) OBP: 0.304, SLG: 0.364		0-0 F9	0-0 2B 2B		0-3 K		0-0 F8			4	1	1	2	0	1	3
Ernie Broglio, R (1, 1) OBP: 0.196, SLG: 0.170		0-0 E	0-3 K		0-0 L7		0-0 BB BB 1-2 1B			3	0	1	0	0	1	4
Craig Anderson, R (7, 1) OBP: 0.429, SLG: 0.571										1	0	1	0	0	0	0
Ed Bauta, R (9, 1) OBP: 0.429, SLG: 0.571										0	0	0	0	0	0	0

Inning Stats	R: 3	H: 3	LOB: 1	K: 0	S: 7	R: 0	H: 1	LOB: 2	K: 0	S: 5	R: 0	H: 3	LOB: 1	K: 1	S: 8	R: 0	H: 0	LOB: 0	K: 2	S: 7	R: 0	H: 2	LOB: 2	K: 1	S: 7	R: 1	H: 1	LOB: 0	K: 1	S: 6	R: 1	H: 2	LOB: 3	K: 1	S: 7	R: 0	H: 0	LOB: 0	K: 0	S: 3
--------------	------	------	--------	------	------	------	------	--------	------	------	------	------	--------	------	------	------	------	--------	------	------	------	------	--------	------	------	------	------	--------	------	------	------	------	--------	------	------	------	------	--------	------	------

PITCHER	IP	WLS	BF	H	R	ER	SO	BB	IBB	HBP	BLK	WP	HR	S	P	ERA	WHIP
Don Ferrarese, L (1, 1) ERA: 4.53	2.1	L	17	6	7	4	0	1	1	0	0	0	0	15	23	15.43	3.000
Art Mahaffey, R (3, 1) ERA: 4.46	3.2		15	4	1	1	5	0	0	0	0	1	0	25	25	2.46	1.091
Chris Short, L (7, 1) ERA: 6.47	0.2		4	2	1	1	0	0	0	0	0	0	0	4	4	13.50	3.000
Jack Baldschun, R (7, 1) ERA: 4.09	1.1		6	0	0	0	1	2	0	0	0	0	0	6	14	0.00	1.500


BOTTOM

Philadelphia Phillies @ St. Louis Cardinals
Sportsman's Park, St. Louis, MO

Fri Aug 04 1961, 8:05 PM EDT
Att. 8,749 - Unknown

AB	38
R	9
H	12
RBI	8
BB	4
SO	6
LOB	21

WP: 1 PA: 42
PB: 0
SB: 0
CS: 0



PITCHER	IP	WLS	BF	H	R	ER	SO	BB	IBB	HBP	BLK	WP	HR	S	P	ERA	WHIP
---------	----	-----	----	---	---	----	----	----	-----	-----	-----	----	----	---	---	-----	------

Batter	1	2	3	4	5	6	7	8	9	AB R H RBI BB SO LOB	TOP											
Johnny Callison, L (1, 7) OBP: 0.359, SLG: 0.398	0-3 K		0-0 BB 1B		0-0 SH1-4			0-0 F7	0-0 FC6-4 1B	4 0 2 0 0 1 0	Philadelphia Phillies @ St. Louis Cardinals Sportsman's Park, St. Louis, MO Sat Aug 05 1961, 4:33 AM EDT Att. 7,140 - Unknown livebaseballscorecards.com											
George Williams, R (1, 4) OBP: 0.429, SLG: 0.400	0-0 6-3		4-0 BB 1B		0-0 5-3			0-0 E 1B 1B	0-0 FC6-4	4 0 1 0 1 0 3												
Don Demeter, R (1, 9) OBP: 0.316, SLG: 0.438	0-0 6-3		0-0 F9		0-0 6-3			0-0 P4		4 0 0 0 0 0 4												
Lee Walls, R (1, 3) OBP: 0.347, SLG: 0.469		4-0 CS BB	0-3 K		0-0 F8			0-0 E 1B		3 0 1 0 1 1 2												
Charley Smith, R (1, 5) OBP: 0.307, SLG: 0.383		0-0 F9		0-0 G6-4-3 BB 1B		0-3 K		0-0 E5		4 0 1 0 0 1 3												
Tony Gonzalez, L (1, 8) OBP: 0.385, SLG: 0.457		1-0 1B HBP		4-0 G6-4-3 BB		0-0 F9		0-3 K		2 0 0 0 1 1 3												
Darrell Johnson, R (1, 2) OBP: 0.327, SLG: 0.294		0-0 1B		0-0 G6-4-3		0-0 6-3		0-0 P6		4 0 1 0 0 0 2												
Ruben Amaro, R (1, 6) OBP: 0.322, SLG: 0.331	0-3 K			0-0 F8		0-0 5-3		0-0 F8		4 0 0 0 0 1 3												
Paul Brown, R (1, 1) OBP: 0.500, SLG: 0.500 Ken Lehman, L (5, 1) Bobby Gene Smith, R (9, PH) OBP: 0.313, SLG: 0.338			0-0 L3		0-0 SH1-4 1B		0-0 F7	0-0 1B		2 0 1 0 0 0 0 1 0 0 0 0 0 0 1 0 1 0 0 0 0												
Inning Stats	R: 0 E: 0 K: 1 S: 5	H: 0 LOB: 0 BB: 0 P: 5	R: 0 E: 0 K: 1 S: 5	H: 1 LOB: 2 BB: 1 P: 10	R: 0 E: 0 K: 1 S: 6	H: 1 LOB: 2 BB: 1 P: 10	R: 0 E: 0 K: 0 S: 3	H: 1 LOB: 1 BB: 1 P: 7	R: 0 E: 0 K: 0 S: 4	H: 1 LOB: 1 BB: 0 P: 4	R: 0 E: 0 K: 1 S: 5	H: 0 LOB: 0 BB: 0 P: 5	R: 0 E: 0 K: 0 S: 3	H: 0 LOB: 0 BB: 0 P: 3	R: 0 E: 1 K: 1 S: 8	H: 2 LOB: 3 BB: 0 P: 8	R: 0 E: 0 K: 0 S: 5	H: 2 LOB: 2 BB: 0 P: 5	1B: 8 2B: 0 3B: 0 HR: 0	SF: 0 SAC: 1 DP: 1 HBP: 1	WP: 0 PB: 0 SB: 0 CS: 1	PA: 38
PITCHER Curt Simmons, L (1, 1) ERA: 3.1	IP: 9.0 WLS: W BF: 38 H: 8 R: 0 ER: 0 SO: 5 BB: 3 IBB: 0 HBP: 1 BLK: 0 WP: 0 HR: 0 S: 44 P: 57 ERA: 0.00 WHIP: 1.222											PITCHER	IP: WLS: BF: H: R: ER: SO: BB: IBB: HBP: BLK: WP: HR: S: P: ERA: WHIP:									



Batter	1	2	3	4	5	6	7	8	9	AB	R	H	RBI	BB	SO	LOB
Julian Javier, R OBP: 0.354, SLG: 0.381 (1, 4)	0-0 9-3 1B		0-0 FC1-5 1B	0-0 FC6-4 1-2f	0-0 2-H 1B			0-0 L7		5	0	3	1	0	0	3
Bob Lillis, R OBP: 0.262, SLG: 0.247 (1, 6)	0-0 9-3 1-2f		0-0 FC1-5 FC6-4 1-2 2-3f		0-0 HR 1B 6-3			0-0 L5		5	1	1	0	0	0	4
Bill White, L OBP: 0.377, SLG: 0.497 (1, 3)	0-0 HR		0-0 F8		0-0 1-H HR		0-0 3-1	0-0 3-1		5	2	2	3	0	0	2
Ken Boyer, R OBP: 0.383, SLG: 0.514 (1, 5)	0-3 K		0-0 FC6-4 1-2f		0-0 SF8 3B		0-0 F7			4	1	1	0	0	1	2
Charlie James, R OBP: 0.311, SLG: 0.380 (1, 7)		0-0 P6		0-0 F8	0-0 SF8		0-0 E7			3	0	0	1	0	0	0
Joe Cunningham, L OBP: 0.427, SLG: 0.450 (1, 9)		4-0 FC4-6 BB		0-0 BB 2B	0-3 K		0-0 6-3			3	0	1	0	1	1	1
Carl Sawatski, L OBP: 0.393, SLG: 0.500 (1, 2)		0-0 F8		4-0 BB BB	0-0 BB 2B		0-0 L4-3 1B			2	1	1	0	1	0	1
Chris Cannizzaro, R OBP: 0.500, SLG: 0.500 (7, PH)										1	0	1	0	0	0	0
Curt Flood, R OBP: 0.382, SLG: 0.379 (1, 8)		0-0 FC4-6 1-2f		0-0 F8	0-0 2B 1B		0-0 L4-3			4	1	1	0	0	0	4
Curt Simmons, L OBP: 0.464, SLG: 0.438 (1, 1)			0-0 FC1-5 1B	4-0 FC6-4 BB	0-0 1B 2B		0-0 1-3			3	1	2	2	1	0	0

Inning Stats	R: 1	H: 2	E: 0	K: 1	S: 6	LOB: 0	BB: 0	P: 6	R: 0	H: 0	E: 0	K: 0	S: 3	LOB: 1	BB: 1	P: 7	R: 0	H: 2	E: 0	K: 0	S: 5	LOB: 2	BB: 0	P: 5	R: 0	H: 1	E: 0	K: 0	S: 4	LOB: 3	BB: 2	P: 12	R: 6	H: 7	E: 0	K: 1	S: 12	LOB: 1	BB: 0	P: 12	R: 0	H: 0	E: 1	K: 0	S: 4	LOB: 1	BB: 0	P: 4	R: 0	H: 1	E: 0	K: 0	S: 3	LOB: 0	BB: 0	P: 3	R: 0	H: 0	E: 0	K: 0	S: 3	LOB: 0	BB: 0	P: 3
--------------	------	------	------	------	------	--------	-------	------	------	------	------	------	------	--------	-------	------	------	------	------	------	------	--------	-------	------	------	------	------	------	------	--------	-------	-------	------	------	------	------	-------	--------	-------	-------	------	------	------	------	------	--------	-------	------	------	------	------	------	------	--------	-------	------	------	------	------	------	------	--------	-------	------

PITCHER	IP	WLS	BF	H	R	ER	SO	BB	IBB	HBP	BLK	WP	HR	S	P	ERA	WHIP
Paul Brown, R ERA: 7.0 (1, 1)	4.0	L	22	8	4	4	1	3	0	0	0	0	2	21	33	9.00	2.750
Ken Lehman, L ERA: 4.4 (5, 1)	4.0		17	5	3	3	1	0	0	0	0	0	0	19	19	6.75	1.250

BOTTOM

Philadelphia Phillies @ St. Louis Cardinals
Sportsman's Park, St. Louis, MO

Sat Aug 05 1961, 4:33 AM EDT
Att. 7,140 - Unknown

livebaseballscorecards.com

AB	35
R	7
H	13
RBI	7
BB	3
SO	2
LOB	17



1B:	8	SF:	1	WP:	0	PA:	39
2B:	4	SAC:	0	PB:	0		
3B:	1	DP:	2	SB:	0		
HR:	2	HBP:	0	CS:	0		

Batter	1	2	3	4	5	6	7	8	9	AB R H RBI BB SO LOB	TOP	
George Williams, R (1, 4) OBP: 0.400, SLG: 0.348	0-0 P2		0-0 5-3			0-0 5-3			4-0 SF7 BB	3 1 0 0 1 0 1	Philadelphia Phillies @ St. Louis Cardinals Sportsman's Park, St. Louis, MO Sun Aug 06 1961, 4:33 AM EDT Unknown livebaseballscorecards.com	
Lee Walls, R (1, 9) OBP: 0.345, SLG: 0.470	0-0 5-3			0-0 6-3		0-0 6-3		0-0 1-3	4 0 1 0 0 0 0			
Don Demeter, R (1, 8) OBP: 0.315, SLG: 0.433	0-0 F8			0-0 5-3			4-0 G6-4-3 BB	0-0 1-3	3 0 0 0 1 0 2			
Charley Smith, R (1, 5) OBP: 0.306, SLG: 0.382		0-0 F8		0-0 FC5-4 1B		0-0 G6-4-3 1-2f		0-0 SF7	3 0 1 1 0 0 1			
Bobby Gene Smith, R (1, 7) OBP: 0.307, SLG: 0.331 Johnny Callison, L (9, PH) OBP: 0.358, SLG: 0.397		0-0 6-3		0-0 FC5-4 1-2f		0-0 6-3		0-0 G3	3 0 0 0 0 0 1 1 0 0 0 0 0 1			
Pancho Herrera, R (1, 3) OBP: 0.345, SLG: 0.413		0-0 F9			0-0 G6-4-3 1B			0-0 F3	3 0 1 0 0 0 0			
Darrell Johnson, R (1, 2) OBP: 0.310, SLG: 0.278			0-0 5-3		0-0 G6-4-3 1-2f			0-0 F2	3 0 0 0 0 0 1			
Ruben Amaro, R (1, 6) OBP: 0.322, SLG: 0.335		0-0 E6		0-0 4-3				0-0 2B	3 0 1 0 0 0 0			
Frank Sullivan, R (1, 1) OBP: 0.185, SLG: 0.043 Ken Walters, R (8, PH) OBP: 0.261, SLG: 0.333 Jack Baldschun, R (8, 1)			0-3 K		0-0 6-3			0-0 F3	2 0 0 0 0 1 1 1 0 0 0 0 0 1 0 0 0 0 0 0 0			
Inning Stats	R: 0 H: 0 E: 0 LOB: 0 K: 0 BB: 0 S: 3 P: 3	R: 0 H: 0 E: 0 LOB: 0 K: 0 BB: 0 S: 3 P: 3	R: 0 H: 0 E: 1 LOB: 1 K: 1 BB: 0 S: 6 P: 6	R: 0 H: 1 E: 0 LOB: 1 K: 0 BB: 0 S: 4 P: 4	R: 0 H: 1 E: 0 LOB: 0 K: 0 BB: 0 S: 3 P: 3	R: 0 H: 0 E: 0 LOB: 0 K: 0 BB: 0 S: 3 P: 3	R: 0 H: 0 E: 0 LOB: 0 K: 0 BB: 1 S: 2 P: 6	R: 0 H: 1 E: 0 LOB: 1 K: 0 BB: 0 S: 4 P: 4	R: 1 H: 1 E: 0 LOB: 1 K: 0 BB: 1 S: 4 P: 8	1B: 2 SF: 1 2B: 2 SAC: 0 3B: 0 DP: 2 HR: 0 HBP: 0	WP: 0 PA: 32 PB: 0 SB: 0 CS: 0	
PITCHER Ray Sadecki, L (1, 1) ERA: 3.29	IP WLS BF H R ER SO BB IBB HBP BLK WP HR S P ERA WHIP	9.0 W 32 4 1 1 1 1 2 0 0 0 0 0 32 40 1.00 0.667										



Batter	1	2	3	4	5	6	7	8	9	AB R H RBI BB SO LOB	TOP
Johnny Callison, L (1, 7) <small>OBP: 0.361, SLG: 0.406</small>	0-0 	0-0 			4-0 		4-0 		0-3 	3 1 1 1 2 1 1	
George Williams, R (1, 4) <small>OBP: 0.393, SLG: 0.320</small>	4-0 		0-0 		0-0 		0-3 			2 1 0 0 1 1 1	
Wes Covington, L (1, 9) <small>OBP: 0.330, SLG: 0.425</small> Ken Walters, R (7, 9) <small>OBP: 0.261, SLG: 0.333</small>	0-0 		4-0 		0-0 		0-0 			3 0 0 0 1 0 3 0 0 0 0 0 0 0	
Tony Gonzalez, L (1, 8) <small>OBP: 0.380, SLG: 0.450</small>	0-0 		0-0 		0-0 			0-0 		4 0 0 0 0 0 3	
Lee Walls, R (1, 3) <small>OBP: 0.342, SLG: 0.471</small>	0-0 		0-0 		0-0 			0-3 		4 0 1 0 0 1 2	
Charley Smith, R (1, 5) <small>OBP: 0.308, SLG: 0.384</small>	0-0 		0-0 		0-0 			0-3 		4 0 2 1 0 1 2	
Clay Dalrymple, L (1, 2) <small>OBP: 0.228, SLG: 0.239</small> Bobby Malkmus, R (9, PR) <small>OBP: 0.261, SLG: 0.311</small> Darrell Johnson, R (9, 2) <small>OBP: 0.310, SLG: 0.278</small>	0-3 			0-3 		0-0 		0-0 		4 0 1 0 0 2 3 0 0 0 0 0 0 0 0 0 0 0 0 0 0	AB 31 R 2 H 6 RBI 2 BB 4 SO 9 LOB 16
Ruben Amaro, R (1, 6) <small>OBP: 0.319, SLG: 0.331</small>		0-0 		0-0 		0-0 		0-0 		3 0 0 0 0 0 1	
Jim Owens, R (1, 1) <small>OBP: 0.071, SLG: 0.071</small> Jack Baldschun, R (9, 1)		0-3 		0-3 		0-3 		0-0 		4 0 1 0 0 3 0 0 0 0 0 0 0 0	
Inning Stats	R: 2 H: 2 E: 1 LOB: 2 K: 1 BB: 1 S: 8 P: 12	R: 0 H: 0 E: 0 LOB: 0 K: 1 BB: 0 S: 5 P: 5	R: 0 H: 1 E: 0 LOB: 2 K: 0 BB: 1 S: 4 P: 8	R: 0 H: 0 E: 0 LOB: 0 K: 2 BB: 0 S: 7 P: 7	R: 0 H: 0 E: 0 LOB: 1 K: 0 BB: 1 S: 3 P: 7	R: 0 H: 1 E: 0 LOB: 1 K: 0 BB: 0 S: 4 P: 4	R: 0 H: 0 E: 0 LOB: 1 K: 2 BB: 1 S: 7 P: 11	R: 0 H: 0 E: 0 LOB: 0 K: 2 BB: 0 S: 7 P: 7	R: 0 H: 2 E: 0 LOB: 1 K: 1 BB: 0 S: 6 P: 6	1B: 4 SF: 0 2B: 1 SAC: 2 3B: 0 DP: 0 HR: 1 HBP: 0	WP: 0 PA: 37 PB: 0 SB: 0 CS: 0
PITCHER Bob Gibson, R (1, 1) <small>ERA: 3.29</small>	IP 9.0 WLS W BF 37 H 6 R 2 ER 1 SO 9 BB 4 IBB 0 HBP 0 BLK 0 WP 0 HR 1 S 51 P 67 ERA 1.00 WHIP 1.111						PITCHER IP WLS BF H R ER SO BB IBB HBP BLK WP HR S P ERA WHIP				

Philadelphia Phillies @ St. Louis Cardinals
 Sportsman's Park, St. Louis, MO
 Sun Aug 06 1961, 4:38 AM EDT
 Att: 18,784 - Unknown

livebaseballscorecards.com

Batter	1	2	3	4	5	6	7	8	9	AB R H RBI BB SO LOB	TOP									
Bill Virdon, L (1, 8) OBP: 0.342, SLG: 0.430	0-0 P6	0-0 1B		0-0 G3			0-0 2B		0-0 G3	5 1 2 1 0 0 0										
Don Hoak, R (1, 5) OBP: 0.424, SLG: 0.508	0-0 1B	0-0 F8			0-0 6-3		0-0 4-3		0-3 K	5 1 1 0 0 1 3										
Bob Skinner, L (1, 7) OBP: 0.383, SLG: 0.377	0-0 1B	0-0 F8			0-0 F7		0-0 2B			4 0 2 1 0 0 2										
Dick Stuart, R (1, 3) OBP: 0.312, SLG: 0.529	0-3 K		0-0 5-3		0-0 2B		0-3 K			4 0 1 0 0 2 3										
Roberto Clemente, R (1, 9) OBP: 0.405, SLG: 0.603	0-0 1B		0-0 6-3		0-0 L6		0-3 K			4 0 1 1 0 1 2										
Smoky Burgess, L (1, 2) OBP: 0.352, SLG: 0.472	0-0 5-3		0-0 FC6-4		0-0 6-3			0-0 G3		4 0 1 0 0 0 2										
Dick Groat, R (1, 6) OBP: 0.308, SLG: 0.366		0-0 6-3	0-0 FC6-4		0-0 4-3		0-0 4-3			4 0 0 0 0 0 1										
Bill Mazeroski, R (1, 4) OBP: 0.299, SLG: 0.367		0-0 SH		0-0 5-3		0-0 FC5-4		0-0 F8		4 1 2 0 0 0 0										
Bob Friend, R (1, 1) OBP: 0.143, SLG: 0.129		0-0 SH		0-3 K		0-0 FC5-4		0-0 F3		3 0 0 0 0 1 1										
Inning Stats	R: 1 E: 0 K: 1 S: 8	H: 3 LOB: 2 BB: 0 P: 8	R: 1 E: 0 K: 0 S: 6	H: 2 LOB: 2 BB: 0 P: 6	R: 0 E: 0 K: 0 S: 4	H: 1 LOB: 1 BB: 0 P: 4	R: 0 E: 0 K: 1 S: 5	H: 0 LOB: 0 BB: 0 P: 5	R: 0 E: 0 K: 0 S: 4	H: 1 LOB: 1 BB: 0 P: 4	R: 1 E: 0 K: 2 S: 9	H: 2 LOB: 1 BB: 0 P: 9	R: 0 E: 0 K: 0 S: 3	H: 0 LOB: 0 BB: 0 P: 3	R: 0 E: 0 K: 1 S: 5	H: 0 LOB: 0 BB: 0 P: 5	1B: 7 2B: 3 3B: 0 HR: 0	SF: 0 SAC: 1 DP: 0 HBP: 0	WP: 0 PB: 0 SB: 0 CS: 0	PA: 38
PITCHER	IP WLS BF H R ER SO BB IBB HBP BLK WP HR S P ERA WHIP																			
John Buzhardt, R (1, 1) ERA: 4.08	8.0 L 35 10 3 3 4 0 0 0 0 0 0 0 43 43 3.38 1.250																			
Jack Baldschun, R (9, 1) ERA: 3.97	1.0 3 0 0 0 1 0 0 0 0 0 0 0 5 5 0.00 0.000																			

Pittsburgh Pirates @ Philadelphia Phillies
 Connie Mack Stadium, Philadelphia, PA
 Mon Aug 07 1961, 7:05 PM EDT
 Att. 5,586 - Unknown

livebaseballscorecards.com

AB	37
R	3
H	10
RBI	3
BB	0
SO	5
LOB	14



Batter	1	2	3	4	5	6	7	8	9	AB R H RBI BB SO LOB	TOP											
Bill Virdon, L (1, 8) OBP: 0.340, SLG: 0.427	0-0 F8		0-0 1B		0-0 F8		0-0 F7	0-0 4-3		5 0 1 0 0 0 2												
Don Hoak, R (1, 5) OBP: 0.426, SLG: 0.509	0-0 5-3		0-0 F8		0-0 FC6-4 1B			0-0 SH3-4 1B	0-0 HBP BB SF9 1B	5 2 3 1 0 0 2												
Bob Skinner, L (1, 7) OBP: 0.383, SLG: 0.374	0-0 4-3		0-0 3-1		0-0 FC6-4			0-0 SH3-4 1B	4-0 HBP BB 1B	4 2 1 0 1 0 3												
Dick Stuart, R (1, 3) Rocky Nelson, L (9, PR) Joe Christopher, R (9, 3) OBP: 0.314, SLG: 0.526 OBP: 0.341, SLG: 0.435		1-0 1B G4-3-6 HBP		0-0 F8		0-0 F8		0-0 SH3-4	1-0 FC3-6 1B HBP	2 1 0 0 0 0 0 0 0 0 0 0 0 0												
Roberto Clemente, R (1, 9) Joe Christopher, R (9, 9) OBP: 0.402, SLG: 0.599 OBP: 0.356, SLG: 0.413		0-0 L8		0-0 F9		0-0 5-3		4-0 FC6-4 1B IBB	0-0 SF9	3 1 0 1 1 0 1 0 0 0 0 0 0 0												
Smoky Burgess, L (1, 2) OBP: 0.365, SLG: 0.498		0-0 G4-3-6 1B		0-0 1B		0-0 HR		0-0 FC6-4 1B	0-0 FC3-6 1B	5 1 5 4 0 0 0												
Dick Groat, R (1, 6) OBP: 0.305, SLG: 0.362		0-0 G4-3-6		0-3 K		0-0 6-3		0-0 FC6-4 1B 2B	0-0 FC3-6	5 1 0 0 0 1 6												
Bill Mazaroski, R (1, 4) OBP: 0.301, SLG: 0.368			0-0 F7		0-0 1B S 1B		0-0 L9	0-0 2B 1B	0-0 F8	5 2 2 1 0 0 2												
Harvey Haddix, L (1, 1) OBP: 0.250, SLG: 0.190			4-0 1B BB		0-0 F7		0-3 K	0-0 2B		3 0 1 2 1 1 1												
Inning Stats	R: 0 E: 0 K: 0 S: 3	H: 0 LOB: 0 BB: 0 P: 3	R: 1 E: 0 K: 0 S: 3	H: 1 LOB: 0 BB: 0 P: 4	R: 0 E: 0 K: 0 S: 4	H: 1 LOB: 2 BB: 1 P: 8	R: 0 E: 0 K: 1 S: 6	H: 1 LOB: 1 BB: 0 P: 6	R: 1 E: 0 K: 0 S: 5	H: 2 LOB: 1 BB: 0 P: 5	R: 1 E: 0 K: 0 S: 4	H: 1 LOB: 0 BB: 0 P: 4	R: 0 E: 0 K: 1 S: 5	H: 0 LOB: 0 BB: 0 P: 5	R: 5 E: 0 K: 0 S: 8	H: 5 LOB: 1 BB: 1 P: 12	R: 2 E: 0 K: 0 S: 5	H: 2 LOB: 2 BB: 1 P: 10	1B: 11 2B: 1 3B: 0 HR: 1	SF: 1 SAC: 1 DP: 1 HBP: 2	WP: 0 PB: 0 SB: 1 CS: 0	PA: 44
PITCHER	IP WLS BF H R ER SO BB IBB HBP BLK WP HR S P ERA WHIP												PITCHER	IP WLS BF H R ER SO BB IBB HBP BLK WP HR S P ERA WHIP								
Art Mahaffey, R (1, 1) ERA: 4.43	7.0 L 28 6 3 3 2 1 0 1 0 0 1 30 35 3.86 1.000																					
Jack Baldschun, R (8, 1) ERA: 4.57	1.0 9 5 5 0 0 0 0 1 0 0 0 0 8 12 45.00 5.000																					
Paul Brown, R (9, 1) ERA: 8.1	1.0 7 2 2 2 0 1 0 1 0 0 0 0 5 10 18.00 3.000																					

Pittsburgh Pirates @ Philadelphia Phillies
 Connie Mack Stadium, Philadelphia, PA
 Tue Aug 08 1961, 7:05 PM EDT
 Unknown

livebaseballscorecards.com

AB	37
R	10
H	13
RBI	9
BB	3
SO	2
LOB	17



Batter	1	2	3	4	5	6	7	8	9	AB	R	H	RBI	BB	SO	LOB
George Williams, R (1, 4) OBP: 0.314, SLG: 0.250	0-0 P6		0-0 P6		0-0 FC5-4			0-0 F8		4	0	0	0	0	0	2
Ruben Amaro, R (1, 6) OBP: 0.318, SLG: 0.337	0-0 F8		0-0 FC5-4			0-0 1-3		0-0 1B		4	0	1	0	0	0	1
Don Demeter, R (1, 8) OBP: 0.313, SLG: 0.429	0-0 P3			0-0 G6-4-3 1B		0-0 6-3		0-0 P3		4	0	1	0	0	0	1
Lee Walls, R (1, 7) OBP: 0.340, SLG: 0.462		0-0 WP 1B		0-0 G6-4-3		0-0 6-3		0-0 F9		4	0	1	0	0	0	2
Charley Smith, R (1, 5) OBP: 0.308, SLG: 0.382		0-0 F8		0-0 5-3			0-0 E1 2B 1B		0-0 G5-4-3 1B	4	1	2	0	0	0	1
Pancho Herrera, R (1, 3) OBP: 0.344, SLG: 0.420		0-0 F8			0-0 HR		0-0 F3		0-0 G5-4-3	4	1	1	1	0	0	3
Darrell Johnson, R (1, 2) OBP: 0.290, SLG: 0.259		0-0 4-3		0-3 K			0-0 F5		0-0 P6	4	0	0	0	0	1	2
Ken Walters, R (1, 9) OBP: 0.270, SLG: 0.348			0-0 F8		0-0 FC1-6 1B		0-0 2B			3	0	2	1	0	0	0
Art Mahaffey, R (1, 1) OBP: 0.120, SLG: 0.104			4-0 FC5-4 BB		0-0 FC1-6		0-3 K2-3			1	0	0	0	1	0	1
Bobby Malkmus, R (7, PH) OBP: 0.260, SLG: 0.309					1-2 FC5-4					1	0	0	0	0	1	1
Jack Baldschun, R (8, 1)										0	0	0	0	0	0	0
Paul Brown, R (9, 1) OBP: 0.500, SLG: 0.500										0	0	0	0	0	0	0

Inning Stats	R: 0	H: 0	E: 0	K: 0	S: 3	R: 0	H: 1	E: 0	K: 0	S: 4	R: 0	H: 0	E: 0	K: 0	S: 3	R: 1	H: 2	E: 0	K: 1	S: 7	R: 0	H: 0	E: 0	K: 0	S: 3	R: 1	H: 2	E: 1	K: 1	S: 7	R: 0	H: 1	E: 0	K: 0	S: 4	R: 0	H: 1	E: 0	K: 0	S: 3	R: 0	H: 1	E: 0	K: 0	S: 3	1B: 6	SF: 0	2B: 1	SAC: 0	3B: 0	DP: 2	HR: 1	HBP: 0	WP: 1	PA: 34
--------------	------	------	------	------	------	------	------	------	------	------	------	------	------	------	------	------	------	------	------	------	------	------	------	------	------	------	------	------	------	------	------	------	------	------	------	------	------	------	------	------	------	------	------	------	------	-------	-------	-------	--------	-------	-------	-------	--------	-------	--------

PITCHER	IP	WLS	BF	H	R	ER	SO	BB	IBB	HBP	BLK	WP	HR	S	P	ERA	WHIP
Harvey Haddix, L (1, 1) ERA: 4.15	9.0	W	34	8	2	2	2	1	0	0	0	1	1	37	41	2.00	1.000


BOTTOM

Pittsburgh Pirates @ Philadelphia Phillies
 Connie Mack Stadium, Philadelphia, PA

Tue Aug 08 1961, 7:05 PM EDT
 Unknown

livebaseballscorecards.com

AB	33
R	2
H	8
RBI	2
BB	1
SO	2
LOB	14



Batter	1	2	3	4	5	6	7	8	9	AB R H RBI BB SO LOB	TOP											
Bill Virdon, L (1, 8) OBP: 0.336, SLG: 0.422	0-0 4-3		0-0 3-1		0-0 6-3		0-0 F8		0-0 4-3	5 0 0 0 0 0 2												
Don Hoak, R (1, 5) OBP: 0.431, SLG: 0.520	4-0 FC3-6 BB		0-0 4-3		0-0 HR		0-0 2B SF7 1B	0-0 2B SF7 1B	4-0 FC6-4 BB	3 2 2 1 2 0 0												
Roberto Clemente, R (1, 9) OBP: 0.398, SLG: 0.591	0-0 FC3-6 3B 1-2f		0-0 L8		0-0 5-3		0-0 F8	0-0 F8	0-0 FC6-4 1-2f	5 1 0 0 0 0 4												
Dick Stuart, R (1, 3) OBP: 0.319, SLG: 0.538	0-0 1-H 3B		0-0 CS 1B		0-0 6-3		0-0 SF7 2B	0-0 SF7 2B	0-0 3B 1-3	4 0 3 1 0 0 0												
Bill Mazaroski, R (1, 4) OBP: 0.300, SLG: 0.367	0-0 5-3		0-3 K		0-0 1B 1B		0-0 SF7	0-0 SF7	0-0 2-3 3-H 4-0	3 0 1 1 0 1 2												
Dick Groat, R (1, 6) OBP: 0.309, SLG: 0.364		0-0 5-3 2-3 1B		0-0 F9 1-2		0-0 1B 1B		0-0 FC5-4 BB		3 0 2 0 1 0 1												
Joe Christopher, R (1, 7) OBP: 0.344, SLG: 0.398		0-0 2-3		0-0 F9		0-0 P4		0-0 FC5-4		4 0 0 0 0 0 5												
Hal Smith, R (1, 2) OBP: 0.270, SLG: 0.331		0-0 5-3		0-0 2B		0-0 6-3		0-0 5-3 2B		4 0 2 0 0 0 1												
Tom Sturdivant, L (1, 1) OBP: 0.152, SLG: 0.097		0-0 6-3		0-3 K		0-3 K		0-0 5-3		4 0 0 0 0 2 3												
Inning Stats	R: 1 E: 0 K: 0 S: 4	H: 1 LOB: 1 BB: 1 P: 8	R: 0 E: 0 K: 0 S: 4	H: 1 LOB: 1 BB: 0 P: 4	R: 0 E: 0 K: 0 S: 3	H: 0 LOB: 0 BB: 0 P: 3	R: 0 E: 0 K: 1 S: 5	H: 1 LOB: 0 BB: 0 P: 5	R: 0 E: 0 K: 1 S: 6	H: 1 LOB: 1 BB: 0 P: 6	R: 1 E: 0 K: 0 S: 6	H: 3 LOB: 2 BB: 0 P: 6	R: 0 E: 0 K: 1 S: 5	H: 0 LOB: 0 BB: 0 P: 5	R: 1 E: 0 K: 0 S: 5	H: 2 LOB: 2 BB: 1 P: 9	R: 0 E: 0 K: 0 S: 4	H: 1 LOB: 2 BB: 1 P: 8	1B: 5 2B: 3 3B: 1 HR: 1	SF: 1 SAC: 0 DP: 0 HBP: 0	WP: 0 PA: 39	
PITCHER	IP WLS BF H R ER SO BB IBB HBP BLK WP HR S P ERA WHIP	IP WLS BF H R ER SO BB IBB HBP BLK WP HR S P ERA WHIP	IP WLS BF H R ER SO BB IBB HBP BLK WP HR S P ERA WHIP	IP WLS BF H R ER SO BB IBB HBP BLK WP HR S P ERA WHIP	IP WLS BF H R ER SO BB IBB HBP BLK WP HR S P ERA WHIP	IP WLS BF H R ER SO BB IBB HBP BLK WP HR S P ERA WHIP	IP WLS BF H R ER SO BB IBB HBP BLK WP HR S P ERA WHIP	IP WLS BF H R ER SO BB IBB HBP BLK WP HR S P ERA WHIP	IP WLS BF H R ER SO BB IBB HBP BLK WP HR S P ERA WHIP	IP WLS BF H R ER SO BB IBB HBP BLK WP HR S P ERA WHIP	IP WLS BF H R ER SO BB IBB HBP BLK WP HR S P ERA WHIP	IP WLS BF H R ER SO BB IBB HBP BLK WP HR S P ERA WHIP	IP WLS BF H R ER SO BB IBB HBP BLK WP HR S P ERA WHIP	IP WLS BF H R ER SO BB IBB HBP BLK WP HR S P ERA WHIP	IP WLS BF H R ER SO BB IBB HBP BLK WP HR S P ERA WHIP	IP WLS BF H R ER SO BB IBB HBP BLK WP HR S P ERA WHIP	IP WLS BF H R ER SO BB IBB HBP BLK WP HR S P ERA WHIP	IP WLS BF H R ER SO BB IBB HBP BLK WP HR S P ERA WHIP	IP WLS BF H R ER SO BB IBB HBP BLK WP HR S P ERA WHIP	IP WLS BF H R ER SO BB IBB HBP BLK WP HR S P ERA WHIP	IP WLS BF H R ER SO BB IBB HBP BLK WP HR S P ERA WHIP	IP WLS BF H R ER SO BB IBB HBP BLK WP HR S P ERA WHIP
Chris Short, L (1, 1) ERA: 6.14	8.2	L	38	10	3	3	3	3	3	3	0	0	0	0	0	1	41	53	3.12	1.500		
Jack Baldschun, R (9, 1) ERA: 4.54	0.1		1	0	0	0	0	0	0	0	0	0	0	0	0	0	1	1	0.00	0.000		

Pittsburgh Pirates @ Philadelphia Phillies
 Connie Mack Stadium, Philadelphia, PA

Tue Aug 08 1961, 7:05 PM EDT
 Att: 11,081 - Unknown

livebaseballscorecards.com

AB	35
R	3
H	10
RBI	3
BB	3
SO	3
LOB	18



Batter	1	2	3	4	5	6	7	8	9	AB R H RBI BB SO LOB
--------	---	---	---	---	---	---	---	---	---	----------------------

Ruben Amaro, R (1, 6) <small>OBP: 0.317, SLG: 0.333</small> Lee Walls, R (9, PH) <small>OBP: 0.344, SLG: 0.466</small>	0-0 4-3		4-0 BB		0-0 F8		0-0 5-3		0-0 1B	3 0 0 0 1 0 1 1 0 1 0 0 0 0
Johnny Callison, L (1, 7) <small>OBP: 0.358, SLG: 0.400</small>	0-3 K		0-0 3-1		0-0 4-3		4-0 2-3 BB		0-0 4-3	4 0 0 0 1 1 3
Wes Covington, L (1, 9) <small>OBP: 0.327, SLG: 0.418</small>	0-0 L9			0-0 1B BB		0-0 P5		0-0 4-3		4 1 1 0 0 0 2
Tony Gonzalez, L (1, 8) <small>OBP: 0.381, SLG: 0.462</small>		0-0 F8		4-0 1B BB		0-0 1B 2B		0-0 HR		3 1 2 1 1 0 0
Charley Smith, R (1, 5) <small>OBP: 0.307, SLG: 0.378</small>		0-3 K		0-3 K		4-0 1B BB		0-0 5-3		3 0 0 0 1 2 2
Pancho Herrera, R (1, 3) <small>OBP: 0.340, SLG: 0.415</small> Jack Baldschun, R (9, 1)		0-0 L6		0-3 K		0-0 L9		0-0 F8		4 0 0 0 0 1 4 0 0 0 0 0 0 0
Clay Dalrymple, L (1, 2) <small>OBP: 0.230, SLG: 0.241</small>			0-0 F2	0-0 1B		0-0 1B		0-0 3-1		4 0 2 1 0 0 0
George Williams, R (1, 4) <small>OBP: 0.342, SLG: 0.265</small> Elmer Valo, L (9, PH) <small>OBP: 0.299, SLG: 0.228</small>			4-0 SH3-4 BB	0-0 F7		0-0 WP SH3-4 1B		0-0 G3		2 0 1 0 1 0 2 1 0 0 0 0 0 0
Chris Short, R (1, 1) <small>OBP: 0.120, SLG: 0.120</small> Don Demeter, R (9, 3) <small>OBP: 0.312, SLG: 0.427</small>			0-0 SH3-4		0-0 5-3		0-0 SH3-4		0-3 K	1 0 0 0 0 0 0 1 0 0 0 0 1 0

Inning Stats	R: 0 E: 0 K: 1 S: 5	H: 0 LOB: 0 BB: 0 P: 5	R: 0 E: 0 K: 1 S: 5	H: 0 LOB: 0 BB: 0 P: 5	R: 0 E: 0 K: 0 S: 3	H: 0 LOB: 2 BB: 2 P: 11	R: 1 E: 0 K: 2 S: 9	H: 2 LOB: 2 BB: 1 P: 13	R: 0 E: 0 K: 0 S: 3	H: 0 LOB: 0 BB: 0 P: 3	R: 0 E: 0 K: 0 S: 4	H: 2 LOB: 2 BB: 1 P: 8	R: 0 E: 0 K: 0 S: 4	H: 1 LOB: 2 BB: 1 P: 8	R: 1 E: 0 K: 0 S: 4	H: 1 LOB: 0 BB: 0 P: 4	R: 0 E: 0 K: 1 S: 6	H: 1 LOB: 1 BB: 0 P: 6	1B: 5 2B: 1 3B: 0 HR: 1	SF: 0 SAC: 2 DP: 0 HBP: 0
--------------	------------------------------	---------------------------------	------------------------------	---------------------------------	------------------------------	----------------------------------	------------------------------	----------------------------------	------------------------------	---------------------------------	------------------------------	---------------------------------	------------------------------	---------------------------------	------------------------------	---------------------------------	------------------------------	---------------------------------	----------------------------------	------------------------------------

PITCHER	IP	WLS	BF	H	R	ER	SO	BB	IBB	HBP	BLK	WP	HR	S	P	ERA	WHIP	IP	WLS	BF	H	R	ER	SO	BB	IBB	HBP	BLK	WP	HR	S	P	ERA	WHIP	
Tom Sturdivant, R (1, 1) <small>ERA: 4.6</small>	9.0	W	38	7	2	2	5	5	0	0	0	1	1	43	63	2.00	1.333																		

BOTTOM

Pittsburgh Pirates @ Philadelphia Phillies
Connie Mack Stadium, Philadelphia, PA
 Tue Aug 08 1961, 7:05 PM EDT
 Att. 11,081 - Unknown

livebaseballscorecards.com

AB	31
R	2
H	7
RBI	2
BB	5
SO	5
LOB	14



WP: 1	PA: 38
PB: 0	
SB: 0	
CS: 0	

Batter	1	2	3	4	5	6	7	8	9	AB R H RBI BB SO LOB
--------	---	---	---	---	---	---	---	---	---	----------------------

Bill Virdon, L <small>OBP: 0.334, SLG: 0.416</small> 										4 1 1 0 0 0 3
Don Hoak, R <small>OBP: 0.429, SLG: 0.518</small> 										3 1 1 1 0 0 0
Bob Skinner, L <small>OBP: 0.388, SLG: 0.378</small> 										3 1 2 0 0 0 0
Dick Stuart, R <small>OBP: 0.315, SLG: 0.526</small> 										3 1 1 1 0 1 1
Roberto Clemente, R <small>OBP: 0.399, SLG: 0.604</small> 										3 1 2 2 0 0 1
Smoky Burgess, L <small>OBP: 0.363, SLG: 0.491</small> 										2 0 0 0 1 0 3
Dick Groat, R <small>OBP: 0.313, SLG: 0.365</small> 										3 1 1 1 0 0 1
Bill Mazeroski, R <small>OBP: 0.294, SLG: 0.359</small> 										3 0 1 0 0 1 1
Bob Friend, R <small>OBP: 0.154, SLG: 0.141</small> 										2 0 1 1 0 0 0

BOTTOM

Philadelphia Phillies @ Pittsburgh Pirates
 Forbes Field, Pittsburgh, PA
 Fri Aug 11 1961, 7:05 PM EDT
 Att. 12,965 - Unknown

AB	26
R	6
H	10
RBI	6
BB	1
SO	2
LOB	10



Inning Stats	R: 5	H: 7	E: 0	LOB: 2	K: 1	S: 12	R: 0	H: 0	E: 0	LOB: 0	K: 1	S: 5	R: 1	H: 1	E: 0	LOB: 0	K: 0	S: 3	R: 0	H: 0	E: 0	LOB: 0	K: 0	S: 3	R: 0	H: 1	E: 0	LOB: 1	K: 0	S: 4	R: 0	H: 1	E: 0	LOB: 1	K: 0	S: 4
--------------	------	------	------	--------	------	-------	------	------	------	--------	------	------	------	------	------	--------	------	------	------	------	------	--------	------	------	------	------	------	--------	------	------	------	------	------	--------	------	------

PITCHER	IP	WLS	BF	H	R	ER	SO	BB	IBB	HBP	BLK	WP	HR	S	P	ERA	WHIP
Robin Roberts, R <small>ERA: 5.58</small>	(1, 1)	4.0	L	20	8	6	5	2	1	0	0	0	1	23	27	11.25	2.250
Ken Lehman, L <small>ERA: 4.04</small>	(5, 1)	2.0		8	2	0	0	0	0	0	0	0	0	8	8	0.00	1.000

WP: 0	PA: 28
PB: 1	
SB: 0	
CS: 0	

Batter	1	2	3	4	5	6	7	8	9	AB R H RBI BB SO LOB	TOP									
Bobby Malkmus, R (1, 4) OBP: 0.259, SLG: 0.307	0-0 F8		0-0 F7			0-0 P6		0-0 E5		4 0 0 0 0 0 0	Philadelphia Phillies @ Pittsburgh Pirates Forbes Field, Pittsburgh, PA Sat Aug 12 1961, 3:33 AM EDT Att. 8,785 - Unknown									
Lee Walls, R (1, 9) OBP: 0.351, SLG: 0.465	0-0 L8		0-0 3-1			0-0 1B		0-0 1B		4 0 2 0 0 0 0										
Don Demeter, R (1, 8) OBP: 0.307, SLG: 0.418	0-0 1B			0-0 5-3		0-0 5-3		0-0 4-3		4 0 1 0 0 0 3										
Bobby Gene Smith, R (1, 7) OBP: 0.305, SLG: 0.329	0-0 P5			0-0 F8			0-0 FC5-4 1B		0-0 F5	4 0 1 0 0 0 1										
Charley Smith, R (1, 5) OBP: 0.304, SLG: 0.376		0-0 F7		0-0 5-3		0-0 FC5-4		0-0 F7		4 0 0 0 0 0 1										
Pancho Herrera, R (1, 3) OBP: 0.341, SLG: 0.413		4-0 4-3 BB			0-0 L7		0-0 F8		0-0 F8	3 0 0 0 1 0 1										
Darrell Johnson, R (1, 2) OBP: 0.277, SLG: 0.246		0-0 4-3			0-0 1-3		0-0 G3			3 0 0 0 0 0 2										
Ruben Amaro, R (1, 6) OBP: 0.316, SLG: 0.331		0-3 K			0-0 5-3			0-0 G4-6-3 1B		3 0 1 0 0 1 1										
Jim Owens, R (1, 1) OBP: 0.063, SLG: 0.063			0-0 4-3			0-0 6-3		0-0 G4-6-3		2 0 0 0 0 0 0										
Johnny Callison, L (8, PH) OBP: 0.361, SLG: 0.399										1 0 0 0 0 0 1										
Don Ferrarese, R (8, 1) OBP: 0.154, SLG: 0.120										0 0 0 0 0 0 0										
Inning Stats	R: 0 E: 0 K: 0 S: 4	H: 1 LOB: 1 BB: 0 P: 4	R: 0 E: 0 K: 1 S: 5	H: 0 LOB: 1 BB: 1 P: 9	R: 0 E: 0 K: 0 S: 3	H: 0 LOB: 0 BB: 0 P: 3	R: 0 E: 0 K: 0 S: 3	H: 0 LOB: 0 BB: 0 P: 3	R: 0 E: 0 K: 0 S: 4	H: 1 LOB: 1 BB: 0 P: 4	R: 0 E: 0 K: 0 S: 4	H: 1 LOB: 1 BB: 0 P: 4	R: 0 E: 1 K: 0 S: 5	H: 2 LOB: 2 BB: 0 P: 5	R: 0 E: 0 K: 0 S: 3	H: 0 LOB: 0 BB: 0 P: 3	1B: 5 2B: 0 3B: 0 HR: 0	SF: 0 SAC: 0 DP: 1 HBP: 0	WP: 0 PB: 0 SB: 0 CS: 0	PA: 33
PITCHER Vinegar Bend Mizell, L (1, 1) ERA: 4.52	IP: 9.0 WLS: W BF: 33 H: 5 R: 0 ER: 0 SO: 1 BB: 1 IBB: 0 HBP: 0 BLK: 0 WP: 0 HR: 0 S: 34 P: 38 ERA: 0.00 WHIP: 0.667																			

livebaseballscorecards.com

AB	32
R	0
H	5
RBI	0
BB	1
SO	1
LOB	10



Batter	1	2	3	4	5	6	7	8	9	AB	R	H	RBI	BB	SO	LOB
Bill Virdon, L OBP: 0.333, SLG: 0.413 (1, 8)	0-0 F8		0-0 F7		4-0 BB			0-3 K		3	0	0	0	1	1	0
Don Hoak, R OBP: 0.427, SLG: 0.520 (1, 5)	0-0 6-3		0-0 L4		0-0 1-3			0-0 WP		4	1	1	0	0	0	1
Bob Skinner, L OBP: 0.386, SLG: 0.380 (1, 7)	0-0 2B			0-3 K			0-0 F8	0-0 G3		4	0	1	0	0	1	0
Dick Stuart, R OBP: 0.314, SLG: 0.526 (1, 3)	0-0 6-3			0-0 2B			0-0 F9	0-0 F7		4	1	1	0	0	0	1
Roberto Clemente, R OBP: 0.399, SLG: 0.605 (1, 9)		0-0 6-3		0-0 1B			0-3 K			3	1	1	1	0	1	0
Smoky Burgess, L OBP: 0.367, SLG: 0.493 (1, 2)		0-0 3-1		0-0 1B						3	0	2	1	0	0	0
Dick Groat, R OBP: 0.311, SLG: 0.362 (1, 6)		0-0 L7		0-0 1B						3	0	0	0	0	0	1
Bill Mazerowski, R OBP: 0.295, SLG: 0.364 (1, 4)			0-0 SF9		0-0 F9			0-0 F7		3	1	1	0	0	0	1
Vinegar Bend Mizell, R OBP: 0.125, SLG: 0.091 (1, 1)			0-0 SF9		0-0 6-3			0-0 P6		2	0	0	1	0	0	1

Inning Stats	R: 0	H: 1	E: 0	LOB: 1	K: 0	BB: 0	S: 4	P: 4	R: 0	H: 0	E: 0	LOB: 0	K: 0	BB: 0	S: 3	P: 3	R: 1	H: 1	E: 0	LOB: 0	K: 0	BB: 0	S: 4	P: 4	R: 2	H: 3	E: 0	LOB: 0	K: 1	BB: 0	S: 7	P: 7	R: 0	H: 0	E: 0	LOB: 1	K: 0	BB: 1	S: 3	P: 7	R: 0	H: 0	E: 0	LOB: 0	K: 1	BB: 0	S: 5	P: 5	R: 0	H: 1	E: 0	LOB: 1	K: 0	BB: 0	S: 4	P: 4	R: 1	H: 1	E: 0	LOB: 0	K: 1	BB: 0	S: 6	P: 6
--------------	------	------	------	--------	------	-------	------	------	------	------	------	--------	------	-------	------	------	------	------	------	--------	------	-------	------	------	------	------	------	--------	------	-------	------	------	------	------	------	--------	------	-------	------	------	------	------	------	--------	------	-------	------	------	------	------	------	--------	------	-------	------	------	------	------	------	--------	------	-------	------	------

PITCHER	IP	WLS	BF	H	R	ER	SO	BB	IBB	HBP	BLK	WP	HR	S	P	ERA	WHIP
Jim Owens, R ERA: 5.57 (1, 1)	7.0	L	27	6	3	3	2	1	0	0	0	0	0	30	34	3.86	1.000
Don Ferrarese, L ERA: 4.65 (8, 1)	1.0		4	1	1	1	1	0	0	0	0	1	0	6	6	9.00	1.000

BOTTOM

Philadelphia Phillies @ Pittsburgh Pirates
 Forbes Field, Pittsburgh, PA
 Sat Aug 12 1961, 3:33 AM EDT
 Att. 8,785 - Unknown

AB	29
R	4
H	7
RBI	3
BB	1
SO	3
LOB	5



WP	PA	ERA	WHIP
1	31		

Batter	1	2	3	4	5	6	7	8	9	AB R H RBI BB SO LOB	TOP
Johnny Callison, L (1, 9) <small>OBP: 0.359, SLG: 0.397</small> Bobby Gene Smith, R (7, 9) <small>OBP: 0.310, SLG: 0.340</small>	0-3 		0-0 FC4-6 <small>1-2f</small>		0-0 		0-0 4-3		0-0 	4 1 1 0 0 1 1 1 0 1 1 0 0 0	Philadelphia Phillies @ Pittsburgh Pirates Forbes Field, Pittsburgh, PA Sun Aug 13 1961, 7:05 PM EDT Att: 12,923 - Unknown
Tony Taylor, R (1, 4) <small>OBP: 0.302, SLG: 0.326</small>	0-0 F9		0-0 1-4 <small>1-2</small>		0-0 		0-0 P4		0-0 4-3	5 1 1 1 0 0 2	
Wes Covington, L (1, 7) <small>OBP: 0.324, SLG: 0.411</small>	0-0 		0-0 4-3		0-0 		0-3 K			4 0 2 1 0 1 1	
Tony Gonzalez, L (1, 8) <small>OBP: 0.378, SLG: 0.456</small>	0-3 K			0-0 		0-0 F9		4-0 		3 0 1 0 1 1 1	
Lee Walls, R (1, 3) <small>OBP: 0.349, SLG: 0.466</small>		0-0 		0-0 L4-3 <small>1-2</small>		0-0 F7		0-0 FC5-6 <small>1-2f</small>	0-0 	4 0 1 0 0 0 2	
Charley Smith, R (1, 5) <small>OBP: 0.306, SLG: 0.385</small>		0-0 5-3		0-0 		0-0 		0-0 G6-4-3 <small>1-2f</small>		4 1 2 0 0 0 2	
Clay Dalrymple, L (1, 2) <small>OBP: 0.232, SLG: 0.239</small>		0-3 K		0-0 		0-0 P6		0-0 		4 0 2 1 0 1 2	
Ruben Amaro, R (1, 6) <small>OBP: 0.315, SLG: 0.330</small>		0-0 FC5 <small>2-3</small>		0-0 		0-0 F7		0-0 G6-4-3 <small>1-2f</small>		4 0 1 0 0 0 3	
John Buzhardt, R (1, 1) <small>OBP: 0.179, SLG: 0.114</small> Elmer Valo, L (4, PH) <small>OBP: 0.286, SLG: 0.217</small> Chris Short, R (4, 1) <small>OBP: 0.120, SLG: 0.120</small> Don Demeter, R (6, PH) <small>OBP: 0.306, SLG: 0.416</small> Jack Baldschun, R (6, 1) <small>OBP: 0.345, SLG: 0.208</small> Dallas Green, L (6, 1) <small>OBP: 0.345, SLG: 0.208</small> Pancho Herrera, R (9, PH) <small>OBP: 0.343, SLG: 0.415</small>			4-0 		0-0 4-3		0-0 F8		0-0 	0 0 0 0 0 1 0 0 1 0 0 0 0 0 0 2 0 0 0 0 0 0 0 0 1 0 0 0 0 0 0 1 0 0 0 0 0 0 0 0 0 0 0 0 0 0 0 0 1 1 1 0 0 0 0 0	
Inning Stats	R: 0 H: 1 E: 0 LOB: 1 K: 2 BB: 0 S: 8 P: 8	R: 0 H: 1 E: 0 LOB: 1 K: 1 BB: 0 S: 6 P: 6	R: 0 H: 0 E: 0 LOB: 1 K: 0 BB: 1 S: 3 P: 7	R: 1 H: 4 E: 0 LOB: 2 K: 0 BB: 0 S: 6 P: 6	R: 2 H: 3 E: 0 LOB: 0 K: 0 BB: 0 S: 5 P: 5	R: 0 H: 1 E: 0 LOB: 1 K: 0 BB: 0 S: 4 P: 4	R: 0 H: 0 E: 0 LOB: 0 K: 1 BB: 0 S: 5 P: 5	R: 0 H: 0 E: 0 LOB: 0 K: 0 BB: 1 S: 2 P: 6	R: 1 H: 3 E: 0 LOB: 1 K: 0 BB: 0 S: 5 P: 5	1B: 9 SF: 0 2B: 3 SAC: 0 3B: 2 DP: 3 HR: 0 HBP: 0	WP: 0 PA: 38 PB: 0 SB: 0 CS: 0
PITCHER Tom Sturdivant, R (1, 1) <small>ERA: 4.54</small>	IP WLS BF H R ER SO BB IBB HBP BLK WP HR S P ERA WHIP 9.0 W 38 13 4 4 4 2 0 0 0 0 0 0 44 52 4.00 1.667										

livebaseballscorecards.com

AB	36
R	4
H	13
RBI	4
BB	2
SO	4
LOB	17



BOTTOM

Philadelphia Phillies @ Pittsburgh Pirates
Forbes Field, Pittsburgh, PA
Sun Aug 13 1961, 7:05 PM EDT
Att. 12,923 - Unknown

AB	38
R	13
H	16
RBI	12
BB	2
SO	4
LOB	14



WP:	0	PA:	43
PB:	0	SB:	0
CS:	0		

AB R H RBI BB SO LOB

5 2 2 1 0 0 2
4 2 1 1 0 0 1
1 0 0 0 0 1 1

5 3 3 2 0 0 2

3 2 1 1 1 0 1

4 1 3 3 0 0 0

4 0 0 1 0 1 3

5 1 3 2 0 0 0

3 1 1 1 1 1 3

4 1 2 0 0 1 1

1B:	13	SF:	2
2B:	3	SAC:	0
3B:	0	DP:	2
HR:	0	HBP:	1

Batter	1	2	3	4	5	6	7	8	9
Bill Virdon, L OBP: 0.334, SLG: 0.413 (1, 8)	0-0 1B 1B	0-0 F8		0-0 G4-3 1-2f		0-0 FC4 1B	0-0 1B		
Don Hoak, R OBP: 0.425, SLG: 0.517 Dick Schofield, S OBP: 0.300, SLG: 0.296 (1, 5) (7, 5)	0-0 1B SF8 1B	0-0 F7		0-0 E6		0-0 FC4 1B 1-2 3-H	0-3 K		
Bob Skinner, L OBP: 0.390, SLG: 0.389 (1, 7)	0-0 SF8 E 1B 1-3 3-H		0-0 1B 1B 2B	0-0 G3		0-0 BB 1B 1-3 2-H	0-0 L9		
Dick Stuart, R OBP: 0.316, SLG: 0.524 (1, 3)	0-0 SF8 1-2 3-H		0-0 G6-4-3 1B 1B 2-3		0-0 6-3	4-0 1B SF7 BB 1-2	0-0 F8		
Roberto Clemente, R OBP: 0.403, SLG: 0.606 (1, 9)	0-0 FC1-6 HBP		0-0 G6-4-3 1B 1-2 3-H		0-0 1B	0-0 SF7 2B 1B 1-3 2-H 3-H	0-0 5-3		
Smoky Burgess, L OBP: 0.360, SLG: 0.485 (1, 2)	0-0 FC1-6 1B 1-2f 2-H		0-0 G6-4-3 1-2f 2-3		0-0 G3	0-0 SF7 1-2 3-H	0-3 K		
Dick Groat, R OBP: 0.314, SLG: 0.368 (1, 6)	0-0 1B		0-0 1B 3-H			L7	0-0 P6		
Bill Mazerowski, R OBP: 0.297, SLG: 0.367 (1, 4)	0-0 P1		0-3 K			FC4 BB 1B 2B			
Tom Sturdivant, L OBP: 0.189, SLG: 0.143 (1, 1)		0-3 K		0-0 G4-3 1B		FC4 1B 6-3			

Inning Stats	R: 3	H: 4	E: 1	LOB: 2	K: 0	P: 8	R: 0	H: 0	E: 0	LOB: 0	K: 1	P: 5	R: 2	H: 4	E: 0	LOB: 1	K: 1	P: 8	R: 0	H: 1	E: 1	LOB: 1	K: 0	P: 4	R: 0	H: 1	E: 0	LOB: 0	K: 0	P: 3	R: 8	H: 5	E: 2	LOB: 1	K: 0	P: 18	R: 0	H: 1	E: 0	LOB: 1	K: 1	P: 6	R: 0	H: 0	E: 0	LOB: 0	K: 1	P: 5
--------------	------	------	------	--------	------	------	------	------	------	--------	------	------	------	------	------	--------	------	------	------	------	------	--------	------	------	------	------	------	--------	------	------	------	------	------	--------	------	-------	------	------	------	--------	------	------	------	------	------	--------	------	------

PITCHER	IP	WLS	BF	H	R	ER	SO	BB	IBB	HBP	BLK	WP	HR	S	P	ERA	WHIP
John Buzhardt, R ERA: 4.33 (1, 1)	3.0	L	17	8	5	5	2	0	0	1	0	0	0	20	21	15.00	2.667
Chris Short, L ERA: 6.0 (4, 1)	2.0		7	2	0	0	0	0	0	0	0	0	0	7	7	0.00	1.000
Jack Baldschun, R ERA: 4.58 (6, 1)	0.1		7	2	6	0	0	2	0	0	0	0	0	5	13	0.00	12.000
Dallas Green, R ERA: 4.82 (6, 1)	2.2		12	4	2	0	2	0	0	0	0	0	0	16	16	0.00	1.500

PITCHER	IP	WLS	BF	H	R	ER	SO	BB	IBB	HBP	BLK	WP	HR	S	P	ERA	WHIP
---------	----	-----	----	---	---	----	----	----	-----	-----	-----	----	----	---	---	-----	------

Batter	1	2	3	4	5	6	7	8	9	AB	R	H	RBI	BB	SO	LOB
Al Heist, R OBP: 0.363, SLG: 0.425 (1, 8)	4-0 14 2B BB	0-3 K		x 0-0 1B	x 0-0 L5			s 0-3 K		4	1	1	0	1	2	0
Don Zimmer, R OBP: 0.307, SLG: 0.408 (1, 5)	0-3 K	0-0 E5 14 HR		x 0-0 6-3		x 0-0 L3-6 14 1B 1B		x 0-0 5-3		5	1	1	0	0	1	2
14 Ernie Banks, R OBP: 0.355, SLG: 0.506 Andre Rodgers, R OBP: 0.295, SLG: 0.359 (1, 6) (7, 6)	0-0 HBP 1-H BB 2B	0-0 1-H HR			B 4-0 1B E BB			0-0 1-2 1B		3	3	3	3	1	0	0
George Altman, L OBP: 0.370, SLG: 0.609 Bob Will, L OBP: 0.375, SLG: 0.354 (1, 9) (7, 9)	0-3 K	0-0 4-3			x 0-0 E9 1-H 1B 1B			0-0 L3-6 2-3		4	1	1	0	0	1	3
Billy Williams, L OBP: 0.342, SLG: 0.490 (1, 7)	1-0 BB HBP HBP		x 0-0 4-3		x 0-0 1B HR 1B			0-0 G3		3	1	1	1	0	0	1
Sammy Taylor, L OBP: 0.341, SLG: 0.425 (1, 2)	1-0 BB 1-2 2-3 HBP		x 0-0 1-3		x 0-0 1-3 HR 1B			x 0-0 P5		3	1	1	0	0	0	0
Jerry Kindall, R OBP: 0.304, SLG: 0.445 (1, 4)	4-0 1-2 2-3 3-H BB		s 0-3 K		x 0-0 1-H HR 3-H HR			x 0-0 1-3		3	1	1	4	1	1	0
Ed Bouchee, L OBP: 0.360, SLG: 0.420 (1, 3)	0-0 F7		x 0-0 6-3		s 0-3 K			x 0-0 4-3		4	0	0	0	0	1	3
Dick Ellsworth, L OBP: 0.132, SLG: 0.086 (1, 1)		x 0-0 4-3		s 0-3 K	x 0-0 1-3			s 0-3 K		4	0	0	0	0	2	0

Inning Stats	R: 2	H: 1	E: 0	K: 2	S: 8	LOB: 3	BB: 2	P: 18	R: 2	H: 1	E: 1	K: 1	S: 7	LOB: 0	BB: 0	P: 7	R: 0	H: 0	E: 0	K: 1	S: 5	LOB: 0	BB: 0	P: 5	R: 0	H: 1	E: 0	K: 1	S: 6	LOB: 1	BB: 1	P: 6	R: 5	H: 4	E: 1	K: 1	S: 9	LOB: 0	BB: 1	P: 13	R: 0	H: 2	E: 0	K: 0	S: 4	LOB: 1	BB: 0	P: 4	R: 0	H: 0	E: 0	K: 0	S: 3	LOB: 0	BB: 0	P: 3	R: 0	H: 0	E: 0	K: 2	S: 7	LOB: 0	BB: 0	P: 7	1B: 6	SF: 0	2B: 2	SAC: 0	3B: 0	DP: 1	HR: 2	HBP: 2	WP: 0	PA: 38	PB: 0	SB: 0	CS: 0
PITCHER	IP	WLS	BF	H	R	ER	SO	BB	IBB	HBP	BLK	WP	HR	S	P	ERA	WHIP																																																												
Frank Sullivan, R ERA: 4.32 (1, 1)	4.0	L	25	7	9	7	5	3	0	2	0	0	0	30	44	15.75	2.500																																																												
Don Ferrarese, L ERA: 4.56 (5, 1)	2.0		7	2	0	0	1	0	0	0	0	0	0	9	9	0.00	1.000																																																												
Jack Baldschun, R ERA: 4.46 (7, 1)	2.0		6	0	0	0	2	0	0	0	0	0	0	10	10	0.00	0.000																																																												

Philadelphia Phillies @ Chicago Cubs
Wrigley Field, Chicago, IL
 Mon Aug 14 1961, 3:33 AM CDT
 Att. 5,608 - Sunny - 83 F

AB	33
R	9
H	9
RBI	8
BB	3
SO	8
LOB	9

Batter	1	2	3	4	5	6	7	8	9	AB R H RBI BB SO LOB	TOP	
Tony Taylor, R (1, 4) OBP: 0.296, SLG: 0.317	0-0 1-3		4-0 FC6-4 1B 1-2 E BB	0-0 6-3		0-0 F8			0-0 6-3	4 1 0 0 1 0 2		
Tony Gonzalez, L (1, 8) OBP: 0.378, SLG: 0.454	0-0 P5		0-0 FC6-4 1B 1-2 2-3		0-0 F8		0-0 6-3		4-0 HBP 1B BB	4 0 1 0 1 0 0		
Don Demeter, R (1, 9) OBP: 0.306, SLG: 0.428	0-0 HR		0-0 FC6-4 E 5-3 1-2f 2-3 3-H		0-0 F7		0-0 L5		0-0 HBP 1B 1-2	5 1 2 2 0 0 2		
Lee Walls, R (1, 7) OBP: 0.353, SLG: 0.462	0-0 1B		0-0 E1 5-3 1-2 3-H		0-0 F8		0-0 1-3		0-3 K	5 0 1 1 0 1 3		
Charley Smith, R (1, 5) OBP: 0.304, SLG: 0.388	0-0 P4		0-0 5-3 1-2 2-3		0-0 HR		0-0 4-3		1-0 HBP 1-2 2-3	4 1 1 1 0 0 3		
Pancho Herrera, R (1, 3) OBP: 0.348, SLG: 0.424		0-0 G6-4-3 1B	4-0 IBB		0-0 1B 1B		0-0 HR		0-3 K	4 1 3 1 1 1 3		
Al Kenders, R (1, 2) OBP: 0.200, SLG: 0.200		0-0 G6-4-3	0-0 F8		0-0 P4		0-0 1B 1B			4 0 1 0 0 0 5	AB 38	
Bobby Makmus, R (8, PR) OBP: 0.258, SLG: 0.305		1-2f								0 0 0 0 0 0 0	R 5	
Ruben Amaro, R (1, 6) OBP: 0.317, SLG: 0.330		0-0 6-3		0-0 F9		0-0 F9		0-0 1B 1B		3 0 0 0 0 0 1	H 12	
Johnny Callison, L (8, PH) OBP: 0.361, SLG: 0.399								1-3 G4-6-3 1B		1 0 1 0 0 0 0	RBI 5	
Clay Dalrymple, L (8, 2) OBP: 0.230, SLG: 0.237								0-0 G4-6-3		0 0 0 0 0 0 0	BB 3	
Art Mahaffey, R (1, 1) OBP: 0.137, SLG: 0.122			0-0 1B BB FC6-4 1B		0-0 P5		0-0 1B		0-0 G4-6-3		0 0 0 0 0 0 0	SO 2
Ken Lehman, L (3, 1) OBP: 0.250, SLG: 0.336								1-2f		1 1 1 0 0 0 0	LOB 21	
Ken Walters, R (4, PH) OBP: 0.200, SLG: 0.139										0 0 0 0 0 0 0		
John Buzhardt, R (4, 1) OBP: 0.322, SLG: 0.409										1 0 0 0 0 0 0		
Wes Covington, L (8, PH) OBP: 0.322, SLG: 0.409										1 0 0 0 0 0 2		
Jack Saltschun, R (8, 1)										0 0 0 0 0 0 0		
Inning Stats	R: 1 H: 2 E: 0 LOB: 1 K: 0 BB: 0 S: 5 P: 5	R: 0 H: 1 E: 0 LOB: 0 K: 0 BB: 0 S: 3 P: 3	R: 2 H: 2 E: 1 LOB: 3 K: 0 BB: 2 S: 6 P: 14	R: 0 H: 0 E: 0 LOB: 0 K: 0 BB: 0 S: 3 P: 3	R: 0 H: 0 E: 0 LOB: 0 K: 0 BB: 0 S: 3 P: 3	R: 1 H: 3 E: 0 LOB: 2 K: 0 BB: 0 S: 6 P: 6	R: 0 H: 0 E: 0 LOB: 0 K: 0 BB: 0 S: 3 P: 3	R: 1 H: 3 E: 0 LOB: 2 K: 0 BB: 0 S: 5 P: 5	R: 0 H: 1 E: 0 LOB: 3 K: 2 BB: 1 S: 8 P: 13	1B: 9 SF: 0 2B: 0 SAC: 0 3B: 0 DP: 2 HR: 3 HBP: 1	WP: 0 PA: 42 PB: 0 SB: 0 CS: 0	
PITCHER	IP WLS BF H R ER SO BB IBB HBP BLK WP HR S P ERA WHIP											
Jack Curtis, L (1, 1) ERA: 4.6	7.1 W 34 10 5 5 0 1 1 0 0 0 3 32 40 6.14 1.500											
Barney Schultz, R (8, 1) ERA: 2.66	1.0 5 2 0 0 0 1 0 0 0 0 0 4 8 0.00 3.000											
Bob Anderson, R (9, 1) ERA: 4.24	0.2 S 3 0 0 0 2 0 0 1 0 0 0 6 7 0.00 0.000											

Philadelphia Phillies @ Chicago Cubs
Wrigley Field, Chicago, IL
Tue Aug 15 1961, 3:33 AM CDT
Att. 5,878 - Sunny - 86 F

livebaseballscorecards.com



Batter	1	2	3	4	5	6	7	8	9
Al Heist, R OBP: 0.362, SLG: 0.421 (1, 8) BBB	4-0 14 HR BB	0-0 F9		0-0 3-1		0-0 SH2 1-2		0-3 K	
Jerry Kindall, R OBP: 0.300, SLG: 0.438 (1, 4) SSS	0-3 K	0-0 CS 1-2	0-3 K	0-0 E5		0-0 6-3			
14 Ernie Banks, R OBP: 0.354, SLG: 0.511 (1, 6) X	0-0 1-H HR		0-0 F7	0-0 P6		0-0 5-3			
George Altman, L OBP: 0.374, SLG: 0.610 (1, 9) X	0-0 HR 1B		4-0 HR BB	0-0 F8		0-0 FC5-6 1B			
Billy Williams, L OBP: 0.341, SLG: 0.496 (1, 7) X	0-0 P6		0-0 1-H HR		0-0 3-1	0-0 FC5-6 4-3 1-2f			
Ron Santo, R OBP: 0.367, SLG: 0.466 (1, 5) X	0-0 1-H HR		4-0 1B BB		0-0 L6	0-0 4-3 1-2			
Sammy Taylor, L OBP: 0.344, SLG: 0.427 (1, 2) X	0-0 F8		0-0 HBP 1-3 1B		0-0 1B	0-0 4-3			
Ed Bouchee, L OBP: 0.362, SLG: 0.417 (1, 3) BBB		4-0 CS BB	H 1-0 1-2 HBP		0-3 K		0-3 K		
Jack Curtis, L OBP: 0.286, SLG: 0.244 (1, 1) Barney Schultz, R OBP: 0.100, SLG: 0.100 (8, 1) Bob Anderson, R OBP: 0.161, SLG: 0.233 (9, 1)		0-3 K	0-0 1-3			4-0 SH2 BB		0-3 K	

AB	R	H	RBI	BB	SO	LOB
3	1	0	0	1	1	1
4	0	0	0	0	2	2
4	1	1	2	0	0	2
3	2	2	0	1	0	1
4	1	1	2	0	0	2
3	1	1	2	1	0	1
4	0	2	0	0	0	1
2	0	0	0	1	2	1
2	0	0	0	1	1	4
1	0	0	0	0	1	0
0	0	0	0	0	0	0

AB	30
R	6
H	7
RBI	6
BB	5
SO	7
LOB	15

1B	2B	3B	HR	SF	SAC	DP	HBP	WP	PA
4	0	0	3	0	1	0	1	0	38

Inning Stats	R	H	E	K	S	P	WLS	BF	H	R	ER	SO	BB	IBB	HBP	BLK	WP	HR	S	P	ERA	WHIP
Art Mahaffey, R ERA: 4.69 (1, 1)	4	3	0	1	8	12	L	17	5	6	6	3	4	0	1	0	0	3	18	35	20.25	3.375
Ken Lehman, L ERA: 4.01 (3, 1)	0	1	0	0	0	0		1	0	0	0	0	0	0	0	0	0	0	1	1	0.00	0.000
John Buzhardt, R ERA: 4.2 (4, 1)	0	2	0	0	1	1		16	2	0	0	1	1	0	0	0	0	0	17	21	0.00	0.750
Jack Baldschun, R ERA: 4.4 (8, 1)	0	3	0	0	0	3		3	0	0	0	3	0	0	0	0	0	0	9	9	0.00	0.000

Philadelphia Phillies @ Chicago Cubs
Wrigley Field, Chicago, IL
Tue Aug 15 1961, 3:33 AM CDT
Att. 5,878 - Sunny - 86 F



livebaseballscorecards.com

Batter	1	2	3	4	5	6	7	8	9	AB R H RBI BB SO LOB	TOP									
Tony Taylor, R (1, 4) OBP: 0.304, SLG: 0.325	0-0 1B FC4-6 1B		0-0 3-1 BB 1B	0-0 FC1-2			0-0 BB 1B	0-0 1B 1B		5 3 4 0 0 0 2	Philadelphia Phillies @ Chicago Cubs Wrigley Field, Chicago, IL Wed Aug 16 1961, 3:33 AM CDT Att. 6,390 - Sunny - 78 F									
Johnny Callison, L (1, 7) OBP: 0.367, SLG: 0.401	0-0 FC4-6 1-3 1B		4-0 1B 3-1 BB	0-0 4-3			4-0 1B 1-2 BB	0-0 1-3 1B		3 1 2 0 2 0 2										
Wes Covington, L (1, 9) OBP: 0.320, SLG: 0.404	0-0 FC4-6 BB 1-2f 3-H		0-0 P4				0-0 1-3 2-H 1B	0-0 F2		5 0 1 2 0 0 5										
Tony Gonzalez, L (1, 8) OBP: 0.378, SLG: 0.451	4-0 1-2 BB		0-0 3-1				0-0 1-3 1B			4 0 1 1 1 0 2										
Lee Walls, R (1, 3) OBP: 0.354, SLG: 0.460	0-3 K		0-0 2-3 3-H 1B				0-0 1-3 1-2 1B	0-0 F9		5 0 2 1 0 1 3										
Charley Smith, R (1, 5) OBP: 0.299, SLG: 0.381	0-0 F7		0-3 K				0-0 1-3	0-0 4-3		5 0 0 0 0 2 6										
Clay Dalrymple, L (1, 2) OBP: 0.234, SLG: 0.257			0-0 F7				0-0 F7			4 1 2 1 0 0 0										
Ruben Amaro, R (1, 6) OBP: 0.316, SLG: 0.329			0-0 6-3				0-0 F7			4 0 1 0 0 0 0										
Chris Short, R (1, 1) OBP: 0.115, SLG: 0.115			0-0 F7				0-0 L8			1 0 0 0 0 0 0										
Frank Sullivan, R (2, 1) OBP: 0.214, SLG: 0.083										0 0 0 0 0 0 0										
Dallas Green, L (3, 1) OBP: 0.323, SLG: 0.192										2 0 0 0 0 1 2										
Elmer Valo, L (8, PH) OBP: 0.282, SLG: 0.213										1 0 0 0 0 1 0										
Jack Baldschun, R (8, 1)										0 0 0 0 0 0 0										
Inning Stats	R: 1 E: 0 K: 1 S: 7	H: 2 LOB: 2 BB: 1 P: 11	R: 0 E: 0 K: 0 S: 3	H: 0 LOB: 0 BB: 0 P: 3	R: 1 E: 0 K: 1 S: 7	H: 2 LOB: 2 BB: 1 P: 11	R: 0 E: 0 K: 1 S: 7	H: 2 LOB: 2 BB: 0 P: 7	R: 0 E: 0 K: 0 S: 3	H: 0 LOB: 0 BB: 0 P: 3	R: 2 E: 0 K: 0 S: 5	H: 3 LOB: 1 BB: 1 P: 9	R: 1 E: 0 K: 1 S: 8	H: 3 LOB: 2 BB: 0 P: 8	R: 0 E: 0 K: 0 S: 3	H: 0 LOB: 0 BB: 0 P: 3	1B: 11 2B: 1 3B: 0 HR: 1	SF: 0 SAC: 0 DP: 0 HBP: 0	WP: 0 PB: 0 SB: 0 CS: 0	PA: 42
PITCHER Don Cardwell, R (1, 1) ERA: 4.31	IP 9.0 WLS W BF 42 H 13 R 5 ER 5 SO 5 BB 3 IBB 0 HBP 0 BLK 0 WP 0 HR 1 S 49 P 61 ERA 5.00 WHIP 1.778											PITCHER	IP WLS BF H R ER SO BB IBB HBP BLK WP HR S P ERA WHIP							

livebaseballscorecards.com

AB 39
R 5
H 13
RBI 5
BB 3
SO 5
LOB 22



BOTTOM

Philadelphia Phillies @ Chicago Cubs
Wrigley Field, Chicago, IL
Wed Aug 16 1961, 3:33 AM CDT
Att. 6,390 - Sunny - 78 F

livebaseballscorecards.com

AB 36
R 9
H 13
RBI 8
BB 4
SO 2
LOB 21



WP: 2 PA: 41
PB: 0
SB: 1
CS: 0

AB R H RBI BB SO LOB

4 2 1 0 1 0 5

4 2 3 3 0 0 0

4 0 2 2 1 0 2

5 0 1 2 0 0 4

4 0 0 0 1 0 3

4 1 1 1 0 0 3

4 2 3 0 0 0 0

4 1 2 0 0 0 1
0 0 0 0 0 0 0

1B: 7 SF: 0
2B: 5 SAC: 1
3B: 0 DP: 0
HR: 1 HBP: 0

Batter	1	2	3	4	5	6	7	8	9
Al Heist, R OBP: 0.362, SLG: 0.418 (1, 8)	0-0 1B	0-0 P4		0-0 L8		0-0 FC1-6 1B 14 WP S		4-0 SH1-3 14 2B BB	
Jerry Kindall, R OBP: 0.306, SLG: 0.447 (1, 4)	0-0 1B	0-0 1B 2B		0-0 G3		0-0 14 WP 14 2B 1B		0-0 SH1-3	
14 Ernie Banks, R OBP: 0.357, SLG: 0.517 (1, 6)	0-0 P4	4-0 BB 1B IBB		0-0 F9		0-0 1B 2B		0-0 6-3 2B	
George Altman, L OBP: 0.372, SLG: 0.604 (1, 9)	0-0 P4	0-0 BB 1B		0-0 4-3		0-0 3-1		0-0 6-3	
Billy Williams, L OBP: 0.339, SLG: 0.490 (1, 7)	0-0 F8	4-0 FC5-4 BB		0-0 F7		0-0 F7		0-0 4-3	
Ron Santo, R OBP: 0.366, SLG: 0.471 (1, 5)		F7 FC5-4		0-0 P3		0-0 HR			
Andre Rodgers, R OBP: 0.309, SLG: 0.388 (1, 3)		0-0 1B 2B 2B		0-0 F8		0-0 FC1-6 1B 1B		0-0 2B	
Dick Bertell, R OBP: 0.293, SLG: 0.305 (1, 2) Sammy Taylor, L OBP: 0.344, SLG: 0.427 (8, 2)		0-0 BB 2B 1B		0-0 5-3		0-0 FC1-6 1B		0-0 F8	
Don Cardwell, R OBP: 0.203, SLG: 0.319 (1, 1)		4-0 2B 1B BB		0-3 K		0-3 K		0-0 P4	

Inning Stats	R: 0	H: 2	E: 0	K: 0	S: 5	H: 2	LOB: 2	BB: 0	P: 5	R: 4	H: 4	E: 0	K: 0	S: 7	R: 0	H: 0	E: 0	K: 1	S: 5	R: 0	H: 0	E: 0	K: 0	S: 3	R: 0	H: 0	E: 0	K: 0	S: 3	R: 3	H: 4	E: 0	K: 1	S: 9	R: 1	H: 2	E: 0	K: 0	S: 5	R: 1	H: 1	E: 0	K: 0	S: 4
--------------	------	------	------	------	------	------	--------	-------	------	------	------	------	------	------	------	------	------	------	------	------	------	------	------	------	------	------	------	------	------	------	------	------	------	------	------	------	------	------	------	------	------	------	------	------

PITCHER	IP	WLS	BF	H	R	ER	SO	BB	IBB	HBP	BLK	WP	HR	S	P	ERA	WHIP
Chris Short, L ERA: 6.28 (1, 1)	1.2	L	14	6	4	4	0	2	1	0	0	0	0	11	23	21.60	4.800
Frank Sullivan, R ERA: 4.31 (2, 1)	0.1		1	0	0	0	0	0	0	0	0	0	0	1	1	0.00	0.000
Dallas Green, R ERA: 4.94 (3, 1)	5.0		21	6	4	4	2	0	0	0	0	1	1	25	25	7.20	1.200
Jack Baldschun, R ERA: 4.46 (8, 1)	1.0		5	1	1	1	0	1	0	0	0	0	0	4	8	9.00	2.000

PITCHER	IP	WLS	BF	H	R	ER	SO	BB	IBB	HBP	BLK	WP	HR	S	P	ERA	WHIP
---------	----	-----	----	---	---	----	----	----	-----	-----	-----	----	----	---	---	-----	------

Batter	1	2	3	4	5	6	7	8	9	10	11	AB R H RBI BB SO LOB	TOP														
Tony Taylor, R OBP: 0.303, SLG: 0.321 (1, 4)	0-3 K ①		0-0 4-3 ①		0-0 G4-6-3 ② ③		0-0 E5 ③			4-0 E BB ②		4 0 0 0 1 1 3	Philadelphia Phillies @ Milwaukee Braves Milwaukee County Stadium, Milwaukee, WI Thu Aug 17 1961, 8:05 PM EDT Att. 12,451 - Unknown														
Johnny Callison, L OBP: 0.365, SLG: 0.398 (1, 7)	0-0 F8 ②		0-0 P6 ②			0-0 3-1 ①		0-0 FC4-6 1B ①		0-3 K 1-3 ②		5 0 1 0 0 1 1															
Tony Gonzalez, L OBP: 0.379, SLG: 0.446 (1, 8)	0-0 F7 ③		0-0 6-3 ③			4-0 CS BB ②		0-0 FC4-6 FC5-4 1-2f ①		4-0 BB ③		3 0 0 0 2 0 1															
Don Demeter, R OBP: 0.305, SLG: 0.424 (1, 3)		0-0 1B FC3-2 4-3 1B ①		0-0 1-3 ①		0-3 K ②		0-0 F8 ②		0-0 P3 ③		5 0 1 0 0 1 4															
Wes Covington, L OBP: 0.320, SLG: 0.403 Ken Walters, R OBP: 0.257, SLG: 0.331 (7, PR) (7, 9)		0-0 4-3 1-2 ①		0-0 4-3 ②		0-0 CS 1-2 ③	0-0 SH1-4 1B 1B ①		0-0 FC5-4 1-2f ③		0-0 5-3 ①	3 0 1 0 0 0 1 2 1 0 0 0 0 1															
Lee Walls, R OBP: 0.361, SLG: 0.464 (1, 5)		0-0 FC3-2 1B 2-3 1B ②		0-0 L6 ③			0-0 SH1-4 1B 1B ①		0-0 FC1-6 1B ①		0-0 L6 ②	5 2 3 0 0 0 0															
Clay Dalrymple, L OBP: 0.234, SLG: 0.254 (1, 2)		0-0 FC3-2 1B 1-2 WP ②			4-0 1B BB ②		0-0 SH1-4 1-2 2-3 ①		0-0 FC1-6 G6-3 1-2f ①		0-0 F8 ③	3 1 0 0 1 0 3															
Bobby Malkmus, R OBP: 0.267, SLG: 0.314 (1, 6)		0-0 E 1-3 2-H 1B ③			0-0 G4-6-3 1-2 1B ①		0-0 SH5-3 E 2-H 3-H 1B ②		0-0 G6-3 1-2f ② ③			4 2 3 3 0 0 1															
Robin Roberts, S OBP: 0.143, SLG: 0.077 Art Mahaffey, R OBP: 0.135, SLG: 0.120 Don Ferrarese, R OBP: 0.154, SLG: 0.120 Jack Baldschun, R (9, 1)		0-3 K ③			0-3 K ①		0-0 SH5-3 1-2 ②			0-3 K ①		1 0 0 0 0 1 0 1 0 0 0 0 1 2 0 0 0 0 0 0 0 1 0 0 0 0 1 0															
Inning Stats	R: 0 E: 0 K: 1 S: 5	H: 0 LOB: 0 BB: 0 P: 5	R: 3 E: 0 K: 1 S: 8	H: 3 LOB: 0 BB: 0 P: 8	R: 0 E: 0 K: 0 S: 3	H: 0 LOB: 0 BB: 0 P: 3	R: 0 E: 0 K: 1 S: 5	H: 1 LOB: 1 BB: 1 P: 9	R: 0 E: 0 K: 1 S: 4	H: 0 LOB: 0 BB: 1 P: 8	R: 3 E: 1 K: 0 S: 6	H: 3 LOB: 1 BB: 0 P: 6		R: 0 E: 0 K: 0 S: 4	H: 1 LOB: 1 BB: 0 P: 4	R: 0 E: 0 K: 0 S: 3	H: 1 LOB: 0 BB: 0 P: 3	R: 0 E: 1 K: 2 S: 7	H: 0 LOB: 2 BB: 2 P: 15	R: 0 E: 0 K: 0 S: 3	H: 0 LOB: 0 BB: 0 P: 3	1B: 9 2B: 0 3B: 0 HR: 0	SF: 0 SAC: 2 DP: 2 HBP: 0	WP: 1 PB: 0 SB: 0 CS: 1	PA: 44		
PITCHER	IP WLS BF H R ER SO BB IBB HBP BLK WP HR S P ERA WHIP													IP WLS BF H R ER SO BB IBB HBP BLK WP HR S P ERA WHIP													
Bob Buhl, R ERA: 4.09 (1, 1)	8.0	32	8	6	4	4	2	0	0	0	1	0	38	46	4.50	1.250											
Don McMahon, R ERA: 2.2 (9, 1)	2.0	8	1	0	0	2	2	0	0	0	0	0	10	18	0.00	1.500											
Don Nottebart, R ERA: 4.45 (11, 1)	1.0	W	3	0	0	0	0	0	0	0	0	0	3	3	0.00	0.000											

AB	37
R	6
H	9
RBI	3
BB	4
SO	6
LOB	17



Batter	1	2	3	4	5	6	7	8	9	10	11	AB R H RBI BB SO LOB
Lee Maye, L OBP: 0.326, SLG: 0.452 (1, 9)	0-0 1B 2B 1B	0-0 SF8			0-0 HR		1-0 G4-6-3 HBP		0-0 4-3		4-0 BB SH 1B BB	3 3 2 2 1 0 0
Frank Bolling, R OBP: 0.342, SLG: 0.407 (1, 4)	0-0 2B 1B	0-3 K			0-0 F8		0-0 P6		0-0 BB 1B		0-0 SH 1B BB	5 1 2 0 0 1 2
Eddie Mathews, L OBP: 0.400, SLG: 0.536 (1, 5)	0-0 WP 2B				0-0 P2		0-0 G4-6-3 1-2f		4-0 BB 1B		4-0 1B BB	4 0 1 2 2 0 1
Hank Aaron, R OBP: 0.371, SLG: 0.624 (1, 8)	0-0 1-3				0-0 L8 CS 1B			4-0 HR BB	0-0 F8		0-3 K	5 1 1 0 1 1 6
Joe Adcock, R OBP: 0.344, SLG: 0.504 (1, 3)	0-0 F8				0-0 L8			0-0 HR 1B		0-0 E6 SH1-4 8-2	0-0 1B	5 1 2 2 0 0 1 1 0 1 1 0 0 0
Al Spangler, L OBP: 0.436, SLG: 0.300 (10, PR) (11, 7)	0-0 F8				0-0 L8			0-0 HR 1B		4-0 SH1-4 IBB	0-0 1B	4 0 0 0 1 1 2
Frank Thomas, R OBP: 0.363, SLG: 0.541 (1, 7) (11, 3)	0-3 K				0-0 F9			0-0 F6		0-0 SH1-4 IBB		4 0 0 0 1 1 2
Joe Torre, R OBP: 0.339, SLG: 0.450 (1, 2)					0-0 F9 SF8 2B			0-0 WP 1B		0-0 SH1-4		4 1 3 0 0 1 0
Roy McMillan, R OBP: 0.317, SLG: 0.295 (1, 6)					0-0 F9			0-0 1-2 1B		0-0 SH1-4		4 0 0 0 0 1 4
Mack Jones, L OBP: 0.322, SLG: 0.298 (10, PH)					0-3 K			0-0 F8		4-0 IBB		0 0 0 0 1 0 0
Felix Mantilla, R OBP: 0.354, SLG: 0.327 (11, 6)					2-3 K			0-0 F3		0-0 IBB		0 0 0 0 0 0 0
Bob Buhl, R OBP: 0.138, SLG: 0.057 (1, 1)					4-0 BB			0-3 K		0-0 6-3		2 0 0 0 1 1 3
Don McMahon, R OBP: 0.231, SLG: 0.308 (9, 1)					4-3			0-3 K		0-0 8-2		1 0 0 0 0 0 0
Bob Boyd, L OBP: 0.278, SLG: 0.293 (10, PH)					1-2 K					3-Hf		1 0 0 0 0 0 3
Don Nottebart, R OBP: 0.226, SLG: 0.143 (11, 1)												0 0 0 0 0 0 0

Inning Stats	R: 2	H: 3	E: 0	LOB: 1	K: 1	BB: 0	S: 8	P: 8	R: 1	H: 1	E: 0	LOB: 1	K: 1	BB: 1	S: 6	P: 10	R: 0	H: 0	E: 0	LOB: 0	K: 0	BB: 0	S: 3	P: 3	R: 0	H: 1	E: 0	LOB: 1	K: 1	BB: 0	S: 6	P: 6	R: 1	H: 2	E: 0	LOB: 0	K: 0	BB: 0	S: 4	P: 4	R: 0	H: 2	E: 0	LOB: 2	K: 1	BB: 0	S: 7	P: 7	R: 0	H: 0	E: 0	LOB: 0	K: 0	BB: 0	S: 2	P: 3	R: 2	H: 1	E: 0	LOB: 0	K: 1	BB: 1	S: 6	P: 10	R: 0	H: 1	E: 0	LOB: 2	K: 0	BB: 1	S: 4	P: 8	R: 0	H: 0	E: 1	LOB: 2	K: 0	BB: 2	S: 3	P: 11	R: 1	H: 1	E: 1	LOB: 3	K: 1	BB: 2	S: 5	P: 13	1B: 8	SF: 1	2B: 3	SAC: 2	3B: 0	DP: 2	HR: 2	HBP: 1	WP: 2	PA: 51
--------------	------	------	------	--------	------	-------	------	------	------	------	------	--------	------	-------	------	-------	------	------	------	--------	------	-------	------	------	------	------	------	--------	------	-------	------	------	------	------	------	--------	------	-------	------	------	------	------	------	--------	------	-------	------	------	------	------	------	--------	------	-------	------	------	------	------	------	--------	------	-------	------	-------	------	------	------	--------	------	-------	------	------	------	------	------	--------	------	-------	------	-------	------	------	------	--------	------	-------	------	-------	-------	-------	-------	--------	-------	-------	-------	--------	-------	--------

PITCHER	IP	WLS	BF	H	R	ER	SO	BB	IBB	HBP	BLK	WP	HR	S	P	ERA	WHIP
Robin Roberts, R ERA: 5.81 (1, 1)	1.0		7	4	3	3	1	0	0	0	0	1	0	9	9	27.00	4.000
Art Mahaffey, R ERA: 4.64 (2, 1)	7.2		31	7	3	3	4	2	0	1	0	1	2	36	45	3.52	1.174
Don Ferrarese, L ERA: 4.56 (9, 1)	0.0		1	0	0	0	0	1	0	0	0	0	0	0	4	∞	∞
Jack Baldschun, R ERA: 4.48 (9, 1)	1.2	L	11	1	1	1	1	2	2	0	0	0	0	9	25	5.40	1.800

BOTTOM

Philadelphia Phillies @ Milwaukee Braves
 Milwaukee County Stadium, Milwaukee, WI
 Thu Aug 17 1961, 8:05 PM EDT
 Att. 12,451 - Unknown

AB	39
R	7
H	12
RBI	7
BB	7
SO	6
LOB	22



Batter	1	2	3	4	5	6	7	8	9	AB R H RBI BB SO LOB	TOP											
Tony Taylor, R (1, 4) OBP: 0.299, SLG: 0.316	0-0 1-3		0-0 4-3			0-0 F9		0-0 P4		4 0 0 0 0 0 1	Philadelphia Phillies @ Milwaukee Braves Milwaukee County Stadium, Milwaukee, WI Fri Aug 18 1961, 8:05 PM EDT Att: 15,791 - Unknown livebaseballscorecards.com											
Johnny Callison, L (1, 7) OBP: 0.361, SLG: 0.393	0-0 F5			0-0 P4		0-0 4-3		0-0 F7	4 0 0 0 0 0 0													
Tony Gonzalez, L (1, 8) OBP: 0.374, SLG: 0.440	0-0 1-3			0-0 1-3		0-0 P5		0-0 G1	4 0 0 0 0 0 0													
Don Demeter, R (1, 3) OBP: 0.307, SLG: 0.436		0-0 F8		0-0 P6		HR		1B 1B	4 1 2 1 0 0 0													
Wes Covington, L (1, 9) OBP: 0.319, SLG: 0.400		0-0 4-3			0-0 F7		0-0 F8	1B 1B	4 0 1 0 0 0 0													
Lee Walls, R (1, 5) OBP: 0.354, SLG: 0.454		0-0 6-3			0-0 5-3		0-3 K	1-2 1B	4 0 0 0 0 1 2													
Clay Dalrymple, L (1, 2) OBP: 0.235, SLG: 0.255			0-0 F8			0-0 1B 1B		1-3	3 0 1 0 0 0 0													
Bobby Malkmus, R (1, 6) OBP: 0.273, SLG: 0.319			0-0 4-3 1B			0-0 1B 1B		0-3 K	3 0 2 0 0 1 0													
Jim Owens, R (1, 1) OBP: 0.059, SLG: 0.059			0-0 4-3		0-3 K			0-0 1-3	1 0 0 0 0 0 1													
Pancho Herrera, R (5, PH) OBP: 0.347, SLG: 0.423									1 0 0 0 0 1 2													
Ken Lehman, L (5, 1)									0 0 0 0 0 0 0													
Elmer Valo, L (8, PH) OBP: 0.278, SLG: 0.210									1 0 0 0 0 0 0													
Dallas Green, L (8, 1) OBP: 0.323, SLG: 0.192									0 0 0 0 0 0 0													
Inning Stats	R: 0 E: 0 K: 0 S: 3	H: 0 LOB: 0 BB: 0 P: 3	R: 0 E: 0 K: 0 S: 3	H: 0 LOB: 0 BB: 0 P: 3	R: 0 E: 0 K: 0 S: 4	H: 1 LOB: 1 BB: 0 P: 4	R: 0 E: 0 K: 0 S: 3	H: 0 LOB: 0 BB: 0 P: 3	R: 0 E: 0 K: 1 S: 7	H: 2 LOB: 2 BB: 0 P: 7	R: 0 E: 0 K: 0 S: 3	H: 0 LOB: 0 BB: 0 P: 3	R: 1 E: 0 K: 1 S: 6	H: 1 LOB: 0 BB: 0 P: 6	R: 0 E: 0 K: 1 S: 5	H: 0 LOB: 0 BB: 0 P: 5	R: 0 E: 0 K: 0 S: 5	H: 2 LOB: 2 BB: 0 P: 5	1B: 5 2B: 0 3B: 0 HR: 1	SF: 0 SAC: 0 DP: 0 HBP: 0	WP: 0 PB: 0 SB: 0 CS: 0	PA: 33
PITCHER Lew Burdette, R (1, 1) ERA: 3.57	IP 9.0 WLS W BF 33 H 6 R 1 ER 1 SO 3 BB 0 IBB 0 HBP 0 BLK 0 WP 0 HR 1 S 39 P 39 ERA 1.00 WHIP 0.667											PITCHER	IP WLS BF H R ER SO BB IBB HBP BLK WP HR S P ERA WHIP									



Batter	1	2	3	4	5	6	7	8	9
Lee Maye, L OBP: 0.329, SLG: 0.462 (1, 9) BBB	4-0 2B 1B BB	0-0 F8		0-0 HR			0-0 F8		
Frank Bolling, R OBP: 0.341, SLG: 0.405 (1, 4) SSS	0-3 K	0-0 1B		0-0 F5			0-0 F2		
Eddie Mathews, L OBP: 0.399, SLG: 0.536 (1, 5) X	0-0 1B 2B	0-0 F2			0-0 4-3			0-0 4-3	
Hank Aaron, R OBP: 0.372, SLG: 0.622 (1, 8) X	0-0 1B		0-0 6-3		0-0 1B			0-0 4-3	
Joe Adcock, R OBP: 0.343, SLG: 0.501 (1, 3) SSS	0-3 K		0-0 1B		0-0 1B			0-0 P4	
Frank Thomas, R OBP: 0.360, SLG: 0.536 (1, 7) X	0-0 1-2		0-0 1B		0-0 1B		0-0 L7		
Joe Torre, R OBP: 0.335, SLG: 0.445 (1, 2) X		0-0 F8	0-3 K		0-0 L8				
Roy McMillan, R OBP: 0.317, SLG: 0.296 (1, 6) X		0-0 2B 1B		0-0 F5		0-0 4-3			
Lew Burdette, R OBP: 0.207, SLG: 0.346 (1, 1) X		0-0 1B 2B		0-0 6-3			0-0 1-3		

Inning Stats	R: 2	H: 2	E: 0	K: 2	S: 9	LOB: 1	BB: 1	P: 13
	R: 1	H: 3	E: 0	K: 0	S: 6	LOB: 2	BB: 0	P: 6
	R: 0	H: 1	E: 0	K: 1	S: 6	LOB: 1	BB: 0	P: 6
	R: 1	H: 1	E: 0	K: 0	S: 4	LOB: 0	BB: 0	P: 4
	R: 0	H: 1	E: 0	K: 0	S: 3	LOB: 0	BB: 0	P: 3
	R: 0	H: 0	E: 0	K: 0	S: 3	LOB: 0	BB: 0	P: 3
	R: 0	H: 0	E: 0	K: 0	S: 3	LOB: 0	BB: 0	P: 3
	R: 0	H: 0	E: 0	K: 0	S: 3	LOB: 0	BB: 0	P: 3

PITCHER	IP	WLS	BF	H	R	ER	SO	BB	IBB	HBP	BLK	WP	HR	S	P	ERA	WHIP
Jim Owens, R ERA: 5.81 (1, 1)	4.0	L	20	7	4	4	3	1	0	0	0	0	1	25	29	9.00	2.000
Ken Lehman, L ERA: 3.78 (5, 1)	3.0		9	1	0	0	0	0	0	0	0	0	0	9	9	0.00	0.333
Dallas Green, R ERA: 4.89 (8, 1)	1.0		3	0	0	0	0	0	0	0	0	0	0	3	3	0.00	0.000

AB R H RBI BB SO LOB

3	2	1	1	1	0	1
4	0	1	0	0	1	1
4	1	1	0	0	0	2
4	0	2	2	0	0	0
4	0	1	0	0	1	2
3	0	0	0	0	0	2
3	0	0	0	0	1	1
3	1	1	0	0	0	0
3	0	1	1	0	0	0

AB	31
R	4
H	8
RBI	4
BB	1
SO	3
LOB	9



Philadelphia Phillies @ Milwaukee Braves
Milwaukee County Stadium, Milwaukee, WI
 Fri Aug 18 1961, 8:05 PM EDT
 Att. 15,791 - Unknown

livebaseballscorecards.com

WP	PA
0	32
PB:	0
SB:	1
CS:	0

Batter	1	2	3	4	5	6	7	8	9	AB R H RBI BB SO LOB	TOP																								
Tony Taylor, R (1, 4) OBP: 0.304, SLG: 0.325	0-0 1-3		0-0 SH1-3		0-3 K		0-0 1-2 1B			3 0 1 0 0 1 2	Philadelphia Phillies @ Milwaukee Braves Milwaukee County Stadium, Milwaukee, WI Sun Aug 20 1961, 4:33 AM EDT Unknown livebaseballscorecards.com																								
Johnny Callison, L (1, 7) OBP: 0.360, SLG: 0.390	0-0 L7		0-0 F7		0-3 K		0-0 L8			4 0 0 0 0 1 5																									
Lee Walls, R (1, 5) OBP: 0.354, SLG: 0.447	0-0 5-3		0-0 6-3		0-0 L7		4-0 FC6-4 BB			3 0 0 0 1 0 1																									
Don Demeter, R (1, 9) OBP: 0.302, SLG: 0.436		0-3 K		0-3 K		0-3 K	0-0 FC6-4 G4-6-3 1-2f			4 0 0 0 0 3 1																									
Pancho Herrera, R (1, 3) OBP: 0.348, SLG: 0.419		4-0 FC4-6 BB		0-3 K		4-0 BB	0-0 G4-6-3 1-2f			2 0 0 0 2 1 1																									
Tony Gonzalez, L (1, 8) OBP: 0.365, SLG: 0.428		0-0 FC4-6 1-2f HR		0-0 5-3		0-3 K		0-3 K		4 1 0 0 0 2 2																									
Bobby Malkmus, R (1, 6) OBP: 0.269, SLG: 0.327		0-0 1-H HR		0-0 6-3		0-0 6-3		0-0 F8		4 1 1 2 0 0 0																									
Al Kenders, R (1, 2) OBP: 0.222, SLG: 0.333		0-0 6-3		0-0 2B		0-0 L1		0-0 4-3		4 0 1 0 0 0 0																									
Chris Short, R (1, 1) OBP: 0.179, SLG: 0.148			0-0 SH1-3 1B		4-0 BB		0-0 1B			1 0 1 0 1 0 0																									
Jack Baldschun, R (5, 1)										0 0 0 0 0 0 0																									
Charley Smith, R (7, PH) OBP: 0.301, SLG: 0.383										1 0 1 0 0 0 0																									
Dallas Green, L (7, 1) OBP: 0.323, SLG: 0.192										0 0 0 0 0 0 0																									
Inning Stats	R: 0 E: 0 K: 0 S: 3	H: 0 LOB: 0 BB: 0 P: 3	R: 2 E: 0 K: 1 S: 6	H: 1 LOB: 0 BB: 1 P: 10	R: 0 E: 0 K: 0 S: 4	H: 1 LOB: 1 BB: 0 P: 4	R: 0 E: 0 K: 2 S: 7	H: 0 LOB: 0 BB: 0 P: 7	R: 0 E: 0 K: 2 S: 8	H: 1 LOB: 2 BB: 1 P: 12	R: 0 E: 0 K: 2 S: 7	H: 0 LOB: 1 BB: 1 P: 11	R: 0 E: 0 K: 0 S: 5	H: 2 LOB: 2 BB: 0 P: 5	R: 0 E: 0 K: 0 S: 2	H: 0 LOB: 0 BB: 1 P: 6	R: 0 E: 0 K: 1 S: 5	H: 0 LOB: 0 BB: 0 P: 5	1B: 3 2B: 1 3B: 0 HR: 1	SF: 0 SAC: 1 DP: 1 HBP: 0	WP: 0 PB: 0 SB: 0 CS: 0	PA: 35													
PITCHER Warren Spahn, L (1, 1) ERA: 3.2	IP 9.0	WLS W	BF 35	H 5	R 2	ER 2	SO 8	BB 4	IBB 0	HBP 0	BLK 0	WP 0	HR 1	S 47	P 63	ERA 2.00	WHIP 1.000	PITCHER	IP	WLS	BF	H	R	ER	SO	BB	IBB	HBP	BLK	WP	HR	S	P	ERA	WHIP



Batter	1	2	3	4	5	6	7	8	9
Gino Cimoli, R OBP: 0.285, SLG: 0.362 (1, 8)	0-0 6-3		0-0 4-3		0-0 6-3	0-0 PB FC1-5 1-2 1B		0-0 1-3	
Frank Bolling, R OBP: 0.339, SLG: 0.404 (1, 4)	0-0 1B		0-0 E5		0-0 5-3	0-0 FC1-5 1-2 2-3f PB		0-0 F9	
Eddie Mathews, L OBP: 0.402, SLG: 0.541 (1, 5)	0-0 1-3 1B		0-3 K		0-0 HR	0-0 P6			
Hank Aaron, R OBP: 0.376, SLG: 0.621 (1, 9)	0-0 L6			0-0 BB 2B 1B	0-0 WP PB E 1B	4-0 1-2 2-3 FC6-4 IBB			
Joe Adcock, R OBP: 0.343, SLG: 0.499 (1, 3)	0-0 F9			4-0 BB 1-2 2B BB	4-0 WP E E BB	0-0 FC6-4 1-2f			
Frank Thomas, R OBP: 0.361, SLG: 0.544 (1, 7)		0-0 5-3		0-0 FC2-5-6 1-H 2-H 2B	0-0 E1 E WP		0-0 L5		
Roy McMillan, R OBP: 0.311, SLG: 0.289 (1, 6)		0-0 6-3		0-0 2-3 FC2-5-6	0-0 E6 1-3 2-H		0-0 F8		
Sammy White, R OBP: 0.107, SLG: 0.107 (1, 2)		0-0 P3		0-0 P4	0-0 6-3		0-0 4-3		
Warren Spahn, L OBP: 0.269, SLG: 0.406 (1, 1)			0-0 4-3	0-0 P4		0-3 K FC1-5 1B		0-3 K	

Inning Stats	R: 0 E: 0 K: 0 S: 5	H: 2 LOB: 2 BB: 0 P: 5	R: 0 E: 0 K: 0 S: 3	H: 0 LOB: 0 BB: 0 P: 3	R: 0 E: 1 K: 1 S: 6	H: 0 LOB: 1 BB: 0 P: 6	R: 2 E: 0 K: 0 S: 5	H: 2 LOB: 1 BB: 1 P: 9	R: 3 E: 2 K: 0 S: 7	H: 2 LOB: 2 BB: 1 P: 11	R: 0 E: 0 K: 1 S: 7	H: 1 LOB: 3 BB: 1 P: 11	R: 0 E: 0 K: 0 S: 3	H: 0 LOB: 0 BB: 0 P: 3	R: 0 E: 0 K: 1 S: 5	H: 0 LOB: 0 BB: 0 P: 5
1B: 5 2B: 1 3B: 0 HR: 1	SF: 0 SAC: 0 DP: 0 HBP: 0	WP: 2 PB: 3 SB: 0 CS: 0	PA: 38													

PITCHER	IP	WLS	BF	H	R	ER	SO	BB	IBB	HBP	BLK	WP	HR	S	P	ERA	WHIP
Chris Short, L ERA: 6.26 (1, 1)	4.2	L	25	6	5	3	1	2	0	0	0	2	1	25	33	5.79	1.714
Jack Baldschun, R ERA: 4.4 (5, 1)	1.1		7	1	0	0	1	0	1	0	0	0	0	8	12	0.00	0.750
Dallas Green, R ERA: 4.8 (7, 1)	2.0		6	0	0	0	1	0	0	0	0	0	0	8	8	0.00	0.000

BOTTOM

Philadelphia Phillies @ Milwaukee Braves
Milwaukee County Stadium, Milwaukee, WI
 Sun Aug 20 1961, 4:33 AM EDT
 Unknown

AB	35
R	5
H	7
RBI	3
BB	3
SO	3
LOB	19



WP	PB	SB	CS	ERA	WHIP
2	3	0	0		

Batter	1	2	3	4	5	6	7	8	9	AB R H RBI BB SO LOB	TOP		
Tony Taylor, R (1, 4) OBP: 0.305, SLG: 0.324	0-0 F9		4-0 FC3-2 BB		0-0 F8		0-0 4-3	0-0 S 1B		4 0 1 2 1 0 0	Philadelphia Phillies @ Milwaukee Braves Milwaukee County Stadium, Milwaukee, WI Sun Aug 20 1961, 4:38 AM EDT Att: 24,637 - Unknown		
Johnny Callison, L (1, 7) OBP: 0.356, SLG: 0.384	0-0 4-3		0-0 FC3-2 FC6-4		0-0 F8		0-3 K	0-0 2-3 1B		5 0 0 0 0 1 4			
Tony Gonzalez, L (1, 8) OBP: 0.362, SLG: 0.424	0-0 F7		0-0 FC6-4		0-0 1B		0-0 1-3	0-0 6-3		5 0 1 0 0 0 3			
Don Demeter, R (1, 3) OBP: 0.300, SLG: 0.432		0-0 F8		0-0 5-3	0-0 F2			0-0 FC4-6 1B 1B	0-0 4-3	5 1 1 0 0 0 1			
Wes Covington, L (1, 9) OBP: 0.322, SLG: 0.412		0-3 K		0-0 HR		0-0 G3		0-0 FC4-6 1B	0-0 FC4 1B	3 1 1 1 0 1 0			
Ken Walters, R (8, PH) OBP: 0.265, SLG: 0.338								1-2 FC4-6 1B		2 0 2 0 0 0 0			
Lee Walls, R (1, 5) OBP: 0.355, SLG: 0.451		0-0 F9		0-0 1B 2B		0-0 1B SF8 1B		0-0 FC4-6 1B BB	0-0 FC4	5 3 2 0 0 0 3			
Clay Dalrymple, L (1, 2) OBP: 0.249, SLG: 0.264			0-0 2B FC3-2 1B	0-0 1B	0-0 1B	0-0 1-3 1B		0-0 SH1-4 1B BB		3 1 3 1 1 0 0			
Bobby Malkmus, R (1, 6) OBP: 0.268, SLG: 0.327			0-0 P6	0-3 K		0-0 SF8		0-0 SH1-4 1B 1B		3 1 1 2 0 1 2			
John Buzhardt, R (1, 1) OBP: 0.209, SLG: 0.179			0-0 FC3-2 1-3 2B	0-0 L6		0-3 K		0-0 SH1-4		3 0 1 1 0 1 2			
Inning Stats	R: 0 H: 0 E: 0 LOB: 0 K: 0 BB: 0 S: 3 P: 3	R: 0 H: 0 E: 0 LOB: 0 K: 1 BB: 0 S: 5 P: 5	R: 0 H: 2 E: 0 LOB: 3 K: 0 BB: 1 S: 5 P: 9	R: 2 H: 3 E: 0 LOB: 1 K: 1 BB: 0 S: 8 P: 8	R: 0 H: 1 E: 0 LOB: 1 K: 0 BB: 0 S: 4 P: 4	R: 1 H: 2 E: 0 LOB: 1 K: 1 BB: 0 S: 7 P: 7	R: 0 H: 0 E: 0 LOB: 0 K: 1 BB: 0 S: 5 P: 5	R: 4 H: 4 E: 0 LOB: 1 K: 0 BB: 1 S: 7 P: 11	R: 0 H: 1 E: 0 LOB: 1 K: 0 BB: 0 S: 4 P: 4	1B: 10 SF: 1 2B: 2 SAC: 1 3B: 0 DP: 0 HR: 1 HBP: 0	WP: 0 PA: 42 PB: 0 SB: 1 CS: 0		
PITCHER	IP WLS BF H R ER SO BB IBB HBP BLK WP HR S P ERA WHIP											PITCHER	IP WLS BF H R ER SO BB IBB HBP BLK WP HR S P ERA WHIP
Carl Willey, R (1, 1) ERA: 4.05	6.0 L 27 8 3 3 3 1 0 0 0 0 0 1 32 36 4.50 1.500												
Bob Hendley, L (7, 1) ERA: 4.75	1.1 7 2 3 3 1 1 0 0 0 0 0 0 8 12 20.25 2.250												
Don Nottebart, R (8, 1) ERA: 4.52	0.2 4 2 1 1 0 0 0 0 0 0 0 0 4 4 13.50 3.000												
Johnny Antonelli, L (9, 1) ERA: 6.79	1.0 4 1 0 0 0 0 0 0 0 0 0 0 4 4 0.00 1.000												

livebaseballscores.com



Batter	1	2	3	4	5	6	7	8	9	AB R H RBI BB SO LOB	TOP																								
Richie Ashburn, L (1, 8) OBP: 0.352, SLG: 0.274	0-0 6-3		0-3 K			0-0 P6			0-0 F8	4 0 0 0 0 1 1																									
Ron Santo, R (1, 5) OBP: 0.363, SLG: 0.469	0-0 FC5-4 1B			0-0 F5			0-0 F8		0-0 F9	4 0 1 0 0 0 0																									
14 Ernie Banks, R (1, 6) OBP: 0.358, SLG: 0.529	0-0 FC5-4 FC6 1-2f			0-0 F7			0-3 K			3 0 0 0 0 1 1																									
George Altman, L (1, 9) OBP: 0.366, SLG: 0.583	0-0 FC6 1-2f			0-0 L6			0-0 4-3			3 0 0 0 0 0 1																									
Billy Williams, L (1, 7) OBP: 0.356, SLG: 0.499		0-0 F8			0-0 4-3			4-0 BB		2 0 0 0 1 0 0																									
Sammy Taylor, L (1, 2) OBP: 0.333, SLG: 0.407		0-0 4-3			0-0 P4			0-3 K		3 0 0 0 0 1 1																									
Jerry Kindall, R (1, 4) OBP: 0.300, SLG: 0.439		0-3 K			0-0 F7			0-3 K		3 0 0 0 0 2 1																									
Ed Bouchee, L (1, 3) OBP: 0.362, SLG: 0.412			4-0 CS SH2-4 BB			0-0 F7			0-0 L7	2 0 0 0 1 0 1																									
Dick Ellsworth, L (1, 1) OBP: 0.116, SLG: 0.075			0-0 SH2-4			0-3 K			0-3 K	1 0 0 0 0 1 0																									
Don Elston, R (7, 1) OBP: 0.222, SLG: 0.222										0 0 0 0 0 0 0																									
Bob Will, L (9, PH) OBP: 0.362, SLG: 0.340			1-2							1 0 0 0 0 1 0																									
Inning Stats	R: 0 E: 0 K: 0 S: 4	H: 1 LOB: 1 BB: 0 P: 4	R: 0 E: 0 K: 1 S: 5	H: 0 LOB: 0 BB: 0 P: 5	R: 0 E: 0 K: 1 S: 4	H: 0 LOB: 0 BB: 1 P: 8	R: 0 E: 0 K: 0 S: 3	H: 0 LOB: 0 BB: 0 P: 3	R: 0 E: 0 K: 0 S: 3	H: 0 LOB: 0 BB: 0 P: 3	R: 0 E: 0 K: 1 S: 5	H: 0 LOB: 0 BB: 0 P: 5	R: 0 E: 0 K: 1 S: 5	H: 0 LOB: 0 BB: 0 P: 5	R: 0 E: 0 K: 2 S: 7	H: 0 LOB: 1 BB: 1 P: 11	R: 0 E: 0 K: 1 S: 5	H: 0 LOB: 0 BB: 0 P: 5	1B: 1 2B: 0 3B: 0 HR: 0	SF: 0 SAC: 1 DP: 0 HBP: 0	WP: 0 PB: 0 SB: 0 CS: 1	PA: 29													
PITCHER Art Mahaffey, R (1, 1) ERA: 4.41	IP 9.0	WLS W	BF 29	H 1	R 0	ER 0	SO 7	BB 2	IBB 0	HBP 0	BLK 0	WP 0	HR 0	S 41	P 49	ERA 0.00	WHIP 0.333	PITCHER	IP 9.0	WLS W	BF 29	H 1	R 0	ER 0	SO 7	BB 2	IBB 0	HBP 0	BLK 0	WP 0	HR 0	S 41	P 49	ERA 0.00	WHIP 0.333

Chicago Cubs @ Philadelphia Phillies
 Connie Mack Stadium, Philadelphia, PA

Tue Aug 22 1961, 7:05 PM EDT
 Att: 4,957 - Cloudy - 82 F

livebaseballscorecards.com

AB	26
R	0
H	1
RBI	0
BB	2
SO	7
LOB	6



Batter	1	2	3	4	5	6	7	8	9	AB R H RBI BB SO LOB	TOP											
Al Heist, R (1, 8) OBP: 0.351, SLG: 0.403	0-0 F8		4-0 FC5-4 BB		0-0 1B SF7 2B		0-3 K		0-0 1B	4 1 2 1 1 1 0												
Dick Bertell, R (1, 2) Sammy Taylor, L (4, 2) OBP: 0.301, SLG: 0.312 OBP: 0.333, SLG: 0.406	0-0 1B		0-0 FC5-4		0-0 FC6 1B		0-0 F8		0-0 4-3	2 0 1 0 0 0 1 3 0 1 0 0 0 1												
14 Ernie Banks, R (1, 6) OBP: 0.357, SLG: 0.526	0-0 L8		0-0 L7		0-3 K			0-0 1B 1B		4 0 1 0 0 1 4												
George Altman, L (1, 9) OBP: 0.368, SLG: 0.589	0-3 K			0-0 PB 3B	0-0 SF7			0-0 FC6-4 1B		3 1 2 1 0 1 1												
Billy Williams, L (1, 7) OBP: 0.353, SLG: 0.494		0-0 L4		0-0 L5	0-0 FC6			0-3 K		4 0 0 0 0 1 3												
Ron Santo, R (1, 5) OBP: 0.363, SLG: 0.474		0-0 6-3		0-0 HR		0-0 4-3		0-0 P6		4 1 1 1 0 0 2												
Andre Rodgers, R (1, 3) OBP: 0.323, SLG: 0.409		0-0 WP 1B		0-0 F8		0-0 F9		0-0 FC6-4		4 0 1 0 0 0 2												
Jerry Kindall, R (1, 4) OBP: 0.296, SLG: 0.433		0-3 K		0-0 5-3		0-0 F8			0-3 K	4 0 0 0 0 2 1												
Jack Curtis, L (1, 1) Don Eiston, R (3, 1) Richie Ashburn, L (5, PH) Dick Drott, R (5, 1) Sammy Drake, S (7, PH) Jim Brewer, L (7, 1) Don Zimmer, R (9, PH) OBP: 0.315, SLG: 0.273 OBP: 0.222, SLG: 0.222 OBP: 0.254, SLG: 0.278 OBP: 0.284, SLG: 0.375 OBP: 0.222, SLG: 0.125 OBP: 0.303, SLG: 0.401			0-3 K		0-0 2B 1B		0-0 F9		0-3 K	1 0 0 0 0 1 0 0 0 0 0 0 0 0 1 1 1 0 0 0 0 0 0 0 0 0 0 0 1 0 0 0 0 0 0 0 0 0 0 0 0 0 1 0 0 0 0 1 0												
Inning Stats	R: 0 E: 0 K: 1 S: 6	H: 1 LOB: 1 BB: 0 P: 6	R: 0 E: 0 K: 1 S: 6	H: 1 LOB: 1 BB: 0 P: 6	R: 0 E: 0 K: 1 S: 5	H: 0 LOB: 1 BB: 1 P: 9	R: 2 E: 0 K: 0 S: 5	H: 2 LOB: 0 BB: 0 P: 5	R: 2 E: 0 K: 1 S: 8	H: 3 LOB: 1 BB: 0 P: 8	R: 0 E: 0 K: 0 S: 3	H: 0 LOB: 0 BB: 0 P: 3	R: 0 E: 0 K: 1 S: 5	H: 0 LOB: 0 BB: 0 P: 5	R: 0 E: 0 K: 1 S: 7	H: 2 LOB: 2 BB: 0 P: 7	R: 0 E: 0 K: 2 S: 8	H: 1 LOB: 1 BB: 0 P: 8	1B: 7 2B: 1 3B: 1 HR: 1	SF: 1 SAC: 0 DP: 0 HBP: 0	WP: 1 PB: 1 SB: 0 CS: 0	PA: 38
PITCHER	IP WLS BF H R ER SO BB IBB HBP BLK WP HR S P ERA WHIP																					
Jim Owens, R (1, 1) ERA: 5.74	7.0 W 31 9 4 4 5 1 0 0 0 1 1 40 44 5.14 1.429																					
Don Ferrarese, L (8, 1) ERA: 4.34	2.0 S 7 1 0 0 3 0 0 0 0 0 0 0 13 13 0.00 0.500																					

Chicago Cubs @ Philadelphia Phillies
 Connie Mack Stadium, Philadelphia, PA

Thu Aug 24 1961, 7:05 PM EDT
 Att: 2,773 - Cloudy - 79 F

livebaseballscorecards.com

AB	36
R	4
H	10
RBI	3
BB	1
SO	8
LOB	15



Batter	1	2	3	4	5	6	7	8	9	AB	R	H	RBI	BB	SO	LOB
Tony Taylor, R OBP: 0.318, SLG: 0.342 (1, 4)	0-0 E6 1B	0-0 HR 1B	4-0 BB			0-0 3B		0-0 1-3		4	1	3	2	1	0	0
Bobby Malkmus, R OBP: 0.265, SLG: 0.318 (1, 6)	0-0 E6 1-H	4-0 HR BB	0-0 F7			0-0 F2				3	1	0	0	1	0	5
Don Demeter, R OBP: 0.302, SLG: 0.450 (1, 9)	0-0 1-3	0-0 HR				0-0 F4				4	1	1	3	0	0	2
Lee Walls, R OBP: 0.359, SLG: 0.453 (1, 7)	0-0 5-3	0-0 1-3								2	0	0	0	0	0	1
Johnny Callison, L OBP: 0.356, SLG: 0.388 (4, 7)										2	0	1	0	0	0	0
Pancho Herrera, R OBP: 0.343, SLG: 0.412 (1, 3)		0-0 FC6-4 1B	0-0 5-3			0-0 F8		0-3 K		4	1	1	0	0	1	1
Tony Gonzalez, L OBP: 0.360, SLG: 0.418 (1, 8)		4-0 FC6-4 BB	0-0 1B BB 1B			0-0 F9		0-0 4-3		3	1	1	0	1	0	1
Charley Smith, R OBP: 0.303, SLG: 0.384 (1, 5)		0-0 FC6-4 1B SH1-3	0-0 BB 1B			0-3 K		0-0 6-3		4	1	1	0	0	1	3
Clay Dalrymple, L OBP: 0.262, SLG: 0.275 (1, 2)		0-0 SH1-3 1B	0-0 BB 1B			0-0 F8		0-0 P5		4	1	2	1	0	0	0
Jim Owens, R OBP: 0.053, SLG: 0.053 (1, 1)		0-0 SH1-3	0-3 K			0-0 G3		0-0 F8		2	0	0	1	0	1	3
Don Ferrarese, R OBP: 0.148, SLG: 0.115 (8, 1)		1-2 3-H								1	0	0	0	0	0	0

Inning Stats	R: 0	H: 1	E: 1	LOB: 1	K: 0	BB: 0	S: 4	P: 4
	R: 6	H: 4	E: 0	LOB: 0	K: 0	BB: 2	S: 7	P: 15
	R: 1	H: 3	E: 0	LOB: 3	K: 1	BB: 1	S: 8	P: 12
	R: 0	H: 0	E: 0	LOB: 0	K: 0	BB: 0	S: 3	P: 3
	R: 0	H: 0	E: 0	LOB: 0	K: 1	BB: 0	S: 5	P: 5
	R: 0	H: 1	E: 0	LOB: 1	K: 0	BB: 0	S: 4	P: 4
	R: 0	H: 1	E: 0	LOB: 1	K: 1	BB: 0	S: 6	P: 6
	R: 0	H: 0	E: 0	LOB: 0	K: 0	BB: 0	S: 3	P: 3

PITCHER	IP	WLS	BF	H	R	ER	SO	BB	IBB	HBP	BLK	WP	HR	S	P	ERA	WHIP
Jack Curtis, L ERA: 4.8 (1, 1)	2.1	L	17	8	7	7	0	2	0	0	0	0	1	15	23	27.00	4.286
Don Elston, R ERA: 6.01 (3, 1)	1.2		6	0	0	0	1	1	0	0	0	0	0	7	11	0.00	0.600
Dick Drott, R ERA: 4.24 (5, 1)	2.0		7	1	0	0	1	0	0	0	0	0	0	9	9	0.00	0.500
Jim Brewer, L ERA: 6.17 (7, 1)	2.0		7	1	0	0	1	0	0	0	0	0	0	9	9	0.00	0.500

BOTTOM


Chicago Cubs @ Philadelphia Phillies
Connie Mack Stadium, Philadelphia, PA


Thu Aug 24 1961, 7:05 PM EDT
 Att. 2,773 - Cloudy - 79 F

AB	33
R	7
H	10
RBI	7
BB	3
SO	3
LOB	16

livebaseballscorecards.com

WP: 0	PA: 37
PB: 0	SB: 1
CS: 0	



Batter	1	2	3	4	5	6	7	8	9	AB R H RBI BB SO LOB	TOP											
Felix Mantilla, R (1, 4) OBP: 0.342, SLG: 0.318	0-0 5-3		0-0 5-3		0-0 6-3		0-0 FC6-4			4 0 0 0 0 0 1												
Lee Mays, L (1, 9) OBP: 0.334, SLG: 0.474	0-0 2B			0-0 F8	0-0 1-3			0-0 3-1		4 0 1 0 0 0 0												
Eddie Mathews, L (1, 5) OBP: 0.405, SLG: 0.535	0-0 1B			0-0 HR		0-0 4-3		0-0 F7		4 1 2 0 0 0 0												
Hank Aaron, R (1, 8) OBP: 0.372, SLG: 0.619	0-0 FC5-4			0-0 HR		0-0 6-3		0-0 F8		4 1 1 2 0 0 1												
Joe Adcock, R (1, 3) OBP: 0.350, SLG: 0.506		0-0 P4		0-0 HR		4-0 BB		0-0 F8		3 1 1 0 1 0 0												
Frank Thomas, R (1, 7) OBP: 0.350, SLG: 0.539		0-3 K		0-0 HR		0-0 F7		0-0 5-3		4 1 1 2 0 1 1												
Joe Torre, R (1, 2) OBP: 0.332, SLG: 0.431		0-3 K		0-0 6-3		4-0 FC3-6 BB		0-0 2B		3 0 1 0 1 1 0												
Roy McMillan, R (1, 6) Neil Chrisley, L (9, PH)			0-0 P6	0-0 5-3		0-0 FC3-6		0-0 L8		3 0 0 0 0 0 1 1 0 0 0 0 0 1												
Carl Willey, R (1, 1) Johnny Antonelli, L (4, 1) Al Spangler, L (5, PH) Don Nottebart, R (5, 1) Bob Boyd, L (7, PH) Don McWatson, R (7, 1)			0-0 L9		0-0 4-3		0-0 FC3-6			1 0 0 0 0 0 0 0 0 0 0 0 0 0 1 0 0 0 0 0 0 0 0 0 0 0 0 0 1 0 0 0 0 0 1 0 0 0 0 0 0 0												
Inning Stats	R: 0 E: 0 K: 0 S: 4	H: 2 LOB: 1 BB: 0 P: 4	R: 0 E: 0 K: 2 S: 7	H: 0 LOB: 0 BB: 0 P: 7	R: 0 E: 0 K: 0 S: 3	H: 0 LOB: 0 BB: 0 P: 3	R: 4 E: 0 K: 0 S: 7	H: 4 LOB: 0 BB: 0 P: 7	R: 0 E: 0 K: 0 S: 3	H: 0 LOB: 0 BB: 0 P: 3	R: 0 E: 0 K: 0 S: 3	H: 0 LOB: 1 BB: 1 P: 7	R: 0 E: 0 K: 0 S: 3	H: 0 LOB: 1 BB: 1 P: 7	R: 0 E: 0 K: 0 S: 3	H: 0 LOB: 0 BB: 0 P: 3	R: 0 E: 0 K: 0 S: 4	H: 1 LOB: 1 BB: 0 P: 4	1B: 3 2B: 2 3B: 0 HR: 2	SF: 0 SAC: 0 DP: 0 HBP: 0	WP: 0 PB: 0 SB: 0 CS: 0	PA: 35
PITCHER John Buzhardt, R (1, 1) ERA: 4.18	IP: 9.0 WLS: W BF: 35 H: 7 R: 4 ER: 4 SO: 2 BB: 2 IBB: 0 HBP: 0 BLK: 0 WP: 0 HR: 2 S: 37 P: 45 ERA: 4.00 WHIP: 1.000											PITCHER IP: WLS: BF: H: R: ER: SO: BB: IBB: HBP: BLK: WP: HR: S: P: ERA: WHIP										

Milwaukee Braves @ Philadelphia Phillies
 Connie Mack Stadium, Philadelphia, PA
 Fri Aug 25 1961, 7:05 PM EDT
 Unknown

AB	33
R	4
H	7
RBI	4
BB	2
SO	2
LOB	6

Batter	1	2	3	4	5	6	7	8	9	AB	R	H	RBI	BB	SO	LOB
Tony Taylor, R OBP: 0.316, SLG: 0.340 (1, 4)	0-0 F8		0-3 K	0-0 1B		0-0 1-3		0-0 6-3		5	0	1	1	0	1	1
Johnny Callison, L OBP: 0.354, SLG: 0.385 (1, 7)	0-0 L4		0-0 4-3	0-0 4-3			0-0 4-3	0-0 3B 1B		5	1	1	0	0	0	1
Tony Gonzalez, L OBP: 0.363, SLG: 0.433 (1, 8)	0-3 K		0-0 HR 3B		0-0 F1		0-0 BB BB 1B	0-0 1B 3B		5	3	3	1	0	1	0
Don Demeter, R OBP: 0.306, SLG: 0.465 (1, 3)		0-0 2B 2B	0-0 HR		0-0 F8		0-3 K	0-0 1B		5	2	3	3	0	1	1
Wes Covington, L OBP: 0.333, SLG: 0.425 (1, 9)		0-0 HR 2B	0-0 1B		0-0 1B		4-0 BB BB	0-0 F8		3	1	3	1	1	0	0
Ken Walters, R OBP: 0.263, SLG: 0.336 (7, PR)		2-H HR 2B					1-2 BB			1	0	0	0	0	0	1
Charley Smith, R OBP: 0.305, SLG: 0.393 (1, 5)		2-H HR	0-0 P3		0-0 P3		4-0 BB BB			3	1	1	2	1	0	2
Clay Dalrymple, L OBP: 0.260, SLG: 0.272 (1, 2)		0-0 G3			0-0 F9		4-0 BB BB			3	0	0	0	0	0	0
Al Kenders, R OBP: 0.300, SLG: 0.333 (7, 2)						0-0 4-3	1-2 2-3 3-H BB			0	0	0	1	1	0	0
Bobby Malkmus, R OBP: 0.270, SLG: 0.324 (1, 6)		0-0 F8			0-0 1B 2B		4-0 SH1-3 BB	0-0 4-3		2	1	1	0	1	0	0
Elmer Valo, L OBP: 0.270, SLG: 0.203 (7, PH)										1	0	0	0	0	0	3
Ruben Amaro, R OBP: 0.316, SLG: 0.329 (8, 6)										0	0	0	0	0	0	0
John Buzhardt, R OBP: 0.196, SLG: 0.167 (1, 1)		0-3 K			0-3 K		0-0 SH1-3	0-0 6-3		3	0	0	0	0	2	1

Inning Stats	R: 0	H: 0	E: 0	K: 1	S: 5	R: 3	H: 3	E: 0	K: 1	S: 8	R: 2	H: 3	E: 0	K: 1	S: 8	R: 1	H: 2	E: 0	K: 1	S: 7	R: 0	H: 1	E: 0	K: 0	S: 4	R: 0	H: 0	E: 0	K: 0	S: 3	R: 1	H: 1	E: 0	K: 1	S: 6	R: 2	H: 3	E: 0	K: 0	S: 6	R: 0	H: 0	E: 0	K: 0	S: 3
	LOB: 0	BB: 0	P: 5	ER: 0	SO: 8	LOB: 0	BB: 0	P: 8	LOB: 1	BB: 0	LOB: 1	BB: 0	P: 8	LOB: 1	BB: 0	LOB: 1	BB: 0	P: 4	LOB: 1	BB: 1	LOB: 3	BB: 3	LOB: 1	BB: 0	P: 6	LOB: 1	BB: 0	P: 6	LOB: 3	BB: 3	LOB: 1	BB: 0	P: 6	LOB: 1	BB: 0	P: 6	LOB: 1	BB: 0	P: 6	LOB: 1	BB: 0	P: 6			

PITCHER	IP	WLS	BF	H	R	ER	SO	BB	IBB	HBP	BLK	WP	HR	S	P	ERA	WHIP
Carl Willey, R ERA: 4.33 (1, 1)	3.0	L	15	6	5	5	3	0	0	0	0	0	2	21	21	15.00	2.000
Johnny Antonelli, L ERA: 6.83 (4, 1)	1.0		5	2	1	1	1	0	0	0	0	0	0	7	7	9.00	2.000
Don Nottbart, R ERA: 4.41 (5, 1)	2.0		8	1	0	0	0	1	0	0	0	0	0	7	11	0.00	1.000
Don McMahon, R ERA: 2.53 (7, 1)	2.0		13	4	3	3	1	3	0	0	0	0	0	12	24	13.50	3.500

BOTTOM

Milwaukee Braves @ Philadelphia Phillies
Connie Mack Stadium, Philadelphia, PA
 Fri Aug 25 1961, 7:05 PM EDT
 Unknown

AB	36
R	9
H	13
RBI	9
BB	4
SO	5
LOB	10

livebaseballscorecards.com



WP : 0	PA : 41
PB : 0	SB : 0
CS : 0	

Batter	1	2	3	4	5	6	7	8	9	AB R H RBI BB SO LOB	TOP		
Felix Mantilla, R OBP: 0.341, SLG: 0.319 (1, 4) X	0-0 F7 ①	0-3 K ③		0-3 K ③		0-0 1B 1B	0-0 6-3		0-0 1B	6 1 2 0 0 2 1			
Lee Maye, L OBP: 0.338, SLG: 0.475 (1, 9) X	0-0 P4 ②		0-0 6-3 1B		0-0 1-6-3	0-0 1B 1B	0-0 2B 1B		0-0 L6 ②	6 3 3 1 0 0 0			
Eddie Mathews, L OBP: 0.408, SLG: 0.538 (1, 5) X	0-0 1B		0-0 F8 ①		4-0 BB BB	0-0 1B 1B	0-0 2B		0-0 F8 ③	5 1 3 3 1 0 1			
Hank Aaron, R OBP: 0.373, SLG: 0.616 (1, 8) X	0-0 F8 ③		0-0 6-3 ②		0-0 1-2 1B	0-0 1-3 1B	0-0 6-3 ③			5 1 2 0 0 0 3			
Joe Adcock, R OBP: 0.353, SLG: 0.507 (1, 3) X		0-0 1B 1B	0-0 FC5 1B ②-H		0-3 K ② X	0-0 1B 1B 1-3 3-H		0-0 5-3 ①		5 1 3 2 0 1 2			
Frank Thomas, R OBP: 0.353, SLG: 0.540 (1, 7) X		0-0 1B 1B 1-2 FC4-6	0-0 1-2 1B		0-0 F3 ③ X	0-0 1-2 1B 1-2 3-H		0-0 6-3 ②		5 1 3 1 0 0 2			
Roy McMillan, R OBP: 0.309, SLG: 0.293 (1, 6) X		0-0 F8 ①	0-0 FC5 ③ 2-3f			0-0 P6 ①		0-0 1B 1B		5 0 2 0 0 0 4			
Sammy White, R OBP: 0.152, SLG: 0.152 (1, 2) X		0-0 FC4-6 1B 1-3 2-H		0-0 4-3 ①		0-0 P6 ③		0-0 FC5-4 1B 1-3		5 0 2 1 0 0 3			
Tony Cloninger, R OBP: 0.231, SLG: 0.200 (1, 1) X		0-0 FC4-6 ② 1-2f 3-H		0-0 6-3 ②		0-0 1B 1B		0-0 FC5-4 ③ 1-2f		5 1 1 1 0 0 3			
Inning Stats	R: 0 H: 1 E: 0 LOB: 1 K: 0 BB: 0 S: 4 P: 4	R: 2 H: 3 E: 0 LOB: 1 K: 1 BB: 0 S: 8 P: 8	R: 1 H: 3 E: 0 LOB: 2 K: 0 BB: 0 S: 6 P: 6	R: 0 H: 0 E: 0 LOB: 0 K: 1 BB: 0 S: 5 P: 5	R: 0 H: 1 E: 0 LOB: 2 K: 1 BB: 1 S: 6 P: 10	R: 5 H: 8 E: 0 LOB: 3 K: 0 BB: 0 S: 11 P: 11	R: 1 H: 2 E: 0 LOB: 1 K: 0 BB: 0 S: 5 P: 5	R: 0 H: 2 E: 0 LOB: 2 K: 0 BB: 0 S: 3 P: 3	R: 0 H: 1 E: 0 LOB: 0 K: 0 BB: 0 S: 3 P: 3	1B: 20 SF: 0 2B: 1 SAC: 0 3B: 0 DP: 0 HR: 0 HBP: 0	WP: 0 PA: 48 PB: 0 SB: 0 CS: 0		
PITCHER	IP WLS BF H R ER SO BB IBB HBP BLK WP HR S P ERA WHIP											PITCHER	IP WLS BF H R ER SO BB IBB HBP BLK WP HR S P ERA WHIP
Frank Sullivan, R (1, 1) ERA: 4.63	5.2 L 29 11 6 6 3 1 0 0 0 0 0 0 34 38 9.53 2.118												
Jack Baldschun, R (6, 1) ERA: 4.64	0.0 5 5 2 2 0 0 0 0 0 0 0 0 5 5 ∞ ∞												
Robin Roberts, R (6, 1) ERA: 5.82	1.1 6 2 1 1 0 0 0 0 0 0 0 0 6 6 6.75 1.500												
Dallas Green, R (8, 1) ERA: 4.71	2.0 8 3 0 0 0 0 0 0 0 0 0 0 8 8 0.00 1.500												

Milwaukee Braves @ Philadelphia Phillies
 Connie Mack Stadium, Philadelphia, PA

AB	47
R	9
H	21
RBI	9
BB	1
SO	3
LOB	19



Fri Aug 25 1961, 7:05 PM EDT
 Att: 13,037 - Unknown

livebaseballscorecards.com

Batter	1	2	3	4	5	6	7	8	9	AB R H RBI BB SO LOB
Tony Taylor, R (1, 4) OBP: 0.314, SLG: 0.337	0-0 WP S 4-3 1B		0-0 6-3		0-0 FC6-4 1-2f		0-0 F8		0-0 FC6-4 1-2f	5 1 1 0 0 0 2
Johnny Callison, L (1, 7) OBP: 0.355, SLG: 0.385	4-0 4-3 WP 1-2 BB		0-0 CS 1B			0-3 K	0-3 K			3 0 1 0 1 2 0
Tony Gonzalez, L (1, 8) OBP: 0.362, SLG: 0.440	0-0 4-3 1-3 2-H		0-0 F8			0-0 HR	0-0 F7			4 1 1 2 0 0 2
Don Demeter, R (1, 3) OBP: 0.309, SLG: 0.464	4-0 BB		0-0 CS 1-2	0-0 F9		0-0 1B 1B		0-3 K		3 0 1 0 1 1 0
Wes Covington, L (1, 9) OBP: 0.332, SLG: 0.422	0-0 P3			0-0 3-1		0-0 1-2 1B		0-0 3-1		4 0 1 0 0 0 2
Charley Smith, R (1, 5) OBP: 0.302, SLG: 0.388	0-0 P4			0-0 4-3		0-3 K		0-3 K		4 0 0 0 0 2 4
Clay Dalrymple, L (1, 2) OBP: 0.260, SLG: 0.272		0-0 F9			0-0 G3	0-0 F8		0-0 FC6-4 1B		4 0 1 0 0 0 2
Bobby Malkmus, R (1, 6) OBP: 0.269, SLG: 0.336		0-3 K			0-0 1-3		0-0 HR	0-3 K		4 1 1 1 0 2 1
Frank Sullivan, R (1, 1) OBP: 0.281, SLG: 0.148 Jack Baleschun, R (6, 1) Robin Roberts, S (6, 1) Eimer Valio, L (7, PH) Dallas Green, L (8, 1) Pancho Herrera, R (9, PH) OBP: 0.260, SLG: 0.262 OBP: 0.323, SLG: 0.192 OBP: 0.342, SLG: 0.411		0-0 1-3			0-0 FC6-4 1B		0-0 HR	0-3 K		2 0 1 0 0 0 0 0 0 0 0 0 0 0 0 0 0 0 0 0 0 1 1 1 1 0 0 0 0 0 0 0 0 0 0 1 0 0 0 0 1 1

Inning Stats	R: 1 E: 0 K: 0 S: 4	H: 1 LOB: 2 BB: 2 P: 12	R: 0 E: 0 K: 1 S: 5	H: 0 LOB: 0 BB: 0 P: 5	R: 0 E: 0 K: 0 S: 3	H: 1 LOB: 0 BB: 0 P: 3	R: 0 E: 0 K: 0 S: 3	H: 0 LOB: 0 BB: 0 P: 3	R: 0 E: 0 K: 0 S: 4	H: 1 LOB: 1 BB: 0 P: 4	R: 1 E: 0 K: 2 S: 10	H: 3 LOB: 2 BB: 0 P: 10	R: 2 E: 0 K: 1 S: 7	H: 2 LOB: 0 BB: 0 P: 7	R: 0 E: 0 K: 2 S: 7	H: 0 LOB: 0 BB: 0 P: 7	R: 0 E: 0 K: 2 S: 8	H: 1 LOB: 1 BB: 0 P: 8	1B: 6 2B: 0 3B: 0 HR: 3	SF: 0 SAC: 0 DP: 0 HBP: 0
--------------	------------------------------	----------------------------------	------------------------------	---------------------------------	------------------------------	---------------------------------	------------------------------	---------------------------------	------------------------------	---------------------------------	-------------------------------	----------------------------------	------------------------------	---------------------------------	------------------------------	---------------------------------	------------------------------	---------------------------------	----------------------------------	------------------------------------

PITCHER	IP	WLS	BF	H	R	ER	SO	BB	IBB	HBP	BLK	WP	HR	S	P	ERA	WHIP
Tony Cloninger, R (1, 1) ERA: 5.37	9.0	W	37	9	4	4	8	2	0	0	0	1	3	51	59	4.00	1.222

BOTTOM

Milwaukee Braves @ Philadelphia Phillies
Connie Mack Stadium, Philadelphia, PA

Fri Aug 25 1961, 7:05 PM EDT
 Att. 13,037 - Unknown

AB	35
R	4
H	9
RBI	4
BB	2
SO	8
LOB	14

livebaseballscorecards.com



Batter	1	2	3	4	5	6	7	8	9	10	11	12	AB R H RBI BB SO LOB	TOP										
Gino Cimoli, R OBP: 0.279, SLG: 0.349 Lee Mays, L OBP: 0.335, SLG: 0.471 John DeMerit, R OBP: 0.233, SLG: 0.254	0-0 6-3	0-0 G5-4-3			0-0 P6		0-0 4-3		0-0 FC3-6 1B		4-0 E SF8 BB	0-0 F9	2 0 0 0 0 0 1 2 0 0 0 0 0 2 2 1 1 0 1 0 1											
Frank Bolling, R OBP: 0.338, SLG: 0.398	0-0 1B 1B		4-0 3-1 WP SF8 BB		0-0 FC4-6 1B		0-0 3B 1B		0-0 F8		0-0 E1 1B 1-3		5 3 3 1 1 0 2											
Eddie Mathews, L OBP: 0.407, SLG: 0.541	0-0 1B 1B		0-0 3-1		0-0 FC4-6 S		0-0 1B 3B		0-0 FC3-6 E		0-0 SF8		5 2 2 3 0 0 3											
Hank Aaron, R OBP: 0.374, SLG: 0.616	0-0 1B 1B		0-0 SF8		0-0 F8		0-0 CS 1B		0-0 E6		0-0 G1-4-3 1B		5 1 3 3 0 0 2											
Joe Adcock, R OBP: 0.352, SLG: 0.510	0-0 HR		4-0 FC6-4 BB		0-0 1-3		0-3 K		0-0 L1		0-0 G1-4-3		5 1 1 3 1 1 5											
Frank Thomas, R OBP: 0.353, SLG: 0.542	0-0 5-3		0-0 FC6-4		0-0 F8		0-0 F7		0-0 3B		0-0 E6 2B 1B		6 1 2 0 0 0 1											
Joe Torre, R OBP: 0.328, SLG: 0.426 Bob Boyd, L OBP: 0.268, SLG: 0.282 Felix Mantilla, R OBP: 0.337, SLG: 0.315	0-0 L8			0-0 F8		0-0 5-3		0-0 P6		0-0 6-3		0-0 L9	4 0 0 0 0 0 0 1 0 0 0 0 0 1 1 0 0 0 0 0 1											
Roy McMillan, R OBP: 0.315, SLG: 0.297 Al Spangler, L OBP: 0.432, SLG: 0.302 Sammy White, R OBP: 0.176, SLG: 0.206		4-0 G5-4-3 BB		0-0 F8		0-0 B3-6-4 1B		4-0 1B 1B		0-3 K		0-0 2B	2 1 2 0 2 0 0 1 0 0 0 0 1 1 1 0 1 1 0 0 0											
Lew Burdette, R OBP: 0.209, SLG: 0.353 Don Natsopoulos, R OBP: 0.242, SLG: 0.167 Don McMahon, R OBP: 0.214, SLG: 0.298 Neil Chrissley, L OBP: 0.176, SLG: 0.206 Carl Willey, R OBP: 0.103, SLG: 0.023 Warren Spahn, L OBP: 0.277, SLG: 0.405 Bob Hendley, R OBP: 0.105, SLG: 0.053		0-0 P6		0-0 B3-6-4		0-0 1B 4-3 1B		0-0 FC4		0-0 L3		0-0 F9	1 0 0 0 0 0 1 2 1 1 0 0 0 1 0 0 0 0 0 0 0 1 0 0 0 0 0 1 0 0 0 0 0 0 0 1 0 0 0 0 0 1 1 0 0 0 0 0 1 1 0 0 0 0 0 1											
Inning Stats	R: 4 E: 0 K: 0 S: 7	H: 4 LOB: 0 BB: 0 P: 7	R: 0 E: 0 K: 0 S: 2	H: 0 LOB: 0 BB: 1 P: 6	R: 1 E: 0 K: 0 S: 3	H: 0 LOB: 1 BB: 2 P: 11	R: 0 E: 0 K: 0 S: 3	H: 1 LOB: 0 BB: 0 P: 3	R: 0 E: 0 K: 0 S: 4	H: 0 LOB: 0 BB: 0 P: 3	R: 0 E: 0 K: 0 S: 3	H: 0 LOB: 1 BB: 1 P: 7	R: 0 E: 1 K: 0 S: 5	H: 1 LOB: 2 BB: 0 P: 5	R: 0 E: 0 K: 1 S: 6	H: 1 LOB: 1 BB: 0 P: 6	R: 1 E: 1 K: 0 S: 4	H: 1 LOB: 1 BB: 1 P: 8	R: 1 E: 1 K: 0 S: 5	H: 2 LOB: 1 BB: 0 P: 5	1B: 12 2B: 1 3B: 2 HR: 1	SF: 2 SAC: 0 DP: 3 HBP: 0	WP: 1 PB: 0 SB: 1 CS: 1	PA: 55
PITCHER	IP WLS BF H R ER SO BB IBB HBP BLK WP HR S P ERA WHIP																							
Chris Short, L ERA: 6.57	(1, 1) 2.1 0 12 4 5 0 2 0 0 0 0 1 10 18 19.29 2.571																							
Dallas Green, R ERA: 4.84	(3, 1) 4.2 0 20 7 4 1 1 0 0 0 0 0 21 25 7.71 1.714																							
Frank Sullivan, R ERA: 4.6	(8, 1) 1.0 0 4 0 0 0 1 0 0 0 0 0 3 7 0.00 1.000																							
Don Ferrarese, L ERA: 4.3	(9, 1) 1.0 0 6 2 0 0 0 0 0 0 0 0 6 6 0.00 2.000																							
Jim Owens, R ERA: 5.61	(10, 1) 3.0 L 13 3 2 1 1 1 0 0 0 0 0 0 14 18 3.00 1.333																							

Milwaukee Braves @ Philadelphia Phillies
 Connie Mack Stadium, Philadelphia, PA
 Sun Aug 27 1961, 3:33 AM EDT
 Unknown

AB	48
R	11
H	16
RBI	11
BB	5
SO	2
LOB	25



1B	12
2B	1
3B	2
HR	1

Batter	1	2	3	4	5	6	7	8	9	10	11	12	AB	R	H	RBI	BB	SO	LOB	BOTTOM								
Tony Taylor, R OBP: 0.317, SLG: 0.337 (1, 4) X	0-0 1B FC6 1B		0-0 F8	0-0 F8		0-0 L8	0-0 1B 1-2 2-H		0-0 F7		4-0 BB IBB		6	1	2	1	1	0	1									
Johnny Callison, L OBP: 0.364, SLG: 0.396 (1, 7) X	0-0 FC6 1B		0-0 3B	0-0 1B			1B HR 1B G3			4-0 BB	4-0 BB		5	2	4	0	2	0	2									
Tony Gonzalez, L OBP: 0.361, SLG: 0.441 (1, 8) X	0-0 FC6 G4-6-3 1-2F 3-H		0-0 2B 3B	0-0 L7			0-3 K BB BB	4-0 SH1-3 BB		0-0 F7	0-0 4-3		6	1	1	2	1	1	8									
Don Demeter, R OBP: 0.309, SLG: 0.463 (1, 3) (8, 9) X	0-0 G4-6-3 1-2F		0-0 1B 2B		0-0 F7		4-0 1B HR BB	0-0 SH1-3		0-0 F2		0-0 5-3	5	2	1	1	1	0	2									
Wes Covington, L OBP: 0.339, SLG: 0.425 Lee Walls, R OBP: 0.355, SLG: 0.446 (1, 9) (8, 3) X		0-0 1-3	4-0 1B BB		0-0 1B		0-0 HR 1B	0-0 P4		0-0 6-3		0-0 P3	3	1	2	0	1	0	0									
Charley Smith, R OBP: 0.307, SLG: 0.399 (1, 5) X		0-0 6-3	0-0 E7 1B		0-0 F5		0-0 HR 1B	4-0 IBB			0-0 SH1 1B	0-3 K	6	2	3	5	1	1	1									
Clay Dalrymple, L OBP: 0.283, SLG: 0.282 Ken Walters, R OBP: 0.285, SLG: 0.336 Frank Sullivan, R OBP: 0.281, SLG: 0.148 Pancho Herrera, R OBP: 0.142, SLG: 0.110 Don Ferrarese, R OBP: 0.148, SLG: 0.115 Jim Owens, R OBP: 0.053, SLG: 0.053 (1, 2) (7, PH) (8, 1) (8, PH) (8, 1) (10, 1) X		0-0 3B	0-0 F6		0-0 F9		0-0 1B 1B	0-0 F8			0-0 SH1		4	0	2	0	0	0	3									
Bobby Malkmus, R OBP: 0.271, SLG: 0.340 (1, 6) X		0-0 6-3		0-0 FC6-5-4-3 2B		0-0 6-3	0-3 K		0-0 L6		0-0 BB 1-3-1 1B		6	0	2	1	0	1	2									
Chris Short, R OBP: 0.179, SLG: 0.148 Dallas Green, L OBP: 0.294, SLG: 0.172 Elmer Valo, L OBP: 0.289, SLG: 0.262 Al Kenders, R OBP: 0.250, SLG: 0.273 (1, 1) (3, 1) (7, PH) (8, 2) X			0-0 6-3	0-0 FC6-5-4-5 1B		0-0 F8	4-0 1B BB		0-0 6-3		0-0 1-3-1		0	0	0	0	0	0	0									
Inning Stats	R: 1 E: 0 K: 0 S: 4	H: 2 LOB: 0 BB: 0 P: 4	R: 0 E: 0 K: 0 S: 4	H: 1 LOB: 1 BB: 0 P: 4	R: 3 E: 1 K: 0 S: 7	H: 4 LOB: 2 BB: 1 P: 11	R: 0 E: 0 K: 0 S: 5	H: 2 LOB: 2 BB: 0 P: 5	R: 0 E: 0 K: 0 S: 4	H: 1 LOB: 1 BB: 0 P: 4	R: 0 E: 0 K: 0 S: 3	H: 0 LOB: 0 BB: 0 P: 3	R: 5 E: 0 K: 2 S: 12	H: 5 LOB: 2 BB: 2 P: 20	R: 0 E: 0 K: 0 S: 3	H: 0 LOB: 2 BB: 2 P: 11	R: 0 E: 0 K: 0 S: 3	H: 0 LOB: 0 BB: 0 P: 3	R: 0 E: 0 K: 0 S: 3	H: 0 LOB: 1 BB: 1 P: 7	R: 1 E: 0 K: 0 S: 5	H: 2 LOB: 3 BB: 2 P: 13	R: 0 E: 0 K: 1 S: 5	H: 0 LOB: 0 BB: 0 P: 5	1B: 11 2B: 2 3B: 3 HR: 1	SF: 0 SAC: 2 DP: 1 HBP: 0	WP: 0 PB: 0 SB: 0 CS: 0	PA: 60
PITCHER	IP	WLS	BF	H	R	ER	SO	BB	IBB	HBP	BLK	WP	HR	S	P	ERA	WHIP											
Lew Burdette, R ERA: 3.81 (1, 1)	2.2		15	7	4	4	0	1	0	0	0	0	0	14	18	13.50	3.000											
Don Nottebart, R ERA: 4.61 (3, 1)	3.2		18	6	4	4	1	1	0	0	0	0	1	19	23	9.82	1.909											
Don McMahon, R ERA: 2.62 (7, 1)	0.2		5	2	1	1	1	1	0	0	0	0	0	6	10	13.50	4.500											
Carl Willey, R ERA: 4.26 (8, 1)	2.0		8	0	0	0	0	1	1	0	0	0	0	6	14	0.00	0.500											
Bob Hendley, L ERA: 4.66 (10, 1)	3.0	W	14	2	1	1	1	2	1	0	0	0	0	13	25	3.00	1.333											

Milwaukee Braves @ Philadelphia Phillies
 Connie Mack Stadium, Philadelphia, PA
 Sun Aug 27 1961, 3:33 AM EDT
 Unknown

livebaseballscorecards.com

AB	50
R	10
H	17
RBI	10
BB	8
SO	3
LOB	25



Batter	1	2	3	4	5	6	7	8	9	AB R H RBI BB SO LOB	TOP																								
Lee Mays, L (1, 9) OBP: 0.338, SLG: 0.479	0-0 L1-3 1B		0-0 3B			0-0 3-1		0-0 G3		4 0 2 0 0 0 1	Milwaukee Braves @ Philadelphia Phillies Connie Mack Stadium, Philadelphia, PA Sun Aug 27 1961, 7:05 PM EDT Att. 9,263 - Unknown livebaseballscorecards.com																								
Frank Bolling, R (1, 4) OBP: 0.336, SLG: 0.395	0-0 L1-3 1-2		0-0 P3			0-0 F9		0-0 P4	4 0 0 0 0 0 2																										
Eddie Mathews, L (1, 5) OBP: 0.406, SLG: 0.538	0-0 1B			0-0 G3		0-0 F9		0-0 3-1	4 0 1 0 0 0 0																										
Hank Aaron, R (1, 8) OBP: 0.373, SLG: 0.615	0-0 P6			0-0 CS 2B		0-0 P4		0-0 6-3	4 0 1 0 0 0 1																										
Joe Adcock, R (1, 3) OBP: 0.354, SLG: 0.510		0-0 FC6-4 1B		4-0 BB		0-0 F8			2 0 1 0 1 0 0																										
Frank Thomas, R (1, 7) OBP: 0.350, SLG: 0.538		0-0 FC6-4 CS 6-3 1-2f		0-0 P2		0-0 F7			3 0 0 0 0 0 3																										
Joe Torre, R (1, 2) OBP: 0.326, SLG: 0.422		0-0 6-3 1-2		0-0 CS 2-3	0-0 L4		0-3 K		3 0 0 0 0 1 1																										
Roy McMillan, R (1, 6) OBP: 0.313, SLG: 0.295		0-0 CS 2-3	0-3 K		0-0 6-3		0-0 1B		2 0 0 0 0 1 0																										
Neil Christley, L (8, PH) OBP: 0.500, SLG: 0.333									1 0 1 0 0 0 0																										
Tony Cloninger, R (8, 1) OBP: 0.231, SLG: 0.200									0 0 0 0 0 0 0																										
Bob Buhl, R (1, 1) OBP: 0.129, SLG: 0.053			0-3 K		0-3 K		0-0 L8		2 0 0 0 0 2 0																										
Bob Boyd, L (8, PH) OBP: 0.265, SLG: 0.278									1 0 0 0 0 0 1																										
Felix Mantilla, R (8, 6) OBP: 0.337, SLG: 0.315									0 0 0 0 0 0 0																										
Inning Stats	R: 0 E: 0 K: 0 S: 4	H: 2 LOB: 1 BB: 0 P: 4	R: 0 E: 0 K: 0 S: 3	H: 1 LOB: 0 BB: 0 P: 3	R: 0 E: 0 K: 2 S: 8	H: 1 LOB: 1 BB: 0 P: 8	R: 0 E: 0 K: 0 S: 3	H: 1 LOB: 1 BB: 1 P: 7	R: 0 E: 0 K: 1 S: 5	H: 0 LOB: 0 BB: 0 P: 5	R: 0 E: 0 K: 0 S: 3	H: 0 LOB: 0 BB: 0 P: 3	R: 0 E: 0 K: 0 S: 3	H: 0 LOB: 0 BB: 0 P: 3	R: 0 E: 0 K: 1 S: 6	H: 1 LOB: 1 BB: 0 P: 6	R: 0 E: 0 K: 0 S: 3	H: 0 LOB: 0 BB: 0 P: 3	1B: 4 2B: 2 3B: 1 HR: 0	SF: 0 SAC: 0 DP: 1 HBP: 0	WP: 0 PB: 0 SB: 0 CS: 2	PA: 33													
PITCHER Art Mahaffey, R (1, 1) ERA: 4.2	IP 9.0	WLS W	BF 31	H 6	R 0	ER 0	SO 4	BB 1	IBB 0	HBP 0	BLK 0	WP 0	HR 0	S 38	P 42	ERA 0.00	WHIP 0.778	PITCHER	IP 9.0	WLS W	BF 31	H 6	R 0	ER 0	SO 4	BB 1	IBB 0	HBP 0	BLK 0	WP 0	HR 0	S 38	P 42	ERA 0.00	WHIP 0.778



Batter	1	2	3	4	5	6	7	8	9	AB	R	H	RBI	BB	SO	LOB
Tony Taylor, R OBP: 0.316, SLG: 0.334 (1, 4)	0-0 1-3			0-0 F9	4-0 1-2 2-3 BB		0-0 4-3			3	0	0	0	1	0	0
Johnny Callison, L OBP: 0.363, SLG: 0.400 (1, 7)	0-0 3-1			0-0 SF7 3B	0-0 F8			0-0 F8		4	1	1	0	0	0	3
Tony Gonzalez, L OBP: 0.359, SLG: 0.449 (1, 8)	0-3 K			0-0 SF7			0-0 F8		0-0 HR	3	1	1	2	0	1	0
Don Demeter, R OBP: 0.311, SLG: 0.462 (1, 3)		0-0 6-3		0-0 3-H 1B		4-0 BB BB		0-3 K		3	0	1	0	1	1	0
Wes Covington, L OBP: 0.341, SLG: 0.428 (1, 9) Ken Walters, R OBP: 0.263, SLG: 0.336 (8, PR) (9, 9)		0-0 4-3		0-3 K		4-0 BB BB		0-0 2B 2B		3	0	1	0	1	1	1
Charley Smith, R OBP: 0.309, SLG: 0.402 (1, 5)		0-0 P6			4-0 SH2-3 1B BB		0-0 F3		0-0 2B	3	0	1	1	1	0	2
Clay Dalrymple, L OBP: 0.260, SLG: 0.279 (1, 2)			0-3 K		0-0 SH2-3		0-0 4-3		0-0 1-3	3	0	0	0	0	1	3
Bobby Malkmus, R OBP: 0.276, SLG: 0.342 (1, 6)			4-0 G1-6-3 BB		0-0 BB 1B 1B		0-0 F9			2	0	1	0	1	0	0
Art Mahaffey, R OBP: 0.140, SLG: 0.130 (1, 1)			0-0 G1-6-3		0-0 BB 1B		0-0 P6			3	0	1	0	0	0	1

Inning Stats	R: 0	H: 0	E: 0	K: 1	S: 5	R: 0	H: 0	E: 0	K: 0	S: 3	R: 0	H: 0	E: 0	K: 1	S: 4	R: 1	H: 2	E: 0	K: 1	S: 7	R: 0	H: 2	E: 0	K: 0	S: 4	R: 0	H: 0	E: 0	K: 0	S: 3	R: 0	H: 3	E: 0	K: 1	S: 8	R: 2	H: 3	E: 0	K: 1	S: 8
	LOB: 0	BB: 0	P: 5			LOB: 0	BB: 0	P: 3			LOB: 0	BB: 0	P: 3			LOB: 1	BB: 0	P: 7			LOB: 3	BB: 2	P: 12			LOB: 2	BB: 2	P: 11			LOB: 0	BB: 0	P: 3			LOB: 1	BB: 0	P: 8		

PITCHER	IP	WLS	BF	H	R	ER	SO	BB	IBB	HBP	BLK	WP	HR	S	P	ERA	WHIP
Bob Buhl, R ERA: 4.02 (1, 1)	7.0	L	28	4	1	1	3	5	0	0	0	0	0	29	49	1.29	1.286
Tony Cloninger, R ERA: 5.56 (8, 1)	1.0		6	3	2	2	1	0	0	0	0	0	1	8	8	18.00	3.000

BOTTOM

Milwaukee Braves @ Philadelphia Phillies
Connie Mack Stadium, Philadelphia, PA

Sun Aug 27 1961, 7:05 PM EDT
 Att. 9,263 - Unknown

AB	27
R	3
H	7
RBI	3
BB	5
SO	4
LOB	10



WP	HR	S	P	ERA	WHIP
0	0	0	0	0	0

Batter	1	2	3	4	5	6	7	8	9	AB R H RBI BB SO LOB	TOP									
Lee Mays, L (1, 9) OBP: 0.332, SLG: 0.471	0-0 F9	0-3 K			0-0 4-3		0-0 4-3	0-0 P6		5 0 0 0 0 1 2										
Frank Bolling, R (1, 4) OBP: 0.338, SLG: 0.400	0-0 F9		0-0 HR		0-0 L9		4-0 2B BB		4-0 PB BB	3 2 1 1 2 0 0										
Eddie Mathews, L (1, 5) OBP: 0.404, SLG: 0.537	0-0 4-3		0-0 P6		0-0 1-3		0-0 WP 2B		0-3 K	5 0 1 2 0 1 1										
Hank Aaron, R (1, 8) OBP: 0.377, SLG: 0.616		0-0 1B 1B	0-3 K			0-0 G4-6-3 1B	4-0 WP IBB		4-0 BB	3 1 2 0 2 1 0										
Joe Adcock, R (1, 3) OBP: 0.353, SLG: 0.507		0-0 1B HR 1B	0-0 1-3		0-0 G4-6-3		0-3 K		0-3 K	5 1 1 0 0 2 5										
Frank Thomas, R (1, 7) OBP: 0.349, SLG: 0.533		0-0 F7		0-0 5-3		0-0 1B	0-0 F7		0-0 L4	5 0 1 0 0 0 7										
Joe Torre, R (1, 2) OBP: 0.330, SLG: 0.427		0-0 1-2 HR 2-H 1B		1-0 HBP		0-0 F9		0-0 F9 2B		3 1 2 1 0 0 1										
Roy McMillan, R (1, 6) OBP: 0.315, SLG: 0.303		0-0 1-H 2-H HR		0-0 F9			4-0 FC3-6 BB		0-0 6-3	3 1 1 3 1 0 2										
Warren Spahn, L (1, 1) OBP: 0.264, SLG: 0.385		0-0 F9		0-0 G3			0-0 FC3-6 2B		0-0 F9	4 1 0 0 0 0 3										
Inning Stats	R: 0 E: 0 K: 0 S: 3	H: 0 LOB: 0 BB: 0 P: 3	R: 4 E: 0 K: 1 S: 9	H: 4 LOB: 0 BB: 0 P: 9	R: 1 E: 0 K: 1 S: 6	H: 1 LOB: 0 BB: 0 P: 6	R: 0 E: 0 K: 0 S: 3	H: 0 LOB: 1 BB: 0 P: 4	R: 0 E: 0 K: 0 S: 4	H: 2 LOB: 1 BB: 0 P: 4	R: 2 E: 1 K: 1 S: 7	H: 1 LOB: 3 BB: 3 P: 19	R: 0 E: 0 K: 0 S: 4	H: 1 LOB: 1 BB: 0 P: 4	R: 0 E: 0 K: 2 S: 7	H: 0 LOB: 2 BB: 2 P: 15	1B: 5 2B: 2 3B: 0 HR: 2	SF: 0 SAC: 0 DP: 1 HBP: 1	WP: 1 PB: 1 SB: 0 CS: 0	PA: 42
PITCHER	IP WLS BF H R ER SO BB IBB HBP BLK WP HR S P ERA WHIP																			
Robin Roberts, R (1, 1) ERA: 6.04	4.0 L 18 5 5 5 2 0 0 1 0 0 2 21 22 11.25 1.250																			
Ken Lehman, L (5, 1) ERA: 3.83	4.0 19 4 2 2 1 2 1 0 0 1 0 18 30 4.50 1.500																			
Jack Baldschun, R (9, 1) ERA: 4.58	1.0 5 0 0 0 0 2 2 0 0 0 0 7 15 0.00 2.000																			

Milwaukee Braves @ Philadelphia Phillies
 Connie Mack Stadium, Philadelphia, PA
 Mon Aug 28 1961, 7:05 PM EDT
 Att. 6,346 - Unknown

AB	36
R	7
H	9
RBI	7
BB	5
SO	5
LOB	21



livebaseballscorecards.com

Batter	1	2	3	4	5	6	7	8	9	AB	R	H	RBI	BB	SO	LOB
Tony Taylor, R (1, 4) OBP: 0.314, SLG: 0.332	0-0 SH1-3 1B		0-0 F8	0-0 FC1-2 E		0-0 5-3		0-0 L9		5	0	1	0	0	0	3
Johnny Callison, L (1, 7) OBP: 0.364, SLG: 0.401	0-0 SH1-3 1-2		0-0 BB 1B 1B	0-0 E3		0-0 1B			0-0 3-1	4	0	2	1	0	0	2
Charley Smith, R (1, 5) OBP: 0.308, SLG: 0.399	0-0 5-3		0-0 F8	0-0 F9		0-0 F9			0-0 1B 1B	5	0	1	0	0	0	6
Don Demeter, R (1, 9) OBP: 0.310, SLG: 0.458	0-0 1-3		0-0 BB 1-2 1B	0-3 K			0-0 6-3		0-0 F3	5	0	1	0	0	1	5
Pancho Herrera, R (1, 3) OBP: 0.345, SLG: 0.409		0-0 P4	4-0 BB 1-2 2-3 BB		0-3 K		4-0 BB		0-0 1-3 1B	3	0	1	0	2	1	0
Tony Gonzalez, L (1, 8) OBP: 0.357, SLG: 0.445		0-0 2B 1B	0-0 3-1		0-0 F7		0-0 F5		0-3 K	5	0	1	0	0	1	6
Bobby Malkmus, R (1, 6) OBP: 0.275, SLG: 0.340		0-0 P4		0-0 E5 WP 1B FC1-2		0-0 1B		0-3 K		4	0	1	0	0	1	2
Clay Dalrymple, L (1, 2) OBP: 0.263, SLG: 0.286		0-0 1-3 2B		0-0 FC1-2 WP 1-2 E 1B		0-0 1-3		0-0 G3		4	1	2	0	0	0	1
Robin Roberts, S (1, 1) OBP: 0.138, SLG: 0.074		0-0 F8		4-0 E FC1-2 1-2 BB		0-0 4-3		0-0 F9		1	0	0	0	0	0	2
Ken Walters, R (4, PH) OBP: 0.268, SLG: 0.336										0	0	0	0	1	0	0
Ken Lehman, L (5, 1)										1	0	0	0	0	0	0
Wes Covington, L (8, PH) OBP: 0.340, SLG: 0.426										1	0	0	0	0	0	0
Jack Baldschun, R (9, 1)										0	0	0	0	0	0	0

Inning Stats	R: 0 E: 0 K: 0 S: 4	H: 1 LOB: 1 BB: 0 P: 4	R: 0 E: 0 K: 0 S: 5	H: 2 LOB: 2 BB: 0 P: 5	R: 0 E: 0 K: 0 S: 5	H: 2 LOB: 3 BB: 1 P: 9	R: 1 E: 2 K: 1 S: 8	H: 1 LOB: 3 BB: 1 P: 12	R: 0 E: 0 K: 1 S: 6	H: 1 LOB: 1 BB: 0 P: 6	R: 0 E: 0 K: 0 S: 4	H: 0 LOB: 1 BB: 0 P: 4	R: 0 E: 0 K: 1 S: 5	H: 0 LOB: 1 BB: 1 P: 9	R: 0 E: 0 K: 0 S: 3	H: 0 LOB: 0 BB: 0 P: 3	R: 0 E: 0 K: 1 S: 7	H: 2 LOB: 2 BB: 0 P: 7	1B: 9 2B: 1 3B: 0 HR: 0	SF: 0 SAC: 1 DP: 0 HBP: 0
PITCHER Warren Spahn, L (1, 1) ERA: 2.98	IP: 9.0 WLS: W BF: 42 H: 10 R: 1 ER: 0 SO: 4 BB: 3 IBB: 0 HBP: 0 BLK: 0 WP: 1 HR: 0 S: 47 P: 59 ERA: 0.00 WHIP: 1.444															PITCHER	IP: 0 WLS: 0 BF: 0 H: 0 R: 0 ER: 0 SO: 0 BB: 0 IBB: 0 HBP: 0 BLK: 0 WP: 0 HR: 0 S: 0 P: 0 ERA: 0.00 WHIP: 0.00			

BOTTOM

Milwaukee Braves @ Philadelphia Phillies
Connie Mack Stadium, Philadelphia, PA


Mon Aug 28 1961, 7:05 PM EDT
 Att. 6,346 - Unknown

AB	38
R	1
H	10
RBI	1
BB	3
SO	4
LOB	27



WP: 1	PA: 42
PB: 0	SB: 0
CS: 0	

ERA	WHIP
-----	------

Batter	1	2	3	4	5	6	7	8	9	AB R H RBI BB SO LOB	TOP											
Julian Javier, R (1, 4) OBP: 0.326, SLG: 0.358	0-0 P6		0-0 1B		0-0 1B FC4-6		0-0 6-3		0-0 4-3	5 1 2 1 0 0 0	St. Louis Cardinals @ Philadelphia Phillies Connie Mack Stadium, Philadelphia, PA Tue Aug 29 1961, 7:05 PM EDT Unknown livebaseballscorecards.com AB 35 R 5 H 7 RBI 5 BB 4 SO 2 LOB 20 											
Curt Flood, R (1, 8) OBP: 0.397, SLG: 0.397	0-0 5-3		0-3 K		0-0 1B FC4-6		0-0 HR 1B		0-0 E5 3B	5 2 2 0 0 1 2												
Bill White, L (1, 3) OBP: 0.370, SLG: 0.507	0-0 F7		0-0 L8		0-0 FC4-6		0-0 F7		0-0 3B 1-H	5 0 1 2 0 0 4												
Ken Boyer, R (1, 5) OBP: 0.385, SLG: 0.529		0-0 5-3		0-0 1B E G1-2-3	4-0 BB 1-2		0-0 HR 1-H		0-0 6-3	4 1 2 2 1 0 1												
Stan Musial, L (1, 7) OBP: 0.374, SLG: 0.482		0-0 F8		0-0 E3 G1-2-3 1-3	0-3 K		0-0 F8			4 0 0 0 0 1 3												
Don Taussig, R (7, 7) OBP: 0.355, SLG: 0.488										0 0 0 0 0 0 0												
Joe Cunningham, L (1, 9) OBP: 0.417, SLG: 0.422		0-0 5-3		0-0 E1 G1-2-3 1-2	4-0 BB PB SH1-4 BB			0-0 L9		3 0 0 0 1 0 2												
Alex Grammas, R (1, 6) OBP: 0.266, SLG: 0.262			0-0 F9	0-0 G1-2-3	0-0 SH1-4			0-0 4-3		3 0 0 0 0 0 3												
Jimmie Schaffer, R (1, 2) OBP: 0.319, SLG: 0.354			4-0 E 1B BB	0-0 1-3	4-0 BB G1-6-3 BB			0-0 F7		2 1 0 0 2 0 2												
Curt Simmons, L (1, 1) OBP: 0.409, SLG: 0.379			0-0 E1 1B		0-0 4-3	0-0 G1-6-3			0-0 F7	4 0 0 0 0 0 3												
Ed Bauta, R (9, 1) OBP: 0.333, SLG: 0.333			1-3		1-2f					0 0 0 0 0 0 0												
Inning Stats	R: 0 E: 0 K: 0 S: 3	H: 0 LOB: 0 BB: 0 P: 3	R: 0 E: 0 K: 0 S: 3	H: 0 LOB: 0 BB: 0 P: 3	R: 1 E: 1 K: 1 S: 7	H: 1 LOB: 2 BB: 1 P: 11	R: 0 E: 2 K: 0 S: 5	H: 1 LOB: 2 BB: 0 P: 5	R: 1 E: 0 K: 1 S: 7	H: 2 LOB: 2 BB: 1 P: 11	R: 0 E: 0 K: 0 S: 2	H: 0 LOB: 1 BB: 2 P: 10	R: 2 E: 0 K: 0 S: 5	H: 2 LOB: 0 BB: 0 P: 5	R: 0 E: 0 K: 0 S: 3	H: 0 LOB: 0 BB: 0 P: 3	R: 1 E: 1 K: 0 S: 5	H: 1 LOB: 1 BB: 0 P: 5	1B: 5 2B: 0 3B: 1 HR: 1	SF: 0 SAC: 1 DP: 2 HBP: 0	WP: 0 PB: 1 SB: 2 CS: 0	PA: 40
PITCHER	IP WLS BF H R ER SO BB IBB HBP BLK WP HR S P ERA WHIP											PITCHER	IP WLS BF H R ER SO BB IBB HBP BLK WP HR S P ERA WHIP									
John Buzhardt, R (1, 1) ERA: 4.14	8.0 L 35 6 4 3 2 4 0 0 0 0 1 35 51 3.38 1.250											Jack Baldschun, R (9, 1) ERA: 4.52	1.0 5 1 1 0 0 0 0 0 0 0 0 0 5 5 0.00 1.000									

Batter	1	2	3	4	5	6	7	8	9
Tony Taylor, R OBP: 0.310, SLG: 0.327 (1, 4)	0-3 K	0-0 5-3			0-3 K			0-0 F8	
Johnny Callison, L OBP: 0.364, SLG: 0.414 (1, 7)	0-0 HR		0-0 3-1			0-0 PB 2B 1B		0-0 F8	
Charley Smith, R OBP: 0.307, SLG: 0.393 (1, 5)	4-0 2B BB		0-0 L7			0-0 P4 1-2		0-0 2B 1B	
Don Demeter, R OBP: 0.311, SLG: 0.462 (1, 9)	0-0 3-1 1-H 2B		0-0 5-3			0-3 K		0-0 1-H 2B	
Pancho Herrera, R OBP: 0.348, SLG: 0.418 (1, 3)	4-0 3-1 BB			0-0 P4		0-0 2-H 2B			
Tony Gonzalez, L OBP: 0.353, SLG: 0.443 (1, 8)	0-0 3-1 1-2 2-3			0-0 4-3		0-3 K			
Ruben Amaro, R OBP: 0.313, SLG: 0.325 (1, 6)	0-3 K			0-0 6-3			0-0 5-3		
Clay Dalrymple, L OBP: 0.264, SLG: 0.283 (1, 2)		0-0 F8			0-0 G3		0-0 F9		
Frank Sullivan, R OBP: 0.265, SLG: 0.138 Don Ferrarese, R OBP: 0.143, SLG: 0.111 (6, 1)		0-3 K			0-3 K		0-0 F9		

Inning Stats	R: 2	H: 2	E: 0	K: 2	S: 9	LOB: 2	BB: 2	P: 17
	R: 0	H: 0	E: 0	K: 1	S: 5	LOB: 0	BB: 0	P: 5
	R: 0	H: 0	E: 0	K: 0	S: 3	LOB: 0	BB: 0	P: 3
	R: 0	H: 0	E: 0	K: 0	S: 3	LOB: 0	BB: 0	P: 3
	R: 0	H: 0	E: 0	K: 2	S: 7	LOB: 0	BB: 0	P: 7
	R: 1	H: 2	E: 0	K: 2	S: 9	LOB: 1	BB: 0	P: 9
	R: 0	H: 0	E: 0	K: 0	S: 3	LOB: 0	BB: 0	P: 3
	R: 1	H: 2	E: 0	K: 0	S: 4	LOB: 1	BB: 0	P: 4

PITCHER	IP	WLS	BF	H	R	ER	SO	BB	IBB	HBP	BLK	WP	HR	S	P	ERA	WHIP
Ray Sadecki, L ERA: 3.37 (1, 1)	8.0	L	31	6	4	4	7	2	0	0	0	0	1	43	51	4.50	1.000

BOTTOM

AB	R	H	RBI	BB	SO	LOB
4	0	0	0	0	2	0
4	2	2	1	0	0	0
3	2	1	0	1	0	1
4	0	2	2	0	1	1
2	0	1	1	1	0	0
3	0	0	0	0	1	3
3	0	0	0	0	1	2
3	0	0	0	0	0	0
2	0	0	0	0	2	0
1	0	0	0	0	0	0

AB	29
R	4
H	6
RBI	4
BB	2
SO	7
LOB	7



WP	PA
0	31

St. Louis Cardinals @ Philadelphia Phillies
 Connie Mack Stadium, Philadelphia, PA
 Wed Aug 30 1961, 7:05 PM EDT
 Att. 4,952 - Unknown

livebaseballscores.com

Batter	1	2	3	4	5	6	7	8	9	AB R H RBI BB SO LOB	TOP
Curt Flood, R OBP: 0.386, SLG: 0.385 (1, 8) X	0-0 5-3 ①		0-0 6-3 ③			0-0 1B 1B		0-0 5-3 ③		4 0 1 1 0 0 0	
Red Schoendienst, S OBP: 0.364, SLG: 0.400 (1, 4) X Julian Javier, R OBP: 0.331, SLG: 0.358 (9, 4)	0-0 P5			0-0 4-3 ①		0-0 F9 ②		0-0 F8 ①		4 0 0 0 0 0 1 0 0 0 0 0 0 0	
Bill White, L OBP: 0.369, SLG: 0.507 (1, 3) X	0-0 P6 ③			0-0 7-6-4 2B		0-0 FC6-4 1B		0-0 4-3 ②		4 0 2 0 0 0 0	
Ken Boyer, R OBP: 0.384, SLG: 0.521 (1, 5) X		0-0 6-3 ①		0-0 7-6-4 ② ③		0-0 FC6-4 ③		4-0 3B BB		3 1 0 0 1 0 3	
Stan Musial, L OBP: 0.372, SLG: 0.482 (1, 7) X Don Taussig, R OBP: 0.346, SLG: 0.474 (9, 7)		0-0 F8 ②			0-0 4-3 ①		0-0 3-1 ①	0-0 3B 1-H		4 0 1 1 0 0 0 0 0 0 0 0 0 0	
Carl Sawatski, L OBP: 0.393, SLG: 0.521 (1, 2) X Jimmie Schaffer, R OBP: 0.324, SLG: 0.353 (7, 2)		0-0 2B			0-3 K ②		0-0 P6 ②	0-3 K ③		3 0 1 0 0 1 0 1 0 0 0 0 1 1	
Charlie James, R OBP: 0.293, SLG: 0.350 (1, 9) X		0-0 5-3 ③			0-0 F8 ③		0-3 K ③			3 0 0 0 0 1 1	
Alex Grammas, R OBP: 0.268, SLG: 0.259 (1, 6) S			0-3 K ①			0-0 E7 1B 1B		0-0 F7 ①		3 1 1 0 0 1 0	
Bob Gibson, R OBP: 0.259, SLG: 0.358 (1, 1) S			0-3 K ②			0-0 SH5-3 ①		0-0 P4 ②		2 0 0 0 0 1 0	
Inning Stats	R: 0 H: 0 E: 0 LOB: 0 K: 0 BB: 0 S: 3 P: 3	R: 0 H: 1 E: 0 LOB: 1 K: 0 BB: 0 S: 4 P: 4	R: 0 H: 0 E: 0 LOB: 0 K: 2 BB: 0 S: 7 P: 7	R: 0 H: 1 E: 0 LOB: 0 K: 0 BB: 0 S: 3 P: 3	R: 0 H: 0 E: 0 LOB: 0 K: 1 BB: 0 S: 5 P: 5	R: 1 H: 3 E: 1 LOB: 2 K: 0 BB: 0 S: 6 P: 6	R: 0 H: 0 E: 0 LOB: 0 K: 1 BB: 0 S: 5 P: 5	R: 0 H: 0 E: 0 LOB: 0 K: 0 BB: 0 S: 3 P: 3	R: 1 H: 1 E: 0 LOB: 1 K: 1 BB: 1 S: 6 P: 10	1B: 3 SF: 0 2B: 3 SAC: 1 3B: 1 DP: 1 HR: 0 HBP: 0	WP: 0 PA: 33 PB: 0 SB: 0 CS: 0
PITCHER Art Mahaffey, R ERA: 4.1 (1, 1)	IP WLS BF H R ER SO BB IBB HBP BLK WP HR S P ERA WHIP										
	9.0 L 33 6 2 2 5 1 0 0 0 0 0 0 42 46 2.00 0.778										

St. Louis Cardinals @ Philadelphia Phillies
 Connie Mack Stadium, Philadelphia, PA

Thu Aug 31 1961, 7:05 PM EDT
 Att. 4,803 - Unknown

livebaseballscorecards.com



Batter	1	2	3	4	5	6	7	8	9	AB R H RBI BB SO LOB	TOP											
Gene Freese, R (1, 5) OBP: 0.311, SLG: 0.477	0-3 K		0-0 6-3		0-0 1-H HR			0-3 K2-3	0-0 G6-4-3	5 1 1 2 0 2 1												
Elio Chacon, R (1, 4) OBP: 0.410, SLG: 0.390	0-3 K			0-0 F7	0-3 K			0-0 2B SF	0-3 K	5 1 1 0 0 3 0												
Vada Pinson, L (1, 8) OBP: 0.373, SLG: 0.508	0-0 1B			0-0 HR	0-3 K			0-0 1-3 SF		4 2 3 1 0 1 0												
Frank Robinson, R (1, 9) OBP: 0.415, SLG: 0.645	0-0 L8			4-0 HR BB		0-0 6-3		4-0 1B SF IBB		2 1 0 0 2 0 1												
Jerry Lynch, L (1, 7) OBP: 0.440, SLG: 0.685		0-0 L9		0-0 HR		0-0 5-3		0-0 SF 1B		2 1 1 2 0 0 0												
Wally Post, R (6, PH) OBP: 0.333, SLG: 0.565										1 0 0 0 0 0 0												
Gus Bell, L (8, PH) OBP: 0.289, SLG: 0.344								1-2 2-H 3-H		0 0 0 1 0 0 0												
Gordy Coleman, L (1, 3) OBP: 0.341, SLG: 0.504		0-0 3-1		0-0 P3		0-0 6-3		0-0 1-2 2-3 1B		4 0 1 0 0 0 0												
Leo Cardenas, R (1, 6) OBP: 0.351, SLG: 0.463		0-3 K		0-0 L1			0-0 4-3	0-3 K		4 0 0 0 0 2 3												
Johnny Edwards, L (1, 2) OBP: 0.277, SLG: 0.254			0-0 3-1		0-0 HR 1B		0-3 K	0-0 F5		4 1 1 0 0 1 3												
Joey Jay, S (1, 1) OBP: 0.110, SLG: 0.136			0-3 K		0-0 B1		0-0 F2		0-0 G6-4-3 1B	4 0 1 0 0 1 1												
Bill Henry, L (9, 1)										0 0 0 0 0 0 0												
Inning Stats	R: 0 E: 0 K: 2 S: 8	H: 1 LOB: 1 BB: 0 P: 8	R: 0 E: 0 K: 1 S: 5	H: 0 LOB: 0 BB: 0 P: 5	R: 0 E: 0 K: 1 S: 5	H: 0 LOB: 0 BB: 0 P: 5	R: 3 E: 0 K: 0 S: 5	H: 2 LOB: 0 BB: 1 P: 9	R: 2 E: 0 K: 2 S: 9	H: 2 LOB: 0 BB: 0 P: 9	R: 0 E: 0 K: 0 S: 3	H: 0 LOB: 0 BB: 0 P: 3	R: 0 E: 0 K: 1 S: 5	H: 0 LOB: 0 BB: 0 P: 5	R: 2 E: 1 K: 2 S: 11	H: 3 LOB: 3 BB: 1 P: 15	R: 0 E: 0 K: 1 S: 5	H: 1 LOB: 0 BB: 0 P: 5	1B: 5 2B: 1 3B: 0 HR: 3	SF: 1 SAC: 0 DP: 1 HBP: 0	WP: 0 PB: 0 SB: 0 CS: 0	PA: 38
PITCHER	IP WLS BF H R ER SO BB IBB HBP BLK WP HR S P ERA WHIP																					
John Buzhardt, R (1, 1) ERA: 4.29	5.0 L 21 5 5 5 6 1 0 0 0 0 0 3 32 36 9.00 1.200																					
Don Ferrarese, L (6, 1) ERA: 4.09	2.0 6 0 0 0 1 0 0 0 0 0 0 0 8 8 0.00 0.000																					
Jack Baldschun, R (8, 1) ERA: 4.63	2.0 11 4 2 2 3 0 1 0 0 0 0 0 16 20 9.00 2.000																					

Cincinnati Reds @ Philadelphia Phillies
 Connie Mack Stadium, Philadelphia, PA
 Sat Sep 02 1961, 3:33 AM EDT
 Att. 4,147 - Unknown

livebaseballscorecards.com

AB	35
R	7
H	9
RBI	6
BB	2
SO	10
LOB	9



Batter	1	2	3	4	5	6	7	8	9	AB R H RBI BB SO LOB
Tony Taylor, R OBP: 0.315, SLG: 0.333 (1, 4) BB	4-0 BB		X 0-0 1B		0-3 K		X 0-0 1B		X 0-0 2B	4 0 3 1 1 1 1
Johnny Callison, L OBP: 0.362, SLG: 0.409 (1, 7) X	0-0 P6 1-2		X 0-0 9-3 1-2f		0-3 K		X 0-0 G3		X 0-3 K	5 0 0 0 0 2 6
Tony Gonzalez, L OBP: 0.353, SLG: 0.440 (1, 8) SS	0-3 K			X 0-0 F9	X 0-0 F8			X 0-0 6-3		4 0 0 0 0 1 2
Don Demeter, R OBP: 0.307, SLG: 0.462 (1, 3) X	0-0 F9			X 0-0 HR		X 0-0 E5 G4-6-3		SS 0-3 K		4 1 1 1 0 1 1
Wes Covington, L OBP: 0.327, SLG: 0.413 (1, 9) SS		0-3 K		X 0-0 2B		X 0-0 G4-6-3 1-2f		X 0-0 4-3		4 0 1 0 0 1 1
Charley Smith, R OBP: 0.306, SLG: 0.388 (1, 5) X		0-0 F8		X 0-0 6-3		BBB 4-0 BB		X 0-0 5-3		3 0 0 0 1 0 1
Clay Dalrymple, L OBP: 0.263, SLG: 0.280 (1, 2) BBB		4-0 2B BB		SS 0-3 K		SS 0-3 K		X 0-0 HBP 2B 1B		3 2 1 0 1 2 2
Ruben Amaro, R OBP: 0.318, SLG: 0.331 (1, 6) X		0-0 1-H 2B			X 0-0 2B 1B		X 0-0 5-3	SS 0-3 K		4 1 2 1 0 1 1
John Buzhardt, R OBP: 0.184, SLG: 0.156 (1, 1) Elmer Valo, L OBP: 0.296, SLG: 0.284 (5, PH) Don Ferrarrese, R OBP: 0.143, SLG: 0.111 (6, 1) Lee Walls, R OBP: 0.353, SLG: 0.444 (7, PH) Jack Baldschun, R OBP: 0.348, SLG: 0.417 (8, 1) Pancho Herrera, R OBP: 0.348, SLG: 0.417 (9, PH)			SS 0-3 K		X 0-0 1-H 2B		X 0-0 F7	H 1-0 2B HBP		1 0 0 0 0 0 1 0 1 0 1 1 0 0 0 0 0 0 0 0 0 0 0 0 1 0

Inning Stats	R: 0	H: 0	E: 0	K: 1	S: 5	LOB: 1	BB: 1	P: 9	R: 1	H: 1	E: 0	K: 1	S: 5	LOB: 1	BB: 1	P: 9	R: 0	H: 1	E: 0	K: 1	S: 5	LOB: 0	BB: 0	P: 5	R: 1	H: 2	E: 1	K: 1	S: 7	LOB: 1	BB: 0	P: 7	R: 1	H: 2	E: 0	K: 2	S: 9	LOB: 1	BB: 0	P: 9	R: 0	H: 0	E: 1	K: 0	S: 5	LOB: 1	BB: 1	P: 9	R: 0	H: 1	E: 0	K: 0	S: 4	LOB: 1	BB: 0	P: 4	R: 0	H: 0	E: 0	K: 1	S: 5	LOB: 0	BB: 0	P: 5	R: 1	H: 2	E: 0	K: 2	S: 9	LOB: 2	BB: 0	P: 10	1B: 4	2B: 5	3B: 0	HR: 1	SF: 0	SAC: 0	DP: 2	HBP: 1	WP: 0	PA: 38
JOEY JAY, R ERA: 3.29 (1, 1)	IP	WLS	BF	H	R	ER	SO	BB	IBB	HBP	BLK	WP	HR	S	P	ERA	WHIP																																																																	
BILL HENRY, L ERA: 2.62 (9, 1)	IP	WLS	BF	H	R	ER	SO	BB	IBB	HBP	BLK	WP	HR	S	P	ERA	WHIP																																																																	

BOTTOM

Cincinnati Reds @ Philadelphia Phillies
Connie Mack Stadium, Philadelphia, PA
 Sat Sep 02 1961, 3:33 AM EDT
 Att. 4,147 - Unknown

livebaseballscorecards.com

AB	34
R	4
H	9
RBI	4
BB	3
SO	10
LOB	15



Batter	1	2	3	4	5	6	7	8	9	AB R H RBI BB SO LOB	TOP	
Gene Freese, R OBP: 0.311, SLG: 0.477 (1, 5)	0-0 F7		0-3 K			0-0 P6		0-0 2B		4 0 1 0 0 1 0	Cincinnati Reds @ Philadelphia Phillies Connie Mack Stadium, Philadelphia, PA Sun Sep 03 1961, 3:33 AM EDT Att. 4,752 - Unknown livebaseballscorecards.com	
Elio Chacon, R OBP: 0.405, SLG: 0.394 (1, 4)	0-3 K		0-0 6-3			0-0 1B 2B		0-0 P5		4 1 1 0 0 1 1		
Vada Pinson, L OBP: 0.376, SLG: 0.509 (1, 8)	0-0 1B				0-0 4-3 1B	0-0 2H 1B		0-0 P5		4 0 3 1 0 0 1		
Frank Robinson, R OBP: 0.412, SLG: 0.640 (1, 9)	0-0 F9				0-0 F7	0-0 6-3			0-0 6-3	4 0 0 0 0 0 3		
Jerry Lynch, L OBP: 0.435, SLG: 0.687 (1, 7)					0-0 4-3	0-0 L9			0-0 4-3	4 1 1 0 0 0 2		
Gordy Coleman, L OBP: 0.340, SLG: 0.503 Don Blasingame, L OBP: 0.284, SLG: 0.284 (1, 3) (9, PR)					0-0 4-3				0-0 WP 1B	3 0 1 1 0 0 1 0 0 0 0 0 0 0		
Leo Cardenas, R OBP: 0.345, SLG: 0.456 Gus Bell, L OBP: 0.292, SLG: 0.344 (1, 6) (9, PH)						0-3 K			4-0 BB	3 0 0 0 0 1 0 0 0 0 0 1 0 0		
Darrell Johnson, R OBP: 0.273, SLG: 0.277 Eddie Kasko, R OBP: 0.325, SLG: 0.334 (1, 2) (9, PH)						4-0 BB			0-0 F9	2 0 0 0 1 0 0 1 0 0 0 0 0 2		
Jim O'Toole, S OBP: 0.183, SLG: 0.175 Jim Maloney, L OBP: 0.393, SLG: 0.481 (8, PH) (8, 1) Bill Henry, L (8, 1)						0-0 G4-6-3			0-0 G3	2 0 0 0 0 0 1 1 0 0 0 0 0 0 0 0 0 0 0 0 0		
Inning Stats	R: 0 E: 0 K: 1 S: 6 H: 1 LOB: 1 BB: 0 P: 6	R: 1 E: 0 K: 0 S: 4 H: 1 LOB: 0 BB: 0 P: 4	R: 0 E: 0 K: 1 S: 5 H: 0 LOB: 0 BB: 0 P: 5	R: 0 E: 0 K: 0 S: 4 H: 1 LOB: 1 BB: 0 P: 4	R: 0 E: 0 K: 1 S: 4 H: 0 LOB: 0 BB: 1 P: 8	R: 1 E: 0 K: 0 S: 5 H: 2 LOB: 1 BB: 0 P: 5	R: 0 E: 0 K: 0 S: 3 H: 0 LOB: 0 BB: 0 P: 3	R: 0 E: 0 K: 0 S: 4 H: 1 LOB: 1 BB: 0 P: 4	R: 0 E: 0 K: 0 S: 4 H: 1 LOB: 2 BB: 1 P: 8	1B: 4 2B: 2 3B: 1 HR: 0 SF: 1 SAC: 0 DP: 1 HBP: 0		WP: 1 PB: 0 SB: 1 CS: 0 PA: 35
PITCHER Jim Owens, R ERA: 5.45 (1, 1)	IP 9.0 WLS W BF 35 H 7 R 2 ER 2 SO 3 BB 2 IBB 0 HBP 0 BLK 0 WP 1 HR 0 S 39 P 47 ERA 2.00 WHIP 1.000											PITCHER IP WLS BF H R ER SO BB IBB HBP BLK WP HR S P ERA WHIP



Batter	1	2	3	4	5	6	7	8	9	AB	R	H	RBI	BB	SO	LOB
Tony Taylor, R OBP: 0.312, SLG: 0.330 (1, 4)	0-0 F8		0-0 F9		0-0 G6-3		0-3 K			4	0	0	0	0	1	3
Johnny Callison, L OBP: 0.361, SLG: 0.413 (1, 7)	0-3 K		0-3 K		0-0 3B		0-0 G3			4	0	1	1	0	2	1
Charley Smith, R OBP: 0.310, SLG: 0.392 (1, 5)	4-0 BB			4-0 1B	0-3 K			0-0 F3		2	0	1	0	2	1	1
Bobby Malkmus, R OBP: 0.276, SLG: 0.340 (8, PR) (9, 5)				BB				1B	2B	0	1	0	0	0	0	0
Don Demeter, R OBP: 0.304, SLG: 0.457 (1, 9) (9, 3)	0-0 P4			0-0 P4		0-3 K		0-0 F3		4	0	0	0	0	1	3
Pancho Herrera, R OBP: 0.348, SLG: 0.417 (1, 3)		0-3 K		0-0 G6-4-3		0-3 K		0-0 1B		3	0	1	0	0	2	0
Wes Covington, L OBP: 0.330, SLG: 0.416 (8, PH)				1-2 1B				1B		1	0	1	1	0	0	0
Ken Walters, R OBP: 0.265, SLG: 0.331 (8, PR) (9, 9)								1B		0	0	0	0	0	0	0
Tony Gonzalez, L OBP: 0.354, SLG: 0.440 (1, 8)		0-3 K		0-0 G6-4-3		0-0 1B		0-0 1B		4	0	2	0	0	1	2
Ruben Amaro, R OBP: 0.320, SLG: 0.331 (1, 6)		0-0 1B			4-0 BB	0-3 K		0-0 F9		3	1	1	0	1	1	4
Clay Dalrymple, L OBP: 0.263, SLG: 0.280 (1, 2)		0-0 4-3			0-0 G6-3		0-0 G3	0-0 L8		4	1	1	0	0	0	4
Jim Owens, R OBP: 0.136, SLG: 0.050 (1, 1)			0-3 K		4-0 BB		4-0 BB			1	0	0	0	2	1	0

Inning Stats	R: 0	H: 0	E: 0	K: 1	S: 5	R: 0	H: 1	E: 0	K: 2	S: 8	R: 0	H: 0	E: 0	K: 2	S: 7	R: 2	H: 2	E: 0	K: 1	S: 6	R: 0	H: 1	E: 0	K: 3	S: 10	R: 0	H: 0	E: 0	K: 1	S: 5	R: 1	H: 3	E: 0	K: 0	S: 6
	LOB: 1	BB: 1	P: 9	LOB: 1	BB: 0	P: 8	LOB: 0	BB: 0	P: 7	LOB: 1	BB: 1	P: 7	LOB: 1	BB: 2	P: 14	LOB: 1	BB: 0	P: 10	LOB: 1	BB: 0	P: 9	LOB: 3	BB: 0	P: 6	LOB: 1	BB: 1	P: 10	LOB: 1	BB: 1	P: 9	LOB: 3	BB: 0	P: 6		

PITCHER	IP	WLS	BF	H	R	ER	SO	BB	IBB	HBP	BLK	WP	HR	S	P	ERA	WHIP
Jim O'Toole, L ERA: 3.21 (1, 1)	7.0		29	5	2	2	10	5	0	0	0	0	0	44	64	2.57	1.429
Jim Maloney, R ERA: 4.75 (8, 1)	0.2	L	5	3	1	1	0	0	0	0	0	0	0	5	5	13.50	4.500
Bill Henry, L ERA: 2.6 (8, 1)	0.1		1	0	0	0	0	0	0	0	0	0	0	1	1	0.00	0.000

BOTTOM

Cincinnati Reds @ Philadelphia Phillies
Connie Mack Stadium, Philadelphia, PA

Sun Sep 03 1961, 3:33 AM EDT
 Att. 4,752 - Unknown

AB	R	H	RBI	BB	SO	LOB
4	0	0	0	0	1	3
4	0	1	1	0	2	1
2	0	1	0	2	1	1
0	1	0	0	0	0	0
4	0	0	0	0	1	3
3	0	1	0	0	2	0
1	0	1	1	0	0	0
0	0	0	0	0	0	0
4	0	2	0	0	1	2
3	1	1	0	1	1	4
4	1	1	0	0	0	4
1	0	0	0	2	1	0

AB	30
R	3
H	8
RBI	2
BB	5
SO	10
LOB	18

WP	PA
0	35
PB	0
SB	0
CS	0

livebaseballscorecards.com



Batter	1	2	3	4	5	6	7	8	9	AB R H RBI BB SO LOB	TOP									
Elio Chacon, R OBP: 0.405, SLG: 0.394 (1, 4) X	0-0 HR 1B	0-0 P3 2-3		0-0 F8		0-0 F8			0-0 S 1B	5 2 2 0 0 0 3										
Eddie Kasko, R OBP: 0.326, SLG: 0.343 (1, 6) X	0-0 HR 1-H	0-0 L7		0-0 FC6-4 1-2f			0-0 L8		0-0 WP 1B 1-H	5 1 2 3 0 0 2										
Vada Pinson, L OBP: 0.378, SLG: 0.510 (1, 8) X	0-0 7-4-3 1B		0-0 G6-4-3 1B		0-0 1B		0-0 P6		0-0 F7	5 0 3 0 0 0 1										
Frank Robinson, R OBP: 0.412, SLG: 0.637 (1, 9) X	0-0 7-4-3 1-2f		0-0 G6-4-3 1-2f		0-0 1B		4-0 BB		0-0 4-3 2-3	4 0 1 0 1 0 3										
Jerry Lynch, L OBP: 0.437, SLG: 0.679 (1, 7) B B B B	4-0 S BB		0-0 FC4 1B		0-0 P6		0-0 3-1			3 0 1 0 1 0 2										
Gordy Coleman, L OBP: 0.339, SLG: 0.501 (1, 3) S S S	0-3 K 1-2		0-0 FC4 1-2f		0-0 F8			0-0 G5-4-3 1B		4 0 1 0 0 1 3										
Gene Freese, R OBP: 0.312, SLG: 0.479 (1, 5) B B B B		4-0 S 1B BB		0-0 1B 2B		0-0 3-1		0-0 G5-4-3 1-2f		3 2 1 0 1 0 1										
Johnny Edwards, L OBP: 0.291, SLG: 0.265 (1, 2) X		0-0 WP 1-H 1B		0-0 FC6-4 2-H 1B		4-0 FC1-6 BB		0-0 P6		3 0 2 2 1 0 0										
Ken Johnson, R OBP: 0.227, SLG: 0.273 (1, 1) O O O O		0-3 K 1		0-3 K 1		0-0 FC1-6 1-2f			0-0 6-3	4 0 0 0 0 2 3										
Inning Stats	R: 2 E: 0 K: 1 S: 7	H: 3 LOB: 1 BB: 1 P: 11	R: 1 E: 0 K: 1 S: 6	H: 1 LOB: 1 BB: 1 P: 10	R: 0 E: 0 K: 0 S: 4	H: 2 LOB: 1 BB: 0 P: 4	R: 1 E: 0 K: 1 S: 7	H: 2 LOB: 1 BB: 0 P: 7	R: 0 E: 0 K: 0 S: 3	H: 0 LOB: 1 BB: 1 P: 7	R: 0 E: 0 K: 0 S: 3	H: 0 LOB: 1 BB: 1 P: 7	R: 0 E: 0 K: 0 S: 3	H: 1 LOB: 0 BB: 0 P: 3	R: 1 E: 0 K: 0 S: 5	H: 2 LOB: 1 BB: 0 P: 5	1B: 11 2B: 2 3B: 0 HR: 1	SF: 0 SAC: 0 DP: 3 HBP: 0	WP: 2 PB: 0 SB: 3 CS: 0	PA: 40
PITCHER	IP WLS BF H R ER SO BB IBB HBP BLK WP HR S P ERA WHIP																			
Frank Sullivan, R ERA: 4.59 (1, 1)	0.2 L 5 3 2 2 0 1 0 0 0 0 0 1 4 8 27.00 6.000																			
Chris Short, L ERA: 6.02 (1, 1)	4.1 19 7 2 2 3 1 0 0 0 1 0 24 28 4.15 1.846																			
Dallas Green, R ERA: 4.71 (6, 1)	3.0 11 1 0 0 0 2 0 0 0 0 0 9 17 0.00 1.000																			
Jack Baldschun, R ERA: 4.68 (9, 1)	1.0 5 2 1 1 0 0 0 0 0 1 0 5 5 9.00 2.000																			

Cincinnati Reds @ Philadelphia Phillies
 Connie Mack Stadium, Philadelphia, PA
 Mon Sep 04 1961, 3:33 AM EDT
 Unknown

livebaseballscorecards.com

AB	36
R	5
H	13
RBI	5
BB	4
SO	3
LOB	18




Batter	1	2	3	4	5	6	7	8	9	AB R H RBI BB SO LOB
Tony Taylor, R (1, 4) OBP: 0.309, SLG: 0.326	0-3 K		0-0 4-3			0-0 P3		0-0 P5		4 0 0 0 0 1 2
Johnny Callison, L (1, 7) OBP: 0.358, SLG: 0.409	0-3 K		0-0 F8			0-0 P5		0-0 4-3		4 0 0 0 0 1 2
Tony Gonzalez, L (1, 8) OBP: 0.356, SLG: 0.441	0-0 4-3					0-0 1B		0-0 4-3		4 0 2 0 0 0 0
Don Demeter, R (1, 3) OBP: 0.303, SLG: 0.455						0-0 P4		0-3 K		4 0 1 0 0 2 2
Wes Covington, L (1, 9) OBP: 0.328, SLG: 0.417						0-0 F8		0-0 2B		4 0 1 0 0 0 2
Charley Smith, R (1, 5) OBP: 0.307, SLG: 0.387						0-0 FC6-4		0-3 K		4 0 0 0 0 1 3
Al Kenders, R (1, 2) OBP: 0.222, SLG: 0.235						0-0 5-3		0-0 5-3		3 0 0 0 0 0 1
Ruben Amaro, R (1, 6) OBP: 0.323, SLG: 0.330						0-3 K		4-0 G3		1 0 0 0 2 1 0
Frank Sullivan, R (1, 1) OBP: 0.286, SLG: 0.138						0-0 SH1-4		0-0 G3		0 0 0 0 0 0 0
Chris Short, R (1, 1) OBP: 0.219, SLG: 0.194						0-0 SH1-4		0-0 G3		0 0 0 0 0 0 0
Dallas Green, L (5, PH) OBP: 0.286, SLG: 0.167						0-0 SH1-4		0-0 G3		1 0 0 0 0 0 0
Elmer Valo, L (8, PH) OBP: 0.291, SLG: 0.279						1-2		1-2		1 0 0 0 0 0 1
Jack Baldschun, R (9, 1)										0 0 0 0 0 0 0

Inning Stats	R: 0	H: 0	E: 0	K: 2	S: 7	R: 0	H: 1	E: 0	K: 0	S: 4	R: 0	H: 0	E: 0	K: 0	S: 3	R: 0	H: 1	E: 0	K: 0	S: 4	R: 0	H: 0	E: 0	K: 1	S: 5	R: 0	H: 1	E: 0	K: 1	S: 6	R: 0	H: 0	E: 0	K: 0	S: 3	R: 0	H: 0	E: 0	K: 0	S: 3	R: 0	H: 1	E: 0	K: 2	S: 8	R: 0	H: 1	E: 0	K: 0	S: 8					
	LOB: 0	BB: 0	P: 7	LOB: 1	BB: 0	LOB: 1	BB: 0	LOB: 1	BB: 0	P: 4	LOB: 0	BB: 0	LOB: 0	BB: 0	P: 5	LOB: 1	BB: 0	LOB: 1	BB: 0	P: 6	LOB: 0	BB: 0	LOB: 0	BB: 0	P: 3	LOB: 1	BB: 1	LOB: 1	BB: 0	P: 8	LOB: 1	BB: 0	LOB: 1	BB: 0	P: 7	LOB: 1	BB: 0	LOB: 1	BB: 0	P: 8	LOB: 1	BB: 0	LOB: 1	BB: 0	P: 8										
	1B: 3	2B: 1	3B: 0	HR: 0	SF: 0	SAC: 1	DP: 0	HBP: 0	WP: 0	PA: 33	1B: 3	2B: 1	3B: 0	HR: 0	SF: 0	SAC: 1	DP: 0	HBP: 0	WP: 0	PA: 33	1B: 3	2B: 1	3B: 0	HR: 0	SF: 0	SAC: 1	DP: 0	HBP: 0	WP: 0	PA: 33	1B: 3	2B: 1	3B: 0	HR: 0	SF: 0	SAC: 1	DP: 0	HBP: 0	WP: 0	PA: 33	1B: 3	2B: 1	3B: 0	HR: 0	SF: 0	SAC: 1	DP: 0	HBP: 0	WP: 0	PA: 33					
PITCHER Ken Johnson, R (1, 1) ERA: 3.64	IP: 9.0	WLS: W	BF: 33	H: 4	R: 0	ER: 0	SO: 6	BB: 2	IBB: 0	HBP: 0	BLK: 0	WP: 0	HR: 0	S: 43	P: 51	ERA: 0.00	WHIP: 0.667																																						
	PITCHER																			IP: 9.0	WLS: W	BF: 33	H: 4	R: 0	ER: 0	SO: 6	BB: 2	IBB: 0	HBP: 0	BLK: 0	WP: 0	HR: 0	S: 43	P: 51	ERA: 0.00	WHIP: 0.667																			

BOTTOM

Cincinnati Reds @ Philadelphia Phillies
 Connie Mack Stadium, Philadelphia, PA
 Mon Sep 04 1961, 3:33 AM EDT
 Unknown

AB	30
R	0
H	4
RBI	0
BB	2
SO	6
LOB	13



livebaseballscores.com

Batter	1	2	3	4	5	6	7	8	9	AB R H RBI BB SO LOB	TOP														
Don Blasingame, L (1, 4) OBP: 0.284, SLG: 0.284	0-3 K		0-0 F7			0-0 1B		0-0 6-3		4 0 1 0 0 1 1															
Eddie Kasko, R (1, 6) OBP: 0.325, SLG: 0.344	0-0 F8		0-0 F9			0-0 F8			0-0 F9 2B	4 1 1 0 0 0 2															
Vada Pinson, L (1, 8) OBP: 0.379, SLG: 0.513	4-0 BB				0-0 FC6-5-2-5-1 3B	0-0 F2			0-0 F9 2-3	3 0 1 0 1 0 2															
Frank Robinson, R (1, 9) OBP: 0.411, SLG: 0.635	0-0 P6				0-0 FC6-5-2-5-1 1B	0-0 F9			0-0 E 2B	4 2 1 1 0 0 3															
Jerry Lynch, L (1, 7) OBP: 0.438, SLG: 0.672		4-0 BB CS BB			0-0 G4-6-3 1B		0-0 F9		0-0 L8	3 0 1 1 1 0 1															
Gordy Coleman, L (1, 3) OBP: 0.340, SLG: 0.501	0-3 K		0-0 G4-6-3		0-0 G4-6-3		0-0 G6-4-3 1B		0-0 E1 1B	4 0 2 0 0 1 2															
Gene Freese, R (1, 5) OBP: 0.310, SLG: 0.475	0-3 K				0-0 4-3		0-0 G6-4-3		0-3 K	4 0 0 0 0 2 2															
Darrell Johnson, R (1, 2) OBP: 0.280, SLG: 0.284			0-0 SH3-4 1B		0-3 K			0-0 F8		1 0 1 0 0 0 0															
Johnny Edwards, L (5, PH) OBP: 0.287, SLG: 0.261					0-0 L6					2 0 0 0 0 1 0															
Ken Hunt, R (1, 1) OBP: 0.220, SLG: 0.231			0-0 SH3-4 1B		0-0 L6			0-0 P4		0 0 0 0 0 0 0															
Sherman Jones, L (4, 1) OBP: 0.250, SLG: 0.182										1 0 0 0 0 0 0															
Jay Hook, L (7, 1) OBP: 0.133, SLG: 0.133										0 0 0 0 0 0 0															
Gus Bell, L (8, PH) OBP: 0.291, SLG: 0.342										1 0 0 0 0 0 0															
Howie Nunn, R (8, 1) OBP: 0.250, SLG: 0.250										0 0 0 0 0 0 0															
Inning Stats	R: 0 E: 0 K: 1 S: 5	H: 0 LOB: 1 BB: 1 P: 9	R: 0 E: 0 K: 2 S: 6	H: 0 LOB: 0 BB: 1 P: 10	R: 0 E: 0 K: 0 S: 4	H: 1 LOB: 1 BB: 0 P: 4	R: 1 E: 0 K: 0 S: 4	H: 2 LOB: 0 BB: 0 P: 4	R: 0 E: 0 K: 1 S: 5	H: 0 LOB: 0 BB: 0 P: 5	R: 0 E: 0 K: 0 S: 4	H: 1 LOB: 1 BB: 0 P: 4	R: 0 E: 0 K: 0 S: 3	H: 1 LOB: 0 BB: 0 P: 3	R: 0 E: 0 K: 0 S: 3	H: 0 LOB: 0 BB: 0 P: 3	R: 2 E: 1 K: 1 S: 8	H: 3 LOB: 1 BB: 0 P: 8	1B: 5 2B: 2 3B: 1 HR: 0	SF: 0 SAC: 1 DP: 2 HBP: 0	WP: 0 PB: 0 SB: 0 CS: 1	PA: 34			
PITCHER Art Mahaffey, R (1, 1) ERA: 4.01	IP 9.0	WLS W	BF 34	H 8	R 3	ER 2	SO 5	BB 2	IBB 0	HBP 0	BLK 0	WP 0	HR 0	S 42	P 50	ERA 2.00	WHIP 1.111								

Cincinnati Reds @ Philadelphia Phillies
 Connie Mack Stadium, Philadelphia, PA
 Mon Sep 04 1961, 3:38 AM EDT
 Att: 16,175 - Unknown

AB	31
R	3
H	8
RBI	2
BB	2
SO	5
LOB	13



Batter	1	2	3	4	5	6	7	8	9	AB R H RBI BB SO LOB	TOP									
Bobby Malkmus, R (1, 4) OBP: 0.279, SLG: 0.337	0-0 L7		0-0 F8			0-0 G4-6-3			0-0 L7	4 0 0 0 0 0 3	Philadelphia Phillies @ Milwaukee Braves Milwaukee County Stadium, Milwaukee, WI Wed Sep 06 1961, 8:05 PM EDT Att: 10,090 - Unknown livebaseballscorecards.com									
Johnny Callison, L (1, 7) OBP: 0.355, SLG: 0.405	0-3 K			0-0 L3			0-0 4-3		0-0 L7	4 0 1 0 0 1 0										
Charley Smith, R (1, 5) OBP: 0.303, SLG: 0.381	0-0 6-3			0-3 K			0-0 5-3		0-3 K	4 0 0 0 0 2 2										
Don Demeter, R (1, 9) OBP: 0.301, SLG: 0.448		0-3 K		0-0 6-3			0-0 1-6-3			3 0 0 0 0 1 0										
Lee Walls, R (1, 3) OBP: 0.356, SLG: 0.445		0-0 6-3			0-0 FC4-6 1B			0-0 6-3		3 0 1 0 0 0 0										
Tony Gonzalez, L (1, 8) OBP: 0.352, SLG: 0.433		0-0 4-3			0-0 FC4-6 1-3			0-0 6-3		3 0 0 0 0 0 1										
Don Ferrarese, R (8, 1) OBP: 0.143, SLG: 0.111					0-0 1-3					0 0 0 0 0 0 0										
Dallas Green, L (8, 1) OBP: 0.286, SLG: 0.167					0-0 1-3					0 0 0 0 0 0 0										
Ruben Amaro, R (1, 6) OBP: 0.323, SLG: 0.326			4-0 SH1-3 BB					0-0 L9		2 0 0 0 1 0 1										
Clay Dalrymple, L (1, 2) OBP: 0.270, SLG: 0.280			0-3 K						0-0 6-3	2 0 0 0 0 1 1										
Tony Taylor, R (9, PH) OBP: 0.305, SLG: 0.323										1 0 0 0 0 0 0										
John Buzhardt, R (1, 1) OBP: 0.180, SLG: 0.152			0-0 SH1-3						0-0 6-3	1 0 0 0 0 1 1										
Ken Walters, R (8, 8) OBP: 0.269, SLG: 0.336			1-2						0-0 1B	1 0 1 0 0 0 0										
Inning Stats	R: 0 E: 0 K: 1 S: 5	H: 0 LOB: 0 BB: 0 P: 5	R: 0 E: 0 K: 1 S: 5	H: 0 LOB: 0 BB: 0 P: 5	R: 0 E: 0 K: 1 S: 5	H: 0 LOB: 0 BB: 0 P: 5	R: 0 E: 0 K: 0 S: 3	H: 1 LOB: 0 BB: 0 P: 3	R: 0 E: 1 K: 1 S: 5	H: 0 LOB: 0 BB: 0 P: 5	R: 0 E: 0 K: 0 S: 3	H: 0 LOB: 0 BB: 0 P: 3	R: 0 E: 0 K: 0 S: 3	H: 0 LOB: 0 BB: 0 P: 3	R: 0 E: 0 K: 1 S: 7	H: 2 LOB: 2 BB: 0 P: 7	1B: 3 2B: 0 3B: 0 HR: 0	SF: 0 SAC: 1 DP: 1 HBP: 0	WP: 0 PB: 0 SB: 0 CS: 0	PA: 30
PITCHER Warren Spahn, L (1, 1) ERA: 2.75	IP: 9.0 WLS: W BF: 30 H: 3 R: 0 ER: 0 SO: 6 BB: 1 IBB: 0 HBP: 0 BLK: 0 WP: 0 HR: 0 S: 41 P: 45 ERA: 0.00 WHIP: 0.444											PITCHER	IP: 9.0 WLS: W BF: 30 H: 3 R: 0 ER: 0 SO: 6 BB: 1 IBB: 0 HBP: 0 BLK: 0 WP: 0 HR: 0 S: 41 P: 45 ERA: 0.00 WHIP: 0.444							



Batter	1	2	3	4	5	6	7	8	9	AB	R	H	RBI	BB	SO	LOB
Lee Mays, L (1, 9) OBP: 0.343, SLG: 0.465	0-0 F7		0-0 FC6 1B		0-0 F8			0-0 FC3-6 SH3		4	0	1	0	0	0	1
Roy McMillan, R (1, 6) OBP: 0.314, SLG: 0.296	4-0 1B SF9 BB		0-0 FC6 1-2f			0-0 F8		0-0 SH3 1-2		2	1	0	0	1	0	1
Eddie Mathews, L (1, 5) OBP: 0.406, SLG: 0.533	0-0 FC5-4 1-3 1B		0-0 4-3			0-0 F7		4-0 FC6-4 BB		3	0	1	0	1	0	1
Hank Aaron, R (1, 8) OBP: 0.384, SLG: 0.618	0-0 SF9			0-3 K		0-0 5-3		0-0 FC6-4 1-2f		3	0	0	1	0	1	2
Joe Adcock, R (1, 3) OBP: 0.349, SLG: 0.501	0-0 FC5-4 1-2f			0-0 FC6-4 1B			0-0 CS 1B			3	0	2	0	0	0	1
Frank Thomas, R (1, 7) OBP: 0.341, SLG: 0.526		0-3 K		0-3 K			0-3 K 1-2			3	0	0	0	0	3	2
Joe Torre, R (1, 2) OBP: 0.328, SLG: 0.421		0-0 F7		0-0 FC6-4 1-2f			0-0 1B			3	0	1	0	0	0	1
Felix Mantilla, R (1, 4) OBP: 0.322, SLG: 0.299		0-0 6-3			0-0 L8		0-0 F9			3	0	0	0	0	0	1
Warren Spahn, L (1, 1) OBP: 0.258, SLG: 0.361			0-0 4-3		0-0 3-1			4-0 FC3-8 BB		2	0	0	0	1	0	0

Inning Stats	R: 1	H: 1	E: 0	LOB: 1	K: 0	S: 4	P: 8	R: 0	H: 0	E: 0	LOB: 0	K: 1	S: 5	R: 0	H: 1	E: 0	LOB: 1	K: 0	S: 4	R: 0	H: 1	E: 0	LOB: 1	K: 2	S: 8	R: 0	H: 0	E: 0	LOB: 0	K: 0	S: 3	R: 0	H: 2	E: 0	LOB: 1	K: 1	S: 6	R: 0	H: 0	E: 0	LOB: 2	K: 0	S: 3	P: 11
--------------	------	------	------	--------	------	------	------	------	------	------	--------	------	------	------	------	------	--------	------	------	------	------	------	--------	------	------	------	------	------	--------	------	------	------	------	------	--------	------	------	------	------	------	--------	------	------	-------

PITCHER	IP	WLS	BF	H	R	ER	SO	BB	IBB	HBP	BLK	WP	HR	S	P	ERA	WHIP
John Buzhardt, R (1, 1) ERA: 4.15	7.2	L	29	5	1	1	4	2	0	0	0	0	0	35	43	1.17	0.913
Don Ferrarese, L (8, 1) ERA: 4.09	0.0		1	0	0	0	0	1	0	0	0	0	0	0	4	∞	∞
Dallas Green, R (8, 1) ERA: 4.7	0.1		1	0	0	0	0	0	0	0	0	0	0	1	1	0.00	0.000

BOTTOM

Philadelphia Phillies @ Milwaukee Braves
Milwaukee County Stadium, Milwaukee, WI
 Wed Sep 06 1961, 8:05 PM EDT
 Att. 10,090 - Unknown

AB	26
R	1
H	5
RBI	1
BB	3
SO	4
LOB	10



WP: 0	PA: 31
PB: 0	SB: 0
CS: 1	

Batter	1	2	3	4	5	6	7	8	9	AB R H RBI BB SO LOB	TOP																						
Bobby Malkmus, R (1, 4) OBP: 0.275, SLG: 0.332	0-0 1-3		0-0 FC3-6 1-2f 3-H			0-0 F7			0-0 P6	4 0 0 1 0 0 1																							
Johnny Callison, L (1, 7) OBP: 0.352, SLG: 0.401	0-0 P3		0-0 4-3			0-0 6-3			0-0 4-3	4 0 0 0 0 0 1																							
Charley Smith, R (1, 5) OBP: 0.300, SLG: 0.377	0-0 6-3					0-0 6-3			0-0 5-3	4 0 0 0 0 0 0																							
Don Demeter, R (1, 8) OBP: 0.298, SLG: 0.444		0-0 5-3				0-0 P6			0-0 5-3	3 0 0 0 0 0 0																							
Lee Walls, R (1, 3) OBP: 0.351, SLG: 0.439		0-0 5-3				0-0 4-3			0-0 6-3	3 0 0 0 0 0 0																							
Ken Walters, R (1, 9) OBP: 0.264, SLG: 0.329		0-0 6-3				0-0 F8			0-0 6-3	3 0 0 0 0 0 0																							
Ruben Amaro, R (1, 6) OBP: 0.329, SLG: 0.330			4-0 FC6-4 FC3-6 1B BB			0-0 1B			0-0 FC3-6 1B	2 1 2 0 1 0 0																							
Clay Dalrymple, L (1, 2) OBP: 0.271, SLG: 0.280			0-0 FC6-4 1B			0-0 F7			0-0 FC3-6 G5-4-3	3 0 1 0 0 0 2																							
Art Mahaffey, R (1, 1) OBP: 0.156, SLG: 0.150 Tony Taylor, R (3, PH) OBP: 0.305, SLG: 0.322 Chris Short, R (3, 1) OBP: 0.212, SLG: 0.198 Jack Baldschun, R (7, 1) Pancho Herrera, R (8, PH) OBP: 0.347, SLG: 0.416 Ken Lehman, L (8, 1)			0-0 FC6-4 FC3-6 1-2f 2-3			0-0 1-3			0-0 G5-4-3 1-2f	0 0 0 0 0 0 0 1 0 0 0 0 0 2 1 0 0 0 0 0 1 0 0 0 0 0 0 0 1 0 0 0 0 0 1 0 0 0 0 0 0 0																							
Inning Stats	R: 0 E: 0 K: 0 S: 3	H: 0 LOB: 0 BB: 0 P: 3	R: 0 E: 0 K: 0 S: 3	H: 0 LOB: 0 BB: 0 P: 3	R: 1 E: 0 K: 0 S: 4	H: 1 LOB: 1 BB: 1 P: 8	R: 0 E: 0 K: 0 S: 3	H: 0 LOB: 0 BB: 0 P: 3	R: 0 E: 0 K: 0 S: 4	H: 1 LOB: 1 BB: 0 P: 4	R: 0 E: 0 K: 0 S: 3	H: 0 LOB: 0 BB: 0 P: 3	R: 0 E: 0 K: 0 S: 3	H: 0 LOB: 0 BB: 0 P: 3	R: 0 E: 0 K: 0 S: 3	H: 1 LOB: 0 BB: 0 P: 3	R: 0 E: 0 K: 0 S: 3	H: 0 LOB: 0 BB: 0 P: 3	1B: 3 2B: 0 3B: 0 HR: 0	SF: 0 SAC: 0 DP: 1 HBP: 0	WP: 0 PB: 0 SB: 0 CS: 0	PA: 30											
PITCHER Dick Ellsworth, L (1, 1) ERA: 4.24	IP 9.0	WLS W	BF 30	H 3	R 1	ER 1	SO 0	BB 1	IBB 0	HBP 0	BLK 0	WP 0	HR 0	S 29	P 33	ERA 1.00	WHIP 0.444																
											PITCHER	IP	WLS	BF	H	R	ER	SO	BB	IBB	HBP	BLK	WP	HR	S	P	ERA	WHIP					

Philadelphia Phillies @ Chicago Cubs
Wrigley Field, Chicago, IL
Fri Sep 08 1961, 3:33 AM CDT
Att. 1,533 - Sunny - 80 F

livebaseballscorecards.com

AB	29
R	1
H	3
RBI	1
BB	1
SO	0
LOB	8



Batter	1	2	3	4	5	6	7	8	9	AB R H RBI BB SO LOB	TOP											
Bobby Malkmus, R (1, 4) OBP: 0.270, SLG: 0.326	0-0 F8		0-0 FC6-4		0-0 6-3		0-0 F3	0-3 K		5 0 0 0 0 1 5												
Ken Walters, R (1, 9) OBP: 0.268, SLG: 0.338	0-0 L5-3 1B		0-0 P6			0-0 1B HR 2B	0-3 K		0-0 F9	5 1 2 0 0 1 1												
Charley Smith, R (1, 5) OBP: 0.298, SLG: 0.375	0-0 L5-3			0-0 5-3		0-0 HR 1B		0-3 K	0-0 F7	5 1 1 0 0 1 1												
Don Demeter, R (1, 8) OBP: 0.300, SLG: 0.450		0-0 5-3		0-0 F9		0-0 HR		4-0 1B 1B	0-0 F8	4 2 1 3 1 0 0												
Lee Walls, R (1, 7) OBP: 0.351, SLG: 0.437				0-3 K		0-0 6-3		0-0 1B 1B		3 0 1 0 0 1 0												
Tony Gonzalez, L (8, PH) OBP: 0.353, SLG: 0.435								1-2 1B 1B		1 1 1 0 0 0 0												
Pancho Herrera, R (1, 3) OBP: 0.350, SLG: 0.418		0-3 K			0-0 1B SF9 1B			1-3 E 1B 1B		3 1 2 0 0 1 1												
Johnny Callison, L (8, PH) OBP: 0.354, SLG: 0.403								1-3 2-H 1B		1 0 1 1 0 0 0												
Ruben Amaro, R (1, 6) OBP: 0.333, SLG: 0.333				0-0 6-3		0-0 SH1-4 1B	1-0 G4-6-3 HBP	0-0 E3 1B		3 0 2 1 0 0 1												
Clay Dalrymple, L (1, 2) OBP: 0.273, SLG: 0.285			0-0 FC1-5 2B		0-0 SF9		0-0 G4-6-3		4-0 IBB	2 0 1 1 1 0 2												
Jim Owens, R (1, 1) OBP: 0.120, SLG: 0.043			0-0 FC1-5 FC6-4		0-0 SH1-4		0-3 K	0-3 K		3 0 0 0 0 2 4												
Inning Stats	R: 0 E: 0 K: 0 S: 3	H: 1 LOB: 0 BB: 0 P: 3	R: 0 E: 0 K: 1 S: 6	H: 1 LOB: 1 BB: 0 P: 6	R: 0 E: 0 K: 0 S: 4	H: 0 LOB: 0 BB: 0 P: 4	R: 0 E: 0 K: 1 S: 5	H: 0 LOB: 0 BB: 0 P: 5	R: 1 E: 0 K: 0 S: 5	H: 2 LOB: 1 BB: 0 P: 5	R: 3 E: 0 K: 0 S: 6	H: 4 LOB: 1 BB: 0 P: 7	R: 0 E: 0 K: 2 S: 7	H: 0 LOB: 0 BB: 0 P: 7	R: 2 E: 1 K: 3 S: 12	H: 3 LOB: 3 BB: 2 P: 20	R: 0 E: 0 K: 0 S: 3	H: 0 LOB: 0 BB: 0 P: 3	1B: 9 2B: 3 3B: 0 HR: 1	SF: 1 SAC: 1 DP: 2 HBP: 1	WP: 0 PB: 0 SB: 0 CS: 0	PA: 40
PITCHER	IP WLS BF H R ER SO BB IBB HBP BLK WP HR S P ERA WHIP																					
Jack Curtis, L (1, 1) ERA: 4.52	5.0 L 22 8 4 4 2 0 0 0 0 0 0 1 26 26 7.20 1.600																					
Don Elston, R (6, 1) ERA: 5.38	3.0 15 4 2 2 5 1 1 1 0 0 0 0 22 31 6.00 1.667																					
Dick Drott, R (9, 1) ERA: 4.11	1.0 3 0 0 0 0 0 0 0 0 0 0 0 3 3 0.00 0.000																					

Philadelphia Phillies @ Chicago Cubs
Wrigley Field, Chicago, IL
Sat Sep 09 1961, 3:33 AM CDT
Att: 7,110 - Cloudy - 84 F

AB	35
R	6
H	12
RBI	6
BB	2
SO	7
LOB	15



Batter	1	2	3	4	5	6	7	8	9	AB R H RBI BB SO LOB	TOP					
Bobby Malkmus, R OBP: 0.275, SLG: 0.330 (1, 4)	0-0 6-3		0-0 E5 G1-6-3 BB		0-0 G3 E 1B		FC3-6 1B	1B HBP E 1B		6 1 3 0 0 0 2						
Johnny Callison, L OBP: 0.356, SLG: 0.409 (1, 9) (7, 7)	0-0 HR		4-0 G1-6-3 1-2 BB		0-0 E7 G3		FC3-6 HR 1-2f 2-3	E 1-2 1B HBP	0-0 6-3	4 3 1 1 1 0 3						
Tony Gonzalez, L OBP: 0.353, SLG: 0.432 (1, 8)	0-0 6-3		0-0 G1-6-3 1-2f 2-3		0-0 G3		4-0 HR 1-2 BB	0-0 E8 1-3 1B 2-H 1B	0-0 E3 5-3	5 2 1 0 1 0 4						
Don Demeter, R OBP: 0.300, SLG: 0.455 (1, 3) (8, 9)	0-0 5-3		0-0 5-3		0-0 6-3		0-0 HR 1-H 2-H 3-H	4-0 1B S 1B IBB	0-0 5-3	5 2 1 4 1 0 4						
Wes Covington, L OBP: 0.330, SLG: 0.422 Ken Walters, R OBP: 0.268, SLG: 0.338 Elmer Valo, L OBP: 0.309, SLG: 0.290 Pancho Herrera, R OBP: 0.349, SLG: 0.416 (1, 7) (7, 9) (8, PH) (8, 3)		4-0 F8 SH BB		0-0 4-3		0-0 F9	0-0 WP HBP BB 1B	0-0 1B 1-2 E 1B 2-H 3-H	0-3 K	3 1 1 0 1 0 0 0 0 0 0 0 0 0 1 1 1 2 0 0 0 1 0 0 0 0 1 1						
Charley Smith, R OBP: 0.300, SLG: 0.374 (1, 5)		0-0 SH 1-2		0-0 5-3		0-0 P6	1-0 BB WP 1-2 1B HBP	0-0 F9 E 1-2 1B 1B 2-H		3 2 1 1 0 0 0						
Clay Dalrymple, L OBP: 0.275, SLG: 0.282 (1, 2)		0-0 F8 2-3		4-0 BB		0-0 5-3	4-0 BB 1-2 1B BB 2-3	0-0 E4 1B 1-2 1B 2-H		3 1 0 0 2 0 3						
Ruben Amaro, R OBP: 0.334, SLG: 0.332 (1, 6)		0-3 K		0-0 L4			FC3-6 HR 1B	0-0 F9 2-3		4 1 1 1 1 1 5						
Robin Roberts, S OBP: 0.147, SLG: 0.094 Don Ferrarese, R OBP: 0.143, SLG: 0.111 Tony Taylor, R OBP: 0.306, SLG: 0.323 Frank Sullivan, R OBP: 0.270, SLG: 0.156 (1, 1) (5, 1) (7, PH) (7, 1)		0-3 K		0-0 P6			F9 1B E8 1B	0-0 G4-6-3 1-3 1B 3-H		2 0 0 0 0 1 2 0 0 0 0 0 0 0 2 0 1 2 0 0 1 1 0 1 1 0 0 0						
Inning Stats	R: 1 H: 1 E: 0 LOB: 0 K: 0 BB: 0 S: 4 P: 4	R: 0 H: 0 E: 1 LOB: 2 K: 2 BB: 1 S: 8 P: 12	R: 0 H: 0 E: 1 LOB: 1 K: 0 BB: 1 S: 3 P: 7	R: 0 H: 0 E: 0 LOB: 1 K: 0 BB: 1 S: 3 P: 7	R: 0 H: 1 E: 1 LOB: 2 K: 0 BB: 0 S: 5 P: 5	R: 0 H: 0 E: 0 LOB: 0 K: 0 BB: 0 S: 3 P: 3	R: 7 H: 5 E: 1 LOB: 1 K: 0 BB: 3 S: 7 P: 20	R: 6 H: 5 E: 2 LOB: 1 K: 0 BB: 1 S: 8 P: 13	R: 0 H: 0 E: 1 LOB: 1 K: 1 BB: 0 S: 6 P: 6	1B: 10 SF: 0 2B: 0 SAC: 1 3B: 0 DP: 2 HR: 2 HBP: 2	WP: 1 PA: 51 PB: 0 SB: 1 CS: 0					
PITCHER	IP WLS BF H R ER SO BB IBB HBP BLK WP HR S P ERA WHIP											PITCHER	IP WLS BF H R ER SO BB IBB HBP BLK WP HR S P ERA WHIP			
Don Cardwell, R ERA: 3.66 (1, 1)	6.2		5 5 5 2 4 0 0 0		0 2 31 47 6.75 1.350											
Barney Schultz, R ERA: 2.66 (7, 1)	0.0	L	3 1 0 0 0 1 0 1 0		∞ ∞											
Bob Anderson, R ERA: 4.14 (7, 1)	0.1		5 3 6 6 0 1 0 1 0		162.00 12.000											
Don Eiston, R ERA: 5.62 (8, 1)	1.0		7 3 3 3 0 0 1 0 0		27.00 3.000											
Jim Brewer, L ERA: 5.89 (9, 1)	1.0		4 0 0 0 1 0 0 0 0		0.00 0.000											

Philadelphia Phillies @ Chicago Cubs
Wrigley Field, Chicago, IL
Sun Sep 10 1961, 3:33 AM CDT
Att. 7,628 - Sunny - 90 F

livebaseballscorecards.com

AB 40
R 14
H 12
RBI 12
BB 7
SO 3
LOB 25



BOTTOM

Philadelphia Phillies @ Chicago Cubs
Wrigley Field, Chicago, IL
Sun Sep 10 1961, 3:33 AM CDT
Att. 7,628 - Sunny - 90 F

livebaseballscorecards.com

AB	36
R	6
H	11
RBI	5
BB	2
SO	5
LOB	13



WP:	0	PA:	39
PB:	0		
SB:	0		
CS:	0		

AB	R	H	RBI	BB	SO	LOB
5	1	1	0	0	0	3
3	2	2	1	0	0	1
1	0	0	0	0	0	0
1	0	0	0	0	0	1
4	1	1	0	1	2	2
4	1	2	2	0	0	1
4	0	2	2	0	0	2
3	0	0	0	1	0	2
4	0	1	0	0	1	1
3	1	1	0	0	1	0
1	0	0	0	0	1	0
2	0	0	0	0	0	0
0	0	0	0	0	0	0
0	0	0	0	0	0	0
0	0	0	0	0	0	0
0	0	0	0	0	0	0
1	0	1	0	0	0	0

Batter	1	2	3	4	5	6	7	8	9
Lou Brock, L OBP: 0.200, SLG: 0.200 (1, 8)	0-0 L6-3 1B		0-0 P6		0-0 FC4-2 14 BB 1B		0-0 1-3		0-0 G3
Ken Hubbs, R OBP: 0.667, SLG: 1.000 Richie Ashburn, L OBP: 0.376, SLG: 0.309 Jerry Kindall, R OBP: 0.290, SLG: 0.422 (1, 4)	0-0 L6-3 1-2			0-0 3B	0-0 14 BB 1B		0-0 1-3		0-0 6-3
14 Ernie Banks, R OBP: 0.355, SLG: 0.521 (1, 6)	0-3 K		0-3 K	0-3 2B	4-0 1B E		0-0 1B		0-0 5-3
George Altman, L OBP: 0.350, SLG: 0.563 (1, 9)		0-0 1-3		0-0 4-3	0-0 E7 3B		0-0 1B		
Billy Williams, L OBP: 0.344, SLG: 0.497 (1, 7)		0-0 F3		0-0 3B	0-0 3B		0-0 F7		
Ron Santo, R OBP: 0.367, SLG: 0.493 (1, 5)		4-0 BB		0-0 F7	0-0 P6			0-0 5-3	
Ed Bouchee, L OBP: 0.359, SLG: 0.405 (1, 3)		0-0 P6			0-0 SH2-4 FC4-2 1B	0-3 K		0-0 P4	
Cuno Barragan, R OBP: 0.211, SLG: 0.368 Sammy Taylor, L OBP: 0.332, SLG: 0.398 (1, 2)			0-0 6-3		0-0 FC4-2 SH2-4 1B	0-3 K		0-3 K	
Don Cardwell, R OBP: 0.176, SLG: 0.259 Barney Schultz, R OBP: 0.100, SLG: 0.100 Bob Anderson, R OBP: 0.143, SLG: 0.206 Don Eiston, R OBP: 0.182, SLG: 0.182 Jim Brewer, L OBP: 0.182, SLG: 0.182 Bob Will, L OBP: 0.355, SLG: 0.352 (1, 1)			0-0 5-3		0-0 SH2-4	0-0 5-3			0-0 G3 2B

Inning	R	H	E	K	S	P	BB	IBB	HBP	BLK	WP	HR	S	P	ERA	WHIP
1	0	1	0	1	5	7	0	0	0	0	0	0	24	32	11.57	1.929
2	0	0	0	0	1	6	0	0	0	0	0	0	9	9	0.00	0.750
3	0	0	0	0	7	3	0	0	0	0	0	0	14	14	0.00	1.000
4	1	2	0	1	5	7	0	0	0	0	0	0	9	9	0.00	0.750
5	0	0	0	0	1	6	0	0	0	0	0	0	9	9	0.00	0.750
6	0	0	0	2	7	3	0	0	0	0	0	0	14	14	0.00	1.000
7	0	2	0	0	5	7	0	0	0	0	0	0	14	14	0.00	1.000
8	0	0	0	1	4	3	0	0	0	0	0	0	14	14	0.00	1.000
9	0	1	0	0	4	3	0	0	0	0	0	0	14	14	0.00	1.000

PITCHER	IP	WLS	BF	H	R	ER	SO	BB	IBB	HBP	BLK	WP	HR	S	P	ERA	WHIP
Robin Roberts, R ERA: 6.16 (1, 1)	4.2		22	7	6	6	2	2	0	0	0	0	0	24	32	11.57	1.929
Don Ferrarese, L ERA: 4.04 (5, 1)	1.1	W	5	1	0	0	2	0	0	0	0	0	0	9	9	0.00	0.750
Frank Sullivan, R ERA: 4.39 (7, 1)	3.0	S	12	3	0	0	1	0	0	0	0	0	0	14	14	0.00	1.000

Batter	1	2	3	4	5	6	7	8	9	10	11	AB R H RBI BB SO LOB	TOP												
Bobby Malkmus, R OBP: 0.279, SLG: 0.331 (1, 4)	1-2 L7		4-2 WP BB	0-1 1-2 2-H 3-H 1B		2-0 F8			0-1 FC3-6 1B		1-3 K	5 0 2 2 1 1 1													
Ken Walters, R OBP: 0.265, SLG: 0.333 Tony Gonzalez, L OBP: 0.350, SLG: 0.427 (1, 9) (4, PH) (4, 9)	0-2 4-3		1-3 K	1-3 K			1-1 F8		1-1 FC3-6 5-3 1-2f		0-1 FC4-6 1B 1-2f	2 0 0 0 0 1 1 4 0 0 0 0 1 4													
Charley Smith, R OBP: 0.303, SLG: 0.387 (1, 5)	2-3 K		1-3 K		2-1		2-2		1-0 5-3 1-2		1-2 1B 1-3 1B	0 1 0 0 0 0 0													
Don Demeter, R OBP: 0.296, SLG: 0.448 (1, 8)			1-3 K		1-1 4-3		2-3 K		2-1 6-3		0-0 FC6-4 1-2f	6 0 0 0 0 3 4													
Lee Walls, R OBP: 0.352, SLG: 0.464 (1, 7) (5, 3)			2-1 HR		2-3 K		0-0 5-3			2-3 K		5 2 2 2 0 2 1													
Pancho Herrera, R OBP: 0.349, SLG: 0.415 Johnny Callison, L OBP: 0.356, SLG: 0.407 (1, 3) (5, PH) (5, 7)			3-3 K		4-1 WP FC1-2 BB		4-2 BB		3-2 4-3		1-0 4-3	1 0 0 0 1 1 0 2 0 0 0 1 0 0													
Ruben Amaro, R OBP: 0.335, SLG: 0.329 (1, 6)			3-1 E5		4-2 FC1-2 1-2 1B BB		0-0 F8		2-3 K		4-2 BB	3 1 0 0 2 1 2													
Clay Dalrymple, L OBP: 0.274, SLG: 0.281 Tony Taylor, R OBP: 0.305, SLG: 0.322 Choo-Choo Coleman, L OBP: 0.196, SLG: 0.163 (1, 2) (4, PH) (4, 2)			3-3 K		2-0 FC1-2 1B 1-3 2-H		0-0 B3-1		4-0 BB		0-1 G3	1 0 0 0 0 1 1 1 1 0 0 0 0 2 2 0 0 0 1 0 1													
Art Mahaffey, R OBP: 0.154, SLG: 0.148 Ken Lehman, L Bobby Gene Smith, R OBP: 0.316, SLG: 0.342 Don Ferrarese, R OBP: 0.161, SLG: 0.133 (1, 1) (3, 1) (4, PH) (4, 1)			2-3 K		4-2 1B 1-2 BB		1-3 K		1-0 5-3		2-2 FC4-6 1B	1 0 0 0 0 1 0 0 0 0 0 0 0 0 0 0 0 0 1 0 0 3 0 1 0 0 1 1													
Inning Stats	R: 0 E: 0 K: 1 S: 9	H: 0 LOB: 0 BB: 0 P: 12	R: 1 E: 1 K: 3 S: 13	H: 1 LOB: 1 BB: 0 P: 25	R: 0 E: 0 K: 3 S: 11	H: 0 LOB: 1 BB: 1 P: 19	R: 3 E: 0 K: 2 S: 17	H: 2 LOB: 2 BB: 3 P: 33	R: 0 E: 0 K: 1 S: 10	H: 1 LOB: 2 BB: 1 P: 19	R: 0 E: 0 K: 1 S: 5	H: 0 LOB: 0 BB: 0 P: 8	R: 1 E: 0 K: 1 S: 9	H: 1 LOB: 0 BB: 0 P: 14	R: 0 E: 0 K: 1 S: 7	H: 0 LOB: 1 BB: 1 P: 17	R: 0 E: 0 K: 1 S: 8	H: 0 LOB: 1 BB: 1 P: 15	R: 0 E: 0 K: 1 S: 12	H: 2 LOB: 2 BB: 0 P: 16	1B: 4 2B: 1 3B: 0 HR: 3	SF: 0 SAC: 0 DP: 0 HBP: 0	WP: 4 PB: 0 SB: 0 CS: 0	PA: 49	
PITCHER	IP	WLS	BF	H	R	ER	SO	BB	IBB	HBP	BLK	WP	HR	S	P	ERA	WHIP								
Johnny Podres, L ERA: 3.73 (1, 1)	3.2		19	3	4	4	8	4	0	0	0	3	2	47	85	9.82	1.909								
Larry Sherry, R ERA: 3.87 (4, 1)	3.1		13	2	1	1	4	1	0	0	0	0	1	27	45	2.70	0.900								
Ron Perranoski, L ERA: 2.76 (8, 1)	4.0	W	17	3	0	0	3	2	0	0	0	0	0	34	59	0.00	1.250								

Philadelphia Phillies @ Los Angeles Dodgers
Los Angeles Memorial Coliseum, Los Angeles, CA
Mon Sep 11 1961, 10:05 PM EDT
Att: 9,064 - Unknown

AB	36
R	5
H	5
RBI	4
BB	7
SO	13
LOB	18



WP: 4	PA: 49
PB: 0	
SB: 0	
CS: 0	

livebaseballscorecards.com

Batter	1	2	3	4	5	6	7	8	9	10	11	AB R H RBI BB SO LOB
Maury Wills, S OBP: 0.343, SLG: 0.339 (1, 6)	2-1 L6	1-1 F7		2-0 F7		2-1 6-3		2-1 P6				5 0 0 0 0 0 1
Jim Gilliam, S OBP: 0.359, SLG: 0.346 (1, 4)	1-2 4-3		4-2 1B E HR BB	4-1 BB		4-1 BB			1-2 5-3			2 1 0 0 3 0 0
Wally Moon, L OBP: 0.428, SLG: 0.502 (1, 7) (5, 9)	4-2 1B BB		1-0 SAFE HR 1B	0-1 L8		3-3 K			1-0 4-3			4 1 1 0 1 1 2
Duke Snider, L OBP: 0.364, SLG: 0.529 Frank Howard, R OBP: 0.348, SLG: 0.506 (1, 9) (4, PH) (5, 7)	2-2 1B		1-3 K	0-1 4-3			0-0 6-3		2-1 L8			2 0 1 0 0 1 2 3 0 0 0 0 0 1
Ron Fairly, L OBP: 0.428, SLG: 0.523 Gil Hodges, R OBP: 0.326, SLG: 0.398 (1, 3) (10, PH) (11, 3)	3-2 F5		2-2 HR		1-0 G3		2-1 6-3			2-2 F8		4 1 1 3 0 0 2 1 0 0 0 0 0 0
Tommy Davis, R OBP: 0.330, SLG: 0.420 (1, 5)		0-0 F8	0-2 4-3		4-2 FC5-4 BB		4-0 BB			2-0 F8		3 0 0 0 2 0 0
John Roseboro, L OBP: 0.338, SLG: 0.467 Norm Sherry, R OBP: 0.323, SLG: 0.424 (1, 2) (7, PH) (8, 2)		2-1 F8	1-2 2B 2B		1-0 FC5-4 1-2f		1-3 K			1-1 F7		3 1 1 0 0 0 1 2 0 0 0 0 1 1
Willie Davis, L OBP: 0.322, SLG: 0.466 Gordie Windhorn, R OBP: 0.368, SLG: 0.563 (1, 8) (11, PH)		3-2 E S 1B 1B	0-0 K		0-3 K			0-1 4-3			1-2 HR	4 1 2 1 0 1 1 1 1 1 1 0 0 0
Johnny Podres, L OBP: 0.254, SLG: 0.265 Larry Sherry, R OBP: 0.267, SLG: 0.154 Ron Perranoski, L OBP: 0.214, SLG: 0.083 (1, 1) (4, 1) (8, 1)		3-2 1B	1-2 1-3		1-0 6-3			0-3 K				2 0 1 1 0 0 1 1 0 0 0 0 0 0 1 0 0 0 0 1 0

Inning Stats	R: 0	H: 1	E: 0	LOB: 2	K: 0	BB: 1	S: 13	P: 25	R: 1	H: 2	E: 0	LOB: 1	K: 0	BB: 0	S: 12	P: 21	R: 4	H: 4	E: 1	LOB: 1	K: 1	BB: 1	S: 19	P: 29	R: 0	H: 0	E: 0	LOB: 1	K: 0	BB: 1	S: 6	P: 12	R: 0	H: 0	E: 0	LOB: 1	K: 1	BB: 1	S: 7	P: 13	R: 0	H: 0	E: 0	LOB: 1	K: 1	BB: 1	S: 6	P: 13	R: 0	H: 0	E: 0	LOB: 0	K: 1	BB: 0	S: 7	P: 9	R: 0	H: 0	E: 0	LOB: 0	K: 0	BB: 0	S: 6	P: 10	R: 0	H: 0	E: 0	LOB: 0	K: 0	BB: 0	S: 6	P: 11	R: 1	H: 1	E: 0	LOB: 0	K: 0	BB: 0	S: 4	P: 5	1B: 4	SF: 0	2B: 2	SAC: 0	3B: 0	DP: 0	HR: 2	HBP: 0	WP: 0	PA: 44
PITCHER	IP	WLS	BF	H	R	ER	SO	BB	IBB	HBP	BLK	WP	HR	S	P	ERA	WHIP																																																																									
Art Mahaffey, R ERA: 4.26 (1, 1)	2.2		17	7	5	4	1	2	0	0	0	0	1	41	71	13.50	3.375																																																																									
Ken Lehman, L ERA: 3.75 (3, 1)	0.1		1	0	0	0	0	0	0	0	0	0	0	3	4	0.00	0.000																																																																									
Don Ferrarese, L ERA: 3.88 (4, 1)	7.0	L	26	1	1	1	4	4	0	0	0	0	1	49	90	1.29	0.714																																																																									


BOTTOM

Philadelphia Phillies @ Los Angeles Dodgers
Los Angeles Memorial Coliseum, Los Angeles, CA

Mon Sep 11 1961, 10:05 PM EDT
Att: 9,064 - Unknown

livebaseballscores.com

AB 38
R 6
H 8
RBI 6
BB 6
SO 5
LOB 12



Batter	1	2	3	4	5	6	7	8	9	AB R H RBI BB SO LOB	TOP									
Bobby Malkmus, R (1, 4) OBP: 0.287, SLG: 0.337	1-2 PB HR 1B	1-2 E BB		1-0 5-3			0-2 HR 2B	1-0 G3		4 3 2 0 1 0 0										
Ken Walters, R (1, 9) OBP: 0.262, SLG: 0.327	2-3 K	1-2 E 1B K		2-1 F3			0-1 5-3	1-0 F2		6 1 1 1 0 2 4										
Charley Smith, R (1, 5) OBP: 0.304, SLG: 0.393	2-3 K	0-0 E5	0-0				1-1 K 1B	2-1 6-3		0 3 0 0 0 0 0										
Don Demeter, R (1, 8) OBP: 0.304, SLG: 0.476	0-0 HR	1-0 BB 1B WP 1B	4-2 3B BB				0-1 K HR	2-2 HR		5 5 4 7 1 1 0										
Lee Walls, R (1, 7) OBP: 0.347, SLG: 0.456	1-1 E5	2-1 WP BB 1B 1B	1-1 F8				1-3 K	0-0 F9		6 1 1 1 0 1 1										
Pancho Herrera, R (1, 3) OBP: 0.349, SLG: 0.414	2-3 K	4-2 WP 1B BB	2-1 1B 3B				2-3 K			1 0 0 0 0 1 1										
Johnny Callison, L (2, PH) OBP: 0.357, SLG: 0.411		1-2 2-3 1B BB	1-H 1B 3B				1-0 3-1			3 2 1 1 1 1 0										
Ruben Amaro, R (1, 6) OBP: 0.341, SLG: 0.349			1-1 1B 3B				1-3 K	2-2 HR		4 3 3 2 1 1 0										
Clay Dalrymple, L (1, 2) OBP: 0.279, SLG: 0.286			3-H 1B				3-1 1B	1-2 L7		5 1 3 3 0 0 1										
John Buzhardt, R (1, 1) OBP: 0.180, SLG: 0.152							0-1 F8	2-2 G3		0 0 0 0 0 0 0										
Chris Short, R (1, 1) OBP: 0.184, SLG: 0.162										5 0 0 1 0 1 3										
Jack Baldschun, R (9, 1)										0 0 0 0 0 0 0										
Inning Stats	R: 2 E: 1 K: 3 S: 16	H: 2 LOB: 1 BB: 0 P: 24	R: 9 E: 1 K: 2 S: 31	H: 6 LOB: 2 BB: 3 P: 52	R: 3 E: 0 K: 0 S: 12	H: 3 LOB: 0 BB: 1 P: 22	R: 0 E: 0 K: 0 S: 6	H: 0 LOB: 0 BB: 0 P: 11	R: 0 E: 0 K: 1 S: 8	H: 1 LOB: 1 BB: 0 P: 13	R: 3 E: 0 K: 2 S: 15	H: 3 LOB: 0 BB: 0 P: 19	R: 1 E: 0 K: 0 S: 11	H: 1 LOB: 0 BB: 0 P: 17	R: 1 E: 0 K: 0 S: 7	H: 1 LOB: 0 BB: 0 P: 12	1B: 9 2B: 1 3B: 2 HR: 5	SF: 0 SAC: 0 DP: 1 HBP: 1	WP: 1 PB: 1 SB: 0 CS: 0	PA: 50
PITCHER	IP WLS BF H R ER SO BB IBB HBP BLK WP HR S P ERA WHIP																			
Sandy Koufax, L (1, 1) ERA: 3.83	1.1 L 11 5 6 6 4 1 0 0 0 0 0 1 30 45 40.50 4.500																			
Jim Golden, R (2, 1) ERA: 5.75	0.0 4 2 1 0 0 1 0 0 0 0 0 0 7 14 ∞ ∞																			
Roger Craig, R (2, 1) ERA: 6.03	2.2 14 4 7 6 1 2 0 1 0 1 1 28 50 20.25 2.250																			
Ed Roebuck, R (5, 1) ERA: 9.0	3.0 13 4 3 3 5 0 0 0 0 0 0 1 30 44 9.00 1.333																			
Phil Ortega, R (8, 1) ERA: 9.0	2.0 8 2 2 2 0 0 0 0 0 0 0 2 18 29 9.00 1.000																			

Philadelphia Phillies @ Los Angeles Dodgers
Los Angeles Memorial Coliseum, Los Angeles, CA
Tue Sep 12 1961, 10:05 PM EDT
Att. 8,629 - Unknown

livebaseballscorecards.com

AB	39
R	19
H	15
RBI	16
BB	4
SO	8
LOB	10



Batter	1	2	3	4	5	6	7	8	9	AB	R	H	RBI	BB	SO	LOB
Maury Wills, S OBP: 0.343, SLG: 0.338 Phil Ortega, R OBP: 1.000, SLG: 1.000	1-0 BB HR 1B	3-2 FC6-4 1-2f		0-1 F7			0-1 5-3	1-1 1B		4	1	1	0	0	0	1
Jim Gilliam, S OBP: 0.359, SLG: 0.345 Ed Roebuck, R OBP: 0.286, SLG: 0.267	4-2 HR BB	3-3 K			1-2 F5		0-0 HR 1B	1-1 F3		1	1	0	0	1	1	1
Wally Moon, L OBP: 0.428, SLG: 0.510 Frank Howard, R OBP: 0.348, SLG: 0.516	0-1 HR 1-H 2-H	0-0 1-3			1-2 4-3		0-0 HR 1-H	1-1 F9		2	1	1	3	0	0	1
Duke Snider, L OBP: 0.387, SLG: 0.531 Gordie Windhorn, R OBP: 0.435, SLG: 0.850	1-0 SH1-3 WP 1B		1-2 6-3		1-2 HR		1-1 FC6-4 1B		3-2 FC6-4 3B	1	1	1	0	0	0	0
Ron Fairly, L OBP: 0.432, SLG: 0.520	4-0 WP SH1-3 BB		1-2 4-3		2-1 1B		3-2 F8		4-1 FC6-4 BB	3	0	1	0	2	0	1
Tommy Davis, R OBP: 0.327, SLG: 0.417	2-1 SH1-3		2-2 E5 FC6-4		1-0 P6		0-0 FC6-4 1-2f		2-1 FC6-4 WP 1-2f 3-H	4	0	0	1	0	0	3
John Roseboro, L OBP: 0.337, SLG: 0.466 Doug Camilli, R OBP: 0.154, SLG: 0.360	2-2 F9		0-2 FC6-4 1-2f			0-3 K2-3		1-0 FC3-6 1B	4-1 FC4-6 BB	1	0	0	0	0	0	1
Tim Harkness, L (9, PH)	2-3 3-H								1-2 BB	0	0	0	0	1	0	0
Willie Davis, L OBP: 0.317, SLG: 0.459	1-1 L3		3-2 F5		1-0 4-3		1-2 FC3-6 HR 1-2f	1-2 P4		5	1	0	0	0	0	4
Sandy Koufax, R OBP: 0.158, SLG: 0.059 Jim Golden, L		4-1 FC6-4 BB		1-1 6-3		3-1 P4		1-0 HR	2-2 FC4-6 1-2f	0	0	0	0	0	0	0
Roger Craig, R OBP: 0.250, SLG: 0.200 Charlie Neal, R OBP: 0.298, SLG: 0.371								1-H HR		4	1	1	2	0	0	2

Inning Stats	R: 4	H: 3	E: 0	K: 0	S: 13	LOB: 1	BB: 2	P: 28	R: 0	H: 0	E: 0	K: 1	S: 8	LOB: 1	BB: 1	P: 18	R: 0	H: 0	E: 1	K: 0	S: 14	LOB: 1	BB: 0	P: 18	R: 0	H: 0	E: 0	K: 0	S: 7	LOB: 0	BB: 0	P: 11	R: 1	H: 2	E: 0	K: 0	S: 16	LOB: 1	BB: 0	P: 22	R: 0	H: 0	E: 0	K: 1	S: 6	LOB: 0	BB: 0	P: 10	R: 2	H: 3	E: 0	K: 0	S: 13	LOB: 1	BB: 0	P: 17	R: 2	H: 3	E: 0	K: 0	S: 11	LOB: 1	BB: 0	P: 17	R: 1	H: 1	E: 0	K: 0	S: 15	LOB: 2	BB: 2	P: 31	1B: 7	2B: 0	3B: 1	HR: 4	SF: 0	SAC: 1	DP: 0	HBP: 0	WP: 2	PB: 0	SB: 0	CS: 0	PA: 45
PITCHER	IP	WLS	BF	H	R	ER	SO	BB	IBB	HBP	BLK	WP	HR	S	P	ERA	WHIP																																																																				
John Buzhardt, R ERA: 4.35	(1, 1)	0.1	6	3	4	4	0	2	0	0	0	0	1	8	20	108.00	15.000																																																																				
Chris Short, L ERA: 5.87	(1, 1)	7.2	35	9	6	6	2	2	0	0	0	1	3	85	133	7.04	1.435																																																																				
Jack Baldschun, R ERA: 4.59	(9, 1)	1.0	4	0	0	0	0	1	0	0	0	1	0	10	19	0.00	1.000																																																																				

BOTTOM

Philadelphia Phillies @ Los Angeles Dodgers
Los Angeles Memorial Coliseum, Los Angeles, CA

Tue Sep 12 1961, 10:05 PM EDT
Att. 8,629 - Unknown

livebaseballscorecards.com

AB	39
R	10
H	12
RBI	9
BB	5
SO	2
LOB	17

Batter	1	2	3	4	5	6	7	8	9	AB R H RBI BB SO LOB	TOP													
Bobby Malkmus, R (1, 4) OBP: 0.287, SLG: 0.336	0-0 1B		0-0 F9		0-0 L7			0-0 F2		4 0 1 0 0 0 2														
Johnny Callison, L (1, 7) OBP: 0.356, SLG: 0.410	0-0 F8			0-0 FC6-4 1B		0-0 4-3		0-3 K		4 0 1 0 0 1 1														
Don Demeter, R (1, 9) OBP: 0.301, SLG: 0.472 Jack Baldschun, R (6, 1)	0-0 F7			0-0 FC6-4 1B 1-2f		0-3 K		0-0 F7		3 0 0 0 0 1 2 0 0 0 0 0 0 0 1 0 0 0 0 0 0														
Choo-Choo Coleman, L (9, PH) OBP: 0.191, SLG: 0.159	0-0 F3			0-0 G6-4-3 1B 1-2		4-0 BB		4-0 1B BB 1B BB		2 1 1 0 2 0 1														
Tony Gonzalez, L (1, 8) OBP: 0.354, SLG: 0.428				0-0 G6-4-3 1-2f		0-0 F9		4-0 1B BB 1B BB FC6-4 BB		3 1 0 0 1 0 3														
Lee Walls, R (1, 3) OBP: 0.346, SLG: 0.450				0-3 K		4-0 1B BB		0-0 P6		3 0 1 0 1 1 0														
Clay Dalrymple, L (1, 2) OBP: 0.261, SLG: 0.287				0-0 6-3		0-0 1B		0-0 4-3		4 0 2 1 0 0 0														
Charley Smith, R (1, 5) OBP: 0.305, SLG: 0.394				0-0 K		0-0 F9		0-0 F5		3 0 0 0 0 1 2 1 0 0 1 0 0 2														
Ruben Amaro, R (1, 6) OBP: 0.338, SLG: 0.346 Elmer Valo, L (9, PH) OBP: 0.305, SLG: 0.286				0-3 K		0-3 K		0-0 G3		2 0 0 0 0 2 2 0 0 0 0 0 0 0 2 0 0 0 0 0 2														
Dallas Green, L (1, 1) OBP: 0.270, SLG: 0.156 Ken Lehman, L (5, 1) Wes Covington, L (6, 9) OBP: 0.327, SLG: 0.419																								
Inning Stats	R: 0 E: 0 K: 0 S: 4	H: 1 LOB: 1 BB: 0 P: 4	R: 0 E: 0 K: 1 S: 5	H: 0 LOB: 0 BB: 0 P: 5	R: 0 E: 0 K: 2 S: 7	H: 0 LOB: 0 BB: 0 P: 7	R: 0 E: 0 K: 1 S: 4	H: 2 LOB: 1 BB: 0 P: 4	R: 0 E: 0 K: 1 S: 6	H: 1 LOB: 2 BB: 1 P: 10	R: 0 E: 0 K: 1 S: 5	H: 0 LOB: 1 BB: 1 P: 9	R: 0 E: 0 K: 0 S: 3	H: 0 LOB: 0 BB: 0 P: 3	R: 0 E: 0 K: 1 S: 5	H: 0 LOB: 0 BB: 0 P: 5	R: 2 E: 0 K: 0 S: 5	H: 2 LOB: 2 BB: 2 P: 13	1B: 6 2B: 0 3B: 0 HR: 0	SF: 0 SAC: 0 DP: 1 HBP: 0	WP: 0 PB: 0 SB: 0 CS: 0	PA: 36		
PITCHER Jim Duffalo, R (1, 1) ERA: 3.95	IP: 9.0 WLS: W BF: 36 H: 6 R: 2 ER: 2 SO: 6 BB: 4 IBB: 0 HBP: 0 BLK: 0 WP: 0 HR: 0 S: 44 P: 60 ERA: 2.00 WHIP: 1.111																							

Philadelphia Phillies @ San Francisco Giants
 Candlestick Park, San Francisco, CA
 Wed Sep 13 1961, 10:05 PM EDT
 Att. 5,585 - Unknown

livebaseballscorecards.com

AB	32
R	2
H	6
RBI	2
BB	4
SO	6
LOB	17



Batter	1	2	3	4	5	6	7	8	9	10	AB	R	H	RBI	BB	SO	LOB	TOP							
Bobby Malkmus, R (1, 4) OBP: 0.285, SLG: 0.333	0-0 4-3	0-0 L3		0-0 F3			0-0 FC4-6 1B		0-0 F8		5	0	1	0	0	0	2								
Johnny Callison, L (1, 7) OBP: 0.354, SLG: 0.407	0-0 HR 1B		0-0 4-3		0-0 4-3		0-0 FC4-6 BLK 1-2f		0-0 F8		5	1	1	0	0	0	1								
Tony Gonzalez, L (1, 8) OBP: 0.356, SLG: 0.435	0-0 HR		4-0 S BB		0-0 1-3		4-0 1-2 BB		0-0 6-3		3	1	1	2	2	0	0								
Wes Covington, L (1, 9) OBP: 0.332, SLG: 0.445 Ken Walters, R (10, 9) OBP: 0.262, SLG: 0.327	0-0 HR		0-0 1-3		0-0 1-2 1B		0-0 3-1		0-0 HR		5	2	3	2	0	0	3								
Don Demeter, R (1, 3) OBP: 0.303, SLG: 0.472	0-3 K		4-0 FC6 IBB		0-3 K		0-0 E4 B1-4		0-0 2B		4	0	1	0	1	2	1								
Clay Dalrymple, L (1, 2) OBP: 0.280, SLG: 0.283	0-0 F8		0-0 FC6 1-2f		4-0 L3 BB		0-0 B1-4 1-2f		0-0 G3		4	0	0	0	1	0	4								
Charley Smith, R (1, 5) OBP: 0.303, SLG: 0.391		0-0 6-3		0-0 5-3		0-3 K		0-0 5-3		4	0	0	0	0	1	1									
Ruben Amaro, R (1, 6) OBP: 0.338, SLG: 0.345		0-0 E5 FC1-6		0-0 PB 1B		0-0 L3 1-2		0-0 5-3		4	0	1	0	0	0	1									
John Buzhardt, R (1, 1) OBP: 0.167, SLG: 0.140		0-0 FC1-6 1-2f		0-0 F8 1-2		0-0 5-3		0-3 K		4	0	0	0	0	1	2									
Inning Stats	R: 3 E: 0 K: 1 S: 8	H: 3 LOB: 0 BB: 0 P: 8	R: 0 E: 1 K: 0 S: 4	H: 0 LOB: 1 BB: 0 P: 4	R: 0 E: 0 K: 0 S: 3	H: 0 LOB: 2 BB: 2 P: 11	R: 0 E: 0 K: 0 S: 4	H: 1 LOB: 1 BB: 0 P: 4	R: 0 E: 0 K: 1 S: 6	H: 1 LOB: 1 BB: 0 P: 6	R: 0 E: 0 K: 1 S: 4	H: 0 LOB: 0 BB: 1 P: 8	R: 0 E: 0 K: 0 S: 3	H: 0 LOB: 0 BB: 1 P: 3	R: 0 E: 1 K: 0 S: 5	H: 0 LOB: 0 BB: 0 P: 5	R: 1 E: 0 K: 0 S: 5	H: 2 LOB: 1 BB: 0 P: 5	1B: 4 2B: 3 3B: 0 HR: 3	SF: 0 SAC: 0 DP: 2 HBP: 0	WP: 0 PB: 1 SB: 1 CS: 0	PA: 42			
PITCHER Billy Loes, R (1, 1) ERA: 4.24 Richard LeMay, L (3, 1) ERA: 3.33	IP 2.0	WLS 10	BF 32	H 5	R 1	ER 1	SO 3	BB 3	IBB 1	HBP 0	BLK 1	WP 0	HR 1	S 34	P 50	ERA 1.12	WHIP 1.000								
PITCHER	IP	WLS	BF	H	R	ER	SO	BB	IBB	HBP	BLK	WP	HR	S	P	ERA	WHIP								

Philadelphia Phillies @ San Francisco Giants
 Candlestick Park, San Francisco, CA
 Thu Sep 14 1961, 6:33 AM EDT
 Att: 4,328 - Unknown

livebaseballscores.com

AB	38
R	4
H	8
RBI	4
BB	4
SO	4
LOB	15



Batter	1	2	3	4	5	6	7	8	9	10	AB	R	H	RBI	BB	SO	LOB
Chuck Hiller, L (1, 4) OBP: 0.314, SLG: 0.316	0-3 K		0-0 G3			0-0 P6		0-0 F7		0-0 F7	5	0	0	0	0	1	1
Matty Alou, L (1, 9) OBP: 0.335, SLG: 0.453	0-0 5-3		0-0 F9			0-0 HR 1B		0-0 F7			4	1	1	0	0	0	0
Willie Mays, R (1, 8) OBP: 0.398, SLG: 0.593	0-0 F7		0-0 F3			0-0 1-H HR			0-0 6-3		4	1	1	2	0	0	0
Bob Farley, L (1, 7) OBP: 0.214, SLG: 0.083		4-0 BB 2B BB		0-0 P6		0-3 K			0-0 F7		3	1	0	0	1	1	0
Felipe Alou, R (10, 7) OBP: 0.320, SLG: 0.451											0	0	0	0	0	0	0
Orlando Cepeda, R (1, 3) OBP: 0.347, SLG: 0.587	0-3 K		0-0 P6			0-0 F9			0-0 FC4-6 1B		4	0	1	0	0	1	1
Ed Bailey, L (1, 2) OBP: 0.344, SLG: 0.413	4-0 2B 1-2 BB		0-0 4-3				0-0 4-3		0-0 FC4-6 1-2f		3	0	0	0	1	0	1
Jim Davenport, R (1, 5) OBP: 0.348, SLG: 0.448	0-3 K		0-3 K		0-3 K		0-0 6-3			0-0 F8	4	0	0	0	0	2	2
Jose Pagan, R (1, 6) OBP: 0.306, SLG: 0.322	0-0 K		0-0 6-3		0-0 6-3		0-3 K			0-0 1B	3	0	1	1	0	1	0
Harvey Kuenn, R (10, PH) OBP: 0.326, SLG: 0.360		1-3 2-H 2B									1	0	1	0	0	0	0
Ernie Bowman, R (10, PR) OBP: 0.257, SLG: 0.353											0	0	0	0	0	0	0
Billy Loes, R (1, 1) OBP: 0.206, SLG: 0.156	0-3 K		0-3 K		0-3 K			0-0 G2		0-0 F8	0	0	0	0	0	0	0
Willie McCovey, L (2, PH) OBP: 0.346, SLG: 0.486											1	0	0	0	0	1	2
Richard LeMay, L (3, 1) OBP: 0.143, SLG: 0.077											2	0	0	0	0	1	0
Hobie Landrith, L (10, PH) OBP: 0.329, SLG: 0.368											1	0	0	0	0	0	1

Inning Stats	R: 0	H: 0	E: 0	K: 1	S: 5	H: 0	LOB: 0	BB: 0	P: 5	R: 1	H: 1	E: 0	K: 3	S: 10	H: 2	LOB: 1	BB: 2	P: 18	R: 0	H: 0	E: 0	K: 0	S: 3	H: 0	LOB: 0	BB: 0	P: 3	R: 0	H: 0	E: 0	K: 0	S: 3	R: 0	H: 0	E: 0	K: 2	S: 7	R: 2	H: 2	E: 0	K: 1	S: 7	R: 0	H: 0	E: 0	K: 1	S: 5	R: 0	H: 0	E: 0	K: 0	S: 3	R: 0	H: 1	E: 0	K: 0	S: 4	R: 0	H: 1	E: 0	K: 0	S: 4	R: 0	H: 1	E: 0	K: 0	S: 4	1B: 3	SF: 0	2B: 1	3B: 0	HR: 1	SAC: 0	DP: 0	HBP: 0	WP: 0	PA: 37
--------------	------	------	------	------	------	------	--------	-------	------	------	------	------	------	-------	------	--------	-------	-------	------	------	------	------	------	------	--------	-------	------	------	------	------	------	------	------	------	------	------	------	------	------	------	------	------	------	------	------	------	------	------	------	------	------	------	------	------	------	------	------	------	------	------	------	------	------	------	------	------	------	-------	-------	-------	-------	-------	--------	-------	--------	-------	--------


PITCHER	IP	WLS	BF	H	R	ER	SO	BB	IBB	HBP	BLK	WP	HR	S	P	ERA	WHIP
John Buzhardt, R (1, 1) ERA: 4.26	10.0	W	37	5	3	3	8	2	0	0	0	0	1	51	59	2.70	0.700

BOTTOM

Philadelphia Phillies @ San Francisco Giants
 Candlestick Park, San Francisco, CA

Thu Sep 14 1961, 6:33 AM EDT
 Att. 4,328 - Unknown

AB	35
R	3
H	5
RBI	3
BB	2
SO	8
LOB	8



Batter	1	2	3	4	5	6	7	8	9	AB R H RBI BB SO LOB	TOP																
Bobby Malkmus, R (1, 4) OBP: 0.282, SLG: 0.329 Elmer Valo, L (9, PH) OBP: 0.313, SLG: 0.286 Choo-Choo Coleman, L (9, PR) OBP: 0.191, SLG: 0.159	0-0 F9		0-0 F7		0-0 G6-3		0-0 F3		4-0 BB 1B BB	4 0 0 0 0 0 1 0 0 0 0 1 0 0 0 0 0 0 0 0 0																	
Johnny Callison, L (1, 9) OBP: 0.357, SLG: 0.410	0-0 L9			0-0 HR 2B	4-0 BB BB		0-0 4-3		0-0 1B	4 1 2 0 1 0 0																	
Tony Gonzalez, L (1, 8) OBP: 0.360, SLG: 0.443	4-0 BB			0-0 HR 2-H	4-0 BB 1-2		0-3 K			2 1 1 2 2 1 0																	
Wes Covington, L (1, 7) OBP: 0.332, SLG: 0.442 Bobby Gene Smith, R (7, 7) OBP: 0.314, SLG: 0.340	0-0 F5			0-0 G3	4-0 FC4-6 BB 1-2 2-3		0-3 K			2 0 0 0 1 0 1 1 0 0 0 0 1 0																	
Don Demeter, R (1, 3) OBP: 0.302, SLG: 0.475		0-0 F7		0-3 K	0-0 FC4-6		0-0 3B			4 0 1 0 0 1 3																	
Clay Dalrymple, L (1, 2) OBP: 0.262, SLG: 0.286		0-0 3-1		0-0 1B 1B		0-0 G5-4-3 1B		0-0 P4		4 0 2 0 0 0 1																	
Charley Smith, R (1, 5) OBP: 0.302, SLG: 0.389		0-0 P6		0-0 1B		0-0 G5-4-3		0-0 F3		4 0 1 0 0 0 2																	
Ruben Amaro, R (1, 6) OBP: 0.340, SLG: 0.346 Lee Walls, R (9, PH) OBP: 0.344, SLG: 0.448			0-0 B1-6-4 1B	0-3 K	4-0 BB		0-3 K		0-3 K	2 0 1 0 1 1 2 1 0 0 0 0 1 0																	
Jim Owens, R (1, 1) OBP: 0.143, SLG: 0.040 Tony Taylor, R (9, PH) OBP: 0.304, SLG: 0.321			0-0 B1-6-4		4-0 G6-3 BB		0-3 K		0-0 6-3	2 0 0 0 1 1 2 1 0 0 0 0 0 0																	
Inning Stats	R: 0 E: 0 K: 0 S: 3	H: 0 LOB: 1 BB: 1 P: 7	R: 0 E: 0 K: 0 S: 3	H: 0 LOB: 0 BB: 0 P: 3	R: 0 E: 0 K: 0 S: 3	H: 1 LOB: 0 BB: 0 P: 3	R: 2 E: 0 K: 2 S: 11	H: 4 LOB: 2 BB: 0 P: 11	R: 0 E: 0 K: 0 S: 2	H: 0 LOB: 3 BB: 4 P: 18	R: 0 E: 0 K: 1 S: 5	H: 1 LOB: 1 BB: 1 P: 9	R: 0 E: 0 K: 1 S: 5	H: 0 LOB: 0 BB: 0 P: 5	R: 0 E: 0 K: 1 S: 6	H: 1 LOB: 1 BB: 0 P: 6	R: 0 E: 0 K: 1 S: 5	H: 1 LOB: 1 BB: 1 P: 9	1B: 5 2B: 1 3B: 1 HR: 1	SF: 0 SAC: 0 DP: 3 HBP: 0	WP: 0 PB: 0 SB: 0 CS: 0	PA: 38					
PITCHER	IP WLS BF H R ER SO BB IBB HBP BLK WP HR S P ERA WHIP																										
Ken Johnson, R (1, 1) ERA: 3.61	3.2		16	5	2	2	1	1	0	0	0	0	1	17	21	4.91	1.636										
Jim Maloney, R (4, 1) ERA: 4.55	1.0		6	0	0	0	1	4	0	0	0	0	0	4	20	0.00	4.000										
Bill Henry, L (5, 1) ERA: 2.32	1.1		5	1	0	0	1	1	0	0	0	0	0	6	10	0.00	1.500										
Jim O'Toole, L (7, 1) ERA: 3.11	1.0	W	3	0	0	0	1	0	0	0	0	0	0	5	5	0.00	0.000										
Jim Brosnan, R (8, 1) ERA: 2.86	2.0	S	8	2	0	0	2	1	0	0	0	0	0	11	15	0.00	1.500										

Philadelphia Phillies @ Cincinnati Reds
Crosley Field, Cincinnati, OH
Sat Sep 16 1961, 3:33 AM EDT
Att. 8,376 - Unknown

livebaseballscorecards.com

AB	31
R	2
H	8
RBI	2
BB	7
SO	6
LOB	12



Batter	1	2	3	4	5	6	7	8	9	AB R H RBI BB SO LOB	TOP									
Bobby Malkmus, R (1, 4) OBP: 0.280, SLG: 0.327	0-0 F7		0-0 3B 1B		0-0 L9		0-0 F7		0-0 FC1-6	5 1 1 1 0 0 3										
Johnny Callison, L (1, 9) OBP: 0.355, SLG: 0.408	0-0 5-3		0-0 3B 1B		0-0 F8		0-3 K		0-3 K	5 1 1 0 0 2 3										
Tony Gonzalez, L (1, 8) OBP: 0.360, SLG: 0.446	0-0 3-1		0-0 3B		0-0 4-3		0-0 1-3		4-0 IBB	4 0 1 2 1 0 2										
Wes Covington, L (1, 7) OBP: 0.332, SLG: 0.439 Bobby Gene Smith, R (6, PR) OBP: 0.316, SLG: 0.342		0-3 K	0-0 F8		4-0 2B BB		0-0 3-1 SH2-3 1B		0-0 F9	2 0 0 0 1 1 1 2 1 1 0 0 0 2										
Don Demeter, R (1, 3) OBP: 0.302, SLG: 0.476 Pancho Herrera, R (8, 3) OBP: 0.349, SLG: 0.414		0-0 6-3		0-0 F9		0-0 1-3 2B		0-0 SH2-3		3 0 1 0 0 0 0 0 0 0 0 0 0 0										
Clay Dalrymple, L (1, 2) OBP: 0.279, SLG: 0.282		0-0 L3		0-0 F9		0-0 4-3		0-0 3-1		4 0 0 0 0 0 4										
Charley Smith, R (1, 5) OBP: 0.302, SLG: 0.388			0-0 5-3		0-0 5-3		0-0 L9		0-0 3-H 1B	4 0 1 1 0 0 3										
Ruben Amaro, R (1, 6) OBP: 0.344, SLG: 0.348			0-0 1B S 1B		0-0 SH2-3 1B		4-0 PB SH5-4 BB		0-3 K	3 1 2 0 1 1 1										
Art Mahaffey, R (1, 1) OBP: 0.164, SLG: 0.159 Frank Sullivan, R (9, 1) OBP: 0.270, SLG: 0.156			0-3 K		0-0 SH2-3		0-0 SH5-4		0-0 FC1-6 1B	2 0 1 0 0 1 1 0 0 0 0 0 0 0										
Inning Stats	R: 0 E: 0 K: 0 S: 3	H: 0 LOB: 0 BB: 0 P: 3	R: 0 E: 0 K: 1 S: 5	H: 0 LOB: 0 BB: 0 P: 5	R: 3 E: 0 K: 1 S: 9	H: 4 LOB: 1 BB: 0 P: 9	R: 0 E: 0 K: 0 S: 3	H: 0 LOB: 0 BB: 0 P: 3	R: 0 E: 0 K: 0 S: 4	H: 1 LOB: 1 BB: 0 P: 4	R: 0 E: 0 K: 1 S: 6	H: 0 LOB: 2 BB: 1 P: 10	R: 1 E: 0 K: 1 S: 7	H: 2 LOB: 1 BB: 0 P: 7	R: 0 E: 1 K: 1 S: 6	H: 1 LOB: 2 BB: 1 P: 10	1B: 7 2B: 1 3B: 1 HR: 0	SF: 0 SAC: 3 DP: 0 HBP: 0	WP: 0 PB: 1 SB: 1 CS: 0	PA: 40
PITCHER	IP WLS BF H R ER SO BB IBB HBP BLK WP HR S P ERA WHIP																			
Bob Purkey, R (1, 1) ERA: 3.79	7.0 L 30 6 3 3 3 2 0 0 0 0 0 0 0 34 42 3.86 1.143																			
Jim Brosnan, R (8, 1) ERA: 2.91	2.0 10 3 1 1 2 0 1 0 0 0 0 0 0 13 17 4.50 1.500																			

Philadelphia Phillies @ Cincinnati Reds
 Crosley Field, Cincinnati, OH
 Sun Sep 17 1961, 3:33 AM EDT
 Att: 14,671 - Unknown

AB	34
R	4
H	9
RBI	4
BB	3
SO	5
LOB	20



WP: 0	PA: 40
-------	--------

Batter	1	2	3	4	5	6	7	8	9	AB R H RBI BB SO LOB	TOP											
Bobby Malkmus, R (1, 4) OBP: 0.277, SLG: 0.322	0-0 F9		0-0 L6		0-0 F3			0-0 F9		4 0 0 0 0 0 2	Philadelphia Phillies @ St. Louis Cardinals Sportsman's Park, St. Louis, MO Tue Sep 19 1961, 8:05 PM EDT Att. 4,935 - Unknown											
Lee Walls, R (1, 9) OBP: 0.351, SLG: 0.453	0-0 FC5-4 1B		0-0 6-3			0-0 E5 6-3 1B		0-0 F9		4 0 3 0 0 0 0												
Charley Smith, R (1, 5) OBP: 0.299, SLG: 0.384	0-0 FC5-4 1-2f			0-0 6-3		0-0 F9		0-0 FC8-4-6 1-2f		4 0 0 0 0 0 3												
Don Demeter, R (1, 8) OBP: 0.300, SLG: 0.472	0-3 K			0-0 L5		0-0 6-3 2-3			0-0 1-3	4 0 0 0 0 1 2												
Bobby Gene Smith, R (1, 7) OBP: 0.309, SLG: 0.333				0-0 F9		0-0 F3		0-0 4-3		4 0 0 0 0 0 1												
Pancho Herrera, R (1, 3) OBP: 0.348, SLG: 0.413						0-0 F9		0-0 F9		4 0 1 0 0 0 0												
Ruben Amaro, R (1, 6) OBP: 0.344, SLG: 0.346						4-0 1B BB		0-0 5-3		2 0 0 0 1 0 1												
Clay Dalrymple, L (1, 2) OBP: 0.278, SLG: 0.281						0-0 F8		0-0 6-3		2 0 0 0 0 0 2												
Tony Taylor, R (7, PH) OBP: 0.303, SLG: 0.320										1 0 0 0 0 0 0												
Choo-Choo Coleman, L (7, 2) OBP: 0.191, SLG: 0.159										0 0 0 0 0 0 0												
John Buzhardt, R (1, 1) OBP: 0.179, SLG: 0.154						0-0 F9		0-0 F9		2 0 1 0 0 1 0												
Jack Baldschun, R (7, 1)										0 0 0 0 0 0 0												
Ken Walters, R (8, PH) OBP: 0.260, SLG: 0.325										1 0 0 0 0 0 0												
Chris Short, R (8, 1) OBP: 0.184, SLG: 0.162						1-2 1B				0 0 0 0 0 0 0												
Inning Stats	R: 0 E: 0 K: 1 S: 6	H: 1 LOB: 1 BB: 0 P: 6	R: 0 E: 0 K: 0 S: 4	H: 1 LOB: 1 BB: 0 P: 4	R: 0 E: 0 K: 1 S: 5	H: 0 LOB: 0 BB: 0 P: 5	R: 0 E: 0 K: 0 S: 3	H: 0 LOB: 0 BB: 0 P: 3	R: 0 E: 0 K: 0 S: 4	H: 1 LOB: 2 BB: 1 P: 8	R: 0 E: 1 K: 0 S: 4	H: 1 LOB: 1 BB: 0 P: 4	R: 0 E: 0 K: 0 S: 3	H: 0 LOB: 0 BB: 0 P: 3	R: 0 E: 0 K: 0 S: 4	H: 1 LOB: 1 BB: 0 P: 4	R: 0 E: 0 K: 0 S: 3	H: 0 LOB: 0 BB: 0 P: 3	1B: 5 2B: 0 3B: 0 HR: 0	SF: 0 SAC: 0 DP: 0 HBP: 0	WP: 0 PB: 0 SB: 0 CS: 0	PA: 33
PITCHER Curt Simmons, L (1, 1) ERA: 3.1	IP: 9.0 WLS: W BF: 33 H: 5 R: 0 ER: 0 SO: 2 BB: 1 IBB: 0 HBP: 0 BLK: 0 WP: 0 HR: 0 S: 36 P: 40 ERA: 0.00 WHIP: 0.667											PITCHER	IP: 9.0 WLS: W BF: 33 H: 5 R: 0 ER: 0 SO: 2 BB: 1 IBB: 0 HBP: 0 BLK: 0 WP: 0 HR: 0 S: 36 P: 40 ERA: 0.00 WHIP: 0.667									

livebaseballscorecards.com

AB	32
R	0
H	5
RBI	0
BB	1
SO	2
LOB	11



Batter	1	2	3	4	5	6	7	8	9
Curt Flood, R OBP: 0.389, SLG: 0.401 (1, 8) X	0-0 5-3 ①		0-0 4-3 ③		0-0 2-H 1B		0-0 1-3 FC6-2 1B		
Julian Javier, R OBP: 0.331, SLG: 0.349 (1, 4) X	0-0 5-3 ②			0-0 1-3 ① X	0-0 F3 ③		0-0 1-2 FC6-2 ②		
Ken Boyer, R OBP: 0.392, SLG: 0.527 (1, 5) X	0-0 5-3 ③			0-0 E5 BB WP		0-0 E7 HR	0-0 1-3 ③		
Stan Musial, L OBP: 0.380, SLG: 0.499 (1, 7)		0-0 4-3 1B		4-0 BB		0-0 2-H HR		4-0 6-3 BB	
Bob Lillis, R OBP: 0.243, SLG: 0.230 (8, PR)				1-2 BB					
Carl Warwick, R OBP: 0.308, SLG: 0.363 (9, 7)				BB					
Bill White, L OBP: 0.357, SLG: 0.478 (1, 3) X	0-0 4-3 ①			4-0 1-2 G5-4-3 BB		0-0 P4 ①		0-0 F2 ①	
Gene Oliver, R OBP: 0.333, SLG: 0.448 (1, 2)		0-0 1-2		1-2 2-3		0-3 K ②		0-0 6-3 ②	
Jimmie Schaffer, R OBP: 0.302, SLG: 0.322 (9, 2)		0-0 5-3 ②		0-0 G5-4-3 ② ③ 1-2f		0-0 K ②		0-0 6-3 ②	
Charlie James, R OBP: 0.289, SLG: 0.356 (1, 9) X		0-0 G3 ③				0-0 F7 ① X	0-0 L4 ③	0-0 F3 ③	
Jerry Buchek, R OBP: 0.149, SLG: 0.153 (1, 6) X			0-0 P4 ①		0-0 1B 2B		0-0 P3 ①		
Curt Simmons, L OBP: 0.384, SLG: 0.354 (1, 1) S			0-3 K ②		0-3 K ②		0-0 1B FC6-2 1B		

Inning Stats	R: 0	H: 0	E: 0	K: 0	S: 3	LOB: 0	BB: 0	P: 3	R: 0	H: 1	E: 0	K: 0	S: 4	LOB: 1	BB: 0	P: 4	R: 0	H: 0	E: 0	K: 1	S: 5	LOB: 0	BB: 0	P: 5	R: 0	H: 0	E: 1	K: 0	S: 3	LOB: 2	BB: 2	P: 11	R: 1	H: 2	E: 0	K: 1	S: 7	LOB: 1	BB: 0	P: 7	R: 2	H: 1	E: 1	K: 1	S: 7	LOB: 0	BB: 0	P: 7	R: 0	H: 2	E: 0	K: 0	S: 5	LOB: 2	BB: 0	P: 5	R: 0	H: 0	E: 0	K: 0	S: 3	LOB: 2	BB: 1	P: 7
--------------	------	------	------	------	------	--------	-------	------	------	------	------	------	------	--------	-------	------	------	------	------	------	------	--------	-------	------	------	------	------	------	------	--------	-------	-------	------	------	------	------	------	--------	-------	------	------	------	------	------	------	--------	-------	------	------	------	------	------	------	--------	-------	------	------	------	------	------	------	--------	-------	------

PITCHER										PITCHER																																									
IP	WLS	BF	H	R	ER	SO	BB	IBB	HBP	BLK	WP	HR	S	P	ERA	WHIP	IP	WLS	BF	H	R	ER	SO	BB	IBB	HBP	BLK	WP	HR	S	P	ERA	WHIP																		
John Buzhardt, R (1, 1)	6.0	L	25	4	3	2	3	2	0	0	1	1	29	37	3.00	1.000	Jack Baldschun, R (7, 1)	1.0	5	2	0	0	0	0	0	0	0	0	0	5	5	0.00	2.000	Chris Short, L (8, 1)	1.0	4	0	0	0	0	1	0	0	0	0	0	0	3	7	0.00	1.000


BOTTOM

Philadelphia Phillies @ St. Louis Cardinals
Sportsman's Park, St. Louis, MO

Tue Sep 19 1961, 8:05 PM EDT
Att. 4,935 - Unknown

AB	R	H	RBI	BB	SO	LOB
4	0	2	1	0	0	0
4	0	0	0	0	0	3
4	1	0	0	0	0	2
2	1	2	2	2	0	0
0	0	0	0	0	0	0
0	0	0	0	0	0	0
3	0	0	0	1	0	2
4	0	0	0	0	1	5
0	0	0	0	0	0	0
4	0	0	0	0	0	3
3	1	1	0	0	0	0
3	0	1	0	0	2	1

AB	31
R	3
H	6
RBI	3
BB	3
SO	3
LOB	16



Batter	1	2	3	4	5	6	7	8	9	AB R H RBI BB SO LOB	TOP	
Bobby Malkmus, R (1, 4) OBP: 0.276, SLG: 0.320	0-0 5-3		0-0 F3		0-0 2B SF7 1B	0-0 1-3			0-3 K	5 1 1 0 0 1 1		
Johnny Callison, L (1, 7) OBP: 0.360, SLG: 0.411	0-0 3-1		4-0 S BB		0-0 SF7 1B 2B	1-0 HBP			4-0 FC5-4 BB	2 1 1 1 2 0 0		
Tony Gonzalez, L (1, 8) OBP: 0.361, SLG: 0.442	4-0 BB		0-3 K		4-0 SF7 1B BB	0-3 K			0-0 FC5-4	3 1 0 0 2 2 4		
Wes Covington, L (1, 9) OBP: 0.331, SLG: 0.438 Ken Walters, R (7, 9) OBP: 0.259, SLG: 0.323	0-0 G3			0-0 WP 2B 1B	0-0 SF7			0-3 K	0-0 5-3	3 1 1 1 0 1 1 1 0 0 0 0 0 1		
Don Demeter, R (1, 3) OBP: 0.297, SLG: 0.467		0-0 P5		0-0 P6	0-3 K			0-0 P4		4 0 0 0 0 1 3		
Clay Dalrymple, L (1, 2) OBP: 0.263, SLG: 0.284		0-0 1B		4-0 2B BB	0-0 2B 1B			0-0 4-3		3 1 2 2 1 0 0		
Charley Smith, R (1, 5) OBP: 0.296, SLG: 0.380		0-0 F7		0-0 F7	0-0 4-3			0-0 L8		4 0 0 0 0 0 4		
Ruben Amaro, R (1, 6) OBP: 0.348, SLG: 0.350		0-0 F7		0-0 1-H 2-H 2B		4-0 SH2-4 BB		4-0 G4-3 BB		2 0 1 2 2 0 1		
Don Ferrarese, R (1, 1) OBP: 0.176, SLG: 0.152			0-0 P6		0-0 1B 2B	0-0 SH2-4		0-0 G4-3		3 1 1 0 0 0 1		
Inning Stats	R: 0 H: 0 E: 0 LOB: 1 K: 0 BB: 1 S: 3 P: 7	R: 0 H: 1 E: 0 LOB: 1 K: 0 BB: 0 S: 4 P: 4	R: 0 H: 0 E: 0 LOB: 1 K: 1 BB: 1 S: 5 P: 9	R: 2 H: 2 E: 0 LOB: 1 K: 0 BB: 1 S: 4 P: 8	R: 4 H: 4 E: 0 LOB: 1 K: 1 BB: 1 S: 9 P: 13	R: 0 H: 0 E: 0 LOB: 2 K: 1 BB: 1 S: 5 P: 10	R: 0 H: 0 E: 0 LOB: 0 K: 1 BB: 0 S: 5 P: 5	R: 0 H: 0 E: 0 LOB: 0 K: 0 BB: 1 S: 2 P: 6	R: 0 H: 0 E: 0 LOB: 1 K: 1 BB: 1 S: 5 P: 9	1B: 5 SF: 1 2B: 2 SAC: 1 3B: 0 DP: 1 HR: 0 HBP: 1	WP: 1 PA: 40 PB: 0 SB: 1 CS: 0	
PITCHER Ernie Broglio, R (1, 1) ERA: 4.12 Ray Washburn, R (5, 1) ERA:	IP WLS BF H R ER SO BB IBB HBP BLK WP HR S P ERA WHIP											PITCHER IP WLS BF H R ER SO BB IBB HBP BLK WP HR S P ERA WHIP
	4.2 L 24 7 6 6 2 4 0 0 0 1 0 24 40 11.57 2.357											
	4.1 16 0 0 0 3 3 0 1 0 0 0 18 31 0.00 0.692											

Philadelphia Phillies @ St. Louis Cardinals
 Sportsman's Park, St. Louis, MO
 Wed Sep 20 1961, 8:05 PM EDT
 Att. 5,113 - Unknown

livebaseballscorecards.com

AB	30
R	6
H	7
RBI	6
BB	7
SO	5
LOB	16



Batter	1	2	3	4	5	6	7	8	9	AB R H RBI BB SO LOB	TOP																	
Bill Virdon, L (1, 8) OBP: 0.311, SLG: 0.375	0-0 F8		0-0 1-3		0-3 K			0-3 K	0-0 L1	5 0 0 0 0 2 2	Pittsburgh Pirates @ Philadelphia Phillies Connie Mack Stadium, Philadelphia, PA Fri Sep 22 1961, 7:05 PM EDT Att. 4,687 - Unknown livebaseballscorecards.com																	
Dick Groat, R (1, 6) OBP: 0.318, SLG: 0.369	0-0 F7			0-0 FC3-6 1B	0-0 F8			0-0 1-6-3		4 0 1 0 0 0 2																		
Donn Clendenon, R (1, 7) BBB	4-0 BB			0-0 FC3-6 G5-4-3 1-2f			0-0 5-3	0-3 K		3 0 0 0 1 1 1																		
Dick Stuart, R (1, 3) SSS	0-3 K			0-0 G5-4-3 1-2f			0-0 5-3		0-0 E5 1B	4 1 0 0 0 1 2																		
Roberto Clemente, R (1, 9) OBP: 0.391, SLG: 0.566		0-0 6-3			0-0 3B 1B		0-0 6-3		0-0 E 1B	4 2 2 0 0 0 0																		
Smoky Burgess, L (1, 2) OBP: 0.373, SLG: 0.495		0-0 4-3			0-0 1B 3B		0-0 4-3		0-0 E1 HR	4 2 1 1 0 0 0																		
Don Hoak, R (1, 5) OBP: 0.386, SLG: 0.455		0-3 K			4-0 1B BB		4-0 BB		0-0 1-3	2 0 0 0 2 1 1																		
Bill Mazaroski, R (1, 4) OBP: 0.305, SLG: 0.379			0-0 6-3		0-0 F8		0-3 K		0-0 HR	4 1 1 2 0 1 3																		
Tom Sturdivant, L (1, 1) OBP: 0.172, SLG: 0.143			0-0 5-3		0-0 1B		0-0 4-3		0-3 K	1 0 0 0 0 0 0																		
Bob Skinner, L (5, PH) OBP: 0.351, SLG: 0.354										1 0 1 1 0 0 0																		
Vinegar Bend Mizell, R (5, 1) OBP: 0.160, SLG: 0.091										0 0 0 0 0 0 0																		
Walt Moryn, L (7, PH) OBP: 0.204, SLG: 0.298										1 0 0 0 0 0 1																		
Clem Labine, R (7, 1) OBP: 0.182, SLG: 0.100										1 0 0 0 0 1 0																		
Inning Stats	R: 0 E: 0 K: 1 S: 5	H: 0 LOB: 1 BB: 1 P: 9	R: 0 E: 0 K: 1 S: 5	H: 0 LOB: 0 BB: 0 P: 5	R: 0 E: 0 K: 0 S: 3	H: 1 LOB: 0 BB: 0 P: 3	R: 2 E: 0 K: 1 S: 8	H: 3 LOB: 2 BB: 1 P: 12	R: 0 E: 0 K: 0 S: 3	H: 0 LOB: 0 BB: 0 P: 3	R: 0 E: 0 K: 1 S: 5	H: 0 LOB: 1 BB: 1 P: 9	R: 0 E: 0 K: 2 S: 7	H: 0 LOB: 0 BB: 0 P: 7	R: 4 E: 2 K: 1 S: 9	H: 2 LOB: 0 BB: 0 P: 9	1B: 4 2B: 0 3B: 1 HR: 1	SF: 0 SAC: 0 DP: 1 HBP: 0	WP: 0 PB: 0 SB: 0 CS: 0	PA: 37								
PITCHER	IP WLS BF H R ER SO BB IBB HBP BLK WP HR S P ERA WHIP																											
Jim Owens, R (1, 1) ERA: 4.7	5.0		20	4	2	2	3	2	0	0	0	0	0	0	24	32	3.60	1.200										
Frank Sullivan, R (6, 1) ERA: 4.25	4.0	L	17	2	4	0	4	1	0	0	0	0	1	24	28	0.00	0.750											



Batter	1	2	3	4	5	6	7	8	9	AB	R	H	RBI	BB	SO	LOB
Bobby Malkmus, R OBP: 0.275, SLG: 0.322 (1, 4)	0-0 F4		0-0 3B 2B	0-0 FC4 1-2f			0-0 F7		0-0 5-3	5	1	1	0	0	0	2
Johnny Callison, L OBP: 0.359, SLG: 0.414 (1, 7)	0-0 L7		0-0 4-3 3B			0-0 F7	0-0 4-3			4	1	1	1	0	0	0
Tony Gonzalez, L OBP: 0.360, SLG: 0.440 (1, 8)	0-0 1B		0-0 4-3			0-0 F8	0-3 K			4	0	1	1	0	1	0
Wes Covington, L OBP: 0.329, SLG: 0.434 Pancho Herrera, R OBP: 0.351, SLG: 0.413 (1, 9) (5, PH) (6, 3)	0-0 4-1		0-0 6-3			4-0 BB		4-0 L6 SH1-4 BB		2	0	0	0	0	0	1
Lee Walls, R OBP: 0.354, SLG: 0.466 (1, 3) (6, 9)		4-0 SH3-4 1B BB	0-0 HR			0-0 F8		0-0 SH1-4		2	1	1	1	1	0	1
Ken Walters, R OBP: 0.259, SLG: 0.323 (9, 9)								1-2		0	0	0	0	0	0	0
Clay Dalrymple, L OBP: 0.285, SLG: 0.289 (1, 2)		0-0 SH3-4 1B	0-0 G3			0-0 FC5-6 2B		0-0 L6		4	0	2	0	0	0	1
Charley Smith, R OBP: 0.294, SLG: 0.378 (1, 5)		0-0 SH3-4	0-0 6-3			0-0 FC5-6 1B		0-3 K		3	0	0	0	0	1	1
Ruben Amaro, R OBP: 0.352, SLG: 0.351 (1, 6)		4-0 G4-6-3 IBB	0-0 F7			0-0 G6-4-3 1B		4-0 3-4-1 BB		2	0	1	0	2	0	0
Jim Owens, R OBP: 0.167, SLG: 0.074 Frank Sullivan, R OBP: 0.263, SLG: 0.152 Elmer Valo, L OBP: 0.310, SLG: 0.282 (1, 1) (6, 1) (9, PH)		0-0 G4-6-3	0-0 FC4 1B			0-0 G6-4-3		0-0 3-4-1		2	0	1	0	0	0	3
		1-2f				1-2f		1-2		1	0	0	0	0	0	2
										1	0	0	0	0	0	1

Inning Stats	R: 0	H: 1	E: 0	LOB: 1	K: 0	BB: 0	S: 4	P: 4	R: 0	H: 1	E: 0	LOB: 1	K: 0	BB: 0	S: 4	P: 4	R: 0	H: 0	E: 0	LOB: 1	K: 0	BB: 1	S: 3	P: 7	R: 0	H: 2	E: 0	LOB: 1	K: 0	BB: 0	S: 4	P: 4	R: 0	H: 0	E: 0	LOB: 0	K: 1	BB: 0	S: 5	P: 5	R: 0	H: 0	E: 0	LOB: 0	K: 0	BB: 1	S: 2	P: 6	R: 0	H: 0	E: 0	LOB: 1	K: 1	BB: 1	S: 5	P: 9	1B: 4	SF: 0	2B: 3	SAC: 2	3B: 1	DP: 3	HR: 1	HBP: 0	WP: 0	PA: 37
--------------	------	------	------	--------	------	-------	------	------	------	------	------	--------	------	-------	------	------	------	------	------	--------	------	-------	------	------	------	------	------	--------	------	-------	------	------	------	------	------	--------	------	-------	------	------	------	------	------	--------	------	-------	------	------	------	------	------	--------	------	-------	------	------	-------	-------	-------	--------	-------	-------	-------	--------	-------	--------

PITCHER	IP	WLS	BF	H	R	ER	SO	BB	IBB	HBP	BLK	WP	HR	S	P	ERA	WHIP
Tom Sturdivant, R ERA: 3.72 (1, 1)	4.0		19	6	3	3	0	1	1	0	0	0	1	17	25	6.75	1.750
Vinegar Bend Mizell, L ERA: 5.09 (5, 1)	2.0		8	2	0	0	0	1	0	0	0	0	0	7	11	0.00	1.500
Clem Labine, R ERA: 3.75 (7, 1)	3.0	W	10	0	0	0	2	2	0	0	0	0	0	12	20	0.00	0.667

BOTTOM

Pittsburgh Pirates @ Philadelphia Phillies
Connie Mack Stadium, Philadelphia, PA
 Fri Sep 22 1961, 7:05 PM EDT
 Att. 4,687 - Unknown

AB	30
R	3
H	8
RBI	3
BB	5
SO	2
LOB	12



WP	HR	S	P	ERA	WHIP
0	0	0	0	0.00	0.667

Batter	1	2	3	4	5	6	7	8	9	10	11	12	13	14	15	16	AB	R	H	RBI	BB	SO	LOB	TOP												
Bill Virdon, L OBP: 0.311, SLG: 0.374 (1.8)	0-0 4-3		0-0 4-3			0-0 P4			0-0 L4		0-0 SH3-4 1B		0-0 1-3 1B			0-3 K	7	0	2	0	0	1	0													
Dick Schofield, S OBP: 0.284, SLG: 0.239 (1.6)	0-0 CS 1B			4-0 2B 1B BB		0-0 F8			4-0 F8 1B BB		0-0 SH3-4 1-2		0-0 1-3 1-2			0-0 5-3	4	2	1	0	2	0	1													
Donn Clendenon, R OBP: 0.364, SLG: 0.333 (1.9)	0-3 K			0-0 1-3 1B 2B		0-0 F8			0-0 F8 1B 1B		0-3 K		0-3 K			4-0 1B BB	6	2	2	0	1	3	3													
Dick Stuart, R OBP: 0.339, SLG: 0.567 (1.3)		0-0 L8		0-3 K					0-0 F8 1-2 2-3		4-0 BB			0-3 K		0-0 1-3 1B	6	0	1	0	1	2	4													
Bob Skinner, L OBP: 0.352, SLG: 0.353 (1.7)		0-0 F8		0-0 7-6-3 1B					0-0 P6		0-0 6-3			4-0 BB		0-0 F7	6	0	2	4	1	0	4													
Smoky Burgess, L OBP: 0.370, SLG: 0.487 (1.2)		4-0 FC6-4 BB		0-0 7-6-3 1-2f					0-0 P6		2-H 3-H 0-0 G3			0-0 F9		0-0 G4-6-3 1-2f	5	0	0	0	1	0	3													
Don Hoak, R OBP: 0.384, SLG: 0.451 (1.5)		0-0 FC6-4 1-2f			0-0 G6-4-3 1B				0-0 F8		0-0 L9			0-0 F9		0-0 6-3	6	0	1	0	0	0	1													
Bill Mazerowski, R OBP: 0.301, SLG: 0.375 (1.4)			0-0 5-3		0-0 G6-4-3 1-2f				0-0 F7		0-0 6-3			0-0 3-1		0-0 F7	6	0	0	0	0	0	1													
Al Jackson, L OBP: 0.202, SLG: 0.295 (10, PH)			0-3 K		0-0 3-1				0-0 6-3		0-0 4-3			0-0 4-3		0-0 1-3	3	0	0	0	0	1	0													
Walt Moryn, L OBP: 0.226, SLG: 0.196 (10, PH)																	1	0	0	0	0	0	0													
Harvey Haddix, L OBP: 0.391, SLG: 0.565 (13, PH)																	0	0	0	0	0	0	0													
Roberto Clemente, R OBP: 0.273, SLG: 0.273 (13, 1)																	1	0	0	0	0	0	0													
Roy Face, R																	1	0	0	0	0	0	0													
Inning Stats	R: 0 E: 0 K: 1 S: 5	H: 1 LOB: 1 BB: 0 P: 5	R: 0 E: 0 K: 0 S: 3	H: 0 LOB: 1 BB: 1 P: 7	R: 0 E: 0 K: 1 S: 5	H: 0 LOB: 0 BB: 0 P: 5	R: 2 E: 0 K: 1 S: 6	H: 2 LOB: 0 BB: 1 P: 10	R: 0 E: 0 K: 0 S: 3	H: 1 LOB: 0 BB: 0 P: 3	R: 0 E: 0 K: 0 S: 3	H: 0 LOB: 0 BB: 0 P: 3	R: 0 E: 0 K: 0 S: 3	H: 0 LOB: 0 BB: 0 P: 3	R: 0 E: 0 K: 1 S: 6	H: 1 LOB: 1 BB: 0 P: 6	R: 0 E: 0 K: 1 S: 4	H: 0 LOB: 0 BB: 1 P: 8	R: 0 E: 0 K: 0 S: 3	H: 0 LOB: 0 BB: 0 P: 3	R: 0 E: 0 K: 1 S: 6	H: 1 LOB: 2 BB: 1 P: 10	R: 0 E: 0 K: 0 S: 3	H: 0 LOB: 0 BB: 0 P: 3	R: 0 E: 0 K: 1 S: 6	H: 1 LOB: 1 BB: 0 P: 6	R: 0 E: 0 K: 1 S: 4	H: 0 LOB: 0 BB: 1 P: 8	R: 0 E: 0 K: 0 S: 3	H: 0 LOB: 0 BB: 0 P: 3	R: 0 E: 0 K: 1 S: 6	H: 1 LOB: 2 BB: 1 P: 10	1B: 8 2B: 3 3B: 0 HR: 0	SF: 0 SAC: 1 DP: 4 HBP: 0	WP: 0 PB: 0 SB: 0 CS: 1	PA: 59
PITCHER	IP WLS BF H R ER SO BB IBB HBP BLK WP HR S P ERA WHIP																																			
John Buzhardt, R ERA: 4.21 (1, 1)	8.2	W	32	6	4	4	3	0	0	0	0	0	0	0	0	0	4	3	0	0	0	0	0	0												
Jack Baldschun, R ERA: 4.05 (8, 1)	7.1	W	27	3	0	0	4	3	0	0	0	0	0	0	0	0	32	44	0.00	0.818																

Pittsburgh Pirates @ Philadelphia Phillies
 Connie Mack Stadium, Philadelphia, PA
 Sat Sep 23 1961, 7:05 PM EDT
 Att. 4,005 - Unknown

livebaseballscores.com

AB 52
 R 4
 H 9
 RBI 4
 BB 6
 SO 7
 LOB 17



Batter	1	2	3	4	5	6	7	8	9	AB	R	H	RBI	BB	SO	LOB	TOP										
Dick Schofield, S (1, 6) OBP: 0.279, SLG: 0.237	0-0 6-3	0-0 1-2 1B			0-0 4-3	0-0 F8		0-0 G4-6-3		5	0	1	0	0	0	3											
Dick Groat, R (1, 5) OBP: 0.319, SLG: 0.369	0-0 P4	0-0 F8			0-0 1B 1B		0-0 1B 1B		0-0 6-3	5	1	2	0	0	0	2											
Donn Clendenon, R (1, 9) OBP: 0.438, SLG: 0.429	0-0 E 1B		0-0 F9		0-0 G6-4-3 1B		0-0 1B 1B		0-0 F3	5	1	3	0	0	0	0											
Dick Stuart, R (1, 3) OBP: 0.341, SLG: 0.569	0-0 E9 1-3 1B		0-0 4-3 2B		0-0 G6-4-3 1-2f		0-0 1B 3-H 1B		0-0 F7	5	0	3	1	0	0	2											
Bob Skinner, L (1, 7) OBP: 0.354, SLG: 0.358	0-0 4-3		0-0 4-3		0-0 1B 2-3		0-0 1B 2B 3-H 1B			4	1	2	1	0	0	3											
Smoky Burgess, L (1, 2) OBP: 0.368, SLG: 0.484		0-0 G6-4-3 1B BB	0-0 F8		0-0 P6		0-3 K			4	1	1	0	0	1	4											
Bill Virdon, L (1, 8) OBP: 0.310, SLG: 0.372		4-0 BB BB BB	0-0 F8		0-0 6-3		0-0 1-3			3	0	0	0	1	0	2											
Bill Mazeroski, R (1, 4) OBP: 0.301, SLG: 0.374		0-0 G6-4-3	0-0 6-3		0-0 1B 2-H 1B		0-0 1-3			4	0	1	1	0	0	2											
Larry Foss, R (1, 1) OBP: 0.200, SLG: 0.200		0-0 3-H 1B	0-0 P3		0-0 1B		0-0 G4-6-3 1B			2	0	1	1	0	0	0											
Roberto Clemente, R (6, PH) OBP: 0.392, SLG: 0.565										1	0	1	0	0	0	0											
Vinegar Bend Mizell, R (6, 1) OBP: 0.192, SLG: 0.130										1	0	1	0	0	0	0											
Tom Sturdivant, L (8, 1) OBP: 0.172, SLG: 0.143										0	0	0	0	0	0	0											
Inning Stats	R: 0 E: 1 K: 0 S: 5	H: 2 LOB: 2 BB: 0 P: 5	R: 1 E: 0 K: 0 S: 5	H: 3 LOB: 2 BB: 1 P: 9	R: 0 E: 0 K: 0 S: 4	H: 1 LOB: 1 BB: 0 P: 4	R: 0 E: 0 K: 0 S: 3	H: 0 LOB: 0 BB: 0 P: 3	R: 0 E: 0 K: 0 S: 4	H: 2 LOB: 1 BB: 0 P: 4	R: 1 E: 0 K: 0 S: 6	H: 3 LOB: 2 BB: 0 P: 6	R: 2 E: 0 K: 1 S: 8	H: 4 LOB: 1 BB: 0 P: 8	R: 0 E: 0 K: 0 S: 3	H: 1 LOB: 0 BB: 0 P: 3	R: 0 E: 0 K: 0 S: 3	H: 0 LOB: 0 BB: 0 P: 3	1B: 14 2B: 3 3B: 0 HR: 0	SF: 0 SAC: 0 DP: 4 HBP: 0	WP: 0 PB: 0 SB: 0 CS: 1	PA: 40					
PITCHER	IP	WLS	BF	H	R	ER	SO	BB	IBB	HBP	BLK	WP	HR	S	P	ERA	WHIP										
Dallas Green, R (1, 1) ERA: 4.75	5.2		27	11	2	2	0	1	0	0	0	0	0	26	30	3.18	2.118										
Chris Short, L (6, 1) ERA: 5.9	1.1	L	7	4	2	2	1	0	0	0	0	0	0	9	9	13.50	3.000										
Robin Roberts, R (8, 1) ERA: 6.05	2.0		6	1	0	0	0	0	0	0	0	0	0	6	6	0.00	0.500										

Pittsburgh Pirates @ Philadelphia Phillies
 Connie Mack Stadium, Philadelphia, PA

Sun Sep 24 1961, 3:33 AM EDT
 Att. 3,282 - Unknown

livebaseballscorecards.com

AB 39
 R 4
 H 16
 RBI 4
 BB 1
 SO 1
 LOB 18



Batter	1	2	3	4	5	6	7	8	9	AB	R	H	RBI	BB	SO	LOB
Bobby Malkmus, R OBP: 0.281, SLG: 0.337 (1, 4)	4-0 4-3 E BB		0-0 SH1-3			0-0 F7		0-0 6-3		2	0	0	0	1	0	0
Johnny Callison, L OBP: 0.362, SLG: 0.418 (1, 7)	0-0 4-3		0-0 1B			0-0 1B 2B		4-0 FC5 S BB		3	1	2	1	1	0	1
Tony Gonzalez, L OBP: 0.359, SLG: 0.439 (1, 8)	0-0 F5		0-0 G3			0-0 1B		0-0 F2		4	0	1	1	0	0	2
Wes Covington, L OBP: 0.332, SLG: 0.442 (1, 9)	0-0 F2			4-0 G4-6-3 BB		0-0 F9		4-0 1-2 BB		2	0	0	0	2	0	2
Ken Walters, R OBP: 0.250, SLG: 0.312 (8, PR) (9, 9)										0	0	0	0	0	0	0
Lee Walls, R OBP: 0.340, SLG: 0.445 (1, 3)		0-0 F7		0-3 K		0-0 L7		0-0 FC5		4	0	0	0	0	1	4
Clay Dalrymple, L OBP: 0.288, SLG: 0.298 (1, 2)		0-0		0-0 G4-6-3						2	1	1	1	0	0	1
Tony Taylor, R OBP: 0.302, SLG: 0.319 (7, PH)		HR		1-2f						1	0	0	0	0	0	0
Choo-Choo Coleman, L OBP: 0.188, SLG: 0.156 (8, 2)										1	0	0	0	0	1	0
Charley Smith, R OBP: 0.294, SLG: 0.376 (1, 5)		1-0 CS HBP				0-0 F8		0-0 5-3		3	0	0	0	0	0	0
Ruben Amaro, R OBP: 0.353, SLG: 0.353 (1, 6)		0-0 1-3				0-3 K		0-0 2B		4	0	2	0	0	1	1
Dallas Green, L OBP: 0.282, SLG: 0.152 (1, 1)			4-0 SH1-3			0-3 K		0-0 F7		1	1	0	0	1	1	0
Chris Short, R OBP: 0.184, SLG: 0.162 (6, 1)			1B							0	0	0	0	0	0	0
Bobby Gene Smith, R OBP: 0.322, SLG: 0.343 (7, PH)			BB							1	0	0	0	0	0	1
Robin Roberts, S OBP: 0.147, SLG: 0.094 (8, 1)										0	0	0	0	0	0	0
Elmer Valo, L OBP: 0.306, SLG: 0.278 (9, PH)			BB							1	0	0	0	0	0	1

Inning Stats	R: 0	H: 0	E: 1	K: 0	S: 3	H: 0	LOB: 1	BB: 1	P: 7	R: 1	H: 1	E: 0	K: 0	S: 3	R: 1	H: 1	E: 0	K: 0	S: 3	R: 0	H: 0	E: 0	K: 1	S: 4	R: 0	H: 0	E: 0	K: 2	S: 7	R: 1	H: 2	E: 0	K: 0	S: 5	R: 0	H: 1	E: 0	K: 0	S: 4	R: 0	H: 0	E: 0	K: 0	S: 3	R: 0	H: 1	E: 0	K: 1	S: 6	R: 0	H: 1	E: 0	K: 1	S: 6	1B: 3	SF: 0	2B: 2	SAC: 1	3B: 0	DP: 1	HR: 1	HBP: 1	WP: 0	PA: 36
--------------	------	------	------	------	------	------	--------	-------	------	------	------	------	------	------	------	------	------	------	------	------	------	------	------	------	------	------	------	------	------	------	------	------	------	------	------	------	------	------	------	------	------	------	------	------	------	------	------	------	------	------	------	------	------	------	-------	-------	-------	--------	-------	-------	-------	--------	-------	--------

PITCHER	IP	WLS	BF	H	R	ER	SO	BB	IBB	HBP	BLK	WP	HR	S	P	ERA	WHIP
Larry Foss, R ERA: 3.0 (1, 1)	5.0		18	2	2	2	3	3	0	0	0	0	1	20	33	3.60	1.000
Vinegar Bend Mizell, L ERA: 5.04 (6, 1)	2.2	W	13	3	1	1	0	2	0	0	0	0	0	11	19	3.38	1.875
Tom Sturdivant, R ERA: 3.69 (8, 1)	1.1	S	5	1	0	0	1	0	0	0	0	0	0	7	7	0.00	0.750

BOTTOM

Pittsburgh Pirates @ Philadelphia Phillies
Connie Mack Stadium, Philadelphia, PA
 Sun Sep 24 1961, 3:33 AM EDT
 Att. 3,282 - Unknown

livebaseballscorecards.com

AB	29
R	3
H	6
RBI	3
BB	5
SO	4
LOB	13



Batter	1	2	3	4	5	6	7	8	9	AB R H RBI BB SO LOB	TOP	
Harvey Kuenn, R (1, 7) OBP: 0.332, SLG: 0.365	0-0 L6	0-0 CS 1B		0-0 F9		0-0 F9		0-0 1-3		5 0 1 0 0 0 2		
Joey Amalfitano, R (1, 4) OBP: 0.330, SLG: 0.319	0-0 6-3	0-0 CS 1-2	0-0 1B 2B 1B	0-3 K		0-0 F7			0-0 2B 1B 1B	5 2 2 0 0 1 2		
Willie Mays, R (1, 8) OBP: 0.395, SLG: 0.584	4-0 1B 2B PB BB		0-0 1B 2B 1B		0-0 F8	0-0 FC5-4 1B			0-0 1B 2B	4 3 3 0 1 0 0		
Orlando Cepeda, R (1, 3) OBP: 0.363, SLG: 0.613	0-0 1B 2B		0-0 1B 2B	F8-6-5 1-H 3-H	0-0 1B 1B	0-0 FC5-4 1-2f			0-0 1B G4-6-3 2-H 3-H	5 2 4 4 0 0 1		
Felipe Alou, R (1, 9) OBP: 0.329, SLG: 0.467	0-0 1-H 3-H 2B		0-0 F8-6-5 2-3		0-0 1B		0-0 FC6-4 1B		0-0 G4-6-3 1-2f	5 0 3 2 0 0 2		
Jim Davenport, R (1, 5) OBP: 0.340, SLG: 0.446	0-0 5-3		0-0 K		0-0 HR 1B		0-0 FC6-4 1-2f L4-3		0-0 4-3	5 1 1 1 0 1 2		
John Orsino, R (1, 2) OBP: 0.310, SLG: 0.506		0-0 HR		0-0 FC1-6-4 BB 1B	0-0 HR 1B		0-0 L4-3 1-2			4 2 3 3 0 0 1		
Jose Pagan, R (1, 6) OBP: 0.311, SLG: 0.330		0-0 F8		4-0 FC1-6-4 BB 1-2	0-0 1B			0-3 K		3 0 1 0 1 1 0		
Mike McCormick, L (1, 1) OBP: 0.225, SLG: 0.211		0-3 K		0-0 FC1-6-4 1-2f 2-3	0-0 G3			0-0 F8		4 0 0 0 0 1 3		
Inning Stats	R: 2 E: 0 K: 0 S: 5 H: 2 LOB: 1 BB: 1 P: 9	R: 1 E: 0 K: 1 S: 6 H: 2 LOB: 0 BB: 0 P: 6	R: 2 E: 0 K: 1 S: 7 H: 3 LOB: 0 BB: 0 P: 7	R: 0 E: 0 K: 1 S: 6 H: 1 LOB: 2 BB: 1 P: 10	R: 3 E: 0 K: 0 S: 7 H: 5 LOB: 1 BB: 0 P: 7	R: 0 E: 0 K: 0 S: 4 H: 1 LOB: 1 BB: 0 P: 4	R: 0 E: 0 K: 0 S: 3 H: 1 LOB: 0 BB: 0 P: 3	R: 0 E: 0 K: 1 S: 5 H: 0 LOB: 0 BB: 0 P: 5	R: 2 E: 0 K: 0 S: 5 H: 3 LOB: 0 BB: 0 P: 5	1B: 13 2B: 5 3B: 0 HR: 2 SF: 0 SAC: 0 DP: 3 HBP: 0	WP: 0 PB: 1 SB: 0 CS: 1 PA: 43	
PITCHER	IP WLS BF H R ER SO BB IBB HBP BLK WP HR S P ERA WHIP											
Don Ferrarese, L (1, 1) ERA: 3.83	2.0 L 10 4 3 3 1 1 0 0 0 0 0 1 11 15 13.50 2.500											
John Buzhardt, R (3, 1) ERA: 4.38	3.0 17 9 5 5 2 1 0 0 0 0 0 1 20 24 15.00 3.333											
Ken Lehman, L (6, 1) ERA: 4.18	2.0 7 2 0 0 0 0 0 0 0 0 0 0 7 7 0.00 1.000											
Frank Sullivan, R (8, 1) ERA: 4.31	2.0 8 3 2 2 1 0 0 0 0 0 0 0 10 10 9.00 1.500											

San Francisco Giants @ Philadelphia Phillies
 Connie Mack Stadium, Philadelphia, PA
 Mon Sep 25 1961, 7:05 PM EDT
 Att. 3,416 - Unknown

livebaseballscorecards.com

AB	40
R	10
H	18
RBI	10
BB	2
SO	4
LOB	13



Batter	1	2	3	4	5	6	7	8	9	AB	R	H	RBI	BB	SO	LOB
--------	---	---	---	---	---	---	---	---	---	----	---	---	-----	----	----	-----

Bobby Malkmus, R OBP: 0.283, SLG: 0.341 (1, 4) X	0-0 1B		0-0 F2 2		0-0 F7 3		0-0 2B 1-3 2-H		0-0 F7 3	5	0	2	1	0	0	1
Bobby Gene Smith, R OBP: 0.321, SLG: 0.337 (1, 8) S S S	0-3 K 1		0-0 L9 3			4-0 FC5-4 BB	0-0 G3 3			3	0	0	0	1	1	3
Charley Smith, R OBP: 0.293, SLG: 0.375 (1, 5) X	0-0 L7 2			0-3 K 1		0-3 K 1		0-0 1B 1B		4	0	1	0	0	2	2
Lee Walls, R OBP: 0.335, SLG: 0.438 (1, 7) X	0-0 F3 3			0-3 K 2		0-0 F9 2		0-0 L9 1		4	0	0	0	0	1	3
Pancho Herrera, R OBP: 0.350, SLG: 0.411 (1, 3) S S S		0-3 K 1		0-0 FC5 1B 1B		0-0 FC5-4 1-2f		0-0 1B 1B		4	0	2	0	0	1	1
Ken Walters, R OBP: 0.255, SLG: 0.333 (1, 9) X		0-0 HR		0-0 1B 1B		0-3 K 1	0-3 K 3			4	1	2	1	0	2	1
Ruben Amaro, R OBP: 0.352, SLG: 0.352 (1, 6) X		0-0 L5 2		0-0 FC5 2-3f		0-0 1B 2B 1B		0-0 P4 1		4	1	1	0	0	0	2
Clay Dalrymple, L OBP: 0.287, SLG: 0.298 (1, 2) John Guzardi, R OBP: 0.189, SLG: 0.145 (3, 1) Elmer Valo, L OBP: 0.302, SLG: 0.274 (5, PH) Ken Lehman, L (6, 1) Tony Taylor, R OBP: 0.304, SLG: 0.320 (7, PH) Frank Sullivan, R OBP: 0.263, SLG: 0.152 (8, 1) Johnny Gallison, L OBP: 0.362, SLG: 0.417 (9, PH)	0-0 4-3 3			0-0 F8 1		0-0 F8 1-2 2B 1B		0-0 F8 2		1	0	0	0	0	0	0
Don Ferrarese, R OBP: 0.176, SLG: 0.152 (1, 1) Al Kenders, R OBP: 0.208, SLG: 0.217 (3, 2)		0-0 5-3 1		0-0 P3 2		0-0 P4 2		0-0 1B		0	0	0	0	0	0	0

Inning Stats	R: 0	H: 1	E: 0	K: 1	S: 6	R: 1	H: 1	E: 0	K: 1	S: 6	R: 0	H: 0	E: 0	K: 0	S: 3	R: 0	H: 2	E: 0	K: 2	S: 9	R: 0	H: 0	E: 0	K: 0	S: 3	R: 0	H: 0	E: 0	K: 1	S: 5	R: 1	H: 3	E: 0	K: 1	S: 8	R: 0	H: 2	E: 0	K: 1	S: 6	R: 0	H: 1	E: 0	K: 0	S: 4	1B: 8	2B: 1	3B: 0	HR: 1	SF: 0	SAC: 0	DP: 0	HBP: 0	WP: 0	PA: 37
--------------	------	------	------	------	------	------	------	------	------	------	------	------	------	------	------	------	------	------	------	------	------	------	------	------	------	------	------	------	------	------	------	------	------	------	------	------	------	------	------	------	------	------	------	------	------	-------	-------	-------	-------	-------	--------	-------	--------	-------	--------

PITCHER	IP	WLS	BF	H	R	ER	SO	BB	IBB	HBP	BLK	WP	HR	S	P	ERA	WHIP	PITCHER	IP	WLS	BF	H	R	ER	SO	BB	IBB	HBP	BLK	WP	HR	S	P	ERA	WHIP														
Mike McCormick, L ERA: 3.25 (1, 1)	9.0	W	37	10	2	2	7	1	0	0	0	0	1	50	54	2.00	1.222																																

BOTTOM

San Francisco Giants @ Philadelphia Phillies
Connie Mack Stadium, Philadelphia, PA
 Mon Sep 25 1961, 7:05 PM EDT
 Att. 3,416 - Unknown

livebaseballscorecards.com

AB	36
R	2
H	10
RBI	2
BB	1
SO	7
LOB	15



Batter	1	2	3	4	5	6	7	8	9	AB R H RBI BB SO LOB	TOP											
Maury Wills, S (1, 6) OBP: 0.346, SLG: 0.338	0-1 2B	2-2 F5		0-0 4-3			0-2 4-3		3-2 3-1	5 1 1 0 0 0 3												
Jim Gilliam, S (1, 4) OBP: 0.356, SLG: 0.343	4-1 2B		0-0 F4		2-2 3-1		2-2 1B			3 0 1 0 1 0 0												
Ron Fairly, L (1, 9) OBP: 0.440, SLG: 0.538	0-0 2B		1-1 1B		0-1 4-3		0-1 1B			4 0 3 1 0 0 0												
Wally Moon, L (1, 7) OBP: 0.430, SLG: 0.504	2-2 F9		0-1 F2		3-1 1B		1-2 4-3			4 0 1 0 0 0 4												
Norm Larker, L (1, 3) OBP: 0.326, SLG: 0.387	2-1 4-3		0-2 1B		1-0 4-3			1-1 F8		4 0 1 0 0 0 2												
John Roseboro, L (1, 2) OBP: 0.348, SLG: 0.464		0-0 L8	3-2 6-3		1-1 1B			4-2 PO		3 0 1 0 1 0 2												
Daryl Spencer, R (1, 5) OBP: 0.337, SLG: 0.381		0-0 F2		4-2 SH5-4		0-2 G4-6-3		2-3 K		3 0 0 0 1 1 2												
Willie Davis, L (1, 8) OBP: 0.318, SLG: 0.455		2-2 2B		1-3 K		0-0 4-3		2-2 PO	0-0 F8	4 0 1 0 0 1 1												
Sandy Koufax, R (1, 1) OBP: 0.163, SLG: 0.065 Duke Snider, L (9, PH) OBP: 0.373, SLG: 0.562		4-1 BB		0-1 SH5-4		1-1 6-3			3-3 K	1 0 0 0 1 0 0 1 0 0 0 0 1 0												
Inning Stats	R: 1 E: 0 K: 0 S: 9	H: 2 LOB: 1 BB: 1 P: 17	R: 0 E: 0 K: 0 S: 11	H: 1 LOB: 2 BB: 1 P: 19	R: 0 E: 0 K: 1 S: 12	H: 2 LOB: 2 BB: 0 P: 16	R: 0 E: 0 K: 1 S: 8	H: 0 LOB: 1 BB: 1 P: 13	R: 0 E: 0 K: 0 S: 8	H: 1 LOB: 1 BB: 0 P: 14	R: 0 E: 0 K: 0 S: 6	H: 1 LOB: 0 BB: 0 P: 7	R: 0 E: 0 K: 0 S: 13	H: 2 LOB: 2 BB: 0 P: 17	R: 0 E: 0 K: 1 S: 11	H: 0 LOB: 0 BB: 1 P: 20	R: 0 E: 0 K: 1 S: 7	H: 0 LOB: 0 BB: 0 P: 13	1B: 6 2B: 3 3B: 0 HR: 0	SF: 0 SAC: 1 DP: 1 HBP: 0	WP: 0 PB: 0 SB: 1 CS: 0	PA: 38
PITCHER	IP WLS BF H R ER SO BB IBB HBP BLK WP HR S P ERA WHIP																					
Jim Owens, R (1, 1) ERA: 4.47	7.0 W 31 9 1 1 1 3 0 0 0 0 0 0 67 103 1.29 1.714																					
Jack Baldschun, R (8, 1) ERA: 3.96	2.0 S 6 0 0 0 2 1 0 0 0 0 0 0 18 33 0.00 0.500																					

Los Angeles Dodgers @ Philadelphia Phillies
 Connie Mack Stadium, Philadelphia, PA
 Wed Sep 27 1961, 7:05 PM EDT
 Att. 4,166 - Unknown

livebaseballscorecards.com

AB	32
R	1
H	9
RBI	1
BB	4
SO	3
LOB	14



Batter	1	2	3	4	5	6	7	8	9
Bobby Malkmus, R OBP: 0.280, SLG: 0.337 (1, 4)	0-1 5-3		1-3 K		1-1 FC6-4			0-0 B3	
Tony Taylor, R OBP: 0.303, SLG: 0.322 (1, 5)	0-0 1-3		1-1 K 2B		3-3 K			1-2 F9	
Bobby Gene Smith, R OBP: 0.314, SLG: 0.329 (1, 8)	3-3 K		0-0 F9			1-3 K		1-3 K	
Lee Walls, R OBP: 0.335, SLG: 0.437 (1, 7)		1-1 G6-4-3 1B		2-2 4-3		2-1 6-3			
Pancho Herrera, R OBP: 0.350, SLG: 0.409 (1, 3)		1-2 F7		4-1 E S BB		2-3 K			
Ken Walters, R OBP: 0.251, SLG: 0.328 (1, 9)		1-0 G6-4-3		0-1 L7		2-2 F7			
Ruben Amaro, R OBP: 0.352, SLG: 0.352 (1, 6)			1-1 SH2-4 2B 1B		1-2 F8		0-1 F9		
Clay Dalrymple, L OBP: 0.285, SLG: 0.295 (1, 2)			1-2 E6 SH2-4 2B		2-3 K		1-2 F4		
Jim Owens, R OBP: 0.194, SLG: 0.074 (1, 1)			0-1 SH2-4		4-2 FC6-4 BB			4-1 BB	
Jack Baldschun, R (8, 1)									

AB	R	H	RBI	BB	SO	LOB
4	0	0	0	0	1	4
4	0	1	2	0	1	2
4	0	0	0	0	3	2
3	0	1	0	0	0	0
2	0	0	0	1	1	1
3	0	0	0	0	0	2
3	1	1	0	0	0	1
3	1	0	0	0	1	1
0	0	0	0	1	0	0
0	0	0	0	1	0	0

BOTTOM


Los Angeles Dodgers @ Philadelphia Phillies
 Connie Mack Stadium, Philadelphia, PA

Wed Sep 27 1961, 7:05 PM EDT
 Att. 4,166 - Unknown

livebaseballscorecards.com


AB	26
R	2
H	3
RBI	2
BB	3
SO	7
LOB	13

WP: 0 PA: 30
 PB: 0
 SB: 1
 CS: 0



Inning Stats	R: 0	H: 0	E: 0	K: 1	S: 6	R: 0	H: 1	E: 0	K: 0	S: 6	R: 2	H: 2	E: 1	K: 1	S: 14	R: 0	H: 0	E: 0	K: 0	S: 9	R: 0	H: 0	E: 0	K: 2	S: 14	R: 0	H: 0	E: 0	K: 2	S: 8	R: 0	H: 0	E: 0	K: 0	S: 9	R: 0	H: 0	E: 0	K: 1	S: 8
PITCHER Sandy Koufax, L ERA: 3.52	IP	WLS	BF	H	R	ER	SO	BB	IBB	HBP	BLK	WP	HR	S	P	ERA	WHIP																							
	8.0	L	30	3	2	0	7	3	0	0	0	0	0	74	115	0.00	0.750																							

WP	PA	ERA	WHIP
0	30		

Batter	1	2	3	4	5	6	7	8	9	AB R H RBI BB SO LOB	TOP	
Maury Wills, S OBP: 0.348, SLG: 0.342 (1, 6)	1-1 BB FC5 E 1B		1-1 E 1B 1B	2-2 FC5-4 S 1-2f			1-0 E3 SH1-4 1B 1-2	1-1 1B 2B		5 4 3 0 0 0 2		
Jim Gilliam, S OBP: 0.357, SLG: 0.343 (1, 4)	0-0 E4 FC5 BB 1-2		1-2 E7 1B 1B 1-3	1-2 F7 1-2			0-0 SH1-4 1-2 2-3	4-0 1B BB		3 1 1 0 1 0 2		
Wally Moon, L OBP: 0.431, SLG: 0.503 (1, 7)	4-1 FC5 BB 1-2 2-3		0-0 SH2-4 1B 1-3 3-H		1-1 F7 1-2		4-0 1B HR IBB	1-3 K 2		3 1 1 1 2 1 2		
Gil Hodges, R OBP: 0.315, SLG: 0.374 (1, 3)	0-0 FC5 1-2 2-3f 3-H		0-1 SH2-4 1B 1-2 3-H		1-2 5-3 2		0-1 F6 1-3 2-H	0-0 1B		5 0 2 3 0 0 5		
Ron Fairly, L OBP: 0.438, SLG: 0.533 (1, 8) (3, 9)	2-3 K 2		0-0 SH2-4 1-2 2-3		0-0 6-3 3		2-2 HR 1B 1-2 2-H 3-H	1-1 F2 3		4 1 1 2 0 1 4		
Daryl Spencer, R OBP: 0.341, SLG: 0.392 (1, 5)	3-3 K 3		2-3 K 2			0-1 FC4-6 1B 1-H 2-H 3-H	0-0 HR		4-0 BB	4 1 2 3 1 2 4		
Gordie Windhorn, R OBP: 0.364, SLG: 0.621 Willie Davis, L OBP: 0.314, SLG: 0.449 (1, 9) (3, PH) (3, 8)		0-0 5-3 1	0-1 3-1 3			1-1 FC4-6 CS 1-2f	0-0 F2 3		2-1 F8 1	1 0 0 0 0 0 0 4 0 0 0 0 0 4	AB 39 R 10 H 12 RBI 10 BB 4 SO 7 LOB 26	
Norm Sherry, R OBP: 0.308, SLG: 0.397 John Roseboro, L OBP: 0.346, SLG: 0.460 (1, 2) (6, PH) (6, 2)		0-0 L7 2		0-0 5-3 1		2-3 K 1-2		0-1 F7 1	1-0 F4 2	2 0 0 0 0 0 0 3 0 0 0 0 1 2		
Don Drysdale, R OBP: 0.244, SLG: 0.386 (1, 1)		0-3 K 3		2-2 FC5-4 1B			0-0 E6 SH1-4 E 1B	1-0 HR	1-3 K 3	5 2 2 1 0 2 1		
Inning Stats	R: 1 E: 1 K: 2 S: 11 H: 1 LOB: 2 BB: 1 P: 21	R: 0 E: 0 K: 1 S: 5 H: 0 LOB: 0 BB: 0 P: 5	R: 2 E: 1 K: 1 S: 15 H: 4 LOB: 2 BB: 0 P: 19	R: 0 E: 0 K: 0 S: 12 H: 1 LOB: 1 BB: 0 P: 16	R: 0 E: 0 K: 0 S: 6 H: 0 LOB: 0 BB: 0 P: 8	R: 0 E: 0 K: 1 S: 7 H: 1 LOB: 0 BB: 0 P: 10	R: 5 E: 2 K: 0 S: 10 H: 2 LOB: 0 BB: 1 P: 17	R: 2 E: 0 K: 1 S: 11 H: 3 LOB: 2 BB: 1 P: 19	R: 0 E: 0 K: 1 S: 6 H: 0 LOB: 1 BB: 1 P: 14	1B: 9 2B: 1 3B: 0 HR: 2 SF: 0 SAC: 2 DP: 0 HBP: 0	WP: 0 PB: 0 SB: 1 CS: 1 PA: 45	
PITCHER	IP WLS BF H R ER SO BB IBB HBP BLK WP HR S P ERA WHIP											
Chris Short, L ERA: 5.94 (1, 1)	2.1 L 14 5 3 2 3 1 0 0 0 0 0 0 26 38 7.71 2.571											
Frank Sullivan, R ERA: 4.29 (3, 1)	0.2 2 0 0 0 1 0 0 0 0 0 0 0 5 7 0.00 0.000											
Robin Roberts, R ERA: 5.85 (4, 1)	4.0 18 4 5 0 1 0 1 0 0 0 0 1 35 51 0.00 1.000											
Ken Lehman, L ERA: 4.33 (8, 1)	2.0 11 3 2 2 2 2 0 0 0 0 0 1 17 33 9.00 2.500											

Los Angeles Dodgers @ Philadelphia Phillies
 Connie Mack Stadium, Philadelphia, PA
 Thu Sep 28 1961, 7:05 PM EDT
 Att. 3,651 - Unknown

livebaseballscorecards.com

Batter	1	2	3	4	5	6	7	8	9	AB R H RBI BB SO LOB	TOP		
Curt Flood, R OBP: 0.390, SLG: 0.405 (1, 8) X	0-0 2B 2B		4-0 G3 SH1-3 BB		0-0 3B	0-0 G3 E 1B 1B		0-0 BB 1B 2B 1B		4 3 4 0 1 0 0			
Julian Javier, R OBP: 0.328, SLG: 0.340 (1, 4) X	0-0 P4		0-0 SH1-3		0-0 5-3	0-0 E6 1B G3		0-0 BB 2B 1B		4 2 1 0 0 0 4			
Bill White, L OBP: 0.354, SLG: 0.474 (1, 3) X	0-0 FC5 2-H 2B		0-0 G3		0-0 3-1	0-0 G3		4-0 BB 2B BB		4 1 1 2 1 0 4			
Stan Musial, L OBP: 0.372, SLG: 0.491 (1, 7) X Joe Cunningham, L OBP: 0.403, SLG: 0.398 (6, PR) (6, 9)	0-0 F7		0-0 F7			0-0 HR 1B		0-0 L3		4 1 2 2 0 0 2 1 0 0 0 0 0 3			
Ken Boyer, R OBP: 0.399, SLG: 0.537 (1, 5) X	4-0 IBB			0-0 6-3		0-0 HR K		0-0 1-H 2-H 3-H 2B		4 1 2 5 1 1 1			
Gene Oliver, R OBP: 0.357, SLG: 0.531 (1, 2) X	0-0 FC5 2-3f			0-0 HR		0-0 PB 1B 2B		0-0 F7		5 2 2 1 0 1 3			
Doug Clemens, L OBP: 0.333, SLG: 0.250 (1, 9) (6, 7) X		0-0 3-1		0-0 3-1		4-0 FC1-5 BB 1B		0-0 P6		4 0 0 0 1 0 0			
Jerry Buchek, R OBP: 0.144, SLG: 0.149 (1, 6) X		0-3 K		0-0 5-3		0-0 1B E 1B		0-0 6-3		5 1 1 1 0 1 0			
Ray Washburn, R OBP: 0.125, SLG: 0.125 (1, 1) X		0-3 K		0-3 K		0-0 FC1-5 E 1B G3		0-0 6-3		5 1 0 0 0 2 2			
Inning Stats	R: 1 H: 2 E: 0 LOB: 2 K: 0 BB: 1 S: 5 P: 9	R: 0 H: 0 E: 0 LOB: 0 K: 2 BB: 0 S: 7 P: 7	R: 0 H: 0 E: 0 LOB: 1 K: 0 BB: 1 S: 3 P: 7	R: 1 H: 1 E: 0 LOB: 0 K: 0 BB: 0 S: 4 P: 4	R: 0 H: 1 E: 0 LOB: 1 K: 1 BB: 0 S: 6 P: 6	R: 7 H: 6 E: 1 LOB: 1 K: 1 BB: 1 S: 12 P: 16	R: 0 H: 0 E: 0 LOB: 0 K: 0 BB: 0 S: 3 P: 3	R: 3 H: 3 E: 0 LOB: 1 K: 1 BB: 1 S: 8 P: 12	R: 0 H: 0 E: 0 LOB: 0 K: 0 BB: 0 S: 3 P: 3	1B: 6 SF: 0 2B: 4 SAC: 1 3B: 1 DP: 0 HR: 2 HBP: 0	WP: 0 PA: 45 PB: 1 SB: 0 CS: 0		
PITCHER	IP WLS BF H R ER SO BB IBB HBP BLK WP HR S P ERA WHIP											PITCHER	IP WLS BF H R ER SO BB IBB HBP BLK WP HR S P ERA WHIP
John Buzhardt, R ERA: 4.49 (1, 1)	5.0 L 24 7 5 5 3 1 1 0 0 0 2 28 36 9.00 1.600												
Dallas Green, R ERA: 4.85 (6, 1)	3.0 18 6 7 3 2 2 0 0 0 0 0 20 28 9.00 2.667												
Ken Lehman, L ERA: 4.26 (9, 1)	1.0 3 0 0 0 0 0 0 0 0 0 0 3 3 0.00 0.000												

St. Louis Cardinals @ Philadelphia Phillies
 Connie Mack Stadium, Philadelphia, PA

Sat Sep 30 1961, 7:05 PM EDT
 Att. 2,587 - Unknown

livebaseballscorecards.com



Batter	1	2	3	4	5	6	7	8	9	AB R H RBI BB SO LOB	TOP
Curt Flood, R OBP: 0.391, SLG: 0.415 (1, 8) X	0-0 SH3 FC 1B	0-0 F9			0-0 6-3		0-0 HR			4 1 2 1 0 0 1	
Julian Javier, R OBP: 0.326, SLG: 0.337 (1, 4) X	0-0 FC SH3 1-2		0-0 F9		0-0 L6		0-0 L7			4 0 0 0 0 0 1	
Bill White, L OBP: 0.354, SLG: 0.472 (1, 3) X	0-0 SH3 1-2 2-3		0-0 4-3		4-0 BB			0-0 F2		2 0 0 0 1 0 0	
Ken Boyer, R OBP: 0.397, SLG: 0.533 (1, 5) S S S	0-3 K		0-0 L4		0-0 L4			0-0 6-3		4 0 0 0 0 1 3	
Gene Oliver, R OBP: 0.367, SLG: 0.538 (1, 7) B B B	4-0 BB			0-0 1-3 FC5 2B		0-0 5-3		0-0 5-3		3 1 1 0 1 0 0	
Charlie James, R OBP: 0.288, SLG: 0.355 (1, 9) X	0-0 P6		0-0 1-3 2-3		0-0 4-3				0-0 1-3	4 0 0 0 0 0 4	
Jimmie Schaffer, R OBP: 0.301, SLG: 0.320 (1, 2) X		0-0 F8		0-0 FC5 FC5-4 3-H		0-0 6-3			0-0 G3 1B	4 0 1 1 0 0 0	
Jerry Buchek, R OBP: 0.151, SLG: 0.156 (1, 6) X		0-0		0-0 FC5-4 1-2f			0-0 F8		0-0 G3 1-2	3 0 1 0 0 0 1	
Stan Musial, L OBP: 0.371, SLG: 0.489 (9, PH) X				0-0 1B						1 0 0 0 0 0 1	
Bob Lillis, R OBP: 0.243, SLG: 0.230 (9, 6) X									0-3 K	0 0 0 0 0 0 0	
Bob Gibson, R OBP: 0.236, SLG: 0.318 (1, 1) X		0-0 F8		0-0 F7			0-0 5-3			4 0 0 0 0 1 3	
Inning Stats	R: 0 E: 0 K: 1 S: 7 H: 1 LOB: 3 BB: 1 P: 11	R: 0 E: 0 K: 0 S: 4 H: 1 LOB: 1 BB: 0 P: 4	R: 0 E: 0 K: 0 S: 3 H: 0 LOB: 0 BB: 0 P: 3	R: 1 E: 0 K: 0 S: 5 H: 1 LOB: 1 BB: 0 P: 5	R: 0 E: 0 K: 0 S: 3 H: 0 LOB: 1 BB: 1 P: 7	R: 0 E: 0 K: 0 S: 3 H: 0 LOB: 0 BB: 0 P: 3	R: 1 E: 0 K: 0 S: 4 H: 1 LOB: 0 BB: 0 P: 4	R: 0 E: 0 K: 0 S: 3 H: 0 LOB: 0 BB: 0 P: 3	R: 0 E: 0 K: 1 S: 6 H: 1 LOB: 1 BB: 0 P: 6	1B: 3 2B: 1 3B: 0 HR: 1 SF: 0 SAC: 1 DP: 0 HBP: 0	WP: 0 PB: 0 SB: 0 CS: 0 PA: 36
PITCHER Don Ferrarese, L ERA: 3.76 (1, 1)	IP: 7.0 WLS: L BF: 29 H: 4 R: 2 ER: 2 SO: 1 BB: 2 IBB: 0 HBP: 0 BLK: 0 WP: 0 HR: 1 S: 29 P: 37 ERA: 2.57 WHIP: 0.857										
Jack Baldschun, R ERA: 3.88 (8, 1)	IP: 2.0 WLS: BF: 7 H: 1 R: 0 ER: 0 SO: 1 BB: 0 IBB: 0 HBP: 0 BLK: 0 WP: 0 HR: 0 S: 9 P: 9 ERA: 0.00 WHIP: 0.500										

St. Louis Cardinals @ Philadelphia Phillies
 Connie Mack Stadium, Philadelphia, PA

Sun Oct 01 1961, 3:33 AM EDT
 Att. 2,496 - Unknown

livebaseballscorecards.com

AB	33
R	2
H	5
RBI	2
BB	2
SO	2
LOB	14



Batter	1	2	3	4	5	6	7	8	9	AB	R	H	RBI	BB	SO	LOB
Tony Taylor, R OBP: 0.304, SLG: 0.323 (1, 5)	0-3 K		0-0 L4		0-0 FC3-2-5 1B		0-0 BB 1B			4	0	2	0	0	1	0
Johnny Callison, L OBP: 0.363, SLG: 0.418 (1, 7)	0-3 K		0-0 BB S 1B		0-0 FC3-2-5 1-2 3-H K		4-0 BB BB BB 1-2 BB			3	0	1	0	1	1	2
Tony Gonzalez, L OBP: 0.358, SLG: 0.437 (1, 8)	0-0 P5		4-0 BB 1-2 BB BB		0-0 K		0-0 P6			3	0	0	0	1	1	4
Wes Covington, L OBP: 0.329, SLG: 0.433 (1, 9)		0-0 4-3	4-0 1-2 2-3 BB		0-0 5-3			0-3 K		3	0	0	0	1	1	2
Clay Dalrymple, L OBP: 0.281, SLG: 0.294 (1, 2)		0-0 F7	0-0 4-3			0-0 F7		0-0 4-1		4	0	0	0	0	0	3
Pancho Herrera, R OBP: 0.351, SLG: 0.408 (1, 3)		4-0 BB S BB		0-0 G1-6-3 1B		0-0 G4-6-3 1B		0-0 P3		3	0	2	0	1	0	0
Ruben Amaro, R OBP: 0.351, SLG: 0.349 (1, 6)		4-0 1-2 BB		0-0 G1-6-3 1-2f		0-0 G4-6-3 1-2f			0-0 5-3	3	0	0	0	1	0	2
Bobby Malkmus, R OBP: 0.276, SLG: 0.327 (1, 4)		0-3 K		0-0 F8			0-0 1-3		0-3 K	4	0	0	0	0	2	2
Don Ferrarese, R OBP: 0.194, SLG: 0.171 Elmer Valo, L OBP: 0.295, SLG: 0.267 Jack Baldschun, R OBP: 0.313, SLG: 0.328 (7, PH) (8, 1) (9, PH)			0-0 F9		0-0 E7 1B FC3-2-5 1B		0-0 L5		0-3 K	2	0	1	0	0	0	0
										1	0	0	0	0	0	0
										0	0	0	0	0	0	0
										1	0	0	0	0	1	0


Inning Stats	R: 0	H: 0	E: 0	K: 2	S: 7	R: 0	H: 0	E: 0	K: 1	S: 5	R: 0	H: 1	E: 0	K: 0	S: 4	R: 0	H: 1	E: 0	K: 0	S: 3	R: 0	H: 2	E: 1	K: 1	S: 7	R: 0	H: 1	E: 0	K: 0	S: 3	R: 0	H: 1	E: 0	K: 0	S: 4	R: 0	H: 0	E: 0	K: 1	S: 5	R: 0	H: 0	E: 0	K: 2	S: 7	R: 0	H: 0	E: 0	K: 0	S: 7	PITCHER	IP	WLS	BF	H	R	ER	SO	BB	IBB	HBP	BLK	WP	HR	S	P	ERA	WHIP		
	0	0	0	2	7	0	0	0	0	5	0	1	0	0	4	0	1	0	0	0	3	0	2	1	7	0	1	0	0	3	0	1	0	0	4	0	0	0	5	0	0	0	5	0	0	0	7	0	0	0	7	Bob Gibson, R	9.0	W	36	6	0	0	7	5	0	0	0	0	0	0	45	65	0.00	1.222

BOTTOM

St. Louis Cardinals @ Philadelphia Phillies
Connie Mack Stadium, Philadelphia, PA

Sun Oct 01 1961, 3:33 AM EDT
 Att. 2,496 - Unknown

AB 31
 R 0
 H 6
 RBI 0
 BB 5
 SO 7
 LOB 15



WP: 0 PA: 36
 PB: 0
 SB: 2
 CS: 0

livebaseballscorecards.com