

Philadelphia Phillies - 1961

Batter	1	2	3	4	5	6	7	8	9	AB	R	H	RBI	BB	SO	LOB	TOP										
Bobby Malkmus, R (1,5) OBP: 0.250, SLG: 0.250	1-3 K		0-0 SH1-3 1B		1-0 6-3			2-3 K		4	0	1	0	0	2	0	Philadelphia Phillies @ Los Angeles Dodgers Los Angeles Memorial Coliseum, Los Angeles, CA Wed Apr 12 1961, 9:05 PM EST Att: 10,694 - Unknown										
Johnny Callison, L (1,9) OBP: 0.571, SLG: 1.000	1-3 K		0-1 SH1-3 1-2			0-0 G1-6-3 1B			0-0 1B 1B	3	1	2	0	0	1	0											
Tony Taylor, R (1,4) OBP: 0.250, SLG: 0.375	3-2 2B		3-3 K			1-2 G1-6-3 1-2			0-0 E8 1B 1B	4	1	2	0	0	1	2											
Bobby Gene Smith, R (1,7) OBP: 0.250, SLG: 0.500 Tony Curry, L (9, PH) OBP: 0.400, SLG: 0.600	2-1 2B		1-1 3-1			0-3 K2-3			0-2 E1 1B 1B	3	0	1	1	0	1	1											
Ken Walters, R (1,8) OBP: 0.333, SLG: 0.333 Tony Gonzalez, L (9, PH) OBP: 0.600, SLG: 0.500	2-3 K			1-1 CS 1B					1-1 FC6-4 1B 1B	3	0	1	0	0	1	1											
Pancho Herrera, R (1,3) OBP: 0.143, SLG: 0.143 Bob Sadowski, L (9, PH) OBP: 0.500, SLG: 0.250		1-0 FC1-6 1B		1-3 K					0-1 FC6-4 1B 1B	3	0	1	0	0	2	1											
Clay Dalrymple, L (1,2) Don Ferrarese, R (7,1)		0-1 FC1-6 1-2		1-1 F2 1-2					0-1 FC6-2-5-2-5 1-3 3-H	3	0	0	0	0	1	2											
Ruben Amaro, R (1,6) Lee Walls, R (8, PH) Joe Koppe, R (8,6)		4-2 BB			1-3 K				0-0 F9	1	0	0	0	1	1	0											
Frank Sullivan, R (1,1) Cal Neeman, R (7,2)		1-2 F9			0-1 4-3				0-3 K	2	0	0	0	0	0	1											
Inning Stats	R: 1 E: 0 K: 3 S: 15	H: 2 LOB: 1 BB: 0 P: 24	R: 0 E: 0 K: 0 S: 10	H: 1 LOB: 1 BB: 1 P: 16	R: 0 E: 0 K: 1 S: 10	H: 1 LOB: 1 BB: 0 P: 14	R: 0 E: 0 K: 1 S: 8	H: 1 LOB: 0 BB: 0 P: 11	R: 0 E: 0 K: 1 S: 6	H: 0 LOB: 0 BB: 0 P: 8	R: 0 E: 0 K: 2 S: 11	H: 0 LOB: 0 BB: 0 P: 15	R: 0 E: 0 K: 2 S: 8	H: 0 LOB: 0 BB: 0 P: 10	R: 1 E: 2 K: 0 S: 9	H: 3 LOB: 1 BB: 0 P: 10		1B: 7 2B: 3 3B: 0 HR: 0	SF: 0 SAC: 1 DP: 2 HBP: 0	WP: 0 PB: 0 SB: 0 CS: 2	PA: 33						
PITCHER	IP	WLS	BF	H	R	ER	SO	BB	IBB	HBP	BLK	WP	HR	S	P	ERA	WHIP										
Johnny Podres, L (1,1) ERA: 1.13 Larry Sherry, R (9,1) ERA:	8.0	W	30	8	2	1	11	1	0	0	0	0	0	77	108	1.12	1.125										

Batter	1	2	3	4	5	6	7	8	9	AB	R	H	RBI	BB	SO	LOB	BOTTOM										
Maury Wills, S (1,6) OBP: 0.286, SLG: 0.286	2-2 F8			2-1 F8		1-2 SH5-3	0-0 FC6-4			3	0	0	0	0	0	2	Philadelphia Phillies @ Los Angeles Dodgers Los Angeles Memorial Coliseum, Los Angeles, CA Wed Apr 12 1961, 9:05 PM EST Att: 10,694 - Unknown										
Willie Davis, L (1,8)	2-1 4-3			2-1 G3		1-0 F8		2-2 SH3-4 HBP		3	0	0	0	0	1												
Tommy Davis, R (1,5) OBP: 0.333, SLG: 0.333 Jim Gilliam, S (8,5)	1-3 K			1-0 5-3			1-1 HR 1B	0-0 SH3-4		3	1	1	0	0	1	0											
Duke Snider, L (1,9) OBP: 0.143, SLG: 0.143		0-0 4-3			1-1 G3		2-3 K	1-3 K		4	0	0	0	0	2	2											
Wally Moon, L (1,7) OBP: 0.500, SLG: 1.500		1-1 6-3			1-0 5-3		0-0 HR	3-3 K		4	1	1	2	0	1	1											
Norm Larker, L (1,3) OBP: 0.333, SLG: 0.200 Gil Hodges, R (9,3)		1-0 4-3			2-2 1B		4-2 1B BB			2	1	1	0	1	0	0											
Charlie Neal, R (1,4) OBP: 0.333, SLG: 0.200			1-3 K		2-0 5-3		2-0 F9			3	0	0	0	0	1	2											
John Roseboro, L (1,2) OBP: 0.500, SLG: 0.500			0-1 4-3			2-2 L3	0-2 1B			3	0	1	0	0	0	0											
Johnny Podres, L (1,1) OBP: 0.667, SLG: 0.667 Larry Sherry, R (9,1)			1-1 1-3			1-1 SH5-3 1B	0-0 1B 1B			3	0	2	1	0	0	0											
Inning Stats	R: 0 E: 0 K: 1 S: 9	H: 0 LOB: 0 BB: 0 P: 14	R: 0 E: 0 K: 0 S: 4	H: 0 LOB: 0 BB: 0 P: 6	R: 0 E: 0 K: 1 S: 8	H: 0 LOB: 0 BB: 0 P: 10	R: 0 E: 0 K: 0 S: 5	H: 0 LOB: 0 BB: 0 P: 10	R: 0 E: 0 K: 0 S: 7	H: 1 LOB: 1 BB: 0 P: 13	R: 0 E: 0 K: 0 S: 9	H: 1 LOB: 1 BB: 1 P: 14	R: 3 E: 0 K: 1 S: 16	H: 4 LOB: 2 BB: 1 P: 25	R: 0 E: 0 K: 2 S: 10	H: 0 LOB: 1 BB: 0 P: 16		1B: 5 2B: 0 3B: 0 HR: 1	SF: 0 SAC: 2 DP: 0 HBP: 1	WP: 0 PB: 0 SB: 0 CS: 0	PA: 32						
PITCHER	IP	WLS	BF	H	R	ER	SO	BB	IBB	HBP	BLK	WP	HR	S	P	ERA	WHIP										
Frank Sullivan, R (1,1) ERA: 4.05 Don Ferrarese, L (7,1) ERA:	6.2	L	26	5	3	3	3	1	0	0	0	0	0	12	18	4.05	0.900										



Batter	1	2	3	4	5	6	7	8	9	AB	R	H	RBI	BB	SO	LOB	TOP										
Bob Sadowski, L (1.5) OBP: 0.300, SLG: 0.125 Bobby Malkmus, R (7.5) OBP: 0.250, SLG: 0.250	G3		P6		G3		K		SH5-3	4	0	0	0	0	1	2	Philadelphia Phillies @ Los Angeles Dodgers Los Angeles Memorial Coliseum, Los Angeles, CA Thu Apr 13 1961, 9:05 PM EST Att: 10,312 - Unknown										
Tony Taylor, R (1.4) OBP: 0.154, SLG: 0.231	4-3		6-3		6-3			E5 2B	E1 WP	5	1	0	0	0	0	2											
Johnny Callison, L (1.9) OBP: 0.455, SLG: 0.818	K			G3				E7 2B	WP	5	2	1	0	0	1	2											
Tony Curry, L (1.7) OBP: 0.444, SLG: 0.667 Bobby Gene Smith, R (8.7) OBP: 0.250, SLG: 0.500										4	1	2	2	0	0	1											
Tony Gonzalez, L (1.8) OBP: 0.667, SLG: 1.000										0	0	0	0	0	0	0											
Pancho Herrera, R (1.3) OBP: 0.182, SLG: 0.455										4	2	3	3	0	0	1											
Clay Dalrymple, L (1.2)										4	1	1	2	0	3	2											
Ruben Amaro, R (1.6) OBP: 0.333, SLG: 0.143										4	0	0	0	0	1	2											
John Buzhardt, R (1.1) Chris Short, R (3.1) Turk Farrell, R (7.1) OBP: 1.000, SLG: 1.000										3	0	1	0	1	1	0											
Inning Stats	R: 0 E: 0 K: 1 S: 7	H: 0 LOB: 0 BB: 0 P: 10	R: 0 E: 0 K: 1 S: 7	H: 1 LOB: 1 BB: 0 P: 12	R: 0 E: 0 K: 0 S: 8	H: 0 LOB: 1 BB: 1 P: 14	R: 2 E: 0 K: 0 S: 10	H: 2 LOB: 0 BB: 0 P: 16	R: 0 E: 0 K: 1 S: 8	H: 1 LOB: 1 BB: 0 P: 13	R: 2 E: 0 K: 1 S: 16	H: 2 LOB: 0 BB: 0 P: 25	R: 0 E: 0 K: 3 S: 11	H: 0 LOB: 0 BB: 0 P: 15	R: 3 E: 2 K: 2 S: 13	H: 2 LOB: 1 BB: 0 P: 21		R: 1 E: 1 K: 0 S: 9	H: 1 LOB: 0 BB: 0 P: 11	1B: 5 2B: 3 3B: 0 HR: 2	SF: 0 SAC: 1 DP: 1 HBP: 0	WP: 1 PB: 0 SB: 0 CS: 1	PA: 39				
PITCHER	IP	WLS	BF	H	R	ER	SO	BB	IBB	HBP	BLK	WP	HR	S	P	ERA	WHIP										
Roger Craig, R (1.1) ERA: 6.0	6.0		25	6	4	4	4	1	0	0	0	0	2	56	90	6.00	1.167										
Stan Williams, R (7.1) ERA: 4.5	2.0		9	2	3	1	5	0	0	0	0	0	0	24	36	4.50	1.000										
Ed Palmquist, R (9.1) ERA:	1.0	L	5	1	1	0	0	0	0	0	0	1	0	9	11	0.00	1.000										

Batter	1	2	3	4	5	6	7	8	9	AB	R	H	RBI	BB	SO	LOB	BOTTOM										
Maury Wills, S (1.6) OBP: 0.333, SLG: 0.273	G3			K						4	2	1	0	1	1	3	Philadelphia Phillies @ Los Angeles Dodgers Los Angeles Memorial Coliseum, Los Angeles, CA Thu Apr 13 1961, 9:05 PM EST Att: 10,312 - Unknown										
Willie Davis, L (1.8) Carl Warwick, R (7. PH) OBP: 0.667, SLG: 0.500	1-3		L8		E3					3	0	0	0	0	0	1											
Tommy Davis, R (1.5) Bob Aspromonte, R (8.5) OBP: 0.400, SLG: 0.500	5-3									4	2	2	1	0	1	1											
Duke Snider, L (1.9) OBP: 0.300, SLG: 0.700 Gil Hodges, R (7. PH) OBP: 0.667, SLG: 0.500										1	0	0	0	0	0	0											
Wally Moon, L (1.7) OBP: 0.455, SLG: 1.000										3	1	2	3	0	1	1											
Norm Larker, L (1.3) OBP: 0.250, SLG: 0.143 Frank Howard, R (6. PH) OBP: 0.667, SLG: 0.500										1	0	0	0	0	1	1											
Don Demeter, R (8.9)										4	2	2	1	0	1	1											
Charlie Neal, R (1.4) OBP: 0.500, SLG: 0.556										1	0	0	0	0	0	0											
John Roseboro, L (1.2) OBP: 0.571, SLG: 0.500 Norm Sherry, R (4. PH) OBP: 0.667, SLG: 0.500										2	0	0	0	0	1	1											
Bob Lillis, R (6. PR) Doug Camilli, R (7.2) Roger Craig, R (1.1) Jim Gilliam, S (6. PH) Stan Williams, R (7.1) Ron Fairly, L (8. PH) OBP: 0.500, SLG: 1.000 Ed Palmquist, R (9.1)										2	0	1	0	0	1	2											
Inning Stats	R: 0 E: 0 K: 0 S: 6	H: 0 LOB: 0 BB: 0 P: 8	R: 1 E: 0 K: 1 S: 13	H: 2 LOB: 2 BB: 1 P: 26	R: 2 E: 0 K: 2 S: 16	H: 3 LOB: 1 BB: 0 P: 24	R: 0 E: 0 K: 2 S: 12	H: 1 LOB: 1 BB: 0 P: 18	R: 0 E: 0 K: 0 S: 8	H: 0 LOB: 2 BB: 0 P: 10	R: 3 E: 0 K: 2 S: 15	H: 2 LOB: 1 BB: 2 P: 28	R: 1 E: 1 K: 1 S: 14	H: 0 LOB: 1 BB: 1 P: 24	R: 0 E: 0 K: 0 S: 5	H: 1 LOB: 1 BB: 1 P: 9	1B: 6 2B: 3 3B: 0 HR: 1	SF: 0 SAC: 2 DP: 1 HBP: 0	WP: 1 PB: 0 SB: 3 CS: 0	PA: 44							
PITCHER	IP	WLS	BF	H	R	ER	SO	BB	IBB	HBP	BLK	WP	HR	S	P	ERA	WHIP										
John Buzhardt, R (1.1) ERA: 11.57	2.1		13	5	3	3	1	0	0	0	0	1	0	29	49	11.57	2.143										
Chris Short, L (3.1) ERA: 4.91	3.2		17	3	2	2	6	2	0	0	0	1	0	39	61	4.91	1.364										
Turk Farrell, R (7.1) ERA: 3.0	3.0	W	14	2	2	1	3	2	1	0	0	0	0	32	55	3.00	1.333										

AB	37
R	8
H	9
RBI	7
BB	1
SO	9
LOB	14



AB	36
R	7
H	10
RBI	6
BB	6
SO	10
LOB	24



Batter	1	2	3	4	5	6	7	8	9	AB	R	H	RBI	BB	SO	LOB	TOP			
Bobby Malkmus, R OBP: 0.125, SLG: 0.125	0-0 1-3		0-0 F2			0-3 K		0-0 F9		4	0	0	0	0	1	2				
Johnny Callison, L OBP: 0.385, SLG: 0.692 Lee Walls, R	0-3 K			0-0 G1		0-0 6-3			0-3 K	2	0	0	0	0	1	0				
Tony Taylor, R OBP: 0.176, SLG: 0.235	0-0 F3			0-0 P4					0-0 6-3	4	0	1	0	0	0	0				
Bobby Gene Smith, R OBP: 0.250, SLG: 0.375		0-0 F8		0-3 K					0-0 F9	4	0	1	0	0	1	0				
Ken Walters, R OBP: 0.200, SLG: 0.200		0-0 F7			0-0 F7				0-0 SH1-4	2	0	0	0	0	0	0				
Pancho Herrera, R OBP: 0.214, SLG: 0.385		0-0 F7			0-3 K				0-0 SH1-4	2	0	0	0	1	1	0				
Cal Neeman, R (1, 2)			0-0 F8		0-0 F7				0-0 SH1-4	3	0	0	0	0	0	3				
Ruben Amaro, R OBP: 0.417, SLG: 0.222			4-0 BB			0-0 SH1-4			0-0 6-3	2	0	1	0	1	0	0				
Art Mahaffey, R (1, 1)			0-0 F2			0-0 SH1-4			0-0 F8	2	0	0	0	0	0	1				
Inning Stats	R: 0 E: 0 K: 1 S: 5	H: 0 LOB: 0 BB: 0 P: 5	R: 0 E: 0 K: 0 S: 3	H: 0 LOB: 0 BB: 0 P: 3	R: 0 E: 0 K: 0 S: 3	H: 0 LOB: 1 BB: 1 P: 7	R: 0 E: 0 K: 1 S: 5	H: 0 LOB: 0 BB: 0 P: 5	R: 0 E: 0 K: 1 S: 6	H: 1 LOB: 1 BB: 0 P: 6	R: 0 E: 0 K: 0 S: 4	H: 2 LOB: 2 BB: 1 P: 8	R: 0 E: 0 K: 0 S: 3	H: 0 LOB: 0 BB: 0 P: 3	R: 0 E: 0 K: 1 S: 5	H: 0 LOB: 0 BB: 0 P: 5	1B: 3 2B: 0 3B: 0 HR: 0	SF: 0 SAC: 2 DP: 1 HBP: 0	WP: 0 PB: 0 SB: 0 CS: 0	PA: 31
PITCHER Mike McCormick, L ERA: 0.96	IP: 9.0 WLS: W BF: 31 H: 3 R: 0 ER: 0 SO: 5 BB: 1 IBB: 1 HBP: 0 BLK: 0 WP: 0 HR: 0 S: 39 P: 47 ERA: 0.00 WHIP: 0.444																			

Philadelphia Phillies @ San Francisco Giants
Candlestick Park, San Francisco, CA
Fri Apr 14 1961, 9:05 PM EST
Att: 19,989 - Unknown

AB	27
R	0
H	3
RBI	0
BB	2
SO	5
LOB	7

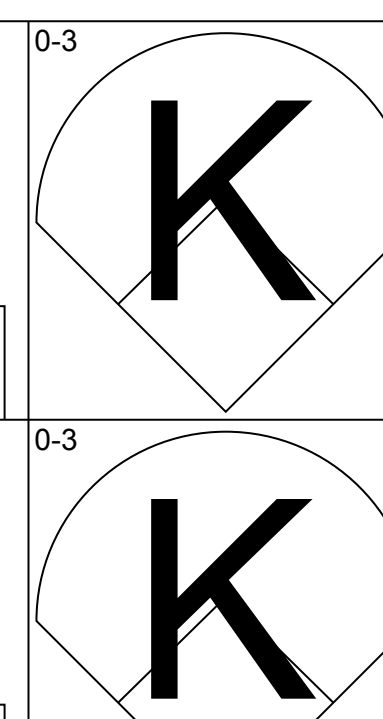
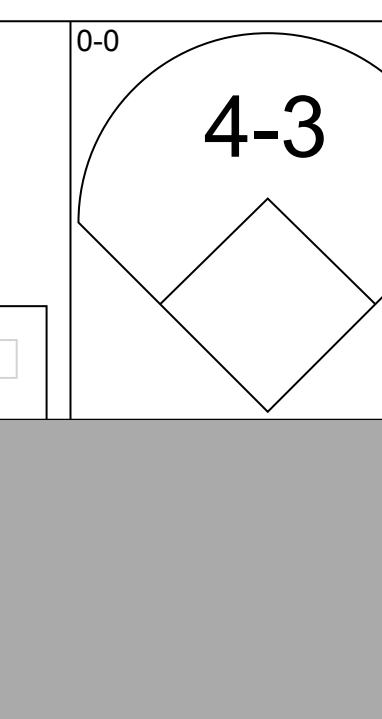
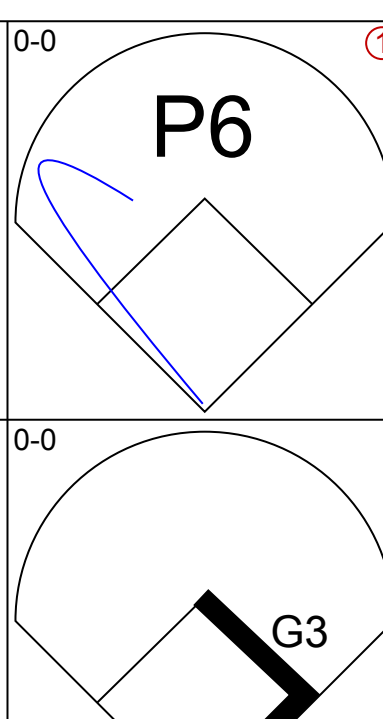
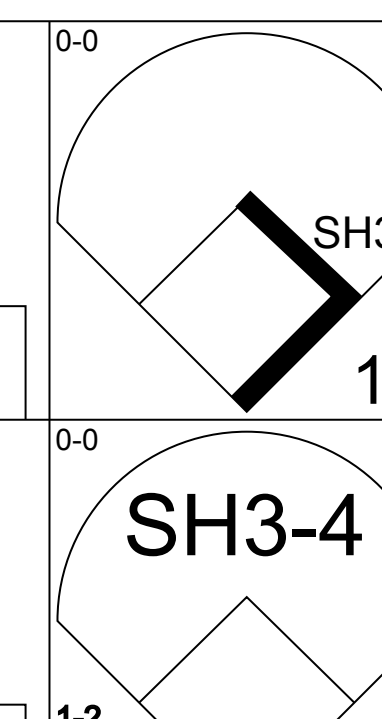
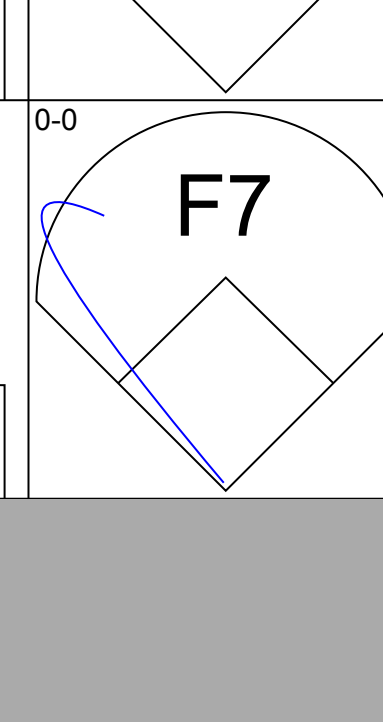
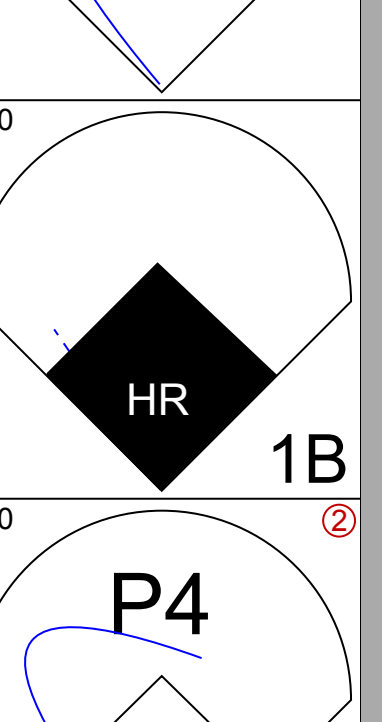
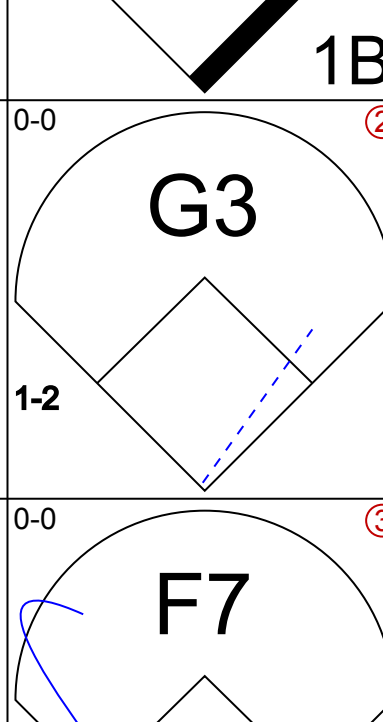
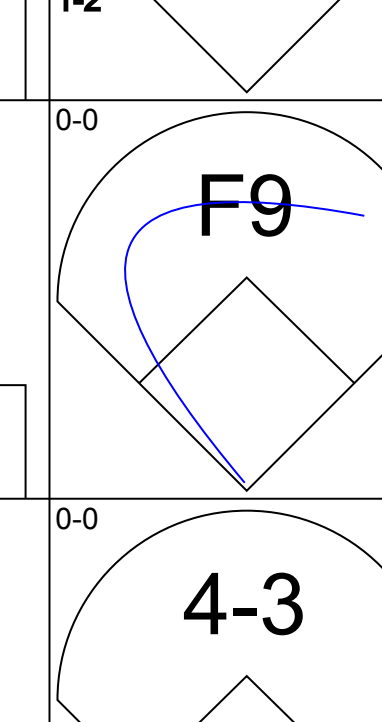

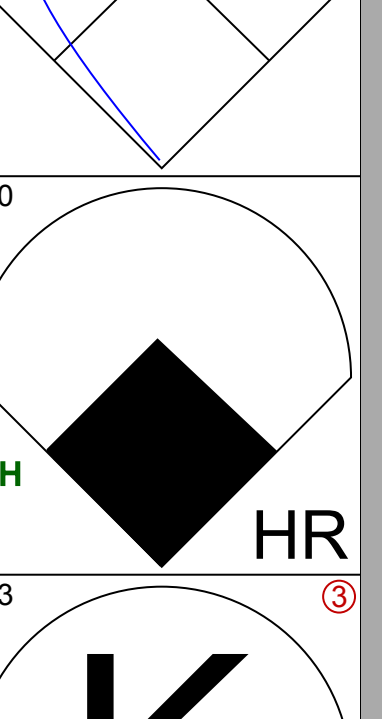


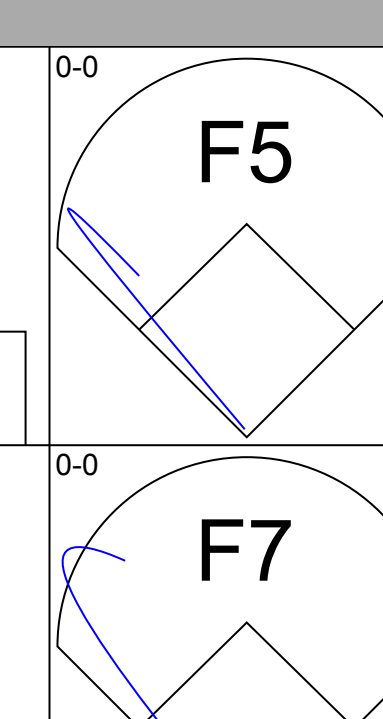
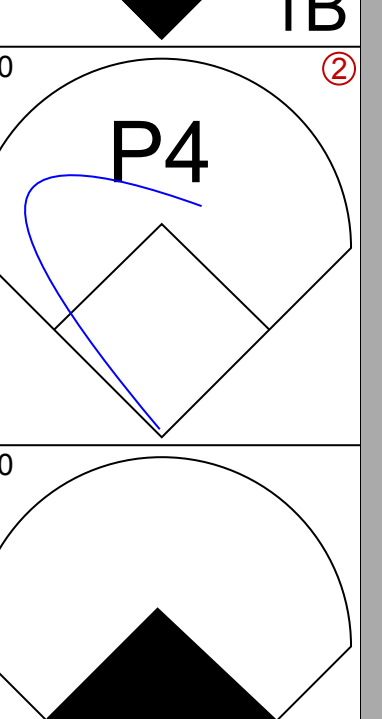
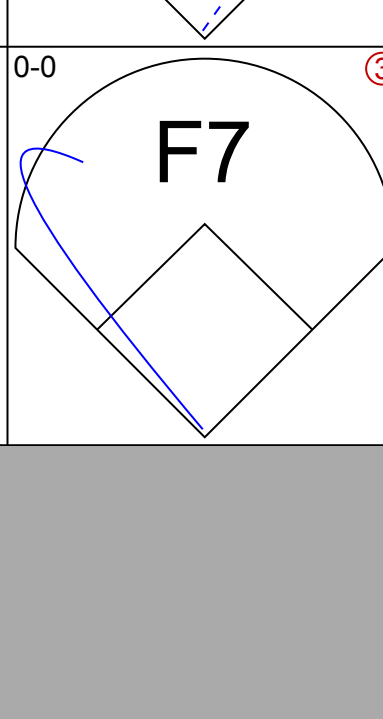
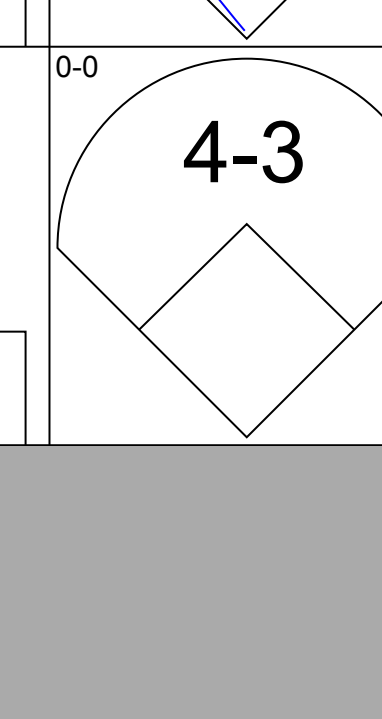
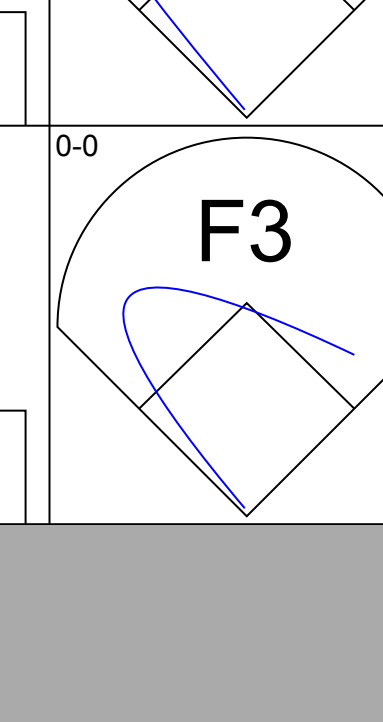
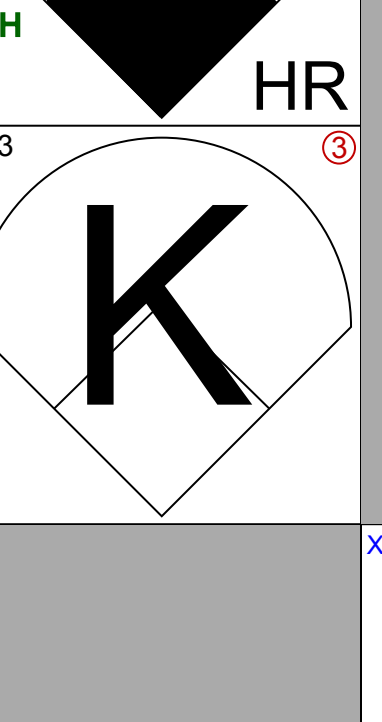






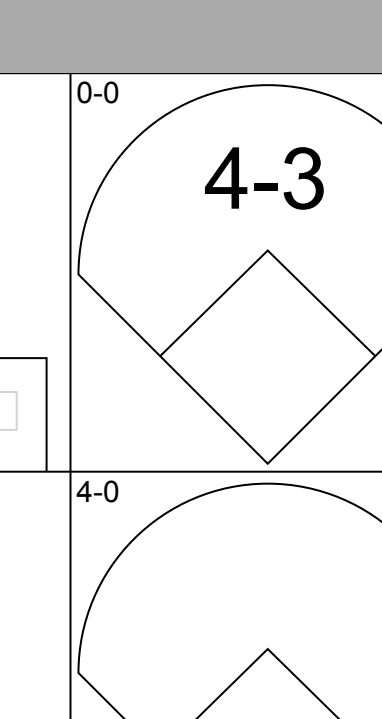
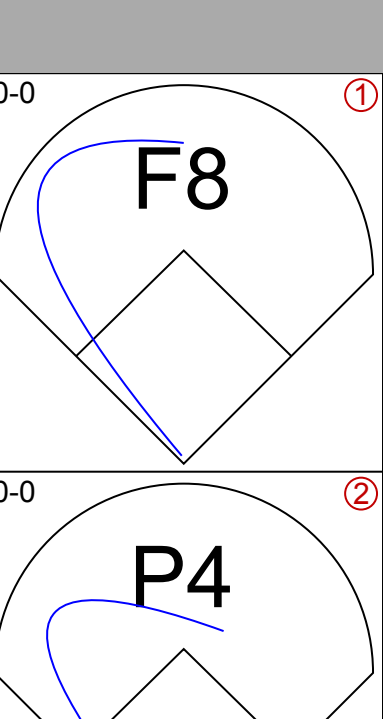


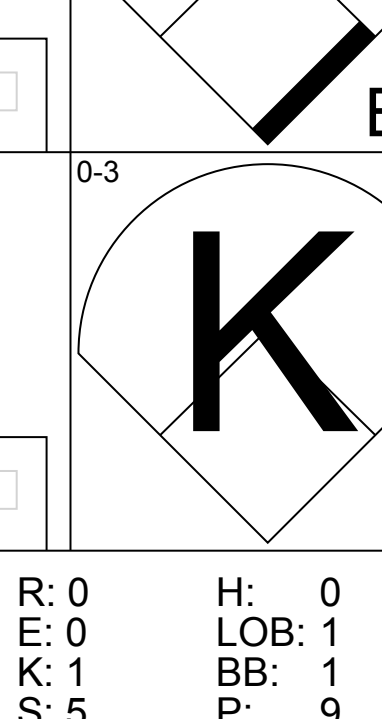
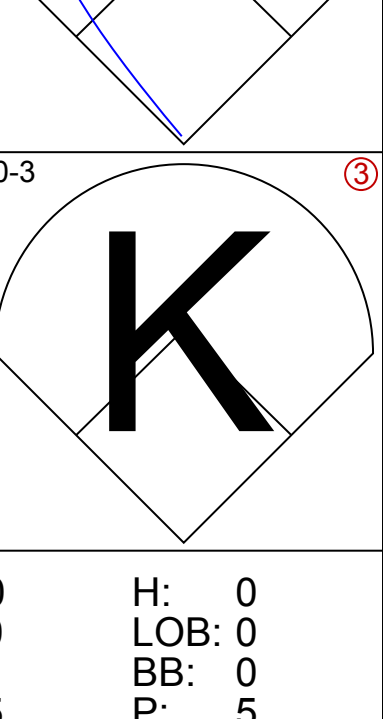


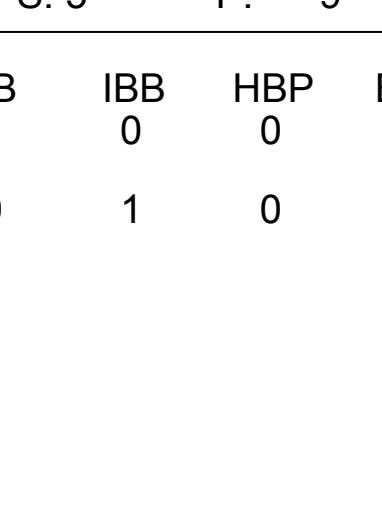
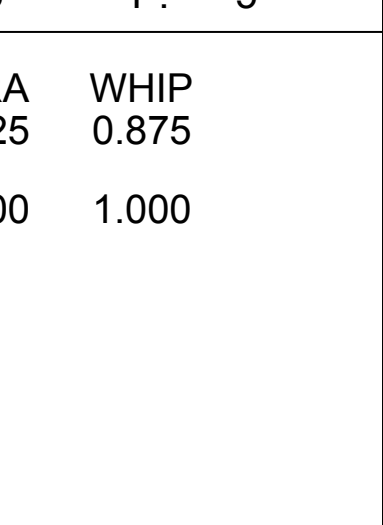




Batter	1	2	3	4	5	6	7	8	9	AB	R	H	RBI	BB	SO	LOB	BOTTOM			
Felipe Alou, R OBP: 0.421, SLG: 0.471	4-0 F8 WP BB		0-0 CS 1B		0-0 5-3		0-0 4-3			3	1	1	0	1	0	0				
Harvey Kuenn, R OBP: 0.316, SLG: 0.294	4-0 WP F8 BB		0-0 3-1		4-0 S BB			0-0 4-3		2	0	0	0	2	0	1				
Willie Mays, R OBP: 0.500, SLG: 0.667	0-0 F8		4-0 BB		0-3 K			0-0 HR		3	1	1	1	1	1	3				
Willie McCovey, L OBP: 0.313, SLG: 0.500	4-0 WP IBB		0-3 K		0-3 K			0-0 F7		3	0	0	0	1	2	2				
Orlando Cepeda, R OBP: 0.294, SLG: 0.438	0-0 G3			0-0 4-3		0-0 4-3		0-3 K		4	0	0	0	0	1	2				
Tom Haller, L OBP: 0.286, SLG: 0.364	0-3 K			4-0 1B 6-3 BB		0-3 K			0-0 F7	2	0	0	0	1	2	2				
Chuck Hiller, L OBP: 0.125, SLG: 0.067		0-0 4-3		0-0 6-3		0-0 F7				3	0	0	0	0	0	1				
Eddie Bressoud, R OBP: 0.133, SLG: 0.357		0-0 5-3		0-0 1B			0-0 F7			3	0	1	0	0	0	0				
Mike McCormick, L (1, 1)		0-0 F8		0-0 4-3			0-0 F8			3	0	0	0	0	0	2				
Inning Stats	R: 1 E: 0 K: 1 S: 5	H: 0 LOB: 2 BB: 3 P: 17	R: 0 E: 0 K: 0 S: 3	H: 0 LOB: 0 BB: 0 P: 3	R: 0 E: 0 K: 1 S: 5	H: 1 LOB: 1 BB: 1 P: 9	R: 0 E: 0 K: 0 S: 4	H: 1 LOB: 2 BB: 1 P: 8	R: 0 E: 0 K: 2 S: 7	H: 0 LOB: 1 BB: 1 P: 11	R: 0 E: 0 K: 1 S: 5	H: 0 LOB: 0 BB: 0 P: 5	R: 0 E: 0 K: 0 S: 3	H: 0 LOB: 0 BB: 0 P: 3	R: 1 E: 0 K: 1 S: 6	H: 1 LOB: 0 BB: 0 P: 6	1B: 2 2B: 0 3B: 0 HR: 1	SF: 0 SAC: 0 DP: 0 HBP: 0	WP: 1 PB: 0 SB: 1 CS: 1	PA: 32
PITCHER Art Mahaffey, R ERA: 2.25	IP: 8.0 WLS: L BF: 32 H: 3 R: 2 ER: 2 SO: 6 BB: 5 IBB: 1 HBP: 0 BLK: 0 WP: 1 HR: 1 S: 38 P: 62 ERA: 2.25 WHIP: 1.000																			

Philadelphia Phillies @ San Francisco Giants
Candlestick Park, San Francisco, CA
Fri Apr 14 1961, 9:05 PM EST
Att: 19,989 - Unknown

AB	26
R	2
H	3
RBI	1
BB	6
SO	6
LOB	13

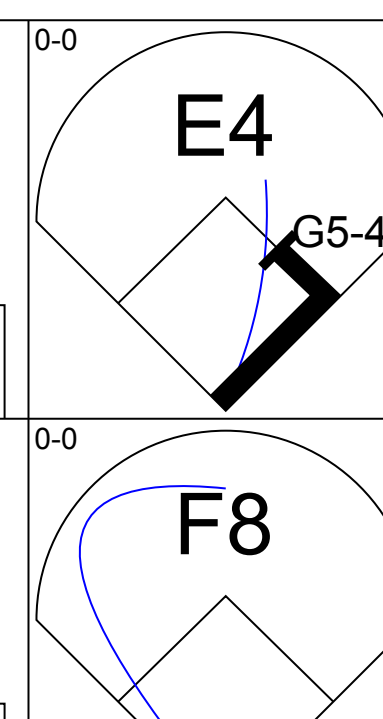
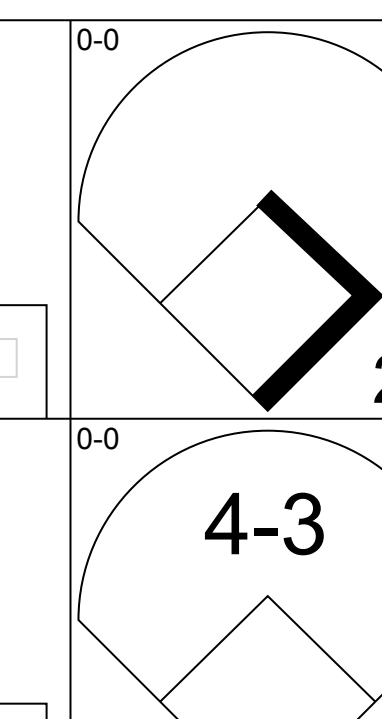
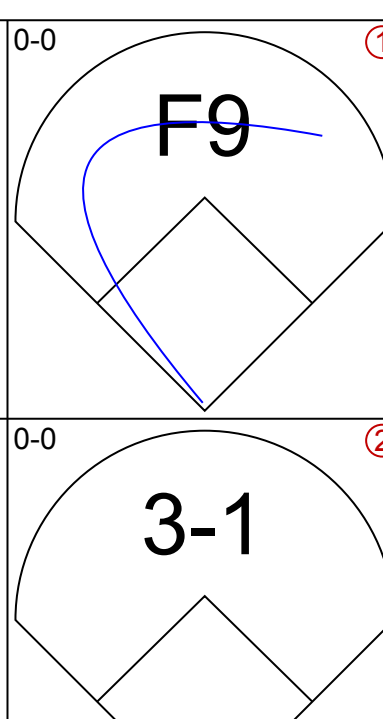
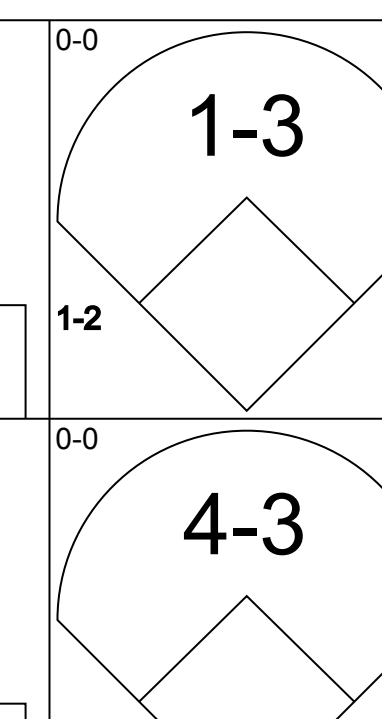
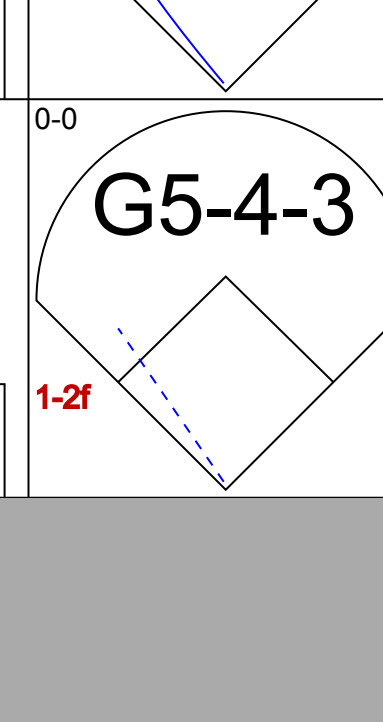

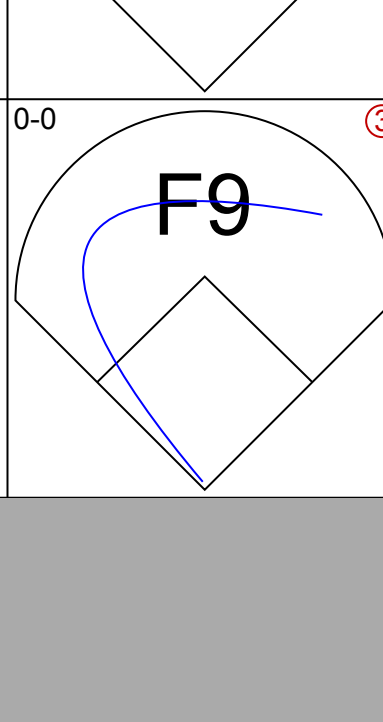
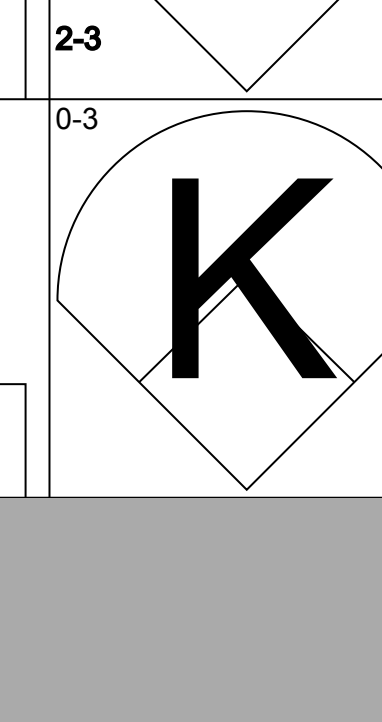

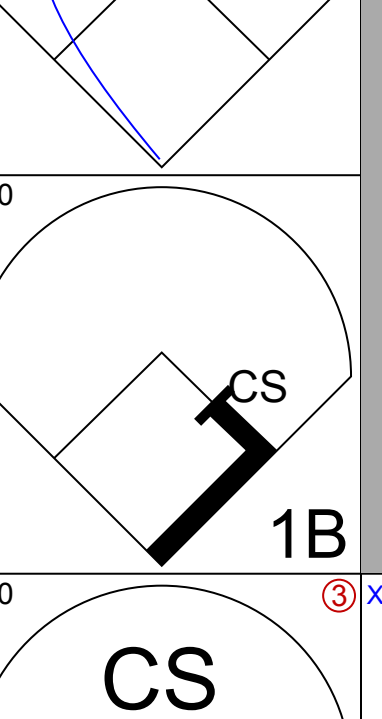


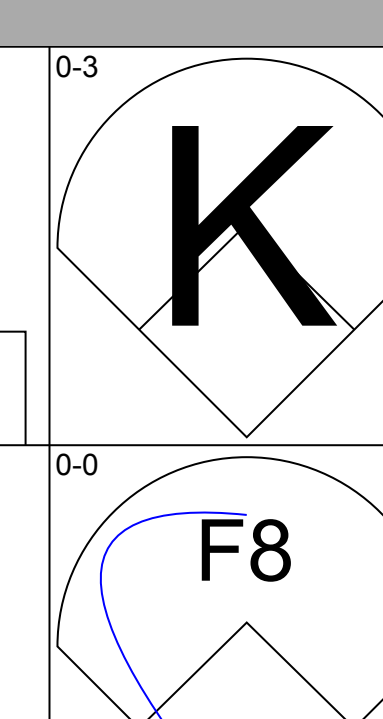
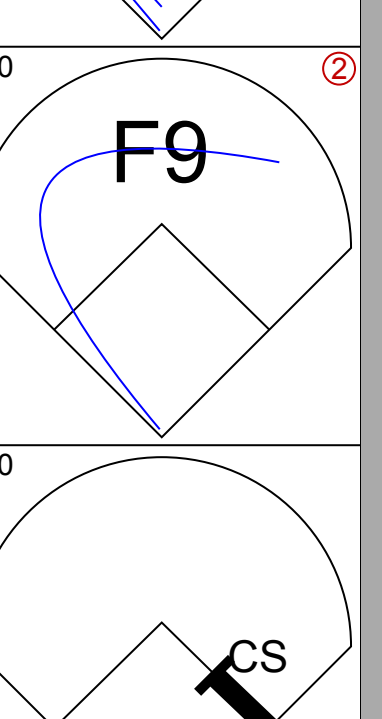


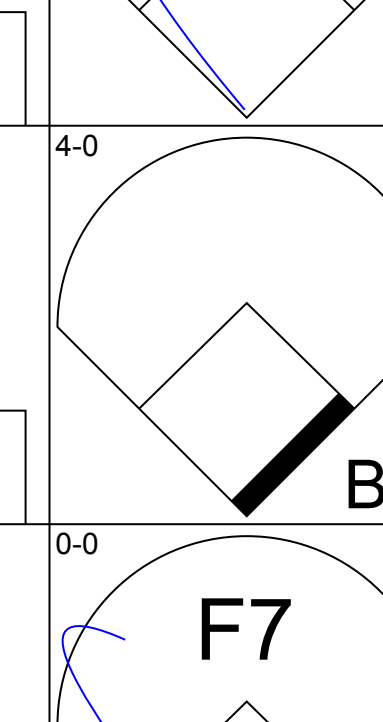
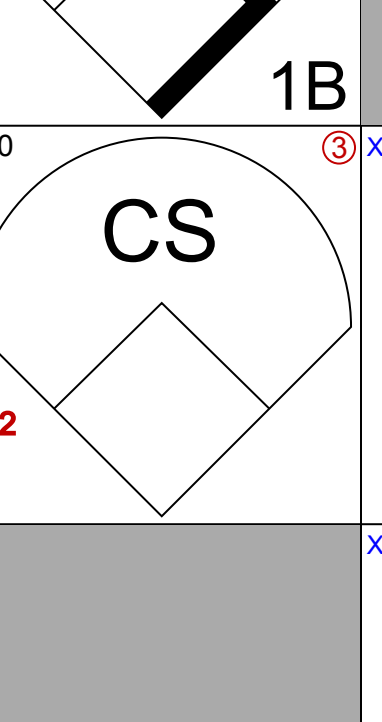


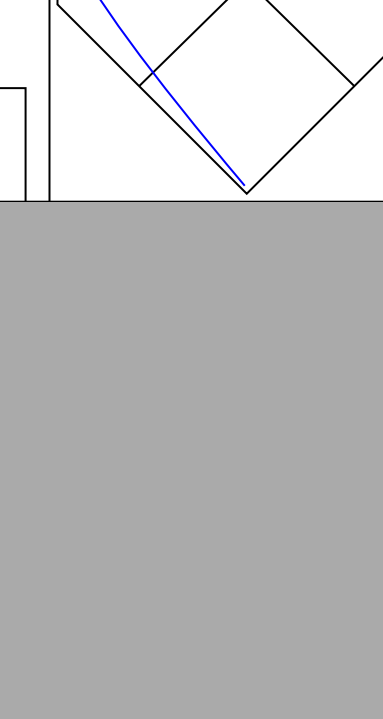



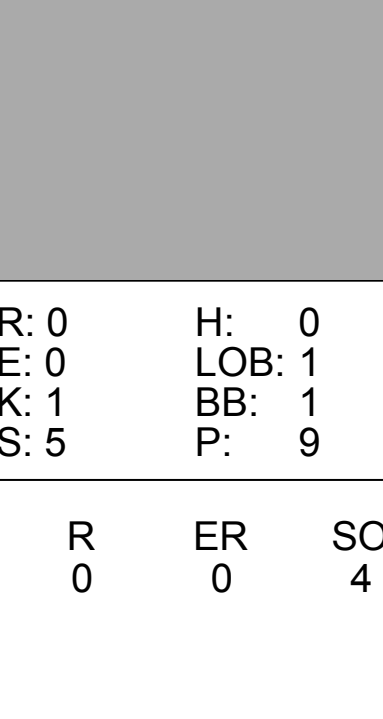
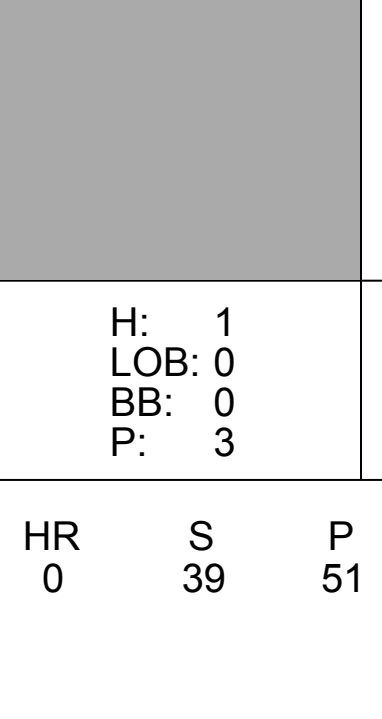
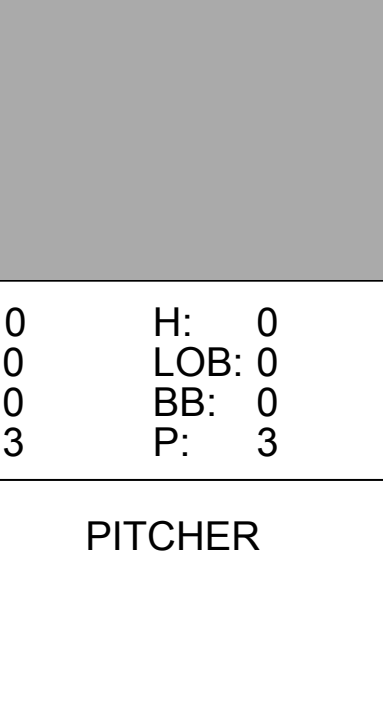
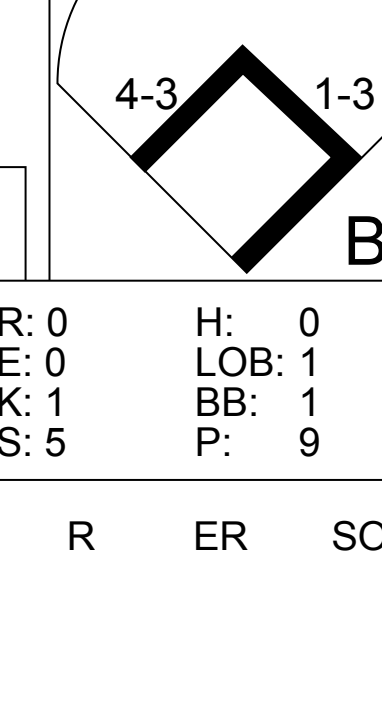

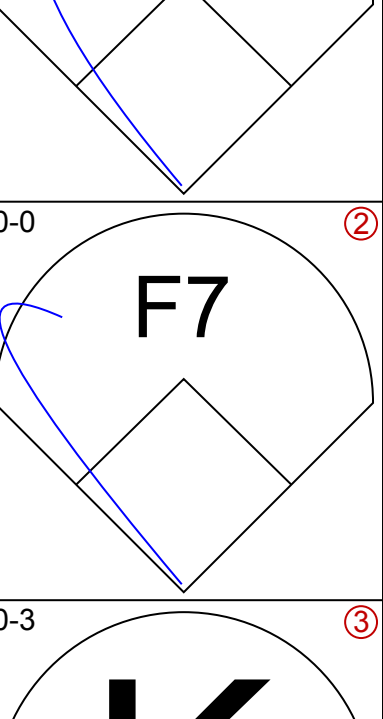


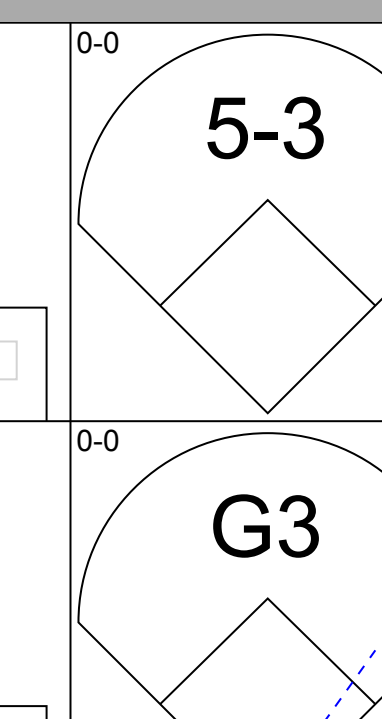
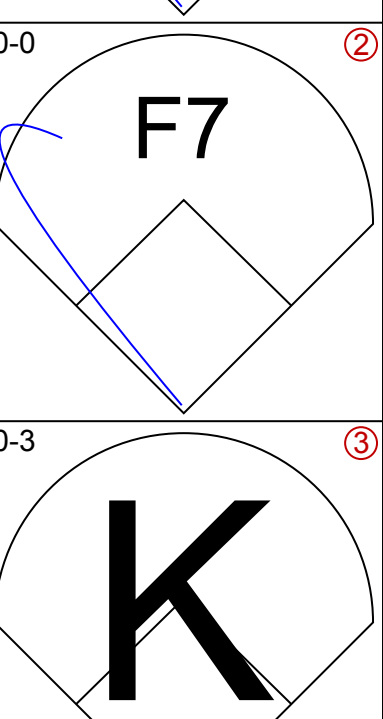

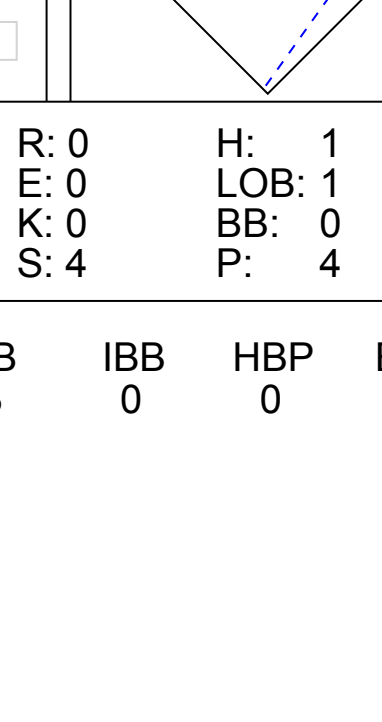
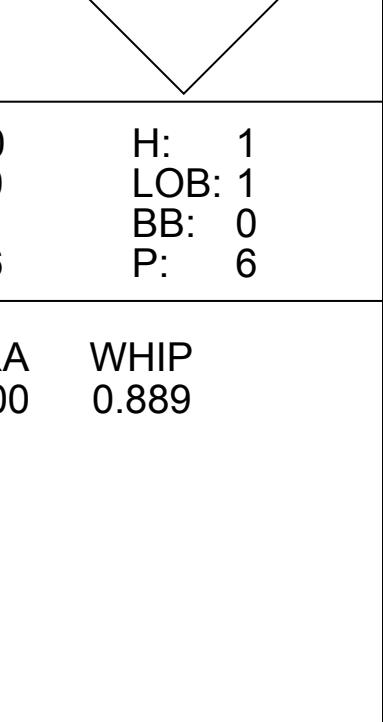
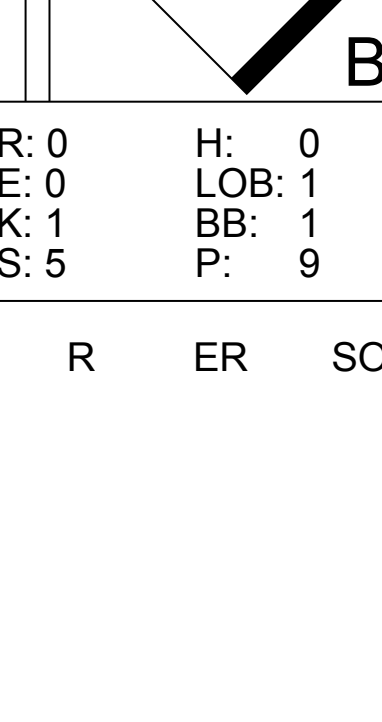


Batter	1	2	3	4	5	6	7	8	9	AB	R	H	RBI	BB	SO	LOB	TOP					
Bob Sadowski, L (1.5) OBP: 0.286, SLG: 0.167 Bobby Del Greco, R (8.7)										4	0	1	0	0	1	1						
Tony Taylor, R (1.4) OBP: 0.200, SLG: 0.250										3	0	1	0	0	1	0						
Johnny Callison, L (1.9)										4	1	1	0	0	0	2						
Tony Curry, L (1.7) OBP: 0.308, SLG: 0.462 Bobby Maikmus, R (8.5) OBP: 0.125, SLG: 0.125										4	0	0	0	0	0	3						
Tony Gonzalez, L (1.8) OBP: 0.615, SLG: 1.083										4	1	2	2	0	0	0						
Pancho Herrera, R (1.3) OBP: 0.222, SLG: 0.353										4	0	1	0	0	1	1						
Clay Dalrymple, L (1.2)										3	0	0	0	0	0	1						
Ruben Amaro, R (1.6) OBP: 0.500, SLG: 0.273										2	0	1	0	2	0	0						
Dallas Green, L (1.1)										4	0	0	0	0	3	5						
Inning Stats	R: 0 H: 0 E: 0 K: 2 S: 7	H: 0 LOB: 0 BB: 0 P: 7	R: 0 H: 0 E: 0 K: 0 S: 3	H: 0 LOB: 0 BB: 0 P: 3	R: 0 H: 0 E: 0 K: 1 S: 5	H: 1 LOB: 1 BB: 1 P: 9	R: 2 H: 2 E: 0 K: 1 S: 7	H: 2 LOB: 0 BB: 0 P: 7	R: 0 H: 0 E: 0 K: 1 S: 5	H: 0 LOB: 0 BB: 0 P: 5	R: 0 H: 1 E: 0 K: 0 S: 4	H: 1 LOB: 1 BB: 0 P: 4	R: 0 H: 2 E: 0 K: 0 S: 5	H: 2 LOB: 2 BB: 0 P: 5	R: 0 H: 1 E: 0 K: 0 S: 4	H: 1 LOB: 1 BB: 1 P: 4	R: 0 H: 1 E: 0 K: 1 S: 6	H: 1 LOB: 2 BB: 1 P: 10	1B: 6 2B: 0 3B: 0 HR: 1	SF: 0 SAC: 2 DP: 0 HBP: 0	WP: 0 PB: 0 SB: 0 CS: 0	PA: 36
PITCHER	IP WLS BF H R ER SO BB IBB HBP BLK WP HR S P ERA WHIP																					
Juan Marichal, R (1.1) ERA: 2.25	8.0 L 31 6 2 2 5 1 0 0 0 0 1 40 44 2.25 0.875																					
Billy O'Dell, L (9.1) ERA: 3.0	1.0 5 1 0 0 1 0 1 0 0 0 0 6 10 0.00 1.000																					

Philadelphia Phillies @ San Francisco Giants
Candlestick Park, San Francisco, CA
Sat Apr 15 1961, 6:33 AM EST
Att: 18,755 - Unknown

AB 32
R 2
H 7
RBI 2
BB 2
SO 6
LOB 13



Batter	1	2	3	4	5	6	7	8	9	AB	R	H	RBI	BB	SO	LOB	BOTTOM					
Felipe Alou, R (1.7) OBP: 0.391, SLG: 0.476										4	0	1	0	0	0	1						
Harvey Kuenn, R (1.5) OBP: 0.281, SLG: 0.238										4	0	0	0	0	0	3						
Willie Mays, R (1.8) OBP: 0.409, SLG: 0.526										4	0	0	0	0	1	2						
Willie McCovey, L (1.3) OBP: 0.250, SLG: 0.389										4	0	0	0	0	1	0						
Orlando Cepeda, R (1.9) OBP: 0.333, SLG: 0.421										3	0	1	0	1	0	0						
Tom Haller, L (1.2) OBP: 0.412, SLG: 0.462 Ernie Bowman, R (7. PR) (8. 4)										2	0	2	0	1	0	0						
Joey Amalfitano, R (9. PH) OBP: 1.000, SLG: 1.000										1	0	1	0	0	0	0						
Chuck Hiller, L (1.4) OBP: 0.311, SLG: 0.059 Matty Alou, L (7. PH) Hobie Landrith, L (8. 2) OBP: 0.500, SLG: 2.000										2	0	0	0	0	0	2						
Eddie Bressoud, R (1.6) OBP: 0.118, SLG: 0.313 Bob Farley, L (7. PH) Jose Pagan, R (8. 6)										2	0	0	0	0	0	1						
Juan Marichal, R (1.1) Don Blasingame, L (8. PH) Billy O'Dell, S (9. 1)										2	0	0	0	0	1	1						
Inning Stats	R: 0 H: 0 E: 1 K: 0 S: 3	H: 0 LOB: 0 BB: 0 P: 3	R: 0 H: 0 E: 0 K: 1 S: 5	H: 0 LOB: 1 BB: 1 P: 9	R: 0 H: 1 E: 0 K: 0 S: 4	H: 1 LOB: 1 BB: 0 P: 4	R: 0 H: 1 E: 0 K: 0 S: 3	H: 1 LOB: 0 BB: 0 P: 3	R: 0 H: 0 E: 0 K: 0 S: 3	H: 0 LOB: 0 BB: 0 P: 3	R: 0 H: 1 E: 0 K: 1 S: 6	H: 1 LOB: 2 BB: 1 P: 10	R: 0 H: 0 E: 0 K: 1 S: 5	H: 0 LOB: 1 BB: 1 P: 9	R: 0 H: 1 E: 0 K: 0 S: 4	H: 1 LOB: 1 BB: 0 P: 4	R: 0 H: 1 E: 0 K: 0 S: 4	H: 1 LOB: 1 BB: 0 P: 4	1B: 4 2B: 1 3B: 0 HR: 0	SF: 0 SAC: 0 DP: 1 HBP: 0	WP: 0 PB: 0 SB: 0 CS: 1	PA: 35
PITCHER	IP WLS BF H R ER SO BB IBB HBP BLK WP HR S P ERA WHIP																					
Dallas Green, R (1.1) ERA:	9.0 W 34 5 0 0 4 3 0 0 0 0 0 39 51 0.00 0.889																					

Philadelphia Phillies @ San Francisco Giants
Candlestick Park, San Francisco, CA
Sat Apr 15 1961, 6:33 AM EST
Att: 18,755 - Unknown

AB 31
R 0
H 5
RBI 0
BB 3
SO 4
LOB 15



Batter	1	2	3	4	5	6	7	8	9	AB	R	H	RBI	BB	SO	LOB	TOP				
Al Heist, R OBP: 0.323, SLG: 0.370 (1, 8)	F9		F8		F9				K	4	1	0	0	1	1	1	Chicago Cubs @ Philadelphia Phillies Connie Mack Stadium, Philadelphia, PA Fri Apr 21 1961, 6:05 PM EST Att: 5,738 - Cloudy - 52 F				
Don Zimmer, R OBP: 0.441, SLG: 0.533 (1, 4)	2B		6-3			2B	E7			4	2	2	0	0	0						
Billy Williams, L OBP: 0.212, SLG: 0.219 (1, 9)	1B		K			P6	1-3			4	0	1	1	0	1	2					
Ron Santo, R OBP: 0.375, SLG: 0.548 (1, 5)	F9			6-3		1B			K	4	0	1	1	0	1	1					
14 Ernie Banks, R OBP: 0.344, SLG: 0.464 (1, 6)	FC5-4			F8		1B			6-3	3	0	1	0	1	0	0					
Frank Thomas, R OBP: 0.300, SLG: 0.300 (1, 7)	FC5-4					1B			F8	4	0	2	0	0	0	2					
Andre Rodgers, R OBP: 0.296, SLG: 0.538 (9, PH)		P6							K	3	0	0	0	0	1	3					
Richie Ashburn, L OBP: 0.115, SLG: 0.080 (9, PH)										1	0	0	0	0	1	0					
Ed Bouchee, L OBP: 0.467, SLG: 0.273 (9, 3)				K		G3				0	0	0	0	0	0	0					
Dick Bertell, R OBP: 0.300, SLG: 0.300 (1, 2)	F9					K				4	0	1	0	0	2	0					
Don Cardwell, R (1, 1)																					
Don Elston, R (7, 1)	5-3					K			K	3	0	0	0	0	2	0					
									P4	1	0	0	0	0	0	1					
Inning Stats	R: 1 E: 0 K: 0 S: 5	H: 2 LOB: 2 BB: 1 P: 9	R: 0 E: 0 K: 0 S: 3	H: 0 LOB: 0 BB: 0 P: 3	R: 0 E: 0 K: 1 S: 5	H: 0 LOB: 0 BB: 0 P: 5	R: 0 E: 0 K: 1 S: 6	H: 1 LOB: 1 BB: 0 P: 6	R: 0 E: 0 K: 2 S: 7	H: 0 LOB: 0 BB: 0 P: 7	R: 1 E: 0 K: 0 S: 6	H: 4 LOB: 2 BB: 0 P: 6	R: 1 E: 0 K: 2 S: 8	H: 0 LOB: 1 BB: 1 P: 12	R: 0 E: 0 K: 1 S: 5	H: 0 LOB: 0 BB: 0 P: 5	R: 0 E: 0 K: 2 S: 8	H: 1 LOB: 1 BB: 0 P: 8	1B: 6 2B: 2 3B: 0 HR: 0	SF: 0 SAC: 0 DP: 0 HBP: 0	WP: 0 PA: 37 PB: 0 SB: 0 CS: 0
PITCHER	IP WLS BF H R ER SO BB IBB HBP BLK WP HR S P ERA WHIP																				
Robin Roberts, R ERA: 4.5 (1, 1)	9.0 L 37 8 3 2 9 1 1 0 0 0 0 53 61 2.00 1.000																				

Batter	1	2	3	4	5	6	7	8	9	AB	R	H	RBI	BB	SO	LOB	BOTTOM				
Bob Sadowski, L OBP: 0.200, SLG: 0.091 (1, 5)	F8		K		4-3					4	0	0	0	0	1	2	Chicago Cubs @ Philadelphia Phillies Connie Mack Stadium, Philadelphia, PA Fri Apr 21 1961, 6:05 PM EST Att: 5,738 - Cloudy - 52 F				
Tony Taylor, R OBP: 0.265, SLG: 0.324 (1, 4)	F9		CS			6-3	4-3			4	0	1	0	0	0	2					
Johnny Callison, L OBP: 0.355, SLG: 0.464 (1, 9)	G3		CS		F8				F2	3	0	0	0	1	0	0					
Tony Curry, L OBP: 0.208, SLG: 0.261 (1, 7)		F8	WP		E3				L9	3	1	0	0	1	0	1					
Tony Gonzalez, L OBP: 0.538, SLG: 0.727 (1, 8)		FC4-6			F8					2	0	0	0	2	0	2					
Pancho Herrera, R OBP: 0.313, SLG: 0.433 (1, 3)		F8				F7				3	1	1	0	1	1	3					
Clay Dalrymple, L OBP: 0.214, SLG: 0.296 (1, 2)		FC4-6								4	0	2	2	0	0	3					
Bobby Malkmus, R OBP: 0.083, SLG: 0.083 (9, PH)		1-2			G3				FC3-6	0	0	0	0	0	0	0					
Ruben Amaro, R OBP: 0.400, SLG: 0.250 (9, PH)		3-H							1B	3	0	0	0	0	0	2					
Choo-Choo Coleman, L (9, PH)		5-3			4-3				G4-6-3	1	0	0	0	0	0	1					
Robin Roberts, S (1, 1)										2	0	0	0	0	1	0					
Bobby Gene Smith, R OBP: 0.231, SLG: 0.250 (9, PH)					K				F9	1	0	0	0	0	0	1					
Inning Stats	R: 0 E: 0 K: 0 S: 3	H: 0 LOB: 1 BB: 2 P: 11	R: 1 E: 0 K: 0 S: 3	H: 0 LOB: 2 BB: 0 P: 11	R: 0 E: 0 K: 2 S: 7	H: 1 LOB: 0 BB: 0 P: 7	R: 0 E: 1 K: 0 S: 4	H: 0 LOB: 2 BB: 1 P: 8	R: 0 E: 0 K: 0 S: 3	H: 0 LOB: 0 BB: 0 P: 3	R: 0 E: 0 K: 0 S: 3	H: 0 LOB: 1 BB: 1 P: 7	R: 1 E: 0 K: 0 S: 6	H: 2 LOB: 2 BB: 0 P: 6	R: 0 E: 0 K: 1 S: 5	H: 0 LOB: 1 BB: 1 P: 9	R: 0 E: 0 K: 0 S: 3	H: 1 LOB: 1 BB: 0 P: 3	1B: 3 2B: 0 3B: 1 HR: 0	SF: 0 SAC: 1 DP: 1 HBP: 0	WP: 1 PA: 37 PB: 0 SB: 0 CS: 1
PITCHER	IP WLS BF H R ER SO BB IBB HBP BLK WP HR S P ERA WHIP																				
Don Cardwell, R ERA: 2.84 (1, 1)	6.1 W 27 3 2 2 2 4 0 0 0 0 1 0 27 43 2.84 1.105																				
Don Elston, R ERA: (7, 1)	2.2 S 9 1 0 0 1 1 0 0 0 0 0 0 10 14 0.00 0.750																				

Batter	1	2	3	4	5	6	7	8	9	10	11	AB	R	H	RBI	BB	SO	LOB	TOP								
Al Heist, R OBP: 0.324, SLG: 0.424 (1, 8)	F9		G3 E 1B		1-H 3B	6-3			K		K	6	0	2	1	0	2	2									
Don Zimmer, R OBP: 0.425, SLG: 0.583 (1, 4)	F5		E4 G3		5-3			5-3			HR	6	1	2	2	0	0	2									
Billy Williams, L OBP: 0.179, SLG: 0.184 (1, 9)	G3		G3		4-3			4-3			F5	6	0	0	0	0	0	3									
Ron Santo, R OBP: 0.405, SLG: 0.543 (1, 5)		1-3		BB	4-3						1B	4	0	2	0	1	0	1									
14 Ernie Banks, R OBP: 0.324, SLG: 0.515 (1, 6)		K	4-3			HR		K			F9	5	1	1	1	0	2	5									
Frank Thomas, R OBP: 0.400, SLG: 0.667 (1, 7)		HR			G4-6-3 1B				F7		K	5	2	3	1	0	1	1									
Andre Rodgers, R OBP: 0.294, SLG: 0.467 Ed Bouchee, L OBP: 0.412, SLG: 0.231 (8, PH) (8, 3)		FC6-4 BB			F3	4-3			P6		4-3	2	0	0	0	1	0	2									
Dick Bertell, R OBP: 0.333, SLG: 0.333 Sammy Drake, S Moe Thacker, R Richie Ashburn, L OBP: 0.148, SLG: 0.115 Sammy Taylor, L OBP: 0.222, SLG: 0.500 (1, 2) (8, PR) (8, 2) (11, PH) (11, 2)		FC6-4			G4-6-3						SH3-4 HR 1B	4	0	2	1	0	0	2									
Jack Curtis, L OBP: 0.500, SLG: 0.500 Dick Drott, R Bob Will, L Don Elston, R (1, 1) (8, 1) (8, 1) (8, 1)					K				4-3		SH3-4 1B	2	1	1	0	0	1	0									
Inning Stats	R: 0 E: 0 K: 0 S: 3	H: 0 LOB: 0 BB: 0 P: 3	R: 1 E: 0 K: 1 S: 6	H: 1 LOB: 1 BB: 1 P: 10	R: 0 E: 1 K: 1 S: 7	H: 1 LOB: 3 BB: 1 P: 11	R: 0 E: 0 K: 0 S: 3	H: 1 LOB: 0 BB: 0 P: 3	R: 1 E: 0 K: 0 S: 5	H: 2 LOB: 1 BB: 0 P: 5	R: 2 E: 0 K: 0 S: 6	H: 3 LOB: 1 BB: 0 P: 6	R: 0 E: 0 K: 1 S: 6	H: 1 LOB: 1 BB: 0 P: 6	R: 0 E: 0 K: 0 S: 4	H: 1 LOB: 1 BB: 0 P: 4	R: 0 E: 0 K: 1 S: 5	H: 1 LOB: 0 BB: 0 P: 5	R: 0 E: 0 K: 1 S: 6	H: 2 LOB: 0 BB: 0 P: 7	1B: 9 2B: 1 3B: 1 HR: 3	SF: 0 SAC: 2 DP: 1 HBP: 0	WP: 0 PB: 0 SB: 0 CS: 0	PA: 48			
PITCHER	IP ERA WLS BF H R ER SO BB IBB HBP BLK WP HR S P ERA WHIP	5.2 6.35 4.1 16 4 0 0 3 0 0 0 0 0 0 22 22 0.00 0.923	1.0 L 5 2 2 2 1 0 0 0 0 0 1 7 7 18.00 2.000																								

Chicago Cubs @ Philadelphia Phillies
 Connie Mack Stadium, Philadelphia, PA
 Sat/Apr 22 1961, 3:33 AM EST
 Alt. 3,996 - Sunny - 61 F

livebaseballscores.com

AB 44
 R 6
 H 14
 RBI 6
 BB 2
 SO 6
 LOB 20



Batter	1	2	3	4	5	6	7	8	9	10	11	AB	R	H	RBI	BB	SO	LOB	BOTTOM			
Bobby Malkmus, R OBP: 0.118, SLG: 0.118 (1, 5)	1-3		6-3		G4-6-3 1B				6-3		6-3	5	0	1	0	0	0	0				
Johnny Callison, L OBP: 0.333, SLG: 0.424 (1, 9)	4-3		S 2B 1B		G4-6-3				F2		G3	5	1	1	0	0	0	1				
Tony Taylor, R OBP: 0.282, SLG: 0.359 (1, 4)	1B		F9					L8			L4	5	0	2	0	0	0	1				
Bobby Gene Smith, R OBP: 0.278, SLG: 0.313 (1, 7)	P6		2B		1-H 2B			FC6 BB			1-3	4	0	1	1	1	1	2				
Tony Gonzalez, L OBP: 0.516, SLG: 0.654 (1, 8)		SH1-3 PB BB	F8			FC6 1B BB					F8	4	2	1	0	1	0	3				
Pancho Herrera, R OBP: 0.324, SLG: 0.394 (1, 3)		PB SH1-3 BB				1B BB			K		K	3	1	0	0	2	3	1				
Clay Dalrymple, L OBP: 0.288, SLG: 0.310 (1, 2)		SH1-3				CS HBP			K		K	2	0	1	1	0	1	0				
Ruben Amaro, R OBP: 0.370, SLG: 0.227 Tony Curry, L OBP: 0.200, SLG: 0.250 Joe Koppe, R (1, 6) (9, PH) (10, 6)		SH1-3				1-3 2-H 1B			G3		K	2	0	0	1	0	1	0				
Chris Short, R John Buzhardt, R Choo-Choo Coleman, L Turk Farrell, R OBP: 1.000, SLG: 1.000 (1, 1) (8, 1) (10, PH) (11, 1)		4-3							6-3		F8	2	0	0	0	0	0	0				
Inning Stats	R: 0 E: 0 K: 0 S: 4	H: 1 LOB: 1 BB: 0 P: 4	R: 2 E: 0 K: 0 S: 3	H: 0 LOB: 0 BB: 2 P: 11	R: 1 E: 0 K: 0 S: 5	H: 2 LOB: 1 BB: 0 P: 5	R: 0 E: 0 K: 2 S: 6	H: 0 LOB: 1 BB: 0 P: 7	R: 0 E: 0 K: 0 S: 3	H: 0 LOB: 2 BB: 0 P: 12	R: 0 E: 0 K: 0 S: 4	H: 0 LOB: 0 BB: 0 P: 3	R: 0 E: 0 K: 0 S: 3	H: 1 LOB: 1 BB: 0 P: 3	R: 0 E: 0 K: 0 S: 3	H: 0 LOB: 0 BB: 0 P: 3	R: 0 E: 0 K: 2 S: 8	H: 1 LOB: 1 BB: 0 P: 8	1B: 5 2B: 3 3B: 0 HR: 0	SF: 0 SAC: 2 DP: 2 HBP: 1	WP: 0 PB: 1 SB: 1 CS: 1	PA: 42
PITCHER	IP ERA WLS BF H R ER SO BB IBB HBP BLK WP HR S P ERA WHIP	5.2 4.76 1.1 4 0 0 0 0 0 0 0 0 0 0 4 4 0.00 0.000	4.0 W 13 2 0 0 5 0 0 0 0 0 0 0 23 23 0.00 0.500																			

Chicago Cubs @ Philadelphia Phillies
 Connie Mack Stadium, Philadelphia, PA
 Sat/Apr 22 1961, 3:33 AM EST
 Alt. 3,996 - Sunny - 61 F

livebaseballscores.com

AB 35
 R 4
 H 7
 RBI 3
 BB 4
 SO 7
 LOB 11



Batter	1	2	3	4	5	6	7	8	9	AB	R	H	RBI	BB	SO	LOB	TOP				
Al Heist, R OBP: 0.341, SLG: 0.432 (1,8)										4	0	2	0	0	1	0	Chicago Cubs @ Philadelphia Phillies Connie Mack Stadium, Philadelphia, PA Sun Apr 23 1961, 3:33 AM EST Sunny - 65 F				
Don Zimmer, R OBP: 0.409, SLG: 0.550 (1,4)										4	0	1	0	0	0	1					
Billy Williams, L OBP: 0.163, SLG: 0.167 (1,9)										4	0	0	0	0	1	3					
Ron Santo, R OBP: 0.366, SLG: 0.487 (1,5)										4	0	0	0	0	0	3					
14 Ernie Banks, R OBP: 0.317, SLG: 0.486 (1,6)										4	0	1	0	0	2	0					
Frank Thomas, R OBP: 0.368, SLG: 0.579 (1,7)										4	0	1	0	0	0	0					
Ed Bouchee, L OBP: 0.429, SLG: 0.294 (1,3)										4	0	2	0	0	0	2					
Dick Bertell, R OBP: 0.296, SLG: 0.296 (1,2)										3	0	0	0	0	1	2					
Dick Ellsworth, L (1,1)										3	0	0	0	0	1	0					
Inning Stats	R: 0 E: 0 K: 0 S: 4	H: 1 LOB: 1 BB: 0 P: 4	R: 0 E: 0 K: 2 S: 8	H: 1 LOB: 1 BB: 0 P: 8	R: 0 E: 0 K: 2 S: 7	H: 0 LOB: 0 BB: 0 P: 7	R: 0 E: 0 K: 1 S: 5	H: 0 LOB: 0 BB: 0 P: 5	R: 0 E: 0 K: 0 S: 3	H: 0 LOB: 0 BB: 0 P: 3	R: 0 E: 0 K: 0 S: 5	H: 2 LOB: 2 BB: 0 P: 5	R: 0 E: 0 K: 0 S: 4	H: 1 LOB: 1 BB: 0 P: 4	R: 0 E: 0 K: 0 S: 3	H: 0 LOB: 0 BB: 0 P: 3	R: 0 E: 0 K: 1 S: 7	H: 2 LOB: 2 BB: 0 P: 7	1B: 7 2B: 0 3B: 0 HR: 0	SF: 0 SAC: 0 DP: 0 HBP: 0	WP: 0 PA: 34 PB: 0 SB: 0 CS: 0
PITCHER Frank Sullivan, R ERA: 1.72 (1,1)	IP: 9.0 WLS: W BF: 34 H: 7 R: 0 ER: 0 SO: 6 BB: 0 IBB: 0 HBP: 0 BLK: 0 WP: 0 HR: 0 S: 46 P: 46 ERA: 0.00 WHIP: 0.778															PITCHER IP: 9.0 WLS: W BF: 34 H: 7 R: 0 ER: 0 SO: 6 BB: 0 IBB: 0 HBP: 0 BLK: 0 WP: 0 HR: 0 S: 46 P: 46 ERA: 0.00 WHIP: 0.778					

Batter	1	2	3	4	5	6	7	8	9	AB	R	H	RBI	BB	SO	LOB	BOTTOM		
Bobby Malkmus, R OBP: 0.190, SLG: 0.105 (1,5)										2	0	0	0	2	0	0	Chicago Cubs @ Philadelphia Phillies Connie Mack Stadium, Philadelphia, PA Sun Apr 23 1961, 3:33 AM EST Sunny - 65 F		
Johnny Callison, L OBP: 0.325, SLG: 0.389 (1,9)										3	0	0	0	1	1	1			
Tony Taylor, R OBP: 0.256, SLG: 0.326 (1,4)										4	0	0	0	0	2	3			
Bobby Gene Smith, R OBP: 0.318, SLG: 0.500 (1,7)										4	1	2	1	0	0	2			
Tony Gonzalez, L OBP: 0.471, SLG: 0.586 (1,8)										3	0	0	0	0	1	3			
Pancho Herrera, R OBP: 0.325, SLG: 0.371 (1,3)										2	0	0	0	1	1	0			
Cal Neeman, R OBP: 0.143, SLG: 0.143 (1,2)										3	0	1	0	0	1	2			
Ruben Amaro, R OBP: 0.367, SLG: 0.208 (1,6)										2	0	0	0	1	0	1			
Frank Sullivan, R (1,1)										3	0	0	0	0	1	3			
Inning Stats	R: 0 E: 0 K: 1 S: 5	H: 0 LOB: 2 BB: 2 P: 13	R: 0 E: 0 K: 1 S: 5	H: 1 LOB: 0 BB: 0 P: 5	R: 0 E: 0 K: 2 S: 7	H: 0 LOB: 1 BB: 1 P: 11	R: 0 E: 0 K: 0 S: 3	H: 0 LOB: 0 BB: 0 P: 3	R: 0 E: 0 K: 1 S: 5	H: 0 LOB: 0 BB: 0 P: 5	R: 0 E: 0 K: 2 S: 8	H: 1 LOB: 3 BB: 2 P: 16	R: 0 E: 0 K: 0 S: 3	H: 0 LOB: 0 BB: 0 P: 3	R: 1 E: 0 K: 0 S: 1	H: 1 LOB: 0 BB: 0 P: 1		1B: 2 2B: 0 3B: 0 HR: 1	SF: 0 SAC: 0 DP: 1 HBP: 0
PITCHER Dick Ellsworth, L ERA: 2.37 (1,1)	IP: 8.0 WLS: L BF: 31 H: 3 R: 1 ER: 1 SO: 7 BB: 5 IBB: 0 HBP: 0 BLK: 0 WP: 0 HR: 1 S: 40 P: 60 ERA: 1.12 WHIP: 1.000															PITCHER IP: 8.0 WLS: L BF: 31 H: 3 R: 1 ER: 1 SO: 7 BB: 5 IBB: 0 HBP: 0 BLK: 0 WP: 0 HR: 1 S: 40 P: 60 ERA: 1.12 WHIP: 1.000			

Batter	1	2	3	4	5	6	7	8	9	AB	R	H	RBI	BB	SO	LOB	TOP					
Al Heist, R OBP: 0.311, SLG: 0.390 (1, 8)	F8		F9		FC6-4			4-3		4	0	0	0	0	0	3						
Don Zimmer, R OBP: 0.396, SLG: 0.523 (1, 4)	K			G3 1B		K		K	K	4	0	1	0	0	3	0						
Bob Will, L OBP: 0.200, SLG: 0.111 (1, 9)	K2-3			G3 1-2		K		K	14 D 1B	4	0	1	0	0	2	1						
Ron Santo, R OBP: 0.333, SLG: 0.442 (1, 5)		K		K		K			F7	4	0	0	0	0	3	2						
14 Ernie Banks, R OBP: 0.289, SLG: 0.439 (1, 6)		K		K			K		P4	4	0	0	0	0	3	2						
Frank Thomas, R OBP: 0.318, SLG: 0.500 (1, 7)		K				K				3	0	0	0	0	3	0						
Ed Bouchee, L OBP: 0.458, SLG: 0.368 (1, 3)						1-3				2	0	1	0	1	0	0						
Sammy Taylor, L OBP: 0.182, SLG: 0.400 (1, 2)						1B BB																
Moe Thacker, R (6, 2)										2	0	0	0	0	1	2						
Richie Ashburn, L OBP: 0.143, SLG: 0.111 (8, PH)										0	0	0	0	0	0	0						
Dick Bertell, R OBP: 0.296, SLG: 0.296 (8, 2)										1	0	0	0	0	0	0						
Bob Anderson, R OBP: 0.200, SLG: 0.200 (1, 1)										2	0	1	0	0	1	1						
Sammy Drake, S (8, PH)										1	0	0	0	0	1	0						
Dick Drott, R (8, 1)										0	0	0	0	0	0	0						
Inning Stats	R: 0 E: 0 K: 2 S: 7	H: 0 LOB: 0 BB: 0 P: 7	R: 0 E: 0 K: 3 S: 9	H: 0 LOB: 0 BB: 0 P: 9	R: 0 E: 0 K: 2 S: 8	H: 1 LOB: 1 BB: 0 P: 8	R: 0 E: 0 K: 2 S: 8	H: 1 LOB: 1 BB: 0 P: 8	R: 0 E: 0 K: 1 S: 6	H: 1 LOB: 2 BB: 1 P: 10	R: 0 E: 0 K: 3 S: 9	H: 0 LOB: 0 BB: 0 P: 9	R: 0 E: 0 K: 2 S: 7	H: 0 LOB: 0 BB: 0 P: 7	R: 0 E: 0 K: 1 S: 5	H: 0 LOB: 0 BB: 0 P: 5	R: 0 E: 0 K: 1 S: 6	H: 1 LOB: 1 BB: 0 P: 6	1B: 3 2B: 1 3B: 0 HR: 0	SF: 0 SAC: 0 DP: 0 HBP: 0	WP: 0 PB: 0 SB: 0 CS: 0	PA: 32
PITCHER Art Mahaffey, R ERA: 1.06 (1, 1)	IP: 9.0 WLS: W BF: 32 H: 4 R: 0 ER: 0 SO: 17 BB: 1 IBB: 0 HBP: 0 BLK: 0 WP: 0 HR: 0 S: 65 P: 69 ERA: 0.00 WHIP: 0.556															PITCHER	IP: 9.0 WLS: W BF: 32 H: 4 R: 0 ER: 0 SO: 17 BB: 1 IBB: 0 HBP: 0 BLK: 0 WP: 0 HR: 0 S: 65 P: 69 ERA: 0.00 WHIP: 0.556					

Chicago Cubs @ Philadelphia Phillies
 Connie Mack Stadium, Philadelphia, PA
 Sun Apr 23 1961, 3:38 AM EST
 Att: 16,027 - Sunny - 65 F

livebaseballscores.com

AB 31
 R 0
 H 4
 RBI 0
 BB 1
 SO 17
 LOB 11



Batter	1	2	3	4	5	6	7	8	9	AB	R	H	RBI	BB	SO	LOB	BOTTOM			
Bob Sadowski, L OBP: 0.172, SLG: 0.077 (1, 5)	E5 SH3 SF9		4-3		1-3		L4-6			4	1	0	0	0	0	2				
Tony Taylor, R OBP: 0.283, SLG: 0.333 (1, 4)	SH3		4-3		HR BB			4-3 1B		2	2	1	0	1	0	0				
Johnny Callison, L OBP: 0.341, SLG: 0.474 (1, 9)	SF9		FC3-6 BB		HR			K		2	1	1	4	1	1	1				
Bobby Gene Smith, R OBP: 0.269, SLG: 0.417 (1, 7)	6-3		FC3-6		K			4-3		4	0	0	0	0	1	2				
Tony Gonzalez, L OBP: 0.474, SLG: 0.576 (1, 8)		6-3		1-3		G6-4-3 1B		1B		4	0	2	1	0	0	0				
Pancho Herrera, R OBP: 0.349, SLG: 0.405 (1, 3)		3-1 E 2B		G4-6-3 BB		G6-4-3				2	1	1	0	1	0	1				
Clay Dalrymple, L OBP: 0.235, SLG: 0.281 (1, 2)		3-1		G4-6-3		K				3	0	0	0	0	1	2				
Ruben Amaro, R OBP: 0.394, SLG: 0.333 (1, 6)		E5			HR 3B		L4-6 SH1-4 1B			3	1	2	0	0	0	0				
Art Mahaffey, R (1, 1)		K			4-3		SH1-4			2	0	0	0	0	1	2				
Inning Stats	R: 1 E: 1 K: 0 S: 4	H: 0 LOB: 0 BB: 0 P: 4	R: 1 E: 1 K: 1 S: 7	H: 1 LOB: 1 BB: 0 P: 7	R: 0 E: 0 K: 0 S: 3	H: 0 LOB: 1 BB: 1 P: 7	R: 0 E: 0 K: 0 S: 2	H: 0 LOB: 0 BB: 1 P: 6	R: 3 E: 0 K: 1 S: 7	H: 2 LOB: 0 BB: 1 P: 11	R: 0 E: 0 K: 1 S: 5	H: 1 LOB: 0 BB: 0 P: 5	R: 0 E: 0 K: 0 S: 3	H: 1 LOB: 0 BB: 0 P: 3	R: 1 E: 0 K: 1 S: 6	H: 2 LOB: 1 BB: 0 P: 6	1B: 4 2B: 2 3B: 1 HR: 1	SF: 1 SAC: 2 DP: 3 HBP: 0	WP: 0 PB: 0 SB: 0 CS: 0	PA: 32
PITCHER Bob Anderson, R ERA: 3.52 (1, 1)	IP: 7.0 WLS: L BF: 28 H: 5 R: 5 ER: 3 SO: 3 BB: 3 IBB: 0 HBP: 0 BLK: 0 WP: 0 HR: 1 S: 31 P: 43 ERA: 3.86 WHIP: 1.143															PITCHER	IP: 7.0 WLS: L BF: 28 H: 5 R: 5 ER: 3 SO: 3 BB: 3 IBB: 0 HBP: 0 BLK: 0 WP: 0 HR: 1 S: 31 P: 43 ERA: 3.86 WHIP: 1.143			
Dick Drott, R ERA: 2.7 (8, 1)	1.0 L 4 2 1 1 1 0 0 0 0 0 0 0 6 6 9.00 2.000															PITCHER	1.0 L 4 2 1 1 1 0 0 0 0 0 0 0 6 6 9.00 2.000			

Chicago Cubs @ Philadelphia Phillies
 Connie Mack Stadium, Philadelphia, PA
 Sun Apr 23 1961, 3:38 AM EST
 Att: 16,027 - Sunny - 65 F

livebaseballscores.com

AB 26
 R 6
 H 7
 RBI 5
 BB 3
 SO 4
 LOB 10



Batter	1	2	3	4	5	6	7	8	9	AB	R	H	RBI	BB	SO	LOB	TOP			
Bobby Malkmus, R OBP: 0.200, SLG: 0.130										4	1	1	0	0	1	3	Philadelphia Phillies @ Pittsburgh Pirates Forbes Field, Pittsburgh, PA Wed Apr 26 1961, 6:05 PM EST Att: 9,420 - Unknown			
Johnny Callison, L OBP: 0.333, SLG: 0.452										4	0	1	0	0	0	0				
Tony Taylor, R OBP: 0.280, SLG: 0.327										4	0	1	0	0	1	2				
Bobby Gene Smith, R OBP: 0.267, SLG: 0.393										4	0	1	1	0	1	1				
Tony Gonzalez, L OBP: 0.452, SLG: 0.541										4	0	1	0	0	0	1				
Pancho Herrera, R OBP: 0.340, SLG: 0.463										4	1	1	1	0	1	1				
Clay Dainymple, L OBP: 0.243, SLG: 0.286										3	0	1	0	0	0	0				
Ken Walters, R OBP: 0.333, SLG: 0.200										0	0	0	0	1	0	0				
Ruben Amaro, R OBP: 0.417, SLG: 0.414										2	0	1	0	1	1	2				
Lee Walls, R OBP: 0.333, SLG: 0.200										1	0	0	0	0	0	1				
Dallas Green, L OBP: 0.375, SLG: 0.286										0	0	0	0	0	0	0				
Don Ferrarese, R OBP: 1.000, SLG: 1.000										1	0	0	0	0	0	1				
Bobby Del Greco, R OBP: 0.333, SLG: 0.200										0	0	0	0	0	0	0				
John Buzhardt, R OBP: 0.333, SLG: 0.200										1	0	0	0	0	0	0				
Jim Woods, R OBP: 0.333, SLG: 0.200										1	0	0	0	0	1	1				
Inning Stats	R: 1 E: 0 K: 0 S: 5	H: 3 LOB: 1 BB: 0 P: 5	R: 0 E: 0 K: 1 S: 6	H: 1 LOB: 2 BB: 1 P: 10	R: 0 E: 0 K: 1 S: 5	H: 1 LOB: 0 BB: 0 P: 5	R: 0 E: 0 K: 2 S: 9	H: 2 LOB: 0 BB: 0 P: 9	R: 0 E: 0 K: 1 S: 5	H: 0 LOB: 0 BB: 0 P: 5	R: 0 E: 0 K: 0 S: 3	H: 0 LOB: 1 BB: 1 P: 7	R: 0 E: 0 K: 1 S: 5	H: 0 LOB: 0 BB: 0 P: 5	R: 1 E: 0 K: 1 S: 6	H: 1 LOB: 1 BB: 1 P: 10	1B: 6 2B: 1 3B: 1 HR: 1	SF: 0 SAC: 0 DP: 1 HBP: 0	WP: 0 PB: 0 CS: 0	PA: 37
PITCHER Vinegar Bend Mizell, L ERA: 2.81	IP: 9.0 WLS: W BF: 36 H: 8 R: 2 ER: 2 SO: 7 BB: 3 IBB: 0 HBP: 0 BLK: 0 WP: 0 HR: 1 S: 47 P: 59 ERA: 2.00 WHIP: 1.222																			

AB 33
R 2
H 8
RBI 2
BB 3
SO 7
LOB 15



Batter	1	2	3	4	5	6	7	8	9	AB	R	H	RBI	BB	SO	LOB	BOTTOM			
Gino Cimoli, R OBP: 0.421, SLG: 0.444										3	1	2	1	1	1	0	Philadelphia Phillies @ Pittsburgh Pirates Forbes Field, Pittsburgh, PA Wed Apr 26 1961, 6:05 PM EST Att: 9,420 - Unknown			
Dick Groat, R OBP: 0.382, SLG: 0.451										4	0	0	0	0	3					
Bob Skinner, L OBP: 0.400, SLG: 0.354										4	0	1	1	0	0	1				
Dick Stuart, R OBP: 0.375, SLG: 0.514										4	0	1	0	0	2	1				
Roberto Clemente, R OBP: 0.385, SLG: 0.400										3	0	1	0	1	2	1				
Don Hoak, R OBP: 0.366, SLG: 0.436										3	0	0	0	1	1	3				
Smoky Burgess, L OBP: 0.500, SLG: 0.533										3	1	1	0	1	0	2				
Bill Mazerowski, R OBP: 0.265, SLG: 0.311										3	1	1	1	0	0	2				
Vinegar Bend Mizell, R ERA: 3.09										2	0	0	0	0	1	0				
Inning Stats	R: 1 E: 0 K: 0 S: 5	H: 2 LOB: 2 BB: 1 P: 9	R: 1 E: 0 K: 0 S: 4	H: 1 LOB: 1 BB: 1 P: 8	R: 0 E: 1 K: 1 S: 6	H: 1 LOB: 2 BB: 1 P: 10	R: 1 E: 0 K: 0 S: 5	H: 2 LOB: 1 BB: 0 P: 5	R: 0 E: 0 K: 3 S: 9	H: 0 LOB: 0 BB: 0 P: 9	R: 0 E: 0 K: 1 S: 5	H: 0 LOB: 0 BB: 0 P: 5	R: 0 E: 0 K: 1 S: 5	H: 0 LOB: 0 BB: 0 P: 5	R: 0 E: 0 K: 1 S: 6	H: 1 LOB: 2 BB: 1 P: 10		1B: 5 2B: 0 3B: 2 HR: 0	SF: 1 SAC: 1 DP: 0 HBP: 0	WP: 0 PB: 0 CS: 1
PITCHER Dallas Green, R ERA: 2.16	IP: 3.2 WLS: L BF: 20 H: 6 R: 3 ER: 3 SO: 3 BB: 3 IBB: 0 HBP: 0 BLK: 0 WP: 0 HR: 0 S: 19 P: 31 ERA: 7.36 WHIP: 2.455																			
Don Ferrarese, L ERA: 3.52	IP: 2.1 WLS: 7 BF: 0 H: 0 R: 0 ER: 0 SO: 4 BB: 0 IBB: 0 HBP: 0 BLK: 0 WP: 0 HR: 0 S: 15 P: 15 ERA: 0.00 WHIP: 0.000																			
John Buzhardt, R ERA: 3.09	IP: 2.0 WLS: 8 BF: 1 H: 0 R: 0 ER: 0 SO: 2 BB: 0 IBB: 1 HBP: 0 BLK: 0 WP: 0 HR: 0 S: 11 P: 15 ERA: 0.00 WHIP: 0.500																			



Batter	1	2	3	4	5	6	7	8	9	AB	R	H	RBI	BB	SO	LOB	TOP					
Bobby Malkmus, R OBP: 0.200, SLG: 0.143 (1, 5)	0-0 5-3		0-0 E5 CS BB			0-0 6-3		0-0 F8 SH1-4 E 1B		4	1	1	0	0	0	0	Philadelphia Phillies @ St. Louis Cardinals Sportsman's Park, St. Louis, MO Sat Apr 29 1961, 7:05 PM EST Att. 6,175 - Unknown - 52 F					
Johnny Callison, L OBP: 0.388, SLG: 0.510 (1, 9)	0-0 4-3		4-0 1-2 BB			4-0 FC4-6 BB		0-0 SH1-4		1	0	0	0	2	0	0						
Tony Taylor, R OBP: 0.262, SLG: 0.305 (1, 4)	0-0 6-3		0-3 K			0-0 FC4-6 1B 1-2 2B		0-0 F8		4	1	0	0	0	1	4						
Bobby Gene Smith, R OBP: 0.350, SLG: 0.444 (1, 7)		0-0 F9		0-0 5-3		0-0 2B 1B		0-0 E9 1B 1B		4	1	2	1	0	0	0						
Pancho Herrera, R OBP: 0.351, SLG: 0.460 (1, 3)		0-0 F3		0-3 K		0-0 1B 1B		0-0 3-H 0-0 1B		4	0	2	2	0	1	0						
Tony Gonzalez, L OBP: 0.462, SLG: 0.511 (1, 8)		4-0 BB BB		0-3 K		0-0 1-H 3-H 2B		0-3 1B		3	0	0	0	1	2	3						
Cal Neeman, R OBP: 0.167, SLG: 0.091 (1, 2)		4-0 1-2 BB				0-0 F8		0-0 5-3		3	0	0	0	1	1	0						
Ruben Amaro, R OBP: 0.413, SLG: 0.462 (1, 6)		0-0 L4		0-3 K		0-0 L8		0-0 6-3		4	0	0	0	0	1	2						
Art Mahaffey, R (1, 1)			0-0 1-3		0-0 6-3		0-0 4-3		0-3 K	4	0	0	0	0	1	0						
Inning Stats	R: 0 E: 0 K: 0 S: 3	H: 0 LOB: 0 BB: 0 P: 3	R: 0 E: 0 K: 0 S: 3	H: 0 LOB: 2 BB: 2 P: 11	R: 0 E: 1 K: 1 S: 5	H: 0 LOB: 2 BB: 1 P: 9	R: 0 E: 0 K: 2 S: 7	H: 0 LOB: 0 BB: 0 P: 7	R: 0 E: 0 K: 1 S: 5	H: 0 LOB: 0 BB: 0 P: 5	R: 2 E: 1 K: 0 S: 5	H: 2 LOB: 1 BB: 1 P: 9	R: 0 E: 0 K: 0 S: 3	H: 0 LOB: 0 BB: 0 P: 3	R: 1 E: 1 K: 1 S: 8	H: 3 LOB: 2 BB: 0 P: 8		R: 0 E: 0 K: 2 S: 7	H: 0 LOB: 0 BB: 0 P: 7	1B: 4 2B: 2 3B: 0 HR: 0	SF: 0 SAC: 1 DP: 1 HBP: 0	WP: 0 PB: 0 SB: 0 CS: 1
PITCHER	IP WLS BF H R ER SO BB IBB HBP BLK WP HR S P ERA WHIP																					
Ray Sadecki, L ERA: 2.7 (1, 1)	7.2 L 31 4 3 3 4 4 0 0 0 0 0 0 35 51 3.52 1.043																					
Larry Jackson, R ERA: 12.0 (8, 1)	1.1 5 1 0 0 3 0 0 0 0 0 0 0 11 11 0.00 0.750																					

Batter	1	2	3	4	5	6	7	8	9	AB	R	H	RBI	BB	SO	LOB	BOTTOM			
Don Landrum, L OBP: 0.114, SLG: 0.091 (1, 8)	0-0 L8		0-0 4-1			4-0 BB		0-0 L9		2	0	0	0	1	0	0	Philadelphia Phillies @ St. Louis Cardinals Sportsman's Park, St. Louis, MO Sat Apr 29 1961, 7:05 PM EST Att. 6,175 - Unknown - 52 F			
Bill White, L OBP: 0.259, SLG: 0.286 (8, PH)										1	0	0	0	0	0	0				
Curt Flood, R OBP: 0.389, SLG: 0.333 (9, 8)										0	0	0	0	0	0	0				
Joe Cunningham, L OBP: 0.525, SLG: 0.596 (1, 3)	0-3 K			0-0 1-3		0-0 L6		0-0 F3		4	0	0	0	0	1	1				
Bob Nieman, R OBP: 0.400, SLG: 0.500 (1, 7)	0-0 6-3			0-3 K		0-0 P5		0-0 5-3		4	0	1	0	0	1	0				
Ken Boyer, R OBP: 0.375, SLG: 0.519 (1, 5)		0-0 FC5-4 1B		0-0 P5		0-0 E6 FC5-2 E 1B		0-0 FC4-6 1B		4	1	2	0	0	0	1				
Walt Moryn, L OBP: 0.278, SLG: 0.353 (1, 9)		0-0 F9		0-0 4-3		0-0 F7		0-0 FC4-6 G6-4-3		4	0	0	0	0	0	4				
Don Taussig, R OBP: 0.375, SLG: 0.833 (9, PR)								1-2 1B		0	0	0	0	0	0	0				
Daryl Spencer, R OBP: 0.410, SLG: 0.571 (1, 6)		0-0 FC5-4 1-2 1B		0-0 L8		0-0 E8 FC5-2 1B		0-0 G6-4-3		4	1	0	0	0	0	4				
Julian Javier, R OBP: 0.333, SLG: 0.348 (1, 4)		0-0 F9		0-0 F8		0-0 FC5-2 1B				2	0	0	0	0	0	1				
Red Schoendienst, S OBP: 0.364, SLG: 0.591 (7, PH) (8, 4)						1-2 2-3 3-H 1B				1	0	0	0	0	0	3				
Hal Smith, R OBP: 0.275, SLG: 0.278 (1, 2)			0-0 5-3			0-3 K		0-0 1-2 2-H 3-H 1B		1	0	0	0	0	0	0				
Carl Sawatski, L OBP: 0.563, SLG: 0.636 (6, PH) (7, 2)						0-0 K		0-0 F7		2	0	1	2	0	1	0				
Ray Sadecki, L OBP: 0.167, SLG: 0.167 (1, 1)			0-0 F7		0-0 4-3		0-0 F7			3	0	0	0	0	0	2				
Larry Jackson, R (8, 1)										0	0	0	0	0	0	0				
Inning Stats	R: 0 E: 0 K: 1 S: 5	H: 0 LOB: 0 BB: 0 P: 5	R: 0 E: 0 K: 0 S: 4	H: 1 LOB: 1 BB: 0 P: 4	R: 0 E: 0 K: 0 S: 3	H: 0 LOB: 0 BB: 0 P: 3	R: 0 E: 0 K: 1 S: 5	H: 0 LOB: 0 BB: 0 P: 5	R: 0 E: 0 K: 1 S: 3	H: 0 LOB: 0 BB: 0 P: 3	R: 2 E: 2 K: 0 S: 7	H: 2 LOB: 2 BB: 0 P: 7	R: 0 E: 0 K: 0 S: 3	H: 0 LOB: 0 BB: 0 P: 3	R: 0 E: 0 K: 0 S: 3	H: 1 LOB: 1 BB: 0 P: 3	1B: 4 2B: 0 3B: 0 HR: 0	SF: 0 SAC: 0 DP: 1 HBP: 0	WP: 0 PB: 0 SB: 0 CS: 0	PA: 33
PITCHER	IP WLS BF H R ER SO BB IBB HBP BLK WP HR S P ERA WHIP																			
Art Mahaffey, R ERA: 0.69 (1, 1)	9.0 W 33 4 2 0 3 1 0 0 0 0 0 0 38 42 0.00 0.556																			



Batter	1	2	3	4	5	6	7	8	9	AB	R	H	RBI	BB	SO	LOB	TOP			
Bobby Malkmus, R OBP: 0.211, SLG: 0.167 (1, 5)	F8		5-3		3-1			G1-4-3 1B		4	0	1	0	0	0	1	Philadelphia Phillies @ Cincinnati Reds Crosley Field, Cincinnati, OH Mon May 01 1961, 7:05 PM EDT Att: 2,089 - Unknown			
Johnny Callison, L OBP: 0.379, SLG: 0.482 Ken Walters, R OBP: 0.333, SLG: 0.250 (6, FR) (6, 9)	4-3		G3			G5-3 BB		G1-4-3 1-2		2	0	0	0	1	0	0				
Tony Taylor, R OBP: 0.296, SLG: 0.313 (1, 4)	K			K		G5-3 BB		5-3		3	0	0	0	1	2	0				
Bobby Gene Smith, R OBP: 0.327, SLG: 0.386 (1, 7)		2B SF8 1B		K		G5-3 BB		K		4	1	1	0	0	2	2				
Pancho Herrera, R OBP: 0.388, SLG: 0.474 (1, 3)		K				6-3		F7		4	1	1	0	0	1	3				
Bobby Del Greco, R OBP: 0.500, SLG: 0.750 (1, 8)										3	0	2	1	0	0	0				
Cal Neeman, R OBP: 0.278, SLG: 0.200 (1, 2)		SF8								2	0	1	1	0	1	0				
Ruben Amaro, R OBP: 0.385, SLG: 0.409 (1, 6)		6-3								3	0	0	0	0	2	2				
Robin Roberts, S (1, 1)										2	0	0	0	0	1	1				
Lee Walls, R (8, PH)										1	0	0	0	0	0	0				
Jack Baldschun, R (8, 1)								1-3		0	0	0	0	0	0	0				
Inning Stats	R: 0 E: 0 K: 1 S: 5	H: 0 LOB: 0 BB: 0 P: 5	R: 1 E: 0 K: 1 S: 7	H: 2 LOB: 1 BB: 0 P: 7	R: 0 E: 0 K: 0 S: 3	H: 0 LOB: 0 BB: 0 P: 3	R: 1 E: 0 K: 2 S: 8	H: 2 LOB: 1 BB: 0 P: 8	R: 0 E: 0 K: 0 S: 2	H: 0 LOB: 2 BB: 2 P: 10	R: 0 E: 0 K: 2 S: 7	H: 0 LOB: 0 BB: 0 P: 7	R: 0 E: 0 K: 0 S: 3	H: 1 LOB: 0 BB: 0 P: 3	R: 0 E: 0 K: 1 S: 5	H: 0 LOB: 0 BB: 0 P: 5	1B: 4 2B: 2 3B: 0 HR: 0	SF: 1 SAC: 0 DP: 2 HBP: 0	WP: 0 PB: 0 SB: 1 CS: 0	PA: 32
PITCHER Jim O'Toole, L ERA: 2.83 (1, 1)	IP: 9.0 WLS: W BF: 32 H: 6 R: 2 ER: 2 SO: 9 BB: 2 IBB: 0 HBP: 0 BLK: 0 WP: 0 HR: 0 S: 48 P: 56 ERA: 2.00 WHIP: 0.889															PITCHER				

Batter	1	2	3	4	5	6	7	8	9	AB	R	H	RBI	BB	SO	LOB	BOTTOM			
Don Blasingame, L OBP: 0.300, SLG: 0.188 (1, 4)			1B S			4-3				4	0	3	1	0	0	0	Philadelphia Phillies @ Cincinnati Reds Crosley Field, Cincinnati, OH Mon May 01 1961, 7:05 PM EDT Att: 2,089 - Unknown			
Vada Pinson, L OBP: 0.227, SLG: 0.186 (1, 8)		K	SF8					CS 1B		3	0	1	1	0	2	3				
Gus Bell, L OBP: 0.211, SLG: 0.263 (1, 9)		F5			F5			F9		4	0	1	0	0	0	2				
Frank Robinson, R OBP: 0.286, SLG: 0.387 (1, 7)		K			F7			1-2 1B		4	0	1	0	0	1	3				
Gordy Coleman, L OBP: 0.313, SLG: 0.540 (1, 3)		HR	F8					G3		4	1	2	1	0	0	3				
Gene Freese, R OBP: 0.296, SLG: 0.318 (1, 5)		5-3			1B 1B			2-3		3	1	1	0	1	0	0				
Bob Schmidt, R OBP: 0.118, SLG: 0.125 (1, 2)		6-3			K			5-3		4	0	0	0	0	1	3				
Leo Cardenas, R OBP: 0.355, SLG: 0.357 (1, 6)		F8			1B 1B			FC4-6 1B		4	0	2	0	0	1	0				
Jim O'Toole, S OBP: 0.308, SLG: 0.308 (1, 1)			1B SF8 1B		F7			FC4-6 1-2		4	1	1	0	0	0	3				
Inning Stats	R: 0 E: 0 K: 2 S: 8	H: 1 LOB: 1 BB: 0 P: 8	R: 1 E: 0 K: 0 S: 4	H: 1 LOB: 0 BB: 0 P: 4	R: 1 E: 0 K: 0 S: 6	H: 3 LOB: 2 BB: 0 P: 6	R: 1 E: 0 K: 2 S: 10	H: 3 LOB: 2 BB: 0 P: 10	R: 0 E: 0 K: 1 S: 5	H: 0 LOB: 0 BB: 0 P: 5	R: 0 E: 0 K: 0 S: 4	H: 2 LOB: 1 BB: 0 P: 4	R: 0 E: 0 K: 0 S: 4	H: 1 LOB: 1 BB: 0 P: 4	R: 0 E: 0 K: 0 S: 4	H: 1 LOB: 1 BB: 0 P: 4		1B: 10 2B: 1 3B: 0 HR: 1	SF: 1 SAC: 0 DP: 0 HBP: 0	WP: 0 PB: 0 SB: 1 CS: 1
PITCHER Robin Roberts, R ERA: 4.99 Jack Baldschun, R ERA: (1, 1) (8, 1)	IP: 7.0 WLS: L BF: 32 H: 11 R: 3 ER: 3 SO: 5 BB: 1 IBB: 0 HBP: 0 BLK: 0 WP: 0 HR: 1 S: 41 P: 45 ERA: 3.86 WHIP: 1.714															PITCHER				

Batter	1	2	3	4	5	6	7	8	9	AB	R	H	RBI	BB	SO	LOB	TOP					
Bob Sadowski, L (1.5) OBP: 0.195, SLG: 0.132										5	0	1	0	0	0	2	Philadelphia Phillies @ Cincinnati Reds Crosley Field, Cincinnati, OH Tue May 02 1961, 7:05 PM EDT Att: 3,026 - Unknown					
Tony Taylor, R (1.4) OBP: 0.288, SLG: 0.296										4	0	0	0	1	3	1						
Johnny Callison, L (1.9) OBP: 0.371, SLG: 0.467										4	1	1	0	0	0	4						
Tony Gonzalez, L (1.8) OBP: 0.468, SLG: 0.481										2	0	1	0	2	0	1						
Bobby Gene Smith, R (1.7) OBP: 0.321, SLG: 0.396										4	0	1	0	0	1	4						
Pancho Herrera, R (1.3) OBP: 0.386, SLG: 0.443										4	1	0	0	0	1	5						
Clay Dainryple, L (1.2) OBP: 0.279, SLG: 0.300										3	0	2	2	1	0	1						
Bobby Malkmus, R (8, PR) OBP: 0.211, SLG: 0.167										0	0	0	0	0	0	0						
Cal Neeman, R (8, 2) OBP: 0.278, SLG: 0.200										0	0	0	0	0	0	0						
Ruben Amaro, R (1, 6) OBP: 0.389, SLG: 0.400										1	0	0	0	1	0	1						
Tony Curry, L (6, PH) OBP: 0.195, SLG: 0.231										1	0	0	0	0	0	2						
Joe Koppe, R (6, 6)										1	0	0	0	0	0	1						
Dallas Green, L (1, 1) OBP: 0.273, SLG: 0.200										2	0	0	0	0	1	2						
Choo-Choo Coleman, L (7, PH) OBP: 0.300, SLG: 0.222										1	0	0	0	0	0	0						
Don Ferrarese, R (7, 1) OBP: 0.190, SLG: 1.000										0	0	0	0	0	0	0						
Bobby Del Greco, R (9, PH) OBP: 0.444, SLG: 0.667										1	0	0	0	0	0	0						
Inning Stats	R: 0 E: 0 K: 1 S: 6	H: 1 LOB: 1 BB: 0 P: 6	R: 0 E: 0 K: 0 S: 4	H: 1 LOB: 1 BB: 0 P: 4	R: 0 E: 0 K: 2 S: 7	H: 0 LOB: 0 BB: 0 P: 7	R: 0 E: 0 K: 0 S: 3	H: 0 LOB: 1 BB: 1 P: 7	R: 0 E: 0 K: 0 S: 4	H: 1 LOB: 3 BB: 2 P: 12	R: 0 E: 0 K: 2 S: 7	H: 0 LOB: 0 BB: 0 P: 15	R: 0 E: 0 K: 0 S: 3	H: 0 LOB: 0 BB: 0 P: 3	R: 2 E: 0 K: 0 S: 6	H: 3 LOB: 1 BB: 0 P: 6	R: 0 E: 0 K: 1 S: 5	H: 0 LOB: 0 BB: 0 P: 5	1B: 5 2B: 1 3B: 0 HR: 0	SF: 0 SAC: 0 DP: 0 HBP: 0	WP: 0 PB: 0 SB: 2 CS: 0	PA: 38
PITCHER	IP	WLS	BF	H	R	ER	SO	BB	IBB	HBP	BLK	WP	HR	S	P	ERA	WHIP					
Ken Hunt, R (1, 1) ERA: 2.25	8.0	W	35	6	2	2	5	5	0	0	0	0	0	40	60	2.25	1.375					
Jim Brosnan, R (9, 1) ERA: 1.35	1.0	S	3	0	0	0	1	0	0	0	0	0	0	5	5	0.00	0.000					

AB	33
R	2
H	6
RBI	2
BB	5
SO	6
LOB	24



Batter	1	2	3	4	5	6	7	8	9	AB	R	H	RBI	BB	SO	LOB	BOTTOM				
Don Blasingame, L (1, 4) OBP: 0.250, SLG: 0.150										4	0	0	0	0	1	0	Philadelphia Phillies @ Cincinnati Reds Crosley Field, Cincinnati, OH Tue May 02 1961, 7:05 PM EDT Att: 3,026 - Unknown				
Vada Pinson, L (1, 8) OBP: 0.232, SLG: 0.242										3	1	1	1	0	1	0					
Gus Bell, L (1, 9) OBP: 0.227, SLG: 0.318										3	1	1	0	0	1	0					
Frank Robinson, R (1, 7) OBP: 0.288, SLG: 0.375										2	1	0	0	1	0	0					
Gordy Coleman, L (1, 3) OBP: 0.314, SLG: 0.530										3	0	1	1	0	0	0					
Gene Freese, R (1, 5) OBP: 0.297, SLG: 0.319										3	0	1	1	0	1	1					
Bob Schmidt, R (1, 2) OBP: 0.100, SLG: 0.105										3	0	0	0	0	0	3					
Leo Cardenas, R (1, 6) OBP: 0.324, SLG: 0.323										3	0	0	0	0	1	0					
Ken Hunt, R (1, 1)										2	0	0	0	0	2	0					
Wally Post, R (8, PH) OBP: 0.438, SLG: 0.549										1	0	0	0	0	0	0					
Jim Brosnan, R (9, 1)										0	0	0	0	0	0	0					
Inning Stats	R: 0 E: 0 K: 2 S: 7	H: 0 LOB: 0 BB: 0 P: 7	R: 0 E: 0 K: 1 S: 5	H: 0 LOB: 0 BB: 0 P: 5	R: 0 E: 0 K: 1 S: 5	H: 0 LOB: 0 BB: 0 P: 5	R: 3 E: 1 K: 0 S: 6	H: 3 LOB: 1 BB: 1 P: 10	R: 0 E: 0 K: 1 S: 5	H: 0 LOB: 0 BB: 0 P: 5	R: 0 E: 0 K: 1 S: 3	H: 1 LOB: 0 BB: 0 P: 3	R: 0 E: 0 K: 1 S: 5	H: 0 LOB: 0 BB: 0 P: 5	R: 0 E: 0 K: 1 S: 5	H: 0 LOB: 0 BB: 0 P: 5	1B: 2 2B: 1 3B: 0 HR: 1	SF: 0 SAC: 0 DP: 1 HBP: 0	WP: 0 PB: 0 SB: 0 CS: 1	PA: 28	
PITCHER	IP	WLS	BF	H	R	ER	SO	BB	IBB	HBP	BLK	WP	HR	S	P	ERA	WHIP				
Dallas Green, R (1, 1) ERA: 3.33	6.0	L	22	3	3	3	6	1	0	0	0	0	0	33	37	4.50	0.667				
Don Ferrarese, L (7, 1) ERA: 3.45	2.0		6	1	0	0	1	0	0	0	0	0	0	8	8	0.00	0.500				

AB	27
R	3
H	4
RBI	3
BB	1
SO	7
LOB	4



Batter	1	2	3	4	5	6	7	8	9	AB	R	H	RBI	BB	SO	LOB	TOP		
Bob Sadowski, L (1,5) OBP: 0.200, SLG: 0.122 Bobby Del Greco, R (9,PH) OBP: 0.400, SLG: 0.600	1-3		L7		3-1 BB		G6-3		K	3	0	0	0	1	0	3			
Johnny Callison, L (1,9) OBP: 0.379, SLG: 0.460 Bobby Gene Smith, R (9,PH) OBP: 0.315, SLG: 0.388	F8		FC6-4		3-1			FC6-4	FC6-4	3	1	1	0	1	0	2			
Tony Curry, L (1,7) OBP: 0.233, SLG: 0.233 Ken Walters, R (9,PH) OBP: 0.400, SLG: 0.333	F8		F8		4-3			HR	HR	4	1	1	0	0	0	3			
Tony Gonzalez, L (1,8) OBP: 0.439, SLG: 0.446 Jim Woods, R (9,PH)	F8		F8		F2		P5	4-3	F8	4	0	0	0	0	0	3			
Clay Dalrymple, L (1,2)		K			F2			HR		3	1	1	3	1	1	0			
Pancho Herrera, R (1,3) OBP: 0.380, SLG: 0.431		K			5-3			K		4	0	1	0	0	2	0			
Bobby Malkmus, R (1,4) OBP: 0.238, SLG: 0.179					6-3			1B		3	0	1	0	1	0	2			
Ruben Amaro, R (1,6) OBP: 0.379, SLG: 0.375		F8			6-3			4-3		3	0	0	0	1	0	4			
John Buzhardt, R (1,1) Choo-Choo Coleman, L (7,PH) OBP: 0.394, SLG: 0.390 Jack Baldschun, R (7,1) Ken Lehman, L (7,1) Tony Taylor, R (9,PH) OBP: 0.299, SLG: 0.306					FC6-4			G6-3	FC6-4	1	0	0	0	1	1	0			
Inning Stats	R: 0 E: 0 K: 0 S: 3	H: 0 LOB: 1 BB: 1 P: 7	R: 0 E: 0 K: 2 S: 7	H: 0 LOB: 1 BB: 1 P: 11	R: 0 E: 0 K: 0 S: 3	H: 0 LOB: 1 BB: 1 P: 7	R: 0 E: 0 K: 0 S: 4	H: 1 LOB: 2 BB: 1 P: 8	R: 0 E: 0 K: 1 S: 5	H: 0 LOB: 0 BB: 0 P: 3	R: 0 E: 0 K: 0 S: 3	H: 1 LOB: 1 BB: 1 P: 7	R: 3 E: 0 K: 1 S: 9	H: 4 LOB: 1 BB: 0 P: 9	R: 0 E: 0 K: 1 S: 7	H: 2 LOB: 2 BB: 0 P: 7	1B: 7 2B: 0 3B: 0 HR: 1	SF: 0 SAC: 0 DP: 1 HBP: 0	WP: 0 PA: 40 PB: 0 SB: 1 CS: 0
PITCHER	IP WLS BF H R ER SO BB IBB HBP BLK WP HR S P ERA WHIP																		
Jim Maloney, R (1,1) ERA: 2.25	8.0 W 35 6 3 3 4 6 0 0 0 0 0 1 37 61 3.38 1.500																		
Bill Henry, L (9,1) ERA:	1.0 S 5 2 0 0 1 0 0 0 0 0 0 0 7 7 0.00 2.000																		

Philadelphia Phillies @ Cincinnati Reds
Crosley Field, Cincinnati, OH
Wed May 03 1961, 7:05 PM EDT
Att: 4,018 - Unknown

AB	34
R	3
H	8
RBI	3
BB	6
SO	5
LOB	21



Batter	1	2	3	4	5	6	7	8	9	AB	R	H	RBI	BB	SO	LOB	BOTTOM		
Don Blasingame, L (1,4) OBP: 0.250, SLG: 0.130	4-3		4-3		G6-3					3	1	0	0	1	0	2			
Vada Pinson, L (1,8) OBP: 0.247, SLG: 0.273	4-3				3-1					4	2	2	1	0	0	1			
Gus Bell, L (1,9) OBP: 0.231, SLG: 0.346	6-3				F8					4	0	1	3	0	0	1			
Frank Robinson, R (1,7) OBP: 0.299, SLG: 0.373		4-3			FC1-6					3	0	1	1	1	0	0			
Gordy Coleman, L (1,3) OBP: 0.311, SLG: 0.557		HR			FC1-6					4	1	1	1	0	0	3			
Gene Freese, R (1,5) OBP: 0.308, SLG: 0.356		1-3			CS					4	2	2	0	0	0	0			
Bob Schmidt, R (1,2) OBP: 0.130, SLG: 0.095		K			SH					2	1	0	0	1	1	1			
Leo Cardenas, R (1,6) OBP: 0.342, SLG: 0.333					5-3					2	1	1	2	1	0	0			
Jim Maloney, L (1,1) OBP: 0.200, SLG: 0.200 Willie Jones, R (8,PH) Bill Henry, L (9,1) ERA: 9.0					4-3					3	1	1	0	0	0	2			
Inning Stats	R: 0 E: 0 K: 0 S: 3	H: 0 LOB: 0 BB: 0 P: 3	R: 1 E: 0 K: 1 S: 6	H: 1 LOB: 0 BB: 0 P: 6	R: 0 E: 0 K: 0 S: 3	H: 0 LOB: 0 BB: 0 P: 3	R: 1 E: 0 K: 0 S: 4	H: 2 LOB: 0 BB: 0 P: 4	R: 2 E: 1 K: 0 S: 6	H: 3 LOB: 1 BB: 0 P: 6	R: 0 E: 0 K: 0 S: 3	H: 0 LOB: 0 BB: 0 P: 3	R: 4 E: 0 K: 0 S: 5	H: 2 LOB: 2 BB: 4 P: 21	R: 1 E: 0 K: 1 S: 6	H: 1 LOB: 0 BB: 0 P: 6	1B: 4 2B: 4 3B: 0 HR: 1	SF: 1 SAC: 1 DP: 1 HBP: 0	WP: 0 PA: 37 PB: 0 SB: 0 CS: 1
PITCHER	IP WLS BF H R ER SO BB IBB HBP BLK WP HR S P ERA WHIP																		
John Buzhardt, R (1,1) ERA: 3.38	6.0 L 23 6 4 3 1 0 0 0 0 0 0 1 25 25 4.50 1.000																		
Jack Baldschun, R (7,1) ERA: 4.91	0.1 3 0 2 2 0 2 0 0 0 0 0 0 1 9 54.00 6.000																		
Ken Lehman, L (7,1) ERA: 9.0	1.2 10 3 3 3 1 1 1 0 0 0 0 0 10 18 16.20 2.400																		

Philadelphia Phillies @ Cincinnati Reds
Crosley Field, Cincinnati, OH
Wed May 03 1961, 7:05 PM EDT
Att: 4,018 - Unknown

AB	30
R	9
H	9
RBI	8
BB	4
SO	2
LOB	10



Batter	1	2	3	4	5	6	7	8	9	AB	R	H	RBI	BB	SO	LOB	TOP
Bob Sadowski, L (1.5) X OBP: 0.184, SLG: 0.111	F8		1-3			6-3			K	4	0	0	0	0	1	0	
Johnny Callison, L (1.9) X OBP: 0.377, SLG: 0.455	1B			L1			F9			3	0	1	0	0	0	0	
Tony Curry, L (1.7) X OBP: 0.176, SLG: 0.212	F8			P6			K			3	0	0	0	0	1	1	
Tony Gonzalez, L (1.8) X Bobby Del Greco, R (1.8) X OBP: 0.433, SLG: 0.439 OBP: 0.333, SLG: 0.590	4-3			K			F8			1	0	0	0	0	0	1	
Clay Dalrymple, L (1.2) X OBP: 0.280, SLG: 0.348		1-3				1-3			4-3	3	0	0	0	0	0	0	
Pancho Herrera, R (1.3) X OBP: 0.346, SLG: 0.412		K				K		F7		3	0	0	0	0	2	0	
Bobby Malkmus, R (1.4) X OBP: 0.222, SLG: 0.167		6-3				F8		K		3	0	0	0	0	1	0	
Ruben Amaro, R (1.6) X OBP: 0.377, SLG: 0.360				B5-6-4 BB		F9			K2-3	2	0	0	0	1	1	0	
Art Mahaffey, R (1.1) X Choo-Choo Coleman, L (9. PH) X OBP: 0.333, SLG: 0.273				B5-6-4 1-2		K			F9	2	0	0	0	0	1	1	
Inning Stats	R: 0 E: 0 K: 0 S: 4	H: 1 LOB: 1 BB: 0 P: 4	R: 0 E: 0 K: 1 S: 5	H: 0 LOB: 0 BB: 0 P: 5	R: 0 E: 0 K: 1 S: 2	H: 0 LOB: 0 BB: 1 P: 6	R: 0 E: 0 K: 1 S: 5	H: 0 LOB: 0 BB: 0 P: 5	R: 0 E: 0 K: 1 S: 5	H: 0 LOB: 0 BB: 0 P: 5	R: 0 E: 0 K: 1 S: 5	H: 0 LOB: 0 BB: 0 P: 5	R: 0 E: 0 K: 1 S: 7	H: 0 LOB: 0 BB: 0 P: 7	1B: 1 2B: 0 3B: 0 HR: 0	SF: 0 SAC: 0 DP: 1 HBP: 0	WP: 0 PA: 28 PB: 0 SB: 0 CS: 0
PITCHER Joey Jay, R (1.1) X ERA: 2.67	IP: 9.0 WLS: W BF: 28 H: 1 R: 0 ER: 0 SO: 8 BB: 1 IBB: 0 HBP: 0 BLK: 0 WP: 0 HR: 0 S: 43 P: 47 ERA: 0.00 WHIP: 0.222															PITCHER	

Philadelphia Phillies @ Cincinnati Reds
Crosley Field, Cincinnati, OH
Thu May 04 1961, 7:05 PM EDT
Att: 3,087 - Unknown

AB 27
R 0
H 1
RBI 0
BB 1
SO 8
LOB 3




Batter	1	2	3	4	5	6	7	8	9	AB	R	H	RBI	BB	SO	LOB	BOTTOM		
Don Blasingame, L (1.4) X OBP: 0.250, SLG: 0.148	4-3 PB SF7 1B		K	FC1-6 CS			4-3			4	1	1	0	0	1	1			
Vada Pinson, L (1.8) X OBP: 0.247, SLG: 0.261	4-3 1-3		L7	CS	4-3		CS BB			3	0	0	0	1	0	1			
Gus Bell, L (1.9) X OBP: 0.267, SLG: 0.357	SF7		2B 1B BB		2B 1B		F8			2	1	1	1	1	0	1			
Frank Robinson, R (1.7) X OBP: 0.321, SLG: 0.400	2B 1B		1B 2B		K		CS	WP 4-3 HBP		3	2	2	0	0	1	1			
Gordy Coleman, L (1.3) X OBP: 0.333, SLG: 0.595	1-H 2B		PB BB 1B		2B		4-3			4	0	3	3	0	0	1			
Gene Freese, R (1.5) X OBP: 0.305, SLG: 0.342	K		2-H 3-H 1B		2B		L6			3	0	0	0	1	2	4			
Leo Cardenas, R (1.6) X OBP: 0.333, SLG: 0.306		4-3	F3			5-3				3	0	0	0	1	0	2			
Jerry Zimmerman, R (1.2) X OBP: 0.400, SLG: 0.250		6-3		FC3-6 BB		K			F9	3	0	0	0	1	1	2			
Joey Jay, S (1.1) X OBP: 0.125, SLG: 0.250		K		FC3-6 FC1-6		F5				3	0	0	0	0	1	1			
Inning Stats	R: 2 E: 0 K: 1 S: 8	H: 3 LOB: 1 BB: 0 P: 8	R: 0 E: 0 K: 1 S: 5	H: 0 LOB: 0 BB: 0 P: 5	R: 2 E: 0 K: 1 S: 7	H: 2 LOB: 2 BB: 2 P: 15	R: 0 E: 0 K: 0 S: 2	H: 0 LOB: 0 BB: 1 P: 6	R: 0 E: 0 K: 2 S: 9	H: 2 LOB: 2 BB: 0 P: 9	R: 0 E: 0 K: 1 S: 5	H: 0 LOB: 0 BB: 0 P: 5	R: 0 E: 0 K: 0 S: 2	H: 0 LOB: 0 BB: 1 P: 6	R: 0 E: 0 K: 0 S: 3	H: 0 LOB: 2 BB: 1 P: 8	1B: 4 2B: 3 3B: 0 HR: 0	SF: 1 SAC: 0 DP: 0 HBP: 1	WP: 1 PA: 37 PB: 2 SB: 0 CS: 2
PITCHER Art Mahaffey, R (1.1) X ERA: 1.59	IP: 8.0 WLS: L BF: 35 H: 7 R: 4 ER: 4 SO: 6 BB: 4 IBB: 1 HBP: 1 BLK: 0 WP: 1 HR: 0 S: 41 P: 62 ERA: 4.50 WHIP: 1.375															PITCHER			

Philadelphia Phillies @ Cincinnati Reds
Crosley Field, Cincinnati, OH
Thu May 04 1961, 7:05 PM EDT
Att: 3,087 - Unknown

AB 28
R 4
H 7
RBI 4
BB 5
SO 6
LOB 14



Batter	1	2	3	4	5	6	7	8	9	AB	R	H	RBI	BB	SO	LOB	TOP			
Jim Davenport, R (1, 5) OBP: 0.432, SLG: 0.667	0-3 K	0-0 L8		4-0 BB			0-0 P6		0-0 1B 2B	4	1	0	1	1	1	1	San Francisco Giants @ Philadelphia Phillies Connie Mack Stadium, Philadelphia, PA Fri May 05 1961, 7:05 PM EDT Att: 15,674 - Unknown livebaseballscorecards.com			
Chuck Hiller, L (1, 4) OBP: 0.283, SLG: 0.309	4-0 BB		0-0 4-3	0-0 L8			0-0 P4		0-0 1B 2H	4	0	1	1	1	0	2				
Willie Mays, R (1, 8) OBP: 0.409, SLG: 0.597	0-3 K		4-0 1B 1B BB				0-0 6-3		4-0 1B IBB	3	1	1	0	2	1	1				
Willie McCovey, L (1, 3) OBP: 0.305, SLG: 0.472	0-0 4-3		0-0 F8				0-0 4-3		0-0 F9	5	0	0	0	0	0	5				
Orlando Cepeda, R (1, 7) OBP: 0.317, SLG: 0.474		0-0 6-3 1B 1B	0-0 1B 1H				0-0 P6		0-0 FC1-6 1B	4	1	3	1	0	0	1				
Felipe Alou, R (1, 9) OBP: 0.355, SLG: 0.441		0-0 6-3 1-2	0-3 K				0-0 L8		0-0 FC1-6 1-2	4	0	0	0	0	1	4				
Ed Bailey, L (1, 2) OBP: 0.324, SLG: 0.357		0-0 G3 1B 2H					0-0 F8		0-0 F9 K2 2B	4	1	2	1	0	0	1				
Jose Pagan, R (1, 6) OBP: 0.200, SLG: 0.359		0-0 G3 1-2					0-0 F9		0-0 F3	4	0	1	0	0	0	2				
Juan Marichal, R (1, 1) OBP: 0.222, SLG: 0.222		0-0 1B 2H					0-0 SH3-4 1-2		0-0 6-3	3	0	1	1	0	1	1				
Inning Stats	R: 0 E: 0 K: 2 S: 7	H: 0 LOB: 1 BB: 1 P: 11	R: 2 E: 0 K: 0 S: 6	H: 3 LOB: 1 BB: 0 P: 6	R: 1 E: 0 K: 1 S: 6	H: 1 LOB: 1 BB: 1 P: 10	R: 0 E: 0 K: 0 S: 4	H: 1 LOB: 2 BB: 0 P: 8	R: 0 E: 0 K: 1 S: 5	H: 1 LOB: 1 BB: 0 P: 5	R: 0 E: 0 K: 0 S: 3	H: 0 LOB: 0 BB: 0 P: 3	R: 0 E: 0 K: 0 S: 4	H: 1 LOB: 1 BB: 0 P: 4	R: 0 E: 0 K: 0 S: 5	H: 2 LOB: 2 BB: 1 P: 9	1B: 7 2B: 4 3B: 0 HR: 0	SF: 0 SAC: 1 DP: 1 HBP: 0	WP: 0 PB: 0 SB: 0 CS: 0	PA: 40
PITCHER	IP 8.2	WLS L	BF 38	H 10	R 4	ER 4	SO 4	BB 3	IBB 0	HBP 0	BLK 0	WP 0	HR 0	S 43	P 55	ERA 4.15	WHIP 1.500			
Frank Sullivan, R (1, 1) ERA: 3.33																				
Don Ferrarese, L (9, 1) ERA: 3.35																				

Batter	1	2	3	4	5	6	7	8	9	AB	R	H	RBI	BB	SO	LOB	BOTTOM					
Tony Taylor, R (1, 4) OBP: 0.280, SLG: 0.286	0-0 6-3	0-0 1-3		0-0 6-3			0-0 L6		0-3 K	5	0	0	0	0	1	3	San Francisco Giants @ Philadelphia Phillies Connie Mack Stadium, Philadelphia, PA Fri May 05 1961, 7:05 PM EDT Att: 15,674 - Unknown livebaseballscorecards.com					
Bob Sadowski, L (1, 5) OBP: 0.185, SLG: 0.102	0-0 4-3		0-0 G3			4-0 FC1-5 1B BB	0-0 6-3		0-0 F8	4	0	0	0	1	0	1						
Johnny Callison, L (1, 9) OBP: 0.407, SLG: 0.522	0-0 S 1B		0-0 HR			0-0 FC1-5 1-2 1B	4-0 BB			3	2	3	1	1	0	0						
Tony Gonzalez, L (1, 8) OBP: 0.437, SLG: 0.433	4-0 1B 1-2 BB		0-0 1B			0-0 FC1-5 1-2 2-3	0-0 3-1			3	0	1	0	1	0	3						
Bobby Gene Smith, R (1, 7) OBP: 0.310, SLG: 0.377	0-0 FC6-4 1-2 2H 1B		0-0 F9			0-0 F8			0-0 F8	4	0	1	1	0	0	3						
Pancho Herrera, R (1, 3) OBP: 0.329, SLG: 0.389	0-0 FC6-4 1-2		0-3 K			0-3 K			0-3 K	4	0	0	0	0	3	5						
Clay Dalrymple, L (1, 2) OBP: 0.259, SLG: 0.320		0-0 F8		0-3 K			0-0 P6		0-0 P6	4	0	0	0	0	1	0						
Ruben Amaro, R (1, 6) OBP: 0.375, SLG: 0.358		0-3 K		0-0 SH2-4 1B			0-0 F8		0-0 G3	3	0	1	0	0	1	0						
Choo-Choo Coleman, L (9, PH) OBP: 0.308, SLG: 0.250										1	0	0	0	0	0	0						
Frank Sullivan, R (1, 1)		4-0 BB		0-0 SH2-4			0-0 1-3		0-0 1B	1	0	0	0	1	0	0						
Don Ferrarese, R (9, 1) OBP: 1.000, SLG: 1.000										0	0	0	0	0	0	0						
Tony Curry, L (9, PH) OBP: 0.200, SLG: 0.235										1	0	1	0	0	0	0						
Inning Stats	R: 1 E: 0 K: 0 S: 5	H: 2 LOB: 2 BB: 1 P: 9	R: 0 E: 0 K: 1 S: 5	H: 0 LOB: 1 BB: 1 P: 9	R: 1 E: 0 K: 1 S: 7	H: 2 LOB: 1 BB: 0 P: 7	R: 0 E: 0 K: 1 S: 6	H: 1 LOB: 1 BB: 0 P: 6	R: 0 E: 0 K: 1 S: 6	H: 1 LOB: 2 BB: 1 P: 10	R: 0 E: 0 K: 0 S: 3	H: 0 LOB: 0 BB: 0 P: 3	R: 0 E: 0 K: 0 S: 3	H: 0 LOB: 1 BB: 1 P: 7	R: 0 E: 0 K: 1 S: 5	H: 0 LOB: 0 BB: 0 P: 5	R: 0 E: 0 K: 1 S: 6	H: 1 LOB: 1 BB: 0 P: 6	1B: 6 2B: 0 3B: 0 HR: 1	SF: 0 SAC: 1 DP: 0 HBP: 0	WP: 0 PB: 0 SB: 1 CS: 0	PA: 38
PITCHER	IP 9.0	WLS W	BF 38	H 7	R 2	ER 2	SO 6	BB 4	IBB 0	HBP 0	BLK 0	WP 0	HR 1	S 46	P 62	ERA 2.00	WHIP 1.222					
Juan Marichal, R (1, 1) ERA: 2.42																						



Batter	1	2	3	4	5	6	7	8	9	AB	R	H	RBI	BB	SO	LOB	TOP					
Jim Davenport, R (1.5) OBP: 0.415, SLG: 0.622	F3		F8			SF7 1B	P6			4	1	1	0	0	0	0	San Francisco Giants @ Philadelphia Phillies Connie Mack Stadium, Philadelphia, PA Sun May 07 1961, 3:33 AM EDT Att: 9,985 - Unknown					
Chuck Hiller, L (1.4) OBP: 0.291, SLG: 0.306	F7			F8		E9 HR 1B		4-3		4	1	1	0	0	0	0						
Willie Mays, R (1.8) OBP: 0.424, SLG: 0.590	F8			E SF7 S BB		HR IBB				1	2	0	0	3	0	0						
Willie McCovey, L (1.3) OBP: 0.291, SLG: 0.459		K		SF7 1-H		SF7		K		2	0	0	2	0	2	1						
Orlando Cepeda, R (1.7) OBP: 0.314, SLG: 0.500		4-3		F8		3-H HR		L8		4	1	1	3	0	0	1						
Felipe Alou, R (1.9) OBP: 0.363, SLG: 0.486		HR			L3 1B	K		1-3		4	1	2	1	0	1	0						
Ed Bailey, L (1.2) OBP: 0.321, SLG: 0.392		P2			L3 1-2	HR		F8		4	1	1	1	0	0	1						
Jose Pagan, R (1.6) OBP: 0.182, SLG: 0.326			5-3		6-3		P5	6-3		4	0	0	0	0	0	0						
Billy Loes, R (1.1) OBP: 0.083, SLG: 0.083			1-3			F8	F3			3	0	0	0	0	0	0						
Inning Stats	R: 0 E: 0 K: 0 S: 3	H: 0 LOB: 0 BB: 0 P: 3	R: 1 E: 0 K: 1 S: 6	H: 1 LOB: 0 BB: 0 P: 6	R: 0 E: 0 K: 0 S: 3	H: 0 LOB: 0 BB: 0 P: 3	R: 1 E: 0 K: 0 S: 3	H: 0 LOB: 0 BB: 1 P: 7	R: 0 E: 0 K: 0 S: 3	H: 1 LOB: 0 BB: 0 P: 3	R: 4 E: 1 K: 1 S: 8	H: 3 LOB: 0 BB: 1 P: 12	R: 1 E: 0 K: 0 S: 4	H: 1 LOB: 0 BB: 0 P: 4	R: 0 E: 0 K: 1 S: 5	H: 0 LOB: 1 BB: 1 P: 9	R: 0 E: 0 K: 0 S: 3	H: 0 LOB: 0 BB: 0 P: 3	1B: 3 2B: 1 3B: 0 HR: 3	SF: 2 SAC: 0 DP: 1 HBP: 0	WP: 0 PB: 0 SB: 1 CS: 0	PA: 35
PITCHER	IP	WLS	BF	H	R	ER	SO	BB	IBB	HBP	BLK	WP	HR	S	P	ERA	WHIP					
Robin Roberts, R (1.1) ERA: 5.5	7.0	L	28	6	7	6	2	1	1	0	0	0	0	3	30	38	7.71	1.000				
Ken Lehman, L (8.1) ERA: 6.0	2.0		7	0	0	0	1	1	0	0	0	0	0	8	12	0.00	0.500					


Batter	1	2	3	4	5	6	7	8	9	AB	R	H	RBI	BB	SO	LOB	BOTTOM					
Tony Taylor, R (1.4) OBP: 0.279, SLG: 0.296	B3		K			1B 2B		6-3		4	0	1	0	0	1	0	San Francisco Giants @ Philadelphia Phillies Connie Mack Stadium, Philadelphia, PA Sun May 07 1961, 3:33 AM EDT Att: 9,985 - Unknown					
Bob Sadowski, L (1.5) OBP: 0.207, SLG: 0.132				1B FC6-4 1B		P6		1-3		4	0	2	0	0	0	1						
Johnny Callison, L (1.9) OBP: 0.400, SLG: 0.507				1B 1-3 1B		F3		4-3		4	0	1	0	0	0	2						
Bobby Gene Smith, R (1.7) OBP: 0.323, SLG: 0.386			FC6-4 1-2		1B 1-2 1B		2-3 1B		F8	4	0	2	0	0	0	1						
Clay Dalrymple, L (1.2) OBP: 0.241, SLG: 0.296		4-3		P6		5-3		P5		4	0	0	0	0	0	4						
Pancho Herrera, R (1.3) OBP: 0.314, SLG: 0.368		P6		K			K		F9	4	0	0	0	0	2	2						
Bobby Del Greco, R (1.8) OBP: 0.333, SLG: 0.467		K			P4					3	0	1	0	0	1	0						
Ruben Amaro, R (1.6) OBP: 0.364, SLG: 0.345			4-3				K			2	0	0	0	0	1	0						
Choo-Choo Coleman, L (7.7PH) OBP: 0.286, SLG: 0.231										1	0	0	0	0	1	1						
Bobby Malkmus, R (8.6) OBP: 0.222, SLG: 0.167										0	0	0	0	0	0	0						
Robin Roberts, S (1.1)			4-3							2	0	0	0	0	1	0						
Tony Curry, L (7.7PH) OBP: 0.194, SLG: 0.229			K							1	0	0	0	0	0	1						
Ken Lehman, L (8.1)										0	0	0	0	0	0	0						
Inning Stats	R: 0 E: 0 K: 0 S: 4	H: 1 LOB: 1 BB: 0 P: 4	R: 0 E: 0 K: 1 S: 5	H: 0 LOB: 0 BB: 0 P: 5	R: 0 E: 0 K: 2 S: 7	H: 0 LOB: 0 BB: 0 P: 7	R: 0 E: 0 K: 1 S: 7	H: 3 LOB: 2 BB: 0 P: 7	R: 0 E: 0 K: 1 S: 5	H: 0 LOB: 0 BB: 0 P: 5	R: 0 E: 0 K: 0 S: 5	H: 2 LOB: 2 BB: 0 P: 5	R: 0 E: 0 K: 2 S: 8	H: 1 LOB: 1 BB: 0 P: 8	R: 0 E: 0 K: 0 S: 3	H: 0 LOB: 0 BB: 0 P: 3	R: 0 E: 0 K: 0 S: 3	H: 0 LOB: 0 BB: 0 P: 3	1B: 6 2B: 1 3B: 0 HR: 0	SF: 0 SAC: 0 DP: 0 HBP: 0	WP: 0 PB: 0 SB: 0 CS: 0	PA: 33
PITCHER	IP	WLS	BF	H	R	ER	SO	BB	IBB	HBP	BLK	WP	HR	S	P	ERA	WHIP					
Billy Loes, R (1.1) ERA: 3.5	9.0	W	33	7	0	0	7	0	0	0	0	0	0	47	47	0.00	0.778					



Batter	1	2	3	4	5	6	7	8	9	10	AB	R	H	RBI	BB	SO	LOB	TOP							
Maury Wills, S OBP: 0.380, SLG: 0.404 (1, 6)	2-1 1B		F6		E6 PB		1-1 1B HR		1-3 K		5	1	2	1	0	1	2								
Willie Davis, L OBP: 0.357, SLG: 0.531 (1, 8)	1-2 L7			4-3 1B S	G3		0-0 1B HR		0-0 1B HR		5	1	3	2	0	0	3								
Tommy Davis, R OBP: 0.381, SLG: 0.567 Bob Lillis, R OBP: 0.333, SLG: 0.333 (1, 5) (10, 5)	2-1 F4			1-0 F7		0-0 F8		1-2 1B CS		2-0 B2-6-4 1B	5	0	1	0	0	0	3								
Wally Moon, L OBP: 0.452, SLG: 0.765 Ron Fairly, L OBP: 0.625, SLG: 0.600 (1, 7) (10, 9)	3-2 3-1			4-2 4-3 1B BB		2-2 5-3		2-2 CS		4-2 2B BB	3	1	0	0	2	0	1								
Norm Larker, L OBP: 0.314, SLG: 0.394 Gil Hodges, R OBP: 0.348, SLG: 0.450 (1, 3) (10, PH) (10, 3)		0-1 L6		1-0 4-3		2-2 1B		2-3 K		0-0 2B	4	0	1	0	0	1	2								
Frank Howard, R OBP: 0.429, SLG: 0.426 Carl Warwick, R OBP: 0.231, SLG: 0.091 (1, 9) (10, PR) (10, 7)		3-2 F8		2-1 F8		0-0 F7		1-0 5-3		4-0 1B IBB	4	0	0	0	1	0	3								
John Roseboro, L OBP: 0.385, SLG: 0.523 (1, 2)		0-1 F2		2-2 F4		1-2 1B FC5-4		0-0 F5		1-0 F5	5	0	2	0	0	0	2								
Charlie Neal, R OBP: 0.320, SLG: 0.400 (1, 4)			0-0 F7		0-2 1B E S		0-2 1B FC5-4 WP		2-2 F9		4	1	1	0	0	0	2								
Stan Williams, R OBP: 0.429, SLG: 0.273 Jim Gilliam, S OBP: 0.333, SLG: 0.364 Turk Farrell, R OBP: 0.333, SLG: 0.333 (1, 1) (7, PH) (7, 1)			2-1 F8		0-3 K		2-1 4-3		0-0 SH1-4		2	0	0	0	0	1	1								
Inning Stats	R: 0 E: 0 K: 0 S: 12	H: 1 LOB: 1 BB: 0 P: 20	R: 0 E: 0 K: 0 S: 7	H: 0 LOB: 0 BB: 0 P: 10	R: 0 E: 0 K: 0 S: 5	H: 0 LOB: 0 BB: 0 P: 8	R: 0 E: 0 K: 0 S: 8	H: 1 LOB: 2 BB: 1 P: 16	R: 0 E: 1 K: 1 S: 13	H: 1 LOB: 2 BB: 0 P: 17	R: 0 E: 0 K: 0 S: 8	H: 1 LOB: 1 BB: 0 P: 12	R: 3 E: 0 K: 0 S: 18	H: 4 LOB: 0 BB: 0 P: 25	R: 0 E: 0 K: 1 S: 5	H: 0 LOB: 0 BB: 0 P: 8	R: 0 E: 0 K: 1 S: 9	H: 1 LOB: 1 BB: 0 P: 12	R: 1 E: 0 K: 0 S: 8	H: 2 LOB: 2 BB: 2 P: 19	1B: 9 2B: 1 3B: 0 HR: 1	SF: 0 SAC: 1 DP: 1 HBP: 0	WP: 1 PB: 1 SB: 2 CS: 1	PA: 44	
PITCHER	IP	WLS	BF	H	R	ER	SO	BB	IBB	HBP	BLK	WP	HR	S	P	ERA	WHIP								
Dallas Green, R ERA: 3.48 Chris Short, L ERA: 3.94 (1, 1) (7, 1)	6.2	L	30	8	3	3	1	1	0	0	0	1	1	69	104	4.05	1.350								

Los Angeles Dodgers @ Philadelphia Phillies
 Connie Mack Stadium, Philadelphia, PA
 Mon May 08 1961, 7:05 PM EDT
 Att: 8,529 - Unknown


AB 39
 R 4
 H 11
 RBI 4
 BB 3
 SO 3
 LOB 20



Batter	1	2	3	4	5	6	7	8	9	10	AB	R	H	RBI	BB	SO	LOB	BOTTOM							
Tony Taylor, R OBP: 0.275, SLG: 0.282 (1, 4)	3-2 5-3		1-1 SH3		4-2 1B SF9 BB		1-3 K		2-2 4-3		4	1	0	0	1	1	2								
Bobby Gene Smith, R OBP: 0.313, SLG: 0.387 (1, 7)	2-1 4-3		2-2 E5 FC6-4		0-3 K		0-2 F3		1-1 2B		5	0	1	0	0	1	4								
Johnny Callison, L OBP: 0.411, SLG: 0.519 (1, 9)	0-0 3-1		0-0 F7		3-2 1B BB		2-2 2B		4-0 IBB		4	0	2	2	1	0	2								
Tony Gonzalez, L OBP: 0.434, SLG: 0.413 (1, 8)		0-2 6-3	2-1 FC6-4		4-0 1B BB IBB		4-0 IBB		2-2 F2		3	0	0	0	2	0	4								
Charley Smith, R OBP: 0.267, SLG: 0.500 (1, 5)		2-1 1B		1-1 4-3	0-1 SF9		2-1 F6		1-3 K		4	0	1	1	0	1	4								
Pancho Herrera, R OBP: 0.308, SLG: 0.350 (1, 3)		1-2 E1 4-3		1-2 6-3	4-2 1B BB		0-0 5-3			2-3 K	4	0	0	0	1	1	3								
Choo-Choo Coleman, L OBP: 0.211, SLG: 0.167 (1, 2)		3-2 4-3		1-3 K	2-3 K		0-0 F9			1-1 F9	5	0	0	0	0	2	5								
Ruben Amaro, R OBP: 0.362, SLG: 0.333 Bob Sadowski, L OBP: 0.203, SLG: 0.130 Bobby Malkmus, R OBP: 0.222, SLG: 0.167 Clay Dalrymple, L OBP: 0.254, SLG: 0.309 Lee Walls, R OBP: 0.333, SLG: 0.333 (1, 6) (8, PH) (9, 6) (10, PH) (10, PR)		1-3 K		4-0 1B BB	0-0 F8		2-3 K		0-2 1B		2	1	0	0	1	1	2								
Dallas Green, L OBP: 0.286, SLG: 0.231 Chris Short, R OBP: 0.216, SLG: 0.250 (1, 1) (10, PH)			0-1 E2 SH3		1-2 1B BB		3-3 K		1-3 K		3	1	1	0	0	1	0								
Inning Stats	R: 0 E: 0 K: 0 S: 6	H: 0 LOB: 0 BB: 0 P: 11	R: 0 E: 1 K: 1 S: 16	H: 1 LOB: 2 BB: 0 P: 23	R: 0 E: 2 K: 0 S: 10	H: 0 LOB: 2 BB: 0 P: 15	R: 0 E: 0 K: 1 S: 10	H: 0 LOB: 0 BB: 0 P: 13	R: 3 E: 0 K: 2 S: 22	H: 2 LOB: 3 BB: 4 P: 43	R: 0 E: 0 K: 0 S: 7	H: 0 LOB: 0 BB: 0 P: 11	R: 0 E: 0 K: 0 S: 10	H: 1 LOB: 2 BB: 1 P: 18	R: 0 E: 0 K: 2 S: 9	H: 0 LOB: 0 BB: 0 P: 12	R: 0 E: 0 K: 1 S: 16	H: 1 LOB: 2 BB: 1 P: 26	R: 0 E: 0 K: 1 S: 13	H: 2 LOB: 2 BB: 0 P: 16	1B: 5 2B: 2 3B: 0 HR: 0	SF: 1 SAC: 1 DP: 0 HBP: 0	WP: 0 PB: 0 SB: 0 CS: 0	PA: 46	
PITCHER	IP	WLS	BF	H	R	ER	SO	BB	IBB	HBP	BLK	WP	HR	S	P	ERA	WHIP								
Stan Williams, R ERA: 5.25 Turk Farrell, R ERA: 3.78 (1, 1) (7, 1)	6.0	W	28	3	3	3	6	3	1	0	0	0	0	71	116	4.50	1.000								

Los Angeles Dodgers @ Philadelphia Phillies
 Connie Mack Stadium, Philadelphia, PA
 Mon May 08 1961, 7:05 PM EDT
 Att: 8,529 - Unknown

AB 38
 R 3
 H 7
 RBI 3
 BB 6
 SO 10
 LOB 26



Batter	1	2	3	4	5	6	7	8	9	AB	R	H	RBI	BB	SO	LOB	TOP		
Maury Wills, S OBP: 0.385, SLG: 0.409	0-1 F7	1-1 E		0-0 FC4-6 E	3-3 K					4	0	2	0	0	1	2	Los Angeles Dodgers @ Philadelphia Phillies Connie Mack Stadium, Philadelphia, PA Tue May 09 1961, 7:05 PM EDT Att: 11,483 - Unknown livebaseballscores.com		
Jim Gilliam, S OBP: 0.327, SLG: 0.340	4-1 2B SF8	0-2 F7		1-2 E4 FC4-6		2-0 1-3				3	1	0	0	1	0	3			
Willie Davis, L OBP: 0.351, SLG: 0.529	0-1 1-3 2B		1-0 4-3	0-0 FC4-6		0-1 G3				4	0	1	1	0	0	2			
Wally Moon, L OBP: 0.464, SLG: 0.759	4-0 IBB		4-0 1B SF8			2-1 1B				2	1	1	0	2	1	2			
Norm Larker, L OBP: 0.324, SLG: 0.449	0-0 SF8		0-1 1-3 1B			0-0 HR				3	1	2	2	0	0	1			
John Roseboro, L OBP: 0.383, SLG: 0.522	0-1 F5		0-1 SF8			3-2 FC3-6 1B				2	0	1	1	0	0	2			
Ron Fairly, L OBP: 0.345, SLG: 0.875		2-1 HR	1-2 5-3			1-2 FC3-6 1B				3	1	1	1	0	0	2			
Charlie Neal, R OBP: 0.308, SLG: 0.384		1-1 F6		0-3 K		0-2 E5				3	0	0	0	0	1	1			
Don Drysdale, R (1, 1)		2-3 K		0-3 K E 1B FC4-6		0-0 F3				3	1	0	0	0	2	2			
Inning Stats	R: 1 E: 0 K: 0 S: 8	H: 1 LOB: 2 BB: 2 P: 16	R: 1 E: 1 K: 1 S: 12	H: 2 LOB: 1 BB: 0 P: 18	R: 1 E: 0 K: 0 S: 7	H: 1 LOB: 1 BB: 1 P: 14	R: 1 E: 1 K: 3 S: 17	H: 1 LOB: 2 BB: 0 P: 18	R: 1 E: 1 K: 1 S: 14	H: 2 LOB: 2 BB: 0 P: 21	R: 0 E: 0 K: 0 S: 6	H: 1 LOB: 1 BB: 0 P: 10							
PITCHER	IP	WLS	BF	H	R	ER	SO	BB	IBB	HBP	BLK	WP	HR	S	P	ERA	WHIP		
Art Mahaffey, R ERA: 2.37	(1, 1)	4.0	L	23	6	5	4	4	2	1	0	0	1	2	45	67	9.00	2.000	
Don Ferrarese, L ERA: 3.09	(5, 1)	1.0		5	1	0	0	1	0	0	0	0	0	0	13	20	0.00	1.000	
Ken Lehman, L ERA: 5.14	(6, 1)	1.0		4	1	0	0	0	0	0	0	0	0	6	10	0.00	1.000		

Batter	1	2	3	4	5	6	7	8	9	AB	R	H	RBI	BB	SO	LOB	BOTTOM		
Tony Taylor, R OBP: 0.277, SLG: 0.284	1-1 4-3		0-0 5-3		2-1 1B					3	0	1	0	0	0	0	Los Angeles Dodgers @ Philadelphia Phillies Connie Mack Stadium, Philadelphia, PA Tue May 09 1961, 7:05 PM EDT Att: 11,483 - Unknown livebaseballscores.com		
Bobby Gene Smith, R OBP: 0.300, SLG: 0.369	1-3 K		1-2 F8		2-2 F3					3	0	0	0	0	1	2			
Johnny Callison, L OBP: 0.402, SLG: 0.506	2-1 F7			1-1 F5						2	0	0	0	0	0	0			
Tony Gonzalez, L OBP: 0.423, SLG: 0.400		1-0 6-3		1-1 4-3						2	0	0	0	0	0	0			
Charley Smith, R OBP: 0.250, SLG: 0.467		0-1 5-3		0-0 4-3						2	0	0	0	0	0	0			
Pancho Herrera, R OBP: 0.312, SLG: 0.378		1-2 2B 3B			3-2 5-3					2	1	1	0	0	0	0			
Choo-Choo Coleman, L OBP: 0.286, SLG: 0.263		1-1 2B			4-1 1B FC3-6 BB					1	1	1	1	1	0	0			
Ruben Amaro, R OBP: 0.366, SLG: 0.339		3-3 K			0-2 FC3-6 1B					2	0	1	0	0	1	1			
Art Mahaffey, R Don Ferrarese, R Clay Dalrymple, L Ken Lehman, L	(1, 1) (5, 1) (5, PH) (6, 1)		0-0 F7		2-1 FC3-6 1B					1 0 1 0	0 0 0 0	0 0 1 0	0 0 0 0	0 0 0 0	0 0 0 0	0 0 1 0	0 0 0 0		
Inning Stats	R: 0 E: 0 K: 1 S: 7	H: 0 LOB: 0 BB: 0 P: 11	R: 1 E: 0 K: 1 S: 12	H: 2 LOB: 1 BB: 0 P: 18	R: 0 E: 0 K: 0 S: 5	H: 0 LOB: 0 BB: 0 P: 6	R: 0 E: 0 K: 0 S: 5	H: 0 LOB: 0 BB: 0 P: 7	R: 1 E: 0 K: 0 S: 16	H: 2 LOB: 2 BB: 1 P: 29	R: 0 E: 0 K: 0 S: 0	H: 0 LOB: 0 BB: 0 P: 0							
PITCHER	IP	WLS	BF	H	R	ER	SO	BB	IBB	HBP	BLK	WP	HR	S	P	ERA	WHIP		
Don Drysdale, R ERA: 2.7	(1, 1)	5.0	W	20	4	2	2	2	1	0	0	0	0	45	71	3.60	1.000		

AB 27
 R 5
 H 8
 RBI 5
 BB 3
 SO 5
 LOB 17


WP: 1
 PA: 32
 FB: 0
 SB: 0
 CS: 0
 1B: 5
 2B: 1
 3B: 0
 HR: 2
 SF: 2
 SAC: 0
 DP: 0
 HBP: 0

WP: 0
 PA: 20
 FB: 0
 SB: 0
 CS: 0
 1B: 2
 2B: 1
 3B: 1
 HR: 0
 SF: 0
 SAC: 0
 DP: 0
 HBP: 0


Batter	1	2	3	4	5	6	7	8	9	AB	R	H	RBI	BB	SO	LOB	TOP										
Maury Wills, S OBP: 0.385, SLG: 0.402	1-2 6-3		1-2 4-3			2-1 6-3	0-0 BB 1B		1-0 HBP	4	0	1	1	0	0	0	Los Angeles Dodgers @ Philadelphia Phillies Connie Mack Stadium, Philadelphia, PA Wed May 10 1961, 7:05 PM EDT Att: 8,170 - Unknown										
Willie Davis, L OBP: 0.354, SLG: 0.514	1-3 K		0-1 G6-4-3 1B			2-0 4-3	4-0 BB		0-1 F7	4	0	1	0	1	1	2											
Tommy Davis, R OBP: 0.370, SLG: 0.550	1-3 K		0-1 G6-4-3			1-1 F2	2-2 L8			3	0	0	0	0	1	1											
Jim Gilliam, S OBP: 0.321, SLG: 0.333										1	0	0	0	0	0	3											
Wally Moon, L OBP: 0.455, SLG: 0.733										3	0	0	0	1	1	0											
Carl Warwick, R OBP: 0.291, SLG: 0.091										0	0	0	0	0	0	0											
Norm Larker, L OBP: 0.325, SLG: 0.444										3	2	1	0	0	0	0											
Gil Hodges, R OBP: 0.333, SLG: 0.429										1	0	0	0	0	1	1											
John Roseboro, L OBP: 0.376, SLG: 0.507										4	1	1	0	0	0	2											
Ron Fairly, L OBP: 0.333, SLG: 1.167										4	2	2	4	0	0	0											
Charlie Neal, R OBP: 0.305, SLG: 0.368										3	1	0	0	1	0	0											
Johnny Podres, L OBP: 0.368, SLG: 0.389										4	0	2	1	0	0	0											
Inning Stats	R: 0 E: 0 K: 2 S: 11	H: 0 LOB: 0 BB: 0 P: 14	R: 3 E: 0 K: 1 S: 14	H: 3 LOB: 0 BB: 0 P: 18	R: 0 E: 0 K: 0 S: 7	H: 1 LOB: 0 BB: 0 P: 8	R: 0 E: 0 K: 0 S: 3	H: 0 LOB: 0 BB: 0 P: 6	R: 0 E: 0 K: 0 S: 9	H: 0 LOB: 0 BB: 0 P: 15	R: 0 E: 0 K: 0 S: 5	H: 0 LOB: 0 BB: 0 P: 10	R: 3 E: 1 K: 0 S: 19	H: 3 LOB: 3 BB: 2 P: 34	R: 0 E: 0 K: 1 S: 8	H: 0 LOB: 0 BB: 1 P: 17	R: 0 E: 0 K: 0 S: 6	H: 1 LOB: 2 BB: 0 P: 10	1B: 6 2B: 0 3B: 1 HR: 1	SF: 0 SAC: 0 DP: 1 HBP: 1	WP: 0 PB: 0 SB: 0 CS: 1	PA: 39					
PITCHER	IP	WLS	BF	H	R	ER	SO	BB	IBB	HBP	BLK	WP	HR	S	P	ERA	WHIP										
Frank Sullivan, R ERA: 3.48	6.2	L	27	6	6	3	3	1	0	0	0	0	1	64	95	4.05	1.050										
Don Ferrarese, L ERA: 2.77	1.1		6	1	0	0	1	2	0	0	0	0	0	12	27	0.00	2.250										
Jack Baldschun, R ERA: 3.86	1.0		5	1	0	0	0	0	0	1	0	0	0	6	10	0.00	1.000										

Batter	1	2	3	4	5	6	7	8	9	AB	R	H	RBI	BB	SO	LOB	BOTTOM										
Tony Taylor, R OBP: 0.265, SLG: 0.272	1-1 5-3		1-1 L9-3							4	0	0	0	0	2	2	Los Angeles Dodgers @ Philadelphia Phillies Connie Mack Stadium, Philadelphia, PA Wed May 10 1961, 7:05 PM EDT Att: 8,170 - Unknown										
Johnny Callison, L OBP: 0.406, SLG: 0.506	0-0 1B		2-2 G3			3-2 G4-6-3 1B				4	0	2	0	0	0	0											
Don Demeter, R OBP: 0.222, SLG: 0.242	0-1 F7					1-2 G4-6-3				4	0	0	0	0	0	2											
Bobby Gene Smith, R OBP: 0.284, SLG: 0.348	0-0 4-3					2-2 L7				4	0	0	0	0	0	2											
Charley Smith, R OBP: 0.278, SLG: 0.471										4	0	2	0	0	1	1											
Pancho Herrera, R OBP: 0.309, SLG: 0.365										3	0	0	0	1	1	3											
Cal Neeman, R OBP: 0.333, SLG: 0.235										2	0	1	0	1	0	1											
Ruben Amaro, R OBP: 0.356, SLG: 0.328										2	0	0	0	0	1	2											
Jim Woods, R OBP: 0.364, SLG: 0.300										1	0	0	0	0	0	1											
Frank Sullivan, R OBP: 1.000, SLG: 1.000										1	0	0	0	1	0	1											
Don Ferrarese, R OBP: 0.364, SLG: 0.300										0	0	0	0	0	0	0											
Ken Walters, R OBP: 0.364, SLG: 0.300										1	0	0	0	0	1	0											
Jack Baldschun, R ERA: 1.52										0	0	0	0	0	0	0											
Inning Stats	R: 0 E: 0 K: 0 S: 6	H: 1 LOB: 1 BB: 0 P: 7	R: 0 E: 0 K: 1 S: 9	H: 0 LOB: 1 BB: 1 P: 17	R: 0 E: 0 K: 0 S: 8	H: 0 LOB: 0 BB: 1 P: 15	R: 0 E: 1 K: 2 S: 10	H: 0 LOB: 1 BB: 0 P: 14	R: 0 E: 0 K: 1 S: 12	H: 0 LOB: 1 BB: 1 P: 19	R: 0 E: 0 K: 0 S: 10	H: 1 LOB: 0 BB: 0 P: 16	R: 0 E: 0 K: 0 S: 5	H: 2 LOB: 1 BB: 0 P: 7	R: 0 E: 0 K: 2 S: 7	H: 0 LOB: 0 BB: 0 P: 10	R: 0 E: 0 K: 0 S: 8	H: 1 LOB: 1 BB: 0 P: 11	1B: 5 2B: 1 3B: 0 HR: 0	SF: 0 SAC: 0 DP: 3 HBP: 0	WP: 1 PB: 0 SB: 0 CS: 0	PA: 33					
PITCHER	IP	WLS	BF	H	R	ER	SO	BB	IBB	HBP	BLK	WP	HR	S	P	ERA	WHIP										
Johnny Podres, L ERA: 1.52	9.0	W	33	5	0	0	6	3	0	0	0	1	0	75	116	0.00	0.889										

AB 34
R 6
H 8
RBI 6
BB 3
SO 4
LOB 9



AB 30
R 0
H 5
RBI 0
BB 3
SO 6
LOB 15



Batter	1	2	3	4	5	6	7	8	9	AB	R	H	RBI	BB	SO	LOB	TOP					
Don Landrum, L (1.8) OBP: 0.211, SLG: 0.231 (7.7)										5	2	2	1	0	1	0						
Julian Javier, R (1.4) OBP: 0.329, SLG: 0.347										3	1	1	0	0	0	0						
Joe Cunningham, L (1.9) OBP: 0.500, SLG: 0.579										5	0	1	1	0	0	2						
Ken Boyer, R (1.5) OBP: 0.386, SLG: 0.514										4	1	2	0	1	1	2						
Stan Musial, L (1.7) OBP: 0.355, SLG: 0.412 Curt Flood, R (7. PR) OBP: 0.389, SLG: 0.333 (7.8)										2	1	1	0	2	0	1						
Daryl Spencer, R (1.6) OBP: 0.379, SLG: 0.466										4	0	2	2	0	0	4						
Bill White, L (1.3) OBP: 0.253, SLG: 0.267										4	0	1	1	0	1	3						
Hal Smith, R (1.2) OBP: 0.254, SLG: 0.264										3	0	0	0	1	0	3						
Ernie Broglio, R (1.1) OBP: 0.211, SLG: 0.188										4	0	0	0	0	1	4						
Inning Stats	R: 0 E: 0 K: 0 S: 3	H: 0 LOB: 0 BB: 0 P: 3	R: 0 E: 0 K: 0 S: 5	H: 2 LOB: 2 BB: 0 P: 5	R: 0 E: 0 K: 0 S: 3	H: 0 LOB: 0 BB: 0 P: 3	R: 0 E: 0 K: 0 S: 3	H: 1 LOB: 0 BB: 0 P: 3	R: 0 E: 0 K: 0 S: 4	H: 1 LOB: 1 BB: 0 P: 4	R: 3 E: 0 K: 2 S: 9	H: 2 LOB: 3 BB: 3 P: 22	R: 1 E: 0 K: 1 S: 7	H: 2 LOB: 2 BB: 1 P: 11	R: 0 E: 0 K: 1 S: 5	H: 0 LOB: 0 BB: 0 P: 5	R: 1 E: 0 K: 0 S: 4	H: 2 LOB: 0 BB: 0 P: 4	1B: 8 2B: 1 3B: 0 HR: 1	SF: 0 SAC: 1 DP: 2 HBP: 1	WP: 0 PB: 0 SB: 1 CS: 0	PA: 40
PITCHER	IP WLS BF H R ER SO BB IBB HBP BLK WP HR S P ERA WHIP																					
John Buzhardt, R (1.1) ERA: 4.01	6.0 L 29 8 4 4 2 2 2 1 1 0 0 1 29 42 6.00 1.667																					
Jack Baldschun, R (7.1) ERA: 3.18	1.0 4 0 0 0 1 0 1 0 0 0 0 5 9 0.00 0.000																					
Ken Lehman, L (8.1) ERA: 5.0	2.0 7 2 1 1 1 0 0 0 0 0 0 9 9 4.50 1.000																					

St. Louis Cardinals @ Philadelphia Phillies
 Connie Mack Stadium, Philadelphia, PA
 Fri May 12 1961, 7:05 PM EDT
 Att: 5,463 - Unknown

AB 34
 R 5
 H 10
 RBI 5
 BB 4
 SO 4
 LOB 19



Batter	1	2	3	4	5	6	7	8	9	AB	R	H	RBI	BB	SO	LOB	BOTTOM					
Tony Taylor, R (1.4) OBP: 0.262, SLG: 0.268										5	0	1	0	0	0	1						
Charley Smith, R (1.6) OBP: 0.250, SLG: 0.421										4	0	0	0	0	1	1						
Johnny Callison, L (1.7) OBP: 0.420, SLG: 0.506										2	0	1	0	2	0	0						
Tony Gonzalez, L (1.9) OBP: 0.439, SLG: 0.435										4	0	3	0	0	1	1						
Don Demeter, R (1.8) OBP: 0.250, SLG: 0.270										4	0	2	0	0	1	3						
Clay Dalrymple, L (1.2) OBP: 0.250, SLG: 0.288										3	0	0	0	1	0	3						
Pancho Herrera, R (1.3) OBP: 0.307, SLG: 0.393										4	1	1	1	0	1	3						
Jim Woods, R (1.5) OBP: 0.125, SLG: 0.125										4	0	1	0	0	2	3						
John Buzhardt, R (1.1) Jack Baldschun, R (7.1) Bobby Gene Smith, R (7. PH) OBP: 0.283, SLG: 0.343 Ken Lehman, L (8.1) Choo-Choo Coleman, L (9. PH) OBP: 0.273, SLG: 0.250										2	0	0	0	0	1	0						
Inning Stats	R: 0 E: 0 K: 0 S: 4	H: 2 LOB: 2 BB: 1 P: 8	R: 0 E: 0 K: 1 S: 5	H: 0 LOB: 0 BB: 0 P: 5	R: 0 E: 0 K: 2 S: 7	H: 1 LOB: 0 BB: 0 P: 7	R: 0 E: 0 K: 2 S: 9	H: 2 LOB: 3 BB: 1 P: 13	R: 0 E: 0 K: 0 S: 3	H: 0 LOB: 0 BB: 0 P: 3	R: 0 E: 0 K: 2 S: 7	H: 0 LOB: 1 BB: 1 P: 11	R: 1 E: 0 K: 0 S: 4	H: 1 LOB: 0 BB: 0 P: 4	R: 0 E: 0 K: 0 S: 5	H: 2 LOB: 2 BB: 0 P: 5	R: 0 E: 0 K: 0 S: 4	H: 1 LOB: 1 BB: 0 P: 4	1B: 7 2B: 1 3B: 0 HR: 1	SF: 0 SAC: 0 DP: 0 HBP: 0	WP: 0 PB: 0 SB: 0 CS: 1	PA: 37
PITCHER	IP WLS BF H R ER SO BB IBB HBP BLK WP HR S P ERA WHIP																					
Ernie Broglio, R (1.1) ERA: 3.06	9.0 W 37 9 1 1 7 2 2 1 0 0 0 1 48 60 1.00 1.222																					

St. Louis Cardinals @ Philadelphia Phillies
 Connie Mack Stadium, Philadelphia, PA
 Fri May 12 1961, 7:05 PM EDT
 Att: 5,463 - Unknown

AB 34
 R 1
 H 9
 RBI 1
 BB 3
 SO 7
 LOB 16



Batter	1	2	3	4	5	6	7	8	9	AB	R	H	RBI	BB	SO	LOB	TOP					
Don Landrum, L (1,8) OBP: 0.213, SLG: 0.232	4-3		F9		1-3			1B		4	0	1	0	0	0	0	St. Louis Cardinals @ Philadelphia Phillies Connie Mack Stadium, Philadelphia, PA Sat May 13 1961, 7:05 PM EDT Att: 5,827 - Unknown					
Julian Javier, R (1,4) Walt Moryn, L (8, PH) Alex Grammas, R (8,4) OBP: 0.329, SLG: 0.360 OBP: 0.208, SLG: 0.261 OBP: 0.214, SLG: 0.167	1-3		4-3		F8			P6		3	0	1	0	0	0	0						
Joe Cunningham, L (1,9) OBP: 0.490, SLG: 0.557	4-0		4-3		F2			K		3	0	0	0	1	1	2						
Ken Boyer, R (1,5) OBP: 0.391, SLG: 0.513	0-3		5-3		0-0			1B		4	0	2	0	0	1	2						
Stan Musial, L (1,7) OBP: 0.348, SLG: 0.389		4-0			K			F3		3	1	0	0	1	1	3						
Bill White, L (1,3) OBP: 0.241, SLG: 0.253		0-0			L3			K		4	0	0	0	0	1	2						
Daryl Spencer, R (1,6) OBP: 0.385, SLG: 0.461		0-0			4-0			F8		3	0	1	0	1	0	1						
Hal Smith, R (1,2) Carl Sawatski, L (7, PH) OBP: 0.262, SLG: 0.273 OBP: 0.500, SLG: 0.500		0-0			0-3			L3		2	0	1	1	0	1	1						
Ray Sadecki, L (1,1) Bob Miller, R (5,1) Curt Flood, R (7, PH) Al Cicotte, R (7,1) OBP: 0.273, SLG: 0.364 OBP: 0.500, SLG: 1.000 OBP: 0.368, SLG: 0.313		0-0			1-3			1B		2	0	1	0	0	0	0						
		0-0			1-3			6-3		0	0	0	0	0	0	0						
		0-0			1-3			1B		1	0	0	0	0	0	0						
		0-0			1-3			1B		0	0	0	0	0	0	0						
Inning Stats	R: 0 E: 0 K: 1 S: 5	H: 0 LOB: 1 BB: 1 P: 9	R: 1 E: 0 K: 0 S: 4	H: 2 LOB: 2 BB: 1 P: 8	R: 0 E: 0 K: 0 S: 4	H: 1 LOB: 1 BB: 0 P: 4	R: 0 E: 0 K: 2 S: 7	H: 0 LOB: 1 BB: 0 P: 11	R: 0 E: 0 K: 0 S: 3	H: 1 LOB: 0 BB: 0 P: 3	R: 0 E: 0 K: 1 S: 6	H: 1 LOB: 1 BB: 0 P: 6	R: 0 E: 0 K: 0 S: 3	H: 1 LOB: 0 BB: 0 P: 3	R: 0 E: 0 K: 1 S: 7	H: 2 LOB: 2 BB: 0 P: 7		R: 0 E: 0 K: 0 S: 3	H: 0 LOB: 0 BB: 0 P: 3	1B: 6 2B: 1 3B: 0 HR: 0	SF: 0 SAC: 0 DP: 1 HBP: 0	WP: 0 PB: 1 SB: 0 CS: 0
PITCHER Art Mahafey, R (1,1) ERA: 2.11	IP: 9.0 WLS: W BF: 35	H: 7 R: 1 ER: 1 SO: 5	BB: 3 IBB: 0 HBP: 0 BLK: 0	WP: 0 HR: 0 S: 42 P: 54	ERA: 1.00 WHIP: 1.111	PITCHER																

AB 32
R 1
H 7
RBI 1
BB 3
SO 5
LOB 13



Batter	1	2	3	4	5	6	7	8	9	AB	R	H	RBI	BB	SO	LOB	BOTTOM			
Tony Taylor, R (1,4) OBP: 0.271, SLG: 0.277	6-3				SH			5-3		4	1	2	0	0	0	0	St. Louis Cardinals @ Philadelphia Phillies Connie Mack Stadium, Philadelphia, PA Sat May 13 1961, 7:05 PM EDT Att: 5,827 - Unknown			
Johnny Callison, L (1,7) OBP: 0.433, SLG: 0.511	4-0		F4		SF9			S		3	0	2	0	1	0	1				
Don Demeter, R (1,8) OBP: 0.233, SLG: 0.250	0-3		1-3		SH			L4		3	0	0	0	0	1	3				
Bobby Gene Smith, R (1,9) OBP: 0.291, SLG: 0.356	0-0				WP			K		3	1	2	1	0	1	1				
Charley Smith, R (1,6) OBP: 0.279, SLG: 0.450	0-0		F8		SH3			2B		2	0	1	0	1	0	2				
Pancho Herrera, R (1,3) Tony Gonzalez, L (5, PH) Ruben Amaro, R (6,3) OBP: 0.311, SLG: 0.389 OBP: 0.434, SLG: 0.429 OBP: 0.351, SLG: 0.323		0-3			WP			1-3		1	1	0	0	1	1	0				
Jim Woods, R (1,5) OBP: 0.083, SLG: 0.091	0-0		F3		SF8			L8		3	0	0	1	0	1	1				
Cal Neeman, R (1,2) OBP: 0.360, SLG: 0.300	0-3				2B			5-3		3	0	1	1	1	1	0				
Art Mahafey, R (1,1)			4-3		K			F7		4	0	0	0	0	1	3				
		0-0			2B			1B												
		0-0			2B			1B												
		0-0			2B			1B												
Inning Stats	R: 0 E: 0 K: 1 S: 6	H: 1 LOB: 2 BB: 1 P: 10	R: 0 E: 0 K: 2 S: 7	H: 0 LOB: 0 BB: 0 P: 7	R: 0 E: 0 K: 0 S: 4	H: 1 LOB: 1 BB: 0 P: 4	R: 2 E: 0 K: 1 S: 7	H: 2 LOB: 1 BB: 1 P: 11	R: 1 E: 0 K: 0 S: 5	H: 2 LOB: 2 BB: 1 P: 9	R: 0 E: 0 K: 1 S: 6	H: 1 LOB: 1 BB: 0 P: 6	R: 0 E: 0 K: 0 S: 4	H: 1 LOB: 2 BB: 1 P: 8	R: 0 E: 0 K: 0 S: 4	H: 0 LOB: 0 BB: 0 P: 3		1B: 6 2B: 3 3B: 0 HR: 0	SF: 2 SAC: 2 DP: 1 HBP: 0	WP: 1 PB: 0 SB: 1 CS: 0
PITCHER Ray Sadecki, L (1,1) ERA: 2.7	IP: 4.1 WLS: L	BF: 23	H: 6 R: 3 ER: 3 SO: 4	BB: 3 IBB: 0 HBP: 0 BLK: 0	WP: 1 HR: 0 S: 28 P: 40	ERA: 6.23 WHIP: 2.077	PITCHER													
Bob Miller, R (5,1) ERA: 4.82	IP: 1.2	BF: 4	H: 0 R: 0 ER: 0 SO: 1	BB: 0 IBB: 0 HBP: 0 BLK: 0	WP: 0 HR: 0 S: 6 P: 6	ERA: 0.00 WHIP: 0.000														
Al Cicotte, R (7,1) ERA: 5.91	IP: 2.0	BF: 9	H: 2 R: 0 ER: 0 SO: 1	BB: 0 IBB: 1 HBP: 0 BLK: 0	WP: 0 HR: 0 S: 10 P: 14	ERA: 0.00 WHIP: 1.000														

AB 28
R 3
H 8
RBI 3
BB 4
SO 6
LOB 15



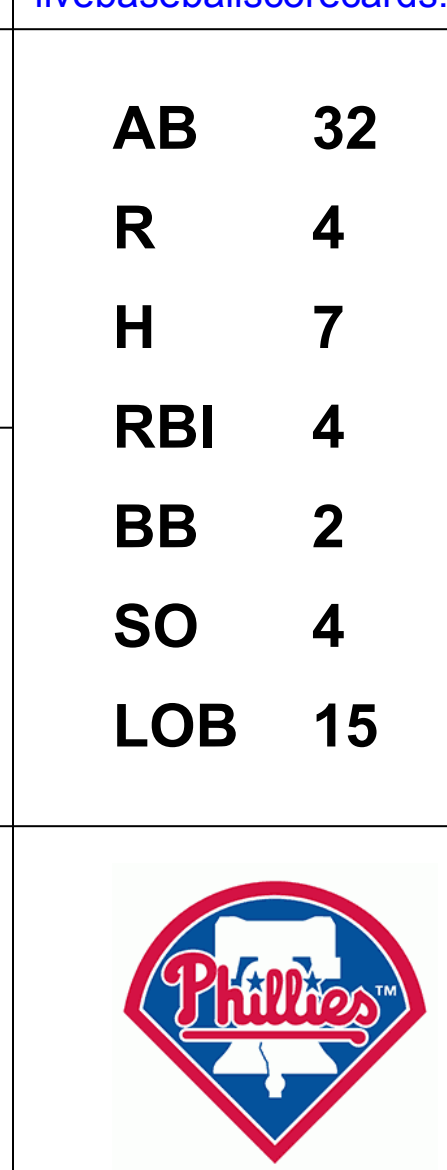
Batter	1	2	3	4	5	6	7	8	9	AB	R	H	RBI	BB	SO	LOB	TOP								
Don Blasingame, L (1, 4) OBP: 0.297, SLG: 0.206										4	0	0	0	0	0	0	Cincinnati Reds @ Philadelphia Phillies Connie Mack Stadium, Philadelphia, PA Tue May 16 1961, 7:05 PM EDT Att: 5,428 - Unknown								
Vada Pinson, L (1, 8) OBP: 0.316, SLG: 0.381										4	0	1	0	0	1	0									
Gus Bell, L (1, 9) OBP: 0.271, SLG: 0.326										4	1	1	0	0	1	1									
Frank Robinson, R (1, 7) OBP: 0.368, SLG: 0.570										3	1	2	1	1	1	0									
Gordy Coleman, L (1, 3) OBP: 0.321, SLG: 0.548										3	1	0	0	1	1	4									
Gene Freese, R (1, 5) OBP: 0.297, SLG: 0.375										4	1	2	3	0	0	1									
Eddie Kasko, R (1, 6) OBP: 0.373, SLG: 0.418										4	0	0	0	0	2	2									
Bob Schmidt, R (1, 2) OBP: 0.217, SLG: 0.167										3	0	0	0	1	1	1									
Joey Jay, S (1, 1) OBP: 0.071, SLG: 0.143										3	0	0	0	0	1	1									
Inning Stats	R: 0 E: 0 K: 1 S: 6	H: 1 LOB: 2 BB: 1 P: 10	R: 0 E: 0 K: 1 S: 5	H: 0 LOB: 0 BB: 0 P: 5	R: 0 E: 0 K: 1 S: 5	H: 0 LOB: 0 BB: 0 P: 5	R: 3 E: 0 K: 2 S: 10	H: 3 LOB: 1 BB: 1 P: 14	R: 0 E: 0 K: 0 S: 3	H: 0 LOB: 0 BB: 0 P: 3	R: 1 E: 0 K: 0 S: 4	H: 1 LOB: 1 BB: 1 P: 8	R: 0 E: 0 K: 0 S: 3	H: 0 LOB: 0 BB: 0 P: 3	R: 0 E: 0 K: 2 S: 7	H: 0 LOB: 0 BB: 0 P: 7	R: 0 E: 0 K: 1 S: 5	H: 1 LOB: 0 BB: 0 P: 5	1B: 3 2B: 2 3B: 0 HR: 2	SF: 0 SAC: 0 DP: 1 HBP: 0	WP: 0 PB: 0 SB: 0 CS: 1	PA: 35			
PITCHER	IP	WLS	BF	H	R	ER	SO	BB	IBB	HBP	BLK	WP	HR	S	P	ERA	WHIP								
Frank Sullivan, R (1, 1) ERA: 3.76	7.0	L	29	5	4	4	5	3	0	0	0	0	2	36	48	5.14	1.143								
Don Ferrarese, L (8, 1) ERA: 2.4	2.0		6	1	0	0	3	0	0	0	0	0	0	12	12	0.00	0.500								

Batter	1	2	3	4	5	6	7	8	9	AB	R	H	RBI	BB	SO	LOB	BOTTOM								
Tony Taylor, R (1, 4) OBP: 0.267, SLG: 0.294										4	0	0	0	0	1	1	Cincinnati Reds @ Philadelphia Phillies Connie Mack Stadium, Philadelphia, PA Tue May 16 1961, 7:05 PM EDT Att: 5,428 - Unknown								
Charley Smith, R (1, 6) OBP: 0.288, SLG: 0.404										2	0	1	0	2	0	0									
Johnny Callison, L (1, 7) OBP: 0.420, SLG: 0.500										4	0	1	0	0	1	3									
Tony Gonzalez, L (1, 9) OBP: 0.429, SLG: 0.416										4	0	1	0	0	0	3									
Don Demeter, R (1, 8) OBP: 0.235, SLG: 0.250										4	0	0	0	0	1	2									
Clay Dalrymple, L (1, 2) OBP: 0.236, SLG: 0.269										4	0	0	0	0	0	2									
Pancho Herrera, R (1, 3) OBP: 0.333, SLG: 0.396										4	1	1	0	0	2	0									
Jim Woods, R (1, 5) OBP: 0.167, SLG: 0.188										3	1	1	1	0	1	0									
Frank Sullivan, R (1, 1) Lee Walls, R (7, PH) Don Ferrarese, R (8, 1) OBP: 1.000, SLG: 1.000										2	0	0	0	0	0	0									
Inning Stats	R: 0 E: 0 K: 1 S: 5	H: 0 LOB: 1 BB: 1 P: 9	R: 2 E: 1 K: 0 S: 6	H: 2 LOB: 1 BB: 0 P: 6	R: 0 E: 0 K: 0 S: 5	H: 2 LOB: 2 BB: 0 P: 5	R: 0 E: 0 K: 1 S: 5	H: 0 LOB: 0 BB: 0 P: 5	R: 0 E: 0 K: 1 S: 5	H: 0 LOB: 0 BB: 0 P: 5	R: 0 E: 0 K: 2 S: 7	H: 0 LOB: 0 BB: 0 P: 7	R: 0 E: 0 K: 0 S: 3	H: 1 LOB: 0 BB: 0 P: 3	R: 0 E: 0 K: 2 S: 7	H: 0 LOB: 0 BB: 0 P: 7	R: 0 E: 0 K: 0 S: 7	H: 0 LOB: 0 BB: 0 P: 7	1B: 4 2B: 1 3B: 0 HR: 0	SF: 0 SAC: 0 DP: 1 HBP: 0	WP: 1 PB: 0 SB: 0 CS: 0	PA: 34			
PITCHER	IP	WLS	BF	H	R	ER	SO	BB	IBB	HBP	BLK	WP	HR	S	P	ERA	WHIP								
Joey Jay, R (1, 1) ERA: 2.3	9.0	W	34	5	2	1	7	2	0	0	0	1	0	46	54	1.00	0.778								

Batter	1	2	3	4	5	6	7	8	9	AB	R	H	RBI	BB	SO	LOB	TOP			
Bill Virdon, L OBP: 0.387, SLG: 0.564 (1, 8)										4	0	0	0	0	0	3	Pittsburgh Pirates @ Philadelphia Phillies Connie Mack Stadium, Philadelphia, PA Fri May 19 1961, 7:05 PM EDT Att: 16,035 - Unknown			
Dick Groat, R OBP: 0.344, SLG: 0.364 (1, 6)										3	0	1	0	1	0	3				
Bob Skinner, L OBP: 0.337, SLG: 0.315 (1, 7)										4	0	0	0	0	1	2				
Smoky Burgess, L OBP: 0.393, SLG: 0.444 (1, 2)										4	0	0	0	0	0	2				
Roberto Clemente, R OBP: 0.367, SLG: 0.500 (1, 9)										4	1	1	1	0	0	0				
Rocky Nelson, L OBP: 0.326, SLG: 0.568 (1, 3)										4	0	0	0	0	0	0				
Don Hoak, R OBP: 0.387, SLG: 0.366 (1, 5)										3	0	0	0	1	0	0				
Bill Mazerowski, R OBP: 0.250, SLG: 0.300 (1, 4)										3	0	3	0	0	0	0				
Bob Friend, R OBP: 0.227, SLG: 0.227 (1, 1)										1	0	0	0	0	1	2				
Dick Stuart, R OBP: 0.361, SLG: 0.573 (7, PH)										1	0	0	0	0	1	1				
Clem Labine, R (7, 1)										0	0	0	0	0	0	0				
Inning Stats	R: 0 E: 0 K: 1 S: 5	H: 0 LOB: 1 BB: 1 P: 9	R: 0 E: 0 K: 0 S: 3	H: 0 LOB: 0 BB: 0 P: 3	R: 0 E: 0 K: 0 S: 4	H: 1 LOB: 1 BB: 0 P: 4	R: 1 E: 0 K: 0 S: 4	H: 1 LOB: 0 BB: 0 P: 4	R: 0 E: 0 K: 1 S: 6	H: 1 LOB: 2 BB: 1 P: 10	R: 0 E: 0 K: 1 S: 6	H: 1 LOB: 1 BB: 0 P: 6	R: 0 E: 0 K: 0 S: 4	H: 1 LOB: 1 BB: 0 P: 4	R: 0 E: 0 K: 0 S: 3	H: 0 LOB: 0 BB: 0 P: 3	1B: 4 2B: 0 3B: 0 HR: 1	SF: 0 SAC: 1 DP: 0 HBP: 0	WP: 0 PB: 0 SB: 0 CS: 0	PA: 34
PITCHER Art Mahaffey, R ERA: 1.93 (1, 1)	IP: 9.0 WLS: W BF: 34 H: 5 R: 1 ER: 1 SO: 3 BB: 2 IBB: 0 HBP: 0 BLK: 0 WP: 0 HR: 1 S: 38 P: 46 ERA: 1.00 WHIP: 0.778															PITCHER				

Batter	1	2	3	4	5	6	7	8	9	AB	R	H	RBI	BB	SO	LOB	BOTTOM			
Bobby Malkmus, R OBP: 0.204, SLG: 0.152 (1, 4)										4	0	0	0	0	1	2	Pittsburgh Pirates @ Philadelphia Phillies Connie Mack Stadium, Philadelphia, PA Fri May 19 1961, 7:05 PM EDT Att: 16,035 - Unknown			
Charley Smith, R OBP: 0.283, SLG: 0.407 (1, 6)										3	1	1	0	1	0	1				
Johnny Callison, L OBP: 0.408, SLG: 0.500 (1, 7)										4	1	1	1	0	0	2				
Tony Gonzalez, L OBP: 0.434, SLG: 0.464 (1, 9)										4	0	2	1	0	0	2				
Don Demeter, R OBP: 0.237, SLG: 0.255 (1, 8)										4	0	0	0	0	1	3				
Clay Dalrymple, L OBP: 0.225, SLG: 0.253 (1, 2)										4	0	1	1	0	0	1				
Ken Walters, R OBP: 0.286, SLG: 0.231 (1, 3)										3	0	0	0	0	0	2				
Ruben Amaro, R OBP: 0.347, SLG: 0.317 (7, 3)										1	0	0	0	0	1	0				
Jim Woods, R OBP: 0.250, SLG: 0.381 (1, 5)										3	1	2	1	1	1	0				
Art Mahaffey, R (1, 1)										2	1	0	0	0	0	2				
Inning Stats	R: 0 E: 0 K: 0 S: 3	H: 0 LOB: 0 BB: 0 P: 3	R: 0 E: 0 K: 0 S: 4	H: 1 LOB: 1 BB: 0 P: 4	R: 0 E: 0 K: 0 S: 3	H: 0 LOB: 1 BB: 1 P: 7	R: 1 E: 0 K: 1 S: 7	H: 2 LOB: 1 BB: 0 P: 7	R: 2 E: 1 K: 1 S: 7	H: 1 LOB: 1 BB: 1 P: 11	R: 0 E: 1 K: 0 S: 5	H: 1 LOB: 2 BB: 0 P: 5	R: 1 E: 0 K: 0 S: 5	H: 2 LOB: 1 BB: 0 P: 5	R: 0 E: 0 K: 2 S: 7	H: 0 LOB: 0 BB: 0 P: 7	1B: 3 2B: 1 3B: 2 HR: 1	SF: 0 SAC: 1 DP: 0 HBP: 0	WP: 2 PB: 0 SB: 0 CS: 0	PA: 35
PITCHER Bob Friend, R ERA: 3.48 (1, 1)	IP: 6.0 WLS: L BF: 27 H: 5 R: 3 ER: 2 SO: 2 BB: 2 IBB: 0 HBP: 0 BLK: 0 WP: 1 HR: 1 S: 29 P: 37 ERA: 3.00 WHIP: 1.167															PITCHER				
PITCHER Clem Labine, R ERA: 1.84 (7, 1)	IP: 2.0 WLS: L BF: 8 H: 2 R: 1 ER: 1 SO: 2 BB: 0 IBB: 0 HBP: 0 BLK: 0 WP: 0 HR: 0 S: 12 P: 12 ERA: 4.50 WHIP: 1.000															PITCHER				

AB	31
R	1
H	5
RBI	1
BB	2
SO	3
LOB	13



Batter	1	2	3	4	5	6	7	8	9	AB	R	H	RBI	BB	SO	LOB	TOP										
Bill Virdon, L OBP: 0.371, SLG: 0.524 (1, 8)	0-0 4-3	0-0 L8		4-0 FC4-6 BB	0-0 FC1-2		0-0 SH5-4	0-0 4-3		4	0	0	0	1	0	5											
Dick Groat, R OBP: 0.346, SLG: 0.359 (1, 6)	0-0 6-3	0-0 1B		0-0 FC4-6	0-0 F9		0-0 E7		0-0 E5 4-3 BB	6	1	1	1	0	0	4											
Bob Skinner, L OBP: 0.342, SLG: 0.303 (1, 7)	4-0 2B BB	0-0 P4			4-0 1B BB		0-0 F9		4-0 1B BB	3	3	0	0	3	1	4											
Dick Stuart, R OBP: 0.366, SLG: 0.565 (1, 3)	0-0 G3 1-H 2B		0-3 K		0-0 1B 1B E		0-0 F5		0-0 F8	6	2	3	1	0	1	4											
Roberto Clemente, R OBP: 0.389, SLG: 0.504 (1, 9)	4-0 G3 BB		0-0 FC5-4 1B		0-0 E 1B BB		0-0 E6 IHR 1B		0-0 4-3	5	3	3	1	1	0	3											
Smoky Burgess, L OBP: 0.394, SLG: 0.476 (1, 2)	0-0 G3		0-0 F8		0-0 L9		0-3 K		0-0 P5 1B HBP	5	0	0	0	0	1	8											
Don Hoak, R OBP: 0.388, SLG: 0.431 (1, 5)		0-0 F3	0-0 FC5-4		0-0 BB E FC1-2 1B		0-0 IHR		0-0 P5	6	1	3	5	0	0	2											
Bill Mazerowski, R OBP: 0.263, SLG: 0.330 (1, 4)		0-0 1B 1B		0-0 4-3	0-0 E6 BB E		0-0 F8		0-0 2B 1B IBB	5	3	2	2	1	0	2											
Verly Law, R Fred Green, R Dick Spillane, S George Witt, R Joe Christopher, R Clem Labine, R Gino Carroll, R Bobby Shantz, R Roy Face, R Hal Smith, R Bobby Shantz, R Bobby Shantz, R Bobby Shantz, R Bobby Shantz, R	0-0 1B 1B		0-0 L7		4-0 E BB		0-0 F9 SH5-4 1B		0-0 FC6-4	1	0	0	0	0	0	0											
Inning Stats	R: 1 E: 0 K: 0 S: 4	H: 1 LOB: 2 BB: 2 P: 12	R: 0 E: 0 K: 0 S: 6	H: 1 LOB: 1 BB: 0 P: 6	R: 0 E: 0 K: 0 S: 3	H: 0 LOB: 0 BB: 1 P: 7	R: 4 E: 2 K: 0 S: 7	H: 3 LOB: 2 BB: 2 P: 15	R: 3 E: 1 K: 2 S: 10	H: 2 LOB: 0 BB: 0 P: 10	R: 0 E: 1 K: 0 S: 5	H: 1 LOB: 0 BB: 0 P: 5	R: 2 E: 0 K: 0 S: 6	H: 3 LOB: 1 BB: 0 P: 6	R: 2 E: 1 K: 0 S: 5	H: 1 LOB: 3 BB: 2 P: 14	1B: 11 2B: 2 3B: 1 HR: 1	SF: 0 SAC: 1 DP: 0 HBP: 1	WP: 0 PB: 0 SB: 0 CS: 0	PA: 54							
PITCHER	IP	WLS	BF	H	R	ER	SO	BB	IBB	HBP	BLK	WP	HR	S	P	ERA	WHIP										
Dallas Green, R ERA: 4.19	(1, 1)	4.1	25	8	6	4	1	4	0	0	0	0	0	23	39	8.31	2.769										
Chris Short, L ERA: 2.91	(5, 1)	2.1	14	3	3	0	2	1	0	0	0	0	0	17	21	0.00	1.714										
John Buzhardt, R ERA: 3.66	(7, 1)	0.1	1	0	0	0	0	0	0	0	0	0	0	1	1	0.00	0.000										
Don Ferrarese, L ERA: 3.38	(8, 1)	1.0	L	8	3	4	2	1	0	0	0	0	0	7	11	18.00	4.000										
Jack Baldschun, R ERA: 2.35	(9, 1)	1.0	6	1	0	0	0	0	1	1	0	0	0	4	9	0.00	1.000										

Pittsburgh Pirates @ Philadelphia Phillies
 Connie Mack Stadium, Philadelphia, PA
 Sun May 21 1961, 3:33 AM EDT
 Att: 9,291 - Unknown


AB 45
 R 13
 H 15
 RBI 12
 BB 7
 SO 3
 LOB 35



Batter	1	2	3	4	5	6	7	8	9	AB	R	H	RBI	BB	SO	LOB	BOTTOM										
Bobby Malkmus, R OBP: 0.207, SLG: 0.164 (1, 4)	0-0 6-3		0-0 1B BB			0-0 F7	0-0 1-3			5	1	1	1	0	0	3											
Bobby Del Greco, R OBP: 0.364, SLG: 0.400 (1, 8)	0-0 F7		0-0 1B BB	0-0 F8		0-0 L9		0-3 K		5	1	1	1	0	1	0											
Johnny Callison, L OBP: 0.408, SLG: 0.482 (1, 7)	0-0 4-3		4-0 1B 1B 2B BB	0-0 G6-4-3 1B		0-0 F7		0-0 4-3		4	1	1	0	1	0	0											
Tony Gonzalez, L OBP: 0.437, SLG: 0.466 (7, PH)		0-0 G3-6-3 1B	0-0 2B 1B	0-0 G6-4-3		4-0 2B 1B BB		0-0 1B		3	1	2	1	0	0	1											
Bobby Gene Smith, R OBP: 0.302, SLG: 0.354 (8, 9)			0-0 2B 1B					0-0 1B		1	1	1	0	1	0	0											
Charley Smith, R OBP: 0.304, SLG: 0.413 (1, 6)		0-3 K	0-0 2B 1B		0-0 FC3-6 1B		0-0 P1		0-0 F7	5	1	2	1	0	1	3											
Clay Dalrymple, L OBP: 0.217, SLG: 0.244 (7, PH)		0-0 G3-6-3	0-0 F3		0-0 FC3-6		0-0 F9		0-3 K	3	0	0	0	0	0	5											
Lee Walls, R OBP: 0.167, SLG: 0.091 (8, 2)		0-0 1-2			0-0 2B		0-0 F9			1	0	0	0	0	0	1											
Cal Neaman, R OBP: 0.321, SLG: 0.261 (8, 2)					0-0 2B		0-0 F9			1	0	0	0	0	1	0											
Ken Walters, R OBP: 0.394, SLG: 0.524 (1, 3)			0-0 E 3B		0-0 1B		0-0 2B		0-0 1-3	4	2	3	0	0	0	3											
Don Ferrarese, R OBP: 1.000, SLG: 1.000 (8, 1)					0-0 F3		0-0 2B		0-0 1-3	0	0	0	0	0	0	0											
Jack Baldschun, R OBP: 0.397, SLG: 0.317 (9, PH)					0-0 F3		0-0 2B		0-0 1-3	0	0	0	0	0	0	0											
Choo-Choo Coleman, L OBP: 0.280, SLG: 0.261 (9, PH)					0-0 2B		0-0 2B		0-0 1-3	1	0	0	0	0	0	0											
Jim Woods, R OBP: 0.303, SLG: 0.393 (1, 5)			0-0 E3 1B		4-0 G6-4-3 IBB		4-0 1B		0-0 1-3	3	2	2	4	2	0	0											
Dallas Green, L OBP: 0.333, SLG: 0.294 (5, 1)			0-0 SH 1B		0-0 G6-4-3		0-0 IBB		0-0 1-3	1	1	1	1	0	0	0											
Chris Short, R ERA: 2.91	(5, 1)				0-0 G6-4-3		0-0 IBB		0-0 1-3	1	0	0	0	0	0	3											
John Buzhardt, R ERA: 3.66	(7, 1)				0-0 G6-4-3		0-0 IBB		0-0 1-3	0	0	0	0	0	0	0											
Pancho Herrera, R OBP: 0.336, SLG: 0.394 (7, PH)	(8, 3)				0-0 1-2		0-0 1-2 2-H		0-0 1B	1	0	1	2	0	0	0											
Inning Stats	R: 0 E: 0 K: 0 S: 3	H: 0 LOB: 0 BB: 0 P: 3	R: 0 E: 0 K: 1 S: 5	H: 1 LOB: 0 BB: 0 P: 5	R: 9 E: 1 K: 0 S: 12	H: 8 LOB: 1 BB: 1 P: 16	R: 0 E: 0 K: 0 S: 3	H: 1 LOB: 0 BB: 0 P: 3	R: 0 E: 0 K: 0 S: 4	H: 2 LOB: 0 BB: 1 P: 8	R: 0 E: 0 K: 0 S: 3	H: 0 LOB: 0 BB: 0 P: 3	R: 2 E: 0 K: 0 S: 5	H: 2 LOB: 2 BB: 2 P: 13	R: 0 E: 0 K: 1 S: 6	H: 1 LOB: 1 BB: 0 P: 6	R: 0 E: 0 K: 1 S: 5	H: 0 LOB: 0 BB: 0 P: 5	1B: 11 2B: 3 3B: 1 HR: 0	SF: 0 SAC: 1 DP: 3 HBP: 0	WP: 0 PB: 0 SB: 0 CS: 0	PA: 44					
PITCHER	IP	WLS	BF	H	R	ER	SO	BB	IBB	HBP	BLK	WP	HR	S	P	ERA	WHIP										
Vern Law, R ERA: 4.24	(1, 1)	2.0	11	5	5	5	1	0	0	0	0	0	0	7	11	22.50	2.500										
Fred Green, L ERA: 9.64	(3, 1)	1.0	8	4	4	4	0	1	0	0	0	0	0	7	11	36.00	5.000										
George Witt, R ERA: 4.15	(4, 1)	1.0	3	1	0	0	0	0	0	0	0	0	0	3	3	0.00	1.000										
Clem Labine, R ERA: 1.3	(5, 1)	2.0	8	2	0	0	0	0	1	0	0	0	0	7	11	0.00	1.000										
Bobby Shantz, L ERA: 3.66	(7, 1)	0.2	5	1	2	2	0	1	1	0	0	0	0	3	11	27.00	3.000										
Roy Face, R ERA: 1.99	(7, 1)	0.1	W	7	1	0	0	0	0	0	0	0	0	2	2	0.00	3.000										
Bob Friend, R ERA: 3.36	(8, 1)	2.0	W	7	1	0	0	2	0	0	0	0	0	11	11	0.00	0.500										

Pittsburgh Pirates @ Philadelphia Phillies
 Connie Mack Stadium, Philadelphia, PA
 Sun May 21 1961, 3:33 AM EDT
 Att: 9,291 - Unknown

AB 39
 R 11
 H 15
 RBI 11
 BB 4
 SO 3
 LOB 19



Batter	1	2	3	4	5	6	7	8	9	10	AB	R	H	RBI	BB	SO	LOB	TOP	
Bobby Malkmus, R OBP: 0.222, SLG: 0.217 (1, 4)	F8					P6		F8			5	0	2	1	0	0	0	Philadelphia Phillies @ Chicago Cubs Wrigley Field, Chicago, IL Tue May 23 1961, 3:33 AM CDT Att: 2,179 - Sunny - 50 F	
Choo-Choo Coleman, L OBP: 0.233, SLG: 0.214 Cal Neenan, R OBP: 0.321, SLG: 0.261 (1, 2) (10, 2)	G3		P6			L4			4-3	4-3	5	0	0	0	0	0	2		
Johnny Callison, L OBP: 0.396, SLG: 0.466 (1, 7)	4-3			4-3				F7		F8	4	0	0	0	0	0	0		
Pancho Herrera, R OBP: 0.342, SLG: 0.386 (1, 3)		F9		4-3				1B BB		1B HBP	2	0	0	0	1	0	0		
Tony Gonzalez, L OBP: 0.430, SLG: 0.457 (1, 8)	4-3			F7				L7			4	0	1	0	0	0	1		
Ken Walters, R OBP: 0.388, SLG: 0.520 (1, 9)		F7								1B	4	0	2	0	0	0	2		
Charley Smith, R OBP: 0.301, SLG: 0.403 (1, 6)			E5 PB SH1-4		K			L4			4	2	1	0	0	1	3		
Jim Woods, R OBP: 0.278, SLG: 0.355 (1, 5)			K		G6-4-3					4-3 SH2-4 3B	3	0	0	0	0	2	2		
Frank Sullivan, R OBP: 0.241, SLG: 0.241 Clay Dalrymple, L OBP: 0.214, SLG: 0.241 Chris Short, R (10, 1)			SH1-4			K		G3		4-3	2	0	0	1	0	1	0		
											1	0	0	0	0	0	1		
											0	0	0	0	0	0	0		
Inning Stats	R: 0 E: 0 K: 0 S: 3	H: 0 LOB: 0 BB: 0 P: 3	R: 0 E: 0 K: 0 S: 3	H: 0 LOB: 0 BB: 0 P: 3	R: 1 E: 1 K: 1 S: 7	H: 1 LOB: 1 BB: 0 P: 7	R: 0 E: 0 K: 0 S: 3	H: 0 LOB: 0 BB: 0 P: 3	R: 0 E: 0 K: 1 S: 5	H: 1 LOB: 2 BB: 1 P: 8	R: 0 E: 0 K: 1 S: 5	H: 0 LOB: 0 BB: 0 P: 5	R: 0 E: 0 K: 0 S: 4	H: 1 LOB: 2 BB: 0 P: 5	R: 1 E: 0 K: 0 S: 5	H: 2 LOB: 1 BB: 0 P: 5	1B: 5 2B: 0 3B: 1 HR: 0	SF: 0 SAC: 2 DP: 1 HBP: 1	WP: 0 PA: 38 PB: 1 SB: 0 CS: 0
PITCHER Glen Hobbie, R ERA: 3.91 (1, 1)	IP 10.0	WLS L	BF 38	H 6	R 2	ER 1	SO 4	BB 1	IBB 0	HBP 1	BLK 0	WP 0	HR 0	S 44	P 49	ERA 0.90	WHIP 0.700		

Batter	1	2	3	4	5	6	7	8	9	10	AB	R	H	RBI	BB	SO	LOB	BOTTOM	
Don Zimmer, R OBP: 0.302, SLG: 0.388 (1, 4)	4-3				K			F7			5	0	0	0	0	2	2	Philadelphia Phillies @ Chicago Cubs Wrigley Field, Chicago, IL Tue May 23 1961, 3:33 AM CDT Att: 2,179 - Sunny - 50 F	
Billy Williams, L OBP: 0.282, SLG: 0.333 (1, 9)			4-3							F8	3	1	1	1	1	0	1		
Ron Santo, R OBP: 0.374, SLG: 0.472 (1, 5)	HR		5-3		P6			G4-6-3 HBP			4	0	1	0	0	0	2		
14 Ernie Banks, R OBP: 0.357, SLG: 0.520 (1, 7)	FC4-6 1B										4	0	1	0	0	2	1		
George Altman, L OBP: 0.396, SLG: 0.556 (1, 8)			FC6-4 1B					G3			3	0	1	0	1	0	1		
Ed Baouche, L OBP: 0.351, SLG: 0.344 (1, 3)										FC4-6 1B	4	0	0	0	0	2	3		
Dick Bertell, R OBP: 0.326, SLG: 0.316 (1, 2)			P4		5-3					1-3	4	0	0	0	0	0	1		
Jerry Kindall, R OBP: 0.233, SLG: 0.192 Mel Roach, R (10, PH)											4	0	0	0	0	0	0		
Glen Hobbie, R OBP: 0.125, SLG: 0.091 George Freese, R OBP: 0.429, SLG: 0.333 Al Heist, R OBP: 0.257, SLG: 0.250 (1, 1)			SH3-4 BB							4-3	2	0	0	0	0	0	0		
											1	0	1	0	0	0	0		
											0	0	0	0	0	0	0		
Inning Stats	R: 1 E: 0 K: 1 S: 7	H: 2 LOB: 2 BB: 1 P: 11	R: 0 E: 0 K: 0 S: 3	H: 0 LOB: 0 BB: 1 P: 7	R: 0 E: 0 K: 0 S: 4	H: 1 LOB: 1 BB: 0 P: 4	R: 0 E: 0 K: 2 S: 7	H: 0 LOB: 0 BB: 0 P: 7	R: 0 E: 0 K: 1 S: 5	H: 0 LOB: 0 BB: 0 P: 5	R: 0 E: 0 K: 0 S: 2	H: 1 LOB: 1 BB: 0 P: 6	R: 0 E: 0 K: 1 S: 6	H: 1 LOB: 1 BB: 0 P: 6	R: 0 E: 0 K: 1 S: 6	H: 1 LOB: 1 BB: 0 P: 6	1B: 4 2B: 0 3B: 0 HR: 1	SF: 0 SAC: 1 DP: 1 HBP: 1	WP: 1 PA: 38 PB: 0 SB: 3 CS: 0
PITCHER Frank Sullivan, R ERA: 3.26 Chris Short, L ERA: 2.78 (1, 1) (10, 1)	IP 9.0	WLS W	BF 34	H 4	R 1	ER 1	SO 6	BB 3	IBB 0	HBP 1	BLK 0	WP 1	HR 1	S 42	P 55	ERA 1.00	WHIP 0.778		

Batter	1	2	3	4	5	6	7	8	9	AB	R	H	RBI	BB	SO	LOB	TOP										
Bobby Malkmus, R OBP: 0.235, SLG: 0.262 (1.4)	0-0 6-3		0-0 1B	0-0 1-3 3B		0-0 4-3		0-0 5-3	0-0 5-3	5	1	2	2	0	0	0											
Ken Walters, R OBP: 0.323, SLG: 0.433 (1.9)	0-0 6-3		0-0 6-3	0-0 1-3		0-0 6-3		0-0 5-3	0-0 5-3	5	0	0	1	0	0	1											
Johnny Callison, L OBP: 0.391, SLG: 0.454 (1.7)	0-3 K		0-0 F9	0-0 BB				0-0 L9		3	0	0	0	1	1	1											
Pancho Herrera, R OBP: 0.347, SLG: 0.394 (1.3)		4-0 BB		0-0 F4				0-3 K		3	1	1	0	1	1	1											
Tony Gonzalez, L OBP: 0.432, SLG: 0.453 (1.8)	0-0 6-3		0-0 HR	0-0 4-3		0-0 BB		0-0 G3		3	1	1	0	1	0	1											
Charley Smith, R OBP: 0.299, SLG: 0.437 (1.6)	0-0 F2		0-0 HR	0-0 BB		0-0 P1		0-0 F3		4	1	1	3	0	0	2											
Clay Dalrymple, L OBP: 0.216, SLG: 0.241 (1.2)	0-0 6-3		0-0 SH3-4	0-0 4-3		0-0 BB		0-0 G3		4	1	1	0	0	0	2											
Jim Woods, R OBP: 0.300, SLG: 0.457 (1.5)			0-0 HR	0-0 SH3-4		0-0 F9		0-0 5-3		4	2	2	1	0	0	1											
Art Mahaffey, R (1.1)			0-3 K	0-0 SH3-4		0-0 2-3		0-0 6-3		3	0	0	0	0	1	0											
Inning Stats	R: 0 E: 0 K: 1 S: 5	H: 0 LOB: 0 BB: 0 P: 5	R: 0 E: 0 K: 0 S: 3	H: 0 LOB: 1 BB: 1 P: 7	R: 1 E: 0 K: 1 S: 7	H: 2 LOB: 1 BB: 0 P: 7	R: 6 E: 0 K: 0 S: 9	H: 6 LOB: 1 BB: 1 P: 13	R: 0 E: 0 K: 0 S: 3	H: 0 LOB: 0 BB: 0 P: 3	R: 0 E: 0 K: 1 S: 5	H: 0 LOB: 0 BB: 0 P: 5	R: 0 E: 0 K: 0 S: 3	H: 0 LOB: 0 BB: 0 P: 3	R: 0 E: 0 K: 0 S: 3	H: 0 LOB: 0 BB: 0 P: 3	1B: 4 2B: 1 3B: 1 HR: 2	SF: 0 SAC: 1 DP: 0 HBP: 0	WP: 0 PB: 0 SB: 0 CS: 0	PA: 38							
PITCHER	IP	WLS	BF	H	R	ER	SO	BB	IBB	HBP	BLK	WP	HR	S	P	ERA	WHIP										
Don Nottebart, R ERA: 5.66 (1.1)	3.0	L	16	6	5	5	2	1	0	0	0	0	2	19	23	15.00	2.3333										
Moe Drabowsky, R ERA: 3.21 (4.1)	3.0		13	2	2	2	0	2	0	0	0	0	0	11	19	6.00	1.3333										
Seth Morehead, L ERA: 6.17 (7.1)	2.0		6	0	0	0	1	0	0	0	0	0	0	8	8	0.00	0.0000										
Don McMahon, R ERA: 3.57 (9.1)	1.0		3	0	0	0	0	0	0	0	0	0	0	3	3	0.00	0.0000										

Philadelphia Phillies @ Milwaukee Braves
 Milwaukee County Stadium, Milwaukee, WI
 Wed May 24 1961, 8:05 PM EDT
 Att: 9,120 - Unknown



AB 34
 R 7
 H 8
 RBI 7
 BB 3
 SO 3
 LOB 9

Batter	1	2	3	4	5	6	7	8	9	AB	R	H	RBI	BB	SO	LOB	BOTTOM										
Lee Maye, L OBP: 0.313, SLG: 0.418 (1.9)	0-0 4-3		0-0 P4			0-0 BB		0-0 G3		3	0	0	0	1	0	2											
Frank Bolling, R OBP: 0.403, SLG: 0.496 (1.4)	0-0 L6			0-0 SF8		0-0 BB		0-0 G3	0-0 1B	3	1	1	0	1	0	1											
Eddie Mathews, L OBP: 0.430, SLG: 0.566 (1.5)	0-0 F9		0-0 P5			0-3 K		0-0 1B	0-0 1B	4	0	1	0	0	1	1											
Hank Aaron, R OBP: 0.333, SLG: 0.563 (1.8)		0-0 1B		0-0 SF8		0-0 F2		0-0 F2	0-0 F2	3	0	1	1	0	0	2											
Joe Torre, R OBP: 0.167, SLG: 0.389 (1.2)	0-0 E6		0-0 K			0-0 F9		0-0 F3	0-0 F3	4	0	0	0	0	1	3											
Joe Adcock, R OBP: 0.257, SLG: 0.341 (1.3)	0-3 K		0-0 K			0-0 BB		0-0 F8	0-0 F8	4	0	1	0	0	2	4											
Frank Thomas, R OBP: 0.304, SLG: 0.406 (1.7)	0-0 G1-4-3		0-0 6-3			0-0 F7		0-0 F7		3	0	0	0	0	0	3											
Roy McMillan, R OBP: 0.294, SLG: 0.281 (1.6)			0-0 P4			0-0 L4		0-0 BB		2	0	0	0	0	0	0											
Al Spangler, L OBP: 0.391, SLG: 0.278 (8, PH)						0-0 BB		0-0 K		0	0	0	0	1	0	0											
Johnny Logan, R OBP: 0.143, SLG: 0.154 (9.6)						0-0 BB		0-0 K		0	0	0	0	0	0	0											
Don Nottebart, R OBP: 0.287, SLG: 0.154 (11.1)			0-0 6-3			0-0 P4		0-3 K		1	0	0	0	0	0	0											
Moe Drabowsky, R (4.1)										0	0	0	0	0	0	0											
Billy Martin, R (6, PH)										0	0	0	0	0	0	0											
Seth Morehead, L (7.1)										0	0	0	0	0	0	0											
Charlie Lau, L OBP: 0.326, SLG: 0.278 (8, PH)										0	0	0	0	0	1	2											
Don McMahon, R OBP: 0.333, SLG: 0.333 (9.1)										0	0	0	0	0	0	0											
Inning Stats	R: 0 E: 0 K: 0 S: 3	H: 1 LOB: 1 BB: 0 P: 6	R: 0 E: 0 K: 1 S: 6	H: 0 LOB: 0 BB: 0 P: 3	R: 1 E: 0 K: 1 S: 6	H: 1 LOB: 0 BB: 0 P: 6	R: 0 E: 0 K: 1 S: 5	H: 0 LOB: 0 BB: 0 P: 5	R: 0 E: 0 K: 0 S: 2	H: 0 LOB: 0 BB: 1 P: 6	R: 0 E: 0 K: 1 S: 5	H: 0 LOB: 0 BB: 0 P: 5	R: 0 E: 0 K: 1 S: 6	H: 1 LOB: 2 BB: 1 P: 10	R: 0 E: 0 K: 0 S: 4	H: 1 LOB: 2 BB: 1 P: 8	1B: 3 2B: 0 3B: 1 HR: 0	SF: 1 SAC: 0 DP: 2 HBP: 0	WP: 0 PB: 0 SB: 1 CS: 0	PA: 33							
PITCHER	IP	WLS	BF	H	R	ER	SO	BB	IBB	HBP	BLK	WP	HR	S	P	ERA	WHIP										
Art Mahaffey, R ERA: 1.8 (1.1)	9.0	W	33	4	1	1	5	3	0	0	0	0	0	40	52	1.00	0.778										

Philadelphia Phillies @ Milwaukee Braves
 Milwaukee County Stadium, Milwaukee, WI
 Wed May 24 1961, 8:05 PM EDT
 Att: 9,120 - Unknown



AB 29
 R 1
 H 4
 RBI 1
 BB 3
 SO 5
 LOB 18

Batter	1	2	3	4	5	6	7	8	9	AB	R	H	RBI	BB	SO	LOB	TOP								
Bobby Malkmus, R (1, 4) OBP: 0.236, SLG: 0.250	F9		6-3			1B 1-2 1B BB		F9		3	1	0	0	1	0	0	Philadelphia Phillies @ Cincinnati Reds Crosley Field, Cincinnati, OH Sat May 27 1961, 7:05 PM EDT Att: 7,690 - Unknown								
Choo-Choo Coleman, L (1, 2) OBP: 0.235, SLG: 0.219	K			P5		1B 1-3 2-H		F8		4	0	1	1	0	1	0									
Johnny Callison, L (1, 7) OBP: 0.383, SLG: 0.443	F7			K		F3		K		3	0	0	0	0	1	2									
Bobby Gene Smith, R (9, PH) OBP: 0.299, SLG: 0.350				K						1	0	0	0	0	1	0									
Pancho Herrera, R (1, 3) OBP: 0.359, SLG: 0.417		S 1B		K		1B 1-2 3-H		2B		4	1	3	1	0	1	0									
Tony Gonzalez, L (1, 8) OBP: 0.421, SLG: 0.439	F8					F7		K		3	0	0	0	0	0	3									
Bobby Del Greco, R (9, PH) OBP: 0.348, SLG: 0.381										1	0	0	0	0	1	1									
Ken Walters, R (1, 9) OBP: 0.314, SLG: 0.441	F8							1B 2B		4	1	1	1	0	0	1									
Charley Smith, R (1, 6) OBP: 0.296, SLG: 0.427	5-3							1B		4	0	1	1	0	0	1									
Jim Woods, R (1, 5) OBP: 0.273, SLG: 0.410			K			K		P4		4	0	0	0	0	3	1									
John Buzhardt, R (1, 1) Don Demeter, R (6, PH) Lee Walls, R (6, PH) Ken Lehman, L (6, 1) Clay Dalrymple, L (8, PH) Dallas Green, L (8, 1) Chris Short, R (8, 1)	5-3					1B BB		F7		1	0	0	0	0	0	0									
Inning Stats	R: 0 E: 0 K: 1 S: 5	H: 0 LOB: 0 BB: 0 P: 5	R: 0 E: 0 K: 0 S: 4	H: 1 LOB: 1 BB: 0 P: 4	R: 0 E: 0 K: 1 S: 5	H: 0 LOB: 0 BB: 0 P: 5	R: 0 E: 0 K: 2 S: 7	H: 0 LOB: 0 BB: 0 P: 7	R: 0 E: 0 K: 0 S: 3	H: 0 LOB: 0 BB: 0 P: 3	R: 2 E: 0 K: 1 S: 8	H: 3 LOB: 2 BB: 1 P: 12	R: 0 E: 0 K: 1 S: 5	H: 0 LOB: 0 BB: 0 P: 5	R: 0 E: 0 K: 0 S: 3	H: 0 LOB: 0 BB: 0 P: 3	R: 2 E: 0 K: 2 S: 10	H: 3 LOB: 1 BB: 0 P: 10	1B: 5 2B: 2 3B: 0 HR: 0	SF: 0 SAC: 0 DP: 0 HBP: 0	WP: 0 PB: 0 SB: 1 CS: 0	PA: 35			
PITCHER	IP	WLS	BF	H	R	ER	SO	BB	IBB	HBP	BLK	WP	HR	S	P	ERA	WHIP								
Joey Jay, R (1, 1) ERA: 2.7	8.0	W	29	4	2	2	6	1	0	0	0	0	0	40	44	2.25	0.625								
Bill Henry, L (9, 1) ERA: 1.93	0.2	S	5	3	2	2	2	0	0	0	0	0	0	9	9	27.00	4.500								
Jim Brosnan, R (9, 1) ERA: 1.29	0.1	S	1	0	0	0	0	0	0	0	0	0	0	1	1	0.00	0.000								

AB	34
R	4
H	7
RBI	4
BB	1
SO	8
LOB	9



Batter	1	2	3	4	5	6	7	8	9	AB	R	H	RBI	BB	SO	LOB	BOTTOM								
Eddie Kasko, R (1, 6) OBP: 0.355, SLG: 0.360	6-3		1B 1-2 1B BB		4-3			S E 1B		3	2	1	0	1	0	0	Philadelphia Phillies @ Cincinnati Reds Crosley Field, Cincinnati, OH Sat May 27 1961, 7:05 PM EDT Att: 7,690 - Unknown								
Don Blasingame, L (1, 4) OBP: 0.280, SLG: 0.274	4-3		F7		6-3			E9 1-H 2B 1B		4	1	1	0	0	0	2									
Vada Pinson, L (1, 8) OBP: 0.325, SLG: 0.418	L8		1B 1-2 2-3 PO		1B 1-4-3			2B		4	0	3	1	0	0	0									
Frank Robinson, R (1, 7) OBP: 0.397, SLG: 0.592	E6 G4-6-3 1B		BB		L4-3 1-2			IBB		3	1	1	2	1	0	1									
Gordy Coleman, L (1, 3) OBP: 0.302, SLG: 0.486	E4 G4-6-3		BB		K			K		3	0	0	0	1	2	3									
Gus Bell, L (1, 9) OBP: 0.253, SLG: 0.324	G4-6-3 1-2 2-3		PO		3-1			4-3		4	0	0	0	0	0	4									
Gene Freese, R (1, 5) OBP: 0.303, SLG: 0.418	PO 3-H 1B				L9			K		3	0	1	1	0	1	0									
Jerry Zimmerman, R (1, 2) OBP: 0.258, SLG: 0.241	PO 1-2		FC3-6 1B		5-3			F8		3	0	1	0	0	0	0									
Joey Jay, S (1, 1) OBP: 0.050, SLG: 0.100			FC3-6 1B BB		1-3			K		2	1	0	0	0	0	1									
Jerry Lynch, L (8, PH) ERA: 4.09										1	0	0	0	0	1	0									
Bill Henry, L (9, 1) ERA: 4.57										0	0	0	0	0	0	0									
Jim Brosnan, R (9, 1) ERA: 2.7										0	0	0	0	0	0	0									
Inning Stats	R: 0 E: 0 K: 0 S: 3	H: 0 LOB: 0 BB: 0 P: 3	R: 1 E: 2 K: 0 S: 4	H: 1 LOB: 0 BB: 0 P: 4	R: 2 E: 0 K: 0 S: 5	H: 3 LOB: 2 BB: 2 P: 13	R: 0 E: 0 K: 0 S: 3	H: 0 LOB: 0 BB: 0 P: 3	R: 0 E: 0 K: 1 S: 5	H: 1 LOB: 0 BB: 0 P: 5	R: 0 E: 0 K: 1 S: 5	H: 0 LOB: 0 BB: 0 P: 5	R: 2 E: 1 K: 2 S: 10	H: 3 LOB: 2 BB: 1 P: 14	1B: 7 2B: 2 3B: 0 HR: 0	SF: 0 SAC: 0 DP: 2 HBP: 0	WP: 0 PB: 0 SB: 1 CS: 0	PA: 35							
PITCHER	IP	WLS	BF	H	R	ER	SO	BB	IBB	HBP	BLK	WP	HR	S	P	ERA	WHIP								
John Buzhardt, R (1, 1) ERA: 3.85	5.0	L	20	4	3	2	0	2	0	0	0	0	0	10	10	0.00	0.500								
Ken Lehman, L (6, 1) ERA: 4.09	2.0		6	1	0	0	2	0	0	0	0	0	0	5	5	54.00	6.000								
Dallas Green, R (8, 1) ERA: 4.57	0.1		3	2	2	2	1	0	0	0	0	0	0	5	9	0.00	1.500								
Chris Short, L (8, 1) ERA: 2.7	0.2		4	1	0	0	1	0	1	0	0	0	0	5	9	0.00	1.500								

AB	30
R	5
H	8
RBI	4
BB	3
SO	4
LOB	11



Batter	1	2	3	4	5	6	7	8	9	AB	R	H	RBI	BB	SO	LOB	TOP					
Bobby Malkmus, R OBP: 0.237, SLG: 0.292 (1, 4)	L9		P4			HR	FC5-4			4	1	1	1	0	0	2	Philadelphia Phillies @ Cincinnati Reds Crosley Field, Cincinnati, OH Sun May 28 1961, 3:33 AM EDT Att: 6,632 - Unknown livebaseballscores.com					
Choo-Choo Coleman, L OBP: 0.211, SLG: 0.194 (1, 2)	G3			3-1		F8		1-3		4	0	0	0	0	0	0						
Johnny Callison, L OBP: 0.386, SLG: 0.452 (1, 7)						3-1		4-3		4	0	2	0	0	0	0						
Pancho Herrera, R OBP: 0.364, SLG: 0.446 (1, 3)	5-3			1B				HR		4	1	2	1	0	1	2						
Tony Gonzalez, L OBP: 0.415, SLG: 0.441 (1, 8)		F7		1-3		F8				4	0	1	0	0	0	2						
Ken Walters, R OBP: 0.308, SLG: 0.447 (1, 9)	1-3				G6-4-3		P4	4-3		4	0	1	0	0	0	1						
Charley Smith, R OBP: 0.294, SLG: 0.418 (1, 6)	1-3				G6-4-3		L7			4	0	1	0	0	0	0						
Jim Woods, R OBP: 0.271, SLG: 0.381 (1, 5)			L1		G6-4-3			K		3	0	0	0	0	1	2						
Frank Sullivan, R OBP: 0.295, SLG: 0.387 (5, PH)			4-3					F8		1	0	0	0	0	0	0						
Don Demeter, R OBP: 0.295, SLG: 0.387 (5, PH)										1	0	0	0	0	0	1						
Jack Baldschun, R OBP: 0.279, SLG: 0.273 (7, PH)										0	0	0	0	0	0	0						
Clay Dalrymple, L OBP: 0.247, SLG: 0.328 (7, PH)										0	0	0	0	0	0	0						
Lee Walls, R OBP: 0.247, SLG: 0.299 (7, PH)										0	0	0	0	0	0	0						
Ken Lehman, L OBP: 0.226, SLG: 0.346 (7, 1)										0	0	0	0	0	0	0						
Bobby Gene Smith, R OBP: 0.226, SLG: 0.346 (9, PH)										1	0	0	0	0	0	0						
Inning Stats	R: 0 E: 0 K: 0 S: 4	H: 1 LOB: 1 BB: 0 P: 4	R: 0 E: 0 K: 0 S: 3	H: 0 LOB: 0 BB: 0 P: 3	R: 0 E: 0 K: 1 S: 3	H: 0 LOB: 0 BB: 0 P: 3	R: 0 E: 0 K: 1 S: 6	H: 1 LOB: 1 BB: 0 P: 6	R: 0 E: 0 K: 0 S: 4	H: 2 LOB: 1 BB: 0 P: 4	R: 1 E: 0 K: 0 S: 5	H: 2 LOB: 1 BB: 0 P: 5	R: 0 E: 0 K: 0 S: 3	H: 0 LOB: 0 BB: 0 P: 5	R: 1 E: 0 K: 0 S: 5	H: 2 LOB: 1 BB: 0 P: 5	R: 0 E: 0 K: 1 S: 5	H: 0 LOB: 0 BB: 0 P: 5	1B: 3 2B: 3 3B: 0 HR: 2	SF: 0 SAC: 0 DP: 1 HBP: 2	WP: 0 PB: 0 SB: 0 CS: 0	PA: 36
PITCHER Bob Purkey, R ERA: 2.48 (1, 1)	IP: 9.0 WLS: W BF: 36 H: 8 R: 2 ER: 2 SO: 2 BB: 0 IBB: 0 HBP: 2 BLK: 0 WP: 0 HR: 2 S: 38 P: 40 ERA: 2.00 WHIP: 0.889															PITCHER						

Batter	1	2	3	4	5	6	7	8	9	AB	R	H	RBI	BB	SO	LOB	BOTTOM			
Eddie Kasko, R OBP: 0.351, SLG: 0.356 (1, 6)	HR		K		6-3		F8			4	1	1	0	0	1	0	Philadelphia Phillies @ Cincinnati Reds Crosley Field, Cincinnati, OH Sun May 28 1961, 3:33 AM EDT Att: 6,632 - Unknown livebaseballscores.com			
Don Blasingame, L OBP: 0.279, SLG: 0.273 (1, 4)	F8		HR		4-3		4-3			4	1	1	0	0	0	1				
Vada Pinson, L OBP: 0.335, SLG: 0.465 (1, 8)	HR		HR		FC6-4		L9			3	2	2	4	1	0	0				
Frank Robinson, R OBP: 0.387, SLG: 0.574 (1, 7)	K		L5		FC6-4		P6			4	0	0	0	0	1	1				
Gus Bell, L OBP: 0.253, SLG: 0.333 (1, 9)	F7		K				3-1			4	0	1	0	0	1	0				
Gordy Coleman, L OBP: 0.301, SLG: 0.475 (1, 3)		1-3			1-3		BB			3	0	0	0	1	0	1				
Gene Freese, R OBP: 0.308, SLG: 0.416 (1, 5)					L1		P6			3	0	1	0	1	0	1				
Jerry Zimmerman, R OBP: 0.286, SLG: 0.226 (1, 2)		P6					FC6-4			2	0	0	0	2	0	3				
Bob Purkey, R OBP: 0.167, SLG: 0.136 (1, 1)			K		F7		FC6-4			3	0	0	0	0	1	4				
Inning Stats	R: 2 E: 0 K: 1 S: 7	H: 2 LOB: 0 BB: 0 P: 7	R: 0 E: 0 K: 1 S: 6	H: 1 LOB: 1 BB: 0 P: 6	R: 2 E: 0 K: 2 S: 9	H: 2 LOB: 0 BB: 0 P: 9	R: 0 E: 0 K: 0 S: 3	H: 0 LOB: 1 BB: 1 P: 7	R: 0 E: 0 K: 0 S: 3	H: 0 LOB: 2 BB: 2 P: 11	R: 0 E: 0 K: 0 S: 3	H: 0 LOB: 0 BB: 0 P: 3	R: 0 E: 0 K: 0 S: 4	H: 1 LOB: 2 BB: 1 P: 8	R: 0 E: 0 K: 0 S: 4	H: 1 LOB: 2 BB: 1 P: 8		1B: 3 2B: 1 3B: 0 HR: 2	SF: 0 SAC: 0 DP: 0 HBP: 0	WP: 0 PB: 0 SB: 0 CS: 0
PITCHER Frank Sullivan, R ERA: 3.69 (5, 1)	IP: 4.0 WLS: L BF: 18 H: 5 R: 4 ER: 4 SO: 4 BB: 1 IBB: 0 HBP: 0 BLK: 0 WP: 0 HR: 2 S: 25 P: 29 ERA: 9.00 WHIP: 1.500															PITCHER				
Jack Baldschun, R ERA: 1.96 (7, 1)	IP: 2.0 WLS: L BF: 9 H: 0 R: 0 ER: 0 SO: 0 BB: 3 IBB: 0 HBP: 0 BLK: 0 WP: 0 HR: 0 S: 6 P: 18 ERA: 0.00 WHIP: 1.500															PITCHER				
Ken Lehman, L ERA: 3.46 (7, 1)	IP: 2.0 WLS: L BF: 8 H: 1 R: 0 ER: 0 SO: 0 BB: 0 IBB: 1 HBP: 0 BLK: 0 WP: 0 HR: 0 S: 7 P: 11 ERA: 0.00 WHIP: 0.500															PITCHER				



Batter	1	2	3	4	5	6	7	8	9	AB	R	H	RBI	BB	SO	LOB	TOP								
Felix Mantilla, R (1, 7) Joe Adcock, R (9, PH) Al Spangler, L (9, 7)	4-0 CS BB		0-0 4-3			0-0 5-3		4-0 BB 3B BB	0-3 K	2	1	0	0	2	0	1									
Frank Bolling, R (1, 4) Eddie Mathews, L (1, 5) Hank Aaron, R (1, 8)	4-0 1-2 BB		0-0 6-3			0-0 1B BB		0-0 F7	4-0 BB 3B BB	2	0	0	0	2	0	2									
Frank Thomas, R (1, 3) Joe Torre, R (1, 2) Roy McMillan, R (1, 6)	0-3 K		0-0 G5-4-3			0-0 1B		4-0 BB 3B BB	0-3 K	3	1	1	0	1	1	1									
John DeMerit, R (1, 9) Lee Mays, L (9, PH) Bob Buhl, R (1, 1)	0-0 G4-3 1B		4-0 4-3 6-3 BB			0-0 FC4-6 1B		0-0 HR	0-0 SH2-4 1B	4	0	2	0	0	0	0									
Inning Stats	R: 0 E: 0 K: 2 S: 6	H: 0 LOB: 1 BB: 2 P: 14	R: 0 E: 0 K: 1 S: 5	H: 1 LOB: 0 BB: 0 P: 5	R: 0 E: 0 K: 0 S: 3	H: 0 LOB: 1 BB: 1 P: 7	R: 0 E: 0 K: 0 S: 3	H: 1 LOB: 0 BB: 0 P: 3	R: 0 E: 0 K: 0 S: 4	H: 1 LOB: 1 BB: 0 P: 4	R: 0 E: 0 K: 0 S: 3	H: 1 LOB: 0 BB: 0 P: 4	R: 1 E: 0 K: 0 S: 4	H: 1 LOB: 0 BB: 0 P: 4	R: 2 E: 0 K: 1 S: 6	H: 1 LOB: 1 BB: 2 P: 14	R: 0 E: 0 K: 2 S: 8	H: 1 LOB: 2 BB: 1 P: 12	1B: 5 2B: 0 3B: 1 HR: 1	SF: 0 SAC: 1 DP: 3 HBP: 0	WP: 0 PB: 0 CS: 1	PA: 37			
PITCHER	IP	WLS	BF	H	R	ER	SO	BB	IBB	HBP	BLK	WP	HR	S	P	ERA	WHIP								
Don Ferrarese, L (1, 1) John Buzhardt, R (8, 1)	7.2	L	31	6	3	3	4	6	0	0	0	0	1	33	57	3.52	1.565								
	1.1		6	1	0	0	2	0	1	0	0	0	0	9	13	0.00	0.750								

Milwaukee Braves @ Philadelphia Phillies
 Connie Mack Stadium, Philadelphia, PA
 Tue May 30 1961, 3:33 AM EDT
 Unknown

AB 29
 R 3
 H 7
 RBI 3
 BB 7
 SO 6
 LOB 17



Batter	1	2	3	4	5	6	7	8	9	AB	R	H	RBI	BB	SO	LOB	BOTTOM								
Bobby Malkmus, R (1, 4) Ken Walters, R (1, 9) Johnny Callison, L (1, 7)	0-0 P4		0-0 6-3			0-0 4-3		0-0 F7		4	0	0	0	0	0	0									
Pancho Herrera, R (1, 3) Tony Gonzalez, L (1, 8) Charley Smith, R (1, 5)	0-0 F8		4-0 S BB BB			4-0 BB BB		0-0 6-3		2	0	0	0	2	0	0									
Clay Dalrymple, L (1, 2) Ruben Amaro, R (1, 6) Bobby Gene Smith, R (9, PH)	0-0 F9		0-3 K			4-0 1-2 BB		4-0 FC5-4 BB		2	0	0	0	2	1	1									
Don Ferrarese, R (1, 1) John Buzhardt, R (8, 1) Choo-Choo Coleman, L (9, PH)	0-0 5-3		0-0 F8			0-3 K		0-0 FC5-4 1B		4	0	0	0	1	4										
Inning Stats	R: 0 E: 0 K: 1 S: 3	H: 1 LOB: 3 BB: 1 P: 11	R: 0 E: 0 K: 1 S: 5	H: 0 LOB: 1 BB: 1 P: 9	R: 0 E: 0 K: 0 S: 4	H: 1 LOB: 1 BB: 0 P: 4	R: 0 E: 0 K: 0 S: 4	H: 1 LOB: 0 BB: 0 P: 4	R: 0 E: 0 K: 0 S: 3	H: 0 LOB: 2 BB: 2 P: 13	R: 1 E: 0 K: 0 S: 3	H: 1 LOB: 0 BB: 1 P: 7	R: 0 E: 0 K: 0 S: 3	H: 0 LOB: 0 BB: 0 P: 3	R: 0 E: 0 K: 0 S: 3	H: 1 LOB: 1 BB: 1 P: 7	R: 0 E: 0 K: 1 S: 5	H: 0 LOB: 0 BB: 0 P: 5	1B: 3 2B: 0 3B: 1 HR: 0	SF: 0 SAC: 0 DP: 2 HBP: 0	WP: 0 PB: 0 CS: 0	PA: 36			
PITCHER	IP	WLS	BF	H	R	ER	SO	BB	IBB	HBP	BLK	WP	HR	S	P	ERA	WHIP								
Bob Buhl, R (1, 1)	9.0	W	36	4	1	1	4	6	0	0	0	0	0	38	62	1.00	1.111								

Milwaukee Braves @ Philadelphia Phillies
 Connie Mack Stadium, Philadelphia, PA
 Tue May 30 1961, 3:33 AM EDT
 Unknown

AB 30
 R 1
 H 4
 RBI 0
 BB 6
 SO 4
 LOB 15



Batter	1	2	3	4	5	6	7	8	9	AB	R	H	RBI	BB	SO	LOB	TOP
Lee Mays, L (1, 9) OBP: 0.328, SLG: 0.406	0-0 G6-3 1B			0-0 3-1			4-0 3B BB	0-0 1B 3B		3	2	2	0	1	0	0	
Frank Bolling, R (1, 4) OBP: 0.395, SLG: 0.490	0-0 G6-3 1-2			0-0 6-3			0-0 1-H SF8 3B	0-0 3-H 1B		4	1	2	2	0	0	1	
Eddie Mathews, L (1, 5) OBP: 0.414, SLG: 0.547	0-0 F5			0-0 6-3			0-0 SF8	0-0 F9		3	0	0	1	0	0	1	
Hank Aaron, R (1, 8) OBP: 0.373, SLG: 0.622		0-0 6-3			0-0 6-3		0-0 3-H 1B BB	0-0 5-3		4	1	1	0	0	0	1	
Frank Thomas, R (1, 3) OBP: 0.323, SLG: 0.463		0-0 F7			0-0 L5		0-0 L7		0-0 1B 1B	4	0	1	0	0	0	1	
Al Spangler, L (1, 7) OBP: 0.395, SLG: 0.241		0-0 4-3			0-0 F7		4-0 1-2 1B BB		0-0 F9	3	0	0	0	1	0	1	
Charlie Lau, L (1, 2) OBP: 0.320, SLG: 0.272			0-0 F3			0-0 F2	0-0 1-2 2-H 1B		0-0 1-2 1B	2	0	0	0	0	0	0	
Joe Torre, R (7, PH) OBP: 0.282, SLG: 0.487										2	0	2	1	0	0	0	
Roy McMillan, R (1, 6) OBP: 0.312, SLG: 0.276			0-0 4-3			0-3 K	0-3 K		0-0 F9	2	0	0	0	0	1	0	
Joe Adcock, R (7, PH) OBP: 0.262, SLG: 0.333										1	0	0	0	0	1	2	
Felix Mantilla, R (7, 6)										1	0	0	0	0	0	2	
Carl Willey, R (1, 1) Don Nottbart, R (3, 1) Johnny Callison, L (6, PH) Seth Morehead, L (6, 1) Don McMahon, R (7, 1) Billy Martin, R (6, PH) Moe Drabowsky, R (8, 1) Hawk Taylor, R (9, PH)			0-0 1-3			0-0 F8		0-3 K	0-3 K	1	0	0	0	0	0	0	
Inning Stats	R: 0 E: 0 K: 0 S: 3	H: 1 LOB: 0 BB: 0 P: 3	R: 0 E: 0 K: 0 S: 3	H: 0 LOB: 0 BB: 0 P: 3	R: 0 E: 0 K: 0 S: 3	H: 0 LOB: 0 BB: 0 P: 3	R: 0 E: 0 K: 0 S: 5	H: 0 LOB: 0 BB: 0 P: 5	R: 3 E: 0 K: 1 S: 8	H: 3 LOB: 2 BB: 0 P: 16	R: 1 E: 0 K: 1 S: 7	H: 2 LOB: 1 BB: 0 P: 7	R: 0 E: 0 K: 1 S: 7	H: 2 LOB: 2 BB: 0 P: 7	1B: 6 2B: 0 3B: 2 HR: 0	SF: 1 SAC: 0 DP: 1 HBP: 0	WP: 0 PA: 36 PB: 0 SB: 0 CS: 0
PITCHER Art Mahaffey, R (1, 1) ERA: 2.07	IP: 9.0 WLS: W BF: 36 H: 8 R: 4 ER: 4 SO: 4 BB: 2 IBB: 0 HBP: 0 BLK: 0 WP: 0 HR: 0 S: 42 P: 50 ERA: 4.00 WHIP: 1.111																

Milwaukee Braves @ Philadelphia Phillies
 Connie Mack Stadium, Philadelphia, PA
 Tue May 30 1961, 3:38 AM EDT
 Att: 28,783 - Unknown

AB 33
 R 4
 H 8
 RBI 4
 BB 2
 SO 4
 LOB 11



Batter	1	2	3	4	5	6	7	8	9	AB	R	H	RBI	BB	SO	LOB	BOTTOM
Bobby Malkmus, R (1, 4) OBP: 0.247, SLG: 0.288	0-0 4-3 SH1-3 1B		4-0 BB SH1-4 2B BB	0-3 K			0-3 K	0-0 3B 1B		4	2	2	0	1	2	0	
Lee Walls, R (1, 5) OBP: 0.297, SLG: 0.429	0-0 SH1-3 1-2		0-0 SH1-4 1-2 2-3	0-3 K			0-0 HR 2B	0-0 1-H SF9 3B		3	2	2	1	0	1	0	
Johnny Callison, L (1, 7) OBP: 0.396, SLG: 0.442	0-0 4-3 2-3		4-0 2B IBB		4-0 CS BB		4-0 HR BB	0-0 SF9		1	2	0	1	3	0	1	
Pancho Herrera, R (1, 3) OBP: 0.362, SLG: 0.454	4-0 BB		4-0 2B BB		0-3 K		0-0 1-H 2-H HR	0-0 F8		3	2	1	4	2	1	1	
Tony Gonzalez, L (1, 8) OBP: 0.421, SLG: 0.473	0-0 4-3		0-0 HR 2B		0-3 K		0-0 HBP 1B 1B			4	1	2	3	0	1	3	
Ken Walters, R (1, 9) OBP: 0.340, SLG: 0.500		0-0 4-3	0-0 HR			0-0 F8	0-0 HBP 1B			4	1	2	2	0	0	0	
Clay Dalrymple, L (1, 2) OBP: 0.224, SLG: 0.222		0-0 3-1	0-0 F8			0-0 G3	1-0 FC6-4 HBP			3	0	0	0	0	0	0	
Ruben Amaro, R (1, 6) OBP: 0.317, SLG: 0.286		0-3 K	0-0 1-3			0-3 K	0-0 FC6-4			4	0	0	0	0	2	3	
Art Mahaffey, R (1, 1) OBP: 0.042, SLG: 0.042			0-0 SH1-4 BB BB 1B		0-3 K		0-0 5-3	0-0 6-3		4	1	1	0	0	1	0	
Inning Stats	R: 0 E: 0 K: 0 S: 4	H: 1 LOB: 2 BB: 1 P: 8	R: 0 E: 0 K: 1 S: 5	H: 0 LOB: 0 BB: 0 P: 5	R: 6 E: 0 K: 0 S: 6	H: 3 LOB: 0 BB: 3 P: 18	R: 0 E: 0 K: 3 S: 9	H: 0 LOB: 0 BB: 0 P: 9	R: 0 E: 0 K: 2 S: 6	H: 0 LOB: 1 BB: 1 P: 10	R: 3 E: 0 K: 1 S: 9	H: 4 LOB: 3 BB: 1 P: 14	R: 2 E: 0 K: 0 S: 5	H: 2 LOB: 0 BB: 0 P: 5	1B: 5 2B: 3 3B: 1 HR: 2	SF: 1 SAC: 2 DP: 1 HBP: 1	WP: 0 PA: 40 PB: 0 SB: 0 CS: 1
PITCHER Carl Willey, R (1, 1) ERA: 9.13 Don Nottbart, R (3, 1) ERA: 5.29 Seth Morehead, L (6, 1) ERA: 7.43 Don McMahon, R (7, 1) ERA: 3.32 Moe Drabowsky, R (8, 1) ERA: 3.5	IP: 2.1 WLS: L BF: 15 H: 4 R: 6 ER: 6 SO: 1 BB: 3 IBB: 0 HBP: 0 BLK: 0 WP: 0 HR: 1 S: 13 P: 29 ERA: 23.14 WHIP: 3.000																

Milwaukee Braves @ Philadelphia Phillies
 Connie Mack Stadium, Philadelphia, PA
 Tue May 30 1961, 3:38 AM EDT
 Att: 28,783 - Unknown

AB 30
 R 11
 H 10
 RBI 11
 BB 6
 SO 8
 LOB 8



Batter	1	2	3	4	5	6	7	8	9	AB	R	H	RBI	BB	SO	LOB	TOP					
Richie Ashburn, L (1, 8) OBP: 0.309, SLG: 0.241										3	1	1	0	1	0	1	Chicago Cubs @ Philadelphia Phillies Connie Mack Stadium, Philadelphia, PA Wed May 31 1961, 7:05 PM EDT Att. 4,213 - Unknown - 70 F					
Al Heist, R (9, 8) OBP: 0.250, SLG: 0.242										5	0	2	0	0	0	2						
Don Zimmer, R (1, 4) OBP: 0.287, SLG: 0.386										5	2	3	1	0	0	2						
Ron Santo, R (1, 5) OBP: 0.407, SLG: 0.500										4	0	3	1	0	0	0						
14 Ernie Banks, R (1, 7) OBP: 0.371, SLG: 0.536										4	0	2	2	0	0	2						
George Altman, L (1, 9) OBP: 0.388, SLG: 0.551										4	0	2	2	0	0	2						
Ed Bouchee, L (1, 3) OBP: 0.354, SLG: 0.385										2	1	0	0	1	0	4						
Sammy Taylor, L (1, 2) OBP: 0.250, SLG: 0.327										3	0	1	1	0	0	3						
George Freese, R (8, PH) OBP: 0.375, SLG: 0.286										1	0	0	0	0	1	2						
Dick Bertell, R (8, 2) OBP: 0.291, SLG: 0.281										3	0	0	0	1	1	4						
Jerry Kindall, R (1, 6) OBP: 0.200, SLG: 0.515										2	0	0	0	0	0	2						
Dick Drott, R (1, 1) OBP: 0.125, SLG: 0.375										1	1	0	0	1	1	0						
Bob Anderson, R (6, 1) OBP: 0.300, SLG: 0.222										0	0	0	0	0	0	0						
Don Elston, R (9, 1) OBP: 0.167, SLG: 0.167										0	0	0	0	0	0	0						
Inning Stats	R: 1 E: 0 K: 0 S: 5	H: 3 LOB: 1 BB: 0 P: 5	R: 1 E: 0 K: 1 S: 6	H: 1 LOB: 1 BB: 0 P: 7	R: 1 E: 0 K: 0 S: 6	H: 3 LOB: 2 BB: 0 P: 6	R: 0 E: 1 K: 0 S: 2	H: 0 LOB: 1 BB: 2 P: 10	R: 0 E: 0 K: 0 S: 3	H: 0 LOB: 0 BB: 0 P: 3	R: 0 E: 0 K: 0 S: 2	H: 0 LOB: 0 BB: 1 P: 6	R: 0 E: 0 K: 1 S: 5	H: 1 LOB: 1 BB: 0 P: 5	R: 1 E: 0 K: 1 S: 8	H: 3 LOB: 2 BB: 0 P: 8	R: 1 E: 0 K: 0 S: 3	H: 1 LOB: 1 BB: 1 P: 7	1B: 9 2B: 3 3B: 0 HR: 0	SF: 0 SAC: 1 DP: 2 HBP: 1	WP: 0 PB: 0 SB: 0 CS: 1	PA: 39
PITCHER	IP	WLS	BF	H	R	ER	SO	BB	IBB	HBP	BLK	WP	HR	S	P	ERA	WHIP					
Robin Roberts, R (1, 1) ERA: 5.3	7.0	L	32	11	4	4	2	3	0	1	0	0	0	32	45	5.14	2.000					
Ken Lehman, L (8, 1) ERA: 3.21	1.0		3	0	0	0	1	0	0	0	0	0	0	5	5	0.00	0.000					
Jack Baldschun, R (9, 1) ERA: 2.53	1.0	S	4	1	1	1	0	1	0	0	0	0	0	3	7	9.00	2.000					

AB	33
R	5
H	12
RBI	5
BB	4
SO	3
LOB	22



Batter	1	2	3	4	5	6	7	8	9	AB	R	H	RBI	BB	SO	LOB	BOTTOM					
Tony Taylor, R (1, 4) OBP: 0.272, SLG: 0.297										4	1	1	0	0	1	0	Chicago Cubs @ Philadelphia Phillies Connie Mack Stadium, Philadelphia, PA Wed May 31 1961, 7:05 PM EDT Att. 4,213 - Unknown - 70 F					
Lee Walls, R (1, 5) OBP: 0.263, SLG: 0.556										4	1	1	2	0	2	0						
Johnny Callison, L (1, 7) OBP: 0.399, SLG: 0.435										2	1	0	0	2	1	0						
Pancho Herrera, R (1, 3) OBP: 0.366, SLG: 0.463										4	1	2	0	0	1	1						
Charley Smith, R (9, PR) OBP: 0.315, SLG: 0.427										0	0	0	0	0	0	0						
Tony Gonzalez, L (1, 8) OBP: 0.408, SLG: 0.456										4	0	0	1	0	1	3						
Ken Walters, R (1, 9) OBP: 0.333, SLG: 0.479										4	0	1	1	0	1	0						
Clay Dalrymple, L (1, 2) OBP: 0.225, SLG: 0.223										4	0	1	0	0	0	2						
Ruben Amaro, R (1, 6) OBP: 0.313, SLG: 0.282										1	0	0	0	0	0	0						
Don Demeter, R (5, PH) OBP: 0.246, SLG: 0.262										1	0	0	0	0	1	1						
Bobby Malkmus, R (6, 6) OBP: 0.241, SLG: 0.280										2	0	0	0	0	1	2						
Robin Roberts, S (1, 1) ERA: 2.9										2	0	0	0	0	0	0						
Ken Lehman, L (8, 1) ERA: 4.91										0	0	0	0	0	0	0						
Bobby Gene Smith, R (8, PH) OBP: 0.289, SLG: 0.337										1	0	0	0	0	0	0						
Jack Baldschun, R (9, 1) ERA: 2.19										0	0	0	0	0	0	0						
Inning Stats	R: 0 E: 0 K: 2 S: 7	H: 0 LOB: 0 BB: 0 P: 7	R: 0 E: 0 K: 0 S: 3	H: 0 LOB: 0 BB: 0 P: 3	R: 0 E: 0 K: 0 S: 3	H: 0 LOB: 0 BB: 0 P: 3	R: 0 E: 0 K: 0 S: 3	H: 0 LOB: 0 BB: 0 P: 3	R: 1 E: 0 K: 1 S: 7	H: 2 LOB: 1 BB: 0 P: 7	R: 2 E: 0 K: 2 S: 9	H: 2 LOB: 1 BB: 1 P: 13	R: 0 E: 0 K: 1 S: 5	H: 0 LOB: 0 BB: 0 P: 5	R: 0 E: 0 K: 2 S: 7	H: 0 LOB: 0 BB: 0 P: 7	R: 1 E: 0 K: 1 S: 7	H: 2 LOB: 2 BB: 1 P: 11	1B: 4 2B: 1 3B: 0 HR: 1	SF: 0 SAC: 0 DP: 0 HBP: 0	WP: 0 PB: 0 SB: 1 CS: 0	PA: 35
PITCHER	IP	WLS	BF	H	R	ER	SO	BB	IBB	HBP	BLK	WP	HR	S	P	ERA	WHIP					
Dick Drott, R (1, 1) ERA: 2.9	5.1		21	4	3	3	3	1	0	0	0	0	0	19	23	3.38	0.750					
Bob Anderson, R (6, 1) ERA: 4.91	2.2	W	10	1	1	1	5	1	0	0	0	0	0	6	6	0.00	1.000					
Don Elston, R (9, 1) ERA: 2.19	1.0	S	4	1	0	0	1	0	0	0	0	0	0	6	6	0.00	1.000					

AB	33
R	4
H	6
RBI	4
BB	2
SO	9
LOB	9



Batter	1	2	3	4	5	6	7	8	9	AB	R	H	RBI	BB	SO	LOB	TOP					
Richie Ashburn, L (1, 8) OBP: 0.323, SLG: 0.244 Al Heist, R (8, 8) OBP: 0.248, SLG: 0.240										3	2	1	0	2	2	0	Chicago Cubs @ Philadelphia Phillies Connie Mack Stadium, Philadelphia, PA Thu Jun 01 1961, 7:05 PM EDT Att: 3,785 - Sunny - 73 F					
Don Zimmer, R (1, 4) OBP: 0.290, SLG: 0.403										5	3	2	3	0	0	1						
Ron Santo, R (1, 5) OBP: 0.407, SLG: 0.500										4	1	1	2	1	1	0						
14 Ernie Banks, R (1, 7) OBP: 0.371, SLG: 0.529 Bob Will, L (8, 7) OBP: 0.239, SLG: 0.288										4	1	1	1	1	1	0						
George Altman, L (1, 9) OBP: 0.400, SLG: 0.610										4	1	2	3	1	1	2						
Ed Bouchee, L (1, 3) OBP: 0.356, SLG: 0.402										4	1	1	0	1	2	2						
Sammy Taylor, L (1, 2) OBP: 0.262, SLG: 0.333										5	0	2	1	0	1	0						
Jerry Kindall, R (1, 6) OBP: 0.250, SLG: 0.553										5	1	3	0	0	2	2						
Glen Hobbie, R (1, 1) OBP: 0.167, SLG: 0.077										3	0	0	0	1	1	4						
Inning Stats	R: 0 E: 0 K: 1 S: 5	H: 0 LOB: 0 BB: 0 P: 5	R: 1 E: 0 K: 0 S: 6	H: 3 LOB: 2 BB: 0 P: 6	R: 0 E: 0 K: 2 S: 7	H: 0 LOB: 0 BB: 0 P: 7	R: 1 E: 0 K: 2 S: 9	H: 2 LOB: 2 BB: 1 P: 13	R: 2 E: 0 K: 1 S: 7	H: 2 LOB: 1 BB: 1 P: 11	R: 3 E: 0 K: 1 S: 8	H: 3 LOB: 2 BB: 2 P: 16	R: 0 E: 0 K: 2 S: 7	H: 0 LOB: 0 BB: 0 P: 7	R: 3 E: 0 K: 1 S: 7	H: 2 LOB: 1 BB: 2 P: 15	R: 0 E: 0 K: 1 S: 5	H: 1 LOB: 1 BB: 1 P: 9	1B: 7 2B: 2 3B: 2 HR: 2	SF: 0 SAC: 1 DP: 1 HBP: 0	WP: 2 PB: 0 SB: 2 CS: 0	PA: 46
PITCHER	IP WLS BF H R ER SO BB IBB HBP BLK WP HR S P ERA WHIP																					
Frank Sullivan, R (1, 1) ERA: 4.01	4.2 L 23 7 4 0 5 2 0 0 0 0 0 2 31 39 7.71 1.929																					
Ken Lehman, L (5, 1) ERA: 3.14	0.1 1 0 0 0 1 0 0 0 0 0 0 0 3 3 0.00 0.000																					
Chris Short, L (6, 1) ERA: 4.44	3.0 18 5 6 6 4 3 1 0 0 0 1 0 22 38 18.00 2.667																					
Jack Baldschun, R (9, 1) ERA: 2.31	1.0 4 1 0 0 1 1 0 0 0 0 1 0 5 9 0.00 2.000																					

Batter	1	2	3	4	5	6	7	8	9	AB	R	H	RBI	BB	SO	LOB	BOTTOM					
Tony Taylor, R (1, 4) OBP: 0.287, SLG: 0.311										4	1	3	2	0	0	0	Chicago Cubs @ Philadelphia Phillies Connie Mack Stadium, Philadelphia, PA Thu Jun 01 1961, 7:05 PM EDT Att: 3,785 - Sunny - 73 F					
Lee Waits, R (1, 5) OBP: 0.217, SLG: 0.455										4	0	0	0	0	2	4						
Johnny Callison, L (1, 7) OBP: 0.395, SLG: 0.425										3	0	0	0	1	0	1						
Pancho Herrera, R (1, 3) OBP: 0.356, SLG: 0.449										4	0	0	0	0	1	1						
Tony Gonzalez, L (1, 8) OBP: 0.396, SLG: 0.441										4	0	0	0	0	3	0						
Ken Walters, R (1, 9) OBP: 0.327, SLG: 0.462										4	1	1	0	0	0	0						
Clay Dalrymple, L (1, 2) OBP: 0.236, SLG: 0.235										4	1	2	0	0	0	0						
Ruben Amaro, R (1, 6) OBP: 0.310, SLG: 0.278 Choo-Choo Coleman, L (5, PH) OBP: 0.200, SLG: 0.184 Bobby Malkmus, R (6, 6) OBP: 0.247, SLG: 0.277										1	0	0	0	0	0	0						
Frank Sullivan, R (1, 1) Ken Lehman, L (5, 1) Don Demeter, R (5, PH) Chris Short, R (6, 1) Bobby Gene Smith, R (8, PH) Jack Baldschun, R (9, 1) Bobby Del Greco, R (9, PH)										1	0	0	0	0	1	0						
Inning Stats	R: 0 E: 0 K: 1 S: 5	H: 0 LOB: 0 BB: 0 P: 5	R: 0 E: 0 K: 1 S: 5	H: 0 LOB: 0 BB: 0 P: 5	R: 0 E: 0 K: 1 S: 5	H: 0 LOB: 0 BB: 0 P: 5	R: 1 E: 0 K: 0 S: 3	H: 1 LOB: 1 BB: 1 P: 7	R: 2 E: 1 K: 2 S: 10	H: 2 LOB: 2 BB: 0 P: 11	R: 0 E: 0 K: 0 S: 3	H: 0 LOB: 0 BB: 0 P: 3	R: 0 E: 0 K: 0 S: 3	H: 0 LOB: 0 BB: 0 P: 3	R: 0 E: 0 K: 1 S: 6	H: 1 LOB: 1 BB: 0 P: 6	R: 0 E: 0 K: 2 S: 9	H: 2 LOB: 3 BB: 1 P: 13	1B: 6 2B: 0 3B: 0 HR: 0	SF: 0 SAC: 0 DP: 1 HBP: 1	WP: 1 PB: 0 SB: 0 CS: 0	PA: 36
PITCHER	IP WLS BF H R ER SO BB IBB HBP BLK WP HR S P ERA WHIP																					
Glen Hobbie, R (1, 1) ERA: 3.67	9.0 W 36 6 3 1 8 2 0 1 0 1 0 49 58 1.00 0.889																					

Batter	1	2	3	4	5	6	7	8	9	AB	R	H	RBI	BB	SO	LOB	TOP								
Tony Taylor, R OBP: 0.299, SLG: 0.317 (1, 4)										4	1	2	0	1	0	0									
Lee Walls, R OBP: 0.296, SLG: 0.520 Bobby Del Greco, R OBP: 0.320, SLG: 0.348 (1, 5) (7, 8)										3	1	2	1	1	1	1									
Johnny Callison, L OBP: 0.383, SLG: 0.410 (1, 7)										5	1	0	1	0	0	6									
Pancho Herrera, R OBP: 0.359, SLG: 0.466 (1, 3)										4	0	2	2	0	1	0									
Tony Gonzalez, L OBP: 0.406, SLG: 0.455 (1, 8) (7, 9)										3	2	0	1	0	1										
Ken Walters, R OBP: 0.338, SLG: 0.482 Bobby Malkmus, R OBP: 0.247, SLG: 0.277 (1, 9) (7, 5)										4	0	2	1	0	0	3									
Clay Dalrymple, L OBP: 0.227, SLG: 0.228 (1, 2)										3	0	0	1	0	1										
Ruben Amaro, R OBP: 0.307, SLG: 0.276 (1, 6)										4	0	1	0	0	0	1									
John Buzhardt, R OBP: 0.154, SLG: 0.167 (1, 1)										3	1	1	0	0	2	0									
Inning Stats	R: 0 E: 0 K: 1 S: 5	H: 1 LOB: 0 BB: 0 P: 5	R: 1 E: 0 K: 1 S: 7	H: 2 LOB: 1 BB: 7	R: 3 E: 0 K: 0 S: 6	H: 4 LOB: 1 BB: 1 P: 10	R: 0 E: 0 K: 1 S: 6	H: 1 LOB: 3 BB: 2 P: 14	R: 1 E: 0 K: 0 S: 4	H: 2 LOB: 0 BB: 0 P: 4	R: 0 E: 0 K: 1 S: 5	H: 0 LOB: 0 BB: 0 P: 5	R: 1 E: 1 K: 0 S: 5	H: 2 LOB: 1 BB: 0 P: 5	R: 0 E: 0 K: 1 S: 5	H: 0 LOB: 0 BB: 0 P: 3	R: 0 E: 0 K: 0 S: 3	H: 0 LOB: 0 BB: 0 P: 3	1B: 6 2B: 8 3B: 0 HR: 0	SF: 1 SAC: 1 DP: 2 HBP: 0	WP: 1 PB: 0 SB: 1 CS: 1	PA: 40			
PITCHER	IP	WLS	BF	H	R	ER	SO	BB	IBB	HBP	BLK	WP	HR	S	P	ERA	WHIP								
Bob Friend, R ERA: 4.73 (1, 1)	2.1	L	13	7	4	4	2	0	0	0	0	0	0	17	17	15.43	3.000								
Earl Francis, R ERA: 2.45 (3, 1)	3.2		15	3	1	1	2	3	0	0	0	1	0	16	28	2.46	1.636								
Clem Labine, R ERA: 2.36 (7, 1)	2.0		8	2	1	1	1	0	0	0	0	0	0	10	10	4.50	1.000								
Roy Face, R ERA: 1.75 (9, 1)	1.0		3	0	0	0	0	0	0	0	0	0	0	3	3	0.00	0.000								

Philadelphia Phillies @ Pittsburgh Pirates
Forbes Field, Pittsburgh, PA
Fri Jun 02 1961, 7:05 PM EDT
Att: 14,344 - Unknown

AB 34
R 6
H 12
RBI 6
BB 3
SO 5
LOB 13





Batter	1	2	3	4	5	6	7	8	9	AB	R	H	RBI	BB	SO	LOB	BOTTOM								
Bill Virdon, L OBP: 0.368, SLG: 0.486 (1, 8)										4	0	2	0	0	0	1									
Dick Groat, R OBP: 0.339, SLG: 0.412 (1, 6)										4	0	0	0	0	0	4									
Roberto Clemente, R OBP: 0.360, SLG: 0.599 (1, 9)										4	0	2	0	0	0	0									
Dick Stuart, R OBP: 0.361, SLG: 0.574 (1, 3)										4	0	2	0	0	0	1									
Don Hoak, R OBP: 0.410, SLG: 0.444 Dick Schofield, S OBP: 0.118, SLG: 0.125 (1, 5) (4, 5)										1	0	1	0	0	0	0									
Smoky Burgess, L OBP: 0.378, SLG: 0.500 (1, 2)										4	0	1	0	0	0	3									
Bill Mazerowski, R OBP: 0.272, SLG: 0.322 (1, 4)										4	0	1	0	0	1	3									
Gino Cimoli, R OBP: 0.333, SLG: 0.404 (1, 7)										3	0	0	0	0	0	1									
Bob Friend, R OBP: 0.290, SLG: 0.200 (1, 1) Earl Francis, R OBP: 0.346, SLG: 0.309 (3, 1) Bob Skinner, L OBP: 0.298, SLG: 0.309 (5, PH) Clem Labine, R OBP: 0.333, SLG: 0.473 (7, 1) Rocky Nelson, L OBP: 0.250, SLG: 0.250 (8, PH) Roy Face, R OBP: 0.250, SLG: 0.250 (9, 1)										0	0	0	0	0	0	0									
Inning Stats	R: 0 E: 0 K: 0 S: 3	H: 0 LOB: 0 BB: 0 P: 3	R: 0 E: 0 K: 0 S: 4	H: 2 LOB: 1 BB: 0 P: 4	R: 0 E: 0 K: 0 S: 3	H: 0 LOB: 1 BB: 1 P: 7	R: 0 E: 0 K: 1 S: 5	H: 0 LOB: 0 BB: 0 P: 5	R: 0 E: 0 K: 0 S: 4	H: 2 LOB: 1 BB: 0 P: 4	R: 0 E: 0 K: 0 S: 5	H: 2 LOB: 2 BB: 0 P: 5	R: 0 E: 0 K: 1 S: 7	H: 2 LOB: 2 BB: 0 P: 7	R: 0 E: 0 K: 0 S: 3	H: 2 LOB: 2 BB: 0 P: 7	1B: 8 2B: 0 3B: 1 HR: 0	SF: 0 SAC: 0 DP: 2 HBP: 0	WP: 0 PB: 0 SB: 0 CS: 1	PA: 34					
PITCHER	IP	WLS	BF	H	R	ER	SO	BB	IBB	HBP	BLK	WP	HR	S	P	ERA	WHIP								
John Buzhardt, R ERA: 2.85 (1, 1)	9.0	W	34	9	0	0	3	1	0	0	0	0	0	39	43	0.00	1.111								

Philadelphia Phillies @ Pittsburgh Pirates
Forbes Field, Pittsburgh, PA
Fri Jun 02 1961, 7:05 PM EDT
Att: 14,344 - Unknown

AB 33
R 0
H 9
RBI 0
BB 1
SO 3
LOB 17



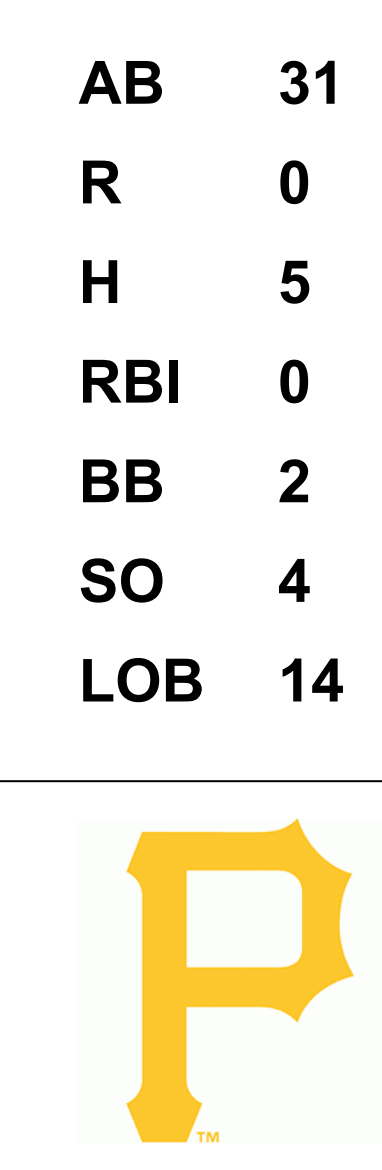
Batter	1	2	3	4	5	6	7	8	9	AB	R	H	RBI	BB	SO	LOB	TOP												
Tony Taylor, R OBP: 0.304, SLG: 0.313 (1, 4)	1-0 SH1-3 HBP		0-0 1-3			4-0 G4-6-3 BB		0-3 K		2	0	0	0	1	1	0	Philadelphia Phillies @ Pittsburgh Pirates Forbes Field, Pittsburgh, PA Sat Jun 03 1961, 3:33 AM EDT Att: 11,153 - Unknown livebaseballscores.com AB 28 R 1 H 5 RBI 1 BB 1 SO 7 LOB 6 												
Lee Walls, R OBP: 0.300, SLG: 0.500 (1, 5)	0-0 SH1-3		0-0 1-3			0-0 G4-6-3		0-0 1B		3	0	1	0	0	0	1													
Ken Walters, R OBP: 0.317, SLG: 0.450 (1, 9) (4, 3)	0-3 K			0-3 K		0-0 6-3		0-0 G6-4-3 1B		4	0	0	0	0	2	2													
Pancho Herrera, R OBP: 0.355, SLG: 0.459 Bobby Gene Smith, R OBP: 0.280, SLG: 0.326 (1, 3) (4, 7)	0-3 K			0-3 K			0-0 F8		0-3 K		2	0	0	0	0	2		1											
Don Demeter, R OBP: 0.261, SLG: 0.313 (1, 7) (4, 9)		0-0 F7		0-0 HR		0-0 6-3				3	1	1	1	0	0	0													
Bobby Del Greco, R OBP: 0.321, SLG: 0.346 (1, 8)		0-3 K		0-0 F8			0-0 1B			3	0	1	0	0	1	0													
Cal Neeman, R OBP: 0.345, SLG: 0.292 Jim Woods, R OBP: 0.286, SLG: 0.395 Clay Dalrymple, L OBP: 0.225, SLG: 0.225 (1, 2) (5, PH) (5, 2)		0-0 1B				0-0 1B		0-0 5-3		1	0	1	0	0	0	0													
Ruben Amaro, R OBP: 0.300, SLG: 0.269 Tony Gonzalez, L OBP: 0.403, SLG: 0.451 Bobby Malkmus, R OBP: 0.247, SLG: 0.277 (1, 6) (8, PH) (8, 6)		0-0 F9				0-0 6-3		0-0 6-3		2	0	0	0	0	0	1													
Art Mahaffey, R OBP: 0.040, SLG: 0.040 Charley Smith, R OBP: 0.311, SLG: 0.422 Dallas Green, L OBP: 0.333, SLG: 0.294 Johnny Callison, L OBP: 0.381, SLG: 0.407 Jack Baldschun, R (1, 1) (5, PH) (5, 1) (8, PH) (8, 1)			0-0 5-3			0-0 P6		0-0 L8		1	0	0	0	0	0	0													
Inning Stats	R: 0 E: 0 K: 2 S: 7	H: 0 LOB: 1 BB: 0 P: 8	R: 0 E: 0 K: 1 S: 6	H: 1 LOB: 1 BB: 0 P: 6	R: 0 E: 0 K: 0 S: 3	H: 0 LOB: 0 BB: 0 P: 3	R: 1 E: 0 K: 2 S: 8	H: 1 LOB: 0 BB: 0 P: 8	R: 0 E: 0 K: 0 S: 3	H: 1 LOB: 1 BB: 1 P: 3	R: 0 E: 0 K: 0 S: 2	H: 0 LOB: 0 BB: 0 P: 6	R: 0 E: 0 K: 0 S: 4	H: 1 LOB: 1 BB: 0 P: 4	R: 0 E: 0 K: 1 S: 5	H: 0 LOB: 0 BB: 0 P: 5		R: 0 E: 0 K: 1 S: 5	H: 1 LOB: 0 BB: 0 P: 5	1B: 4 2B: 0 3B: 0 HR: 1	SF: 0 SAC: 1 DP: 2 HBP: 1	WP: 0 PB: 0 CS: 0	PA: 31						
PITCHER	IP	WLS	BF	H	R	ER	SO	BB	IBB	HBP	BLK	WP	HR	S	P	ERA		WHIP											
Bobby Shantz, L ERA: 1.91	(1, 1)	7.0	W	25	4	1	1	5	1	0	1	0	0	1	33	38		1.29	0.714										
Roy Face, R ERA: 1.63	(8, 1)	2.0	S	6	1	0	0	2	0	0	0	0	0	10	10	0.00		0.500											

Batter	1	2	3	4	5	6	7	8	9	AB	R	H	RBI	BB	SO	LOB	BOTTOM											
Bill Virdon, L OBP: 0.361, SLG: 0.476 (1, 8)	0-0 1-3		0-0 SH1-3	0-0 4-3			0-0 4-3			3	0	0	0	0	0	1	Philadelphia Phillies @ Pittsburgh Pirates Forbes Field, Pittsburgh, PA Sat Jun 03 1961, 3:33 AM EDT Att: 11,153 - Unknown livebaseballscores.com AB 33 R 5 H 12 RBI 5 BB 0 SO 4 LOB 10 											
Dick Groat, R OBP: 0.337, SLG: 0.409 (1, 6)	0-3 K		0-0 1B			0-0 F8		0-0 F8		4	0	1	1	0	1	0												
Roberto Clemente, R OBP: 0.397, SLG: 0.520 Dick Schofield, S OBP: 0.116, SLG: 0.125 (1, 9) (9, 9)	0-0 HR		0-0 P4			0-0 P6		0-0 6-3		4	1	1	1	0	0	2												
Dick Stuart, R OBP: 0.365, SLG: 0.571 (1, 3)	0-0 F8		0-0 1B			0-0 1B		0-3 K		4	0	2	1	0	1	0												
Don Hoak, R OBP: 0.406, SLG: 0.460 (1, 5)		0-0 6-3		0-3 K		0-0 5-3		0-0 HR		4	1	1	1	0	1	3												
Smoky Burgess, L OBP: 0.394, SLG: 0.511 (1, 2)		0-0 F7		0-0 2B		0-0 1B		0-0 1B		4	1	3	0	0	0	0												
Bill Mazerowski, R OBP: 0.271, SLG: 0.327 (1, 4)		0-0 F9		L3-6 1B		0-0 P6		0-3 K		4	0	1	1	0	1	2												
Gino Cimoli, R OBP: 0.333, SLG: 0.400 (1, 7)			0-0 SH1-3 1B	L3-6 2B		0-0 G6-4-3				3	1	1	0	0	2													
Bobby Shantz, R OBP: 0.500, SLG: 0.500 Bob Skinner, L OBP: 0.344, SLG: 0.298 Roy Face, R OBP: 0.250, SLG: 0.250 (1, 1) (7, PH) (8, 1)			0-0 1B	1-2 1B		0-0 3-1				2	1	2	0	0	0	0												
Inning Stats	R: 1 E: 0 K: 1 S: 6	H: 1 LOB: 0 BB: 0 P: 6	R: 0 E: 0 K: 0 S: 3	H: 0 LOB: 0 BB: 0 P: 3	R: 2 E: 0 K: 1 S: 9	H: 4 LOB: 2 BB: 0 P: 9	R: 1 E: 0 K: 0 S: 5	H: 3 LOB: 1 BB: 0 P: 5	R: 0 E: 0 K: 0 S: 4	H: 1 LOB: 1 BB: 0 P: 4	R: 0 E: 0 K: 0 S: 3	H: 1 LOB: 0 BB: 0 P: 3	R: 0 E: 0 K: 2 S: 9	H: 2 LOB: 1 BB: 0 P: 9	R: 1 E: 0 K: 2 S: 9	H: 0 LOB: 0 BB: 0 P: 9		1B: 9 2B: 2 3B: 0 HR: 2	SF: 0 SAC: 1 DP: 2 HBP: 0	WP: 0 PB: 0 CS: 0	PA: 34							
PITCHER	IP	WLS	BF	H	R	ER	SO	BB	IBB	HBP	BLK	WP	HR	S	P	ERA		WHIP										
Art Mahaffey, R ERA: 2.42	(1, 1)	4.0	L	19	8	4	4	2	0	0	0	0	0	10	10	0.00		0.667										
Dallas Green, R ERA: 4.27	(5, 1)	3.0		10	2	0	0	0	0	0	0	0	0	10	10	0.00		0.667										
Jack Baldschun, R ERA: 2.84	(8, 1)	1.0		5	2	1	1	2	0	0	0	0	1	9	9	9.00		2.000										

Batter	1	2	3	4	5	6	7	8	9	AB	R	H	RBI	BB	SO	LOB	TOP		
Tony Taylor, R OBP: 0.315, SLG: 0.321 (1, 4)	F9	1B	E			L9			2B	3	1	1	0	1	0	1	Philadelphia Phillies @ Pittsburgh Pirates Forbes Field, Pittsburgh, PA Sun Jun 04 1961, 3:33 AM EDT Att: 27,352 - Unknown		
Lee Walls, R OBP: 0.324, SLG: 0.500 Bobby Malkmus, R OBP: 0.244, SLG: 0.274 (1, 5) (6, 5)	1B	1B	L9			G5-4-3			6-3	4	2	2	1	0	0	2			
Ken Walters, R OBP: 0.328, SLG: 0.459 Tony Gonzalez, L OBP: 0.399, SLG: 0.440 (1, 9) (2, PH) (2, 9)	PB	FC6-4				F8			1-3	1	0	1	0	0	0	0			
Pancho Herrera, R OBP: 0.358, SLG: 0.460 (1, 3)	F7	FC6-4				G4-6-3			5-3	4	0	2	1	0	0	2			
Don Demeter, R OBP: 0.260, SLG: 0.309 (1, 7)	PB	FC6-4				G4-6-3			F7	4	0	1	2	0	0	3			
Bobby Del Greco, R OBP: 0.375, SLG: 0.379 (1, 8)	1B	1B				4-3			9-3	3	0	2	1	1	0	0			
Clay Dalrymple, L OBP: 0.226, SLG: 0.236 (1, 2)	L8	4-3				L4-6			9-3	4	0	1	0	0	0	6			
Ruben Amaro, R OBP: 0.298, SLG: 0.259 (1, 6)		SH1-4				L4-6			F8	3	1	0	0	1	0	1			
Don Ferrarese, R OBP: 0.286, SLG: 0.286 (1, 1)		SH1-4				G5-4-3			1-6-3	3	0	1	0	0	0	0			
Inning Stats	R: 1 E: 0 K: 0 S: 6	H: 3 LOB: 3 BB: 1 P: 10	R: 4 E: 0 K: 0 S: 6	H: 3 LOB: 2 BB: 3 P: 18	R: 0 E: 1 K: 0 S: 3	H: 0 LOB: 1 BB: 0 P: 4	R: 0 E: 0 K: 0 S: 3	H: 1 LOB: 0 BB: 0 P: 3	R: 0 E: 0 K: 0 S: 3	H: 1 LOB: 0 BB: 0 P: 3	R: 0 E: 0 K: 0 S: 3	H: 0 LOB: 0 BB: 0 P: 3	R: 0 E: 0 K: 1 S: 6	H: 1 LOB: 1 BB: 0 P: 6	1B: 9 2B: 4 3B: 0 HR: 0	SF: 0 SAC: 1 DP: 4 HBP: 1		WP: 0 PB: 1 SB: 0 CS: 0	PA: 39
PITCHER	IP	WLS	BF	H	R	ER	SO	BB	IBB	HBP	BLK	WP	HR	S	P	ERA	WHIP		
Vinegar Bend Mizell, L ERA: 4.9 Bob Friend, R ERA: 4.62 Fred Green, L ERA: 5.93 Clem Labine, R ERA: 2.2	1.1	L	11	4	4	4	0	2	1	0	0	0	0	8	20	2.46	1.091		

Batter	1	2	3	4	5	6	7	8	9	AB	R	H	RBI	BB	SO	LOB	BOTTOM					
Gino Cimoli, R OBP: 0.328, SLG: 0.390 (1, 7)	G4-6-3		5-3			F9			5-3	4	0	1	0	0	0	1	Philadelphia Phillies @ Pittsburgh Pirates Forbes Field, Pittsburgh, PA Sun Jun 04 1961, 3:33 AM EDT Att: 27,352 - Unknown					
Dick Groat, R OBP: 0.335, SLG: 0.402 (1, 6)	G4-6-3					F9			4-3	3	0	0	0	1	0	1						
Roberto Clemente, R OBP: 0.355, SLG: 0.514 (1, 9)	F8		F8			FC6-4			F9	4	0	1	0	0	0	1						
Dick Stuart, R OBP: 0.355, SLG: 0.554 (1, 3)		5-3				K			K	4	0	0	0	0	3	1						
Don Hoak, R OBP: 0.409, SLG: 0.469 (1, 5)		E				F8			FC6-4	4	0	2	0	0	0	1						
Hal Smith, R OBP: 0.237, SLG: 0.315 (1, 2)		P6				6-3			5-3	4	0	0	0	0	0	2						
Bill Mazerowski, R OBP: 0.278, SLG: 0.329 (1, 4)		E6								2	0	1	0	1	0	1						
Bill Virdon, L OBP: 0.355, SLG: 0.467 (1, 8)		F6				P4			P6	3	0	0	0	0	0	4						
Vinegar Bend Mizell, R OBP: 0.271, SLG: 0.371 Bob Friend, R OBP: 0.192, SLG: 0.192 Bob Shriver, R OBP: 0.241, SLG: 0.296 Fred Green, L OBP: 0.171, SLG: 0.118 Dick Schofield, S OBP: 0.000, SLG: 0.000 (1, 1) (2, 1) (5, PH) (6, 1) (7, PH) (8, 1)			4-3			F8			K	0	0	0	0	0	0	0						
Inning Stats	R: 0 E: 0 K: 0 S: 3	H: 1 LOB: 0 BB: 0 P: 3	R: 0 E: 1 K: 0 S: 5	H: 1 LOB: 2 BB: 0 P: 5	R: 0 E: 0 K: 0 S: 3	H: 0 LOB: 1 BB: 1 P: 7	R: 0 E: 0 K: 1 S: 5	H: 0 LOB: 0 BB: 0 P: 5	R: 0 E: 0 K: 0 S: 4	H: 1 LOB: 1 BB: 0 P: 4	R: 0 E: 0 K: 1 S: 6	H: 1 LOB: 1 BB: 0 P: 6	R: 0 E: 0 K: 0 S: 5	H: 0 LOB: 0 BB: 1 P: 9	R: 0 E: 0 K: 1 S: 3	H: 0 LOB: 0 BB: 0 P: 3		R: 0 E: 0 K: 1 S: 5	H: 1 LOB: 0 BB: 0 P: 5	1B: 4 2B: 1 3B: 0 HR: 0	SF: 0 SAC: 0 DP: 2 HBP: 0	WP: 0 PB: 0 SB: 0 CS: 0
PITCHER	IP	WLS	BF	H	R	ER	SO	BB	IBB	HBP	BLK	WP	HR	S	P	ERA	WHIP					
Don Ferrarese, L ERA: 2.48	9.0	W	33	5	5	0	4	2	0	0	0	0	0	39	47	0.00	0.778					

AB 33
R 5
H 11
RBI 5
BB 4
SO 1
LOB 17



Batter	1	2	3	4	5	6	7	8	9	AB	R	H	RBI	BB	SO	LOB	TOP																					
Tony Taylor, R (1,4) OBP: 0.313, SLG: 0.319	0-3 K		0-0 P1		0-0 CS 1B		0-0 6-3			4	0	1	0	0	1	0																						
Lee Walls, R (1,5) OBP: 0.342, SLG: 0.486	4-0 S BB		0-0 E HR 1B		0-0 P6			0-0 5-3		3	1	1	0	1	0	1																						
Bobby Malkmus, R (8,5) OBP: 0.244, SLG: 0.274										0	0	0	0	0	0	0																						
Ken Walters, R (1,9) OBP: 0.324, SLG: 0.446	0-3 K		0-0 FC5 HR		0-0 5-3			0-0 K 1B		4	1	1	0	0	1	3																						
Pancho Herrera, R (1,3) OBP: 0.362, SLG: 0.479	0-3 K		0-0 HR					0-3 SH3-4 BB		3	1	1	3	1	2	2																						
Don Demeter, R (1,7) OBP: 0.250, SLG: 0.296		0-0 5-3	0-3 K		0-0 SH3-4 BB			0-0 F3		3	0	0	0	0	1	0																						
Bobby Del Greco, R (1,8) OBP: 0.389, SLG: 0.375		0-0 1B	0-0 F2		0-3 K			4-0 L3 BB		3	0	1	0	1	1	1																						
Clay Dalrymple, L (1,2) OBP: 0.227, SLG: 0.236		0-0 1B		0-0 F8		0-0 3-1		0-0 L3		4	0	1	0	0	0	2																						
Ruben Amaro, R (1,6) OBP: 0.289, SLG: 0.250	0-3 K		0-0 L9					0-0 F8		3	0	0	0	0	1	2																						
Robin Roberts, S (1,1)	0-0 4-3		0-0 6-3					0-0 F7		3	0	0	0	0	0	2																						
Inning Stats	R: 0 E: 0 K: 3 S: 9	H: 0 LOB: 1 BB: 1 P: 13	R: 0 E: 0 K: 1 S: 7	H: 2 LOB: 2 BB: 0 P: 7	R: 3 E: 1 K: 1 S: 8	H: 2 LOB: 0 BB: 0 P: 8	R: 0 E: 0 K: 0 S: 3	H: 0 LOB: 0 BB: 0 P: 3	R: 0 E: 0 K: 0 S: 5	H: 1 LOB: 0 BB: 1 P: 9	R: 0 E: 0 K: 0 S: 3	H: 0 LOB: 0 BB: 0 P: 3	R: 0 E: 0 K: 1 S: 5	H: 1 LOB: 0 BB: 0 P: 5	R: 0 E: 0 K: 0 S: 2	H: 0 LOB: 0 BB: 1 P: 6	1B: 5 2B: 1 3B: 0 HR: 1	SF: 0 SAC: 1 DP: 1 HBP: 0	WP: 0 PB: 0 SB: 1 CS: 1	PA: 34																		
PITCHER	IP	WLS	BF	H	R	ER	SO	BB	IBB	HBP	BLK	WP	HR	S	P	ERA	WHIP	PITCHER				IP	WLS	BF	H	R	ER	SO	BB	IBB	HBP	BLK	WP	HR	S	P	ERA	WHIP
Mike McCormick, L (1,1) ERA: 3.21	8.0	L	31	6	3	2	7	2	0	0	0	0	1	43	51	2.25	1.000																					
Jim Duffalo, R (9,1) ERA: 4.5	1.0		3	0	0	0	0	1	0	0	0	0	0	2	6	0.00	1.000																					

Philadelphia Phillies @ San Francisco Giants
Candlestick Park, San Francisco, CA
Mon Jun 05 1961, 6:33 AM EDT
Att: 4,881 - Unknown

AB 30
R 3
H 6
RBI 3
BB 3
SO 7
LOB 13



Batter	1	2	3	4	5	6	7	8	9	AB	R	H	RBI	BB	SO	LOB	BOTTOM																						
Felipe Alou, R (1,9) OBP: 0.351, SLG: 0.489	0-0 F7		0-3 K			0-0 6-3 2B		0-0 5-3		4	0	1	0	0	1	0																							
Willie Mays, R (1,8) OBP: 0.394, SLG: 0.540	0-0 F7		0-0 F7			0-0 6-3			0-0 P6	4	0	0	0	0	0	1																							
Willie McCovey, L (1,3) OBP: 0.281, SLG: 0.412	0-0 G3			0-0 G3-6 1B		0-0 4-3			0-0 G3 1B	4	0	2	0	0	0	1																							
Orlando Cepeda, R (1,7) OBP: 0.311, SLG: 0.544		0-3 K		0-0 G3-6		0-0 L3			0-0 G3	1	0	0	0	0	1	0																							
Matty Alou, L (3,7) OBP: 0.406, SLG: 0.552				0-0 G3-6		0-0 L3			0-0 G3	3	0	0	0	0	0	3																							
Ed Bailey, L (1,2) OBP: 0.301, SLG: 0.333		0-0 P6		0-0 P6		0-0 G3			0-0 FC6 BB	2	0	0	0	2	0	0																							
Billy O'Dell, S (9, PR)				0-0 BB		0-0 G3			0-0 FC6 BB	0	0	0	0	0	0	0																							
Harvey Kuenn, R (1,5) OBP: 0.324, SLG: 0.331		0-0 HR 1B		0-0 F9		0-0 F6			0-0 FC6	4	1	1	0	0	0	3																							
Chuck Hillier, L (1,4) OBP: 0.309, SLG: 0.333		0-0 HR 1B			0-0 F9		0-0 F9			3	1	2	2	0	0	0																							
Jose Pagan, R (1,6) OBP: 0.294, SLG: 0.357		0-0 HR		0-0 G6-4-3 1B																																			
Mike McCormick, L (1,1) OBP: 0.238, SLG: 0.200		0-0 F7		0-0 G6-4-3					0-0 L6	3	0	0	0	0	0	1																							
Jim Marshall, L (8, PH) OBP: 0.214, SLG: 0.167				0-0 P5					0-0 4-3	1	0	0	0	0	0	0																							
Jim Duffalo, R (9,1) OBP: 0.250, SLG: 0.500					0-0 4-3				0-0 4-3	0	0	0	0	0	0	0																							
Inning Stats	R: 0 E: 0 K: 0 S: 3	H: 0 LOB: 0 BB: 0 P: 3	R: 2 E: 0 K: 1 S: 7	H: 2 LOB: 0 BB: 0 P: 7	R: 0 E: 0 K: 1 S: 5	H: 0 LOB: 0 BB: 0 P: 5	R: 0 E: 0 K: 0 S: 3	H: 1 LOB: 1 BB: 1 P: 7	R: 0 E: 0 K: 0 S: 3	H: 1 LOB: 0 BB: 0 P: 3	R: 0 E: 0 K: 0 S: 4	H: 1 LOB: 1 BB: 0 P: 4	R: 0 E: 0 K: 0 S: 3	H: 0 LOB: 0 BB: 0 P: 3	R: 0 E: 0 K: 0 S: 3	H: 0 LOB: 2 BB: 0 P: 3	R: 0 E: 0 K: 0 S: 4	H: 1 LOB: 1 BB: 1 P: 8	1B: 4 2B: 1 3B: 0 HR: 1	SF: 0 SAC: 0 DP: 2 HBP: 0	WP: 0 PB: 0 SB: 0 CS: 0	PA: 33																	
PITCHER	IP	WLS	BF	H	R	ER	SO	BB	IBB	HBP	BLK	WP	HR	S	P	ERA	WHIP	PITCHER				IP	WLS	BF	H	R	ER	SO	BB	IBB	HBP	BLK	WP	HR	S	P	ERA	WHIP	
Robin Roberts, R (1,1) ERA: 4.82	9.0	W	33	6	2	2	2	2	0	0	0	0	1	35	43	2.00	0.889																						

Philadelphia Phillies @ San Francisco Giants
Candlestick Park, San Francisco, CA
Mon Jun 05 1961, 6:33 AM EDT
Att: 4,881 - Unknown

AB 31
R 2
H 6
RBI 2
BB 2
SO 2
LOB 9



Batter	1	2	3	4	5	6	7	8	9	AB	R	H	RBI	BB	SO	LOB	TOP										
Tony Taylor, R OBP: 0.307, SLG: 0.315 (1, 4)										4	0	0	0	1	0	1											
Charley Smith, R OBP: 0.326, SLG: 0.425 (1, 5)										4	1	2	1	0	0	1											
Ken Walters, R OBP: 0.305, SLG: 0.430 (1, 9)										5	1	1	1	0	1	5											
Pancho Herrera, R OBP: 0.365, SLG: 0.481 (1, 3)										5	1	2	1	0	2	2											
Don Demeter, R OBP: 0.289, SLG: 0.400 (1, 7)										4	1	2	1	0	0	1											
Bobby Del Greco, R OBP: 0.446, SLG: 0.476 (1, 8)										3	0	3	1	1	0	0											
Clay Dalrymple, L OBP: 0.288, SLG: 0.288 (1, 2)										2	0	0	0	1	0	2											
Ruben Amaro, R OBP: 0.284, SLG: 0.234 (1, 6)										3	1	0	0	1	0	4											
John Buzhardt, R OBP: 0.118, SLG: 0.125 (1, 1)										4	0	0	0	0	3	3											
Inning Stats	R: 3 E: 1 K: 0 S: 6	H: 3 LOB: 1 BB: 1 P: 10	R: 1 E: 1 K: 1 S: 6	H: 1 LOB: 1 BB: 1 P: 10	R: 0 E: 1 K: 0 S: 4	H: 1 LOB: 2 BB: 1 P: 8	R: 0 E: 0 K: 1 S: 5	H: 0 LOB: 0 BB: 0 P: 5	R: 0 E: 0 K: 0 S: 3	H: 2 LOB: 1 BB: 0 P: 3	R: 0 E: 0 K: 0 S: 3	H: 0 LOB: 1 BB: 1 P: 7	R: 1 E: 0 K: 1 S: 6	H: 1 LOB: 1 BB: 0 P: 7	R: 0 E: 0 K: 1 S: 6	H: 1 LOB: 1 BB: 0 P: 6	R: 0 E: 0 K: 2 S: 8	H: 1 LOB: 1 BB: 0 P: 8	R: 0 E: 0 K: 2 S: 8	H: 1 LOB: 1 BB: 0 P: 8	1B: 6 2B: 4 3B: 1 HR: 0	SF: 0 SAC: 1 DP: 2 HBP: 1	WP: 0 PB: 0 SB: 0 CS: 1	PA: 41			
PITCHER	IP	WLS	BF	H	R	ER	SO	BB	IBB	HBP	BLK	WP	HR	S	P	ERA	WHIP										
Sam Jones, R ERA: 4.64 (1, 1)	1.0	L	8	3	4	3	0	2	0	0	0	0	0	6	14	27.00	5.000										
Jim Duffalo, R ERA: 3.39 (2, 1)	6.0		24	5	1	1	3	1	1	1	0	0	0	27	36	1.50	1.000										
Billy O'Dell, L ERA: 5.74 (8, 1)	2.0		8	2	0	0	3	0	0	0	0	0	0	14	14	0.00	1.000										

Philadelphia Phillies @ San Francisco Giants
Candlestick Park, San Francisco, CA
Thu Jun 08 1961, 6:33 AM EDT
Att: 5,703 - Unknown

AB	34
R	5
H	10
RBI	5
BB	4
SO	6
LOB	19



Batter	1	2	3	4	5	6	7	8	9	AB	R	H	RBI	BB	SO	LOB	BOTTOM										
Felipe Alou, R OBP: 0.332, SLG: 0.457 (1, 9)										4	0	0	0	0	0	1											
Harvey Kuenn, R OBP: 0.325, SLG: 0.333 (1, 5)										4	0	0	0	0	0	0											
Willie McCovey, L OBP: 0.289, SLG: 0.418 (1, 3)										2	1	1	1	2	0	0											
Willie Mays, R OBP: 0.401, SLG: 0.551 (1, 8)										3	1	1	1	1	0	1											
Orlando Cepeda, R OBP: 0.309, SLG: 0.523 (1, 7)										4	0	0	0	0	0	2											
Ed Bailey, L OBP: 0.321, SLG: 0.345 (1, 2)										3	0	0	0	1	0	0											
Chuck Hiller, L OBP: 0.311, SLG: 0.326 (1, 4)										3	0	0	0	1	2	1											
Jose Pagan, R OBP: 0.297, SLG: 0.355 (1, 6)										3	0	1	0	0	0	1											
Hobie Landrith, L OBP: 0.387, SLG: 0.500 (9, PH)										1	0	0	0	0	0	1											
Sam Jones, R OBP: 0.211, SLG: 0.278 (1, 1)										0	0	0	0	0	0	0											
Jim Duffalo, R OBP: 0.333, SLG: 0.500 (2, 1)										2	0	1	0	0	0	0											
Jim Marshall, L OBP: 0.235, SLG: 0.200 (7, PH)										1	0	0	0	0	1	1											
Billy O'Dell, S (8, 1)										0	0	0	0	0	0	0											
Inning Stats	R: 0 E: 0 K: 0 S: 3	H: 0 LOB: 0 BB: 0 P: 3	R: 1 E: 0 K: 1 S: 6	H: 1 LOB: 1 BB: 1 P: 10	R: 0 E: 0 K: 0 S: 3	H: 1 LOB: 0 BB: 0 P: 3	R: 0 E: 0 K: 0 S: 4	H: 1 LOB: 0 BB: 0 P: 4	R: 0 E: 0 K: 1 S: 5	H: 0 LOB: 0 BB: 0 P: 5	R: 0 E: 0 K: 0 S: 3	H: 0 LOB: 2 BB: 2 P: 11	R: 0 E: 0 K: 1 S: 6	H: 1 LOB: 1 BB: 0 P: 6	R: 0 E: 0 K: 0 S: 3	H: 0 LOB: 1 BB: 1 P: 7	R: 0 E: 0 K: 0 S: 3	H: 0 LOB: 1 BB: 1 P: 7	R: 0 E: 0 K: 0 S: 3	H: 0 LOB: 1 BB: 1 P: 7	1B: 2 2B: 0 3B: 0 HR: 2	SF: 0 SAC: 0 DP: 1 HBP: 0	WP: 0 PB: 0 SB: 0 CS: 0	PA: 35			
PITCHER	IP	WLS	BF	H	R	ER	SO	BB	IBB	HBP	BLK	WP	HR	S	P	ERA	WHIP										
John Buzhardt, R ERA: 2.72 (1, 1)	9.0	W	35	4	2	2	3	5	0	0	0	0	2	36	56	2.00	1.000										

Philadelphia Phillies @ San Francisco Giants
Candlestick Park, San Francisco, CA
Thu Jun 08 1961, 6:33 AM EDT
Att: 5,703 - Unknown

AB	30
R	2
H	4
RBI	2
BB	5
SO	3
LOB	8



Batter	1	2	3	4	5	6	7	8	9	AB	R	H	RBI	BB	SO	LOB	TOP					
Tony Taylor, R OBP: 0.298, SLG: 0.301 (1, 4)	6-3		G6-4-3		6-3		6-3			4	0	0	0	0	0	2	Philadelphia Phillies @ Los Angeles Dodgers Los Angeles Memorial Coliseum, Los Angeles, CA Sat Jun 10 1961, 10:05 PM EDT Att: 18,908 - Unknown					
Charley Smith, R OBP: 0.320, SLG: 0.411 (1, 5)			F9		F8					0	0	0	0	0	0	0						
Bobby Gene Smith, R OBP: 0.270, SLG: 0.319 (1, 9)	6-3									4	1	1	0	0	1	2						
Pancho Herrera, R OBP: 0.366, SLG: 0.478 (1, 3)	6-3									4	1	1	0	0	1	2						
Don Demeter, R OBP: 0.296, SLG: 0.430 (1, 7)										4	0	1	2	0	1	0						
Bobby Del Greco, R OBP: 0.439, SLG: 0.500 (1, 8)										3	2	1	1	0	0	1						
Clay Dalrymple, L OBP: 0.248, SLG: 0.274 (1, 2)										3	0	0	0	0	0	1						
Ruben Amaro, R OBP: 0.281, SLG: 0.224 (1, 6)										2	0	0	0	1	0	1						
Robin Roberts, S OBP: 0.143, SLG: 0.053 (1, 1)										3	0	1	0	0	0	2						
Don Ferrarese, R OBP: 0.286, SLG: 0.286 (7, 1)										0	0	0	0	0	0	0						
John Buzhardt, R OBP: 0.118, SLG: 0.125 (9, 1)										0	0	0	0	0	0	0						
Inning Stats	R: 0 E: 0 K: 0 S: 8	H: 1 LOB: 1 BB: 0 P: 10	R: 1 E: 0 K: 1 S: 11	H: 1 LOB: 0 BB: 0 P: 18	R: 0 E: 0 K: 0 S: 5	H: 1 LOB: 0 BB: 0 P: 7	R: 2 E: 0 K: 0 S: 13	H: 3 LOB: 1 BB: 0 P: 15	R: 0 E: 0 K: 0 S: 4	H: 0 LOB: 0 BB: 0 P: 7	R: 0 E: 0 K: 0 S: 8	H: 0 LOB: 0 BB: 0 P: 13	R: 1 E: 0 K: 0 S: 12	H: 0 LOB: 1 BB: 1 P: 21	R: 0 E: 0 K: 2 S: 10	H: 1 LOB: 1 BB: 0 P: 12	R: 0 E: 0 K: 0 S: 4	H: 0 LOB: 0 BB: 0 P: 6	1B: 5 2B: 1 3B: 1 HR: 1	SF: 0 SAC: 1 DP: 2 HBP: 1	WP: 1 PB: 0 SB: 0 CS: 0	PA: 34
PITCHER	IP WLS BF H R ER SO BB IBB HBP BLK WP HR S P ERA WHIP	5.0 20 6 3 3 1 0 0 0 0 0 1 41 57 5.40 1.200	2.0 8 0 1 1 0 1 0 1 0 0 0 20 34 4.50 0.500	2.0 W 6 1 0 0 2 0 0 0 0 0 14 18 0.00 0.500	PITCHER										IP WLS BF H R ER SO BB IBB HBP BLK WP HR S P ERA WHIP	IP WLS BF H R ER SO BB IBB HBP BLK WP HR S P ERA WHIP						
Johmy Podres, L ERA: 2.43 (1, 1)											5.0 20 6 3 3 1 0 0 0 0 0 1 41 57 5.40 1.200											
Turk Farrell, R ERA: 4.99 (6, 1)											2.0 8 0 1 1 0 1 0 1 0 0 0 20 34 4.50 0.500											
Larry Sherry, R ERA: 3.51 (8, 1)											2.0 W 6 1 0 0 2 0 0 0 0 0 14 18 0.00 0.500											

Batter	1	2	3	4	5	6	7	8	9	AB	R	H	RBI	BB	SO	LOB	BOTTOM					
Maury Wills, S OBP: 0.379, SLG: 0.363 (1, 6)	F8		FC6-2-5-1		4-3		F8			4	0	0	0	0	0	4	Philadelphia Phillies @ Los Angeles Dodgers Los Angeles Memorial Coliseum, Los Angeles, CA Sat Jun 10 1961, 10:05 PM EDT Att: 18,908 - Unknown					
Jim Gilliam, S OBP: 0.356, SLG: 0.384 (1, 4)	L7		F7				G3			3	0	0	0	1	0	2						
Willie Davis, L OBP: 0.325, SLG: 0.526 (1, 8)										3	0	0	0	0	0	0						
Charlie Neal, R OBP: 0.282, SLG: 0.373 (6, PH)	4-3									0	0	0	0	1	0	0						
Gordie Windhorn, R (9, 9)										0	0	0	0	0	0	0						
Wally Moon, L OBP: 0.487, SLG: 0.684 (1, 7)										4	2	2	2	0	1	2						
Tommy Davis, R OBP: 0.336, SLG: 0.465 (1, 9)										4	0	0	0	0	1	2						
John Roseboro, L OBP: 0.371, SLG: 0.544 (1, 2)										4	2	2	0	0	0	0						
Daryl Spencer, R OBP: 0.354, SLG: 0.383 (1, 5)										4	1	1	2	0	2	1						
Gil Hodges, R OBP: 0.297, SLG: 0.412 (1, 3)										3	0	1	1	0	0	0						
Johmy Podres, L ERA: 2.43 (1, 1)											5.0 20 6 3 3 1 0 0 0 0 0 1 41 57 5.40 1.200											
Frank Howard, R OBP: 0.294, SLG: 0.434 (5, PH)											2.0 8 0 1 1 0 1 0 1 0 0 0 20 34 4.50 0.500											
Turk Farrell, R ERA: 4.99 (6, 1)											2.0 W 6 1 0 0 2 0 0 0 0 0 14 18 0.00 0.500											
Duke Snider, R OBP: 0.320, SLG: 0.500 (7, PH)											2.0 8 0 1 1 0 1 0 1 0 0 0 20 34 4.50 0.500											
Bob Aspromonte, R OBP: 0.302, SLG: 0.333 (7, PH)											2.0 8 0 1 1 0 1 0 1 0 0 0 20 34 4.50 0.500											
Larry Sherry, R (8, 1)											2.0 W 6 1 0 0 2 0 0 0 0 0 14 18 0.00 0.500											
Inning Stats	R: 0 E: 0 K: 0 S: 11	H: 0 LOB: 0 BB: 0 P: 16	R: 0 E: 0 K: 0 S: 4	H: 0 LOB: 0 BB: 0 P: 6	R: 0 E: 1 K: 0 S: 16	H: 1 LOB: 2 BB: 0 P: 24	R: 1 E: 0 K: 1 S: 10	H: 1 LOB: 0 BB: 0 P: 13	R: 0 E: 0 K: 1 S: 10	H: 0 LOB: 1 BB: 1 P: 18	R: 1 E: 0 K: 0 S: 7	H: 1 LOB: 0 BB: 0 P: 11	R: 1 E: 0 K: 1 S: 13	H: 2 LOB: 1 BB: 0 P: 21	R: 0 E: 0 K: 1 S: 9	H: 0 LOB: 1 BB: 2 P: 21	R: 2 E: 0 K: 0 S: 8	H: 2 LOB: 0 BB: 0 P: 13	1B: 2 2B: 2 3B: 1 HR: 3	SF: 0 SAC: 0 DP: 1 HBP: 0	WP: 1 PB: 0 SB: 1 CS: 0	PA: 34
PITCHER	IP WLS BF H R ER SO BB IBB HBP BLK WP HR S P ERA WHIP	6.1 26 5 3 3 3 2 0 0 0 0 0 18 37 5.40 1.800	1.2 7 1 1 1 1 2 0 0 0 0 0 0 18 37 5.40 1.800	0.0 L 1 1 1 1 0 0 0 0 0 1 5 7 ∞ ∞	PITCHER										IP WLS BF H R ER SO BB IBB HBP BLK WP HR S P ERA WHIP	IP WLS BF H R ER SO BB IBB HBP BLK WP HR S P ERA WHIP						
Robin Roberts, R ERA: 4.76 (1, 1)											6.1 26 5 3 3 3 2 0 0 0 0 0 18 37 5.40 1.800											
Don Ferrarese, L ERA: 2.62 (7, 1)											1.2 7 1 1 1 1 2 0 0 0 0 0 0 18 37 5.40 1.800											
John Buzhardt, R ERA: 2.88 (9, 1)											0.0 L 1 1 1 1 0 0 0 0 0 1 5 7 ∞ ∞											

Batter	1	2	3	4	5	6	7	8	9	AB	R	H	RBI	BB	SO	LOB	TOP			
Tony Taylor, R OBP: 0.297, SLG: 0.296 (1, 4)	4-3		4-0 HR BB		2-3 K			1-3 K		3	1	0	0	1	2	0	Philadelphia Phillies @ Los Angeles Dodgers Los Angeles Memorial Coliseum, Los Angeles, CA Sun Jun 11 1961, 6:33 AM EDT Att: 18,833 - Unknown livebaseballscorecards.com			
Lee Walls, R OBP: 0.320, SLG: 0.467 (1, 5)	L9		3-2 HR			4-2 CS BB		2-2 4-3		3	1	1	3	1	0	0				
Bobby Gene Smith, R OBP: 0.284, SLG: 0.326 (1, 9)	2-0 1B		1-3 K			3-3 K			0-0 E 1B	4	0	2	0	0	2	1				
Pancho Herrera, R OBP: 0.358, SLG: 0.467 (1, 3)	K2-3		2-2 1-3			0-3 K			0-1 E6 1-2	4	0	0	0	0	2	2				
Don Demeter, R OBP: 0.284, SLG: 0.412 (1, 7)		0-0 6-3			1-3 K				0-0 P3	4	0	0	0	0	1	2				
Bobby Del Greco, R OBP: 0.410, SLG: 0.462 (1, 8)		2-3 K			0-3 K2-3				2-1 P6	4	0	0	0	0	2	2				
Clay Dalrymple, L OBP: 0.245, SLG: 0.270 Jim Woods, R OBP: 0.294, SLG: 0.422 Cal Neeman, R OBP: 0.333, SLG: 0.280 (7, PH) (7, 2)		1-1 F8			1-0 P4				3-2 F9	2	0	0	0	0	0	0				
Ruben Amaro, R OBP: 0.282, SLG: 0.228 (1, 6)			3-2 SH3-4 HR 1B		1-0 P4				1-0 6-3	3	1	1	0	0	0	1				
Art Mahaffey, R OBP: 0.034, SLG: 0.034 Ken Lehman, L (5, 1) Bobby Malkmus, R OBP: 0.237, SLG: 0.264 Jack Baldschun, R (8, 1)			1-1 SH3-4		1-1 6-3				2-3 K	1	0	0	0	0	0	0				
Inning Stats	R: 0 E: 0 K: 1 S: 6	H: 1 LOB: 1 BB: 0 P: 10	R: 0 E: 0 K: 1 S: 6	H: 0 LOB: 0 BB: 0 P: 9	R: 3 E: 0 K: 1 S: 15	H: 2 LOB: 0 BB: 1 P: 29	R: 0 E: 0 K: 2 S: 7	H: 0 LOB: 0 BB: 0 P: 9	R: 0 E: 0 K: 1 S: 6	H: 0 LOB: 0 BB: 0 P: 10	R: 0 E: 0 K: 0 S: 5	H: 1 LOB: 1 BB: 0 P: 7	R: 0 E: 0 K: 2 S: 10	H: 0 LOB: 0 BB: 0 P: 15	R: 0 E: 1 K: 0 S: 9	H: 1 LOB: 2 BB: 0 P: 14		1B: 3 2B: 2 3B: 0 HR: 1	SF: 0 SAC: 1 DP: 1 HBP: 0	WP: 0 PB: 0 SB: 0 CS: 1
PITCHER Sandy Koufax, L ERA: 3.05 (1, 1)	IP: 9.0 WLS: W BF: 34 H: 5 R: 3 ER: 3 SO: 10 BB: 2 IBB: 0 HBP: 0 BLK: 0 WP: 0 HR: 1 S: 76 P: 122 ERA: 3.00 WHIP: 0.778											PITCHER Sandy Koufax, L ERA: 3.05 (1, 1)	IP: 9.0 WLS: W BF: 34 H: 5 R: 3 ER: 3 SO: 10 BB: 2 IBB: 0 HBP: 0 BLK: 0 WP: 0 HR: 1 S: 76 P: 122 ERA: 3.00 WHIP: 0.778							

Batter	1	2	3	4	5	6	7	8	9	AB	R	H	RBI	BB	SO	LOB	BOTTOM			
Maury Wills, S OBP: 0.376, SLG: 0.359 (1, 6)	K		0-2 G4-6-3 1B		0-1 4-3	2-0 6-3		2-0 1-3		5	0	1	0	0	1	1	Philadelphia Phillies @ Los Angeles Dodgers Los Angeles Memorial Coliseum, Los Angeles, CA Sun Jun 11 1961, 6:33 AM EDT Att: 18,833 - Unknown livebaseballscorecards.com			
Jim Gilliam, S OBP: 0.358, SLG: 0.392 (1, 4)	P6		1-0 G4-6-3 1-2		2-2 1B	2-3 F8		0-1 S 1B		5	1	2	0	0	0	2				
Willie Davis, L OBP: 0.332, SLG: 0.533 (1, 8)	G3			1-2 2B	0-2 1B			2-1 F9		5	2	3	1	0	0	1				
Wally Moon, L OBP: 0.487, SLG: 0.699 (1, 7)		1-0 HR		1-3 K	1-1 FC3-6 1B			1-2 K		4	1	2	2	0	2	2				
John Roseboro, L OBP: 0.368, SLG: 0.556 (1, 2)		1-3 K		1-0 HR	0-2 FC3-6 1B			0-0 F8		4	1	1	1	0	1	2				
Ron Fairly, L OBP: 0.379, SLG: 0.554 Tommy Davis, R OBP: 0.339, SLG: 0.467 (7, PH) (8, 9)		2-2 4-3		4-2 1B	2-1 1B			1-2 1B		2	0	1	0	1	0	0				
Daryl Spencer, R OBP: 0.357, SLG: 0.386 (1, 5)		1-1 FC5-4 1B		0-2 1B	1-3 K			0-2 1-3		4	0	2	0	0	1	3				
Gil Hodges, R OBP: 0.321, SLG: 0.457 (1, 3)		1-0 FC5-4		4-1 1-2 BB		4-1 6-3 SH3-4 BB		1-1 HR		2	1	1	1	2	0	1				
Sandy Koufax, R OBP: 0.212, SLG: 0.037 (1, 1)			0-3 K		0-0 F8			0-3 K		3	0	0	0	0	2	3				
Inning Stats	R: 0 E: 0 K: 1 S: 7	H: 0 LOB: 0 BB: 0 P: 9	R: 1 E: 0 K: 1 S: 10	H: 2 LOB: 1 BB: 0 P: 16	R: 0 E: 0 K: 1 S: 7	H: 1 LOB: 0 BB: 0 P: 8	R: 1 E: 0 K: 1 S: 15	H: 3 LOB: 2 BB: 2 P: 26	R: 2 E: 0 K: 1 S: 19	H: 4 LOB: 2 BB: 0 P: 25	R: 0 E: 0 K: 0 S: 5	H: 0 LOB: 1 BB: 1 P: 12	R: 1 E: 0 K: 1 S: 12	H: 2 LOB: 1 BB: 0 P: 14	R: 1 E: 0 K: 1 S: 10	H: 2 LOB: 1 BB: 0 P: 15		1B: 9 2B: 2 3B: 0 HR: 3	SF: 0 SAC: 1 DP: 1 HBP: 0	WP: 0 PB: 0 SB: 2 CS: 0
PITCHER Art Mahaffey, R ERA: 2.79 Ken Lehman, L ERA: 2.95 Jack Baldschun, R ERA: 3.29 (5, 1) (8, 1)	IP: 4.1 WLS: L BF: 22 H: 9 R: 4 ER: 4 SO: 4 BB: 2 IBB: 0 HBP: 0 BLK: 0 WP: 0 HR: 2 S: 49 P: 72 ERA: 8.31 WHIP: 2.538											PITCHER Art Mahaffey, R ERA: 2.79 Ken Lehman, L ERA: 2.95 Jack Baldschun, R ERA: 3.29 (5, 1) (8, 1)	IP: 4.1 WLS: L BF: 22 H: 9 R: 4 ER: 4 SO: 4 BB: 2 IBB: 0 HBP: 0 BLK: 0 WP: 0 HR: 2 S: 49 P: 72 ERA: 8.31 WHIP: 2.538							

Batter	1	2	3	4	5	6	7	8	9	AB	R	H	RBI	BB	SO	LOB	TOP																			
Julian Javier, R (1,4) OBP: 0.333, SLG: 0.354 Alex Grammas, R (5, FR) OBP: 0.298, SLG: 0.333 (5,4)	6-3		L4						SH1-4	2	0	0	0	1	0	0																				
Bob Lillis, R (1,6) OBP: 0.258, SLG: 0.205 Red Schoendienst, S (9, PH)	P4								K	4	0	1	0	0	0	1	3																			
Bill White, L (1,3) OBP: 0.348, SLG: 0.427	3-1								F7	5	0	0	0	0	0	1	3																			
Ken Boyer, R (1,5) OBP: 0.383, SLG: 0.500									5-3	4	0	2	0	0	1	0																				
Stan Musial, L (1,7) OBP: 0.383, SLG: 0.493	4-3								L6	4	1	0	0	0	0	2																				
Carl Warwick, R (1,8) OBP: 0.281, SLG: 0.458	K								2B	3	1	2	0	1	1	1																				
Charlie James, R (1,9) OBP: 0.307, SLG: 0.420	L7								2B	3	0	2	1	1	0	1																				
Jimmie Schaffer, R (1,2) OBP: 0.261, SLG: 0.391									F7	4	0	0	0	0	1	6																				
Larry Jackson, R (1,1) OBP: 0.211, SLG: 0.368 Bob Miller, R (8,1) OBP: 0.600, SLG: 1.000 Joe Cunningham, L (9, PH) OBP: 0.420, SLG: 0.403 Curt Flood, R (9, FR) OBP: 0.337, SLG: 0.375	6-3								SH1-4	3	0	1	1	0	1	0																				
Inning Stats	R: 0 E: 0 K: 0 S: 3	H: 0 LOB: 0 BB: 0 P: 3	R: 0 E: 0 K: 1 S: 6	H: 1 LOB: 1 BB: 0 P: 6	R: 0 E: 0 K: 1 S: 5	H: 0 LOB: 0 BB: 0 P: 5	R: 0 E: 0 K: 2 S: 7	H: 0 LOB: 0 BB: 0 P: 7	R: 1 E: 0 K: 1 S: 5	H: 2 LOB: 2 BB: 2 P: 9	R: 0 E: 0 K: 1 S: 6	H: 1 LOB: 1 BB: 0 P: 6	R: 0 E: 0 K: 0 S: 5	H: 2 LOB: 2 BB: 0 P: 5	R: 0 E: 0 K: 1 S: 6	H: 1 LOB: 2 BB: 0 P: 6	1B: 7 2B: 1 3B: 1 HR: 0	SF: 0 SAC: 1 DP: 0 HBP: 0	WP: 0 PA: 39 PB: 0 SB: 0 CS: 0																	
PITCHER	IP	WLS	BF	H	R	ER	SO	BB	IBB	HBP	BLK	WP	HR	S	P	ERA	WHIP	PITCHER		IP	WLS	BF	H	R	ER	SO	BB	IBB	HBP	BLK	WP	HR	S	P	ERA	WHIP
Don Ferrarese, L (1,1) ERA: 2.57	7.2		34	8	2	2	6	3	0	0	0	0	0	43	55	2.35	1.435																			
Frank Sullivan, R (8,1) ERA: 3.99	1.1	W	5	1	0	0	1	0	0	0	0	0	0	7	7	0.00	0.750																			

St. Louis Cardinals @ Philadelphia Phillies
 Connie Mack Stadium, Philadelphia, PA
 Tue Jun 13 1961, 7:05 PM EDT
 Att: 7,327 - Unknown

AB 35
 R 2
 H 9
 RBI 2
 BB 3
 SO 7
 LOB 18



Batter	1	2	3	4	5	6	7	8	9	AB	R	H	RBI	BB	SO	LOB	BOTTOM																			
Tony Taylor, R (1,4) OBP: 0.302, SLG: 0.307	5-3		FC5-4							4	1	2	1	0	0	1																				
Lee Walls, R (1,5) OBP: 0.321, SLG: 0.447 Bobby Malkmus, R (9,5) OBP: 0.237, SLG: 0.264	F7								SH5-4	2	1	0	0	1	1	1																				
Johnny Callison, L (1,9) OBP: 0.374, SLG: 0.404	G3								SH5-4	0	0	0	0	0	0	0																				
Pancho Herrera, R (1,3) OBP: 0.351, SLG: 0.456	5-3								2B	4	0	0	0	0	0	3																				
Bobby Gene Smith, R (1,7) OBP: 0.292, SLG: 0.327	6-3								2B	3	0	1	1	0	0	1																				
Bobby Del Greco, R (1,8) OBP: 0.406, SLG: 0.455	F9								4-3	3	0	1	0	0	1	2																				
Clay Dalrymple, L (1,2) OBP: 0.239, SLG: 0.264	4-3								6-3	3	0	0	0	0	0	2																				
Ruben Amaro, R (1,6) OBP: 0.292, SLG: 0.243									K	2	1	1	0	1	1	0																				
Don Ferrarese, R (1,1) OBP: 0.222, SLG: 0.222 Frank Sullivan, R (8,1) ERA: 3.54	FC1-6								F8	2	0	0	0	0	0	1																				
Inning Stats	R: 0 E: 0 K: 0 S: 3	H: 0 LOB: 0 BB: 0 P: 3	R: 0 E: 0 K: 0 S: 3	H: 0 LOB: 0 BB: 0 P: 3	R: 0 E: 0 K: 0 S: 3	H: 0 LOB: 1 BB: 1 P: 7	R: 1 E: 1 K: 1 S: 7	H: 1 LOB: 2 BB: 1 P: 11	R: 1 E: 0 K: 1 S: 6	H: 2 LOB: 0 BB: 0 P: 6	R: 0 E: 0 K: 0 S: 3	H: 1 LOB: 2 BB: 0 P: 4	R: 0 E: 0 K: 1 S: 5	H: 0 LOB: 0 BB: 0 P: 5	R: 1 E: 0 K: 0 S: 5	H: 2 LOB: 1 BB: 0 P: 5	1B: 3 2B: 3 3B: 0 HR: 0	SF: 0 SAC: 2 DP: 0 HBP: 1	WP: 0 PA: 33 PB: 0 SB: 0 CS: 1																	
PITCHER	IP	WLS	BF	H	R	ER	SO	BB	IBB	HBP	BLK	WP	HR	S	P	ERA	WHIP	PITCHER		IP	WLS	BF	H	R	ER	SO	BB	IBB	HBP	BLK	WP	HR	S	P	ERA	WHIP
Larry Jackson, R (1,1) ERA: 4.42	7.1	L	30	6	3	2	3	2	0	1	0	0	0	33	42	2.46	1.091																			
Bob Miller, R (8,1) ERA: 3.54	0.2		2	0	0	0	0	0	0	0	0	0	0	2	2	0.00	0.000																			

St. Louis Cardinals @ Philadelphia Phillies
 Connie Mack Stadium, Philadelphia, PA
 Tue Jun 13 1961, 7:05 PM EDT
 Att: 7,327 - Unknown


AB 27
 R 3
 H 6
 RBI 3
 BB 2
 SO 3
 LOB 12



Batter	1	2	3	4	5	6	7	8	9	AB	R	H	RBI	BB	SO	LOB	TOP										
Carl Warwick, R OBP: 0.368, SLG: 0.460 (1, 8)	0-0 5-3		0-0 1B	0-0 L7			0-0 WP 1B		0-0 SH1-3	4	0	2	0	0	0	1											
Charlie James, R OBP: 0.313, SLG: 0.403 (1, 9)	0-3 K		0-3 K	4-0 BB			0-0 F7		1-0 2B HBP	3	0	0	0	1	2	2											
Bill White, L OBP: 0.344, SLG: 0.426 (1, 3)	0-3 K		0-0 F9	0-3 K			0-3 K		0-0 2B 1-3 2-H	5	0	1	1	0	3	4											
Ken Boyer, R OBP: 0.383, SLG: 0.493 (1, 5)		0-0 F9	0-0 F8		4-0 L5-3 BB		0-0 4-3		4-0 2B IBB	3	0	0	0	2	0	2											
Stan Musial, L OBP: 0.392, SLG: 0.507 Curt Flood, R OBP: 0.333, SLG: 0.370 (8, PR)	0-0 1B SF8 1B			0-0 FC1-5 2B	0-0 F3			0-0 FC1-5 BB 1B	0-3 K	4	1	3	0	0	0	1											
Alex Grammas, R OBP: 0.327, SLG: 0.333 (1, 4)	0-0 3B 1B			4-0 FC1-5 2B BB	0-0 L5-3			4-0 FC1-5 BB	0-0 F8	3	2	1	0	2	0	4											
Bob Lillis, R OBP: 0.234, SLG: 0.190 (1, 6)	0-0 SF8			0-0 FC1-5 2B 2B	0-0 6-3			0-0 FC1-5 G4-6-3		3	1	0	1	0	0	4											
Tim McCarver, L OBP: 0.286, SLG: 0.714 (1, 2)	0-0 1-H 3B			0-0 2B 2B	0-0 G3			0-0 G4-6-3		4	1	2	2	0	0	2											
Ray Sadecki, L OBP: 0.323, SLG: 0.387 Bob Miller, R OBP: 0.667, SLG: 1.000 (8, 1)	0-3 K			0-0 2B	0-0 G1			0-0 SH1-3 2B 1B		3	0	1	2	0	1	1											
Inning Stats	R: 0 E: 0 K: 2 S: 7	H: 0 LOB: 0 BB: 0 P: 7	R: 2 E: 0 K: 1 S: 8	H: 3 LOB: 1 BB: 0 P: 8	R: 0 E: 0 K: 1 S: 6	H: 1 LOB: 1 BB: 0 P: 6	R: 3 E: 0 K: 1 S: 8	H: 3 LOB: 2 BB: 2 P: 16	R: 0 E: 0 K: 0 S: 2	H: 0 LOB: 0 BB: 1 P: 6	R: 0 E: 0 K: 0 S: 3	H: 1 LOB: 1 BB: 0 P: 6	R: 0 E: 0 K: 0 S: 3	H: 1 LOB: 2 BB: 1 P: 7	R: 1 E: 0 K: 1 S: 7	H: 2 LOB: 3 BB: 1 P: 12	1B: 6 2B: 5 3B: 1 HR: 0	SF: 1 SAC: 1 DP: 2 HBP: 1	WP: 1 PB: 0 SB: 0 CS: 0	PA: 42							
PITCHER	IP	WLS	BF	H	R	ER	SO	BB	IBB	HBP	BLK	WP	HR	S	P	ERA	WHIP										
Art Mahaffey, R ERA: 3.17 Ken Lehman, L ERA: 2.7 Jack Baldschun, R ERA: 2.87 Dallas Green, R ERA: 4.66	3.1	L	17	6	5	5	4	1	0	0	0	0	0	24	28	13.50	2.100										

St. Louis Cardinals @ Philadelphia Phillies
 Connie Mack Stadium, Philadelphia, PA
 Thu Jun 15 1961, 7:05 PM EDT
 Att: 6,789 - Unknown


AB 34
 R 6
 H 11
 RBI 6
 BB 5
 SO 7
 LOB 24



Batter	1	2	3	4	5	6	7	8	9	AB	R	H	RBI	BB	SO	LOB	BOTTOM										
Tony Taylor, R OBP: 0.295, SLG: 0.299 (1, 4)	0-0 P3		0-0 6-3		0-0 6-3		0-0 6-3			4	0	0	0	0	0	0											
Charley Smith, R OBP: 0.318, SLG: 0.404 (1, 5)	0-0 F9		0-0 F7			0-0 4-3		0-0 1B		4	0	1	0	0	0	0											
Bobby Gene Smith, R OBP: 0.309, SLG: 0.330 (1, 9)	4-0 CS BB			4-0 WP BB 6-3 BB		0-0 2B 5-3 1B		0-0 F9		2	2	1	0	2	0	1											
Pancho Herrera, R OBP: 0.359, SLG: 0.462 (1, 3)	0-0 CS	4-0 F8 BB BB		4-0 WP BB 1-2		0-0 2B		0-0 F7		2	0	1	0	2	0	1											
Don Demeter, R OBP: 0.283, SLG: 0.400 (1, 7)		4-0 1-2 BB		0-3 K 1-2 2-3		0-0 5-3		0-3 K		3	0	0	1	1	2	4											
Bobby Del Greco, R OBP: 0.397, SLG: 0.431 (1, 8)		0-0 F8 2-3		0-0 6-3 3-H 0-0		0-0 F8		0-0 1B BB		3	0	0	1	1	0	4											
Clay Dairymple, L OBP: 0.239, SLG: 0.264 Lee Walls, R OBP: 0.315, SLG: 0.438 Carl Neuman, R OBP: 0.313, SLG: 0.259 Choo-Choo Coleman, L OBP: 0.190, SLG: 0.175 (2, PH)	0-0 F9		0-0 F8			0-0 4-3		0-0 F9		0	0	0	0	0	0	0											
Ruben Amaro, R OBP: 0.301, SLG: 0.267 Johnny Callison, L OBP: 0.377, SLG: 0.408 (9, PH)	0-0 F9			4-0 G6-4-3 BB		0-0 5-3 3B		0-0 G5-4-3 1B		2	1	1	0	1	0	2											
Art Mahaffey, R ERA: 3.02 Ken Lehman, L ERA: 2.7 Bobby Malkmus, R ERA: 2.24 Jack Baldschun, R ERA: 2.87 Jim Woods, R ERA: 2.86 Dallas Green, L ERA: 3.54 Ken Walters, R ERA: 2.96 (5, PH)	0-0 F8			0-0 G6-4-3		0-0 5-3		0-0 G5-4-3		1	0	0	0	0	0	0											
Inning Stats	R: 0 E: 0 K: 0 S: 2	H: 0 LOB: 1 BB: 1 P: 6	R: 0 E: 0 K: 0 S: 3	H: 0 LOB: 2 BB: 2 P: 11	R: 0 E: 0 K: 0 S: 3	H: 0 LOB: 0 BB: 0 P: 3	R: 1 E: 0 K: 1 S: 5	H: 0 LOB: 1 BB: 2 P: 13	R: 0 E: 0 K: 0 S: 2	H: 2 LOB: 1 BB: 0 P: 5	R: 1 E: 0 K: 0 S: 4	H: 1 LOB: 0 BB: 0 P: 4	R: 0 E: 0 K: 1 S: 6	H: 1 LOB: 1 BB: 0 P: 6	R: 0 E: 0 K: 0 S: 3	H: 1 LOB: 1 BB: 1 P: 7	1B: 3 2B: 1 3B: 1 HR: 0	SF: 0 SAC: 0 DP: 2 HBP: 0	WP: 1 PB: 0 SB: 0 CS: 1	PA: 37							
PITCHER	IP	WLS	BF	H	R	ER	SO	BB	IBB	HBP	BLK	WP	HR	S	P	ERA	WHIP										
Ray Sadecki, L ERA: 3.02 Bob Miller, R ERA: 3.22	7.0	W	29	4	3	3	1	6	0	0	0	0	0	25	49	3.86	1.429										

St. Louis Cardinals @ Philadelphia Phillies
 Connie Mack Stadium, Philadelphia, PA
 Thu Jun 15 1961, 7:05 PM EDT
 Att: 6,789 - Unknown

AB 29
 R 3
 H 5
 RBI 3
 BB 7
 SO 2
 LOB 19



Batter	1	2	3	4	5	6	7	8	9	AB	R	H	RBI	BB	SO	LOB	TOP								
Eddie Kasko, R (1, 6) OBP: 0.372, SLG: 0.368	F7			L4			P4	SF7		3	0	1	0	0	0		Cincinnati Reds @ Philadelphia Phillies Connie Mack Stadium, Philadelphia, PA Fri Jun 16 1961, 7:05 PM EDT Att: 10,508 - Unknown								
Don Blasingame, L (1, 4) OBP: 0.332, SLG: 0.337	P6			4-3			F9	4-3		4	0	0	0	0	2										
Vada Pinson, L (1, 8) OBP: 0.367, SLG: 0.483	6-3			K2-3			1B	1B		4	0	2	0	0	1	0									
Frank Robinson, R (1, 7) OBP: 0.364, SLG: 0.527		L7			F3		K	F2		4	0	0	0	0	1	2									
Gordy Coleman, L (1, 3) OBP: 0.320, SLG: 0.491	F7				1B			L5-3		4	1	2	0	0	0	1									
Gene Freese, R (1, 5) OBP: 0.319, SLG: 0.500	F9				6-3			1B		3	1	1	0	0	0	0									
Wally Post, R (1, 9) OBP: 0.366, SLG: 0.526				K		5-3		2B		3	0	1	1	0	1	0									
Pete Whisenant, R (8, PR) OBP: 0.083, SLG: 0.083				K		F2		E		2	0	0	0	0	0	0									
Jim Brosnan, R (8, 1)				K		5-3		G3		0	0	0	0	0	0	0									
Jerry Zimmerman, R (1, 2) OBP: 0.290, SLG: 0.269				K						2	0	0	0	0	1	0									
Jerry Lynch, L (8, PH) OBP: 0.397, SLG: 0.667				K						1	0	1	1	0	0	0									
Elio Chacon, R (8, PR) OBP: 0.357, SLG: 0.182				K						0	1	0	0	0	0	0									
Bob Schmidt, R (8, 2) OBP: 0.191, SLG: 0.129				K						0	0	0	0	0	0	0									
Ken Hunt, R (1, 1) OBP: 0.192, SLG: 0.167				K						2	0	0	0	0	1	0									
Gus Bell, L (8, PH) OBP: 0.266, SLG: 0.323				K						1	0	0	0	0	0	3									
Inning Stats	R: 0 E: 0 K: 0 S: 3	H: 0 LOB: 0 BB: 0 P: 3	R: 0 E: 0 K: 0 S: 3	H: 0 LOB: 0 BB: 0 P: 3	R: 0 E: 0 K: 3 S: 9	H: 0 LOB: 0 BB: 0 P: 9	R: 0 E: 0 K: 1 S: 5	H: 0 LOB: 0 BB: 0 P: 5	R: 0 E: 0 K: 0 S: 3	H: 0 LOB: 0 BB: 0 P: 3	R: 0 E: 0 K: 0 S: 6	H: 1 LOB: 1 BB: 0 P: 6	R: 0 E: 0 K: 1 S: 4	H: 1 LOB: 1 BB: 0 P: 4	R: 4 E: 1 K: 0 S: 7	H: 4 LOB: 2 BB: 0 P: 7	R: 0 E: 0 K: 0 S: 3	H: 1 LOB: 0 BB: 0 P: 3	1B: 6 2B: 2 HR: 0	SF: 1 SAC: 0 HBP: 0	WP: 0 PB: 0 SB: 1 CS: 0	PA: 32			
PITCHER	IP	WLS	BF	H	R	ER	SO	BB	IBB	HBP	BLK	WP	HR	S	P	ERA	WHIP								
John Buzhardt, R (1, 1) ERA: 2.98	7.0	L	25	5	3	3	5	0	0	0	0	0	0	35	35	3.86	0.714								
Ken Lehman, L (8, 1) ERA: 2.7	0.0		1	1	0	0	0	0	0	0	0	0	0	1	1	∞	∞								
Frank Sullivan, R (8, 1) ERA: 3.88	2.0	S	6	1	1	0	0	0	0	0	0	0	0	6	6	0.00	0.500								

Batter	1	2	3	4	5	6	7	8	9	AB	R	H	RBI	BB	SO	LOB	BOTTOM								
Bobby Del Greco, R (1, 8) OBP: 0.389, SLG: 0.410	K		4-3			FC3-6 HBP		L9		3	0	0	0	0	1	1	Cincinnati Reds @ Philadelphia Phillies Connie Mack Stadium, Philadelphia, PA Fri Jun 16 1961, 7:05 PM EDT Att: 10,508 - Unknown								
Tony Taylor, R (1, 4) OBP: 0.289, SLG: 0.292	F2			1-3		FC3-6 G4-6-3		4-3		4	0	0	0	0	0	1									
Johnny Callison, L (1, 9) OBP: 0.369, SLG: 0.397	K			3-1		G4-6-3		K		4	0	0	0	0	2	1									
Pancho Herrera, R (1, 3) OBP: 0.356, SLG: 0.454		L4			BB		6-3	F7		3	0	0	0	1	0	0									
Clay Dalrymple, L (1, 2) OBP: 0.234, SLG: 0.258		P4			F8		F2			3	0	0	0	0	0	1									
Don Demeter, R (1, 7) OBP: 0.294, SLG: 0.437		L7				FC5-4 1B		HR		3	1	2	1	0	0	0									
Charley Smith, R (1, 5) OBP: 0.309, SLG: 0.392				5-3		FC5-4		1-3		3	0	0	0	0	0	1									
Ruben Amaro, R (1, 6) OBP: 0.302, SLG: 0.269						F9		6-3		3	0	1	0	0	0	1									
John Buzhardt, R (1, 1) OBP: 0.106, SLG: 0.111								F7		2	0	0	0	0	2	2									
Ken Lehman, L (8, 1)										0	0	0	0	0	0	0									
Frank Sullivan, R (8, 1)										0	0	0	0	0	0	0									
Jim Woods, R (8, 5) OBP: 0.286, SLG: 0.413										0	0	0	0	0	0	0									
Choo-Choo Coleman, L (8, PH) OBP: 0.186, SLG: 0.171										1	0	0	0	0	0	0									
Bobby Malkmus, R (8, 5) OBP: 0.204, SLG: 0.231										0	0	0	0	0	0	0									
Inning Stats	R: 0 E: 0 K: 2 S: 7	H: 0 LOB: 0 BB: 0 P: 7	R: 0 E: 0 K: 0 S: 3	H: 0 LOB: 0 BB: 0 P: 3	R: 0 E: 0 K: 1 S: 6	H: 1 LOB: 1 BB: 0 P: 6	R: 0 E: 0 K: 0 S: 3	H: 0 LOB: 0 BB: 0 P: 3	R: 1 E: 0 K: 0 S: 4	H: 1 LOB: 0 BB: 0 P: 4	R: 0 E: 0 K: 0 S: 3	H: 0 LOB: 0 BB: 0 P: 3	R: 0 E: 0 K: 1 S: 5	H: 0 LOB: 0 BB: 0 P: 5	1B: 2 2B: 0 3B: 0 HR: 1	SF: 0 SAC: 0 DP: 1 HBP: 1	WP: 0 PB: 0 SB: 0 CS: 0	PA: 31							
PITCHER	IP	WLS	BF	H	R	ER	SO	BB	IBB	HBP	BLK	WP	HR	S	P	ERA	WHIP								
Ken Hunt, R (1, 1) ERA: 2.81	7.0	W	25	3	1	1	4	1	0	1	0	0	0	31	36	1.29	0.571								
Jim Brosnan, R (8, 1) ERA: 3.25	2.0	S	6	0	0	0	1	0	0	0	0	0	0	8	8	0.00	0.000								

Batter	1	2	3	4	5	6	7	8	9	AB	R	H	RBI	BB	SO	LOB	TOP								
Eddie Kasko, R (1, 6) OBP: 0.367, SLG: 0.369	0-0 E5 F8 6-3 1B		0-0 L8		0-0 F3		0-0 SH3-4 1B 2B	0-0 6-3		5	2	1	0	0	0	0	Cincinnati Reds @ Philadelphia Phillies Connie Mack Stadium, Philadelphia, PA Sat Jun 17 1961, 3:33 AM EDT Att: 5,205 - Unknown AB 42 R 10 H 15 RBI 10 BB 2 SO 7 LOB 17								
Don Blasingame, L (1, 4) OBP: 0.331, SLG: 0.335	0-0 6-3		0-0 P5		0-0 4-3 1B		0-0 SH3-4	0-3 K		4	0	1	0	0	1										
Vada Pinson, L (1, 8) OBP: 0.372, SLG: 0.485	0-0 F8		0-0 1B		0-0 4-3 1B		0-0 1B 1B	0-3 K		5	1	3	1	0	1										
Frank Robinson, R (1, 7) OBP: 0.369, SLG: 0.529	0-0 1B		0-3 K		0-0 4-3		0-0 1B 1B		0-0 1B 1B	5	1	3	1	0	1										
Gus Bell, L (1, 9) OBP: 0.272, SLG: 0.337	0-0 L8			0-0 HR	0-0 1-3		0-0 1B FC6-4 1B	0-0 P6		5	2	2	1	0	0										
Gordy Coleman, L (1, 3)		0-0 HR		0-0 HR		0-0 3-1	0-0 FC6-4 1B	0-0 1B		5	2	4	4	0	0										
Gene Freese, R (1, 5) OBP: 0.317, SLG: 0.491		0-0 P6		0-0 3-1		0-0 F9	0-0 FC6-4 HR	4-0 IBB		4	1	0	1	1	0										
Bob Schmidt, R (1, 2) OBP: 0.205, SLG: 0.182		0-3 K		0-0 F7		4-0 BB	0-0 HR	0-3 K		4	1	1	2	1	2										
Bob Purkey, R (1, 1) OBP: 0.143, SLG: 0.121		0-3 K		0-3 K		0-0 2-3	0-0 6-3	0-0 F7		5	0	0	0	0	2										
Inning Stats	R: 1 E: 1 K: 0 S: 5	H: 1 LOB: 1 BB: 0 P: 5	R: 1 E: 0 K: 2 S: 8	H: 1 LOB: 0 BB: 0 P: 8	R: 0 E: 0 K: 1 S: 6	H: 1 LOB: 1 BB: 0 P: 6	R: 2 E: 0 K: 1 S: 7	H: 2 LOB: 0 BB: 0 P: 7	R: 0 E: 1 K: 0 S: 3	H: 0 LOB: 1 BB: 1 P: 7	R: 6 E: 0 K: 0 S: 9	H: 6 LOB: 0 BB: 0 P: 9	R: 0 E: 0 K: 2 S: 7	H: 0 LOB: 0 BB: 0 P: 7	R: 0 E: 0 K: 1 S: 7	H: 2 LOB: 3 BB: 1 P: 11	1B: 10 2B: 2 3B: 0 HR: 3	SF: 0 SAC: 1 DP: 0 HBP: 0	WP: 0 PB: 0 SB: 0 CS: 0	PA: 45					
PITCHER	IP	WLS	BF	H	R	ER	SO	BB	IBB	HBP	BLK	WP	HR	S	P	ERA	WHIP								
Robin Roberts, R (1, 1) ERA: 4.85	4.1	L	21	7	4	3	4	0	0	0	0	0	2	29	29	6.23	1.615								
Jack Baldschun, R (5, 1) ERA: 5.4	2.2		15	6	6	6	0	1	0	0	0	0	1	14	18	20.25	2.625								
Ken Lehman, L (8, 1) ERA: 2.45	2.0		9	2	0	0	3	0	1	0	0	0	0	14	18	0.00	1.000								

Batter	1	2	3	4	5	6	7	8	9	AB	R	H	RBI	BB	SO	LOB	BOTTOM								
Bobby Del Greco, R (1, 8) OBP: 0.390, SLG: 0.424	0-0 3-1 SF8 2B		0-0 6-3		0-0 6-3		0-0 L4-6 E 1B		0-3 K	5	1	2	1	0	1	0	Cincinnati Reds @ Philadelphia Phillies Connie Mack Stadium, Philadelphia, PA Sat Jun 17 1961, 3:33 AM EDT Att: 5,205 - Unknown AB 36 R 5 H 10 RBI 5 BB 0 SO 4 LOB 11								
Tony Taylor, R (1, 4) OBP: 0.283, SLG: 0.286	0-0 3-1		0-0 6-3		0-0 5-3		0-0 E1			4	0	0	0	0	0	2									
Johnny Callison, L (1, 9) OBP: 0.361, SLG: 0.390	0-0 SF8		0-0 F8		0-0 F7		0-0 L4-6			3	0	0	1	0	0	2									
Pancho Herrera, R (1, 3) OBP: 0.359, SLG: 0.455	0-0 FC5-4 1B			0-0 2B 6-3 1B		0-0 F9		0-3 K		4	1	2	0	0	1	0									
Don Demeter, R (1, 7) OBP: 0.292, SLG: 0.439	0-0 FC5-4			0-0 1-3 2B		0-3 K		0-3 K		4	0	1	0	0	2	1									
Charley Smith, R (1, 5) OBP: 0.316, SLG: 0.396		0-0 5-3		0-0 6-3		0-0 2B 1B	0-0 FC6-4 1B			4	1	2	1	0	0	1									
Clay Dalrymple, L (1, 2) OBP: 0.228, SLG: 0.250		0-0 L9		0-0 F8		0-0 P6	0-0 FC6-4			4	0	0	0	0	0	3									
Ruben Amaro, R (1, 6) OBP: 0.308, SLG: 0.286		0-0 2B		0-0 6-3		0-0 2B 1B		0-0 6-3		4	1	2	0	0	0	1									
Robin Roberts, S (1, 1) OBP: 0.136, SLG: 0.050		0-0 F7			0-0 F2		0-0 1B 2B		0-0 5-3	1	0	0	0	0	0	0									
Jack Baldschun, R (5, 1)										1	0	0	0	0	0	0									
Elmer Valo, L (7, PH) OBP: 0.270, SLG: 0.273										1	1	1	2	0	0	0									
Ken Lehman, L (8, 1)										0	0	0	0	0	0	0									
Ken Walters, R (8, PH) OBP: 0.295, SLG: 0.405										1	0	0	0	0	0	0									
Inning Stats	R: 1 E: 0 K: 0 S: 5	H: 2 LOB: 1 BB: 0 P: 5	R: 0 E: 0 K: 0 S: 4	H: 1 LOB: 1 BB: 0 P: 4	R: 0 E: 0 K: 0 S: 3	H: 0 LOB: 0 BB: 0 P: 3	R: 1 E: 0 K: 0 S: 5	H: 2 LOB: 1 BB: 0 P: 5	R: 0 E: 0 K: 1 S: 5	H: 0 LOB: 0 BB: 0 P: 5	R: 6 E: 0 K: 0 S: 7	H: 4 LOB: 1 BB: 0 P: 7	R: 0 E: 0 K: 2 S: 8	H: 1 LOB: 1 BB: 0 P: 8	R: 0 E: 0 K: 1 S: 5	H: 0 LOB: 0 BB: 0 P: 5	1B: 6 2B: 5 3B: 0 HR: 0	SF: 1 SAC: 0 DP: 1 HBP: 0	WP: 0 PB: 0 SB: 0 CS: 0	PA: 37					
PITCHER	IP	WLS	BF	H	R	ER	SO	BB	IBB	HBP	BLK	WP	HR	S	P	ERA	WHIP								
Bob Purkey, R (1, 1) ERA: 2.98	9.0	W	37	10	5	5	4	0	0	0	0	0	0	45	45	5.00	1.111								

Batter	1	2	3	4	5	6	7	8	9	AB	R	H	RBI	BB	SO	LOB	TOP					
Don Blasingame, L (1,4) OBP: 0.327, SLG: 0.337	L4		F7		F5		1B 1-3 1B 2B		3-1	5	1	1	0	0	0	0	Cincinnati Reds @ Philadelphia Phillies Connie Mack Stadium, Philadelphia, PA Sun Jun 18 1961, 3:33 AM EDT Unknown livebaseballscores.com					
Eddie Kasko, R (1,6) OBP: 0.366, SLG: 0.367	CS 1B BB		5-3		5-3		1B 5-3-6 1B		5-3	4	1	1	1	1	0	0						
Vada Pinson, L (1,8) OBP: 0.372, SLG: 0.483	1-2 1B				F9		5-3-6 1B		6-3	5	0	2	1	0	0	0						
Frank Robinson, R (1,7) OBP: 0.367, SLG: 0.522	2-3 K				1B HR BB		5-3-6 1B			3	1	0	1	1	1	3						
Gene Freese, R (1,5) OBP: 0.328, SLG: 0.519					1-2 HR 1B		HR		FC6-2 3B	3	2	3	1	1	0	0						
Wally Post, R (1,9) OBP: 0.372, SLG: 0.550	F8				1-1 2-H HR		1B		K	4	1	2	3	0	1	2						
Gordy Coleman, L (1,3) OBP: 0.329, SLG: 0.518	L7				F7		L7		FC6-2 IBB	3	0	0	0	1	0	2						
Jerry Zimmerman, R (1,2) OBP: 0.279, SLG: 0.258	L7				5-3		5-3		FC6-2	4	0	0	0	0	0	3						
Jim Maloney, L (1,1) OBP: 0.375, SLG: 0.533					F8		5-3		1-2 3-H K	0	0	0	0	0	0	0						
Howie Nunn, R (2,1) OBP: 0.167, SLG: 0.167					F8		5-3		2B 1B 1B K	4	1	1	0	0	1	2						
Inning Stats	R: 0 E: 0 K: 1 S: 5	H: 1 LOB: 2 P: 9	R: 0 E: 0 K: 0 S: 3	H: 0 LOB: 1 BB: 1 P: 7	R: 0 E: 0 K: 0 S: 3	H: 0 LOB: 0 BB: 0 P: 3	R: 3 E: 0 K: 0 S: 5	H: 2 LOB: 0 BB: 1 P: 9	R: 0 E: 0 K: 0 S: 3	H: 0 LOB: 0 BB: 0 P: 3	R: 1 E: 0 K: 0 S: 5	H: 2 LOB: 1 BB: 0 P: 5	R: 3 E: 0 K: 0 S: 6	H: 4 LOB: 0 BB: 0 P: 6	R: 0 E: 0 K: 2 S: 8	H: 1 LOB: 2 BB: 1 P: 12	R: 0 E: 0 K: 0 S: 3	H: 0 LOB: 0 BB: 0 P: 3	1B: 6 2B: 3 3B: 1 HR: 2	SF: 0 SAC: 0 DP: 2 HBP: 0	WP: 0 PB: 0 SB: 0 CS: 1	PA: 39
PITCHER	IP WLS BF H R ER SO BB IBB HBP BLK WP HR S P ERA WHIP	6.1 L 30 9 7 7 1 3 0 0 0 0 2 29 41 9.95 1.895	2.2 9 1 0 0 2 0 1 0 0 0 0 0 12 16 0.00 0.375																			

Batter	1	2	3	4	5	6	7	8	9	AB	R	H	RBI	BB	SO	LOB	BOTTOM					
Bobby Del Greco, R (1,8) OBP: 0.378, SLG: 0.400	F3	G6-4-3			5-3		1B BB		F9	4	0	0	0	1	0	4	Cincinnati Reds @ Philadelphia Phillies Connie Mack Stadium, Philadelphia, PA Sun Jun 18 1961, 3:33 AM EDT Unknown livebaseballscores.com					
Tony Taylor, R (1,4) OBP: 0.282, SLG: 0.285	K				K		1-3 1B			4	0	1	0	0	3	0						
Johnny Callison, L (1,9) OBP: 0.353, SLG: 0.380	P3				4-3		K			4	0	0	0	0	2	2						
Pancho Herrera, R (1,3) OBP: 0.362, SLG: 0.453		1B BB BB BB			1B		F8		P6	3	1	1	0	1	0	0						
Don Demeter, R (1,7) OBP: 0.299, SLG: 0.436		BB BB 1-2 BB BB			1B		6-3		F9	3	1	1	0	1	0	0						
Charley Smith, R (1,5) OBP: 0.314, SLG: 0.391		BB BB 1-2 2-3 1B			K		E6		K	4	0	1	0	0	2	2						
Clay Dalrymple, L (1,2) OBP: 0.229, SLG: 0.250		F9			1-3 1B		F8		P4	4	0	1	0	0	0	4						
Ruben Amaro, R (1,6) OBP: 0.311, SLG: 0.283					1-3		6-3			1	0	0	1	1	0	1						
Bobby Gene Smith, R (7,PH) OBP: 0.306, SLG: 0.327										1	0	0	0	0	0	0						
Bobby Malkmus, R (8,6) OBP: 0.242, SLG: 0.270		1-2 2-3 3-H BB			1-2 1B					1	0	1	0	0	0	0						
Don Ferrarese, R (1,1) OBP: 0.273, SLG: 0.200					5-3		4-3		F9	1	0	0	1	1	0	0						
Dallas Green, L (7,1) OBP: 0.349, SLG: 0.250										1	0	0	0	0	0	0						
Elmer Valo, L (9,PH) OBP: 0.263, SLG: 0.265		1-2 2-3 3-H BB								1	0	0	0	0	0	1						
Inning Stats	R: 0 E: 0 K: 1 S: 5	H: 0 LOB: 0 P: 5	R: 2 E: 0 K: 0 S: 3	H: 1 LOB: 2 BB: 4 P: 19	R: 0 E: 0 K: 2 S: 9	H: 2 LOB: 0 BB: 0 P: 9	R: 0 E: 0 K: 0 S: 3	H: 1 LOB: 0 BB: 0 P: 3	R: 0 E: 0 K: 2 S: 7	H: 0 LOB: 0 BB: 0 P: 7	R: 0 E: 1 K: 0 S: 4	H: 0 LOB: 1 BB: 0 P: 4	R: 0 E: 0 K: 1 S: 6	H: 1 LOB: 2 BB: 1 P: 10	R: 0 E: 0 K: 1 S: 5	H: 0 LOB: 0 BB: 0 P: 5	R: 0 E: 0 K: 0 S: 4	H: 1 LOB: 1 BB: 0 P: 4	1B: 6 2B: 1 3B: 0 HR: 0	SF: 0 SAC: 0 DP: 2 HBP: 0	WP: 0 PB: 0 SB: 0 CS: 0	PA: 37
PITCHER	IP WLS BF H R ER SO BB IBB HBP BLK WP HR S P ERA WHIP	1.1 W 28 5 0 0 6 1 0 0 0 0 0 39 43 0.00 0.783																				

Batter	1	2	3	4	5	6	7	8	9	AB	R	H	RBI	BB	SO	LOB	TOP								
Don Blasingame, L (1,4) OBP: 0.330, SLG: 0.345 Elio Chacon, R (6,4) OBP: 0.333, SLG: 0.167	5-3	L4-3		1B 2B	1-2 2H 1B		5-3			4	1	2	1	0	0	1	Cincinnati Reds @ Philadelphia Phillies Sun Jun 18 1961, 3:38 AM EDT Att: 16,369 - Unknown Connie Mack Stadium, Philadelphia, PA livebaseballscorecards.com								
Eddie Kasko, R (1,6) OBP: 0.371, SLG: 0.370 Leo Cardenas, R (6,6) OBP: 0.338, SLG: 0.365	1B	1B	L7	2B	K		P6			4	1	2	1	0	1	2									
Vada Pinson, L (1,8) OBP: 0.373, SLG: 0.486	K		2B	2B	1-3		P6			5	2	2	0	0	1	2									
Wally Post, R (1,9) OBP: 0.373, SLG: 0.568	1B 1B	1B	L7		F2	1H	HR		6-3	5	1	2	2	0	0	1									
Gene Freese, R (1,5) OBP: 0.337, SLG: 0.530	1B	1B			S WP	HR		L7		5	2	4	2	0	0	0									
Frank Robinson, R (1,7) OBP: 0.376, SLG: 0.538	1-2 2-3	1B	4-0		S	1B	HR		6-3	3	2	2	2	2	0	0									
Gordy Coleman, L (1,3) OBP: 0.326, SLG: 0.514 Dick Gernert, R (5, PH) OBP: 0.348, SLG: 0.389	FC6-4	1B	K		1-2	IBB	HR		F3	2	0	0	0	0	1	5									
Bob Schmidt, R (1,2) OBP: 0.218, SLG: 0.186		F2			F8	1B	G4-6-3		F2	4	1	1	0	1	0	0									
Jim O'Toole, S (1,1) OBP: 0.256, SLG: 0.243	L4-3	BB	K		1-2	1B	G4-6-3		3-1	4	0	1	1	1	1	1									
Inning Stats	R: 1 E: 0 K: 1 S: 9	H: 4 LOB: 3 BB: 0 P: 9	R: 0 E: 0 K: 0 S: 2	H: 0 LOB: 0 BB: 1 P: 6	R: 1 E: 0 K: 1 S: 7	H: 2 LOB: 1 BB: 0 P: 11	R: 1 E: 0 K: 1 S: 7	H: 2 LOB: 2 BB: 0 P: 7	R: 3 E: 1 K: 2 S: 10	H: 3 LOB: 2 BB: 2 P: 18	R: 4 E: 0 K: 0 S: 7	H: 5 LOB: 0 BB: 0 P: 7	R: 0 E: 0 K: 0 S: 3	H: 0 LOB: 0 BB: 0 P: 3	R: 0 E: 0 K: 0 S: 3	H: 0 LOB: 0 BB: 0 P: 3		R: 0 E: 0 K: 0 S: 3	H: 0 LOB: 0 BB: 0 P: 3	1B: 11 2B: 4 3B: 0 HR: 2	SF: 0 SAC: 0 DP: 2 HBP: 0	WP: 1 PB: 0 SB: 3 CS: 0	PA: 45		
PITCHER	IP WLS BF H R ER SO BB IBB HBP BLK WP HR S P ERA WHIP																								
Chris Short, L (1,1) ERA: 5.4	4.2	L	28	11	6	6	4	1	3	0	0	0	0	1	0	32	48	11.57	2.571						
Robin Roberts, R (5,1) ERA: 4.53	0.1		1	0	0	0	1	0	0	0	0	0	0	0	0	3	3	0.00	0.000						
Jack Baldschun, R (6,1) ERA: 6.64	2.0		10	5	4	4	0	0	0	0	0	0	0	2	10	10	18.00	2.500							
Ken Lehman, L (8,1) ERA: 2.25	2.0		6	0	0	0	0	0	0	0	0	0	0	0	6	6	0.00	0.000							

Batter	1	2	3	4	5	6	7	8	9	AB	R	H	RBI	BB	SO	LOB	BOTTOM							
Bobby Malkmus, R (1,4) OBP: 0.253, SLG: 0.280	6-3		K			1B WP				4	0	2	0	0	1	2	Cincinnati Reds @ Philadelphia Phillies Sun Jun 18 1961, 3:38 AM EDT Att: 16,369 - Unknown Connie Mack Stadium, Philadelphia, PA livebaseballscorecards.com							
Charley Smith, R (1,5) OBP: 0.303, SLG: 0.377	F7		G5-4-3			P4		K		4	0	0	0	0	1	4								
Bobby Gene Smith, R (1,9) OBP: 0.304, SLG: 0.324	P6				6-3			F3		4	0	1	0	0	0	1								
Pancho Herrera, R (1,3) OBP: 0.364, SLG: 0.454		6-3			G6-4-3	K				4	0	2	0	0	1	2								
Don Demeter, R (1,7) OBP: 0.289, SLG: 0.421		F9			G6-4-3	P3				4	0	0	0	0	0	3								
Bobby Del Greco, R (1,8) OBP: 0.384, SLG: 0.397					K			P4		3	0	1	0	1	1	0								
Cal Neeman, R (1,2) OBP: 0.306, SLG: 0.258		K			F7	G6-4-3				4	0	1	0	0	1	2								
Ruben Amaro, R (1,6) OBP: 0.324, SLG: 0.308			E5					F8		4	0	3	0	0	0	1								
Chris Short, R (1,1) Robin Roberts, S (5,1) Jim Woods, L (5, PH) Jack Baldschun, R (6,1) Ken Walters, R (7, PH) Ken Lehman, L (8,1)			SH							0	0	0	0	0	0	0								
Inning Stats	R: 0 E: 0 K: 0 S: 3	H: 0 LOB: 0 BB: 0 P: 3	R: 0 E: 0 K: 1 S: 6	H: 1 LOB: 1 BB: 0 P: 6	R: 0 E: 1 K: 1 S: 6	H: 1 LOB: 1 BB: 0 P: 6	R: 0 E: 0 K: 0 S: 3	H: 1 LOB: 0 BB: 0 P: 3	R: 0 E: 0 K: 2 S: 8	H: 1 LOB: 1 BB: 0 P: 8	R: 0 E: 0 K: 1 S: 7	H: 2 LOB: 2 BB: 0 P: 7	R: 0 E: 0 K: 0 S: 3	H: 1 LOB: 1 BB: 1 P: 7	R: 0 E: 0 K: 1 S: 6	H: 2 LOB: 1 BB: 0 P: 6		R: 0 E: 0 K: 0 S: 4	H: 1 LOB: 1 BB: 0 P: 4	1B: 9 2B: 1 3B: 0 HR: 0	SF: 0 SAC: 1 DP: 3 HBP: 0	WP: 1 PB: 0 SB: 0 CS: 0	PA: 35	
PITCHER	IP WLS BF H R ER SO BB IBB HBP BLK WP HR S P ERA WHIP																							
Jim O'Toole, L (1,1) ERA: 3.13	9.0	W	35	10	0	0	0	6	1	0	0	0	0	0	46	50	0.00	1.222						

Batter	1	2	3	4	5	6	7	8	9	AB	R	H	RBI	BB	SO	LOB	TOP								
Bill Virdon, L OBP: 0.336, SLG: 0.444 (1, 8)										5	2	3	0	0	0	0									
Dick Groat, R OBP: 0.327, SLG: 0.390 (1, 6)										5	1	2	2	0	0	1									
Bob Skinner, L OBP: 0.362, SLG: 0.323 (1, 7)										4	0	0	0	0	1	2									
Dick Stuart, R OBP: 0.349, SLG: 0.561 (1, 3)										4	1	2	2	0	2	1									
Walt Moryn, L OBP: 0.178, SLG: 0.273 Roberto Clemente, R OBP: 0.357, SLG: 0.513 (1, 9)										3	0	0	0	0	0	2									
Smoky Burgess, L OBP: 0.386, SLG: 0.543 (1, 2)										4	1	2	0	0	0	0									
Don Hoak, R OBP: 0.429, SLG: 0.528 (1, 5)										3	1	2	2	1	0	0									
Bill Mazerowski, R OBP: 0.269, SLG: 0.325 (1, 4)										3	0	0	0	0	0	3									
Harvey Haddix, L OBP: 0.160, SLG: 0.087 Roy Face, R OBP: 0.250, SLG: 0.250 (1, 1)										4	0	0	0	0	2	2									
Inning Stats	R: 3 E: 0 K: 0 S: 6	H: 3 LOB: 0 BB: 0 P: 6	R: 0 E: 0 K: 0 S: 3	H: 0 LOB: 0 BB: 0 P: 3	R: 1 E: 0 K: 2 S: 9	H: 2 LOB: 1 BB: 0 P: 9	R: 0 E: 0 K: 1 S: 6	H: 1 LOB: 1 BB: 0 P: 6	R: 0 E: 0 K: 0 S: 3	H: 1 LOB: 0 BB: 0 P: 3	R: 2 E: 0 K: 0 S: 5	H: 3 LOB: 1 BB: 0 P: 6	R: 0 E: 0 K: 0 S: 3	H: 0 LOB: 0 BB: 0 P: 3	R: 0 E: 0 K: 1 S: 6	H: 1 LOB: 2 BB: 1 P: 10	R: 0 E: 0 K: 1 S: 5	H: 0 LOB: 0 BB: 0 P: 5	1B: 4 2B: 4 3B: 1 HR: 2	SF: 0 SAC: 0 DP: 2 HBP: 1	WP: 0 PB: 0 SB: 0 CS: 0	PA: 38			
PITCHER	IP	WLS	BF	H	R	ER	SO	BB	IBB	HBP	BLK	WP	HR	S	P	ERA	WHIP								
Art Mahaffey, R ERA: 3.52 (1, 1)	6.0	L	27	10	6	6	3	0	0	1	0	0	2	32	33	9.00	1.667								
Jack Baldschun, R ERA: 6.04 (7, 1)	2.0		8	1	0	0	1	0	1	0	0	0	0	9	13	0.00	0.500								
Ken Lehman, L ERA: 2.16 (9, 1)	1.0		3	0	0	0	1	0	0	0	0	0	0	5	5	0.00	0.000								

Pittsburgh Pirates @ Philadelphia Phillies
 Connie Mack Stadium, Philadelphia, PA
 Tue Jun 20 1961, 7:05 PM EDT
 Att: 10,649 - Unknown

AB 36
 R 6
 H 11
 RBI 6
 BB 1
 SO 5
 LOB 11



Batter	1	2	3	4	5	6	7	8	9	AB	R	H	RBI	BB	SO	LOB	BOTTOM								
Bobby Malkmus, R OBP: 0.243, SLG: 0.268 Ken Lehman, L (9, 1)										4	0	0	0	0	1	2									
Johnny Callison, L OBP: 0.351, SLG: 0.389 (1, 7)										4	1	1	0	0	1	1									
Charley Smith, R OBP: 0.302, SLG: 0.373 (1, 5)										4	1	1	1	0	1	0									
Pancho Herrera, R OBP: 0.367, SLG: 0.455 (1, 3)										4	0	2	0	0	0	2									
Don Demeter, R OBP: 0.288, SLG: 0.415 (1, 8)										4	0	1	0	0	1	2									
Tony Gonzalez, L OBP: 0.399, SLG: 0.438 (1, 9)										4	0	1	1	0	1	1									
Clay Dalrymple, L OBP: 0.227, SLG: 0.248 Bobby Del Greco, R OBP: 0.379, SLG: 0.392 Checo-Checo Coleman, L OBP: 0.186, SLG: 0.171 Tony Taylor, R OBP: 0.284, SLG: 0.287 (1, 2)										1	0	0	0	0	1	0									
Ruben Amaro, R OBP: 0.324, SLG: 0.308 (1, 6)										3	0	1	0	0	0	1									
Art Mahaffey, R OBP: 0.031, SLG: 0.031 Jack Baldschun, R (7, 1)										2	0	0	0	0	1	1									
Bobby Gene Smith, R OBP: 0.302, SLG: 0.321 Cal Neeman, R OBP: 0.306, SLG: 0.258 (8, PH)										0	0	0	0	0	0	0									
Bobby Gene Smith, R OBP: 0.302, SLG: 0.321 Cal Neeman, R OBP: 0.306, SLG: 0.258 (9, 2)										1	0	0	0	0	0	1									
Inning Stats	R: 0 E: 0 K: 1 S: 6	H: 0 LOB: 1 BB: 0 P: 6	R: 0 E: 0 K: 3 S: 9	H: 0 LOB: 0 BB: 0 P: 9	R: 0 E: 0 K: 1 S: 6	H: 1 LOB: 1 BB: 0 P: 6	R: 0 E: 0 K: 0 S: 4	H: 1 LOB: 1 BB: 0 P: 4	R: 0 E: 0 K: 2 S: 7	H: 0 LOB: 0 BB: 0 P: 7	R: 0 E: 0 K: 0 S: 3	H: 1 LOB: 0 BB: 0 P: 3	R: 0 E: 0 K: 0 S: 4	H: 1 LOB: 1 BB: 0 P: 4	R: 2 E: 0 K: 0 S: 6	H: 4 LOB: 1 BB: 0 P: 6	1B: 7 2B: 0 3B: 1 HR: 0	SF: 0 SAC: 0 DP: 2 HBP: 0	WP: 2 PB: 0 SB: 0 CS: 0	PA: 34					
PITCHER	IP	WLS	BF	H	R	ER	SO	BB	IBB	HBP	BLK	WP	HR	S	P	ERA	WHIP								
Harvey Haddix, L ERA: 4.22 (1, 1)	8.1		33	8	2	2	7	0	0	0	0	0	0	47	47	2.16	0.960								
Roy Face, R ERA: 2.21 (9, 1)	0.2	S	1	0	0	0	0	0	0	0	0	0	0	1	1	0.00	0.000								

Pittsburgh Pirates @ Philadelphia Phillies
 Connie Mack Stadium, Philadelphia, PA
 Tue Jun 20 1961, 7:05 PM EDT
 Att: 10,649 - Unknown

AB 34
 R 2
 H 8
 RBI 2
 BB 0
 SO 7
 LOB 13



Batter	1	2	3	4	5	6	7	8	9	AB	R	H	RBI	BB	SO	LOB	TOP					
Bobby Del Greco, R OBP: 0.366, SLG: 0.375										6	1	1	0	0	0	3						
Tony Taylor, R OBP: 0.291, SLG: 0.294										5	2	3	0	0	0	0						
Ken Walters, R OBP: 0.333, SLG: 0.398										3	0	1	0	0	0	1						
Tony Gonzalez, L OBP: 0.403, SLG: 0.449										2	2	2	1	0	0	0						
Pancho Herrera, R OBP: 0.370, SLG: 0.449										3	2	2	1	2	1	1						
Don Demeter, R OBP: 0.299, SLG: 0.449										5	3	2	4	0	1	4						
Charley Smith, R OBP: 0.304, SLG: 0.370										5	1	1	2	0	1	3						
Jimmie Coker, R OBP: 0.352, SLG: 0.401										3	0	1	0	0	1	0						
Johnny Callison, L OBP: 0.352, SLG: 0.401										1	0	0	0	0	1	1						
Ken Lehman, L OBP: 0.239, SLG: 0.257										0	0	0	0	0	0	0						
Frank Sullivan, R OBP: 0.324, SLG: 0.304										0	0	0	0	0	0	0						
Ruben Amaro, R OBP: 0.275, SLG: 0.257										2	0	1	0	1	0	0						
Elmer Valo, L OBP: 0.239, SLG: 0.245										0	0	0	0	1	0	0						
Bobby Malkmus, R OBP: 0.239, SLG: 0.257										0	0	0	1	0	0	0						
Robin Roberts, S OBP: 0.135, SLG: 0.049										1	0	0	0	0	0	1						
Jack Baldschun, R OBP: 0.226, SLG: 0.247										0	0	0	0	0	0	0						
Jim Woods, R OBP: 0.226, SLG: 0.247										1	0	0	0	0	0	0						
Jim Owens, R OBP: 0.226, SLG: 0.247										0	0	0	0	0	0	0						
Bobby Gene Smith, R OBP: 0.226, SLG: 0.247										1	0	0	0	0	0	2						
Dallas Green, L OBP: 0.226, SLG: 0.247										0	0	0	0	0	0	0						
Clay Dalrymple, L OBP: 0.226, SLG: 0.245										2	0	1	0	0	0	2						
Inning Stats	R: 0 E: 0 K: 1 S: 6	H: 1 LOB: 1 BB: 0 P: 6	R: 0 E: 0 K: 2 S: 7	H: 0 LOB: 0 BB: 0 P: 7	R: 0 E: 0 K: 0 S: 2	H: 0 LOB: 0 BB: 1 P: 6	R: 0 E: 0 K: 1 S: 6	H: 1 LOB: 2 BB: 1 P: 10	R: 0 E: 0 K: 0 S: 4	H: 1 LOB: 1 BB: 0 P: 4	R: 2 E: 0 K: 0 S: 5	H: 2 LOB: 0 BB: 0 P: 5	R: 0 E: 0 K: 0 S: 4	H: 2 LOB: 1 BB: 0 P: 4	R: 4 E: 0 K: 1 S: 8	H: 4 LOB: 2 BB: 2 P: 16	R: 6 E: 3 K: 0 S: 10	H: 5 LOB: 1 BB: 0 P: 10	1B: 14 2B: 1 3B: 0 HR: 1	SF: 1 DP: 3 HBP: 0	WP: 0 PB: 0 SB: 0 CS: 0	PA: 46
PITCHER	IP	WLS	BF	H	R	ER	SO	BB	IBB	HBP	BLK	WP	HR	S	P	ERA	WHIP					
Joe Gibbon, L ERA: 3.66	7.0		28	7	2	2	4	2	0	0	0	0	1	34	42	2.57	1.286					
Clem Labine, R ERA: 3.25	0.0		4	3	4	4	0	1	0	0	0	0	0	3	7	∞	∞					
Roy Face, R ERA: 2.63	1.0		8	5	4	2	1	1	0	0	0	0	0	9	13	18.00	6.000					
Earl Francis, R ERA: 4.02	1.0	L	6	1	2	0	0	0	0	0	0	0	0	6	6	0.00	1.000					

Philadelphia Phillies @ Pittsburgh Pirates
Forbes Field, Pittsburgh, PA
Fri Jun 23 1961, 7:05 PM EDT
Att: 16,170 - Unknown

AB 41
R 12
H 16
RBI 9
SO 5
LOB 19



Batter	1	2	3	4	5	6	7	8	9	AB	R	H	RBI	BB	SO	LOB	BOTTOM					
Bill Virdon, L OBP: 0.341, SLG: 0.442										6	1	3	2	0	0	1						
Dick Groat, R OBP: 0.323, SLG: 0.386										4	1	1	0	0	1	3						
Clem Labine, R OBP: 0.167, SLG: 0.167										0	0	0	0	0	0	0						
Roy Face, R OBP: 0.250, SLG: 0.250										0	0	0	0	0	0	0						
Earl Francis, R OBP: 0.360, SLG: 0.500										1	0	0	0	0	1	0						
Bob Skinner, L OBP: 0.376, SLG: 0.346										4	1	2	3	1	0	1						
Dick Stuart, R OBP: 0.343, SLG: 0.550										5	0	1	0	0	1	4						
Roberto Clemente, R OBP: 0.360, SLG: 0.523										5	2	3	1	0	0	3						
Don Hoak, R OBP: 0.426, SLG: 0.518										3	2	1	0	2	1	2						
Don Leppert, R OBP: 0.200, SLG: 0.500										5	1	0	0	0	1	10						
Bill Mazerowski, R OBP: 0.267, SLG: 0.322										4	2	2	2	0	2	0						
Joe Gibbon, R OBP: 0.167, SLG: 0.261										2	0	1	1	0	0	1						
Walt Moryn, L OBP: 0.196, SLG: 0.289										1	1	1	0	0	0	0						
Johnny Logan, R OBP: 0.182, SLG: 0.190										1	0	0	0	0	0	0						
Inning Stats	R: 2 E: 1 K: 0 S: 6	H: 3 LOB: 2 BB: 1 P: 10	R: 1 E: 0 K: 1 S: 7	H: 2 LOB: 1 BB: 0 P: 7	R: 3 E: 0 K: 0 S: 6	H: 3 LOB: 1 BB: 1 P: 10	R: 0 E: 0 K: 0 S: 3	H: 0 LOB: 0 BB: 0 P: 3	R: 3 E: 1 K: 1 S: 9	H: 4 LOB: 1 BB: 0 P: 9	R: 0 E: 0 K: 1 S: 6	H: 0 LOB: 2 BB: 1 P: 10	R: 2 E: 0 K: 1 S: 8	H: 3 LOB: 2 BB: 0 P: 9	R: 0 E: 0 K: 2 S: 7	H: 0 LOB: 0 BB: 0 P: 7	R: 0 E: 0 K: 1 S: 5	H: 0 LOB: 0 BB: 0 P: 5	1B: 9 2B: 4 3B: 2 HR: 0	SF: 1 DP: 2 HBP: 1	WP: 0 PB: 1 SB: 1 CS: 0	PA: 47
PITCHER	IP	WLS	BF	H	R	ER	SO	BB	IBB	HBP	BLK	WP	HR	S	P	ERA	WHIP					
Frank Sullivan, R ERA: 3.82	1.0		3	0	0	0	1	0	0	0	0	0	0	5	5	0.00	0.000					
Robin Roberts, R ERA: 5.38	1.1		4	0	0	0	0	0	0	0	0	0	0	4	4	0.00	0.000					
Jack Baldschun, R ERA: 5.7	2.0		12	4	3	2	2	1	0	0	0	0	0	15	19	9.00	2.500					
Jim Owens, R ERA: 9.0	1.0		7	3	2	2	1	0	0	1	0	0	0	8	9	18.00	3.000					
Dallas Green, R ERA: 4.67	1.0	W	3	0	0	0	2	0	0	0	0	0	0	7	7	0.00	0.000					
Ken Lehman, L ERA: 2.09																						

Philadelphia Phillies @ Pittsburgh Pirates
Forbes Field, Pittsburgh, PA
Fri Jun 23 1961, 7:05 PM EDT
Att: 16,170 - Unknown

AB 41
R 11
H 15
RBI 9
SO 7
LOB 25



Batter	1	2	3	4	5	6	7	8	9	AB	R	H	RBI	BB	SO	LOB	TOP																		
Bobby Del Greco, R OBP: 0.367, SLG: 0.412 (1, 8)										5	1	2	1	0	1	1	Philadelphia Phillies @ Pittsburgh Pirates Forbes Field, Pittsburgh, PA Sat Jun 24 1961, 3:33 AM EDT Att: 9,546 - Unknown																		
Tony Taylor, R OBP: 0.290, SLG: 0.293 (1, 4)										4	1	1	0	0	0	0																			
Ken Walters, R OBP: 0.292, SLG: 0.391 (1, 9)										4	2	1	0	0	0	2																			
Pancho Herrera, R OBP: 0.372, SLG: 0.480 (1, 3)										4	2	2	5	0	1	0																			
Don Demeter, R OBP: 0.290, SLG: 0.435 (1, 7)										4	0	0	0	0	0	0																			
Charley Smith, R OBP: 0.302, SLG: 0.366 (1, 5)										4	0	1	0	0	1	0																			
Jimmie Coker, R OBP: 0.571, SLG: 0.400 (1, 2)										2	0	1	0	2	0	0																			
Ruben Amaro, R OBP: 0.324, SLG: 0.305 (1, 6)										3	0	1	0	0	1	3																			
Chris Short, R Frank Sullivan, R (7, 1)										3	0	0	0	0	0	2																			
Inning Stats	R: 3 E: 0 K: 0 S: 6	H: 3 LOB: 0 BB: 0 P: 6	R: 0 E: 0 K: 0 S: 3	H: 1 LOB: 0 BB: 0 P: 3	R: 0 E: 0 K: 1 S: 5	H: 0 LOB: 0 BB: 0 P: 5	R: 0 E: 0 K: 0 S: 4	H: 1 LOB: 2 BB: 1 P: 8	R: 3 E: 0 K: 0 S: 6	H: 3 LOB: 0 BB: 0 P: 6	R: 0 E: 0 K: 0 S: 3	H: 0 LOB: 0 BB: 0 P: 3	R: 0 E: 0 K: 2 S: 7	H: 0 LOB: 0 BB: 0 P: 7	R: 0 E: 0 K: 0 S: 4	H: 1 LOB: 1 BB: 0 P: 4	1B: 6 2B: 0 3B: 0 HR: 3	SF: 0 SAC: 1 DP: 1 HBP: 0	WP: 0 PB: 0 SB: 1 CS: 0	PA: 37															
PITCHER	IP WLS BF H R ER SO BB IBB HBP BLK WP HR S P ERA WHIP																																		
Vinegar Bend Mizell, L ERA: 5.43	(1, 1)	5.0	L	23	8	6	6	1	1	0	0	0	0	0	3	24	28	10.80	1.800																
Earl Francis, R ERA: 3.57	(6, 1)	2.0		7	0	0	0	1	1	0	0	0	0	0	0	8	12	0.00	0.500																
Clem Labine, R ERA: 3.1	(8, 1)	2.0		7	1	0	0	2	0	0	0	0	0	0	0	11	11	0.00	0.500																

Batter	1	2	3	4	5	6	7	8	9	AB	R	H	RBI	BB	SO	LOB	BOTTOM																		
Bill Virdon, L OBP: 0.336, SLG: 0.435 (1, 8)										4	0	0	0	0	0	2	Philadelphia Phillies @ Pittsburgh Pirates Forbes Field, Pittsburgh, PA Sat Jun 24 1961, 3:33 AM EDT Att: 9,546 - Unknown																		
Dick Groat, R OBP: 0.322, SLG: 0.395 (1, 6)										4	1	1	1	0	0	0																			
Roberto Clemente, R OBP: 0.359, SLG: 0.517 (1, 9)										3	0	0	0	1	0	0																			
Dick Stuart, R OBP: 0.337, SLG: 0.539 (1, 3)										4	0	0	0	0	1	2																			
Don Hoak, R OBP: 0.435, SLG: 0.520 (1, 5)										3	1	2	0	1	0	0																			
Joe Christopher, R OBP: 0.324, SLG: 0.333 (1, 7)										4	0	1	0	0	1	2																			
Don Leppert, R OBP: 0.286, SLG: 0.571 (1, 2)										4	0	2	1	0	1	2																			
Bill Mazaroski, R OBP: 0.263, SLG: 0.317 (1, 4)										4	0	0	0	0	1	5																			
Vinegar Bend Mizell, R OBP: 0.176, SLG: 0.125	(1, 1)									1	0	0	0	0	0	0																			
Johnny Logan, R OBP: 0.174, SLG: 0.182	(6, PH)									1	0	0	0	0	0	1																			
Earl Francis, R	(6, 1)									0	0	0	0	0	0	0																			
Walt Moryn, L OBP: 0.191, SLG: 0.283	(7, PH)									1	0	0	0	0	1	2																			
Clem Labine, R OBP: 0.197, SLG: 0.167	(8, 1)									0	0	0	0	0	0	0																			
Inning Stats	R: 1 E: 0 K: 0 S: 3	H: 1 LOB: 1 BB: 1 P: 7	R: 0 E: 0 K: 0 S: 4	H: 1 LOB: 0 BB: 0 P: 4	R: 0 E: 0 K: 0 S: 3	H: 0 LOB: 0 BB: 0 P: 3	R: 0 E: 0 K: 0 S: 3	H: 0 LOB: 0 BB: 0 P: 3	R: 0 E: 1 K: 0 S: 4	H: 0 LOB: 1 BB: 0 P: 4	R: 1 E: 0 K: 2 S: 9	H: 2 LOB: 2 BB: 1 P: 13	R: 0 E: 0 K: 1 S: 5	H: 0 LOB: 0 BB: 0 P: 5	R: 0 E: 0 K: 1 S: 6	H: 1 LOB: 1 BB: 0 P: 6	1B: 4 2B: 1 3B: 0 HR: 1	SF: 0 SAC: 0 DP: 1 HBP: 0	WP: 0 PB: 0 SB: 0 CS: 0	PA: 35															
PITCHER	IP WLS BF H R ER SO BB IBB HBP BLK WP HR S P ERA WHIP																																		
Chris Short, L ERA: 5.03	(1, 1)	6.0	W	25	5	2	2	1	2	0	0	0	0	0	0	25	33	3.00	1.167																
Frank Sullivan, R ERA: 3.67	(7, 1)	3.0	S	10	1	0	0	4	0	0	0	0	0	0	18	18	0.00	0.333																	

Batter	1	2	3	4	5	6	7	8	9	AB	R	H	RBI	BB	SO	LOB	TOP										
Bobby Del Greco, R (1, 8) OBP: 0.366, SLG: 0.402 Johnny Callison, L (6, PH) OBP: 0.348, SLG: 0.396	0-0 6-3		0-0 1-3	4-0 1B BB		0-3 K		0-3 K		2	0	0	0	1	0	0	Philadelphia Phillies @ Pittsburgh Pirates Forbes Field, Pittsburgh, PA Sun Jun 25 1961, 3:33 AM EDT Unknown										
Tony Taylor, R (1, 4) OBP: 0.292, SLG: 0.296	0-0 4-3		0-0 6-3	0-0 1-2 1B		0-0 FC6-4 1B		0-0 F8		5	0	2	0	0	0	0											
Ken Walters, R (1, 9) OBP: 0.296, SLG: 0.394 Tony Gonzalez, L (4, PH) OBP: 0.395, SLG: 0.439	0-3 K		0-0 1B 1B	0-0 L8		0-0 F9		0-0 F8		2	1	1	0	0	1	0											
Pancho Herrera, R (1, 3) OBP: 0.373, SLG: 0.483		0-3 K	0-0 1B 1B		0-0 2B 2B	0-0 FC6-4 1-2		0-0 6-3		5	2	2	0	0	1	1											
Don Demeter, R (1, 7) OBP: 0.294, SLG: 0.434	0-0 6-3		0-0 1-2 1B		0-0 F9		0-0 1-3		0-0 FC6-4 1B	5	0	2	1	0	0	1											
Charley Smith, R (1, 5) OBP: 0.319, SLG: 0.397	0-0 2B 1B		0-0 1-2 2-H 1B		0-0 F8 2B		0-0 2B		0-0 FC6-4 1-2	5	1	4	2	0	0	1											
Jimmie Coker, R (1, 2) OBP: 0.500, SLG: 0.500 Clay Dalrymple, L (7, PH) OBP: 0.224, SLG: 0.243	0-0 1-H 1B 2B		0-0 F3		0-0 F8 2-3		0-3 K			3	1	1	1	0	0	3											
Ruben Amaro, R (1, 6) OBP: 0.331, SLG: 0.308 Elmer Valo, L (7, PH) OBP: 0.295, SLG: 0.250 Bobby Malkmus, R (7, 6) OBP: 0.239, SLG: 0.257	0-0 2-H 1B		0-0 6-3		0-0 6-3 FC6-4 BB		0-0 F9			2	0	1	1	1	0	0											
Don Ferrarese, R (1, 1) OBP: 0.214, SLG: 0.154 Jack Baldschun, R (5, 1) Ken Lehman, L (6, 1) Bobby Gene Smith, R (8, PH) OBP: 0.303, SLG: 0.321 Robin Roberts, S (8, 1) OBP: 0.150, SLG: 0.048	0-0 L1		0-3 K		0-0 FC6-4 1-2		0-3 K			3	0	0	0	0	1	3											
Inning Stats	R: 0 E: 0 K: 1 S: 5	H: 0 LOB: 0 BB: 0 P: 5	R: 2 E: 0 K: 1 S: 8	H: 3 LOB: 1 BB: 0 P: 8	R: 2 E: 0 K: 0 S: 7	H: 4 LOB: 2 BB: 0 P: 7	R: 0 E: 0 K: 1 S: 6	H: 1 LOB: 2 BB: 1 P: 10	R: 1 E: 0 K: 0 S: 5	H: 2 LOB: 2 BB: 1 P: 9	R: 0 E: 0 K: 1 S: 6	H: 1 LOB: 1 BB: 0 P: 6	R: 0 E: 0 K: 1 S: 6	H: 1 LOB: 0 BB: 0 P: 6	R: 0 E: 0 K: 2 S: 7	H: 0 LOB: 0 BB: 0 P: 7		R: 0 E: 0 K: 0 S: 4	H: 1 LOB: 1 BB: 0 P: 4	1B: 9 2B: 4 3B: 0 HR: 0	SF: 0 SAC: 0 DP: 0 HBP: 0	WP: 0 PB: 0 CS: 0	PA: 42				
PITCHER	IP	WLS	BF	H	R	ER	SO	BB	IBB	HBP	BLK	WP	HR	S	P	ERA	WHIP										
Bobby Shantz, L (1, 1) ERA: 2.77	3.2		20	8	4	4	3	1	0	0	0	0	0	25	29	9.82	2.455										
Clem Labine, R (4, 1) ERA: 3.21	1.1		7	2	1	1	0	1	0	0	0	0	0	6	10	6.75	2.250										
Roy Face, R (6, 1) ERA: 2.38	4.0	W	15	3	0	0	4	0	0	0	0	0	0	23	23	0.00	0.750										

AB 40
R 5
H 13
RBI 5
BB 2
SO 7
LOB 14



Batter	1	2	3	4	5	6	7	8	9	AB	R	H	RBI	BB	SO	LOB	BOTTOM											
Bill Virdon, L (1, 8) OBP: 0.337, SLG: 0.432	4-0 G6-4-3 HR BB		0-3 K		0-0 2-H 1B	0-0 L7		0-0 F7		4	1	1	1	1	1	4	Philadelphia Phillies @ Pittsburgh Pirates Forbes Field, Pittsburgh, PA Sun Jun 25 1961, 3:33 AM EDT Unknown											
Dick Groat, R (1, 6) OBP: 0.317, SLG: 0.388	0-0 E5 G6-4-3 1-2		0-0 5-3		0-0 F7		0-0 P4	0-0 F2		5	0	0	0	0	0	3												
Roberto Clemente, R (1, 9) OBP: 0.363, SLG: 0.543	0-0 G6-4-3 1-2 2-3			0-0 HR	0-0 F8		0-0 HR	0-0 1B		5	2	3	2	0	0	3												
Dick Stuart, R (1, 3) OBP: 0.338, SLG: 0.548	0-0 HR		0-0 L5		0-3 K	0-0 1B E BB	0-3 K			4	2	1	2	1	2	2												
Don Hoak, R (1, 5) OBP: 0.436, SLG: 0.517	0-3 K		0-0 F9		1-0 2B 1B HBP	0-0 E 1B				3	2	1	0	0	1	0												
Joe Christopher, R (1, 7) OBP: 0.342, SLG: 0.441		0-0 5-3		0-3 K		0-0 1B 2B	1-3 2B	1-H 2-H 3B		4	1	2	2	0	1	0												
Hal Smith, R (1, 2) OBP: 0.258, SLG: 0.310	0-0 5-3			0-0 F9 2B	0-0 2B	0-0 1B IBB	0-0 F8			3	1	1	0	1	0	0												
Bill Mazerowski, R (1, 4) OBP: 0.258, SLG: 0.311	0-0 L8			0-0 F9 2-3	0-0 F9	0-0 F2	0-0 E5			4	0	0	0	0	0	4												
Bobby Shantz, R (1, 1) OBP: 0.364, SLG: 0.455 Clem Labine, R (4, 1) OBP: 0.167, SLG: 0.167 Johnny Logan, R (6, PH) OBP: 0.208, SLG: 0.261 Roy Face, R (6, 1) OBP: 0.333, SLG: 0.333	0-0 F7			0-0 3-H 2B	0-0 3-H 2B	0-0 1B 2B	1-2 2-3 3-H 1B	0-0 E6		1	0	0	0	0	0	0												
Inning Stats	R: 2 E: 1 K: 1 S: 6	H: 1 LOB: 0 BB: 1 P: 10	R: 0 E: 0 K: 0 S: 3	H: 0 LOB: 0 BB: 0 P: 3	R: 0 E: 0 K: 1 S: 5	H: 0 LOB: 0 BB: 0 P: 5	R: 1 E: 0 K: 1 S: 6	H: 1 LOB: 0 BB: 0 P: 6	R: 2 E: 0 K: 0 S: 6	H: 3 LOB: 1 BB: 0 P: 6	R: 0 E: 0 K: 1 S: 7	H: 2 LOB: 3 BB: 1 P: 12	R: 4 E: 2 K: 0 S: 6	H: 3 LOB: 1 BB: 1 P: 10	R: 0 E: 1 K: 1 S: 7	H: 1 LOB: 2 BB: 0 P: 7		1B: 4 2B: 3 3B: 1 HR: 3	SF: 0 SAC: 0 DP: 1 HBP: 1	WP: 0 PB: 0 CS: 0	PA: 40							
PITCHER	IP	WLS	BF	H	R	ER	SO	BB	IBB	HBP	BLK	WP	HR	S	P	ERA	WHIP											
Don Ferrarese, L (1, 1) ERA: 4.1	4.1		19	5	5	5	3	1	0	0	0	0	0	8	13	6.75	1.500											
Jack Baldschun, R (5, 1) ERA: 5.78	1.1	L	8	2	1	1	1	0	1	1	0	0	0	1	7	11	20.25	3.000										
Ken Lehman, L (6, 1) ERA: 2.96	1.1		8	3	4	3	0	1	0	0	0	0	1	7	11	20.25	3.000											
Robin Roberts, R (8, 1) ERA: 5.31	1.0		5	1	0	0	1	0	0	0	0	0	0	7	7	0.00	1.000											

AB 36
R 10
H 11
RBI 9
BB 3
SO 5
LOB 16



Batter	1	2	3	4	5	6	7	8	9	AB R H RBI BB SO LOB	TOP										
Chuck Hiller, L (1, 4) OBP: 0.322, SLG: 0.320										5 2 2 0 0 0 0	<p>San Francisco Giants @ Philadelphia Phillies</p> <p>Connie Mack Stadium, Philadelphia, PA</p> <p>Tue Jun 27 1961, 7:05 PM EDT</p> <p>Att: 10,728 - Unknown</p>										
Harvey Kuenn, R (1, 9) OBP: 0.323, SLG: 0.355 Felipe Alou, R (7, 9) OBP: 0.333, SLG: 0.467										4 1 1 0 0 1 0 1 1 1 0 0 0 0											
Orlando Cepeda, R (1, 7) OBP: 0.336, SLG: 0.590										5 2 3 2 0 0 1											
Willie Mays, R (1, 8) OBP: 0.417, SLG: 0.594										4 2 2 0 1 1 2											
Willie McCovey, L (1, 3) OBP: 0.333, SLG: 0.469										5 3 2 2 0 0 2											
Jim Davenport, R (1, 5) OBP: 0.346, SLG: 0.435										2 0 0 1 1 1 0											
Tom Haller, L (1, 2) OBP: 0.269, SLG: 0.268										4 0 2 3 1 0 0											
Jose Pagan, R (1, 6) OBP: 0.272, SLG: 0.295										4 0 0 0 0 0 4											
Juan Marichal, R (1, 1) OBP: 0.167, SLG: 0.077 Stu Miller, R (9, 1)										3 1 0 0 1 1 1 0 0 0 0 0 0 0											
Inning Stats	R: 1 E: 0 K: 0 S: 4	H: 2 LOB: 1 BB: 1 P: 8	R: 0 E: 0 K: 0 S: 2	H: 0 LOB: 0 BB: 1 P: 6	R: 0 E: 0 K: 2 S: 7	H: 0 LOB: 0 BB: 0 P: 7	R: 3 E: 1 K: 0 S: 7	H: 3 LOB: 1 BB: 0 P: 7	R: 0 E: 0 K: 0 S: 3	H: 0 LOB: 0 BB: 0 P: 3		R: 2 E: 0 K: 0 S: 5	H: 2 LOB: 0 BB: 0 P: 5	R: 5 E: 1 K: 1 S: 9	H: 4 LOB: 1 BB: 2 P: 17	R: 1 E: 0 K: 0 S: 5	H: 2 LOB: 1 BB: 0 P: 5	R: 0 E: 0 K: 1 S: 5	H: 0 LOB: 0 BB: 0 P: 5	1B: 8 2B: 4 3B: 1 HR: 0	SF: 1 SAC: 1 DP: 2 HBP: 0
PITCHER	IP WLS BF H R ER SO BB IBB HBP BLK WP HR S P ERA WHIP											IP WLS BF H R ER SO BB IBB HBP BLK WP HR S P ERA WHIP									
John Buzhardt, R (1, 1) ERA: 3.3	3.1 L 16 5 4 3 2 2 0 0 0 0 1 0 18 26 8.10 2.100																				
Robin Roberts, R (4, 1) ERA: 5.35	2.2 10 2 2 2 0 0 0 0 0 0 0 0 10 10 6.75 0.750																				
Jack Baldschun, R (7, 1) ERA: 7.11	0.1 7 3 5 4 1 2 0 0 0 0 1 0 7 15 108.00 15.000																				
Ken Lehman, L (7, 1) ERA: 3.0	2.2 10 3 1 1 1 0 0 0 0 0 0 0 12 12 3.38 1.125																				

Batter	1	2	3	4	5	6	7	8	9	AB R H RBI BB SO LOB	BOTTOM										
Johnny Callison, L (1, 7) OBP: 0.340, SLG: 0.384										4 0 1 0 0 2 1	<p>San Francisco Giants @ Philadelphia Phillies</p> <p>Connie Mack Stadium, Philadelphia, PA</p> <p>Tue Jun 27 1961, 7:05 PM EDT</p> <p>Att: 10,728 - Unknown</p>										
Tony Taylor, R (1, 4) OBP: 0.302, SLG: 0.317										4 1 3 1 0 1 1											
Tony Gonzalez, L (1, 9) OBP: 0.388, SLG: 0.425										3 1 0 0 1 0 2											
Pancho Herrera, R (1, 3) OBP: 0.375, SLG: 0.491										4 1 1 0 0 0 2											
Don Demeter, R (1, 8) OBP: 0.297, SLG: 0.439										4 1 1 1 0 2 0											
Charley Smith, R (1, 5) OBP: 0.316, SLG: 0.395										4 0 1 1 0 2 0											
Clay Dalrymple, L (1, 2) OBP: 0.213, SLG: 0.231										4 0 0 0 0 0 2											
Ruben Amaro, R (1, 6) OBP: 0.340, SLG: 0.321										4 0 2 1 0 1 0											
John Buzhardt, R (1, 1) ERA: 3.3 Robin Roberts, R (4, 1) ERA: 5.35 Ken Lehman, L (7, 1) ERA: 3.0 Jack Baldschun, R (7, 1) ERA: 7.11 Elmer Vato, L (9, PH) OBP: 0.276, SLG: 0.293										1 0 0 0 0 1 0 0 0 0 0 0 0 0 1 0 2 1 1 0 0 1 2											
Inning Stats	R: 0 E: 0 K: 1 S: 6	H: 1 LOB: 0 BB: 0 P: 6	R: 0 E: 0 K: 2 S: 7	H: 0 LOB: 0 BB: 0 P: 7	R: 0 E: 0 K: 2 S: 7	H: 1 LOB: 0 BB: 0 P: 7	R: 0 E: 0 K: 0 S: 3	H: 1 LOB: 0 BB: 0 P: 3	R: 0 E: 0 K: 2 S: 7	H: 0 LOB: 0 BB: 0 P: 7		R: 0 E: 0 K: 2 S: 8	H: 1 LOB: 1 BB: 0 P: 8	R: 0 E: 0 K: 0 S: 3	H: 0 LOB: 0 BB: 0 P: 3	R: 0 E: 0 K: 0 S: 3	H: 0 LOB: 0 BB: 0 P: 3	R: 5 E: 0 K: 1 S: 11	H: 6 LOB: 2 BB: 1 P: 15	1B: 6 2B: 4 3B: 0 HR: 0	SF: 0 SAC: 0 DP: 1 HBP: 0
PITCHER	IP WLS BF H R ER SO BB IBB HBP BLK WP HR S P ERA WHIP											IP WLS BF H R ER SO BB IBB HBP BLK WP HR S P ERA WHIP									
Juan Marichal, R (1, 1) ERA: 4.45	8.1 W 32 8 5 5 9 1 0 0 0 0 1 0 49 53 5.40 1.080																				
Stu Miller, R (9, 1) ERA: 2.54	0.2 S 4 2 0 0 1 0 0 0 0 0 0 0 6 6 0.00 3.000																				

AB	37
R	12
H	13
RBI	8
BB	4
SO	4
LOB	10



AB	35
R	5
H	10
RBI	4
BB	1
SO	10
LOB	10



Batter	1	2	3	4	5	6	7	8	9	10	11	12	13	14	15	AB	R	H	RBI	BB	SO	LOB	TOP					
Joey Amalfitano, R OBP: 0.294, SLG: 0.288 (7.5)																8	1	2	1	0	2	2						
Harvey Kuenn, R OBP: 0.329, SLG: 0.376 (1.7)																8	2	4	1	0	0	2						
Orlando Cepeda, R OBP: 0.348, SLG: 0.593 (1.3)																7	1	5	2	1	0	3						
Willie Mays, R OBP: 0.413, SLG: 0.582 (1.8)																7	0	1	0	1	0	5						
Felipe Alou, R OBP: 0.332, SLG: 0.459 (1.9)																6	1	1	0	1	0	3						
Jim Davenport, R OBP: 0.344, SLG: 0.427 (7. PH)																3	0	0	0	0	1	4						
Willie McCovey, L OBP: 0.332, SLG: 0.467 (7.4)																1	0	0	0	0	0	3						
Chuck Hiller, L OBP: 0.316, SLG: 0.315 (6.6)																3	0	0	0	0	0	1						
Eddie Bressoud, R OBP: 0.297, SLG: 0.418 (6.2)																1	0	0	0	2	1	0						
Ed Bailey, L OBP: 0.347, SLG: 0.399 (13.1)																1	0	0	0	1	0	0						
Billy O'Dell, S OBP: 0.154, SLG: 0.091 (14.1)																0	0	0	0	0	0	0						
Jack Sanford, R OBP: 0.143, SLG: 0.357 (15.1)																1	0	0	0	0	1	0						
Mike McCormick, L OBP: 0.235, SLG: 0.242 (1.2)																2	0	1	0	0	0	0						
Tom Haller OBP: 0.275, SLG: 0.276 (6. PH)																5	1	3	3	0	0	2						
Jose Pagan, R OBP: 0.280, SLG: 0.319 (6.6)																3	0	0	0	0	2	1						
Richard LeMay, L OBP: 0.111, SLG: 0.111 (10.1)																1	1	1	0	0	0	0						
Stu Miller, R OBP: 0.333, SLG: 0.143 (10.2)																3	0	0	0	0	2	1						
Hobie Landrith, L OBP: 0.366, SLG: 0.448 (10.2)																1	1	1	0	0	0	0						
Inning Stats	R: 0 E: 0 K: 1 S: 6	H: 1 LOB: 1 BB: 0 P: 6	R: 0 E: 0 K: 1 S: 5	H: 0 LOB: 0 BB: 0 P: 5	R: 0 E: 0 K: 1 S: 5	H: 2 LOB: 2 BB: 0 P: 5	R: 0 E: 0 K: 1 S: 6	H: 1 LOB: 2 BB: 1 P: 10	R: 2 E: 0 K: 1 S: 7	H: 3 LOB: 1 BB: 1 P: 11	R: 1 E: 0 K: 1 S: 7	H: 2 LOB: 3 BB: 2 P: 15	R: 0 E: 0 K: 0 S: 3	H: 1 LOB: 0 BB: 1 P: 7	R: 0 E: 0 K: 0 S: 3	H: 0 LOB: 0 BB: 0 P: 3	R: 0 E: 0 K: 0 S: 4	H: 1 LOB: 1 BB: 0 P: 4	R: 1 E: 0 K: 0 S: 6	H: 3 LOB: 2 BB: 0 P: 6	R: 0 E: 0 K: 0 S: 3	H: 0 LOB: 0 BB: 0 P: 3	R: 3 E: 0 K: 1 S: 9	H: 4 LOB: 1 BB: 0 P: 9	1B: 15 2B: 2 3B: 1 HR: 1	SF: 0 SAC: 1 DP: 1 HBP: 0	WP: 1 PB: 0 SB: 4 CS: 1	PA: 68
PITCHER	IP: 6.2 ERA: 4.89	WLS: 0 BF: 29	H: 8 R: 3 ER: 3 SO: 6	BB: 1 IBB: 1 HBP: 0 BLK: 0	WP: 1 HR: 0 S: 39 P: 47	ERA: 4.05 WHIP: 1.350	PITCHER	IP: 4.0 ERA: 3.59	WLS: 0 BF: 17	H: 4 R: 1 ER: 1 SO: 3	BB: 1 IBB: 1 HBP: 0 BLK: 0	WP: 0 HR: 0 S: 21 P: 29	ERA: 1.59 WHIP: 1.235	PITCHER	IP: 0.1 ERA: 3.86	WLS: 0 BF: 1	H: 0 R: 0 ER: 0 SO: 0	BB: 0 IBB: 0 HBP: 0 BLK: 0	WP: 0 HR: 0 S: 1 P: 1	ERA: 0.00 WHIP: 0.000	PITCHER	IP: 2.0 ERA: 4.43	WLS: 0 BF: 10	H: 4 R: 3 ER: 3 SO: 1	BB: 0 IBB: 0 HBP: 0 BLK: 0	WP: 0 HR: 1 S: 12 P: 12	ERA: 13.50 WHIP: 2.000	

San Francisco Giants @ Philadelphia Phillies
 Connie Mack Stadium, Philadelphia, PA
 Wed Jun 28 1961, 7:05 PM EDT
 Att. 11,597 - Unknown

AB	60
R	7
H	18
RBI	7
BB	6
SO	7
LOB	27

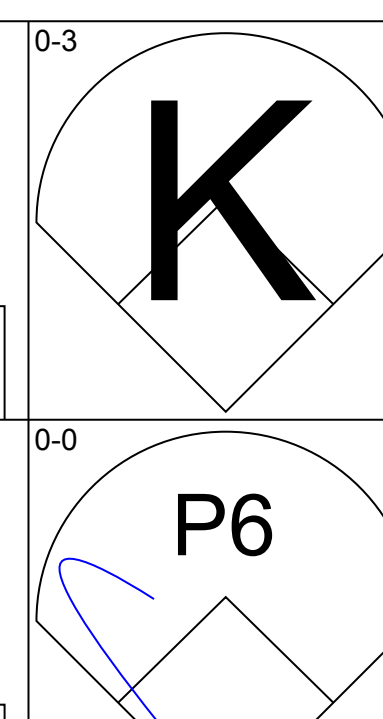
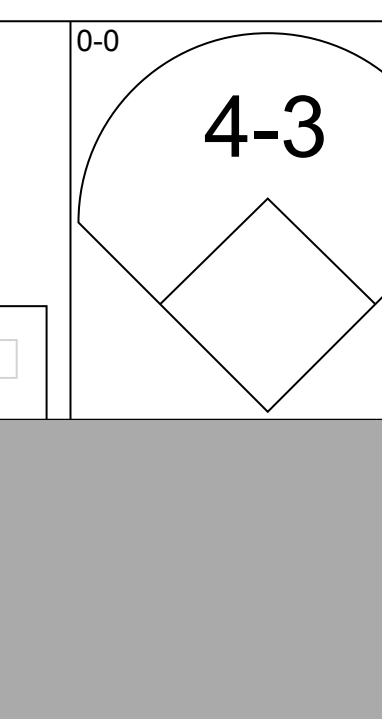
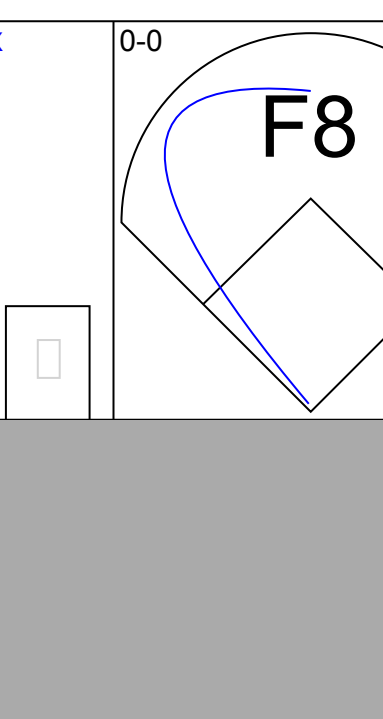
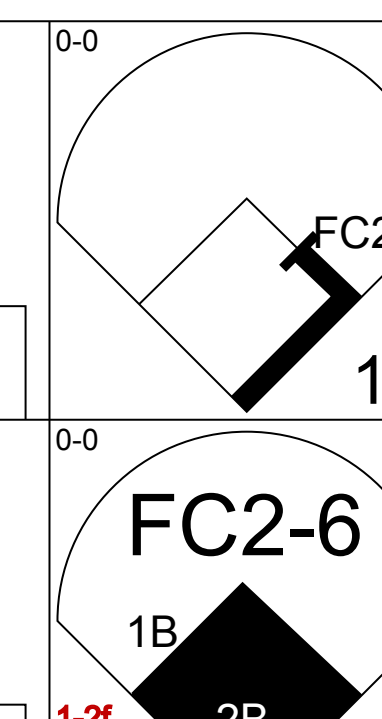
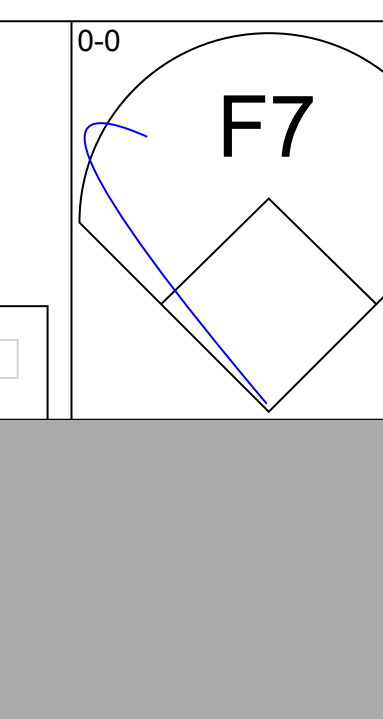
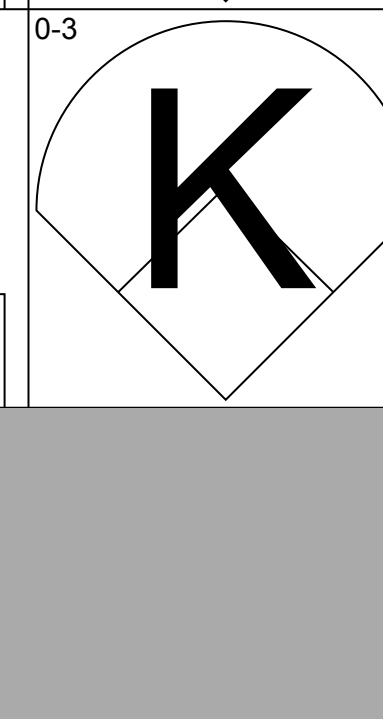
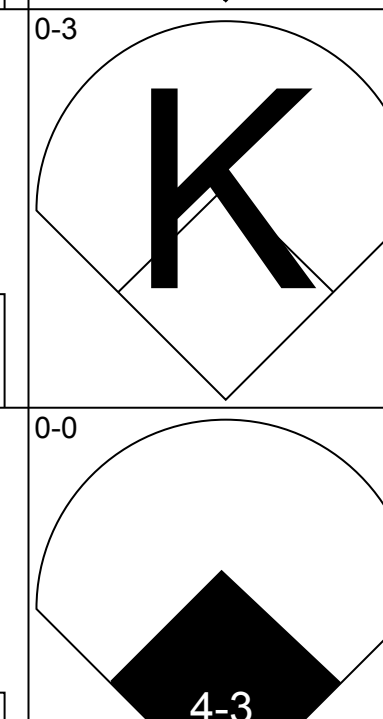
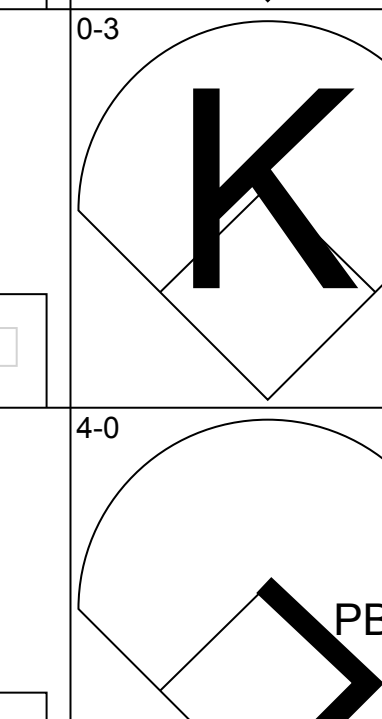
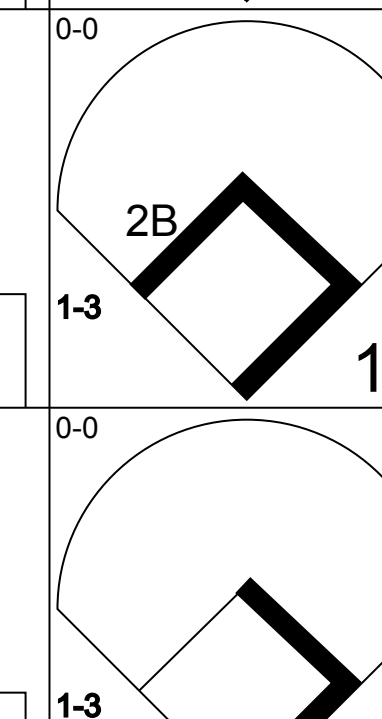

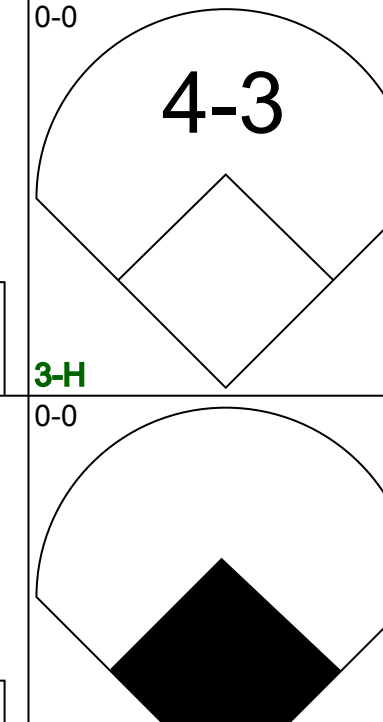
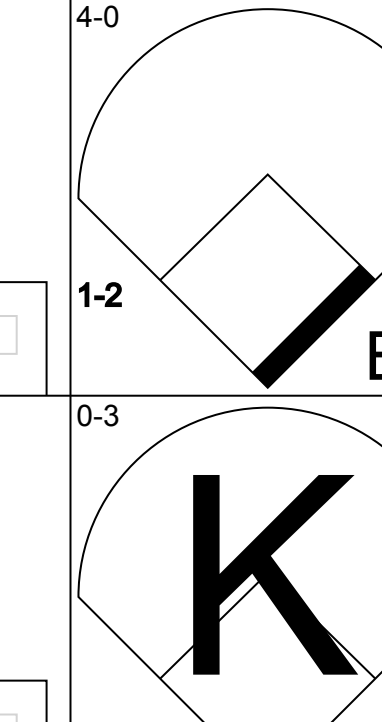
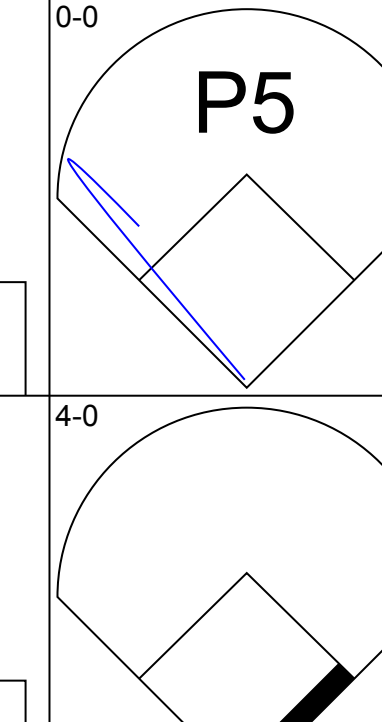
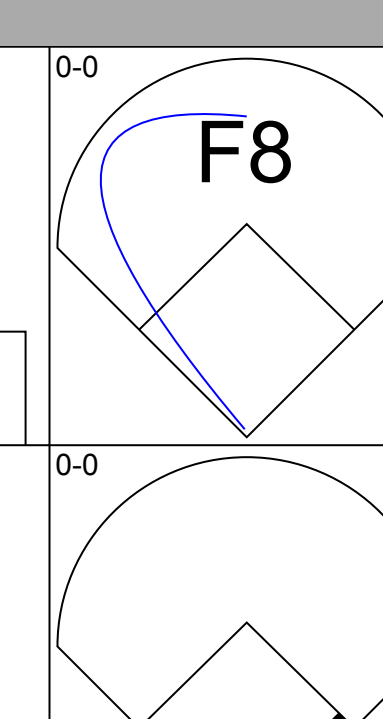
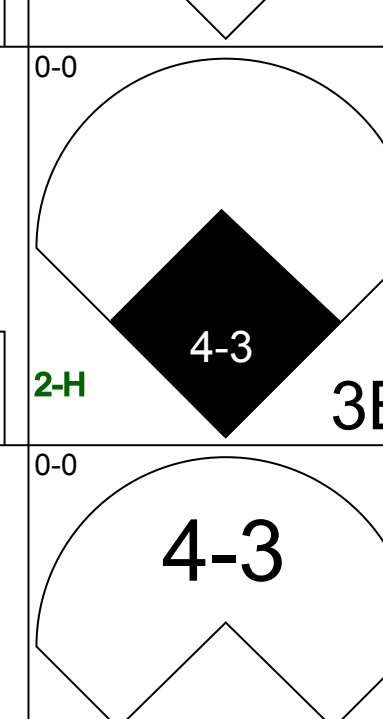
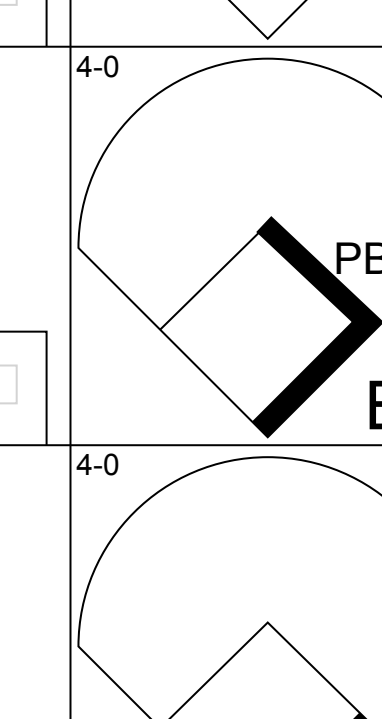
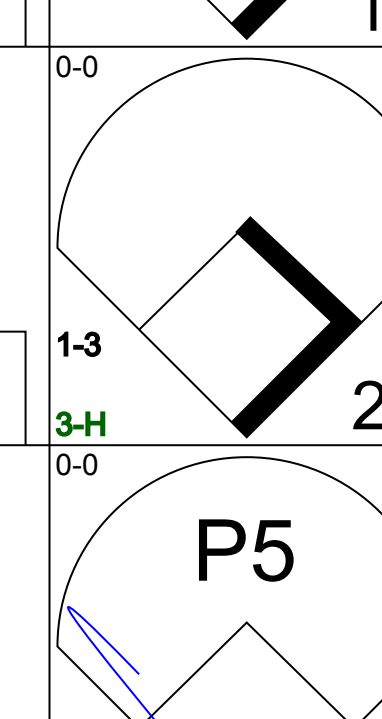
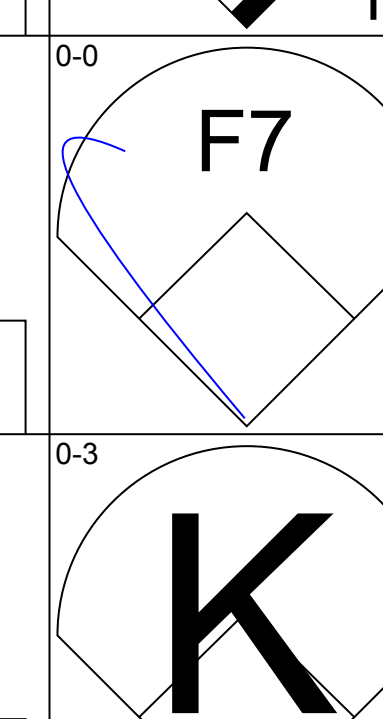
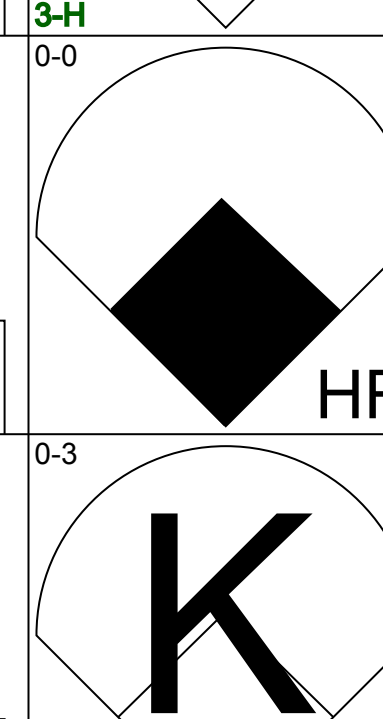
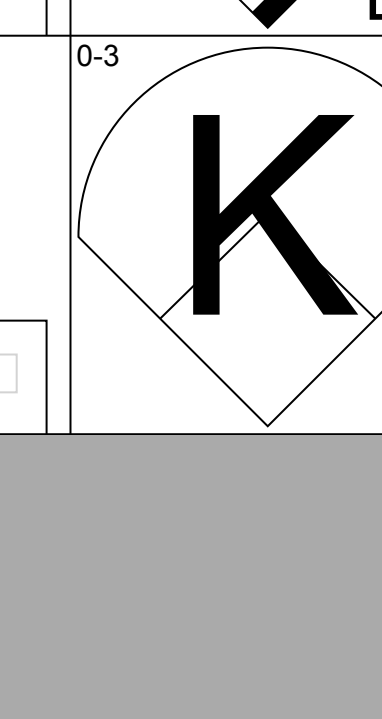
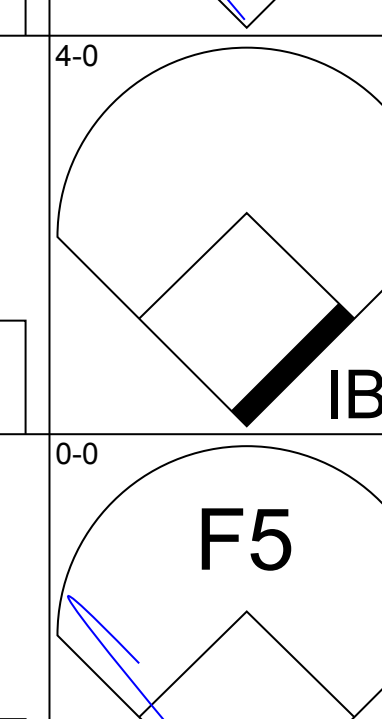




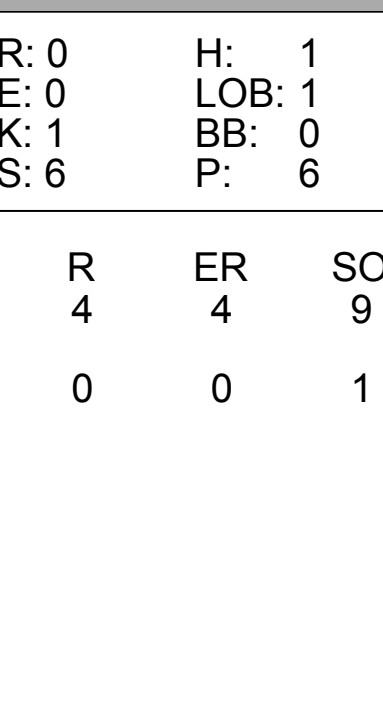
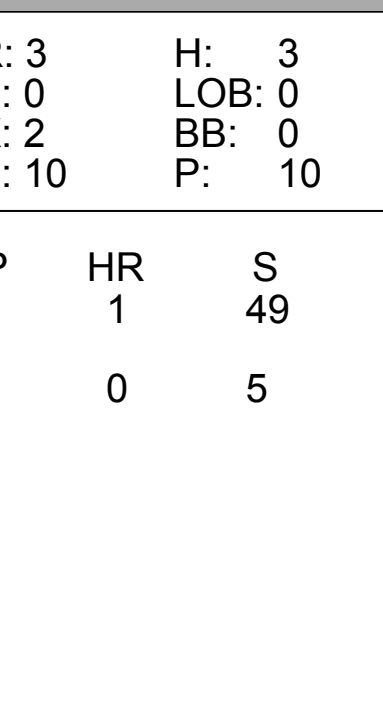
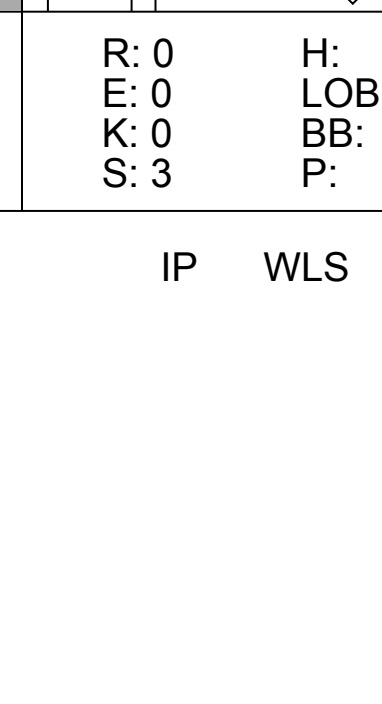
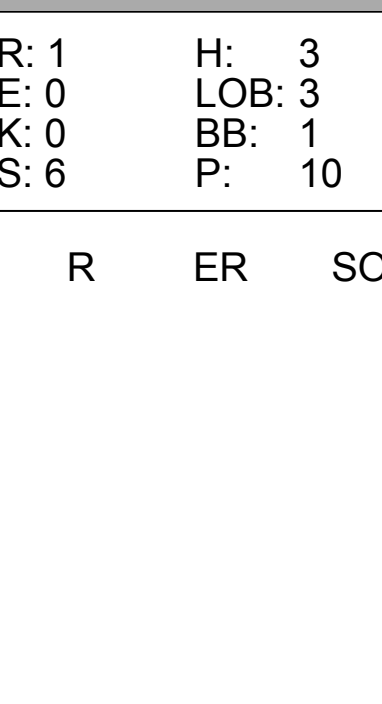
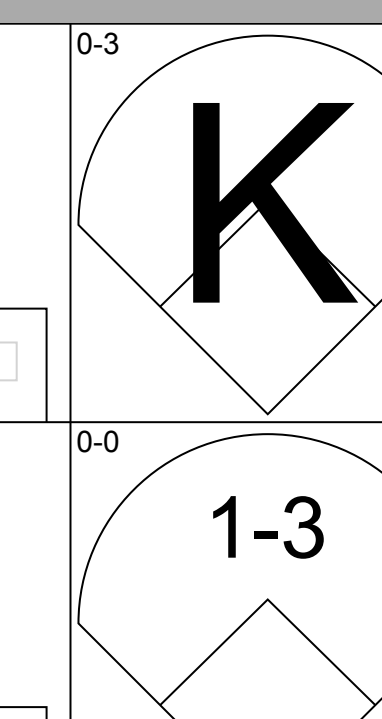
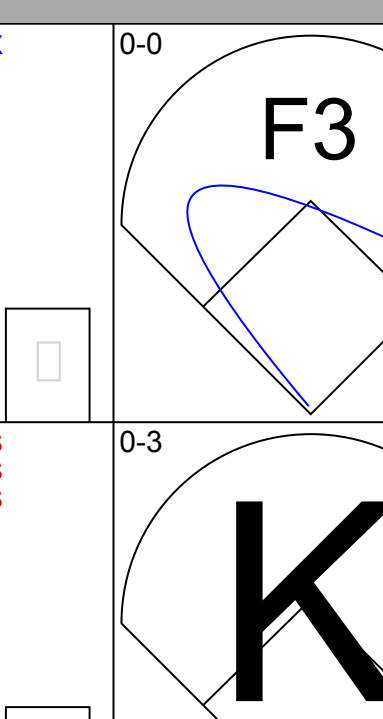
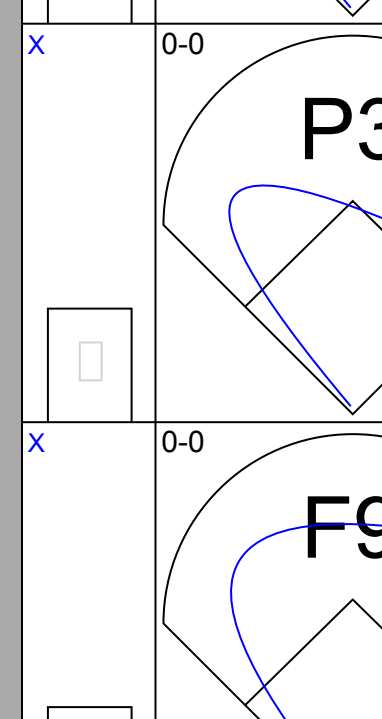
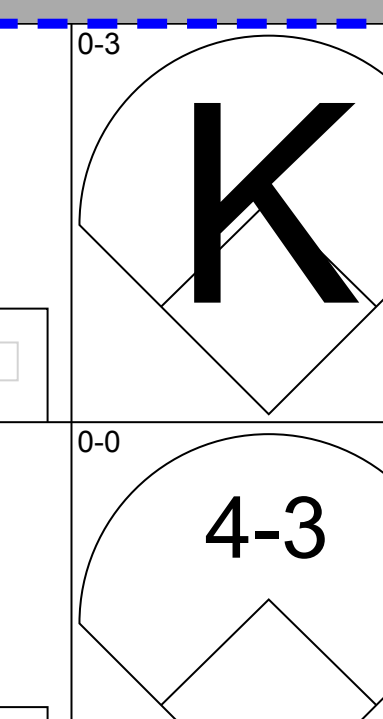
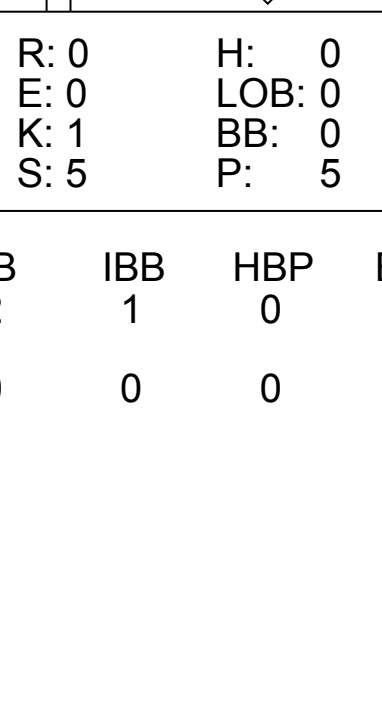
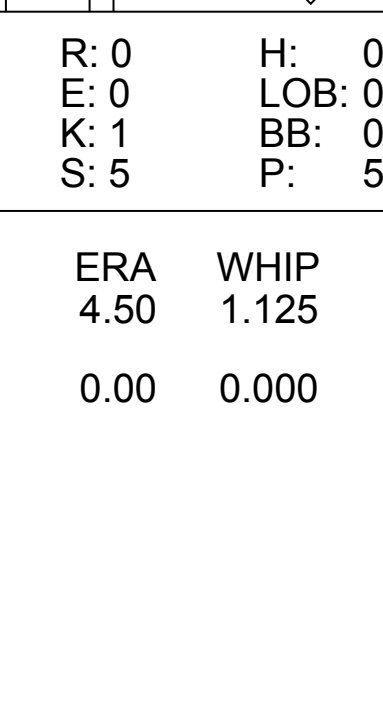
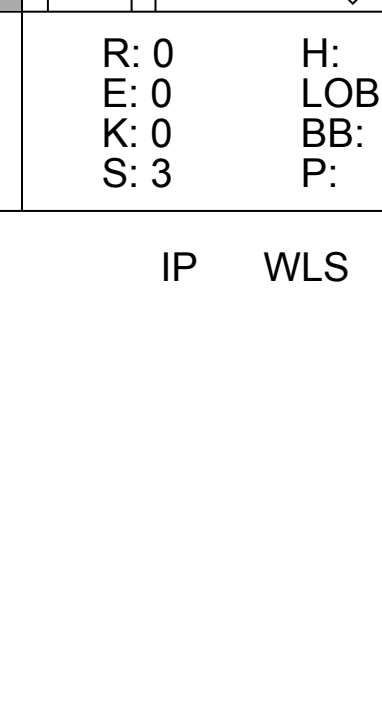
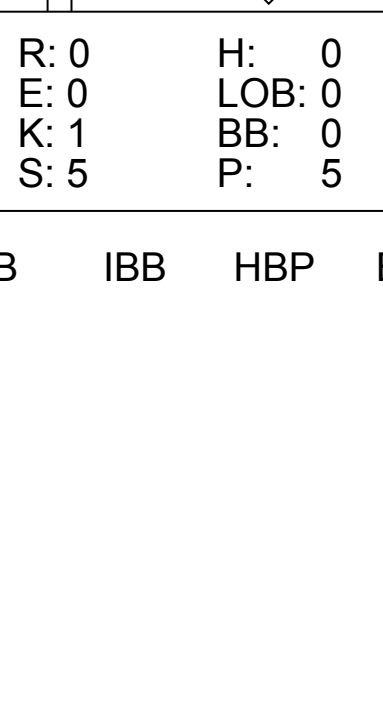


Batter	1	2	3	4	5	6	7	8	9	10	11	12	13	14	15	AB	R	H	RBI	BB	SO	LOB	BOTTOM				
Bobby Del Greco, R OBP: 0.360, SLG: 0.385 (13.8)																5	1	1	0	1	1	5					
Tony Gonzalez, L OBP: 0.385, SLG: 0.426 (14.9)																2	1	1	0	1	2						
Tony Taylor, R OBP: 0.305, SLG: 0.316 (1.4)																7	0	2	1	1	1	2					
Ken Walters, R OBP: 0.268, SLG: 0.356 (9.2)																4	0	0	0	0	3	0					
Clay Dalrymple, L OBP: 0.214, SLG: 0.238 (1.3)																4	0	1	0	0	0	2					
Pancho Herrera, R OBP: 0.369, SLG: 0.477 (1.7)																6	0	0	0	1	4	2					
Don Demeter, R OBP: 0.309, SLG: 0.445 (14.8)																7	3	4	0	0	1	1					
Charley Smith, R OBP: 0.323, SLG: 0.412 (1.5)																6	0	3	1	0	0	2					
Jimmie Coker, R OBP: 0.500, SLG: 0.417 (9.9)																2	0	0	0	1	2	1					
Lee Walls, R OBP: 0.321, SLG: 0.440 (13. PH)																2	0	1	0	0	0	0					
Elmer Valo, L OBP: 0.273, SLG: 0.256 (14.7)																1	1	0	0	0	0	1					
Johnny Callison, L OBP: 0.338, SLG: 0.382 (1.6)																5	1	1	2	2	1	1					
Ruben Amaro, R OBP: 0.343, SLG: 0.331 (11.1)																2	0	1	0	0	0	3					
Chris Short, R OBP: 0.271, SLG: 0.271 (7. PH)																0	0	0	0	0	0	0					
Bobby Gene Smith, R OBP: 0.250, SLG: 0.278 (8.1)																1	0	0	0	0	0	0					
Don Demeter, R OBP: 0.309, SLG: 0.445 (14.8)																2	0	1	0	0	0	0					
Bobby Gene Smith, R OBP: 0.250, SLG: 0.278 (8.1)																0	0	0	0	0	0	0					
Don Demeter, R OBP: 0.309, SLG: 0.445 (14.8)																0	0	0	0	0	0	0					
Robbie Robertson, R OBP: 0.288, SLG: 0.344 (14.1)																1	0	0	0	0	0	0					
Inning Stats	R: 0 E: 0 K: 1 S: 5	H: 1 LOB: 3 BB: 2 P: 5	R: 1 E: 0 K: 1 S: 7	H: 2 LOB: 3 BB: 0 P: 15	R: 0 E: 0 K: 3 S: 9	H: 0 LOB: 0 BB: 0 P: 9	R: 0 E: 0 K: 3 S: 11	H: 2 LOB: 1 BB: 0 P: 11	R: 1 E: 1 K: 1 S: 5	H: 0 LOB: 1 BB: 1 P: 9	R: 0 E: 0 K: 0 S: 3	H: 0 LOB: 0 BB: 0 P: 3	R: 0 E: 0 K: 0 S: 6	H: 1 LOB: 1 BB: 0 P: 6	R: 1 E: 0 K: 2 S: 9	H: 2 LOB: 2 BB: 1 P: 13	R: 0 E: 0 K: 0 S: 5	H: 0 LOB: 1 BB: 1 P: 9	R: 3 E: 0 K: 1 S: 8	H: 3 LOB: 1 BB: 0 P: 12	1B: 13 2B: 1 3B: 2 HR: 0	SF: 0 SAC: 1 DP: 1 HBP: 0	WP: 0 PB: 0 SB: 0 CS: 0	PA: 66			
PITCHER	IP: 9.0 ERA: 1.08	WLS: 13 BF: 36	H: 9 R: 3 ER: 2 SO: 11	BB: 4 IBB: 0 HBP: 0 BLK: 0	WP: 0 HR: 0 S: 56 P: 72	ERA: 2.00 WHIP: 1.444	PITCHER	IP: 4.0 ERA: 2.50	WLS: 3 BF: 17	H: 4 R: 1 ER: 1 SO: 3	BB: 1 IBB: 1 HBP: 0 BLK: 0	WP: 0 HR: 0 S: 21 P: 29	ERA: 1.59 WHIP: 1.235	PITCHER	IP: 0.1 ERA: 4.73	WLS: 0 BF: 1	H: 0 R: 0 ER: 0 SO: 0	BB: 0 IBB: 0 HBP: 0 BLK: 0	WP: 0 HR: 0 S: 1 P: 1	ERA: 18.00 WHIP: 4.000	PITCHER	IP: 0.1 ERA: 2.99	WLS: 0 BF: 1	H: 0 R: 0 ER: 0 SO: 0	BB: 0 IBB: 0 HBP: 0 BLK: 0	WP: 0 HR: 0 S: 1 P: 1	ERA: 0.00 WHIP: 0.000

San Francisco Giants @ Philadelphia Phillies
 Connie Mack Stadium, Philadelphia, PA
 Wed Jun 28 1961, 7:05 PM EDT
 Att. 11,597 - Unknown

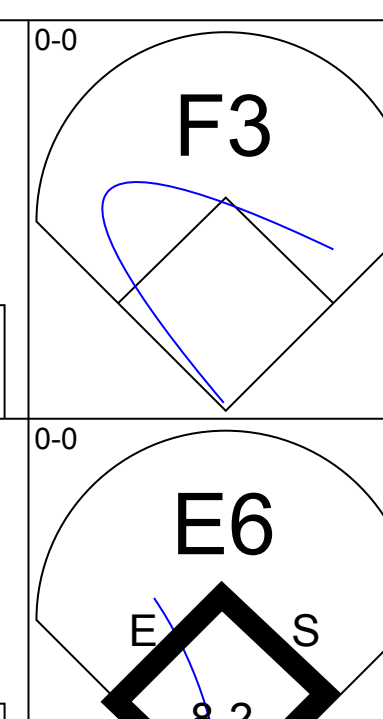
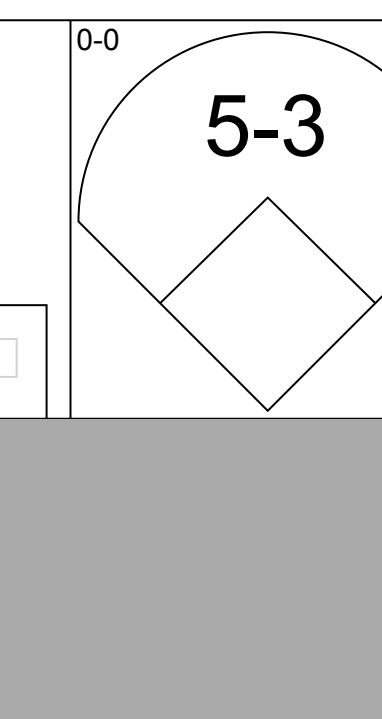
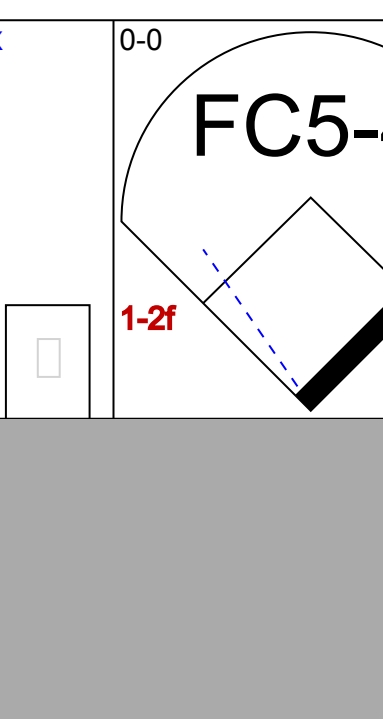
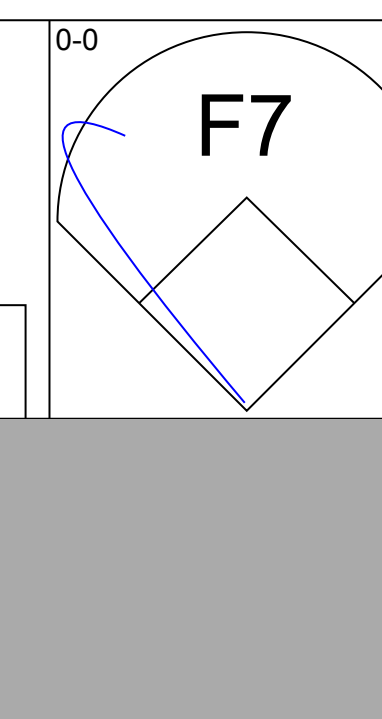
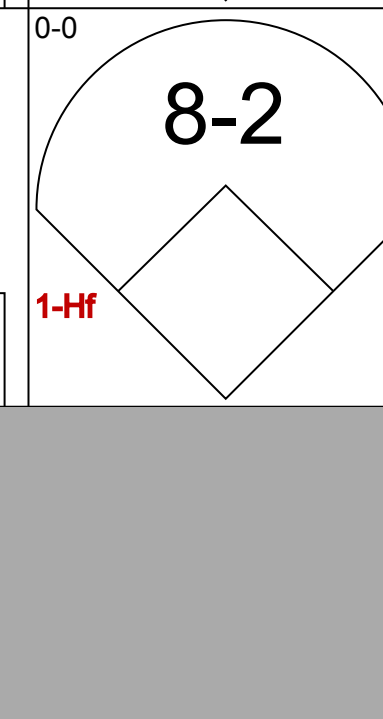
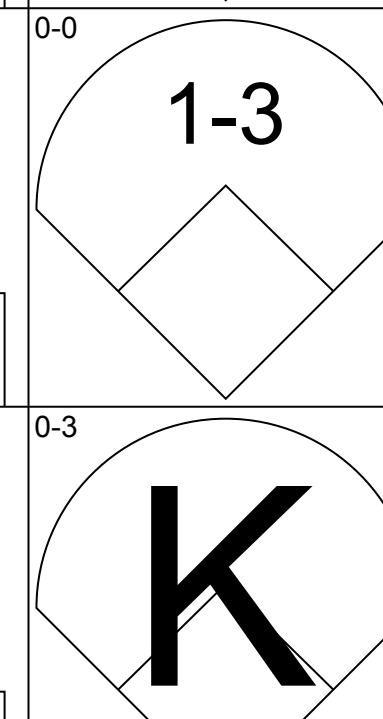
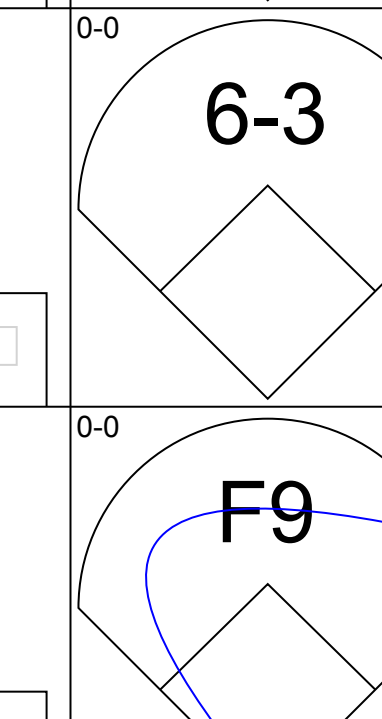





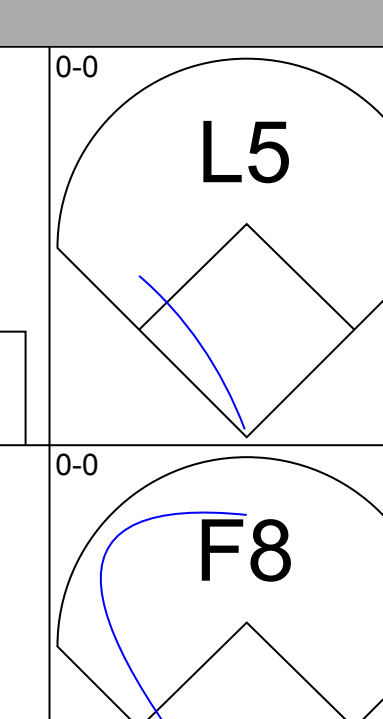
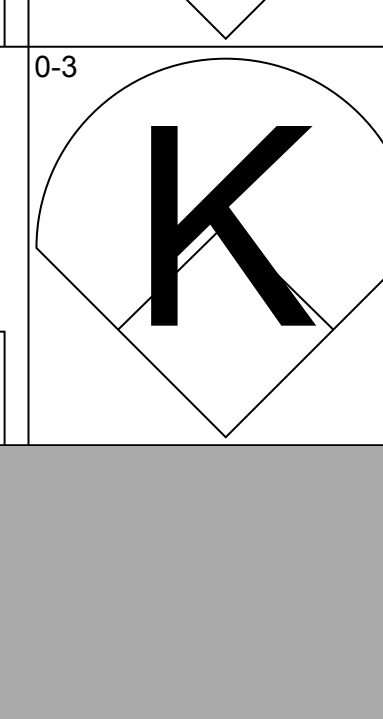
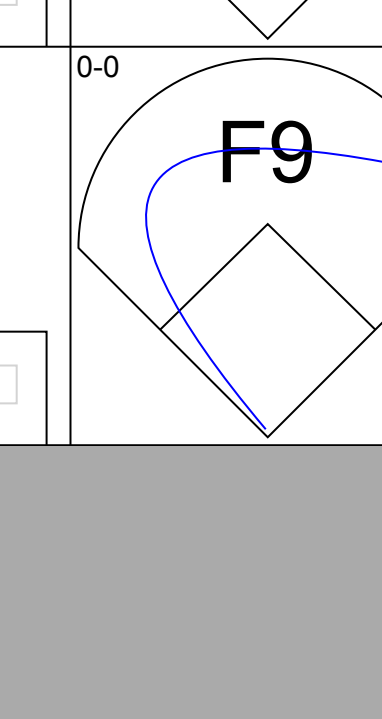

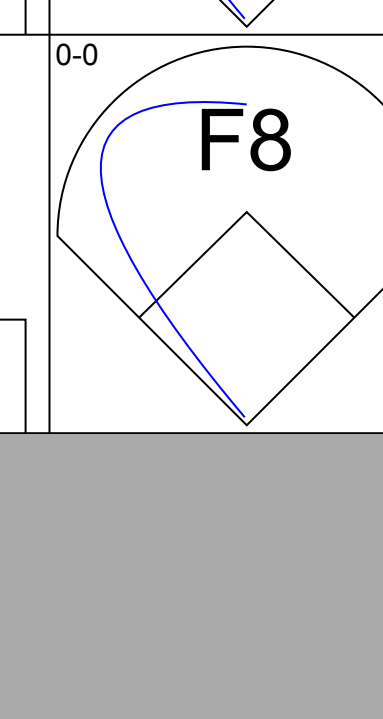
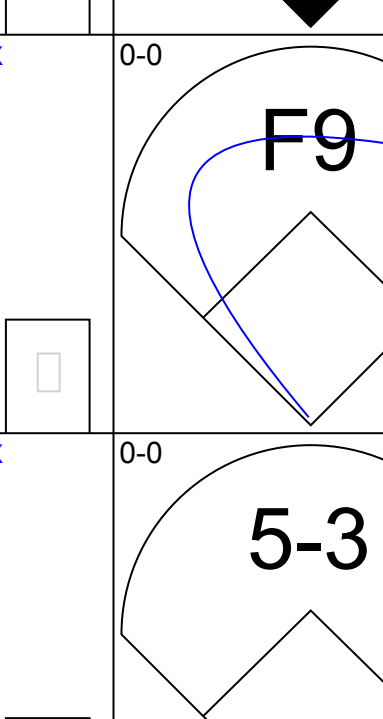
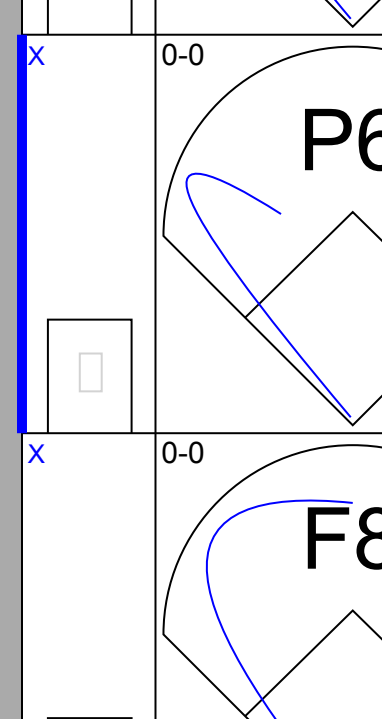


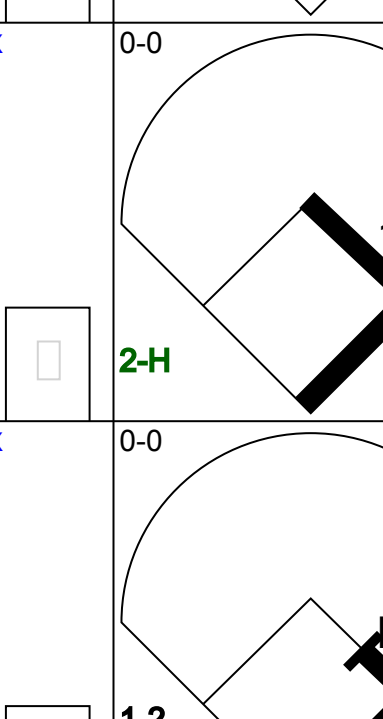

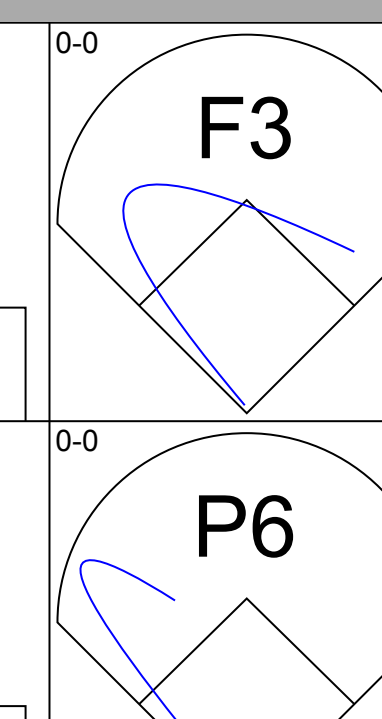
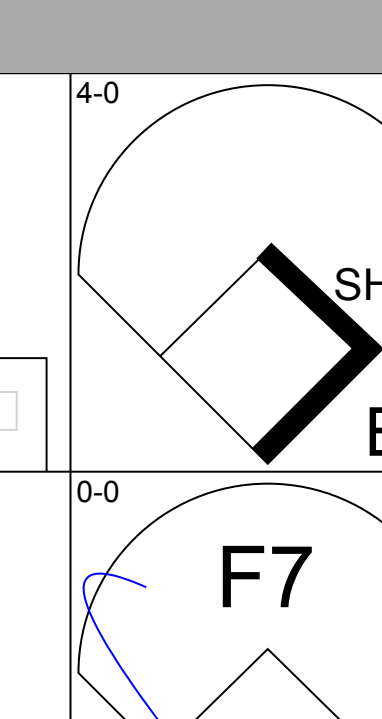
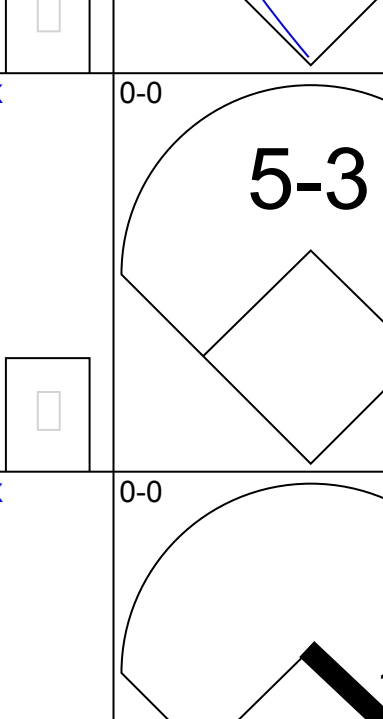
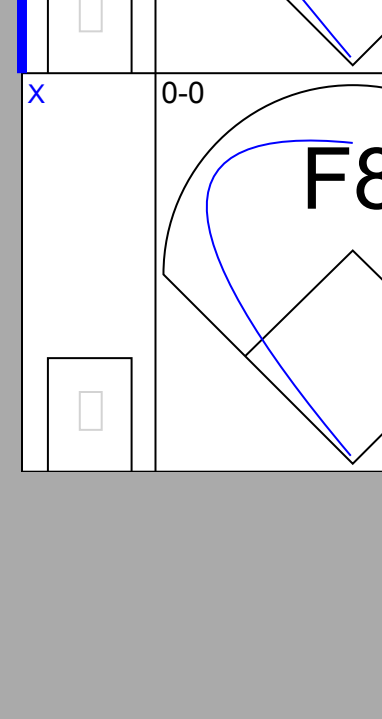
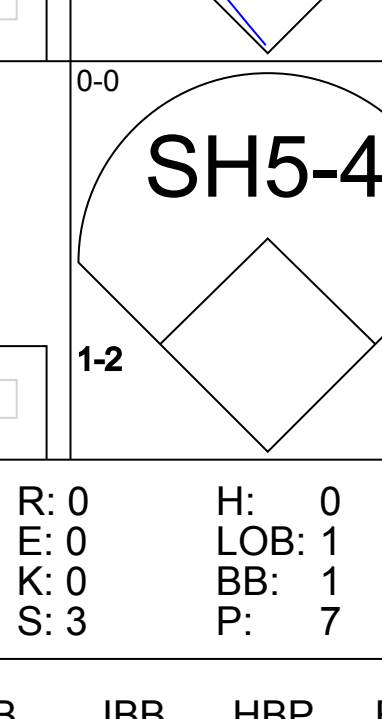
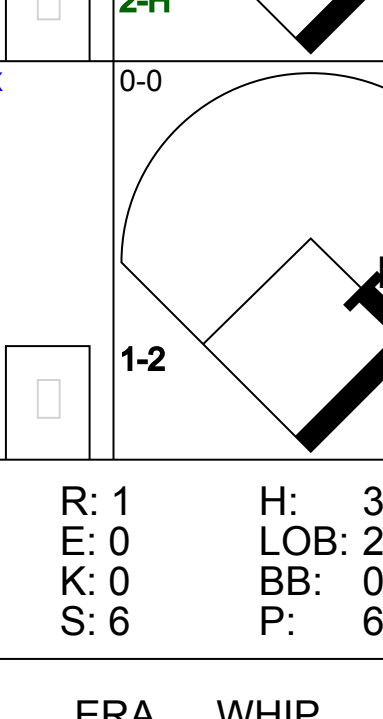
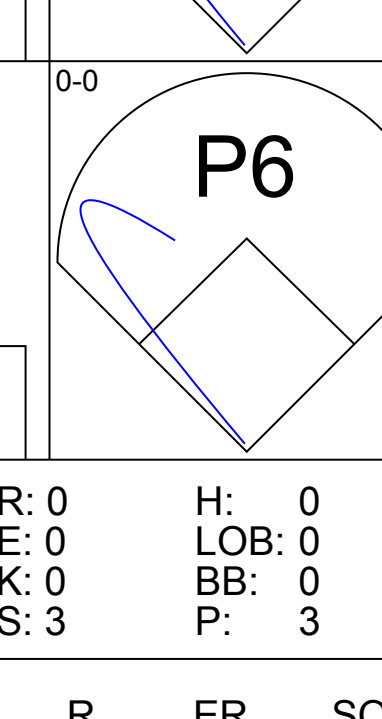



AB	58
R	7
H	16
RBI	5
BB	7
SO	17
LOB	25



Batter	1	2	3	4	5	6	7	8	9	AB	R	H	RBI	BB	SO	LOB	TOP					
Chuck Hiller, L (1.4) OBP: 0.323, SLG: 0.326										5	0	1	0	0	1	0	San Francisco Giants @ Philadelphia Phillies Connie Mack Stadium, Philadelphia, PA Thu Jun 29 1961, 7:05 PM EDT Att: 14,997 - Unknown					
Harvey Kuenn, R (1.9) OBP: 0.325, SLG: 0.373										4	2	1	0	0	0	1						
Orlando Cepeda, R (1.7) Felipe Alou, R (9.7) OBP: 0.335, SLG: 0.461										4	0	1	0	0	3	1						
Willie Mays, R (1.8) OBP: 0.423, SLG: 0.632										3	1	2	2	1	0	0						
Willie McCovey, L (1.3) OBP: 0.332, SLG: 0.458										3	0	1	1	1	0	2						
Ed Bailey, L (1.2) OBP: 0.358, SLG: 0.417										3	1	1	1	1	1	3						
Jim Davenport, R (1.5) OBP: 0.336, SLG: 0.416										4	0	0	0	0	2	4						
Eddie Bressoud, R (1.6) OBP: 0.278, SLG: 0.389										4	0	0	0	0	2	0						
Billy Loes, R (1.1) OBP: 0.167, SLG: 0.091										4	0	0	0	0	1	0						
Inning Stats	R: 0 E: 0 K: 2 S: 7	H: 0 LOB: 0 BB: 0 P: 7	R: 0 E: 0 K: 1 S: 6	H: 1 LOB: 1 BB: 0 P: 6	R: 0 E: 0 K: 1 S: 5	H: 0 LOB: 0 BB: 0 P: 5	R: 3 E: 0 K: 2 S: 10	H: 3 LOB: 0 BB: 0 P: 10	R: 0 E: 0 K: 1 S: 5	H: 0 LOB: 0 BB: 0 P: 5	R: 0 E: 0 K: 2 S: 7	H: 0 LOB: 2 BB: 2 P: 15	R: 0 E: 0 K: 0 S: 3	H: 0 LOB: 0 BB: 0 P: 3	R: 1 E: 0 K: 0 S: 6	H: 3 LOB: 3 BB: 1 P: 10		R: 0 E: 0 K: 1 S: 5	H: 0 LOB: 0 BB: 0 P: 5	1B: 3 2B: 2 3B: 1 HR: 1	SF: 0 SAC: 0 DP: 0 HBP: 0	WP: 0 PB: 1 SB: 1 CS: 0
PITCHER	IP WLS BF H R ER SO BB IBB HBP BLK WP HR S P ERA WHIP																					
Art Mahaffey, R (1.1) ERA: 3.52	8.0 L 34 7 4 4 9 2 1 0 0 0 1 49 61 4.50 1.125																					
Jack Baldschun, R (9.1) ERA: 6.84	1.0 3 0 0 0 1 0 0 0 0 0 0 5 5 0.00 0.000																					

AB	34
R	4
H	7
RBI	4
BB	3
SO	10
LOB	11



Batter	1	2	3	4	5	6	7	8	9	AB	R	H	RBI	BB	SO	LOB	BOTTOM					
Bobby Del Greco, R (1.8) OBP: 0.358, SLG: 0.381										4	0	0	0	0	0	3	San Francisco Giants @ Philadelphia Phillies Connie Mack Stadium, Philadelphia, PA Thu Jun 29 1961, 7:05 PM EDT Att: 14,997 - Unknown					
Tony Taylor, R (1.4) OBP: 0.303, SLG: 0.314										4	0	0	0	0	0	0						
Bobby Gene Smith, R (1.7) OBP: 0.290, SLG: 0.307										4	0	0	0	0	0	1						
Pancho Herrera, R (1.3) OBP: 0.367, SLG: 0.470										4	0	1	0	0	1	0						
Charley Smith, R (1.5) OBP: 0.324, SLG: 0.410										4	1	2	0	0	0	0						
Ken Walters, R (1.9) Elmer Valo, L (7. PH) (8.9) OBP: 0.261, SLG: 0.244										2	0	0	0	0	0	1						
Jimmie Coker, R (1.2) Clay Dalrymple, L (6.2) OBP: 0.207, SLG: 0.229										1	0	0	0	1	0	1						
Ruben Amaro, R (1.6) OBP: 0.341, SLG: 0.325										3	0	1	1	0	0	1						
Art Mahaffey, R (1.1) Johnny Callison, L (8. PH) (8.9) Jack Baldschun, R (9.1)										1	0	1	0	0	0	0						
Inning Stats	R: 0 E: 1 K: 0 S: 3	H: 0 LOB: 0 BB: 0 P: 3	R: 0 E: 0 K: 0 S: 3	H: 0 LOB: 0 BB: 0 P: 3	R: 0 E: 0 K: 0 S: 3	H: 0 LOB: 1 BB: 1 P: 7	R: 0 E: 0 K: 1 S: 5	H: 0 LOB: 0 BB: 0 P: 5	R: 1 E: 0 K: 0 S: 6	H: 3 LOB: 2 BB: 0 P: 6	R: 0 E: 0 K: 0 S: 3	H: 0 LOB: 0 BB: 0 P: 3	R: 0 E: 0 K: 0 S: 3	H: 0 LOB: 0 BB: 0 P: 3	R: 0 E: 0 K: 0 S: 3	H: 0 LOB: 2 BB: 0 P: 5		R: 0 E: 0 K: 0 S: 5	H: 2 LOB: 2 BB: 0 P: 5	1B: 4 2B: 2 3B: 0 HR: 0	SF: 0 SAC: 1 DP: 1 HBP: 0	WP: 0 PB: 0 SB: 1 CS: 0
PITCHER	IP WLS BF H R ER SO BB IBB HBP BLK WP HR S P ERA WHIP																					
Billy Loes, R (1.1) ERA: 4.48	9.0 W 33 5 1 1 1 1 1 0 0 0 0 34 38 1.00 0.667																					

AB	31
R	1
H	5
RBI	1
BB	1
SO	1
LOB	9



Batter	1	2	3	4	5	6	7	8	9	AB	R	H	RBI	BB	SO	LOB	TOP									
Maury Wills, S OBP: 0.384, SLG: 0.375 (1, 6)	F8		SH1-4 3B 1B			3B 1B			4-3	5	2	3	2	0	0	0										
Jim Gilliam, S OBP: 0.373, SLG: 0.386 (1, 4)	L8		SH1-4		F7	F3			E	4	1	1	0	0	0	2										
Willie Davis, L OBP: 0.325, SLG: 0.500 (1, 8)	4-3		CS 3B		E				F8	5	1	3	3	0	0	1										
Wally Moon, L OBP: 0.447, SLG: 0.589 Ron Fairly, L OBP: 0.304, SLG: 0.532 (9, 9)		K	6-3		E				E3	4	1	2	1	1	1	1										
Tommy Davis, R OBP: 0.336, SLG: 0.474 (9, 7)			CS		6-3	E5			BB	5	0	2	0	0	0	2										
Norm Larker, L OBP: 0.301, SLG: 0.355 Gil Hodges, R OBP: 0.315, SLG: 0.414 (5, PH) (5, 3)	L8		3-H		4-3	PO			1-3	2	0	0	0	0	0	1										
John Roseboro, L OBP: 0.349, SLG: 0.503 (1, 2)	F7				1-3				HR	2	1	1	0	1	1	1										
Daryl Spencer, R OBP: 0.345, SLG: 0.421 (1, 5)			1B 1B 2B			SH2-4 1B BB			K	4	3	2	2	1	2	3										
Stan Williams, R OBP: 0.238, SLG: 0.205 Turk Farrell, R OBP: 0.111, SLG: 0.111 (6, 1)			SH1-4 3B 1B		SH2-4	K			F7	2	1	1	0	0	1	0										
Inning Stats	R: 0 E: 0 K: 0 S: 6	H: 0 LOB: 0 BB: 0 P: 8	R: 0 E: 0 K: 1 S: 13	H: 1 LOB: 1 BB: 0 P: 18	R: 3 E: 0 K: 0 S: 10	H: 4 LOB: 0 BB: 0 P: 14	R: 0 E: 0 K: 0 S: 5	H: 0 LOB: 0 BB: 0 P: 7	R: 3 E: 1 K: 0 S: 12	H: 2 LOB: 1 BB: 2 P: 25	R: 2 E: 0 K: 1 S: 14	H: 3 LOB: 1 BB: 0 P: 21	R: 0 E: 0 K: 2 S: 9	H: 2 LOB: 1 BB: 0 P: 13	R: 0 E: 0 K: 2 S: 9	H: 0 LOB: 0 BB: 0 P: 14	R: 2 E: 1 K: 1 S: 14	H: 3 LOB: 3 BB: 2 P: 28	1B: 10 2B: 1 3B: 3 HR: 1	SF: 0 SAC: 2 DP: 0 HBP: 0	WP: 0 PB: 0 CS: 3	PA: 46				
PITCHER	IP	WLS	BF	H	R	ER	SO	BB	IBB	HBP	BLK	WP	HR	S	P	ERA	WHIP									
Jim Owens, R ERA: 4.97 Don Ferrarese, L ERA: 3.94 Ken Lehman, L ERA: 3.77 Frank Sullivan, R ERA: 3.81 Chris Short, L ERA: 4.69	4.2	L	21	7	6	5	1	1	0	0	0	0	0	42	60	9.64	1.714									

Los Angeles Dodgers @ Philadelphia Phillies
 Connie Mack Stadium, Philadelphia, PA
 Fri Jun 30 1961, 7:05 PM EDT
 Att: 17,518 - Unknown

AB	38
R	10
H	15
RBI	8
BB	4
SO	6
LOB	13



Batter	1	2	3	4	5	6	7	8	9	AB	R	H	RBI	BB	SO	LOB	BOTTOM									
Johnny Callison, L OBP: 0.343, SLG: 0.397 (1, 7)	F9					FC3-6 1B			F9	5	1	3	0	0	0	0										
Tony Taylor, R OBP: 0.302, SLG: 0.310 (1, 4)	F9				FC3-6 1B	1B			4-1	3	2	0	0	1	0	2										
Tony Gonzalez, L OBP: 0.386, SLG: 0.420 (1, 9)	6-3				WP 1B	2B 1B			K	4	1	2	2	0	1	1										
Pancho Herrera, R OBP: 0.366, SLG: 0.470 (1, 3)					K	1B SF8 2B			F8	4	1	1	1	0	2	2										
Charley Smith, R OBP: 0.322, SLG: 0.406 (1, 5)	F4				K				K	4	0	1	1	0	2	1										
Clay Dalrymple, L OBP: 0.202, SLG: 0.225 (1, 2)	4-3				L5	SF8			F8	3	0	0	1	0	0	0										
Bobby Del Greco, R OBP: 0.355, SLG: 0.370 Chris Short, R OBP: 0.071, SLG: 0.071 (1, 8) (9, 1)					F6	1-3			4-3	3	0	0	0	1	0	1										
Ruben Amaro, R OBP: 0.339, SLG: 0.322 Elmer Valo, L OBP: 0.277, SLG: 0.262 Bobby Malkmus, R OBP: 0.243, SLG: 0.255 (6, PH) (6, PR) (7, 6)					K	SH5-3 BB			K	1	0	0	0	0	1	0										
Jim Owens, R Don Ferrarese, R Bobby Gene Smith, R Ken Lehman, L Lee Walls, R Frank Sullivan, R Ken Walters, R (1, 1) (5, 1) (5, PH) (6, 1) (6, PH) (7, 1) (8, 1)					K	SH5-3 BB			F8	1	0	0	0	0	1	0										
Inning Stats	R: 0 E: 0 K: 0 S: 4	H: 0 LOB: 0 BB: 0 P: 5	R: 0 E: 0 K: 1 S: 7	H: 0 LOB: 0 BB: 0 P: 11	R: 0 E: 0 K: 2 S: 14	H: 0 LOB: 0 BB: 0 P: 19	R: 1 E: 0 K: 2 S: 10	H: 2 LOB: 1 BB: 0 P: 17	R: 0 E: 0 K: 1 S: 8	H: 0 LOB: 1 BB: 1 P: 17	R: 5 E: 0 K: 1 S: 18	H: 5 LOB: 1 BB: 1 P: 28	R: 0 E: 0 K: 1 S: 11	H: 1 LOB: 1 BB: 0 P: 14	R: 0 E: 0 K: 1 S: 7	H: 0 LOB: 0 BB: 0 P: 9	R: 0 E: 0 K: 1 S: 11	H: 0 LOB: 0 BB: 0 P: 15	1B: 6 2B: 1 3B: 1 HR: 0	SF: 1 SAC: 1 DP: 0 HBP: 0	WP: 1 PB: 0 SB: 1 CS: 0	PA: 37				
PITCHER	IP	WLS	BF	H	R	ER	SO	BB	IBB	HBP	BLK	WP	HR	S	P	ERA	WHIP									
Stan Williams, R ERA: 4.03 Turk Farrell, R ERA: 4.25	5.0	W	22	5	5	5	6	2	0	0	0	0	0	51	85	9.00	1.400									

Los Angeles Dodgers @ Philadelphia Phillies
 Connie Mack Stadium, Philadelphia, PA
 Fri Jun 30 1961, 7:05 PM EDT
 Att: 17,518 - Unknown

AB	33
R	5
H	8
RBI	6
BB	2
SO	10
LOB	9



Batter	1	2	3	4	5	6	7	8	9	AB	R	H	RBI	BB	SO	LOB	TOP										
Maury Wills, S OBP: 0.381, SLG: 0.372 (1,6)	F8		F6				G3		1-3	5	0	1	0	0	0	1	Los Angeles Dodgers @ Philadelphia Phillies Connie Mack Stadium, Philadelphia, PA Sat Jul 01 1961, 7:05 PM EDT Att: 19,064 - Unknown										
Jim Gilliam, S OBP: 0.374, SLG: 0.380 (1,4)	F9		F7		G1-6-3			SH1-4 BB	CS BB	3	1	0	0	2	0	3											
Willie Davis, L OBP: 0.320, SLG: 0.491 (1,8)	4-3			F4		4-3		SH1-4	3-1	4	0	0	0	0	0	1											
Wally Moon, L OBP: 0.452, SLG: 0.589 (1,7)		1B G4-6-3 BB		1B HBP		1-3		BB 1B FC3-2 1B		0	1	0	0	1	0	0											
Duke Snider, L OBP: 0.320, SLG: 0.369 (4,9)								2H FC3-2 1B		2	0	1	1	0	0	0											
Tommy Davis, R OBP: 0.345, SLG: 0.482 (1,9)		0-0 G4-6-3 1B		2-1 1B		2-2 3B 1B		0-1 FC3-2 BB 1B		4	2	4	0	0	0	0											
Norm Larker, L OBP: 0.306, SLG: 0.368 (1,3)		0-2 G4-6-3		1-0 F8		0-0 1B		4-0 FC3-2 BB 1B		3	0	1	1	1	0	3											
Gordie Windhorn, R OBP: 0.417, SLG: 0.500 (8, FR)								1-2 2-3 BB		0	1	0	0	0	0	0											
Gil Hodges, R OBP: 0.315, SLG: 0.414 (8,3)		1-2 3-H 3-2		1-1 F8		1-2 3B		1-2 2-3 BB		0	0	0	0	0	0	0											
John Roseboro, L OBP: 0.343, SLG: 0.493 (1,2)				1-1 F8		1-2 6-3		1-2 FC3-2 1B		4	0	0	0	0	0	6											
Daryl Spencer, R OBP: 0.347, SLG: 0.422 (1,5)			0-0 SH1-4 1B		0-0 5-3		2-1 F7	1-3 2-H 3-H 1B		4	0	2	2	0	0	0											
Johnny Podres, L OBP: 0.355, SLG: 0.345 (1,1)			1-1 SH1-4		2-1 1B		1-0 4-3	1-1 FC6		3	0	1	0	0	0	2											
Larry Sherry, R OBP: 0.286, SLG: 0.167 (8,1)			1-2 1B		1-1 1B		1-2 1B	1-2 FC6		0	0	0	0	0	0	0											
Inning Stats	R: 0 E: 0 K: 0 S: 5	H: 0 LOB: 0 BB: 0 P: 7	R: 1 E: 0 K: 0 S: 10	H: 1 LOB: 0 BB: 1 P: 17	R: 0 E: 0 K: 0 S: 7	H: 1 LOB: 1 BB: 0 P: 10	R: 0 E: 0 K: 0 S: 8	H: 1 LOB: 2 BB: 0 P: 13	R: 0 E: 0 K: 0 S: 7	H: 2 LOB: 1 BB: 0 P: 12	R: 1 E: 0 K: 0 S: 13	H: 2 LOB: 1 BB: 0 P: 17	R: 0 E: 0 K: 0 S: 6	H: 0 LOB: 0 BB: 0 P: 10	R: 3 E: 0 K: 0 S: 13	H: 3 LOB: 2 BB: 2 P: 27	R: 0 E: 0 K: 0 S: 7	H: 0 LOB: 0 BB: 1 P: 12	1B: 9 2B: 0 3B: 1 HR: 0	SF: 0 SAC: 2 DP: 2 HBP: 1	WP: 0 PB: 0 SB: 0 CS: 1	PA: 39					
PITCHER	IP	WLS	BF	H	R	ER	SO	BB	IBB	HBP	BLK	WP	HR	S	P	ERA	WHIP										
John Buzhardt, R ERA: 3.54 (1,1)	7.2	L	35	10	5	5	0	3	0	1	0	0	0	67	110	5.87	1.696										
Jack Baldschun, R ERA: 6.51 (8,1)	1.1	S	4	0	0	0	0	1	0	0	0	0	0	9	15	0.00	0.750										

Batter	1	2	3	4	5	6	7	8	9	AB	R	H	RBI	BB	SO	LOB	BOTTOM										
Bobby Del Greco, R OBP: 0.344, SLG: 0.357 (1,8)	F5		6-3					L7		4	0	0	0	0	0	1	Los Angeles Dodgers @ Philadelphia Phillies Connie Mack Stadium, Philadelphia, PA Sat Jul 01 1961, 7:05 PM EDT Att: 19,064 - Unknown										
Tony Taylor, R OBP: 0.305, SLG: 0.313 (1,4)	F8		2-1 1B		2-1 1-3			1B 1B		4	0	2	0	0	0	1											
Bobby Gene Smith, R OBP: 0.287, SLG: 0.303 (1,7)	F9		2-3 K		1-2 K		2-1 WP 1B	F9		4	0	1	0	0	1	2											
Pancho Herrera, R OBP: 0.368, SLG: 0.471 (1,3)		1-0 G4-6 1B	0-3 K		1-3 K		1-3 K	2-0 1B		4	0	2	0	0	2	2											
Charley Smith, R OBP: 0.315, SLG: 0.396 (1,5)		1-2 G4-6		1-0 6-3		2-0 F9		0-3 K		4	0	0	0	0	1	4											
Ken Walters, R OBP: 0.254, SLG: 0.336 (1,9)		2-2 F8		1-2 6-3		3-3 K		1-1 4-3		3	0	0	0	0	1	2											
Elmer Valo, L OBP: 0.271, SLG: 0.256 (9, PH)										1	0	0	0	0	0	0											
Ruben Amaro, R OBP: 0.339, SLG: 0.318 (1,6)		4-2 2B WP BB		1-2 F9		0-0 F7		1-2 F5		2	1	0	0	1	0	0											
Johnny Callison, L OBP: 0.341, SLG: 0.395 (9, PH)										1	0	0	0	0	0	0											
Clay Dalrymple, L OBP: 0.203, SLG: 0.231 (1,2)		0-0 WP 2B		1-1 L9		1-3 K		0-3 K		4	0	1	1	0	2	0											
John Buzhardt, R OBP: 0.120, SLG: 0.087 (1,1)		2-3 K		2-2 HBP		0-0 6-3				2	0	0	0	0	1	1											
Jack Baldschun, R ERA: 3.23 (8,1)		2-3 3H								0	0	0	0	0	0	0											
Inning Stats	R: 0 E: 0 K: 0 S: 7	H: 0 LOB: 0 BB: 0 P: 11	R: 2 E: 0 K: 1 S: 16	H: 2 LOB: 1 BB: 1 P: 26	R: 0 E: 0 K: 2 S: 12	H: 1 LOB: 1 BB: 0 P: 15	R: 0 E: 0 K: 0 S: 7	H: 0 LOB: 0 BB: 0 P: 10	R: 0 E: 0 K: 0 S: 9	H: 0 LOB: 1 BB: 0 P: 14	R: 1 E: 0 K: 2 S: 9	H: 1 LOB: 1 BB: 0 P: 17	R: 0 E: 0 K: 1 S: 5	H: 0 LOB: 0 BB: 0 P: 6	R: 0 E: 0 K: 1 S: 10	H: 2 LOB: 2 BB: 0 P: 12	R: 0 E: 0 K: 1 S: 8	H: 0 LOB: 0 BB: 0 P: 10	1B: 5 2B: 1 3B: 0 HR: 0	SF: 0 SAC: 0 DP: 0 HBP: 1	WP: 2 PB: 0 SB: 1 CS: 0	PA: 35					
PITCHER	IP	WLS	BF	H	R	ER	SO	BB	IBB	HBP	BLK	WP	HR	S	P	ERA	WHIP										
Johnny Podres, L ERA: 2.88 (1,1)	7.2	W	31	6	2	2	6	1	0	1	0	0	0	72	108	2.35	0.913										
Larry Sherry, R ERA: 3.23 (8,1)	1.1	S	4	0	0	0	2	0	0	0	0	0	0	11	13	0.00	0.000										



Batter	1	2	3	4	5	6	7	8	9	AB	R	H	RBI	BB	SO	LOB	TOP										
Maury Wills, S OBP: 0.388, SLG: 0.381 (1, 6)	E9 1B		CS 1B														4 0 4 0 0 0 0										
Jim Gilliam, S OBP: 0.376, SLG: 0.382 (1, 4)			CS 1-2		SF9 1B			F7 1B									4 1 2 0 0 0 1										
Willie Davis, L OBP: 0.315, SLG: 0.482 (1, 8)	F6							L9									4 0 0 0 0 2 4										
Wally Moon, L OBP: 0.452, SLG: 0.587 Ron Fairly, L OBP: 0.404, SLG: 0.532 (1, 7) (9, 9)	G3-6-3 1-2																4 0 2 0 0 0 2 0 0 0 0 0 0 0										
Tommy Davis, R OBP: 0.343, SLG: 0.480 (1, 9) (9, 7)																	3 0 1 1 0 0 1										
Norm Larker, L OBP: 0.299, SLG: 0.358 Turk Farrell, R OBP: 0.111, SLG: 0.111 (1, 3) (9, 1)																	4 0 0 0 0 0 3 0 0 0 0 0 0 0										
John Roseboro, L OBP: 0.340, SLG: 0.488 Norm Sherry, R OBP: 0.347, SLG: 0.489 (1, 2) (5, 2)																	2 0 0 0 0 0 0 1 0 0 0 0 0 0										
Daryl Spencer, R OBP: 0.344, SLG: 0.417 (1, 5)																	3 0 0 0 0 1 1										
Don Drysdale, R OBP: 0.195, SLG: 0.410 Ron Perranoski, L (8, 1) Gil Hodges, R OBP: 0.315, SLG: 0.414 (9, 3)																	3 1 1 1 0 1 1 0 0 0 0 0 0 0 0 0 0 0 0 0 0										
Inning Stats	R: 0 E: 1 K: 0 S: 6	H: 2 LOB: 1 BB: 0 P: 7	R: 0 E: 0 K: 0 S: 4	H: 1 LOB: 0 BB: 0 P: 7	R: 0 E: 0 K: 0 S: 6	H: 1 LOB: 0 BB: 0 P: 6	R: 1 E: 0 K: 1 S: 8	H: 2 LOB: 1 BB: 0 P: 11	R: 0 E: 1 K: 1 S: 10	H: 1 LOB: 2 BB: 0 P: 15	R: 0 E: 0 K: 1 S: 7	H: 0 LOB: 0 BB: 0 P: 10	R: 0 E: 0 K: 0 S: 6	H: 0 LOB: 0 BB: 0 P: 11	R: 1 E: 0 K: 0 S: 11	H: 2 LOB: 1 BB: 0 P: 18	R: 0 E: 0 K: 0 S: 5	H: 1 LOB: 0 BB: 0 P: 9	1B: 9 2B: 0 3B: 0 HR: 1	SF: 1 SAC: 0 DP: 2 HBP: 0	WP: 0 PB: 0 SB: 1 CS: 2	PA: 34					
PITCHER	IP	WLS	BF	H	R	ER	SO	BB	IBB	HBP	BLK	WP	HR	S	P	ERA	WHIP										
Robin Roberts, R ERA: 5.28 (1, 1)	6.0		22	7	1	1	3	0	0	0	0	0	0	41	56	1.50	1.167										
Art Mahaffey, R ERA: 3.54 (7, 1)	2.0	L	8	2	1	1	1	0	0	0	0	0	1	17	29	4.50	1.000										
Dallas Green, R ERA: 4.52 (9, 1)	1.0		3	1	0	0	0	0	0	0	0	0	0	5	9	0.00	1.000										

Los Angeles Dodgers @ Philadelphia Phillies
 Connie Mack Stadium, Philadelphia, PA
 Sun Jul 02 1961, 3:33 AM EDT
 Att: 15,039 - Unknown

AB	32
R	2
H	10
RBI	2
BB	0
SO	4
LOB	13



Batter	1	2	3	4	5	6	7	8	9	AB	R	H	RBI	BB	SO	LOB	BOTTOM										
Johnny Callison, L OBP: 0.339, SLG: 0.388 (1, 7)	F5		F5														3 0 0 0 1 0 1										
Tony Taylor, R OBP: 0.304, SLG: 0.312 (1, 4)	F8																4 0 1 0 0 0 1										
Tony Gonzalez, L OBP: 0.391, SLG: 0.418 Bobby Gene Smith, R OBP: 0.285, SLG: 0.300 (1, 9) (8, PH) (9, 9)																	1 0 0 0 2 1 0 1 0 0 0 0 0 2										
Pancho Herrera, R OBP: 0.370, SLG: 0.469 Bobby Maikmus, R OBP: 0.243, SLG: 0.255 (1, 3) (9, PR)																	3 0 1 0 1 1 1 0 0 0 0 0 0 0										
Don Demeter, R OBP: 0.310, SLG: 0.436 (1, 8)																	4 0 0 0 0 1 4										
Charley Smith, R OBP: 0.319, SLG: 0.416 (1, 5)																	4 0 2 1 0 0 1										
Clay Dalrymple, L OBP: 0.199, SLG: 0.226 (1, 2)																	4 0 0 0 0 0 2										
Ruben Amaro, R OBP: 0.333, SLG: 0.312 (1, 6)																	3 0 0 0 0 0 0										
Robin Roberts, S OBP: 0.154, SLG: 0.083 Art Mahaffey, R OBP: 0.081, SLG: 0.056 Elmer Valo, L OBP: 0.265, SLG: 0.250 Dallas Green, L OBP: 0.346, SLG: 0.227 (1, 1) (7, 1) (8, PH) (9, 1)																	2 0 1 0 0 1 0 0 0 0 0 0 0 0 1 0 0 0 0 0 0 0 0 0 0 0 0 0										
Inning Stats	R: 0 E: 0 K: 1 S: 9	H: 0 LOB: 0 BB: 0 P: 13	R: 0 E: 0 K: 1 S: 7	H: 1 LOB: 1 BB: 0 P: 9	R: 0 E: 0 K: 1 S: 8	H: 0 LOB: 0 BB: 0 P: 14	R: 0 E: 0 K: 0 S: 4	H: 0 LOB: 0 BB: 1 P: 10	R: 1 E: 0 K: 1 S: 11	H: 1 LOB: 0 BB: 0 P: 18	R: 0 E: 0 K: 0 S: 11	H: 1 LOB: 3 BB: 2 P: 24	R: 0 E: 0 K: 0 S: 5	H: 0 LOB: 0 BB: 0 P: 7	R: 0 E: 0 K: 0 S: 7	H: 1 LOB: 1 BB: 1 P: 13	R: 0 E: 0 K: 0 S: 8	H: 1 LOB: 1 BB: 0 P: 11	1B: 4 2B: 0 3B: 0 HR: 1	SF: 0 SAC: 0 DP: 2 HBP: 0	WP: 0 PB: 0 SB: 1 CS: 0	PA: 34					
PITCHER	IP	WLS	BF	H	R	ER	SO	BB	IBB	HBP	BLK	WP	HR	S	P	ERA	WHIP										
Don Drysdale, R ERA: 3.8 (1, 1)	7.1	W	29	4	1	1	4	3	1	0	0	0	0	60	104	1.23	0.955										
Ron Perranoski, L ERA: 2.39 (8, 1)	0.2		1	0	0	0	0	0	0	0	0	0	0	2	4	0.00	0.000										
Turk Farrell, R ERA: 4.18 (9, 1)	1.0	S	4	1	0	0	0	0	0	0	0	0	0	8	11	0.00	1.000										

Los Angeles Dodgers @ Philadelphia Phillies
 Connie Mack Stadium, Philadelphia, PA
 Sun Jul 02 1961, 3:33 AM EDT
 Att: 15,039 - Unknown

AB	30
R	0
H	5
RBI	1
BB	4
SO	4
LOB	12



Batter	1	2	3	4	5	6	7	8	9	AB	R	H	RBI	BB	SO	LOB	TOP	
Tony Taylor, R OBP: 0.306, SLG: 0.311 (1, 4)	0-0 SH1-4 E 1B	0-0 5-3			0-0 L4			4-0 E BB 1B	0-0 6-3	4	2	1	0	1	0	0	Philadelphia Phillies @ St. Louis Cardinals Sportsman's Park, St. Louis, MO Tue Jul 04 1961, 4:33 AM EDT Unknown - 90 F	
Charley Smith, R OBP: 0.310, SLG: 0.404 (1, 5)	0-0 E6 1B SH1-4 1B	0-0 F8			0-0 P2			0-3 K	0-0 L5	5	1	0	0	0	1	2		
Ken Walters, R OBP: 0.265, SLG: 0.339 Tony Gonzalez, L OBP: 0.394, SLG: 0.440 (9, PH)	0-0 SH1-4 1-2 2-3		0-0 P4		0-0 CS 1B			4-0 1B E BB 1B		2	1	1	0	1	0	0		
Pancho Herrera, R OBP: 0.370, SLG: 0.465 (1, 3)	4-0 1B 1B BB		0-0 F9		0-0 5-3 1-2			0-0 P3	0-0 1B HR	4	1	1	0	1	0	3		
Don Demeter, R OBP: 0.313, SLG: 0.435 (1, 8)	0-0 1B 1-2 2-3 1B		0-0 F7		0-0 F7			0-0 E6 1B 1-2 2-3 1B	0-0 1B	5	1	2	1	0	0	2		
Bobby Gene Smith, R OBP: 0.291, SLG: 0.301 Johnny Callison, L OBP: 0.339, SLG: 0.386 (9, PH)	0-0 F3		0-0 F8			4-0 G6-4-3 BB		0-0 WP 1B 1-2 2-3 3-H 1B	0-3 K	3	0	1	1	1	0	3		
Ruben Amaro, R OBP: 0.337, SLG: 0.317 (1, 6)	0-0 1-3 2-H 3-H 1B		0-0 F7			0-0 G6-4-3 1-2		0-0 WP 1B 1-2 2-H 3-H 1B		4	0	2	4	0	0	1		
Clay Dalrymple, L OBP: 0.197, SLG: 0.223 Jimmie Coker, R OBP: 0.550, SLG: 0.429 (7, PH)	0-0 5-3		0-0 1-3			0-0 1B		4-0 FC6-4 BB 1-2 2-3 1B		2	0	0	0	0	0	2		
Don Ferrarese, R OBP: 0.225, SLG: 0.176 Frank Sullivan, R OBP: 0.346, SLG: 0.227 Lee Walls, R OBP: 0.310, SLG: 0.423 Dallas Green, R OBP: 0.265, SLG: 0.377 Wes Covington, L OBP: 0.282, SLG: 0.330 Jack Baldschun, R OBP: 0.274, SLG: 0.250 (8, PH)	0-0 5-3		0-0 6-3			0-3 K		0-0 FC6-4 1-2 1B		2	0	0	0	0	0	0		
Inning Stats	R: 3 E: 1 K: 0 S: 7	H: 3 LOB: 2 BB: 1 P: 11	R: 0 E: 0 K: 0 S: 3	H: 0 LOB: 0 BB: 0 P: 3	R: 0 E: 0 K: 0 S: 3	H: 0 LOB: 0 BB: 0 P: 3	R: 0 E: 0 K: 0 S: 3	H: 1 LOB: 0 BB: 0 P: 3	R: 0 E: 0 K: 1 S: 5	H: 1 LOB: 1 BB: 1 P: 9	R: 3 E: 1 K: 1 S: 8	H: 2 LOB: 3 BB: 3 P: 20	R: 1 E: 0 K: 1 S: 8	H: 3 LOB: 2 BB: 0 P: 8	1B: 9 2B: 0 3B: 0 HR: 1	SF: 0 SAC: 1 DP: 1 HBP: 0		WP: 1 PB: 0 SB: 0 CS: 1
PITCHER	IP WLS BF H R ER SO BB IBB HBP BLK WP HR S P ERA WHIP	IP WLS BF H R ER SO BB IBB HBP BLK WP HR S P ERA WHIP	IP WLS BF H R ER SO BB IBB HBP BLK WP HR S P ERA WHIP	IP WLS BF H R ER SO BB IBB HBP BLK WP HR S P ERA WHIP	IP WLS BF H R ER SO BB IBB HBP BLK WP HR S P ERA WHIP	IP WLS BF H R ER SO BB IBB HBP BLK WP HR S P ERA WHIP	IP WLS BF H R ER SO BB IBB HBP BLK WP HR S P ERA WHIP	IP WLS BF H R ER SO BB IBB HBP BLK WP HR S P ERA WHIP	IP WLS BF H R ER SO BB IBB HBP BLK WP HR S P ERA WHIP	IP WLS BF H R ER SO BB IBB HBP BLK WP HR S P ERA WHIP	IP WLS BF H R ER SO BB IBB HBP BLK WP HR S P ERA WHIP	IP WLS BF H R ER SO BB IBB HBP BLK WP HR S P ERA WHIP	IP WLS BF H R ER SO BB IBB HBP BLK WP HR S P ERA WHIP	IP WLS BF H R ER SO BB IBB HBP BLK WP HR S P ERA WHIP	IP WLS BF H R ER SO BB IBB HBP BLK WP HR S P ERA WHIP	IP WLS BF H R ER SO BB IBB HBP BLK WP HR S P ERA WHIP	IP WLS BF H R ER SO BB IBB HBP BLK WP HR S P ERA WHIP	IP WLS BF H R ER SO BB IBB HBP BLK WP HR S P ERA WHIP

AB	36
R	7
H	10
RBI	7
BB	5
SO	3
LOB	19



Batter	1	2	3	4	5	6	7	8	9	AB	R	H	RBI	BB	SO	LOB	BOTTOM			
Carl Warwick, R OBP: 0.302, SLG: 0.320 (1, 8)	0-0 5-3		0-3 K		0-3 K	0-0 6-3	0-3 K			5	0	0	0	0	3	5	Philadelphia Phillies @ St. Louis Cardinals Sportsman's Park, St. Louis, MO Tue Jul 04 1961, 4:33 AM EDT Unknown - 90 F			
Bill White, L OBP: 0.364, SLG: 0.442 (1, 3)	4-0 BB 3B BB		0-0 G3		0-0 1-H HR		0-0 F8	0-0 3-1		4	2	1	2	1	0	0				
Charlie James, R OBP: 0.342, SLG: 0.413 (1, 9)	4-0 1-2 3B BB		0-0 E3 1B		0-0 P4		0-0 2B 1B	0-0 4-3		4	2	2	0	1	0	0				
Ken Boyer, R OBP: 0.389, SLG: 0.514 (1, 5)	0-0 F8		0-0 F8		0-0 1B		0-0 1-H 2B 2B	0-0 HR 1B		5	2	3	1	0	0	3				
Stan Mustat, L OBP: 0.381, SLG: 0.539 Curt Flood, R OBP: 0.365, SLG: 0.380 (9, 8)	0-0 1-H 2-H 3B		0-0 L8		0-0 F5		4-0 2B 1B IBB	0-0 1-H HR		4	2	2	4	1	0	1				
Jimmie Schaffer, R OBP: 0.320, SLG: 0.449 (1, 2)	0-0 5-3		0-0 WP 1B			4-0 SH3-4 1B BB	0-0 1-3 2-H 3-H 2B	0-0 1B		4	1	3	1	1	0	1				
Bob Lillis, R OBP: 0.269, SLG: 0.234 (1, 4)		0-0 6-3		0-0 5-3 1-2		0-0 SH3-4 1-2	0-0 FC1-2 1B 2-3 3-H 1B	0-0 P6		4	0	1	1	0	0	2				
Jerry Buchek, R OBP: 0.143, SLG: 0.077 Joe Cunningham, L OBP: 0.405, SLG: 0.377 Alex Grammas, R OBP: 0.274, SLG: 0.250 (8, 6)		0-0 5-3		0-0 F9		0-3 K		0-0 FC1-2 IBB		3	0	0	0	0	1	2				
Curt Simmons, L OBP: 0.463, SLG: 0.417 Larry Jackson, R OBP: 0.240, SLG: 0.333 Mickey McDermott, L OBP: 0.083, SLG: 0.167 (9, 1)		0-3 K			4-0 HR BB		0-0 2-H 1B	0-0 FC1-2		3	1	1	1	1	1	3				
Inning Stats	R: 2 E: 0 K: 0 S: 4	H: 1 LOB: 1 BB: 2 P: 12	R: 0 E: 0 K: 1 S: 5	H: 0 LOB: 0 BB: 0 P: 5	R: 0 E: 0 K: 1 S: 6	H: 1 LOB: 1 BB: 0 P: 6	R: 0 E: 0 K: 0 S: 4	H: 1 LOB: 1 BB: 0 P: 4	R: 2 E: 0 K: 1 S: 7	H: 2 LOB: 1 BB: 1 P: 11	R: 1 E: 0 K: 1 S: 6	H: 1 LOB: 1 BB: 1 P: 10	R: 3 E: 0 K: 1 S: 9	H: 4 LOB: 3 BB: 2 P: 17	R: 2 E: 0 K: 0 S: 6	H: 3 LOB: 1 BB: 0 P: 6		1B: 8 2B: 2 3B: 1 HR: 2	SF: 0 SAC: 1 DP: 0 HBP: 0	WP: 1 PB: 0 SB: 0 CS: 0
PITCHER	IP WLS BF H R ER SO BB IBB HBP BLK WP HR S P ERA WHIP	IP WLS BF H R ER SO BB IBB HBP BLK WP HR S P ERA WHIP	IP WLS BF H R ER SO BB IBB HBP BLK WP HR S P ERA WHIP	IP WLS BF H R ER SO BB IBB HBP BLK WP HR S P ERA WHIP	IP WLS BF H R ER SO BB IBB HBP BLK WP HR S P ERA WHIP	IP WLS BF H R ER SO BB IBB HBP BLK WP HR S P ERA WHIP	IP WLS BF H R ER SO BB IBB HBP BLK WP HR S P ERA WHIP	IP WLS BF H R ER SO BB IBB HBP BLK WP HR S P ERA WHIP	IP WLS BF H R ER SO BB IBB HBP BLK WP HR S P ERA WHIP	IP WLS BF H R ER SO BB IBB HBP BLK WP HR S P ERA WHIP	IP WLS BF H R ER SO BB IBB HBP BLK WP HR S P ERA WHIP	IP WLS BF H R ER SO BB IBB HBP BLK WP HR S P ERA WHIP	IP WLS BF H R ER SO BB IBB HBP BLK WP HR S P ERA WHIP	IP WLS BF H R ER SO BB IBB HBP BLK WP HR S P ERA WHIP	IP WLS BF H R ER SO BB IBB HBP BLK WP HR S P ERA WHIP	IP WLS BF H R ER SO BB IBB HBP BLK WP HR S P ERA WHIP	IP WLS BF H R ER SO BB IBB HBP BLK WP HR S P ERA WHIP	IP WLS BF H R ER SO BB IBB HBP BLK WP HR S P ERA WHIP		



Batter	1	2	3	4	5	6	7	8	9	10	11	12	AB	R	H	RBI	BB	SO	LOB	TOP					
Johnny Callison, L (1.7) OBP: 0.342, SLG: 0.390	G3		FC3-6 1B		FC6 1B		K2-3			SH3-4 1B	P6		6	1	3	1	0	1	3						
Tony Taylor, R (1.4) OBP: 0.310, SLG: 0.316	F9		FC3-6 4-3		FC6 1-2				1B	SH3-4		5-3	5	0	1	0	0	0	2						
Tony Gonzalez, L (1.9) OBP: 0.399, SLG: 0.461	1B		4-3			1-3		F2					6	0	2	1	0	1	2						
Pancho Herrera, R (1.3) OBP: 0.363, SLG: 0.451	1B			P4		1-3		F7		G6-4-3 1B		K	6	0	1	0	0	1	2						
Don Demeter, R (1.8) OBP: 0.306, SLG: 0.415	K			F9		6-3		F8					4	0	0	0	1	1	3						
Charley Smith, R (1.5) OBP: 0.316, SLG: 0.425		K		1-6-3									3	1	1	0	1	1	0						
Jimmie Coker, R (1.2) OBP: 0.571, SLG: 0.619													3	1	3	0	0	0	0						
Clay Dalrymple, L (10.2) OBP: 0.196, SLG: 0.222		L6-4 1B			FC1-5 1B			SH5-4 2B		SH5-3 BB			1	0	0	0	0	0	1						
Ruben Amaro, R (1.6) OBP: 0.347, SLG: 0.329													3	1	2	0	0	0	1						
Wes Covington, L (11, PH) OBP: 0.297, SLG: 0.360													0	0	0	0	1	0	0						
Bobby Malkmus, R (11, PR) OBP: 0.243, SLG: 0.255					FC1-5 1B			SH5-4		F8			0	0	0	0	0	0	0						
Art Mahaffey, R (1.1) OBP: 0.098, SLG: 0.100													4	0	1	2	0	1	5						
Frank Sullivan, R (9.1)		L6-4			FC1-5 1B					K			0	0	0	0	1	0	0						
Inning Stats	R: 0 E: 0 K: 1 S: 7	H: 2 LOB: 2 BB: 0 P: 7	R: 0 E: 0 K: 1 S: 6	H: 2 LOB: 1 BB: 0 P: 6	R: 0 E: 0 K: 0 S: 3	H: 1 LOB: 0 BB: 0 P: 3	R: 0 E: 0 K: 0 S: 3	H: 0 LOB: 0 BB: 0 P: 3	R: 1 E: 0 K: 0 S: 5	H: 3 LOB: 1 BB: 0 P: 5	R: 0 E: 0 K: 0 S: 4	H: 1 LOB: 1 BB: 0 P: 4	R: 0 E: 0 K: 1 S: 5	H: 0 LOB: 1 BB: 1 P: 9	R: 1 E: 0 K: 0 S: 4	H: 2 LOB: 0 BB: 0 P: 4	R: 0 E: 0 K: 0 S: 3	H: 0 LOB: 3 BB: 3 P: 15	R: 0 E: 0 K: 2 S: 7	H: 0 LOB: 0 BB: 0 P: 7	1B: 13 2B: 2 3B: 0 HR: 0	SF: 0 SAC: 4 DP: 2 HBP: 0	WP: 0 PB: 0 SB: 0 CS: 0	PA: 49	
PITCHER	IP WLS BF H R ER SO BB IBB HBP BLK WP HR S P ERA WHIP	10.0 40 14 4 4 4 4 1 0 0 0 0 0 51 3.60 1.500	2.0 W 9 0 0 0 2 2 1 0 0 0 0 10 22 0.00 1.000	PITCHER												IP WLS BF H R ER SO BB IBB HBP BLK WP HR S P ERA WHIP									
Warren Spahn, L (1.1) ERA: 3.62													10.0												
Don McMahon, R (11.1) ERA: 1.75													2.0												

Philadelphia Phillies @ Milwaukee Braves
Milwaukee County Stadium, Milwaukee, WI

AB 41
R 4
H 14
RBI 4
BB 4
SO 6
LOB 19



WP: 0
PB: 0
SB: 1
CS: 0

PA: 49

Batter	1	2	3	4	5	6	7	8	9	10	11	12	AB	R	H	RBI	BB	SO	LOB	BOTTOM								
Al Spangler, L (1.8) OBP: 0.456, SLG: 0.341	G3 HR 2B				F7			1-3					4	3	2	0	2	0	0									
Frank Bolling, R (1.4) OBP: 0.369, SLG: 0.469	P4				F8			P4					5	0	1	0	0	0	2									
Eddie Mathews, L (1.5) OBP: 0.401, SLG: 0.584													2	0	0	0	1	0	1									
Felix Mantilla, R (7.5) OBP: 0.323, SLG: 0.200					FC6-4 BB								2	0	1	1	1	0	2									
Hank Aaron, R (1.9) OBP: 0.362, SLG: 0.609					FC6-4								5	1	3	3	0	0	3									
Joe Adcock, R (1.3) OBP: 0.316, SLG: 0.463													4	0	1	0	0	3	1									
Gino Cimoli, R (9, PR) OBP: 0.262, SLG: 0.338													1	0	0	0	0	0	2									
Les Maye, L (1.7) OBP: 0.321, SLG: 0.401													4	0	1	0	1	1	0									
Joe Torre, R (1.2) OBP: 0.326, SLG: 0.485													5	1	1	1	0	1	3									
Roy McMillan, R (1.6) OBP: 0.306, SLG: 0.289													3	0	0	0	0	1	0									
Bob Boyd, L (9, PH) OBP: 0.269, SLG: 0.292													2	0	1	0	0	0	2									
Warren Spahn, L (1.1) OBP: 0.321, SLG: 0.426													3	0	0	0	0	2	0									
Frank Thomas, R (10, PH) OBP: 0.372, SLG: 0.558													1	0	0	0	0	0	0									
Don McMahon, R (11.1) OBP: 0.222, SLG: 0.222													1	0	0	0	0	1	1									
Inning Stats	R: 2 E: 0 K: 1 S: 7	H: 2 LOB: 0 BB: 0 P: 7	R: 0 E: 0 K: 2 S: 7	H: 0 LOB: 0 BB: 0 P: 7	R: 0 E: 0 K: 1 S: 5	H: 0 LOB: 2 BB: 2 P: 13	R: 0 E: 0 K: 0 S: 7	H: 0 LOB: 0 BB: 0 P: 7	R: 0 E: 0 K: 1 S: 5	H: 0 LOB: 0 BB: 0 P: 5	R: 0 E: 0 K: 0 S: 6	H: 1 LOB: 1 BB: 0 P: 6	R: 1 E: 0 K: 0 S: 4	H: 1 LOB: 0 BB: 0 P: 4	R: 0 E: 0 K: 0 S: 3	H: 0 LOB: 1 BB: 1 P: 7	R: 0 E: 0 K: 0 S: 3	H: 1 LOB: 2 BB: 1 P: 6	R: 1 E: 0 K: 0 S: 6	H: 3 LOB: 0 BB: 0 P: 6	R: 0 E: 0 K: 1 S: 6	H: 2 LOB: 1 BB: 0 P: 6	R: 1 E: 0 K: 0 S: 2	H: 1 LOB: 1 BB: 1 P: 6	1B: 4 2B: 5 3B: 0 HR: 2	SF: 0 SAC: 1 DP: 1 HBP: 0	WP: 0 PB: 0 SB: 1 CS: 0	PA: 48
PITCHER	IP WLS BF H R ER SO BB IBB HBP BLK WP HR S P ERA WHIP	8.0 33 5 3 3 3 3 1 0 0 0 0 2 45 61 3.38 1.000	3.1 L 15 6 2 2 1 1 0 0 0 0 0 16 20 5.40 2.100	PITCHER												IP WLS BF H R ER SO BB IBB HBP BLK WP HR S P ERA WHIP												
Art Mahaffey, R (1.1) ERA: 3.9													8.0															
Frank Sullivan, R (9.1) ERA: 3.9													3.1															

Philadelphia Phillies @ Milwaukee Braves
Milwaukee County Stadium, Milwaukee, WI

AB 42
R 5
H 11
RBI 5
BB 5
SO 9
LOB 17




WP: 0
PB: 0
SB: 1
CS: 0


PA: 48

Wed Jul 05 1961, 8:05 PM EDT
Unknown

livebaseballscorecards.com

livebaseballscorecards.com

Batter	1	2	3	4	5	6	7	8	9	AB	R	H	RBI	BB	SO	LOB	TOP			
Johnny Callison, L (1, 9) OBP: 0.345, SLG: 0.392	F5			4-3 1-3 1B		0-0 1B			0-3 K	4	0	2	0	0	1	0	Philadelphia Phillies @ Milwaukee Braves Milwaukee County Stadium, Milwaukee, WI Wed Jul 05 1961, 8:05 PM EDT Att: 14,280 - Unknown livebaseballscorecards.com			
Tony Taylor, R (1, 4) OBP: 0.309, SLG: 0.315	G3			1-3 1-2		0-0 5-3			0-0 G4-6-3 1B	4	0	1	0	0	0	2				
Tony Gonzalez, L (1, 8) OBP: 0.391, SLG: 0.450	K			4-3 2-3					0-0 G3 1-2	4	0	0	0	0	1	2				
Pancho Herrera, R (1, 3) OBP: 0.363, SLG: 0.450		5-3		5-3					0-0 G4-6-3 1B	3	0	1	0	0	0	1				
Wes Covington, L (1, 7) OBP: 0.291, SLG: 0.352		F7			6-3				0-0 G4-6-3 1-2	3	0	0	0	0	0	1				
Charley Smith, R (1, 5) OBP: 0.312, SLG: 0.418		4-3			F9				0-0 6-3	3	0	0	0	0	0	0				
Clay Dalrymple, L (1, 2) OBP: 0.198, SLG: 0.224			K		K				0-0 FC6 1B	3	0	1	0	0	2	0				
Ruben Amaro, R (1, 6) OBP: 0.342, SLG: 0.324			P6			F8			0-0 F8	3	0	0	0	0	0	1				
Ken Lehman, L (1, 1) Jack Baldschun, R (7, 1) Elmer Valo, L (8, PH) Dallas Green, L (8, 1) OBP: 0.255, SLG: 0.239 OBP: 0.346, SLG: 0.227			1-3			4-3			0-0 FC6 1-2	2	0	0	0	0	0	0				
Inning Stats	R: 0 E: 0 K: 1 S: 5	H: 0 LOB: 0 BB: 0 P: 5	R: 0 E: 0 K: 0 S: 3	H: 0 LOB: 0 BB: 0 P: 3	R: 0 E: 0 K: 1 S: 5	H: 0 LOB: 0 BB: 0 P: 5	R: 0 E: 0 K: 0 S: 4	H: 1 LOB: 1 BB: 0 P: 4	R: 0 E: 0 K: 1 S: 5	H: 0 LOB: 0 BB: 0 P: 5	R: 0 E: 0 K: 0 S: 3	H: 1 LOB: 1 BB: 0 P: 3	R: 0 E: 0 K: 0 S: 4	H: 1 LOB: 1 BB: 0 P: 4	R: 0 E: 0 K: 1 S: 5	H: 1 LOB: 0 BB: 0 P: 5	1B: 5 2B: 0 3B: 0 HR: 0	SF: 0 SAC: 0 DP: 2 HBP: 0	WP: 0 PB: 0 SB: 0 CS: 0	PA: 30
PITCHER Lew Burdette, R (1, 1) ERA: 3.72	IP: 9.0 WLS: W BF: 30 H: 5 R: 0 ER: 0 SO: 4 BB: 0 IBB: 0 HBP: 0 BLK: 0 WP: 0 HR: 0 S: 38 P: 38 ERA: 0.00 WHIP: 0.556															PITCHER				

Batter	1	2	3	4	5	6	7	8	9	AB	R	H	RBI	BB	SO	LOB	BOTTOM			
Al Spangler, L (1, 8) OBP: 0.443, SLG: 0.319	SH5-4 1B BB	FC6-5			4-3				1-3	3	0	0	0	1	0	1	Philadelphia Phillies @ Milwaukee Braves Milwaukee County Stadium, Milwaukee, WI Wed Jul 05 1961, 8:05 PM EDT Att: 14,280 - Unknown livebaseballscorecards.com			
Frank Bolling, R (1, 4) OBP: 0.385, SLG: 0.466	FC5 SH5-4 1B	L9			5-3				0-3 K	4	0	1	0	0	1	1				
Lee Mays, L (1, 7) OBP: 0.326, SLG: 0.424	SH5-4 1-2 2-3								0-0 F8	3	1	2	1	0	0	0				
Hank Aaron, R (1, 9) OBP: 0.360, SLG: 0.602					G1-4-3 1B				0-0 F3	3	0	0	0	1	0	1				
Joe Adcock, R (1, 3) OBP: 0.311, SLG: 0.456	P6				F3				0-0 6-3	4	0	0	0	0	0	3				
Joe Torre, R (1, 2) OBP: 0.326, SLG: 0.488	FC5				E6 G5-4-3				0-0 PB HR 2B	3	1	1	0	0	0	3				
Felix Mantilla, R (1, 5) OBP: 0.353, SLG: 0.357					G5-4-3				0-0 G5-4-3 2B	3	2	2	2	0	0	1				
Roy McMillan, R (1, 6) OBP: 0.304, SLG: 0.286		SH1-4			4-3				0-0 6-3	2	0	0	0	0	0	0				
Lew Burdette, R (1, 1) OBP: 0.226, SLG: 0.434									0-0 K	3	0	1	1	0	1	0				
Inning Stats	R: 0 E: 0 K: 0 S: 4	H: 1 LOB: 3 BB: 2 P: 12	R: 1 E: 0 K: 0 S: 5	H: 2 LOB: 1 BB: 0 P: 5	R: 0 E: 0 K: 0 S: 3	H: 1 LOB: 0 BB: 0 P: 3	R: 0 E: 0 K: 0 S: 3	H: 0 LOB: 0 BB: 0 P: 3	R: 0 E: 0 K: 1 S: 5	H: 0 LOB: 0 BB: 0 P: 5	R: 3 E: 0 K: 0 S: 6	H: 3 LOB: 0 BB: 0 P: 6	R: 0 E: 0 K: 1 S: 5	H: 0 LOB: 0 BB: 0 P: 5	R: 0 E: 0 K: 0 S: 3	H: 0 LOB: 0 BB: 0 P: 3	1B: 3 2B: 2 3B: 0 HR: 2	SF: 0 SAC: 2 DP: 2 HBP: 0	WP: 0 PB: 1 SB: 0 CS: 0	PA: 32
PITCHER Ken Lehman, L (1, 1) ERA: 4.14 Jack Baldschun, R (7, 1) ERA: 6.0 Dallas Green, R (8, 1) ERA: 4.7	IP: 6.0 WLS: L BF: 26 H: 7 R: 4 ER: 4 SO: 1 BB: 1 IBB: 1 HBP: 0 BLK: 0 WP: 0 HR: 2 S: 26 P: 34 ERA: 6.00 WHIP: 1.333															PITCHER				

Batter	1	2	3	4	5	6	7	8	9	AB	R	H	RBI	BB	SO	LOB	TOP					
Johnny Callison, L OBP: 0.338, SLG: 0.382	(1, 9) 0-3 K		(1, 9) 0-0 L9		(1, 9) 0-0 L8	(1, 9) 0-0 P5		(1, 9) 0-0 4-3		5	0	0	0	0	1	3						
Tony Taylor, R OBP: 0.307, SLG: 0.310	(1, 4) 0-0 P4			(1, 4) 0-0 5-3	(1, 4) 0-0 6-3		(1, 4) 4-0 1B BB		(1, 4) 0-0 6-3		4	1	0	0	1	0						
Charley Smith, R OBP: 0.314, SLG: 0.423	(1, 5) 0-0 F5			(1, 5) 0-0 1B BB		(1, 5) 0-0 FC6 1B	(1, 5) 0-0 5-3		(1, 5) 0-0 1-3		5	2	2	0	0	1						
Pancho Herrera, R OBP: 0.370, SLG: 0.450		(1, 3) 0-0 G6-4-3 1B		(1, 3) 4-0 1B BB		(1, 3) 4-0 1B FC6	(1, 3) 4-0 1B BB		(1, 3) 0-0 L6		2	1	1	0	3	0						
Don Demeter, R OBP: 0.302, SLG: 0.408	(1, 8) 0-0 G6-4-3			(1, 8) 0-0 F9		(1, 8) 0-0 FC6 1B					3	1	0	0	0	5						
Bobby Malkmus, R OBP: 0.250, SLG: 0.262	(6, 6) 1-2					(1, 2) 1-2 2-3					1	0	1	1	0	0						
Bobby Gene Smith, R OBP: 0.300, SLG: 0.395	(1, 7) 0-3 K			(1, 7) 1-2 2-H 1B		(1, 7) 0-0 G1-2-3 1B	(1, 7) 0-0 L3				3	1	2	2	0	1						
Don Ferrarese, R OBP: 0.211, SLG: 0.167	(6, 1) 0-0					(1, 2) 1-2 2-3 3-H 1B					1	0	0	0	0	2						
Dallas Green, L OBP: 0.346, SLG: 0.227	(7, 1) 0-0					(1, 2) 1-2 2-3 3-H 1B					0	0	0	0	0	0						
Ruben Amaro, R OBP: 0.343, SLG: 0.326	(1, 6) 0-3 K		(1, 6) 0-0			(1, 6) 0-0 G1-2-3	(1, 6) 0-0 1-3				2	0	1	1	0	1						
Tony Gonzalez, L OBP: 0.387, SLG: 0.445	(6, PH) 0-0			(1, 6) 1-2 2-H 1B							2	0	0	0	0	5						
Clay Dalrymple, L OBP: 0.199, SLG: 0.220	(1, 2) 0-0			(1, 2) 0-0 5-3	(1, 2) 0-0 G3		(1, 2) 0-0 1B BB		(1, 2) 0-0 1-3		3	0	0	0	1	0						
John Buzhardt, R OBP: 0.148, SLG: 0.083	(1, 1) 4-0					(1, 1) 0-0					1	0	0	0	1	1						
Jack Baldschun, R	(5, 1) 0-0					(1, 3) 1-3 2-3 3-H 1B					0	0	0	0	0	0						
Wes Covington, L OBP: 0.294, SLG: 0.354	(6, PH) 0-0					(1, 3) 1-3 2-3 3-H 1B			(1, 7) 0-0 P3		2	0	1	2	0	0						
Inning Stats	R: 0 E: 0 K: 1 S: 5	H: 0 LOB: 0 BB: 0 P: 5	R: 0 E: 0 K: 1 S: 5	H: 1 LOB: 0 BB: 0 P: 5	R: 0 E: 0 K: 1 S: 5	H: 0 LOB: 1 BB: 1 P: 9	R: 2 E: 0 K: 0 S: 6	H: 3 LOB: 2 BB: 1 P: 10	R: 0 E: 0 K: 1 S: 5	H: 0 LOB: 0 BB: 0 P: 5	R: 3 E: 0 K: 0 S: 6	H: 3 LOB: 2 BB: 2 P: 14	R: 1 E: 0 K: 0 S: 4	H: 1 LOB: 2 BB: 2 P: 12	R: 0 E: 0 K: 0 S: 3	H: 0 LOB: 0 BB: 0 P: 3	R: 0 E: 0 K: 0 S: 3	H: 0 LOB: 0 BB: 0 P: 3	1B: 7 2B: 1 3B: 0 HR: 0	SF: 0 SAC: 0 DP: 2 HBP: 0	WP: 0 PB: 0 SB: 0 CS: 0	PA: 40
PITCHER	IP WLS BF H R ER SO BB IBB HBP BLK WP HR S P ERA WHIP																					
Bob Hendley, L ERA: 6.85	(1, 1) 5.0 24 6 5 5 4 3 0 0 0 0 0 0 29 41 9.00 1.800																					
Carl Willey, R ERA: 5.54	(6, 1) 1.2 9 2 1 1 0 3 0 0 0 0 0 0 6 18 5.40 3.000																					
Johnny Antonelli, L ERA: 6.52	(7, 1) 0.1 W 1 0 0 0 0 0 0 0 0 0 0 0 1 1 0.00 0.000																					
Don McMahon, R ERA: 1.69	(8, 1) 2.0 S 6 0 0 0 0 0 0 0 0 0 0 0 0 6 6 0.00 0.000																					

Philadelphia Phillies @ Milwaukee Braves
Milwaukee County Stadium, Milwaukee, WI
Thu Jul 06 1961, 4:33 AM EDT
Att: 10,439 - Unknown

AB 34
R 6
H 8
RBI 6
BB 6
SO 4
LOB 18



Batter	1	2	3	4	5	6	7	8	9	AB	R	H	RBI	BB	SO	LOB	BOTTOM			
Al Spangler, L OBP: 0.439, SLG: 0.314	(1, 8) 0-0 4-3		(1, 8) 0-0 HBP 1B	(1, 8) 0-0 4-3		(1, 8) 4-0 BB	(1, 8) 0-0 4-3		(1, 8) 0-0		4	1	1	0	1	0				
Frank Bolling, R OBP: 0.365, SLG: 0.463	(1, 4) 0-0 5-3		(1, 4) 1-0 1B FC5-4 HBP		(1, 4) 0-0 4-3	(1, 4) 0-0 F8		(1, 4) 0-0 FC6-4 1B			4	1	1	0	0	1				
Lee Mays, L OBP: 0.328, SLG: 0.440	(1, 7) 0-0 1-3		(1, 7) 0-0 FC5-4 1B		(1, 7) 0-0 HR	(1, 7) 0-0 G3		(1, 7) 0-0 FC6-4 1B			5	1	2	2	0	2				
Hank Aaron, R OBP: 0.364, SLG: 0.604	(1, 9) 0-0	(1, 9) 0-0 F7	(1, 9) 0-0 FC5-4 1B		(1, 9) 0-0 1B 2B		(1, 9) 4-0 1B BB	(1, 9) 0-0 1-3 1B			4	2	2	1	1	0				
Joe Adcock, R OBP: 0.317, SLG: 0.458	(1, 3) 4-0		(1, 3) 0-0 L7		(1, 3) 0-0		(1, 3) 0-0 1B BB	(1, 3) 0-0 1-3			3	1	2	1	1	0				
Lew Burdette, R OBP: 0.226, SLG: 0.434	(7, PR) 0-0		(1, 3) 1B BB		(1, 3) 2-H 1B		(1, 3) 1-3 SH5-3 1B	(1, 3) 0-0 1-3			0	1	0	0	0	0				
Don McMahon, R OBP: 0.200, SLG: 0.200	(8, 1) 0-0							(1, 2) 1-2 2-3			1	0	0	0	0	2				
Joe Torre, R OBP: 0.328, SLG: 0.482	(1, 2) 0-0	(1, 2) 0-0 F7	(1, 2) 0-0	(1, 2) 1-2 1B	(1, 2) 4-0 BB		(1, 2) 0-0 K	(1, 2) 0-0 5-3			4	0	1	0	1	5				
Felix Mantilla, R OBP: 0.395, SLG: 0.387	(1, 5) 0-0	(1, 5) 0-0 1B	(1, 5) 0-0 1-3 1B	(1, 5) 0-0 1-3	(1, 5) 4-0 BB		(1, 5) 0-0 SH5-3 1B				3	0	2	1	1	0				
Roy McMillan, R OBP: 0.307, SLG: 0.287	(1, 6) 0-0	(1, 6) 0-0 FC5-4 1B	(1, 6) 0-0	(1, 6) 0-0 6-3	(1, 6) 0-0 3-1		(1, 6) 0-0 SH5-3 BB				3	0	1	1	1	0				
Bob Hendley, R	(1, 1) 0-0		(1, 1) 0-0 FC5-4		(1, 1) 0-0 5-3		(1, 1) 0-0 F9	(1, 1) 0-0 SH5-3			2	0	0	0	0	2				
Carl Willey, R OBP: 0.048, SLG: 0.048	(6, 1) 0-0										1	0	0	0	0	0				
Johnny Antonelli, L OBP: 0.287, SLG: 0.400	(7, 1) 0-0										0	0	0	0	0	0				
Frank Thomas, R OBP: 0.372, SLG: 0.558	(7, PH) 1-2										0	0	0	1	0	0				
Inning Stats	R: 0 E: 0 K: 0 S: 3	H: 2 LOB: 2 BB: 1 P: 9	R: 1 E: 0 K: 0 S: 5	H: 2 LOB: 1 BB: 1 P: 9	R: 2 E: 0 K: 0 S: 6	H: 3 LOB: 2 BB: 0 P: 7	R: 0 E: 0 K: 0 S: 3	H: 0 LOB: 0 BB: 0 P: 3	R: 2 E: 0 K: 0 S: 5	H: 3 LOB: 2 BB: 2 P: 13	R: 0 E: 0 K: 0 S: 3	H: 0 LOB: 1 BB: 1 P: 7	R: 2 E: 0 K: 1 S: 7	H: 2 LOB: 3 BB: 2 P: 15	R: 0 E: 0 K: 0 S: 5	H: 2 LOB: 2 BB: 0 P: 5	1B: 10 2B: 1 3B: 0 HR: 1	SF: 0 SAC: 1 DP: 0 HBP: 1	WP: 0 PB: 0 SB: 0 CS: 0	PA: 42
PITCHER	IP WLS BF H R ER SO BB IBB HBP BLK WP HR S P ERA WHIP																			
John Buzhardt, R ERA: 3.87	(1, 1) 4.2 25 8 5 5 0 3 0 1 0 0 0 0 1 21 34 9.64 2.357																			
Jack Baldschun, R ERA: 5.94	(5, 1) 0.1 1 0 0 0 0 0 0 0 0 0 0 0 1 1 0.00 0.000																			
Don Ferrarese, L ERA: 4.29	(6, 1) 1.1 L 9 2 2 2 1 3 0 0 0 0 0 0 8 20 13.50 3.750																			
Dallas Green, R ERA: 4.6	(7, 1) 1.2 7 2 0 0 0 0 0 0 0 0 0 0 7 7 0.00 1.200																			

Philadelphia Phillies @ Milwaukee Braves
Milwaukee County Stadium, Milwaukee, WI
Thu Jul 06 1961, 4:33 AM EDT
Att: 10,439 - Unknown

AB 34
R 7
H 12
RBI 7
BB 6
SO 1
LOB 21



Batter	1	2	3	4	5	6	7	8	9	AB	R	H	RBI	BB	SO	LOB	TOP			
Johnny Callison, L OBP: 0.336, SLG: 0.385 (1, 9)	0-0 1-3		0-0 1B 2B		0-3 K		0-0 G4-6-3			4	1	1	0	0	1	1	Philadelphia Phillies @ Chicago Cubs Wrigley Field, Chicago, IL Fri Jul 07 1961, 3:33 AM CDT Att: 5,356 - Sunny - 65 F			
Tony Taylor, R OBP: 0.306, SLG: 0.309 (1, 4)	0-0 F8		0-0 2H 1B		0-0 F8			0-3 K		4	0	1	1	0	1	0				
Tony Gonzalez, L OBP: 0.379, SLG: 0.435 (1, 8)	0-0 4-3		0-3 K		0-0 4-3			0-3 K		4	0	0	0	0	2	1				
Pancho Herrera, R OBP: 0.365, SLG: 0.443 (1, 3)		0-3 K		0-3 K		0-3 K		0-3 K		4	0	0	0	0	4	0				
Wes Covington, L OBP: 0.293, SLG: 0.358 (1, 7)	0-0 F7		0-0 1B 2B		0-0 3-1			0-0 6-3		4	1	1	0	0	0	0				
Charley Smith, R OBP: 0.317, SLG: 0.421 (1, 5)	0-0 E5		0-0 2H 1B		4-0 FC4-6 BB			0-0 5-3		3	1	1	1	1	0	0				
Clay Dalrymple, L OBP: 0.195, SLG: 0.216 (1, 2)	0-0 4-3		0-0 F7		0-0 FC4-6			0-0 4-3		4	0	0	0	0	0	3				
Ruben Amaro, R OBP: 0.343, SLG: 0.331 (7, PH)			0-0 L5		0-0 K			0-3 K		2	0	1	1	0	0	0				
Bobby Malkmus, R OBP: 0.250, SLG: 0.262 (7, PH)			0-0 2H 2B		0-0 K			4-0 K		1	0	0	0	0	1	0				
Chris Short, R OBP: 0.067, SLG: 0.067 (1, 1)			0-3 K		0-3 K			0-0 G4-6-3 BB		1	0	0	0	0	1	0				
Jack Baldschun, R OBP: 0.288, SLG: 0.302 (4, PH)										0	0	0	0	0	0	0				
Bobby Gene Smith, R OBP: 0.370, SLG: 0.227 (4, 1)										0	0	0	0	0	1	1				
Dallas Green, L OBP: 0.370, SLG: 0.227 (4, 1)										0	0	0	0	0	1	0				
Inning Stats	R: 0 E: 0 K: 0 S: 3	H: 0 LOB: 0 BB: 0 P: 3	R: 0 E: 1 K: 1 S: 6	H: 0 LOB: 1 BB: 0 P: 6	R: 1 E: 0 K: 2 S: 9	H: 2 LOB: 1 BB: 0 P: 9	R: 2 E: 0 K: 2 S: 10	H: 3 LOB: 1 BB: 0 P: 10	R: 0 E: 0 K: 1 S: 5	H: 0 LOB: 0 BB: 1 P: 9	R: 0 E: 0 K: 1 S: 4	H: 0 LOB: 0 BB: 1 P: 8	R: 0 E: 0 K: 3 S: 9	H: 0 LOB: 0 BB: 0 P: 9	R: 0 E: 0 K: 0 S: 3	H: 0 LOB: 0 BB: 0 P: 3	1B: 2 2B: 3 3B: 0 HR: 0	SF: 0 SAC: 0 DP: 1 HBP: 0	WP: 0 PB: 0 SB: 0 CS: 0	PA: 34
PITCHER Don Cardwell, R ERA: 4.3 (1, 1)	IP: 9.0 WLS: W BF: 34 H: 5 R: 3 ER: 3 SO: 11 BB: 2 IBB: 0 HBP: 0 BLK: 0 WP: 0 HR: 0 S: 54 P: 62 ERA: 3.00 WHIP: 0.778															PITCHER				

Batter	1	2	3	4	5	6	7	8	9	AB	R	H	RBI	BB	SO	LOB	BOTTOM	
Al Heist, R OBP: 0.306, SLG: 0.333 (1, 8)	4-0 2B BB	0-0 14 HR 1B	0-0 F8		0-0 G6-4-3		0-3 K			4	2	1	0	1	1	4	Philadelphia Phillies @ Chicago Cubs Wrigley Field, Chicago, IL Fri Jul 07 1961, 3:33 AM CDT Att: 5,356 - Sunny - 65 F	
Jerry Kindall, R OBP: 0.312, SLG: 0.503 (1, 4)	0-0 BB 1B	0-3 K		0-3 K	0-0 1-3			0-0 14 G4-3 1B		5	1	2	0	0	2	1		
14 Ernie Banks, R OBP: 0.363, SLG: 0.490 (1, 6)	4-0 BB 1B	0-0 1H HR		0-0 2B 2B		0-0 6-3		0-0 G4-3		4	3	2	2	1	0	1		
George Altman, L OBP: 0.406, SLG: 0.670 (1, 9)	0-3 K	0-0 F8		0-0 2B 1B		0-0 F8		0-3 K		5	1	1	0	0	2	3		
Billy Williams, L OBP: 0.351, SLG: 0.484 (1, 7)	0-3 K		0-0 P6		0-0 1H 2H 2B		0-0 L8			4	0	1	2	0	1	3		
Ron Santo, R OBP: 0.374, SLG: 0.452 (1, 5)	4-0 1B BB		0-0 P4		0-0 1B		0-0 6-3			3	0	1	1	1	0	0		
Dick Bertell, R OBP: 0.325, SLG: 0.349 (1, 2)	0-0 WP 1B		4-0 BB 2B		0-0 F3		0-0 BB 1B			3	1	2	2	1	0	2		
Ed Bouchee, L OBP: 0.399, SLG: 0.428 (1, 3)	0-3 K		4-0 2B BB		0-0 P5		4-0 BB			2	1	0	0	2	1	4		
Don Cardwell, R OBP: 0.188, SLG: 0.348 (1, 1)		0-3 K		0-0 1H 2H 2B		4-0 G6-4-3 BB		0-0 F8		3	0	1	2	1	1	2		
Inning Stats	R: 3 E: 0 K: 3 S: 11	H: 2 LOB: 2 BB: 3 P: 23	R: 2 E: 0 K: 2 S: 9	H: 2 LOB: 0 BB: 0 P: 9	R: 2 E: 0 K: 0 S: 4	H: 1 LOB: 2 BB: 2 P: 12	R: 2 E: 0 K: 1 S: 9	H: 4 LOB: 2 BB: 0 P: 9	R: 0 E: 0 K: 0 S: 3	H: 0 LOB: 0 BB: 1 P: 3	R: 0 E: 0 K: 1 S: 6	H: 1 LOB: 2 BB: 1 P: 10	R: 0 E: 0 K: 1 S: 5	H: 1 LOB: 0 BB: 0 P: 5	1B: 6 2B: 4 3B: 0 HR: 1	SF: 0 SAC: 0 DP: 2 HBP: 0		WP: 1 PB: 0 SB: 0 CS: 0
PITCHER Chris Short, L ERA: 6.45 (1, 1)	IP: 2.2 WLS: L BF: 18 H: 5 R: 7 ER: 7 SO: 5 BB: 4 IBB: 0 HBP: 0 BLK: 0 WP: 1 HR: 1 S: 23 P: 43 ERA: 23.62 WHIP: 3.375															PITCHER		
Jack Baldschun, R ERA: 5.89 (3, 1)	0.1	1	0	0	0	0	0	0	0	0	0	1	1	0.00	0.000			
Dallas Green, R ERA: 4.54 (4, 1)	5.0	21	6	2	2	3	2	0	0	0	0	25	33	3.60	1.600			

Batter	1	2	3	4	5	6	7	8	9	AB	R	H	RBI	BB	SO	LOB	TOP			
Bobby Malkmus, R OBP: 0.250, SLG: 0.255 (1, 6)										3	1	0	0	1	0	0	Philadelphia Phillies @ Chicago Cubs Wrigley Field, Chicago, IL Sat Jul 08 1961, 3:33 AM CDT Att: 11,645 - Sunny - 70 F			
Tony Taylor, R OBP: 0.305, SLG: 0.312 (1, 4)										4	1	1	0	0	1	1				
Charley Smith, R OBP: 0.316, SLG: 0.423 (1, 5)										4	0	1	1	0	0	1				
Pancho Herrera, R OBP: 0.367, SLG: 0.448 (1, 3)										4	1	2	1	0	0	1				
Don Demeter, R OBP: 0.301, SLG: 0.410 (1, 8)										4	1	1	1	0	0	2				
Bobby Gene Smith, R OBP: 0.292, SLG: 0.295 Jack Baldschun, R (6, 1)										3	0	0	0	0	0	1				
Tony Gonzalez, L OBP: 0.377, SLG: 0.433 Chris Short, R OBP: 0.067, SLG: 0.067 (8, PH)										0	0	0	0	0	0	0				
Chris Short, R OBP: 0.067, SLG: 0.067 (8, PH)										1	0	0	0	0	0	0				
Chris Short, R OBP: 0.067, SLG: 0.067 (8, PH)										0	0	0	0	0	0	0				
Chris Short, R OBP: 0.067, SLG: 0.067 (8, PH)										0	0	0	0	0	0	0				
Jimmie Coker, R OBP: 0.531, SLG: 0.560 (1, 2)										4	0	1	0	0	0	1	AB 35 R 4 H 8 RBI 4 BB 1 SO 3 LOB 11			
Ken Walters, R OBP: 0.270, SLG: 0.350 (1, 9)										4	0	2	1	0	0	1				
Jim Owens, R (1, 1)										2	0	0	0	0	1	2				
Ken Lehman, L (5, 1)										0	0	0	0	0	0	0				
Lee Walls, R OBP: 0.322, SLG: 0.423 Wes Covington, L OBP: 0.289, SLG: 0.353 (6, PH)										0	0	0	0	0	0	0				
Wes Covington, L OBP: 0.289, SLG: 0.353 (6, PH)										2	0	0	0	0	1	1				
Inning Stats	R: 1 E: 0 K: 0 S: 5	H: 2 LOB: 1 BB: 0 P: 5	R: 0 E: 0 K: 0 S: 4	H: 1 LOB: 1 BB: 0 P: 4	R: 1 E: 0 K: 1 S: 6	H: 1 LOB: 1 BB: 1 P: 10	R: 0 E: 0 K: 1 S: 6	H: 1 LOB: 0 BB: 0 P: 6	R: 0 E: 0 K: 0 S: 3	H: 0 LOB: 0 BB: 0 P: 3	R: 2 E: 0 K: 0 S: 6	H: 3 LOB: 1 BB: 0 P: 6	R: 0 E: 0 K: 0 S: 3	H: 0 LOB: 0 BB: 0 P: 3	R: 0 E: 0 K: 1 S: 5	H: 0 LOB: 0 BB: 0 P: 5	1B: 3 2B: 5 3B: 0 HR: 0	SF: 0 SAC: 0 DP: 0 HBP: 0	WP: 0 PB: 0 SB: 0 CS: 0	PA: 36
PITCHER	IP WLS BF H R ER SO BB IBB HBP BLK WP HR S P ERA WHIP																			
Jack Curtis, L ERA: 4.65 (1, 1)	5.2 W 26 8 4 4 2 1 0 0 0 0 0 0 29 33 6.35 1.588																			
Barney Schultz, R ERA: 2.14 (6, 1)	3.1 S 10 0 0 0 1 0 0 0 0 0 0 0 12 12 0.00 0.000																			

Batter	1	2	3	4	5	6	7	8	9	AB	R	H	RBI	BB	SO	LOB	BOTTOM			
Al Heist, R OBP: 0.301, SLG: 0.327 (1, 8)										3	0	0	0	0	0	1	Philadelphia Phillies @ Chicago Cubs Wrigley Field, Chicago, IL Sat Jul 08 1961, 3:33 AM CDT Att: 11,645 - Sunny - 70 F			
Jerry Kindall, R OBP: 0.316, SLG: 0.500 (1, 4)										3	1	1	1	1	2	0				
14 Ernie Banks, R OBP: 0.362, SLG: 0.485 (1, 6)										3	1	0	0	1	1	2				
George Altman, L OBP: 0.412, SLG: 0.670 (1, 9)										3	2	2	0	1	1	0				
Billy Williams, L OBP: 0.349, SLG: 0.478 (1, 7)										3	0	0	1	1	1	3				
Ron Santo, R OBP: 0.379, SLG: 0.462 (1, 5)										4	1	3	3	0	0	2				
Sammy Taylor, L OBP: 0.533 Moe Thacker, R OBP: 0.444, SLG: 0.200 (8, 2)										3	0	0	0	0	0	3				
Ed Bouchee, L OBP: 0.392, SLG: 0.418 (1, 3)										4	0	0	0	0	1	3				
Jack Curtis, L OBP: 0.226, SLG: 0.179 Barney Schultz, R (6, 1)										1	1	1	0	1	0	0				
Barney Schultz, R (6, 1)										2	0	0	0	0	1	1				
Inning Stats	R: 0 E: 0 K: 1 S: 5	H: 0 LOB: 0 BB: 0 P: 5	R: 0 E: 0 K: 0 S: 3	H: 1 LOB: 1 BB: 1 P: 7	R: 0 E: 0 K: 0 S: 3	H: 0 LOB: 2 BB: 2 P: 11	R: 2 E: 0 K: 2 S: 8	H: 1 LOB: 0 BB: 1 P: 12	R: 4 E: 0 K: 0 S: 8	H: 4 LOB: 2 BB: 1 P: 12	R: 0 E: 0 K: 1 S: 5	H: 0 LOB: 0 BB: 0 P: 5	R: 0 E: 0 K: 2 S: 7	H: 0 LOB: 0 BB: 0 P: 7	R: 0 E: 0 K: 2 S: 8	H: 1 LOB: 1 BB: 0 P: 8	1B: 4 2B: 3 3B: 0 HR: 0	SF: 0 SAC: 1 DP: 1 HBP: 0	WP: 0 PB: 3 SB: 1 CS: 0	PA: 36
PITCHER	IP WLS BF H R ER SO BB IBB HBP BLK WP HR S P ERA WHIP																			
Jim Owens, R ERA: 6.35 (1, 1)	4.1 L 22 5 6 5 3 0 0 0 0 0 0 0 4 4 10.38 2.308																			
Ken Lehman, L ERA: 4.06 (5, 1)	0.2 4 1 0 0 0 0 0 0 0 0 0 0 4 4 0.00 1.500																			
Jack Baldschun, R ERA: 5.55 (6, 1)	2.0 6 0 0 0 3 0 0 0 0 0 0 0 12 12 0.00 0.000																			
Chris Short, L ERA: 6.33 (8, 1)	1.0 4 1 0 0 2 0 0 0 0 0 0 0 8 8 0.00 1.000																			

Philadelphia Phillies @ Chicago Cubs
 Wrigley Field, Chicago, IL
 Sat Jul 08 1961, 3:33 AM CDT
 Att: 11,645 - Sunny - 70 F



Batter	1	2	3	4	5	6	7	8	9	AB	R	H	RBI	BB	SO	LOB	TOP					
Johnny Callison, L OBP: 0.333, SLG: 0.380	G3	P6		1B		L9		FC3-6 E WP		5	1	1	1	0	0	6	Philadelphia Phillies @ Chicago Cubs Wrigley Field, Chicago, IL Sun Jul 09 1961, 3:33 AM CDT Sunny - 76 F					
Tony Taylor, R OBP: 0.303, SLG: 0.321 Ruben Amaro, R OBP: 0.343, SLG: 0.331	K	FC6-4		1-4-3			HR	E6 1B WP		5	1	1	2	0	1	4						
Tony Gonzalez, L OBP: 0.377, SLG: 0.432	E 1B		6-3		4-3		5-3	1B 1-3 1B		5	1	2	0	0	0	0						
Wes Covington, L OBP: 0.288, SLG: 0.357 Ken Walters, R OBP: 0.276, SLG: 0.355 Jack Baldschun, R OBP: 0.318, SLG: 0.420	E7 HR		6-3	2B		K	3-1	FC6-4 1B		4	1	1	0	0	1	0						
Pancho Herrera, R OBP: 0.364, SLG: 0.454	HR		6-3		K		K	FC6-4 1-2		5	1	1	2	0	2	3						
Charley Smith, R OBP: 0.318, SLG: 0.420	1-3			FC6 BB		G5-4-3 E 1B		E6 1B 1B	5-3	4	1	1	0	1	0	0						
Clay Dalrymple, L OBP: 0.195, SLG: 0.215		K		FC6 1-2		E3 G5-4-3 1-2		BB 1B FC3-6 1B	P3	5	1	1	0	0	1	3						
Bobby Malkmus, R OBP: 0.264, SLG: 0.270				BB 1B		G5-4-3 1-2 2-3		FC3-6 BB E 1B	P4	5	1	3	1	0	0	2						
Art Mahaffey, R Bobby Green, R Don Ferguson, R Eddie Mathison, R John Richardson, R Dallas Green, R Don Demeter, R		FC6-4 BB		G4-6-3 1-2		G4-6-3 1-2		FC3-6 BB		0	0	0	0	0	0	0						
Inning Stats	R: 3 E: 1 K: 1 S: 8	H: 2 LOB: 0 BB: 0 P: 8	R: 0 E: 0 K: 1 S: 6	H: 1 LOB: 2 BB: 1 P: 10	R: 0 E: 0 K: 0 S: 4	H: 1 LOB: 1 BB: 1 P: 8	R: 0 E: 0 K: 0 S: 4	H: 2 LOB: 0 BB: 0 P: 4	R: 0 E: 0 K: 2 S: 7	H: 0 LOB: 0 BB: 0 P: 7	R: 0 E: 1 K: 0 S: 4	H: 1 LOB: 2 BB: 1 P: 8	R: 1 E: 0 K: 1 S: 6	H: 1 LOB: 0 BB: 0 P: 6	R: 4 E: 2 K: 0 S: 8	H: 4 LOB: 2 BB: 1 P: 12		R: 0 E: 0 K: 0 S: 3	H: 0 LOB: 0 BB: 0 P: 3	1B: 9 2B: 1 3B: 0 HR: 2	SF: 0 SAC: 0 DP: 2 HBP: 0	WP: 1 PB: 0 SB: 0 CS: 0
PITCHER	IP WLS BF H R ER SO BB IBB HBP BLK WP HR S P ERA WHIP																					
Glen Hobbie, R ERA: 3.85	(1, 1)	7.0 W 35 10 7 2 5 3 0 0 0 0 0 2 42 54 2.57 1.857																				
Barney Schultz, R ERA: 2.09	(8, 1)	0.2 4 1 1 0 0 1 0 0 0 0 1 0 3 7 0.00 3.000																				
Dick Ellsworth, L ERA: 4.91	(8, 1)	0.0 1 1 0 0 0 0 0 0 0 0 0 0 1 1 ∞ ∞																				
Bob Anderson, R ERA: 4.31	(8, 1)	1.1 S 4 0 0 0 0 0 0 0 0 0 0 0 4 4 0.00 0.000																				

Batter	1	2	3	4	5	6	7	8	9	AB	R	H	RBI	BB	SO	LOB	BOTTOM			
Al Heist, R OBP: 0.309, SLG: 0.353	6-3	2B 1B		HR		14 FC6-4 2-3 1B	FC6 1-2			5	2	3	1	0	0	3	Philadelphia Phillies @ Chicago Cubs Wrigley Field, Chicago, IL Sun Jul 09 1961, 3:33 AM CDT Sunny - 76 F			
Jerry Kindall, R OBP: 0.325, SLG: 0.517	14 1B 2B	PO 1-1 2B		14 G5-4-3 1B		2-3		6-3		5	1	3	1	0	0	1				
14 Ernie Banks, R OBP: 0.362, SLG: 0.483	E 1B 2H	5-3		G5-4-3 1-2		FC6-4-5 FC5-6 2-3		FC3-6 1B		5	1	2	1	0	0	3				
George Altman, L OBP: 0.412, SLG: 0.671	E3 1B 1-2			2B 3B		FC5-6 1-2		FC3-6 1-2		4	2	1	0	1	0	3				
Billy Williams, L OBP: 0.354, SLG: 0.485	1B SF9 1-3 2H	P6						1B FC1-2 1B	K	5	1	3	2	0	1	3				
Ron Santo, R OBP: 0.380, SLG: 0.463	HR 1-3 3H	PO	5-3	F8				FC1-2 1-3 1B		4	1	2	1	0	0	1				
Dick Bertell, R OBP: 0.317, SLG: 0.342 Moe Thacker, R OBP: 0.444, SLG: 0.200	SF9		F8		K			6-3		3	0	0	1	0	1	2				
Ed Bouchee, L OBP: 0.398, SLG: 0.435	HR				6-3			FC1-2 IBB		2	1	1	2	2	0	0				
Glen Hobbie, R OBP: 0.218, SLG: 0.280 Barney Schultz, R OBP: 0.342, SLG: 0.200 Dick Ellsworth, L OBP: 0.318, SLG: 0.420 Bob Anderson, R OBP: 0.190, SLG: 0.150	6-3		K2-3		K			FC1-2 FC6		4	0	0	0	0	2	4				
Inning Stats	R: 6 E: 1 K: 0 S: 9	H: 5 LOB: 0 BB: 0 P: 9	R: 1 E: 0 K: 0 S: 4	H: 2 LOB: 1 BB: 1 P: 8	R: 0 E: 0 K: 1 S: 5	H: 0 LOB: 1 BB: 1 P: 9	R: 2 E: 0 K: 0 S: 6	H: 4 LOB: 1 BB: 0 P: 6	R: 0 E: 0 K: 2 S: 7	H: 0 LOB: 0 BB: 0 P: 7	R: 0 E: 0 K: 0 S: 4	H: 1 LOB: 1 BB: 0 P: 4	R: 0 E: 0 K: 0 S: 5	H: 2 LOB: 3 BB: 1 P: 9	R: 0 E: 1 K: 1 S: 6	H: 1 LOB: 1 BB: 0 P: 6		1B: 9 2B: 3 3B: 1 HR: 2	SF: 1 SAC: 0 DP: 1 HBP: 0	WP: 0 PB: 0 SB: 0 CS: 0
PITCHER	IP WLS BF H R ER SO BB IBB HBP BLK WP HR S P ERA WHIP																			
Art Mahaffey, R ERA: 3.64	(1, 1)	1.0 L 9 5 6 2 0 0 0 0 0 0 0 0 9 9 18.00 5.000																		
Don Ferrarese, L ERA: 4.3	(2, 1)	2.0 9 2 1 1 1 2 0 0 0 0 0 0 9 17 4.50 2.000																		
John Buzhardt, R ERA: 3.99	(4, 1)	2.0 9 4 2 2 2 0 0 0 0 0 0 1 13 13 9.00 2.000																		
Dallas Green, R ERA: 4.43	(6, 1)	2.0 10 3 0 0 0 0 1 0 0 0 0 0 9 13 0.00 1.500																		
Jack Baldschun, R ERA: 5.4	(8, 1)	1.0 4 1 0 0 1 0 0 0 0 0 0 0 6 6 0.00 1.000																		

AB	40
R	8
H	12
RBI	6
BB	4
SO	5
LOB	19

AB	37
R	9
H	15
RBI	9
BB	3
SO	4
LOB	20

Batter	1	2	3	4	5	6	7	8	9	AB	R	H	RBI	BB	SO	LOB	TOP			
Bobby Malkmus, R OBP: 0.284, SLG: 0.277 (1, 4)										4	1	2	0	0	1	1	Philadelphia Phillies @ Los Angeles Dodgers Los Angeles Memorial Coliseum, Los Angeles, CA Thu Jul 13 1961, 10:05 PM EDT Att: 14,238 - Unknown			
Johnny Callison, L OBP: 0.351, SLG: 0.394 (1, 7)										2	1	2	0	2	0	0				
Don Demeter, R OBP: 0.312, SLG: 0.432 (1, 8)										4	0	1	2	0	2	4				
Tony Gonzalez, L OBP: 0.377, SLG: 0.432 (1, 9)										3	0	0	0	1	0	2				
Charley Smith, R OBP: 0.316, SLG: 0.410 (1, 5)										0	0	0	0	0	0	0				
Pancho Herrera, R OBP: 0.355, SLG: 0.441 (1, 3)										4	0	0	0	0	2	1				
Darrell Johnson, R (1, 2)										2	0	0	0	0	0	0				
Jack Baldschun, R (4, 1)										0	0	0	0	0	0	0				
Wes Covington, L OBP: 0.288, SLG: 0.355 (7, PH)										1	0	0	0	0	0	0				
Don Ferrarese, R OBP: 0.211, SLG: 0.167 (7, 1)										0	0	0	0	0	0	0				
Elmer Valo, L OBP: 0.283, SLG: 0.255 (9, PH)										1	0	1	0	0	0	0				
Ruben Amaro, R OBP: 0.337, SLG: 0.324 (1, 6)										4	0	0	0	0	0	1				
Art Mahaffey, R OBP: 0.095, SLG: 0.098 (1, 1)										1	0	0	0	0	1	0				
Clay Dalrymple, L OBP: 0.200, SLG: 0.220 (4, 2)										2	0	1	0	0	0	0				
Inning Stats	R: 2 E: 0 K: 2 S: 17	H: 2 LOB: 1 BB: 1 P: 28	R: 0 E: 0 K: 1 S: 7	H: 0 LOB: 0 BB: 0 P: 11	R: 0 E: 0 K: 1 S: 9	H: 1 LOB: 2 BB: 1 P: 16	R: 0 E: 0 K: 0 S: 9	H: 0 LOB: 0 BB: 0 P: 13	R: 0 E: 0 K: 1 S: 6	H: 1 LOB: 1 BB: 1 P: 8	R: 0 E: 0 K: 1 S: 15	H: 1 LOB: 1 BB: 0 P: 20	R: 0 E: 0 K: 1 S: 8	H: 1 LOB: 0 BB: 0 P: 14	R: 0 E: 0 K: 0 S: 10	H: 1 LOB: 1 BB: 0 P: 14	1B: 4 2B: 4 3B: 0 HR: 0	SF: 0 SAC: 0 DP: 2 HBP: 0	WP: 1 PB: 0 SB: 0 CS: 0	PA: 35
PITCHER Stan Williams, R ERA: 4.0 (1, 1)	IP: 9.0 WLS: W BF: 35 H: 7 R: 2 ER: 2 SO: 7 BB: 3 IBB: 0 HBP: 0 BLK: 0 WP: 1 HR: 0 S: 88 P: 137 ERA: 2.00 WHIP: 1.111															PITCHER				

AB	28
R	2
H	7
RBI	2
BB	3
SO	6
LOB	9



Batter	1	2	3	4	5	6	7	8	9	AB	R	H	RBI	BB	SO	LOB	BOTTOM			
Maury Wills, S OBP: 0.383, SLG: 0.375 (1, 6)										4	1	0	0	1	0	3	Philadelphia Phillies @ Los Angeles Dodgers Los Angeles Memorial Coliseum, Los Angeles, CA Thu Jul 13 1961, 10:05 PM EDT Att: 14,238 - Unknown			
Jim Gilliam, S OBP: 0.379, SLG: 0.376 (1, 5)										4	0	1	1	0	1	1				
Ron Fairly, L OBP: 0.413, SLG: 0.519 (1, 9)										2	1	1	0	2	0	0				
Wally Moon, L OBP: 0.450, SLG: 0.568 (1, 7)										3	1	1	0	1	0	0				
Tommy Davis, R OBP: 0.347, SLG: 0.468 (1, 8)										3	1	1	0	0	2	0				
Norm Larker, L OBP: 0.319, SLG: 0.376 (1, 3)										3	1	1	1	0	0	2				
Gil Hodges, R OBP: 0.325, SLG: 0.408 (8, 3)										4	1	1	1	0	0	2				
John Roseboro, L OBP: 0.346, SLG: 0.507 (1, 2)										4	1	1	1	0	0	2				
Charlie Neal, R OBP: 0.305, SLG: 0.380 (1, 4)										2	1	1	0	2	0	0				
Stan Williams, R OBP: 0.224, SLG: 0.217 (1, 1)										3	0	1	3	0	1	1				
Inning Stats	R: 0 E: 0 K: 1 S: 9	H: 0 LOB: 0 BB: 0 P: 14	R: 0 E: 0 K: 1 S: 6	H: 0 LOB: 0 BB: 0 P: 11	R: 0 E: 1 K: 1 S: 10	H: 1 LOB: 1 BB: 0 P: 17	R: 0 E: 1 K: 0 S: 23	H: 5 LOB: 1 BB: 2 P: 41	R: 0 E: 0 K: 0 S: 10	H: 1 LOB: 2 BB: 1 P: 20	R: 1 E: 0 K: 0 S: 9	H: 1 LOB: 1 BB: 2 P: 20	R: 0 E: 0 K: 1 S: 6	H: 0 LOB: 0 BB: 0 P: 7	R: 0 E: 0 K: 0 S: 7	H: 0 LOB: 1 BB: 1 P: 14	1B: 6 2B: 2 3B: 0 HR: 0	SF: 0 SAC: 2 DP: 0 HBP: 0	WP: 1 PB: 0 SB: 1 CS: 0	PA: 38
PITCHER Art Mahaffey, R ERA: 3.9 (1, 1)	IP: 3.1 WLS: L BF: 18 H: 6 R: 6 ER: 5 SO: 3 BB: 1 IBB: 0 HBP: 0 BLK: 0 WP: 1 HR: 0 S: 42 P: 73 ERA: 13.50 WHIP: 2.100															PITCHER				
Jack Baldschun, R ERA: 5.09 (4, 1)	2.2 7 0 0 0 1																			
Don Ferrarese, L ERA: 4.17 (7, 1)	2.0																			

AB	29
R	7
H	8
RBI	6
BB	6
SO	4
LOB	9



Batter	1	2	3	4	5	6	7	8	9	10	AB	R	H	RBI	BB	SO	LOB	TOP									
Bobby Malkmus, R OBP: 0.271, SLG: 0.303 Wes Covington, L OBP: 0.299, SLG: 0.359 Jack Baldschun, R (8, 1)	4-1 SH2-3 BB		2-2 HR	6-3		1-1 P6		1-1 HBP WP 1B		1-3 K	3	1	1	1	1	0	5										
Johnny Callison, L OBP: 0.352, SLG: 0.389	0-1 SH2-3		2-2 F7		0-0 4-3		0-0 F8	1-2 HBP BB		4-0 HBP BB 1B IBB	3	1	0	0	2	0	0										
Don Demeter, R OBP: 0.317, SLG: 0.431	0-1 4-3		2-2 5-3		1-0 G5-4-3 1B		2-2 5-3	2-0 HBP		0-0 BB HBP 1B	5	0	2	1	0	0	1										
Pancho Herrera, R OBP: 0.355, SLG: 0.435	4-2 BB		4-0 BB		0-0 G5-4-3 1B		2-1 F2	0-3 K		1-3 K	4	0	0	0	2	2	6										
Charley Smith, R OBP: 0.316, SLG: 0.406 (1, 5) (8, 6)	1-3 K		0-3 K			1-1 P3		0-0 1B	1-2 6-3	3-1 HBP	0	1	0	0	0	0	0										
Tony Gonzalez, L OBP: 0.388, SLG: 0.448		1-0 CS 1B		2-2 SH5-4 1B HBP		2-2 4-3		2-1 F9	0-0 HR	4-2 FC5-4 BB	4	1	2	2	1	0	1										
Ruben Amaro, R OBP: 0.341, SLG: 0.330 (1, 6) (8, 4)	0-2 F9		0-1 SH5-4 1B		0-0 1B		0-0 1B	1-2 3B 1B	1-0 B1	0-1 FC5-4	6	1	3	0	0	0	4										
Clay Dalrymple, L OBP: 0.203, SLG: 0.228 Bobby Gene Smith, R OBP: 0.301, SLG: 0.321 Darrell Johnson, R (1, 2) (6, PH) (6, 2)	3-1 2B		0-0 F9		0-0 1B		1-2 1B	2-3 K	1-3 K		2	0	1	0	0	0	2										
John Buzhardt, R OBP: 0.148, SLG: 0.080 Don Ferrarese, L OBP: 0.110, SLG: 0.167 Ken Wallers, R OBP: 0.100, SLG: 0.162 Frank Sullivan, R OBP: 0.100, SLG: 0.162 Lee Walls, R OBP: 0.088, SLG: 0.159 (1, 1) (4, 1) (6, PH) (6, 1) (8, PH) (8, 5)	3-3 K		0-0 SH5-4		1-2 2-3		1-1 E6	0-1 1B 3B		1-0 1B 3B	1	0	0	0	0	1	1										
Inning Stats	R: 0 E: 0 K: 1 S: 10	H: 0 LOB: 2 BB: 2 P: 19	R: 0 E: 0 K: 1 S: 10	H: 2 LOB: 1 BB: 0 P: 17	R: 1 E: 0 K: 1 S: 12	H: 1 LOB: 1 BB: 1 P: 22	R: 0 E: 0 K: 0 S: 7	H: 1 LOB: 2 BB: 0 P: 9	R: 0 E: 1 K: 0 S: 13	H: 2 LOB: 3 BB: 0 P: 19	R: 0 E: 0 K: 0 S: 6	H: 0 LOB: 0 BB: 0 P: 10	R: 3 E: 0 K: 2 S: 16	H: 4 LOB: 3 BB: 1 P: 28	R: 1 E: 0 K: 1 S: 11	H: 1 LOB: 0 BB: 0 P: 13	R: 2 E: 0 K: 2 S: 13	H: 2 LOB: 3 BB: 2 P: 27	1B: 9 2B: 1 3B: 2 HR: 2	SF: 0 SAC: 2 DP: 1 HBP: 3	WP: 1 PB: 0 SB: 0 CS: 1	PA: 52					
PITCHER	IP	WLS	BF	H	R	ER	SO	BB	IBB	HBP	BLK	WP	HR	S	P	ERA	WHIP										
Johnny Podres, L ERA: 3.05	7.2		36	10	4	4	4	3	0	0	0	0	1	70	114	4.70	1.696										
Turk Farrell, R ERA: 4.74	0.0		1	1	0	0	0	0	0	0	0	0	0	2	3	∞	∞										
Ron Perranoski, L ERA: 2.37	0.0		2	0	0	0	0	1	0	1	0	1	0	2	8	∞	∞										
Roger Craig, R ERA: 6.02	2.1	L	13	3	3	3	4	1	1	1	0	0	1	27	43	11.57	1.714										

Philadelphia Phillies @ Los Angeles Dodgers
Los Angeles Memorial Coliseum, Los Angeles, CA
Fri Jul 14 1961, 10:05 PM EDT
Att: 13,871 - Unknown

AB 36
R 7
H 13
RBI 7
BB 6
SO 6
LOB 25

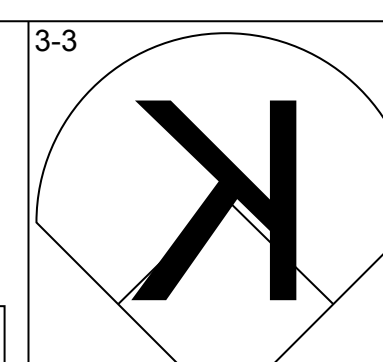
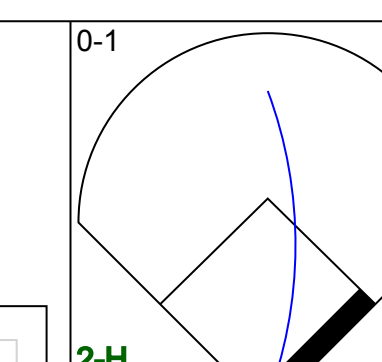
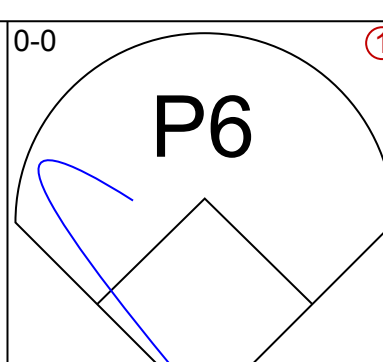
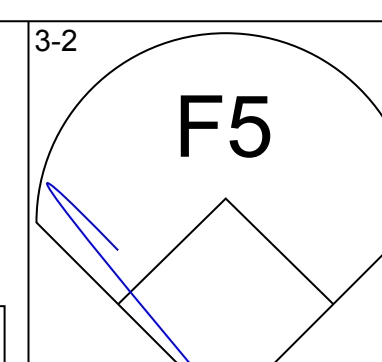
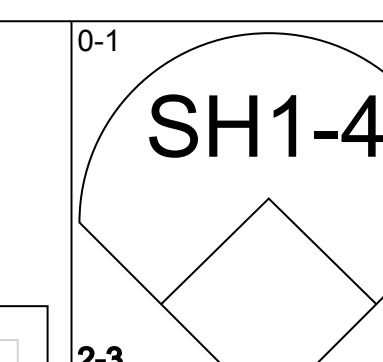
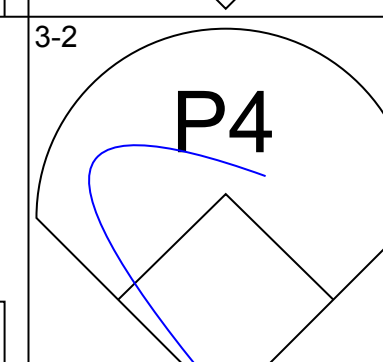
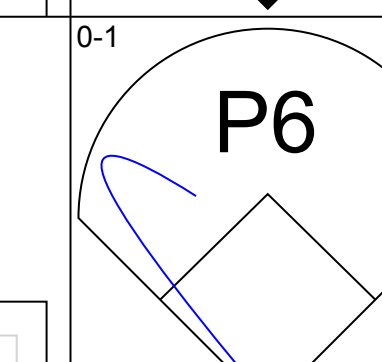
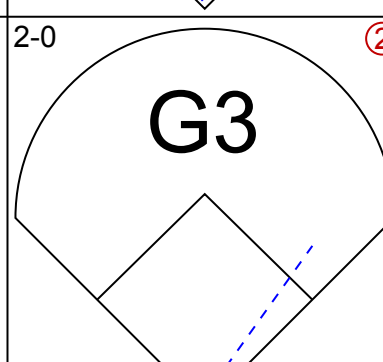
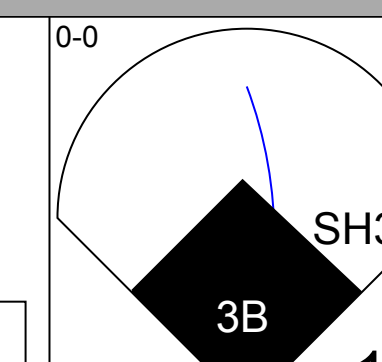
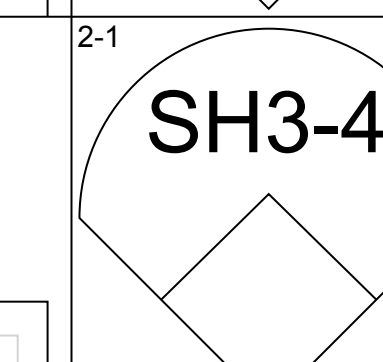
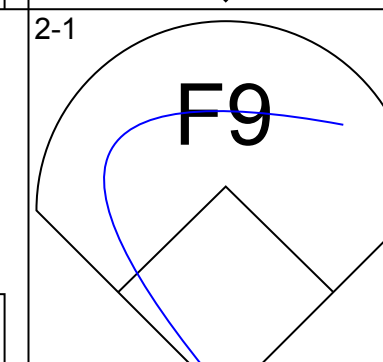
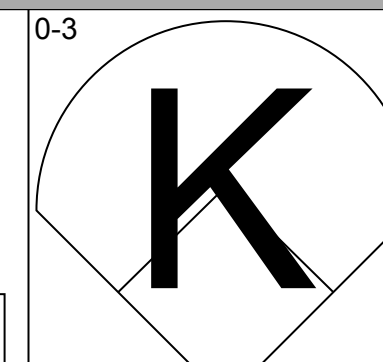
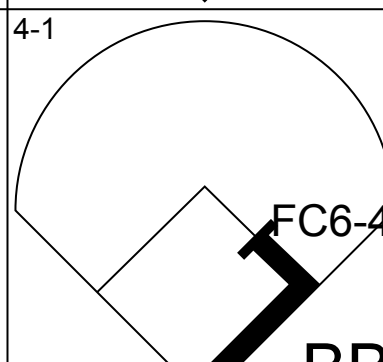
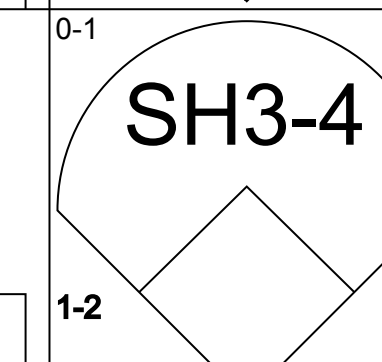
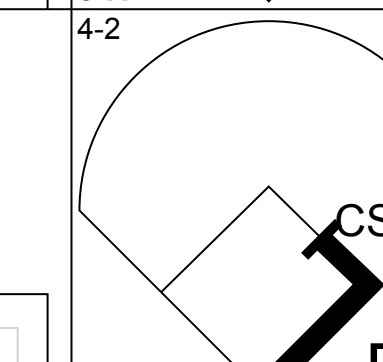
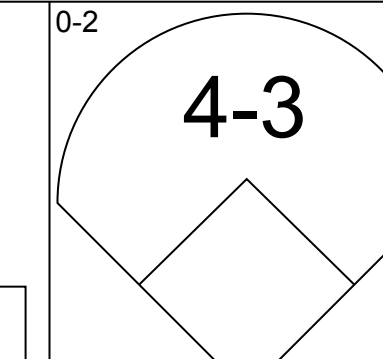
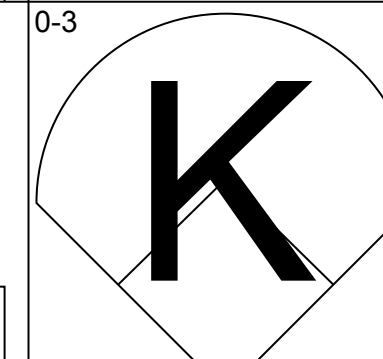
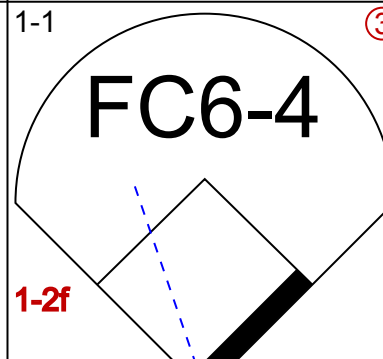
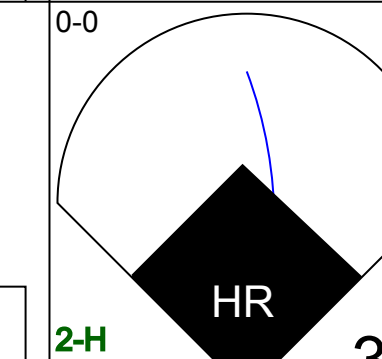
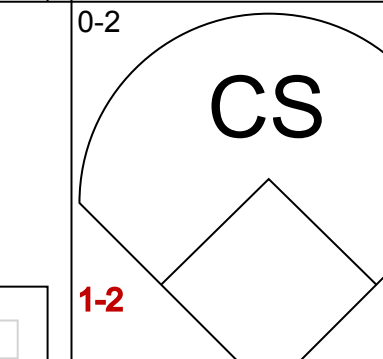

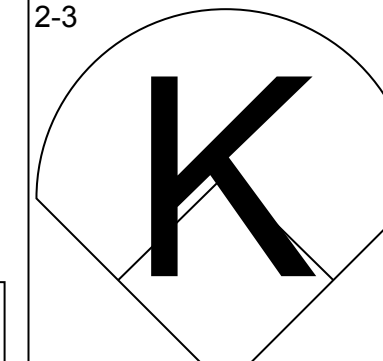
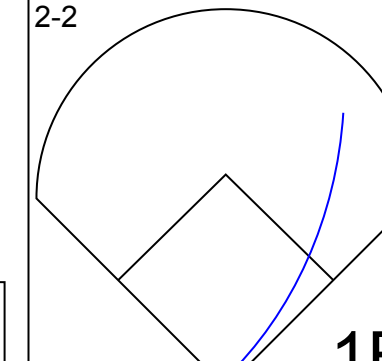

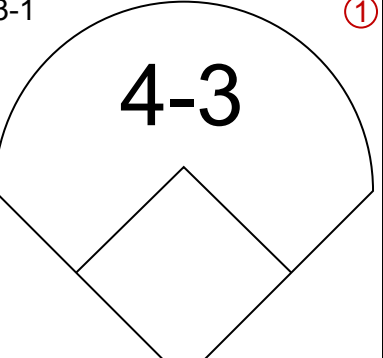
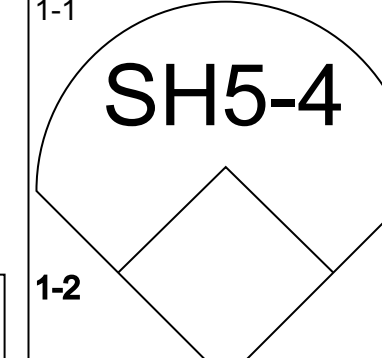
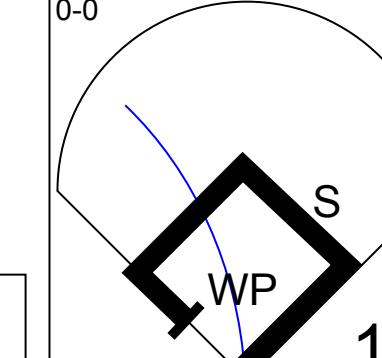
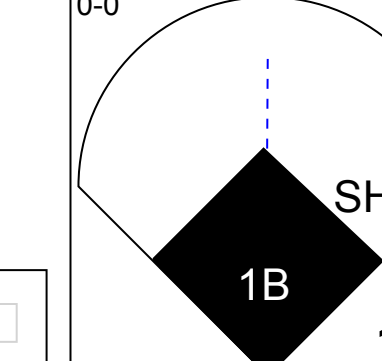
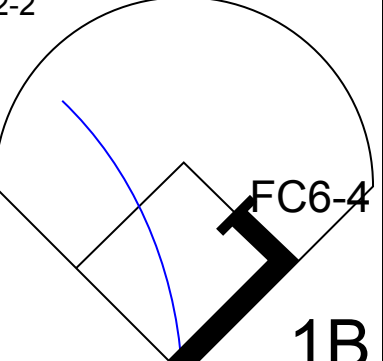
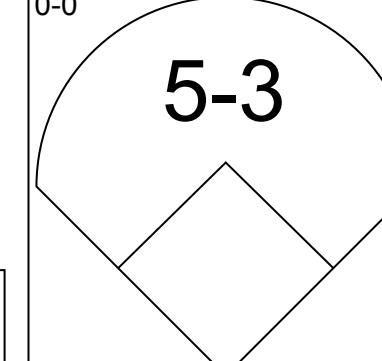
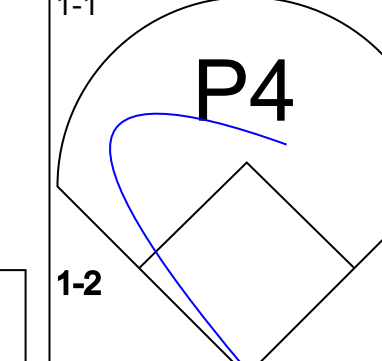
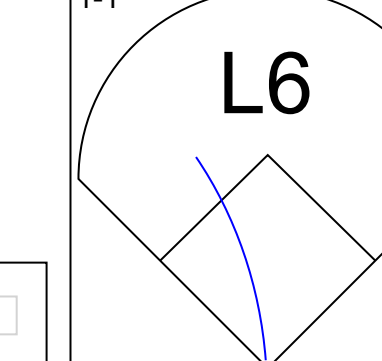
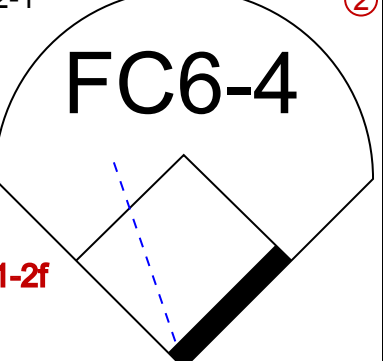
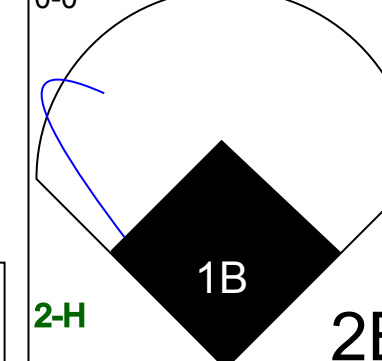
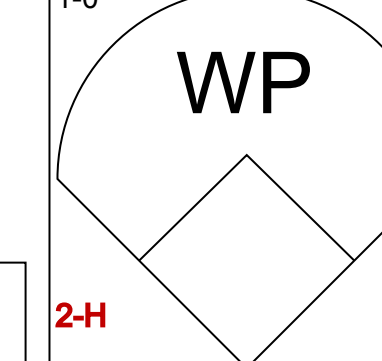
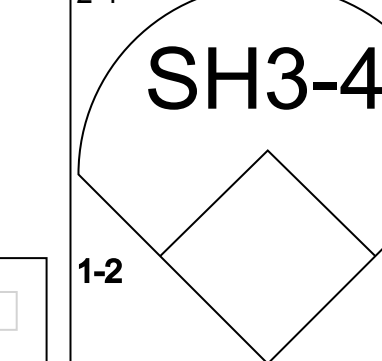
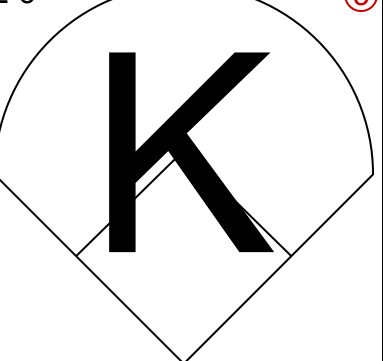
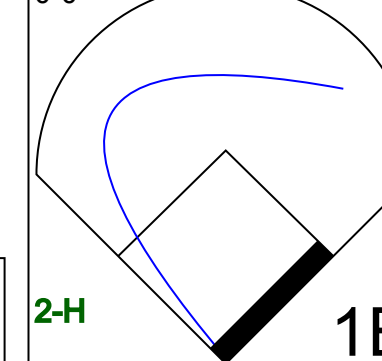
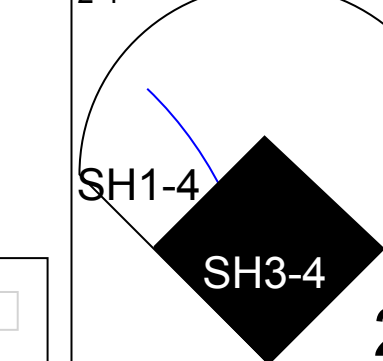
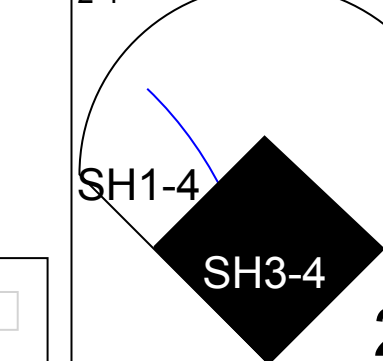


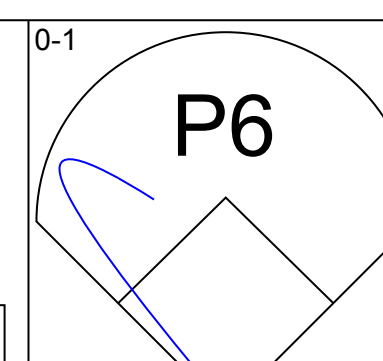
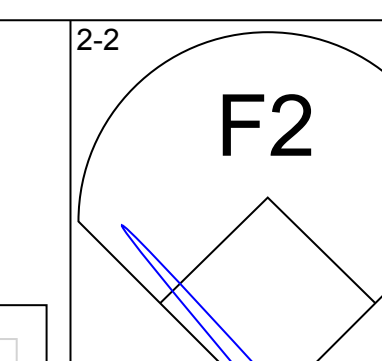
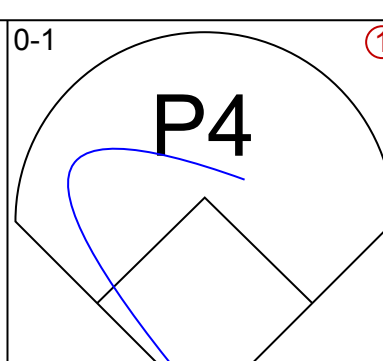
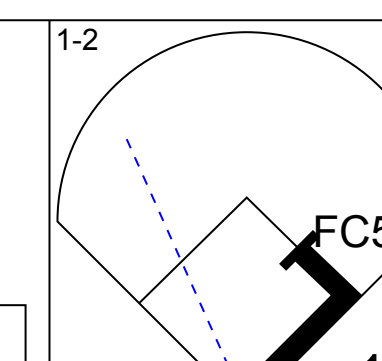
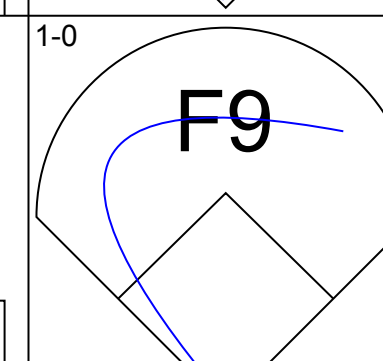
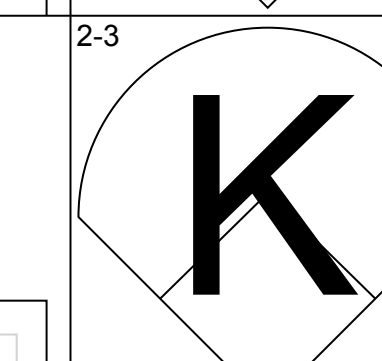
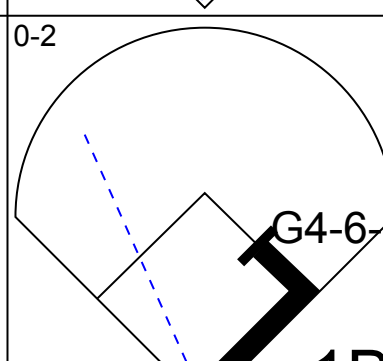
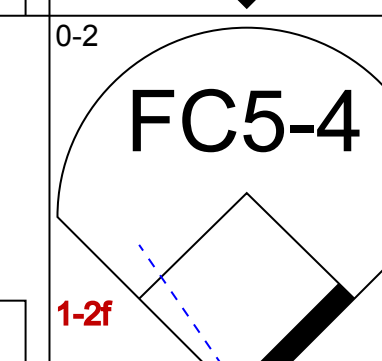
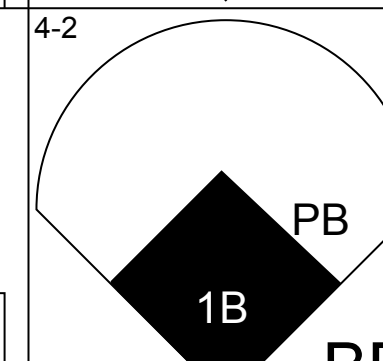
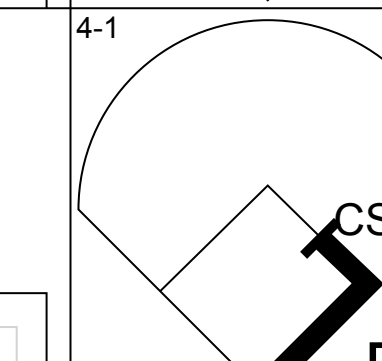
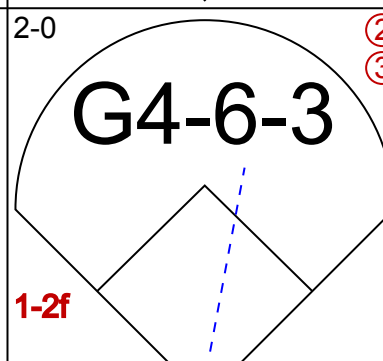
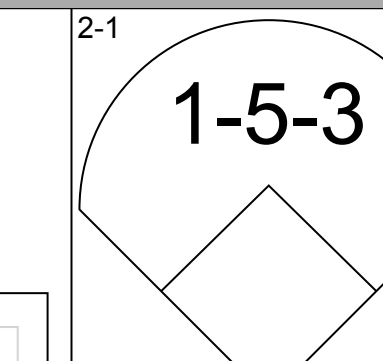
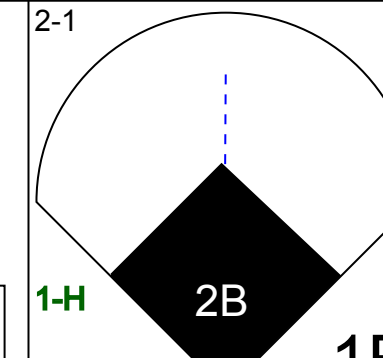
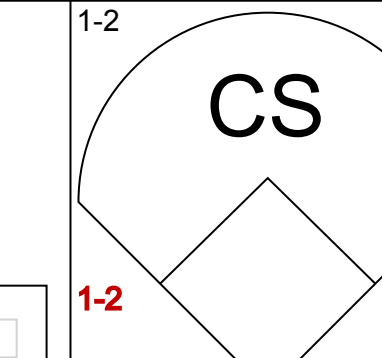
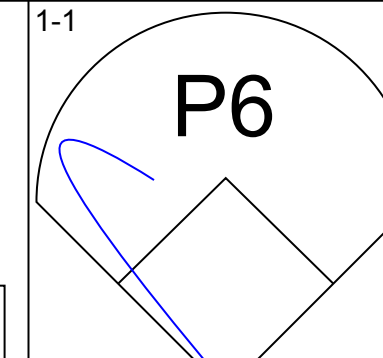
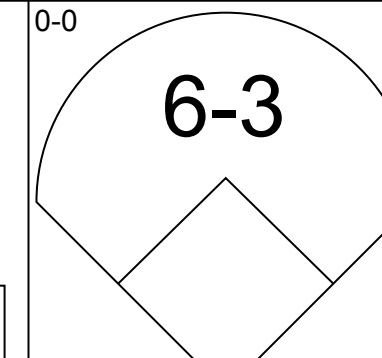
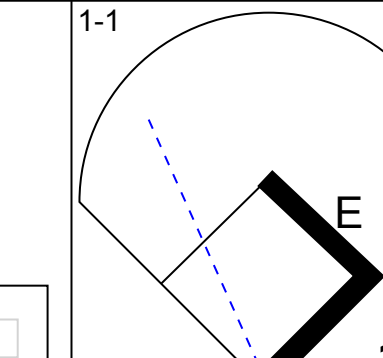
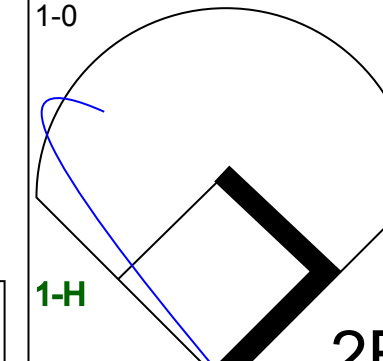
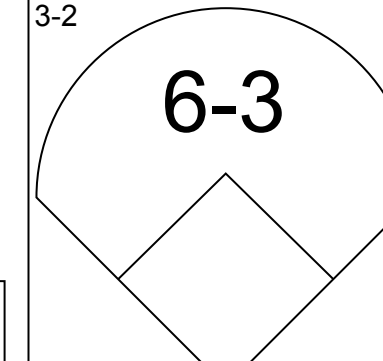
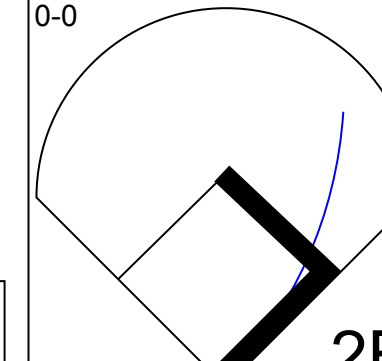
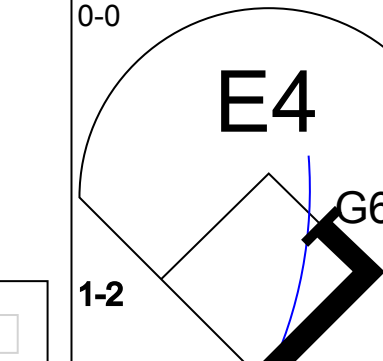
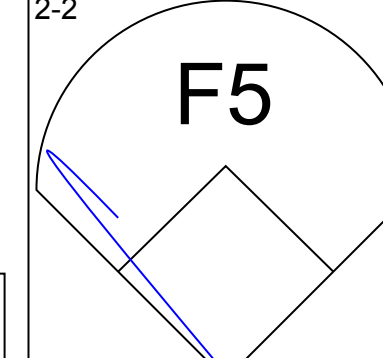
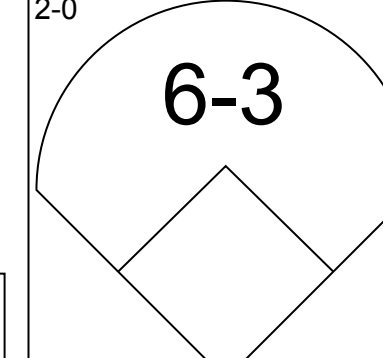
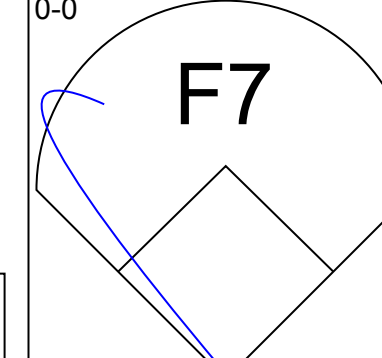
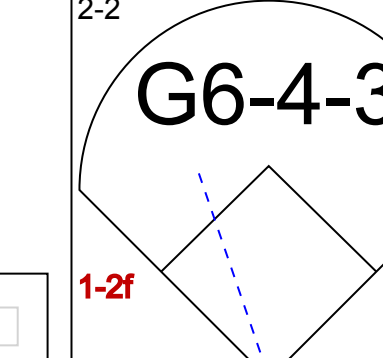
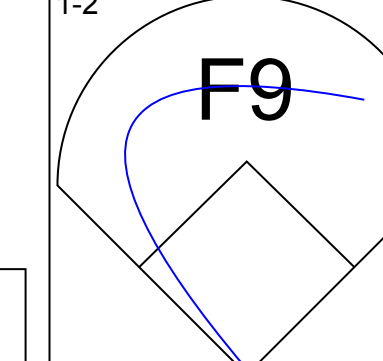
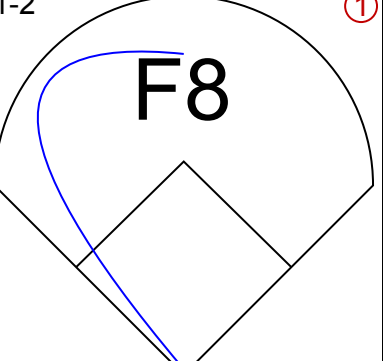
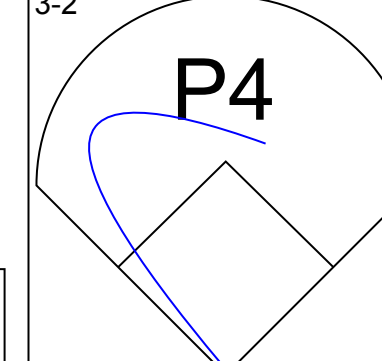
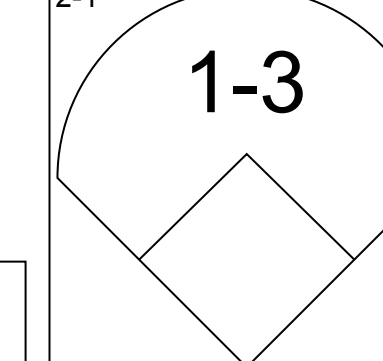
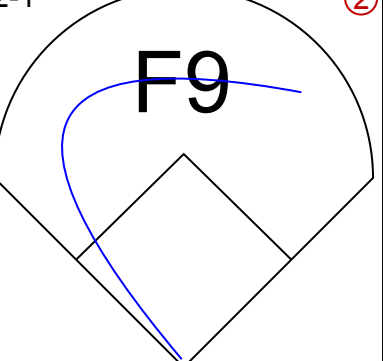
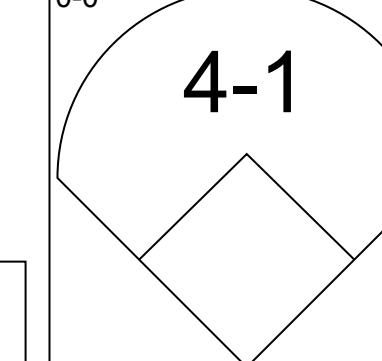
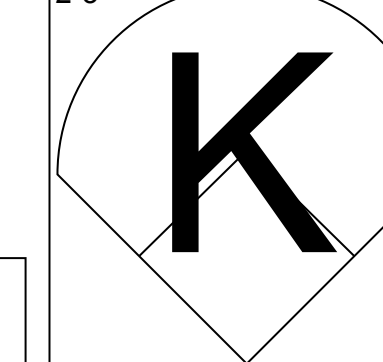
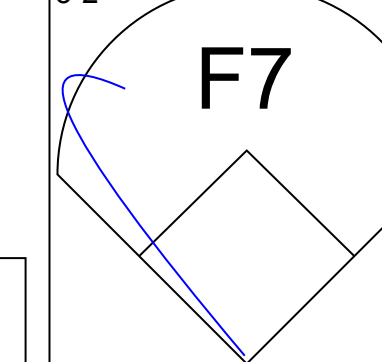
Batter	1	2	3	4	5	6	7	8	9	10	AB	R	H	RBI	BB	SO	LOB	BOTTOM									
Maury Wills, S OBP: 0.381, SLG: 0.370	0-0 F7		0-0 B1-3		4-2 SH1-4 BB BB	2-2 FC5-4			2-2 P6		4	0	0	0	1	0	1										
Jim Gilliam, S OBP: 0.380, SLG: 0.371	1-1 4-3		1-1 F9		4-2 SH1-4 BB		4-2 S 1B BB		0-0 5-3		3	1	0	0	2	0	0										
Ron Fairly, L OBP: 0.408, SLG: 0.509	1-1 L7			1-0 E8 1B	0-0 SH1-4		2-2 L9		2-1 4-3		4	1	1	0	0	0	1										
Wally Moon, L OBP: 0.449, SLG: 0.565		1-1 4-3		0-0 BB 1B	1-3 K		0-1 L9		0-1 FC4-6 1B		5	0	2	2	0	1	2										
Tommy Davis, R OBP: 0.348, SLG: 0.465		0-0 1B		4-2 BB BB	2-1 F9		0-1 FC4-6		1-2 F7		4	0	1	0	1	0	3										
Nom Larker, L OBP: 0.317, SLG: 0.374 Gil Hodges, R OBP: 0.331, SLG: 0.406 (1, 3) (4, PH) (5, 3)		0-0 G3		4-2 BB BB		1-0 SH1-3 1B		1-0 5-3		1-0 L7	1	0	0	0	0	0	0										
John Roseboro, L OBP: 0.346, SLG: 0.502			4-1 HR BB	1-0 P6		0-0 SH1-3 1B			3-3 K		2	1	0	0	1	1	2										
Charlie Neal, R OBP: 0.309, SLG: 0.396			3-2 HR	4-2 FC6 BB		0-0 F2		1-3 K			3	1	1	2	1	1	1										
Johnny Podres, L OBP: 0.342, SLG: 0.333 Turk Farrell, R OBP: 0.091, SLG: 0.091 Ron Perranoski, L (1, 1) (8, 1) (8, 1)		1-2 3-1		1-2 FC6		2-2 FC5-4 1B		2-3 K			3	0	1	1	0	0	3										
Roger Craig, R OBP: 0.200, SLG: 0.130				1-2 FC6		2-2 FC5-4 1B					1	0	0	0	0	0	0										
Inning Stats	R: 0 E: 0 K: 0 S: 5	H: 0 LOB: 0 BB: 0 P: 7	R: 0 E: 0 K: 0 S: 4	H: 1 LOB: 0 BB: 0 P: 5	R: 2 E: 0 K: 0 S: 12	H: 1 LOB: 0 BB: 1 P: 21	R: 1 E: 1 K: 0 S: 14	H: 2 LOB: 3 BB: 3 P: 28	R: 0 E: 0 K: 1 S: 10	H: 1 LOB: 1 BB: 0 P: 15	R: 1 E: 0 K: 0 S: 12	H: 1 LOB: 1 BB: 1 P: 19	R: 0 E: 0 K: 3 S: 10	H: 0 LOB: 0 BB: 0 P: 16	R: 0 E: 0 K: 0 S: 6	H: 0 LOB: 0 BB: 0 P: 10	R: 0 E: 0 K: 0 S: 7	H: 0 LOB: 0 BB: 0 P: 10	1B: 6 2B: 0 3B: 0 HR: 1	SF: 0 SAC: 2 DP: 0 HBP: 0	WP: 0 PB: 0 SB: 2 CS: 0	PA: 42					
PITCHER	IP	WLS	BF	H	R	ER	SO	BB	IBB	HBP	BLK	WP	HR	S	P	ERA	WHIP										
John Buzhardt, R ERA: 4.15	3.0		14	4	3	3	0	2	0	0	0	0	0	25	42	9.00	2.000										
Don Ferrarese, L ERA: 4.00	2.0		9	0	0	0	1	4	0	0	0	0	0	20	40	0.00	2.000										
Frank Sullivan, R ERA: 4.15	2.0		10	3	2	2	0	1	0	0	0	0	0	22	34	9.00	2.000										
Jack Baldschun, R ERA: 4.74	3.0	W	9	0	0	0	3	0	0	0	0	0	0	23	36	0.00	0.000										

Philadelphia Phillies @ Los Angeles Dodgers
Los Angeles Memorial Coliseum, Los Angeles, CA
Fri Jul 14 1961, 10:05 PM EDT
Att: 13,871 - Unknown

AB 33
R 5
H 7
RBI 5
BB 7
SO 4
LOB 14



Batter	1	2	3	4	5	6	7	8	9	AB	R	H	RBI	BB	SO	LOB	TOP				
Bobby Malkmus, R OBP: 0.270, SLG: 0.302 (1, 4)										4	0	1	2	0	1	1	Philadelphia Phillies @ Los Angeles Dodgers Los Angeles Memorial Coliseum, Los Angeles, CA Sat Jul 15 1961, 6:33 AM EDT Att: 8,062 - Unknown livebaseballscorecards.com				
Johnny Callison, L OBP: 0.352, SLG: 0.387 (1, 7)										4	1	1	0	1	0	1					
Don Demeter, R OBP: 0.318, SLG: 0.426 (1, 8)										2	0	0	0	1	1	0					
Lee Walls, R OBP: 0.333, SLG: 0.525 (1, 3)										4	1	1	1	0	1	1					
Charley Smith, R OBP: 0.319, SLG: 0.421 (1, 5)										0	2	0	0	0	0	0					
Tony Gonzalez, L OBP: 0.385, SLG: 0.447 (1, 9)										3	0	1	0	0	1	0					
Darrell Johnson, R OBP: 0.222, SLG: 0.222 (1, 2)										4	1	2	0	0	0	2					
Ruben Amaro, R OBP: 0.344, SLG: 0.344 (1, 6)										5	2	2	1	0	0	3					
Chris Short, R OBP: 0.111, SLG: 0.111 (1, 1)										2	0	1	1	0	1	1					
Inning Stats	R: 0 H: 0 E: 0 K: 1 S: 10	H: 0 LOB: 0 BB: 0 P: 18	R: 0 H: 0 E: 0 K: 2 S: 9	H: 0 LOB: 0 BB: 0 P: 12	R: 1 H: 2 E: 0 K: 0 S: 9	H: 2 LOB: 1 BB: 0 P: 12	R: 0 H: 0 E: 0 K: 3 S: 10	H: 0 LOB: 0 BB: 0 P: 12	R: 0 H: 1 E: 0 K: 1 S: 10	H: 1 LOB: 1 BB: 0 P: 19	R: 0 H: 0 E: 0 K: 0 S: 5	H: 0 LOB: 1 BB: 1 P: 12	R: 2 H: 3 E: 0 K: 0 S: 12	H: 3 LOB: 1 BB: 0 P: 18	R: 3 H: 4 E: 0 K: 0 S: 8	H: 4 LOB: 1 BB: 0 P: 10	R: 1 H: 1 E: 0 K: 0 S: 10	H: 1 LOB: 0 BB: 1 P: 18	1B: 7 2B: 2 3B: 1 HR: 1	SF: 0 SAC: 5 DP: 0 HBP: 0	WP: 1 PB: 0 CS: 1 PA: 40
PITCHER	IP	WLS	BF	H	R	ER	SO	BB	IBB	HBP	BLK	WP	HR	S	P	ERA	WHIP				
Sandy Koufax, L ERA: 3.46 (1, 1)	7.1	L	31	8	5	5	7	1	0	0	0	0	0	69	107	6.14	1.227				
Turk Farrell, R ERA: 4.53 (8, 1)	0.2		4	2	1	1	0	0	0	0	0	1	1	4	6	13.50	3.000				
Jim Golden, R ERA: 6.0 (9, 1)	1.0		4	1	1	1	0	1	0	0	0	0	0	10	18	9.00	2.000				

Batter	1	2	3	4	5	6	7	8	9	AB	R	H	RBI	BB	SO	LOB	BOTTOM				
Jim Gilliam, S OBP: 0.378, SLG: 0.369 (1, 5)										4	0	1	0	0	0	0	Philadelphia Phillies @ Los Angeles Dodgers Los Angeles Memorial Coliseum, Los Angeles, CA Sat Jul 15 1961, 6:33 AM EDT Att: 8,062 - Unknown livebaseballscorecards.com				
Bob Aspromonte, R OBP: 0.333, SLG: 0.300 (1, 6)										4	0	1	0	0	1	1					
Wally Moon, L OBP: 0.450, SLG: 0.560 (1, 7)										2	1	0	0	2	0	1					
Tommy Davis, R OBP: 0.350, SLG: 0.465 (1, 8)										4	1	2	1	0	0	0					
Frank Howard, R OBP: 0.322, SLG: 0.492 (1, 9)										4	0	2	1	0	0	1					
Gil Hodges, R OBP: 0.320, SLG: 0.391 (1, 3)										4	0	0	0	0	0	4					
Charlie Neal, R OBP: 0.304, SLG: 0.389 (1, 4)										3	0	0	0	0	0	1					
John Roseboro, L OBP: 0.342, SLG: 0.496 (1, 2)										3	0	0	0	0	0	0					
Sandy Koufax, R OBP: 0.204, SLG: 0.071 (1, 1)										2	0	0	0	0	0	2	0				
Turk Farrell, R OBP: 0.091, SLG: 0.091 (8, 1)										0	0	0	0	0	0	0					
Gordie Windhorn, R OBP: 0.357, SLG: 0.417 (6, PH)										1	0	0	0	0	0	0					
Jim Golden, L (9, 1)										0	0	0	0	0	0	0					
Inning Stats	R: 2 H: 2 E: 0 K: 0 S: 12	H: 2 LOB: 1 BB: 1 P: 22	R: 0 H: 0 E: 0 K: 1 S: 8	H: 0 LOB: 0 BB: 0 P: 13	R: 0 H: 0 E: 0 K: 1 S: 10	H: 0 LOB: 0 BB: 1 P: 18	R: 0 H: 0 E: 0 K: 0 S: 7	H: 0 LOB: 0 BB: 0 P: 13	R: 0 H: 1 E: 0 K: 1 S: 6	H: 1 LOB: 0 BB: 0 P: 8	R: 0 H: 1 E: 0 K: 0 S: 8	H: 1 LOB: 1 BB: 0 P: 10	R: 0 H: 1 E: 0 K: 0 S: 10	H: 1 LOB: 1 BB: 0 P: 14	R: 0 H: 1 E: 1 K: 0 S: 8	H: 1 LOB: 1 BB: 0 P: 13	1B: 4 2B: 2 3B: 0 HR: 0	SF: 0 SAC: 0 DP: 2 HBP: 0	WP: 0 PB: 1 SB: 0 CS: 1 PA: 34		
PITCHER	IP	WLS	BF	H	R	ER	SO	BB	IBB	HBP	BLK	WP	HR	S	P	ERA	WHIP				
Chris Short, L ERA: 5.95 (1, 1)	9.0	W	33	6	2	2	3	2	0	0	0	0	0	78	126	2.00	0.889				

Batter	1	2	3	4	5	6	7	8	9	AB	R	H	RBI	BB	SO	LOB	TOP							
Bobby Malkmus, R (1,4) OBP: 0.284, SLG: 0.295	0-0 5-3		0-0 6-3			0-0 F5		0-3 K		3	0	0	0	0	0	0	Philadelphia Phillies @ San Francisco Giants Candlestick Park, San Francisco, CA Sun Jul 16 1961, 6:33 AM EDT Att: 17,608 - Unknown							
Wes Covington, L (8,PH) OBP: 0.288, SLG: 0.357										1	0	0	0	0	1	3								
Art Mahaffey, R (8,1) OBP: 0.095, SLG: 0.098										0	0	0	0	0	0	0								
Johnny Callison, L (1,7) OBP: 0.351, SLG: 0.382	0-3 K			4-0 FC6-4 BB		0-0 1-3		0-0 3-1		3	0	0	1	1	1	2								
Don Demeter, R (1,8) OBP: 0.316, SLG: 0.423	0-3 K			0-0 P3		0-0 6-3		0-0 1B		4	0	1	1	0	1	1								
Tony Gonzalez, L (1,9) OBP: 0.387, SLG: 0.448		0-0 1B		0-0 FC6-4 1-2				0-3 K		4	1	2	0	0	1	3								
Charley Smith, R (1,5) OBP: 0.314, SLG: 0.413	0-3 K			0-0 F8 1-2				0-3 K		4	0	0	0	0	3	3								
Lee Walls, R (1,3) OBP: 0.329, SLG: 0.508	0-3 K				0-3 K			0-0 1B		4	0	1	0	0	2	2								
Clay Dalrymple, L (1,2) OBP: 0.208, SLG: 0.229	0-0 1B			0-0 G3				4-0 HBP 3-1 HBP BB		3	1	1	1	1	0	1								
Ruben Amaro, R (1,6) OBP: 0.347, SLG: 0.344			0-3 K		0-0 1B			1-0 3-1 1-2 HBP 1B HBP		3	1	1	0	0	1	1								
Jim Owens, R (1,1)			0-3 K		0-3 K			1-0 1B 3-1 HBP		2	0	0	0	0	2	1								
Frank Sullivan, R (5,1) OBP: 0.208, SLG: 0.050										0	0	0	0	0	0	0								
Elmer Valo, L (8,PH) OBP: 0.296, SLG: 0.255										0	0	0	0	0	0	0								
George Williams, R (8,FR) (8,4)										0	0	0	0	0	0	0								
Inning Stats	R: 0 E: 0 K: 2 S: 7	H: 0 LOB: 0 BB: 0 P: 7	R: 1 E: 0 K: 2 S: 8	H: 2 LOB: 1 BB: 0 P: 8	R: 0 E: 0 K: 2 S: 7	H: 0 LOB: 0 BB: 0 P: 7	R: 0 E: 0 K: 0 S: 3	H: 0 LOB: 1 BB: 0 P: 7	R: 0 E: 0 K: 0 S: 3	H: 1 LOB: 1 BB: 0 P: 8	R: 0 E: 0 K: 0 S: 3	H: 0 LOB: 0 BB: 0 P: 3	R: 0 E: 0 K: 1 S: 5	H: 1 LOB: 0 BB: 0 P: 5	R: 2 E: 0 K: 2 S: 8	H: 1 LOB: 2 BB: 1 P: 14	R: 0 E: 0 K: 1 S: 6	H: 1 LOB: 1 BB: 0 P: 6	1B: 6 2B: 1 3B: 0 HR: 0	SF: 0 SAC: 0 DP: 1 HBP: 2	WP: 0 PB: 0 SB: 2 CS: 0	PA: 35		
PITCHER	IP WLS BF H R ER SO BB IBB HBP BLK WP HR S P ERA WHIP	7.0 W 27 4 3 3 9 2 0 2 0 0 0 0 41 51 3.86 0.857	2.0 S 8 2 0 0 3 0 0 0 0 0 0 0 14 14 0.00 1.000																					

Batter	1	2	3	4	5	6	7	8	9	AB	R	H	RBI	BB	SO	LOB	BOTTOM						
Joey Amalfitano, R (1,4) OBP: 0.331, SLG: 0.317	0-0 6-3		0-3 K		4-0 BB HR BB	0-0 FC1-6 CS		0-0 P4		4	1	0	0	1	1	1	Philadelphia Phillies @ San Francisco Giants Candlestick Park, San Francisco, CA Sun Jul 16 1961, 6:33 AM EDT Att: 17,608 - Unknown						
Harvey Kuenn, R (1,7) OBP: 0.326, SLG: 0.372	0-0 8-2 3B		0-0 L9		4-0 HR BB	0-0 1-2 1B				3	1	2	0	1	0	0							
Matty Alou, L (1,9) OBP: 0.346, SLG: 0.467	0-0 8-2 3-H		0-0 4-3		0-0 1-H 2-H HR	0-0 1-3 1B				4	1	1	3	0	0	2							
Willie Mays, R (1,8) OBP: 0.404, SLG: 0.636		0-0 HR		0-0 F8	0-0 2B 2B 1B		0-0 HR			4	3	3	2	0	0	0							
Orlando Cepeda, R (1,3) OBP: 0.347, SLG: 0.601		0-1 CI 1B		0-3 K	0-0 1-3 2B 2B		0-3 K			3	1	1	0	0	2	0							
Jim Davenport, R (1,5) OBP: 0.344, SLG: 0.433		0-0 F9		0-0 1B	0-0 2-H 3-H 4-0 IBB		0-0 6-3			4	0	2	2	0	0	1							
Ed Bailey, L (1,2) OBP: 0.346, SLG: 0.412		0-0 F7		0-0 P3			0-0 F8			3	0	0	0	1	0	2							
Jose Pagan, R (1,6) OBP: 0.317, SLG: 0.355		0-0 1B			0-0 3B F9		0-0 F9			4	0	2	0	0	0	2							
Sam Jones, R (1,1) OBP: 0.200, SLG: 0.241		0-0 F7			0-0 9-2 3-H		0-0 FC1-6 1B			3	0	1	0	0	0	3							
Stu Miller, R (8,1) OBP: 0.333, SLG: 0.111								0-3 K		1	0	0	0	0	1	0							
Inning Stats	R: 0 E: 0 K: 0 S: 3	H: 1 LOB: 0 BB: 0 P: 3	R: 1 E: 1 K: 0 S: 6	H: 2 LOB: 2 BB: 0 P: 6	R: 0 E: 0 K: 1 S: 5	H: 0 LOB: 0 BB: 0 P: 5	R: 0 E: 0 K: 1 S: 6	H: 1 LOB: 1 BB: 0 P: 6	R: 5 E: 0 K: 0 S: 7	H: 5 LOB: 2 BB: 3 P: 19	R: 0 E: 0 K: 0 S: 4	H: 2 LOB: 1 BB: 0 P: 4	R: 1 E: 0 K: 1 S: 6	H: 1 LOB: 0 BB: 0 P: 6	R: 0 E: 0 K: 1 S: 5	H: 0 LOB: 0 BB: 0 P: 5	1B: 5 2B: 4 3B: 2 HR: 3	SF: 0 SAC: 0 DP: 2 HBP: 0	WP: 0 PB: 0 SB: 0 CS: 1	PA: 37			
PITCHER	IP WLS BF H R ER SO BB IBB HBP BLK WP HR S P ERA WHIP	4.2 L 23 4 1 1 1 0 1 0 0 0 1 12 16 3.86 1.714	1.0 3 0 0 0 1 0 0 0 0 0 0 0 5 5 0.00 0.000																				



Batter	1	2	3	4	5	6	7	8	9	AB	R	H	RBI	BB	SO	LOB	TOP								
Bobby Malkmus, R OBP: 0.289, SLG: 0.299 (1, 4)	5-3		1B		2B 1B	SH3-4		K	FC1-2	5	1	2	0	0	1	1	Philadelphia Phillies @ San Francisco Giants Candlestick Park, San Francisco, CA Mon Jul 17 1961, 6:33 AM EDT Att: 10,401 - Unknown								
Johnny Callison, L OBP: 0.352, SLG: 0.384 (1, 7)	F7		4-3		1B E 2B	FC6-4 BB		P4		4	1	1	2	1	0	1									
Don Demeter, R OBP: 0.318, SLG: 0.437 (1, 8)	K				HR	FC1-6 E 1B	FC6-4	6-3		5	2	2	2	0	1	2									
Lee Walls, R OBP: 0.333, SLG: 0.537 (1, 3)					E5	E4 FC1-6	6-3		SH1-4 2B BB	4	2	1	2	1	0	3									
Charley Smith, R OBP: 0.309, SLG: 0.406 (1, 5)	P3				L8	FC1-6 1B		1-3	SH1-4	4	0	0	0	0	0	3									
Tony Gonzalez, L OBP: 0.387, SLG: 0.451 (1, 9)	K				F7	1B		5-3	3B 2B	5	1	2	2	0	1	1									
Darrell Johnson, R OBP: 0.286, SLG: 0.231 (1, 2)	F7				1-3	F8		1B 1B	3B HBP	4	1	1	0	0	0	3									
Ruben Amaro, R OBP: 0.352, SLG: 0.360 (1, 6)			F7					1B	FC1-2 3B	5	1	3	2	0	0	2									
Dallas Green, L OBP: 0.357, SLG: 0.217 (5, PH)			K			1B 2B 1B		K2-3	K	1	0	0	0	0	1	0									
Bobby Gene Smith, R OBP: 0.306, SLG: 0.359 (5, PH)										1	1	1	0	0	0	0									
John Buzhardt, R OBP: 0.172, SLG: 0.115 (5, PH)										1	0	1	0	0	0	0									
Jack Baldschun, R OBP: 0.202, SLG: 0.200 (6, PH)										2	0	0	0	0	2	3									
Inning Stats	R: 0 E: 0 K: 1 S: 5	H: 0 LOB: 0 BB: 0 P: 5	R: 1 E: 0 K: 1 S: 6	H: 1 LOB: 0 BB: 0 P: 6	R: 0 E: 0 K: 1 S: 6	H: 1 LOB: 1 BB: 0 P: 6	R: 1 E: 1 K: 0 S: 5	H: 1 LOB: 1 BB: 0 P: 5	R: 5 E: 1 K: 0 S: 10	H: 6 LOB: 2 BB: 0 P: 10	R: 0 E: 0 K: 1 S: 4	H: 1 LOB: 2 BB: 0 P: 8	R: 0 E: 0 K: 1 S: 7	H: 2 LOB: 2 BB: 0 P: 7	R: 0 E: 0 K: 1 S: 5	H: 0 LOB: 0 BB: 0 P: 5	R: 3 E: 0 K: 1 S: 7	H: 2 LOB: 1 BB: 1 P: 12	1B: 9 2B: 2 3B: 1 HR: 2	SF: 0 SAC: 2 DP: 0 HBP: 1	WP: 0 PB: 0 SB: 0 CS: 0	PA: 46			
PITCHER	IP	WLS	BF	H	R	ER	SO	BB	IBB	HBP	BLK	WP	HR	S	P	ERA	WHIP								
Billy O'Dell, L ERA: 4.56 (1, 1)	4.0		20	7	6	6	3	0	0	0	0	0	2	26	26	13.50	1.750								
Billy Loes, R ERA: 4.19 (5, 1)	2.0		11	3	1	0	0	1	0	0	0	0	0	10	14	0.00	2.000								
Stu Miller, R ERA: 2.59 (7, 1)	2.0		8	2	0	0	2	0	0	0	0	0	0	12	12	0.00	1.000								
Bobby Bolin, R ERA: 2.93 (9, 1)	0.1	L	4	1	3	3	0	1	0	1	0	0	0	2	7	81.00	6.000								
Richard LeMay, L ERA: 3.43 (9, 1)	0.2		3	1	0	0	1	0	0	0	0	0	0	5	5	0.00	1.500								

Batter	1	2	3	4	5	6	7	8	9	AB	R	H	RBI	BB	SO	LOB	BOTTOM								
Joey Amalfitano, R OBP: 0.333, SLG: 0.337 (1, 4)	HR	5-3		L3		1B		F2		5	1	2	1	0	0	4	Philadelphia Phillies @ San Francisco Giants Candlestick Park, San Francisco, CA Mon Jul 17 1961, 6:33 AM EDT Att: 10,401 - Unknown								
Harvey Kuenn, R OBP: 0.327, SLG: 0.371 (1, 7)	F8			FC4-6 1B		FC6-4 BB		F7	K	4	0	1	0	1	1	4									
Matty Alou, L OBP: 0.337, SLG: 0.450 (1, 9)	P6			FC4-6 HR WP		F9		K	G5-4-3 1B	5	1	1	0	0	1	2									
Willie Mays, R OBP: 0.404, SLG: 0.641 (1, 8)	HR			HR IBB		FC6-4		K	F5	4	2	1	1	1	1	2									
Orlando Cepeda, R OBP: 0.348, SLG: 0.607 (1, 3)	1B			HR		F8		K	G5-4-3	5	1	2	3	0	1	2									
Jim Davenport, R OBP: 0.351, SLG: 0.441 (1, 5)	1B			6-3		6-3 1B 2B		HBP HBP WP BB		3	2	2	0	1	0	0									
Ed Bailey, L OBP: 0.345, SLG: 0.406 (1, 2)	K			K		6-3		WP HBP HBP		3	0	0	0	0	2	3									
Eddie Bressoud, R OBP: 0.305, SLG: 0.437 (6, PR)								WP HBP		0	0	0	0	0	0	0									
Hobie Landrith, L OBP: 0.364, SLG: 0.395 (9, 2)								HBP HBP		0	0	0	0	0	0	0									
Jose Pagan, R OBP: 0.320, SLG: 0.354 (1, 6)		4-3		4-3		1B 1B		WP HBP		3	0	1	1	0	0	0									
Billy O'Dell, S OBP: 0.130, SLG: 0.095 (5, PH)								K		2	0	1	0	0	0	0									
Billy Loes, R OBP: 0.179, SLG: 0.115 (5, PH)										0	0	0	0	0	0	0									
Jim Marshall, R OBP: 0.179, SLG: 0.115 (5, PH)										1	0	0	0	0	0	1									
Stu Miller, R OBP: 0.306, SLG: 0.359 (7, 1)										0	0	0	0	0	0	0									
Felipe Alou, R OBP: 0.330, SLG: 0.411 (8, PH)										1	0	0	0	0	0	0									
Bobby Bolin, R OBP: 0.202, SLG: 0.200 (9, 1)										1	0	0	0	0	0	0									
Richard LeMay, L OBP: 0.271, SLG: 0.271 (9, 1)										0	0	0	0	0	0	0									
Inning Stats	R: 2 E: 0 K: 1 S: 9	H: 4 LOB: 2 BB: 0 P: 9	R: 0 E: 0 K: 0 S: 3	H: 0 LOB: 0 BB: 0 P: 3	R: 3 E: 0 K: 1 S: 7	H: 2 LOB: 0 BB: 1 P: 11	R: 0 E: 0 K: 0 S: 3	H: 1 LOB: 0 BB: 0 P: 3	R: 0 E: 0 K: 0 S: 3	H: 0 LOB: 1 BB: 1 P: 7	R: 1 E: 0 K: 0 S: 6	H: 3 LOB: 2 BB: 0 P: 6	R: 0 E: 0 K: 3 S: 9	H: 0 LOB: 0 BB: 0 P: 9	R: 1 E: 0 K: 2 S: 7	H: 0 LOB: 3 BB: 1 P: 13	R: 0 E: 0 K: 0 S: 3	H: 1 LOB: 0 BB: 0 P: 3	1B: 7 2B: 2 3B: 0 HR: 3	SF: 0 SAC: 0 DP: 2 HBP: 2	WP: 2 PB: 0 SB: 0 CS: 0	PA: 41			
PITCHER	IP	WLS	BF	H	R	ER	SO	BB	IBB	HBP	BLK	WP	HR	S	P	ERA	WHIP								
Dallas Green, R ERA: 4.74 (1, 1)	4.0		19	7	5	5	2	0	0	0	0	0	3	22	26	11.25	1.750								
John Buzhardt, R ERA: 4.18 (5, 1)	1.2		9	3	1	1	0	1	0	0	0	0	0	8	12	5.40	2.400								
Jack Baldschun, R ERA: 4.6 (6, 1)	3.1	W	13	1	1	1	5	1	0	2	0	1	0	20	26	2.70	0.600								



Batter	1	2	3	4	5	6	7	8	9	AB	R	H	RBI	BB	SO	LOB	TOP					
Mack Jones, L (1.8) OBP: 0.500, SLG: 0.548	4-0 3B BB		0-0 2B 3B	0-0 1B CS		0-0 1B CS			0-0 4-3	4	2	3	3	1	0	0						
Frank Bolling, R (1.4) OBP: 0.362, SLG: 0.452	0-3 K		0-0 P5	0-0 L5		0-0 CS	0-0 5-3		0-3 K	5	0	0	0	0	2	4						
Eddie Mathews, L (1.5) OBP: 0.396, SLG: 0.565	0-0 FC1 3B		0-0 L9		0-0 F7		0-3 K		0-0 1-3	5	1	1	1	0	1	1						
Hank Aaron, R (1.9) OBP: 0.363, SLG: 0.595	0-0 FC1		0-0		0-0 E5		4-0 1B BB			3	0	1	2	1	0	0						
Joe Adcock, R (1.3) OBP: 0.318, SLG: 0.483	0-3 K			0-0 1B 2B	0-0 G4-6-3		0-0 1B			4	1	2	0	0	1	2						
Lee Maye, L (1.7) OBP: 0.335, SLG: 0.475	0-0 L5			0-0 1B 1B		0-0 3-1				4	1	1	0	0	1	3						
Joe Torre, R (1.2) OBP: 0.341, SLG: 0.480		0-0 F7		0-0 1B 1B		4-0 2B BB		0-0 5-3		3	2	1	1	1	0	0						
Roy McMillan, R (1.6) OBP: 0.321, SLG: 0.308	0-3 K		0-0 1B 1B		0-0 1B 2B		0-0 F7			4	1	2	1	0	1	0						
Bob Buhl, R (1.1) OBP: 0.119, SLG: 0.075	0-3 K		0-3 K		0-0 1-3		0-3 K			4	0	0	0	0	3	4						
Don McMahon, R (9.1) OBP: 0.200, SLG: 0.200										0	0	0	0	0	0	0						
Inning Stats	R: 2 E: 0 K: 2 S: 9	H: 1 LOB: 1 BB: 1 P: 13	R: 0 E: 0 K: 2 S: 7	H: 0 LOB: 0 BB: 0 P: 7	R: 1 E: 0 K: 0 S: 4	H: 2 LOB: 1 BB: 0 P: 4	R: 3 E: 0 K: 1 S: 9	H: 5 LOB: 1 BB: 0 P: 9	R: 0 E: 1 K: 0 S: 3	H: 0 LOB: 0 BB: 0 P: 3	R: 2 E: 0 K: 0 S: 4	H: 2 LOB: 2 BB: 1 P: 8	R: 0 E: 0 K: 2 S: 8	H: 1 LOB: 2 BB: 1 P: 12	R: 0 E: 0 K: 1 S: 5	H: 0 LOB: 0 BB: 0 P: 5	R: 0 E: 0 K: 1 S: 5	H: 0 LOB: 0 BB: 0 P: 5	1B: 6 2B: 3 3B: 2 HR: 0	SF: 0 SAC: 0 DP: 1 HBP: 0	WP: 0 PB: 0 SB: 1 CS: 2	PA: 40
PITCHER	IP WLS BF H R ER SO BB IBB HBP BLK WP HR S P ERA WHIP																					
Art Mahaffey, R (1.1) ERA: 3.98	3.0 L 13 3 3 3 4 1 0 0 0 0 0 0 20 24 9.00 1.333																					
Dallas Green, R (4.1) ERA: 4.54	2.0 10 5 3 3 1 0 0 0 0 0 0 0 12 12 13.50 2.500																					
Ken Lehman, L (6.1) ERA: 4.31	2.0 10 3 2 2 2 2 0 0 0 0 0 0 12 20 9.00 2.500																					
Frank Sullivan, R (8.1) ERA: 4.05	2.0 6 0 0 0 0 2 0 0 0 0 0 0 10 10 0.00 0.000																					

Milwaukee Braves @ Philadelphia Phillies
 Connie Mack Stadium, Philadelphia, PA
 Wed Jul 19 1961, 7:05 PM EDT
 Unknown

AB	36
R	8
H	11
RBI	8
BB	3
SO	9
LOB	14



Batter	1	2	3	4	5	6	7	8	9	AB	R	H	RBI	BB	SO	LOB	BOTTOM					
Bobby Malkmus, R (1.4) OBP: 0.273, SLG: 0.302	0-0 G6-3 1B			0-0 F7	0-0 F9		0-0 6-3		0-0 FC4-6 1B	5	0	2	1	0	0	3						
Johnny Callison, L (1.7) OBP: 0.348, SLG: 0.384	0-0 G6-3			0-0 F8		0-0 1B 2B		0-0 F7	0-0 FC4-6 1B	5	1	1	0	0	0	4						
Don Demeter, R (1.8) OBP: 0.316, SLG: 0.431	0-0 5-3			0-0 F8		0-0 F9		0-0 P5	0-0 1B	5	0	1	1	0	0	1						
Tony Gonzalez, L (1.9) OBP: 0.391, SLG: 0.457		0-0 F9			0-0 HR 1B	1-0 1B HBP		0-0 L6-4 2B	0-0 L8	4	1	2	0	0	0	2						
Charley Smith, R (1.5) OBP: 0.308, SLG: 0.403		0-0 F2			0-0 F5	0-0 F5		0-0 1B		4	0	1	0	0	0	3						
Lee Walls, R (1.3) OBP: 0.342, SLG: 0.577		0-0 6-3			0-0 HR	1-2 2H 1B		0-0 L6-4		4	1	2	3	0	0	2						
Darrell Johnson, R (1.2) OBP: 0.287, SLG: 0.214			0-0 6-3		4-0 BB BB		0-0 P4		0-0 G3	1	0	0	0	0	0	0						
Clay Dalrymple, L (6. PH) OBP: 0.210, SLG: 0.227										2	0	0	0	1	0	2						
Ruben Amaro, R (1.6) OBP: 0.351, SLG: 0.358			0-3 K		0-0 F9		0-0 P4		0-0 1B 1B	4	1	1	0	0	1	1						
Art Mahaffey, R (1.1) ERA: 3.98			0-0 6-3		4-0 BB		0-0		0-0 FC4-6 1B	0	0	0	0	0	0	0						
Dallas Green, L (3. PH) OBP: 0.345, SLG: 0.208									0-0 1B	1	0	0	0	0	0	0						
Elmer Vato, L (5. PH) OBP: 0.366, SLG: 0.225									0-0 1B	0	0	0	0	0	1	0						
Ken Lehman, L (6.1) ERA: 4.31									0-0 1B	0	0	0	0	0	0	0						
Bobby Gene Smith, R (7. PH) OBP: 0.311, SLG: 0.319									0-0 1B	1	0	1	0	0	0	0						
Frank Sullivan, R (8.1) OBP: 0.200, SLG: 0.200									0-0 1B	0	0	0	0	0	0	0						
Wes Covington, R (9. PH) OBP: 0.200, SLG: 0.361									0-0 1B	1	1	1	0	0	0	0						
Inning Stats	R: 0 E: 0 K: 0 S: 3	H: 1 LOB: 0 BB: 0 P: 3	R: 0 E: 0 K: 0 S: 3	H: 0 LOB: 0 BB: 0 P: 3	R: 0 E: 0 K: 1 S: 5	H: 0 LOB: 0 BB: 0 P: 5	R: 0 E: 0 K: 0 S: 3	H: 0 LOB: 0 BB: 0 P: 3	R: 2 E: 0 K: 0 S: 5	H: 2 LOB: 2 BB: 2 P: 13	R: 1 E: 0 K: 0 S: 5	H: 2 LOB: 2 BB: 0 P: 6	R: 0 E: 0 K: 0 S: 4	H: 1 LOB: 1 BB: 0 P: 4	R: 0 E: 0 K: 0 S: 4	H: 2 LOB: 1 BB: 0 P: 4	R: 0 E: 0 K: 0 S: 7	H: 4 LOB: 2 BB: 0 P: 7	1B: 8 2B: 4 3B: 0 HR: 1	SF: 0 SAC: 0 DP: 2 HBP: 1	WP: 0 PB: 0 SB: 0 CS: 0	PA: 40
PITCHER	IP WLS BF H R ER SO BB IBB HBP BLK WP HR S P ERA WHIP																					
Bob Buhl, R (1.1) ERA: 4.11	8.1 W 37 11 5 5 1 0 0 0 0 0 0 0 36 45 5.40 1.560																					
Don McMahon, R (9.1) ERA: 2.2	0.2 S 3 1 0 0 0 0 0 0 0 0 0 0 3 3 0.00 1.500																					

Milwaukee Braves @ Philadelphia Phillies
 Connie Mack Stadium, Philadelphia, PA
 Wed Jul 19 1961, 7:05 PM EDT
 Unknown

AB	37
R	5
H	12
RBI	5
BB	2
SO	1
LOB	18



Batter	1	2	3	4	5	6	7	8	9	AB	R	H	RBI	BB	SO	LOB	TOP					
Mack Jones, L (1, 8) OBP: 0.450, SLG: 0.486	0-3 K		0-0 3-1			0-0 P6		0-0 F8		4	0	0	0	0	1	0						
Frank Bolling, R (1, 4) OBP: 0.364, SLG: 0.451	0-0 F8		4-0 BB			0-0 L7			0-0 G4-6-3 1B	3	0	1	0	1	0	0						
Eddie Mathews, L (1, 5) OBP: 0.394, SLG: 0.560	4-0 BB		0-0 4-3			0-0 3-1			0-0 G4-6-3 1-2	3	0	0	0	1	0	2						
Hank Aaron, R (1, 9) OBP: 0.359, SLG: 0.587	0-0 F8			0-0 F7			0-0 L7		0-0 P3	4	0	0	0	0	0	1						
Joe Adcock, R (1, 3)		0-0 1B		4-0 G6-4-3 BB			0-0 HR			2	1	2	1	1	0	0						
Frank Thomas, R (1, 7) OBP: 0.364, SLG: 0.533		0-0 F7		0-0 G6-4-3 1-2			0-0 E6 G4-6-3			3	0	0	0	0	0	2						
Roy McMillan, R (1, 6) OBP: 0.318, SLG: 0.305		0-0 F9			0-3 K		0-0 G4-6-3 1-2			3	0	0	0	0	1	2						
Sammy White, R (1, 2)	0-3 K				0-0 P6			0-0 6-3		3	0	0	0	0	1	1						
Carl Willey, R (1, 1) OBP: 0.038, SLG: 0.038			0-3 K		0-3 K			0-3 K		3	0	0	0	0	3	0						
Inning Stats	R: 0 E: 0 K: 1 S: 5	H: 0 LOB: 1 BB: 1 P: 9	R: 0 E: 0 K: 1 S: 6	H: 1 LOB: 1 BB: 0 P: 6	R: 0 E: 0 K: 1 S: 5	H: 0 LOB: 1 BB: 1 P: 9	R: 0 E: 0 K: 0 S: 2	H: 0 LOB: 0 BB: 0 P: 6	R: 0 E: 0 K: 2 S: 7	H: 0 LOB: 0 BB: 0 P: 7	R: 0 E: 0 K: 0 S: 3	H: 0 LOB: 0 BB: 0 P: 3	R: 1 E: 1 K: 0 S: 4	H: 1 LOB: 0 BB: 0 P: 4	R: 0 E: 0 K: 1 S: 5	H: 0 LOB: 0 BB: 0 P: 5	R: 0 E: 0 K: 0 S: 3	H: 1 LOB: 0 BB: 0 P: 3	1B: 2 2B: 0 3B: 0 HR: 1	SF: 0 SAC: 0 DP: 3 HBP: 0	WP: 0 PB: 0 SB: 0 CS: 0	PA: 31
PITCHER Don Ferrarese, L (1, 1) ERA: 3.71	IP: 9.0 WLS: W BF: 31 H: 3 R: 1 ER: 1 SO: 6 BB: 3 IBB: 0 HBP: 0 BLK: 0 WP: 0 HR: 1 S: 40 P: 52 ERA: 1.00 WHIP: 0.667															PITCHER						

Milwaukee Braves @ Philadelphia Phillies
 Connie Mack Stadium, Philadelphia, PA
 Wed Jul 19 1961, 7:05 PM EDT
 Att: 19,818 - Unknown

AB	28
R	1
H	3
RBI	1
BB	3
SO	6
LOB	8



Batter	1	2	3	4	5	6	7	8	9	AB	R	H	RBI	BB	SO	LOB	BOTTOM					
Bobby Malkmus, R (1, 4) OBP: 0.268, SLG: 0.296 (9, 6)	0-0 1-3		0-0 5-3			0-3 K			0-0 SH1-3 1-2	3	0	0	0	0	1	0						
Johnny Callison, L (1, 7) OBP: 0.351, SLG: 0.386	0-0 4-3			0-0 G4-6-3 1B		0-0 F8			0-0 G3 2-H 1B	4	1	2	1	0	0	0						
Don Demeter, R (1, 8) OBP: 0.319, SLG: 0.427	4-0 BB			0-0 G4-6-3 1-2		0-3 K			4-0 1B G3 BB	2	0	0	0	2	1	1						
Tony Gonzalez, L (1, 9) OBP: 0.389, SLG: 0.453	0-0 F7			0-0 1B		0-0 1-4-3			0-0 G3 1-2 2-3	4	0	1	0	0	0	3						
Charley Smith, R (1, 5) OBP: 0.307, SLG: 0.398		0-0 P6		0-0 1-3		0-3 K			4-0 1B IBB	3	0	0	0	1	1	1						
Lee Walls, R (1, 3) OBP: 0.337, SLG: 0.560		0-0 F9			0-0 G3			0-3 K	0-0 1B 1-2 2-3 3-H	4	0	1	1	0	1	0						
Darrell Johnson, R (1, 2) OBP: 0.348, SLG: 0.354					0-0 G3					2	0	1	0	0	0	0						
Wes Covington, L (6, PH) OBP: 0.291, SLG: 0.359										1	0	0	0	0	0	0						
Clay Dalrymple, L (9, 2) OBP: 0.210, SLG: 0.227										0	0	0	0	0	0	0						
Ruben Amaro, R (1, 6) OBP: 0.348, SLG: 0.354			0-0 L5							2	0	0	0	0	0	1						
Pancho Herrera, R (6, PH) OBP: 0.354, SLG: 0.434					0-0 G5-4-3 1B					1	0	0	0	0	0	0						
George Williams, R (9, 4)										0	0	0	0	0	0	0						
Don Ferrarese, R (1, 1) OBP: 0.190, SLG: 0.150			0-3 K							2	0	0	0	0	1	0						
Elmer Valo, L (9, PH) OBP: 0.321, SLG: 0.271										1	0	1	0	0	0	0						
Ken Walters, R (9, PR) OBP: 0.273, SLG: 0.352									0-0 F8	0	1	0	0	0	0	0						
									0-0 SH1-3 1B	0	1	0	0	0	0	0						
Inning Stats	R: 0 E: 0 K: 0 S: 3	H: 0 LOB: 0 BB: 0 P: 7	R: 0 E: 0 K: 0 S: 3	H: 0 LOB: 0 BB: 0 P: 3	R: 0 E: 0 K: 1 S: 5	H: 0 LOB: 0 BB: 0 P: 5	R: 0 E: 0 K: 0 S: 4	H: 2 LOB: 1 BB: 0 P: 4	R: 0 E: 0 K: 0 S: 3	H: 1 LOB: 0 BB: 0 P: 3	R: 0 E: 0 K: 1 S: 5	H: 0 LOB: 0 BB: 0 P: 5	R: 0 E: 0 K: 2 S: 7	H: 0 LOB: 0 BB: 0 P: 7	R: 0 E: 0 K: 1 S: 5	H: 0 LOB: 0 BB: 0 P: 5	R: 2 E: 0 K: 0 S: 5	H: 3 LOB: 3 BB: 2 P: 13	1B: 6 2B: 0 3B: 0 HR: 0	SF: 0 SAC: 1 DP: 2 HBP: 0	WP: 0 PB: 0 SB: 0 CS: 0	PA: 33
PITCHER Carl Willey, R (1, 1) ERA: 4.75	IP: 8.2 WLS: L BF: 33 H: 6 R: 2 ER: 2 SO: 5 BB: 2 IBB: 1 HBP: 0 BLK: 0 WP: 0 HR: 0 S: 40 P: 52 ERA: 2.08 WHIP: 0.923															PITCHER						

Milwaukee Braves @ Philadelphia Phillies
 Connie Mack Stadium, Philadelphia, PA
 Wed Jul 19 1961, 7:05 PM EDT
 Att: 19,818 - Unknown

AB	29
R	2
H	6
RBI	2
BB	3
SO	5
LOB	6



Batter	1	2	3	4	5	6	7	8	9	AB	R	H	RBI	BB	SO	LOB	TOP								
Al Heist, R OBP: 0.346, SLG: 0.417 (1, 8)										5	1	2	0	0	1	3	Chicago Cubs @ Philadelphia Phillies Connie Mack Stadium, Philadelphia, PA Sat Jul 22, 1961, 3:33 AM EDT Att: 2,956 - Sunny - 92 F								
Don Zimmer, R OBP: 0.309, SLG: 0.396 (1, 4)										4	0	0	0	1	0	4									
Billy Williams, L OBP: 0.345, SLG: 0.482 (1, 7)										4	0	1	1	0	0	1									
George Altman, L OBP: 0.393, SLG: 0.651 (1, 9)										4	1	2	1	0	1	2									
Ron Santo, R OBP: 0.366, SLG: 0.450 (1, 5)										4	0	0	0	0	1	1									
Andre Rodgers, R OBP: 0.276, SLG: 0.330 (6, PH)										2	0	0	0	0	1	0									
Ed Bouchee, L OBP: 0.385, SLG: 0.430 (6, 3)										2	1	1	0	0	1	0									
Jerry Kindall, R OBP: 0.318, SLG: 0.487 (1, 6)										4	1	1	2	0	1	0									
Moe Thacker, R OBP: 0.383, SLG: 0.171 (1, 2)										1	0	0	0	0	1	0									
Mel Roach, R OBP: 0.243, SLG: 0.226 (5, PH)										1	0	0	0	0	0	0									
Sammy Taylor, L OBP: 0.350, SLG: 0.488 (5, 2)										0	0	0	0	2	0	0									
Glen Hobbie, R OBP: 0.242, SLG: 0.333 (1, 1)										2	1	1	0	0	1	0									
Don Elston, R OBP: 0.286, SLG: 0.286 (6, 1)										0	0	0	0	0	0	0									
Bob Will, L OBP: 0.344, SLG: 0.342 (7, PH)										1	0	0	0	0	0	1									
Bob Anderson, R OBP: 0.182, SLG: 0.143 (7, 1)										0	0	0	0	0	0	0									
Richie Ashburn, L OBP: 0.344, SLG: 0.264 (9, PH)										1	0	0	0	0	0	1									
Inning Stats	R: 0 E: 0 K: 0 S: 3	H: 0 LOB: 0 BB: 0 P: 3	R: 1 E: 0 K: 1 S: 6	H: 1 LOB: 0 BB: 0 P: 6	R: 1 E: 0 K: 3 S: 11	H: 2 LOB: 2 BB: 1 P: 15	R: 0 E: 0 K: 0 S: 3	H: 0 LOB: 0 BB: 0 P: 3	R: 1 E: 0 K: 0 S: 5	H: 2 LOB: 1 BB: 0 P: 5	R: 0 E: 0 K: 1 S: 5	H: 1 LOB: 0 BB: 0 P: 5	R: 0 E: 1 K: 2 S: 8	H: 0 LOB: 2 BB: 1 P: 12	R: 0 E: 0 K: 1 S: 5	H: 0 LOB: 0 BB: 0 P: 5	R: 2 E: 0 K: 0 S: 5	H: 2 LOB: 1 BB: 1 P: 9	1B: 4 2B: 2 3B: 0 HR: 2	SF: 0 SAC: 0 DP: 1 HBP: 0	WP: 1 PB: 0 SB: 0 CS: 0	PA: 38			
PITCHER	IP	WLS	BF	H	R	ER	SO	BB	IBB	HBP	BLK	WP	HR	S	P	ERA	WHIP								
Chris Short, L ERA: 6.3 (1, 1)	5.0	W	22	6	3	3	4	1	0	0	0	1	1	29	33	5.40	1.400								
John Buzhardt, R ERA: 3.97 (6, 1)	3.1		14	2	2	2	4	2	0	0	0	0	1	20	28	5.40	1.200								
Jack Baldschun, R ERA: 4.26 (9, 1)	0.2	S	2	0	0	0	0	0	0	0	0	0	0	2	2	0.00	0.000								

Batter	1	2	3	4	5	6	7	8	9	AB	R	H	RBI	BB	SO	LOB	BOTTOM								
Bobby Malkmus, R OBP: 0.267, SLG: 0.312 (1, 4)										4	1	2	1	0	1	1	Chicago Cubs @ Philadelphia Phillies Connie Mack Stadium, Philadelphia, PA Sat Jul 22, 1961, 3:33 AM EDT Att: 2,956 - Sunny - 92 F								
Johnny Callison, L OBP: 0.350, SLG: 0.383 (1, 7)										4	2	2	1	1	0	0									
Wes Covington, L OBP: 0.371, SLG: 0.373 (1, 9)										4	1	3	0	0	1	0									
Ken Walters, R OBP: 0.271, SLG: 0.350 (7, PR) (8, 9)										3	1	2	2	1	0	1									
Tony Gonzalez, L OBP: 0.401, SLG: 0.493 (1, 8)										3	0	1	0	0	1	2									
Charley Smith, R OBP: 0.303, SLG: 0.389 (1, 5)										3	0	2	0	1	0	1									
Lee Walls, R OBP: 0.358, SLG: 0.536 (1, 3)										3	0	2	0	1	0	1									
Darrell Johnson, R OBP: 0.280, SLG: 0.217 (1, 2)										4	0	1	0	0	1	5									
Ruben Amaro, R OBP: 0.351, SLG: 0.356 (1, 6)										4	0	1	0	0	0	4									
Chris Short, R OBP: 0.100, SLG: 0.100 (1, 1)										2	0	0	0	0	1	0									
John Buzhardt, R OBP: 0.188, SLG: 0.138 (6, 1)										1	1	1	0	0	0	0									
Jack Baldschun, R ERA: 5.99 (9, 1)										0	0	0	0	0	0	0									
Inning Stats	R: 1 E: 0 K: 0 S: 4	H: 2 LOB: 0 BB: 0 P: 4	R: 0 E: 0 K: 1 S: 6	H: 2 LOB: 1 BB: 0 P: 6	R: 3 E: 0 K: 1 S: 9	H: 4 LOB: 1 BB: 0 P: 9	R: 0 E: 0 K: 0 S: 3	H: 0 LOB: 0 BB: 0 P: 3	R: 0 E: 0 K: 1 S: 5	H: 1 LOB: 0 BB: 0 P: 5	R: 0 E: 0 K: 1 S: 7	H: 2 LOB: 2 BB: 0 P: 7	R: 2 E: 1 K: 0 S: 6	H: 3 LOB: 3 BB: 2 P: 14	R: 0 E: 0 K: 1 S: 6	H: 1 LOB: 2 BB: 1 P: 10	1B: 11 2B: 3 3B: 1 HR: 1	SF: 0 SAC: 3 DP: 2 HBP: 0	WP: 0 PB: 0 SB: 0 CS: 0	PA: 39					
PITCHER	IP	WLS	BF	H	R	ER	SO	BB	IBB	HBP	BLK	WP	HR	S	P	ERA	WHIP								
Glen Hobbie, R ERA: 4.38 (1, 1)	5.1	L	24	11	4	4	3	0	0	0	0	0	1	30	30	6.75	2.062								
Don Elston, R ERA: 5.99 (6, 1)	0.2		2	0	0	0	1	0	0	0	0	0	0	4	4	0.00	0.000								
Bob Anderson, R ERA: 4.42 (7, 1)	2.0		13	4	2	2	1	1	2	0	0	0	0	12	24	9.00	2.500								

AB	35
R	5
H	8
RBI	4
BB	3
SO	8
LOB	13



AB	33
R	6
H	15
RBI	4
BB	3
SO	5
LOB	16



Batter	1	2	3	4	5	6	7	8	9	AB	R	H	RBI	BB	SO	LOB	TOP										
Richie Ashburn, L (1, 8) OBP: 0.350, SLG: 0.269	5-3		HR		HR	F8		1B		4	3	2	0	1	0	0	Chicago Cubs @ Philadelphia Phillies Sun Jul 23 1961, 3:33 AM EDT Att: 3,476 - Cloudy - 104 F Connie Mack Stadium, Philadelphia, PA livebaseballscorecards.com										
Al Heist, R (9, 8) OBP: 0.346, SLG: 0.417	5-3		HR		HR			2B		0	0	0	0	0	0	0											
Don Zimmer, R (1, 4) OBP: 0.316, SLG: 0.420	5-3		HR		HR			HR		4	4	3	4	1	0	0											
Billy Williams, L (1, 7) OBP: 0.346, SLG: 0.482	F7		F9		G3			HR		4	1	1	2	1	0	0											
Bob Will, L (9, 7) OBP: 0.344, SLG: 0.342	F7		F9		G3			HR		0	0	0	0	0	0	0											
George Altman, L (1, 9) OBP: 0.393, SLG: 0.657		P4			E7			HR		5	1	2	3	0	0	0											
Ron Santo, R (1, 5) OBP: 0.369, SLG: 0.451		4-3	WP		K			F7		4	1	2	0	1	1	1											
Sammy Taylor, L (1, 2) OBP: 0.345, SLG: 0.473	4-3				F7			F9		4	0	0	0	1	0	2											
Jerry Kindall, R (1, 6) OBP: 0.317, SLG: 0.483					K			F8		4	0	1	1	0	2	3											
Ed Bouchee, L (1, 3) OBP: 0.383, SLG: 0.440					F8			4-1		4	1	1	1	0	0	0											
Jim Brewer, L (1, 1) OBP: 0.273, SLG: 0.111					K			F8		2	0	0	0	0	1	0											
Don Elston, R (5, 1) OBP: 0.222, SLG: 0.222					K			6-3		2	0	0	0	0	0	0											
Inning Stats	R: 0 E: 0 K: 0 S: 3	H: 0 LOB: 0 BB: 0 P: 3	R: 1 E: 0 K: 0 S: 4	H: 2 LOB: 1 BB: 0 P: 4	R: 3 E: 0 K: 2 S: 11	H: 4 LOB: 1 BB: 0 P: 11	R: 0 E: 0 K: 1 S: 5	H: 0 LOB: 0 BB: 0 P: 5	R: 2 E: 1 K: 1 S: 8	H: 2 LOB: 3 BB: 2 P: 16	R: 0 E: 0 K: 0 S: 3	H: 0 LOB: 0 BB: 0 P: 3	R: 3 E: 0 K: 0 S: 4	H: 1 LOB: 0 BB: 2 P: 12	R: 2 E: 0 K: 0 S: 4	H: 2 LOB: 1 BB: 1 P: 8	R: 0 E: 0 K: 0 S: 3	H: 1 LOB: 0 BB: 0 P: 3	1B: 7 2B: 1 3B: 0 HR: 4	SF: 0 SAC: 0 DP: 1 HBP: 0	WP: 2 PB: 0 SB: 1 CS: 0	PA: 42					
PITCHER	IP	WLS	BF	H	R	ER	SO	BB	IBB	HBP	BLK	WP	HR	S	P	ERA	WHIP										
Art Mahaffey, R (1, 1) ERA: 4.24	4.2	L	22	8	6	6	3	0	0	0	0	1	3	28	28	11.57	1.714										
Ken Lehman, L (5, 1) ERA: 4.23	0.1		3	0	0	0	1	1	1	0	0	1	0	3	11	0.00	3.000										
Paul Brown, R (6, 1) ERA: 13.5	2.0		9	1	3	3	0	2	0	0	0	0	1	7	15	13.50	1.500										
Dallas Green, R (8, 1) ERA: 5.08	1.0		5	2	2	2	0	1	0	0	0	0	0	4	8	18.00	3.000										
Frank Sullivan, R (9, 1) ERA: 3.99	1.0		3	1	0	0	0	0	0	0	0	0	0	3	3	0.00	1.000										

Batter	1	2	3	4	5	6	7	8	9	AB	R	H	RBI	BB	SO	LOB	BOTTOM										
Bobby Malkmus, R (1, 4) OBP: 0.271, SLG: 0.321	G3-6		E5		2B			6-3		5	1	2	0	0	0	1	Chicago Cubs @ Philadelphia Phillies Sun Jul 23 1961, 3:33 AM EDT Att: 3,476 - Cloudy - 104 F Connie Mack Stadium, Philadelphia, PA livebaseballscorecards.com										
Johnny Callison, L (1, 7) OBP: 0.352, SLG: 0.387	G3-6		K		HR			1B		3	2	1	1	1	1	3											
Don Demeter, R (1, 8) OBP: 0.322, SLG: 0.460	K				HR			P4		4	2	2	2	0	1	1											
Lee Walls, R (1, 3) OBP: 0.354, SLG: 0.523		1-3			HR			4-3		4	0	1	1	0	0	1											
Charley Smith, R (1, 5) OBP: 0.302, SLG: 0.387		5-3			P4			1B		4	0	1	0	0	1	1											
Tony Gonzalez, L (1, 9) OBP: 0.398, SLG: 0.489		1-3			F9			P6		4	0	1	1	0	0	1											
Darrell Johnson, R (1, 2) OBP: 0.286, SLG: 0.231					F8			F5		3	0	1	0	0	0	1											
Dallas Green, L (8, 1) OBP: 0.345, SLG: 0.208					F8			6-3		0	0	0	0	0	0	0											
Elmer Valo, L (8, PH) OBP: 0.328, SLG: 0.265					E			1B		1	0	0	0	0	0	2											
Frank Sullivan, R (9, 1) OBP: 0.208, SLG: 0.050					1B					0	0	0	0	0	0	0											
Ruben Amaro, R (1, 6) OBP: 0.345, SLG: 0.350					F9			5-3		4	0	0	0	0	1	1											
Art Mahaffey, R (1, 1) OBP: 0.265, SLG: 0.095					K			F9		1	0	0	0	0	1	1											
Ken Lehman, L (5, 1) OBP: 0.267, SLG: 0.314					K			5-3		0	0	0	0	0	0	0											
Bobby Gene Smith, R (6, PH) OBP: 0.267, SLG: 0.314					K			5-3		1	0	0	0	0	0	0											
Paul Brown, R (8, 1) OBP: 0.267, SLG: 0.314					K			5-3		0	0	0	0	0	0	0											
Clay Dalrymple, L (7, PH) OBP: 0.217, SLG: 0.235					K			5-3		2	0	0	0	0	0	0											
Inning Stats	R: 0 E: 0 K: 1 S: 5	H: 1 LOB: 0 BB: 0 P: 5	R: 0 E: 0 K: 0 S: 3	H: 0 LOB: 0 BB: 0 P: 3	R: 0 E: 1 K: 2 S: 9	H: 1 LOB: 2 BB: 0 P: 9	R: 1 E: 0 K: 0 S: 5	H: 2 LOB: 1 BB: 0 P: 5	R: 3 E: 0 K: 0 S: 6	H: 3 LOB: 0 BB: 0 P: 6	R: 0 E: 0 K: 1 S: 5	H: 0 LOB: 0 BB: 0 P: 5	R: 0 E: 0 K: 0 S: 3	H: 0 LOB: 0 BB: 0 P: 3	R: 1 E: 0 K: 0 S: 5	H: 2 LOB: 2 BB: 1 P: 9	R: 0 E: 0 K: 1 S: 5	H: 0 LOB: 0 BB: 0 P: 5	1B: 5 2B: 2 3B: 1 HR: 1	SF: 0 SAC: 0 DP: 1 HBP: 0	WP: 0 PB: 0 SB: 0 CS: 0	PA: 37					
PITCHER	IP	WLS	BF	H	R	ER	SO	BB	IBB	HBP	BLK	WP	HR	S	P	ERA	WHIP										
Jim Brewer, L (1, 1) ERA: 7.33	4.2		21	7	4	4	3	0	0	0	0	0	1	27	27	7.71	1.500										
Don Elston, R (5, 1) ERA: 5.64	4.1	W	16	2	1	1	2	1	0	0	0	0	0	19	23	2.08	0.692										

Batter	1	2	3	4	5	6	7	8	9	AB R H RBI BB SO LOB	TOP																	
Maury Wills, S OBP: 0.373, SLG: 0.368 (1, 6)										5 0 3 2 0 1 0	Los Angeles Dodgers @ Philadelphia Phillies Connie Mack Stadium, Philadelphia, PA Tue Jul 25 1961, 7:05 PM EDT Att: 10,391 - Unknown AB 35 R 7 H 12 RBI 7 BB 2 SO 7 LOB 10																	
Jim Gilliam, S OBP: 0.370, SLG: 0.364 (1, 7) (6, 5)										5 0 1 0 0 0 3																		
Tommy Davis, R OBP: 0.354, SLG: 0.479 (1, 8) (6, 7)										4 1 2 0 0 0 1																		
Frank Howard, R OBP: 0.333, SLG: 0.507 Gordie Windhorn, R OBP: 0.400, SLG: 0.417 (8, PR) (8, 9)										3 1 1 0 1 0 2 0 0 0 0 0 0 0																		
Gil Hodges, R OBP: 0.314, SLG: 0.395 (1, 3)										4 1 1 3 0 0 1																		
Daryl Spencer, R OBP: 0.348, SLG: 0.408 Willie Davis, L OBP: 0.308, SLG: 0.469 (1, 5) (6, 8)										2 1 0 0 1 0 0 1 0 0 0 0 1 1																		
Charlie Neal, R OBP: 0.315, SLG: 0.394 (1, 4)										4 1 1 0 0 2 0																		
John Roseboro, L OBP: 0.355, SLG: 0.508 (1, 2)										4 2 3 2 0 1 0																		
Sandy Koufax, R OBP: 0.182, SLG: 0.063 (1, 1)										3 0 0 0 0 2 2																		
Inning Stats	R: 3 E: 0 K: 0 S: 13	H: 4 LOB: 0 BB: 0 P: 21	R: 0 E: 0 K: 1 S: 8	H: 1 LOB: 0 BB: 0 P: 13	R: 0 E: 1 K: 1 S: 12	H: 0 LOB: 1 BB: 0 P: 16	R: 3 E: 0 K: 1 S: 16	H: 3 LOB: 1 BB: 1 P: 27	R: 0 E: 0 K: 2 S: 7	H: 0 LOB: 0 BB: 0 P: 9		R: 0 E: 0 K: 2 S: 9	H: 0 LOB: 0 BB: 0 P: 16	R: 0 E: 0 K: 1 S: 10	H: 1 LOB: 1 BB: 0 P: 14	R: 0 E: 0 K: 1 S: 8	H: 0 LOB: 1 BB: 1 P: 13	R: 1 E: 0 K: 1 S: 10	H: 2 LOB: 1 BB: 0 P: 11	1B: 7 2B: 3 3B: 2 HR: 1	SF: 0 SAC: 1 DP: 3 HBP: 0	WP: 0 PB: 0 SB: 1 CS: 1	PA: 38					
PITCHER	IP WLS BF H R ER SO BB IBB HBP BLK WP HR S P ERA WHIP											PITCHER	IP WLS BF H R ER SO BB IBB HBP BLK WP HR S P ERA WHIP															
Don Ferrarese, L ERA: 4.18 Paul Brown, R ERA: 9.0 Dallas Green, R ERA: 4.97 Frank Sullivan, R ERA: 3.99	(1, 1) (5, 1) (6, 1) (8, 1)	4.0 1.0 2.0 2.0	WLS L 7 8	BF 20 3 7 8	H 8 1 1 2	R 6 0 0 1	ER 6 0 0 1	SO 3 0 2 2	BB 1 0 0 1	IBB 0 0 0 0	HBP 0 0 0 0	BLK 0 0 0 0	WP 0 0 0 0	HR 1 7 9 18	S 49 7 19 24	P 77 30 9 24	ERA 13.50 0.00 0.00 4.50	WHIP 2.250 1.000 0.500 1.500										

Batter	1	2	3	4	5	6	7	8	9	AB R H RBI BB SO LOB	BOTTOM																		
Bobby Malkmus, R OBP: 0.270, SLG: 0.319 (1, 4)										4 0 1 0 0 0 0	Los Angeles Dodgers @ Philadelphia Phillies Connie Mack Stadium, Philadelphia, PA Tue Jul 25 1961, 7:05 PM EDT Att: 10,391 - Unknown AB 33 R 2 H 6 RBI 2 BB 1 SO 10 LOB 12																		
Johnny Callison, L OBP: 0.351, SLG: 0.385 (1, 7)										4 0 1 0 0 1 1																			
Don Demeter, R OBP: 0.317, SLG: 0.452 (1, 8)										4 0 0 0 0 2 2																			
Lee Walls, R OBP: 0.359, SLG: 0.522 (1, 5)										4 1 2 0 0 1 1																			
Pancho Herrera, R OBP: 0.351, SLG: 0.433 (1, 3)										4 1 1 0 0 1 1																			
Tony Gonzalez, L OBP: 0.392, SLG: 0.481 (1, 9)										4 0 0 0 0 4 3																			
Darrell Johnson, R OBP: 0.281, SLG: 0.207 (1, 2)										3 0 0 1 1 0 2																			
Ruben Amaro, R OBP: 0.345, SLG: 0.350 (1, 6)										3 0 1 1 0 0 1																			
Don Ferrarese, R OBP: 0.182, SLG: 0.143 Paul Brown, R Ken Walters, R Dallas Green, R Charley Smith, R Frank Sullivan, R (1, 1) (5, PR) (8, 1) (7, PR) (8, 1)	(1, 1) (5, 1) (6, 1) (7, PR) (8, 1)	9.0 W	WLS W	BF 34	H 6	R 2	ER 2	SO 10	BB 1	IBB 0		HBP 0	BLK 0	WP 0	HR 0	S 87	P 139	ERA 2.00	WHIP 0.778										
PITCHER	IP WLS BF H R ER SO BB IBB HBP BLK WP HR S P ERA WHIP											PITCHER	IP WLS BF H R ER SO BB IBB HBP BLK WP HR S P ERA WHIP																
Sandy Koufax, L ERA: 3.2	(1, 1)	9.0	W	34	6	2	2	10	1	0	0	0	0	0	87	139	2.00	0.778	1B: 5 2B: 1 3B: 0 HR: 0	SF: 0 SAC: 0 DP: 0 HBP: 0	WP: 0 PB: 0 SB: 0 CS: 0	PA: 34							

Batter	1	2	3	4	5	6	7	8	9	AB	R	H	RBI	BB	SO	LOB	TOP	
Maury Wills, S (1,6) OBP: 0.373, SLG: 0.367	1-2 6-3		0-0 1B 1B		2-1 4-3			4-1 1B FC1-2 BB	1-2 FC6-4 2B 1-2f	4	1	1	0	1	0	1	Los Angeles Dodgers @ Philadelphia Phillies Connie Mack Stadium, Philadelphia, PA Wed Jul 26 1961, 7:05 PM EDT Att: 10,058 - Unknown livebaseballscorecards.com	
Wille Davis, L (1,8) OBP: 0.320, SLG: 0.481	3-2 1B		0-0 1B G1-6-3 1B		4-1 BB		1-2 FC1-2 6-3 1-3 HR 1B	0-0 1B 1-3 2B	4	2	4	0	1	0	0	0		
John Roseboro, L (1,2) OBP: 0.353, SLG: 0.502	1-2 F7		2-1 G1-6-3 1B		0-0 F9		0-0 6-3	1-3 K	5	0	1	1	0	1	0	1		
Wally Moon, L (1,7) OBP: 0.446, SLG: 0.553 Jim Gilliam, S (8,5) OBP: 0.369, SLG: 0.362	2-2 F8		2-2 G1-6-3		1-0 B2		4-0 FC1-2 HR IBB	2-2 3-1	3	1	0	0	1	0	2	2		
Tommy Davis, R (1,5) OBP: 0.353, SLG: 0.476		2-1 BB 1B	2-1 F4		3-2 F9		0-0 FC1-2 HR		4	1	1	0	0	0	3			
Norm Larker, L (1,3) OBP: 0.332, SLG: 0.416 Gil Hodges, R (8,3) OBP: 0.314, SLG: 0.395		1-2 F5		0-2 F6		2-2 L8		1-1 HR	4	1	1	4	0	0	1			
Duke Snider, L (1,9) OBP: 0.310, SLG: 0.369		4-2 BB		1-0 G3		1-0 4-3		4-2 BB	2	0	0	0	2	0	0			
Charlie Neal, R (1,4) OBP: 0.314, SLG: 0.391		0-2 F9		2-1 F2		2-1 G6-4-3 1B		2-1 L9	4	0	1	0	0	0	3			
Don Drysdale, R (1,1) OBP: 0.212, SLG: 0.367		3-2 6-3			2-3 K		1-0 G6-4-3 1-2f	0-0 FC6-4 1B	4	0	1	0	0	1	3			
Inning Stats	R: 0 H: 1 E: 0 K: 0 S: 13	H: 1 LOB: 2 BB: 0 P: 20	R: 2 H: 3 E: 0 K: 0 S: 9	LOB: 0 BB: 0 P: 15	R: 0 H: 0 E: 0 K: 0 S: 7	H: 0 LOB: 0 BB: 1 P: 10	R: 0 H: 0 E: 0 K: 1 S: 9	H: 0 LOB: 0 BB: 0 P: 15	R: 0 H: 1 E: 0 K: 0 S: 4	H: 1 LOB: 0 BB: 0 P: 8	R: 4 H: 2 E: 0 K: 0 S: 12	H: 2 LOB: 1 BB: 3 P: 28	R: 0 H: 2 E: 0 K: 1 S: 12	H: 2 LOB: 2 BB: 0 P: 16	1B: 8 2B: 1 3B: 0 HR: 1	SF: 0 SAC: 0 DP: 2 HBP: 0	WP: 0 PA: 40 PB: 0 SB: 1 CS: 0	
PITCHER	IP WLS BF H R ER SO BB IBB HBP BLK WP HR S P ERA WHIP																	
Jim Owens, R (1,1) ERA: 6.54	3.0	L	14	5	2	2	0	1	0	0	0	0	0	0	0	0	6.00	2.000
Frank Sullivan, R (4,1) ERA: 4.14	5.0		21	3	4	4	1	3	1	0	0	0	1	39	76	7.20	1.200	
Dallas Green, R (9,1) ERA: 4.92	1.0		5	2	0	0	1	0	0	0	0	0	0	12	16	0.00	2.000	

Batter	1	2	3	4	5	6	7	8	9	AB	R	H	RBI	BB	SO	LOB	BOTTOM
Bobby Malkmus, R (1,4) OBP: 0.264, SLG: 0.311	3-2 F8		2-1 5-3		2-2 F3			1-3 K		4	0	0	0	0	1	0	Los Angeles Dodgers @ Philadelphia Phillies Connie Mack Stadium, Philadelphia, PA Wed Jul 26 1961, 7:05 PM EDT Att: 10,058 - Unknown livebaseballscorecards.com
Johnny Callison, L (1,7) OBP: 0.350, SLG: 0.380	0-0 4-3		3-3 K		2-1 F8		4-1 WP BB		3	0	0	0	1	1	0		
Wes Covington, L (1,9) OBP: 0.305, SLG: 0.377	3-2 2B 1B			0-0 2B WP 1B		1-2 F9		3-3 K	4	1	2	0	0	1	1		
Tony Gonzalez, L (1,8) OBP: 0.398, SLG: 0.494	2-1 1-3 2B			2-2 WP 2B		2-1 F8		0-0 G6-4-3 1B	4	0	3	0	0	0	0		
Lee Walls, R (1,5) OBP: 0.346, SLG: 0.500	3-1 6-3			0-3 K		1-2 L6		0-0 G6-4-3 1-2f	4	0	0	0	0	1	5		
Pancho Herrera, R (1,3) OBP: 0.347, SLG: 0.427		0-2 5-3		2-3 K		1-2 F9		1-3 K	4	0	0	0	0	2	2		
Clay Dalrymple, L (1,2) OBP: 0.219, SLG: 0.233		1-1 4-3		4-0 WP IBB		3-1 G3			2	0	0	0	1	0	0		
Ruben Amaro, R (1,6) OBP: 0.341, SLG: 0.345		2-1 6-3		2-2 L7		2-2 5-3			3	0	0	0	0	0	2		
Jim Owens, R (1,1) Ken Walters, R (3,PH) OBP: 0.287, SLG: 0.344 Frank Sullivan, R (4,1) OBP: 0.200, SLG: 0.048 Elmer Valo, L (8,PH) OBP: 0.322, SLG: 0.260 Dallas Green, L (9,1) OBP: 0.345, SLG: 0.208			1-1 5-3		2-3 K		2-1 F6		0	0	0	0	0	0	0		
Inning Stats	R: 0 H: 2 E: 0 K: 0 S: 14	H: 0 LOB: 0 BB: 0 P: 25	R: 0 H: 0 E: 0 K: 1 S: 8	H: 0 LOB: 0 BB: 0 P: 14	R: 1 H: 2 E: 0 K: 2 S: 16	H: 2 LOB: 2 BB: 1 P: 26	R: 0 H: 0 E: 0 K: 1 S: 9	H: 0 LOB: 0 BB: 0 P: 15	R: 0 H: 0 E: 0 K: 2 S: 10	H: 0 LOB: 1 BB: 1 P: 20	R: 0 H: 1 E: 0 K: 1 S: 5	H: 1 LOB: 0 BB: 0 P: 6	1B: 3 2B: 2 3B: 0 HR: 0	SF: 0 SAC: 0 DP: 1 HBP: 0	WP: 2 PA: 33 PB: 0 SB: 0 CS: 0		
PITCHER	IP WLS BF H R ER SO BB IBB HBP BLK WP HR S P ERA WHIP																
Don Drysdale, R (1,1) ERA: 3.88	9.0	W	33	5	1	1	7	1	1	0	0	0	2	86	143	1.00	0.667

Batter	1	2	3	4	5	6	7	8	9	AB	R	H	RBI	BB	SO	LOB	TOP
Joey Amalfitano, R OBP: 0.362, SLG: 0.350 (1,4)	F8		F3		FC5-4		4-3			4	0	0	0	0	0	2	San Francisco Giants @ Philadelphia Phillies Connie Mack Stadium, Philadelphia, PA Fri Jul 28 1961, 7:05 PM EDT Att: 19,558 - Unknown
Harvey Kuenn, R OBP: 0.332, SLG: 0.376 (1,7)	6-3		5-3			SF9 BB		F3		3	1	0	0	1	0	1	
Matty Alou, L OBP: 0.344, SLG: 0.444 (1,9)	L3			F5		E5 HR 1B		G3		4	1	1	0	0	0	0	
Willie Mays, R OBP: 0.395, SLG: 0.618 (1,8)		L3		F3		SF9		5-3		3	0	0	1	0	0	0	
Orlando Cepeda, R OBP: 0.357, SLG: 0.605 (1,3)		CS 1B				HR		1-3		4	1	3	2	0	0	0	
Ed Bailey, L OBP: 0.350, SLG: 0.434 (1,2)	F8			F8		F8		6-3		4	0	0	0	0	0	2	
Jim Davenport, R OBP: 0.354, SLG: 0.457 (1,5)			5-3		G5-4-3 BB	K		F9		3	0	0	0	1	1	1	
Jose Pagan, R OBP: 0.316, SLG: 0.348 (1,6)			SH3-4 1B		G5-4-3			L4		3	0	1	0	0	0	1	
Billy Loes, R OBP: 0.172, SLG: 0.111 (1,1)			SH3-4					K		0	0	0	0	0	0	0	
Jim Marshall, L OBP: 0.294, SLG: 0.355 (5, PH)										0	0	0	0	1	0	0	
Richard LeMay, L OBP: 0.111, SLG: 0.059 (5, PH)					FC5-4 BB					1	0	0	0	0	1	0	
Stu Miller, R OBP: 0.333, SLG: 0.167 (8,1)										0	0	0	0	0	0	0	
Inning Stats	R: 0 E: 0 K: 0 S: 3	H: 0 LOB: 0 BB: 0 P: 3	R: 0 E: 0 K: 0 S: 4	H: 1 LOB: 1 BB: 0 P: 4	R: 0 E: 0 K: 0 S: 4	H: 1 LOB: 1 BB: 0 P: 4	R: 0 E: 0 K: 0 S: 4	H: 1 LOB: 1 BB: 0 P: 4	R: 0 E: 0 K: 1 S: 5	H: 0 LOB: 0 BB: 0 P: 5	R: 0 E: 0 K: 0 S: 3	H: 0 LOB: 0 BB: 0 P: 3	R: 0 E: 0 K: 0 S: 3	H: 0 LOB: 0 BB: 0 P: 3	1B: 4 2B: 0 3B: 0 HR: 1	SF: 1 SAC: 1 DP: 1 HBP: 0	WP: 0 PA: 34 PB: 0 SB: 0 CS: 1
PITCHER John Buzhardt, R ERA: 3.89 (1,1)	IP: 9.0 WLS: W BF: 34 H: 5 R: 3 ER: 3 SO: 2 BB: 3 IBB: 0 HBP: 0 BLK: 0 WP: 0 HR: 1 S: 35 P: 47 ERA: 3.00 WHIP: 0.889											PITCHER	IP: 9.0 WLS: W BF: 34 H: 5 R: 3 ER: 3 SO: 2 BB: 3 IBB: 0 HBP: 0 BLK: 0 WP: 0 HR: 1 S: 35 P: 47 ERA: 3.00 WHIP: 0.889				

Batter	1	2	3	4	5	6	7	8	9	AB	R	H	RBI	BB	SO	LOB	BOTTOM		
Bobby Malkmus, R OBP: 0.262, SLG: 0.315 (1,4) (9,5)	FC4-6 HBP	P6			F8		HR			3	1	1	1	0	0	1	San Francisco Giants @ Philadelphia Phillies Connie Mack Stadium, Philadelphia, PA Fri Jul 28 1961, 7:05 PM EDT Att: 19,558 - Unknown		
Johnny Callison, L OBP: 0.354, SLG: 0.382 (1,7)	K		K		F7		P4			4	0	0	0	0	2	1			
Wes Covington, L OBP: 0.315, SLG: 0.415 (1,9)	FC4-6		1-3		HBP BB		F9			2	0	0	0	0	0	1			
Don Demeter, R OBP: 0.317, SLG: 0.448 (6,9)	1-2									1	0	0	0	1	0	0			
Tony Gonzalez, L OBP: 0.397, SLG: 0.482 (1,8)	4-3		F3		HBP		5-3			3	0	0	0	0	0	1			
Lee Walls, R OBP: 0.345, SLG: 0.505 George Williams, R (9,4)		BB 2B BB		L8	F8			1B		3	1	1	0	1	0	2			
Pancho Herrera, R OBP: 0.352, SLG: 0.424 (1,3)		BB 2B BB		S 2B 1B		F7		K		3	2	1	0	1	1	1			
Darrell Johnson, R OBP: 0.325, SLG: 0.278 (1,2)				K		F8 BB		K		3	0	1	2	1	2	2			
Ruben Amaro, R OBP: 0.335, SLG: 0.346 (1,6)		4-3				F8				3	0	1	1	0	0	2			
John Buzhardt, R OBP: 0.171, SLG: 0.125 (1,1)			K		5-3		K2-3			3	0	0	0	0	2	2			
Inning Stats	R: 0 E: 0 K: 1 S: 5	H: 0 LOB: 1 BB: 0 P: 6	R: 2 E: 0 K: 1 S: 6	H: 1 LOB: 1 BB: 2 P: 14	R: 0 E: 0 K: 1 S: 5	H: 0 LOB: 0 BB: 0 P: 5	R: 1 E: 0 K: 1 S: 7	H: 2 LOB: 1 BB: 0 P: 7	R: 0 E: 0 K: 0 S: 3	H: 0 LOB: 2 BB: 1 P: 8	R: 0 E: 0 K: 0 S: 2	H: 0 LOB: 1 BB: 1 P: 6	R: 1 E: 0 K: 1 S: 6	H: 1 LOB: 0 BB: 0 P: 6	R: 0 E: 0 K: 2 S: 8	H: 1 LOB: 1 BB: 0 P: 8	1B: 2 2B: 2 3B: 0 HR: 1	SF: 0 SAC: 0 DP: 0 HBP: 2	WP: 0 PA: 34 PB: 0 SB: 1 CS: 0
PITCHER Billy Loes, R ERA: 4.59 Richard LeMay, L ERA: 3.55 Stu Miller, R ERA: 2.7 (1,1) (5,1) (8,1)	IP: 4.0 WLS: L BF: 14 H: 2 R: 1 ER: 1 SO: 1 BB: 2 IBB: 0 HBP: 1 BLK: 0 WP: 0 HR: 1 S: 13 P: 22 ERA: 6.75 WHIP: 1.250											PITCHER	IP: 3.1 WLS: L BF: 14 H: 2 R: 1 ER: 1 SO: 1 BB: 2 IBB: 0 HBP: 1 BLK: 0 WP: 0 HR: 1 S: 13 P: 22 ERA: 2.70 WHIP: 1.200						

Batter	1	2	3	4	5	6	7	8	9	AB	R	H	RBI	BB	SO	LOB	TOP				
Joey Amalfitano, R (1,4) OBP: 0.364, SLG: 0.349	4-0 1B HR BB	0-0 L4					0-0 CS 1B	0-0 F9		3	1	1	0	1	0	1					
Harvey Kuenn, R (1,7) OBP: 0.331, SLG: 0.375	0-0 G3 HR 1B	0-0 1-3					0-0 F8	0-0 6-3		4	1	1	0	0	0	1					
Matty Alou, L (1,9) OBP: 0.341, SLG: 0.433	0-0 G3 1-2				0-3 CS BB		0-3 K 1-2	0-0 G1		3	0	0	0	1	1	3					
Willie Mays, R (1,8) OBP: 0.396, SLG: 0.615	4-0 HR IBB				0-3 K 1-2		0-0 CS 1B	0-3 K		3	1	1	0	1	2	1					
Orlando Cepeda, R (1,3) OBP: 0.359, SLG: 0.612	0-0 1-H 2-H 3-H HR				0-0 1B		0-3 K		0-0 3-1	4	1	2	4	0	1	1					
Jim Davenport, R (1,5) OBP: 0.346, SLG: 0.450	0-0 L8				0-0 4-3		0-0 6-3 1-2		0-0 4-3	4	0	0	0	0	0	2					
John Orsino, R (1,2) OBP: 0.320, SLG: 0.478	0-0 1B				0-0 F5				0-0 F7	4	0	1	0	0	0	0					
Jose Pagan, R (1,6) OBP: 0.316, SLG: 0.348	0-0 F7				0-0 5-3				0-0 E5 1B	3	0	1	0	0	0	1					
Mike McCormick, L (1,1) OBP: 0.220, SLG: 0.191		0-3 K			0-0 L5				0-3 K	3	0	0	0	0	2	1					
Inning Stats	R: 4 E: 0 K: 0 S: 6	H: 3 LOB: 1 BB: 2 P: 14	R: 0 E: 0 K: 1 S: 5	H: 0 LOB: 0 BB: 0 P: 5	R: 0 E: 0 K: 1 S: 5	H: 1 LOB: 1 BB: 1 P: 9	R: 0 E: 0 K: 0 S: 3	H: 0 LOB: 0 BB: 0 P: 3	R: 0 E: 0 K: 1 S: 5	H: 1 LOB: 0 BB: 0 P: 5	R: 0 E: 1 K: 1 S: 6	H: 1 LOB: 1 BB: 0 P: 6	R: 0 E: 0 K: 1 S: 5	H: 0 LOB: 0 BB: 0 P: 5	R: 0 E: 0 K: 0 S: 3	H: 0 LOB: 0 BB: 0 P: 3	1B: 6 2B: 1 3B: 0 HR: 1	SF: 0 SAC: 0 DP: 1 HBP: 0	WP: 0 PB: 0 SB: 0 CS: 3	PA: 34	
PITCHER	IP WLS BF H R ER SO BB IBB HBP BLK WP HR S P ERA WHIP	7.0 L 28 7 4 4 5 2 1 0 0 0 1 35 47 5.14 1.286	2.0 6 0 0 0 1 0 0 0 0 0 0 0 8 8 0.00 0.000																		

San Francisco Giants @ Philadelphia Phillies
 Connie Mack Stadium, Philadelphia, PA
 Sat Jul 29 1961, 7:05 PM EDT
 Att: 8,667 - Unknown

AB 31
 R 4
 H 7
 RBI 4
 BB 3
 SO 6
 LOB 11



Batter	1	2	3	4	5	6	7	8	9	AB	R	H	RBI	BB	SO	LOB	BOTTOM					
Bobby Malkmus, R (1,4) OBP: 0.267, SLG: 0.319	0-0 6-3									4	0	2	0	0	0	0						
Ken Walters, R (1,9) OBP: 0.259, SLG: 0.333	0-0 F3									4	0	0	0	0	0	2						
Don Demeter, R (1,8) OBP: 0.320, SLG: 0.453	0-0 F2									4	2	2	0	0	0	1						
Lee Walls, R (1,5) OBP: 0.358, SLG: 0.514										4	0	3	0	0	0	1						
Bobby Gene Smith, R (1,7) OBP: 0.305, SLG: 0.336										3	1	1	3	0	0	3						
Pancho Herrera, R (1,3) OBP: 0.348, SLG: 0.419										4	0	0	0	0	1	2						
Darrell Johnson, R (1,2) OBP: 0.349, SLG: 0.308										3	0	2	0	0	0	1						
Johnny Callison, L (7, PR) OBP: 0.354, SLG: 0.382										0	0	0	0	0	0	0						
Clay Dalrymple, L (8, 2) OBP: 0.223, SLG: 0.229										0	0	0	0	1	0	0						
George Williams, R (9, PR) OBP: 0.200, SLG: 0.248										0	0	0	0	0	0	0						
Ruben Amaro, R (1,6) OBP: 0.330, SLG: 0.340										4	0	0	0	0	1	3						
Don Ferrarese, R (1,1) OBP: 0.167, SLG: 0.130										2	0	0	0	0	0	0						
Charley Smith, R (7, PH) OBP: 0.300, SLG: 0.384										1	0	0	0	0	1	1						
Frank Sullivan, R (8, 1) OBP: 0.200, SLG: 0.048										0	0	0	0	0	0	0						
Tony Gonzalez, L (9, PH) OBP: 0.396, SLG: 0.480										1	0	0	0	0	1	1						
Inning Stats	R: 0 E: 0 K: 0 S: 3	H: 0 LOB: 0 BB: 0 P: 3	R: 0 E: 0 K: 0 S: 4	H: 1 LOB: 1 BB: 0 P: 4	R: 0 E: 0 K: 0 S: 4	H: 1 LOB: 1 BB: 0 P: 4	R: 2 E: 0 K: 0 S: 6	H: 3 LOB: 1 BB: 0 P: 6	R: 0 E: 0 K: 0 S: 3	H: 0 LOB: 0 BB: 0 P: 3	R: 1 E: 0 K: 0 S: 4	H: 2 LOB: 0 BB: 0 P: 4	R: 0 E: 0 K: 2 S: 7	H: 1 LOB: 1 BB: 0 P: 7	R: 0 E: 0 K: 0 S: 5	H: 2 LOB: 2 BB: 0 P: 5	R: 0 E: 0 K: 2 S: 7	H: 0 LOB: 1 BB: 1 P: 11	1B: 8 2B: 1 3B: 0 HR: 1	SF: 1 SAC: 0 DP: 1 HBP: 0	WP: 0 PB: 0 SB: 0 CS: 0	PA: 36
PITCHER	IP WLS BF H R ER SO BB IBB HBP BLK WP HR S P ERA WHIP	9.0 W 36 10 3 3 4 1 0 0 0 0 1 43 47 3.00 1.222																				

San Francisco Giants @ Philadelphia Phillies
 Connie Mack Stadium, Philadelphia, PA
 Sat Jul 29 1961, 7:05 PM EDT
 Att: 8,667 - Unknown

AB 34
 R 3
 H 10
 RBI 3
 BB 1
 SO 4
 LOB 15



Batter	1	2	3	4	5	6	7	8	9	AB	R	H	RBI	BB	SO	LOB	TOP										
Joey Amalfitano, R OBP: 0.365, SLG: 0.350 (1,4)										5	0	2	1	0	0	0											
Harvey Kuenn, R OBP: 0.330, SLG: 0.375 Felipe Alou, R OBP: 0.326, SLG: 0.426 (1,7) (9,7)										5	1	1	0	0	0	3											
Matty Alou, L OBP: 0.343, SLG: 0.427 (1,9)										4	0	1	0	1	0	1											
Willie Mays, R OBP: 0.399, SLG: 0.622 (1,8)										4	1	2	2	1	1	2											
Orlando Cepeda, R OBP: 0.359, SLG: 0.608 (1,3)										4	1	1	0	1	0	1											
Ed Bailey, L OBP: 0.352, SLG: 0.432 John Orsino, R OBP: 0.346, SLG: 0.500 (1,2) (9,PH) (9,2)										3	1	1	0	1	0	1											
Jim Davenport, R OBP: 0.354, SLG: 0.457 (1,5)										5	1	3	1	0	1	3											
Jose Pagan, R OBP: 0.319, SLG: 0.348 (1,6)										3	0	1	1	1	0	3											
Jack Sanford, R OBP: 0.163, SLG: 0.317 (1,1)										4	0	0	0	0	1	7											
Inning Stats	R: 0 E: 0 K: 1 S: 5	H: 0 LOB: 1 BB: 1 P: 9	R: 1 E: 1 K: 0 S: 5	H: 2 LOB: 1 BB: 0 P: 5	R: 1 E: 0 K: 0 S: 5	H: 2 LOB: 1 BB: 0 P: 5	R: 1 E: 0 K: 1 S: 8	H: 2 LOB: 2 BB: 0 P: 8	R: 2 E: 0 K: 0 S: 7	H: 4 LOB: 2 BB: 0 P: 7	R: 0 E: 0 K: 0 S: 4	H: 1 LOB: 1 BB: 0 P: 4	R: 0 E: 0 K: 0 S: 3	H: 0 LOB: 0 BB: 2 P: 11	R: 0 E: 0 K: 0 S: 3	H: 1 LOB: 0 BB: 0 P: 3	R: 0 E: 0 K: 1 S: 5	H: 1 LOB: 2 BB: 2 P: 13	1B: 10 2B: 2 3B: 0 HR: 1	SF: 0 SAC: 1 DP: 2 HBP: 0	WP: 2 PA: 44 PB: 1 SB: 0 CS: 0						
PITCHER	IP	WLS	BF	H	R	ER	SO	BB	IBB	HBP	BLK	WP	HR	S	P	ERA	WHIP										
Jim Owens, R ERA: 7.0 (1,1)	4.1	L	23	8	5	5	2	1	0	0	0	1	1	26	30	10.38	2.077										
Jack Baldschun, R ERA: 4.99 (5,1)	0.2	4	2	0	0	0	0	0	0	0	0	1	0	4	4	0.00	3.000										
Paul Brown, R ERA: 5.4 (6,1)	2.0	9	1	0	0	0	0	2	0	0	0	0	0	7	15	0.00	1.500										
Chris Short, L ERA: 6.3 (8,1)	1.0	5	1	0	0	0	0	2	0	0	0	0	0	3	11	0.00	3.000										
Frank Sullivan, R ERA: 4.04 (9,1)	1.0	3	1	0	0	1	0	0	0	0	0	0	0	5	5	0.00	1.000										

San Francisco Giants @ Philadelphia Phillies
 Connie Mack Stadium, Philadelphia, PA
 Sun Jul 30 1961, 3:33 AM EDT
 Att: 8,347 - Unknown

AB 38
 R 5
 H 13
 RBI 5
 BB 5
 SO 3
 LOB 21



Batter	1	2	3	4	5	6	7	8	9	AB	R	H	RBI	BB	SO	LOB	BOTTOM										
Bobby Malkmus, R OBP: 0.268, SLG: 0.319 Don Demeter, R OBP: 0.323, SLG: 0.453 Chris Short, R OBP: 0.091, SLG: 0.091 Ken Walters, R OBP: 0.257, SLG: 0.331 (1,4) (7,PH) (8,1) (9,3)										3	0	1	0	0	1	0											
Johnny Callison, L OBP: 0.352, SLG: 0.377 (1,7)										4	1	0	0	1	1	4											
Wes Covington, L OBP: 0.317, SLG: 0.414 (1,9)										5	1	2	0	0	0	3											
Tony Gonzalez, L OBP: 0.392, SLG: 0.474 (1,8)										5	0	1	1	0	1	4											
Lee Walls, R OBP: 0.354, SLG: 0.500 (1,5)										3	0	0	0	1	0	0											
Pancho Herrera, R OBP: 0.347, SLG: 0.418 Frank Sullivan, R OBP: 0.200, SLG: 0.048 (1,3) (9,1)										3	0	1	1	0	0	0											
Clay Dalrymple, L OBP: 0.227, SLG: 0.239 (1,2)										4	0	2	0	0	0	3											
Ruben Amaro, R OBP: 0.332, SLG: 0.348 (1,6)										3	0	1	0	1	1	1											
Jim Owens, R (1,1)										2	0	0	0	0	0	1											
Jack Baldschun, R (5,1)										0	0	0	0	0	0	0											
Paul Brown, R (6,1)										0	0	0	0	0	0	0											
Elmer Valo, L OBP: 0.323, SLG: 0.250 (7,PH)										0	0	0	0	1	0	0											
George Williams, R (8,4)										1	0	0	0	0	2												
Inning Stats	R: 2 E: 0 K: 1 S: 7	H: 2 LOB: 2 BB: 2 P: 15	R: 0 E: 1 K: 1 S: 6	H: 1 LOB: 0 BB: 0 P: 6	R: 0 E: 0 K: 1 S: 5	H: 0 LOB: 0 BB: 0 P: 5	R: 0 E: 0 K: 0 S: 4	H: 1 LOB: 1 BB: 0 P: 4	R: 0 E: 0 K: 0 S: 3	H: 0 LOB: 0 BB: 0 P: 3	R: 0 E: 0 K: 0 S: 4	H: 1 LOB: 1 BB: 0 P: 4	R: 0 E: 0 K: 1 S: 6	H: 1 LOB: 3 BB: 1 P: 11	R: 0 E: 0 K: 0 S: 4	H: 1 LOB: 2 BB: 1 P: 8	R: 0 E: 0 K: 0 S: 4	H: 1 LOB: 1 BB: 0 P: 4	1B: 6 2B: 1 3B: 1 HR: 0	SF: 1 SAC: 0 DP: 0 HBP: 1	WP: 0 PA: 40 PB: 0 SB: 0 CS: 0						
PITCHER	IP	WLS	BF	H	R	ER	SO	BB	IBB	HBP	BLK	WP	HR	S	P	ERA	WHIP										
Jack Sanford, R ERA: 3.52 (1,1)	9.0	W	40	8	2	2	4	4	0	1	0	0	0	43	60	2.00	1.333										

San Francisco Giants @ Philadelphia Phillies
 Connie Mack Stadium, Philadelphia, PA
 Sun Jul 30 1961, 3:33 AM EDT
 Att: 8,347 - Unknown

AB 34
 R 2
 H 8
 RBI 2
 BB 4
 SO 4
 LOB 18



Batter	1	2	3	4	5	6	7	8	9	AB	R	H	RBI	BB	SO	LOB	TOP			
Bobby Malkmus, R OBP: 0.281, SLG: 0.311 (1, 4)										5	0	0	0	0	1	5	Philadelphia Phillies @ Cincinnati Reds Crosley Field, Cincinnati, OH Wed Aug 02 1961, 7:05 PM EDT Unknown			
Bobby Gene Smith, R OBP: 0.310, SLG: 0.336 (1, 7)										3	0	1	1	1	0	0				
Don Demeter, R OBP: 0.322, SLG: 0.450 (1, 8)										4	0	1	0	0	2	2				
Lee Walls, R OBP: 0.344, SLG: 0.483 (1, 9)										4	0	0	0	0	1	2				
Charley Smith, R OBP: 0.306, SLG: 0.390 (1, 5)										4	0	3	0	0	0	0				
Pancho Herrera, R OBP: 0.346, SLG: 0.416 (1, 3)										4	0	1	0	0	2	3				
Darrell Johnson, R OBP: 0.340, SLG: 0.302 (1, 2)										4	1	1	0	0	1	3				
Ruben Amaro, R OBP: 0.335, SLG: 0.348 (1, 6)										3	1	1	0	1	0	0				
Art Mahaffey, R OBP: 0.106, SLG: 0.109 (1, 1)										2	0	1	0	0	1	0				
Frank Sullivan, R OBP: 0.200, SLG: 0.048 (6, 1)										0	0	0	0	0	0	0				
Ken Walters, R OBP: 0.263, SLG: 0.336 (7, PH)										1	0	1	1	0	0	0				
Jack Baldschun, R (7, 1)										0	0	0	0	0	0	0				
George Williams, R (9, PH)										1	0	0	0	0	0	1				
Inning Stats	R: 0 E: 0 K: 0 S: 4	H: 1 LOB: 1 BB: 0 P: 4	R: 0 E: 0 K: 2 S: 7	H: 1 LOB: 0 BB: 7 P: 7	R: 1 E: 0 K: 0 S: 4	H: 2 LOB: 1 BB: 1 P: 8	R: 0 E: 0 K: 0 S: 4	H: 2 LOB: 1 BB: 0 P: 4	R: 0 E: 0 K: 1 S: 5	H: 0 LOB: 0 BB: 0 P: 5	R: 1 E: 0 K: 1 S: 8	H: 3 LOB: 2 BB: 0 P: 8	R: 0 E: 0 K: 3 S: 10	H: 1 LOB: 2 BB: 1 P: 14	R: 0 E: 1 K: 0 S: 4	H: 0 LOB: 1 BB: 0 P: 4	1B: 10 2B: 0 3B: 0 HR: 0	SF: 0 SAC: 0 DP: 0 HBP: 0	WP: 1 PB: 0 SB: 0 CS: 2	PA: 38
PITCHER	IP WLS BF H R ER SO BB IBB HBP BLK WP HR S P ERA WHIP																			
Jim O'Toole, L ERA: 3.58 (1, 1)	8.1 W 35 10 2 2 8 2 0 0 0 1 0 49 57 2.16 1.440																			
Bill Henry, L ERA: 2.75 (9, 1)	0.2 S 2 0 0 0 0 0 0 0 0 0 0 0 2 2 0.00 0.000																			

AB	35
R	2
H	10
RBI	2
BB	2
SO	8
LOB	16



Batter	1	2	3	4	5	6	7	8	9	AB	R	H	RBI	BB	SO	LOB	BOTTOM			
Leo Cardenas, R OBP: 0.331, SLG: 0.446 (1, 6)										4	0	1	0	0	1	0	Philadelphia Phillies @ Cincinnati Reds Crosley Field, Cincinnati, OH Wed Aug 02 1961, 7:05 PM EDT Unknown			
Don Blasingame, L OBP: 0.298, SLG: 0.292 (1, 4)										4	0	0	0	0	0	1				
Vada Pinson, L OBP: 0.359, SLG: 0.464 (1, 8)										4	1	3	1	0	0	0				
Frank Robinson, R OBP: 0.417, SLG: 0.680 (1, 9)										4	1	1	0	0	0	1				
Gordy Coleman, L OBP: 0.346, SLG: 0.542 (1, 3)										3	2	2	2	1	0	0				
Gus Bell, L OBP: 0.298, SLG: 0.352 (1, 7)										4	0	1	0	0	0	1				
Gene Freese, R OBP: 0.324, SLG: 0.501 (1, 5)										4	0	1	0	0	3	3				
Johnny Edwards, L OBP: 0.301, SLG: 0.290 (1, 2)										2	0	1	1	1	0	1				
Jim O'Toole, S OBP: 0.203, SLG: 0.194 (1, 1)										3	0	0	0	0	0	4				
Bill Henry, L (9, 1)										0	0	0	0	0	0	0				
Inning Stats	R: 0 E: 0 K: 0 S: 3	H: 1 LOB: 0 BB: 0 P: 3	R: 0 E: 0 K: 1 S: 5	H: 0 LOB: 1 BB: 1 P: 9	R: 0 E: 0 K: 0 S: 3	H: 1 LOB: 1 BB: 1 P: 7	R: 2 E: 0 K: 1 S: 9	H: 4 LOB: 2 BB: 0 P: 9	R: 0 E: 0 K: 0 S: 3	H: 0 LOB: 0 BB: 0 P: 3	R: 2 E: 0 K: 0 S: 6	H: 3 LOB: 1 BB: 0 P: 6	R: 0 E: 0 K: 1 S: 6	H: 1 LOB: 0 BB: 0 P: 6	R: 0 E: 0 K: 1 S: 5	H: 0 LOB: 0 BB: 0 P: 5	1B: 8 2B: 0 3B: 0 HR: 2	SF: 0 SAC: 0 DP: 0 HBP: 0	WP: 0 PB: 0 SB: 0 CS: 1	PA: 35
PITCHER	IP WLS BF H R ER SO BB IBB HBP BLK WP HR S P ERA WHIP																			
Art Mahaffey, R ERA: 4.51 (1, 1)	5.1 L 25 9 4 4 2 2 0 0 0 0 0 0 27 35 6.75 2.062																			
Frank Sullivan, R ERA: 4.02 (6, 1)	0.2 2 0 0 0 0 0 0 0 0 0 0 0 2 2 0.00 0.000																			
Jack Baldschun, R ERA: 4.53 (7, 1)	2.0 7 1 0 0 2 0 0 0 0 0 0 0 11 11 0.00 0.500																			

AB	32
R	4
H	10
RBI	4
BB	2
SO	4
LOB	11



Batter	1	2	3	4	5	6	7	8	9	AB	R	H	RBI	BB	SO	LOB	TOP										
Ruben Amaro, R (1,6) OBP: 0.332, SLG: 0.345										5	0	1	0	0	1	2											
Johnny Callison, L (1,7) OBP: 0.353, SLG: 0.381										5	2	2	0	0	1	3											
Don Demeter, R (1,8) OBP: 0.321, SLG: 0.447										4	0	1	0	0	1	2											
Tony Gonzalez, L (1,9) OBP: 0.390, SLG: 0.471										4	0	1	1	0	1	1											
Charley Smith, R (1,5) OBP: 0.309, SLG: 0.391										4	0	2	0	0	0	2											
Lee Walls, R (1,3) OBP: 0.333, SLG: 0.467										4	0	0	0	0	1	4											
Clay Dalrymple, L (1,2) OBP: 0.228, SLG: 0.239										4	0	1	0	0	0	1											
George Williams, R (1,4) OBP: 0.286, SLG: 0.286										4	0	2	0	0	1	2											
Chris Short, R (1,1) OBP: 0.125, SLG: 0.125										2	0	1	0	0	1	2											
Jack Baldschun, R (4,1)										1	0	0	0	0	1	1											
Elmer Valo, L (9, PH) OBP: 0.317, SLG: 0.245										1	0	0	0	0	0	0											
Inning Stats	R: 0 E: 1 K: 1 S: 6	H: 0 LOB: 1 BB: 0 P: 6	R: 0 E: 1 K: 1 S: 7	H: 2 LOB: 2 BB: 7 P: 7	R: 1 E: 0 K: 1 S: 8	H: 3 LOB: 2 BB: 0 P: 8	R: 0 E: 0 K: 1 S: 6	H: 2 LOB: 1 BB: 0 P: 6	R: 1 E: 0 K: 0 S: 5	H: 2 LOB: 1 BB: 0 P: 5	R: 0 E: 0 K: 1 S: 7	H: 2 LOB: 2 BB: 0 P: 7	R: 0 E: 0 K: 0 S: 3	H: 0 LOB: 0 BB: 0 P: 3	R: 0 E: 0 K: 1 S: 5	H: 0 LOB: 0 BB: 0 P: 5	1B: 10 2B: 1 3B: 0 HR: 0	SF: 0 SAC: 0 DP: 1 HBP: 0	WP: 1 PA: 38 PB: 0 SB: 0 CS: 0								
PITCHER	IP	WLS	BF	H	R	ER	SO	BB	IBB	HBP	BLK	WP	HR	S	P	ERA	WHIP										
Joey Jay, R (1,1) ERA: 3.21	5.1	W	26	10	2	2	4	0	0	0	0	1	0	34	34	3.38	1.875										
Sherman Jones, R (6,1) ERA: 4.06	3.2	S	12	1	0	0	4	0	0	0	0	0	0	20	20	0.00	0.273										

Philadelphia Phillies @ Cincinnati Reds
Crosley Field, Cincinnati, OH
Wed Aug 02 1961, 7:05 PM EDT
Att: 19,286 - Unknown

AB 38
R 2
H 11
RBI 1
BB 0
SO 8
LOB 20



Batter	1	2	3	4	5	6	7	8	9	AB	R	H	RBI	BB	SO	LOB	BOTTOM										
Elio Chacon, R (1,4) OBP: 0.442, SLG: 0.371										3	1	1	0	0	1	3											
Don Blasingame, L (6, PH) OBP: 0.297, SLG: 0.291										1	0	0	0	0	0	1											
Leo Cardenas, R (1,6) OBP: 0.328, SLG: 0.440										4	1	1	0	0	2	3											
Vada Pinson, L (1,8) OBP: 0.361, SLG: 0.463										3	0	1	0	1	1	3											
Frank Robinson, R (1,9) OBP: 0.420, SLG: 0.679										2	1	1	2	2	0	1											
Wally Post, R (1,7) OBP: 0.353, SLG: 0.553										4	0	0	0	0	1	5											
Gene Freese, R (1,5) OBP: 0.323, SLG: 0.501										4	0	1	1	0	1	3											
Gordy Coleman, L (1,3) OBP: 0.347, SLG: 0.539										2	0	0	0	2	0	1											
Jerry Zimmerman, R (1,2) OBP: 0.250, SLG: 0.227										3	0	0	0	0	1	2											
Joey Jay, S (1,1) OBP: 0.127, SLG: 0.161										2	0	1	0	0	1	0											
Sherman Jones, L (6,1) OBP: 0.300, SLG: 0.222										1	0	0	0	0	0	1											
Inning Stats	R: 0 E: 0 K: 2 S: 7	H: 1 LOB: 1 BB: 1 P: 10	R: 1 E: 0 K: 1 S: 6	H: 1 LOB: 1 BB: 1 P: 10	R: 2 E: 0 K: 1 S: 8	H: 3 LOB: 2 BB: 1 P: 12	R: 0 E: 0 K: 2 S: 8	H: 1 LOB: 3 BB: 1 P: 13	R: 0 E: 0 K: 0 S: 6	H: 0 LOB: 0 BB: 1 P: 10	R: 0 E: 0 K: 0 S: 3	H: 0 LOB: 1 BB: 1 P: 7	R: 0 E: 0 K: 0 S: 4	H: 1 LOB: 1 BB: 0 P: 4	R: 0 E: 0 K: 0 S: 3	H: 0 LOB: 0 BB: 0 P: 3	1B: 5 2B: 1 3B: 0 HR: 0	SF: 0 SAC: 0 DP: 0 HBP: 1	WP: 1 PA: 35 PB: 0 SB: 1 CS: 1								
PITCHER	IP	WLS	BF	H	R	ER	SO	BB	IBB	HBP	BLK	WP	HR	S	P	ERA	WHIP										
Chris Short, L (1,1) ERA: 6.41	3.0	L	18	5	3	3	4	3	0	1	0	0	0	22	35	9.00	2.667										
Jack Baldschun, R (4,1) ERA: 4.16	5.0		17	1	0	0	4	2	0	0	0	0	0	23	31	0.00	0.600										

Philadelphia Phillies @ Cincinnati Reds
Crosley Field, Cincinnati, OH
Wed Aug 02 1961, 7:05 PM EDT
Att: 19,286 - Unknown

AB 29
R 3
H 6
RBI 3
BB 5
SO 8
LOB 23



Batter	1	2	3	4	5	6	7	8	9	AB	R	H	RBI	BB	SO	LOB	TOP		
Ruben Amaro, R OBP: 0.330, SLG: 0.340 (1, 6)	3-1	K			6-3		BB	FC5		4	0	0	0	1	1	3			
Johnny Callison, L OBP: 0.350, SLG: 0.375 (1, 9)	2B	4-3			G3		F9		K	4	0	0	0	1	1	2			
Wes Covington, L OBP: 0.324, SLG: 0.425 (1, 7)	FC5			FC6-4	1B		P4		P4	5	0	3	0	0	0	1			
Tony Gonzalez, L OBP: 0.387, SLG: 0.464 (1, 8)	K			FC6-4	K				F8	4	0	0	0	1	2	4			
Charley Smith, R OBP: 0.312, SLG: 0.391 (1, 5)				K			F8			3	0	1	0	1	1	3			
Pancho Herrera, R OBP: 0.345, SLG: 0.414 (1, 3)	FC5			L1			F8		FC4-6	4	0	1	0	0	0	5			
Darrell Johnson, R OBP: 0.333, SLG: 0.298 (1, 2)				6-3			F2		FC4-6	4	1	1	0	0	0	2			
George Williams, R OBP: 0.455, SLG: 0.455 (1, 4)				L9						4	0	3	1	0	0	0			
John Buzhardt, R OBP: 0.167, SLG: 0.121 (5, 1) Frank Sullivan, R OBP: 0.209, SLG: 0.048 (6, PH) Elmer Valby, R OBP: 0.313, SLG: 0.241 (6, 1) Jim Owens, R OBP: 0.319, SLG: 0.445 (8, PH) Don Demeter, R OBP: 0.319, SLG: 0.445 (8, 1) Ken Lehman, L (8, 1)		SH1-4		6-3			F7		F7	1	0	0	0	0	0	0			
Inning Stats	R: 0 E: 0 K: 1 S: 6	H: 1 LOB: 3 BB: 2 P: 14	R: 1 E: 0 K: 1 S: 7	H: 2 LOB: 1 BB: 0 P: 7	R: 0 E: 0 K: 1 S: 6	H: 1 LOB: 1 BB: 0 P: 6	R: 0 E: 0 K: 0 S: 3	H: 0 LOB: 0 BB: 0 P: 3	R: 0 E: 0 K: 0 S: 5	H: 2 LOB: 2 BB: 0 P: 5	R: 0 E: 0 K: 0 S: 3	H: 0 LOB: 2 BB: 2 P: 11	R: 0 E: 0 K: 0 S: 5	H: 2 LOB: 2 BB: 0 P: 5	R: 0 E: 0 K: 1 S: 5	H: 0 LOB: 0 BB: 0 P: 5	1B: 8 2B: 1 3B: 0 HR: 0	SF: 0 SAC: 1 DP: 0 HBP: 0	WP: 0 PA: 40 PB: 1 SB: 1 CS: 0
PITCHER Ken Johnson, R ERA: 4.88 (1, 1)	IP: 9.0 WLS: W BF: 40 H: 9 R: 1 ER: 0 SO: 5 BB: 4 IBB: 0 HBP: 0 BLK: 0 WP: 0 HR: 0 S: 46 P: 62 ERA: 0.00 WHIP: 1.444																		

Philadelphia Phillies @ Cincinnati Reds
Crosley Field, Cincinnati, OH
Thu Aug 03 1961, 3:33 AM EDT
Att: 9,625 - Unknown

AB 35
R 1
H 9
RBI 1
BB 4
SO 5
LOB 24



Batter	1	2	3	4	5	6	7	8	9	AB	R	H	RBI	BB	SO	LOB	BOTTOM		
Don Blasingame, L OBP: 0.297, SLG: 0.291 (1, 4)	FC5-4		4-3		4-3	G1-6-3				4	0	1	0	0	0	1			
Eddie Kasko, R OBP: 0.317, SLG: 0.319 (1, 5)	FC5-4		4-3		1B	F9				4	1	1	0	0	0	1			
Vada Pinson, L OBP: 0.362, SLG: 0.463 (1, 8)	G4-3				E9			P6		4	1	2	0	0	0	1			
Frank Robinson, R OBP: 0.423, SLG: 0.687 (1, 9)					1B			L3		3	2	2	1	1	0	0			
Gordy Coleman, L OBP: 0.349, SLG: 0.537 (1, 3)					FC4-6			K		3	0	1	1	1	2	1			
Gus Bell, L OBP: 0.302, SLG: 0.356 (1, 7)					FC4-6					4	0	2	1	0	0	3			
Leo Cardenas, R OBP: 0.340, SLG: 0.457 (1, 6)								G4-6-3		4	2	3	0	0	0	1			
Johnny Edwards, L OBP: 0.312, SLG: 0.318 (1, 2)					8-4			4-3		4	1	2	1	0	0	2			
Ken Johnson, R OBP: 0.286, SLG: 0.286 (1, 1)					K					3	0	1	1	0	2	1			
Inning Stats	R: 0 E: 0 K: 0 S: 3	H: 1 LOB: 0 BB: 0 P: 3	R: 2 E: 0 K: 2 S: 10	H: 4 LOB: 1 BB: 0 P: 10	R: 0 E: 0 K: 0 S: 3	H: 1 LOB: 1 BB: 0 P: 3	R: 1 E: 0 K: 0 S: 4	H: 2 LOB: 1 BB: 1 P: 8	R: 2 E: 0 K: 1 S: 8	H: 3 LOB: 2 BB: 0 P: 12	R: 0 E: 0 K: 1 S: 5	H: 0 LOB: 0 BB: 0 P: 5	R: 0 E: 0 K: 0 S: 3	H: 1 LOB: 0 BB: 0 P: 3	R: 0 E: 0 K: 0 S: 3	H: 0 LOB: 0 BB: 0 P: 3	1B: 12 2B: 3 3B: 0 HR: 1	SF: 0 SAC: 0 DP: 4 HBP: 0	WP: 0 PA: 35 PB: 2 SB: 1 CS: 0
PITCHER John Buzhardt, R ERA: 4.12 (1, 1) Frank Sullivan, R ERA: 4.01 (5, 1) Jim Owens, R ERA: 6.87 (6, 1) Ken Lehman, L ERA: 4.17 (8, 1)	IP: 4.2 WLS: L BF: 23 H: 11 R: 5 ER: 5 SO: 3 BB: 1 IBB: 0 HBP: 0 BLK: 0 WP: 0 HR: 1 S: 27 P: 35 ERA: 9.64 WHIP: 2.571																		

Philadelphia Phillies @ Cincinnati Reds
Crosley Field, Cincinnati, OH
Thu Aug 03 1961, 3:33 AM EDT
Att: 9,625 - Unknown

AB 33
R 7
H 15
RBI 5
BB 2
SO 4
LOB 11



Batter	1	2	3	4	5	6	7	8	9	AB	R	H	RBI	BB	SO	LOB	TOP						
Johnny Callison, L (1, 7) OBP: 0.397, SLG: 0.397	0-0 FC1-5 2B	0-0 1B					0-0 FC3-6 1B 2B		0-0 1B 1B	5	3	4	1	0	0	1	Philadelphia Phillies @ St. Louis Cardinals Sportsman's Park, St. Louis, MO Fri Aug 04 1961, 8:05 PM EDT Att: 8,749 - Unknown						
George Williams, R (1, 4) OBP: 0.438, SLG: 0.438	0-0 FC1-5 1B	0-0 F9					0-0 F7		0-0 1B 1B	5	2	2	0	0	0	1							
Wes Covington, L (1, 9) OBP: 0.352, SLG: 0.433 Ken Walters, R (9, PR) OBP: 0.263, SLG: 0.336	4-0 1-3 E 1B BB		0-0 3-1			0-3 K	0-0 K		0-0 1B 1B	4	2	2	3	1	1	0							
Tony Gonzalez, L (1, 8) OBP: 0.384, SLG: 0.460	0-0 E 1-3 1B 1B		0-0 G3			0-0 3-1	0-0 SF7 2B		0-0 L9	4	1	1	2	0	0	2							
Charley Smith, R (1, 5) OBP: 0.307, SLG: 0.385 Chris Short, R (7, 1) OBP: 0.125, SLG: 0.125 Jack Baldschun, R (7, 1) OBP: 0.308, SLG: 0.333 Bobby Gene Smith, R (8, PH) OBP: 0.308, SLG: 0.333	0-0 1-3		0-3 K			0-0 L9	0-0 5-3		0-3 K	4	0	0	0	0	1	2							
Lee Walls, R (1, 3) OBP: 0.343, SLG: 0.472	0-0 E6 1B			0-0 FC4-6 1B			0-0 G3 1B		0-3 K	5	0	3	0	0	1	3							
Clay Dalrymple, L (1, 2) OBP: 0.228, SLG: 0.239	0-0 FC5-4 1B			0-0 FC4-6 1B			0-0 G3		0-0 F5	4	0	1	1	0	0	3							
Ruben Amaro, R (1, 6) OBP: 0.326, SLG: 0.336 Elmer Valo, L (8, PH) OBP: 0.308, SLG: 0.236 Bobby Malkmus, R (8, 6) OBP: 0.261, SLG: 0.311	0-0 FC5-4 1B			0-0 F3			0-0 4-3		0-0 P3	3	0	0	0	0	0	4							
Don Ferrarese, R (1, 1) OBP: 0.160, SLG: 0.125 Art Mahaffey, R (3, 1) OBP: 0.104, SLG: 0.106 Don Demeter, R (7, PH) OBP: 0.321, SLG: 0.445		0-0 L4		0-0 F8			0-0 FC3-6 1B		0-3 K	1	0	0	0	0	0	0							
Inning Stats	R: 3 E: 1 K: 0 S: 7	H: 3 LOB: 2 BB: 1 P: 11	R: 0 E: 0 K: 0 S: 3	H: 1 LOB: 0 BB: 0 P: 3	R: 0 E: 0 K: 1 S: 5	H: 0 LOB: 0 BB: 0 P: 5	R: 0 E: 0 K: 0 S: 4	H: 1 LOB: 1 BB: 0 P: 4	R: 1 E: 0 K: 1 S: 6	H: 1 LOB: 0 BB: 0 P: 6	R: 0 E: 0 K: 0 S: 4	H: 1 LOB: 1 BB: 0 P: 4	R: 3 E: 0 K: 0 S: 6	H: 3 LOB: 0 BB: 0 P: 6	R: 0 E: 0 K: 1 S: 6	H: 1 LOB: 1 BB: 0 P: 6		R: 1 E: 0 K: 2 S: 10	H: 3 LOB: 2 BB: 0 P: 10	1B: 11 2B: 2 3B: 0 HR: 1	SF: 1 SAC: 0 DP: 0 HBP: 0	WP: 1 PB: 0 SB: 1 CS: 0	PA: 42
PITCHER	IP WLS BF H R ER SO BB IBB HBP BLK WP HR S P ERA WHIP	IP WLS BF H R ER SO BB IBB HBP BLK WP HR S P ERA WHIP																					
Ernie Broglio, R (1, 1) ERA: 4.13	6.1 W 30 10 7 5 2 1 0 0 0 0 1 33 37 7.11 1.737																						
Craig Anderson, R (7, 1) ERA: 2.42	1.2 9 4 1 1 1 0 0 0 0 0 0 0 11 11 5.40 2.400																						
Ed Bauta, R (9, 1) ERA: 2.7	1.0 S 3 0 0 0 2 0 0 0 0 0 0 7 7 0.00 0.000																						

Batter	1	2	3	4	5	6	7	8	9	AB	R	H	RBI	BB	SO	LOB	BOTTOM				
Julian Javier, R (1, 4) OBP: 0.349, SLG: 0.377	0-0 E6 3-1 3B 4-3	0-0 P4	0-0 2B		0-0 F7		0-0 BB BB		4-0 BB BB	4	1	1	2	1	0	3	Philadelphia Phillies @ St. Louis Cardinals Sportsman's Park, St. Louis, MO Fri Aug 04 1961, 8:05 PM EDT Att: 8,749 - Unknown				
Bob Lillis, R (1, 6) OBP: 0.284, SLG: 0.249 Stan Musial, L (7, PH) OBP: 0.389, SLG: 0.492 Bob Gibson, R (7, PR) OBP: 0.293, SLG: 0.372 Alex Grammas, R (8, 6) OBP: 0.235, SLG: 0.186	0-0 4-3	0-0 E4	0-0 5-3			0-0 F7	0-0 BB BB		4-0 BB BB	4	0	0	0	0	0	3					
Bill White, L (1, 3) OBP: 0.377, SLG: 0.483	0-0 3-1	0-0 F7		0-0 3-1			0-0 K		0-3 K	5	1	1	0	0	1	6					
Ken Boyer, R (1, 5) OBP: 0.384, SLG: 0.511	0-0 2B 3B		0-0 F8	0-3 K		0-0 6-3 WP 2B		0-0 5-3	5	1	1	1	0	1	1						
Charlie James, R (1, 7) OBP: 0.316, SLG: 0.385	0-0 1B 2B		4-0 2B BB	0-3 K		0-3 K		0-0 4-3	4	2	1	1	1	2	0						
Joe Cunningham, L (1, 9) OBP: 0.426, SLG: 0.448	0-0 1B		0-0 2B 2B		0-0 1B 1B		0-0 6-3	0-0 F9	5	1	3	1	0	0	0						
Curt Flood, R (1, 8) OBP: 0.385, SLG: 0.383	0-0 1-3		4-0 2B 2B IBB		0-0 1B 1B		0-0 BB BB 1B		3-2 0 1 0 1	3	2	2	0	1	0	1					
Jimmie Schaffer, R (1, 2) OBP: 0.304, SLG: 0.364		0-0 F9	0-0 2B 2B		0-3 K		0-0 F8		4-1 1 2 0 1 3	4	1	1	2	0	1	3					
Ernie Broglio, R (1, 1) OBP: 0.196, SLG: 0.170 Craig Anderson, R (7, 1) OBP: 0.429, SLG: 0.571 Ed Bauta, R (9, 1) ERA: 2.7	0-0 E 1B		0-0 K		0-0 L7		0-0 BB BB 1B		3-0 1 0 1 0 0 0 0	3	0	1	0	0	1	4					
Inning Stats	R: 3 E: 1 K: 0 S: 7	H: 3 LOB: 1 BB: 0 P: 7	R: 0 E: 1 K: 0 S: 5	H: 1 LOB: 2 BB: 0 P: 5	R: 4 E: 1 K: 1 S: 8	H: 3 LOB: 1 BB: 2 P: 16	R: 0 E: 0 K: 2 S: 7	H: 0 LOB: 0 BB: 0 P: 7	R: 0 E: 0 K: 1 S: 7	H: 2 LOB: 2 BB: 0 P: 7	R: 1 E: 0 K: 1 S: 6	H: 1 LOB: 0 BB: 0 P: 6	R: 1 E: 0 K: 1 S: 7	H: 2 LOB: 3 BB: 2 P: 15	R: 0 E: 0 K: 0 S: 3	H: 0 LOB: 0 BB: 0 P: 3		1B: 6 2B: 5 3B: 1 HR: 0	SF: 0 SAC: 0 DP: 0 HBP: 0	WP: 1 PB: 0 SB: 0 CS: 0	PA: 42
PITCHER	IP WLS BF H R ER SO BB IBB HBP BLK WP HR S P ERA WHIP	IP WLS BF H R ER SO BB IBB HBP BLK WP HR S P ERA WHIP																			
Don Ferrarese, L (1, 1) ERA: 4.53	2.1 L 17 6 7 4 0 1 0 0 0 0 0 15 23 15.43 3.000																				
Art Mahaffey, R (3, 1) ERA: 4.45	3.2 15 4 1 1 5 0 0 0 0 0 0 0 25 25 2.46 1.091																				
Chris Short, L (7, 1) ERA: 6.47	0.2 4 2 1 1 0 0 0 0 0 0 0 4 4 13.50 3.000																				
Jack Baldschun, R (7, 1) ERA: 4.09	1.1 6 0 0 0 1 2 0 0 0 0 0 6 14 0.00 1.500																				

Batter	1	2	3	4	5	6	7	8	9	AB	R	H	RBI	BB	SO	LOB	TOP					
Johnny Callison, L (1, 7) OBP: 0.359, SLG: 0.398	0-3 K		0-0 BB 1B		0-0 SH1-4			0-0 F7	0-0 FC6-4 1B	4	0	2	0	0	1	0	Philadelphia Phillies @ St. Louis Cardinals Sportsman's Park, St. Louis, MO Sat Aug 05 1961, 4:33 AM EDT Att: 7,140 - Unknown					
George Williams, R (1, 4) OBP: 0.429, SLG: 0.400	0-0 6-3		4-0 BB 1B		0-0 5-3			0-0 E 1B	0-0 FC6-4 1B	4	0	1	0	1	0	3						
Don Demeter, R (1, 9) OBP: 0.316, SLG: 0.438	0-0 6-3		0-0 F9		0-0 6-3			0-0 P4		4	0	0	0	0	0	4						
Lee Walls, R (1, 3) OBP: 0.347, SLG: 0.469		4-0 CS BB	0-3 K		0-0 F8			0-0 E 1B		3	0	1	0	1	1	2						
Charley Smith, R (1, 5) OBP: 0.307, SLG: 0.383		0-0 F9		0-0 G6-4-3 BB 1B		0-3 K		0-0 E5		4	0	1	0	0	1	3						
Tony Gonzalez, L (1, 8) OBP: 0.385, SLG: 0.457		1-0 1B HBP		4-0 G6-4-3 BB		0-0 F9		0-3 K		2	0	0	0	1	1	3						
Darrell Johnson, R (1, 2) OBP: 0.327, SLG: 0.294		0-0 1B		0-0 G6-4-3 BB		0-0 6-3		0-0 P6		4	0	1	0	0	0	2						
Ruben Amaro, R (1, 6) OBP: 0.322, SLG: 0.331	0-3 K		0-0 F8		0-0 5-3			0-0 F8		4	0	0	0	0	1	3						
Paul Brown, R (1, 1) OBP: 0.500, SLG: 0.500			0-0 L3		0-0 SH1-4 1B			0-0 F7		2	0	1	0	0	0	0	<div style="display: flex; justify-content: space-between;"> AB 33 R 0 H 8 RBI 0 BB 3 SO 5 LOB 20 </div>					
Ken Lehman, L (5, 1) Bobby Gene Smith, R (9, PH) OBP: 0.313, SLG: 0.338									0-0 1B	1	0	0	0	0	0	0						
Inning Stats	R: 0 E: 0 K: 1 S: 5	H: 0 LOB: 0 BB: 0 P: 5	R: 0 E: 0 K: 1 S: 5	H: 1 LOB: 2 BB: 1 P: 10	R: 0 E: 0 K: 1 S: 6	H: 1 LOB: 2 BB: 1 P: 10	R: 0 E: 0 K: 0 S: 3	H: 1 LOB: 1 BB: 1 P: 7	R: 0 E: 0 K: 0 S: 4	H: 1 LOB: 0 BB: 0 P: 4	R: 0 E: 0 K: 1 S: 5	H: 0 LOB: 0 BB: 0 P: 5	R: 0 E: 0 K: 0 S: 3	H: 0 LOB: 0 BB: 0 P: 3	R: 0 E: 1 K: 1 S: 8	H: 2 LOB: 3 BB: 0 P: 8	R: 0 E: 0 K: 0 S: 5	H: 2 LOB: 2 BB: 0 P: 5	1B: 8 2B: 0 3B: 0 HR: 0	SF: 0 SAC: 1 DP: 1 HBP: 1	WP: 0 PB: 0 SB: 0 CS: 1	PA: 38
PITCHER Curt Simmons, L (1, 1) ERA: 3.1	IP: 9.0 WLS: W BF: 38 H: 8 R: 0 ER: 0 SO: 5 BB: 3 IBB: 0 HBP: 1 BLK: 0 WP: 0 HR: 0 S: 44 P: 57 ERA: 0.00 WHIP: 1.222															PITCHER						

Batter	1	2	3	4	5	6	7	8	9	AB	R	H	RBI	BB	SO	LOB	BOTTOM			
Julian Javier, R (1, 4) OBP: 0.354, SLG: 0.381	0-0 9-3 1B		0-0 FC1-5 1B	0-0 FC6-4 1B	0-0 2H 1B			0-0 L7		5	0	3	1	0	0	3	Philadelphia Phillies @ St. Louis Cardinals Sportsman's Park, St. Louis, MO Sat Aug 05 1961, 4:33 AM EDT Att: 7,140 - Unknown			
Bob Lillis, R (1, 6) OBP: 0.282, SLG: 0.247	0-0 9-3 1-2		0-0 FC1-5 FC6-4		0-0 6-3			0-0 L5		5	1	1	0	0	0	4				
Bill White, L (1, 3) OBP: 0.377, SLG: 0.497	0-0 HR		0-0 F8		0-0 1H HR		0-0 3-1	0-0 3-1		5	2	2	3	0	0	2				
Ken Boyer, R (1, 5) OBP: 0.383, SLG: 0.514	0-3 K		0-0 FC6-4		0-0 SF8 3B		0-0 F7			4	1	1	0	0	1	2				
Charlie James, R (1, 7) OBP: 0.311, SLG: 0.380		0-0 P6		0-0 F8	0-0 SF8		0-0 E7			3	0	0	1	0	0	0				
Joe Cunningham, L (1, 9) OBP: 0.427, SLG: 0.450		4-0 FC4-6 BB		0-0 BB 2B	0-0 K		0-0 6-3			3	0	1	0	1	1	1				
Carl Sawatski, L (1, 2) Chris Cannizzaro, R (7, PH) OBP: 0.500, SLG: 0.500		0-0 F8		4-0 BB BB	0-0 BB 1B		0-0 1B 2B	0-0 L4-3 1B		2	1	1	0	1	0	1				
Curt Flood, R (1, 8) OBP: 0.382, SLG: 0.379		0-0 FC4-6		0-0 F8	0-0 2B 1B		0-0 L4-3	0-0 L4-3		4	1	1	0	0	0	4				
Curt Simmons, L (1, 1) OBP: 0.464, SLG: 0.438			0-0 FC1-5 1B	4-0 FC6-4 BB	0-0 1B 2B		0-0 1-3			3	1	2	2	1	0	0	<div style="display: flex; justify-content: space-between;"> AB 35 R 7 H 13 RBI 7 BB 3 SO 2 LOB 17 </div>			
Inning Stats	R: 1 E: 0 K: 1 S: 6	H: 2 LOB: 0 BB: 0 P: 6	R: 0 E: 0 K: 0 S: 3	H: 0 LOB: 1 BB: 1 P: 7	R: 0 E: 0 K: 0 S: 5	H: 2 LOB: 2 BB: 0 P: 5	R: 0 E: 0 K: 0 S: 4	H: 1 LOB: 3 BB: 2 P: 12	R: 6 E: 0 K: 1 S: 12	H: 7 LOB: 1 BB: 0 P: 12	R: 0 E: 1 K: 0 S: 4	H: 0 LOB: 1 BB: 0 P: 4	R: 0 E: 0 K: 0 S: 3	H: 1 LOB: 0 BB: 0 P: 3	R: 0 E: 0 K: 0 S: 3	H: 0 LOB: 0 BB: 0 P: 3		1B: 8 2B: 4 3B: 1 HR: 2	SF: 1 SAC: 0 DP: 2 HBP: 0	WP: 0 PB: 0 SB: 0 CS: 0
PITCHER Paul Brown, R (1, 1) Ken Lehman, L (5, 1) ERA: 7.0	IP: 4.0 WLS: L BF: 17 H: 5 R: 3 ER: 3 SO: 1 BB: 0 IBB: 0 HBP: 0 BLK: 0 WP: 0 HR: 0 S: 19 P: 19 ERA: 6.75 WHIP: 1.250															PITCHER				

Batter	1	2	3	4	5	6	7	8	9	AB	R	H	RBI	BB	SO	LOB	TOP			
George Williams, R (1,4) OBP: 0.400, SLG: 0.348										3	1	0	0	1	0	1	Philadelphia Phillies @ St. Louis Cardinals Sportsman's Park, St. Louis, MO Sun Aug 06 1961, 4:33 AM EDT Unknown			
Lee Walls, R (1,9) OBP: 0.345, SLG: 0.470										4	0	1	0	0	0	0				
Don Demeter, R (1,8) OBP: 0.315, SLG: 0.433										3	0	0	0	1	0	2				
Charley Smith, R (1,5) OBP: 0.306, SLG: 0.382										3	0	1	1	0	0	1				
Bobby Gene Smith, R (1,7) OBP: 0.307, SLG: 0.331 Johnny Callison, L (8, PH) OBP: 0.359, SLG: 0.397										3	0	0	0	0	0	1				
Pancho Herrera, R (1,3) OBP: 0.345, SLG: 0.413										3	0	1	0	0	0	0				
Darrell Johnson, R (1,2) OBP: 0.310, SLG: 0.278										3	0	0	0	0	0	1				
Ruben Amaro, R (1,6) OBP: 0.322, SLG: 0.335										3	0	1	0	0	0	0				
Frank Sullivan, R (1,1) OBP: 0.185, SLG: 0.043 Ken Walters, R (8, PH) OBP: 0.281, SLG: 0.333 Jack Baldschun, R (8, 1)										2	0	0	0	0	1	1				
Inning Stats	R: 0 E: 0 K: 0 S: 3	H: 0 LOB: 0 BB: 0 P: 3	R: 0 E: 0 K: 0 S: 3	H: 0 LOB: 0 BB: 0 P: 3	R: 0 E: 1 K: 1 S: 6	H: 0 LOB: 1 BB: 0 P: 6	R: 0 E: 0 K: 0 S: 4	H: 1 LOB: 1 BB: 0 P: 4	R: 0 E: 0 K: 0 S: 3	H: 0 LOB: 0 BB: 0 P: 3	R: 0 E: 0 K: 0 S: 2	H: 0 LOB: 0 BB: 1 P: 6	R: 0 E: 0 K: 0 S: 4	H: 1 LOB: 1 BB: 0 P: 4	R: 1 E: 0 K: 0 S: 4	H: 1 LOB: 1 BB: 1 P: 8		1B: 2 2B: 2 3B: 0 HR: 0	SF: 1 SAC: 0 DP: 2 HBP: 0	WP: 0 PB: 0 SB: 0 CS: 0
PITCHER Ray Sadecki, L (1,1) ERA: 3.29	IP: 9.0 WLS: W BF: 32	H: 4 R: 1 ER: 1 SO: 1	BB: 2 IBB: 0 HBP: 0 BLK: 0	WP: 0 HR: 0 S: 32 P: 40	ERA: 1.00 WHIP: 0.667	PITCHER										ERA: 1.00 WHIP: 0.667				

Batter	1	2	3	4	5	6	7	8	9	AB	R	H	RBI	BB	SO	LOB	BOTTOM	
Julian Javier, R (1,4) OBP: 0.349, SLG: 0.375										4	0	0	0	0	2	1	Philadelphia Phillies @ St. Louis Cardinals Sportsman's Park, St. Louis, MO Sun Aug 06 1961, 4:33 AM EDT Unknown	
Bob Lillis, R (1,6) OBP: 0.257, SLG: 0.242										4	0	0	0	0	0	0		
Bill White, L (1,3) OBP: 0.376, SLG: 0.497										4	0	1	0	0	1	0		
Ken Boyer, R (1,5) OBP: 0.379, SLG: 0.509										4	0	0	0	0	1	1		
Joe Cunningham, L (1,9) OBP: 0.426, SLG: 0.447										2	0	0	0	1	0	0		
Carl Sawatski, L (1,2) OBP: 0.391, SLG: 0.505										3	1	1	0	0	0	1		
Ed Olivares, R (1,7) OBP: 0.186, SLG: 0.200 Don Taussig, R (9, 7)										3	1	1	0	0	1	1		
Curt Flood, R (1,8) OBP: 0.387, SLG: 0.381										2	1	1	0	1	1	0		
Ray Sadecki, L (1,1) OBP: 0.237, SLG: 0.305										3	0	1	3	0	1	2		
Inning Stats	R: 0 E: 0 K: 1 S: 5	H: 3 LOB: 1 BB: 1 P: 10	R: 0 E: 0 K: 1 S: 5	H: 0 LOB: 0 BB: 0 P: 5	R: 0 E: 0 K: 0 S: 4	H: 1 LOB: 2 BB: 1 P: 8	R: 0 E: 0 K: 0 S: 3	H: 0 LOB: 0 BB: 0 P: 3	R: 0 E: 0 K: 3 S: 9	H: 0 LOB: 0 BB: 0 P: 9	R: 0 E: 0 K: 0 S: 4	H: 1 LOB: 1 BB: 0 P: 4	R: 0 E: 0 K: 0 S: 4	H: 1 LOB: 1 BB: 0 P: 4	1B: 2 2B: 3 3B: 0 HR: 0	SF: 0 SAC: 0 DP: 0 HBP: 0		WP: 0 PB: 0 SB: 0 CS: 0
PITCHER Frank Sullivan, R (1,1) ERA: 4.0 Jack Baldschun, R (8, 1) ERA: 4.03	IP: 7.0 WLS: L BF: 27	H: 4 R: 3 ER: 3 SO: 7	BB: 2 IBB: 0 HBP: 0 BLK: 0	WP: 0 HR: 0 S: 39 P: 47	ERA: 3.86 WHIP: 0.857	PITCHER										ERA: 4.00 WHIP: 1.000		

Batter	1	2	3	4	5	6	7	8	9	AB	R	H	RBI	BB	SO	LOB	TOP			
Johnny Callison, L (1, 7) OBP: 0.361, SLG: 0.406	0-0 HR	0-0 F8							0-3 K	3	1	1	1	2	1	1	Philadelphia Phillies @ St. Louis Cardinals Sportsman's Park, St. Louis, MO Sun Aug 06 1961, 4:38 AM EDT Att: 18,784 - Unknown			
George Williams, R (1, 4) OBP: 0.393, SLG: 0.320	4-0 FC4-6 1B BB		0-0 F3			0-0 SH5-4 BB			0-3 K	2	1	0	0	1	1					
Wes Covington, L (1, 9) OBP: 0.330, SLG: 0.425 Ken Walters, R (7, 9) OBP: 0.261, SLG: 0.333	0-0 4-3		4-0 2B BB			0-0 P3			0-0 FC4-6	3	0	0	0	1	0	3				
Tony Gonzalez, L (1, 8) OBP: 0.380, SLG: 0.450	0-0 E5 FC4-6		0-0 F3			0-0 P6			0-0 F8	4	0	0	0	0	0	3				
Lee Walls, R (1, 3) OBP: 0.342, SLG: 0.471	0-0 FC4-6 1B 1-2 2-3		0-0 2B			0-0 F3			0-3 K	4	0	1	0	0	1	2				
Charley Smith, R (1, 5) OBP: 0.308, SLG: 0.384	0-0 1-3 3-H 1B		0-0 F8			0-0 FC4-6 1B			0-3 K	4	0	2	1	0	1	2				
Clay Dainryple, L (1, 2) OBP: 0.228, SLG: 0.239 Bobby Malkmus, R (9, PR) OBP: 0.261, SLG: 0.311 Darrell Johnson, R (9, 2) OBP: 0.310, SLG: 0.278	0-0 K					0-0 FC4-6 1-2			0-0 SH3-4 1B	4	0	1	0	0	2	3				
Ruben Amaro, R (1, 6) OBP: 0.319, SLG: 0.331		0-0 6-3				0-0 G3			0-0 SH3-4	3	0	0	0	0	0	1				
Jim Owens, R (1, 1) OBP: 0.071, SLG: 0.071 Jack Baldschun, R (9, 1)	0-3 K					0-3 K			0-0 1B 2-H	4	0	1	0	0	3	0				
Inning Stats	R: 2 E: 1 K: 1 S: 8	H: 2 LOB: 2 BB: 1 P: 12	R: 0 E: 0 K: 1 S: 5	H: 0 LOB: 0 BB: 0 P: 5	R: 0 E: 0 K: 0 S: 4	H: 1 LOB: 2 BB: 1 P: 8	R: 0 E: 0 K: 2 S: 7	H: 0 LOB: 0 BB: 0 P: 7	R: 0 E: 0 K: 0 S: 3	H: 1 LOB: 1 BB: 1 P: 7	R: 0 E: 0 K: 0 S: 7	H: 0 LOB: 1 BB: 1 P: 11	R: 0 E: 0 K: 2 S: 7	H: 0 LOB: 0 BB: 0 P: 7	R: 0 E: 0 K: 1 S: 6	H: 2 LOB: 1 BB: 0 P: 6		1B: 4 2B: 1 3B: 0 HR: 1	SF: 0 SAC: 2 DP: 0 HBP: 0	WP: 0 PB: 0 SB: 0 CS: 0
PITCHER Bob Gibson, R (1, 1) ERA: 3.29	IP: 9.0 WLS: W BF: 37	H: 6 R: 2 ER: 1 SO: 9	BB: 4 IBB: 0 HBP: 0 BLK: 0	WP: 0 HR: 1 S: 51 P: 67	ERA: 1.00 WHIP: 1.111	PITCHER										IP: 9.0 WLS: W BF: 37	H: 6 R: 2 ER: 1 SO: 9	BB: 4 IBB: 0 HBP: 0 BLK: 0	WP: 0 HR: 1 S: 51 P: 67	ERA: 1.00 WHIP: 1.111

Batter	1	2	3	4	5	6	7	8	9	AB	R	H	RBI	BB	SO	LOB	BOTTOM					
Julian Javier, R (1, 4) OBP: 0.347, SLG: 0.370	0-0 P4		0-0 5-3						0-0 F9	3	0	0	0	1	0	0	Philadelphia Phillies @ St. Louis Cardinals Sportsman's Park, St. Louis, MO Sun Aug 06 1961, 4:38 AM EDT Att: 18,784 - Unknown					
Alex Grammas, R (1, 6) OBP: 0.228, SLG: 0.180	0-0 F9					0-0 E5 FC3-6			0-0 SH2-4	3	0	0	0	0	0	0						
Bill White, L (1, 3) OBP: 0.373, SLG: 0.492	0-0 G3					0-0 FC3-6 1-2			0-0 F5	4	0	0	0	0	0	3						
Ken Boyer, R (1, 5) OBP: 0.378, SLG: 0.506		0-0 P6				0-0 L4-3			0-0 6-3	4	0	1	0	0	0	3						
Joe Cunningham, L (1, 9) OBP: 0.421, SLG: 0.440		0-3 K							0-0 F9	4	1	0	0	0	1	1						
Charlie James, R (1, 7) OBP: 0.318, SLG: 0.384									4-0 FC2-6 1B WP	3	0	2	0	1	0	0						
Curt Flood, R (1, 8) OBP: 0.390, SLG: 0.380		0-0 F9							4-0 1B BB IBB	3	1	1	0	1	0	1						
Jimmie Schaffer, R (1, 2) OBP: 0.301, SLG: 0.360 Stan Musial, L (5, PH) OBP: 0.387, SLG: 0.490 Chris Cannizzaro, R (6, 2) OBP: 0.500, SLG: 0.500 Carl Sawatski, L (7, PH) OBP: 0.402, SLG: 0.547			0-0 5-3						0-0 FC2-6 1B 1-2 2-3 3-H	1	0	0	0	0	0	0						
Bob Gibson, R (1, 1) OBP: 0.286, SLG: 0.370			0-0 F5						0-0 SH2-4 BB 1B	3	0	1	0	0	0	0						
Inning Stats	R: 0 E: 0 K: 0 S: 3	H: 0 LOB: 0 BB: 0 P: 3	R: 0 E: 0 K: 1 S: 6	H: 1 LOB: 1 BB: 0 P: 6	R: 0 E: 0 K: 0 S: 3	H: 0 LOB: 0 BB: 0 P: 3	R: 0 E: 1 K: 0 S: 3	H: 0 LOB: 0 BB: 0 P: 3	R: 0 E: 0 K: 0 S: 4	H: 2 LOB: 1 BB: 0 P: 4	R: 0 E: 0 K: 0 S: 4	H: 1 LOB: 2 BB: 1 P: 8	R: 2 E: 1 K: 0 S: 5	H: 1 LOB: 0 BB: 0 P: 5	R: 0 E: 0 K: 0 S: 3	H: 0 LOB: 0 BB: 0 P: 3		R: 1 E: 0 K: 0 S: 3	H: 2 LOB: 3 BB: 2 P: 11	1B: 6 2B: 1 3B: 0 HR: 1	SF: 0 SAC: 1 DP: 2 HBP: 0	WP: 2 PB: 0 SB: 0 CS: 0
PITCHER Jim Owens, R (1, 1) ERA: 5.83 Jack Baldschun, R (9, 1) ERA: 4.03	IP: 1.0 WLS: L BF: 34	H: 6 R: 3 ER: 1 SO: 1	BB: 2 IBB: 1 HBP: 0 BLK: 0	WP: 1 HR: 1 S: 33 P: 45	ERA: 1.08 WHIP: 0.960	PITCHER										IP: 1.0 WLS: L BF: 34	H: 6 R: 3 ER: 1 SO: 1	BB: 2 IBB: 1 HBP: 0 BLK: 0	WP: 1 HR: 1 S: 33 P: 45	ERA: 1.08 WHIP: 0.960		

Batter	1	2	3	4	5	6	7	8	9	AB	R	H	RBI	BB	SO	LOB	TOP			
Bill Virdon, L OBP: 0.342, SLG: 0.430 (1, 8)										5	1	2	1	0	0	0				
Don Hoak, R OBP: 0.424, SLG: 0.508 (1, 5)										5	1	1	0	0	1	3				
Bob Skinner, L OBP: 0.383, SLG: 0.377 (1, 7)										4	0	2	1	0	0	2				
Dick Stuart, R OBP: 0.312, SLG: 0.529 (1, 3)										4	0	1	0	0	2	3				
Roberto Clemente, R OBP: 0.405, SLG: 0.603 (1, 9)										4	0	1	1	0	1	2				
Smoky Burgess, L OBP: 0.352, SLG: 0.472 (1, 2)										4	0	1	0	0	0	2				
Dick Groat, R OBP: 0.308, SLG: 0.366 (1, 6)										4	0	0	0	0	0	1				
Bill Mazerowski, R OBP: 0.299, SLG: 0.367 (1, 4)										4	1	2	0	0	0	0				
Bob Friend, R OBP: 0.143, SLG: 0.129 (1, 1)										3	0	0	0	0	1	1				
Inning Stats	R: 1 E: 0 K: 1 S: 8	H: 3 LOB: 2 BB: 0 P: 8	R: 1 E: 0 K: 0 S: 6	H: 2 LOB: 2 BB: 0 P: 6	R: 0 E: 0 K: 0 S: 4	H: 1 LOB: 1 BB: 0 P: 4	R: 0 E: 0 K: 1 S: 5	H: 0 LOB: 0 BB: 0 P: 5	R: 0 E: 0 K: 0 S: 4	H: 1 LOB: 1 BB: 0 P: 4	R: 1 E: 0 K: 2 S: 9	H: 2 LOB: 1 BB: 0 P: 9	R: 0 E: 0 K: 0 S: 3	H: 0 LOB: 0 BB: 0 P: 3	R: 0 E: 0 K: 1 S: 5	H: 0 LOB: 0 BB: 0 P: 5	1B: 7 2B: 3 3B: 0 HR: 0	SF: 0 SAC: 1 DP: 0 HBP: 0	WP: 0 PB: 0 SB: 0 CS: 0	PA: 38
PITCHER	IP WLS BF H R ER SO BB IBB HBP BLK WP HR S P ERA WHIP																			
John Buzhardt, R ERA: 4.08 (1, 1)	8.0 L 35 10 3 3 4 0 0 0 0 0 0 0 43 43 3.38 1.250																			
Jack Baldschun, R ERA: 3.97 (9, 1)	1.0 3 0 0 0 1 0 0 0 0 0 0 0 5 5 0.00 0.000																			

Pittsburgh Pirates @ Philadelphia Phillies
 Connie Mack Stadium, Philadelphia, PA
 Mon Aug 07 1961, 7:05 PM EDT
 Att: 5,586 - Unknown

AB	37
R	3
H	10
RBI	3
BB	0
SO	5
LOB	14

Batter	1	2	3	4	5	6	7	8	9	AB	R	H	RBI	BB	SO	LOB	BOTTOM					
Johnny Callison, L OBP: 0.360, SLG: 0.405 (1, 7)										3	0	1	1	0	1	0						
George Williams, R OBP: 0.355, SLG: 0.286 (1, 4)										3	0	0	0	0	0	1						
Elmer Valo, L OBP: 0.303, SLG: 0.232 (9, PH)										1	0	0	0	0	0	0						
Wes Covington, L OBP: 0.328, SLG: 0.422 (1, 9)										4	0	1	0	0	1	0						
Tony Gonzalez, L OBP: 0.377, SLG: 0.445 (1, 8)										3	0	0	0	0	0	2						
Lee Walls, R OBP: 0.342, SLG: 0.468 (1, 3)										3	0	1	0	0	1	0						
Charley Smith, R OBP: 0.305, SLG: 0.380 (1, 5)										3	0	0	0	0	2	1						
Clay Dalrymple, L OBP: 0.226, SLG: 0.236 (1, 2)										3	0	0	0	0	0	0						
Ruben Amaro, R OBP: 0.319, SLG: 0.338 (1, 6)										3	1	1	0	0	0	0						
John Buzhardt, R OBP: 0.158, SLG: 0.114 (1, 1)										2	0	0	0	0	0	1						
Don Demeter, R OBP: 0.314, SLG: 0.431 (8, PH)										1	0	0	0	0	0	0						
Jack Baldschun, R ERA: 3.97 (9, 1)										0	0	0	0	0	0	0						
Inning Stats	R: 0 E: 0 K: 1 S: 5	H: 0 LOB: 0 BB: 0 P: 5	R: 0 E: 0 K: 1 S: 5	H: 0 LOB: 0 BB: 0 P: 5	R: 0 E: 0 K: 0 S: 3	H: 0 LOB: 0 BB: 0 P: 3	R: 0 E: 0 K: 0 S: 4	H: 2 LOB: 1 BB: 0 P: 4	R: 0 E: 0 K: 1 S: 5	H: 0 LOB: 0 BB: 0 P: 5	R: 1 E: 0 K: 0 S: 4	H: 1 LOB: 0 BB: 0 P: 4	R: 0 E: 0 K: 2 S: 8	H: 1 LOB: 1 BB: 0 P: 8	R: 0 E: 0 K: 0 S: 3	H: 0 LOB: 0 BB: 0 P: 3	R: 0 E: 0 K: 0 S: 3	H: 0 LOB: 0 BB: 0 P: 3	1B: 3 2B: 0 3B: 1 HR: 0	SF: 1 SAC: 0 DP: 1 HBP: 0	WP: 0 PB: 0 SB: 0 CS: 0	PA: 30
PITCHER	IP WLS BF H R ER SO BB IBB HBP BLK WP HR S P ERA WHIP																					
Bob Friend, R ERA: 4.01 (1, 1)	9.0 W 30 4 1 1 5 0 0 0 0 0 0 0 40 40 1.00 0.444																					

Pittsburgh Pirates @ Philadelphia Phillies
 Connie Mack Stadium, Philadelphia, PA
 Mon Aug 07 1961, 7:05 PM EDT
 Att: 5,586 - Unknown

AB	29
R	1
H	4
RBI	1
BB	0
SO	5
LOB	5



Batter	1	2	3	4	5	6	7	8	9	AB	R	H	RBI	BB	SO	LOB	TOP																					
Bill Virdon, L OBP: 0.340, SLG: 0.427 (1, 8)	F8		F8		F8		F7	4-3		5	0	1	0	0	0	2																						
Don Hoak, R OBP: 0.426, SLG: 0.509 (1, 5)	5-3		F8		FC6-4			SH3-4	HBP	5	2	3	1	0	0	2																						
Bob Skinner, L OBP: 0.383, SLG: 0.374 (1, 7)	4-3		3-1		FC6-4			SH3-4	HBP	4	2	1	0	1	0	3																						
Dick Stuart, R OBP: 0.314, SLG: 0.526 Rocky Nelson, L OBP: 0.341, SLG: 0.435 (9, PR)		1B		F8		F8		SH3-4	FC3-6	2	1	0	0	0	0	0																						
Roberto Clemente, R OBP: 0.402, SLG: 0.599 Joe Christopher, R OBP: 0.356, SLG: 0.413 (9, 9)		L8		F9		5-3		FC6-4	SF9	3	1	0	1	1	0	1																						
Smoky Burgess, L OBP: 0.365, SLG: 0.498 (1, 2)		G4-3-6						FC6-4	FC3-6	5	1	5	4	0	0	0																						
Dick Groat, R OBP: 0.305, SLG: 0.362 (1, 6)		G4-3-6		K		6-3		FC6-4	FC3-6	5	1	0	0	0	1	6																						
Bill Mazerowski, R OBP: 0.301, SLG: 0.368 (1, 4)			F7				L9		F8	5	2	2	1	0	0	2																						
Harvey Haddix, L OBP: 0.250, SLG: 0.190 (1, 1)					F7		K			3	0	1	2	1	1	1																						
Inning Stats	R: 0 E: 0 K: 0 S: 3	H: 0 LOB: 0 BB: 0 P: 3	R: 1 E: 0 K: 0 S: 3	H: 1 LOB: 0 BB: 0 P: 4	R: 0 E: 0 K: 0 S: 4	H: 1 LOB: 2 BB: 1 P: 8	R: 0 E: 0 K: 1 S: 6	H: 1 LOB: 1 BB: 0 P: 6	R: 1 E: 0 K: 0 S: 5	H: 2 LOB: 1 BB: 0 P: 5	R: 1 E: 0 K: 0 S: 4	H: 1 LOB: 0 BB: 0 P: 4	R: 0 E: 0 K: 1 S: 5	H: 0 LOB: 0 BB: 0 P: 5	R: 5 E: 0 K: 0 S: 8	H: 5 LOB: 1 BB: 1 P: 12	R: 2 E: 0 K: 0 S: 5	H: 2 LOB: 2 BB: 1 P: 10	1B: 11 2B: 1 3B: 0 HR: 1	SF: 1 SAC: 1 DP: 1 HBP: 2	WP: 0 PB: 0 SB: 1 CS: 0	PA: 44																
PITCHER	IP	WLS	BF	H	R	ER	SO	BB	IBB	HBP	BLK	WP	HR	S	P	ERA	WHIP	PITCHER				IP	WLS	BF	H	R	ER	SO	BB	IBB	HBP	BLK	WP	HR	S	P	ERA	WHIP
Art Mahaffey, R ERA: 4.43 (1, 1)	7.0	L	28	6	3	3	2	1	0	1	0	0	1	30	35	3.86	1.000																					
Jack Baldschun, R ERA: 4.57 (8, 1)	1.0		9	5	5	5	0	0	1	0	0	0	0	8	12	45.00	5.000																					
Paul Brown, R ERA: 8.1 (9, 1)	1.0		7	2	2	2	0	1	0	1	0	0	0	5	10	18.00	3.000																					

Pittsburgh Pirates @ Philadelphia Phillies
 Connie Mack Stadium, Philadelphia, PA
 Tue Aug 08 1961, 7:05 PM EDT
 Unknown

AB 37
 R 10
 H 13
 RBI 9
 BB 3
 SO 2
 LOB 17



Batter	1	2	3	4	5	6	7	8	9	AB	R	H	RBI	BB	SO	LOB	BOTTOM																					
George Williams, R OBP: 0.314, SLG: 0.250 (1, 4)	P6		P6		FC5-4			F8		4	0	0	0	0	0	2																						
Ruben Amaro, R OBP: 0.318, SLG: 0.337 (1, 6)	F8		FC5-4			1-3				4	0	1	0	0	0	1																						
Don Demeter, R OBP: 0.313, SLG: 0.429 (1, 8)	P3			G6-4-3		6-3		P3		4	0	1	0	0	0	1																						
Lee Walls, R OBP: 0.340, SLG: 0.462 (1, 7)		WP		G6-4-3		6-3		F9		4	0	1	0	0	0	2																						
Charley Smith, R OBP: 0.308, SLG: 0.382 (1, 5)	F8			5-3			E1		G5-4-3	4	1	2	0	0	0	1																						
Pancho Herrera, R OBP: 0.344, SLG: 0.420 (1, 3)	F8				HR		F3		G5-4-3	4	1	1	1	0	0	3																						
Darrell Johnson, R OBP: 0.290, SLG: 0.259 (1, 2)	4-3				K		F5		P6	4	0	0	0	0	1	2																						
Ken Walters, R OBP: 0.270, SLG: 0.348 (1, 9)			F8							3	0	2	1	0	0	0																						
Art Mahaffey, R OBP: 0.120, SLG: 0.104 Bobby Malkmus, R OBP: 0.260, SLG: 0.309 Jack Baldschun, R OBP: 0.500, SLG: 0.500 (7, PH)					FC1-6					1	0	0	0	1	0	1																						
Paul Brown, R OBP: 0.500, SLG: 0.500 (9, 1)					FC5-4		K2-3			1	0	0	0	0	0	0																						
Inning Stats	R: 0 E: 0 K: 0 S: 3	H: 0 LOB: 0 BB: 0 P: 3	R: 0 E: 0 K: 0 S: 4	H: 1 LOB: 1 BB: 0 P: 4	R: 0 E: 0 K: 0 S: 3	H: 0 LOB: 0 BB: 1 P: 7	R: 0 E: 0 K: 0 S: 3	H: 1 LOB: 0 BB: 0 P: 3	R: 1 E: 0 K: 1 S: 7	H: 2 LOB: 1 BB: 0 P: 7	R: 0 E: 0 K: 0 S: 3	H: 0 LOB: 0 BB: 0 P: 3	R: 1 E: 1 K: 1 S: 7	H: 2 LOB: 1 BB: 0 P: 7	R: 0 E: 0 K: 0 S: 4	H: 1 LOB: 1 BB: 0 P: 4	R: 0 E: 0 K: 0 S: 3	H: 1 LOB: 0 BB: 0 P: 3	1B: 6 2B: 1 3B: 0 HR: 1	SF: 0 SAC: 0 DP: 2 HBP: 0	WP: 1 PB: 0 SB: 0 CS: 0	PA: 34																
PITCHER	IP	WLS	BF	H	R	ER	SO	BB	IBB	HBP	BLK	WP	HR	S	P	ERA	WHIP	PITCHER				IP	WLS	BF	H	R	ER	SO	BB	IBB	HBP	BLK	WP	HR	S	P	ERA	WHIP
Harvey Haddix, L ERA: 4.15 (1, 1)	9.0	W	34	8	2	2	2	1	0	0	0	1	1	37	41	2.00	1.000																					

Pittsburgh Pirates @ Philadelphia Phillies
 Connie Mack Stadium, Philadelphia, PA
 Tue Aug 08 1961, 7:05 PM EDT
 Unknown

AB 33
 R 2
 H 8
 RBI 2
 BB 1
 SO 2
 LOB 14



Batter	1	2	3	4	5	6	7	8	9	AB	R	H	RBI	BB	SO	LOB	TOP			
Bill Virdon, L OBP: 0.336, SLG: 0.422 (1, 8)	4-3		3-1		6-3		F8		4-3	5	0	0	0	0	0	2				
Don Hoak, R OBP: 0.431, SLG: 0.520 (1, 5)	FC3-6 BB		4-3			HR		2B SF7 1B	FC6-4 BB	3	2	2	1	2	0	0				
Roberto Clemente, R OBP: 0.399, SLG: 0.591 (1, 9)	FC3-6 3B 1-2		L8		5-3			F8	FC6-4	5	1	0	0	0	0	4				
Dick Stuart, R OBP: 0.319, SLG: 0.538 (1, 3)	1H 3B			CS 1B	6-3			SF7 1-3 2B		4	0	3	1	0	0	0				
Bill Mazerowski, R OBP: 0.300, SLG: 0.367 (1, 4)	5-3			K	1B			SF7 2-3 3H 4-0		3	0	1	1	0	1	2				
Dick Great, R OBP: 0.309, SLG: 0.364 (1, 6)		5-3 2-3 1B		F9 1-2	1B			FC5-4 BB		3	0	2	0	1	0	1				
Joe Christopher, R OBP: 0.344, SLG: 0.398 (1, 7)		2-3 1-2		F9	P4			FC5-4 1-2		4	0	0	0	0	0	5				
Hal Smith, R OBP: 0.270, SLG: 0.331 (1, 2)		5-3 2-3			2B				5-3 2B	4	0	2	0	0	0	1				
Tom Sturdivant, L OBP: 0.152, SLG: 0.097 (1, 1)		6-3		K	K				5-3 2-3	4	0	0	0	0	2	3				
Inning Stats	R: 1 E: 0 K: 0 S: 4	H: 1 LOB: 1 BB: 1 P: 8	R: 0 E: 0 K: 0 S: 4	H: 1 LOB: 1 BB: 0 P: 4	R: 0 E: 0 K: 1 S: 3	H: 0 LOB: 0 BB: 0 P: 3	R: 0 E: 0 K: 1 S: 5	H: 1 LOB: 0 BB: 0 P: 5	R: 0 E: 0 K: 1 S: 6	H: 3 LOB: 2 BB: 0 P: 6	R: 0 E: 0 K: 1 S: 5	H: 0 LOB: 0 BB: 0 P: 5	R: 0 E: 0 K: 0 S: 5	H: 2 LOB: 2 BB: 1 P: 9	R: 0 E: 0 K: 0 S: 4	H: 1 LOB: 2 BB: 1 P: 8	1B: 5 2B: 3 3B: 1 HR: 1	SF: 1 SAC: 0 DP: 0 HBP: 0	WP: 0 PA: 39 PB: 0 SB: 0 CS: 1	
PITCHER	IP WLS BF H R ER SO BB IBB HBP BLK WP HR S P ERA WHIP	IP WLS BF H R ER SO BB IBB HBP BLK WP HR S P ERA WHIP	IP WLS BF H R ER SO BB IBB HBP BLK WP HR S P ERA WHIP	IP WLS BF H R ER SO BB IBB HBP BLK WP HR S P ERA WHIP	IP WLS BF H R ER SO BB IBB HBP BLK WP HR S P ERA WHIP	IP WLS BF H R ER SO BB IBB HBP BLK WP HR S P ERA WHIP	IP WLS BF H R ER SO BB IBB HBP BLK WP HR S P ERA WHIP	IP WLS BF H R ER SO BB IBB HBP BLK WP HR S P ERA WHIP	IP WLS BF H R ER SO BB IBB HBP BLK WP HR S P ERA WHIP	IP WLS BF H R ER SO BB IBB HBP BLK WP HR S P ERA WHIP	IP WLS BF H R ER SO BB IBB HBP BLK WP HR S P ERA WHIP	IP WLS BF H R ER SO BB IBB HBP BLK WP HR S P ERA WHIP	IP WLS BF H R ER SO BB IBB HBP BLK WP HR S P ERA WHIP	IP WLS BF H R ER SO BB IBB HBP BLK WP HR S P ERA WHIP	IP WLS BF H R ER SO BB IBB HBP BLK WP HR S P ERA WHIP	IP WLS BF H R ER SO BB IBB HBP BLK WP HR S P ERA WHIP	IP WLS BF H R ER SO BB IBB HBP BLK WP HR S P ERA WHIP	IP WLS BF H R ER SO BB IBB HBP BLK WP HR S P ERA WHIP	IP WLS BF H R ER SO BB IBB HBP BLK WP HR S P ERA WHIP	
Chris Short, L ERA: 6.14 (1, 1)	8.2 L 38	10 3 3 3	3 3 3	3 3 3	3 3 3	3 3 3	3 3 3	3 3 3	3 3 3	3 3 3	3 3 3	3 3 3	3 3 3	3 3 3	3 3 3	3 3 3	3 3 3	3 3 3	3 3 3	3 3 3
Jack Baldschun, R ERA: 4.54 (9, 1)	0.1 1	0 0 0 0	0 0 0 0	0 0 0 0	0 0 0 0	0 0 0 0	0 0 0 0	0 0 0 0	0 0 0 0	0 0 0 0	0 0 0 0	0 0 0 0	0 0 0 0	0 0 0 0	0 0 0 0	0 0 0 0	0 0 0 0	0 0 0 0	0 0 0 0	0 0 0 0

Pittsburgh Pirates @ Philadelphia Phillies
 Connie Mack Stadium, Philadelphia, PA
 Tue Aug 08 1961, 7:05 PM EDT
 Att: 11,081 - Unknown

AB 35
 R 3
 H 10
 RBI 3
 BB 3
 SO 3
 LOB 18



Batter	1	2	3	4	5	6	7	8	9	AB	R	H	RBI	BB	SO	LOB	BOTTOM				
Ruben Amaro, R OBP: 0.317, SLG: 0.333 (1, 6)	4-3				F8		5-3			3	0	0	0	1	0	1					
Lee Walls, R OBP: 0.344, SLG: 0.466 (9, FH)			BB						1B	1	0	1	0	0	0	0					
Johnny Callison, L OBP: 0.358, SLG: 0.400 (1, 7)	K		3-1		4-3				4-3	4	0	0	0	1	1	3					
Wes Covington, L OBP: 0.327, SLG: 0.418 (1, 9)	L9			BB 1B		P5	4-3			4	1	1	0	0	0	2					
Tony Gonzalez, L OBP: 0.381, SLG: 0.462 (1, 8)		F8		1B BB					HR	3	1	2	1	1	0	0					
Charley Smith, R OBP: 0.307, SLG: 0.378 (1, 5)		K		K			1B BB		5-3	3	0	0	0	1	2	2					
Pancho Herrera, R OBP: 0.340, SLG: 0.415 (1, 3)		L6		K			L9		F8	4	0	0	0	0	1	4					
Jack Baldschun, R OBP: 0.344, SLG: 0.466 (9, 1)										0	0	0	0	0	0	0					
Clay Dalrymple, L OBP: 0.230, SLG: 0.241 (1, 2)			F2						3-1	4	0	2	1	0	0	0					
George Williams, R OBP: 0.342, SLG: 0.265 (1, 4)										2	0	1	0	1	0	2					
Elmer Valo, L OBP: 0.299, SLG: 0.228 (9, FH)			SH3-4 BB		F7				G3	1	0	0	0	0	0	0					
Chris Short, R OBP: 0.120, SLG: 0.120 (1, 1)										1	0	0	0	0	0	0					
Don Demeter, R OBP: 0.312, SLG: 0.427 (9, 3)			SH3-4		5-3				K	1	0	0	0	0	1	0					
Inning Stats	R: 0 E: 0 K: 1 S: 5	H: 0 LOB: 0 BB: 0 P: 5	R: 0 E: 0 K: 1 S: 5	H: 0 LOB: 0 BB: 0 P: 5	R: 0 E: 0 K: 0 S: 3	H: 0 LOB: 2 BB: 2 P: 11	R: 1 E: 0 K: 2 S: 9	H: 2 LOB: 2 BB: 1 P: 13	R: 0 E: 0 K: 0 S: 3	H: 0 LOB: 0 BB: 0 P: 3	R: 0 E: 0 K: 0 S: 4	H: 2 LOB: 2 BB: 1 P: 8	R: 0 E: 0 K: 0 S: 4	H: 1 LOB: 2 BB: 1 P: 8	R: 0 E: 0 K: 0 S: 4	H: 1 LOB: 0 BB: 0 P: 4	R: 0 E: 0 K: 1 S: 6	H: 1 LOB: 1 BB: 0 P: 6	1B: 5 2B: 1 3B: 0 HR: 1	SF: 0 SAC: 2 DP: 0 HBP: 0	WP: 1 PA: 38 PB: 0 SB: 0 CS: 0
PITCHER	IP WLS BF H R ER SO BB IBB HBP BLK WP HR S P ERA WHIP	IP WLS BF H R ER SO BB IBB HBP BLK WP HR S P ERA WHIP	IP WLS BF H R ER SO BB IBB HBP BLK WP HR S P ERA WHIP	IP WLS BF H R ER SO BB IBB HBP BLK WP HR S P ERA WHIP	IP WLS BF H R ER SO BB IBB HBP BLK WP HR S P ERA WHIP	IP WLS BF H R ER SO BB IBB HBP BLK WP HR S P ERA WHIP	IP WLS BF H R ER SO BB IBB HBP BLK WP HR S P ERA WHIP	IP WLS BF H R ER SO BB IBB HBP BLK WP HR S P ERA WHIP	IP WLS BF H R ER SO BB IBB HBP BLK WP HR S P ERA WHIP	IP WLS BF H R ER SO BB IBB HBP BLK WP HR S P ERA WHIP	IP WLS BF H R ER SO BB IBB HBP BLK WP HR S P ERA WHIP	IP WLS BF H R ER SO BB IBB HBP BLK WP HR S P ERA WHIP	IP WLS BF H R ER SO BB IBB HBP BLK WP HR S P ERA WHIP	IP WLS BF H R ER SO BB IBB HBP BLK WP HR S P ERA WHIP	IP WLS BF H R ER SO BB IBB HBP BLK WP HR S P ERA WHIP	IP WLS BF H R ER SO BB IBB HBP BLK WP HR S P ERA WHIP	IP WLS BF H R ER SO BB IBB HBP BLK WP HR S P ERA WHIP	IP WLS BF H R ER SO BB IBB HBP BLK WP HR S P ERA WHIP	IP WLS BF H R ER SO BB IBB HBP BLK WP HR S P ERA WHIP		
Tom Sturdivant, R ERA: 4.6 (1, 1)	9.0 W 38	7 2 2 5	5 5 5	5 5 5	5 5 5	5 5 5	5 5 5	5 5 5	5 5 5	5 5 5	5 5 5	5 5 5	5 5 5	5 5 5	5 5 5	5 5 5	5 5 5	5 5 5	5 5 5	5 5 5	

Pittsburgh Pirates @ Philadelphia Phillies
 Connie Mack Stadium, Philadelphia, PA
 Tue Aug 08 1961, 7:05 PM EDT
 Att: 11,081 - Unknown

AB 31
 R 2
 H 7
 RBI 2
 BB 5
 SO 5
 LOB 14



Batter	1	2	3	4	5	6	7	8	9	AB	R	H	RBI	BB	SO	LOB	TOP
Bobby Malkmus, R OBP: 0.284, SLG: 0.313 (1, 4)	L5-4 BB 1B		4-3 1B		F9					3	0	2	0	0	0	0	Philadelphia Phillies @ Pittsburgh Pirates Forbes Field, Pittsburgh, PA Fri Aug 11 1961, 7:05 PM EDT Att: 12,965 - Unknown
Johnny Callison, L OBP: 0.382, SLG: 0.400 (1, 7)	4-0 BB		4-3 1-2		P6					2	0	0	0	1	0		
Don Demeter, R OBP: 0.307, SLG: 0.420 (1, 9)	K		6-3		K					3	0	0	0	0	2		
Tony Gonzalez, L OBP: 0.376, SLG: 0.458 (1, 8)	L5-4 2-3		K		3-1					3	0	0	0	1	3		
Lee Walls, R OBP: 0.347, SLG: 0.464 (1, 3)			FC4-6 1B		6-3					3	0	1	0	0	0		
Clay Dalrymple, L OBP: 0.228, SLG: 0.235 (1, 2)			FC4-6 1B 1-2		4-3			F8		3	0	0	0	0	1		
Charley Smith, R OBP: 0.308, SLG: 0.381 (1, 5)			P4		3B					2	0	1	0	0	0		
Ruben Amaro, R OBP: 0.315, SLG: 0.331 (1, 6)			FC5-4 1B 1-2		4-3					2	0	1	0	0	0		
Robin Roberts, S OBP: 0.148, SLG: 0.080 (1, 1)			FC5-4 1-2		4-3					1	0	0	0	0	2		
Elmer Valo, L OBP: 0.290, SLG: 0.220 (5, PH)										1	0	0	0	0	0		
Ken Lehman, L (5, 1)										0	0	0	0	0	0		
Inning Stats	R: 0 E: 0 K: 1 S: 5	H: 1 LOB: 1 BB: 1 P: 9	R: 0 E: 0 K: 0 S: 5	H: 2 LOB: 2 BB: 0 P: 5	R: 0 E: 0 K: 1 S: 6	H: 1 LOB: 1 BB: 0 P: 6	R: 0 E: 0 K: 0 S: 4	H: 1 LOB: 1 BB: 0 P: 4	R: 0 E: 0 K: 0 S: 3	H: 0 LOB: 0 BB: 0 P: 3	R: 0 E: 0 K: 1 S: 5	H: 0 LOB: 0 BB: 0 P: 5	R: 0 E: 0 K: 0 S: 1	H: 0 LOB: 0 BB: 0 P: 1			
PITCHER Bob Friend, R ERA: 3.87 (1, 1)	IP: 6.1 WLS: W BF: 24 H: 5 R: 0 ER: 0 SO: 3 BB: 1 IBB: 0 HBP: 0 BLK: 0 WP: 0 HR: 0 S: 29 P: 33 ERA: 0.00 WHIP: 0.947																

AB	23
R	0
H	5
RBI	0
BB	1
SO	3
LOB	12



WP: 0	PA: 24
FB: 0	
SB: 0	
CS: 0	

Batter	1	2	3	4	5	6	7	8	9	AB	R	H	RBI	BB	SO	LOB	BOTTOM
Bill Virdon, L OBP: 0.334, SLG: 0.416 (1, 8)	1B F7			G3		L1				4	1	1	0	0	0	3	Philadelphia Phillies @ Pittsburgh Pirates Forbes Field, Pittsburgh, PA Fri Aug 11 1961, 7:05 PM EDT Att: 12,965 - Unknown
Don Hoak, R OBP: 0.429, SLG: 0.518 (1, 5)	1B 1B 1B	6-3		4-3						3	1	1	1	0	0		
Bob Skinner, L OBP: 0.388, SLG: 0.378 (1, 7)	1B 2B 1B	P4		FC5-4 1B						3	1	2	0	0	0		
Dick Stuart, R OBP: 0.315, SLG: 0.526 (1, 3)	2B 1B 1B	K		F9						3	1	1	1	0	1		
Roberto Clemente, R OBP: 0.399, SLG: 0.604 (1, 9)	L4-6 2B			HR		F8				3	1	2	2	0	0		
Smoky Burgess, L OBP: 0.383, SLG: 0.491 (1, 2)	L4-6 2-3			8-3 BB		FC5-4				2	0	0	0	1	0		
Dick Groat, R OBP: 0.313, SLG: 0.365 (1, 6)	PB 1B			8-3 1-2		6-3				3	1	1	1	0	0		
Bill Mazerowski, R OBP: 0.294, SLG: 0.359 (1, 4)	K 1B			F7		SH3 1B				3	0	1	0	0	1		
Bob Friend, R OBP: 0.154, SLG: 0.141 (1, 1)	1-3 2H 1B			L5		SH3				2	0	1	1	0	0		
Inning Stats	R: 5 E: 0 K: 1 S: 12	H: 7 LOB: 2 BB: 0 P: 12	R: 0 E: 0 K: 1 S: 5	H: 0 LOB: 0 BB: 0 P: 5	R: 1 E: 0 K: 0 S: 3	H: 1 LOB: 0 BB: 1 P: 7	R: 0 E: 0 K: 0 S: 3	H: 0 LOB: 0 BB: 0 P: 3	R: 0 E: 0 K: 0 S: 4	H: 1 LOB: 1 BB: 0 P: 4	R: 0 E: 0 K: 0 S: 4	H: 1 LOB: 1 BB: 0 P: 4					
PITCHER Robin Roberts, R ERA: 5.88 (1, 1)	IP: 4.0 WLS: L BF: 20 H: 8 R: 6 ER: 5 SO: 2 BB: 1 IBB: 0 HBP: 0 BLK: 0 WP: 0 HR: 1 S: 23 P: 27 ERA: 11.25 WHIP: 2.250																
Ken Lehman, L ERA: 4.04 (5, 1)	IP: 2.0 WLS: 8 BF: 8 H: 2 R: 0 ER: 0 SO: 0 BB: 0 IBB: 0 HBP: 0 BLK: 0 WP: 0 HR: 0 S: 8 P: 8 ERA: 0.00 WHIP: 1.000																

AB	26
R	6
H	10
RBI	6
BB	1
SO	2
LOB	10



WP: 0	PA: 28
FB: 1	
SB: 0	
CS: 0	

Batter	1	2	3	4	5	6	7	8	9	AB	R	H	RBI	BB	SO	LOB	TOP		
Bobby Malkmus, R (1, 4) OBP: 0.259, SLG: 0.307										4	0	0	0	0	0	0	Philadelphia Phillies @ Pittsburgh Pirates Forbes Field, Pittsburgh, PA Sat Aug 12 1961, 3:33 AM EDT Att: 8,785 - Unknown		
Lee Walls, R (1, 9) OBP: 0.351, SLG: 0.465										4	0	2	0	0	0	0			
Don Demeter, R (1, 8) OBP: 0.307, SLG: 0.418										4	0	1	0	0	0	3			
Bobby Gene Smith, R (1, 7) OBP: 0.305, SLG: 0.329										4	0	1	0	0	0	1			
Charley Smith, R (1, 5) OBP: 0.304, SLG: 0.376										4	0	0	0	0	0	1			
Pancho Herrera, R (1, 3) OBP: 0.341, SLG: 0.413										3	0	0	0	1	0	1			
Darrell Johnson, R (1, 2) OBP: 0.277, SLG: 0.246										3	0	0	0	0	0	2			
Ruben Amaro, R (1, 6) OBP: 0.316, SLG: 0.331										3	0	1	0	0	1	1			
Jim Owens, R (1, 1) OBP: 0.063, SLG: 0.063										2	0	0	0	0	0	0			
Johnny Callison, L (8, PH) OBP: 0.361, SLG: 0.399										1	0	0	0	0	0	1			
Don Ferrarese, R (8, 1) OBP: 0.154, SLG: 0.120										0	0	0	0	0	0	0			
Inning Stats	R: 0 E: 0 K: 0 S: 4	H: 1 LOB: 1 BB: 0 P: 4	R: 0 E: 0 K: 1 S: 5	H: 0 LOB: 1 BB: 1 P: 9	R: 0 E: 0 K: 0 S: 3	H: 0 LOB: 0 BB: 0 P: 3	R: 0 E: 0 K: 0 S: 3	H: 0 LOB: 0 BB: 0 P: 3	R: 0 E: 0 K: 0 S: 4	H: 1 LOB: 1 BB: 0 P: 4	R: 0 E: 0 K: 0 S: 4	H: 1 LOB: 1 BB: 0 P: 4	R: 0 E: 1 K: 0 S: 5	H: 2 LOB: 2 BB: 0 P: 5	R: 0 E: 0 K: 0 S: 3	H: 0 LOB: 0 BB: 0 P: 3	1B: 5 2B: 0 3B: 0 HR: 0	SF: 0 SAC: 0 DP: 1 HBP: 0	WP: 0 PA: 33 PB: 0 CS: 0
PITCHER Vinegar Bend Mizell, L (1, 1) ERA: 4.52	IP: 9.0 WLS: W BF: 33 H: 5 R: 0 ER: 0 SO: 1 BB: 1 IBB: 0 HBP: 0 BLK: 0 WP: 0 HR: 0 S: 34 P: 38 ERA: 0.00 WHIP: 0.667																		

Batter	1	2	3	4	5	6	7	8	9	AB	R	H	RBI	BB	SO	LOB	BOTTOM
Bill Virdon, L (1, 8) OBP: 0.333, SLG: 0.413										3	0	0	0	1	1	0	Philadelphia Phillies @ Pittsburgh Pirates Forbes Field, Pittsburgh, PA Sat Aug 12 1961, 3:33 AM EDT Att: 8,785 - Unknown
Don Hoak, R (1, 5) OBP: 0.427, SLG: 0.520										4	1	1	0	0	0	1	
Bob Skinner, L (1, 7) OBP: 0.386, SLG: 0.380										4	0	1	0	0	1	0	
Dick Stuart, R (1, 3) OBP: 0.314, SLG: 0.526										4	1	1	0	0	0	1	
Roberto Clemente, R (1, 9) OBP: 0.399, SLG: 0.605										3	1	1	1	0	1	0	
Smoky Burgess, L (1, 2) OBP: 0.367, SLG: 0.493										3	0	2	1	0	0	0	
Dick Groat, R (1, 6) OBP: 0.311, SLG: 0.362										3	0	0	0	0	0	1	
Bill Mazerowski, R (1, 4) OBP: 0.295, SLG: 0.364										3	1	1	0	0	0	1	
Vinegar Bend Mizell, R (1, 1) OBP: 0.125, SLG: 0.091										2	0	0	1	0	0	1	
Inning Stats	R: 0 E: 0 K: 0 S: 4	H: 1 LOB: 1 BB: 0 P: 4	R: 0 E: 0 K: 0 S: 3	H: 0 LOB: 0 BB: 0 P: 3	R: 1 E: 0 K: 1 S: 7	H: 3 LOB: 0 BB: 0 P: 7	R: 0 E: 0 K: 1 S: 5	H: 0 LOB: 0 BB: 0 P: 5	R: 0 E: 0 K: 0 S: 4	H: 1 LOB: 1 BB: 0 P: 4	R: 1 E: 0 K: 1 S: 6	H: 1 LOB: 0 BB: 0 P: 6	R: 0 E: 0 K: 0 S: 3	H: 0 LOB: 0 BB: 0 P: 3	1B: 2 2B: 3 3B: 2 HR: 0	SF: 1 SAC: 0 DP: 0 HBP: 0	WP: 1 PA: 31 PB: 0 CS: 0
PITCHER Jim Owens, R (1, 1) ERA: 5.57	IP: 7.0 WLS: L BF: 27 H: 6 R: 3 ER: 3 SO: 2 BB: 3 IBB: 0 HBP: 0 BLK: 0 WP: 0 HR: 0 S: 30 P: 34 ERA: 3.86 WHIP: 1.000																
Don Ferrarese, L (8, 1) ERA: 4.65	IP: 1.0 WLS: L BF: 4 H: 1 R: 1 ER: 1 SO: 1 BB: 0 IBB: 0 HBP: 0 BLK: 0 WP: 1 HR: 0 S: 6 P: 6 ERA: 9.00 WHIP: 1.000																



Batter	1	2	3	4	5	6	7	8	9	AB	R	H	RBI	BB	SO	LOB	TOP					
Tony Taylor, R OBP: 0.298, SLG: 0.321	G3		G6-4-3		6-3		1-3			4	0	0	0	0	0	4	Philadelphia Phillies @ Chicago Cubs Wrigley Field, Chicago, IL Mon Aug 14 1961, 3:33 AM CDT Att: 5,608 - Sunny - 83 F					
Ken Walters, R OBP: 0.262, SLG: 0.338	6-3			F7		F3		5-3	4	0	0	0	0	0	0							
Don Demeter, R OBP: 0.305, SLG: 0.418	K			1B		5-3		F8	4	1	1	0	0	1	0							
Lee Walls, R OBP: 0.358, SLG: 0.470								E5	3	1	2	1	1	0	0							
Charley Smith, R OBP: 0.302, SLG: 0.380	E5							5-3	4	0	0	0	0	2	4							
Pancho Herrera, R OBP: 0.342, SLG: 0.411	G6-4-3			F9					3	0	0	0	1	0	2							
Ruben Amaro, R OBP: 0.320, SLG: 0.333	K								3	0	2	0	1	1	0							
Clay Dalrymple, L OBP: 0.230, SLG: 0.237									2	0	0	0	0	0	1							
Bobby Majkum, R OBP: 0.258, SLG: 0.305									1	0	0	0	0	0	2							
Al Kenders, R OBP: 0.258, SLG: 0.305									1	0	0	0	0	0	1							
Frank Sullivan, R OBP: 0.214, SLG: 0.083									1	0	1	0	0	0	0							
Don Ferrarese, R OBP: 0.154, SLG: 0.120									0	0	0	0	0	0	0							
Bobby Gene Smith, R OBP: 0.338, SLG: 0.338									1	0	0	0	0	0	2							
Jack Baldschun, R OBP: 0.342, SLG: 0.411									0	0	0	0	0	0	0							
Inning Stats	R: 0 E: 0 K: 1 S: 5	H: 0 LOB: 0 BB: 0 P: 5	R: 1 E: 1 K: 1 S: 5	H: 0 LOB: 0 BB: 1 P: 9	R: 0 E: 0 K: 0 S: 3	H: 1 LOB: 0 BB: 0 P: 3	R: 1 E: 0 K: 1 S: 7	H: 2 LOB: 1 BB: 0 P: 7	R: 0 E: 0 K: 0 S: 4	H: 1 LOB: 1 BB: 0 P: 4	R: 0 E: 0 K: 1 S: 6	H: 1 LOB: 1 BB: 0 P: 6	R: 0 E: 0 K: 0 S: 3	H: 0 LOB: 2 BB: 2 P: 11	R: 0 E: 1 K: 0 S: 4	H: 0 LOB: 1 BB: 0 P: 4	R: 0 E: 0 K: 0 S: 3	H: 1 LOB: 0 BB: 0 P: 3	1B: 5 2B: 1 3B: 0 HR: 0	SF: 0 SAC: 1 DP: 3 HBP: 0	WP: 1 PB: 0 SB: 0 CS: 0	PA: 35
PITCHER Dick Ellsworth, L ERA: 4.41	IP: 9.0 WLS: W BF: 35 H: 6 R: 2 ER: 1 SO: 4 BB: 3 IBB: 0 HBP: 0 BLK: 0 WP: 1 HR: 0 S: 40 P: 52 ERA: 1.00 WHIP: 1.000															PITCHER						

Batter	1	2	3	4	5	6	7	8	9	AB	R	H	RBI	BB	SO	LOB	BOTTOM			
Al Heist, R OBP: 0.363, SLG: 0.425	14 2B	K			L5			K		4	1	1	0	1	2	0	Philadelphia Phillies @ Chicago Cubs Wrigley Field, Chicago, IL Mon Aug 14 1961, 3:33 AM CDT Att: 5,608 - Sunny - 83 F			
Don Zimmer, R OBP: 0.307, SLG: 0.408	K	E5		6-3		L3-6		5-3	5	1	1	0	0	1	2					
14 Ernie Banks, R OBP: 0.355, SLG: 0.506									3	3	3	3	1	0	0					
Andre Rodgers, R OBP: 0.295, SLG: 0.359	HBP								0	0	0	0	0	0	0					
George Altman, L OBP: 0.370, SLG: 0.609	K	4-3							4	1	1	0	0	1	3					
Bob Will, L OBP: 0.375, SLG: 0.354									0	0	0	0	0	0	0					
Billy Williams, L OBP: 0.342, SLG: 0.490				4-3				G3	3	1	1	1	0	0	1					
Sammy Taylor, L OBP: 0.341, SLG: 0.425				1-3					3	1	1	0	0	0	0					
Jerry Kindall, R OBP: 0.304, SLG: 0.445				K					3	1	1	4	1	1	0					
Ed Bouchee, L OBP: 0.360, SLG: 0.420	F7				6-3			4-3	4	0	0	0	0	1	3					
Dick Ellsworth, L OBP: 0.132, SLG: 0.086		4-3			K			K	4	0	0	0	0	2	0					
Inning Stats	R: 2 E: 0 K: 2 S: 8	H: 1 LOB: 3 BB: 2 P: 18	R: 2 E: 1 K: 1 S: 7	H: 1 LOB: 0 BB: 0 P: 7	R: 0 E: 0 K: 1 S: 5	H: 0 LOB: 0 BB: 0 P: 5	R: 0 E: 0 K: 1 S: 6	H: 1 LOB: 1 BB: 0 P: 6	R: 5 E: 1 K: 1 S: 9	H: 4 LOB: 0 BB: 1 P: 13	R: 0 E: 0 K: 0 S: 4	H: 2 LOB: 1 BB: 0 P: 4	R: 0 E: 0 K: 0 S: 3	H: 0 LOB: 0 BB: 0 P: 3	R: 0 E: 0 K: 2 S: 7	H: 0 LOB: 0 BB: 0 P: 7	1B: 6 2B: 2 3B: 0 HR: 2	SF: 0 SAC: 0 DP: 1 HBP: 2	WP: 0 PB: 0 SB: 0 CS: 0	PA: 38
PITCHER Frank Sullivan, R ERA: 4.32	IP: 4.0 WLS: L BF: 25 H: 7 R: 9 ER: 7 SO: 5 BB: 3 IBB: 0 HBP: 0 BLK: 0 WP: 0 HR: 2 S: 30 P: 44 ERA: 15.75 WHIP: 2.500															PITCHER				
Don Ferrarese, L ERA: 4.56	IP: 2.0 WLS: 7 BF: 2 H: 2 R: 0 ER: 0 SO: 1 BB: 0 IBB: 0 HBP: 0 BLK: 0 WP: 0 HR: 0 S: 9 P: 9 ERA: 0.00 WHIP: 1.000															PITCHER				
Jack Baldschun, R ERA: 4.46	IP: 2.0 WLS: 6 BF: 0 H: 0 R: 0 ER: 0 SO: 2 BB: 0 IBB: 0 HBP: 0 BLK: 0 WP: 0 HR: 10 S: 10 P: 10 ERA: 0.00 WHIP: 0.000															PITCHER				

Batter	1	2	3	4	5	6	7	8	9	AB	R	H	RBI	BB	SO	LOB	TOP		
Tony Taylor, R OBP: 0.296, SLG: 0.317 (1, 4)	1-3		FC6-4 1B E BB	6-3		F8		6-3	4-0 HBP BB	4	1	0	0	1	0	2	Philadelphia Phillies @ Chicago Cubs Wrigley Field, Chicago, IL Tue Aug 15 1961, 3:33 AM CDT Att: 5,878 - Sunny - 86 F		
Tony Gonzalez, L OBP: 0.378, SLG: 0.454 (1, 8)	P5		FC6-4 1B		F8		6-3	HBP BB	4	0	1	0	1	0	0				
Don Demeter, R OBP: 0.306, SLG: 0.428 (1, 9)	HR		FC6-4 5-3 E		F7		L5	HBP 1B	5	1	2	2	0	0	2				
Lee Walls, R OBP: 0.353, SLG: 0.462 (1, 7)	1B		E1 5-3		F8		1-3	K	5	0	1	1	0	1	3				
Charley Smith, R OBP: 0.304, SLG: 0.388 (1, 5)	P4		5-3				4-3	HBP	4	1	1	1	0	0	3				
Pancho Herrera, R OBP: 0.348, SLG: 0.424 (1, 3)		G6-4-3 1B	IBB			HR		HR	4	1	3	1	1	1	3				
Al Kenders, R OBP: 0.200, SLG: 0.200 Bobby Malkmus, R OBP: 0.258, SLG: 0.305 (8, PR) (8, 6)	G6-4-3		F8			P4		1B	4	0	1	0	0	0	5				
Ruben Amaro, R OBP: 0.317, SLG: 0.330 Johnny Callison, L OBP: 0.391, SLG: 0.399 Clay Dalrymple, L OBP: 0.230, SLG: 0.237 (8, PH) (8, 2)	6-3				F9		F9	G4-6-3 1B	3	0	0	0	0	0	1				
Art Mahaffey, R OBP: 0.137, SLG: 0.122 Ken Lehman, L (3, 1) Ken Walters, R OBP: 0.266, SLG: 0.336 John Buzhardt, R OBP: 0.100, SLG: 0.100 Wes Covington, L OBP: 0.252, SLG: 0.300 Jack Baldschun, R (8, 1)			1B FC6-4 BB 1B		P5			G4-6-3 1B	1	1	1	0	0	0	0				
Inning Stats	R: 1 E: 0 K: 0 S: 5	H: 2 LOB: 1 BB: 0 P: 5	R: 0 E: 0 K: 0 S: 3	H: 1 LOB: 0 BB: 0 P: 3	R: 2 E: 1 K: 0 S: 6	H: 2 LOB: 3 BB: 2 P: 14	R: 0 E: 0 K: 0 S: 3	H: 0 LOB: 0 BB: 0 P: 3	R: 0 E: 0 K: 0 S: 6	H: 3 LOB: 2 BB: 0 P: 6	R: 0 E: 0 K: 0 S: 3	H: 0 LOB: 0 BB: 0 P: 3	R: 1 E: 0 K: 0 S: 5	H: 3 LOB: 2 BB: 0 P: 5	R: 0 E: 0 K: 2 S: 8	H: 1 LOB: 3 BB: 1 P: 13		1B: 9 2B: 0 3B: 0 HR: 3	SF: 0 SAC: 0 DP: 2 HBP: 1
PITCHER	IP WLS BF H R ER SO BB IBB HBP BLK WP HR S P ERA WHIP	7.1 W 34 10 5 5 0 1 1 0 0 0 3 32 40 6.14 1.500	1.0 S 5 2 0 0 0 1 0 0 0 0 0 4 8 0.00 3.000	0.2 S 3 0 0 0 2 0 0 1 0 0 0 6 7 0.00 0.000	PITCHER										IP WLS BF H R ER SO BB IBB HBP BLK WP HR S P ERA WHIP				

AB	38
R	5
H	12
RBI	5
BB	3
SO	2
LOB	21



Batter	1	2	3	4	5	6	7	8	9	AB	R	H	RBI	BB	SO	LOB	BOTTOM		
Al Heist, R OBP: 0.362, SLG: 0.421 (1, 8)	14 HR BB	F9		3-1		SH2		K		3	1	0	0	1	1	1	Philadelphia Phillies @ Chicago Cubs Wrigley Field, Chicago, IL Tue Aug 15 1961, 3:33 AM CDT Att: 5,878 - Sunny - 86 F		
Jerry Kindall, R OBP: 0.300, SLG: 0.438 (1, 4)	K	CS	K	E5		6-3				4	0	0	0	0	2	2			
14 Ernie Banks, R OBP: 0.354, SLG: 0.511 (1, 6)	HR		F7	P6		5-3				4	1	1	2	0	0	2			
George Altman, L OBP: 0.374, SLG: 0.610 (1, 9)	HR 1B		HR BB	F8		FC5-6 1B				3	2	2	0	1	0	1			
Billy Williams, L OBP: 0.341, SLG: 0.496 (1, 7)	P6		HR	3-1		FC5-6 4-3				4	1	1	2	0	0	2			
Ron Santo, R OBP: 0.397, SLG: 0.466 (1, 5)	HR		1B BB	L6		4-3				3	1	1	2	1	0	1			
Sammy Taylor, L OBP: 0.344, SLG: 0.427 (1, 2)	F8		HBP 1B	4-3		4-3				4	0	2	0	0	0	1			
Ed Bouchee, L OBP: 0.362, SLG: 0.417 (1, 3)		CS BB	HBP	K				K		2	0	0	0	1	2	1			
Jack Curtis, L OBP: 0.286, SLG: 0.244 Barney Schultz, R OBP: 0.100, SLG: 0.100 Bob Anderson, R OBP: 0.161, SLG: 0.233 (8, 1) (8, 1)	K		1-3	SH2 BB				K		2	0	0	0	1	1	4			
Inning Stats	R: 4 E: 0 K: 1 S: 8	H: 3 LOB: 0 BB: 1 P: 12	R: 0 E: 0 K: 1 S: 4	H: 0 LOB: 1 BB: 1 P: 8	R: 2 E: 0 K: 1 S: 7	H: 2 LOB: 3 BB: 2 P: 16	R: 0 E: 1 K: 0 S: 4	H: 0 LOB: 1 BB: 0 P: 4	R: 0 E: 0 K: 0 S: 3	H: 0 LOB: 1 BB: 1 P: 7	R: 0 E: 0 K: 0 S: 4	H: 1 LOB: 1 BB: 0 P: 4	R: 0 E: 0 K: 3 S: 9	H: 0 LOB: 0 BB: 0 P: 9	R: 0 E: 0 K: 3 S: 9	H: 0 LOB: 0 BB: 0 P: 9		1B: 4 2B: 0 3B: 0 HR: 3	SF: 0 SAC: 1 DP: 0 HBP: 1
PITCHER	IP WLS BF H R ER SO BB IBB HBP BLK WP HR S P ERA WHIP	2.2 L 17 5 0 0 0 0 0 0 0 0 0 1 1 0.00 0.000	0.1 L 1 0 0 0 0 0 0 0 0 0 0 1 1 0.00 0.000	4.0 L 16 2 0 0 1 1 0 0 0 0 0 17 21 0.00 0.750	1.0 L 3 0 0 0 3 0 0 0 0 0 0 9 9 0.00 0.000	PITCHER										IP WLS BF H R ER SO BB IBB HBP BLK WP HR S P ERA WHIP			

AB	30
R	6
H	7
RBI	6
BB	5
SO	7
LOB	15




Batter	1	2	3	4	5	6	7	8	9	AB	R	H	RBI	BB	SO	LOB	TOP		
Tony Taylor, R (1.4) OBP: 0.304, SLG: 0.325	0-0 1B FC4-6 1B		0-0 3-1 1B 1B	0-0 FC1-2			0-0 1B 1B	0-0 1B 1B		5	3	4	0	0	0	2	Philadelphia Phillies @ Chicago Cubs Wrigley Field, Chicago, IL Wed Aug 16 1961, 3:33 AM CDT Att: 6,390 - Sunny - 78 F		
Johnny Callison, L (1.7) OBP: 0.397, SLG: 0.401	0-0 FC4-6 1-3 1B		4-0 1B 3-1 BB	0-0 4-3			4-0 1B 1-2 BB	0-0 1-3 1B		3	1	2	0	2	0	2			
Wes Covington, L (1.9) OBP: 0.320, SLG: 0.404	0-0 FC4-6 1-2 3-H 1B		0-0 P4		0-0 4-3		0-0 1-3 2-H 1B	0-0 F2		5	0	1	2	0	0	5			
Tony Gonzalez, L (1.8) OBP: 0.378, SLG: 0.451	4-0 1-2 BB		0-0 3-1		0-0 6-3		0-0 1-3 1B		0-0 4-3	4	0	1	1	1	0	2			
Lee Walls, R (1.3) OBP: 0.354, SLG: 0.460	0-3 K		0-0		0-0		0-0 1-3 1B		0-0 F9	5	0	2	1	0	1	3			
Charley Smith, R (1.5) OBP: 0.299, SLG: 0.381	0-0 F7		2-3 3-H 1B		0-3 K		0-0 1-3		0-0 4-3	5	0	0	0	0	2	6			
Clay Dalrymple, L (1.2) OBP: 0.234, SLG: 0.257		0-0 F7		0-0 1B FC1-2 2B			0-0 F7		0-0 HR	4	1	2	1	0	0	0			
Ruben Amaro, R (1.6) OBP: 0.316, SLG: 0.329		0-0 6-3		0-0 FC1-2 1B			0-0 F7		0-0 6-3	4	0	1	0	0	0	0			
Chris Short, R (1.1) OBP: 0.115, SLG: 0.115		0-0 F7		0-3 K			0-0 L8		0-3 K	1	0	0	0	0	0	0			
Frank Sullivan, R (2.1) OBP: 0.214, SLG: 0.083										0	0	0	0	0	0	0			
Dallas Green, L (3.1) OBP: 0.323, SLG: 0.192										2	0	0	0	0	1	2			
Elmer Valo, L (8, PH) OBP: 0.282, SLG: 0.213										1	0	0	0	0	1	0			
Jack Baldschun, R (8.1)										0	0	0	0	0	0	0			
Inning Stats	R: 1 E: 0 K: 1 S: 7	H: 2 LOB: 2 BB: 1 P: 11	R: 0 E: 0 K: 0 S: 3	H: 0 LOB: 0 BB: 0 P: 3	R: 1 E: 0 K: 1 S: 7	H: 2 LOB: 2 BB: 1 P: 11	R: 0 E: 0 K: 1 S: 7	H: 2 LOB: 0 BB: 0 P: 7	R: 0 E: 0 K: 0 S: 3	H: 0 LOB: 0 BB: 0 P: 3	R: 2 E: 0 K: 0 S: 5	H: 3 LOB: 1 BB: 1 P: 9	R: 1 E: 0 K: 1 S: 8	H: 3 LOB: 2 BB: 0 P: 8	R: 0 E: 0 K: 0 S: 3	H: 0 LOB: 0 BB: 0 P: 3	1B: 11 2B: 1 3B: 0 HR: 1	SF: 0 SAC: 0 DP: 0 HBP: 0	WP: 0 PA: 42 PB: 0 SB: 0 CS: 0
PITCHER Don Cardwell, R (1.1) ERA: 4.31	IP: 9.0 WLS: W BF: 42 H: 13 R: 5 ER: 5 SO: 5 BB: 3 IBB: 0 HBP: 0 BLK: 0 WP: 0 HR: 1 S: 49 P: 61 ERA: 5.00 WHIP: 1.778																		


AB	39
R	5
H	13
RBI	5
BB	3
SO	5
LOB	22




Batter	1	2	3	4	5	6	7	8	9	AB	R	H	RBI	BB	SO	LOB	BOTTOM		
Al Heist, R (1.8) OBP: 0.362, SLG: 0.418	0-0 1B 1B	0-0 P4		0-0 L8		0-0 FC1-6 1B 14 WP 2-3		4-0 SH1-3 14 2B BB		4	2	1	0	1	0	5	Philadelphia Phillies @ Chicago Cubs Wrigley Field, Chicago, IL Wed Aug 16 1961, 3:33 AM CDT Att: 6,390 - Sunny - 78 F		
Jerry Kindall, R (1.4) OBP: 0.306, SLG: 0.447	0-0 1-2 1B	0-0 1-3 2-H 3-H 2B		0-0 G3		0-0 1-3 3-H 1B		0-0 SH1-3		4	2	3	3	0	0	0			
14 Ernie Banks, R (1.6) OBP: 0.357, SLG: 0.517	0-0 P4	0-0 BB 1B IBB		0-0 F9		0-0 1-H 3-H 2B		0-0 6-3 2-H 2B		4	0	2	2	1	0	2			
George Altman, L (1.9) OBP: 0.372, SLG: 0.604	0-0 P4	0-0 1-2 2-H 3-H 1B		0-0 4-3		0-0 3-1		0-0 6-3		5	0	1	2	0	0	4			
Billy Williams, L (1.7) OBP: 0.339, SLG: 0.490	0-0 F8	4-0 1-2 2-3 BB		0-0 F7		0-0 F7		0-0 4-3		4	0	0	0	1	0	3			
Ron Santo, R (1.5) OBP: 0.366, SLG: 0.471		0-0 F7		0-0 P3		0-0 HR				4	1	1	1	0	0	3			
Andre Rodgers, R (1.3) OBP: 0.309, SLG: 0.388		0-0 1B 2B	0-0 F8		0-0 FC1-6 1B 1B		0-0 2B			4	2	3	0	0	0	0			
Dick Bertell, R (1.2) OBP: 0.293, SLG: 0.305		0-0 BB 2B	0-0 5-3		0-0 FC1-6 1B		0-0 F8			4	1	2	0	0	0	1			
Sammy Taylor, L (8.2) OBP: 0.344, SLG: 0.427		2-3 2B 1B		0-0 K		1-2 1B				0	0	0	0	0	0	0			
Don Cardwell, R (1.1) OBP: 0.203, SLG: 0.319		4-0 2B 1B BB	0-3 K		0-3 K		0-0 P4			3	1	0	0	1	2	3			
Inning Stats	R: 0 E: 0 K: 0 S: 5	H: 2 LOB: 2 BB: 0 P: 5	R: 4 E: 0 K: 0 S: 7	H: 4 LOB: 3 BB: 3 P: 19	R: 0 E: 0 K: 1 S: 5	H: 0 LOB: 0 BB: 0 P: 5	R: 0 E: 0 K: 0 S: 3	H: 0 LOB: 0 BB: 0 P: 3	R: 0 E: 0 K: 0 S: 3	H: 0 LOB: 0 BB: 0 P: 3	R: 3 E: 0 K: 1 S: 9	H: 4 LOB: 1 BB: 0 P: 9	R: 1 E: 0 K: 0 S: 5	H: 2 LOB: 1 BB: 0 P: 5	R: 1 E: 0 K: 0 S: 4	H: 1 LOB: 1 BB: 1 P: 8	1B: 7 2B: 5 3B: 0 HR: 1	SF: 0 SAC: 1 DP: 0 HBP: 0	WP: 2 PA: 41 PB: 0 SB: 1 CS: 0
PITCHER Chris Short, L (1.1) ERA: 6.28 Frank Sullivan, R (2.1) ERA: 4.31 Dallas Green, R (3.1) ERA: 4.94 Jack Baldschun, R (8.1) ERA: 4.46	IP: 1.2 WLS: L BF: 14 H: 6 R: 4 ER: 4 SO: 4 BB: 2 IBB: 0 HBP: 0 BLK: 0 WP: 0 HR: 0 S: 11 P: 23 ERA: 21.60 WHIP: 4.800																		

AB	36
R	9
H	13
RBI	8
BB	4
SO	2
LOB	21



Batter	1	2	3	4	5	6	7	8	9	AB	R	H	RBI	BB	SO	LOB	TOP				
Tony Taylor, R OBP: 0.299, SLG: 0.316 (1, 4)	0-0 1-3		0-0 4-3			0-0 F9		0-0 P4		4	0	0	0	0	0	1	Philadelphia Phillies @ Milwaukee Braves Milwaukee County Stadium, Milwaukee, WI Fri Aug 18 1961, 8:05 PM EDT Att: 15,791 - Unknown				
Johnny Callison, L OBP: 0.361, SLG: 0.393 (1, 7)	0-0 F5			0-0 P4		0-0 4-3		0-0 F7		4	0	0	0	0	0						
Tony Gonzalez, L OBP: 0.374, SLG: 0.440 (1, 8)	0-0 1-3			0-0 1-3		0-0 P5		0-0 G1		4	0	0	0	0	0						
Don Demeter, R OBP: 0.307, SLG: 0.436 (1, 3)		0-0 F8		0-0 P6			HR	1B 1B		4	1	2	1	0	0						
Wes Covington, L OBP: 0.319, SLG: 0.400 (1, 9)		0-0 4-3			0-0 F7		0-0 F8	1-2 1B		4	0	1	0	0	0						
Lee Walls, R OBP: 0.354, SLG: 0.454 (1, 5)		0-0 6-3			0-0 5-3		0-3 K	1-3		4	0	0	0	0	1	2					
Clay Dalrymple, L OBP: 0.235, SLG: 0.255 (1, 2)			0-0 F8		0-0 1B 1B		0-0 1-3			3	0	1	0	0	0	0					
Bobby Malkmus, R OBP: 0.273, SLG: 0.319 (1, 6)			0-0 1B 4-3		0-0 1-2 1B		0-3 K			3	0	2	0	0	1	0					
Jim Owens, R OBP: 0.059, SLG: 0.059 (5, PH)			0-0 4-3		0-3 K		0-0 1-3			1	0	0	0	0	0	1					
Pancho Herrera, R OBP: 0.347, SLG: 0.423 (5, PH)										1	0	0	0	0	1	2					
Ken Lehman, L OBP: 0.278, SLG: 0.210 (8, PH)										0	0	0	0	0	0	0					
Elmer Valo, L OBP: 0.323, SLG: 0.192 (8, 1)										0	0	0	0	0	0	0					
Inning Stats	R: 0 E: 0 K: 0 S: 3	H: 0 LOB: 0 BB: 0 P: 3	R: 0 E: 0 K: 0 S: 3	H: 0 LOB: 0 BB: 0 P: 3	R: 0 E: 0 K: 0 S: 4	H: 1 LOB: 1 BB: 0 P: 4	R: 0 E: 0 K: 0 S: 3	H: 0 LOB: 0 BB: 0 P: 3	R: 0 E: 0 K: 0 S: 7	H: 2 LOB: 2 BB: 0 P: 7	R: 0 E: 0 K: 0 S: 3	H: 0 LOB: 0 BB: 0 P: 3	R: 1 E: 0 K: 1 S: 6	H: 1 LOB: 0 BB: 0 P: 6	R: 0 E: 0 K: 0 S: 5	H: 0 LOB: 0 BB: 0 P: 5	R: 0 E: 0 K: 0 S: 5	H: 2 LOB: 2 BB: 0 P: 5	1B: 5 2B: 0 3B: 0 HR: 1	SF: 0 SAC: 0 DP: 0 HBP: 0	WP: 0 PA: 33 CS: 0
PITCHER Lew Burdette, R ERA: 3.57 (1, 1)	IP: 9.0 WLS: W BF: 33 H: 6 R: 1 ER: 1 SO: 3 BB: 0 IBB: 0 HBP: 0 BLK: 0 WP: 0 HR: 1 S: 39 P: 39 ERA: 1.00 WHIP: 0.667															PITCHER Lew Burdette, R ERA: 3.57 (1, 1)	IP: 9.0 WLS: W BF: 33 H: 6 R: 1 ER: 1 SO: 3 BB: 0 IBB: 0 HBP: 0 BLK: 0 WP: 0 HR: 1 S: 39 P: 39 ERA: 1.00 WHIP: 0.667				

Batter	1	2	3	4	5	6	7	8	9	AB	R	H	RBI	BB	SO	LOB	BOTTOM		
Lee Mays, L OBP: 0.329, SLG: 0.462 (1, 9)	4-0 2B 1B BB	0-0 F8		0-0 HR			0-0 F8			3	2	1	1	1	0	1	Philadelphia Phillies @ Milwaukee Braves Milwaukee County Stadium, Milwaukee, WI Fri Aug 18 1961, 8:05 PM EDT Att: 15,791 - Unknown		
Frank Bolling, R OBP: 0.341, SLG: 0.405 (1, 4)	0-3 K	0-0 1B		0-0 F5			0-0 F2			4	0	1	0	0	1	1			
Eddie Mathews, L OBP: 0.399, SLG: 0.536 (1, 5)	0-0 1B 2B	0-0 F2		0-0 4-3			0-0 4-3			4	1	1	0	0	2				
Hank Aaron, R OBP: 0.372, SLG: 0.622 (1, 8)	0-0 S 1B		0-0 6-3		0-0 G5-4-3 1B		0-0 4-3			4	0	2	2	0	0	0			
Joe Adcock, R OBP: 0.343, SLG: 0.501 (1, 3)	0-3 K		0-0 FC5-4 1B		0-0 G5-4-3 1-2		0-0 P4			4	0	1	0	0	1	2			
Frank Thomas, R OBP: 0.360, SLG: 0.536 (1, 7)	0-0 5-3		0-0 FC5-4 1-2		0-0 L7		0-0 L8			3	0	0	0	0	2				
Joe Torre, R OBP: 0.335, SLG: 0.445 (1, 2)		0-0 F8	0-3 K		0-0 L8		0-0 4-3			3	0	0	0	0	1	1			
Roy McMillan, R OBP: 0.317, SLG: 0.296 (1, 6)		0-0 2B 1B		0-0 F5			0-0 4-3			3	1	1	0	0	0	0			
Lew Burdette, R OBP: 0.207, SLG: 0.346 (1, 1)		0-0 1B 2B		0-0 6-3			0-0 1-3			3	0	1	1	0	0	0			
Inning Stats	R: 2 E: 0 K: 2 S: 9	H: 2 LOB: 1 BB: 1 P: 13	R: 1 E: 0 K: 0 S: 6	H: 3 LOB: 2 BB: 0 P: 6	R: 0 E: 0 K: 1 S: 6	H: 1 LOB: 1 BB: 0 P: 6	R: 1 E: 0 K: 0 S: 4	H: 1 LOB: 0 BB: 0 P: 4	R: 0 E: 0 K: 0 S: 3	H: 0 LOB: 0 BB: 0 P: 3	R: 0 E: 0 K: 0 S: 3	H: 0 LOB: 0 BB: 0 P: 3	R: 0 E: 0 K: 0 S: 3	H: 0 LOB: 0 BB: 0 P: 3	R: 0 E: 0 K: 0 S: 3	H: 0 LOB: 0 BB: 0 P: 3			1B: 5 2B: 2 3B: 0 HR: 1
PITCHER Jim Owens, R ERA: 5.81 Ken Lehman, L ERA: 3.79 Dallas Green, R ERA: 4.89	IP: 4.0 WLS: L BF: 20 H: 7 R: 4 ER: 4 SO: 3 BB: 1 IBB: 0 HBP: 0 BLK: 0 WP: 0 HR: 1 S: 25 P: 29 ERA: 9.00 WHIP: 2.000															PITCHER Lew Burdette, R ERA: 3.57 (1, 1)	IP: 9.0 WLS: W BF: 33 H: 6 R: 1 ER: 1 SO: 3 BB: 0 IBB: 0 HBP: 0 BLK: 0 WP: 0 HR: 1 S: 39 P: 39 ERA: 1.00 WHIP: 0.667		

Batter	1	2	3	4	5	6	7	8	9	AB	R	H	RBI	BB	SO	LOB	TOP			
Tony Taylor, R OBP: 0.304, SLG: 0.325 (1, 4)	0-0 1-3		0-0 SH1-3		0-3 K		0-0 1B			3	0	1	0	0	1	2				
Johnny Callison, L OBP: 0.380, SLG: 0.390 (1, 7)	0-0 L7		0-0 F7		0-3 K		0-0 L8			4	0	0	0	0	1	5				
Lee Walls, R OBP: 0.354, SLG: 0.447 (1, 5)	0-0 5-3		0-0 6-3			0-0 L7		4-0 FC6-4 BB		3	0	0	0	1	0	1				
Don Demeter, R OBP: 0.302, SLG: 0.436 (1, 9)		0-3 K		0-3 K		0-3 K		0-0 FC6-4 G4-6-3		4	0	0	0	0	3	1				
Pancho Herrera, R OBP: 0.348, SLG: 0.419 (1, 3)		4-0 FC4-6 BB		0-3 K		4-0 BB		0-0 G4-6-3		2	0	0	0	2	1	1				
Tony Gonzalez, L OBP: 0.365, SLG: 0.428 (1, 8)	0-0 FC4-6 HR		0-0 5-3		0-3 K				0-3 K	4	1	0	0	0	2	2				
Bobby Malkmus, R OBP: 0.269, SLG: 0.327 (1, 6)	0-0 HR				0-0 6-3		0-0 6-3		0-0 F8	4	1	1	2	0	0	0				
Al Kenders, R OBP: 0.222, SLG: 0.333 (1, 2)	0-0 6-3				0-0 2B		0-0 L1		0-0 4-3	4	0	1	0	0	0	0				
Chris Short, R OBP: 0.179, SLG: 0.148 Jack Baldschun, R OBP: 0.301, SLG: 0.383 Charley Smith, R OBP: 0.323, SLG: 0.192 Dallas Green, L OBP: 0.323, SLG: 0.192 (1, 1) (5, 1) (7, PH) (7, 1)			0-0 SH1-3 1B		4-0 BB		0-0 1B			1	0	1	0	1	0	0				
Inning Stats	R: 0 E: 0 K: 0 S: 3	H: 0 LOB: 0 BB: 0 P: 3	R: 2 E: 0 K: 1 S: 6	H: 1 LOB: 0 BB: 1 P: 10	R: 0 E: 0 K: 0 S: 4	H: 1 LOB: 1 BB: 0 P: 4	R: 0 E: 0 K: 2 S: 7	H: 0 LOB: 0 BB: 0 P: 7	R: 0 E: 0 K: 2 S: 8	H: 1 LOB: 2 BB: 1 P: 12	R: 0 E: 0 K: 0 S: 5	H: 2 LOB: 2 BB: 0 P: 5	R: 0 E: 0 K: 1 S: 5	H: 0 LOB: 0 BB: 0 P: 6	R: 0 E: 0 K: 1 S: 5	H: 0 LOB: 0 BB: 0 P: 5	1B: 3 2B: 1 3B: 0 HR: 1	SF: 0 SAC: 1 DP: 1 HBP: 0	WP: 0 PB: 0 CS: 0	PA: 35
PITCHER Warren Spahn, L ERA: 3.2 (1, 1)	IP: 9.0 WLS: W BF: 35 H: 5 R: 2 ER: 2 SO: 8 BB: 4 IBB: 0 HBP: 0 BLK: 0 WP: 0 HR: 1 S: 47 P: 63 ERA: 2.00 WHIP: 1.000															PITCHER				

Philadelphia Phillies @ Milwaukee Braves
 Milwaukee County Stadium, Milwaukee, WI
 Sun Aug 20 1961, 4:33 AM EDT
 Unknown

AB	30
R	2
H	5
RBI	2
BB	4
SO	8
LOB	12



Batter	1	2	3	4	5	6	7	8	9	AB	R	H	RBI	BB	SO	LOB	BOTTOM			
Gino Cimoli, R OBP: 0.285, SLG: 0.362 (1, 8)	0-0 6-3		0-0 4-3		0-0 6-3	0-0 PB FC1-5 1B		0-0 1-3		5	0	1	0	0	0	0				
Frank Bolling, R OBP: 0.339, SLG: 0.404 (1, 4)	0-0 1B		0-0 E5		0-0 5-3	0-0 FC1-5 PB		0-0 F9		5	0	1	0	0	0	2				
Eddie Mathews, L OBP: 0.402, SLG: 0.541 (1, 5)	0-0 1-3 1B		0-3 K		0-0 HR	0-0 P6				4	1	2	1	0	1	3				
Hank Aaron, R OBP: 0.376, SLG: 0.621 (1, 9)	0-0 L6			0-0 2B 1B	0-0 WP PB E 1B	4-0 FC6-4 IBB				3	2	2	0	1	0	2				
Joe Adcock, R OBP: 0.343, SLG: 0.499 (1, 3)	0-0 F9			4-0 2B BB	4-0 WP E BB	0-0 FC6-4				2	2	0	0	2	0	5				
Frank Thomas, R OBP: 0.361, SLG: 0.544 (1, 7)		0-0 5-3		0-0 FC2-5 1-2 2-H	0-0 E1 E WP		0-0 L5			4	0	1	2	0	0	1				
Roy McMillan, R OBP: 0.311, SLG: 0.289 (1, 6)	0-0 6-3			0-0 FC2-5-6 2-3	0-0 E6 1-3 2-H		0-0 F8			4	0	0	0	0	0	2				
Sammy White, R OBP: 0.107, SLG: 0.107 (1, 2)	0-0 P3			0-0 P4	0-0 6-3		0-0 4-3			4	0	0	0	0	0	3				
Warren Spahn, L OBP: 0.269, SLG: 0.406 (1, 1)			0-0 4-3	0-0 P4		0-3 K FC1-5 1B		0-3 K		4	0	0	0	0	2	1				
Inning Stats	R: 0 E: 0 K: 0 S: 5	H: 2 LOB: 2 BB: 0 P: 5	R: 0 E: 0 K: 0 S: 3	H: 0 LOB: 0 BB: 0 P: 3	R: 0 E: 1 K: 1 S: 6	H: 0 LOB: 1 BB: 0 P: 6	R: 2 E: 0 K: 0 S: 5	H: 2 LOB: 1 BB: 1 P: 9	R: 3 E: 2 K: 0 S: 7	H: 2 LOB: 2 BB: 1 P: 11	R: 0 E: 0 K: 1 S: 3	H: 1 LOB: 3 BB: 1 P: 11	R: 0 E: 0 K: 0 S: 3	H: 0 LOB: 0 BB: 0 P: 3	R: 0 E: 0 K: 1 S: 5	H: 0 LOB: 0 BB: 0 P: 5	1B: 5 2B: 1 3B: 0 HR: 1	SF: 0 SAC: 0 DP: 0 HBP: 0	WP: 2 PB: 3 SB: 0 CS: 0	PA: 38
PITCHER Chris Short, L ERA: 6.26 Jack Baldschun, R ERA: 4.4 Dallas Green, R ERA: 4.8 (1, 1) (5, 1) (7, 1)	IP: 4.2 WLS: L BF: 25 H: 6 R: 5 ER: 3 SO: 1 BB: 2 IBB: 0 HBP: 0 BLK: 0 WP: 0 HR: 1 S: 25 P: 33 ERA: 5.79 WHIP: 1.714															PITCHER				

Philadelphia Phillies @ Milwaukee Braves
 Milwaukee County Stadium, Milwaukee, WI
 Sun Aug 20 1961, 4:33 AM EDT
 Unknown

AB	35
R	5
H	7
RBI	3
BB	3
SO	3
LOB	19



Batter	1	2	3	4	5	6	7	8	9	AB	R	H	RBI	BB	SO	LOB	TOP
Richie Ashburn, L OBP: 0.352, SLG: 0.274 (1, 8)	6-3		K			P6			F8	4	0	0	0	0	1	1	Chicago Cubs @ Philadelphia Phillies Connie Mack Stadium, Philadelphia, PA Tue Aug 22 1961, 7:05 PM EDT Att: 4,957 - Cloudy - 82 F livebaseballscorecards.com
Ron Santo, R OBP: 0.363, SLG: 0.469 (1, 5)	1B			F5			F8		F9	4	0	1	0	0	0	0	
14 Ernie Banks, R OBP: 0.358, SLG: 0.529 (1, 6)	FC5-4			F7			K			3	0	0	0	0	1	1	
George Altman, L OBP: 0.366, SLG: 0.583 (1, 9)	FC6			L6			4-3			3	0	0	0	0	0	1	
Billy Williams, L OBP: 0.356, SLG: 0.499 (1, 7)		F8			4-3			BB		2	0	0	0	1	0	0	
Sammy Taylor, L OBP: 0.333, SLG: 0.407 (1, 2)	4-3				P4			K		3	0	0	0	0	1	1	
Jerry Kindall, R OBP: 0.300, SLG: 0.439 (1, 4)			K		F7			K		3	0	0	0	0	2	1	
Ed Bouchee, L OBP: 0.362, SLG: 0.412 (1, 3)				CS SH2-4 BB		F7		L7		2	0	0	0	1	0	1	
Dick Ellsworth, L OBP: 0.116, SLG: 0.075 (1, 1)										1	0	0	0	0	1	0	
Don Elston, R OBP: 0.222, SLG: 0.222 (7, 1)			SH2-4							0	0	0	0	0	0	0	
Bob Will, L OBP: 0.362, SLG: 0.340 (9, PH)						K			K	1	0	0	0	0	1	0	
Inning Stats	R: 0 E: 0 K: 0 S: 4	H: 1 LOB: 1 BB: 0 P: 4	R: 0 E: 0 K: 1 S: 5	H: 0 LOB: 0 BB: 0 P: 5	R: 0 E: 0 K: 1 S: 4	H: 0 LOB: 0 BB: 1 P: 8	R: 0 E: 0 K: 0 S: 3	H: 0 LOB: 0 BB: 0 P: 3	R: 0 E: 0 K: 1 S: 5	H: 0 LOB: 0 BB: 0 P: 5	R: 0 E: 0 K: 1 S: 5	H: 0 LOB: 1 BB: 0 P: 11	R: 0 E: 0 K: 1 S: 5	H: 0 LOB: 0 BB: 0 P: 5	1B: 1 2B: 0 3B: 0 HR: 0	SF: 0 SAC: 1 DP: 0 HBP: 0	WP: 0 PA: 29 PB: 0 SB: 0 CS: 1
PITCHER Art Mahaffey, R ERA: 4.41 (1, 1)	IP: 9.0 WLS: W BF: 29 H: 1 R: 0 ER: 0 SO: 7 BB: 2 IBB: 0 HBP: 0 BLK: 0 WP: 0 HR: 0 S: 41 P: 49 ERA: 0.00 WHIP: 0.333																

Batter	1	2	3	4	5	6	7	8	9	AB	R	H	RBI	BB	SO	LOB	BOTTOM		
Tony Taylor, R OBP: 0.310, SLG: 0.330 (1, 4)	4-3									3	1	2	1	1	0	0	Chicago Cubs @ Philadelphia Phillies Connie Mack Stadium, Philadelphia, PA Tue Aug 22 1961, 7:05 PM EDT Att: 4,957 - Cloudy - 82 F livebaseballscorecards.com		
Bobby Malkmus, R OBP: 0.285, SLG: 0.323 (1, 6)			2B		1B					3	0	0	0	0	0	3			
Johnny Callison, L OBP: 0.355, SLG: 0.384 (7, PH)	5-3		6-3		FC5-4					0	0	0	1	0	0	0			
Ruben Amaro, R OBP: 0.316, SLG: 0.329 (8, 6)										0	0	0	0	0	0	0			
Don Demeter, R OBP: 0.302, SLG: 0.443 (1, 9)	1B		F8		L5					4	1	2	3	0	0	3			
Lee Walls, R OBP: 0.363, SLG: 0.457 (1, 7)	FC6-4									4	0	3	0	0	0	1			
Pancho Herrera, R OBP: 0.344, SLG: 0.414 (1, 3)										4	0	0	0	0	1	2			
Tony Gonzalez, L OBP: 0.358, SLG: 0.419 (1, 8)									F2	4	0	0	0	0	2	1			
Charley Smith, R OBP: 0.304, SLG: 0.386 (1, 5)	4-3									3	2	1	0	1	0	0			
Clay Dalrymple, L OBP: 0.259, SLG: 0.272 (1, 2)										3	2	3	0	1	0	0			
Art Mahaffey, R OBP: 0.130, SLG: 0.118 (1, 1)										1	0	0	1	0	1	1			
Inning Stats	R: 0 E: 0 K: 0 S: 4	H: 1 LOB: 1 BB: 0 P: 4	R: 0 E: 0 K: 0 S: 3	H: 0 LOB: 0 BB: 0 P: 3	R: 1 E: 0 K: 0 S: 5	H: 2 LOB: 1 BB: 0 P: 5	R: 0 E: 0 K: 2 S: 7	H: 1 LOB: 0 BB: 0 P: 7	R: 1 E: 0 K: 0 S: 6	H: 3 LOB: 2 BB: 0 P: 6	R: 0 E: 0 K: 1 S: 5	H: 1 LOB: 0 BB: 0 P: 5	R: 4 E: 0 K: 0 S: 6	H: 3 LOB: 1 BB: 2 P: 14	R: 0 E: 0 K: 1 S: 5	H: 0 LOB: 1 BB: 1 P: 9	1B: 8 2B: 2 3B: 0 HR: 1	SF: 2 SAC: 2 DP: 0 HBP: 0	WP: 0 PA: 36 PB: 0 SB: 0 CS: 0
PITCHER Dick Ellsworth, L ERA: 4.16 (1, 1)	IP: 6.1 WLS: L BF: 27 H: 9 R: 4 ER: 4 SO: 4 BB: 1 IBB: 0 HBP: 0 BLK: 0 WP: 0 HR: 0 S: 32 P: 36 ERA: 5.68 WHIP: 1.579																		
Don Elston, R ERA: 6.17 (7, 1)	IP: 1.2 WLS: L BF: 9 H: 2 R: 2 ER: 2 SO: 1 BB: 1 IBB: 1 HBP: 0 BLK: 0 WP: 0 HR: 1 S: 9 P: 17 ERA: 10.80 WHIP: 1.800																		

Batter	1	2	3	4	5	6	7	8	9	AB	R	H	RBI	BB	SO	LOB	TOP					
Al Heist, R OBP: 0.351, SLG: 0.403 (1, 8)										4	1	2	1	1	1	0	Chicago Cubs @ Philadelphia Phillies Connie Mack Stadium, Philadelphia, PA Thu Aug 24 1961, 7:05 PM EDT Att: 2,773 - Cloudy - 79 F					
Dick Bartell, R OBP: 0.301, SLG: 0.312 Sammy Taylor, L OBP: 0.333, SLG: 0.406 (1, 2) (4, 2)										2	0	1	0	0	0	1						
14 Ernie Banks, R OBP: 0.357, SLG: 0.526 (1, 6)										4	0	1	0	0	1	4						
George Altman, L OBP: 0.368, SLG: 0.589 (1, 9)										3	1	2	1	0	1	1						
Billy Williams, L OBP: 0.353, SLG: 0.494 (1, 7)										4	0	0	0	0	1	3						
Ron Santo, R OBP: 0.363, SLG: 0.474 (1, 5)										4	1	1	1	0	0	2						
Andre Rodgers, R OBP: 0.323, SLG: 0.409 (1, 3)										4	0	1	0	0	0	2						
Jerry Kindall, R OBP: 0.296, SLG: 0.433 (1, 4)										4	0	0	0	0	2	1						
Jack Curtis, L OBP: 0.315, SLG: 0.273 (1, 1) Don Elston, R OBP: 0.222, SLG: 0.222 (3, 1) Richie Ashburn, R OBP: 0.345, SLG: 0.278 (5, PH) Dick Drott, R OBP: 0.340, SLG: 0.375 (5, 1) Sammy Drake, S OBP: 0.222, SLG: 0.125 (7, PH) Jim Brewer, L OBP: 0.303, SLG: 0.401 (9, PH)										1	0	0	0	0	1	0						
Inning Stats	R: 0 E: 0 K: 1 S: 6	H: 1 LOB: 1 BB: 0 P: 6	R: 0 E: 0 K: 1 S: 6	H: 1 LOB: 1 BB: 0 P: 6	R: 0 E: 0 K: 1 S: 5	H: 0 LOB: 1 BB: 1 P: 9	R: 2 E: 0 K: 0 S: 5	H: 2 LOB: 0 BB: 0 P: 5	R: 2 E: 0 K: 1 S: 8	H: 3 LOB: 1 BB: 0 P: 8	R: 0 E: 0 K: 0 S: 3	H: 0 LOB: 0 BB: 0 P: 3	R: 0 E: 0 K: 1 S: 5	H: 0 LOB: 0 BB: 0 P: 5	R: 0 E: 0 K: 1 S: 7	H: 2 LOB: 2 BB: 0 P: 7		R: 0 E: 0 K: 2 S: 8	H: 1 LOB: 1 BB: 0 P: 8	1B: 7 2B: 1 3B: 1 HR: 1	SF: 1 SAC: 0 DP: 0 HBP: 0	WP: 1 PB: 1 SB: 0 CS: 0
PITCHER	IP WLS BF H R ER SO BB IBB HBP BLK WP HR S P ERA WHIP																					
Jim Owens, R ERA: 5.74 (1, 1)	7.0 W 31 9 4 4 5 1 0 0 0 0 1 1 40 44 5.14 1.429																					
Don Ferrarese, L ERA: 4.34 (8, 1)	2.0 S 7 1 0 0 3 0 0 0 0 0 0 0 13 13 0.00 0.500																					

AB	36
R	4
H	10
RBI	3
BB	1
SO	8
LOB	15



Batter	1	2	3	4	5	6	7	8	9	AB	R	H	RBI	BB	SO	LOB	BOTTOM			
Tony Taylor, R OBP: 0.318, SLG: 0.342 (1, 4)										4	1	3	2	1	0	0	Chicago Cubs @ Philadelphia Phillies Connie Mack Stadium, Philadelphia, PA Thu Aug 24 1961, 7:05 PM EDT Att: 2,773 - Cloudy - 79 F			
Bobby Malkmus, R OBP: 0.285, SLG: 0.318 (1, 6)										3	1	0	0	1	0	5				
Don Demeter, R OBP: 0.302, SLG: 0.450 (1, 9)										4	1	1	3	0	0	2				
Lee Walls, R OBP: 0.359, SLG: 0.453 (1, 7) Johnny Callison, L OBP: 0.356, SLG: 0.388 (4, 7)										2	0	0	0	0	0	1				
Pancho Herrera, R OBP: 0.343, SLG: 0.412 (1, 3)										4	1	1	0	0	1	1				
Tony Gonzalez, L OBP: 0.380, SLG: 0.418 (1, 8)										3	1	1	0	1	0	1				
Charley Smith, R OBP: 0.303, SLG: 0.384 (1, 5)										4	1	1	0	0	1	3				
Clay Dalrymple, L OBP: 0.262, SLG: 0.275 (1, 2)										4	1	2	1	0	0	0				
Jim Owens, R OBP: 0.053, SLG: 0.053 (1, 1) Don Ferrarese, R OBP: 0.148, SLG: 0.115 (8, 1)										2	0	0	1	0	1	3				
Inning Stats	R: 0 E: 1 K: 0 S: 4	H: 1 LOB: 1 BB: 0 P: 4	R: 6 E: 0 K: 0 S: 7	H: 4 LOB: 0 BB: 2 P: 15	R: 1 E: 0 K: 1 S: 8	H: 3 LOB: 3 BB: 1 P: 12	R: 0 E: 0 K: 0 S: 3	H: 0 LOB: 0 BB: 0 P: 3	R: 0 E: 0 K: 1 S: 5	H: 0 LOB: 0 BB: 0 P: 5	R: 0 E: 0 K: 0 S: 4	H: 1 LOB: 1 BB: 0 P: 4	R: 0 E: 0 K: 1 S: 6	H: 1 LOB: 1 BB: 0 P: 6	R: 0 E: 0 K: 0 S: 3	H: 0 LOB: 0 BB: 0 P: 3		1B: 7 2B: 1 3B: 1 HR: 1	SF: 0 SAC: 1 DP: 0 HBP: 0	WP: 0 PB: 0 SB: 1 CS: 0
PITCHER	IP WLS BF H R ER SO BB IBB HBP BLK WP HR S P ERA WHIP																			
Jack Curtis, L ERA: 4.8 (1, 1)	2.1 L 17 8 7 0 0 1 1 0 0 0 0 0 7 11 0.00 0.600																			
Don Elston, R ERA: 6.01 (3, 1)	1.2 6 0 0 0 1 1 0 0 0 0 0 0 7 11 0.00 0.600																			
Dick Drott, R ERA: 4.24 (5, 1)	2.0 7 1 0 0 1 0 0 0 0 0 0 0 9 9 0.00 0.500																			
Jim Brewer, L ERA: 6.17 (7, 1)	2.0 7 1 0 0 1 0 0 0 0 0 0 0 9 9 0.00 0.500																			

AB	33
R	7
H	10
RBI	7
BB	3
SO	3
LOB	16



Batter	1	2	3	4	5	6	7	8	9	AB	R	H	RBI	BB	SO	LOB	TOP
Felix Mantilla, R OBP: 0.342, SLG: 0.318 (1, 4)	0-0 5-3		0-0 5-3		0-0 6-3		0-0 FC6-4			4	0	0	0	0	0	1	
Lee Mays, L OBP: 0.334, SLG: 0.474 (1, 9)	0-0 2B			0-0 F8	0-0 1-3			0-0 3-1		4	0	1	0	0	0	0	
Eddie Mathews, L OBP: 0.405, SLG: 0.535 (1, 5)	0-0 1B			0-0 HR		0-0 4-3		0-0 F7		4	1	2	0	0	0	0	
Hank Aaron, R OBP: 0.372, SLG: 0.619 (1, 8)	0-0 FC5-4			0-0 HR		0-0 6-3		0-0 F8		4	1	1	2	0	0	1	
Joe Adcock, R OBP: 0.350, SLG: 0.506 (1, 3)		0-0 P4		0-0 HR		4-0 BB		0-0 F8		3	1	1	0	1	0	0	
Frank Thomas, R OBP: 0.350, SLG: 0.539 (1, 7)	0-3 K			0-0 HR		0-0 F7		0-0 5-3		4	1	1	2	0	1	1	
Joe Torre, R OBP: 0.332, SLG: 0.431 (1, 2)	0-3 K			0-0 6-3		4-0 FC3-6 BB		0-0 2B		3	0	1	0	1	1	0	
Roy McMillan, R OBP: 0.308, SLG: 0.292 Neil Chrissy, L (9, PH)			0-0 P6	0-0 5-3		0-0 FC3-6	0-0 FC3-6	0-0 L8		3	0	0	0	0	0	1	
Carl Willey, R OBP: 0.223, SLG: 0.023 Johnny Antonelli, L OBP: 0.220, SLG: 0.375 Al Spangler, L OBP: 0.248, SLG: 0.356 Don Nottebart, R OBP: 0.441, SLG: 0.143 Bob Boyd, L OBP: 0.285, SLG: 0.285 Don McMahon, R OBP: 0.214, SLG: 0.285			0-0 L9		0-0 4-3		0-0 FC3-6			1	0	0	0	0	0	0	
Inning Stats	R: 0 E: 0 K: 0 S: 4	H: 2 LOB: 1 BB: 0 P: 4	R: 0 E: 0 K: 2 S: 7	H: 0 LOB: 0 BB: 0 P: 7	R: 0 E: 0 K: 0 S: 3	H: 0 LOB: 0 BB: 0 P: 3	R: 4 E: 0 K: 0 S: 7	H: 4 LOB: 0 BB: 0 P: 7	R: 0 E: 0 K: 0 S: 3	H: 0 LOB: 1 BB: 1 P: 7	R: 0 E: 0 K: 0 S: 3	H: 0 LOB: 0 BB: 0 P: 3	R: 0 E: 0 K: 0 S: 4	H: 1 LOB: 1 BB: 0 P: 4	1B: 3 2B: 2 3B: 0 HR: 2	SF: 0 SAC: 0 DP: 0 HBP: 0	WP: 0 PA: 35
PITCHER John Buzhardt, R ERA: 4.18 (1, 1)	IP: 9.0 WLS: W BF: 35 H: 7 R: 4 ER: 4 SO: 2 BB: 2 IBB: 0 HBP: 0 BLK: 0 WP: 0 HR: 2 S: 37 P: 45 ERA: 4.00 WHIP: 1.000																

Milwaukee Braves @ Philadelphia Phillies
 Connie Mack Stadium, Philadelphia, PA
 Fri Aug 25 1961, 7:05 PM EDT
 Unknown

AB	33
R	4
H	7
RBI	4
BB	2
SO	2
LOB	6



Batter	1	2	3	4	5	6	7	8	9	AB	R	H	RBI	BB	SO	LOB	BOTTOM		
Tony Taylor, R OBP: 0.316, SLG: 0.340 (1, 4)	0-0 F8		0-3 K	0-0 1B		0-0 1-3		0-0 6-3		5	0	1	1	0	1	1			
Johnny Callison, L OBP: 0.354, SLG: 0.385 (1, 7)	0-0 L4		0-0 4-3	0-0 4-3			0-0 4-3	0-0 3B		5	1	1	0	0	0	1			
Tony Gonzalez, L OBP: 0.363, SLG: 0.433 (1, 8)	0-3 K		0-0 HR		0-0 F1		0-0 BB	0-0 1B	0-0 1B	5	3	3	1	0	1	0			
Don Demeter, R OBP: 0.306, SLG: 0.465 (1, 3)		0-0 2B	0-0 HR		0-0 F8		0-3 K	0-0 1B	0-0 1B	5	2	3	3	0	1	1			
Wes Covington, L OBP: 0.333, SLG: 0.425 Ken Walters, R OBP: 0.263, SLG: 0.336 (7, PR) (8, 9)		0-0 HR	0-0 1B		0-0 1B		4-0 BB	0-0 F8		3	1	3	1	1	0	0			
Charley Smith, R OBP: 0.305, SLG: 0.393 (1, 5)		0-0 HR	0-0 P3		0-0 P3		4-0 BB	1-2 2-3 BB		3	1	1	2	1	0	2			
Clay Dalrymple, L OBP: 0.260, SLG: 0.272 Al Kenders, R OBP: 0.300, SLG: 0.333 (7, 2)		0-0 G3		0-0 F9		0-0 4-3		1-2 2-3 3-H BB		3	0	0	0	0	0	0			
Bobby Malkmus, R OBP: 0.270, SLG: 0.324 Elmer Vato, L OBP: 0.270, SLG: 0.203 Ruben Amaro, R OBP: 0.316, SLG: 0.329 (8, 6)		0-0 F8		0-0 1B	0-0 2B		4-0 SH1-3 BB	0-0 4-3		2	1	1	0	1	0	0			
John Buzhardt, R OBP: 0.196, SLG: 0.167 (1, 1)	0-3 K		0-3 K		0-0 SH1-3			0-0 6-3		3	0	0	0	0	2	1			
Inning Stats	R: 0 E: 0 K: 1 S: 5	H: 0 LOB: 0 BB: 0 P: 5	R: 3 E: 0 K: 1 S: 8	H: 3 LOB: 0 BB: 0 P: 8	R: 2 E: 0 K: 1 S: 8	H: 3 LOB: 1 BB: 0 P: 8	R: 1 E: 0 K: 1 S: 7	H: 2 LOB: 1 BB: 0 P: 7	R: 0 E: 0 K: 0 S: 4	H: 1 LOB: 1 BB: 0 P: 4	R: 0 E: 0 K: 0 S: 3	H: 0 LOB: 1 BB: 1 P: 7	R: 1 E: 0 K: 1 S: 6	H: 1 LOB: 3 BB: 3 P: 18	R: 2 E: 0 K: 0 S: 6	H: 3 LOB: 1 BB: 0 P: 6	1B: 6 2B: 3 3B: 2 HR: 2	SF: 0 SAC: 1 DP: 0 HBP: 0	WP: 0 PA: 41
PITCHER Carl Willey, R ERA: 4.33 (1, 1)	IP: 3.0 WLS: L BF: 15 H: 6 R: 5 ER: 5 SO: 3 BB: 0 IBB: 0 HBP: 0 BLK: 0 WP: 0 HR: 2 S: 21 P: 21 ERA: 9.00 WHIP: 2.000																		
Johnny Antonelli, L ERA: 6.83 (4, 1)	IP: 1.0 WLS: 5 BF: 2 H: 1 R: 1 ER: 1 SO: 1 BB: 0 IBB: 0 HBP: 0 BLK: 0 WP: 0 HR: 7 S: 7 P: 7 ERA: 0.00 WHIP: 1.000																		
Don Nottebart, R ERA: 4.41 (5, 1)	IP: 2.0 WLS: 8 BF: 1 H: 0 R: 0 ER: 0 SO: 0 BB: 1 IBB: 0 HBP: 0 BLK: 0 WP: 0 HR: 7 S: 11 P: 11 ERA: 13.50 WHIP: 3.500																		
Don McMahon, R ERA: 2.53 (7, 1)	IP: 2.0 WLS: 13 BF: 4 H: 3 R: 3 ER: 3 SO: 1 BB: 3 IBB: 0 HBP: 0 BLK: 0 WP: 0 HR: 12 S: 24 P: 24 ERA: 0.00 WHIP: 0.000																		

Milwaukee Braves @ Philadelphia Phillies
 Connie Mack Stadium, Philadelphia, PA
 Fri Aug 25 1961, 7:05 PM EDT
 Unknown

AB	36
R	9
H	13
RBI	9
BB	4
SO	5
LOB	10



Batter	1	2	3	4	5	6	7	8	9	AB R H RBI BB SO LOB	TOP											
Felix Mantilla, R OBP: 0.341, SLG: 0.319 (1, 4)	F7	K		K		1B 1-2 1B	6-3		1B	6 1 2 0 0 2 1	Milwaukee Braves @ Philadelphia Phillies Connie Mack Stadium, Philadelphia, PA Fri Aug 25 1961, 7:05 PM EDT Att: 13,037 - Unknown livebaseballscorecards.com											
Lee Maye, L OBP: 0.338, SLG: 0.475 (1, 9)	P4		6-3 1B		1-6-3	1B 1-3 2-H 1B	2B 1B		L6	6 3 3 1 0 0 0												
Eddie Mathews, L OBP: 0.408, SLG: 0.538 (1, 5)	1B		F8		1B BB	1B 2-H 3-H 1B	2B		F8	5 1 3 3 1 0 1												
Hank Aaron, R OBP: 0.373, SLG: 0.616 (1, 8)	F8		6-3		1-2 1B	1B 1-3 1B	6-3			5 1 2 0 0 0 3												
Joe Adcock, R OBP: 0.353, SLG: 0.507 (1, 3)		1B 1B	FC5 1B 2-H 1B		K	1B 1-3 3-H 1B		5-3		5 1 3 2 0 1 2												
Frank Thomas, R OBP: 0.353, SLG: 0.540 (1, 7)	1B 1-2 FC4-6 1B		1-2 1B		F3	1-2 3-H 1B		6-3		5 1 3 1 0 0 2												
Roy McMillan, R OBP: 0.309, SLG: 0.293 (1, 6)	F8		FC5 2-3F 1B			P6 1B		1B 1B		5 0 2 0 0 0 4												
Sammy White, R OBP: 0.152, SLG: 0.152 (1, 2)	FC4-6 1-3 2-H 1B			4-3		P6 F7 1B		FC5-4 1-3 1B		5 0 2 1 0 0 3												
Tony Cloninger, R OBP: 0.231, SLG: 0.200 (1, 1)	FC4-6 1-2F 3-H 1B			6-3		1B 1B	6-3	FC5-4 1-2F 1B		5 1 1 1 0 0 3												
Inning Stats	R: 0 E: 0 K: 0 S: 4	H: 1 LOB: 1 BB: 0 P: 4	R: 2 E: 0 K: 1 S: 8	H: 3 LOB: 1 BB: 0 P: 8	R: 1 E: 0 K: 0 S: 6	H: 3 LOB: 2 BB: 0 P: 6	R: 0 E: 0 K: 1 S: 5	H: 0 LOB: 0 BB: 0 P: 5	R: 0 E: 0 K: 1 S: 6	H: 1 LOB: 2 BB: 1 P: 10	R: 5 E: 0 K: 0 S: 11	H: 8 LOB: 3 BB: 0 P: 11	R: 1 E: 0 K: 0 S: 5	H: 2 LOB: 1 BB: 0 P: 5	R: 0 E: 0 K: 0 S: 5	H: 2 LOB: 2 BB: 0 P: 5	R: 0 E: 0 K: 0 S: 3	H: 1 LOB: 0 BB: 0 P: 3	1B: 20 2B: 1 3B: 0 HR: 0	SF: 0 SAC: 0 DP: 0 HBP: 0	WP: 0 PB: 0 CS: 0	PA: 48
PITCHER	IP WLS BF H R ER SO BB IBB HBP BLK WP HR S P ERA WHIP												PITCHER	IP WLS BF H R ER SO BB IBB HBP BLK WP HR S P ERA WHIP								
Frank Sullivan, R ERA: 4.63 (1, 1)	5.2 L 29 11 6 6 3 1 0 0 0 0 0 0 34 38 9.53 2.118																					
Jack Baldschun, R ERA: 4.94 (6, 1)	0.0 5 5 2 2 0 0 0 0 0 0 0 0 5 5 ∞ ∞																					
Robin Roberts, R ERA: 5.82 (6, 1)	1.1 6 2 1 1 0 0 0 0 0 0 0 0 6 6 6.75 1.500																					
Dallas Green, R ERA: 4.71 (8, 1)	2.0 8 3 0 0 0 0 0 0 0 0 0 0 8 8 0.00 1.500																					

Batter	1	2	3	4	5	6	7	8	9	AB R H RBI BB SO LOB	BOTTOM									
Tony Taylor, R OBP: 0.314, SLG: 0.337 (1, 4)	WP S 4-3 1B		6-3		FC6-4 1-2F 1B		F8		FC6-4 1-2F 1B	5 1 1 0 0 0 2	Milwaukee Braves @ Philadelphia Phillies Connie Mack Stadium, Philadelphia, PA Fri Aug 25 1961, 7:05 PM EDT Att: 13,037 - Unknown livebaseballscorecards.com									
Johnny Callison, L OBP: 0.355, SLG: 0.385 (1, 7)	4-3 WP 1-2 BB		CS 1B			K	K			3 0 1 0 1 2 0										
Tony Gonzalez, L OBP: 0.362, SLG: 0.440 (1, 8)	4-3		F8			HR	F7			4 1 1 2 0 0 2										
Don Demeter, R OBP: 0.309, SLG: 0.464 (1, 3)	BB		CS 1-2		F9	1B 1B		K		3 0 1 0 1 1 0										
Wes Covington, L OBP: 0.332, SLG: 0.422 (1, 9)	P3			3-1		1B		3-1		4 0 1 0 0 0 2										
Charley Smith, R OBP: 0.302, SLG: 0.388 (1, 5)	P4			4-3		K		K		4 0 0 0 0 2 4										
Clay Dalrymple, L OBP: 0.260, SLG: 0.272 (1, 2)			F9		G3	F8		FC6-4 1B		4 0 1 0 0 0 2										
Bobby Malkmus, R OBP: 0.269, SLG: 0.336 (1, 6)			K		1-3		HR		K	4 1 1 1 0 2 1										
Frank Sullivan, R OBP: 0.287, SLG: 0.348 (6, 1)			1-3				HR		K	2 0 1 0 0 0 0										
Jack Baldschun, R OBP: 0.287, SLG: 0.348 (6, 1)					FC6-4 1B		HR			0 0 0 0 0 0 0										
Robin Roberts, S OBP: 0.143, SLG: 0.077 (7, PH)										0 0 0 0 0 0 0										
Elmer Valo, L OBP: 0.256, SLG: 0.262 (8, 1)										1 1 1 1 0 0 0										
Dallas Green, L OBP: 0.323, SLG: 0.192 (8, 1)										0 0 0 0 0 0 0										
Pancho Herrera, R OBP: 0.302, SLG: 0.411 (8, PH)										1 0 0 0 0 1 1										
Inning Stats	R: 1 E: 0 K: 0 S: 4	H: 1 LOB: 2 BB: 2 P: 12	R: 0 E: 0 K: 1 S: 5	H: 0 LOB: 0 BB: 0 P: 5	R: 0 E: 0 K: 0 S: 3	H: 1 LOB: 0 BB: 0 P: 3	R: 0 E: 0 K: 0 S: 4	H: 0 LOB: 0 BB: 0 P: 3	R: 0 E: 0 K: 2 S: 10	H: 3 LOB: 2 BB: 0 P: 10	R: 2 E: 0 K: 1 S: 7	H: 2 LOB: 0 BB: 0 P: 7	R: 0 E: 0 K: 2 S: 7	H: 0 LOB: 0 BB: 0 P: 7	R: 0 E: 0 K: 2 S: 8	H: 1 LOB: 1 BB: 0 P: 8	1B: 6 2B: 0 3B: 0 HR: 3	SF: 0 SAC: 0 DP: 0 HBP: 0	WP: 1 PB: 0 CS: 1	PA: 38
PITCHER	IP WLS BF H R ER SO BB IBB HBP BLK WP HR S P ERA WHIP												PITCHER	IP WLS BF H R ER SO BB IBB HBP BLK WP HR S P ERA WHIP						
Tony Cloninger, R ERA: 5.37 (1, 1)	9.0 W 37 9 4 4 8 2 0 0 0 1 3 51 59 4.00 1.222																			



Batter	1	2	3	4	5	6	7	8	9	AB	R	H	RBI	BB	SO	LOB	TOP			
Lee Mays, L (1, 9) OBP: 0.338, SLG: 0.479	0-0 L1-3 1B		0-0 3B			0-0 3-1		0-0 G3		4	0	2	0	0	0	1				
Frank Bolling, R (1, 4) OBP: 0.336, SLG: 0.395	0-0 L1-3 1-2		0-0 P3			0-0 F9			0-0 P4	4	0	0	0	0	0	2				
Eddie Mathews, L (1, 5) OBP: 0.406, SLG: 0.538	0-0 1B			0-0 G3		0-0 F9			0-0 3-1	4	0	1	0	0	0	0				
Hank Aaron, R (1, 8) OBP: 0.373, SLG: 0.615	0-0 P6			0-0 CS 2B			0-0 P4		0-0 6-3	4	0	1	0	0	0	1				
Joe Adcock, R (1, 3) OBP: 0.354, SLG: 0.510		0-0 FC6-4 1B		4-0 BB			0-0 F8			2	0	1	0	1	0	0				
Frank Thomas, R (1, 7) OBP: 0.350, SLG: 0.538		0-0 FC6-4 CS 6-3 1-2		0-0 P2			0-0 F7			3	0	0	0	0	0	3				
Joe Torre, R (1, 2) OBP: 0.326, SLG: 0.422		0-0 6-3 1-2		0-0 CS 2-3	0-0 L4			0-3 K		3	0	0	0	0	1	1				
Roy McMillan, R (1, 6) OBP: 0.313, SLG: 0.295		0-0 CS	0-3 K		0-0 6-3			0-0 1B		2	0	0	0	0	1	0				
Neil Chrissy, L (8, PH) OBP: 0.500, SLG: 0.333										1	0	1	0	0	0	0				
Tony Cloninger, R (8, 1) OBP: 0.231, SLG: 0.200										0	0	0	0	0	0	0				
Bob Buhl, R (1, 1) OBP: 0.129, SLG: 0.053			0-3 K		0-3 K					2	0	0	0	0	2	0				
Bob Boyd, L (8, PH) OBP: 0.265, SLG: 0.278										1	0	0	0	0	0	1				
Felix Mantilla, R (8, 6) OBP: 0.337, SLG: 0.315										0	0	0	0	0	0	0				
Inning Stats	R: 0 E: 0 K: 0 S: 4	H: 2 LOB: 1 BB: 0 P: 4	R: 0 E: 0 K: 0 S: 3	H: 1 LOB: 0 BB: 0 P: 3	R: 0 E: 0 K: 2 S: 8	H: 1 LOB: 1 BB: 1 P: 8	R: 0 E: 0 K: 0 S: 3	H: 0 LOB: 0 BB: 0 P: 5	R: 0 E: 0 K: 1 S: 5	H: 0 LOB: 0 BB: 0 P: 3	R: 0 E: 0 K: 0 S: 3	H: 0 LOB: 0 BB: 0 P: 3	R: 0 E: 0 K: 1 S: 6	H: 1 LOB: 1 BB: 0 P: 6	R: 0 E: 0 K: 0 S: 3	H: 0 LOB: 0 BB: 0 P: 3	1B: 4 2B: 2 3B: 1 HR: 0	SF: 0 SAC: 0 DP: 1 HBP: 0	WP: 0 PB: 0 SB: 0 CS: 2	PA: 33
PITCHER Art Mahaffey, R (1, 1) ERA: 4.2	IP: 9.0 WLS: W BF: 31 H: 6 R: 0 ER: 0 SO: 4 BB: 1 IBB: 0 HBP: 0 BLK: 0 WP: 0 HR: 0 S: 38 P: 42 ERA: 0.00 WHIP: 0.778															PITCHER				

Milwaukee Braves @ Philadelphia Phillies
 Connie Mack Stadium, Philadelphia, PA
 Sun Aug 27 1961, 7:05 PM EDT
 Att: 9,263 - Unknown

AB 30
 R 0
 H 6
 RBI 0
 BB 1
 SO 4
 LOB 9



Batter	1	2	3	4	5	6	7	8	9	AB	R	H	RBI	BB	SO	LOB	BOTTOM			
Tony Taylor, R (1, 4) OBP: 0.316, SLG: 0.334	0-0 1-3			0-0 F9	4-0 1-2 2-3 BB		0-0 4-3			3	0	0	0	1	0	0				
Johnny Callison, L (1, 7) OBP: 0.363, SLG: 0.400	0-0 3-1			0-0 SF7 3B	0-0 F8			0-0 F8		4	1	1	0	0	0	3				
Tony Gonzalez, L (1, 8) OBP: 0.359, SLG: 0.449	0-3 K			0-0 SF7 3-H		0-0 F8		0-0 HR		3	1	1	2	0	1	0				
Don Demeter, R (1, 3) OBP: 0.311, SLG: 0.462		0-0 6-3		0-0 1B		4-0 BB BB		0-3 K		3	0	1	0	1	1	0				
Wes Covington, L (1, 9) OBP: 0.341, SLG: 0.428		0-0 4-3		0-3 K		4-0 BB BB		0-0 2B 2B		3	0	1	0	1	1	1				
Ken Walters, R (8, PR) OBP: 0.263, SLG: 0.336						1-2 BB				0	1	0	0	0	0	0				
Charley Smith, R (1, 5) OBP: 0.309, SLG: 0.402	0-0 P6				4-0 SH2-3 1B BB	0-0 F3		0-0 2B 2B		3	0	1	1	1	0	2				
Clay Dalrymple, L (1, 2) OBP: 0.260, SLG: 0.279			0-3 K		0-0 SH2-3 1-2	0-0 4-3			0-0 1-3	3	0	0	0	0	1	3				
Bobby Malkmus, R (1, 6) OBP: 0.276, SLG: 0.342			4-0 G1-6-3 BB		0-0 BB 1B 2-H 1B		0-0 F9			2	0	1	0	1	0	0				
Art Mahaffey, R (1, 1) OBP: 0.140, SLG: 0.130			0-0 G1-6-3 1-2		0-0 BB 1B		0-0 P6			3	0	1	0	0	0	1				
Inning Stats	R: 0 E: 0 K: 1 S: 5	H: 0 LOB: 0 BB: 0 P: 5	R: 0 E: 0 K: 0 S: 3	H: 0 LOB: 0 BB: 0 P: 3	R: 0 E: 0 K: 1 S: 4	H: 0 LOB: 0 BB: 1 P: 8	R: 1 E: 0 K: 1 S: 7	H: 2 LOB: 1 BB: 0 P: 7	R: 0 E: 0 K: 0 S: 4	H: 2 LOB: 3 BB: 2 P: 12	R: 0 E: 0 K: 0 S: 3	H: 0 LOB: 2 BB: 2 P: 11	R: 0 E: 0 K: 0 S: 3	H: 0 LOB: 0 BB: 0 P: 3	R: 2 E: 0 K: 1 S: 8	H: 3 LOB: 1 BB: 0 P: 8	1B: 3 2B: 2 3B: 1 HR: 1	SF: 1 SAC: 1 DP: 1 HBP: 0	WP: 0 PB: 0 SB: 0 CS: 0	PA: 34
PITCHER Bob Buhl, R (1, 1) ERA: 4.02	IP: 7.0 WLS: L BF: 28 H: 4 R: 1 ER: 1 SO: 1 BB: 5 IBB: 0 HBP: 0 BLK: 0 WP: 0 HR: 0 S: 29 P: 49 ERA: 1.29 WHIP: 1.286															PITCHER				
Tony Cloninger, R (8, 1) ERA: 5.96	IP: 1.0 WLS: L BF: 6 H: 3 R: 2 ER: 2 SO: 1 BB: 0 IBB: 0 HBP: 0 BLK: 0 WP: 0 HR: 1 S: 8 P: 8 ERA: 18.00 WHIP: 3.000															PITCHER				

Milwaukee Braves @ Philadelphia Phillies
 Connie Mack Stadium, Philadelphia, PA
 Sun Aug 27 1961, 7:05 PM EDT
 Att: 9,263 - Unknown

AB 27
 R 3
 H 7
 RBI 3
 BB 5
 SO 4
 LOB 10



Batter	1	2	3	4	5	6	7	8	9	AB	R	H	RBI	BB	SO	LOB	TOP																			
Lee Mays, L (1, 9) OBP: 0.332, SLG: 0.471	F9	K			4-3		4-3	P6		5	0	0	0	0	1	2																				
Frank Bolling, R (1, 4) OBP: 0.338, SLG: 0.400	F9			HR		L9	2B		PB BB	3	2	1	1	2	0	0																				
Eddie Mathews, L (1, 5) OBP: 0.404, SLG: 0.537	4-3		P6			1-3	WP 2B		K	5	0	1	2	0	1	1																				
Hank Aaron, R (1, 8) OBP: 0.377, SLG: 0.616		1B 1B	K			G4-6-3 1B	WP IBB			3	1	2	0	2	1	0																				
Joe Adcock, R (1, 3) OBP: 0.353, SLG: 0.507		1B HR 1B	1-3			G4-6-3 1-2	K		K	5	1	1	0	0	2	5																				
Frank Thomas, R (1, 7) OBP: 0.349, SLG: 0.533		F7			5-3		F7		L4	5	0	1	0	0	0	7																				
Joe Torre, R (1, 2) OBP: 0.330, SLG: 0.427		HR 1B				F9		F9 2B		3	1	2	1	0	0	1																				
Roy McMillan, R (1, 6) OBP: 0.315, SLG: 0.303		HR			F9		FC3-6 BB	6-3		3	1	1	3	1	0	2																				
Warren Spahn, L (1, 1) OBP: 0.264, SLG: 0.385	F9				G3		FC3-6 4-3 2B	F9		4	1	0	0	0	0	3																				
Inning Stats	R: 0 E: 0 K: 0 S: 3	H: 0 LOB: 0 BB: 0 P: 3	R: 4 E: 0 K: 1 S: 9	H: 4 LOB: 0 BB: 0 P: 9	R: 1 E: 0 K: 1 S: 6	H: 1 LOB: 0 BB: 0 P: 6	R: 0 E: 0 K: 0 S: 3	H: 0 LOB: 1 BB: 0 P: 4	R: 0 E: 0 K: 0 S: 4	H: 2 LOB: 1 BB: 0 P: 4	R: 2 E: 1 K: 1 S: 7	H: 1 LOB: 3 BB: 3 P: 19	R: 0 E: 0 K: 0 S: 4	H: 1 LOB: 1 BB: 2 P: 4	R: 0 E: 0 K: 2 S: 7	H: 0 LOB: 2 BB: 2 P: 15	1B: 5 2B: 2 3B: 0 HR: 2	SF: 0 SAC: 0 DP: 1 HBP: 1	WP: 1 PB: 1 SB: 0 CS: 0	PA: 42																
PITCHER	IP	WLS	BF	H	R	ER	SO	BB	IBB	HBP	BLK	WP	HR	S	P	ERA	WHIP	PITCHER		IP	WLS	BF	H	R	ER	SO	BB	IBB	HBP	BLK	WP	HR	S	P	ERA	WHIP
Robin Roberts, R (1, 1) ERA: 6.04	4.0	L	18	5	5	5	2	0	0	1	0	0	2	21	22	11.25	1.250																			
Ken Lehman, L (5, 1) ERA: 3.53	4.0		19	4	2	2	1	2	1	0	0	1	0	18	30	4.50	1.500																			
Jack Baldschun, R (9, 1) ERA: 4.58	1.0		5	0	0	0	2	2	0	0	0	0	0	7	15	0.00	2.000																			

Milwaukee Braves @ Philadelphia Phillies
 Connie Mack Stadium, Philadelphia, PA
 Mon Aug 28 1961, 7:05 PM EDT
 Att: 6,346 - Unknown

AB 36
 R 7
 H 9
 RBI 7
 BB 5
 SO 5
 LOB 21



Batter	1	2	3	4	5	6	7	8	9	AB	R	H	RBI	BB	SO	LOB	BOTTOM																				
Tony Taylor, R (1, 4) OBP: 0.314, SLG: 0.332	SH1-3 1B		F8	FC1-2 E		5-3		L9		5	0	1	0	0	0	3																					
Johnny Callison, L (1, 7) OBP: 0.364, SLG: 0.401	SH1-3		BB 1B	E3			1B		3-1	4	0	2	1	0	0	2																					
Charley Smith, R (1, 5) OBP: 0.308, SLG: 0.399	5-3		F8	F9		F9			1B 1B	5	0	1	0	0	0	6																					
Don Demeter, R (1, 9) OBP: 0.310, SLG: 0.458	1-3		BB 1B	K		6-3		F3		5	0	1	0	0	1	5																					
Pancho Herrera, R (1, 3) OBP: 0.345, SLG: 0.409		P4	BB		K		BB			3	0	1	0	2	1	0																					
Tony Gonzalez, L (1, 8) OBP: 0.357, SLG: 0.445	2B 1B		3-1		F7		F5		K	5	0	1	0	0	1	6																					
Bobby Malkmus, R (1, 6) OBP: 0.275, SLG: 0.340	P4			E5 WP FC1-2 1B			K			4	0	1	0	0	1	2																					
Clay Dalrymple, L (1, 2) OBP: 0.263, SLG: 0.286				FC1-2 WP E 1B		1-3		G3		4	1	2	0	0	0	1																					
Robin Roberts, S (1, 1) OBP: 0.138, SLG: 0.074						4-3				1	0	0	0	0	0	2																					
Ken Walters, R (4, PH) OBP: 0.288, SLG: 0.336										0	0	0	0	1	0	0																					
Ken Lehman, L (5, 1) OBP: 0.288, SLG: 0.336										1	0	0	0	0	0	0																					
Wes Covington, L (8, PH) OBP: 0.340, SLG: 0.426										1	0	0	0	0	0	0																					
Jack Baldschun, R (9, 1) ERA: 2.98										0	0	0	0	0	0	0																					
Inning Stats	R: 0 E: 0 K: 0 S: 4	H: 1 LOB: 1 BB: 0 P: 4	R: 0 E: 0 K: 0 S: 5	H: 2 LOB: 2 BB: 0 P: 5	R: 0 E: 0 K: 0 S: 5	H: 2 LOB: 3 BB: 1 P: 9	R: 1 E: 2 K: 1 S: 8	H: 1 LOB: 3 BB: 1 P: 12	R: 0 E: 0 K: 0 S: 6	H: 1 LOB: 1 BB: 0 P: 6	R: 0 E: 0 K: 0 S: 4	H: 1 LOB: 1 BB: 0 P: 4	R: 0 E: 0 K: 1 S: 5	H: 0 LOB: 1 BB: 1 P: 9	R: 0 E: 0 K: 0 S: 3	H: 0 LOB: 0 BB: 0 P: 3	R: 0 E: 0 K: 1 S: 7	H: 2 LOB: 2 BB: 0 P: 7	1B: 9 2B: 1 3B: 0 HR: 0	SF: 0 SAC: 1 DP: 0 HBP: 0	WP: 1 PB: 0 SB: 0 CS: 0	PA: 42															
PITCHER	IP	WLS	BF	H	R	ER	SO	BB	IBB	HBP	BLK	WP	HR	S	P	ERA	WHIP	PITCHER		IP	WLS	BF	H	R	ER	SO	BB	IBB	HBP	BLK	WP	HR	S	P	ERA	WHIP	
Warren Spahn, L (1, 1) ERA: 2.98	9.0	W	42	10	1	0	4	3	0	0	0	1	0	47	59	0.00	1.444																				

Milwaukee Braves @ Philadelphia Phillies
 Connie Mack Stadium, Philadelphia, PA
 Mon Aug 28 1961, 7:05 PM EDT
 Att: 6,346 - Unknown

AB 38
 R 1
 H 10
 RBI 1
 BB 3
 SO 4
 LOB 27



Batter	1	2	3	4	5	6	7	8	9	AB	R	H	RBI	BB	SO	LOB	TOP							
Julian Javier, R (1,4) OBP: 0.326, SLG: 0.358	P6						6-3		4-3	5	1	2	1	0	0	0	St. Louis Cardinals @ Philadelphia Phillies Connie Mack Stadium, Philadelphia, PA Tue Aug 29 1961, 7:05 PM EDT Unknown							
Curt Flood, R (1,8) OBP: 0.397, SLG: 0.397	5-3		K				HR		E5 3B	5	2	2	0	0	1	2								
Bill White, L (1,3) OBP: 0.370, SLG: 0.507	F7		L8				F7		3B	5	0	1	2	0	0	4								
Ken Boyer, R (1,5) OBP: 0.385, SLG: 0.529		5-3					HR		6-3	4	1	2	2	1	0	1								
Stan Musial, L (1,7) OBP: 0.374, SLG: 0.482																								
Don Taussig, R (7,7) OBP: 0.355, SLG: 0.488	F8		K				F8			4	0	0	0	0	1	3								
Joe Cunningham, L (1,9) OBP: 0.417, SLG: 0.422	5-3									0	0	0	0	0	0	0								
Alex Grammas, R (1,6) OBP: 0.266, SLG: 0.262			F9				SH1-4		4-3	3	0	0	0	0	0	3								
Jimmie Schaffer, R (1,2) OBP: 0.319, SLG: 0.354			1-3				F7			2	1	0	0	2	0	2								
Curt Simmons, L (1,1) OBP: 0.409, SLG: 0.379			E1				G1-6-3		F7	4	0	0	0	0	0	3								
Ed Bauta, R (9,1) OBP: 0.333, SLG: 0.333										0	0	0	0	0	0	0								
Inning Stats	R: 0 E: 0 K: 0 S: 3	H: 0 LOB: 0 BB: 0 P: 3	R: 0 E: 0 K: 0 S: 3	H: 0 LOB: 0 BB: 0 P: 3	R: 1 E: 1 K: 1 S: 7	H: 1 LOB: 2 BB: 1 P: 11	R: 0 E: 2 K: 0 S: 5	H: 1 LOB: 2 BB: 0 P: 5	R: 1 E: 0 K: 1 S: 7	H: 2 LOB: 2 BB: 1 P: 11	R: 0 E: 0 K: 0 S: 2	H: 0 LOB: 1 BB: 2 P: 10	R: 2 E: 0 K: 0 S: 5	H: 2 LOB: 0 BB: 0 P: 5	R: 0 E: 0 K: 0 S: 3	H: 0 LOB: 0 BB: 0 P: 3	R: 1 E: 1 K: 0 S: 5	H: 1 LOB: 1 BB: 0 P: 5	1B: 5 2B: 0 3B: 1 HR: 1	SF: 0 SAC: 1 DP: 2 HBP: 0	WP: 0 PB: 1 SB: 2 CS: 0	PA: 40		
PITCHER	IP WLS BF H R ER SO BB IBB HBP BLK WP HR S P ERA WHIP	IP WLS BF H R ER SO BB IBB HBP BLK WP HR S P ERA WHIP	IP WLS BF H R ER SO BB IBB HBP BLK WP HR S P ERA WHIP	IP WLS BF H R ER SO BB IBB HBP BLK WP HR S P ERA WHIP	IP WLS BF H R ER SO BB IBB HBP BLK WP HR S P ERA WHIP	IP WLS BF H R ER SO BB IBB HBP BLK WP HR S P ERA WHIP	IP WLS BF H R ER SO BB IBB HBP BLK WP HR S P ERA WHIP	IP WLS BF H R ER SO BB IBB HBP BLK WP HR S P ERA WHIP	IP WLS BF H R ER SO BB IBB HBP BLK WP HR S P ERA WHIP	IP WLS BF H R ER SO BB IBB HBP BLK WP HR S P ERA WHIP	IP WLS BF H R ER SO BB IBB HBP BLK WP HR S P ERA WHIP	IP WLS BF H R ER SO BB IBB HBP BLK WP HR S P ERA WHIP	IP WLS BF H R ER SO BB IBB HBP BLK WP HR S P ERA WHIP	IP WLS BF H R ER SO BB IBB HBP BLK WP HR S P ERA WHIP	IP WLS BF H R ER SO BB IBB HBP BLK WP HR S P ERA WHIP	IP WLS BF H R ER SO BB IBB HBP BLK WP HR S P ERA WHIP	IP WLS BF H R ER SO BB IBB HBP BLK WP HR S P ERA WHIP	IP WLS BF H R ER SO BB IBB HBP BLK WP HR S P ERA WHIP	IP WLS BF H R ER SO BB IBB HBP BLK WP HR S P ERA WHIP	IP WLS BF H R ER SO BB IBB HBP BLK WP HR S P ERA WHIP	IP WLS BF H R ER SO BB IBB HBP BLK WP HR S P ERA WHIP	IP WLS BF H R ER SO BB IBB HBP BLK WP HR S P ERA WHIP	IP WLS BF H R ER SO BB IBB HBP BLK WP HR S P ERA WHIP	IP WLS BF H R ER SO BB IBB HBP BLK WP HR S P ERA WHIP

AB 35
R 5
H 7
RBI 5
BB 4
SO 2
LOB 20



Batter	1	2	3	4	5	6	7	8	9	AB	R	H	RBI	BB	SO	LOB	BOTTOM								
Tony Taylor, R (1,4) OBP: 0.311, SLG: 0.328	F8		K						6-3	4	0	0	0	0	2	1	St. Louis Cardinals @ Philadelphia Phillies Connie Mack Stadium, Philadelphia, PA Tue Aug 29 1961, 7:05 PM EDT Unknown								
Johnny Callison, L (1,7) OBP: 0.363, SLG: 0.398	F7						G3		WP 3B BB	3	1	0	0	1	1	0									
Charley Smith, R (1,5) OBP: 0.305, SLG: 0.394	E5						F9		6-3	4	0	0	0	0	0	1									
Don Demeter, R (1,9) OBP: 0.309, SLG: 0.455	4-3						HR 1B		L8	4	1	1	0	0	0	2									
Pancho Herrera, R (1,3) OBP: 0.346, SLG: 0.419							HR 1B		3B 1B	4	2	2	2	0	0	0									
Tony Gonzalez, L (1,8) OBP: 0.356, SLG: 0.449			K				4-3			4	0	1	2	0	1	0									
Bobby Malkmus, R (1,6) OBP: 0.276, SLG: 0.340										3	0	1	0	0	0	0									
Wes Covington, L (9, PH) OBP: 0.338, SLG: 0.424							F8		6-3	1	0	0	0	0	0	1									
Al Kenders, R (1,2) OBP: 0.267, SLG: 0.286									1-3	3	0	1	0	0	0	0									
John Buzhardt, R (1,1) OBP: 0.188, SLG: 0.159										2	0	0	0	0	1	1									
Ken Walters, R (8, PH) OBP: 0.286, SLG: 0.333										1	0	0	0	0	0	0									
Jack Baldschun, R (9,1) OBP: 0.333, SLG: 0.333										0	0	0	0	0	0	0									
Inning Stats	R: 0 E: 1 K: 0 S: 4	H: 0 LOB: 1 BB: 0 P: 4	R: 0 E: 0 K: 1 S: 5	H: 1 LOB: 0 BB: 0 P: 5	R: 0 E: 0 K: 1 S: 5	H: 0 LOB: 0 BB: 0 P: 5	R: 2 E: 0 K: 1 S: 7	H: 2 LOB: 0 BB: 0 P: 7	R: 0 E: 0 K: 2 S: 8	H: 1 LOB: 1 BB: 0 P: 8	R: 0 E: 0 K: 0 S: 3	H: 0 LOB: 0 BB: 0 P: 3	R: 0 E: 0 K: 0 S: 3	H: 0 LOB: 0 BB: 0 P: 3	R: 0 E: 0 K: 0 S: 3	H: 0 LOB: 0 BB: 0 P: 3	R: 2 E: 0 K: 0 S: 5	H: 2 LOB: 1 BB: 1 P: 9	1B: 4 2B: 0 3B: 1 HR: 1	SF: 0 SAC: 0 DP: 0 HBP: 0	WP: 1 PB: 0 SB: 0 CS: 1	PA: 35			
PITCHER	IP WLS BF H R ER SO BB IBB HBP BLK WP HR S P ERA WHIP	IP WLS BF H R ER SO BB IBB HBP BLK WP HR S P ERA WHIP	IP WLS BF H R ER SO BB IBB HBP BLK WP HR S P ERA WHIP	IP WLS BF H R ER SO BB IBB HBP BLK WP HR S P ERA WHIP	IP WLS BF H R ER SO BB IBB HBP BLK WP HR S P ERA WHIP	IP WLS BF H R ER SO BB IBB HBP BLK WP HR S P ERA WHIP	IP WLS BF H R ER SO BB IBB HBP BLK WP HR S P ERA WHIP	IP WLS BF H R ER SO BB IBB HBP BLK WP HR S P ERA WHIP	IP WLS BF H R ER SO BB IBB HBP BLK WP HR S P ERA WHIP	IP WLS BF H R ER SO BB IBB HBP BLK WP HR S P ERA WHIP	IP WLS BF H R ER SO BB IBB HBP BLK WP HR S P ERA WHIP	IP WLS BF H R ER SO BB IBB HBP BLK WP HR S P ERA WHIP	IP WLS BF H R ER SO BB IBB HBP BLK WP HR S P ERA WHIP	IP WLS BF H R ER SO BB IBB HBP BLK WP HR S P ERA WHIP	IP WLS BF H R ER SO BB IBB HBP BLK WP HR S P ERA WHIP	IP WLS BF H R ER SO BB IBB HBP BLK WP HR S P ERA WHIP	IP WLS BF H R ER SO BB IBB HBP BLK WP HR S P ERA WHIP	IP WLS BF H R ER SO BB IBB HBP BLK WP HR S P ERA WHIP	IP WLS BF H R ER SO BB IBB HBP BLK WP HR S P ERA WHIP	IP WLS BF H R ER SO BB IBB HBP BLK WP HR S P ERA WHIP	IP WLS BF H R ER SO BB IBB HBP BLK WP HR S P ERA WHIP	IP WLS BF H R ER SO BB IBB HBP BLK WP HR S P ERA WHIP	IP WLS BF H R ER SO BB IBB HBP BLK WP HR S P ERA WHIP	IP WLS BF H R ER SO BB IBB HBP BLK WP HR S P ERA WHIP	IP WLS BF H R ER SO BB IBB HBP BLK WP HR S P ERA WHIP

AB 33
R 4
H 6
RBI 4
BB 1
SO 5
LOB 6



Batter	1	2	3	4	5	6	7	8	9	AB	R	H	RBI	BB	SO	LOB	TOP															
Julian Javier, R (1,4) OBP: 0.332, SLG: 0.360	0-0 1B	0-0 S			4-0 FC6-4 BB		4-0 BB		0-0 6-3	3	1	2	0	2	0	2	St. Louis Cardinals @ Philadelphia Phillies Connie Mack Stadium, Philadelphia, PA Tue Aug 29 1961, 7:05 PM EDT Att: 8,592 - Unknown															
Joe Cunningham, L (1,9) OBP: 0.417, SLG: 0.421 Don Taussig, R (6,9) OBP: 0.353, SLG: 0.485	0-0 1B WP	0-0 F4			0-0 FC6-4 G3-6-3		0-0 F7			3	1	1	0	0	0	3																
Bill White, L (1,3) OBP: 0.369, SLG: 0.505	0-0 WP 6-3	0-3 K			0-0 G3-6-3			0-0 4-3		4	1	1	1	0	1	3																
Ken Boyer, R (1,5) OBP: 0.386, SLG: 0.528	4-0 6-3 BB		0-0 6-3		0-0 FC6-4 1B			0-0 1-3		3	0	1	0	1	0	0																
Carl Sawatski, L (1,2) OBP: 0.399, SLG: 0.526 Jimmie Schaffer, R (6, PR) OBP: 0.317, SLG: 0.351	0-0 6-3		0-0 G6-4-3 1B		0-0 FC6-4 1-2f			0-3 K		3	0	1	1	0	0	2																
Charlie James, R (1,7) OBP: 0.297, SLG: 0.355	0-0 F9		0-0 G6-4-3		0-0 F9			0-0 E5 4-3		4	0	0	0	0	0	3																
Curt Flood, R (1,8) OBP: 0.391, SLG: 0.390	0-0 F3			0-0 P4		0-0 4-3		0-3 K		4	0	0	0	0	1	3																
Alex Grammas, R (1,6) OBP: 0.265, SLG: 0.262		0-0 1B SH3-4 1B		0-0 F9			0-0 F9		0-0 4-3	4	0	1	0	0	0	1																
Bob Miller, R (1,1) OBP: 0.467, SLG: 0.538 Al Ciochitto, R (3,1) OBP: 0.283, SLG: 0.316 Ed Olivares, R (7, PH) OBP: 0.158, SLG: 0.158 Lindy McDaniel, R (7,1) OBP: 0.271, SLG: 0.343 Red Schoendienst, S (9, PH) OBP: 0.221, SLG: 0.221 Bob Lillis, R (9, PR) OBP: 0.244, SLG: 0.220		0-0 SH3-4		0-0 F2			0-0 1-3		4-0 BB	0	0	0	0	0	0	0																
Inning Stats	R: 3 E: 0 K: 0 S: 6	H: 3 LOB: 1 BB: 1 P: 10	R: 0 E: 0 K: 1 S: 7	H: 2 LOB: 2 BB: 0 P: 7	R: 0 E: 0 K: 0 S: 3	H: 1 LOB: 0 BB: 0 P: 3	R: 0 E: 0 K: 0 S: 3	H: 0 LOB: 0 BB: 0 P: 3	R: 0 E: 0 K: 0 S: 2	H: 0 LOB: 0 BB: 1 P: 6	R: 0 E: 0 K: 0 S: 4	H: 1 LOB: 1 BB: 0 P: 4	R: 0 E: 0 K: 0 S: 3	H: 0 LOB: 0 BB: 1 P: 7	R: 0 E: 0 K: 1 S: 5	H: 0 LOB: 0 BB: 0 P: 5		R: 0 E: 1 K: 1 S: 6	H: 0 LOB: 2 BB: 1 P: 10	1B: 7 2B: 0 3B: 0 HR: 0	SF: 0 SAC: 1 DP: 2 HBP: 0	WP: 1 PB: 0 SB: 1 CS: 0	PA: 37									
PITCHER	IP WLS BF H R ER SO BB IBB HBP BLK WP HR S P ERA WHIP																															
Jim Owens, R (1,1) ERA: 5.9	1.1	10	5	3	3	0	1	0	0	0	1	0	9	13	20.25	4.500																
Chris Short, L (2,1) ERA: 6.09	7.2	27	2	0	0	3	3	0	0	0	0	0	30	42	0.00	0.652																

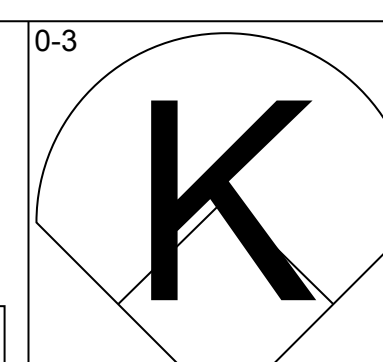
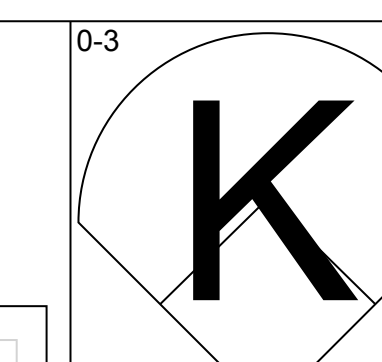
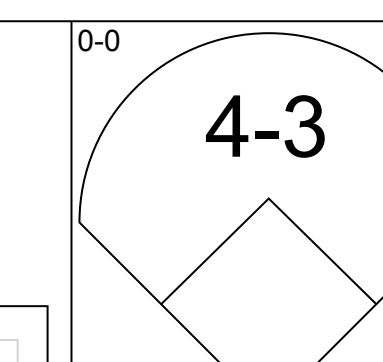
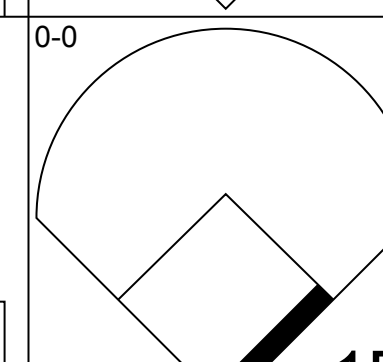
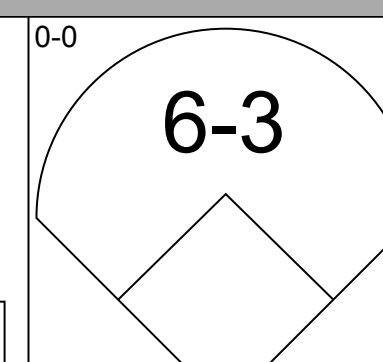
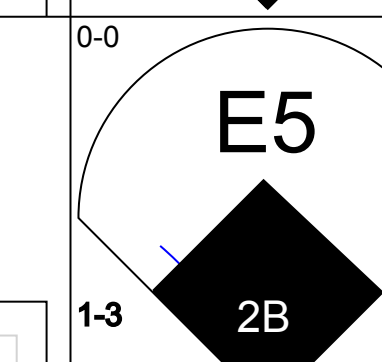
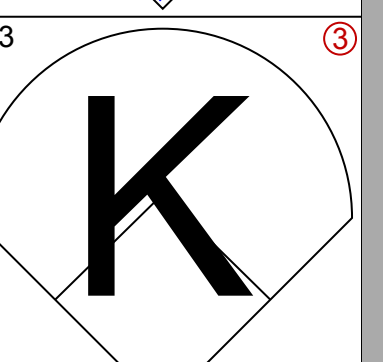
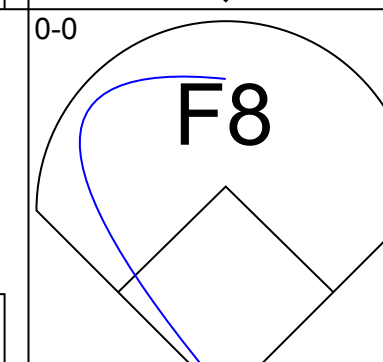
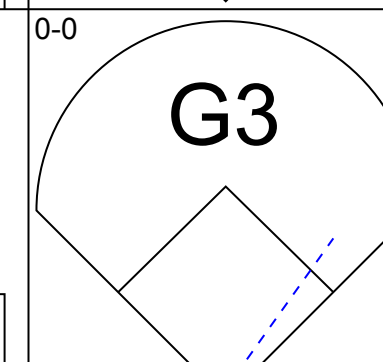
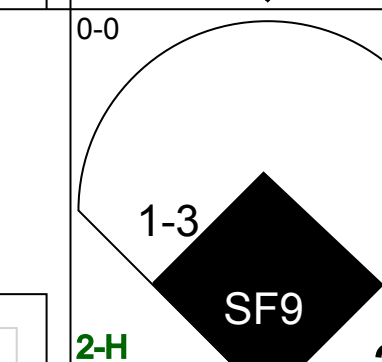
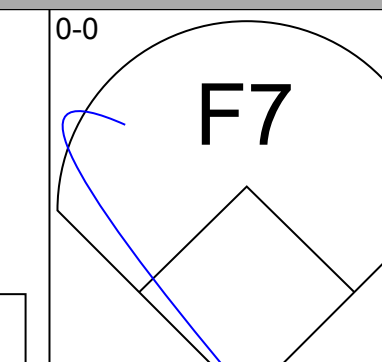
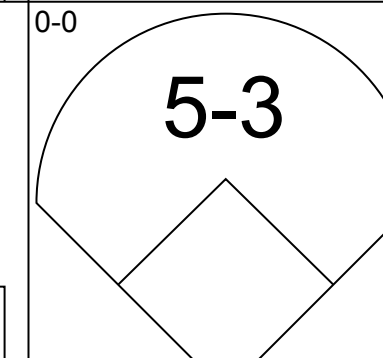
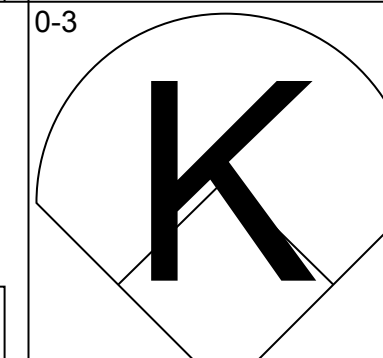
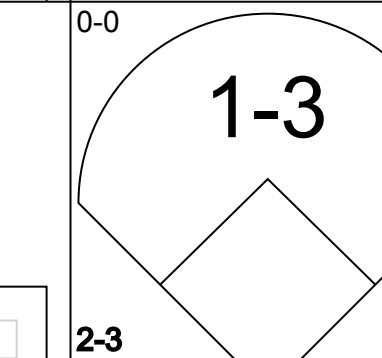
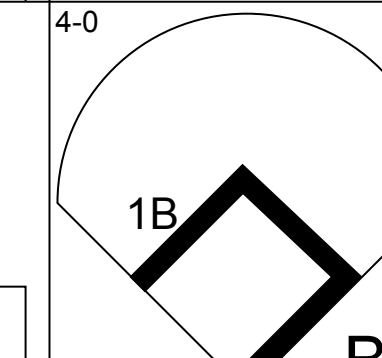
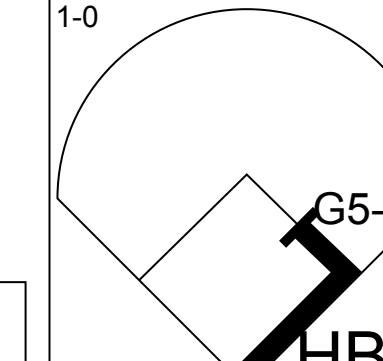
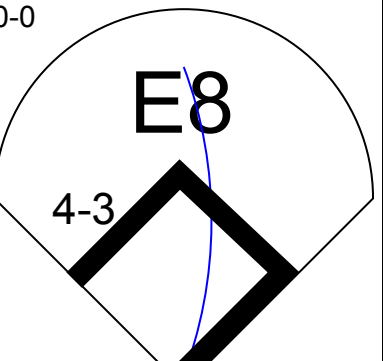
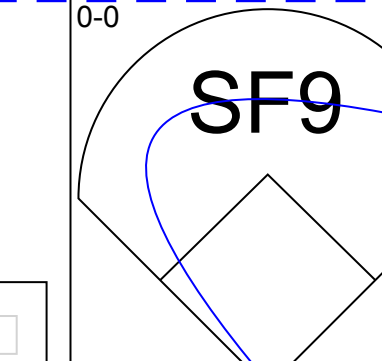
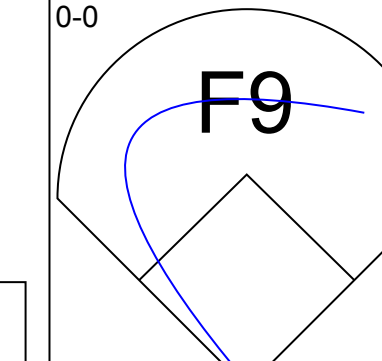
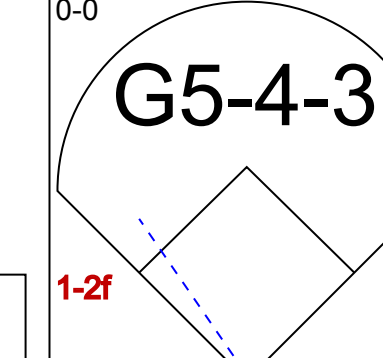
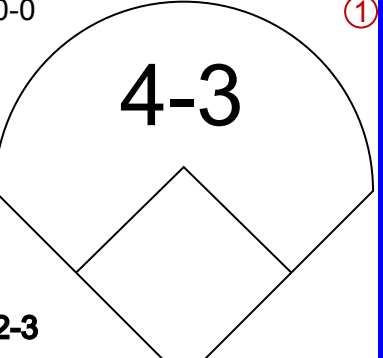
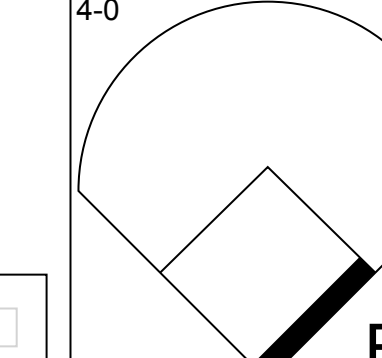
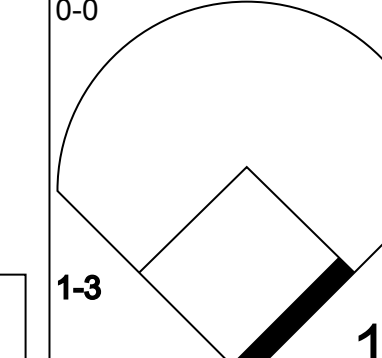
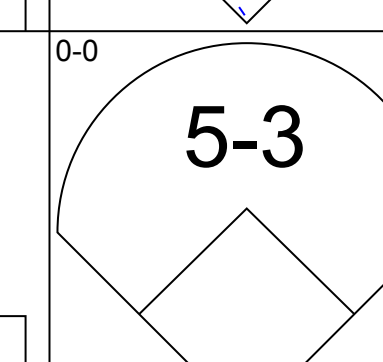
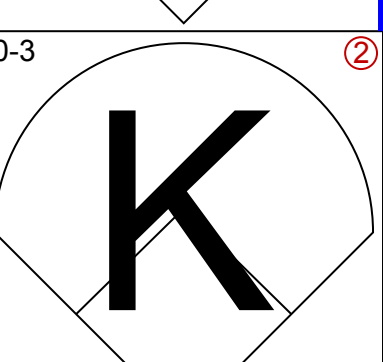
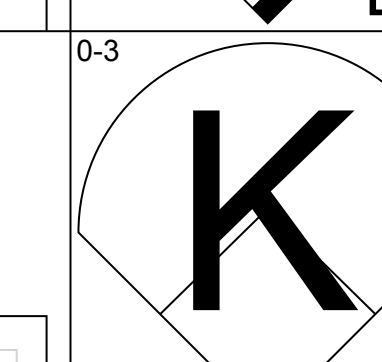
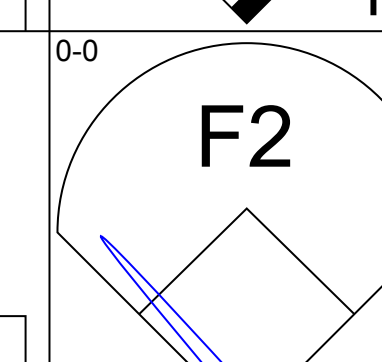

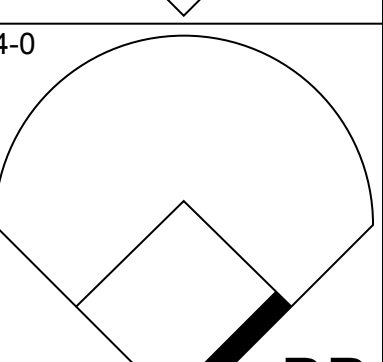


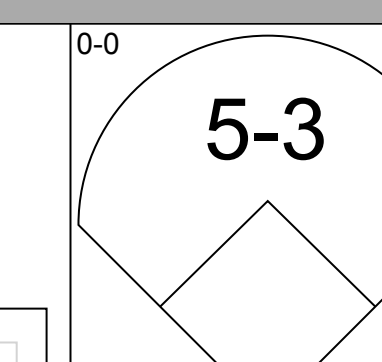
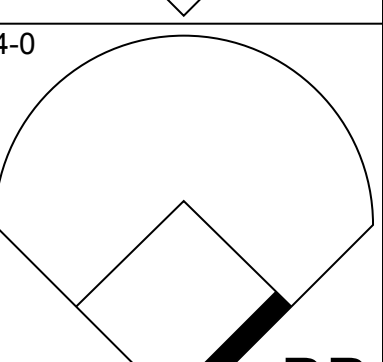
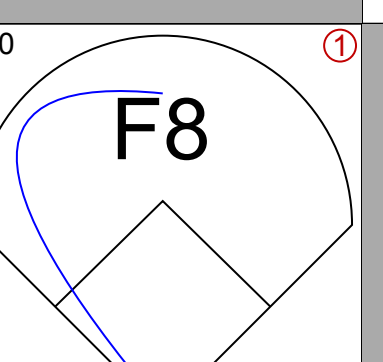
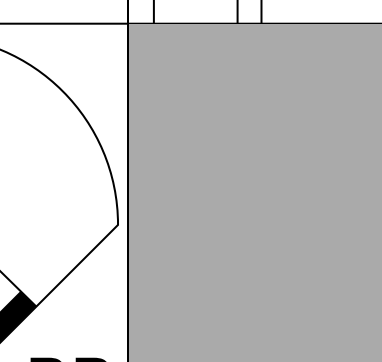
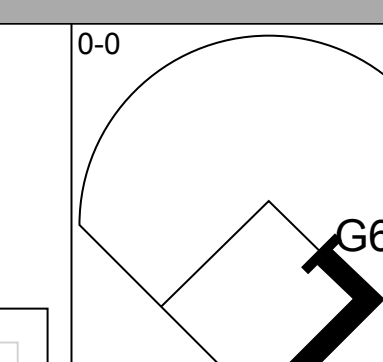
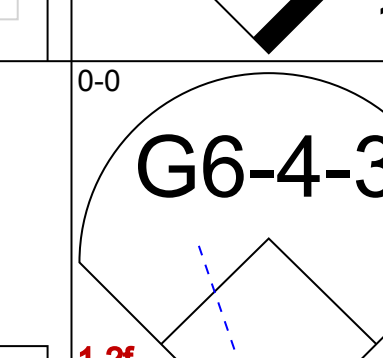
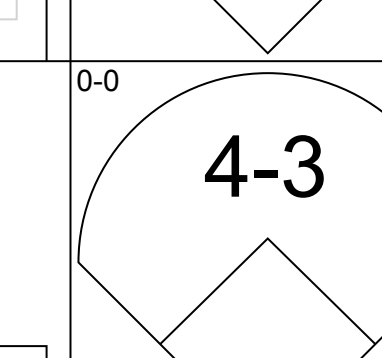
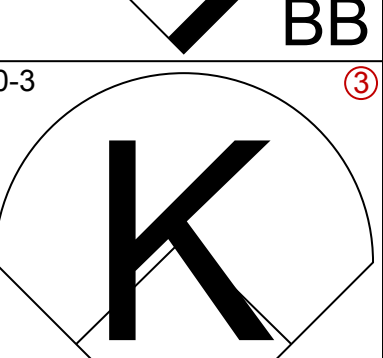
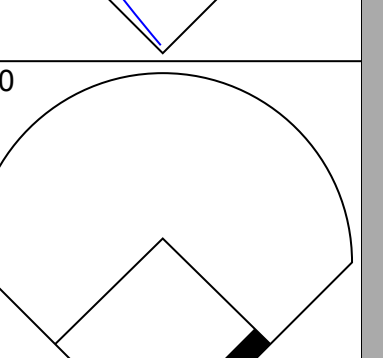
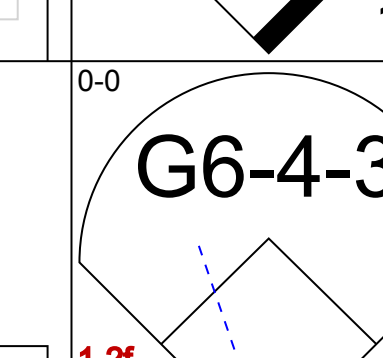
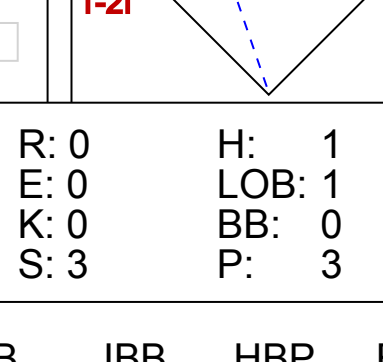
AB	32
R	3
H	7
RBI	2
BB	4
SO	3
LOB	18

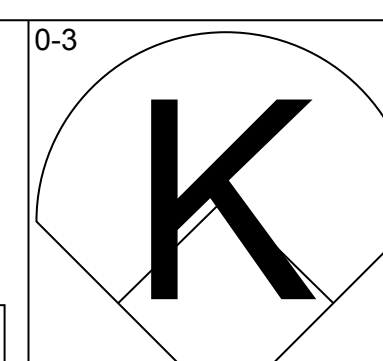
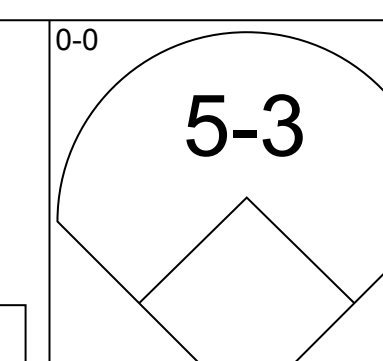
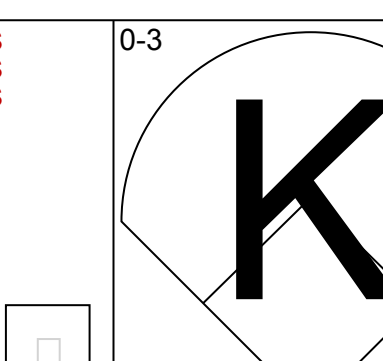
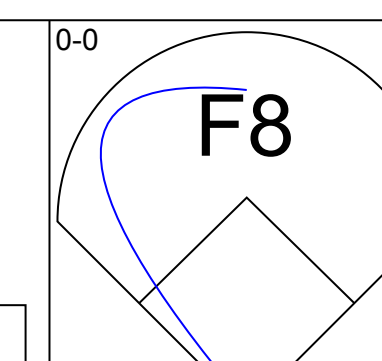
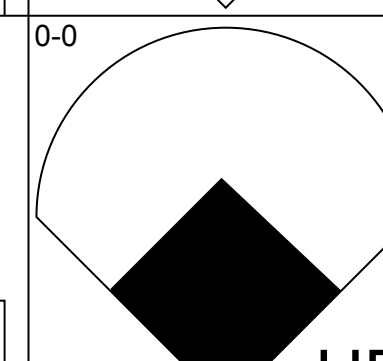
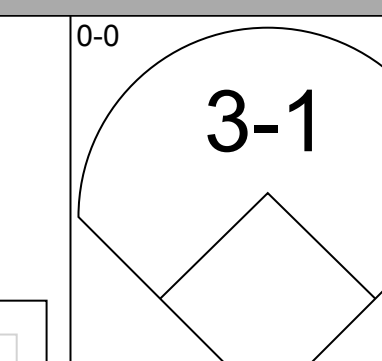
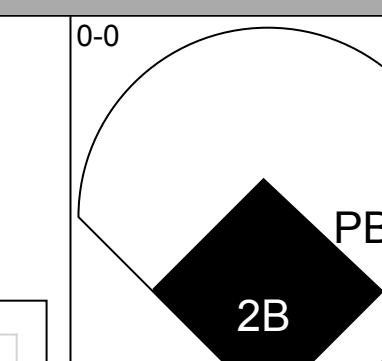
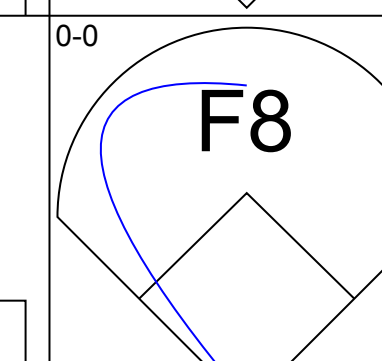
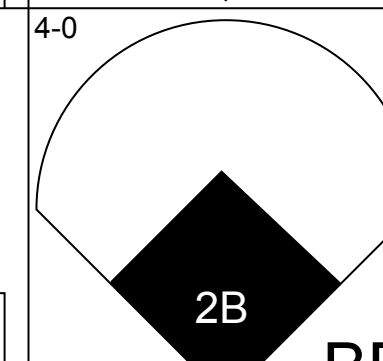
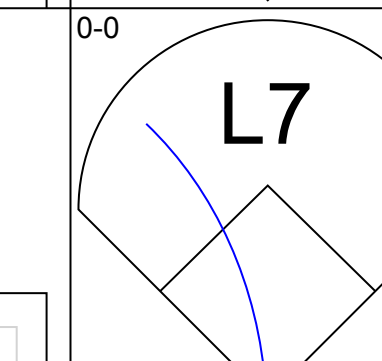
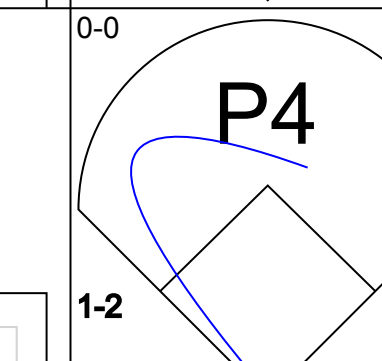
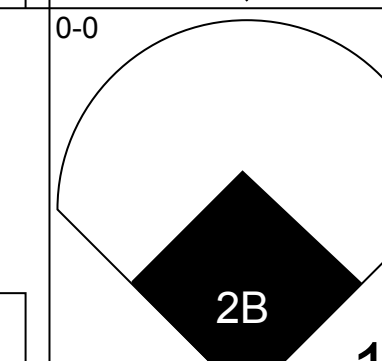
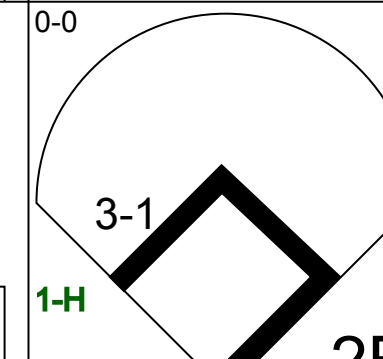
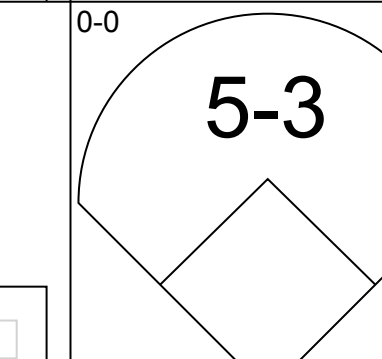
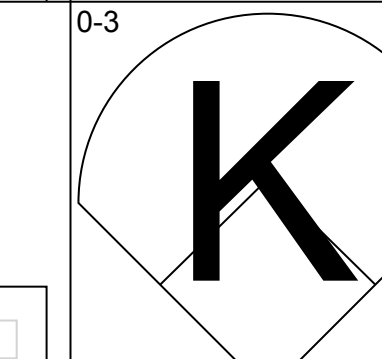
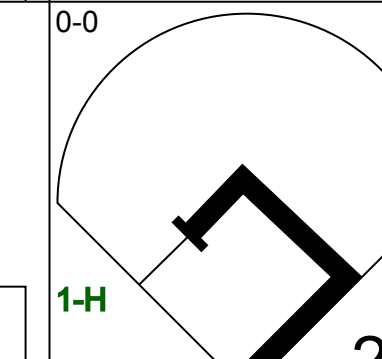
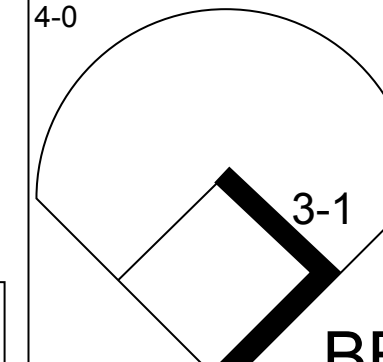
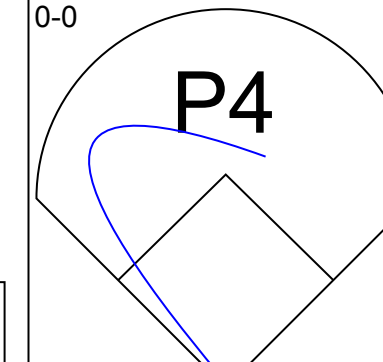
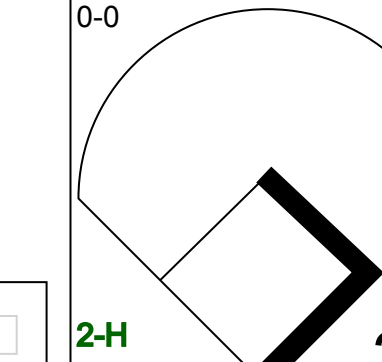
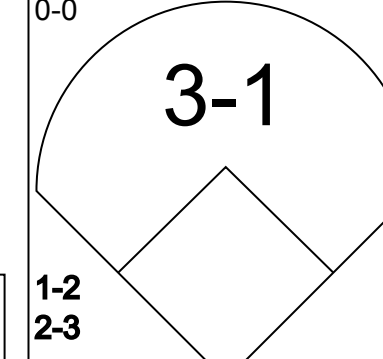
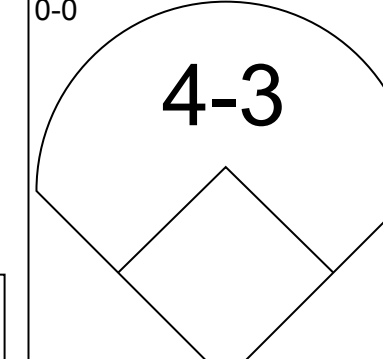
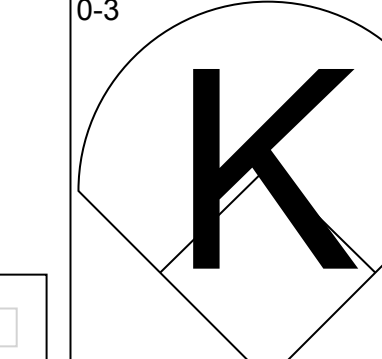
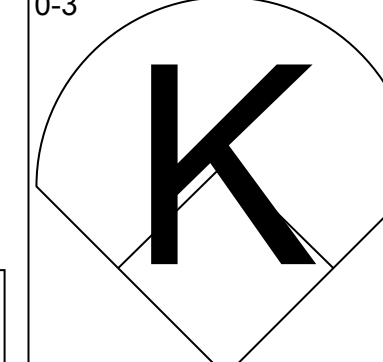
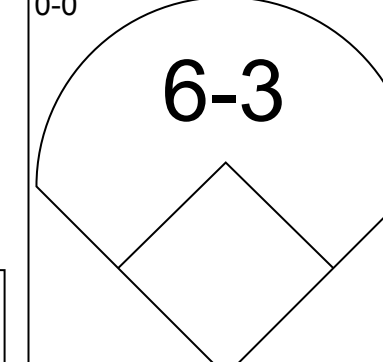
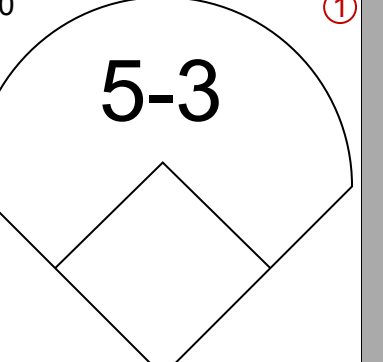
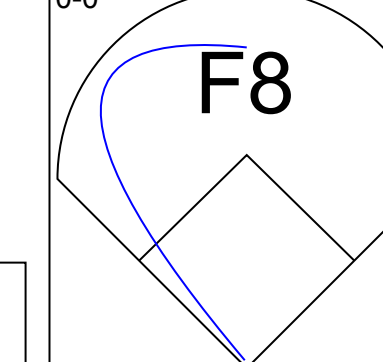
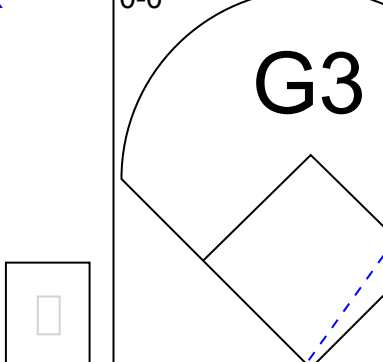
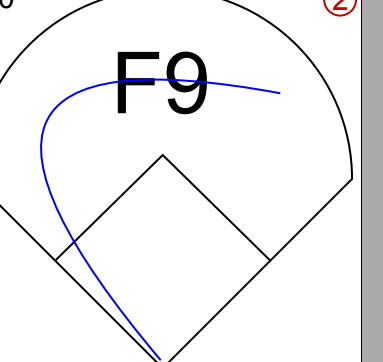
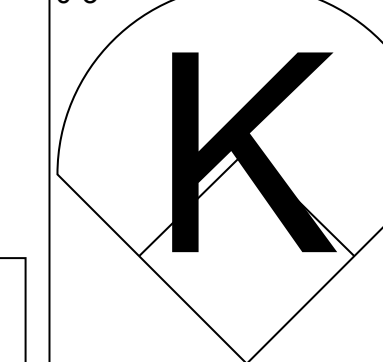
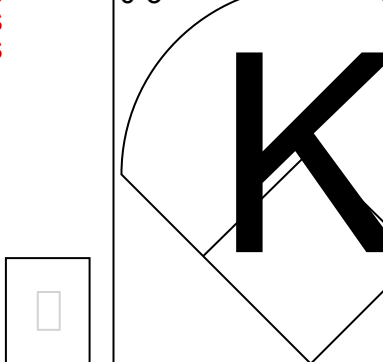
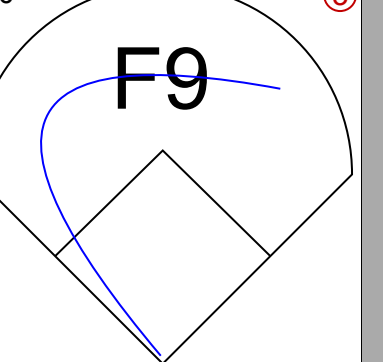


Batter	1	2	3	4	5	6	7	8	9	AB	R	H	RBI	BB	SO	LOB	BOTTOM															
Tony Taylor, R (1,4) OBP: 0.313, SLG: 0.330	0-0 FC3-6 1B		0-0 HR 1B	0-3 K			0-0 E6 SH1-4			4	1	2	0	0	1	1	St. Louis Cardinals @ Philadelphia Phillies Connie Mack Stadium, Philadelphia, PA Tue Aug 29 1961, 7:05 PM EDT Att: 8,592 - Unknown															
Johnny Callison, L (1,7) OBP: 0.363, SLG: 0.405	0-0 FC3-6 1-2f		0-0 HR 1-2H 2-H	0-0 P6			0-0 SH1-4 1-2			3	1	1	3	0	0	2																
Tony Gonzalez, L (1,8) OBP: 0.355, SLG: 0.446	0-0 F7		0-0 S 1B		0-0 1-3		0-3 K			4	0	1	0	0	1	2																
Wes Covington, L (1,9) OBP: 0.333, SLG: 0.417 Ken Walters, R (8,9) OBP: 0.296, SLG: 0.333	0-0 4-3		0-3 K		0-0 P5		0-0 G3			4	0	0	0	0	1	3																
Clay Dalrymple, L (1,2) OBP: 0.266, SLG: 0.286		0-0 FC4-6 1B	4-0 BB		0-0 4-3			0-0 E4 1B SH3-4		3	0	1	0	1	0	0																
Charley Smith, R (1,5) OBP: 0.305, SLG: 0.394		0-0 FC4-6 1-2f	0-0 P2		0-0 WP 1B 1B			0-0 SH3-4 1-2		3	1	1	0	0	0	3																
Pancho Herrera, R (1,3) OBP: 0.345, SLG: 0.415		0-0 F9	0-0 F8		0-0 F8			4-0 1B IBB		3	0	0	0	1	0	4																
Ruben Amaro, R (1,6) OBP: 0.316, SLG: 0.328		0-0 1-3		0-0 1-3		0-0 1-2H 1B		0-0 P4		4	0	1	1	0	0	3																
Jim Owens, R (1,1) OBP: 0.053, SLG: 0.053 Chris Short, R (2,1) OBP: 0.219, SLG: 0.194			0-0 E3 1B HR		0-0 S 1B		0-0 3-1		0-0 1-2H 1B	0	0	0	0	0	0	0																
Inning Stats	R: 0 E: 0 K: 0 S: 4	H: 1 LOB: 1 BB: 0 P: 4	R: 0 E: 0 K: 0 S: 4	H: 1 LOB: 0 BB: 0 P: 4	R: 3 E: 1 K: 1 S: 9	H: 3 LOB: 2 BB: 1 P: 13	R: 0 E: 0 K: 1 S: 6	H: 1 LOB: 1 BB: 0 P: 6	R: 0 E: 0 K: 0 S: 3	H: 0 LOB: 0 BB: 0 P: 3	R: 1 E: 0 K: 0 S: 4	H: 2 LOB: 0 BB: 0 P: 4	R: 0 E: 1 K: 1 S: 6	H: 0 LOB: 1 BB: 0 P: 6	R: 0 E: 1 K: 0 S: 4	H: 1 LOB: 2 BB: 1 P: 8		1B: 8 2B: 0 3B: 0 HR: 1	SF: 0 SAC: 2 DP: 0 HBP: 0	WP: 1 PB: 0 SB: 2 CS: 0	PA: 36											
PITCHER	IP WLS BF H R ER SO BB IBB HBP BLK WP HR S P ERA WHIP																															
Bob Miller, R (1,1) ERA: 4.14	2.1	14	5	3	2	1	1	0	0	0	0	1	15	19	7.71	2.571																
Al Ciochitto, R (3,1) ERA: 5.48	3.2	13	3	1	1	1	0	0	0	0	1	0	15	15	2.46	0.818																
Lindy McDaniel, R (7,1) ERA: 4.9	2.0	9	1	0	0	1	0	1	0	0	0	0	10	14	0.00	0.500																

AB	32
R	4
H	9
RBI	4
BB	2
SO	3
LOB	18



Batter	1	2	3	4	5	6	7	8	9	AB	R	H	RBI	BB	SO	LOB	TOP			
Julian Javier, R OBP: 0.331, SLG: 0.358 (1, 4)										5	1	1	0	0	2	2	St. Louis Cardinals @ Philadelphia Phillies Connie Mack Stadium, Philadelphia, PA Wed Aug 30 1961, 7:05 PM EDT Att: 4,952 - Unknown livebaseballscorecards.com			
Curt Flood, R OBP: 0.389, SLG: 0.387 (1, 8)										4	1	1	0	0	1	2				
Bill White, L OBP: 0.368, SLG: 0.505 (1, 3)										4	1	1	2	0	0	1				
Ken Boyer, R OBP: 0.385, SLG: 0.525 (1, 5)										3	0	0	0	1	1	2				
Stan Musial, L OBP: 0.373, SLG: 0.479 (1, 7)										2	0	0	1	0	0	1				
Carl Sawatski, L OBP: 0.394, SLG: 0.518 (1, 2)										2	0	0	0	0	0	2				
Jimmie Schaffer, R OBP: 0.326, SLG: 0.356 (6, PH)										1	0	1	0	1	0	0				
Don Taussig, R OBP: 0.346, SLG: 0.474 (1, 9)										4	0	0	0	0	2	4				
Alex Grammas, R OBP: 0.287, SLG: 0.258 (1, 6)										2	0	0	0	1	0	0				
Red Schoendienst, S OBP: 0.376, SLG: 0.415 (9, PH)										2	0	0	0	1	0	0				
Bob Lillis, R OBP: 0.244, SLG: 0.230 (9, PH)										0	0	0	0	0	0	0				
Ray Sadecki, L OBP: 0.263, SLG: 0.316 (1, 1)										3	0	1	0	0	1	2				
Charlie James, R OBP: 0.296, SLG: 0.354 (9, PH)										1	0	0	0	0	0	1				
Inning Stats	R: 0 E: 0 K: 1 S: 6	H: 1 LOB: 1 BB: 0 P: 6	R: 0 E: 0 K: 0 S: 2	H: 0 LOB: 0 BB: 0 P: 3	R: 0 E: 0 K: 1 S: 5	H: 0 LOB: 0 BB: 0 P: 5	R: 0 E: 0 K: 1 S: 5	H: 0 LOB: 0 BB: 0 P: 5	R: 0 E: 1 K: 2 S: 8	H: 2 LOB: 2 BB: 1 P: 12	R: 0 E: 0 K: 1 S: 6	H: 1 LOB: 1 BB: 0 P: 6	R: 0 E: 0 K: 0 S: 4	H: 1 LOB: 2 BB: 1 P: 8	R: 0 E: 0 K: 0 S: 3	H: 1 LOB: 1 BB: 0 P: 3	1B: 5 2B: 1 3B: 0 HR: 0	SF: 1 SAC: 0 DP: 2 HBP: 1	WP: 0 PB: 0 SB: 0 CS: 0	PA: 37
PITCHER	IP	WLS	BF	H	R	ER	SO	BB	IBB	HBP	BLK	WP	HR	S	P	ERA	WHIP			
Frank Sullivan, R ERA: 4.49 (1, 1)	5.1		22	3	3	1	5	1	0	1	0	0	0	30	35	1.69	0.750			
Don Ferrarese, L ERA: 4.16 (6, 1)	3.2	W	15	3	0	0	2	2	0	0	0	0	0	17	25	0.00	1.364			

Batter	1	2	3	4	5	6	7	8	9	AB	R	H	RBI	BB	SO	LOB	BOTTOM			
Tony Taylor, R OBP: 0.310, SLG: 0.327 (1, 4)										4	0	0	0	0	2	0	St. Louis Cardinals @ Philadelphia Phillies Connie Mack Stadium, Philadelphia, PA Wed Aug 30 1961, 7:05 PM EDT Att: 4,952 - Unknown livebaseballscorecards.com			
Johnny Callison, L OBP: 0.364, SLG: 0.414 (1, 7)										4	2	2	1	0	0	0				
Charley Smith, R OBP: 0.307, SLG: 0.393 (1, 5)										3	2	1	0	1	0	1				
Don Demeter, R OBP: 0.311, SLG: 0.462 (1, 9)										4	0	2	2	0	1	1				
Pancho Herrera, R OBP: 0.348, SLG: 0.418 (1, 3)										2	0	1	1	1	0	0				
Tony Gonzalez, L OBP: 0.353, SLG: 0.443 (1, 8)										3	0	0	0	0	1	3				
Ruben Amaro, R OBP: 0.313, SLG: 0.325 (1, 6)										3	0	0	0	0	1	2				
Clay Dalrymple, L OBP: 0.264, SLG: 0.283 (1, 2)										3	0	0	0	0	0	0				
Frank Sullivan, R OBP: 0.265, SLG: 0.138 (1, 1)										2	0	0	0	0	2	0				
Don Ferrarese, R OBP: 0.143, SLG: 0.111 (6, 1)										1	0	0	0	0	0	0				
Inning Stats	R: 2 E: 0 K: 2 S: 9	H: 2 LOB: 2 BB: 2 P: 17	R: 0 E: 0 K: 1 S: 5	H: 0 LOB: 0 BB: 0 P: 5	R: 0 E: 0 K: 0 S: 3	H: 0 LOB: 0 BB: 0 P: 3	R: 0 E: 0 K: 0 S: 3	H: 0 LOB: 0 BB: 0 P: 3	R: 1 E: 0 K: 2 S: 9	H: 2 LOB: 1 BB: 0 P: 9	R: 0 E: 0 K: 0 S: 3	H: 0 LOB: 0 BB: 0 P: 3	R: 1 E: 0 K: 0 S: 4	H: 2 LOB: 1 BB: 0 P: 4	R: 0 E: 0 K: 0 S: 3	H: 2 LOB: 1 BB: 0 P: 4	1B: 2 2B: 3 3B: 0 HR: 1	SF: 0 SAC: 0 DP: 0 HBP: 0	WP: 0 PB: 1 SB: 0 CS: 0	PA: 31
PITCHER	IP	WLS	BF	H	R	ER	SO	BB	IBB	HBP	BLK	WP	HR	S	P	ERA	WHIP			
Ray Sadecki, L ERA: 3.37 (1, 1)	8.0	L	31	6	4	4	7	2	0	0	0	0	1	43	51	4.50	1.000			

Batter	1	2	3	4	5	6	7	8	9	AB	R	H	RBI	BB	SO	LOB	TOP
Curt Flood, R OBP: 0.386, SLG: 0.385 (1, 8)	0-0 5-3		0-0 6-3			0-0 1B		0-0 5-3		4	0	1	1	0	0	0	St. Louis Cardinals @ Philadelphia Phillies Connie Mack Stadium, Philadelphia, PA Thu Aug 31 1961, 7:05 PM EDT Att: 4,803 - Unknown livebaseballscorecards.com
Red Schoendienst, S OBP: 0.394, SLG: 0.400 Julian Javier, R OBP: 0.331, SLG: 0.358 (1, 4) (9, 4)	0-0 P5			0-0 4-3		0-0 F9		0-0 F8		4	0	0	0	0	0	1	
Bill White, L OBP: 0.369, SLG: 0.507 (1, 3)	0-0 P6			0-0 7-6-4 2B		0-0 FC6-4 1B		0-0 4-3		4	0	2	0	0	0	0	
Ken Boyer, R OBP: 0.384, SLG: 0.521 (1, 5)		0-0 6-3		0-0 7-6-4 2B		0-0 FC6-4 1B		4-0 3B BB		3	1	0	0	1	0	3	
Stan Musial, L OBP: 0.372, SLG: 0.482 Don Taussig, R OBP: 0.346, SLG: 0.474 (1, 7) (9, 7)	0-0 F8				0-0 4-3			0-0 3-1		4	0	1	1	0	0	0	
Carl Sawatski, L OBP: 0.393, SLG: 0.521 Jimmie Schaffer, R OBP: 0.324, SLG: 0.353 (1, 2) (7, 2)	0-0 2B				0-3 K			0-0 P6		3	0	1	0	0	1	0	
Charlie James, R OBP: 0.293, SLG: 0.350 (1, 9)	0-0 5-3				0-0 F8		0-3 K			3	0	0	0	0	1	1	
Alex Grammas, R OBP: 0.268, SLG: 0.259 (1, 6)			0-3 K			0-0 E7 SH5-3 1B		0-0 F7		3	1	1	0	0	1	0	
Bob Gibson, R OBP: 0.259, SLG: 0.358 (1, 1)			0-3 K			0-0 SH5-3 2-3		0-0 P4		2	0	0	0	0	1	0	
Inning Stats	R: 0 E: 0 K: 0 S: 3	H: 0 LOB: 0 BB: 0 P: 3	R: 0 E: 0 K: 0 S: 4	H: 1 LOB: 1 BB: 0 P: 4	R: 0 E: 0 K: 2 S: 7	H: 0 LOB: 0 BB: 0 P: 7	R: 0 E: 0 K: 0 S: 3	H: 1 LOB: 0 BB: 0 P: 3	R: 0 E: 0 K: 1 S: 5	H: 0 LOB: 0 BB: 0 P: 5	R: 0 E: 0 K: 0 S: 3	H: 0 LOB: 0 BB: 0 P: 3	R: 1 E: 0 K: 1 S: 6	H: 1 LOB: 1 BB: 1 P: 10	1B: 3 2B: 3 3B: 1 HR: 0	SF: 0 SAC: 1 DP: 1 HBP: 0	
PITCHER Art Mahaffey, R ERA: 4.1 (1, 1)	IP: 9.0 WLS: L BF: 33 H: 6 R: 2 ER: 2 SO: 5 BB: 1 IBB: 0 HBP: 0 BLK: 0 WP: 0 HR: 0 S: 42 P: 46 ERA: 2.00 WHIP: 0.778																

Batter	1	2	3	4	5	6	7	8	9	AB	R	H	RBI	BB	SO	LOB	BOTTOM
Tony Taylor, R OBP: 0.309, SLG: 0.326 (1, 4)	0-3 K		0-0 6-3		0-3 K		0-0 1-2 1B			4	0	1	0	0	2	0	St. Louis Cardinals @ Philadelphia Phillies Connie Mack Stadium, Philadelphia, PA Thu Aug 31 1961, 7:05 PM EDT Att: 4,803 - Unknown livebaseballscorecards.com
Johnny Callison, L OBP: 0.396, SLG: 0.415 Pancho Herrera, R OBP: 0.347, SLG: 0.417 (1, 7) (6, 3)	0-0 1B SF8		1-0 F8 BB HBP		0-0 G3		0-3 K			2	1	1	0	0	0	0	
Tony Gonzalez, L OBP: 0.356, SLG: 0.444 (1, 8)	0-0 1-3 1B		4-0 1-2 BB		0-0 FC5-4 1B		0-0 P4			3	0	2	0	1	0	2	
Wes Covington, L OBP: 0.328, SLG: 0.412 (1, 9)	0-0 SF8		0-0 F8		0-0 FC5-4			0-0 6-3		3	0	0	1	0	0	3	
Clay Dalrymple, L OBP: 0.261, SLG: 0.280 (1, 2)	0-0 CS		0-0 F8		0-0 P6		0-0 F8		0-0 F7	4	0	0	0	0	0	2	
Don Demeter, R OBP: 0.306, SLG: 0.456 (1, 3) (6, 7)		0-0 F8		0-3 K		0-0 5-3		0-3 K		4	0	0	0	0	2	0	
Charley Smith, R OBP: 0.306, SLG: 0.392 (1, 5)		0-0 1B 1B		0-0 5-3		0-0 L7			0-0 5-3	4	0	1	0	0	0	0	
Ruben Amaro, R OBP: 0.316, SLG: 0.326 Ken Walters, R OBP: 0.295, SLG: 0.331 (9, PH) (9, PH)		0-0 1-2 1B		4-0 FC5-4 BB		0-0 G3		0-0 K2-3		2	0	1	0	1	0	0	
Art Mahaffey, R OBP: 0.150, SLG: 0.125 Elmer Valo, L OBP: 0.286, SLG: 0.258 (1, 1) (9, PH)		0-3 K		0-0 FC5-4		4-0 1B BB			0-0 4-3	2	0	0	0	1	1	3	
Inning Stats	R: 1 E: 0 K: 1 S: 6	H: 2 LOB: 0 BB: 0 P: 6	R: 0 E: 0 K: 1 S: 7	H: 2 LOB: 2 BB: 0 P: 7	R: 0 E: 0 K: 0 S: 3	H: 0 LOB: 1 BB: 1 P: 8	R: 0 E: 0 K: 1 S: 5	H: 0 LOB: 1 BB: 1 P: 9	R: 0 E: 0 K: 0 S: 3	H: 1 LOB: 2 BB: 1 P: 10	R: 0 E: 0 K: 1 S: 5	H: 0 LOB: 0 BB: 0 P: 5	R: 0 E: 0 K: 1 S: 5	H: 0 LOB: 0 BB: 0 P: 5	1B: 6 2B: 0 3B: 0 HR: 0	SF: 1 SAC: 0 DP: 0 HBP: 1	
PITCHER Bob Gibson, R ERA: 3.52 (1, 1)	IP: 9.0 WLS: W BF: 36 H: 6 R: 1 ER: 1 SO: 7 BB: 3 IBB: 0 HBP: 1 BLK: 0 WP: 0 HR: 0 S: 46 P: 59 ERA: 1.00 WHIP: 1.000																

Batter	1	2	3	4	5	6	7	8	9	AB	R	H	RBI	BB	SO	LOB	TOP							
Gene Freese, R OBP: 0.311, SLG: 0.477 (1, 5)										5	1	1	2	0	2	1	Cincinnati Reds @ Philadelphia Phillies Connie Mack Stadium, Philadelphia, PA Sat Sep 02 1961, 3:33 AM EDT Att: 4,147 - Unknown							
Elio Chacon, R OBP: 0.410, SLG: 0.390 (1, 4)										5	1	1	0	0	3	0								
Vada Pinson, L OBP: 0.373, SLG: 0.508 (1, 8)										4	2	3	1	0	1	0								
Frank Robinson, R OBP: 0.415, SLG: 0.645 (1, 9)										2	1	0	0	2	0	1								
Jerry Lynch, L OBP: 0.440, SLG: 0.685 Wally Post, R OBP: 0.333, SLG: 0.565 (6, PH) (6, 7)										2	1	1	2	0	0	0								
Gus Bell, L OBP: 0.289, SLG: 0.344 (8, PH) (8, 7)										1	0	0	0	0	0	0								
Gordy Coleman, L OBP: 0.341, SLG: 0.504 (1, 3)										4	0	1	0	0	0	0								
Leo Cardenas, R OBP: 0.351, SLG: 0.463 (1, 6)										4	0	0	0	0	2	3								
Johnny Edwards, L OBP: 0.277, SLG: 0.254 (1, 2)										4	1	1	0	0	1	3								
Joey Jay, S OBP: 0.110, SLG: 0.136 Bill Henry, L (9, 1)										4	0	1	0	0	1	1								
										0	0	0	0	0	0	0								
Inning Stats	R: 0 E: 0 K: 2 S: 8	H: 1 LOB: 1 BB: 0 P: 8	R: 0 E: 0 K: 1 S: 5	H: 0 LOB: 0 BB: 0 P: 5	R: 0 E: 0 K: 1 S: 5	H: 0 LOB: 0 BB: 0 P: 5	R: 3 E: 0 K: 0 S: 5	H: 2 LOB: 0 BB: 1 P: 9	R: 2 E: 0 K: 2 S: 9	H: 2 LOB: 0 BB: 0 P: 9	R: 0 E: 0 K: 0 S: 3	H: 0 LOB: 0 BB: 0 P: 3	R: 0 E: 0 K: 1 S: 5	H: 0 LOB: 0 BB: 0 P: 5	R: 2 E: 1 K: 2 S: 11	H: 3 LOB: 3 BB: 1 P: 15	R: 0 E: 0 K: 1 S: 5	H: 1 LOB: 0 BB: 0 P: 5	1B: 5 2B: 1 3B: 0 HR: 3	SF: 1 SAC: 0 DP: 1 HBP: 0	WP: 0 PB: 0 SB: 0 CS: 0	PA: 38		
PITCHER	IP WLS BF H R ER SO BB IBB HBP BLK WP HR S P ERA WHIP																							
John Buzhardt, R ERA: 4.29 Don Ferrarese, L ERA: 4.09 Jack Baldschun, R ERA: 4.63	(1, 1) (6, 1) (8, 1)	5.0 2.0 2.0	L 6 11	21 0 4	5 0 2	5 0 2	5 1 3	6 0 0	1 0 1	0 0 0	0 0 0	0 0 0	0 0 0	0 8 16	32 8 20	36 8 20	9.00 0.00 9.00	1.200 0.000 2.000						

AB	35
R	7
H	9
RBI	6
BB	2
SO	10
LOB	9



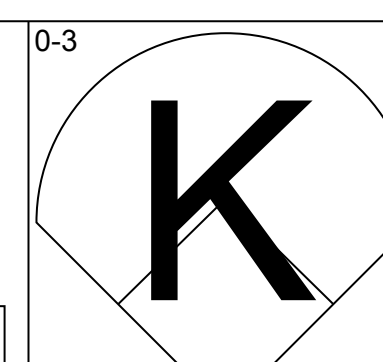
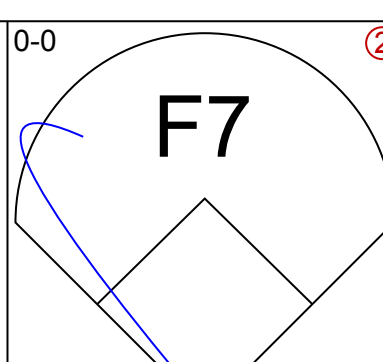
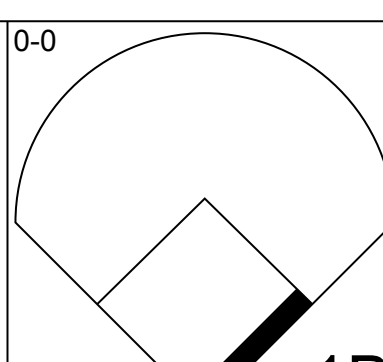
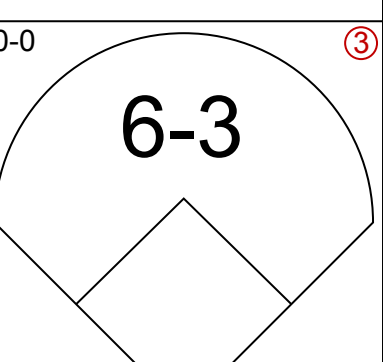
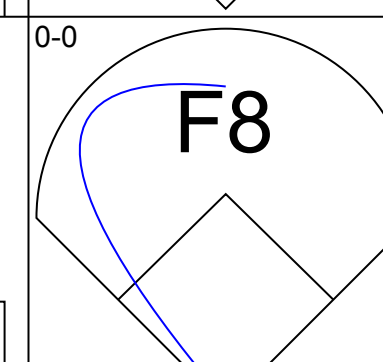
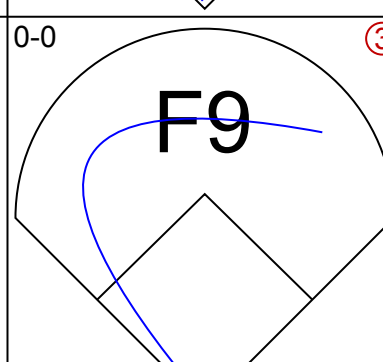
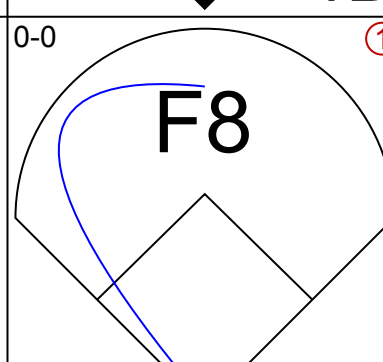
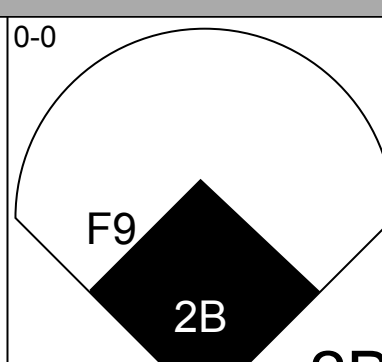
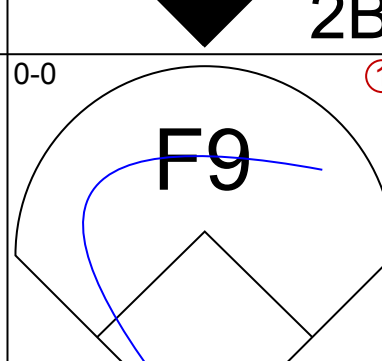
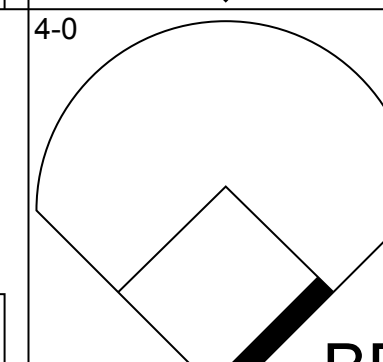
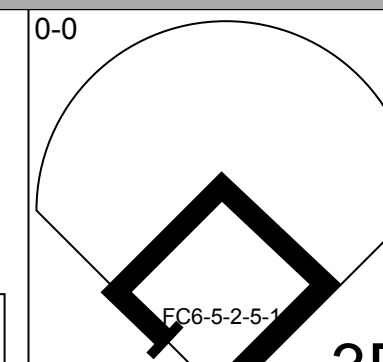
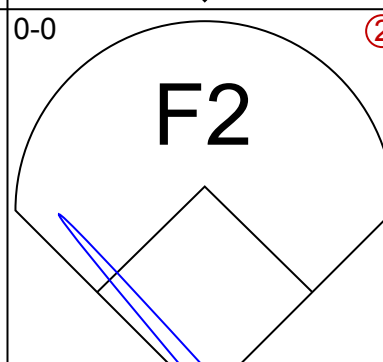
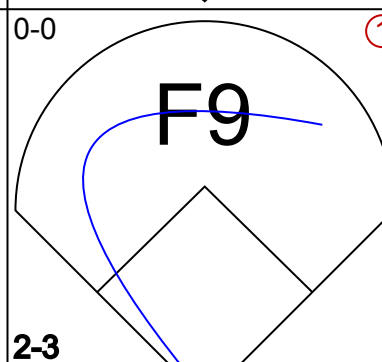
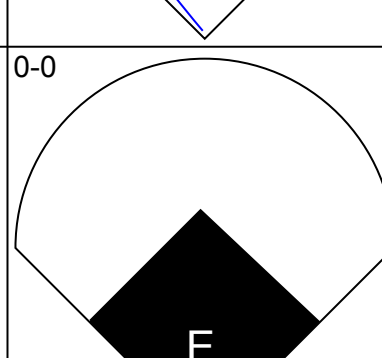
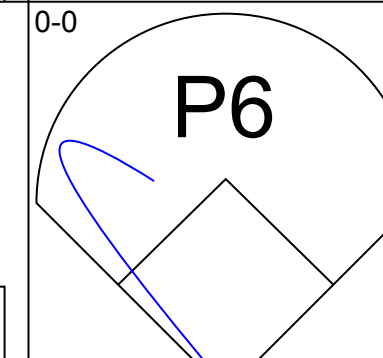
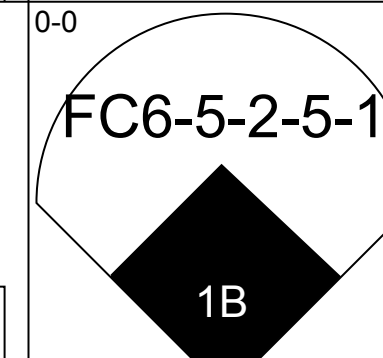
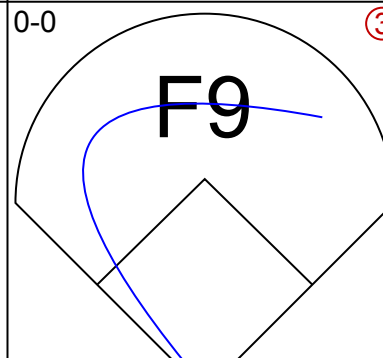
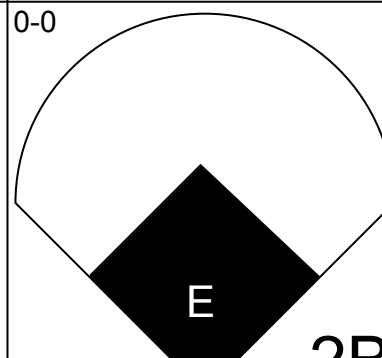
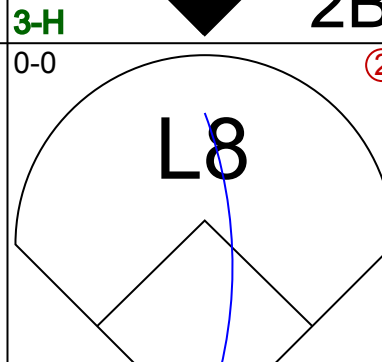
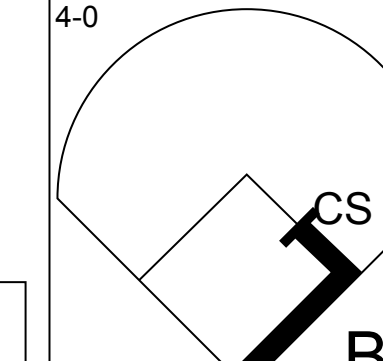
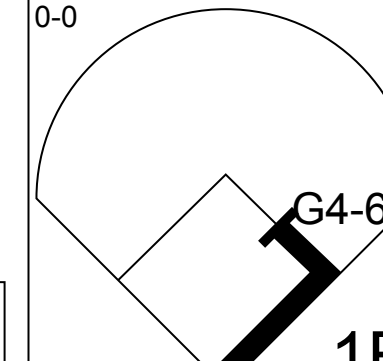

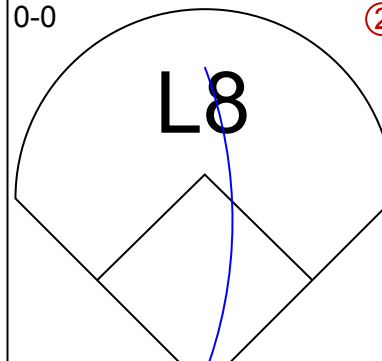
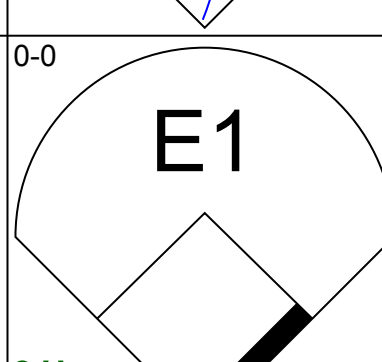

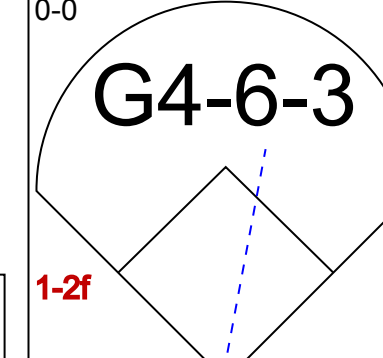

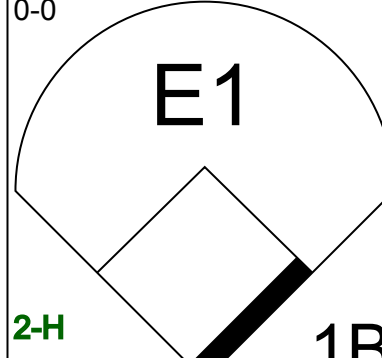
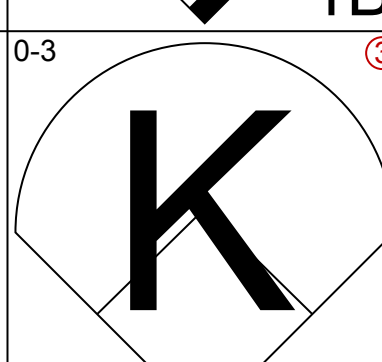

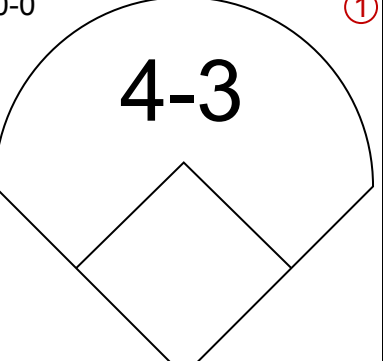

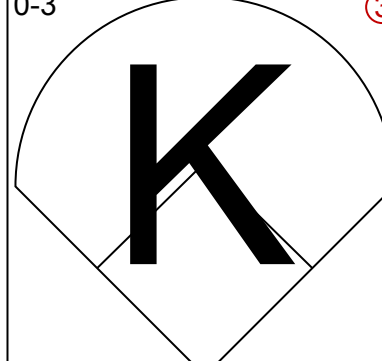
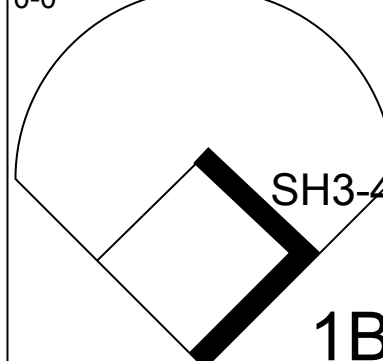
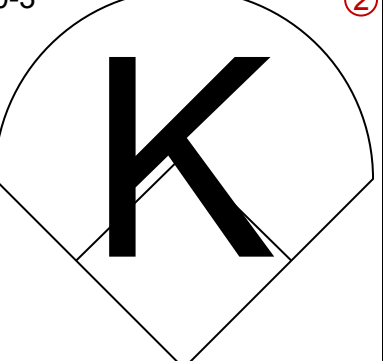
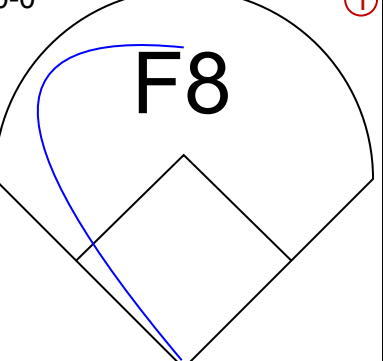
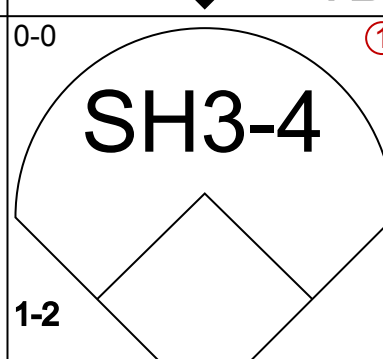
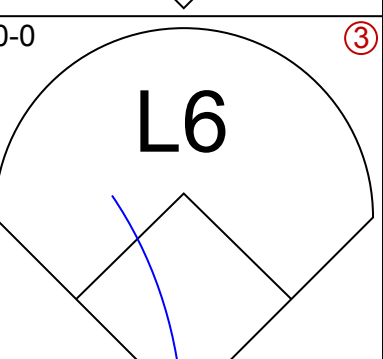
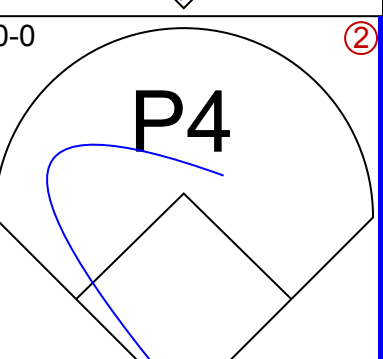
Batter	1	2	3	4	5	6	7	8	9	AB	R	H	RBI	BB	SO	LOB	BOTTOM					
Tony Taylor, R OBP: 0.315, SLG: 0.333 (1, 4)										4	0	3	1	1	1	1	Cincinnati Reds @ Philadelphia Phillies Connie Mack Stadium, Philadelphia, PA Sat Sep 02 1961, 3:33 AM EDT Att: 4,147 - Unknown					
Johnny Callison, L OBP: 0.362, SLG: 0.409 (1, 7)										5	0	0	0	0	2	6						
Tony Gonzalez, L OBP: 0.353, SLG: 0.440 (1, 8)										4	0	0	0	0	1	2						
Don Demeter, R OBP: 0.307, SLG: 0.462 (1, 3)										4	1	1	1	0	1	1						
Wes Covington, L OBP: 0.327, SLG: 0.413 (1, 9)										4	0	1	0	0	1	1						
Charley Smith, R OBP: 0.306, SLG: 0.388 (1, 5)										3	0	0	0	1	0	1						
Clay Dalrymple, L OBP: 0.283, SLG: 0.280 (1, 2)										3	2	1	0	1	2	2						
Ruben Amaro, R OBP: 0.318, SLG: 0.331 (1, 6)										4	1	2	1	0	1	1						
John Buzhardt, R ERA: 4.29 Eino Vaino, L OBP: 0.296, SLG: 0.284 Don Ferrarese, L ERA: 4.09 Lee Walls, R OBP: 0.143, SLG: 0.111 Jack Baldschun, R ERA: 4.63 Pancho Herrera, R OBP: 0.248, SLG: 0.411 (1, 1) (5, PH) (8, 1) (7, PH) (8, 1) (9, PH)										1	0	0	0	0	1	0						
										1	0	1	1	0	0	0						
										0	0	0	0	0	0	0						
										0	0	0	0	0	0	0						
										0	0	0	0	0	0	0						
										0	0	0	0	0	0	0						
Inning Stats	R: 0 E: 0 K: 1 S: 5	H: 0 LOB: 1 BB: 1 P: 9	R: 1 E: 0 K: 1 S: 5	H: 1 LOB: 1 BB: 1 P: 9	R: 0 E: 0 K: 1 S: 5	H: 1 LOB: 0 BB: 0 P: 5	R: 1 E: 0 K: 1 S: 7	H: 2 LOB: 1 BB: 0 P: 7	R: 1 E: 0 K: 2 S: 9	H: 2 LOB: 1 BB: 0 P: 9	R: 0 E: 1 K: 1 S: 5	H: 0 LOB: 1 BB: 1 P: 9	R: 0 E: 0 K: 0 S: 4	H: 1 LOB: 0 BB: 0 P: 4	R: 0 E: 0 K: 1 S: 5	H: 0 LOB: 0 BB: 0 P: 5	R: 1 E: 0 K: 2 S: 9	H: 2 LOB: 2 BB: 0 P: 10	1B: 4 2B: 5 3B: 0 HR: 1	SF: 0 SAC: 0 DP: 2 HBP: 1	WP: 0 PB: 0 SB: 1 CS: 0	PA: 38
PITCHER	IP WLS BF H R ER SO BB IBB HBP BLK WP HR S P ERA WHIP																					
Joey Jay, R ERA: 3.29 Bill Henry, L ERA: 2.62	(1, 1) (9, 1)	8.2 0.1	W S	37 1	9 0	4 0	4 0	1 0	1 0	0 0	0 0	0 0	0 3	3 3	0.00 0.00	0.000 0.000						

AB	34
R	4
H	9
RBI	4
BB	3
SO	10
LOB	15



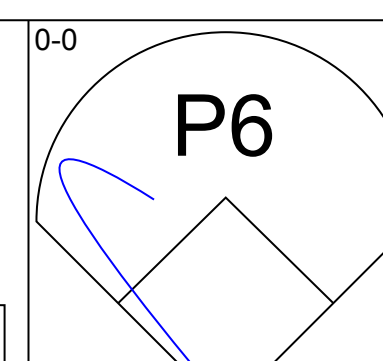
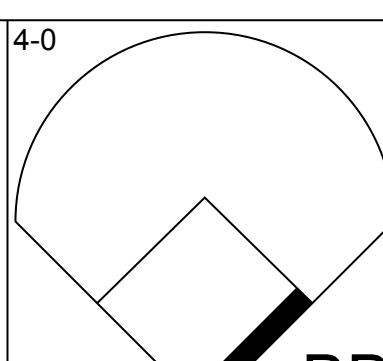
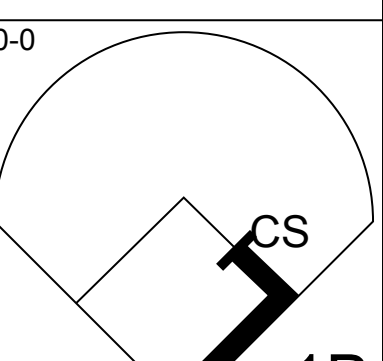
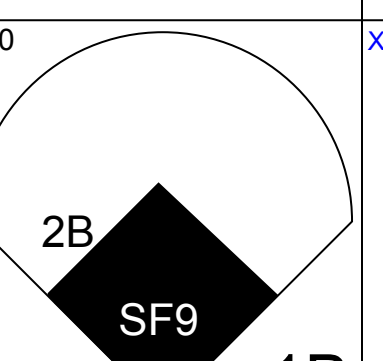
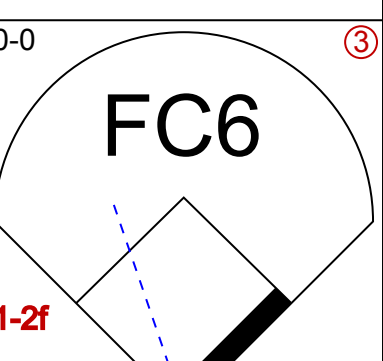
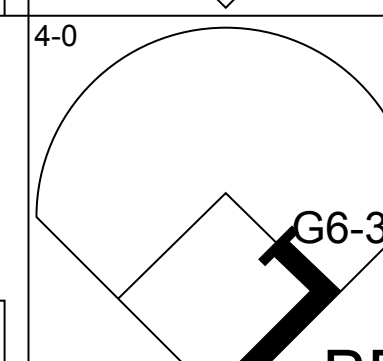
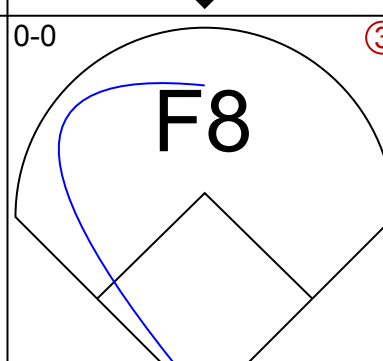
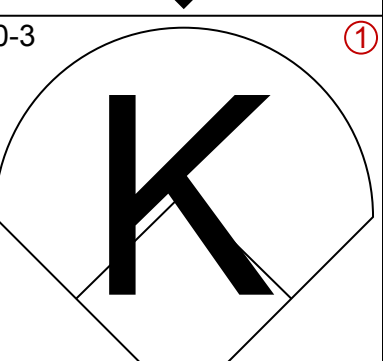
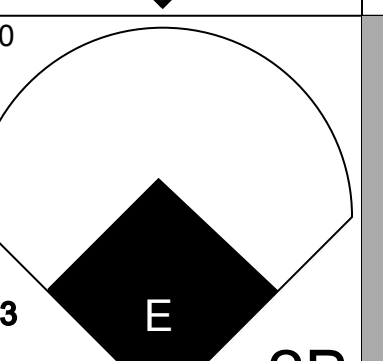
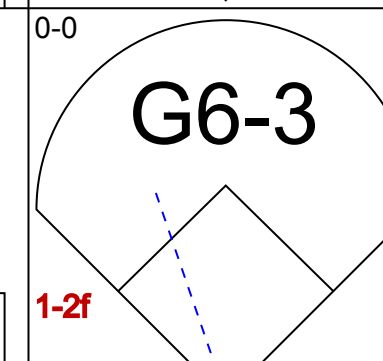
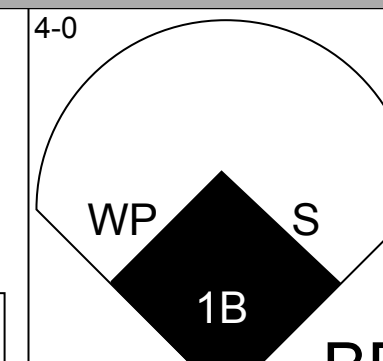
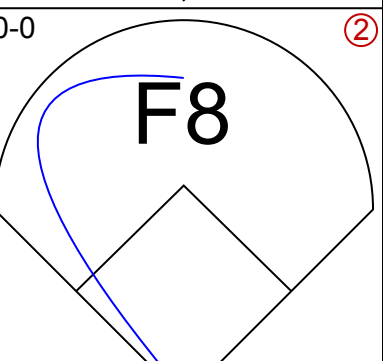
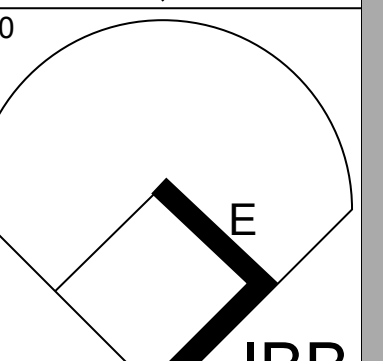
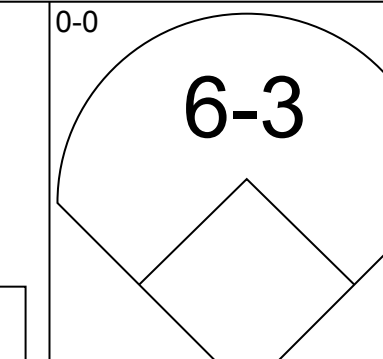
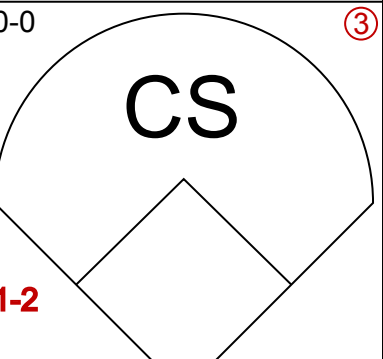
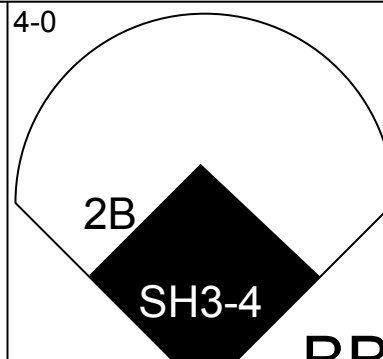
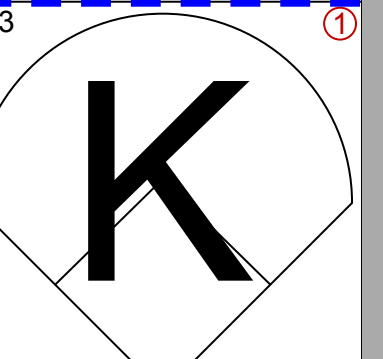
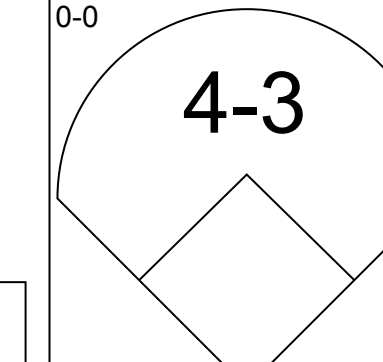
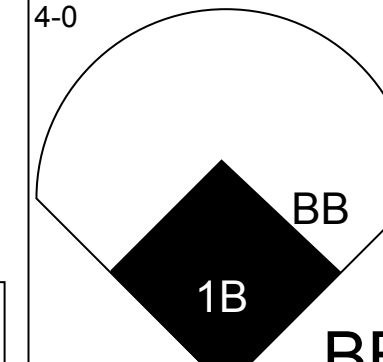
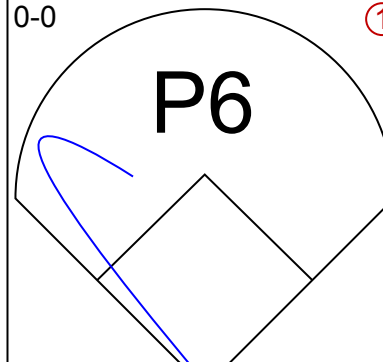
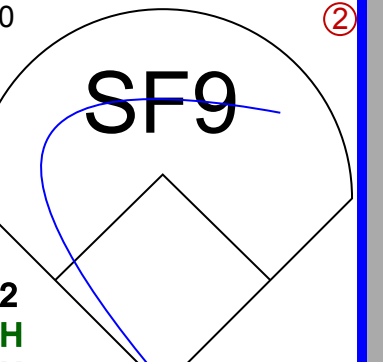
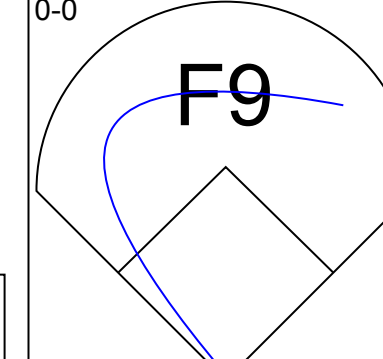
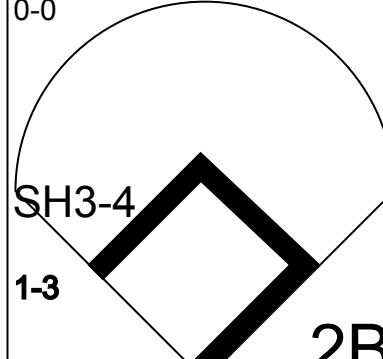
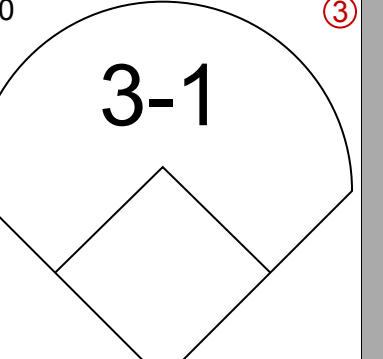

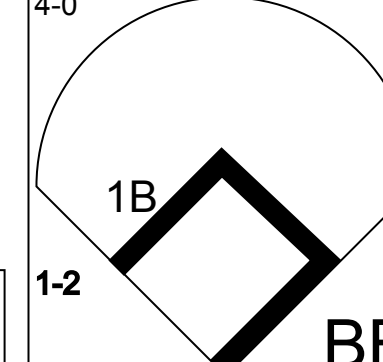
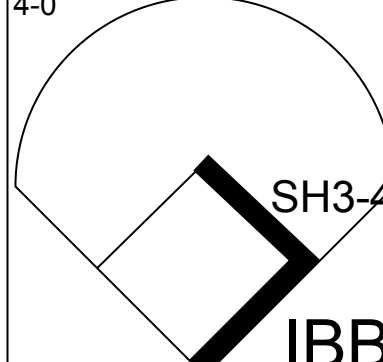

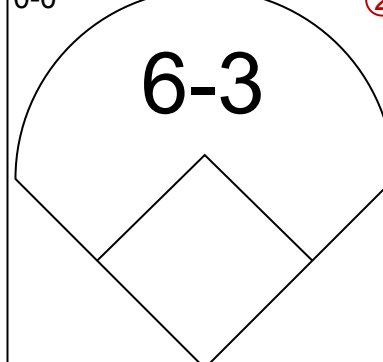
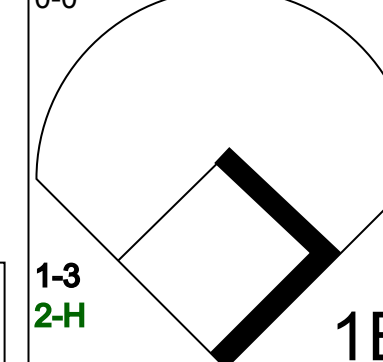
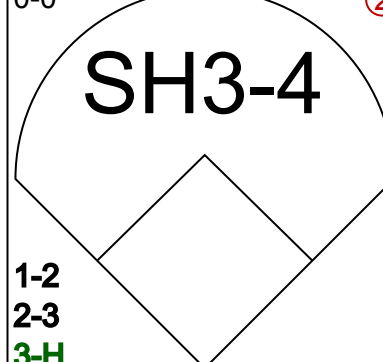
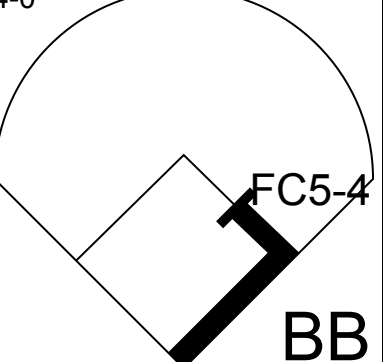
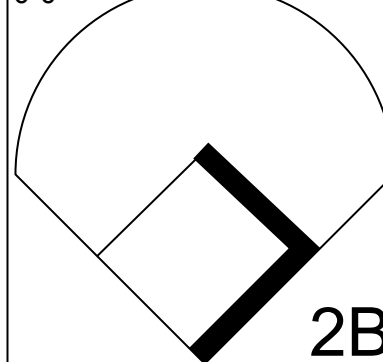
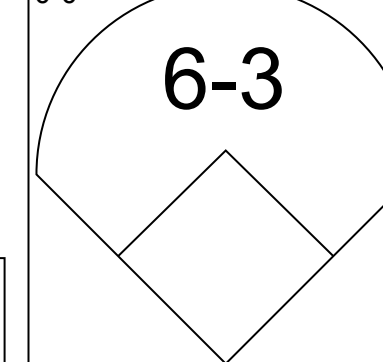
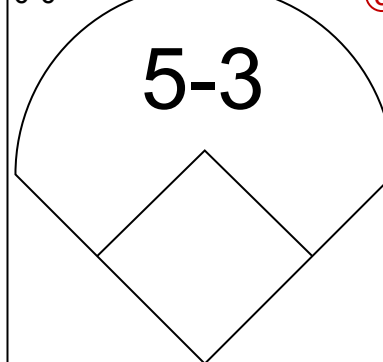
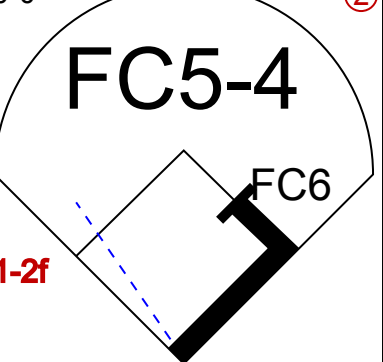
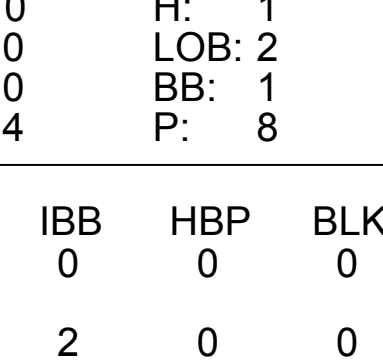
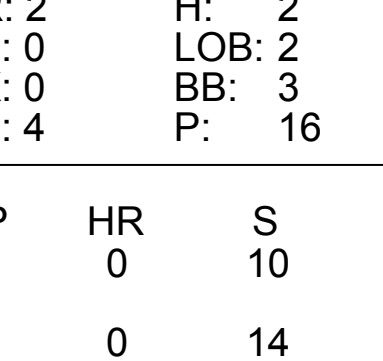
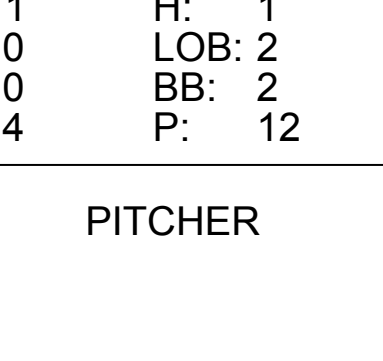
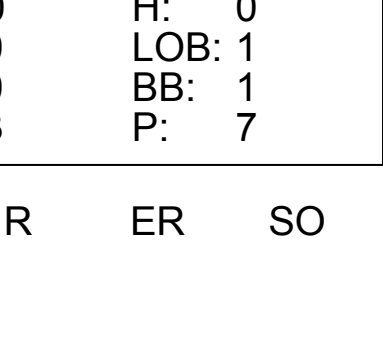
Batter	1	2	3	4	5	6	7	8	9	AB	R	H	RBI	BB	SO	LOB	TOP			
Gene Freese, R (1.5) OBP: 0.311, SLG: 0.477	F7		K			P6		2B		4	0	1	0	0	1	0	Cincinnati Reds @ Philadelphia Phillies Sun Sep 03 1961, 3:33 AM EDT Att: 4,752 - Unknown Connie Mack Stadium, Philadelphia, PA livebaseballscorecards.com			
Elio Chacon, R (1.4) OBP: 0.405, SLG: 0.394	K		6-3			1B		P5		4	1	1	0	0	1	1				
Vada Pinson, L (1.8) OBP: 0.376, SLG: 0.509	1B					1B		P5		4	0	3	1	0	0	1				
Frank Robinson, R (1.9) OBP: 0.412, SLG: 0.640	F9					6-3				4	0	0	0	0	0	3				
Jerry Lynch, L (1.7) OBP: 0.435, SLG: 0.687						4-3				4	1	1	0	0	0	2				
Gordy Coleman, L (1.3) OBP: 0.340, SLG: 0.503						4-3				3	0	1	1	0	0	1				
Don Blasingame, L (9, PR) OBP: 0.284, SLG: 0.284	SF7							WP		0	0	0	0	0	0	0				
Leo Cardenas, R (1.6) OBP: 0.292, SLG: 0.344	6-3					K		1B		3	0	0	0	0	1	0				
Gus Bell, L (9, PH)								BB		0	0	0	0	1	0	0				
Darrell Johnson, R (1.2) OBP: 0.273, SLG: 0.277	F9							F9		2	0	0	0	1	0	0				
Eddie Kasko, R (9, PH) OBP: 0.325, SLG: 0.334						G4-6-3				1	0	0	0	0	0	2				
Jim O'Toole, S (1.1) OBP: 0.183, SLG: 0.175										2	0	0	0	0	0	1				
Jim Maloney, L (8, PH) OBP: 0.393, SLG: 0.481			6-3			G4-6-3				1	0	0	0	0	0	0				
Bill Henry, L (8.1)						1-2		G3		0	0	0	0	0	0	0				
Inning Stats	R: 0 E: 0 K: 1 S: 6	H: 1 LOB: 1 BB: 0 P: 6	R: 1 E: 0 K: 0 S: 4	H: 1 LOB: 0 BB: 0 P: 4	R: 0 E: 0 K: 1 S: 5	H: 0 LOB: 0 BB: 0 P: 5	R: 0 E: 0 K: 0 S: 4	H: 1 LOB: 1 BB: 0 P: 4	R: 0 E: 0 K: 1 S: 5	H: 2 LOB: 1 BB: 0 P: 5	R: 0 E: 0 K: 0 S: 3	H: 0 LOB: 0 BB: 0 P: 3	R: 0 E: 0 K: 0 S: 4	H: 1 LOB: 1 BB: 0 P: 4	R: 0 E: 0 K: 0 S: 4	H: 1 LOB: 2 BB: 1 P: 8	1B: 4 2B: 2 3B: 1 HR: 0	SF: 1 SAC: 0 DP: 1 HBP: 0	WP: 1 PB: 0 SB: 1 CS: 0	PA: 35
PITCHER Jim Owens, R (1.1) ERA: 5.45	IP: 9.0 WLS: W BF: 35 H: 7 R: 2 ER: 2 SO: 3 BB: 2 IBB: 0 HBP: 0 BLK: 0 WP: 1 HR: 0 S: 39 P: 47 ERA: 2.00 WHIP: 1.000															PITCHER				

Batter	1	2	3	4	5	6	7	8	9	AB	R	H	RBI	BB	SO	LOB	BOTTOM			
Tony Taylor, R (1.4) OBP: 0.312, SLG: 0.330	F8		F9			G6-3		K		4	0	0	0	0	1	3	Cincinnati Reds @ Philadelphia Phillies Sun Sep 03 1961, 3:33 AM EDT Att: 4,752 - Unknown Connie Mack Stadium, Philadelphia, PA livebaseballscorecards.com			
Johnny Callison, L (1.7) OBP: 0.361, SLG: 0.413	K		K					G3		4	0	1	1	0	2	1				
Charley Smith, R (1.5) OBP: 0.310, SLG: 0.392						1B				2	0	1	0	2	1	1				
Bobby Malkmus, R (9, PR) OBP: 0.276, SLG: 0.340	BB					K		F3		0	1	0	0	0	0	0				
Don Demeter, R (1.9) OBP: 0.304, SLG: 0.457	P4					BB		2B		4	0	0	0	0	1	3				
Pancho Herrera, R (1.3) OBP: 0.348, SLG: 0.417										3	0	1	0	0	2	0				
Wes Covington, L (8, PH) OBP: 0.330, SLG: 0.416	K					K		1B		1	0	1	1	0	0	0				
Ken Walters, R (9, PR) OBP: 0.265, SLG: 0.331								1B		0	0	0	0	0	0	0				
Tony Gonzalez, L (1.8) OBP: 0.354, SLG: 0.440	K					G6-4-3				4	0	2	0	0	1	2				
Ruben Amaro, R (1.6) OBP: 0.320, SLG: 0.331								1B		3	1	1	0	1	1	4				
Clay Dalrymple, L (1.2) OBP: 0.263, SLG: 0.280								1B		4	1	1	0	0	0	4				
Jim Owens, R (1.1) OBP: 0.136, SLG: 0.050										1	0	0	0	2	1	0				
Inning Stats	R: 0 E: 0 K: 1 S: 5	H: 0 LOB: 1 BB: 1 P: 9	R: 0 E: 0 K: 2 S: 8	H: 1 LOB: 0 BB: 0 P: 8	R: 0 E: 0 K: 2 S: 7	H: 0 LOB: 0 BB: 0 P: 7	R: 0 E: 0 K: 0 S: 3	H: 1 LOB: 1 BB: 1 P: 7	R: 2 E: 0 K: 1 S: 6	H: 2 LOB: 1 BB: 2 P: 14	R: 0 E: 0 K: 3 S: 10	H: 1 LOB: 1 BB: 0 P: 10	R: 0 E: 0 K: 1 S: 5	H: 0 LOB: 1 BB: 1 P: 9	R: 1 E: 0 K: 0 S: 6	H: 3 LOB: 3 BB: 0 P: 6		1B: 6 2B: 1 3B: 1 HR: 0	SF: 0 SAC: 0 DP: 2 HBP: 0	WP: 0 PB: 0 SB: 0 CS: 0
PITCHER Jim O'Toole, L (1.1) ERA: 3.21	IP: 7.0 WLS: L BF: 29 H: 5 R: 2 ER: 2 SO: 10 BB: 5 IBB: 0 HBP: 0 BLK: 0 WP: 0 HR: 0 S: 44 P: 64 ERA: 2.57 WHIP: 1.429															PITCHER				
Jim Maloney, R (8.1) ERA: 4.75	0.2	L	5	3	1	1	0	0	0	0	0	5	5	13.50	4.500					
Bill Henry, L (8.1) ERA: 2.6	0.1		1	0	0	0	0	0	0	0	0	1	1	0.00	0.000					

Batter	1	2	3	4	5	6	7	8	9	AB	R	H	RBI	BB	SO	LOB	TOP					
Don Blasingame, L (1,4) OBP: 0.284, SLG: 0.284										4	0	1	0	0	1	1	Cincinnati Reds @ Philadelphia Phillies Connie Mack Stadium, Philadelphia, PA Mon Sep 04 1961, 3:38 AM EDT Att: 16,175 - Unknown					
Eddie Kasko, R (1,6) OBP: 0.325, SLG: 0.344										4	1	1	0	0	0	2						
Vada Pinson, L (1,8) OBP: 0.379, SLG: 0.513										3	0	1	0	1	0	2						
Frank Robinson, R (1,9) OBP: 0.411, SLG: 0.635										4	2	1	1	0	0	3						
Jerry Lynch, L (1,7) OBP: 0.438, SLG: 0.672										3	0	1	1	1	0	1						
Gordy Coleman, L (1,3) OBP: 0.340, SLG: 0.501										4	0	2	0	0	1	2						
Gene Freese, R (1,5) OBP: 0.310, SLG: 0.475										4	0	0	0	0	2	2						
Darrell Johnson, R (1,2) OBP: 0.280, SLG: 0.284										1	0	1	0	0	0	0						
Johnny Edwards, L (5,PH) OBP: 0.297, SLG: 0.261										2	0	0	0	0	1	0						
Ken Hunt, R (1,1) OBP: 0.220, SLG: 0.231										0	0	0	0	0	0	0						
Sherman Jones, L (4,1) OBP: 0.250, SLG: 0.162										1	0	0	0	0	0	0						
Jay Hook, L (7,1) OBP: 0.133, SLG: 0.133										0	0	0	0	0	0	0						
Gus Bell, L (8,PH) OBP: 0.291, SLG: 0.342										1	0	0	0	0	0	0						
Howie Nunn, R (8,1) OBP: 0.250, SLG: 0.250										0	0	0	0	0	0	0						
Inning Stats	R: 0 E: 0 K: 1 S: 5	H: 0 LOB: 1 BB: 1 P: 9	R: 0 E: 0 K: 2 S: 6	H: 0 LOB: 0 BB: 1 P: 10	R: 0 E: 0 K: 0 S: 4	H: 1 LOB: 0 BB: 0 P: 4	R: 1 E: 0 K: 0 S: 4	H: 2 LOB: 0 BB: 0 P: 4	R: 0 E: 0 K: 1 S: 5	H: 0 LOB: 0 BB: 0 P: 5	R: 0 E: 0 K: 0 S: 4	H: 1 LOB: 1 BB: 0 P: 4	R: 0 E: 0 K: 0 S: 3	H: 1 LOB: 0 BB: 0 P: 3	R: 0 E: 0 K: 0 S: 3	H: 0 LOB: 0 BB: 0 P: 3	R: 2 E: 1 K: 1 S: 8	H: 3 LOB: 1 BB: 0 P: 8	1B: 5 2B: 2 3B: 1 HR: 0	SF: 0 SAC: 1 DP: 2 HBP: 0	WP: 0 PB: 0 SB: 1 CS: 0	PA: 34
PITCHER Art Mahaffey, R (1,1) ERA: 4.01	IP: 9.0 WLS: W BF: 34 H: 8 R: 3 ER: 2 SO: 5 BB: 2 IBB: 0 HBP: 0 BLK: 0 WP: 0 HR: 0 S: 42 P: 50 ERA: 2.00 WHIP: 1.111															PITCHER						

AB	31
R	3
H	8
RBI	2
BB	2
SO	5
LOB	13



Batter	1	2	3	4	5	6	7	8	9	AB	R	H	RBI	BB	SO	LOB	BOTTOM			
Bobby Malkmus, R (1,5) OBP: 0.282, SLG: 0.343										4	1	2	0	1	0	1	Cincinnati Reds @ Philadelphia Phillies Connie Mack Stadium, Philadelphia, PA Mon Sep 04 1961, 3:38 AM EDT Att: 16,175 - Unknown			
Johnny Callison, L (1,7) OBP: 0.359, SLG: 0.411										3	1	1	0	1	1	3				
Tony Gonzalez, L (1,8) OBP: 0.357, SLG: 0.439										2	1	0	0	2	0	2				
Don Demeter, R (1,3) OBP: 0.305, SLG: 0.454										3	1	1	1	1	1	3				
Wes Covington, L (1,9) OBP: 0.327, SLG: 0.414										2	1	0	1	1	0	1				
Ken Walters, R (8,9) OBP: 0.265, SLG: 0.331										0	0	0	0	0	0	0				
Tony Taylor, R (1,4) OBP: 0.308, SLG: 0.328										4	0	1	0	0	0	2				
Clay Dalrymple, L (1,2) OBP: 0.266, SLG: 0.278										2	0	0	0	2	0	0				
Ruben Amaro, R (1,6) OBP: 0.326, SLG: 0.331										2	0	1	2	1	0	0				
Art Mahaffey, R (1,1) OBP: 0.156, SLG: 0.150										4	0	1	0	0	0	5				
Inning Stats	R: 0 E: 0 K: 0 S: 2	H: 0 LOB: 0 BB: 1 P: 6	R: 0 E: 0 K: 0 S: 3	H: 0 LOB: 0 BB: 0 P: 3	R: 0 E: 0 K: 0 S: 4	H: 1 LOB: 2 BB: 1 P: 8	R: 2 E: 0 K: 0 S: 4	H: 2 LOB: 3 BB: 3 P: 16	R: 0 E: 0 K: 1 S: 5	H: 1 LOB: 0 BB: 0 P: 5	R: 1 E: 0 K: 0 S: 4	H: 1 LOB: 2 BB: 2 P: 12	R: 2 E: 1 K: 1 S: 7	H: 2 LOB: 1 BB: 1 P: 11	R: 0 E: 0 K: 0 S: 3	H: 0 LOB: 1 BB: 1 P: 7	1B: 4 2B: 3 3B: 0 HR: 0	SF: 1 SAC: 1 DP: 1 HBP: 0	WP: 1 PB: 0 SB: 1 CS: 1	PA: 38
PITCHER Ken Hunt, R (1,1) ERA: 3.87	IP: 3.1 WLS: L BF: 14 H: 2 R: 2 ER: 2 SO: 0 BB: 4 IBB: 0 HBP: 0 BLK: 0 WP: 1 HR: 0 S: 10 P: 26 ERA: 5.40 WHIP: 1.800															PITCHER				
Sherman Jones, R (4,1) ERA: 4.01	2.2	16	5	3	2	1	2	2	0	0	0	0	0	14	30	6.75	2.625			
Jay Hook, R (7,1) ERA: 7.86	1.0	3	0	0	0	1	0	0	0	0	0	0	0	5	5	0.00	0.000			
Howie Nunn, R (8,1) ERA: 3.85	1.0	4	0	0	0	0	1	0	0	0	0	0	0	3	7	0.00	1.000			



Batter	1	2	3	4	5	6	7	8	9	10	11	12	13	14	AB	R	H	RBI	BB	SO	LOB	TOP		
Bobby Malkmus, R OBP: 0.283, SLG: 0.343 (1, 5)	5-3			5-3			1-3		1-2 2-3 3-4 1B			K			6	0	2	1	0	1	0			
Johnny Callison, L OBP: 0.356, SLG: 0.407 (1, 7)	2B	K			5-3		K		K			4-3			6	1	1	0	0	3	5			
Tony Gonzalez, L OBP: 0.354, SLG: 0.437 (1, 8)	HR	2B		5-3			1-3		4-3		K				6	1	1	1	0	1	3			
Don Demeter, R OBP: 0.303, SLG: 0.452 (1, 3)	K			G3	2B		K		3-1		K			F8	6	0	1	0	0	3	1			
Wes Covington, L OBP: 0.327, SLG: 0.424 (1, 9)	HR			G3			4-3		K					F8	6	1	2	2	0	1	1			
Tony Taylor, R OBP: 0.306, SLG: 0.324 (1, 4)	6-3				BB		4-3		1-3		G4-6-3 1B			K	5	0	0	0	1	1	1			
Clay Dalrymple, L OBP: 0.272, SLG: 0.282 (9, PR)				G6-4-3 BB					1B	BB	1B			P4	3	0	2	0	1	1	2			
Ken Walters, R OBP: 0.265, SLG: 0.331 (9, 5)					K				1B	BB	1B			K	0	1	0	0	0	0	0			
Charley Smith, R OBP: 0.306, SLG: 0.385 (9, 5)									1B	BB	1B			K	2	0	0	0	0	1	0			
Ruben Amaro, R OBP: 0.323, SLG: 0.328 (9, PH)				G6-4-3			F2		1B	BB	1B			K	3	0	0	0	0	0	2			
Elmer Valo, L OBP: 0.300, SLG: 0.279 (9, 1)				1-2			F8		1B	BB	BB			K	0	0	0	0	1	0	0			
Frank Sullivan, R OBP: 0.250, SLG: 0.129 (9, 1)									1-2	BB	BB			K	2	0	0	0	0	2	0			
Robin Roberts, S OBP: 0.190, SLG: 0.100 (9, PH)							6-3				1B			6-3	3	0	1	0	0	1	0			
Lee Walls, R OBP: 0.356, SLG: 0.447 (9, 2)									1-2 2-3 1B		1B				1	0	1	0	0	0	0			
Al Kanders, R OBP: 0.200, SLG: 0.211 (9, 2)											1-2 2-3 1B				2	0	0	0	0	0	0			
Inning Stats	R: 3 E: 0 K: 1 S: 8	H: 3 LOB: 0 BB: 0 P: 8	R: 0 E: 0 K: 1 S: 6	H: 2 LOB: 2 BB: 1 P: 10	R: 0 E: 0 K: 1 S: 6	H: 1 LOB: 2 BB: 1 P: 10	R: 0 E: 0 K: 0 S: 3	H: 0 LOB: 0 BB: 0 P: 3	R: 0 E: 0 K: 1 S: 4	H: 1 LOB: 1 BB: 0 P: 4	R: 0 E: 0 K: 2 S: 7	H: 0 LOB: 0 BB: 0 P: 7	R: 0 E: 0 K: 1 S: 5	H: 0 LOB: 0 BB: 0 P: 5	R: 0 E: 0 K: 1 S: 5	H: 0 LOB: 0 BB: 0 P: 5	R: 0 E: 0 K: 1 S: 5	H: 0 LOB: 0 BB: 0 P: 5	R: 0 E: 0 K: 1 S: 7	H: 0 LOB: 0 BB: 0 P: 7	1B: 8 2B: 2 3B: 0 HR: 1	SF: 0 SAC: 0 DP: 2 HBP: 0	WP: 0 PB: 0 CS: 0	PA: 54
PITCHER	IP	WLS	BF	H	R	ER	SO	BB	IBB	HBP	BLK	WP	HR	S	P	ERA	WHIP							
Bob Buhl, R ERA: 4.11	1.2		10	5	3	0	1	0	0	0	0	0	0	28	32	0.00	0.562							
Don Nottebart, R ERA: 4.27	5.1		19	2	0	0	5	1	0	0	0	0	0	8	12	6.75	2.250							
Don McMahon, R ERA: 4.27	1.1		7	2	1	1	1	1	0	0	0	0	0	8	12	6.75	2.250							
Lew Burdette, R ERA: 3.84	5.2	W	18	2	0	0	8	0	0	0	0	0	0	34	34	0.00	0.353							

Philadelphia Phillies @ Milwaukee Braves
 Milwaukee County Stadium, Milwaukee, WI
 Tue Sep 05 1961, 8:05 PM EDT
 Att. 8,018 - Unknown

AB	51
R	4
H	11
RBI	4
BB	3
SO	15
LOB	15



Batter	1	2	3	4	5	6	7	8	9	10	11	12	13	14	AB	R	H	RBI	BB	SO	LOB	BOTTOM		
Lee Mave, L OBP: 0.344, SLG: 0.468 (1, 9)	G3-6-3 1B				3-1		1B	BB			6-3			F7	5	1	2	0	2	0	0			
Roy McMillan, R OBP: 0.313, SLG: 0.297 (1, 6)					L8		F7				FC4-6 BB			K	4	1	1	1	1	1	2			
Bob Boyd, L OBP: 0.280, SLG: 0.280 (11, PH)	K										FC4-6 1B			K	1	0	0	0	0	1	1			
Felix Mantilla, R OBP: 0.333, SLG: 0.311 (12, 6)											1-2			K	1	0	0	0	0	1	0			
Eddie Mathews, L OBP: 0.405, SLG: 0.534 (1, 5)	G3-6-3 1-2				FC1-5 1B						FC6-4 1B			1B	6	1	4	0	1	0	3			
Hank Aaron, R OBP: 0.387, SLG: 0.621 (1, 8)											1-3 3H			1B	6	0	2	2	1	0	6			
Joe Adcock, R OBP: 0.347, SLG: 0.500 (1, 3)											1-2 2H			1B	7	0	2	1	0	1	5			
Frank Thomas, R OBP: 0.343, SLG: 0.530 (9, 7)											1-2 2H			1B	7	0	2	1	0	1	5			
Al Spangler, L OBP: 0.411, SLG: 0.282 (9, 7)					F8						FC6-4 1B			1B	4	0	2	0	0	0	2			
Frank Bolling, R OBP: 0.325, SLG: 0.378 (1, 4)											G5-4-3 1B			E	2	0	1	0	1	1	0			
Sammy White, R OBP: 0.255, SLG: 0.315 (14, PR)											1-3			BB	7	1	1	0	0	1	5			
John DeMerit, R OBP: 0.227, SLG: 0.246 (14, PR)											F5			E5	7	0	1	0	0	1	5			
Bob Buhl, R ERA: 4.11											F3			FC4-6 1B	7	0	1	0	0	2	5			
Don Nottebart, R ERA: 4.27											F3			1B	0	0	0	0	0	0	0			
Don McMahon, R ERA: 4.27											F8			1B	0	0	0	0	0	0	0			
Lew Burdette, R ERA: 3.84											F9			1B	3	0	0	0	0	0	0			
Bob Buhl, R ERA: 4.11											P4			FC4-6	0	0	0	0	0	0	0			
Don Nottebart, R ERA: 4.27											F7			1B	2	1	0	0	0	0	0			
Don McMahon, R ERA: 4.27											K			1B	1	0	0	0	0	0	0			
Lew Burdette, R ERA: 3.84											K			FC4-6	3	0	0	0	0	2	2			
Joe Adcock, R ERA: 4.46											K			1-2	0	0	1	0	0	0	0			
Inning Stats	R: 0 E: 0 K: 1 S: 5	H: 1 LOB: 0 BB: 0 P: 5	R: 0 E: 0 K: 0 S: 5	H: 2 LOB: 2 BB: 0 P: 5	R: 2 E: 0 K: 0 S: 7	H: 4 LOB: 2 BB: 0 P: 7	R: 0 E: 0 K: 0 S: 3	H: 0 LOB: 0 BB: 0 P: 3	R: 0 E: 0 K: 0 S: 3	H: 1 LOB: 1 BB: 1 P: 9	R: 0 E: 0 K: 0 S: 5	H: 2 LOB: 1 BB: 1 P: 9	R: 0 E: 0 K: 1 S: 8	H: 1 LOB: 1 BB: 0 P: 8	R: 0 E: 0 K: 1 S: 6	H: 1 LOB: 2 BB: 1 P: 10	R: 0 E: 0 K: 1 S: 7	H: 2 LOB: 1 BB: 0 P: 7	R: 1 E: 0 K: 1 S: 6	H: 2 LOB: 1 BB: 0 P: 6	1B: 14 2B: 2 3B: 1 HR: 0	SF: 1 SAC: 0 DP: 2 HBP: 0	WP: 0 PB: 0 CS: 0	PA: 63
PITCHER	IP	WLS	BF	H	R	ER	SO	BB	IBB	HBP	BLK	WP	HR	S	P	ERA	WHIP							
Robin Roberts, R ERA: 5.92	8.0		35	11	4	4	2	2	0	0	0	0	0	37	45	4.50	1.625							
Frank Sullivan, R ERA: 4.46	5.2	L	28	6	1	1	7	4	0	0	0	0	0	38	54	1.59	1.765							

Philadelphia Phillies @ Milwaukee Braves
 Milwaukee County Stadium, Milwaukee, WI
 Tue Sep 05 1961, 8:05 PM EDT
 Att. 8,018 - Unknown

AB	56
R	5
H	17
RBI	5
BB	6
SO	9
LOB	31



Batter	1	2	3	4	5	6	7	8	9	AB	R	H	RBI	BB	SO	LOB	TOP			
Bobby Malkmus, R OBP: 0.279, SLG: 0.337 (1, 4)	L7		F8			G4-6-3		L7		4	0	0	0	0	0	3	Philadelphia Phillies @ Milwaukee Braves Milwaukee County Stadium, Milwaukee, WI Wed Sep 06 1961, 8:05 PM EDT Att: 10,090 - Unknown livebaseballscorecards.com			
Johnny Callison, L OBP: 0.355, SLG: 0.405 (1, 7)	K			L3			4-3		4	0	1	0	0	1	0					
Charley Smith, R OBP: 0.303, SLG: 0.381 (1, 5)	6-3			K			5-3		4	0	0	0	0	2	2					
Don Demeter, R OBP: 0.301, SLG: 0.448 (1, 9)		K			6-3				3	0	0	0	0	1	0					
Lee Walls, R OBP: 0.356, SLG: 0.445 (1, 3)		6-3				FC4-6 1B		6-3		3	0	1	0	0	0					
Tony Gonzalez, L OBP: 0.352, SLG: 0.433 (8, 1)									3	0	0	0	0	0	1					
Don Ferrarese, R OBP: 0.143, SLG: 0.111 (8, 1)						FC4-6 1-3		6-3		0	0	0	0	0	0					
Dallas Green, L OBP: 0.286, SLG: 0.167 (8, 1)									0	0	0	0	0	0	0					
Ruben Amaro, R OBP: 0.323, SLG: 0.326 (1, 6)						1-3		L9		2	0	0	0	1	0					
Clay Dalrymple, L OBP: 0.270, SLG: 0.280 (9, PH)									2	0	0	0	0	1	1					
Tony Taylor, R OBP: 0.305, SLG: 0.323 (9, PH)									1	0	0	0	0	0	0					
John Buzhardt, R OBP: 0.180, SLG: 0.152 (8, 8)									1	0	0	0	0	1	1					
Ken Walters, R OBP: 0.269, SLG: 0.336 (8, 8)									1	0	1	0	0	0	0					
Inning Stats	R: 0 E: 0 K: 1 S: 5	H: 0 LOB: 0 BB: 0 P: 5	R: 0 E: 0 K: 1 S: 5	H: 0 LOB: 0 BB: 0 P: 5	R: 0 E: 0 K: 1 S: 5	H: 0 LOB: 1 BB: 1 P: 9	R: 0 E: 0 K: 1 S: 5	H: 0 LOB: 0 BB: 0 P: 5	R: 0 E: 1 K: 0 S: 3	H: 0 LOB: 0 BB: 0 P: 5	R: 0 E: 0 K: 0 S: 3	H: 0 LOB: 0 BB: 0 P: 3	R: 0 E: 0 K: 0 S: 3	H: 0 LOB: 0 BB: 0 P: 3	R: 0 E: 0 K: 1 S: 7	H: 2 LOB: 2 BB: 0 P: 7	1B: 3 2B: 0 3B: 0 HR: 0	SF: 0 SAC: 1 DP: 1 HBP: 0	WP: 0 PB: 0 SB: 0 CS: 0	PA: 30
PITCHER Warren Spahn, L ERA: 2.75 (1, 1)	IP: 9.0 WLS: W BF: 30 H: 3 R: 0 ER: 0 SO: 6 BB: 1 IBB: 0 HBP: 0 BLK: 0 WP: 0 HR: 0 S: 41 P: 45 ERA: 0.00 WHIP: 0.444															PITCHER				



Batter	1	2	3	4	5	6	7	8	9	AB	R	H	RBI	BB	SO	LOB	BOTTOM	
Lee Maye, L OBP: 0.343, SLG: 0.465 (1, 9)	F7							FC3-6 SH3		4	0	1	0	0	0	1	Philadelphia Phillies @ Milwaukee Braves Milwaukee County Stadium, Milwaukee, WI Wed Sep 06 1961, 8:05 PM EDT Att: 10,090 - Unknown livebaseballscorecards.com	
Roy McMillan, R OBP: 0.314, SLG: 0.296 (1, 6)	1B SF9 BB							SH3		2	1	0	0	1	0	1		
Eddie Mathews, L OBP: 0.406, SLG: 0.533 (1, 5)										3	0	1	0	1	0	1		
Hank Aaron, R OBP: 0.384, SLG: 0.618 (1, 8)	SF9							FC6-4 BB		3	0	0	1	0	1	2		
Joe Adcock, R OBP: 0.349, SLG: 0.501 (1, 3)	FC5-4									3	0	2	0	0	0	1		
Frank Thomas, R OBP: 0.341, SLG: 0.526 (1, 7)										3	0	0	0	0	3	2		
Joe Torre, R OBP: 0.328, SLG: 0.421 (1, 2)										3	0	1	0	0	0	1		
Felix Mantilla, R OBP: 0.322, SLG: 0.299 (1, 4)										3	0	0	0	0	0	1		
Warren Spahn, L OBP: 0.258, SLG: 0.361 (1, 1)										2	0	0	0	1	0	0		
Inning Stats	R: 1 E: 0 K: 0 S: 4	H: 1 LOB: 1 BB: 1 P: 8	R: 0 E: 0 K: 1 S: 5	H: 0 LOB: 0 BB: 0 P: 5	R: 0 E: 0 K: 2 S: 8	H: 1 LOB: 1 BB: 0 P: 4	R: 0 E: 0 K: 2 S: 8	H: 1 LOB: 1 BB: 0 P: 8	R: 0 E: 0 K: 0 S: 3	H: 0 LOB: 0 BB: 0 P: 3	R: 0 E: 0 K: 1 S: 6	H: 2 LOB: 1 BB: 0 P: 6	R: 0 E: 0 K: 0 S: 3	H: 0 LOB: 2 BB: 2 P: 11	1B: 5 2B: 1 3B: 0 HR: 0	SF: 1 SAC: 1 DP: 1 HBP: 0		WP: 0 PB: 0 SB: 0 CS: 1
PITCHER John Buzhardt, R ERA: 4.15 (1, 1)	IP: 7.2 WLS: L BF: 29 H: 5 R: 1 ER: 1 SO: 4 BB: 2 IBB: 0 HBP: 0 BLK: 0 WP: 0 HR: 0 S: 35 P: 43 ERA: 1.17 WHIP: 0.913															PITCHER		
Don Ferrarese, L ERA: 4.09 (8, 1)	0.0	1	0	0	0	0	1	0	0	0	0	0	4					
Dallas Green, R ERA: 4.7 (8, 1)	0.1	1	0	0	0	0	0	0	0	0	1	1	0.00	0.000				



Batter	1	2	3	4	5	6	7	8	9	AB	R	H	RBI	BB	SO	LOB	TOP
Bobby Malkmus, R OBP: 0.275, SLG: 0.332 (1, 4)	0-0 1-3		0-0 FC3-6			0-0 F7			0-0 P6	4	0	0	1	0	0	1	Philadelphia Phillies @ Chicago Cubs Wrigley Field, Chicago, IL Fri Sep 08 1961, 3:33 AM CDT Att: 1,533 - Sunny - 80 F
Johnny Callison, L OBP: 0.352, SLG: 0.401 (1, 7)	0-0 P3		0-0 4-3			0-0 6-3			0-0 4-3	4	0	0	0	0	0	1	
Charley Smith, R OBP: 0.300, SLG: 0.377 (1, 5)	0-0 6-3			0-0 6-3		0-0 6-3			0-0 5-3	4	0	0	0	0	0	0	
Don Demeter, R OBP: 0.298, SLG: 0.444 (1, 8)		0-0 5-3		0-0 P6					0-0 5-3	3	0	0	0	0	0	0	
Lee Walls, R OBP: 0.351, SLG: 0.439 (1, 3)		0-0 5-3		0-0 4-3					0-0 6-3	3	0	0	0	0	0	0	
Ken Walters, R OBP: 0.284, SLG: 0.329 (1, 9)		0-0 6-3			0-0 F8				0-0 6-3	3	0	0	0	0	0	0	
Ruben Amaro, R OBP: 0.329, SLG: 0.330 (1, 6)			4-0 FC6-4 FC3-6 1B BB		0-0 1B				0-0 FC3-6 1B	2	1	2	0	1	0	0	
Clay Dalrymple, L OBP: 0.271, SLG: 0.280 (1, 2)			0-0 FC6-4 1B		0-0 F7				0-0 FC3-6 G5-4-3	3	0	1	0	0	0	2	
Art Mahaffey, R OBP: 0.156, SLG: 0.150 (3, PH) Tom Taylor, R OBP: 0.329, SLG: 0.332 (3, PH) Chris Short, L OBP: 0.215, SLG: 0.148 (7, PH) Jack Baldschun, R OBP: 0.341, SLG: 0.416 (8, PH) Pancho Herrera, R OBP: 0.341, SLG: 0.416 (8, PH) Ken Lehman, L OBP: 0.341, SLG: 0.416 (8, PH)			0-0 FC6-4 FC3-6 1-2 2-3		0-0 1-3				0-0 G5-4-3 1-2	0	0	0	0	0	0	0	
Inning Stats	R: 0 H: 0 E: 0 LOB: 0 K: 0 BB: 0 S: 3	R: 0 H: 0 E: 0 LOB: 0 K: 0 BB: 0 S: 3	R: 1 H: 1 E: 0 LOB: 1 K: 0 BB: 1 S: 4	R: 0 H: 0 E: 0 LOB: 0 K: 0 BB: 0 S: 3	R: 0 H: 1 E: 0 LOB: 1 K: 0 BB: 0 S: 4	R: 0 H: 0 E: 0 LOB: 0 K: 0 BB: 0 S: 3	R: 0 H: 0 E: 0 LOB: 0 K: 0 BB: 0 S: 3	R: 0 H: 1 E: 0 LOB: 0 K: 0 BB: 0 S: 3	R: 0 H: 0 E: 0 LOB: 0 K: 0 BB: 0 S: 3	1B: 3 2B: 0 3B: 0 HR: 0	SF: 0 SAC: 0 DP: 1 HBP: 0	WP: 0 PA: 30 PB: 0 SB: 0 CS: 0					
PITCHER Dick Ellsworth, L ERA: 4.24 (1, 1)	IP: 9.0 WLS: W BF: 30 H: 3 R: 1 ER: 1 SO: 0 BB: 1 IBB: 0 HBP: 0 BLK: 0 WP: 0 HR: 0 S: 29 P: 33 ERA: 1.00 WHIP: 0.444																

AB	29
R	1
H	3
RBI	1
BB	1
SO	0
LOB	8



Batter	1	2	3	4	5	6	7	8	9	AB	R	H	RBI	BB	SO	LOB	BOTTOM
Richie Ashburn, L OBP: 0.379, SLG: 0.311 (1, 8)	0-0 14 6-3 2B	1-0 PB 3B HBP			0-0 L5				4-0 FC4-6 BB	2	2	1	0	1	0	0	Philadelphia Phillies @ Chicago Cubs Wrigley Field, Chicago, IL Fri Sep 08 1961, 3:33 AM CDT Att: 1,533 - Sunny - 80 F
Don Zimmer, R OBP: 0.297, SLG: 0.400 (1, 4)	0-0 6-3	0-0 1-1 2-H 3B			0-0 F8				0-0 FC4-6 1-2 2-3	4	0	1	2	0	0	3	
14 Ernie Banks, R OBP: 0.357, SLG: 0.527 (1, 6)	0-0 6-3	0-0 L5			4-0 BB				0-0 F7	3	0	0	1	1	0	3	
George Altman, L OBP: 0.352, SLG: 0.569 (1, 9)	4-0 E BB		4-0 G6-4-3 BB		0-0 F8				0-0 F7	2	0	0	0	2	0	1	
Billy Williams, L OBP: 0.342, SLG: 0.481 (1, 7)	0-0 F9 1-2		0-3 K			0-3 K			0-0 F7	4	0	0	0	0	2	2	
Ron Santo, R OBP: 0.370, SLG: 0.500 (1, 5)		0-0 4-3	0-0 G6-4-3 1-2			0-0 P4			0-0 2B	4	0	1	0	0	0	1	
Sammy Taylor, L OBP: 0.333, SLG: 0.401 (1, 2)		0-0 1B 2B		0-0 P5		0-3 K			0-0 4-3	4	1	1	0	0	1	1	
Moe Morhardt, L OBP: 0.500, SLG: 0.400 (1, 3)		0-0 PB SH1-4 3B 2H 1B		0-0 5-3					0-0 FC4-6 1-3 1B	3	1	2	1	0	0	0	
Dick Ellsworth, L OBP: 0.102, SLG: 0.065 (1, 1)		0-0 SH1-4		0-3 K					0-0 1-3 1-2	2	0	0	0	0	1	1	
Inning Stats	R: 1 H: 1 E: 1 LOB: 1 K: 0 BB: 1 S: 4	R: 3 H: 3 E: 0 LOB: 1 K: 0 BB: 0 S: 6	R: 0 H: 0 E: 0 LOB: 0 K: 1 BB: 1 S: 4	R: 0 H: 0 E: 0 LOB: 0 K: 1 BB: 0 S: 5	R: 0 H: 0 E: 0 LOB: 1 K: 0 BB: 1 S: 3	R: 0 H: 0 E: 0 LOB: 0 K: 2 BB: 0 S: 7	R: 0 H: 1 E: 0 LOB: 2 K: 0 BB: 1 S: 4	R: 0 H: 1 E: 0 LOB: 1 K: 0 BB: 0 S: 4	1B: 2 2B: 3 3B: 1 HR: 0	SF: 0 SAC: 1 DP: 1 HBP: 1	WP: 0 PA: 34 PB: 1 SB: 1 CS: 0						
PITCHER Art Mahaffey, R ERA: 4.14 (1, 1) Chris Short, L ERA: 5.79 (3, 1) Jack Baldschun, R ERA: 4.64 (7, 1) Ken Lehman, L ERA: 3.77 (8, 1)	IP: 2.0 WLS: L BF: 12 H: 4 R: 4 ER: 4 SO: 4 BB: 1 IBB: 0 HBP: 0 BLK: 0 WP: 0 HR: 0 S: 21 P: 33 ERA: 0.00 WHIP: 2.500																

AB	28
R	4
H	6
RBI	4
BB	4
SO	4
LOB	12



Batter	1	2	3	4	5	6	7	8	9	AB	R	H	RBI	BB	SO	LOB	TOP					
Bobby Malkmus, R (1,4) OBP: 0.270, SLG: 0.326										5	0	0	0	0	1	5	Philadelphia Phillies @ Chicago Cubs Wrigley Field, Chicago, IL Sat Sep 09 1961, 3:33 AM CDT Att: 7,110 - Cloudy - 84 F					
Ken Walters, R (1,9) OBP: 0.268, SLG: 0.338										5	1	2	0	0	1	1						
Charley Smith, R (1,5) OBP: 0.298, SLG: 0.375										5	1	1	0	0	1	1						
Don Demeter, R (1,8) OBP: 0.300, SLG: 0.450										4	2	1	3	1	0	0						
Lee Walls, R (1,7) OBP: 0.351, SLG: 0.437										3	0	1	0	0	1	0						
Tony Gonzalez, L (8,PH) OBP: 0.353, SLG: 0.435										1	1	1	0	0	0	0						
Pancho Herrera, R (1,3) OBP: 0.350, SLG: 0.418										3	1	2	0	0	1	1						
Johnny Callison, L (8,PH) OBP: 0.354, SLG: 0.403										1	0	1	1	0	0	0						
Ruben Amaro, R (1,6) OBP: 0.333, SLG: 0.333										3	0	2	1	0	0	1						
Clay Dalrymple, L (1,2) OBP: 0.273, SLG: 0.285										2	0	1	1	1	0	2						
Jim Owens, R (1,1) OBP: 0.120, SLG: 0.043										3	0	0	0	0	2	4						
Inning Stats	R: 0 E: 0 K: 0 S: 3	H: 1 LOB: 0 BB: 0 P: 3	R: 0 E: 0 K: 1 S: 6	H: 1 LOB: 1 BB: 0 P: 6	R: 0 E: 0 K: 0 S: 4	H: 1 LOB: 1 BB: 0 P: 4	R: 0 E: 0 K: 1 S: 5	H: 0 LOB: 0 BB: 0 P: 5	R: 1 E: 0 K: 0 S: 5	H: 2 LOB: 1 BB: 0 P: 5	R: 3 E: 0 K: 0 S: 6	H: 4 LOB: 1 BB: 0 P: 7	R: 0 E: 0 K: 2 S: 7	H: 0 LOB: 0 BB: 0 P: 7	R: 2 E: 1 K: 3 S: 12	H: 3 LOB: 3 BB: 2 P: 20	R: 0 E: 0 K: 0 S: 3	H: 0 LOB: 0 BB: 0 P: 3	1B: 9 2B: 3 3B: 0 HR: 1	SF: 1 SAC: 1 DP: 2 HBP: 1	WP: 0 PB: 0 SB: 0 CS: 0	PA: 40
PITCHER	IP	WLS	BF	H	R	ER	SO	BB	IBB	HBP	BLK	WP	HR	S	P	ERA	WHIP					
Jack Curtis, L (1,1) ERA: 4.52	5.0	L	22	8	4	4	2	0	0	0	0	0	1	26	26	7.20	1.600					
Don Elston, R (6,1) ERA: 5.36	3.0		15	4	2	2	5	1	1	1	0	0	0	22	31	6.00	1.667					
Dick Drott, R (9,1) ERA: 4.11	1.0		3	0	0	0	0	0	0	0	0	0	0	3	3	0.00	0.000					

AB	35
R	6
H	12
RBI	6
BB	2
SO	7
LOB	15



Batter	1	2	3	4	5	6	7	8	9	AB	R	H	RBI	BB	SO	LOB	BOTTOM					
Richie Ashburn, L (1,8) OBP: 0.377, SLG: 0.310										4	0	1	0	0	0	0	Philadelphia Phillies @ Chicago Cubs Wrigley Field, Chicago, IL Sat Sep 09 1961, 3:33 AM CDT Att: 7,110 - Cloudy - 84 F					
Don Zimmer, R (1,4) OBP: 0.297, SLG: 0.404										4	1	1	0	0	0	1						
14 Ernie Banks, R (1,6) OBP: 0.355, SLG: 0.524										3	0	0	1	0	0	1						
George Altman, L (1,9) OBP: 0.349, SLG: 0.564										4	0	0	0	0	1	1						
Billy Williams, L (1,7) OBP: 0.343, SLG: 0.488										4	1	2	1	0	0	0						
Ron Santo, R (1,5) OBP: 0.367, SLG: 0.496										4	0	0	0	0	0	1						
Sammy Taylor, L (1,2) OBP: 0.333, SLG: 0.490										3	0	1	0	0	0	1						
Moe Morhardt, L (1,3) OBP: 0.444, SLG: 0.286										2	0	0	0	1	0	1						
Jack Curtis, L (1,1) OBP: 0.292, SLG: 0.255										2	0	0	0	0	0	2						
Don Elston, R (6,1) OBP: 0.182, SLG: 0.182										0	0	0	0	0	0	0						
Bob Will, L (8,PH) OBP: 0.350, SLG: 0.336										1	0	0	0	0	0	0						
Dick Drott, R (9,1) OBP: 0.300, SLG: 0.368										0	0	0	0	0	0	0						
Inning Stats	R: 0 E: 0 K: 0 S: 4	H: 1 LOB: 0 BB: 0 P: 4	R: 0 E: 0 K: 0 S: 3	H: 0 LOB: 0 BB: 0 P: 3	R: 0 E: 0 K: 0 S: 3	H: 0 LOB: 0 BB: 0 P: 3	R: 0 E: 0 K: 0 S: 3	H: 0 LOB: 0 BB: 0 P: 3	R: 0 E: 0 K: 1 S: 6	H: 1 LOB: 2 BB: 1 P: 8	R: 1 E: 0 K: 1 S: 6	H: 1 LOB: 0 BB: 0 P: 6	R: 0 E: 0 K: 0 S: 4	H: 1 LOB: 1 BB: 0 P: 4	R: 0 E: 0 K: 0 S: 3	H: 0 LOB: 0 BB: 0 P: 3	R: 1 E: 0 K: 0 S: 4	H: 1 LOB: 0 BB: 0 P: 4	1B: 3 2B: 0 3B: 1 HR: 1	SF: 1 SAC: 0 DP: 0 HBP: 0	WP: 0 PB: 0 SB: 0 CS: 0	PA: 33
PITCHER	IP	WLS	BF	H	R	ER	SO	BB	IBB	HBP	BLK	WP	HR	S	P	ERA	WHIP					
Jim Owens, R (1,1) ERA: 5.09	9.0	W	33	5	2	2	1	1	0	0	0	0	1	34	38	2.00	0.667					



Batter	1	2	3	4	5	6	7	8	9	AB	R	H	RBI	BB	SO	LOB	TOP								
Bobby Malkmus, R OBP: 0.275, SLG: 0.330 (1, 4)	6-3		E5 G1-6-3 BB		G3 E 1B					6	1	3	0	0	0	2	Philadelphia Phillies @ Chicago Cubs Wrigley Field, Chicago, IL Sun Sep 10 1961, 3:33 AM CDT Att: 7,628 - Sunny - 90 F								
Johnny Callison, L OBP: 0.356, SLG: 0.409 (1, 9) (7, 7)	HR		G1-6-3 BB		E7 G3		FC3-6 BB HR	E 1B HBP	6-3	4	3	1	1	1	0	3									
Tony Gonzalez, L OBP: 0.353, SLG: 0.432 (1, 8)	6-3		G1-6-3		G3		HR BB	E8 1B	E3 5-3	5	2	1	0	1	0	4									
Don Demeter, R OBP: 0.300, SLG: 0.455 (1, 3) (8, 9)	5-3		5-3		6-3		HR	S 1B 1B IBB	5-3	5	2	1	4	1	0	4									
Wes Covington, L OBP: 0.330, SLG: 0.422 (1, 7)		4-0		4-3		F9				3	1	1	0	1	0	0									
Ken Walters, R OBP: 0.268, SLG: 0.338 (7, 9)										0	0	0	0	0	0	0									
Elmer Vato, L OBP: 0.309, SLG: 0.290 (8, PH)		F8 SH BB					WP BB 1B	E 1B		1	1	1	2	0	0	0									
Pancho Herrera, R OBP: 0.349, SLG: 0.416 (8, 3)							BB WP 1B HBP	F9 E 1B		1	0	0	0	0	1	1									
Charley Smith, R OBP: 0.300, SLG: 0.374 (1, 5)		SH		5-3		P6				3	2	1	1	0	0	0									
Clay Dalrymple, L OBP: 0.275, SLG: 0.282 (1, 2)			F8			5-3				3	1	0	0	2	0	3									
Ruben Amaro, R OBP: 0.334, SLG: 0.332 (1, 6)			K		L4					4	1	1	1	1	1	5									
Robin Roberts, S OBP: 0.147, SLG: 0.094 (1, 1)										2	0	0	0	0	1	2									
Don Ferrarese, R OBP: 0.143, SLG: 0.111 (5, 1)										0	0	0	0	0	0	0									
Tony Taylor, R OBP: 0.306, SLG: 0.323 (7, PH)										2	0	1	2	0	0	1									
Frank Sullivan, R OBP: 0.270, SLG: 0.156 (7, 1)										1	0	1	1	0	0	0									
Inning Stats	R: 1 E: 0 K: 0 S: 4	H: 1 LOB: 0 BB: 0 P: 4	R: 0 E: 1 K: 2 S: 8	H: 0 LOB: 2 BB: 1 P: 12	R: 0 E: 1 K: 0 S: 3	H: 0 LOB: 1 BB: 1 P: 7	R: 0 E: 0 K: 0 S: 3	H: 0 LOB: 0 BB: 0 P: 7	R: 0 E: 1 K: 0 S: 5	H: 1 LOB: 2 BB: 0 P: 5	R: 0 E: 0 K: 0 S: 3	H: 0 LOB: 0 BB: 0 P: 3	R: 7 E: 1 K: 0 S: 7	H: 5 LOB: 1 BB: 3 P: 20	R: 6 E: 2 K: 0 S: 8	H: 5 LOB: 1 BB: 1 P: 13	R: 0 E: 1 K: 1 S: 6	H: 0 LOB: 0 BB: 0 P: 6	1B: 10 2B: 0 3B: 0 HR: 2	SF: 0 SAC: 1 DP: 2 HBP: 2	WP: 1 PB: 0 SB: 1 CS: 0	PA: 51			
PITCHER	IP	WLS	BF	H	R	ER	SO	BB	IBB	HBP	BLK	WP	HR	S	P	ERA	WHIP								
Don Cardwell, R ERA: 3.66 (1, 1)	6.2		31	5	5	5	2	4	0	0	0	0	2	31	47	6.75	1.350								
Barney Schultz, R ERA: 2.99 (7, 1)	0.0	L	3	1	0	0	0	1	0	1	0	1	0	1	6	∞	∞								
Bob Anderson, R ERA: 4.14 (7, 1)	0.1		5	3	6	6	0	1	0	1	0	0	0	3	8	162.00	12.000								
Don Elston, R ERA: 5.62 (8, 1)	1.0		7	3	3	3	0	0	1	0	0	0	0	6	10	27.00	3.000								
Jim Brewer, L ERA: 5.89 (9, 1)	1.0		4	0	0	0	1	0	0	0	0	0	0	6	6	0.00	0.000								

AB	40
R	14
H	12
RBI	12
BB	7
SO	3
LOB	25



Batter	1	2	3	4	5	6	7	8	9	AB	R	H	RBI	BB	SO	LOB	BOTTOM								
Lou Brock, L OBP: 0.200, SLG: 0.200 (1, 8)	L6-3 1B		P6		FC4-2 14 BB 1B		1-3		G3	5	1	1	0	0	0	3	Philadelphia Phillies @ Chicago Cubs Wrigley Field, Chicago, IL Sun Sep 10 1961, 3:33 AM CDT Att: 7,628 - Sunny - 90 F								
Ken Hubbs, R OBP: 0.087, SLG: 1.000 (1, 4)	L6-3						1-3		6-3	3	2	2	1	0	0	1									
Richie Ashburn, L OBP: 0.376, SLG: 0.309 (7, PH)	1-2									1	0	0	0	0	0	0									
Jerry Kindall, R OBP: 0.290, SLG: 0.422 (8, 4)										1	0	0	0	0	0	1									
14 Ernie Banks, R OBP: 0.355, SLG: 0.521 (1, 6)	K									4	1	1	0	1	2	2									
George Altman, L OBP: 0.350, SLG: 0.563 (1, 9)										4	1	2	2	0	0	1									
Billy Williams, L OBP: 0.344, SLG: 0.497 (1, 7)										4	0	2	2	0	0	2									
Ron Santo, R OBP: 0.397, SLG: 0.493 (1, 5)										3	0	0	0	1	0	2									
Ed Bouchee, L OBP: 0.359, SLG: 0.495 (1, 3)										4	0	1	0	0	1	1									
Cuno Barragan, R OBP: 0.211, SLG: 0.368 (1, 2)										3	1	1	0	0	1	0									
Sammy Taylor, L OBP: 0.332, SLG: 0.398 (8, 2)										1	0	0	0	0	1	0									
Don Cardwell, R ERA: 6.16 (7, 1)										2	0	0	0	0	0	0									
Barney Schultz, R ERA: 2.99 (7, 1)										0	0	0	0	0	0	0									
Bob Anderson, R ERA: 4.14 (7, 1)										0	0	0	0	0	0	0									
Don Elston, R ERA: 5.62 (8, 1)										0	0	0	0	0	0	0									
Jim Brewer, L ERA: 5.89 (9, 1)										0	0	0	0	0	0	0									
Bob Will, L OBP: 0.300, SLG: 0.302 (8, PH)										1	0	1	0	0	0	0									
Inning Stats	R: 0 E: 0 K: 1 S: 5	H: 1 LOB: 0 BB: 0 P: 5	R: 0 E: 0 K: 0 S: 3	H: 0 LOB: 1 BB: 1 P: 7	R: 0 E: 0 K: 0 S: 3	H: 0 LOB: 0 BB: 0 P: 3	R: 1 E: 0 K: 1 S: 7	H: 2 LOB: 1 BB: 0 P: 7	R: 5 E: 1 K: 0 S: 8	H: 5 LOB: 1 BB: 1 P: 12	R: 0 E: 0 K: 2 S: 7	H: 0 LOB: 0 BB: 0 P: 7	R: 0 E: 0 K: 0 S: 5	H: 2 LOB: 2 BB: 0 P: 5	R: 0 E: 0 K: 1 S: 5	H: 0 LOB: 0 BB: 0 P: 5	R: 0 E: 0 K: 0 S: 4	H: 1 LOB: 1 BB: 0 P: 4	1B: 7 2B: 3 3B: 2 HR: 0	SF: 0 SAC: 1 DP: 1 HBP: 0	WP: 0 PB: 0 SB: 0 CS: 0	PA: 39			
PITCHER	IP	WLS	BF	H	R	ER	SO	BB	IBB	HBP	BLK	WP	HR	S	P	ERA	WHIP								
Robin Roberts, R ERA: 6.16 (1, 1)	4.2		22	7	6	6	2	2	0	0	0	0	0	9	9	0.00	0.750								
Don Ferrarese, L ERA: 4.04 (5, 1)	1.1	W	5	1	0	0	2	0	0	0	0	0	0	9	9	0.00	0.750								
Frank Sullivan, R ERA: 4.39 (7, 1)	3.0	S	12	3	0	0	1	0	0	0	0	0	0	14	14	0.00	1.000								

AB	36
R	6
H	11
RBI	5
BB	2
SO	5
LOB	13



Batter	1	2	3	4	5	6	7	8	9	10	11	AB	R	H	RBI	BB	SO	LOB	TOP							
Bobby Malkmus, R OBP: 0.279, SLG: 0.331	L7		WP BB	1-2 2-H 3-H 1B		F8			FC3-6 1B		K	5	0	2	2	1	1	1								
Ken Walters, R OBP: 0.265, SLG: 0.333	4-3		K	K			F8		FC3-6 5-3		FC4-6 1B	2	0	0	0	0	1	1								
Tony Gonzalez, L OBP: 0.350, SLG: 0.427			K	K					1-2		1-2	4	0	0	0	0	1	4								
Charley Smith, R OBP: 0.303, SLG: 0.387	K		K						5-3		1B	0	1	0	0	0	0	0								
Don Demeter, R OBP: 0.296, SLG: 0.448		K		K					6-3		FC6-4	6	0	0	0	0	3	4								
Lee Walls, R OBP: 0.352, SLG: 0.464		HR		HR								5	2	2	2	0	2	1								
Pancho Herrera, R OBP: 0.349, SLG: 0.415												1	0	0	0	1	1	0								
Johnny Callison, L OBP: 0.356, SLG: 0.407	K		WP FC1-2 BB	WP BB					4-3		4-3	2	0	0	0	1	0	0								
Ruben Amaro, R OBP: 0.335, SLG: 0.329	E5		FC1-2 1B BB	FC1-2 WP 1B BB					K		BB	3	1	0	0	2	1	2								
Clay Dalrymple, L OBP: 0.274, SLG: 0.281												1	0	0	0	0	1	1								
Tony Taylor, R OBP: 0.305, SLG: 0.332												1	1	0	0	0	0	2								
Choo-Choo Coleman, L OBP: 0.196, SLG: 0.163												2	0	0	0	1	0	1								
Art Mahaffey, R OBP: 0.148												1	0	0	0	0	1	0								
Ken Lehman, L OBP: 0.316, SLG: 0.342												0	0	0	0	0	0	0								
Bobby Gene Smith, R OBP: 0.161, SLG: 0.133												0	0	0	0	1	0	0								
Don Ferrarese, R OBP: 0.161, SLG: 0.133												3	0	1	0	0	1	1								
Inning Stats	R: 0 E: 0 K: 1 S: 9	H: 0 LOB: 0 BB: 0 P: 12	R: 1 E: 1 K: 3 S: 13	H: 1 LOB: 1 BB: 0 P: 25	R: 0 E: 0 K: 3 S: 11	H: 0 LOB: 1 BB: 1 P: 19	R: 3 E: 0 K: 2 S: 17	H: 2 LOB: 2 BB: 3 P: 33	R: 0 E: 0 K: 1 S: 10	H: 1 LOB: 2 BB: 1 P: 19	R: 0 E: 0 K: 1 S: 5	H: 0 LOB: 0 BB: 0 P: 8	R: 1 E: 0 K: 1 S: 9	H: 1 LOB: 0 BB: 0 P: 14	R: 0 E: 0 K: 1 S: 7	H: 0 LOB: 1 BB: 1 P: 17	R: 0 E: 0 K: 0 S: 7	H: 1 LOB: 1 BB: 0 P: 11	R: 0 E: 0 K: 1 S: 8	H: 0 LOB: 1 BB: 1 P: 15	R: 0 E: 0 K: 1 S: 12	H: 2 LOB: 2 BB: 0 P: 16	1B: 4 2B: 1 3B: 0 HR: 3	SF: 0 SAC: 0 DP: 0 HBP: 0	WP: 4 PB: 0 SB: 0 CS: 0	PA: 49
PITCHER	IP ERA WHIP	WLS BF H R ER SO	BF H R ER SO	H R ER SO	BB IBB HBP BLK WP HR S P	IP ERA WHIP	WLS BF H R ER SO	BF H R ER SO	BB IBB HBP BLK WP HR S P	ERA WHIP																
Johnny Podres, L ERA: 3.73	(1, 1)	3.2	19	3	4	4	8	4	0	0	0	0	0	0	1	27	45	2.70	0.900							
Larry Sherry, R ERA: 3.87	(4, 1)	3.1	13	2	1	1	4	1	0	0	0	0	0	0	1	27	45	2.70	0.900							
Ron Perranoski, L ERA: 2.76	(8, 1)	4.0	W	17	3	0	0	3	2	0	0	0	0	0	34	59	0.00	1.250								

Philadelphia Phillies @ Los Angeles Dodgers
Los Angeles Memorial Coliseum, Los Angeles, CA
Mon Sep 11 1961, 10:05 PM EDT
Att: 9,064 - Unknown

AB 36
R 5
H 5
RBI 4
BB 7
SO 13
LOB 18



Batter	1	2	3	4	5	6	7	8	9	10	11	AB	R	H	RBI	BB	SO	LOB	BOTTOM					
Maury Wills, S OBP: 0.343, SLG: 0.339	L6	F7		F7		6-3		P6				5	0	0	0	0	0	1						
Jim Gilliam, S OBP: 0.309, SLG: 0.346	4-3		1B HR BB	BB		BB			5-3			2	1	0	0	3	0	0						
Wally Moon, L OBP: 0.428, SLG: 0.502	1B BB		1-3 HR 1B	L8					4-3			4	1	1	0	1	1	2						
Duke Snider, L OBP: 0.364, SLG: 0.529			1-3 HR 1B	4-3					L8			2	0	1	0	0	1	2						
Frank Howard, R OBP: 0.343, SLG: 0.506			K	4-3					L8			3	0	0	0	0	0	1						
Ron Fairly, L OBP: 0.428, SLG: 0.523	F5					G3			6-3			4	1	1	3	0	0	2						
Gil Hodges, R OBP: 0.326, SLG: 0.398			1-H 3-H HR						6-3			1	0	0	0	0	0	0						
Tommy Davis, R OBP: 0.330, SLG: 0.420		F8	4-3			FC5-4 BB			F8			3	0	0	0	2	0	0						
John Roseboro, L OBP: 0.338, SLG: 0.467		F8				FC5-4			BB			3	1	1	0	0	0	1						
Norm Sherry, R OBP: 0.323, SLG: 0.424			2B 2B			1-2			K			2	0	0	0	0	1	1						
Willie Davis, L OBP: 0.322, SLG: 0.466		E S 1B		2-H 2B		K			4-3			4	1	2	1	0	1	1						
Gordie Windhorn, R OBP: 0.368, SLG: 0.563			1B									1	1	1	1	0	0	0						
Johnny Podres, L ERA: 4.26	(1, 1)	2.2	17	7	5	4	0	1	0	0	0	2	0	1	1	0	0	1						
Ken Lehman, L ERA: 3.75	(3, 1)	0.1	1	0	0	0	0	0	0	3	4	1	0	0	0	0	0	0						
Don Ferrarese, L ERA: 3.88	(4, 1)	7.0	L	26	1	1	1	4	4	0	0	0	0	1	49	90	1.29	0.714						
Inning Stats	R: 0 E: 0 K: 0 S: 13	H: 1 LOB: 2 BB: 1 P: 25	R: 1 E: 1 K: 0 S: 12	H: 2 LOB: 1 BB: 0 P: 21	R: 4 E: 1 K: 1 S: 19	H: 4 LOB: 1 BB: 1 P: 29	R: 0 E: 0 K: 0 S: 6	H: 0 LOB: 1 BB: 1 P: 12	R: 0 E: 0 K: 1 S: 7	H: 0 LOB: 1 BB: 1 P: 17	R: 0 E: 0 K: 1 S: 6	H: 0 LOB: 0 BB: 1 P: 13	R: 0 E: 0 K: 1 S: 7	H: 0 LOB: 0 BB: 0 P: 9	R: 0 E: 0 K: 1 S: 7	H: 0 LOB: 0 BB: 1 P: 10	R: 0 E: 0 K: 0 S: 6	H: 0 LOB: 0 BB: 0 P: 11	R: 1 E: 0 K: 0 S: 4	H: 1 LOB: 0 BB: 0 P: 5	1B: 4 2B: 2 3B: 0 HR: 2	SF: 0 SAC: 0 DP: 0 HBP: 0	WP: 0 PB: 0 SB: 1 CS: 0	PA: 44
PITCHER	IP ERA WHIP	WLS BF H R ER SO	BF H R ER SO	H R ER SO	BB IBB HBP BLK WP HR S P	IP ERA WHIP	WLS BF H R ER SO	BF H R ER SO	BB IBB HBP BLK WP HR S P	ERA WHIP														
Art Mahaffey, R ERA: 4.26	(1, 1)	2.2	17	7	5	4	0	1	0	0	0	2	0	1	1	0	0	1						
Ken Lehman, L ERA: 3.75	(3, 1)	0.1	1	0	0	0	0	0	0	3	4	1	0	0	0	0	0	0						
Don Ferrarese, L ERA: 3.88	(4, 1)	7.0	L	26	1	1	1	4	4	0	0	0	0	1	49	90	1.29	0.714						

Philadelphia Phillies @ Los Angeles Dodgers
Los Angeles Memorial Coliseum, Los Angeles, CA
Mon Sep 11 1961, 10:05 PM EDT
Att: 9,064 - Unknown

AB 38
R 6
H 8
RBI 6
BB 6
SO 5
LOB 12



Batter	1	2	3	4	5	6	7	8	9	AB	R	H	RBI	BB	SO	LOB	TOP			
Bobby Malkmus, R OBP: 0.287, SLG: 0.337 (1, 4)	1-2 PB HR 1B			1-0 5-3			0-2 HR 2B	1-0 G3		4	3	2	0	1	0	0	Philadelphia Phillies @ Los Angeles Dodgers Los Angeles Memorial Coliseum, Los Angeles, CA Tue Sep 12 1961, 10:05 PM EDT Att: 8,629 - Unknown livebaseballscorecards.com			
Ken Walters, R OBP: 0.262, SLG: 0.327 (1, 9)	2-3 K			2-1 F3			0-1 5-3	1-0 F2		6	1	1	1	0	2	4				
Charley Smith, R OBP: 0.304, SLG: 0.393 (1, 5)	2-3 K	0-0 E5					1-1	2-1 6-3		0	3	0	0	0	0	0				
Don Demeter, R OBP: 0.304, SLG: 0.476 (1, 8)	0-0 HR	1-0 BB 1B WP		4-2 HR 3B BB		2-3 K	0-1 HR	2-2 HR		5	5	4	7	1	1	0				
Lee Walls, R OBP: 0.347, SLG: 0.456 (1, 7)	1-1 E5	2-1 WP BB 1B		1-1 F8		1-0 6-3	1-3 K	0-0 F9		6	1	1	1	0	1	1				
Pancho Herrera, R OBP: 0.349, SLG: 0.414 (1, 3)	2-3 K	4-2 WP 1B BB		2-1 1B		1-0 3-1	2-3 K			1	0	0	0	0	1	1				
Johnny Callison, L OBP: 0.357, SLG: 0.411 (2, PH)		1-2 1B BB		1-H 1B						3	2	1	1	1	1	0				
Ruben Amaro, R OBP: 0.341, SLG: 0.349 (1, 6)				1-1 G6-3 1B		1-3 K		2-2 HR		4	3	3	2	1	1	0				
Clay Dalrymple, L OBP: 0.279, SLG: 0.286 (1, 2)				3-H G6-3 1B		3-1 1B		1-2 L7		5	1	3	3	0	0	1				
John Buzhardt, R OBP: 0.180, SLG: 0.152 (1, 1)				2-2 6-3		0-1 F8		2-2 G3		0	0	0	0	0	0	0				
Chris Short, R OBP: 0.164, SLG: 0.162 (1, 1)										5	0	0	1	0	1	3				
Jack Baldschun, R OBP: 0.164, SLG: 0.162 (9, 1)										0	0	0	0	0	0	0				
Inning Stats	R: 2 E: 1 K: 3 S: 16	H: 2 LOB: 1 BB: 0 P: 24	R: 9 E: 1 K: 2 S: 31	H: 6 LOB: 2 BB: 3 P: 52	R: 3 E: 0 K: 0 S: 12	H: 3 LOB: 0 BB: 1 P: 22	R: 0 E: 0 K: 0 S: 6	H: 0 LOB: 0 BB: 0 P: 11	R: 0 E: 0 K: 1 S: 7	H: 1 LOB: 1 BB: 0 P: 13	R: 3 E: 0 K: 2 S: 15	H: 3 LOB: 0 BB: 0 P: 19	R: 1 E: 0 K: 0 S: 11	H: 1 LOB: 0 BB: 0 P: 17	R: 1 E: 0 K: 0 S: 7	H: 1 LOB: 0 BB: 0 P: 12	1B: 9 2B: 1 3B: 2 HR: 5	SF: 0 SAC: 0 DP: 1 HBP: 1	WP: 1 PB: 1 SB: 0 CS: 0	PA: 50
PITCHER	IP WLS BF H R ER SO BB IBB HBP BLK WP HR S P ERA WHIP	IP WLS BF H R ER SO BB IBB HBP BLK WP HR S P ERA WHIP	IP WLS BF H R ER SO BB IBB HBP BLK WP HR S P ERA WHIP	IP WLS BF H R ER SO BB IBB HBP BLK WP HR S P ERA WHIP	IP WLS BF H R ER SO BB IBB HBP BLK WP HR S P ERA WHIP	IP WLS BF H R ER SO BB IBB HBP BLK WP HR S P ERA WHIP	IP WLS BF H R ER SO BB IBB HBP BLK WP HR S P ERA WHIP	IP WLS BF H R ER SO BB IBB HBP BLK WP HR S P ERA WHIP	IP WLS BF H R ER SO BB IBB HBP BLK WP HR S P ERA WHIP	IP WLS BF H R ER SO BB IBB HBP BLK WP HR S P ERA WHIP	IP WLS BF H R ER SO BB IBB HBP BLK WP HR S P ERA WHIP	IP WLS BF H R ER SO BB IBB HBP BLK WP HR S P ERA WHIP	IP WLS BF H R ER SO BB IBB HBP BLK WP HR S P ERA WHIP	IP WLS BF H R ER SO BB IBB HBP BLK WP HR S P ERA WHIP	IP WLS BF H R ER SO BB IBB HBP BLK WP HR S P ERA WHIP	IP WLS BF H R ER SO BB IBB HBP BLK WP HR S P ERA WHIP	IP WLS BF H R ER SO BB IBB HBP BLK WP HR S P ERA WHIP			
Sandy Koufax, L ERA: 3.83 (1, 1)	1.1 L	11 5 6 6 4	5 6 6 4	1 0 0 0	0 0 0 0	0 0 0 0	0 0 7 14	∞ ∞												
Jim Golden, R ERA: 5.75 (2, 1)	0.0	4 2 1 0 0	2 1 0 0 1	0 0 0 0	0 0 0 0	0 0 0 0	0 0 7 14	∞ ∞												
Roger Craig, R ERA: 6.03 (2, 1)	2.2	14 4 7 6 1	7 6 1	2 0 1 0	0 0 1 0	0 0 1 0	1 1 28 50	20.25 2.250												
Ed Roebuck, R ERA: 9.0 (5, 1)	3.0	13 4 3 3 5	4 3 3 5	0 0 0 0	0 0 0 0	0 0 1 30	44 9.00 1.333													
Phil Ortega, R ERA: 9.0 (8, 1)	2.0	8 2 2 2 0	2 2 2 0	0 0 0 0	0 0 0 0	0 0 2 18	29 9.00 1.000													

Batter	1	2	3	4	5	6	7	8	9	AB	R	H	RBI	BB	SO	LOB	BOTTOM					
Maury Wills, S OBP: 0.343, SLG: 0.338 (1, 6)	1-0 HR 1B			0-1 F7			0-1 5-3	1-1 1B		4	1	1	0	0	0	1	Philadelphia Phillies @ Los Angeles Dodgers Los Angeles Memorial Coliseum, Los Angeles, CA Tue Sep 12 1961, 10:05 PM EDT Att: 8,629 - Unknown livebaseballscorecards.com					
Phil Ortega, R OBP: 1.000, SLG: 1.000 (8, 1)		3-2 FC6-4								1	0	1	0	0	0	0						
Jim Gilliam, S OBP: 0.359, SLG: 0.345 (1, 4)	4-2 HR 1B	3-3 K			1-2 F5		0-0 HR 1B	1-1 F3		1	1	0	0	1	1	1						
Ed Roebuck, R OBP: 0.286, SLG: 0.287 (7, PH)	1-2 HR BB									1	0	0	0	0	0	0						
Bob Aspromonte, R OBP: 0.286, SLG: 0.287 (6, 6)										2	1	1	0	0	0	1						
Wally Moon, L OBP: 0.348, SLG: 0.510 (1, 7)	0-1 HR	0-0 1-3			1-2 4-3		0-0 HR	1-1 F9		2	1	1	3	0	0	1						
Frank Howard, R OBP: 0.348, SLG: 0.516 (5, PH)										3	1	1	2	0	0	1						
Duke Snider, L OBP: 0.367, SLG: 0.531 (1, 9)	1-0 SH1-3 WP 1B			1-2 6-3		1-2 HR	1-1 FC6-4 1B	3-2 FC6-4 3B		1	1	1	0	0	0	0						
Gordie Windhorn, R OBP: 0.435, SLG: 0.650 (3, 9)										4	2	3	1	0	0	0						
Ron Fairly, L OBP: 0.432, SLG: 0.520 (1, 3)	4-0 WP SH1-3 BB			1-2 4-3		2-1 1B	3-2 F8	4-1 FC6-4 BB		3	0	1	0	2	0	1						
Tommy Davis, R OBP: 0.327, SLG: 0.417 (1, 5)	2-1 SH1-3			2-2 E5 FC6-4		1-0 P6	0-0 FC6-4	2-1 FC6-4 WP		4	0	0	1	0	0	3						
John Roseboro, L OBP: 0.337, SLG: 0.466 (1, 2)	2-2 F9			0-2 FC6-4		0-3 K2-3		1-0 FC3-6 1B		1	0	0	0	0	0	1						
Doug Camilli, R OBP: 0.154, SLG: 0.360 (3, PH)										3	0	1	0	0	1	1						
Tim Harkness, L OBP: 0.298, SLG: 0.371 (9, PH)										0	0	0	0	0	1	0						
Willie Davis, L OBP: 0.317, SLG: 0.459 (1, 8)	1-1 L3			3-2 F5		1-0 4-3	1-2 FC3-6 HR	1-2 P4		5	1	0	0	0	0	4						
Sandy Koufax, R OBP: 0.158, SLG: 0.059 (1, 1)										0	0	0	0	0	0	0						
Jim Golden, L OBP: 0.250, SLG: 0.200 (2, 1)										0	0	0	0	0	0	0						
Roger Craig, R OBP: 0.290, SLG: 0.200 (2, 1)										0	0	0	0	1	0	0						
Charlie Neal, R OBP: 0.298, SLG: 0.371 (4, PH)										4	1	1	2	0	0	2						
Inning Stats	R: 4 E: 0 K: 0 S: 13	H: 3 LOB: 1 BB: 2 P: 28	R: 0 E: 0 K: 1 S: 8	H: 0 LOB: 1 BB: 1 P: 18	R: 0 E: 0 K: 0 S: 14	H: 0 LOB: 1 BB: 0 P: 18	R: 0 E: 0 K: 0 S: 7	H: 0 LOB: 0 BB: 0 P: 11	R: 1 E: 0 K: 0 S: 16	H: 2 LOB: 1 BB: 0 P: 22	R: 0 E: 0 K: 1 S: 6	H: 0 LOB: 0 BB: 0 P: 10	R: 2 E: 0 K: 0 S: 13	H: 3 LOB: 1 BB: 0 P: 17	R: 2 E: 0 K: 0 S: 11	H: 3 LOB: 2 BB: 0 P: 17	R: 1 E: 0 K: 0 S: 15	H: 1 LOB: 2 BB: 2 P: 31	1B: 7 2B: 0 3B: 1 HR: 4	SF: 0 SAC: 1 DP: 0 HBP: 0	WP: 2 PB: 0 SB: 0 CS: 0	PA: 45
PITCHER	IP WLS BF H R ER SO BB IBB HBP BLK WP HR S P ERA WHIP	IP WLS BF H R ER SO BB IBB HBP BLK WP HR S P ERA WHIP	IP WLS BF H R ER SO BB IBB HBP BLK WP HR S P ERA WHIP	IP WLS BF H R ER SO BB IBB HBP BLK WP HR S P ERA WHIP	IP WLS BF H R ER SO BB IBB HBP BLK WP HR S P ERA WHIP	IP WLS BF H R ER SO BB IBB HBP BLK WP HR S P ERA WHIP	IP WLS BF H R ER SO BB IBB HBP BLK WP HR S P ERA WHIP	IP WLS BF H R ER SO BB IBB HBP BLK WP HR S P ERA WHIP	IP WLS BF H R ER SO BB IBB HBP BLK WP HR S P ERA WHIP	IP WLS BF H R ER SO BB IBB HBP BLK WP HR S P ERA WHIP	IP WLS BF H R ER SO BB IBB HBP BLK WP HR S P ERA WHIP	IP WLS BF H R ER SO BB IBB HBP BLK WP HR S P ERA WHIP	IP WLS BF H R ER SO BB IBB HBP BLK WP HR S P ERA WHIP	IP WLS BF H R ER SO BB IBB HBP BLK WP HR S P ERA WHIP	IP WLS BF H R ER SO BB IBB HBP BLK WP HR S P ERA WHIP	IP WLS BF H R ER SO BB IBB HBP BLK WP HR S P ERA WHIP	IP WLS BF H R ER SO BB IBB HBP BLK WP HR S P ERA WHIP					
John Buzhardt, R ERA: 4.35 (1, 1)	0.1	3 4 4 4	3 4 4	0 0 0	0 0 0	0 0 0	1 3 85	133 7.04 1.435														
Chris Short, L ERA: 5.97 (1, 1)	7.2	W 35	9 6 6 2	2 2 0 0	0 0 0	1 3 85	133 7.04 1.435															
Jack Baldschun, R ERA: 4.59 (9, 1)	1.0	S 4	0 0 0 0	0 0 0	0 0 0	1 0 10	19 0.00 1.000															



Batter	1	2	3	4	5	6	7	8	9	AB	R	H	RBI	BB	SO	LOB	TOP			
Bobby Malkmus, R (1, 4) OBP: 0.287, SLG: 0.336										4	0	1	0	0	0	2	Philadelphia Phillies @ San Francisco Giants Candlestick Park, San Francisco, CA Wed Sep 13 1961, 10:05 PM EDT Att: 5,585 - Unknown			
Johnny Callison, L (1, 7) OBP: 0.356, SLG: 0.410										4	0	1	0	0	1	1				
Don Demeter, R (1, 9) OBP: 0.301, SLG: 0.472 Jack Baldschun, R (6, 1)										3	0	0	0	0	1	2				
Choo-Choo Coleman, L (9, PH) OBP: 0.191, SLG: 0.159										0	0	0	0	0	0	0				
Tony Gonzalez, L (1, 8) OBP: 0.354, SLG: 0.428										2	1	1	0	2	0	1				
Lee Walls, R (1, 3) OBP: 0.346, SLG: 0.450										3	1	0	0	1	0	3				
Clay Dalrymple, L (1, 2) OBP: 0.281, SLG: 0.287										3	0	1	0	1	1	0				
Charley Smith, R (1, 5) OBP: 0.305, SLG: 0.394										4	0	2	1	0	0	0				
Ruben Amaro, R (1, 6) OBP: 0.338, SLG: 0.346 Elmer Valo, L (9, PH) OBP: 0.305, SLG: 0.286										3	0	0	0	0	1	2				
Dallas Green, L (1, 1) OBP: 0.270, SLG: 0.156 Ken Lehman, L (5, 1) Wes Covington, L (6, 9) OBP: 0.327, SLG: 0.419										2	0	0	0	0	2	2				
Inning Stats	R: 0 E: 0 K: 0 S: 4	H: 1 LOB: 1 BB: 0 P: 4	R: 0 E: 0 K: 1 S: 5	H: 0 LOB: 0 BB: 0 P: 5	R: 0 E: 0 K: 2 S: 7	H: 0 LOB: 0 BB: 0 P: 7	R: 0 E: 0 K: 0 S: 4	H: 2 LOB: 1 BB: 0 P: 4	R: 0 E: 0 K: 1 S: 6	H: 1 LOB: 2 BB: 1 P: 10	R: 0 E: 0 K: 0 S: 3	H: 0 LOB: 0 BB: 0 P: 3	R: 0 E: 0 K: 1 S: 5	H: 0 LOB: 0 BB: 0 P: 5	R: 2 E: 0 K: 0 S: 5	H: 2 LOB: 2 BB: 2 P: 13	1B: 6 2B: 0 3B: 0 HR: 0	SF: 0 SAC: 0 DP: 1 HBP: 0	WP: 0 PB: 0 SB: 0 CS: 0	PA: 36
PITCHER Jim Duffalo, R (1, 1) ERA: 3.95	IP: 9.0 WLS: W BF: 36 H: 6 R: 2 ER: 2 SO: 6 BB: 4 IBB: 0 HBP: 0 BLK: 0 WP: 0 HR: 0 S: 44 P: 60 ERA: 2.00 WHIP: 1.111															PITCHER				

Batter	1	2	3	4	5	6	7	8	9	AB	R	H	RBI	BB	SO	LOB	BOTTOM			
Chuck Hiller, L (1, 4) OBP: 0.321, SLG: 0.324										5	1	3	0	0	0	3	Philadelphia Phillies @ San Francisco Giants Candlestick Park, San Francisco, CA Wed Sep 13 1961, 10:05 PM EDT Att: 5,585 - Unknown			
Matty Alou, L (1, 9) OBP: 0.337, SLG: 0.458 Felipe Alou, R (5, FR) OBP: 0.320, SLG: 0.451										3	0	1	0	0	0	1				
Willie Mays, R (1, 8) OBP: 0.399, SLG: 0.590										3	0	0	0	2	0	3				
Bob Farley, L (1, 7) OBP: 0.200, SLG: 0.111										4	1	1	1	0	0	2				
Orlando Cepeda, R (1, 3) OBP: 0.348, SLG: 0.589										3	1	2	0	1	0	1				
Ed Bailey, L (1, 2) OBP: 0.345, SLG: 0.417										3	2	1	2	1	0	1				
Jim Davenport, R (1, 5) OBP: 0.351, SLG: 0.452										4	1	2	1	0	1	3				
Jose Pagan, R (1, 6) OBP: 0.306, SLG: 0.319										3	0	1	0	1	0	3				
Jim Duffalo, R (1, 1) OBP: 0.500, SLG: 0.889										3	1	2	4	1	1	1				
Inning Stats	R: 0 E: 0 K: 0 S: 4	H: 1 LOB: 1 BB: 0 P: 4	R: 1 E: 0 K: 1 S: 7	H: 2 LOB: 2 BB: 1 P: 11	R: 0 E: 0 K: 0 S: 3	H: 0 LOB: 1 BB: 1 P: 7	R: 0 E: 0 K: 1 S: 6	H: 2 LOB: 1 BB: 0 P: 6	R: 7 E: 0 K: 0 S: 8	H: 6 LOB: 1 BB: 2 P: 16	R: 0 E: 0 K: 0 S: 3	H: 0 LOB: 0 BB: 0 P: 3	R: 0 E: 0 K: 0 S: 3	H: 1 LOB: 1 BB: 1 P: 7	R: 0 E: 0 K: 0 S: 3	H: 1 LOB: 1 BB: 1 P: 7		1B: 12 2B: 0 3B: 0 HR: 1	SF: 0 SAC: 0 DP: 1 HBP: 0	WP: 2 PB: 0 SB: 1 CS: 1
PITCHER Dallas Green, R (1, 1) ERA: 4.83 Ken Lehman, L (5, 1) ERA: 4.32 Jack Baldschun, R (6, 1) ERA: 4.43	IP: 4.1 WLS: L BF: 22 H: 8 R: 5 ER: 5 SO: 2 BB: 3 IBB: 0 HBP: 0 BLK: 0 WP: 1 HR: 0 S: 23 P: 35 ERA: 10.38 WHIP: 2.538															PITCHER				

Batter	1	2	3	4	5	6	7	8	9	10	AB	R	H	RBI	BB	SO	LOB	TOP	
Bobby Malkmus, R OBP: 0.285, SLG: 0.333 (1.4)	0-0 4-3	0-0 L3		0-0 F3			0-0 FC4-6 1B		0-0 F8		5	0	1	0	0	0	2		
Johnny Callison, L OBP: 0.354, SLG: 0.407 (1.7)	0-0 HR 1B		0-0 4-3		0-0 4-3		0-0 FC4-6 BLK 1-2f		0-0 F8		5	1	1	0	0	0	1		
Tony Gonzalez, L OBP: 0.356, SLG: 0.435 (1.8)	0-0 HR		4-0 S BB		0-0 1-3		4-0 1-2 BB		0-0 6-3		3	1	1	2	2	0	0		
Wes Covington, L OBP: 0.332, SLG: 0.445 Ken Walters, R OBP: 0.262, SLG: 0.327 (10.9)	0-0 HR		0-0 1-3		0-0 1-2		0-0 3-1		0-0 HR		5	2	3	2	0	0	3		
Don Demeter, R OBP: 0.335, SLG: 0.472 (1.3)	0-3 K		4-0 FC6 IBB		0-3 K		0-0 E4 B1-4		0-0 2B		4	0	1	0	1	2	1		
Clay Dalrymple, L OBP: 0.280, SLG: 0.283 (1.2)	0-0 F8		0-0 FC6 1-2f			4-0 L3 BB		0-0 B1-4 1-2f		0-0 G3		4	0	0	0	1	0		
Charley Smith, R OBP: 0.303, SLG: 0.391 (1.5)		0-0 6-3		0-0 5-3		0-3 K		0-0 5-3			4	0	0	0	0	1	1		
Ruben Amaro, R OBP: 0.338, SLG: 0.345 (1.6)		0-0 E5 FC1-6		0-0 PB 1B		0-0 L3 1-2		0-0 5-3			4	0	1	0	0	0	1		
John Buzhardt, R OBP: 0.167, SLG: 0.140 (1.1)		0-0 FC1-6 1-2f		0-0 F8 1-2		0-0 5-3		0-3 K			4	0	0	0	0	1	2		
Inning Stats	R: 3 E: 0 K: 1 S: 8	H: 3 LOB: 0 BB: 0 P: 8	R: 0 E: 1 K: 0 S: 4	H: 0 LOB: 1 BB: 0 P: 4	R: 0 E: 0 K: 0 S: 3	H: 0 LOB: 2 BB: 2 P: 11	R: 0 E: 0 K: 1 S: 6	H: 1 LOB: 1 BB: 0 P: 4	R: 0 E: 0 K: 1 S: 4	H: 0 LOB: 0 BB: 1 P: 8	R: 0 E: 1 K: 0 S: 3	H: 0 LOB: 0 BB: 0 P: 3	R: 0 E: 0 K: 1 S: 5	H: 0 LOB: 0 BB: 0 P: 5	R: 1 E: 0 K: 0 S: 5	H: 2 LOB: 1 BB: 0 P: 5	1B: 4 2B: 3 3B: 0 HR: 3	SF: 0 SAC: 0 DP: 2 HBP: 0	WP: 0 PA: 42
PITCHER	IP 2.0	WLS L	BF 10	H 3	R 3	ER 3	SO 1	BB 0	IBB 0	HBP 0	BLK 0	WP 0	HR 2	S 12	P 12	ERA 13.50	WHIP 1.500		
Billy Loes, R ERA: 4.24 Richard LeMay, L ERA: 3.33 (3.1)	8.0	L	32	5	1	1	3	3	1	0	1	0	1	34	50	1.12	1.000		

Philadelphia Phillies @ San Francisco Giants
Candlestick Park, San Francisco, CA
Thu Sep 14, 1961, 6:33 AM EDT
Att: 4,328 - Unknown

AB	38
R	4
H	8
RBI	4
BB	4
SO	4
LOB	15



Batter	1	2	3	4	5	6	7	8	9	10	AB	R	H	RBI	BB	SO	LOB	BOTTOM	
Chuck Hiller, L OBP: 0.314, SLG: 0.316 (1.4)	0-3 K		0-0 G3			0-0 P6		0-0 F7		0-0 F7	5	0	0	0	0	1	1		
Matty Alou, L OBP: 0.335, SLG: 0.453 (1.9)	0-0 5-3		0-0 F9			0-0 HR 1B		0-0 F7			4	1	1	0	0	0	0		
Willie Mays, R OBP: 0.398, SLG: 0.593 (1.8)	0-0 F7		0-0 F3			0-0 1H HR		0-0 6-3			4	1	1	2	0	0	0		
Bob Farley, L OBP: 0.214, SLG: 0.083 Felipe Alou, R OBP: 0.320, SLG: 0.451 (10.7)		4-0 BB 2B BB		0-0 P6		0-3 K		0-0 F7		0-0 F7	3	1	0	0	1	1	0		
Orlando Cepeda, R OBP: 0.347, SLG: 0.587 (1.3)		0-3 K		0-0 P6		0-0 F9		0-0 FC4-6 1B			4	0	1	0	0	1	1		
Ed Bailey, L OBP: 0.344, SLG: 0.413 (1.2)		4-0 2B 1-2 BB		0-0 4-3		0-0 4-3		0-0 FC4-6 1-2f			3	0	0	0	1	0	1		
Jim Davenport, R OBP: 0.348, SLG: 0.448 (1.5)		0-3 K		0-3 K		0-0 6-3		0-0 F8			4	0	0	0	0	2	2		
Jose Pagan, R OBP: 0.306, SLG: 0.322 Harvey Kuenn, R OBP: 0.328, SLG: 0.360 Ernie Bowman, R OBP: 0.257, SLG: 0.353 (10. PR)		0-0 6-3		0-0 6-3		0-3 K		0-0 K		0-0 1B	3	0	1	1	0	1	0		
Billy Loes, R OBP: 0.206, SLG: 0.156 Willie McCovey, L OBP: 0.346, SLG: 0.486 Richard LeMay, L OBP: 0.143, SLG: 0.077 Hobie Landrith, L OBP: 0.329, SLG: 0.368 (10. PH)		0-3 K		0-3 K		0-0 G2		0-0 F8			0	0	0	0	0	0	0		
Inning Stats	R: 0 E: 0 K: 1 S: 5	H: 0 LOB: 0 BB: 0 P: 5	R: 1 E: 0 K: 3 S: 10	H: 1 LOB: 2 BB: 2 P: 18	R: 0 E: 0 K: 0 S: 3	H: 0 LOB: 0 BB: 0 P: 3	R: 0 E: 0 K: 2 S: 7	H: 0 LOB: 0 BB: 0 P: 7	R: 2 E: 0 K: 1 S: 7	H: 2 LOB: 0 BB: 0 P: 7	R: 0 E: 0 K: 0 S: 5	H: 0 LOB: 0 BB: 0 P: 5	R: 0 E: 0 K: 0 S: 4	H: 1 LOB: 1 BB: 0 P: 4	R: 0 E: 0 K: 0 S: 4	H: 1 LOB: 1 BB: 0 P: 4	1B: 3 2B: 1 3B: 0 HR: 1	SF: 0 SAC: 0 DP: 0 HBP: 0	WP: 0 PA: 37
PITCHER	IP 10.0	WLS W	BF 37	H 5	R 3	ER 3	SO 8	BB 2	IBB 0	HBP 0	BLK 0	WP 0	HR 1	S 51	P 59	ERA 2.70	WHIP 0.700		
John Buzhardt, R ERA: 4.26 (1.1)	10.0	W	37	5	3	3	8	2	0	0	0	0	1	51	59	2.70	0.700		

Philadelphia Phillies @ San Francisco Giants
Candlestick Park, San Francisco, CA
Thu Sep 14, 1961, 6:33 AM EDT
Att: 4,328 - Unknown

AB	35
R	3
H	5
RBI	3
BB	2
SO	8
LOB	8



Batter	1	2	3	4	5	6	7	8	9	AB	R	H	RBI	BB	SO	LOB	TOP				
Bobby Malkmus, R (1,4) OBP: 0.282, SLG: 0.329 Elmer Valo, L (9, PH) OBP: 0.313, SLG: 0.286 Choo-Choo Coleman, L (9, PH) OBP: 0.191, SLG: 0.159	F9		F7		G6-3		F3		BB	4	0	0	0	0	0	1	Philadelphia Phillies @ Cincinnati Reds Crosley Field, Cincinnati, OH Sat Sep 16 1961, 3:33 AM EDT Att: 8,376 - Unknown				
Johnny Callison, L (1,9) OBP: 0.357, SLG: 0.410	L9			HR	BB	BB	4-3		BB	4	1	2	0	1	0	0					
Tony Gonzalez, L (1,8) OBP: 0.360, SLG: 0.443				HR	BB		K			2	1	1	2	2	1	0					
Wes Covington, L (1,7) OBP: 0.332, SLG: 0.442 Bobby Gene Smith, R (7,7) OBP: 0.314, SLG: 0.340	F5			HR	G3			K		2	0	0	0	1	0	1					
Don Demeter, R (1,3) OBP: 0.302, SLG: 0.475		F7			K		FC4-6			4	0	1	0	0	1	3					
Clay Dalrymple, L (1,2) OBP: 0.282, SLG: 0.286		3-1			1B			P4		4	0	2	0	0	0	1					
Charley Smith, R (1,5) OBP: 0.302, SLG: 0.389		P6			1B		G5-4-3		F3	4	0	1	0	0	0	2					
Ruben Amaro, R (1,6) OBP: 0.340, SLG: 0.346 Lee Walls, R (9, PH) OBP: 0.344, SLG: 0.448			B1-6-4		K				K	2	0	1	0	1	1	2					
Jim Owens, R (1,1) OBP: 0.143, SLG: 0.040 Tony Taylor, R (9, PH) OBP: 0.304, SLG: 0.321			B1-6-4				G6-3		6-3	1	0	0	0	0	0	0					
Inning Stats	R: 0 E: 0 K: 0 S: 3	H: 0 LOB: 1 BB: 1 P: 7	R: 0 E: 0 K: 0 S: 3	H: 0 LOB: 0 BB: 0 P: 3	R: 0 E: 0 K: 0 S: 3	H: 1 LOB: 0 BB: 0 P: 3	R: 2 E: 0 K: 2 S: 11	H: 4 LOB: 2 BB: 0 P: 11	R: 0 E: 0 K: 1 S: 5	H: 1 LOB: 1 BB: 1 P: 9	R: 0 E: 0 K: 1 S: 5	H: 0 LOB: 0 BB: 0 P: 5	R: 0 E: 0 K: 1 S: 6	H: 1 LOB: 1 BB: 0 P: 6	R: 0 E: 0 K: 1 S: 5	H: 1 LOB: 1 BB: 1 P: 9		1B: 5 2B: 1 3B: 1 HR: 1	SF: 0 SAC: 0 DP: 3 HBP: 0	WP: 0 PB: 0 SB: 0 CS: 0	PA: 38
PITCHER	IP	WLS	BF	H	R	ER	SO	BB	IBB	HBP	BLK	WP	HR	S	P	ERA	WHIP				
Ken Johnson, R (1,1) ERA: 3.61	3.2		16	5	2	2	1	1	0	0	0	0	1	17	21	4.91	1.636				
Jim Maloney, R (4,1) ERA: 4.55	1.0		6	0	0	0	1	4	0	0	0	0	0	4	20	0.00	4.000				
Bill Henry, L (5,1) ERA: 2.32	1.1	W	5	1	0	0	1	1	0	0	0	0	0	6	10	0.00	1.500				
Jim O'Toole, L (7,1) ERA: 3.11	1.0	S	3	0	0	0	1	0	0	0	0	0	0	5	5	0.00	0.000				
Jim Brosnan, R (8,1) ERA: 2.89	2.0		8	2	0	0	2	1	0	0	0	0	0	11	15	0.00	1.500				

Batter	1	2	3	4	5	6	7	8	9	AB	R	H	RBI	BB	SO	LOB	BOTTOM				
Don Blasingame, L (1,4) OBP: 0.288, SLG: 0.285	G4-6-3		P6			F8				4	0	2	0	0	0	0	Philadelphia Phillies @ Cincinnati Reds Crosley Field, Cincinnati, OH Sat Sep 16 1961, 3:33 AM EDT Att: 8,376 - Unknown				
Eddie Kasko, R (1,6) OBP: 0.326, SLG: 0.343	F9				FC6-4		E	F7		4	1	2	0	0	0	2					
Vada Pinson, L (1,8) OBP: 0.379, SLG: 0.506	G4-6-3				FC6-4		E3	F8		4	1	0	0	0	0	4					
Frank Robinson, R (1,9) OBP: 0.408, SLG: 0.618					G6-4-3		P4	F7		3	0	0	0	1	0	4					
Jerry Lynch, L (1,7) OBP: 0.418, SLG: 0.654 Jim Brosnan, R (8,1) OBP: 0.154, SLG: 0.083					F7		1B			3	1	2	2	0	0	0					
Gordy Coleman, L (1,3) OBP: 0.340, SLG: 0.493					F8		1B			2	0	1	0	1	0	0					
Gene Freese, R (1,5) OBP: 0.300, SLG: 0.457					5-3		F7			3	0	0	0	0	0	4					
Jerry Zimmerman, R (1,2) OBP: 0.256, SLG: 0.228 Cliff Cook, R (6, PH)					4-3		K			1	0	0	0	0	0	0					
Jim O'Toole, S (7,1) OBP: 0.184, SLG: 0.176 Wally Post, R (7, PH) OBP: 0.343, SLG: 0.588							1B			1	0	1	1	0	0	0					
Ken Johnson, R (1,1) OBP: 0.240, SLG: 0.280 Jim Maloney, L (4,1) OBP: 0.433, SLG: 0.500 Bill Henry, L (5,1) Gus Bell, L (6, PH) OBP: 0.297, SLG: 0.345 Darrell Johnson, R (7,2) OBP: 0.297, SLG: 0.321					P6		K	F9		1	0	0	0	0	0	0					
Inning Stats	R: 0 E: 0 K: 0 S: 3	H: 1 LOB: 0 BB: 0 P: 3	R: 0 E: 0 K: 0 S: 3	H: 2 LOB: 1 BB: 1 P: 7	R: 0 E: 0 K: 0 S: 3	H: 0 LOB: 0 BB: 0 P: 3	R: 0 E: 0 K: 0 S: 3	H: 1 LOB: 0 BB: 0 P: 3	R: 0 E: 0 K: 0 S: 3	H: 0 LOB: 0 BB: 0 P: 3	R: 3 E: 1 K: 0 S: 7	H: 3 LOB: 2 BB: 1 P: 11	R: 0 E: 0 K: 0 S: 4	H: 1 LOB: 1 BB: 0 P: 4	R: 0 E: 0 K: 0 S: 4	H: 1 LOB: 1 BB: 0 P: 4	1B: 7 2B: 1 3B: 0 HR: 0	SF: 0 SAC: 0 DP: 3 HBP: 0	WP: 0 PB: 0 SB: 0 CS: 1	PA: 31	
PITCHER	IP	WLS	BF	H	R	ER	SO	BB	IBB	HBP	BLK	WP	HR	S	P	ERA	WHIP				
Jim Owens, R (1,1) ERA: 4.75	8.0	L	31	8	3	1	2	1	1	0	0	0	0	33	41	1.12	1.125				

Batter	1	2	3	4	5	6	7	8	9	AB	R	H	RBI	BB	SO	LOB	TOP				
Bobby Malkmus, R (1, 4) OBP: 0.280, SLG: 0.327	F7		1B 3B 2H		L9		F7		FC1-6	5	1	1	1	0	0	3	Philadelphia Phillies @ Cincinnati Reds Crosley Field, Cincinnati, OH Sun Sep 17 1961, 3:33 AM EDT Att: 14,671 - Unknown				
Johnny Callison, L (1, 9) OBP: 0.355, SLG: 0.408	5-3		1B 3B		F8		K		K	5	1	1	0	0	2	3					
Tony Gonzalez, L (1, 8) OBP: 0.360, SLG: 0.446	3-1		3B 1H 2H		4-3		1-3		IBB	4	0	1	2	1	0	2					
Wes Covington, L (1, 7) OBP: 0.332, SLG: 0.439		K	F8		2B BB		3-1 SH2-3 1B		F9	2	0	0	0	1	1	1					
Bobby Gene Smith, R (6, PR) OBP: 0.316, SLG: 0.342										2	1	1	0	0	0	2					
Don Demeter, R (1, 3) OBP: 0.302, SLG: 0.476	6-3				F9					3	0	1	0	0	0	0					
Pancho Herrera, R (8, 3) OBP: 0.349, SLG: 0.414						1-3 2B				0	0	0	0	0	0	0					
Clay Dalrymple, L (1, 2) OBP: 0.279, SLG: 0.282	L3				F9		4-3		3-1	4	0	0	0	0	0	4					
Charley Smith, R (1, 5) OBP: 0.302, SLG: 0.388			5-3	5-3	L9					4	0	1	1	0	0	3					
Ruben Amaro, R (1, 6) OBP: 0.344, SLG: 0.348			1B S		SH2-3 1B		PB SH5-4 BB		K	3	1	2	0	1	1	1					
Art Mahaffey, R (1, 1) OBP: 0.164, SLG: 0.159			1-2 K		SH2-3		SH5-4		FC1-6 1B	2	0	1	0	0	1	1					
Frank Sullivan, R (9, 1) OBP: 0.270, SLG: 0.156					1-2 K		SH2-3			0	0	0	0	0	0	0					
Inning Stats	R: 0 E: 0 K: 0 S: 3	H: 0 LOB: 0 BB: 0 P: 3	R: 0 E: 0 K: 1 S: 5	H: 0 LOB: 0 BB: 0 P: 5	R: 3 E: 0 K: 1 S: 9	H: 4 LOB: 1 BB: 0 P: 9	R: 0 E: 0 K: 0 S: 3	H: 0 LOB: 0 BB: 0 P: 3	R: 0 E: 0 K: 0 S: 4	H: 1 LOB: 3 BB: 1 P: 4	R: 0 E: 0 K: 0 S: 6	H: 0 LOB: 2 BB: 1 P: 10	R: 1 E: 0 K: 1 S: 7	H: 2 LOB: 1 BB: 0 P: 7	R: 0 E: 1 K: 1 S: 6	H: 1 LOB: 2 BB: 1 P: 10	1B: 7 2B: 1 3B: 1 HR: 0	SF: 0 SAC: 3 DP: 0 HBP: 0	WP: 0 PB: 1 SB: 1 CS: 0	PA: 40	
PITCHER	IP	WLS	BF	H	R	ER	SO	BB	IBB	HBP	BLK	WP	HR	S	P	ERA	WHIP				
Bob Purkey, R (1, 1) ERA: 3.79	7.0	L	30	6	3	3	3	2	0	0	0	0	0	34	42	3.86	1.143				
Jim Brosnan, R (8, 1) ERA: 2.91	2.0		10	3	1	1	2	0	1	0	0	0	0	13	17	4.50	1.500				

Batter	1	2	3	4	5	6	7	8	9	AB	R	H	RBI	BB	SO	LOB	BOTTOM					
Don Blasingame, L (1, 4) OBP: 0.288, SLG: 0.283	L6-3 BB		K		K			6-3		3	0	0	0	1	2	0	Philadelphia Phillies @ Cincinnati Reds Crosley Field, Cincinnati, OH Sun Sep 17 1961, 3:33 AM EDT Att: 14,671 - Unknown					
Eddie Kasko, R (1, 6) OBP: 0.323, SLG: 0.340	L6-3 1-2		E3 BB		2-3			F9		4	0	0	0	0	0	1						
Vada Pinson, L (1, 8) OBP: 0.380, SLG: 0.508	2B		L7		F7			1B		4	0	2	0	0	0	1						
Frank Robinson, R (1, 9) OBP: 0.407, SLG: 0.614	F9		1-2 BB		6-3			K		3	0	0	0	1	1	2						
Jerry Lynch, L (1, 7) OBP: 0.410, SLG: 0.638		F7	K		F7			K		4	0	0	0	0	2	2						
Gordy Coleman, L (1, 3) OBP: 0.339, SLG: 0.490		5-3 1B BB		4-3			F8		F7	3	0	0	0	1	0	0						
Gene Freese, R (1, 5) OBP: 0.301, SLG: 0.457		5-3 1B		K				BB		3	0	1	0	1	1	0						
Jerry Zimmerman, R (1, 2) OBP: 0.254, SLG: 0.226		5-3		1-3			K			2	0	0	0	0	0	2						
Gus Bell, L (7, PH) OBP: 0.296, SLG: 0.343		1-2 2-3					K			1	0	0	0	0	1	1						
Jim Brosnan, R (8, 1) OBP: 0.154, SLG: 0.083							K			0	0	0	0	0	0	0						
Bob Purkey, R (1, 1) OBP: 0.138, SLG: 0.169							K			2	0	0	0	0	2	2						
Wally Post, R (7, PH) OBP: 0.342, SLG: 0.596							K			1	0	0	0	0	1	1						
Darrell Johnson, R (8, 2) OBP: 0.297, SLG: 0.321							K			0	0	0	0	0	0	0						
Inning Stats	R: 0 E: 0 K: 0 S: 3	H: 1 LOB: 1 BB: 1 P: 7	R: 0 E: 0 K: 1 S: 6	H: 1 LOB: 2 BB: 1 P: 10	R: 0 E: 1 K: 2 S: 8	H: 0 LOB: 2 BB: 1 P: 12	R: 0 E: 0 K: 1 S: 5	H: 0 LOB: 0 BB: 0 P: 5	R: 0 E: 0 K: 2 S: 7	H: 0 LOB: 0 BB: 0 P: 7	R: 0 E: 0 K: 0 S: 3	H: 0 LOB: 0 BB: 0 P: 3	R: 0 E: 0 K: 2 S: 7	H: 0 LOB: 1 BB: 1 P: 11	R: 0 E: 0 K: 1 S: 6	H: 1 LOB: 0 BB: 0 P: 6	R: 0 E: 0 K: 1 S: 5	H: 0 LOB: 0 BB: 0 P: 5	1B: 2 2B: 2 3B: 0 HR: 0	SF: 0 SAC: 0 DP: 1 HBP: 0	WP: 0 PB: 0 SB: 0 CS: 0	PA: 34
PITCHER	IP	WLS	BF	H	R	ER	SO	BB	IBB	HBP	BLK	WP	HR	S	P	ERA	WHIP					
Art Mahaffey, R (1, 1) ERA: 4.1	8.0	W	31	3	0	0	9	4	0	0	0	0	0	45	61	0.00	0.875					
Frank Sullivan, R (9, 1) ERA: 4.36	1.0	S	3	0	0	0	1	0	0	0	0	0	0	5	5	0.00	0.000					




Batter	1	2	3	4	5	6	7	8	9	AB	R	H	RBI	BB	SO	LOB	TOP				
Bobby Malkmus, R OBP: 0.277, SLG: 0.322 (1,4)	F9		L6		F3			F9		4	0	0	0	0	0	2	Philadelphia Phillies @ St. Louis Cardinals Sportsman's Park, St. Louis, MO Tue Sep 19 1961, 8:05 PM EDT Att: 4,935 - Unknown				
Lee Walls, R OBP: 0.351, SLG: 0.453 (1,9)	FC5-4 1B		6-3			E5 6-3 1B				4	0	3	0	0	0	0					
Charley Smith, R OBP: 0.299, SLG: 0.384 (1,5)	FC5-4 1-2			6-3		F9		FC8-4-6 1-2		4	0	0	0	0	0	3					
Don Demeter, R OBP: 0.300, SLG: 0.472 (1,8)	K			L5		6-3			1-3	4	0	0	0	0	1	2					
Bobby Gene Smith, R OBP: 0.309, SLG: 0.333 (1,7)			F9		F3				F7	4	0	0	0	0	0	1					
Pancho Herrera, R OBP: 0.348, SLG: 0.413 (1,3)						F9			P4	4	0	1	0	0	0	0					
Ruben Amaro, R OBP: 0.344, SLG: 0.346 (1,6)						FC6-4 1B				2	0	0	0	0	1	0					
Clay Dalrymple, L OBP: 0.278, SLG: 0.281 (7, PH) Tony Taylor, R OBP: 0.303, SLG: 0.320 (7, 2) Choo-Choo Coleman, L OBP: 0.191, SLG: 0.159 (7, 2)						F8				2	0	0	0	0	0	2					
John Buzhardt, R OBP: 0.179, SLG: 0.154 (7, 1) Jack Baldschun, R OBP: 0.260, SLG: 0.325 (8, PH) Chris Short, R OBP: 0.184, SLG: 0.162 (8, 1)				K					F9	0	0	0	0	0	0	0					
Inning Stats	R: 0 E: 0 K: 1 S: 6	H: 1 LOB: 1 BB: 0 P: 6	R: 0 E: 0 K: 0 S: 4	H: 1 LOB: 1 BB: 0 P: 4	R: 0 E: 0 K: 1 S: 5	H: 0 LOB: 0 BB: 0 P: 5	R: 0 E: 0 K: 0 S: 3	H: 0 LOB: 0 BB: 0 P: 3	R: 0 E: 0 K: 0 S: 4	H: 1 LOB: 2 BB: 1 P: 8	R: 0 E: 1 K: 0 S: 4	H: 1 LOB: 1 BB: 0 P: 4	R: 0 E: 0 K: 0 S: 3	H: 0 LOB: 0 BB: 0 P: 3	R: 0 E: 0 K: 0 S: 4	H: 1 LOB: 1 BB: 0 P: 4		R: 0 E: 0 K: 0 S: 3	H: 0 LOB: 0 BB: 0 P: 3	1B: 5 2B: 0 3B: 0 HR: 0	SF: 0 SAC: 0 DP: 0 HBP: 0
PITCHER Curt Simmons, L ERA: 3.1 (1,1)	IP: 9.0 WLS: W BF: 33 H: 5 R: 0 ER: 0 SO: 2 BB: 1 IBB: 0 HBP: 0 BLK: 0 WP: 0 HR: 0 S: 36 P: 40 ERA: 0.00 WHIP: 0.667																				

Batter	1	2	3	4	5	6	7	8	9	AB	R	H	RBI	BB	SO	LOB	BOTTOM		
Curt Flood, R OBP: 0.389, SLG: 0.401 (1,8)	5-3		4-3							4	0	2	1	0	0	0	Philadelphia Phillies @ St. Louis Cardinals Sportsman's Park, St. Louis, MO Tue Sep 19 1961, 8:05 PM EDT Att: 4,935 - Unknown		
Julian Javier, R OBP: 0.331, SLG: 0.349 (1,4)	5-3			1-3	F3		FC6-2 1B			4	0	0	0	0	0	3			
Ken Boyer, R OBP: 0.392, SLG: 0.527 (1,5)	5-3				E5 BB WP		E7 HR		1-3	4	1	0	0	0	0	2			
Stan Musial, L OBP: 0.380, SLG: 0.499 (8, PR) Bob Lillis, R OBP: 0.243, SLG: 0.230 (9, 7) Carl Warwick, R OBP: 0.308, SLG: 0.363 (9, 7)										2	1	2	2	2	0	0			
Bill White, L OBP: 0.357, SLG: 0.478 (1,3)										0	0	0	0	0	0	0			
Gene Oliver, R OBP: 0.333, SLG: 0.448 (1,2) Jimmie Schaffer, R OBP: 0.302, SLG: 0.322 (9, 2)										0	0	0	0	0	0	0			
Charlie James, R OBP: 0.289, SLG: 0.356 (1,9)										3	0	0	0	1	0	2			
Gene Oliver, R OBP: 0.333, SLG: 0.448 (1,2) Jimmie Schaffer, R OBP: 0.302, SLG: 0.322 (9, 2)										4	0	0	0	0	1	5			
Charlie James, R OBP: 0.289, SLG: 0.356 (1,9)										0	0	0	0	0	0	0			
Charlie James, R OBP: 0.289, SLG: 0.356 (1,9)										4	0	0	0	0	0	3			
Jerry Buchek, R OBP: 0.149, SLG: 0.153 (1,6)										3	1	1	0	0	0	0			
Curt Simmons, L OBP: 0.384, SLG: 0.354 (1,1)										3	0	1	0	0	2	1			
Inning Stats	R: 0 E: 0 K: 0 S: 3	H: 0 LOB: 0 BB: 0 P: 3	R: 0 E: 0 K: 0 S: 4	H: 1 LOB: 1 BB: 0 P: 4	R: 0 E: 0 K: 1 S: 5	H: 0 LOB: 0 BB: 0 P: 5	R: 0 E: 1 K: 0 S: 3	H: 0 LOB: 2 BB: 2 P: 11	R: 1 E: 0 K: 1 S: 7	H: 2 LOB: 1 BB: 0 P: 7	R: 2 E: 1 K: 1 S: 7	H: 1 LOB: 0 BB: 0 P: 7	R: 0 E: 0 K: 0 S: 5	H: 2 LOB: 2 BB: 0 P: 5	R: 0 E: 0 K: 0 S: 3	H: 0 LOB: 2 BB: 1 P: 7	1B: 4 2B: 1 3B: 0 HR: 1	SF: 0 SAC: 0 DP: 1 HBP: 0	WP: 1 PA: 34 PB: 0 SB: 0 CS: 0
PITCHER John Buzhardt, R ERA: 4.22 Jack Baldschun, R ERA: 4.39 Chris Short, L ERA: 5.82	IP: 6.0 WLS: L BF: 25 H: 4 R: 3 ER: 2 SO: 3 BB: 2 IBB: 0 HBP: 0 BLK: 0 WP: 1 HR: 1 S: 29 P: 37 ERA: 3.00 WHIP: 1.000																		


Batter	1	2	3	4	5	6	7	8	9	AB	R	H	RBI	BB	SO	LOB	TOP					
Bobby Malkmus, R (1,4) OBP: 0.276, SLG: 0.320	0-0 5-3		0-0 F3		0-0 2B SF7 1B	0-0 1-3		0-0 K	0-3 K	5	1	1	0	0	1	1	Philadelphia Phillies @ St. Louis Cardinals Sportsman's Park, St. Louis, MO Wed Sep 20 1961, 8:05 PM EDT Att: 5,113 - Unknown					
Johnny Callison, L (1,7) OBP: 0.360, SLG: 0.411	0-0 3-1		4-0 S BB		0-0 SF7 1B 2B	1-0 HBP		4-0 FC5-4 BB	4-0 BB	2	1	1	1	2	0	0						
Tony Gonzalez, L (1,8) OBP: 0.361, SLG: 0.442	4-0 BB		0-3 K		4-0 SF7 1B BB	0-3 K		0-0 FC5-4	0-0 1-2	3	1	0	0	2	2	4						
Wes Covington, L (1,9) OBP: 0.331, SLG: 0.438 Ken Walters, R (7,9) OBP: 0.259, SLG: 0.323	0-0 G3				0-0 WP 2B 1B	0-0 SF7		0-0 K	0-0 5-3	3	1	1	1	0	1	1						
Don Demeter, R (1,3) OBP: 0.297, SLG: 0.467		0-0 P5		0-0 P6	0-0 K	0-0 P4		0-0 P4		4	0	0	0	0	1	3						
Clay Dalrymple, L (1,2) OBP: 0.283, SLG: 0.284		0-0 1B		4-0 2B BB	0-0 2B BB	0-0 4-3		0-0 4-3		3	1	2	2	1	0	0						
Charley Smith, R (1,5) OBP: 0.296, SLG: 0.380		0-0 F7		0-0 F7	0-0 4-3			0-0 L8		4	0	0	0	0	0	4						
Ruben Amaro, R (1,6) OBP: 0.348, SLG: 0.350		0-0 F7		0-0 2B	4-0 SH2-4 BB			4-0 G4-3 BB		2	0	1	2	2	0	1						
Don Ferrarese, R (1,1) OBP: 0.176, SLG: 0.152			0-0 P6		0-0 2B 1B	0-0 SH2-4		0-0 G4-3	0-0 1-2	3	1	1	0	0	0	1						
Inning Stats	R: 0 E: 0 K: 0 S: 3	H: 0 LOB: 1 BB: 1 P: 7	R: 0 E: 0 K: 0 S: 4	H: 1 LOB: 1 BB: 0 P: 4	R: 0 E: 0 K: 1 S: 5	H: 0 LOB: 1 BB: 1 P: 9	R: 2 E: 0 K: 0 S: 4	H: 2 LOB: 1 BB: 1 P: 8	R: 4 E: 0 K: 1 S: 9	H: 4 LOB: 1 BB: 1 P: 13	R: 0 E: 0 K: 1 S: 5	H: 0 LOB: 2 BB: 0 P: 10	R: 0 E: 0 K: 1 S: 5	H: 0 LOB: 0 BB: 0 P: 5	R: 0 E: 0 K: 0 S: 2	H: 0 LOB: 0 BB: 1 P: 6	R: 0 E: 0 K: 1 S: 5	H: 0 LOB: 1 BB: 1 P: 9	1B: 5 2B: 2 3B: 0 HR: 0	SF: 1 SAC: 1 DP: 1 HBP: 1	WP: 1 PB: 0 SB: 1 CS: 0	PA: 40
PITCHER	IP	WLS	BF	H	R	ER	SO	BB	IBB	HBP	BLK	WP	HR	S	P	ERA	WHIP					
Ernie Broglio, R (1,1) ERA: 4.12	4.2	L	24	7	6	6	2	4	0	0	0	1	0	24	40	11.57	2.357					
Ray Washburn, R (5,1) ERA:	4.1		16	0	0	0	3	3	0	1	0	0	0	18	31	0.00	0.692					

Batter	1	2	3	4	5	6	7	8	9	AB	R	H	RBI	BB	SO	LOB	BOTTOM					
Curt Flood, R (1,8) OBP: 0.390, SLG: 0.400	0-0 L1		0-0 CS 1B		0-0 6-3		4-0 BB		4-0 BB	3	0	1	0	1	0	0	Philadelphia Phillies @ St. Louis Cardinals Sportsman's Park, St. Louis, MO Wed Sep 20 1961, 8:05 PM EDT Att: 5,113 - Unknown					
Julian Javier, R (1,4) OBP: 0.330, SLG: 0.346	0-3 K		4-0 1-2 BB		0-0 F9		0-0 P4		0-0 P4	3	0	0	0	1	1	1						
Ken Boyer, R (1,5) OBP: 0.393, SLG: 0.526	4-0 BB		0-0 1-2 1B		0-3 K		0-3 K		0-3 K	3	0	1	0	1	2	0						
Gene Oliver, R (1,2) OBP: 0.351, SLG: 0.531	0-0 F9		0-0 P2		0-0 HR		0-0 BB		4-0 BB	3	1	1	1	1	0	3						
Bill White, L (1,3) OBP: 0.355, SLG: 0.475		0-0 6-3		0-0 G3	0-0 F2		0-3 K		0-3 K	4	0	0	0	0	1	1						
Charlie James, R (1,9) OBP: 0.289, SLG: 0.358		0-0 2B		0-0 4-3	0-0 L5		0-0 F9		0-0 F9	4	0	1	0	0	0	1						
Carl Warwick, R (1,7) OBP: 0.312, SLG: 0.367		0-3 K		0-0 1B 1B	0-0 6-3		0-0 6-3		0-0 G4-6-3 1B	4	0	2	0	0	1	1						
Jerry Buchek, R (1,6) OBP: 0.154, SLG: 0.158		0-3 K		0-0 FC6-4 1B	0-0 6-3		0-0 6-3		0-0 G4-6-3	4	0	1	0	0	1	2						
Ernie Broglio, R (1,1) OBP: 0.182, SLG: 0.161 Ray Washburn, R (5,1) ERA:	9.0	W	36	7	1	1	9	4	0	0	0	0	1	50	66	1.00	1.222					
Ed Olivares, R (9, PH) OBP: 0.167, SLG: 0.172			0-3 K		0-0 FC6-4		0-3 K		0-3 K	2	0	0	0	0	1	2						
Inning Stats	R: 0 E: 0 K: 1 S: 5	H: 0 LOB: 1 BB: 1 P: 9	R: 0 E: 0 K: 2 S: 8	H: 1 LOB: 0 BB: 0 P: 8	R: 0 E: 0 K: 1 S: 6	H: 2 LOB: 2 BB: 1 P: 10	R: 0 E: 0 K: 0 S: 5	H: 2 LOB: 2 BB: 0 P: 5	R: 0 E: 0 K: 1 S: 5	H: 0 LOB: 0 BB: 0 P: 5	R: 1 E: 0 K: 0 S: 4	H: 1 LOB: 0 BB: 0 P: 4	R: 0 E: 0 K: 1 S: 5	H: 0 LOB: 1 BB: 1 P: 9	R: 0 E: 0 K: 2 S: 7	H: 0 LOB: 1 BB: 1 P: 11	R: 0 E: 0 K: 1 S: 5	H: 1 LOB: 0 BB: 0 P: 5	1B: 5 2B: 1 3B: 0 HR: 1	SF: 0 SAC: 0 DP: 1 HBP: 0	WP: 0 PB: 0 SB: 0 CS: 1	PA: 36
PITCHER	IP	WLS	BF	H	R	ER	SO	BB	IBB	HBP	BLK	WP	HR	S	P	ERA	WHIP					
Don Ferrarese, L (1,1) ERA: 3.88	9.0	W	36	7	1	1	9	4	0	0	0	0	1	50	66	1.00	1.222					

AB 30
R 6
H 7
RBI 6
BB 7
SO 5
LOB 16



AB 32
R 1
H 7
RBI 1
BB 4
SO 9
LOB 11



Batter	1	2	3	4	5	6	7	8	9	AB	R	H	RBI	BB	SO	LOB	TOP	
Bill Virdon, L OBP: 0.311, SLG: 0.375 (1.8)	F8		1-3		K			K	L1	5	0	0	0	0	2	2		
Dick Groat, R OBP: 0.318, SLG: 0.369 (1.6)	F7			FC3-6 1B	F8			1-6-3		4	0	1	0	0	0	2		
Donn Clendenon, R (1.7)				FC3-6 G5-4-3 1-2			5-3	K		3	0	0	0	1	1			
Dick Stuart, R OBP: 0.340, SLG: 0.571 (1.3)	K			G5-4-3 1-2			5-3		E5 1B E	4	1	0	0	0	1	2		
Roberto Clemente, R OBP: 0.391, SLG: 0.566 (1.9)		6-3								4	2	2	0	0	0	0		
Smoky Burgess, L OBP: 0.373, SLG: 0.495 (1.2)		4-3								4	2	1	1	0	0	0		
Don Hoak, R OBP: 0.386, SLG: 0.455 (1.5)	K									2	0	0	0	2	1	1		
Bill Mazerowski, R OBP: 0.305, SLG: 0.379 (1.4)			6-3		F8			K		4	1	1	2	0	1	3		
Tom Sturdivant, L OBP: 0.172, SLG: 0.143 (1.1)			5-3							1	0	0	0	0	0	0		
Bob Skinner, L OBP: 0.351, SLG: 0.354 (5. PH)										1	0	1	1	0	0	0		
Vinegar Bend Mizell, R OBP: 0.180, SLG: 0.091 (5.1)										0	0	0	0	0	0	0		
Walt Moryn, L OBP: 0.204, SLG: 0.298 (7. PH)										1	0	0	0	0	0	1		
Clem Labine, R OBP: 0.162, SLG: 0.100 (7.1)										1	0	0	0	0	1	0		
Inning Stats	R: 0 E: 0 K: 1 S: 5	H: 0 LOB: 1 BB: 1 P: 9	R: 0 E: 0 K: 1 S: 5	H: 0 LOB: 0 BB: 0 P: 5	R: 0 E: 0 K: 0 S: 3	H: 1 LOB: 0 BB: 0 P: 3	R: 0 E: 0 K: 0 S: 3	H: 3 LOB: 2 BB: 1 P: 12	R: 0 E: 0 K: 1 S: 5	H: 0 LOB: 1 BB: 1 P: 9	R: 0 E: 0 K: 2 S: 7	H: 0 LOB: 0 BB: 0 P: 7	R: 4 E: 2 K: 1 S: 9	H: 2 LOB: 0 BB: 0 P: 9	1B: 4 2B: 0 3B: 1 HR: 1	SF: 0 SAC: 0 DP: 1 HBP: 0	WP: 0 PA: 37 PB: 0 SB: 0 CS: 0	
PITCHER	IP	WLS	BF	H	R	ER	SO	BB	IBB	HBP	BLK	WP	HR	S	P	ERA	WHIP	
Jim Owens, R ERA: 4.7 (1.1)	5.0		20	4	2	2	3	2	0	0	0	0	0	24	32	3.60	1.200	
Frank Sullivan, R ERA: 4.25 (6.1)	4.0	L	17	2	4	0	4	1	0	0	0	0	1	24	28	0.00	0.750	

Pittsburgh Pirates @ Philadelphia Phillies
 Connie Mack Stadium, Philadelphia, PA
 Fri Sep 22 1961, 7:05 PM EDT
 Att: 4,687 - Unknown

AB 34
 R 6
 H 6
 RBI 4
 BB 3
 SO 7
 LOB 12



Batter	1	2	3	4	5	6	7	8	9	AB	R	H	RBI	BB	SO	LOB	BOTTOM		
Bobby Malkmus, R OBP: 0.275, SLG: 0.322 (1.4)	F4		3B 2B	FC4 1-2			F7		5-3	5	1	1	0	0	2				
Johnny Callison, L OBP: 0.359, SLG: 0.414 (1.7)	L7		2H 4-3 3B		F7		4-3			4	1	1	1	0	0				
Tony Gonzalez, L OBP: 0.360, SLG: 0.440 (1.8)	S 1B		4-3		F8		K			4	0	1	1	0	1				
Wes Covington, L OBP: 0.329, SLG: 0.434 (1.9)	4-1		6-3					L6 SH1-4 BB		2	0	0	0	0	0	1			
Pancho Herrera, R OBP: 0.351, SLG: 0.413 (6. PH)										0	0	0	0	2	0				
Lee Walls, R OBP: 0.354, SLG: 0.466 (6.9)		4-0			F8					2	1	1	1	1	0	1			
Ken Walters, R OBP: 0.259, SLG: 0.323 (9.9)		SH3-4 1B BB		HR						0	0	0	0	0	0				
Clay Dalrymple, L OBP: 0.285, SLG: 0.289 (1.2)		SH3-4 1B	G3					L6		4	0	2	0	0	0	1			
Charley Smith, R OBP: 0.294, SLG: 0.378 (1.5)		SH3-4			6-3		FC5-6 1B		K	3	0	0	0	0	1	1			
Ruben Amaro, R OBP: 0.352, SLG: 0.351 (1.6)					F7		G6-4-3 1B			2	0	1	0	2	0	0			
Jim Owens, R OBP: 0.167, SLG: 0.074 (1.1)										2	0	1	0	0	0	3			
Frank Sullivan, R OBP: 0.263, SLG: 0.152 (6.1)		G4-6-3 IBB					G6-4-3 1B			1	0	0	0	0	0	2			
Elmer Valo, L OBP: 0.310, SLG: 0.282 (9. PH)					FC4 1B				3-4-1	1	0	0	0	0	0	1			
Inning Stats	R: 0 E: 0 K: 0 S: 4	H: 1 LOB: 2 BB: 2 P: 4	R: 0 E: 0 K: 0 S: 3	H: 1 LOB: 2 BB: 2 P: 11	R: 3 E: 0 K: 0 S: 6	H: 3 LOB: 0 BB: 0 P: 6	R: 0 E: 0 K: 0 S: 4	H: 1 LOB: 1 BB: 0 P: 4	R: 0 E: 0 K: 0 S: 2	H: 2 LOB: 1 BB: 0 P: 4	R: 0 E: 0 K: 1 S: 5	H: 0 LOB: 0 BB: 0 P: 5	R: 0 E: 0 K: 0 S: 2	H: 0 LOB: 1 BB: 1 P: 6	R: 0 E: 0 K: 1 S: 5	H: 0 LOB: 1 BB: 1 P: 9	1B: 4 2B: 3 3B: 1 HR: 1	SF: 0 SAC: 2 DP: 3 HBP: 0	WP: 0 PA: 37 PB: 0 SB: 1 CS: 0
PITCHER	IP	WLS	BF	H	R	ER	SO	BB	IBB	HBP	BLK	WP	HR	S	P	ERA	WHIP		
Tom Sturdivant, R ERA: 3.72 (1.1)	4.0		19	3	3	3	0	1	1	0	0	0	0	7	11	0.00	1.500		
Vinegar Bend Mizell, L ERA: 5.09 (5.1)	2.0		8	2	0	0	0	1	0	0	0	0	0	7	11	0.00	1.500		
Clem Labine, R ERA: 3.75 (7.1)	3.0	W	10	0	0	0	2	2	0	0	0	0	0	12	20	0.00	0.667		

Pittsburgh Pirates @ Philadelphia Phillies
 Connie Mack Stadium, Philadelphia, PA
 Fri Sep 22 1961, 7:05 PM EDT
 Att: 4,687 - Unknown

AB 30
 R 3
 H 8
 RBI 3
 BB 5
 SO 2
 LOB 12



Batter	1	2	3	4	5	6	7	8	9	10	11	12	13	14	15	16	AB	R	H	RBI	BB	SO	LOB	TOP									
Bill Vardon, L OBP: 0.311, SLG: 0.374 (1, 8)	4-3		4-3			P4			L4		SH3-4 1B		1-3 1B			K	7	0	2	0	0	1	0										
Dick Schofield, S OBP: 0.294, SLG: 0.239 (1, 8)	CS 1B			2B 1B BB		F8			F8 1B BB		SH3-4 1-2		1-3 1-2			5-3	4	2	1	0	2	0	1										
Donn Clendenon, R OBP: 0.364, SLG: 0.333 (1, 9)	K			1B 2B		F8			F8 1B 1B		K		K			1B BB	6	2	2	0	1	3	3										
Dick Stuart, R OBP: 0.339, SLG: 0.587 (1, 3)		L8		K					F8									6	0	1	0	1	2	4									
Bob Skinner, L OBP: 0.352, SLG: 0.353 (1, 7)		F8		7-6-3 2H 3H 1B														6	0	2	4	1	0	4									
Smoky Burgess, L OBP: 0.370, SLG: 0.487 (1, 2)		FC6-4 BB		7-6-3 1-2					G3									5	0	0	0	1	0	3									
Don Hoak, R OBP: 0.334, SLG: 0.451 (1, 5)		FC6-4 1-2				G6-4-3 1B												6	0	1	0	0	0	1									
Bill Mazerowski, R OBP: 0.301, SLG: 0.375 (1, 4)			5-3			G6-4-3 1-2			F8									6	0	0	0	0	0	1									
Al Jackson, L OBP: 0.293, SLG: 0.296 (10, PH)			K						F7									6	0	0	0	0	0	1									
Walt Moryn, L OBP: 0.330, SLG: 0.396 (13, PH)									6-3									3	0	0	0	0	1	0									
Harvey Haddix, L OBP: 0.391, SLG: 0.196 (13, PH)																		1	0	0	0	0	0	0									
Roberto Clemente, R OBP: 0.391, SLG: 0.563 (13, PH)																		1	0	0	0	0	0	0									
Roy Face, R OBP: 0.273, SLG: 0.273 (13, 1)																		1	0	0	0	0	0	0									
Inning Stats	R: 0 E: 0 K: 1 S: 5	H: 1 LOB: 1 BB: 0 P: 5	R: 0 E: 0 K: 3 S: 3	H: 0 LOB: 1 BB: 1 P: 7	R: 0 E: 0 K: 1 S: 5	H: 0 LOB: 0 BB: 0 P: 5	R: 2 E: 0 K: 1 S: 6	H: 2 LOB: 0 BB: 1 P: 10	R: 0 E: 0 K: 0 S: 3	H: 0 LOB: 0 BB: 0 P: 3	R: 0 E: 0 K: 0 S: 3	H: 0 LOB: 0 BB: 0 P: 3	R: 2 E: 0 K: 0 S: 5	H: 2 LOB: 1 BB: 1 P: 9	R: 0 E: 0 K: 3 S: 3	H: 0 LOB: 0 BB: 0 P: 3	R: 0 E: 0 K: 1 S: 6	H: 1 LOB: 2 BB: 1 P: 10	R: 0 E: 0 K: 0 S: 3	H: 0 LOB: 0 BB: 0 P: 3	R: 0 E: 0 K: 1 S: 6	H: 1 LOB: 1 BB: 0 P: 6	R: 0 E: 0 K: 1 S: 4	H: 0 LOB: 0 BB: 0 P: 8	R: 0 E: 0 K: 0 S: 3	H: 0 LOB: 0 BB: 0 P: 3	R: 0 E: 0 K: 1 S: 6	H: 1 LOB: 2 BB: 1 P: 10	1B: 8 2B: 3 3B: 0 HR: 0	SF: 0 SAC: 1 DP: 4 HBP: 0	WP: 0 PB: 0 SB: 0 CS: 1	PA: 59	
PITCHER	IP 8.2	WLS 32	BF 6	H 4	R 4	ER 0	SO 3	BB 3	IBB 0	HBP 0	BLK 0	WP 0	HR 0	S 35	P 47	ERA 4.15	WHIP 1.038																
John Buzhardt, R ERA: 4.05											Jack Baldschun, R ERA: 4.05																						

Pittsburgh Pirates @ Philadelphia Phillies
 Connie Mack Stadium, Philadelphia, PA
 Sat Sep 23 1961, 7:05 PM EDT
 Att. 4,005 - Unknown

AB 52
 R 9
 H 4
 RBI 4
 BB 6
 SO 7
 LOB 17



Batter	1	2	3	4	5	6	7	8	9	10	11	12	13	14	15	16	AB	R	H	RBI	BB	SO	LOB	BOTTOM									
Bobby Malkmus, R OBP: 0.281, SLG: 0.340 (1, 4)	HR		1-3		F7			2B 2B					FC1-6 1B				7	2	4	1	0	0	1										
Bobby Gene Smith, R OBP: 0.334, SLG: 0.340 (9, 8)																		3	2	3	0	1	0	0									
Tony Gonzalez, L OBP: 0.340, SLG: 0.440 (10, PH)	G1-6-3 1B					G6-3 1B		2B IBB			K		FC1-6 1B					0	0	0	0	0	0	0									
Tony Taylor, R OBP: 0.330, SLG: 0.319 (11, 7)																		1	0	0	0	0	1	1									
Johnny Callison, L OBP: 0.359, SLG: 0.414 (11, 7)																		2	0	1	0	0	0	1									
Charley Smith, R OBP: 0.294, SLG: 0.379 (1, 9)	E6 G1-6-3 1-2		G6-3 1-2			G6-3 1-2		1H 2H 2B			P4							7	0	2	2	0	0	5									
Lee Walls, R OBP: 0.345, SLG: 0.453 (11, 9)	G1-6-3 1-2 2-3				6-3			6-3										7	0	0	0	0	3	5									
Pancho Herrera, R OBP: 0.349, SLG: 0.410 (1, 3)																		5	0	1	1	0	2	0									
Wes Covington, L OBP: 0.330, SLG: 0.445 (14, 9)																		2	1	1	1	0	0	2									
Ken Walters, R OBP: 0.250, SLG: 0.312 (11, 9)	4-3				L7													6	0	0	0	0	1	1									
Ruben Amaro, R OBP: 0.302, SLG: 0.349 (1, 6)			K															5	0	1	0	1	1	0									
Clay Dalrymple, L OBP: 0.286, SLG: 0.289 (1, 2)																		4	0	1	0	1	1	1									
John Buzhardt, R OBP: 0.169, SLG: 0.145 (1, 1)																		3	0	0	0	0	1	2									
Jack Baldschun, R ERA: 4.05																		3	0	0	0	0	1	1									
Inning Stats	R: 2 E: 1 K: 0 S: 6	H: 3 LOB: 1 BB: 0 P: 6	R: 0 E: 0 K: 1 S: 4	H: 0 LOB: 0 BB: 1 P: 8	R: 0 E: 0 K: 0 S: 3	H: 1 LOB: 0 BB: 0 P: 3	R: 0 E: 0 K: 1 S: 3	H: 1 LOB: 1 BB: 0 P: 4	R: 0 E: 0 K: 1 S: 5	H: 0 LOB: 0 BB: 0 P: 5	R: 2 E: 0 K: 2 S: 9	H: 2 LOB: 1 BB: 1 P: 13	R: 0 E: 0 K: 0 S: 3	H: 0 LOB: 1 BB: 0 P: 8	R: 0 E: 0 K: 1 S: 5	H: 0 LOB: 0 BB: 0 P: 5	R: 0 E: 0 K: 0 S: 3	H: 1 LOB: 0 BB: 0 P: 3	R: 0 E: 0 K: 1 S: 7	H: 2 LOB: 2 BB: 0 P: 7	R: 0 E: 0 K: 1 S: 5	H: 0 LOB: 0 BB: 0 P: 5	R: 0 E: 0 K: 1 S: 4	H: 0 LOB: 0 BB: 0 P: 5	R: 0 E: 0 K: 0 S: 4	H: 1 LOB: 1 BB: 0 P: 4	R: 1 E: 0 K: 1 S: 4	H: 1 LOB: 0 BB: 0 P: 4	1B: 10 2B: 2 3B: 0 HR: 2	SF: 0 SAC: 1 DP: 5 HBP: 0	WP: 0 PB: 0 SB: 0 CS: 0	PA: 59	
PITCHER	IP 9.0	WLS 35	BF 8	H 4	R 4	ER 3	SO 5	BB 2	IBB 1	HBP 0	BLK 0	WP 0	HR 1	S 42	P 54	ERA 3.00	WHIP 1.111																
Al Jackson, L ERA: 3.0											Harvey Haddix, L ERA: 4.15																						
Roy Face, R ERA: 3.82											Jack Baldschun, R ERA: 4.05																						

Pittsburgh Pirates @ Philadelphia Phillies
 Connie Mack Stadium, Philadelphia, PA
 Sat Sep 23 1961, 7:05 PM EDT
 Att. 4,005 - Unknown

AB 55
 R 15
 H 14
 RBI 5
 BB 3
 SO 11
 LOB 20



Batter	1	2	3	4	5	6	7	8	9	AB	R	H	RBI	BB	SO	LOB	TOP					
Dick Schofield, S OBP: 0.279, SLG: 0.237	6-3					4-3		G4-6-3		5	0	1	0	0	0	3						
Dick Groat, R OBP: 0.319, SLG: 0.369	P4	F8							6-3	5	1	2	0	0	0	2						
Donn Clendenon, R OBP: 0.438, SLG: 0.429			F9						F3	5	1	3	0	0	0	0						
Dick Stuart, R OBP: 0.341, SLG: 0.569	E9								F7	5	0	3	1	0	0	2						
Bob Skinner, L OBP: 0.354, SLG: 0.358	4-3									4	1	2	1	0	0	3						
Smoky Burgess, L OBP: 0.368, SLG: 0.484										4	1	1	0	0	1	4						
Bill Virdon, L OBP: 0.310, SLG: 0.372										3	0	0	0	1	0	2						
Bill Mazerowski, R OBP: 0.301, SLG: 0.374										4	0	1	1	0	0	2						
Larry Foss, R OBP: 0.200, SLG: 0.200										2	0	1	1	0	0	0						
Roberto Clemente, R OBP: 0.392, SLG: 0.565										1	0	1	0	0	0	0						
Vinegar Bend Mizell, R OBP: 0.192, SLG: 0.130										1	0	1	0	0	0	0						
Tom Sturdivant, L OBP: 0.172, SLG: 0.143										0	0	0	0	0	0	0						
Inning Stats	R: 0 E: 1 K: 0 S: 5	H: 2 LOB: 2 BB: 0 P: 5	R: 1 E: 0 K: 0 S: 5	H: 3 LOB: 2 BB: 1 P: 9	R: 0 E: 0 K: 0 S: 4	H: 1 LOB: 1 BB: 0 P: 4	R: 0 E: 0 K: 0 S: 3	H: 0 LOB: 0 BB: 0 P: 3	R: 0 E: 0 K: 0 S: 4	H: 2 LOB: 1 BB: 0 P: 4	R: 1 E: 0 K: 0 S: 6	H: 3 LOB: 2 BB: 0 P: 6	R: 2 E: 0 K: 1 S: 8	H: 4 LOB: 1 BB: 0 P: 8	R: 0 E: 0 K: 0 S: 3	H: 1 LOB: 0 BB: 0 P: 3	R: 0 E: 0 K: 0 S: 3	H: 0 LOB: 0 BB: 0 P: 3	1B: 14 2B: 3 3B: 0 HR: 0	SF: 0 SAC: 0 DP: 4 HBP: 0	WP: 0 PB: 0 SB: 0 CS: 1	PA: 40
PITCHER	IP	WLS	BF	H	R	ER	SO	BB	IBB	HBP	BLK	WP	HR	S	P	ERA	WHIP					
Dallas Green, R ERA: 4.75	5.2		27	11	2	2	0	1	0	0	0	0	0	26	30	3.18	2.118					
Chris Short, L ERA: 5.9	1.1	L	7	4	2	2	1	0	0	0	0	0	0	9	9	13.50	3.000					
Robin Roberts, R ERA: 6.05	2.0		6	1	0	0	0	0	0	0	0	0	0	6	6	0.00	0.500					

Pittsburgh Pirates @ Philadelphia Phillies
 Connie Mack Stadium, Philadelphia, PA
 Sun Sep 24 1961, 3:33 AM EDT
 Att: 3,282 - Unknown

AB	39
R	4
H	16
RBI	4
BB	1
SO	1
LOB	18



Batter	1	2	3	4	5	6	7	8	9	AB	R	H	RBI	BB	SO	LOB	BOTTOM					
Bobby Malkmus, R OBP: 0.281, SLG: 0.337			SH1-3			F7		6-3		2	0	0	0	1	0	0						
Johnny Callison, L OBP: 0.362, SLG: 0.418	4-3									3	1	2	1	1	0	1						
Tony Gonzalez, L OBP: 0.359, SLG: 0.439										4	0	1	1	0	0	2						
Wes Covington, L OBP: 0.332, SLG: 0.442										2	0	0	0	2	0	2						
Ken Walters, R OBP: 0.250, SLG: 0.312										0	0	0	0	0	0	0						
Lee Walls, R OBP: 0.340, SLG: 0.445										4	0	0	0	0	1	4						
Clay Dainmole, L OBP: 0.288, SLG: 0.298										2	1	1	1	0	0	1						
Tony Taylor, R OBP: 0.332, SLG: 0.319										1	0	0	0	0	0	0						
Choo-Choo Coleman, L OBP: 0.188, SLG: 0.156										1	0	0	0	0	1	0						
Charley Smith, R OBP: 0.294, SLG: 0.376										3	0	0	0	0	0	0						
Ruben Amaro, R OBP: 0.353, SLG: 0.353										4	0	2	0	0	1	1						
Dallas Green, L OBP: 0.282, SLG: 0.152										1	1	0	0	1	1	0						
Chris Short, R OBP: 0.154, SLG: 0.162										0	0	0	0	0	0	0						
Bobby Gene Smith, R OBP: 0.332, SLG: 0.343										1	0	0	0	0	0	1						
Robin Roberts, S OBP: 0.147, SLG: 0.094										0	0	0	0	0	0	0						
Elmer Valo, L OBP: 0.206, SLG: 0.278										1	0	0	0	0	0	1						
Inning Stats	R: 0 E: 1 K: 0 S: 3	H: 0 LOB: 1 BB: 1 P: 7	R: 1 E: 0 K: 0 S: 3	H: 1 LOB: 0 BB: 0 P: 4	R: 1 E: 0 K: 0 S: 3	H: 1 LOB: 0 BB: 1 P: 7	R: 0 E: 0 K: 1 S: 4	H: 0 LOB: 0 BB: 1 P: 8	R: 0 E: 0 K: 2 S: 7	H: 0 LOB: 0 BB: 0 P: 7	R: 1 E: 0 K: 0 S: 5	H: 2 LOB: 1 BB: 0 P: 5	R: 0 E: 0 K: 0 S: 4	H: 1 LOB: 1 BB: 0 P: 4	R: 0 E: 0 K: 0 S: 3	H: 0 LOB: 2 BB: 2 P: 11	R: 0 E: 0 K: 1 S: 6	H: 1 LOB: 1 BB: 0 P: 6	1B: 3 2B: 2 3B: 0 HR: 1	SF: 0 SAC: 1 DP: 1 HBP: 1	WP: 0 PB: 0 SB: 1 CS: 1	PA: 36
PITCHER	IP	WLS	BF	H	R	ER	SO	BB	IBB	HBP	BLK	WP	HR	S	P	ERA	WHIP					
Larry Foss, R ERA: 3.0	5.0		18	2	2	2	3	3	0	1	0	0	0	20	33	3.60	1.000					
Vinegar Bend Mizell, L ERA: 5.04	2.2	W	13	3	1	1	0	2	0	0	0	0	0	11	19	3.38	1.875					
Tom Sturdivant, R ERA: 3.69	1.1	S	5	1	0	0	1	0	0	0	0	0	0	7	7	0.00	0.750					

Pittsburgh Pirates @ Philadelphia Phillies
 Connie Mack Stadium, Philadelphia, PA
 Sun Sep 24 1961, 3:33 AM EDT
 Att: 3,282 - Unknown

AB	29
R	3
H	6
RBI	3
BB	5
SO	4
LOB	13



Batter	1	2	3	4	5	6	7	8	9	AB	R	H	RBI	BB	SO	LOB	TOP								
Maury Wills, S OBP: 0.346, SLG: 0.338 (1, 6)										5	1	1	0	0	0	3	Los Angeles Dodgers @ Philadelphia Phillies Connie Mack Stadium, Philadelphia, PA Wed Sep 27 1961, 7:05 PM EDT Att: 4,166 - Unknown livebaseballscorecards.com								
Jim Gilliam, S OBP: 0.356, SLG: 0.343 (1, 4)										3	0	1	0	1	0	0									
Ron Fairly, L OBP: 0.440, SLG: 0.538 (1, 9)										4	0	3	1	0	0	0									
Wally Moon, L OBP: 0.430, SLG: 0.504 (1, 7)										4	0	1	0	0	0	4									
Norm Larker, L OBP: 0.326, SLG: 0.387 (1, 3)										4	0	1	0	0	0	2									
John Roseboro, L OBP: 0.348, SLG: 0.464 (1, 2)										3	0	1	0	1	0	2									
Daryl Spencer, R OBP: 0.337, SLG: 0.381 (1, 5)										3	0	0	0	1	1	2									
Willie Davis, L OBP: 0.318, SLG: 0.455 (1, 8)										4	0	1	0	0	1	1									
Sandy Koufax, R OBP: 0.163, SLG: 0.065 (1, 1)										1	0	0	0	1	0	0									
Duke Snider, L OBP: 0.373, SLG: 0.562 (9, PH)										1	0	0	0	0	1	0									
Inning Stats	R: 1 E: 0 K: 0 S: 9	H: 2 LOB: 1 BB: 1 P: 17	R: 0 E: 0 K: 0 S: 11	H: 1 LOB: 2 BB: 1 P: 19	R: 0 E: 0 K: 0 S: 12	H: 2 LOB: 2 BB: 0 P: 16	R: 0 E: 0 K: 1 S: 8	H: 0 LOB: 1 BB: 1 P: 13	R: 0 E: 0 K: 0 S: 8	H: 1 LOB: 0 BB: 0 P: 14	R: 0 E: 0 K: 0 S: 6	H: 2 LOB: 2 BB: 0 P: 7	R: 0 E: 0 K: 0 S: 13	H: 0 LOB: 0 BB: 0 P: 17	R: 0 E: 0 K: 1 S: 11	H: 0 LOB: 0 BB: 0 P: 20	R: 0 E: 0 K: 1 S: 7	H: 0 LOB: 0 BB: 0 P: 13	1B: 6 2B: 3 3B: 0 HR: 0	SF: 0 SAC: 1 DP: 1 HBP: 0	WP: 0 PB: 0 SB: 1 CS: 0	PA: 38			
PITCHER	IP	WLS	BF	H	R	ER	SO	BB	IBB	HBP	BLK	WP	HR	S	P	ERA	WHIP								
Jim Owens, R ERA: 4.47 (1, 1)	7.0	W	31	9	1	1	1	3	0	0	0	0	0	67	103	1.29	1.714								
Jack Baldschun, R ERA: 3.96 (8, 1)	2.0	S	6	0	0	0	2	1	0	0	0	0	0	18	33	0.00	0.500								

Batter	1	2	3	4	5	6	7	8	9	AB	R	H	RBI	BB	SO	LOB	BOTTOM								
Bobby Malkmus, R OBP: 0.280, SLG: 0.337 (1, 4)										4	0	0	0	0	1	4	Los Angeles Dodgers @ Philadelphia Phillies Connie Mack Stadium, Philadelphia, PA Wed Sep 27 1961, 7:05 PM EDT Att: 4,166 - Unknown livebaseballscorecards.com								
Tony Taylor, R OBP: 0.303, SLG: 0.322 (1, 5)										4	0	1	2	0	1	2									
Bobby Gene Smith, R OBP: 0.314, SLG: 0.329 (1, 8)										4	0	0	0	0	3	2									
Lee Walls, R OBP: 0.335, SLG: 0.437 (1, 7)										3	0	1	0	0	0	0									
Pancho Herrera, R OBP: 0.350, SLG: 0.409 (1, 3)										2	0	0	0	1	1	1									
Ken Walters, R OBP: 0.251, SLG: 0.328 (1, 9)										3	0	0	0	0	0	2									
Ruben Amaro, R OBP: 0.352, SLG: 0.352 (1, 6)										3	1	1	0	0	0	1									
Clay Dalrymple, L OBP: 0.285, SLG: 0.295 (1, 2)										3	1	0	0	0	1	1									
Jim Owens, R OBP: 0.194, SLG: 0.074 (1, 1)										0	0	0	0	1	0	0									
Jack Baldschun, R ERA: 3.52 (8, 1)										0	0	0	0	1	0	0									
Inning Stats	R: 0 E: 0 K: 1 S: 6	H: 0 LOB: 0 BB: 0 P: 9	R: 0 E: 0 K: 0 S: 6	H: 1 LOB: 0 BB: 0 P: 9	R: 2 E: 1 K: 1 S: 14	H: 2 LOB: 1 BB: 0 P: 18	R: 0 E: 0 K: 0 S: 9	H: 0 LOB: 1 BB: 1 P: 16	R: 0 E: 0 K: 2 S: 14	H: 0 LOB: 0 BB: 1 P: 24	R: 0 E: 0 K: 2 S: 8	H: 0 LOB: 0 BB: 0 P: 13	R: 0 E: 0 K: 0 S: 9	H: 0 LOB: 0 BB: 0 P: 12	R: 0 E: 0 K: 1 S: 8	H: 0 LOB: 1 BB: 1 P: 14	1B: 2 2B: 1 3B: 0 HR: 0	SF: 0 SAC: 1 DP: 1 HBP: 0	WP: 0 PB: 0 SB: 1 CS: 0	PA: 30					
PITCHER	IP	WLS	BF	H	R	ER	SO	BB	IBB	HBP	BLK	WP	HR	S	P	ERA	WHIP								
Sandy Koufax, L ERA: 3.52 (1, 1)	8.0	L	30	3	2	0	7	3	0	0	0	0	0	74	115	0.00	0.750								

Batter	1	2	3	4	5	6	7	8	9	AB	R	H	RBI	BB	SO	LOB	TOP		
Maury Wills, S OBP: 0.348, SLG: 0.342 (1, 6)	1-1 BB FC5 E 1B		1-1 E 1B 1B	2-2 FC5-4 S 1-2			1-0 E3 SH1-4 1B 1-2	1-1 1B 2B		5	4	3	0	0	0	2			
Jim Gilliam, S OBP: 0.397, SLG: 0.343 (1, 4)	0-0 E4 FC5 BB 1-2		1-2 E7 1B 1B 1-3	1-2 F7 1-2			0-0 SH1-4 1-2 2-3	4-0 1B BB		3	1	1	0	1	0	2			
Wally Moon, L OBP: 0.431, SLG: 0.503 (1, 7)	4-1 FC5 BB 1-2 2-3		0-0 SH2-4 1B 1-3 3-H 0-1		1-1 F7 1-1		4-0 1B HR IBB	1-3 K		3	1	1	1	2	1	2			
Gil Hodges, R OBP: 0.315, SLG: 0.374 (1, 3)	0-0 FC5 1-2 2-3 3-H		1-2 SH2-4 1B 1-2 3-H		1-2 5-3 1-2		0-1 F6 1-3 2-H	0-0 1B 1-3		5	0	2	3	0	0	5			
Ron Fairly, L OBP: 0.438, SLG: 0.533 (1, 8) (3, 9)	2-3 K		0-0 SH2-4 1-2 2-3		0-0 6-3 1-2 2-3		2-2 HR 1B 1-2 2-H 3-H	1-1 F2 1-1		4	1	1	2	0	1	4			
Daryl Spencer, R OBP: 0.341, SLG: 0.392 (1, 5)	3-3 K		2-3 K				0-1 FC4-6 1B 1-1 2-H 3-H		4-0 BB	4	1	2	3	1	2	4			
Gordie Windhorn, R OBP: 0.364, SLG: 0.621 Willie Davis, L OBP: 0.314, SLG: 0.449 (3, PH) (3, 8)		0-0 5-3	0-1 3-1				1-1 FC4-6 1B 1-2	0-0 F2 CS	2-1 F8	1	0	0	0	0	0	0			
Norm Sherry, R OBP: 0.308, SLG: 0.397 John Roseboro, L OBP: 0.346, SLG: 0.460 (6, PH) (6, 2)		0-0 L7		0-0 5-3			2-3 K 1-2		0-1 F7 1-0	2	0	0	0	0	0	0			
Don Drysdale, R OBP: 0.244, SLG: 0.386 (1, 1)	0-3 K		2-2 FC5-4 1B				0-0 E6 SH1-4 E 1B	1-0 HR	1-3 K	5	2	2	1	0	2	1			
Inning Stats	R: 1 H: 1 E: 1 K: 2 S: 11	H: 1 LOB: 2 BB: 1 P: 21	R: 0 H: 0 E: 0 K: 1 S: 5	H: 0 LOB: 0 BB: 0 P: 5	R: 2 H: 4 E: 1 K: 1 S: 15	H: 1 LOB: 1 BB: 0 P: 19	R: 0 H: 1 E: 0 K: 0 S: 12	H: 0 LOB: 0 BB: 0 P: 16	R: 0 H: 1 E: 0 K: 1 S: 7	H: 0 LOB: 0 BB: 0 P: 10	R: 5 H: 2 E: 2 K: 0 S: 10	H: 2 LOB: 0 BB: 1 P: 17	R: 2 H: 3 E: 0 K: 1 S: 11	H: 0 LOB: 2 BB: 1 P: 19	R: 0 H: 0 E: 0 K: 1 S: 6	H: 0 LOB: 1 BB: 1 P: 14	1B: 9 2B: 1 3B: 0 HR: 2	SF: 0 SAC: 2 DP: 0 HBP: 0	WP: 0 PA: 45 PB: 0 SB: 1 CS: 1
PITCHER	IP WLS BF H R ER SO BB IBB HBP BLK WP HR S P ERA WHIP	IP WLS BF H R ER SO BB IBB HBP BLK WP HR S P ERA WHIP	IP WLS BF H R ER SO BB IBB HBP BLK WP HR S P ERA WHIP	IP WLS BF H R ER SO BB IBB HBP BLK WP HR S P ERA WHIP	IP WLS BF H R ER SO BB IBB HBP BLK WP HR S P ERA WHIP	IP WLS BF H R ER SO BB IBB HBP BLK WP HR S P ERA WHIP	IP WLS BF H R ER SO BB IBB HBP BLK WP HR S P ERA WHIP	IP WLS BF H R ER SO BB IBB HBP BLK WP HR S P ERA WHIP	IP WLS BF H R ER SO BB IBB HBP BLK WP HR S P ERA WHIP	IP WLS BF H R ER SO BB IBB HBP BLK WP HR S P ERA WHIP	IP WLS BF H R ER SO BB IBB HBP BLK WP HR S P ERA WHIP	IP WLS BF H R ER SO BB IBB HBP BLK WP HR S P ERA WHIP	IP WLS BF H R ER SO BB IBB HBP BLK WP HR S P ERA WHIP	IP WLS BF H R ER SO BB IBB HBP BLK WP HR S P ERA WHIP	IP WLS BF H R ER SO BB IBB HBP BLK WP HR S P ERA WHIP	IP WLS BF H R ER SO BB IBB HBP BLK WP HR S P ERA WHIP	IP WLS BF H R ER SO BB IBB HBP BLK WP HR S P ERA WHIP	IP WLS BF H R ER SO BB IBB HBP BLK WP HR S P ERA WHIP	
Chris Short, L ERA: 5.94	2.1 L		5 3		0 0		0 0		0 0	7.71		2.571							
Frank Sullivan, R ERA: 4.29	0.2		0 0		0 0		0 0		0 0	0.00		0.000							
Robin Roberts, R ERA: 5.85	4.0		18 4		5 0		1 0		1 0	0.00		1.000							
Ken Lehman, L ERA: 4.33	2.0		11 3		2 2		2 2		0 0	9.00		2.500							
Batter	1	2	3	4	5	6	7	8	9	AB	R	H	RBI	BB	SO	LOB	BOTTOM		
Bobby Malkmus, R OBP: 0.279, SLG: 0.334 (1, 4)	0-1 4-3		1-0 5-3		1-0 F9			4-0 G4-6-3 BB		3	0	0	0	1	0	2			
Tony Taylor, R OBP: 0.305, SLG: 0.324 (1, 5)	0-0 S 1B		0-3 K		0-0 1B 1B			3-2 G4-6-3 1-2		4	0	2	0	0	1	1			
Johnny Callison, L OBP: 0.361, SLG: 0.414 (1, 7)	4-1 1-2 BB		0-0 4-3		1-3 K			1-1 G3		3	0	0	0	1	1	1			
Tony Gonzalez, L OBP: 0.358, SLG: 0.437 (1, 8)	1-3 K		0-0 4-3		3-2 F5			1-2 1B		4	0	1	0	0	1	3			
Wes Covington, L OBP: 0.331, SLG: 0.440 (1, 9)	3-3 K		2-1 F4		0-0 1B			3-2 L8		4	0	1	0	0	1	3			
Lee Walls, R OBP: 0.330, SLG: 0.430 (1, 3)		3-3 K		1-1 4-3		2-0 6-3		1-0 F3		4	0	0	0	0	1	3			
Clay Dalrymple, L OBP: 0.284, SLG: 0.295 (1, 2)		1-2 9-6-1-3		0-0 1B 1B			2-1 F6		1-3 K	4	0	1	0	0	1	1			
Ruben Amaro, R OBP: 0.352, SLG: 0.352 (1, 6)		3-3 K		0-1 1B			1-1 B5-3			3	0	1	0	0	1	0			
Chris Short, R OBP: 0.184, SLG: 0.162 Frank Sullivan, R OBP: 0.267, SLG: 0.162 Choo-Choo Coleman, L OBP: 0.146, SLG: 0.097 Robin Roberts, S OBP: 0.147, SLG: 0.097 Elmer Valo, L OBP: 0.226, SLG: 0.270 Ken Lehman, L (8, 1)		3-2 F5		2-3 K			3-2 F7			0	0	0	0	0	0	0			
Inning Stats	R: 0 H: 1 E: 0 K: 2 S: 10	H: 0 LOB: 0 BB: 0 P: 17	R: 0 H: 0 E: 0 K: 1 S: 9	H: 0 LOB: 0 BB: 0 P: 13	R: 0 H: 0 E: 0 K: 0 S: 4	H: 0 LOB: 0 BB: 0 P: 6	R: 0 H: 2 E: 0 K: 1 S: 10	H: 2 LOB: 2 BB: 0 P: 14	R: 0 H: 2 E: 0 K: 1 S: 11	H: 0 LOB: 0 BB: 0 P: 17	R: 0 H: 0 E: 0 K: 0 S: 7	H: 0 LOB: 0 BB: 0 P: 13	R: 0 H: 0 E: 0 K: 0 S: 5	H: 0 LOB: 1 BB: 1 P: 13	R: 0 H: 1 E: 0 K: 1 S: 11	H: 0 LOB: 0 BB: 0 P: 17	1B: 6 2B: 0 3B: 0 HR: 0	SF: 0 SAC: 0 DP: 1 HBP: 0	WP: 0 PA: 34 PB: 0 SB: 1 CS: 0
PITCHER	IP WLS BF H R ER SO BB IBB HBP BLK WP HR S P ERA WHIP	IP WLS BF H R ER SO BB IBB HBP BLK WP HR S P ERA WHIP	IP WLS BF H R ER SO BB IBB HBP BLK WP HR S P ERA WHIP	IP WLS BF H R ER SO BB IBB HBP BLK WP HR S P ERA WHIP	IP WLS BF H R ER SO BB IBB HBP BLK WP HR S P ERA WHIP	IP WLS BF H R ER SO BB IBB HBP BLK WP HR S P ERA WHIP	IP WLS BF H R ER SO BB IBB HBP BLK WP HR S P ERA WHIP	IP WLS BF H R ER SO BB IBB HBP BLK WP HR S P ERA WHIP	IP WLS BF H R ER SO BB IBB HBP BLK WP HR S P ERA WHIP	IP WLS BF H R ER SO BB IBB HBP BLK WP HR S P ERA WHIP	IP WLS BF H R ER SO BB IBB HBP BLK WP HR S P ERA WHIP	IP WLS BF H R ER SO BB IBB HBP BLK WP HR S P ERA WHIP	IP WLS BF H R ER SO BB IBB HBP BLK WP HR S P ERA WHIP	IP WLS BF H R ER SO BB IBB HBP BLK WP HR S P ERA WHIP	IP WLS BF H R ER SO BB IBB HBP BLK WP HR S P ERA WHIP	IP WLS BF H R ER SO BB IBB HBP BLK WP HR S P ERA WHIP	IP WLS BF H R ER SO BB IBB HBP BLK WP HR S P ERA WHIP	IP WLS BF H R ER SO BB IBB HBP BLK WP HR S P ERA WHIP	
Don Drysdale, R ERA: 3.69	9.0 W		6 0		0 0		0 0		0 0	0.00		0.889							

Los Angeles Dodgers @ Philadelphia Phillies
 Connie Mack Stadium, Philadelphia, PA
 Thu Sep 28 1961, 7:05 PM EDT
 Att: 3,651 - Unknown

AB 39
 R 10
 H 12
 RBI 10
 BB 4
 SO 7
 LOB 26



Los Angeles Dodgers @ Philadelphia Phillies
 Connie Mack Stadium, Philadelphia, PA
 Thu Sep 28 1961, 7:05 PM EDT
 Att: 3,651 - Unknown

AB 32
 R 0
 H 6
 RBI 0
 BB 2
 SO 8
 LOB 16



Batter	1	2	3	4	5	6	7	8	9	AB	R	H	RBI	BB	SO	LOB	TOP					
Curt Flood, R OBP: 0.390, SLG: 0.405 (1, 8)										4	3	4	0	1	0	0	St. Louis Cardinals @ Philadelphia Phillies Connie Mack Stadium, Philadelphia, PA Sat Sep 30 1961, 7:05 PM EDT Att: 2,987 - Unknown					
Julian Javier, R OBP: 0.328, SLG: 0.340 (1, 4)										4	2	1	0	0	0	4						
Bill White, L OBP: 0.354, SLG: 0.474 (1, 3)										4	1	1	2	1	0	4						
Stan Musial, L OBP: 0.372, SLG: 0.491 (6, PR) Joe Cunningham, L OBP: 0.403, SLG: 0.399 (6, 9)										4	1	2	2	0	0	2						
Ken Boyer, R OBP: 0.399, SLG: 0.537 (1, 5)										4	1	2	5	1	1	1						
Gene Oliver, R OBP: 0.357, SLG: 0.531 (1, 2)										5	2	2	1	0	1	3						
Doug Clemens, L OBP: 0.333, SLG: 0.250 (6, 7)										4	0	0	0	1	0	0						
Jerry Buchek, R OBP: 0.144, SLG: 0.149 (1, 6)										5	1	1	1	0	1	0						
Ray Washburn, R OBP: 0.125, SLG: 0.125 (1, 1)										5	1	0	0	0	2	2						
Inning Stats	R: 1 E: 0 K: 0 S: 5	H: 2 LOB: 2 BB: 1 P: 9	R: 0 E: 0 K: 2 S: 7	H: 0 LOB: 0 BB: 0 P: 7	R: 0 E: 0 K: 0 S: 3	H: 0 LOB: 1 BB: 1 P: 7	R: 1 E: 0 K: 0 S: 4	H: 1 LOB: 0 BB: 0 P: 4	R: 0 E: 0 K: 1 S: 6	H: 1 LOB: 1 BB: 0 P: 6	R: 7 E: 1 K: 1 S: 12	H: 6 LOB: 1 BB: 1 P: 16	R: 0 E: 0 K: 0 S: 3	H: 0 LOB: 0 BB: 0 P: 3	R: 3 E: 0 K: 1 S: 8	H: 3 LOB: 1 BB: 1 P: 12	R: 0 E: 0 K: 0 S: 3	H: 0 LOB: 0 BB: 0 P: 3	1B: 6 2B: 4 3B: 1 HR: 2	SF: 0 SAC: 1 DP: 0 HBP: 0	WP: 0 PB: 1 SB: 0 CS: 0	PA: 45
PITCHER	IP WLS BF H R ER SO BB IBB HBP BLK WP HR S P ERA WHIP																					
John Buzhardt, R ERA: 4.49 (1, 1)	5.0 L 24 7 5 5 3 1 1 0 0 0 0 2 28 36 9.00 1.600																					
Dallas Green, R ERA: 4.85 (6, 1)	3.0 18 6 7 3 2 2 0 0 0 0 0 0 20 28 9.00 2.667																					
Ken Lehman, L ERA: 4.26 (9, 1)	1.0 3 0 0 0 0 0 0 0 0 0 0 0 3 3 0.00 0.000																					

Batter	1	2	3	4	5	6	7	8	9	AB	R	H	RBI	BB	SO	LOB	BOTTOM					
Bobby Malkmus, R OBP: 0.279, SLG: 0.331 (1, 6)										3	0	0	0	1	1	0	St. Louis Cardinals @ Philadelphia Phillies Connie Mack Stadium, Philadelphia, PA Sat Sep 30 1961, 7:05 PM EDT Att: 2,987 - Unknown					
Tony Taylor, R OBP: 0.302, SLG: 0.321 (1, 4)										4	0	0	0	0	1	1						
Johnny Callison, L OBP: 0.362, SLG: 0.418 (1, 7)										3	1	1	0	1	0	0						
Wes Covington, L OBP: 0.330, SLG: 0.437 (1, 9)										4	1	1	0	0	0	2						
Tony Gonzalez, L OBP: 0.359, SLG: 0.440 (1, 8)										4	0	2	0	0	0	2						
Lee Walls, R OBP: 0.329, SLG: 0.425 (1, 5)										3	0	0	0	1	1	4						
Clay Dalrymple, L OBP: 0.284, SLG: 0.297 (1, 2)										4	0	1	1	0	0	3						
Pancho Herrera, R OBP: 0.348, SLG: 0.406 (1, 3)										3	0	0	0	0	2	2						
John Buzhardt, R OBP: 0.184, SLG: 0.140 (1, 1) Dallas Green, L OBP: 0.232, SLG: 0.152 (6, 1) Choo-Choo Coleman, L OBP: 0.182, SLG: 0.149 (8, PH) Ken Lehman, L ERA: 4.26 (9, 1)										2	0	0	0	0	2	1						
Inning Stats	R: 0 E: 0 K: 1 S: 5	H: 0 LOB: 2 BB: 2 P: 13	R: 0 E: 0 K: 2 S: 8	H: 1 LOB: 1 BB: 0 P: 8	R: 0 E: 0 K: 1 S: 5	H: 0 LOB: 0 BB: 0 P: 5	R: 1 E: 0 K: 1 S: 7	H: 2 LOB: 1 BB: 0 P: 7	R: 0 E: 0 K: 1 S: 5	H: 0 LOB: 0 BB: 0 P: 5	R: 0 E: 0 K: 0 S: 3	H: 0 LOB: 0 BB: 0 P: 3	R: 0 E: 0 K: 1 S: 4	H: 0 LOB: 0 BB: 1 P: 8	R: 0 E: 0 K: 0 S: 3	H: 0 LOB: 0 BB: 0 P: 3	R: 1 E: 1 K: 0 S: 5	H: 2 LOB: 1 BB: 0 P: 5	1B: 2 2B: 2 3B: 1 HR: 0	SF: 0 SAC: 0 DP: 2 HBP: 0	WP: 0 PB: 0 SB: 0 CS: 0	PA: 34
PITCHER	IP WLS BF H R ER SO BB IBB HBP BLK WP HR S P ERA WHIP																					
Ray Washburn, R ERA: 1.77 (1, 1)	9.0 W 34 5 2 2 7 3 0 0 0 0 0 0 45 57 2.00 0.889																					

Batter	1	2	3	4	5	6	7	8	9	AB	R	H	RBI	BB	SO	LOB	TOP		
Curt Flood, R OBP: 0.391, SLG: 0.415 (1, 8)										4	1	2	1	0	0	1	St. Louis Cardinals @ Philadelphia Phillies Connie Mack Stadium, Philadelphia, PA Sun Oct 01 1961, 3:33 AM EDT Att: 2,496 - Unknown		
Julian Javier, R OBP: 0.326, SLG: 0.337 (1, 4)										4	0	0	0	0	0	1			
Bill White, L OBP: 0.354, SLG: 0.472 (1, 3)										2	0	0	0	1	0	0			
Ken Boyer, R OBP: 0.397, SLG: 0.533 (1, 5)										4	0	0	0	0	1	3			
Gene Oliver, R OBP: 0.367, SLG: 0.538 (1, 7)										3	1	1	0	1	0	0			
Charlie James, R OBP: 0.288, SLG: 0.355 (1, 9)										4	0	0	0	0	0	4			
Jimmie Schaffer, R OBP: 0.301, SLG: 0.320 (1, 2)										4	0	1	1	0	0	0			
Jerry Buchek, R OBP: 0.151, SLG: 0.156 (9, PH)										3	0	1	0	0	0	1			
Stan Mustaj, L OBP: 0.371, SLG: 0.489 (9, PH)										1	0	0	0	0	0	1			
Bob Lillis, R OBP: 0.243, SLG: 0.230 (9, 6)										0	0	0	0	0	0	0			
Bob Gibson, R OBP: 0.236, SLG: 0.318 (1, 1)										4	0	0	0	0	1	3			
Inning Stats	R: 0 E: 0 K: 1 S: 7	H: 1 LOB: 3 BB: 1 P: 11	R: 0 E: 0 K: 0 S: 4	H: 1 LOB: 1 BB: 0 P: 4	R: 0 E: 0 K: 0 S: 3	H: 0 LOB: 0 BB: 0 P: 3	R: 1 E: 0 K: 0 S: 5	H: 1 LOB: 1 BB: 0 P: 5	R: 0 E: 0 K: 0 S: 3	H: 0 LOB: 0 BB: 0 P: 3	R: 1 E: 0 K: 0 S: 4	H: 1 LOB: 0 BB: 0 P: 4	R: 0 E: 0 K: 0 S: 3	H: 0 LOB: 0 BB: 0 P: 3	R: 0 E: 0 K: 1 S: 6	H: 1 LOB: 1 BB: 0 P: 6	1B: 3 2B: 1 3B: 0 HR: 1	SF: 0 SAC: 1 DP: 0 HBP: 0	WP: 0 PA: 36 PB: 0 SB: 0 CS: 0
PITCHER	IP WLS BF H R ER SO BB IBB HBP BLK WP HR S P ERA WHIP																		
Don Ferrarese, L ERA: 3.76 (1, 1)	7.0 L 29 4 2 2 1 2 0 0 0 0 0 1 29 37 2.57 0.857																		
Jack Baldschun, R ERA: 3.88 (8, 1)	2.0 7 1 0 0 1 0 0 0 0 0 0 0 9 9 0.00 0.500																		

Batter	1	2	3	4	5	6	7	8	9	AB	R	H	RBI	BB	SO	LOB	BOTTOM		
Tony Taylor, R OBP: 0.304, SLG: 0.323 (1, 5)										4	0	2	0	0	1	0	St. Louis Cardinals @ Philadelphia Phillies Connie Mack Stadium, Philadelphia, PA Sun Oct 01 1961, 3:33 AM EDT Att: 2,496 - Unknown		
Johnny Callison, L OBP: 0.363, SLG: 0.418 (1, 7)										3	0	1	0	1	1	2			
Tony Gonzalez, L OBP: 0.358, SLG: 0.437 (1, 8)										3	0	0	0	1	1	4			
Wes Covington, L OBP: 0.329, SLG: 0.433 (1, 9)										3	0	0	0	1	1	2			
Clay Dalrymple, L OBP: 0.281, SLG: 0.294 (1, 2)										4	0	0	0	0	0	3			
Pancho Herrera, R OBP: 0.351, SLG: 0.408 (1, 3)										3	0	2	0	1	0	0			
Ruben Amaro, R OBP: 0.351, SLG: 0.349 (1, 6)										3	0	0	0	1	0	2			
Bobby Malkmus, R OBP: 0.276, SLG: 0.327 (1, 4)										4	0	0	0	0	2	2			
Don Ferrarese, R OBP: 0.194, SLG: 0.171 (1, 1)										2	0	1	0	0	0	0			
Elmer Valo, L OBP: 0.235, SLG: 0.267 (7, PH)										1	0	0	0	0	0	0			
Jack Baldschun, R OBP: 0.313, SLG: 0.328 (8, 1)										0	0	0	0	0	0	0			
Bobby Gene Smith, R OBP: 0.313, SLG: 0.328 (9, PH)										1	0	0	0	0	1	0			
Inning Stats	R: 0 E: 0 K: 2 S: 7	H: 0 LOB: 0 BB: 0 P: 7	R: 0 E: 0 K: 1 S: 5	H: 0 LOB: 2 BB: 2 P: 13	R: 0 E: 0 K: 0 S: 4	H: 1 LOB: 3 BB: 2 P: 12	R: 0 E: 0 K: 0 S: 3	H: 1 LOB: 0 BB: 0 P: 3	R: 0 E: 0 K: 0 S: 3	H: 1 LOB: 2 BB: 1 P: 3	R: 0 E: 0 K: 0 S: 4	H: 1 LOB: 2 BB: 1 P: 8	R: 0 E: 0 K: 1 S: 5	H: 0 LOB: 0 BB: 0 P: 5	R: 0 E: 0 K: 2 S: 7	H: 0 LOB: 0 BB: 0 P: 7	1B: 6 2B: 0 3B: 0 HR: 0	SF: 0 SAC: 0 DP: 2 HBP: 0	WP: 0 PA: 36 PB: 0 SB: 2 CS: 0
PITCHER	IP WLS BF H R ER SO BB IBB HBP BLK WP HR S P ERA WHIP																		
Bob Gibson, R ERA: 3.24 (1, 1)	9.0 W 36 6 0 0 7 5 0 0 0 0 0 0 45 65 0.00 1.222																		