



Philadelphia Phillies - 1962


Batter	1	2	3	4	5	6	7	8	9	AB	R	H	RBI	BB	SO	LOB	TOP			
Tony Taylor, R (1.4)	4-0 BB	P3	SF9			FC6-4			6-3	3	0	0	1	2	0	5	Philadelphia Phillies @ Cincinnati Reds Crosley Field, Cincinnati, OH Mon Apr 09 1962, 3:33 AM EST Att: 28,506 - Unknown AB 37 R 12 H 15 RBI 12 BB 10 SO 4 LOB 22 			
Johnny Callison, L (1.9)	4-3				4-3			L8		6	1	2	0	0	1	4				
Tony Gonzalez, L (1.8)	K				F7					5	3	3	0	0	1	3				
Roy Sievers, R (1.3)	2-3									2	0	0	0	2	1	3				
Billy Conso, R (6, PR)										0	1	0	0	0	0	0				
Frank Torre, L (6, 3)										1	0	0	0	1	0	1				
Wes Covington, L (1, 7)										2	1	1	1	0	0	0				
Ted Savage, R (4, PH)										3	1	2	2	0	0	1				
Don Demeter, R (1, 5)										6	2	2	3	0	1	5				
Clay Dalrymple, L (1, 2)										4	2	2	2	1	0	0				
Ruben Amaro, R (1, 6)										3	1	2	1	2	0	0				
Art Mahaffey, R (1, 1)										2	0	1	2	2	0	0				
Inning Stats	R: 0 E: 0 K: 1 S: 5	H: 0 LOB: 1 BB: 1 P: 9	R: 1 E: 0 K: 0 S: 4	H: 1 LOB: 2 BB: 2 P: 12	R: 6 E: 0 K: 2 S: 14	H: 7 LOB: 1 BB: 0 P: 14	R: 2 E: 0 K: 0 S: 3	H: 1 LOB: 0 BB: 1 P: 8	R: 0 E: 0 K: 0 S: 4	H: 1 LOB: 2 BB: 1 P: 8	R: 1 E: 0 K: 0 S: 5	H: 2 LOB: 1 BB: 0 P: 5	R: 0 E: 0 K: 0 S: 3	H: 0 LOB: 0 BB: 0 P: 3	R: 1 E: 0 K: 1 S: 7	H: 3 LOB: 2 BB: 1 P: 11	1B: 12 2B: 1 3B: 0 HR: 2	SF: 1 SAC: 2 DP: 0 HBP: 1	WP: 1 PB: 0 SB: 1 CS: 2	PA: 51
PITCHER	IP WLS BF H R ER SO BB IBB HBP BLK WP HR S P ERA WHIP																			
Joey Jay, R (1, 1)	2.1 L 15 5 5 5 2 3 0 0 0 0 1 16 28 19.29 3.429																			
Bob Miller, L (3, 1)	1.2 10 4 4 4 1 1 0 1 0 0 1 10 15 21.60 3.000																			
Johnny Klippstein, R (5, 1)	2.0 12 1 1 1 0 4 1 0 0 0 1 0 7 27 4.50 2.500																			
Dave Hillman, R (7, 1)	2.0 8 2 1 1 0 0 0 0 0 0 0 0 8 8 4.50 1.000																			
Jim Brosnan, R (9, 1)	1.0 6 3 1 1 1 1 0 0 0 0 0 0 7 11 9.00 4.000																			

Batter	1	2	3	4	5	6	7	8	9	AB	R	H	RBI	BB	SO	LOB	BOTTOM					
Don Blasingame, L (1, 4)	4-3					2-3				4	1	1	1	1	0	2	Philadelphia Phillies @ Cincinnati Reds Crosley Field, Cincinnati, OH Mon Apr 09 1962, 3:33 AM EST Att: 28,506 - Unknown AB 35 R 4 H 9 RBI 4 BB 4 SO 2 LOB 21 					
Eddie Kasko, R (1, 6)	F7					F7				5	0	3	1	0	0	0						
Vada Pinson, L (1, 8)	K									4	0	1	2	0	1	1						
Frank Robinson, R (1, 9)										4	0	0	0	0	0	5						
Jerry Lynch, L (1, 7)										5	0	0	0	0	0	4						
Gordy Coleman, L (1, 3)										3	1	3	0	1	0	0						
Johnny Edwards, L (1, 2)										4	0	0	0	0	1	5						
Tommy Harper, R (1, 5)										4	1	1	0	0	0	4						
Joey Jay, S (1, 1)										0	0	0	0	0	0	0						
Bob Miller, R (3, 1)										1	0	0	0	0	0	0						
Joe Gaines, R (4, PH)										0	1	0	0	0	0	0						
Johnny Klippstein, R (5, 1)										0	0	0	0	0	0	0						
Marty Keough, L (6, PH)										1	0	0	0	0	0	0						
Dave Hillman, R (7, 1)										0	0	0	0	0	0	0						
Leo Cardenas, R (8, PH)										0	0	0	0	1	0	0						
Jim Brosnan, R (9, 1)										0	0	0	0	0	0	0						
Inning Stats	R: 0 E: 0 K: 1 S: 5	H: 0 LOB: 0 BB: 0 P: 5	R: 0 E: 0 K: 1 S: 6	H: 1 LOB: 0 BB: 0 P: 7	R: 1 E: 0 K: 0 S: 5	H: 2 LOB: 1 BB: 1 P: 9	R: 3 E: 0 K: 0 S: 7	H: 4 LOB: 2 BB: 1 P: 11	R: 0 E: 0 K: 0 S: 4	H: 1 LOB: 1 BB: 0 P: 4	R: 0 E: 0 K: 0 S: 3	H: 0 LOB: 0 BB: 0 P: 3	R: 0 E: 0 K: 0 S: 3	H: 0 LOB: 0 BB: 0 P: 3	R: 0 E: 0 K: 0 S: 3	H: 0 LOB: 2 BB: 2 P: 11	R: 0 E: 0 K: 0 S: 4	H: 1 LOB: 1 BB: 0 P: 4	1B: 9 2B: 0 3B: 0 HR: 0	SF: 1 SAC: 0 DP: 0 HBP: 1	WP: 0 PB: 0 SB: 0 CS: 0	PA: 41
PITCHER	IP WLS BF H R ER SO BB IBB HBP BLK WP HR S P ERA WHIP																					
Art Mahaffey, R (1, 1)	9.0 W 41 9 4 4 2 4 0 0 1 0 0 0 40 57 4.00 1.444																					

Batter	1	2	3	4	5	6	7	8	9	AB	R	H	RBI	BB	SO	LOB	TOP					
Tony Taylor, R OBP: 0.400, SLG: 0.333 (1, 4)	4-0 1B BB		0-0 4-3		0-0 4-3		0-0 2B	0-0 F8		3	0	1	0	1	0	0						
Johnny Callison, L OBP: 0.200, SLG: 0.200 (1, 9)	0-0 F8		0-0 4-3		0-0 6-3			0-0 F9		4	0	0	0	0	0	3						
Tony Gonzalez, L OBP: 0.500, SLG: 0.556 (1, 8)	0-0 1-2 1B		0-0 1-3			0-0 4-3		0-0 6-3		4	0	1	0	0	0	0						
Roy Sievers, R (1, 3)	0-0 F8			0-0 5-3		0-0 1-3			0-3 K	4	0	0	0	0	1	2						
Wes Covington, L OBP: 0.333, SLG: 0.333 (1, 7)	0-0 F7			0-0 3-1		0-0 1B			0-3 K	4	0	1	0	0	1	2						
Don Demeter, R OBP: 0.200, SLG: 0.500 (1, 5)		0-0 4-3		0-0 P6		0-3 K			0-0 6-3	4	0	0	0	0	1	1						
Clay Dalrymple, L OBP: 0.375, SLG: 0.714 (1, 2)		0-0 5-3			0-0 6-3		0-0 3-1			3	0	0	0	0	0	0						
Ruben Amaro, R OBP: 0.625, SLG: 0.500 (1, 6)		0-0 1B			0-3 K		0-0 5-3			3	0	1	0	0	1	0						
Jim Owens, R Chris Short, R Billy Conzolo, R Paul Brown, R Billy Klaus, L Jack Baldschun, R (1, 1) (4, 1) (5, Ph) (5, 1) (7, Ph) (7, 1)		0-3 K			0-0 2B 1B		0-0 F9			1	0	0	0	0	1	1						
Inning Stats	R: 0 E: 0 K: 0 S: 4	H: 1 LOB: 2 BB: 1 P: 8	R: 0 E: 0 K: 1 S: 6	H: 1 LOB: 1 BB: 0 P: 6	R: 0 E: 0 K: 0 S: 3	H: 0 LOB: 0 BB: 0 P: 3	R: 0 E: 0 K: 0 S: 3	H: 0 LOB: 0 BB: 0 P: 3	R: 0 E: 0 K: 1 S: 7	H: 2 LOB: 2 BB: 0 P: 7	R: 0 E: 0 K: 0 S: 6	H: 1 LOB: 1 BB: 0 P: 6	R: 0 E: 0 K: 0 S: 3	H: 0 LOB: 0 BB: 0 P: 3	R: 0 E: 0 K: 2 S: 7	H: 0 LOB: 0 BB: 0 P: 7	R: 0 E: 0 K: 2 S: 7	H: 0 LOB: 0 BB: 0 P: 7	1B: 4 2B: 1 3B: 0 HR: 0	SF: 0 SAC: 0 DP: 0 HBP: 0	WP: 0 PB: 0 CS: 0	PA: 33
PITCHER Bob Friend, R ERA:	IP 9.0	WLS W	BF 33	H 5	R 0	ER 0	SO 5	BB 1	IBB 0	HBP 0	BLK 0	WP 0	HR 0	S 42	P 46	ERA 0.00	WHIP 0.667					

Philadelphia Phillies @ Pittsburgh Pirates
Forbes Field, Pittsburgh, PA
Tue Apr 10 1962, 3:33 AM EST
Att: 28,813 - Unknown


AB 32
R 0
H 5
RBI 0
BB 1
SO 5
LOB 9



Batter	1	2	3	4	5	6	7	8	9	AB	R	H	RBI	BB	SO	LOB	BOTTOM					
Bill Virdon, L (1, 8)	0-0 1-3		0-0 F8	0-0 G3		0-3 K				4	0	0	0	0	1	2						
Dick Groat, R OBP: 0.250, SLG: 0.250 (1, 6)	0-0 F7		0-0 BB HR 1B	0-0 6-3			0-0 F7			4	1	1	0	0	0	1						
Bob Skinner, L Howie Goss, R (1, 7) (8, 7)	4-0 BB BB		0-0 E7 BB HR	0-3 K			0-0 G3			3	1	0	0	1	1	2						
Dick Stuart, R OBP: 0.500, SLG: 0.333 (1, 3)	0-0 F7		4-0 HR BB		0-0 G1-6-3 1B		0-0 4-3			3	1	1	0	1	0	1						
Roberto Clemente, R OBP: 0.500, SLG: 1.333 (1, 9)		4-0 6-3 1B BB	0-0 HR		0-0 G1-6-3 1B		0-0 L8			3	2	1	4	1	0	1						
Smoky Burgess, L OBP: 0.250, SLG: 0.250 (1, 2)		0-0 G3	0-0 4-3		0-0 3-1			0-0 1B		4	0	1	0	0	0	1						
Don Hoak, R OBP: 0.500, SLG: 1.333 (1, 5)		0-0 6-3	0-0 HR		4-0 BB		0-0 P4			3	1	1	1	1	0	2						
Bill Mazaroski, R OBP: 0.250, SLG: 0.250 (1, 4)		0-0 1B	0-0 5-3		0-0 P4		0-0 1-3			4	0	1	1	0	0	2						
Bob Friend, R OBP: 0.333, SLG: 0.333 (1, 1)		3-H 0-0 5-3		0-0 G3 PB 1B		0-3 K				3	0	1	0	0	1	2						
Inning Stats	R: 0 E: 0 K: 0 S: 3	H: 0 LOB: 1 BB: 1 P: 7	R: 1 E: 0 K: 0 S: 4	H: 1 LOB: 1 BB: 1 P: 8	R: 5 E: 1 K: 0 S: 7	H: 3 LOB: 0 BB: 1 P: 11	R: 0 E: 0 K: 1 S: 6	H: 1 LOB: 1 BB: 0 P: 6	R: 0 E: 0 K: 2 S: 7	H: 0 LOB: 0 BB: 1 P: 11	R: 0 E: 0 K: 0 S: 3	H: 0 LOB: 0 BB: 0 P: 3	R: 0 E: 0 K: 0 S: 4	H: 1 LOB: 1 BB: 0 P: 4	R: 0 E: 0 K: 0 S: 3	H: 0 LOB: 0 BB: 0 P: 3	R: 0 E: 0 K: 0 S: 4	H: 1 LOB: 1 BB: 0 P: 4	1B: 5 2B: 0 3B: 0 HR: 2	SF: 0 SAC: 0 DP: 1 HBP: 0	WP: 0 PB: 1 CS: 0	PA: 35
PITCHER Jim Owens, R ERA: 12.0 Chris Short, L Paul Brown, R Jack Baldschun, R ERA:	IP 3.0	WLS L	BF 17	H 4	R 6	ER 4	SO 0	BB 3	IBB 0	HBP 0	BLK 0	WP 0	HR 2	S 14	P 26	ERA 12.00	WHIP 2.333					

Philadelphia Phillies @ Pittsburgh Pirates
Forbes Field, Pittsburgh, PA
Tue Apr 10 1962, 3:33 AM EST
Att: 28,813 - Unknown

AB 31
R 6
H 7
RBI 6
BB 4
SO 3
LOB 14



Batter	1	2	3	4	5	6	7	8	9	AB	R	H	RBI	BB	SO	LOB	TOP			
Bob Aspromonte, R (1.5) OBP: 0.444, SLG: 0.333			1-3		5-3					4	0	1	0	1	0	0				
Al Spangler, L (1.8) OBP: 0.462, SLG: 0.500					5-3					3	0	0	0	1	0	1				
Roman Mejias, R (1.9) OBP: 0.438, SLG: 0.813			1-3		K					4	0	1	0	0	1	2				
Norm Larker, L (1.3) OBP: 0.462, SLG: 0.545 Dave Giusti, R (8, PR)										4	1	2	0	0	0	2				
Dick Gemert, R (8, 3) OBP: 0.500, SLG: 0.333										0	0	0	0	0	0	0				
Hal Smith, R (1.2) OBP: 0.267, SLG: 0.533										4	0	0	0	0	1	5				
Jim Pendleton, R (1.7) OBP: 0.200, SLG: 0.143										4	0	1	0	0	1	2				
Joey Amalfitano, R (1.4) OBP: 0.467, SLG: 0.417										4	1	2	0	0	1	1				
Don Buddin, R (1.6) Merritt Ranew, L (9, PH)										1	0	0	0	2	1	0				
Turk Farrell, R (1.1) Pidge Browne, L (7, PH) Bobby Tiefenauer, R (7, 1) Johnny Weekly, R (9, PH)										2	0	0	0	0	0	3				
										1	0	0	0	0	0	0				
										1	0	0	0	0	0	0				
										1	0	0	0	0	0	1				
Inning Stats	R: 0 E: 1 K: 0 S: 4	H: 1 LOB: 2 BB: 1 P: 8	R: 0 E: 0 K: 1 S: 5	H: 0 LOB: 1 BB: 1 P: 9	R: 0 E: 0 K: 0 S: 3	H: 0 LOB: 0 BB: 0 P: 3	R: 1 E: 0 K: 2 S: 9	H: 2 LOB: 2 BB: 1 P: 13	R: 0 E: 0 K: 1 S: 5	H: 1 LOB: 1 BB: 0 P: 4	R: 0 E: 0 K: 1 S: 6	H: 1 LOB: 2 BB: 1 P: 10	R: 0 E: 0 K: 0 S: 3	H: 1 LOB: 1 BB: 0 P: 3	R: 1 E: 0 K: 1 S: 6	H: 1 LOB: 0 BB: 0 P: 6	1B: 6 2B: 1 3B: 0 HR: 0	SF: 0 SAC: 0 DP: 2 HBP: 0	WP: 1 PB: 0 SB: 0 CS: 0	PA: 37
PITCHER Jack Hamilton, R (1.1) ERA: 2.0	IP: 9.0 WLS: W BF: 37 H: 7 R: 2 ER: 2 SO: 6 BB: 4 IBB: 0 HBP: 0 BLK: 1 WP: 1 HR: 0 S: 45 P: 61 ERA: 2.00 WHIP: 1.222															PITCHER	IP: 9.0 WLS: W BF: 37 H: 7 R: 2 ER: 2 SO: 6 BB: 4 IBB: 0 HBP: 0 BLK: 1 WP: 1 HR: 0 S: 45 P: 61 ERA: 2.00 WHIP: 1.222			

Houston Colt 45's @ Philadelphia Phillies
 Connie Mack Stadium, Philadelphia, PA
 Fri Apr 13 1962, 6:05 PM EST
 Att: 12,633 - Unknown

AB 33
 R 2
 H 7
 RBI 0
 BB 4
 SO 6
 LOB 18

Batter	1	2	3	4	5	6	7	8	9	AB	R	H	RBI	BB	SO	LOB	BOTTOM			
Tony Taylor, R (1.4) OBP: 0.286, SLG: 0.200					K					4	0	0	0	0	1	0				
Johnny Callison, L (1.9) OBP: 0.214, SLG: 0.214										4	1	1	0	0	2	0				
Tony Gonzalez, L (1.8) OBP: 0.500, SLG: 0.923										4	1	2	2	0	1	0				
Roy Sievers, R (1.3) Frank Torre, L (9, 3)										2	1	0	0	1	0	1				
										0	0	0	0	0	0	0				
Wes Covington, L (1.7) OBP: 0.333, SLG: 0.250 Don Demeter, R (7, 7) OBP: 0.182, SLG: 0.455										2	0	0	0	1	2	2				
										1	0	0	0	0	0	1				
Billy Klaus, L (1.5)										1	0	0	0	3	0	1				
Clay Dalrymple, L (1.2) OBP: 0.384, SLG: 0.600										3	0	1	1	0	0	4				
Ruben Amaro, R (1.6) OBP: 0.455, SLG: 0.333										3	0	0	0	0	1	2				
										3	0	0	0	0	1	2				
Jack Hamilton, R (1.1)										3	0	0	0	0	3	0				
Inning Stats	R: 0 E: 0 K: 2 S: 7	H: 0 LOB: 0 BB: 0 P: 7	R: 1 E: 0 K: 1 S: 5	H: 1 LOB: 2 BB: 2 P: 13	R: 0 E: 0 K: 1 S: 5	H: 0 LOB: 0 BB: 0 P: 5	R: 0 E: 0 K: 0 S: 3	H: 0 LOB: 2 BB: 2 P: 11	R: 0 E: 0 K: 3 S: 9	H: 0 LOB: 0 BB: 0 P: 9	R: 1 E: 0 K: 2 S: 8	H: 1 LOB: 2 BB: 1 P: 13	R: 0 E: 0 K: 1 S: 5	H: 2 LOB: 1 BB: 0 P: 5	R: 1 E: 0 K: 0 S: 5	H: 2 LOB: 1 BB: 0 P: 5	1B: 2 2B: 0 3B: 1 HR: 1	SF: 0 SAC: 0 DP: 1 HBP: 1	WP: 0 PB: 0 SB: 0 CS: 0	PA: 33
PITCHER Turk Farrell, R (1.1) ERA: 2.97 Bobby Tiefenauer, R (7, 1) ERA: 4.5	IP: 6.0 WLS: L BF: 25 H: 2 R: 2 ER: 2 SO: 9 BB: 5 IBB: 0 HBP: 0 BLK: 0 WP: 0 HR: 1 S: 37 P: 58 ERA: 3.00 WHIP: 1.167															PITCHER	IP: 6.0 WLS: L BF: 25 H: 2 R: 2 ER: 2 SO: 9 BB: 5 IBB: 0 HBP: 0 BLK: 0 WP: 0 HR: 1 S: 37 P: 58 ERA: 3.00 WHIP: 1.167			

Houston Colt 45's @ Philadelphia Phillies
 Connie Mack Stadium, Philadelphia, PA
 Fri Apr 13 1962, 6:05 PM EST
 Att: 12,633 - Unknown

AB 27
 R 3
 H 4
 RBI 3
 BB 5
 SO 10
 LOB 11

Batter	1	2	3	4	5	6	7	8	9	AB	R	H	RBI	BB	SO	LOB	TOP			
Bob Aspromonte, R OBP: 0.364, SLG: 0.263 (1, 5)	K	K			G5-4-3			L5		4	0	0	0	0	2	3	Houston Colt 45's @ Philadelphia Phillies Connie Mack Stadium, Philadelphia, PA Sat Apr 14 1962, 3:33 AM EST Att: 2,732 - Unknown livebaseballscores.com			
Al Spangler, L OBP: 0.353, SLG: 0.357 (1, 8)	4-3		F5			1-3		4-3		4	0	0	0	0	0	0				
Roman Mejias, R OBP: 0.450, SLG: 0.750 (1, 9)	1B		F8			FC4-6			K	4	0	2	0	0	1	0				
Norm Larker, L OBP: 0.471, SLG: 0.533 (1, 3)	1B		F5			FC4-6		1B		4	0	2	0	0	0	1				
Hal Smith, R OBP: 0.211, SLG: 0.421 (1, 2)	F3			K		F5		P5		4	0	0	0	0	1	4				
Jim Pendleton, R OBP: 0.211, SLG: 0.118 (1, 7)		6-3		FC4-6			P6		F3	3	0	0	0	0	0	1				
Joey Amalfitano, R OBP: 0.444, SLG: 0.400 (1, 4)	1B		FC4-6				5-3			3	0	1	0	0	0	1				
Don Buddin, R OBP: 0.333, SLG: 0.167 (1, 6)	1B		CS		FC5-6		F7			3	0	2	0	0	0	0				
Ken Johnson, R Merritt Ranew, L Jim Umbricht, R (1, 1) (8, PH) (8, 1)	K				FC5-6		F7			2	0	0	0	0	1	3				
										1	0	0	0	0	0	0				
										0	0	0	0	0	0	0				
Inning Stats	R: 0 E: 0 K: 1 S: 7	H: 2 LOB: 2 BB: 0 P: 7	R: 0 E: 0 K: 2 S: 9	H: 2 LOB: 2 BB: 0 P: 9	R: 0 E: 0 K: 0 S: 3	H: 0 LOB: 0 BB: 0 P: 3	R: 0 E: 0 K: 1 S: 4	H: 0 LOB: 0 BB: 0 P: 5	R: 0 E: 0 K: 0 S: 3	H: 1 LOB: 0 BB: 0 P: 3	R: 0 E: 0 K: 0 S: 4	H: 1 LOB: 1 BB: 0 P: 4	R: 0 E: 0 K: 0 S: 3	H: 0 LOB: 0 BB: 0 P: 3	R: 0 E: 0 K: 1 S: 6	H: 1 LOB: 1 BB: 0 P: 6	1B: 7 2B: 0 3B: 0 HR: 0	SF: 0 SAC: 0 DP: 1 HBP: 1	WP: 0 PB: 0 SB: 0 CS: 1	PA: 34
PITCHER Art Mahaffey, R ERA: 2.0 (1, 1)	IP: 9.0 WLS: W BF: 33 H: 7 R: 0 ER: 0 SO: 5 BB: 0 IBB: 0 HBP: 1 BLK: 0 WP: 0 HR: 0 S: 42 P: 43 ERA: 0.00 WHIP: 0.778																			

Batter	1	2	3	4	5	6	7	8	9	AB	R	H	RBI	BB	SO	LOB	BOTTOM	
Tony Taylor, R OBP: 0.222, SLG: 0.143 (1, 4)	K		4-3			1-3		6-3		4	0	0	0	0	1	1	Houston Colt 45's @ Philadelphia Phillies Connie Mack Stadium, Philadelphia, PA Sat Apr 14 1962, 3:33 AM EST Att: 2,732 - Unknown livebaseballscores.com	
Johnny Callison, L OBP: 0.222, SLG: 0.278 (1, 9)	K			4-3				4-3		4	0	1	1	0	1	0		
Tony Gonzalez, L OBP: 0.389, SLG: 0.706 (1, 8)	4-3			6-3		L7		L8		4	0	0	0	0	0	1		
Roy Sievers, R OBP: 0.400, SLG: 0.100 Billy Klaus, L (7, PR) (8, 5)				F2			1B	1B	BB	2	0	1	0	1	0	0		
Wes Covington, L OBP: 0.333, SLG: 0.273 Billy Conzolo, R OBP: 1.000, SLG: 1.000 Frank Torre, L (7, PR) (8, 3)		F7			6-3		FC3-2	1B		3	0	1	0	0	0	1		
							1-2	1B		0	1	0	0	0	0	0		
Don Demeter, R OBP: 0.214, SLG: 0.429 (8, 7)		FC6-4			K		FC3-2	1B		3	1	1	0	0	1	1		
							1-2	1B										
Clay Dalrymple, L OBP: 0.286, SLG: 0.462 (1, 2)	4-3				K		FC3-2	1B		3	0	0	0	0	1	3		
							1-3	2-H	3-H									
Ruben Amaro, R OBP: 0.500, SLG: 0.417 (1, 6)			F3			SH3-4	2B	1B		3	1	2	1	0	0	0		
Art Mahaffey, R OBP: 0.500, SLG: 0.250 (1, 1)			6-3			SH3-4		K		2	0	0	0	0	1	2		
Inning Stats	R: 0 E: 0 K: 2 S: 7	H: 0 LOB: 0 BB: 0 P: 7	R: 0 E: 0 K: 0 S: 4	H: 1 LOB: 1 BB: 0 P: 4	R: 0 E: 0 K: 0 S: 3	H: 0 LOB: 0 BB: 0 P: 3	R: 0 E: 0 K: 0 S: 3	H: 0 LOB: 0 BB: 0 P: 3	R: 1 E: 0 K: 0 S: 5	H: 2 LOB: 1 BB: 0 P: 5	R: 2 E: 1 K: 1 S: 7	H: 3 LOB: 2 BB: 1 P: 11	R: 0 E: 0 K: 0 S: 3	H: 0 LOB: 0 BB: 0 P: 3	1B: 5 2B: 1 3B: 0 HR: 0	SF: 0 SAC: 1 DP: 0 HBP: 0	WP: 0 PB: 0 SB: 0 CS: 0	PA: 30
PITCHER Ken Johnson, R ERA: 2.57 Jim Umbricht, R ERA: (1, 1) (8, 1)	IP: 7.0 WLS: L BF: 27 H: 6 R: 3 ER: 2 SO: 5 BB: 1 IBB: 0 HBP: 0 BLK: 0 WP: 0 HR: 0 S: 36 P: 40 ERA: 2.57 WHIP: 1.000																	

Batter	1	2	3	4	5	6	7	8	9	AB	R	H	RBI	BB	SO	LOB	TOP			
Don Landrum, L (1, 8) OBP: 0.482, SLG: 0.364										4	2	1	0	1	0	3	St. Louis Cardinals @ Philadelphia Phillies Connie Mack Stadium, Philadelphia, PA Mon Apr 16 1962, 6:05 PM EST Att: 3,895 - Unknown			
Julian Javier, R (1, 4) OBP: 0.286, SLG: 0.250										4	2	0	0	1	1	2				
Bill White, L (1, 3) OBP: 0.409, SLG: 0.750										5	2	2	3	0	2	0				
Stan Musial, L (1, 7) OBP: 0.556, SLG: 0.733										4	1	1	0	1	1	1				
Carl Warwick, R (9, PR) OBP: 0.500, SLG: 0.333										0	0	0	0	0	0	0				
Ken Boyer, R (1, 5) OBP: 0.300, SLG: 0.412										3	2	0	2	1	0	1				
Gene Oliver, R (1, 2) OBP: 0.487, SLG: 0.933										5	2	3	2	0	0	3				
Jimmie Schaffer, R (9, 2)										0	0	0	0	0	0	0				
Doug Clemens, L (1, 9) OBP: 0.500, SLG: 0.400										3	1	1	3	2	0	1				
Julio Gotay, R (1, 6) OBP: 0.313, SLG: 0.214										1	0	1	0	0	0	0				
Alex Grammas, R (3, 6) OBP: 0.333, SLG: 0.333										3	0	1	1	0	1	1				
Bob Gibson, R (1, 1) OBP: 1.000, SLG: 1.000										1	0	1	0	0	0	0				
Ernie Broglio, R (1, 1)										3	0	0	0	1	1	4				
Inning Stats	R: 6 E: 1 K: 0 S: 5	H: 3 LOB: 1 BB: 4 P: 22	R: 0 E: 0 K: 0 S: 9	H: 0 LOB: 0 BB: 0 P: 9	R: 1 E: 0 K: 1 S: 7	H: 2 LOB: 1 BB: 0 P: 7	R: 3 E: 1 K: 0 S: 7	H: 3 LOB: 1 BB: 0 P: 7	R: 0 E: 0 K: 1 S: 5	H: 0 LOB: 1 BB: 0 P: 9	R: 0 E: 0 K: 0 S: 3	H: 0 LOB: 1 BB: 0 P: 7	R: 0 E: 0 K: 1 S: 5	H: 0 LOB: 0 BB: 0 P: 5	R: 2 E: 0 K: 0 S: 5	H: 3 LOB: 1 BB: 1 P: 9	1B: 6 2B: 4 3B: 1 HR: 1	SF: 1 SAC: 0 DP: 2 HBP: 1	WP: 1 PB: 0 SB: 0 CS: 0	PA: 45
PITCHER	IP WLS BF H R ER SO BB IBB HBP BLK WP HR S P ERA WHIP	IP WLS BF H R ER SO BB IBB HBP BLK WP HR S P ERA WHIP																		
Cal McLish, R (1, 1) ERA: 135.0	0.1	7	2	6	5	0	3	1	0	0	0	0	0	3	19	135.00	15.000			
Dallas Green, R (1, 1) ERA	0.2	3	1	0	0	0	0	0	1	0	0	0	2	3	0.00	1.500				
Don Ferrarese, L (2, 1) ERA: 7.71	0.0	L	0	0	0	0	0	0	0	0	0	0	0	0	∞	∞				
Frank Sullivan, R (4, 1) ERA	1.2	7	1	0	0	1	1	0	0	0	0	0	8	12	0.00	1.200				
Paul Brown, R (6, 1) ERA	3.0	10	0	0	0	1	1	0	0	0	0	0	11	15	0.00	0.333				

Batter	1	2	3	4	5	6	7	8	9	AB	R	H	RBI	BB	SO	LOB	BOTTOM			
Tony Taylor, R (1, 4) OBP: 0.261, SLG: 0.167										4	1	1	2	1	0	3	St. Louis Cardinals @ Philadelphia Phillies Connie Mack Stadium, Philadelphia, PA Mon Apr 16 1962, 6:05 PM EST Att: 3,895 - Unknown			
Johnny Callison, L (1, 9) OBP: 0.217, SLG: 0.227										4	1	0	0	1	0	3				
Tony Gonzalez, L (1, 8) OBP: 0.391, SLG: 0.619										4	0	1	0	1	1	2				
Wes Covington, L (1, 7) OBP: 0.235, SLG: 0.188										5	0	0	0	0	0	4				
Billy Klaus, L (1, 5) OBP: 0.400, SLG: 0.143										5	1	1	1	0	0	2				
Frank Torre, L (1, 3) OBP: 0.667, SLG: 0.333										2	1	1	0	2	0	0				
Clay Dalrymple, L (1, 2) OBP: 0.278, SLG: 0.412										4	1	1	2	0	0	3				
Ruben Amaro, R (1, 6) OBP: 0.500, SLG: 0.357										2	1	0	0	2	0	0				
Cal McLish, S Dallas Green, L Roy Sievers, R Ernie Broglio, R Don Ferrarese, R Frank Sullivan, R Mel Roach, R Paul Brown, R Wes Covington, R Jack Baldschun, R										0	0	0	0	0	0	0				
Inning Stats	R: 6 E: 0 K: 1 S: 8	H: 3 LOB: 5 BB: 5 P: 28	R: 0 E: 0 K: 0 S: 3	H: 0 LOB: 2 BB: 2 P: 11	R: 0 E: 0 K: 0 S: 4	H: 1 LOB: 1 BB: 0 P: 4	R: 0 E: 0 K: 0 S: 3	H: 0 LOB: 0 BB: 0 P: 3	R: 0 E: 0 K: 0 S: 4	H: 1 LOB: 1 BB: 0 P: 4	R: 0 E: 0 K: 0 S: 3	H: 1 LOB: 0 BB: 0 P: 3	R: 0 E: 0 K: 0 S: 3	H: 0 LOB: 0 BB: 0 P: 3	R: 0 E: 0 K: 0 S: 3	H: 0 LOB: 0 BB: 0 P: 3		1B: 7 2B: 0 3B: 0 HR: 0	SF: 0 SAC: 0 DP: 1 HBP: 0	WP: 1 PB: 0 SB: 1 CS: 0
PITCHER	IP WLS BF H R ER SO BB IBB HBP BLK WP HR S P ERA WHIP	IP WLS BF H R ER SO BB IBB HBP BLK WP HR S P ERA WHIP																		
Bob Gibson, R (1, 1) ERA: 81.0	0.2	6	2	6	6	1	4	0	0	0	0	0	6	22	81.00	9.000				
Ernie Broglio, R (1, 1) ERA	8.1	W	33	5	0	0	4	0	0	0	0	0	29	45	0.00	1.080				

AB	36
R	12
H	11
RBI	11
BB	7
SO	6
LOB	16



AB	33
R	6
H	7
RBI	6
BB	8
SO	1
LOB	17



Batter	1	2	3	4	5	6	7	8	9	AB R H RBI BB SO LOB	TOP											
Bill Virdon, L OBP: 0.364, SLG: 0.379 (1, 8)										4 0 1 0 1 0 1	Pittsburgh Pirates @ Philadelphia Phillies Connie Mack Stadium, Philadelphia, PA Wed Apr 18 1962, 6:05 PM EST Att: 7,284 - Unknown											
Dick Groat, R OBP: 0.406, SLG: 0.379 (1, 6)										4 1 2 0 0 1 1												
Bob Skinner, L OBP: 0.318, SLG: 0.474 (1, 7)										4 1 2 3 0 0 2												
Dick Stuart, R OBP: 0.355, SLG: 0.333 (1, 3)										4 0 0 0 0 1 3												
Roberto Clemente, R OBP: 0.419, SLG: 0.615 (1, 9)										4 0 0 0 0 1 0												
Don Hoak, R OBP: 0.484, SLG: 0.583 (1, 5)										3 0 1 0 1 0 0												
Don Leppert, R OBP: 0.214, SLG: 0.462 (1, 2)										4 0 0 0 0 1 2												
Bill Mazerowski, R OBP: 0.379, SLG: 0.741 (1, 4)										3 1 1 1 1 0 0												
Vinegar Bend Mizell, R Earl Francis, R OBP: 0.333, SLG: 0.333 (3, 1)										1 0 0 0 0 1 0 3 1 1 0 0 2 2												
Inning Stats	R: 0 E: 0 K: 1 S: 5	H: 1 LOB: 0 BB: 0 P: 5	R: 0 E: 0 K: 0 S: 3	H: 0 LOB: 1 BB: 1 P: 7	R: 1 E: 0 K: 1 S: 7	H: 2 LOB: 2 BB: 1 P: 11	R: 0 E: 0 K: 0 S: 3	H: 0 LOB: 0 BB: 0 P: 3	R: 3 E: 0 K: 0 S: 6	H: 3 LOB: 0 BB: 0 P: 6		R: 0 E: 0 K: 2 S: 8	H: 1 LOB: 2 BB: 1 P: 12	R: 0 E: 0 K: 1 S: 6	H: 1 LOB: 1 BB: 0 P: 6	R: 0 E: 0 K: 1 S: 5	H: 0 LOB: 0 BB: 0 P: 5	R: 0 E: 0 K: 1 S: 5	H: 0 LOB: 0 BB: 0 P: 5	1B: 5 2B: 2 3B: 0 HR: 2	SF: 0 SAC: 0 DP: 1 HBP: 0	WP: 0 PB: 0 SB: 1 CS: 1
PITCHER	IP WLS BF H R ER SO BB IBB HBP BLK WP HR S P ERA WHIP											IP WLS BF H R ER SO BB IBB HBP BLK WP HR S P ERA WHIP										
Jack Hamilton, R ERA: 3.77 (1, 1)	5.1 L 24 7 4 4 2 2 0 0 0 0 0 2 26 34 6.75 1.688																					
Frank Sullivan, R ERA: (6, 1)	1.2 7 1 0 0 3 0 1 0 0 0 0 0 12 16 0.00 0.600																					
Dallas Green, R ERA: (8, 1)	2.0 6 0 0 0 2 0 0 0 0 0 0 0 10 10 0.00 0.000																					

Batter	1	2	3	4	5	6	7	8	9	AB R H RBI BB SO LOB	BOTTOM											
Tony Taylor, R OBP: 0.259, SLG: 0.182 (1, 4)										4 1 1 0 0 0 1	Pittsburgh Pirates @ Philadelphia Phillies Connie Mack Stadium, Philadelphia, PA Wed Apr 18 1962, 6:05 PM EST Att: 7,284 - Unknown											
Ted Savage, R OBP: 0.957, SLG: 0.800 (1, 7)										2 2 2 0 2 0 0												
Don Demeter, R OBP: 0.222, SLG: 0.353 (1, 9) (7, 5)										3 0 0 0 1 0 3												
Roy Sievers, R OBP: 0.500, SLG: 0.231 (1, 3)										3 0 2 2 1 0 1												
Mel Roach, R OBP: 0.333, SLG: 0.500 (1, 5) Johnny Callison, L OBP: 0.208, SLG: 0.217 (6, PH) (7, 9)										1 0 0 1 0 0 1 1 0 0 0 0 1 1												
Sammy White, R Wes Covington, L OBP: 0.222, SLG: 0.176 (6, PH) Clay Dainypile, L OBP: 0.316, SLG: 0.444 (7, 2) Billy Consolo, R OBP: 0.500, SLG: 0.500 (9, PR)										2 0 0 0 0 1 2 1 0 0 0 0 0 1 1 0 1 0 0 0 0 0 0 0 0 0 0 0												
Tony Gonzalez, L OBP: 0.333, SLG: 0.520 (1, 8)										4 0 0 0 0 0 2												
Ruben Amaro, R OBP: 0.409, SLG: 0.278 (1, 6)										4 0 0 0 0 1 1												
Jack Hamilton, R Frank Sullivan, R Billy Klaus, L OBP: 0.364, SLG: 0.125 (7, PH) Dallas Green, L Frank Torre, L OBP: 0.571, SLG: 0.250 (9, PH)										1 0 0 0 1 1 0 0 0 0 0 0 0 0 1 0 0 0 0 0 0 0 0 0 0 0 0 0 1 0 0 0 0 0 2												
Inning Stats	R: 2 E: 0 K: 0 S: 4	H: 2 LOB: 1 BB: 2 P: 12	R: 0 E: 0 K: 0 S: 3	H: 0 LOB: 1 BB: 1 P: 7	R: 1 E: 0 K: 0 S: 3	H: 1 LOB: 0 BB: 1 P: 7	R: 0 E: 0 K: 2 S: 7	H: 0 LOB: 0 BB: 0 P: 7	R: 0 E: 0 K: 1 S: 5	H: 0 LOB: 1 BB: 1 P: 9		R: 0 E: 0 K: 0 S: 4	H: 1 LOB: 1 BB: 0 P: 4	R: 0 E: 0 K: 0 S: 3	H: 0 LOB: 0 BB: 0 P: 3	R: 0 E: 0 K: 1 S: 6	H: 1 LOB: 1 BB: 0 P: 6	R: 0 E: 0 K: 0 S: 4	H: 1 LOB: 2 BB: 0 P: 4	1B: 6 2B: 0 3B: 0 HR: 0	SF: 1 SAC: 1 DP: 2 HBP: 0	WP: 0 PB: 0 SB: 1 CS: 0
PITCHER	IP WLS BF H R ER SO BB IBB HBP BLK WP HR S P ERA WHIP											IP WLS BF H R ER SO BB IBB HBP BLK WP HR S P ERA WHIP										
Vinegar Bend Mizell, L ERA: 2.89 (1, 1)	2.1 13 3 3 3 0 4 0 0 0 0 0 0 9 25 11.57 3.000																					
Earl Francis, R ERA: (3, 1)	6.2 W 23 3 0 0 4 1 0 0 0 0 0 0 30 34 0.00 0.600																					

Batter	1	2	3	4	5	6	7	8	9	AB	R	H	RBI	BB	SO	LOB	TOP				
Bill Virdon, L OBP: 0.395, SLG: 0.424 (1, 8)										4	1	2	0	1	0	1	Pittsburgh Pirates @ Philadelphia Phillies Connie Mack Stadium, Philadelphia, PA Thu Apr 19 1962, 6:05 PM EST Att: 8,427 - Unknown				
Dick Groat, R OBP: 0.432, SLG: 0.424 (1, 6)										4	1	2	0	1	0	2					
Bob Skinner, L OBP: 0.296, SLG: 0.458 (1, 7)										5	1	1	1	0	0	2					
Dick Stuart, R OBP: 0.389, SLG: 0.419 (1, 3)										4	0	2	0	1	1	1					
Roberto Clemente, R OBP: 0.389, SLG: 0.548 (1, 9)										5	0	1	1	0	2	3					
Don Hoak, R OBP: 0.472, SLG: 0.536 (1, 5)										4	1	1	0	1	0	3					
Don Leppert, R OBP: 0.316, SLG: 0.500 (1, 2)										3	1	1	1	1	1	0					
Bill Mazerowski, R OBP: 0.424, SLG: 0.833 (1, 4)										3	1	2	2	1	0	3					
Al McBean, R OBP: 0.500, SLG: 0.500 Larry Elliot, L (6, PH) Jack Lamabe, R (6, 1)										2	0	1	0	0	1	1					
Inning Stats	R: 1 E: 1 K: 1 S: 7	H: 2 LOB: 1 BB: 0 P: 7	R: 0 E: 0 K: 2 S: 8	H: 1 LOB: 1 BB: 0 P: 8	R: 2 E: 0 K: 0 S: 4	H: 3 LOB: 1 BB: 2 P: 12	R: 2 E: 0 K: 0 S: 4	H: 2 LOB: 0 BB: 0 P: 5	R: 0 E: 0 K: 0 S: 3	H: 0 LOB: 2 BB: 2 P: 11	R: 0 E: 0 K: 1 S: 6	H: 1 LOB: 3 BB: 2 P: 14	R: 0 E: 0 K: 0 S: 4	H: 1 LOB: 1 BB: 0 P: 4	R: 1 E: 0 K: 1 S: 6	H: 2 LOB: 1 BB: 0 P: 6	1B: 7 2B: 4 3B: 1 HR: 1	SF: 0 SAC: 0 DP: 2 HBP: 1	WP: 1 PB: 0 SB: 0 CS: 0	PA: 43	
PITCHER	IP WLS BF H R ER SO BB IBB HBP BLK WP HR S P ERA WHIP																				
Art Mahaffey, R ERA: 3.43 Chris Short, L ERA: Paul Brown, R ERA: Don Ferrarese, L ERA: 6.0 Frank Sullivan, R ERA: 1.59	3.0 2.0 1.0 0.2 2.1	WLS L 5 5 9	BF 17 7 2 3	H 7 2 0 1	R 5 0 0 1	ER 4 0 0 1	SO 3 0 0 1	BB 2 0 2 0	IBB 0 0 0 0	HBP 1 0 0 0	BLK 0 0 0 0	WP 0 0 0 0	HR 1 0 0 0	S 20 7 3 5	P 29 7 11 13	ERA 12.00 0.00 0.00 0.00	WHIP 3.000 1.000 2.000 4.500				

Batter	1	2	3	4	5	6	7	8	9	AB	R	H	RBI	BB	SO	LOB	BOTTOM				
Tony Taylor, R OBP: 0.281, SLG: 0.160 (1, 4)										3	0	0	0	2	0	1	Pittsburgh Pirates @ Philadelphia Phillies Connie Mack Stadium, Philadelphia, PA Thu Apr 19 1962, 6:05 PM EST Att: 8,427 - Unknown				
Johnny Callison, L OBP: 0.178, SLG: 0.185 (1, 9)										4	0	0	0	0	1	3					
Tony Gonzalez, L OBP: 0.290, SLG: 0.448 (1, 8)										4	0	0	1	0	0	2					
Roy Sievers, R OBP: 0.458, SLG: 0.188 (1, 3)										3	1	0	0	1	1	1					
Wes Covington, L OBP: 0.273, SLG: 0.286 (1, 7)										4	1	2	0	0	0	0					
Don Demeter, R OBP: 0.227, SLG: 0.333 (1, 5)										4	0	1	1	0	0	2					
Clay Dalrymple, L OBP: 0.391, SLG: 0.524 Bobby Malkmus, R (9, PR)										3	0	2	0	1	0	1					
Ruben Amaro, R OBP: 0.385, SLG: 0.273 (1, 6)										4	0	1	1	0	2	4					
Art Mahaffey, R ERA: 3.43 Chris Short, L ERA: Billy Klaus, L OBP: 0.427, SLG: 0.125 Paul Brown, R ERA: Jacke Davis, R ERA: Don Ferrarese, R OBP: 1.000, SLG: 1.000 Frank Sullivan, R ERA: 1.59 Frank Torre, L OBP: 0.260, SLG: 0.200	11.1 14.1 05. PH 06. 1 05. PH 07. 1 07. 1 09. PH	IP WLS BF H R ER SO BB IBB HBP BLK WP HR S P ERA WHIP																			
PITCHER	IP WLS BF H R ER SO BB IBB HBP BLK WP HR S P ERA WHIP																				
Al McBean, R ERA: 3.6 Jack Lamabe, R ERA: 1.13	5.0 4.0	WLS S 15	BF 22 15	H 4 2	R 2 1	ER 2 1	SO 4 1	BB 4 1	IBB 0 0	HBP 0 0	BLK 0 0	WP 0 0	HR 0 0	S 26 16	P 42 20	ERA 3.60 2.25	WHIP 1.600 0.750				
Inning Stats	R: 0 E: 0 K: 1 S: 5	H: 0 LOB: 0 BB: 0 P: 5	R: 1 E: 0 K: 0 S: 4	H: 2 LOB: 1 BB: 1 P: 8	R: 0 E: 0 K: 1 S: 5	H: 0 LOB: 1 BB: 1 P: 9	R: 0 E: 0 K: 2 S: 9	H: 2 LOB: 2 BB: 0 P: 9	R: 1 E: 0 K: 0 S: 3	H: 0 LOB: 1 BB: 2 P: 11	R: 1 E: 0 K: 0 S: 5	H: 2 LOB: 0 BB: 0 P: 3	R: 0 E: 0 K: 0 S: 3	H: 0 LOB: 0 BB: 0 P: 3	R: 0 E: 0 K: 1 S: 5	H: 0 LOB: 1 BB: 1 P: 9	1B: 4 2B: 2 3B: 0 HR: 0	SF: 0 SAC: 0 DP: 0 HBP: 0	WP: 0 PB: 0 SB: 0 CS: 0	PA: 37	

Batter	1	2	3	4	5	6	7	8	9	AB	R	H	RBI	BB	SO	LOB	TOP				
Tony Taylor, R OBP: 0.333, SLG: 0.214 (1, 4)	0-0 FC1-2 1B		0-0 4-3		0-0 1B		1-0 HBP			3	0	2	0	0	0	0					
Ted Savage, R OBP: 0.545, SLG: 0.444 (1, 9)	0-0 2-4		0-0 6-3		0-3 K		0-3 K			4	0	0	0	0	2	3					
Tony Gonzalez, L OBP: 0.286, SLG: 0.485 (1, 8)	0-0 FC1-2		0-0 1B		0-0 F9			0-0 F8		4	1	1	0	0	0	2					
Roy Sievers, R OBP: 0.429, SLG: 0.200 (1, 3)	0-0 F8		0-0 1B		0-0 F8			0-0 F8		4	1	1	1	0	0	1					
Wes Covington, L OBP: 0.269, SLG: 0.280 Billy Consolo, R OBP: 0.500, SLG: 0.500 (8, 5)		0-0 F7		0-0 HBP		0-0 4-3		0-0 3-1		4	0	1	0	0	0	0					
Don Demeter, R OBP: 0.231, SLG: 0.292 (8, 7)		0-3 K		1-0 1B		0-0 P6			0-0 P6	3	0	0	0	0	1	0					
Clay Dalrymple, L OBP: 0.370, SLG: 0.542 (1, 2)		0-0 4-3		0-0 SF8			0-0 WP		0-0 F9	3	1	1	1	0	0	0					
Ruben Amaro, R OBP: 0.345, SLG: 0.240 (1, 6)			0-0 F5		0-3 K		0-0 SH4-3		0-0 F8	3	0	0	1	0	1	2					
Cal McLish, S Jack Baldschun, R (8, 1)			0-3 K			0-3 K			0-0 F3	3	0	0	0	0	2	0					
Inning Stats	R: 0 E: 0 K: 0 S: 4	H: 1 LOB: 1 BB: 0 P: 4	R: 0 E: 0 K: 1 S: 5	H: 0 LOB: 0 BB: 0 P: 5	R: 0 E: 0 K: 1 S: 5	H: 0 LOB: 0 BB: 0 P: 5	R: 2 E: 0 K: 1 S: 8	H: 3 LOB: 2 BB: 0 P: 9	R: 0 E: 0 K: 2 S: 8	H: 1 LOB: 1 BB: 0 P: 8	R: 0 E: 0 K: 0 S: 3	H: 0 LOB: 0 BB: 0 P: 3	R: 1 E: 0 K: 1 S: 6	H: 1 LOB: 1 BB: 0 P: 7	R: 0 E: 0 K: 0 S: 3	H: 0 LOB: 0 BB: 0 P: 3	R: 0 E: 0 K: 0 S: 3	H: 0 LOB: 0 BB: 0 P: 3	1B: 4 2B: 1 3B: 1 HR: 0	SF: 1 SAC: 1 DP: 0 HBP: 2	WP: 1 PA: 35 PB: 0 CS: 1
PITCHER	IP WLS BF H R ER SO BB IBB HBP BLK WP HR S P ERA WHIP	IP WLS BF H R ER SO BB IBB HBP BLK WP HR S P ERA WHIP															IP WLS BF H R ER SO BB IBB HBP BLK WP HR S P ERA WHIP				
Ken Johnson, R ERA: 3.21 Bobby Tiefenauer, R ERA: 1.8 (1, 1)	7.0 L 29 6 3 3 6 0 0 2 0 1 0 39 41 3.86 0.857	2.0 6 0 0 0 0 0 0 0 0 0 0 0 0 6 6 0.00 0.000																			

Philadelphia Phillies @ Houston Colt 45's
Colt Stadium, Houston, TX
Sat Apr 21 1962, 7:05 PM EST
Att: 21,841 - Overcast - 72 F

AB	31
R	3
H	6
RBI	3
BB	0
SO	6
LOB	8



Batter	1	2	3	4	5	6	7	8	9	AB	R	H	RBI	BB	SO	LOB	BOTTOM		
Bob Aspromonte, R OBP: 0.333, SLG: 0.278 (1, 5)	0-0 5-3 1B		0-0 5-3		0-0 G6-4-3			0-0 F7		4	0	1	0	0	0	1			
Al Spangler, L OBP: 0.300, SLG: 0.296 (1, 8)	0-0 5-3		0-0 1B			0-0 3-1		0-0 1B		4	0	2	0	0	0	1			
Roman Mejias, R OBP: 0.376, SLG: 0.568 (1, 9)	0-0 L9		0-0 F7			0-0 F7		0-3 K		4	0	0	0	0	1	3			
Pidge Browne, L OBP: 0.182, SLG: 0.300 (1, 3)	0-0 F9				0-0 F9		0-0 F8		0-0 1-6-3	4	0	0	0	0	0	2			
Jim Pendleton, R OBP: 0.324, SLG: 0.343 (1, 7)		0-0 L8		0-0 2B			0-0 1B		0-0 1B	4	1	3	0	0	0	0			
Hal Smith, R OBP: 0.194, SLG: 0.300 (1, 2)		1-0 HBP		0-0 1-3			0-0 F7		0-0 F7	3	0	0	0	0	0	3			
Joey Amalfitano, R OBP: 0.324, SLG: 0.281 (1, 4)		0-0 L9		0-0 F5			0-0 1B		0-0 F8	4	0	1	1	0	0	3			
Don Buddin, R OBP: 0.419, SLG: 0.318 Norm Larker, L OBP: 0.435, SLG: 0.619 Bob Lillis, R OBP: 1.000, SLG: 1.000 (7, PH) (8, 6)		0-0 F7		4-0 BB			0-0 F8		0-0 1B	1	0	0	0	1	0	1			
Ken Johnson, R Merritt Ranew, L OBP: 0.375, SLG: 0.500 Bobby Tiefenauer, R Johnny Weekley, R OBP: 0.500, SLG: 1.333 (1, 1) (7, PH) (8, 1) (9, PH)			0-3 K		0-3 K		0-3 K		0-3 K	2	0	0	0	0	2	1			
Inning Stats	R: 0 E: 0 K: 0 S: 4	H: 1 LOB: 1 BB: 0 P: 4	R: 0 E: 0 K: 1 S: 6	H: 1 LOB: 1 BB: 0 P: 6	R: 0 E: 0 K: 0 S: 4	H: 1 LOB: 1 BB: 0 P: 4	R: 0 E: 0 K: 1 S: 4	H: 0 LOB: 0 BB: 1 P: 8	R: 0 E: 0 K: 0 S: 3	H: 0 LOB: 0 BB: 0 P: 3	R: 1 E: 0 K: 1 S: 7	H: 2 LOB: 1 BB: 0 P: 7	R: 0 E: 0 K: 1 S: 6	H: 1 LOB: 1 BB: 0 P: 6	R: 0 E: 0 K: 1 S: 7	H: 2 LOB: 2 BB: 0 P: 7	1B: 6 2B: 2 3B: 0 HR: 0	SF: 0 SAC: 0 DP: 1 HBP: 1	WP: 0 PA: 36 PB: 0 SB: 0 CS: 0
PITCHER	IP WLS BF H R ER SO BB IBB HBP BLK WP HR S P ERA WHIP	IP WLS BF H R ER SO BB IBB HBP BLK WP HR S P ERA WHIP															IP WLS BF H R ER SO BB IBB HBP BLK WP HR S P ERA WHIP		
Cal McLish, R ERA: 7.04 Jack Baldschun, R ERA: 3.96 (1, 1) (8, 1)	7.1 W 29 6 1 1 3 1 0 1 0 0 0 0 11 11 0.00 1.200	1.2 S 7 2 0 0 2 0 0 0 0 0 0 0 11 11 0.00 1.200																	

Philadelphia Phillies @ Houston Colt 45's
Colt Stadium, Houston, TX
Sat Apr 21 1962, 7:05 PM EST
Att: 21,841 - Overcast - 72 F

AB	34
R	1
H	8
RBI	1
BB	1
SO	5
LOB	19



Batter	1	2	3	4	5	6	7	8	9	AB	R	H	RBI	BB	SO	LOB	TOP								
Tony Taylor, R OBP: 0.341, SLG: 0.242	0-0 2-3 1B		0-0 P3		0-0 FC1-6-4		0-0 1B		0-0 G4-6-3	5	0	2	1	0	0	3									
Ted Savage, R OBP: 0.467, SLG: 0.333	0-0 L8			4-0 WP BB	0-3 K		0-0 P4			3	0	0	0	1	1	3									
Tony Gonzalez, L OBP: 0.282, SLG: 0.444	0-0 2-3			0-0 F7		0-3 K		4-0 3-1 BB		3	0	0	0	1	1	2									
Roy Sievers, R OBP: 0.375, SLG: 0.167	0-0 F9			0-0 F3		0-0 6-3		0-0 L7		4	0	0	0	0	0	3									
Wes Covington, L OBP: 0.276, SLG: 0.286		0-0 FC6-4 1B		0-3 K		0-3 K		0-0 3-1		3	0	1	0	0	2	1									
Billy Klaus, L OBP: 0.385, SLG: 0.111								1-2		1	0	0	0	0	0	1									
Don Demeter, R OBP: 0.233, SLG: 0.286		0-0 FC6-4 CS			0-0 S E 1B		0-0 P6	0-0 L7		4	1	1	0	0	0	2									
Clay Dainryple, L OBP: 0.419, SLG: 0.556					0-0 E7		0-0 1B	4-0 2B 1B		3	2	2	1	1	0	1									
Billy Conzolo, R OBP: 0.500, SLG: 0.500		0-0 F5		0-0 E3	4-3 SH 1B		0-0 1B	0-0 FC BB		0	0	0	0	0	0	0									
Sammy White, R			0-0 CS	0-0 E3 B1-4 1B	4-3		0-0 1B	0-0 FC 1B		4	1	3	0	0	0	1									
Ruben Amaro, R OBP: 0.394, SLG: 0.310			0-0 CS	0-0 E3 B1-4 1B	4-3		0-0 1B	0-0 FC 1B		1	0	0	1	0	0	1									
Jim Owens, R			0-0 CS	0-0 E3 B1-4 1B	4-3		0-0 1B	0-0 FC 1B		1	0	0	1	0	0	1									
Johnny Callison, L OBP: 0.207, SLG: 0.214			0-0 B1-4	0-0 SH			0-0 1B	0-0 FC G4-6-3		1	0	1	1	0	0	0									
Frank Sullivan, R			0-0 B1-4	0-0 SH			0-0 1B	0-0 FC G4-6-3		0	0	0	0	0	0	0									
Jack Baldschun, R			0-0 B1-4	0-0 SH			0-0 1B	0-0 FC G4-6-3		1	0	0	0	0	0	2									
Inning Stats	R: 0 E: 0 K: 0 S: 4	H: 1 LOB: 1 BB: 0 P: 4	R: 0 E: 0 K: 0 S: 3	H: 1 LOB: 0 BB: 0 P: 3	R: 0 E: 1 K: 0 S: 3	H: 1 LOB: 0 BB: 0 P: 3	R: 0 E: 0 K: 1 S: 5	H: 0 LOB: 1 BB: 1 P: 9	R: 2 E: 2 K: 1 S: 8	H: 2 LOB: 1 BB: 0 P: 8	R: 0 E: 0 K: 2 S: 7	H: 0 LOB: 0 BB: 0 P: 7	R: 2 E: 0 K: 0 S: 6	H: 4 LOB: 1 BB: 0 P: 6	R: 0 E: 0 K: 0 S: 3	H: 0 LOB: 1 BB: 1 P: 7	R: 0 E: 1 K: 0 S: 3	H: 1 LOB: 2 BB: 1 P: 7	1B: 10 2B: 1 3B: 0 HR: 0	SF: 0 SAC: 2 DP: 2 HBP: 0	WP: 1 PB: 0 SB: 2 CS: 1	PA: 38			
PITCHER	IP	WLS	BF	H	R	ER	SO	BB	IBB	HBP	BLK	WP	HR	S	P	ERA	WHIP								
Dave Giusti, R ERA: 4.26	6.1	L	27	8	4	3	4	1	0	0	0	1	0	34	38	4.26	1.421								
Turk Farrell, R ERA: 2.51	0.2		2	1	0	0	0	0	0	0	0	0	0	2	2	0.00	1.500								
Al Cicotte, R ERA:	1.0		4	0	0	0	0	1	0	0	0	0	0	3	7	0.00	1.000								
Jim Umbricht, R ERA:	1.0		4	1	0	0	0	1	0	0	0	0	0	3	7	0.00	2.000								

Philadelphia Phillies @ Houston Colt 45's
Colt Stadium, Houston, TX
Sun Apr 22 1962, 4:33 AM EST
Att: 13,130 - Cloudy - 80 F

AB 33
R 4
H 10
RBI 4
BB 3
SO 4
LOB 20



Batter	1	2	3	4	5	6	7	8	9	AB	R	H	RBI	BB	SO	LOB	BOTTOM								
Bob Aspromonte, R OBP: 0.326, SLG: 0.256	4-0 1B SF9 BB		0-0 SH FC4-6		0-0 F9		0-0 L8		0-3 K	3	1	0	0	1	1	2									
Al Spangler, L OBP: 0.314, SLG: 0.313	0-0 SF9 1B		0-0 FC4-6 BB		0-0 G6-4-3 1B		0-0 3B		0-0 G3	5	1	2	1	0	0	3									
Roman Mejias, R OBP: 0.357, SLG: 0.571	0-0 F6		0-0 F3		0-0 G6-4-3		0-0 3B		0-3 K	5	0	1	1	0	1	5									
Norm Larker, L OBP: 0.407, SLG: 0.565	0-0 SF9		4-0 BB		0-0 F8		0-0 L8			2	0	0	1	1	0	1									
Jim Pendleton, R OBP: 0.300, SLG: 0.316	0-0 4-3		0-3 K		0-0 6-3			0-0 4-3		3	0	0	0	0	1	4									
Al Cicotte, R										0	0	0	0	0	0	0									
Merritt Ranew, L OBP: 0.333, SLG: 0.444										1	0	0	0	0	0	0									
Hal Smith, R OBP: 0.257, SLG: 0.364		0-0 F2		0-0 FC5-4 1B		0-0 2B		4-0 1B BB		3	0	2	0	1	0	0									
Bob Lillis, R OBP: 1.000, SLG: 1.000										0	0	0	0	0	0	0									
Joey Amalfitano, R OBP: 0.341, SLG: 0.286		0-0 4-3		0-0 FC5-4 CS		4-0 BB		0-0 1B		3	0	1	0	1	0	1									
Don Buddin, R OBP: 0.382, SLG: 0.280			0-0 F7		0-3 K		0-0 F7		0-3 K	3	0	0	0	0	1	3									
Pidge Browne, L OBP: 0.167, SLG: 0.273										1	0	0	0	0	1	2									
Jim Umbricht, R										0	0	0	0	0	0	0									
Dave Giusti, R OBP: 1.000, SLG: 1.000					0-0 E7		0-0 FC4-6 1B		0-0 4-3	2	1	2	0	0	0	0									
Turk Farrell, R										0	0	0	0	0	0	0									
Don Taussig, R OBP: 0.500, SLG: 0.500				0-0 FC4-6 SH 1B				0-0 FC4-6 1B		2	0	1	0	0	0	2									
Inning Stats	R: 1 E: 0 K: 0 S: 4	H: 1 LOB: 1 BB: 1 P: 8	R: 0 E: 0 K: 0 S: 3	H: 0 LOB: 0 BB: 0 P: 3	R: 0 E: 1 K: 1 S: 7	H: 1 LOB: 3 BB: 1 P: 11	R: 0 E: 0 K: 1 S: 5	H: 1 LOB: 0 BB: 0 P: 5	R: 1 E: 1 K: 0 S: 4	H: 2 LOB: 0 BB: 0 P: 4	R: 0 E: 0 K: 0 S: 4	H: 1 LOB: 2 BB: 1 P: 8	R: 1 E: 0 K: 0 S: 5	H: 2 LOB: 1 BB: 0 P: 5	R: 0 E: 0 K: 1 S: 6	H: 1 LOB: 2 BB: 1 P: 10	R: 0 E: 0 K: 2 S: 7	H: 0 LOB: 0 BB: 0 P: 7	1B: 7 2B: 1 3B: 1 HR: 0	SF: 1 SAC: 1 DP: 1 HBP: 0	WP: 0 PB: 0 SB: 0 CS: 1	PA: 39			
PITCHER	IP	WLS	BF	H	R	ER	SO	BB	IBB	HBP	BLK	WP	HR	S	P	ERA	WHIP								
Jim Owens, R ERA: 5.0	6.0	W	26	6	2	1	2	3	0	0	0	0	0	27	39	1.50	1.500								
Frank Sullivan, R ERA: 2.54	0.2		4	2	1	1	0	0	0	0	0	0	0	4	4	13.50	3.000								
Jack Baldschun, R ERA: 2.57	2.1	S	9	1	0	0	3	1	0	0	0	0	0	14	18	0.00	0.857								

Philadelphia Phillies @ Houston Colt 45's
Colt Stadium, Houston, TX
Sun Apr 22 1962, 4:33 AM EST
Att: 13,130 - Cloudy - 80 F

AB 33
R 3
H 9
RBI 3
BB 4
SO 5
LOB 23




Batter	1	2	3	4	5	6	7	8	9	AB	R	H	RBI	BB	SO	LOB	TOP					
Tony Taylor, R (1.4) OBP: 0.356, SLG: 0.270	K			FC3-6 1B		F9		1B		4	0	2	0	0	1	0	Philadelphia Phillies @ Milwaukee Braves Milwaukee County Stadium, Milwaukee, WI Tue Apr 24 1962, 7:05 PM EST Att: 6,898 - Unknown					
Ted Savage, R (1.9) OBP: 0.366, SLG: 0.250	5-3			FC3-6 1B 1-2†		K		F9		4	0	0	0	0	1	2						
Tony Gonzalez, L (1.8) OBP: 0.302, SLG: 0.436	K			1B					4-3	3	0	1	0	1	1	0						
Roy Sievers, R (1.3) OBP: 0.333, SLG: 0.143		K		K		K		F7		4	0	0	0	0	3	3						
Mel Roach, R (1.5) OBP: 0.429, SLG: 0.500		4-3		L9				1B		4	1	2	0	0	0	2						
Don Demeter, R (1.7) OBP: 0.285, SLG: 0.344		P4				FC5-4 1B		1B		4	0	2	0	0	0	1						
Sammy White, R (1.2) OBP: 0.167, SLG: 0.167						FC1-6-5 1B		1B		4	0	1	1	0	0	2						
Billy Conzolo, R (0. PR) OBP: 0.500, SLG: 0.500						2-3		G1-6-3		0	0	0	0	0	0	0						
Ruben Amaro, R (1.6) OBP: 0.376, SLG: 0.303				F8		G6-4-3 1B		L7		4	0	1	0	0	0	2						
Art Mahaffey, R (1.1) OBP: 0.333, SLG: 0.143				P6		G6-4-3		F8		2	0	0	0	0	0	2						
Bobby Malkmus, R (8. PH)				P6						1	0	0	0	0	0	0						
Frank Sullivan, R (8. 1)										0	0	0	0	0	0	0						
Don Ferrarese, R (8. 1) OBP: 1.000, SLG: 1.000										0	0	0	0	0	0	0						
Inning Stats	R: 0 E: 0 K: 2 S: 7	H: 0 LOB: 0 BB: 0 P: 7	R: 0 E: 0 K: 1 S: 5	H: 0 LOB: 0 BB: 0 P: 5	R: 0 E: 0 K: 0 S: 3	H: 0 LOB: 0 BB: 0 P: 3	R: 0 E: 0 K: 1 S: 7	H: 2 LOB: 2 BB: 0 P: 7	R: 0 E: 0 K: 0 S: 4	H: 2 LOB: 1 BB: 0 P: 4	R: 0 E: 0 K: 2 S: 7	H: 0 LOB: 1 BB: 1 P: 11	R: 0 E: 0 K: 0 S: 3	H: 1 LOB: 0 BB: 0 P: 3	R: 0 E: 0 K: 0 S: 4	H: 1 LOB: 1 BB: 0 P: 4	R: 1 E: 0 K: 0 S: 6	H: 3 LOB: 2 BB: 0 P: 6	1B: 8 2B: 1 3B: 0 HR: 0	SF: 0 SAC: 0 DP: 2 HBP: 0	WP: 0 PB: 0 SB: 0 CS: 0	PA: 35
PITCHER Warren Spahn, L (1.1) ERA: 4.4	IP: 9.0 WLS: W BF: 35 H: 9 R: 1 ER: 1 SO: 6 BB: 1 IBB: 0 HBP: 0 BLK: 0 WP: 0 HR: 0 S: 46 P: 50 ERA: 1.00 WHIP: 1.111															PITCHER						


Batter	1	2	3	4	5	6	7	8	9	AB	R	H	RBI	BB	SO	LOB	BOTTOM					
Howie Bedell, L (1.7) OBP: 0.305, SLG: 0.273	G3 BB		FC6-5 G4-6-3			F9		1-3		3	0	0	0	1	0	2	Philadelphia Phillies @ Milwaukee Braves Milwaukee County Stadium, Milwaukee, WI Tue Apr 24 1962, 7:05 PM EST Att: 6,898 - Unknown					
Mack Jones, L (1.9) OBP: 0.393, SLG: 0.333	G3		G4-6-3			1-3				3	0	0	0	0	0	2						
Hank Aaron, R (1.8) OBP: 0.327, SLG: 0.381	6-5-4-6-3-4-2			G5-4-3 BB		P6				2	0	0	0	1	0	1						
Eddie Mathews, L (1.5) OBP: 0.382, SLG: 0.591		F9		P3		HR				3	1	1	1	0	0	1						
Joe Adcock, R (1.3) OBP: 0.294, SLG: 0.341				G5-4-3		K				3	0	1	0	0	1	1						
Tommie Aaron, R (8. 3) OBP: 0.364, SLG: 0.222										0	0	0	0	0	0	0						
Denis Menke, R (1.6) OBP: 0.333, SLG: 0.293		P5				F6				3	0	0	0	0	1	1						
Frank Bolling, R (1.4) OBP: 0.333, SLG: 0.293		F7				L7		G3 SH1-4 1B		3	0	1	0	0	0	1						
Del Crandall, R (1.2) OBP: 0.360, SLG: 0.478				2B 1B		F2		SH1-4		2	1	1	0	0	0	0						
Warren Spahn, L (1.1) OBP: 0.400, SLG: 0.500				FC6-5 1-H 2B		5-3		G3		3	0	1	1	0	0	1						
Inning Stats	R: 0 E: 0 K: 0 S: 2	H: 0 LOB: 1 BB: 1 P: 6	R: 0 E: 0 K: 0 S: 4	H: 1 LOB: 1 BB: 0 P: 4	R: 1 E: 0 K: 0 S: 4	H: 2 LOB: 0 BB: 0 P: 4	R: 0 E: 0 K: 0 S: 2	H: 0 LOB: 0 BB: 1 P: 6	R: 0 E: 0 K: 1 S: 5	H: 0 LOB: 0 BB: 0 P: 5	R: 0 E: 0 K: 0 S: 3	H: 0 LOB: 0 BB: 0 P: 3	R: 1 E: 0 K: 1 S: 6	H: 1 LOB: 0 BB: 0 P: 6	R: 0 E: 0 K: 0 S: 4	H: 1 LOB: 1 BB: 0 P: 4	R: 0 E: 0 K: 0 S: 4	H: 1 LOB: 1 BB: 0 P: 4	1B: 3 2B: 2 3B: 0 HR: 1	SF: 0 SAC: 1 DP: 3 HBP: 0	WP: 0 PB: 0 SB: 0 CS: 0	PA: 28
PITCHER Art Mahaffey, R (1.1) ERA: 3.21	IP: 7.0 WLS: L BF: 24 H: 4 R: 2 ER: 2 SO: 2 BB: 2 IBB: 0 HBP: 0 BLK: 0 WP: 0 HR: 1 S: 26 P: 34 ERA: 2.57 WHIP: 0.857															PITCHER						
Frank Sullivan, R (8. 1) ERA: 2.7	0.1	2	1	0	0	0	0	0	0	0	0	2	2	0.00	3.000							
Don Ferrarese, L (8. 1) ERA: 4.91	0.2	2	0	0	0	0	0	0	0	0	0	2	2	0.00	0.000							



Batter	1	2	3	4	5	6	7	8	9	AB	R	H	RBI	BB	SO	LOB	TOP								
Tony Taylor, R OBP: 0.347, SLG: 0.250 (1, 4)										3	0	0	0	1	1	1	Philadelphia Phillies @ Milwaukee Braves Milwaukee County Stadium, Milwaukee, WI Wed Apr 25 1962, 7:05 PM EST Att: 7,306 - Unknown								
Johnny Callison, L OBP: 0.182, SLG: 0.188 (1, 9)										4	0	0	0	0	2										
Tony Gonzalez, L OBP: 0.319, SLG: 0.429 (1, 8)										3	1	1	0	0	0										
Wes Covington, L OBP: 0.273, SLG: 0.281 (1, 7)										4	1	1	0	0	1										
Clay Dalrymple, L OBP: 0.400, SLG: 0.516 (1, 2)										4	0	1	1	0	1										
Don Demeter, R OBP: 0.243, SLG: 0.314 (1, 5)										3	0	0	0	0	1										
Roy Sievers, R OBP: 0.308, SLG: 0.129 (1, 3)										3	0	0	0	0	0										
Ruben Amaro, R OBP: 0.375, SLG: 0.333 (1, 6)										3	0	1	0	0	1	0									
Chris Short, R Paul Brown, R Billy Klaus, L Ed Keegan, R Billy Consolo, R Don Ferrarese, R										1	0	0	0	0	1	0	AB 30 R 2 H 4 RBI 1 BB 1 SO 4 LOB 7								
										0	0	0	0	0	1	0									
Inning Stats	R: 2 E: 2 K: 0 S: 6	H: 2 LOB: 1 BB: 0 P: 6	R: 0 E: 0 K: 2 S: 7	H: 0 LOB: 0 BB: 7 P: 7	R: 0 E: 0 K: 0 S: 2	H: 0 LOB: 1 BB: 1 P: 7	R: 0 E: 0 K: 0 S: 3	H: 0 LOB: 0 BB: 0 P: 3	R: 0 E: 0 K: 1 S: 6	H: 1 LOB: 1 BB: 0 P: 6	R: 0 E: 0 K: 0 S: 3	H: 0 LOB: 0 BB: 0 P: 3	R: 0 E: 0 K: 1 S: 5	H: 0 LOB: 0 BB: 0 P: 5	R: 0 E: 0 K: 0 S: 3	H: 1 LOB: 1 BB: 0 P: 3	1B: 3 2B: 1 3B: 0 HR: 0	SF: 0 SAC: 0 DP: 2 HBP: 1	WP: 0 PA: 32 SB: 0 CS: 1						
PITCHER Ron Piche, R ERA:	IP: 9.0 WLS: W BF: 32	H: 4 R: 2 ER: 0 SO: 4	BB: 1 IBB: 0 HBP: 1 BLK: 0	WP: 0 HR: 0 S: 38 P: 43	ERA: 0.00 WHIP: 0.556																				

Batter	1	2	3	4	5	6	7	8	9	AB	R	H	RBI	BB	SO	LOB	BOTTOM								
Tommie Aaron, R OBP: 0.438, SLG: 0.250 (1, 7) (8, 3)										3	1	1	0	2	0	1	Philadelphia Phillies @ Milwaukee Braves Milwaukee County Stadium, Milwaukee, WI Wed Apr 25 1962, 7:05 PM EST Att: 7,306 - Unknown								
Mack Jones, L OBP: 0.417, SLG: 0.392 (1, 9)										3	3	2	1	0	0	1									
Hank Aaron, R OBP: 0.321, SLG: 0.370 (1, 8)										4	1	1	0	0	0	4									
Eddie Mathews, L OBP: 0.373, SLG: 0.638 (1, 5)										3	1	1	4	0	2										
Joe Adcock, R OBP: 0.327, SLG: 0.413 Howie Bedell, L OBP: 0.305, SLG: 0.273										2	1	1	1	2	0	0									
										0	0	0	0	0	0	0									
Denis Menke, R OBP: 0.182, SLG: 0.100 (1, 4)										3	0	1	0	1	1	1									
Roy McMillan, R OBP: 0.378, SLG: 0.385 (1, 6)										4	0	0	0	0	1	4									
Joe Torre, R OBP: 0.240, SLG: 0.174 (1, 2)										4	0	0	0	0	0	0									
Ron Piche, R (1, 1)										3	0	0	0	1	3	0	AB 29 R 7 H 7 RBI 6 BB 6 SO 5 LOB 13								
										1B: 4 2B: 0 3B: 1 HR: 2	SF: 1 SAC: 0 DP: 1 HBP: 1	WP: 1 PA: 37 SB: 2 CS: 0													
Inning Stats	R: 2 E: 0 K: 0 S: 5	H: 2 LOB: 0 BB: 0 P: 5	R: 0 E: 0 K: 0 S: 3	H: 0 LOB: 0 BB: 0 P: 3	R: 4 E: 1 K: 1 S: 8	H: 2 LOB: 1 BB: 2 P: 16	R: 0 E: 0 K: 1 S: 6	H: 1 LOB: 2 BB: 1 P: 10	R: 0 E: 0 K: 2 S: 7	H: 0 LOB: 1 BB: 1 P: 11	R: 0 E: 0 K: 0 S: 2	H: 0 LOB: 0 BB: 1 P: 6	R: 1 E: 1 K: 0 S: 4	H: 2 LOB: 2 BB: 1 P: 9	R: 0 E: 0 K: 1 S: 5	H: 0 LOB: 0 BB: 0 P: 5	1B: 4 2B: 0 3B: 1 HR: 2	SF: 1 SAC: 0 DP: 1 HBP: 1	WP: 1 PA: 37 SB: 2 CS: 0						
PITCHER Chris Short, L ERA: 3.0 Paul Brown, R ERA: 3.0 Ed Keegan, R ERA: 3.0 Don Ferrarese, L ERA: 3.86	IP: 3.0 WLS: L BF: 16	H: 4 R: 6 ER: 2 SO: 1	BB: 2 IBB: 0 HBP: 0 BLK: 0	WP: 1 HR: 2 S: 16 P: 24	ERA: 6.00 WHIP: 2.000																				

Batter	1	2	3	4	5	6	7	8	9	AB	R	H	RBI	BB	SO	LOB	TOP										
Tony Taylor, R OBP: 0.340, SLG: 0.250 (1, 4)	F7		SH5-3		5-3			BB 1B	K	4	1	1	0	0	1	1	Philadelphia Phillies @ Milwaukee Braves Milwaukee County Stadium, Milwaukee, WI Thu Apr 26 1962, 4:33 AM EST Att: 6,007 - Unknown 										
Ted Savage, R OBP: 0.391, SLG: 0.222 (1, 7) (8, 9)			4-3		P4			BB 1B BB		2	0	0	0	2	0	1											
Johnny Callison, L OBP: 0.206, SLG: 0.212 (9, PH)	S BB							BB 1B BB	DI 1B	1	0	1	0	0	0	0											
Don Demeter, R OBP: 0.238, SLG: 0.308 (1, 8)	K							F8	SF8	4	0	1	2	0	1	3											
Roy Sievers, R OBP: 0.318, SLG: 0.143 (1, 3)					F7			F5	P3	4	0	1	1	1	0	1											
Mel Roach, R OBP: 0.455, SLG: 0.375 (1, 5)	F8							F2		2	0	0	0	2	0	4											
Jacke Davis, R (1, 9)										2	0	0	0	2	0	1											
Clay Dalrymple, L OBP: 0.400, SLG: 0.516 (8, 2)		F8						FC5-4 BB		0	0	0	0	0	0	0											
Sammy White, R OBP: 0.222, SLG: 0.222 (1, 2)										3	0	1	0	0	1	2											
Wes Covington, L OBP: 0.265, SLG: 0.273 (8, PH) (8, 7)		P6			K			G5-4-3 1B	4-3	1	0	0	0	0	0	3											
Ruben Amaro, R OBP: 0.364, SLG: 0.350 (1, 6)					L6			G5-4-3 1-2		4	1	1	0	0	0	3											
Jack Hamilton, R OBP: 0.333, SLG: 0.200 (5, PH) Billy Gonzales, R OBP: 0.290, SLG: 0.280 (5, 1) Don Ferrarese, R OBP: 0.100, SLG: 1.200 (7, PH) Bobby Mathews, R (7, 1) Ed Keegan, R (7, 1) Tony Gonzalez, L OBP: 0.333, SLG: 0.442 (8, PH)					SH5-3 1B				P6	1	1	1	0	0	0	0											
Inning Stats	R: 0 E: 0 K: 1 S: 5	H: 0 LOB: 2 BB: 2 P: 13	R: 0 E: 0 K: 0 S: 3	H: 0 LOB: 0 BB: 0 P: 3	R: 1 E: 0 K: 0 S: 4	H: 2 LOB: 1 BB: 0 P: 4	R: 0 E: 0 K: 1 S: 5	H: 0 LOB: 0 BB: 2 P: 13	R: 0 E: 0 K: 0 S: 3	H: 0 LOB: 0 BB: 1 P: 7	R: 0 E: 0 K: 0 S: 3	H: 1 LOB: 0 BB: 0 P: 3	R: 1 E: 0 K: 0 S: 5	H: 2 LOB: 2 BB: 2 P: 13	R: 2 E: 0 K: 1 S: 8	H: 3 LOB: 1 BB: 0 P: 8	1B: 7 2B: 1 3B: 0 HR: 0	SF: 1 SAC: 1 DP: 1 HBP: 0	WP: 0 PB: 0 SB: 1 CS: 0	PA: 40							
PITCHER	IP	WLS	BF	H	R	ER	SO	BB	IBB	HBP	BLK	WP	HR	S	P	ERA	WHIP										
Bob Hendley, L ERA: 2.73 (1, 1)	7.2	W	33	5	2	2	2	7	0	0	0	0	0	30	58	2.35	1.565										
Hank Fischer, R ERA: 4.15 (8, 1)	1.1	S	7	3	2	2	1	0	0	0	0	0	0	9	9	13.50	2.250										

Batter	1	2	3	4	5	6	7	8	9	AB	R	H	RBI	BB	SO	LOB	BOTTOM										
Tommie Aaron, R OBP: 0.476, SLG: 0.647 (1, 7) (6, 3)	3-1 1B	K						5-3		5	3	3	4	0	1	1	Philadelphia Phillies @ Milwaukee Braves Milwaukee County Stadium, Milwaukee, WI Thu Apr 26 1962, 4:33 AM EST Att: 6,007 - Unknown 										
Mack Jones, L OBP: 0.385, SLG: 0.357 (1, 9)	3-1 1-2							P6	K	5	0	0	0	0	1	3											
Hank Aaron, R OBP: 0.316, SLG: 0.367 (1, 8)	K							SF9		3	1	1	1	0	2	1											
Eddie Mathews, L OBP: 0.365, SLG: 0.608 (1, 5)	BB 1B							F7	F2	4	1	1	1	0	1	1											
Joe Adcock, R OBP: 0.362, SLG: 0.426 (1, 3) Howie Bedell, L OBP: 0.300, SLG: 0.268 (5, PR) (6, 7)	1B BB							1-3		1	1	1	0	2	0	0											
Frank Bolling, R OBP: 0.327, SLG: 0.289 (1, 4)								1-3		1	1	0	0	0	0	0											
Del Crandall, R OBP: 0.345, SLG: 0.481 (1, 2)	5-3							1-3		4	0	1	1	0	1	3											
Roy McMillan, R OBP: 0.375, SLG: 0.381 (1, 6) Amado Samuel, R OBP: 0.167, SLG: 0.167 (8, 6)								6-3		3	1	1	0	0	0	2											
Bob Hendley, R OBP: 0.200, SLG: 0.111 (1, 1) Hank Fischer, R (8, 1)								5-3 1B		1	0	1	0	0	0	0											
Inning Stats	R: 2 E: 0 K: 1 S: 8	H: 3 LOB: 1 BB: 1 P: 12	R: 0 E: 0 K: 1 S: 5	H: 0 LOB: 0 BB: 0 P: 5	R: 0 E: 0 K: 2 S: 7	H: 0 LOB: 0 BB: 0 P: 7	R: 4 E: 0 K: 1 S: 8	H: 3 LOB: 1 BB: 1 P: 12	R: 2 E: 0 K: 0 S: 4	H: 1 LOB: 0 BB: 1 P: 8	R: 0 E: 0 K: 0 S: 3	H: 0 LOB: 0 BB: 0 P: 3	R: 0 E: 0 K: 1 S: 6	H: 1 LOB: 1 BB: 0 P: 6	1B: 8 2B: 1 3B: 1 HR: 1	SF: 1 SAC: 0 DP: 0 HBP: 0		WP: 0 PB: 0 SB: 0 CS: 0	PA: 38								
PITCHER	IP	WLS	BF	H	R	ER	SO	BB	IBB	HBP	BLK	WP	HR	S	P	ERA	WHIP										
Jack Hamilton, R ERA: 5.89 (1, 1)	4.0	L	20	6	6	6	5	2	0	0	0	0	0	10	14	13.50	2.000										
Don Ferrarese, L ERA: 8.1 (5, 1)	2.0		11	4	4	4	0	1	0	0	0	0	0	10	14	18.00	2.500										
Ed Keegan, R ERA: 1.8 (7, 1)	2.0		7	1	0	0	1	0	0	0	0	0	0	9	9	0.00	0.500										

Batter	1	2	3	4	5	6	7	8	9	AB	R	H	RBI	BB	SO	LOB	TOP	
Tony Taylor, R (1,4) OBP: 0.365, SLG: 0.269	4-0 1B HR BB	0-0 4-3		0-3 K 1-2		0-0 F9		0-0 FC6-4		4	1	0	0	1	1	3		
Johnny Callison, L (1,9) OBP: 0.295, SLG: 0.302	0-0 HR 1B	0-0 S 1B			0-0 4-3		0-0 3-1		0-0 F3	5	1	2	0	0	0	0		
Tony Gonzalez, L (1,8) OBP: 0.362, SLG: 0.509	0-0 HR	0-3 K			0-0 CS 1B		0-0 4-3 1B		0-0 4-3	5	1	3	3	0	1	1		
Frank Torre, L (1,3) OBP: 0.375, SLG: 0.182	0-0 4-3		0-0 FC6-4 1B		0-0 1-2 BB		0-0 4-3		0-0 G3	4	0	1	0	1	0	1		
Wes Covington, L (1,7) OBP: 0.250, SLG: 0.256	0-3 K		0-3 K		0-3 K		4-0 BB			3	0	0	0	0	3	2		
Billy Klaus, L (6,5) OBP: 0.375, SLG: 0.091										0	0	0	0	1	0	0		
Don Demeter, R (1,5) OBP: 0.275, SLG: 0.500	0-0 HR		0-0 FC6-4 PO		0-0 HR		0-3 K			4	2	2	2	0	1	3		
Clay Dalrymple, L (1,2) OBP: 0.319, SLG: 0.579	0-0 FC6-4 1B		0-0 PO		0-0 HR		4-0 SH1-4 BB		0-0 L9	3	1	2	1	1	0	0		
Ruben Amaro, R (1,6) OBP: 0.327, SLG: 0.313	0-0 FC6-4		0-3 K		0-0 F5		0-0 5-3			4	0	0	0	0	1	2		
Jim Owens, R (1,1) Jack Hamilton, R (6,1) Frank Sullivan, R (6,1) Chris Short, R (6,1) Roy Sievers, R (6,PH) Billy Consolvo, R (6,PH) Ed Keegan, R (8,1)		0-0 1-4		0-0 CS 1B		0-0 SH1-4		4-0 FC6-4 BB		2	0	1	0	0	0	0		
Inning Stats	R: 4 E: 0 K: 1 S: 9	H: 4 LOB: 1 BB: 1 P: 13	R: 0 E: 0 K: 1 S: 6	H: 1 LOB: 1 BB: 0 P: 6	R: 0 E: 0 K: 1 S: 5	H: 1 LOB: 0 BB: 0 P: 5	R: 1 E: 0 K: 2 S: 8	H: 2 LOB: 1 BB: 0 P: 8	R: 0 E: 0 K: 1 S: 5	H: 1 LOB: 2 BB: 1 P: 10	R: 0 E: 0 K: 0 S: 3	H: 0 LOB: 1 BB: 0 P: 7	R: 0 E: 0 K: 0 S: 3	H: 0 LOB: 0 BB: 0 P: 3	1B: 7 2B: 1 3B: 0 HR: 4	SF: 0 SAC: 1 DP: 1 HBP: 0	WP: 0 PB: 0 SB: 1 CS: 2	PA: 41
PITCHER	IP WLS BF H R ER SO BB IBB HBP BLK WP HR S P ERA WHIP																	
Jay Hook, R (1,1) ERA: 3.57	0.2	7	4	4	4	1	1	0	0	0	0	0	2	8	12	54.00	7.500	
Bob Miller, R (1,1) ERA: 7.3	4.1	16	5	1	1	5	1	0	0	0	0	1	25	29	2.08	1.385		
Dave Hillman, R (6,1) ERA: 9.64	1.0	5	1	1	1	0	1	0	0	0	1	4	8	9.00	2.000			
Roger Craig, R (7,1) ERA: 9.39	3.0	W 12	1	0	0	1	2	0	0	0	0	0	12	20	0.00	1.000		

Batter	1	2	3	4	5	6	7	8	9	AB	R	H	RBI	BB	SO	LOB	BOTTOM			
Richie Ashburn, L (1,8) OBP: 0.378, SLG: 0.313	0-0 CS 1B		0-0 P6		0-0 L5		0-0 3-1		0-0 HR	4	0	1	0	0	0	4				
Jim Hickman, R (8,8) OBP: 0.385, SLG: 0.583										1	1	1	1	0	0	0				
Elio Chacon, R (1,6) OBP: 0.387, SLG: 0.250	0-0 L8		0-0 F7		0-0 P4		0-0 F5		4-0 1B BB	3	0	0	0	0	0	3				
Ed Bouchee, L (6,PH) OBP: 0.464, SLG: 0.773	1-2									1	0	0	0	0	1	0				
Roger Craig, R (7,1)										0	0	0	0	1	0	0				
Gus Bell, L (1,9) OBP: 0.231, SLG: 0.239	0-0 1B		0-0 4-1		0-0 HR BB		0-3 K		0-0 F9	4	1	1	0	1	1	1				
Frank Thomas, R (1,7) OBP: 0.371, SLG: 0.673	0-0 P6		0-0 FC5-4 1B		0-0 HR BB		0-0 5-3		0-0 1B	5	1	3	2	0	0	1				
Charlie Neal, R (1,4) OBP: 0.404, SLG: 0.604		0-0 HR	0-0 FC5-4 1-2		0-0 HR BB		0-0 BB BB 1B		0-0 P4	5	2	3	2	0	0	3				
Gil Hodges, R (1,3) OBP: 0.348, SLG: 0.591		0-0 F7	0-3 K		0-0 HR BB		4-0 BB BB		1-2 BB	3	1	1	1	1	1	1				
Felix Mantilla, R (1,5) OBP: 0.375, SLG: 0.452		0-0 F3			0-0 PB 1B		0-0 F7		1-2 2-3 BB	3	0	1	0	1	0	0				
Chris Cannizzaro, R (1,2) OBP: 0.200, SLG: 0.095		0-0 6-3			0-0 PB 1B		4-0 3-1 BB WP BB		0-3 K	2	0	1	0	1	0	0				
John DeMerit, R (6,PH) OBP: 0.286, SLG: 0.167					1-2 1B					0	1	0	0	0	0	0				
Harry Chitt, R (7,2)					1-2 1B					1	0	0	0	0	1	3				
Jay Hook, L (1,1) Bob Miller, R (1,1) Jim Marshall, L (6,PH) Dave Hillman, R (6,1) Sammy Taylor, L (6,PH) Rod Kanehl, R (6,PH) Ed Keegan, R (7,5)			0-3 K		0-3 K		4-0 3-1 BB WP BB		0-0 CS 1B	0	0	0	0	0	0	0				
Inning Stats	R: 0 E: 0 K: 0 S: 4	H: 2 LOB: 1 BB: 0 P: 4	R: 1 E: 0 K: 0 S: 4	H: 1 LOB: 0 BB: 0 P: 4	R: 0 E: 0 K: 1 S: 5	H: 0 LOB: 0 BB: 0 P: 5	R: 0 E: 0 K: 1 S: 6	H: 1 LOB: 1 BB: 0 P: 6	R: 0 E: 0 K: 1 S: 7	H: 2 LOB: 2 BB: 0 P: 7	R: 6 E: 0 K: 0 S: 6	H: 3 LOB: 1 BB: 3 P: 18	R: 0 E: 0 K: 2 S: 8	H: 1 LOB: 3 BB: 2 P: 16	R: 1 E: 0 K: 0 S: 5	H: 3 LOB: 2 BB: 1 P: 9	1B: 8 2B: 0 3B: 0 HR: 5	SF: 0 SAC: 0 DP: 0 HBP: 0	WP: 2 PB: 1 SB: 0 CS: 2	PA: 41
PITCHER	IP WLS BF H R ER SO BB IBB HBP BLK WP HR S P ERA WHIP																			
Jim Owens, R (1,1) ERA: 5.79	5.0	23	8	4	4	3	1	0	0	0	0	3	28	32	7.20	1.800				
Jack Hamilton, R (6,1) ERA: 6.75	0.1	3	1	1	1	0	1	0	0	0	0	1	2	6	27.00	6.000				
Frank Sullivan, R (6,1) ERA: 7.45	0.1	L 2	0	0	0	0	1	0	0	0	0	0	1	5	0.00	3.000				
Chris Short, L (6,1) ERA: 2.45	1.1	7	1	2	2	2	2	0	0	0	1	0	9	17	13.50	2.250				
Ed Keegan, R (8,1) ERA: 3.0	1.0	6	3	1	1	0	1	0	0	0	0	1	5	9	9.00	4.000				

Philadelphia Phillies @ New York Mets
Polo Grounds, New York, NY
Sat Apr 28 1962, 3:33 AM EST
Att: 10,492 - Sunny


AB 34
R 6
H 11
RBI 6
BB 5
SO 7
LOB 12




Philadelphia Phillies @ New York Mets
Polo Grounds, New York, NY
Sat Apr 28 1962, 3:33 AM EST
Att: 10,492 - Sunny

AB 35
R 8
H 13
RBI 6
BB 6
SO 5
LOB 19





Batter	1	2	3	4	5	6	7	8	9	AB	R	H	RBI	BB	SO	LOB	TOP					
Tony Taylor, R OBP: 0.358, SLG: 0.268 (1, 4)	6-3		6-3		FC4-6			FC6-4 1B		4	0	1	0	0	0	2	Philadelphia Phillies @ New York Mets Polo Grounds, New York, NY Sun Apr 29 1962, 3:33 AM EDT Unknown 					
Ted Savage, R OBP: 0.321, SLG: 0.174 (1, 7)	1-3		F9			6-3		FC6-4 G6-4-3		4	0	0	0	0	0	1						
Don Demeter, R OBP: 0.291, SLG: 0.500 (1, 5)	F9			CS 1B			FC5-4 1B	G6-4-3		4	0	2	0	0	0	1						
Roy Sievers, R OBP: 0.294, SLG: 0.122 (1, 3)		L4		K 1-2			F8		L7	4	0	0	0	0	1	2						
Jackie Davis, R OBP: 0.333, SLG: 0.429 (1, 9)				K			FC5-4 1-2		P6	4	0	1	0	0	1	1						
Tony Gonzalez, L OBP: 0.371, SLG: 0.509 (1, 8)		P6					1B	G5-4-3 1B	K	4	0	2	0	0	1	1						
Sammy White, R OBP: 0.231, SLG: 0.167 (1, 2)		BB					F8	G5-4-3 1-2		2	0	0	0	1	0	2						
Ruben Amaro, R OBP: 0.327, SLG: 0.333 (1, 6)		5-3					K			3	0	1	0	0	1	3						
Art Mahaffey, R OBP: 0.306, SLG: 0.125 (4, 1)							F8			1	0	0	0	0	0	0						
Frank Sullivan, R OBP: 0.240, SLG: 0.400 (5, Ph)								FC4-6 1-2		0	0	0	0	0	0	0						
Billy Conso, R OBP: 0.240, SLG: 0.400 (5, Ph)									P4	0	0	0	0	0	0	0						
Chris Short, L OBP: 0.240, SLG: 0.400 (5, Ph)										0	0	0	0	0	0	0						
Bobby Malkmus, R OBP: 0.240, SLG: 0.400 (7, Ph)										0	0	0	0	0	0	1						
Ed Keegan, R OBP: 0.240, SLG: 0.400 (7, Ph)										0	0	0	0	0	0	0						
Inning Stats	R: 0 E: 0 K: 0 S: 3	H: 0 LOB: 0 BB: 0 P: 3	R: 0 E: 0 K: 0 S: 4	H: 1 LOB: 2 BB: 1 P: 8	R: 0 E: 0 K: 0 S: 3	H: 0 LOB: 0 BB: 0 P: 3	R: 0 E: 0 K: 2 S: 7	H: 1 LOB: 0 BB: 0 P: 7	R: 0 E: 0 K: 1 S: 7	H: 2 LOB: 2 BB: 0 P: 7	R: 0 E: 0 K: 0 S: 4	H: 1 LOB: 1 BB: 0 P: 4	R: 0 E: 0 K: 0 S: 4	H: 2 LOB: 1 BB: 0 P: 4	R: 0 E: 0 K: 0 S: 3	H: 1 LOB: 0 BB: 0 P: 3	R: 0 E: 0 K: 1 S: 5	H: 0 LOB: 0 BB: 0 P: 5	1B: 6 2B: 2 3B: 1 HR: 0	SF: 0 SAC: 0 DP: 3 HBP: 0	WP: 0 PB: 0 SB: 0 CS: 1	PA: 33
PITCHER	IP WLS BF H R ER SO BB IBB HBP BLK WP HR S P ERA WHIP	9.0 W 33 8 0 0 4 1 0 0 0 0 0 40 44 0.00 1.000																				

Batter	1	2	3	4	5	6	7	8	9	AB	R	H	RBI	BB	SO	LOB	BOTTOM					
Jim Hickman, R OBP: 0.333, SLG: 0.647 (1, 8)	K		F7	HR	K			E5 BB		5	1	1	2	0	2	3	Philadelphia Phillies @ New York Mets Polo Grounds, New York, NY Sun Apr 29 1962, 3:33 AM EDT Unknown 					
Elio Chacon, R OBP: 0.371, SLG: 0.250 (1, 6)	6-3		F7	3-1 S 1B			F9	BB 1-2 BB		4	0	1	0	1	0	1						
Gus Bell, L OBP: 0.232, SLG: 0.240 (1, 9)	F7			HBP 1B			G3	P3		4	1	1	0	0	0	1						
John DeMerit, R OBP: 0.250, SLG: 0.143 (7, 9)				3-1 HBP						1	0	0	0	0	0	2						
Frank Thomas, R OBP: 0.394, SLG: 0.719 (1, 7)		HR		SH HBP			F8			2	2	1	1	0	0	0						
Rod Kanehl, R OBP: 0.273, SLG: 0.364 (7, 7)				SH HBP	FC5-4 HBP					0	0	0	0	0	0	0						
Charlie Neal, R OBP: 0.382, SLG: 0.569 (1, 4)		K		SH HBP			K			3	1	0	0	0	2	2						
Gil Hodges, R OBP: 0.333, SLG: 0.538 (1, 3)		K		FC5-4 HBP			K			4	1	1	0	0	2	1						
Felix Mantilla, R OBP: 0.365, SLG: 0.435 (1, 5)		K		2-3 3-H HBP	FC5 E 4-3 1B			K		4	1	1	1	0	1	1						
Sammy Taylor, L OBP: 0.304, SLG: 0.211 (1, 2)				2-3 3-H HBP	E3 4-3 WP 1B			F8		4	0	1	1	0	0	3						
Al Jackson, L OBP: 0.304, SLG: 0.211 (1, 1)				SH3-4 1B	4-3 G3			F8		2	1	0	0	1	1	2						
Inning Stats	R: 0 E: 0 K: 1 S: 5	H: 0 LOB: 0 BB: 0 P: 5	R: 1 E: 0 K: 3 S: 10	H: 1 LOB: 0 BB: 0 P: 10	R: 0 E: 0 K: 0 S: 4	H: 1 LOB: 1 BB: 0 P: 4	R: 7 E: 3 K: 0 S: 9	H: 4 LOB: 2 BB: 1 P: 15	R: 0 E: 1 K: 2 S: 9	H: 1 LOB: 2 BB: 0 P: 9	R: 0 E: 0 K: 0 S: 3	H: 0 LOB: 0 BB: 0 P: 3	R: 0 E: 0 K: 2 S: 7	H: 0 LOB: 0 BB: 0 P: 7	R: 0 E: 1 K: 0 S: 4	H: 0 LOB: 2 BB: 1 P: 8	R: 0 E: 0 K: 0 S: 3	H: 0 LOB: 0 BB: 0 P: 3	1B: 5 2B: 0 3B: 0 HR: 2	SF: 0 SAC: 2 DP: 0 HBP: 2	WP: 1 PB: 0 SB: 1 CS: 0	PA: 39
PITCHER	IP WLS BF H R ER SO BB IBB HBP BLK WP HR S P ERA WHIP	3.1 L 19 5 8 7 4 0 0 1 0 0 0 3 4 0.00 1.500																				

Batter	1	2	3	4	5	6	7	8	9	AB	R	H	RBI	BB	SO	LOB	TOP					
Tony Taylor, R (1.4) OBP: 0.347, SLG: 0.279	0-3 K		0-0 F8	1-3		4-3 E 2B		0-3 K		5	1	1	0	0	2	2	Philadelphia Phillies @ New York Mets Polo Grounds, New York, NY Sun Apr 29 1962, 7:05 PM EDT Att: 19,925 - Unknown					
Johnny Callison, L (1.9) OBP: 0.306, SLG: 0.298	0-0 1-3		0-0 HR 1B		1-0 1B HBP	4-3		0-0 F8		4	2	1	0	0	0	1						
Tony Gonzalez, L (1.8) OBP: 0.418, SLG: 0.583	0-0 BLK 1B		0-0 HR		1-0 1B SF7 HBP	4-0 S HR BB		0-0		3	3	3	2	1	0	0						
Wes Covington, L (1.7) OBP: 0.267, SLG: 0.341	0-0 3-1		0-0 F8		0-0 BB BB	0-0 HR		0-0 F8		5	1	2	3	0	0	2						
Ted Savage, R (8.7) OBP: 0.321, SLG: 0.174	1-2				1-3 2-H 1B	1-H 3-H HR				0	0	0	0	0	0	0						
Frank Torre, L (1.3) OBP: 0.381, SLG: 0.267		0-0 F2		0-0 P4	4-0 BB	0-0 FC5 2B		0-0 G3		4	0	1	0	1	0	0						
Don Demeter, R (1.5) OBP: 0.300, SLG: 0.589		0-0 HR		0-3 K	0-0 SF7	0-0 FC5		0-0 2B		4	2	2	2	0	1	1						
Clay Dalrymple, L (1.2) OBP: 0.338, SLG: 0.595	0-0 4-3		0-0 1B 1B		3-H 4-0 1-2 2-3 BB			0-0 F8		4	1	2	1	1	0	0						
Ruben Amaro, R (1.6) OBP: 0.317, SLG: 0.321	0-3 K		0-0 1B 1B		0-0 F3			0-0 6-3		5	0	1	0	0	1	3						
Paul Brown, R (1.1)			0-0 3-1		0-0 1B			0-0 F2		0	0	0	0	0	0	0						
Bobby Locke, R (2.1) OBP: 0.250, SLG: 0.250					1-3 2-H 1B			0-0 F2		4	0	1	1	0	1	0						
Jack Baldschun, R (7.1)								0-0 F2		1	0	0	0	0	0	1						
Inning Stats	R: 0 E: 0 K: 1 S: 6	H: 1 LOB: 1 BB: 0 P: 6	R: 1 E: 0 K: 1 S: 6	H: 1 LOB: 0 BB: 0 P: 6	R: 2 E: 0 K: 0 S: 5	H: 2 LOB: 0 BB: 0 P: 5	R: 1 E: 0 K: 1 S: 8	H: 3 LOB: 2 BB: 0 P: 8	R: 2 E: 0 K: 0 S: 3	H: 1 LOB: 2 BB: 2 P: 13	R: 3 E: 0 K: 1 S: 8	H: 3 LOB: 1 BB: 1 P: 12	R: 0 E: 0 K: 0 S: 3	H: 0 LOB: 0 BB: 0 P: 3	R: 0 E: 0 K: 1 S: 6	H: 1 LOB: 1 BB: 0 P: 6	R: 1 E: 0 K: 0 S: 5	H: 2 LOB: 1 BB: 0 P: 5	1B: 7 2B: 3 3B: 1 HR: 3	SF: 1 SAC: 0 DP: 0 HBP: 2	WP: 0 PB: 0 SB: 1 CS: 0	PA: 45
PITCHER	IP WLS BF H R ER SO BB IBB HBP BLK WP HR S P ERA WHIP																					
Sherman Jones, R (1.1) ERA: 7.71	4.0 L 22 8 6 6 3 0 0 0 2 1 0 2 26 28 13.50 2.000																					
Ken Mackenzie, L (5.1) ERA: 6.3	2.0 11 3 3 3 1 3 0 0 0 0 0 1 10 22 13.50 3.000																					
Herb Moford, R (7.1) ERA: 7.2	2.0 7 1 0 0 1 0 0 0 0 0 0 0 9 9 0.00 0.500																					
Craig Anderson, R (9.1) ERA: 4.7	1.0 5 2 1 1 0 0 0 0 0 0 0 0 5 5 9.00 2.000																					

Batter	1	2	3	4	5	6	7	8	9	AB	R	H	RBI	BB	SO	LOB	BOTTOM					
Jim Hickman, R (1.8) OBP: 0.348, SLG: 0.550	0-0 5-3	0-0 FC5-2-5		4-0 BB		4-0 1-2 2-3 BB		0-0 4-3		3	0	0	0	2	0	2	Philadelphia Phillies @ New York Mets Polo Grounds, New York, NY Sun Apr 29 1962, 7:05 PM EDT Att: 19,925 - Unknown					
Elio Chacon, R (1.6) OBP: 0.325, SLG: 0.212	0-0 5-3	0-0 L6		0-0 F7		0-0 F3		0-0 E6		5	0	0	0	0	0	6						
Jim Marshall, L (1.9) OBP: 0.387, SLG: 0.679	0-0 HR	0-0 G3		0-0 P5		0-0 P6		0-0 F8		5	1	1	1	0	0	7						
Frank Thomas, R (1.7) OBP: 0.380, SLG: 0.677	0-0 BB 1B		0-0 E6		0-0 6-3		0-0 F2		0-0 6-3		5	0	1	0	0	0						
Ed Bouchee, L (1.3) OBP: 0.485, SLG: 0.720	4-0 1-2 BB		4-0 FC1-6		0-3 K		0-0 BB 1B		0-0 4-3		3	0	1	0	2	1						
Charlie Neal, R (1.4) OBP: 0.367, SLG: 0.527	0-0 6-3		0-0 F8		0-0 F8		4-0 1-2 BB		0-0 1-3		4	0	0	0	1	4						
Felix Mantilla, R (1.5) OBP: 0.375, SLG: 0.429		0-0 E1		0-0 FC1-6		4-0 BB BB		0-0 F8		3	1	1	0	1	0	4						
Harry Chitt, R (1.2)		1-0 1B		0-0 F9		4-0 BB		0-0 F2		1	0	0	0	1	0	2						
Richie Ashburn, L (6. PR) OBP: 0.378, SLG: 0.313										0	0	0	0	0	0	0						
Chris Cannizzaro, R (7.2) OBP: 0.200, SLG: 0.095										0	0	0	0	0	0	0						
Sammy Taylor, L (7. PH) OBP: 0.292, SLG: 0.200										1	0	0	0	0	0	2						
Sherman Jones, L (1.1) OBP: 0.240, SLG: 0.240										2	0	1	1	0	1	0						
Ken Mackenzie, R (5.1) OBP: 0.298, SLG: 0.298										0	0	0	0	0	0	0						
Gus Bell, L (6. PH) OBP: 0.298, SLG: 0.298										1	0	0	0	0	1	2						
Herb Moford, R (7.1) OBP: 0.298, SLG: 0.298										0	0	0	0	0	0	0						
Rod Kanehl, R (8. PH) OBP: 0.298, SLG: 0.298										1	0	0	0	0	1	0						
Craig Anderson, R (9.1)										0	0	0	0	0	0	0						
Inning Stats	R: 1 E: 0 K: 0 S: 5	H: 2 LOB: 2 BB: 1 P: 9	R: 1 E: 1 K: 0 S: 5	H: 2 LOB: 2 BB: 0 P: 6	R: 0 E: 1 K: 0 S: 4	H: 0 LOB: 1 BB: 1 P: 8	R: 0 E: 0 K: 1 S: 5	H: 0 LOB: 1 BB: 1 P: 9	R: 0 E: 0 K: 1 S: 5	H: 0 LOB: 0 BB: 0 P: 5	R: 0 E: 0 K: 1 S: 5	H: 0 LOB: 3 BB: 3 P: 17	R: 0 E: 0 K: 0 S: 4	H: 1 LOB: 2 BB: 1 P: 8	R: 0 E: 1 K: 1 S: 6	H: 0 LOB: 1 BB: 0 P: 6	R: 0 E: 0 K: 0 S: 3	H: 0 LOB: 0 BB: 0 P: 3	1B: 4 2B: 0 3B: 0 HR: 1	SF: 0 SAC: 0 DP: 0 HBP: 1	WP: 0 PB: 0 SB: 1 CS: 0	PA: 42
PITCHER	IP WLS BF H R ER SO BB IBB HBP BLK WP HR S P ERA WHIP																					
Paul Brown, R (1.1) ERA: 2.08	1.2 11 4 2 2 0 1 0 0 0 0 0 1 14 10.80 3.000																					
Bobby Locke, R (2.1) ERA: 1.8	4.2 W 22 1 0 0 3 6 0 0 0 0 0 0 22 46 0.00 1.500																					
Jack Baldschun, R (7.1) ERA: 1.8	2.2 S 9 0 0 0 1 0 0 0 0 0 0 0 11 11 0.00 0.000																					

Batter	1	2	3	4	5	6	7	8	9	AB	R	H	RBI	BB	SO	LOB	TOP	
Denis Menke, R (1, 7) <small>OBP: 0.286, SLG: 0.211</small> Hank Fischer, R (8, 1)	5-3					L5	G1-6-3	K		4	0	0	0	1	1	3		
Mack Jones, L (1, 9) <small>OBP: 0.391, SLG: 0.419</small>	P6	5-3				2B 1B		HR	HR	4	3	2	1	1	0	3		
Hank Aaron, R (1, 8) <small>OBP: 0.354, SLG: 0.536</small>	HR			SF7	3B			K	HR	5	3	4	3	0	1	0		
Eddie Mathews, L (1, 5) <small>OBP: 0.353, SLG: 0.528</small>	F7			K		FC6-4 1B		K	4-3	5	0	1	1	0	2	1		
Joe Adcock, R (1, 3) <small>OBP: 0.375, SLG: 0.446</small> Mike Krsnich, R (9, 3) <small>OBP: 0.250, SLG: 0.500</small>		HR	SF7			P6		6-3		4	1	2	2	0	0	2		
Frank Bolling, R (1, 4) <small>OBP: 0.333, SLG: 0.339</small>	FC1-5 HBP		F9			FC6-4 1B		L8	F9	4	0	0	0	0	0	3		
Joe Torre, R (1, 2) <small>OBP: 0.369, SLG: 0.333</small> Bob Uecker, R (2, PR) <small>OBP: 0.182, SLG: 0.100</small>	BB FC1-5 HBP			G5-4-3 1B		5-3		K	K	0	0	0	0	0	0	0		
Roy McMillan, R (1, 6) <small>OBP: 0.348, SLG: 0.316</small>	P4			G5-4-3		1B BB		2B BB		2	1	0	0	2	0	3		
Ron Piche, R (1, 1) Bob Shaw, R (3, 1) <small>OBP: 0.182, SLG: 0.100</small> Lou Klimchuck, L (4, PH) Cecil Butler, R (4, 1) Howie Bedell, L (6, PH) Don Nottebart, R (6, 1) <small>OBP: 0.167, SLG: 0.274</small> Tommie Aaron, R (8, PH) <small>OBP: 0.301, SLG: 0.452</small>	FC1-5 BB			3-1		G1-6-3 1B		1-H 2B		1	0	0	0	0	0	2		
Inning Stats	R: 1 E: 0 K: 0 S: 4	H: 1 LOB: 0 BB: 0 P: 4	R: 1 E: 0 K: 0 S: 4	H: 1 LOB: 0 BB: 1 P: 10	R: 1 E: 0 K: 1 S: 6	H: 1 LOB: 0 BB: 0 P: 6	R: 0 E: 0 K: 0 S: 3	H: 1 LOB: 2 BB: 0 P: 6	R: 1 E: 0 K: 2 S: 8	H: 1 LOB: 0 BB: 0 P: 8	R: 1 E: 0 K: 2 S: 8	H: 1 LOB: 1 BB: 1 P: 12	R: 2 E: 0 K: 1 S: 7	H: 2 LOB: 1 BB: 1 P: 11	1B: 5 2B: 2 3B: 1 HR: 4	SF: 1 SAC: 0 DP: 2 HBP: 2	WP: 0 PA: 43 PB: 0 CS: 0	
PITCHER	IP WLS BF H R ER SO BB IBB HBP BLK WP HR S P ERA WHIP																	
Art Mahaffey, R (1, 1) <small>ERA: 5.24</small> Bobby Locke, R (4, 1) <small>ERA: 2.39</small> Jack Baldschun, R (8, 1) <small>ERA: 3.0</small>	3.0	16	4	3	3	1	1	0	2	0	0	0	2	15	21	9.00	1.667	
																	AB	36
																	R	8
																	H	12
																	RBI	8
																	BB	4
																	SO	6
																	LOB	18
																		
Inning Stats	R: 1 E: 0 K: 0 S: 4	H: 1 LOB: 0 BB: 0 P: 4	R: 1 E: 0 K: 0 S: 4	H: 1 LOB: 0 BB: 1 P: 10	R: 1 E: 0 K: 1 S: 6	H: 1 LOB: 0 BB: 0 P: 6	R: 0 E: 0 K: 0 S: 3	H: 1 LOB: 2 BB: 0 P: 6	R: 1 E: 0 K: 2 S: 8	H: 1 LOB: 0 BB: 0 P: 8	R: 1 E: 0 K: 2 S: 8	H: 1 LOB: 1 BB: 1 P: 12	R: 2 E: 0 K: 1 S: 7	H: 2 LOB: 1 BB: 1 P: 11	1B: 5 2B: 2 3B: 1 HR: 4	SF: 1 SAC: 0 DP: 2 HBP: 2	WP: 0 PA: 43 PB: 0 CS: 0	
PITCHER	IP WLS BF H R ER SO BB IBB HBP BLK WP HR S P ERA WHIP																	
Art Mahaffey, R (1, 1) <small>ERA: 5.24</small> Bobby Locke, R (4, 1) <small>ERA: 2.39</small> Jack Baldschun, R (8, 1) <small>ERA: 3.0</small>	3.0	16	4	3	3	1	1	0	2	0	0	0	2	15	21	9.00	1.667	

Batter	1	2	3	4	5	6	7	8	9	AB	R	H	RBI	BB	SO	LOB	BOTTOM	
Tony Taylor, R (1, 4) <small>OBP: 0.329, SLG: 0.257</small>	6-3			6-3		L9		6-3		4	0	0	0	1	0	0		
Ted Savage, R (1, 8) <small>OBP: 0.324, SLG: 0.172</small>	F8	SF8		1-3 BB		2B 1B		G3		3	2	1	1	1	0	0		
Johnny Callison, L (1, 9) <small>OBP: 0.345, SLG: 0.407</small>	HR	K		1-3		1-H 2B			1B BB	4	2	2	2	1	1	3		
Wes Covington, L (1, 7) <small>OBP: 0.286, SLG: 0.340</small> Jacke Davis, R (9, 9) <small>OBP: 0.400, SLG: 0.500</small>	P6		SF7	BB	1B	F7			1B 1B	3	1	1	1	1	0	1		
Clay Dalrymple, L (1, 2) <small>OBP: 0.421, SLG: 0.542</small>		1B 2B BB	E3 SF7 1B		F8			4-3		4	2	1	1	1	0	2		
Don Demeter, R (1, 5) <small>OBP: 0.324, SLG: 0.574</small>		2B 1B	SF7		L6			F8		3	1	1	1	0	0	0		
Frank Torre, L (1, 3) <small>OBP: 0.440, SLG: 0.421</small>		1-H 2H SF8 2B		1B		F5			1B	4	1	3	3	0	0	0		
Ruben Amaro, R (1, 6) <small>OBP: 0.338, SLG: 0.349</small>		SF8 PB HBP		F8		6-3		6-3		3	0	0	0	0	0	2		
Art Mahaffey, R (1, 1) <small>OBP: 0.250, SLG: 0.100</small> Bobby Locke, R (4, 1) <small>OBP: 0.200, SLG: 0.200</small> Jack Baldschun, R (8, 1)	K		K		G1			K		2	0	0	0	0	2	3		
Inning Stats	R: 1 E: 0 K: 0 S: 4	H: 2 LOB: 2 BB: 2 P: 18	R: 2 E: 1 K: 1 S: 7	H: 1 LOB: 1 BB: 1 P: 11	R: 1 E: 0 K: 0 S: 4	H: 1 LOB: 1 BB: 1 P: 8	R: 0 E: 0 K: 0 S: 3	H: 0 LOB: 0 BB: 0 P: 3	R: 1 E: 0 K: 0 S: 5	H: 2 LOB: 1 BB: 0 P: 5	R: 0 E: 0 K: 0 S: 4	H: 1 LOB: 1 BB: 0 P: 4	R: 0 E: 0 K: 1 S: 5	H: 0 LOB: 2 BB: 0 P: 6	1B: 7 2B: 2 3B: 0 HR: 1	SF: 2 SAC: 0 DP: 0 HBP: 1	WP: 0 PA: 41 PB: 1 CS: 0	
PITCHER	IP WLS BF H R ER SO BB IBB HBP BLK WP HR S P ERA WHIP																	
Ron Piche, R (1, 1) <small>ERA: 2.93</small> Bob Shaw, R (3, 1) <small>ERA: 0.61</small> Cecil Butler, R (4, 1) <small>ERA: 1.08</small> Don Nottebart, R (6, 1) <small>ERA: 1.98</small> Hank Fischer, R (8, 1) <small>ERA: 5.06</small>	2.1	16	4	6	5	2	2	1	1	0	0	0	0	4	4	0.00	0.000	
																	AB	33
																	R	9
																	H	10
																	RBI	9
																	BB	5
																	SO	4
																	LOB	11
																		
Inning Stats	R: 1 E: 0 K: 0 S: 4	H: 2 LOB: 2 BB: 2 P: 18	R: 2 E: 1 K: 1 S: 7	H: 1 LOB: 1 BB: 1 P: 11	R: 1 E: 0 K: 0 S: 4	H: 1 LOB: 1 BB: 1 P: 8	R: 0 E: 0 K: 0 S: 3	H: 0 LOB: 0 BB: 0 P: 3	R: 1 E: 0 K: 0 S: 5	H: 2 LOB: 1 BB: 0 P: 5	R: 0 E: 0 K: 0 S: 4	H: 1 LOB: 1 BB: 0 P: 4	R: 0 E: 0 K: 1 S: 5	H: 0 LOB: 2 BB: 0 P: 6	1B: 7 2B: 2 3B: 0 HR: 1	SF: 2 SAC: 0 DP: 0 HBP: 1	WP: 0 PA: 41 PB: 1 CS: 0	
PITCHER	IP WLS BF H R ER SO BB IBB HBP BLK WP HR S P ERA WHIP																	
Ron Piche, R (1, 1) <small>ERA: 2.93</small> Bob Shaw, R (3, 1) <small>ERA: 0.61</small> Cecil Butler, R (4, 1) <small>ERA: 1.08</small> Don Nottebart, R (6, 1) <small>ERA: 1.98</small> Hank Fischer, R (8, 1) <small>ERA: 5.06</small>	2.1	16	4	6	5	2	2	1	1	0	0	0	0	4	4	0.00	0.000	

Batter	1	2	3	4	5	6	7	8	9	AB	R	H	RBI	BB	SO	LOB	TOP															
Jim Hickman, R OBP: 0.406, SLG: 0.655	0-0 4-3 HR 1B		0-0 1B SF8 1B	0-0 FC6-4		0-0 E5		0-0 1B	5 2 3 0 0 0 1								New York Mets @ Philadelphia Phillies Connie Mack Stadium, Philadelphia, PA Fri May 04 1962, 7:05 PM EDT Att: 16,393 - Unknown															
Felix Mantilla, R OBP: 0.415, SLG: 0.456	0-0 4-3 HR 1B		0-0 F9 BB 1B	0-0 F8		0-3 K		0-0 1B	5 1 3 0 0 1 2																							
Charlie Neal, R OBP: 0.353, SLG: 0.500	0-0 4-3		0-0 SF8		0-0 F9		0-3 K	4 0 0 0 0 1 0 0	3 0 0 1 0 1 2																							
Richie Ashburn, L OBP: 0.385, SLG: 0.303	0-0 4-3		0-0 SF8		0-0 F9		0-3 K	4 1 2 3 1 1 3	3 0 0 0 1 0 1 2																							
Frank Thomas, R OBP: 0.388, SLG: 0.729	0-0 HR		0-0 F9 BB		0-0 1B		0-3 K	4 1 2 3 1 1 3	3 0 0 0 1 0 1 2																							
Gil Hodges, R OBP: 0.333, SLG: 0.455	0-0 6-3		0-0 F9		0-3 K		0-0 1B	5 0 1 0 0 1 6	4 1 2 3 1 1 3																							
Gus Bell, L OBP: 0.215, SLG: 0.207	0-0 1-3		0-0 BB		0-0 F8		0-0 1-3	3 0 0 0 1 0 2	3 0 0 0 1 0 3																							
Sammy Taylor, L OBP: 0.250, SLG: 0.148		4-0 G6-4-3 BB	0-0 G1		0-0 4-3		0-0 3-1	4 1 1 0 0 0 1	0 0 0 0 0 0 0 0																							
Don Zimmer, R OBP: 0.120, SLG: 0.104		0-0 G6-4-3		0-0 1-3		0-0 PB E 2B		0-0 F8	0 0 0 0 0 0 0 0																							
Roger Craig, R Sherman Jones, L Ed Bouchard, R Ken MacKenzie, L Jim Marshall, L Dave Hillman, R		0-0 5-3		0-0 FC6-4 1B		0-3 K		0-0 F8	2 0 1 0 0 0 1 1																							
Inning Stats	R: 3 E: 0 K: 0 S: 6	H: 3 LOB: 0 BB: 0 P: 6	R: 0 E: 0 K: 0 S: 2	H: 0 LOB: 0 BB: 1 P: 6	R: 1 E: 0 K: 0 S: 5	H: 2 LOB: 3 BB: 2 P: 13	R: 0 E: 0 K: 1 S: 4	H: 1 LOB: 1 BB: 0 P: 4	R: 0 E: 0 K: 1 S: 6	H: 1 LOB: 1 BB: 0 P: 6	R: 1 E: 1 K: 2 S: 9	H: 1 LOB: 0 BB: 0 P: 9	R: 0 E: 0 K: 2 S: 8	H: 1 LOB: 1 BB: 0 P: 8	R: 0 E: 0 K: 0 S: 3	H: 0 LOB: 0 BB: 0 P: 3	R: 0 E: 0 K: 0 S: 4	H: 2 LOB: 2 BB: 1 P: 8	1B: 9 2B: 1 3B: 0 HR: 1	SF: 1 SAC: 0 DP: 2 HBP: 0	WP: 0 PB: 1 SB: 1 CS: 0	PA: 41										
PITCHER	IP WLS BF H R ER SO BB IBB HBP BLK WP HR S P ERA WHIP	IP WLS BF H R ER SO BB IBB HBP BLK WP HR S P ERA WHIP																														
Jim Owens, R ERA: 7.31	2.0	11	5	4	4	0	1	0	0	0	0	0	1	10	14	18.00	3.000															
Dallas Green, R ERA:	7.0	W	30	6	1	0	5	3	0	0	0	0	0	0	37	49	0.00	1.286														

Batter	1	2	3	4	5	6	7	8	9	AB	R	H	RBI	BB	SO	LOB	BOTTOM														
Tony Taylor, R OBP: 0.349, SLG: 0.278	4-0 HR BB	0-0 F8		4-0 1-2 BB		0-0 2B		0-0 2B	2 1 1 1 2 0 0								New York Mets @ Philadelphia Phillies Connie Mack Stadium, Philadelphia, PA Fri May 04 1962, 7:05 PM EDT Att: 16,393 - Unknown														
Ted Savage, R OBP: 0.317, SLG: 0.273	0-0 1-H HR	0-0 F7		0-3 K		0-0 4-3		0-0 4-3	4 1 1 2 0 1 3																						
Johnny Callison, L OBP: 0.339, SLG: 0.397	0-0 WP 1B 1B		0-0 E3 3B	0-3 K		0-0 L7		0-0 L7	4 2 1 0 0 1 2																						
Wes Covington, L OBP: 0.283, SLG: 0.320	4-0 1B WP BB		0-0 F9		0-0 F9		0-0 F9	3 1 0 0 1 0 1	0 0 0 0 0 0 0																						
Jackie Davis, R OBP: 0.400, SLG: 0.500	0-0 1-2 WP BB		0-0 F9		0-0 F9		0-0 F9	4 0 2 2 0 0 0	4 0 0 0 0 0 2																						
Clay Dalrymple, L OBP: 0.426, SLG: 0.577	0-0 1-3 2-H 1B		0-0 1-H 3B		0-0 F2		0-0 6-3	4 0 0 0 0 0 2	4 1 2 0 0 0 2																						
Don Demeter, R OBP: 0.306, SLG: 0.538	0-0 P4		0-0 F9		0-0 6-3		0-0 5-3	4 0 0 0 0 0 2	3 0 0 0 0 0 2																						
Frank Torre, L OBP: 0.448, SLG: 0.435	0-0 3-H F9		0-0 F8		0-0 SH1-4 2B 1B		0-0 1B	4 1 2 0 0 0 2	1 0 0 0 0 0 0																						
Ruben Amaro, R OBP: 0.324, SLG: 0.333	0-0 4-3		0-0 5-3		0-0 SH1-4		0-0 9-3	2 0 1 0 0 1 1	1 0 0 0 0 0 0																						
Jim Owens, R OBP: 0.200, SLG: 0.200		0-0 3-1		0-0 BB 1B		0-3 K		0-0 K	2 0 1 0 0 1 1																						
Inning Stats	R: 4 E: 0 K: 0 S: 6	H: 3 LOB: 1 BB: 2 P: 14	R: 0 E: 0 K: 0 S: 3	H: 0 LOB: 0 BB: 0 P: 3	R: 1 E: 1 K: 0 S: 5	H: 1 LOB: 1 BB: 0 P: 5	R: 0 E: 0 K: 2 S: 8	H: 1 LOB: 2 BB: 1 P: 12	R: 0 E: 0 K: 1 S: 7	H: 2 LOB: 1 BB: 0 P: 7	R: 0 E: 0 K: 0 S: 3	H: 0 LOB: 0 BB: 0 P: 3	R: 0 E: 0 K: 0 S: 3	H: 1 LOB: 0 BB: 0 P: 3	R: 0 E: 0 K: 0 S: 3	H: 0 LOB: 0 BB: 0 P: 3	1B: 5 2B: 2 3B: 1 HR: 1	SF: 0 SAC: 1 DP: 1 HBP: 0	WP: 2 PB: 0 SB: 0 CS: 0	PA: 35											
PITCHER	IP WLS BF H R ER SO BB IBB HBP BLK WP HR S P ERA WHIP	IP WLS BF H R ER SO BB IBB HBP BLK WP HR S P ERA WHIP																													
Roger Craig, R ERA: 11.74	0.0	20	3	1	0	2	1	0	0	0	0	2	0	23	27	0.00	0.800														
Sherman Jones, R ERA: 7.25	5.0		3	1	0	2	1	0	0	0	0	2	0	23	27	0.00	0.800														
Ken MacKenzie, L ERA: 5.14	2.0	L	8	2	1	1	1	0	0	0	0	0	0	10	10	4.50	1.000														
Dave Hillman, R ERA: 6.14	1.0		3	1	0	0	0	0	0	0	0	0	0	3	3	0.00	1.000														

AB	36
R	5
H	11
RBI	4
BB	4
SO	5
LOB	21



Batter	1	2	3	4	5	6	7	8	9	AB	R	H	RBI	BB	SO	LOB	TOP			
Jim Hickman, R (1,8) OBP: 0.389, SLG: 0.606										4	0	1	0	0	0	0	New York Mets @ Philadelphia Phillies Connie Mack Stadium, Philadelphia, PA Sat May 05 1962, 3:33 AM EDT Att: 7,993 - Sunny			
Felix Mantilla, R (1,6) OBP: 0.420, SLG: 0.450										3	0	1	0	1	0	0				
Charlie Neal, R (1,4) OBP: 0.347, SLG: 0.485										4	0	1	0	0	1	3				
Frank Thomas, R (1,7) OBP: 0.381, SLG: 0.703										4	1	1	0	0	2	3				
Sammy Taylor, L (1,2) OBP: 0.286, SLG: 0.172										2	0	1	0	1	0	0				
Elio Chacon, R (7, PR) OBP: 0.289, SLG: 0.184										1	0	0	0	0	0	0				
Gil Hodges, R (1,3) OBP: 0.300, SLG: 0.405										4	0	0	0	0	1	3				
Gus Bell, L (1,9) OBP: 0.230, SLG: 0.230										3	0	1	1	0	0	1				
Rod Kanehl, R (9, PR) OBP: 0.250, SLG: 0.333										0	0	0	0	0	0	0				
Don Zimmer, R (1,5) OBP: 0.115, SLG: 0.100										2	0	0	0	0	1	1				
Ed Bouchee, L (7, PH) OBP: 0.444, SLG: 0.643										1	0	0	0	0	0	1				
Harry Chiti, R (7,2) OBP: 0.600, SLG: 0.333										1	0	1	0	0	0	0				
Al Jackson, L (1,1)										2	0	0	0	0	1	0				
Jim Marshall, L (8, PH) OBP: 0.382, SLG: 0.645										1	0	0	0	0	0	0				
Craig Anderson, R (8,1)										0	0	0	0	0	0	0				
Inning Stats	R: 0 E: 0 K: 1 S: 6	H: 1 LOB: 1 BB: 0 P: 6	R: 0 E: 0 K: 0 S: 3	H: 0 LOB: 0 BB: 0 P: 3	R: 0 E: 0 K: 1 S: 5	H: 0 LOB: 0 BB: 0 P: 5	R: 0 E: 0 K: 0 S: 3	H: 0 LOB: 1 BB: 1 P: 7	R: 0 E: 0 K: 1 S: 5	H: 0 LOB: 1 BB: 1 P: 9	R: 1 E: 0 K: 0 S: 5	H: 2 LOB: 1 BB: 0 P: 5	R: 0 E: 0 K: 2 S: 9	H: 2 LOB: 2 BB: 0 P: 9	R: 0 E: 0 K: 1 S: 6	H: 2 LOB: 2 BB: 0 P: 6	1B: 6 2B: 1 3B: 0 HR: 0	SF: 1 SAC: 0 DP: 0 HBP: 0	WP: 0 PB: 0 SB: 0 CS: 0	PA: 35
PITCHER	IP WLS BF H R ER SO BB IBB HBP BLK WP HR S P ERA WHIP																			
Cal McLish, R (1,1) ERA: 4.71	7.1 W 28 4 1 1 3 2 0 0 0 0 0 0 32 40 1.23 0.818																			
Jack Baldschun, R (8,1) ERA: 2.63	1.2 S 7 3 0 0 3 0 0 0 0 0 0 0 13 13 0.00 1.800																			

AB	32
R	1
H	7
RBI	1
BB	2
SO	6
LOB	12



Batter	1	2	3	4	5	6	7	8	9	AB	R	H	RBI	BB	SO	LOB	BOTTOM	
Tony Taylor, R (1,4) OBP: 0.344, SLG: 0.276										4	1	1	0	0	0	0	New York Mets @ Philadelphia Phillies Connie Mack Stadium, Philadelphia, PA Sat May 05 1962, 3:33 AM EDT Att: 7,993 - Sunny	
Johnny Callison, L (1,7) OBP: 0.333, SLG: 0.403										4	0	1	0	0	0	0		
Ted Savage, R (1,8) OBP: 0.289, SLG: 0.243										4	0	0	1	0	1	1		
Don Demeter, R (1,5) OBP: 0.307, SLG: 0.522										2	0	0	0	1	0	1		
Mel Roach, R (1,3) OBP: 0.400, SLG: 0.417										3	0	1	0	0	0	2		
Billy Console, R (7, PR) OBP: 0.400, SLG: 0.400										0	1	0	0	0	0	0		
Frank Torre, L (8,3) OBP: 0.448, SLG: 0.435										0	0	0	0	0	0	0		
Jacks Davis, R (1,9) OBP: 0.385, SLG: 0.455										3	0	1	1	0	0	1		
Clay Dalrymple, L (1,2) OBP: 0.306, SLG: 0.545										3	0	0	0	0	0	2		
Ruben Amaro, R (1,6) OBP: 0.351, SLG: 0.343										1	0	1	0	2	0	0		
Cal McLish, S (1,1) OBP: 0.111, SLG: 0.111										3	0	0	0	0	1	4		
Jack Baldschun, R (8,1)										0	0	0	0	0	0	0		
Inning Stats	R: 1 E: 0 K: 0 S: 5	H: 2 LOB: 1 BB: 0 P: 5	R: 0 E: 0 K: 1 S: 6	H: 1 LOB: 1 BB: 0 P: 6	R: 0 E: 0 K: 0 S: 3	H: 0 LOB: 0 BB: 0 P: 3	R: 0 E: 0 K: 0 S: 2	H: 0 LOB: 0 BB: 1 P: 6	R: 0 E: 0 K: 0 S: 3	H: 0 LOB: 0 BB: 0 P: 3	R: 1 E: 0 K: 0 S: 5	H: 2 LOB: 2 BB: 1 P: 9	R: 0 E: 0 K: 1 S: 5	H: 0 LOB: 0 BB: 0 P: 5	1B: 3 2B: 3 3B: 0 HR: 0	SF: 0 SAC: 0 DP: 2 HBP: 0	WP: 0 PB: 0 SB: 1 CS: 0	PA: 30
PITCHER	IP WLS BF H R ER SO BB IBB HBP BLK WP HR S P ERA WHIP																	
Al Jackson, L (1,1) ERA: 4.34	7.0 L 27 5 2 2 1 2 2 1 0 0 0 0 26 38 2.57 1.000																	
Craig Anderson, R (8,1) ERA: 3.72	1.0 3 0 0 0 1 0 0 0 0 0 0 0 5 5 0.00 0.000																	

AB	27
R	2
H	5
RBI	2
BB	3
SO	2
LOB	11



Batter	1	2	3	4	5	6	7	8	9	10	11	12	AB	R	H	RBI	BB	SO	LOB									
Jim Hickman, R OBP: 0.381, SLG: 0.541 (1.8)													4	1	0	0	2	3	6									
Felix Mantilla, R OBP: 0.395, SLG: 0.433 (1.6)													7	1	1	0	0	0	6									
Charlie Neal, R OBP: 0.359, SLG: 0.493 (1.4)														5	0	2	1	1	0	3								
Frank Thomas, R OBP: 0.367, SLG: 0.696 (1.7)														5	1	1	1	0	2	4								
Ed Bouchee, L OBP: 0.450, SLG: 0.613 (8, PR)														3	0	1	1	1	0	0								
Rod Kanehi, R OBP: 0.286, SLG: 0.357 (8.5)														2	2	1	0	0	0	2								
Gus Bell, L OBP: 0.230, SLG: 0.219 (1.9)														3	1	0	0	2	0	3								
Don Zimmer, R OBP: 0.127, SLG: 0.096 (8, PH)														2	1	0	0	1	1	0								
Jim Marshall, L OBP: 0.400, SLG: 0.656 (8.1)														1	0	1	1	0	0	0								
Craig Anderson, R (8.1)														0	0	0	0	0	0	0								
Elio Chacon, R OBP: 0.283, SLG: 0.179 (12, PH)														1	0	0	0	0	0	2								
Roger Craig, R (12.1)														0	0	0	0	0	0	0								
Hobie Landrith, L OBP: 0.455, SLG: 0.556 (7, PR)														2	0	1	1	1	0	0								
John DeMerit, R OBP: 0.250, SLG: 0.143 (7, PR)														0	0	0	0	0	0	0								
Sammy Taylor, L OBP: 0.289, SLG: 0.161 (7.2)														2	0	0	0	1	0	3								
Bob Moorhead, R OBP: 0.296, SLG: 0.360 (7.1)														1	0	0	0	1	0	1								
Richie Ashburn, L OBP: 0.296, SLG: 0.360 (7.1)														0	0	0	0	0	0	0								
Ken Mackenzie, R (7.1)														0	0	0	0	0	0	0								
Gil Hodges, R OBP: 0.326, SLG: 0.410 (8.3)														2	0	1	2	1	0	2								
Inning Stats	R: 1 E: 0 K: 0 S: 5	H: 2 LOB: 2 BB: 1 P: 9	R: 0 E: 0 K: 1 S: 5	H: 0 LOB: 0 BB: 1 P: 9	R: 0 E: 0 K: 1 S: 5	H: 0 LOB: 0 BB: 0 P: 5	R: 0 E: 0 K: 1 S: 5	H: 0 LOB: 0 BB: 1 P: 6	R: 0 E: 0 K: 0 S: 2	H: 0 LOB: 0 BB: 1 P: 6	R: 1 E: 0 K: 0 S: 4	H: 1 LOB: 1 BB: 1 P: 8	R: 1 E: 0 K: 0 S: 4	H: 1 LOB: 2 BB: 2 P: 12	R: 2 E: 1 K: 0 S: 6	H: 2 LOB: 2 BB: 0 P: 6	R: 0 E: 0 K: 0 S: 3	H: 0 LOB: 2 BB: 2 P: 11	R: 0 E: 0 K: 1 S: 5	H: 0 LOB: 2 BB: 2 P: 13	R: 0 E: 0 K: 1 S: 5	H: 1 LOB: 1 BB: 0 P: 5	R: 2 E: 0 K: 1 S: 7	H: 2 LOB: 2 BB: 2 P: 15	1B: 5 2B: 4 3B: 1 HR: 0	SF: 1 SAC: 3 DP: 2 HBP: 0	WP: 1 PB: 0 SB: 1 CS: 1	PA: 56
PITCHER	IP WLS BF H R ER SO BB IBB HBP BLK WP HR S P ERA WHIP	6.0 1.0 6 1 2 1 0 1 0 0 0 0 0 5 9 4.50 2.000	7.1 1.0 6 1 2 1 0 1 0 0 0 0 0 5 9 9.00 2.000	8.1 4.1 L 21 3 2 2 2 6 0 0 0 1 0 19 43 4.15 2.077	12.1 0.2 3 1 0 0 1 0 0 0 0 0 0 5 5 0.00 1.500	PITCHER																IP WLS BF H R ER SO BB IBB HBP BLK WP HR S P ERA WHIP						


New York Mets @ Philadelphia Phillies
Connie Mack Stadium, Philadelphia, PA
 Sun May 06 1962, 3:33 AM EDT
 Att: 28,215 - Sunny


AB 40
R 7
H 9
RBI 7
BB 12
SO 6
LOB 32

Batter	1	2	3	4	5	6	7	8	9	10	11	12	AB	R	H	RBI	BB	SO	LOB									
Tony Taylor, R OBP: 0.344, SLG: 0.272 (1.4)													5	1	1	0	1	1	1									
Ted Savage, R OBP: 0.314, SLG: 0.333 (10.7)													5	1	2	2	1	0	0									
Johnny Callison, L OBP: 0.361, SLG: 0.409 (1.9)													4	1	2	0	1	2	2									
Wes Covington, L OBP: 0.283, SLG: 0.296 (7, PR)													4	0	0	0	0	0	4									
Billy Klaus, L OBP: 0.333, SLG: 0.077 (8.5)													2	0	0	0	0	0	1									
Art Mahaffey, R OBP: 0.250, SLG: 0.100 (12.1)													0	0	0	0	0	0	0									
Clay Dalrymple, L OBP: 0.400, SLG: 0.567 (1.2)														5	0	2	1	0	0	2								
Don Demeter, R OBP: 0.321, SLG: 0.528 (8.7)														5	1	2	0	1	0	2								
Frank Torre, L OBP: 0.424, SLG: 0.407 (7.1)																												
Jackie Davis, R OBP: 0.357, SLG: 0.417 (12.8)														4	0	1	1	0	0	3								
Ruben Amaro, R OBP: 0.354, SLG: 0.338 (1.6)														1	0	0	0	0	1	1								
Roy Sievers, R OBP: 0.296, SLG: 0.111 (12, PH)														4	1	1	0	1	0	1								
Jack Hamilton, R OBP: 0.167, SLG: 0.091 (7.1)														3	0	0	0	0	2	4								
Bobby Locke, R OBP: 0.200, SLG: 0.200 (8.1)														0	0	0	0	0	0	0								
Jack Baldschun, R (8.1)														1	0	0	0	0	0	1								
Mel Roach, R OBP: 0.353, SLG: 0.357 (8.3)														2	0	0	0	0	1	0								
Inning Stats	R: 0 E: 0 K: 1 S: 6	H: 1 LOB: 1 BB: 0 P: 6	R: 0 E: 0 K: 0 S: 3	H: 0 LOB: 0 BB: 0 P: 3	R: 2 E: 0 K: 1 S: 7	H: 2 LOB: 2 BB: 1 P: 12	R: 1 E: 0 K: 0 S: 5	H: 2 LOB: 1 BB: 0 P: 6	R: 0 E: 0 K: 1 S: 5	H: 0 LOB: 0 BB: 0 P: 5	R: 0 E: 0 K: 1 S: 6	H: 1 LOB: 2 BB: 1 P: 10	R: 2 E: 1 K: 0 S: 5	H: 1 LOB: 2 BB: 1 P: 13	R: 0 E: 0 K: 1 S: 6	H: 1 LOB: 2 BB: 0 P: 10	R: 0 E: 0 K: 0 S: 4	H: 1 LOB: 1 BB: 0 P: 4	R: 0 E: 0 K: 1 S: 5	H: 0 LOB: 0 BB: 0 P: 5	R: 0 E: 0 K: 0 S: 3	H: 1 LOB: 0 BB: 0 P: 3	R: 0 E: 0 K: 2 S: 8	H: 1 LOB: 1 BB: 0 P: 8	1B: 6 2B: 5 3B: 1 HR: 0	SF: 1 SAC: 0 DP: 1 HBP: 1	WP: 2 PB: 1 SB: 2 CS: 0	PA: 53
PITCHER	IP WLS BF H R ER SO BB IBB HBP BLK WP HR S P ERA WHIP	6.0 0.2 6 1 2 1 0 2 0 0 0 0 0 4 12 4.50 4.500	7.1 0.1 1 0 0 0 0 0 0 0 0 0 0 1 1 0.00 0.000	8.1 4.0 W 15 3 0 0 2 1 0 0 0 0 0 18 22 0.00 1.000	12.1 1.0 S 4 1 0 0 2 0 0 0 0 1 0 8 8 0.00 1.000	PITCHER																IP WLS BF H R ER SO BB IBB HBP BLK WP HR S P ERA WHIP						

New York Mets @ Philadelphia Phillies
Connie Mack Stadium, Philadelphia, PA
 Sun May 06 1962, 3:33 AM EDT
 Att: 28,215 - Sunny

AB 46
R 5
H 11
RBI 4
BB 5
SO 8
LOB 23

Batter	1	2	3	4	5	6	7	8	9	AB	R	H	RBI	BB	SO	LOB	TOP			
Tony Taylor, R OBP: 0.340, SLG: 0.258 (1, 4)	0-0 4-3		0-0 4-1		0-0 L7		0-0 F7		0-0 1B	5	0	1	0	0	0	4	Philadelphia Phillies @ Cincinnati Reds Crosley Field, Cincinnati, OH Wed May 09 1962, 7:05 PM EDT Att: 3,304 - Unknown AB 33 R 4 H 5 RBI 4 BB 2 SO 4 LOB 18 			
Ted Savage, R OBP: 0.326, SLG: 0.327 (1, 8)	0-0 6-3			0-0 1B		0-0 F3		4-0 SF9 BB	3	1	1	1	1	0	0					
Johnny Callison, L OBP: 0.341, SLG: 0.387 (1, 9)	0-0 5-3			0-0 P5		0-0 P5		0-0 E3 SF9 1-3	5	1	0	0	0	0	3					
Wes Covington, L OBP: 0.262, SLG: 0.351 (1, 7)		0-0 HR		0-0 F9		0-3 K		0-0 SF9	3	1	1	2	0	1	1					
Clay Dalrymple, L OBP: 0.378, SLG: 0.540 (1, 2)	0-0 4-3			0-0 F8		0-0 F9		0-0 SF9	3	0	0	1	0	0	2					
Don Demeter, R OBP: 0.333, SLG: 0.519 (1, 5)		0-3 K		1-0 E FC1 HBP			0-0 P3	0-0 E5	3	0	0	0	0	1	0					
Roy Sievers, R OBP: 0.262, SLG: 0.111 (1, 3)	0-0 4-3			0-0 FC1		1-3 1B	0-0 PB	0-0 F7	4	0	1	0	0	0	2					
Billy Klaus, L OBP: 0.385, SLG: 0.350 (1, 6)			0-0 F9		0-0 P4		0-3 K	4-0 1B SF9 BB	3	1	0	0	1	1	3					
Art Mahaffey, R OBP: 0.231, SLG: 0.091 (3, 1)			0-0 5-3		0-3 K			0-0 6-3	1	0	0	0	0	0	0					
Paul Brown, R OBP: 0.412, SLG: 0.393 (5, PH)								0-0 6-3	0	0	0	0	0	0	0					
Frank Torre, L OBP: 0.389, SLG: 0.350 (5, PH)									0	0	0	0	0	0	0					
Frank Sullivan, R OBP: 0.389, SLG: 0.350 (5, PH)									0	0	0	0	0	0	0					
Mel Roach, R OBP: 0.389, SLG: 0.350 (7, PH)									0	0	1	0	0	0	0					
Dallas Green, L OBP: 0.389, SLG: 0.350 (7, PH)									0	0	1	0	0	0	0					
Jackie Davis, R OBP: 0.389, SLG: 0.412 (9, PH)									1	0	0	0	0	0	1					
Inning Stats	R: 0 E: 0 K: 0 S: 3	H: 0 LOB: 0 BB: 0 P: 3	R: 1 E: 0 K: 1 S: 6	H: 1 LOB: 0 BB: 0 P: 6	R: 0 E: 0 K: 0 S: 3	H: 0 LOB: 0 BB: 0 P: 3	R: 0 E: 0 K: 0 S: 4	H: 1 LOB: 1 BB: 0 P: 4	R: 0 E: 0 K: 1 S: 6	H: 0 LOB: 2 BB: 0 P: 7	R: 0 E: 0 K: 1 S: 7	H: 2 LOB: 2 BB: 0 P: 7	R: 2 E: 2 K: 0 S: 5	H: 0 LOB: 1 BB: 1 P: 9	R: 1 E: 0 K: 0 S: 4	H: 1 LOB: 1 BB: 1 P: 8	1B: 4 2B: 0 3B: 0 HR: 1	SF: 3 SAC: 0 DP: 0 HBP: 1	WP: 0 PB: 2 SB: 1 CS: 0	PA: 39
PITCHER Bob Purkey, R ERA: 3.64 (1, 1)	IP: 9.0 WLS: W BF: 39 H: 5 R: 4 ER: 2 SO: 4 BB: 2 IBB: 0 HBP: 1 BLK: 0 WP: 0 HR: 1 S: 44 P: 53 ERA: 2.00 WHIP: 0.778															PITCHER				

Batter	1	2	3	4	5	6	7	8	9	AB	R	H	RBI	BB	SO	LOB	BOTTOM	
Don Blasingame, L OBP: 0.400, SLG: 0.294 (1, 4)	0-0 1B 1B	0-0 4-3		0-3 K		0-0 1-3				4	1	1	0	0	1	3	Philadelphia Phillies @ Cincinnati Reds Crosley Field, Cincinnati, OH Wed May 09 1962, 7:05 PM EDT Att: 3,304 - Unknown AB 35 R 7 H 15 RBI 7 BB 1 SO 7 LOB 20 	
Eddie Kasko, R OBP: 0.310, SLG: 0.378 (1, 5)	0-0 1B FC3-6		0-0 2B 1B		0-0 6-3		0-0 G5-4-3 1B			4	2	3	0	0	0	0		
Vada Pinson, L OBP: 0.368, SLG: 0.676 (1, 8)	0-0 F3		0-0 1B 2B		0-0 G3		0-0 F8			4	1	1	0	0	0	3		
Frank Robinson, R OBP: 0.339, SLG: 0.379 (1, 9)	0-0 FC3-6		0-0 G6-4-3 2B 1B		0-0 G4-6-3 1B		0-0 G5-4-3			4	1	3	3	0	0	1		
Gordy Coleman, L OBP: 0.350, SLG: 0.435 (1, 3)	0-0 FC3-6		0-0 G6-4-3 BB		0-0 G4-6-3					3	0	1	1	1	0	2		
Wally Post, R OBP: 0.406, SLG: 0.619 (1, 7)	0-0 6-3		0-0 G6-4-3		0-0 1B		0-0 1B			4	1	2	1	0	0	3		
Johnny Edwards, L OBP: 0.346, SLG: 0.431 (1, 2)		0-0 E7 1B		0-0 2B		0-0 1B		0-0 FC5-4 1B		4	1	3	1	0	0	0		
Leo Cardenas, R OBP: 0.291, SLG: 0.354 (1, 6)		0-0 CS 1B		0-0 K		0-3 K		0-0 FC5-4		4	0	1	1	0	2	4		
Bob Purkey, R OBP: 0.125, SLG: 0.087 (1, 1)		0-3 K		0-3 K		0-3 K		0-3 K		4	0	0	0	0	4	4		
Inning Stats	R: 2 E: 0 K: 0 S: 6	H: 3 LOB: 1 BB: 0 P: 6	R: 1 E: 1 K: 1 S: 6	H: 1 LOB: 0 BB: 0 P: 6	R: 3 E: 0 K: 1 S: 8	H: 4 LOB: 1 BB: 1 P: 12	R: 0 E: 0 K: 2 S: 7	H: 0 LOB: 0 BB: 0 P: 7	R: 0 E: 0 K: 2 S: 9	H: 2 LOB: 2 BB: 0 P: 9	R: 0 E: 0 K: 0 S: 3	H: 1 LOB: 0 BB: 0 P: 3	R: 1 E: 0 K: 1 S: 7	H: 3 LOB: 1 BB: 0 P: 7	1B: 12 2B: 2 3B: 0 HR: 1	SF: 0 SAC: 0 DP: 3 HBP: 0		WP: 1 PB: 0 SB: 0 CS: 2
PITCHER Art Mahaffey, R ERA: 5.84 (1, 1)	IP: 2.0 WLS: L BF: 12 H: 6 R: 5 ER: 4 SO: 1 BB: 0 IBB: 0 HBP: 0 BLK: 0 WP: 0 HR: 0 S: 14 P: 14 ERA: 18.00 WHIP: 3.000															PITCHER		
Paul Brown, R ERA: 2.53 (3, 1)	2.0	8	2	1	1	3	1	0	0	0	0	0	13	17	4.50	1.500		
Frank Sullivan, R ERA: 5.84 (5, 1)	2.0	8	3	0	0	2	0	0	0	0	0	0	12	12	0.00	1.500		
Dallas Green, R ERA: 1.46 (7, 1)	2.0	8	4	1	1	1	0	0	0	0	1	10	10	4.50	2.000			

Batter	1	2	3	4	5	6	7	8	9	AB R H RBI BB SO LOB	TOP									
Tony Taylor, R OBP: 0.348, SLG: 0.258 (1, 4)	4-0 1B 1B BB	0-0 6-3	0-3 K	1-0 HBP			0-0 G1-6-3		0-0 1B	4 1 1 0 1 1 3	Philadelphia Phillies @ Chicago Cubs Wrigley Field, Chicago, IL Fri May 11 1962, 3:33 AM CDT Att: 1,004 - Cloudy									
Johnny Callison, L OBP: 0.364, SLG: 0.420 (1, 9)	0-0 1B SF9 1B		0-0 1B HR 1B	1-2 1B 4-3			0-0 2B		0-0 L4	6 4 4 0 0 0 3										
Ted Savage, R OBP: 0.364, SLG: 0.389 (1, 7)	0-0 1B 2-3 3-H		0-0 1B HR 1B	0-0 1B 1B	0-3 K2-3		0-0 2B			5 2 4 2 0 1 0										
Roy Sievers, R OBP: 0.271, SLG: 0.121 (1, 3)	0-0 F4		4-0 1B HR BB	0-0 1B 1B	0-0 5-3		0-0 F9			4 2 1 1 1 0 3										
Don Demeter, R OBP: 0.337, SLG: 0.554 (1, 5)	0-0 SF9		0-0 1B HR 1B	0-0 1B WP 1B	0-0 F7		0-3 K			4 2 2 6 0 1 0										
Jacke Davis, R OBP: 0.417, SLG: 0.455 (1, 8)	0-0 1B		0-0 1B SH3-4	0-0 1B 1-3 2-H		0-3 K		0-0 5-3		5 1 3 1 0 1 0										
Sammy White, R OBP: 0.238, SLG: 0.222 (1, 2)	0-0 1-3		0-0 1B SH3-4	0-0 1-3	0-0 4-3		0-3 K			4 0 0 0 0 1 3										
Billy Klaus, L OBP: 0.355, SLG: 0.292 (1, 6)		0-0 6-3	4-0 1B BB	0-0 G3		0-0 6-3			0-0 6-3	4 0 0 0 1 0 1										
Jack Hamilton, R OBP: 0.235, SLG: 0.133 (1, 1)		0-0 4-3	0-3 K	0-0 HBP 1B			4-0 BB G1-6-3		0-3 K	4 0 1 1 1 2 2										
Inning Stats	R: 2 E: 0 K: 0 S: 6	H: 3 LOB: 2 BB: 1 P: 10	R: 0 E: 0 K: 0 S: 3	H: 0 LOB: 0 BB: 0 P: 3	R: 4 E: 0 K: 2 S: 11	H: 4 LOB: 2 BB: 2 P: 19	R: 5 E: 0 K: 0 S: 9	H: 6 LOB: 2 BB: 0 P: 10	R: 0 E: 0 K: 1 S: 5	H: 0 LOB: 0 BB: 0 P: 5		R: 1 E: 0 K: 0 S: 4	H: 2 LOB: 1 BB: 1 P: 8	R: 0 E: 0 K: 2 S: 7	H: 0 LOB: 0 BB: 0 P: 7	R: 0 E: 0 K: 1 S: 6	H: 1 LOB: 1 BB: 0 P: 6	1B: 13 2B: 2 3B: 0 HR: 1	SF: 1 SAC: 1 DP: 1 HBP: 1	WP: 1 PB: 0 SB: 0 CS: 0
PITCHER	IP WLS BF H R ER SO BB IBB HBP BLK WP HR S P ERA WHIP											PITCHER	IP WLS BF H R ER SO BB IBB HBP BLK WP HR S P ERA WHIP							
Dick Ellsworth, L ERA: 6.53 (1, 1)	2.0 L	14 6	6 6	6 6	0 0	0 0	2 2	0 0	0 0	0 0	0 0	1 12	20 17	27.00 45.00	4.000 7.000					
Glen Hobbie, R ERA: 7.44 (3, 1)	1.0 10	6 3	5 5	5 2	1 2	1 1	0 0	0 0	0 0	0 0	0 0	13 17	23 27	2.25 2.25	1.000 1.000					
Tony Balsamo, R ERA: 5.63 (4, 1)	4.0 16	3 1	1 1	2 2	1 2	0 0	0 0	0 0	0 0	0 0	0 0	7 7	7 7	0.00 0.00	0.000 0.000					
Bob Anderson, R ERA: 4.95 (8, 1)	1.0 4	3 1	0 0	0 0	2 1	0 0	0 0	0 0	0 0	0 0	0 0	6 6	6 6	0.00 0.00	1.000 1.000					
Barney Schultz, R ERA: 5.12 (9, 1)	1.0 4	1 0	0 0	0 1	0 1	0 0	0 0	0 0	0 0	0 0	0 0	6 6	6 6	0.00 0.00	1.000 1.000					
Batter	1	2	3	4	5	6	7	8	9	AB R H RBI BB SO LOB	BOTTOM									
Lou Brock, L OBP: 0.307, SLG: 0.450 (1, 8)	0-0 G3		0-0 1-3		0-0 2B 3-1		0-0 F5		0-3 K	5 1 1 0 0 1 0	Philadelphia Phillies @ Chicago Cubs Wrigley Field, Chicago, IL Fri May 11 1962, 3:33 AM CDT Att: 1,004 - Cloudy									
Ken Hubbs, R OBP: 0.288, SLG: 0.339 (1, 4)	0-0 1B 3B		0-0 6-3		0-0 6-3		0-0 E6 1B		0-0 6-3	5 1 1 0 0 0 1										
Billy Williams, L OBP: 0.398, SLG: 0.609 (1, 7)	0-0 1B		0-0 1B		0-0 3-1		0-0 1B		0-0 1B	5 0 4 2 0 0 0										
George Altman, L OBP: 0.320, SLG: 0.330 (1, 9)	0-3 K		0-0 P5		0-0 BB 14 E		0-0 F8		0-0 P1	4 0 0 0 1 1 5										
14 Ernie Banks, R OBP: 0.269, SLG: 0.440 (1, 3)	0-0 F9		0-0 F8		0-0 E4		0-3 K			4 0 0 0 0 1 4										
Ron Santo, R OBP: 0.291, SLG: 0.385 (1, 5) (9, 6)		0-0 K BB 1B		0-0 6-3		0-3 K		0-0 1-3		4 0 1 0 0 1 2										
Daryl Robertson, R (1, 6)		0-3 K		4-0 1B BB		0-3 K		0-0 6-3		2 0 0 0 1 2 1										
Jim McKnight, R OBP: 0.212, SLG: 0.273 (8, PH) (9, 5)										1 0 0 0 0 0 0										
Cuno Barragan, R OBP: 0.238, SLG: 0.111 (1, 2)		4-0 1B BB		0-0 1B		0-3 K		4-0 BB		2 0 1 0 2 1 0										
Dick Ellsworth, L ERA: 6.53 (1, 1) Glen Hobbie, R ERA: 7.44 (3, 1) Tony Balsamo, R ERA: 5.63 (4, 1) Bob Anderson, R ERA: 4.95 (8, PH) Moe Morhardt, L OBP: 0.246, SLG: 0.154 Barney Schultz, R ERA: 5.12 (9, 1)		0-3 K		0-3 K		0-3 K		0-0 G3		1 0 0 0 0 1 2 0 0 0 0 0 0 0 2 0 0 0 0 2 2 0 0 0 0 0 0 0 1 0 0 0 0 0 1 0 0 0 0 0 0 0										
Inning Stats	R: 1 E: 0 K: 1 S: 7	H: 2 LOB: 1 BB: 0 P: 7	R: 0 E: 0 K: 2 S: 7	H: 1 LOB: 1 BB: 1 P: 11	R: 0 E: 0 K: 0 S: 4	H: 1 LOB: 1 BB: 0 P: 4	R: 0 E: 0 K: 1 S: 6	H: 1 LOB: 2 BB: 1 P: 10	R: 1 E: 1 K: 3 S: 9	H: 0 LOB: 0 BB: 0 P: 9	R: 0 E: 1 K: 1 S: 7	H: 1 LOB: 2 BB: 0 P: 7	R: 0 E: 0 K: 0 S: 3	H: 0 LOB: 1 BB: 1 P: 7	R: 0 E: 0 K: 1 S: 6	H: 1 LOB: 1 BB: 0 P: 6	1B: 6 2B: 1 3B: 1 HR: 0	SF: 0 SAC: 0 DP: 0 HBP: 0	WP: 0 PB: 0 SB: 1 CS: 0	PA: 40
PITCHER	IP WLS BF H R ER SO BB IBB HBP BLK WP HR S P ERA WHIP											PITCHER	IP WLS BF H R ER SO BB IBB HBP BLK WP HR S P ERA WHIP							
Jack Hamilton, R ERA: 4.71 (1, 1)	9.0 W	40 8	2 2	2 2	10 10	4 4	0 0	0 0	0 0	0 0	0 0	56 72	72 72	2.00 1.333						

AB 40
R 12
H 16
RBI 11
BB 4
SO 7
LOB 15



AB 36
R 2
H 8
RBI 2
BB 4
SO 10
LOB 18



Batter	1	2	3	4	5	6	7	8	9	AB	R	H	RBI	BB	SO	LOB	TOP															
Tony Taylor, R OBP: 0.350, SLG: 0.276 (1, 4)										5	2	2	0	0	0	0																
Johnny Callison, L OBP: 0.355, SLG: 0.442 (1, 9)										5	1	1	3	0	0	1																
Tony Gonzalez, L OBP: 0.447, SLG: 0.623 (1, 8)										5	2	3	0	0	0	0																
Roy Sievers, R OBP: 0.280, SLG: 0.117 (1, 3)										2	0	0	1	1	0	1																
Clay Dalrymple, L OBP: 0.392, SLG: 0.530 Bobby Malkmus, R (9, PR)										3	1	1	1	2	0	2																
Don Demeter, R OBP: 0.360, SLG: 0.563 (1, 5)										4	1	3	1	1	0	2																
Ted Savage, R OBP: 0.397, SLG: 0.397 Wes Covington, L (9, PH)										4	0	1	2	0	1	5																
Billy Klaus, L OBP: 0.343, SLG: 0.286 (1, 6)										4	1	1	0	0	0	1																
Cal McLish, S OBP: 0.100, SLG: 0.100 Frank Sullivan, R (3, 1)										1	0	0	0	0	0	0																
Frank Torre, L OBP: 0.400, SLG: 0.379 Dennis Bennett, L (4, 1)										0	0	0	0	0	0	0																
Jack Baldschun, R (7, 1)										1	0	0	0	0	0	1																
Inning Stats	R: 4 E: 0 K: 0 S: 7	H: 4 LOB: 1 BB: 1 P: 11	R: 0 E: 0 K: 0 S: 3	H: 0 LOB: 0 BB: 0 P: 3	R: 0 E: 0 K: 0 S: 5	H: 2 LOB: 2 BB: 0 P: 5	R: 4 E: 0 K: 1 S: 9	H: 4 LOB: 2 BB: 2 P: 17	R: 0 E: 0 K: 0 S: 3	H: 0 LOB: 0 BB: 0 P: 3	R: 0 E: 0 K: 0 S: 3	H: 1 LOB: 2 BB: 0 P: 3	R: 0 E: 0 K: 1 S: 5	H: 0 LOB: 0 BB: 0 P: 5	R: 0 E: 0 K: 0 S: 4	H: 1 LOB: 2 BB: 1 P: 8	1B: 8 2B: 3 3B: 0 HR: 1	SF: 1 SAC: 0 DP: 0 HBP: 1	WP: 1 PB: 0 SB: 1 CS: 0	PA: 43												
PITCHER	IP WLS BF H R ER SO BB IBB HBP BLK WP HR S P ERA WHIP																															
Cal Koonce, R ERA: 4.91 (1, 1)	3.1	19	8	6	6	0	1	0	0	0	0	0	18	22	16.20	2.700																
Bob Anderson, R ERA: 5.16 (4, 1)	2.2	13	2	2	2	1	2	0	1	0	1	1	12	21	6.75	1.500																
Barney Schultz, R ERA: 4.87 (7, 1)	1.0	3	1	0	0	1	0	0	0	0	0	0	3	3	0.00	1.000																
Don Elston, R ERA: (8, 1)	2.0	W 8	1	0	0	1	1	0	0	0	0	0	9	13	0.00	1.000																

Philadelphia Phillies @ Chicago Cubs
Wrigley Field, Chicago, IL
Sat May 12 1962, 3:33 AM CDT
Att: 2,668 - Cloudy

AB 37
R 8
H 12
RBI 8
BB 4
SO 2
LOB 15



Batter	1	2	3	4	5	6	7	8	9	AB	R	H	RBI	BB	SO	LOB	BOTTOM															
Lou Brock, L OBP: 0.323, SLG: 0.476 (1, 8)										4	1	2	2	1	0	0																
Ken Hubbs, R OBP: 0.274, SLG: 0.342 (1, 4)										5	1	2	0	0	1	3																
Billy Williams, L OBP: 0.398, SLG: 0.602 (1, 7)										3	2	1	1	1	0	0																
14 Ernie Banks, R OBP: 0.274, SLG: 0.434 (1, 3)										4	2	1	1	1	1	3																
George Altman, L OBP: 0.327, SLG: 0.337 (1, 9)										4	0	2	0	0	0	2																
Ron Santo, R OBP: 0.296, SLG: 0.383 (8, 6)										3	0	1	2	1	0	1																
Cuno Barragan, R OBP: 0.280, SLG: 0.227 (1, 2)										4	2	2	1	0	1	3																
Daryl Robertson, R OBP: 0.333, SLG: 0.250 Jim McKnight, R OBP: 0.206, SLG: 0.265 (8, 5)										3	0	2	1	0	1	0																
Cal Koonce, R OBP: 0.125, SLG: 0.125 Bob Anderson, R OBP: 0.281, SLG: 0.343 Bobby Gene Smith, R Barney Schultz, R Bob Will, L Don Elston, R (8, 1)										2	1	0	0	0	0	3																
Inning Stats	R: 0 E: 0 K: 0 S: 5	H: 2 LOB: 2 BB: 0 P: 5	R: 2 E: 0 K: 1 S: 8	H: 3 LOB: 1 BB: 0 P: 8	R: 3 E: 1 K: 0 S: 6	H: 3 LOB: 1 BB: 1 P: 10	R: 0 E: 0 K: 0 S: 2	H: 0 LOB: 0 BB: 1 P: 6	R: 0 E: 0 K: 2 S: 7	H: 0 LOB: 0 BB: 0 P: 7	R: 3 E: 0 K: 2 S: 10	H: 3 LOB: 2 BB: 2 P: 18	R: 1 E: 1 K: 1 S: 6	H: 1 LOB: 0 BB: 0 P: 6	1B: 11 2B: 1 3B: 1 HR: 0	SF: 1 SAC: 0 DP: 1 HBP: 0	WP: 2 PB: 0 SB: 0 CS: 1	PA: 41														
PITCHER	IP WLS BF H R ER SO BB IBB HBP BLK WP HR S P ERA WHIP																															
Cal McLish, R ERA: 4.94 (1, 1)	2.2	16	7	5	2	1	1	0	0	0	0	0	17	21	6.75	3.000																
Frank Sullivan, R ERA: 5.69 (3, 1)	0.1	2	1	0	0	0	0	0	0	0	0	0	2	2	0.00	3.000																
Dennis Bennett, L ERA: 9.0 (4, 1)	3.0	14	4	3	3	2	2	0	0	0	0	0	16	24	9.00	2.000																
Jack Baldschun, R ERA: 2.57 (7, 1)	2.0	L 8	1	1	0	3	1	0	0	0	1	0	13	17	0.00	1.000																

Philadelphia Phillies @ Chicago Cubs
Wrigley Field, Chicago, IL
Sat May 12 1962, 3:33 AM CDT
Att: 2,668 - Cloudy

AB 35
R 9
H 13
RBI 8
BB 4
SO 6
LOB 19



Batter	1	2	3	4	5	6	7	8	9	AB	R	H	RBI	BB	SO	LOB	TOP					
Tony Taylor, R (1,4) OBP: 0.354, SLG: 0.333	G3	CS		P4		K		HR		5	1	2	2	0	1	2	Philadelphia Phillies @ Chicago Cubs Wrigley Field, Chicago, IL Sun May 13 1962, 3:38 AM CDT Att: 4,927 - Cloudy					
Johnny Callison, L (1,9) OBP: 0.350, SLG: 0.438	HR	F7		F7				4-3		5	1	2	1	0	0	1						
Ted Savage, R (1,7) OBP: 0.365, SLG: 0.443										3	1	1	2	1	2	2						
Bobby Locke, R (6,1) OBP: 0.200, SLG: 0.200						K		6-3		0	0	0	0	0	0	0						
Mel Roach, R (8,PH) OBP: 0.350, SLG: 0.353	HR					K				1	0	0	0	0	0	0						
Frank Sullivan, R (8,1)										0	0	0	0	0	0	0						
Roy Sievers, R (1,3) OBP: 0.309, SLG: 0.141	1B	CS		FC1-5				K		3	0	2	0	2	1	0						
Don Demeter, R (1,5) OBP: 0.358, SLG: 0.537	F9			FC1-5		F7		F8		5	0	1	0	0	0	3						
Jacke Davis, R (1,8) OBP: 0.423, SLG: 0.458				FC1-5		F7				2	0	1	0	0	0	2						
Tony Gonzalez, L (5,PH) OBP: 0.429, SLG: 0.573	1B			1-2				K		2	0	0	0	1	1	1						
Bob Oldis, R (1,2)										2	0	0	0	0	0	4						
Clay Dalrymple, L (6,PH) OBP: 0.419, SLG: 0.549	L4			L7		1B		1-3		2	1	1	0	1	0	0						
Bobby Malkmus, R (1,6) OBP: 0.200, SLG: 0.400										2	1	1	0	0	1	2						
Billy Klaus, L (6,PH) OBP: 0.390, SLG: 0.441		SH2-3		K		1B		FC5-2		2	0	1	0	0	0	3						
Chris Short, R (1,1)										1	0	0	0	0	0	0						
Wes Covington, L (6,PH) OBP: 0.235, SLG: 0.313		SH2-3				K		K		2	0	0	0	0	2	5						
Inning Stats	R: 2 E: 0 K: 0 S: 6	H: 3 LOB: 2 BB: 1 P: 10	R: 1 E: 0 K: 0 S: 4	H: 2 LOB: 1 BB: 1 P: 8	R: 0 E: 0 K: 1 S: 6	H: 1 LOB: 2 BB: 1 P: 10	R: 0 E: 0 K: 0 S: 3	H: 0 LOB: 0 BB: 0 P: 3	R: 0 E: 0 K: 1 S: 12	H: 1 LOB: 1 BB: 0 P: 6	R: 0 E: 0 K: 3 S: 12	H: 3 LOB: 2 BB: 0 P: 12	R: 0 E: 0 K: 1 S: 6	H: 1 LOB: 3 BB: 2 P: 14	R: 1 E: 0 K: 1 S: 6	H: 1 LOB: 0 BB: 0 P: 6	R: 0 E: 0 K: 1 S: 5	H: 0 LOB: 0 BB: 0 P: 5	1B: 7 2B: 3 3B: 0 HR: 2	SF: 0 SAC: 1 DP: 0 HBP: 0	WP: 0 PB: 0 SB: 1 CS: 1	PA: 44
PITCHER	IP WLS BF H R ER SO BB IBB HBP BLK WP HR S P ERA WHIP																					
Jim Brewer, L (1,1) ERA: 10.13	1.2	W 12	5	3	3	0	2	0	0	0	0	0	0	1	10	18	16.20	4.200				
Barney Schultz, R (2,1) ERA: 4.39	3.1	W 14	4	1	1	2	1	0	0	0	0	0	0	0	17	21	2.70	1.500				
Bob Anderson, R (6,1) ERA: 4.88	1.1	8	2	0	0	3	2	0	0	0	0	0	0	12	20	0.00	3.000					
Dick Ellsworth, L (7,1) ERA: 6.33	2.2	S 9	1	1	1	3	0	0	0	0	0	1	15	15	3.38	0.375						

Batter	1	2	3	4	5	6	7	8	9	AB	R	H	RBI	BB	SO	LOB	BOTTOM	
Lou Brock, L (1,8) OBP: 0.340, SLG: 0.516	G4-6-3			K		E9		G3-6-3		4	2	2	0	0	1	1	Philadelphia Phillies @ Chicago Cubs Wrigley Field, Chicago, IL Sun May 13 1962, 3:38 AM CDT Att: 4,927 - Cloudy	
Ken Hubbs, R (1,4) OBP: 0.291, SLG: 0.374	E3			FC6-4				1-3		5	1	2	2	0	0	3		
Billy Williams, L (1,7) OBP: 0.409, SLG: 0.625	G4-6-3			HR		F9		K		3	0	0	0	1	1	2		
14 Ernie Banks, R (1,3) OBP: 0.293, SLG: 0.479				FC6-4		F7		HR		4	2	2	1	0	0	1		
George Altman, L (1,9) OBP: 0.345, SLG: 0.410				3-1				2B		3	2	2	2	0	0	1		
Ron Santo, R (1,6) OBP: 0.300, SLG: 0.383	4-3					FC6-4		1-3		3	1	1	1	1	0	1		
Cuno Barragan, R (1,2) OBP: 0.313, SLG: 0.286				SH1-3		WP		6-3		3	0	0	0	1	0	1		
Jim McKnight, R (1,5) OBP: 0.214, SLG: 0.244				FC6-4		L9		6-3		4	0	1	0	0	0	2		
Jim Brewer, L (1,1)				SH1-3						0	0	0	0	0	0	0		
Barney Schultz, R (2,1) ERA: 3.32				G5-4-3		1-3		L8		1	0	0	1	0	0	1		
Bob Anderson, R (6,1) ERA: 3.77						6-3		G3-6-3		1	0	0	0	0	0	0		
Dick Ellsworth, L (7,1) OBP: 0.333, SLG: 0.143								BB		0	0	0	0	1	0	0		
Inning Stats	R: 2 E: 1 K: 0 S: 5	H: 2 LOB: 1 BB: 0 P: 6	R: 0 E: 0 K: 0 S: 3	H: 1 LOB: 0 BB: 0 P: 3	R: 1 E: 0 K: 1 S: 6	H: 1 LOB: 1 BB: 1 P: 10	R: 0 E: 0 K: 0 S: 3	H: 0 LOB: 2 BB: 2 P: 12	R: 1 E: 0 K: 1 S: 7	H: 2 LOB: 1 BB: 0 P: 7	R: 2 E: 0 K: 0 S: 5	H: 2 LOB: 0 BB: 0 P: 5	R: 0 E: 0 K: 0 S: 2	H: 0 LOB: 0 BB: 1 P: 6	1B: 4 2B: 3 3B: 0 HR: 3	SF: 0 SAC: 1 DP: 3 HBP: 2	WP: 2 PB: 0 SB: 0 CS: 0	PA: 38
PITCHER	IP WLS BF H R ER SO BB IBB HBP BLK WP HR S P ERA WHIP																	
Chris Short, L (1,1) ERA: 3.32	5.0	L 25	6	5	5	1	3	0	0	0	0	0	0	1	12	12	9.00	1.800
Bobby Locke, R (6,1) ERA: 3.77	2.0	10	4	3	2	1	0	0	0	0	0	0	0	1	12	12	9.00	2.000
Frank Sullivan, R (8,1) ERA: 5.27	1.0	3	0	0	0	0	1	0	0	0	0	0	0	2	6	0.00	1.000	



Batter	1	2	3	4	5	6	7	8	9	AB	R	H	RBI	BB	SO	LOB	TOP			
Don Blasingame, L (1,4) OBP: 0.359, SLG: 0.254	F5	FC6-4			F7		F8			4	0	0	0	0	0	3	Cincinnati Reds @ Philadelphia Phillies Connie Mack Stadium, Philadelphia, PA Tue May 15 1962, 7:05 PM EDT Att: 8,177 - Unknown			
Eddie Kasko, R (1,5) OBP: 0.299, SLG: 0.359	P3		P3		FC5-4		1-3			4	0	0	0	0	1					
Vada Pinson, L (1,8) OBP: 0.366, SLG: 0.719	HR		K		F7		K2-3			4	1	1	1	0	2					
Frank Robinson, R (1,9) OBP: 0.349, SLG: 0.427	F3		5-3		P4		PO 2B			4	0	1	0	0	0					
Gordy Coleman, L (1,3)		2B		L9		2B	E4			4	1	2	0	0	1					
Wally Post, R (1,7) OBP: 0.384, SLG: 0.586	L6		F8		4-3		PO	K		4	0	0	0	0	1					
Johnny Edwards, L (1,2) OBP: 0.333, SLG: 0.430		K		K		6-3		K		4	0	0	0	0	3					
Leo Cardenas, R (1,6) OBP: 0.314, SLG: 0.366		1B			FC5-6	1B	WP	5-3		4	1	3	1	0	0					
Joey Jay, S (1,1) OBP: 0.190, SLG: 0.300					FC5-6		F5			3	0	1	1	0	2					
Bill Henry, L (8,1)										0	0	0	0	0	0					
Dave Sisler, R (9,1)										0	0	0	0	0	0					
Ted Wills, L (9,1)										0	0	0	0	0	0					
Inning Stats	R: 1 E: 0 K: 0 S: 4	H: 1 LOB: 0 BB: 0 P: 4	R: 2 E: 0 K: 1 S: 8	H: 3 LOB: 1 BB: 0 P: 8	R: 0 E: 0 K: 1 S: 5	H: 0 LOB: 0 BB: 0 P: 5	R: 0 E: 0 K: 1 S: 5	H: 0 LOB: 0 BB: 0 P: 5	R: 0 E: 0 K: 0 S: 4	H: 1 LOB: 1 BB: 0 P: 4	R: 0 E: 0 K: 0 S: 4	H: 1 LOB: 1 BB: 0 P: 4	R: 0 E: 1 K: 1 S: 6	H: 1 LOB: 1 BB: 0 P: 6	R: 0 E: 0 K: 2 S: 7	H: 0 LOB: 0 BB: 0 P: 7	1B: 4 2B: 3 3B: 0 HR: 1	SF: 0 SAC: 0 DP: 0 HBP: 0	WP: 1 PB: 0 SB: 0 CS: 0	PA: 36
PITCHER	IP WLS BF H R ER SO BB IBB HBP BLK WP HR S P ERA WHIP																			
Art Mahaffey, R (1,1) ERA: 5.4	8.0 L 32 8 3 3 4 0 0 0 0 1 1 40 40 3.38 1.000																			
Jack Baldschun, R (9,1) ERA: 2.7	1.0 3 0 0 0 2 0 0 0 0 0 0 7 7 0.00 0.000																			

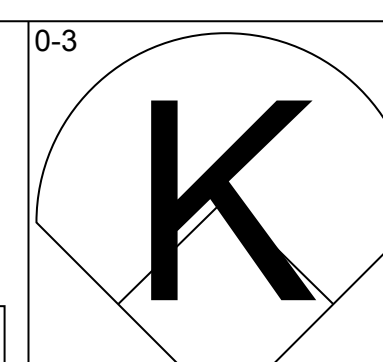
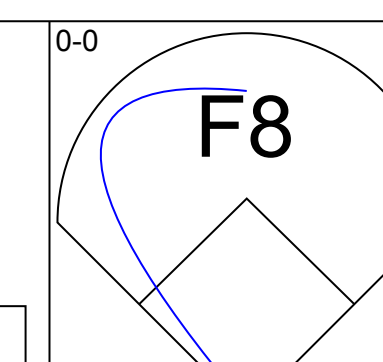
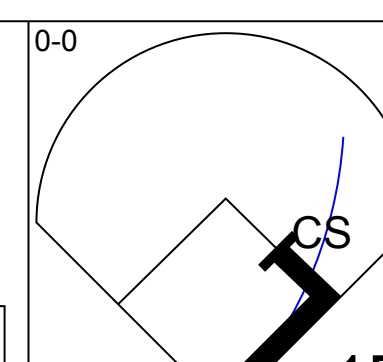
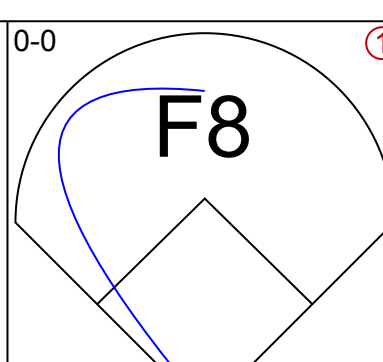
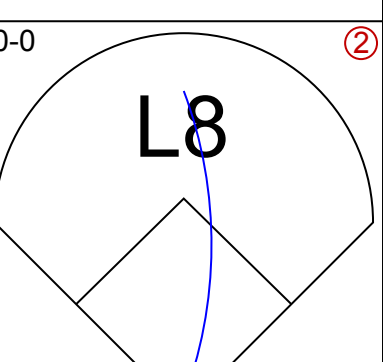
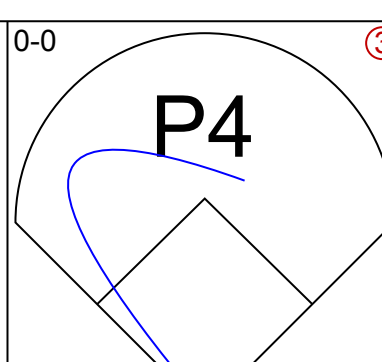
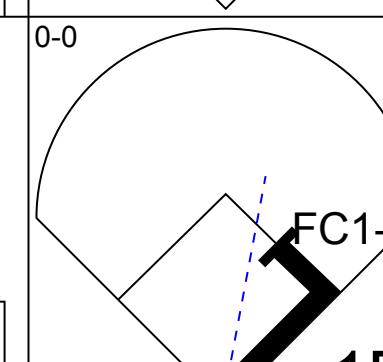
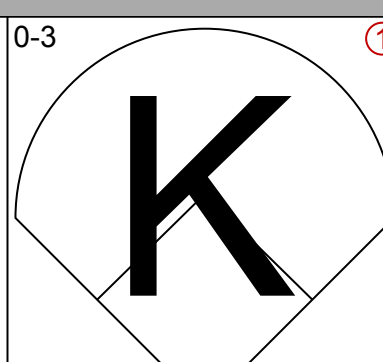
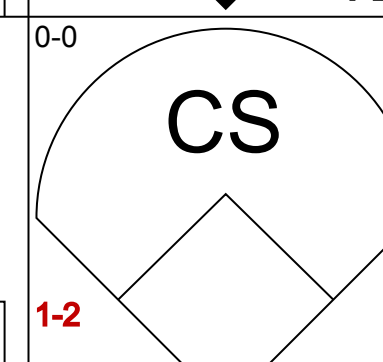
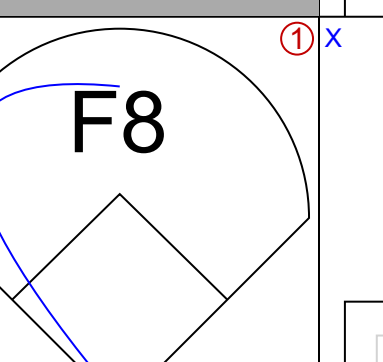
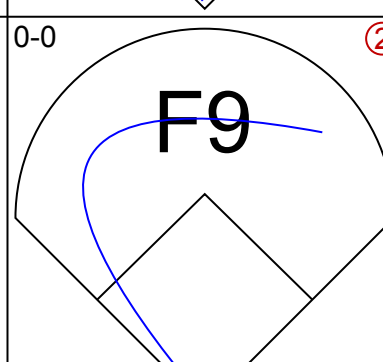
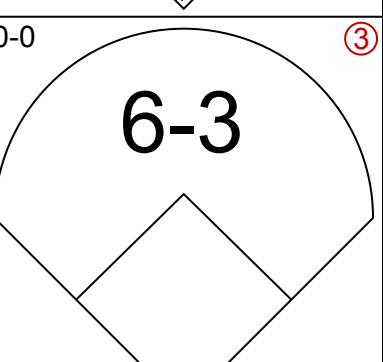
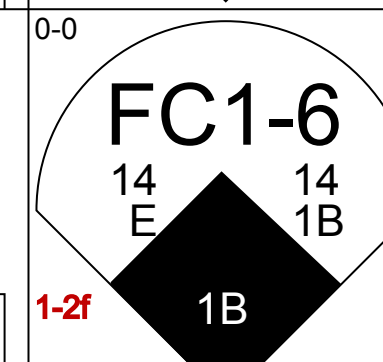
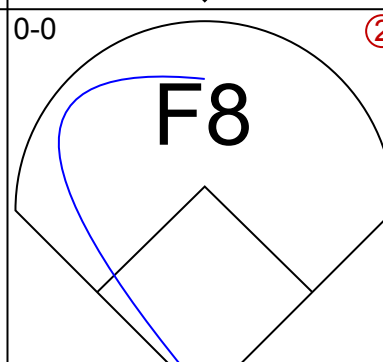
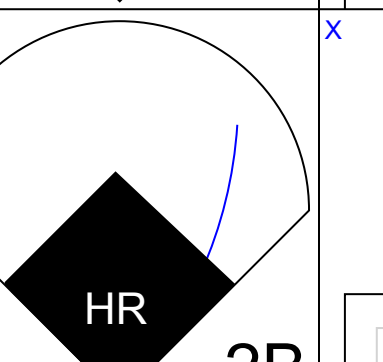
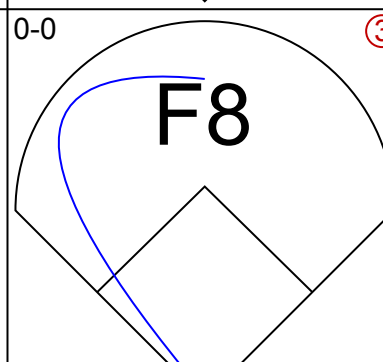
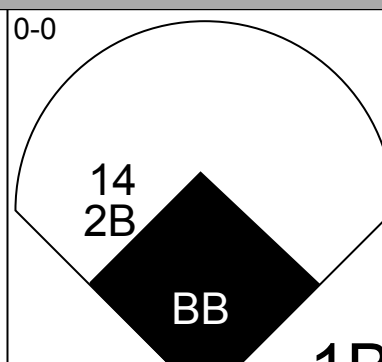
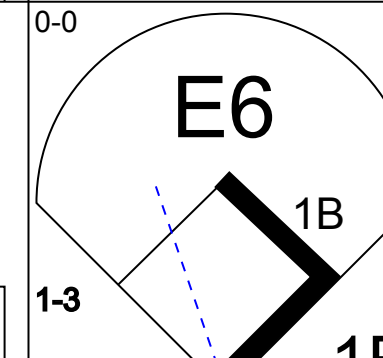
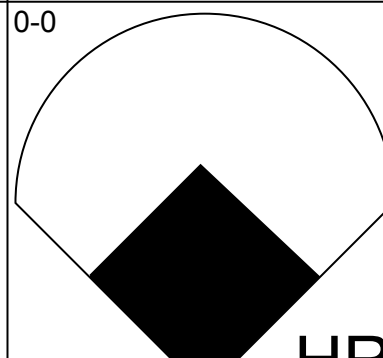
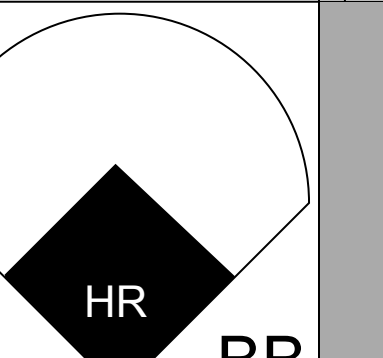
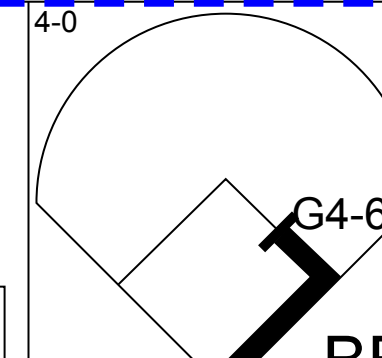
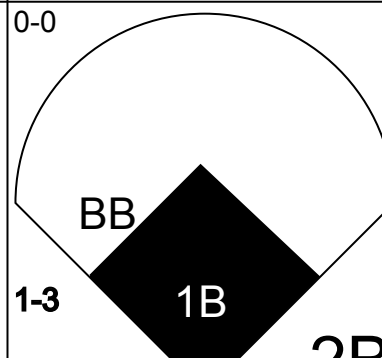
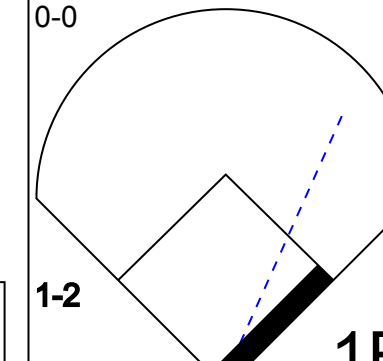
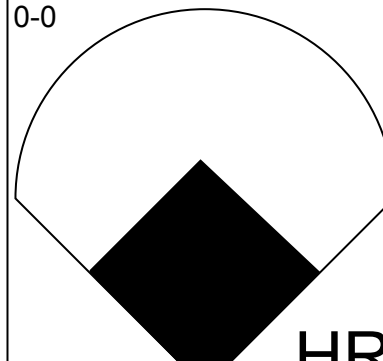
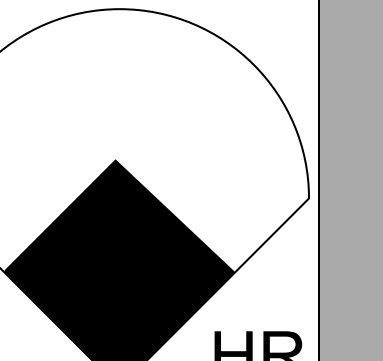
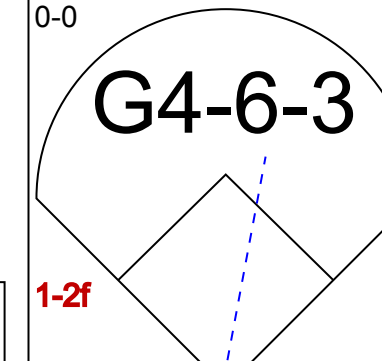
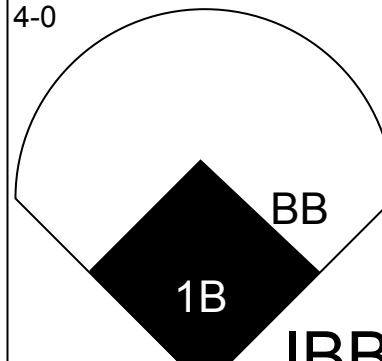
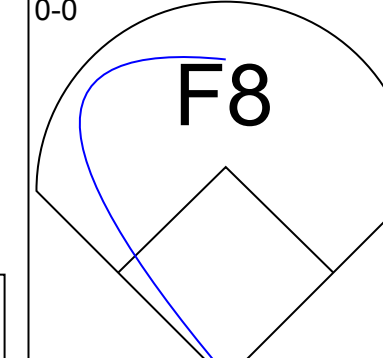
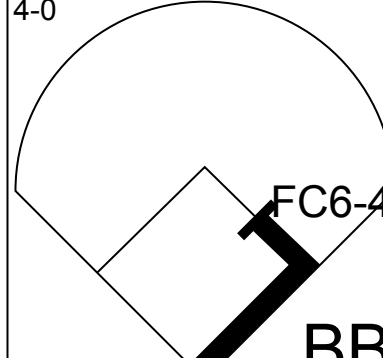

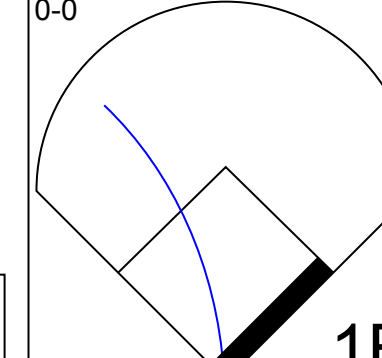
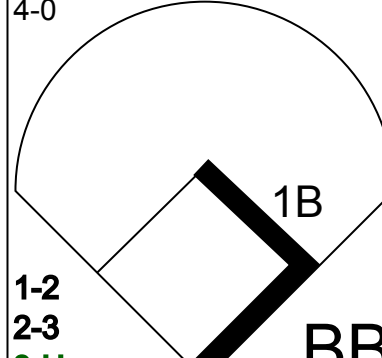
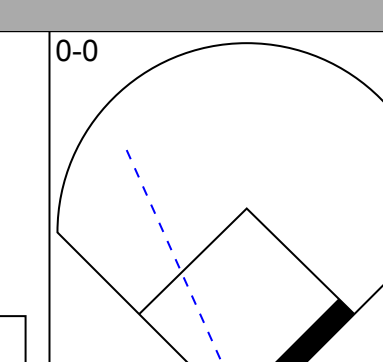
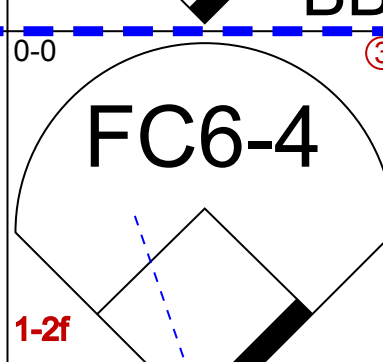
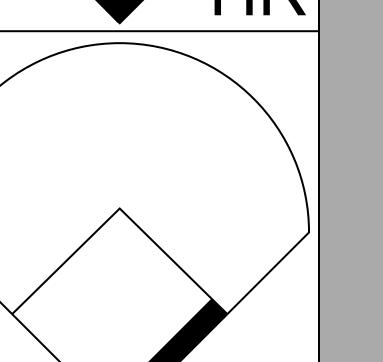
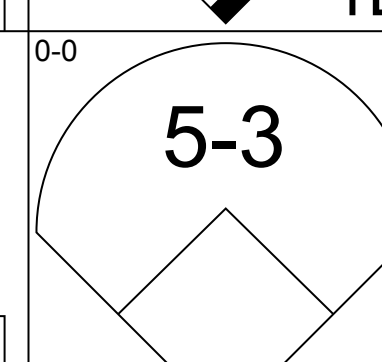
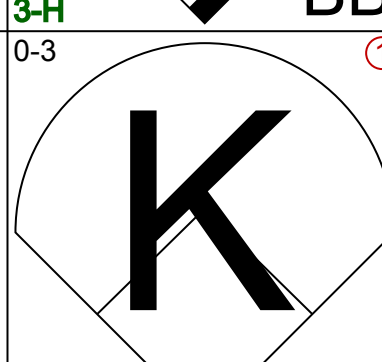
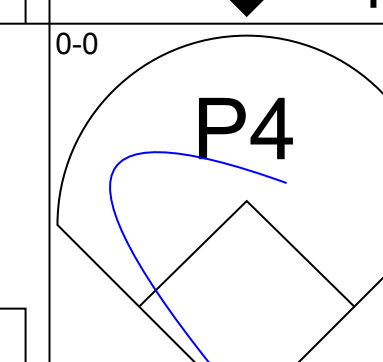
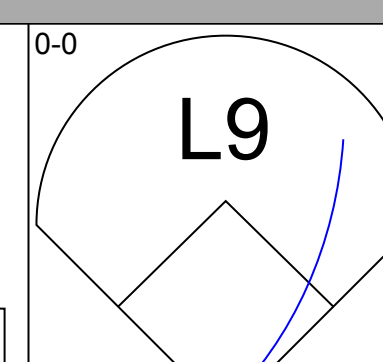

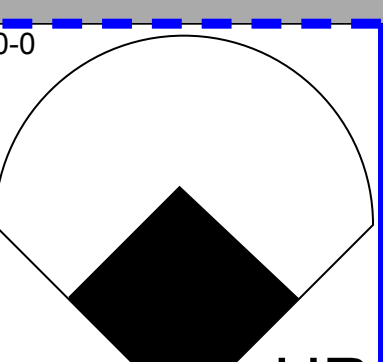
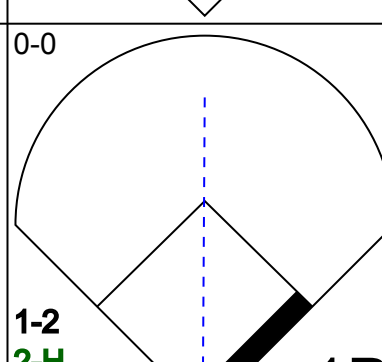
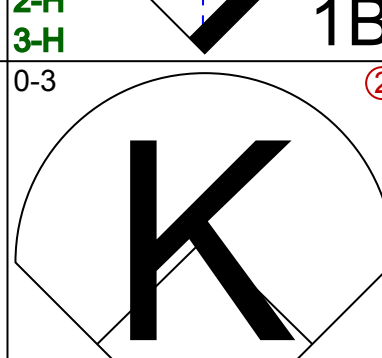
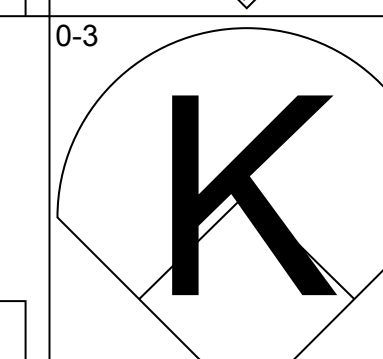
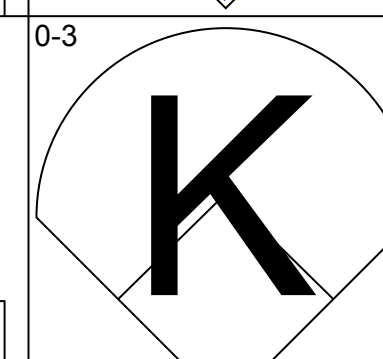
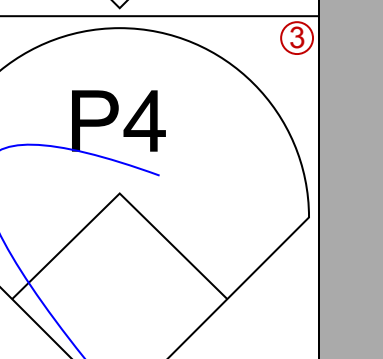
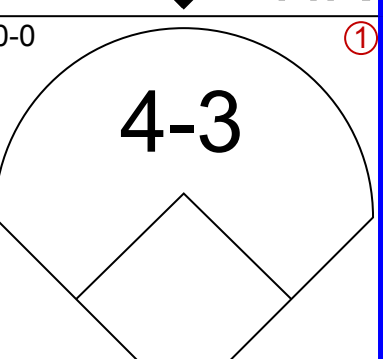
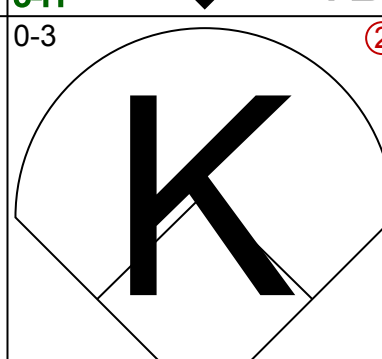


Batter	1	2	3	4	5	6	7	8	9	AB	R	H	RBI	BB	SO	LOB	BOTTOM					
Tony Taylor, R (1,4) OBP: 0.359, SLG: 0.339	E5		F9			BB		3B		4	1	2	0	0	0		Cincinnati Reds @ Philadelphia Phillies Connie Mack Stadium, Philadelphia, PA Tue May 15 1962, 7:05 PM EDT Att: 8,177 - Unknown					
Johnny Callison, L (1,9) OBP: 0.355, SLG: 0.455	P6		4-3			G6-3		BB		3	0	1	2	1	0							
Tony Gonzalez, L (1,8) OBP: 0.409, SLG: 0.544	4-3		5-3			G6-3		K		4	0	0	0	0	1							
Roy Sievers, R (1,3) OBP: 0.306, SLG: 0.162	6-3		K			L6				4	0	1	0	0	1							
Jacke Davis, R (9, PR) OBP: 0.423, SLG: 0.458								1B		0	0	0	0	0	0							
Clay Dalrymple, L (1,2) OBP: 0.411, SLG: 0.527		G6-4-3		4-3		P6		B2-4		3	0	0	0	1	0							
Don Demeter, R (1,5) OBP: 0.345, SLG: 0.515		G6-4-3		P6		P3		F5		4	0	0	0	0	2							
Ted Savage, R (1,7) OBP: 0.365, SLG: 0.462		K				S		FC3-6		4	0	3	0	0	1							
Billy Klaus, L (1,6) OBP: 0.364, SLG: 0.405			K					F8		3	0	0	0	0	1							
Mel Roach, R (9, PH) OBP: 0.333, SLG: 0.333						4-3		F9		1	0	0	0	0	3							
Art Mahaffey, R (1,1) ERA: 3.69										2	0	0	0	0	0							
Frank Torre, L (8, PH) ERA: 2.16										1	0	0	0	0	1							
Bobby Malkmus, R (8, PR) OBP: 0.200, SLG: 0.400										0	1	0	0	0	0							
Jack Baldschun, R (9,1) ERA: 27.0										0	0	0	0	0	0							
Inning Stats	R: 0 E: 1 K: 0 S: 4	H: 0 LOB: 1 BB: 0 P: 4	R: 0 E: 0 K: 1 S: 4	H: 0 LOB: 0 BB: 1 P: 8	R: 0 E: 0 K: 1 S: 5	H: 0 LOB: 0 BB: 0 P: 5	R: 0 E: 0 K: 1 S: 5	H: 0 LOB: 0 BB: 0 P: 5	R: 0 E: 0 K: 0 S: 4	H: 1 LOB: 1 BB: 0 P: 4	R: 0 E: 0 K: 0 S: 3	H: 1 LOB: 1 BB: 1 P: 7	R: 0 E: 0 K: 0 S: 3	H: 0 LOB: 0 BB: 0 P: 3	R: 2 E: 0 K: 1 S: 8	H: 3 LOB: 2 BB: 0 P: 8	R: 0 E: 0 K: 0 S: 5	H: 2 LOB: 3 BB: 0 P: 5	1B: 5 2B: 1 3B: 1 HR: 0	SF: 0 SAC: 0 DP: 2 HBP: 0	WP: 0 PB: 0 SB: 1 CS: 0	PA: 35
PITCHER	IP WLS BF H R ER SO BB IBB HBP BLK WP HR S P ERA WHIP																					
Joey Jay, R (1,1) ERA: 3.69	7.2 W 29 5 2 2 3 2 0 0 0 0 0 0 5 5 0.00 1.500																					
Bill Henry, L (8,1) ERA: 2.16	0.2 3 1 0 0 1 0 0 0 0 0 0 5 5 0.00 1.500																					
Dave Sisler, R (9,1) ERA: 3.24	0.1 2 1 0 0 0 0 0 0 0 0 0 2 2 0.00 3.000																					
Ted Wills, L (9,1) ERA: 27.0	0.1 S 1 0 0 0 0 0 0 0 0 0 0 1 1 0.00 0.000																					



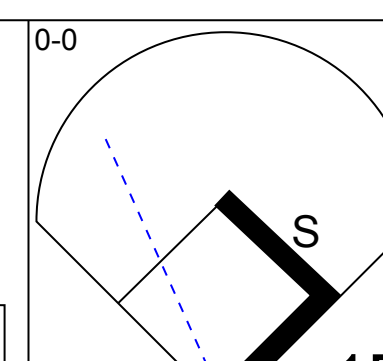
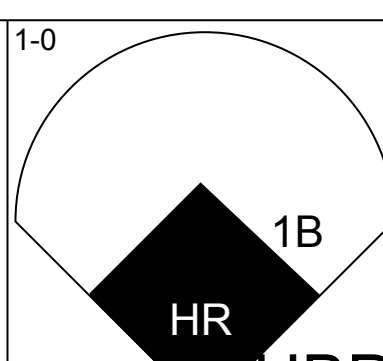
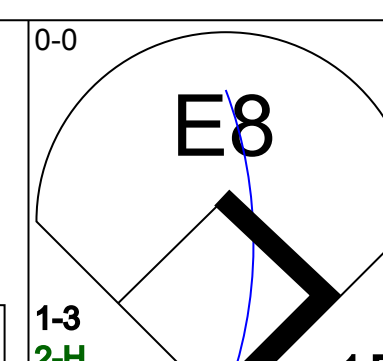
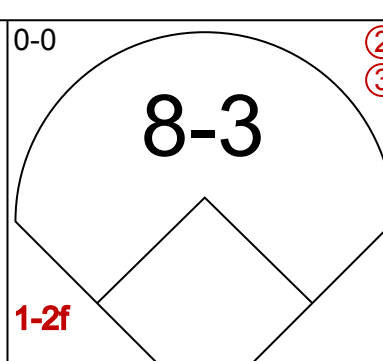
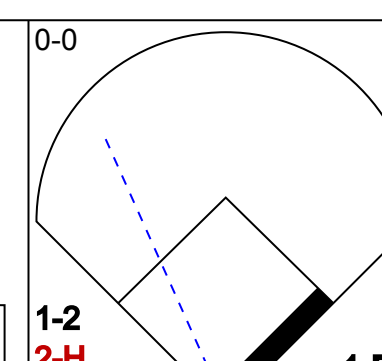
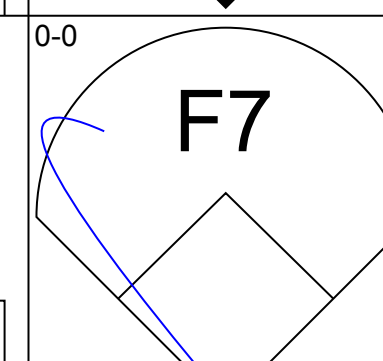
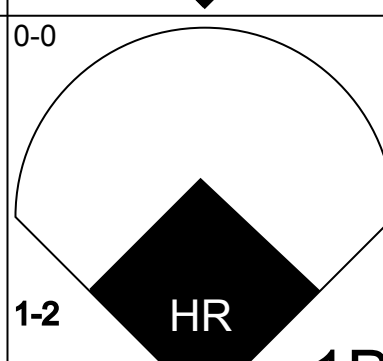
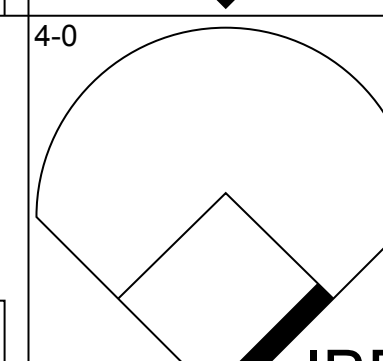
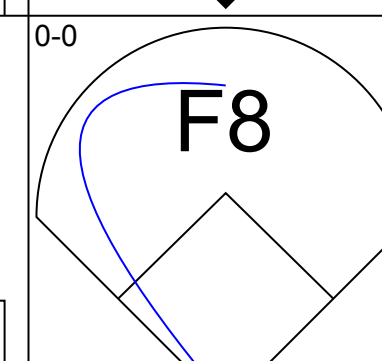
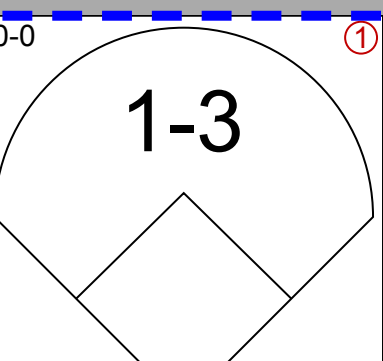
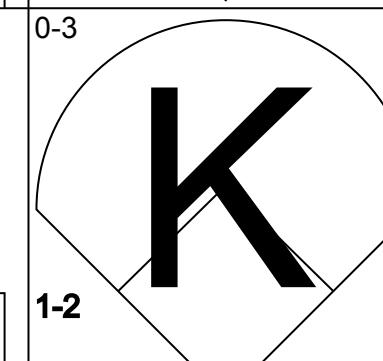
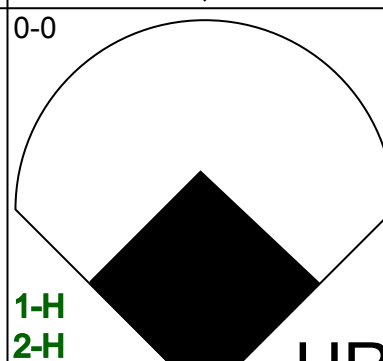
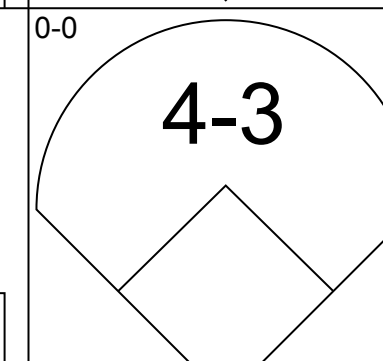
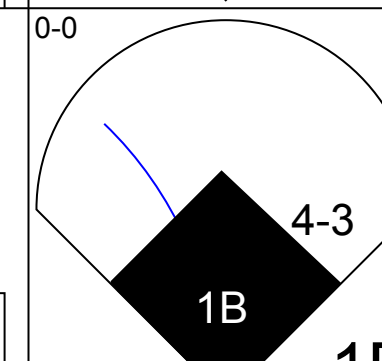
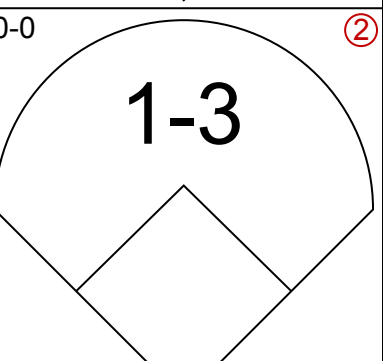
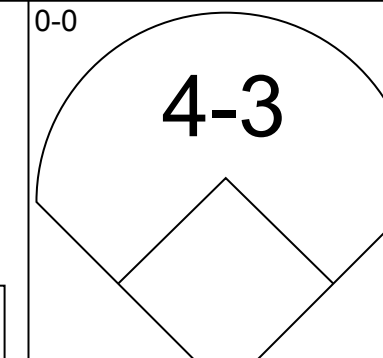
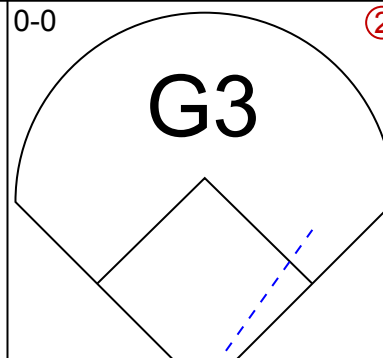
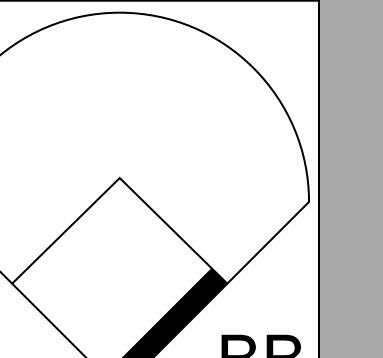
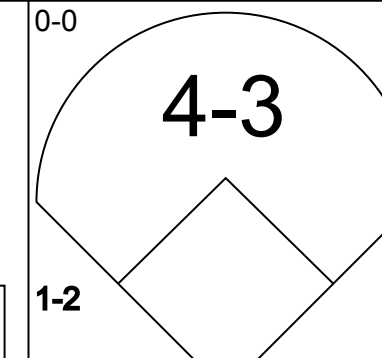
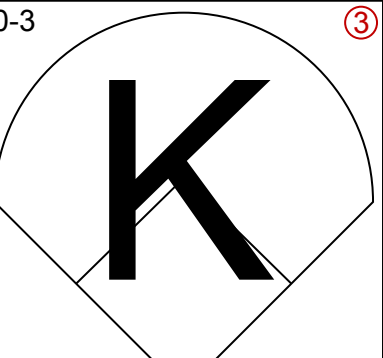
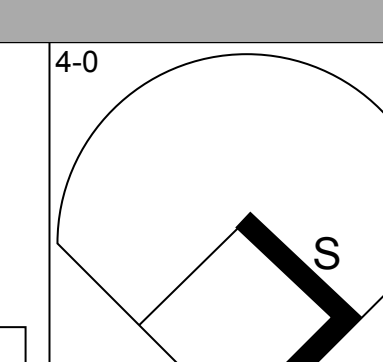
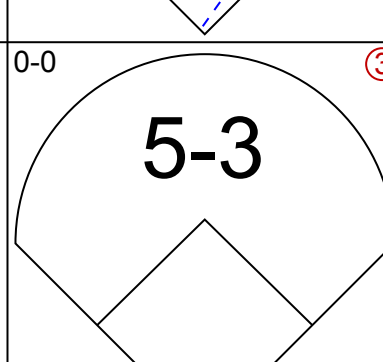
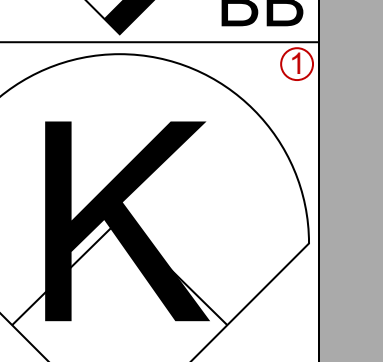
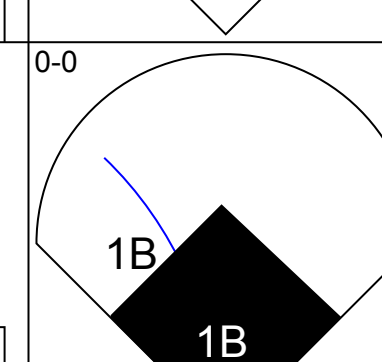
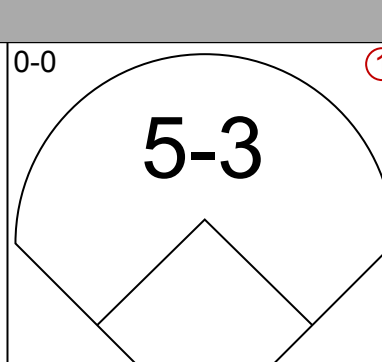

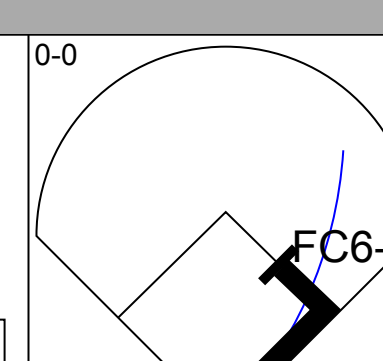
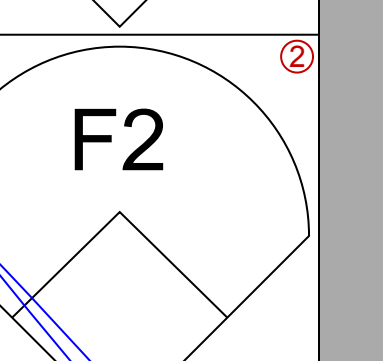
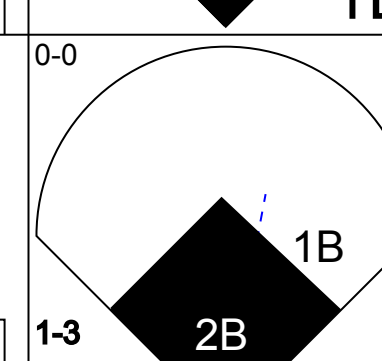
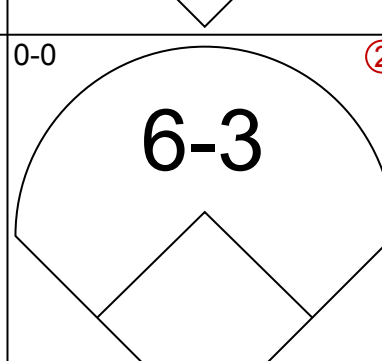


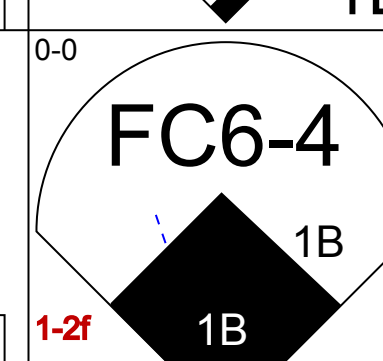
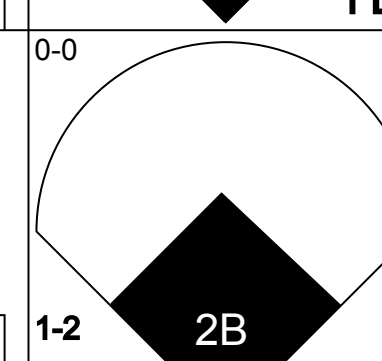
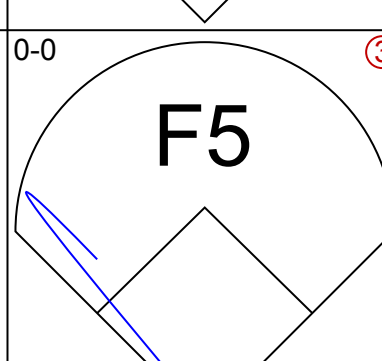

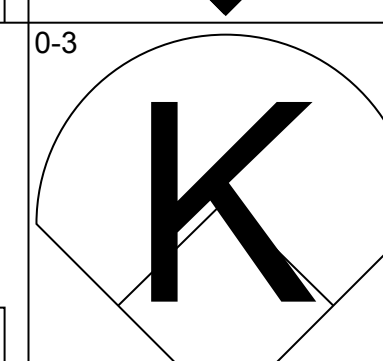
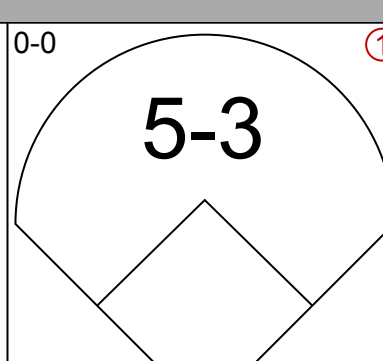
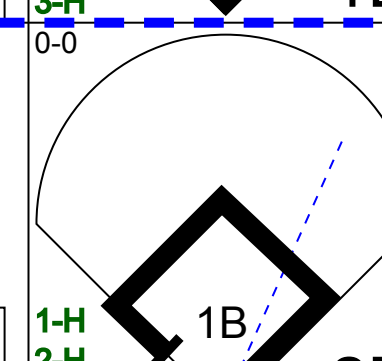
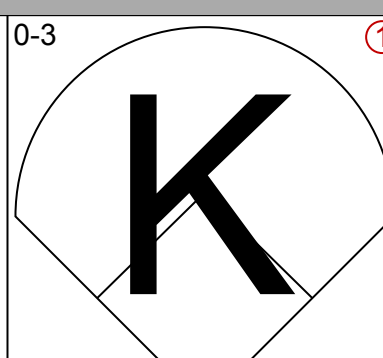
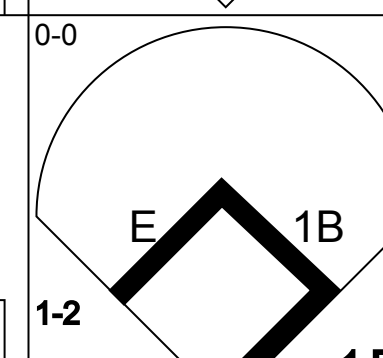
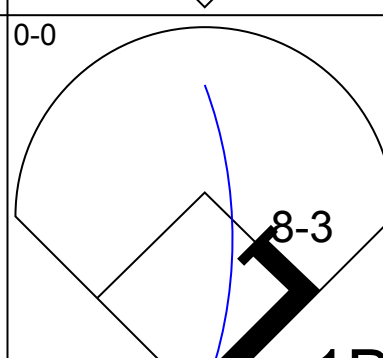
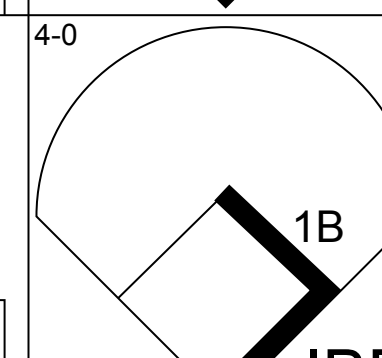
Batter	1	2	3	4	5	6	7	8	9	AB	R	H	RBI	BB	SO	LOB	TOP					
Leo Cardenas, R OBP: 0.313, SLG: 0.356 (1, 6)	L7		F3	FC5-4				F7		5	0	1	0	0	0	4	Cincinnati Reds @ Philadelphia Phillies Connie Mack Stadium, Philadelphia, PA Thu May 17 1962, 7:05 PM EDT Att: 8,674 - Unknown					
Eddie Kasko, R OBP: 0.292, SLG: 0.343 (1, 5)	E5		L5		6-3		L9	6-3		5	0	0	0	0	0	3						
Vada Pinson, L OBP: 0.376, SLG: 0.723 (1, 8)	L9				G3		FC3-6			5	2	2	0	0	0	2						
Frank Robinson, R OBP: 0.367, SLG: 0.458 (1, 9)				F9						4	1	3	1	1	0	1						
Jerry Lynch, L OBP: 0.367, SLG: 0.556 (1, 7)	4-3				P3					4	1	2	2	1	0	3						
Gordy Coleman, L OBP: 0.354, SLG: 0.426 (1, 3)										5	1	2	0	0	1	3						
Hank Foiles, R OBP: 0.226, SLG: 0.250 (5, 1)										3	1	1	1	0	2	1						
Johnny Edwards, L OBP: 0.356, SLG: 0.456 (8, PH)	K									1	0	1	0	0	0	0						
Wally Post, R OBP: 0.381, SLG: 0.567 (9, PH)										1	0	1	0	0	0	0						
Cookie Rojas, R OBP: 0.327, SLG: 0.277 (1, 4)	F8									5	0	2	1	0	0	3						
Jim O'Toole, S OBP: 0.256, SLG: 0.250 (5, 1)										2	0	1	1	0	0	0						
Dave Stiler, R OBP: 0.306, SLG: 0.372 (6, PH)										0	0	0	0	0	0	0						
Joe Gaines, R OBP: 0.256, SLG: 0.250 (8, PH)										1	0	0	0	0	0	1						
Johnny Klippstein, R OBP: 0.256, SLG: 0.250 (8, PH)										0	0	0	0	0	0	0						
Don Blasingame, L OBP: 0.256, SLG: 0.250 (8, PH)										1	0	0	0	0	0	2						
Howie Nunn, R OBP: 0.185, SLG: 0.140 (9, PH)										0	0	0	0	0	0	0						
Don Zimmer, R OBP: 0.185, SLG: 0.140 (9, PH)										1	0	0	0	0	0	2						
Inning Stats	R: 0 E: 1 K: 0 S: 5	H: 1 LOB: 2 BB: 0 P: 5	R: 0 E: 0 K: 1 S: 5	H: 0 LOB: 0 BB: 0 P: 5	R: 0 E: 0 K: 0 S: 3	H: 0 LOB: 0 BB: 0 P: 3	R: 3 E: 0 K: 0 S: 7	H: 5 LOB: 2 BB: 1 P: 11	R: 0 E: 0 K: 2 S: 4	H: 1 LOB: 1 BB: 0 P: 4	R: 0 E: 0 K: 2 S: 8	H: 1 LOB: 1 BB: 0 P: 8	R: 1 E: 0 K: 0 S: 5	H: 2 LOB: 2 BB: 1 P: 9	R: 0 E: 0 K: 0 S: 5	H: 2 LOB: 2 BB: 0 P: 5	R: 2 E: 0 K: 1 S: 9	H: 4 LOB: 2 BB: 0 P: 9	1B: 12 2B: 3 3B: 1 HR: 0	SF: 0 SAC: 0 DP: 0 HBP: 0	WP: 0 PB: 0 SB: 1 CS: 0	PA: 45
PITCHER	IP WLS BF H R ER SO BB IBB HBP BLK WP HR S P ERA WHIP	8.0 W 38 12 4 4 3 2 0 0 0 0 0 0 42 50 4.50 1.750	0.0 3 3 2 2 0 0 0 0 0 0 0 0 3 3 ∞ ∞	1.0 S 4 1 0 0 1 0 0 0 0 0 0 0 6 6 0.00 1.000											IP WLS BF H R ER SO BB IBB HBP BLK WP HR S P ERA WHIP							
Cal McLish, R ERA: 4.83 (1, 1)	8.0 W 38 12 4 4 3 2 0 0 0 0 0 0 42 50 4.50 1.750											IP WLS BF H R ER SO BB IBB HBP BLK WP HR S P ERA WHIP										
Jack Baldschun, R ERA: 3.42 (9, 1)	0.0 3 3 2 2 0 0 0 0 0 0 0 0 3 3 ∞ ∞											IP WLS BF H R ER SO BB IBB HBP BLK WP HR S P ERA WHIP										
Chris Short, L ERA: 3.09 (9, 1)	1.0 S 4 1 0 0 1 0 0 0 0 0 0 0 6 6 0.00 1.000											IP WLS BF H R ER SO BB IBB HBP BLK WP HR S P ERA WHIP										

Batter	1	2	3	4	5	6	7	8	9	AB	R	H	RBI	BB	SO	LOB	BOTTOM			
Tony Taylor, R OBP: 0.340, SLG: 0.314 (1, 4)	4-3		K					1-3		4	1	0	0	1	1	2	Cincinnati Reds @ Philadelphia Phillies Connie Mack Stadium, Philadelphia, PA Thu May 17 1962, 7:05 PM EDT Att: 8,674 - Unknown			
Johnny Callison, L OBP: 0.382, SLG: 0.495 (1, 9)	K		4-3					F7		4	1	1	1	0	1	0				
Ted Savage, R OBP: 0.384, SLG: 0.486 (1, 8)								6-3		4	2	2	2	0	0	0				
Roy Sievers, R OBP: 0.319, SLG: 0.213 (1, 3)										3	1	0	0	0	1	0				
Frank Torre, L OBP: 0.366, SLG: 0.343 (8, 3)	F8									0	0	0	0	0	0	0				
Don Demeter, R OBP: 0.355, SLG: 0.551 (1, 5)										4	1	2	3	0	1	0				
Jacke Davis, R OBP: 0.433, SLG: 0.464 (1, 7)										4	2	2	0	0	1	0				
Sammy White, R OBP: 0.280, SLG: 0.455 (1, 2)										4	1	2	2	0	0	2				
Billy Klaus, L OBP: 0.385, SLG: 0.405 (1, 6)										2	0	0	0	2	0	0				
Cal McLish, S OBP: 0.077, SLG: 0.077 (1, 1)										3	0	0	0	0	2	2				
Tony Gonzalez, L OBP: 0.404, SLG: 0.530 (8, PH)										0	0	0	1	0	0	0				
Jack Baldschun, R ERA: 3.42 (9, 1)										0	0	0	0	0	0	0				
Chris Short, R ERA: 3.09 (9, 1)										0	0	0	0	0	0	0				
Inning Stats	R: 1 E: 0 K: 1 S: 6	H: 1 LOB: 0 BB: 0 P: 6	R: 0 E: 0 K: 2 S: 8	H: 1 LOB: 1 BB: 1 P: 12	R: 0 E: 0 K: 1 S: 5	H: 0 LOB: 0 BB: 0 P: 5	R: 2 E: 0 K: 0 S: 5	H: 2 LOB: 0 BB: 0 P: 5	R: 5 E: 0 K: 1 S: 8	H: 3 LOB: 0 BB: 1 P: 13	R: 0 E: 0 K: 1 S: 5	H: 0 LOB: 0 BB: 0 P: 5	R: 0 E: 0 K: 1 S: 5	H: 0 LOB: 0 BB: 0 P: 5	R: 1 E: 1 K: 0 S: 5	H: 2 LOB: 2 BB: 1 P: 9	1B: 4 2B: 1 3B: 1 HR: 3	SF: 1 SAC: 0 DP: 0 HBP: 1	WP: 0 PB: 0 SB: 2 CS: 0	PA: 37
PITCHER	IP WLS BF H R ER SO BB IBB HBP BLK WP HR S P ERA WHIP	4.1 L 22 6 7 7 4 2 0 0 1 0 0 0 1 5 5 13.50 1.500	2.0 6 0 0 0 2 0 0 0 0 0 0 0 10 10 0.00 0.000	1.0 6 2 1 1 0 0 0 0 0 0 0 0 5 9 9.00 2.000											IP WLS BF H R ER SO BB IBB HBP BLK WP HR S P ERA WHIP					
Jim O'Toole, L ERA: 4.23 (5, 1)	4.1 L 22 6 7 7 4 2 0 0 1 0 0 0 1 5 5 13.50 1.500											IP WLS BF H R ER SO BB IBB HBP BLK WP HR S P ERA WHIP								
Dave Stiler, R ERA: 4.0 (6, 1)	2.0 6 0 0 0 2 0 0 0 0 0 0 0 10 10 0.00 0.000											IP WLS BF H R ER SO BB IBB HBP BLK WP HR S P ERA WHIP								
Johnny Klippstein, R ERA: 5.91 (8, 1)	1.0 6 2 1 1 0 0 0 0 0 0 0 0 5 9 9.00 2.000											IP WLS BF H R ER SO BB IBB HBP BLK WP HR S P ERA WHIP								

Batter	1	2	3	4	5	6	7	8	9	AB	R	H	RBI	BB	SO	LOB	TOP					
Lou Brock, L OBP: 0.314, SLG: 0.473 (1, 8)										6	0	1	0	0	1	3	Chicago Cubs @ Philadelphia Phillies Connie Mack Stadium, Philadelphia, PA Fri May 18 1962, 7:05 PM EDT Att: 8,425 - Unknown					
Ken Hubbs, R OBP: 0.273, SLG: 0.348 (1, 4)										5	0	1	0	0	1	0						
Billy Williams, L OBP: 0.405, SLG: 0.622 (1, 7)										5	3	2	0	0	0	1						
14 Ernie Banks, R OBP: 0.329, SLG: 0.563 (1, 3)										3	3	3	1	2	0	0						
George Altman, L OBP: 0.364, SLG: 0.517 (1, 9)										4	3	3	5	1	0	1						
Ron Santo, R OBP: 0.322, SLG: 0.406 (1, 5) (8, 6)										3	1	2	2	2	0	2						
Cuno Barragan, R OBP: 0.354, SLG: 0.349 (1, 2)										4	0	1	0	1	1	5						
Daryl Robertson, R OBP: 0.200, SLG: 0.118 (8, PH)										3	0	0	0	0	1	2						
Bob Will, L OBP: 0.375, SLG: 0.450 (8, PH)										1	1	1	1	0	0	0						
Jim McKnight, R OBP: 0.239, SLG: 0.267 (8, 5)										1	0	1	2	0	0	0						
Don Cardwell, R OBP: 0.182, SLG: 0.100 Don Elston, R (7, 1)										3	0	0	0	0	2	2						
Moe Morhardt, L OBP: 0.176, SLG: 0.125 Dick Ellsworth, L OBP: 0.273, SLG: 0.111 (8, 1)										0	0	0	0	0	0	0						
										1	0	0	0	0	1	2						
Inning Stats	R: 1 E: 1 K: 1 S: 8	H: 3 LOB: 2 BB: 0 P: 8	R: 0 E: 0 K: 1 S: 6	H: 1 LOB: 1 BB: 0 P: 6	R: 2 E: 0 K: 1 S: 7	H: 2 LOB: 1 BB: 1 P: 11	R: 0 E: 0 K: 1 S: 5	H: 1 LOB: 0 BB: 0 P: 5	R: 4 E: 0 K: 1 S: 8	H: 3 LOB: 1 BB: 2 P: 16	R: 0 E: 0 K: 0 S: 3	H: 0 LOB: 0 BB: 0 P: 3	R: 0 E: 0 K: 0 S: 3	H: 1 LOB: 1 BB: 1 P: 7	R: 1 E: 0 K: 0 S: 4	H: 1 LOB: 0 BB: 0 P: 4	R: 3 E: 0 K: 2 S: 10	H: 3 LOB: 2 BB: 2 P: 18	1B: 8 2B: 2 3B: 0 HR: 5	SF: 0 SAC: 0 DP: 1 HBP: 0	WP: 0 PB: 0 SB: 0 CS: 1	PA: 47
PITCHER	IP WLS BF H R ER SO BB IBB HBP BLK WP HR S P ERA WHIP																					
Dennis Bennett, L ERA: 9.53 Bobby Locke, R ERA: 5.09 Frank Sullivan, R ERA: 5.4 Jack Baldschun, R ERA: 4.86	(1, 1) (3, 1) (7, 1) (8, 1)	2.2 3.1 1.0 2.0	L 15 4 12	6 4 1 4	3 4 0 4	3 2 0 2	3 2 1 2	1 2 0 1	0 0 0 1	0 0 0 0	0 0 0 0	0 0 0 0	0 2 3 14	24 17 7 22	18.00 10.80 0.00 18.00	2.625 1.800 2.000 2.500						

AB	40
R	11
H	15
RBI	11
BB	6
SO	7
LOB	18



Batter	1	2	3	4	5	6	7	8	9	AB	R	H	RBI	BB	SO	LOB	BOTTOM					
Tony Taylor, R OBP: 0.356, SLG: 0.328 (1, 4)										4	1	3	1	0	0	1	Chicago Cubs @ Philadelphia Phillies Connie Mack Stadium, Philadelphia, PA Fri May 18 1962, 7:05 PM EDT Att: 8,425 - Unknown					
Johnny Callison, L OBP: 0.364, SLG: 0.486 (1, 9)										4	1	1	0	1	0	1						
Tony Gonzalez, L OBP: 0.404, SLG: 0.557 (1, 8)										5	2	2	3	0	1	4						
Frank Torre, L OBP: 0.356, SLG: 0.316 Roy Stevers, R OBP: 0.316, SLG: 0.211 (8, PH) (9, 3)										3	0	0	0	1	0	2						
Don Demeter, R OBP: 0.397, SLG: 0.541 (1, 5)										4	1	1	1	1	1	1						
Clay Dalrymple, L OBP: 0.418, SLG: 0.513 Dallas Green, L OBP: 0.500, SLG: 0.500 Jack Baldschun, R (8, 1) Mel Roach, R OBP: 0.318, SLG: 0.316 (9, PH)										4	0	2	0	0	0	2						
Ted Savage, R OBP: 0.374, SLG: 0.468 (1, 7)										5	2	1	1	0	0	3						
Bobby Wine, R (1, 6) Wes Covington, L OBP: 0.246, SLG: 0.338 Sammy White, R OBP: 0.280, SLG: 0.455 (7, PH) (7, PR) (8, 2)										3	0	0	0	0	2	2						
Dennis Bennett, L Bobby Locke, R Jack Baldschun, R Frank Sullivan, R Billy Klaus, L OBP: 0.396, SLG: 0.495 (8, 6)										0	0	0	0	0	0	0						
										2	0	1	0	0	1	0						
										1	0	1	0	0	0	0						
										0	0	0	0	0	0	0						
										0	0	0	0	0	0	0						
Inning Stats	R: 0 E: 0 K: 1 S: 6	H: 1 LOB: 1 BB: 0 P: 6	R: 0 E: 0 K: 1 S: 5	H: 0 LOB: 1 BB: 1 P: 9	R: 3 E: 0 K: 1 S: 7	H: 2 LOB: 0 BB: 0 P: 8	R: 1 E: 1 K: 1 S: 8	H: 3 LOB: 3 BB: 1 P: 12	R: 0 E: 0 K: 1 S: 5	H: 0 LOB: 1 BB: 1 P: 9	R: 0 E: 0 K: 0 S: 3	H: 1 LOB: 0 BB: 0 P: 3	R: 4 E: 0 K: 0 S: 8	H: 6 LOB: 3 BB: 1 P: 12	R: 0 E: 0 K: 1 S: 5	H: 0 LOB: 0 BB: 0 P: 5	R: 0 E: 0 K: 0 S: 3	H: 0 LOB: 0 BB: 0 P: 3	1B: 11 2B: 2 3B: 0 HR: 1	SF: 0 SAC: 0 DP: 1 HBP: 1	WP: 0 PB: 0 SB: 2 CS: 0	PA: 43
PITCHER	IP WLS BF H R ER SO BB IBB HBP BLK WP HR S P ERA WHIP																					
Don Cardwell, R ERA: 6.93 Don Elston, R ERA: 1.53 Dick Ellsworth, L ERA: 5.98	(1, 1) (7, 1) (8, 1)	6.2 0.1 2.0	W 3 6	11 2 0	8 0 0	8 0 0	5 0 1	0 0 0	0 1 0	0 0 0	0 0 0	0 2 8	40 6 8	53 6 8	10.80 0.00 0.00	1.950 6.000 0.000						



Batter	1	2	3	4	5	6	7	8	9	AB	R	H	RBI	BB	SO	LOB	TOP					
Lou Brock, L OBP: 0.333, SLG: 0.513 (1, 8)										3	2	2	2	2	0	0						
Ken Hubbs, R OBP: 0.277, SLG: 0.350 (1, 4)										5	1	2	0	0	0	2						
Billy Williams, L OBP: 0.405, SLG: 0.623 (1, 7)										3	1	1	1	1	1	0						
14 Ernie Banks, R OBP: 0.325, SLG: 0.550 (1, 3)										5	0	1	0	0	0	4						
George Altman, L OBP: 0.360, SLG: 0.520 (1, 9)										3	0	1	2	0	1	0						
Ron Santo, R OBP: 0.320, SLG: 0.397 (1, 5)										3	0	0	0	1	0	2						
Moe Thacker, R OBP: 0.323, SLG: 0.286 (7, PH)										2	0	0	0	0	0	1	AB 33					
Moe Morhardt, L OBP: 0.222, SLG: 0.125 (7, 1)										0	0	0	0	1	0	0	R 5					
Bob Anderson, R (7, 1)										0	0	0	0	0	0	0	H 8					
Jim McKnight, R OBP: 0.234, SLG: 0.261 (8, PH)										1	0	0	0	0	1	1	RBI 5					
Barney Schultz, R (8, 1)										0	0	0	0	0	0	0	BB 5					
Daryl Robertson, R OBP: 0.182, SLG: 0.105 (7, PH)										1	0	0	0	0	0	0	SO 8					
Bob Will, L OBP: 0.360, SLG: 0.429 (7, PH)										1	0	0	0	0	0	0	LOB 12					
Dick Bertell, R OBP: 0.344, SLG: 0.310 (7, 2)										2	0	0	0	0	1	0						
Glen Hobbie, R OBP: 0.364, SLG: 0.222 (1, 1)										1	0	0	0	0	1	0						
Tony Balsamo, R OBP: 0.250, SLG: 0.500 (7, PH)										1	1	1	0	0	0	0						
Andre Rodgers, R OBP: 0.304, SLG: 0.375 (7, 6)										2	0	0	0	0	2	1						
Inning Stats	R: 0 E: 0 K: 1 S: 5	H: 0 LOB: 0 BB: 0 P: 5	R: 0 E: 0 K: 1 S: 5	H: 0 LOB: 1 BB: 1 P: 9	R: 1 E: 0 K: 2 S: 8	H: 1 LOB: 0 BB: 0 P: 8	R: 0 E: 0 K: 0 S: 3	H: 0 LOB: 0 BB: 0 P: 3	R: 0 E: 0 K: 1 S: 5	H: 0 LOB: 0 BB: 0 P: 5	R: 3 E: 0 K: 0 S: 7	H: 4 LOB: 1 BB: 0 P: 7	R: 0 E: 0 K: 1 S: 5	H: 0 LOB: 2 BB: 2 P: 13	R: 1 E: 0 K: 1 S: 7	H: 2 LOB: 1 BB: 0 P: 7	R: 0 E: 0 K: 1 S: 6	H: 1 LOB: 3 BB: 2 P: 14	1B: 3 2B: 4 3B: 0 HR: 1	SF: 2 SAC: 0 DP: 0 HBP: 0	WP: 1 PB: 0 SB: 0 CS: 0	PA: 40
PITCHER Art Mahaffey, R ERA: 5.33 (1, 1)	IP: 9.0 WLS: W BF: 40 H: 8 R: 5 ER: 5 SO: 8 BB: 5 IBB: 0 HBP: 0 BLK: 0 WP: 1 HR: 1 S: 51 P: 71 ERA: 5.00 WHIP: 1.444															PITCHER						

Chicago Cubs @ Philadelphia Phillies
 Connie Mack Stadium, Philadelphia, PA
 Sat May 19 1962, 3:33 AM EDT
 Att: 3,054 - Sunny

AB	33
R	5
H	8
RBI	5
BB	5
SO	8
LOB	12



Batter	1	2	3	4	5	6	7	8	9	AB	R	H	RBI	BB	SO	LOB	BOTTOM			
Tony Taylor, R OBP: 0.364, SLG: 0.338 (1, 4)										5	1	3	0	0	0	0				
Johnny Callison, L OBP: 0.360, SLG: 0.496 (1, 9)										5	1	1	1	0	1	3				
Tony Gonzalez, L OBP: 0.417, SLG: 0.556 (1, 8)										2	0	1	0	2	0	0				
Roy Sievers, R OBP: 0.313, SLG: 0.203 (1, 3)										3	0	0	0	1	1	5				
Dallas Green, L OBP: 0.500, SLG: 0.500 (7, PR)										0	0	0	0	0	0	0				
Frank Torre, L OBP: 0.356, SLG: 0.316 (8, 3)										0	0	0	0	0	0	0				
Don Demeter, R OBP: 0.394, SLG: 0.530 (1, 5)										4	1	1	0	0	1	1				
Clay Dalrymple, L OBP: 0.412, SLG: 0.500 (1, 2)										4	0	1	0	0	1	2				
Ted Savage, R OBP: 0.368, SLG: 0.457 (1, 7)										4	1	1	0	0	1	1	AB 35			
Bobby Wine, R OBP: 0.143, SLG: 0.143 (1, 6)										4	2	1	1	0	0	1	R 7			
Art Mahaffey, R OBP: 0.263, SLG: 0.353 (1, 1)										4	1	2	2	0	1	1	H 11			
Inning Stats	R: 0 E: 0 K: 0 S: 4	H: 1 LOB: 1 BB: 0 P: 4	R: 0 E: 0 K: 0 S: 3	H: 0 LOB: 0 BB: 0 P: 3	R: 0 E: 1 K: 1 S: 7	H: 2 LOB: 3 BB: 1 P: 11	R: 6 E: 1 K: 1 S: 10	H: 6 LOB: 0 BB: 1 P: 14	R: 0 E: 1 K: 2 S: 8	H: 1 LOB: 1 BB: 0 P: 8	R: 0 E: 0 K: 0 S: 3	H: 0 LOB: 0 BB: 0 P: 3	R: 0 E: 0 K: 1 S: 5	H: 0 LOB: 2 BB: 1 P: 9	R: 1 E: 1 K: 1 S: 6	H: 1 LOB: 1 BB: 0 P: 6	1B: 9 2B: 0 3B: 1 HR: 1	SF: 0 SAC: 0 DP: 0 HBP: 0	WP: 2 PB: 1 SB: 2 CS: 1	PA: 39
PITCHER Glen Hobbie, R ERA: 7.75 (1, 1)	IP: 3.1 WLS: L BF: 18 H: 7 R: 4 ER: 4 SO: 1 BB: 1 IBB: 0 HBP: 0 BLK: 0 WP: 1 HR: 1 S: 19 P: 23 ERA: 10.80 WHIP: 2.400															PITCHER				
Tony Balsamo, R ERA: 6.05 (4, 1)	2.2	11	3	2	2	3	1	0	0	0	0	1	0	16	20	6.75	1.500			
Bob Anderson, R ERA: 4.28 (7, 1)	1.0	4	0	0	0	1	1	0	0	0	0	0	0	5	9	0.00	1.000			
Barney Schultz, R ERA: 3.95 (8, 1)	1.0	5	1	1	0	1	0	0	0	0	0	0	0	6	6	0.00	1.000			

Chicago Cubs @ Philadelphia Phillies
 Connie Mack Stadium, Philadelphia, PA
 Sat May 19 1962, 3:33 AM EDT
 Att: 3,054 - Sunny

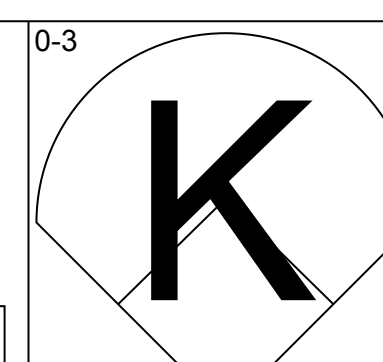
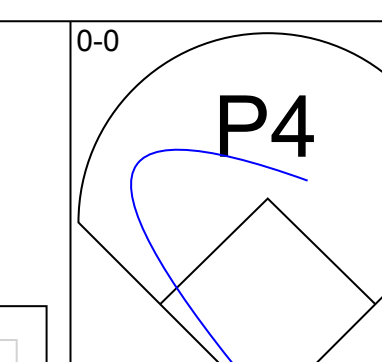
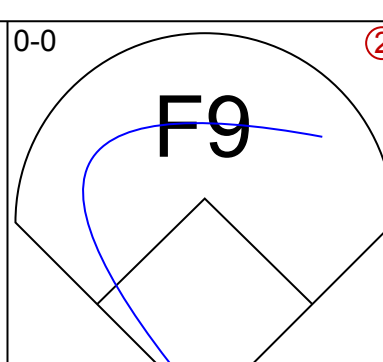
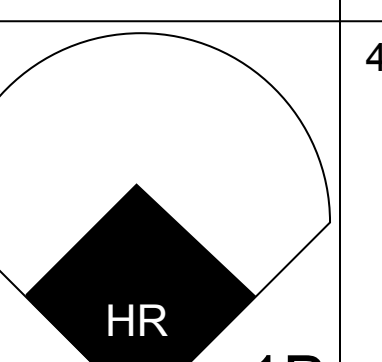
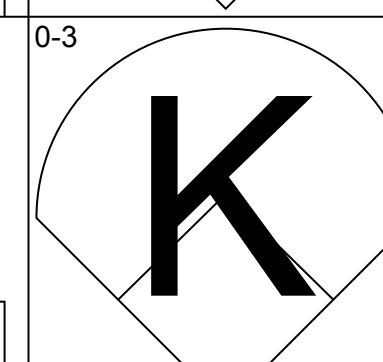
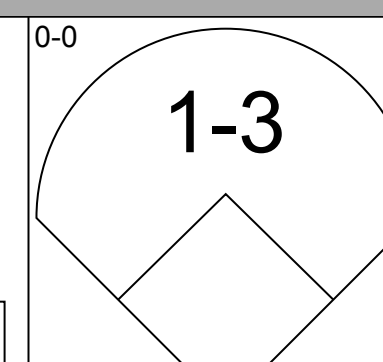
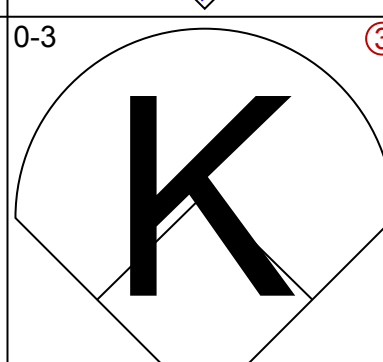
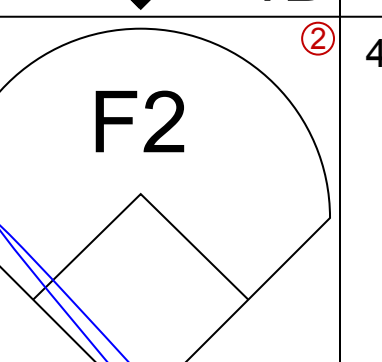
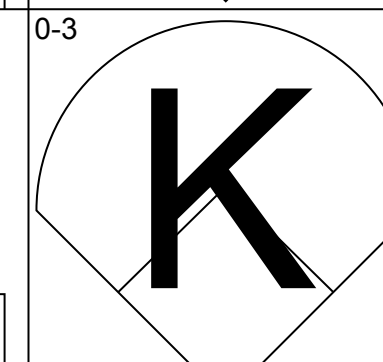
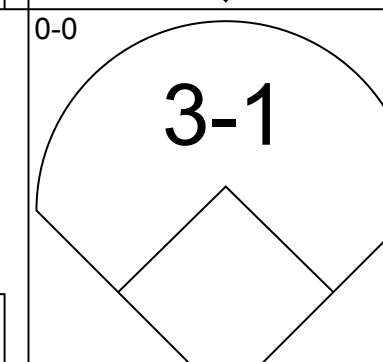
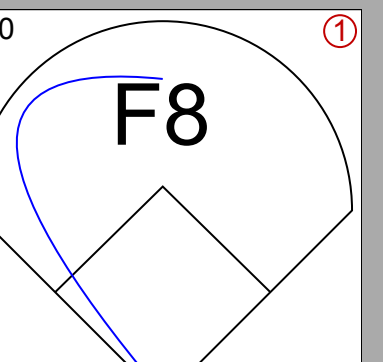
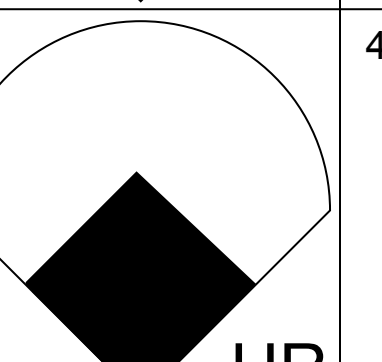
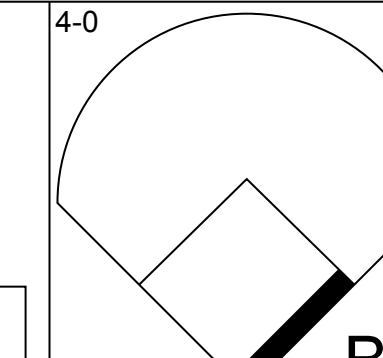
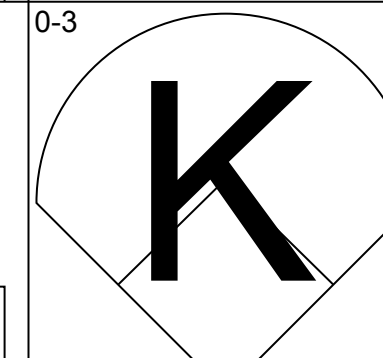

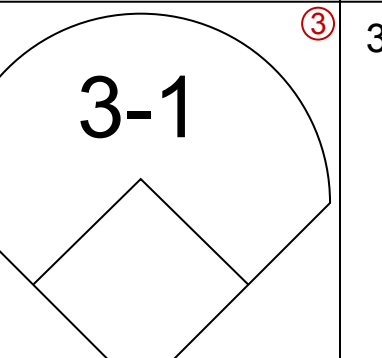
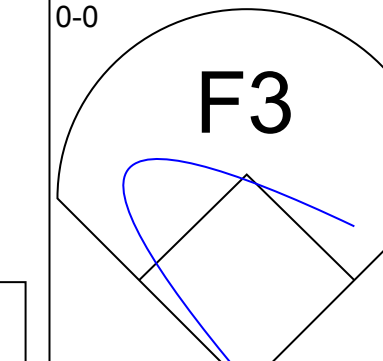
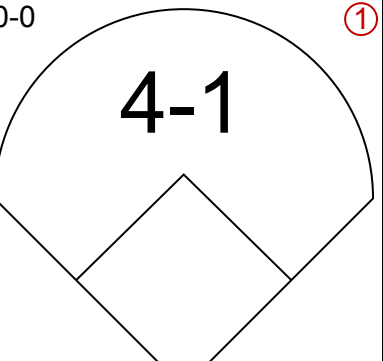
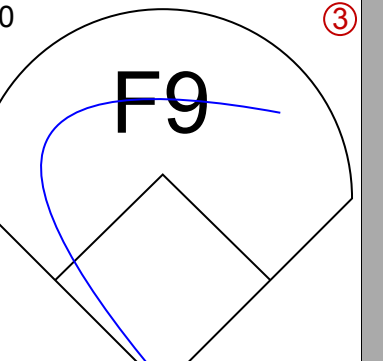
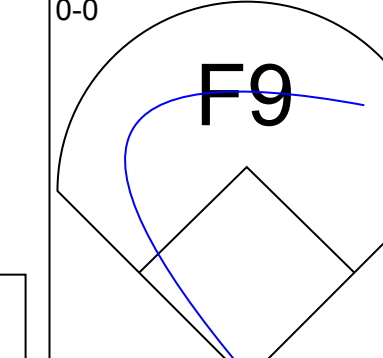
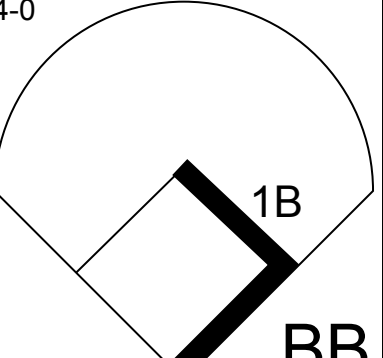
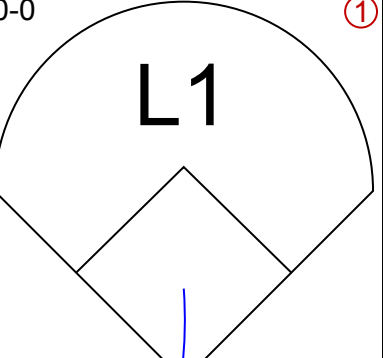
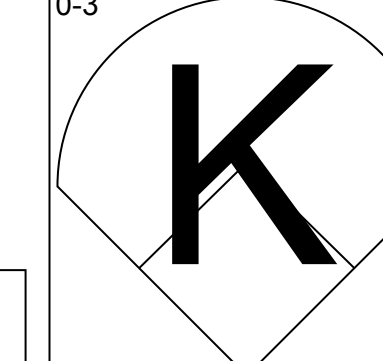
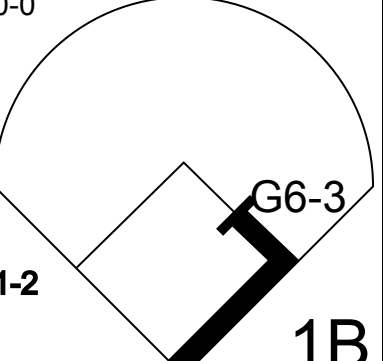
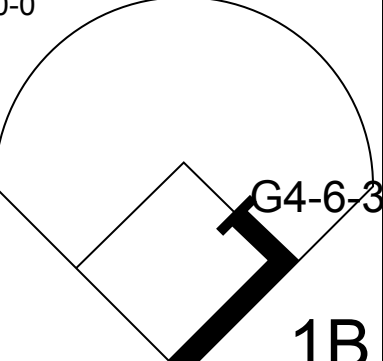
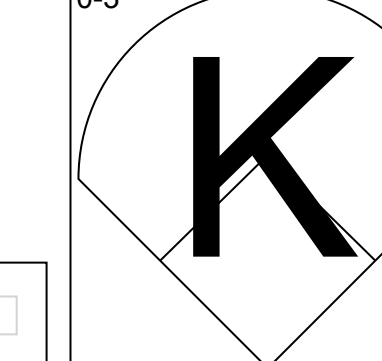
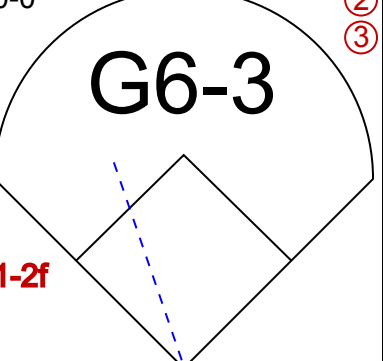
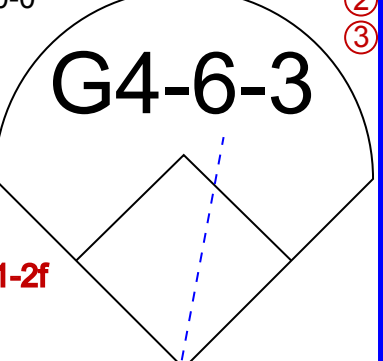
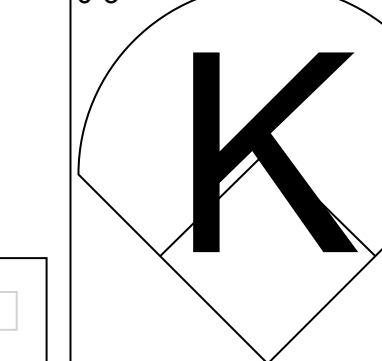
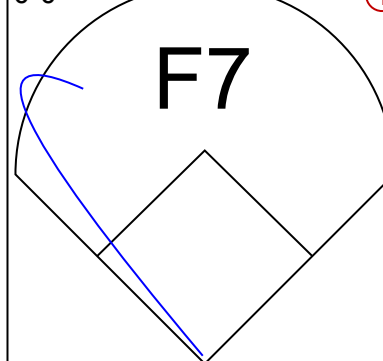
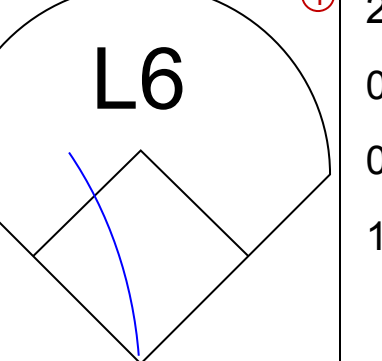
AB	35
R	7
H	11
RBI	4
BB	3
SO	6
LOB	14



Batter	1	2	3	4	5	6	7	8	9	AB	R	H	RBI	BB	SO	LOB	TOP											
Lou Brock, L OBP: 0.391, SLG: 0.543 (1, 8)	0-0 4-3	0-0 HR		4-0 4-3 BLK BB		0-0 E9 1B		1-0 HBP		3	3	2	4	1	0	0	Chicago Cubs @ Philadelphia Phillies Connie Mack Stadium, Philadelphia, PA Sun May 20 1962, 3:33 AM EDT Sunny											
Ken Hubbs, R OBP: 0.288, SLG: 0.358 (1, 4)	0-0 14 FC6-4 1B	0-0 1B		0-0 4-3		0-0 14 FC6-4 1B		0-0 1-3		5	0	3	1	0	0	2												
Billy Williams, L OBP: 0.405, SLG: 0.615 (1, 7)	0-0 14 FC6-4 1B	0-0 1-2 1B		0-0 4-3		0-0 F7		0-3 K		5	0	2	1	0	1	1												
14 Ernie Banks, R OBP: 0.321, SLG: 0.538 (1, 3)	0-0 FC6-4 1-2 2-3	0-0 F8		0-0 3-H 1B		0-0 FC6-4		0-0 1-3		5	0	1	0	0	0	5												
George Altman, L OBP: 0.355, SLG: 0.516 (1, 9)	0-0 4-3	0-0 L6		0-0 4-3		0-0 F7		0-0 2B		5	0	1	0	0	0	5												
Ron Santo, R OBP: 0.310, SLG: 0.382 (1, 5)		0-0 P4		0-0 F7		0-0 F8		0-0 5-3		5	0	0	0	0	0	1												
Dick Bertell, R OBP: 0.361, SLG: 0.313 (1, 2)		0-0 SH HR 1B		4-0 1B BB		0-0 5-3		0-3 K		3	1	1	0	1	1	0												
Andre Rodgers, R OBP: 0.315, SLG: 0.382 (1, 6)		0-0 SH HR 1B		0-0 G1-6-3 1B		0-0 L6		0-3 K		4	1	2	0	0	1	0												
Cal Koonce, R OBP: 0.105, SLG: 0.105 Bob Anderson, R (8, 1)		0-0 SH HR 1-2 2-3		0-0 G1-6-3 1-2		0-0 4-3		0-0 6-3		3	1	0	0	0	0	2												
Inning Stats	R: 0 E: 0 K: 0 S: 5	H: 2 LOB: 2 BB: 0 P: 5	R: 4 E: 0 K: 0 S: 9	H: 5 LOB: 2 BB: 0 P: 9	R: 0 E: 0 K: 0 S: 3	H: 1 LOB: 1 BB: 1 P: 7	R: 1 E: 0 K: 0 S: 4	H: 1 LOB: 1 BB: 1 P: 8	R: 0 E: 0 K: 0 S: 3	H: 0 LOB: 0 BB: 0 P: 3	R: 1 E: 1 K: 0 S: 5	H: 2 LOB: 1 BB: 0 P: 5	R: 0 E: 0 K: 1 S: 5	H: 0 LOB: 0 BB: 0 P: 5	R: 0 E: 0 K: 1 S: 6	H: 1 LOB: 1 BB: 0 P: 6	R: 0 E: 0 K: 1 S: 6	H: 1 LOB: 1 BB: 0 P: 6	1B: 10 2B: 1 3B: 0 HR: 1	SF: 0 SAC: 1 DP: 1 HBP: 1	WP: 0 PB: 0 SB: 0 CS: 0	PA: 42						
PITCHER	IP	WLS	BF	H	R	ER	SO	BB	IBB	HBP	BLK	WP	HR	S	P	ERA	WHIP											
Jim Owens, R ERA: 7.71 (1, 1)	1.1	L	11	6	4	4	0	0	0	0	0	0	1	11	11	27.00	4.500											
Dallas Green, R ERA: 3.18 (2, 1)	3.2		15	3	1	1	0	2	0	0	1	0	0	13	21	2.46	1.364											
Frank Sullivan, R ERA: 4.76 (6, 1)	2.0		8	2	1	0	1	0	0	0	0	0	0	10	10	0.00	1.000											
Jack Baldschun, R ERA: 4.23 (8, 1)	2.0		8	1	0	0	2	0	0	1	0	0	0	11	12	0.00	0.500											
Batter	1	2	3	4	5	6	7	8	9	AB	R	H	RBI	BB	SO	LOB	BOTTOM											
Tony Taylor, R OBP: 0.359, SLG: 0.356 (1, 4)	0-0 HR	0-0 L7			0-0 P6		0-0 F8		0-3 K	5	1	1	1	0	1	3	Chicago Cubs @ Philadelphia Phillies Connie Mack Stadium, Philadelphia, PA Sun May 20 1962, 3:33 AM EDT Sunny											
Johnny Callison, L OBP: 0.364, SLG: 0.517 (1, 9)	4-0 1B BB		0-0 F7		0-0 P4		0-0 HR			3	1	1	1	1	0	0												
Tony Gonzalez, L OBP: 0.411, SLG: 0.543 (1, 8)	0-0 1-3 1B		0-0 4-3		0-0 L8		0-0 F7			4	0	1	0	0	0	0												
Roy Sievers, R OBP: 0.311, SLG: 0.195 (1, 3)	0-0 L9		0-0 1-3		4-0 BB		0-0 6-3			3	0	0	0	1	0	1												
Don Demeter, R OBP: 0.391, SLG: 0.529 (1, 5)	0-0 F7		0-0 P4		0-3 K		0-0 HR 2B			4	1	1	0	0	1	2												
Clay Dalrymple, L OBP: 0.415, SLG: 0.529 (1, 2)		4-0 BB BB	0-0 F8		0-0 F8		0-0 HR 2-H			3	1	1	2	1	0	1												
Ted Savage, R OBP: 0.374, SLG: 0.452 (1, 7)		4-0 1-2 BB	0-0 1B		0-0 K		0-3 4-3			3	0	1	0	1	1	0												
Bobby Wine, R OBP: 0.111, SLG: 0.111 Billy Klaus, L OBP: 0.400, SLG: 0.409 (7, PH) (8, 6)		0-3 K		0-0 6-3		0-0 1B		0-3 K		2	0	0	0	0	1	3												
Jim Owens, R OBP: 0.143, SLG: 0.143 Dallas Green, L OBP: 0.333, SLG: 0.333 Jack Baldschun, R OBP: 0.438, SLG: 0.467 Frank Sullivan, R OBP: 0.400, SLG: 0.333 Wes Covington, L OBP: 0.262, SLG: 0.262 Jack Baldschun, R OBP: 0.348, SLG: 0.308 (1, 1) (2, 1) (5, PH) (8, 1) (7, PH) (8, 1) (9, PH)		0-3 K		0-0 F7		0-0 F9		0-0 P5		0	0	0	0	0	0	0												
Inning Stats	R: 1 E: 0 K: 0 S: 4	H: 2 LOB: 1 BB: 1 P: 8	R: 0 E: 0 K: 2 S: 7	H: 0 LOB: 2 BB: 2 P: 15	R: 0 E: 0 K: 0 S: 3	H: 0 LOB: 0 BB: 0 P: 3	R: 0 E: 0 K: 0 S: 4	H: 1 LOB: 1 BB: 0 P: 4	R: 0 E: 0 K: 1 S: 5	H: 0 LOB: 0 BB: 1 P: 9	R: 0 E: 0 K: 1 S: 6	H: 1 LOB: 1 BB: 0 P: 6	R: 0 E: 0 K: 0 S: 6	H: 3 LOB: 0 BB: 0 P: 6	R: 0 E: 0 K: 2 S: 7	H: 0 LOB: 0 BB: 0 P: 7	1B: 3 2B: 1 3B: 0 HR: 3	SF: 0 SAC: 0 DP: 0 HBP: 0	WP: 0 PB: 0 SB: 0 CS: 0	PA: 37								
PITCHER	IP	WLS	BF	H	R	ER	SO	BB	IBB	HBP	BLK	WP	HR	S	P	ERA	WHIP											
Cal Koonce, R ERA: 4.84 (1, 1)	7.2	W	33	7	4	4	4	4	0	0	0	0	0	3	37	53	4.70	1.435										
Bob Anderson, R ERA: 4.09 (8, 1)	1.1	S	4	0	0	0	2	0	0	0	0	0	0	8	8	0.00	0.000											

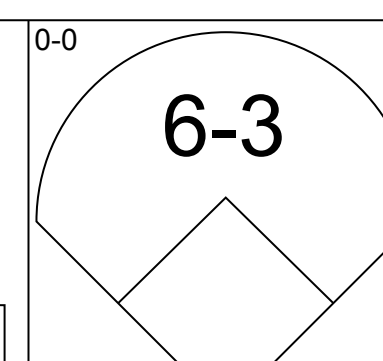
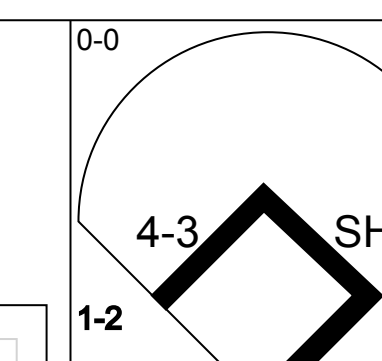
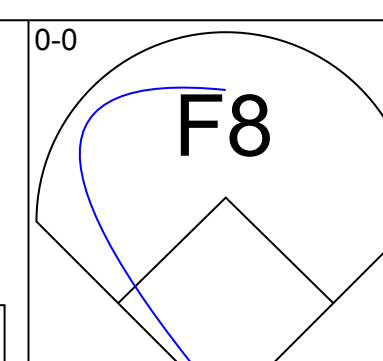
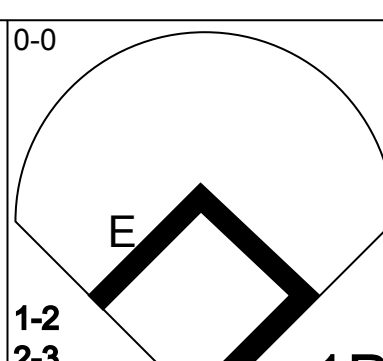
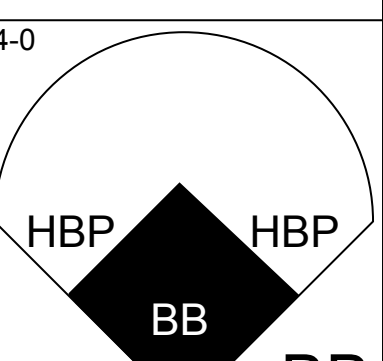
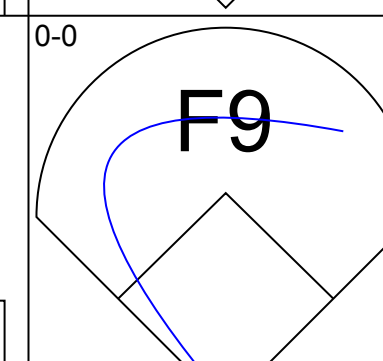
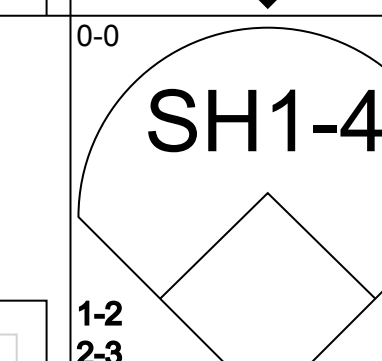
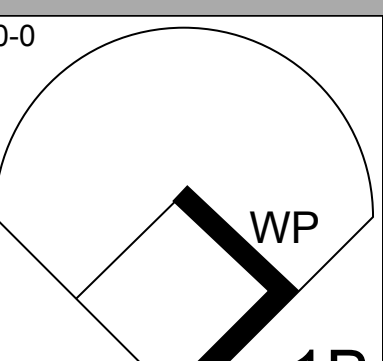
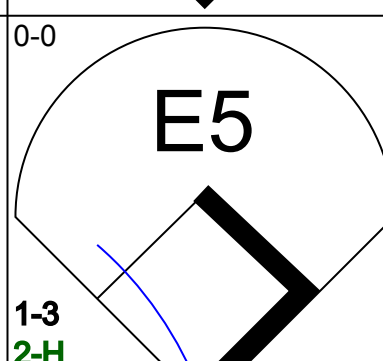
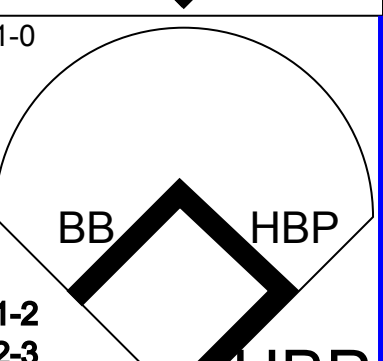
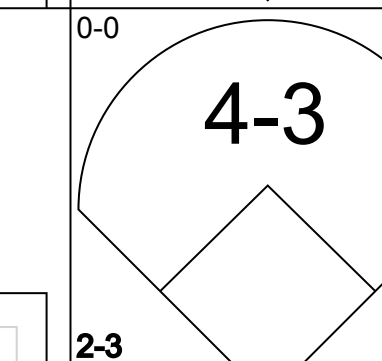
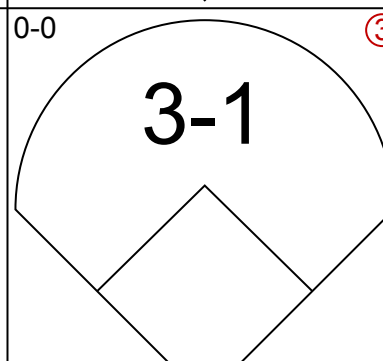
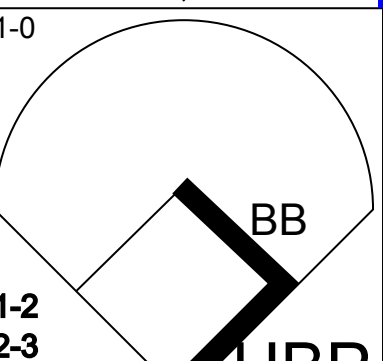
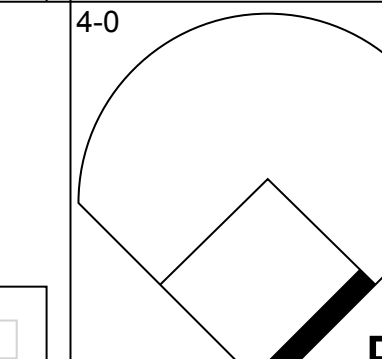

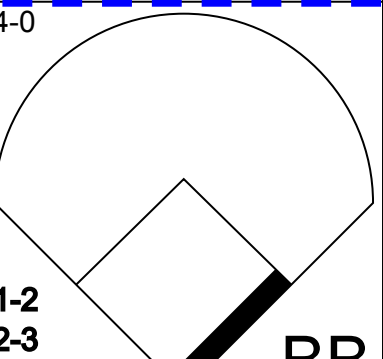

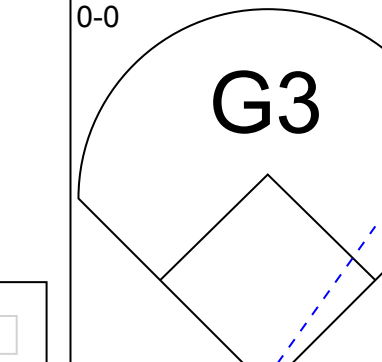
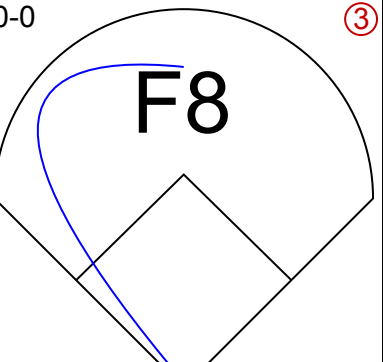

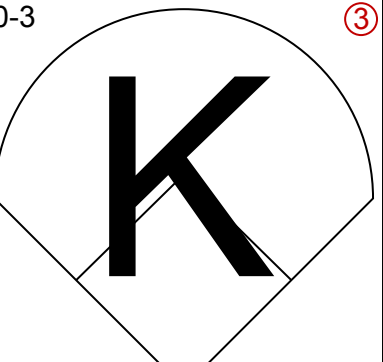
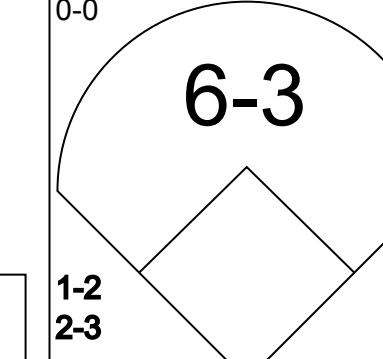




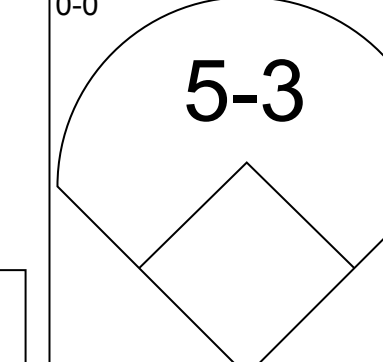



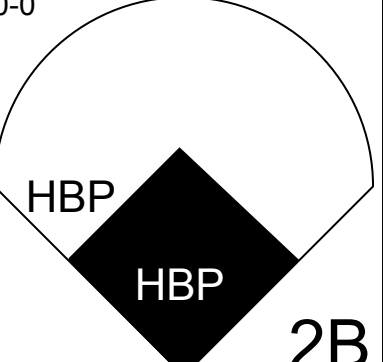
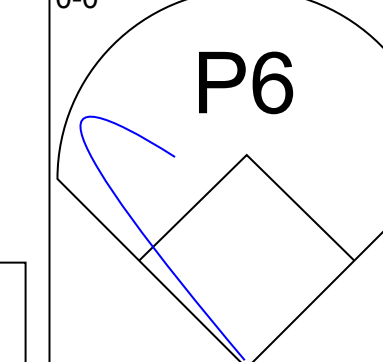

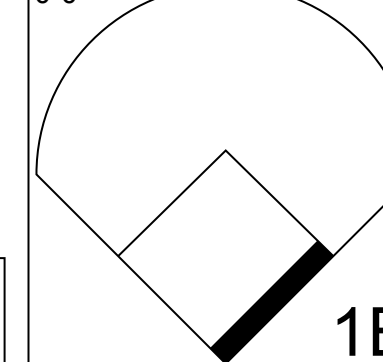
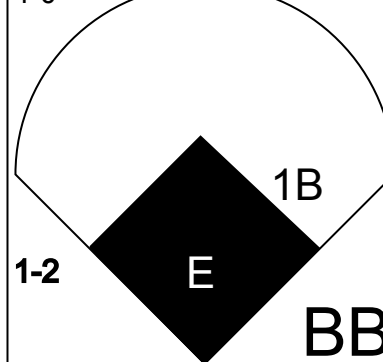

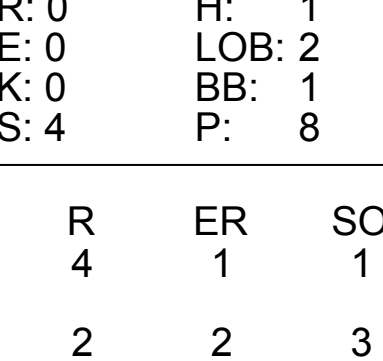
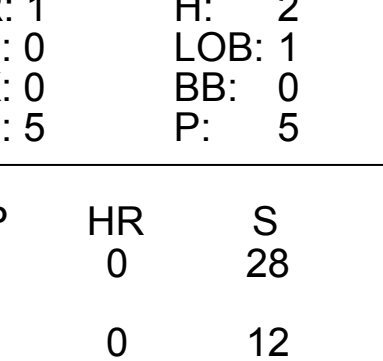
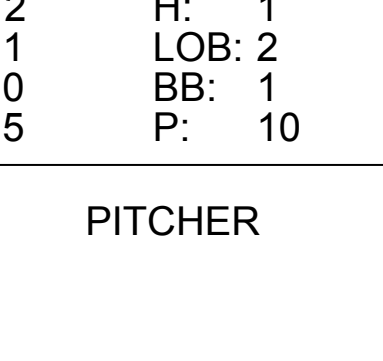
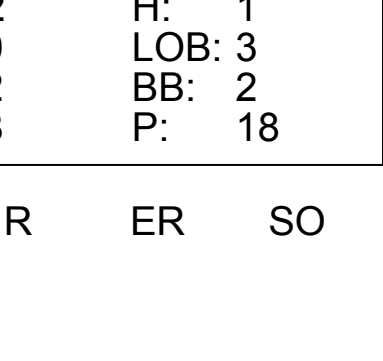




Batter	1	2	3	4	5	6	7	8	9	AB	R	H	RBI	BB	SO	LOB	TOP	
Tony Taylor, R (1.4) OBP: 0.348, SLG: 0.343	0-0 1B		0-0 1-3		0-3 K			0-0 6-3		4	0	1	0	0	1	1	Philadelphia Phillies @ St. Louis Cardinals Sportsman's Park, St. Louis, MO Mon May 21 1962, 8:05 PM EDT Att. 6,956 - Unknown - 87 F	
Ted Savage, R (1.7) OBP: 0.375, SLG: 0.455	0-0 F9		0-0 CS 1B			0-3 K		0-0 2B 1B		4	0	2	0	0	1	1		
Johnny Callison, L (1.9) OBP: 0.372, SLG: 0.520	0-0 BB 1-2 1B		0-0 L7			0-0 S 1B		0-0 L1-5 1-3 2B		4	0	3	0	0	0	1		
Tony Gonzalez, L (1.8) OBP: 0.400, SLG: 0.510	4-0 1-2 BB			0-0 F8		0-3 K		0-0 L1-5 2-3		3	0	0	0	1	1	3		
Don Demeter, R (1.5) OBP: 0.341, SLG: 0.512	0-0 L7			0-0 F9		0-0 6-3			0-0 5-3	4	0	0	0	0	0	3		
Clay Dalrymple, L (1.2) OBP: 0.414, SLG: 0.516		0-0 4-3		0-0 F8			0-0 1B		0-3 K	4	0	1	0	0	1	0		
Roy Sievers, R (1.3) OBP: 0.306, SLG: 0.230		0-0 HR			0-0 F8		0-0 L5		0-0 L4	4	1	1	1	0	0	1		
Bobby Wine, R (1.6) OBP: 0.231, SLG: 0.231		0-0 F5			0-0 1B		0-0 F9			2	0	1	0	0	0	0		
Billy Klaus, L (7.7, PH) OBP: 0.367, SLG: 0.367		0-0 F5			0-0 1B		0-0 F9			1	0	0	0	0	0	1		
Dennis Bennett, L (1.1) OBP: 0.333, SLG: 0.333		0-3 K			0-0 L9		0-3 K			2	0	0	0	0	1	1		
Dallas Green, L (6.1) OBP: 0.253, SLG: 0.338										0	0	0	0	0	0	0		
Wes Covington, L (7.7, PH) OBP: 0.253, SLG: 0.338										1	0	0	0	0	1	1		
Cal McLish, S (7.1) OBP: 0.077, SLG: 0.077										0	0	0	0	0	0	0		
Inning Stats	R: 0 E: 0 K: 0 S: 4	H: 2 LOB: 2 BB: 1 P: 8	R: 1 E: 0 K: 1 S: 6	H: 1 LOB: 0 BB: 0 P: 6	R: 0 E: 0 K: 0 S: 3	H: 1 LOB: 0 BB: 0 P: 3	R: 0 E: 0 K: 1 S: 6	H: 1 LOB: 1 BB: 0 P: 6	R: 0 E: 0 K: 1 S: 6	H: 1 LOB: 1 BB: 0 P: 6	R: 0 E: 0 K: 0 S: 4	H: 2 LOB: 1 BB: 0 P: 4	R: 0 E: 0 K: 1 S: 5	H: 0 LOB: 0 BB: 0 P: 5	1B: 7 2B: 2 3B: 0 HR: 1	SF: 0 SAC: 0 DP: 1 HBP: 0	WP: 0 PB: 0 SB: 1 CS: 1	PA: 34
PITCHER	IP WLS BF H R ER SO BB IBB HBP BLK WP HR S P ERA WHIP																	
Ernie Broglio, R (1.1) ERA: 3.55	1.2	8	3	1	1	0	1	0	0	0	0	0	0	1	7	11	5.40	2.400
Ray Washburn, R (2.1) ERA: 3.33	5.2	W	22	6	0	0	5	0	0	0	0	0	0	0	32	32	0.00	1.059
Bobby Shantz, L (8.1) ERA: 1.53	1.2	S	4	0	0	0	1	0	0	0	0	0	0	0	6	6	0.00	0.000

Batter	1	2	3	4	5	6	7	8	9	AB	R	H	RBI	BB	SO	LOB	BOTTOM	
Curt Flood, R (1.8) OBP: 0.341, SLG: 0.477	0-0 BB 1B	0-0 CS 1B			0-0 4-3	0-0 E 1B				4	0	3	2	0	0	0	Philadelphia Phillies @ St. Louis Cardinals Sportsman's Park, St. Louis, MO Mon May 21 1962, 8:05 PM EDT Att. 6,956 - Unknown - 87 F	
Julian Javier, R (1.4) OBP: 0.295, SLG: 0.316	4-0 BB 1-2 BB	0-0 F9			0-0 2-3 1B	0-0 E5 FC6-4				3	0	1	0	1	0	3		
Ken Boyer, R (1.5) OBP: 0.390, SLG: 0.489	4-0 1-2 2-3 BB	0-0 CS	0-0 6-3		0-0 2-3	0-0 FC6-4				3	0	0	0	1	0	4		
Stan Musial, L (1.7) OBP: 0.390, SLG: 0.475	0-0 F2		0-3 K		0-0 6-3		0-0 G3			4	0	0	0	0	1	4		
Don Landrum, L (8.7) OBP: 0.424, SLG: 0.357										0	0	0	0	0	0	0		
Gene Oliver, R (1.2) OBP: 0.388, SLG: 0.458	0-3 K		4-0 BB			4-0 HR BB	0-0 F8			2	1	0	0	2	1	3		
Charlie James, R (1.9) OBP: 0.340, SLG: 0.364	0-0 6-3		0-0 F8			0-3 K	0-0 P6			4	0	0	0	0	1	5		
Bill White, L (1.3) OBP: 0.367, SLG: 0.458		4-0 SH3-4 1B BB		0-3 K		0-0 HR		0-0 F7		3	2	1	2	1	1	0		
Julio Gotay, R (1.6) OBP: 0.354, SLG: 0.353		0-0 SH3-4 1B 1B		0-0 5-3		0-0 1-3		0-0 5-3		4	1	1	0	0	0	0		
Ernie Broglio, R (1.1) OBP: 0.316, SLG: 0.235		0-0 SH3-4		0-0 P3		1-0 E 1B HBP		0-3 K		0	0	0	0	0	0	0		
Ray Washburn, R (2.1) OBP: 0.316, SLG: 0.235		1-2 2-3								1	0	0	0	0	0	0		
Bobby Shantz, R (8.1) ERA: 4.54										1	0	0	0	0	1	0		
Inning Stats	R: 0 E: 0 K: 1 S: 6	H: 1 LOB: 3 BB: 2 P: 14	R: 2 E: 0 K: 0 S: 4	H: 2 LOB: 0 BB: 1 P: 8	R: 0 E: 0 K: 1 S: 5	H: 0 LOB: 1 BB: 1 P: 9	R: 0 E: 0 K: 1 S: 5	H: 0 LOB: 0 BB: 0 P: 5	R: 0 E: 1 K: 1 S: 8	H: 2 LOB: 3 BB: 1 P: 13	R: 0 E: 0 K: 0 S: 3	H: 0 LOB: 0 BB: 0 P: 3	R: 0 E: 0 K: 1 S: 5	H: 0 LOB: 0 BB: 0 P: 5	1B: 5 2B: 0 3B: 0 HR: 1	SF: 0 SAC: 1 DP: 0 HBP: 1	WP: 0 PB: 0 SB: 0 CS: 1	PA: 37
PITCHER	IP WLS BF H R ER SO BB IBB HBP BLK WP HR S P ERA WHIP																	
Dennis Bennett, L (1.1) ERA: 7.94	5.2	L	27	5	4	4	4	5	0	1	0	0	0	0	29	50	6.35	1.765
Dallas Green, R (6.1) ERA: 3.12	0.1		3	1	0	0	0	0	0	0	0	0	0	3	3	0.00	3.000	
Cal McLish, R (7.1) ERA: 4.54	2.0		6	0	0	0	1	0	0	0	0	0	0	8	8	0.00	0.000	

Batter	1	2	3	4	5	6	7	8	9	AB	R	H	RBI	BB	SO	LOB	TOP							
Tony Taylor, R (1,4) OBP: 0.345, SLG: 0.340									 1B	4	1	1	0	0	1	0	Philadelphia Phillies @ St. Louis Cardinals Sportsman's Park, St. Louis, MO Tue May 22 1962, 8:05 PM EDT Att. 7,270 - Unknown - 83 F							
Billy Klaus, L (1,5) OBP: 0.344, SLG: 0.340										4	0	0	0	0	2	1								
Johnny Callison, L (1,9) OBP: 0.369, SLG: 0.535									 1H	4	1	1	2	0	1	0								
Tony Gonzalez, L (1,8) OBP: 0.395, SLG: 0.495										3	0	0	0	1	2	0								
Roy Sievers, R (1,3) OBP: 0.297, SLG: 0.222										3	0	0	0	0	0	1								
Clay Dalrymple, L (1,2) OBP: 0.412, SLG: 0.505										2	0	0	0	1	0	1								
Ted Savage, R (1,7) OBP: 0.367, SLG: 0.462										3	0	2	0	0	1	1								
Bobby Wine, R (1,6) OBP: 0.200, SLG: 0.200										2	0	0	0	0	1	2								
Wes Covington, L (8, PH) OBP: 0.250, SLG: 0.333										1	0	0	0	0	0	1								
Mel Roach, R (8,5) OBP: 0.292, SLG: 0.286										0	0	0	0	0	0	0								
Paul Brown, R (1,1) Chris Short, R (7,1) Jack Baldschun, R (8,1) Frank Torre, L (8, PH) OBP: 0.333, SLG: 0.295										2	0	0	0	0	1	0								
Inning Stats	R: 0 E: 0 K: 3 S: 9	H: 0 LOB: 0 BB: 0 P: 9	R: 0 E: 0 K: 2 S: 5	H: 0 LOB: 1 BB: 1 P: 9	R: 0 E: 0 K: 2 S: 7	H: 0 LOB: 0 BB: 0 P: 7	R: 0 E: 0 K: 1 S: 5	H: 0 LOB: 0 BB: 0 P: 5	R: 0 E: 0 K: 1 S: 5	H: 0 LOB: 0 BB: 0 P: 5	R: 0 E: 0 K: 1 S: 5	H: 0 LOB: 0 BB: 0 P: 5	R: 0 E: 0 K: 0 S: 3	H: 1 LOB: 1 BB: 1 P: 7	R: 0 E: 0 K: 1 S: 5	H: 0 LOB: 0 BB: 0 P: 5	R: 0 E: 0 K: 0 S: 3	H: 1 LOB: 0 BB: 0 P: 3	R: 2 E: 0 K: 0 S: 5	H: 2 LOB: 2 BB: 0 P: 5	1B: 3 2B: 0 3B: 0 HR: 1	SF: 0 SAC: 0 DP: 2 HBP: 0	WP: 0 PB: 0 SB: 0 CS: 0	PA: 31
PITCHER Bob Gibson, R (1,1) ERA: 2.84	IP: 9.0 WLS: W BF: 31	H: 4 R: 2 ER: 2 SO: 9	BB: 2 IBB: 0 HBP: 0 BLK: 0	WP: 0 HR: 1 S: 47 P: 55	ERA: 2.00 WHIP: 0.667	PITCHER																		

AB	29
R	2
H	4
RBI	2
BB	2
SO	9
LOB	7



Batter	1	2	3	4	5	6	7	8	9	AB	R	H	RBI	BB	SO	LOB	BOTTOM			
Curt Flood, R (1,8) OBP: 0.349, SLG: 0.478										4	1	2	0	1	0	1	Philadelphia Phillies @ St. Louis Cardinals Sportsman's Park, St. Louis, MO Tue May 22 1962, 8:05 PM EDT Att. 7,270 - Unknown - 83 F			
Don Landrum, L (1,7) OBP: 0.417, SLG: 0.355										3	0	1	0	0	0	1				
Charlie James, R (8, PH) OBP: 0.354, SLG: 0.364										0	0	0	0	0	0	0				
Alex Grammas, R (8, PR) OBP: 0.111, SLG: 0.111										0	0	0	0	0	0	0				
Bill White, L (1,3) OBP: 0.362, SLG: 0.446										4	0	0	2	0	0	4				
Ken Boyer, R (1,5) OBP: 0.396, SLG: 0.483										2	0	0	1	3	1	1				
Carl Sawatski, L (1,2) OBP: 0.508, SLG: 0.692										4	0	1	0	0	1	3				
Jimmie Schaffer, R (8,2) OBP: 0.300, SLG: 0.300										1	0	0	0	0	1	3				
Doug Clemens, L (1,9) OBP: 0.351, SLG: 0.321										4	0	0	0	0	1	2				
Julian Javier, R (1,4) OBP: 0.301, SLG: 0.329										4	2	2	0	0	0	2				
Julio Gotay, R (1,6) OBP: 0.351, SLG: 0.344										3	1	0	1	0	0	3				
Bob Gibson, R (1,1) OBP: 0.316, SLG: 0.188										3	2	1	0	1	1	1				
Inning Stats	R: 0 E: 0 K: 0 S: 3	H: 0 LOB: 0 BB: 0 P: 3	R: 0 E: 0 K: 0 S: 4	H: 1 LOB: 2 BB: 1 P: 8	R: 1 E: 1 K: 0 S: 5	H: 1 LOB: 2 BB: 1 P: 9	R: 1 E: 0 K: 0 S: 5	H: 2 LOB: 1 BB: 0 P: 5	R: 0 E: 0 K: 1 S: 6	H: 1 LOB: 1 BB: 0 P: 6	R: 2 E: 1 K: 0 S: 5	H: 1 LOB: 2 BB: 1 P: 10	R: 0 E: 0 K: 2 S: 7	H: 0 LOB: 0 BB: 0 P: 7	R: 2 E: 0 K: 2 S: 8	H: 1 LOB: 3 BB: 2 P: 18	1B: 6 2B: 1 3B: 0 HR: 0	SF: 0 SAC: 1 DP: 0 HBP: 3	WP: 1 PB: 0 SB: 1 CS: 0	PA: 41
PITCHER Paul Brown, R (1,1) ERA: 2.16 Chris Short, L (7,1) ERA: 3.54 Jack Baldschun, R (8,1) ERA: 4.18	IP: 6.0 WLS: L BF: 30	H: 6 R: 4 ER: 1 SO: 1	BB: 3 IBB: 0 HBP: 2 BLK: 0	WP: 1 HR: 0 S: 28 P: 41	ERA: 1.50 WHIP: 1.500	PITCHER														

AB	32
R	6
H	7
RBI	4
BB	5
SO	5
LOB	21



Batter	1	2	3	4	5	6	7	8	9	AB	R	H	RBI	BB	SO	LOB	TOP					
Tony Taylor, R (1.4)										5	3	3	0	0	0	1	Philadelphia Phillies @ San Francisco Giants Candlestick Park, San Francisco, CA Wed May 23 1962, 10:05 PM EDT Att: 7,314 - Unknown					
Johnny Callison, L (1.9)										4	2	1	0	1	1	2						
Ted Savage, R (1.7)										5	3	3	3	0	0	2						
Roy Sievers, R (1.3)										5	0	2	2	0	1	4						
Don Demeter, R (1.5)										3	0	2	3	1	0	1						
Jackie Davis, R (1.8)										5	0	0	0	0	3	4						
Clay Dalrymple, L (1.2)										4	0	1	0	1	0	3						
Bobby Wine, R (1.6)										5	1	1	0	0	3	2						
Art Mahaffey, R (1.1)										3	0	0	0	0	1	1						
Frank Sullivan, R (7.1)										0	0	0	0	0	0	0						
Jack Baldschun, R (7.1)										1	1	0	0	0	0	0						
Inning Stats	R: 3 E: 1 K: 0 S: 7	H: 3 LOB: 1 BB: 0 P: 7	R: 0 E: 0 K: 1 S: 5	H: 0 LOB: 0 BB: 0 P: 5	R: 0 E: 1 K: 0 S: 4	H: 0 LOB: 1 BB: 0 P: 4	R: 0 E: 0 K: 1 S: 6	H: 1 LOB: 1 BB: 0 P: 6	R: 2 E: 0 K: 1 S: 8	H: 3 LOB: 1 BB: 0 P: 8	R: 0 E: 0 K: 2 S: 6	H: 0 LOB: 0 BB: 1 P: 10	R: 2 E: 1 K: 2 S: 10	H: 3 LOB: 2 BB: 1 P: 14	R: 3 E: 1 K: 1 S: 8	H: 3 LOB: 2 BB: 1 P: 12	R: 0 E: 0 K: 1 S: 5	H: 0 LOB: 0 BB: 0 P: 5	1B: 8 2B: 6 3B: 0 HR: 0	SF: 1 SAC: 0 DP: 1 HBP: 0	WP: 0 PB: 0 SB: 2 CS: 1	PA: 44
PITCHER	IP WLS BF H R ER SO BB IBB HBP BLK WP HR S P ERA WHIP	IP WLS BF H R ER SO BB IBB HBP BLK WP HR S P ERA WHIP																				
Mike McCormick, L (1.1)	4.1 L 21 6 5 4 2 0 0 0 0 0 0 0 25 25 8.31 1.385																					
Gaylord Perry, R (5.1)	0.2 3 1 0 0 1 0 0 0 0 0 0 0 5 5 0.00 1.500																					
Bobby Bolin, R (6.1)	2.0 10 3 2 1 4 1 1 0 0 0 0 0 16 24 4.50 2.000																					
Jim Duffalo, R (8.1)	1.0 7 3 3 1 1 1 0 0 0 0 0 0 8 12 9.00 4.000																					
Stu Miller, R (9.1)	1.0 3 0 0 0 1 0 0 0 0 0 0 0 5 5 0.00 0.000																					
Batter	1	2	3	4	5	6	7	8	9	AB	R	H	RBI	BB	SO	LOB	BOTTOM					
Harvey Kuenn, R (1.7)										4	0	1	2	0	0	1	Philadelphia Phillies @ San Francisco Giants Candlestick Park, San Francisco, CA Wed May 23 1962, 10:05 PM EDT Att: 7,314 - Unknown					
Chuck Hiller, L (1.4)										4	1	3	3	1	1	0						
Matty Alou, L (1.8)										5	0	1	1	0	1	4						
Stu Miller, R (9.1)										0	0	0	0	0	0	0						
Orlando Cepeda, R (1.3)										5	0	2	0	0	0	1						
Willie McCovey, L (1.9)										5	2	1	1	0	3	4						
Ed Bailey, L (1.2)										3	1	0	0	1	0	2						
Manny Mota, R (1.5)										4	1	0	0	1	1	3						
Jose Pagan, R (1.6)										2	1	0	0	2	1	2						
Mike McCormick, L (1.1)										1	0	0	0	0	0	0						
Bob Nieman, R (5.1)										0	0	0	0	0	0	0						
Bobby Bolin, R (6.1)										1	0	0	0	0	1	1						
Jim Davenport, R (7.1)										0	0	0	0	0	0	0						
Jim Duffalo, R (8.1)										1	0	0	0	0	2	0						
Willie Mays, R (8.1)										0	0	0	0	0	0	0						
Inning Stats	R: 0 E: 0 K: 1 S: 7	H: 2 LOB: 2 BB: 0 P: 7	R: 0 E: 0 K: 1 S: 5	H: 0 LOB: 0 BB: 0 P: 5	R: 0 E: 0 K: 1 S: 5	H: 0 LOB: 0 BB: 0 P: 5	R: 1 E: 0 K: 1 S: 6	H: 1 LOB: 0 BB: 0 P: 6	R: 0 E: 0 K: 0 S: 4	H: 0 LOB: 2 BB: 1 P: 8	R: 3 E: 0 K: 0 S: 5	H: 2 LOB: 1 BB: 2 P: 13	R: 3 E: 0 K: 2 S: 10	H: 2 LOB: 2 BB: 2 P: 18	R: 0 E: 0 K: 1 S: 5	H: 0 LOB: 1 BB: 0 P: 6	1B: 6 2B: 1 3B: 0 HR: 1	SF: 1 SAC: 0 DP: 0 HBP: 1	WP: 1 PB: 0 SB: 0 CS: 0	PA: 43		
PITCHER	IP WLS BF H R ER SO BB IBB HBP BLK WP HR S P ERA WHIP	IP WLS BF H R ER SO BB IBB HBP BLK WP HR S P ERA WHIP																				
Art Mahaffey, R (1.1)	6.0 W 25 4 2 2 2 0 3 0 0 0 0 0 32 44 3.00 1.167																					
Frank Sullivan, R (7.1)	0.2 5 2 2 2 0 1 0 0 0 0 0 0 4 8 27.00 4.500																					
Jack Baldschun, R (7.1)	2.1 S 13 2 3 3 3 2 0 1 0 1 0 0 16 25 11.57 1.714																					

Batter	1	2	3	4	5	6	7	8	9	AB	R	H	RBI	BB	SO	LOB	TOP			
Tony Taylor, R (1.4) OBP: 0.365, SLG: 0.368										3	2	2	0	2	0	0				
Ted Savage, R (1.7) OBP: 0.388, SLG: 0.460										4	1	0	0	1	2	5				
Johnny Callison, L (1.9) OBP: 0.371, SLG: 0.522										5	0	2	1	0	1	2				
Tony Gonzalez, L (1.8) OBP: 0.403, SLG: 0.495										4	0	2	2	1	0	1				
Clay Dalrymple, L (1.2) OBP: 0.411, SLG: 0.485										4	1	1	0	1	0	3				
Don Demeter, R (1.5) OBP: 0.392, SLG: 0.520										1	0	0	0	1	0	0				
Billy Klaus, L (4, PR) OBP: 0.333, SLG: 0.327										2	0	0	0	0	0	4				
Frank Torre, L (1.3) OBP: 0.345, SLG: 0.298										3	0	1	1	1	0	1				
Bobby Wine, R (1.6) OBP: 0.208, SLG: 0.250										4	0	1	0	0	0	3				
Cal McLish, S (1.1) OBP: 0.125, SLG: 0.067										2	0	0	0	1	0	1				
Dallas Green, L (7.1) OBP: 0.333, SLG: 0.333										0	0	0	0	0	0	0				
Wes Covington, L (6, PH) OBP: 0.247, SLG: 0.329										1	0	0	0	0	0	0				
Chris Short, R (8.1)										0	0	0	0	0	0	0				
Inning Stats	R: 1 E: 0 K: 1 S: 6	H: 1 LOB: 1 BB: 1 P: 10	R: 0 E: 0 K: 0 S: 3	H: 0 LOB: 1 BB: 1 P: 7	R: 0 E: 0 K: 2 S: 7	H: 0 LOB: 2 BB: 2 P: 15	R: 0 E: 0 K: 0 S: 4	H: 2 LOB: 3 BB: 2 P: 12	R: 0 E: 0 K: 0 S: 3	H: 0 LOB: 0 BB: 0 P: 3	R: 3 E: 0 K: 0 S: 7	H: 5 LOB: 2 BB: 1 P: 11	R: 0 E: 0 K: 0 S: 3	H: 0 LOB: 0 BB: 0 P: 3	R: 0 E: 0 K: 0 S: 3	H: 0 LOB: 0 BB: 0 P: 3	1B: 8 2B: 2 3B: 0 HR: 0	SF: 0 SAC: 0 DP: 2 HBP: 0	WP: 0 PB: 1 SB: 2 CS: 0	PA: 41
PITCHER	IP WLS BF H R ER SO BB IBB HBP BLK WP HR S P ERA WHIP																			
Juan Marichal, R (1.1) ERA: 2.67	3.2	19	3	1	0	3	6	0	0	0	0	0	0	0	19	43	0.00	2.455		
Don Larsen, R (4.1) ERA: 5.92	2.1	11	3	3	3	0	2	0	0	0	0	0	0	9	17	11.57	2.143			
Stu Miller, R (7.1) ERA: 2.41	3.0	W 11	3	0	0	0	0	0	0	0	0	0	0	11	11	0.00	1.000			

Philadelphia Phillies @ San Francisco Giants
Candlestick Park, San Francisco, CA
Thu May 24 1962, 6:33 AM EDT
Att: 5,680 - Unknown

AB 33
R 4
H 9
RBI 4
BB 8
SO 3
LOB 20



Batter	1	2	3	4	5	6	7	8	9	AB	R	H	RBI	BB	SO	LOB	BOTTOM			
Harvey Kuenn, R (1.7) OBP: 0.405, SLG: 0.419										2	0	0	0	1	1	0				
Chuck Hillier, L (1.4) OBP: 0.340, SLG: 0.322										3	1	0	0	1	1	2				
Willie Mays, R (1.8) OBP: 0.402, SLG: 0.605										4	2	3	3	0	0	1				
Orlando Cepeda, R (1.3) OBP: 0.380, SLG: 0.624										4	2	3	1	0	0	1				
Felipe Alou, R (1.9) OBP: 0.368, SLG: 0.524										4	1	2	2	0	0	3				
Ed Bailey, L (1.2) OBP: 0.376, SLG: 0.523										3	0	0	0	0	1	1				
Jim Davenport, R (1.5) OBP: 0.353, SLG: 0.454										4	0	0	0	0	1	1				
Jose Pagan, R (1.6) OBP: 0.310, SLG: 0.384										3	0	0	0	1	0	1				
Juan Marichal, R (1.1) OBP: 0.333, SLG: 0.320										1	0	0	0	0	1	1				
Don Larsen, R (4.1) OBP: 0.300, SLG: 0.300										1	0	0	0	0	1	0				
Stu Miller, R (7.1) OBP: 0.333, SLG: 0.333										1	0	0	0	0	0	0				
Tom Haller, L (7.2) OBP: 0.370, SLG: 0.487										2	1	1	0	0	0	0				
Inning Stats	R: 1 E: 1 K: 1 S: 6	H: 1 LOB: 1 BB: 1 P: 10	R: 0 E: 0 K: 2 S: 7	H: 0 LOB: 1 BB: 1 P: 11	R: 0 E: 0 K: 1 S: 6	H: 1 LOB: 2 BB: 1 P: 10	R: 0 E: 0 K: 0 S: 3	H: 0 LOB: 0 BB: 0 P: 3	R: 0 E: 0 K: 1 S: 5	H: 0 LOB: 0 BB: 0 P: 5	R: 2 E: 0 K: 1 S: 8	H: 3 LOB: 1 BB: 0 P: 8	R: 4 E: 0 K: 0 S: 7	H: 4 LOB: 0 BB: 0 P: 7	R: 0 E: 0 K: 0 S: 3	H: 0 LOB: 0 BB: 0 P: 3	1B: 4 2B: 1 3B: 0 HR: 4	SF: 0 SAC: 1 DP: 0 HBP: 0	WP: 0 PB: 0 SB: 1 CS: 0	PA: 36
PITCHER	IP WLS BF H R ER SO BB IBB HBP BLK WP HR S P ERA WHIP																			
Cal McLish, R (1.1) ERA: 5.13	6.2	L 31	8	6	6	6	3	0	0	0	0	0	0	3	40	52	8.10	1.650		
Dallas Green, R (7.1) ERA: 3.57	0.1	2	1	1	1	0	0	0	0	0	0	1	2	2	2	27.00	3.000			
Chris Short, L (8.1) ERA: 3.41	1.0	3	0	0	0	0	0	0	0	0	0	0	3	3	0.00	0.000				

Philadelphia Phillies @ San Francisco Giants
Candlestick Park, San Francisco, CA
Thu May 24 1962, 6:33 AM EDT
Att: 5,680 - Unknown

AB 32
R 7
H 9
RBI 6
BB 3
SO 6
LOB 11



Batter	1	2	3	4	5	6	7	8	9	AB	R	H	RBI	BB	SO	LOB	TOP			
Tony Taylor, R OBP: 0.361, SLG: 0.358 (1, 4)	0-0 6-3		0-0 5-3		4-0 BB 1B BB		0-3 K		0-3 K	4	0	0	0	1	2	2	Philadelphia Phillies @ San Francisco Giants Candlestick Park, San Francisco, CA Fri May 25 1962, 10:05 PM EDT Att: 11,538 - Unknown			
Johnny Callison, L OBP: 0.385, SLG: 0.566 (1, 9)	0-0 SF9 3B				0-0 1-2 1B			0-0 4-3	0-0 1-H 2-H HR	5	2	4	3	0	0	0				
Ted Savage, R OBP: 0.388, SLG: 0.466 (1, 7)	0-0 SF9		0-0 5-3		4-0 1-2 2-3 BB			0-0 1B 2B	0-3 K	3	1	1	1	1	1	2				
Roy Sievers, R OBP: 0.298, SLG: 0.232 (1, 3)	0-0 3-H F5				0-0 F7		0-3 K		4-0 F9	4	0	0	0	1	1	4				
Mel Roach, R OBP: 0.276, SLG: 0.269 (1, 5)		0-0 5-3		0-0 F5		0-0 F4		0-0 2-H HR 1B	0-0 1-3	5	1	1	1	0	0	1				
Tony Gonzalez, L OBP: 0.406, SLG: 0.523 (1, 8)		0-0 4-3		0-0 1B		0-0 F8		0-0 1-H HR		4	1	2	2	0	0	0				
Sammy White, R OBP: 0.258, SLG: 0.393 (1, 2)		0-0 1B		0-0 F5		0-0 F3		0-3 K		4	0	1	0	0	1	1				
Bobby Wine, R OBP: 0.214, SLG: 0.250 (1, 6)		0-3 K			0-0 F7		0-0 F6		0-0 WP HR 1B 1B	4	1	1	0	0	1	1				
Jack Hamilton, R OBP: 0.174, SLG: 0.095 (5, 1) Frank Sullivan, R (7, PH) Jackie Davis, R OBP: 0.348, SLG: 0.389 (7, 1) Jim Owens, R OBP: 0.345, SLG: 0.444 (9, PH) Don Diemeter, R OBP: 0.356, SLG: 0.523 (9, PH) Dallas Green, L OBP: 0.333, SLG: 0.333 (9, PH)			0-3 K		0-3 K		0-3 K		0-0 1-2 HR 1B	2	0	0	0	0	0	2				
Inning Stats	R: 1 E: 0 K: 0 S: 4	H: 1 LOB: 0 BB: 0 P: 4	R: 0 E: 0 K: 1 S: 6	H: 1 LOB: 1 BB: 0 P: 6	R: 0 E: 0 K: 1 S: 6	H: 1 LOB: 1 BB: 0 P: 6	R: 0 E: 0 K: 2 S: 8	H: 0 LOB: 0 BB: 2 P: 16	R: 0 E: 0 K: 0 S: 3	H: 0 LOB: 0 BB: 0 P: 3	R: 0 E: 0 K: 2 S: 7	H: 0 LOB: 0 BB: 0 P: 7	R: 3 E: 0 K: 1 S: 8	H: 3 LOB: 0 BB: 0 P: 8	R: 3 E: 0 K: 2 S: 10	H: 3 LOB: 1 BB: 1 P: 14		1B: 7 2B: 1 3B: 1 HR: 2	SF: 1 SAC: 0 DP: 0 HBP: 0	WP: 1 PB: 0 SB: 0 CS: 0
PITCHER	IP WLS BF H R ER SO BB IBB HBP BLK WP HR S P ERA WHIP	IP WLS BF H R ER SO BB IBB HBP BLK WP HR S P ERA WHIP																		
Billy Pierce, L ERA: 3.23 Stu Miller, R ERA: 2.33	(1, 1) 8.1 W 38 11 7 7 8 2 0 0 0 1 2 52 60 7.56 1.560	(9, 1) 0.2 S 3 0 0 0 1 1 0 0 0 0 0 4 8 0.00 1.500																		

AB	37
R	7
H	11
RBI	7
BB	3
SO	9
LOB	11



Batter	1	2	3	4	5	6	7	8	9	AB	R	H	RBI	BB	SO	LOB	BOTTOM			
Harvey Kuenn, R OBP: 0.397, SLG: 0.404 (1, 7)	0-3 K		4-0 SH 1-2 HR BB	0-3 K CS		0-0 6-3		0-0 F9		4	1	0	0	1	2	2	Philadelphia Phillies @ San Francisco Giants Candlestick Park, San Francisco, CA Fri May 25 1962, 10:05 PM EDT Att: 11,538 - Unknown			
Chuck Hillier, L OBP: 0.344, SLG: 0.318 (1, 4)	4-0 WP WP BB		0-0 SH 1-3 2-H HR	0-0 CS 1-2	4-0 HR BB	0-0 E4 1B		0-0 F9		2	3	0	0	2	0	0				
Willie Mays, R OBP: 0.413, SLG: 0.626 (1, 8)	4-0 1-2 WP BB		0-0 2-H 3-H HR		0-3 K	0-0 2-H 3-H 1B E		4-0 BB		3	2	2	4	2	1	1				
Orlando Cepeda, R OBP: 0.380, SLG: 0.634 (1, 3)	0-0 F7		0-0 F4		0-0 1-H HR	0-0 1-H 1B		0-0 F2		5	1	2	3	0	0	3				
Felipe Alou, R OBP: 0.367, SLG: 0.520 Matty Alou, L OBP: 0.326, SLG: 0.289 (1, 9) (7, 9)	0-0 F9		0-0 F9		0-0 1-3 1B		4-0 1B BB		0-0 F9	3	0	1	0	0	0	2				
Ed Bailey, L OBP: 0.372, SLG: 0.523 (1, 2)		0-0 F5		0-0 2B		0-0 L3		0-0 F6		4	0	1	0	0	0	2				
Jim Davenport, R OBP: 0.350, SLG: 0.444 (1, 5)		0-0 F6		0-3 K		4-0 SH1-4 E BB		0-0 F4		3	1	0	0	1	1	2				
Jose Pagan, R OBP: 0.314, SLG: 0.383 (1, 6)		0-0 F9			0-3 K	1-0 SH1-4 E HBP		0-0 1-2 1B		3	1	1	0	0	1	0				
Billy Pierce, L OBP: 0.381, SLG: 0.278 Stu Miller, R OBP: 0.333, SLG: 0.333 (1, 1) (9, 1)			4-0 SH BB BB		0-3 K	0-0 SH1-4 1-2 2-3		0-0 4-3		2	1	0	0	1	1	2				
Inning Stats	R: 0 E: 0 K: 1 S: 5	H: 0 LOB: 2 BB: 2 P: 13	R: 0 E: 0 K: 0 S: 3	H: 0 LOB: 0 BB: 0 P: 3	R: 4 E: 1 K: 1 S: 8	H: 2 LOB: 1 BB: 2 P: 16	R: 0 E: 0 K: 3 S: 9	H: 0 LOB: 0 BB: 0 P: 9	R: 2 E: 0 K: 1 S: 6	H: 2 LOB: 0 BB: 1 P: 10	R: 4 E: 3 K: 0 S: 5	H: 2 LOB: 1 BB: 1 P: 10	R: 0 E: 0 K: 0 S: 4	H: 1 LOB: 2 BB: 1 P: 8	R: 0 E: 0 K: 0 S: 3	H: 0 LOB: 1 BB: 1 P: 7		1B: 4 2B: 2 3B: 0 HR: 2	SF: 0 SAC: 2 DP: 1 HBP: 1	WP: 2 PB: 1 SB: 0 CS: 1
PITCHER	IP WLS BF H R ER SO BB IBB HBP BLK WP HR S P ERA WHIP	IP WLS BF H R ER SO BB IBB HBP BLK WP HR S P ERA WHIP																		
Jack Hamilton, R ERA: 6.05 Frank Sullivan, R ERA: 5.91 Jim Owens, R ERA: 7.11	(1, 1) 4.1 L 22 3 3 4 0 0 1 0 1 0 0 0 7 12 0.00 2.400	(5, 1) 1.2 9 3 4 0 0 2 0 0 0 0 0 7 15 0.00 1.500																		

AB	29
R	10
H	7
RBI	7
BB	8
SO	6
LOB	14



Batter	1	2	3	4	5	6	7	8	9	AB	R	H	RBI	BB	SO	LOB	TOP				
Tony Taylor, R (1, 4) OBP: 0.359, SLG: 0.369	2-1 F8 4-3 1B		2-2 4-3		3-2 L8			0-0 F7 2-3	1-1 2B	5	0	2	0	0	0	2					
Johnny Callison, L (1, 9) OBP: 0.372, SLG: 0.543	1-0 4-3		2-2 F7					3-2 F7	0-2 F7	4	0	0	0	0	0	3					
Don Demeter, R (9, PH) OBP: 0.351, SLG: 0.515	1-2								0-2 F2	1	0	0	0	0	0	2					
Tony Gonzalez, L (1, 8) OBP: 0.412, SLG: 0.530	4-1 F8 BB			1-0 6-3 2B				4-0 BB		2	0	1	0	2	0	0					
Roy Sievers, R (1, 3) OBP: 0.302, SLG: 0.264	3-1 F8 1-2 2-3			0-3 K				1-1 F9		4	0	1	0	0	1	6					
Clay Dalrymple, L (1, 2) OBP: 0.406, SLG: 0.471	2-2 F8			1-2 6-3 2-3				1-2 4-3		3	0	0	0	1	0	4					
Ted Savage, R (1, 7) OBP: 0.372, SLG: 0.436		0-0 6-3		2-2 1-3				4-1 G4-6-3 BB		3	0	0	0	1	0	2					
Billy Klaus, L (1, 5) OBP: 0.314, SLG: 0.305		2-2 G3			1-3 K			0-1 G4-6-3 1-2f		4	1	0	0	0	1	2					
Bobby Wine, R (1, 6) OBP: 0.206, SLG: 0.212		1-3 K			0-2 5-3			1-3 K		3	0	0	0	0	2	0					
Wes Covington, L (9, PH) OBP: 0.256, SLG: 0.338									1-1 FC3-6 WP 1B	1	1	1	0	0	0	0					
Paul Brown, R (1, 1) Chris Short, R (6, 1) Frank Torre, L (6, PH) Dallas Green, L (6, PH) Frank Sullivan, R (8, 1) Mel Roach, R (9, PH)			0-0 5-3		4-0 BB			1-1 E9 F7	2-2 2B 1-1H 2-H 1B	1	0	0	0	1	0	0					
Inning Stats	R: 0 E: 0 K: 0 S: 9	H: 1 LOB: 2 BB: 1 P: 21	R: 0 E: 0 K: 1 S: 7	H: 0 LOB: 0 BB: 0 P: 10	R: 0 E: 0 K: 0 S: 8	H: 0 LOB: 0 BB: 0 P: 12	R: 0 E: 0 K: 1 S: 10	H: 1 LOB: 1 BB: 0 P: 14	R: 0 E: 0 K: 1 S: 9	H: 0 LOB: 1 BB: 0 P: 17	R: 0 E: 0 K: 1 S: 7	H: 0 LOB: 0 BB: 1 P: 12	R: 0 E: 1 K: 0 S: 8	H: 0 LOB: 3 BB: 1 P: 17	R: 2 E: 0 K: 0 S: 13	H: 3 LOB: 2 BB: 1 P: 22	1B: 4 2B: 2 3B: 0 HR: 0	SF: 0 SAC: 0 DP: 1 HBP: 0	WP: 1 PB: 0 SB: 0 CS: 0	PA: 38	
PITCHER	IP	WLS	BF	H	R	ER	SO	BB	IBB	HBP	BLK	WP	HR	S	P	ERA	WHIP				
Stan Williams, R (1, 1) ERA: 4.53	8.2	W	37	6	2	2	4	5	0	0	0	1	0	77	132	2.08	1.269				
Ron Perranoski, L (9, 1) ERA: 1.57	0.1	S	1	0	0	0	0	0	0	0	0	0	0	3	3	0.00	0.000				

Philadelphia Phillies @ Los Angeles Dodgers
Dodger Stadium, Los Angeles, CA
Sun May 27 1962, 3:33 AM PDT
Unknown

AB 33
R 2
H 6
RBI 2
BB 5
SO 4
LOB 21



Batter	1	2	3	4	5	6	7	8	9	AB	R	H	RBI	BB	SO	LOB	BOTTOM				
Maury Wills, S (1, 6) OBP: 0.304, SLG: 0.280	1-1 4-3 S HBP		3-2 G3-6-3 1B		3-2 G3		2-2 4-3			3	0	1	0	0	0	1					
Jim Gilliam, S (1, 5) OBP: 0.351, SLG: 0.315	2-2 L9 1-2		1-1 G3-6-3 1-2f		1-3 K			1-1 6-3		4	0	0	0	0	1	3					
Willie Davis, L (1, 8) OBP: 0.395, SLG: 0.525	1-0 4-3			0-3 K	0-0 F8			0-0 FC5-4 1B		1	0	0	0	0	0	1					
Tim Harkness, L (4, PH) OBP: 0.342, SLG: 0.382	2-3								1-1 FC5-4 2B	3	0	1	0	0	1	1					
Tommy Davis, R (1, 7) OBP: 0.364, SLG: 0.606	1-3 K			4-0 1B 3B BB				0-0 SH1-4 1B		3	3	1	0	1	1	2					
Ron Fairly, L (1, 3) OBP: 0.453, SLG: 0.380		1-2 6-3		0-0 3B 1B				0-0 SH1-4		3	1	2	1	0	0	0					
Frank Howard, R (1, 9) OBP: 0.379, SLG: 0.487		2-2 HR 1B		3-2 3B 1B				1-2 G6-4-3 1B		4	0	4	3	0	0	0					
John Roseboro, L (1, 2) OBP: 0.367, SLG: 0.382		0-0 HR		0-0 6-3				2-2 G6-4-3 1-1		4	1	1	1	0	0	4					
Larry Burright, R (1, 4) OBP: 0.349, SLG: 0.519		0-0 F8		1-1 F8				0-0 5-3		3	0	0	0	0	0	1					
Stan Williams, R (1, 1) OBP: 0.143, SLG: 0.077			2-3 K		2-2 G3 WP 1B			3-2 5-3		3	0	1	0	0	1	0					
Ron Perranoski, L (9, 1) ERA: 6.04										0	0	0	0	0	0	0					
Inning Stats	R: 0 E: 0 K: 1 S: 8	H: 0 LOB: 1 BB: 0 P: 13	R: 1 E: 0 K: 0 S: 8	H: 2 LOB: 0 BB: 0 P: 11	R: 0 E: 0 K: 1 S: 8	H: 1 LOB: 0 BB: 0 P: 14	R: 2 E: 0 K: 1 S: 11	H: 2 LOB: 1 BB: 1 P: 20	R: 0 E: 0 K: 1 S: 10	H: 1 LOB: 1 BB: 0 P: 16	R: 1 E: 0 K: 0 S: 8	H: 2 LOB: 0 BB: 0 P: 11	R: 0 E: 0 K: 0 S: 7	H: 0 LOB: 0 BB: 0 P: 12	R: 1 E: 0 K: 0 S: 9	H: 3 LOB: 2 BB: 0 P: 12	1B: 8 2B: 1 3B: 1 HR: 1	SF: 0 SAC: 1 DP: 2 HBP: 1	WP: 1 PB: 0 SB: 1 CS: 0	PA: 34	
PITCHER	IP	WLS	BF	H	R	ER	SO	BB	IBB	HBP	BLK	WP	HR	S	P	ERA	WHIP				
Paul Brown, R (1, 1) ERA: 3.27	5.1	L	24	8	4	4	4	1	0	1	0	0	0	10	17	0.00	0.000				
Chris Short, L (6, 1) ERA: 3.23	1.2		4	0	0	0	0	0	0	0	0	0	0	9	12	9.00	3.000				
Frank Sullivan, R (8, 1) ERA: 6.04	1.0		6	3	1	1	0	0	0	0	0	0	0	9	12	9.00	3.000				

Philadelphia Phillies @ Los Angeles Dodgers
Dodger Stadium, Los Angeles, CA
Sun May 27 1962, 3:33 AM PDT
Unknown

AB 31
R 5
H 11
RBI 5
BB 1
SO 4
LOB 13



Batter	1	2	3	4	5	6	7	8	9	AB	R	H	RBI	BB	SO	LOB	TOP								
Tony Taylor, R (1,4) OBP: 0.350, SLG: 0.358	2-1 4-3		0-1 3-1			0-1 4-3	0-0 4-3		1-1 1-3	5	0	0	0	0	0	4									
Johnny Callison, L (1,9) OBP: 0.363, SLG: 0.529	2-3 K			3-2 F8		0-0 4-3		0-0 F3		4	0	0	0	0	1	0									
Tony Gonzalez, L (1,8) OBP: 0.414, SLG: 0.537	1-1 E1			3-2 E1		1-1 1B		2-2 1B		4	1	2	0	0	0	0									
Wes Covington, L (1,7) OBP: 0.256, SLG: 0.333	1-3 K			3-3 K		2-2 1B		2-2 F9		4	0	1	1	0	2	3									
Clay Dalrymple, L (1,2) OBP: 0.402, SLG: 0.463		3-1 F5			1-2 1B	2-0 F3		2-0 F2		4	0	1	0	0	0	2									
Frank Torre, L (1,3) OBP: 0.356, SLG: 0.314		3-2 F5			2-2 1B				2-2 6-3	3	0	2	0	0	0	0									
Ted Savage, R (7, PR) OBP: 0.372, SLG: 0.436										0	0	0	0	0	0	0									
Mel Roach, R (7,5) OBP: 0.286, SLG: 0.281										1	0	0	0	0	0	0									
Billy Klaus, L (1,5) OBP: 0.301, SLG: 0.290						1-0 FC6-4		0-0 SH1-4		3	0	0	0	0	1	2									
Bobby Wine, R (1,6) OBP: 0.222, SLG: 0.257				0-1 2B		0-1 F2		4-0 IBB		2	0	1	0	0	0	2									
Roy Stevers, R (7, PH) OBP: 0.313, SLG: 0.271									3-1 1B	1	0	1	0	1	0	0									
Art Mahaffey, R (1,1) OBP: 0.231, SLG: 0.261				2-2 6-3		2-3 K		1-0 F5		3	0	0	0	1	1	4									
									1-2 BB																
Inning Stats	R: 0 H: 0 E: 1 K: 2 S: 11	H: 0 LOB: 1 BB: 0 P: 17	R: 0 H: 0 E: 0 K: 1 S: 8	H: 0 LOB: 0 BB: 0 P: 14	R: 0 H: 1 E: 0 K: 0 S: 7	H: 1 LOB: 0 BB: 0 P: 9	R: 0 H: 0 E: 1 K: 1 S: 17	H: 0 LOB: 1 BB: 0 P: 26	R: 0 H: 2 E: 0 K: 1 S: 13	H: 2 LOB: 2 BB: 0 P: 19	R: 1 H: 2 E: 0 K: 0 S: 9	H: 1 LOB: 1 BB: 0 P: 14	R: 0 H: 1 E: 0 K: 0 S: 5	H: 1 LOB: 1 BB: 1 P: 11	R: 0 H: 1 E: 0 K: 0 S: 15	H: 1 LOB: 1 BB: 0 P: 21	R: 0 H: 1 E: 0 K: 0 S: 11	H: 1 LOB: 2 BB: 1 P: 22	1B: 6 2B: 3 3B: 0 HR: 0	SF: 0 SAC: 1 DP: 1 HBP: 0	WP: 0 PB: 0 SB: 0 CS: 1	PA: 37			
PITCHER Don Drysdale, R (1,1) ERA: 3.1	IP: 9.0 WLS: W BF: 37 H: 8 R: 1 ER: 1 SO: 5 BB: 1 IBB: 1 HBP: 0 BLK: 0 WP: 0 HR: 0 S: 96 P: 153 ERA: 1.00 WHIP: 1.000																								

Philadelphia Phillies @ Los Angeles Dodgers
 Dodger Stadium, Los Angeles, CA
 Sun May 27 1962, 3:38 AM PDT
 Att: 34,378 - Unknown

AB	34
R	1
H	8
RBI	1
BB	2
SO	5
LOB	17



Batter	1	2	3	4	5	6	7	8	9	AB	R	H	RBI	BB	SO	LOB	BOTTOM								
Maury Wills, S (1,6) OBP: 0.303, SLG: 0.279	0-0 B1-3			1-0 1B		0-3 K		3-1 F9		4	1	1	0	0	1	1									
Jim Gilliam, S (1,5) OBP: 0.348, SLG: 0.314	2-2 F7			1-1 F7		0-0 1B			1-2 6-3	4	0	1	0	0	0	1									
Tommy Davis, R (1,7) OBP: 0.361, SLG: 0.598	1-2 4-3			0-0 L8		1-2 F8			0-1 1B	4	1	1	0	0	0	2									
Ron Fairly, L (1,8) OBP: 0.455, SLG: 0.387		1-2 F3		2-1 1B			2-2 4-3		2-2 1B	4	0	2	1	0	0	0									
Frank Howard, R (1,9) OBP: 0.367, SLG: 0.469		0-0 5-3		1-3 K			0-1 F3		4-0 1B	3	0	0	0	0	1	1									
Wally Moon, L (9, PH) OBP: 0.393, SLG: 0.355										0	0	0	0	1	0	0									
Lee Walls, R (9, PR) OBP: 0.316, SLG: 0.273									1-2 IBB	0	0	0	0	0	0	0									
John Roseboro, L (1,2) OBP: 0.355, SLG: 0.368		2-3 K			1-2 4-3		0-0 F5		0-0 F5	4	0	0	0	0	1	3									
Tim Harkness, L (1,3) OBP: 0.333, SLG: 0.368				1-0 F5		0-0 F8		0-1 G3	1-2 1B	4	0	1	1	0	0	0									
Larry Burright, R (1,4) OBP: 0.348, SLG: 0.512			0-3 K		1-2 6-3			0-0 SH3-4	1-2 1B	3	0	1	0	0	1	0									
Don Drysdale, R (1,1) OBP: 0.345, SLG: 0.393			0-2 F5			3-3 K		0-0 SH3-4	1-2	2	0	0	0	0	1	0									
Inning Stats	R: 0 H: 0 E: 0 K: 0 S: 10	H: 0 LOB: 0 BB: 0 P: 13	R: 0 H: 0 E: 0 K: 1 S: 8	H: 0 LOB: 0 BB: 0 P: 11	R: 0 H: 0 E: 0 K: 1 S: 7	H: 0 LOB: 0 BB: 0 P: 8	R: 1 H: 2 E: 0 K: 1 S: 11	H: 2 LOB: 1 BB: 0 P: 15	R: 0 H: 0 E: 0 K: 0 S: 12	H: 0 LOB: 0 BB: 0 P: 14	R: 0 H: 1 E: 0 K: 2 S: 11	H: 1 LOB: 1 BB: 0 P: 15	R: 0 H: 0 E: 0 K: 0 S: 6	H: 0 LOB: 0 BB: 0 P: 8	R: 0 H: 1 E: 0 K: 0 S: 6	H: 1 LOB: 1 BB: 0 P: 9	R: 1 H: 3 E: 0 K: 0 S: 14	H: 3 LOB: 3 BB: 1 P: 22	1B: 7 2B: 0 3B: 0 HR: 0	SF: 0 SAC: 1 DP: 0 HBP: 0	WP: 0 PB: 0 SB: 0 CS: 0	PA: 34			
PITCHER Art Mahaffey, R (1,1) ERA: 4.72	IP: 8.2 WLS: L BF: 34 H: 7 R: 2 ER: 2 SO: 5 BB: 0 IBB: 1 HBP: 0 BLK: 0 WP: 0 HR: 0 S: 85 P: 115 ERA: 2.08 WHIP: 0.808																								

Philadelphia Phillies @ Los Angeles Dodgers
 Dodger Stadium, Los Angeles, CA
 Sun May 27 1962, 3:38 AM PDT
 Att: 34,378 - Unknown

AB	32
R	2
H	7
RBI	2
BB	1
SO	5
LOB	8



Batter	1	2	3	4	5	6	7	8	9	10	11	12	AB	R	H	RBI	BB	SO	LOB	TOP								
Harvey Kuenn, R OBP: 0.393, SLG: 0.400 (1.7)	F9		G3-6-1 BB		FC6-4		E 1B 2B		4-3		F8	FC6-4 1BB		5	1	1	0	2	0	1								
Chuck Hiller, L OBP: 0.318, SLG: 0.291 (1.4)	F7		G3-6-1		4-3		E4 1B		4-3		E3 BB	FC6-4		7	0	0	0	0	0	7								
Willie Mays, R OBP: 0.433, SLG: 0.678 (1.8)	F6						1B SF8 2B		F7		S BB	G6-4-3 BB		4	1	2	1	2	0	0								
Orlando Cepeda, R OBP: 0.395, SLG: 0.630 (1.3)																												
Felipe Alou, R OBP: 0.369, SLG: 0.515 (1.9)	F8																											
Jim Davenport, R OBP: 0.379, SLG: 0.487 (1.5)																												
Ed Bailey, L OBP: 0.381, SLG: 0.498 (10, PH)																												
Bob Nieman, R OBP: 0.143, SLG: 0.167 (10, 2)																												
Tom Haller, L OBP: 0.353, SLG: 0.523 (10, 2)																												
Jose Pagan, R OBP: 0.306, SLG: 0.363 (1.6)																												
Juan Marichal, R OBP: 0.333, SLG: 0.321 (1.1)																												
Manny Mota, R OBP: 0.246, SLG: 0.211 (10, PH)																												
Stu Miller, R OBP: 0.200, SLG: 0.200 (10, 1)																												
Inning Stats	R: 0 E: 0 K: 3 S: 3	H: 0 LOB: 0 BB: 0 P: 3	R: 0 E: 0 K: 4 S: 4	H: 2 LOB: 1 BB: 0 P: 4	R: 0 E: 0 K: 0 S: 3	H: 1 LOB: 1 BB: 1 P: 7	R: 1 E: 0 K: 0 S: 5	H: 2 LOB: 1 BB: 0 P: 6	R: 0 E: 0 K: 0 S: 4	H: 1 LOB: 1 BB: 0 P: 4	R: 0 E: 0 K: 1 S: 5	H: 2 LOB: 2 BB: 0 P: 5	R: 1 E: 1 K: 1 S: 6	H: 2 LOB: 2 BB: 0 P: 6	R: 1 E: 0 K: 1 S: 7	H: 2 LOB: 1 BB: 0 P: 7	R: 0 E: 0 K: 0 S: 3	H: 0 LOB: 1 BB: 1 P: 7	R: 0 E: 0 K: 4 S: 4	H: 1 LOB: 2 BB: 1 P: 8	R: 0 E: 1 K: 0 S: 3	H: 0 LOB: 1 BB: 1 P: 7	R: 1 E: 1 K: 2 S: 10	H: 3 LOB: 3 BB: 1 P: 14	1B: 12 2B: 3 3B: 0 HR: 1	SF: 1 SAC: 2 DP: 3 HBP: 0	WP: 0 PB: 0 SB: 1 CS: 0	PA: 56
PITCHER	IP WLS BF H R ER SO BB IBB HBP BLK WP HR S P ERA WHIP	Cal McLish, R ERA: 4.65 Jack Baldschun, R ERA: 4.6 Chris Short, L ERA: 3.21	IP WLS BF H R ER SO BB IBB HBP BLK WP HR S P ERA WHIP													IP WLS BF H R ER SO BB IBB HBP BLK WP HR S P ERA WHIP												

San Francisco Giants @ Philadelphia Phillies
 Connie Mack Stadium, Philadelphia, PA
 Wed May 30 1962, 3:33 AM EDT
 Unknown

AB 48
 R 4
 H 16
 RBI 4
 BB 5
 SO 3
 LOB 30



Batter	1	2	3	4	5	6	7	8	9	10	11	12	AB	R	H	RBI	BB	SO	LOB	BOTTOM						
Tony Taylor, R OBP: 0.350, SLG: 0.354 (1.4)	5-3													5	1	1	0	1	0	0						
Johnny Callison, L OBP: 0.358, SLG: 0.525 (1.9)	K													5	0	1	1	0	2	1						
Tony Gonzalez, L OBP: 0.414, SLG: 0.528 (1.8)	PO 1B													4	0	1	0	1	1	1						
Wes Covington, L OBP: 0.259, SLG: 0.333 (7, PR)	PO													3	0	1	0	0	0	0						
Jackie Davis, R OBP: 0.341, SLG: 0.359 (8, 7)														2	0	0	0	0	0	3						
Roy Sievers, R OBP: 0.319, SLG: 0.306 (9, PR)														4	1	2	1	0	0	1						
Mel Roach, R OBP: 0.276, SLG: 0.273 (10, 5)														1	1	0	0	0	0	0						
Don Demeter, R OBP: 0.349, SLG: 0.504 (10, 3)														3	0	0	0	1	0	1						
Clay Dalrymple, L OBP: 0.401, SLG: 0.455 (1.2)														4	0	1	0	1	1	4						
Bobby Wine, R OBP: 0.237, SLG: 0.270 (8, PH)														2	0	1	0	0	0	1						
Billy Klaus, L OBP: 0.316, SLG: 0.308 (9, 6)														3	0	2	1	0	0	0						
Cal McLish, S OBP: 0.111, SLG: 0.059 (8, PH)														2	0	0	0	0	0	2						
Frank Torre, L OBP: 0.350, SLG: 0.308 (9, 1)														1	0	0	0	0	0	0						
Jack Baldschun, R OBP: 0.369, SLG: 0.432 (10, 1)														1	0	0	0	0	0	2						
Ted Savage, R OBP: 0.369, SLG: 0.432 (10, 1)														1	0	0	0	0	1	0						
Inning Stats	R: 0 E: 0 K: 1 S: 5	H: 1 LOB: 0 BB: 0 P: 3	R: 0 E: 0 K: 0 S: 3	H: 0 LOB: 0 BB: 0 P: 3	R: 0 E: 0 K: 0 S: 3	H: 1 LOB: 0 BB: 0 P: 3	R: 0 E: 0 K: 0 S: 3	H: 0 LOB: 0 BB: 0 P: 3	R: 1 E: 0 K: 1 S: 5	H: 2 LOB: 2 BB: 1 P: 9	R: 0 E: 0 K: 1 S: 6	H: 1 LOB: 1 BB: 0 P: 6	R: 1 E: 0 K: 0 S: 5	H: 2 LOB: 2 BB: 1 P: 9	R: 1 E: 0 K: 0 S: 5	H: 2 LOB: 2 BB: 0 P: 5	R: 0 E: 0 K: 0 S: 5	H: 0 LOB: 1 BB: 1 P: 9	R: 0 E: 0 K: 0 S: 2	H: 0 LOB: 0 BB: 1 P: 6	R: 0 E: 0 K: 0 S: 3	H: 1 LOB: 0 BB: 0 P: 3	1B: 8 2B: 2 3B: 0 HR: 1	SF: 0 SAC: 1 DP: 3 HBP: 0	WP: 1 PB: 0 SB: 0 CS: 0	PA: 47
PITCHER	IP WLS BF H R ER SO BB IBB HBP BLK WP HR S P ERA WHIP	Juan Marichal, R ERA: 2.7 Stu Miller, R ERA: 1.78	IP WLS BF H R ER SO BB IBB HBP BLK WP HR S P ERA WHIP													IP WLS BF H R ER SO BB IBB HBP BLK WP HR S P ERA WHIP										

San Francisco Giants @ Philadelphia Phillies
 Connie Mack Stadium, Philadelphia, PA
 Wed May 30 1962, 3:33 AM EDT
 Unknown

AB 41
 R 3
 H 10
 RBI 3
 BB 4
 SO 4
 LOB 17



Batter	1	2	3	4	5	6	7	8	9	AB	R	H	RBI	BB	SO	LOB	TOP			
Harvey Kuenn, R OBP: 0.383, SLG: 0.388										4	0	0	0	0	0	3	San Francisco Giants @ Philadelphia Phillies Connie Mack Stadium, Philadelphia, PA Thu May 31 1962, 7:05 PM EDT Att: 9,393 - Unknown			
Chuck Hiller, L OBP: 0.323, SLG: 0.305										4	0	1	0	0	1	3				
Willie Mays, R OBP: 0.433, SLG: 0.674										4	0	0	0	0	0	1				
Orlando Cepeda, R OBP: 0.390, SLG: 0.625										4	1	1	0	0	0	1				
Felipe Alou, R OBP: 0.364, SLG: 0.500										3	0	1	1	1	0	0				
Jim Davenport, R OBP: 0.374, SLG: 0.476										4	0	0	0	0	1	2				
Jose Pagan, R OBP: 0.310, SLG: 0.371										2	0	0	0	0	0	0				
Matty Alou, L OBP: 0.310, SLG: 0.310										1	0	1	0	0	0	0				
Ernie Bowman, R OBP: 0.310, SLG: 0.310										0	0	0	0	0	0	0				
Ed Bailey, L OBP: 0.285, SLG: 0.496										0	0	0	0	1	0	0				
Manny Mota, R OBP: 0.246, SLG: 0.211										0	0	0	0	0	0	0				
Tom Haller, L OBP: 0.356, SLG: 0.549										4	0	1	0	0	0	3				
Billy O'Dell, S OBP: 0.192, SLG: 0.125										1	0	0	0	0	1	0				
Willie McCovey, L OBP: 0.408, SLG: 0.714										1	0	1	0	0	0	0				
Bobby Bolin, R OBP: 0.246, SLG: 0.211										0	0	0	0	0	0	0				
Inning Stats	R: 0 E: 0 K: 0 S: 4	H: 1 LOB: 1 BB: 0 P: 4	R: 0 E: 0 K: 0 S: 3	H: 0 LOB: 0 BB: 0 P: 3	R: 0 E: 0 K: 1 S: 6	H: 1 LOB: 1 BB: 0 P: 6	R: 0 E: 0 K: 0 S: 3	H: 0 LOB: 0 BB: 0 P: 3	R: 0 E: 0 K: 1 S: 5	H: 0 LOB: 0 BB: 0 P: 5	R: 0 E: 0 K: 0 S: 3	H: 0 LOB: 1 BB: 1 P: 7	R: 0 E: 0 K: 0 S: 5	H: 2 LOB: 2 BB: 0 P: 5	R: 1 E: 1 K: 0 S: 5	H: 2 LOB: 2 BB: 1 P: 9	1B: 4 2B: 1 3B: 1 HR: 0	SF: 0 SAC: 1 DP: 0 HBP: 0	WP: 0 PB: 0 SB: 0 CS: 0	PA: 35
PITCHER Art Mahaffey, R ERA: 4.29	IP: 9.0 WLS: W BF: 35 H: 6 R: 1 ER: 1 SO: 3 BB: 2 IBB: 0 HBP: 0 BLK: 0 WP: 0 HR: 0 S: 39 P: 47 ERA: 1.00 WHIP: 0.889															PITCHER				

AB 32
R 1
H 6
RBI 1
BB 2
SO 3
LOB 13



Batter	1	2	3	4	5	6	7	8	9	AB	R	H	RBI	BB	SO	LOB	BOTTOM			
Tony Taylor, R OBP: 0.349, SLG: 0.355										4	1	1	0	0	0	0	San Francisco Giants @ Philadelphia Phillies Connie Mack Stadium, Philadelphia, PA Thu May 31 1962, 7:05 PM EDT Att: 9,393 - Unknown			
Johnny Callison, L OBP: 0.357, SLG: 0.521										4	1	1	1	0	1	0				
Jackie Davis, R OBP: 0.311, SLG: 0.326										4	0	0	0	0	3	1				
Roy Sievers, R OBP: 0.329, SLG: 0.339										4	0	2	0	0	1	2				
Frank Torre, L OBP: 0.355, SLG: 0.302										0	0	0	0	0	0	0				
Tony Gonzalez, L OBP: 0.412, SLG: 0.526										3	0	1	0	0	1	2				
Mel Roach, R OBP: 0.273, SLG: 0.293										3	0	1	0	0	0	1				
Sammy White, R OBP: 0.200, SLG: 0.297										3	0	0	0	0	0	2				
Bobby Wine, R OBP: 0.209, SLG: 0.238										3	0	0	0	0	0	0				
Art Mahaffey, R OBP: 0.207, SLG: 0.231										3	0	0	0	0	1	0				
Inning Stats	R: 2 E: 1 K: 1 S: 9	H: 4 LOB: 2 BB: 0 P: 9	R: 0 E: 0 K: 0 S: 3	H: 0 LOB: 0 BB: 0 P: 3	R: 0 E: 0 K: 1 S: 6	H: 1 LOB: 1 BB: 0 P: 6	R: 0 E: 0 K: 0 S: 3	H: 0 LOB: 0 BB: 0 P: 3	R: 0 E: 0 K: 1 S: 5	H: 1 LOB: 1 BB: 0 P: 6	R: 0 E: 0 K: 1 S: 5	H: 0 LOB: 0 BB: 0 P: 5	R: 0 E: 0 K: 2 S: 8	H: 0 LOB: 1 BB: 0 P: 8	R: 0 E: 0 K: 0 S: 8	H: 0 LOB: 1 BB: 0 P: 8	1B: 4 2B: 2 3B: 0 HR: 0	SF: 0 SAC: 0 DP: 0 HBP: 0	WP: 0 PB: 1 SB: 0 CS: 0	PA: 31
PITCHER Billy O'Dell, L ERA: 3.05	IP: 7.0 WLS: L BF: 27 H: 6 R: 2 ER: 2 SO: 5 BB: 2 IBB: 0 HBP: 0 BLK: 0 WP: 0 HR: 0 S: 37 P: 37 ERA: 2.57 WHIP: 0.857															PITCHER				
Bobby Bolin, R ERA: 3.45	IP: 1.0 WLS: L BF: 4 H: 0 R: 0 ER: 0 SO: 2 BB: 0 IBB: 0 HBP: 0 BLK: 0 WP: 0 HR: 0 S: 8 P: 8 ERA: 0.00 WHIP: 0.000															PITCHER				

AB 31
R 2
H 6
RBI 1
BB 0
SO 7
LOB 8



Batter	1	2	3	4	5	6	7	8	9	AB	R	H	RBI	BB	SO	LOB	TOP								
Maury Wills, S OBP: 0.317, SLG: 0.330 (1, 6)	B2		6-3			L3-6			K	5	1	1	1	0	1	1	Los Angeles Dodgers @ Philadelphia Phillies Connie Mack Stadium, Philadelphia, PA Fri Jun 01 1962, 7:05 PM EDT Att: 24,799 - Unknown livebaseballscorecards.com								
Jim Gilliam, S OBP: 0.370, SLG: 0.339 (1, 5)	L8						L4		K	4	0	1	1	0	1	0									
Willie Davis, L OBP: 0.387, SLG: 0.528 (1, 8)	F6		4-3				G3		G3	5	0	1	1	0	0	1									
Tommy Davis, R OBP: 0.360, SLG: 0.567 (1, 7)					F7					4	0	1	0	0	1	2									
Ron Fairly, L OBP: 0.471, SLG: 0.596 (1, 3)		FC4-6								3	3	2	1	1	0	1									
Frank Howard, R OBP: 0.378, SLG: 0.485 (1, 9)										3	1	1	0	0	1	1									
Tim Harkness, L OBP: 0.326, SLG: 0.359 (9, 3)										0	0	0	0	0	0	0									
John Roseboro, L OBP: 0.355, SLG: 0.383 (1, 2)										3	0	2	1	0	0	0									
Larry Burditt, R OBP: 0.361, SLG: 0.541 (1, 4)										2	2	1	0	2	0	2									
Don Drysdale, R OBP: 0.333, SLG: 0.406 (1, 1)										4	1	1	3	0	0	3									
Larry Sherry, R OBP: 0.333, SLG: 0.333 (8, 1)										0	0	0	0	0	0	0									
Inning Stats	R: 0 E: 0 K: 0 S: 6	H: 0 LOB: 0 BB: 0 P: 7	R: 1 E: 0 K: 0 S: 11	H: 3 LOB: 1 BB: 0 P: 13	R: 0 E: 0 K: 0 S: 5	H: 0 LOB: 0 BB: 0 P: 9	R: 0 E: 0 K: 0 S: 5	H: 1 LOB: 0 BB: 0 P: 5	R: 3 E: 1 K: 1 S: 15	H: 5 LOB: 1 BB: 0 P: 23	R: 3 E: 0 K: 0 S: 7	H: 1 LOB: 0 BB: 2 P: 21	R: 0 E: 0 K: 0 S: 6	H: 0 LOB: 0 BB: 0 P: 9	R: 1 E: 0 K: 0 S: 10	H: 1 LOB: 1 BB: 1 P: 18	R: 0 E: 0 K: 2 S: 7	H: 0 LOB: 0 BB: 0 P: 9	1B: 8 2B: 4 3B: 1 HR: 1	SF: 0 SAC: 1 DP: 3 HBP: 2	WP: 0 PB: 0 SB: 0 CS: 0	PA: 39			
PITCHER	IP	WLS	BF	H	R	ER	SO	BB	IBB	HBP	BLK	WP	HR	S	P	ERA	WHIP								
Jim Owens, R ERA: 6.84 (1, 1)	1.0		3	0	0	0	0	0	0	0	0	0	0	6	7	0.00	0.000								
Dallas Green, R ERA: 4.57 (2, 1)	6.0	L	28	10	7	7	1	1	1	2	0	0	0	49	80	10.50	1.833								
Jack Baldschun, R ERA: 4.29 (8, 1)	2.0		8	1	1	1	3	1	0	0	0	0	1	17	27	4.50	1.000								

Batter	1	2	3	4	5	6	7	8	9	AB	R	H	RBI	BB	SO	LOB	BOTTOM									
Tony Taylor, R OBP: 0.351, SLG: 0.357 (1, 4)	6-3	5-3								5	0	1	1	0	2	1	Los Angeles Dodgers @ Philadelphia Phillies Connie Mack Stadium, Philadelphia, PA Fri Jun 01 1962, 7:05 PM EDT Att: 24,799 - Unknown livebaseballscorecards.com									
Johnny Callison, L OBP: 0.348, SLG: 0.503 (1, 9)	K		3-1							5	1	1	0	0	2	4										
Tony Gonzalez, L OBP: 0.405, SLG: 0.535 (1, 8)	1B		K							5	1	2	2	0	2	1										
Wes Covington, L OBP: 0.287, SLG: 0.382 (1, 7)										4	0	2	0	0	0	0										
Jack Baldschun, R OBP: 0.333, SLG: 0.414 (8, 1)										0	0	0	0	0	0	0										
Ted Savage, R OBP: 0.365, SLG: 0.414 (9, PH)										1	0	0	0	0	0	0										
Don Demeter, R OBP: 0.348, SLG: 0.496 (1, 5)	F9									5	1	1	0	0	0	3										
Frank Torre, L OBP: 0.364, SLG: 0.351 (1, 3)										4	1	2	0	0	0	2										
Clay Dalrymple, L OBP: 0.317, SLG: 0.457 (1, 2)										2	0	1	0	2	0	1										
Bobby Wine, R OBP: 0.220, SLG: 0.367 (1, 6)										3	1	1	2	0	0	4										
Roy Stevens, R OBP: 0.324, SLG: 0.328 (8, PH)										1	0	0	0	0	1	2										
Mel Roach, R OBP: 0.283, SLG: 0.326 (9, 5)										0	0	0	0	0	0	0										
Jim Owens, R OBP: 0.143, SLG: 0.143 (1, 1)										0	0	0	0	0	0	0										
Dallas Green, L OBP: 0.333, SLG: 0.143 (2, 1)										1	0	0	0	1	1	0										
Billy Klaus, L OBP: 0.305, SLG: 0.286 (7, PH)										1	0	0	0	1	0	0										
Inning Stats	R: 0 E: 0 K: 1 S: 10	H: 2 LOB: 2 BB: 0 P: 16	R: 2 E: 0 K: 1 S: 9	H: 2 LOB: 0 BB: 0 P: 15	R: 0 E: 0 K: 1 S: 8	H: 0 LOB: 0 BB: 0 P: 10	R: 0 E: 0 K: 0 S: 11	H: 2 LOB: 1 BB: 0 P: 18	R: 0 E: 0 K: 3 S: 11	H: 0 LOB: 1 BB: 1 P: 16	R: 0 E: 1 K: 0 S: 10	H: 1 LOB: 2 BB: 1 P: 19	R: 2 E: 0 K: 1 S: 11	H: 2 LOB: 0 BB: 0 P: 17	R: 1 E: 0 K: 1 S: 19	H: 2 LOB: 3 BB: 2 P: 32	R: 0 E: 0 K: 0 S: 4	H: 0 LOB: 0 BB: 0 P: 5	1B: 7 2B: 2 3B: 0 HR: 2	SF: 0 SAC: 0 DP: 1 HBP: 0	WP: 1 PB: 0 SB: 0 CS: 0	PA: 41				
PITCHER	IP	WLS	BF	H	R	ER	SO	BB	IBB	HBP	BLK	WP	HR	S	P	ERA	WHIP									
Don Drysdale, R ERA: 3.35 (1, 1)	7.1		34	10	5	5	7	3	0	0	0	0	0	2	76	123	6.14	1.773								
Larry Sherry, R ERA: 2.75 (8, 1)	1.2	S	7	1	0	0	1	1	0	0	0	0	0	17	25	0.00	1.200									

Batter	1	2	3	4	5	6	7	8	9	AB	R	H	RBI	BB	SO	LOB	TOP					
Maury Wills, S OBP: 0.316, SLG: 0.326	1-3 K		0-0 G3					4-1 1B BB		3	0	0	0	1	2	1	Los Angeles Dodgers @ Philadelphia Phillies Connie Mack Stadium, Philadelphia, PA Sat Jun 02 1962, 7:05 PM EDT Att: 13,141 - Unknown					
Jim Gilliam, S OBP: 0.373, SLG: 0.342	1-0 F9			0-0 L3 1B		1-0 F7		1-2 1B		4	0	2	0	0	0	1						
Willie Davis, L OBP: 0.378, SLG: 0.515	1-0 F5			1-2 L3 1-2		1-3 K		1-0 F9		4	0	0	0	0	1	4						
Tommy Davis, R OBP: 0.358, SLG: 0.559		1-3 K		2-1 F3			4-0 FC5-4 BB		0-0 L8	3	0	0	0	1	1	0						
Frank Howard, R OBP: 0.374, SLG: 0.471		4-0 FC6-4 BB			2-3 K		1-1 FC5-4 1-2		2-3 K	3	0	0	0	1	2	1						
Ron Fairly, L OBP: 0.456, SLG: 0.571		1-0 F9		0-0 L9		2-3 K		0-3 K	4	0	0	0	0	2	2							
Larry Burright, R OBP: 0.360, SLG: 0.535		0-1 FC6-4 1-2		3-2 1B		1-3 K			3	0	1	0	0	1	2							
Norm Sherry, R OBP: 0.245, SLG: 0.205			0-3 K		0-1 F9			0-1 F3	3	0	0	0	0	1	1							
Phil Ortega, R Ed Roebuck, R Joe Moeller, R OBP: 0.143, SLG: 0.143			0-3 K		2-2 1B			3-2 4-3	0	0	0	0	0	0	0	0						
Inning Stats	R: 0 E: 0 K: 1 S: 6	H: 0 LOB: 0 BB: 0 P: 9	R: 0 E: 0 K: 1 S: 7	H: 0 LOB: 1 BB: 1 P: 13	R: 0 E: 0 K: 2 S: 7	H: 0 LOB: 0 BB: 0 P: 7	R: 0 E: 0 K: 0 S: 7	H: 1 LOB: 0 BB: 0 P: 10	R: 0 E: 0 K: 1 S: 10	H: 1 LOB: 1 BB: 0 P: 15	R: 0 E: 0 K: 2 S: 12	H: 1 LOB: 1 BB: 0 P: 16	R: 0 E: 0 K: 2 S: 8	H: 0 LOB: 1 BB: 1 P: 16	R: 0 E: 0 K: 0 S: 10	H: 1 LOB: 2 BB: 1 P: 19	R: 0 E: 0 K: 2 S: 8	H: 0 LOB: 0 BB: 0 P: 10	1B: 4 2B: 1 3B: 0 HR: 0	SF: 0 SAC: 0 DP: 1 HBP: 0	WP: 0 PB: 0 SB: 0 CS: 0	PA: 33
PITCHER Dennis Bennett, L ERA: 5.16	IP: 9.0 WLS: W BF: 33 H: 4 R: 0 ER: 0 SO: 11 BB: 3 IBB: 0 HBP: 0 BLK: 0 WP: 0 HR: 0 S: 75 P: 115 ERA: 0.00 WHIP: 0.778															PITCHER						

Batter	1	2	3	4	5	6	7	8	9	AB	R	H	RBI	BB	SO	LOB	BOTTOM			
Tony Taylor, R OBP: 0.361, SLG: 0.380	3-2 L6		4-2 BB				1-0 L4-3 1B			4	1	3	2	1	0	0	Los Angeles Dodgers @ Philadelphia Phillies Connie Mack Stadium, Philadelphia, PA Sat Jun 02 1962, 7:05 PM EDT Att: 13,141 - Unknown			
Johnny Callison, L OBP: 0.350, SLG: 0.503	4-1 1B BB	1-1 BB 2B	3-2 F8		1-0 L4-3 1-2		2-2 1-3			4	2	1	0	1	0	4				
Tony Gonzalez, L OBP: 0.417, SLG: 0.562	1-0 1B	2-2 BB HBP		0-0 HR		1-1 FC4-6 1B		1-1 5-3	4	3	3	1	0	0	0					
Roy Sievers, R OBP: 0.327, SLG: 0.320	4-2 1B BB	4-1 1B BB		0-1 5-3		0-0 F9		3-2 F8	3	0	0	0	2	0	1					
Wes Covington, L OBP: 0.303, SLG: 0.387	1-1 1B	1-1 1B		4-0 FC5-4 BB		2-0 FC4-6 1-2		1-2 6-3	4	0	2	4	1	0	1					
Don Demeter, R OBP: 0.340, SLG: 0.483	1-3 K	0-3 K		1-2 FC5-4 1B 1-2		0-0 F4			4	0	0	0	0	2	6					
Clay Dalrymple, L OBP: 0.319, SLG: 0.454	2-3 K	0-1 F7		2-0 1B 1-2			4-1 1B BB			3	0	1	0	1	4					
Bobby Wine, R OBP: 0.241, SLG: 0.377		1-2 FC1-6 1B		2-3 K		2-1 1-2 2H 1B		0-0 F4	4	0	2	0	0	1	1					
Dennis Bennett, L		1-1 FC1-6 HR		0-0 F6		1-3 K		2-3 K	4	1	0	0	0	2	2					
Inning Stats	R: 2 E: 0 K: 2 S: 16	H: 2 LOB: 2 BB: 2 P: 32	R: 4 E: 0 K: 1 S: 20	H: 4 LOB: 2 BB: 1 P: 31	R: 0 E: 0 K: 1 S: 9	H: 0 LOB: 1 BB: 1 P: 18	R: 1 E: 0 K: 0 S: 9	H: 3 LOB: 2 BB: 1 P: 18	R: 0 E: 0 K: 1 S: 5	H: 1 LOB: 0 BB: 0 P: 8	R: 0 E: 0 K: 0 S: 5	H: 1 LOB: 1 BB: 0 P: 8	R: 0 E: 0 K: 1 S: 10	H: 1 LOB: 2 BB: 1 P: 19	R: 0 E: 0 K: 0 S: 8	H: 0 LOB: 0 BB: 0 P: 13	1B: 9 2B: 2 3B: 0 HR: 2	SF: 0 SAC: 0 DP: 1 HBP: 1	WP: 0 PB: 0 SB: 0 CS: 0	PA: 41
PITCHER Phil Ortega, R ERA: 12.38 Ed Roebuck, R ERA: 2.73 Joe Moeller, R ERA: 4.15	IP: 11.1 WLS: L BF: 15 H: 4 R: 2 ER: 2 SO: 2 BB: 3 IBB: 0 HBP: 1 BLK: 0 WP: 0 HR: 1 S: 26 P: 46 ERA: 33.75 WHIP: 5.250															PITCHER				

AB	30
R	0
H	4
RBI	0
BB	3
SO	11
LOB	12



Batter	1	2	3	4	5	6	7	8	9	AB	R	H	RBI	BB	SO	LOB	TOP								
Maury Wills, S (1, 6) OBP: 0.310, SLG: 0.319	1-2 F4	2-3 K		0-0 B2		3-2 4-3		0-1 4-3		5	0	0	0	0	1	3	Los Angeles Dodgers @ Philadelphia Phillies Connie Mack Stadium, Philadelphia, PA Sun Jun 03 1962, 3:33 AM EDT Att: 9,931 - Unknown livebaseballscorecards.com								
Jim Gilliam, S (1, 5) OBP: 0.378, SLG: 0.342	4-2 1B BB	1-1 G6-4-3		1-1 1B 1B		4-1 BB		1-0 F9		3	2	1	0	2	0	3									
Willie Davis, L (1, 8) OBP: 0.384, SLG: 0.518	1-2 1B 1B		0-0 E5 2B	0-0 1B 1B		0-0 F6		0-2 3-1		5	2	3	0	0	0	1									
Tommy Davis, R (1, 7) OBP: 0.368, SLG: 0.569	0-2 1B		0-0 1B	0-0 1B		2-1 6-3			0-0 G3-6-3 1B	5	0	4	3	0	0	1									
Ron Fairly, L (1, 3) OBP: 0.446, SLG: 0.554	1-3 3-H SF7-2-6 1B		4-1 2B	0-0 1B		3-1 L4		1-0 F6		3	0	0	1	1	0	3									
Duke Snider, L (1, 9) OBP: 0.452, SLG: 0.561		0-0 1B 2B	0-3 K		4-1 BB BB		1-2 F8		0-0 G3-6-3 1-2f	4	1	1	0	1	1	3									
John Roseboro, L (1, 2) OBP: 0.359, SLG: 0.387		0-0 1B 2B	2-3 K		1-2 F8		3-1 1B 1B			4	0	2	0	0	1	3									
Larry Burdett, R (1, 4) OBP: 0.374, SLG: 0.538		0-0 1B	0-0 F9		4-1 1B BB		0-0 G6-4-3 BB		1-2 1B	3	0	2	1	1	0	2									
Johnny Podres, L (1, 1) OBP: 0.231, SLG: 0.250		4-0 1B		1-0 6-3		1-1 G6-4-3		1-2 6-3		1	0	0	0	1	0	0									
Larry Sherry, R (4, 1) OBP: 0.286, SLG: 0.286										1	0	0	0	0	0	2									
Wally Moon, L (7, PH) OBP: 0.380, SLG: 0.352										1	0	0	0	0	0	2									
Ron Perranoski, L (7, 1)										0	0	0	0	0	0	0									
Inning Stats	R: 2 E: 0 K: 0 S: 13	H: 2 LOB: 1 BB: 1 P: 21	R: 1 E: 0 K: 1 S: 9	H: 3 LOB: 2 BB: 1 P: 16	R: 1 E: 1 K: 2 S: 12	H: 2 LOB: 2 BB: 1 P: 18	R: 1 E: 0 K: 0 S: 7	H: 3 LOB: 2 BB: 0 P: 9	R: 0 E: 0 K: 0 S: 8	H: 0 LOB: 1 BB: 2 P: 18	R: 0 E: 0 K: 0 S: 7	H: 0 LOB: 1 BB: 1 P: 16	R: 0 E: 0 K: 0 S: 11	H: 2 LOB: 2 BB: 0 P: 19	R: 0 E: 0 K: 0 S: 7	H: 0 LOB: 0 BB: 0 P: 8	R: 0 E: 0 K: 0 S: 3	H: 1 LOB: 0 BB: 0 P: 4	1B: 11 2B: 3 3B: 0 HR: 0	SF: 1 SAC: 0 DP: 4 HBP: 0	WP: 0 PB: 0 SB: 0 CS: 0	PA: 42			
PITCHER	IP	WLS	BF	H	R	ER	SO	BB	IBB	HBP	BLK	WP	HR	S	P	ERA	WHIP								
Cal McLish, R (1, 1) ERA: 5.11	1.0		7	4	3	3	0	1	0	0	0	0	0	15	23	27.00	5.000								
Chris Short, L (2, 1) ERA: 4.05	3.0	W	16	6	2	1	3	2	0	0	0	0	0	26	41	3.00	2.667								
Paul Brown, R (5, 1) ERA: 3.86	5.0	S	19	3	0	0	0	3	0	0	0	0	0	36	65	0.00	1.200								

Batter	1	2	3	4	5	6	7	8	9	AB	R	H	RBI	BB	SO	LOB	BOTTOM								
Tony Taylor, R (1, 4) OBP: 0.353, SLG: 0.371	2-3 K		0-0 F8	1-1 E5 1B SF8		2-0 6-3		3-3 K		5	1	0	0	0	2	4	Los Angeles Dodgers @ Philadelphia Phillies Connie Mack Stadium, Philadelphia, PA Sun Jun 03 1962, 3:33 AM EDT Att: 9,931 - Unknown livebaseballscorecards.com								
Johnny Callison, L (1, 9) OBP: 0.361, SLG: 0.516	0-2 1B		3-2 1B 2B	1-2 1B 1B		1-2 1B		3-3 K		5	1	4	3	0	1	1									
Ted Savage, R (1, 7) OBP: 0.367, SLG: 0.415	0-2 F9		3-2 1B	1-3 2-H 3-H 4-0 1B		1-3 K				2	0	1	1	0	0	1									
Wes Covington, L (4, PH) OBP: 0.307, SLG: 0.383			2-H 1B	FC4 IBB		K				1	0	0	0	1	1	1									
Roy Sievers, R (1, 3) OBP: 0.318, SLG: 0.313	2-3 K		2-2 F2	0-0 SF8		3-3 K				3	0	0	1	0	2	3									
Don Demeter, R (1, 5) OBP: 0.337, SLG: 0.473		1-3 K		3-H BB FC4		1-3 K				3	1	0	0	1	2	2									
Tony Gonzalez, L (1, 8) OBP: 0.419, SLG: 0.580		2-2 F2		1-1 HR		0-2 4-3		2-1 L6-3 1B		4	1	2	2	0	0	0									
Sammy White, R (1, 2) OBP: 0.195, SLG: 0.289		0-0 6-3		4-1 HR 1B BB		2-2 1B		2-1 L6-3		0	0	0	0	0	0	0									
Bob Oldis, R (2, 2) OBP: 0.333, SLG: 0.200				E 1B BB				1-2 1B		3	1	1	0	1	0	1									
Bobby Wine, R (1, 6) OBP: 0.276, SLG: 0.404			1-1 2B 1B	1-2 E 1B 1B		1-0 F3		0-0 FC5-8 1B		4	2	3	0	0	0	1									
Cal McLish, S (1, 1) OBP: 0.111, SLG: 0.059			1-0 F8	0-3 K		0-0 F4		0-0 FC5-6		0	0	0	0	0	0	0									
Chris Short, R (2, 1) ERA: 2.57								1-2f		1	0	0	0	0	0	1									
Jackie Davis, R (4, PH) OBP: 0.319, SLG: 0.333										1	0	0	0	0	1	2									
Paul Brown, R (5, 1) OBP: 0.286, SLG: 0.167										2	0	0	0	0	0	2									
Inning Stats	R: 0 E: 0 K: 2 S: 14	H: 1 LOB: 1 BB: 0 P: 18	R: 0 E: 0 K: 1 S: 9	H: 0 LOB: 0 BB: 0 P: 12	R: 2 E: 0 K: 0 S: 17	H: 3 LOB: 1 BB: 0 P: 27	R: 5 E: 1 K: 1 S: 16	H: 3 LOB: 3 BB: 3 P: 31	R: 0 E: 0 K: 2 S: 10	H: 1 LOB: 1 BB: 0 P: 17	R: 0 E: 0 K: 1 S: 8	H: 1 LOB: 0 BB: 0 P: 13	R: 0 E: 1 K: 2 S: 9	H: 1 LOB: 1 BB: 0 P: 15	R: 0 E: 0 K: 2 S: 3	H: 1 LOB: 1 BB: 0 P: 4	1B: 9 2B: 2 3B: 0 HR: 1	SF: 1 SAC: 0 DP: 1 HBP: 0	WP: 0 PB: 0 SB: 0 CS: 0	PA: 38					
PITCHER	IP	WLS	BF	H	R	ER	SO	BB	IBB	HBP	BLK	WP	HR	S	P	ERA	WHIP								
Johnny Podres, L (1, 1) ERA: 4.79	3.1	L	20	7	7	6	4	2	0	0	0	0	0	52	80	16.20	2.700								
Larry Sherry, R (4, 1) ERA: 2.57	2.2		11	2	0	0	2	0	1	0	0	0	0	23	37	0.00	0.750								
Ron Perranoski, L (7, 1) ERA: 1.5	2.0		7	2	0	0	3	0	0	0	0	0	0	17	28	0.00	1.000								

Los Angeles Dodgers @ Philadelphia Phillies
 Connie Mack Stadium, Philadelphia, PA
 Sun Jun 03 1962, 3:33 AM EDT
 Att: 9,931 - Unknown


AB	35
R	5
H	13
RBI	5
BB	6
SO	3
LOB	23




Los Angeles Dodgers @ Philadelphia Phillies
 Connie Mack Stadium, Philadelphia, PA
 Sun Jun 03 1962, 3:33 AM EDT
 Att: 9,931 - Unknown

AB	34
R	7
H	11
RBI	7
BB	3
SO	9
LOB	19



Batter	1	2	3	4	5	6	7	8	9	AB R H RBI BB SO LOB	TOP									
Maury Wills, S OBP: 0.315, SLG: 0.322	0-0 1B S 1B	4-1 CS BB			0-3 K		0-2 E4 CS 1B		2-1 6-3	4 1 2 0 1 1 0	Los Angeles Dodgers @ Philadelphia Phillies Connie Mack Stadium, Philadelphia, PA Mon Jun 04 1962, 7:05 PM EDT Att: 15,163 - Unknown AB 32 R 6 H 12 RBI 5 BB 5 SO 8 LOB 12 									
Jim Gilliam, S OBP: 0.378, SLG: 0.345	2-3 K	0-1 CS 1-2	1-2 F7			4-2 WP SH1-3 1B BB	1-0 4-3		1-0 2B	4 1 1 0 1 1 2										
Willie Davis, L OBP: 0.381, SLG: 0.511	0-1 5-3 1-3 1B		0-3 K2-3			1-0 SH1-3		1-1 4-3	2-1 L4	4 0 1 0 0 1 1										
Tommy Davis, R OBP: 0.370, SLG: 0.568	0-1 5-3 1-2 1B		1-1 4-3			3-2 6-3		1-1 2B 1B		4 1 2 1 0 0 1										
Ron Fairly, L OBP: 0.440, SLG: 0.543	1-1 5-3 1-2 2-3			2-2 4-3		0-0 BB 1B		3-1 F8		4 0 1 1 0 0 3										
Wally Moon, L OBP: 0.396, SLG: 0.394		0-0 HR		4-2 G4-6-3 BB		3-1 4-1		0-0 1-H		2 1 2 2 2 0 0										
Tim Harkness, L OBP: 0.326, SLG: 0.359						1-2 BB				0 0 0 0 0 0 0										
John Roseboro, L OBP: 0.363, SLG: 0.409		1-1 HR		0-0 G4-6-3 1-2		1-3 K		4-0 IBB		3 1 1 1 1 1 3										
Larry Burdett, R OBP: 0.370, SLG: 0.528		1-2 F9			1-3 K		1-0 SH3-4 E 1B		1-3 K	4 1 1 0 0 2 2										
Sandy Koufax, R OBP: 0.143, SLG: 0.100		0-0 1B			1-3 K		0-0 SH3-4 1-2		1-3 K	3 0 1 0 0 2 0										
Inning Stats	R: 1 E: 0 K: 1 S: 10	H: 3 LOB: 1 BB: 0 P: 13	R: 2 E: 0 K: 0 S: 9	H: 3 LOB: 0 BB: 1 P: 15	R: 0 E: 0 K: 1 S: 8	H: 0 LOB: 0 BB: 0 P: 10	R: 0 E: 0 K: 0 S: 7	H: 0 LOB: 0 BB: 1 P: 13	R: 0 E: 0 K: 3 S: 9	H: 1 LOB: 2 BB: 0 P: 11	R: 1 E: 1 K: 0 S: 6	H: 2 LOB: 0 BB: 0 P: 8	R: 1 E: 0 K: 0 S: 10	H: 2 LOB: 2 BB: 1 P: 20	R: 0 E: 0 K: 1 S: 8	H: 1 LOB: 1 BB: 0 P: 14	1B: 8 2B: 2 3B: 0 HR: 2	SF: 0 SAC: 2 DP: 1 HBP: 0	WP: 1 PB: 0 SB: 1 CS: 2	PA: 40
PITCHER	IP WLS BF H R ER SO BB IBB HBP BLK WP HR S P ERA WHIP											IP WLS BF H R ER SO BB IBB HBP BLK WP HR S P ERA WHIP								
Art Mahaffey, R ERA: 4.54	1.2 L 9 6 3 3 1 0 0 0 0 0 2 17 22 16.20 3.600																			
Jack Hamilton, R ERA: 5.91	5.1 20 3 2 1 5 4 0 0 0 1 0 43 72 1.69 1.312																			
Jack Baldschun, R ERA: 4.3	2.0 10 3 1 1 2 0 1 0 0 0 0 18 34 4.50 1.500																			

Batter	1	2	3	4	5	6	7	8	9	AB R H RBI BB SO LOB	BOTTOM											
Tony Taylor, R OBP: 0.356, SLG: 0.370	0-0 CS 1B			0-0 5-3			4-2 E BB		1-3 K	3 0 1 0 1 1 0	Los Angeles Dodgers @ Philadelphia Phillies Connie Mack Stadium, Philadelphia, PA Mon Jun 04 1962, 7:05 PM EDT Att: 15,163 - Unknown AB 31 R 3 H 3 RBI 3 BB 2 SO 13 LOB 10 											
Johnny Callison, L OBP: 0.359, SLG: 0.510	2-2 F5 1-2			0-1 1-3			0-0 F8		0-0 BB HR 1B	4 1 1 0 0 0 2												
Ted Savage, R OBP: 0.357, SLG: 0.402	3-3 K			1-1 4-3			0-1 E4 1-2		2-2 F3	4 0 0 0 0 1 2												
Roy Sievers, R OBP: 0.317, SLG: 0.305		3-2 F6			0-3 K		2-3 K		4-0 HR BB	3 1 0 0 1 2 2												
Don Demeter, R OBP: 0.331, SLG: 0.463		1-3 K			1-0 F5		1-0 F8		2-2 BB HR	3 0 0 0 0 1 2												
Jack Baldschun, R										0 0 0 0 0 0 0												
Jacke Davis, R OBP: 0.333, SLG: 0.413									1-H 2-H HR	1 1 1 3 0 0 0												
Tony Gonzalez, L OBP: 0.409, SLG: 0.565		2-3 K			0-3 K				0-0 4-3	4 0 0 0 0 3 0												
Bob Oldis, R OBP: 0.222, SLG: 0.125				2-3 K			1-3 K		2-2 E4	3 0 0 0 0 2 0												
Bobby Wine, R OBP: 0.262, SLG: 0.383				3-2 5-3			3-3 K		0-0 F9	3 0 0 0 0 1 1												
Art Mahaffey, R OBP: 0.207, SLG: 0.231				1-3 K			0-3 K		1-2 F9	0 0 0 0 0 0 0												
Jack Hamilton, R OBP: 0.160, SLG: 0.087										2 0 0 0 0 2 0												
Mel Roach, R OBP: 0.277, SLG: 0.318										1 0 0 0 0 0 1												
Inning Stats	R: 0 E: 1 K: 1 S: 7	H: 1 LOB: 0 BB: 0 P: 12	R: 0 E: 0 K: 2 S: 11	H: 0 LOB: 0 BB: 0 P: 17	R: 0 E: 0 K: 2 S: 10	H: 0 LOB: 0 BB: 0 P: 16	R: 0 E: 0 K: 0 S: 5	H: 0 LOB: 0 BB: 0 P: 6	R: 0 E: 0 K: 2 S: 8	H: 0 LOB: 0 BB: 0 P: 9	R: 0 E: 0 K: 3 S: 11	H: 0 LOB: 0 BB: 0 P: 15	R: 0 E: 1 K: 1 S: 12	H: 0 LOB: 2 BB: 1 P: 19	R: 0 E: 1 K: 0 S: 9	H: 0 LOB: 1 BB: 0 P: 12	R: 3 E: 0 K: 2 S: 15	H: 2 LOB: 0 BB: 1 P: 25	1B: 2 2B: 0 3B: 0 HR: 1	SF: 0 SAC: 0 DP: 0 HBP: 0	WP: 0 PB: 0 SB: 0 CS: 1	PA: 33
PITCHER	IP WLS BF H R ER SO BB IBB HBP BLK WP HR S P ERA WHIP											IP WLS BF H R ER SO BB IBB HBP BLK WP HR S P ERA WHIP										
Sandy Koufax, L ERA: 3.03	9.0 W 33 3 3 3 13 2 0 0 0 0 1 88 131 3.00 0.556																					

Batter	1	2	3	4	5	6	7	8	9	AB	R	H	RBI	BB	SO	LOB	TOP					
Elio Chacon, R (1, 6) OBP: 0.392, SLG: 0.312	2-3 K		4-0 BB		3-2 5-3		1-0 FC6-4 1B		3-2 F9	4	0	1	0	1	1	1	New York Mets @ Philadelphia Phillies Connie Mack Stadium, Philadelphia, PA Wed Jun 06 1962, 7:05 PM EDT Unknown livebaseballscorecards.com					
Rod Kanehl, R (1, 5) OBP: 0.419, SLG: 0.512	1-1 1B		1-1 G5-4-3		0-0 1B		0-0 P6		2-2 F6	4	0	2	0	0	0	4						
Felix Mantilla, R (9, PH) OBP: 0.325, SLG: 0.404	1-4-3 1B		4-2 BB		0-0 1B		2-3 K			3	0	0	0	1	1	5						
Charlie Neal, R (1, 4) OBP: 0.331, SLG: 0.393	1-4-3 1-2		4-2 BB		0-0 6-3		1-0 FC6-4			4	0	1	0	0	1	5						
Frank Thomas, R (1, 7) OBP: 0.369, SLG: 0.612	5-3		3-3 K		0-0 1B		1-0 FC6-4			3	0	1	0	0	1	5						
Mary Throneberry, L (1, 3) OBP: 0.275, SLG: 0.186		4-0 FC5-4 BB		0-0 2B		0-0 G4-6-3 1-2		0-0 4-3		3	0	1	0	1	0	1						
Joe Christopher, R (1, 8) OBP: 0.232, SLG: 0.321		2-1 FC5-4 1-2		3-2 P5		0-2 2B		1-1 5-3		4	0	1	0	0	0	2						
Jim Hickman, R (1, 9) OBP: 0.355, SLG: 0.496		3-3 K		4-0 BB		3-3 K		0-3 K		3	0	0	0	1	3	2						
Sammy Taylor, L (1, 2) OBP: 0.289, SLG: 0.231		4-0 IBB		0-0 G3-6-1			4-0 1B E BB		1-1 1B	1	0	0	0	2	0	2						
Bob Miller, R (7, PR) OBP: 0.163, SLG: 0.143										0	0	0	0	0	0	0						
Hobie Landrith, L (7, 2) OBP: 0.412, SLG: 0.452										1	0	1	0	0	0	0						
Jay Hook, L (9, PR) OBP: 0.292, SLG: 0.261										0	0	0	0	0	0	0						
Roger Craig, R (1, 1) OBP: 0.450, SLG: 0.424		0-1 P4			0-0 6-3		0-1 FC1 1B		0-1 F7	3	0	0	0	0	0	3						
Richie Ashburn, L (9, PH) OBP: 0.450, SLG: 0.424										1	0	0	0	0	0	1						
Inning Stats	R: 0 E: 0 K: 1 S: 7	H: 1 LOB: 1 BB: 0 P: 10	R: 0 E: 0 K: 1 S: 8	H: 0 LOB: 2 BB: 2 P: 21	R: 0 E: 0 K: 1 S: 7	H: 0 LOB: 1 BB: 2 P: 19	R: 0 E: 0 K: 0 S: 7	H: 1 LOB: 1 BB: 1 P: 14	R: 0 E: 0 K: 0 S: 6	H: 1 LOB: 1 BB: 0 P: 9	R: 0 E: 0 K: 1 S: 10	H: 2 LOB: 1 BB: 0 P: 13	R: 0 E: 1 K: 1 S: 9	H: 1 LOB: 3 BB: 1 P: 17	R: 0 E: 0 K: 1 S: 6	H: 0 LOB: 0 BB: 0 P: 7	R: 0 E: 0 K: 0 S: 10	H: 1 LOB: 1 BB: 0 P: 16	1B: 5 2B: 2 3B: 0 HR: 0	SF: 0 SAC: 0 DP: 3 HBP: 0	WP: 0 PB: 0 SB: 1 CS: 0	PA: 38
PITCHER Cal McLish, R (1, 1) ERA: 4.32	IP: 9.0 WLS: W BF: 38 H: 7 R: 0 ER: 0 SO: 6 BB: 5 IBB: 1 HBP: 0 BLK: 0 WP: 0 HR: 0 S: 70 P: 126 ERA: 0.00 WHIP: 1.333															PITCHER	IP: 9.0 WLS: W BF: 38 H: 7 R: 0 ER: 0 SO: 6 BB: 5 IBB: 1 HBP: 0 BLK: 0 WP: 0 HR: 0 S: 70 P: 126 ERA: 0.00 WHIP: 1.333					

Batter	1	2	3	4	5	6	7	8	9	AB	R	H	RBI	BB	SO	LOB	BOTTOM			
Tony Taylor, R (1, 4) OBP: 0.363, SLG: 0.376	0-0 5-3		4-2 1B FC4-6 BB		4-0 BB		0-0 2B			2	1	1	0	2	0	0	New York Mets @ Philadelphia Phillies Connie Mack Stadium, Philadelphia, PA Wed Jun 06 1962, 7:05 PM EDT Unknown livebaseballscorecards.com			
Johnny Callison, L (1, 9) OBP: 0.362, SLG: 0.515	0-0 2B		2-1 FC4-6 1B		0-0 F8		3-2 F9			4	0	2	0	0	0	3				
Tony Gonzalez, L (1, 8) OBP: 0.406, SLG: 0.554	0-0 E5		0-0 FC4-6 1B		0-0 F8		4-1 BB			3	0	0	1	1	0	3				
Wes Covington, L (1, 7) OBP: 0.305, SLG: 0.381	1-1 G4-6-3		0-0 1B		0-0 F8		1-0 SF9			3	0	1	1	0	0	2				
Jackie Davis, R (8, 7) OBP: 0.333, SLG: 0.413	1-2 G4-6-3		1-3 2B 1B		1-2 F8		3-H SF9			0	0	0	0	0	0	0				
Clay Dalrymple, L (1, 2) OBP: 0.414, SLG: 0.455		0-3 K	0-0 2B		0-0 3-1		1-0 F7			4	0	1	0	0	1	2				
Don Demeter, R (1, 5) OBP: 0.325, SLG: 0.458		0-0 F9	2-1 5-3		0-0 1B		0-3 K			4	0	1	0	0	1	2				
Frank Torre, L (1, 3) OBP: 0.386, SLG: 0.356		4-1 1B BB		0-0 3-1		1-0 1B		4-2 BB		2	0	1	0	2	0	0				
Bobby Wine, R (1, 6) OBP: 0.262, SLG: 0.375	0-0 1B		3-1 F2		1-1 F7		0-0 G6-4-3			4	0	1	0	0	0	3				
Cal McLish, S (1, 1) OBP: 0.143, SLG: 0.053	0-2 P3		1-2 P6		4-2 2B SF9 BB					2	1	0	0	1	0	2				
Inning Stats	R: 0 E: 1 K: 0 S: 5	H: 1 LOB: 1 BB: 0 P: 6	R: 0 E: 0 K: 1 S: 9	H: 1 LOB: 2 BB: 1 P: 13	R: 1 E: 0 K: 0 S: 10	H: 3 LOB: 2 BB: 1 P: 18	R: 0 E: 0 K: 0 S: 6	H: 0 LOB: 0 BB: 0 P: 10	R: 0 E: 0 K: 0 S: 2	H: 0 LOB: 0 BB: 1 P: 6	R: 0 E: 0 K: 0 S: 6	H: 2 LOB: 2 BB: 0 P: 8	R: 1 E: 0 K: 0 S: 11	H: 1 LOB: 2 BB: 2 P: 24	R: 0 E: 0 K: 1 S: 6	H: 0 LOB: 0 BB: 1 P: 10	1B: 5 2B: 3 3B: 0 HR: 0	SF: 1 SAC: 0 DP: 2 HBP: 0	WP: 0 PB: 0 SB: 0 CS: 0	PA: 35
PITCHER Roger Craig, R (1, 1) ERA: 5.31	IP: 8.0 WLS: L BF: 35 H: 8 R: 2 ER: 2 SO: 2 BB: 6 IBB: 0 HBP: 0 BLK: 0 WP: 0 HR: 0 S: 55 P: 95 ERA: 2.25 WHIP: 1.750															PITCHER	IP: 8.0 WLS: L BF: 35 H: 8 R: 2 ER: 2 SO: 2 BB: 6 IBB: 0 HBP: 0 BLK: 0 WP: 0 HR: 0 S: 55 P: 95 ERA: 2.25 WHIP: 1.750			

Batter	1	2	3	4	5	6	7	8	9	AB	R	H	RBI	BB	SO	LOB	TOP			
Richie Ashburn, L OBP: 0.452, SLG: 0.420 (1, 8)	4-1 E S 1B BB		0-3 K		0-0 1-2 1B			0-0 L8		3	1	1	0	1	1	0				
Elio Chacon, R OBP: 0.389, SLG: 0.305 (1, 6)	3-3 K			4-0 BB BB	2-3 K			0-3 K		3	0	0	0	1	3	3				
Charlie Neal, R OBP: 0.335, SLG: 0.395 (1, 4)	0-2 G5-4-3 3-H 1B			0-3 K		0-0 F8		0-0 WP 1B		4	0	2	1	0	1	1				
Frank Thomas, R OBP: 0.362, SLG: 0.599 Jim Hickman, R OBP: 0.355, SLG: 0.496 (1, 7) (9, 8)	1-1 G5-4-3 1-2			0-0 F6		0-0 L8		1-1 P6		4	0	0	0	0	0	3				
Mary Throneberry, L OBP: 0.273, SLG: 0.174 (1, 3)		0-3 K		4-0 1-2 BB		0-0 P5		0-2 L4		3	0	0	0	1	1	0				
Joe Christopher, R OBP: 0.233, SLG: 0.316 (1, 9)		0-3 K		0-3 K			0-0 SH1-4 1B		2-3 K	4	0	1	0	0	3	2				
Rod Kanehl, R OBP: 0.391, SLG: 0.477 (1, 5)					0-0 F9		0-0 P1		0-2 4-3	3	0	0	0	0	0	0				
Hobie Landrith, L OBP: 0.389, SLG: 0.422 (1, 2)			0-0 L9		0-0 L8		0-0 F7			3	0	0	0	0	0	1				
Al Jackson, L OBP: 0.174, SLG: 0.143 Craig Anderson, R (9, 1)					0-0 P6		4-0 1B BB		0-0 3-1	2	0	0	0	1	0	1				
Inning Stats	R: 1 E: 0 K: 1 S: 9	H: 1 LOB: 0 BB: 1 P: 17	R: 0 E: 0 K: 2 S: 7	H: 0 LOB: 0 BB: 0 P: 7	R: 0 E: 0 K: 1 S: 5	H: 0 LOB: 0 BB: 0 P: 5	R: 0 E: 0 K: 2 S: 7	H: 1 LOB: 2 BB: 1 P: 15	R: 0 E: 0 K: 0 S: 3	H: 0 LOB: 0 BB: 0 P: 3	R: 0 E: 0 K: 0 S: 4	H: 1 LOB: 1 BB: 0 P: 4	R: 0 E: 0 K: 1 S: 7	H: 1 LOB: 0 BB: 0 P: 8	R: 0 E: 0 K: 1 S: 11	H: 0 LOB: 0 BB: 0 P: 13	1B: 4 2B: 0 3B: 0 HR: 0	SF: 0 SAC: 1 DP: 1 HBP: 0	WP: 1 PB: 0 SB: 1 CS: 0	PA: 34
PITCHER Art Mahaffey, R ERA: 4.18 (1, 1)	IP: 9.0 WLS: W BF: 34 H: 4 R: 1 ER: 1 SO: 9 BB: 4 IBB: 0 HBP: 0 BLK: 0 WP: 1 HR: 0 S: 60 P: 85 ERA: 1.00 WHIP: 0.889															PITCHER				

New York Mets @ Philadelphia Phillies
Connie Mack Stadium, Philadelphia, PA
 Wed Jun 06 1962, 7:05 PM EDT
 Att: 8,681 - Unknown


AB 29
R 1
H 4
RBI 1
BB 4
SO 9
LOB 11



Batter	1	2	3	4	5	6	7	8	9	AB	R	H	RBI	BB	SO	LOB	BOTTOM					
Tony Taylor, R OBP: 0.365, SLG: 0.393 (1, 4)	1-3 K		0-0 HBP 1B		0-0 L9			2-1 HR		4	1	2	1	0	1	0						
Johnny Callison, L OBP: 0.364, SLG: 0.510 (1, 9)	1-0 1B HBP		1-0 1-2 2-3 HBP		0-0 4-3			1-3 K		2	0	0	0	0	1	0						
Don Demeter, R OBP: 0.333, SLG: 0.459 (1, 5)	1-2 G5-4-3 1B		0-0 F9		0-0 6-3			0-1 FC5-4 1B		4	0	2	0	0	0	3						
Roy Sievers, R OBP: 0.315, SLG: 0.304 (1, 3)	1-0 G5-4-3 1-2		0-3 K		0-0 1B			0-0 FC5-4 1-2		4	0	1	0	0	1	6						
Jacke Davis, R OBP: 0.327, SLG: 0.388 (1, 7)		3-0 6-3		4-0 4-3 PB BB		3-2 P4		1-2 5-3		3	0	0	0	1	0	2						
Tony Gonzalez, L OBP: 0.397, SLG: 0.540 (1, 8)		0-0 3-1		1-3 K		0-0 L7		0-0 F7		4	0	0	0	0	1	2						
Bob Oldis, R OBP: 0.231, SLG: 0.167 Ted Savage, R OBP: 0.357, SLG: 0.402 (9, PR)		0-0 5-3		0-0 4-3		1-2 4-3		1-2 1B 1B		4	0	1	0	0	0	1						
Bobby Wine, R OBP: 0.261, SLG: 0.368 (1, 6)			0-3 K		0-0 F8		2-2 6-3		1-0 1B 1B	4	0	1	0	0	1	1						
Art Mahaffey, R OBP: 0.219, SLG: 0.241 Wes Covington, L OBP: 0.311, SLG: 0.388 (9, PH)			0-0 HBP 1B		0-0 6-3		1-0 F9		0-0 1-2 1B	3	0	1	1	0	0	0						
Inning Stats	R: 0 E: 0 K: 1 S: 7	H: 1 LOB: 0 BB: 0 P: 11	R: 0 E: 0 K: 0 S: 3	H: 0 LOB: 0 BB: 0 P: 6	R: 0 E: 0 K: 2 S: 9	H: 2 LOB: 3 BB: 0 P: 10	R: 0 E: 0 K: 1 S: 5	H: 0 LOB: 1 BB: 1 P: 10	R: 0 E: 0 K: 0 S: 3	H: 0 LOB: 0 BB: 0 P: 3	R: 0 E: 0 K: 0 S: 8	H: 1 LOB: 1 BB: 0 P: 11	R: 0 E: 0 K: 0 S: 7	H: 0 LOB: 0 BB: 0 P: 11	R: 1 E: 0 K: 1 S: 11	H: 2 LOB: 1 BB: 0 P: 15	R: 1 E: 0 K: 0 S: 6	H: 3 LOB: 2 BB: 0 P: 8	1B: 8 2B: 0 3B: 0 HR: 1	SF: 0 SAC: 0 DP: 1 HBP: 2	WP: 0 PB: 1 SB: 0 CS: 0	PA: 36
PITCHER Al Jackson, L ERA: 5.23 Craig Anderson, R ERA: 3.69 (1, 1) (9, 1)	IP: 8.1 WLS: L BF: 35 H: 8 R: 2 ER: 2 SO: 5 BB: 1 IBB: 0 HBP: 2 BLK: 0 WP: 0 HR: 1 S: 58 P: 84 ERA: 2.16 WHIP: 1.080															PITCHER						

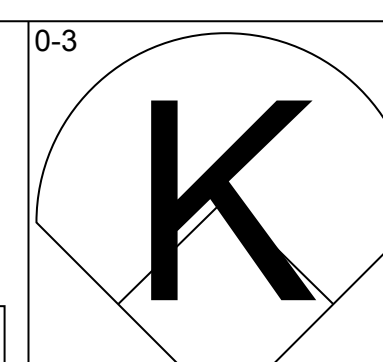
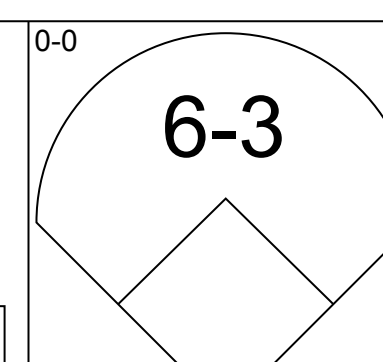
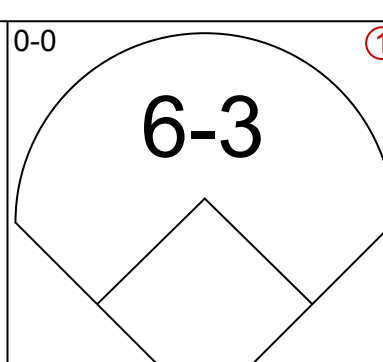
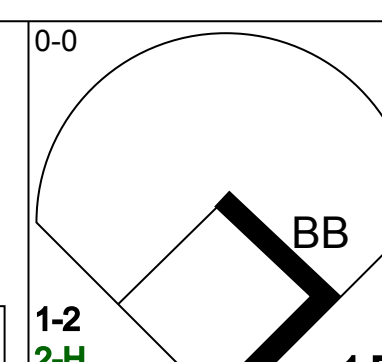
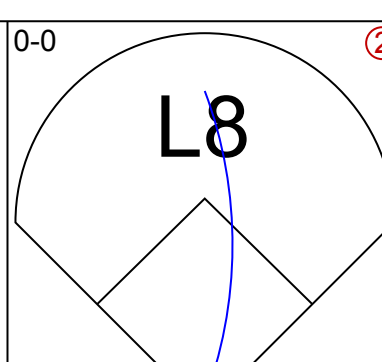
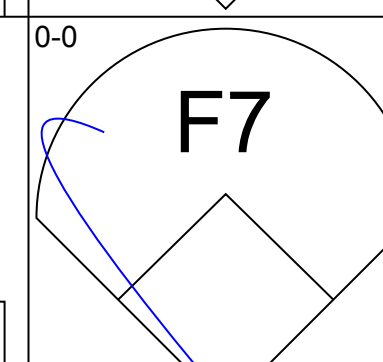
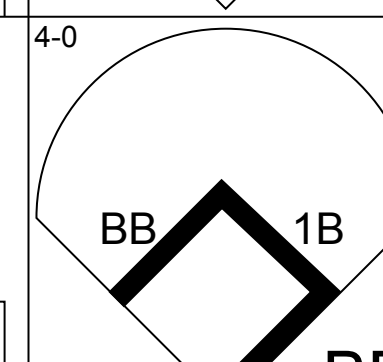
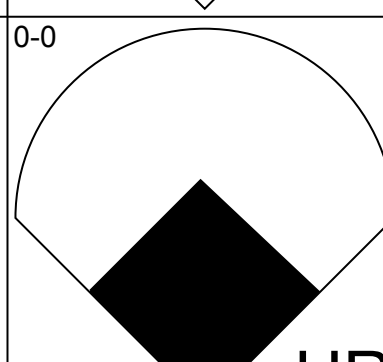
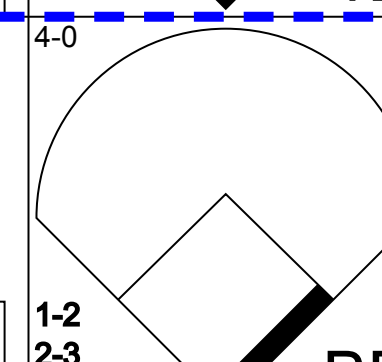
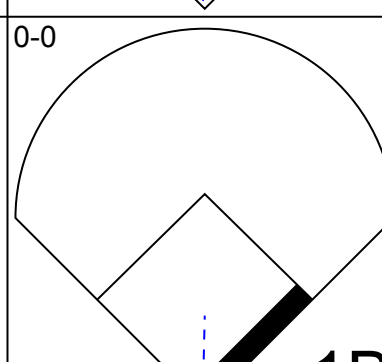
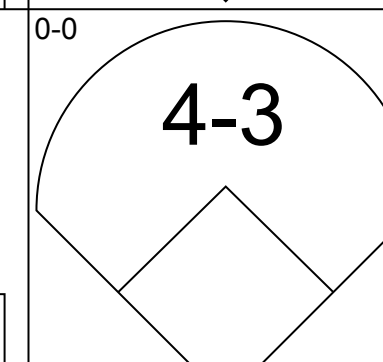
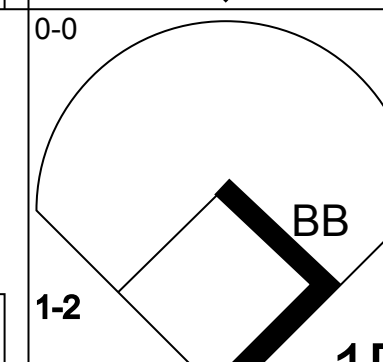
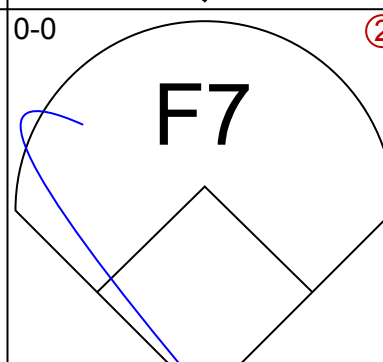
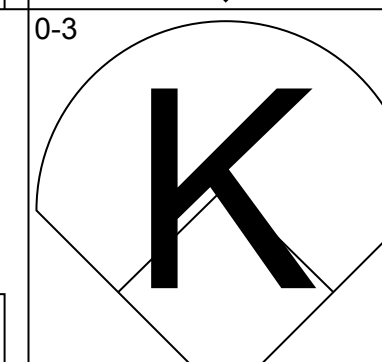
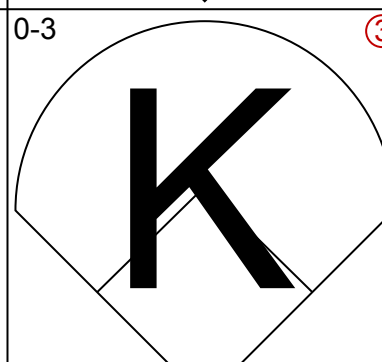
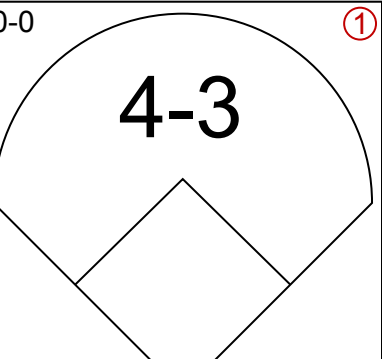
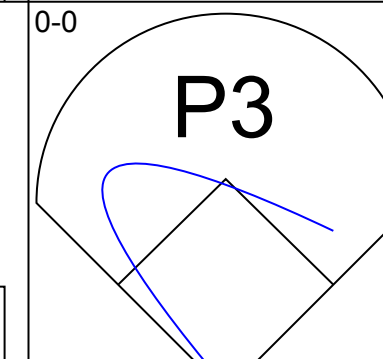
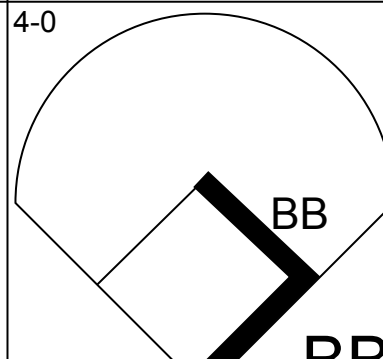
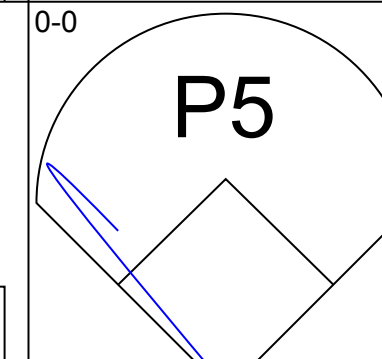

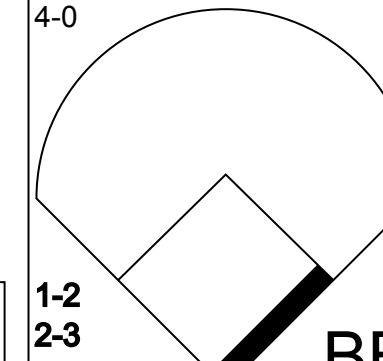
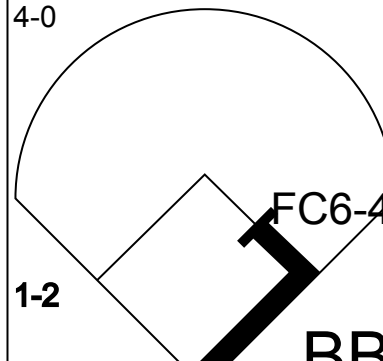


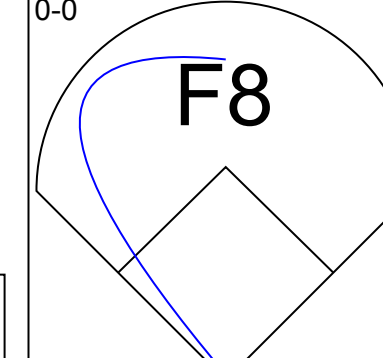
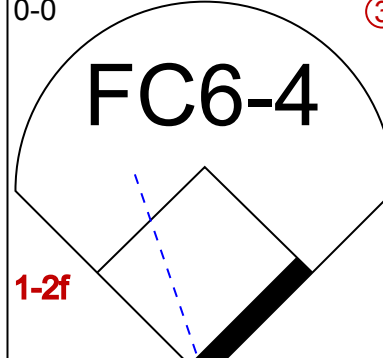

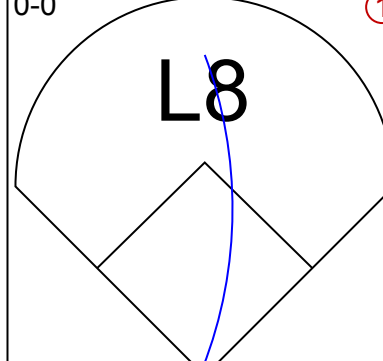
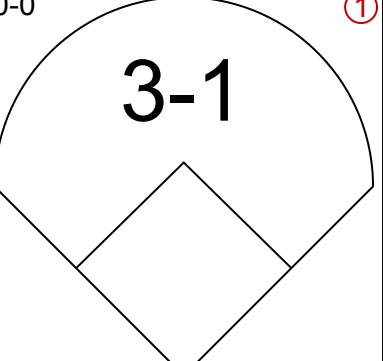
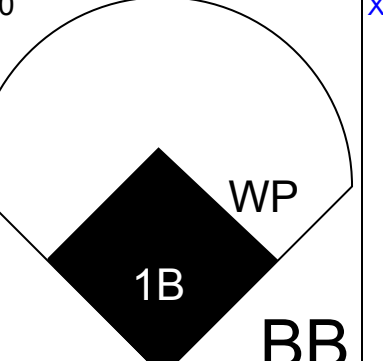

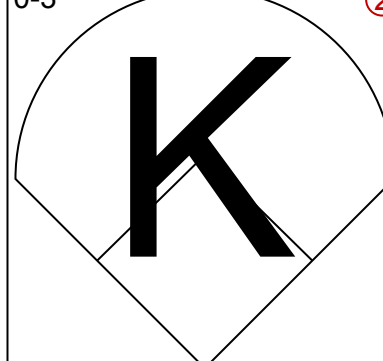
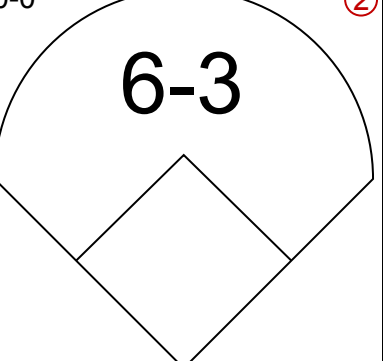
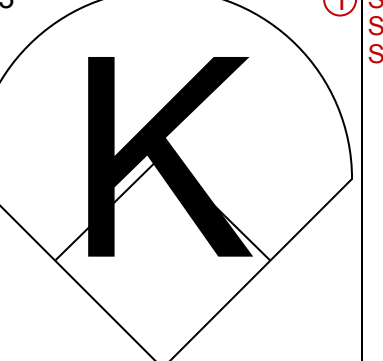


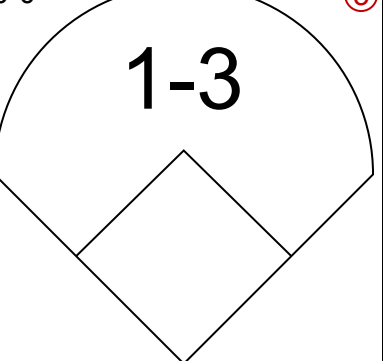
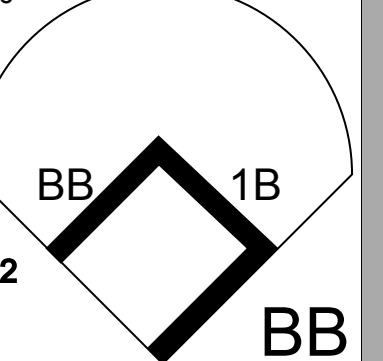
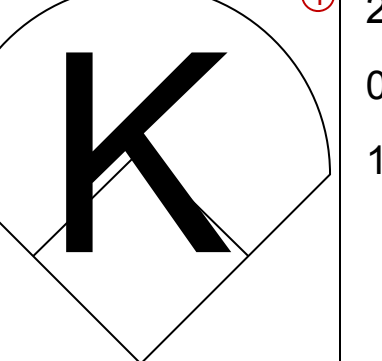
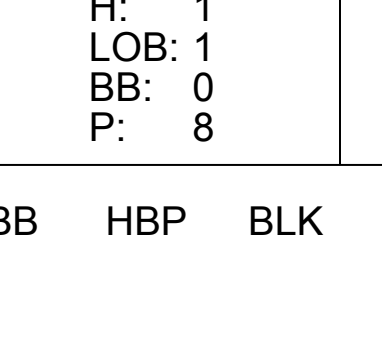
New York Mets @ Philadelphia Phillies
Connie Mack Stadium, Philadelphia, PA
 Wed Jun 06 1962, 7:05 PM EDT
 Att: 8,681 - Unknown

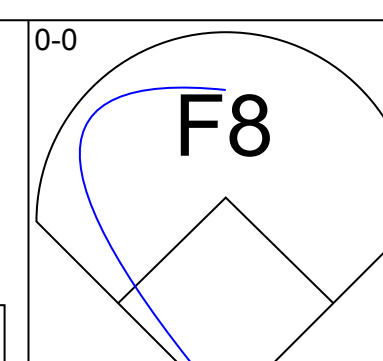
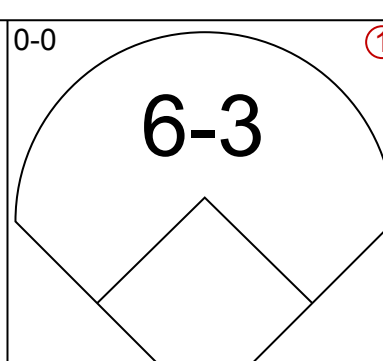
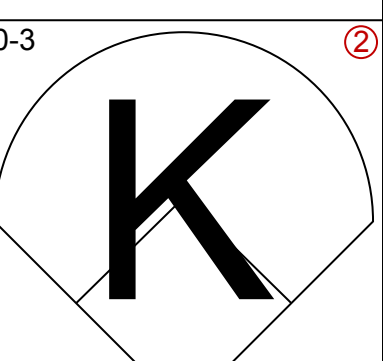
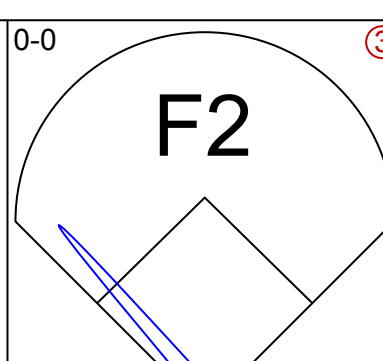
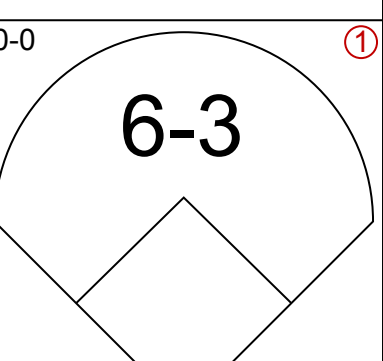
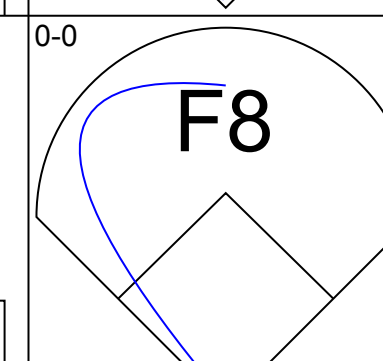
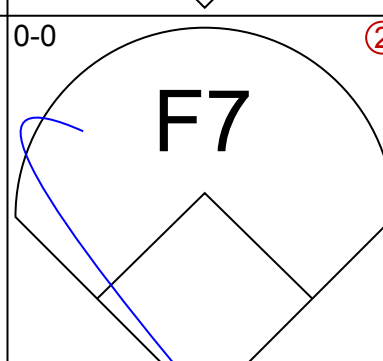
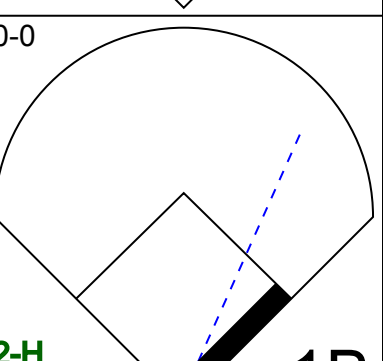
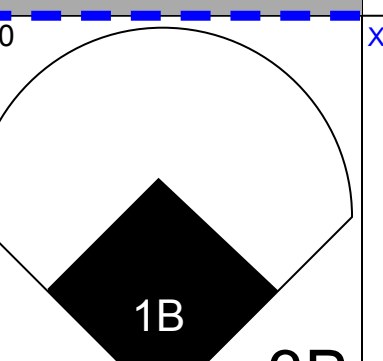
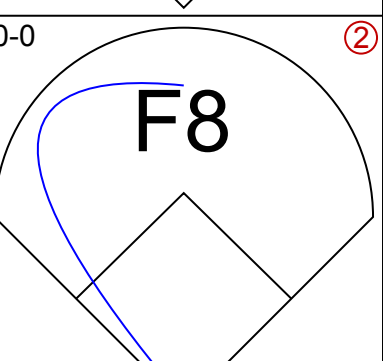
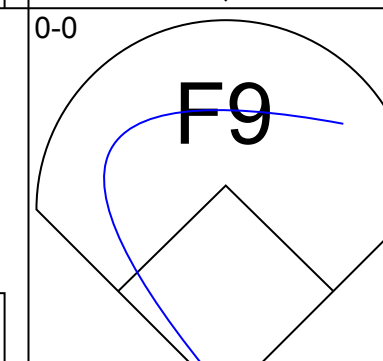
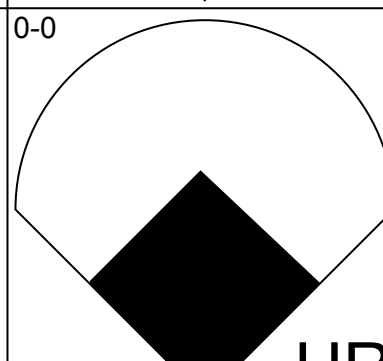
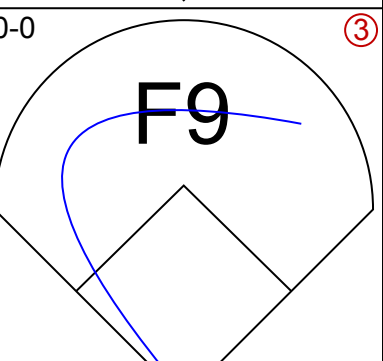
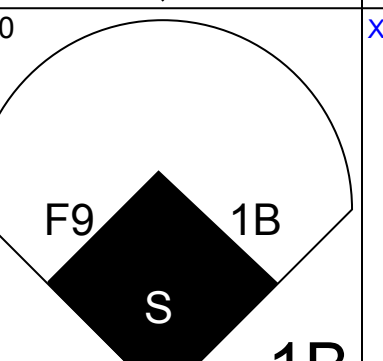
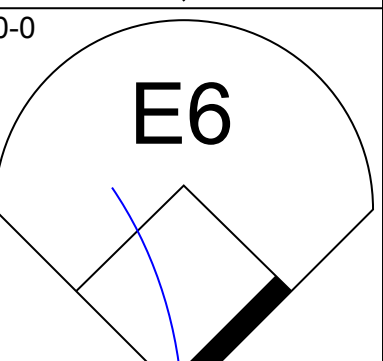
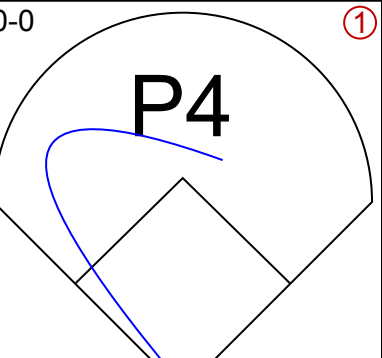
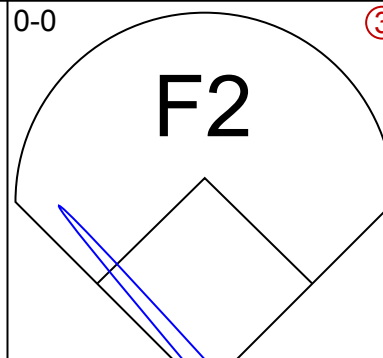
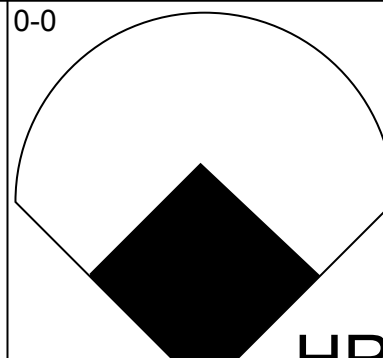
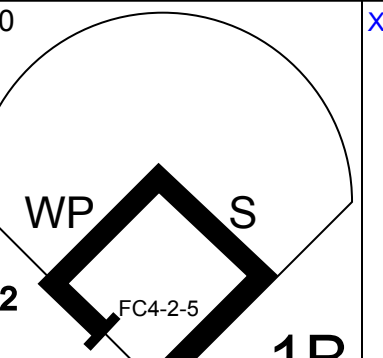
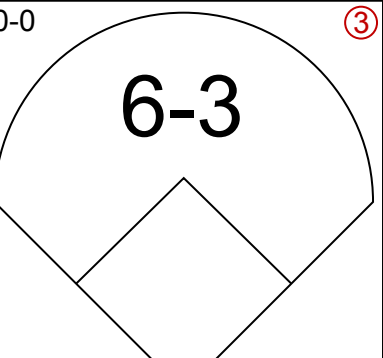
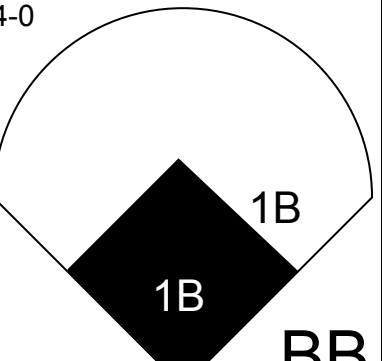
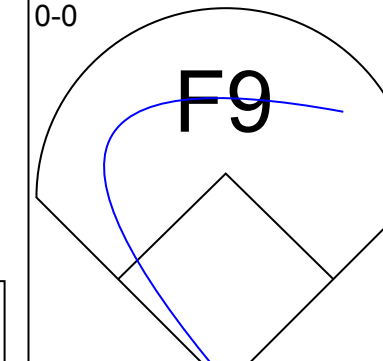
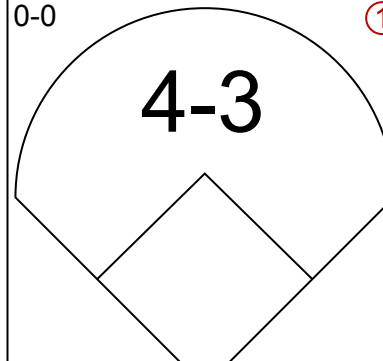
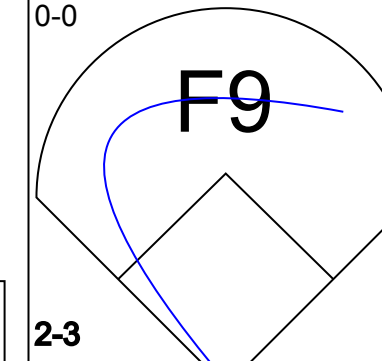

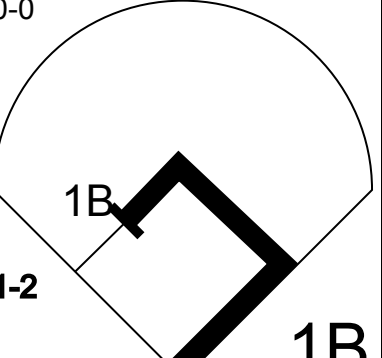
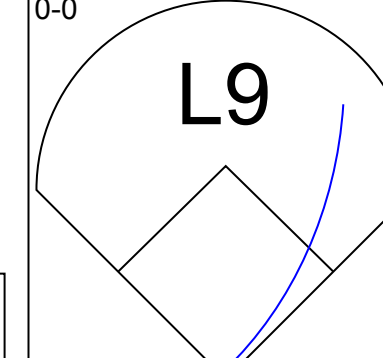
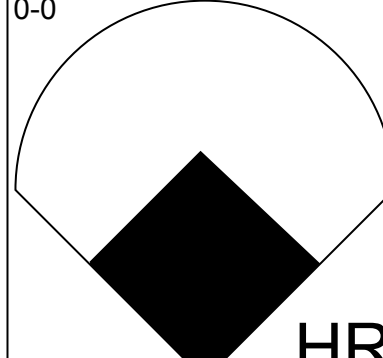
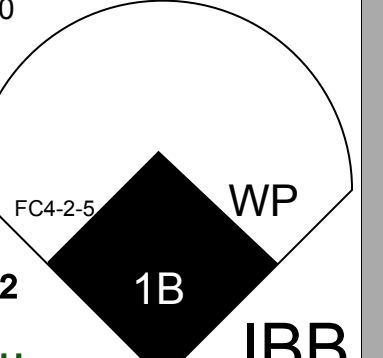

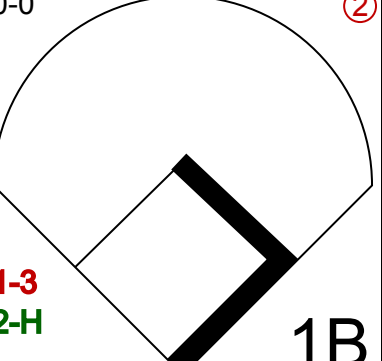
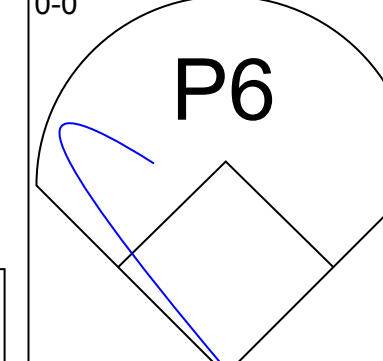
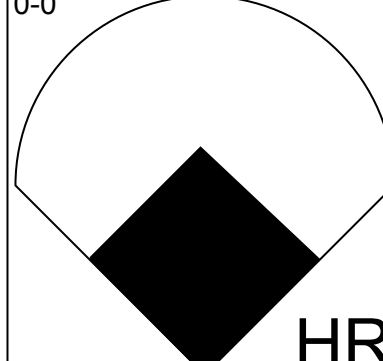
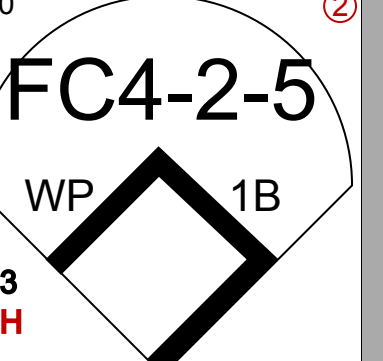

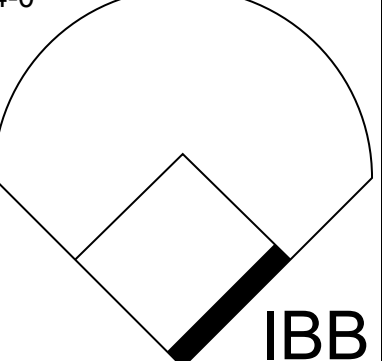
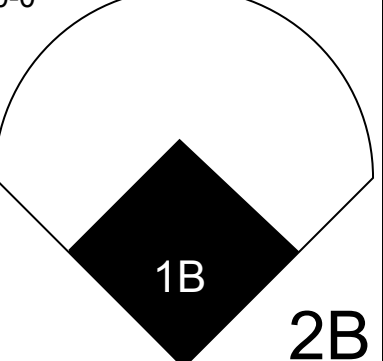
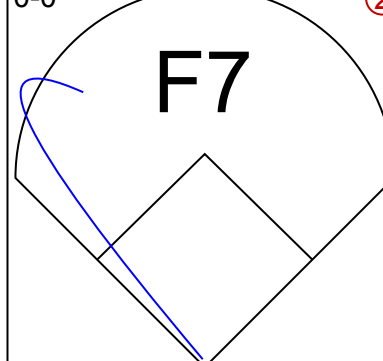
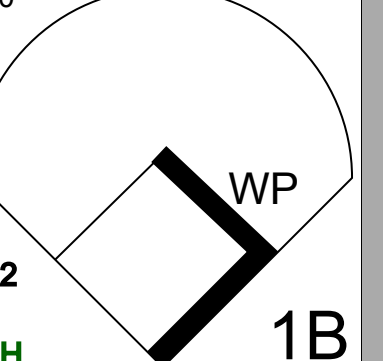

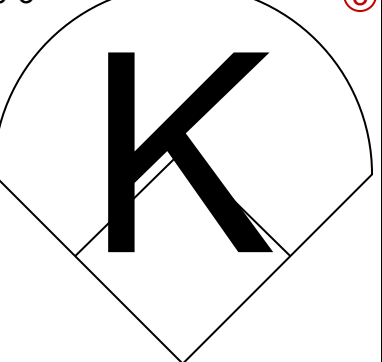

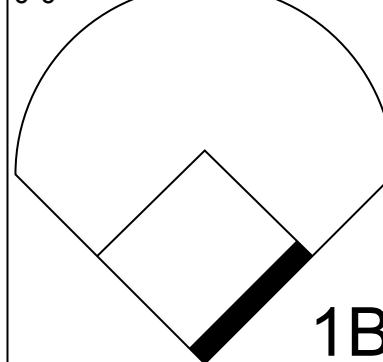
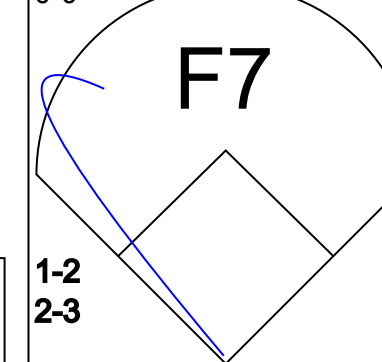

AB 33
R 2
H 9
RBI 2
BB 1
SO 5
LOB 15



Batter	1	2	3	4	5	6	7	8	9	AB R H RBI BB SO LOB	TOP										
Tony Taylor, R OBP: 0.364, SLG: 0.402	F7		HR	BB	FC5-4		L9		K	5 1 1 1 1 1 4	Philadelphia Phillies @ Cincinnati Reds Crosley Field, Cincinnati, OH Fri Jun 08 1962, 7:05 PM EDT Att: 16,991 - Unknown										
Johnny Callison, L OBP: 0.365, SLG: 0.505	4-3		SF8	BB	4-3		K			4 1 1 1 1 1 3											
Tony Gonzalez, L OBP: 0.402, SLG: 0.539	1B		FC5	1B	SH1-3	1B	4-3		K	4 1 2 0 1 1 0											
Wes Covington, L OBP: 0.312, SLG: 0.390 Jacke Davis, R OBP: 0.315, SLG: 0.373	L7		SF8	1B	SH1-3	1B	K		6-3	2 1 1 1 0 0 1 2 0 0 0 0 1 0											
Clay Dalrymple, L OBP: 0.423, SLG: 0.456			3-H	BB	SH1-3				G3	2 1 1 0 2 0 0											
Don Demeter, R OBP: 0.341, SLG: 0.484	P3		FC5	1B	1B	1B				4 3 2 2 1 0 3											
Roy Sievers, R OBP: 0.318, SLG: 0.314 Ted Savage, R OBP: 0.357, SLG: 0.402 Frank Torre, L OBP: 0.386, SLG: 0.356	P6		2-3F	1B	1B	1B			2B	5 1 2 3 0 1 1 0 0 0 0 0 0 0 0 0 0 0 0 0 0											
Bobby Wine, R OBP: 0.257, SLG: 0.347	K				FC5-4	1B	6-3		L9	4 1 0 0 1 2 2											
Dennis Bennett, L OBP: 0.231, SLG: 0.091			K	WP	FC5-4	1B			F9	3 0 1 2 2 1 1											
Inning Stats	R: 0 E: 0 K: 0 S: 4	H: 1 LOB: 1 BB: 0 P: 4	R: 0 E: 0 K: 1 S: 5	H: 0 LOB: 1 BB: 1 P: 9	R: 2 E: 0 K: 1 S: 7	H: 2 LOB: 2 BB: 2 P: 15	R: 0 E: 0 K: 1 S: 5	H: 0 LOB: 2 BB: 2 P: 13	R: 5 E: 0 K: 0 S: 6	H: 4 LOB: 2 BB: 3 P: 18		R: 2 E: 0 K: 2 S: 9	H: 2 LOB: 0 BB: 0 P: 9	R: 0 E: 0 K: 1 S: 5	H: 0 LOB: 1 BB: 1 P: 9	R: 0 E: 0 K: 1 S: 5	H: 0 LOB: 0 BB: 0 P: 5	R: 1 E: 0 K: 1 S: 7	H: 2 LOB: 1 BB: 0 P: 7	1B: 7 2B: 2 3B: 0 HR: 2	SF: 1 SAC: 1 DP: 0 HBP: 0
PITCHER	IP WLS BF H R ER SO BB IBB HBP BLK WP HR S P ERA WHIP											PITCHER	IP WLS BF H R ER SO BB IBB HBP BLK WP HR S P ERA WHIP								
Johnny Klippstein, R ERA: 4.34	(1, 1) 4.0 L 21 3 3 3 3 6 0 0 0 0 1 1 21 45 6.75 2.250																				
Moe Drabowsky, R ERA: 5.77	(5, 1) 1.0 8 4 4 4 0 1 1 0 0 0 0 6 14 36.00 5.000																				
Ted Willis, L ERA: 6.0	(6, 1) 2.0 9 2 2 2 3 1 0 0 0 0 1 14 18 9.00 1.500																				
Jim Brosnan, R ERA: 4.7	(8, 1) 2.0 8 2 1 1 2 0 0 0 0 0 0 12 12 4.50 1.000																				

Batter	1	2	3	4	5	6	7	8	9	AB R H RBI BB SO LOB	BOTTOM										
Eddie Kasko, R OBP: 0.307, SLG: 0.353	F8		6-3		L6			L7		4 0 0 0 0 0 0	Philadelphia Phillies @ Cincinnati Reds Crosley Field, Cincinnati, OH Fri Jun 08 1962, 7:05 PM EDT Att: 16,991 - Unknown										
Don Zimmer, R OBP: 0.274, SLG: 0.323	K		4-3			WP	1B	F7		4 1 1 0 0 1 0											
Vada Pinson, L OBP: 0.350, SLG: 0.591 Marty Keough, L OBP: 0.417, SLG: 0.366	F7			E3		4-3	WP	F8		2 0 0 0 0 0 0 2 0 1 0 0 0 0											
Frank Robinson, R OBP: 0.368, SLG: 0.495	F7			9-3		1-2	1B	4-3		4 0 0 1 0 0 2											
Wally Post, R OBP: 0.348, SLG: 0.511				5-3		1-3	2H	F9		3 0 0 0 1 0 1											
Leo Cardenas, R OBP: 0.309, SLG: 0.354	6-3				K		K		2B	4 0 1 0 0 2 2											
Don Pavletich, R OBP: 0.385, SLG: 0.200					HR			F9		2 1 0 0 2 0 1											
Hank Foiles, R OBP: 0.250, SLG: 0.261	K				P6			F9		3 0 0 0 0 1 3											
Johnny Klippstein, R Moe Drabowsky, R Joe Gaines, R Ted Willis, L Don Blasingame, L Jim Brosnan, R					6-3			4-3		1 0 0 0 0 0 0 0 0 0 0 0 0 0 1 1 1 2 0 0 0 0 0 0 0 0 0 0 1 0 0 0 0 0 0 0 0 0 0 0 0 0											
Inning Stats	R: 0 E: 0 K: 1 S: 5	H: 0 LOB: 0 BB: 0 P: 5	R: 0 E: 0 K: 1 S: 5	H: 0 LOB: 2 BB: 2 P: 13	R: 0 E: 0 K: 0 S: 3	H: 0 LOB: 0 BB: 0 P: 3	R: 0 E: 1 K: 0 S: 3	H: 0 LOB: 0 BB: 0 P: 3	R: 2 E: 0 K: 1 S: 6	H: 1 LOB: 1 BB: 1 P: 10		R: 1 E: 0 K: 1 S: 7	H: 2 LOB: 1 BB: 0 P: 7	R: 0 E: 0 K: 0 S: 3	H: 0 LOB: 0 BB: 0 P: 3	R: 0 E: 0 K: 0 S: 3	H: 0 LOB: 0 BB: 0 P: 3	R: 0 E: 0 K: 0 S: 4	H: 1 LOB: 1 BB: 0 P: 4	1B: 2 2B: 2 3B: 0 HR: 1	SF: 0 SAC: 0 DP: 1 HBP: 0
PITCHER	IP WLS BF H R ER SO BB IBB HBP BLK WP HR S P ERA WHIP											PITCHER	IP WLS BF H R ER SO BB IBB HBP BLK WP HR S P ERA WHIP								
Dennis Bennett, L ERA: 4.55	(1, 1) 9.0 W 34 4 3 3 4 3 0 0 0 0 1 1 39 51 3.00 0.778																				

Batter	1	2	3	4	5	6	7	8	9	AB	R	H	RBI	BB	SO	LOB	TOP					
Tony Taylor, R (1.4) OBP: 0.356, SLG: 0.403										5	0	1	1	0	1	0	Philadelphia Phillies @ Cincinnati Reds Crosley Field, Cincinnati, OH Sun Jun 10 1962, 3:38 AM EDT Att: 17,471 - Unknown					
Johnny Callison, L (1.9) OBP: 0.378, SLG: 0.526										3	1	2	1	2	0	0						
Tony Gonzalez, L (1.8) OBP: 0.384, SLG: 0.508										5	0	1	0	0	2	4						
Wes Covington, L (1.7) OBP: 0.314, SLG: 0.432										3	0	0	0	1	0	5						
Jim Owens, R (7.1) OBP: 0.143, SLG: 0.143										0	0	0	0	0	0	0						
Clay Dalrymple, L (1.2) OBP: 0.425, SLG: 0.439										1	0	0	0	3	0	0						
Don Demeter, R (1.5) OBP: 0.340, SLG: 0.471										4	0	0	0	0	2	6						
Frank Torre, L (1.3) OBP: 0.387, SLG: 0.349										3	1	0	0	1	0	1						
Bobby Wine, R (1.6) OBP: 0.241, SLG: 0.325										2	0	0	0	0	1	0						
Billy Klaus, L (7.7, PH) OBP: 0.287, SLG: 0.267										2	0	0	0	0	2	2						
Art Mahaffey, R (1.1) OBP: 0.206, SLG: 0.226										2	0	0	0	0	1	0						
Frank Sullivan, R (6.1)										0	0	0	0	0	0	0						
Roy Sievers, R (7.7, PH) OBP: 0.322, SLG: 0.318										1	0	0	0	1	1	0						
Inning Stats	R: 0 E: 0 K: 1 S: 5	H: 0 LOB: 0 BB: 0 P: 5	R: 0 E: 0 K: 1 S: 5	H: 0 LOB: 0 BB: 0 P: 5	R: 0 E: 0 K: 2 S: 7	H: 0 LOB: 0 BB: 0 P: 7	R: 0 E: 0 K: 0 S: 4	H: 1 LOB: 3 BB: 2 P: 12	R: 0 E: 0 K: 0 S: 3	H: 0 LOB: 0 BB: 0 P: 3	R: 1 E: 0 K: 0 S: 4	H: 1 LOB: 2 BB: 2 P: 12	R: 1 E: 0 K: 2 S: 8	H: 1 LOB: 3 BB: 3 P: 20	R: 0 E: 0 K: 2 S: 7	H: 0 LOB: 1 BB: 1 P: 11	R: 0 E: 0 K: 2 S: 8	H: 1 LOB: 1 BB: 0 P: 8	1B: 3 2B: 0 3B: 0 HR: 1	SF: 0 SAC: 0 DP: 0 HBP: 0	WP: 1 PB: 0 CS: 0	PA: 39
PITCHER	IP WLS BF H R ER SO BB IBB HBP BLK WP HR S P ERA WHIP																					
Jim Maloney, R (1.1) ERA: 2.84	6.1 W 28 3 2 2 5 6 0 0 0 1 1 32 56 2.84 1.421																					
Bill Henry, L (7.1) ERA: 1.08	0.2 3 0 0 0 1 1 0 0 0 0 0 4 8 0.00 1.500																					
Jim Brosnan, R (8.1) ERA: 4.32	2.0 S 8 1 0 0 4 1 0 0 0 0 0 15 19 0.00 1.000																					

Batter	1	2	3	4	5	6	7	8	9	AB	R	H	RBI	BB	SO	LOB	BOTTOM					
Eddie Kasko, R (1.5) OBP: 0.298, SLG: 0.337										5	0	0	0	0	1	2	Philadelphia Phillies @ Cincinnati Reds Crosley Field, Cincinnati, OH Sun Jun 10 1962, 3:38 AM EDT Att: 17,471 - Unknown					
Don Blasingame, L (1.4) OBP: 0.354, SLG: 0.379										5	1	2	1	0	0	0						
Marty Keough, L (1.8) OBP: 0.416, SLG: 0.415										5	2	2	2	0	0	1						
Frank Robinson, R (1.9) OBP: 0.373, SLG: 0.505										5	1	2	1	0	0	1						
Jerry Lynch, L (1.7) OBP: 0.329, SLG: 0.447										3	1	0	0	1	0	2						
Gordy Coleman, L (1.3) OBP: 0.330, SLG: 0.422										3	2	2	1	1	0	0						
Leo Cardenas, R (1.6) OBP: 0.313, SLG: 0.374										4	1	2	2	0	0	2						
Hank Foiles, R (1.2) OBP: 0.321, SLG: 0.346										3	1	2	1	1	0	0						
Jim Maloney, L (1.1) OBP: 0.333, SLG: 0.333										3	0	1	0	0	1	3						
Joe Gaines, R (7.7, PH) OBP: 0.533, SLG: 0.750										0	0	0	0	0	0	0						
Jim Brosnan, R (8.1) ERA: 7.31										1	0	0	0	0	0	2						
Inning Stats	R: 0 E: 0 K: 0 S: 3	H: 0 LOB: 0 BB: 0 P: 3	R: 1 E: 0 K: 1 S: 6	H: 2 LOB: 2 BB: 2 P: 14	R: 1 E: 0 K: 0 S: 4	H: 1 LOB: 0 BB: 0 P: 4	R: 0 E: 0 K: 0 S: 3	H: 0 LOB: 0 BB: 0 P: 3	R: 1 E: 0 K: 1 S: 7	H: 2 LOB: 1 BB: 0 P: 7	R: 3 E: 0 K: 0 S: 7	H: 4 LOB: 1 BB: 0 P: 7	R: 3 E: 0 K: 0 S: 7	H: 4 LOB: 2 BB: 1 P: 11	R: 0 E: 1 K: 0 S: 4	H: 0 LOB: 1 BB: 0 P: 4	R: 0 E: 1 K: 0 S: 4	H: 0 LOB: 1 BB: 0 P: 4	1B: 7 2B: 1 3B: 1 HR: 4	SF: 0 SAC: 0 DP: 0 HBP: 0	WP: 2 PB: 0 CS: 0	PA: 40
PITCHER	IP WLS BF H R ER SO BB IBB HBP BLK WP HR S P ERA WHIP																					
Art Mahaffey, R (1.1) ERA: 4.42	5.1 L 24 7 5 5 2 1 1 0 0 0 0 3 26 34 8.44 1.500																					
Frank Sullivan, R (6.1) ERA: 6.29	0.2 4 2 1 1 0 0 0 0 0 0 0 1 4 4 13.50 3.000																					
Jim Owens, R (7.1) ERA: 7.31	2.0 12 4 3 3 0 0 1 0 0 2 0 11 15 13.50 2.000																					

Batter	1	2	3	4	5	6	7	8	9	AB	R	H	RBI	BB	SO	LOB	TOP										
Tony Taylor, R OBP: 0.361, SLG: 0.402 (1, 4)										3	0	2	0	2	1	0	Philadelphia Phillies @ St. Louis Cardinals Sportsman's Park, St. Louis, MO Tue Jun 12 1962, 8:05 PM EDT Att: 8,092 - Unknown - 68 F										
Johnny Callison, L OBP: 0.383, SLG: 0.537 (1, 9)										3	0	1	1	2	1	4											
Tony Gonzalez, L OBP: 0.380, SLG: 0.500 (1, 8)										5	0	1	0	0	1	5											
Roy Sievers, R OBP: 0.317, SLG: 0.318 (1, 3)										4	1	1	0	0	1	4											
Wes Covington, L OBP: 0.306, SLG: 0.421 Jacke Davis, R OBP: 0.283, SLG: 0.333 (1, 7) (7, 7)										3	0	0	0	0	0	1											
Don Demeter, R OBP: 0.342, SLG: 0.483 (1, 5)										4	0	0	0	0	0	0											
Clay Dalrymple, L OBP: 0.321, SLG: 0.434 (1, 2)										4	0	1	0	0	1	1											
Bobby Wine, R OBP: 0.256, SLG: 0.325 (1, 6)										3	0	1	0	0	0	0											
Paul Brown, R OBP: 0.333, SLG: 0.375 Jack Baldschun, R (8, 1) Ted Savage, R OBP: 0.367, SLG: 0.414 (8, 7)										2	1	1	0	0	1	1											
										0	0	0	0	0	0	0											
										1	0	0	0	0	1	0											
Inning Stats	R: 0 E: 0 K: 1 S: 5	H: 0 LOB: 1 BB: 1 P: 9	R: 0 E: 0 K: 0 S: 3	H: 0 LOB: 0 BB: 0 P: 3	R: 0 E: 0 K: 1 S: 6	H: 1 LOB: 2 BB: 1 P: 10	R: 0 E: 0 K: 1 S: 5	H: 0 LOB: 0 BB: 0 P: 5	R: 0 E: 0 K: 1 S: 6	H: 1 LOB: 2 BB: 1 P: 10	R: 0 E: 0 K: 0 S: 5	H: 1 LOB: 1 BB: 0 P: 5	R: 1 E: 1 K: 0 S: 6	H: 4 LOB: 2 BB: 0 P: 6	R: 0 E: 0 K: 2 S: 7	H: 0 LOB: 0 BB: 0 P: 7	R: 0 E: 0 K: 2 S: 8	H: 1 LOB: 2 BB: 1 P: 12	1B: 7 2B: 2 3B: 0 HR: 0	SF: 0 SAC: 2 DP: 1 HBP: 0	WP: 2 PB: 0 SB: 0 CS: 0	PA: 39					
PITCHER	IP	WLS	BF	H	R	ER	SO	BB	IBB	HBP	BLK	WP	HR	S	P	ERA	WHIP										
Ernie Broglio, R ERA: 2.86 (1, 1)	6.1		30	7	2	1	4	3	0	0	0	1	0	35	47	1.42	1.579										
Lindy McDaniel, R ERA: 3.19 (7, 1)	0.2		1	0	0	0	0	0	0	0	0	0	0	1	1	0.00	0.000										
Don Ferrarese, L ERA: 3.28 (8, 1)	0.0	W	0	0	0	0	0	0	0	0	0	0	0	0	0	∞	∞										

AB	33
R	2
H	8
RBI	1
BB	4
SO	8
LOB	16



Batter	1	2	3	4	5	6	7	8	9	AB	R	H	RBI	BB	SO	LOB	BOTTOM										
Curt Flood, R OBP: 0.361, SLG: 0.439 (1, 8)										4	0	1	0	0	0	1	Philadelphia Phillies @ St. Louis Cardinals Sportsman's Park, St. Louis, MO Tue Jun 12 1962, 8:05 PM EDT Att: 8,092 - Unknown - 68 F										
Julian Javier, R OBP: 0.300, SLG: 0.319 (1, 4) (7, 6) (9, 4)										3	1	0	1	1	0	1											
Fred Whitfield, L OBP: 0.400, SLG: 0.667 (1, 3)										4	1	1	2	0	1	2											
Stan Musial, L OBP: 0.411, SLG: 0.507 Jimmie Schaffer, R OBP: 0.300, SLG: 0.278 (1, 7) (9, 2)										1	0	0	0	3	0	0											
Ken Boyer, R OBP: 0.383, SLG: 0.491 (1, 5)										0	0	0	0	0	0	0											
Carl Sawatski, L OBP: 0.426, SLG: 0.551 Dal Maxvill, R (1, 2) (9, 6)										4	0	2	0	0	0	3											
Julio Gotay, R OBP: 0.383, SLG: 0.377 Red Schoendienst, S OBP: 0.409, SLG: 0.460 (1, 6) (6, PH) (7, 4)										4	0	0	0	0	0	4											
Bobby Gene Smith, R OBP: 0.297, SLG: 0.285 (9, 7)										2	0	0	0	0	1	2											
Doug Clemens, L OBP: 0.350, SLG: 0.262 (1, 9)										1	1	0	0	1	0	0											
Ernie Broglio, R OBP: 0.150, SLG: 0.105 Lindy McDaniel, R (1, 1) (7, 1)										1	0	0	0	0	0	0											
Bill White, L OBP: 0.355, SLG: 0.487 Don Ferrarese, R OBP: 1.000, SLG: 1.000 (7, PH) (8, 1)										1	0	0	0	0	1	1											
										0	0	0	0	0	0	0											
Inning Stats	R: 0 E: 0 K: 1 S: 5	H: 0 LOB: 0 BB: 0 P: 5	R: 0 E: 0 K: 0 S: 3	H: 1 LOB: 1 BB: 1 P: 7	R: 1 E: 0 K: 0 S: 5	H: 1 LOB: 3 BB: 2 P: 13	R: 0 E: 0 K: 1 S: 5	H: 0 LOB: 0 BB: 0 P: 5	R: 0 E: 0 K: 0 S: 3	H: 0 LOB: 0 BB: 0 P: 3	R: 0 E: 0 K: 0 S: 3	H: 1 LOB: 1 BB: 1 P: 7	R: 0 E: 0 K: 1 S: 6	H: 1 LOB: 1 BB: 0 P: 6	R: 2 E: 0 K: 0 S: 4	H: 1 LOB: 0 BB: 1 P: 8	1B: 4 2B: 0 3B: 0 HR: 1	SF: 0 SAC: 2 DP: 1 HBP: 0	WP: 0 PB: 0 SB: 0 CS: 0	PA: 34							
PITCHER	IP	WLS	BF	H	R	ER	SO	BB	IBB	HBP	BLK	WP	HR	S	P	ERA	WHIP										
Paul Brown, R ERA: 4.58 Jack Baldschun, R ERA: 3.74 (1, 1) (8, 1)	7.0	L	30	5	3	3	3	5	0	0	0	0	0	31	51	3.86	1.429										

AB	26
R	3
H	5
RBI	3
BB	5
SO	3
LOB	14



Batter	1	2	3	4	5	6	7	8	9	AB	R	H	RBI	BB	SO	LOB	TOP			
Tony Taylor, R (1.4) OBP: 0.355, SLG: 0.394	6-3	K			6-3		6-3		4-3	5	0	0	0	0	1	2				
Johnny Callison, L (1.9) OBP: 0.385, SLG: 0.536	BB 1B		K		K			F 1B 1B		4	1	2	0	0	2	0				
Tony Gonzalez, L (1.8) OBP: 0.382, SLG: 0.497	BB 1B		K		K			E8 1B 1B G1-2-3		3	0	1	0	1	2	0				
Wes Covington, L (1.7) OBP: 0.313, SLG: 0.424	F5				1B			G1-2-3 1B 1-2 3-H		4	0	2	1	0	1	2				
Frank Torre, L (1.3) OBP: 0.405, SLG: 0.373	K				1B			G1-2-3 1B 1-2 2-3		4	0	3	0	0	1	2				
Clay Dalrymple, L (1.2) OBP: 0.417, SLG: 0.424		SH1 1B BB			F7			G1-2-3 1B 1-2 2-3 3-H		3	0	0	0	1	0	6				
Billy Klaus, L (1.5) OBP: 0.286, SLG: 0.266					F5			F8		4	0	1	0	0	0	3				
Bobby Wine, R (1.6) OBP: 0.247, SLG: 0.314		SH1			K			6-3		3	0	0	0	0	2	0				
Dennis Bennett, L (1.1) OBP: 0.200, SLG: 0.077										2	0	0	0	0	2	2				
Dallas Green, L (5.1) OBP: 0.333, SLG: 0.143		K			K					0	0	0	0	0	0	0				
Ted Savage, R (7. PH) OBP: 0.364, SLG: 0.411										1	0	0	0	0	1	0				
Jim Owens, R (7.1) OBP: 0.143, SLG: 0.143										0	0	0	0	0	0	0				
Roy Sievers, R (9. PH) OBP: 0.316, SLG: 0.316										1	0	0	0	0	0	0				
Inning Stats	R: 0 E: 0 K: 1 S: 6	H: 1 LOB: 2 BB: 1 P: 10	R: 0 E: 0 K: 2 S: 8	H: 1 LOB: 2 BB: 1 P: 12	R: 0 E: 0 K: 2 S: 9	H: 2 LOB: 0 BB: 0 P: 9	R: 0 E: 0 K: 2 S: 7	H: 0 LOB: 0 BB: 0 P: 7	R: 0 E: 0 K: 1 S: 6	H: 1 LOB: 1 BB: 0 P: 6	R: 0 E: 0 K: 1 S: 5	H: 0 LOB: 0 BB: 0 P: 5	R: 1 E: 1 K: 0 S: 6	H: 4 LOB: 2 BB: 0 P: 6	R: 0 E: 0 K: 1 S: 5	H: 0 LOB: 0 BB: 0 P: 5	1B: 9 2B: 0 3B: 0 HR: 0	SF: 0 SAC: 1 DP: 1 HBP: 0	WP: 0 PB: 0 SB: 0 CS: 0	PA: 37
PITCHER Bob Gibson, R (1.1) ERA: 3.17	IP: 9.0 WLS: W BF: 37 H: 9 R: 1 ER: 1 SO: 12 BB: 2 IBB: 0 HBP: 0 BLK: 0 WP: 0 HR: 0 S: 59 P: 67 ERA: 1.00 WHIP: 1.222															PITCHER				

Philadelphia Phillies @ St. Louis Cardinals
Sportsman's Park, St. Louis, MO
Wed Jun 13 1962, 8:05 PM EDT
Att: 10,933 - Unknown - 71 F



AB	34
R	1
H	9
RBI	1
BB	2
SO	12
LOB	17

Batter	1	2	3	4	5	6	7	8	9	AB	R	H	RBI	BB	SO	LOB	BOTTOM			
Curt Flood, R (1.8) OBP: 0.365, SLG: 0.444	1-3							P6		4	2	2	0	1	0	1				
Julian Javier, R (1.4) OBP: 0.297, SLG: 0.322	6-3		1B		2B		BB	F9		4	1	1	2	0	1	2				
Fred Whitfield, L (1.3) OBP: 0.414, SLG: 0.679	F7		G3-2		2B			K		4	1	2	2	0	0	2				
Ken Boyer, R (1.5) OBP: 0.385, SLG: 0.486		K			4-3			BB		2	1	0	0	2	1	1				
Gene Oliver, R (1.2) OBP: 0.356, SLG: 0.397		K			5-3			F7		3	0	1	1	1	1	2				
Julio Gotay, R (1.6) OBP: 0.371, SLG: 0.376					BB			1B		3	0	1	0	1	0	3				
Dal Maxwell, R (8.6)								BB		0	0	0	0	0	0	0				
Bobby Gene Smith, R (1.7) OBP: 0.244, SLG: 0.271		1B			5-3			BB		4	0	0	1	0	1	6				
Charlie James, R (1.9) OBP: 0.341, SLG: 0.350					L6			SH3-4 BB		3	1	2	0	1	0	1				
Bob Gibson, R (1.1) OBP: 0.310, SLG: 0.208								SH3-4		2	0	0	0	0	2	1				
Inning Stats	R: 0 E: 0 K: 0 S: 3	H: 0 LOB: 0 BB: 0 P: 3	R: 0 E: 0 K: 3 S: 10	H: 1 LOB: 0 BB: 0 P: 10	R: 1 E: 0 K: 0 S: 4	H: 2 LOB: 1 BB: 0 P: 5	R: 1 E: 1 K: 0 S: 3	H: 0 LOB: 1 BB: 2 P: 11	R: 3 E: 0 K: 1 S: 9	H: 4 LOB: 1 BB: 0 P: 9	R: 0 E: 0 K: 1 S: 5	H: 1 LOB: 0 BB: 0 P: 5	R: 1 E: 0 K: 0 S: 4	H: 1 LOB: 3 BB: 3 P: 16	R: 0 E: 0 K: 1 S: 5	H: 0 LOB: 1 BB: 1 P: 9	1B: 6 2B: 3 3B: 0 HR: 0	SF: 1 SAC: 1 DP: 1 HBP: 1	WP: 0 PB: 0 SB: 0 CS: 0	PA: 38
PITCHER Dennis Bennett, L (1.1) ERA: 5.0	IP: 1.2 WLS: L BF: 6 H: 2 R: 0 ER: 0 SO: 1 BB: 0 IBB: 0 HBP: 0 BLK: 0 WP: 0 HR: 0 S: 26 P: 35 ERA: 0.00 WHIP: 1.200															PITCHER				
PITCHER Dallas Green, R (5.1) ERA: 4.42	IP: 5.0 WLS: L BF: 21 H: 6 R: 5 ER: 4 SO: 4 BB: 4 IBB: 4 HBP: 4 BLK: 4 WP: 0 HR: 0 S: 26 P: 35 ERA: 8.31 WHIP: 1.846															PITCHER				
PITCHER Jim Owens, R (7.1) ERA: 7.12	IP: 2.0 WLS: L BF: 11 H: 1 R: 1 ER: 1 SO: 1 BB: 1 IBB: 0 HBP: 0 BLK: 0 WP: 0 HR: 0 S: 9 P: 25 ERA: 4.50 WHIP: 2.500															PITCHER				


Philadelphia Phillies @ St. Louis Cardinals
Sportsman's Park, St. Louis, MO
Wed Jun 13 1962, 8:05 PM EDT
Att: 10,933 - Unknown - 71 F



AB	29
R	6
H	9
RBI	6
BB	6
SO	6
LOB	19

Batter	1	2	3	4	5	6	7	8	9	AB	R	H	RBI	BB	SO	LOB	TOP					
Leo Cardenas, R (1, 6) OBP: 0.315, SLG: 0.378 Eddie Kasko, R (7, PH) OBP: 0.297, SLG: 0.335 (7, 6)	0-0 2B		0-3 K		0-3 K		0-0 1B		0-0 FC4-6	3	0	1	0	0	2	0	Cincinnati Reds @ Philadelphia Phillies Connie Mack Stadium, Philadelphia, PA Sat Jun 16 1962, 7:05 PM EDT Att: 13,288 - Unknown					
Don Blasingame, L (1, 4) OBP: 0.355, SLG: 0.360	0-0 B1		0-0 2B E 1B		4-0 CS BB		0-0 3-1			3	1	1	0	1	0	2						
Vada Pinson, L (1, 8) OBP: 0.339, SLG: 0.559	0-0 F7		0-0 F9		0-0 CS 1-2	0-0 S 1B		0-0 E4 5-3 1-3		4	1	1	0	0	0	2						
Frank Robinson, R (1, 9) OBP: 0.389, SLG: 0.530	0-0 6-3		0-0 E7 1-H 2B		0-0 1B 1B		0-0 1-3		0-0 1-3	4	1	2	1	0	0	2						
Jerry Lynch, L (1, 7) OBP: 0.350, SLG: 0.443		0-0 F8	0-0 3-1		0-0 1B 1B		0-0 5-3		0-0 5-3	4	0	1	1	0	0	2						
Gordy Coleman, L (1, 3) OBP: 0.327, SLG: 0.440 Don Pavletich, R (8, PH) OBP: 0.364, SLG: 0.222 (8, 3)		0-0 F8		0-0 F5		0-0 SH1-3 2H 1B		0-0 F9		2	0	0	0	0	0	0						
Johnny Edwards, L (1, 2) Hank Foiles, R (9, PH) OBP: 0.389, SLG: 0.484		0-0 BB 1B		0-0 G6-4-3 1B		0-0 4-3 3-H		0-3 K	0-3 K	3	0	2	0	0	0	1						
Don Zimmer, R (1, 5) OBP: 0.256, SLG: 0.301		4-0 1-2 BB		0-0 G6-4-3 1-2		0-3 K2-3		0-0 E5 FC4-6	0-3 K	3	0	0	0	1	1							
Ted Wills, L (1, 1) Bill Henry, L (7, 1) Jim Brosnan, R (8, 1) Wally Post, R (9, PH) OBP: 0.345, SLG: 0.493		0-0 G3		0-0 6-3		0-0 6-3		0-3 K	0-3 K	3	0	0	0	0	1	2						
Inning Stats	R: 0 E: 0 K: 0 S: 4	H: 1 LOB: 1 BB: 0 P: 4	R: 0 E: 0 K: 0 S: 4	H: 1 LOB: 2 BB: 1 P: 8	R: 1 E: 1 K: 1 S: 7	H: 2 LOB: 1 BB: 0 P: 7	R: 0 E: 0 K: 0 S: 3	H: 1 LOB: 0 BB: 0 P: 3	R: 0 E: 0 K: 1 S: 4	H: 0 LOB: 0 BB: 1 P: 8	R: 2 E: 0 K: 0 S: 5	H: 3 LOB: 0 BB: 0 P: 5	R: 0 E: 0 K: 2 S: 8	H: 1 LOB: 1 BB: 0 P: 8	R: 0 E: 1 K: 0 S: 4	H: 0 LOB: 1 BB: 0 P: 4		R: 0 E: 1 K: 2 S: 8	H: 0 LOB: 1 BB: 0 P: 8	1B: 7 2B: 2 3B: 0 HR: 0	SF: 0 SAC: 1 DP: 1 HBP: 0	WP: 0 PB: 0 SB: 1 CS: 2
PITCHER	IP WLS BF H R ER SO BB IBB HBP BLK WP HR S P ERA WHIP	5.0 W 22 7 3 2 2 2 0 0 0 0 0 0 24 32 3.60 1.800	4.0 W 15 2 0 0 4 0 0 0 0 0 0 0 23 23 0.00 0.500																			

Batter	1	2	3	4	5	6	7	8	9	AB	R	H	RBI	BB	SO	LOB	BOTTOM		
Tony Taylor, R (1, 4) OBP: 0.361, SLG: 0.395	0-0 1B		4-0 G1-6-3 BB			0-0 6-3				2	0	1	0	2	0	0	Cincinnati Reds @ Philadelphia Phillies Connie Mack Stadium, Philadelphia, PA Sat Jun 16 1962, 7:05 PM EDT Att: 13,288 - Unknown		
Johnny Callison, L (1, 9) OBP: 0.391, SLG: 0.533	0-0 1-2 1B		0-3 K			0-3 K		0-0 L4		4	0	1	0	0	2	3			
Ted Savage, R (1, 7) OBP: 0.363, SLG: 0.407	0-3 K		0-0 G1-6-3 1-2			0-0 5-3		0-0 FC1-5 1B		4	0	1	0	0	1	3			
Roy Sievers, R (1, 3) OBP: 0.330, SLG: 0.370 Jacke Davis, R (8, PR) OBP: 0.224, SLG: 0.333 Frank Torre, L (9, 3) OBP: 0.407, SLG: 0.377	0-0 F2			0-0 1B			0-0 HR	0-0 FC1-5 BB SF9 1B		4	1	3	1	0	0	2			
Don Demeter, R (1, 5) OBP: 0.336, SLG: 0.476	0-3 K			0-0 F7			0-0 HR 1B	0-0 FC1-5 BB		4	1	1	0	0	1	4			
Tony Gonzalez, L (1, 8) OBP: 0.394, SLG: 0.510		4-0 G6-4-3 BB		0-3 K			0-3 K	4-0 1-2 2-3 BB		2	0	0	0	2	2	1			
Sammy White, R (1, 2) OBP: 0.391 Wes Covington, L (8, PH) OBP: 0.311, SLG: 0.421 Bob Oldis, R (9, 2) OBP: 0.286, SLG: 0.167		0-0 G6-4-3 1-2 1B			0-0 5-3		0-0 1-H HR	0-0 SF9		3	1	2	2	0	0	0			
Bobby Wine, R (1, 6) OBP: 0.247, SLG: 0.309		0-0 G6-4-3 1-2 2-3			0-0 P4		0-0 F7	0-3 K		4	0	0	0	0	1	4			
Cal McLish, S (1, 1) OBP: 0.167, SLG: 0.091 Chris Short, R (6, 1) OBP: 0.182, SLG: 0.300			0-3 K		0-3 K			0-0 2B		2	0	0	0	0	2	1			
Inning Stats	R: 0 E: 0 K: 2 S: 9	H: 2 LOB: 2 BB: 0 P: 9	R: 0 E: 0 K: 1 S: 5	H: 1 LOB: 1 BB: 1 P: 9	R: 0 E: 0 K: 1 S: 4	H: 0 LOB: 0 BB: 1 P: 8	R: 0 E: 0 K: 1 S: 5	H: 1 LOB: 0 BB: 0 P: 5	R: 0 E: 0 K: 1 S: 5	H: 0 LOB: 0 BB: 0 P: 5	R: 3 E: 0 K: 1 S: 9	H: 4 LOB: 2 BB: 1 P: 13	R: 1 E: 0 K: 1 S: 7	H: 2 LOB: 2 BB: 1 P: 11	1B: 7 2B: 1 3B: 0 HR: 2	SF: 1 SAC: 0 DP: 2 HBP: 0		WP: 0 PB: 0 SB: 0 CS: 0	PA: 35
PITCHER	IP WLS BF H R ER SO BB IBB HBP BLK WP HR S P ERA WHIP	6.0 L 8 4 2 2 1 0 1 0 0 0 1 9 13 18.00 4.000	1.0 L 4 0 0 0 1 1 0 0 0 0 0 5 9 0.00 1.000																

Batter	1	2	3	4	5	6	7	8	9	AB	R	H	RBI	BB	SO	LOB	TOP										
Eddie Kasko, R OBP: 0.290, SLG: 0.327 (1, 5)	L4		L4		6-3		G1-6-3		G6-4-3	5	0	0	0	0	0	2	Cincinnati Reds @ Philadelphia Phillies Sun Jun 17 1962, 3:33 AM EDT Att: 7,936 - Unknown Connie Mack Stadium, Philadelphia, PA livebaseballscorecards.com										
Don Blasingame, L OBP: 0.358, SLG: 0.359 (1, 4)	3-1			1B BB	G3		WP 1B			3	1	1	0	1	0	0											
Vada Pinson, L OBP: 0.342, SLG: 0.560 (1, 8)	4-3			F9			1-2 BB			3	0	1	0	1	0	1											
Frank Robinson, R OBP: 0.391, SLG: 0.528 (1, 9)		F8		1B 1-2 1B			K			3	1	1	0	1	1	2											
Jerry Lynch, L OBP: 0.356, SLG: 0.440 (1, 7)		S BB		1B 1B 1B			1-3		F8	3	0	1	1	1	0	2											
Gordy Coleman, L OBP: 0.326, SLG: 0.436 (1, 3)				1-3 2-H 1B						4	0	1	1	0	1	1											
Johnny Edwards, L OBP: 0.323, SLG: 0.382 (1, 2)				1-2 2-3 1B						4	0	1	0	0	2	1											
Leo Cardenas, R OBP: 0.314, SLG: 0.376 (1, 6)			L8		K		G3		G6-4-3 1B	4	0	1	0	0	1	3											
Jim O'Toole, S Wally Pico, P Dave Sailer, K Marty Keough, L Moe Drabowsky, R Joe Gaines, R (1, 1) (4, PH) (4, 1) (7, PH) (7, 1) (9, PH)					F6		P3			1	0	0	0	0	0	0											
Inning Stats	R: 0 E: 0 K: 0 S: 3	H: 0 LOB: 0 BB: 0 P: 3	R: 0 E: 0 K: 2 S: 7	H: 0 LOB: 1 BB: 1 P: 11	R: 0 E: 0 K: 0 S: 3	H: 0 LOB: 0 BB: 0 P: 3	R: 2 E: 0 K: 1 S: 9	H: 4 LOB: 3 BB: 1 P: 13	R: 0 E: 0 K: 0 S: 4	H: 1 LOB: 2 BB: 1 P: 8	R: 0 E: 0 K: 1 S: 5	H: 0 LOB: 0 BB: 0 P: 5	R: 0 E: 0 K: 1 S: 6	H: 2 LOB: 2 BB: 1 P: 10	R: 0 E: 0 K: 0 S: 3	H: 0 LOB: 0 BB: 0 P: 3			R: 0 E: 0 K: 1 S: 5	H: 1 LOB: 0 BB: 0 P: 5	1B: 7 2B: 1 3B: 0 HR: 0	SF: 0 SAC: 0 DP: 2 HBP: 0	WP: 1 PB: 0 SB: 1 CS: 0	PA: 37			
PITCHER	IP	WLS	BF	H	R	ER	SO	BB	IBB	HBP	BLK	WP	HR	S	P	ERA	WHIP										
Paul Brown, R ERA: 4.65 (1, 1)	3.1		16	4	2	2	2	2	0	0	0	0	0	18	26	5.40	1.800										
Jack Baldschun, R ERA: 3.33 (4, 1)	5.2	W	21	4	0	0	4	2	0	0	0	1	0	27	35	0.00	1.059										

Batter	1	2	3	4	5	6	7	8	9	AB	R	H	RBI	BB	SO	LOB	BOTTOM										
Tony Taylor, R OBP: 0.365, SLG: 0.397 (1, 4)	1-3		FC1-5 SH BB	1-2 1B		K		2B 1B		4	1	2	0	1	1	0	Cincinnati Reds @ Philadelphia Phillies Sun Jun 17 1962, 3:33 AM EDT Att: 7,936 - Unknown Connie Mack Stadium, Philadelphia, PA livebaseballscorecards.com										
Johnny Callison, L OBP: 0.397, SLG: 0.539 (1, 9)		BB SF8 1B	SH FC1-5 2B	K			BB	1B 1-H 2B		3	2	2	1	1	1	2											
Ted Savage, R OBP: 0.364, SLG: 0.407 (1, 7)		SF8 BB 1-2 1B	FC1-5 2B	K			G3	BB 2-3 1B		5	1	2	0	0	1	5											
Roy Sievers, R OBP: 0.338, SLG: 0.393 (1, 3)									F8	3	2	2	2	1	0	0											
Frank Torre, L OBP: 0.415, SLG: 0.377 (8, 3)				HR 2B		SH1-3 3B		G5-4-3 BB		0	0	0	0	1	0	0											
Don Demeter, R OBP: 0.338, SLG: 0.492 (1, 5)	SF8			HR 2B		K		G5-4-3		4	1	2	3	0	1	4											
Sammy White, R OBP: 0.231, SLG: 0.375 (1, 2)				HR				HBP 1B		4	1	2	3	0	1	4											
Tony Gonzalez, L OBP: 0.391, SLG: 0.503 (1, 8)	6-3					SH1-3 IBB		L9		3	0	0	0	1	1	3											
Bobby Wine, R OBP: 0.238, SLG: 0.296 (1, 6)					1-3			L8		4	0	0	0	0	0	3											
Paul Brown, R OBP: 0.300, SLG: 0.333 (1, 1)										1	0	0	0	0	1	0											
Jack Baldschun, R (4, 1)					1B BB			P6		2	0	0	0	1	1	0											
Inning Stats	R: 1 E: 0 K: 0 S: 5	H: 2 LOB: 2 BB: 1 P: 9	R: 0 E: 0 K: 1 S: 5	H: 0 LOB: 0 BB: 0 P: 5	R: 4 E: 0 K: 2 S: 10	H: 2 LOB: 1 BB: 1 P: 14	R: 0 E: 0 K: 2 S: 8	H: 1 LOB: 2 BB: 1 P: 12	R: 1 E: 0 K: 1 S: 6	H: 1 LOB: 1 BB: 1 P: 10	R: 0 E: 0 K: 2 S: 7	H: 0 LOB: 1 BB: 1 P: 11	R: 0 E: 0 K: 0 S: 4	H: 1 LOB: 2 BB: 0 P: 5	R: 1 E: 0 K: 0 S: 5	H: 3 LOB: 2 BB: 1 P: 9	1B: 6 2B: 2 3B: 1 HR: 1	SF: 1 SAC: 2 DP: 1 HBP: 1	WP: 0 PB: 0 SB: 0 CS: 0	PA: 41							
PITCHER	IP	WLS	BF	H	R	ER	SO	BB	IBB	HBP	BLK	WP	HR	S	P	ERA	WHIP										
Jim O'Toole, L ERA: 4.37 (1, 1)	3.0	L	16	4	5	5	3	2	0	0	0	0	0	20	28	15.00	2.000										
Dave Siler, R ERA: 3.93 (4, 1)	3.0		14	2	1	1	5	2	1	0	0	0	0	21	33	3.00	1.333										
Moe Drabowsky, R ERA: 6.08 (7, 1)	2.0		11	4	1	1	0	1	0	1	0	0	0	9	14	4.50	2.500										

Batter	1	2	3	4	5	6	7	8	9	AB	R	H	RBI	BB	SO	LOB	TOP		
Lou Brock, L (1, 8) OBP: 0.318, SLG: 0.460	0-3 K	0-0 4-3			0-3 K			0-0 9-4 1B	0-3 K	5	0	1	0	0	3	2			
Ken Hubbs, R (1, 4) OBP: 0.294, SLG: 0.356	0-0 F9		0-0 5-3			0-3 K		0-3 K	0-0 1B	5	1	1	0	0	2	1			
Billy Williams, L (1, 7) OBP: 0.409, SLG: 0.578	0-0 4-3		0-3 K			0-0 L9		0-0 9-4	0-0 1B	5	0	1	2	0	1	1			
14 Ernie Banks, R (1, 3) OBP: 0.307, SLG: 0.527		0-0 2B 1B	0-3 K			0-0 5-3		0-0 2B 1B	0-0 6-3	4	2	1	0	1	1	1			
Ron Santo, R (1, 5) OBP: 0.322, SLG: 0.421		0-3 K		0-3 K			0-0 6-3	0-0 2B 2B	0-0 2B	4	1	1	0	0	2	1			
George Altman, L (1, 9) OBP: 0.391, SLG: 0.525		4-0 2B 2B		0-3 K			4-0 1B BB	0-0 3B 2B	0-0 2B	1	1	0	0	2	1	0			
Bob Will, L (9, PH) OBP: 0.365, SLG: 0.429		1-2 2B BB		0-0 K			0-0 1B BB	0-0 3B 2B	0-0 2B	1	1	1	2	0	0	0			
Andre Rodgers, R (1, 6) OBP: 0.377, SLG: 0.458		0-0 2B		0-0 4-3			0-0 1B FC5-4	0-0 1B 3B	0-0 2B	4	2	3	2	0	0	0			
Moe Thacker, R (1, 2) OBP: 0.296, SLG: 0.314		0-0 6-3 2B			0-3 K		0-3 K	0-0 2B 1B	0-0 1B	4	1	2	3	0	2	2			
Cal Koonce, R (1, 1) OBP: 0.107, SLG: 0.107		0-0 6-3			0-0 1-3		0-0 FC5-4	0-3 K	0-0 K	0	0	0	0	0	0	0			
Glen Hobbie, R (1, 1) OBP: 0.222, SLG: 0.160		0-0 6-3			0-0 1-3		0-0 FC5-4	0-3 K	0-0 K	2	0	0	0	0	0	1			
Jim McKnight, R (7, PH) OBP: 0.277, SLG: 0.286		0-0 6-3			0-0 1-3		0-0 FC5-4	0-3 K	0-0 K	1	0	0	0	0	0	1			
Dave Gerard, R (7, 1) OBP: 0.400, SLG: 0.250		0-0 6-3			0-0 1-3		0-0 FC5-4	0-3 K	0-0 K	1	0	0	0	0	1	2			
Inning Stats	R: 0 E: 0 K: 1 S: 5	H: 0 LOB: 0 BB: 0 P: 5	R: 3 E: 0 K: 1 S: 8	H: 3 LOB: 1 BB: 1 P: 12	R: 0 E: 0 K: 2 S: 7	H: 0 LOB: 0 BB: 0 P: 7	R: 0 E: 0 K: 2 S: 7	H: 0 LOB: 0 BB: 0 P: 7	R: 0 E: 0 K: 1 S: 5	H: 1 LOB: 2 BB: 1 P: 10	R: 0 E: 0 K: 1 S: 5	H: 1 LOB: 0 BB: 0 P: 5	R: 6 E: 0 K: 2 S: 13	H: 6 LOB: 1 BB: 1 P: 17	1B: 5 2B: 6 3B: 1 HR: 0	SF: 0 SAC: 0 DP: 1 HBP: 0	WP: 0 PA: 40 PB: 0 SB: 2 CS: 0		
PITCHER	IP	WLS	BF	H	R	ER	SO	BB	IBB	HBP	BLK	WP	HR	S	P	ERA	WHIP		
Dennis Bennett, L (1, 1) ERA: 4.91	8.0		31	5	4	4	11	3	0	0	0	0	0	50	62	4.50	1.000		
Cal McLish, R (9, 1) ERA: 4.54	0.0		1	1	0	0	0	0	0	0	0	0	0	1	1	∞	∞		
Chris Short, L (9, 1) ERA: 3.75	0.0	L	2	2	2	2	0	0	0	0	0	0	0	2	2	∞	∞		
Jack Baldschun, R (9, 1) ERA: 3.63	0.2		5	3	3	3	2	0	0	0	0	0	0	9	9	40.50	4.500		
Paul Brown, R (9, 1) ERA: 4.61	0.1		1	0	0	0	0	0	0	0	0	0	0	1	1	0.00	0.000		

Chicago Cubs @ Philadelphia Phillies
 Connie Mack Stadium, Philadelphia, PA
 Tue Jun 19 1962, 7:05 PM EDT
 Att: 6,464 - Cloudy

AB 37
 R 9
 H 11
 RBI 9
 BB 3
 SO 13
 LOB 12





Batter	1	2	3	4	5	6	7	8	9	AB	R	H	RBI	BB	SO	LOB	BOTTOM		
Tony Taylor, R (1, 4) OBP: 0.366, SLG: 0.397	0-0 2B 1B	0-0 F8 1B 1B		0-0 1-3		0-0 6-3		0-0 FC3-6 1-2		5	2	2	0	0	0	1			
Johnny Callison, L (1, 9) OBP: 0.397, SLG: 0.536	0-0 2B 1B	0-0 F8 1B		0-0 L9		0-0 1B		0-0 G3		5	1	2	0	0	0	2			
Tony Gonzalez, L (1, 8) OBP: 0.391, SLG: 0.505	0-0 1B 2B	0-0 S 1B		0-0 4-3		0-0 L7		0-0 3-1		5	0	2	2	0	0	2			
Roy Sievers, R (1, 3) OBP: 0.335, SLG: 0.387	0-0 G3 1B	0-0 5-3		0-3 K		0-0 F8		0-0 P4		5	1	1	1	0	1	2			
Wes Covington, L (1, 7) OBP: 0.309, SLG: 0.411	0-0 G3		0-3 K		4-0 HBP 1B BB		0-0 F2		0-0 P4	3	1	0	0	1	1	1			
Jacke Davis, R (8, 7) OBP: 0.279, SLG: 0.328	0-0 2-3		0-0 K		0-0 HBP 1B BB		0-0 F2		0-0 P4	1	0	0	0	0	0	0			
Don Demeter, R (1, 5) OBP: 0.344, SLG: 0.497	1-0 1B HBP		0-0 K		0-0 1B HBP		0-0 6-3		0-0 F8	4	0	2	0	0	0	0			
Clay Dalrymple, L (1, 2) OBP: 0.432, SLG: 0.434	0-0 1B		4-0 BB		1-0 1B HBP		4-0 FC6-4 BB			1	0	1	1	2	0	0			
Bobby Wine, R (1, 6) OBP: 0.238, SLG: 0.294	0-3 K		0-0 7-4		0-0 1B		0-0 FC6-4			4	0	1	1	0	1	5			
Dennis Bennett, L (1, 1) OBP: 0.211, SLG: 0.118		0-0 G3		0-0 4-3		0-0 F7		0-0 FC3-6 1B		4	0	1	0	0	0	3			
Cal McLish, S (9, 1) OBP: 0.167, SLG: 0.091										0	0	0	0	0	0	0			
Chris Short, R (9, 1) OBP: 0.182, SLG: 0.300										0	0	0	0	0	0	0			
Jack Baldschun, R (9, 1) OBP: 0.300, SLG: 0.333										0	0	0	0	0	0	0			
Inning Stats	R: 3 E: 0 K: 1 S: 9	H: 5 LOB: 2 BB: 0 P: 10	R: 1 E: 0 K: 0 S: 5	H: 2 LOB: 0 BB: 0 P: 5	R: 0 E: 0 K: 1 S: 5	H: 1 LOB: 1 BB: 1 P: 9	R: 0 E: 0 K: 0 S: 3	H: 0 LOB: 0 BB: 0 P: 3	R: 1 E: 0 K: 1 S: 7	H: 2 LOB: 3 BB: 1 P: 12	R: 0 E: 0 K: 0 S: 4	H: 1 LOB: 1 BB: 0 P: 4	R: 0 E: 0 K: 0 S: 3	H: 1 LOB: 0 BB: 0 P: 4	R: 0 E: 0 K: 0 S: 3	H: 0 LOB: 0 BB: 0 P: 3	1B: 10 2B: 3 3B: 0 HR: 0	SF: 0 SAC: 0 DP: 1 HBP: 2	WP: 0 PA: 42 PB: 0 SB: 3 CS: 0
PITCHER	IP	WLS	BF	H	R	ER	SO	BB	IBB	HBP	BLK	WP	HR	S	P	ERA	WHIP		
Cal Koonce, R (1, 1) ERA: 4.54	0.2		7	5	3	3	0	0	0	1	0	0	0	6	7	40.50	7.500		
Glen Hobbie, R (1, 1) ERA: 5.25	5.1		24	6	2	2	3	2	0	1	0	0	0	27	36	3.38	1.500		
Dave Gerard, R (7, 1) ERA: 3.6	3.0	W	11	1	0	0	0	1	0	0	0	0	0	10	14	0.00	0.667		

Chicago Cubs @ Philadelphia Phillies
 Connie Mack Stadium, Philadelphia, PA
 Tue Jun 19 1962, 7:05 PM EDT
 Att: 6,464 - Cloudy

AB 37
 R 5
 H 12
 RBI 5
 BB 3
 SO 3
 LOB 16



Batter	1	2	3	4	5	6	7	8	9	AB	R	H	RBI	BB	SO	LOB	TOP
Lou Brock, L (1.8) OBP: 0.312, SLG: 0.451	F8	K			F7		P6		F7	5	0	0	0	0	1	2	Chicago Cubs @ Philadelphia Phillies Connie Mack Stadium, Philadelphia, PA Thu Jun 21 1962, 7:05 PM EDT Att: 7,533 - Unknown AB 31 R 0 H 5 RBI 0 BB 5 SO 7 LOB 19 
Ken Hubbs, R (1.4) OBP: 0.296, SLG: 0.356	14 BB 1B		F8		K		4-0 BB			3	0	1	0	1	1	0	
Billy Williams, L (1.7) OBP: 0.410, SLG: 0.575	14 BB 1B		14 BB 14 S BB		G3		4-3			3	0	1	0	1	0	2	
14 Ernie Banks, R (1.3) OBP: 0.306, SLG: 0.521	1-2 BB		K		6-3		5-3			3	0	0	0	1	1	1	
Ron Santo, R (1.5) OBP: 0.328, SLG: 0.424	P4						FC6-4 1B			3	0	2	0	1	0	3	
Bob Will, L (1.9) OBP: 0.339, SLG: 0.391	4-3		F8		K		F8			4	0	0	0	0	1	7	
Andre Rodgers, R (1.6) OBP: 0.373, SLG: 0.452		SH1-4 1B			F9		L7		FC6-4	4	0	1	0	0	0	2	
Moe Thacker, R (1.2) OBP: 0.298, SLG: 0.302		K			6-3		FC4-6 BB		P4	2	0	0	0	1	1	1	
Jim McKnight, R (9, PH) OBP: 0.273, SLG: 0.281										1	0	0	0	0	0	0	
Dick Ellsworth, L (1.1) OBP: 0.278, SLG: 0.071		SH1-4			K		FC4-6 BB		K	1	0	0	0	0	0	1	
Don Landrum, L (7, PH) OBP: 0.420, SLG: 0.304										0	0	0	0	0	0	0	
Alex Garamendi, L (7, PH) OBP: 0.240, SLG: 0.213										0	0	0	0	0	0	0	
Barney Schultz, R (7, 1) OBP: 0.240, SLG: 0.213										0	0	0	0	0	0	0	
Don Elston, R (8, 1) OBP: 0.289, SLG: 0.522										1	0	0	0	0	0	1	
George Altman, L (8, PH) OBP: 0.289, SLG: 0.522										0	0	0	0	0	0	0	
Inning Stats	R: 0 H: 2 E: 0 LOB: 3 K: 0 BB: 1 S: 5 P: 9	R: 0 H: 1 E: 0 LOB: 1 K: 2 BB: 0 S: 8 P: 8	R: 0 H: 0 E: 1 LOB: 2 K: 1 BB: 2 S: 5 P: 13	R: 0 H: 0 E: 0 LOB: 0 K: 1 BB: 0 S: 5 P: 5	R: 0 H: 0 E: 0 LOB: 0 K: 1 BB: 0 S: 5 P: 5	R: 0 H: 1 E: 0 LOB: 1 K: 1 BB: 0 S: 6 P: 6	R: 0 H: 0 E: 0 LOB: 2 K: 0 BB: 2 S: 3 P: 11	R: 0 H: 1 E: 0 LOB: 1 K: 1 BB: 0 S: 4 P: 4	R: 0 H: 0 E: 0 LOB: 0 K: 1 BB: 0 S: 5 P: 5	1B: 5 SF: 0 2B: 0 SAC: 1 3B: 0 DP: 0 HR: 0 HBP: 0	WP: 0 PA: 37 PB: 0 SB: 1 CS: 0						
PITCHER Art Mahaffey, R (1, 1) ERA: 3.96	IP: 9.0 WLS: 7 BF: 37 H: 5 R: 0 ER: 0 SO: 7 BB: 5 IBB: 0 HBP: 0 BLK: 0 WP: 0 HR: 0 S: 46 P: 66 ERA: 0.00 WHIP: 1.111																

Batter	1	2	3	4	5	6	7	8	9	AB	R	H	RBI	BB	SO	LOB	BOTTOM
Tony Taylor, R (1.4) OBP: 0.368, SLG: 0.396	6-3		1B WP 1B		1B 1-2 BB		6-3			3	1	1	0	1	0	0	Chicago Cubs @ Philadelphia Phillies Connie Mack Stadium, Philadelphia, PA Thu Jun 21 1962, 7:05 PM EDT Att: 7,533 - Unknown AB 30 R 3 H 7 RBI 2 BB 4 SO 2 LOB 20 
Johnny Callison, L (1.9) OBP: 0.395, SLG: 0.531	6-3		WP FC3-2 1B		L8		F9			4	0	1	0	0	0	2	
Ted Savage, R (1.7) OBP: 0.373, SLG: 0.417	E 1B		FC3-2 CS		1-2 2-H 2-H 1B				PB 1B	4	1	3	1	0	0	1	
Roy Sievers, R (1.3) OBP: 0.333, SLG: 0.381	E5 FC6-4		CS		6-3		6-3		K2-3	3	0	0	0	0	1	4	
Don Demeter, R (1.5) OBP: 0.347, SLG: 0.492	FC6-4				F8		SH5-3 BB		1B BB	2	0	0	0	2	0	3	
Tony Gonzalez, L (1.8) OBP: 0.391, SLG: 0.502		K			P6		SH5-3		1-3 2-H 1B	3	0	1	1	0	1	1	
Sammy White, R (1.2) OBP: 0.214, SLG: 0.346		5-3			FC6-4		6-3		4-3	4	0	0	0	0	0	4	
Bobby Wine, R (1.6) OBP: 0.248, SLG: 0.305		1-3					FC1-5 2B		FC6-4 IBB	3	0	1	0	1	0	1	
Art Mahaffey, R (1, 1) OBP: 0.195, SLG: 0.211			F9		FC1-5 BB		6-3		FC6-4	4	1	0	0	0	0	4	
Inning Stats	R: 0 H: 1 E: 1 LOB: 2 K: 0 BB: 0 S: 5 P: 5	R: 0 H: 0 E: 0 LOB: 0 K: 1 BB: 0 S: 5 P: 5	R: 1 H: 2 E: 0 LOB: 0 K: 0 BB: 0 S: 4 P: 4	R: 0 H: 0 E: 0 LOB: 1 K: 0 BB: 0 S: 3 P: 4	R: 1 H: 2 E: 0 LOB: 2 K: 0 BB: 1 S: 5 P: 9	R: 0 H: 0 E: 0 LOB: 1 K: 0 BB: 1 S: 3 P: 7	R: 0 H: 0 E: 0 LOB: 0 K: 0 BB: 0 S: 3 P: 3	R: 1 H: 2 E: 0 LOB: 3 K: 1 BB: 2 S: 7 P: 15	1B: 6 SF: 0 2B: 1 SAC: 1 3B: 0 DP: 0 HR: 0 HBP: 1	WP: 1 PA: 37 PB: 1 SB: 1 CS: 1							
PITCHER Dick Ellsworth, L (1, 1) ERA: 5.63	IP: 6.0 WLS: 6 BF: 26 H: 5 R: 2 ER: 2 SO: 2 BB: 2 IBB: 0 HBP: 0 BLK: 0 WP: 1 HR: 0 S: 25 P: 34 ERA: 3.00 WHIP: 1.167																
Barney Schultz, R (7, 1) ERA: 4.61	1.1 7 2 1 1 1 1 0 0 0 0 0 8 12 6.75 2.250																
Don Elston, R (8, 1) ERA: 1.46	0.2 3 0 0 0 0 0 0 1 0 0 0 0 0 2 6 0.00 0.000																

Batter	1	2	3	4	5	6	7	8	9	AB	R	H	RBI	BB	SO	LOB	TOP										
Curt Flood, R OBP: 0.361, SLG: 0.444 (1, 8)	0-0 6-3	0-0 FC6-2 1B		0-0 1B		0-0 WP 2B			0-0 P4	5	2	2	0	0	0	3											
Julian Javier, R OBP: 0.295, SLG: 0.315 (1, 4)	0-0 6-3	0-0 1B		0-0 F8		0-0 1B			0-0 P4	5	0	2	2	0	0	1											
Bill White, L OBP: 0.345, SLG: 0.465 (1, 9)	0-3 K	0-0 F3		0-0 F8			0-0 3-1		4-0 BB	4	0	0	0	1	1	4											
Stan Musial, L OBP: 0.411, SLG: 0.509 Bobby Gene Smith, R OBP: 0.247, SLG: 0.263 (7, 7)		0-0 HR			0-0 FC3-6 1B		0-0 6-3		0-0 F9	4	1	3	3	0	0	0											
Ken Boyer, R OBP: 0.377, SLG: 0.460 (1, 5)		0-0 BB		0-0 K			0-0 E6			3	1	0	0	1	1	3											
Fred Whitfield, L OBP: 0.356, SLG: 0.512 (1, 3)		0-0 1B		0-0 1-3		0-0 FC3-6		0-0 F8		4	1	1	0	0	0	2											
Carl Sawatski, L OBP: 0.413, SLG: 0.513 (1, 2)		4-0 1B		0-0 L4		0-0 4-3		0-0 P5		3	0	0	0	1	0	1											
Dal Maxvill, R OBP: 0.111, SLG: 0.111 (1, 6)		0-0 FC6-2 1B		0-0 F7		0-0 5-3		0-0 F7		4	1	1	1	0	0	0											
Larry Jackson, R OBP: 0.302, SLG: 0.289 Lindy McDaniel, R (9, 1)		0-0 1B		0-0 6-3		0-0 1-3		0-0 4-3		4	1	1	1	0	0	0											
Inning Stats	R: 0 E: 0 K: 1 S: 5	H: 0 LOB: 0 BB: 0 P: 5	R: 6 E: 0 K: 0 S: 9	H: 6 LOB: 2 BB: 2 P: 17	R: 0 E: 0 K: 0 S: 3	H: 0 LOB: 0 BB: 0 P: 3	R: 0 E: 0 K: 0 S: 4	H: 1 LOB: 1 BB: 0 P: 4	R: 0 E: 0 K: 1 S: 6	H: 1 LOB: 1 BB: 0 P: 6	R: 1 E: 0 K: 0 S: 4	H: 2 LOB: 1 BB: 0 P: 4	R: 0 E: 1 K: 0 S: 4	H: 0 LOB: 1 BB: 0 P: 4	R: 0 E: 0 K: 0 S: 3	H: 0 LOB: 0 BB: 0 P: 3	R: 0 E: 0 K: 0 S: 3	H: 0 LOB: 1 BB: 1 P: 7	1B: 8 2B: 1 3B: 0 HR: 1	SF: 0 SAC: 0 DP: 0 HBP: 0	WP: 1 PB: 0 SB: 1 CS: 0	PA: 40					
PITCHER	IP	WLS	BF	H	R	ER	SO	BB	IBB	HBP	BLK	WP	HR	S	P	ERA	WHIP										
Paul Brown, R ERA: 5.79 (1, 1)	1.0	L	9	4	6	6	1	2	0	0	0	0	1	9	17	54.00	6.000										
Dallas Green, R ERA: 4.03 (2, 1)	6.0		24	6	1	1	1	0	0	0	0	1	0	26	26	1.50	1.000										
Jack Hamilton, R ERA: 5.61 (8, 1)	2.0		7	0	0	0	0	1	0	0	0	0	0	6	10	0.00	0.500										

St. Louis Cardinals @ Philadelphia Phillies
 Connie Mack Stadium, Philadelphia, PA
 Fri Jun 22 1962, 7:05 PM EDT
 Unknown

AB 37
 R 7
 H 10
 RBI 7
 BB 3
 SO 2
 LOB 15



Batter	1	2	3	4	5	6	7	8	9	AB	R	H	RBI	BB	SO	LOB	BOTTOM										
Tony Taylor, R OBP: 0.365, SLG: 0.393 (1, 4)	0-0 1-3		0-0 G4-6-3 1B		0-3 K			0-0 F3	0-0 FC5	5	0	1	0	0	1	3											
Johnny Callison, L OBP: 0.389, SLG: 0.522 (1, 9)	0-0 F9		0-0 G4-6-3		0-3 K2-3		0-0 5-3		0-0 2-3f	4	0	0	0	0	1	1											
Tony Gonzalez, L OBP: 0.392, SLG: 0.517 (1, 8)	0-0 3B			0-0 6-3		0-0 G3		0-0 HR		4	2	2	1	0	0	0											
Roy Sievers, R OBP: 0.332, SLG: 0.389 (1, 3)	0-0 1-H			0-3 K		0-0 F8		0-0 6-3		4	0	1	1	0	1	0											
Wes Covington, L OBP: 0.321, SLG: 0.430 (1, 7)	0-0 4-3			0-0 1B		0-0 E		0-0 1B	0-0 1B	4	1	3	0	0	0	1											
Don Demeter, R OBP: 0.345, SLG: 0.488 (1, 5)		0-0 G6-4-3 1B		0-0 P4		0-0 E6		0-0 F8		4	0	1	0	0	0	3											
Sammy White, R OBP: 0.211, SLG: 0.333 Clay Dalrymple, L OBP: 0.441, SLG: 0.438 (5, PH) (6, 2)		0-0 G6-4-3		0-0 4-3		0-0 BB		0-0 FC5	0-0 1B	1	0	0	0	0	0	1											
Bobby Wine, R OBP: 0.245, SLG: 0.302 Billy Klaus, L OBP: 0.287, SLG: 0.268 (6, 6) (6, 6)		0-0 1-3		0-0 4-3		0-0 F5		0-0 1B	0-0 1B	1	0	0	0	0	0	0											
Paul Brown, R OBP: 0.300, SLG: 0.333 Dallas Green, L OBP: 0.273, SLG: 0.111 Frank Torre, L OBP: 0.410, SLG: 0.371 Jack Hamilton, R OBP: 0.143, SLG: 0.077 Ted Savage, R OBP: 0.371, SLG: 0.414 (7, PH) (8, 1) (9, PH)			0-0 G3		0-3 K		0-0 G4-3		0-0 P4	0	0	0	0	0	0	0											
Inning Stats	R: 1 E: 0 K: 0 S: 5	H: 2 LOB: 1 BB: 0 P: 5	R: 0 E: 0 K: 0 S: 3	H: 1 LOB: 0 BB: 0 P: 3	R: 0 E: 0 K: 1 S: 6	H: 1 LOB: 1 BB: 0 P: 6	R: 0 E: 0 K: 2 S: 7	H: 0 LOB: 1 BB: 1 P: 11	R: 0 E: 0 K: 1 S: 5	H: 0 LOB: 0 BB: 0 P: 5	R: 0 E: 1 K: 0 S: 4	H: 1 LOB: 2 BB: 0 P: 5	R: 1 E: 0 K: 0 S: 4	H: 1 LOB: 0 BB: 0 P: 4	R: 0 E: 0 K: 0 S: 6	H: 3 LOB: 2 BB: 0 P: 6	1B: 7 2B: 1 3B: 1 HR: 1	SF: 0 SAC: 0 DP: 3 HBP: 1	WP: 0 PB: 1 SB: 0 CS: 0	PA: 37							
PITCHER	IP	WLS	BF	H	R	ER	SO	BB	IBB	HBP	BLK	WP	HR	S	P	ERA	WHIP										
Larry Jackson, R ERA: 4.34 (1, 1)	8.1	W	35	10	3	3	4	1	0	1	0	0	1	41	46	3.24	1.320										
Lindy McDaniel, R ERA: 2.69 (9, 1)	0.2	S	2	0	0	0	0	0	0	0	0	0	0	2	2	0.00	0.000										

St. Louis Cardinals @ Philadelphia Phillies
 Connie Mack Stadium, Philadelphia, PA
 Fri Jun 22 1962, 7:05 PM EDT
 Unknown

AB 35
 R 3
 H 10
 RBI 3
 BB 1
 SO 4
 LOB 19



Batter	1	2	3	4	5	6	7	8	9	AB	R	H	RBI	BB	SO	LOB	TOP			
Curt Flood, R OBP: 0.362, SLG: 0.444 (1, 8)	L9		6-3		WP BB 1B		1B		6-3	5	0	2	0	0	0	1				
Julian Javier, R OBP: 0.302, SLG: 0.317 (1, 4)	6-3				WP BB 1-2			G3 1B		2	0	1	0	2	0	0				
Bill White, L OBP: 0.340, SLG: 0.458 (1, 3)	F8		F2		5-3			G3		4	0	0	0	0	0	4				
Fred Whitfield, L OBP: 0.356, SLG: 0.512 (8, 3)					1-2 2-3			1-2		0	0	0	0	0	0	0				
Stan Musial, L OBP: 0.410, SLG: 0.506 (1, 7)		6-3			FC5-4 1B			P4		3	0	1	0	0	1	0				
Doug Clemens, L OBP: 0.340, SLG: 0.253 (6, 7)								1B		1	0	0	0	0	0	1				
Ken Boyer, R OBP: 0.375, SLG: 0.456 (1, 5)		4-3			L9			6-3		4	0	1	0	0	0	2				
Charlie James, R OBP: 0.333, SLG: 0.379 (1, 9)					F5			P5		4	0	0	0	0	0	2				
Gene Oliver, R OBP: 0.344, SLG: 0.401 (1, 2)					P6	FC5-4 1-2		F8		4	1	1	1	0	0	2				
Dal Maxvill, R OBP: 0.154, SLG: 0.154 (1, 6)					HR 1B			5-3		4	1	1	0	0	0	0				
Ernie Broglio, R OBP: 0.150, SLG: 0.105 (1, 1)								5-3		0	0	0	0	0	0	0				
Don Ferrarese, R OBP: 0.697, SLG: 1.667 (2, 1)								L3		1	0	0	0	0	0	0				
Ed Bauta, R OBP: 0.250, SLG: 0.250 (6, 1)										1	0	0	0	0	0	0				
Red Schoendienst, S OBP: 0.411, SLG: 0.493 (9, PH)					1-H HR					1	0	1	0	0	0	0				
Inning Stats	R: 0 E: 0 K: 0 S: 3	H: 0 LOB: 0 BB: 0 P: 3	R: 0 E: 0 K: 0 S: 3	H: 0 LOB: 0 BB: 0 P: 3	R: 2 E: 0 K: 0 S: 5	H: 2 LOB: 1 BB: 1 P: 9	R: 0 E: 0 K: 0 S: 4	H: 1 LOB: 2 BB: 0 P: 4	R: 0 E: 0 K: 1 S: 6	H: 1 LOB: 1 BB: 0 P: 6	R: 0 E: 0 K: 0 S: 3	H: 1 LOB: 1 BB: 0 P: 3	R: 0 E: 0 K: 0 S: 4	H: 1 LOB: 1 BB: 0 P: 4	R: 1 E: 0 K: 0 S: 5	H: 2 LOB: 1 BB: 0 P: 5	1B: 7 2B: 0 3B: 0 HR: 2	SF: 0 SAC: 0 DP: 0 HBP: 0	WP: 1 PB: 0 SB: 0 CS: 0	PA: 37
PITCHER Jim Owens, R ERA: 6.18 (1, 1)	IP: 9.0 WLS: W BF: 37 H: 9 R: 3 ER: 3 SO: 2 BB: 2 IBB: 0 HBP: 0 BLK: 0 WP: 1 HR: 2 S: 39 P: 47 ERA: 3.00 WHIP: 1.222																			

St. Louis Cardinals @ Philadelphia Phillies
 Connie Mack Stadium, Philadelphia, PA
 Fri Jun 22 1962, 7:05 PM EDT
 Att: 27,069 - Unknown

AB 33
 R 3
 H 8
 RBI 1
 BB 2
 SO 1
 LOB 12



Batter	1	2	3	4	5	6	7	8	9	AB	R	H	RBI	BB	SO	LOB	BOTTOM			
Tony Taylor, R OBP: 0.362, SLG: 0.387 (1, 4)	BB BB 2B	F8	L8		F8		K			4	1	0	0	1	1	3				
Johnny Callison, L OBP: 0.393, SLG: 0.520 (1, 9)	BB BB 2B	HR		SH1-3 2B	K		1-3			3	3	1	0	2	1	1				
Tony Gonzalez, L OBP: 0.390, SLG: 0.510 (1, 8)	F7	HR		SH1-3	G3		G3			3	1	0	0	1	0	3				
Roy Sievers, R OBP: 0.338, SLG: 0.413 (1, 3)	F7									4	2	2	4	1	0	2				
Dallas Green, L OBP: 0.273, SLG: 0.111 (8, PR)		HR								0	1	0	0	0	0	0				
Frank Torre, L OBP: 0.410, SLG: 0.371 (9, 3)		HR								0	0	0	0	0	0	0				
Wes Covington, L OBP: 0.324, SLG: 0.426 (1, 7)	2B									1	0	0	0	1	1	0				
Ted Savage, R OBP: 0.376, SLG: 0.422 (4, PH)	2B									2	2	1	1	1	1	1				
Don Demeter, R OBP: 0.395, SLG: 0.522 (1, 5)										4	1	4	5	0	0	0				
Clay Dalrymple, L OBP: 0.345, SLG: 0.432 (1, 2)										2	0	0	0	3	0	2				
Bobby Wine, R OBP: 0.235, SLG: 0.291 (1, 6)	F7									4	0	0	1	0	0	7				
Jim Owens, R OBP: 0.200, SLG: 0.111 (1, 1)										2	0	0	0	1	2	2				
Inning Stats	R: 2 E: 0 K: 0 S: 4	H: 1 LOB: 3 BB: 4 P: 20	R: 3 E: 0 K: 2 S: 8	H: 1 LOB: 2 BB: 2 P: 16	R: 0 E: 0 K: 0 S: 4	H: 1 LOB: 2 BB: 1 P: 8	R: 3 E: 0 K: 0 S: 7	H: 4 LOB: 1 BB: 0 P: 7	R: 0 E: 0 K: 1 S: 5	H: 0 LOB: 2 BB: 1 P: 9	R: 1 E: 0 K: 1 S: 5	H: 0 LOB: 2 BB: 2 P: 14	R: 0 E: 0 K: 1 S: 5	H: 0 LOB: 0 BB: 0 P: 5	R: 2 E: 0 K: 1 S: 6	H: 1 LOB: 1 BB: 1 P: 10	1B: 2 2B: 4 3B: 0 HR: 2	SF: 1 SAC: 2 DP: 0 HBP: 1	WP: 2 PB: 0 SB: 0 CS: 0	PA: 44
PITCHER Ernie Broglio, R ERA: 3.76 (1, 1)	IP: 1.2 WLS: L BF: 13 H: 2 R: 5 ER: 5 SO: 1 BB: 5 IBB: 0 HBP: 0 BLK: 0 WP: 0 HR: 1 S: 9 P: 33 ERA: 27.00 WHIP: 4.200																			
Don Ferrarese, L ERA: 4.13 (2, 1)	3.2 21 5 4 4 2 4 0 1 0 2 0 20 37 9.82 2.455																			
Ed Bauta, R ERA: 3.38 (6, 1)	2.2 10 1 2 2 3 1 0 0 0 0 1 15 19 6.75 0.750																			

St. Louis Cardinals @ Philadelphia Phillies
 Connie Mack Stadium, Philadelphia, PA
 Fri Jun 22 1962, 7:05 PM EDT
 Att: 27,069 - Unknown

AB 29
 R 11
 H 8
 RBI 11
 BB 11
 SO 6
 LOB 21



Batter	1	2	3	4	5	6	7	8	9	AB	R	H	RBI	BB	SO	LOB	TOP									
Curt Flood, R OBP: 0.364, SLG: 0.448 (1, 8)	5-3		L9		SH1-3 1B			1B SH3-4	K	6	2	3	2	0	1	2										
Julian Javier, R OBP: 0.298, SLG: 0.313 (1, 4)	P4		G5-4-3		SH1-3		4-3	SH3-4		3	0	0	0	0	0	2										
Charlie James, R OBP: 0.342, SLG: 0.380 (1, 9)	4-3			E6 2B		HR 1B		FC4-6 1B		5	2	2	2	0	0	0										
Ken Boyer, R OBP: 0.372, SLG: 0.463 (1, 5)		P3		F8		HR		FC4-6 BB		5	1	1	3	0	0	2										
Gene Oliver, R OBP: 0.357, SLG: 0.410 (1, 2) (5, 3)				E7						2	1	1	0	3	0	1										
Dal Maxvill, R OBP: 0.154, SLG: 0.154 (8, PR) (8, 6)	1B 2B			2B G3		FC6-4 BB		S 1B BB		0	0	0	0	0	0	0										
Bobby Gene Smith, R OBP: 0.297, SLG: 0.296 (1, 7)					FC6-4			5-3		5	0	3	1	0	0	3										
Bill White, L OBP: 0.338, SLG: 0.454 (1, 3)				G3			FC2-6 BB			2	0	0	1	0	1	3	AB									
Jimmie Schaffer, R OBP: 0.375, SLG: 0.300 (5, 2)	K									1	0	0	0	2	0	2	R									
Julio Gotay, R OBP: 0.350, SLG: 0.347 (1, 6)	P3			F8						4	2	1	0	0	0	4	H									
Fred Whitfield, L OBP: 0.346, SLG: 0.500 (8, 3)						FC2-6 2B		1B 1B	K	1	0	0	0	0	1	1	RBI									
Bob Gibson, R OBP: 0.297, SLG: 0.219 (1, 1)				G5-4-3 1B		P6		SH3-4 1B	K	5	1	2	0	0	1	2	BB									
Inning Stats	R: 0 E: 0 K: 0 S: 3	H: 0 LOB: 0 BB: 0 P: 3	R: 0 E: 0 K: 1 S: 7	H: 2 LOB: 2 BB: 0 P: 7	R: 0 E: 0 K: 0 S: 3	H: 1 LOB: 0 BB: 0 P: 3	R: 2 E: 2 K: 0 S: 6	H: 1 LOB: 1 BB: 0 P: 6	R: 3 E: 0 K: 0 S: 6	H: 3 LOB: 1 BB: 1 P: 10	R: 1 E: 0 K: 0 S: 4	H: 1 LOB: 1 BB: 1 P: 8	R: 0 E: 0 K: 0 S: 4	H: 1 LOB: 2 BB: 1 P: 8	R: 3 E: 0 K: 0 S: 7	H: 4 LOB: 2 BB: 1 P: 11	R: 0 E: 0 K: 3 S: 9	H: 0 LOB: 1 BB: 1 P: 13	1B: 9 2B: 3 3B: 0 HR: 1	SF: 0 SAC: 2 DP: 1 HBP: 0	WP: 0 PB: 0 SB: 2 CS: 0	PA: 46				
PITCHER	IP	WLS	BF	H	R	ER	SO	BB	IBB	HBP	BLK	WP	HR	S	P	ERA	WHIP									
Bill Smith, L ERA: 5.4 (1, 1)	5.0	L	24	7	5	3	1	1	0	0	0	0	1	25	29	5.40	1.600									
Paul Brown, R ERA: 6.2 (6, 1)	3.0		18	6	4	4	0	3	0	0	0	0	0	15	27	12.00	3.000									
Jack Hamilton, R ERA: 5.54 (9, 1)	1.0		4	0	0	0	3	1	0	0	0	0	0	9	13	0.00	1.000									

St. Louis Cardinals @ Philadelphia Phillies
 Connie Mack Stadium, Philadelphia, PA
 Sat Jun 23 1962, 3:33 AM EDT
 Att: 5,893 - Unknown

AB 39
 R 9
 H 13
 RBI 9
 BB 5
 SO 4
 LOB 22



Batter	1	2	3	4	5	6	7	8	9	AB	R	H	RBI	BB	SO	LOB	BOTTOM								
Tony Taylor, R OBP: 0.364, SLG: 0.388 (1, 4)	S 1B		FC6-4 1B		6-3			F9		4	0	2	0	0	0	0									
Johnny Callison, L OBP: 0.387, SLG: 0.512 (1, 9)	K		FC6-4			K			6-3	4	0	0	1	0	2	3									
Tony Gonzalez, L OBP: 0.392, SLG: 0.509 (1, 8)	K		K			G6-4-3 1B			1B	4	0	2	0	0	2	3									
Roy Sievers, R OBP: 0.332, SLG: 0.404 (1, 3)	F8		F7			G6-4-3			F8	4	0	0	0	0	0	5									
Wes Covington, L OBP: 0.315, SLG: 0.414 (1, 7)		6-3		3-1			F8		F8	4	0	0	0	0	0	1									
Don Demeter, R OBP: 0.395, SLG: 0.519 (1, 5)		G4-6-3 1B		6-3			K			3	0	1	0	0	1	0									
Clay Dalrymple, L OBP: 0.338, SLG: 0.423 (1, 2)		G4-6-3		P4			L1			3	0	0	0	0	0	1	AB								
Bobby Wine, R OBP: 0.237, SLG: 0.292 (1, 6)					6-3			F4		3	1	1	0	0	0	0	R								
Bill Smith, L (1, 1)										1	0	0	0	0	0	1	H								
Jacke Davis, R OBP: 0.274, SLG: 0.322 (5, PH)										1	0	0	0	0	1	0	RBI								
Paul Brown, R OBP: 0.300, SLG: 0.333 (6, 1)										0	0	0	0	0	0	0	BB								
Frank Torre, L OBP: 0.405, SLG: 0.366 (8, PH)										0	0	0	0	0	0	0	SO								
Jack Hamilton, R OBP: 0.143, SLG: 0.077 (9, 1)										0	0	0	0	0	0	0	LOB								
Inning Stats	R: 0 E: 0 K: 2 S: 8	H: 1 LOB: 1 BB: 0 P: 8	R: 0 E: 0 K: 0 S: 3	H: 1 LOB: 0 BB: 0 P: 3	R: 1 E: 1 K: 1 S: 8	H: 2 LOB: 2 BB: 0 P: 8	R: 0 E: 0 K: 0 S: 3	H: 0 LOB: 0 BB: 0 P: 3	R: 0 E: 0 K: 1 S: 5	H: 0 LOB: 0 BB: 0 P: 5	R: 0 E: 0 K: 1 S: 5	H: 1 LOB: 0 BB: 0 P: 5	R: 0 E: 0 K: 1 S: 5	H: 0 LOB: 0 BB: 0 P: 5	R: 0 E: 0 K: 0 S: 3	H: 0 LOB: 0 BB: 0 P: 3	R: 0 E: 0 K: 0 S: 4	H: 1 LOB: 1 BB: 0 P: 4	1B: 6 2B: 0 3B: 0 HR: 0	SF: 0 SAC: 0 DP: 2 HBP: 0	WP: 0 PB: 0 SB: 1 CS: 0	PA: 32			
PITCHER	IP	WLS	BF	H	R	ER	SO	BB	IBB	HBP	BLK	WP	HR	S	P	ERA	WHIP								
Bob Gibson, R ERA: 2.76 (1, 1)	9.0	W	32	6	1	0	6	0	0	0	0	0	0	44	44	0.00	0.667								

St. Louis Cardinals @ Philadelphia Phillies
 Connie Mack Stadium, Philadelphia, PA
 Sat Jun 23 1962, 3:33 AM EDT
 Att: 5,893 - Unknown

AB 32
 R 1
 H 6
 RBI 1
 BB 0
 SO 6
 LOB 14



Batter	1	2	3	4	5	6	7	8	9	AB	R	H	RBI	BB	SO	LOB	TOP			
Curt Flood, R OBP: 0.365, SLG: 0.447 (1, 8)	0-0 SH3 WP 1B		0-3 K		0-0 F9 BB 1B		0-0 5-3		0-0 F9	5	0	2	0	0	1	1				
Julian Javier, R OBP: 0.305, SLG: 0.314 (1, 4)	4-0 SH3 BB		0-0 6-3		4-0 BB 1-2 BB		0-0 G1-4-3 1B			2	0	1	0	2	0	0				
Charlie James, R OBP: 0.342, SLG: 0.396 (1, 9)	0-0 SH3		0-0 3B		0-0 F9 2-3		0-0 G1-4-3			3	0	1	0	0	0	3				
Ken Boyer, R OBP: 0.371, SLG: 0.458 (1, 5)	4-0 FC5-4 IBB		0-3 K		0-0 F8				0-0 E5 G6-4-3	3	0	0	0	1	1	3				
Gene Oliver, R OBP: 0.360, SLG: 0.404 (1, 3)	0-0 P4			4-0 F9 6-3 BB		4-0 1B G6-4-3 BB		0-0 G6-4-3		2	1	0	0	2	0	4				
Bobby Gene Smith, R OBP: 0.269, SLG: 0.298 (1, 7)	0-0 FC5-4			0-0 6-3		0-0 G6-4-3 1B		0-3 K		3	0	1	0	0	0	4				
Bobby Shantz, R (6, 1)	1-2			1-2		1-3				1	0	0	0	0	1	0				
Jimmie Schaffer, R OBP: 0.357, SLG: 0.292 (1, 2)		0-0 F8		0-0 F9		0-0 G6-4-3			0-0 WP 1B	4	0	1	0	0	0	2	AB 31			
Julio Gotay, R OBP: 0.347, SLG: 0.344 (1, 6)		0-0 5-3		0-0 5-3		0-0			0-0 6-3	2	0	0	0	0	0	1	R 1			
Stan Mustaj, L OBP: 0.411, SLG: 0.506 (6, PH)									0-0 FC5-4 1B	2	0	1	0	0	0	1	H 7			
Ray Sadecki, L OBP: 0.115, SLG: 0.231 (1, 1)		0-0 3-1				0-3 K			0-0 1-3	2	0	0	0	0	1	0	RBI 0			
Dal Maxwell, R OBP: 0.143, SLG: 0.143 (6, PH)						0-0 FC5-4				1	0	0	0	0	0	1	BB 5			
Red Schoendienst, S OBP: 0.405, SLG: 0.486 (9, PH)						1-2				1	0	0	0	0	0	1	SO 4			
Inning Stats	R: 0 E: 0 K: 0 S: 4	H: 1 LOB: 3 BB: 2 P: 12	R: 0 E: 0 K: 0 S: 3	H: 0 LOB: 0 BB: 0 P: 3	R: 0 E: 0 K: 2 S: 8	H: 1 LOB: 1 BB: 0 P: 8	R: 0 E: 0 K: 0 S: 3	H: 0 LOB: 1 BB: 1 P: 7	R: 0 E: 0 K: 1 S: 6	H: 1 LOB: 2 BB: 1 P: 10	R: 0 E: 0 K: 0 S: 3	H: 1 LOB: 0 BB: 0 P: 3	R: 0 E: 1 K: 1 S: 5	H: 0 LOB: 0 BB: 0 P: 5	R: 0 E: 0 K: 0 S: 4	H: 1 LOB: 1 BB: 0 P: 4	1B: 6 2B: 0 3B: 1 HR: 0	SF: 0 SAC: 1 DP: 3 HBP: 0	WP: 2 PB: 0 SB: 0 CS: 0	PA: 37
PITCHER Chris Short, L ERA: 3.34 (1, 1)	IP: 9.0 WLS: W BF: 37 H: 7 R: 1 ER: 1 SO: 4 BB: 4 IBB: 1 HBP: 0 BLK: 0 WP: 2 HR: 0 S: 40 P: 60 ERA: 1.00 WHIP: 1.222															PITCHER				

St. Louis Cardinals @ Philadelphia Phillies
 Connie Mack Stadium, Philadelphia, PA
 Sun Jun 24 1962, 3:33 AM EDT
 Unknown

AB 31
 R 1
 H 7
 RBI 0
 BB 5
 SO 4
 LOB 21



Batter	1	2	3	4	5	6	7	8	9	AB	R	H	RBI	BB	SO	LOB	BOTTOM	
Tony Taylor, R OBP: 0.366, SLG: 0.388 (1, 4)	4-0 SH1-3 E BB		0-0 FC1-6 1B		0-0 5-3			0-0 L7		3	1	1	0	1	0	0		
Johnny Callison, L OBP: 0.383, SLG: 0.506 (1, 9)	0-0 SH1-3		0-0 FC1-6 G4-3			0-0 G3		0-0 L7		3	0	0	0	0	0	1		
Ted Savage, R OBP: 0.376, SLG: 0.420 (1, 7)	0-0 E1 CS 2-H 1B		0-0 G4-3			0-3 K				3	0	1	0	0	1	1		
Roy Sievers, R OBP: 0.332, SLG: 0.400 (1, 3)	4-0 HR BB			0-0 6-3		0-0 5-3				2	1	0	0	1	0	0		
Don Demeter, R OBP: 0.358, SLG: 0.531 (1, 5)	0-0 HR			0-0 E5 F7			0-0 P6			3	1	1	2	0	0	0		
Tony Gonzalez, L OBP: 0.387, SLG: 0.502 (1, 8)	0-0 4-3			0-0 F7 1-2			0-0 F8			3	0	0	0	0	0	1		
Bob Oldis, R OBP: 0.294, SLG: 0.143 (1, 2)		0-0 G3		0-0 F9		4-0 BB				2	0	0	0	1	0	1	AB 25	
Bobby Wine, R OBP: 0.231, SLG: 0.284 (1, 6)		0-0 4-3			0-0 F8		0-0 F7			3	0	0	0	0	0	1	R 3	
Chris Short, R OBP: 0.143, SLG: 0.231 (1, 1)		0-0 F9			0-0 F9			0-0 4-3		3	0	0	0	0	0	0	H 3	
Inning Stats	R: 3 E: 1 K: 0 S: 4	H: 2 LOB: 0 BB: 2 P: 12	R: 0 E: 0 K: 0 S: 3	H: 0 LOB: 0 BB: 0 P: 3	R: 0 E: 1 K: 0 S: 4	H: 0 LOB: 1 BB: 0 P: 4	R: 0 E: 0 K: 1 S: 5	H: 0 LOB: 0 BB: 0 P: 5	R: 0 E: 0 K: 0 S: 3	H: 0 LOB: 1 BB: 1 P: 7	R: 0 E: 0 K: 0 S: 3	H: 0 LOB: 0 BB: 0 P: 3	R: 0 E: 0 K: 0 S: 3	H: 0 LOB: 0 BB: 0 P: 3	1B: 2 2B: 0 3B: 0 HR: 1	SF: 0 SAC: 1 DP: 1 HBP: 0	WP: 0 PB: 0 SB: 0 CS: 1	PA: 29
PITCHER Ray Sadecki, L ERA: 5.79 (1, 1)	IP: 5.0 WLS: L BF: 19 H: 3 R: 3 ER: 3 SO: 3 BB: 2 IBB: 0 HBP: 0 BLK: 0 WP: 0 HR: 1 S: 17 P: 25 ERA: 5.40 WHIP: 1.000															PITCHER		
Bobby Shantz, L ERA: 1.33 (6, 1)	IP: 3.0 WLS: L BF: 10 H: 0 R: 0 ER: 0 SO: 1 BB: 1 IBB: 0 HBP: 0 BLK: 0 WP: 0 HR: 0 S: 11 P: 15 ERA: 0.00 WHIP: 0.333															PITCHER		

St. Louis Cardinals @ Philadelphia Phillies
 Connie Mack Stadium, Philadelphia, PA
 Sun Jun 24 1962, 3:33 AM EDT
 Unknown

AB 25
 R 3
 H 3
 RBI 2
 BB 3
 SO 1
 LOB 5



Batter	1	2	3	4	5	6	7	8	9	AB	R	H	RBI	BB	SO	LOB	TOP		
Al Spangler, L OBP: 0.370, SLG: 0.364 (1, 7)										4	0	0	0	0	1	0	Houston Colt 45's @ Philadelphia Phillies Connie Mack Stadium, Philadelphia, PA Mon Jun 25 1962, 7:05 PM EDT Att: 8,087 - Unknown - 84 F		
Joey Amalfitano, R OBP: 0.313, SLG: 0.297 (1, 4)										4	0	1	0	0	0	0			
Roman Mejias, R OBP: 0.331, SLG: 0.551 (1, 9)										4	1	2	1	0	0	1			
Norm Larker, L OBP: 0.371, SLG: 0.404 (1, 3)										3	1	2	0	1	0	0			
Carl Warwick, R OBP: 0.317, SLG: 0.419 (1, 8)										4	1	1	0	0	0	3			
Merritt Ranew, L OBP: 0.294, SLG: 0.437 (1, 2)										4	0	0	1	0	0	2			
Bob Aspromonte, R OBP: 0.361, SLG: 0.401 (1, 5)										4	0	2	1	0	0	1			
Bob Lillis, R OBP: 0.271, SLG: 0.255 (1, 6)										4	0	0	0	0	0	2			
Hal Woodeshick, R Don McMahon, R (9, 1)										3	0	0	0	0	2	0			
										0	0	0	0	0	0	0			
Inning Stats	R: 0 E: 0 K: 1 S: 6	H: 1 LOB: 2 BB: 1 P: 10	R: 0 E: 0 K: 0 S: 3	H: 0 LOB: 0 BB: 0 P: 3	R: 0 E: 0 K: 1 S: 5	H: 0 LOB: 0 BB: 0 P: 5	R: 3 E: 0 K: 0 S: 6	H: 4 LOB: 0 BB: 0 P: 6	R: 0 E: 0 K: 0 S: 4	H: 1 LOB: 1 BB: 0 P: 4	R: 0 E: 0 K: 1 S: 5	H: 0 LOB: 0 BB: 0 P: 5	R: 0 E: 0 K: 0 S: 3	H: 0 LOB: 0 BB: 0 P: 3	R: 0 E: 0 K: 0 S: 4	H: 1 LOB: 1 BB: 0 P: 4	1B: 5 2B: 2 3B: 0 HR: 1	SF: 0 SAC: 0 DP: 0 HBP: 0	WP: 0 PA: 35 PB: 0 SB: 0 CS: 1
PITCHER	IP	WLS	BF	H	R	ER	SO	BB	IBB	HBP	BLK	WP	HR	S	P	ERA	WHIP		
Cal McLish, R ERA: 4.69	5.0		22	7	3	3	2	1	0	0	0	0	1	25	29	5.40	1.600		
Dallas Green, R ERA: 3.7	4.0	W	13	1	0	0	1	0	0	0	0	0	0	15	15	0.00	0.250		

Batter	1	2	3	4	5	6	7	8	9	AB	R	H	RBI	BB	SO	LOB	BOTTOM				
Tony Taylor, R OBP: 0.371, SLG: 0.391 (1, 4)										4	0	3	3	1	1	0	Houston Colt 45's @ Philadelphia Phillies Connie Mack Stadium, Philadelphia, PA Mon Jun 25 1962, 7:05 PM EDT Att: 8,087 - Unknown - 84 F				
Johnny Callison, L OBP: 0.376, SLG: 0.496 (1, 9)										4	0	0	0	0	4	5					
Ted Savage, R OBP: 0.378, SLG: 0.413 (1, 7)										4	0	0	0	0	0	5					
Roy Sievers, R OBP: 0.329, SLG: 0.399 (1, 3)										4	1	1	0	0	0	0					
Don Demeter, R OBP: 0.355, SLG: 0.520 (1, 5)										4	0	2	0	0	0	1					
Tony Gonzalez, L OBP: 0.383, SLG: 0.493 (1, 8)										3	0	0	0	1	2	2					
Sammy White, R OBP: 0.234, SLG: 0.350 (1, 2)										4	1	1	0	0	0	3					
Bobby Wine, R OBP: 0.248, SLG: 0.298 (1, 6)										4	2	2	0	0	0	1					
Cal McLish, S OBP: 0.200, SLG: 0.091										0	0	0	0	1	0	0					
Dallas Green, L OBP: 0.333, SLG: 0.111 (6, 1)										0	0	0	0	1	0	0					
										0	0	0	0	1	0	0					
Inning Stats	R: 0 E: 0 K: 2 S: 7	H: 0 LOB: 0 BB: 0 P: 7	R: 1 E: 1 K: 0 S: 4	H: 2 LOB: 0 BB: 0 P: 4	R: 1 E: 0 K: 1 S: 7	H: 2 LOB: 1 BB: 0 P: 7	R: 0 E: 0 K: 1 S: 5	H: 0 LOB: 0 BB: 0 P: 5	R: 1 E: 0 K: 1 S: 7	H: 2 LOB: 2 BB: 1 P: 11	R: 0 E: 0 K: 0 S: 3	H: 0 LOB: 1 BB: 1 P: 7	R: 0 E: 0 K: 1 S: 5	H: 0 LOB: 2 BB: 2 P: 13	R: 0 E: 0 K: 1 S: 6	H: 1 LOB: 1 BB: 0 P: 6	R: 1 E: 0 K: 0 S: 3	H: 2 LOB: 1 BB: 0 P: 3	1B: 8 2B: 1 3B: 0 HR: 0	SF: 0 SAC: 2 DP: 2 HBP: 0	WP: 1 PA: 37 PB: 0 SB: 0 CS: 0
PITCHER	IP	WLS	BF	H	R	ER	SO	BB	IBB	HBP	BLK	WP	HR	S	P	ERA	WHIP				
Hal Woodeshick, L ERA: 3.97	8.0	L	35	8	4	3	7	4	0	0	0	0	0	45	61	3.38	1.500				
Don McMahon, R ERA: 1.35	0.1		2	1	0	0	0	0	0	0	0	0	0	2	2	0.00	3.000				

Batter	1	2	3	4	5	6	7	8	9	AB	R	H	RBI	BB	SO	LOB	TOP			
Al Spangler, L (1, 7) OBP: 0.368, SLG: 0.358										3	0	0	0	1	0	0	Houston Colt 45's @ Philadelphia Phillies Connie Mack Stadium, Philadelphia, PA Tue Jun 26 1962, 7:05 PM EDT Cloudy - 85 F			
Joey Amalfitano, R (1, 4) OBP: 0.312, SLG: 0.293										3	0	0	0	1	0	1				
Roman Mejias, R (1, 9) OBP: 0.333, SLG: 0.549										3	0	1	0	0	0	1				
Norm Larker, L (1, 3) OBP: 0.369, SLG: 0.398 Jim Busby, R (8, PR) OBP: 0.333, SLG: 0.200										3	0	0	0	1	0	2				
Carl Warwick, R (1, 8) OBP: 0.317, SLG: 0.417 Pidge Browne, L (8, PH) OBP: 0.359, SLG: 0.426										3	0	1	0	0	1	0				
Merritt Ranew, L (1, 2) OBP: 0.287, SLG: 0.426										4	0	0	0	0	1	1				
Bob Aspromonte, R (1, 5) OBP: 0.368, SLG: 0.399										1	0	0	0	3	0	0				
Bob Lillis, R (1, 6) OBP: 0.268, SLG: 0.251 Jim Pendleton, R (9, PH) OBP: 0.299, SLG: 0.438										3	0	0	0	0	0	4				
Turk Farrell, R (1, 1) OBP: 0.167, SLG: 0.267 Billy Goodman, L (8, PH) OBP: 0.313, SLG: 0.286 Don McMahon, R (8, 1)										2	0	0	0	0	0	2				
Inning Stats	R: 0 E: 0 K: 0 S: 3	H: 1 LOB: 1 BB: 1 P: 7	R: 0 E: 0 K: 0 S: 4	H: 1 LOB: 2 BB: 1 P: 8	R: 0 E: 0 K: 0 S: 3	H: 0 LOB: 0 BB: 0 P: 3	R: 0 E: 0 K: 2 S: 7	H: 0 LOB: 0 BB: 0 P: 7	R: 0 E: 0 K: 0 S: 2	H: 0 LOB: 1 BB: 1 P: 6	R: 0 E: 0 K: 0 S: 3	H: 0 LOB: 1 BB: 1 P: 7	R: 0 E: 1 K: 0 S: 4	H: 0 LOB: 2 BB: 2 P: 12	R: 0 E: 0 K: 1 S: 5	H: 0 LOB: 0 BB: 0 P: 5		1B: 2 2B: 0 3B: 0 HR: 0	SF: 0 SAC: 0 DP: 2 HBP: 1	WP: 1 PB: 0 SB: 1 CS: 0
PITCHER Jack Hamilton, R (1, 1) ERA: 4.97	IP: 9.0 WLS: W BF: 35 H: 2 R: 0 ER: 0 SO: 3 BB: 6 IBB: 0 HBP: 1 BLK: 0 WP: 1 HR: 0 S: 34 P: 59 ERA: 0.00 WHIP: 0.889															PITCHER				

Batter	1	2	3	4	5	6	7	8	9	AB	R	H	RBI	BB	SO	LOB	BOTTOM			
Tony Taylor, R (1, 4) OBP: 0.372, SLG: 0.388										2	0	0	0	2	1	0	Houston Colt 45's @ Philadelphia Phillies Connie Mack Stadium, Philadelphia, PA Tue Jun 26 1962, 7:05 PM EDT Cloudy - 85 F			
Johnny Callison, L (1, 9) OBP: 0.371, SLG: 0.489										4	0	0	0	0	0	2				
Tony Gonzalez, L (1, 8) OBP: 0.379, SLG: 0.487										3	0	0	0	0	1	1				
Wes Covington, L (1, 7) OBP: 0.307, SLG: 0.401 Jacke Davis, R (9, 7) OBP: 0.277, SLG: 0.323										3	0	0	0	0	0	1				
Clay Dalrymple, L (1, 2) OBP: 0.432, SLG: 0.422										3	1	1	0	0	0	0				
Don Demeter, R (1, 5) OBP: 0.395, SLG: 0.518										3	1	1	1	0	0	0				
Frank Torre, L (1, 3) OBP: 0.409, SLG: 0.365										2	0	1	0	1	0	0				
Bobby Wine, R (1, 6) OBP: 0.242, SLG: 0.291										3	0	0	0	0	0	3				
Jack Hamilton, R (1, 1) OBP: 0.129, SLG: 0.069										3	0	0	0	0	1	1				
Inning Stats	R: 0 E: 0 K: 1 S: 5	H: 0 LOB: 0 BB: 0 P: 5	R: 2 E: 0 K: 0 S: 6	H: 3 LOB: 1 BB: 0 P: 6	R: 0 E: 0 K: 1 S: 5	H: 0 LOB: 1 BB: 1 P: 9	R: 0 E: 0 K: 0 S: 3	H: 0 LOB: 0 BB: 0 P: 3	R: 0 E: 0 K: 0 S: 3	H: 0 LOB: 0 BB: 0 P: 3	R: 0 E: 0 K: 0 S: 3	H: 0 LOB: 1 BB: 1 P: 7	R: 0 E: 0 K: 1 S: 4	H: 0 LOB: 1 BB: 1 P: 8	R: 0 E: 0 K: 1 S: 4	H: 0 LOB: 0 BB: 0 P: 5		1B: 2 2B: 1 3B: 0 HR: 0	SF: 0 SAC: 0 DP: 0 HBP: 0	WP: 1 PB: 0 SB: 0 CS: 0
PITCHER Turk Farrell, R (1, 1) ERA: 2.46 Don McMahon, R (8, 1) ERA: 1.3	IP: 7.0 WLS: L BF: 26 H: 3 R: 2 ER: 2 SO: 2 BB: 2 IBB: 0 HBP: 0 BLK: 0 WP: 0 HR: 0 S: 28 P: 36 ERA: 2.57 WHIP: 0.714															PITCHER				

AB 28
R 0
H 2
RBI 0
BB 6
SO 3
LOB 14



AB 26
R 2
H 3
RBI 1
BB 3
SO 3
LOB 8



Batter	1	2	3	4	5	6	7	8	9	AB	R	H	RBI	BB	SO	LOB	TOP
Bob Lillis, R OBP: 0.272, SLG: 0.256 (1, 6)										4	0	2	0	0	0	1	Houston Colt 45's @ Philadelphia Phillies Connie Mack Stadium, Philadelphia, PA Tue Jun 26 1962, 7:05 PM EDT Att: 18,707 - Cloudy - 80 F
Al Spangler, L OBP: 0.366, SLG: 0.352 (1, 7)										3	0	0	0	1	1	2	
Roman Mejias, R OBP: 0.359, SLG: 0.541 Bobby Tiefenauer, R (8, 1)										4	0	0	0	0	2	3	
Norm Larker, L OBP: 0.363, SLG: 0.391 (1, 3)										4	0	0	0	0	0	1	
Hal Smith, R OBP: 0.289, SLG: 0.393 (6, 5)										4	1	1	0	0	1	0	
Carl Warwick, R OBP: 0.320, SLG: 0.433 (1, 8)										4	2	2	2	0	1	0	
Bob Aspromonte, R OBP: 0.365, SLG: 0.395 Merritt Ranew, L OBP: 0.284, SLG: 0.420 (6, 2)										2	0	0	0	0	0	0	
Joey Amalfitano, R OBP: 0.309, SLG: 0.291 Russ Kemmerer, R OBP: 0.697, SLG: 0.500 Jim Pendleton, R OBP: 0.302, SLG: 0.449 (8, 9)										2	0	0	0	0	0	0	
Jim Golden, L OBP: 0.200, SLG: 0.367 Dave Giusti, R OBP: 0.318, SLG: 0.300 Billy Goodman, L OBP: 0.318, SLG: 0.304 (6, 4)										1	0	0	0	0	0	0	
Inning Stats	R: 0 E: 0 K: 2 S: 8	H: 1 LOB: 1 BB: 0 P: 8	R: 0 E: 0 K: 1 S: 5	H: 0 LOB: 0 BB: 0 P: 5	R: 0 E: 0 K: 1 S: 3	H: 0 LOB: 0 BB: 0 P: 3	R: 0 E: 0 K: 1 S: 5	H: 1 LOB: 1 BB: 0 P: 5	R: 0 E: 0 K: 0 S: 4	H: 0 LOB: 0 BB: 0 P: 3	R: 2 E: 0 K: 1 S: 8	H: 3 LOB: 2 BB: 1 P: 12	R: 2 E: 0 K: 0 S: 5	H: 2 LOB: 0 BB: 0 P: 5	1B: 4 2B: 1 3B: 1 HR: 1	SF: 0 SAC: 0 DP: 0 HBP: 0	
PITCHER Art Mahaffey, R ERA: 3.96 (1, 1)	IP: 9.0 WLS: W BF: 35 H: 7 R: 4 ER: 4 SO: 6 BB: 1 IBB: 0 HBP: 0 BLK: 0 WP: 0 HR: 1 S: 46 P: 50 ERA: 4.00 WHIP: 0.889											PITCHER IP: WLS: BF: H: R: ER: SO: BB: IBB: HBP: BLK: WP: HR: S: P: ERA: WHIP					

Batter	1	2	3	4	5	6	7	8	9	AB	R	H	RBI	BB	SO	LOB	BOTTOM
Tony Taylor, R OBP: 0.371, SLG: 0.386 (1, 4)										4	1	1	1	0	0	1	Houston Colt 45's @ Philadelphia Phillies Connie Mack Stadium, Philadelphia, PA Tue Jun 26 1962, 7:05 PM EDT Att: 18,707 - Cloudy - 80 F
Johnny Callison, L OBP: 0.369, SLG: 0.485 (1, 9)										4	0	1	0	0	0	1	
Tony Gonzalez, L OBP: 0.377, SLG: 0.480 (1, 8)										3	1	0	0	1	1	2	
Roy Sievers, R OBP: 0.332, SLG: 0.406 Frank Torre, L OBP: 0.409, SLG: 0.365 (9, 3)										4	1	2	1	0	1	0	
Wes Covington, L OBP: 0.307, SLG: 0.400 Ted Savage, R OBP: 0.376, SLG: 0.410 (6, 7)										3	1	1	0	0	0	1	
Don Demeter, R OBP: 0.349, SLG: 0.509 (1, 5)										4	0	0	0	0	0	3	
Clay Dalrymple, L OBP: 0.431, SLG: 0.433 (1, 2)										3	1	1	2	0	0	0	
Bobby Wine, R OBP: 0.244, SLG: 0.292 (1, 6)										3	1	1	0	0	0	1	
Art Mahaffey, R OBP: 0.209, SLG: 0.225 (1, 1)										2	0	1	1	0	0	0	
Inning Stats	R: 1 E: 1 K: 1 S: 6	H: 1 LOB: 0 BB: 0 P: 6	R: 0 E: 0 K: 0 S: 3	H: 0 LOB: 0 BB: 0 P: 3	R: 1 E: 0 K: 1 S: 7	H: 2 LOB: 1 BB: 0 P: 7	R: 3 E: 0 K: 0 S: 7	H: 4 LOB: 1 BB: 0 P: 7	R: 1 E: 0 K: 0 S: 4	H: 1 LOB: 1 BB: 1 P: 8	R: 0 E: 0 K: 0 S: 3	H: 0 LOB: 0 BB: 0 P: 3	R: 0 E: 0 K: 0 S: 3	H: 0 LOB: 0 BB: 0 P: 3	1B: 6 2B: 1 3B: 1 HR: 0	SF: 0 SAC: 1 DP: 1 HBP: 0	
PITCHER Jim Golden, R ERA: 2.9 Dave Giusti, R ERA: 6.12 Russ Kemmerer, R ERA: 3.6 Bobby Tiefenauer, R ERA: 4.66 (8, 1)	IP: 3.1 WLS: L BF: 16 H: 6 R: 5 ER: 4 SO: 2 BB: 5 IBB: 4 HBP: 2 BLK: 2 WP: 0 HR: 0 S: 20 P: 20 ERA: 10.80 WHIP: 1.800											PITCHER IP: WLS: BF: H: R: ER: SO: BB: IBB: HBP: BLK: WP: HR: S: P: ERA: WHIP					

AB	34
R	4
H	7
RBI	4
BB	1
SO	6
LOB	8



Batter	1	2	3	4	5	6	7	8	9	AB	R	H	RBI	BB	SO	LOB	TOP								
Tony Taylor, R (1,4) OBP: 0.368, SLG: 0.383	0-3 K		0-0 F9			0-3 K	0-0 F8		0-0 1B	5	0	1	0	0	2	1	Philadelphia Phillies @ San Francisco Giants Candlestick Park, San Francisco, CA Thu Jun 28 1962, 6:33 AM EDT Att: 7,174 - Unknown								
Johnny Callison, L (1,9) OBP: 0.370, SLG: 0.485	4-0 G6-3 BB			0-0 4-3		0-0 2B		0-0 P5	0-0 F8	4	0	1	0	1	0	2									
Tony Gonzalez, L (1,8) OBP: 0.370, SLG: 0.470	0-0 G6-3 1-2			0-0 6-3		0-0 G1		0-0 6-3	0-0 3-1	5	0	0	0	0	0	4									
Roy Sievers, R (1,3) OBP: 0.335, SLG: 0.405		0-0 F9		0-0 F2			0-0 4-3 HR	4-0 FC5-4 BB		3	1	1	0	1	0	0									
Wes Covington, L (1,7) OBP: 0.301, SLG: 0.392		0-0 F7			0-0 3-1		0-0 4-3	0-0 FC5-4		3	0	0	0	0	0	1									
Jacke Davis, R (7,7) OBP: 0.273, SLG: 0.317							1-2	1-2		1	0	0	0	0	0	1									
Don Demeter, R (1,5) OBP: 0.355, SLG: 0.539		0-0 HR			0-0 F8		0-0 HR		0-0 HR	4	3	3	3	0	0	0									
Clay Dalrymple, L (1,2) OBP: 0.327, SLG: 0.447		0-0 5-3			0-0 F8		0-0 6-3		0-0 HR	4	1	1	2	0	0	0									
Bobby Wine, R (1,6) OBP: 0.252, SLG: 0.321			0-0 F4			0-0 HR	0-0 PB 2B 1B	0-3 K		4	2	2	1	0	1	0									
Jim Owens, R (1,1) OBP: 0.200, SLG: 0.111			0-0 3-1			0-0 4-3	0-0 1B	4-0 BB		0	0	0	0	0	0	0									
Bill Smith, L (2,1) OBP: 0.400, SLG: 0.500						0-0 2B	1-H 2B		0-0 1B BB	3	0	1	1	1	0	0									
Inning Stats	R: 0 E: 0 K: 1 S: 4	H: 0 LOB: 0 BB: 1 P: 8	R: 1 E: 0 K: 0 S: 4	H: 1 LOB: 0 BB: 0 P: 4	R: 0 E: 0 K: 0 S: 3	H: 0 LOB: 0 BB: 0 P: 3	R: 0 E: 0 K: 0 S: 3	H: 0 LOB: 0 BB: 0 P: 3	R: 1 E: 0 K: 1 S: 7	H: 2 LOB: 1 BB: 0 P: 7	R: 3 E: 0 K: 0 S: 7	H: 4 LOB: 1 BB: 0 P: 7	R: 0 E: 0 K: 0 S: 3	H: 0 LOB: 1 BB: 1 P: 7	R: 2 E: 0 K: 1 S: 8	H: 3 LOB: 2 BB: 1 P: 12	1B: 4 2B: 2 3B: 0 HR: 4	SF: 0 SAC: 0 DP: 1 HBP: 0	WP: 0 PB: 1 SB: 0 CS: 0	PA: 39					
PITCHER	IP	WLS	BF	H	R	ER	SO	BB	IBB	HBP	BLK	WP	HR	S	P	ERA	WHIP								
Juan Marichal, R (1,1) ERA: 2.82	7.0	L	28	7	5	5	2	1	0	0	0	0	3	31	35	6.43	1.143								
Don Larsen, R (8,1) ERA: 5.24	2.0		11	3	2	2	1	2	0	0	0	0	1	11	19	9.00	2.500								

Batter	1	2	3	4	5	6	7	8	9	AB	R	H	RBI	BB	SO	LOB	BOTTOM								
Chuck Hiller, L (1,4) OBP: 0.331, SLG: 0.311	0-0 1-3	0-0 F3			0-0 3-1		0-0 F7			4	0	0	0	0	0	3	Philadelphia Phillies @ San Francisco Giants Candlestick Park, San Francisco, CA Thu Jun 28 1962, 6:33 AM EDT Att: 7,174 - Unknown								
Harvey Kuenn, R (1,7) OBP: 0.399, SLG: 0.424	0-0 L3 1B	0-0 FC5-4 1-2			0-0 1B			4-0 FC6-4 BB		3	0	2	0	1	0	3									
Willie Mays, R (1,8) OBP: 0.405, SLG: 0.622	0-0 L3 1-2		0-0 F6		0-0 G5-4-3 1B			0-0 F8		4	0	1	0	0	0	2									
Orlando Cepeda, R (1,3) OBP: 0.346, SLG: 0.525		0-0 1B FC6-4 2B	0-0 1B K 1B		0-0 G5-4-3 1-2			0-0 FC6-4 1-2		4	1	2	0	0	0	3									
Felipe Alou, R (1,9) OBP: 0.367, SLG: 0.535		0-0 FC6-4 BB 1B	0-0 K 1B		0-0 F9			0-0 F8		4	1	2	0	0	0	1									
Tom Haller, L (1,2) OBP: 0.391, SLG: 0.490		4-0 BB 1B	0-3 K		0-0 F7			0-0 F8		2	0	0	0	1	1	2									
Bob Nieman, R (9,PH) OBP: 0.200, SLG: 0.357		0-0 FC6-4 BB	0-0 K		0-0 F7			0-0 2B		1	0	1	0	0	0	0									
Jim Davenport, R (1,5) OBP: 0.355, SLG: 0.468		0-0 FC6-4 1B 1B	0-0 K		0-0 1-3		0-0 4-3		0-3 K	4	0	0	1	0	1	2									
Jose Pagan, R (1,6) OBP: 0.320, SLG: 0.345		0-0 1B	0-0 F8		0-0 F8		0-0 P3		0-0 1B	4	0	2	1	0	0	0									
Juan Marichal, R (1,1) OBP: 0.306, SLG: 0.283		0-0 1B	0-0 F8		0-3 K		0-0 P4		0-0 2-3	2	0	1	0	0	1	0									
Manny Mota, R (7,PH) OBP: 0.287, SLG: 0.209		0-0 FC5-4 1B			0-0 K					1	0	0	0	0	0	0									
Don Larsen, R (8,1) OBP: 0.294, SLG: 0.412		0-0 FC5-4 1B								1	0	0	0	0	0	1									
Inning Stats	R: 0 E: 0 K: 0 S: 3	H: 1 LOB: 0 BB: 0 P: 3	R: 2 E: 0 K: 0 S: 7	H: 4 LOB: 3 BB: 1 P: 11	R: 0 E: 0 K: 1 S: 6	H: 2 LOB: 0 BB: 0 P: 6	R: 0 E: 0 K: 1 S: 5	H: 0 LOB: 0 BB: 0 P: 5	R: 0 E: 0 K: 0 S: 4	H: 2 LOB: 1 BB: 0 P: 4	R: 0 E: 0 K: 0 S: 3	H: 0 LOB: 0 BB: 0 P: 3	R: 0 E: 0 K: 0 S: 3	H: 0 LOB: 1 BB: 1 P: 7	R: 0 E: 0 K: 1 S: 6	H: 2 LOB: 1 BB: 0 P: 6	1B: 9 2B: 3 3B: 0 HR: 0	SF: 0 SAC: 0 DP: 2 HBP: 0	WP: 0 PB: 0 SB: 0 CS: 0	PA: 36					
PITCHER	IP	WLS	BF	H	R	ER	SO	BB	IBB	HBP	BLK	WP	HR	S	P	ERA	WHIP								
Jim Owens, R (1,1) ERA: 6.42	1.1		9	5	2	2	0	1	0	0	0	0	0	8	12	13.50	4.500								
Bill Smith, L (2,1) ERA: 2.13	7.2	W	27	6	0	0	3	1	0	0	0	0	0	32	36	0.00	0.913								



Batter	1	2	3	4	5	6	7	8	9	10	11	12	AB	R	H	RBI	BB	SO	LOB	TOP							
Tony Taylor, R OBP: 0.362, SLG: 0.376 (1.4)	0-3 K		0-3 K		0-0 5-3			0-0 6-3		0-3 K		0-3 K	6	0	0	0	0	4	3								
Johnny Callison, L OBP: 0.367, SLG: 0.480 (1.9)	0-3 K		0-3 K		0-3 K2-3			0-0 1B			0-0 F9		5	0	1	0	0	3	0								
Ted Savage, R OBP: 0.371, SLG: 0.400 (1.7)	4-0 BB		0-3 K			0-3 K		0-0 5-3			0-0 4-3		4	0	0	0	1	2	1								
Roy Slevers, R OBP: 0.336, SLG: 0.405 (1.3)	0-0 F9				0-0 4-3 1B			0-0 6-3		0-0 5-3		0-0 FC6-4 1B	5	1	2	0	0	0	1								
Don Demeter, R OBP: 0.356, SLG: 0.534 (1.5)		1-0 1B E HBP		0-0 1B 4-3 1B		0-0 P4			0-0 K		0-0 FC6-4 1B		4	2	1	0	0	1	1								
Tony Gonzalez, L OBP: 0.367, SLG: 0.464 (1.8)		0-0 FC5-4 E 1B		0-0 4-3			0-0 F4			0-0 4-3		0-0 F6	5	0	1	0	0	0	2								
Sammy White, R OBP: 0.242, SLG: 0.355 Bob Odis, R OBP: 0.300, SLG: 0.176 (5.2)		0-0 E5 FC5-4 1B		0-0 4-3			0-0 6-3			0-0 F6		0-0 BB 1B	2	0	1	2	0	0	1								
Bobby Wine, R OBP: 0.250, SLG: 0.319 (1.6)		0-0 FC5-4		0-0 SF9-3-4 1B			0-0 F8			0-0 1B		0-0 F8	4	0	1	1	0	0	3								
Dennis Bennett, L OBP: 0.167, SLG: 0.091 Jacke Davis, R OBP: 0.269, SLG: 0.313 Jack Baldschun, R (10.1)		0-0 5-3				0-3 K		0-0 K		0-0 F9		0-0 BB	3	0	0	0	0	2	1								
Inning Stats	R: 0 E: 0 K: 2 S: 7	H: 0 LOB: 1 BB: 11	R: 1 E: 1 K: 0 S: 4	H: 1 LOB: 1 BB: 0 P: 5	R: 0 E: 0 K: 3 S: 9	H: 0 LOB: 0 BB: 0 P: 9	R: 2 E: 0 K: 0 S: 5	H: 3 LOB: 0 BB: 0 P: 6	R: 0 E: 0 K: 2 S: 7	H: 0 LOB: 0 BB: 0 P: 7	R: 0 E: 0 K: 1 S: 6	H: 1 LOB: 1 BB: 0 P: 6	R: 0 E: 0 K: 1 S: 5	H: 0 LOB: 0 BB: 0 P: 5	R: 0 E: 0 K: 1 S: 6	H: 1 LOB: 1 BB: 0 P: 6	R: 0 E: 0 K: 0 S: 4	H: 1 LOB: 1 BB: 0 P: 4	R: 0 E: 0 K: 1 S: 6	H: 1 LOB: 2 BB: 10	1B: 8 2B: 1 3B: 0 HR: 0	SF: 1 SAC: 0 DP: 2 HBP: 1	WP: 0 PB: 0 SB: 0 CS: 0	PA: 46			
PITCHER Billy O'Dell, L ERA: 3.22 (1.1)	IP 12.0	WLS W	BF 46	H 8	R 3	ER 3	SO 12	BB 2	IBB 0	HBP 1	BLK 0	WP 0	HR 0	S 67	P 76	ERA 2.25	WHIP 0.833										

Philadelphia Phillies @ San Francisco Giants
Candlestick Park, San Francisco, CA

Fri Jun 29 1962, 10:05 PM EDT
Att. 11,088 - Unknown

AB 42
R 3
H 8
RBI 3
BB 2
SO 12
LOB 14



Batter	1	2	3	4	5	6	7	8	9	10	11	12	AB	R	H	RBI	BB	SO	LOB	BOTTOM							
Jose Pagan, R OBP: 0.324, SLG: 0.344 (1.6)	4-0 WP BB SF9	0-0 4-3		0-0 1B		0-0 5-3		0-0 5-3		4-0 FC6-4 BB			4	1	1	0	2	0	0								
Harvey Kuenn, R OBP: 0.397, SLG: 0.415 (1.7)	4-0 SF9 1B BB		4-0 FC5-4 BB	0-0 3-1		0-0 F7		0-0 F7		0-0 FC6-4		1-2 1B	4	1	0	0	2	0	4								
Willie Mays, R OBP: 0.598, SLG: 0.612 (1.8)	0-0 SF9		0-0 FC5-4 FC4		0-3 K	0-3 K		0-0 F8		0-0 F7		0-0 F7	5	0	0	1	0	2	1								
Orlando Cepeda, R OBP: 0.343, SLG: 0.520 (1.3)	0-1 CI 1B		0-0 FC4		0-0 BB 1B	0-3 K		0-0 K		0-0 F9		0-0 F7	5	1	1	0	0	1	1								
Felipe Alou, R OBP: 0.373, SLG: 0.540 (1.9)	0-0 1B		4-0 IBB		0-0 F7		0-0 2B		0-0 WP 1B		0-0 F7		5	0	3	1	1	0	1								
Ed Bailey, L OBP: 0.354, SLG: 0.526 (1.2)	0-0 P4		0-3 K		0-0 BB 1B	0-0 F9		0-0 F9		0-0 F9		0-0 HR	6	1	2	1	0	1	6								
Jim Davenport, R OBP: 0.359, SLG: 0.467 (1.5)	0-0 F8			0-0 F9	4-0 BB 1B	0-0 F9		4-0 BB		0-0 SH2-3 1B			3	0	1	0	2	0	2								
Chuck Hiller, L OBP: 0.329, SLG: 0.309 Bob Nieman, R OBP: 0.250, SLG: 0.357 Ernie Bowman, R OBP: 0.111, SLG: 0.111 (6.4)		0-0 P6		0-3 K	4-0 BB 1B	0-0 F3		0-0 F3		0-0 F5			2	0	0	0	0	1	0								
Billy O'Dell, S OBP: 0.190, SLG: 0.105 (1.1)	0-3 K		0-0 K		0-0 K		0-0 F4			0-0 F5			4	0	0	0	1	2	4								
Inning Stats	R: 2 E: 1 K: 0 S: 5	H: 1 LOB: 2 BB: 2 P: 13	R: 0 E: 0 K: 1 S: 5	H: 0 LOB: 0 BB: 0 P: 5	R: 0 E: 1 K: 1 S: 5	H: 0 LOB: 2 BB: 2 P: 13	R: 0 E: 0 K: 1 S: 6	H: 1 LOB: 2 BB: 1 P: 10	R: 1 E: 0 K: 2 S: 9	H: 2 LOB: 3 BB: 2 P: 17	R: 0 E: 0 K: 1 S: 5	H: 0 LOB: 0 BB: 0 P: 5	R: 0 E: 0 K: 1 S: 6	H: 1 LOB: 1 BB: 1 P: 10	R: 0 E: 0 K: 0 S: 4	H: 1 LOB: 2 BB: 1 P: 8	R: 0 E: 0 K: 0 S: 3	H: 0 LOB: 0 BB: 0 P: 3	R: 0 E: 0 K: 0 S: 3	H: 1 LOB: 0 BB: 0 P: 1	1B: 6 2B: 1 3B: 0 HR: 1	SF: 1 SAC: 1 DP: 0 HBP: 0	WP: 2 PB: 0 SB: 0 CS: 0	PA: 51			
PITCHER Dennis Bennett, L ERA: 4.68 Jack Baldschun, R ERA: 3.67 (10.1)	IP 9.0	WLS L	BF 9	H 2	R 1	ER 1	SO 0	BB 1	IBB 0	HBP 0	BLK 0	WP 0	HR 1	S 48	P 80	ERA 3.00	WHIP 1.444										

Philadelphia Phillies @ San Francisco Giants
Candlestick Park, San Francisco, CA

Fri Jun 29 1962, 10:05 PM EDT
Att. 11,088 - Unknown


AB 39
R 4
H 8
RBI 4
BB 9
SO 7
LOB 21




Batter	1	2	3	4	5	6	7	8	9	AB	R	H	RBI	BB	SO	LOB	TOP								
Billy Klaus, L OBP: 0.273, SLG: 0.253 (1,4)	G3		F8		E4		F5		K	5	0	0	0	0	1	0	Philadelphia Phillies @ San Francisco Giants Candlestick Park, San Francisco, CA Sat Jun 30 1962, 6:33 AM EDT Att: 11,716 - Unknown								
Johnny Callison, L OBP: 0.368, SLG: 0.477 (1,9)	F		K		F9		F9 1B		F7	4	0	1	0	1	1	1									
Tony Gonzalez, L OBP: 0.371, SLG: 0.467 (1,8)	E7		F5				1B		F9	5	1	3	0	0	0	0									
Wes Covington, L OBP: 0.300, SLG: 0.388 (1,7)	P6				4-3		1B		F9	4	1	1	0	0	0	4									
Clay Dalrymple, L OBP: 0.429, SLG: 0.448 (1,2)	F9						F9 1B		4-3	4	0	2	1	0	0	4									
Don Demeter, R OBP: 0.356, SLG: 0.546 (1,5)			6-3		K		F9			4	1	2	2	0	1	1									
Frank Torre, L OBP: 0.402, SLG: 0.359 (1,3)					K		F9		G3	4	0	1	0	0	1	3									
Bobby Wine, R OBP: 0.243, SLG: 0.310 (1,6)	F3				4-3		K		5-3	4	0	0	0	0	1	3									
Cal McLish, S OBP: 0.192, SLG: 0.087 (5, PH)			K		F9		K		K	1	0	0	0	0	1	1									
Ted Sizemore, R OBP: 0.369, SLG: 0.396 (5, PH)										0	0	0	0	0	0	0									
Dallas Green, R OBP: 0.333, SLG: 0.411 (5, PH)										0	0	0	0	0	0	0									
Roy Sievers, R OBP: 0.320, SLG: 0.443 (6, PH)										0	0	0	0	0	0	1									
Chris Short, L OBP: 0.442, SLG: 0.231 (6, PH)										0	0	0	0	0	0	0									
Paul Brown, R OBP: 0.241, SLG: 0.333 (7, PH)										0	0	0	0	0	0	0									
Mel Roach, R OBP: 0.259, SLG: 0.259 (8, PH)										1	0	0	0	0	1	0									
Jack Baldschun, R ERA: 3.61 (8, PH)										0	0	0	0	0	0	0									
Inning Stats	R: 0 E: 1 K: 0 S: 5	H: 2 LOB: 2 BB: 0 P: 5	R: 0 E: 0 K: 1 S: 6	H: 1 LOB: 1 BB: 0 P: 6	R: 0 E: 0 K: 1 S: 5	H: 0 LOB: 0 BB: 0 P: 5	R: 0 E: 0 K: 2 S: 8	H: 1 LOB: 1 BB: 0 P: 8	R: 0 E: 1 K: 0 S: 4	H: 0 LOB: 1 BB: 0 P: 4	R: 2 E: 0 K: 2 S: 11	H: 4 LOB: 2 BB: 0 P: 11	R: 0 E: 0 K: 0 S: 4	H: 1 LOB: 2 BB: 1 P: 8	R: 1 E: 0 K: 1 S: 6	H: 1 LOB: 0 BB: 0 P: 6	R: 0 E: 0 K: 1 S: 5	H: 0 LOB: 0 BB: 0 P: 5	1B: 9 2B: 0 3B: 0 HR: 1	SF: 0 SAC: 0 DP: 0 HBP: 0	WP: 0 PB: 0 SB: 0 CS: 0	PA: 39			
PITCHER	IP	WLS	BF	H	R	ER	SO	BB	IBB	HBP	BLK	WP	HR	S	P	ERA	WHIP								
Bobby Bolin, R ERA: 2.56 (1, 1)	6.1	W	30	9	2	2	6	1	0	0	0	0	0	41	45	2.84	1.579								
Stu Miller, R ERA: 4.25 (7, 1)	2.2	S	9	1	1	1	2	0	0	0	0	0	1	13	13	3.38	0.375								

Batter	1	2	3	4	5	6	7	8	9	AB	R	H	RBI	BB	SO	LOB	BOTTOM								
Jose Pagan, R OBP: 0.325, SLG: 0.346 (1,6)	FC9-6		FC7-5		K		F9		K	4	1	1	0	1	2	1	Philadelphia Phillies @ San Francisco Giants Candlestick Park, San Francisco, CA Sat Jun 30 1962, 6:33 AM EDT Att: 11,716 - Unknown								
Chuck Hillier, L OBP: 0.327, SLG: 0.307 (1,4)	FC9-6		FC7-5				F8		F5	5	0	1	0	0	0	3									
Willie Mays, R OBP: 0.398, SLG: 0.609 (1,8)	P6						F9		F9	5	1	2	1	0	0	1									
Willie McCovey, L OBP: 0.413, SLG: 0.640 (1,7)							F9			3	1	1	1	1	0	2									
Manny Mota, R OBP: 0.276, SLG: 0.209 (7, PR) (8, 7)			4-3				F9			0	1	0	0	1	0	0									
Felipe Alou, R OBP: 0.374, SLG: 0.559 (1,9)							F8		F2	5	2	2	4	0	1	2									
Orlando Cepeda, R OBP: 0.348, SLG: 0.532 (1,3)							F8			4	2	3	1	0	0	0									
Ed Bailey, L OBP: 0.358, SLG: 0.522 (1,2)									F2	3	0	1	0	0	0	1									
Jim Davenport, R OBP: 0.361, SLG: 0.465 (1,5)										3	0	1	0	1	0	2									
Bobby Bolin, R OBP: 0.167, SLG: 0.167 (1, 1)										3	0	1	1	0	1	3									
Stu Miller, R OBP: 0.300, SLG: 0.222 (7, 1)										1	0	0	0	0	0	2									
Inning Stats	R: 0 E: 0 K: 0 S: 3	H: 1 LOB: 0 BB: 0 P: 3	R: 1 E: 0 K: 0 S: 4	H: 1 LOB: 0 BB: 0 P: 4	R: 1 E: 0 K: 0 S: 5	H: 2 LOB: 2 BB: 1 P: 9	R: 2 E: 0 K: 1 S: 8	H: 3 LOB: 1 BB: 0 P: 8	R: 0 E: 0 K: 0 S: 3	H: 0 LOB: 0 BB: 0 P: 3	R: 0 E: 0 K: 1 S: 6	H: 1 LOB: 2 BB: 1 P: 10	R: 4 E: 0 K: 0 S: 7	H: 4 LOB: 2 BB: 1 P: 12	R: 0 E: 0 K: 2 S: 8	H: 1 LOB: 2 BB: 1 P: 12	1B: 8 2B: 2 3B: 0 HR: 4	SF: 0 SAC: 0 DP: 1 HBP: 1	WP: 0 PB: 0 SB: 0 CS: 0	PA: 41					
PITCHER	IP	WLS	BF	H	R	ER	SO	BB	IBB	HBP	BLK	WP	HR	S	P	ERA	WHIP								
Cal McLish, R ERA: 4.92 (5, 1)	1.0	L	3	0	0	0	0	0	0	0	0	0	0	3	3	0.00	0.000								
Dallas Green, R ERA: 3.62 (6, 1)	1.2		12	4	4	4	1	2	0	1	0	0	2	11	20	21.60	3.600								
Chris Short, L ERA: 3.84 (7, 1)	0.1		2	1	0	0	0	0	0	0	0	0	0	2	2	0.00	3.000								
Paul Brown, R ERA: 6.15 (8, 1)	1.0		5	1	0	0	2	1	0	0	0	0	0	8	12	0.00	2.000								

AB 38
R 3
H 10
RBI 3
BB 1
SO 8
LOB 19



AB 36
R 8
H 13
RBI 8
BB 4
SO 4
LOB 17



Batter	1	2	3	4	5	6	7	8	9	AB	R	H	RBI	BB	SO	LOB	TOP					
Mel Roach, R OBP: 0.212, SLG: 0.226	L8			F8			K	F7		4	0	0	0	0	1	2	Philadelphia Phillies @ Los Angeles Dodgers Dodger Stadium, Los Angeles, CA Mon Jul 02 1962, 7:05 PM PDT Unknown					
Johnny Callison, L OBP: 0.387, SLG: 0.472	4-3			F8			6-3	1B		4	0	1	1	0	0	0						
Ted Savage, R OBP: 0.379, SLG: 0.426	K			K			BB	1B		4	0	2	0	0	2	0						
Roy Sievers, R OBP: 0.333, SLG: 0.398			F3				BB	1-3		2	0	0	0	1	1	0						
Wes Covington, L OBP: 0.302, SLG: 0.389					K		BB	1-3		1	0	0	0	0	0	3						
Frank Torre, L OBP: 0.398, SLG: 0.354							BB	1-3		0	0	0	0	0	0	0						
Don Demeter, R OBP: 0.362, SLG: 0.545			F8		K				F9	3	0	0	0	1	1	0						
Tony Gonzalez, L OBP: 0.370, SLG: 0.460			F8		K					3	0	0	0	1	1	3						
Bob Ojdis, R OBP: 0.296, SLG: 0.174			4-3					1B	F5	3	1	1	0	0	1	0						
Clay Dalrymple, L OBP: 0.425, SLG: 0.443								1B		1	0	0	0	0	0	1						
Bobby Wine, R OBP: 0.252, SLG: 0.318			6-3							3	0	1	0	0	1	0						
Billy Klaus, L OBP: 0.277, SLG: 0.292								1B	K	1	0	0	0	0	1	1						
Jack Hamilton, R OBP: 0.121, SLG: 0.065										2	0	0	0	0	2	0						
Jack Baldschun, R OBP: 0.265, SLG: 0.308										0	0	0	0	0	0	0						
Paul Brown, R OBP: 0.300, SLG: 0.333										1	0	0	0	0	1	2						
										0	0	0	0	0	0	0						
Inning Stats	R: 0 E: 0 K: 1 S: 8	H: 0 LOB: 0 BB: 0 P: 12	R: 0 E: 0 K: 0 S: 5	H: 0 LOB: 0 BB: 0 P: 8	R: 0 E: 0 K: 1 S: 7	H: 0 LOB: 0 BB: 0 P: 8	R: 0 E: 0 K: 1 S: 9	H: 0 LOB: 0 BB: 0 P: 11	R: 0 E: 0 K: 3 S: 13	H: 0 LOB: 0 BB: 0 P: 21	R: 0 E: 0 K: 1 S: 9	H: 0 LOB: 0 BB: 0 P: 10	R: 0 E: 0 K: 1 S: 12	H: 1 LOB: 3 BB: 2 P: 24	R: 1 E: 0 K: 1 S: 12	H: 4 LOB: 3 BB: 0 P: 19	R: 0 E: 0 K: 1 S: 10	H: 0 LOB: 1 BB: 1 P: 16	1B: 5 2B: 0 3B: 0 HR: 0	SF: 0 SAC: 0 DP: 0 HBP: 0	WP: 0 PB: 0 SB: 0 CS: 0	PA: 35
PITCHER	IP WLS BF H R ER SO BB IBB HBP BLK WP HR S P ERA WHIP																					
Johnny Podres, L ERA: 4.96	(1, 1) 7.2 W 30 5 1 1 11 2 0 0 0 0 0 0 73 110 1.17 0.913																					
Larry Sherry, R ERA: 2.47	(8, 1) 1.1 S 5 0 0 0 1 1 0 0 0 0 0 0 12 19 0.00 0.750																					

Batter	1	2	3	4	5	6	7	8	9	AB	R	H	RBI	BB	SO	LOB	BOTTOM			
Maury Wills, S OBP: 0.321, SLG: 0.335	1B WP		1B HR	CS	F7		F8			3	2	1	0	1	0	1	Philadelphia Phillies @ Los Angeles Dodgers Dodger Stadium, Los Angeles, CA Mon Jul 02 1962, 7:05 PM PDT Unknown			
Jim Gilliam, S OBP: 0.378, SLG: 0.341	K		1B HR		6-3		BB			3	1	1	0	1	1	1				
Willie Davis, L OBP: 0.370, SLG: 0.502	1B WP		1B HR		S		F8			3	1	2	4	1	0	2				
Tommy Davis, R OBP: 0.367, SLG: 0.539	F3		1B WP	1-6-3	4-3			F6		4	0	1	0	0	0	2				
Ron Fairly, L OBP: 0.384, SLG: 0.461	4-3		1-6-3				K	L6-4		4	0	1	0	0	1	2				
Frank Howard, R OBP: 0.342, SLG: 0.489		F8		K			5-3	L6-4		4	0	0	0	0	1	2				
Tim Harkness, L OBP: 0.380, SLG: 0.409								L6-4		0	0	0	0	0	0	0				
John Roseboro, L OBP: 0.369, SLG: 0.388	L4		2-1		3-1		F8			3	0	0	0	0	0	0				
Larry Burditt, R OBP: 0.300, SLG: 0.387	F3							K		3	0	1	0	0	1	0				
Johnny Podres, L OBP: 0.205, SLG: 0.216										3	1	2	0	0	0	1				
Larry Sherry, R OBP: 0.200, SLG: 0.200								1B		0	0	0	0	0	0	0				
Inning Stats	R: 1 E: 0 K: 1 S: 11	H: 1 LOB: 1 BB: 1 P: 20	R: 0 E: 0 K: 0 S: 5	H: 0 LOB: 0 BB: 0 P: 10	R: 4 E: 0 K: 1 S: 13	H: 5 LOB: 1 BB: 0 P: 22	R: 0 E: 0 K: 0 S: 5	H: 1 LOB: 0 BB: 0 P: 7	R: 0 E: 0 K: 0 S: 6	H: 0 LOB: 1 BB: 1 P: 12	R: 0 E: 0 K: 1 S: 6	H: 0 LOB: 0 BB: 0 P: 10	R: 0 E: 0 K: 1 S: 8	H: 1 LOB: 2 BB: 1 P: 14	R: 0 E: 0 K: 0 S: 7	H: 1 LOB: 0 BB: 0 P: 10	1B: 7 2B: 2 3B: 0 HR: 1	SF: 0 SAC: 0 DP: 1 HBP: 0	WP: 2 PB: 0 SB: 1 CS: 1	PA: 34
PITCHER	IP WLS BF H R ER SO BB IBB HBP BLK WP HR S P ERA WHIP																			
Jack Hamilton, R ERA: 5.09	(1, 1) 6.2 L 30 8 5 0 0 0 0 0 0 0 0 0 2 2 0.00 0.000																			
Jack Baldschun, R ERA: 3.59	(7, 1) 0.1 1 0 0 0 0 0 0 0 0 0 0 0 2 2 0.00 1.000																			
Paul Brown, R ERA: 6.02	(8, 1) 1.0 3 1 0 0 0 0 0 0 0 0 0 0 7 10 0.00 1.000																			

Batter	1	2	3	4	5	6	7	8	9	AB	R	H	RBI	BB	SO	LOB	TOP					
Ted Savage, R OBP: 0.382, SLG: 0.428 (1, 7)	1-2 FC5-4 1B		2-3 K					3-2 6-3		4	0	2	0	0	1	0						
Johnny Callison, L OBP: 0.365, SLG: 0.473 (1, 9)	1-3 K		0-0 L8					0-0 G3		4	0	1	0	0	0	1						
Tony Gonzalez, L OBP: 0.368, SLG: 0.457 (1, 8)	1-1 FC5-4 1-2			1-0 5-3				1-0 6-3		4	0	1	0	0	0	2						
Roy Sievers, R OBP: 0.328, SLG: 0.391 (1, 3)	2-3 K			2-2 L8				3-3 K 1B		4	0	0	0	0	2	2						
Clay Dalrymple, L OBP: 0.421, SLG: 0.439 (1, 2)		0-0 FC4-6 1B		3-1 F5				2-1 F7		4	0	1	0	0	0	2						
Don Demeter, R OBP: 0.361, SLG: 0.540 (1, 5)		1-0 F9			1-1 G4-3 1B			2-3 K		4	0	1	0	0	1	3						
Billy Klaus, L OBP: 0.279, SLG: 0.293 (1, 4) (7, 6)		2-2 FC4-6 1-2		0-2 F9				0-0 K 1B		3	0	1	0	0	0	2						
Bobby Wine, R OBP: 0.248, SLG: 0.313 (1, 6) Wes Covington, L OBP: 0.301, SLG: 0.387 (7, PH) Mel Roach, R OBP: 0.212, SLG: 0.226 (7, 4)		0-1 F4			0-0 G4-3			3-3 K		2	0	0	0	0	0	2						
Bill Smith, L OBP: 0.286, SLG: 0.333 (1, 1) Frank Torre, L OBP: 0.394, SLG: 0.350 (8, PH) Jack Baldschun, R (8, 1)			2-3 K					1-3 K		2	0	0	0	0	2	0						
								1-1 4-3		1	0	0	0	0	0	0						
										0	0	0	0	0	0	0						
Inning Stats	R: 0 E: 0 K: 2 S: 11	H: 1 LOB: 1 BB: 0 P: 16	R: 0 E: 0 K: 0 S: 7	H: 1 LOB: 1 BB: 0 P: 10	R: 0 E: 0 K: 2 S: 7	H: 0 LOB: 0 BB: 0 P: 11	R: 0 E: 0 K: 0 S: 6	H: 0 LOB: 0 BB: 0 P: 12	R: 0 E: 0 K: 1 S: 6	H: 1 LOB: 0 BB: 0 P: 7	R: 0 E: 0 K: 3 S: 7	H: 2 LOB: 1 BB: 0 P: 12	R: 0 E: 0 K: 3 S: 14	H: 1 LOB: 2 BB: 0 P: 24	R: 0 E: 0 K: 0 S: 7	H: 0 LOB: 0 BB: 0 P: 11	R: 0 E: 0 K: 0 S: 13	H: 1 LOB: 1 BB: 0 P: 17	1B: 6 2B: 1 3B: 0 HR: 0	SF: 0 SAC: 0 DP: 1 HBP: 0	WP: 0 PB: 1 SB: 0 CS: 0	PA: 33
PITCHER Stan Williams, R ERA: 5.11 (1, 1)	IP: 9.0 WLS: W BF: 33 H: 7 R: 0 ER: 0 SO: 8 BB: 0 IBB: 0 HBP: 0 BLK: 0 WP: 0 HR: 0 S: 78 P: 120 ERA: 0.00 WHIP: 0.778															PITCHER						

Philadelphia Phillies @ Los Angeles Dodgers
Dodger Stadium, Los Angeles, CA
Mon Jul 02 1962, 7:05 PM PDT
Att: 28,316 - Unknown

AB 33
R 0
H 7
RBI 0
BB 0
SO 8
LOB 16



Batter	1	2	3	4	5	6	7	8	9	AB	R	H	RBI	BB	SO	LOB	BOTTOM			
Maury Wills, S OBP: 0.323, SLG: 0.343 (1, 6)	2-0 6-3		1-2 G3					1-1 SH3 1B		4	2	2	0	0	0	0				
Jim Gilliam, S OBP: 0.375, SLG: 0.339 (1, 5)	3-2 F8			2-3 K				0-0 SH3 1-2		2	0	0	1	0	1	0				
Willie Davis, L OBP: 0.366, SLG: 0.495 (1, 8)	2-0 F4			2-1 F8				1-3 K 3-2		4	0	0	0	0	1	1				
Tommy Davis, R OBP: 0.365, SLG: 0.536 (1, 7)		1-2 6-3		2-1 6-3				1-2 K 2-1		4	0	1	1	0	1	0				
Frank Howard, R OBP: 0.347, SLG: 0.489 (1, 9) Tim Harkness, L OBP: 0.380, SLG: 0.409 (9, 3)		0-0 F8			3-1 E 1B			4-0 IBB		2	1	1	0	1	0	0				
Ron Fairly, L OBP: 0.379, SLG: 0.455 (1, 3) (9, 9)		3-3 K			1-3 K			0-2 1-3		3	0	0	0	0	2	3				
Norm Sherry, R OBP: 0.241, SLG: 0.313 (1, 2)			1-1 6-3					1-2 K 3-1		3	0	1	1	0	0	0				
Larry Burright, R OBP: 0.295, SLG: 0.380 (1, 4)			1-0 6-3					1-3 K		3	0	0	0	0	1	1				
Stan Williams, R OBP: 0.115, SLG: 0.200 (1, 1)			2-2 K HR					2-3 K		3	1	1	1	0	2	1				
Inning Stats	R: 0 E: 0 K: 0 S: 5	H: 0 LOB: 0 BB: 0 P: 12	R: 0 E: 0 K: 1 S: 7	H: 0 LOB: 0 BB: 0 P: 11	R: 1 E: 0 K: 0 S: 10	H: 1 LOB: 0 BB: 0 P: 15	R: 0 E: 0 K: 1 S: 8	H: 0 LOB: 0 BB: 0 P: 14	R: 1 E: 1 K: 3 S: 15	H: 2 LOB: 1 BB: 0 P: 23	R: 1 E: 0 K: 1 S: 12	H: 2 LOB: 2 BB: 1 P: 19	R: 0 E: 0 K: 1 S: 6	H: 0 LOB: 0 BB: 0 P: 9	R: 1 E: 0 K: 1 S: 10	H: 1 LOB: 0 BB: 0 P: 17	1B: 4 2B: 0 3B: 1 HR: 1	SF: 1 SAC: 1 DP: 0 HBP: 0	WP: 0 PB: 0 SB: 0 CS: 0	PA: 31
PITCHER Bill Smith, L ERA: 2.29 Jack Baldschun, R ERA: 3.66 (8, 1)	IP: 7.0 WLS: L BF: 27 H: 5 R: 3 ER: 2 SO: 7 BB: 0 IBB: 1 HBP: 0 BLK: 0 WP: 0 HR: 1 S: 63 P: 103 ERA: 2.57 WHIP: 0.714															PITCHER				

Philadelphia Phillies @ Los Angeles Dodgers
Dodger Stadium, Los Angeles, CA
Mon Jul 02 1962, 7:05 PM PDT
Att: 28,316 - Unknown

AB 28
R 4
H 6
RBI 4
BB 1
SO 8
LOB 6



Batter	1	2	3	4	5	6	7	8	9	AB	R	H	RBI	BB	SO	LOB	TOP			
Ted Savage, R OBP: 0.389, SLG: 0.458 (1, 8)										4	1	3	1	0	1	0	Philadelphia Phillies @ Los Angeles Dodgers Dodger Stadium, Los Angeles, CA Wed Jul 04 1962, 3:33 AM PDT Unknown livebaseballscorecards.com			
Johnny Callison, L OBP: 0.388, SLG: 0.471 (1, 9)										1	0	0	0	2	0	1				
Paul Brown, R OBP: 0.273, SLG: 0.300 (5, 1)										1	0	0	0	0	1	0				
Don Demeter, R OBP: 0.360, SLG: 0.538 (1, 5)										3	0	1	0	0	1	3				
Billy Klaus, L OBP: 0.276, SLG: 0.290 (5, 5)										1	0	0	0	0	1	0				
Roy Sievers, R OBP: 0.327, SLG: 0.393 (1, 3)										4	0	1	0	0	1	3				
Jacke Davis, R OBP: 0.250, SLG: 0.290 (1, 7)										4	0	0	0	0	1	3				
Mel Roach, R OBP: 0.200, SLG: 0.212 (1, 4)										4	0	0	0	0	2	1				
Bob Ojdis, R OBP: 0.290, SLG: 0.154 (1, 2)										3	0	0	0	1	1	1				
Bobby Wine, R OBP: 0.242, SLG: 0.305 (1, 6)										4	0	0	0	0	0	1				
Chris Short, R OBP: 0.133, SLG: 0.214 (1, 1)										1	0	0	0	0	0	1				
Cal McLish, S OBP: 0.192, SLG: 0.087 (3, 1)										0	0	0	0	0	0	0				
Frank Torre, L OBP: 0.389, SLG: 0.346 (5, PH)										1	0	0	0	0	0	0				
Wes Covington, L OBP: 0.299, SLG: 0.384 (5, 7)										1	0	0	0	0	1	0				
Inning Stats	R: 0 E: 0 K: 3 S: 18	H: 1 LOB: 2 BB: 1 P: 31	R: 0 E: 0 K: 0 S: 9	H: 0 LOB: 1 BB: 1 P: 15	R: 0 E: 0 K: 1 S: 11	H: 1 LOB: 1 BB: 0 P: 20	R: 0 E: 0 K: 0 S: 9	H: 0 LOB: 0 BB: 0 P: 13	R: 0 E: 0 K: 0 S: 16	H: 1 LOB: 2 BB: 1 P: 25	R: 1 E: 0 K: 2 S: 9	H: 1 LOB: 0 BB: 0 P: 12	R: 0 E: 0 K: 1 S: 9	H: 0 LOB: 0 BB: 0 P: 15	R: 0 E: 0 K: 2 S: 7	H: 0 LOB: 0 BB: 0 P: 10	1B: 2 2B: 2 3B: 0 HR: 1	SF: 0 SAC: 0 DP: 0 HBP: 0	WP: 0 PB: 0 SB: 0 CS: 0	PA: 35
PITCHER Sandy Koufax, L ERA: 2.26 (1, 1)	IP: 9.0 WLS: W BF: 35 H: 5 R: 1 ER: 1 SO: 10 BB: 3 IBB: 0 HBP: 0 BLK: 0 WP: 0 HR: 1 S: 96 P: 150 ERA: 1.00 WHIP: 0.889															PITCHER				

Batter	1	2	3	4	5	6	7	8	9	AB	R	H	RBI	BB	SO	LOB	BOTTOM			
Maury Wills, S OBP: 0.327, SLG: 0.347 (1, 6)										4	2	3	1	0	0	0	Philadelphia Phillies @ Los Angeles Dodgers Dodger Stadium, Los Angeles, CA Wed Jul 04 1962, 3:33 AM PDT Unknown livebaseballscorecards.com			
Andy Carey, R OBP: 0.354, SLG: 0.406 (7, 5)										2	0	0	0	0	0	0				
Jim Gilliam, S OBP: 0.377, SLG: 0.349 (1, 5)										3	2	2	0	0	0	1				
Daryl Spencer, R OBP: 0.387, SLG: 0.362 (4, PH) (5, 5) (7, 6)										0	1	0	0	2	0	0				
Willie Davis, L OBP: 0.366, SLG: 0.497 (1, 8)										5	2	2	0	0	2	5				
Tommy Davis, R OBP: 0.370, SLG: 0.537 (1, 7)										3	3	2	2	1	0	0				
Wally Moon, L OBP: 0.397, SLG: 0.363 (7, 7)										1	0	1	2	0	0	0				
Frank Howard, R OBP: 0.353, SLG: 0.495 (1, 9)										4	1	2	5	1	0	1				
Ron Fairly, L OBP: 0.385, SLG: 0.460 (1, 3)										4	1	3	2	0	1	0				
Tim Harkness, L OBP: 0.392, SLG: 0.409 (8, 3)										0	1	0	0	1	0	0				
John Roseboro, L OBP: 0.397 (1, 2)										4	1	1	1	0	0	4				
Doug Camilli, R OBP: 0.367, SLG: 0.512 (7, 2)										1	1	1	2	0	0	0				
Larry Burright, R OBP: 0.292, SLG: 0.380 (1, 4)										5	1	1	1	0	1	2				
Sandy Koufax, R OBP: 0.113, SLG: 0.133 (1, 1)										5	0	0	0	0	1	3				
Inning Stats	R: 2 E: 0 K: 1 S: 17	H: 3 LOB: 2 BB: 1 P: 34	R: 0 E: 0 K: 0 S: 5	H: 0 LOB: 0 BB: 0 P: 8	R: 3 E: 0 K: 1 S: 18	H: 5 LOB: 2 BB: 0 P: 25	R: 7 E: 0 K: 1 S: 26	H: 7 LOB: 2 BB: 2 P: 46	R: 0 E: 0 K: 1 S: 9	H: 0 LOB: 0 BB: 0 P: 13	R: 0 E: 0 K: 1 S: 8	H: 0 LOB: 0 BB: 0 P: 12	R: 2 E: 0 K: 0 S: 5	H: 2 LOB: 0 BB: 1 P: 14	R: 2 E: 0 K: 0 S: 8	H: 1 LOB: 0 BB: 1 P: 15	1B: 11 2B: 6 3B: 1 HR: 1	SF: 0 SAC: 0 DP: 1 HBP: 0	WP: 1 PB: 0 SB: 2 CS: 0	PA: 46
PITCHER Chris Short, L ERA: 4.29 (1, 1)	IP: 2.0 WLS: L BF: 12 H: 5 R: 4 ER: 4 SO: 4 BB: 0 IBB: 0 HBP: 0 BLK: 0 WP: 0 HR: 0 S: 26 P: 49 ERA: 18.00 WHIP: 2.500															PITCHER				
Cal McLish, R ERA: 5.73 (3, 1)	IP: 2.0 WLS: L BF: 18 H: 10 R: 8 ER: 8 SO: 2 BB: 1 IBB: 0 HBP: 0 BLK: 0 WP: 1 HR: 0 S: 40 P: 64 ERA: 36.00 WHIP: 5.500															PITCHER				
Paul Brown, R ERA: 6.26 (5, 1)	IP: 4.0 WLS: L BF: 16 H: 3 R: 4 ER: 4 SO: 2 BB: 2 IBB: 0 HBP: 0 BLK: 0 WP: 0 HR: 1 S: 30 P: 54 ERA: 9.00 WHIP: 1.250															PITCHER				

Batter	1	2	3	4	5	6	7	8	9	AB	R	H	RBI	BB	SO	LOB	TOP										
Ted Savage, R OBP: 0.396, SLG: 0.453 (1, 7)										4	0	1	0	0	1	3											
Johnny Callison, L OBP: 0.394, SLG: 0.465 (1, 9)										4	0	0	0	0	0	3											
Tony Gonzalez, L OBP: 0.366, SLG: 0.451 (1, 8)										3	1	0	0	1	0	0											
Roy Sievers, R OBP: 0.326, SLG: 0.388 (1, 3)										3	0	0	0	1	0	1											
Clay Dalrymple, L OBP: 0.418, SLG: 0.431 (1, 2)										3	1	0	0	1	2	1											
Don Demeter, R OBP: 0.392, SLG: 0.535 (1, 5)										3	1	1	0	1	2	0											
Billy Klaus, L OBP: 0.284, SLG: 0.292 (1, 4)										3	0	1	1	1	1	1											
Bobby Wine, R OBP: 0.248, SLG: 0.318 (1, 6)										3	0	2	2	0	0	1											
Dennis Bennett, L Wes Covington, (5, PH) Dallas Green, (5, PH) Frank Forts, (5, PH) Jack Baldschun, R (5, PH) Jackie Davis, R (5, PH) OBP: 0.160, SLG: 0.087 OBP: 0.205, SLG: 0.394 OBP: 0.333, SLG: 0.111 OBP: 0.395, SLG: 0.494 OBP: 0.247, SLG: 0.298										1	0	0	0	0	0	1											
Inning Stats	R: 0 E: 0 K: 0 S: 6	H: 1 LOB: 0 BB: 0 P: 12	R: 0 E: 0 K: 2 S: 9	H: 0 LOB: 0 BB: 0 P: 12	R: 0 E: 0 K: 0 S: 6	H: 1 LOB: 1 BB: 0 P: 10	R: 0 E: 0 K: 1 S: 10	H: 0 LOB: 1 BB: 1 P: 22	R: 1 E: 0 K: 1 S: 9	H: 2 LOB: 2 BB: 1 P: 17	R: 2 E: 0 K: 0 S: 14	H: 0 LOB: 0 BB: 0 P: 15	R: 0 E: 0 K: 1 S: 12	H: 0 LOB: 0 BB: 0 P: 18	R: 0 E: 0 K: 1 S: 7	H: 1 LOB: 0 BB: 0 P: 8	1B: 4 2B: 1 3B: 0 HR: 0	SF: 1 SAC: 0 DP: 2 HBP: 0	WP: 1 PB: 0 SB: 0 CS: 0	PA: 36							
PITCHER	IP	WLS	BF	H	R	ER	SO	BB	IBB	HBP	BLK	WP	HR	S	P	ERA	WHIP										
Joe Moeller, R ERA: 4.9 (1, 1)	5.1	W	24	4	3	3	4	5	0	0	0	1	0	49	96	5.06	1.688										
Ed Roebuck, R ERA: 2.93 (6, 1)	3.2	S	12	1	0	0	3	1	0	0	0	0	0	33	50	0.00	0.545										

Philadelphia Phillies @ Los Angeles Dodgers
Dodger Stadium, Los Angeles, CA
Wed Jul 04 1962, 7:05 PM PDT
Att: 39,322 - Unknown

AB 29
R 3
H 5
RBI 3
BB 6
SO 7
LOB 13

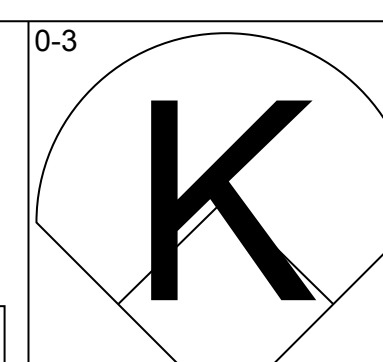
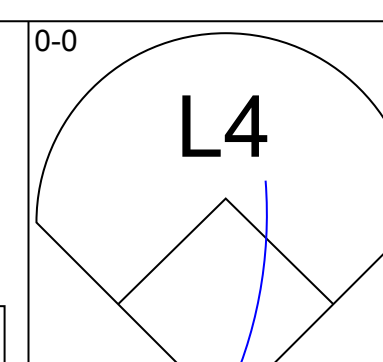
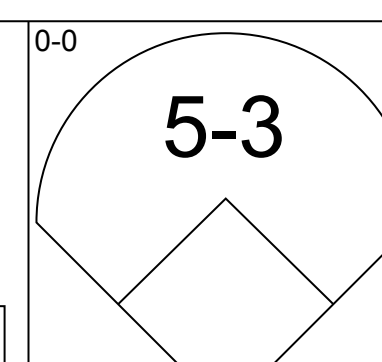
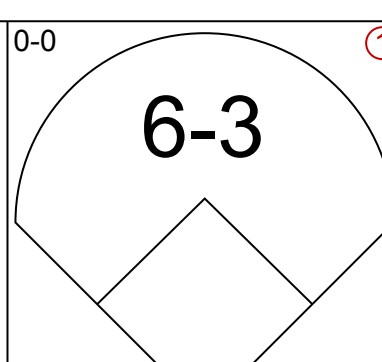
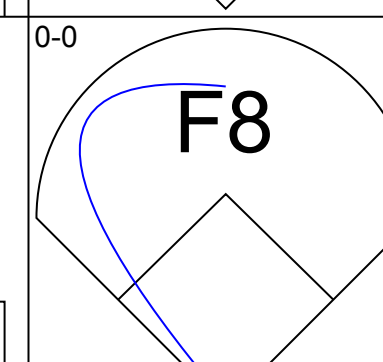
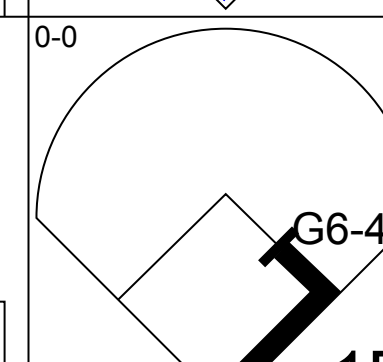
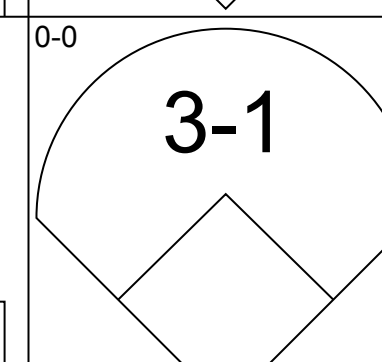
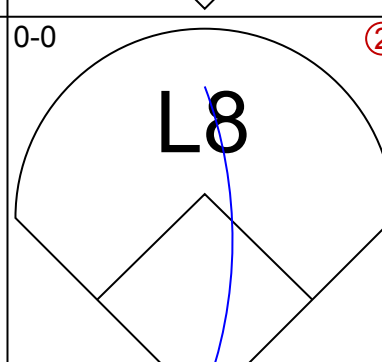
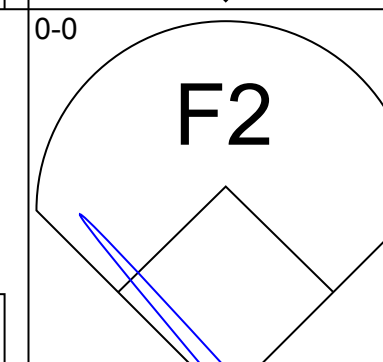
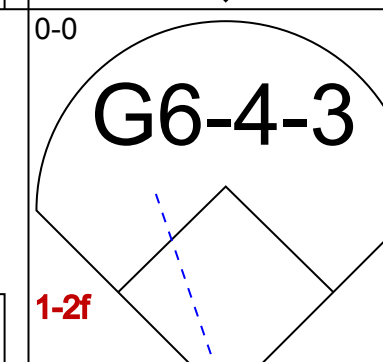
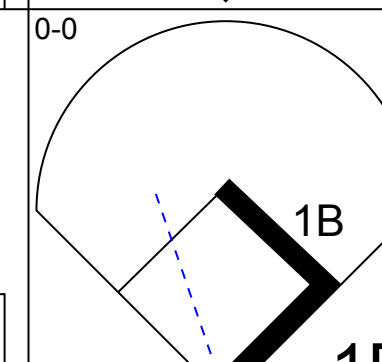
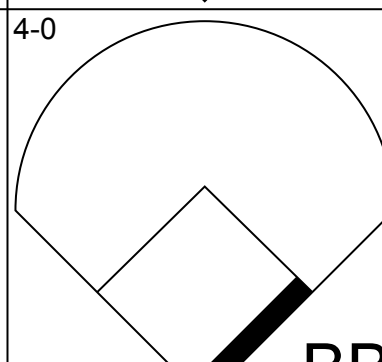
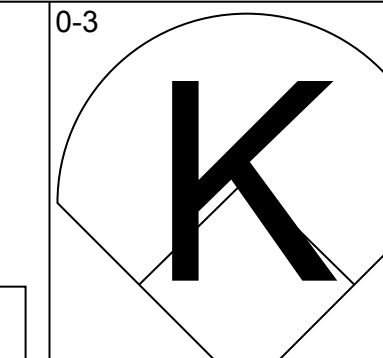
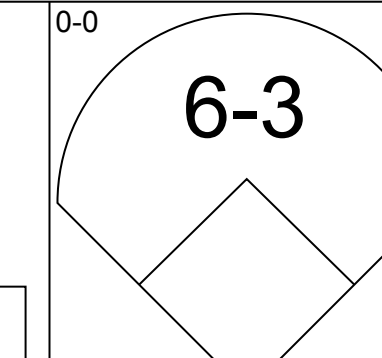
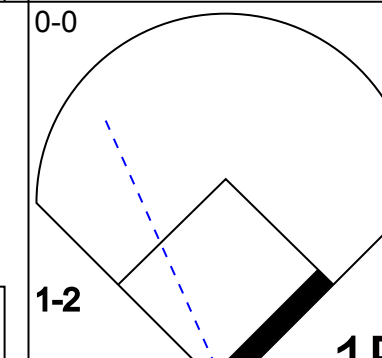
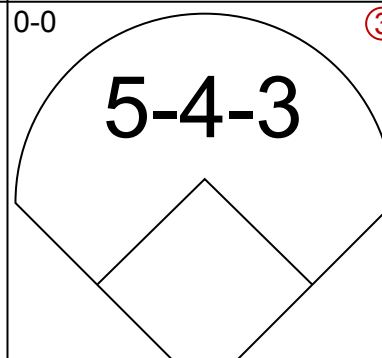
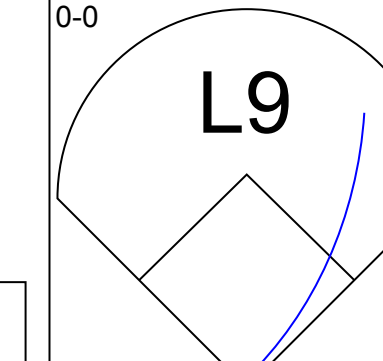
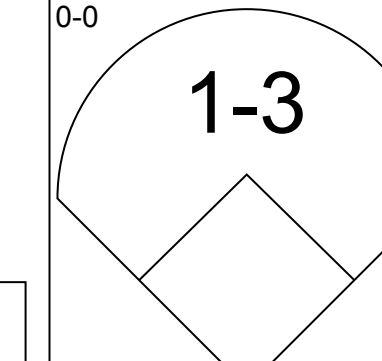
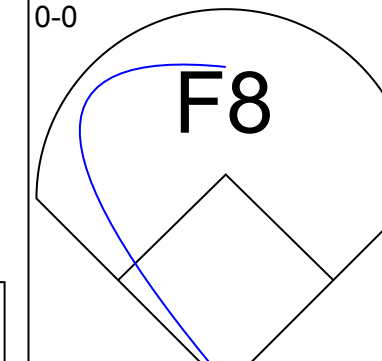
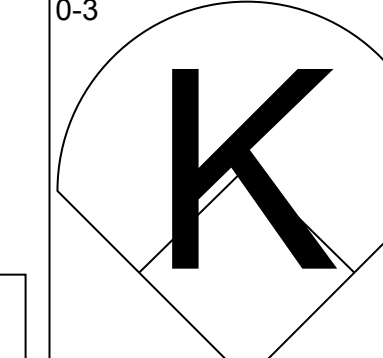
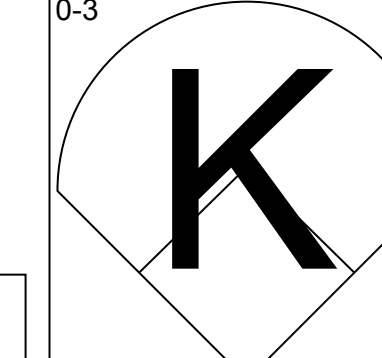
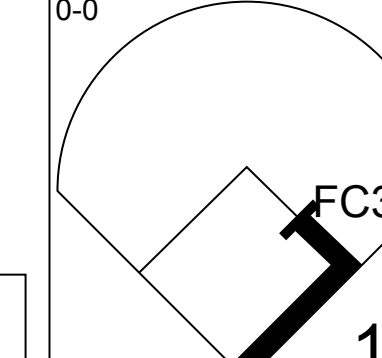
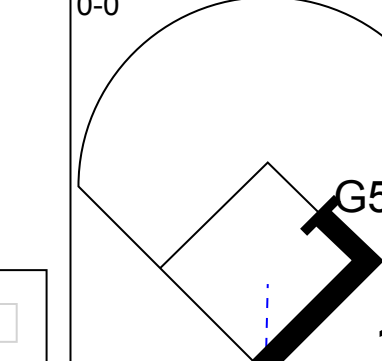
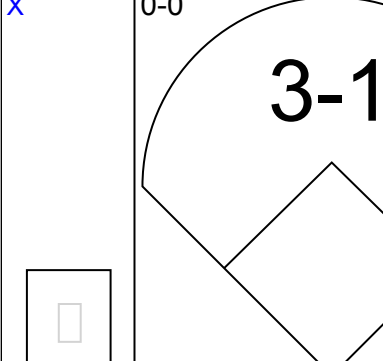
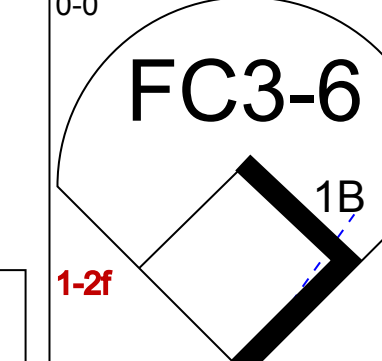
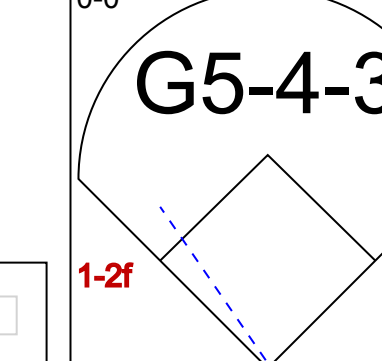
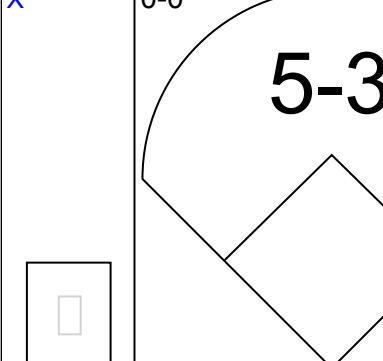
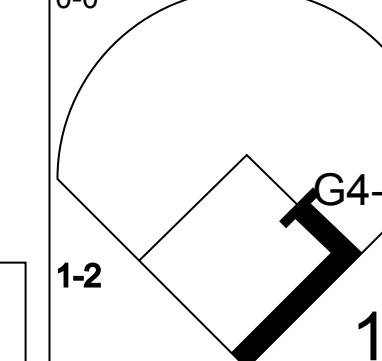
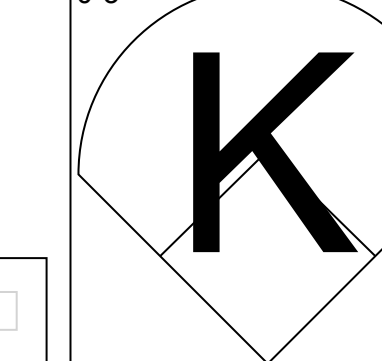
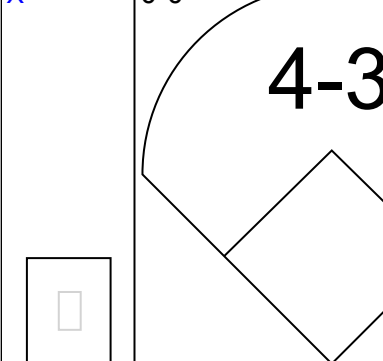
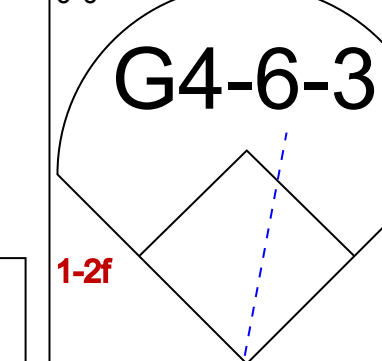
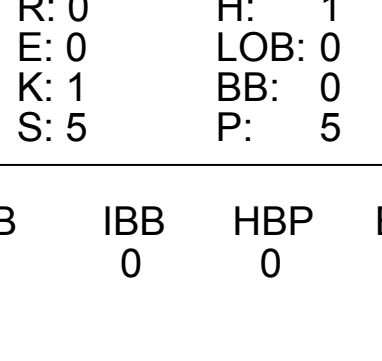
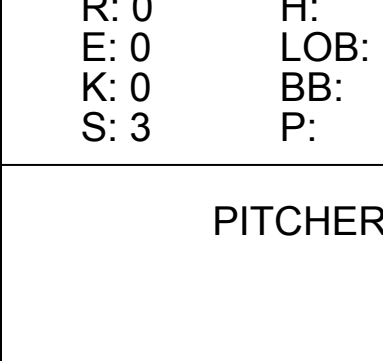
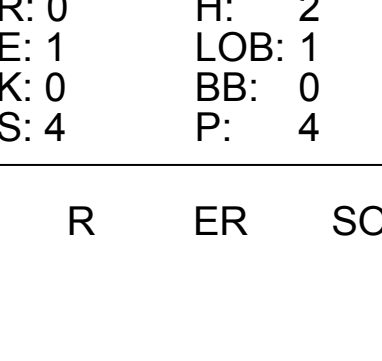











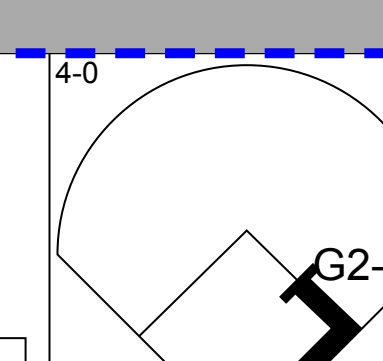


Batter	1	2	3	4	5	6	7	8	9	AB	R	H	RBI	BB	SO	LOB	BOTTOM										
Maury Wills, S OBP: 0.329, SLG: 0.349 (1, 6)										4	1	2	0	0	0	0											
Jim Gilliam, S OBP: 0.375, SLG: 0.346 (1, 5)										5	1	1	0	0	0	2											
Willie Davis, L OBP: 0.364, SLG: 0.492 (1, 8)										5	1	1	0	0	2	4											
Tommy Davis, R OBP: 0.377, SLG: 0.550 (1, 7)										3	3	3	3	1	0	0											
Frank Howard, R OBP: 0.356, SLG: 0.500 Tim Harkness, L OBP: 0.392, SLG: 0.409 (1, 9) (9, 3)										4	0	2	2	0	0	1											
Ron Fairly, L OBP: 0.387, SLG: 0.456 (1, 3) (9, 9)										2	0	0	1	2	0	2											
Norm Sherry, R OBP: 0.256, SLG: 0.329 Wally Moon, L OBP: 0.371, SLG: 0.363 Doug Camilli, R OBP: 0.367, SLG: 0.512 (1, 2) (7, PH) (8, 2)										2	1	1	0	1	0	1											
Larry Burright, R OBP: 0.286, SLG: 0.373 (1, 4)										3	0	0	1	0	0	5											
Joe Moeller, R OBP: 0.194, SLG: 0.194 Ed Roebuck, R OBP: 0.308, SLG: 0.308 (1, 1) (6, 1)										2	0	1	0	0	1	0											
Inning Stats	R: 2 E: 0 K: 1 S: 14	H: 3 LOB: 1 BB: 0 P: 19	R: 1 E: 1 K: 1 S: 13	H: 1 LOB: 0 BB: 0 P: 21	R: 2 E: 1 K: 1 S: 13	H: 1 LOB: 2 BB: 2 P: 24	R: 0 E: 0 K: 0 S: 3	H: 1 LOB: 0 BB: 0 P: 4	R: 2 E: 0 K: 0 S: 10	H: 2 LOB: 0 BB: 1 P: 17	R: 0 E: 0 K: 0 S: 12	H: 3 LOB: 2 BB: 0 P: 14	R: 0 E: 0 K: 1 S: 9	H: 1 LOB: 3 BB: 2 P: 21	R: 0 E: 0 K: 0 S: 6	H: 0 LOB: 0 BB: 0 P: 10	1B: 9 2B: 3 3B: 0 HR: 1	SF: 1 SAC: 1 DP: 2 HBP: 0	WP: 0 PB: 1 SB: 2 CS: 0	PA: 39							
PITCHER	IP	WLS	BF	H	R	ER	SO	BB	IBB	HBP	BLK	WP	HR	S	P	ERA	WHIP										
Dennis Bennett, L ERA: 4.81 (1, 1)	4.0	L	20	6	5	3	3	2	0	0	0	0	0	10	17	6.75	2.000										
Dallas Green, R ERA: 3.91 (5, 1)	1.0		5	2	2	2	0	1	0	0	0	0	0	10	17	18.00	3.000										
Jack Baldschun, R ERA: 3.5 (6, 1)	3.0		14	4	0	0	1	2	0	0	0	0	0	27	45	0.00	2.000										

Philadelphia Phillies @ Los Angeles Dodgers
Dodger Stadium, Los Angeles, CA
Wed Jul 04 1962, 7:05 PM PDT
Att: 39,322 - Unknown

AB 32
R 7
H 12
RBI 7
BB 5
SO 4
LOB 18

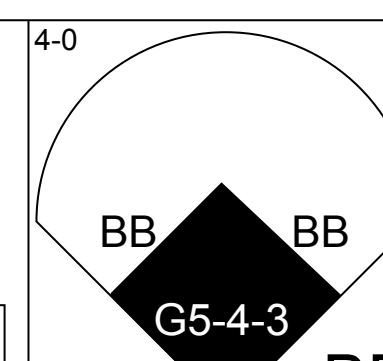
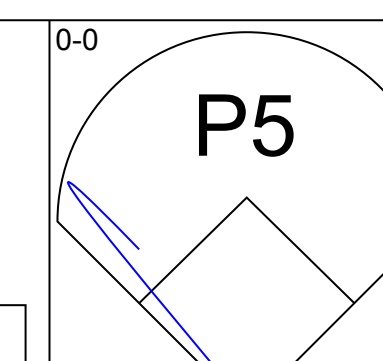
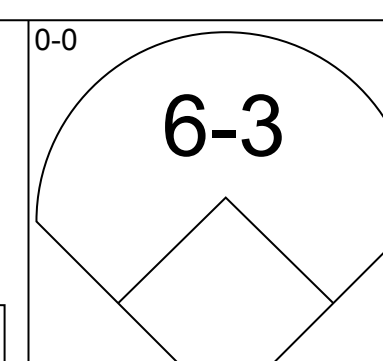
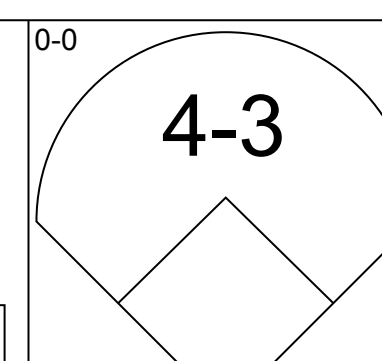
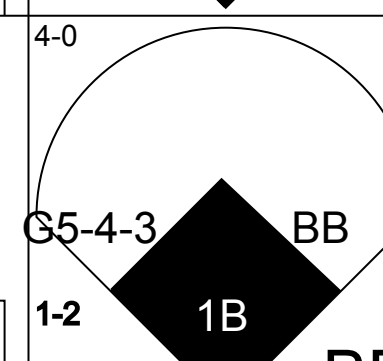
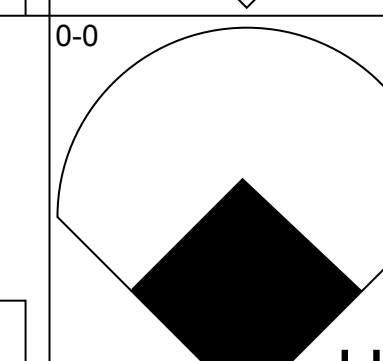
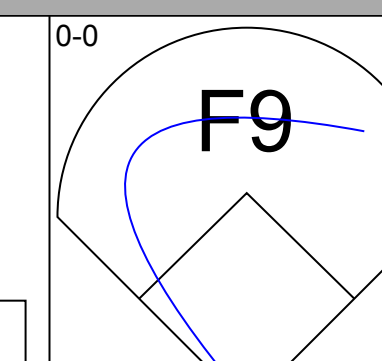
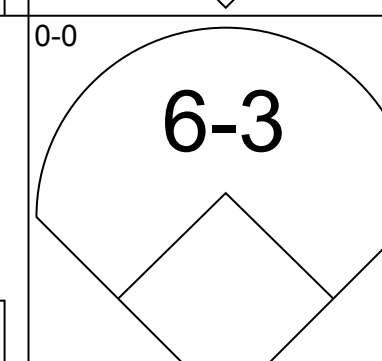
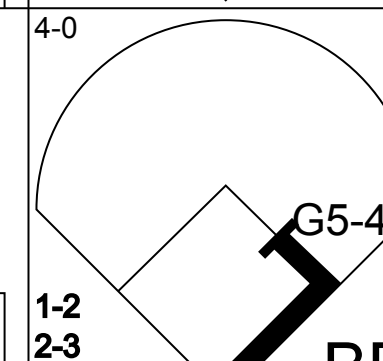
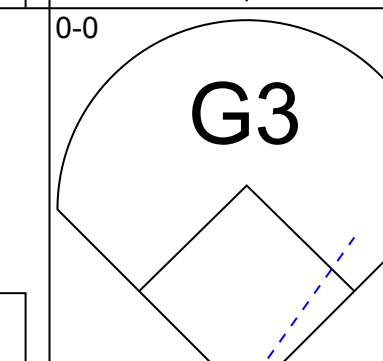
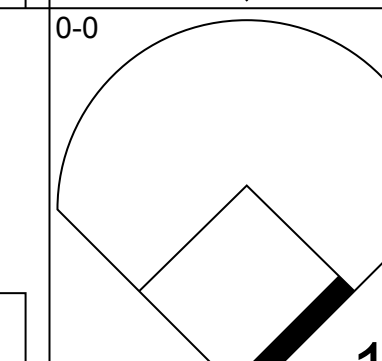
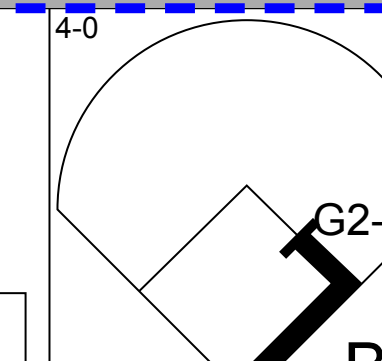
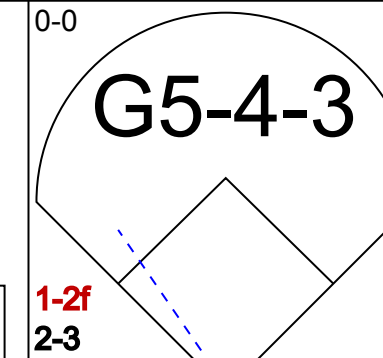

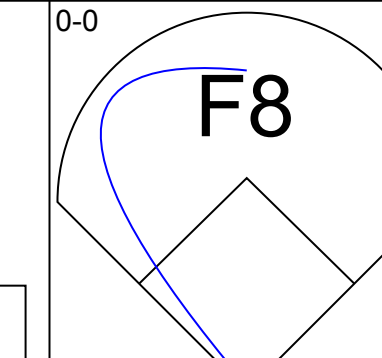
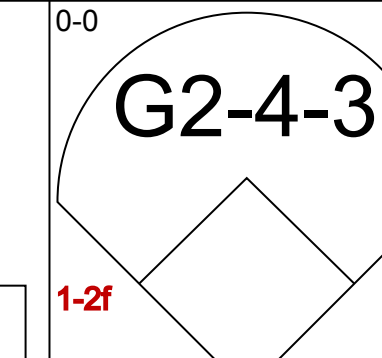
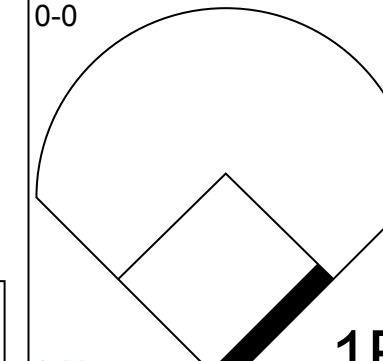
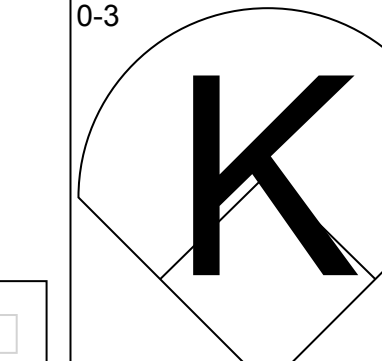
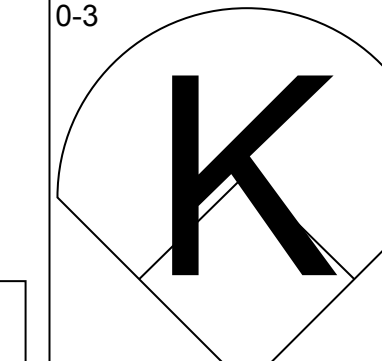

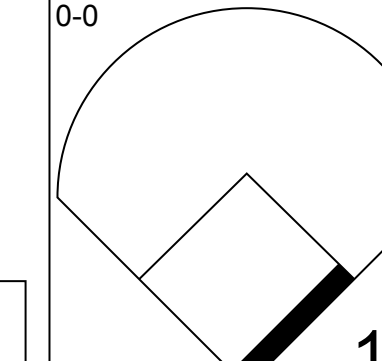
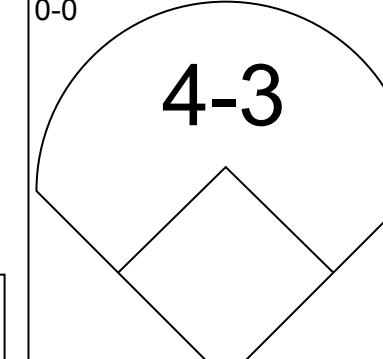
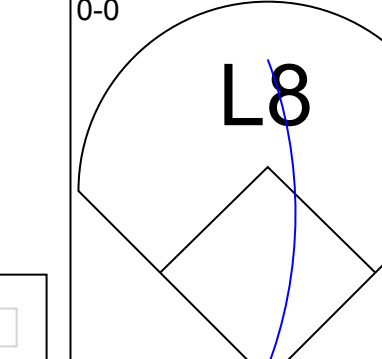

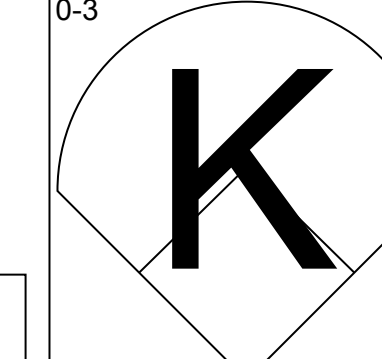

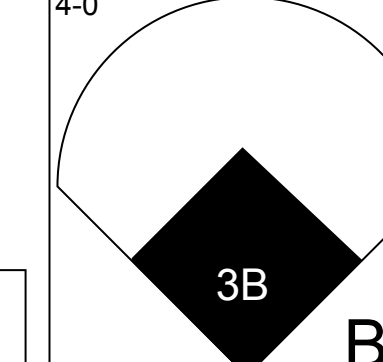

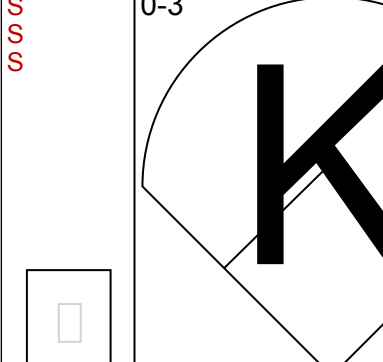

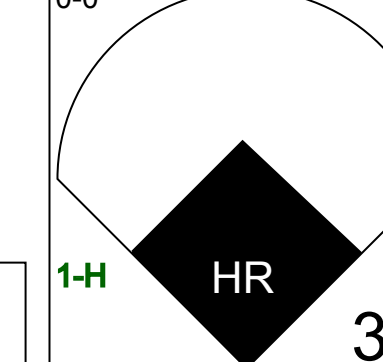
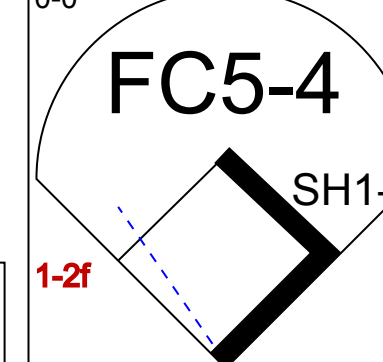
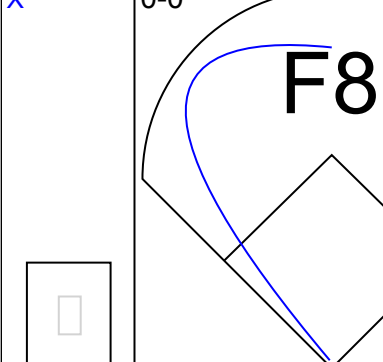
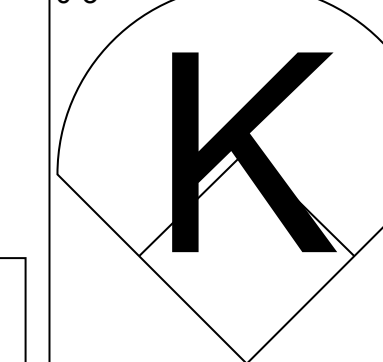
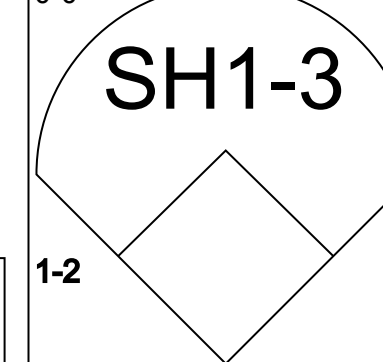

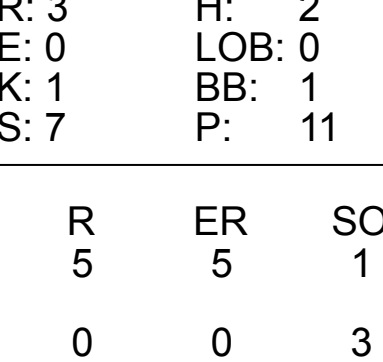
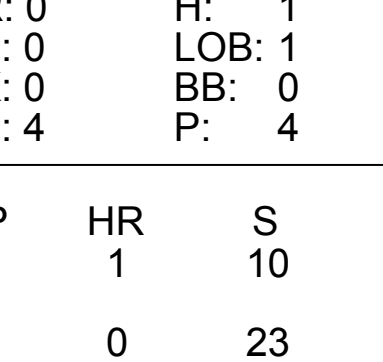
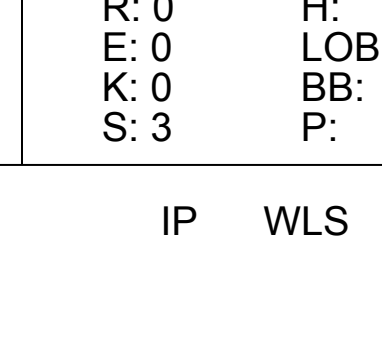


Batter	1	2	3	4	5	6	7	8	9	AB	R	H	RBI	BB	SO	LOB	TOP		
Ted Savage, R OBP: 0.379, SLG: 0.443 (1, 7)										4	0	0	0	0	1	0	Philadelphia Phillies @ Pittsburgh Pirates Forbes Field, Pittsburgh, PA Thu Jul 05 1962, 7:05 PM EDT Att: 13,623 - Unknown		
Johnny Callison, L OBP: 0.382, SLG: 0.462 (1, 9)										4	0	1	0	0	0	0			
Tony Gonzalez, L OBP: 0.368, SLG: 0.450 (1, 8)										3	0	1	0	1	0	1			
Roy Sievers, R OBP: 0.325, SLG: 0.385 (1, 3)											4	0	1	0	0	1		1	
Clay Dalrymple, L OBP: 0.413, SLG: 0.424 (1, 2)											3	0	0	0	0	2			
Don Demeter, R OBP: 0.382, SLG: 0.533 (1, 5)										3	0	1	0	0	2	0			
Billy Klaus, L OBP: 0.286, SLG: 0.293 (8, 6)										3	0	1	0	0	0	1			
Bobby Wine, R OBP: 0.246, SLG: 0.314 (8, PH)										2	0	0	0	0	0	1			
Wes Covington, L OBP: 0.307, SLG: 0.388 (8, PH)										1	0	1	0	0	0	0			
Mel Roach, R OBP: 0.200, SLG: 0.212 (8, 4)										0	0	0	0	0	0	0			
Jim Owens, R OBP: 0.200, SLG: 0.111 (3, PH)										0	0	0	0	0	0	0			
Dallas Green, L OBP: 0.286, SLG: 0.091 (3, PH)										2	0	0	0	0	1	0			
Frank Torre, L OBP: 0.381, SLG: 0.337 (8, PH)										1	0	0	0	0	2	0			
Chris Short, R OBP: 0.133, SLG: 0.214 (8, 1)										0	0	0	0	0	0	0			
Inning Stats	R: 0 E: 0 K: 1 S: 5	H: 0 LOB: 0 BB: 0 P: 5	R: 0 E: 0 K: 2 S: 7	H: 0 LOB: 0 BB: 0 P: 7	R: 0 E: 0 K: 1 S: 5	H: 1 LOB: 0 BB: 0 P: 5	R: 0 E: 0 K: 0 S: 3	H: 1 LOB: 0 BB: 0 P: 3	R: 0 E: 0 K: 1 S: 5	H: 0 LOB: 0 BB: 0 P: 3	R: 0 E: 0 K: 0 S: 5	H: 2 LOB: 2 BB: 0 P: 5	R: 0 E: 1 K: 0 S: 4	H: 2 LOB: 1 BB: 0 P: 4	R: 0 E: 0 K: 0 S: 3	H: 0 LOB: 1 BB: 1 P: 7	1B: 6 2B: 0 3B: 0 HR: 0	SF: 0 SAC: 0 DP: 3 HBP: 0	WP: 0 PA: 31 PB: 0 CS: 0
PITCHER Al McBean, R ERA: 2.94 (1, 1)	IP: 9.0 WLS: W BF: 31 H: 6 R: 0 ER: 0 SO: 5 BB: 1 IBB: 0 HBP: 0 BLK: 0 WP: 0 HR: 0 S: 40 P: 44 ERA: 0.00 WHIP: 0.778															PITCHER Al McBean, R ERA: 2.94 (1, 1)	IP: 9.0 WLS: W BF: 31 H: 6 R: 0 ER: 0 SO: 5 BB: 1 IBB: 0 HBP: 0 BLK: 0 WP: 0 HR: 0 S: 40 P: 44 ERA: 0.00 WHIP: 0.778		

livebaseballscores.com



AB 30
R 0
H 6
RBI 0
BB 1
SO 5
LOB 8

Batter	1	2	3	4	5	6	7	8	9	AB	R	H	RBI	BB	SO	LOB	BOTTOM			
Bill Virdon, L OBP: 0.299, SLG: 0.395 (1, 8)										3	1	0	0	1	0	2	Philadelphia Phillies @ Pittsburgh Pirates Forbes Field, Pittsburgh, PA Thu Jul 05 1962, 7:05 PM EDT Att: 13,623 - Unknown			
Dick Groat, R OBP: 0.360, SLG: 0.363 (1, 6)										3	2	1	2	1	0	0				
Bob Skinner, L OBP: 0.413, SLG: 0.507 (1, 7)										2	0	1	0	2	0	0				
Howie Goss, R OBP: 0.308, SLG: 0.362 (9, 7)										0	0	0	0	0	0	0				
Dick Stuart, R OBP: 0.271, SLG: 0.379 (1, 3)										4	0	0	0	0	0	4				
Roberto Clemente, R OBP: 0.368, SLG: 0.468 (1, 9)										4	0	2	1	0	2	1				
Smoky Burgess, L OBP: 0.415, SLG: 0.529 (1, 2)										4	0	0	0	0	1	2				
Don Hoak, R OBP: 0.347, SLG: 0.404 (1, 5)										2	1	1	0	1	1	0				
Bill Mazerowski, R OBP: 0.282, SLG: 0.413 (1, 4)										3	1	1	1	0	0	1				
Al McBean, R OBP: 0.229, SLG: 0.314 (1, 1)										2	0	1	0	0	1	1				
Inning Stats	R: 2 E: 0 K: 0 S: 3	H: 1 LOB: 1 BB: 3 P: 15	R: 3 E: 0 K: 1 S: 7	H: 2 LOB: 1 BB: 1 P: 11	R: 0 E: 0 K: 1 S: 5	H: 0 LOB: 0 BB: 0 P: 5	R: 0 E: 0 K: 0 S: 4	H: 1 LOB: 1 BB: 0 P: 4	R: 0 E: 0 K: 1 S: 6	H: 1 LOB: 1 BB: 0 P: 6	R: 0 E: 0 K: 1 S: 5	H: 0 LOB: 0 BB: 0 P: 5	R: 0 E: 0 K: 0 S: 3	H: 1 LOB: 0 BB: 0 P: 3	R: 0 E: 0 K: 1 S: 5	H: 1 LOB: 1 BB: 1 P: 9		1B: 5 2B: 0 3B: 1 HR: 1	SF: 0 SAC: 1 DP: 2 HBP: 0	WP: 0 PA: 33 PB: 0 CS: 0
PITCHER Jim Owens, R ERA: 7.17 (1, 1)	IP: 2.0 WLS: L BF: 12 H: 3 R: 5 ER: 5 SO: 1 BB: 4 IBB: 0 HBP: 0 BLK: 0 WP: 0 HR: 1 S: 10 P: 26 ERA: 22.50 WHIP: 3.500															PITCHER Jim Owens, R ERA: 7.17 (1, 1)		IP: 2.0 WLS: L BF: 12 H: 3 R: 5 ER: 5 SO: 1 BB: 4 IBB: 0 HBP: 0 BLK: 0 WP: 0 HR: 1 S: 10 P: 26 ERA: 22.50 WHIP: 3.500		
Dallas Green, R ERA: 3.56 (3, 1)	IP: 5.0 WLS: L BF: 17 H: 3 R: 0 ER: 0 SO: 3 BB: 0 IBB: 0 HBP: 0 BLK: 0 WP: 0 HR: 0 S: 23 P: 23 ERA: 0.00 WHIP: 0.600															PITCHER Dallas Green, R ERA: 3.56 (3, 1)	IP: 5.0 WLS: L BF: 17 H: 3 R: 0 ER: 0 SO: 3 BB: 0 IBB: 0 HBP: 0 BLK: 0 WP: 0 HR: 0 S: 23 P: 23 ERA: 0.00 WHIP: 0.600			
Chris Short, L ERA: 4.22 (8, 1)	IP: 1.0 WLS: L BF: 4 H: 1 R: 0 ER: 0 SO: 1 BB: 1 IBB: 0 HBP: 0 BLK: 0 WP: 0 HR: 0 S: 5 P: 9 ERA: 0.00 WHIP: 2.000															PITCHER Chris Short, L ERA: 4.22 (8, 1)	IP: 1.0 WLS: L BF: 4 H: 1 R: 0 ER: 0 SO: 1 BB: 1 IBB: 0 HBP: 0 BLK: 0 WP: 0 HR: 0 S: 5 P: 9 ERA: 0.00 WHIP: 2.000			

livebaseballscores.com



AB 27
R 5
H 7
RBI 4
BB 5
SO 5
LOB 11

Batter	1	2	3	4	5	6	7	8	9	AB	R	H	RBI	BB	SO	LOB	TOP
Ted Savage, R OBP: 0.377, SLG: 0.444 (1, 7)	0-0 6-3	0-0 1-3 2B		0-0 6-3			0-0 P4	0-0 SH FC6-2 1B		4	0	1	0	0	0	1	Philadelphia Phillies @ Pittsburgh Pirates Forbes Field, Pittsburgh, PA Fri Jul 06 1962, 3:33 AM EDT Att: 15,836 - Unknown
Johnny Callison, L OBP: 0.366, SLG: 0.464 (1, 9)	0-0 G3 1B	0-0 4-3			0-0 1-3		0-0 1B 1B	0-0 FC6-2 1B		5	2	3	1	0	0	2	
Tony Gonzalez, L OBP: 0.369, SLG: 0.460 (1, 8)	0-0 G3			0-0 HR		0-0 F8	0-0 E 1B	0-0 FC6-2 G6-4-3		5	2	2	1	0	0	4	
Roy Sievers, R OBP: 0.330, SLG: 0.390 Frank Torre, L OBP: 0.361, SLG: 0.337 (8, 3)	0-0 BB 1B			0-0 FC5-4 1B		0-3 K	0-0 E9 1B	0-0 G6-4-3		5	0	3	2	0	1	3	
Clay Dalrymple, L OBP: 0.417, SLG: 0.439 (1, 2)	4-0 1-2 BB			0-0 F9			0-0 IBB			3	1	1	1	2	0	1	
Don Demeter, R OBP: 0.395, SLG: 0.527 (1, 5)	0-3 K			0-0 FC5-4 CS			0-3 1B 1B			5	0	1	0	0	2	5	
Billy Klaus, L OBP: 0.299, SLG: 0.320 (1, 4)		4-0 2B BB		0-0 CS		0-0 1B	0-0 F9			4	0	2	0	1	1	2	
Bobby Wine, R OBP: 0.250, SLG: 0.317 (1, 6)		0-0 F8		0-0 6-3		0-0 L8		0-0 SH 1B WP		5	1	2	0	0	0	4	
Art Mahaffey, R OBP: 0.212, SLG: 0.208 (1, 1)		0-0 F9		0-0 5-3		0-0 L8		1-0 1B SH FC6-2 HBP		4	0	0	0	0	1	5	
Inning Stats	R: 1 E: 0 K: 1 S: 7	H: 2 LOB: 2 BB: 1 P: 11	R: 0 E: 0 K: 0 S: 4	H: 1 LOB: 2 BB: 1 P: 8	R: 1 E: 0 K: 0 S: 4	H: 2 LOB: 1 BB: 0 P: 4	R: 0 E: 0 K: 0 S: 5	H: 2 LOB: 2 BB: 0 P: 5	R: 2 E: 1 K: 1 S: 8	H: 3 LOB: 2 BB: 1 P: 12	R: 1 E: 0 K: 2 S: 9	H: 2 LOB: 1 BB: 0 P: 9	1B: 11 2B: 1 3B: 1 HR: 2	SF: 0 SAC: 1 DP: 1 HBP: 1	WP: 1 PB: 0 SB: 0 CS: 1	PA: 46	
PITCHER	IP WLS BF H R ER SO BB IBB HBP BLK WP HR S P ERA WHIP																
Bob Friend, R ERA: 3.89 (1, 1)	6.1 L 31 11 4 4 2 2 2 0 0 0 0 1 33 41 5.68 2.053																
Tom Sturdivant, R ERA: 6.12 (7, 1)	0.2 6 1 1 1 1 0 1 1 0 1 0 6 11 13.50 1.500																
Diomedes Olivo, L ERA: 1.95 (8, 1)	1.0 3 1 0 0 0 0 0 0 0 0 0 3 3 0.00 1.000																
Jack Lamabe, R ERA: 2.55 (9, 1)	1.0 5 2 1 1 2 0 0 0 0 0 1 9 9 9.00 2.000																

AB	40
R	6
H	15
RBI	5
BB	3
SO	5
LOB	27



Batter	1	2	3	4	5	6	7	8	9	AB	R	H	RBI	BB	SO	LOB	BOTTOM			
Bill Virdon, L OBP: 0.296, SLG: 0.390 (1, 8)	0-0 4-3		0-0 F7			0-0 4-3		0-3 K		4	0	0	0	0	1	1	Philadelphia Phillies @ Pittsburgh Pirates Forbes Field, Pittsburgh, PA Fri Jul 06 1962, 3:33 AM EDT Att: 15,836 - Unknown			
Dick Groat, R OBP: 0.357, SLG: 0.358 (1, 6)	0-0 F8		0-0 6-3			0-0 F9		0-0 F9		4	0	0	0	0	0	1				
Bob Skinner, L OBP: 0.411, SLG: 0.504 (1, 7)	0-0 G3			0-3 K		0-0 P4			0-0 2B 1B	4	1	1	0	0	1	0				
Smoky Burgess, L OBP: 0.411, SLG: 0.523 (1, 2)		0-0 F5		0-0 G3			0-0 FC6-4 1B		0-0 F9	4	0	1	0	0	0	1				
Roberto Clemente, R OBP: 0.373, SLG: 0.479 (1, 9)		0-0 BB 1B		0-0 2B			0-0 FC6-4 4-3		0-0 2B 2B	4	1	3	0	0	0	1				
Jim Marshall, L OBP: 0.314, SLG: 0.462 (1, 3)		4-0 FC6-4 BB		0-0 P6			0-0 4-3		0-0 2B	3	0	1	2	1	0	2				
Don Hoak, R OBP: 0.342, SLG: 0.397 (1, 5)		0-3 K					0-0 F7		0-0 P6	4	0	0	0	0	1	4				
Bill Mazaroski, R OBP: 0.278, SLG: 0.408 (1, 4)		0-0 FC6-4					0-0 F8		0-0 F7	4	0	0	0	0	0	3				
Bob Friend, R OBP: 0.149, SLG: 0.170 (1, 1)			0-3 K							2	0	0	0	0	2	0				
Tom Sturdivant, L OBP: 0.083, SLG: 0.083 (7, 1)										0	0	0	0	0	0	0				
Diomedes Olivo, L OBP: 0.300, SLG: 0.333 (8, 1)										0	0	0	0	0	0	0				
Dick Schofield, S OBP: 0.400, SLG: 0.449 (8, PH)										1	0	1	0	0	0	0				
Jack Lamabe, R (9, 1)									0-0 1B	0	0	0	0	0	0	0				
Inning Stats	R: 0 E: 0 K: 0 S: 3	H: 0 LOB: 0 BB: 0 P: 3	R: 0 E: 0 K: 1 S: 6	H: 1 LOB: 2 BB: 1 P: 10	R: 0 E: 0 K: 1 S: 5	H: 0 LOB: 0 BB: 0 P: 5	R: 0 E: 0 K: 1 S: 6	H: 1 LOB: 1 BB: 0 P: 6	R: 0 E: 0 K: 0 S: 5	H: 0 LOB: 0 BB: 0 P: 5	R: 0 E: 0 K: 0 S: 3	H: 0 LOB: 0 BB: 0 P: 3	R: 0 E: 0 K: 0 S: 4	H: 1 LOB: 1 BB: 0 P: 4	R: 0 E: 0 K: 1 S: 6	H: 3 LOB: 1 BB: 0 P: 6	1B: 4 2B: 3 3B: 0 HR: 0	SF: 0 SAC: 0 DP: 0 HBP: 0	WP: 0 PB: 0 SB: 0 CS: 0	PA: 35
PITCHER	IP WLS BF H R ER SO BB IBB HBP BLK WP HR S P ERA WHIP																			
Art Mahaffey, R ERA: 3.93 (1, 1)	9.0 W 35 7 2 2 5 1 0 0 0 0 0 44 48 2.00 0.889																			



Batter	1	2	3	4	5	6	7	8	9	AB	R	H	RBI	BB	SO	LOB	TOP					
Mel Roach, R OBP: 0.219, SLG: 0.246 Wes Covington, L OBP: 0.305, SLG: 0.386 Chris Short, R OBP: 0.133, SLG: 0.214	5-3		1B			1B	G3-6-3			3	1	2	0	0	0	0						
Johnny Callison, L OBP: 0.397, SLG: 0.468	L6-4		L6			SH1-3		P6		4	0	2	1	0	0	1						
Ted Savage, R OBP: 0.376, SLG: 0.443	L6-4		F9			SH1-3		1B		3	0	1	0	0	0	2						
Roy Sievers, R OBP: 0.325, SLG: 0.383		P4		F7		F3		F7		4	0	0	0	0	0	2						
Don Demeter, R OBP: 0.355, SLG: 0.519		F7		P4		F8		K		4	0	0	0	0	1	2						
Tony Gonzalez, L OBP: 0.397, SLG: 0.457		F8		K			E8		F5	4	1	1	0	0	1	0						
Bob Ojdis, R Clay Dalrymple, L OBP: 0.415, SLG: 0.436			HR		P6		P4		K	3	1	1	0	0	0	1						
Bobby Wine, R OBP: 0.256, SLG: 0.339			HR		P4		1B		F8	4	1	2	2	0	0	0						
Jack Hamilton, R OBP: 0.114, SLG: 0.061 Jack Baldschun, R	5-3				K		G3-6-3			2	0	0	0	0	1	0						
Tony Taylor, R OBP: 0.364, SLG: 0.378 Billy Klaus, L OBP: 0.299, SLG: 0.320										0	0	0	0	0	0	0						
Inning Stats	R: 0 E: 0 K: 0 S: 3	H: 1 LOB: 0 BB: 0 P: 3	R: 0 E: 0 K: 0 S: 3	H: 0 LOB: 0 BB: 0 P: 3	R: 2 E: 0 K: 0 S: 6	H: 3 LOB: 1 BB: 0 P: 6	R: 0 E: 0 K: 1 S: 5	H: 0 LOB: 0 BB: 0 P: 5	R: 0 E: 0 K: 1 S: 5	H: 0 LOB: 0 BB: 0 P: 5	R: 1 E: 0 K: 0 S: 5	H: 2 LOB: 1 BB: 0 P: 5	R: 1 E: 1 K: 0 S: 5	H: 3 LOB: 2 BB: 0 P: 5	R: 0 E: 0 K: 1 S: 6	H: 1 LOB: 1 BB: 0 P: 6	R: 0 E: 0 K: 1 S: 5	H: 0 LOB: 0 BB: 0 P: 5	1B: 7 2B: 3 3B: 0 HR: 1	SF: 0 SAC: 1 DP: 2 HBP: 0	WP: 0 PB: 0 SB: 0 CS: 0	PA: 35
PITCHER	IP	WLS	BF	H	R	ER	SO	BB	IBB	HBP	BLK	WP	HR	S	P	ERA	WHIP					
Harvey Haddix, L ERA: 4.24	5.1		21	6	3	3	2	0	0	0	0	0	1	25	25	5.06	1.125					
Tom Sturdivant, R ERA: 5.04	0.2		2	0	0	0	0	0	0	0	0	0	0	2	2	0.00	0.000					
Diomedes Olivo, L ERA: 2.12	0.1		4	3	1	1	0	0	0	0	0	0	0	4	4	27.00	9.000					
Roy Face, R ERA: 1.32	2.2	W	8	1	0	0	2	0	0	0	0	0	0	12	12	0.00	0.375					

Philadelphia Phillies @ Pittsburgh Pirates
Forbes Field, Pittsburgh, PA
Sat Jul 07 1962, 3:33 AM EDT
Att: 8,781 - Unknown

AB 34
R 4
H 10
RBI 4
BB 0
SO 4
LOB 10

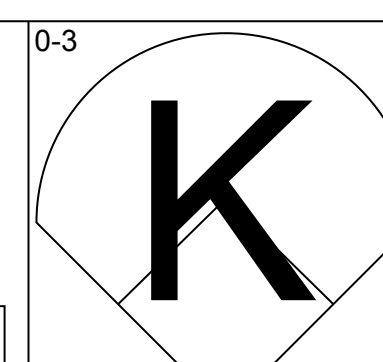
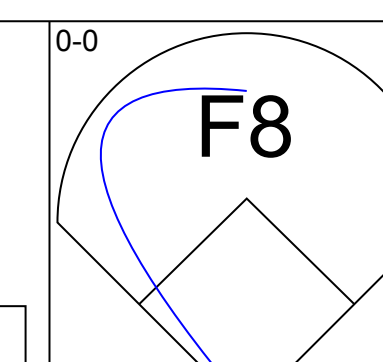
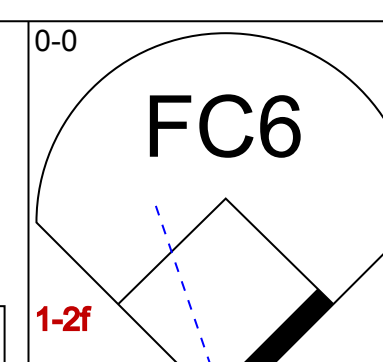
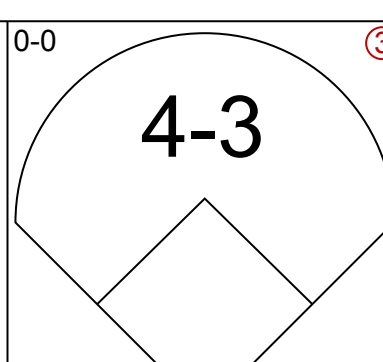
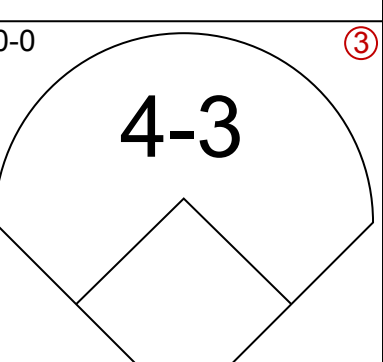
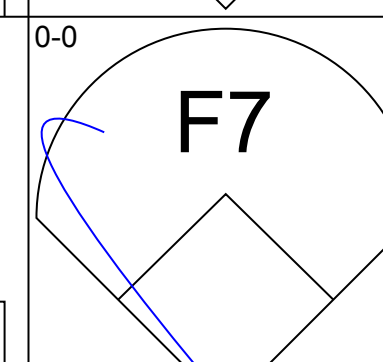
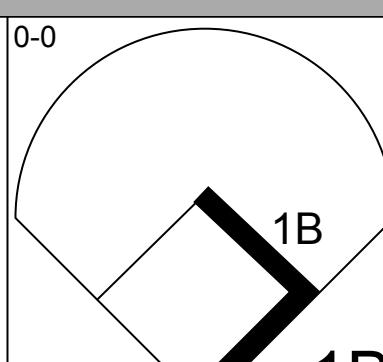
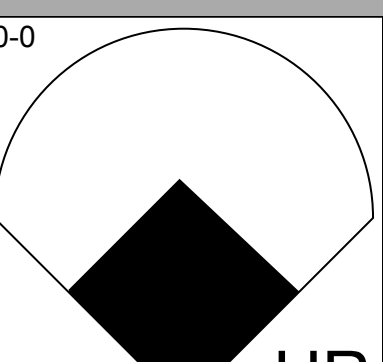
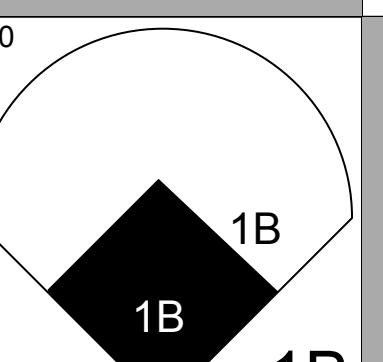
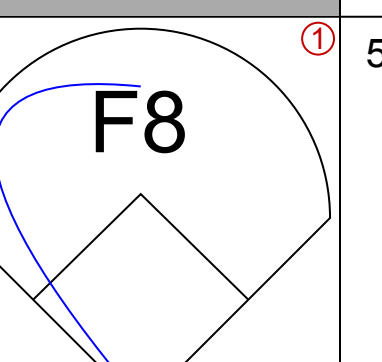
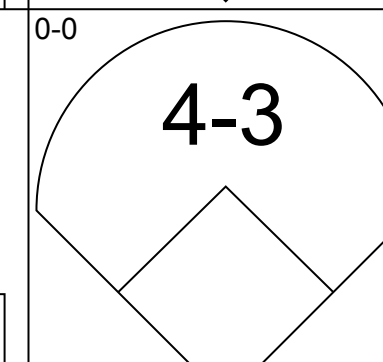
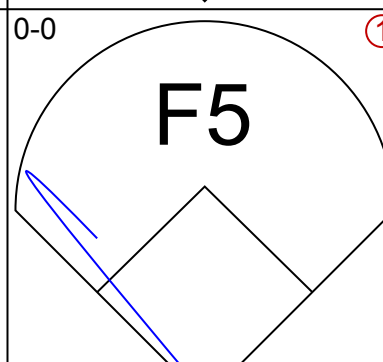
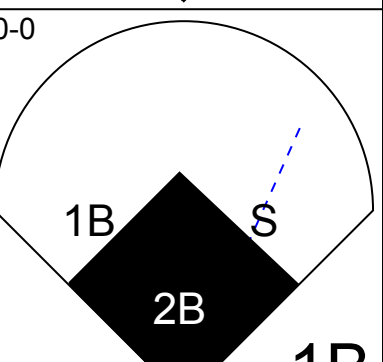
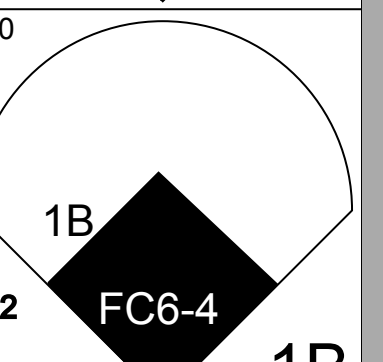
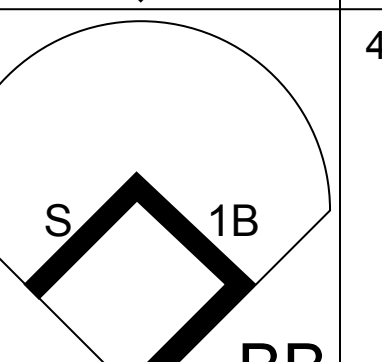

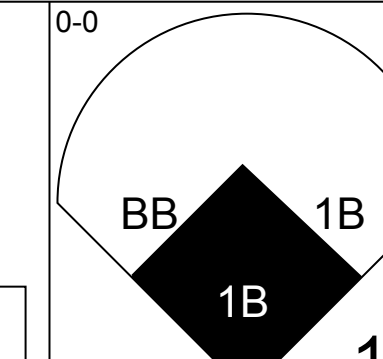
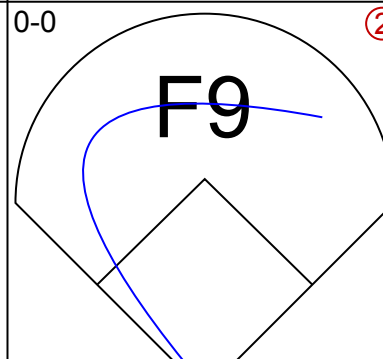
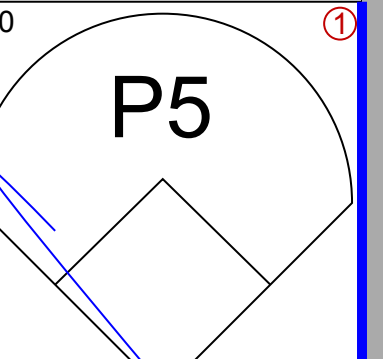
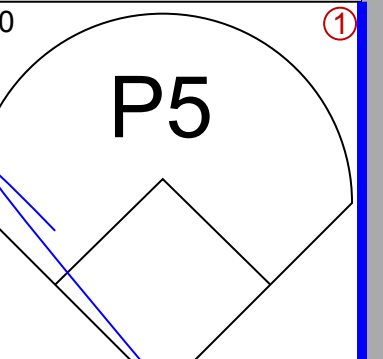
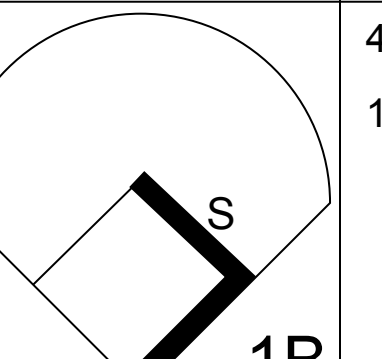
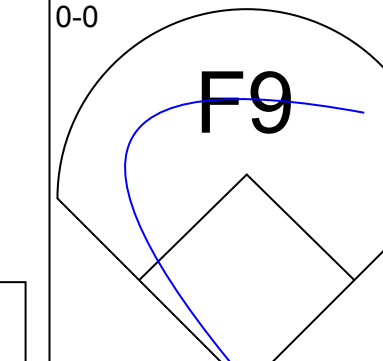
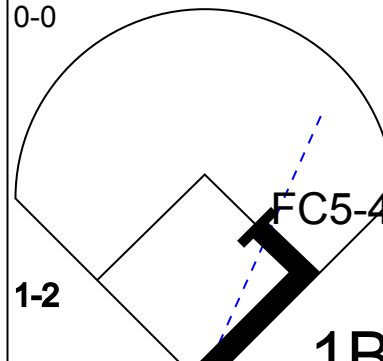
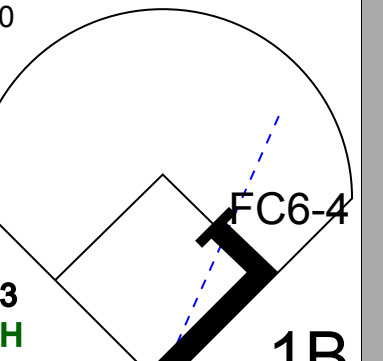
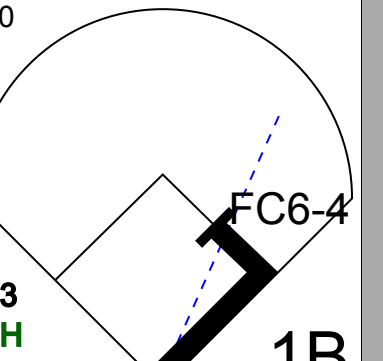
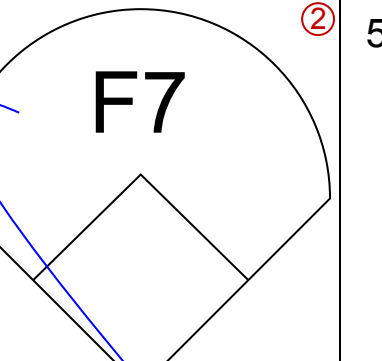
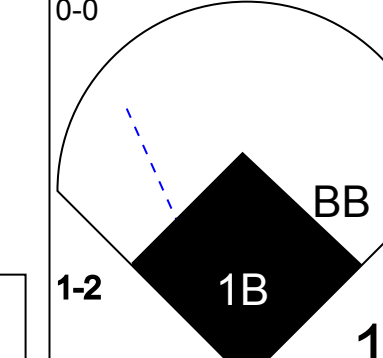
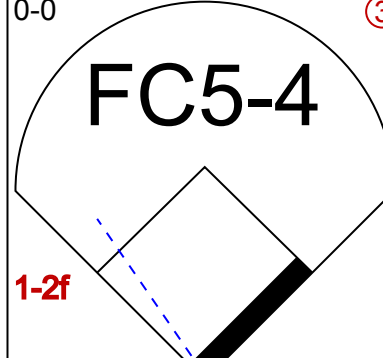
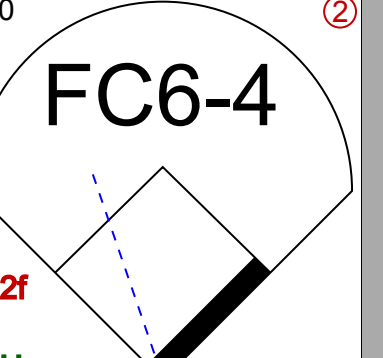
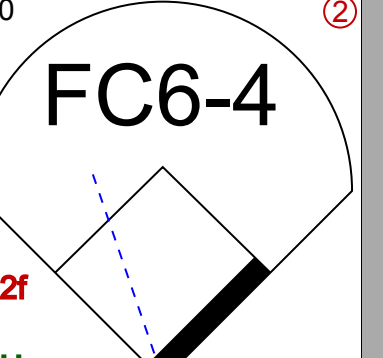
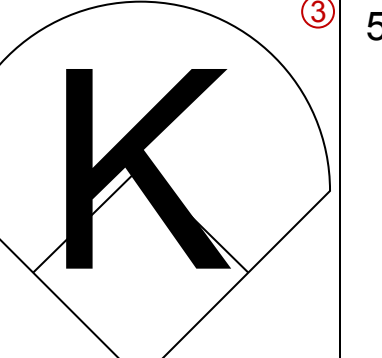
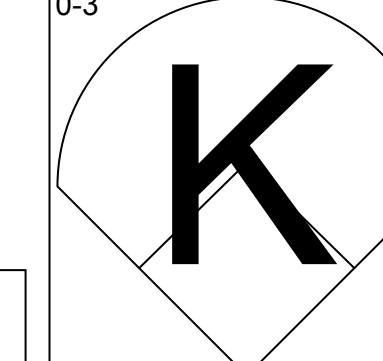
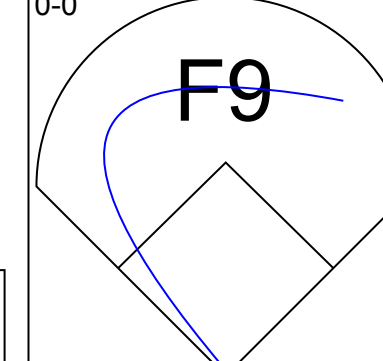
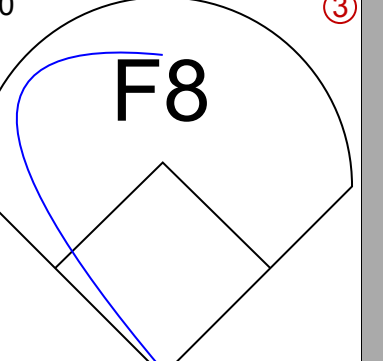
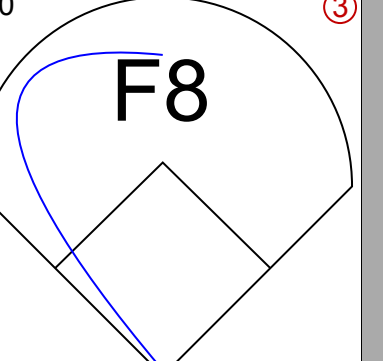
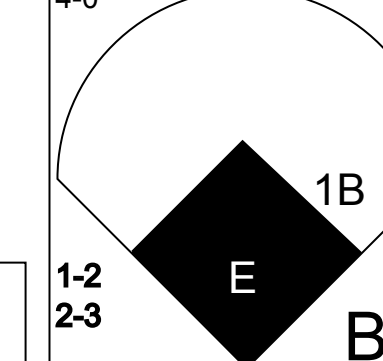
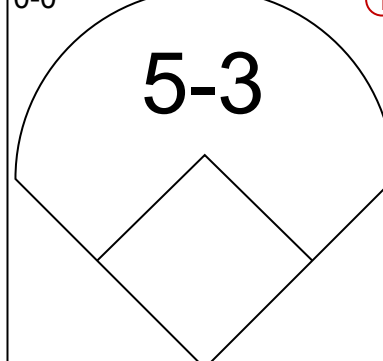
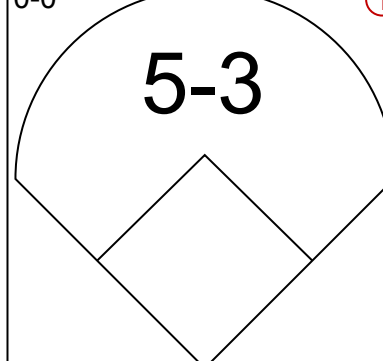
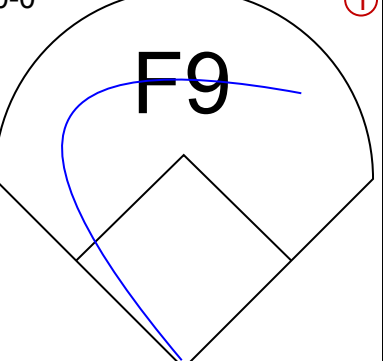
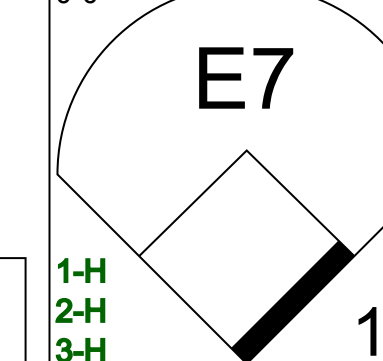
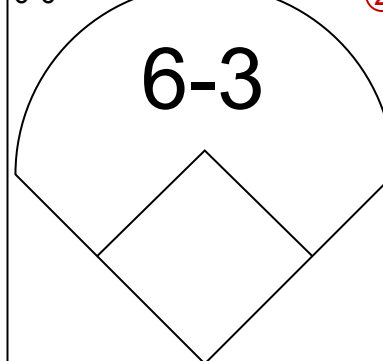
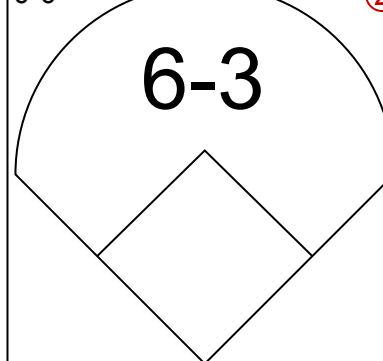


Batter	1	2	3	4	5	6	7	8	9	AB	R	H	RBI	BB	SO	LOB	BOTTOM				
Bill Virdon, L OBP: 0.295, SLG: 0.387	F7	6-3			4-3	1B		K		5	0	1	2	0	1	4					
Dick Groat, R OBP: 0.354, SLG: 0.356	L8		F9		F9	F9		F9		5	0	1	0	0	0	2					
Bob Skinner, L OBP: 0.412, SLG: 0.502	BB		1B		F9			F5		3	0	1	0	1	0	1					
Smoky Burgess, L OBP: 0.408, SLG: 0.517 Howie Goss, R OBP: 0.308, SLG: 0.362 Cal Neeman, R OBP: 0.300, SLG: 0.579	F7		F7		4-3	3B	1B			4	0	1	0	0	0	2					
Roberto Clemente, R OBP: 0.378, SLG: 0.490		BB	K		E5	1B	1B	E		4	2	3	1	0	1	1					
Jim Marshall, L OBP: 0.311, SLG: 0.451	4-3		F9		F9	1B	BB	E6		4	1	1	0	0	0	2					
Don Hoak, R OBP: 0.344, SLG: 0.394	BB	BB	L8		L8	1B	BB	G5-4-3		2	1	0	0	2	0	1					
Bill Mazerowski, R OBP: 0.284, SLG: 0.417		BB	5-3		5-3	E5	1B			3	1	2	1	1	0	0					
Harvey Haddix, L OBP: 0.286, SLG: 0.519 Tom Sturdivant, L OBP: 0.093, SLG: 0.083 Dick Schofield, S OBP: 0.395, SLG: 0.443 Diomedes Olivo, L OBP: 0.300, SLG: 0.333 Roy Face, R			K		4-3	K		4-3		2	0	0	0	0	1	3					
Inning Stats	R: 0 E: 0 K: 0 S: 3	H: 0 LOB: 1 BB: 1 P: 7	R: 0 E: 0 K: 1 S: 6	H: 1 LOB: 3 BB: 2 P: 14	R: 0 E: 0 K: 1 S: 6	H: 1 LOB: 1 BB: 0 P: 6	R: 0 E: 0 K: 0 S: 3	H: 0 LOB: 0 BB: 0 P: 3	R: 0 E: 0 K: 0 S: 4	H: 1 LOB: 1 BB: 0 P: 4	R: 4 E: 2 K: 1 S: 9	H: 4 LOB: 1 BB: 1 P: 13	R: 2 E: 1 K: 0 S: 5	H: 2 LOB: 1 BB: 0 P: 5	R: 0 E: 0 K: 1 S: 6	H: 1 LOB: 1 BB: 0 P: 6	1B: 8 2B: 0 3B: 2 HR: 0	SF: 0 SAC: 0 DP: 1 HBP: 0	WP: 0 PB: 0 SB: 0 CS: 0	PA: 38	
PITCHER	IP	WLS	BF	H	R	ER	SO	BB	IBB	HBP	BLK	WP	HR	S	P	ERA	WHIP				
Jack Hamilton, R ERA: 5.07	5.2		28	7	4	3	3	4	0	0	0	0	0	30	46	4.76	1.941				
Jack Baldschun, R ERA: 3.49	0.1		1	0	0	0	0	0	0	0	0	0	0	1	1	0.00	0.000				
Chris Short, L ERA: 4.23	2.0	L	9	3	2	1	1	0	0	0	0	0	0	11	11	4.50	1.500				

Philadelphia Phillies @ Pittsburgh Pirates
Forbes Field, Pittsburgh, PA
Sat Jul 07 1962, 3:33 AM EDT
Att: 8,781 - Unknown

AB 34
R 6
H 10
RBI 4
BB 4
SO 4
LOB 19

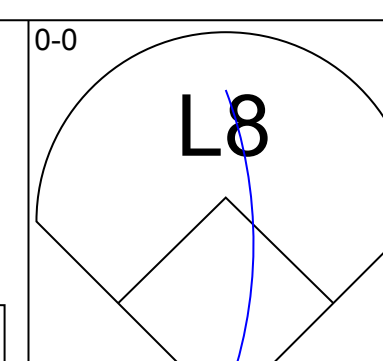
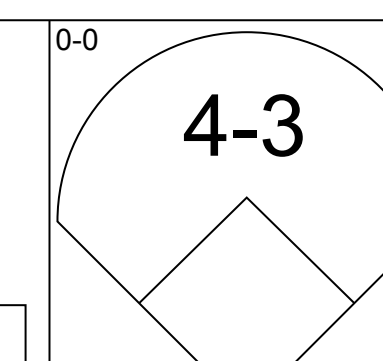
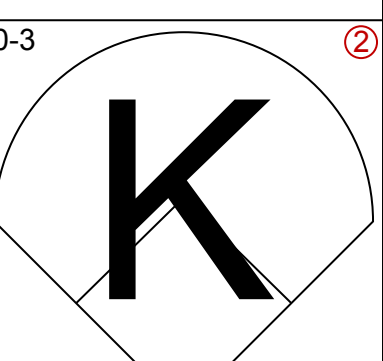
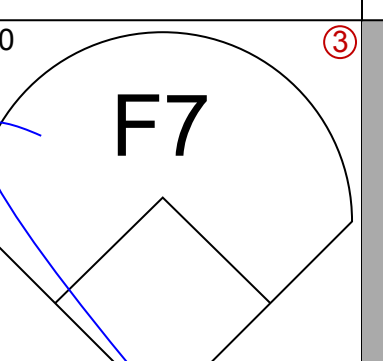

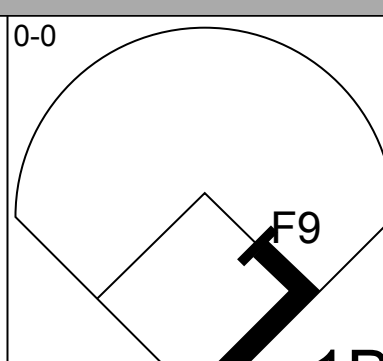
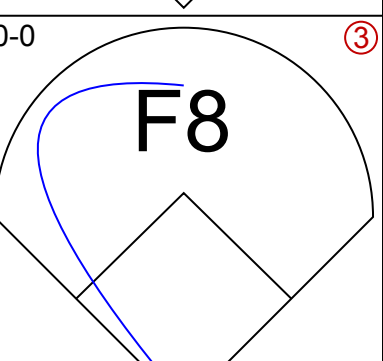
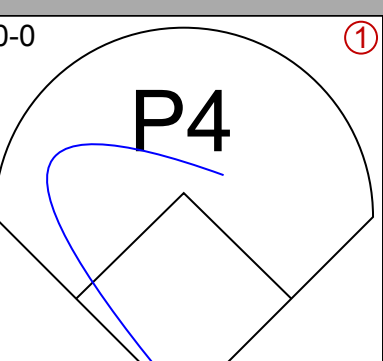
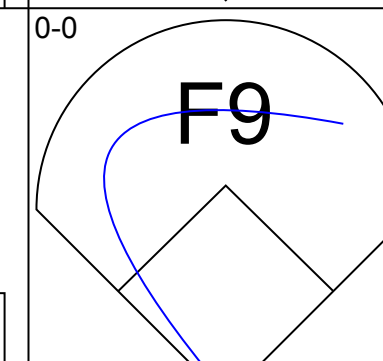
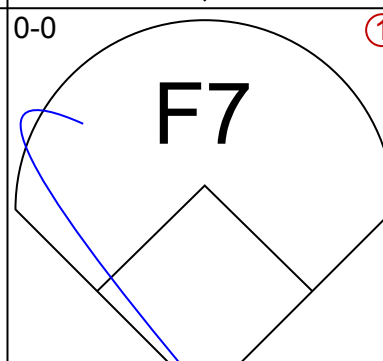
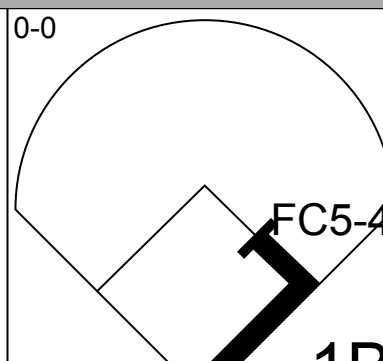
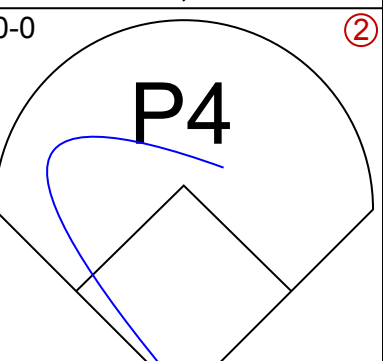

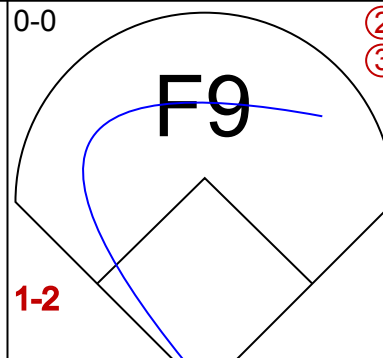
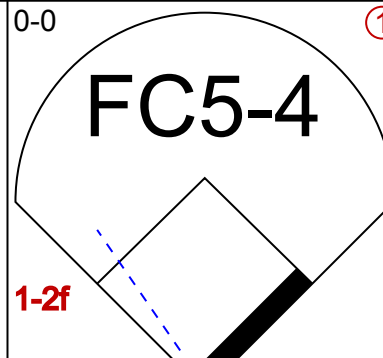
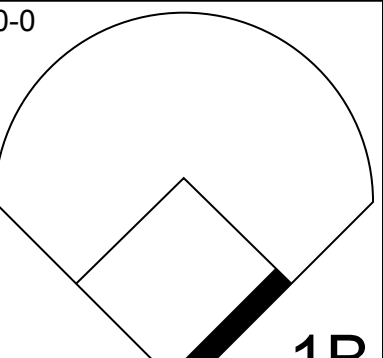
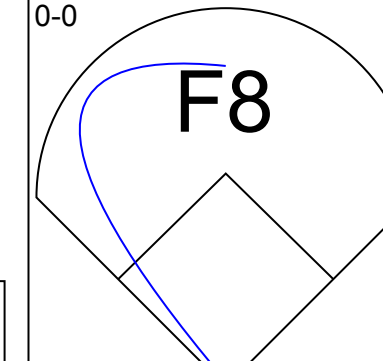
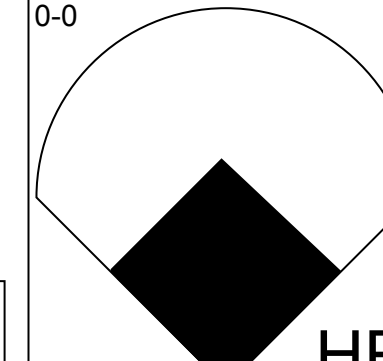
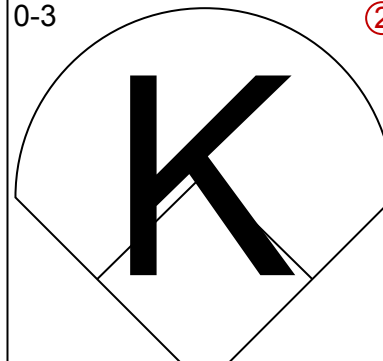
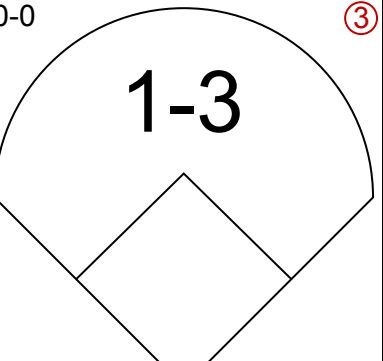
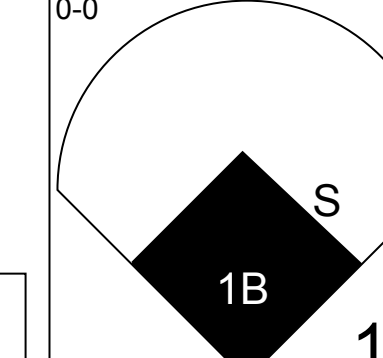
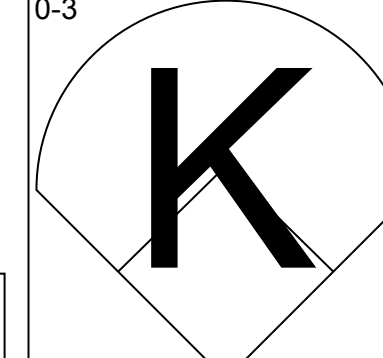
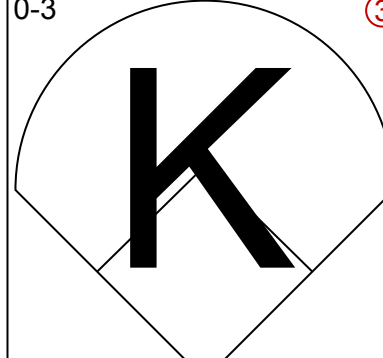

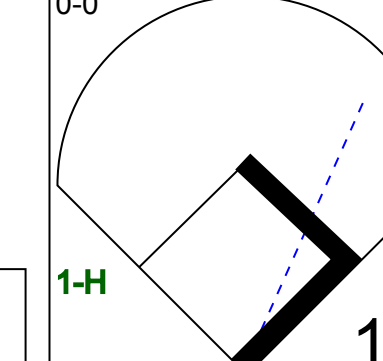
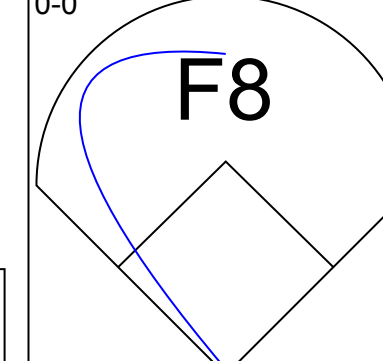
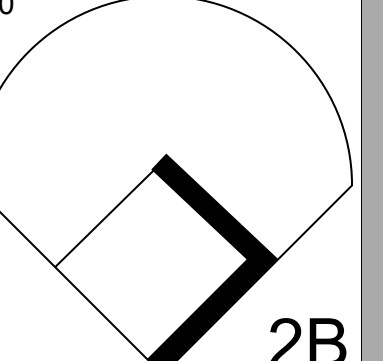
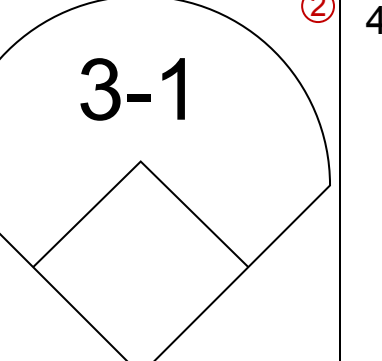
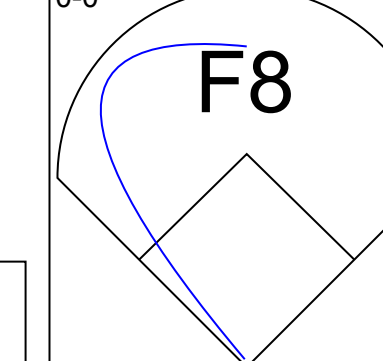
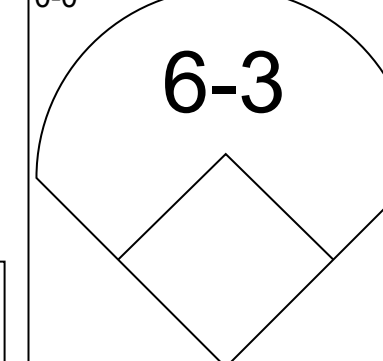
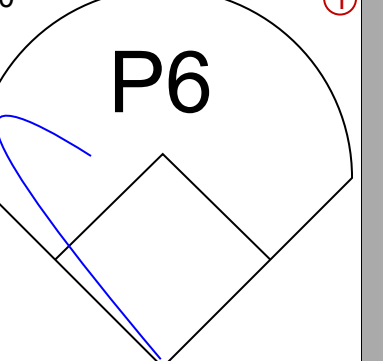
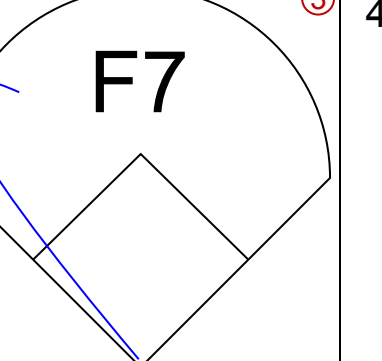
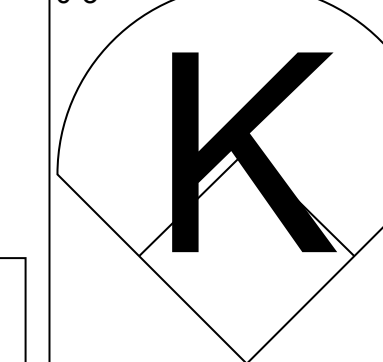
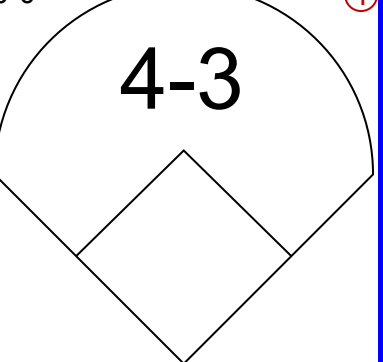
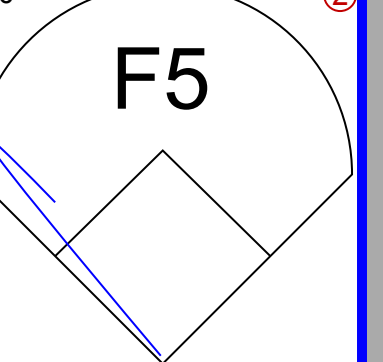


Batter	1	2	3	4	5	6	7	8	9	AB	R	H	RBI	BB	SO	LOB	TOP			
Ted Savage, R OBP: 0.368, SLG: 0.431 (1, 7)										5	0	0	0	0	1	2				
Johnny Callison, L OBP: 0.371, SLG: 0.479 (1, 9)										5	2	3	1	0	0	0				
Tony Gonzalez, L OBP: 0.371, SLG: 0.458 (1, 8)										4	2	2	0	1	0	1				
Roy Sievers, R OBP: 0.327, SLG: 0.385 Frank Torre, L OBP: 0.356, SLG: 0.345 (7, 3)										4	2	2	0	0	0	3				
Clay Dalrymple, L OBP: 0.419, SLG: 0.446 (1, 2)										5	0	3	3	0	0	3				
Don Demeter, R OBP: 0.352, SLG: 0.513 (1, 5)										5	1	1	1	0	1	5				
Billy Klaus, L OBP: 0.289, SLG: 0.308 (1, 4)										4	0	0	0	0	1	3				
Bobby Wine, R OBP: 0.256, SLG: 0.333 (1, 6)										3	1	0	0	1	1	0				
Dennis Bennett, L OBP: 0.222, SLG: 0.160 Jack Baldschun, R (4, 1)										2	0	2	2	0	0	0				
Inning Stats	R: 0 E: 0 K: 1 S: 5	H: 0 LOB: 0 BB: 0 P: 5	R: 3 E: 1 K: 1 S: 8	H: 3 LOB: 1 BB: 1 P: 12	R: 0 E: 0 K: 0 S: 5	H: 2 LOB: 2 BB: 0 P: 5	R: 0 E: 0 K: 1 S: 6	H: 1 LOB: 1 BB: 0 P: 6	R: 3 E: 0 K: 0 S: 6	H: 4 LOB: 0 BB: 0 P: 6	R: 0 E: 0 K: 0 S: 3	H: 0 LOB: 0 BB: 0 P: 3	R: 2 E: 0 K: 0 S: 6	H: 3 LOB: 1 BB: 0 P: 6	R: 0 E: 0 K: 1 S: 5	H: 0 LOB: 2 BB: 1 P: 10	1B: 12 2B: 1 3B: 0 HR: 1	SF: 0 SAC: 0 DP: 0 HBP: 0	WP: 0 PB: 0 SB: 3 CS: 0	PA: 42
PITCHER	IP	WLS	BF	H	R	ER	SO	BB	IBB	HBP	BLK	WP	HR	S	P	ERA	WHIP			
Vern Law, R ERA: 3.36 Tom Sturdivant, R ERA: 5.92 Al McBean, R ERA: 3.06 Jack Lamabe, R ERA: 2.44	4.0	L	22	9	6	5	3	1	0	0	0	0	1	27	31	11.25	2.500			

Philadelphia Phillies @ Pittsburgh Pirates
Forbes Field, Pittsburgh, PA
Sun Jul 08 1962, 3:33 AM EDT
Unknown

AB 40
R 8
H 14
RBI 7
BB 2
SO 5
LOB 17



Batter	1	2	3	4	5	6	7	8	9	AB	R	H	RBI	BB	SO	LOB	BOTTOM			
Bill Virdon, L OBP: 0.292, SLG: 0.383 (1, 8)										4	0	0	0	0	1	2				
Dick Groat, R OBP: 0.356, SLG: 0.361 (1, 6)										4	1	2	0	0	0	0				
Roberto Clemente, R OBP: 0.377, SLG: 0.486 (1, 9)										4	0	1	0	0	0	2				
Dick Stuart, R OBP: 0.274, SLG: 0.391 (1, 3)										4	1	2	2	0	0	2				
Don Hoak, R OBP: 0.343, SLG: 0.404 (1, 5)										4	1	1	1	0	1	2				
Donn Clendenen, R OBP: 0.343, SLG: 0.419 (1, 7)										4	1	1	0	0	2	1				
Smoky Burgess, L OBP: 0.410, SLG: 0.522 (1, 2)										4	0	2	1	0	0	0				
Bill Mazerowski, R OBP: 0.281, SLG: 0.412 (1, 4)										4	0	0	0	0	0	2				
Vern Law, R ERA: 3.36 Tom Sturdivant, R ERA: 5.92 Dick Schofield, L OBP: 0.295, SLG: 0.383 Al McBean, R ERA: 3.06 Jim Marshall, L OBP: 0.326, SLG: 0.448 Jack Lamabe, R ERA: 2.44 (8, 1)										1	0	0	0	0	1	1				
Inning Stats	R: 2 E: 0 K: 0 S: 5	H: 2 LOB: 0 BB: 0 P: 5	R: 1 E: 0 K: 1 S: 7	H: 2 LOB: 1 BB: 0 P: 7	R: 0 E: 0 K: 0 S: 3	H: 1 LOB: 0 BB: 0 P: 3	R: 1 E: 0 K: 1 S: 6	H: 1 LOB: 0 BB: 0 P: 6	R: 0 E: 0 K: 2 S: 8	H: 1 LOB: 1 BB: 0 P: 8	R: 0 E: 0 K: 0 S: 4	H: 1 LOB: 1 BB: 0 P: 4	R: 0 E: 0 K: 0 S: 4	H: 1 LOB: 1 BB: 0 P: 4	R: 0 E: 0 K: 0 S: 3	H: 0 LOB: 0 BB: 0 P: 3	1B: 5 2B: 2 3B: 0 HR: 2	SF: 0 SAC: 0 DP: 0 HBP: 0	WP: 0 PB: 0 SB: 1 CS: 0	PA: 35
PITCHER	IP	WLS	BF	H	R	ER	SO	BB	IBB	HBP	BLK	WP	HR	S	P	ERA	WHIP			
Dennis Bennett, L ERA: 5.13 Jack Baldschun, R ERA: 3.16	3.0	W	14	6	4	4	1	0	0	0	0	0	2	16	16	12.00	2.000			

Philadelphia Phillies @ Pittsburgh Pirates
Forbes Field, Pittsburgh, PA
Sun Jul 08 1962, 3:33 AM EDT
Unknown

AB 35
R 4
H 9
RBI 4
BB 0
SO 5
LOB 13



Batter	1	2	3	4	5	6	7	8	9	AB	R	H	RBI	BB	SO	LOB	TOP									
Ted Savage, R OBP: 0.368, SLG: 0.428 (1, 7)										4	1	1	0	1	2	3	Philadelphia Phillies @ Pittsburgh Pirates Forbes Field, Pittsburgh, PA Sun Jul 08 1962, 3:38 AM EDT Att: 16,147 - Unknown									
Johnny Callison, L OBP: 0.372, SLG: 0.489 (1, 9)										4	1	2	2	0	0	2										
Tony Gonzalez, L OBP: 0.369, SLG: 0.455 (1, 8)										4	0	1	0	0	0	4										
Roy Sievers, R OBP: 0.333, SLG: 0.395 (1, 3)										4	1	3	0	0	0	0										
Billy Klaus, L OBP: 0.280, SLG: 0.297 (1, 4)										4	0	0	0	0	1	5										
Don Demeter, R OBP: 0.347, SLG: 0.507 (1, 5)										3	0	0	1	0	1	0										
Bob Ojdis, R OBP: 0.156 (8, PH)										3	0	0	0	0	2	0										
Clay Dalrymple, L OBP: 0.417, SLG: 0.444 (8, 2)										1	0	0	0	0	0	0										
Bobby Wine, R OBP: 0.251, SLG: 0.328 (9, PH)										3	0	0	0	0	0	0										
Frank Torre, L OBP: 0.394, SLG: 0.365 (9, FR)										1	0	1	0	0	0	0										
Mel Roach, R OBP: 0.219, SLG: 0.246 (9, PH)										0	0	0	0	0	0	0										
Bill Smith, L OBP: 0.230, SLG: 0.286 (3, 1)										1	1	0	0	0	0	0										
Inning Stats	R: 0 E: 0 K: 0 S: 4	H: 1 LOB: 2 BB: 1 P: 8	R: 0 E: 0 K: 1 S: 5	H: 0 LOB: 0 BB: 0 P: 5	R: 2 E: 1 K: 0 S: 5	H: 2 LOB: 0 BB: 0 P: 5	R: 0 E: 0 K: 1 S: 5	H: 0 LOB: 0 BB: 0 P: 5	R: 2 E: 0 K: 1 S: 8	H: 3 LOB: 2 BB: 1 P: 12	R: 0 E: 0 K: 2 S: 7	H: 0 LOB: 0 BB: 0 P: 7	R: 0 E: 0 K: 0 S: 4	H: 1 LOB: 1 BB: 0 P: 4	R: 1 E: 0 K: 0 S: 4	H: 1 LOB: 0 BB: 0 P: 4	R: 0 E: 0 K: 1 S: 5	H: 1 LOB: 1 BB: 0 P: 5	1B: 6 2B: 3 3B: 0 HR: 1	SF: 1 SAC: 0 DP: 2 HBP: 0	WP: 0 PB: 0 SB: 1 CS: 0	PA: 37				
PITCHER	IP	WLS	BF	H	R	ER	SO	BB	IBB	HBP	BLK	WP	HR	S	P	ERA	WHIP									
Earl Francis, R ERA: 3.0 (1, 1)	4.2		22	6	4	2	3	2	0	0	0	0	0	1	26	34	3.86	1.714								
Tom Sturdivant, R ERA: 5.74 (5, 1)	1.2	W	6	1	0	0	2	0	0	0	0	0	0	0	10	10	0.00	0.600								
Diomedes Olivo, L ERA: 2.09 (7, 1)	0.2		2	0	0	0	0	0	0	0	0	0	0	2	2	0.00	0.000									
Roy Face, R ERA: 1.45 (8, 1)	2.0	S	7	2	1	1	1	0	0	0	0	0	0	9	9	4.50	1.000									

Batter	1	2	3	4	5	6	7	8	9	AB	R	H	RBI	BB	SO	LOB	BOTTOM								
Bill Virdon, L OBP: 0.298, SLG: 0.392 (1, 8)										5	3	4	1	0	0	0	Philadelphia Phillies @ Pittsburgh Pirates Forbes Field, Pittsburgh, PA Sun Jul 08 1962, 3:38 AM EDT Att: 16,147 - Unknown								
Dick Groat, R OBP: 0.359, SLG: 0.365 (1, 6)										4	1	2	1	1	1	1									
Roberto Clemente, R OBP: 0.376, SLG: 0.590 (1, 9)										4	1	2	3	0	0	2									
Dick Stuart, R OBP: 0.274, SLG: 0.387 (1, 3)										3	0	0	0	0	1	2									
Jim Marshall, L OBP: 0.308, SLG: 0.446 (8, 3)										0	0	0	0	0	0	0									
Johnny Logan, R OBP: 0.441, SLG: 0.379 (1, 5)										3	0	1	1	0	0	2									
Bob Skinner, L OBP: 0.413, SLG: 0.502 (1, 7)										4	0	2	0	0	1	3									
Don Leppert, R OBP: 0.290, SLG: 0.379 (1, 2)										4	1	1	0	0	0	3									
Bill Mazerolski, R OBP: 0.277, SLG: 0.406 (1, 4)										4	0	0	0	0	0	1									
Earl Francis, R OBP: 0.176, SLG: 0.206 (1, 1)										2	0	0	0	0	1	1									
Tom Sturdivant, L OBP: 0.077, SLG: 0.077 (5, 1)										1	0	0	0	0	0	0									
Diomedes Olivo, L OBP: 0.300, SLG: 0.333 (7, 1)										0	0	0	0	0	0	0									
Roy Face, R (8, 1)										1	0	0	0	0	0	0									
Inning Stats	R: 2 E: 0 K: 2 S: 9	H: 2 LOB: 1 BB: 1 P: 13	R: 0 E: 0 K: 1 S: 5	H: 0 LOB: 0 BB: 0 P: 5	R: 1 E: 0 K: 0 S: 5	H: 2 LOB: 2 BB: 0 P: 6	R: 2 E: 0 K: 0 S: 6	H: 3 LOB: 1 BB: 0 P: 6	R: 0 E: 0 K: 0 S: 4	H: 1 LOB: 1 BB: 0 P: 4	R: 0 E: 0 K: 0 S: 3	H: 0 LOB: 0 BB: 0 P: 3	R: 1 E: 0 K: 0 S: 6	H: 3 LOB: 2 BB: 0 P: 6	R: 0 E: 0 K: 1 S: 6	H: 1 LOB: 1 BB: 0 P: 6	R: 0 E: 0 K: 1 S: 6	H: 1 LOB: 1 BB: 0 P: 6	1B: 7 2B: 4 3B: 0 HR: 1	SF: 1 SAC: 0 DP: 0 HBP: 1	WP: 0 PB: 1 SB: 1 CS: 0	PA: 38			
PITCHER	IP	WLS	BF	H	R	ER	SO	BB	IBB	HBP	BLK	WP	HR	S	P	ERA	WHIP								
Bill Smith, L ERA: 3.32 (3, 1)	2.0	L	11	4	3	2	3	0	0	0	0	0	0	9	10	9.00	1.500								
Cal McLish, R ERA: 5.11 (5, 1)	2.0		7	1	0	0	0	0	0	0	0	0	0	7	7	0.00	0.500								
Paul Brown, R ERA: 6.02 (7, 1)	2.0		10	4	1	1	1	0	0	0	0	0	1	12	12	4.50	2.000								



Batter	1	2	3	4	5	6	7	8	9	AB	R	H	RBI	BB	SO	LOB	TOP		
Al Spangler, L OBP: 0.370, SLG: 0.359 (1, 7)										4	0	0	0	0	1	2			
Joey Amalfitano, R OBP: 0.298, SLG: 0.283 (1, 4)										4	0	1	0	0	0	0			
Roman Mejias, R OBP: 0.344, SLG: 0.531 (1, 9)										4	1	1	0	0	1	1			
Norm Larker, L OBP: 0.363, SLG: 0.396 (1, 3)										2	0	0	0	2	0	1			
Carl Warwick, R OBP: 0.310, SLG: 0.418 (1, 8)										4	0	1	0	0	0	2			
Merritt Ranew, L OBP: 0.283, SLG: 0.392 (1, 2)										4	0	1	1	0	0	3			
Bob Aspromonte, R OBP: 0.374, SLG: 0.421 (1, 5)										4	0	0	0	0	0	4			
Bob Lillis, R OBP: 0.258, SLG: 0.241 (1, 6)										3	0	1	0	0	0	0			
Hal Woodeshick, R (1, 1)										1	0	0	0	0	1	0			
Pidge Browne, L OBP: 0.341, SLG: 0.395 (5, PH)										1	0	0	0	0	0	2			
Dick Drott, R (5, 1)										0	0	0	0	0	0	0			
Billy Goodman, L OBP: 0.327, SLG: 0.319 (8, PH)										1	0	0	0	0	0	0			
Bobby Tiefenauer, R (8, 1)										0	0	0	0	0	0	0			
Inning Stats	R: 0 E: 0 K: 1 S: 5	H: 0 LOB: 0 BB: 0 P: 5	R: 0 E: 0 K: 0 S: 3	H: 0 LOB: 1 BB: 1 P: 7	R: 0 E: 0 K: 1 S: 5	H: 0 LOB: 0 BB: 0 P: 5	R: 0 E: 0 K: 1 S: 6	H: 1 LOB: 1 BB: 0 P: 6	R: 0 E: 0 K: 0 S: 5	H: 2 LOB: 2 BB: 0 P: 5	R: 0 E: 0 K: 0 S: 3	H: 0 LOB: 0 BB: 0 P: 3	R: 0 E: 0 K: 0 S: 3	H: 0 LOB: 0 BB: 0 P: 3	R: 0 E: 0 K: 0 S: 3	H: 0 LOB: 2 BB: 1 P: 9	1B: 3 2B: 2 3B: 0 HR: 0	SF: 0 SAC: 0 DP: 0 HBP: 0	WP: 0 PA: 34 PB: 0 SB: 0 CS: 0
PITCHER Art Mahaffey, R ERA: 3.75 (1, 1)	IP: 9.0 WLS: W BF: 34 H: 5 R: 1 ER: 1 SO: 3 BB: 2 IBB: 0 HBP: 0 BLK: 0 WP: 0 HR: 0 S: 38 P: 46 ERA: 1.00 WHIP: 0.778															PITCHER			

Houston Colt 45's @ Philadelphia Phillies
 Connie Mack Stadium, Philadelphia, PA
 Wed Jul 11 1962, 7:05 PM EDT
 Att: 3,441 - Unknown

AB	32
R	1
H	5
RBI	1
BB	2
SO	3
LOB	15



Batter	1	2	3	4	5	6	7	8	9	AB	R	H	RBI	BB	SO	LOB	BOTTOM		
Tony Taylor, R OBP: 0.364, SLG: 0.385 (1, 4)										4	1	2	0	0	0	0			
Johnny Callison, L OBP: 0.372, SLG: 0.486 (1, 9)										2	2	0	0	1	1	1			
Ted Savage, R OBP: 0.366, SLG: 0.439 (1, 7)										4	2	1	2	0	0	3			
Roy Sievers, R OBP: 0.336, SLG: 0.413 (1, 3)										4	1	2	4	0	0	0			
Frank Torre, L OBP: 0.394, SLG: 0.365 (9, 3)										0	0	0	0	0	0	0			
Don Demeter, R OBP: 0.346, SLG: 0.504 (1, 5)										4	0	1	0	0	0	1			
Tony Gonzalez, L OBP: 0.396, SLG: 0.450 (1, 8)										3	0	0	0	0	0	1			
Sammy White, R OBP: 0.232, SLG: 0.338 (1, 2)										3	0	0	0	0	1	1			
Bobby Wine, R OBP: 0.247, SLG: 0.322 (1, 6)										3	0	0	0	0	1	1			
Art Mahaffey, R OBP: 0.200, SLG: 0.196 (1, 1)										3	0	0	0	0	1	0			
Inning Stats	R: 3 E: 0 K: 0 S: 6	H: 2 LOB: 0 BB: 0 P: 6	R: 0 E: 0 K: 1 S: 5	H: 0 LOB: 0 BB: 0 P: 5	R: 1 E: 0 K: 1 S: 7	H: 2 LOB: 1 BB: 0 P: 7	R: 0 E: 0 K: 0 S: 3	H: 0 LOB: 0 BB: 0 P: 3	R: 2 E: 0 K: 2 S: 8	H: 1 LOB: 1 BB: 0 P: 8	R: 0 E: 0 K: 0 S: 3	H: 0 LOB: 0 BB: 0 P: 3	R: 0 E: 0 K: 0 S: 3	H: 0 LOB: 0 BB: 0 P: 3	R: 0 E: 0 K: 0 S: 3	H: 0 LOB: 0 BB: 0 P: 3	1B: 1 2B: 3 3B: 0 HR: 2	SF: 0 SAC: 1 DP: 0 HBP: 0	WP: 0 PA: 32 PB: 0 SB: 0 CS: 0
PITCHER Hal Woodeshick, L ERA: 3.75 (1, 1)	IP: 4.0 WLS: L BF: 17 H: 4 R: 4 ER: 4 SO: 2 BB: 0 IBB: 0 HBP: 0 BLK: 0 WP: 0 HR: 1 S: 21 P: 21 ERA: 9.00 WHIP: 1.000															PITCHER			
Dick Drott, R ERA: 6.0 (5, 1)	IP: 3.0 WLS: L BF: 12 H: 2 R: 2 ER: 2 SO: 2 BB: 1 IBB: 0 HBP: 0 BLK: 0 WP: 0 HR: 1 S: 15 P: 19 ERA: 6.00 WHIP: 1.000															PITCHER			
Bobby Tiefenauer, R ERA: 4.33 (8, 1)	IP: 1.0 WLS: L BF: 3 H: 0 R: 0 ER: 0 SO: 0 BB: 0 IBB: 0 HBP: 0 BLK: 0 WP: 0 HR: 0 S: 3 P: 3 ERA: 0.00 WHIP: 0.000															PITCHER			

Houston Colt 45's @ Philadelphia Phillies
 Connie Mack Stadium, Philadelphia, PA
 Wed Jul 11 1962, 7:05 PM EDT
 Att: 3,441 - Unknown

AB	30
R	6
H	6
RBI	6
BB	1
SO	4
LOB	8





Batter	1	2	3	4	5	6	7	8	9	AB	R	H	RBI	BB	SO	LOB	TOP			
Harvey Kuenn, R OBP: 0.390, SLG: 0.422 (1, 7)										4	1	1	0	0	0	0	San Francisco Giants @ Philadelphia Phillies Connie Mack Stadium, Philadelphia, PA Fri Jul 13 1962, 7:05 PM EDT Att: 18,693 - Unknown			
Jim Davenport, R OBP: 0.384, SLG: 0.515 (1, 5)										3	0	1	1	1	0	0				
Willie Mays, R OBP: 0.385, SLG: 0.604 (1, 8)										4	0	0	0	0	0	2				
Felipe Alou, R OBP: 0.369, SLG: 0.529 Manny Mota, R OBP: 0.296, SLG: 0.200 (7, PH) (7, 9)										1	0	1	0	0	0	0				
Bob Nieman, R OBP: 0.316, SLG: 0.412 Matty Alou, L OBP: 0.329, SLG: 0.324 (9, PR) (9, PH)										1	0	1	0	0	0	0				
Orlando Cepeda, R OBP: 0.349, SLG: 0.507 (1, 3)										4	0	0	0	0	1	4				
Ed Bailey, L OBP: 0.345, SLG: 0.503 (1, 2)										3	0	0	0	0	3	0				
Jose Pagan, R OBP: 0.336, SLG: 0.358 (1, 6)										3	0	0	0	0	0	0				
Chuck Hiller, L OBP: 0.338, SLG: 0.317 (1, 4)										3	1	1	1	0	0	0				
Billy O'Dell, S OBP: 0.200, SLG: 0.091 Don Larsen, R OBP: 0.263, SLG: 0.368 (8, PH) (8, 1)										2	0	0	0	0	1	0				
Inning Stats	R: 0 E: 0 K: 1 S: 5	H: 0 LOB: 2 BB: 1 P: 10	R: 0 E: 0 K: 1 S: 5	H: 0 LOB: 0 BB: 0 P: 5	R: 0 E: 0 K: 0 S: 3	H: 0 LOB: 0 BB: 0 P: 3	R: 0 E: 0 K: 0 S: 3	H: 1 LOB: 0 BB: 0 P: 3	R: 1 E: 0 K: 2 S: 8	H: 1 LOB: 0 BB: 0 P: 8	R: 0 E: 0 K: 0 S: 3	H: 0 LOB: 0 BB: 0 P: 5	R: 0 E: 0 K: 1 S: 5	H: 0 LOB: 0 BB: 0 P: 5	R: 1 E: 0 K: 0 S: 5	H: 3 LOB: 1 BB: 0 P: 5	1B: 3 2B: 0 3B: 1 HR: 1	SF: 0 SAC: 0 DP: 2 HBP: 1	WP: 0 PB: 0 SB: 0 CS: 0	PA: 32
PITCHER Dennis Bennett, L ERA: 4.76 (1, 1)	IP: 9.0 WLS: W BF: 32	H: 5 R: 2 ER: 2 SO: 6	BB: 1 IBB: 0 HBP: 1 BLK: 0	WP: 0 HR: 1 S: 42 P: 47	ERA: 2.00 WHIP: 0.667	PITCHER										IP: 9.0 WLS: W BF: 32	H: 5 R: 2 ER: 2 SO: 6	BB: 1 IBB: 0 HBP: 1 BLK: 0	WP: 0 HR: 1 S: 42 P: 47	ERA: 2.00 WHIP: 0.667

Batter	1	2	3	4	5	6	7	8	9	AB	R	H	RBI	BB	SO	LOB	BOTTOM			
Tony Taylor, R OBP: 0.361, SLG: 0.378 (1, 4)										3	1	0	0	1	1	3	San Francisco Giants @ Philadelphia Phillies Connie Mack Stadium, Philadelphia, PA Fri Jul 13 1962, 7:05 PM EDT Att: 18,693 - Unknown			
Johnny Callison, L OBP: 0.394, SLG: 0.474 (1, 9)										4	0	0	0	0	0	5				
Ted Savage, R OBP: 0.363, SLG: 0.429 (1, 7)										4	0	1	2	0	0	2				
Roy Sievers, R OBP: 0.337, SLG: 0.423 Jackie Davis, R OBP: 0.253, SLG: 0.282 Frank Torre, L OBP: 0.390, SLG: 0.360 (8, PR) (9, 3)										4	0	2	1	0	0	0				
Don Demeter, R OBP: 0.350, SLG: 0.505 (1, 5)										4	0	1	0	0	1	3				
Tony Gonzalez, L OBP: 0.396, SLG: 0.448 (1, 8)										4	0	1	0	0	0	1				
Sammy White, R OBP: 0.247, SLG: 0.348 (1, 2)										4	0	2	0	0	0	1				
Bobby Wine, R OBP: 0.255, SLG: 0.333 (1, 6)										4	1	3	0	0	0	2				
Dennis Bennett, L OBP: 0.233, SLG: 0.179 (1, 1)										3	1	1	0	0	0	2				
Inning Stats	R: 0 E: 0 K: 1 S: 5	H: 0 LOB: 0 BB: 0 P: 5	R: 0 E: 0 K: 0 S: 3	H: 0 LOB: 0 BB: 0 P: 3	R: 3 E: 0 K: 0 S: 8	H: 5 LOB: 2 BB: 0 P: 8	R: 0 E: 0 K: 0 S: 4	H: 1 LOB: 1 BB: 0 P: 4	R: 0 E: 0 K: 0 S: 4	H: 1 LOB: 2 BB: 1 P: 8	R: 0 E: 0 K: 1 S: 7	H: 3 LOB: 2 BB: 0 P: 7	1B: 9 2B: 2 3B: 0 HR: 0	SF: 0 SAC: 0 DP: 0 HBP: 0	WP: 0 PB: 0 SB: 0 CS: 0	PA: 35				
PITCHER Billy O'Dell, L ERA: 3.1 Don Larsen, R ERA: 5.4 (8, 1)	IP: 7.0 WLS: L BF: 30	H: 8 R: 3 ER: 3 SO: 1	BB: 1 IBB: 0 HBP: 0 BLK: 0	WP: 0 HR: 0 S: 31 P: 35	ERA: 3.86 WHIP: 1.286	PITCHER										IP: 1.0 WLS: 5 BF: 3	H: 3 R: 0 ER: 0 SO: 1	BB: 0 IBB: 0 HBP: 0 BLK: 0	WP: 0 HR: 0 S: 7 P: 7	ERA: 0.00 WHIP: 3.000

Batter	1	2	3	4	5	6	7	8	9	AB	R	H	RBI	BB	SO	LOB	TOP					
Maury Wills, S OBP: 0.339, SLG: 0.373 (1, 6)										5	3	3	0	0	0	0	Los Angeles Dodgers @ Philadelphia Phillies Connie Mack Stadium, Philadelphia, PA Sun Jul 15 1962, 3:33 AM EDT Unknown					
Jim Gilliam, S OBP: 0.372, SLG: 0.349 Daryl Spencer, R OBP: 0.395, SLG: 0.389 (1, 5) (8, 5)										3	1	2	1	0	0	1						
Willie Davis, L OBP: 0.356, SLG: 0.506 (1, 8)										4	1	0	0	0	2	4						
Tommy Davis, R OBP: 0.384, SLG: 0.559 Tim Harkness, L OBP: 0.354, SLG: 0.375 (1, 7) (8, 3)										3	0	2	4	0	0	1						
Frank Howard, R OBP: 0.355, SLG: 0.534 (1, 9) (8, 7)										4	1	2	2	0	1	2						
Ron Fairly, L OBP: 0.401, SLG: 0.490 (1, 3) (8, 9)										4	1	1	1	0	1	1						
Norm Sherry, R OBP: 0.245, SLG: 0.314 (1, 2)										4	0	0	0	0	0	1						
Larry Burright, R OBP: 0.269, SLG: 0.351 (1, 4)										4	0	0	0	0	1	0						
Johnny Podres, L OBP: 0.182, SLG: 0.190 (1, 1)										4	1	0	0	0	1	0						
Inning Stats	R: 1 E: 0 K: 1 S: 12	H: 2 LOB: 1 BB: 0 P: 20	R: 0 E: 0 K: 1 S: 6	H: 0 LOB: 0 BB: 7	R: 2 E: 1 K: 1 S: 14	H: 2 LOB: 1 BB: 0 P: 21	R: 0 E: 0 K: 0 S: 9	H: 0 LOB: 0 BB: 0 P: 11	R: 1 E: 0 K: 1 S: 13	H: 2 LOB: 1 BB: 0 P: 20	R: 0 E: 0 K: 0 S: 9	H: 1 LOB: 0 BB: 0 P: 16	R: 0 E: 0 K: 0 S: 5	H: 0 LOB: 0 BB: 0 P: 9	R: 4 E: 1 K: 1 S: 18	H: 3 LOB: 0 BB: 0 P: 28		R: 1 E: 0 K: 1 S: 8	H: 1 LOB: 0 BB: 0 P: 13	1B: 6 2B: 3 3B: 0 HR: 3	SF: 1 SAC: 2 DP: 1 HBP: 0	WP: 0 PB: 0 SB: 1 CS: 0
PITCHER	IP WLS BF H R ER SO BB IBB HBP BLK WP HR S P ERA WHIP																					
Bill Smith, L ERA: 3.38 Paul Brown, R ERA: 6.29 Chris Short, L ERA: 4.3	(1, 1) (6, 1) (9, 1)	5.0 3.0 1.0	WLS L 4	BF 22 13 4	H 6 4 1	R 4 4 1	ER 2 4 1	SO 4 1 1	BB 0 0 0	IBB 0 0 0	HBP 0 0 0	BLK 0 0 0	WP 0 0 0	HR 0 2 1	S 54 32 8	P 79 53 13	ERA 3.60 12.00 9.00	WHIP 1.200 1.333 1.000				

Batter	1	2	3	4	5	6	7	8	9	AB	R	H	RBI	BB	SO	LOB	BOTTOM					
Tony Taylor, R OBP: 0.358, SLG: 0.378 (1, 4)										4	1	1	0	0	1	2	Los Angeles Dodgers @ Philadelphia Phillies Connie Mack Stadium, Philadelphia, PA Sun Jul 15 1962, 3:33 AM EDT Unknown					
Johnny Callison, L OBP: 0.394, SLG: 0.469 Mel Roach, R OBP: 0.230, SLG: 0.257 (1, 9) (8, 5)										2	0	0	0	1	2	0						
Ted Savage, R OBP: 0.355, SLG: 0.416 (1, 7)										4	0	0	0	0	0	3						
Roy Sievers, R OBP: 0.340, SLG: 0.431 (1, 3)										3	0	0	0	1	0	0						
Don Demeter, R OBP: 0.353, SLG: 0.503 (1, 5) (8, 9)										3	0	1	1	0	1	0						
Tony Gonzalez, L OBP: 0.395, SLG: 0.455 (1, 8)										4	0	1	0	0	0	1						
Sammy White, R OBP: 0.237, SLG: 0.333 (1, 2)										3	0	0	0	0	1	1						
Bobby Wine, R OBP: 0.260, SLG: 0.346 (1, 6)										3	0	1	0	0	1	1						
Bill Smith, L OBP: 0.222, SLG: 0.250 Jackie Davis, R OBP: 0.263, SLG: 0.292 Paul Brown, R OBP: 0.273, SLG: 0.300 Bob Oldis, R OBP: 0.263, SLG: 0.152 Chris Short, R OBP: 0.133, SLG: 0.214 (1, 1) (5, PH) (6, 1) (8, PH) (9, 1)										1	0	0	0	0	1	0						
Inning Stats	R: 1 E: 0 K: 0 S: 7	H: 1 LOB: 1 BB: 2 P: 16	R: 0 E: 0 K: 1 S: 9	H: 0 LOB: 0 BB: 0 P: 15	R: 0 E: 0 K: 3 S: 9	H: 0 LOB: 0 BB: 0 P: 12	R: 0 E: 0 K: 0 S: 7	H: 1 LOB: 1 BB: 0 P: 10	R: 0 E: 0 K: 1 S: 8	H: 2 LOB: 1 BB: 0 P: 11	R: 0 E: 0 K: 1 S: 6	H: 0 LOB: 0 BB: 0 P: 8	R: 0 E: 0 K: 1 S: 8	H: 1 LOB: 1 BB: 0 P: 13	R: 0 E: 0 K: 0 S: 7	H: 1 LOB: 1 BB: 0 P: 8		R: 0 E: 0 K: 0 S: 4	H: 0 LOB: 0 BB: 0 P: 6	1B: 4 2B: 2 3B: 1 HR: 0	SF: 1 SAC: 0 DP: 2 HBP: 0	WP: 0 PB: 0 SB: 0 CS: 0
PITCHER	IP WLS BF H R ER SO BB IBB HBP BLK WP HR S P ERA WHIP																					
Johnny Podres, L ERA: 4.55	(1, 1)	9.0	WLS W	BF 33	H 6	R 1	ER 1	SO 7	BB 2	IBB 0	HBP 0	BLK 0	WP 0	HR 0	S 65	P 99	ERA 1.00	WHIP 0.889				

Batter	1	2	3	4	5	6	7	8	9	AB	R	H	RBI	BB	SO	LOB	TOP					
Maury Wills, S OBP: 0.336, SLG: 0.369 (1, 6)	F7		6-3			6-3			F7	4	0	0	0	0	0	0	Los Angeles Dodgers @ Philadelphia Phillies Connie Mack Stadium, Philadelphia, PA Sun Jul 15 1962, 3:38 AM EDT Att: 34,907 - Unknown AB 30 R 1 H 5 RBI 1 BB 0 SO 7 LOB 6 					
Jim Gilliam, S OBP: 0.373, SLG: 0.354 (1, 5)	F6		2B			CS 1B			F7	4	0	2	0	0	0	0						
Willie Davis, L OBP: 0.355, SLG: 0.509 (1, 8)	F7		F5			K			3B	4	0	1	0	0	1	2						
Tommy Davis, R OBP: 0.383, SLG: 0.556 (1, 7)		3B 1B				K			4-3	4	1	1	0	0	1	1						
Ron Fairly, L OBP: 0.401, SLG: 0.496 (1, 3)		9-2 3B				K			F9	3	0	1	1	0	1	0						
Frank Howard, R OBP: 0.351, SLG: 0.527 (1, 9)	F4					K			F2	3	0	0	0	0	1	1						
John Roseboro, L OBP: 0.361, SLG: 0.419 (1, 2)	HBP					L4			K	2	0	0	0	0	1	0						
Larry Burdett, R OBP: 0.267, SLG: 0.347 (8, PH)	9-2					F7			F5	2	0	0	0	0	0	2						
Daryl Spencer, R OBP: 0.392, SLG: 0.385 (8, 5)	3-H								K	1	0	0	0	0	0	0						
Phil Ortega, R (1, 1)						K			K	1	0	0	0	0	0	0						
Duke Snider, L OBP: 0.444, SLG: 0.532 (5, PH)										1	0	0	0	0	1	0						
Ron Perranoski, L (5, 1)										0	0	0	0	0	0	0						
Wally Moon, L OBP: 0.361, SLG: 0.364 (8, PH)										1	0	0	0	0	1	0						
Larry Sherry, R OBP: 0.200, SLG: 0.200 (8, 1)										0	0	0	0	0	0	0						
Inning Stats	R: 0 E: 0 K: 0 S: 13	H: 0 LOB: 0 BB: 0 P: 17	R: 1 E: 0 K: 0 S: 11	H: 2 LOB: 1 BB: 0 P: 14	R: 0 E: 0 K: 3 S: 8	H: 1 LOB: 1 BB: 0 P: 12	R: 0 E: 0 K: 3 S: 10	H: 0 LOB: 0 BB: 0 P: 15	R: 0 E: 0 K: 1 S: 6	H: 0 LOB: 0 BB: 0 P: 7	R: 0 E: 0 K: 1 S: 10	H: 1 LOB: 1 BB: 0 P: 15	R: 0 E: 0 K: 0 S: 5	H: 0 LOB: 0 BB: 0 P: 8	R: 0 E: 0 K: 2 S: 9	H: 0 LOB: 0 BB: 0 P: 13	R: 0 E: 0 K: 0 S: 9	H: 1 LOB: 1 BB: 0 P: 10	1B: 2 2B: 3 3B: 2 HR: 0	SF: 0 SAC: 0 DP: 2 HBP: 1	WP: 0 PB: 0 SB: 0 CS: 1	PA: 31
PITCHER Art Mahaffey, R ERA: 3.59 (1, 1)	IP: 9.0 WLS: W BF: 31	H: 5 R: 1 ER: 1 SO: 7	BB: 0 IBB: 0 HBP: 1 BLK: 0	WP: 0 HR: 0 S: 81 P: 111	ERA: 1.00 WHIP: 0.556	PITCHER										IP: 9.0 WLS: W BF: 31	H: 5 R: 1 ER: 1 SO: 7	BB: 0 IBB: 0 HBP: 1 BLK: 0	WP: 0 HR: 0 S: 81 P: 111	ERA: 1.00 WHIP: 0.556		

Batter	1	2	3	4	5	6	7	8	9	AB	R	H	RBI	BB	SO	LOB	BOTTOM								
Tony Taylor, R OBP: 0.356, SLG: 0.377 (1, 4)	F4		6-3			4-3			SH3 1B	4	0	1	0	0	0	0	Los Angeles Dodgers @ Philadelphia Phillies Connie Mack Stadium, Philadelphia, PA Sun Jul 15 1962, 3:38 AM EDT Att: 34,907 - Unknown AB 28 R 2 H 5 RBI 2 BB 1 SO 4 LOB 11 								
Johnny Callison, L OBP: 0.361, SLG: 0.465 (1, 9)	1-3		K			B1-3			SH3	3	0	0	0	0	1	0									
Tony Gonzalez, L OBP: 0.361, SLG: 0.449 (1, 8)	6-3		F7			F6			K	4	0	0	0	0	1	1									
Roy Sievers, R OBP: 0.342, SLG: 0.441 (1, 3)		3-1 HR				L9			F8	3	2	1	1	0	0	1									
Frank Torre, L OBP: 0.330, SLG: 0.360 (9, 3)		1B HR				1B HBP			F8	0	0	0	0	0	0	0									
Wes Covington, L OBP: 0.306, SLG: 0.380 (1, 7)		4-2 1B BB				F8			F4	2	0	0	0	1	0	1									
Don Demeter, R OBP: 0.346, SLG: 0.498 (1, 5)		0-1 F8				F8			5-3	3	0	0	0	0	2	2									
Clay Dalrymple, L OBP: 0.317, SLG: 0.444 (1, 2)		1-1 1B				2-0 1B			E1	3	0	2	0	0	0	0									
Bobby Wine, R OBP: 0.261, SLG: 0.345 (1, 6)		0-0 F2				1-0 1B			F5	3	0	1	1	0	0	3									
Art Mahaffey, R OBP: 0.190, SLG: 0.185 (1, 1)		0-3 K				0-0 F8			K	3	0	0	0	0	2	3									
Inning Stats	R: 0 E: 0 K: 0 S: 6	H: 0 LOB: 0 BB: 0 P: 10	R: 1 E: 0 K: 1 S: 13	H: 2 LOB: 2 BB: 1 P: 21	R: 0 E: 0 K: 1 S: 7	H: 0 LOB: 0 BB: 0 P: 11	R: 1 E: 0 K: 0 S: 7	H: 2 LOB: 2 BB: 0 P: 13	R: 0 E: 0 K: 0 S: 5	H: 0 LOB: 0 BB: 0 P: 6	R: 0 E: 0 K: 0 S: 6	H: 0 LOB: 0 BB: 0 P: 14	R: 0 E: 1 K: 1 S: 9	H: 0 LOB: 1 BB: 0 P: 11	R: 0 E: 0 K: 1 S: 11	H: 1 LOB: 1 BB: 0 P: 15	1B: 4 2B: 0 3B: 0 HR: 1	SF: 0 SAC: 1 DP: 0 HBP: 1	WP: 0 PB: 0 SB: 0 CS: 0	PA: 31					
PITCHER Phil Ortega, R ERA: 7.36 (1, 1)	IP: 4.0 WLS: L BF: 17	H: 4 R: 2 ER: 2 SO: 2	BB: 1 IBB: 0 HBP: 0 BLK: 0	WP: 0 HR: 1 S: 33 P: 55	ERA: 4.50 WHIP: 1.250	PITCHER										IP: 4.0 WLS: L BF: 17	H: 4 R: 2 ER: 2 SO: 2	BB: 1 IBB: 0 HBP: 0 BLK: 0	WP: 0 HR: 1 S: 33 P: 55	ERA: 4.50 WHIP: 1.250					
Ron Perranoski, L ERA: 2.17 (5, 1)	3.0	0	0	0	1	0	0	0	0	0	0	20	31	0.00	0.000										
Larry Sherry, R ERA: 2.83 (8, 1)	1.0	0	0	0	1	0	0	0	0	0	0	11	15	0.00	1.000										

Batter	1	2	3	4	5	6	7	8	9	AB	R	H	RBI	BB	SO	LOB	TOP			
Tony Taylor, R OBP: 0.348, SLG: 0.367 (1, 4)										5	0	0	1	0	2	2	Philadelphia Phillies @ Houston Colt 45's Colt Stadium, Houston, TX Tue Jul 17 1962, 8:05 PM EDT Att. 8,115 - Unknown - 82 F			
Johnny Callison, L OBP: 0.363, SLG: 0.476 (1, 9)										5	1	3	1	0	1	0				
Tony Gonzalez, L OBP: 0.363, SLG: 0.458 (1, 8)										5	1	1	1	0	3	4				
Wes Covington, L OBP: 0.311, SLG: 0.385 Ted Savage, R OBP: 0.354, SLG: 0.411 (6, PR) (6, 7)										3	1	2	0	0	1	1				
Clay Dalrymple, L OBP: 0.418, SLG: 0.446 (1, 2)										4	0	2	1	0	0	0				
Billy Klaus, L OBP: 0.288, SLG: 0.308 (1, 5)										4	2	1	0	0	2	4				
Frank Torre, L OBP: 0.404, SLG: 0.400 (1, 3)										4	1	3	3	0	0	0				
Bobby Wine, R OBP: 0.265, SLG: 0.348 (1, 6)										4	1	1	1	0	0	3				
Cal McLish, S OBP: 0.179, SLG: 0.080 Dennis Bennett, L OBP: 0.219, SLG: 0.167 (6, 1)										2	0	0	0	0	1	0				
										2	0	0	0	0	0	2				
Inning Stats	R: 0 E: 0 K: 2 S: 8	H: 1 LOB: 1 BB: 0 P: 8	R: 0 E: 0 K: 1 S: 5	H: 0 LOB: 0 BB: 0 P: 5	R: 0 E: 0 K: 1 S: 5	H: 0 LOB: 0 BB: 0 P: 5	R: 3 E: 0 K: 1 S: 9	H: 4 LOB: 1 BB: 0 P: 9	R: 0 E: 0 K: 1 S: 5	H: 0 LOB: 0 BB: 0 P: 5	R: 0 E: 0 K: 2 S: 7	H: 0 LOB: 0 BB: 0 P: 7	R: 0 E: 0 K: 2 S: 12	H: 0 LOB: 0 BB: 0 P: 12	R: 3 E: 1 K: 2 S: 12	H: 4 LOB: 2 BB: 0 P: 12	1B: 10 2B: 1 3B: 1 HR: 1	SF: 0 SAC: 0 DP: 1 HBP: 0	WP: 0 PB: 0 SB: 1 CS: 0	PA: 40
PITCHER	IP WLS BF H R ER SO BB IBB HBP BLK WP HR S P ERA WHIP																			
Turk Farrell, R ERA: 2.92 Bobby Tiefenauer, R ERA: 3.81 Jim Umbricht, R ERA: 2.63 (1, 1) (6, 1) (8, 1)	5.0 L 22 7 5 5 6 0 0 0 0 0 0 1 34 34 9.00 1.400																			

Batter	1	2	3	4	5	6	7	8	9	AB	R	H	RBI	BB	SO	LOB	BOTTOM					
Joey Amalfitano, R OBP: 0.296, SLG: 0.281 (1, 4)										4	0	0	0	0	1	2	Philadelphia Phillies @ Houston Colt 45's Colt Stadium, Houston, TX Tue Jul 17 1962, 8:05 PM EDT Att. 8,115 - Unknown - 82 F					
Al Spangler, L OBP: 0.365, SLG: 0.388 Carl Warwick, R OBP: 0.308, SLG: 0.422 (8, PH) (8, 8)										3	0	1	0	0	1	0						
Norm Larker, L OBP: 0.355, SLG: 0.389 (1, 3)										4	0	0	0	0	0	1						
Bob Cerv, R OBP: 0.300, SLG: 0.417 (1, 7)										4	0	1	0	0	2	1						
Roman Mejias, R OBP: 0.340, SLG: 0.530 (1, 9)										4	1	1	0	0	0	2						
Bob Aspromonte, R OBP: 0.375, SLG: 0.428 (1, 5)										4	1	2	2	0	2	0						
Bob Lillis, R OBP: 0.135, SLG: 0.236 Jim Pendleton, R OBP: 0.275, SLG: 0.413 Jim Umbricht, R Jim Campbell, R (7, PH) (8, 1) (9, PH)										2	0	0	0	0	0	2						
Hal Smith, R OBP: 0.274, SLG: 0.381 (1, 2)										3	0	1	0	0	1	2						
Turk Farrell, R OBP: 0.135, SLG: 0.216 Bobby Tiefenauer, R Ernie Fazio, R OBP: 0.214, SLG: 0.083 (1, 1) (6, 1) (7, PH) (8, 6)										2	0	0	0	0	2	0						
										0	0	0	0	0	0	0						
Inning Stats	R: 0 E: 0 K: 1 S: 5	H: 0 LOB: 0 BB: 0 P: 5	R: 0 E: 0 K: 1 S: 7	H: 2 LOB: 2 BB: 0 P: 7	R: 0 E: 0 K: 1 S: 5	H: 0 LOB: 0 BB: 0 P: 5	R: 2 E: 0 K: 1 S: 7	H: 2 LOB: 0 BB: 0 P: 7	R: 0 E: 0 K: 1 S: 5	H: 0 LOB: 0 BB: 0 P: 5	R: 0 E: 0 K: 2 S: 8	H: 1 LOB: 1 BB: 0 P: 6	R: 0 E: 0 K: 2 S: 8	H: 1 LOB: 2 BB: 1 P: 12	R: 0 E: 0 K: 1 S: 5	H: 0 LOB: 0 BB: 0 P: 5	R: 0 E: 0 K: 2 S: 7	H: 0 LOB: 0 BB: 0 P: 7	1B: 4 2B: 0 3B: 1 HR: 1	SF: 0 SAC: 0 DP: 0 HBP: 0	WP: 0 PB: 0 SB: 0 CS: 0	PA: 34
PITCHER	IP WLS BF H R ER SO BB IBB HBP BLK WP HR S P ERA WHIP																					
Cal McLish, R ERA: 5.68 Dennis Bennett, L ERA: 4.52 (1, 1) (6, 1)	5.0 W 20 1 0 0 6 0 0 0 0 0 0 0 25 29 0.00 0.500																					

Batter	1	2	3	4	5	6	7	8	9	AB	R	H	RBI	BB	SO	LOB	TOP					
Tony Taylor, R (1, 4) OBP: 0.351, SLG: 0.370										5	2	3	0	0	1	2						
Johnny Callison, L (1, 9) OBP: 0.366, SLG: 0.476										4	1	2	0	1	1	1						
Tony Gonzalez, L (1, 8) OBP: 0.361, SLG: 0.457										5	1	1	2	0	0	5						
Roy Sievers, R (1, 3) OBP: 0.342, SLG: 0.442										4	0	1	0	1	1	3						
Frank Torre, L (9, 3) OBP: 0.404, SLG: 0.400										0	0	0	0	0	0	0						
Wes Covington, L (1, 7) OBP: 0.309, SLG: 0.378										3	1	0	1	0	0	4						
Ted Savage, R (7, PR) OBP: 0.354, SLG: 0.411										0	0	0	0	0	0	0						
Don Demeter, R (1, 5) OBP: 0.345, SLG: 0.493										4	1	1	1	0	2	1						
Clay Dalrymple, L (1, 2) OBP: 0.324, SLG: 0.443										1	0	0	0	3	0	1						
Bobby Wine, R (1, 6) OBP: 0.260, SLG: 0.341										4	0	0	0	0	2	5						
Dallas Green, L (1, 1) OBP: 0.250, SLG: 0.118										4	0	0	0	0	1	2						
Inning Stats	R: 5 E: 1 K: 2 S: 11	H: 3 LOB: 2 BB: 2 P: 20	R: 0 E: 1 K: 0 S: 4	H: 0 LOB: 1 BB: 0 P: 4	R: 0 E: 0 K: 1 S: 5	H: 0 LOB: 1 BB: 1 P: 9	R: 1 E: 0 K: 0 S: 4	H: 2 LOB: 1 BB: 1 P: 8	R: 0 E: 0 K: 1 S: 4	H: 1 LOB: 1 BB: 0 P: 6	R: 0 E: 0 K: 1 S: 6	H: 1 LOB: 2 BB: 0 P: 6	R: 0 E: 0 K: 2 S: 7	H: 0 LOB: 0 BB: 0 P: 7	R: 0 E: 0 K: 0 S: 3	H: 1 LOB: 0 BB: 0 P: 3	1B: 6 2B: 3 3B: 0 HR: 0	SF: 0 SAC: 0 DP: 2 HBP: 1	WP: 0 PB: 1 SB: 2 CS: 1	PA: 41		
PITCHER	IP WLS BF H R ER SO BB IBB HBP BLK WP HR S P ERA WHIP	IP WLS BF H R ER SO BB IBB HBP BLK WP HR S P ERA WHIP	IP WLS BF H R ER SO BB IBB HBP BLK WP HR S P ERA WHIP	IP WLS BF H R ER SO BB IBB HBP BLK WP HR S P ERA WHIP	IP WLS BF H R ER SO BB IBB HBP BLK WP HR S P ERA WHIP	IP WLS BF H R ER SO BB IBB HBP BLK WP HR S P ERA WHIP	IP WLS BF H R ER SO BB IBB HBP BLK WP HR S P ERA WHIP	IP WLS BF H R ER SO BB IBB HBP BLK WP HR S P ERA WHIP	IP WLS BF H R ER SO BB IBB HBP BLK WP HR S P ERA WHIP	IP WLS BF H R ER SO BB IBB HBP BLK WP HR S P ERA WHIP	IP WLS BF H R ER SO BB IBB HBP BLK WP HR S P ERA WHIP	IP WLS BF H R ER SO BB IBB HBP BLK WP HR S P ERA WHIP	IP WLS BF H R ER SO BB IBB HBP BLK WP HR S P ERA WHIP	IP WLS BF H R ER SO BB IBB HBP BLK WP HR S P ERA WHIP	IP WLS BF H R ER SO BB IBB HBP BLK WP HR S P ERA WHIP	IP WLS BF H R ER SO BB IBB HBP BLK WP HR S P ERA WHIP	IP WLS BF H R ER SO BB IBB HBP BLK WP HR S P ERA WHIP	IP WLS BF H R ER SO BB IBB HBP BLK WP HR S P ERA WHIP	IP WLS BF H R ER SO BB IBB HBP BLK WP HR S P ERA WHIP	IP WLS BF H R ER SO BB IBB HBP BLK WP HR S P ERA WHIP	IP WLS BF H R ER SO BB IBB HBP BLK WP HR S P ERA WHIP	
Bob Bruce, R (1, 1) ERA: 4.7	0.1 L 6 3 5 3 1 1 0 1 0 0 0 0 6 11 81.00 12.000	0.1 L 6 3 5 3 1 1 0 1 0 0 0 0 6 11 81.00 12.000	0.1 L 6 3 5 3 1 1 0 1 0 0 0 0 6 11 81.00 12.000	0.1 L 6 3 5 3 1 1 0 1 0 0 0 0 6 11 81.00 12.000	0.1 L 6 3 5 3 1 1 0 1 0 0 0 0 6 11 81.00 12.000	0.1 L 6 3 5 3 1 1 0 1 0 0 0 0 6 11 81.00 12.000	0.1 L 6 3 5 3 1 1 0 1 0 0 0 0 6 11 81.00 12.000	0.1 L 6 3 5 3 1 1 0 1 0 0 0 0 6 11 81.00 12.000	0.1 L 6 3 5 3 1 1 0 1 0 0 0 0 6 11 81.00 12.000	0.1 L 6 3 5 3 1 1 0 1 0 0 0 0 6 11 81.00 12.000	0.1 L 6 3 5 3 1 1 0 1 0 0 0 0 6 11 81.00 12.000	0.1 L 6 3 5 3 1 1 0 1 0 0 0 0 6 11 81.00 12.000	0.1 L 6 3 5 3 1 1 0 1 0 0 0 0 6 11 81.00 12.000	0.1 L 6 3 5 3 1 1 0 1 0 0 0 0 6 11 81.00 12.000	0.1 L 6 3 5 3 1 1 0 1 0 0 0 0 6 11 81.00 12.000	0.1 L 6 3 5 3 1 1 0 1 0 0 0 0 6 11 81.00 12.000	0.1 L 6 3 5 3 1 1 0 1 0 0 0 0 6 11 81.00 12.000	0.1 L 6 3 5 3 1 1 0 1 0 0 0 0 6 11 81.00 12.000	0.1 L 6 3 5 3 1 1 0 1 0 0 0 0 6 11 81.00 12.000	0.1 L 6 3 5 3 1 1 0 1 0 0 0 0 6 11 81.00 12.000	0.1 L 6 3 5 3 1 1 0 1 0 0 0 0 6 11 81.00 12.000	0.1 L 6 3 5 3 1 1 0 1 0 0 0 0 6 11 81.00 12.000
Jim Golden, R (1, 1) ERA: 3.7	5.2 24 3 1 1 4 3 1 0 0 0 0 0 28 44 1.59 1.059	5.2 24 3 1 1 4 3 1 0 0 0 0 0 28 44 1.59 1.059	5.2 24 3 1 1 4 3 1 0 0 0 0 0 28 44 1.59 1.059	5.2 24 3 1 1 4 3 1 0 0 0 0 0 28 44 1.59 1.059	5.2 24 3 1 1 4 3 1 0 0 0 0 0 28 44 1.59 1.059	5.2 24 3 1 1 4 3 1 0 0 0 0 0 28 44 1.59 1.059	5.2 24 3 1 1 4 3 1 0 0 0 0 0 28 44 1.59 1.059	5.2 24 3 1 1 4 3 1 0 0 0 0 0 28 44 1.59 1.059	5.2 24 3 1 1 4 3 1 0 0 0 0 0 28 44 1.59 1.059	5.2 24 3 1 1 4 3 1 0 0 0 0 0 28 44 1.59 1.059	5.2 24 3 1 1 4 3 1 0 0 0 0 0 28 44 1.59 1.059	5.2 24 3 1 1 4 3 1 0 0 0 0 0 28 44 1.59 1.059	5.2 24 3 1 1 4 3 1 0 0 0 0 0 28 44 1.59 1.059	5.2 24 3 1 1 4 3 1 0 0 0 0 0 28 44 1.59 1.059	5.2 24 3 1 1 4 3 1 0 0 0 0 0 28 44 1.59 1.059	5.2 24 3 1 1 4 3 1 0 0 0 0 0 28 44 1.59 1.059	5.2 24 3 1 1 4 3 1 0 0 0 0 0 28 44 1.59 1.059	5.2 24 3 1 1 4 3 1 0 0 0 0 0 28 44 1.59 1.059	5.2 24 3 1 1 4 3 1 0 0 0 0 0 28 44 1.59 1.059	5.2 24 3 1 1 4 3 1 0 0 0 0 0 28 44 1.59 1.059	5.2 24 3 1 1 4 3 1 0 0 0 0 0 28 44 1.59 1.059	5.2 24 3 1 1 4 3 1 0 0 0 0 0 28 44 1.59 1.059
Bobby Tiefenauer, R (7, 1) ERA: 0.59	3.0 10 2 0 0 3 0 0 0 0 0 0 0 0 16 16 0.00 0.667	3.0 10 2 0 0 3 0 0 0 0 0 0 0 0 16 16 0.00 0.667	3.0 10 2 0 0 3 0 0 0 0 0 0 0 0 16 16 0.00 0.667	3.0 10 2 0 0 3 0 0 0 0 0 0 0 0 16 16 0.00 0.667	3.0 10 2 0 0 3 0 0 0 0 0 0 0 0 16 16 0.00 0.667	3.0 10 2 0 0 3 0 0 0 0 0 0 0 0 16 16 0.00 0.667	3.0 10 2 0 0 3 0 0 0 0 0 0 0 0 16 16 0.00 0.667	3.0 10 2 0 0 3 0 0 0 0 0 0 0 0 16 16 0.00 0.667	3.0 10 2 0 0 3 0 0 0 0 0 0 0 0 16 16 0.00 0.667	3.0 10 2 0 0 3 0 0 0 0 0 0 0 0 16 16 0.00 0.667	3.0 10 2 0 0 3 0 0 0 0 0 0 0 0 16 16 0.00 0.667	3.0 10 2 0 0 3 0 0 0 0 0 0 0 0 16 16 0.00 0.667	3.0 10 2 0 0 3 0 0 0 0 0 0 0 0 16 16 0.00 0.667	3.0 10 2 0 0 3 0 0 0 0 0 0 0 0 16 16 0.00 0.667	3.0 10 2 0 0 3 0 0 0 0 0 0 0 0 16 16 0.00 0.667	3.0 10 2 0 0 3 0 0 0 0 0 0 0 0 16 16 0.00 0.667	3.0 10 2 0 0 3 0 0 0 0 0 0 0 0 16 16 0.00 0.667	3.0 10 2 0 0 3 0 0 0 0 0 0 0 0 16 16 0.00 0.667	3.0 10 2 0 0 3 0 0 0 0 0 0 0 0 16 16 0.00 0.667	3.0 10 2 0 0 3 0 0 0 0 0 0 0 0 16 16 0.00 0.667	3.0 10 2 0 0 3 0 0 0 0 0 0 0 0 16 16 0.00 0.667	3.0 10 2 0 0 3 0 0 0 0 0 0 0 0 16 16 0.00 0.667

Philadelphia Phillies @ Houston Colt 45's
Colt Stadium, Houston, TX
Wed Jul 18 1962, 8:05 PM EDT
Att: 5,140 - Cloudy - 81 F

AB	34
R	6
H	8
RBI	4
BB	5
SO	8
LOB	24



Batter	1	2	3	4	5	6	7	8	9	AB	R	H	RBI	BB	SO	LOB	BOTTOM						
Al Spangler, L (1, 7) OBP: 0.356, SLG: 0.380										5	1	0	0	0	0	1							
Joey Amalfitano, R (1, 4) OBP: 0.294, SLG: 0.277										4	0	0	0	1	1	1							
Roman Mejias, R (1, 9) OBP: 0.344, SLG: 0.530										2	1	1	0	2	0	0							
Norm Larker, L (1, 3) OBP: 0.357, SLG: 0.394										4	0	2	2	0	0	1							
Bob Aspromonte, R (1, 5) OBP: 0.373, SLG: 0.423										3	0	0	0	1	0	4							
Carl Warwick, R (1, 8) OBP: 0.304, SLG: 0.415										4	0	0	0	0	0	1							
Jim Campbell, R (1, 2) OBP: 0.375, SLG: 0.167										3	0	1	0	1	2	0							
Don Buddin, R (1, 6) OBP: 0.316, SLG: 0.313										2	0	0	0	0	0	1							
Billy Goodman, L (6, PH) OBP: 0.310, SLG: 0.312										2	0	1	0	0	1	2							
Bob Bruce, R (1, 1) OBP: 0.425, SLG: 0.207										0	0	0	0	0	0	0							
Jim Golden, L (1, 1) OBP: 0.231, SLG: 0.342										2	0	1	0	0	0	0							
Bob Cerv, R (6, PH) OBP: 0.233, SLG: 0.405										1	0	0	0	0	0	1							
Bobby Tiefenauer, R (7, 1) OBP: 0.361, SLG: 0.457										0	0	0	0	0	0	0							
Pidge Brown, L (9, PH) OBP: 0.308, SLG: 0.337										1	0	0	0	0	0	0							
Inning Stats	R: 0 E: 0 K: 0 S: 4	H: 1 LOB: 1 BB: 0 P: 4	R: 0 E: 0 K: 0 S: 3	H: 0 LOB: 1 BB: 1 P: 7	R: 2 E: 0 K: 1 S: 7	H: 2 LOB: 1 BB: 1 P: 11	R: 0 E: 0 K: 1 S: 5	H: 0 LOB: 0 BB: 0 P: 5	R: 0 E: 0 K: 1 S: 4	H: 1 LOB: 3 BB: 2 P: 12	R: 0 E: 0 K: 1 S: 6	H: 1 LOB: 1 BB: 0 P: 6	R: 0 E: 0 K: 0 S: 3	H: 0 LOB: 0 BB: 0 P: 3	R: 0 E: 0 K: 1 S: 6	H: 1 LOB: 2 BB: 1 P: 10	R: 0 E: 0 K: 0 S: 3	H: 0 LOB: 0 BB: 0 P: 3	1B: 4 2B: 2 3B: 0 HR: 0	SF: 0 SAC: 0 DP: 0 HBP: 0	WP: 0 PB: 0 SB: 0 CS: 0	PA: 38	
PITCHER	IP WLS BF H R ER SO BB IBB HBP BLK WP HR S P ERA WHIP	IP WLS BF H R ER SO BB IBB HBP BLK WP HR S P ERA WHIP	IP WLS BF H R ER SO BB IBB HBP BLK WP HR S P ERA WHIP	IP WLS BF H R ER SO BB IBB HBP BLK WP HR S P ERA WHIP	IP WLS BF H R ER SO BB IBB HBP BLK WP HR S P ERA WHIP	IP WLS BF H R ER SO BB IBB HBP BLK WP HR S P ERA WHIP	IP WLS BF H R ER SO BB IBB HBP BLK WP HR S P ERA WHIP	IP WLS BF H R ER SO BB IBB HBP BLK WP HR S P ERA WHIP	IP WLS BF H R ER SO BB IBB HBP BLK WP HR S P ERA WHIP	IP WLS BF H R ER SO BB IBB HBP BLK WP HR S P ERA WHIP	IP WLS BF H R ER SO BB IBB HBP BLK WP HR S P ERA WHIP	IP WLS BF H R ER SO BB IBB HBP BLK WP HR S P ERA WHIP	IP WLS BF H R ER SO BB IBB HBP BLK WP HR S P ERA WHIP	IP WLS BF H R ER SO BB IBB HBP BLK WP HR S P ERA WHIP	IP WLS BF H R ER SO BB IBB HBP BLK WP HR S P ERA WHIP	IP WLS BF H R ER SO BB IBB HBP BLK WP HR S P ERA WHIP	IP WLS BF H R ER SO BB IBB HBP BLK WP HR S P ERA WHIP	IP WLS BF H R ER SO BB IBB HBP BLK WP HR S P ERA WHIP	IP WLS BF H R ER SO BB IBB HBP BLK WP HR S P ERA WHIP	IP WLS BF H R ER SO BB IBB HBP BLK WP HR S P ERA WHIP	IP WLS BF H R ER SO BB IBB HBP BLK WP HR S P ERA WHIP		
Dallas Green, R (1, 1) ERA: 3.58	9.0 W 38 6 2 2 4 5 0 0 0 0 0 0 41 61 2.00 1.222	9.0 W 38 6 2 2 4 5 0 0 0 0 0 0 41 61 2.00 1.222	9.0 W 38 6 2 2 4 5 0 0 0 0 0 0 41 61 2.00 1.222	9.0 W 38 6 2 2 4 5 0 0 0 0 0 0 41 61 2.00 1.222	9.0 W 38 6 2 2 4 5 0 0 0 0 0 0 41 61 2.00 1.222	9.0 W 38 6 2 2 4 5 0 0 0 0 0 0 41 61 2.00 1.222	9.0 W 38 6 2 2 4 5 0 0 0 0 0 0 41 61 2.00 1.222	9.0 W 38 6 2 2 4 5 0 0 0 0 0 0 41 61 2.00 1.222	9.0 W 38 6 2 2 4 5 0 0 0 0 0 0 41 61 2.00 1.222	9.0 W 38 6 2 2 4 5 0 0 0 0 0 0 41 61 2.00 1.222	9.0 W 38 6 2 2 4 5 0 0 0 0 0 0 41 61 2.00 1.222	9.0 W 38 6 2 2 4 5 0 0 0 0 0 0 41 61 2.00 1.222	9.0 W 38 6 2 2 4 5 0 0 0 0 0 0 41 61 2.00 1.222	9.0 W 38 6 2 2 4 5 0 0 0 0 0 0 41 61 2.00 1.222	9.0 W 38 6 2 2 4 5 0 0 0 0 0 0 41 61 2.00 1.222	9.0 W 38 6 2 2 4 5 0 0 0 0 0 0 41 61 2.00 1.222	9.0 W 38 6 2 2 4 5 0 0 0 0 0 0 41 61 2.00 1.222	9.0 W 38 6 2 2 4 5 0 0 0 0 0 0 41 61 2.00 1.222	9.0 W 38 6 2 2 4 5 0 0 0 0 0 0 41 61 2.00 1.222	9.0 W 38 6 2 2 4 5 0 0 0 0 0 0 41 61 2.00 1.222	9.0 W 38 6 2 2 4 5 0 0 0 0 0 0 41 61 2.00 1.222	9.0 W 38 6 2 2 4 5 0 0 0 0 0 0 41 61 2.00 1.222	9.0 W 38 6 2 2 4 5 0 0 0 0 0 0 41 61 2.00 1.222

Philadelphia Phillies @ Houston Colt

Batter	1	2	3	4	5	6	7	8	9	AB	R	H	RBI	BB	SO	LOB	TOP		
Tony Taylor, R OBP: 0.359, SLG: 0.378 (1, 4)	4-0 1B BB		0-0 1B FC6-5		0-0 F9 2B		0-0 CS 1B	4-0 1B BB		3	1	3	0	2	0	0	Philadelphia Phillies @ Houston Colt 45's Colt Stadium, Houston, TX Thu Jul 19 1962, 8:05 PM EDT Att: 5,017 - Cloudy - 82 F		
Ted Savage, R OBP: 0.360, SLG: 0.417 (1, 7)	0-0		0-0		0-3 K		0-0 FC6-4 1B	0-0		4	0	3	0	0	1	1			
Johnny Callison, L OBP: 0.368, SLG: 0.477 (8, PH)	1-3 F9 1B		1-3 FC6-4 1B				1-2 FC6-4 1B	1-3 1B		1	0	1	1	0	0	0			
Don Demeter, R OBP: 0.340, SLG: 0.485 (1, 8)	0-3 K		0-0 FC6-2-5 1B		0-0 F9		0-0 FC6-4 FC5-4 1B	0-3 K		5	1	0	1	0	2	7			
Roy Sievers, R OBP: 0.339, SLG: 0.436 (1, 3)	0-0 F9		0-0 5-3		4-0 BB		0-0 FC5-4 1B			4	0	0	0	1	1	4			
Frank Torre, L OBP: 0.404, SLG: 0.400 (9, 3)	1-2 F9						1-2 FC5-4			0	0	0	0	0	0	0			
Mel Roach, R OBP: 0.253, SLG: 0.260 (1, 5)	0-0 5-3		0-0 FC6-4 1B		0-0 P3			4-0 1B SH BB	4-0 1B BB	3	2	1	1	2	0	4			
Jacke Davis, R OBP: 0.253, SLG: 0.280 (1, 9)		0-0 6-3	0-0 FC6-4		0-0 F3			0-0 SH BB	4-0 1B BB	3	1	0	0	0	0	1			
Tony Gonzalez, L OBP: 0.363, SLG: 0.457 (9, PH)			1-2 FC6-4				1-2 WP	1-2 1B BB		0	0	0	0	1	0	0			
Sammy White, R OBP: 0.250, SLG: 0.338 (1, 2)		0-0 FC6 1B		0-0 4-3		0-0 6-3		0-3 K	0-0 WP 1B	5	0	2	1	0	1	2			
Bobby Wine, R OBP: 0.273, SLG: 0.349 (1, 6)		0-3 K		0-0 G6-4-3 1B		0-0 1B		0-0 WP SH3 1B	4-0 1B BB	4	1	3	0	1	1	1			
Paul Brown, R OBP: 0.214, SLG: 0.231 (1, 1)		0-0 FC6		0-0 G6-4-3		0-3 K2-3		0-0 SH3	0-3 K	3	0	0	0	0	1	3			
Chris Short, R OBP: 0.133, SLG: 0.214 (7, 1)								1-2 2-3 3-H		0	0	0	0	0	0	0			
Bob Oldis, R OBP: 0.263, SLG: 0.152 (8, PH)								1-2 2-3 3-H		0	0	0	1	0	0	0			
Jack Baldschun, R (8, 1)										1	0	0	0	0	1	2			
Inning Stats	R: 0 E: 0 K: 1 S: 6	H: 1 LOB: 2 BB: 1 P: 10	R: 0 E: 0 K: 1 S: 6	H: 1 LOB: 1 BB: 0 P: 6	R: 2 E: 0 K: 0 S: 6	H: 3 LOB: 1 BB: 0 P: 6	R: 0 E: 0 K: 0 S: 3	H: 1 LOB: 0 BB: 0 P: 3	R: 0 E: 0 K: 1 S: 6	H: 1 LOB: 2 BB: 1 P: 10	R: 0 E: 0 K: 0 S: 4	H: 2 LOB: 1 BB: 0 P: 4	R: 3 E: 1 K: 2 S: 10	H: 2 LOB: 2 BB: 2 P: 18	R: 1 E: 0 K: 2 S: 7	H: 1 LOB: 2 BB: 3 P: 19	1B: 12 2B: 1 3B: 0 HR: 0	SF: 0 SAC: 2 DP: 1 HBP: 0	WP: 2 PB: 0 CS: 1 PA: 45
PITCHER	IP WLS BF H R ER SO BB IBB HBP BLK WP HR S P ERA WHIP	7.2 L 36 11 5 2 5 3 0 0 0 0 0 43 55 2.35 1.826	1.1 L 9 2 1 1 3 4 0 0 0 2 0 11 27 6.75 4.500																

Batter	1	2	3	4	5	6	7	8	9	AB	R	H	RBI	BB	SO	LOB	BOTTOM		
Al Spangler, L OBP: 0.358, SLG: 0.377 (1, 8)	4-0 CS BB				0-0 G3		0-0 L6-4			2	0	0	0	1	0	2	Philadelphia Phillies @ Houston Colt 45's Colt Stadium, Houston, TX Thu Jul 19 1962, 8:05 PM EDT Att: 5,017 - Cloudy - 82 F		
Carl Warwick, R OBP: 0.303, SLG: 0.414 (7, PH)		0-0 L9					1-2 L6-4			1	0	0	0	0	0	2			
Billy Goodman, L OBP: 0.308, SLG: 0.304 (1, 5)	0-0 3-1		0-0 L5		0-0 F8			4-0 3-1 BB		3	0	0	0	1	0	1			
Roman Mejias, R OBP: 0.340, SLG: 0.524 (1, 9)	0-0 F3		0-0 6-3		0-0 6-3			0-3 K		4	0	0	0	0	1	1			
Norm Larker, L OBP: 0.355, SLG: 0.390 (1, 3)		4-0 1B E BB		0-0 G3		0-0 3-1		0-0 3-1		3	1	0	0	1	0	1			
Bob Aspromonte, R OBP: 0.372, SLG: 0.421 (1, 6)		0-0 E 1B 1B		0-0 E6 1B		0-0 P4		0-3 K		4	1	1	0	0	1	1			
Jim Pendleton, R OBP: 0.279, SLG: 0.411 (1, 7)		0-0 E9 1B 1B		0-0 L7		0-0 6-3			4-0 1B BB	3	0	1	0	1	0	1			
Jim Campbell, R OBP: 0.333, SLG: 0.200 (1, 2)		0-3 K		0-0 1B			0-3 K		0-3 K	4	0	1	0	0	3	3			
Joey Amalfitano, R OBP: 0.297, SLG: 0.280 (1, 4)		0-0 F7		0-0 F9			0-0 1B 1B		0-0 G4-6-3 1B	4	0	2	0	0	0	4			
Hal Woodeshick, R OBP: 0.111, SLG: 0.077 (1, 1)									0-0 G4-6-3	3	0	2	1	0	1	2			
Don McMahon, R OBP: 0.167, SLG: 0.167 (8, 1)									0-0 G4-6-3	0	0	0	0	0	0	0			
Pidge Browne, L OBP: 0.303, SLG: 0.333 (9, PH)							1-2 L6-4 1B		1-2 G4-6-3	1	0	0	0	0	0	2			
Inning Stats	R: 0 E: 0 K: 0 S: 2	H: 0 LOB: 0 BB: 1 P: 6	R: 2 E: 1 K: 1 S: 8	H: 3 LOB: 2 BB: 1 P: 12	R: 0 E: 0 K: 0 S: 3	H: 0 LOB: 0 BB: 0 P: 3	R: 0 E: 1 K: 1 S: 7	H: 1 LOB: 2 BB: 0 P: 7	R: 0 E: 0 K: 0 S: 3	H: 0 LOB: 0 BB: 0 P: 3	R: 0 E: 0 K: 1 S: 6	H: 2 LOB: 1 BB: 0 P: 6	R: 0 E: 0 K: 2 S: 7	H: 0 LOB: 1 BB: 1 P: 11	R: 0 E: 0 K: 1 S: 5	H: 1 LOB: 1 BB: 1 P: 9	1B: 7 2B: 1 3B: 0 HR: 0	SF: 0 SAC: 0 DP: 2 HBP: 0	WP: 0 PB: 0 CS: 1 PA: 36
PITCHER	IP WLS BF H R ER SO BB IBB HBP BLK WP HR S P ERA WHIP	6.1 W 1 0 0 0 0 0 0 0 0 0 0 1 1 0.00 0.000	2.0 S 8 1 0 0 3 2 0 0 0 0 0 12 20 0.00 1.500																



Batter	1	2	3	4	5	6	7	8	9	AB R H RBI BB SO LOB	TOP											
Lou Johnson, R (1, 8) OBP: 0.375, SLG: 0.286	0-3 K	0-0 HR		0-3 K		0-0 L4		0-0 G6-4-3		5 1 1 1 0 2 1	Milwaukee Braves @ Philadelphia Phillies Connie Mack Stadium, Philadelphia, PA Fri Jul 20 1962, 7:05 PM EDT Unknown											
Roy McMillan, R (1, 6) OBP: 0.345, SLG: 0.375	0-0 F9	1-3 HR		0-0 L4		0-0 F8		0-0 5-3	5 1 1 3 0 0 0													
Eddie Mathews, L (1, 5) OBP: 0.379, SLG: 0.489	0-3 K	1-3 HR		0-0 4-1				0-0 1B	4 0 1 0 0 2 0													
Hank Aaron, R (1, 9) OBP: 0.379, SLG: 0.610		4-3			0-0 L9			0-0 F9	5 1 2 0 0 0 2													
Lee Maye, L (1, 7) OBP: 0.304, SLG: 0.381		0-0 2B			0-0 L9			0-0 L9	5 1 2 0 0 1 3													
Joe Adcock, R (1, 3) OBP: 0.314, SLG: 0.435		0-3 K			0-0 6-3				3 0 1 0 1 1 2													
Tommie Aaron, R (7, PR) OBP: 0.260, SLG: 0.328									0 0 0 0 0 0 0													
Ken Aspromonte, R (1, 4) OBP: 0.369, SLG: 0.315									4 1 2 2 0 0 3													
Frank Bolling, R (7, 4) OBP: 0.344, SLG: 0.443		2H 1B			0-0 FC5-4			0-0 5-3	0 0 0 0 0 0 0													
Joe Torre, R (1, 2) OBP: 0.329, SLG: 0.328		0-0 BB			0-0 FC5-4			0-0 L8	3 1 1 1 1 0 1													
Lew Burdette, R (1, 1) OBP: 0.244, SLG: 0.205		2H 1B			0-0 P6				1 1 0 0 1 0 2													
Jack Curtis, L (3, 1) OBP: 0.250, SLG: 0.167		1-2 HR						0-0 G6-4-3	1 0 0 0 1 1 0													
Inning Stats	R: 0 E: 0 K: 2 S: 7	H: 0 LOB: 0 BB: 0 P: 7	R: 6 E: 0 K: 1 S: 10	H: 5 LOB: 1 BB: 1 P: 15	R: 0 E: 0 K: 0 S: 4	H: 2 LOB: 2 BB: 1 P: 8	R: 0 E: 0 K: 1 S: 5	H: 0 LOB: 0 BB: 0 P: 5	R: 1 E: 0 K: 0 S: 5	H: 2 LOB: 1 BB: 0 P: 5	R: 0 E: 0 K: 1 S: 5	H: 0 LOB: 0 BB: 0 P: 5	R: 0 E: 0 K: 2 S: 8	H: 1 LOB: 2 BB: 1 P: 12	R: 0 E: 0 K: 0 S: 2	H: 0 LOB: 0 BB: 1 P: 6	R: 0 E: 0 K: 0 S: 4	H: 1 LOB: 1 BB: 0 P: 4	1B: 6 2B: 4 3B: 0 HR: 1	SF: 0 SAC: 0 DP: 1 HBP: 1	WP: 0 PB: 0 SB: 1 CS: 0	PA: 41
PITCHER	IP WLS BF H R ER SO BB IBB HBP BLK WP HR S P ERA WHIP											PITCHER	IP WLS BF H R ER SO BB IBB HBP BLK WP HR S P ERA WHIP									
Dennis Bennett, L (1, 1) ERA: 5.07	2.0 L 13 5 6 6 3 1 0 1 0 0 0 1 17 22 27.00 3.000																					
Jim Owens, R (3, 1) ERA: 5.61	3.0 13 4 1 1 1 1 0 0 0 0 0 0 14 18 3.00 1.667																					
Chris Short, L (6, 1) ERA: 4.08	3.0 11 1 0 0 3 1 1 0 0 0 0 0 15 23 0.00 0.667																					
Cal McLish, R (9, 1) ERA: 5.61	1.0 4 1 0 0 0 0 0 0 0 0 0 0 4 4 0.00 1.000																					



Batter	1	2	3	4	5	6	7	8	9	AB R H RBI BB SO LOB	BOTTOM											
Tony Taylor, R (1, 4) OBP: 0.358, SLG: 0.376	0-0 F9		0-0 1B	0-0 6-3			0-0 6-3		0-0 FC4	5 1 1 0 0 0 2	Milwaukee Braves @ Philadelphia Phillies Connie Mack Stadium, Philadelphia, PA Fri Jul 20 1962, 7:05 PM EDT Unknown											
Johnny Callison, L (1, 9) OBP: 0.366, SLG: 0.475	0-3 K		1-2 HR		0-0 L9		0-0 G3			4 1 1 0 0 1 0												
Tony Gonzalez, L (1, 8) OBP: 0.364, SLG: 0.467	0-3 K		1-3 HR		0-0 1B			0-0 G3		4 1 2 3 0 1 0												
Roy Sievers, R (1, 3) OBP: 0.341, SLG: 0.439		0-0 4-1 HR	0-0 5-3		0-3 K			0-0 FC6-4		3 1 1 0 1 1 1												
Wes Covington, L (1, 7) OBP: 0.304, SLG: 0.371		0-0 4-1	0-0 F5		0-3 K			0-0 F2		3 0 0 0 0 1 2												
Chris Short, R (6, 1) OBP: 0.133, SLG: 0.214		0-0 2-3								0 0 0 0 0 0 0												
Mel Roach, R (8, PH) OBP: 0.250, SLG: 0.257										1 0 0 0 0 0 1												
Cal McLish, S (9, 1) OBP: 0.179, SLG: 0.080										0 0 0 0 0 0 0												
Don Demeter, R (1, 5) OBP: 0.336, SLG: 0.479		0-0 L4	0-0 F7					0-0 FC6-4		4 0 0 0 0 0 2												
Clay Dalrymple, L (1, 2) OBP: 0.324, SLG: 0.459		0-0 HR			0-0 F9			0-0 FC6-4		2 1 1 2 0 0 0												
Bob Oldis, R (6, PH) OBP: 0.300, SLG: 0.200		3H				0-0 G1-6-3		0-0 1B		2 0 2 0 0 0 0												
Bobby Wine, R (1, 6) OBP: 0.272, SLG: 0.347		0-0 1B			0-0 F8			0-0 FC6-4		4 0 1 0 0 0 2												
Dennis Bennett, L (1, 1) OBP: 0.219, SLG: 0.167		0-0 4-3								0 0 0 0 0 0 0												
Billy Klaus, L (2, PH) OBP: 0.286, SLG: 0.305										1 0 0 0 0 0 1												
Jim Owens, R (3, 1) OBP: 0.273, SLG: 0.300										1 0 1 0 0 0 0												
Ted Savage, R (6, 7) OBP: 0.358, SLG: 0.413										2 0 0 0 0 0 1												
Inning Stats	R: 0 E: 0 K: 2 S: 7	H: 0 LOB: 0 BB: 0 P: 7	R: 2 E: 0 K: 0 S: 6	H: 3 LOB: 1 BB: 0 P: 6	R: 3 E: 0 K: 0 S: 6	H: 3 LOB: 0 BB: 0 P: 6	R: 0 E: 0 K: 0 S: 4	H: 1 LOB: 1 BB: 0 P: 4	R: 0 E: 0 K: 0 S: 8	H: 1 LOB: 1 BB: 0 P: 8	R: 0 E: 0 K: 0 S: 3	H: 1 LOB: 0 BB: 0 P: 3	R: 0 E: 0 K: 0 S: 3	H: 0 LOB: 0 BB: 0 P: 3	R: 0 E: 0 K: 0 S: 3	H: 0 LOB: 1 BB: 1 P: 7	R: 0 E: 0 K: 0 S: 4	H: 1 LOB: 1 BB: 0 P: 4	1B: 6 2B: 2 3B: 0 HR: 2	SF: 0 SAC: 0 DP: 1 HBP: 0	WP: 0 PB: 0 SB: 0 CS: 0	PA: 37
PITCHER	IP WLS BF H R ER SO BB IBB HBP BLK WP HR S P ERA WHIP											PITCHER	IP WLS BF H R ER SO BB IBB HBP BLK WP HR S P ERA WHIP									
Lew Burdette, R (1, 1) ERA: 4.42	2.0 W 25 4 0 0 2 1 0 0 0 0 0 0 28 32 0.00 0.714																					
Jack Curtis, L (3, 1) ERA: 3.31																						



Batter	1	2	3	4	5	6	7	8	9	AB	R	H	RBI	BB	SO	LOB	TOP					
Lou Johnson, R OBP: 0.385, SLG: 0.273 (1, 8)	0-3 K		0-0 S 1B		4-0 S BB		0-3 K		0-0 FC6	4	0	1	0	1	2	3						
Amado Samuel, R OBP: 0.238, SLG: 0.265 (1, 6)	0-0 6-3		0-0 SF8		0-0 L9		0-0 4-3			2	0	0	1	0	0	1						
Gus Bell, L OBP: 0.255, SLG: 0.306 (8, PH)			1-2 3-H 4-0		1-2					1	0	0	0	0	0	0						
Roy McMillan, R OBP: 0.345, SLG: 0.375 (8, 6)					1-2					0	0	0	0	0	0	0						
Eddie Mathews, L OBP: 0.378, SLG: 0.484 (1, 5)	0-0 F9				0-0 F9				0-0 F9	3	0	0	0	1	0	1						
Hank Aaron, R OBP: 0.378, SLG: 0.615 (1, 9)		0-0 HR		0-0 F9		0-3 K		0-3 K		4	1	1	1	0	2	2						
Joe Adcock, R OBP: 0.313, SLG: 0.432 (1, 3)	0-3 K			0-0 5-3		0-0 1B		0-3 K		4	0	1	0	0	2	0						
Del Crandall, R OBP: 0.337, SLG: 0.376 (1, 2)	0-3 K			0-0 S 1B		0-0 F5		1-0 BB 1B HBP		3	0	1	0	0	1	1						
Bob Uecker, R OBP: 0.409, SLG: 0.294 (9, PR)										0	0	0	0	0	0	0						
Lee Maye, L OBP: 0.295, SLG: 0.368 (1, 7)	0-3 K			0-0 P4		0-0 G3		0-0 F7		4	0	0	0	0	1	3						
Frank Bolling, R OBP: 0.343, SLG: 0.439 (1, 4)			0-0 L7	0-3 K			0-0 F9		0-0 BB 1B	4	0	1	0	0	1	1						
Bob Hendley, R OBP: 0.268, SLG: 0.171 (1, 1)				0-0 1B SF8 1B		0-3 K		4-0 BB		2	1	1	0	0	1	0						
Ken Aspromonte, R OBP: 0.364, SLG: 0.309 (7, PH)										1	0	0	0	0	1	0						
Claude Raymond, R OBP: 0.264, SLG: 0.328 (9, PH)									1-2 2-3 BB	0	0	0	0	0	0	0						
Tommie Aaron, R OBP: 0.264, SLG: 0.328 (9, PH)										0	0	0	0	1	0	0						
Inning Stats	R: 0 E: 0 K: 1 S: 5	H: 0 LOB: 0 BB: 0 P: 5	R: 1 E: 0 K: 3 S: 10	H: 1 LOB: 0 BB: 0 P: 10	R: 1 E: 0 K: 0 S: 5	H: 2 LOB: 2 BB: 1 P: 9	R: 0 E: 0 K: 1 S: 6	H: 1 LOB: 1 BB: 0 P: 6	R: 0 E: 0 K: 1 S: 5	H: 0 LOB: 1 BB: 1 P: 9	R: 0 E: 0 K: 2 S: 6	H: 1 LOB: 1 BB: 0 P: 6	R: 0 E: 0 K: 2 S: 7	H: 0 LOB: 0 BB: 0 P: 7	R: 0 E: 0 K: 1 S: 5	H: 0 LOB: 0 BB: 0 P: 5	R: 0 E: 0 K: 1 S: 6	H: 1 LOB: 3 BB: 1 P: 11	1B: 5 2B: 0 3B: 0 HR: 1	SF: 1 SAC: 0 DP: 0 HBP: 1	WP: 0 PB: 0 SB: 3 CS: 0	PA: 37
PITCHER Art Mahaffey, R ERA: 3.51 (1, 1)	IP: 9.0 WLS: W BF: 37 H: 6 R: 2 ER: 2 SO: 11 BB: 2 IBB: 1 HBP: 1 BLK: 0 WP: 0 HR: 1 S: 55 P: 68 ERA: 2.00 WHIP: 0.889															PITCHER						

Milwaukee Braves @ Philadelphia Phillies
 Connie Mack Stadium, Philadelphia, PA
 Fri Jul 20 1962, 7:05 PM EDT
 Att: 24,353 - Unknown

AB	32
R	2
H	6
RBI	2
BB	3
SO	11
LOB	12



Batter	1	2	3	4	5	6	7	8	9	AB	R	H	RBI	BB	SO	LOB	BOTTOM			
Tony Taylor, R OBP: 0.354, SLG: 0.372 (1, 4)	0-0 F8		0-0 G3		0-0 5-3		0-3 K			4	0	0	0	0	1	2				
Johnny Callison, L OBP: 0.365, SLG: 0.478 (1, 9)	0-3 K		0-0 9-2 3B		0-0 6-3		0-3 K			4	0	1	1	0	2	0				
Ted Savage, R OBP: 0.356, SLG: 0.408 (1, 7)	0-0 F3		4-0 BB		3-H 0-0 5-3					3	0	0	0	1	1	0				
Roy Sievers, R OBP: 0.340, SLG: 0.439 (1, 3)		0-0 5-3		0-0 9-2		0-0 2B		0-0 4-3		4	0	1	0	0	0	2				
Frank Torre, L OBP: 0.404, SLG: 0.400 (9, 3)										0	0	0	0	0	0	0				
Don Demeter, R OBP: 0.336, SLG: 0.478 (1, 5)		0-0 5-3		0-0 1-3 1B		0-0 F7				3	0	1	0	0	0	1				
Tony Gonzalez, L OBP: 0.364, SLG: 0.466 (1, 8)		0-0 2B 1B		0-3 K		0-0 F8				3	1	1	0	0	1	2				
Sammy White, R OBP: 0.253, SLG: 0.349 (1, 2)		0-0 2B 2B		0-0 1-3 1-2		0-3 K				3	1	1	1	0	1	2				
Bobby Wine, R OBP: 0.274, SLG: 0.353 (1, 6)		0-0 2B		0-3 K		1-0 CS HBP				2	0	1	1	0	1	1				
Wes Covington, L OBP: 0.305, SLG: 0.371 (7, PH)										0	0	0	0	0	0	0				
Ruben Amaro, R OBP: 0.354, SLG: 0.338 (8, 6)		2-H 2B								0	0	0	0	0	0	0				
Art Mahaffey, R OBP: 0.197, SLG: 0.228 (1, 1)		0-0 6-3			0-0 6-3 3B		0-0 F7			3	1	1	0	0	0	2				
Inning Stats	R: 0 E: 0 K: 1 S: 5	H: 0 LOB: 0 BB: 0 P: 5	R: 2 E: 0 K: 0 S: 6	H: 3 LOB: 1 BB: 0 P: 6	R: 0 E: 0 K: 0 S: 3	H: 1 LOB: 1 BB: 1 P: 7	R: 0 E: 0 K: 2 S: 8	H: 1 LOB: 1 BB: 0 P: 8	R: 1 E: 0 K: 0 S: 4	H: 1 LOB: 0 BB: 0 P: 4	R: 0 E: 0 K: 1 S: 6	H: 1 LOB: 1 BB: 0 P: 6	R: 0 E: 0 K: 1 S: 4	H: 0 LOB: 1 BB: 0 P: 5	R: 0 E: 0 K: 2 S: 7	H: 0 LOB: 0 BB: 0 P: 7	1B: 2 2B: 4 3B: 2 HR: 0	SF: 0 SAC: 0 DP: 1 HBP: 1	WP: 0 PB: 0 SB: 0 CS: 1	PA: 31
PITCHER Bob Hendley, L ERA: 3.43 (1, 1)	IP: 6.0 WLS: L BF: 25 H: 7 R: 3 ER: 3 SO: 4 BB: 1 IBB: 0 HBP: 0 BLK: 0 WP: 0 HR: 0 S: 32 P: 36 ERA: 4.50 WHIP: 1.333															PITCHER				
Claude Raymond, R ERA: 2.13 (7, 1)	IP: 2.0 WLS: L BF: 6 H: 0 R: 0 ER: 0 SO: 3 BB: 0 IBB: 0 HBP: 1 BLK: 0 WP: 0 HR: 0 S: 11 P: 12 ERA: 0.00 WHIP: 0.000															PITCHER				

Milwaukee Braves @ Philadelphia Phillies
 Connie Mack Stadium, Philadelphia, PA
 Fri Jul 20 1962, 7:05 PM EDT
 Att: 24,353 - Unknown

AB	29
R	3
H	7
RBI	3
BB	1
SO	7
LOB	12



Batter	1	2	3	4	5	6	7	8	9	AB	R	H	RBI	BB	SO	LOB	TOP					
Lou Johnson, R OBP: 0.381, SLG: 0.278	P4		HR	2B		F3		FC5-4		4	2	2	0	1	0	0						
Roy McMillan, R OBP: 0.346, SLG: 0.385	F8		HR	2B				P5		5	3	2	3	0	0	3						
Eddie Mathews, L OBP: 0.378, SLG: 0.488	K			2B		P4		F7		5	1	2	3	0	1	2						
Hank Aaron, R OBP: 0.383, SLG: 0.626		HR	F8	1-3				FC5-4		5	1	2	2	0	0	3						
Joe Adcock, R OBP: 0.325, SLG: 0.465	F9							F8		4	1	2	1	1	0	0						
Lee Maye, L OBP: 0.299, SLG: 0.377										0	0	0	0	0	0	0						
Del Crandall, R OBP: 0.335, SLG: 0.385	E5							6-3		1	0	0	0	0	0	0						
Bob Uecker, R OBP: 0.385, SLG: 0.286										4	1	1	0	0	0	3						
Tommie Aaron, R OBP: 0.263, SLG: 0.320	G6-4-3							K		4	1	0	0	1	2	1						
Frank Bolling, R OBP: 0.336, SLG: 0.429			F7	F9	P4					4	0	1	0	0	0	3						
Bob Shaw, R OBP: 0.262, SLG: 0.182										0	0	0	0	0	0	0						
Tony Cloninger, R OBP: 0.071, SLG: 0.071			6-3					G3-6-4		0	0	0	0	0	0	0						
Carl Willey, R OBP: 0.400, SLG: 0.444										0	0	0	0	0	0	0						
Ken Aspromonte, R (4, PH) OBP: 0.373, SLG: 0.321										1	1	0	0	0	0	0						
Don Nottebart, R OBP: 0.500, SLG: 0.400										2	0	0	0	0	1	1						
Inning Stats	R: 0 E: 0 K: 1 S: 5	H: 0 LOB: 0 BB: 0 P: 5	R: 1 E: 1 K: 0 S: 4	H: 1 LOB: 0 BB: 0 P: 4	R: 2 E: 0 K: 0 S: 6	H: 3 LOB: 1 BB: 0 P: 6	R: 7 E: 1 K: 0 S: 9	H: 5 LOB: 1 BB: 2 P: 17	R: 0 E: 0 K: 0 S: 7	H: 0 LOB: 0 BB: 0 P: 7	R: 1 E: 0 K: 0 S: 5	H: 2 LOB: 2 BB: 1 P: 9	R: 0 E: 0 K: 0 S: 3	H: 1 LOB: 1 BB: 0 P: 3	R: 0 E: 0 K: 0 S: 4	H: 1 LOB: 0 BB: 0 P: 4	R: 0 E: 0 K: 1 S: 5	H: 0 LOB: 0 BB: 0 P: 5	1B: 8 2B: 2 3B: 1 HR: 2	SF: 0 SAC: 0 DP: 2 HBP: 0	WP: 0 PB: 0 SB: 0 CS: 0	PA: 43
PITCHER	IP	WLS	BF	H	R	ER	SO	BB	IBB	HBP	BLK	WP	HR	S	P	ERA	WHIP					
Bill Smith, L ERA: 4.55	3.0		15	6	5	5	1	0	0	0	0	0	2	17	17	15.00	2.000					
Jack Baldschun, R ERA: 3.29	1.0	L	9	3	5	3	0	2	0	0	0	0	0	7	15	27.00	5.000					
John Boozar, R ERA: 3.0	3.0		12	3	1	1	2	1	0	0	0	0	0	15	19	3.00	1.333					
Dennis Bennett, L ERA: 4.95	2.0		7	1	0	0	1	0	0	0	0	0	0	9	9	0.00	0.500					

Milwaukee Braves @ Philadelphia Phillies
 Connie Mack Stadium, Philadelphia, PA
 Sun Jul 22 1962, 3:33 AM EDT
 Unknown

AB 40
 R 11
 H 13
 RBI 11
 BB 3
 SO 4
 LOB 16



Batter	1	2	3	4	5	6	7	8	9	AB	R	H	RBI	BB	SO	LOB	BOTTOM					
Tony Taylor, R OBP: 0.353, SLG: 0.375	F9				4-3			F8		5	2	2	0	0	0	3						
Johnny Callison, L OBP: 0.362, SLG: 0.472	F9		G3		L3			3-1		5	1	1	1	0	0	1						
Tony Gonzalez, L OBP: 0.366, SLG: 0.482	HR				F7			G3		4	3	2	2	1	0	0						
Roy Sievers, R OBP: 0.338, SLG: 0.443	HR		P3			F9		F5		4	2	1	2	1	0	0						
Wes Covington, L OBP: 0.311, SLG: 0.401	1B		4-3		F7			HR		5	2	2	2	0	1	2						
Don Demeter, R OBP: 0.334, SLG: 0.471	5-3				L9			F9		4	0	1	0	1	0	1						
Clay Dalrymple, L OBP: 0.423, SLG: 0.455					L4					5	0	3	3	0	0	0						
Ruben Amaro, R OBP: 0.369, SLG: 0.338										2	0	1	0	2	0	2						
Frank Torre, L OBP: 0.400, SLG: 0.396										1	0	0	0	0	0	0						
Bill Smith, L OBP: 0.273, SLG: 0.222										1	0	0	0	1	1	2						
Jack Baldschun, R OBP: 0.286, SLG: 0.311										0	0	0	0	0	0	0						
Billy Klaus, L OBP: 0.319, SLG: 0.311										1	0	0	0	0	0	1						
John Boozar, R OBP: 0.319, SLG: 0.311										0	0	0	0	0	0	0						
Mel Roach, R OBP: 0.344, SLG: 0.250										1	0	0	0	0	0	0						
Dennis Bennett, L OBP: 0.378, SLG: 0.182										0	0	0	0	0	0	0						
Ted Savage, R OBP: 0.319, SLG: 0.401										1	0	0	0	0	1	0						
Inning Stats	R: 4 E: 0 K: 1 S: 10	H: 5 LOB: 2 BB: 1 P: 14	R: 4 E: 0 K: 0 S: 5	H: 3 LOB: 3 BB: 5 P: 25	R: 1 E: 0 K: 0 S: 4	H: 1 LOB: 0 BB: 0 P: 4	R: 0 E: 0 K: 0 S: 4	H: 1 LOB: 1 BB: 0 P: 4	R: 0 E: 0 K: 0 S: 3	H: 0 LOB: 0 BB: 0 P: 3	R: 0 E: 0 K: 1 S: 7	H: 2 LOB: 2 BB: 0 P: 7	R: 0 E: 0 K: 0 S: 3	H: 0 LOB: 0 BB: 0 P: 3	R: 0 E: 0 K: 0 S: 4	H: 1 LOB: 0 BB: 0 P: 4	R: 0 E: 0 K: 1 S: 5	H: 0 LOB: 0 BB: 0 P: 5	1B: 8 2B: 0 3B: 2 HR: 3	SF: 0 SAC: 0 DP: 0 HBP: 0	WP: 0 PB: 0 SB: 1 CS: 1	PA: 45
PITCHER	IP	WLS	BF	H	R	ER	SO	BB	IBB	HBP	BLK	WP	HR	S	P	ERA	WHIP					
Bob Shaw, R ERA: 2.36	0.1		4	3	3	0	0	0	0	0	0	0	1	4	4	81.00	9.000					
Tony Cloninger, R ERA: 5.92	0.2		9	4	5	5	1	3	0	0	0	0	0	8	20	67.50	10.500					
Carl Willey, R ERA: 5.79	2.0		10	2	1	1	0	2	1	0	0	0	1	7	19	4.50	2.000					
Don Nottebart, R ERA: 3.59	6.0	W	22	4	1	1	2	0	0	0	0	0	1	26	26	1.50	0.667					

Milwaukee Braves @ Philadelphia Phillies
 Connie Mack Stadium, Philadelphia, PA
 Sun Jul 22 1962, 3:33 AM EDT
 Unknown

AB 39
 R 10
 H 13
 RBI 10
 BB 6
 SO 3
 LOB 12



Batter	1	2	3	4	5	6	7	8	9	AB	R	H	RBI	BB	SO	LOB	TOP								
Roy McMillan, R (1, 6) OBP: 0.347, SLG: 0.385	L7		G4-6-3 1B		FC5-4		FC3-6 1B		F9	5	0	2	0	0	0	1									
Gus Bell, L (1, 7) OBP: 0.281, SLG: 0.311	F8		G4-6-3		P5		FC3-6 1B			4	0	1	1	0	0	2									
Lou Johnson, R (7, FR) OBP: 0.381, SLG: 0.278			1-2				FC3-6 1B			0	0	0	0	0	0	0									
Eddie Mathews, L (1, 5)	F8			1-3			FC3-6			4	0	0	1	0	0	2									
Hank Aaron, R (1, 9) OBP: 0.384, SLG: 0.624		1B 1B		HR 1B			F9 P5			4	1	2	0	0	0	2									
Joe Adcock, R (1, 3) OBP: 0.327, SLG: 0.478		1B		HR 1B			P4		1-3	4	1	2	2	0	0	0									
Tommie Aaron, R (8, 3) OBP: 0.263, SLG: 0.320		1-3 1B		1-H HR						0	0	0	0	0	0	0									
Lee Maye, L (1, 8) OBP: 0.304, SLG: 0.384		P6		F5			1B 2B		G1-6-3 BB	3	1	1	0	1	0	2									
Ken Aspromonte, R (1, 4) OBP: 0.356, SLG: 0.317		1-3		K			1B 1B		G1-6-3	4	1	1	0	0	1	3									
Frank Bolling, R (9, 4) OBP: 0.336, SLG: 0.429							1B 1B		1-2	0	0	0	0	0	0	0									
Joe Torre, R (1, 2) OBP: 0.327, SLG: 0.326		1-3					1B FC3-6 1B		4-3	4	1	1	1	0	0	2									
Denny Lemaster, R (1, 1) OBP: 0.250, SLG: 0.143							3-H K		6-3	3	0	1	0	0	2	2									
Claude Raymond, R (8, 1)			K		FC5-4 1B		K		6-3	1	0	0	0	0	0	0									
Inning Stats	R: 0 E: 0 K: 0 S: 3	H: 0 LOB: 0 BB: 0 P: 3	R: 0 E: 0 K: 0 S: 5	H: 2 LOB: 2 BB: 0 P: 5	R: 0 E: 0 K: 1 S: 5	H: 1 LOB: 0 BB: 0 P: 5	R: 2 E: 0 K: 1 S: 7	H: 2 LOB: 0 BB: 0 P: 7	R: 0 E: 1 K: 0 S: 4	H: 1 LOB: 1 BB: 0 P: 4	R: 0 E: 0 K: 0 S: 3	H: 0 LOB: 0 BB: 0 P: 3	R: 3 E: 0 K: 1 S: 10	H: 5 LOB: 2 BB: 0 P: 10	R: 0 E: 0 K: 0 S: 2	H: 0 LOB: 0 BB: 0 P: 6	R: 0 E: 0 K: 0 S: 3	H: 0 LOB: 0 BB: 0 P: 3	1B: 9 2B: 1 3B: 0 HR: 1	SF: 0 SAC: 0 DP: 2 HBP: 0	WP: 0 PB: 0 SB: 0 CS: 0	PA: 37			
PITCHER	IP	WLS	BF	H	R	ER	SO	BB	IBB	HBP	BLK	WP	HR	S	P	ERA	WHIP								
Dallas Green, R (1, 1) ERA: 3.86	6.1	L	29	11	5	5	3	0	0	0	0	0	1	35	35	7.11	1.737								
Bill Smith, L (7, 1) ERA: 4.5	0.1		1	0	0	0	0	0	0	0	0	0	0	1	1	0.00	0.000								
Jack Baldschun, R (7, 1) ERA: 3.27	0.1		1	0	0	0	0	0	0	0	0	0	0	1	1	0.00	0.000								
Jack Hamilton, R (8, 1) ERA: 5.03	2.0		6	0	0	0	0	1	0	0	0	0	0	5	9	0.00	0.500								

Milwaukee Braves @ Philadelphia Phillies
 Connie Mack Stadium, Philadelphia, PA
 Sun Jul 22 1962, 3:38 AM EDT
 Att: 11,010 - Unknown

AB 36
 R 5
 H 11
 RBI 5
 BB 1
 SO 3
 LOB 16



Batter	1	2	3	4	5	6	7	8	9	AB	R	H	RBI	BB	SO	LOB	BOTTOM								
Tony Taylor, R (1, 4) OBP: 0.354, SLG: 0.375	F8		CS 1B		L9			G3 F8 BB		3	0	1	0	1	0	1									
Johnny Callison, L (1, 9) OBP: 0.363, SLG: 0.471		BB	S 1B			F2		F8		3	1	1	0	1	0	1									
Ted Savage, R (1, 7) OBP: 0.351, SLG: 0.400		BB								3	0	1	1	0	1	1									
Wes Covington, L (6, PH) OBP: 0.308, SLG: 0.399	F8		1-H 1B			K		G3		1	0	0	0	0	0	1									
Roy Sievers, R (1, 3) OBP: 0.337, SLG: 0.443	K				L5			5-3		4	0	1	0	0	1	2									
Don Demeter, R (1, 5) OBP: 0.331, SLG: 0.465			K		K			K		4	0	0	0	0	3	1									
Tony Gonzalez, L (1, 8) OBP: 0.365, SLG: 0.488					4-3			HR		4	1	1	1	0	0	0									
Sammy White, R (1, 2) OBP: 0.256, SLG: 0.349					K			F8		3	0	1	0	0	1	0									
Frank Torre, L (9, PH) OBP: 0.406, SLG: 0.402										1	0	1	0	0	0	0									
Ruben Amaro, R (9, FR) OBP: 0.369, SLG: 0.338										0	0	0	0	0	0	0									
Bobby Wine, R (1, 6) OBP: 0.273, SLG: 0.355										3	0	1	0	0	0	1									
Billy Klaus, L (9, PH) OBP: 0.283, SLG: 0.309										1	0	0	0	0	0	1									
Dallas Green, L (1, 1) OBP: 0.227, SLG: 0.105					K					2	0	0	0	0	2	1									
Bill Smith, L (7, 1) OBP: 0.273, SLG: 0.222										0	0	0	0	0	0	0									
Jack Baldschun, R (7, 1)										0	0	0	0	0	0	0									
Mel Roach, R (7, PH) OBP: 0.241, SLG: 0.247										1	0	0	0	0	1	0									
Jack Hamilton, R (8, 1) OBP: 0.103, SLG: 0.054										0	0	0	0	0	0	0									
Inning Stats	R: 0 E: 0 K: 1 S: 5	H: 0 LOB: 1 BB: 1 P: 9	R: 0 E: 0 K: 1 S: 6	H: 1 LOB: 1 BB: 0 P: 6	R: 1 E: 0 K: 1 S: 6	H: 3 LOB: 1 BB: 0 P: 6	R: 0 E: 0 K: 1 S: 5	H: 0 LOB: 0 BB: 0 P: 5	R: 0 E: 0 K: 2 S: 8	H: 1 LOB: 1 BB: 0 P: 8	R: 0 E: 0 K: 2 S: 8	H: 1 LOB: 0 BB: 0 P: 8	R: 1 E: 0 K: 1 S: 6	H: 1 LOB: 0 BB: 0 P: 6	R: 0 E: 0 K: 0 S: 3	H: 0 LOB: 1 BB: 1 P: 7	R: 0 E: 0 K: 0 S: 4	H: 1 LOB: 1 BB: 0 P: 4	1B: 5 2B: 2 3B: 0 HR: 1	SF: 0 SAC: 0 DP: 0 HBP: 0	WP: 0 PB: 0 SB: 1 CS: 1	PA: 35			
PITCHER	IP	WLS	BF	H	R	ER	SO	BB	IBB	HBP	BLK	WP	HR	S	P	ERA	WHIP								
Denny Lemaster, L (1, 1) ERA: 3.15	7.0	W	28	7	2	2	9	2	0	0	0	0	0	44	52	2.57	1.286								
Claude Raymond, R (8, 1) ERA: 1.84	2.0	S	7	1	0	0	0	0	0	0	0	0	0	7	7	0.00	0.500								

Milwaukee Braves @ Philadelphia Phillies
 Connie Mack Stadium, Philadelphia, PA
 Sun Jul 22 1962, 3:38 AM EDT
 Att: 11,010 - Unknown

AB 33
 R 2
 H 8
 RBI 2
 BB 2
 SO 9
 LOB 10



Batter	1	2	3	4	5	6	7	8	9	AB	R	H	RBI	BB	SO	LOB	TOP				
Tony Taylor, R OBP: 0.350, SLG: 0.370 (1, 4)	L3		F9		5-3		F8	4-3		5	0	0	0	0	0	3	Philadelphia Phillies @ Chicago Cubs Wrigley Field, Chicago, IL Mon Jul 23 1962, 3:33 AM CDT Att: 6,699 - Unknown				
Johnny Callison, L OBP: 0.354, SLG: 0.470 (1, 9)	K		F9		1-3		1B	4-3		5	0	2	0	0	1	1					
Tony Gonzalez, L OBP: 0.365, SLG: 0.487 (1, 8)	WP BB 1B		L8		6-3		1B	6-3		5	0	2	1	0	0	1					
Roy Sievers, R OBP: 0.341, SLG: 0.447 (1, 3)	WP BB 1-2		F9		1B		F9	1B		4	1	2	0	1	0	3					
Wes Covington, L OBP: 0.313, SLG: 0.401 Sammy White, R OBP: 0.264, SLG: 0.356 (1, 7) (8, 2)	P4				G4-6-3 1B			4-3		4	0	2	0	0	0	2					
Clay Dalrymple, L OBP: 0.420, SLG: 0.452 Ted Savage, R OBP: 0.349, SLG: 0.398 (1, 2) (8, 7)			F9		G4-6-3 1-2		G3-6-3 1-2	1B		4	0	1	0	0	0	3					
Don Demeter, R OBP: 0.332, SLG: 0.474 (1, 5)	L7				6-3		HR	1B		4	2	2	1	0	0	0					
Ruben Amaro, R OBP: 0.375, SLG: 0.338 (1, 6)					K		F7	SF9		3	0	1	1	1	1	0					
Cal McLish, S OBP: 0.230, SLG: 0.148 Frank Torre, L OBP: 0.411, SLG: 0.409 Dallas Green, R OBP: 0.227, SLG: 0.205 Jack Baldschun, R OBP: 0.307, SLG: 0.300 Billy Klaus, L OBP: 0.103, SLG: 0.054 (1, 1) (7, PH) (7, PH) (7, 1) (8, PH) (8, 1)	G3						1B	SF9		2	0	1	0	0	0	1					
Inning Stats	R: 0 E: 0 K: 1 S: 6	H: 1 LOB: 2 BB: 1 P: 10	R: 0 E: 0 K: 0 S: 3	H: 0 LOB: 1 BB: 7	R: 0 E: 0 K: 0 S: 4	H: 1 LOB: 0 BB: 4	R: 0 E: 0 K: 0 S: 3	H: 1 LOB: 0 BB: 3	R: 0 E: 0 K: 1 S: 6	H: 2 LOB: 1 BB: 0 P: 4	R: 2 E: 0 K: 0 S: 7	H: 4 LOB: 2 BB: 0 P: 7	R: 2 E: 0 K: 0 S: 6	H: 3 LOB: 2 BB: 0 P: 6	R: 1 E: 0 K: 0 S: 5	H: 2 LOB: 1 BB: 0 P: 5		1B: 12 2B: 2 3B: 0 HR: 1	SF: 1 SAC: 0 DP: 2 HBP: 0	WP: 1 PB: 0 SB: 2 CS: 0	PA: 42
PITCHER	IP WLS BF H R ER SO BB IBB HBP BLK WP HR S P ERA WHIP	IP WLS BF H R ER SO BB IBB HBP BLK WP HR S P ERA WHIP	IP WLS BF H R ER SO BB IBB HBP BLK WP HR S P ERA WHIP	IP WLS BF H R ER SO BB IBB HBP BLK WP HR S P ERA WHIP	IP WLS BF H R ER SO BB IBB HBP BLK WP HR S P ERA WHIP	IP WLS BF H R ER SO BB IBB HBP BLK WP HR S P ERA WHIP	IP WLS BF H R ER SO BB IBB HBP BLK WP HR S P ERA WHIP	IP WLS BF H R ER SO BB IBB HBP BLK WP HR S P ERA WHIP	IP WLS BF H R ER SO BB IBB HBP BLK WP HR S P ERA WHIP	IP WLS BF H R ER SO BB IBB HBP BLK WP HR S P ERA WHIP	IP WLS BF H R ER SO BB IBB HBP BLK WP HR S P ERA WHIP	IP WLS BF H R ER SO BB IBB HBP BLK WP HR S P ERA WHIP	IP WLS BF H R ER SO BB IBB HBP BLK WP HR S P ERA WHIP	IP WLS BF H R ER SO BB IBB HBP BLK WP HR S P ERA WHIP	IP WLS BF H R ER SO BB IBB HBP BLK WP HR S P ERA WHIP	IP WLS BF H R ER SO BB IBB HBP BLK WP HR S P ERA WHIP	IP WLS BF H R ER SO BB IBB HBP BLK WP HR S P ERA WHIP	IP WLS BF H R ER SO BB IBB HBP BLK WP HR S P ERA WHIP	IP WLS BF H R ER SO BB IBB HBP BLK WP HR S P ERA WHIP	IP WLS BF H R ER SO BB IBB HBP BLK WP HR S P ERA WHIP	IP WLS BF H R ER SO BB IBB HBP BLK WP HR S P ERA WHIP

AB	39
R	5
H	15
RBI	5
BB	2
SO	2
LOB	15



Batter	1	2	3	4	5	6	7	8	9	AB	R	H	RBI	BB	SO	LOB	BOTTOM					
Ken Hubbs, R OBP: 0.290, SLG: 0.345 (1, 4)	F9		5-3		E5 2B		5-3			4	1	0	0	0	0	0	Philadelphia Phillies @ Chicago Cubs Wrigley Field, Chicago, IL Mon Jul 23 1962, 3:33 AM CDT Att: 6,699 - Unknown					
Lou Brock, L OBP: 0.320, SLG: 0.433 (1, 8)	K		1B		L8		6-3			4	1	1	0	0	1	1						
Ron Santo, R OBP: 0.318, SLG: 0.396 (1, 5)	1B		E7 1B		2B		4-3			4	1	3	1	0	0	0						
George Altman, L OBP: 0.406, SLG: 0.506 (1, 9)	G3		1B		F8		F7			4	0	1	1	0	0	2						
14 Ernie Banks, R OBP: 0.308, SLG: 0.509 (1, 3)			6-3		6-3		F2			3	0	0	0	1	0	1						
Billy Williams, L OBP: 0.381, SLG: 0.514 (1, 7)	4-3				P6		1B			4	0	1	0	0	0	1						
Andre Rodgers, R OBP: 0.341, SLG: 0.407 (1, 6)	1B		L6		L6		CS 1B			4	0	2	0	0	0	1						
Dick Bertell, R OBP: 0.325, SLG: 0.373 Moe Thacker, R OBP: 0.305, SLG: 0.264 (1, 2) (8, 2)	5-3				P6		CS			3	0	0	0	0	0	1						
Cal Koonce, R OBP: 0.106, SLG: 0.128 Don Elston, R OBP: 0.429, SLG: 0.333 Barney Schultz, R OBP: 0.103, SLG: 0.054 (1, 1) (7, 1) (8, 1) (9, 1)			K		3-1		K			2	0	0	0	0	1	0						
Inning Stats	R: 0 E: 0 K: 1 S: 6	H: 1 LOB: 0 BB: 0 P: 6	R: 0 E: 0 K: 0 S: 4	H: 1 LOB: 0 BB: 0 P: 4	R: 2 E: 1 K: 1 S: 8	H: 3 LOB: 1 BB: 0 P: 8	R: 0 E: 0 K: 0 S: 3	H: 0 LOB: 0 BB: 0 P: 3	R: 1 E: 1 K: 0 S: 5	H: 1 LOB: 1 BB: 0 P: 5	R: 0 E: 0 K: 0 S: 3	H: 2 LOB: 0 BB: 0 P: 3	R: 0 E: 0 K: 1 S: 5	H: 0 LOB: 0 BB: 0 P: 5	R: 0 E: 0 K: 0 S: 3	H: 0 LOB: 0 BB: 0 P: 3		R: 0 E: 0 K: 0 S: 2	H: 0 LOB: 0 BB: 1 P: 6	1B: 7 2B: 1 3B: 0 HR: 0	SF: 0 SAC: 0 DP: 1 HBP: 0	WP: 0 PB: 0 SB: 0 CS: 1
PITCHER	IP WLS BF H R ER SO BB IBB HBP BLK WP HR S P ERA WHIP	IP WLS BF H R ER SO BB IBB HBP BLK WP HR S P ERA WHIP	IP WLS BF H R ER SO BB IBB HBP BLK WP HR S P ERA WHIP	IP WLS BF H R ER SO BB IBB HBP BLK WP HR S P ERA WHIP	IP WLS BF H R ER SO BB IBB HBP BLK WP HR S P ERA WHIP	IP WLS BF H R ER SO BB IBB HBP BLK WP HR S P ERA WHIP	IP WLS BF H R ER SO BB IBB HBP BLK WP HR S P ERA WHIP	IP WLS BF H R ER SO BB IBB HBP BLK WP HR S P ERA WHIP	IP WLS BF H R ER SO BB IBB HBP BLK WP HR S P ERA WHIP	IP WLS BF H R ER SO BB IBB HBP BLK WP HR S P ERA WHIP	IP WLS BF H R ER SO BB IBB HBP BLK WP HR S P ERA WHIP	IP WLS BF H R ER SO BB IBB HBP BLK WP HR S P ERA WHIP	IP WLS BF H R ER SO BB IBB HBP BLK WP HR S P ERA WHIP	IP WLS BF H R ER SO BB IBB HBP BLK WP HR S P ERA WHIP	IP WLS BF H R ER SO BB IBB HBP BLK WP HR S P ERA WHIP	IP WLS BF H R ER SO BB IBB HBP BLK WP HR S P ERA WHIP	IP WLS BF H R ER SO BB IBB HBP BLK WP HR S P ERA WHIP	IP WLS BF H R ER SO BB IBB HBP BLK WP HR S P ERA WHIP	IP WLS BF H R ER SO BB IBB HBP BLK WP HR S P ERA WHIP	IP WLS BF H R ER SO BB IBB HBP BLK WP HR S P ERA WHIP	IP WLS BF H R ER SO BB IBB HBP BLK WP HR S P ERA WHIP	

AB	33
R	3
H	8
RBI	2
BB	1
SO	3
LOB	7



Batter	1	2	3	4	5	6	7	8	9	AB R H RBI BB SO LOB	TOP												
Bill Virdon, L (1, 8) OBP: 0.292, SLG: 0.382										5 2 4 0 0 1 3	Pittsburgh Pirates @ Philadelphia Phillies Connie Mack Stadium, Philadelphia, PA Fri Jul 27 1962, 7:05 PM EDT Unknown												
Dick Groat, R (1, 6) OBP: 0.346, SLG: 0.350										5 0 2 1 0 0 4													
Bob Skinner, L (1, 7) OBP: 0.412, SLG: 0.529										4 1 1 0 0 0 2													
Smoky Burgess, L (1, 2) OBP: 0.401, SLG: 0.539										4 0 2 1 0 0 2													
Roberto Clemente, R (1, 9) OBP: 0.365, SLG: 0.481										4 0 1 1 0 0 2													
Donn Clendenen, R (1, 3) OBP: 0.338, SLG: 0.400										3 0 0 0 1 1 1													
Don Hoak, R (1, 5) OBP: 0.319, SLG: 0.375										4 0 0 0 0 2 1													
Bill Mazerowski, R (1, 4) OBP: 0.292, SLG: 0.420										4 0 2 0 0 0 0													
Harvey Haddix, L (1, 1) Tom Sturdivant, L (5, 1) Jim Marshall, R (7, PH) Jack Lamabe, R (7, 1) Dick Stuart, R (9, PH) Howie Goss, R (9, PH)										2 0 0 0 0 0 0 0 0 0 0 0 0 0 1 0 0 0 0 0 0 0 0 0 0 0 0 0 0 0 0 0 1 0 0 0 0 0 0 0 0 0													
Inning Stats	R: 2 E: 0 K: 0 S: 6	H: 3 LOB: 1 BB: 0 P: 6	R: 0 E: 0 K: 0 S: 3	H: 0 LOB: 0 BB: 0 P: 3	R: 0 E: 0 K: 1 S: 4	H: 2 LOB: 1 BB: 0 P: 4	R: 0 E: 0 K: 1 S: 5	H: 0 LOB: 0 BB: 0 P: 5	R: 0 E: 0 K: 0 S: 3	H: 1 LOB: 0 BB: 0 P: 3		R: 0 E: 0 K: 0 S: 4	H: 2 LOB: 2 BB: 0 P: 4	R: 0 E: 0 K: 1 S: 6	H: 1 LOB: 1 BB: 0 P: 6	R: 1 E: 0 K: 0 S: 5	H: 2 LOB: 1 BB: 0 P: 5	R: 0 E: 0 K: 2 S: 8	H: 1 LOB: 3 BB: 2 P: 16	1B: 10 2B: 2 3B: 0 HR: 0	SF: 0 SAC: 0 DP: 0 HBP: 0	WP: 1 PB: 0 SB: 0 CS: 1	PA: 39
PITCHER	IP WLS BF H R ER SO BB IBB HBP BLK WP HR S P ERA WHIP																						
Dallas Green, R (1, 1) ERA: 3.86	7.0 W 29 11 3 3 2 0 0 0 0 0 0 33 33 3.86 1.571																						
Chris Short, L (8, 1) ERA: 3.87	2.0 S 9 1 0 0 2 2 0 0 0 1 0 11 19 0.00 1.500																						


AB 36
R 3
H 12
RBI 3
BB 2
SO 4
LOB 16




Batter	1	2	3	4	5	6	7	8	9	AB R H RBI BB SO LOB	BOTTOM											
Tony Taylor, R (1, 4) OBP: 0.343, SLG: 0.364										4 1 0 0 0 1 1	Pittsburgh Pirates @ Philadelphia Phillies Connie Mack Stadium, Philadelphia, PA Fri Jul 27 1962, 7:05 PM EDT Unknown											
Ted Savage, R (1, 9) OBP: 0.353, SLG: 0.414										3 1 2 2 0 0 1												
Johnny Callison, L (7, PH) OBP: 0.358, SLG: 0.459										1 0 0 0 0 0 0												
Don Demeter, R (1, 8) OBP: 0.332, SLG: 0.476										3 1 1 2 1 0 1												
Roy Sievers, R (1, 3) OBP: 0.336, SLG: 0.439										4 0 0 0 0 1 2												
Mel Roach, R (1, 7) OBP: 0.247, SLG: 0.253										2 0 1 0 0 1 0												
Tony Gonzalez, L (6, PH) OBP: 0.375, SLG: 0.490										2 1 1 0 0 0 0												
Bobby Wine, R (1, 5) OBP: 0.274, SLG: 0.351										2 0 0 0 1 1 1												
Sammy White, R (1, 2) OBP: 0.255, SLG: 0.344										3 0 0 0 0 1 2												
Ruben Amaro, R (1, 6) OBP: 0.367, SLG: 0.333										3 1 2 1 0 0 1												
Dallas Green, L (1, 1) OBP: 0.200, SLG: 0.091										3 0 0 0 0 2 2												
Chris Short, R (8, 1) OBP: 0.125, SLG: 0.200										0 0 0 0 0 0 0												
Inning Stats	R: 0 E: 0 K: 1 S: 6	H: 1 LOB: 1 BB: 0 P: 6	R: 0 E: 0 K: 2 S: 7	H: 0 LOB: 1 BB: 1 P: 11	R: 2 E: 1 K: 1 S: 7	H: 1 LOB: 0 BB: 0 P: 7	R: 0 E: 0 K: 0 S: 3	H: 1 LOB: 0 BB: 0 P: 3	R: 2 E: 0 K: 1 S: 7	H: 2 LOB: 1 BB: 1 P: 11	R: 1 E: 0 K: 0 S: 5	H: 2 LOB: 1 BB: 0 P: 5	R: 0 E: 0 K: 1 S: 5	H: 0 LOB: 0 BB: 0 P: 5	R: 0 E: 0 K: 1 S: 5	H: 0 LOB: 0 BB: 0 P: 5	R: 0 E: 0 K: 1 S: 5	H: 0 LOB: 0 BB: 0 P: 5	1B: 5 2B: 0 3B: 0 HR: 2	SF: 0 SAC: 1 DP: 1 HBP: 0	WP: 0 PB: 0 SB: 1 CS: 0	PA: 33
PITCHER	IP WLS BF H R ER SO BB IBB HBP BLK WP HR S P ERA WHIP																					
Harvey Haddix, L (1, 1) ERA: 4.4	4.2 L 21 5 4 2 5 2 0 0 0 0 0 29 37 3.86 1.500																					
Tom Sturdivant, R (5, 1) ERA: 5.23	1.1 6 2 1 1 0 0 0 0 0 0 0 6 6 6.75 1.500																					
Jack Lamabe, R (7, 1) ERA: 2.85	2.0 6 0 0 0 2 0 0 0 0 0 0 10 10 0.00 0.000																					

AB 30
R 5
H 7
RBI 5
BB 2
SO 7
LOB 11



Batter	1	2	3	4	5	6	7	8	9	AB	R	H	RBI	BB	SO	LOB	TOP			
Bill Virdon, L OBP: 0.293, SLG: 0.379 (1, 8)	0-0 4-3			0-0 F8		0-0 F8		0-0 P4	0-0 P4	4	0	0	0	0	0	1	Pittsburgh Pirates @ Philadelphia Phillies Connie Mack Stadium, Philadelphia, PA Sat Jul 28 1962, 7:05 PM EDT Att: 12,450 - Unknown			
Dick Groat, R OBP: 0.344, SLG: 0.347 (1, 6)	0-0 F7			0-0 L8			0-0 P4	0-0 F9	0-0 F9	4	0	0	0	0	0	0				
Bob Skinner, L OBP: 0.413, SLG: 0.537 (1, 7)	0-0 P4			0-0 4-3			0-0 PB 6-3 2B	0-0 HR	0-0 HR	4	2	2	1	0	0	0				
Dick Stuart, R OBP: 0.288, SLG: 0.410 (1, 3)		0-0 5-3			0-0 P5		0-0 6-3	0-3 K	0-3 K	4	0	0	1	0	1	0				
Roberto Clemente, R OBP: 0.365, SLG: 0.477 (1, 9)		0-0 F8			0-0 6-3		0-3 K			3	0	0	0	0	1	0				
Smoky Burgess, L OBP: 0.400, SLG: 0.537 (1, 2)		0-0 L9			0-3 K				0-0 G6-4-3 1B	3	0	1	0	0	1	0				
Don Hoak, R OBP: 0.317, SLG: 0.370 (1, 5)			0-0 P6		0-0 E6			0-0 G6-4-3 1B	0-0 G6-4-3 1B	3	0	0	0	0	0	1				
Bill Mazaroski, R OBP: 0.288, SLG: 0.414 (1, 4)			0-0 F2		0-0 F3			0-0 1B	0-0 1B	3	0	1	0	0	0	1				
Earl Francis, R Tom Sturdivant, L Doni Carmichael, R Jack Lamabe, R Johnny Logan, R Diomedes Olivo, L (1, 1) (4, 1) (6, Ph) (6, Ph) (8, Ph) (8, Ph) (8, 1)			0-3 K		0-3 K		0-3 K	0-0 L4	0-0 L4	1	0	0	0	0	0	1		AB 31 R 2 H 4 RBI 2 BB 0 SO 5 LOB 5 		
Inning Stats	R: 0 E: 0 K: 0 S: 3	H: 0 LOB: 0 BB: 0 P: 3	R: 0 E: 0 K: 0 S: 3	H: 0 LOB: 0 BB: 0 P: 3	R: 0 E: 0 K: 1 S: 5	H: 0 LOB: 0 BB: 0 P: 5	R: 0 E: 0 K: 0 S: 3	H: 0 LOB: 0 BB: 0 P: 3	R: 0 E: 0 K: 1 S: 5	H: 0 LOB: 0 BB: 0 P: 5	R: 1 E: 0 K: 1 S: 6	H: 1 LOB: 0 BB: 0 P: 6	R: 0 E: 0 K: 0 S: 4	H: 2 LOB: 1 BB: 0 P: 4	R: 1 E: 0 K: 1 S: 6	H: 1 LOB: 0 BB: 0 P: 6			1B: 2 2B: 1 3B: 0 HR: 1	SF: 0 SAC: 0 DP: 1 HBP: 0
PITCHER Art Mahaffey, R ERA: 3.32 (1, 1)	IP 9.0 WLS W BF 31 H 4 R 2 ER 1 SO 5 BB 0 IBB 0 HBP 0 BLK 0 WP 0 HR 1 S 41 P 41 ERA 1.00 WHIP 0.444																	PITCHER		

Batter	1	2	3	4	5	6	7	8	9	AB	R	H	RBI	BB	SO	LOB	BOTTOM			
Tony Taylor, R OBP: 0.341, SLG: 0.364 (1, 4)	0-0 F9		0-0 4-3	0-0 1B		0-0 F9		0-0 2B		5	1	2	0	0	0	1	Pittsburgh Pirates @ Philadelphia Phillies Connie Mack Stadium, Philadelphia, PA Sat Jul 28 1962, 7:05 PM EDT Att: 12,450 - Unknown			
Johnny Callison, L OBP: 0.355, SLG: 0.461 (1, 9)	0-0 F7		0-0 1B	0-0 P4		0-3 K		0-0 2B		5	2	2	1	0	1	3				
Tony Gonzalez, L OBP: 0.379, SLG: 0.500 (1, 8)	0-0 3B		0-0 1B	0-0 P6		0-0 HR		0-0 2B		5	2	4	1	0	0	2				
Roy Sievers, R OBP: 0.339, SLG: 0.464 Frank Torre, L OBP: 0.396, SLG: 0.394 (1, 3) (9, 3)	0-0 2B		0-0 F9		0-0 HR		0-0 HR	0-3 K		5	3	3	4	0	1	3				
Wes Covington, L OBP: 0.313, SLG: 0.408 Bobby Wine, R OBP: 0.271, SLG: 0.348 (1, 7) (6, 5)	0-0 2B		0-0 1B	0-0 G3		0-0 6-3		0-0 5-3		0	0	0	0	0	0	0				
Don Demeter, R OBP: 0.332, SLG: 0.476 (1, 5) (6, 7)	0-3 K		0-3 K		0-0 F5		0-0 P4			4	0	0	0	0	2	3				
Clay Dalrymple, L OBP: 0.425, SLG: 0.452 (1, 2)		0-0 G3		0-0 1B		0-0 F9		0-0 BB		3	1	1	0	1	0	0				
Ruben Amaro, R OBP: 0.358, SLG: 0.319 (1, 6)		0-0 4-3		0-0 1B		0-0 FC1-5		0-0 L9		3	0	1	1	1	0	1				
Art Mahaffey, R OBP: 0.194, SLG: 0.222 (1, 1)		0-0 F8		0-0 SH3		0-0 FC1-5		0-3 K		3	0	0	0	0	1	1		AB 38 R 9 H 15 RBI 9 BB 2 SO 5 LOB 15 		
Inning Stats	R: 2 E: 0 K: 1 S: 8	H: 3 LOB: 1 BB: 0 P: 8	R: 0 E: 0 K: 0 S: 3	H: 0 LOB: 0 BB: 0 P: 3	R: 1 E: 0 K: 1 S: 8	H: 3 LOB: 2 BB: 0 P: 8	R: 1 E: 0 K: 0 S: 6	H: 3 LOB: 0 BB: 0 P: 6	R: 1 E: 0 K: 0 S: 4	H: 1 LOB: 0 BB: 0 P: 4	R: 0 E: 0 K: 1 S: 5	H: 0 LOB: 1 BB: 1 P: 9	R: 2 E: 0 K: 0 S: 5	H: 2 LOB: 1 BB: 1 P: 9	R: 2 E: 0 K: 2 S: 10	H: 3 LOB: 1 BB: 0 P: 10			1B: 6 2B: 4 3B: 3 HR: 2	SF: 0 SAC: 1 DP: 0 HBP: 0
PITCHER Earl Francis, R Tom Sturdivant, R Jack Lamabe, R Diomedes Olivo, L (1, 1) (4, 1) (6, 1) (8, 1)	IP 3.0 WLS L BF 17 H 8 R 4 ER 4 SO 2 BB 0 IBB 0 HBP 0 BLK 0 WP 0 HR 0 S 21 P 21 ERA 3.66 WHIP 2.667																	PITCHER		

Batter	1	2	3	4	5	6	7	8	9	AB	R	H	RBI	BB	SO	LOB	TOP		
Tony Taylor, R OBP: 0.341, SLG: 0.360 (1, 4)										4	0	1	1	0	0	1	Philadelphia Phillies @ Milwaukee Braves Milwaukee County Stadium, Milwaukee, WI Sat Aug 04 1962, 4:33 AM EDT Unknown		
Ted Savage, R OBP: 0.343, SLG: 0.401 (1, 9)										4	0	0	0	0	0	1			
Tony Gonzalez, L OBP: 0.386, SLG: 0.520 (1, 8)										4	0	0	0	0	2	0			
Roy Sievers, R OBP: 0.348, SLG: 0.467 (1, 3)										4	0	0	0	0	1	0			
Don Demeter, R OBP: 0.342, SLG: 0.486 (1, 7)										4	0	3	0	0	0	0			
Bobby Wine, R OBP: 0.273, SLG: 0.345 (1, 5)										4	0	1	0	0	0	2			
Sammy White, R OBP: 0.247, SLG: 0.333 (1, 2)										3	1	0	0	0	0	2			
Ruben Amaro, R OBP: 0.374, SLG: 0.349 (1, 6)										3	1	2	1	0	0	0			
Dallas Green, L OBP: 0.200, SLG: 0.091 (1, 1)										0	0	0	0	0	0	0			
Bill Smith, L OBP: 0.233, SLG: 0.300 (2, 1)										1	0	1	0	0	0	0			
Mel Roach, R OBP: 0.221, SLG: 0.268 (5, PH)										1	0	0	0	0	0	1			
Jim Owens, R OBP: 0.221, SLG: 0.300 (5, 1)										0	0	0	0	0	0	0			
Bob Clida, R OBP: 0.221, SLG: 0.244 (8, PH)										1	0	0	0	0	0	1			
Jack Baldschun, R OBP: 0.221, SLG: 0.244 (8, 1)										0	0	0	0	0	0	0			
Inning Stats	R: 0 E: 0 K: 1 S: 5	H: 1 LOB: 0 BB: 0 P: 5	R: 0 E: 0 K: 0 S: 3	H: 1 LOB: 0 BB: 0 P: 3	R: 0 E: 0 K: 0 S: 4	H: 0 LOB: 1 BB: 0 P: 4	R: 0 E: 0 K: 0 S: 3	H: 0 LOB: 0 BB: 0 P: 3	R: 1 E: 1 K: 0 S: 5	H: 1 LOB: 1 BB: 0 P: 5	R: 0 E: 0 K: 0 S: 3	H: 2 LOB: 1 BB: 0 P: 4	R: 0 E: 0 K: 0 S: 4	H: 1 LOB: 0 BB: 0 P: 4	R: 0 E: 0 K: 2 S: 8	H: 1 LOB: 1 BB: 0 P: 8	1B: 7 2B: 1 3B: 0 HR: 0	SF: 0 SAC: 0 DP: 3 HBP: 0	WP: 0 PA: 33 CS: 0
PITCHER Bob Hendley, L ERA: 3.06 (1, 1)	IP: 9.0 WLS: W BF: 33 H: 8 R: 2 ER: 1 SO: 3 BB: 0 IBB: 0 HBP: 0 BLK: 0 WP: 0 HR: 0 S: 39 P: 39 ERA: 1.00 WHIP: 0.889																		

Batter	1	2	3	4	5	6	7	8	9	AB	R	H	RBI	BB	SO	LOB	BOTTOM		
Roy McMillan, R OBP: 0.347, SLG: 0.380 (1, 6)										4	0	1	0	0	0	0	Philadelphia Phillies @ Milwaukee Braves Milwaukee County Stadium, Milwaukee, WI Sat Aug 04 1962, 4:33 AM EDT Unknown		
Gus Bell, L OBP: 0.288, SLG: 0.333 (1, 7)										2	1	1	0	0	0	1			
Lou Johnson, R OBP: 0.314, SLG: 0.295 (4, PH)										2	0	0	0	0	0	0			
Eddie Mathews, L OBP: 0.373, SLG: 0.495 (1, 5)										4	0	0	0	0	1	2			
Hank Aaron, R OBP: 0.389, SLG: 0.622 (1, 9)										4	1	1	1	0	1	1			
Lee Maye, L OBP: 0.313, SLG: 0.366 (1, 8)										3	1	2	0	1	0	0			
Joe Adcock, R OBP: 0.330, SLG: 0.493 (1, 3)										3	1	1	3	1	0	1			
Del Crandall, R OBP: 0.337, SLG: 0.392 (1, 2)										4	0	1	0	0	0	2			
Frank Bolling, R OBP: 0.319, SLG: 0.396 (1, 4)										3	1	0	0	0	0	1			
Bob Hendley, R OBP: 0.265, SLG: 0.238 (1, 1)										3	1	1	2	0	0	0			
Inning Stats	R: 4 E: 0 K: 0 S: 7	H: 4 LOB: 0 BB: 0 P: 7	R: 2 E: 1 K: 1 S: 8	H: 2 LOB: 1 BB: 0 P: 8	R: 0 E: 0 K: 0 S: 4	H: 1 LOB: 1 BB: 0 P: 4	R: 0 E: 0 K: 0 S: 3	H: 0 LOB: 0 BB: 0 P: 3	R: 0 E: 0 K: 0 S: 4	H: 1 LOB: 1 BB: 0 P: 4	R: 0 E: 0 K: 0 S: 3	H: 0 LOB: 0 BB: 0 P: 3	R: 0 E: 0 K: 1 S: 4	H: 0 LOB: 1 BB: 2 P: 12	R: 0 E: 0 K: 1 S: 8	H: 0 LOB: 1 BB: 2 P: 12	1B: 5 2B: 1 3B: 0 HR: 2	SF: 0 SAC: 0 DP: 1 HBP: 0	WP: 1 PA: 34 CS: 0
PITCHER Dallas Green, R ERA: 4.33 (1, 1)	IP: 1.0 WLS: L BF: 10 H: 6 R: 6 ER: 5 SO: 0 BB: 0 IBB: 0 HBP: 0 BLK: 0 WP: 1 HR: 2 S: 10 P: 10 ERA: 45.00 WHIP: 6.000																		
Bill Smith, L ERA: 4.5 (2, 1)	IP: 3.0 WLS: L BF: 10 H: 1 R: 0 ER: 0 SO: 1 BB: 0 IBB: 0 HBP: 0 BLK: 0 WP: 0 HR: 0 S: 12 P: 12 ERA: 0.00 WHIP: 0.333																		
Jim Owens, R ERA: 6.1 (5, 1)	IP: 3.0 WLS: L BF: 10 H: 1 R: 0 ER: 0 SO: 0 BB: 0 IBB: 0 HBP: 0 BLK: 0 WP: 0 HR: 0 S: 10 P: 10 ERA: 0.00 WHIP: 0.333																		
Jack Baldschun, R ERA: 3.15 (8, 1)	IP: 1.0 WLS: L BF: 4 H: 0 R: 0 ER: 0 SO: 1 BB: 1 IBB: 1 HBP: 0 BLK: 0 WP: 0 HR: 0 S: 4 P: 4 ERA: 0.00 WHIP: 1.000																		

Batter	1	2	3	4	5	6	7	8	9	AB	R	H	RBI	BB	SO	LOB	TOP			
Tony Taylor, R OBP: 0.340, SLG: 0.358 (1, 4)										5	0	1	0	0	1	1	Philadelphia Phillies @ Milwaukee Braves Milwaukee County Stadium, Milwaukee, WI Sat Aug 04 1962, 4:38 AM EDT Att: 9,474 - Unknown livebaseballscorecards.com			
Johnny Callison, L OBP: 0.383, SLG: 0.457 (1, 9)										4	1	2	0	0	0	1				
Ted Savage, R OBP: 0.359, SLG: 0.396 Chris Short, R OBP: 0.125, SLG: 0.200 Jack Baldschun, R (8, 1)										3	0	0	0	0	0	2				
Clay Dalrymple, L OBP: 0.420, SLG: 0.443 (8, 2)										0	0	0	0	0	0	0				
Roy Sievers, R OBP: 0.347, SLG: 0.474 (1, 3)										4	1	1	1	0	1	4				
Don Demeter, R OBP: 0.338, SLG: 0.481 (7, 7)										4	0	0	0	0	2	4				
Tony Gonzalez, L OBP: 0.387, SLG: 0.517 (1, 8)										2	1	0	0	2	2	0				
Bob Ojdis, R OBP: 0.360, SLG: 0.295 (1, 2)										3	0	2	2	1	1	0				
Ruben Amaro, R OBP: 0.371, SLG: 0.345 Bobby Wine, R OBP: 0.269, SLG: 0.341 (2, 6)										1	0	0	0	0	1	1				
Cal McLish, S OBP: 0.184, SLG: 0.118 Billy Klaus, L OBP: 0.283, SLG: 0.328 (7, 5)										3	0	0	0	0	2	2				
Inning Stats	R: 0 E: 0 K: 1 S: 7	H: 2 LOB: 2 BB: 0 P: 7	R: 1 E: 0 K: 2 S: 8	H: 1 LOB: 1 BB: 1 P: 12	R: 1 E: 1 K: 1 S: 7	H: 1 LOB: 3 BB: 2 P: 15	R: 0 E: 0 K: 0 S: 3	H: 0 LOB: 0 BB: 0 P: 3	R: 0 E: 0 K: 0 S: 3	H: 1 LOB: 1 BB: 0 P: 8	R: 0 E: 0 K: 1 S: 5	H: 0 LOB: 0 BB: 0 P: 5	R: 1 E: 0 K: 3 S: 10	H: 1 LOB: 0 BB: 0 P: 10	R: 0 E: 0 K: 1 S: 5	H: 0 LOB: 0 BB: 0 P: 5	1B: 4 2B: 1 3B: 0 HR: 1	SF: 0 SAC: 1 DP: 0 HBP: 0	WP: 0 PB: 0 SB: 1 CS: 1	PA: 37
PITCHER	IP WLS BF H R ER SO BB IBB HBP BLK WP HR S P ERA WHIP																			
Denny Lemaster, L ERA: 3.67 Carl Willey, R ERA: 5.4 Claude Raymond, R ERA: 2.05	(1, 1) (3, 1) (8, 1)	2.2 4.1 2.0	16 14 7	4 1 1	2 0 1	1 0 1	4 3 4	3 0 0	0 0 0	0 0 0	0 0 0	0 0 0	0 20 15	21 20 15	33 20 15	3.38 0.00 4.50	2.625 0.231 0.500			

Batter	1	2	3	4	5	6	7	8	9	AB	R	H	RBI	BB	SO	LOB	BOTTOM			
Amado Samuel, R OBP: 0.258, SLG: 0.278 (1, 6)											5	0	2	0	0	2	0	Philadelphia Phillies @ Milwaukee Braves Milwaukee County Stadium, Milwaukee, WI Sat Aug 04 1962, 4:38 AM EDT Att: 9,474 - Unknown livebaseballscorecards.com		
Gus Bell, L OBP: 0.289, SLG: 0.333 Del Crandall, R OBP: 0.339, SLG: 0.395 Lew Burdette, R OBP: 0.217, SLG: 0.182 Claude Raymond, R (7, PH) (7, PR) (8, 1)											3	0	1	1	0	0	1			
Eddie Mathews, L OBP: 0.374, SLG: 0.491 (1, 5)											3	1	0	0	2	1	3			
Hank Aaron, R OBP: 0.389, SLG: 0.618 (1, 9)											4	2	1	0	1	0	2			
Lee Maye, L OBP: 0.316, SLG: 0.363 (1, 8)											4	2	1	0	1	0	2			
Joe Adcock, R OBP: 0.335, SLG: 0.498 Tommye Aaron, R OBP: 0.267, SLG: 0.341 (9, 3)											3	0	2	2	1	0	0			
Joe Torre, R OBP: 0.335, SLG: 0.338 (1, 2)											4	0	0	0	0	3	3			
Frank Bolling, R OBP: 0.322, SLG: 0.395 (1, 4)											3	1	1	0	1	0	1			
Denny Lemaster, R OBP: 0.200, SLG: 0.111 Carl Willey, R OBP: 0.400, SLG: 0.444 Lou Johnson, R OBP: 0.302, SLG: 0.283 (7, PH) (8, 7)											1	0	0	0	0	0	1			
Inning Stats	R: 0 E: 0 K: 1 S: 6	H: 1 LOB: 2 BB: 1 P: 10	R: 0 E: 0 K: 1 S: 5	H: 0 LOB: 1 BB: 1 P: 9	R: 0 E: 0 K: 1 S: 6	H: 1 LOB: 0 BB: 0 P: 6	R: 1 E: 0 K: 1 S: 7	H: 2 LOB: 1 BB: 0 P: 7	R: 0 E: 0 K: 1 S: 5	H: 0 LOB: 1 BB: 1 P: 9	R: 0 E: 0 K: 0 S: 5	H: 2 LOB: 2 BB: 0 P: 5	R: 2 E: 1 K: 0 S: 6	H: 3 LOB: 1 BB: 0 P: 6	R: 4 E: 0 K: 1 S: 5	H: 1 LOB: 0 BB: 3 P: 17	1B: 8 2B: 1 3B: 0 HR: 1		SF: 0 SAC: 1 DP: 0 HBP: 0	WP: 1 PB: 0 SB: 1 CS: 0
PITCHER	IP WLS BF H R ER SO BB IBB HBP BLK WP HR S P ERA WHIP																			
Cal McLish, R ERA: 4.73 Chris Short, L ERA: 3.97 Jack Baldschun, R ERA: 3.53	(1, 1) (7, 1) (8, 1)	6.2 0.1 1.2	28 5 9	5 4 1	1 2 4	1 1 4	6 0 1	3 0 2	0 0 1	0 0 0	0 0 0	0 5 8	37 5 20	49 5 20	1.35 27.00 21.60	1.200 12.000 1.800				

Batter	1	2	3	4	5	6	7	8	9	AB	R	H	RBI	BB	SO	LOB	TOP			
Tony Taylor, R OBP: 0.336, SLG: 0.354 (1, 4)	6-3		1-3			F4		BLK 1B		4	0	1	0	0	0	0	Philadelphia Phillies @ San Francisco Giants Candlestick Park, San Francisco, CA Mon Aug 06 1962, 6:33 AM EDT Att: 6,222 - Unknown livebaseballscorecards.com			
Tony Gonzalez, L OBP: 0.395, SLG: 0.512 (1, 8)	6-3			F6			2B 1B	1-3		4	1	1	0	0	0	1				
Ted Savage, R OBP: 0.337, SLG: 0.395 (1, 9)	FC3-6 1B			4-3			1-H 2B 2B		F2	4	1	2	1	0	0	0				
Roy Sievers, R OBP: 0.345, SLG: 0.471 (1, 3)	FC3-6 1-2			F3			G4-6-3 2H 2B		6-3	4	0	1	1	0	0	1				
Don Demeter, R OBP: 0.337, SLG: 0.475 (1, 7)					F7		G4-6-3 BB		F8	3	0	0	0	1	0	0				
Mel Roach, R OBP: 0.293, SLG: 0.259 John Boozer, R (5, 1)	5-3				5-3		G4-6-3			2	0	0	0	0	0	0				
Johnny Callison, L OBP: 0.392, SLG: 0.455 Chris Short, R OBP: 0.125, SLG: 0.200 (7, PH)							1-2 2-3			1	0	0	0	0	0	2				
Sammy White, R OBP: 0.240, SLG: 0.323 (1, 2)					F8				F8	3	0	0	0	0	0	1				
Ruben Amaro, R OBP: 0.377, SLG: 0.348 (1, 6)			K				G6-4-3 1B		F8	3	0	1	0	0	1	0				
Dallas Green, L OBP: 0.200, SLG: 0.091 Bill Smith, L OBP: 0.309, SLG: 0.273 Bobby Wine, R OBP: 0.267, SLG: 0.338 (5, 5)			F9			G6-4-3 1-2			F2	0	0	0	0	0	0	0				
										1	0	0	0	0	0	0				
										2	0	0	0	0	0	1				
Inning Stats	R: 0 E: 0 K: 0 S: 4	H: 1 LOB: 1 BB: 0 P: 4	R: 0 E: 0 K: 0 S: 3	H: 0 LOB: 0 BB: 0 P: 3	R: 0 E: 0 K: 1 S: 5	H: 0 LOB: 0 BB: 0 P: 5	R: 0 E: 0 K: 0 S: 3	H: 0 LOB: 0 BB: 0 P: 3	R: 0 E: 0 K: 0 S: 3	H: 1 LOB: 0 BB: 0 P: 3	R: 2 E: 0 K: 0 S: 5	H: 3 LOB: 1 BB: 1 P: 9	R: 0 E: 0 K: 0 S: 4	H: 1 LOB: 1 BB: 0 P: 4	R: 0 E: 0 K: 0 S: 3	H: 0 LOB: 0 BB: 0 P: 3	1B: 4 2B: 2 3B: 0 HR: 0	SF: 0 SAC: 0 DP: 2 HBP: 0	WP: 0 PB: 0 SB: 0 CS: 0	PA: 32
PITCHER Billy Pierce, L ERA: 3.71 (1, 1)	IP: 9.0 WLS: W BF: 32	H: 6 R: 2 ER: 2 SO: 1	BB: 1 IBB: 0 HBP: 0 BLK: 1	WP: 0 HR: 0 S: 33 P: 37	ERA: 2.00 WHIP: 0.778	PITCHER										IP: 9.0 WLS: W BF: 32	H: 6 R: 2 ER: 2 SO: 1	BB: 1 IBB: 0 HBP: 0 BLK: 1	WP: 0 HR: 0 S: 33 P: 37	ERA: 2.00 WHIP: 0.778

Batter	1	2	3	4	5	6	7	8	9	AB	R	H	RBI	BB	SO	LOB	BOTTOM			
Harvey Kuenn, R OBP: 0.378, SLG: 0.422 (1, 7)	6-3	L4	SF9							4	1	2	2	0	0	2	Philadelphia Phillies @ San Francisco Giants Candlestick Park, San Francisco, CA Mon Aug 06 1962, 6:33 AM EDT Att: 6,222 - Unknown livebaseballscorecards.com			
Chuck Hillier, L OBP: 0.335, SLG: 0.334 (1, 4)	HR 2B	HR 1B	F9							5	2	3	2	0	1	3				
Willie Mays, R OBP: 0.384, SLG: 0.625 (1, 8)	HR 2H	HR 1H								5	2	5	5	0	0	0				
Orlando Cepeda, R OBP: 0.358, SLG: 0.510 (1, 3)	FC6 1B	HBP								4	0	1	0	0	0	4				
Ed Bailey, L OBP: 0.339, SLG: 0.480 (1, 2)	F9	4-3								4	0	0	0	1	1	2				
Felipe Alou, R OBP: 0.357, SLG: 0.512 (1, 9)	FC6 1-2									4	1	2	0	0	0	2				
Jim Davenport, R OBP: 0.369, SLG: 0.489 (1, 5)										4	1	2	0	0	1	1				
Jose Pagan, R OBP: 0.316, SLG: 0.332 (1, 6)										3	2	2	0	1	0	2				
Billy Pierce, L OBP: 0.324, SLG: 0.258 (1, 1)										3	0	0	0	0	1	4				
Inning Stats	R: 2 E: 0 K: 0 S: 6	H: 3 LOB: 1 BB: 0 P: 6	R: 4 E: 0 K: 0 S: 6	H: 3 LOB: 1 BB: 1 P: 11	R: 1 E: 1 K: 0 S: 6	H: 2 LOB: 2 BB: 0 P: 6	R: 0 E: 0 K: 0 S: 3	H: 1 LOB: 1 BB: 1 P: 7	R: 2 E: 0 K: 1 S: 9	H: 4 LOB: 2 BB: 0 P: 9	R: 0 E: 0 K: 0 S: 3	H: 1 LOB: 0 BB: 0 P: 3	R: 0 E: 0 K: 2 S: 8	H: 2 LOB: 1 BB: 0 P: 8	R: 0 E: 0 K: 1 S: 5	H: 1 LOB: 0 BB: 0 P: 5	1B: 14 2B: 2 3B: 0 HR: 2	SF: 1 SAC: 1 DP: 4 HBP: 1	WP: 0 PB: 0 SB: 0 CS: 1	PA: 41
PITCHER Dallas Green, R ERA: 4.65 Bill Smith, L ERA: 4.7 John Boozer, R ERA: 7.88 Chris Short, L ERA: 3.83 (1, 1)	IP: 1.2 WLS: L BF: 10	H: 4 R: 4 ER: 4 SO: 4	BB: 1 IBB: 0 HBP: 1 BLK: 0	WP: 0 HR: 1 S: 9 P: 13	ERA: 21.60 WHIP: 3.000	PITCHER										IP: 1.2 WLS: L BF: 10	H: 4 R: 4 ER: 4 SO: 4	BB: 1 IBB: 0 HBP: 1 BLK: 0	WP: 0 HR: 1 S: 9 P: 13	ERA: 21.60 WHIP: 3.000

Batter	1	2	3	4	5	6	7	8	9	AB	R	H	RBI	BB	SO	LOB	TOP			
Tony Taylor, R OBP: 0.333, SLG: 0.350 (1,4)	F7		4-3		F9		6-3		6-3	5	0	0	0	0	0	1	Philadelphia Phillies @ San Francisco Giants Candlestick Park, San Francisco, CA Tue Aug 07 1962, 6:33 AM EDT Att: 8,531 - Unknown			
Johnny Callison, L OBP: 0.364, SLG: 0.462 (1,9)	HR		K		1B		4-3			4	1	2	1	0	1	0				
Tony Gonzalez, L OBP: 0.381, SLG: 0.506 (1,8)	K			4-3	F8		E1			4	0	0	0	0	1	2				
Roy Sievers, R OBP: 0.344, SLG: 0.469 (1,3)	1B			K		F8	K			4	0	1	0	0	2	1				
Wes Covington, L OBP: 0.311, SLG: 0.401 (1,7)	5-3			1B	F8			F7		4	0	1	0	0	0	1				
Don Demeter, R OBP: 0.336, SLG: 0.475 (1,5)		6-3		1B	1B	1B	K			4	1	2	0	0	1	0				
Clay Dalrymple, L OBP: 0.317, SLG: 0.439 (1,2)	G3			1B	F7	FC5		G3		4	0	1	0	0	0	2				
Ruben Amaro, R OBP: 0.381, SLG: 0.353 (1,6)	F6				1B	1B			6-3	4	0	2	1	0	0	0				
Art Mahaffey, R OBP: 0.203, SLG: 0.271 (1,1)			K							3	0	0	0	0	2	3				
Frank Torre, L OBP: 0.395, SLG: 0.390 (9, PH)					K	FC5			4-3	1	0	0	0	0	0	0				
Inning Stats	R: 1 E: 0 K: 1 S: 7	H: 2 LOB: 1 BB: 0 P: 7	R: 0 E: 0 K: 0 S: 3	H: 0 LOB: 0 BB: 0 P: 3	R: 0 E: 0 K: 2 S: 7	H: 0 LOB: 0 BB: 0 P: 7	R: 0 E: 0 K: 1 S: 7	H: 2 LOB: 2 BB: 0 P: 7	R: 0 E: 0 K: 0 S: 6	H: 3 LOB: 2 BB: 0 P: 6	R: 0 E: 1 K: 1 S: 6	H: 0 LOB: 1 BB: 0 P: 6	R: 0 E: 0 K: 1 S: 5	H: 0 LOB: 0 BB: 0 P: 5	R: 0 E: 0 K: 0 S: 3	H: 0 LOB: 0 BB: 0 P: 3	1B: 8 2B: 0 3B: 0 HR: 1	SF: 0 SAC: 0 DP: 0 HBP: 0	WP: 0 PB: 0 SB: 0 CS: 0	PA: 37
PITCHER Juan Marichal, R ERA: 3.35 (1,1)	IP: 9.0 WLS: W BF: 37 H: 9 R: 2 ER: 2 SO: 7 BB: 0 IBB: 0 HBP: 0 BLK: 0 WP: 0 HR: 1 S: 51 P: 51 ERA: 2.00 WHIP: 1.000															PITCHER				

AB	37
R	2
H	9
RBI	2
BB	0
SO	7
LOB	10



Batter	1	2	3	4	5	6	7	8	9	AB	R	H	RBI	BB	SO	LOB	BOTTOM			
Harvey Kuenn, R OBP: 0.376, SLG: 0.430 (1,7)	F9		F6			HR	G5-4-3			4	1	1	1	0	0	2	Philadelphia Phillies @ San Francisco Giants Candlestick Park, San Francisco, CA Tue Aug 07 1962, 6:33 AM EDT Att: 8,531 - Unknown			
Chuck Hillier, L OBP: 0.336, SLG: 0.338 (1,4)	F6			5-3	1B	E		F7		4	1	2	0	0	0	0				
Willie Mays, R OBP: 0.381, SLG: 0.619 (1,8)	5-3			5-3	1B	F8		F2		4	0	0	0	0	0	2				
Orlando Cepeda, R OBP: 0.360, SLG: 0.513 (1,3)		F7		F2		E6	SF7	1B		4	1	2	1	0	0	1				
Ed Bailey, L OBP: 0.342, SLG: 0.478 (1,2)			G6-4-3	3-1			BB	F8		3	0	1	0	1	0	2				
Felipe Alou, R OBP: 0.356, SLG: 0.517 (1,9)		G6-4-3				SF7		SF7		2	1	1	1	0	0	1				
Jim Davenport, R OBP: 0.369, SLG: 0.490 (1,5)				FC1-6	1B	SF7	F8			2	0	1	1	0	0	1				
Jose Pagan, R OBP: 0.314, SLG: 0.329 (1,6)			FC1-6		6-3			K		3	0	0	0	0	1	1				
Juan Marichal, R OBP: 0.254, SLG: 0.238 (1,1)					6-3			E4		3	0	1	0	0	0	0				
Inning Stats	R: 0 E: 0 K: 0 S: 3	H: 0 LOB: 0 BB: 0 P: 3	R: 0 E: 0 K: 0 S: 3	H: 1 LOB: 0 BB: 0 P: 3	R: 0 E: 0 K: 0 S: 4	H: 2 LOB: 1 BB: 0 P: 4	R: 0 E: 0 K: 0 S: 4	H: 1 LOB: 1 BB: 0 P: 4	R: 1 E: 0 K: 0 S: 4	H: 1 LOB: 0 BB: 0 P: 4	R: 3 E: 1 K: 0 S: 6	H: 3 LOB: 1 BB: 1 P: 10	R: 0 E: 1 K: 1 S: 5	H: 0 LOB: 0 BB: 0 P: 5	R: 0 E: 0 K: 0 S: 4	H: 1 LOB: 1 BB: 0 P: 4	1B: 5 2B: 2 3B: 1 HR: 1	SF: 2 SAC: 0 DP: 2 HBP: 0	WP: 0 PB: 0 SB: 1 CS: 1	PA: 32
PITCHER Art Mahaffey, R ERA: 3.36 (1,1)	IP: 8.0 WLS: L BF: 32 H: 9 R: 4 ER: 3 SO: 1 BB: 1 IBB: 0 HBP: 0 BLK: 0 WP: 0 HR: 1 S: 33 P: 37 ERA: 3.38 WHIP: 1.250															PITCHER				

AB	29
R	4
H	9
RBI	4
BB	1
SO	1
LOB	10



Batter	1	2	3	4	5	6	7	8	9	AB	R	H	RBI	BB	SO	LOB	TOP								
Tony Taylor, R (1,4) OBP: 0.331, SLG: 0.352			6-3		F9		FC4-6		1-3	5	1	1	0	0	0	2									
Johnny Callison, L (1,9) OBP: 0.383, SLG: 0.460			G1-6-3		F8		K			4	0	1	1	0	1	1									
Tony Gonzalez, L (1,8) OBP: 0.378, SLG: 0.501			G1-6-3						1-3	4	0	0	0	0	2	2									
Roy Sievers, R (1,3) OBP: 0.341, SLG: 0.464				6-3					1-3	4	0	0	0	0	1	1									
Wes Covington, L (1,7) OBP: 0.314, SLG: 0.403				4-3					2-2	4	0	2	0	0	0	1									
Don Demeter, R (1,5) OBP: 0.340, SLG: 0.474		4-3		1B	BB				1-2	3	0	1	0	1	0	1									
Clay Dalrymple, L (1,2) OBP: 0.315, SLG: 0.435									1-2																
Ruben Amaro, R (1,6) OBP: 0.370, SLG: 0.341		E6							1-2																
Jack Hamilton, R (1,1) OBP: 0.089, SLG: 0.047									1-1																
Frank Torre, L (7, PH) OBP: 0.400, SLG: 0.390									0-1																
Dallas Green, L (7, PR) OBP: 0.200, SLG: 0.091																									
Jack Baldschun, R (7, 1)																									
Billy Klaus, L (9, PH) OBP: 0.288, SLG: 0.333																									
Inning Stats	R: 1 E: 1 K: 2 S: 12	H: 1 LOB: 1 BB: 0 P: 17	R: 0 E: 1 K: 2 S: 9	H: 0 LOB: 1 BB: 0 P: 13	R: 0 E: 0 K: 0 S: 5	H: 1 LOB: 0 BB: 0 P: 9	R: 0 E: 0 K: 0 S: 9	H: 1 LOB: 2 BB: 1 P: 15	R: 0 E: 0 K: 0 S: 6	H: 0 LOB: 0 BB: 0 P: 7	R: 0 E: 0 K: 2 S: 12	H: 2 LOB: 2 BB: 0 P: 20	R: 0 E: 0 K: 1 S: 11	H: 0 LOB: 1 BB: 1 P: 19	R: 0 E: 0 K: 0 S: 7	H: 1 LOB: 1 BB: 0 P: 11	R: 0 E: 0 K: 0 S: 9	H: 1 LOB: 1 BB: 0 P: 11	1B: 6 2B: 0 3B: 1 HR: 0	SF: 0 SAC: 0 DP: 1 HBP: 0	WP: 0 PB: 0 SB: 0 CS: 0	PA: 37			
PITCHER Stan Williams, R (1,1) ERA: 4.45	IP: 9.0 WLS: W BF: 37 H: 7 R: 1 ER: 1 SO: 7 BB: 2 IBB: 0 HBP: 0 BLK: 0 WP: 0 HR: 0 S: 80 P: 122 ERA: 1.00 WHIP: 1.000																								

Philadelphia Phillies @ Los Angeles Dodgers
 Dodger Stadium, Los Angeles, CA
 Wed Aug 08 1962, 7:05 PM PDT
 Att: 34,729 - Unknown

AB 35
 R 1
 H 7
 RBI 1
 BB 2
 SO 7
 LOB 13



Batter	1	2	3	4	5	6	7	8	9	AB	R	H	RBI	BB	SO	LOB	BOTTOM							
Maury Wills, S (1,6) OBP: 0.330, SLG: 0.370			S		F9		6-3			3	1	1	0	1	1	0								
Jim Gilliam, S (1,4) OBP: 0.379, SLG: 0.361			K		F9					4	0	1	0	0	1	2								
Willie Davis, L (1,8) OBP: 0.352, SLG: 0.483			F9		SF9		F9			2	0	0	1	1	0	2								
Tommy Davis, R (1,7) OBP: 0.377, SLG: 0.525			6-3		F6				3-1	4	0	0	0	0	0	2								
Ron Fairly, L (1,3) OBP: 0.411, SLG: 0.487		4-3		FC6-4		F8			4-1	2	0	0	0	2	0	0								
Frank Howard, R (1,9) OBP: 0.367, SLG: 0.587		HR		1-3		K			3-1	4	1	1	0	0	1	2								
John Roseboro, L (1,2) OBP: 0.370, SLG: 0.441		HR		FC6-4						1	1	1	2	2	0	0								
Daryl Spencer, R (1,5) OBP: 0.373, SLG: 0.341										1	0	0	0	0	0	0								
Wally Moon, L (4, PH) OBP: 0.361, SLG: 0.364										1	0	0	0	0	0	2								
Andy Carey, R (5, 5) OBP: 0.349, SLG: 0.389										1	0	0	0	0	1	1								
Stan Williams, R (1,1) OBP: 0.130, SLG: 0.227										3	0	0	0	0	3	2								
Inning Stats	R: 0 E: 0 K: 1 S: 7	H: 0 LOB: 1 BB: 1 P: 12	R: 2 E: 0 K: 1 S: 11	H: 2 LOB: 0 BB: 0 P: 19	R: 0 E: 0 K: 1 S: 7	H: 0 LOB: 1 BB: 1 P: 15	R: 0 E: 0 K: 1 S: 9	H: 0 LOB: 2 BB: 2 P: 21	R: 1 E: 0 K: 0 S: 7	H: 1 LOB: 0 BB: 0 P: 11	R: 0 E: 0 K: 2 S: 8	H: 0 LOB: 1 BB: 1 P: 17	R: 0 E: 0 K: 1 S: 9	H: 1 LOB: 1 BB: 0 P: 15	R: 0 E: 0 K: 0 S: 7	H: 0 LOB: 0 BB: 1 P: 17	1B: 3 2B: 0 3B: 0 HR: 1	SF: 1 SAC: 0 DP: 1 HBP: 0	WP: 0 PB: 0 SB: 2 CS: 0	PA: 33				
PITCHER Jack Hamilton, R (1,1) ERA: 5.03 Jack Baldschun, R (7, 1) ERA: 3.44	IP: 6.0 WLS: L BF: 26 H: 3 R: 3 ER: 3 SO: 6 BB: 4 IBB: 1 HBP: 0 BLK: 0 WP: 0 HR: 1 S: 49 P: 95 ERA: 4.50 WHIP: 1.167																							

Philadelphia Phillies @ Los Angeles Dodgers
 Dodger Stadium, Los Angeles, CA
 Wed Aug 08 1962, 7:05 PM PDT
 Att: 34,729 - Unknown

AB 26
 R 3
 H 4
 RBI 3
 BB 6
 SO 7
 LOB 13



Batter	1	2	3	4	5	6	7	8	9	AB	R	H	RBI	BB	SO	LOB	TOP								
Tony Taylor, R OBP: 0.328, SLG: 0.352 (1, 4)										4	1	1	0	0	1	2									
Johnny Callison, L OBP: 0.360, SLG: 0.454 (1, 9)										4	0	1	1	0	0	0									
Tony Gonzalez, L OBP: 0.378, SLG: 0.508 (1, 8)										4	1	2	1	0	0	1									
Wes Covington, L OBP: 0.314, SLG: 0.402 (8, PH)										3	1	1	0	0	0	1									
Roy Stevers, R OBP: 0.343, SLG: 0.463 (8, 3)										0	0	0	0	1	0	0									
Clay Dalrymple, L OBP: 0.411, SLG: 0.430 (8, PH)										3	0	0	0	0	1	2									
Don Demeter, R OBP: 0.340, SLG: 0.471 (8, 2)										1	0	0	0	0	0	2									
Sammy White, R OBP: 0.240, SLG: 0.323 (8, 2)										0	0	0	0	0	0	0									
Billy Klaus, L OBP: 0.295, SLG: 0.348 (9, PH)										3	1	2	0	0	0	0									
Bob Oldis, R OBP: 0.357, SLG: 0.360 (9, PH)										1	0	0	0	0	0	0									
Frank Torre, L OBP: 0.407, SLG: 0.408 (7, PR)										3	0	2	2	0	0	1									
Bobby Wine, R OBP: 0.267, SLG: 0.338 (7, 3)										0	0	0	0	0	0	0									
Mel Roach, R OBP: 0.247, SLG: 0.253 (8, 7)										1	0	0	0	0	0	0									
Ruben Amaro, R OBP: 0.363, SLG: 0.326 (1, 6)										3	0	0	0	1	0	2									
Jim Owens, R OBP: 0.231, SLG: 0.250 (6, 1)										2	0	0	0	0	1	0									
Chris Short, R OBP: 0.118, SLG: 0.188 (7, 1)										1	0	0	0	0	0	1									
Jack Baldschun, R OBP: 0.308, SLG: 0.273 (9, PH)										0	0	0	0	0	0	0									
Bill Smith, L OBP: 0.337, SLG: 0.350 (9, PH)										1	0	0	0	0	0	1									
Ted Savage, R OBP: 0.337, SLG: 0.350 (9, PH)										1	0	0	0	0	0	1									
Inning Stats	R: 1 E: 0 K: 0 S: 5	H: 2 LOB: 1 BB: 0 P: 5	R: 0 E: 0 K: 0 S: 3	H: 1 LOB: 0 BB: 0 P: 3	R: 0 E: 0 K: 1 S: 5	H: 0 LOB: 0 BB: 0 P: 5	R: 2 E: 0 K: 1 S: 8	H: 3 LOB: 1 BB: 0 P: 8	R: 0 E: 0 K: 0 S: 3	H: 0 LOB: 0 BB: 0 P: 3	R: 1 E: 0 K: 0 S: 4	H: 1 LOB: 2 BB: 0 P: 4	R: 0 E: 0 K: 1 S: 6	H: 1 LOB: 2 BB: 0 P: 6	R: 0 E: 0 K: 0 S: 3	H: 1 LOB: 1 BB: 1 P: 7	R: 0 E: 0 K: 0 S: 3	H: 0 LOB: 1 BB: 1 P: 7	1B: 5 2B: 3 3B: 0 HR: 1	SF: 0 SAC: 0 DP: 1 HBP: 0	WP: 2 PB: 0 SB: 0 CS: 1	PA: 36			
PITCHER	IP	WLS	BF	H	R	ER	SO	BB	IBB	HBP	BLK	WP	HR	S	P	ERA	WHIP								
Ray Washburn, R ERA: 3.73 (1, 1)	5.0		20	6	3	3	2	0	0	0	0	1	0	24	24	5.40	1.200								
Bobby Shantz, L ERA: 2.1 (6, 1)	4.0	W	16	3	1	1	1	2	0	0	0	0	1	16	24	2.25	1.250								

Philadelphia Phillies @ St. Louis Cardinals
Sportsman's Park, St. Louis, MO
Fri Aug 10 1962, 8:05 PM EDT
Att: 13,408 - Unknown

AB 34
R 4
H 9
RBI 4
BB 2
SO 3
LOB 13



Batter	1	2	3	4	5	6	7	8	9	AB	R	H	RBI	BB	SO	LOB	BOTTOM								
Julian Javier, R OBP: 0.315, SLG: 0.361 (1, 4)										3	1	1	1	1	0	3									
Curt Flood, R OBP: 0.344, SLG: 0.436 (1, 8)										3	2	1	1	1	0	4									
Bill White, L OBP: 0.358, SLG: 0.477 (1, 3)										4	1	1	1	0	1	3									
Stan Musial, L OBP: 0.426, SLG: 0.531 (8, 7)										4	0	0	0	0	0	5									
Bobby Gene Smith, R OBP: 0.277, SLG: 0.309 (8, 7)										0	0	0	0	0	0	0									
Ken Boyer, R OBP: 0.386, SLG: 0.488 (1, 5)										4	1	2	2	0	0	0									
Carl Sawatski, L OBP: 0.375, SLG: 0.458 (7, PH)										2	0	0	0	0	0	1									
Gene Oliver, R OBP: 0.371, SLG: 0.414 (8, 2)										2	1	2	0	0	0	0									
Charlie James, R OBP: 0.319, SLG: 0.419 (1, 9)										4	1	2	1	0	0	0									
Dal Maxvill, R OBP: 0.233, SLG: 0.228 (1, 6)										3	0	0	0	1	0	2									
Ray Washburn, R OBP: 0.250, SLG: 0.262 (5, PH)										1	0	1	0	0	0	0									
Fred Whitfield, L OBP: 0.296, SLG: 0.514 (5, PH)										1	0	0	0	0	0	0									
Bobby Shantz, R OBP: 0.118, SLG: 0.125 (6, 1)										2	0	2	1	0	0	0									
Inning Stats	R: 0 E: 0 K: 0 S: 2	H: 0 LOB: 0 BB: 1 P: 6	R: 0 E: 0 K: 0 S: 3	H: 0 LOB: 0 BB: 0 P: 3	R: 0 E: 0 K: 0 S: 3	H: 1 LOB: 1 BB: 0 P: 3	R: 3 E: 0 K: 0 S: 5	H: 3 LOB: 0 BB: 1 P: 9	R: 0 E: 0 K: 0 S: 3	H: 0 LOB: 0 BB: 0 P: 3	R: 1 E: 0 K: 0 S: 4	H: 1 LOB: 0 BB: 0 P: 4	R: 3 E: 1 K: 1 S: 10	H: 4 LOB: 3 BB: 1 P: 14	R: 0 E: 0 K: 0 S: 6	H: 3 LOB: 3 BB: 0 P: 6	1B: 10 2B: 1 3B: 0 HR: 1	SF: 0 SAC: 0 DP: 1 HBP: 0	WP: 0 PB: 0 SB: 0 CS: 1	PA: 37					
PITCHER	IP	WLS	BF	H	R	ER	SO	BB	IBB	HBP	BLK	WP	HR	S	P	ERA	WHIP								
Jim Owens, R ERA: 6.16 (1, 1)	5.1	L	5	3	3	2	0	0	0	0	0	0	0	5	5	27.00	4.500								
Chris Short, L ERA: 4.01 (7, 1)	0.1		4	1	0	0	0	1	0	0	0	0	0	3	7	0.00	6.000								
Jack Baldschun, R ERA: 3.54 (7, 1)	1.2		8	3	0	0	1	0	0	0	0	0	0	10	10	0.00	1.800								

Philadelphia Phillies @ St. Louis Cardinals
Sportsman's Park, St. Louis, MO
Fri Aug 10 1962, 8:05 PM EDT
Att: 13,408 - Unknown

AB 33
R 7
H 12
RBI 7
BB 3
SO 1
LOB 18



Batter	1	2	3	4	5	6	7	8	9	AB	R	H	RBI	BB	SO	LOB	TOP					
Tony Taylor, R OBP: 0.331, SLG: 0.353 (1, 4)										5	1	2	1	1	0	0						
Billy Klaus, L OBP: 0.303, SLG: 0.362 (1, 5)										6	2	3	1	0	0	1						
Johnny Callison, L OBP: 0.364, SLG: 0.456 (1, 9)										5	2	3	1	1	0	3						
Tony Gonzalez, L OBP: 0.379, SLG: 0.514 (1, 8)										5	2	2	3	1	2	2						
Don Demeter, R OBP: 0.346, SLG: 0.474 (1, 7)										4	2	3	1	1	0	2						
Frank Torre, L OBP: 0.415, SLG: 0.421 (1, 3)										4	0	2	2	1	1	3						
Clay Dalrymple, L OBP: 0.308, SLG: 0.426 (1, 2)										5	0	1	1	0	0	3						
Ruben Amaro, R OBP: 0.371, SLG: 0.336 (1, 6)										5	2	3	1	0	1	3						
Art Mahaffey, R OBP: 0.195, SLG: 0.260 (1, 1)										3	0	0	0	0	0	2						
Inning Stats	R: 1 E: 0 K: 1 S: 7	H: 2 LOB: 2 BB: 1 P: 11	R: 5 E: 0 K: 1 S: 10	H: 5 LOB: 1 BB: 1 P: 14	R: 1 E: 0 K: 0 S: 6	H: 3 LOB: 2 BB: 0 P: 6	R: 1 E: 0 K: 1 S: 7	H: 3 LOB: 0 BB: 0 P: 7	R: 0 E: 0 K: 0 S: 3	H: 0 LOB: 0 BB: 0 P: 3	R: 2 E: 0 K: 0 S: 5	H: 2 LOB: 1 BB: 1 P: 9	R: 0 E: 0 K: 1 S: 4	H: 1 LOB: 1 BB: 2 P: 4	R: 1 E: 0 K: 1 S: 6	H: 1 LOB: 2 BB: 0 P: 14	R: 0 E: 0 K: 0 S: 5	H: 2 LOB: 2 BB: 0 P: 5	1B: 16 2B: 3 3B: 0 HR: 1	SF: 0 SAC: 3 DP: 1 HBP: 0	WP: 0 PB: 0 SB: 1 CS: 1	PA: 50
PITCHER	IP	WLS	BF	H	R	ER	SO	BB	IBB	HBP	BLK	WP	HR	S	P	ERA	WHIP					
Larry Jackson, R ERA: 4.23 (1, 1)	1.2	L	14	7	6	6	1	2	0	0	0	0	1	14	22	32.40	5.400					
Don Ferrarese, L ERA: 3.04 (2, 1)	0.0		0	0	0	0	0	0	0	0	0	0	0	0	0	∞	∞					
Paul Toth, R ERA: 6.0 (4, 1)	4.0		18	6	3	3	1	1	0	0	0	0	0	19	23	6.75	1.750					
Bob Duliba, R ERA: 1.19 (8, 1)	1.0		6	1	1	1	1	2	0	0	0	0	0	6	14	9.00	3.000					
Lindy McDaniel, R ERA: 3.21 (9, 1)	1.0		5	2	0	0	0	0	0	0	0	0	0	5	5	0.00	2.000					

Philadelphia Phillies @ St. Louis Cardinals
Sportsman's Park, St. Louis, MO
Sat Aug 11 1962, 4:33 AM EDT
Att: 9,216 - Unknown

AB	42
R	11
H	19
RBI	11
BB	5
SO	4
LOB	19



Batter	1	2	3	4	5	6	7	8	9	AB	R	H	RBI	BB	SO	LOB	BOTTOM					
Julian Javier, R OBP: 0.313, SLG: 0.359 (1, 4)										3	0	0	0	0	1	0						
Julio Gotay, R OBP: 0.323, SLG: 0.309 (7, 4)										1	0	0	0	0	1	0						
Red Schoendienst, S OBP: 0.370, SLG: 0.418 (1, 5)										4	1	1	0	0	0	0						
Stan Musial, L OBP: 0.424, SLG: 0.527 (1, 7)										4	1	1	0	0	0	1						
Bobby Gene Smith, R OBP: 0.277, SLG: 0.309 (8, PR) (9, 7)										0	0	0	0	0	0	0						
Bill White, L OBP: 0.361, SLG: 0.482 (1, 3)										4	0	3	1	0	0	1						
Curt Flood, R OBP: 0.345, SLG: 0.442 (1, 8)										4	1	2	2	0	1	3						
Charlie James, R OBP: 0.315, SLG: 0.413 (1, 9)										4	0	0	0	0	2	3						
Gene Oliver, R OBP: 0.366, SLG: 0.498 (1, 2)										3	0	0	0	0	2	1						
Jimmie Schaffer, R OBP: 0.273, SLG: 0.245 (9, 2)										1	0	0	0	0	0	0						
Dal Maxvill, R OBP: 0.222, SLG: 0.217 (1, 6)										4	0	0	0	0	2	0						
Larry Jackson, R OBP: 0.254, SLG: 0.258 (2, 1)										0	0	0	0	0	0	0						
Don Ferrarese, R OBP: 0.205, SLG: 0.250 (2, PR)										0	0	0	0	0	0	0						
Minnie Miñoso, R OBP: 0.252, SLG: 0.400 (3, PR)										1	0	0	0	0	0	0						
Paul Toth, R OBP: 0.228, SLG: 0.228 (4, PR)										1	0	0	0	0	0	0						
Fred Whitfield, L OBP: 0.256, SLG: 0.509 (7, PR)										1	0	0	0	0	0	0						
Bob Duliba, R (8, 1)										0	0	0	0	0	0	0						
Lindy McDaniel, R (9, 1)										0	0	0	0	0	0	0						
Inning Stats	R: 0 E: 0 K: 2 S: 3	H: 0 LOB: 0 BB: 0 P: 3	R: 0 E: 0 K: 3 S: 10	H: 1 LOB: 1 BB: 0 P: 10	R: 0 E: 0 K: 1 S: 5	H: 0 LOB: 0 BB: 0 P: 5	R: 2 E: 0 K: 0 S: 5	H: 2 LOB: 0 BB: 0 P: 5	R: 0 E: 0 K: 2 S: 7	H: 0 LOB: 0 BB: 0 P: 7	R: 1 E: 0 K: 2 S: 10	H: 3 LOB: 2 BB: 0 P: 10	R: 0 E: 0 K: 0 S: 3	H: 0 LOB: 0 BB: 0 P: 3	R: 0 E: 1 K: 1 S: 7	H: 1 LOB: 2 BB: 0 P: 7	R: 0 E: 0 K: 0 S: 3	H: 0 LOB: 0 BB: 0 P: 3	1B: 4 2B: 2 3B: 0 HR: 1	SF: 0 SAC: 0 DP: 0 HBP: 0	WP: 0 PB: 0 SB: 0 CS: 0	PA: 35
PITCHER	IP	WLS	BF	H	R	ER	SO	BB	IBB	HBP	BLK	WP	HR	S	P	ERA	WHIP					
Art Mahaffey, R ERA: 3.34 (1, 1)	9.0	W	35	7	3	3	9	0	0	0	0	0	1	53	53	3.00	0.778					

Philadelphia Phillies @ St. Louis Cardinals
Sportsman's Park, St. Louis, MO
Sat Aug 11 1962, 4:33 AM EDT
Att: 9,216 - Unknown

AB	35
R	3
H	7
RBI	3
BB	0
SO	9
LOB	9



Batter	1	2	3	4	5	6	7	8	9	AB	R	H	RBI	BB	SO	LOB	TOP																				
Tony Taylor, R (1,4) OBP: 0.333, SLG: 0.352 Frank Torre, L (8, PH) OBP: 0.403, SLG: 0.402 Art Mathafey, R (8, PH) OBP: 0.195, SLG: 0.260 Dennis Bennett, L (8,1) OBP: 0.220, SLG: 0.158	0-0 4-3	0-0 1B	0-0 FC4-6	0-0 FC6-4		0-0 F9		4-0 HR		4	0	1	1	0	0	1	Philadelphia Phillies @ St. Louis Cardinals Sportsman's Park, St. Louis, MO Sun Aug 12 1962, 4:38 AM EDT Att: 17,088 - Unknown																				
Johnny Callison, L (1,9) OBP: 0.397, SLG: 0.468	0-0 F9	0-0 1B	0-0 FC4-6	0-0 FC4-6		0-0 L5		0-0 HR		5	2	3	4	0	0	1																					
Ted Savage, R (1,7) OBP: 0.341, SLG: 0.391	4-0 2B	0-0 P4						0-0 4-3		4	2	2	0	1	0	3																					
Roy Sievers, R (1,3) OBP: 0.341, SLG: 0.458	0-0 F9		0-0 1-3							4	0	0	0	1	0	3																					
Don Demeter, R (1,5) OBP: 0.351, SLG: 0.489	0-0 2B		0-0 HR							4	1	2	3	0	1	1																					
Tony Gonzalez, L (1,8) OBP: 0.377, SLG: 0.511		0-0 SH3-4	0-3 K							5	1	1	0	0	2	4																					
Bob Ojdis, R (1,2) Wes Covington, L (8, PH) OBP: 0.317, SLG: 0.405 Ruben Amaro, R (8, PH) OBP: 0.372, SLG: 0.328	0-0 F8		0-0 6-3							2	0	0	1	0	0	1		AB 35 R 9 H 12 RBI 9 BB 3 SO 3 LOB 19																			
Bobby Wine, R (1,6) OBP: 0.272, SLG: 0.346 Billy Klaus, L (8, PH) OBP: 0.300, SLG: 0.357	0-0 1B	0-0 SH3-4		0-0 FC3-5		0-0 F3		0-0 SH5-3		3	1	2	0	0	0	2																					
Jack Hamilton, R (1,1) OBP: 0.085, SLG: 0.044 Bill Smith, L (6,1) OBP: 0.308, SLG: 0.273 Dallas Green, L (6,1) OBP: 0.200, SLG: 0.091 Clay Dalrymple, L (8, PH) OBP: 0.413, SLG: 0.441	0-0 SH3-4		0-0 FC3-5					0-0 3-1		2	0	0	0	0	0	1		WP: 0 PA: 42 PB: 0 SB: 1 CS: 0																			
Inning Stats	R: 2 E: 0 K: 0 S: 4	H: 2 LOB: 1 BB: 1 P: 8	R: 2 E: 0 K: 0 S: 7	H: 4 LOB: 2 BB: 0 P: 7	R: 1 E: 0 K: 1 S: 6	H: 1 LOB: 0 BB: 0 P: 6	R: 0 E: 0 K: 0 S: 4	H: 1 LOB: 1 BB: 0 P: 4	R: 1 E: 0 K: 1 S: 6	H: 1 LOB: 2 BB: 1 P: 11	R: 0 E: 0 K: 0 S: 3	H: 0 LOB: 0 BB: 0 P: 3	R: 0 E: 0 K: 0 S: 4	H: 1 LOB: 1 BB: 0 P: 4	R: 3 E: 0 K: 0 S: 5	H: 2 LOB: 1 BB: 1 P: 9			R: 0 E: 0 K: 1 S: 5	H: 0 LOB: 0 BB: 0 P: 5	1B: 8 2B: 2 3B: 0 HR: 2	SF: 0 SAC: 3 DP: 0 HBP: 1															
PITCHER	IP	WLS	BF	H	R	ER	SO	BB	IBB	HBP	BLK	WP	HR	S	P	ERA		WHIP	PITCHER		IP	WLS	BF	H	R	ER	SO	BB	IBB	HBP	BLK	WP	HR	S	P	ERA	WHIP
Curt Simmons, L (1,1) ERA: 4.15	3.0		17	8	5	5	1	1	0	0	0	0	1	18	22	15.00		3.000	Lindy McDaniel, R (4,1) ERA: 3.42		6.0	L	25	4	4	4	2	2	0	1	0	0	1	26	35	6.00	1.000

Batter	1	2	3	4	5	6	7	8	9	AB	R	H	RBI	BB	SO	LOB	BOTTOM																				
Julian Javier, R (1,4) OBP: 0.319, SLG: 0.364	4-0 1B	0-0 2B								3	2	2	0	2	1	2	Philadelphia Phillies @ St. Louis Cardinals Sportsman's Park, St. Louis, MO Sun Aug 12 1962, 4:38 AM EDT Att: 17,088 - Unknown																				
Red Schoendienst, S (1,5) OBP: 0.399, SLG: 0.395	0-0 1B	0-0 3-1								4	2	1	0	1	0	6																					
Fred Whitfield, L (1,3) OBP: 0.313, SLG: 0.554	0-0 1B		0-0 3-1							5	1	4	5	0	0	0																					
Bill White, L (1,9) OBP: 0.360, SLG: 0.478	0-0 1-3		0-0 F8							5	0	1	0	0	0	5																					
Curt Flood, R (1,8) OBP: 0.345, SLG: 0.442	0-0 6-3		0-3 K							5	0	1	1	0	1	4																					
Minnie Minoso, R (1,7) OBP: 0.233, SLG: 0.217 Dal Maxvill, R (8,6) OBP: 0.215, SLG: 0.209 Charlie James, R (8, PH) OBP: 0.316, SLG: 0.411	0-0 F7			0-0 F9						3	0	0	0	0	0	3		AB 38 R 7 H 12 RBI 6 BB 4 SO 6 LOB 26																			
Julio Gotay, R (1,6) OBP: 0.326, SLG: 0.312 Stan Musial, L (7, PH) OBP: 0.420, SLG: 0.518		0-0 F5		0-0 WP						3	1	2	0	0	0	0																					
Jimmie Schaffer, R (1,2) OBP: 0.263, SLG: 0.235 Carl Sawatski, L (6, PH) OBP: 0.374, SLG: 0.467 Gene Oliver, R (8, PH) OBP: 0.365, SLG: 0.406		0-0 5-3		0-0 5-3						2	0	0	0	0	0	1		WP: 1 PA: 44 PB: 1 SB: 1 CS: 0																			
Curt Simmons, L (1,1) OBP: 0.279, SLG: 0.237 Lindy McDaniel, R (4,1) ERA: 5.16		0-0 2B		0-3 K						1	0	1	0	0	0	0																					
Inning Stats	R: 2 E: 0 K: 0 S: 5	H: 2 LOB: 1 BB: 1 P: 9	R: 0 E: 0 K: 0 S: 5	H: 2 LOB: 2 BB: 0 P: 5	R: 0 E: 0 K: 1 S: 5	H: 0 LOB: 0 BB: 0 P: 5	R: 0 E: 0 K: 1 S: 6	H: 1 LOB: 1 BB: 0 P: 6	R: 1 E: 0 K: 0 S: 6	H: 3 LOB: 2 BB: 0 P: 6	R: 4 E: 0 K: 1 S: 8	H: 3 LOB: 1 BB: 1 P: 13	R: 0 E: 0 K: 2 S: 7	H: 0 LOB: 2 BB: 1 P: 12	R: 0 E: 0 K: 0 S: 3	H: 1 LOB: 1 BB: 1 P: 7		R: 0 E: 0 K: 1 S: 5	H: 0 LOB: 0 BB: 0 P: 5	1B: 9 2B: 3 3B: 0 HR: 1	SF: 0 SAC: 0 DP: 1 HBP: 2																
PITCHER	IP	WLS	BF	H	R	ER	SO	BB	IBB	HBP	BLK	WP	HR	S	P	ERA		WHIP	PITCHER		IP	WLS	BF	H	R	ER	SO	BB	IBB	HBP	BLK	WP	HR	S	P	ERA	WHIP
Jack Hamilton, R (1,1) ERA: 5.22	5.1		28	9	6	6	3	2	0	1	0	0	1	31	40	10.12		2.062	Bill Smith, L (6,1) ERA: 4.65		0.1		3	2	1	1	0	0	0	0	0	1	3	3	27.00	6.000	
Dallas Green, R (6,1) ERA: 4.53	1.1	W	6	0	0	0	2	0	1	1	0	0	0	8	13	0.00	0.000	Dennis Bennett, L (8,1) ERA: 5.16		2.0	S	7	1	0	0	1	1	0	0	0	0	8	12	0.00	1.000		

Batter	1	2	3	4	5	6	7	8	9	10	11	12	13	14	15	AB	R	H	RBI	BB	SO	LOB	TOP										
Tony Taylor, R OBP: 0.331, SLG: 0.348 (1, 4)	5-3		F9		1B			6-3			L6		P4		FC1-5	7	0	1	1	0	0	2											
Johnny Callison, L OBP: 0.363, SLG: 0.463 (1, 9)	K			K	F9			3-1			FC6-4 1B		4-3		F7	7	0	1	0	0	2	3											
Ted Savage, R OBP: 0.340, SLG: 0.384 (1, 7)						4-3		F9			FC6-4 BB				F9	5	0	0	0	2	0	3											
Roy Sievers, R OBP: 0.338, SLG: 0.453 Frank Torre, L OBP: 0.405, SLG: 0.398 (1, 3) (9, 3)	BB		F8		FC5-4 HBP			K			FC6-4 BB				G3	4	0	0	0	0	1	2											
Don Demeter, R OBP: 0.352, SLG: 0.486 Jack Baldschun, R (11, 1)		5-3			HBP						FC6-4 1-2				K	4	0	1	0	0	0	2											
Tony Gonzalez, L OBP: 0.375, SLG: 0.506 (1, 8)		6-3			4-3																												
Bob Odis, R OBP: 0.526, SLG: 0.328 (1, 2)		4-3						1-3																									
Ruben Amaro, R OBP: 0.370, SLG: 0.319 (1, 6)			F8		SH2-3 1B			2-3																									
Dallas Green, L OBP: 0.179, SLG: 0.080 Bill Smith, L OBP: 0.309, SLG: 0.273 Mel Roach, R OBP: 0.253, SLG: 0.259 Bobby Wine, R OBP: 0.272, SLG: 0.346 (1, 1) (11, 1) (11, 5) (15, 5)			6-3		SH2-3 BB			P4																									
Inning Stats	R: 0 E: 0 K: 1 S: 9	H: 0 LOB: 1 BB: 1 P: 20	R: 0 E: 0 K: 0 S: 8	H: 0 LOB: 0 BB: 0 P: 14	R: 0 E: 0 K: 0 S: 8	H: 0 LOB: 0 BB: 0 P: 16	R: 0 E: 0 K: 1 S: 6	H: 0 LOB: 2 BB: 1 P: 12	R: 1 E: 0 K: 0 S: 7	H: 1 LOB: 1 BB: 1 P: 14	R: 0 E: 0 K: 0 S: 4	H: 0 LOB: 0 BB: 0 P: 4	R: 0 E: 0 K: 0 S: 10	H: 0 LOB: 0 BB: 0 P: 16	R: 0 E: 0 K: 1 S: 6	H: 0 LOB: 0 BB: 0 P: 11	R: 0 E: 0 K: 0 S: 4	H: 0 LOB: 0 BB: 0 P: 6	R: 0 E: 0 K: 0 S: 5	H: 1 LOB: 2 BB: 1 P: 18	R: 0 E: 0 K: 0 S: 5	H: 1 LOB: 0 BB: 0 P: 8	R: 0 E: 0 K: 0 S: 6	H: 0 LOB: 0 BB: 0 P: 11	R: 0 E: 0 K: 0 S: 7	H: 0 LOB: 0 BB: 0 P: 11	R: 2 E: 1 K: 0 S: 12	H: 2 LOB: 2 BB: 1 P: 20	1B: 6 2B: 0 3B: 0 HR: 0	SF: 0 SAC: 1 DP: 0 HBP: 1	WP: 0 PB: 0 SB: 0 CS: 1	PA: 57	
PITCHER Al Jackson, L ERA: 4.35 (1, 1)	IP: 15.0 WLS: 1 BF: 57 H: 6 R: 3 ER: 2 SO: 6 BB: 4 IBB: 1 HBP: 1 BLK: 0 WP: 0 HR: 0 S: 111 P: 193 ERA: 1.20 WHIP: 0.667																																

Philadelphia Phillies @ New York Mets
Polo Grounds, New York, NY
Tue Aug 14 1962, 3:33 AM EDT
Att: 5,351 - Unknown

AB 50
R 3
H 6
RBI 3
BB 5
SO 6
LOB 17



Batter	1	2	3	4	5	6	7	8	9	10	11	12	13	14	15	AB	R	H	RBI	BB	SO	LOB	BOTTOM										
Richie Ashburn, L OBP: 0.423, SLG: 0.397 (8, 8)	6-3							F8								3	0	1	1	4	0	1											
Felix Mantilla, R OBP: 0.326, SLG: 0.404 Sammy Drake, S OBP: 0.286, SLG: 0.167 (9, PFR) (10, 5)	1-3		L8			G6-4-3 BB					K				G3	4	0	1	0	0	0	2											
Charlie Neal, R OBP: 0.321, SLG: 0.405 (1, 6)	L9					K					SH3-4 1B					5	0	1	0	1	1	0											
Frank Thomas, R OBP: 0.340, SLG: 0.535 Joe Christopher, R OBP: 0.287, SLG: 0.304 (1, 7) (11, PFR) (12, 7)		6-3		K				K			IBB					3	0	0	0	2	2	1											
Marv Throneberry, L OBP: 0.304, SLG: 0.444 (1, 3)				P6							SH					5	0	2	0	1	1	3											
Jim Hickman, R OBP: 0.329, SLG: 0.424 Gene Woodling, L OBP: 0.384, SLG: 0.493 (8, 9) (13, PFR) (14, 9)			G6-4-3 1B								IBB					2	0	0	0	0	0	1											
Bob Miller, R OBP: 0.179, SLG: 0.250 Chris Cannizzaro, R OBP: 0.336, SLG: 0.348 (1, 2) (11, PFR) (12, 2)					G3						G4-6-3 IBB					3	0	0	0	1	1	6											
Choo-Choo Coleman, L OBP: 0.313, SLG: 0.477 Rick Herrscher, R OBP: 0.143, SLG: 0.357 Joe Pignatano, R OBP: 0.405, SLG: 0.375 (1, 2) (11, PFR) (12, 2)				3-1				1-3								3	0	1	0	1	0	0											
Rod Kanehl, R OBP: 0.323, SLG: 0.363 (1, 4)																6	1	2	0	0	0	2											
Al Jackson, L OBP: 0.105, SLG: 0.109 (1, 1)																5	0	0	0	0	2	3											
Inning Stats	R: 0 E: 0 K: 0 S: 6	H: 0 LOB: 0 BB: 0 P: 8	R: 0 E: 0 K: 0 S: 3	H: 1 LOB: 0 BB: 0 P: 7	R: 1 E: 0 K: 1 S: 9	H: 2 LOB: 1 BB: 0 P: 13	R: 0 E: 0 K: 0 S: 4	H: 0 LOB: 0 BB: 0 P: 8	R: 0 E: 0 K: 0 S: 6	H: 1 LOB: 1 BB: 0 P: 10	R: 0 E: 0 K: 0 S: 4	H: 0 LOB: 0 BB: 0 P: 11	R: 0 E: 0 K: 0 S: 9	H: 1 LOB: 1 BB: 0 P: 14	R: 0 E: 0 K: 0 S: 5	H: 1 LOB: 3 BB: 2 P: 17	R: 0 E: 0 K: 1 S: 6	H: 0 LOB: 2 BB: 2 P: 18	R: 0 E: 1 K: 1 S: 11	H: 0 LOB: 2 BB: 1 P: 21	R: 0 E: 0 K: 1 S: 8	H: 0 LOB: 1 BB: 1 P: 15	R: 0 E: 0 K: 1 S: 10	H: 1 LOB: 3 BB: 2 P: 23	R: 0 E: 0 K: 0 S: 8	H: 0 LOB: 1 BB: 1 P: 14	R: 0 E: 0 K: 0 S: 5	H: 0 LOB: 1 BB: 1 P: 11	1B: 7 2B: 3 3B: 1 HR: 0	SF: 0 SAC: 3 DP: 6 HBP: 0	WP: 2 PB: 0 SB: 1 CS: 2	PA: 60	
PITCHER Dallas Green, R ERA: 4.16 Bill Smith, L ERA: 4.61 Jack Baldschun, R ERA: 3.36 (1, 1) (11, 1) (11, 1)	IP: 10.1 WLS: 1 BF: 40 H: 7 R: 1 ER: 1 SO: 7 BB: 4 IBB: 3 HBP: 0 BLK: 0 WP: 2 HR: 0 S: 65 P: 128 ERA: 0.87 WHIP: 1.065																																

Philadelphia Phillies @ New York Mets
Polo Grounds, New York, NY
Tue Aug 14 1962, 3:33 AM EDT
Att: 5,351 - Unknown

AB 45
R 1
H 8
RBI 1
BB 10
SO 12
LOB 29



Batter	1	2	3	4	5	6	7	8	9	AB	R	H	RBI	BB	SO	LOB	TOP			
Tony Taylor, R (1.4)	6-3		6-3				1-3			3	0	0	0	1	0	1	Philadelphia Phillies @ Pittsburgh Pirates Forbes Field, Pittsburgh, PA Sat Aug 18 1962, 3:33 AM EDT Att: 10,611 - Unknown			
Billy Klaus, L (1.5)	K									3	0	2	0	1	1	0				
Johnny Callison, L (1.9)			F8				F9			4	0	1	0	0	0	5				
Tony Gonzalez, L (1.8)	4-3									4	1	1	0	0	2	3				
Roy Sievers, R (1.3)		K								3	0	0	0	1	2	3				
Don Demeter, R (1.7) Jack Baldschun, R (8.1)		P4								4	1	1	1	0	0	1				
Clay Dalrymple, L (1.2)		4-3								4	0	1	1	0	1	0				
Ruben Amaro, R (1.6)										3	0	1	0	1	0	0				
Cal McLish, S (1.1) Bill Smith, L (7.1) Wes Covington, L (8.7)										3	0	0	0	0	3	2				
Inning Stats	R: 0 E: 0 K: 1 S: 6	H: 1 LOB: 1 BB: 0 P: 6	R: 0 E: 0 K: 1 S: 5	H: 0 LOB: 0 BB: 0 P: 5	R: 0 E: 1 K: 1 S: 6	H: 1 LOB: 2 BB: 1 P: 10	R: 2 E: 0 K: 2 S: 9	H: 3 LOB: 1 BB: 1 P: 13	R: 0 E: 0 K: 1 S: 6	H: 1 LOB: 2 BB: 0 P: 10	R: 0 E: 0 K: 1 S: 5	H: 0 LOB: 0 BB: 0 P: 5	R: 0 E: 0 K: 1 S: 4	H: 1 LOB: 1 BB: 1 P: 8	R: 0 E: 0 K: 0 S: 3	H: 0 LOB: 0 BB: 0 P: 3		1B: 4 2B: 3 3B: 0 HR: 0	SF: 0 SAC: 0 DP: 1 HBP: 0	WP: 0 PB: 0 SB: 0 CS: 1
PITCHER	IP WLS BF H R ER SO BB IBB HBP BLK WP HR S P ERA WHIP																			
Tom Sturdivant, R (1.1) Roy Face, R (8.1)	7.0 W 30 7 2 2 8 3 0 0 0 0 0 0 43 55 2.57 1.429																			
8.1 S 6 0 0 0 1 1 0 0 0 0 0 0 7 11 0.00 0.500																				

Batter	1	2	3	4	5	6	7	8	9	AB	R	H	RBI	BB	SO	LOB	BOTTOM			
Bill Virdon, L (1.8)	F9									3	0	1	0	1	0	1	Philadelphia Phillies @ Pittsburgh Pirates Forbes Field, Pittsburgh, PA Sat Aug 18 1962, 3:33 AM EDT Att: 10,611 - Unknown			
Dick Groat, R (1.6)	L1									3	1	1	0	1	0	1				
Bob Skinner, L (1.7)	F8									4	0	1	1	0	0	1				
Smoky Burgess, L (1.2)		4-3								4	0	0	0	0	0	2				
Roberto Clemente, R (1.9)		4-3								3	0	0	0	1	0	0				
Donn Clendenen, R (1.3)										4	0	1	0	0	0	2				
Don Hoak, R (1.5)										4	2	3	0	0	0	1				
Bill Mazerowski, R (1.4)										3	1	2	3	0	0	0				
Tom Sturdivant, L (1.1) Roy Face, R (8.1)										3	1	1	0	0	0	0				
Inning Stats	R: 0 E: 0 K: 0 S: 3	H: 0 LOB: 0 BB: 0 P: 3	R: 0 E: 0 K: 0 S: 4	H: 1 LOB: 1 BB: 0 P: 4	R: 0 E: 0 K: 0 S: 3	H: 0 LOB: 1 BB: 1 P: 7	R: 0 E: 0 K: 0 S: 3	H: 0 LOB: 0 BB: 0 P: 3	R: 2 E: 0 K: 0 S: 5	H: 3 LOB: 0 BB: 0 P: 5	R: 0 E: 0 K: 0 S: 4	H: 1 LOB: 2 BB: 1 P: 8	R: 3 E: 0 K: 0 S: 6	H: 3 LOB: 1 BB: 1 P: 10	R: 0 E: 0 K: 0 S: 5	H: 2 LOB: 2 BB: 0 P: 5		1B: 7 2B: 1 3B: 1 HR: 1	SF: 1 SAC: 0 DP: 0 HBP: 0	WP: 1 PB: 0 SB: 0 CS: 1
PITCHER	IP WLS BF H R ER SO BB IBB HBP BLK WP HR S P ERA WHIP																			
Cal McLish, R (1.1) Bill Smith, L (7.1) Jack Baldschun, R (8.1)	6.1 L 27 7 4 4 0 0 1 0 0 0 1 0 3 7 13.50 1.500																			
8.1 S 5 2 0 0 0 0 0 0 0 0 0 0 5 5 0.00 2.000																				

Batter	1	2	3	4	5	6	7	8	9	AB	R	H	RBI	BB	SO	LOB	TOP						
Tony Taylor, R (1.4) OBP: 0.333, SLG: 0.348										5	0	2	0	0	0	4	Philadelphia Phillies @ Pittsburgh Pirates Forbes Field, Pittsburgh, PA Sun Aug 19 1962, 3:33 AM EDT Att: 15,680 - Unknown						
Johnny Callison, L (1.9) OBP: 0.364, SLG: 0.475										3	0	1	0	1	0	0							
Tony Gonzalez, L (1.8) OBP: 0.368, SLG: 0.493										4	0	0	0	0	1	4							
Roy Sievers, R (1.3) OBP: 0.330, SLG: 0.439										4	0	0	0	0	0	2							
Wes Covington, L (1.7) OBP: 0.309, SLG: 0.394										3	0	0	0	0	0	2							
Bobby Wine, R (6.5) OBP: 0.274, SLG: 0.350										0	0	0	0	0	0	0							
Billy Klaus, L (9.5) OBP: 0.298, SLG: 0.353										1	0	0	0	0	1	0							
Don Demeter, R (1.5) OBP: 0.357, SLG: 0.505										4	1	2	0	0	1	0							
Clay Dalrymple, L (1.2) OBP: 0.213, SLG: 0.448										4	0	1	0	0	0	1							
Dallas Green, L (9. PR) OBP: 0.179, SLG: 0.080										0	0	0	0	0	0	0							
Sammy White, R (9.2) OBP: 0.240, SLG: 0.323										0	0	0	0	0	0	0							
Ruben Amaro, R (1.6) OBP: 0.383, SLG: 0.335										3	1	2	1	0	0	1							
Dennis Bennett, L (1.1) OBP: 0.213, SLG: 0.227										2	1	1	2	0	0	0							
Chris Short, R (6.1) OBP: 0.158, SLG: 0.222										1	0	0	0	0	0	1							
Frank Torre, L (9. PH) OBP: 0.415, SLG: 0.397										0	0	0	0	1	0	0							
Jack Baldschun, R (9.1) OBP: 0.415, SLG: 0.397										0	0	0	0	0	0	0							
Inning Stats	R: 0 E: 0 K: 1 S: 7	H: 2 LOB: 2 BB: 0 P: 7	R: 0 E: 0 K: 0 S: 3	H: 1 LOB: 0 BB: 0 P: 3	R: 0 E: 0 K: 0 S: 3	H: 0 LOB: 0 BB: 0 P: 3	R: 0 E: 0 K: 0 S: 3	H: 0 LOB: 0 BB: 0 P: 3	R: 2 E: 0 K: 1 S: 8	H: 3 LOB: 2 BB: 1 P: 12	R: 0 E: 0 K: 0 S: 3	H: 0 LOB: 0 BB: 0 P: 3	R: 0 E: 1 K: 0 S: 4	H: 0 LOB: 1 BB: 0 P: 4	R: 0 E: 0 K: 0 S: 3	H: 0 LOB: 0 BB: 0 P: 3	R: 1 E: 0 K: 1 S: 7	H: 3 LOB: 3 BB: 1 P: 11	1B: 7 2B: 1 3B: 0 HR: 1	SF: 0 SAC: 1 DP: 2 HBP: 0	WP: 0 PB: 0 CS: 0	PA: 37	
PITCHER	IP WLS BF H R ER SO BB IBB HBP BLK WP HR S P ERA WHIP																						
Vern Law, R (1.1) ERA: 3.62	4.2	20	6	2	2	2	2	1	0	0	0	0	0	0	1	23	27	3.86	1.500				
Earl Francis, R (5.1) ERA: 3.67	1.1	4	0	0	0	0	0	0	0	0	0	0	0	0	4	4	0.00	0.000					
Roy Face, R (7.1) ERA: 1.41	3.0	L 13	3	1	1	1	1	0	1	0	0	0	0	0	14	18	3.00	1.000					

Batter	1	2	3	4	5	6	7	8	9	AB	R	H	RBI	BB	SO	LOB	BOTTOM					
Bill Virdon, L (1.8) OBP: 0.281, SLG: 0.354										5	0	0	0	0	0	3	Philadelphia Phillies @ Pittsburgh Pirates Forbes Field, Pittsburgh, PA Sun Aug 19 1962, 3:33 AM EDT Att: 15,680 - Unknown					
Dick Groat, R (1.6) OBP: 0.343, SLG: 0.356										4	0	1	0	1	0	0						
Roberto Clemente, R (1.9) OBP: 0.366, SLG: 0.472										4	0	1	0	1	1	3						
Donn Clendenon, R (1.3) OBP: 0.375, SLG: 0.423										4	0	0	0	1	3	3						
Bob Skinner, L (1.7) OBP: 0.401, SLG: 0.536										4	1	2	0	0	1	0						
Don Hoak, R (1.5) OBP: 0.321, SLG: 0.372										4	1	2	0	0	1	2						
Smoky Burgess, L (1.2) OBP: 0.388, SLG: 0.522										3	0	1	1	0	0	0						
Bill Mazerowski, R (1.4) OBP: 0.297, SLG: 0.423										4	0	1	0	0	0	2						
Vern Law, R (1.1) OBP: 0.293, SLG: 0.447										2	0	1	0	0	0	2						
Earl Francis, R (5.1) OBP: 0.184, SLG: 0.237										0	0	0	0	0	0	0						
Dick Stuart, R (6. PH) OBP: 0.284, SLG: 0.394										1	0	1	1	0	0	0						
Roy Face, R (7.1) ERA: 3.23										1	0	0	0	0	0	0						
Inning Stats	R: 0 E: 0 K: 1 S: 6	H: 1 LOB: 1 BB: 0 P: 6	R: 0 E: 0 K: 2 S: 7	H: 0 LOB: 0 BB: 0 P: 7	R: 0 E: 0 K: 0 S: 4	H: 1 LOB: 2 BB: 1 P: 8	R: 1 E: 0 K: 1 S: 8	H: 3 LOB: 2 BB: 0 P: 8	R: 0 E: 0 K: 0 S: 4	H: 1 LOB: 1 BB: 0 P: 4	R: 1 E: 0 K: 0 S: 6	H: 3 LOB: 3 BB: 0 P: 6	R: 0 E: 0 K: 1 S: 6	H: 1 LOB: 2 BB: 1 P: 10	R: 0 E: 0 K: 0 S: 3	H: 0 LOB: 0 BB: 0 P: 3	R: 0 E: 0 K: 1 S: 5	H: 0 LOB: 1 BB: 1 P: 9	1B: 9 2B: 1 3B: 0 HR: 0	SF: 1 SAC: 0 DP: 0 HBP: 0	WP: 0 PB: 0 CS: 0	PA: 40
PITCHER	IP WLS BF H R ER SO BB IBB HBP BLK WP HR S P ERA WHIP																					
Dennis Bennett, L (1.1) ERA: 4.9	5.2	27	9	2	2	4	4	1	0	0	0	0	0	0	10	14	0.00	0.857				
Chris Short, L (6.1) ERA: 3.13	2.1	W 9	1	0	0	1	1	1	0	0	0	0	0	0	0	0	0.00	0.857				
Jack Baldschun, R (9.1) ERA: 3.23	1.0	S 4	0	0	0	1	1	1	0	0	0	0	0	5	9	0.00	1.000					

Batter	1	2	3	4	5	6	7	8	9	AB	R	H	RBI	BB	SO	LOB	TOP			
Bob Lillis, R (1,4) OBP: 0.280, SLG: 0.274 Bobby Tiefenauer, R (6,1) Jim Pendleton, R (8,PH) Don McMahon, R (8,1)	0-0 1B S 1B	4-0 BB		0-0 L8		0-0 L6		0-0 6-3		3	0	1	0	1	0	1	Houston Colt 45's @ Philadelphia Phillies Connie Mack Stadium, Philadelphia, PA Mon Aug 20 1962, 7:05 PM EDT Att: 14,601 - Unknown livebaseballscorecards.com			
Al Spangler, L (1,7) OBP: 0.395, SLG: 0.393	0-3 K 1-2	0-3 K		0-0 P4		0-0 P4			0-0 P1	5	0	0	0	0	2	4				
Al Heist, R (1,8) OBP: 0.284, SLG: 0.250	0-0 L6			0-0 3-1		0-0 6-3			0-0 4-3	5	0	1	0	0	0	2				
Norm Larker, L (1,3) OBP: 0.357, SLG: 0.388	4-0 1B BB			0-0 1B 2B		0-0 P4			0-3 K	4	1	2	0	1	1	0				
Roman Mejias, R (1,9) OBP: 0.344, SLG: 0.480	0-0 1-2 2-3 1B			0-0 1B 2-3 1B		0-0 F2			0-0 F8	4	0	2	0	0	0	2				
Bob Aspromonte, R (1,5) OBP: 0.350, SLG: 0.402	0-0 F8			0-0 FC6-4 1-3 3-H 1B		0-0 2B 1B			0-0 F3	4	0	2	1	0	0	5				
Jim Campbell, R (1,2) OBP: 0.262, SLG: 0.250		0-0 WP 4-3 1B		0-0 K		0-0 1-3 2B			0-3 K	4	0	2	0	0	2	4				
J C Hartman, R (1,6) OBP: 0.250, SLG: 0.289		0-0 4-3 1-2		0-0 FC6-4 1-2		0-0 1-3			0-0 1-3	4	0	0	0	0	0	5				
Turk Farrell, R (1,1) OBP: 0.182, SLG: 0.222 Johnny Temple, R (6,PH)		0-0 F8				0-0 6-3			0-0 1-3	2	0	1	0	0	0	1				
										2	0	0	0	0	0	0				
Inning Stats	R: 0 E: 0 K: 1 S: 7	H: 2 LOB: 3 BB: 1 P: 11	R: 0 E: 0 K: 1 S: 6	H: 1 LOB: 2 BB: 1 P: 10	R: 1 E: 0 K: 1 S: 8	H: 3 LOB: 2 BB: 0 P: 8	R: 0 E: 0 K: 0 S: 4	H: 1 LOB: 0 BB: 0 P: 4	R: 0 E: 0 K: 0 S: 5	H: 2 LOB: 0 BB: 0 P: 5	R: 0 E: 0 K: 1 S: 7	H: 2 LOB: 2 BB: 0 P: 7	R: 0 E: 0 K: 0 S: 3	H: 0 LOB: 0 BB: 0 P: 3	R: 0 E: 0 K: 0 S: 5	H: 0 LOB: 0 BB: 0 P: 5	1B: 9 2B: 2 3B: 0 HR: 0	SF: 0 SAC: 0 DP: 0 HBP: 0	WP: 1 PB: 0 SB: 1 CS: 0	PA: 40
PITCHER Dallas Green, R (1,1) ERA: 3.9	IP: 9.0 WLS: W BF: 40 H: 11 R: 1 ER: 1 SO: 5 BB: 2 IBB: 0 HBP: 0 BLK: 0 WP: 1 HR: 0 S: 48 P: 56 ERA: 1.00 WHIP: 1.444																			

Batter	1	2	3	4	5	6	7	8	9	AB	R	H	RBI	BB	SO	LOB	BOTTOM			
Tony Taylor, R (1,4) OBP: 0.334, SLG: 0.348	4-0 1B E BB			0-0 6-3		0-0 CS 1B		0-3 K		4	1	1	0	1	1	2	Houston Colt 45's @ Philadelphia Phillies Connie Mack Stadium, Philadelphia, PA Mon Aug 20 1962, 7:05 PM EDT Att: 14,601 - Unknown livebaseballscorecards.com			
Billy Klaus, L (1,5) OBP: 0.295, SLG: 0.348	0-0 E2 HBP 1-H 1B			0-3 K		0-0 L8		0-0 G3		5	0	1	0	0	2	2				
Johnny Callison, L (1,9) OBP: 0.364, SLG: 0.478	0-0 P6			0-0 1B 1B		0-0 6-3		0-3 K		5	2	2	0	0	1	2				
Tony Gonzalez, L (1,8) OBP: 0.371, SLG: 0.494 Don Demeter, R (4,8) OBP: 0.356, SLG: 0.505	1-0 HBP			0-0 1B E 1B		0-3 K		0-0 1B		1	1	1	0	0	0	0				
Wes Covington, L (1,7) OBP: 0.313, SLG: 0.409 Ted Savage, R (8,7) OBP: 0.340, SLG: 0.380	0-0 F9			1-2 E 1B		0-0 HR		0-3 K		2	0	1	1	0	1	0				
Clay Dalrymple, L (1,2) OBP: 0.414, SLG: 0.456	0-0 F9			1-2 E6 FC3-6 1-2 2-H		0-0 HR		0-0 F8		4	1	1	1	0	0	4				
Frank Torre, L (1,3) OBP: 0.418, SLG: 0.416				0-0 L7 FC3-6 1-2 2-H		0-0 3B		1-2 1B		4	0	2	0	0	0	1				
Bobby Wine, R (1,6) OBP: 0.274, SLG: 0.348	0-0 E S 1B			0-0 F9		0-0 6-3		0-0 F7		4	0	1	0	0	0	4				
Dallas Green, L (1,1) OBP: 0.156, SLG: 0.069	0-3 K			0-0 F7		0-3 K		0-0 E6 G3		4	0	0	0	0	2	1				
Inning Stats	R: 1 E: 1 K: 0 S: 4	H: 1 LOB: 2 BB: 1 P: 9	R: 0 E: 1 K: 1 S: 6	H: 1 LOB: 0 BB: 0 P: 6	R: 3 E: 2 K: 1 S: 9	H: 3 LOB: 1 BB: 0 P: 9	R: 0 E: 0 K: 0 S: 3	H: 0 LOB: 0 BB: 0 P: 3	R: 2 E: 0 K: 1 S: 8	H: 3 LOB: 1 BB: 0 P: 8	R: 0 E: 0 K: 2 S: 7	H: 1 LOB: 1 BB: 0 P: 7	R: 1 E: 0 K: 1 S: 8	H: 3 LOB: 2 BB: 0 P: 8	R: 0 E: 1 K: 2 S: 8	H: 0 LOB: 1 BB: 0 P: 8		1B: 8 2B: 1 3B: 2 HR: 2	SF: 0 SAC: 0 DP: 1 HBP: 1	WP: 0 PB: 0 SB: 1 CS: 1
PITCHER Turk Farrell, R (1,1) ERA: 2.71 Bobby Tiefenauer, R (6,1) ERA: 3.59 Don McMahon, R (8,1) ERA: 1.56	IP: 5.0 WLS: L BF: 26 H: 6 R: 4 ER: 1 SO: 3 BB: 1 IBB: 0 HBP: 0 BLK: 0 WP: 0 HR: 2 S: 30 P: 35 ERA: 5.40 WHIP: 1.800																			

Batter	1	2	3	4	5	6	7	8	9	AB	R	H	RBI	BB	SO	LOB	TOP		
Carl Warwick, R OBP: 0.308, SLG: 0.416 (1, 7)	F2	FC5															5 2 2 2 0 0 2		
Bob Lillis, R OBP: 0.281, SLG: 0.274 (1, 4)	BB																4 0 1 0 1 0 1		
Norm Larker, L OBP: 0.354, SLG: 0.387 (1, 3)	L7																5 0 2 1 0 0 1		
Bob Aspromonte, R OBP: 0.350, SLG: 0.398 (1, 5)	BB																4 0 2 0 1 1 1		
Roman Mejias, R OBP: 0.340, SLG: 0.473 (1, 9)	F8																4 0 0 0 0 0 6		
Al Heist, R OBP: 0.263, SLG: 0.222 (1, 8)																	4 0 0 0 0 1 0		
Jim Campbell, R OBP: 0.261, SLG: 0.297 (1, 2)																	4 1 1 1 0 1 0		
J C Hartman, R OBP: 0.277, SLG: 0.288 (1, 6)																	2 0 0 0 1 0 0		
Jim Golden, L OBP: 0.222, SLG: 0.318 Bobby Tiefenauer, R (5, 1)																	1 0 0 0 1 0 1		
Jim Pendleton, R OBP: 0.271, SLG: 0.378 Jim Umbricht, R (6, 1)																	0 0 0 0 0 0 0		
Billy Goodman, L OBP: 0.304, SLG: 0.295 (9, PH)																	1 1 1 0 0 0 0		
Inning Stats	R: 0 E: 0 K: 0 S: 3	H: 0 LOB: 2 BB: 2 P: 11	R: 0 E: 0 K: 0 S: 3	H: 0 LOB: 2 BB: 1 P: 8	R: 0 E: 0 K: 0 S: 4	H: 1 LOB: 1 BB: 0 P: 4	R: 0 E: 0 K: 1 S: 5	H: 0 LOB: 1 BB: 1 P: 9	R: 1 E: 0 K: 1 S: 6	H: 2 LOB: 1 BB: 0 P: 7	R: 0 E: 0 K: 0 S: 5	H: 3 LOB: 2 BB: 0 P: 5	R: 0 E: 0 K: 0 S: 3	H: 0 LOB: 0 BB: 0 P: 3	R: 2 E: 0 K: 0 S: 5	H: 2 LOB: 0 BB: 0 P: 5	1B: 5 2B: 2 3B: 0 HR: 2	SF: 0 SAC: 0 DP: 0 HBP: 1	WP: 0 PA: 40 PB: 0 CS: 0
PITCHER Jack Hamilton, R ERA: 5.31 (1, 1)	IP: 9.0 WLS: W BF: 40 H: 9 R: 4 ER: 4 SO: 3 BB: 4 IBB: 0 HBP: 1 BLK: 0 WP: 0 HR: 2 S: 41 P: 58 ERA: 4.00 WHIP: 1.444																		

Houston Colt 45's @ Philadelphia Phillies
 Connie Mack Stadium, Philadelphia, PA
 Tue Aug 21 1962, 7:05 PM EDT
 Att: 5,489 - Unknown

AB 35
 R 4
 H 9
 RBI 4
 BB 4
 SO 3
 LOB 12



Batter	1	2	3	4	5	6	7	8	9	AB	R	H	RBI	BB	SO	LOB	BOTTOM		
Tony Taylor, R OBP: 0.335, SLG: 0.346 (1, 4)	6-3	F7															5 0 2 0 0 1 2		
Billy Klaus, L OBP: 0.292, SLG: 0.347 (1, 5)	F7																5 2 1 0 0 0 2		
Johnny Callison, L OBP: 0.370, SLG: 0.487 (1, 9)	HR																4 2 4 1 0 0 0		
Roy Sievers, R OBP: 0.336, SLG: 0.449 (1, 3)	HR																4 2 2 2 0 1 3		
Wes Covington, L OBP: 0.312, SLG: 0.405 Ted Savage, R (5, PR) (6, 7)	K																3 0 2 1 0 1 0		
Don Demeter, R OBP: 0.360, SLG: 0.502 (1, 8)																	1 1 0 0 0 0 1		
Clay Dalrymple, L OBP: 0.310, SLG: 0.450 (1, 2)																	4 0 1 1 0 1 2		
Bobby Wine, R OBP: 0.273, SLG: 0.344 (1, 6)																	4 0 1 1 0 0 0		
Jack Hamilton, R OBP: 0.096, SLG: 0.060 (1, 1)																	4 0 1 0 0 1 2		
Inning Stats	R: 2 E: 0 K: 1 S: 7	H: 2 LOB: 0 BB: 0 P: 7	R: 0 E: 0 K: 1 S: 6	H: 1 LOB: 2 BB: 1 P: 10	R: 0 E: 0 K: 0 S: 5	H: 2 LOB: 0 BB: 0 P: 5	R: 0 E: 0 K: 1 S: 5	H: 0 LOB: 0 BB: 0 P: 5	R: 4 E: 0 K: 1 S: 11	H: 6 LOB: 2 BB: 0 P: 11	R: 1 E: 0 K: 2 S: 9	H: 2 LOB: 1 BB: 0 P: 9	R: 0 E: 0 K: 0 S: 3	H: 0 LOB: 0 BB: 0 P: 3	R: 0 E: 0 K: 0 S: 3	H: 1 LOB: 0 BB: 0 P: 3	1B: 12 2B: 0 3B: 0 HR: 2	SF: 0 SAC: 0 DP: 1 HBP: 0	WP: 0 PA: 38 PB: 0 CS: 0
PITCHER Jim Golden, R ERA: 4.18 (1, 1)	IP: 4.1 WLS: L BF: 23 H: 9 R: 6 ER: 6 SO: 3 BB: 1 IBB: 0 HBP: 0 BLK: 0 WP: 0 HR: 2 S: 28 P: 32 ERA: 12.46 WHIP: 2.308																		
Bobby Tiefenauer, R ERA: 3.56 (5, 1)	0.2	4	2	0	0	1	0	0	0	0	0	6	6	0.00	3.000				
Jim Umbricht, R ERA: 2.77 (6, 1)	3.0	11	3	1	1	2	0	0	0	0	0	15	15	3.00	1.000				

Houston Colt 45's @ Philadelphia Phillies
 Connie Mack Stadium, Philadelphia, PA
 Tue Aug 21 1962, 7:05 PM EDT
 Att: 5,489 - Unknown

AB 37
 R 7
 H 14
 RBI 6
 BB 1
 SO 6
 LOB 14



Batter	1	2	3	4	5	6	7	8	9	AB	R	H	RBI	BB	SO	LOB	TOP			
Maury Wills, S (1,6) OBP: 0.329, SLG: 0.362	L6		L9			F9			L8	4	0	0	0	0	0	0	Los Angeles Dodgers @ Philadelphia Phillies Connie Mack Stadium, Philadelphia, PA Wed Aug 22 1962, 7:05 PM EDT Att: 24,091 - Unknown			
Jim Gilliam, S (1,4) OBP: 0.372, SLG: 0.348	4-3		5-3			CS	BB		F3	3	0	0	0	1	0					
Willie Davis, L (1,8) OBP: 0.355, SLG: 0.491	F3			F4		CS	4-3		L6	4	0	0	0	0	0					
Tommy Davis, R (1,5) OBP: 0.374, SLG: 0.531		K		L9			4-3			3	0	0	0	0	1					
Frank Howard, R (1,9) OBP: 0.360, SLG: 0.577		1B	BB		K			HR		2	1	1	1	1	1					
Lee Walls, R (1,7) OBP: 0.292, SLG: 0.288		1B			6-3				K	3	0	1	0	0	1					
Wally Moon, L (1,3) OBP: 0.354, SLG: 0.368	F3				F9				K	3	0	0	0	0	1					
Doug Camilli, R (1,2) OBP: 0.349, SLG: 0.509 (8, PR)					6-3					3	0	1	0	0	1					
John Roseboro, L (8, PR) OBP: 0.349, SLG: 0.402 (8, 2)									1B	0	0	0	0	0	0					
Pete Richert, L (1,1) OBP: 0.154, SLG: 0.083									G6-4-3	2	0	0	0	0	1					
Daryl Spencer, R (8, PH) OBP: 0.372, SLG: 0.333										1	0	0	0	0	0					
Larry Sherry, R (8, 1) OBP: 0.200, SLG: 0.143										0	0	0	0	0	0					
Ed Roebuck, R (8, 1) OBP: 0.333, SLG: 0.333										0	0	0	0	0	0					
Inning Stats	R: 0 H: 0 E: 0 K: 0 S: 8	H: 0 LOB: 0 BB: 0 P: 13	R: 0 H: 1 E: 0 K: 2 S: 19	LOB: 2 BB: 1 P: 28	R: 0 H: 0 E: 0 K: 1 S: 6	LOB: 0 BB: 0 P: 10	R: 0 H: 0 E: 0 K: 1 S: 5	LOB: 0 BB: 0 P: 6	R: 0 H: 0 E: 0 K: 0 S: 11	LOB: 0 BB: 0 P: 21	R: 1 H: 1 E: 0 K: 1 S: 9	LOB: 0 BB: 0 P: 13	R: 0 H: 1 E: 0 K: 1 S: 13	LOB: 1 BB: 0 P: 19	R: 0 H: 0 E: 0 K: 0 S: 7	LOB: 0 BB: 0 P: 9	1B: 2 2B: 0 3B: 0 HR: 1	SF: 0 SAC: 0 DP: 1 HBP: 0	WP: 0 PB: 0 SB: 0 CS: 1	PA: 31
PITCHER Chris Short, L (1,1) ERA: 3.48	IP: 9.0 WLS: W BF: 30 H: 3 R: 1 ER: 1 SO: 6 BB: 2 IBB: 0 HBP: 0 BLK: 0 WP: 0 HR: 1 S: 86 P: 132 ERA: 1.00 WHIP: 0.556																			

livebaseballscores.com

AB 28
R 1
H 3
RBI 1
BB 2
SO 6
LOB 5



Batter	1	2	3	4	5	6	7	8	9	AB	R	H	RBI	BB	SO	LOB	BOTTOM			
Tony Taylor, R (1,4) OBP: 0.336, SLG: 0.346	F9			E6		FC1-5	1B			3	0	1	1	1	0	0	Los Angeles Dodgers @ Philadelphia Phillies Connie Mack Stadium, Philadelphia, PA Wed Aug 22 1962, 7:05 PM EDT Att: 24,091 - Unknown			
Johnny Callison, L (1,9) OBP: 0.372, SLG: 0.494	K			SH1-3		1B			HR	3	2	2	1	0	1					
Ted Savage, R (1,7) OBP: 0.337, SLG: 0.375	K			E	BB	FC1-5	1B		6-3	3	0	0	0	1	1					
Roy Sievers, R (1,3) OBP: 0.337, SLG: 0.448 (8, PR)		F5				WP	1B			3	0	1	1	1	1					
Billy Klaus, L (8, PR) OBP: 0.392, SLG: 0.347						1-2	2-3f			0	1	0	0	0	0					
Frank Torre, L (9, 3) OBP: 0.418, SLG: 0.416						1-2	2H		HR	0	0	0	0	0	0					
Don Demeter, R (1,8) OBP: 0.361, SLG: 0.508	F5			E5		1-2	2-3		HR	3	1	1	2	1	0					
Ruben Amaro, R (1,6) OBP: 0.372, SLG: 0.327	K					B3-5			F7	4	0	0	0	0	2					
Bob Oldis, R (1,2) OBP: 0.389, SLG: 0.355				G1-4-3	BB				FC5	1	1	1	0	3	0					
Bobby Wine, R (1,5) OBP: 0.274, SLG: 0.344				G1-4-3		L3			SH1-4	3	0	1	0	0	0					
Chris Short, R (1,1) OBP: 0.130, SLG: 0.182				4-3		1-3			FC5	4	0	0	0	0	0					
Inning Stats	R: 0 H: 0 E: 0 K: 2 S: 10	H: 0 LOB: 0 BB: 0 P: 14	R: 0 H: 0 E: 0 K: 1 S: 9	LOB: 0 BB: 0 P: 13	R: 0 H: 0 E: 0 K: 0 S: 4	LOB: 0 BB: 1 P: 9	R: 0 H: 0 E: 2 K: 2 S: 12	LOB: 3 BB: 1 P: 17	R: 0 H: 0 E: 0 K: 0 S: 9	LOB: 0 BB: 1 P: 14	R: 1 H: 2 E: 0 K: 0 S: 5	LOB: 2 BB: 2 P: 13	R: 1 H: 1 E: 0 K: 0 S: 9	LOB: 0 BB: 1 P: 19	R: 3 H: 4 E: 0 K: 0 S: 17	LOB: 2 BB: 1 P: 29	1B: 5 2B: 2 3B: 0 HR: 2	SF: 0 SAC: 2 DP: 3 HBP: 0	WP: 1 PB: 0 SB: 0 CS: 1	PA: 37
PITCHER Pete Richert, L (1,1) ERA: 4.5	IP: 7.0 WLS: L BF: 28 H: 3 R: 2 ER: 2 SO: 5 BB: 5 IBB: 1 HBP: 0 BLK: 0 WP: 0 HR: 1 S: 58 P: 99 ERA: 2.57 WHIP: 1.143																			
Larry Sherry, R (8, 1) ERA: 3.25	0.2 7 4 3 3 0 1 0 0 0 0 0 2 14 25 40.50 7.500																			
Ed Roebuck, R (8, 1) ERA: 3.47	0.1 1 0 0 0 0 0 0 0 0 0 0 0 3 4 0.00 0.000																			

livebaseballscores.com

AB 27
R 5
H 7
RBI 5
BB 7
SO 5
LOB 18



Batter	1	2	3	4	5	6	7	8	9	AB	R	H	RBI	BB	SO	LOB	TOP					
Harvey Kuenn, R (1, 5) OBP: 0.375, SLG: 0.446										3	2	2	2	2	0	0	San Francisco Giants @ Philadelphia Phillies Connie Mack Stadium, Philadelphia, PA Fri Aug 24 1962, 7:05 PM EDT Att: 19,454 - Unknown					
Matty Alou, L (1, 7) OBP: 0.329, SLG: 0.346										5	1	2	0	0	4							
Willie Mays, R (1, 8) OBP: 0.376, SLG: 0.605										5	0	0	0	0	3							
Orlando Cepeda, R (1, 3) OBP: 0.357, SLG: 0.537										5	2	5	4	0	0							
Felipe Alou, R (1, 9) OBP: 0.357, SLG: 0.519										5	0	1	0	0	3							
Chuck Hiller, L (1, 4) OBP: 0.337, SLG: 0.340										3	1	1	0	1	0							
John Orsino, R (1, 2) OBP: 0.412, SLG: 0.379										3	0	1	0	1	2							
Jose Pagan, R (1, 6) OBP: 0.313, SLG: 0.334										4	0	1	0	0	6							
Billy O'Dell, S (1, 1) OBP: 0.227, SLG: 0.159										4	0	0	0	2	4							
Inning Stats	R: 1 E: 0 K: 0 S: 5	H: 3 LOB: 1 BB: 0 P: 5	R: 0 E: 0 K: 0 S: 3	H: 1 LOB: 0 BB: 0 P: 3	R: 0 E: 0 K: 1 S: 6	H: 1 LOB: 1 BB: 0 P: 6	R: 0 E: 0 K: 0 S: 4	H: 1 LOB: 2 BB: 1 P: 8	R: 1 E: 0 K: 0 S: 4	H: 1 LOB: 0 BB: 0 P: 4	R: 2 E: 0 K: 1 S: 8	H: 3 LOB: 3 BB: 2 P: 16	R: 1 E: 0 K: 0 S: 4	H: 1 LOB: 0 BB: 0 P: 4	R: 0 E: 0 K: 1 S: 5	H: 1 LOB: 0 BB: 0 P: 5	R: 1 E: 0 K: 0 S: 4	H: 1 LOB: 1 BB: 1 P: 8	1B: 9 2B: 3 3B: 0 HR: 3	SF: 0 SAC: 0 DP: 2 HBP: 0	WP: 0 PB: 0 SB: 1 CS: 0	PA: 41
PITCHER	IP WLS BF H R ER SO BB IBB HBP BLK WP HR S P ERA WHIP																					
Cal McLish, R (1, 1) ERA: 4.62	5.0 L 24 10 4 4 1 0 0 1 0 0 0 2 25 29 7.20 2.000																					
John Boozer, R (6, 1) ERA: 7.53	3.0 12 2 1 1 2 2 0 0 0 0 1 14 22 3.00 1.333																					
Jim Owens, R (9, 1) ERA: 6.15	1.0 5 1 1 1 0 1 0 0 0 0 0 0 4 8 9.00 2.000																					

Batter	1	2	3	4	5	6	7	8	9	AB	R	H	RBI	BB	SO	LOB	BOTTOM					
Tony Taylor, R (1, 4) OBP: 0.336, SLG: 0.352										4	0	1	0	0	1	0	San Francisco Giants @ Philadelphia Phillies Connie Mack Stadium, Philadelphia, PA Fri Aug 24 1962, 7:05 PM EDT Att: 19,454 - Unknown					
Johnny Callison, L (1, 9) OBP: 0.371, SLG: 0.491										4	0	1	0	0	1							
Ted Savage, R (1, 7) OBP: 0.339, SLG: 0.372										3	0	0	0	1	1							
Roy Sievers, R (1, 3) OBP: 0.336, SLG: 0.444										4	0	1	0	0	3							
Don Demeter, R (1, 8) OBP: 0.362, SLG: 0.510										3	0	0	0	1	1							
Bob Oldis, R (1, 2) OBP: 0.367, SLG: 0.324										3	0	0	0	0	3							
Bobby Wine, R (1, 5) OBP: 0.279, SLG: 0.351										3	0	2	0	0	0							
Ruben Amaro, R (1, 6) OBP: 0.361, SLG: 0.315										3	0	0	0	1	2							
Cal McLish, S (1, 1) OBP: 0.167, SLG: 0.114										2	0	0	0	0	1							
John Boozer, R (6, 1)										0	0	0	0	0	0							
Mel Roach, R (6, PH) OBP: 0.245, SLG: 0.250										1	0	0	0	0	0							
Jim Owens, R (9, 1) OBP: 0.231, SLG: 0.250										0	0	0	0	0	0							
Inning Stats	R: 0 E: 0 K: 0 S: 3	H: 0 LOB: 0 BB: 0 P: 3	R: 0 E: 0 K: 0 S: 3	H: 0 LOB: 0 BB: 0 P: 3	R: 0 E: 0 K: 1 S: 5	H: 1 LOB: 0 BB: 0 P: 5	R: 0 E: 0 K: 1 S: 6	H: 1 LOB: 3 BB: 2 P: 14	R: 0 E: 0 K: 0 S: 3	H: 1 LOB: 0 BB: 0 P: 3	R: 0 E: 0 K: 0 S: 4	H: 1 LOB: 1 BB: 0 P: 4	R: 0 E: 0 K: 0 S: 3	H: 0 LOB: 0 BB: 0 P: 3	R: 0 E: 0 K: 1 S: 5	H: 0 LOB: 0 BB: 0 P: 5	R: 0 E: 0 K: 2 S: 8	H: 1 LOB: 1 BB: 0 P: 8	1B: 5 2B: 1 3B: 0 HR: 0	SF: 0 SAC: 0 DP: 2 HBP: 0	WP: 1 PB: 0 SB: 0 CS: 0	PA: 32
PITCHER	IP WLS BF H R ER SO BB IBB HBP BLK WP HR S P ERA WHIP																					
Billy O'Dell, L (1, 1) ERA: 3.48	9.0 W 32 5 0 0 5 2 0 0 0 1 0 40 48 0.00 0.778																					

Batter	1	2	3	4	5	6	7	8	9	AB	R	H	RBI	BB	SO	LOB	TOP								
Harvey Kuenn, R OBP: 0.373, SLG: 0.441 (1, 5)	5-3	5-3				FC6-4			6-3	4	1	0	0	1	0	3	San Francisco Giants @ Philadelphia Phillies Connie Mack Stadium, Philadelphia, PA Sat Aug 25 1962, 7:05 PM EDT Att: 16,738 - Unknown								
Matty Alou, L OBP: 0.325, SLG: 0.341 (1, 7)	B1		4-3		K			G6-4-3 1B	L1	5	0	1	0	0	1	1									
Willie Mays, R OBP: 0.375, SLG: 0.600 (1, 8)	F8				F8			G6-4-3 1-2	F8	4	0	0	0	0	0	2									
Orlando Cepeda, R OBP: 0.358, SLG: 0.545 (1, 3)		6-3	F8							4	1	2	2	0	0	1									
Felipe Alou, R OBP: 0.358, SLG: 0.526 (1, 9)		1B	6-3							4	2	2	1	0	0	1									
Chuck Hillier, L OBP: 0.338, SLG: 0.340 (1, 4)		1B			G6-4-3 BB				4-3	3	0	1	0	1	0	0									
John Orsino, R OBP: 0.421, SLG: 0.394 (1, 2)		FC5-2 1B	G6-4-3			F7			G5-3 1B	4	1	2	1	0	0	1									
Jose Pagan, R OBP: 0.317, SLG: 0.342 (1, 6)		FC5-2 1B							1B	4	1	3	0	0	0	2									
Billy Pierce, L OBP: 0.333, SLG: 0.282 (1, 1)									G5-3	4	0	2	2	0	0	3									
Inning Stats	R: 0 E: 0 K: 0 S: 3	H: 0 LOB: 0 BB: 0 P: 3	R: 2 E: 0 K: 0 S: 7	H: 4 LOB: 2 BB: 0 P: 7	R: 0 E: 0 K: 0 S: 3	H: 0 LOB: 1 BB: 0 P: 4	R: 0 E: 0 K: 0 S: 3	H: 1 LOB: 1 BB: 1 P: 7	R: 2 E: 0 K: 1 S: 6	H: 1 LOB: 0 BB: 1 P: 10	R: 1 E: 0 K: 0 S: 5	H: 2 LOB: 1 BB: 0 P: 5	R: 0 E: 0 K: 0 S: 3	H: 2 LOB: 1 BB: 0 P: 3	R: 1 E: 0 K: 0 S: 5	H: 3 LOB: 1 BB: 0 P: 5	R: 0 E: 0 K: 0 S: 3	H: 0 LOB: 0 BB: 0 P: 3	1B: 9 2B: 1 3B: 1 HR: 2	SF: 0 SAC: 0 DP: 3 HBP: 1	WP: 0 PB: 0 SB: 0 CS: 0	PA: 39			
PITCHER	IP	WLS	BF	H	R	ER	SO	BB	IBB	HBP	BLK	WP	HR	S	P	ERA	WHIP								
Dallas Green, R ERA: 4.05 (1, 1)	5.0	L	23	6	4	4	1	2	0	0	0	0	1	22	31	7.20	1.600								
Jack Hamilton, R ERA: 5.3 (6, 1)	2.0		8	4	1	1	0	0	0	0	0	0	0	8	8	4.50	2.000								
Bill Smith, L ERA: 4.95 (8, 1)	2.0		8	3	1	1	0	0	0	0	0	0	1	8	8	4.50	1.500								

Batter	1	2	3	4	5	6	7	8	9	AB	R	H	RBI	BB	SO	LOB	BOTTOM								
Tony Taylor, R OBP: 0.337, SLG: 0.353 (1, 4)	F8									4	0	2	0	0	0	0	San Francisco Giants @ Philadelphia Phillies Connie Mack Stadium, Philadelphia, PA Sat Aug 25 1962, 7:05 PM EDT Att: 16,738 - Unknown								
Johnny Callison, L OBP: 0.370, SLG: 0.488 (1, 9)	4-3		1B							3	0	0	0	1	0	2									
Ted Savage, R OBP: 0.338, SLG: 0.370 (1, 7)	6-3									4	0	1	0	0	0	3									
Roy Sievers, R OBP: 0.333, SLG: 0.440 (1, 3)		F2	6-3							4	0	0	0	0	0	3									
Don Demeter, R OBP: 0.363, SLG: 0.512 (1, 8)		E5 1B								4	1	2	0	0	0	0									
Bob Oldis, R OBP: 0.361, SLG: 0.319 (1, 2)										4	0	1	1	0	0	2									
Bobby Wine, R OBP: 0.279, SLG: 0.350 (1, 5)										4	0	1	0	0	1	1									
Ruben Amaro, R OBP: 0.354, SLG: 0.308 (1, 6)										4	0	0	0	0	0	3									
Dallas Green, L OBP: 0.152, SLG: 0.087 (5, PH)										1	0	0	0	0	1	0									
Billy Rice, L OBP: 0.289, SLG: 0.343 (6, 1)										1	0	0	0	0	0	0									
Jack Hamilton, R OBP: 0.369, SLG: 0.500 (6, 1)										0	0	0	0	0	0	0									
Mel Roach, R OBP: 0.242, SLG: 0.247 (7, PH)										1	0	0	0	0	1	0									
Bill Smith, L OBP: 0.305, SLG: 0.273 (8, 1)										0	0	0	0	0	0	0									
Wes Covington, R OBP: 0.208, SLG: 0.422 (8, PH)										1	0	0	0	0	0	2									
Inning Stats	R: 0 E: 0 K: 0 S: 3	H: 0 LOB: 0 BB: 0 P: 3	R: 1 E: 1 K: 0 S: 5	H: 1 LOB: 1 BB: 0 P: 5	R: 0 E: 0 K: 1 S: 7	H: 2 LOB: 2 BB: 0 P: 7	R: 0 E: 0 K: 0 S: 3	H: 0 LOB: 0 BB: 0 P: 3	R: 0 E: 0 K: 2 S: 7	H: 0 LOB: 0 BB: 0 P: 7	R: 0 E: 0 K: 0 S: 4	H: 1 LOB: 1 BB: 0 P: 4	R: 0 E: 0 K: 0 S: 5	H: 2 LOB: 2 BB: 0 P: 5	R: 0 E: 0 K: 0 S: 5	H: 0 LOB: 0 BB: 0 P: 3	1B: 6 2B: 1 3B: 0 HR: 0	SF: 0 SAC: 0 DP: 1 HBP: 0	WP: 0 PB: 0 SB: 0 CS: 0	PA: 36					
PITCHER	IP	WLS	BF	H	R	ER	SO	BB	IBB	HBP	BLK	WP	HR	S	P	ERA	WHIP								
Billy Pierce, L ERA: 3.56 (1, 1)	9.0	W	36	7	1	0	4	1	0	0	0	0	0	43	47	0.00	0.889								

Batter	1	2	3	4	5	6	7	8	9	AB	R	H	RBI	BB	SO	LOB	TOP					
Harvey Kuenn, R (1, 5) OBP: 0.373, SLG: 0.442	F8	6-3							K	4	0	1	1	1	1	1	San Francisco Giants @ Philadelphia Phillies Connie Mack Stadium, Philadelphia, PA Sun Aug 26 1962, 3:33 AM EDT Att: 14,855 - Unknown					
Chuck Hiller, L (1, 4) OBP: 0.339, SLG: 0.338	HR		F7	F5			F8		WP	3	1	0	0	2	0							
Felipe Alou, R (1, 8) OBP: 0.357, SLG: 0.529	F8				5-3		F9		K	5	1	1	1	0	1	3						
Orlando Cepeda, R (1, 3) OBP: 0.359, SLG: 0.553	HR				5-3		FC6-4			4	2	2	2	0	0	1						
Willie McCovey, L (1, 7) OBP: 0.369, SLG: 0.638	K		G3-1						5-3	2	0	0	1	0	1	0						
Ernie Bowman, R (3, 5) OBP: 0.231, SLG: 0.316					1-3				1B	1	0	0	0	0	0	0						
Willie Mays, R (8, PH) OBP: 0.376, SLG: 0.600									BB	0	1	0	0	1	0	0						
Matty Alou, L (1, 9) OBP: 0.323, SLG: 0.333			F8				F8		5-3	3	0	0	0	1	0	1						
Tom Haller, L (1, 2) OBP: 0.400, SLG: 0.483									1B	2	2	2	1	2	0	0						
Jose Pagan, R (1, 6) OBP: 0.317, SLG: 0.344							F2		G6-4-3	3	0	1	1	0	0	2						
Jack Sanford, R (1, 1) OBP: 0.205, SLG: 0.219										3	0	0	0	0	2	3						
Mike McCormick, L (7, 1) OBP: 0.200, SLG: 0.261	K									0	0	0	0	0	0	0						
Bobby Bolin, R (8, 1) OBP: 0.304, SLG: 0.364							K			1	0	0	0	0	1	0						
Inning Stats	R: 2 E: 0 K: 1 S: 6	H: 1 LOB: 0 BB: 1 P: 10	R: 1 E: 0 K: 1 S: 6	H: 2 LOB: 1 BB: 1 P: 10	R: 2 E: 0 K: 0 S: 5	H: 2 LOB: 0 BB: 0 P: 5	R: 1 E: 0 K: 0 S: 4	H: 1 LOB: 1 BB: 1 P: 8	R: 0 E: 0 K: 1 S: 3	H: 0 LOB: 0 BB: 0 P: 3	R: 0 E: 0 K: 0 S: 5	H: 0 LOB: 1 BB: 1 P: 9	R: 0 E: 0 K: 0 S: 3	H: 0 LOB: 0 BB: 1 P: 7	R: 1 E: 0 K: 0 S: 3	H: 1 LOB: 0 BB: 1 P: 7	R: 0 E: 0 K: 3 S: 9	H: 0 LOB: 1 BB: 1 P: 13	1B: 2 2B: 3 3B: 0 HR: 2	SF: 0 SAC: 1 DP: 1 HBP: 0	WP: 1 PB: 1 SB: 1 CS: 2	PA: 39
PITCHER	IP WLS BF H R ER SO BB IBB HBP BLK WP HR S P ERA WHIP	IP WLS BF H R ER SO BB IBB HBP BLK WP HR S P ERA WHIP	IP WLS BF H R ER SO BB IBB HBP BLK WP HR S P ERA WHIP	IP WLS BF H R ER SO BB IBB HBP BLK WP HR S P ERA WHIP	IP WLS BF H R ER SO BB IBB HBP BLK WP HR S P ERA WHIP	IP WLS BF H R ER SO BB IBB HBP BLK WP HR S P ERA WHIP	IP WLS BF H R ER SO BB IBB HBP BLK WP HR S P ERA WHIP	IP WLS BF H R ER SO BB IBB HBP BLK WP HR S P ERA WHIP	IP WLS BF H R ER SO BB IBB HBP BLK WP HR S P ERA WHIP	IP WLS BF H R ER SO BB IBB HBP BLK WP HR S P ERA WHIP	IP WLS BF H R ER SO BB IBB HBP BLK WP HR S P ERA WHIP	IP WLS BF H R ER SO BB IBB HBP BLK WP HR S P ERA WHIP	IP WLS BF H R ER SO BB IBB HBP BLK WP HR S P ERA WHIP	IP WLS BF H R ER SO BB IBB HBP BLK WP HR S P ERA WHIP	IP WLS BF H R ER SO BB IBB HBP BLK WP HR S P ERA WHIP	IP WLS BF H R ER SO BB IBB HBP BLK WP HR S P ERA WHIP	IP WLS BF H R ER SO BB IBB HBP BLK WP HR S P ERA WHIP					
Art Mahaffey, R (1, 1) ERA: 3.57	5.0	L	23	6	6	6	2	3	0	0	0	0	0	0	0	0	10.80	1.800				
Jim Owens, R (6, 1) ERA: 5.95	2.0		8	0	0	0	1	2	0	0	0	0	0	0	8	16	0.00	1.000				
Jack Baldschun, R (8, 1) ERA: 3.2	2.0		8	1	1	1	3	2	0	0	0	1	0	12	20	4.50	1.500					

Batter	1	2	3	4	5	6	7	8	9	AB	R	H	RBI	BB	SO	LOB	BOTTOM					
Tony Taylor, R (1, 4) OBP: 0.334, SLG: 0.349	6-3		6-3						F9	5	0	0	0	0	1	1	San Francisco Giants @ Philadelphia Phillies Connie Mack Stadium, Philadelphia, PA Sun Aug 26 1962, 3:33 AM EDT Att: 14,855 - Unknown					
Billy Klaus, L (1, 5) OBP: 0.286, SLG: 0.339	F7		F8						K	5	0	1	0	0	1	0						
Johnny Callison, L (1, 9) OBP: 0.371, SLG: 0.492	3-1		F6							4	1	2	0	0	0	0						
Wes Covington, L (1, 7) OBP: 0.312, SLG: 0.405										3	1	1	0	1	0	2						
Jack Baldschun, R (8, 1)										0	0	0	0	0	0	0						
Don Demeter, R (1, 8) OBP: 0.366, SLG: 0.516										3	2	2	1	1	0	0						
Frank Torre, L (1, 3) OBP: 0.427, SLG: 0.426										4	0	3	1	0	0	1						
Clay Dalrymple, L (1, 2) OBP: 0.304, SLG: 0.442										4	0	0	1	0	0	5						
Bobby Wine, R (1, 6) OBP: 0.278, SLG: 0.348										4	0	1	1	0	0	3						
Art Mahaffey, R (1, 1) OBP: 0.181, SLG: 0.241										1	0	0	0	0	1	2						
Mei Roach, R (5, PH) OBP: 0.240, SLG: 0.245										1	0	0	0	0	0	0						
Jim Owens, R (6, 1) OBP: 0.231, SLG: 0.250										0	0	0	0	0	0	0						
Roy Stevers, R (7, PH) OBP: 0.333, SLG: 0.440										2	0	1	0	0	1	0						
Inning Stats	R: 0 E: 0 K: 0 S: 3	H: 0 LOB: 0 BB: 0 P: 3	R: 1 E: 0 K: 1 S: 8	H: 3 LOB: 0 BB: 0 P: 8	R: 0 E: 0 K: 0 S: 3	H: 0 LOB: 0 BB: 0 P: 3	R: 0 E: 0 K: 0 S: 4	H: 2 LOB: 2 BB: 1 P: 8	R: 0 E: 0 K: 1 S: 5	H: 0 LOB: 0 BB: 0 P: 5	R: 3 E: 0 K: 0 S: 5	H: 2 LOB: 0 BB: 1 P: 9	R: 0 E: 0 K: 0 S: 5	H: 3 LOB: 2 BB: 0 P: 5	R: 0 E: 0 K: 0 S: 4	H: 1 LOB: 1 BB: 0 P: 4	R: 0 E: 0 K: 2 S: 7	H: 0 LOB: 0 BB: 0 P: 7	1B: 8 2B: 2 3B: 1 HR: 0	SF: 0 SAC: 0 DP: 1 HBP: 0	WP: 0 PB: 0 SB: 0 CS: 0	PA: 38
PITCHER	IP WLS BF H R ER SO BB IBB HBP BLK WP HR S P ERA WHIP	IP WLS BF H R ER SO BB IBB HBP BLK WP HR S P ERA WHIP	IP WLS BF H R ER SO BB IBB HBP BLK WP HR S P ERA WHIP	IP WLS BF H R ER SO BB IBB HBP BLK WP HR S P ERA WHIP	IP WLS BF H R ER SO BB IBB HBP BLK WP HR S P ERA WHIP	IP WLS BF H R ER SO BB IBB HBP BLK WP HR S P ERA WHIP	IP WLS BF H R ER SO BB IBB HBP BLK WP HR S P ERA WHIP	IP WLS BF H R ER SO BB IBB HBP BLK WP HR S P ERA WHIP	IP WLS BF H R ER SO BB IBB HBP BLK WP HR S P ERA WHIP	IP WLS BF H R ER SO BB IBB HBP BLK WP HR S P ERA WHIP	IP WLS BF H R ER SO BB IBB HBP BLK WP HR S P ERA WHIP	IP WLS BF H R ER SO BB IBB HBP BLK WP HR S P ERA WHIP	IP WLS BF H R ER SO BB IBB HBP BLK WP HR S P ERA WHIP	IP WLS BF H R ER SO BB IBB HBP BLK WP HR S P ERA WHIP	IP WLS BF H R ER SO BB IBB HBP BLK WP HR S P ERA WHIP	IP WLS BF H R ER SO BB IBB HBP BLK WP HR S P ERA WHIP						
Jack Sanford, R (1, 1) ERA: 3.57	6.2	W	29	9	4	4	2	2	0	0	0	0	0	0	0	0	5.40	1.650				
Mike McCormick, L (7, 1) ERA: 4.97	0.1		2	1	0	0	0	0	0	0	0	2	2	0	0	0	0.00	3.000				
Bobby Bolin, R (8, 1) ERA: 3.59	2.0	S	7	1	0	0	2	0	0	0	0	11	11	0	0	0	0.00	0.500				

Batter	1	2	3	4	5	6	7	8	9	AB R H RBI BB SO LOB	TOP									
Richie Ashburn, L (1, 7) OBP: 0.431, SLG: 0.403	4-2 1B BB	3-2 1B			3-2 6-3		0-2 6-3		0-0 F3	4 1 1 0 1 0 0	New York Mets @ Philadelphia Phillies Connie Mack Stadium, Philadelphia, PA Tue Aug 28 1962, 7:05 PM EDT Unknown									
Rod Kanehl, R (1, 4) OBP: 0.324, SLG: 0.361	2-2 4-3	0-0 F9			0-2 3-1		3-1 1B 2B	0-0 5-3	5 1 1 0 0 0 2											
Charlie Neal, R (1, 6) OBP: 0.318, SLG: 0.386	3-2 HBP 2H 1B		0-0 F9		4-2 FC6-4 BB		0-0 1B	0-0 5-3	4 0 2 2 1 0 0											
Frank Thomas, R (1, 3) OBP: 0.325, SLG: 0.498	0-0 F7		3-1 5-3		1-1 FC6-4		0-3 K		4 0 0 0 0 1 3											
Felix Mantilla, R (1, 5) OBP: 0.329, SLG: 0.399	4-1 HBP 1-2 BB		0-0 L4		4-1 6-3 E BB		1-3 K		2 0 0 0 2 1 1											
Joe Christopher, R (1, 9) OBP: 0.295, SLG: 0.314	3-0 1-2 2-3 HBP		0-0 F8		2-1 E7 6-3		0-0 CS 1B		3 0 1 0 0 0 1											
Jim Hickman, R (1, 8) OBP: 0.328, SLG: 0.408	1-0 P3		0-0 1B		0-0 6-3		0-0 CS 1B		4 0 2 0 0 0 5											
Joe Pignatano, R (1, 2) OBP: 0.321, SLG: 0.280		0-0 F8	0-0 F8		3-3 K		0-3 K	1-2 2-3	4 0 0 0 0 2 5											
Al Jackson, L (1, 1) OBP: 0.092, SLG: 0.095		3-3 K	0-3 K		0-1 1-3		0-3 K		4 0 0 0 0 3 4											
Inning Stats	R: 1 E: 0 K: 0 S: 12	H: 1 LOB: 3 BB: 2 P: 29	R: 0 E: 0 K: 1 S: 8	H: 1 LOB: 1 BB: 0 P: 14	R: 0 E: 0 K: 0 S: 4	H: 0 LOB: 0 BB: 7	R: 0 E: 0 K: 1 S: 6	H: 1 LOB: 1 BB: 0 P: 6	R: 0 E: 0 K: 0 S: 12	H: 0 LOB: 1 BB: 1 P: 20	R: 1 E: 0 K: 2 S: 12	H: 2 LOB: 1 BB: 0 P: 16	R: 0 E: 0 K: 2 S: 8	H: 2 LOB: 1 BB: 0 P: 8	R: 0 E: 0 K: 0 S: 3	H: 0 LOB: 0 BB: 3	1B: 6 2B: 1 3B: 0 HR: 0	SF: 0 SAC: 0 DP: 0 HBP: 1	WP: 0 PB: 0 SB: 0 CS: 2	PA: 39
PITCHER	IP WLS BF H R ER SO BB IBB HBP BLK WP HR S P ERA WHIP											IP WLS BF H R ER SO BB IBB HBP BLK WP HR S P ERA WHIP								
Chris Short, L (1, 1) ERA: 3.39	8.0 L 36 7 2 2 7 4 0 1 0 0 0 0 3 120 2.25 1.375																			
Jack Baldschun, R (9, 1) ERA: 3.17	1.0 3 0 0 0 0 0 0 0 0 0 0 0 3 3 0.00 0.000																			

AB	34
R	2
H	7
RBI	2
BB	4
SO	7
LOB	21



Batter	1	2	3	4	5	6	7	8	9	AB R H RBI BB SO LOB	BOTTOM											
Tony Taylor, R (1, 4) OBP: 0.336, SLG: 0.348	4-2 FC5 SH1-3 BB		4-2 FC6-4 BB			0-1 4-3			3-2 F3	2 0 0 0 2 0 0	New York Mets @ Philadelphia Phillies Connie Mack Stadium, Philadelphia, PA Tue Aug 28 1962, 7:05 PM EDT Unknown											
Ted Savage, R (1, 9) OBP: 0.335, SLG: 0.367	0-1 SH1-3		1-1 FC6-4			1-1 6-3			2-3 K	3 0 0 0 0 1 1												
Don Demeter, R (1, 8) OBP: 0.365, SLG: 0.513	1-0 P9		2-1 F8			2-1 P5			0-0 FC6-4 1B	4 0 1 0 0 0 2												
Roy Sievers, R (1, 3) OBP: 0.335, SLG: 0.439	4-2 BB			3-1 1-3		1-0 G5-4-3 1B			0-0 FC6-4	3 0 1 0 1 0 1												
Mel Roach, R (1, 7) OBP: 0.233, SLG: 0.237	2-1 FC5			1-1 6-3		0-0 G5-4-3			1-2 F9	3 0 0 0 0 0 3												
Bobby Wine, R (1, 5) OBP: 0.275, SLG: 0.344		0-3 K		0-0 6-3		0-0 F9				3 0 0 0 0 1 0												
Bob Ojdis, R (1, 2) OBP: 0.349, SLG: 0.307		0-0 5-3			0-1 4-3			1-1 5-3		3 0 0 0 0 0 0												
Ruben Amaro, R (1, 6) OBP: 0.353, SLG: 0.309		0-0 F9			0-0 1B			2-2 1-3		3 0 1 0 0 0 0												
Chris Short, R (1, 1) OBP: 0.120, SLG: 0.167 Johnny Callison, L (8, PH) Jack Baldschun, R (9, 1)			0-0 4-3		0-3 K			2-1 L8		2 0 0 0 0 1 0 1 0 0 0 0 0 0 0 0 0 0 0 0 0												
Inning Stats	R: 0 E: 0 K: 0 S: 9	H: 0 LOB: 2 BB: 2 P: 20	R: 0 E: 0 K: 1 S: 5	H: 0 LOB: 0 BB: 0 P: 5	R: 0 E: 0 K: 0 S: 8	H: 0 LOB: 1 BB: 1 P: 15	R: 0 E: 0 K: 0 S: 5	H: 0 LOB: 0 BB: 0 P: 9	R: 0 E: 0 K: 1 S: 6	H: 1 LOB: 0 BB: 0 P: 6	R: 0 E: 0 K: 0 S: 6	H: 0 LOB: 0 BB: 0 P: 9	R: 0 E: 0 K: 0 S: 3	H: 1 LOB: 0 BB: 0 P: 4	R: 0 E: 0 K: 0 S: 8	H: 0 LOB: 1 BB: 0 P: 13	R: 0 E: 0 K: 1 S: 8	H: 1 LOB: 1 BB: 0 P: 13	1B: 3 2B: 0 3B: 0 HR: 0	SF: 0 SAC: 1 DP: 1 HBP: 0	WP: 0 PB: 0 SB: 0 CS: 0	PA: 31
PITCHER	IP WLS BF H R ER SO BB IBB HBP BLK WP HR S P ERA WHIP											IP WLS BF H R ER SO BB IBB HBP BLK WP HR S P ERA WHIP										
Al Jackson, L (1, 1) ERA: 4.15	9.0 W 31 3 0 0 3 3 0 0 0 0 0 0 58 94 0.00 0.667																					

AB	27
R	0
H	3
RBI	0
BB	3
SO	3
LOB	7



Batter	1	2	3	4	5	6	7	8	9	AB	R	H	RBI	BB	SO	LOB	TOP			
Richie Ashburn, L (1, 7) OBP: 0.432, SLG: 0.402	4-0 E 1B BB		0-0 F9		1-1 1B		0-0 FC6-4			3	1	1	0	1	0	1				
Rod Kanehl, R (1, 4) OBP: 0.323, SLG: 0.359	0-0 1B		0-0 F3		0-0 5-3			0-0 F7		4	0	1	1	0	0	1				
Charlie Neal, R (1, 6) OBP: 0.318, SLG: 0.383	0-0 F9		4-0 BB			0-3 K		0-0 F9		3	0	0	0	1	1	1				
Elio Chacon, R (6, 6) OBP: 0.350, SLG: 0.287	0-0 F9									0	0	0	0	0	0	0				
Frank Thomas, R (1, 3) OBP: 0.322, SLG: 0.494	0-0 F8		1-3 K		0-0 F9			0-0 E3		4	0	0	0	0	1	2				
Felix Mantilla, R (1, 5) OBP: 0.328, SLG: 0.398	0-0 F2				0-0 6-3			0-0 1B		4	0	1	0	0	0	2				
Rick Herscher, R (8, 5) OBP: 0.235, SLG: 0.344								0-0 1B		0	0	0	0	0	0	0				
Joe Christopher, R (1, 9) OBP: 0.296, SLG: 0.317		0-0 5-3		0-0 F9		0-0 F9			0-0 2B	4	0	1	0	0	0	1				
Jim Hickman, R (1, 8) OBP: 0.327, SLG: 0.405		0-0 6-3		0-0 6-3			0-0 FC6-4 1B		0-0 F7	4	0	1	0	0	0	1				
Chris Cannizzaro, R (1, 2) OBP: 0.316, SLG: 0.250		0-0 1B			0-0 1-3		0-0 F3		0-0 6-3	4	0	1	0	0	0	2				
Bob Miller, R (1, 1) OBP: 0.147, SLG: 0.206		0-0 4-3			0-3 K		0-0 L8		3-3 K	2	0	0	0	0	1	1				
Ken MacKenzie, R (5, 1) OBP: 0.091, SLG: 0.091										0	0	0	0	0	0	0				
Bob Moorhead, R (6, 1) OBP: 0.222, SLG: 0.045										1	0	0	0	0	0	1				
Choo-Choo Coleman, L (9, PH) OBP: 0.295, SLG: 0.521										1	0	0	0	0	1	1				
Inning Stats	R: 1 E: 1 K: 0 S: 4	H: 1 LOB: 1 BB: 1 P: 8	R: 0 E: 0 K: 0 S: 4	H: 1 LOB: 1 BB: 0 P: 4	R: 0 E: 0 K: 1 S: 7	H: 0 LOB: 1 BB: 1 P: 12	R: 0 E: 0 K: 0 S: 3	H: 0 LOB: 0 BB: 0 P: 3	R: 0 E: 0 K: 1 S: 7	H: 1 LOB: 1 BB: 0 P: 8	R: 0 E: 0 K: 1 S: 6	H: 1 LOB: 1 BB: 0 P: 6	R: 0 E: 0 K: 0 S: 4	H: 0 LOB: 0 BB: 0 P: 4	R: 0 E: 0 K: 1 S: 6	H: 1 LOB: 1 BB: 0 P: 9	1B: 5 2B: 1 3B: 0 HR: 0	SF: 0 SAC: 0 DP: 0 HBP: 0	WP: 0 PB: 0 SB: 0 CS: 0	PA: 36
PITCHER Dennis Bennett, L (1, 1) ERA: 4.64	IP: 9.0 WLS: W BF: 36 H: 6 R: 1 ER: 1 SO: 4 BB: 2 IBB: 0 HBP: 0 BLK: 0 WP: 0 HR: 0 S: 45 P: 58 ERA: 1.00 WHIP: 0.889															PITCHER				

New York Mets @ Philadelphia Phillies
Connie Mack Stadium, Philadelphia, PA
 Tue Aug 28 1962, 7:05 PM EDT
 Att: 6,572 - Unknown

AB 34
R 1
H 6
RBI 1
BB 2
SO 4
LOB 14



Batter	1	2	3	4	5	6	7	8	9	AB	R	H	RBI	BB	SO	LOB	BOTTOM			
Tony Taylor, R (1, 4) OBP: 0.338, SLG: 0.347	4-0 1B BB	4-0 2B FC4-2 BB		4-0 WP BB	0-1 5-3		1-1 F8			2	1	0	0	3	0	2				
Billy Klaus, L (1, 5) OBP: 0.294, SLG: 0.352	0-0 SH3-4 1B SF8	3-2 FC4-2 2B		0-0 F9		0-3 K		0-0 E G6-4-3 1B		5	2	3	1	0	1	1				
Johnny Callison, L (1, 9) OBP: 0.372, SLG: 0.491	1-2 WP SH3-4 1B	3-2 FC4-2 BB		0-0 F8		4-2 PB BB		0-0 E1 G6-4-3 PB 1B		4	2	2	1	1	0	3				
Wes Covington, L (1, 7) OBP: 0.316, SLG: 0.410	0-0 SH3-4	4-2			0-0 2B	2-1 F7		4-1 G6-4-3 HBP		2	1	1	0	1	0	1				
Ted Savage, R (7, 7) OBP: 0.337, SLG: 0.367	1-2 2-3	1-2 BB			1-0 2B	1-2 F7		G6-4-3 HBP		0	0	0	0	0	0	0				
Don Demeter, R (1, 8) OBP: 0.365, SLG: 0.515	0-0 SF8	1-3 K			1-0 2B	0-1 2B		0-0 G6-4-3		4	1	2	3	0	1	5				
Frank Torre, L (1, 3) OBP: 0.426, SLG: 0.429	4-0 BB		0-0 F9		0-2 4-3 2B		0-0 1B		0-0 F9	4	1	1	0	1	0	1				
Clay Dalrymple, L (1, 2) OBP: 0.306, SLG: 0.446	0-0 F8		0-0 F7		2-1 1B 2B		0-0 WP WP 1B			4	1	2	2	0	0	2				
Ruben Amaro, R (1, 6) OBP: 0.356, SLG: 0.313		0-0 SH1-4 2B 1B		0-0 6-3		0-0 K		0-3 K		4	1	2	0	0	1	1				
Dennis Bennett, L (1, 1) OBP: 0.192, SLG: 0.204		0-0 SH1-4		0-3 K		0-0 FC6-2-5		0-3 K		3	0	0	0	0	2	3				
Inning Stats	R: 2 E: 0 K: 0 S: 7	H: 2 LOB: 2 BB: 2 P: 16	R: 1 E: 0 K: 1 S: 17	H: 2 LOB: 3 BB: 2 P: 32	R: 0 E: 0 K: 0 S: 3	H: 0 LOB: 0 BB: 0 P: 3	R: 0 E: 0 K: 1 S: 5	H: 0 LOB: 1 BB: 1 P: 9	R: 2 E: 0 K: 0 S: 11	H: 4 LOB: 2 BB: 0 P: 14	R: 1 E: 0 K: 1 S: 9	H: 1 LOB: 1 BB: 1 P: 15	R: 2 E: 1 K: 0 S: 5	H: 2 LOB: 0 BB: 0 P: 11	R: 2 E: 1 K: 0 S: 5	H: 2 LOB: 0 BB: 0 P: 9	1B: 8 2B: 5 3B: 0 HR: 0	SF: 1 SAC: 2 DP: 1 HBP: 1	WP: 4 PB: 2 SB: 0 CS: 0	PA: 42
PITCHER Bob Miller, R (1, 1) ERA: 5.34	IP: 4.1 WLS: L BF: 26 H: 8 R: 5 ER: 5 SO: 2 BB: 5 IBB: 0 HBP: 0 BLK: 0 WP: 2 HR: 0 S: 40 P: 71 ERA: 10.38 WHIP: 3.000															PITCHER				
Ken MacKenzie, L (5, 1) ERA: 5.07	1.0 3 0 0 0 1 0 0 0 0 0 0 6 6 0.00 0.000																			
Bob Moorhead, R (6, 1) ERA: 4.41	2.2 13 5 5 2 2 1 0 1 0 2 0 21 32 6.75 2.250																			

New York Mets @ Philadelphia Phillies
Connie Mack Stadium, Philadelphia, PA
 Tue Aug 28 1962, 7:05 PM EDT
 Att: 6,572 - Unknown

AB 32
R 10
H 13
RBI 7
BB 6
SO 5
LOB 19



Batter	1	2	3	4	5	6	7	8	9	10	AB	R	H	RBI	BB	SO	LOB	TOP	
Richie Ashburn, L OBP: 0.433, SLG: 0.403 (1.9) (9.7)	1-0 G4-6-3 1B		3-2 F5			0-0 L4-3 1B		0-0 L8			4	0	2	0	0	0	1		
Rod Kanehl, R OBP: 0.319, SLG: 0.354 (1.4) (9.9)	0-1 G4-6-3 1-2f		0-0 FC5			3-2 L4-3 1-2		0-0 4-3			4	0	0	0	0	0	3		
Gene Woodling, L OBP: 0.368, SLG: 0.432 Joe Christopher, R OBP: 0.298, SLG: 0.317 (1.7) (9. PR) (9.9)	2-1 3-1					3-2 L9		2-0 HR		2-1 L4-3 1B	4	1	2	1	0	0	0		
Mary Throneberry, L OBP: 0.306, SLG: 0.433 (1.3)		0-3 K				1-1 L4		0-0 FC5-4 1B		0-0 F9	4	0	1	0	0	1	1		
Charlie Neal, R OBP: 0.317, SLG: 0.382 (1.5)		1-2 F8				0-2		0-0 FC5-4 1-2f		0-2 L4-3 1-2	4	0	1	0	0	0	2		
Choo-Choo Coleman, L OBP: 0.290, SLG: 0.463 (1.2)		1-3 K				1-2 1B		0-0 4-3		1-3 K	4	0	0	0	0	2	1		
Jim Hickman, R OBP: 0.326, SLG: 0.403 (1.8)						2-2 E 6-3 1B		3-2 5-3		0-0 F7	4	1	1	0	0	0	0		
Elio Chacon, R OBP: 0.346, SLG: 0.283 (1.6)						3-2 6-3 1-2		1-3 K		0-3 K	4	0	0	0	0	3	1		
Jay Hook, L OBP: 0.333, SLG: 0.241 (1.1)						0-0 E4 FC5 2-H 1B		0-3 K		0-0 4-3	3	0	1	0	0	1	0		
Inning Stats	R: 0 E: 0 K: 0 S: 5	H: 1 LOB: 0 BB: 0 P: 8	R: 0 E: 0 K: 2 S: 9	H: 0 LOB: 0 BB: 0 P: 11	R: 1 E: 1 K: 2 S: 12	H: 2 LOB: 1 BB: 0 P: 20	R: 0 E: 0 K: 2 S: 13	H: 1 LOB: 1 BB: 0 P: 18	R: 0 E: 0 K: 1 S: 5	H: 0 LOB: 0 BB: 0 P: 5	R: 0 E: 0 K: 0 S: 6	H: 1 LOB: 1 BB: 0 P: 8	R: 0 E: 0 K: 2 S: 7	H: 0 LOB: 0 BB: 0 P: 9	1B: 7 2B: 2 3B: 0 HR: 1	SF: 0 SAC: 0 DP: 3 HBP: 0	WP: 0 PB: 0 SB: 0 CS: 0	PA: 35	
PITCHER Cal McLish, R ERA: 4.35 (1.1)	IP 10.0	WLS W 35	BF H 8	R ER 1	SO 7	BB 0	IBB 0	HBP 0	BLK 0	WP 0	HR 1	S 78	P 109	ERA 0.90	WHIP 0.800				

New York Mets @ Philadelphia Phillies
 Connie Mack Stadium, Philadelphia, PA
 Wed Aug 29 1962, 7:05 PM EDT
 Att: 4,822 - Unknown

AB	35
R	2
H	8
RBI	1
BB	0
SO	7
LOB	9

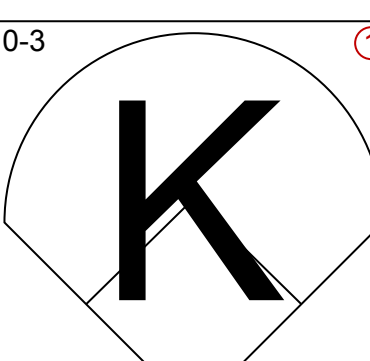
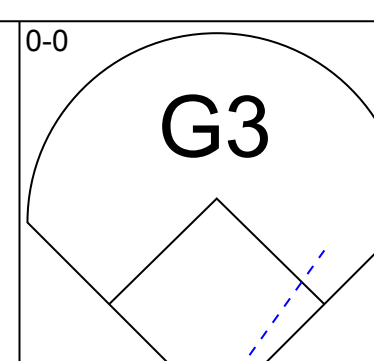
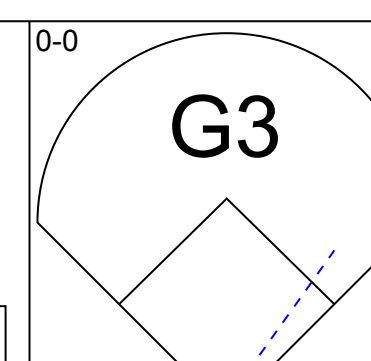
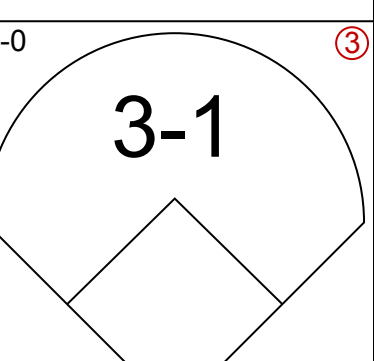
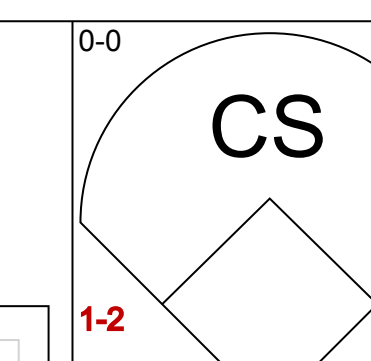
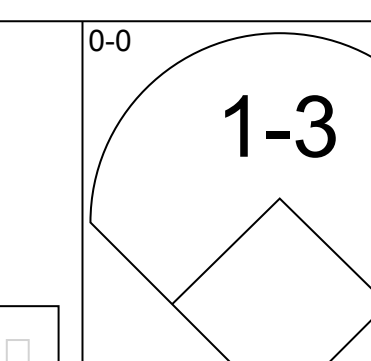
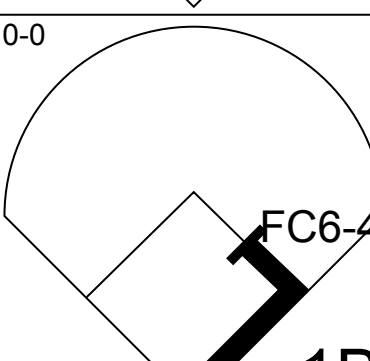
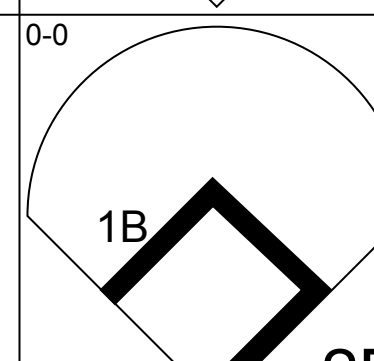
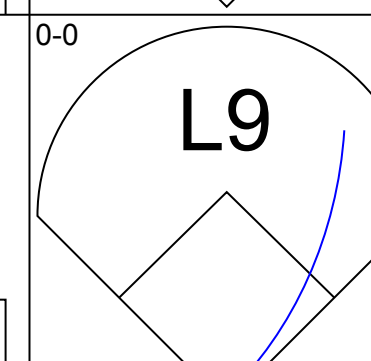
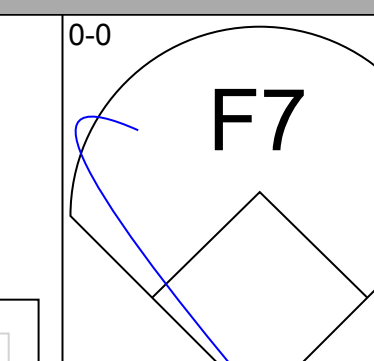
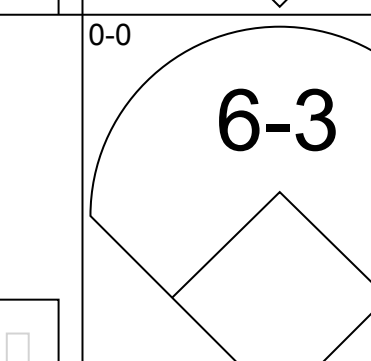
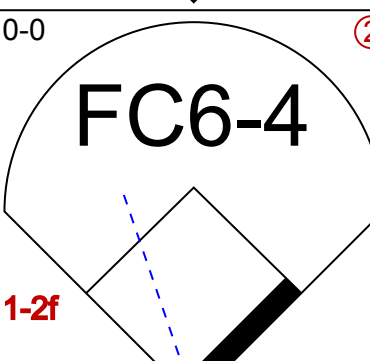
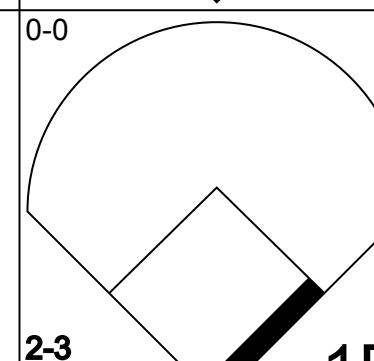
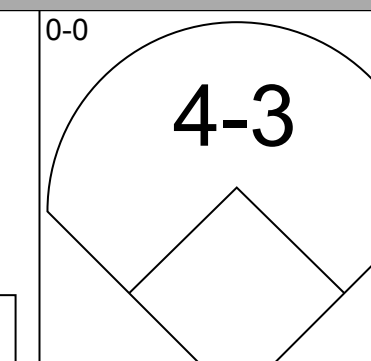
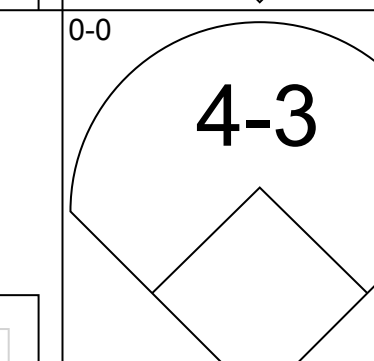
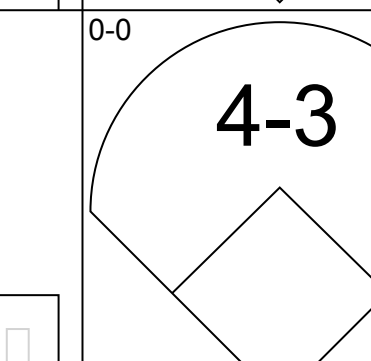
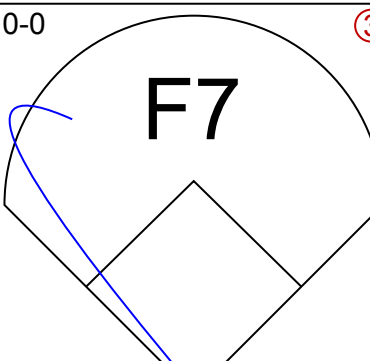
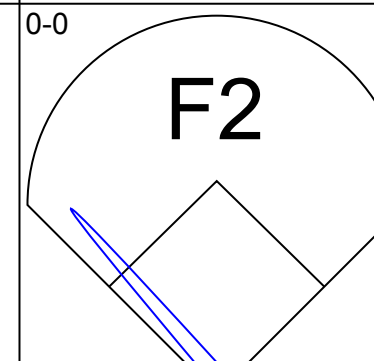
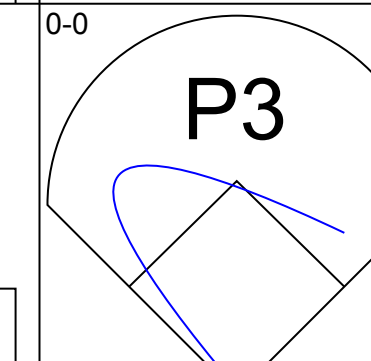
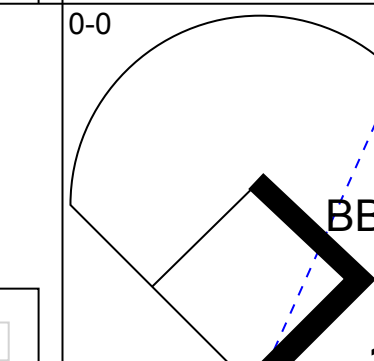
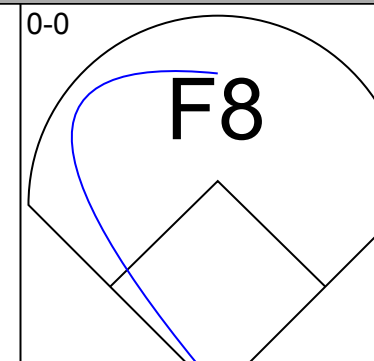
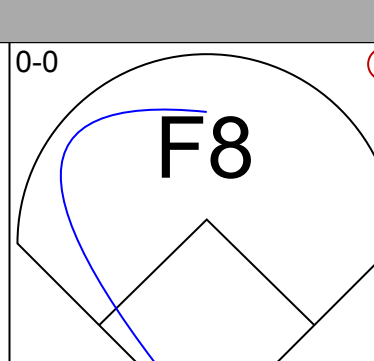
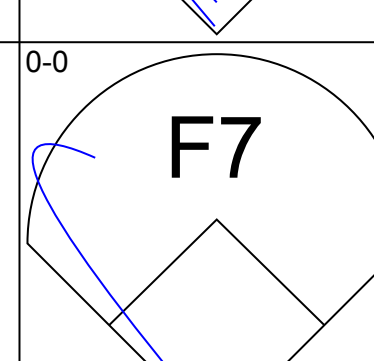
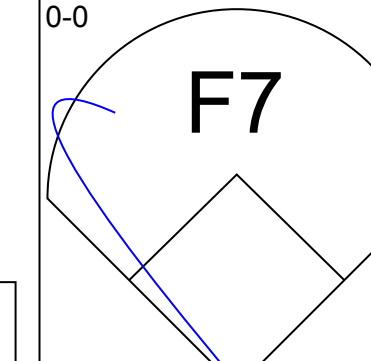
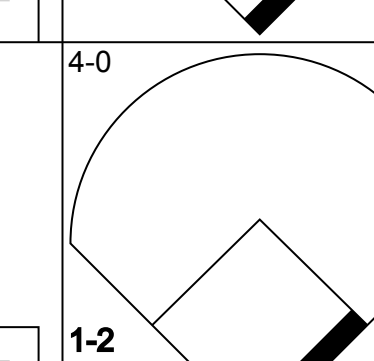
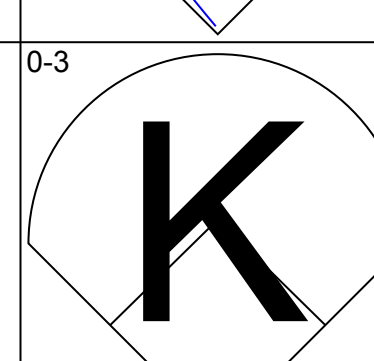
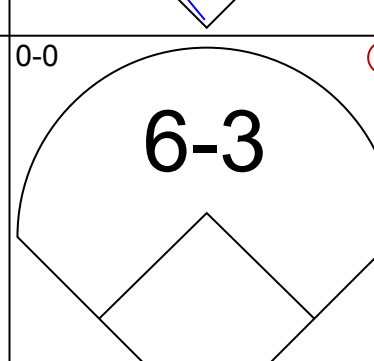
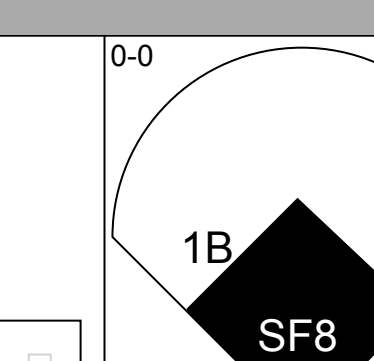
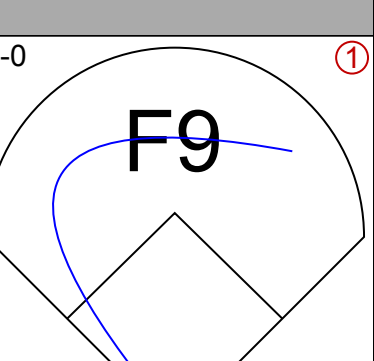
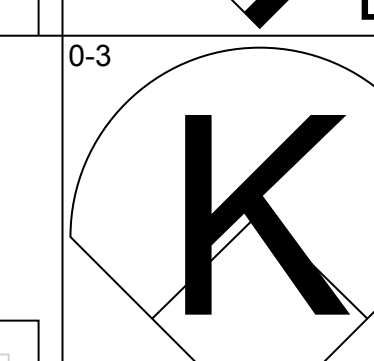
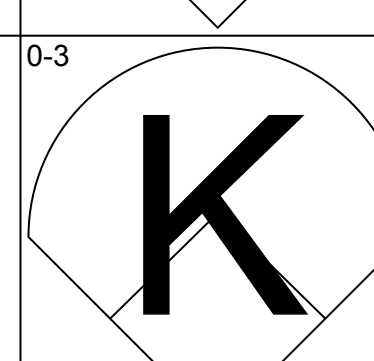
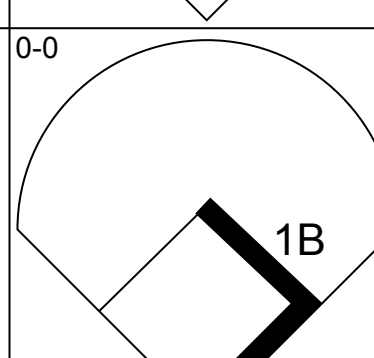
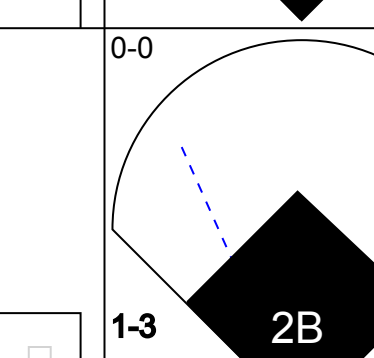
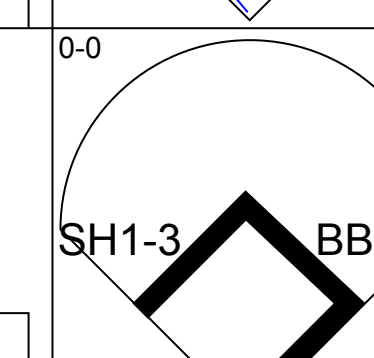
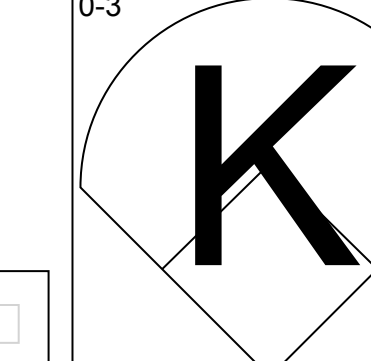
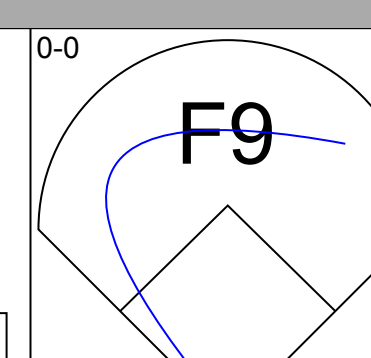
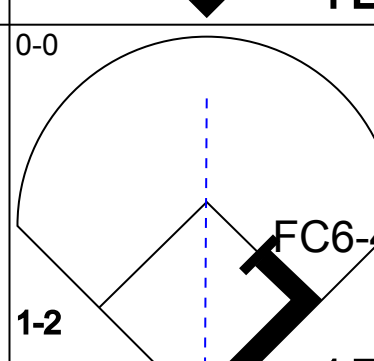
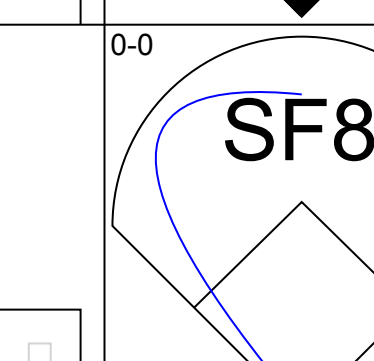
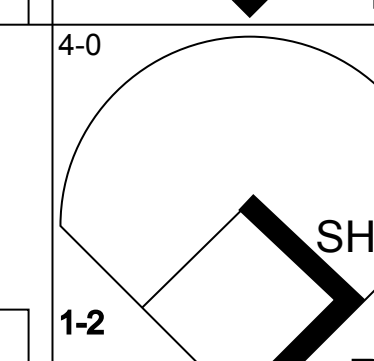
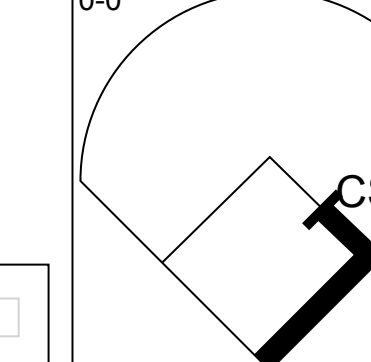
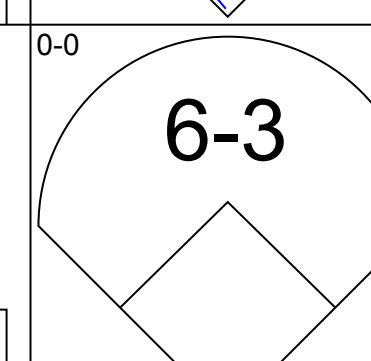

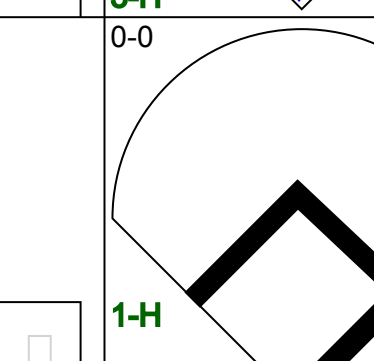
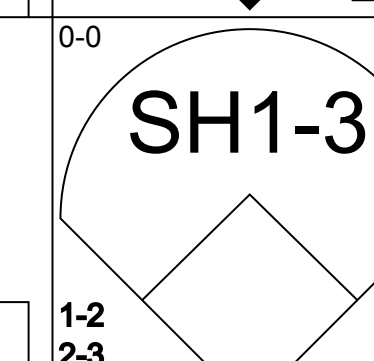
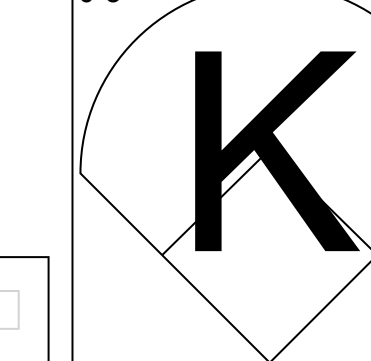

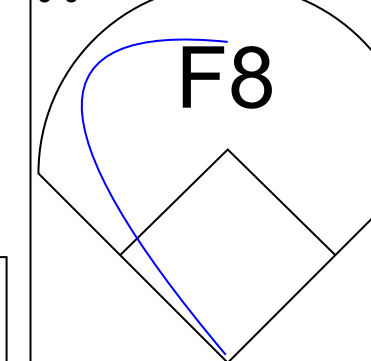


Batter	1	2	3	4	5	6	7	8	9	10	AB	R	H	RBI	BB	SO	LOB	BOTTOM						
Tony Taylor, R OBP: 0.338, SLG: 0.347 (1.4) (9.7)	3-3 K		1-3 K			1-3 K		0-0 S 1B		0-0 BB 1B	5	0	2	0	0	3	1							
Billy Klaus, L OBP: 0.292, SLG: 0.344 (1.5) (9.9)	0-0 5-3		0-0 F9			1-2 P4		0-0 3-1 1-2		4-2 BB 1B	4	0	0	0	1	0	2							
Johnny Callison, L OBP: 0.369, SLG: 0.486 (1.9) (9.9)	0-1 F7					2-1 4-3		0-0 3-1		0-0 F9	5	0	0	0	0	1	2							
Wes Covington, L OBP: 0.322, SLG: 0.423 Ted Savage, R OBP: 0.337, SLG: 0.367 (1.7) (10. PR)	1-0 FC1-6 1B		1-3 K			0-0 4-3 2B		0-0 P4		0-1 1B 2B	5	0	3	0	0	1	0							
Don Demeter, R OBP: 0.366, SLG: 0.514 (1.8)	0-1 FC1-6 4-3 1-2f		0-0 E5 BB 1B HBP			0-0 F8		0-0 HBP 1B		2-2 1B 2-H	5	1	2	1	0	0	2							
Frank Torre, L OBP: 0.428, SLG: 0.422 (1.3)	1-0 4-3 1-2		1-1 BB 1B HBP			0-0 4-3 2-3		0-0 4-3 1-2 HBP		2-0 1B HBP	2	1	0	0	0	0	2							
Clay Dalrymple, L OBP: 0.404, SLG: 0.442 (1.2)	2-1 F3		4-1 BB 1B BB			0-3 K		3-1 4-3		3-1 4-3	3	0	0	0	1	1	4							
Bobby Wine, R OBP: 0.278, SLG: 0.347 (1.6)			2-3 K			0-0 1B		1-2 1-3		0-0 B2-4 1B	4	0	2	2	0	1	0							
Cal McLish, S OBP: 0.173, SLG: 0.106 (1.1)			4-2 BB			3-3 K		0-3 K		1-1 B2-4 1-2f	3	0	0	0	1	2	3							
Inning Stats	R: 0 E: 0 K: 1 S: 9	H: 0 LOB: 0 BB: 0 P: 12	R: 0 E: 0 K: 0 S: 6	H: 1 LOB: 1 BB: 0 P: 10	R: 0 E: 0 K: 2 S: 9	H: 0 LOB: 1 BB: 1 P: 16	R: 2 E: 1 K: 2 S: 12	H: 1 LOB: 2 BB: 1 P: 23	R: 0 E: 0 K: 1 S: 7	H: 0 LOB: 0 BB: 0 P: 9	R: 0 E: 0 K: 1 S: 6	H: 1 LOB: 1 BB: 0 P: 6	R: 0 E: 0 K: 1 S: 9	H: 1 LOB: 1 BB: 0 P: 10	R: 0 E: 0 K: 0 S: 5	H: 1 LOB: 2 BB: 0 P: 10	R: 0 E: 0 K: 1 S: 10	H: 2 LOB: 2 BB: 1 P: 17	R: 1 E: 0 K: 0 S: 6	H: 2 LOB: 2 BB: 0 P: 8	1B: 7 2B: 3 3B: 0 HR: 0	SF: 0 SAC: 0 DP: 1 HBP: 2	WP: 0 PB: 0 SB: 1 CS: 0	PA: 41
PITCHER Jay Hook, R ERA: 4.94 (1.1)	IP 9.0	WLS L 41	BF H 9	R ER 3	SO 9	BB 3	IBB 0	HBP 2	BLK 0	WP 0	HR 0	S 79	P 121	ERA 1.00	WHIP 1.333									

New York Mets @ Philadelphia Phillies
 Connie Mack Stadium, Philadelphia, PA
 Wed Aug 29 1962, 7:05 PM EDT
 Att: 4,822 - Unknown

AB	36
R	3
H	9
RBI	3
BB	3
SO	9
LOB	16

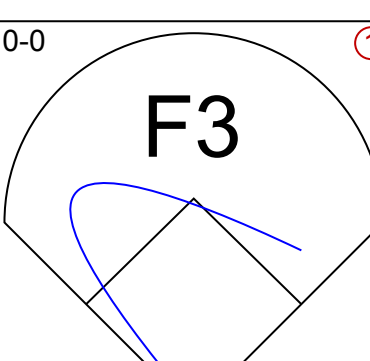
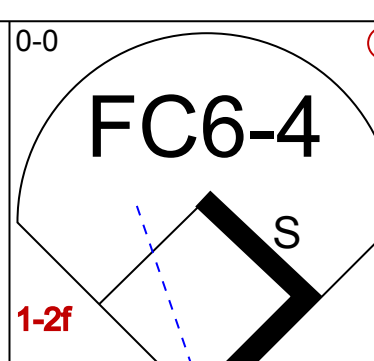
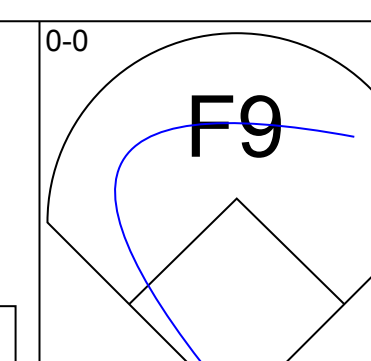
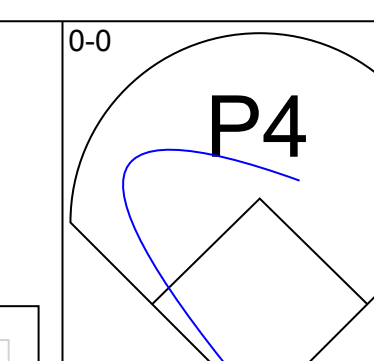
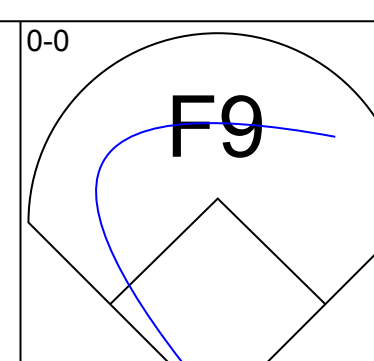
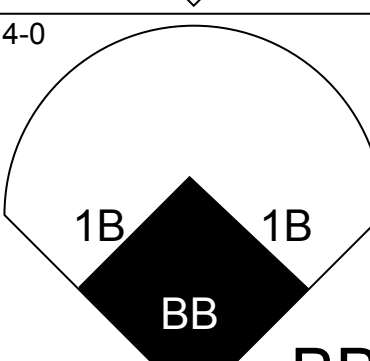
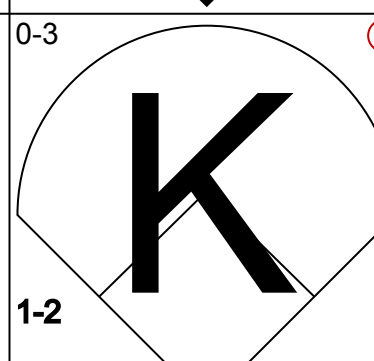

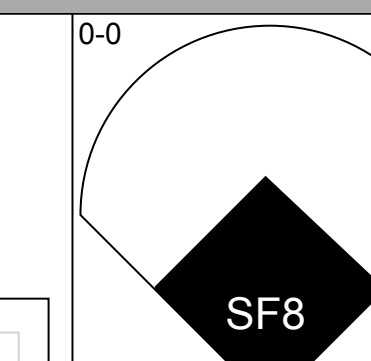
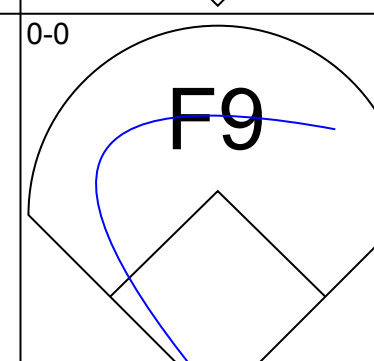
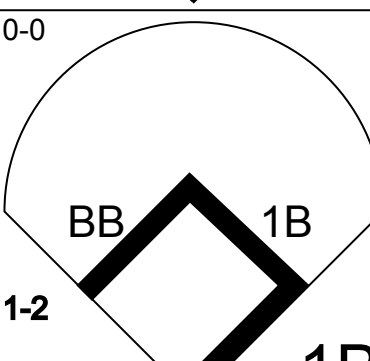
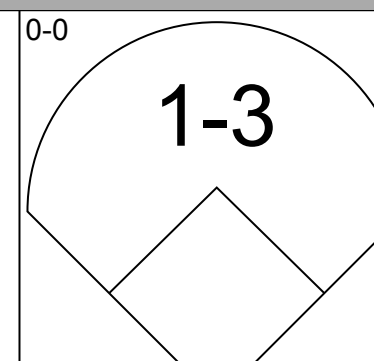
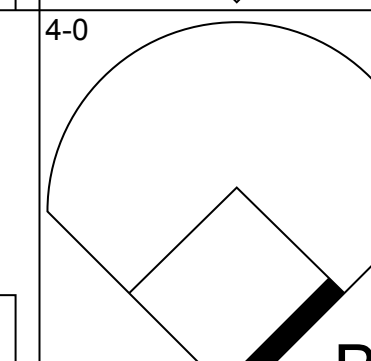
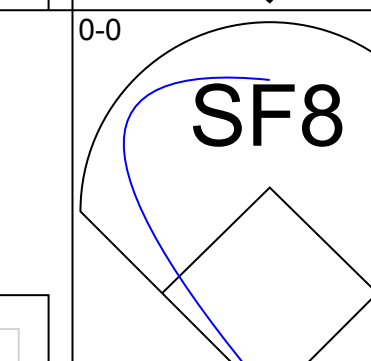
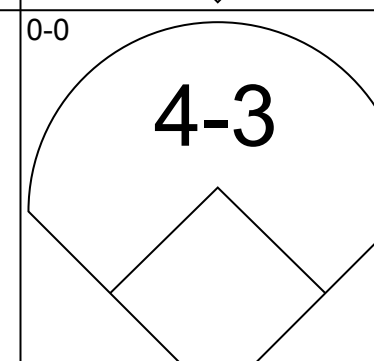
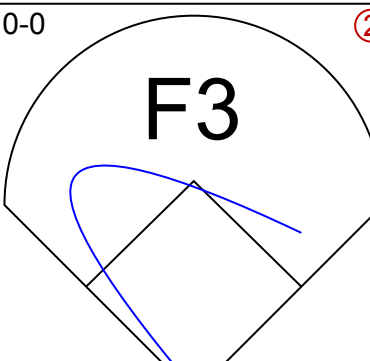
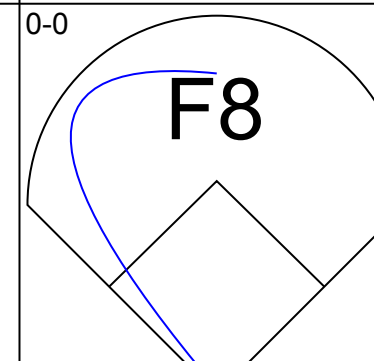
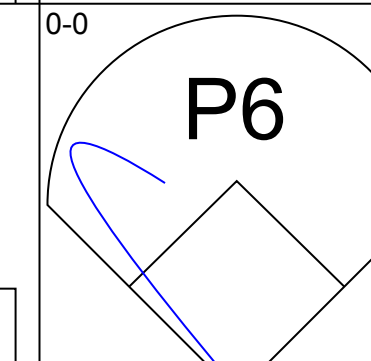
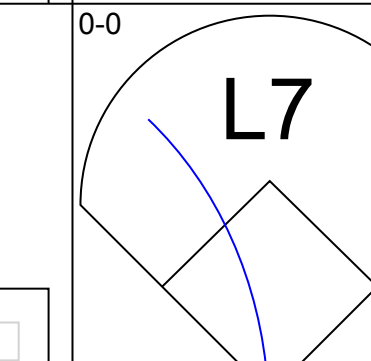
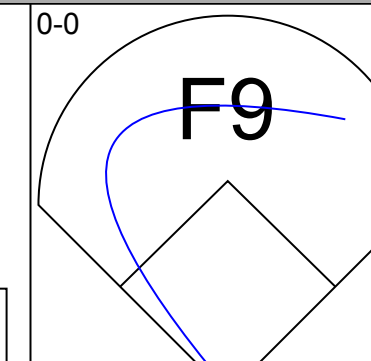
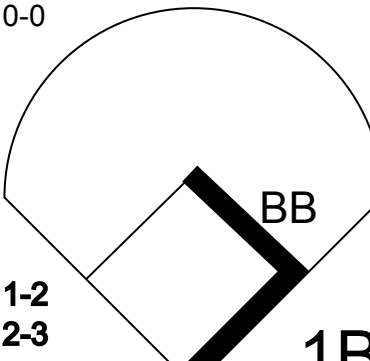
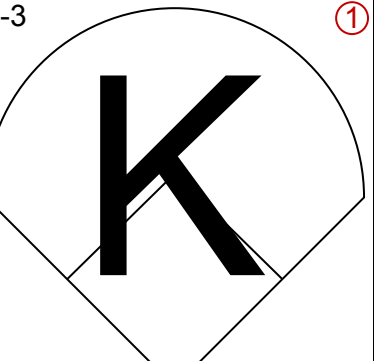
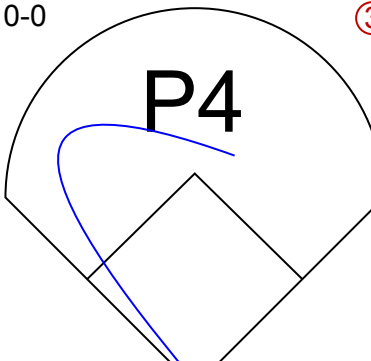
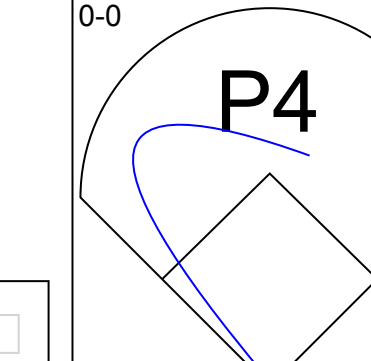

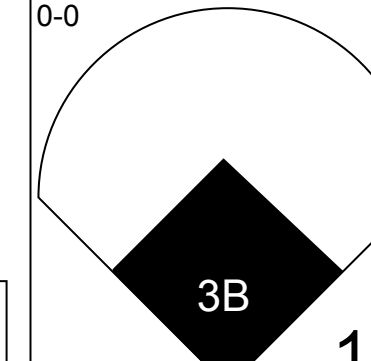
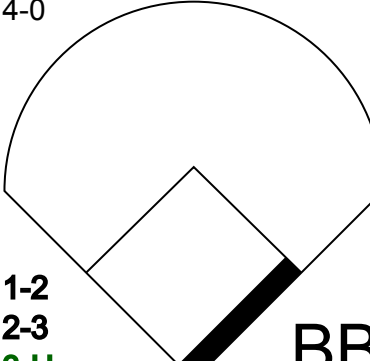
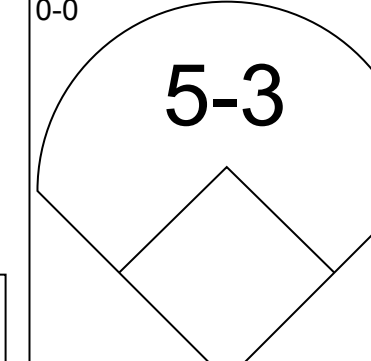
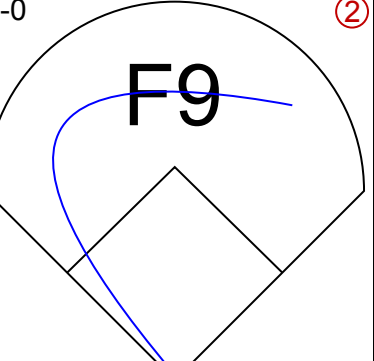
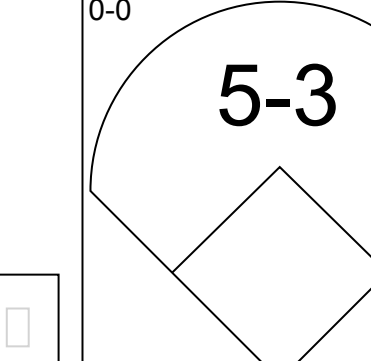
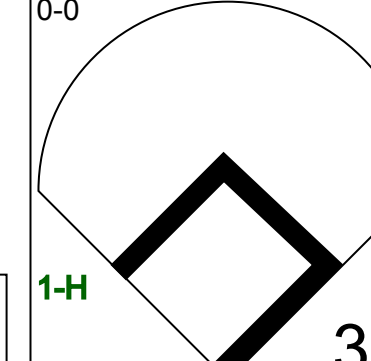
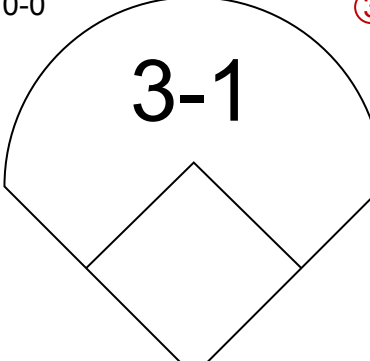
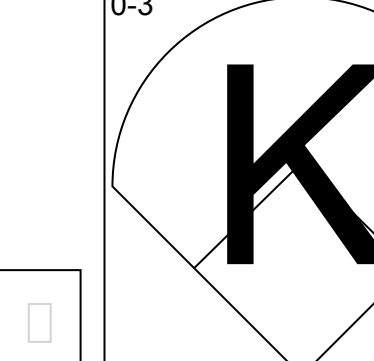
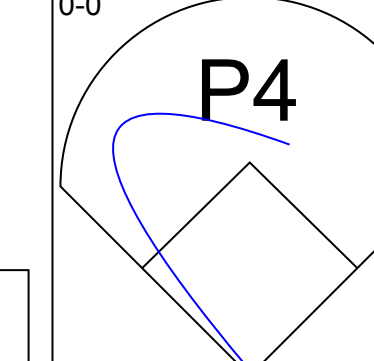
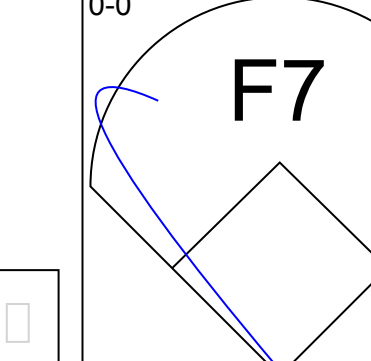

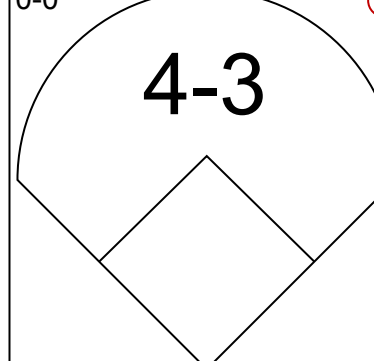
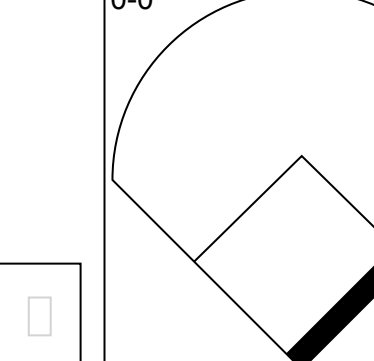
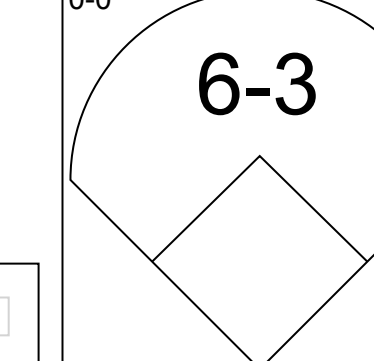
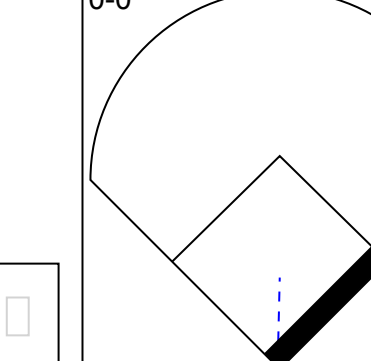
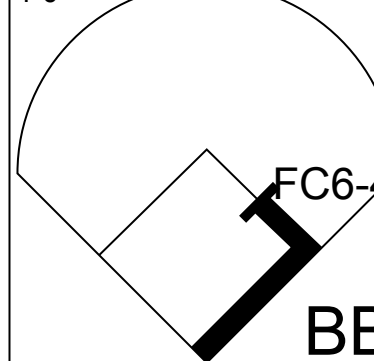
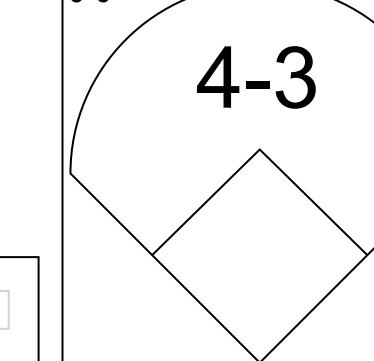
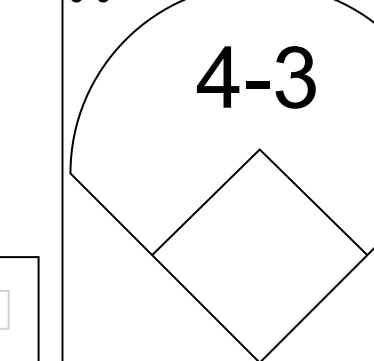
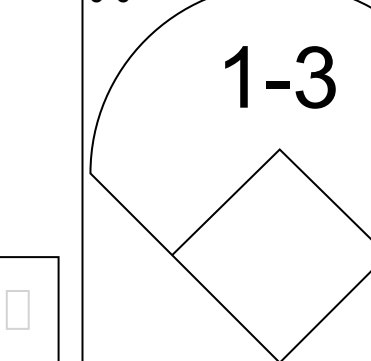


Batter	1	2	3	4	5	6	7	8	9	10	11	AB	R	H	RBI	BB	SO	LOB	TOP	
Bill Virdon, L OBP: 0.280, SLG: 0.361 (1, 8)												5	0	0	0	0	1	3		
Dick Groat, R OBP: 0.336, SLG: 0.363 (1, 6)												5	0	2	0	0	0	1		
Roberto Clemente, R OBP: 0.356, SLG: 0.455 (1, 9)												5	0	1	0	0	0	1		
Smoky Burgess, L OBP: 0.384, SLG: 0.517 (1, 2)												5	0	1	0	0	0	3		
Dick Stuart, R OBP: 0.291, SLG: 0.405 (1, 3)												4	0	0	0	1	1	2		
Donn Clendenon, R OBP: 0.367, SLG: 0.454 (1, 7)												5	1	1	0	0	2	2		
Don Hoak, R OBP: 0.322, SLG: 0.360 (1, 5)												5	1	3	0	0	1	0		
Bill Mazeroski, R OBP: 0.307, SLG: 0.424 (1, 4)												3	0	2	1	1	0	0		
Earl Francis, R OBP: 0.174, SLG: 0.239 (1, 1)												4	0	1	1	0	1	3		
Inning Stats	R: 0 E: 0 K: 1 S: 6	H: 1 LOB: 1 BB: 0 P: 6	R: 0 E: 0 K: 0 S: 5	H: 2 LOB: 2 BB: 0 P: 5	R: 0 E: 0 K: 1 S: 5	H: 2 LOB: 2 BB: 0 P: 5	R: 2 E: 0 K: 0 S: 6	H: 3 LOB: 1 BB: 0 P: 6	R: 0 E: 0 K: 0 S: 3	H: 0 LOB: 0 BB: 0 P: 3	R: 0 E: 0 K: 2 S: 7	H: 1 LOB: 0 BB: 0 P: 7	R: 0 E: 0 K: 0 S: 3	H: 0 LOB: 0 BB: 0 P: 7	R: 0 E: 0 K: 0 S: 3	H: 0 LOB: 0 BB: 0 P: 3	1B: 9 2B: 2 3B: 0 HR: 0	SF: 1 SAC: 1 DP: 0 HBP: 0	WP: 0 PB: 0 SB: 0 CS: 1	PA: 46
PITCHER	IP 7.0	WLS 3	BF 33	H 10	R 2	ER 2	SO 2	BB 2	IBB 0	HBP 0	BLK 0	WP 0	HR 0	S 35	P 43	ERA 2.57	WHIP 1.714			
Dallas Green, R ERA: 3.96 (1, 1)																				
Jack Baldschun, R ERA: 3.16 (8, 1)	4.0	W	12	1	0	0	4	0	0	0	0	0	0	20	20	0.00	0.250			

Pittsburgh Pirates @ Philadelphia Phillies
 Connie Mack Stadium, Philadelphia, PA
 Fri Aug 31 1962, 7:05 PM EDT
 Att: 8,191 - Unknown


AB 41
 R 2
 H 11
 RBI 2
 BB 2
 SO 6
 LOB 15

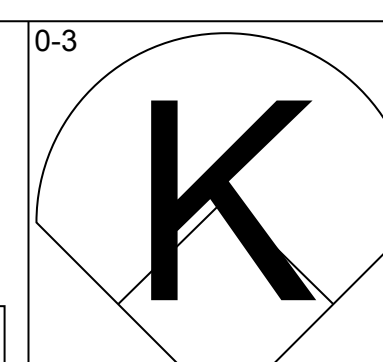
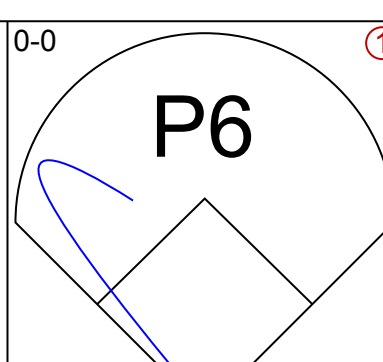
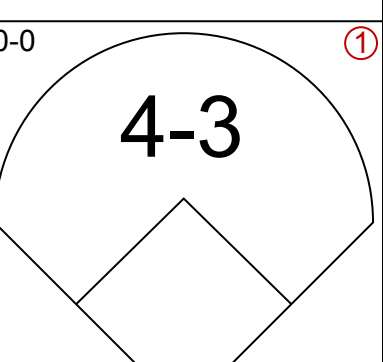
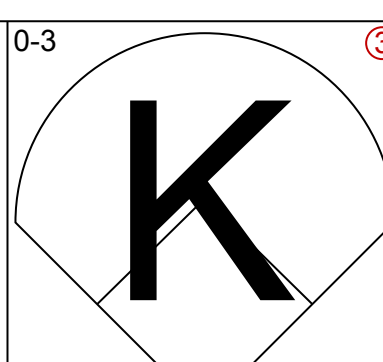
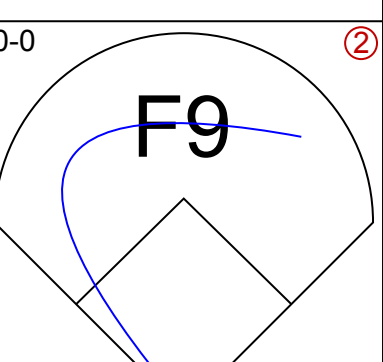
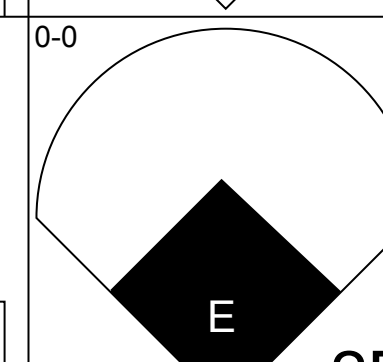
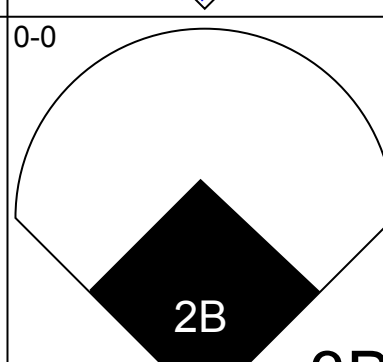
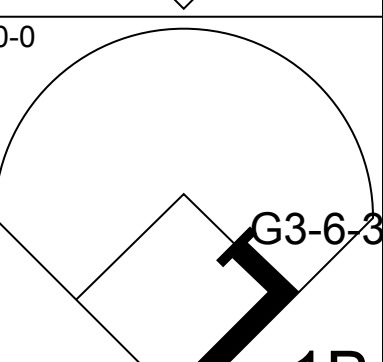
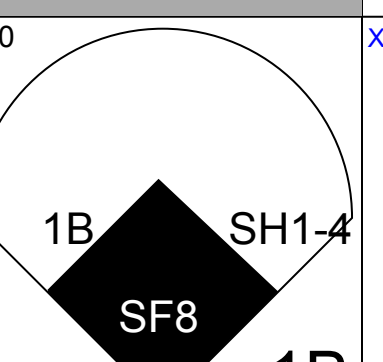
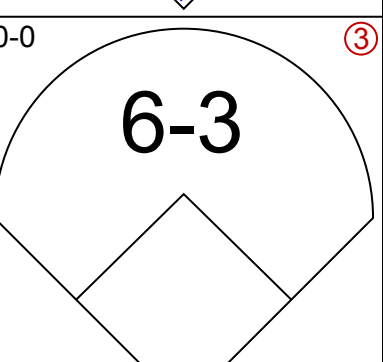
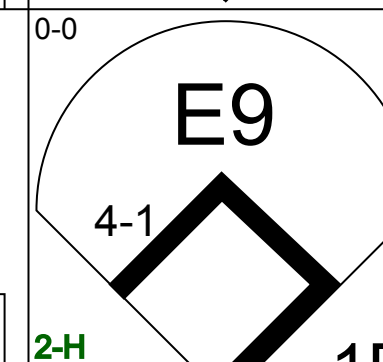
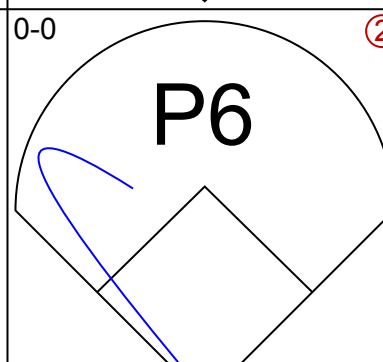
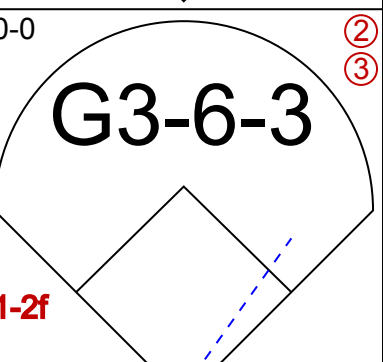
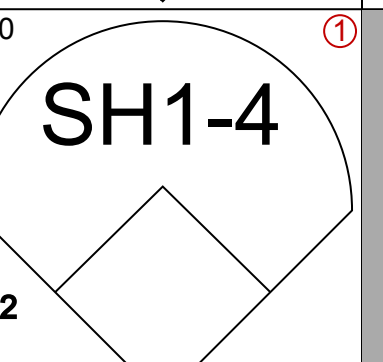
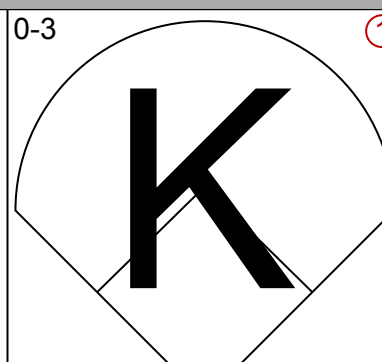
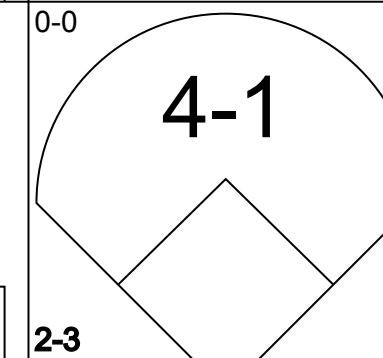
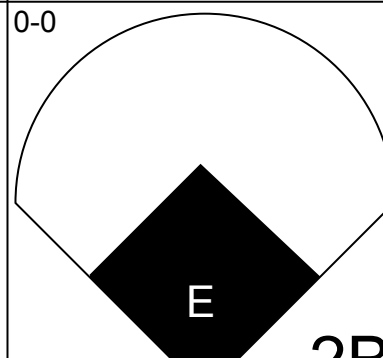
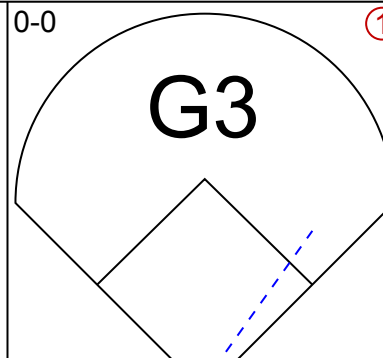
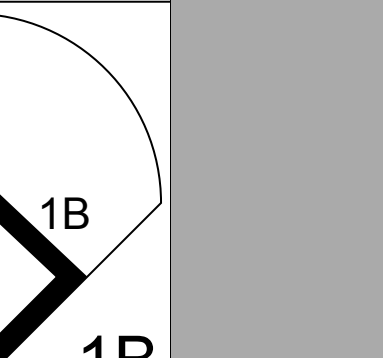
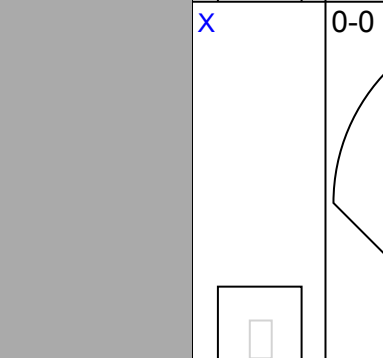
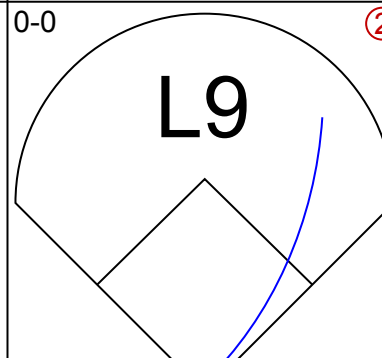
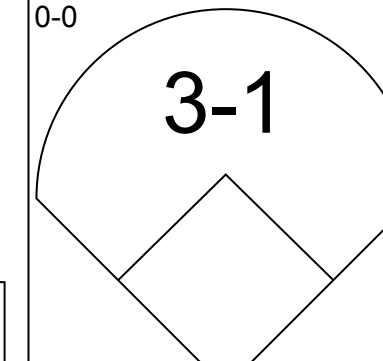
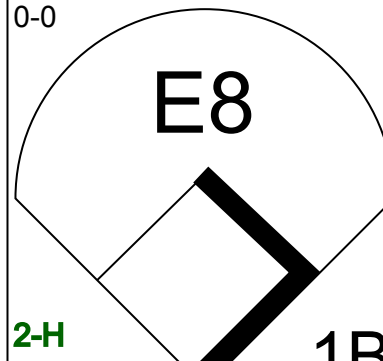
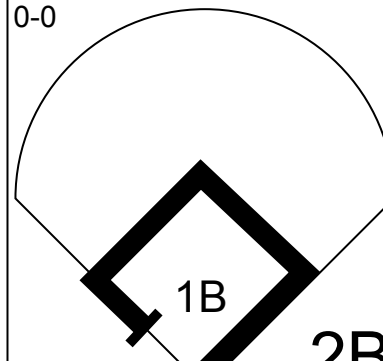
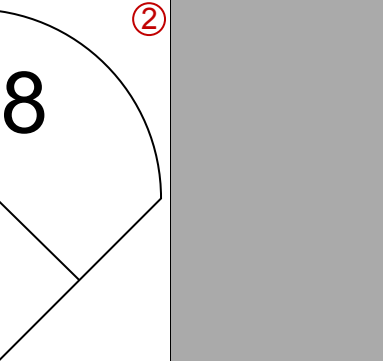
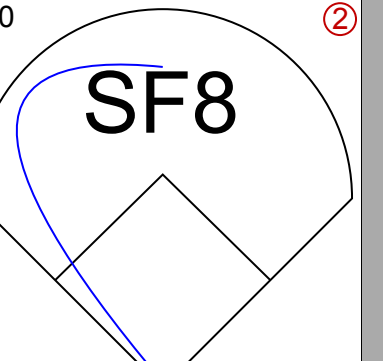
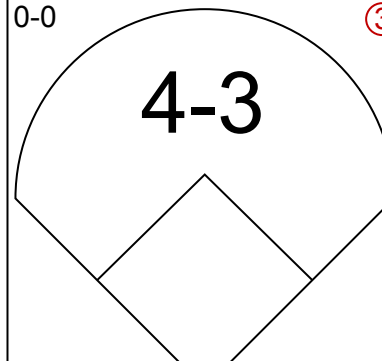
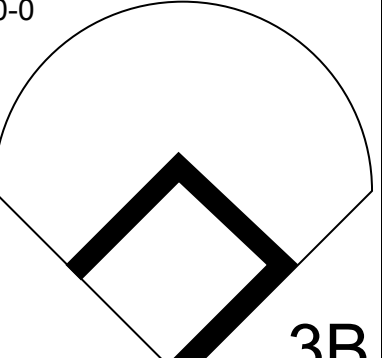
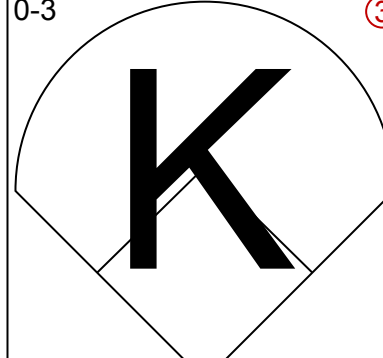
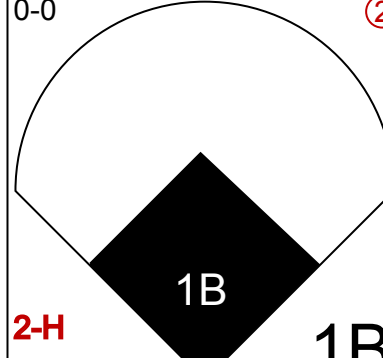
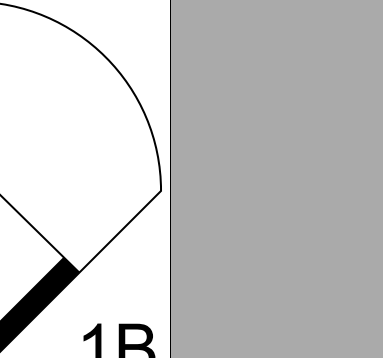


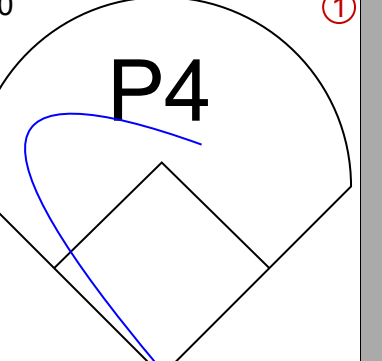
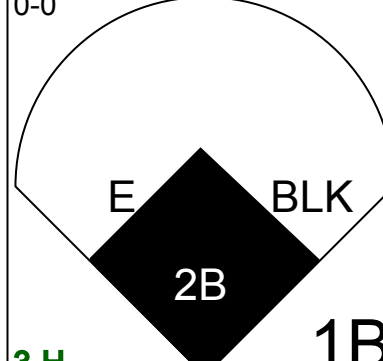
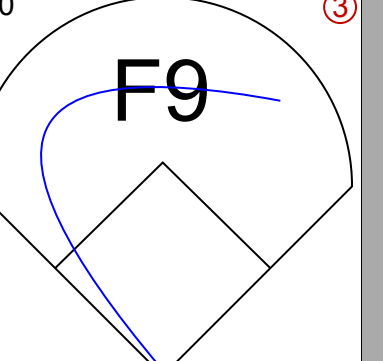


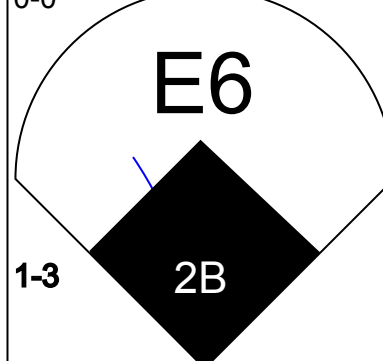
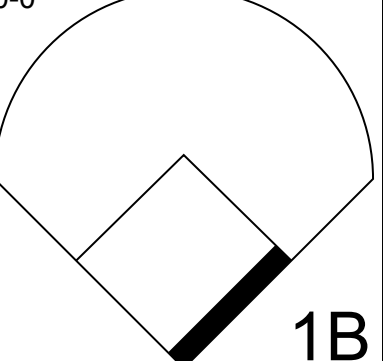

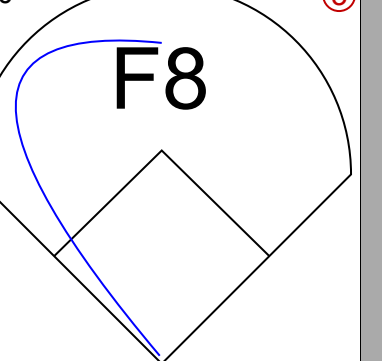
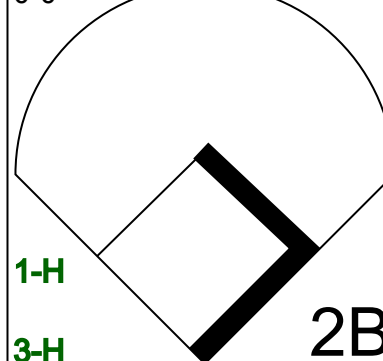
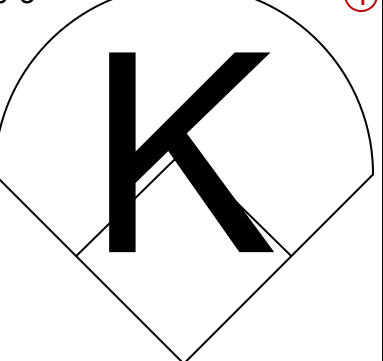


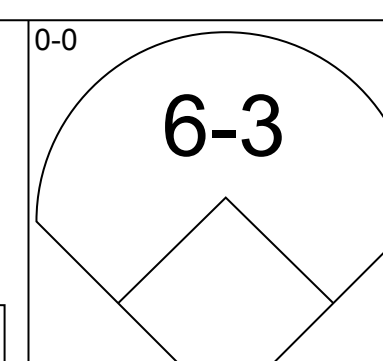
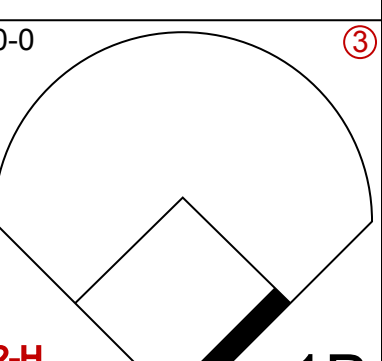
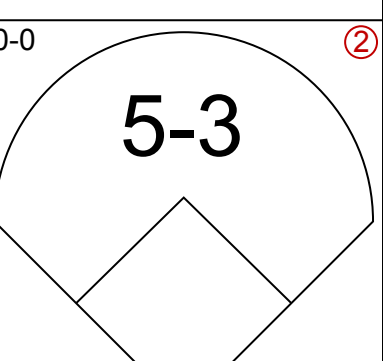
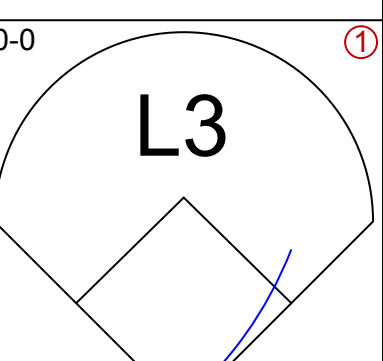
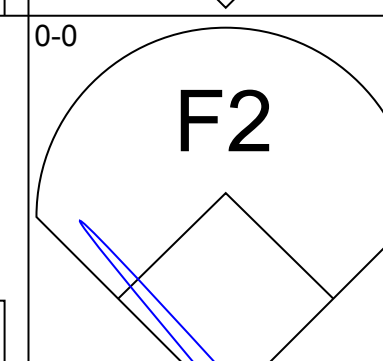
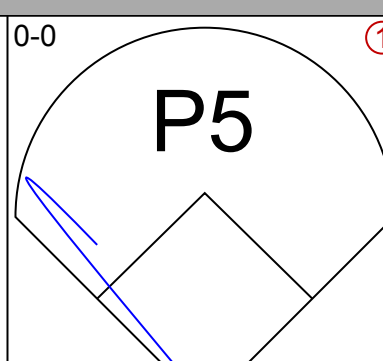
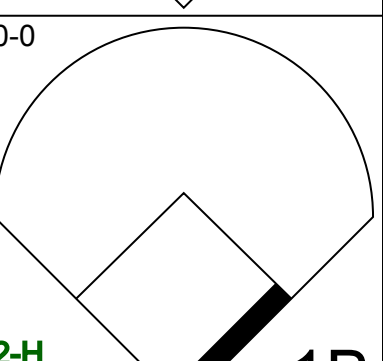
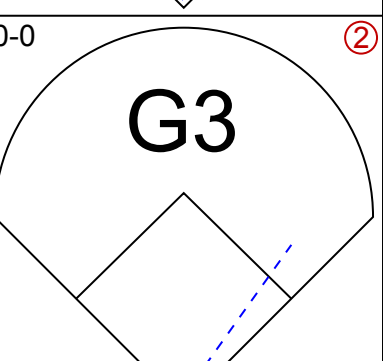
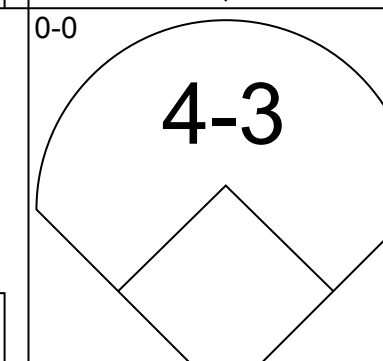
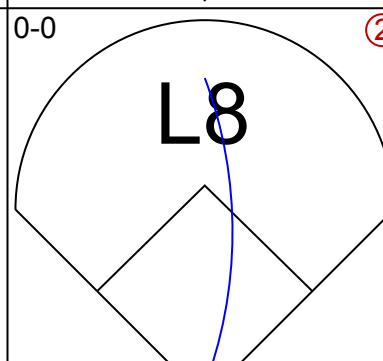
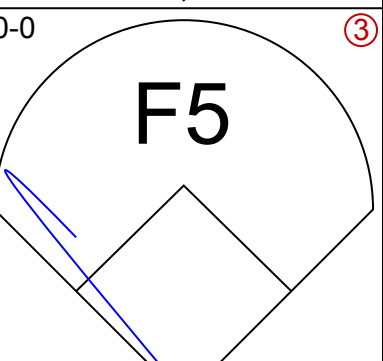
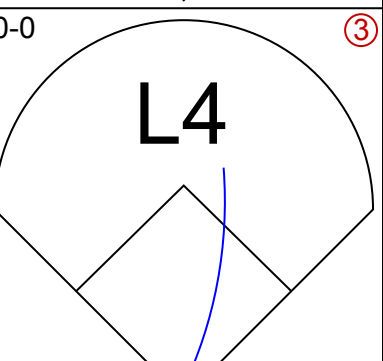
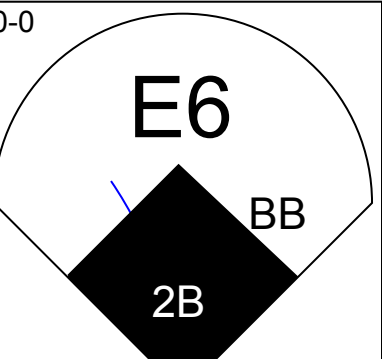
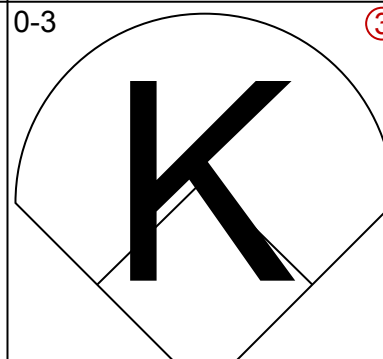
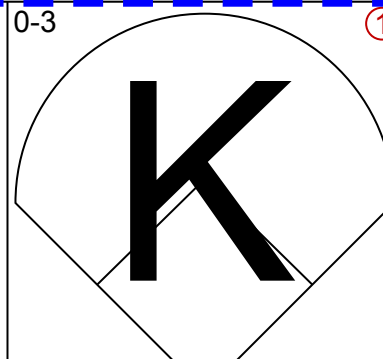
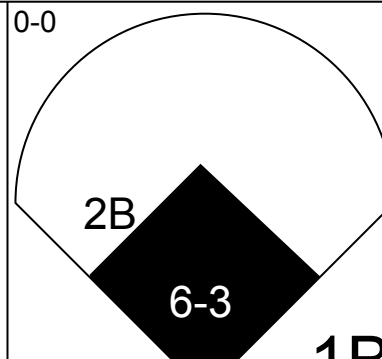
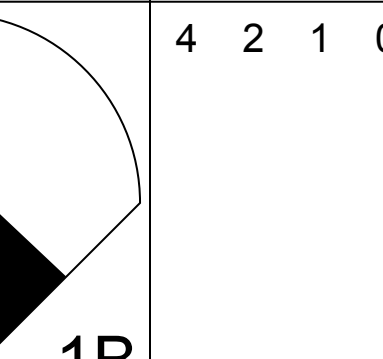
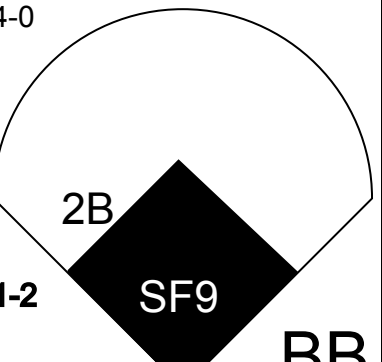
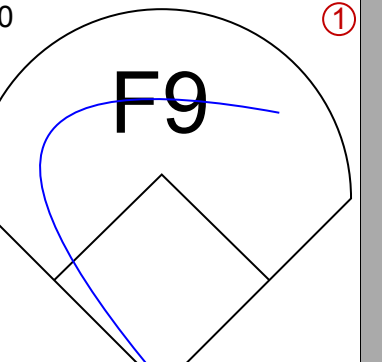
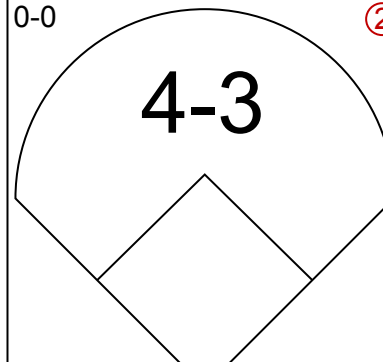
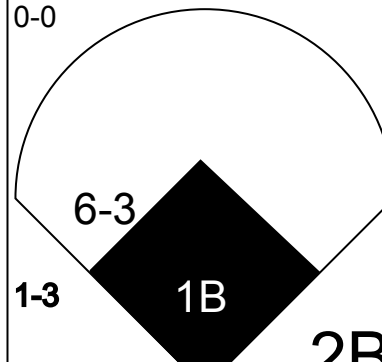
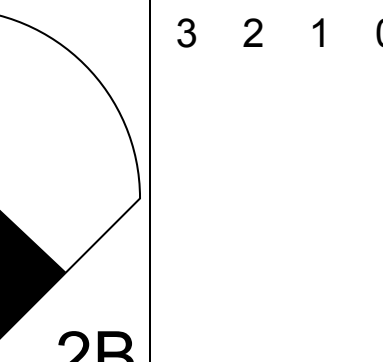
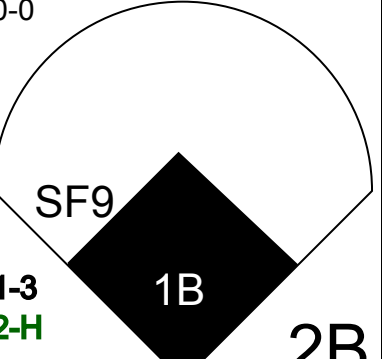


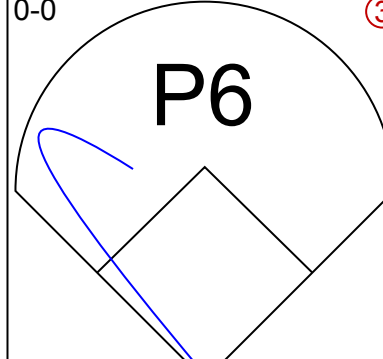
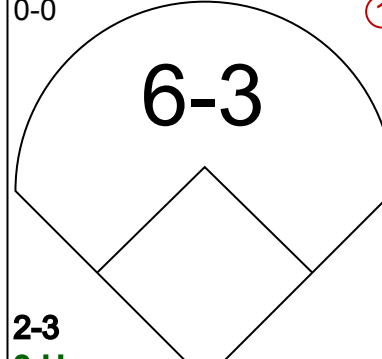
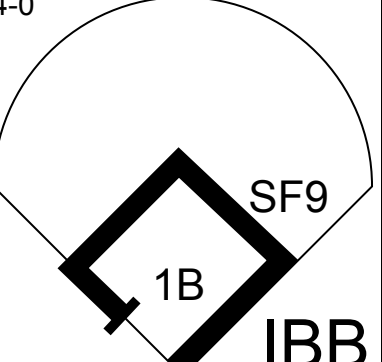

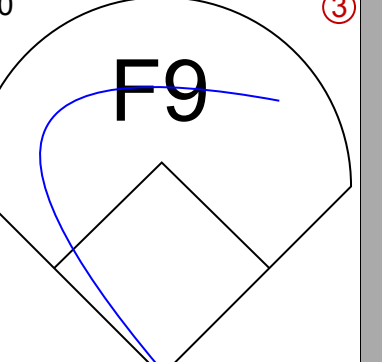
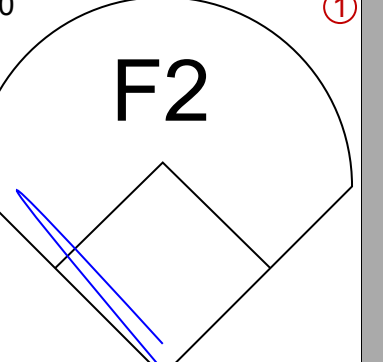
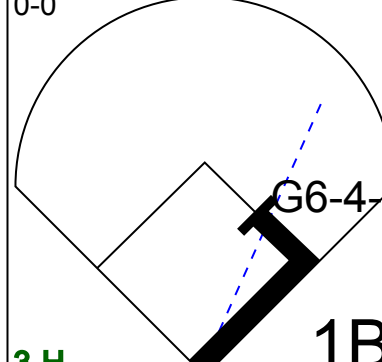
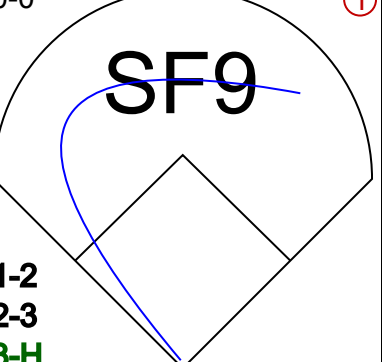
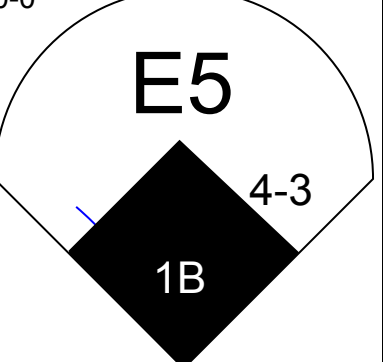

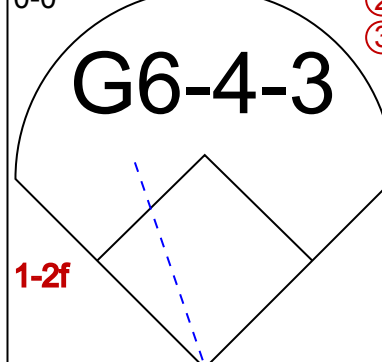

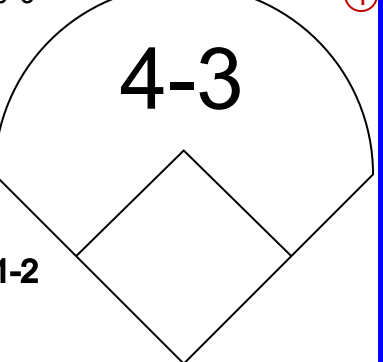
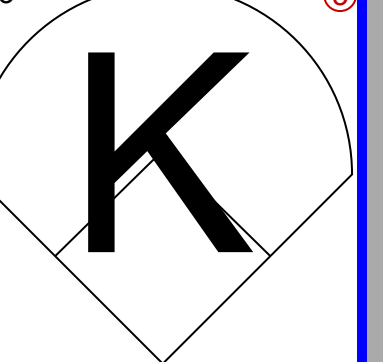
Batter	1	2	3	4	5	6	7	8	9	10	11	AB	R	H	RBI	BB	SO	LOB	BOTTOM	
Tony Taylor, R OBP: 0.333, SLG: 0.341 (1, 4)												5	0	0	0	0	0	1		
Billy Klaus, L OBP: 0.294, SLG: 0.351 (1, 5)												4	2	1	0	1	1	1		
Johnny Callison, L OBP: 0.370, SLG: 0.491 (1, 9)												3	0	1	1	1	0	0		
Roy Sievers, R OBP: 0.333, SLG: 0.443 (1, 3)												5	0	0	0	0	0	3		
Wes Covington, L OBP: 0.171, SLG: 0.429 Bobby Wine, R OBP: 0.277, SLG: 0.345 (1, 7), (11, PR)												5	0	2	0	0	2	0		
Don Demeter, R OBP: 0.367, SLG: 0.521 (1, 8)												4	0	1	2	1	0	0		
Clay Dalrymple, L OBP: 0.404, SLG: 0.455 (1, 2)												4	0	0	0	0	1	3		
Ruben Amaro, R OBP: 0.362, SLG: 0.317 (1, 6)												4	0	2	0	0	0	0		
Dallas Green, L OBP: 0.171, SLG: 0.065 Ted Savage, R OBP: 0.336, SLG: 0.365 Jack Baldschun, R (7, PH), (8, 1)												1	0	0	0	1	1	1		
Inning Stats	R: 1 E: 0 K: 0 S: 5	H: 2 LOB: 3 BB: 2 P: 13	R: 0 E: 0 K: 1 S: 5	H: 0 LOB: 1 BB: 1 P: 9	R: 0 E: 0 K: 1 S: 5	H: 0 LOB: 0 BB: 0 P: 5	R: 0 E: 0 K: 2 S: 8	H: 1 LOB: 1 BB: 1 P: 8	R: 0 E: 0 K: 0 S: 3	H: 0 LOB: 0 BB: 0 P: 3	R: 1 E: 0 K: 0 S: 4	H: 1 LOB: 1 BB: 0 P: 4	R: 0 E: 0 K: 0 S: 3	H: 0 LOB: 0 BB: 0 P: 3	R: 1 E: 0 K: 0 S: 3	H: 2 LOB: 2 BB: 0 P: 3	1B: 5 2B: 0 3B: 2 HR: 0	SF: 1 SAC: 0 DP: 0 HBP: 0	WP: 0 PB: 0 SB: 1 CS: 0	PA: 42
PITCHER	IP 10.1	WLS L	BF 42	H 7	R 3	ER 3	SO 5	BB 4	IBB 0	HBP 0	BLK 0	WP 0	HR 0	S 48	P 64	ERA 2.61	WHIP 1.065			
Earl Francis, R ERA: 3.57 (1, 1)																				

Pittsburgh Pirates @ Philadelphia Phillies
 Connie Mack Stadium, Philadelphia, PA
 Fri Aug 31 1962, 7:05 PM EDT
 Att: 8,191 - Unknown

AB 37
 R 3
 H 7
 RBI 3
 BB 4
 SO 5
 LOB 10



Batter	1	2	3	4	5	6	7	8	9	AB	R	H	RBI	BB	SO	LOB	TOP					
Bill Virdon, L OBP: 0.278, SLG: 0.358 (1, 8)										5	0	0	0	0	2	2	Pittsburgh Pirates @ Philadelphia Phillies Connie Mack Stadium, Philadelphia, PA Sat Sep 01 1962, 7:05 PM EDT Att: 8,297 - Unknown					
Dick Groat, R OBP: 0.339, SLG: 0.372 (1, 6)		2B		3B		1B				5	3	4	0	0	0	1						
Bob Skinner, L OBP: 0.402, SLG: 0.541 Howie Goss, R OBP: 0.306, SLG: 0.371 (1, 7) (9, 7)										4	0	1	1	0	1	2						
Smoky Burgess, L OBP: 0.384, SLG: 0.519 Cal Neeman, R OBP: 0.300, SLG: 0.579 (1, 2) (9, 2)				2B						5	1	2	1	0	0	1						
Roberto Clemente, R OBP: 0.356, SLG: 0.457 (1, 9)				1B						4	0	2	2	0	0	1						
Donn Clendenon, R OBP: 0.377, SLG: 0.478 (1, 3)										4	1	3	0	0	1	1						
Don Hoak, R OBP: 0.322, SLG: 0.359 (1, 5)										4	1	1	1	0	1	3						
Bill Mazerowski, R OBP: 0.307, SLG: 0.423 (1, 4)										4	1	1	0	0	1	2						
Tom Sturdivant, L OBP: 0.120, SLG: 0.167 Dick Stuart, R OBP: 0.293, SLG: 0.409 Jack Lamabe, R (6, PH) Roy Face, R OBP: 0.083, SLG: 0.083 (9, 1)										2	0	0	0	0	0	1						
Inning Stats	R: 1 E: 1 K: 1 S: 7	H: 2 LOB: 1 BB: 0 P: 7	R: 0 E: 0 K: 1 S: 6	H: 1 LOB: 1 BB: 0 P: 6	R: 2 E: 1 K: 1 S: 8	H: 3 LOB: 1 BB: 0 P: 8	R: 0 E: 0 K: 1 S: 5	H: 0 LOB: 0 BB: 0 P: 5	R: 0 E: 0 K: 0 S: 3	H: 1 LOB: 0 BB: 0 P: 3	R: 3 E: 1 K: 1 S: 9	H: 4 LOB: 1 BB: 0 P: 9	R: 1 E: 0 K: 0 S: 6	H: 3 LOB: 2 BB: 0 P: 6	R: 0 E: 0 K: 1 S: 6	H: 1 LOB: 1 BB: 0 P: 6		R: 0 E: 0 K: 1 S: 5	H: 0 LOB: 0 BB: 0 P: 5	1B: 9 2B: 4 3B: 2 HR: 0	SF: 1 SAC: 1 DP: 1 HBP: 0	WP: 0 PB: 0 SB: 0 CS: 0
PITCHER	IP	WLS	BF	H	R	ER	SO	BB	IBB	HBP	BLK	WP	HR	S	P	ERA	WHIP					
Jim Owens, R ERA: 5.99 Chris Short, L ERA: 3.43 John Boozar, R ERA: 6.61	(1, 1) (6, 1) (8, 1)	5.2 1.1 2.0	L 9 7	25 4 1	10 2 0	5 1 0	4 1 0	4 1 2	0 0 0	0 0 0	0 1 0	0 0 0	0 0 0	0 11 11	33 11 11	6.35 6.75 0.00	1.765 3.000 0.500					

Batter	1	2	3	4	5	6	7	8	9	AB	R	H	RBI	BB	SO	LOB	BOTTOM				
Tony Taylor, R OBP: 0.332, SLG: 0.340 (1, 4)										4	0	1	1	0	0	1	Pittsburgh Pirates @ Philadelphia Phillies Connie Mack Stadium, Philadelphia, PA Sat Sep 01 1962, 7:05 PM EDT Att: 8,297 - Unknown				
Billy Klaus, L OBP: 0.293, SLG: 0.349 (1, 5)										4	0	1	1	0	0	0					
Johnny Callison, L OBP: 0.367, SLG: 0.488 (1, 9)										4	0	0	0	0	0	1					
Roy Sievers, R OBP: 0.333, SLG: 0.441 (1, 3)										4	2	1	0	0	2	0					
Wes Covington, L OBP: 0.330, SLG: 0.432 (1, 7)										3	2	1	0	1	0	0					
Don Demeter, R OBP: 0.396, SLG: 0.521 (1, 8)										4	1	1	2	0	1	1					
Clay Dalrymple, L OBP: 0.265, SLG: 0.453 Bobby Wine, R OBP: 0.277, SLG: 0.345 (6, PR)										3	0	1	1	1	0	0					
Ruben Amaro, R OBP: 0.355, SLG: 0.312 (1, 6)										3	1	0	1	0	1	1					
Jim Owens, R OBP: 0.200, SLG: 0.214 Chris Short, R OBP: 0.120, SLG: 0.167 Jimmie Coker, R (7, PH) John Boozar, R (8, 1)										2	0	0	0	0	0	3					
Inning Stats	R: 0 E: 0 K: 0 S: 3	H: 0 LOB: 0 BB: 0 P: 3	R: 3 E: 1 K: 0 S: 5	H: 2 LOB: 2 BB: 2 P: 13	R: 0 E: 0 K: 1 S: 5	H: 0 LOB: 0 BB: 0 P: 5	R: 0 E: 0 K: 1 S: 5	H: 0 LOB: 0 BB: 0 P: 5	R: 0 E: 0 K: 2 S: 7	H: 0 LOB: 0 BB: 0 P: 7	R: 0 E: 0 K: 0 S: 3	H: 0 LOB: 0 BB: 0 P: 3	R: 2 E: 0 K: 0 S: 5	H: 3 LOB: 1 BB: 0 P: 5	1B: 4 2B: 2 3B: 0 HR: 0	SF: 1 SAC: 0 DP: 1 HBP: 0		WP: 0 PB: 0 SB: 0 CS: 0	PA: 35		
PITCHER	IP	WLS	BF	H	R	ER	SO	BB	IBB	HBP	BLK	WP	HR	S	P	ERA	WHIP				
Tom Sturdivant, R ERA: 4.29 Jack Lamabe, R ERA: 3.09 Roy Face, R ERA: 1.67	(1, 1) (6, 1) (9, 1)	5.0 3.0 1.0	W 11 S	21 2 3	4 2 1	1 2 0	2 2 0	3 3 0	0 0 0	0 0 0	0 0 0	0 0 0	0 17 3	0 17 3	1.80 6.00 0.00	0.800 0.667 1.000					

Batter	1	2	3	4	5	6	7	8	9	AB	R	H	RBI	BB	SO	LOB	TOP					
Tony Taylor, R OBP: 0.331, SLG: 0.341 (1, 4)																	3 0 1 0 1 1 0					
Billy Klaus, L OBP: 0.293, SLG: 0.340 (1, 5) (5, 6)																	3 0 0 0 0 0 1					
Johnny Callison, L OBP: 0.367, SLG: 0.493 (1, 9) (5, 8)																	4 0 0 0 0 1 1					
Roy Sievers, R OBP: 0.331, SLG: 0.442 (1, 3) (5, 9)																	4 0 1 0 0 1 2					
Wes Covington, L OBP: 0.330, SLG: 0.429 (1, 7)																	4 0 1 0 0 1 3					
Don Demeter, R OBP: 0.392, SLG: 0.520 (1, 8) (5, 5)																	4 1 1 1 0 2 1					
Clay Dalrymple, L OBP: 0.397, SLG: 0.441 (1, 2)																	3 0 0 0 0 0 1					
Bobby Wine, R OBP: 0.277, SLG: 0.343 (5, PH)																	1 0 0 0 0 0 0					
Frank Torre, L OBP: 0.414, SLG: 0.403 (5, 3)																	1 0 0 0 1 0 0					
Cal McLish, S OBP: 0.170, SLG: 0.104 (5, PH)																	1 0 0 0 0 0 0					
Dallas Green, L OBP: 0.167, SLG: 0.063 (5, 1)																	1 0 0 0 0 1 0					
Mel Roach, R OBP: 0.226, SLG: 0.230 (7, PH)																	1 0 0 0 0 0 1					
Chris Short, R OBP: 0.120, SLG: 0.167 (7, 1)																	0 0 0 0 0 0 0					
Inning Stats	R: 0 E: 1 K: 1 S: 6	H: 0 LOB: 2 BB: 1 P: 10	R: 1 E: 0 K: 0 S: 4	H: 1 LOB: 0 BB: 0 P: 4	R: 0 E: 0 K: 2 S: 7	H: 0 LOB: 0 BB: 0 P: 7	R: 0 E: 1 K: 0 S: 4	H: 1 LOB: 1 BB: 0 P: 4	R: 0 E: 0 K: 1 S: 5	H: 0 LOB: 0 BB: 0 P: 5	R: 0 E: 0 K: 1 S: 6	H: 1 LOB: 1 BB: 0 P: 6	R: 0 E: 0 K: 1 S: 5	H: 0 LOB: 1 BB: 1 P: 9	R: 0 E: 0 K: 1 S: 3	H: 1 LOB: 0 BB: 0 P: 3	R: 0 E: 0 K: 1 S: 5	H: 0 LOB: 0 BB: 0 P: 5	1B: 3 2B: 0 3B: 0 HR: 1	SF: 0 SAC: 1 DP: 1 HBP: 0	WP: 0 PB: 0 SB: 0 CS: 0	PA: 33
PITCHER	IP: 9.0 WLS: W BF: 33 H: 4 R: 1 ER: 1 SO: 7 BB: 2 IBB: 0 HBP: 0 BLK: 0 WP: 0 HR: 1 S: 45 P: 53 ERA: 1.00 WHIP: 0.667																	PITCHER	IP: 9.0 WLS: W BF: 33 H: 4 R: 1 ER: 1 SO: 7 BB: 2 IBB: 0 HBP: 0 BLK: 0 WP: 0 HR: 1 S: 45 P: 53 ERA: 1.00 WHIP: 0.667			

Philadelphia Phillies @ Houston Colt 45's
Colt Stadium, Houston, TX
Tue Sep 04 1962, 8:05 PM EDT
Att: 4,537 - Unknown

AB 30
R 1
H 4
RBI 1
BB 2
SO 7
LOB 10

Batter	1	2	3	4	5	6	7	8	9	AB	R	H	RBI	BB	SO	LOB	BOTTOM																
Carl Warwick, R OBP: 0.309, SLG: 0.407 (1, 8)																	3 0 0 0 1 1 1																
Al Spangler, L OBP: 0.384, SLG: 0.372 (1, 7)																	3 0 1 0 1 0 2																
Johnny Temple, R OBP: 0.338, SLG: 0.300 (1, 4)																	3 0 1 0 0 0 2																
Norm Larker, L OBP: 0.352, SLG: 0.373 (1, 3)																	3 0 0 0 1 1 1																
Roman Mejias, R OBP: 0.330, SLG: 0.457 (1, 9)																	4 0 0 0 0 0 4																
Bob Aspromonte, R OBP: 0.339, SLG: 0.385 (1, 5)																	4 0 0 0 0 0 4																
Bob Aspromonte, R OBP: 0.339, SLG: 0.385 (1, 5)																	4 1 1 0 0 0 3																
Hal Smith, R OBP: 0.267, SLG: 0.378 (1, 2)																	4 2 2 0 0 1 0																
Hal Smith, R OBP: 0.267, SLG: 0.378 (1, 2)																	4 1 2 2 0 0 1																
Bob Lillis, R OBP: 0.283, SLG: 0.278 (1, 6)																	4 1 2 2 0 0 1																
Bob Lillis, R OBP: 0.283, SLG: 0.278 (1, 6)																	4 0 2 2 0 1 1																
Bob Bruce, R OBP: 0.373, SLG: 0.234 (1, 1)																	4 0 2 2 0 1 1																
Inning Stats	R: 0 E: 0 K: 0 S: 3	H: 0 LOB: 0 BB: 0 P: 3	R: 3 E: 0 K: 2 S: 11	H: 4 LOB: 1 BB: 0 P: 11	R: 0 E: 0 K: 0 S: 4	H: 1 LOB: 1 BB: 0 P: 4	R: 0 E: 0 K: 0 S: 4	H: 1 LOB: 1 BB: 0 P: 4	R: 0 E: 0 K: 0 S: 4	H: 1 LOB: 3 BB: 2 P: 12	R: 1 E: 0 K: 0 S: 5	H: 2 LOB: 2 BB: 1 P: 9	R: 0 E: 0 K: 0 S: 3	H: 0 LOB: 0 BB: 0 P: 3	R: 0 E: 0 K: 2 S: 7	H: 0 LOB: 0 BB: 0 P: 7	1B: 5 2B: 3 3B: 1 HR: 0	SF: 0 SAC: 1 DP: 0 HBP: 0	WP: 0 PB: 1 SB: 0 CS: 0	PA: 36													
PITCHER	IP: 4.0 WLS: L BF: 18 H: 6 R: 3 ER: 1 SO: 2 BB: 0 IBB: 0 HBP: 0 BLK: 0 WP: 0 HR: 0 S: 9 P: 22 ERA: 6.75 WHIP: 1.500																	PITCHER	IP: 4.0 WLS: L BF: 18 H: 6 R: 3 ER: 1 SO: 2 BB: 0 IBB: 0 HBP: 0 BLK: 0 WP: 0 HR: 0 S: 9 P: 22 ERA: 6.75 WHIP: 1.500														
Cal McLish, R ERA: 4.42																	Dallas Green, R ERA: 3.97																
Chris Short, L ERA: 3.36																	Chris Short, L ERA: 3.36																

Philadelphia Phillies @ Houston Colt 45's
Colt Stadium, Houston, TX
Tue Sep 04 1962, 8:05 PM EDT
Att: 4,537 - Unknown

AB 32
R 4
H 9
RBI 4
BB 3
SO 4
LOB 15

Batter	1	2	3	4	5	6	7	8	9	10	AB	R	H	RBI	BB	SO	LOB	TOP	
Tony Taylor, R OBP: 0.331, SLG: 0.340 (1.4)	6-3	F8			F9				HBP		4	0	1	1	1	0	2	Philadelphia Phillies @ Milwaukee Braves Milwaukee County Stadium, Milwaukee, WI Fri Sep 07 1962, 8:05 PM EDT Att: 6,571 - Unknown livebaseballscorecards.com	
Billy Klaus, L OBP: 0.296, SLG: 0.338 (1.5)	BB		F7		FC6-4		F9		HBP		4	0	1	0	0	0	4		
Johnny Callison, L OBP: 0.364, SLG: 0.488 (1.9)	F7		6-3			F7	4-3		F7		5	0	0	0	0	0	6		
Roy Sievers, R OBP: 0.332, SLG: 0.447 (1.3)			5-3			5-3		4-3			4	1	1	1	1	0	0		
Wes Covington, L OBP: 0.324, SLG: 0.420 (1.7)	K			4-3		3-1		F9		F3	5	0	0	0	0	1	2		
Don Demeter, R OBP: 0.363, SLG: 0.525 (1.8)		HR			F9			4-3		K	5	2	2	1	0	1	0		
Clay Dalrymple, L OBP: 0.397, SLG: 0.437 (1.2)		K		1-3					G3		3	0	0	0	1	1	0		
Ruben Amaro, R OBP: 0.355, SLG: 0.309 Frank Torre, L OBP: 0.412, SLG: 0.400 Bobby Wine, R OBP: 0.276, SLG: 0.341 (1.6)		E5			P3				L9	F9	2	0	0	0	1	0	0		
Dennis Bennett, L OBP: 0.196, SLG: 0.208 Ted Savage, R OBP: 0.340, SLG: 0.370 Jack Baldschun, R (9.1)		4-3					4-3				3	0	1	1	0	0	3		
Inning Stats	R: 0 E: 0 K: 1 S: 6	H: 1 LOB: 2 BB: 1 P: 10	R: 1 E: 1 K: 1 S: 7	H: 1 LOB: 1 BB: 0 P: 7	R: 0 E: 0 K: 0 S: 3	H: 0 LOB: 0 BB: 0 P: 3	R: 0 E: 0 K: 0 S: 3	H: 0 LOB: 0 BB: 0 P: 3	R: 0 E: 0 K: 0 S: 4	H: 1 LOB: 3 BB: 2 P: 13	R: 0 E: 0 K: 0 S: 3	H: 0 LOB: 0 BB: 0 P: 3	R: 1 E: 0 K: 0 S: 5	H: 2 LOB: 2 BB: 0 P: 6	R: 1 E: 0 K: 1 S: 6	H: 1 LOB: 1 BB: 1 P: 10	1B: 4 2B: 1 3B: 0 HR: 2		SF: 0 SAC: 0 DP: 0 HBP: 2
PITCHER	IP 8.2	WLS 36	BF 5	H 3	R 3	ER 3	SO 2	BB 2	IBB 1	HBP 1	BLK 0	WP 0	HR 1	S 36	P 49	ERA 3.12	WHIP 0.808		
Bob Shaw, R ERA: 2.67 Claude Raymond, R ERA: 2.19 (9.1)	1.1	L	8	2	1	1	1	1	0	1	0	0	0	1	8	13	6.75	2.250	

Batter	1	2	3	4	5	6	7	8	9	10	AB	R	H	RBI	BB	SO	LOB	BOTTOM			
Roy McMillan, R OBP: 0.335, SLG: 0.357 (1.6)	BB					L7		5-3			2	0	0	0	2	0	0	Philadelphia Phillies @ Milwaukee Braves Milwaukee County Stadium, Milwaukee, WI Fri Sep 07 1962, 8:05 PM EDT Att: 6,571 - Unknown livebaseballscorecards.com			
Amado Samuel, R OBP: 0.237, SLG: 0.280 (1.4)	K					K		F7			4	0	0	0	0	3	2				
Eddie Mathews, L OBP: 0.379, SLG: 0.479 (1.5)						3-1		F3			4	0	1	0	0	1	0				
Hank Aaron, R OBP: 0.390, SLG: 0.605 (1.9)	K							E3		F9	4	2	1	1	0	1	1				
Joe Adcock, R OBP: 0.329, SLG: 0.510 Tommy Aaron, R OBP: 0.311, SLG: 0.372 (1.3)		5-3								K	3	1	2	2	0	0	0				
Ethan Blackaby, L OBP: 0.250, SLG: 0.500 Lee Maye, L OBP: 0.290, SLG: 0.372 (1.8)		K						K		K	3	0	0	0	0	3	0				
Hawk Taylor, R OBP: 0.158, SLG: 0.158 Lou Johnson, R OBP: 0.353, SLG: 0.473 (1.7)		6-3						F7		L9	3	0	0	0	0	0	0				
Bob Uecker, R OBP: 0.333, SLG: 0.229 Joe Torre, R OBP: 0.348, SLG: 0.354 (1.2)						F7		P2		F9	2	0	0	0	1	0	0				
Bob Shaw, R OBP: 0.235, SLG: 0.139 Claude Raymond, R OBP: 0.284, SLG: 0.348 (1.1)						1-3		6-3		5-3	3	0	0	0	0	0	1				
Inning Stats	R: 0 E: 0 K: 2 S: 7	H: 1 LOB: 1 BB: 1 P: 11	R: 0 E: 0 K: 1 S: 5	H: 0 LOB: 0 BB: 0 P: 5	R: 0 E: 0 K: 1 S: 5	H: 0 LOB: 1 BB: 1 P: 9	R: 1 E: 0 K: 2 S: 8	H: 2 LOB: 0 BB: 0 P: 8	R: 0 E: 0 K: 0 S: 3	H: 0 LOB: 0 BB: 0 P: 3	R: 2 E: 1 K: 1 S: 7	H: 1 LOB: 1 BB: 1 P: 11	R: 0 E: 0 K: 0 S: 3	H: 0 LOB: 0 BB: 0 P: 3	R: 0 E: 0 K: 2 S: 7	H: 0 LOB: 0 BB: 0 P: 7	R: 0 E: 0 K: 0 S: 3		H: 0 LOB: 0 BB: 0 P: 3	1B: 2 2B: 0 3B: 0 HR: 2	SF: 0 SAC: 0 DP: 0 HBP: 0
PITCHER	IP 8.0	WLS 30	BF 4	H 3	R 2	ER 2	SO 8	BB 3	IBB 0	HBP 0	BLK 0	WP 0	HR 2	S 43	P 55	ERA 2.25	WHIP 0.875				
Dennis Bennett, L ERA: 4.42 Jack Baldschun, R ERA: 3.07 (9.1)	2.0	W	6	0	0	0	2	0	0	0	0	0	0	10	10	0.00	0.000				

Batter	1	2	3	4	5	6	7	8	9	AB	R	H	RBI	BB	SO	LOB	TOP										
Tony Taylor, R (1,4) OBP: 0.330, SLG: 0.338	4-0 FC2-5 1B BB	0-0 6-3			0-0 1-3	0-0 FC5 2-3f			0-0 5-3	4	0	0	0	1	0	4											
Johnny Callison, L (1,9) OBP: 0.382, SLG: 0.485	0-0 FC2-5 HR 1B		0-0 L7			0-0 2-3	0-0 G3		0-0 F8	5	1	1	0	0	0	0											
Ted Savage, R (1,7) OBP: 0.341, SLG: 0.371	0-0 FC2-5 HR 2-3f		0-0 6-3			0-0 1B 2B 1B	0-0 S 1B		0-3 K	5	2	2	0	0	1	2											
Roy Sievers, R (1,3) OBP: 0.333, SLG: 0.454	0-0 HR		0-0 F8			0-0 2B WP 1B	0-3 K			4	2	2	3	0	1	1											
Frank Torre, L (9,3) OBP: 0.412, SLG: 0.400	1-2 2H					1-2 WP 1B				0	0	0	0	0	0	0											
Don Demeter, R (1,8) OBP: 0.364, SLG: 0.525	0-0 F9				0-0 5-3	0-0 WP 1B 2B	4-0 1B		1-2 IBB	3	1	1	1	1	0	0											
Bobby Wine, R (1,5) OBP: 0.274, SLG: 0.339	0-0 4-3				0-0 5-3	0-3 K	0-0 F9			2	0	0	0	0	0	0											
Cal McLish, S (5,1) OBP: 0.170, SLG: 0.104										0	0	0	0	0	0	0											
Jimmie Coker, R (6,PH)										1	0	0	0	0	1	2											
Jack Hamilton, R (6,1) OBP: 0.093, SLG: 0.058										1	0	0	0	0	0	2											
Clay Dalrymple, L (1,2) OBP: 0.396, SLG: 0.433		0-0 F2			0-0 F9	4-0 1B 2-3 3H			0-0 4-3	3	0	0	0	1	0	0											
Ruben Amaro, R (1,6) OBP: 0.357, SLG: 0.309		4-0 SH5-3 BB			0-0 F8	0-0 FC5 BB 1B			0-0 4-3	3	0	1	1	1	0	0											
Art Mahaffey, R (1,1) OBP: 0.170, SLG: 0.226		0-0 SH5-3			0-0 L9	1-3 3H 4-0			0-0 4-3	0	0	0	0	0	0	0											
Mel Roach, R (5,PH) OBP: 0.224, SLG: 0.228										1	0	0	0	0	0	0											
Billy Klaus, L (6,PH) OBP: 0.297, SLG: 0.337	1-2					1-2 BB				1	0	0	0	1	0	0											
Inning Stats	R: 3 E: 0 K: 0 S: 5	H: 2 LOB: 0 BB: 1 P: 9	R: 0 E: 0 K: 0 S: 3	H: 0 LOB: 1 BB: 1 P: 7	R: 0 E: 0 K: 0 S: 3	H: 0 LOB: 0 BB: 0 P: 3	R: 0 E: 0 K: 0 S: 3	H: 0 LOB: 0 BB: 0 P: 3	R: 0 E: 0 K: 0 S: 3	H: 4 LOB: 3 BB: 2 P: 17	R: 0 E: 0 K: 1 S: 6	H: 1 LOB: 2 BB: 1 P: 10	R: 0 E: 0 K: 0 S: 3	H: 0 LOB: 0 BB: 0 P: 3	R: 0 E: 0 K: 1 S: 5	H: 0 LOB: 0 BB: 0 P: 5	1B: 5 2B: 1 3B: 0 HR: 1	SF: 0 SAC: 1 DP: 0 HBP: 0	WP: 1 PB: 0 SB: 1 CS: 0	PA: 39							
PITCHER	IP	WLS	BF	H	R	ER	SO	BB	IBB	HBP	BLK	WP	HR	S	P	ERA	WHIP										
Bob Hendley, L (1,1) ERA: 3.72	5.2	L	26	6	6	6	1	3	0	0	0	1	1	25	37	9.53	1.588										
Don Nottebart, R (6,1) ERA: 3.19	2.1		10	1	0	0	1	1	1	0	0	0	0	10	18	0.00	0.857										
Lew Burdette, R (9,1) ERA: 4.91	1.0		3	0	0	0	1	0	0	0	0	0	0	5	5	0.00	0.000										

Philadelphia Phillies @ Milwaukee Braves
Milwaukee County Stadium, Milwaukee, WI
Sat Sep 08 1962, 4:33 AM EDT
Att: 6,099 - Unknown

AB 33
R 6
H 7
RBI 5
BB 5
SO 3
LOB 11



Batter	1	2	3	4	5	6	7	8	9	AB	R	H	RBI	BB	SO	LOB	BOTTOM										
Amado Samuel, R (1,6) OBP: 0.242, SLG: 0.281	0-0 BB BB 1B	0-0 P6		0-3 K		4-0 L6-3 BB		0-0 L8		3	0	1	0	1	1	1											
Tommie Aaron, R (8,PH) OBP: 0.310, SLG: 0.371										1	0	0	0	0	0	1											
Lew Burdette, R (9,1) OBP: 0.208, SLG: 0.176										0	0	0	0	0	0	0											
Eddie Mathews, L (1,5) OBP: 0.381, SLG: 0.477	4-0 BB 1-2 BB	4-0 BB BB		4-0 1B BB		0-0 L6-3 1-2		0-0 1-3		2	1	0	0	3	0	2											
Hank Aaron, R (1,9) OBP: 0.390, SLG: 0.602	4-0 1-2 2-3 BB	0-0 F8		0-0 2B 1B		0-0 5-3			0-0 5-3	4	1	1	0	1	0	2											
Joe Adcock, R (1,3) OBP: 0.327, SLG: 0.509	0-3 K		0-0 6-3	0-0 1B 2B		0-0 F9		0-0 F8		5	1	1	1	0	1	3											
Lee Maye, L (1,8) OBP: 0.292, SLG: 0.372	0-3 K		0-0 1B FC5-2 1B	0-0 2H 3H 1B		0-0 4-1		0-0 4-3		5	0	2	2	0	1	3											
Frank Bolling, R (1,4) OBP: 0.332, SLG: 0.404	0-0 F7		0-0 FC5-2 1B		0-0 1B		0-0 1B			4	0	3	0	0	0	3											
Joe Torre, R (1,2) OBP: 0.347, SLG: 0.367		0-0 HR	0-0 FC5-2 1-2 3H		0-0 F8		0-0 F3			4	1	1	1	0	0	4											
Hawk Taylor, R (1,7) OBP: 0.174, SLG: 0.174			0-0 WP 1B		0-0 P4			0-3 K		4	0	1	0	0	1	3											
Roy McMillan, R (9,6) OBP: 0.335, SLG: 0.357										0	0	0	0	0	0	0											
Bob Hendley, R (1,1) OBP: 0.210, SLG: 0.182		0-3 K		0-0 P6		0-0 5-3		0-0 1B		3	0	0	0	0	1	2											
Don Nottebart, R (6,1) ERA: 4.39										0	0	0	0	0	0	0											
Gus Bell, L (6,PH) OBP: 0.287, SLG: 0.350										1	0	1	0	0	0	0											
Lou Johnson, R (8,FR) OBP: 0.353, SLG: 0.473	1-2									0	0	0	0	0	0	0											
Inning Stats	R: 0 E: 0 K: 2 S: 8	H: 1 LOB: 3 BB: 2 P: 16	R: 1 E: 0 K: 1 S: 7	H: 2 LOB: 2 BB: 1 P: 11	R: 0 E: 0 K: 0 S: 5	H: 2 LOB: 2 BB: 0 P: 5	R: 3 E: 0 K: 1 S: 7	H: 3 LOB: 1 BB: 1 P: 11	R: 0 E: 0 K: 0 S: 4	H: 1 LOB: 1 BB: 0 P: 4	R: 0 E: 0 K: 0 S: 2	H: 0 LOB: 0 BB: 1 P: 6	R: 0 E: 0 K: 0 S: 4	H: 1 LOB: 1 BB: 0 P: 4	R: 0 E: 0 K: 1 S: 6	H: 1 LOB: 1 BB: 0 P: 6	R: 0 E: 0 K: 0 S: 3	H: 0 LOB: 0 BB: 0 P: 3	1B: 9 2B: 2 3B: 0 HR: 1	SF: 0 SAC: 0 DP: 1 HBP: 0	WP: 1 PB: 0 SB: 0 CS: 0	PA: 41					
PITCHER	IP	WLS	BF	H	R	ER	SO	BB	IBB	HBP	BLK	WP	HR	S	P	ERA	WHIP										
Art Mahaffey, R (1,1) ERA: 3.69	4.0		23	8	4	4	4	4	0	0	0	0	0	27	43	9.00	3.000										
Cal McLish, R (5,1) ERA: 4.39	1.0	W	4	1	0	0	0	0	0	0	0	0	0	4	4	0.00	1.000										
Jack Hamilton, R (6,1) ERA: 5.16	4.0	S	14	2	0	0	1	1	0	0	0	0	0	15	19	0.00	0.750										

Philadelphia Phillies @ Milwaukee Braves
Milwaukee County Stadium, Milwaukee, WI
Sat Sep 08 1962, 4:33 AM EDT
Att: 6,099 - Unknown

AB 36
R 4
H 11
RBI 4
BB 5
SO 5
LOB 24



Batter	1	2	3	4	5	6	7	8	9	AB	R	H	RBI	BB	SO	LOB	TOP			
Tony Taylor, R (1,4) OBP: 0.331, SLG: 0.339										4	1	2	1	0	0	2	Philadelphia Phillies @ Milwaukee Braves Milwaukee County Stadium, Milwaukee, WI Sun Sep 09 1962, 4:33 AM EDT Att: 10,238 - Unknown livebaseballscorecards.com			
Johnny Callison, L (1,9) OBP: 0.361, SLG: 0.483										5	0	1	1	0	0	4				
Ted Savage, R (1,7) OBP: 0.339, SLG: 0.368										5	0	1	0	0	1	1				
Roy Sievers, R (1,3) OBP: 0.334, SLG: 0.451										3	0	0	0	2	1	1				
Frank Torre, L (9,3) OBP: 0.412, SLG: 0.400										0	0	0	0	0	0	0				
Don Demeter, R (1,8) OBP: 0.364, SLG: 0.524										5	0	2	1	0	0	2				
Bobby Wine, R (1,5) OBP: 0.270, SLG: 0.334										4	0	0	0	0	0	4				
Clay Dalrymple, L (1,2) OBP: 0.394, SLG: 0.430										4	1	1	0	0	1	0				
Ruben Amaro, R (1,6) OBP: 0.357, SLG: 0.314										3	1	1	0	0	0	0				
Chris Short, R (1,1) OBP: 0.241, SLG: 0.321										4	1	4	1	0	0	0				
Jack Baldschun, R (8,1)										0	0	0	0	0	0	0				
Inning Stats	R: 1 E: 0 K: 0 S: 5	H: 3 LOB: 2 BB: 1 P: 9	R: 0 E: 0 K: 0 S: 4	H: 1 LOB: 1 BB: 0 P: 4	R: 0 E: 0 K: 0 S: 4	H: 1 LOB: 1 BB: 1 P: 8	R: 1 E: 0 K: 0 S: 5	H: 2 LOB: 1 BB: 0 P: 5	R: 0 E: 0 K: 1 S: 5	H: 0 LOB: 0 BB: 0 P: 5	R: 0 E: 0 K: 1 S: 8	H: 0 LOB: 0 BB: 0 P: 8	R: 1 E: 1 K: 1 S: 6	H: 3 LOB: 2 BB: 0 P: 6	R: 0 E: 0 K: 1 S: 5	H: 0 LOB: 0 BB: 0 P: 5	1B: 10 2B: 2 3B: 0 HR: 0	SF: 0 SAC: 2 DP: 0 HBP: 0	WP: 0 PB: 0 SB: 0 CS: 0	PA: 41
PITCHER	IP WLS BF H R ER SO BB IBB HBP BLK WP HR S P ERA WHIP																			
Warren Spahn, L (1,1) ERA: 3.24	7.2 L 36 11 4 4 2 2 2 0 0 0 0 0 0 0 4.70 1.696																			
Bob Shaw, R (8,1) ERA: 2.67	0.1 2 1 0 0 0 0 0 0 0 0 0 0 0 2 0.00 3.000																			
Claude Raymond, R (9,1) ERA: 2.13	1.0 3 0 0 0 1 0 0 0 0 0 0 0 0 5 0.00 0.000																			

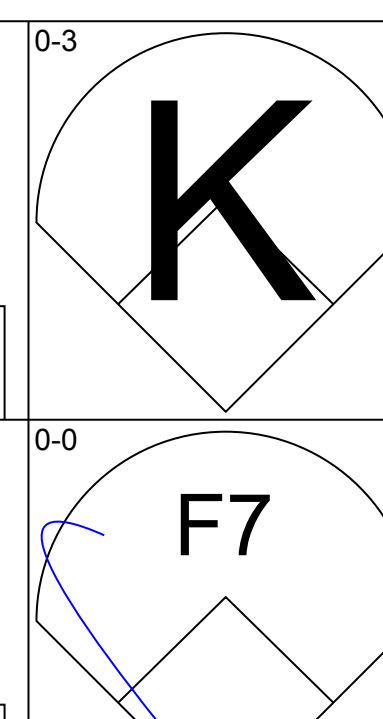
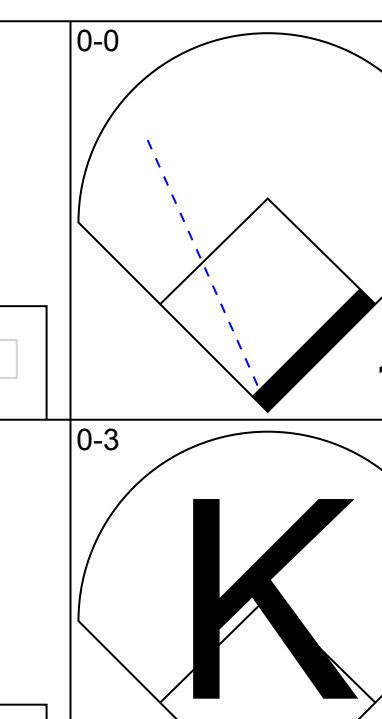
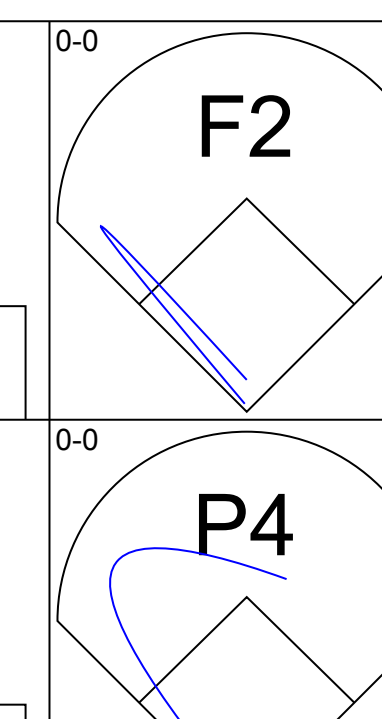
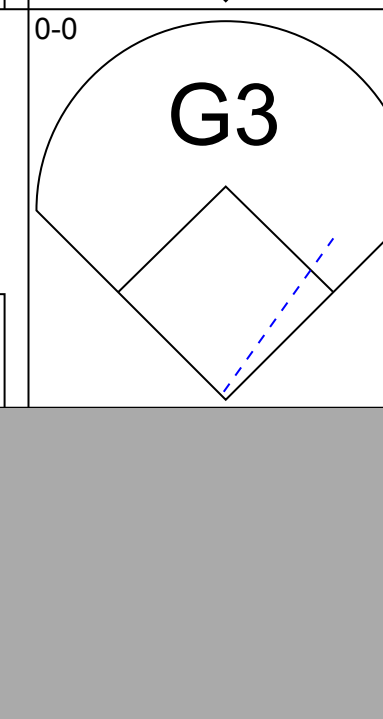


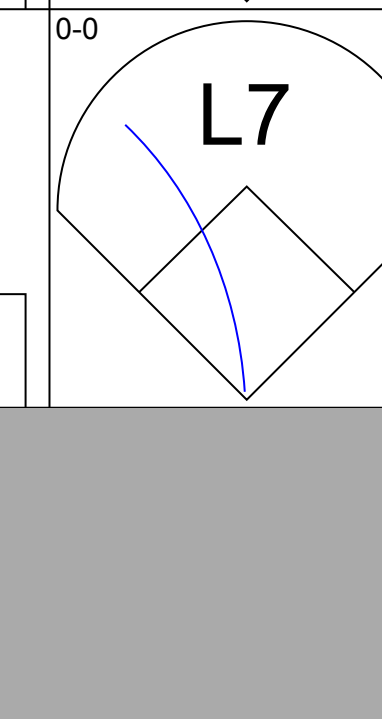

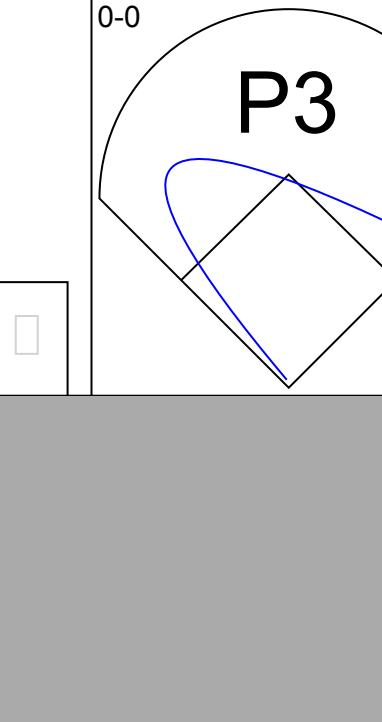
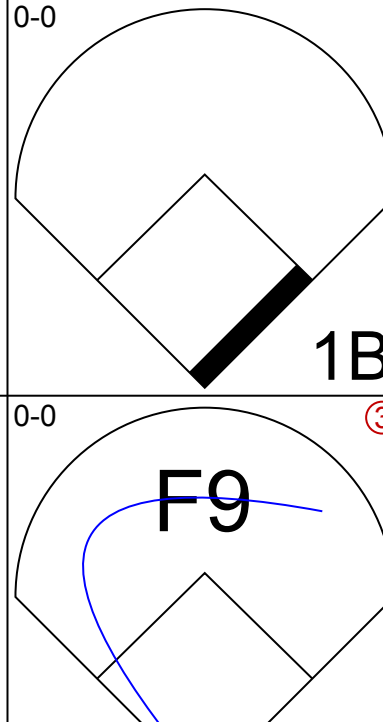

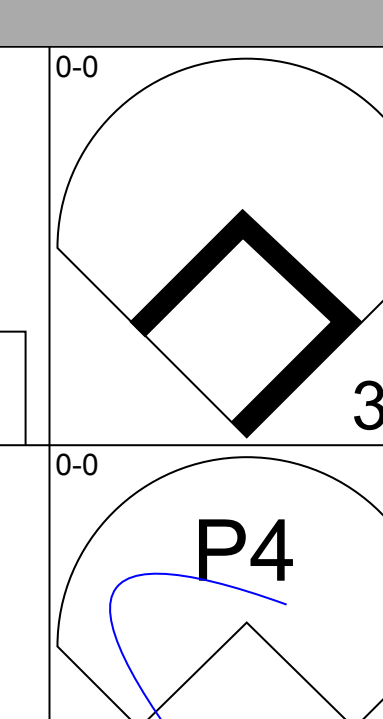
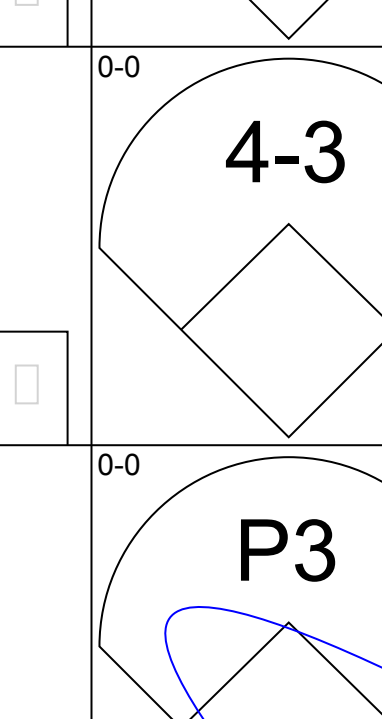
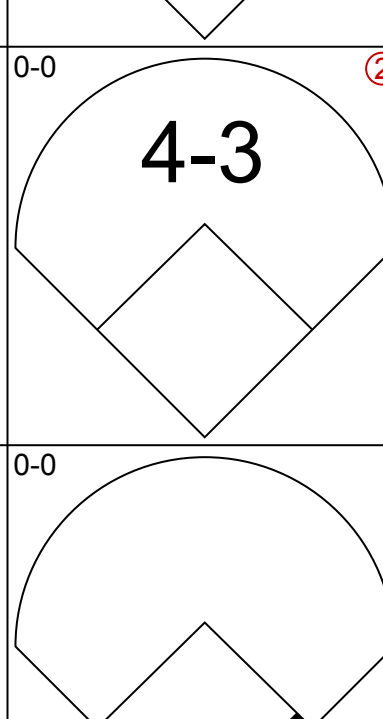
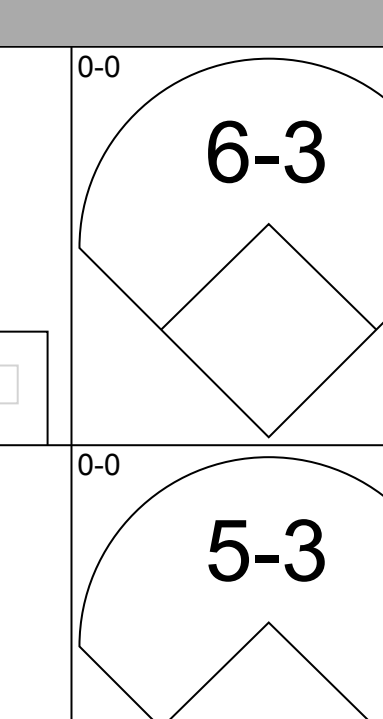
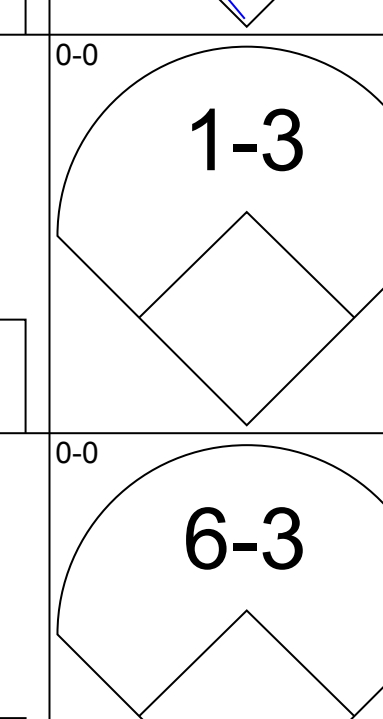

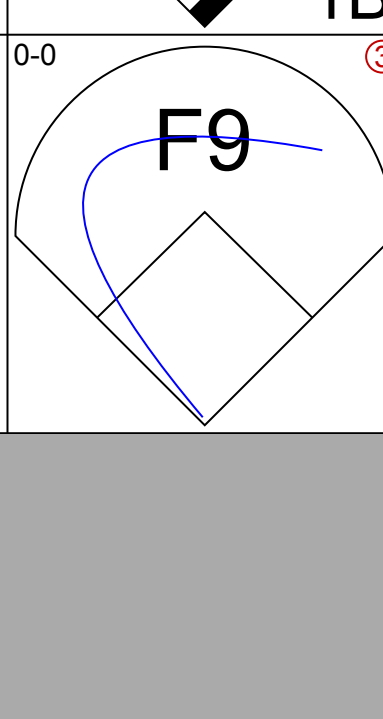
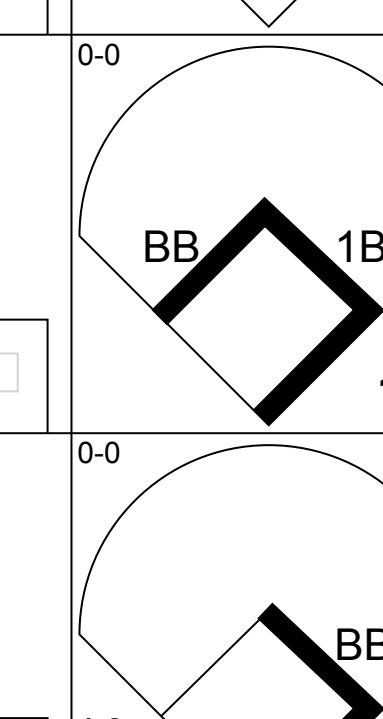

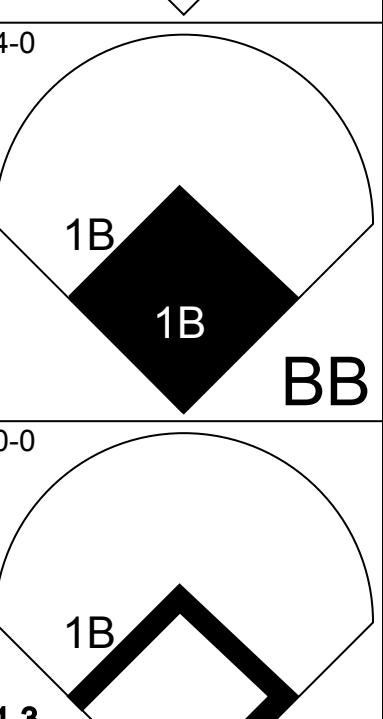

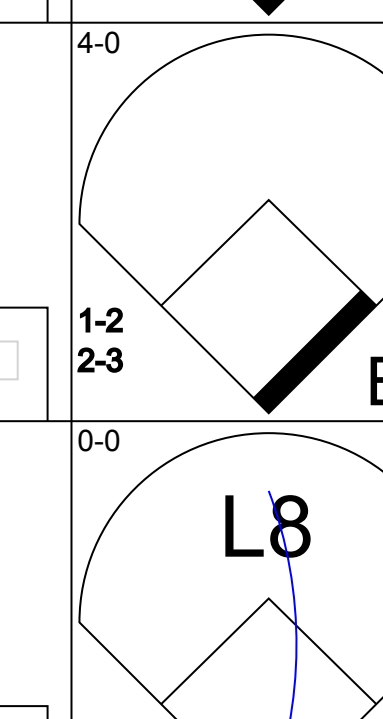
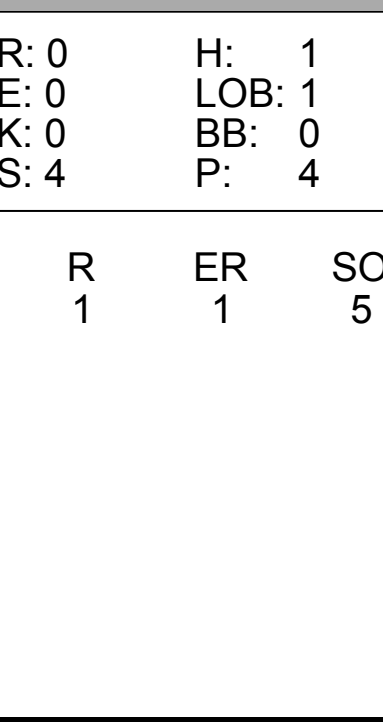
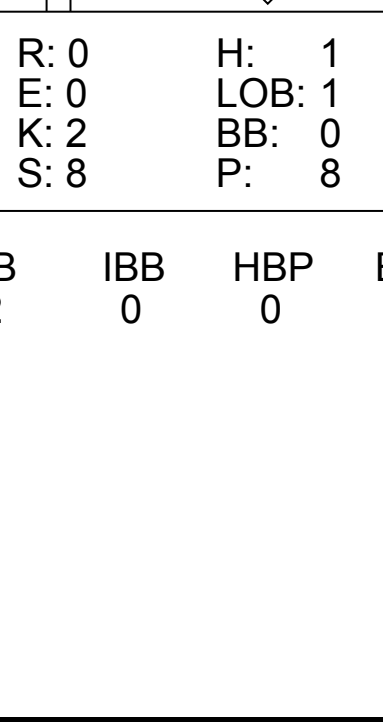
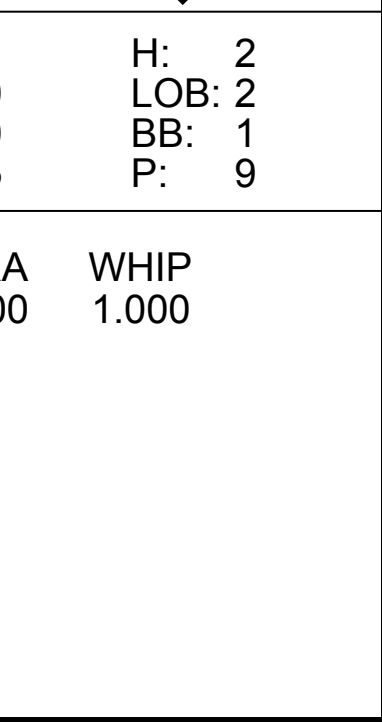
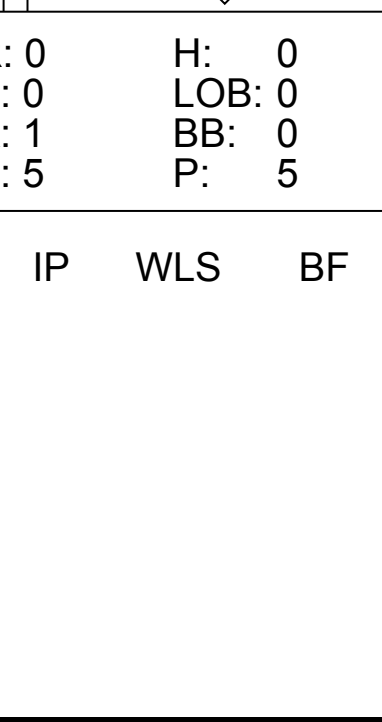
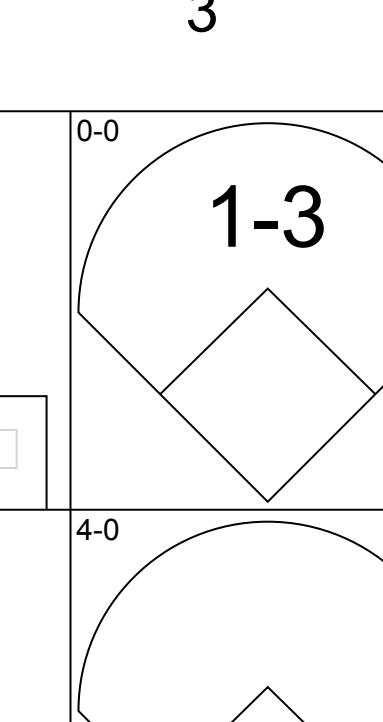
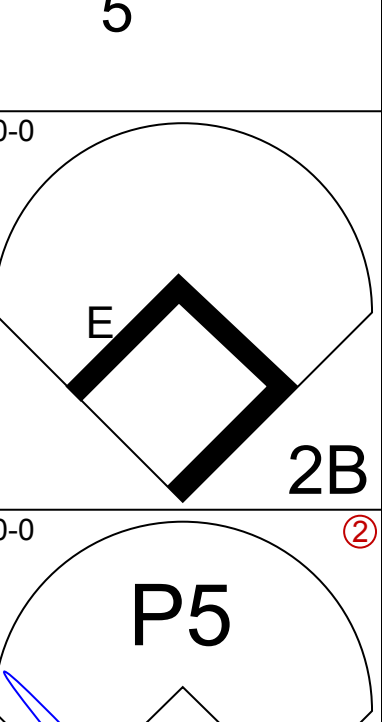
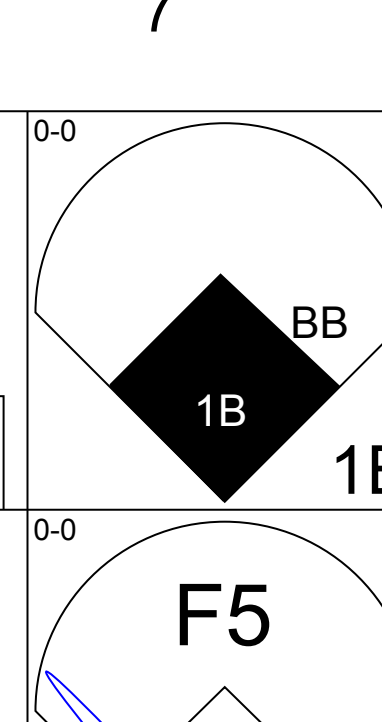
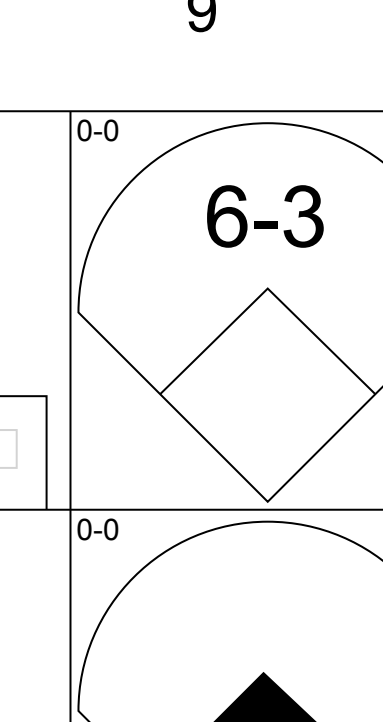
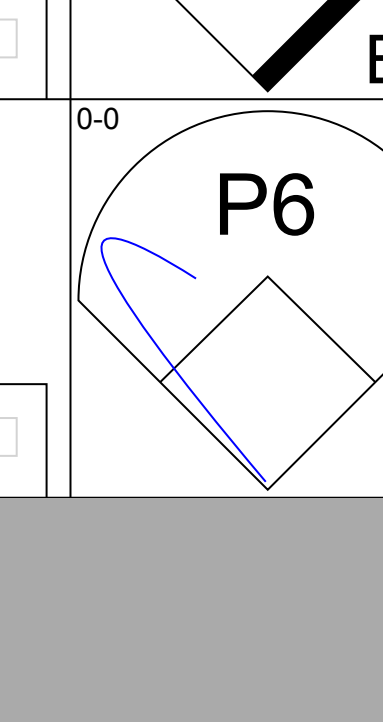
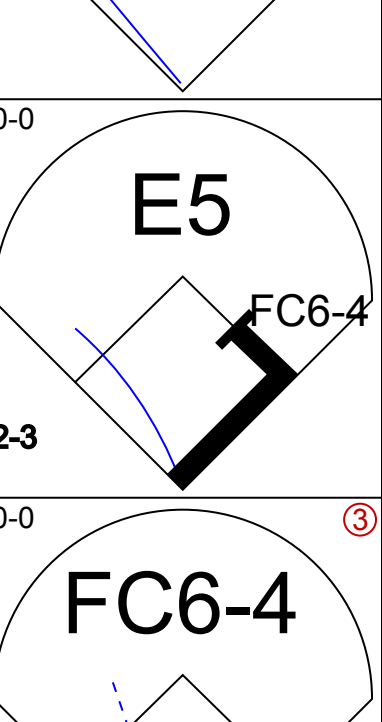
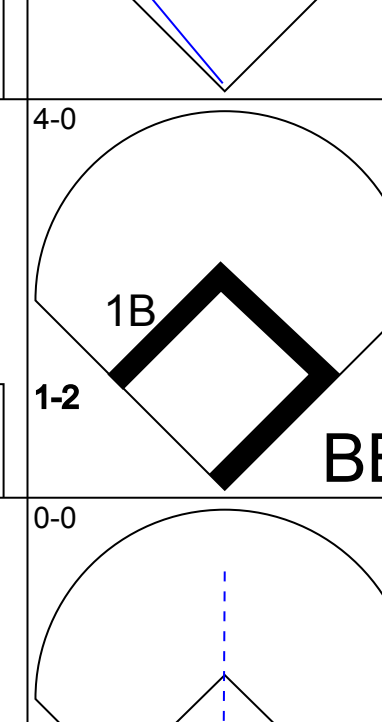

Batter	1	2	3	4	5	6	7	8	9	AB	R	H	RBI	BB	SO	LOB	BOTTOM					
Roy McMillan, R (1,6) OBP: 0.335, SLG: 0.356										4	0	1	0	0	0	0	Philadelphia Phillies @ Milwaukee Braves Milwaukee County Stadium, Milwaukee, WI Sun Sep 09 1962, 4:33 AM EDT Att: 10,238 - Unknown livebaseballscorecards.com					
Eddie Mathews, L (1,5) OBP: 0.380, SLG: 0.474										3	0	0	0	1	0	1						
Hank Aaron, R (1,9) OBP: 0.389, SLG: 0.605										4	1	1	1	0	0	2						
Joe Adcock, R (1,3) OBP: 0.330, SLG: 0.509										2	0	1	0	1	0	1						
Tommie Aaron, R (6, PR) OBP: 0.309, SLG: 0.370										1	0	0	0	0	1	1						
Lee Maye, L (1,8) OBP: 0.291, SLG: 0.370										4	0	1	0	0	1	2						
Del Crandall, R (1,2) OBP: 0.340, SLG: 0.407										4	0	0	0	0	0	2						
Amado Samuel, R (1,4) OBP: 0.239, SLG: 0.277										3	0	0	0	0	1	1						
Lou Johnson, R (9, PH) OBP: 0.350, SLG: 0.468										1	0	0	0	0	1	0						
Hawk Taylor, R (1,7) OBP: 0.154, SLG: 0.154										3	0	0	0	0	0	1						
Warren Spahn, L (1,1) OBP: 0.247, SLG: 0.313										2	0	0	0	0	1	0						
Bob Shaw, R (8,1) OBP: 0.235, SLG: 0.139										0	0	0	0	0	0	0						
Joe Torre, R (6, PH) OBP: 0.350, SLG: 0.385										1	1	1	1	0	0	0						
Claude Raymond, R (9,1)										0	0	0	0	0	0	0						
Inning Stats	R: 0 E: 0 K: 0 S: 4	H: 1 LOB: 1 BB: 0 P: 4	R: 0 E: 0 K: 1 S: 6	H: 1 LOB: 0 BB: 0 P: 6	R: 0 E: 0 K: 0 S: 3	H: 0 LOB: 0 BB: 0 P: 3	R: 0 E: 0 K: 0 S: 4	H: 1 LOB: 1 BB: 0 P: 4	R: 0 E: 0 K: 1 S: 5	H: 0 LOB: 0 BB: 0 P: 5	R: 1 E: 0 K: 0 S: 4	H: 1 LOB: 1 BB: 1 P: 8	R: 0 E: 0 K: 0 S: 3	H: 0 LOB: 0 BB: 0 P: 3	R: 1 E: 0 K: 1 S: 6	H: 1 LOB: 1 BB: 1 P: 10	R: 0 E: 0 K: 2 S: 7	H: 0 LOB: 0 BB: 0 P: 7	1B: 3 2B: 0 3B: 0 HR: 2	SF: 0 SAC: 0 DP: 0 HBP: 0	WP: 0 PB: 0 SB: 0 CS: 0	PA: 34
PITCHER	IP WLS BF H R ER SO BB IBB HBP BLK WP HR S P ERA WHIP																					
Chris Short, L (1,1) ERA: 3.32	7.0 W 27 5 2 2 2 1 0 0 0 0 0 0 2 30 2.57 0.857																					
Jack Baldschun, R (8,1) ERA: 3.01	2.0 S 7 0 0 0 3 1 0 0 0 0 0 0 0 12 0.00 0.500																					

Batter	1	2	3	4	5	6	7	8	9	AB	R	H	RBI	BB	SO	LOB	TOP			
Gus Bell, L OBP: 0.289, SLG: 0.352 Lou Johnson, R OBP: 0.346, SLG: 0.463 (6, FR)	F7		HR	K		FC6-4				4	1	2	0	0	1	2	Milwaukee Braves @ Philadelphia Phillies Connie Mack Stadium, Philadelphia, PA Wed Sep 12 1962, 7:05 PM EDT Att: 5,783 - Unknown			
Eddie Mathews, L OBP: 0.375, SLG: 0.483	K		HR		4-3 BLK	P6		K		5	2	2	2	0	2	1				
Hank Aaron, R OBP: 0.387, SLG: 0.604	P5		K		K	L8		F9		5	0	0	0	0	2	2				
Joe Adcock, R OBP: 0.330, SLG: 0.501		F7	G4-6-3 BB		1B BLK 2B	K2-3		F9		4	1	1	0	1	1	1				
Lee Maye, L OBP: 0.295, SLG: 0.370		HR	G4-6-3		4-3			F9		4	2	1	0	1	0	3				
Joe Torre, R OBP: 0.359, SLG: 0.407				1B FC1-2 BB	2B			F9		4	2	3	2	1	0	0				
Frank Bolling, R OBP: 0.334, SLG: 0.411				1B	1B	L7		F7		5	1	3	2	0	0	2				
Amado Samuel, R OBP: 0.243, SLG: 0.279		K		FC1-6 FC1-2	FC6-4	K				4	0	1	1	0	2	5				
Denny Lemaster, R OBP: 0.185, SLG: 0.154		K2-3		FC1-2	FC6-4					4	0	1	1	0	1	4				
Inning Stats	R: 0 E: 0 K: 1 S: 5	H: 0 LOB: 0 BB: 0 P: 5	R: 2 E: 0 K: 2 S: 10	H: 3 LOB: 1 BB: 0 P: 10	R: 2 E: 0 K: 1 S: 6	H: 2 LOB: 2 BB: 1 P: 10	R: 4 E: 0 K: 1 S: 10	H: 5 LOB: 1 BB: 0 P: 10	R: 0 E: 0 K: 1 S: 6	H: 1 LOB: 1 BB: 0 P: 6	R: 1 E: 0 K: 1 S: 7	H: 2 LOB: 2 BB: 1 P: 11	R: 0 E: 0 K: 1 S: 5	H: 0 LOB: 0 BB: 0 P: 5	R: 0 E: 0 K: 0 S: 3	H: 0 LOB: 0 BB: 0 P: 3		1B: 10 2B: 2 3B: 0 HR: 2	SF: 0 SAC: 0 DP: 1 HBP: 0	WP: 0 PB: 0 CS: 0
PITCHER	IP WLS BF H R ER SO BB IBB HBP BLK WP HR S P ERA WHIP	IP WLS BF H R ER SO BB IBB HBP BLK WP HR S P ERA WHIP																		
Art Mahaffey, R ERA: 3.79	3.0	L	14	5	4	4	4	1	0	0	0	0	0	0	2	21	25	12.00	2.000	
Jim Owens, R ERA: 6.33	2.0		13	6	4	4	2	1	0	0	1	0	0	0	16	20	18.00	3.500		
John Boozar, R ERA: 6.38	2.0		10	3	1	1	2	1	0	0	0	0	0	0	13	17	4.50	2.000		
Bill Smith, L ERA: 4.7	2.0		6	0	0	0	1	0	0	0	0	0	0	0	8	8	0.00	0.000		



Batter	1	2	3	4	5	6	7	8	9	AB	R	H	RBI	BB	SO	LOB	BOTTOM					
Tony Taylor, R OBP: 0.330, SLG: 0.337	F3		K				6-3		5-3	5	0	1	0	0	1	1	Milwaukee Braves @ Philadelphia Phillies Connie Mack Stadium, Philadelphia, PA Wed Sep 12 1962, 7:05 PM EDT Att: 5,783 - Unknown					
Johnny Callison, L OBP: 0.361, SLG: 0.481	1B		BB HBP		K		G3		K	4	0	1	0	0	2	2						
Ted Savage, R OBP: 0.343, SLG: 0.371	FC4 1B				5-3				1B	3	0	2	0	1	0	1						
Roy Sievers, R OBP: 0.335, SLG: 0.450	F7		5-3			G5-4-3 BB			1B	3	0	1	0	1	0	4						
Don Demeter, R OBP: 0.361, SLG: 0.520	FC4			K		G5-4-3		F8		4	0	0	0	0	1	5						
Bobby Wine, R OBP: 0.270, SLG: 0.333		F9		K		BB 1B		L8		4	0	1	0	0	1	2						
Clay Dalrymple, L OBP: 0.396, SLG: 0.428		F9		WP BB		1B		G3		2	0	0	0	2	0	2						
Ruben Amaro, R OBP: 0.351, SLG: 0.308		P3		K		L5			L4	4	0	0	0	0	1	3						
Art Mahaffey, R Mel Rioschi, R Jim Owens, R Billy Klau, R John Boozar, R Bob Oldis, R Bill Smith, L Jimmie Coker, R			F7		K		K		5-3 BB	0	0	0	0	0	0	0						
Inning Stats	R: 0 E: 0 K: 0 S: 5	H: 2 LOB: 2 BB: 0 P: 5	R: 0 E: 0 K: 0 S: 3	H: 0 LOB: 0 BB: 0 P: 3	R: 0 E: 0 K: 1 S: 5	H: 0 LOB: 2 BB: 1 P: 10	R: 0 E: 0 K: 3 S: 9	H: 0 LOB: 1 BB: 1 P: 13	R: 0 E: 0 K: 2 S: 8	H: 1 LOB: 1 BB: 0 P: 8	R: 0 E: 0 K: 0 S: 3	H: 1 LOB: 2 BB: 2 P: 11	R: 0 E: 0 K: 1 S: 5	H: 0 LOB: 0 BB: 0 P: 5	R: 0 E: 0 K: 0 S: 5	H: 2 LOB: 2 BB: 0 P: 5		R: 0 E: 0 K: 1 S: 5	H: 0 LOB: 1 BB: 1 P: 9	1B: 6 2B: 0 3B: 0 HR: 0	SF: 0 SAC: 0 DP: 1 HBP: 1	WP: 1 PB: 0 CS: 0
PITCHER	IP WLS BF H R ER SO BB IBB HBP BLK WP HR S P ERA WHIP	IP WLS BF H R ER SO BB IBB HBP BLK WP HR S P ERA WHIP																				
Denny Lemaster, L ERA: 3.1	9.0	W	38	6	0	0	8	5	0	1	0	1	0	48	69	0.00	1.222					

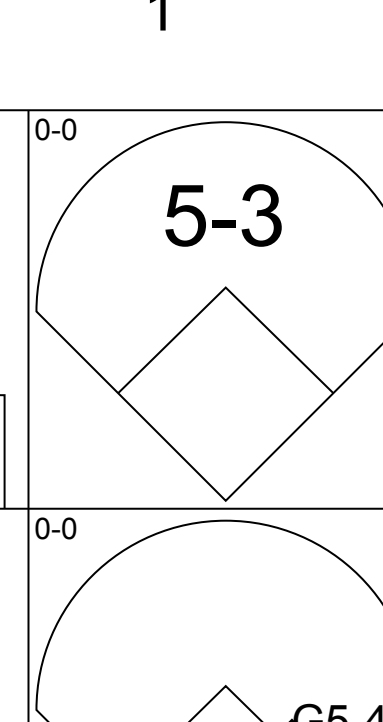
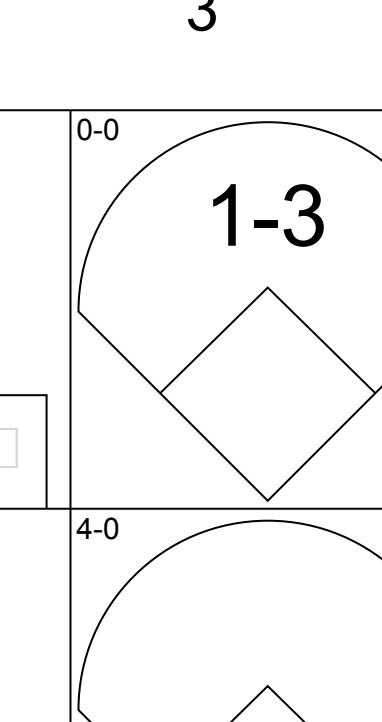
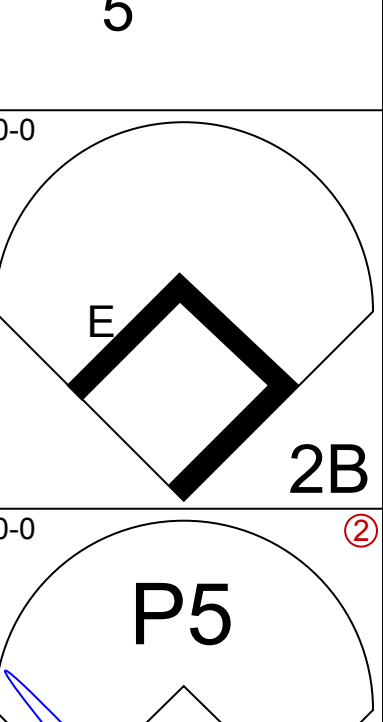
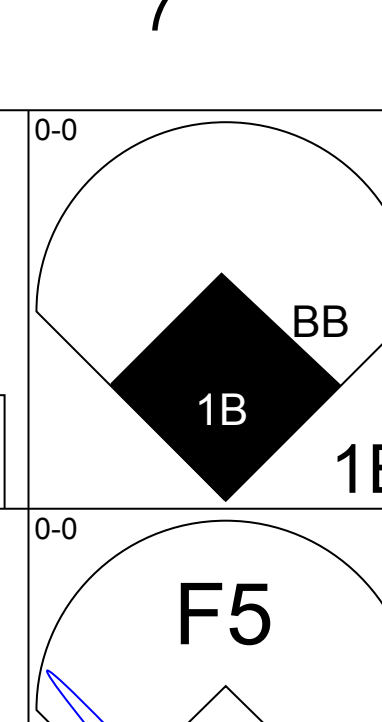
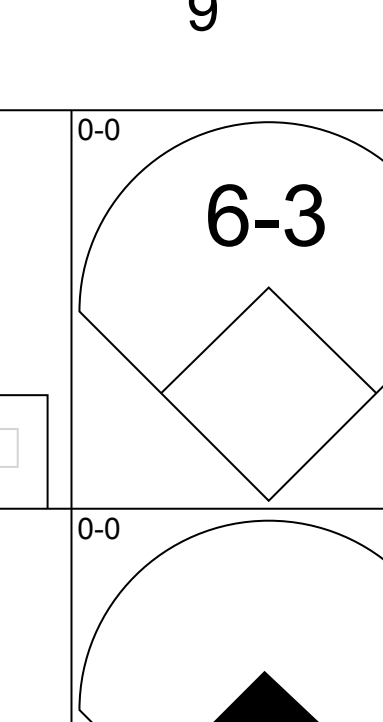
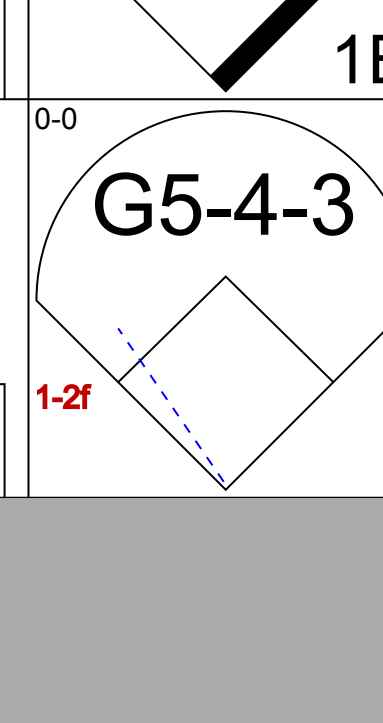
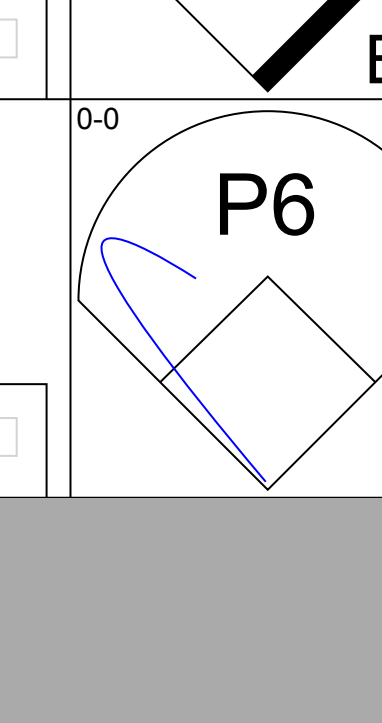
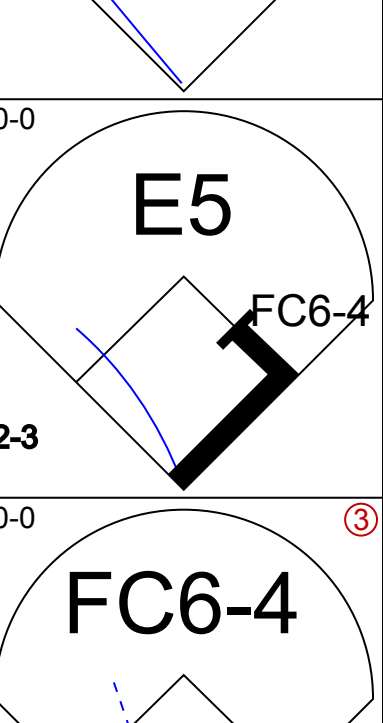
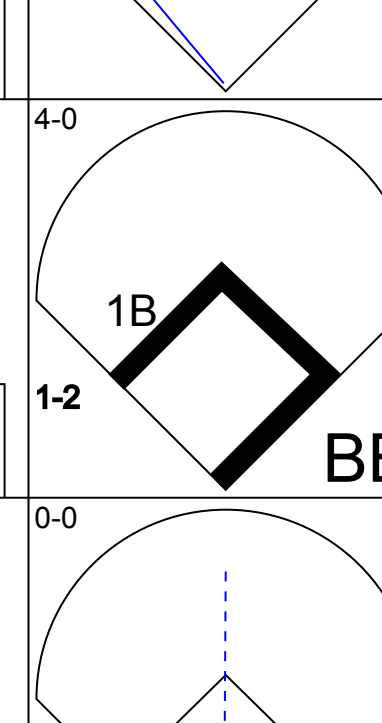




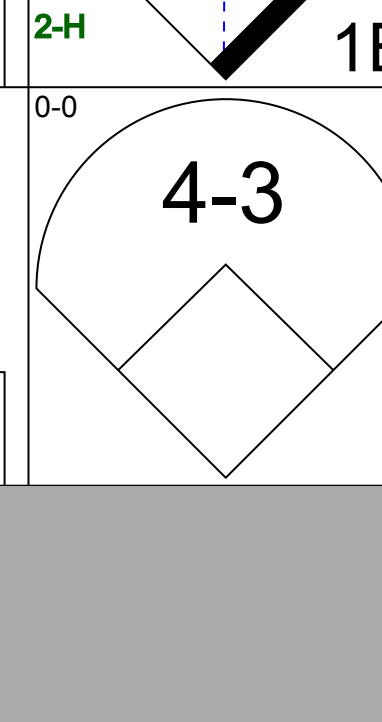
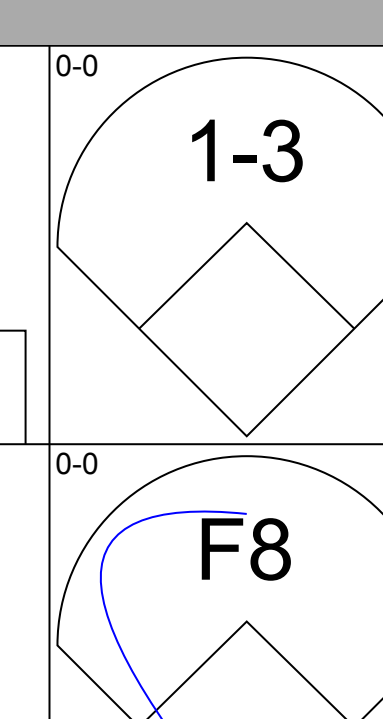
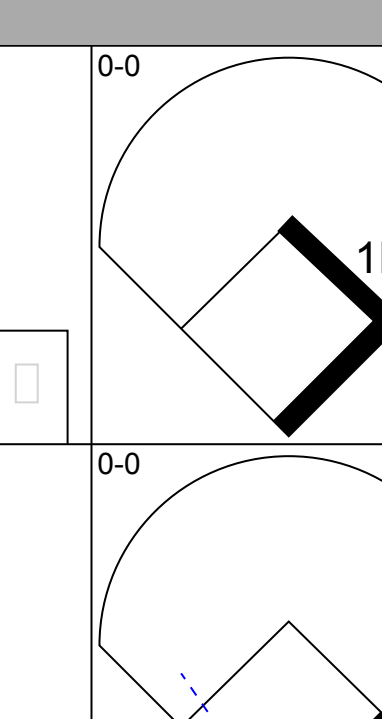
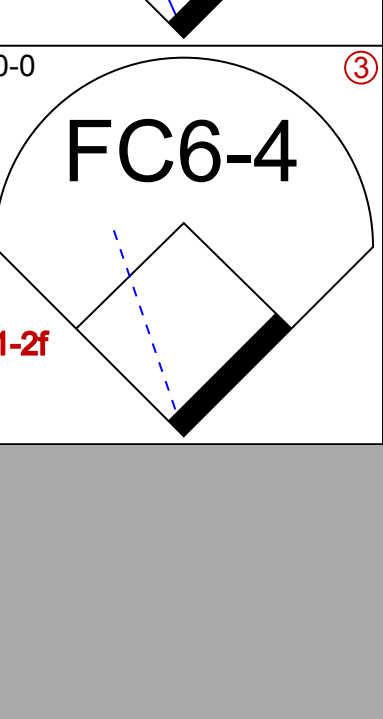
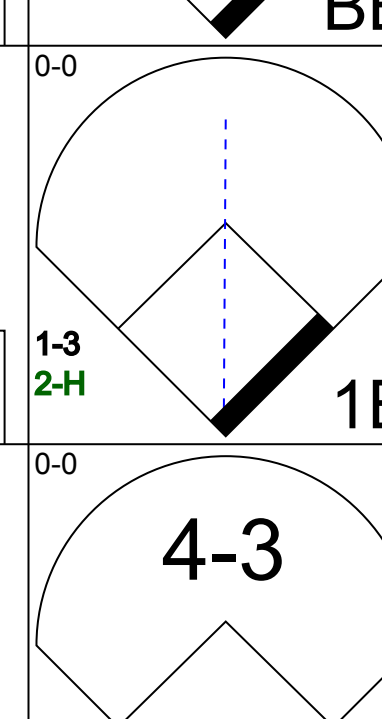
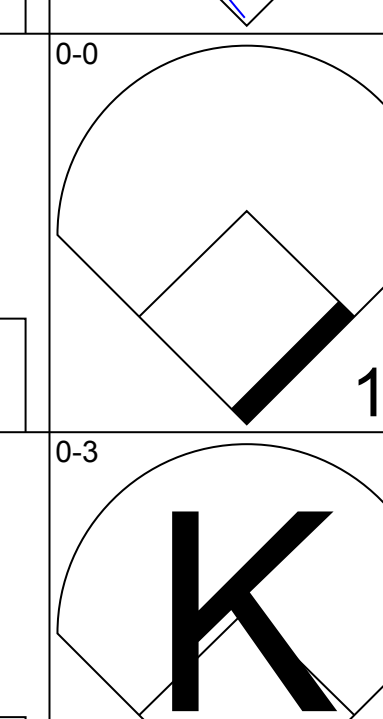
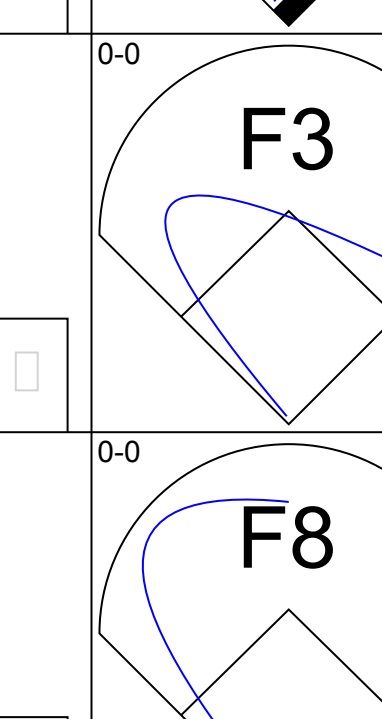
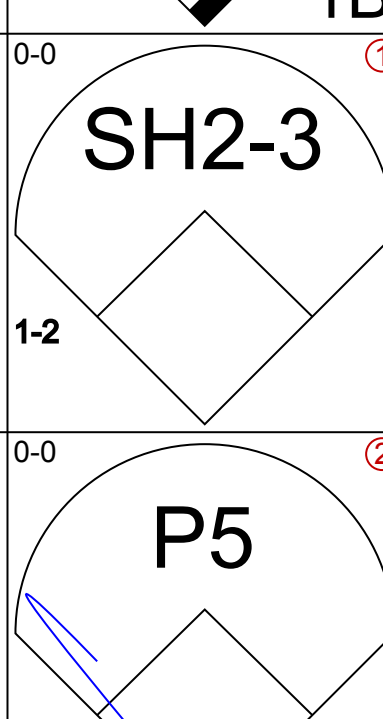


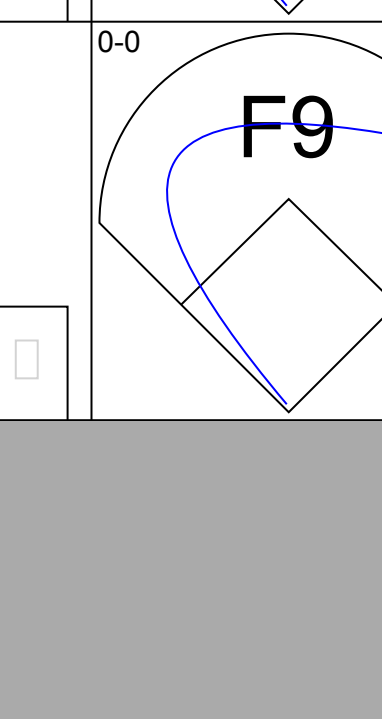
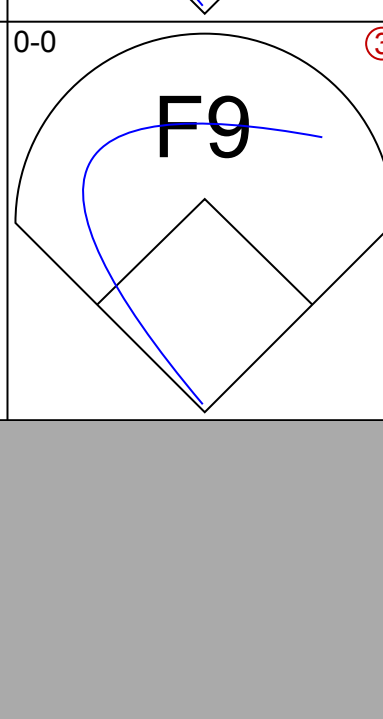
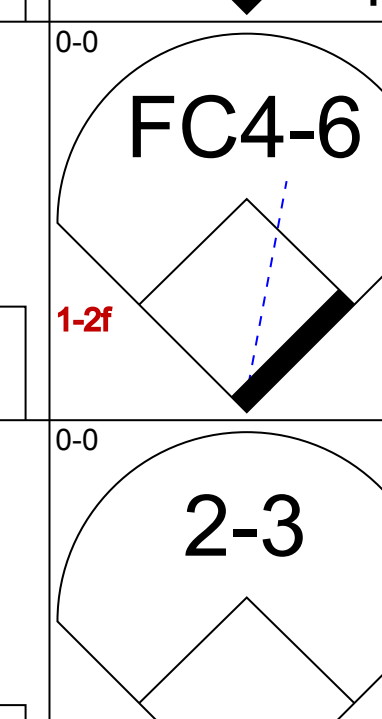
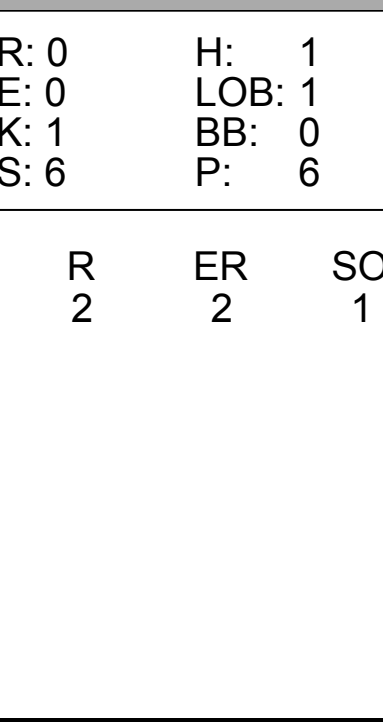
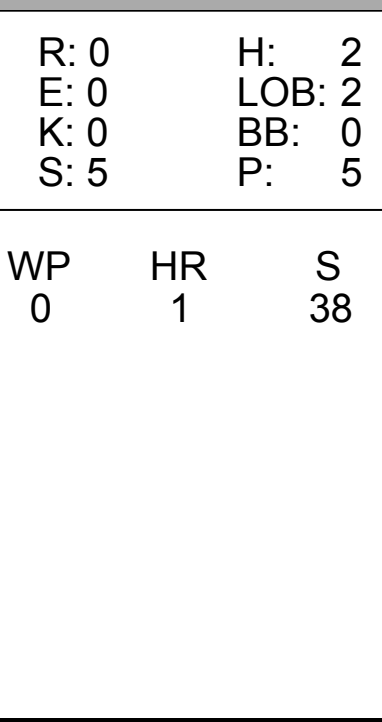
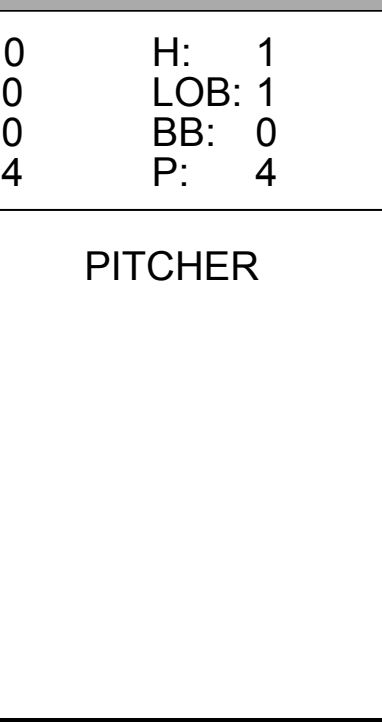
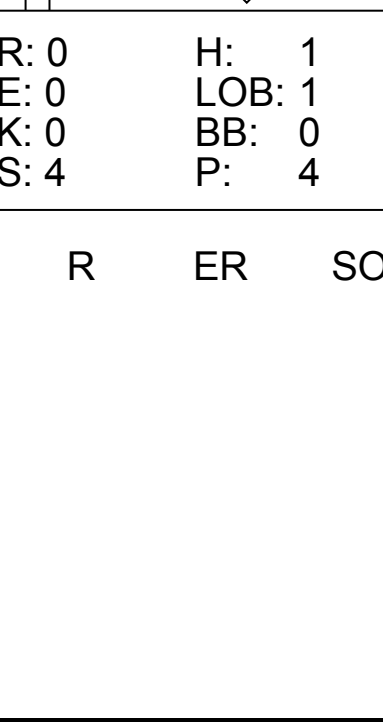
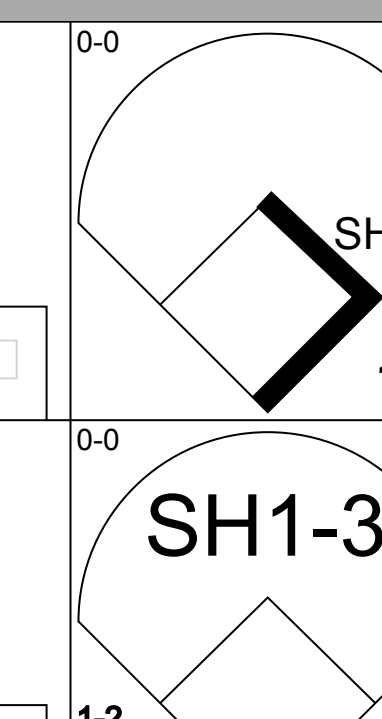
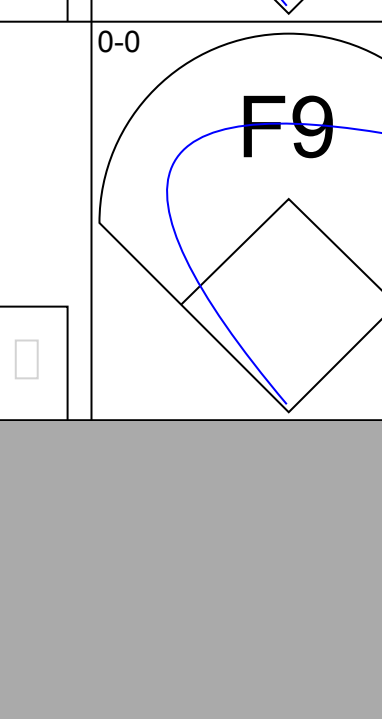
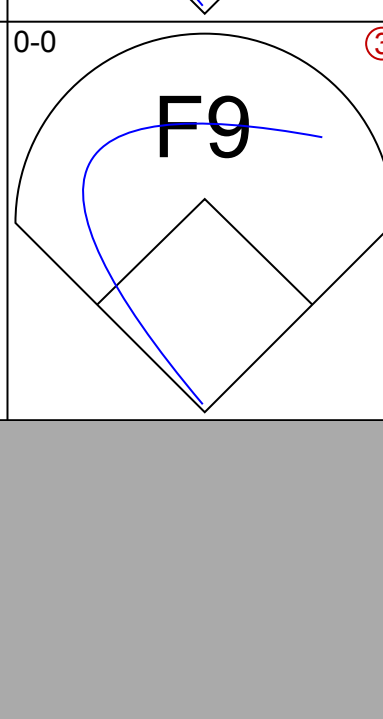
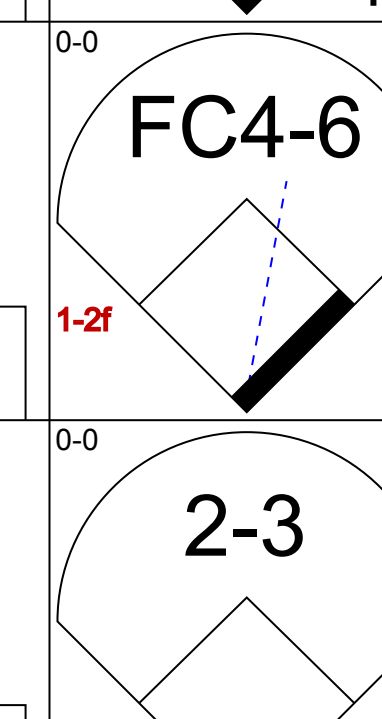
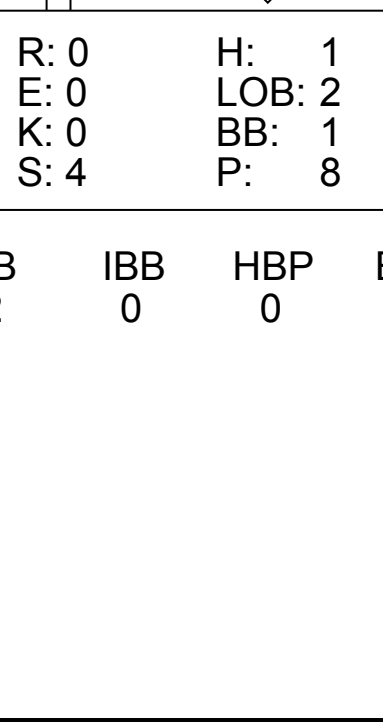
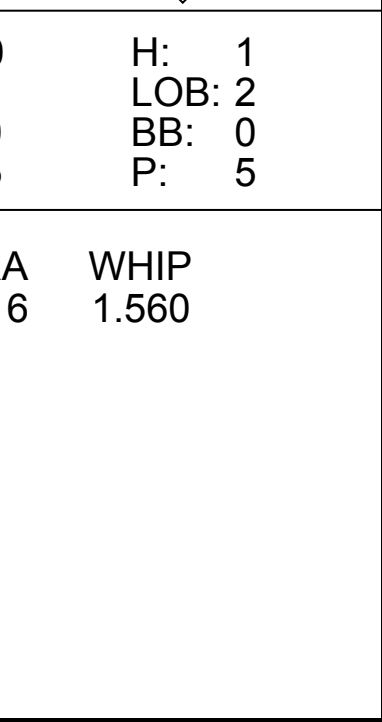
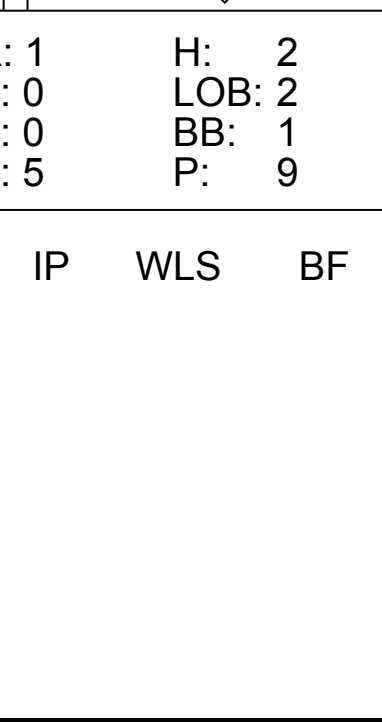
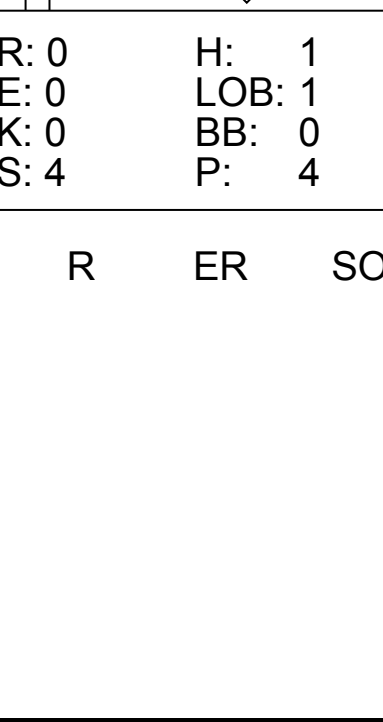


Batter	1	2	3	4	5	6	7	8	9	AB	R	H	RBI	BB	SO	LOB	TOP					
Lou Johnson, R OBP: 0.352, SLG: 0.465 (1, 8)										4	0	2	1	0	1	0						
Eddie Mathews, L OBP: 0.376, SLG: 0.479 (1, 5)										4	0	0	0	0	1	3						
Hank Aaron, R OBP: 0.385, SLG: 0.599 (1, 9)										4	0	0	0	0	1	0						
Joe Adcock, R OBP: 0.239, SLG: 0.504 Roy McMillan, R OBP: 0.335, SLG: 0.356 (1, 3)										4	0	1	0	0	0	0						
Frank Bolling, R OBP: 0.333, SLG: 0.409 (1, 4)										4	0	1	0	0	0	1						
Del Crandall, R OBP: 0.339, SLG: 0.405 Lee Maye, L OBP: 0.295, SLG: 0.370 (1, 2)											4	0	1	0	0	0	2					
Amado Samuel, R OBP: 0.239, SLG: 0.275 Joe Torre, R OBP: 0.362, SLG: 0.410 (1, 6)										3	0	0	0	0	0	1						
Hawk Taylor, R OBP: 0.182, SLG: 0.156 Tommie Aaron, R OBP: 0.310, SLG: 0.368 (1, 7)											2	1	0	0	1	1	0					
Warren Spahn, L OBP: 0.247, SLG: 0.310 (1, 1)											4	0	1	0	0	1	3					
Inning Stats	R: 0 E: 0 K: 1 S: 5	H: 0 LOB: 0 BB: 0 P: 5	R: 0 E: 0 K: 0 S: 4	H: 1 LOB: 1 BB: 0 P: 4	R: 0 E: 0 K: 2 S: 8	H: 1 LOB: 1 BB: 0 P: 8	R: 0 E: 0 K: 0 S: 3	H: 0 LOB: 0 BB: 0 P: 3	R: 1 E: 0 K: 0 S: 5	H: 2 LOB: 2 BB: 1 P: 9	R: 0 E: 0 K: 1 S: 6	H: 1 LOB: 1 BB: 0 P: 6	R: 0 E: 0 K: 1 S: 5	H: 0 LOB: 0 BB: 0 P: 5	R: 0 E: 0 K: 0 S: 3	H: 0 LOB: 0 BB: 0 P: 3	R: 0 E: 0 K: 0 S: 5	H: 2 LOB: 3 BB: 1 P: 9	1B: 6 2B: 0 3B: 1 HR: 0	SF: 0 SAC: 0 DP: 0 HBP: 0	WP: 0 PB: 0 SB: 0 CS: 0	PA: 36
PITCHER Chris Short, L ERA: 3.15 (1, 1)	IP: 9.0 WLS: W BF: 36 H: 7 R: 1 ER: 1 SO: 5 BB: 2 IBB: 0 HBP: 0 BLK: 0 WP: 0 HR: 0 S: 44 P: 52 ERA: 1.00 WHIP: 1.000															PITCHER						

Milwaukee Braves @ Philadelphia Phillies
 Connie Mack Stadium, Philadelphia, PA
 Thu Sep 13 1962, 7:05 PM EDT
 Att: 4,013 - Unknown

AB 34
 R 1
 H 7
 RBI 1
 BB 2
 SO 5
 LOB 10

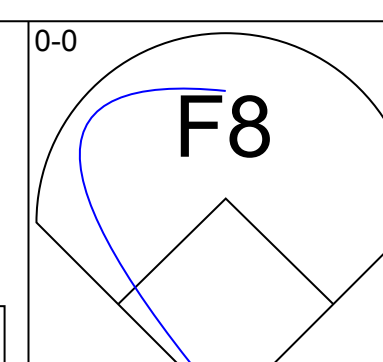
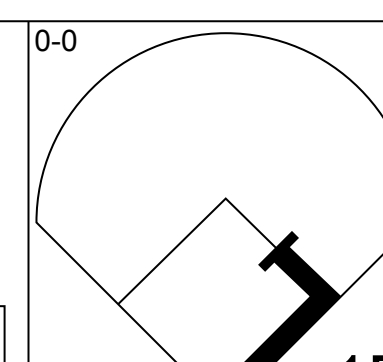
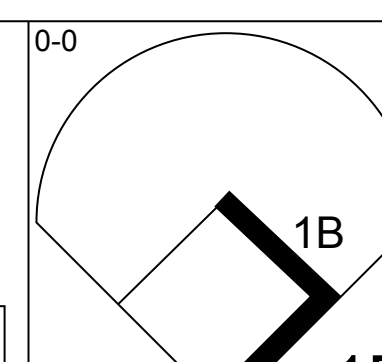
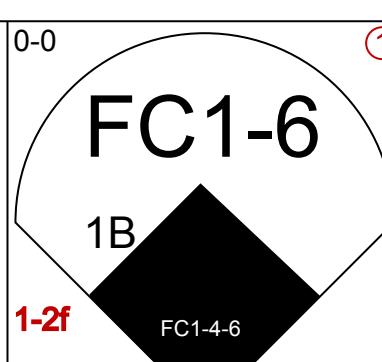
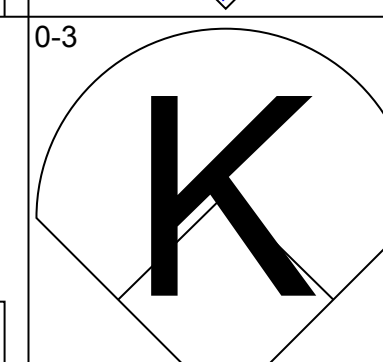
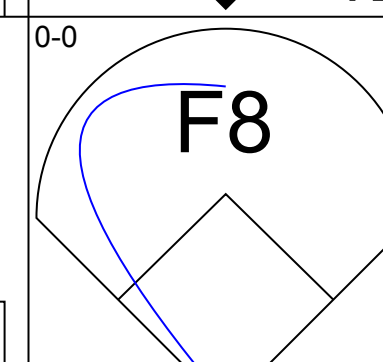
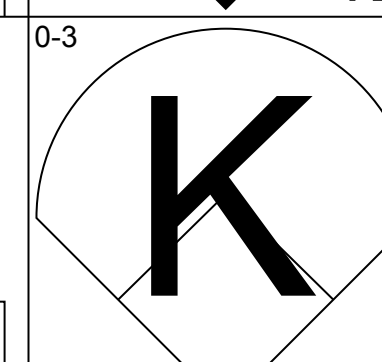
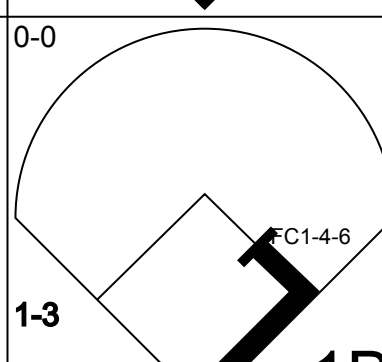
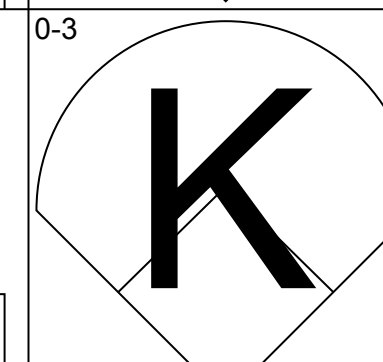
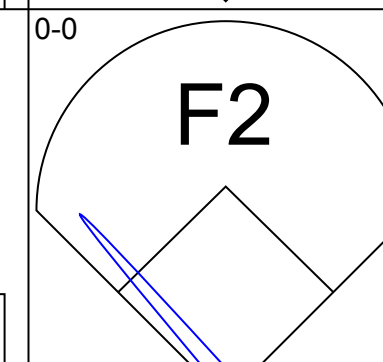
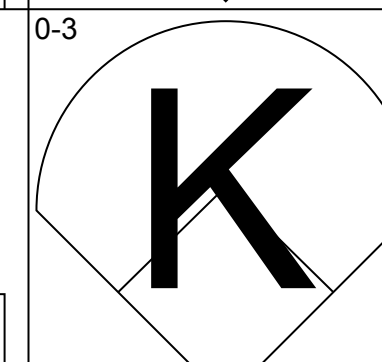
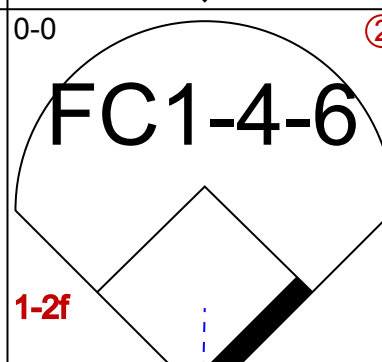
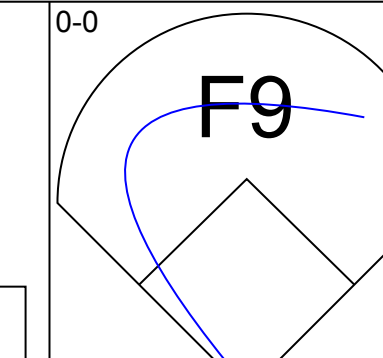
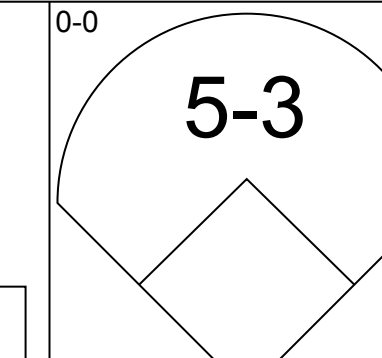
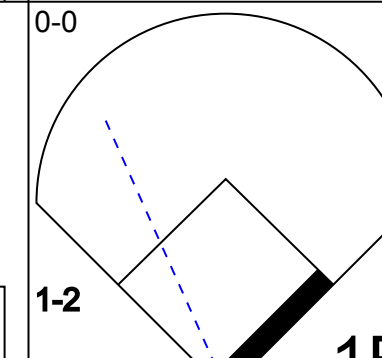
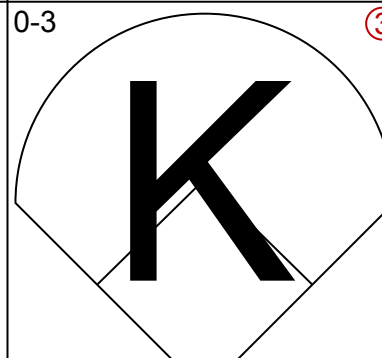
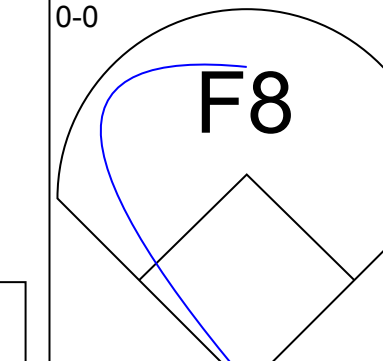
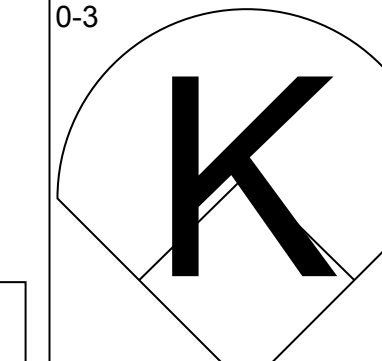
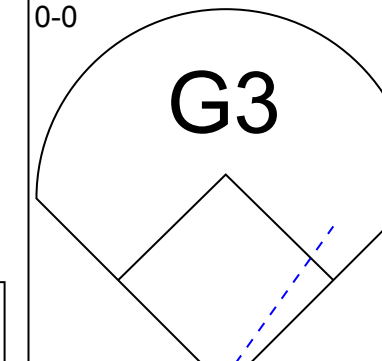
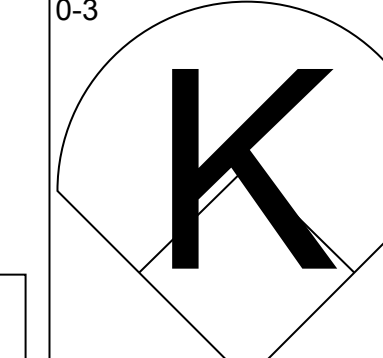
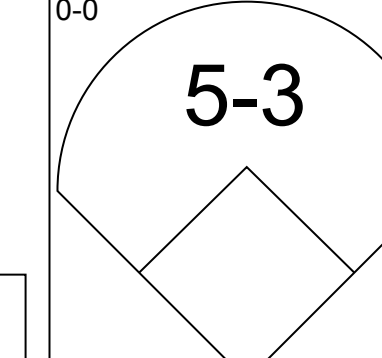
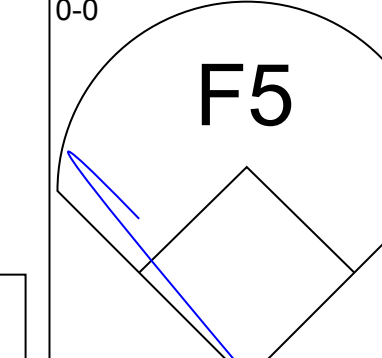
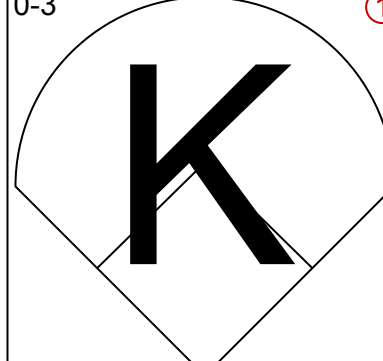
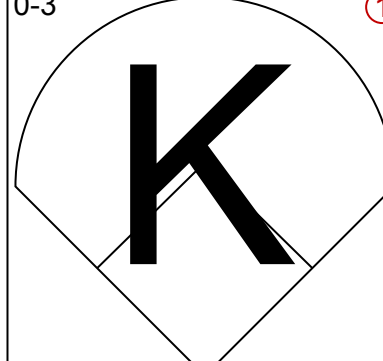
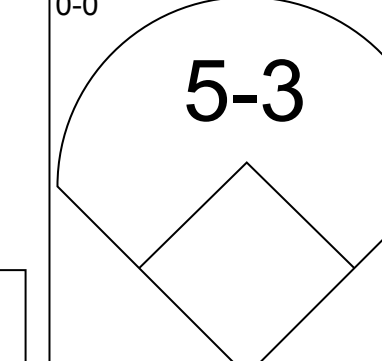
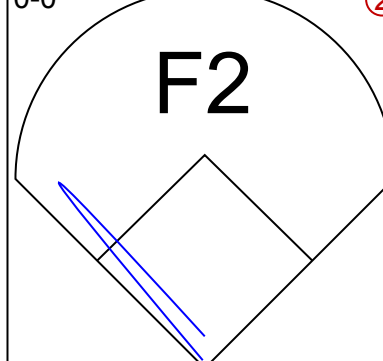
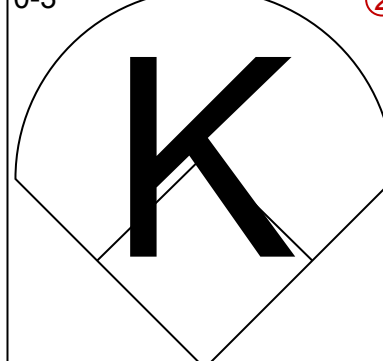
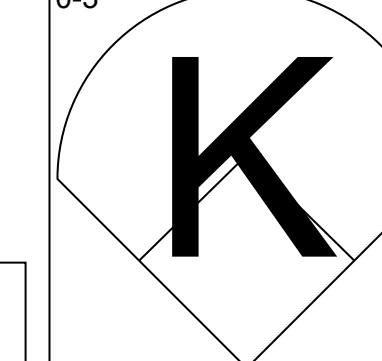



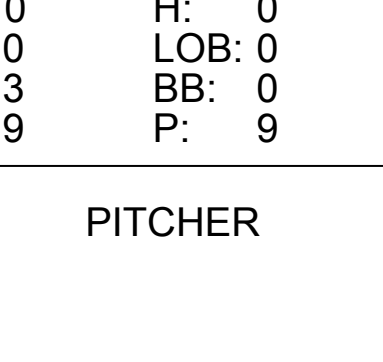
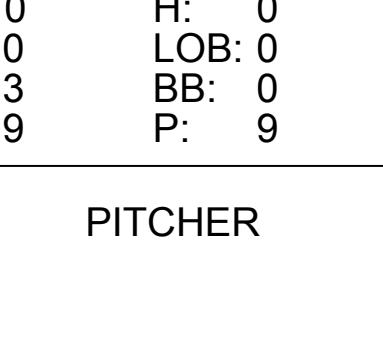
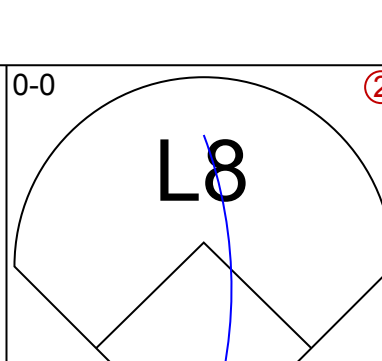
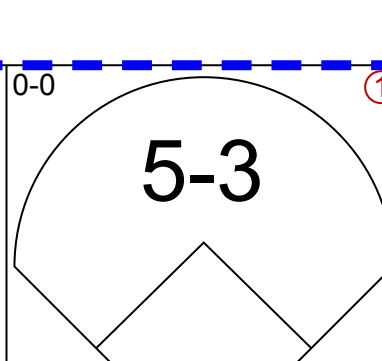


Batter	1	2	3	4	5	6	7	8	9	AB	R	H	RBI	BB	SO	LOB	BOTTOM					
Tony Taylor, R OBP: 0.331, SLG: 0.340 (1, 4)										5	1	2	0	0	0	1						
Johnny Callison, L OBP: 0.363, SLG: 0.487 (1, 9)										4	1	2	1	1	0	2						
Ted Savage, R OBP: 0.342, SLG: 0.368 (1, 7)										3	0	0	0	1	0	4						
Roy Sievers, R OBP: 0.337, SLG: 0.451 (1, 3)										4	0	2	1	0	0	2						
Don Demeter, R OBP: 0.362, SLG: 0.520 (1, 8)										4	0	2	0	0	0	2						
Bobby Wine, R OBP: 0.271, SLG: 0.333 (1, 5)										3	0	1	0	0	0	2						
Clay Dalrymple, L OBP: 0.394, SLG: 0.426 Billy Klaus, L OBP: 0.296, SLG: 0.335 Bob Oldis, R OBP: 0.352, SLG: 0.303 (1, 2)										4	0	1	0	0	1	4						
Ruben Amaro, R OBP: 0.349, SLG: 0.307 (1, 6)											4	0	1	0	0	4						
Chris Short, R OBP: 0.219, SLG: 0.290 (1, 1)											3	0	0	0	0	1						
Inning Stats	R: 0 E: 0 K: 0 S: 3	H: 1 LOB: 0 BB: 0 P: 3	R: 0 E: 0 K: 1 S: 6	H: 1 LOB: 1 BB: 0 P: 6	R: 0 E: 0 K: 0 S: 4	H: 1 LOB: 2 BB: 1 P: 8	R: 0 E: 0 K: 0 S: 5	H: 2 LOB: 0 BB: 0 P: 5	R: 0 E: 0 K: 0 S: 4	H: 1 LOB: 1 BB: 0 P: 4	R: 1 E: 0 K: 0 S: 5	H: 2 LOB: 2 BB: 1 P: 9	R: 0 E: 0 K: 0 S: 4	H: 1 LOB: 0 BB: 0 P: 4	R: 0 E: 0 K: 0 S: 2	H: 1 LOB: 0 BB: 0 P: 2	R: 1 E: 0 K: 0 S: 5	H: 1 LOB: 0 BB: 0 P: 2	1B: 9 2B: 1 3B: 0 HR: 1	SF: 0 SAC: 2 DP: 1 HBP: 0	WP: 0 PB: 0 SB: 0 CS: 0	PA: 38
PITCHER Warren Spahn, L ERA: 3.2 (1, 1)	IP: 8.1 WLS: L BF: 38 H: 11 R: 2 ER: 2 SO: 1 BB: 2 IBB: 0 HBP: 0 BLK: 0 WP: 0 HR: 1 S: 38 P: 46 ERA: 2.16 WHIP: 1.560															PITCHER						

Milwaukee Braves @ Philadelphia Phillies
 Connie Mack Stadium, Philadelphia, PA
 Thu Sep 13 1962, 7:05 PM EDT
 Att: 4,013 - Unknown

AB 34
 R 2
 H 11
 RBI 2
 BB 2
 SO 1
 LOB 22

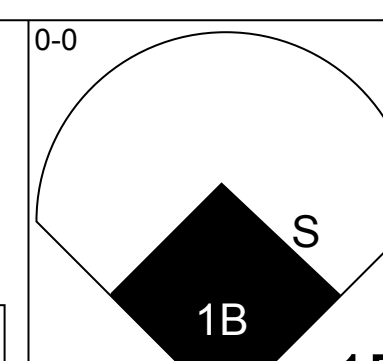
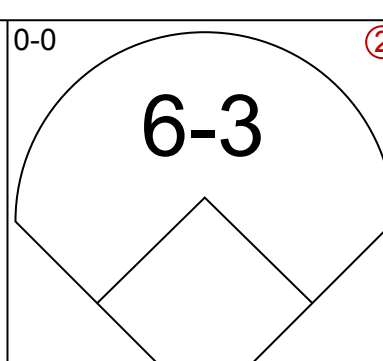
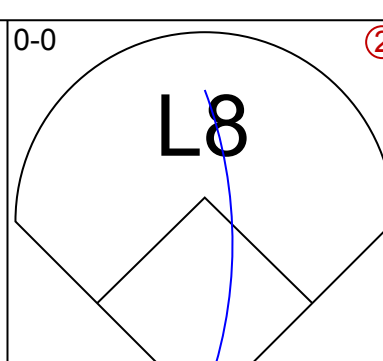
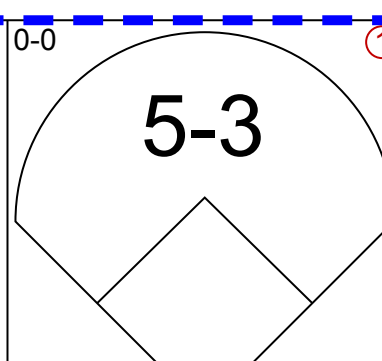
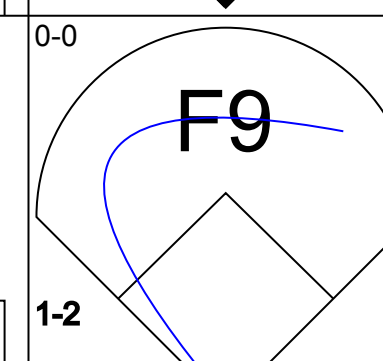
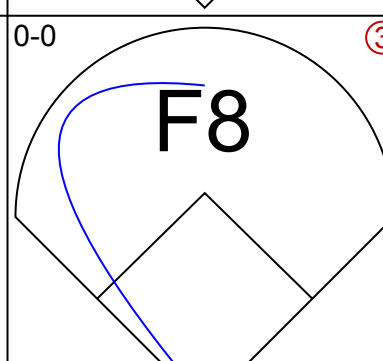
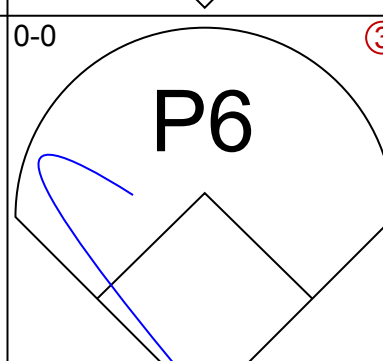
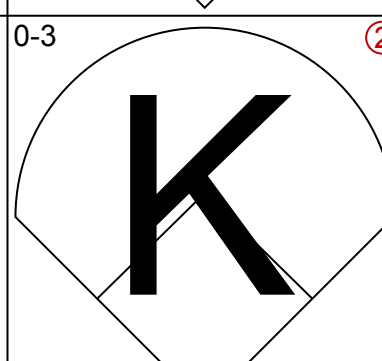
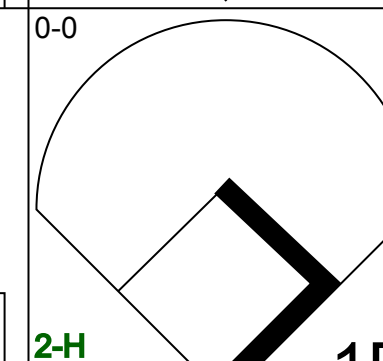
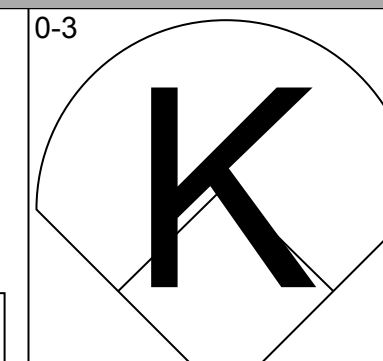
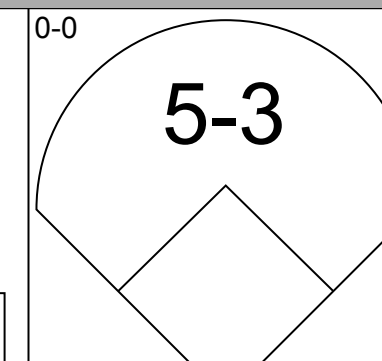
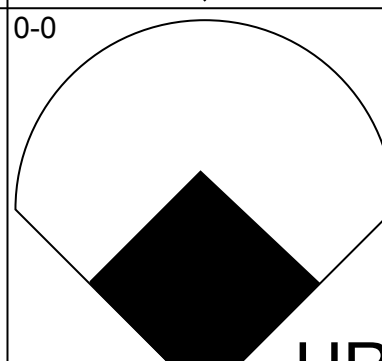
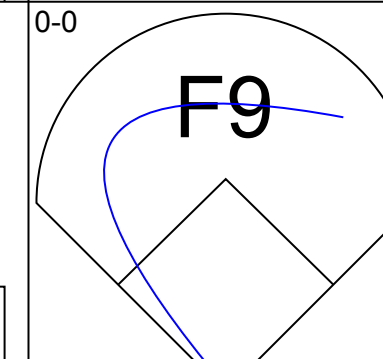
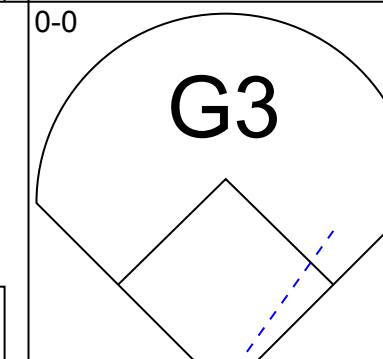
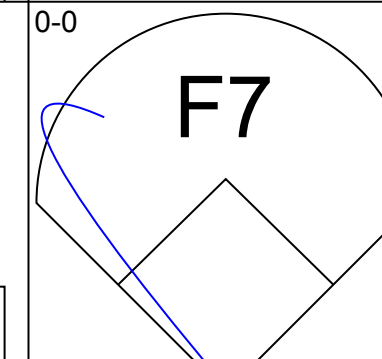
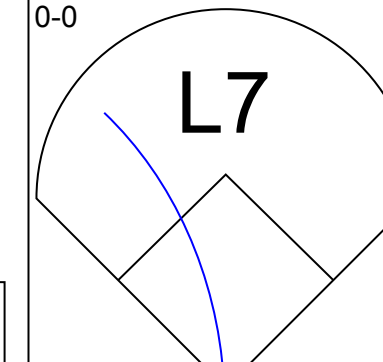

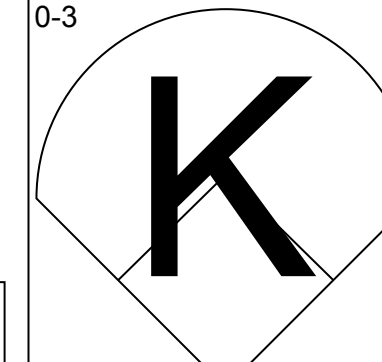

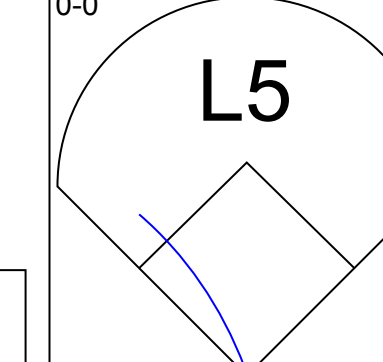

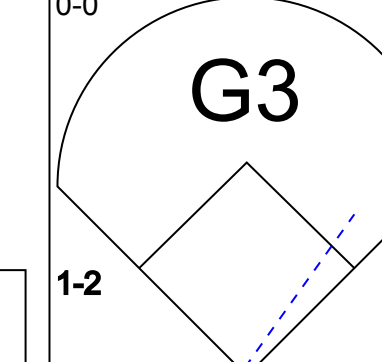
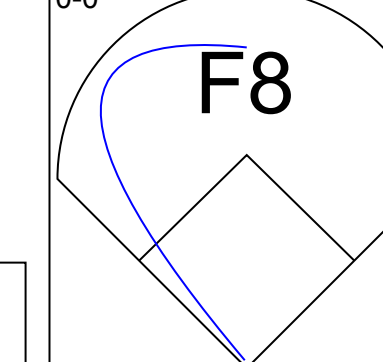
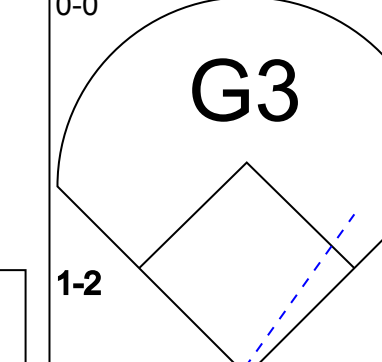
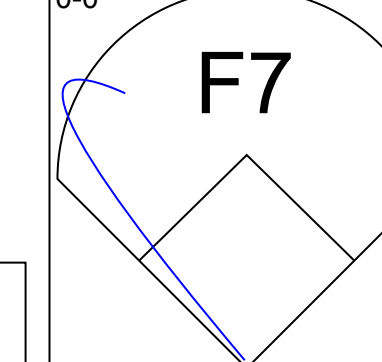

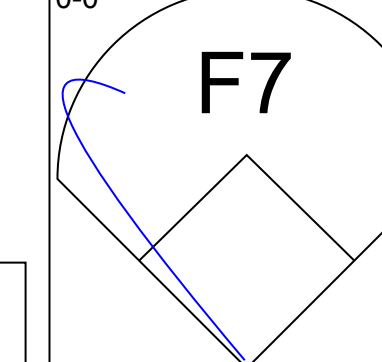
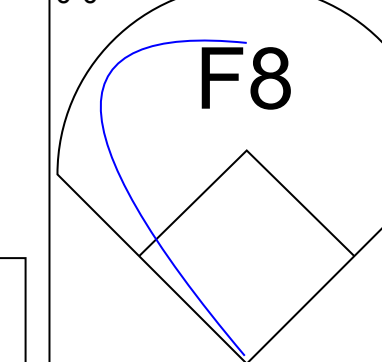
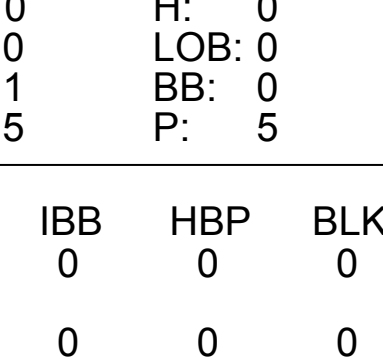
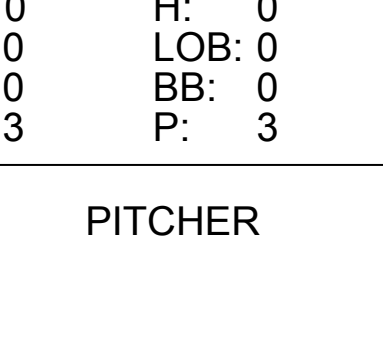
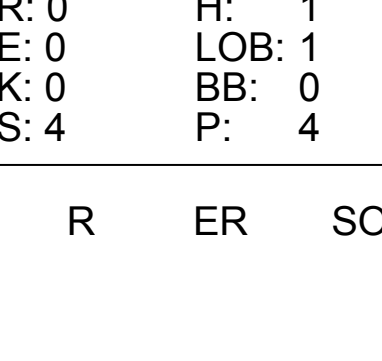


Batter	1	2	3	4	5	6	7	8	9	AB	R	H	RBI	BB	SO	LOB	TOP		
Julian Javier, R OBP: 0.318, SLG: 0.365 (1.4)										4	1	2	0	0	0	1			
Stan Musial, L OBP: 0.423, SLG: 0.514 (1.7)										4	0	1	0	0	0	2	1		
Curt Flood, R OBP: 0.346, SLG: 0.426 (1.8)										4	0	0	1	0	2	2			
Ken Boyer, R OBP: 0.375, SLG: 0.469 (1.5)										4	0	1	0	0	1	1			
Bill White, L OBP: 0.379, SLG: 0.487 (1.3)										3	0	0	0	0	1	2			
Gene Oliver, R OBP: 0.351, SLG: 0.439 (1.2)										3	0	0	0	0	1	0			
Mike Shannon, R OBP: 0.167, SLG: 0.167 (1.9)										2	0	0	0	0	2	0			
Charlie James, R OBP: 0.306, SLG: 0.400 (8.9)										1	0	0	0	0	0	0			
Dal Maxvill, R OBP: 0.265, SLG: 0.245 (1.6)										2	0	0	0	0	1	0			
Bobby Gene Smith, R OBP: 0.259, SLG: 0.289 (8.6)										1	0	0	0	0	1	0			
Julio Gotay, R OBP: 0.319, SLG: 0.303 (8.6)										0	0	0	0	0	0	0			
Larry Jackson, R OBP: 0.236, SLG: 0.222 (1.1)										2	0	0	0	0	2	0			
Red Schoendienst, S OBP: 0.354, SLG: 0.384 (9.6)										1	0	1	0	0	0	0			
Bob Gibson, R OBP: 0.317, SLG: 0.347 (9.6)										0	0	0	0	0	0	0			
Lindy McDaniel, R OBP: 0.174, SLG: 0.095 (9.1)										0	0	0	0	0	0	0			
Inning Stats	R: 0 E: 0 K: 2 S: 7	H: 0 LOB: 0 BB: 0 P: 7	R: 0 E: 0 K: 1 S: 5	H: 0 LOB: 0 BB: 0 P: 5	R: 0 E: 0 K: 2 S: 7	H: 0 LOB: 0 BB: 0 P: 7	R: 0 E: 0 K: 0 S: 3	H: 1 LOB: 0 BB: 0 P: 3	R: 0 E: 0 K: 1 S: 5	H: 0 LOB: 0 BB: 0 P: 5	R: 0 E: 0 K: 2 S: 9	H: 2 LOB: 2 BB: 0 P: 9	R: 0 E: 0 K: 1 S: 5	H: 0 LOB: 0 BB: 0 P: 5	R: 1 E: 0 K: 1 S: 7	H: 2 LOB: 1 BB: 0 P: 7	1B: 5 2B: 0 3B: 0 HR: 0	SF: 0 SAC: 0 DP: 0 HBP: 0	WP: 0 PA: 31 PB: 0 SB: 0 CS: 0
PITCHER Dennis Bennett, L ERA: 4.22 (1.1)	IP: 9.0 WLS: W BF: 31 H: 5 R: 1 ER: 1 SO: 13 BB: 0 IBB: 0 HBP: 0 BLK: 0 WP: 0 HR: 0 S: 57 P: 57 ERA: 1.00 WHIP: 0.556																		

St. Louis Cardinals @ Philadelphia Phillies
 Connie Mack Stadium, Philadelphia, PA
 Fri Sep 14 1962, 7:05 PM EDT
 Att: 7,262 - Unknown

AB 31
 R 1
 H 5
 RBI 1
 BB 0
 SO 13
 LOB 7



Batter	1	2	3	4	5	6	7	8	9	AB	R	H	RBI	BB	SO	LOB	BOTTOM		
Tony Taylor, R OBP: 0.330, SLG: 0.339 (1.4)										4	1	1	0	0	0	0			
Billy Klaus, L OBP: 0.291, SLG: 0.329 (1.5)										4	0	0	0	0	1	1			
Johnny Callison, L OBP: 0.364, SLG: 0.492 (1.9)										4	1	2	2	0	1	0			
Wes Covington, L OBP: 0.321, SLG: 0.416 (1.7)										3	0	0	0	0	0	1			
Ted Savage, R OBP: 0.342, SLG: 0.368 (8.7)										0	0	0	0	0	0	0			
Clay Dalrymple, L OBP: 0.391, SLG: 0.422 (1.2)										3	0	0	0	0	1	1			
Don Demeter, R OBP: 0.362, SLG: 0.519 (1.8)										3	0	1	0	0	0	0			
Frank Torre, L OBP: 0.405, SLG: 0.392 (1.3)										3	0	0	0	0	0	1			
Ruben Amaro, R OBP: 0.345, SLG: 0.302 (1.6)										3	0	0	0	0	0	1			
Dennis Bennett, L OBP: 0.186, SLG: 0.196 (1.1)										3	0	0	0	0	1	1			
Inning Stats	R: 1 E: 0 K: 0 S: 5	H: 2 LOB: 1 BB: 0 P: 5	R: 0 E: 0 K: 0 S: 3	H: 0 LOB: 0 BB: 0 P: 3	R: 0 E: 0 K: 1 S: 5	H: 0 LOB: 0 BB: 0 P: 5	R: 0 E: 0 K: 1 S: 5	H: 0 LOB: 0 BB: 0 P: 5	R: 0 E: 0 K: 0 S: 3	H: 0 LOB: 0 BB: 0 P: 3	R: 0 E: 0 K: 1 S: 5	H: 0 LOB: 0 BB: 0 P: 5	R: 0 E: 0 K: 0 S: 4	H: 1 LOB: 1 BB: 0 P: 4	R: 1 E: 0 K: 1 S: 5	H: 1 LOB: 0 BB: 0 P: 5	1B: 3 2B: 0 3B: 0 HR: 1	SF: 0 SAC: 0 DP: 0 HBP: 0	WP: 0 PA: 30 PB: 0 SB: 1 CS: 0
PITCHER Larry Jackson, R ERA: 3.71 (1.1)	IP: 8.0 WLS: L BF: 27 H: 3 R: 1 ER: 1 SO: 3 BB: 0 IBB: 0 HBP: 0 BLK: 0 WP: 0 HR: 0 S: 33 P: 33 ERA: 1.12 WHIP: 0.375																		
Lindy McDaniel, R ERA: 4.14 (9.1)	0.2 L 3 1 1 1 1 0 0 0 0 0 0 1 5 5 13.50 1.500																		

St. Louis Cardinals @ Philadelphia Phillies
 Connie Mack Stadium, Philadelphia, PA
 Fri Sep 14 1962, 7:05 PM EDT
 Att: 7,262 - Unknown

AB 30
 R 2
 H 4
 RBI 2
 BB 0
 SO 4
 LOB 6



Batter	1	2	3	4	5	6	7	8	9	AB	R	H	RBI	BB	SO	LOB	TOP
Julian Javier, R OBP: 0.318, SLG: 0.364 (1, 4)	F9	FC6-4		S 1B		G4-6-3 BB			K	4	0	1	0	1	1	1	
Stan Musial, L OBP: 0.420, SLG: 0.509 Charlie James, R OBP: 0.306, SLG: 0.400 (1, 7) (9, 9)	1B SF9 BB		P6	P6		G4-6-3 1-2			P5	4	1	0	0	1	0	2	
Bill White, L OBP: 0.361, SLG: 0.488 (1, 9) (7, 3)	SF9 1B 1-2		E S 1B		4-3			CS 1B		4	1	3	0	0	0	0	
Ken Boyer, R OBP: 0.376, SLG: 0.475 (1, 5)	SF9 1B 1-2 2-3		K 1B FC1-4		HR			K		4	2	2	1	0	2	2	
Fred Whitfield, L OBP: 0.310, SLG: 0.497 Bobby Gene Smith, R OBP: 0.259, SLG: 0.299 (1, 3) (7, 9) (9, 7)	SF9 1-2 2-3 3-4		FC1-4 1B 3-H		4-3 BB			3-1		2	0	1	2	1	0	0	
Curt Flood, R OBP: 0.344, SLG: 0.423 (1, 8)	K		FC1-4 1-2		4-3			L5		4	0	0	1	0	1	4	
Gene Oliver, R OBP: 0.350, SLG: 0.435 (1, 2)		5-3	F7		FC5-4 IBB			5-3		3	0	0	0	1	0	1	
Dal Maxvill, R OBP: 0.259, SLG: 0.239 (1, 6)	P4			6-3	FC5-4			P6		4	0	0	0	0	0	2	
Ernie Broglio, R OBP: 0.147, SLG: 0.121 Don Ferrarese, R OBP: 0.400, SLG: 1.000 Bob Duliba, R OBP: 0.100, SLG: 0.105 (1, 1) (8, 1) (8, 1) (9, 1)			FC6-4 1B	1-5-3		P2		K		3	0	1	0	0	0	0	
Inning Stats	R: 1 E: 0 K: 1 S: 7	H: 2 LOB: 2 BB: 1 P: 11	R: 0 E: 0 K: 0 S: 4	H: 1 LOB: 1 BB: 0 P: 4	R: 2 E: 0 K: 1 S: 8	H: 2 LOB: 1 BB: 0 P: 8	R: 0 E: 0 K: 0 S: 4	H: 1 LOB: 2 BB: 1 P: 12	R: 0 E: 0 K: 1 S: 5	H: 1 LOB: 0 BB: 0 P: 5	R: 0 E: 0 K: 0 S: 3	H: 0 LOB: 2 BB: 0 P: 3	R: 0 E: 0 K: 2 S: 7	H: 0 LOB: 0 BB: 7 P: 7	1B: 7 2B: 1 3B: 0 HR: 1	SF: 1 SAC: 0 DP: 2 HBP: 0	WP: 0 PA: 38 PB: 0 SB: 2 CS: 1
PITCHER	IP	WLS	BF	H	R	ER	SO	BB	IBB	HBP	BLK	WP	HR	S	P	ERA	WHIP
Jack Hamilton, R ERA: 5.16 (1, 1)	5.1		28	7	4	3	2	3	1	0	0	0	1	28	44	5.06	1.875
Bill Smith, L ERA: 4.53 (6, 1)	0.2		1	0	0	0	0	0	0	0	0	0	0	1	1	0.00	0.000
Dallas Green, R ERA: 3.91 Jack Baldschun, R ERA: 2.98 (7, 1) (9, 1)	2.0	W	6	1	0	0	1	0	0	0	0	0	0	8	8	0.00	0.500
Jack Baldschun, R ERA: 2.98 (9, 1)	1.0	W	3	0	0	0	2	0	0	0	0	0	0	7	7	0.00	0.000

St. Louis Cardinals @ Philadelphia Phillies
 Connie Mack Stadium, Philadelphia, PA
 Sat Sep 15 1962, 3:33 AM EDT
 Att. 4,503 - Unknown

AB 33
 R 4
 H 8
 RBI 4
 BB 4
 SO 5
 LOB 12



Batter	1	2	3	4	5	6	7	8	9	AB	R	H	RBI	BB	SO	LOB	BOTTOM		
Tony Taylor, R OBP: 0.332, SLG: 0.345 (1, 4)	6-3		K							5	1	3	1	0	1	1			
Billy Klaus, L OBP: 0.290, SLG: 0.324 Mel Roach, R OBP: 0.229, SLG: 0.233 (1, 5) (9, PH)	K		G3			3B				3	0	0	0	1	1	2			
Johnny Callison, L OBP: 0.365, SLG: 0.495 (1, 9)					G3-6-3 BB					3	0	1	0	1	0	3			
Roy Sievers, R OBP: 0.338, SLG: 0.458 Ted Savage, R OBP: 0.342, SLG: 0.368 (1, 3) (9, 7)	K			K						4	1	2	2	0	2	2			
Wes Covington, L OBP: 0.320, SLG: 0.411 Jack Baldschun, R (1, 7) (9, 1)		4-3		G3-6-3						3	0	0	0	1	0	3			
Don Demeter, R OBP: 0.361, SLG: 0.517 (1, 8)	K				F8					4	1	1	0	0	1	1			
Clay Dalrymple, L OBP: 0.392, SLG: 0.423 Bobby Wine, R OBP: 0.271, SLG: 0.333 (1, 2) (9, PR)	F8				4-3					4	0	2	0	0	0	0			
Ruben Amaro, R OBP: 0.343, SLG: 0.300 (1, 6)				SH1-3 BB		6-3				2	0	0	1	1	0	1			
Jack Hamilton, R OBP: 0.293, SLG: 0.358 Bill Smith, L OBP: 0.298, SLG: 0.273 John Herrington, L OBP: 0.303, SLG: 0.303 Dallas Green, L OBP: 0.402, SLG: 0.389 Frank Torre, R OBP: 0.402, SLG: 0.389 Bob Oldis, R OBP: 0.302, SLG: 0.312 (1, 1) (6, 1) (9, PH) (7, 1) (9, 3) (9, PH)	SH1-3					K				0	0	0	0	0	0	0			
Inning Stats	R: 0 E: 0 K: 2 S: 8	H: 1 LOB: 1 BB: 0 P: 8	R: 0 E: 0 K: 1 S: 5	H: 0 LOB: 0 BB: 0 P: 5	R: 0 E: 0 K: 1 S: 5	H: 0 LOB: 1 BB: 1 P: 9	R: 0 E: 0 K: 1 S: 4	H: 0 LOB: 0 BB: 1 P: 8	R: 0 E: 0 K: 1 S: 6	H: 1 LOB: 1 BB: 0 P: 6	R: 1 E: 0 K: 0 S: 4	H: 2 LOB: 1 BB: 1 P: 8	R: 1 E: 0 K: 0 S: 5	H: 2 LOB: 2 BB: 1 P: 9	R: 3 E: 0 K: 0 S: 6	H: 5 LOB: 2 BB: 0 P: 6	1B: 8 2B: 0 3B: 2 HR: 1	SF: 1 SAC: 1 DP: 2 HBP: 0	WP: 0 PA: 38 PB: 0 SB: 0 CS: 0
PITCHER	IP	WLS	BF	H	R	ER	SO	BB	IBB	HBP	BLK	WP	HR	S	P	ERA	WHIP		
Ernie Broglio, R ERA: 3.12 (1, 1)	7.1		29	5	2	2	6	4	0	0	0	0	0	1	37	2.46	1.227		
Don Ferrarese, L ERA: 3.3 (8, 1)	0.1		1	0	0	0	0	0	0	0	0	0	0	1	1	0.00	0.000		
Bob Duliba, R ERA: 1.59 Bobby Shantz, L ERA: 2.13 (8, 1) (9, 1)	0.2	L	5	3	2	2	0	0	0	0	0	0	0	5	5	27.00	4.500		

St. Louis Cardinals @ Philadelphia Phillies
 Connie Mack Stadium, Philadelphia, PA
 Sat Sep 15 1962, 3:33 AM EDT
 Att. 4,503 - Unknown

AB 32
 R 5
 H 11
 RBI 5
 BB 4
 SO 6
 LOB 13



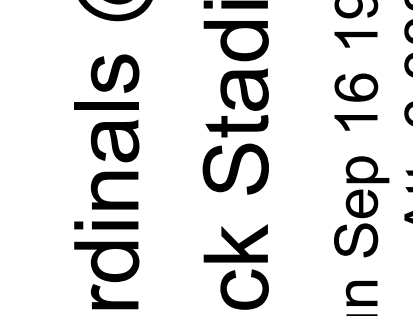
Batter	1	2	3	4	5	6	7	8	9	AB	R	H	RBI	BB	SO	LOB	TOP			
Julian Javier, R (1.4) OBP: 0.316, SLG: 0.362	L6		6-3		FC5-2			5-3		4	0	0	0	0	0	3	St. Louis Cardinals @ Philadelphia Phillies Connie Mack Stadium, Philadelphia, PA Sun Sep 16 1962, 3:33 AM EDT Att: 6,388 - Unknown			
Stan Musial, L (1.7) OBP: 0.417, SLG: 0.504	6-3			F8	4-3			P6		4	0	0	0	0	0	3				
Mike Shannon, R (8.7) OBP: 0.167, SLG: 0.167										0	0	0	0	0	0	0				
Bill White, L (1.9) OBP: 0.382, SLG: 0.488	E7								4-3	4	0	2	0	0	0	0				
Ken Boyer, R (1.5) OBP: 0.375, SLG: 0.473	F9			L7				E9	4	1	1	0	0	0	0	2				
Fred Whitfield, L (1.3) OBP: 0.302, SLG: 0.484			F2		L7			K	4	0	0	0	0	1	2					
Curt Flood, R (1.8) OBP: 0.346, SLG: 0.426										4	0	3	1	0	0	0				
Carl Sawatski, L (1.2) OBP: 0.360, SLG: 0.477										4	0	0	0	0	1	3				
Dal Maxvill, R (1.6) OBP: 0.282, SLG: 0.242										2	0	1	0	0	0	0				
Red Schoendienst, S (7. PH) OBP: 0.351, SLG: 0.381										1	0	0	0	0	0	0				
Julio Gotay, R (7.6) OBP: 0.319, SLG: 0.303										0	0	0	0	0	0	0				
Bob Gibson, R (1.1) OBP: 0.321, SLG: 0.342										1	0	0	0	0	0	0				
Gene Oliver, R (8. PH) OBP: 0.349, SLG: 0.434										1	0	0	0	0	1	0				
Don Ferrarese, R (8.1) OBP: 0.400, SLG: 1.000										0	0	0	0	0	0	0				
Inning Stats	R: 0 E: 1 K: 0 S: 4	H: 1 LOB: 1 BB: 0 P: 4	R: 0 E: 0 K: 0 S: 3	H: 0 LOB: 0 BB: 0 P: 3	R: 0 E: 0 K: 0 S: 3	H: 0 LOB: 0 BB: 0 P: 3	R: 0 E: 0 K: 0 S: 4	H: 1 LOB: 1 BB: 0 P: 4	R: 0 E: 0 K: 0 S: 5	H: 2 LOB: 3 BB: 0 P: 6	R: 0 E: 0 K: 0 S: 3	H: 0 LOB: 0 BB: 0 P: 3	R: 0 E: 0 K: 1 S: 5	H: 1 LOB: 0 BB: 0 P: 5	R: 1 E: 1 K: 2 S: 9	H: 2 LOB: 1 BB: 0 P: 9	1B: 7 2B: 0 3B: 0 HR: 0	SF: 0 SAC: 0 DP: 1 HBP: 1	WP: 0 PB: 0 SB: 0 CS: 0	PA: 34
PITCHER Art Mahaffey, R (1.1) ERA: 3.66	IP: 9.0 WLS: W BF: 34 H: 7 R: 1 ER: 0 SO: 3 BB: 0 IBB: 0 HBP: 1 BLK: 0 WP: 0 HR: 0 S: 39 P: 40 ERA: 0.00 WHIP: 0.778																			

Batter	1	2	3	4	5	6	7	8	9	AB	R	H	RBI	BB	SO	LOB	BOTTOM			
Tony Taylor, R (1.4) OBP: 0.333, SLG: 0.345	WP							4-3		3	1	1	0	0	1	2	St. Louis Cardinals @ Philadelphia Phillies Connie Mack Stadium, Philadelphia, PA Sun Sep 16 1962, 3:33 AM EDT Att: 6,388 - Unknown			
Billy Klaus, L (1.5) OBP: 0.295, SLG: 0.323	2B									1	0	0	0	2	0	1				
Roy Sievers, R (8. PH) OBP: 0.339, SLG: 0.458	B3									0	1	0	0	1	0	0				
Johnny Callison, L (1.9) OBP: 0.364, SLG: 0.498										4	1	1	2	0	1	4				
Wes Covington, L (1.7) OBP: 0.323, SLG: 0.418										3	0	2	1	0	0	2				
Ted Savage, R (7. PR) OBP: 0.344, SLG: 0.370										1	0	1	0	0	0	0				
Clay Dalrymple, L (1.2) OBP: 0.388, SLG: 0.418										4	0	0	0	0	0	3				
Don Demeter, R (1.8) OBP: 0.391, SLG: 0.515										4	0	1	0	0	2	2				
Frank Torre, L (1.3) OBP: 0.407, SLG: 0.387										1	0	0	0	2	0	1				
Ruben Amaro, R (7. PR) OBP: 0.343, SLG: 0.300										0	0	0	0	0	0	0				
Bobby Wine, R (1.6) OBP: 0.272, SLG: 0.334										2	0	1	0	0	0	0				
Art Mahaffey, R (1.1) OBP: 0.165, SLG: 0.218										3	0	0	0	0	2	4				
Inning Stats	R: 1 E: 0 K: 0 S: 5	H: 2 LOB: 1 BB: 0 P: 5	R: 0 E: 0 K: 0 S: 3	H: 1 LOB: 1 BB: 1 P: 7	R: 0 E: 0 K: 0 S: 2	H: 0 LOB: 1 BB: 1 P: 7	R: 0 E: 0 K: 0 S: 3	H: 1 LOB: 0 BB: 0 P: 3	R: 0 E: 0 K: 2 S: 7	H: 0 LOB: 0 BB: 0 P: 7	R: 0 E: 0 K: 2 S: 8	H: 1 LOB: 2 BB: 1 P: 12	R: 0 E: 0 K: 1 S: 5	H: 0 LOB: 2 BB: 1 P: 9	R: 2 E: 0 K: 1 S: 6	H: 2 LOB: 0 BB: 1 P: 10	1B: 5 2B: 1 3B: 0 HR: 1	SF: 0 SAC: 1 DP: 3 HBP: 1	WP: 1 PB: 0 SB: 0 CS: 0	PA: 33
PITCHER Bob Gibson, R (1.1) ERA: 2.85	IP: 7.0 WLS: L BF: 28 H: 5 R: 1 ER: 1 SO: 5 BB: 4 IBB: 1 HBP: 0 BLK: 0 WP: 1 HR: 0 S: 33 P: 50 ERA: 1.29 WHIP: 1.286																			
Don Ferrarese, L (8.1) ERA: 3.55	IP: 1.0 WLS: L BF: 5 H: 2 R: 2 ER: 2 SO: 1 BB: 1 IBB: 0 HBP: 0 BLK: 0 WP: 0 HR: 1 S: 6 P: 10 ERA: 18.00 WHIP: 3.000																			

AB 33
R 1
H 7
RBI 1
BB 0
SO 3
LOB 13



AB 26
R 3
H 7
RBI 3
BB 5
SO 6
LOB 19



Batter	1	2	3	4	5	6	7	8	9	AB	R	H	RBI	BB	SO	LOB	TOP	
Danny Murphy, L OBP: 0.381, SLG: 0.600	0-0 SH1 1B		0-0 G3 1B 2B		0-0 1-H 1B 2B					3	2	3	1	0	0	0	Chicago Cubs @ Philadelphia Phillies Connie Mack Stadium, Philadelphia, PA Wed Sep 19 1962, 7:05 PM EDT Att: 3,465 - Unknown livebaseballscorecards.com	
Ken Hubbs, R OBP: 0.300, SLG: 0.348	0-0 SH1 1-2		0-3 K		0-3 K					2	0	0	0	0	2	2		
Billy Williams, L OBP: 0.373, SLG: 0.481	0-0 4-3 2-3		0-0 G3 2-3		0-0 FC6-4 2-H 1B					3	0	1	1	0	0	2		
14 Ernie Banks, R OBP: 0.313, SLG: 0.513	0-0 6-3		0-0 3-H 1B		0-0 F3					3	0	1	1	0	0	2		
Ron Santo, R OBP: 0.302, SLG: 0.367		0-0 L9	0-3 K		0-0 FC6-4 1-2					3	0	0	0	0	1	2		
Nelson Mathews, R OBP: 0.250, SLG: 0.368		4-0 1B BB		0-0 G6-4-3 1B		0-0 F3				2	0	1	0	1	0	0		
Andre Rodgers, R OBP: 0.344, SLG: 0.383		0-0 1-3 1B		0-0 G6-4-3 1-2		4-0 BB				2	0	1	0	1	0	1		
Moe Thacker, R OBP: 0.287, SLG: 0.238		0-3 K		0-0 6-3		0-3 K				3	0	0	0	0	2	3		
Morrie Steevens, L OBP: 0.188, SLG: 0.133	0-0 F7				0-0 2B 1B		0-3 K			1	0	0	0	0	0	2		
Inning Stats	R: 0 E: 0 K: 0 S: 4	H: 1 LOB: 1 BB: 0 P: 4	R: 0 E: 0 K: 1 S: 6	H: 1 LOB: 2 BB: 1 P: 10	R: 1 E: 0 K: 2 S: 9	H: 2 LOB: 1 BB: 0 P: 9	R: 0 E: 0 K: 0 S: 3	H: 1 LOB: 0 BB: 0 P: 3	R: 2 E: 0 K: 1 S: 8	H: 3 LOB: 1 BB: 0 P: 8	R: 0 E: 0 K: 2 S: 7	H: 0 LOB: 1 BB: 1 P: 11						
PITCHER Chris Short, L ERA: 3.21	IP: 6.0 WLS: W BF: 27 H: 8 R: 3 ER: 3 SO: 6 BB: 2 IBB: 0 HBP: 0 BLK: 0 WP: 0 HR: 0 S: 37 P: 45 ERA: 4.50 WHIP: 1.667																	

AB	24
R	3
H	8
RBI	3
BB	2
SO	6
LOB	15



WP: 0	PA: 27
PB: 0	
SB: 0	
CS: 0	

Batter	1	2	3	4	5	6	7	8	9	AB	R	H	RBI	BB	SO	LOB	BOTTOM	
Tony Taylor, R OBP: 0.333, SLG: 0.344	0-0 SH1-4 FC5-4 1B	0-0 FC5		0-0 1-3		0-0 5-3				4	1	1	0	0	0	2	Chicago Cubs @ Philadelphia Phillies Connie Mack Stadium, Philadelphia, PA Wed Sep 19 1962, 7:05 PM EDT Att: 3,465 - Unknown livebaseballscorecards.com	
Johnny Callison, L OBP: 0.366, SLG: 0.498	0-0 FC5-4 SH1-4 1B		0-0 L7	4-0 BB CS 1B BB						2	0	1	0	1	0	0		
Ted Savage, R OBP: 0.348, SLG: 0.372	0-0 SH1-4 1-2 2-3		4-0 S 2B BB	0-0 BB 1B						1	1	1	0	1	0	0		
Roy Sievers, R OBP: 0.341, SLG: 0.457	4-0 FC5-4 BB		0-0 F7	4-0 1-2 2-3 BB						1	0	0	0	2	0	1		
Don Demeter, R OBP: 0.360, SLG: 0.513	0-0 FC5-4 1-2 2-3 3-H		4-0 2B BB	0-0 CS 3-H	0-0 6-3					2	1	0	1	1	0	2		
Bobby Wine, R OBP: 0.273, SLG: 0.338	0-0 P4		0-0 1-H 2-H 1B 2B	0-3 K						3	1	1	2	0	1	2		
Bob Oldis, R OBP: 0.374, SLG: 0.321		4-0 FC5 5-3 BB	0-0 2-H 1B		0-0 F9					1	0	1	1	1	0	0		
Clay Dalrymple, L OBP: 0.388, SLG: 0.417										1	0	0	0	0	0	0		
Ruben Amaro, R OBP: 0.343, SLG: 0.300		0-0 5-3 1-2	0-0 F8			0-0 SH5-4 1B				3	0	1	0	0	0	2		
Chris Short, R OBP: 0.206, SLG: 0.273		0-0 6-3		0-0 6-3		0-0 SH5-4 1-2				2	0	0	0	0	0	1		
Inning Stats	R: 1 E: 0 K: 0 S: 5	H: 2 LOB: 2 BB: 1 P: 9	R: 0 E: 0 K: 0 S: 3	H: 0 LOB: 1 BB: 1 P: 7	R: 3 E: 0 K: 0 S: 5	H: 2 LOB: 1 BB: 2 P: 13	R: 0 E: 0 K: 0 S: 3	H: 1 LOB: 2 BB: 2 P: 11	R: 0 E: 0 K: 1 S: 5	H: 0 LOB: 0 BB: 0 P: 5	R: 0 E: 0 K: 0 S: 3	H: 1 LOB: 1 BB: 0 P: 3						
PITCHER Morrie Steevens, L ERA: 3.0 Don Cardwell, R ERA: 4.99	IP: 3.2 WLS: L BF: 6 H: 1 R: 0 ER: 0 SO: 1 BB: 0 IBB: 0 HBP: 0 BLK: 0 WP: 0 HR: 0 S: 16 P: 40 ERA: 9.82 WHIP: 3.000																	

AB	20
R	4
H	6
RBI	4
BB	6
SO	1
LOB	10




WP: 0	PA: 29
PB: 0	
SB: 1	
CS: 1	

Batter	1	2	3	4	5	6	7	8	9	AB	R	H	RBI	BB	SO	LOB	TOP					
Danny Murphy, L (1,9) OBP: 0.320, SLG: 0.500	0-0 1-3	0-0 P6			0-0 4-3		0-0 4-3			4	0	0	0	0	0	3						
Ken Hubbs, R (1,4) OBP: 0.300, SLG: 0.351	0-0 1B 3B		0-0 1-3		0-0 L4		0-0 6-3			4	1	1	0	0	0	0						
Billy Williams, L (1,7) OBP: 0.372, SLG: 0.480	0-0 14 4-3 1B		0-0 F9		0-0 4-3		0-0 L8			4	0	1	1	0	0	0						
14 Ernie Banks, R (1,3) OBP: 0.311, SLG: 0.510	0-0 4-3		0-0 5-3			0-0 5-3		0-0 F8		4	0	0	0	0	0	1						
Nelson Mathews, R (1,8) OBP: 0.208, SLG: 0.304		0-3 K		0-0 L4		0-0 6-3		0-0 F9		4	0	0	0	0	1	0						
Ron Santo, R (1,5) OBP: 0.303, SLG: 0.368		0-3 K		0-0 F2		0-0 1B		0-0 G6-4-3 1B		4	0	2	0	0	1	0						
Andre Rodgers, R (1,6) OBP: 0.346, SLG: 0.385		4-0 BB E BB		0-0 2B		0-3 K		0-0 G6-4-3 1B		3	0	1	0	1	1	2						
Moe Thacker, R (1,2) OBP: 0.288, SLG: 0.233		0-0 E4 1-2 BB		4-0 IBB		0-3 K				2	0	0	0	1	1	1						
Bob Buhl, R (1,1) OBP: 0.288, SLG: 0.233		4-0 1-2 2-3 BB		0-3 K		0-3 K				2	0	0	0	1	2	2						
Inning Stats	R: 1 E: 0 K: 0 S: 4	H: 2 LOB: 0 BB: 0 P: 4	R: 0 E: 1 K: 2 S: 8	H: 0 LOB: 3 BB: 2 P: 16	R: 0 E: 0 K: 1 S: 3	H: 0 LOB: 0 BB: 0 P: 3	R: 0 E: 0 K: 1 S: 6	H: 1 LOB: 2 BB: 1 P: 10	R: 0 E: 0 K: 0 S: 3	H: 0 LOB: 0 BB: 0 P: 3	R: 0 E: 0 K: 1 S: 6	H: 1 LOB: 1 BB: 0 P: 6	R: 0 E: 0 K: 0 S: 7	H: 0 LOB: 0 BB: 0 P: 7	R: 0 E: 0 K: 0 S: 3	H: 0 LOB: 0 BB: 0 P: 3	R: 0 E: 0 K: 0 S: 3	H: 1 LOB: 0 BB: 0 P: 3	1B: 3 2B: 1 3B: 1 HR: 0	SF: 0 SAC: 0 DP: 1 HBP: 0	WP: 0 PB: 0 SB: 0 CS: 0	PA: 34
PITCHER Dennis Bennett, L (1,1) ERA: 4.04	IP: 9.0 WLS: W BF: 34 H: 5 R: 1 ER: 1 SO: 6 BB: 2 IBB: 1 HBP: 0 BLK: 0 WP: 0 HR: 0 S: 43 P: 55 ERA: 1.00 WHIP: 0.778															PITCHER	IP: 9.0 WLS: W BF: 34 H: 5 R: 1 ER: 1 SO: 6 BB: 2 IBB: 1 HBP: 0 BLK: 0 WP: 0 HR: 0 S: 43 P: 55 ERA: 1.00 WHIP: 0.778					

Chicago Cubs @ Philadelphia Phillies
 Connie Mack Stadium, Philadelphia, PA
 Thu Sep 20 1962, 7:05 PM EDT
 Unknown

AB 31
 R 1
 H 5
 RBI 1
 BB 3
 SO 6
 LOB 9



Batter	1	2	3	4	5	6	7	8	9	AB	R	H	RBI	BB	SO	LOB	BOTTOM	
Tony Taylor, R (1,4) OBP: 0.331, SLG: 0.342	0-0 6-3		0-0 P6			0-0 6-3		0-0 5-3		4	0	0	0	0	0	0		
Billy Klaus, L (1,5) OBP: 0.298, SLG: 0.323	0-0 2B 1B		0-3 K			4-0 BB		0-0 F9		3	1	1	0	1	1	0		
Johnny Callison, L (1,9) OBP: 0.367, SLG: 0.502	0-0 1B 1H L5 2B			0-0 F8		0-3 K		0-0 1B 2B		4	1	2	1	0	1	1		
Wes Covington, L (1,7) OBP: 0.326, SLG: 0.419	0-0 2-3 1B			0-0 F9			0-0 3-1	0-0 E 1B		4	0	2	1	0	0	0		
Ted Savage, R (8, PR) OBP: 0.346, SLG: 0.372										0	1	0	0	0	0	0		
Don Demeter, R (1,8) OBP: 0.360, SLG: 0.511	0-0 L5			0-3 K			0-0 4-3 1B 1B	0-0 E4 2H		4	0	1	0	0	1	2		
Frank Torre, L (1,3) OBP: 0.403, SLG: 0.383		0-3 K			0-0 F8		0-0 4-3 1B	0-0 3-4-1		4	0	1	0	0	1	1		
Clay Dalrymple, L (1,2) OBP: 0.387, SLG: 0.414		4-0 CS BB			0-0 4-3		0-0 4-3			2	0	0	0	1	0	2		
Ruben Amaro, R (1,6) OBP: 0.340, SLG: 0.297		0-0 6-3			0-0 5-3					2	0	0	0	0	0	1		
Roy Stevens, R (7, PH) OBP: 0.342, SLG: 0.457										0	0	0	0	1	0	0		
Bobby Wine, R (7, PR) OBP: 0.273, SLG: 0.338										0	0	0	0	0	0	0		
Dennis Bennett, L (1,1) OBP: 0.177, SLG: 0.186			0-3 K			0-3 K		0-0 F8		3	0	0	0	0	2	3		
Inning Stats	R: 1 E: 0 K: 0 S: 5	H: 3 LOB: 1 BB: 0 P: 5	R: 0 E: 0 K: 1 S: 4	H: 0 LOB: 0 BB: 1 P: 8	R: 0 E: 0 K: 2 S: 7	H: 0 LOB: 0 BB: 0 P: 7	R: 0 E: 0 K: 1 S: 5	H: 0 LOB: 0 BB: 0 P: 5	R: 0 E: 0 K: 2 S: 7	H: 0 LOB: 1 BB: 1 P: 11	R: 0 E: 0 K: 0 S: 5	H: 2 LOB: 3 BB: 1 P: 9	R: 2 E: 1 K: 0 S: 6	H: 2 LOB: 1 BB: 0 P: 6	1B: 5 2B: 3 3B: 0 HR: 0	SF: 0 SAC: 0 DP: 1 HBP: 0	WP: 0 PB: 0 SB: 0 CS: 1	PA: 33
PITCHER Bob Buhl, R (1,1) ERA: 3.88	IP: 8.0 WLS: L BF: 33 H: 7 R: 3 ER: 2 SO: 6 BB: 2 IBB: 1 HBP: 0 BLK: 0 WP: 0 HR: 0 S: 42 P: 54 ERA: 2.25 WHIP: 1.125															PITCHER	IP: 8.0 WLS: L BF: 33 H: 7 R: 3 ER: 2 SO: 6 BB: 2 IBB: 1 HBP: 0 BLK: 0 WP: 0 HR: 0 S: 42 P: 54 ERA: 2.25 WHIP: 1.125	

Chicago Cubs @ Philadelphia Phillies
 Connie Mack Stadium, Philadelphia, PA
 Thu Sep 20 1962, 7:05 PM EDT
 Unknown

AB 30
 R 3
 H 7
 RBI 2
 BB 3
 SO 6
 LOB 10



Batter	1	2	3	4	5	6	7	8	9	AB	R	H	RBI	BB	SO	LOB	TOP		
Lou Brock, L OBP: 0.319, SLG: 0.413 (1, 8)	1-3		P6		14 HR	G3			K	5	1	1	0	0	1	0			
Ken Hubbs, R OBP: 0.299, SLG: 0.352 (1, 4)	WP		K			4-3			P4	4	0	1	0	0	0	1			
14 Ernie Banks, R OBP: 0.314, SLG: 0.516 (1, 3)	K			WP	HR				FC4-6	4	2	3	2	0	1	1			
Billy Williams, L OBP: 0.373, SLG: 0.478 (1, 7)	FC4-6			WP	4-3				FC4-6	2	0	0	0	2	0	1			
Ron Santo, R OBP: 0.301, SLG: 0.365 (1, 5)	FC4-6			K	E3				CS	4	0	0	0	0	2	4			
Don Landrum, L OBP: 0.372, SLG: 0.332 (1, 9)		6-3		WP	K				6-3	4	0	1	0	0	1	1			
Andre Rodgers, R OBP: 0.345, SLG: 0.388 (1, 6)	F9			K		SF8			1-3	4	1	1	0	0	1	3			
Cuno Barragan, R OBP: 0.296, SLG: 0.254 (1, 2)	4-3					SF8			6-3	2	0	0	1	1	0	0			
Cal Koonce, R OBP: 0.108, SLG: 0.109 Freddie Burdette, R (8, 1)			6-3		K				6-3	3	0	0	0	0	1	3			
Inning Stats	R: 0 E: 0 K: 1 S: 6	H: 1 LOB: 2 BB: 1 P: 10	R: 0 E: 0 K: 0 S: 3	H: 0 LOB: 0 BB: 0 P: 3	R: 0 E: 0 K: 1 S: 5	H: 0 LOB: 0 BB: 0 P: 5	R: 1 E: 0 K: 3 S: 11	H: 2 LOB: 3 BB: 2 P: 19	R: 2 E: 1 K: 1 S: 8	H: 2 LOB: 1 BB: 0 P: 8	R: 1 E: 0 K: 0 S: 4	H: 1 LOB: 0 BB: 0 P: 4	R: 0 E: 0 K: 1 S: 5	H: 0 LOB: 0 BB: 0 P: 5	R: 0 E: 0 K: 1 S: 5	H: 0 LOB: 0 BB: 0 P: 5	1B: 4 2B: 1 3B: 1 HR: 1	SF: 1 SAC: 0 DP: 0 HBP: 0	WP: 4 PA: 38
PITCHER	IP	WLS	BF	H	R	ER	SO	BB	IBB	HBP	BLK	WP	HR	S	P	ERA	WHIP		
Jack Hamilton, R ERA: 5.19 Dallas Green, R ERA: 3.95 Jack Baldschun, R ERA: 2.95	(1, 1) (7, 1) (9, 1)	6.0 2.0 1.0	L 6 3	28 1 0	6 0 0	4 0 0	6 1 1	3 0 0	0 0 0	0 0 0	0 0 0	4 0 0	1 0 5	37 8 5	49 8 5	6.00 0.00 0.00	1.500 0.500 0.000		

Chicago Cubs @ Philadelphia Phillies
 Connie Mack Stadium, Philadelphia, PA
 Thu Sep 20 1962, 7:05 PM EDT
 Att: 2,508 - Unknown

AB	33
R	4
H	7
RBI	3
BB	3
SO	8
LOB	14



Batter	1	2	3	4	5	6	7	8	9	AB	R	H	RBI	BB	SO	LOB	BOTTOM		
Tony Taylor, R OBP: 0.329, SLG: 0.339 (1, 4)	L8		F8			G5-4-3			6-3	4	0	0	0	0	0	2			
Billy Klaus, L OBP: 0.295, SLG: 0.318 (1, 5) (7, 6)	1-3			BB		K			E1	3	0	0	0	1	1	0			
Johnny Callison, L OBP: 0.364, SLG: 0.498 (1, 9) (7, 8)	6-3			L8					K	4	0	0	0	0	1	2			
Wes Covington, L OBP: 0.325, SLG: 0.420 (1, 7)		FC6-5		F3		4-3			4-3	4	0	1	0	0	0	2			
Don Demeter, R OBP: 0.358, SLG: 0.508 (1, 8) (7, 5)		5-3		F7					K	3	0	0	0	0	1	2			
Frank Torre, L OBP: 0.402, SLG: 0.382 (1, 3)		FC6-5				4-3			1B	3	1	1	0	0	0	1			
Clay Dalrymple, L OBP: 0.387, SLG: 0.414 (1, 2)		4-3				P6			G6-4-3	3	0	1	0	0	0	1			
Ruben Amaro, R OBP: 0.337, SLG: 0.294 Dallas Green, L OBP: 0.167, SLG: 0.063 John Hermstein, L OBP: 0.500, SLG: 0.500 (8, PH) (9, 9)				L5		K			G6-4-3	2	0	0	0	0	1	0			
Jack Hamilton, R OBP: 0.091, SLG: 0.057 Roy Sievers, R OBP: 0.341, SLG: 0.455 (6, PH) (7, 9)				F3					G6-4-3	1	0	0	0	0	0	0			
Jack Baldschun, R (9, 1)						E5			G6-4-3	0	0	0	0	0	0	0			
Inning Stats	R: 0 E: 0 K: 0 S: 3	H: 0 LOB: 0 BB: 0 P: 3	R: 0 E: 0 K: 0 S: 4	H: 1 LOB: 1 BB: 0 P: 4	R: 0 E: 0 K: 0 S: 3	H: 0 LOB: 0 BB: 0 P: 3	R: 0 E: 0 K: 0 S: 3	H: 0 LOB: 1 BB: 1 P: 7	R: 0 E: 1 K: 1 S: 5	H: 0 LOB: 0 BB: 0 P: 5	R: 0 E: 0 K: 1 S: 5	H: 0 LOB: 0 BB: 0 P: 5	R: 1 E: 0 K: 0 S: 5	H: 3 LOB: 1 BB: 0 P: 5	R: 0 E: 1 K: 1 S: 5	H: 0 LOB: 0 BB: 0 P: 5	1B: 3 2B: 1 3B: 0 HR: 0	SF: 0 SAC: 0 DP: 3 HBP: 0	WP: 0 PA: 31
PITCHER	IP	WLS	BF	H	R	ER	SO	BB	IBB	HBP	BLK	WP	HR	S	P	ERA	WHIP		
Cal Koonce, R ERA: 3.97 Freddie Burdette, R ERA: 2.57	(1, 1) (8, 1)	7.0 2.0	W S	26 5	4 0	1 0	3 1	0 0	0 0	0 0	0 0	0 0	0 7	31 7	35 7	1.29 0.00	0.714 0.000		

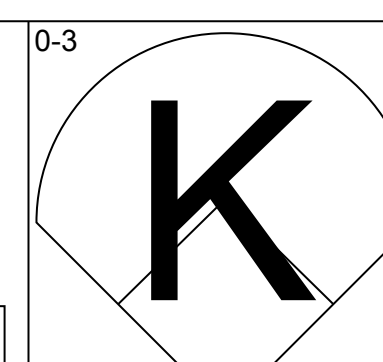
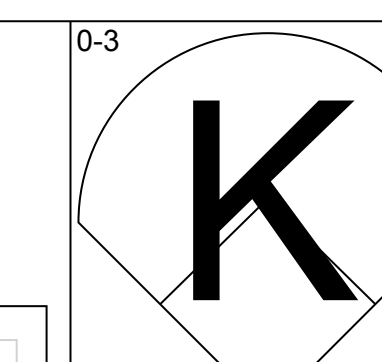
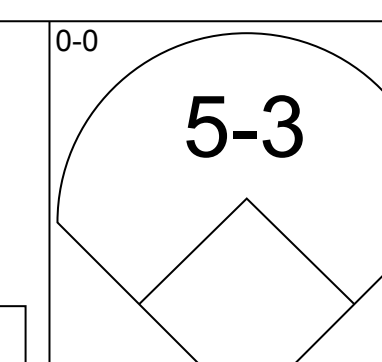
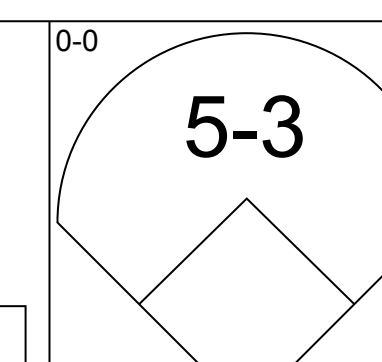
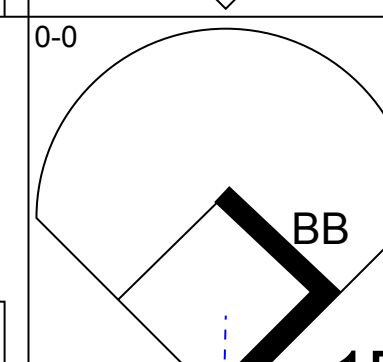
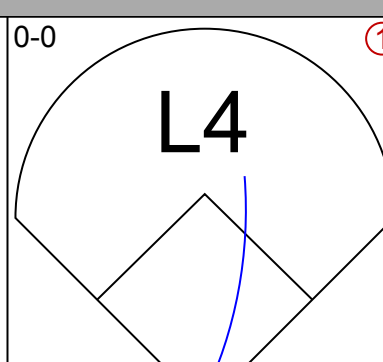
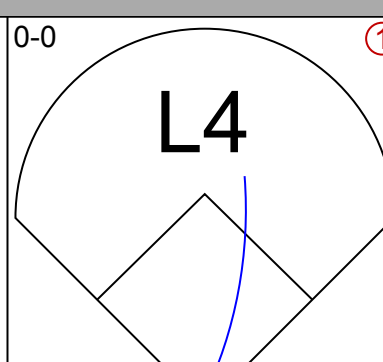
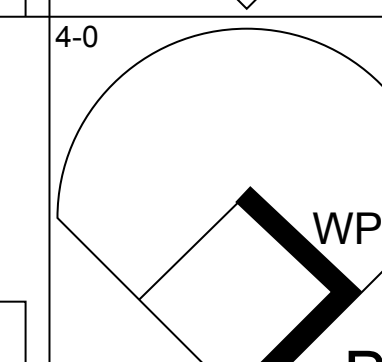
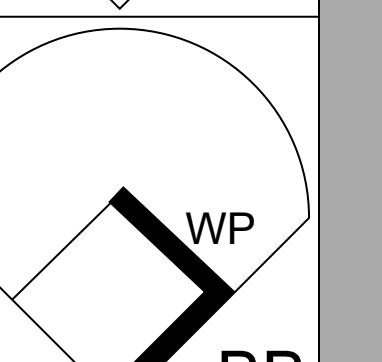
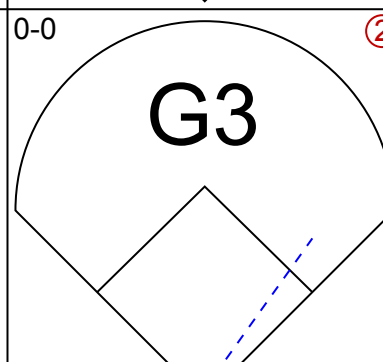
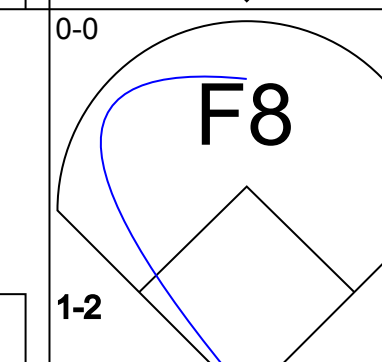
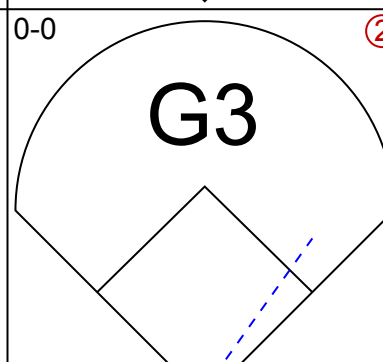
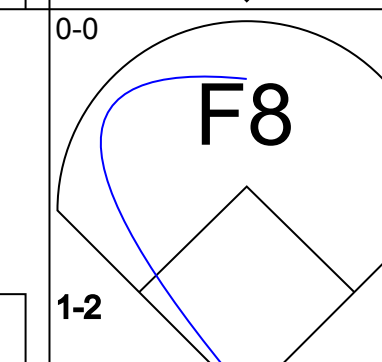
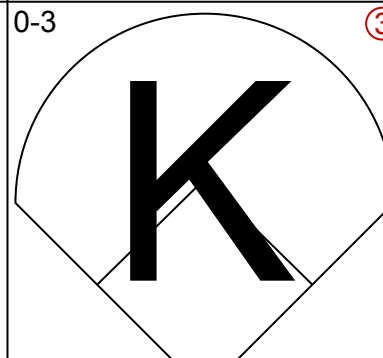
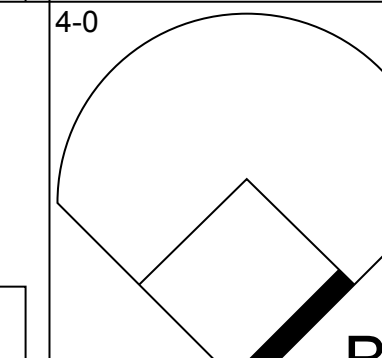
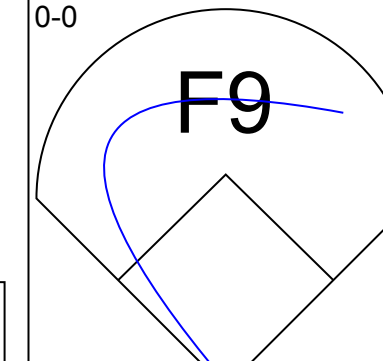
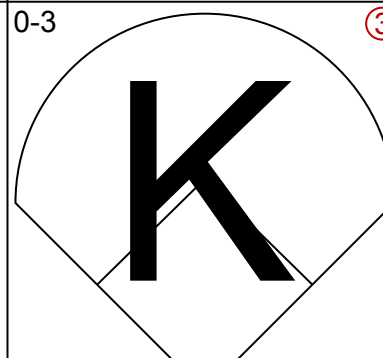
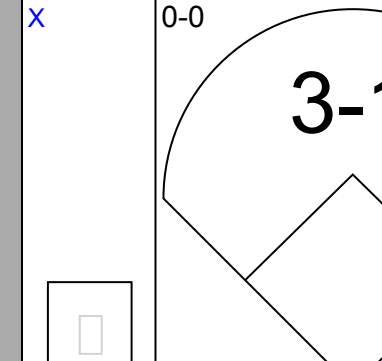
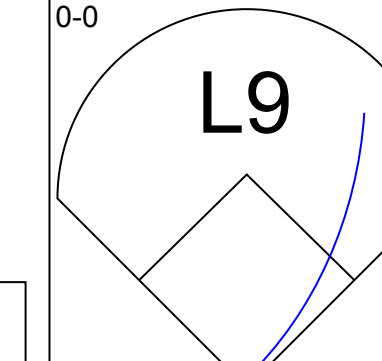
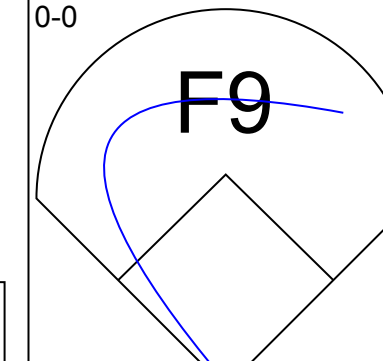
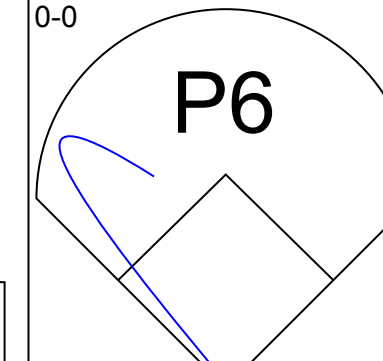
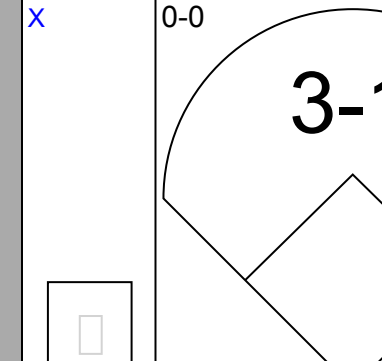
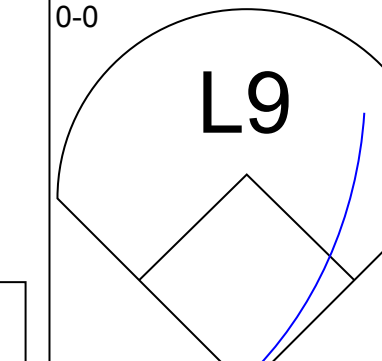
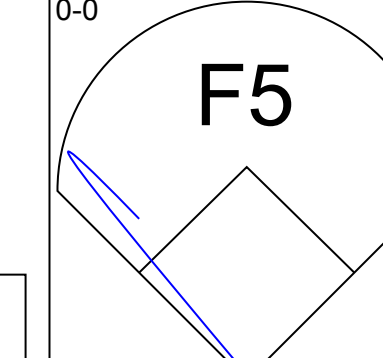
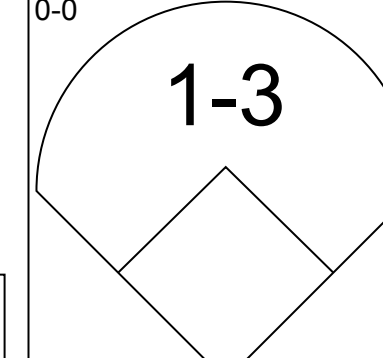
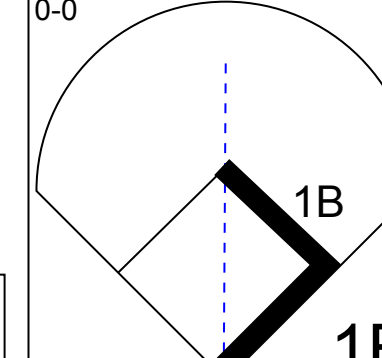

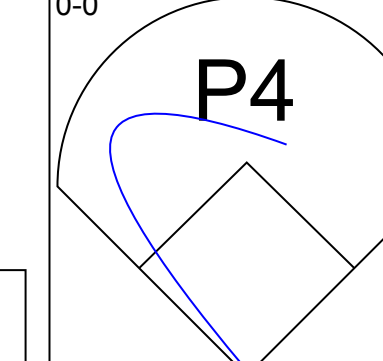
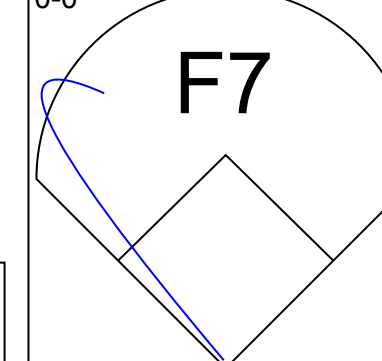
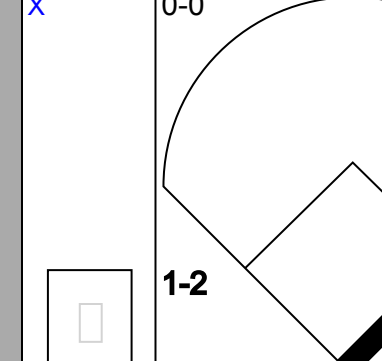

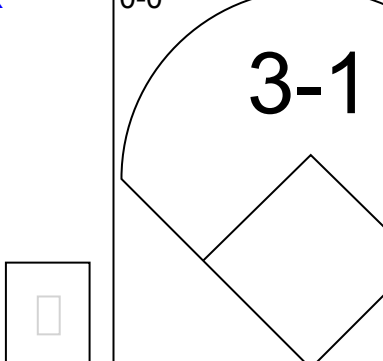
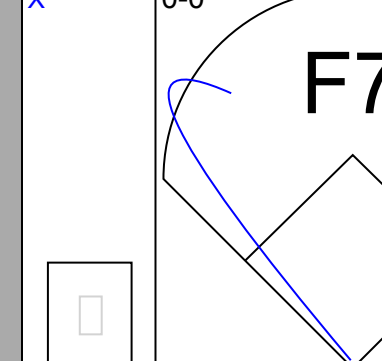
Chicago Cubs @ Philadelphia Phillies
 Connie Mack Stadium, Philadelphia, PA
 Thu Sep 20 1962, 7:05 PM EDT
 Att: 2,508 - Unknown

AB	30
R	1
H	4
RBI	0
BB	1
SO	4
LOB	12



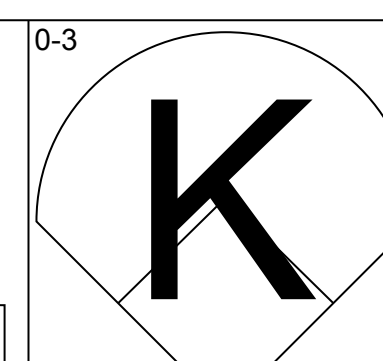
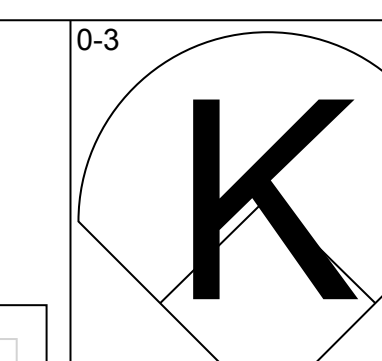
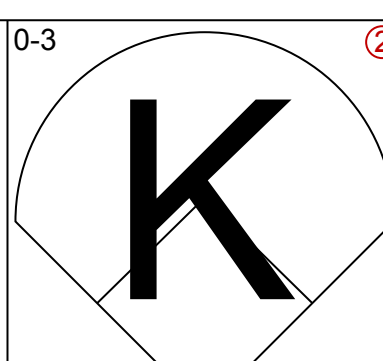
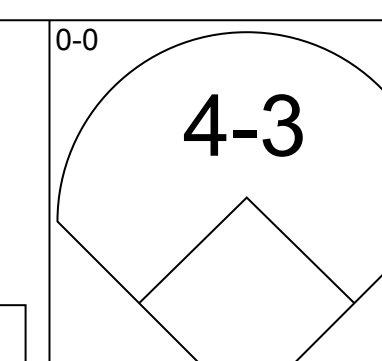
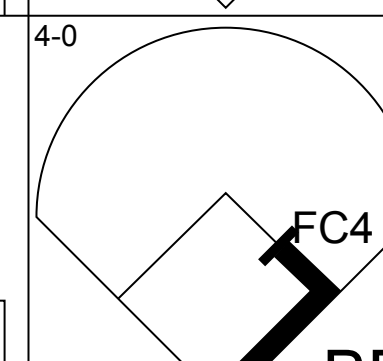
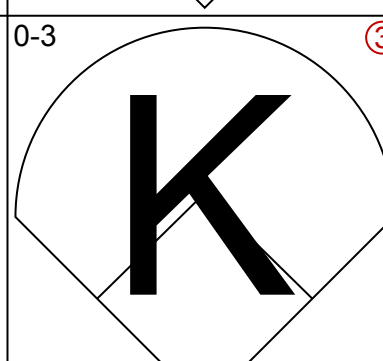
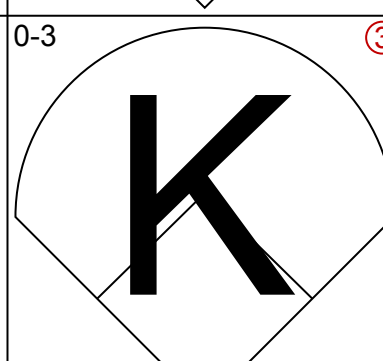
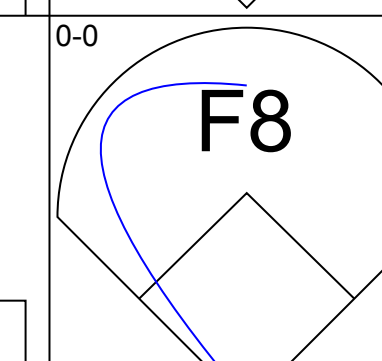
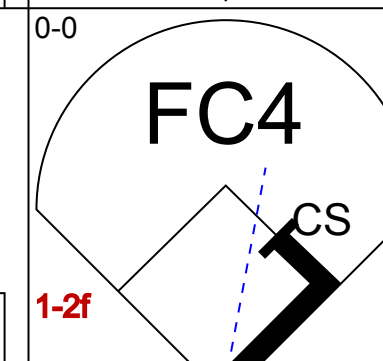
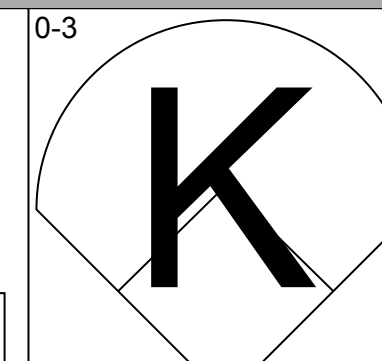
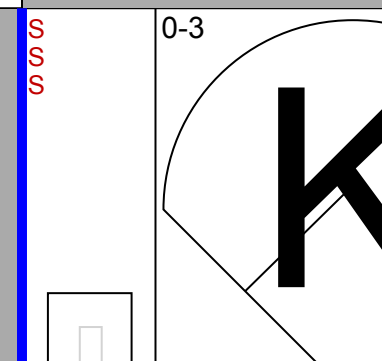

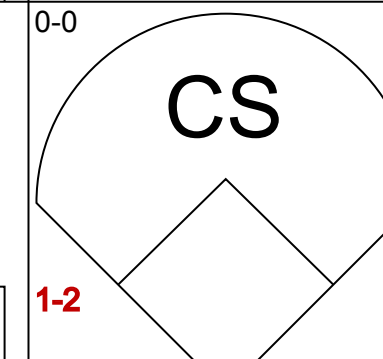
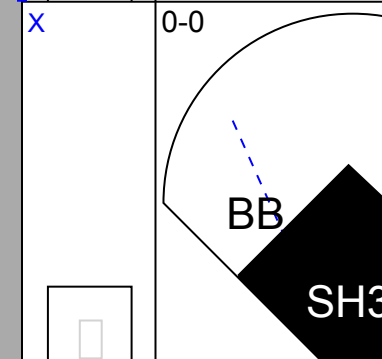

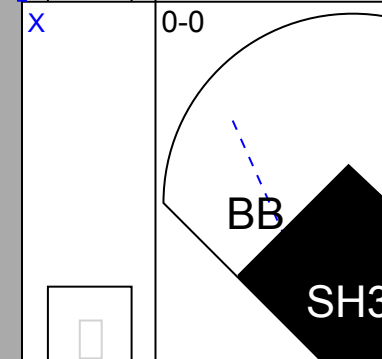

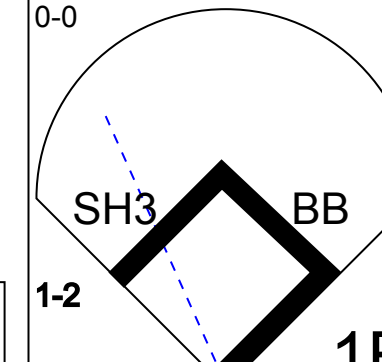

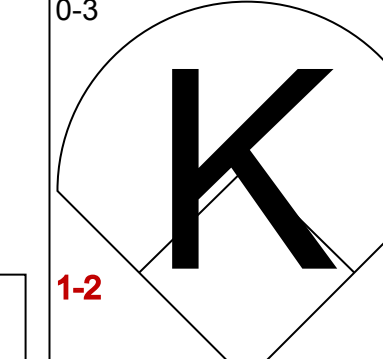
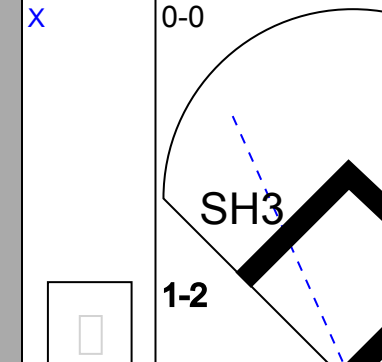
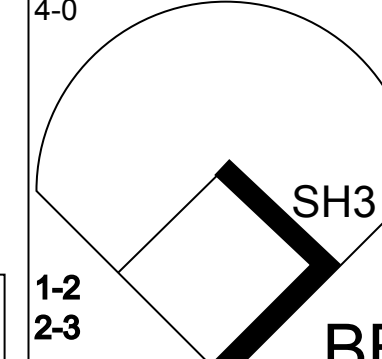

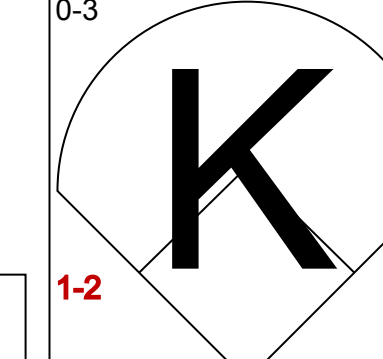
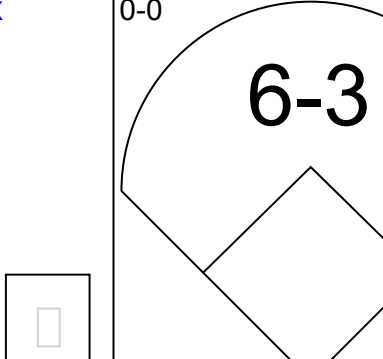
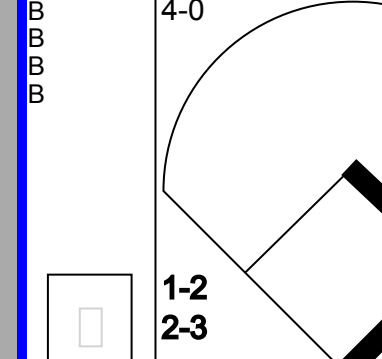


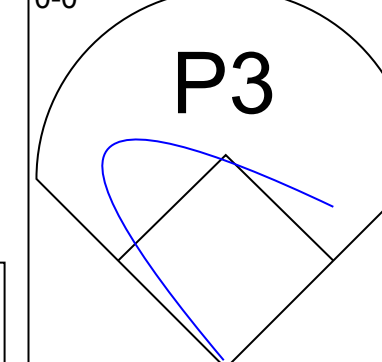
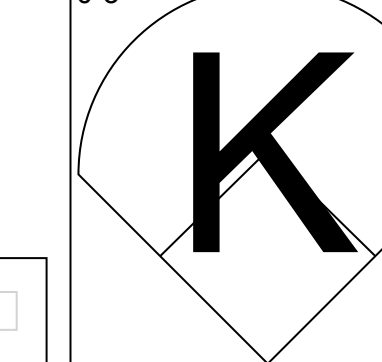
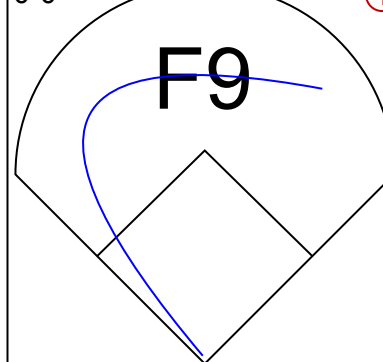
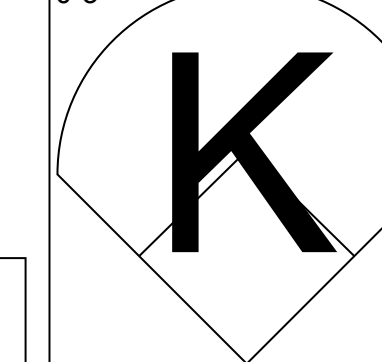
Batter	1	2	3	4	5	6	7	8	9	AB	R	H	RBI	BB	SO	LOB	TOP		
Leo Cardenas, R (1, 6) OBP: 0.339, SLG: 0.414										4	2	2	0	1	0	2	Cincinnati Reds @ Philadelphia Phillies Connie Mack Stadium, Philadelphia, PA Fri Sep 21 1962, 7:05 PM EDT Att: 5,726 - Unknown		
Don Blasingame, L (1, 4) OBP: 0.363, SLG: 0.341										4	1	1	1	1	0	3			
Vada Pinson, L (1, 8) OBP: 0.340, SLG: 0.478										5	0	2	1	0	0	3			
Frank Robinson, R (1, 9) OBP: 0.420, SLG: 0.626										4	1	2	1	1	1	4			
Jerry Lynch, L (1, 7) Wally Post, R (5, PH) OBP: 0.347, SLG: 0.493 OBP: 0.328, SLG: 0.489										2	1	2	2	0	0	0			
Marty Keough, L (1, 3) Rogelio Alvarez, R (5, PH) OBP: 0.313, SLG: 0.427 OBP: 0.250, SLG: 0.217										1	0	0	1	0	0	1			
Gene Freese, R (1, 5) OBP: 0.304, SLG: 0.158										4	0	0	0	0	1	1			
Johnny Edwards, L (1, 2) OBP: 0.324, SLG: 0.400										4	1	1	0	0	0	1			
Joey Jay, S (1, 1) Ted Willis, L (7, 1) Gordy Coleman, L (6, PH) Sammy Ellis, L (8, 1) OBP: 0.250, SLG: 0.233 OBP: 0.313, SLG: 0.313 OBP: 0.329, SLG: 0.481 OBP: 0.167, SLG: 0.167										0	0	0	0	2	0	0			
Inning Stats	R: 4 E: 0 K: 0 S: 6	H: 3 LOB: 0 BB: 1 P: 10	R: 1 E: 0 K: 0 S: 5	H: 2 LOB: 2 BB: 1 P: 9	R: 0 E: 0 K: 0 S: 4	H: 1 LOB: 1 BB: 0 P: 4	R: 0 E: 0 K: 0 S: 3	H: 0 LOB: 1 BB: 1 P: 7	R: 0 E: 0 K: 1 S: 5	H: 0 LOB: 0 BB: 1 P: 8	R: 0 E: 0 K: 1 S: 5	H: 2 LOB: 2 BB: 0 P: 5	R: 0 E: 0 K: 0 S: 3	H: 0 LOB: 0 BB: 0 P: 3	R: 1 E: 0 K: 1 S: 7	H: 3 LOB: 1 BB: 0 P: 7		1B: 8 2B: 2 3B: 1 HR: 0	SF: 1 SAC: 1 DP: 2 HBP: 0
PITCHER	IP WLS BF H R ER SO BB IBB HBP BLK WP HR S P ERA WHIP																		
Art Mahaffey, R (1, 1) ERA: 3.77	4.0	21	6	5	5	0	3	0	0	0	0	0	0	18	30	11.25	2.250		
Bill Smith, L (5, 1) ERA: 4.44	2.0	7	0	0	0	2	2	0	0	0	0	0	0	9	17	0.00	1.000		
Jack Baldschun, R (7, 1) ERA: 2.96	3.0	W 13	5	1	1	1	0	0	0	0	0	0	0	15	15	3.00	1.667		

Batter	1	2	3	4	5	6	7	8	9	AB	R	H	RBI	BB	SO	LOB	BOTTOM			
Tony Taylor, R (1, 4) OBP: 0.331, SLG: 0.343										5	0	3	3	0	0	0	Cincinnati Reds @ Philadelphia Phillies Connie Mack Stadium, Philadelphia, PA Fri Sep 21 1962, 7:05 PM EDT Att: 5,726 - Unknown			
Billy Klaus, L (1, 5) OBP: 0.300, SLG: 0.317										4	0	1	0	1	1	4				
Johnny Callison, L (1, 9) OBP: 0.363, SLG: 0.502										4	1	1	1	0	1	4				
Roy Sievers, R (1, 3) OBP: 0.340, SLG: 0.453										4	1	1	0	0	0	1				
Bobby Wine, R (8, 6) OBP: 0.272, SLG: 0.337										1	0	0	0	0	1	0				
Wes Covington, L (1, 7) OBP: 0.329, SLG: 0.423										5	1	3	0	0	1	1				
Don Demeter, R (1, 8) OBP: 0.390, SLG: 0.513										4	2	2	2	1	1	1				
Clay Dalrymple, L (1, 2) OBP: 0.392, SLG: 0.416										3	1	2	1	2	1	0				
Ruben Amaro, R (1, 6) OBP: 0.336, SLG: 0.293										1	1	0	0	0	0	1				
Frank Torre, L (4, PH) OBP: 0.404, SLG: 0.384										2	1	1	1	1	0	3				
Art Mahaffey, R (1, 1) OBP: 0.174, SLG: 0.227										1	0	1	0	0	0	0				
John Herrnstein, L (4, PH) OBP: 0.333, SLG: 0.333										1	0	0	0	0	1	3				
Bill Smith, L (5, 1) OBP: 0.308, SLG: 0.273										0	0	0	0	0	0	0				
Ted Savage, R (6, PH) OBP: 0.347, SLG: 0.370										1	0	0	0	0	1	1				
Jack Baldschun, R (7, 1) OBP: 0.167, SLG: 0.063										1	0	1	0	0	0	0				
Inning Stats	R: 0 E: 0 K: 0 S: 3	H: 0 LOB: 0 BB: 0 P: 3	R: 0 E: 0 K: 0 S: 3	H: 0 LOB: 0 BB: 0 P: 3	R: 1 E: 0 K: 1 S: 8	H: 3 LOB: 2 BB: 0 P: 8	R: 0 E: 0 K: 2 S: 8	H: 1 LOB: 2 BB: 2 P: 16	R: 0 E: 0 K: 0 S: 4	H: 1 LOB: 1 BB: 0 P: 4	R: 3 E: 0 K: 2 S: 11	H: 4 LOB: 2 BB: 1 P: 15	R: 3 E: 0 K: 2 S: 12	H: 5 LOB: 2 BB: 0 P: 12	R: 1 E: 0 K: 1 S: 6	H: 2 LOB: 2 BB: 2 P: 14	1B: 13 2B: 1 3B: 0 HR: 2	SF: 1 SAC: 1 DP: 1 HBP: 0	WP: 0 PA: 44 PB: 1 SB: 0 CS: 0	
PITCHER	IP WLS BF H R ER SO BB IBB HBP BLK WP HR S P ERA WHIP																			
Joey Jay, R (1, 1) ERA: 3.76	6.2	L 37	14	7	7	7	3	0	0	0	0	0	0	1	48	60	9.45	2.550		
Ted Willis, L (7, 1) ERA: 5.46	0.1	1	0	0	0	0	0	0	0	0	0	0	0	1	1	1	0.00	0.000		
Sammy Ellis, R (8, 1) ERA: 8.1	1.0	6	2	1	1	1	2	0	0	0	0	0	0	1	6	14	9.00	4.000		

Batter	1	2	3	4	5	6	7	8	9	AB	R	H	RBI	BB	SO	LOB	TOP					
Leo Cardenas, R OBP: 0.337, SLG: 0.412 (1, 6)										4	0	0	0	0	2	0	Cincinnati Reds @ Philadelphia Phillies Connie Mack Stadium, Philadelphia, PA Sat Sep 22 1962, 7:05 PM EDT Att: 3,837 - Unknown					
Don Blasingame, L OBP: 0.364, SLG: 0.341 (1, 4)	 1B							 BB		3	0	1	0	1	0	0						
Vada Pinson, L OBP: 0.337, SLG: 0.475 (1, 8)								 1-2		4	0	0	0	0	0	2						
Frank Robinson, R OBP: 0.421, SLG: 0.624 (1, 9)	 1-2									2	0	0	0	2	1	0						
Jerry Lynch, L OBP: 0.342, SLG: 0.486 (1, 7)											4	0	0	0	0	4						
Marty Keough, L OBP: 0.345, SLG: 0.424 (1, 3)								 1B			4	0	1	0	0	0						
Gene Freese, R OBP: 0.296, SLG: 0.174 (1, 5)								 1-2			4	0	1	0	0	0						
Johnny Edwards, L OBP: 0.323, SLG: 0.401 (1, 2)											4	0	1	0	0	2						
Joe Nuxhall, L OBP: 0.296, SLG: 0.423 Johnny Klippstein, R OBP: 0.152, SLG: 0.250 (1, 1) (5, 1)										2	1	1	1	0	0	1						
										1	0	0	0	0	0	2						
Inning Stats	R: 0 E: 0 K: 1 S: 6	H: 1 LOB: 2 BB: 1 P: 10	R: 0 E: 0 K: 0 S: 4	H: 1 LOB: 1 BB: 0 P: 4	R: 0 E: 0 K: 1 S: 5	H: 0 LOB: 0 BB: 0 P: 5	R: 0 E: 0 K: 0 S: 3	H: 0 LOB: 0 BB: 0 P: 3	R: 1 E: 0 K: 0 S: 4	H: 1 LOB: 0 BB: 0 P: 4	R: 0 E: 0 K: 1 S: 5	H: 0 LOB: 0 BB: 0 P: 5	R: 0 E: 0 K: 0 S: 5	H: 2 LOB: 2 BB: 0 P: 5	R: 0 E: 0 K: 0 S: 3	H: 0 LOB: 2 BB: 2 P: 11	R: 0 E: 0 K: 0 S: 3	H: 0 LOB: 0 BB: 0 P: 3	1B: 3 2B: 1 3B: 0 HR: 1	SF: 0 SAC: 0 DP: 0 HBP: 0	WP: 1 PB: 0 SB: 0 CS: 0	PA: 35
PITCHER Cal McLish, R ERA: 4.19 (1, 1)	IP: 9.0 WLS: W BF: 35 H: 5 R: 1 ER: 1 SO: 3 BB: 3 IBB: 0 HBP: 0 BLK: 0 WP: 1 HR: 1 S: 38 P: 50 ERA: 1.00 WHIP: 0.889																	PITCHER				

AB	32
R	1
H	5
RBI	1
BB	3
SO	3
LOB	11



Batter	1	2	3	4	5	6	7	8	9	AB	R	H	RBI	BB	SO	LOB	BOTTOM			
Tony Taylor, R OBP: 0.329, SLG: 0.341 (1, 4)										4	0	0	0	0	3	1	Cincinnati Reds @ Philadelphia Phillies Connie Mack Stadium, Philadelphia, PA Sat Sep 22 1962, 7:05 PM EDT Att: 3,837 - Unknown			
Johnny Callison, L OBP: 0.363, SLG: 0.499 (1, 9)	 BB									3	0	0	0	1	2	0				
Ted Savage, R OBP: 0.345, SLG: 0.368 Wes Covington, L OBP: 0.328, SLG: 0.422 (7, PH) (8, 7)	 CS 1-2									2	0	0	0	0	1	1				
Roy Sievers, R OBP: 0.342, SLG: 0.453 (1, 3)	 1-2	 BB					 SH3 1B			2	1	1	0	1	0	0				
Don Demeter, R OBP: 0.361, SLG: 0.520 (1, 8)							 BB 1-2			3	1	2	1	0	0	1				
Bobby Wine, R OBP: 0.270, SLG: 0.334 Billy Klaus, L OBP: 0.302, SLG: 0.317 (7, PH) (8, 5)		 1-2					 BB 1-2 2-3			2	0	0	0	0	1	1				
Bob Oldis, R OBP: 0.366, SLG: 0.313 (1, 2)							 1-2 2-3 3-H			2	0	0	1	0	1	0				
Ruben Amaro, R OBP: 0.336, SLG: 0.298 (1, 6)										3	0	1	0	0	0	2				
Cal McLish, S OBP: 0.161, SLG: 0.098 (1, 1)										3	0	0	0	0	2	1				
Inning Stats	R: 0 E: 0 K: 1 S: 4	H: 0 LOB: 0 BB: 1 P: 8	R: 0 E: 0 K: 1 S: 4	H: 0 LOB: 1 BB: 1 P: 8	R: 0 E: 0 K: 3 S: 10	H: 1 LOB: 1 BB: 0 P: 10	R: 0 E: 0 K: 2 S: 7	H: 0 LOB: 0 BB: 0 P: 7	R: 1 E: 0 K: 0 S: 4	H: 1 LOB: 0 BB: 0 P: 4	R: 0 E: 0 K: 2 S: 7	H: 0 LOB: 0 BB: 0 P: 7	R: 1 E: 0 K: 1 S: 7	H: 2 LOB: 2 BB: 1 P: 11	R: 0 E: 0 K: 1 S: 5	H: 0 LOB: 0 BB: 0 P: 5	1B: 2 2B: 2 3B: 0 HR: 1	SF: 0 SAC: 1 DP: 1 HBP: 0	WP: 0 PB: 0 SB: 0 CS: 2	PA: 30
PITCHER Joe Nuxhall, L ERA: 3.03 Johnny Klippstein, R ERA: 4.47 (1, 1) (5, 1)	IP: 4.0 WLS: L BF: 15 H: 2 R: 1 ER: 1 SO: 4 BB: 2 IBB: 0 HBP: 0 BLK: 0 WP: 0 HR: 0 S: 26 P: 34 ERA: 2.25 WHIP: 0.750																	PITCHER		

AB	25
R	2
H	4
RBI	2
BB	3
SO	11
LOB	7



Batter	1	2	3	4	5	6	7	8	9	10	AB	R	H	RBI	BB	SO	LOB	TOP				
Leo Cardenas, R OBP: 0.340, SLG: 0.413 (1, 6)											3	1	2	0	2	0	0	Cincinnati Reds @ Philadelphia Phillies Connie Mack Stadium, Philadelphia, PA Sun Sep 23 1962, 3:33 AM EDT Att: 6,554 - Unknown				
Cookie Rojas, R OBP: 0.313, SLG: 0.243 (1, 4)											5	0	3	0	0	0	2					
Gene Freese, R OBP: 0.250, SLG: 0.143 Bill Henry, L OBP: 0.341, SLG: 0.484 Dave Sisler, R (9, 1)											5	0	0	0	0	1	6					
Frank Robinson, R OBP: 0.422, SLG: 0.628 (1, 9)											4	1	2	1	1	0	2					
Wally Post, R OBP: 0.333, SLG: 0.493 Jerry Lynch, L OBP: 0.341, SLG: 0.484 Joe Gaines, R OBP: 0.333, SLG: 0.346 (1, 7)											4	0	3	1	0	0	1					
Rogelio Alvarez, R OBP: 0.250, SLG: 0.222 Gordy Coleman, L OBP: 0.330, SLG: 0.482 Marty Keough, L OBP: 0.346, SLG: 0.424 (1, 3)											4	0	1	0	0	0	4					
Vada Pinson, L OBP: 0.336, SLG: 0.478 (1, 8)											5	1	1	2	0	1	2					
Johnny Edwards, L OBP: 0.322, SLG: 0.398 (1, 2)											4	0	0	0	1	1	1					
John Tsitouris, R Eddie Kasko, R OBP: 0.326, SLG: 0.356 (9, 5)											2	0	0	0	0	1	0					
Inning Stats	R: 1 E: 0 K: 0 S: 5	H: 3 LOB: 2 BB: 1 P: 9	R: 0 E: 0 K: 0 S: 3	H: 0 LOB: 2 BB: 2 P: 11	R: 0 E: 0 K: 1 S: 6	H: 1 LOB: 1 BB: 0 P: 6	R: 0 E: 0 K: 0 S: 3	H: 0 LOB: 0 BB: 0 P: 3	R: 0 E: 0 K: 0 S: 4	H: 2 LOB: 1 BB: 1 P: 4	R: 0 E: 0 K: 1 S: 5	H: 1 LOB: 2 BB: 1 P: 10	R: 1 E: 0 K: 1 S: 7	H: 2 LOB: 1 BB: 0 P: 7	R: 0 E: 0 K: 0 S: 5	H: 2 LOB: 0 BB: 0 P: 5	R: 2 E: 0 K: 2 S: 9		H: 2 LOB: 0 BB: 0 P: 9	1B: 11 2B: 0 3B: 0 HR: 2	SF: 0 SAC: 1 DP: 1 HBP: 0	WP: 0 PA: 45
PITCHER	IP 9.0	WLS 40	BF 11	H 2	R 2	ER 3	SO 3	BB 3	IBB 0	HBP 0	BLK 0	WP 0	HR 1	S 42	P 58	ERA 2.00	WHIP 1.556					
Chris Short, L ERA: 3.14 Art Mahaffey, R ERA: 3.83 (10, 1)	1.0	L	5	2	2	2	2	0	0	0	0	0	0	1	9	9	18.00	2.000				

Cincinnati Reds @ Philadelphia Phillies
 Connie Mack Stadium, Philadelphia, PA
 Sun Sep 23 1962, 3:33 AM EDT
 Att: 6,554 - Unknown

AB	40
R	4
H	13
RBI	4
BB	4
SO	5
LOB	18



Batter	1	2	3	4	5	6	7	8	9	10	AB	R	H	RBI	BB	SO	LOB	BOTTOM				
Tony Taylor, R OBP: 0.329, SLG: 0.340 (1, 4)											4	0	1	0	0	0	1	Cincinnati Reds @ Philadelphia Phillies Connie Mack Stadium, Philadelphia, PA Sun Sep 23 1962, 3:33 AM EDT Att: 6,554 - Unknown				
Billy Klaus, L OBP: 0.298, SLG: 0.312 (9, 6)											4	0	0	0	0	0	3					
Jimmie Coker, R Art Mahaffey, R OBP: 0.174, SLG: 0.227 (10, 1)											0	0	0	1	0	0	0					
Johnny Callison, L OBP: 0.365, SLG: 0.497 (1, 9)											2	0	0	0	3	0	2					
Wes Covington, L OBP: 0.329, SLG: 0.419 (1, 7)											4	0	1	0	1	0	4					
Don Demeter, R OBP: 0.302, SLG: 0.519 (10, 5)											5	1	2	0	0	1	2					
Frank Torre, L OBP: 0.406, SLG: 0.383 (1, 3)											3	0	1	0	0	0	0					
Clay Dalrymple, L OBP: 0.389, SLG: 0.411 (1, 2)											4	0	0	0	1	0	5					
Bobby Wine, R John Herrington, L Ruben Amaro, Jr. Roy Sievers, R Mel Roach, R (9, 5)											2	0	0	0	0	0	2					
Chris Short, R OBP: 0.216, SLG: 0.278 Ted Savage, R OBP: 0.347, SLG: 0.376 (10, 8)											3	0	1	0	0	0	3					
Inning Stats	R: 0 E: 0 K: 0 S: 3	H: 0 LOB: 1 BB: 1 P: 7	R: 0 E: 0 K: 1 S: 6	H: 1 LOB: 1 BB: 0 P: 6	R: 0 E: 0 K: 0 S: 4	H: 1 LOB: 1 BB: 0 P: 5	R: 0 E: 0 K: 0 S: 3	H: 0 LOB: 1 BB: 1 P: 7	R: 0 E: 0 K: 0 S: 5	H: 0 LOB: 1 BB: 1 P: 10	R: 0 E: 0 K: 0 S: 3	H: 0 LOB: 1 BB: 1 P: 7	R: 0 E: 0 K: 1 S: 6	H: 1 LOB: 1 BB: 0 P: 6	R: 1 E: 0 K: 0 S: 4	H: 1 LOB: 2 BB: 2 P: 12	R: 0 E: 0 K: 1 S: 5	H: 0 LOB: 0 BB: 0 P: 5	1B: 6 2B: 0 3B: 1 HR: 0	SF: 1 SAC: 1 DP: 1 HBP: 2	WP: 1 PA: 44	
PITCHER	IP 8.0	WLS 35	BF 6	H 1	R 1	ER 1	SO 2	BB 2	IBB 2	HBP 0	BLK 0	WP 1	HR 0	S 33	P 51	ERA 1.12	WHIP 1.250					
John Tsitouris, R ERA: 1.46 Bill Henry, L ERA: 4.71 Dave Sisler, R ERA: 3.92 (9, 1)	0.2	W	4	0	0	0	1	0	0	0	0	0	0	0	6	6	0.00	0.000				

Cincinnati Reds @ Philadelphia Phillies
 Connie Mack Stadium, Philadelphia, PA
 Sun Sep 23 1962, 3:33 AM EDT
 Att: 6,554 - Unknown

AB	34
R	2
H	7
RBI	2
BB	6
SO	3
LOB	23



Batter	1	2	3	4	5	6	7	8	9	AB	R	H	RBI	BB	SO	LOB	TOP					
Tony Taylor, R OBP: 0.335, SLG: 0.342 (1, 4)	L9		4-3			G3 1B BB			DI 1B	3	1	1	0	2	0	0	Philadelphia Phillies @ Cincinnati Reds Crosley Field, Cincinnati, OH Fri Sep 28 1962, 7:05 PM EDT Att: 4,494 - Unknown					
Billy Klaus, L OBP: 0.291, SLG: 0.303 (1, 5) (3, 6)			F7			G3	F3		K	4	0	1	0	0	0	3						
Bobby Wine, R OBP: 0.288, SLG: 0.331 (9, FH)	1B									1	0	0	0	0	1	1						
Johnny Callison, L OBP: 0.363, SLG: 0.492 (1, 9) (3, 8)	K			F8		F8		1B BB	4-3	3	1	0	0	1	1	2						
Jimmie Coker, R (9, FH)										1	0	0	0	0	0	1						
Roy Sievers, R OBP: 0.347, SLG: 0.458 (1, 3) (3, 9)	K			F7		1B		1B 1B		4	0	2	1	0	1	1						
Wes Covington, L OBP: 0.328, SLG: 0.423 (1, 7)		F9		F5		1B		P3		4	0	1	0	0	0	2						
Don Demeter, R OBP: 0.361, SLG: 0.523 (1, 8) (3, 5)	F3				HR	K		K		4	1	1	1	0	2	4						
Clay Dalrymple, L OBP: 0.393, SLG: 0.418 (1, 2)						K		1-3 1B	1-3 2-H 1B	3	0	2	1	1	1	0						
Ruben Amaro, R OBP: 0.343, SLG: 0.290 (1, 1) (3, 1) Cal McLish, S OBP: 0.291, SLG: 0.298 (5, PH) Mel Roach, R OBP: 0.225, SLG: 0.229 (5, 1) John Boozer, R (7, PH) John Hermstein, S OBP: 0.330, SLG: 0.290 (7, 1) Jack Hamilton, R OBP: 0.296, SLG: 0.250 (8, PH) Bill Smith, L OBP: 0.308, SLG: 0.273 (8, 1)		K				K		L1-3 1B	L8	1	0	0	0	0	0	1						
Chris Short, R OBP: 0.216, SLG: 0.278 (1, 1)										0	0	0	0	0	0	0						
Dallas Green, L OBP: 0.167, SLG: 0.063 (3, PH) Frank Torre, L OBP: 0.406, SLG: 0.383 (3, 3)			L4			F9		BB 1B	F7	0	0	0	0	0	0	0						
Inning Stats	R: 0 E: 0 K: 2 S: 8	H: 1 LOB: 1 BB: 0 P: 8	R: 0 E: 0 K: 1 S: 5	H: 0 LOB: 1 BB: 1 P: 9	R: 0 E: 0 K: 0 S: 3	H: 0 LOB: 0 BB: 0 P: 3	R: 0 E: 0 K: 0 S: 3	H: 0 LOB: 0 BB: 0 P: 3	R: 1 E: 0 K: 2 S: 8	H: 1 LOB: 0 BB: 0 P: 8	R: 1 E: 0 K: 1 S: 7	H: 2 LOB: 2 BB: 1 P: 11	R: 0 E: 0 K: 0 S: 4	H: 2 LOB: 2 BB: 1 P: 8	R: 1 E: 0 K: 1 S: 7	H: 2 LOB: 2 BB: 1 P: 11	R: 0 E: 0 K: 1 S: 6	H: 1 LOB: 1 BB: 0 P: 6	1B: 8 2B: 1 3B: 0 HR: 1	SF: 0 SAC: 0 DP: 1 HBP: 0	WP: 0 PB: 0 SB: 0 CS: 0	PA: 39
PITCHER	IP	WLS	BF	H	R	ER	SO	BB	IBB	HBP	BLK	WP	HR	S	P	ERA	WHIP					
Sammy Ellis, R ERA: 6.75 Bill Henry, L ERA: 4.58	(1, 1) (9, 1)	8.0 S	35 4	8 1	3 0	3 0	7 1	4 0	0 0	0 0	0 0	0 0	1 6	45 6	61 6	3.38 0.00	1.500 1.000					

AB	35
R	3
H	9
RBI	3
BB	4
SO	8
LOB	18



Batter	1	2	3	4	5	6	7	8	9	AB	R	H	RBI	BB	SO	LOB	BOTTOM				
Leo Cardenas, R OBP: 0.341, SLG: 0.413 (1, 6)	G4-3-6 1B	2B E 1B	G3 1B 2B		F8			4-3		5	2	3	1	0	0	0	Philadelphia Phillies @ Cincinnati Reds Crosley Field, Cincinnati, OH Fri Sep 28 1962, 7:05 PM EDT Att: 4,494 - Unknown				
Cookie Rojas, R OBP: 0.315, SLG: 0.256 (1, 4)	G4-3-6 1-2	1-3 2-H E 2B	G3			5-3-5 BB		G4-6-3 1B		4	1	2	1	1	0	2					
Vada Pinson, L OBP: 0.339, SLG: 0.476 (1, 8)	HBP 2B 1B	E2 2-H 3-H 1B	2-3 1B			5-3-5 1-2		G4-6-3 1-2		5	1	3	3	0	0	2					
Frank Robinson, R OBP: 0.419, SLG: 0.620 (1, 9)	2B HBP 1B	F9	G3			K				3	1	0	0	0	1	2					
Wally Post, R OBP: 0.341, SLG: 0.498 (1, 7)	PB 1-H 2-H 2B	BB BB		K				G1-6-3 BB		2	0	1	2	2	1	0					
Gene Freese, R OBP: 0.250, SLG: 0.132 (1, 5)	2-3 BB	1-2 BB		K				G1-6-3 1-2		2	0	0	0	2	1	1					
Rogelio Alvarez, R OBP: 0.241, SLG: 0.214 (1, 3) Gordy Coleman, L OBP: 0.333, SLG: 0.481 (2, PH) (3, 3)	K	F8		P6				BB 1B		1	0	0	0	0	1	2					
Johnny Edwards, L OBP: 0.321, SLG: 0.393 (1, 2)		4-3	2B 1B			K		FC5-4 BB		3	1	1	0	1	1	0					
Sammy Ellis, L OBP: 0.200, SLG: 0.200 Bill Henry, L OBP: 0.333, SLG: 0.333 (9, 1)		1B 2B 1B	F8			K		FC5-4		4	1	1	0	0	1	3					
Inning Stats	R: 2 E: 0 K: 1 S: 7	H: 3 LOB: 2 BB: 1 P: 12	R: 3 E: 1 K: 0 S: 7	H: 4 LOB: 3 BB: 2 P: 15	R: 2 E: 0 K: 0 S: 6	H: 3 LOB: 1 BB: 0 P: 6	R: 0 E: 0 K: 2 S: 7	H: 0 LOB: 0 BB: 0 P: 7	R: 0 E: 0 K: 1 S: 4	H: 0 LOB: 0 BB: 1 P: 8	R: 0 E: 0 K: 0 S: 3	H: 1 LOB: 2 BB: 2 P: 11	R: 0 E: 0 K: 0 S: 3	H: 1 LOB: 0 BB: 0 P: 3	1B: 9 2B: 4 3B: 0 HR: 0	SF: 0 SAC: 0 DP: 4 HBP: 1		WP: 0 PB: 1 SB: 0 CS: 0	PA: 39		
PITCHER	IP	WLS	BF	H	R	ER	SO	BB	IBB	HBP	BLK	WP	HR	S	P	ERA	WHIP				
Chris Short, L ERA: 3.42 Dallas Green, R ERA: 3.53 Cal McLish, R ERA: 4.25 John Boozer, R ERA: 5.75 Jack Hamilton, R ERA: 5.09	(1, 1) (2, 1) (3, 1) (5, 1) (7, 1)	1.1 0.2 2.0 2.0 1.0	L 4 9 6 5	12 0 3 0 1	5 0 2 0 0	5 0 2 0 0	0 0 2 3 0	1 0 0 1 0	0 0 0 0 0	0 0 0 0 0	0 0 0 0 0	0 0 0 0 0	0 0 0 0 0	2 10 13 11 3	12 10 13 15 11	0.00 0.00 9.00 0.00 0.00	3.000 3.000 1.500 0.500 3.000				



Batter	1	2	3	4	5	6	7	8	9	AB	R	H	RBI	BB	SO	LOB	TOP			
Tony Taylor, R (1,4) OBP: 0.336, SLG: 0.342	4-0 BB G3-6-3		0-0 1-2 1B			0-0 6-3			0-0 6-3	3	0	1	0	1	0	0	Philadelphia Phillies @ Cincinnati Reds Crosley Field, Cincinnati, OH Sun Sep 30 1962, 3:33 AM EDT Att: 10,942 - Unknown livebaseballscorecards.com			
Billy Klaus, L (1,5) OBP: 0.290, SLG: 0.302	0-0 F9		0-3 K			0-0 P6			0-0 HBP 1B	4	0	1	0	0	1	3				
Ted Savage, R (1,9) OBP: 0.345, SLG: 0.373	0-0 G3-6-3 1-2			0-0 G4-6-3 1B			0-0 L3 1B		0-0 F8	4	0	2	0	0	0	2				
Roy Sievers, R (1,3) OBP: 0.346, SLG: 0.455		0-3 K		0-0 F3			0-0 F9		1-0 HBP 1B	3	0	0	0	0	1	2				
Wes Covington, L (1,7) OBP: 0.324, SLG: 0.418		0-0 F9		0-0 G4-6-3 1-2			0-0 L3		0-0 F9	4	0	0	0	0	0	4				
Don Demeter, R (1,8) OBP: 0.395, SLG: 0.520		0-0 F7			0-0 F8				0-0 1-4-3	3	0	0	0	0	0	0				
Clay Dalrymple, L (1,2) OBP: 0.393, SLG: 0.416			0-0 F3		0-0 4-1			4-0 BB		2	0	0	0	1	0	0				
Ruben Amaro, R (1,6) OBP: 0.330, SLG: 0.288			0-0 5-3		0-3 K			0-3 K		2	0	0	0	0	1	0				
Johnny Callison, L (8, PH) OBP: 0.363, SLG: 0.491										1	0	0	0	0	1	1				
Bobby Wine, R (8,6) OBP: 0.288, SLG: 0.331										0	0	0	0	0	0	0				
Art Mahaffey, R (1,1) OBP: 0.177, SLG: 0.228			0-0 1B			0-0 F8			0-0 F7	2	0	1	0	0	0	0				
Frank Torre, L (8, PH) OBP: 0.404, SLG: 0.381										1	0	0	0	0	0	1				
Dennis Bennett, L (8,1) OBP: 0.167, SLG: 0.175										0	0	0	0	0	0	0				
Inning Stats	R: 0 E: 0 K: 0 S: 2	H: 0 LOB: 0 BB: 1 P: 6	R: 0 E: 0 K: 1 S: 5	H: 0 LOB: 0 BB: 0 P: 5	R: 0 E: 0 K: 1 S: 7	H: 2 LOB: 2 BB: 0 P: 7	R: 0 E: 0 K: 0 S: 3	H: 1 LOB: 0 BB: 0 P: 3	R: 0 E: 0 K: 1 S: 5	H: 0 LOB: 0 BB: 0 P: 5	R: 0 E: 0 K: 0 S: 3	H: 1 LOB: 0 BB: 0 P: 3	R: 0 E: 0 K: 1 S: 5	H: 0 LOB: 1 BB: 1 P: 9	R: 0 E: 0 K: 0 S: 4	H: 1 LOB: 2 BB: 0 P: 5	1B: 5 2B: 1 3B: 0 HR: 0	SF: 0 SAC: 0 DP: 3 HBP: 1	WP: 0 PB: 0 SB: 0 CS: 0	PA: 32
PITCHER John Tsitouris, R (1,1) ERA: 0.84	IP: 9.0 WLS: W BF: 32 H: 5 R: 0 ER: 0 SO: 4 BB: 2 IBB: 0 HBP: 1 BLK: 0 WP: 0 HR: 0 S: 37 P: 46 ERA: 0.00 WHIP: 0.778															PITCHER				

Batter	1	2	3	4	5	6	7	8	9	AB	R	H	RBI	BB	SO	LOB	BOTTOM			
Leo Cardenas, R (1,6) OBP: 0.341, SLG: 0.411	0-0 F9		1-0 BB 1B HBP			0-0 4-3			0-0 F8	3	0	0	0	0	0	0	Philadelphia Phillies @ Cincinnati Reds Crosley Field, Cincinnati, OH Sun Sep 30 1962, 3:33 AM EDT Att: 10,942 - Unknown livebaseballscorecards.com			
Cookie Rojas, R (1,4) OBP: 0.302, SLG: 0.244	0-0 1-3		0-3 K			0-0 G1			0-0 1-3	4	0	0	0	0	1	1				
Vada Pinson, L (1,8) OBP: 0.340, SLG: 0.477	0-0 P6		0-0 BB 1B			0-0 F9			0-0 2B 1B	4	1	2	0	0	0	0				
Frank Robinson, R (1,9) OBP: 0.421, SLG: 0.624		0-0 HR 2B	4-0 1-2 2-3 BB			0-3 K		0-0 1-H 2B		3	1	2	1	1	1	0				
Jerry Lynch, L (1,7) OBP: 0.335, SLG: 0.486		0-0 2-H HR	0-0 F5			0-0 F7		0-0 4-3		4	1	1	2	0	0	4				
Gordy Coleman, L (1,3) OBP: 0.332, SLG: 0.485		0-0 F5		0-0 P4				0-0 HR		4	1	1	1	0	0	0				
Gene Freese, R (1,5) OBP: 0.250, SLG: 0.167		0-0 6-3		0-0 F8				0-0 2B		4	0	1	0	0	0	0				
Johnny Edwards, L (1,2) OBP: 0.322, SLG: 0.392		0-0 4-3		4-0 BB				4-0 IBB		2	0	0	0	2	1	0				
John Tsitouris, R (1,1)			0-3 K		0-0 F7			0-3 K		3	0	0	0	0	2	3				
Inning Stats	R: 0 E: 0 K: 0 S: 3	H: 0 LOB: 0 BB: 0 P: 3	R: 2 E: 0 K: 0 S: 5	H: 2 LOB: 0 BB: 0 P: 5	R: 0 E: 0 K: 2 S: 8	H: 1 LOB: 3 BB: 1 P: 13	R: 0 E: 0 K: 0 S: 3	H: 0 LOB: 1 BB: 1 P: 7	R: 0 E: 0 K: 0 S: 3	H: 0 LOB: 0 BB: 0 P: 3	R: 1 E: 0 K: 2 S: 9	H: 2 LOB: 2 BB: 1 P: 13	R: 1 E: 0 K: 0 S: 5	H: 2 LOB: 1 BB: 0 P: 5	R: 0 E: 0 K: 1 S: 5	H: 0 LOB: 0 BB: 0 P: 5		1B: 2 2B: 3 3B: 0 HR: 2	SF: 0 SAC: 0 DP: 0 HBP: 1	WP: 0 PB: 0 SB: 0 CS: 0
PITCHER Art Mahaffey, R (1,1) ERA: 3.94	IP: 7.0 WLS: L BF: 32 H: 7 R: 4 ER: 4 SO: 4 BB: 2 IBB: 1 HBP: 1 BLK: 0 WP: 0 HR: 2 S: 36 P: 49 ERA: 5.14 WHIP: 1.286															PITCHER				
Dennis Bennett, L (8,1) ERA: 3.81	IP: 1.0 WLS: L BF: 3 H: 0 R: 0 ER: 0 SO: 1 BB: 0 IBB: 0 HBP: 0 BLK: 0 WP: 0 HR: 0 S: 5 P: 5 ERA: 0.00 WHIP: 0.000															PITCHER				

