

Philadelphia Phillies - 1963

Batter	1	2	3	4	5	6	7	8	9	AB R H RBI BB SO LOB	TOP											
Leo Cardenas, R (1, 6) OBP: 0.375, SLG: 0.286	0-1 6-3		4-2 BB			1-0 L8		2-2 1B		3 0 1 0 1 0 0												
Pete Rose, S (1, 4) OBP: 0.375, SLG: 0.714	0-0 4-3		3-2 F8			2-3 K		2-3 K		4 0 0 0 0 2 4												
Vada Pinson, L (1, 9) OBP: 0.250, SLG: 0.286	0-0 F7					0-0 F8		0-0 L7		4 0 0 0 0 0 2												
Frank Robinson, R (1, 7) OBP: 0.375, SLG: 0.714		3-2 F2		0-1 P4			0-3 K		0-1 3-4-3 2B 1B	4 1 1 0 0 1 0												
Gordy Coleman, L (1, 3) OBP: 0.143, SLG: 0.571		0-0 4-3		0-3 K			2-2 4-3		0-1 3-4-3 1-2	4 0 0 0 0 1 1												
Johnny Edwards, L (1, 2) OBP: 0.375, SLG: 0.429 Don Blasingame, L (9, PR)		1-3 K				3-3 K		0-1 E3	0-1 2-H 2B	4 0 1 1 0 2 0 0 0 0 0 0 0 0												
Gene Freese, R (1, 5) OBP: 0.375, SLG: 0.167			0-0 6-3			4-2 BB		0-0 5-3	1-3 K	3 0 0 0 1 1 2												
Tommy Harper, R (1, 8) OBP: 0.286, SLG: 0.167			0-1 SH1-3 1B			1-3 K		4-2 WP BB	2-3 K	3 0 1 0 1 2 2												
Joey Jay, S (1, 1) Jerry Lynch, L (8, PH) Joe Nuxhall, L (8, 1)			2-1 SH1-3			2-3 K		3-2 F7		1 0 0 0 0 1 1 1 0 0 0 0 0 1 0 0 0 0 0 0 0												
Inning Stats	R: 0 E: 0 K: 0 S: 4	H: 0 LOB: 0 BB: 0 P: 4	R: 0 E: 0 K: 1 S: 12	H: 0 LOB: 0 BB: 0 P: 16	R: 0 E: 0 K: 0 S: 11	H: 1 LOB: 2 BB: 1 P: 20	R: 0 E: 0 K: 1 S: 8	H: 0 LOB: 0 BB: 0 P: 8	R: 0 E: 0 K: 3 S: 11	H: 0 LOB: 1 BB: 1 P: 21	R: 0 E: 0 K: 1 S: 5	H: 0 LOB: 0 BB: 0 P: 8	R: 0 E: 1 K: 1 S: 9	H: 0 LOB: 1 BB: 0 P: 11	R: 0 E: 0 K: 1 S: 15	H: 1 LOB: 2 BB: 1 P: 26	R: 1 E: 0 K: 2 S: 12	H: 2 LOB: 1 BB: 0 P: 15	1B: 3 2B: 1 3B: 0 HR: 0	SF: 0 SAC: 1 DP: 0 HBP: 0	WP: 1 PB: 0 SB: 0 CS: 0	PA: 35
PITCHER Art Mahaffey, R (1, 1) ERA: 1.0	IP: 9.0 WLS: W BF: 35 H: 4 R: 1 ER: 1 SO: 10 BB: 3 IBB: 0 HBP: 0 BLK: 0 WP: 1 HR: 0 S: 87 P: 129 ERA: 1.00 WHIP: 0.778											PITCHER IP: 9.0 WLS: W BF: 35 H: 4 R: 1 ER: 1 SO: 10 BB: 3 IBB: 0 HBP: 0 BLK: 0 WP: 1 HR: 0 S: 87 P: 129 ERA: 1.00 WHIP: 0.778										

Cincinnati Reds @ Philadelphia Phillies
 Connie Mack Stadium, Philadelphia, PA

Tue Apr 09 1963, 6:05 PM EST
 Att. 28,291 - Unknown

AB	31
R	1
H	4
RBI	1
BB	3
SO	10
LOB	13



Batter	1	2	3	4	5	6	7	8	9
Tony Taylor, R OBP: 0.250, SLG: 0.250 (1, 4)	2-2 BB BB G1-2-3 1B		F B X 1-1 6-3		C X 0-1 P4			B X 1-0 F9	
Don Hoak, R (1, 5)	4-0 BB 1-2 BB		B B S B 4-1 CS BB			C B B C C 2-3 K		S F B X 1-2 1-3	
Johnny Callison, L OBP: 0.500, SLG: 0.750 (1, 9)	2-1 F3		S F B 1-2 CS	B X 1-0 B2-5-4 1B		F B X 1-1 E 2B		S B B S B X 3-2 F7	
Tony Gonzalez, L OBP: 1.000, SLG: 1.000 (1, 8)	4-2 1-2 2-3 BB			X 0-0 B2-5-4 1B		B B F C B B 4-2 FC4-6 BB			
Wes Covington, L Frank Torre, L (1, 7) (7, 3)	0-0 G1-2-3 3-Hf		F X 0-1 B2-5-4		X 0-0 FC4-6				
Don Demeter, R OBP: 0.333, SLG: 0.333 (1, 3) (7, 7)		B B C F 2-2 F8	B B C C X 1-2 2-H 1B		X 0-0 P6				
Clay Dalrymple, L (1, 2)		C O B F 0-3 K	B B C B B X 3-1 F2			B B S B X 1-2 4-3			
Ruben Amaro, R (1, 6)		C O B F 2-2 P6			B B C S S X 2-2 6-3		X 0-0 5-3		
Art Mahaffey, R (1, 1)			X 0-0 6-3		S F F F B B X 3-2 P3		X 0-0 2-3		

Inning Stats	R: 0 E: 0 K: 0 S: 9	H: 1 LOB: 2 BB: 2 P: 21	R: 0 E: 0 K: 1 S: 9	H: 0 LOB: 0 BB: 0 P: 13	R: 0 E: 0 K: 0 S: 6	H: 0 LOB: 0 BB: 1 P: 12	R: 1 E: 0 K: 0 S: 9	H: 3 LOB: 1 BB: 0 P: 14	R: 0 E: 0 K: 0 S: 10	H: 0 LOB: 0 BB: 0 P: 15	R: 1 E: 1 K: 1 S: 9	H: 1 LOB: 1 BB: 1 P: 16	R: 0 E: 0 K: 0 S: 5	H: 0 LOB: 0 BB: 0 P: 6	R: 0 E: 0 K: 0 S: 7	H: 0 LOB: 0 BB: 0 P: 12
--------------	------------------------------	----------------------------------	------------------------------	----------------------------------	------------------------------	----------------------------------	------------------------------	----------------------------------	-------------------------------	----------------------------------	------------------------------	----------------------------------	------------------------------	---------------------------------	------------------------------	----------------------------------

PITCHER	IP	WLS	BF	H	R	ER	SO	BB	IBB	HBP	BLK	WP	HR	S	P	ERA	WHIP
Joey Jay, R ERA: 1.29 (1, 1)	7.0	L	27	5	2	1	2	4	0	0	0	0	0	57	97	1.29	1.286
Joe Nuxhall, L ERA: (8, 1)	1.0		3	0	0	0	0	0	0	0	0	0	0	7	12	0.00	0.000

BOTTOM

Cincinnati Reds @ Philadelphia Phillies
Connie Mack Stadium, Philadelphia, PA

Tue Apr 09 1963, 6:05 PM EST
 Att. 28,291 - Unknown


AB	R	H	RBI	BB	SO	LOB
4	0	1	0	0	0	0
2	0	0	0	2	1	0
4	1	2	0	0	0	2
1	1	1	0	2	0	0
3	0	0	0	0	0	6
0	0	0	0	0	0	0
3	0	1	1	0	0	1
3	0	0	0	0	1	1
3	0	0	0	0	0	0
3	0	0	0	0	0	0

AB	26
R	2
H	5
RBI	1
BB	4
SO	2
LOB	10

WP: 0 PA: 31
 PB: 0
 SB: 0
 CS: 1



WP	HR	S	P	ERA	WHIP
0	0	2	0	0.00	0.000

Batter	1	2	3	4	5	6	7	8	9	AB R H RBI BB SO LOB	TOP
Tony Taylor, R (1, 4) OBP: 0.308, SLG: 0.308	0-0 F3			0-0 1B		0-0 F8		0-0 F7		4 0 1 0 0 0 0	Philadelphia Phillies @ St. Louis Cardinals Sportsman's Park, St. Louis, MO Sat Apr 13 1963, 4:33 AM EST Att. 22,050 - Unknown livebaseballscorecards.com AB 30 R 0 H 5 RBI 0 BB 2 SO 4 LOB 7 
Don Hoak, R (1, 5) OBP: 0.385, SLG: 0.273	0-3 K			0-0 L7		0-0 BB 1B		0-0 5-3	4 0 1 0 0 1 0		
Johnny Callison, L (1, 9) OBP: 0.462, SLG: 0.917	0-3 K			0-0 2B		4-0 BB 1-2		0-3 K	3 0 1 0 1 2 0		
Don Demeter, R (1, 3) OBP: 0.364, SLG: 0.300		0-0 F9		4-0 BB		0-0 5-3		0-0 1B	3 0 1 0 1 0 2		
Wayne Graham, R (1, 7)		0-0 F9		0-0 F4		0-0 4-3		0-0 L4	4 0 0 0 0 0 3		
Bobby Wine, R (1, 6)		0-0 F8		0-0 F9		0-0 6-3			3 0 0 0 0 0 0		
Tony Gonzalez, L (1, 8) OBP: 0.400, SLG: 0.250			0-0 E4 G6-4-3	0-0 1B G6-4-3		0-0 F6			3 0 1 0 0 0 0		
Bob Oldis, R (1, 2)			0-0 G6-4-3 1-2f	0-0 G6-4-3 1-2f		0-0 6-3		0-0 L7	3 0 0 0 0 0 2		
Art Mahaffey, R (1, 1) Cookie Rojas, R (8, PH) Johnny Klippstein, R (8, 1) Earl Averill, R (8, PH) Ryne Duren, R (8, 1) Dallas Green, L (8, 1)		0-3 K				0-0 6-3			1 0 0 0 0 1 0 1 0 0 0 0 0 0 0 0 0 0 0 0 0 1 0		
Inning Stats	R: 0 H: 0 E: 0 LOB: 0 K: 2 BB: 0 S: 7 P: 7	R: 0 H: 0 E: 0 LOB: 0 K: 0 BB: 0 S: 3 P: 3	R: 0 H: 0 E: 1 LOB: 0 K: 1 BB: 0 S: 5 P: 5	R: 0 H: 2 E: 0 LOB: 2 K: 0 BB: 1 S: 4 P: 8	R: 0 H: 1 E: 0 LOB: 0 K: 0 BB: 0 S: 3 P: 3	R: 0 H: 1 E: 0 LOB: 2 K: 0 BB: 1 S: 4 P: 8	R: 0 H: 0 E: 0 LOB: 0 K: 0 BB: 0 S: 3 P: 3	R: 0 H: 0 E: 0 LOB: 0 K: 1 BB: 0 S: 6 P: 6	R: 0 H: 1 E: 0 LOB: 1 K: 1 BB: 0 S: 6 P: 6	1B: 4 SF: 0 2B: 1 SAC: 0 3B: 0 DP: 2 HR: 0 HBP: 0	WP: 0 PA: 32 PB: 0 SB: 0 CS: 0
PITCHER Curt Simmons, L (1, 1) ERA:	IP WLS BF H R ER SO BB IBB HBP BLK WP HR S P ERA WHIP										
	9.0 W 32 5 0 0 4 2 0 0 0 0 0 0 0 38 46 0.00 0.778										

Batter	1	2	3	4	5	6	7	8	9
Curt Flood, R OBP: 0.267, SLG: 0.154 (1, 8) X	0-0 5-3 ① SUS	0-3 K ③		0-0 F4 ③			0-0 1-3 ① BBB	4-0 BB BB BB	
Dick Groat, R OBP: 0.533, SLG: 1.077 (1, 6) X	0-0 E9 3B		0-0 F9 ①		0-0 5-3 ①		0-0 HR	4-0 BB 1-2 2-3 3-H BB	
Bill White, L OBP: 0.467, SLG: 0.636 (1, 3) S S	0-3 K ②		0-0 F7 ②		0-0 F2 ②		0-0 4-3 ② BBB	4-0 BB 1-2 2-3 3-H BB	
George Altman, L OBP: 0.500, SLG: 0.571 (1, 9) X	0-0 BLK 1B		0-0 FC5 2B		0-0 E7		0-3 K ③ SUS	0-0 F5 ③	
Ken Boyer, R OBP: 0.214, SLG: 0.154 (1, 5) S S	0-3 K ③ 1-2		0-0 FC5 ③ 2-3		0-0 5-3 ③			0-0 F9 ①	
Stan Musial, L OBP: 0.286, SLG: 0.167 (1, 7)		0-0 F6 ①		0-0 5-3 ①		0-0 G3 ①		0-0 BB 2B 1B	
Charlie James, R OBP: 0.333, SLG: 0.333 (7, 7)								4-0 BB 2B BB BB	
Carl Sawatski, L OBP: 0.556, SLG: 0.875 (1, 2) X		0-0 HR		0-0 FC5-4 1B		0-0 F9 ②		0-0 BB BB 2B	
Julian Javier, R OBP: 0.308, SLG: 0.583 (1, 4) X		0-0 HR		0-0 FC5-4 1B 1-2f		0-0 E5		0-0 BB BB 2B 1-3 2-H	
Curt Simmons, L OBP: 0.250, SLG: 0.250 (1, 1) X		0-0 3-1 ②		0-0 1B 1-2		0-0 6-3 ③		0-3 K ② SUS	

Inning Stats	R: 1	H: 2	E: 1	LOB: 1	K: 2	BB: 0	S: 9	R: 2	H: 2	E: 0	LOB: 0	K: 1	BB: 0	S: 7	R: 0	H: 1	E: 0	LOB: 1	K: 0	BB: 0	S: 4	R: 0	H: 2	E: 0	LOB: 2	K: 0	BB: 0	S: 5	R: 0	H: 0	E: 1	LOB: 1	K: 0	BB: 0	S: 4	R: 0	H: 0	E: 1	LOB: 1	K: 0	BB: 0	S: 4	R: 1	H: 1	E: 0	LOB: 0	K: 1	BB: 0	S: 6	R: 3	H: 2	E: 0	LOB: 3	K: 1	BB: 4	S: 7	P: 23
--------------	------	------	------	--------	------	-------	------	------	------	------	--------	------	-------	------	------	------	------	--------	------	-------	------	------	------	------	--------	------	-------	------	------	------	------	--------	------	-------	------	------	------	------	--------	------	-------	------	------	------	------	--------	------	-------	------	------	------	------	--------	------	-------	------	-------

PITCHER	IP	WLS	BF	H	R	ER	SO	BB	IBB	HBP	BLK	WP	HR	S	P	ERA	WHIP
Art Mahaffey, R ERA: 2.57 (1, 1)	5.0	L	23	7	3	3	3	0	0	0	1	0	2	29	29	5.40	1.400
Johnny Klippstein, R ERA: 4.5 (6, 1)	2.0		8	1	1	1	1	0	0	0	0	0	1	10	10	4.50	0.500
Ryne Duren, R ERA: 40.5 (8, 1)	0.2		8	2	3	3	1	4	0	0	0	0	0	6	22	40.50	9.000
Dallas Green, R ERA: (8, 1)	0.1		1	0	0	0	0	0	0	0	0	0	0	1	1	0.00	0.000

BOTTOM

Philadelphia Phillies @ St. Louis Cardinals
Sportsman's Park, St. Louis, MO

Sat Apr 13 1963, 4:33 AM EST
Att. 22,050 - Unknown

livebaseballscorecards.com

AB	36
R	7
H	10
RBI	6
BB	4
SO	5
LOB	12



1B: 4	SF: 0	WP: 0	PA: 40
2B: 2	SAC: 0	PB: 0	
3B: 1	DP: 0	SB: 0	
HR: 3	HBP: 0	CS: 0	

Batter	1	2	3	4	5	6	7	8	9	10	AB R H RBI BB SO LOB	TOP										
Tony Taylor, R (1, 4) OBP: 0.316, SLG: 0.278	0-0 F9		0-0 G1		4-0 FC4-6 BB		0-0 PO 1B		0-0 F5	0-3 K	5 0 1 0 1 1 3	Philadelphia Phillies @ St. Louis Cardinals Sportsman's Park, St. Louis, MO Sun Apr 14 1963, 4:33 AM EST Unknown - 64 F										
Don Hoak, R (1, 5) OBP: 0.389, SLG: 0.438	0-0 F3		0-0 3B		0-0 FC4-6 1-2f		0-0 F8		0-0 1B 1B		5 0 2 0 0 0 2											
Johnny Callison, L (1, 9) OBP: 0.444, SLG: 0.750	4-0 BB		0-0 4-3		0-0 F7 1-1		0-0 PO 1-2	0-0 E5 4-3 SH5-3 1B	0-0 1B		4 1 1 0 1 0 2											
Tony Gonzalez, L (1, 8) OBP: 0.357, SLG: 0.250	0-0 3-1		0-0 6-3			0-0 S 2B 1B		0-0 SH5-3 1-2	0-0 F8		4 1 1 0 0 0 4											
Wes Covington, L (1, 7) OBP: 0.545, SLG: 0.800		0-0 1B		0-3 K		0-0 1-H 2B		0-0 4-3		4-0 1B SF8 BB	4 0 2 1 0 1 1											
Frank Torre, L (8, 3)											0 0 0 0 1 0 0											
Cookie Rojas, R (10, PR)											0 1 0 0 0 0 0											
Bobby Wine, R (10, 6)											0 0 0 0 0 0 0											
Don Demeter, R (1, 3) OBP: 0.438, SLG: 0.400		0-0 1B		0-0 L7		0-3 K		0-0 2B 1B		0-0 SF8 1B	5 1 3 1 0 1 1											
Clay Dalrymple, L (1, 2) OBP: 0.364, SLG: 0.727		0-0 F7		0-0 1B		0-0 5-3		0-0 3-H 1B		0-0 4-3	4 0 2 1 0 0 3											
Bob Oldis, R (10, PH)											1 0 0 0 0 0 3											
Ruben Amaro, R (1, 6) (10, 3)		0-0 F3		0-0 F8		0-3 K		0-3 K		4-0 SF8 IBB	4 0 0 0 1 2 5											
Chris Short, R (1, 1)		0-3 K			0-0 5-3		0-0 5-3		0-0 5-3	0-0 SF8	4 0 0 0 0 1 2											
Jack Baldschun, R (9, 1)											0 0 0 0 0 0 0											
Earl Averill, R (10, PH)											0 0 0 1 0 0 0											
Jack Hamilton, R (10, 1)										1-2 2-3 3-H	0 0 0 0 0 0 0											
Inning Stats	R: 0 E: 0 K: 0 S: 3	H: 0 LOB: 1 BB: 1 P: 7	R: 0 E: 0 K: 1 S: 7	H: 2 LOB: 2 BB: 0 P: 7	R: 0 E: 0 K: 0 S: 4	H: 1 LOB: 1 BB: 0 P: 4	R: 0 E: 0 K: 1 S: 6	H: 1 LOB: 1 BB: 0 P: 6	R: 1 E: 0 K: 2 S: 9	H: 2 LOB: 1 BB: 0 P: 9	R: 0 E: 0 K: 0 S: 3	H: 1 LOB: 0 BB: 0 P: 3	R: 2 E: 1 K: 1 S: 8	H: 2 LOB: 1 BB: 0 P: 8	R: 0 E: 0 K: 0 S: 5	H: 2 LOB: 2 BB: 0 P: 5	R: 1 E: 0 K: 1 S: 6	H: 1 LOB: 3 BB: 2 P: 14	1B: 9 2B: 2 3B: 1 HR: 0	SF: 1 SAC: 1 DP: 0 HBP: 0	WP: 0 PB: 0 SB: 1 CS: 0	PA: 47
PITCHER	IP WLS BF H R ER SO BB IBB HBP BLK WP HR S P ERA WHIP																					
Ernie Broglio, R (1, 1) ERA: 0.53	8.0	35	9	3	1	5	2	0	0	0	0	0	0	0	1.12	1.375						
Ed Bauta, R ERA:	0.2	4	2	0	0	0	0	0	0	0	0	0	0	0	0.00	3.000						
Diomedes Olivo, L ERA:	0.1	1	0	0	0	0	0	0	0	0	0	0	0	0	0.00	0.000						
Bobby Shantz, L (10, 1) ERA: 9.0	1.0	L 6	1	1	1	1	1	1	0	0	0	0	0	6	9.00	2.000						

livebaseballscores.com

AB	40
R	4
H	12
RBI	4
BB	4
SO	6
LOB	26



Batter	1	2	3	4	5	6	7	8	9	AB	R	H	RBI	BB	SO	LOB
Curt Flood, R OBP: 0.250, SLG: 0.100 (1, 8)	4-0 BB 2B BB		4-0 CS BB		0-0 F6		0-0 F8			2	1	0	0	2	0	1
Dick Groat, R OBP: 0.458, SLG: 0.850 (1, 6)	4-0 1-2 2B BB		0-0 F8		4-0 2B 1-2 BB		0-0 L6			2	1	0	0	2	0	1
Bill White, L OBP: 0.375, SLG: 0.474 (1, 3)	0-0 F6		0-0 6-3		0-0 1-3 2-H 2B			0-0 F6		4	0	1	1	0	0	3
Ken Boyer, R OBP: 0.304, SLG: 0.286 (1, 5)	0-0 1-H 2-H E 2B			0-0 FC4-6 1B	4-0 IBB			0-0 1-3		3	1	2	2	1	0	0
Charlie James, R OBP: 0.214, SLG: 0.429 (1, 7)	0-0 E3 2-H			0-3 K	0-3 K			0-0 F6		4	0	0	0	0	2	4
Leo Burke, R OBP: 0.250, SLG: 0.750 (1, 9)	0-0 F3			0-0 FC4-6 1-2f		0-0 F7			0-0 1-3	3	0	0	0	0	0	1
Gary Kolb, L (7, 9)										1	0	0	0	0	0	0
Gene Oliver, R OBP: 0.273, SLG: 0.200 (1, 2)		0-0 5-3		0-0 6-3		0-0 L5			0-0 1B	3	0	0	0	0	0	1
George Altman, L OBP: 0.500, SLG: 0.563 (9, PH)										1	0	1	0	0	0	0
Julian Javier, R OBP: 0.300, SLG: 0.526 (1, 4)		0-0 1-3				0-0 1-3		0-0 F5		3	0	0	0	0	0	0
Carl Sawatski, L OBP: 0.500, SLG: 0.778 (9, PH)									0-3 K	1	0	0	0	0	1	1
Ray Sadecki, L OBP: 0.333, SLG: 0.333 (1, 1)		0-0 F7				0-0 BB 2B 1B		0-0 L9		3	1	1	0	0	0	0
Diomedes Olivo, L (8, 1)										0	0	0	0	0	0	0
Ron Taylor, R (8, 1)										0	0	0	0	0	0	0
Stan Musial, L OBP: 0.167, SLG: 0.091 (9, PH)									0-0 F2	1	0	0	0	0	0	1

Inning Stats	R: 3	H: 1	E: 1	K: 0	S: 4	LOB: 0	BB: 2	P: 12	R: 0	H: 0	E: 0	K: 0	S: 3	LOB: 0	BB: 0	P: 3	R: 0	H: 0	E: 0	K: 1	S: 6	LOB: 1	BB: 0	P: 6	R: 1	H: 2	E: 0	K: 1	S: 7	LOB: 3	BB: 2	P: 15	R: 0	H: 0	E: 0	K: 0	S: 3	LOB: 0	BB: 0	P: 3	R: 0	H: 0	E: 0	K: 0	S: 3	LOB: 0	BB: 0	P: 3	R: 0	H: 0	E: 0	K: 1	S: 6	LOB: 1	BB: 0	P: 6	1B: 3	2B: 2	3B: 0	HR: 0	SF: 0	SAC: 0	DP: 0	HBP: 0	WP: 0	PB: 0	SB: 0	CS: 1	PA: 36
--------------	------	------	------	------	------	--------	-------	-------	------	------	------	------	------	--------	-------	------	------	------	------	------	------	--------	-------	------	------	------	------	------	------	--------	-------	-------	------	------	------	------	------	--------	-------	------	------	------	------	------	------	--------	-------	------	------	------	------	------	------	--------	-------	------	-------	-------	-------	-------	-------	--------	-------	--------	-------	-------	-------	-------	--------

PITCHER	IP	WLS	BF	H	R	ER	SO	BB	IBB	HBP	BLK	WP	HR	S	P	ERA	WHIP
Marcelino Lopez, L ERA: 54.0 (1, 1)	0.1		4	1	3	2	0	2	0	0	0	0	0	2	10	54.00	9.000
Ray Culp, R ERA: 1.59 (1, 1)	3.2		12	1	0	0	1	1	0	0	0	0	0	13	17	0.00	0.545
Jack Hamilton, R ERA: 5.4 (5, 1)	2.0		10	2	1	1	1	1	1	0	0	0	0	10	18	4.50	1.500
Johnny Klippstein, R ERA: 3.0 (7, 1)	1.0		3	0	0	0	0	0	0	0	0	0	0	3	3	0.00	0.000
Jack Baldschun, R ERA: (8, 1)	2.0	W	7	1	0	0	1	0	0	0	0	0	0	9	9	0.00	0.500

BOTTOM

Philadelphia Phillies @ St. Louis Cardinals
Sportsman's Park, St. Louis, MO

Sun Apr 14 1963, 4:38 AM EST
Att. 19,257 - Unknown

AB	31
R	4
H	5
RBI	3
BB	5
SO	3
LOB	13



PITCHER	IP	WLS	BF	H	R	ER	SO	BB	IBB	HBP	BLK	WP	HR	S	P	ERA	WHIP
---------	----	-----	----	---	---	----	----	----	-----	-----	-----	----	----	---	---	-----	------

Batter	1	2	3	4	5	6	7	8	9	AB R H RBI BB SO LOB	TOP	
Tony Taylor, R (1, 4) OBP: 0.321, SLG: 0.385	3-1 L7		0-0 6-3		3-2 5-3			3-3 K		4 0 0 0 0 1 0	Philadelphia Phillies @ Milwaukee Braves Milwaukee County Stadium, Milwaukee, WI Tue Apr 16 1963, 4:33 AM EST Att. 4,098 - Unknown	
Don Hoak, R (1, 5) OBP: 0.308, SLG: 0.304	0-0 6-3		0-1 6-3			3-3 K		0-3 K		4 0 0 0 0 2 0		
Johnny Callison, L (1, 9) OBP: 0.444, SLG: 0.636	1-0 2B			1-2 F7		4-1 1B BB		0-0 L8		3 0 1 0 1 0 0		
Tony Gonzalez, L (1, 8) OBP: 0.364, SLG: 0.222	1-3 K			4-2 1B BB		0-1 F7			4-2 BB	2 0 0 0 2 1 2		
Don Demeter, R (1, 3) OBP: 0.560, SLG: 0.652		2-2 G3 1B		2-1 1B		1-0 1B			0-0 P3	4 0 3 0 0 0 1		
Wes Covington, L (1, 7) OBP: 0.467, SLG: 0.615		1-3 K		4-0 G4-6-3 BB		2-2 L8			0-0 P6	3 0 0 0 1 1 4		
Clay Dalrymple, L (1, 2) OBP: 0.267, SLG: 0.533 John Herrnstein, L (7, PR) Bob Oldis, R (7, 2) OBP: 0.167, SLG: 0.167		0-0 G3		2-2 G4-6-3 1-2f		0-2 E1 G1-6-3			3-2 F9	3 0 0 0 0 0 4 0 0 0 0 0 0 0 1 0 0 0 0 0 1		
Ruben Amaro, R (1, 6) OBP: 0.250, SLG: 0.143		0-1 P1			1-0 5-3		0-1 G1-6-3 1-2f			3 0 0 0 0 0 2		
Cal McLish, S (1, 1) Jack Hamilton, R (7, 1) Marcelino Lopez, R (8, 1)			2-3 K		0-0 5-3		0-3 K			3 0 0 0 0 2 1 0 0 0 0 0 0 0 0 0 0 0 0 0 0		
Inning Stats	R: 0 H: 1 E: 0 LOB: 1 K: 1 BB: 0 S: 7 P: 12	R: 0 H: 1 E: 0 LOB: 1 K: 1 BB: 0 S: 9 P: 12	R: 0 H: 0 E: 0 LOB: 0 K: 1 BB: 0 S: 6 P: 8	R: 0 H: 1 E: 0 LOB: 2 K: 0 BB: 2 S: 11 P: 24	R: 0 H: 0 E: 0 LOB: 0 K: 0 BB: 0 S: 5 P: 9	R: 0 H: 1 E: 0 LOB: 2 K: 1 BB: 1 S: 10 P: 20	R: 0 H: 0 E: 1 LOB: 1 K: 1 BB: 0 S: 8 P: 8	R: 0 H: 0 E: 0 LOB: 0 K: 2 BB: 0 S: 7 P: 10	R: 0 H: 0 E: 0 LOB: 1 K: 0 BB: 1 S: 7 P: 14	1B: 3 SF: 0 2B: 1 SAC: 0 3B: 0 DP: 2 HR: 0 HBP: 0	WP: 0 PA: 34 PB: 0 SB: 0 CS: 0	
PITCHER Warren Spahn, L (1, 1) ERA: 0.5	IP WLS BF H R ER SO BB IBB HBP BLK WP HR S P ERA WHIP	9.0 W 34 4 0 0 7 4 0 0 0 0 0 0 70 117 0.00 0.889										

livebaseballscorecards.com

AB	30
R	0
H	4
RBI	0
BB	4
SO	7
LOB	15



Batter	1	2	3	4	5	6	7	8	9	AB	R	H	RBI	BB	SO	LOB
Ty Cline, L OBP: 0.194, SLG: 0.226 (1, 8)	1-1 L4	0-0 L7			1-1 L9		0-2 L8	0-0 2B 1B		5	1	1	0	0	0	2
Frank Bolling, R OBP: 0.345, SLG: 0.423 (1, 4)	1-2 4-3		1-1 P6		0-0 P5		1-0 6-3	1-1 2B		5	0	1	3	0	0	1
Hank Aaron, R OBP: 0.379, SLG: 0.462 (1, 9)	0-0 2B		1-3 K		2-2 1B		3-2 HR 1B	4-0 IBB		4	1	3	1	1	1	0
Eddie Mathews, L OBP: 0.483, SLG: 0.500 (1, 5)	3-2 5-3		4-1 BB		2-1 3-1		2-1 HR	2-1 3-4-1		4	1	1	2	1	0	4
Lee Maye, L OBP: 0.375, SLG: 0.667 (1, 7)		4-1 WP E BB	1-2 4-3		0-0 4-3		0-0 1-3			2	1	0	0	1	0	1
Mack Jones, L OBP: 0.273, SLG: 0.250 (7, 7)										1	0	0	0	0	0	0
Norm Larker, L OBP: 0.385, SLG: 0.200 (1, 3)		4-2 1B E BB		0-0 1B		0-0 F9		0-0 F9		2	1	1	0	1	0	0
Tommie Aaron, R (8, 3)		1-3 4-3 BB								1	0	0	0	0	0	0
Joe Torre, R OBP: 0.478, SLG: 0.421 (1, 2)	1 SAFE	1-2 4-3 1B		1-1 F8		0-0 FC5-4 1B		0-3 K		4	0	2	0	0	1	1
Roy McMillan, R OBP: 0.304, SLG: 0.409 (1, 6)		1-3 3-H 4-3 1B		0-0 F7		1-1 FC5-4		0-0 1B BB 2B 1B		4	1	1	1	0	0	3
Warren Spahn, L OBP: 0.375, SLG: 0.333 (1, 1)		0-1 4-3		1-2 1-3				0-0 WP 1B 2B		3	2	1	0	1	0	2

Inning Stats	R: 0	H: 1	E: 0	K: 0	S: 10	R: 2	H: 1	E: 1	K: 0	S: 11	R: 0	H: 0	E: 0	K: 1	S: 9	R: 0	H: 1	E: 0	K: 0	S: 7	R: 0	H: 1	E: 0	K: 0	S: 8	R: 0	H: 1	E: 0	K: 0	S: 5	R: 3	H: 3	E: 0	K: 0	S: 15	R: 3	H: 3	E: 0	K: 1	S: 10	R: 3	H: 3	E: 0	K: 1	S: 21
	LOB: 1	BB: 0	P: 15	LOB: 1	BB: 2	P: 21	LOB: 1	BB: 1	P: 16	LOB: 1	BB: 1	LOB: 1	BB: 0	P: 13	LOB: 0	BB: 0	LOB: 0	BB: 0	P: 21	LOB: 2	BB: 2	P: 21	LOB: 0	BB: 0	LOB: 0	BB: 0	P: 6	LOB: 0	BB: 0	LOB: 0	BB: 0	P: 21	LOB: 2	BB: 2	P: 21	SF: 0	SAC: 0	DP: 0	HBP: 0						

PITCHER	IP	WLS	BF	H	R	ER	SO	BB	IBB	HBP	BLK	WP	HR	S	P	ERA	WHIP
Cal McLish, R ERA: 5.79 (1, 1)	6.1	L	28	6	3	3	1	3	0	0	0	1	0	55	85	4.26	1.421
Jack Hamilton, R ERA: 11.37 (7, 1)	1.1		10	5	5	5	1	1	0	0	0	1	1	18	29	33.75	4.500
Marcelino Lopez, L ERA: 27.0 (8, 1)	0.1		2	0	0	0	0	0	1	0	0	0	0	2	8	0.00	0.000

BOTTOM

Philadelphia Phillies @ Milwaukee Braves
Milwaukee County Stadium, Milwaukee, WI

Tue Apr 16 1963, 4:33 AM EST
 Att. 4,098 - Unknown

AB	35
R	8
H	11
RBI	7
BB	5
SO	2
LOB	14



WP	HR	S	P	ERA	WHIP
2	0	0	40		

Batter	1	2	3	4	5	6	7	8	9	AB R H RBI BB SO LOB	TOP											
Tony Taylor, R (1, 4) OBP: 0.375, SLG: 0.433	1-3 K		3-1 1B			0-0 1B		0-0 1B		4 0 3 0 0 1 0												
Don Hoak, R (1, 5) OBP: 0.333, SLG: 0.308	4-1 FC3-6 BB			0-0 L6		0-0 1B		0-3 K		3 0 1 0 1 1 1												
Johnny Callison, L (1, 9) OBP: 0.387, SLG: 0.538	1-2 FC3-6 1-2f			0-0 4-3		0-0 G1-6-3		1-1 F3		4 0 0 0 0 0 4												
Tony Gonzalez, L (1, 8) OBP: 0.346, SLG: 0.273	2-0 5-3			0-0 4-3			0-0 HR 2B		0-3 K	4 1 1 0 0 1 1												
Wes Covington, L (1, 7) OBP: 0.474, SLG: 0.765		2-0 4-3			2-1 HR		0-0 F7		0-0 HR 1B	4 2 2 1 0 0 1												
Don Demeter, R (1, 3) OBP: 0.552, SLG: 0.852		1-2 L8			1-2 6-3		0-1 HR		0-0 HR	4 2 2 4 0 0 0												
Clay Dalrymple, L (1, 2) OBP: 0.235, SLG: 0.471		3-1 L8			0-1 4-3		0-3 K		1-1 HBP	2 0 0 0 0 0 0												
Earl Averill, R (7, PH) OBP: 0.143, SLG: 0.167										1 0 0 0 0 1 0												
Frank Torre, L (9, PH)										0 0 0 0 0 0 0												
Marcelino Lopez, R (9, PR)										0 0 0 0 0 0 0												
Ruben Amaro, R (1, 6) OBP: 0.278, SLG: 0.188			2-2 CS 1B		2-2 5-3		2-1 L8		1-1 L8	2 0 1 0 0 0 0												
Johnny Klippstein, R (6, 1)										0 0 0 0 0 0 0												
Roy Sievers, R (7, PH)										1 0 0 0 0 0 0												
Jack Baldschun, R (7, 1)										0 0 0 0 0 0 0												
John Herrnstein, L (9, PH)										1 0 0 0 0 0 1												
Paul Brown, R (1, 1)			0-3 K			0-0 L8		1-3 K	0-0 F2	1 0 0 0 0 1 1												
Billy Klaus, L (6, PH)										1 0 0 0 0 0 0												
Bobby Wine, R (7, 6)										1 0 0 0 0 1 0												
Cookie Rojas, R (9, PH)										1 0 0 0 0 0 1												
Inning Stats	R: 0 E: 0 K: 1 S: 8	H: 0 LOB: 1 BB: 1 P: 16	R: 0 E: 0 K: 0 S: 7	H: 0 LOB: 0 BB: 0 P: 13	R: 0 E: 0 K: 1 S: 8	H: 2 LOB: 1 BB: 0 P: 13	R: 0 E: 0 K: 0 S: 3	H: 0 LOB: 0 BB: 0 P: 3	R: 1 E: 0 K: 0 S: 10	H: 1 LOB: 0 BB: 0 P: 15	R: 0 E: 0 K: 0 S: 4	H: 2 LOB: 1 BB: 0 P: 4	R: 2 E: 0 K: 1 S: 9	H: 2 LOB: 0 BB: 0 P: 11	R: 0 E: 0 K: 2 S: 9	H: 1 LOB: 1 BB: 0 P: 11	R: 2 E: 0 K: 1 S: 9	H: 2 LOB: 1 BB: 0 P: 11	1B: 6 2B: 1 3B: 0 HR: 3	SF: 0 SAC: 0 DP: 1 HBP: 1	WP: 0 PB: 0 SB: 0 CS: 1	PA: 36
PITCHER	IP WLS BF H R ER SO BB IBB HBP BLK WP HR S P ERA WHIP																					
Lew Burdette, R (1, 1) ERA: 2.82	6.1 W 24 7 3 3 2 1 0 0 0 0 0 2 44 68 4.26 1.263																					
Denny Lemaster, L (7, 1) ERA: 8.1	2.0 9 3 2 2 4 0 0 0 0 0 1 19 23 9.00 1.500																					
Claude Raymond, R (9, 1) ERA:	0.2 S 3 0 0 0 0 0 0 0 1 0 0 0 4 6 0.00 0.000																					

Philadelphia Phillies @ Milwaukee Braves
 Milwaukee County Stadium, Milwaukee, WI
 Wed Apr 17 1963, 7:05 PM EST
 Att: 10,569 - Unknown

AB	34
R	5
H	10
RBI	5
BB	1
SO	6
LOB	10



Batter	1	2	3	4	5	6	7	8	9	AB	R	H	RBI	BB	SO	LOB
Ty Cline, L OBP: 0.194, SLG: 0.200 (1, 8)	L3		L3 2B SH1-3 E	K		L3		1B 2B BB		4	2	0	0	1	1	1
Frank Bolling, R OBP: 0.333, SLG: 0.400 (1, 4)	6-3		SH1-3			1-3		2B 1B 1-3 2-H		4	0	1	1	0	1	1
Hank Aaron, R OBP: 0.412, SLG: 0.533 (1, 9)	2B BB		E2 2B 2-H		4-3		4-3	2B 1-3 3-H		4	2	2	1	1	0	0
Eddie Mathews, L OBP: 0.529, SLG: 0.556 (1, 5)	2B		4-3		BB 1B		BB	BB		3	0	2	1	2	0	0
Norm Larker, L OBP: 0.412, SLG: 0.308 (1, 3)	6-3		2B		BB		F2	K		3	0	1	0	1	0	2
Tommie Aaron, R (8, 3)										1	0	0	0	0	1	3
Mack Jones, L OBP: 0.231, SLG: 0.208 (1, 7)			F8		K		1-3			4	0	0	0	0	2	4
Joe Torre, R OBP: 0.481, SLG: 0.381 (1, 2)					F9			P4		2	0	0	0	1	0	0
Roy McMillan, R OBP: 0.296, SLG: 0.423 (1, 6)			5-3 HBP		F3		FC2-4 BB	1B 2B		4	2	1	0	0	0	2
Lew Burdette, R (1, 1)										1	0	0	0	0	1	1
Denny Lemaster, R (7, 1)										1	0	0	0	0	1	1
Claude Raymond, R (9, 1)										0	0	0	0	0	0	0

Inning Stats		R: 1	H: 1	E: 0	LOB: 1	K: 0	BB: 1	S: 10	P: 19	R: 0	H: 0	E: 0	LOB: 1	K: 2	BB: 0	S: 11	P: 17	R: 2	H: 2	E: 2	LOB: 1	K: 0	BB: 0	S: 8	P: 10	R: 0	H: 1	E: 0	LOB: 2	K: 2	BB: 1	S: 9	P: 19	R: 1	H: 0	E: 1	LOB: 1	K: 0	BB: 1	S: 4	P: 8	R: 0	H: 0	E: 0	LOB: 1	K: 0	BB: 1	S: 7	P: 15	R: 2	H: 3	E: 0	LOB: 3	K: 2	BB: 2	S: 13	P: 23
PITCHER		IP	WLS	BF	H	R	ER	SO	BB	IBB	HBP	BLK	WP	HR	S	P	ERA	WHIP	PITCHER		IP	WLS	BF	H	R	ER	SO	BB	IBB	HBP	BLK	WP	HR	S	P	ERA	WHIP																				
Paul Brown, R (1, 1)	5.0	L	24	4	3	1	5	5	2	0	2	0	0	0	44	73	1.80	1.200	Paul Brown, R (1, 1)	5.0	L	24	4	3	1	5	5	2	0	2	0	0	0	44	73	1.80	1.200																				
Johnny Klippstein, R (6, 1)	1.0		5	0	1	0	0	1	0	0	0	0	0	0	4	8	0.00	1.000	Johnny Klippstein, R (6, 1)	1.0		5	0	1	0	0	1	0	0	0	0	0	4	8	0.00	1.000																					
Jack Baldschun, R (7, 1)	2.0		12	3	2	2	2	3	0	0	0	0	0	0	20	38	9.00	3.000	Jack Baldschun, R (7, 1)	2.0		12	3	2	2	2	3	0	0	0	0	20	38	9.00	3.000																						

BOTTOM

Philadelphia Phillies @ Milwaukee Braves
Milwaukee County Stadium, Milwaukee, WI

Wed Apr 17 1963, 7:05 PM EST
 Att. 10,569 - Unknown

livebaseballscores.com

AB	31
R	6
H	7
RBI	3
BB	6
SO	7
LOB	15



WP: 0	PA: 41
PB: 0	
SB: 0	
CS: 0	

Batter	1	2	3	4	5	6	7	8	9	AB R H RBI BB SO LOB	TOP						
Tony Taylor, R (1, 4) OBP: 0.405, SLG: 0.471	3-2 1B 2-3	3-1 1B 1-2		0-0 FC5-4 PO 1-2f		1-2 SF9			1-0 FC1-6 1B	4 1 3 1 0 0 1							
Don Hoak, R (1, 5) OBP: 0.294, SLG: 0.267	1-1 2-3	2-2 F2		0-0 PO	0-0 F9	2-3 K			0-0 FC1-6 WP 1B 1-2f	4 0 0 0 0 1 3 1 0 0 0 0 0 1 0 0 0 0 0 0 0 0 0 0 0 0 0 0							
Ray Culp, R (6, 1)																	
Jack Baldschun, R (9, 1)																	
Frank Torre, L (9, 3)	1-2																
Johnny Callison, L (1, 9) OBP: 0.417, SLG: 0.552	4-2 1B BB		0-0 E 2B		0-0 4-3			4-2 BB	1-3 K	3 1 1 0 2 1 1							
Don Demeter, R (1, 8) OBP: 0.529, SLG: 0.781	2-0 P4		2-3 K		1-2 FC6-4 1B			0-0 B1	0-0 WP 1B 1-2	5 0 2 0 0 1 4							
Roy Sievers, R (1, 3) OBP: 0.167, SLG: 0.167	2-1 1B 1-2 2-H		1-3 K		0-0 FC6-4 1-2f			0-3 K	2-1 L8 1-2 2-3	5 0 1 1 0 2 5							
Earl Averill, R (1, 7) OBP: 0.200, SLG: 0.222	0-3 K		0-0 E2 1B 2-H					0-0 L8	1-3 K	3 0 1 1 0 1 2 1 0 0 0 0 1 1							
Billy Klaus, L (6, 5)																	
Clay Dalrymple, L (1, 2) OBP: 0.286, SLG: 0.450			0-0 FC4-6 1B		0-3 K				0-1 3-1	3 1 1 0 1 1 1							
Ruben Amaro, R (1, 6) OBP: 0.273, SLG: 0.158			0-3 K		0-0 1-3			4-0 WP 3B BB	3-3 K	3 1 0 0 1 2 1							
Art Mahaffey, R (1, 1) OBP: 0.167, SLG: 0.167			0-0 FC4-6 1B 1-2f		0-0 FC5-4 1B			2-0 SF9 3B 1-H 2-H	2-0 P4	2 0 1 0 0 0 1 0 0 0 0 0 0 0 2 1 1 2 0 0 0							
Wayne Graham, R (6, PH)																	
Wes Covington, L (6, PH) (6, 7)																	
Inning Stats	R: 1 H: 2 E: 0 LOB: 2 K: 1 BB: 1 S: 14 P: 26	R: 0 H: 2 E: 0 LOB: 2 K: 1 BB: 0 S: 12 P: 17	R: 1 H: 2 E: 1 LOB: 1 K: 3 BB: 0 S: 11 P: 14	R: 0 H: 1 E: 0 LOB: 0 K: 0 BB: 0 S: 3 P: 3	R: 0 H: 1 E: 0 LOB: 1 K: 0 BB: 0 S: 7 P: 8	R: 3 H: 1 E: 0 LOB: 0 K: 1 BB: 2 S: 8 P: 21	R: 0 H: 0 E: 0 LOB: 1 K: 2 BB: 1 S: 9 P: 14	R: 0 H: 0 E: 0 LOB: 0 K: 1 BB: 0 S: 6 P: 11	R: 0 H: 2 E: 0 LOB: 2 K: 1 BB: 0 S: 8 P: 12	1B: 9 SF: 1 2B: 1 SAC: 0 3B: 1 DP: 0 HR: 0 HBP: 0	WP: 2 PA: 42 PB: 0 SB: 0 CS: 0						
PITCHER	IP WLS BF H R ER SO BB IBB HBP BLK WP HR S P ERA WHIP																
Bob Hendley, L (1, 1) ERA: 2.65	5.1		8	4	4	5	3	0	0	0	0	0	0	48	77	6.75	2.062
Hank Fischer, R (6, 1) ERA: 13.5	0.2		3	1	1	1	0	0	0	0	1	0	7	12	13.50	1.500	
Ron Piche, R (7, 1) ERA:	2.1		9	1	0	3	1	0	0	0	0	0	17	28	0.00	0.857	
Denny Lemaster, L (9, 1) ERA: 7.36	0.1		1	0	0	1	0	0	0	0	0	0	3	4	0.00	0.000	
Claude Raymond, R (9, 1) ERA:	0.1	W	2	1	0	0	0	0	0	0	1	0	3	5	0.00	3.000	

Philadelphia Phillies @ Milwaukee Braves
 Milwaukee County Stadium, Milwaukee, WI
 Thu Apr 18 1963, 4:33 AM EST
 Att. 4,256 - Unknown

livebaseballscorecards.com

AB	36
R	5
H	11
RBI	5
BB	4
SO	10
LOB	21



Batter	1	2	3	4	5	6	7	8	9	AB R H RBI BB SO LOB	TOP			
Curt Flood, R OBP: 0.326, SLG: 0.316 (1, 8) X	0-0 SH E 2B	0-0 F7			0-0 PB FC1-2 BLK 1B		0-0 2B		4-0 WP SH3-4 FC6-4 BB	4 2 3 0 1 0 0				
Dick Groat, R OBP: 0.452, SLG: 0.686 (1, 6) B B B B	4-0 SH E BB		4-0 G5-4-3 BB		4-0 FC1-2 1-3 BB		0-0 2-1		0-0 SH3-4	1 1 0 0 3 0 1				
Bill White, L OBP: 0.333, SLG: 0.364 (1, 3) X	0-0 SH E 1-2 2-3		0-0 F4		0-0 FC1-2 1-2		0-3 K		4-0 FC6-4 BB	3 1 0 0 1 1 4				
Ken Boyer, R OBP: 0.375, SLG: 0.400 (1, 5) S S S	0-3 K		0-0 G5-4-3 1-2f		0-0 F3		4-0 BB		0-0 FC6-4 BLK 1-2f 3-H	4 0 0 1 1 1 7				
Charlie James, R OBP: 0.217, SLG: 0.348 (1, 7) X	0-0 F7			0-0 5-3		0-3 K		0-3 K	0-0 4-3	5 0 0 0 0 2 8				
George Altman, L OBP: 0.438, SLG: 0.567 (1, 9) X	0-0 E4 1-H 2-H 3-H 3B			0-0 FC5-2 3B		0-3 K		4-0 SH2-4 BB		3 1 2 3 1 1 0				
Gene Oliver, R OBP: 0.400, SLG: 0.250 (1, 2) X	0-0 F4			4-0 FC5-2 BB		4-0 FC6 WP BB		0-0 SH2-4		1 0 0 0 2 0 0				
Julian Javier, R OBP: 0.222, SLG: 0.303 (1, 4) X		0-0 F8		0-0 FC5-2 1-2 3-H		0-0 FC6 1-3		0-3 K		4 0 0 0 0 1 4				
Curt Simmons, L OBP: 0.125, SLG: 0.125 (1, 1) X		0-3 K		0-0 F7		0-0 1-3		0-3 K		4 0 0 0 0 2 4				
Inning Stats	R: 4 E: 2 K: 1 S: 8 H: 2 LOB: 0 BB: 1 P: 12	R: 0 E: 0 K: 1 S: 5 H: 0 LOB: 0 BB: 0 P: 5	R: 0 E: 0 K: 0 S: 2 H: 0 LOB: 0 BB: 1 P: 6	R: 0 E: 0 K: 0 S: 4 H: 1 LOB: 2 BB: 1 P: 8	R: 0 E: 0 K: 1 S: 6 H: 1 LOB: 2 BB: 1 P: 10	R: 0 E: 0 K: 1 S: 5 H: 0 LOB: 1 BB: 1 P: 9	R: 0 E: 0 K: 2 S: 8 H: 1 LOB: 2 BB: 1 P: 12	R: 0 E: 0 K: 2 S: 7 H: 0 LOB: 1 BB: 1 P: 11	R: 1 E: 0 K: 0 S: 3 H: 0 LOB: 1 BB: 2 P: 11	1B: 1 2B: 2 3B: 2 HR: 0 SF: 0 SAC: 3 DP: 1 HBP: 0	WP: 2 PB: 1 SB: 0 CS: 0 PA: 41			
PITCHER	IP WLS BF H R ER SO BB IBB HBP BLK WP HR S P ERA WHIP												PITCHER	IP WLS BF H R ER SO BB IBB HBP BLK WP HR S P ERA WHIP
Chris Short, L ERA: 1.84 (1, 1)	6.0 L 27 4 4 0 4 5 0 0 1 1 0 30 50 0.00 1.500													
Johnny Klippstein, R ERA: 1.5 (7, 1)	2.0 9 1 0 0 4 2 0 0 0 0 0 15 23 0.00 1.500													
Jack Hamilton, R ERA: 12.15 (9, 1)	0.1 3 0 1 1 0 2 0 0 0 1 0 1 9 27.00 6.000													
Dallas Green, R ERA: (9, 1)	0.2 2 0 0 0 0 0 0 0 0 1 0 0 2 2 0.00 0.000													

St. Louis Cardinals @ Philadelphia Phillies
 Connie Mack Stadium, Philadelphia, PA
 Fri Apr 19 1963, 6:05 PM EST
 Att. 14,712 - Unknown

livebaseballscorecards.com

AB	29
R	5
H	5
RBI	4
BB	9
SO	8
LOB	28



Batter	1	2	3	4	5	6	7	8	9	AB R H RBI BB SO LOB	TOP											
Curt Flood, R (1, 8) OBP: 0.319, SLG: 0.293	4-0 F9 1-3 BB		0-0 1-3		0-0 5-3		0-0 L4-3			3 0 0 0 1 0 1												
Dick Groat, R (1, 6) OBP: 0.457, SLG: 0.649	0-0 1-3		4-0 WP 1B BB		4-0 2B BB		0-0 F8			2 1 0 0 2 0 1												
Bill White, L (1, 3) OBP: 0.349, SLG: 0.405	0-0 F9 2-3		0-0 WP 1B		0-0 1-H 2B			0-3 K		4 0 2 1 0 1 1												
Ken Boyer, R (1, 5) OBP: 0.341, SLG: 0.359	0-3 K		0-0 5-3		0-0 F9			0-0 F7		4 0 0 0 0 1 4												
Charlie James, R (1, 7) OBP: 0.231, SLG: 0.346		0-0 5-3		0-0 6-3		0-0 1B		0-0 F4		3 0 1 0 0 0 0												
Phil Gagliano, R (6, 4)										1 0 0 0 0 0 0												
George Altman, L (1, 9) OBP: 0.417, SLG: 0.559		0-3 K		0-0 BLK SF9 2B		0-3 K			0-0 4-3	4 1 1 0 0 2 1												
Gene Oliver, R (1, 2) OBP: 0.412, SLG: 0.250		4-0 1B BB		0-0 SF9 2-H		0-3 K			0-0 F9	0 0 0 1 1 0 0												
Carl Sawatski, L (6, PH) OBP: 0.524, SLG: 0.789										2 0 0 0 0 1 1												
Julian Javier, R (1, 4) OBP: 0.237, SLG: 0.314		0-0 1-3 1B		0-0 5-3		0-3 K			0-0 1-3	2 0 1 0 0 0 0												
Stan Musial, L (6, PH) OBP: 0.250, SLG: 0.391										2 0 0 0 0 1 1												
Ray Sadecki, L (1, 1) OBP: 0.200, SLG: 0.200			0-0 G3		0-0 4-3		4-0 L4-3 BB			2 0 0 0 0 0 0												
Duke Carmel, L (7, PH) OBP: 1.000, SLG: 4.000										0 0 0 0 1 0 0												
Bobby Shantz, R (7, 1)										0 0 0 0 0 0 0												
Inning Stats	R: 0 E: 0 K: 1 S: 5	H: 0 LOB: 1 BB: 1 P: 9	R: 0 E: 0 K: 1 S: 5	H: 1 LOB: 2 BB: 1 P: 9	R: 0 E: 0 K: 0 S: 4	H: 1 LOB: 2 BB: 1 P: 8	R: 1 E: 0 K: 0 S: 4	H: 1 LOB: 0 BB: 0 P: 4	R: 1 E: 0 K: 0 S: 4	H: 1 LOB: 1 BB: 1 P: 8	R: 0 E: 0 K: 3 S: 10	H: 1 LOB: 1 BB: 0 P: 10	R: 0 E: 0 K: 0 S: 2	H: 0 LOB: 0 BB: 1 P: 6	R: 0 E: 0 K: 1 S: 5	H: 0 LOB: 0 BB: 0 P: 5	R: 0 E: 0 K: 0 S: 3	H: 0 LOB: 0 BB: 0 P: 3	1B: 3 2B: 3 3B: 0 HR: 0	SF: 1 SAC: 0 DP: 1 HBP: 0	WP: 1 PB: 0 SB: 0 CS: 0	PA: 35
PITCHER	IP WLS BF H R ER SO BB IBB HBP BLK WP HR S P ERA WHIP																					
Marcelino Lopez, L (1, 1) ERA: 6.35	5.0 W 23 5 2 2 2 4 0 0 1 0 23 39 3.60 1.800																					
Jack Baldschun, R (6, 1) ERA: 1.74	4.0 S 12 0 0 0 4 1 0 0 0 0 0 19 23 0.00 0.250																					

St. Louis Cardinals @ Philadelphia Phillies
 Connie Mack Stadium, Philadelphia, PA
 Sat Apr 20 1963, 3:33 AM EST
 Att. 5,353 - Unknown

livebaseballscorecards.com

AB	29
R	2
H	5
RBI	2
BB	5
SO	6
LOB	10



Batter	1	2	3	4	5	6	7	8	9	10	AB	R	H	RBI	BB	SO	LOB	TOP				
Curt Flood, R OBP: 0.327, SLG: 0.370 (1, 8) X	0-0 F7	0-0 FC5-4 1B			0-0 F7		0-0 HR			0-0 F7	5	1	2	1	0	0	0					
Dick Groat, R OBP: 0.471, SLG: 0.643 (1, 6) X	0-0 BB 1B	0-0 FC5-4 1-2f			0-0 5-3		0-0 1B			0-0 1B 1B	5	0	3	0	0	0	1					
Bill White, L OBP: 0.354, SLG: 0.415 (1, 3) B B B	4-0 FC6-4 1-2 BB		0-0 F9		0-0 2B		0-0 G3			0-3 K	4	0	1	0	1	1	2					
George Altman, L OBP: 0.415, SLG: 0.538 (1, 9) X	0-0 F7		0-0 F7		0-0 6-3			0-0 CS 1B		0-0 1-2 1B	5	0	2	0	0	0	3					
Ken Boyer, R OBP: 0.327, SLG: 0.341 (1, 5) X	0-0 FC6-4 1-2f		0-0 1B		0-3 K			0-0 F9 1-2		0-0 F9	5	0	1	0	0	1	5					
Stan Musial, L OBP: 0.250, SLG: 0.370 (1, 7)		0-0 HR 1B		0-0 F5		0-0 F9		0-0 F9			4	1	1	0	0	0	1					
Charlie James, R OBP: 0.231, SLG: 0.346 (8, 7)											0	0	0	0	0	0	0					
Gene Oliver, R OBP: 0.381, SLG: 0.438 (1, 2) X		0-0 1-H HR		0-3 K		0-0 5-3		0-3 K		0-3 K	4	1	1	2	0	2	0					
Julian Javier, R OBP: 0.214, SLG: 0.282 (1, 4) X		0-0 5-3		0-0 F4		0-3 K		0-0 6-3			4	0	0	0	0	1	0					
Ron Taylor, R OBP: 0.667, SLG: 2.000 (7, PH)		0-3 K		0-3 K		0-3 K		0-3 K			2	0	0	0	0	2	0					
Ed Bauta, R OBP: 0.231, SLG: 0.346 (7, 1)											1	0	0	0	0	1	0					
											1	0	0	0	0	1	0					
Inning Stats	R: 0 E: 0 K: 0 S: 4	H: 1 LOB: 2 BB: 1 P: 8	R: 2 E: 0 K: 1 S: 8	H: 3 LOB: 1 BB: 0 P: 8	R: 0 E: 0 K: 0 S: 4	H: 1 LOB: 1 BB: 0 P: 4	R: 0 E: 0 K: 2 S: 7	H: 0 LOB: 0 BB: 0 P: 7	R: 0 E: 0 K: 1 S: 5	H: 0 LOB: 0 BB: 0 P: 5	R: 1 E: 0 K: 2 S: 9	H: 2 LOB: 1 BB: 0 P: 9	R: 0 E: 0 K: 0 S: 3	H: 1 LOB: 0 BB: 0 P: 3	R: 0 E: 0 K: 2 S: 7	H: 0 LOB: 0 BB: 0 P: 7	R: 0 E: 0 K: 1 S: 7	H: 2 LOB: 2 BB: 0 P: 7	1B: 8 2B: 1 3B: 0 HR: 2	SF: 0 SAC: 0 DP: 0 HBP: 0	WP: 0 PB: 0 SB: 0 CS: 1	PA: 41
PITCHER	IP	WLS	BF	H	R	ER	SO	BB	IBB	HBP	BLK	WP	HR	S	P	ERA	WHIP					
Cal McLish, R ERA: 4.96 (1, 1)	7.0		30	8	3	3	6	1	0	0	0	0	2	41	45	3.86	1.286					
Johnny Klippstein, R ERA: 1.13 (8, 1)	2.0		6	1	0	0	2	0	0	0	0	0	0	10	10	0.00	0.500					
Dallas Green, R ERA: (10, 1)	1.0	W	5	2	0	0	1	0	0	0	0	0	0	7	7	0.00	2.000					

St. Louis Cardinals @ Philadelphia Phillies
 Connie Mack Stadium, Philadelphia, PA
 Sun Apr 21 1963, 3:33 AM EST
 Unknown

livebaseballscorecards.com

AB 40
 R 3
 H 11
 RBI 3
 BB 1
 SO 9
 LOB 12



BOTTOM

St. Louis Cardinals @ Philadelphia Phillies
Connie Mack Stadium, Philadelphia, PA

Sun Apr 21 1963, 6:05 PM EST
Att. 23,187 - Unknown

livebaseballscorecards.com

AB	32
R	5
H	7
RBI	5
BB	8
SO	7
LOB	15



WP:	0	PA:	40
PB:	0		
SB:	1		
CS:	0		

AB R H RBI BB SO LOB

3	1	1	0	2	1	0
5	0	2	1	0	1	2
4	0	1	0	1	1	2
1	1	1	1	1	0	0
3	0	0	0	0	1	5
2	1	0	0	2	1	1
4	1	2	3	0	0	1
3	0	0	0	1	0	2
2	0	0	0	0	0	1
2	0	0	0	0	0	1
1	0	0	0	0	1	0
0	0	0	0	0	0	0
0	1	0	0	1	0	0
1	0	0	0	0	1	0
1	0	0	0	0	0	0

Batter	1	2	3	4	5	6	7	8	9
Tony Taylor, R OBP: 0.429, SLG: 0.426 (1, 4)	4-0 S 1B BB	0-0 F9		4-0 1B 1-2 BB		0-3 K			0-0 1B 2B
Johnny Callison, L OBP: 0.400, SLG: 0.522 (1, 9)	0-0 L1	0-0		0-0 BB 1B		0-0 L4			0-3 K
Tony Gonzalez, L OBP: 0.316, SLG: 0.273 (1, 8)	0-3 K	0-0 F7		4-0 1-2 BB			0-0 6-3		0-0 2-3 1B
Wes Covington, L OBP: 0.444, SLG: 0.708 Roy Sievers, R OBP: 0.368, SLG: 0.471 (1, 7) (4, PH) (5, 3)	0-0 HR 1B		4-0 G6-4-3 BB	0-0 1-3			0-3 K		0-0 5-3
Don Demeter, R OBP: 0.490, SLG: 0.717 (1, 3) (5, 7)	4-0 HR BB		0-0 F4		4-0 L4-6 1B BB		0-3 K		
Don Hoak, R OBP: 0.314, SLG: 0.404 (1, 5)	0-0 HR		0-0 G6-4-3		0-0 BLK 1B			0-0 6-3	
Clay Dalrymple, L OBP: 0.310, SLG: 0.385 (1, 2)	4-0 BB			0-0 4-3	0-0 L4-6			0-0 G3	
Bobby Wine, R OBP: 0.125, SLG: 0.125 Billy Klaus, L (5, PH) (6, 6)	0-0 3-1			0-0 3-1	0-0 F8			0-0 F3	
Art Mahaffey, R OBP: 0.143, SLG: 0.143 Jack Baldschun, R (4, 1) Ryne Duren, R (4, 1) Dallas Green, L (5, 1) Frank Torre, L (9, PH)		0-3 K		4-0 BB 1B BB		0-3 K		0-0 F7	

Inning Stats	R: 4	H: 2	E: 0	K: 1	S: 7	LOB: 1	BB: 3	P: 19	R: 0	H: 1	E: 0	K: 1	S: 6	LOB: 1	BB: 0	P: 6	R: 0	H: 0	E: 0	K: 0	S: 2	LOB: 0	BB: 1	P: 6	R: 1	H: 1	E: 0	K: 0	S: 4	LOB: 3	BB: 3	P: 16	R: 0	H: 1	E: 0	K: 0	S: 3	LOB: 1	BB: 1	P: 7	R: 0	H: 0	E: 0	K: 2	S: 7	LOB: 0	BB: 0	P: 7	R: 0	H: 0	E: 0	K: 2	S: 7	LOB: 0	BB: 0	P: 7	R: 0	H: 0	E: 0	K: 0	S: 3	LOB: 0	BB: 0	P: 3	R: 0	H: 2	E: 0	K: 1	S: 7	LOB: 2	BB: 0	P: 7	1B: 5	SF: 0	2B: 2	SAC: 0	3B: 0	DP: 2	HR: 1	HBP: 0	WP: 0	PA: 40
--------------	------	------	------	------	------	--------	-------	-------	------	------	------	------	------	--------	-------	------	------	------	------	------	------	--------	-------	------	------	------	------	------	------	--------	-------	-------	------	------	------	------	------	--------	-------	------	------	------	------	------	------	--------	-------	------	------	------	------	------	------	--------	-------	------	------	------	------	------	------	--------	-------	------	------	------	------	------	------	--------	-------	------	-------	-------	-------	--------	-------	-------	-------	--------	-------	--------

PITCHER	IP	WLS	BF	H	R	ER	SO	BB	IBB	HBP	BLK	WP	HR	S	P	ERA	WHIP
Bob Gibson, R ERA: 5.06 (1, 1)	3.2		20	4	5	5	2	6	0	0	0	0	1	18	42	12.27	2.727
Bobby Shantz, L ERA: 6.0 (4, 1)	0.0		1	0	0	0	0	1	0	0	0	0	0	0	4	∞	∞
Harry Fanok, R ERA: (4, 1)	5.1	W	19	3	0	0	5	1	0	0	1	0	0	28	32	0.00	0.750

Batter	1	2	3	4	5	6	7	8	9	AB R H RBI BB SO LOB	TOP														
Jim Hickman, R (1, 8) OBP: 0.439, SLG: 0.771	3-2 F8	2-0 1B E 2-H		4-0 1B BB		4-2 FC6-4 BB			0-0 HR 1B	3 1 2 1 2 0 0															
Ron Hunt, R (1, 4) OBP: 0.419, SLG: 0.480	0-1 1B 2B	2-0 E6 WP 1B 1-2		2-0 1B		0-1 FC6-4 1-2f			3-2 P6	5 1 2 0 0 0 3															
Duke Snider, L (1, 9) OBP: 0.286, SLG: 0.432	4-2 1B E BB	1-0 WP 1B 1-2 2-H		1-3 K			2-1 3-1		2-1 F8	4 1 1 0 1 1 3															
Frank Thomas, R (1, 7) OBP: 0.275, SLG: 0.306	0-1 FC4-6 1B 1-2 2-H	2-3 K 1-2 2-3		1-3 K			3-1 P6		0-0 HR 1-H	5 1 2 3 0 2 4															
Tim Harkness, L (1, 3) OBP: 0.231, SLG: 0.217	0-0 FC4-6 1-2f 2-H		0-0 4-3		1-2 3-1		2-2 G3		0-0 BB BB 2B	5 1 1 0 0 0 1															
Charlie Neal, R (1, 5) OBP: 0.235, SLG: 0.196	4-0 BB		0-3 K		0-0 E4 CS			0-0 1-3	3-2 E3 BB BB	4 0 0 0 1 1 1															
Choo-Choo Coleman, L (1, 2) OBP: 0.273, SLG: 0.143	0-0 1-3		4-2 BB		0-0 L9 1-2			1-0 5-3 HBP	4-2 BB BB 1-2 2-3	2 0 0 0 2 0 3															
Al Moran, R (1, 6) OBP: 0.259, SLG: 0.346		0-0 1B 2B		0-0 6-3		2-3 K		0-0 5-3	4-2 BB BB 1-2 2-3 3-H	3 1 1 0 0 1 1 1 0 0 0 0 0 1 0 0 0 1 1 0 0															
Mary Throneberry, L (8, PH) OBP: 0.222, SLG: 0.333																									
Ted Schreiber, R (8, 5) OBP: 0.286, SLG: 0.231																									
Don Rowe, L (1, 1) OBP: 0.250, SLG: 0.250																									
Tracy Stallard, R (5, 1) OBP: 0.296, SLG: 0.296																									
Al Jackson, L (6, 1) OBP: 0.174, SLG: 0.095																									
Cliff Cook, R (8, PH) OBP: 0.174, SLG: 0.095																									
Larry Bearmarth, R (8, 1) OBP: 0.333, SLG: 0.250																									
Rod Kanehl, R (9, PH) OBP: 0.333, SLG: 0.250																									
Inning Stats	R: 2 E: 1 K: 0 S: 11	H: 2 LOB: 2 BB: 2 P: 22	R: 1 E: 1 K: 1 S: 9	H: 3 LOB: 2 BB: 0 P: 16	R: 0 E: 0 K: 1 S: 7	H: 0 LOB: 1 BB: 1 P: 11	R: 0 E: 0 K: 2 S: 12	H: 1 LOB: 2 BB: 1 P: 20	R: 0 E: 1 K: 0 S: 5	H: 0 LOB: 0 BB: 0 P: 6	R: 0 E: 0 K: 2 S: 11	H: 0 LOB: 1 BB: 1 P: 18	R: 0 E: 0 K: 0 S: 7	H: 0 LOB: 0 BB: 0 P: 14	R: 0 E: 0 K: 0 S: 3	H: 0 LOB: 1 BB: 0 P: 4	R: 3 E: 1 K: 1 S: 19	H: 3 LOB: 3 BB: 2 P: 38	1B: 5 2B: 3 3B: 0 HR: 1	SF: 0 SAC: 0 DP: 0 HBP: 1	WP: 1 PB: 0 SB: 0 CS: 1	PA: 45			
PITCHER	IP WLS BF H R ER SO BB IBB HBP BLK WP HR S P ERA WHIP																								
Paul Brown, R (1, 1) ERA: 4.26	1.1		10	4	3	2	0	2	0	0	0	0	0	15	28	13.50	4.500								
Ray Culp, R (2, 1) ERA: 2.25	7.1	W	33	5	3	2	6	4	0	1	0	1	1	63	108	2.46	1.227								
Jack Baldschun, R (9, 1) ERA: 2.53	0.1	S	2	0	0	0	1	1	0	0	0	0	0	6	13	0.00	3.000								

New York Mets @ Philadelphia Phillies
 Connie Mack Stadium, Philadelphia, PA
 Mon Apr 22 1963, 6:05 PM EST
 Att. 3,716 - Unknown

livebaseballscorecards.com

AB	37
R	6
H	9
RBI	5
BB	7
SO	7
LOB	22



Batter	1	2	3	4	5	6	7	8	9
Tony Taylor, R OBP: 0.459, SLG: 0.451 (1, 4)	2-1 G6-4-3 1B		2-2 BLK 1-2 2-H 1B		1-1 L4	2-2 BLK 1-3 2-H 3-H 1B		4-0 G4-6-3 BB	
Johnny Callison, L OBP: 0.383, SLG: 0.490 (1, 9)	0-3 1B		1-1 F2		0-0 BLK 2B 1B	1-0 4-3 1-2 3-H		2-1 G4-6-3 1-2f	
Don Demeter, R OBP: 0.491, SLG: 0.720 (1, 8)	0-0 G6-4-3 1-2f		0-2 F9 1-2 2-3		0-2 1-H 2B		2-2 SH5-4 1B 1B		
Roy Sievers, R OBP: 0.318, SLG: 0.400 (1, 3)		1-2 P4		0-2 F8	0-3 1B		0-0 SH5-4 1-2		
Earl Averill, R OBP: 0.273, SLG: 0.300 (1, 2)		1-1 G1-4-3 1B		1-2 6-3		1-2 5-3	1-0 P6		
Don Hoak, R OBP: 0.327, SLG: 0.400 (1, 5)		1-1 G1-4-3 1-2f		0-0 E6		4-2 1B BB 1B BB	2-1 CS 1B		
Wayne Graham, R OBP: 0.316, SLG: 0.188 (1, 7)			0-1 L7	1-1 P5		4-1 1B 1B BB	0-2 1-2	0-0 E6 SH	
Tony Gonzalez, L OBP: 0.325, SLG: 0.265 (6, PH) (7, 7)									
Bobby Wine, R OBP: 0.222, SLG: 0.176 (1, 6)			4-2 1B 1B BB		2-1 SH2-3 BLK 1B	0-0 F7		2-2 SH SH1-4 2-H	
Wes Covington, L OBP: 0.429, SLG: 0.680 (6, PH)									
Ruben Amaro, R OBP: 0.273, SLG: 0.158 (7, 6)									
Paul Brown, R (1, 1)			3-0 BLK 1B 1-2 1B		3-1 SH2-3	0-0 1B 1-2 2-3 BLK 1B		0-0 SH1-4	
Ray Culp, R OBP: 0.500, SLG: 0.500 (2, 1)									
Jack Baldschun, R (9, 1)									

Inning Stats	R: 0	H: 1	E: 0	LOB: 0	K: 1	BB: 0	S: 9	P: 11
	R: 0	H: 1	E: 0	LOB: 0	K: 0	BB: 0	S: 7	P: 10
	R: 1	H: 2	E: 0	LOB: 2	K: 0	BB: 1	S: 13	P: 23
	R: 0	H: 0	E: 1	LOB: 1	K: 0	BB: 0	S: 9	P: 11
	R: 2	H: 3	E: 0	LOB: 1	K: 1	BB: 0	S: 14	P: 20
	R: 3	H: 2	E: 0	LOB: 1	K: 0	BB: 2	S: 14	P: 26
	R: 1	H: 2	E: 0	LOB: 0	K: 0	BB: 0	S: 9	P: 14
	R: 1	H: 0	E: 2	LOB: 1	K: 0	BB: 1	S: 7	P: 15

PITCHER	IP	WLS	BF	H	R	ER	SO	BB	IBB	HBP	BLK	WP	HR	S	P	ERA	WHIP
Don Rowe, L ERA: 3.55 (1, 1)	4.2		21	7	3	3	1	1	0	0	3	0	0	48	71	5.79	1.714
Tracy Stallard, R ERA: 11.81 (5, 1)	1.0	L	7	2	3	3	1	2	0	0	0	0	0	17	28	27.00	4.000
Al Jackson, L ERA: 2.22 (6, 1)	1.1		6	2	1	1	0	0	0	0	1	0	0	10	16	6.75	1.500
Larry Bearmarth, R ERA: 2.25 (8, 1)	1.0		5	0	1	0	0	1	0	0	0	0	0	7	15	0.00	1.000

BOTTOM

New York Mets @ Philadelphia Phillies
Connie Mack Stadium, Philadelphia, PA

Mon Apr 22 1963, 6:05 PM EST
Att: 3,716 - Unknown

AB	R	H	RBI	BB	SO	LOB
4	0	3	3	1	0	1
5	1	1	1	0	1	6
4	1	2	1	0	0	3
3	0	0	0	0	1	1
4	0	1	0	0	0	1
3	1	1	1	1	0	1
2	0	0	0	0	0	1
2	2	0	0	1	0	1
1	2	1	0	1	0	0
1	0	0	0	0	0	2
0	0	0	1	0	0	0
0	0	0	0	0	0	0
2	1	2	0	0	0	0
0	0	0	0	0	0	0

1B:	10	SF:	0
2B:	1	SAC:	4
3B:	0	DP:	3
HR:	0	HBP:	0

WP:	0	PA:	39
PB:	0		
SB:	1		
CS:	1		

livebaseballscorecards.com



Batter	1	2	3	4	5	6	7	8	9	AB	R	H	RBI	BB	SO	LOB
Tony Taylor, R OBP: 0.439, SLG: 0.446 (1, 4)	1-2 L3	1-0 F8			2-1 F8		3-2 2B	0-1 P4		5	0	1	0	0	0	3
Johnny Callison, L OBP: 0.354, SLG: 0.446 (1, 9)	2-2 E9 FC6-4	2-3 K			0-2 4-3		2-1 1-3		0-3 K	5	0	0	0	0	2	2
Tony Gonzalez, L OBP: 0.349, SLG: 0.278 (1, 8)	1-1 FC6-4				2-2 1B WP		2-2 6-3		1-2 5-3	2	3	1	0	1	0	1
Roy Sievers, R OBP: 0.292, SLG: 0.364 (7, PH) (8, 3)	1B 1-2f				1B HR					2	0	0	0	0	0	1
Wes Covington, L OBP: 0.484, SLG: 0.821 (1, 7)	1-1 BB 1B				1-2 1B HR		4-0 BB		3-2 P4	3	1	3	2	0	0	0
Earl Averill, R OBP: 0.304, SLG: 0.300 (7, PH) (8, 7)	1-3 1B				1-3 1B HR					0	0	0	0	1	0	0
Billy Klaus, L (9, PH)										1	0	0	0	0	0	0
Don Demeter, R OBP: 0.475, SLG: 0.685 (1, 3) (8, 8)	1-1 BB 1B				0-1 G6-4-3		0-0 5-3		2-3 K	4	0	1	1	0	1	3
Don Hoak, R OBP: 0.339, SLG: 0.396 (1, 5)	4-1 BB				1-1 6-3											
Clay Dalrymple, L OBP: 0.303, SLG: 0.367 (1, 2)	1-1 4-3				1-2 G6-4-3		2-1 4-3		1-0 G3 1B	3	0	1	0	1	0	0
Bobby Wine, R OBP: 0.286, SLG: 0.250 (1, 6)					1-2 1B					4	0	1	0	0	0	4
Frank Torre, L (8, PH)					1-2 G6-4-3		0-2 3-1		0-0 G3	3	0	2	0	0	0	1
Ruben Amaro, R OBP: 0.273, SLG: 0.158 (9, 6)					1-2 1B				0-1 6-3	1	0	0	0	0	0	1
Chris Short, R (1, 1)					0-0 6-3				4-2 BB	0	0	0	0	0	0	0
Johnny Klippstein, R (7, 1)										0	0	0	0	0	0	0
John Herrnstein, L (8, PH)										0	0	0	0	1	0	0
Jack Baldschun, R (9, 1)										0	0	0	0	0	0	0

Inning Stats	R: 1	H: 2	E: 1	LOB: 3	K: 0	S: 15	R: 0	H: 1	E: 0	LOB: 1	K: 2	S: 11	R: 1	H: 1	E: 0	LOB: 0	K: 0	S: 5	R: 0	H: 1	E: 0	LOB: 0	K: 0	S: 7	R: 2	H: 2	E: 0	LOB: 0	K: 0	S: 12	R: 0	H: 1	E: 0	LOB: 1	K: 0	S: 9	R: 0	H: 1	E: 0	LOB: 2	K: 1	S: 12	R: 0	H: 1	E: 0	LOB: 2	K: 0	S: 8	R: 0	H: 0	E: 0	LOB: 0	K: 1	S: 10	1B: 8	SF: 0	2B: 1	SAC: 0	3B: 0	DP: 2	HR: 1	HBP: 0	WP: 2	PA: 40
--------------	------	------	------	--------	------	-------	------	------	------	--------	------	-------	------	------	------	--------	------	------	------	------	------	--------	------	------	------	------	------	--------	------	-------	------	------	------	--------	------	------	------	------	------	--------	------	-------	------	------	------	--------	------	------	------	------	------	--------	------	-------	-------	-------	-------	--------	-------	-------	-------	--------	-------	--------

PITCHER	IP	WLS	BF	H	R	ER	SO	BB	IBB	HBP	BLK	WP	HR	S	P	ERA	WHIP
Bob Friend, R ERA: 2.81 (1, 1)	6.0		27	8	4	3	2	2	0	0	0	2	1	59	88	4.50	1.667
Joe Gibbon, L ERA: (7, 1)	0.2		4	1	0	0	0	1	0	0	0	0	0	9	20	0.00	3.000
Tommie Sisk, R ERA: 1.29 (7, 1)	1.0		5	1	0	0	1	1	0	0	0	0	0	9	16	0.00	2.000
Roy Face, R ERA: 1.93 (8, 1)	1.1	S	4	0	0	0	1	0	0	0	0	0	0	12	16	0.00	0.000

BOTTOM

Pittsburgh Pirates @ Philadelphia Phillies
 Connie Mack Stadium, Philadelphia, PA
 Wed Apr 24 1963, 6:05 PM EST
 Att. 4,485 - Unknown

livebaseballscores.com

AB	36
R	4
H	10
RBI	3
BB	4
SO	4
LOB	18



Batter	1	2	3	4	5	6	7	8	9	AB R H RBI BB SO LOB	TOP											
Tony Taylor, R (1, 4) OBP: 0.408, SLG: 0.410	2-1 6-3		2-1 FC6-4		2-1 F8		1-3 K		2-1 5-3	5 0 0 0 0 1 2												
Johnny Callison, L (1, 9) OBP: 0.362, SLG: 0.492	1-0 F7			4-1 1B HR BB	3-1 HR		0-3 K			3 2 1 1 1 1 0												
Tony Gonzalez, L (1, 8) OBP: 0.362, SLG: 0.300	0-0 4-3			0-0 1-2 HR 1B	2-1 1-3			2-2 SH 1B		4 1 2 0 0 0 0												
Wes Covington, L (1, 7) OBP: 0.500, SLG: 0.900		1-1 F7		3-1 1-H 2-H HR		4-2 2B BB		0-0 SH		2 1 1 3 1 0 0												
Cookie Rojas, R (8, PR)								1-2		0 0 0 0 0 0 0												
Frank Torre, L (8, 3)										0 0 0 0 0 0 0												
Don Demeter, R (1, 3) OBP: 0.444, SLG: 0.638	0-0 F7			0-3 K		0-1 B2		0-0 L7		4 0 0 0 0 1 3												
Don Hoak, R (1, 5) OBP: 0.349, SLG: 0.411	1-2 4-3			4-1 FC6-4 BB		0-0 1-H 1B 2B		0-1 P4		3 1 1 0 1 0 2												
Clay Dalrymple, L (1, 2) OBP: 0.297, SLG: 0.353			1-2 F7	1-0 FC6-4 FC4-6		0-1 3-H 1B		1-1 4-3		4 0 1 1 0 0 3												
Bobby Wine, R (1, 6) OBP: 0.280, SLG: 0.250			1-3 K	1-1 FC4-6		0-0 F9			1-1 SH3-4 BLK CS 1B	4 0 1 0 0 1 2												
Art Mahaffey, R (1, 1) OBP: 0.200, SLG: 0.200			2-2 FC6-4 1B		0-1 6-3		1-3 K		1-1 SH3-4	3 0 1 0 0 1 0												
Inning Stats	R: 0 E: 0 K: 0 S: 4	H: 0 LOB: 0 BB: 0 P: 7	R: 0 E: 0 K: 0 S: 6	H: 0 LOB: 0 BB: 0 P: 8	R: 0 E: 0 K: 1 S: 11	H: 1 LOB: 1 BB: 0 P: 17	R: 3 E: 0 K: 1 S: 11	H: 2 LOB: 1 BB: 2 P: 24	R: 1 E: 0 K: 0 S: 8	H: 1 LOB: 0 BB: 0 P: 15	R: 1 E: 0 K: 0 S: 9	H: 2 LOB: 1 BB: 1 P: 13	R: 0 E: 0 K: 3 S: 11	H: 0 LOB: 0 BB: 0 P: 13	R: 0 E: 0 K: 0 S: 9	H: 1 LOB: 2 BB: 0 P: 12	R: 0 E: 0 K: 0 S: 6	H: 1 LOB: 0 BB: 0 P: 10	1B: 5 2B: 1 3B: 0 HR: 2	SF: 0 SAC: 2 DP: 0 HBP: 0	WP: 0 PB: 0 SB: 0 CS: 1	PA: 37
PITCHER	IP WLS BF H R ER SO BB IBB HBP BLK WP HR S P ERA WHIP																					
Glen Hobbie, R (1, 1) ERA: 2.52	6.0 L 26 6 5 5 2 3 0 0 0 0 0 2 49 84 7.50 1.500																					
Jim Brewer, L (7, 1) ERA:	2.0 8 1 0 0 3 0 0 0 0 0 0 0 20 25 0.00 0.500																					
Barney Schultz, R (9, 1) ERA: 2.84	1.0 3 1 0 0 0 0 0 0 0 1 0 0 6 10 0.00 1.000																					

Philadelphia Phillies @ Chicago Cubs
Wrigley Field, Chicago, IL
Fri Apr 26 1963, 3:33 AM CST
Att. 4,093 - Unknown

livebaseballscorecards.com

AB	32
R	5
H	8
RBI	5
BB	3
SO	5
LOB	12



Batter	1	2	3	4	5	6	7	8	9	AB R H RBI BB SO LOB	TOP																													
Tony Taylor, R (1, 4) OBP: 0.387, SLG: 0.385	2-2 F8		2-1 5-3		1-2 6-3			1-3 K		4 0 0 0 0 1 3																														
Johnny Callison, L (1, 9) OBP: 0.356, SLG: 0.476	0-0 G3			2-2 F8		0-2 G4-6-3 1B		3-1 L9		4 0 1 0 0 0 1																														
Tony Gonzalez, L (1, 8) OBP: 0.353, SLG: 0.318	1-0 4-3			2-1 G1		1-1 G4-6-3 1-2f			2-2 4-3 2B	4 0 1 0 0 0 1																														
Wes Covington, L (1, 7) OBP: 0.447, SLG: 0.794		0-1 6-3		1-0 4-3		0-0 4-3			0-1 4-3 2-3	4 0 0 0 0 0 1																														
Don Demeter, R (1, 3) OBP: 0.418, SLG: 0.597		0-0 6-3			0-0 5-3		0-1 P3		0-0 F5	4 0 0 0 0 0 1																														
Don Hoak, R (1, 5) OBP: 0.343, SLG: 0.400		2-0 F8			0-0 2B 1B		1-1 F7		1-2 4-3	4 1 1 0 0 0 1																														
Clay Dalrymple, L (1, 2) OBP: 0.300, SLG: 0.378			0-2 F8		0-1 2B 2B		2-0 4-3			3 1 1 1 0 0 0																														
Bobby Wine, R (1, 6) OBP: 0.321, SLG: 0.370			0-0 2B		3-1 2B 2B			0-1 F8		3 0 2 1 0 0 0																														
Ray Culp, R (1, 1) OBP: 0.400, SLG: 0.400			2-2 6-3		1-3 K			2-2 1B		1 0 0 0 0 0 0 1																														
Dallas Green, L (4, 1)										0 0 0 0 0 0 0 0																														
John Hermstein, L (5, PH)										1 0 0 0 0 0 1 1																														
Marcelino Lopez, R (5, 1)										0 0 0 0 0 0 0 0																														
Ryne Duren, R (5, 1)										0 0 0 0 0 0 0 0																														
Roy Sievers, R (8, PH)										1 0 1 0 0 0 0 0																														
Cookie Rojas, R (8, PR)										0 0 0 0 0 0 0 0																														
Paul Brown, R (8, 1)										0 0 0 0 0 0 0 0																														
Inning Stats	R: 0 E: 0 K: 0 S: 5	H: 0 LOB: 0 BB: 0 P: 8	R: 0 E: 0 K: 0 S: 4	H: 0 LOB: 0 BB: 0 P: 6	R: 0 E: 0 K: 0 S: 9	H: 1 LOB: 1 BB: 0 P: 13	R: 0 E: 0 K: 0 S: 6	H: 0 LOB: 0 BB: 0 P: 11	R: 2 E: 0 K: 1 S: 12	H: 3 LOB: 1 BB: 0 P: 17	R: 0 E: 0 K: 0 S: 6	H: 1 LOB: 0 BB: 0 P: 7	R: 0 E: 0 K: 0 S: 5	H: 0 LOB: 0 BB: 0 P: 8	R: 0 E: 0 K: 1 S: 11	H: 1 LOB: 1 BB: 0 P: 17	R: 0 E: 0 K: 0 S: 9	H: 1 LOB: 1 BB: 0 P: 12	1B: 3 2B: 4 3B: 0 HR: 0	SF: 0 SAC: 0 DP: 1 HBP: 0	WP: 0 PB: 0 SB: 0 CS: 0	PA: 33																		
PITCHER Larry Jackson, R (1, 1) ERA: 1.99	IP 9.0	WLS W	BF 33	H 7	R 2	ER 2	SO 2	BB 0	IBB 0	HBP 0	BLK 0	WP 0	HR 0	S 67	P 99	ERA 2.00	WHIP 0.778						PITCHER	IP 9.0	WLS W	BF 33	H 7	R 2	ER 2	SO 2	BB 0	IBB 0	HBP 0	BLK 0	WP 0	HR 0	S 67	P 99	ERA 2.00	WHIP 0.778

Philadelphia Phillies @ Chicago Cubs
Wrigley Field, Chicago, IL
Sat Apr 27 1963, 3:33 AM CST
Att: 10,204 - Sunny

livebaseballscorecards.com

AB	33
R	2
H	7
RBI	2
BB	0
SO	2
LOB	10



Batter	1	2	3	4	5	6	7	8	9	AB R H RBI BB SO LOB	TOP	
Tony Taylor, R (1, 4) OBP: 0.380, SLG: 0.377	2-1 SH1-4 1B		0-3 K		0-1 L9			3-3 K		4 0 1 0 0 2 2		
Johnny Callison, L (1, 9) OBP: 0.342, SLG: 0.455	0-1 SH1-4 1-2		1-0 F7			2-3 K		1-3 K		3 0 0 0 0 2 1		
Tony Gonzalez, L (1, 8) OBP: 0.345, SLG: 0.313	1-3 K			3-2 1-3		2-0 4-3			1-2 1B	4 0 1 0 0 1 1		
Wes Covington, L (1, 7) OBP: 0.405, SLG: 0.711	3-1 4-3			2-1 F9		2-1 F8			0-1 F8	4 0 0 0 0 0 2		
Don Demeter, R (1, 3) OBP: 0.408, SLG: 0.621		2-3 K		2-2 HR		0-0 F7			1-2 P5	4 1 1 1 0 1 1		
Don Hoak, R (1, 5) OBP: 0.324, SLG: 0.375		1-3 K		2-0 4-3		3-1 F7			1-2 F8	4 0 0 0 0 1 1		
Clay Dalrymple, L (1, 2) OBP: 0.302, SLG: 0.375			0-1 1B		1-0 F9		0-0 4-3			3 0 1 0 0 0 0		
Bobby Wine, R (1, 6) OBP: 0.355, SLG: 0.400		2-3 K			2-2 SH1-4 1B			0-0 3B 1B		3 0 2 0 0 1 1		
Chris Short, R (1, 1) OBP: 0.091, SLG: 0.273 Johnny Klippstein, R (8, 1)			2-3 K		0-0 SH1-4			2-1 3B		2 0 1 0 0 1 0 0 0 0 0 0 0 0		
Inning Stats	R: 0 H: 1 E: 0 LOB: 1 K: 1 BB: 0 S: 11 P: 17	R: 0 H: 1 E: 0 LOB: 1 K: 3 BB: 0 S: 12 P: 17	R: 0 H: 0 E: 0 LOB: 0 K: 2 BB: 0 S: 7 P: 10	R: 1 H: 1 E: 0 LOB: 0 K: 0 BB: 0 S: 12 P: 21	R: 0 H: 1 E: 0 LOB: 1 K: 0 BB: 0 S: 7 P: 10	R: 0 H: 0 E: 0 LOB: 0 K: 1 BB: 0 S: 6 P: 12	R: 0 H: 0 E: 0 LOB: 0 K: 0 BB: 0 S: 4 P: 7	R: 0 H: 2 E: 0 LOB: 1 K: 2 BB: 0 S: 11 P: 17	R: 0 H: 1 E: 0 LOB: 1 K: 0 BB: 0 S: 11 P: 14	1B: 5 SF: 0 2B: 0 SAC: 2 3B: 1 DP: 0 HR: 1 HBP: 0	WP: 0 PA: 33 PB: 0 SB: 0 CS: 0	
PITCHER	IP WLS BF H R ER SO BB IBB HBP BLK WP HR S P ERA WHIP											
Bob Buhl, R (1, 1) ERA: 0.92	8.0 W 29 6 1 1 9 0 0 0 0 0 1 70 111 1.12 0.750											
Don Elston, R (9, 1) ERA:	1.0 S 4 1 0 0 0 0 0 0 0 0 0 0 11 14 0.00 1.000											

Philadelphia Phillies @ Chicago Cubs
Wrigley Field, Chicago, IL
Sun Apr 28 1963, 3:33 AM CDT
Att: 11,135 - Cloudy

livebaseballscorecards.com

AB	31
R	1
H	7
RBI	1
BB	0
SO	9
LOB	9



Batter	1	2	3	4	5	6	7	8	9	AB	R	H	RBI	BB	SO	LOB
Lou Brock, L OBP: 0.280, SLG: 0.314 (1, 9) B B C B X	3-1 4-3 ①		1-3 K ③			1-2 F5 ①		0-0 F7 ②		4	0	0	0	0	1	0
Andre Rodgers, R OBP: 0.325, SLG: 0.319 (1, 6) C X	0-1 1B			1-0 6-3 ①		1-2 1B		1-1 E7 HR 2B		4	1	3	0	0	0	0
Billy Williams, L OBP: 0.244, SLG: 0.229 (1, 7) X	0-0 L8 ②			4-2 FC5-4 BB		1-0 L7 ②		4-1 HR BB		2	1	0	0	2	0	2
Ron Santo, R OBP: 0.273, SLG: 0.405 (1, 5) F C B C	1-3 K ③			0-0 FC5-4 ② 1-2f		3-2 6-3 ③		1-2 HR 1-H 3-H		4	1	1	3	0	1	3
14 Ernie Banks, R OBP: 0.250, SLG: 0.361 (1, 3) X		0-0 6-3 ①		0-0 P4 ③			0-0 1-3 ①	0-0 HR		4	1	1	1	0	0	1
Nelson Mathews, R OBP: 0.217, SLG: 0.182 (1, 8) C B B B B		4-1 CS BB			0-0 F2 ①		1-0 6-3 ②	2-3 K ③		3	0	0	0	1	1	0
Ken Hubbs, R OBP: 0.310, SLG: 0.375 (1, 4) S B B X		2-1 5-3 ② ③ 1-2			0-0 FC6-4 1B		0-1 1B			3	0	2	0	0	0	1
Dick Bertell, R OBP: 0.236, SLG: 0.162 (1, 2) B S B F C B			2-3 K ①		1-0 F8 ②		0-0 5-3 ③			3	0	0	0	0	1	2
Bob Buhl, R (1, 1) Ken Aspromonte, R OBP: 0.172, SLG: 0.222 (8, PH) Don Elston, R (9, 1)			0-0 1-3 ②		0-1 FC6-4 ③ 1-2f			3-3 K ①		2	0	0	0	0	0	1

Inning Stats	R: 0	H: 1	E: 0	LOB: 1	K: 1	S: 8	P: 12	R: 0	H: 0	E: 0	LOB: 0	K: 0	S: 4	R: 0	H: 0	E: 0	LOB: 0	K: 2	S: 7	R: 0	H: 0	E: 0	LOB: 1	K: 0	S: 5	R: 0	H: 1	E: 0	LOB: 1	K: 0	S: 5	R: 0	H: 1	E: 0	LOB: 1	K: 0	S: 10	R: 0	H: 1	E: 0	LOB: 1	K: 0	S: 5	R: 4	H: 3	E: 1	LOB: 0	K: 2	S: 15	P: 26
--------------	------	------	------	--------	------	------	-------	------	------	------	--------	------	------	------	------	------	--------	------	------	------	------	------	--------	------	------	------	------	------	--------	------	------	------	------	------	--------	------	-------	------	------	------	--------	------	------	------	------	------	--------	------	-------	-------


PITCHER	IP	WLS	BF	H	R	ER	SO	BB	IBB	HBP	BLK	WP	HR	S	P	ERA	WHIP
Chris Short, L ERA: 4.08 (1, 1)	7.2	L	32	7	4	4	4	3	0	0	0	0	2	56	91	4.70	1.304
Johnny Klippstein, R ERA: 0.9 (8, 1)	0.1		1	0	0	0	1	0	0	0	0	0	0	3	5	0.00	0.000

BOTTOM

Philadelphia Phillies @ Chicago Cubs
Wrigley Field, Chicago, IL
Sun Apr 28 1963, 3:33 AM CDT
Att. 11,135 - Cloudy

AB	30
R	4
H	7
RBI	4
BB	3
SO	5
LOB	10

livebaseballscorecards.com



WP: 0	PA: 33
PB: 0	
SB: 0	
CS: 1	

Batter	1	2	3	4	5	6	7	8	9	AB	R	H	RBI	BB	SO	LOB	TOP		
Chuck Hiller, L (1, 4) <small>OBP: 0.173, SLG: 0.129</small>	0-0 E1	0-0 SF9		0-0 G3			0-0 3-1			3	0	0	1	0	0	0			
Jim Davenport, R (1, 5) <small>OBP: 0.278, SLG: 0.306</small> Joey Amalfitano, R (3, 5)	0-0 P4	0-0 5-3			4-0 BB		0-0 5-3			2	0	0	0	0	0	2			
Willie Mays, R (1, 8) <small>OBP: 0.345, SLG: 0.466</small>	0-3 K		0-0 1B		0-0 G4-6-3			0-0 F2		4	1	1	0	0	1	2			
Willie McCovey, L (1, 7) <small>OBP: 0.419, SLG: 0.581</small>	0-0 P4		0-0 P4		0-0 1B			0-0 4-3		4	0	1	0	0	0	2			
Orlando Cepeda, R (1, 3) <small>OBP: 0.386, SLG: 0.590</small>		0-0 E	0-0 1B		0-0 P4			0-0 CS		4	1	3	1	0	0	1			
Felipe Alou, R (1, 9) <small>OBP: 0.438, SLG: 0.595</small>		0-0 E6	0-0 F9			0-0 F7		0-0 CS		4	1	1	0	0	0	2			
Ed Bailey, L (1, 2) <small>OBP: 0.381, SLG: 0.842</small> Tom Haller, L (6, 2)		0-0 E6	0-0 F9			0-3 K		0-0 1-3		3	1	1	1	0	1	1			
Jose Pagan, R (1, 6) <small>OBP: 0.231, SLG: 0.237</small>		0-0 5-3		0-0 K		0-0 1-3		0-0 P3		4	0	0	0	0	1	3			
Jack Fisher, R (1, 1) <small>OBP: 0.167, SLG: 0.333</small>		0-0 SF9		0-0 G3			0-0 F4		0-3 K	4	0	1	1	0	1	1			
Inning Stats	R: 0 E: 1 K: 1 S: 6	H: 0 LOB: 1 BB: 0 P: 6	R: 3 E: 1 K: 0 S: 7	H: 3 LOB: 1 BB: 0 P: 7	R: 1 E: 0 K: 0 S: 5	H: 2 LOB: 1 BB: 0 P: 5	R: 0 E: 0 K: 1 S: 5	H: 0 LOB: 0 BB: 0 P: 5	R: 0 E: 0 K: 0 S: 3	H: 1 LOB: 1 BB: 1 P: 7	R: 0 E: 0 K: 1 S: 5	H: 0 LOB: 0 BB: 0 P: 5	R: 0 E: 0 K: 0 S: 3	H: 0 LOB: 0 BB: 0 P: 3	R: 0 E: 0 K: 1 S: 6	H: 1 LOB: 0 BB: 0 P: 6	1B: 5 2B: 2 3B: 1 HR: 0	SF: 1 SAC: 0 DP: 1 HBP: 0	WP: 0 PA: 37 PB: 0 SB: 0 CS: 1
PITCHER	IP WLS BF H R ER SO BB IBB HBP BLK WP HR S P ERA WHIP	IP WLS BF H R ER SO BB IBB HBP BLK WP HR S P ERA WHIP	IP WLS BF H R ER SO BB IBB HBP BLK WP HR S P ERA WHIP	IP WLS BF H R ER SO BB IBB HBP BLK WP HR S P ERA WHIP	IP WLS BF H R ER SO BB IBB HBP BLK WP HR S P ERA WHIP	IP WLS BF H R ER SO BB IBB HBP BLK WP HR S P ERA WHIP	IP WLS BF H R ER SO BB IBB HBP BLK WP HR S P ERA WHIP	IP WLS BF H R ER SO BB IBB HBP BLK WP HR S P ERA WHIP	IP WLS BF H R ER SO BB IBB HBP BLK WP HR S P ERA WHIP	IP WLS BF H R ER SO BB IBB HBP BLK WP HR S P ERA WHIP	IP WLS BF H R ER SO BB IBB HBP BLK WP HR S P ERA WHIP	IP WLS BF H R ER SO BB IBB HBP BLK WP HR S P ERA WHIP	IP WLS BF H R ER SO BB IBB HBP BLK WP HR S P ERA WHIP	IP WLS BF H R ER SO BB IBB HBP BLK WP HR S P ERA WHIP	IP WLS BF H R ER SO BB IBB HBP BLK WP HR S P ERA WHIP	IP WLS BF H R ER SO BB IBB HBP BLK WP HR S P ERA WHIP	IP WLS BF H R ER SO BB IBB HBP BLK WP HR S P ERA WHIP	IP WLS BF H R ER SO BB IBB HBP BLK WP HR S P ERA WHIP	
Cal McLish, R (1, 1) <small>ERA: 5.3</small> Johnny Klippstein, R (3, 1) <small>ERA: 0.54</small>	2.1 L 14 5 4 2 1 0 0 0 0 0 0 16 16 7.71 2.143	6.2 L 22 3 0 0 3 1 0 0 0 0 0 27 31 0.00 0.600																	

San Francisco Giants @ Philadelphia Phillies
 Connie Mack Stadium, Philadelphia, PA
 Mon Apr 29 1963, 7:05 PM EDT
 Att. 8,233 - Unknown

livebaseballscorecards.com

AB	34
R	4
H	8
RBI	4
BB	1
SO	4
LOB	15



Batter	1	2	3	4	5	6	7	8	9	AB R H RBI BB SO LOB	TOP	
Maury Wills, S OBP: 0.329, SLG: 0.277 (1, 6) X	0-0 S 5-3 4-3 1B		0-1 G4-6-3 HBP 1B		1-2 4-3			1-2 6-3		4 1 2 0 0 0 0		
Jim Gilliam, S OBP: 0.268, SLG: 0.250 (1, 5) B B F X (8, 4) X	2-1 5-3 1-2		1-0 G4-6-3 HBP			0-0 L9			1-0 G3	3 0 0 0 0 0 1		
Willie Davis, L OBP: 0.238, SLG: 0.311 (1, 8) B L F F F B X	2-2 4-3 2-H		0-2 G4-6-3 1-2f 2-3			2-2 F2			1-0 F9	4 0 0 1 0 0 2		
Frank Howard, R OBP: 0.448, SLG: 0.584 Dick Tracewski, R OBP: 0.211, SLG: 0.167 (9, PR) C B F B X Lee Walls, R OBP: 0.214, SLG: 0.214 (9, 7) C B F B X	2-2 F7		1-3 K			1-2 4-3			1-2 HR 1B	4 0 1 0 0 1 1 0 1 0 0 0 0 0 0 0 0 0 0 0 0		
Ron Fairly, L OBP: 0.373, SLG: 0.559 (1, 7) C B B B B (9, 9)		4-1 1B BB		3-1 P6			1-1 CS 1B		1-1 HR 1-H	3 1 2 2 1 0 0		
John Roseboro, L OBP: 0.231, SLG: 0.400 (1, 2) B B T T T B X		3-2 F7		3-2 G5-4-3 1B			1-0 F7		0-0 F7	4 0 1 0 0 0 3		
Bill Skowron, R OBP: 0.275, SLG: 0.303 (1, 3) X		0-0 1-2 1B		1-1 G5-4-3 1-2f			3-3 K 1-2			3 0 1 0 0 1 2		
Nate Oliver, R OBP: 0.282, SLG: 0.256 (1, 4) C B C C C Tommy Davis, R OBP: 0.304, SLG: 0.364 (8, PH) S T T T T B X Don Zimmer, R (8, 5)		0-3 K		2-3 K				0-3 K		2 0 0 0 0 2 2 1 0 0 0 0 1 0 0 0 0 0 0 0 0		
Don Drysdale, R OBP: 0.267, SLG: 0.333 (1, 1) C B C C C Wally Moon, L OBP: 0.269, SLG: 0.292 (8, PH) S T T T T B X Ron Perranoski, L (8, 1)		2-3 K		3-3 K				0-2 P1		2 0 0 0 0 2 2 1 0 0 0 0 0 0 0 0 0 0 0 0 0		
Inning Stats	R: 1 H: 1 E: 0 LOB: 0 K: 0 BB: 0 S: 11 P: 17	R: 0 H: 1 E: 0 LOB: 2 K: 2 BB: 1 S: 13 P: 22	R: 0 H: 1 E: 0 LOB: 1 K: 1 BB: 0 S: 8 P: 10	R: 0 H: 1 E: 0 LOB: 0 K: 0 BB: 0 S: 7 P: 14	R: 0 H: 0 E: 0 LOB: 0 K: 2 BB: 0 S: 9 P: 15	R: 0 H: 0 E: 0 LOB: 0 K: 0 BB: 0 S: 7 P: 10	R: 0 H: 1 E: 0 LOB: 1 K: 1 BB: 0 S: 10 P: 15	R: 0 H: 0 E: 0 LOB: 0 K: 1 BB: 0 S: 11 P: 12	R: 2 H: 2 E: 0 LOB: 1 K: 0 BB: 0 S: 8 P: 12	1B: 6 SF: 0 2B: 1 SAC: 0 3B: 0 DP: 3 HR: 1 HBP: 1	WP: 0 PA: 33 PB: 0 SB: 1 CS: 1	
PITCHER Art Mahaffey, R (1, 1) ERA: 3.79	IP WLS BF H R ER SO BB IBB HBP BLK WP HR S P ERA WHIP	9.0 L 33 7 3 3 7 1 0 1 0 0 0 1 84 127 3.00 0.889										
PITCHER	IP WLS BF H R ER SO BB IBB HBP BLK WP HR S P ERA WHIP											

Los Angeles Dodgers @ Philadelphia Phillies
 Connie Mack Stadium, Philadelphia, PA

Thu May 02 1963, 7:05 PM EDT
 Att: 11,288 - Unknown

livebaseballscorecards.com

AB	31
R	3
H	7
RBI	3
BB	1
SO	7
LOB	13



Batter	1	2	3	4	5	6	7	8	9	AB R H RBI BB SO LOB	TOP						
Carroll Hardy, R (1, 7) OBP: 0.283, SLG: 0.302 Al Spangler, L (7, PH) OBP: 0.333, SLG: 0.356 (7, 7)	0-1 F9		0-0 FC2-5 BB 1B		0-0 6-3		0-0 4-3		2-2 FC5-4 1B 1-3	3 0 1 0 0 0 0 2 0 1 0 0 0 0							
Johnny Temple, R (1, 4) OBP: 0.358, SLG: 0.311 (1, 4)	3-2 1B		4-1 WP FC2-5 1-2 BB		0-0 2B 1B		2-1 F7		0-0 FC5-4 1-2f	4 1 2 0 1 0 1							
Carl Warwick, R (1, 9) OBP: 0.373, SLG: 0.357 (1, 9)	1-0 L9		2-1 FC2-5 WP 1-2 2-3f		0-0 1-H 2B		0-0 6-3			4 0 1 1 0 0 3							
Rusty Staub, L (1, 3) OBP: 0.364, SLG: 0.375 (1, 3)	0-0 G3		3-3 1-2 2-3		4-0 BB			2-2 FC1-5 WP 1B		3 0 1 0 1 1 3							
Bob Aspromonte, R (1, 5) OBP: 0.256, SLG: 0.240 (1, 5)		2-2 HR 1B	2-3 K		0-1 5-3			4-2 FC1-5 1-2 BB		3 1 1 0 1 1 4							
Howie Goss, R (1, 8) OBP: 0.269, SLG: 0.439 (1, 8)		1-2 1-H HR		2-3 K		0-0 G3 1B		0-2 FC1-5 1-2 2-3f G4-6-3		4 1 2 2 0 1 2							
Bob Lillis, R (1, 6) OBP: 0.239, SLG: 0.222 Pete Runnels, L (8, PH) OBP: 0.260, SLG: 0.254 J C Hartman, R (8, 6) OBP: 0.130, SLG: 0.091		1-0 6-3		2-2 L7		0-3 K		2-1 G4-6-3 1-2f		3 0 0 0 0 1 1 1 0 0 0 0 0 2 0 0 0 0 0 0 0							
John Bateman, R (1, 2) OBP: 0.214, SLG: 0.300 Brock Davis, L (9, PR)		0-0 6-3		2-1 F5		3-2 G3		0-0 1B 1B		4 0 1 0 0 0 1 0 0 0 0 0 0 0							
Bob Bruce, R (1, 1) George Brunet, R (6, 1) Hal Woodeshick, R (6, 1) Jim Campbell, R (9, PH) OBP: 0.158, SLG: 0.194		0-1 F3			0-0 P4		1-3 K		1-3 K	3 0 0 0 0 1 1 0 0 0 0 0 0 0 0 0 0 0 0 0 0 1 0 0 0 0 1 1							
Inning Stats	R: 0 E: 0 K: 0 S: 7 H: 1 LOB: 1 BB: 0 P: 11	R: 2 E: 0 K: 0 S: 11 H: 2 LOB: 0 BB: 0 P: 15	R: 0 E: 0 K: 2 S: 11 H: 1 LOB: 2 BB: 1 P: 22	R: 0 E: 0 K: 1 S: 10 H: 0 LOB: 0 BB: 0 P: 16	R: 1 E: 0 K: 0 S: 6 H: 2 LOB: 2 BB: 1 P: 10	R: 0 E: 0 K: 2 S: 10 H: 1 LOB: 1 BB: 0 P: 14	R: 0 E: 0 K: 0 S: 4 H: 0 LOB: 0 BB: 0 P: 6	R: 0 E: 0 K: 0 S: 12 H: 1 LOB: 1 BB: 1 P: 20	R: 0 E: 0 K: 1 S: 9 H: 2 LOB: 1 BB: 0 P: 12	1B: 8 2B: 1 3B: 0 HR: 1 SF: 0 SAC: 0 DP: 1 HBP: 0	WP: 2 PB: 0 SB: 0 CS: 0 PA: 38						
PITCHER	IP WLS BF H R ER SO BB IBB HBP BLK WP HR S P ERA WHIP																
Chris Short, L (1, 1) ERA: 4.32 Dallas Green, R (5, 1) ERA: Jack Hamilton, R (6, 1) ERA: 10.57 Jack Baldschun, R (7, 1) ERA: 1.84	4.2 0.1 1.0 3.0	WLS 1 W S	BF 22 4 11	H 6 1 3	R 3 0 0	ER 3 0 0	SO 3 0 2 1	BB 2 0 0 1	IBB 0 0 0 0	HBP 0 0 0 0	BLK 0 0 0 0	WP 1 0 0 1	HR 1 0 0 0	S 43 2 10 25	P 72 2 14 38	ERA 5.79 0.00 0.00 0.00	WHIP 1.714 0.000 1.000 1.333
PITCHER	IP WLS BF H R ER SO BB IBB HBP BLK WP HR S P ERA WHIP																

Houston Colt 45's @ Philadelphia Phillies
 Connie Mack Stadium, Philadelphia, PA

Fri May 03 1963, 7:05 PM EDT
 Att. 5,843 - Unknown

livebaseballscorecards.com

AB	35
R	3
H	10
RBI	3
BB	3
SO	6
LOB	19



Batter	1	2	3	4	5	6	7	8	9
Tony Taylor, R OBP: 0.348, SLG: 0.367 (1, 4)	1-0 5-3			1-0 WP 3B	0-2 FC6-4		0-2 6-3		
Johnny Callison, L OBP: 0.307, SLG: 0.390 (1, 9)	0-3 K			3-3 K	3-3 K		3-3 K		
Tony Gonzalez, L OBP: 0.358, SLG: 0.367 (1, 8)	0-1 F7			2-2 1B FC3-2-5-2		0-1 BB 2B	0-0 6-3		
Wes Covington, L OBP: 0.396, SLG: 0.708 (1, 7)		1-2 6-3		1-0 1B FC3-2-5-2		4-2 1B 2B	2-1 6-3		
Don Demeter, R OBP: 0.388, SLG: 0.568 (1, 3)		3-3 K		1-1 FC3-2-5-2		1-3 K	2-3 K		
Don Hoak, R OBP: 0.338, SLG: 0.366 (1, 5)		1-3 K		1-3 F7		4-2 2B E	4-2 BB		
Clay Dalrymple, L OBP: 0.314, SLG: 0.362 (1, 2)			2-1 P3		4-2 BB FC5-4	3-2 E4 2B	2-3 K		
Roy Sievers, R OBP: 0.321, SLG: 0.423 (6, PH)						1-2 1B FC6-4			
Cookie Rojas, R OBP: 0.143, SLG: 0.143 (7, 2)									
Bob Oldis, R OBP: 0.143, SLG: 0.143 (7, 2)									
Bobby Wine, R OBP: 0.341, SLG: 0.375 (1, 6)			0-1 P6		0-0 FC5-4 1B	0-0 G3			
Chris Short, R OBP: 0.083, SLG: 0.250 (5, 1)									
Dallas Green, L OBP: 0.143, SLG: 0.077 (5, PH)									
Billy Klaus, L OBP: 0.143, SLG: 0.077 (6, 1)									
Jack Hamilton, R OBP: 0.143, SLG: 0.176 (6, PH)									
Wayne Graham, R OBP: 0.143, SLG: 0.176 (7, 1)									
Jack Baldschun, R									

AB	R	H	RBI	BB	SO	LOB
4	1	1	0	0	0	2
4	0	0	0	0	4	3
4	1	2	0	0	0	0
3	1	1	0	1	0	0
4	0	0	0	0	3	4
2	1	0	0	2	1	2
1	0	0	0	1	0	0
1	0	1	2	0	0	0
0	0	0	0	0	0	0
1	0	0	0	0	1	1
3	0	0	0	0	0	2
1	0	0	0	0	1	0
0	0	0	0	0	0	0
1	0	1	0	0	0	0
0	0	0	0	0	0	0
1	0	0	0	0	0	1
0	0	0	0	0	0	0

BOTTOM	
Houston Colt 45's @ Philadelphia Phillies	
Connie Mack Stadium, Philadelphia, PA	
Fri May 03 1963, 7:05 PM EDT	
Att. 5,843 - Unknown	
AB	30
R	4
H	6
RBI	2
BB	4
SO	10
LOB	15
WP: 1	PA: 34
PB: 0	SB: 0
CS: 0	

Inning Stats		R	H	E	K	S	Pitcher		
R: 0	H: 0	E: 0	K: 1	S: 6					
H: 0	LOB: 0	BB: 0	P: 7						
R: 0	H: 0	E: 0	K: 2	S: 11					
H: 0	LOB: 0	BB: 0	P: 16						
R: 0	H: 0	E: 0	K: 1	S: 7					
H: 0	LOB: 0	BB: 0	P: 11						
R: 1	H: 3	E: 0	K: 1	S: 12					
H: 3	LOB: 2	BB: 0	P: 23						
R: 0	H: 1	E: 0	K: 1	S: 14					
H: 1	LOB: 2	BB: 1	P: 23						
R: 3	H: 2	E: 1	K: 1	S: 19					
H: 2	LOB: 1	BB: 2	P: 31						
R: 0	H: 0	E: 0	K: 1	S: 7					
H: 0	LOB: 0	BB: 0	P: 10						
R: 0	H: 0	E: 0	K: 2	S: 11					
H: 0	LOB: 1	BB: 1	P: 21						

PITCHER		IP	WLS	BF	H	R	ER	SO	BB	IBB	HBP	BLK	WP	HR	S	P	ERA	WHIP
Bob Bruce, R	(1, 1)	5.1	L	24	5	4	3	7	3	0	0	0	1	0	60	99	5.06	1.500
George Brunet, L	(6, 1)	0.0		1	1	0	0	0	0	0	0	0	0	0	5	8	∞	∞
Hal Woodeshick, L	(6, 1)	2.2		9	0	0	0	3	1	0	0	0	0	0	22	35	0.00	0.375



Batter	1	2	3	4	5	6	7	8	9	AB R H RBI BB SO LOB	TOP
Johnny Temple, R (1, 4) <small>OBP: 0.352, SLG: 0.297</small> Chris Zachary, L (8, 1)	4-0 		0-0 P6			0-0 L8		0-0 P4		3 0 0 0 1 0 0 0 0 0 0 0 0 0	Houston Colt 45's @ Philadelphia Phillies Connie Mack Stadium, Philadelphia, PA Sat May 04 1963, 3:33 AM EDT Att: 3,361 - Sunny - 77 F
Pete Runnels, L (1, 3) <small>OBP: 0.260, SLG: 0.254</small>	0-0 F8		0-0 5-3			0-0 6-3		0-0 	4 0 1 0 0 0 1		
Al Spangler, L (1, 7) <small>OBP: 0.308, SLG: 0.327</small>	0-0 F5		0-0 P6			0-0 3-1		0-0 	4 0 0 0 0 0 2		
Rusty Staub, L (1, 9) <small>OBP: 0.371, SLG: 0.373</small>	1-0 			0-3 K			0-0 	0-0 	3 0 1 0 0 1 0		
Bob Aspromonte, R (1, 5) <small>OBP: 0.247, SLG: 0.231</small>	0-0 F8			0-0 6-3			0-0 		3 0 0 0 0 0 3		
Howie Goss, R (1, 8) <small>OBP: 0.291, SLG: 0.429</small>		4-0 		0-3 			0-3 		2 0 0 0 1 2 1		
Bob Lillis, R (1, 6) <small>OBP: 0.243, SLG: 0.227</small> (8, 4)		0-0 			0-0 6-3		0-0 		3 0 1 0 0 0 1		
John Bateman, R (1, 2) <small>OBP: 0.200, SLG: 0.279</small>		0-3 			0-3 		0-0 		3 0 0 0 0 2 1		
Ken Johnson, R (1, 1) <small>OBP: 0.091, SLG: 0.091</small> Russ Kemmerer, R (7, 1) Conrad Cardinal, R (7, 1) J C Hartman, R (8, PH) <small>OBP: 0.125, SLG: 0.087</small> (8, 6)		0-3 			0-3 		0-0 		2 0 0 0 0 2 1 0 0 0 0 0 0 0 0 0 0 0 0 0 0 1 0 0 0 0 0 0		
Inning Stats	R: 0 H: 0 E: 0 LOB: 2 K: 0 BB: 1 S: 3 P: 8	R: 0 H: 1 E: 0 LOB: 1 K: 2 BB: 1 S: 7 P: 11	R: 0 H: 0 E: 0 LOB: 0 K: 0 BB: 0 S: 3 P: 3	R: 0 H: 0 E: 0 LOB: 0 K: 2 BB: 0 S: 7 P: 7	R: 0 H: 0 E: 0 LOB: 0 K: 2 BB: 0 S: 7 P: 7	R: 0 H: 0 E: 0 LOB: 0 K: 0 BB: 0 S: 3 P: 3	R: 0 H: 1 E: 0 LOB: 1 K: 1 BB: 0 S: 6 P: 6	R: 0 H: 0 E: 0 LOB: 0 K: 0 BB: 0 S: 3 P: 3	R: 0 H: 1 E: 0 LOB: 0 K: 0 BB: 0 S: 3 P: 3	1B: 3 SF: 0 2B: 1 SAC: 0 3B: 0 DP: 1 HR: 0 HBP: 1	
PITCHER Ray Culp, R (1, 1) <small>ERA: 2.51</small>	IP WLS BF H R ER SO BB IBB HBP BLK WP HR S P ERA WHIP 9.0 W 31 3 0 0 7 2 0 1 0 0 0 42 51 0.00 0.556										

AB	28
R	0
H	3
RBI	0
BB	2
SO	7
LOB	10



Batter	1	2	3	4	5	6	7	8	9
Tony Taylor, R OBP: 0.355, SLG: 0.373 (1, 4)	0-0 CS 1B		0-0 F8		0-0 F9		0-0 SH1-3 1B		
Johnny Callison, L OBP: 0.308, SLG: 0.400 (1, 9)	0-3 K 1-2			0-0 2B 2B	0-0 L9		0-0 SH1-3 1-2		
Tony Gonzalez, L OBP: 0.352, SLG: 0.375 (1, 8)	0-0 F2			0-0 2B 2B	0-0 6-3		0-0 P6		
Wes Covington, L OBP: 0.404, SLG: 0.712 (1, 7)		0-0 4-3		0-0 E SF7 2B		0-3 K	0-0 2B 1B		
Roy Sievers, R OBP: 0.344, SLG: 0.467 (1, 3)		0-0 L8		0-0 E6 2-3		0-0 FC6-4 1B	0-0 1-H 2B		
Don Hoak, R OBP: 0.321, SLG: 0.347 (1, 5)		0-0 6-3		0-0 P6		0-0 FC6-4 2B	0-0 6-3		
Clay Dalrymple, L OBP: 0.345, SLG: 0.420 (1, 2)			0-0 1B 2B	4-0 IBB		0-0 1-H 1B 2B		0-0 4-3	
Bobby Wine, R OBP: 0.333, SLG: 0.372 (1, 6)			0-0 1-3	0-0 SF7 3-H		0-0 2-H 1B		0-0 1-3	
Ray Culp, R OBP: 0.333, SLG: 0.333 (1, 1)			0-0 K 2-3	0-3 K		0-3 K		0-3 K	

Inning Stats	R: 0	H: 1	E: 0	K: 1	S: 5	LOB: 0	BB: 0	P: 5
	R: 0	H: 0	E: 0	K: 0	S: 3	LOB: 0	BB: 0	P: 3
	R: 0	H: 2	E: 0	K: 0	S: 4	LOB: 1	BB: 0	P: 4
	R: 3	H: 3	E: 1	K: 1	S: 9	LOB: 2	BB: 1	P: 13
	R: 0	H: 0	E: 0	K: 0	S: 3	LOB: 0	BB: 0	P: 3
	R: 2	H: 3	E: 0	K: 2	S: 10	LOB: 1	BB: 0	P: 10
	R: 2	H: 3	E: 0	K: 0	S: 6	LOB: 1	BB: 0	P: 6
	R: 0	H: 0	E: 0	K: 1	S: 5	LOB: 0	BB: 0	P: 5

PITCHER	IP	WLS	BF	H	R	ER	SO	BB	IBB	HBP	BLK	WP	HR	S	P	ERA	WHIP
Ken Johnson, R ERA: 2.52 (1, 1)	6.0	L	27	9	5	4	4	0	0	0	0	0	0	34	38	6.00	1.500
Russ Kemmerer, R ERA: 6.75 (7, 1)	0.2		5	3	2	2	0	0	0	0	0	0	0	5	5	27.00	4.500
Conrad Cardinal, R ERA: 6.08 (7, 1)	0.1		1	0	0	0	0	0	0	0	0	0	0	1	1	0.00	0.000
Chris Zachary, R ERA: 8.0 (8, 1)	1.0		3	0	0	0	1	0	0	0	0	0	0	5	5	0.00	0.000

AB R H RBI BB SO LOB

BOTTOM


Houston Colt 45's @ Philadelphia Phillies
Connie Mack Stadium, Philadelphia, PA

Sat May 04 1963, 3:33 AM EDT
 Att. 3,361 - Sunny - 77 F

livebaseballscorecards.com

AB 33
R 7
H 12
RBI 7
BB 1
SO 5
LOB 12

WP: 0 PA: 36
PB: 0 SB: 0 CS: 1



Batter	1	2	3	4	5	6	7	8	9	AB R H RBI BB SO LOB	TOP														
Al Spangler, L (1, 7) OBP: 0.316, SLG: 0.308	0-0 F2		0-0 FC6-4	0-0 L9		4-0 CI BB		4-0 BB		3 0 0 0 2 0 3															
Johnny Temple, R (1, 4) OBP: 0.360, SLG: 0.324	0-0 G1-6-3 1B		0-0 CS	0-0 1B 2B	0-0 2-3	0-1 CI		0-0 F7		4 1 2 0 0 0 1															
J C Hartman, R (8, 6) OBP: 0.125, SLG: 0.087			1-2			1-2 2-3				0 0 0 0 0 0 0															
Pete Runnels, L (1, 3) OBP: 0.256, SLG: 0.240	0-0 G1-6-3			4-0 1B 2B	0-0 4-3	0-3 K			0-0 L7	4 1 0 0 1 1 4															
Rusty Staub, L (1, 9) OBP: 0.373, SLG: 0.365		0-0 P5		0-0 2B 1B	4-0 1B BB		0-3 K		0-0 L8	4 1 1 0 1 1 0															
Bob Aspromonte, R (1, 5) OBP: 0.278, SLG: 0.268		0-0 F8		0-0 1B 2B	0-0 1B		4-0 BB		0-0 1B	4 1 3 2 1 0 0															
Howie Goss, R (1, 8) OBP: 0.275, SLG: 0.404		0-3 K		0-3 K	0-3 K		0-3 K		0-0 F9	5 0 0 0 0 4 6															
Bob Lillis, R (1, 6) OBP: 0.270, SLG: 0.246			0-0 1B FC4-6	4-0 1B IBB		0-0 CI SH2 1B	0-0 F2			3 1 2 0 1 0 1															
John Bateman, R (1, 2) OBP: 0.224, SLG: 0.298			0-0 FC4-6 1B	0-0 1B		0-3 K		0-0 6-3		4 0 2 2 0 1 1															
Hal Brown, R (1, 1)			0-0 FC4-6 FC6-4	0-3 K		0-0 SH2		0-3 K		2 0 0 1 0 1 3															
Don McMahon, R (6, 1)			1-2 3-H			1-2				1 0 0 0 0 1 0															
Hal Woodeshick, R (8, 1)										0 0 0 0 0 0 0															
Inning Stats	R: 0 E: 0 K: 0 S: 3	H: 1 LOB: 0 BB: 0 P: 3	R: 0 E: 0 K: 1 S: 5	H: 0 LOB: 0 BB: 0 P: 5	R: 1 E: 0 K: 0 S: 4	H: 2 LOB: 0 BB: 0 P: 4	R: 4 E: 0 K: 2 S: 11	H: 4 LOB: 2 BB: 2 P: 19	R: 0 E: 0 K: 1 S: 6	H: 1 LOB: 2 BB: 1 P: 10	R: 0 E: 1 K: 2 S: 9	H: 1 LOB: 3 BB: 1 P: 13	R: 0 E: 0 K: 2 S: 7	H: 0 LOB: 1 BB: 1 P: 11	R: 0 E: 0 K: 1 S: 5	H: 0 LOB: 1 BB: 1 P: 9	R: 0 E: 0 K: 0 S: 4	H: 1 LOB: 1 BB: 0 P: 4	1B: 8 2B: 2 3B: 0 HR: 0	SF: 0 SAC: 1 DP: 1 HBP: 0	WP: 0 PB: 0 SB: 0 CS: 1	PA: 43			
PITCHER	IP WLS BF H R ER SO BB IBB HBP BLK WP HR S P ERA WHIP																								
Cal McLish, R (1, 1) ERA: 6.55	3.1		15	6	5	5	2	1	0	0	0	0	0	18	22	13.50	2.100								
Dallas Green, R (4, 1) ERA:	1.2		9	2	0	0	2	1	1	0	0	0	0	11	19	0.00	1.800								
Ryne Duren, R (6, 1) ERA: 7.5	2.0		10	1	0	0	4	2	0	0	0	0	0	16	24	0.00	1.500								
Jack Hamilton, R (8, 1) ERA: 8.38	2.0	W	8	1	0	0	1	1	0	0	0	0	0	9	13	0.00	1.000								

Houston Colt 45's @ Philadelphia Phillies
 Connie Mack Stadium, Philadelphia, PA
 Sun May 05 1963, 3:33 AM EDT
 Sunny - 78 F

AB	34
R	5
H	10
RBI	5
BB	6
SO	9
LOB	19



livebaseballscorecards.com

Batter	1	2	3	4	5	6	7	8	9	AB R H RBI BB SO LOB
Tony Taylor, R (1, 4) OBP: 0.347, SLG: 0.364	0-0 6-3		0-0 6-3		0-0 6-3		0-0 F9		0-0 1B	5 0 1 1 0 0 1
Johnny Callison, L (1, 9) Wayne Graham, R (9, PH) OBP: 0.305, SLG: 0.393 OBP: 0.286, SLG: 0.167	0-0 P5			0-3 K		0-0 P6		0-0 1B SF8 1B	0-0 FC1	4 1 1 0 0 1 0 1 0 0 0 0 0 1
Tony Gonzalez, L (1, 8) OBP: 0.387, SLG: 0.426	0-0 1B			0-0 HR 1B		0-0 1B 2B		0-0 1B 1B		4 2 4 0 0 0 0
Wes Covington, L (1, 7) OBP: 0.426, SLG: 0.768	0-0 P5			0-0 HR		0-0 WP BB 1B		0-0 1B	0-0 G6-4-3 1B	4 1 3 3 0 0 1
Roy Sievers, R (1, 3) OBP: 0.333, SLG: 0.438		0-0 F8		0-0 6-3		4-0 WP BB		0-0 SF8		2 0 0 1 1 0 0
Don Hoak, R (1, 5) OBP: 0.307, SLG: 0.329		0-0 E3		0-0 6-3		0-0 P3		0-0 G6-4-3		4 0 0 0 0 0 4
Clay Dalrymple, L (1, 2) Ruben Amaro, R (9, PH) OBP: 0.328, SLG: 0.396 OBP: 0.261, SLG: 0.150		0-0 8-3			0-0 P4	0-3 K			0-3 K	3 0 0 0 0 1 3 1 0 0 0 0 1 0
Bobby Wine, R (1, 6) OBP: 0.347, SLG: 0.447			0-3 K		0-0 2B		0-3 K		0-0 1B 3B	4 1 2 0 0 2 0
Cal McLish, S (1, 1) Dallas Green, L (4, 1) Jim Lemon, R (5, PH) Ryne Duren, R (6, 1) Frank Torre, L (7, PH) Jack Hamilton, R (8, 1) Don Demeter, R (9, PH) OBP: 0.143, SLG: 0.143 OBP: 0.158, SLG: 0.111			0-3 K		0-0 P4		0-0 3-1		4-0 1B E BB	1 0 0 0 0 1 0 0 0 0 0 0 0 0 1 0 0 0 0 0 1 0 0 0 0 0 0 0 1 0 0 0 0 0 0 0 0 0 0 0 0 0 0 1 0 0 1 0 0

Inning Stats	R: 0 E: 0 K: 4 S: 4	H: 1 LOB: 1 BB: 0 P: 4	R: 0 E: 1 K: 0 S: 3	H: 0 LOB: 0 BB: 0 P: 3	R: 0 E: 0 K: 2 S: 7	H: 0 LOB: 0 BB: 0 P: 7	R: 2 E: 0 K: 1 S: 7	H: 2 LOB: 0 BB: 0 P: 7	R: 0 E: 0 K: 0 S: 4	H: 1 LOB: 1 BB: 0 P: 4	R: 1 E: 0 K: 1 S: 7	H: 2 LOB: 2 BB: 1 P: 11	R: 0 E: 0 K: 1 S: 5	H: 0 LOB: 0 BB: 0 P: 5	R: 1 E: 0 K: 0 S: 5	H: 3 LOB: 1 BB: 0 P: 5	R: 2 E: 1 K: 1 S: 6	H: 2 LOB: 2 BB: 1 P: 10	1B: 7 2B: 3 3B: 1 HR: 1	SF: 1 SAC: 0 DP: 2 HBP: 0	WP: 1 PB: 0 SB: 0 CS: 0	PA: 38
--------------	------------------------------	---------------------------------	------------------------------	---------------------------------	------------------------------	---------------------------------	------------------------------	---------------------------------	------------------------------	---------------------------------	------------------------------	----------------------------------	------------------------------	---------------------------------	------------------------------	---------------------------------	------------------------------	----------------------------------	----------------------------------	------------------------------------	----------------------------------	--------


PITCHER	IP	WLS	BF	H	R	ER	SO	BB	IBB	HBP	BLK	WP	HR	S	P	ERA	WHIP
Hal Brown, R (1, 1) ERA: 4.35	5.1		22	6	3	3	3	0	0	0	0	0	1	28	28	5.06	1.125
Don McMahon, R (6, 1) ERA: 6.17	1.2		8	2	1	1	2	1	0	0	0	1	0	11	15	5.40	1.800
Hal Woodeshick, L (8, 1) ERA: 1.98	1.1	L	8	3	2	1	1	1	0	0	0	0	0	9	13	6.75	3.000

BOTTOM

Houston Colt 45's @ Philadelphia Phillies
Connie Mack Stadium, Philadelphia, PA
 Sun May 05 1963, 3:33 AM EDT
 Sunny - 78 F

livebaseballscorecards.com

AB	35
R	6
H	11
RBI	5
BB	2
SO	6
LOB	11



Batter	1	2	3	4	5	6	7	8	9	AB R H RBI BB SO LOB	TOP	
Al Spangler, L (1, 7) OBP: 0.306, SLG: 0.316	0-0 F7		0-0 1B 2B		0-0 F8		0-0 4-3		0-0 F7	5 1 1 0 0 0 1		
Bob Lillis, R (1, 4) OBP: 0.282, SLG: 0.260	0-0 5-3		0-0 1B		0-0 1B			0-0 F8		4 0 2 2 0 0 0		
Carl Warwick, R (1, 9) OBP: 0.380, SLG: 0.373	0-0 2B		0-0 P4		0-0 G6-4-3			4-0 3B BB		3 1 1 0 1 0 1		
Rusty Staub, L (1, 3) OBP: 0.367, SLG: 0.373	0-0 4-3			0-0 4-3		0-0 2B 2B		0-0 E1 3B		4 2 1 0 0 0 2		
Bob Aspromonte, R (1, 5) OBP: 0.277, SLG: 0.291		0-0 P6		0-0 F9		0-0 F7		0-0 PO 3B		4 0 1 2 0 0 1		
Howie Goss, R (1, 8) OBP: 0.284, SLG: 0.413		0-3 K		4-0 2B BB		0-0 CS 2B		0-0 F8		3 1 1 1 1 1 1		
J C Hartman, R (1, 6) OBP: 0.179, SLG: 0.185		0-0 5-3		0-0 2B		0-3 K		0-0 PO	0-0 FC5-4 1B	4 0 2 1 0 1 1	AB 34 R 6 H 10 RBI 6 BB 3 SO 6 LOB 12	
Jim Campbell, R (1, 2) OBP: 0.190, SLG: 0.205			0-0 2B 1B	4-0 IBB			0-0 5-3		0-3 K	3 1 1 0 1 1 1		
Turk Farrell, R (1, 1) OBP: 0.167, SLG: 0.091			0-3 K	0-3 K			0-3 K		0-0 FC5-4	4 0 0 0 0 3 4		
Inning Stats	R: 0 H: 1 E: 0 LOB: 1 K: 0 BB: 0 S: 4 P: 4	R: 0 H: 0 E: 0 LOB: 0 K: 1 BB: 0 S: 5 P: 5	R: 2 H: 3 E: 0 LOB: 0 K: 1 BB: 0 S: 7 P: 7	R: 1 H: 1 E: 0 LOB: 2 K: 1 BB: 2 S: 6 P: 14	R: 0 H: 1 E: 0 LOB: 0 K: 0 BB: 0 S: 3 P: 3	R: 1 H: 2 E: 0 LOB: 0 K: 1 BB: 0 S: 6 P: 6	R: 0 H: 0 E: 0 LOB: 0 K: 1 BB: 0 S: 5 P: 5	R: 2 H: 1 E: 1 LOB: 0 K: 0 BB: 1 S: 4 P: 8	R: 0 H: 1 E: 1 LOB: 1 K: 1 BB: 0 S: 6 P: 6	1B: 4 SF: 0 2B: 5 SAC: 0 3B: 1 DP: 1 HR: 0 HBP: 0	WP: 0 PA: 38 PB: 0 SB: 1 CS: 1	
PITCHER	IP WLS BF H R ER SO BB IBB HBP BLK WP HR S P ERA WHIP											
Johnny Klippstein, R (1, 1) ERA: 2.08	5.0 L 22 7 4 4 3 1 1 0 0 0 0 26 34 7.20 1.600											
Jack Hamilton, R (6, 1) ERA: 6.94	2.0 6 1 0 0 2 0 0 0 0 0 0 10 10 0.00 0.500											
Jack Baldschun, R (8, 1) ERA: 2.16	2.0 9 2 2 1 1 1 0 0 0 0 0 10 14 4.50 1.500											

Houston Colt 45's @ Philadelphia Phillies
 Connie Mack Stadium, Philadelphia, PA

Sun May 05 1963, 3:38 AM EDT
 Att. 11,185 - Unknown - 78 F

livebaseballscorecards.com



Batter	1	2	3	4	5	6	7	8	9	AB	R	H	RBI	BB	SO	LOB
Tony Taylor, R OBP: 0.343, SLG: 0.359 (1, 4)	0-0 SH3-4 1B		0-0 L8			0-3 K		0-0 2-3		4	1	1	0	0	1	0
Billy Klaus, L OBP: 0.118, SLG: 0.063 (1, 5) (6, 6)	0-0 SH3-4 1-2		0-0 F7			0-0 G3		0-0 6-3		3	0	0	0	0	0	0
Tony Gonzalez, L OBP: 0.380, SLG: 0.417 (1, 8)	0-0 CS 2-H 1B			0-0 4-3			0-0 6-3		0-0 L9	4	0	1	1	0	0	0
Wes Covington, L OBP: 0.431, SLG: 0.783 (1, 7)	0-3 K 1-2			0-0 F8			0-0 2B 2B		0-0 4-3 2B	4	1	2	0	0	1	1
Johnny Callison, L OBP: 0.303, SLG: 0.398 (1, 9)		0-0 1-3		0-3 K			0-0 F3 2-H 2B		0-0 4-3	4	0	1	1	0	1	1
Frank Torre, L OBP: 0.429, SLG: 0.111 (1, 3)		0-0 E 1B 1B			0-0 P4		4-0 BB BB		0-0 5-3	2	0	1	0	1	0	0
Ruben Amaro, R OBP: 0.261, SLG: 0.150 (7, PR)										0	0	0	0	0	0	0
Jack Baldschun, R (8, 1)										0	0	0	0	0	0	0
Jim Lemon, R OBP: 0.150, SLG: 0.105 (9, PH)										1	0	0	0	0	0	1
Clay Dalrymple, L OBP: 0.328, SLG: 0.393 (1, 2)		0-0 E9 G6-4-3 1B			0-0 L1			0-0 F3		3	0	1	0	0	0	2
Bobby Wine, R OBP: 0.333, SLG: 0.429 (1, 6)		0-0 G6-4-3 1-2f			0-0 L7			0-3 K		2	0	0	0	0	0	2
Johnny Klippstein, R (1, 1)			0-3 K						0-0 F2	1	0	0	0	0	1	0
Jack Hamilton, R (6, 1)										0	0	0	0	0	0	0
Don Hoak, R OBP: 0.300, SLG: 0.321 (6, 5)										2	0	0	0	0	0	0
Roy Sievers, R OBP: 0.324, SLG: 0.424 (7, PH) (8, 3)										1	0	0	0	0	1	2

Inning Stats	R: 1	H: 2	E: 0	K: 1	S: 6	LOB: 0	BB: 0	P: 6	R: 0	H: 2	E: 1	K: 0	S: 4	LOB: 1	BB: 0	P: 4	R: 0	H: 0	E: 0	K: 1	S: 5	LOB: 0	BB: 0	P: 5	R: 0	H: 0	E: 0	K: 1	S: 5	LOB: 0	BB: 0	P: 5	R: 0	H: 0	E: 0	K: 0	S: 3	LOB: 0	BB: 0	P: 3	R: 1	H: 2	E: 0	K: 1	S: 7	LOB: 2	BB: 1	P: 11	R: 0	H: 0	E: 0	K: 0	S: 3	LOB: 0	BB: 0	P: 3	R: 0	H: 1	E: 0	K: 0	S: 4	LOB: 1	BB: 0	P: 4	1B: 4	2B: 3	3B: 0	HR: 0	SF: 0	SAC: 1	DP: 1	HBP: 0	WP: 0	PA: 33
PITCHER Turk Farrell, R ERA: 3.15 (1, 1)	IP	WLS	BF	H	R	ER	SO	BB	IBB	HBP	BLK	WP	HR	S	P	ERA	WHIP	IP	WLS	BF	H	R	ER	SO	BB	IBB	HBP	BLK	WP	HR	S	P	ERA	WHIP																																								


BOTTOM

Houston Colt 45's @ Philadelphia Phillies
Connie Mack Stadium, Philadelphia, PA

Sun May 05 1963, 3:38 AM EDT
Att. 11,185 - Unknown - 78 F

livebaseballscorecards.com

AB 31
R 2
H 7
RBI 2
BB 1
SO 5
LOB 9



Batter	1	2	3	4	5	6	7	8	9	AB R H RBI BB SO LOB	TOP													
Tony Taylor, R (1, 4) OBP: 0.336, SLG: 0.351	0-0 1-3		0-0 L5		0-0 6-3		0-0 6-3		0-0 FC5-4 1B	5 0 1 0 0 0 0														
Don Hoak, R (1, 5) OBP: 0.305, SLG: 0.360	0-0 FC1-2 3B		0-0 F3		0-0 1B 2B		0-0 6-3		0-0 FC5-4 1-2f	5 0 2 0 0 0 1														
Don Demeter, R (1, 8) OBP: 0.388, SLG: 0.551	0-0 FC1-2 1B		0-3 K		0-0 1B			0-0 1-4-3		4 0 1 0 0 1 1														
Roy Sievers, R (1, 3) OBP: 0.341, SLG: 0.432	0-0 1-3 1B			0-0 1B 1B		0-0 F8		0-3 K		4 0 2 0 0 1 2														
Jim Lemon, R (1, 9) OBP: 0.167, SLG: 0.174	0-3 K			0-3 K		0-0 6-3		0-0 2B		4 0 1 0 0 2 3														
Wayne Graham, R (1, 7) OBP: 0.280, SLG: 0.182		0-0 L6		0-0 FC4-6 1-2 1B		0-0 1-3		0-0 F7		4 0 1 0 0 0 1														
Bobby Wine, R (1, 6) OBP: 0.364, SLG: 0.528		0-0 2B		0-3 K		0-0 1B		0-0 HR		4 1 3 1 0 1 2														
Bob Oldis, R (1, 2) OBP: 0.091, SLG: 0.091		0-0 F8		0-0 FC4-6 1-2f		0-0 F8		0-0 1-3		4 0 0 0 0 0 4														
Art Mahaffey, R (1, 1) OBP: 0.133, SLG: 0.133		0-0 6-3			0-0 5-3		0-3 K		0-3 K	2 0 0 0 0 0 1														
Earl Averill, R (7, PH) OBP: 0.292, SLG: 0.286										1 0 0 0 0 1 0														
Chris Short, R (7, 1) OBP: 0.083, SLG: 0.250										0 0 0 0 0 0 0														
Jack Hamilton, R (8, 1)										0 0 0 0 0 0 0														
Wes Covington, L (9, PH) OBP: 0.424, SLG: 0.770										1 0 0 0 0 1 0														
Inning Stats	R: 0 E: 0 K: 1 S: 7	H: 2 LOB: 2 BB: 0 P: 7	R: 0 E: 0 K: 0 S: 4	H: 1 LOB: 1 BB: 0 P: 4	R: 0 E: 0 K: 1 S: 5	H: 0 LOB: 0 BB: 0 P: 5	R: 0 E: 0 K: 2 S: 9	H: 2 LOB: 2 BB: 0 P: 9	R: 0 E: 0 K: 0 S: 5	H: 2 LOB: 2 BB: 0 P: 5	R: 0 E: 0 K: 1 S: 4	H: 1 LOB: 1 BB: 0 P: 4	R: 0 E: 0 K: 1 S: 5	H: 0 LOB: 0 BB: 0 P: 5	R: 0 E: 0 K: 1 S: 6	H: 1 LOB: 1 BB: 0 P: 6	R: 0 E: 0 K: 1 S: 7	H: 2 LOB: 1 BB: 0 P: 7	R: 1 E: 0 K: 1 S: 7	H: 2 LOB: 1 BB: 0 P: 7	1B: 6 2B: 3 3B: 1 HR: 1	SF: 0 SAC: 0 DP: 0 HBP: 0	WP: 0 PB: 0 SB: 0 CS: 0	PA: 38
PITCHER Al Jackson, L (1, 1) ERA: 2.47	IP: 9.0 WLS: W BF: 38 H: 11 R: 1 ER: 1 SO: 7 BB: 0 IBB: 0 HBP: 0 BLK: 0 WP: 0 HR: 1 S: 52 P: 52 ERA: 1.00 WHIP: 1.222											PITCHER	IP: 9.0 WLS: W BF: 38 H: 11 R: 1 ER: 1 SO: 7 BB: 0 IBB: 0 HBP: 0 BLK: 0 WP: 0 HR: 1 S: 52 P: 52 ERA: 1.00 WHIP: 1.222											

Philadelphia Phillies @ New York Mets
Polo Grounds, New York, NY
Tue May 07 1963, 7:05 PM EDT
Att. 8,962 - Unknown

livebaseballscorecards.com

AB	38
R	1
H	11
RBI	1
BB	0
SO	7
LOB	15



Batter	1	2	3	4	5	6	7	8	9	AB R H RBI BB SO LOB	TOP											
Tony Taylor, R (1, 4) OBP: 0.348, SLG: 0.356	0-0 4-3		0-0 1-2 1B		0-0 1B			4-0 BB PB BB	0-3 K	4 0 2 0 1 1 2												
Johnny Callison, L (1, 9) OBP: 0.301, SLG: 0.385	0-3 K		0-3 K2-3		0-0 4-3			4-0 BB 1-2 BB		3 0 0 0 1 2 3												
Tony Gonzalez, L (1, 8) OBP: 0.386, SLG: 0.405	0-0 6-3			H 1-0 HR HBP		0-0 1-3		4-0 BB 1-2 2-3 BB		2 1 0 0 1 0 0												
Wes Covington, L (1, 7) OBP: 0.414, SLG: 0.785		0-0 P6		0-0 1-H HR		0-0 L9		0-0 F2		4 1 1 2 0 0 3												
Don Demeter, R (1, 3) OBP: 0.371, SLG: 0.524		0-0 F8		0-3 K		0-0 F7		0-0 F3		4 0 0 0 0 1 3												
Don Hoak, R (1, 5) OBP: 0.293, SLG: 0.344		0-3 K		0-0 F9		0-0 F7			0-3 K	4 0 0 0 0 2 0												
Clay Dalrymple, L (1, 2) OBP: 0.308, SLG: 0.367 Cookie Rojas, R (9, PR) Bob Oldis, R (9, 2) OBP: 0.091, SLG: 0.091			0-0 F6	0-0 L8		0-3 K			0-0 E1 1B	4 0 0 0 0 1 0 0 0 0 0 0 0 0 0 0 0 0 0 0 0	AB 32 R 2 H 4 RBI 2 BB 4 SO 10 LOB 13											
Bobby Wine, R (1, 6) OBP: 0.356, SLG: 0.509			0-0 L8		0-3 K		0-0 4-3		0-0 1-3 1B	4 0 1 0 0 1 0												
Ray Culp, R (1, 1) OBP: 0.333, SLG: 0.273 Frank Torre, L (9, PH) OBP: 0.400, SLG: 0.100 Jack Baldschun, R (9, 1)			4-0 1B BB		0-3 K			0-0 4-3	0-3 K	2 0 0 0 1 1 0 1 0 0 0 0 1 2 0 0 0 0 0 0 0												
Inning Stats	R: 0 E: 0 K: 1 S: 5	H: 0 LOB: 0 BB: 0 P: 5	R: 0 E: 0 K: 1 S: 5	H: 0 LOB: 0 BB: 0 P: 5	R: 0 E: 0 K: 1 S: 6	H: 1 LOB: 2 BB: 1 P: 10	R: 2 E: 0 K: 1 S: 6	H: 1 LOB: 0 BB: 0 P: 7	R: 0 E: 0 K: 2 S: 8	H: 1 LOB: 1 BB: 0 P: 8	R: 0 E: 0 K: 0 S: 3	H: 0 LOB: 0 BB: 0 P: 3	R: 0 E: 0 K: 1 S: 5	H: 0 LOB: 0 BB: 0 P: 5	R: 0 E: 0 K: 0 S: 3	H: 0 LOB: 3 BB: 3 P: 15	R: 0 E: 1 K: 3 S: 11	H: 1 LOB: 2 BB: 0 P: 11	1B: 3 2B: 0 3B: 0 HR: 1	SF: 0 SAC: 0 DP: 0 HBP: 1	WP: 0 PB: 1 SB: 0 CS: 0	PA: 37
PITCHER Jay Hook, R (1, 1) ERA: 5.36	IP 9.0 WLS W BF 37 H 4 R 2 ER 2 SO 10 BB 4 IBB 0 HBP 1 BLK 0 WP 0 HR 1 S 52 P 69 ERA 2.00 WHIP 0.889											PITCHER	IP WLS BF H R ER SO BB IBB HBP BLK WP HR S P ERA WHIP									

Philadelphia Phillies @ New York Mets
Polo Grounds, New York, NY
Wed May 08 1963, 3:33 AM EDT
Att. 4,237 - Unknown

livebaseballscorecards.com



Batter	1	2	3	4	5	6	7	8	9	AB R H RBI BB SO LOB
Charlie Neal, R (1, 5) OBP: 0.340, SLG: 0.366	0-3 K		0-0 6-3 2B		4-0 BB S BB		0-0 P5		4-0 2B IBB	3 0 1 0 2 1 0
Ron Hunt, R (1, 4) OBP: 0.400, SLG: 0.429	4-0 G6-4-3 BB		0-0 6-3		4-0 BB BB		0-0 6-3		0-3 K	3 0 0 0 2 1 3
Ed Kranepool, L (1, 9) OBP: 0.294, SLG: 0.400	0-0 G6-4-3 1-2f		0-0 4-3		0-0 F8			0-0 F8	0-0 1-3 2-H 2B	5 0 1 1 0 0 4
Frank Thomas, R (1, 7) OBP: 0.268, SLG: 0.387		0-3 K		0-0 HR 1B	4-0 1-2 2-3 BB			0-3 K		3 1 1 0 1 2 0
Tim Harkness, L (1, 3) OBP: 0.261, SLG: 0.381		0-3 K		0-0 1-H HR	0-0 G3			1-0 BB HBP		3 1 1 2 0 1 3
Jim Hickman, R (1, 8) OBP: 0.367, SLG: 0.480		4-0 BB BB		0-3 K		0-0 F6		4-0 BB 1-2 BB		2 0 0 0 2 1 0
Choo-Choo Coleman, L (1, 2) OBP: 0.250, SLG: 0.143		4-0 BB BB		0-3 K		0-0 CS 1B		0-0 F7		2 0 1 0 1 1 0
Duke Snider, L (8, PH) OBP: 0.300, SLG: 0.472		1-2 BB								1 0 0 0 0 0 2
Norm Sherry, R (9, 2) OBP: 0.176, SLG: 0.333										0 0 0 0 0 0 0
Al Moran, R (1, 6) OBP: 0.233, SLG: 0.254		0-0 4-3		0-0 4-3		0-0 3-1			0-0 1-3	4 0 0 0 0 0 3
Jay Hook, L (1, 1) OBP: 0.308, SLG: 0.273			0-0 F9		0-0 1-3		0-0 5-3		0-0 2B 2B	4 0 1 0 0 0 0
Rod Kanehl, R (9, PR) OBP: 0.300, SLG: 0.222										0 1 0 0 0 0 0

Inning Stats	R: 0	H: 0	E: 0	K: 1	S: 4	LOB: 0	BB: 1	P: 8	R: 0	H: 0	E: 0	K: 2	S: 7	LOB: 2	BB: 2	P: 15	R: 0	H: 1	E: 0	K: 0	S: 4	LOB: 1	BB: 0	P: 4	R: 2	H: 2	E: 0	K: 2	S: 9	LOB: 0	BB: 0	P: 9	R: 0	H: 0	E: 0	K: 0	S: 3	LOB: 3	BB: 3	P: 15	R: 0	H: 1	E: 0	K: 0	S: 3	LOB: 0	BB: 0	P: 3	R: 0	H: 0	E: 0	K: 0	S: 3	LOB: 0	BB: 0	P: 3	R: 0	H: 0	E: 0	K: 1	S: 5	LOB: 2	BB: 1	P: 10	R: 1	H: 2	E: 0	K: 1	S: 6	LOB: 2	BB: 1	P: 10	1B: 2	2B: 3	3B: 0	HR: 1	SF: 0	SAC: 0	DP: 1	HBP: 1	WP: 0	PA: 39
PITCHER	IP	WLS	BF	H	R	ER	SO	BB	IBB	HBP	BLK	WP	HR	S	P	ERA	WHIP																																																																	
Ray Culp, R (1, 1) ERA: 2.45	8.0		34	4	2	2	6	7	0	1	0	0	0	38	67	2.25	1.375																																																																	
Jack Baldschun, R (9, 1) ERA: 2.6	0.2	L	5	2	1	1	1	0	1	0	0	0	0	6	10	13.50	3.000																																																																	

BOTTOM

Philadelphia Phillies @ New York Mets
Polo Grounds, New York, NY
Wed May 08 1963, 3:33 AM EDT
Att. 4,237 - Unknown

livebaseballscorecards.com

AB	30
R	3
H	6
RBI	3
BB	8
SO	7
LOB	15



Batter	1	2	3	4	5	6	7	8	9	AB R H RBI BB SO LOB	TOP	
Cookie Rojas, R (1, 4) X	0-0 L6 ①		0-0 6-3 ②		1-0 1B FC1-2-5 HBP		0-0 1-3 ③			3 0 0 0 0 0 0		
Tony Gonzalez, L (1, 9) X OBP: 0.379, SLG: 0.397	0-0 4-3 ②		0-0 F7 ③		0-0 1B FC1-2-5 S			0-0 G3 ①		4 0 1 1 0 0 0		
Wes Covington, L (1, 7) X OBP: 0.405, SLG: 0.754 Johnny Callison, L (8, 7) X OBP: 0.301, SLG: 0.385	0-0 FC4-6 1B			0-0 P6 ① X	0-0 FC1-2-5 FC5-4 1-2 3-H			0-0 1-3 ②		4 0 1 0 0 0 2 0 0 0 0 0 0 0		
Roy Sievers, R (1, 3) X OBP: 0.311, SLG: 0.390	0-0 FC4-6 1-2f			0-0 F9 ② X	0-0 FC5-4 1-2f 2-3			0-0 F8 ③		4 0 0 0 0 0 3		
Don Demeter, R (1, 8) X OBP: 0.366, SLG: 0.512		0-0 5-3 ①		0-0 1B		0-0 F7 ①			0-0 F7 ①	4 0 1 0 0 0 0		
Don Hoak, R (1, 5) X OBP: 0.282, SLG: 0.330		0-0 P5 ②		0-0 L8 ③		0-3 K ②			0-0 E5 CS	4 0 0 0 0 1 1		
Clay Dalrymple, L (1, 2) X OBP: 0.319, SLG: 0.365		4-0 BB			0-0 3B 1B	0-0 G3 ③			0-0 6-3 ② ③	3 1 1 0 1 0 1		
Bobby Wine, R (1, 6) X OBP: 0.355, SLG: 0.533		0-0 F7 ③			0-0 1B 3B 1-H		0-0 L7 ①			3 1 1 1 0 0 1		
Cal McLish, S (1, 1) X OBP: 0.100, SLG: 0.100 Jack Baldschun, R (9, 1) X Johnny Klippstein, R (9, 1) X Bob Oldis, R (9, 2) X OBP: 0.091, SLG: 0.091			0-3 K ①		0-0 4-3 ①		0-0 1-3 ②			3 0 0 0 0 1 1 0		
Inning Stats	R: 0 H: 1 E: 0 LOB: 1 K: 0 BB: 0 S: 4 P: 4	R: 0 H: 0 E: 0 LOB: 1 K: 0 BB: 1 S: 3 P: 7	R: 0 H: 0 E: 0 LOB: 0 K: 1 BB: 0 S: 5 P: 5	R: 0 H: 1 E: 0 LOB: 1 K: 0 BB: 0 S: 4 P: 4	R: 2 H: 3 E: 0 LOB: 2 K: 0 BB: 0 S: 6 P: 7	R: 0 H: 0 E: 0 LOB: 0 K: 1 BB: 0 S: 5 P: 5	R: 0 H: 0 E: 0 LOB: 0 K: 0 BB: 0 S: 3 P: 3	R: 0 H: 0 E: 0 LOB: 0 K: 0 BB: 0 S: 3 P: 3	R: 0 H: 0 E: 1 LOB: 0 K: 0 BB: 0 S: 3 P: 3	1B: 4 SF: 0 2B: 0 SAC: 0 3B: 1 DP: 0 HR: 0 HBP: 1	WP: 0 PA: 34 PB: 0 SB: 1 CS: 1	
PITCHER Roger Craig, R (1, 1) X ERA: 3.71 Ken MacKenzie, L (9, 1) X ERA: 0.82	IP WLS BF H R ER SO BB IBB HBP BLK WP HR S P ERA WHIP											PITCHER IP WLS BF H R ER SO BB IBB HBP BLK WP HR S P ERA WHIP
	8.0 31 5 2 2 2 1 0 1 0 0 0 0 33 38 2.25 0.750											

Philadelphia Phillies @ New York Mets
Polo Grounds, New York, NY
Thu May 09 1963, 3:33 AM EDT
Att. 3,435 - Unknown

livebaseballscorecards.com

AB	32
R	2
H	5
RBI	2
BB	1
SO	2
LOB	9



BOTTOM

Philadelphia Phillies @ New York Mets
Polo Grounds, New York, NY
Thu May 09 1963, 3:33 AM EDT
Att. 3,435 - Unknown

livebaseballscorecards.com

AB 32
R 3
H 4
RBI 2
BB 3
SO 7
LOB 13



WP: 1 PA: 36
PB: 0
SB: 0
CS: 0

AB R H RBI BB SO LOB

4	0	0	0	0	1	3
4	1	1	0	0	0	0
4	1	1	0	0	0	0
3	0	0	0	1	0	0
0	1	0	0	0	0	0
4	0	1	2	0	2	1
3	0	0	0	1	2	2
4	0	1	0	0	0	3
2	0	0	0	0	0	1
0	0	0	0	0	0	0
0	0	0	0	1	0	0
2	0	0	0	0	2	0
1	0	0	0	0	0	1
0	0	0	0	0	0	0
0	0	0	0	0	0	0
1	0	0	0	0	0	2

Batter	1	2	3	4	5	6	7	8	9
Charlie Neal, R OBP: 0.327, SLG: 0.351 (1, 5)	0-0 F8		0-0 5-3			0-3 K		0-0 4-3	
Ron Hunt, R OBP: 0.392, SLG: 0.418 (1, 4)	0-0 6-3			0-0 5-3		0-0 L7		0-0 1B 1B 1B	
Ed Kranepool, L OBP: 0.292, SLG: 0.391 (1, 9)	0-0 G3			0-0 6-3		0-0 1-3		0-0 1B 1B BB	
Frank Thomas, R OBP: 0.267, SLG: 0.372 Al Jackson, L OBP: 0.200, SLG: 0.200 (1, 7) (9, PR)		0-0 F9		0-0 E5		0-0 5-3		4-0 FC5-4 1B 1B WP BB	
Tim Harkness, L OBP: 0.260, SLG: 0.370 (1, 3)		0-3 K		0-3 K		0-0 4-3		0-0 FC5-4 1B	
Jim Hickman, R OBP: 0.362, SLG: 0.462 (1, 8)		4-0 BB			0-0 G3		0-3 K	0-3 K	
Al Moran, R OBP: 0.234, SLG: 0.253 (1, 6)		0-0 1-3			0-0 G5-4-3 1B		0-0 4-3	0-0 FC5-4 WP IBB	
Norm Sherry, R OBP: 0.189, SLG: 0.314 Larry Burright, R OBP: 0.290, SLG: 0.400 Choo-Choo Coleman, L OBP: 0.262, SLG: 0.143 (1, 2) (8, PR) (9, 2)			0-0 F8		0-0 G5-4-3		1-0 E HBP	4-0 WP IBB	
Roger Craig, R Duke Snider, L OBP: 0.296, SLG: 0.466 Rod Kanehl, R OBP: 0.300, SLG: 0.222 Ken MacKenzie, R Cliff Cook, R OBP: 0.162, SLG: 0.200 (1, 1) (8, PH) (8, PR) (9, 1) (9, PH)			0-3 K			0-3 K	0-0 E3	0-0 WP	

Inning Stats	R: 0	H: 0	E: 0	LOB: 0	K: 0	BB: 0	S: 3	P: 3
	0	0	0	1	1	0	9	3
	0	0	0	0	0	0	5	6
	0	0	0	0	0	0	3	45
	0	0	0	0	0	0	1	5
	0	0	0	0	0	0	3	8
	0	0	0	0	0	0	7	7
	0	0	0	0	0	0	3	3
	0	0	0	3	0	0	7	6
	3	3	0	3	2	2	15	0

PITCHER	IP	WLS	BF	H	R	ER	SO	BB	IBB	HBP	BLK	WP	HR	S	P	ERA	WHIP
Cal McLish, R ERA: 5.4 (1, 1)	8.0		30	3	2	2	6	1	0	1	0	0	0	40	45	2.25	0.500
Jack Baldschun, R ERA: 3.12 (9, 1)	0.0	L	2	1	0	0	0	1	0	0	0	0	0	1	5	∞	∞
Johnny Klippstein, R ERA: 2.01 (9, 1)	0.2		4	0	1	1	1	0	1	0	0	1	0	4	8	13.50	0.000

1B: 4 SF: 0
2B: 0 SAC: 0
3B: 0 DP: 1
HR: 0 HBP: 1

WP: 1 PA: 36
PB: 0
SB: 0
CS: 0

Batter	1	2	3	4	5	6	7	8	9	AB R H RBI BB SO LOB	TOP		
Bubba Morton, R (1, 8) OBP: 0.286, SLG: 0.167 Mack Jones, L (6, 8) OBP: 0.206, SLG: 0.224	0-0 3-1 BB 1B		0-3 K		4-0 BB		0-0 4-3			2 0 1 0 1 1 0 1 0 0 0 0 0 0			
Frank Bolling, R (1, 4) OBP: 0.264, SLG: 0.306	0-3 K		0-0 F7		0-3 K		0-0 1-3			4 0 0 0 0 2 3			
Hank Aaron, R (1, 9) OBP: 0.405, SLG: 0.643	4-0 3-1 BB 1-2		0-0 F7			0-0 1B G6-4-3	4-0 BB			2 1 1 0 2 0 0			
Eddie Mathews, L (1, 7) OBP: 0.427, SLG: 0.447 Len Gabrielson, L (7, 7) OBP: 0.230, SLG: 0.286	0-0 3-1 1-2 2-3			0-0 CS 1B		0-0 1-3 G6-4-3 1B	0-0 F8			4 0 2 0 0 0 3 0 0 0 0 0 0 0			
Joe Torre, R (1, 2) OBP: 0.404, SLG: 0.450	4-0 BB		0-3 K		0-0 G6-4-3					2 0 0 0 1 1 2			
Denis Menke, R (1, 5) OBP: 0.343, SLG: 0.508	0-3 K		0-3 K		0-0 1-2 HR					3 1 1 1 0 2 4			
Del Crandall, R (1, 3) OBP: 0.238, SLG: 0.179		0-0 5-3			0-0 P3	4-0 HR BB				2 1 0 0 1 0 0			
Roy McMillan, R (1, 6) OBP: 0.333, SLG: 0.489		0-0 F8			0-0 2B	0-0 1-H HR				3 1 2 2 0 0 0			
Denny Lemaster, R (1, 1)		0-0 5-3			0-0 1-3	0-0 L4				3 0 0 0 0 0 1			
Inning Stats	R: 0 H: 1 E: 0 LOB: 3 K: 2 BB: 2 S: 8 P: 16	R: 0 H: 0 E: 0 LOB: 0 K: 0 BB: 0 S: 3 P: 3	R: 0 H: 0 E: 0 LOB: 0 K: 1 BB: 0 S: 5 P: 5	R: 0 H: 1 E: 0 LOB: 0 K: 2 BB: 0 S: 7 P: 7	R: 0 H: 1 E: 0 LOB: 2 K: 1 BB: 1 S: 6 P: 10	R: 4 H: 4 E: 0 LOB: 0 K: 0 BB: 1 S: 6 P: 10	R: 0 H: 0 E: 0 LOB: 1 K: 0 BB: 1 S: 3 P: 7			1B: 4 SF: 0 2B: 1 SAC: 0 3B: 0 DP: 1 HR: 2 HBP: 0	WP: 0 PA: 31 PB: 0 SB: 0 CS: 1		
PITCHER	IP WLS BF H R ER SO BB IBB HBP BLK WP HR S P ERA WHIP											PITCHER	IP WLS BF H R ER SO BB IBB HBP BLK WP HR S P ERA WHIP
Chris Short, L (1, 1) ERA: 4.5	5.2 L 26 7 4 4 6 4 0 0 0 0 0 2 34 50 6.35 1.941												
Jack Hamilton, R (6, 1) ERA: 5.79	1.1 5 0 0 0 0 1 0 0 0 0 0 0 4 8 0.00 0.750												

Milwaukee Braves @ Philadelphia Phillies
 Connie Mack Stadium, Philadelphia, PA
 Fri May 10 1963, 7:05 PM EDT
 Att: 11,904 - Unknown

AB	26
R	4
H	7
RBI	3
BB	5
SO	6
LOB	13



Batter	1	2	3	4	5	6	7	8	9	AB	R	H	RBI	BB	SO	LOB
Cookie Rojas, R (1, 4)	0-0 F7		0-0 5-3			0-0 F5				3	0	0	0	0	0	0
Don Hoak, R (1, 5) OBP: 0.274, SLG: 0.320	0-0 6-3		0-0 P6			0-0 5-3				3	0	0	0	0	0	0
Don Demeter, R (1, 8) OBP: 0.365, SLG: 0.528	0-0 P4					0-0 F8				3	1	1	0	0	0	0
Roy Sievers, R (1, 3) OBP: 0.319, SLG: 0.381		0-3 K				0-0 SF9 3B		0-0		2	0	0	0	1	1	0
Jim Lemon, R (1, 7) OBP: 0.192, SLG: 0.208		0-0 1B				0-0 SF9				1	0	1	1	0	0	0
Earl Averill, R (1, 2) OBP: 0.308, SLG: 0.304		0-0 1B				0-0 G6-4-3				2	0	1	0	0	0	1
Tony Gonzalez, L (1, 9) OBP: 0.371, SLG: 0.388		0-3 K				0-0 3-1				2	0	0	0	0	1	2
Bobby Wine, R (1, 6) OBP: 0.344, SLG: 0.516		0-3 K				0-3 K				2	0	0	0	0	2	2
Chris Short, R (1, 1) OBP: 0.071, SLG: 0.214			0-3 K			0-3 K				2	0	0	0	0	2	0
Jack Hamilton, R (6, 1)										0	0	0	0	0	0	0

Inning Stats	R: 0	H: 0	E: 0	K: 0	S: 3	R: 0	H: 2	E: 0	K: 3	S: 11	R: 0	H: 0	E: 0	K: 1	S: 5	R: 1	H: 1	E: 0	K: 0	S: 3	R: 0	H: 0	E: 0	K: 2	S: 7	R: 0	H: 0	E: 0	K: 0	S: 3	R: 0	H: 0	E: 0	K: 0	S: 0	
	LOB: 0	BB: 0	P: 3	LOB: 2	BB: 0	P: 11	LOB: 0	BB: 0	P: 5	LOB: 1	BB: 1	P: 7	LOB: 0	BB: 0	P: 7	LOB: 0	BB: 0	P: 3	LOB: 0	BB: 0	P: 0	LOB: 0	BB: 0	P: 0	LOB: 0	BB: 0	P: 0	LOB: 0	BB: 0	P: 0	LOB: 0	BB: 0	P: 0	LOB: 0	BB: 0	P: 0

PITCHER	IP	WLS	BF	H	R	ER	SO	BB	IBB	HBP	BLK	WP	HR	S	P	ERA	WHIP	IP	WLS	BF	H	R	ER	SO	BB	IBB	HBP	BLK	WP	HR	S	P	ERA	WHIP			
Denny Lemaster, L (1, 1) ERA: 2.03	6.0	W	22	3	1	1	6	1	0	0	0	0	0	32	36	1.50	0.667																				

BOTTOM

Milwaukee Braves @ Philadelphia Phillies
Connie Mack Stadium, Philadelphia, PA

Fri May 10 1963, 7:05 PM EDT
 Att. 11,904 - Unknown

livebaseballscorecards.com

AB	20
R	1
H	3
RBI	1
BB	1
SO	6
LOB	5



WP: 0	PA: 22
PB: 0	SB: 0
CS: 0	

Batter	1	2	3	4	5	6	7	8	9	AB R H RBI BB SO LOB	TOP																									
Don Dillard, L (1, 8) OBP: 0.400, SLG: 0.594	0-0 4-3	0-0 G3			0-0 P5		0-0 4-3			4 0 0 0 0 0 2	Milwaukee Braves @ Philadelphia Phillies Connie Mack Stadium, Philadelphia, PA Sat May 11 1963, 3:33 AM EDT Att. 3,192 - Unknown																									
Frank Bolling, R (1, 4) OBP: 0.263, SLG: 0.328	0-0 P3		0-0 HR		0-0 F9			0-0 L4		4 1 1 1 0 0 0																										
Hank Aaron, R (1, 9) OBP: 0.415, SLG: 0.667	0-0 5-3		4-0 CS BB			0-0 HR		4-0 BB BB		2 1 1 1 2 0 0																										
Eddie Mathews, L (1, 7) OBP: 0.438, SLG: 0.485		0-0 2B 1B	0-0 P5		0-0 HR			4-0 FC4-6 BB		3 2 2 1 1 0 1																										
Norm Larker, L (1, 3) OBP: 0.397, SLG: 0.379		0-0 1B SF9 2B	0-0 F8		1-0 HBP			0-3 K		3 1 1 0 0 1 2																										
Joe Torre, R (1, 2) OBP: 0.402, SLG: 0.446		0-0 BB 1B		0-0 6-3		0-3 K		0-0 FC4-6		3 0 1 1 0 1 1																										
Lee Maye, L (8, PH) OBP: 0.211, SLG: 0.286		2-3 3-H			1-2					1 0 0 0 0 0 2																										
Bob Uecker, R (8, 2) OBP: 1.000, SLG: 1.500										0 0 0 0 0 0 0																										
Denis Menke, R (1, 5) OBP: 0.324, SLG: 0.485		0-0 SF9		0-3 K		0-0 6-3			0-0 F8	3 0 0 1 0 1 0																										
Roy McMillan, R (1, 6) OBP: 0.333, SLG: 0.469		3-H		0-3 K			0-0 4-3		0-0 G3	2 0 0 0 1 1 0																										
Len Gabrielson, L (9, PH) OBP: 0.227, SLG: 0.282		4-0 BB								1 0 0 0 0 0 0																										
Bob Shaw, R (1, 1) OBP: 0.333, SLG: 0.273		0-3 K			0-0 P6		0-3 K		0-3 K	3 0 0 0 0 2 2																										
Hank Fischer, R (7, 1)										0 0 0 0 0 0 0																										
Tony Cloninger, R (7, 1)										0 0 0 0 0 0 0																										
Mack Jones, L (9, PH) OBP: 0.203, SLG: 0.220										1 0 0 0 0 1 0																										
Inning Stats	R: 0 E: 0 K: 0 S: 3	H: 0 LOB: 0 BB: 0 P: 3	R: 2 E: 0 K: 1 S: 8	H: 3 LOB: 2 BB: 1 P: 12	R: 1 E: 0 K: 0 S: 3	H: 1 LOB: 0 BB: 1 P: 7	R: 0 E: 0 K: 2 S: 7	H: 0 LOB: 0 BB: 0 P: 7	R: 0 E: 0 K: 1 S: 5	H: 0 LOB: 0 BB: 0 P: 5	R: 2 E: 0 K: 1 S: 6	H: 2 LOB: 0 BB: 0 P: 7	R: 0 E: 0 K: 1 S: 5	H: 0 LOB: 0 BB: 0 P: 5	R: 0 E: 0 K: 1 S: 5	H: 0 LOB: 2 BB: 2 P: 13	R: 0 E: 0 K: 1 S: 5	H: 0 LOB: 0 BB: 0 P: 5	1B: 2 2B: 1 3B: 0 HR: 3	SF: 1 SAC: 0 DP: 0 HBP: 1	WP: 0 PB: 0 SB: 0 CS: 1	PA: 36														
PITCHER	IP WLS BF H R ER SO BB IBB HBP BLK WP HR S P ERA WHIP																																			
Art Mahaffey, R (1, 1) ERA: 4.38	5.0		22	6	5	5	3	2	0	0	0	0	3	26	34	9.00	1.600																			
Ryne Duren, R (6, 1) ERA: 4.5	4.0	W	14	0	0	0	4	2	0	1	0	0	0	19	28	0.00	0.500																			

livebaseballscorecards.com



Batter	1	2	3	4	5	6	7	8	9	10	11	AB R H RBI BB SO LOB	
Don Hoak, R OBP: 0.282, SLG: 0.311 (1, 5)	0-1 6-3		3-2 1-3		1-0 SH2-4 HR 1B		4-1 BB 1B BB		X 0-0 F7		X 0-0 1-3	5 1 1 0 1 0 0	
Johnny Callison, L OBP: 0.327, SLG: 0.418 (1, 9)	0-1 3B		4-2 CS BB		1-0 SH2-4		0-0 BB 1B		X 1-3 K		X 0-0 1B 2B	4 1 3 0 1 1 0	
Tony Gonzalez, L OBP: 0.400, SLG: 0.384 (1, 8)	4-0 1B BB		4-2 BB		0-0 4-3		2-1 L8			C B H 2-1 BB SH3-4 HBP		4-0 1B IBB	2 0 0 0 3 0 3
Wes Covington, L OBP: 0.422, SLG: 0.763 (1, 7)	1-1 FC6-4 1B		0-3 K		3-2 HR		4-2 BB			B O C C 2-1 SH3-4		3-1 1B	3 1 2 2 1 1 1 1 0 1 1 0 0 0
Frank Torre, L OBP: 0.438, SLG: 0.182 (8, 3)	1-2 1B				2-H HR		1-2 2-3 BB			1-2 FC5 BB IBB		1-2 2-H 1B	4 0 0 0 1 1 5
Don Demeter, R OBP: 0.368, SLG: 0.531 (1, 3) (8, 7)	1-0 FC6-4				1-2 5-3		2-3 K			4-0 FC5 BB IBB			4 0 0 0 1 1 5
Clay Dalrymple, L OBP: 0.333, SLG: 0.400 (1, 2)		B B S S X	3-2 HR		3-2 1B 1B		2-2 F5		1-3 K	1-3 K			5 1 2 1 0 2 2
Bobby Wine, R OBP: 0.342, SLG: 0.486 (1, 6)		F B S S X	1-2 G4-3 1B		0-0 F8		0-2 P5		1-3 K	4-1 BB			4 0 1 0 1 1 1
Cookie Rojas, R OBP: 0.182, SLG: 0.100 (1, 4)		X	0-0 G4-3		0-0 1B		0-1 6-3		2-1 F5	1-0 FC5			5 0 1 0 0 0 4
Dallas Green, L (1, 1)		S B S S X	2-3 K		0-0 3-1				1-3 K				2 0 0 0 0 1 2
Johnny Klippstein, R (7, 1)		S B S S X											1 0 0 0 0 1 0
Billy Klaus, L OBP: 0.111, SLG: 0.059 (9, PH)		S B S S X											1 0 0 0 0 1 0
Jack Baldschun, R (10, 1)		S B S S X											1 0 0 0 0 1 0


Inning Stats	R: 0	H: 2	E: 0	LOB: 2	K: 0	BB: 1	S: 7	P: 13
Inning Stats	R: 0	H: 2	E: 0	LOB: 2	K: 0	BB: 1	S: 7	P: 13
	R: 1	H: 2	E: 0	LOB: 0	K: 1	BB: 0	S: 10	P: 15
	R: 0	H: 0	E: 0	LOB: 1	K: 1	BB: 2	S: 11	P: 22
	R: 0	H: 2	E: 0	LOB: 2	K: 0	BB: 0	S: 8	P: 11
	R: 2	H: 2	E: 0	LOB: 0	K: 0	BB: 0	S: 9	P: 15
	R: 0	H: 0	E: 0	LOB: 0	K: 2	BB: 0	S: 8	P: 10
	R: 0	H: 1	E: 0	LOB: 3	K: 2	BB: 2	S: 12	P: 25
	R: 0	H: 0	E: 0	LOB: 0	K: 2	BB: 0	S: 8	P: 12
	R: 0	H: 0	E: 0	LOB: 0	K: 2	BB: 0	S: 9	P: 13
	R: 0	H: 0	E: 0	LOB: 3	K: 1	BB: 2	S: 10	P: 24
	R: 1	H: 2	E: 0	LOB: 2	K: 1	BB: 1	S: 7	P: 14
	1B: 7	SF: 0	2B: 1	SAC: 2	3B: 1	DP: 1	HR: 2	HBP: 1

PITCHER	IP	WLS	BF	H	R	ER	SO	BB	IBB	HBP	BLK	WP	HR	S	P	ERA	WHIP
Lew Burdette, R ERA: 4.14 (1, 1)	5.0		23	8	3	3	2	3	0	0	0	0	2	45	76	5.40	2.200
Dan Schneider, L ERA: (6, 1)	1.0		3	0	0	0	0	0	0	0	0	0	0	8	10	0.00	0.000
Denny Lemaster, L ERA: 1.88 (7, 1)	2.0		9	1	0	0	4	2	0	0	0	0	0	20	37	0.00	1.500
Hank Fischer, R ERA: 3.45 (9, 1)	1.1		6	0	0	0	2	0	1	1	0	0	0	12	24	0.00	0.000
Claude Raymond, R ERA: 4.2 (10, 1)	0.2		3	0	0	0	1	1	0	0	0	0	0	7	13	0.00	1.500

Milwaukee Braves @ Philadelphia Phillies
Connie Mack Stadium, Philadelphia, PA
 Sun May 12 1963, 3:33 AM EDT
 Unknown

livebaseballscores.com

AB	38
R	4
H	11
RBI	4
BB	8
SO	10
LOB	18



WP: 0	PA: 49
PB: 0	
SB: 0	
CS: 1	


Batter	1	2	3	4	5	6	7	8	9	10	11	12	AB	R	H	RBI	BB	SO	LOB
Don Hoak, R OBP: 0.268, SLG: 0.297 (1, 5)	1-3 K	3-1 SF8			0-0 5-3		2-0 L7		1-2 G3		1-1 F8		5	0	0	1	0	1	0
Cookie Rojas, R OBP: 0.214, SLG: 0.154 (1, 4)	0-2 1-3	1-1 FC6-4			0-0 F9		3-2 WP 1B		1-0 1B		2-0 F8		6	1	2	0	0	0	2
Don Demeter, R OBP: 0.366, SLG: 0.510 (1, 8) (7, 3)	0-0 5-3				0-0 6-3		4-2 1B BB		2-3 K		0-0 E6 SH E		4	2	0	0	2	1	1
Roy Sievers, R OBP: 0.327, SLG: 0.372 Johnny Callison, L OBP: 0.333, SLG: 0.416 (1, 3) (6, PH) (7, 9)		4-1 1B BB			0-0 F7		1-0 1-3		1-1 1B		4-0 E IBB		1	1	0	0	1	0	0
Jim Lemon, R OBP: 0.214, SLG: 0.231 Wes Covington, L OBP: 0.419, SLG: 0.747 (1, 7) (6, PH) (7, 7)		1-2 1B BB			0-0 L9		3-3 K		2-2 S 1B		0-0 SH		2	0	1	0	0	0	0
Earl Averill, R OBP: 0.333, SLG: 0.304 Clay Dalrymple, L OBP: 0.333, SLG: 0.389 (1, 2) (4, PH) (5, 2)		4-0 FC5-2 1B			2-3 K		4-0 BB 1B		1-1 3-1		1-3 K		0	1	0	0	1	0	0
Bob Oldis, R OBP: 0.083, SLG: 0.083 (10, PH) (11, 2)		1-2 BB			0-0 4-3		0-0 BB 1B		1-1 F8		0-0 4-3		5	1	2	2	0	0	0
Tony Gonzalez, L OBP: 0.400, SLG: 0.385 (1, 9) (7, 8)		0-2 BB FC5-2 SF8 1B			0-0 L9		4-2 1B BB		2-3 K		0-3 K		4	0	0	0	1	2	3
Bobby Wine, R OBP: 0.333, SLG: 0.459 (1, 6)		0-0 FC5-2 SF8 BB			0-0 L9		1-2 BB		1-3 K		0-3 K		0	0	0	1	1	0	0
Ray Culp, R OBP: 0.385, SLG: 0.273 Jack Hamilton, R (4, 1) Frank Torre, L OBP: 0.438, SLG: 0.182 Tony Taylor, R OBP: 0.345, SLG: 0.353 Johnny Klippstein, R (7, 1)		4-1 FC6-4 BB			0-3 K		0-1 F8		1-3 K		0-3 K		0	0	0	1	1	0	0

Inning Stats	R: 0	H: 0	E: 0	K: 1	S: 7	R: 3	H: 2	E: 0	K: 0	S: 13	R: 0	H: 0	E: 0	K: 0	S: 3	R: 0	H: 0	E: 0	K: 1	S: 5	R: 0	H: 0	E: 0	K: 1	S: 5	R: 1	H: 1	E: 0	K: 1	S: 11	R: 1	H: 2	E: 0	K: 1	S: 12	R: 0	H: 0	E: 0	K: 2	S: 8	R: 0	H: 2	E: 0	K: 2	S: 13	R: 0	H: 0	E: 0	K: 1	S: 6	R: 1	H: 0	E: 2	K: 0	S: 2	1B: 7	2B: 0	3B: 0	HR: 0	SF: 1	SAC: 1	DP: 0	HBP: 0	WP: 1	PA: 50
--------------	------	------	------	------	------	------	------	------	------	-------	------	------	------	------	------	------	------	------	------	------	------	------	------	------	------	------	------	------	------	-------	------	------	------	------	-------	------	------	------	------	------	------	------	------	------	-------	------	------	------	------	------	------	------	------	------	------	-------	-------	-------	-------	-------	--------	-------	--------	-------	--------

PITCHER	IP	WLS	BF	H	R	ER	SO	BB	IBB	HBP	BLK	WP	HR	S	P	ERA	WHIP
Bob Hendley, L ERA: 3.98 (1, 1)	1.1		9	2	3	3	1	3	0	0	0	0	0	16	30	20.25	3.750
Frank Funk, R ERA: 4.22 (2, 1)	1.2		5	0	0	0	0	0	0	0	0	0	0	7	11	0.00	0.000
Hank Fischer, R ERA: 3.44 (4, 1)	2.2		12	1	1	1	3	3	0	0	0	0	0	19	37	3.38	1.500
Dan Schneider, L ERA: 3.86 (6, 1)	1.1		7	2	1	1	1	0	1	0	0	1	0	14	26	6.75	1.500
Claude Raymond, R ERA: 3.78 (8, 1)	1.2		7	2	0	0	3	0	0	0	0	0	0	18	27	0.00	1.200
PITCHER	IP	WLS	BF	H	R	ER	SO	BB	IBB	HBP	BLK	WP	HR	S	P	ERA	WHIP
Denny Lemaster, L ERA: 1.8 (9, 1)	1.1		4	0	0	0	3	0	0	0	0	0	0	10	13	0.00	0.000
Lew Burdette, R ERA: 4.07 (11, 1)	1.0	L	6	0	1	0	1	0	1	0	0	0	0	8	15	0.00	0.000

Milwaukee Braves @ Philadelphia Phillies
Connie Mack Stadium, Philadelphia, PA
 Sun May 12 1963, 7:05 PM EDT
 Att. 9,836 - Unknown

AB	40
R	6
H	7
RBI	5
BB	8
SO	12
LOB	17



Batter	1	2	3	4	5	6	7	8	9	AB R H RBI BB SO LOB	TOP
Don Hoak, R (1, 5) OBP: 0.266, SLG: 0.293	0-3 	3-2 6-3 			0-0 F4 		3-2 4-3 		1-1 FC6-4 1B 	5 0 1 0 0 1 3	
Johnny Callison, L (1, 9) OBP: 0.336, SLG: 0.425	1-3 K 		3-3 K 		2-2 		0-2 		2-2 FC6-4 G3-6-3 	5 0 2 2 0 2 1	
Wes Covington, L (1, 7) OBP: 0.418, SLG: 0.759	1-1 		2-2 4-3 		0-0 4-3 		4-0 		0-0 G3-6-3 	4 1 1 1 1 0 2	
Tony Gonzalez, L (1, 8) OBP: 0.394, SLG: 0.372	4-2 		2-3 K 			2-2 E4 SH1-3 1B 	3-3 K 			3 2 0 0 1 2 2	
Frank Torre, L (1, 3) OBP: 0.421, SLG: 0.214	0-1 E7 			0-2 1-3 		0-0 SH1-3 	1-1 4-3 			3 0 1 0 0 0 2	
Clay Dalrymple, L (1, 2) OBP: 0.329, SLG: 0.373	1-3 K 			0-0 4-3 		4-0 		1-2 5-3 		3 0 0 0 1 1 1	
Bobby Wine, R (1, 6) OBP: 0.329, SLG: 0.449		0-2 5-3 		1-3 		0-0 		1-1 F4 		4 0 1 1 0 1 0	
Cookie Rojas, R (1, 4) OBP: 0.219, SLG: 0.138		1-1 5-3 			2-2 F5 	1-0 G6-4-3 		4-2 		3 0 0 0 1 0 2	
Cal McLish, S (1, 1) OBP: 0.286, SLG: 0.385		4-2 			1-2 		2-2 	1-3 K 		3 2 2 0 1 1 1	
Inning Stats	R: 2 H: 2 E: 1 LOB: 1 K: 3 BB: 1 S: 17 P: 24	R: 0 H: 0 E: 0 LOB: 1 K: 0 BB: 1 S: 13 P: 21	R: 0 H: 0 E: 0 LOB: 0 K: 2 BB: 0 S: 11 P: 18	R: 0 H: 0 E: 0 LOB: 0 K: 1 BB: 0 S: 7 P: 8	R: 1 H: 2 E: 0 LOB: 1 K: 0 BB: 0 S: 13 P: 18	R: 1 H: 1 E: 1 LOB: 1 K: 0 BB: 1 S: 6 P: 13	R: 1 H: 2 E: 0 LOB: 2 K: 1 BB: 1 S: 16 P: 29	R: 0 H: 0 E: 0 LOB: 1 K: 1 BB: 1 S: 13 P: 20	R: 0 H: 1 E: 0 LOB: 0 K: 0 BB: 0 S: 6 P: 9	1B: 4 SF: 0 2B: 3 SAC: 1 3B: 0 DP: 2 HR: 1 HBP: 0	WP: 0 PA: 39 PB: 0 SB: 0 CS: 0
PITCHER Don Drysdale, R (1, 1) ERA: 2.98 Larry Sherry, R (8, 1) ERA: 2.08	IP WLS BF H R ER SO BB IBB HBP BLK WP HR S P ERA WHIP 7.0 L 32 7 5 3 7 2 2 0 0 0 1 83 131 3.86 1.286 2.0 7 1 0 0 1 1 0 0 0 0 0 19 29 0.00 1.000	PITCHER IP WLS BF H R ER SO BB IBB HBP BLK WP HR S P ERA WHIP									

Philadelphia Phillies @ Los Angeles Dodgers
 Dodger Stadium, Los Angeles, CA
 Tue May 14 1963, 7:05 PM PDT
 Att: 19,294 - Unknown

livebaseballscorecards.com

AB	33
R	5
H	8
RBI	4
BB	5
SO	8
LOB	14



Batter	1	2	3	4	5	6	7	8	9	10	11	12	AB R H RBI BB SO LOB	TOP														
Don Hoak, R OBP: 0.261, SLG: 0.287 (1, 5)	0-2 6-3			0-3 K		0-0 SH3-4 1B		0-2 F7		0-0 F3		2-1 F7	6 0 1 0 0 1 2															
Cookie Rojas, R OBP: 0.189, SLG: 0.118 (1, 4)	2-3 K			2-0 5-3		0-0 SH3-4 1-2		1-1 F7		0-0 F9		0-1 5-3	5 0 0 0 0 1 2															
Don Demeter, R OBP: 0.368, SLG: 0.514 (1, 8) (9, 3)	2-2 1-3			1-2 1B		1-0 F8							5 1 2 0 0 1 1															
Jim Lemon, R OBP: 0.182, SLG: 0.194 (1, 7)		3-3 K		2-1 F4		1-3 K							5 0 0 0 0 2 3															
Roy Sievers, R OBP: 0.340, SLG: 0.383 Tony Gonzalez, L OBP: 0.400, SLG: 0.379 (9, PR) (9, 8)		0-3 K		2-0 SH1-3 1B		0-1 5-3		2-2 1B		3-2 E6 1B			4 1 2 0 0 1 0 1 0 1 0 0 0 0															
Bobby Wine, R OBP: 0.326, SLG: 0.439 (1, 6)		0-3 K		0-1 SH1-3		1-2 F2		0-0 1B		1-3 K			4 0 1 1 0 2 2															
Johnny Callison, L OBP: 0.339, SLG: 0.423 (1, 9)			3-2 L5-3 1B	2-1 2-H 1B		1-1 F9		1-1 F4		2-2 F8			5 0 2 1 0 0 4															
Bob Oldis, R OBP: 0.176, SLG: 0.176 (1, 2)		0-2 L5-3		0-2 F9		0-2 F9		1-1 4-3 1B		1-3 K		0-0 E 1B	5 0 2 0 0 1 4															
Chris Short, R OBP: 0.063, SLG: 0.188 Jack Baldschun, R Tony Taylor, R OBP: 0.342, SLG: 0.350 Johnny Klippstein, R (8, 1)		1-3 K		0-2 L4		0-0 4-3				1-3 K		1-3 K	2 0 0 0 0 0 1 1 0 0 0 0 0 0 0 0 1 0 0 0 0 0 0 1 2 0 0 0 0 0 2 1															
Inning Stats	R: 0 E: 0 K: 1 S: 10	H: 0 LOB: 0 BB: 0 P: 14	R: 0 E: 0 K: 3 S: 9	H: 0 LOB: 0 BB: 0 P: 12	R: 0 E: 0 K: 1 S: 10	H: 1 LOB: 0 BB: 0 P: 14	R: 0 E: 0 K: 1 S: 9	H: 1 LOB: 1 BB: 0 P: 14	R: 1 E: 0 K: 0 S: 15	H: 2 LOB: 1 BB: 0 P: 19	R: 0 E: 0 K: 1 S: 6	H: 1 LOB: 1 BB: 0 P: 8	R: 0 E: 0 K: 0 S: 8	H: 0 LOB: 0 BB: 0 P: 10	R: 0 E: 0 K: 1 S: 8	H: 1 LOB: 1 BB: 0 P: 10	R: 1 E: 0 K: 1 S: 15	H: 3 LOB: 2 BB: 0 P: 22	R: 0 E: 0 K: 1 S: 5	H: 0 LOB: 0 BB: 0 P: 6	R: 0 E: 1 K: 2 S: 15	H: 1 LOB: 2 BB: 0 P: 24	R: 0 E: 1 K: 1 S: 8	H: 1 LOB: 1 BB: 0 P: 11	1B: 10 2B: 2 3B: 0 HR: 0	SF: 0 SAC: 2 DP: 1 HBP: 0	WP: 0 PB: 0 SB: 0 CS: 0	PA: 47
PITCHER Sandy Koufax, L ERA: 1.22 (1, 1)	IP 12.0	WLS W	BF 47	H 11	R 2	ER 2	SO 12	BB 0	IBB 0	HBP 0	BLK 0	WP 0	HR 0	S 118	P 164	ERA 1.50	WHIP 0.917											

Philadelphia Phillies @ Los Angeles Dodgers
Dodger Stadium, Los Angeles, CA
Wed May 15 1963, 7:05 PM PDT
Att. 20,512 - Unknown

livebaseballscorecards.com

AB	45
R	2
H	11
RBI	2
BB	0
SO	12
LOB	21



Batter	1	2	3	4	5	6	7	8	9	AB R H RBI BB SO LOB	TOP		
Tony Taylor, R OBP: 0.353, SLG: 0.370 (1, 4)	1-1 SH5-3 1B	0-0 F8			0-0 4-3 S 1B		1-1 4-3 SF8 2B		1-2 G3	5 2 3 0 0 0 0	Philadelphia Phillies @ Houston Colt 45's Colt Stadium, Houston, TX Thu May 16 1963, 8:05 PM EDT Att: 7,027 - Unknown - 79 F livebaseballscorecards.com		
Johnny Callison, L OBP: 0.328, SLG: 0.409 (1, 9)	0-1 SH5-3 1-2		0-1 G3		3-3 K 1-2		1-0 4-3 2-3	0-2 4-3	4 0 0 0 0 1 2				
Tony Gonzalez, L OBP: 0.395, SLG: 0.378 (1, 8)	1-2 2B FC5-2 1B 2-H		0-1 F2		3-2 4-3 2-3		0-0 SF8		3 0 1 2 0 0 1				
Wes Covington, L OBP: 0.432, SLG: 0.767 Frank Torre, L OBP: 0.421, SLG: 0.214 (1, 7) (7, 3)	0-2 FC5-2 1-3 1B 2B		4-2 HR BB		0-0 F8		0-0 3-H 1B		3 2 2 0 1 0 1 0 0 0 0 0 0 0				
Don Demeter, R OBP: 0.372, SLG: 0.541 (1, 3) (7, 7)	0-0 FC5-2 1B 2-3 3-H		0-0 HR		1-0 1B FC5-2 1B		1-1 6-3		4 1 2 2 0 0 3				
Clay Dalrymple, L OBP: 0.326, SLG: 0.367 (1, 2)	0-1 1-3 3-H 1B		3-2 3-1		0-0 B2		0-3 K		4 0 1 1 0 1 1				
Don Hoak, R OBP: 0.261, SLG: 0.286 (1, 5)	2-0 P4			0-0 F7		0-2 FC5-2 1-3 1B		0-0 4-3	4 0 1 0 0 0 2				
Bobby Wine, R OBP: 0.311, SLG: 0.419 (1, 6)		0-3 K		0-0 F8		1-2 FC5-2 1-2 3-H		1-2 F7	4 0 0 0 0 1 2				
Ray Culp, R OBP: 0.313, SLG: 0.214 Jack Baldschun, R (7, 1)		0-3 K		3-2 F9		0-3 K		0-0 F7	3 0 0 0 0 2 2 1 0 0 0 0 0 0				
Inning Stats	R: 2 H: 4 E: 0 LOB: 2 K: 0 BB: 0 S: 14 P: 18	R: 0 H: 0 E: 0 LOB: 0 K: 2 BB: 0 S: 7 P: 7	R: 2 H: 1 E: 0 LOB: 0 K: 0 BB: 1 S: 10 P: 17	R: 0 H: 0 E: 0 LOB: 0 K: 0 BB: 0 S: 6 P: 9	R: 0 H: 1 E: 0 LOB: 1 K: 1 BB: 0 S: 8 P: 14	R: 0 H: 2 E: 0 LOB: 2 K: 1 BB: 0 S: 11 P: 13	R: 1 H: 2 E: 0 LOB: 1 K: 0 BB: 0 S: 7 P: 10	R: 0 H: 0 E: 0 LOB: 0 K: 1 BB: 0 S: 7 P: 8	R: 0 H: 0 E: 0 LOB: 0 K: 0 BB: 0 S: 8 P: 9	1B: 7 SF: 1 2B: 2 SAC: 1 3B: 0 DP: 0 HR: 1 HBP: 0	WP: 0 PA: 38 PB: 0 SB: 1 CS: 0		
PITCHER	IP WLS BF H R ER SO BB IBB HBP BLK WP HR S P ERA WHIP											PITCHER	IP WLS BF H R ER SO BB IBB HBP BLK WP HR S P ERA WHIP
Dick Drott, R ERA: 2.81 (1, 1)	3.0 L 15 5 4 4 2 1 0 0 0 0 0 1 31 42 12.00 2.000												
Hal Brown, R ERA: 5.17 (4, 1)	4.0 17 5 1 1 2 0 0 0 0 0 0 0 32 46 2.25 1.250												
Don McMahon, R ERA: 4.6 (8, 1)	2.0 6 0 0 0 1 0 0 0 0 0 0 0 15 17 0.00 0.000												



Batter	1	2	3	4	5	6	7	8	9	AB R H RBI BB SO LOB	TOP											
Tony Taylor, R (1, 4) OBP: 0.350, SLG: 0.360	2-1 4-3		1-0 F3			4-2 BB		1-3 K		3 0 0 0 1 1 1												
Johnny Callison, L (1, 9) OBP: 0.319, SLG: 0.395	0-2 F8			1-3 K		2-1 P6		2-1 F8	4 0 0 0 0 1 1													
Tony Gonzalez, L (1, 8) OBP: 0.381, SLG: 0.363	3-3 K			0-1 6-3		1-0 L7		1-1 F7	4 0 0 0 0 1 1													
Wes Covington, L (1, 7) OBP: 0.414, SLG: 0.733		3-2 5-3		0-0 F8		1-3 K		0-1 F7	4 0 0 0 0 1 0													
Don Demeter, R (1, 3) OBP: 0.363, SLG: 0.526 (7, 5)		2-3 K			0-0 E6 SH1-3 SF8		1-2 F8		3 1 0 0 0 1 0													
Clay Dalrymple, L (1, 2) OBP: 0.330, SLG: 0.363		0-0 F9			0-0 SH1-3		4-1 BB		1 0 0 0 1 0 0													
Don Hoak, R (1, 5) OBP: 0.257, SLG: 0.283			0-3 K		2-2 SF8		0-2 F8		1 0 0 1 0 1 0													
Roy Sievers, R (7, PH) OBP: 0.333, SLG: 0.375 (7, 3)					3-H 6-3				1 0 0 0 0 0 1													
Bobby Wine, R (1, 6) OBP: 0.312, SLG: 0.409			4-0 BB		0-0 6-3			0-1 5-3	2 0 0 0 1 0 0													
Jack Hamilton, R (1, 1)			0-3 K			1-3 K		2-1 G3	2 0 0 0 0 2 1													
Billy Klaus, L (8, PH) OBP: 0.105, SLG: 0.056									1 0 0 0 0 0 0													
Ryne Duren, R (8, 1)									0 0 0 0 0 0 0													
Inning Stats	R: 0 E: 0 K: 1 S: 8	H: 0 LOB: 0 BB: 0 P: 13	R: 0 E: 0 K: 1 S: 7	H: 0 LOB: 0 BB: 0 P: 12	R: 0 E: 0 K: 2 S: 7	H: 0 LOB: 1 BB: 1 P: 12	R: 0 E: 0 K: 1 S: 6	H: 0 LOB: 0 BB: 0 P: 7	R: 1 E: 1 K: 0 S: 7	H: 0 LOB: 0 BB: 0 P: 9	R: 0 E: 0 K: 1 S: 8	H: 0 LOB: 1 BB: 1 P: 16	R: 0 E: 0 K: 1 S: 11	H: 0 LOB: 1 BB: 1 P: 17	R: 0 E: 0 K: 1 S: 7	H: 0 LOB: 0 BB: 0 P: 10	R: 0 E: 0 K: 0 S: 6	H: 0 LOB: 0 BB: 0 P: 9	1B: 0 2B: 0 3B: 0 HR: 0	SF: 1 SAC: 1 DP: 0 HBP: 0	WP: 0 PB: 0 SB: 0 CS: 0	PA: 31
PITCHER Don Nottebart, R (1, 1) ERA: 2.73	IP: 9.0 WLS: W BF: 31 H: 0 R: 1 ER: 0 SO: 8 BB: 3 IBB: 0 HBP: 0 BLK: 0 WP: 0 HR: 0 S: 67 P: 105 ERA: 0.00 WHIP: 0.333																					
PITCHER	IP	WLS	BF	H	R	ER	SO	BB	IBB	HBP	BLK	WP	HR	S	P	ERA	WHIP					

Philadelphia Phillies @ Houston Colt 45's
 Colt Stadium, Houston, TX
 Fri May 17 1963, 8:05 PM EDT
 Att: 8,223 - Unknown - 81 F

AB	26
R	1
H	0
RBI	1
BB	3
SO	8
LOB	5



Batter	1	2	3	4	5	6	7	8	9
Johnny Temple, R (1, 5) <small>OBP: 0.352, SLG: 0.336</small> Bob Aspromonte, R (9, 5) <small>OBP: 0.263, SLG: 0.290</small>	1-3 		1-0 			2-1 		0-3 	
Al Spangler, L (1, 7) <small>OBP: 0.297, SLG: 0.286</small>	1-0 			0-0 		0-1 		0-3 	
Carl Warwick, R (1, 9) <small>OBP: 0.379, SLG: 0.438</small>	1-2 			1-2 		2-2 		1-2 	
Rusty Staub, L (1, 3) <small>OBP: 0.344, SLG: 0.367</small> Pete Runnels, L (4, PR) <small>OBP: 0.262, SLG: 0.255</small> (5, 3)	2-3 			0-1 		1-1 		4-0 	
Howie Goss, R (1, 8) <small>OBP: 0.273, SLG: 0.378</small>		3-1 		3-3 		0-0 		0-2 	
John Bateman, R (1, 2) <small>OBP: 0.244, SLG: 0.405</small>		1-2 		2-2 		0-0 			
Bob Lillis, R (1, 4) <small>OBP: 0.299, SLG: 0.290</small>		0-0 			0-0 		0-0 		
J C Hartman, R (1, 6) <small>OBP: 0.184, SLG: 0.170</small>			2-2 		0-0 		0-0 		
Don Nottebart, R (1, 1) <small>OBP: 0.158, SLG: 0.111</small>			2-3 		0-3 		0-0 		

AB	R	H	RBI	BB	SO	LOB
4	0	1	0	0	2	0
0	0	0	0	0	0	0
4	1	0	0	0	1	1
4	1	4	1	0	0	0
2	0	1	0	0	1	0
1	1	0	0	1	0	2
4	1	1	3	0	1	4
3	0	0	0	0	0	2
3	0	0	0	0	0	0
3	0	0	0	0	0	0
3	0	0	0	0	2	0
1B: 4	SF: 0	2B: 0	SAC: 0	3B: 1	DP: 0	HR: 2
	HBP: 0					

Philadelphia Phillies @ Houston Colt 45's
 Colt Stadium, Houston, TX
 Fri May 17 1963, 8:05 PM EDT
 Att. 8,223 - Unknown - 81 F

AB	31
R	4
H	7
RBI	4
BB	1
SO	7
LOB	9

WP: 0	PA: 32
PB: 0	
SB: 0	
CS: 0	

Inning Stats	R	H	E	K	S	R	H	E	K	S	R	H	E	K	S	R	H	E	K	S	R	H	E	K	S
	1	1	0	2	12	0	0	0	0	6	0	0	0	1	7	0	0	0	0	13	0	0	0	0	3
	0	0	0	0	0	0	0	0	0	0	0	0	0	0	0	0	0	0	0	0	0	0	0	0	0
	0	0	0	0	0	0	0	0	0	0	0	0	0	0	0	0	0	0	0	0	0	0	0	0	0
	0	0	0	0	0	0	0	0	0	0	0	0	0	0	0	0	0	0	0	0	0	0	0	0	0
	0	0	0	0	0	0	0	0	0	0	0	0	0	0	0	0	0	0	0	0	0	0	0	0	0
	0	0	0	0	0	0	0	0	0	0	0	0	0	0	0	0	0	0	0	0	0	0	0	0	0
	0	0	0	0	0	0	0	0	0	0	0	0	0	0	0	0	0	0	0	0	0	0	0	0	0
	0	0	0	0	0	0	0	0	0	0	0	0	0	0	0	0	0	0	0	0	0	0	0	0	0
	0	0	0	0	0	0	0	0	0	0	0	0	0	0	0	0	0	0	0	0	0	0	0	0	0
	0	0	0	0	0	0	0	0	0	0	0	0	0	0	0	0	0	0	0	0	0	0	0	0	0

PITCHER	IP	WLS	BF	H	R	ER	SO	BB	IBB	HBP	BLK	WP	HR	S	P	ERA	WHIP
Jack Hamilton, R (1, 1) <small>ERA: 5.01</small>	7.0	L	27	6	4	4	5	0	0	0	0	0	2	59	84	5.14	0.857
Ryne Duren, R (8, 1) <small>ERA: 4.09</small>	1.0		5	1	0	0	2	1	0	0	0	0	0	12	17	0.00	2.000

WP	HR	S	P	ERA	WHIP
0	0	0	0	0	0

Batter	1	2	3	4	5	6	7	8	9	AB R H RBI BB SO LOB	TOP		
Tony Taylor, R (1, 4) OBP: 0.344, SLG: 0.353	0-0 F7		0-0 ES 1B		0-3 K		2-2 FC5-4 1-2f		0-0 6-3	5 0 1 0 0 1 3			
Johnny Callison, L (1, 9) OBP: 0.317, SLG: 0.390	3-2 F7		0-0 L3			0-1 5-3		1-1 G4-6-3 1B		4 0 1 0 0 0 1			
Tony Gonzalez, L (1, 8) OBP: 0.369, SLG: 0.349	2-0 6-3		1-2 4-3 1-3			0-0 6-3		2-0 G4-6-3 1-2f		4 0 0 0 0 0 2			
Wes Covington, L (1, 7) OBP: 0.427, SLG: 0.728 Don Hoak, R (8, 5) OBP: 0.257, SLG: 0.283		4-0 3-1 1B BB		0-0 1-3 1B		4-1 BB		1-1 F9		2 0 1 0 2 0 0 0 0 0 0 0 0 0			
Don Demeter, R (1, 5) OBP: 0.367, SLG: 0.525 (8, 7)		1-2 3-1 1B		3-3 K		2-2 L5		1-2 2B 1B 1B		4 1 2 0 0 1 2			
Roy Sievers, R (1, 3) OBP: 0.328, SLG: 0.385 Ruben Amaro, R (9, PR) OBP: 0.261, SLG: 0.150 Earl Averill, R (9, 2) OBP: 0.333, SLG: 0.304		1-3 K		0-0 1-3 1-2		0-3 K		0-0 1B 2B		4 0 1 0 0 2 3 0 1 0 0 0 0 0 0 0 0 0 0 0 0			
Clay Dalrymple, L (1, 2) OBP: 0.330, SLG: 0.354 Cookie Rojas, R (7, PR) OBP: 0.189, SLG: 0.118 Bob Oldis, R (7, 2) OBP: 0.176, SLG: 0.176 Frank Torre, L (9, PH) OBP: 0.400, SLG: 0.200 (9, 3)		0-1 3-1		1-0 3-1		4-0 1B BB		3-2 L3		2 0 0 0 1 0 3 0 0 0 0 0 0 0 0 0 0 0 0 0 0 1 0 0 0 0 0 2			
Bobby Wine, R (1, 6) OBP: 0.320, SLG: 0.413		0-0 P4		1-1 1-3		0-0 FC5-4 1B		1-0 1B		4 0 2 2 0 0 2			
Dallas Green, L (1, 1) Jim Lemon, R (7, PH) OBP: 0.176, SLG: 0.188 Jack Baldschun, R (7, 1)			0-0 P6		0-0 4-3		2-3 K		0-0 1-3	2 0 0 0 0 0 0 1 0 0 0 0 1 2 1 0 0 0 0 0 1			
Inning Stats	R: 0 E: 0 K: 0 S: 5 H: 0 LOB: 0 BB: 0 P: 10	R: 0 E: 0 K: 1 S: 9 H: 1 LOB: 2 BB: 1 P: 15	R: 0 E: 0 K: 0 S: 6 H: 1 LOB: 1 BB: 0 P: 7	R: 0 E: 0 K: 1 S: 6 H: 1 LOB: 1 BB: 0 P: 10	R: 0 E: 0 K: 1 S: 6 H: 0 LOB: 0 BB: 0 P: 7	R: 0 E: 0 K: 0 S: 8 H: 0 LOB: 1 BB: 1 P: 14	R: 0 E: 0 K: 2 S: 10 H: 1 LOB: 2 BB: 1 P: 18	R: 0 E: 0 K: 0 S: 5 H: 1 LOB: 0 BB: 0 P: 9	R: 2 E: 0 K: 0 S: 10 H: 3 LOB: 1 BB: 0 P: 15	1B: 7 2B: 1 3B: 0 HR: 0 SF: 0 SAC: 0 DP: 1 HBP: 0	WP: 0 PB: 0 SB: 1 CS: 0 PA: 37		
PITCHER	IP WLS BF H R ER SO BB IBB HBP BLK WP HR S P ERA WHIP											PITCHER	IP WLS BF H R ER SO BB IBB HBP BLK WP HR S P ERA WHIP
Bob Bruce, R (1, 1) ERA: 4.1	8.0 33 7 2 2 5 3 0 0 0 0 0 0 59 95 2.25 1.250												
Ken Johnson, R (9, 1) ERA: 2.82	1.0 W 4 1 0 0 0 0 0 0 0 0 0 0 6 10 0.00 1.000												

Philadelphia Phillies @ Houston Colt 45's
Colt Stadium, Houston, TX
Sat May 18 1963, 8:05 PM EDT
Att. 5,409 - Cloudy - 87 F

AB	34
R	2
H	8
RBI	2
BB	3
SO	5
LOB	21



Batter	1	2	3	4	5	6	7	8	9	AB	R	H	RBI	BB	SO	LOB
Johnny Temple, R (1, 5) OBP: 0.357, SLG: 0.342 Bob Aspromonte, R (8, PR) OBP: 0.261, SLG: 0.290 (9, 5)	1-1 1B		0-0 F7		0-0 L6			2-2 4-3 HBP 1B	2-2 SF8 3-H	4	1	2	0	0	0	0
Al Spangler, L (1, 7) OBP: 0.305, SLG: 0.287	0-0 5-3 1-2		0-1 6-3			2-0 G5-4-3 1B		1-2 4-3 HBP		3	0	1	0	0	0	1
Pete Runnels, L (1, 3) OBP: 0.269, SLG: 0.264	0-0 1B 1B 2-H		1-0 1B			1-2 G5-4-3 1-2f		1-2 4-3		4	0	2	1	0	0	3
Carl Warwick, R (1, 9) OBP: 0.384, SLG: 0.440	0-0 FC6-4 1B 1-2		1-2 P4			2-1 1B		0-0 B2-3		4	0	2	0	0	0	4
Howie Goss, R (1, 8) OBP: 0.273, SLG: 0.370	0-3 K			0-3 K		0-0 P4			4-2 SH5-4 1B FC5 BB	3	1	0	0	1	2	3
John Bateman, R (1, 2) OBP: 0.244, SLG: 0.398 Brock Davis, L (9, PR) OBP: 0.300, SLG: 0.250	0-0 FC6-4 1-2f		2-3 K			3-2 L5		2-2 BB SH5-4 SF8 1B		4	0	1	0	0	1	2
Bob Lillis, R (1, 4) OBP: 0.291, SLG: 0.282		1-2 6-3		1-0 4-3		0-0 F8		1-1 SH5-4		3	0	0	0	0	0	0
J C Hartman, R (1, 6) OBP: 0.170, SLG: 0.157		2-3 K		1-0 1-3		0-0 L4		0-0 FC5 BB		4	0	0	1	0	1	2
Bob Bruce, R (1, 1) OBP: 0.111, SLG: 0.059 Ken Johnson, R (9, 1) OBP: 0.077, SLG: 0.077 Jim Campbell, R (9, PH) OBP: 0.222, SLG: 0.220		0-3 K		0-3 K				0-0 6-3	4-2 1-2 2-3 BB	3	0	0	0	0	2	0

Inning Stats	R: 1	H: 3	E: 0	K: 1	S: 9	LOB: 2	BB: 0	P: 10	R: 0	H: 0	E: 0	K: 2	S: 9	LOB: 0	BB: 0	P: 12	R: 0	H: 1	E: 0	K: 0	S: 7	LOB: 1	BB: 0	P: 9	R: 0	H: 0	E: 0	K: 1	S: 6	LOB: 0	BB: 0	P: 7	R: 0	H: 2	E: 0	K: 0	S: 7	LOB: 1	BB: 0	P: 12	R: 0	H: 0	E: 0	K: 0	S: 6	LOB: 0	BB: 0	P: 9	R: 0	H: 1	E: 0	K: 0	S: 10	LOB: 3	BB: 0	P: 14	R: 2	H: 1	E: 0	K: 0	S: 17	LOB: 2	BB: 2	P: 30	1B: 8	2B: 0	3B: 0	HR: 0	SF: 1	SAC: 1	DP: 1	HBP: 1
Dallas Green, R (1, 1) ERA: 0.83 Jack Baldschun, R (7, 1) ERA: 2.6	IP	WLS	BF	H	R	ER	SO	BB	IBB	HBP	BLK	WP	HR	S	P	ERA	WHIP																																																							
																		PITCHER	IP	WLS	BF	H	R	ER	SO	BB	IBB	HBP	BLK	WP	HR	S	P	ERA	WHIP																																					

BOTTOM

Philadelphia Phillies @ Houston Colt 45's
 Colt Stadium, Houston, TX
 Sat May 18 1963, 8:05 PM EDT
 Att. 5,409 - Cloudy - 87 F

livebaseballscores.com

AB	32
R	3
H	8
RBI	3
BB	2
SO	6
LOB	15



WP: 0	PA: 37
PB: 0	SB: 0
CS: 0	

Batter	1	2	3	4	5	6	7	8	9	AB R H RBI BB SO LOB	TOP
Tony Taylor, R (1, 4) OBP: 0.341, SLG: 0.358	0-0 2B 2B		0-0 4-3		0-0 F9			0-0 4-3		4 1 1 0 0 0 0	
Johnny Callison, L (1, 9) OBP: 0.308, SLG: 0.378	0-0 P5		0-0 5-3			0-0 F8		0-0 4-3		4 0 0 0 0 0 1	
Tony Gonzalez, L (1, 8) OBP: 0.373, SLG: 0.373	0-0 F8 2B 2B		0-0 F8			0-0 4-3 2B			0-0 E1 1B	4 1 2 1 0 0 0	
Wes Covington, L (1, 7) OBP: 0.421, SLG: 0.708 Ruben Amaro, R (9, PR) OBP: 0.261, SLG: 0.150 (9, 5)	0-0 F8 2-3			0-0 F9		0-0 4-3 2-3			0-0 E 1B	4 0 1 0 0 0 2 0 1 0 0 0 0 0	
Don Demeter, R (1, 5) OBP: 0.371, SLG: 0.529 (9, 7)	0-0 2B 3-H			4-0 BB		0-0 5-3			0-0 FC6-2-5 1-H 3-H	3 0 1 1 1 0 2	
Roy Sievers, R (1, 3) OBP: 0.306, SLG: 0.357	0-0 5-3			0-0 P6			0-0 F5		0-3 K	4 0 0 0 0 1 4	
Clay Dalrymple, L (1, 2) OBP: 0.337, SLG: 0.345		0-3 K		0-0 1-3			4-0 G6-4-3 BB		4-0 IBB	2 0 0 0 2 1 1	
Bobby Wine, R (1, 6) OBP: 0.307, SLG: 0.396		0-0 5-3			0-0 P4		0-0 G6-4-3		0-3 K	4 0 0 0 0 1 3	
Cal McLish, S (1, 1) OBP: 0.235, SLG: 0.313		0-0 G3			0-0 3-1			0-0 F7		3 0 0 0 0 0 0	
Inning Stats	R: 2 H: 3 E: 0 LOB: 1 K: 0 BB: 0 S: 6 P: 6	R: 0 H: 0 E: 0 LOB: 0 K: 1 BB: 0 S: 5 P: 5	R: 0 H: 0 E: 0 LOB: 0 K: 0 BB: 0 S: 3 P: 3	R: 0 H: 0 E: 0 LOB: 1 K: 0 BB: 1 S: 3 P: 7	R: 0 H: 0 E: 0 LOB: 0 K: 0 BB: 0 S: 3 P: 3	R: 0 H: 1 E: 0 LOB: 1 K: 0 BB: 0 S: 4 P: 4	R: 0 H: 0 E: 0 LOB: 0 K: 0 BB: 1 S: 2 P: 6	R: 0 H: 0 E: 0 LOB: 0 K: 2 BB: 0 S: 3 P: 3	R: 1 H: 1 E: 2 LOB: 2 K: 2 BB: 1 S: 9 P: 13	1B: 1 SF: 0 2B: 4 SAC: 0 3B: 0 DP: 1 HR: 0 HBP: 0	WP: 0 PA: 35 PB: 0 SB: 0 CS: 0
PITCHER	IP WLS BF H R ER SO BB IBB HBP BLK WP HR S P ERA WHIP										
Jack Fisher, R (1, 1) ERA: 3.69	8.0 L 29 4 2 2 1 2 0 0 0 0 0 0 29 37 2.25 0.750										
Jim Duffalo, R (9, 1) ERA:	0.0 2 1 1 0 0 0 0 0 0 0 0 0 2 2 ∞ ∞										
Don Larsen, R (9, 1) ERA: 2.31	1.0 4 0 0 0 0 2 0 1 0 0 0 0 7 11 0.00 0.000										

Philadelphia Phillies @ San Francisco Giants
 Candlestick Park, San Francisco, CA
 Sun May 19 1963, 6:33 AM EDT
 Unknown

AB	32
R	3
H	5
RBI	2
BB	3
SO	3
LOB	13



WP: 0	PA: 35
PB: 0	
SB: 0	
CS: 0	

ERA	WHIP

livebaseballscorecards.com

Batter	1	2	3	4	5	6	7	8	9	AB R H RBI BB SO LOB
Felipe Alou, R OBP: 0.356, SLG: 0.544 (1, 9) SS	0-3 K		0-0 2B 1B			0-0 5-3			0-0 6-3	4 0 1 0 0 1 0
Jim Davenport, R OBP: 0.288, SLG: 0.336 (1, 5) X	0-0 F9		0-0 1-3 2B			0-0 G6-4-3 1B			0-0 6-3	4 0 2 0 0 0 0
Willie Mays, R OBP: 0.348, SLG: 0.444 (1, 8) X	0-0 F9		0-0 6-3			0-0 G6-4-3 1-2f			0-0 5-3	4 0 0 0 0 0 3
Willie McCovey, L OBP: 0.376, SLG: 0.527 (1, 7) SS		0-3 K			0-0 F9			0-0 G3		3 0 0 0 0 1 0
Orlando Cepeda, R OBP: 0.365, SLG: 0.531 (1, 3) X		0-0 1-3 1B			0-0 G4-3-6-4 1B			0-0 5-3		3 0 2 0 0 0 0
Tom Haller, L OBP: 0.318, SLG: 0.365 (1, 2) X		0-0 1-3 1-2			0-0 G4-3-6-4 1-2f			0-0 F8		3 0 0 0 0 0 2
Joey Amalfitano, R OBP: 0.259, SLG: 0.227 (1, 4) X		0-0 F8				0-3 K			0-0 6-3	3 0 0 0 0 1 1
Jose Pagan, R OBP: 0.248, SLG: 0.243 (1, 6) X			0-0 5-3			0-0 1-3			0-0 4-3	3 0 0 0 0 0 0
Jack Fisher, R OBP: 0.316, SLG: 0.313 (1, 1) Matty Alou, L OBP: 0.091, SLG: 0.091 (8, PH) Jim Duffalo, R (9, 1) Don Larsen, R (9, 1)			0-0 5-3			0-0 6-3			0-3 K	2 0 0 0 0 0 0 1 0 0 0 0 1 0 0 0 0 0 0 0 0 0 0 0 0 0 0 0

Inning Stats	R: 0	H: 0	E: 0	K: 1	S: 5	LOB: 0	BB: 0	P: 5	R: 0	H: 1	E: 0	K: 1	S: 6	LOB: 1	BB: 0	P: 6	R: 0	H: 2	E: 0	K: 0	S: 5	LOB: 2	BB: 0	P: 5	R: 0	H: 1	E: 0	K: 0	S: 3	LOB: 0	BB: 0	P: 3	R: 0	H: 0	E: 0	K: 1	S: 5	LOB: 0	BB: 0	P: 5	R: 0	H: 1	E: 0	K: 0	S: 3	LOB: 0	BB: 0	P: 3	R: 0	H: 0	E: 0	K: 0	S: 3	LOB: 0	BB: 0	P: 3	R: 0	H: 0	E: 0	K: 1	S: 5	LOB: 0	BB: 0	P: 5	R: 0	H: 0	E: 0	K: 0	S: 5	LOB: 0	BB: 0	P: 5
Cal McLish, R ERA: 3.56 (1, 1)	IP	WLS	BF	H	R	ER	SO	BB	IBB	HBP	BLK	WP	HR	S	P	ERA	WHIP																																																							
																		PITCHER	IP	WLS	BF	H	R	ER	SO	BB	IBB	HBP	BLK	WP	HR	S	P	ERA	WHIP																																					

BOTTOM

Philadelphia Phillies @ San Francisco Giants
Candlestick Park, San Francisco, CA

Sun May 19 1963, 6:33 AM EDT
Unknown

AB	30
R	0
H	5
RBI	0
BB	0
SO	4
LOB	6

livebaseballscorecards.com



Batter	1	2	3	4	5	6	7	8	9	AB R H RBI BB SO LOB	TOP																
Tony Taylor, R (1, 4) OBP: 0.353, SLG: 0.366	0-0 G6-3 1B		0-0 S 1B		0-3 K			1-0 L6-3 HBP		3 0 2 0 0 1 0																	
Johnny Callison, L (1, 9) OBP: 0.299, SLG: 0.366	0-0 G6-3 1-2f		0-0 F7 1-2		0-0 F7			0-0 L6-3 1-2		4 0 0 0 0 0 3																	
Tony Gonzalez, L (1, 8) OBP: 0.392, SLG: 0.384	4-0 CS BB		4-0 BB			0-0 1B G6-3 1B		0-0 E7 1B 1B		2 1 2 0 2 0 0																	
Wes Covington, L (1, 7) OBP: 0.423, SLG: 0.700	0-0 CS 1-2	0-0 3-1	0-0 F5			0-0 G6-3 1B		0-0 1B		4 0 2 0 0 0 2																	
Don Demeter, R (1, 5) OBP: 0.375, SLG: 0.528		0-0 HR 1B	0-0 F7			0-0 G6-3 1-2f		0-0 E5 4-3 2B 1B		4 1 2 0 0 0 3																	
Cookie Rojas, R (9, PR) OBP: 0.189, SLG: 0.118						0-0 F8 3-H				0 1 0 0 0 0 0																	
Ryne Duren, R (9, 1)										0 0 0 0 0 0 0																	
Roy Sievers, R (1, 3) OBP: 0.303, SLG: 0.400		0-0 HR		0-0 6-3				0-0 P6		4 1 1 2 0 0 1																	
Clay Dalrymple, L (1, 2) OBP: 0.533, SLG: 0.375		0-0 HR		0-0 F2				0-0 4-3		4 1 1 1 0 1 1																	
Bobby Wine, R (1, 6) OBP: 0.298, SLG: 0.384		0-0 P6		0-0 6-3				0-0 2B		3 0 0 0 0 0 1 0																	
Jim Lemon, R (9, PH) OBP: 0.200, SLG: 0.242										1 0 1 1 0 0 0																	
Ruben Amaro, R (9, PR) OBP: 0.261, SLG: 0.150								0-0 F8 3-H 2B		0 0 0 0 0 0 0																	
John Boozer, R (1, 1)		0-0 P4						0-0 F8		2 0 0 0 0 0 0 0																	
Frank Torre, L (7, PH) OBP: 0.381, SLG: 0.188										1 0 0 0 0 0 0 0																	
Johnny Klippstein, R (7, 1)										0 0 0 0 0 0 0 0																	
Don Hoak, R (9, PH) OBP: 0.255, SLG: 0.281					0-0 G3					1 0 0 0 0 0 0 1																	
Inning Stats	R: 0 E: 0 K: 0 S: 2	H: 1 LOB: 0 BB: 1 P: 6	R: 3 E: 0 K: 0 S: 6	H: 3 LOB: 0 BB: 0 P: 6	R: 0 E: 0 K: 0 S: 4	H: 1 LOB: 2 BB: 1 P: 8	R: 0 E: 0 K: 0 S: 3	H: 0 LOB: 0 BB: 0 P: 3	R: 0 E: 0 K: 1 S: 5	H: 0 LOB: 0 BB: 0 P: 5	R: 1 E: 0 K: 0 S: 4	H: 2 LOB: 0 BB: 0 P: 4	R: 0 E: 0 K: 2 S: 7	H: 0 LOB: 0 BB: 0 P: 7	R: 0 E: 1 K: 0 S: 3	H: 2 LOB: 2 BB: 0 P: 4	R: 1 E: 1 K: 0 S: 5	H: 2 LOB: 1 BB: 0 P: 5	1B: 8 2B: 2 3B: 0 HR: 2	SF: 0 SAC: 0 DP: 3 HBP: 1	WP: 0 PB: 0 SB: 1 CS: 1	PA: 37					
PITCHER	IP WLS BF H R ER SO BB IBB HBP BLK WP HR S P ERA WHIP																										
Juan Marichal, R (1, 1) ERA: 3.0	2.0		9	4	3	3	0	1	0	0	0	0	2	8	12	13.50	2.500										
Gaylord Perry, R (3, 1) ERA: 1.27	5.0		19	3	1	1	3	1	0	1	0	0	0	23	28	1.80	0.800										
Billy Pierce, L (8, 1) ERA: 3.34	1.0		3	2	0	0	0	0	0	0	0	0	0	3	3	0.00	2.000										
Bobby Bolin, R (9, 1) ERA: 3.0	1.0	W	5	2	1	0	0	0	0	0	0	0	0	5	5	0.00	2.000										

Philadelphia Phillies @ San Francisco Giants
 Candlestick Park, San Francisco, CA
 Sun May 19 1963, 6:38 AM EDT
 Att: 37,632 - Unknown

livebaseballscorecards.com

AB	33
R	5
H	11
RBI	4
BB	2
SO	3
LOB	11



Batter	1	2	3	4	5	6	7	8	9	AB R H RBI BB SO LOB	TOP									
Tony Taylor, R OBP: 0.350, SLG: 0.362 (1, 4) X	0-0 F9		0-3 K		0-3 K			0-0 HBP 1B		4 1 1 0 0 2 2	Philadelphia Phillies @ San Francisco Giants Candlestick Park, San Francisco, CA Tue May 21 1963, 10:05 PM EDT Att. 7,556 - Unknown									
Tony Gonzalez, L OBP: 0.403, SLG: 0.391 (1, 9) X	0-0 3-1		0-0 1B			0-0 1B		1-0 1B 1-2 HBP		3 0 2 1 0 0 0										
Don Demeter, R OBP: 0.371, SLG: 0.519 (1, 8) S S S	0-3 K		0-0 F9			0-3 K		0-0 1B 1-2 2-H		4 0 1 1 0 2 2										
Roy Sievers, R OBP: 0.286, SLG: 0.375 (1, 3) X		0-0 4-3		0-0 F7		0-0 P6		0-0 F2		4 0 0 0 0 0 3										
Jim Lemon, R OBP: 0.205, SLG: 0.222 (1, 7) B B B B		4-0 BB		0-0 P4		0-3 K		0-0 P6		3 0 0 0 1 1 3										
Don Hoak, R OBP: 0.248, SLG: 0.273 (1, 5) X		0-0 L5		0-0 F8			0-0 E4 4-3	0-0 P3		4 0 0 0 0 0 3										
Clay Dalrymple, L OBP: 0.324, SLG: 0.363 (1, 2) X		0-0 F7			0-0 G3		0-0 4-3		0-0 6-3	3 0 0 0 0 0 2 1 0 0 0 0 0 0										
Earl Averill, R OBP: 0.321, SLG: 0.292 (9, PH)																				
Bobby Wine, R OBP: 0.306, SLG: 0.382 (1, 6) X			0-0 SH2-4 1B		4-0 BB		0-3 K		0-0 F9	3 1 1 0 1 1 1										
Ray Culp, R OBP: 0.278, SLG: 0.188 (1, 1) X			0-0 SH2-4		0-3 K		0-3 K		0-3 K	2 0 0 0 0 2 2 1 0 0 0 0 1 0										
Wes Covington, L OBP: 0.420, SLG: 0.693 (9, PH)			1-2																	
Inning Stats	R: 0 E: 0 K: 1 S: 5	H: 0 LOB: 0 BB: 0 P: 5	R: 0 E: 0 K: 0 S: 3	H: 0 LOB: 1 BB: 1 P: 7	R: 1 E: 0 K: 1 S: 7	H: 2 LOB: 1 BB: 0 P: 7	R: 0 E: 0 K: 0 S: 3	H: 0 LOB: 0 BB: 0 P: 3	R: 0 E: 0 K: 2 S: 8	H: 1 LOB: 1 BB: 0 P: 8	R: 0 E: 1 K: 2 S: 8	H: 0 LOB: 1 BB: 0 P: 8	R: 1 E: 0 K: 0 S: 5	H: 2 LOB: 2 BB: 0 P: 6	R: 0 E: 0 K: 1 S: 5	H: 0 LOB: 0 BB: 0 P: 5	1B: 5 2B: 0 3B: 0 HR: 0	SF: 0 SAC: 1 DP: 0 HBP: 1	WP: 0 PB: 0 SB: 0 CS: 0	PA: 36
PITCHER Billy O'Dell, L ERA: 2.56 (1, 1)	IP: 9.0 WLS: W BF: 36 H: 5 R: 2 ER: 2 SO: 9 BB: 2 IBB: 0 HBP: 1 BLK: 0 WP: 0 HR: 0 S: 51 P: 60 ERA: 2.00 WHIP: 0.778											PITCHER	IP: 9.0 WLS: W BF: 36 H: 5 R: 2 ER: 2 SO: 9 BB: 2 IBB: 0 HBP: 1 BLK: 0 WP: 0 HR: 0 S: 51 P: 60 ERA: 2.00 WHIP: 0.778							

livebaseballscorecards.com

AB	32
R	2
H	5
RBI	2
BB	2
SO	9
LOB	18



Batter	1	2	3	4	5	6	7	8	9
Felipe Alou, R <small>(1, 9)</small> <small>OBP: 0.343, SLG: 0.538</small>	0-0 6-3 		0-0 P6 		0-0 F8 			0-0 6-3 	
Cap Peterson, R <small>(1, 4)</small> <small>OBP: 0.286, SLG: 0.286</small> Ernie Bowman, R <small>(8, PR)</small> <small>OBP: 0.250, SLG: 0.375</small> <small>(9, 4)</small>	0-0 		0-0 1-3 			0-0 F8 		0-0 	
Willie Mays, R <small>(1, 8)</small> <small>OBP: 0.343, SLG: 0.440</small>	0-3 K 		0-0 6-3 			0-3 K 		0-3 K 	
Willie McCovey, L <small>(1, 7)</small> <small>OBP: 0.372, SLG: 0.511</small>	0-3 K 			0-3 K 		0-3 K 			
Orlando Cepeda, R <small>(1, 3)</small> <small>OBP: 0.367, SLG: 0.545</small>		0-0 F5 		0-0 			0-0 4-3 		
Ed Bailey, L <small>(1, 2)</small> <small>OBP: 0.395, SLG: 0.671</small>		0-0 		0-0 3-1 			0-0 F5 		
Jim Davenport, R <small>(1, 5)</small> <small>OBP: 0.280, SLG: 0.326</small>		0-0 F7 		0-3 K 			0-3 K 		
Jose Pagan, R <small>(1, 6)</small> <small>OBP: 0.257, SLG: 0.262</small>		4-0 			0-0 F8 			0-0 	
Billy O'Dell, S <small>(1, 1)</small> <small>OBP: 0.130, SLG: 0.130</small>		0-0 4-3 			0-3 K 			0-3 K 	

AB	R	H	RBI	BB	SO	LOB
4	0	0	0	0	0	0
4	0	2	0	0	0	0
0	0	0	0	0	0	0
4	0	0	0	0	3	2
3	0	0	0	0	3	1
3	1	1	1	0	0	0
3	1	1	1	0	0	0
3	0	0	0	0	2	0
2	1	1	1	1	0	0
3	0	0	0	0	2	1

Inning Stats	R: 0	H: 1	E: 0	LOB: 1	K: 2	S: 8	P: 8	R: 1	H: 1	E: 0	LOB: 1	K: 0	BB: 1	S: 4	R: 0	H: 0	E: 0	LOB: 0	K: 0	BB: 0	S: 3	R: 1	H: 1	E: 0	LOB: 0	K: 2	BB: 0	S: 8	R: 0	H: 0	E: 0	LOB: 0	K: 1	BB: 0	S: 5	R: 0	H: 0	E: 0	LOB: 0	K: 2	BB: 0	S: 7	R: 0	H: 0	E: 0	LOB: 0	K: 1	BB: 0	S: 5	R: 1	H: 2	E: 0	LOB: 1	K: 2	BB: 0	S: 9	R: 0	H: 0	E: 0	LOB: 0	K: 1	BB: 0	S: 5
Ray Culp, R <small>(1, 1)</small> <small>ERA: 3.15</small>	IP	WLS	BF	H	R	ER	SO	BB	IBB	HBP	BLK	WP	HR	S	P	ERA	WHIP																																														
																		PITCHER <small>(1, 1)</small> <small>ERA: 3.15</small>	IP	WLS	BF	H	R	ER	SO	BB	IBB	HBP	BLK	WP	HR	S	P	ERA	WHIP																												

BOTTOM

Philadelphia Phillies @ San Francisco Giants
 Candlestick Park, San Francisco, CA

Tue May 21 1963, 10:05 PM EDT
 Att. 7,556 - Unknown

livebaseballscorecards.com

AB	29
R	3
H	5
RBI	3
BB	1
SO	10
LOB	4

WP	PA	3B	DP	CS	HR	HBP	SF	SAC	ERA	WHIP
0	30	0	0	0	3	0	0	0	3.38	0.750

Batter	1	2	3	4	5	6	7	8	9	AB R H RBI BB SO LOB	TOP											
Tony Taylor, R OBP: 0.356, SLG: 0.382 (1, 4) X	0-0 5-3		1-2 1B 2B		0-1 1-2 1B	0-0 1-3 2-H 3-H 2B			0-2 5-3	5 1 3 2 0 0 1												
Johnny Callison, L OBP: 0.308, SLG: 0.367 (1, 9) X	0-0 F7		2-2 S 1B		1-1 F7	1-0 P4			0-2 FC5 2-H 1B	5 0 2 2 0 0 4												
Tony Gonzalez, L OBP: 0.392, SLG: 0.374 (1, 8) S F X	0-2 6-3		3-2 1-3 1-2		2-1 4-3				4-0 IBB	4 0 0 0 1 1 3												
Wes Covington, L OBP: 0.417, SLG: 0.670 Ruben Amaro, R OBP: 0.250, SLG: 0.143 (1, 7) (7, 5)		2-2 F8	1-1 1-3		0-0 SH2-3 1B			0-0 P6	0-0 FC5 2-3f	4 1 1 0 0 0 1 1 0 0 0 0 0 2												
Don Demeter, R OBP: 0.367, SLG: 0.515 (1, 5) (7, 7)		0-0 2B		2-1 F9		0-1 SH2-3 1-2		0-0 5-3		3 0 1 0 0 0 0												
Frank Torre, L OBP: 0.308, SLG: 0.143 (1, 3) X		0-1 3-1		0-0 5-3		0-2 G3		0-0 F7		4 0 0 0 0 0 2												
Clay Dalrymple, L OBP: 0.319, SLG: 0.347 (1, 2) S F X		2-3 K		0-0 F7		4-0 BB 1B 2B IBB		0-0 L8		3 1 0 0 1 1 1												
Bobby Wine, R OBP: 0.293, SLG: 0.364 (1, 6) S F X			1-2 3-1		0-0 1-3	0-0 BB 2B 1B		1-3 K		4 1 1 1 0 1 0												
Cal McLish, S OBP: 0.381, SLG: 0.389 (1, 1) S F X			4-2 2B 1B BB		1-1 1B 1B	4-0 2B BB		0-0 5-3 1B 1B		2 1 2 0 2 0 0												
Inning Stats	R: 0 E: 0 K: 0 S: 5	H: 0 LOB: 0 BB: 0 P: 5	R: 0 E: 0 K: 1 S: 9	H: 1 LOB: 1 BB: 0 P: 13	R: 2 E: 0 K: 0 S: 16	H: 2 LOB: 1 BB: 1 P: 28	R: 0 E: 0 K: 0 S: 4	H: 0 LOB: 0 BB: 0 P: 6	R: 0 E: 0 K: 0 S: 9	H: 2 LOB: 2 BB: 0 P: 13	R: 3 E: 0 K: 0 S: 9	H: 3 LOB: 2 BB: 2 P: 18	R: 0 E: 0 K: 1 S: 5	H: 0 LOB: 0 BB: 0 P: 7	R: 0 E: 0 K: 1 S: 5	H: 0 LOB: 0 BB: 0 P: 6	R: 0 E: 0 K: 0 S: 8	H: 2 LOB: 2 BB: 1 P: 12	1B: 7 2B: 3 3B: 0 HR: 0	SF: 0 SAC: 1 DP: 0 HBP: 0	WP: 0 PB: 0 SB: 1 CS: 0	PA: 40
PITCHER	IP WLS BF H R ER SO BB IBB HBP BLK WP HR S P ERA WHIP											PITCHER	IP WLS BF H R ER SO BB IBB HBP BLK WP HR S P ERA WHIP									
Bob Purkey, R ERA: 3.75 (1, 1)	5.2 L 28 8 5 5 1 2 1 0 0 0 0 51 81 7.94 1.765																					
Dom Zanni, R ERA: 12.27 (6, 1)	0.1 1 0 0 0 0 0 0 0 0 0 0 0 1 2 0.00 0.000																					
John Tsitouris, R ERA: 7.0 (7, 1)	2.0 6 0 0 0 2 0 0 0 0 0 0 10 13 0.00 0.000																					
Al Worthington, R ERA: 2.95 (9, 1)	1.0 5 2 0 0 0 0 0 1 0 0 0 0 8 12 0.00 2.000																					

Philadelphia Phillies @ Cincinnati Reds
Crosley Field, Cincinnati, OH
Fri May 24 1963, 7:05 PM EDT
Att. 9,367 - Unknown

livebaseballscorecards.com

AB	35
R	5
H	10
RBI	5
BB	4
SO	3
LOB	14



Batter	1	2	3	4	5	6	7	8	9	AB R H RBI BB SO LOB	TOP	
Tony Taylor, R (1, 4) OBP: 0.353, SLG: 0.393	0-0 B3		3-2 1B 3B		0-0 F3		0-0 F9			4 1 1 0 0 0 1		
Don Hoak, R (1, 5) OBP: 0.247, SLG: 0.270	1-3 K		1-2		1-1 S 1B			2-3 K		1 0 0 0 0 1 0		
Tony Gonzalez, L (1, 8) OBP: 0.397, SLG: 0.381			3-H 1B		2-H 1B					3 0 2 2 0 1 0		
Don Demeter, R (1, 8) OBP: 0.364, SLG: 0.504	4-2 BB		0-0 6-3		2-2 F8			0-1 P6		3 0 0 0 1 0 2		
Roy Sievers, R (1, 3) OBP: 0.284, SLG: 0.368	0-3 K			0-0 5-3		0-0 1B		2-0 L8		4 0 1 0 0 1 1		
Jim Lemon, R (1, 7) OBP: 0.182, SLG: 0.195		2-3 K		2-1 P4		0-0 F8		2-3 K		4 0 0 0 0 2 1		
Earl Averill, R (1, 2) OBP: 0.323, SLG: 0.269		3-3 K		4-2 BB		0-0 F5		1-2 4-3		2 0 0 0 1 1 1		
Clay Dalrymple, L (6, 2) OBP: 0.316, SLG: 0.343										1 0 0 0 0 0 0		
Johnny Callison, L (1, 9) OBP: 0.300, SLG: 0.357		2-2 F7		1-1 F9		0-1 3-1		0-0 1-3		4 0 0 0 0 0 2		
Bobby Wine, R (1, 6) OBP: 0.303, SLG: 0.372			3-2 G6-3 1B		0-0 SH1-3 1B		2-1 1-3			3 1 2 0 0 0 0		
Art Mahaffey, R (1, 1) OBP: 0.111, SLG: 0.111			1-2 G6-3		0-0 SH1-3		0-0 6-3			1 0 0 0 0 0 1		
Johnny Klippstein, R (4, 1)										0 0 0 0 0 0 0		
Cookie Rojas, R (7, PH) OBP: 0.184, SLG: 0.114			1-2 1-2f							1 0 0 0 0 0 0		
Jack Baldschun, R (7, 1)										0 0 0 0 0 0 0		
Inning Stats	R: 0 H: 0 E: 0 LOB: 1 K: 2 BB: 1 S: 11 P: 16	R: 0 H: 0 E: 0 LOB: 0 K: 2 BB: 0 S: 10 P: 17	R: 1 H: 3 E: 0 LOB: 1 K: 0 BB: 0 S: 15 P: 23	R: 0 H: 0 E: 0 LOB: 1 K: 0 BB: 1 S: 7 P: 14	R: 1 H: 2 E: 0 LOB: 1 K: 0 BB: 0 S: 8 P: 11	R: 0 H: 1 E: 0 LOB: 1 K: 0 BB: 0 S: 5 P: 5	R: 0 H: 0 E: 0 LOB: 0 K: 0 BB: 0 S: 4 P: 6	R: 0 H: 0 E: 0 LOB: 0 K: 1 BB: 0 S: 9 P: 13	R: 0 H: 0 E: 0 LOB: 0 K: 1 BB: 0 S: 9 P: 12	1B: 5 SF: 0 2B: 0 SAC: 1 3B: 1 DP: 1 HR: 0 HBP: 0	WP: 0 PA: 34 PB: 0 SB: 1 CS: 0	
PITCHER Joe Nuxhall, L (1, 1) ERA: 2.14	IP WLS BF H R ER SO BB IBB HBP BLK WP HR S P ERA WHIP	9.0 W 34 6 2 2 6 2 0 0 0 0 0 0 78 117 2.00 0.889										

Philadelphia Phillies @ Cincinnati Reds
 Crosley Field, Cincinnati, OH
 Sat May 25 1963, 3:33 AM EDT
 Att. 5,419 - Unknown

livebaseballscorecards.com

AB	31
R	2
H	6
RBI	2
BB	2
SO	6
LOB	9



Batter	1	2	3	4	5	6	7	8	9	AB R H RBI BB SO LOB
Pete Rose, S OBP: 0.362, SLG: 0.370 (1, 4)	3-2 1-3		2-2 1B FC4-6	0-0 1-2 2-3 1B		H 1-0 CS HBP		3-2 2-3 6-3		4 1 2 0 0 0 1
Bob Skinner, L OBP: 0.347, SLG: 0.388 (1, 7)	1-0 3-1		0-0 1-3 FC4-6 1B	1-3 K		C B B 2-1 CS	2-1 F8	4-2 BB		4 0 1 0 1 1 3
Vada Pinson, L OBP: 0.302, SLG: 0.392 (1, 8)	0-1 E S E 1B		2-2 1-2f 3-H FC4-6 E S 1B	0-0 3-1			0-0 L3	3-2 4-3		5 1 1 1 0 0 6
Frank Robinson, R OBP: 0.376, SLG: 0.431 (1, 9)	2-2 E5 1-H		1-2 P3		4-2 1B S BB		2-1 2B 1B HBP			2 2 0 0 1 0 1
Gordy Coleman, L OBP: 0.248, SLG: 0.380 (1, 3)	2-0 F8		2-0 F8		0-2 F5		0-1 1B 1-3 2B			4 0 1 0 0 0 3
Daryl Spencer, R OBP: 0.474, SLG: 0.485 (1, 5)		3-2 5-3 1B		0-2 1B 1B	1-2 1B G6-4-3 1B		1-0 1B 2-3 3-H			4 1 4 2 0 0 0
Johnny Edwards, L OBP: 0.364, SLG: 0.411 (1, 2)		2-2 5-3		0-0 1B 1B 1B	1-0 G6-4-3		0-0 1-3			4 0 1 0 0 0 4
Leo Cardenas, R OBP: 0.275, SLG: 0.416 (1, 6)		0-1 F5		0-1 1B 1-2 3-H 1B		X 0-0 6-3	X 0-0 6-3 SH1-4 1B			4 0 2 1 0 0 1
Joe Nuxhall, L OBP: 0.105, SLG: 0.105 (1, 1)		2-2 F7		1-3 K		F B S C 1-3 K	F X 0-1 SH1-4			3 0 0 0 0 2 3

Inning Stats		R: 1	H: 1	E: 1	LOB: 1	K: 0	BB: 0	S: 11	R: 0	H: 1	E: 0	LOB: 1	K: 0	BB: 0	S: 12	R: 1	H: 2	E: 0	LOB: 1	K: 0	BB: 0	S: 14	R: 1	H: 4	E: 0	LOB: 3	K: 2	BB: 0	S: 14	R: 1	H: 1	E: 0	LOB: 0	K: 0	BB: 1	S: 9	R: 0	H: 0	E: 0	LOB: 0	K: 1	BB: 0	S: 5	R: 1	H: 2	E: 0	LOB: 2	K: 0	BB: 0	S: 8	R: 0	H: 1	E: 0	LOB: 2	K: 0	BB: 1	S: 13
PITCHER		IP	WLS	BF	H	R	ER	SO	BB	IBB	HBP	BLK	WP	HR	S	P	ERA	WHIP																																							
Art Mahaffey, R ERA: 4.47 (1, 1)		3.0	L	17	7	3	2	0	0	0	0	0	0	0	43	65	6.00	2.333																																							
Johnny Klippstein, R ERA: 1.55 (4, 1)		3.0		11	2	1	1	3	1	0	1	0	0	0	22	34	3.00	1.000																																							
Jack Baldschun, R ERA: 3.41 (7, 1)		2.0		11	3	1	1	0	1	0	1	0	0	0	21	36	4.50	2.000																																							


BOTTOM

Philadelphia Phillies @ Cincinnati Reds
Crosley Field, Cincinnati, OH

Sat May 25 1963, 3:33 AM EDT
Att. 5,419 - Unknown

livebaseballscorecards.com

AB	34
R	5
H	12
RBI	4
BB	2
SO	3
LOB	22



1B: 11	SF: 0	WP: 0	PA: 40
2B: 1	SAC: 1	PB: 0	
3B: 0	DP: 1	SB: 3	
HR: 0	HBP: 2	CS: 1	

Batter	1	2	3	4	5	6	7	8	9	AB R H RBI BB SO LOB	TOP											
Tony Taylor, R (1, 4) OBP: 0.373, SLG: 0.410	0-1 CS 1B		X 0-0 2B 1B		B 4-2 G1-3 BB		X 0-0 E 1B 1B	X 0-0 1B SF9 1B		4 4 4 0 1 0 0												
Johnny Callison, L (1, 9) OBP: 0.309, SLG: 0.361	4-0 1B E BB		X 0-0 F7 1B		X 0-0 WP G1-3 1B		X 0-0 E8 1B 1B	X 0-0 1-3 1B		4 2 2 0 1 0 2												
Tony Gonzalez, L (1, 8) OBP: 0.397, SLG: 0.392	1-2 E FC5-2 1B		X 0-0 1-H 2B		S 3-2 G1-3 1-2 2-H		X 2-2 L7 1-3 2-H	X 0-0 SF9 3-H		4 0 2 3 0 0 3												
Wes Covington, L (1, 7) OBP: 0.419, SLG: 0.661 Ruben Amaro, R (7, 5) OBP: 0.240, SLG: 0.136	0-0 E4 FC5-2 1-3 3-H		C 3-3 K 2B		B 4-1 SF7-4-3 BB		X 0-0 1-3 2-H 1B	X 0-0 F9 3-H		3 0 1 2 1 1 2 1 0 0 0 0 0 1												
Don Demeter, R (1, 5) OBP: 0.359, SLG: 0.497	0-2 FC5-2 1-2 3-H		S 0-3 K		X 0-0 SF7-4-3 1-2 3-H		X 0-1 SH5-3 SH HR 1B	S 0-3 K		4 1 1 1 0 2 3												
Frank Torre, L (1, 3) OBP: 0.267, SLG: 0.120	0-3 K		X 0-0 L8		X 0-0 F9		X 0-0 SH SH5-3 HR	X 0-0 4-3		4 1 0 0 0 1 2												
Clay Dalrymple, L (1, 2) OBP: 0.322, SLG: 0.350		X 0-0 G6-4-3 1B		X 0-0 FC4-6 1B		X 0-0 P6	L 0-2 SH5-3 1-2 2-3	X 0-0 4-3		4 0 2 0 0 0 0												
Bobby Wine, R (1, 6) OBP: 0.301, SLG: 0.362		X 0-0 G6-4-3 1-2f		B 3-2 FC4-6 FC4-6 1-2f		X 0-0 L6	X 4-0 HR IBB			3 1 0 0 1 0 2												
Chris Short, R (1, 1) OBP: 0.053, SLG: 0.158 Roy Sievers, R (8, PH) OBP: 0.293, SLG: 0.420 Jack Baldschun, R (8, 1)		O 0-3 K		X 0-0 FC4-6 1-2f		B 3-3 K	B 1-2 HR			3 0 0 0 0 2 1 1 1 1 4 0 0 0 0 0 0 0 0 0 0												
Inning Stats	R: 1 E: 1 K: 1 S: 13	H: 2 LOB: 2 BB: 1 P: 18	R: 0 E: 0 K: 1 S: 5	H: 1 LOB: 0 BB: 0 P: 5	R: 1 E: 0 K: 2 S: 9	H: 2 LOB: 1 BB: 0 P: 12	R: 0 E: 0 K: 0 S: 7	H: 1 LOB: 1 BB: 0 P: 10	R: 2 E: 0 K: 0 S: 10	H: 1 LOB: 0 BB: 2 P: 21	R: 0 E: 0 K: 0 S: 3	H: 0 LOB: 0 BB: 0 P: 3	R: 1 E: 1 K: 1 S: 11	H: 2 LOB: 2 BB: 0 P: 16	R: 5 E: 0 K: 0 S: 13	H: 4 LOB: 1 BB: 1 P: 18	R: 0 E: 0 K: 1 S: 5	H: 0 LOB: 0 BB: 0 P: 5	1B: 11 2B: 2 3B: 0 HR: 1	SF: 2 SAC: 2 DP: 2 HBP: 0	WP: 1 PB: 0 SB: 0 CS: 1	PA: 43
PITCHER	IP WLS BF H R ER SO BB IBB HBP BLK WP HR S P ERA WHIP																					
Jim Maloney, R (1, 1) ERA: 2.54	7.0 L 31 9 5 4 5 3 0 0 0 0 1 0 58 85 5.14 1.714																					
Bill Henry, L (8, 1) ERA: 6.91	0.1 7 4 5 5 0 0 0 1 0 0 0 1 11 16 135.00 12.000																					
John Tsitouris, R (8, 1) ERA: 6.41	1.2 5 0 0 0 0 1 0 0 0 0 0 0 7 7 0.00 0.000																					

Philadelphia Phillies @ Cincinnati Reds
Crosley Field, Cincinnati, OH
Sun May 26 1963, 3:33 AM EDT
Unknown

livebaseballscorecards.com

AB	35
R	10
H	13
RBI	10
BB	4
SO	6
LOB	16



Batter	1	2	3	4	5	6	7	8	9	AB	R	H	RBI	BB	SO	LOB	BOTTOM															
Pete Rose, S (1, 4) OBP: 0.370, SLG: 0.374	2-1 6-3		4-2 1B BB		0-0 6-3		0-0 1B		0-0 FC4-6 1B	4	1	2	0	1	0	0	Philadelphia Phillies @ Cincinnati Reds Crosley Field, Cincinnati, OH Sun May 26 1963, 3:33 AM EDT Unknown															
Bob Skinner, L (1, 7) OBP: 0.342, SLG: 0.381	1-2 4-3		0-0 1B 1B		1-3 K		0-1 G3		0-0 FC4-6 1-2f 1B	5	0	1	1	0	1	2																
Vada Pinson, L (1, 8) OBP: 0.312, SLG: 0.398	1-3 K		0-0 1B 2-H			4-2 3B BB		0-0 FC5 4-3 1B	3	1	2	1	1	1	0																	
Frank Robinson, R (1, 9) OBP: 0.373, SLG: 0.440		2-1 L8	3-1 F9		0-0 1B 3B		0-0 4-3	0-0 4-3	1-2	4	1	1	1	0	0	3																
Daryl Spencer, R (1, 5) OBP: 0.452, SLG: 0.444		0-0 P3	1-1 F8		0-0 4-3		4-2 BB			3	0	0	0	1	0	3																
Don Pavletich, R (1, 3) OBP: 0.300, SLG: 0.235 Gordy Coleman, L (8, PH) OBP: 0.247, SLG: 0.377 (9, 3)		0-0 2B		0-0 F7		2-0 6-3		0-3 K		3	0	1	0	0	0	1																
Leo Cardenas, R (1, 6) OBP: 0.275, SLG: 0.412		0-3 K		0-0 1-3		0-0 CS 1B		0-0 FC5		4	0	1	1	0	1	3																
Johnny Edwards, L (1, 2) OBP: 0.361, SLG: 0.414			0-0 FC3-5 2B	0-2 3-1		0-2 CS 1-2	3-3 K		0-0 G3	4	0	1	0	0	1	0																
Jim Maloney, L (1, 1) OBP: 0.120, SLG: 0.083 Ken Walters, R (7, PH) OBP: 0.269, SLG: 0.346 Bill Henry, L (8, 1) John Tsitouris, R (8, 1) Jesse Gonder, L (9, PH) OBP: 0.357, SLG: 0.846			0-0 FC3-5 BB 1B		0-0 G3		2-3 K		0-3 K	2	1	0	0	0	0	1																
Inning Stats	R: 0 E: 0 K: 1 S: 9	H: 0 LOB: 0 BB: 0 P: 13	R: 0 E: 0 K: 1 S: 7	H: 1 LOB: 1 BB: 0 P: 9	R: 2 E: 0 K: 0 S: 10	H: 3 LOB: 2 BB: 1 P: 18	R: 0 E: 0 K: 0 S: 5	H: 0 LOB: 0 BB: 0 P: 5	R: 0 E: 0 K: 1 S: 5	H: 0 LOB: 0 BB: 0 P: 6	R: 2 E: 0 K: 2 S: 8	H: 2 LOB: 0 BB: 1 P: 14	R: 0 E: 0 K: 2 S: 10	H: 1 LOB: 1 BB: 0 P: 15	R: 0 E: 0 K: 1 S: 8	H: 1 LOB: 2 BB: 1 P: 12		R: 0 E: 0 K: 1 S: 6	H: 1 LOB: 1 BB: 0 P: 6	1B: 6 2B: 2 3B: 1 HR: 0	SF: 0 SAC: 0 DP: 0 HBP: 0	WP: 0 PB: 0 SB: 0 CS: 1	PA: 39									
PITCHER Chris Short, L (1, 1) ERA: 4.39 Jack Baldschun, R (8, 1) ERA: 3.21	IP 7.0	WLS W	BF 29	H 7	R 4	ER 4	SO 5	BB 2	IBB 0	HBP 0	BLK 0	WP 0	HR 0	S 54	P 80	ERA 5.14	WHIP 1.286															
											PITCHER	IP 2.0	WLS S	BF 9	H 2	R 0	ER 0	SO 2	BB 1	IBB 0	HBP 0	BLK 0	WP 0	HR 0	S 14	P 18	ERA 0.00	WHIP 1.500				

livebaseballscorecards.com

AB	35
R	4
H	9
RBI	4
BB	3
SO	7
LOB	15



Batter	1	2	3	4	5	6	7	8	9	AB R H RBI BB SO LOB	TOP
Tony Taylor, R OBP: 0.370, SLG: 0.408 (1, 4)	1-0 5-3		3-2 1B 1B		0-0 SF9			0-0 5-3		3 1 1 1 0 0 0	
Johnny Callison, L OBP: 0.308, SLG: 0.358 (1, 9)	0-0 F8		0-2 1B 1B		3-H 2-3 K			2-2 4-3		4 0 1 1 0 1 1	
Tony Gonzalez, L OBP: 0.400, SLG: 0.396 (1, 8)	3-2 4-3		0-0 1B		0-0 G4-6-3 1B			0-0 4-3		4 0 2 1 0 0 0	
Wes Covington, L OBP: 0.409, SLG: 0.643 Ruben Amaro, R OBP: 0.231, SLG: 0.130 (1, 7) (6, 5)		0-1 3-1		3-1 F9		0-0 G4-6-3		0-0 F9		3 0 0 0 0 0 1 1 0 0 0 0 0 0	
Don Demeter, R OBP: 0.363, SLG: 0.493 (1, 5) (6, 7)		0-0 CS 1B		0-0 F7		4-0 BB		0-0 L5		3 0 1 0 1 0 0	
Frank Torre, L OBP: 0.235, SLG: 0.103 (1, 3)		0-2 F8		0-0 P4		0-0 L9		1-2 4-3		4 0 0 0 0 0 2	
Clay Dalrymple, L OBP: 0.322, SLG: 0.349 (1, 2)		0-0 CS	0-0 F8		0-0 1B SF9 1B		0-0 P6			3 1 1 0 0 0 0	
Bobby Wine, R OBP: 0.302, SLG: 0.361 (1, 6)			0-0 P4		1-2 SH2-3 1B		0-0 4-3			3 0 1 0 0 0 0	
Ray Culp, R OBP: 0.300, SLG: 0.222 (1, 1)			1-1 1B 1B		0-0 SH2-3		0-0 P5			2 1 1 0 0 0 0	
Inning Stats	R: 0 E: 0 K: 0 S: 5 H: 0 LOB: 0 BB: 0 P: 9	R: 0 E: 0 K: 0 S: 10 H: 1 LOB: 0 BB: 0 P: 10	R: 2 E: 0 K: 0 S: 12 H: 4 LOB: 2 BB: 0 P: 16	R: 0 E: 0 K: 0 S: 4 H: 0 LOB: 0 BB: 0 P: 7	R: 1 E: 0 K: 1 S: 9 H: 2 LOB: 1 BB: 0 P: 12	R: 0 E: 0 K: 0 S: 3 H: 1 LOB: 1 BB: 1 P: 7	R: 0 E: 0 K: 0 S: 3 H: 0 LOB: 0 BB: 0 P: 3	R: 0 E: 0 K: 0 S: 5 H: 0 LOB: 0 BB: 0 P: 7	R: 0 E: 0 K: 0 S: 6 H: 0 LOB: 0 BB: 0 P: 7	1B: 8 2B: 0 3B: 0 HR: 0 SF: 1 SAC: 1 DP: 1 HBP: 0	WP: 0 PB: 0 SB: 0 CS: 1 PA: 34
PITCHER Joey Jay, R ERA: 4.05 (1, 1)	IP: 8.0 WLS: L BF: 30 H: 8 R: 3 ER: 3 SO: 1 BB: 1 IBB: 0 HBP: 0 BLK: 0 WP: 0 HR: 0 S: 51 P: 71 ERA: 3.38 WHIP: 1.125										
Al Worthington, R ERA: 2.79 (9, 1)	IP: 1.0 WLS: 3 BF: 0 H: 0 R: 0 ER: 0 SO: 0 BB: 0 IBB: 0 HBP: 0 BLK: 0 WP: 0 HR: 0 S: 6 P: 7 ERA: 0.00 WHIP: 0.000										

Philadelphia Phillies @ Cincinnati Reds
Crosley Field, Cincinnati, OH
Sun May 26 1963, 3:38 AM EDT
Att. 14,417 - Unknown

AB	30
R	3
H	8
RBI	3
BB	1
SO	1
LOB	4



WP: 0	PA: 34
PB: 0	
SB: 0	
CS: 1	

livebaseballscorecards.com

Batter	1	2	3	4	5	6	7	8	9
Pete Rose, S (1, 4) OBP: 0.360, SLG: 0.362	1-3 K		0-3 K		3-3 K			2-3 K	
Bob Skinner, L (1, 7) OBP: 0.333, SLG: 0.370	0-2 4-3		0-3 K			3-3 K		3-2 F5	
Vada Pinson, L (1, 8) OBP: 0.311, SLG: 0.390	1-3 K			4-1 S BB		0-1 F8		1-2 F7	
Frank Robinson, R (1, 9) OBP: 0.364, SLG: 0.428		3-2 L8		0-0 F7		3-2 F7		2-3 K	
Gordy Coleman, L (1, 3) OBP: 0.247, SLG: 0.373		1-1 FC6-4 1B		3-3 K		0-0 B3		0-3 K	
Daryl Spencer, R (1, 5) OBP: 0.435, SLG: 0.410		0-0 FC6-4 BB 1-2f		0-0 6-3 1-2		4-1 FC5-4 BB		0-0 5-3	
Johnny Edwards, L (1, 2) OBP: 0.361, SLG: 0.408		4-0 FC6-4 BB 1-2		3-3 K		0-0 F9			
Leo Cardenas, R (1, 6) OBP: 0.276, SLG: 0.411		0-0 FC6-4 1-2f		0-0 1B		1-2 FC5-4 1-2f			
Joey Jay, S (1, 1) OBP: 0.143, SLG: 0.143			0-0 6-3		0-3 K			1-0 1B	
Jesse Gonder, L (8, PH) OBP: 0.400, SLG: 0.857									
Tommy Harper, R (8, PR) OBP: 0.343, SLG: 0.224									
Al Worthington, R (9, 1)									

BOTTOM										
AB	R	H	RBI	BB	SO	LOB				
4	0	0	0	0	4	2				
4	0	0	0	0	2	1				
3	0	0	0	1	1	1				
4	0	0	0	0	1	1				
4	0	1	0	0	2	1				
3	0	0	0	1	0	2				
2	0	0	0	1	1	1				
3	0	1	0	0	0	3				
2	0	0	0	0	1	1				
1	0	1	0	0	0	0				
0	0	0	0	0	0	0				
0	0	0	0	0	0	0				

Philadelphia Phillies @ Cincinnati Reds
 Crosley Field, Cincinnati, OH
 Sun May 26 1963, 3:38 AM EDT
 Att. 14,417 - Unknown

AB	30
R	0
H	3
RBI	0
BB	3
SO	12
LOB	13



Inning Stats		R: 0	H: 0	R: 0	H: 1	R: 0	H: 0	R: 0	H: 1	R: 0	H: 0	R: 0	H: 0	R: 0	H: 1	R: 0	H: 0	
		E: 0	LOB: 0	E: 0	LOB: 2	E: 0	LOB: 0	E: 0	LOB: 1	E: 0	LOB: 0	E: 0	LOB: 1	E: 0	LOB: 1	E: 0	LOB: 0	
		K: 2	BB: 0	K: 0	BB: 1	K: 2	BB: 0	K: 1	BB: 1	K: 3	BB: 0	K: 0	BB: 1	K: 1	BB: 0	K: 2	BB: 0	
		S: 10	P: 12	S: 7	P: 15	S: 7	P: 7	S: 6	P: 13	S: 11	P: 17	S: 7	P: 12	S: 13	P: 20	S: 7	P: 9	
		1B: 3	SF: 0	1B: 3	SF: 0	2B: 0	SAC: 0	3B: 0	DP: 0	HR: 0	HBP: 0	WP: 0	PA: 33	PB: 0	SB: 1	CS: 0		
PITCHER		IP	WLS	BF	H	R	ER	SO	BB	IBB	HBP	BLK	WP	HR	S	P	ERA	WHIP
Ray Culp, R (1, 1) ERA: 2.7		9.0	W	33	3	0	0	12	3	0	0	0	0	0	76	119	0.00	0.667

Batter	1	2	3	4	5	6	7	8	9	AB R H RBI BB SO LOB	TOP											
Tony Taylor, R (1, 4) OBP: 0.373, SLG: 0.407	0-1 E3		4-2 HR BB		1-1 FC4-6 1B		0-0 1-3			3 1 1 0 1 0 0	Philadelphia Phillies @ Pittsburgh Pirates Forbes Field, Pittsburgh, PA Tue May 28 1963, 7:05 PM EDT Att. 8,497 - Unknown											
Johnny Callison, L (1, 9) OBP: 0.306, SLG: 0.374	1-1 1-3		0-0 HR		0-2 FC4-6 3B		0-3 K			4 2 1 2 0 1 3												
Tony Gonzalez, L (1, 8) OBP: 0.403, SLG: 0.413	3-2 F9		1-2 1B		1-1 1B 3B		1-3 K			4 1 2 2 0 1 1												
Wes Covington, L (1, 7) OBP: 0.408, SLG: 0.636 Ruben Amaro, R (5, PR) OBP: 0.222, SLG: 0.125	1-1 3-1		0-1 G3		0-1 1B 1B		0-0 6-3			3 0 1 1 0 0 2 1 0 0 0 0 0 0												
Don Demeter, R (1, 5) OBP: 0.360, SLG: 0.487		1-3 K		1-1 E5 G4-6-3 1B		1-2 1B		2-3 K		4 0 1 0 0 2 0												
Frank Torre, L (1, 3) OBP: 0.237, SLG: 0.121		2-1 G3-6-3 1B		1-0 L8		2-3 K		0-0 4-3		4 0 1 0 0 1 3												
Clay Dalrymple, L (1, 2) OBP: 0.312, SLG: 0.336		0-2 G3-6-3		0-0 G4-6-3		2-2 F2		0-0 F8		4 0 0 0 0 0 2												
Bobby Wine, R (1, 6) OBP: 0.292, SLG: 0.350		2-1 5-3		1-3 K		0-3 K		0-1 F9		4 0 0 0 0 2 0												
Cal McLish, S (1, 1) OBP: 0.320, SLG: 0.318		1-3 K		0-1 E3 FC4-6 1B 3B		1-3 K		1-3 K		4 1 0 0 0 3 0												
Inning Stats	R: 0 E: 1 K: 0 S: 9	H: 0 LOB: 1 BB: 0 P: 14	R: 0 E: 0 K: 1 S: 9	H: 1 LOB: 0 BB: 0 P: 12	R: 2 E: 0 K: 1 S: 15	H: 2 LOB: 1 BB: 1 P: 23	R: 0 E: 1 K: 0 S: 4	H: 0 LOB: 0 BB: 0 P: 6	R: 3 E: 1 K: 2 S: 21	H: 4 LOB: 2 BB: 0 P: 27		R: 0 E: 0 K: 2 S: 9	H: 0 LOB: 0 BB: 0 P: 12	R: 0 E: 0 K: 2 S: 7	H: 0 LOB: 0 BB: 0 P: 8	R: 0 E: 0 K: 1 S: 5	H: 0 LOB: 0 BB: 0 P: 7	R: 0 E: 0 K: 1 S: 7	H: 0 LOB: 0 BB: 0 P: 8	1B: 5 2B: 0 3B: 1 HR: 1	SF: 0 SAC: 0 DP: 2 HBP: 0	WP: 0 PB: 0 SB: 0 CS: 0
PITCHER	IP WLS BF H R ER SO BB IBB HBP BLK WP HR S P ERA WHIP																					
Bob Friend, R (1, 1) ERA: 2.64	4.2 L 21 5 5 2 3 1 0 0 0 0 0 1 50 71 3.86 1.286																					
Harvey Haddix, L (5, 1) ERA: 2.42	2.1 9 2 0 0 5 0 0 0 0 0 0 0 24 31 0.00 0.857																					
Tommie Sisk, R (8, 1) ERA: 0.84	2.0 6 0 0 0 2 0 0 0 0 0 0 0 12 15 0.00 0.000																					

livebaseballscorecards.com

AB	35
R	5
H	7
RBI	5
BB	1
SO	10
LOB	11



Batter	1	2	3	4	5	6	7	8	9	AB	R	H	RBI	BB	SO	LOB
Dick Schofield, S OBP: 0.321, SLG: 0.262 (1, 6)	0-3 K		3-2 L4-3 1B		1-1 6-3		0-0 4-3			4	0	1	0	0	1	1
Bill Virdon, L OBP: 0.269, SLG: 0.290 (1, 8)	0-1 L6		2-1 L4-3 1-2		0-1 G5-4-3 1B			3-2 P5		4	0	1	0	0	0	1
Roberto Clemente, R OBP: 0.345, SLG: 0.453 Willie Stargell, L OBP: 0.371, SLG: 0.452 (1, 9) (6, 9)	1-0 1B		0-0 1-3		1-0 G5-4-3 1-2f			0-1 6-3		3	0	1	0	0	0	1
Bill Mazerowski, R OBP: 0.364, SLG: 0.407 (1, 4)	3-2 L7			0-0 F9 1B 2B		1-0 5-3		0-3 K		4	1	1	0	0	1	1
Jerry Lynch, L OBP: 0.268, SLG: 0.447 (1, 7)		4-1 FC3-6 BB		2-1 F9		1-2 4-3		0-0 G3		3	0	0	0	1	0	1
Smoky Burgess, L OBP: 0.313, SLG: 0.416 (1, 2)		2-2 FC3-6 1B 1-2f		0-0 4-1 1B 3-H		0-0 4-3		3-1 1-3		4	0	1	1	0	0	1
Donn Clendenon, R OBP: 0.341, SLG: 0.467 (1, 3)		2-2 F9		2-1 4-1 1-2			1-2 2B		1-1 F8	4	0	1	0	0	0	2
Bob Bailey, R OBP: 0.325, SLG: 0.387 (1, 5)		1-2 1B		4-2 BB			0-1 L8			2	0	1	0	1	0	1
Bob Friend, R OBP: 0.107, SLG: 0.074 Harvey Haddix, L OBP: 0.200, SLG: 0.400 Johnny Logan, R OBP: 0.417, SLG: 0.364 Tommie Sisk, R (8, 1)		2-2 1-3		1-3 K			3-3 K			2	0	0	0	0	1	4

Inning Stats	R: 0	H: 1	E: 0	K: 1	S: 9	R: 0	H: 1	E: 1	K: 0	S: 18	R: 0	H: 1	E: 0	K: 0	S: 6	R: 1	H: 2	E: 0	K: 1	S: 11	R: 0	H: 1	E: 0	K: 0	S: 5	R: 0	H: 0	E: 0	K: 0	S: 6	R: 0	H: 1	E: 0	K: 1	S: 9	R: 0	H: 0	E: 0	K: 1	S: 8	R: 0	H: 0	E: 0	K: 0	S: 5	R: 0	H: 0	E: 0	K: 0	S: 9	R: 0	H: 0	E: 0	K: 0	S: 5	1B: 5	2B: 3	3B: 0	HR: 0	SF: 0	SAC: 0	DP: 2	HBP: 0	WP: 0	PB: 0	SB: 0	CS: 0	PA: 34
--------------	------	------	------	------	------	------	------	------	------	-------	------	------	------	------	------	------	------	------	------	-------	------	------	------	------	------	------	------	------	------	------	------	------	------	------	------	------	------	------	------	------	------	------	------	------	------	------	------	------	------	------	------	------	------	------	------	-------	-------	-------	-------	-------	--------	-------	--------	-------	-------	-------	-------	--------

PITCHER	IP	WLS	BF	H	R	ER	SO	BB	IBB	HBP	BLK	WP	HR	S	P	ERA	WHIP
Cal McLish, R ERA: 2.86 (1, 1)	9.0	W	34	7	1	1	4	2	0	0	0	0	0	77	121	1.00	1.000

BOTTOM

Philadelphia Phillies @ Pittsburgh Pirates
 Forbes Field, Pittsburgh, PA
 Tue May 28 1963, 7:05 PM EDT
 Att. 8,497 - Unknown

AB	32
R	1
H	7
RBI	1
BB	2
SO	4
LOB	14



Batter	1	2	3	4	5	6	7	8	9	AB R H RBI BB SO LOB	TOP	
Tony Taylor, R (1, 4) OBP: 0.365, SLG: 0.396	1-3 ① 		1-1 ② G4-6-3 		2-3 ③ 			0-1 ② B1 		4 0 0 0 0 2 2	Philadelphia Phillies @ Pittsburgh Pirates Forbes Field, Pittsburgh, PA Thu May 30 1963, 3:33 AM EDT Unknown	
Johnny Callison, L (1, 9) OBP: 0.305, SLG: 0.371	1-2 ② 1-3 			1-1 1B 1B 		2-2 ① P4 		0-0 ③ F8 		4 0 1 0 0 0 0		
Tony Gonzalez, L (1, 8) OBP: 0.405, SLG: 0.415	3-3 ③ 			2-2 ① P6 		0-2 BB 1B 		3-1 E7 1B 		4 1 2 0 0 1 1		
Wes Covington, L (1, 7) OBP: 0.418, SLG: 0.636		0-1 ① 6-3 		0-2 1B 1B 		4-2 G1-4-3 BB 		0-1 1B 1B 		3 0 2 1 1 0 0		
Don Demeter, R (1, 5) OBP: 0.357, SLG: 0.481		1-3 ② K 		0-2 1B 1B 		0-1 ③ G1-4-3 		3-2 ① F8 		4 0 1 0 0 1 3		
Frank Torre, L (1, 3) OBP: 0.214, SLG: 0.108		0-0 ③ L8 		0-1 ② P4 			0-0 ① G3 		0-0 ② P3 			4 0 0 0 0 0 4
Clay Dalrymple, L (1, 2) OBP: 0.318, SLG: 0.336			1-1 1B HBP 		0-1 ③ L8 		2-2 ② 3-1 		0-0 1B 			3 0 1 0 0 0 3
Bobby Wine, R (1, 6) OBP: 0.293, SLG: 0.349			0-1 G4-6-3 1B 		0-0 ① F8 		1-2 ③ P6 		0-3 ③ K 			3 0 1 0 0 0 0
Ryne Duren, R (7, 1)			1-3 1B 							0 0 0 0 0 0 0		
Roy Sievers, R (9, PH) OBP: 0.289, SLG: 0.414										1 0 0 0 0 1 2		
Art Mahaffey, R (1, 1) OBP: 0.105, SLG: 0.105			2-2 ① F2 		1-3 ② K 			0-1 ① P6 		1 0 0 0 0 0 2		
Jim Lemon, R (5, PH) OBP: 0.178, SLG: 0.190										1 0 0 0 0 1 0		
Jack Hamilton, R (5, 1)										0 0 0 0 0 0 0		
Dallas Green, L (5, 1)										0 0 0 0 0 0 0		
Ruben Amaro, R (7, 6) OBP: 0.214, SLG: 0.120										1 0 0 0 0 0 0		
Inning Stats	R: 0 H: 0 E: 0 LOB: 0 K: 2 BB: 0 S: 12 P: 17	R: 0 H: 0 E: 0 LOB: 0 K: 1 BB: 0 S: 6 P: 7	R: 0 H: 1 E: 0 LOB: 1 K: 0 BB: 0 S: 9 P: 13	R: 0 H: 3 E: 0 LOB: 3 K: 0 BB: 0 S: 17 P: 20	R: 0 H: 0 E: 0 LOB: 0 K: 2 BB: 0 S: 7 P: 10	R: 0 H: 1 E: 0 LOB: 1 K: 0 BB: 1 S: 10 P: 16	R: 0 H: 0 E: 0 LOB: 0 K: 0 BB: 0 S: 8 P: 11	R: 0 H: 0 E: 0 LOB: 0 K: 0 BB: 0 S: 5 P: 5	R: 1 H: 3 E: 1 LOB: 2 K: 1 BB: 0 S: 13 P: 19	1B: 8 SF: 0 2B: 0 SAC: 0 3B: 0 DP: 2 HR: 0 HBP: 1	WP: 0 PA: 35 PB: 0 SB: 0 CS: 0	
PITCHER Don Cardwell, R (1, 1) ERA: 3.67	IP WLS BF H R ER SO BB IBB HBP BLK WP HR S P ERA WHIP	9.0 W 35 8 1 1 6 1 0 1 0 0 0 0 87 118 1.00 1.000										

livebaseballscorecards.com

AB	33
R	1
H	8
RBI	1
BB	1
SO	6
LOB	17



Batter	1	2	3	4	5	6	7	8	9	AB R H RBI BB SO LOB
Dick Schofield, S OBP: 0.318, SLG: 0.256 (1, 6)	2-1 P6		3-1 F7	2-2 F7		0-0 3-1		4-0 WP BB		4 0 0 0 1 0 2
Bill Virdon, L OBP: 0.280, SLG: 0.291 (1, 8)	0-1 L8		2-1 3B 1B		4-0 SH3-4 1B BB	0-0 4-3		4-0 G4-6-3 BB		3 2 1 0 2 0 0
Willie Stargell, L OBP: 0.387, SLG: 0.485 (1, 9)	0-1 P5		1-1 1-H 3-H 3B		4-1 1-2 1B BB	0-0 1B		0-0 G4-6-3 1-2f		4 1 2 2 1 0 3
Bill Mazerowski, R OBP: 0.357, SLG: 0.399 (1, 4)		2-0 F9	1-2 6-3		0-0 SH3-4	0-0 F8				3 0 0 0 0 0 2
Jerry Lynch, L OBP: 0.289, SLG: 0.512 (1, 7)		0-0 HR	1-0 F6		4-0 1B SF9 IBB		0-0 4-3			3 2 1 1 1 0 1
Smoky Burgess, L OBP: 0.322, SLG: 0.413 (1, 2)		0-0 4-3		4-1 E 1B SF7 BB	0-0 1B 1B	1-3 2-H 3-H 1B	1-1 F9			3 1 1 2 1 0 0
Donn Clendenon, R OBP: 0.345, SLG: 0.467 (1, 3)		4-2 BB		0-0 E6 SF7 1B	2-2 SF9		1-3 K			2 0 1 1 1 1 0
Bob Bailey, R OBP: 0.329, SLG: 0.389 (1, 5)		1-1 6-3		2-0 SF7	1-1 1B	1-2 1B		4-0 WP BB BB		2 0 1 1 1 0 1
Don Cardwell, R (1, 1)			4-2 1B 3B BB	0-3 K	3-3 K2-3			0-3 K		3 1 0 0 1 3 4

Inning Stats	R: 0 E: 0 K: 0 S: 6	H: 0 LOB: 0 BB: 0 P: 8	R: 1 E: 0 K: 0 S: 8	H: 1 LOB: 1 BB: 1 P: 15	R: 2 E: 0 K: 0 S: 12	H: 2 LOB: 1 BB: 1 P: 24	R: 1 E: 1 K: 1 S: 9	H: 1 LOB: 1 BB: 1 P: 17	R: 3 E: 0 K: 1 S: 12	H: 2 LOB: 2 BB: 3 P: 30	R: 0 E: 0 K: 0 S: 4	H: 1 LOB: 1 BB: 0 P: 4	R: 0 E: 0 K: 1 S: 6	H: 0 LOB: 0 BB: 0 P: 8	R: 0 E: 0 K: 1 S: 4	H: 0 LOB: 2 BB: 3 P: 16
1B: 5 2B: 0 3B: 1 HR: 1	SF: 2 SAC: 1 DP: 1 HBP: 0	WP: 1 PB: 0 SB: 0 CS: 0	PA: 39													

PITCHER	IP	WLS	BF	H	R	ER	SO	BB	IBB	HBP	BLK	WP	HR	S	P	ERA	WHIP
Art Mahaffey, R ERA: 4.63 (1, 1)	4.0	L	19	4	4	3	1	3	0	0	0	0	1	35	64	6.75	1.750
Jack Hamilton, R ERA: 6.85 (5, 1)	0.1		5	1	3	3	0	2	1	0	0	0	0	3	15	81.00	9.000
Dallas Green, R ERA: 1.71 (5, 1)	1.2		7	2	0	0	1	0	0	0	0	0	0	13	19	0.00	1.200
Ryne Duren, R ERA: 4.4 (7, 1)	2.0		8	0	0	0	2	3	0	0	0	1	0	10	24	0.00	1.500

BOTTOM

Philadelphia Phillies @ Pittsburgh Pirates
 Forbes Field, Pittsburgh, PA
 Thu May 30 1963, 3:33 AM EDT
 Unknown

livebaseballscorecards.com

AB	27
R	7
H	7
RBI	7
BB	9
SO	4
LOB	13



Batter	1	2	3	4	5	6	7	8	9	AB R H RBI BB SO LOB	TOP											
Tony Taylor, R (1, 4) OBP: 0.362, SLG: 0.389	2-3 K	0-2 4-3			4-2 1B 3B BB	0-0 SH1-2-3		0-0 1-3		3 1 0 1 1 1 1												
Tony Gonzalez, L (1, 9) OBP: 0.399, SLG: 0.404 (5, 8)	1-3 K		1-2 1-3		1-3 K	4-2 BB		0-0 E4		4 0 0 0 1 2 1												
Don Demeter, R (1, 8) OBP: 0.358, SLG: 0.478 (5, 5) (7, 7)	2-0 1B 1B		0-3 K		0-0 3B 1B	2-1 5-3		2-2 L6		5 1 2 0 0 1 2												
Roy Sievers, R (1, 3) OBP: 0.296, SLG: 0.440	0-0 1B		0-0 F8		3-2 HR 3B		2-1 5-3		0-1 P5	5 1 2 2 0 0 0												
Don Hoak, R (1, 5) OBP: 0.243, SLG: 0.266 Wes Covington, L (5, PH) OBP: 0.419, SLG: 0.659 Ruben Amaro, R (7, 5) OBP: 0.207, SLG: 0.115	2-1 3-1			1-2 6-3	1-0 HR		0-3 K		0-0 F7	2 0 0 0 0 0 2 2 1 1 2 0 1 0 1 0 0 0 0 0 0												
Jim Lemon, R (1, 7) OBP: 0.191, SLG: 0.205 Johnny Callison, L (5, PH) OBP: 0.300, SLG: 0.364 (5, 9)		0-0 P4		2-0 4-3 1B	1-3 K		1-3 K WP		0-0 E7	2 0 1 0 0 0 0 3 0 0 0 0 2 0												
Clay Dalrymple, L (1, 2) OBP: 0.321, SLG: 0.328		1-2 F8		2-2 4-3	0-0 6-3		4-1 1-2 BB		4-0 IBB	3 0 0 0 2 0 1												
Bobby Wine, R (1, 6) OBP: 0.304, SLG: 0.362		0-1 2B 1B		4-0 IBB		0-0 4-1 SH1-2-3 2B		2-3 K	0-1 F3	4 2 2 0 1 1 4												
Ray Culp, R (1, 1) OBP: 0.318, SLG: 0.300 Frank Torre, L (6, PH) OBP: 0.209, SLG: 0.105 Johnny Klippstein, R (6, 1)		1-1 2B		0-1 2-3		1-1 4-1		0-3 K		2 0 1 1 0 0 2 1 0 0 0 0 0 1 1 0 0 0 0 1 0												
Inning Stats	R: 0 E: 0 K: 2 S: 11	H: 2 LOB: 2 BB: 0 P: 18	R: 1 E: 0 K: 0 S: 13	H: 2 LOB: 1 BB: 0 P: 15	R: 0 E: 0 K: 1 S: 7	H: 0 LOB: 0 BB: 0 P: 8	R: 0 E: 0 K: 0 S: 9	H: 1 LOB: 2 BB: 1 P: 18	R: 4 E: 0 K: 2 S: 15	H: 3 LOB: 0 BB: 1 P: 25	R: 1 E: 0 K: 0 S: 8	H: 1 LOB: 1 BB: 1 P: 15	R: 0 E: 0 K: 3 S: 13	H: 0 LOB: 2 BB: 1 P: 22	R: 0 E: 1 K: 1 S: 8	H: 0 LOB: 1 BB: 0 P: 10	R: 0 E: 1 K: 0 S: 6	H: 0 LOB: 2 BB: 1 P: 10	1B: 5 2B: 2 3B: 1 HR: 1	SF: 0 SAC: 1 DP: 0 HBP: 0	WP: 2 PB: 0 SB: 0 CS: 0	PA: 44
PITCHER	IP WLS BF H R ER SO BB IBB HBP BLK WP HR S P ERA WHIP																					
Joe Gibbon, L (1, 1) ERA: 2.32	4.1 L 22 7 4 4 4 1 1 0 0 0 0 50 77 8.31 1.846																					
Tommie Sisk, R (5, 1) ERA: 1.57	1.2 8 2 2 2 1 1 0 0 0 0 1 13 22 10.80 1.800																					
Harvey Haddix, L (7, 1) ERA: 2.36	0.2 4 0 0 0 2 1 0 0 0 2 0 9 16 0.00 1.500																					
Al McBean, R (7, 1) ERA: 2.63	2.1 10 0 0 0 2 0 1 0 0 0 0 18 26 0.00 0.000																					

Philadelphia Phillies @ Pittsburgh Pirates
 Forbes Field, Pittsburgh, PA
 Thu May 30 1963, 3:38 AM EDT
 Att: 19,039 - Unknown

livebaseballscorecards.com

AB 38
 R 6
 H 9
 RBI 6
 BB 5
 SO 9
 LOB 14



BOTTOM

Philadelphia Phillies @ Pittsburgh Pirates
Forbes Field, Pittsburgh, PA
Thu May 30 1963, 3:38 AM EDT
Att. 19,039 - Unknown

livebaseballscorecards.com

AB	32
R	5
H	7
RBI	5
BB	3
SO	6
LOB	12



WP:	0	PA:	37
PB:	0		
SB:	0		
CS:	0		

AB R H RBI BB SO LOB

5	1	1	0	0	2	1
3	1	1	0	1	0	1
4	0	1	0	0	2	3
4	0	1	1	0	0	3
3	1	0	0	1	0	1
4	2	2	3	0	1	0
2	0	0	0	1	1	0
3	0	1	0	0	0	0
2	0	0	0	0	0	2
0	0	0	0	0	0	0
1	0	0	1	0	0	1
0	0	0	0	0	0	0
0	0	0	0	0	0	0
0	0	0	0	0	0	0
1	0	0	0	0	0	0

Batter	1	2	3	4	5	6	7	8	9
Dick Schofield, S OBP: 0.315, SLG: 0.260 (1, 6)	2-3 K ①		2-2 6-3 ③		0-0 1B 2B	0-3 K ③			2-1 F7 ③
Bill Virdon, L OBP: 0.286, SLG: 0.292 (1, 8)	1-2 F8 ②			4-0 HR BB	1-0 L3 ①		2-1 G5-4-3 1B		
Willie Stargell, L OBP: 0.380, SLG: 0.486 (1, 9)	0-1 2B			3-2 G3 1-2	2-3 K ②		2-3 K ①		
Bill Mazerowski, R OBP: 0.355, SLG: 0.395 (1, 4)	1-0 P4 ③			2-1 P6 ②	1-2 1B 2-H		0-0 G5-4-3 1-2f ② ③		
Jerry Lynch, L OBP: 0.286, SLG: 0.477 (1, 7)		1-1 P6 ①		4-0 HR IBB	3-2 F8 ③		2-2 1-3 ①		
Donn Clendenon, R OBP: 0.349, SLG: 0.492 (1, 3)		1-3 K ②		2-1 HR 1-H 2-H		2-2 SH2-4 4-3 1B		0-1 6-3 ②	
Bob Bailey, R OBP: 0.333, SLG: 0.384 (1, 5)		2-0 6-3 ③		2-0 1B HBP		4-2 4-3 SH2-4 1-2 BB		3-3 K ③	
Jim Pagliaroni, R OBP: 0.375, SLG: 0.417 (1, 2)			1-0 P3 ①	0-0 1B 1-3		0-0 SH2-4 ①		2-2 5-3 ①	
Joe Gibbon, R OBP: 0.077, SLG: 0.077 (1, 1)			0-0 6-3 ②	2-1 1-3 ③		3-2 4-3 ②		1-1 5-3 ②	
Tommie Sisk, R (5, 1)									
Smoky Burgess, L OBP: 0.318, SLG: 0.407 (6, PH)									
Harvey Haddix, L OBP: 0.200, SLG: 0.400 (7, 1)									
Al McBean, R OBP: 0.133, SLG: 0.133 (7, 1)									
Ted Savage, R OBP: 0.292, SLG: 0.400 (9, PH)									

Inning Stats	R: 0	H: 1	E: 0	K: 1	S: 13	LOB: 1	BB: 0	P: 17	R: 0	H: 0	E: 0	K: 1	S: 6	LOB: 0	BB: 0	P: 10	R: 0	H: 0	E: 0	K: 0	S: 5	LOB: 0	BB: 0	P: 8	R: 3	H: 2	E: 0	K: 0	S: 10	LOB: 2	BB: 2	P: 29	R: 1	H: 2	E: 0	K: 1	S: 11	LOB: 1	BB: 0	P: 18	R: 1	H: 1	E: 0	K: 1	S: 12	LOB: 1	BB: 1	P: 21	R: 0	H: 1	E: 0	K: 1	S: 6	LOB: 0	BB: 0	P: 10	R: 0	H: 0	E: 0	K: 1	S: 10	LOB: 0	BB: 0	P: 15	R: 0	H: 0	E: 0	K: 0	S: 8	LOB: 0	BB: 0	P: 13	1B: 4	SF: 0	2B: 2	SAC: 1	3B: 0	DP: 1	HR: 1	HBP: 1	WP: 0	PA: 37
--------------	------	------	------	------	-------	--------	-------	-------	------	------	------	------	------	--------	-------	-------	------	------	------	------	------	--------	-------	------	------	------	------	------	-------	--------	-------	-------	------	------	------	------	-------	--------	-------	-------	------	------	------	------	-------	--------	-------	-------	------	------	------	------	------	--------	-------	-------	------	------	------	------	-------	--------	-------	-------	------	------	------	------	------	--------	-------	-------	-------	-------	-------	--------	-------	-------	-------	--------	-------	--------

PITCHER	IP	WLS	BF	H	R	ER	SO	BB	IBB	HBP	BLK	WP	HR	S	P	ERA	WHIP
Ray Culp, R ERA: 3.03 (1, 1)	5.0	W	23	5	4	4	3	1	1	1	0	0	1	45	82	7.20	1.200
Johnny Klippstein, R ERA: 1.61 (6, 1)	4.0	S	14	2	1	1	3	1	0	0	0	0	0	36	59	2.25	0.750

BOTTOM

Chicago Cubs @ Philadelphia Phillies
Connie Mack Stadium, Philadelphia, PA

livebaseballscores.com

AB	31
R	1
H	5
RBI	1
BB	2
SO	3
LOB	14



WP	0	PA	34
PB	0		
SB	0		
CS	0		

Fri May 31 1963, 7:05 PM EDT
Att. 10,717 - Unknown

AB R H RBI BB SO LOB

3 1 1 0 1 0 0

4 0 1 0 0 1 3

4 0 0 0 0 0 5

4 0 1 1 0 1 0

3 0 0 0 1 1 2

4 0 0 0 0 0 3

3 0 1 0 0 0 0

0 0 0 0 0 0 0

0 0 0 0 0 0 0

1 0 0 0 0 0 1

2 0 0 0 0 0 0

2 0 0 0 0 0 0

0 0 0 0 0 0 0

1 0 1 0 0 0 0

0 0 0 0 0 0 0

0 0 0 0 0 0 0

0 0 0 0 0 0 0

1B: 5 SF: 0

2B: 0 SAC: 1

3B: 0 DP: 0

HR: 0 HBP: 0

Batter	1	2	3	4	5	6	7	8	9
Tony Taylor, R OBP: 0.365, SLG: 0.388 (1, 4)	2-2 1B 1B		3-2 5-3			2-2 F8		4-2 BB	
Johnny Callison, L OBP: 0.299, SLG: 0.361 (1, 9)	1-0 1B 1B		1-1 6-3			0-0 G3		0-3 K	
Tony Gonzalez, L OBP: 0.390, SLG: 0.393 (1, 8)	2-1 F7		0-1 F7			1-1 L9		0-2 4-3	
Wes Covington, L OBP: 0.414, SLG: 0.646 (1, 7)	0-0 1B			2-2 F9		0-1 F5		2-3 K	
Don Demeter, R OBP: 0.356, SLG: 0.469 (1, 5)	2-3 K			1-1 L7		0-0 F3		4-0 BB	
Frank Torre, L OBP: 0.191, SLG: 0.095 (1, 3)	0-0 L9			0-1 F8		0-2 4-3		0-0 P6	
Clay Dalrymple, L OBP: 0.321, SLG: 0.328 (1, 2)		2-2 G3			1-2 3-1			1-1 1B SH1-4 1B	6-3
Cookie Rojas, R OBP: 0.184, SLG: 0.114 (8, PR)									
Bob Oldis, R OBP: 0.176, SLG: 0.176 (9, 2)									
Don Hoak, R OBP: 0.242, SLG: 0.264 (9, PH)									
Bobby Wine, R OBP: 0.300, SLG: 0.356 (1, 6)		0-0 4-3			0-0 F7			1-0 SH1-4	
Chris Short, R OBP: 0.048, SLG: 0.143 (1, 1)			3-2 6-3			2-2 6-3		3-1 BB 1B	
Dallas Green, L (8, 1)									
Roy Sievers, R OBP: 0.305, SLG: 0.447 (8, PH)									
Ruben Amaro, R OBP: 0.207, SLG: 0.115 (8, PR)									
Jack Baldschun, R (9, 1)									

Inning Stats	R: 1	H: 3	E: 0	K: 1	S: 11	H: 0	LOB: 2	BB: 0	P: 18	R: 0	H: 0	E: 0	K: 0	S: 7	R: 0	H: 0	E: 0	K: 0	S: 8	R: 0	H: 0	E: 0	K: 0	S: 8	R: 0	H: 0	E: 0	K: 0	S: 8	R: 0	H: 0	E: 0	K: 0	S: 7	R: 0	H: 2	E: 0	K: 1	S: 14	R: 0	H: 0	E: 0	K: 1	S: 5	R: 0	H: 0	E: 0	K: 1	S: 5
--------------	------	------	------	------	-------	------	--------	-------	-------	------	------	------	------	------	------	------	------	------	------	------	------	------	------	------	------	------	------	------	------	------	------	------	------	------	------	------	------	------	-------	------	------	------	------	------	------	------	------	------	------

PITCHER	IP	WLS	BF	H	R	ER	SO	BB	IBB	HBP	BLK	WP	HR	S	P	ERA	WHIP
Bob Buhl, R ERA: 2.46 (1, 1)	7.1	W	28	5	1	1	1	1	0	0	0	0	0	63	97	1.23	0.818
Lindy McDaniel, R ERA: 2.01 (8, 1)	1.2	S	6	0	0	0	2	1	0	0	0	0	0	11	17	0.00	0.600

Batter	1	2	3	4	5	6	7	8	9	AB R H RBI BB SO LOB	TOP
Lou Brock, L (1, 9) OBP: 0.320, SLG: 0.405	1-1 E7 FC5 1B		3-3 K ①			2-2 FC1-6 1B		1-3 K ③		4 0 2 0 0 2 1	Chicago Cubs @ Philadelphia Phillies Connie Mack Stadium, Philadelphia, PA Sat Jun 01 1963, 3:33 AM EDT Att. 3,902 - Unknown
Ken Hubbs, R (1, 4) OBP: 0.322, SLG: 0.425	3-2 F8 ①		2-0 FC5-4 CS 1-2f			0-0 FC1-6 FC4-6 1-2f		2-3 K ①	4 0 0 0 0 1 3		
Billy Williams, L (1, 7) OBP: 0.368, SLG: 0.435	2-3 K ②		2-1 CS 1-2	3-2 P6 ①		1-2 FC4-6 FC4 1-2f		1-3 K ②	4 0 0 0 0 2 2		
Ron Santo, R (1, 5) OBP: 0.324, SLG: 0.481	2-1 FC5 2-3			0-0 6-3 ②		0-1 FC4 1-2f		0-1 14 2B 3B	4 1 1 0 0 0 2		
14 Ernie Banks, R (1, 3) OBP: 0.240, SLG: 0.373		1-3 K ①		2-2 P4 ③		0-0 5-3 ①		1-2 2B ③	4 0 1 1 0 1 0		
Andre Rodgers, R (1, 6) OBP: 0.309, SLG: 0.285		4-0 BB			3-2 HR	3-2 6-3 ②			2 1 1 1 1 0 0		
Nelson Mathews, R (1, 8) OBP: 0.240, SLG: 0.247		0-3 K ②			0-3 K ①	2-3 K ③			3 0 0 0 0 3 1		
Dick Bertell, R (1, 2) OBP: 0.312, SLG: 0.277		0-3 K ③			0-2 F9 ②		0-0 5-3 ①		3 0 0 0 0 1 1		
Dick Ellsworth, L (1, 1) OBP: 0.148, SLG: 0.080			4-2 FC5-4 BB		3-3 K ③		1-2 1-3 ②		2 0 0 0 1 1 0		
Inning Stats	R: 0 H: 1 E: 1 LOB: 1 K: 1 BB: 0 S: 10 P: 18	R: 0 H: 0 E: 0 LOB: 1 K: 3 BB: 1 S: 10 P: 15	R: 0 H: 0 E: 0 LOB: 0 K: 1 BB: 1 S: 9 P: 20	R: 0 H: 0 E: 0 LOB: 0 K: 0 BB: 0 S: 8 P: 13	R: 1 H: 1 E: 0 LOB: 0 K: 2 BB: 0 S: 12 P: 18	R: 0 H: 1 E: 0 LOB: 1 K: 0 BB: 0 S: 12 P: 15	R: 0 H: 0 E: 0 LOB: 0 K: 1 BB: 0 S: 7 P: 12	R: 0 H: 0 E: 0 LOB: 0 K: 1 BB: 0 S: 7 P: 9	R: 1 H: 2 E: 0 LOB: 1 K: 2 BB: 0 S: 12 P: 16	1B: 2 SF: 0 2B: 1 SAC: 0 3B: 1 DP: 0 HR: 1 HBP: 0	
PITCHER	IP WLS BF H R ER SO BB IBB HBP BLK WP HR S P ERA WHIP										
John Boozer, R (1, 1) ERA: 3.46	7.0 L 25 3 1 1 8 2 0 0 0 0 0 1 68 111 1.29 0.714										
Jack Baldschun, R (8, 1) ERA: 3.19	2.0 7 2 1 1 3 0 0 0 0 0 0 0 19 25 4.50 1.000										

livebaseballscorecards.com

AB	30
R	2
H	5
RBI	2
BB	2
SO	11
LOB	10



Batter	1	2	3	4	5	6	7	8	9	AB	R	H	RBI	BB	SO	LOB
Tony Taylor, R (1, 4) OBP: 0.357, SLG: 0.378	0-0 L9			2-1 L3		3-2 E4		1-3 K		4	0	0	0	0	1	0
Tony Gonzalez, L (1, 9) OBP: 0.381, SLG: 0.383	0-1 F7			0-1 E6		3-2 2-3		0-0 P6		4	0	0	0	0	0	1
Don Demeter, R (1, 8) OBP: 0.348, SLG: 0.458	2-2 P2			1-3 K		0-2 E6		0-0 1-3		4	0	0	0	0	1	2
Roy Sievers, R (1, 3) OBP: 0.302, SLG: 0.430		0-0 F9		1-0 F7		4-2		2-2 F8		3	0	0	0	1	0	1
Wes Covington, L (1, 7) OBP: 0.417, SLG: 0.638		1-1		G5-4-3 HBP		0-2		0-2 4-3		3	0	1	0	0	1	3
Don Hoak, R (1, 5) OBP: 0.242, SLG: 0.259		1-0 G5-4-3		1-3 K		4-1		1-0 6-3		3	0	0	0	1	1	2
Earl Averill, R (1, 2) OBP: 0.294, SLG: 0.241			1-2 F9		0-1 F8		2-1 FC1-6		3	0	0	0	0	0	0	2
Cookie Rojas, R (7, PR) OBP: 0.184, SLG: 0.114								FC9-6		0	0	0	0	0	0	0
Clay Dalrymple, L (8, 2) OBP: 0.321, SLG: 0.328								1-2f		0	0	0	0	0	0	0
Bobby Wine, R (1, 6) OBP: 0.294, SLG: 0.348			1-0 6-3		1-0 5-3		0-0 FC9-6		3	0	0	0	0	0	0	2
John Boozer, R (1, 1) OBP: 0.188, SLG: 0.200			0-0 P4			1-0 F3		0-0 FC6-4		2	0	0	0	0	0	0
Jim Lemon, R (7, PH) OBP: 0.188, SLG: 0.200								1-2f		1	0	0	0	0	0	1
Jack Baldschun, R (8, 1)										0	0	0	0	0	0	0

BOTTOM	
Chicago Cubs @ Philadelphia Phillies	AB 30
Connie Mack Stadium, Philadelphia, PA	R 0
	H 1
	RBI 0
	BB 2
	SO 4
	LOB 14
	WP: 0 PA: 33
	PB: 0
	SB: 0
	CS: 0

PITCHER	
Dick Ellsworth, L (1, 1) ERA: 1.09	IP 9.0 WLS W BF 33 H 1 R 0 ER 0 SO 4 BB 2 IBB 0 HBP 1 BLK 0 WP 0 HR 0 S 66 P 100 ERA 0.00 WHIP 0.333
PITCHER	
	IP WLS BF H R ER SO BB IBB HBP BLK WP HR S P ERA WHIP



livebaseballscores.com

Sat Jun 01 1963, 3:33 AM EDT
Att. 3,902 - Unknown

Batter	1	2	3	4	5	6	7	8	9	AB R H RBI BB SO LOB	TOP											
Lou Brock, L (1, 9) OBP: 0.314, SLG: 0.397	1-2 4-3		0-1 4-3		0-0 FC4-6 G5-4-3		0-0 1-3			4 0 0 0 0 0 3												
Ken Hubbs, R (1, 4) OBP: 0.315, SLG: 0.415	0-0 5-3		1-2 5-3		1-0 G5-4-3			2-1 6-3		4 0 0 0 0 0 1												
Billy Williams, L (1, 7) OBP: 0.370, SLG: 0.453	0-1 HR		1-0 FC4 1B		0-0 3-1			3-2 5-3		4 1 2 1 0 0 0												
Ron Santo, R (1, 5) OBP: 0.317, SLG: 0.472	0-0 F7		1-0 FC4		1-0 F8			0-1 F2		4 0 0 0 0 0 1												
14 Ernie Banks, R (1, 3) OBP: 0.240, SLG: 0.371		2-1 4-3		2-2 F7		2-1 5-3			1-1 G6-4-3 1B	4 0 1 0 0 0 0												
Andre Rodgers, R (1, 6) OBP: 0.308, SLG: 0.284		3-2 BB 1B		1-1 1-3			3-2 F9		3-2 G6-4-3 1-2f	4 0 1 0 0 0 1												
Nelson Mathews, R (1, 8) OBP: 0.240, SLG: 0.281		0-1 F7		1-0 HR			2-1 1-3		1-1 F7	4 1 1 1 0 0 1												
Jimmie Schaffer, R (1, 2) OBP: 0.318, SLG: 0.436		4-0 1-2 BB		3-3 K			2-2 1B 1B			2 0 1 0 1 1 0												
Jim Brewer, L (1, 1)		1-0 1-3			1-2 FC4-6 1B		1-1 1-3 1B			1 0 0 0 0 0 2												
Bob Will, L (5, PH) OBP: 0.200, SLG: 0.158										1 0 1 0 0 0 0												
Paul Toth, R (5, 1)										0 0 0 0 0 0 0												
Don Landrum, L (7, PH) OBP: 0.247, SLG: 0.217										1 0 1 0 0 0 0												
Barney Schultz, R (7, 1)										0 0 0 0 0 0 0												
Inning Stats	R: 1 E: 0 K: 0 S: 7	H: 1 LOB: 0 BB: 0 P: 8	R: 0 E: 0 K: 0 S: 12	H: 1 LOB: 2 BB: 1 P: 22	R: 0 E: 0 K: 0 S: 7	H: 1 LOB: 1 BB: 0 P: 10	R: 1 E: 0 K: 1 S: 9	H: 1 LOB: 0 BB: 0 P: 16	R: 0 E: 0 K: 0 S: 5	H: 1 LOB: 0 BB: 0 P: 7	R: 0 E: 0 K: 0 S: 4	H: 0 LOB: 0 BB: 0 P: 7	R: 0 E: 0 K: 0 S: 12	H: 2 LOB: 2 BB: 0 P: 20	R: 0 E: 0 K: 0 S: 9	H: 0 LOB: 0 BB: 0 P: 14	R: 0 E: 0 K: 0 S: 7	H: 1 LOB: 0 BB: 0 P: 12	1B: 6 2B: 0 3B: 0 HR: 2	SF: 0 SAC: 0 DP: 2 HBP: 0	WP: 0 PB: 0 SB: 0 CS: 0	PA: 34
PITCHER Cal McLish, R (1, 1) ERA: 2.76	IP: 9.0 WLS: W BF: 34 H: 8 R: 2 ER: 2 SO: 1 BB: 1 IBB: 0 HBP: 0 BLK: 0 WP: 0 HR: 2 S: 72 P: 116 ERA: 2.00 WHIP: 1.000											PITCHER	IP: 9.0 WLS: W BF: 34 H: 8 R: 2 ER: 2 SO: 1 BB: 1 IBB: 0 HBP: 0 BLK: 0 WP: 0 HR: 2 S: 72 P: 116 ERA: 2.00 WHIP: 1.000									

Chicago Cubs @ Philadelphia Phillies
 Connie Mack Stadium, Philadelphia, PA
 Sun Jun 02 1963, 3:33 AM EDT
 Unknown

livebaseballscorecards.com

AB	33
R	2
H	8
RBI	2
BB	1
SO	1
LOB	9



Batter	1	2	3	4	5	6	7	8	9
Don Hoak, R OBP: 0.248, SLG: 0.265 (1, 5)	2-2 3B 1B	3-1 F7			1-1 G4-6-3 1B		2-3 K		
Tony Gonzalez, L OBP: 0.383, SLG: 0.392 (1, 9) (5, 7)	1-1 F8		1-1 SH1-3 1B		0-0 G4-6-3 1-2f			0-0 SH3 9-2 2B	
Tony Taylor, R OBP: 0.364, SLG: 0.394 (1, 4)	1-1 SF8 3B		1-1 SH1-3 1-2		4-2 BB			1-0 SH3 2-3	
Roy Sievers, R OBP: 0.289, SLG: 0.415 (1, 3)	1-1 SF8 3-H		0-1 F7		0-1 5-3			1-0 9-2 3-Hf	
Don Demeter, R OBP: 0.359, SLG: 0.467 (1, 8)	2-0 HR 1B		2-1 1B 2-H		2-2 1B 0-3				
Jim Lemon, R OBP: 0.200, SLG: 0.277 Johnny Callison, L OBP: 0.297, SLG: 0.359 (1, 7) (5, 9)	1-0 HR			1-2 6-3		0-1 L8			
Clay Dalrymple, L OBP: 0.314, SLG: 0.320 (1, 2)	2-1 P4			1-0 F9		0-1 9-3 1-2f			
Bobby Wine, R OBP: 0.295, SLG: 0.348 (1, 6)		2-1 F9		1-1 1B			3-1 L7		
Cal McLish, S OBP: 0.286, SLG: 0.280 (1, 1)		0-3 K		2-3 K			2-2 F9		

AB	R	H	RBI	BB	SO	LOB
4	1	2	0	0	1	0
4	1	2	0	0	0	2
1	1	1	1	1	0	0
3	0	0	1	0	0	3
3	1	3	1	0	0	0
2	1	1	2	0	0	0
1	0	0	0	0	0	1
3	0	0	0	0	0	1
3	0	1	0	0	0	0
3	0	0	0	0	2	1


AB	R	H	RBI	BB	SO	LOB
27	5	10	5	1	3	8

Inning Stats	R: 4	H: 4	E: 0	K: 0	S: 13	LOB: 0	BB: 0	P: 23
Don Hoak, R	0	0	0	1	7	0	0	12
Tony Gonzalez, L	1	2	0	0	5	1	0	12
Tony Taylor, R	0	1	0	0	10	0	0	15
Roy Sievers, R	0	1	0	0	7	1	1	12
Don Demeter, R	0	1	0	0	7	0	0	12
Jim Lemon, R	0	1	0	0	7	0	0	12
Johnny Callison, L	0	1	0	0	7	0	0	12
Clay Dalrymple, L	0	1	0	0	7	0	0	12
Bobby Wine, R	0	1	0	0	7	0	0	12
Cal McLish, S	0	1	0	0	7	0	0	12

Chicago Cubs @ Philadelphia Phillies
Connie Mack Stadium, Philadelphia, PA
 Sun Jun 02 1963, 3:33 AM EDT
 Unknown

livebaseballscorecards.com

WP: 0 PA: 31
 PB: 0
 SB: 0
 CS: 0



PITCHER	IP	WLS	BF	H	R	ER	SO	BB	IBB	HBP	BLK	WP	HR	S	P	ERA	WHIP
Jim Brewer, L ERA: 3.78	4.0	L	18	7	5	5	2	0	0	0	0	0	1	38	62	11.25	1.750
Paul Toth, R ERA: 4.5	2.0		7	2	0	0	0	1	0	0	0	0	0	14	21	0.00	1.500
Barney Schultz, R ERA: 3.93	2.0		6	1	0	0	1	0	0	0	0	0	0	11	20	0.00	0.500

Batter	1	2	3	4	5	6	7	8	9	AB R H RBI BB SO LOB	TOP											
Lou Brock, L (1, 9) OBP: 0.318, SLG: 0.396	0-3 K2-3		0-2 FC4-6 1B 1-2f 3B		4-1 CS BB		1-0 1B			3 1 1 0 1 1 1												
Ken Hubbs, R (1, 4) OBP: 0.324, SLG: 0.419	1-0 1-3		1-0 3B 1B		4-0 SAFE BB 1-2		1-0 G5-4-3 1B			3 1 2 0 1 0 0												
Billy Williams, L (1, 7) OBP: 0.373, SLG: 0.462	4-0 CS BB		0-0 1-H 3-H 3B		3-1 4-3		0-0 F9			3 0 1 2 1 0 2												
Ron Santo, R (1, 5) OBP: 0.316, SLG: 0.467	3-2 CS 1-2	1-1 5-3	0-3 K		1-1 1B G6-4-3 1B		1-0 G5-4-3 1-2f			4 1 1 0 0 1 2												
Merritt Ranew, L (1, 3) OBP: 0.486, SLG: 0.636 14 Ernie Banks, R (9, 3) OBP: 0.240, SLG: 0.371		1-2 FC2-6 1B		1-0 4-3		0-2 G6-4-3 1-3 1B		2-2 4-3		4 0 2 0 0 0 0 0 0 0 0 0 0 0												
Andre Rodgers, R (1, 6) OBP: 0.307, SLG: 0.279		0-0 FC2-6 1-2f		1-1 HBP		0-1 G6-4-3 1-2f 3-H		0-0 F8		3 0 0 0 0 0 2												
Don Landrum, L (1, 8) OBP: 0.238, SLG: 0.208		3-3 K		2-2 F8		0-3 K		0-2 2-3		4 0 0 0 0 2 2												
Dick Bertell, R (1, 2) OBP: 0.304, SLG: 0.268			2-2 F2		0-3 K		2-3 K			3 0 0 0 0 2 1												
Cal Koonce, R (1, 1) OBP: 0.375, SLG: 0.286 Barney Schultz, R (5, 1) Lindy McDaniel, R (9, 1)			0-0 FC4-6 1B		2-3 K		0-1 6-3			2 0 1 0 0 1 0 1 0 0 0 0 0 0 0 0 0 0 0 0 0												
Inning Stats	R: 0 E: 0 K: 1 S: 8	H: 0 LOB: 0 BB: 1 P: 16	R: 0 E: 0 K: 1 S: 9	H: 1 LOB: 1 BB: 0 P: 14	R: 2 E: 0 K: 1 S: 15	H: 3 LOB: 1 BB: 0 P: 18	R: 0 E: 0 K: 1 S: 8	H: 0 LOB: 1 BB: 0 P: 12	R: 0 E: 0 K: 1 S: 6	H: 0 LOB: 1 BB: 2 P: 19	R: 1 E: 0 K: 1 S: 10	H: 2 LOB: 0 BB: 0 P: 11	R: 0 E: 0 K: 1 S: 6	H: 1 LOB: 1 BB: 0 P: 9	R: 0 E: 0 K: 0 S: 3	H: 1 LOB: 0 BB: 0 P: 5	R: 0 E: 0 K: 0 S: 7	H: 0 LOB: 0 BB: 0 P: 9	1B: 7 2B: 0 3B: 1 HR: 0	SF: 0 SAC: 0 DP: 2 HBP: 1	WP: 0 PB: 0 SB: 0 CS: 2	PA: 35
PITCHER Art Mahaffey, R (1, 1) ERA: 4.41	IP: 9.0 WLS: L BF: 34 H: 8 R: 3 ER: 3 SO: 7 BB: 3 IBB: 0 HBP: 1 BLK: 0 WP: 0 HR: 0 S: 72 P: 113 ERA: 3.00 WHIP: 1.222																					

Chicago Cubs @ Philadelphia Phillies
 Connie Mack Stadium, Philadelphia, PA
 Sun Jun 02 1963, 3:38 AM EDT
 Att. 8,009 - Unknown

livebaseballscorecards.com

AB	30
R	3
H	8
RBI	2
BB	3
SO	7
LOB	10



Batter	1	2	3	4	5	6	7	8	9	AB R H RBI BB SO LOB
Tony Taylor, R (1, 4) OBP: 0.365, SLG: 0.387	0-1 F8		4-2 BB		4-1 SH1-4 BB		0-0 1-3		0-0 4-3	3 1 0 0 2 0 1
Johnny Callison, L (1, 9) OBP: 0.296, SLG: 0.357	1-2 6-3		0-0 B2		0-0 SH1-4		2-2 E S 1B		1-3 K	4 0 1 0 0 1 4
Tony Gonzalez, L (1, 8) OBP: 0.380, SLG: 0.389	1-1 1B		0-0 F9		1-0 4-3		2-1 F7			4 0 1 0 0 0 4
Wes Covington, L (1, 7) OBP: 0.412, SLG: 0.627	1-0 4-3		2-3 K		0-0 BB 1B		2-2 G3			4 0 1 1 0 1 4
Roy Sievers, R (1, 3) OBP: 0.298, SLG: 0.412		0-1 F8		2-2 SH2-4 HBP 1B	4-2 BB		2-2 5-3			3 1 1 0 1 0 0
Don Demeter, R (1, 5) OBP: 0.356, SLG: 0.459		1-2 E5		2-1 4-3 SH2-4 HBP	0-1 F7		1-1 L7			3 0 0 0 0 0 2
Clay Dalrymple, L (1, 2) OBP: 0.315, SLG: 0.315		4-1 G6-4-3 BB		0-0 SH2-4		2-3 K		3-3 K		2 0 0 0 1 2 0
Bobby Wine, R (1, 6) OBP: 0.287, SLG: 0.338		2-1 G6-4-3		0-1 4-3		0-0 F2		2-1 P6		4 0 0 1 0 0 3
Art Mahaffey, R (1, 1) OBP: 0.136, SLG: 0.095			4-1 F9 BB		1-2 F7		0-1 5-3		3-2 4-3 1B	2 0 0 0 1 0 1
Jim Lemon, R (9, PH) OBP: 0.216, SLG: 0.292										1 0 1 0 0 0 0
Cookie Rojas, R (9, PR) OBP: 0.184, SLG: 0.114										0 0 0 0 0 0 0

Inning Stats	R: 0 E: 0 K: 9	H: 1 LOB: 1 BB: 0 P: 12	R: 0 E: 1 K: 9	H: 0 LOB: 1 BB: 1 P: 16	R: 0 E: 0 K: 1 S: 8	H: 0 LOB: 2 BB: 2 P: 18	R: 1 E: 0 K: 0 S: 12	H: 1 LOB: 1 BB: 1 P: 17	R: 1 E: 0 K: 0 S: 8	H: 1 LOB: 2 BB: 2 P: 17	R: 0 E: 0 K: 1 S: 6	H: 0 LOB: 0 BB: 0 P: 8	R: 0 E: 0 K: 0 S: 9	H: 1 LOB: 1 BB: 0 P: 15	R: 0 E: 0 K: 1 S: 8	H: 0 LOB: 0 BB: 0 P: 14	R: 0 E: 0 K: 1 S: 9	H: 1 LOB: 2 BB: 0 P: 15	1B: 5 2B: 0 3B: 0 HR: 0	SF: 0 SAC: 2 DP: 1 HBP: 1
--------------	----------------------	----------------------------------	----------------------	----------------------------------	------------------------------	----------------------------------	-------------------------------	----------------------------------	------------------------------	----------------------------------	------------------------------	---------------------------------	------------------------------	----------------------------------	------------------------------	----------------------------------	------------------------------	----------------------------------	----------------------------------	------------------------------------

PITCHER	IP	WLS	BF	H	R	ER	SO	BB	IBB	HBP	BLK	WP	HR	S	P	ERA	WHIP
Cal Koonce, R (1, 1) ERA: 6.26	4.1		20	2	2	2	1	4	0	1	0	0	0	40	69	4.15	1.385
Barney Schultz, R (5, 1) ERA: 3.22	4.0	W	16	3	0	0	2	1	0	0	0	0	0	34	58	0.00	1.000
Lindy McDaniel, R (9, 1) ERA: 1.96	0.2	S	2	0	0	0	1	0	0	0	0	0	0	4	5	0.00	0.000


BOTTOM

Chicago Cubs @ Philadelphia Phillies
Connie Mack Stadium, Philadelphia, PA

Sun Jun 02 1963, 3:38 AM EDT
 Att. 8,009 - Unknown

livebaseballscorecards.com

AB	30
R	2
H	5
RBI	2
BB	5
SO	4
LOB	19



WP	PA	ERA	WHIP
0	38		
0			
1			
0			

Batter	1	2	3	4	5	6	7	8	9
Don Hoak, R OBP: 0.247, SLG: 0.263 (1, 5)	0-0 6-3 1B		0-0 SH5-3 S 1B		0-3 K		0-0 FC1-6 2B 1-2f FC6-2-5	0-0 5-3 1B	
Tony Gonzalez, L OBP: 0.390, SLG: 0.424 (1, 9) (7, 7)	0-0 G6-4-3 1B		0-0 SH5-3 1-2 2-3			0-0 HR 1B	0-0 FC6-2-5 1-3 1B 2B		
Tony Taylor, R OBP: 0.368, SLG: 0.390 (1, 4)	0-0 G6-4-3 1-2f		0-0 E S 2-5-3 1B			0-0 BB SH1-4 1B	0-0 FC6-2-5 2-3 3-H 1B		
Don Demeter, R OBP: 0.356, SLG: 0.454 (1, 8)		0-0 F7	0-0 F6 1-3 3-H			0-0 SH1-4 1-2	4-0 1B 2B IBB		
Roy Sievers, R OBP: 0.306, SLG: 0.416 (1, 3)		0-3 K	0-0 2-5-3 3-H	0-0 G4-6-3 1B		0-0 F9	0-0 1-2 2-H 3-H 2B 1B		
Jim Lemon, R OBP: 0.226, SLG: 0.300 Johnny Callison, L OBP: 0.304, SLG: 0.366 (6, PH) (7, 9)		0-0 1B 1B		0-0 G4-6-3 1-2f		4-0 BB IBB	0-0 1-H 2-H 2B		
Clay Dalrymple, L OBP: 0.327, SLG: 0.323 (1, 2)		0-0 1-3 1B		0-3 K		4-0 1-2 2-3 BB		0-0 WP 1B	
Bobby Wine, R OBP: 0.279, SLG: 0.329 (1, 6)		0-0 F9			0-0 4-3	0-0 1-3		0-3 1-2 K	
Ray Culp, R OBP: 0.346, SLG: 0.333 (1, 1)			0-0 SH5-3 1B 1B		0-0 4-3		0-0 FC1-6 1B	0-3 K	

Inning Stats	R: 0	H: 1	E: 0	K: 0	S: 3	LOB: 0	BB: 0	P: 3	R: 0	H: 2	E: 0	K: 1	S: 7	LOB: 2	BB: 0	P: 7	R: 2	H: 3	E: 0	K: 0	S: 5	LOB: 1	BB: 0	P: 5	R: 0	H: 1	E: 0	K: 1	S: 5	LOB: 0	BB: 0	P: 5	R: 0	H: 0	E: 0	K: 1	S: 5	LOB: 0	BB: 0	P: 5	R: 1	H: 2	E: 0	K: 0	S: 5	LOB: 3	BB: 2	P: 13	R: 3	H: 4	E: 0	K: 0	S: 6	LOB: 2	BB: 1	P: 10	R: 0	H: 1	E: 0	K: 2	S: 8	LOB: 1	BB: 0	P: 8
--------------	------	------	------	------	------	--------	-------	------	------	------	------	------	------	--------	-------	------	------	------	------	------	------	--------	-------	------	------	------	------	------	------	--------	-------	------	------	------	------	------	------	--------	-------	------	------	------	------	------	------	--------	-------	-------	------	------	------	------	------	--------	-------	-------	------	------	------	------	------	--------	-------	------

AB	R	H	RBI	BB	SO	LOB
5	1	1	0	0	1	2
3	2	3	1	0	0	0
4	1	2	1	0	0	3
2	1	0	0	1	0	1
4	0	2	2	0	1	1
2	0	1	0	0	0	1
1	0	1	1	1	0	0
3	0	2	0	1	1	0
4	0	0	0	0	1	6
4	1	2	0	0	1	1

WP	HR	S	P	ERA	WHIP
1	0	0	37	3.60	1.400
0	1	0	8	13.50	3.000
0	0	0	8	27.00	4.500
0	0	0	7	13.50	3.000
1	0	0	8	0.00	1.000


BOTTOM

St. Louis Cardinals @ Philadelphia Phillies
 Connie Mack Stadium, Philadelphia, PA

Wed Jun 05 1963, 7:05 PM EDT
 Att. 35,621 - Unknown

livebaseballscorecards.com

AB	32
R	6
H	14
RBI	5
BB	3
SO	5
LOB	15



PITCHER	IP	WLS	BF	H	R	ER	SO	BB	IBB	HBP	BLK	WP	HR	S	P	ERA	WHIP
Curt Simmons, L ERA: 2.69	5.0	L	20	7	2	2	3	0	0	0	0	0	0	25	25	3.60	1.400
Bob Humphreys, R ERA: 6.75	0.2		5	2	1	1	0	0	1	0	0	0	1	4	8	13.50	3.000
Diomedes Olivo, L ERA: 5.25	0.2		5	2	2	2	0	1	0	0	0	0	0	4	8	27.00	4.500
Ed Bauta, R ERA: 1.82	0.2		4	2	1	1	0	0	1	0	0	0	0	3	7	13.50	3.000
Bobby Shantz, L ERA: 3.0	1.0		4	1	0	0	2	0	0	0	0	1	0	8	8	0.00	1.000

Batter	1	2	3	4	5	6	7	8	9	AB R H RBI BB SO LOB	TOP		
Curt Flood, R OBP: 0.304, SLG: 0.374 (1, 8) X	0-0 6-3		0-0 2B 1B	0-0 G3			0-0 5-3		0-0 F9	5 1 1 0 0 0 1			
Dick Groat, R OBP: 0.403, SLG: 0.489 (1, 6) X	0-0 FC4-2 3B		0-0 3B 2B			0-0 F7	0-0 F6		0-3 K	5 1 2 2 0 1 0			
Bill White, L OBP: 0.387, SLG: 0.500 (1, 3) X	0-0 FC4-2		0-0 2B 3B			0-0 1-3	0-3 K			4 1 1 1 0 1 1			
Ken Boyer, R OBP: 0.379, SLG: 0.441 (1, 5) X	0-0 F9		0-0 F9			0-0 1B		0-0 1B 2B		4 1 2 0 0 0 2			
Charlie James, R OBP: 0.327, SLG: 0.449 (1, 7) X		0-0 F7	0-0 2B			0-3 K		0-0 2B 1B		4 0 2 1 0 1 1			
Leo Burke, R OBP: 0.318, SLG: 0.425 (1, 9) X		4-0 BB	0-0 F5			0-0 F5		0-0 FC1-2 1B		2 0 0 0 1 0 1			
George Altman, L OBP: 0.348, SLG: 0.381 (8, PH) (8, 9) X		G5-4-3 BB						0-0 FC1-2 2B		1 0 1 1 0 0 0			
Julian Javier, R OBP: 0.303, SLG: 0.415 (1, 4) X	0-0 G5-4-3			0-0 6-3		0-0 L4		0-0 FC1-2		4 0 0 0 0 0 3			
Gene Oliver, R OBP: 0.294, SLG: 0.423 (1, 2) X			0-0 F8	0-3 K		0-0 1B		0-0 9-2		3 0 1 0 0 1 0			
Tim McCarver, L OBP: 0.339, SLG: 0.389 (7, 2) X								0-0 3-H		1 0 0 0 0 0 2			
Bob Gibson, R OBP: 0.333, SLG: 0.409 (1, 1) X			0-0 E4 1B 2B			0-3 K			0-3 K	3 1 1 0 0 1 1			
Bobby Shantz, R (6, 1)										0 0 0 0 0 0 0			
Ed Bauta, R (8, 1)										0 0 0 0 0 0 0			
Ray Sadecki, L OBP: 0.217, SLG: 0.217 (8, 1) X										1 0 0 0 0 1 0			
Inning Stats	R: 0 H: 1 E: 0 LOB: 1 K: 0 BB: 0 S: 4 P: 4	R: 0 H: 0 E: 0 LOB: 0 K: 0 BB: 1 P: 6	R: 4 H: 4 E: 1 LOB: 1 K: 0 BB: 0 P: 8	R: 0 H: 1 E: 0 LOB: 1 K: 1 BB: 0 P: 6	R: 0 H: 1 E: 0 LOB: 1 K: 1 BB: 0 P: 6	R: 0 H: 1 E: 0 LOB: 1 K: 1 BB: 0 P: 6	R: 0 H: 0 E: 0 LOB: 0 K: 1 BB: 0 P: 5	R: 1 H: 3 E: 0 LOB: 1 K: 0 BB: 0 P: 5	R: 0 H: 0 E: 0 LOB: 0 K: 2 BB: 0 P: 7	1B: 6 SF: 0 2B: 4 SAC: 0 3B: 2 DP: 2 HR: 0 HBP: 0	WP: 0 PA: 38 PB: 0 SB: 0 CS: 0		
PITCHER	IP WLS BF H R ER SO BB IBB HBP BLK WP HR S P ERA WHIP											PITCHER	IP WLS BF H R ER SO BB IBB HBP BLK WP HR S P ERA WHIP
Chris Short, L ERA: 4.29 (1, 1)	2.1 L 12 4 4 2 0 1 0 0 0 0 0 0 11 15 7.71 2.143											Johnny Klippstein, R ERA: 1.58 (9, 1)	1.0 3 0 0 0 2 0 0 0 0 0 0 7 7 0.00 0.000
Ryne Duren, R ERA: 4.2 (3, 1)	0.2 3 1 0 0 0 0 0 0 0 0 0 0 3 3 0.00 1.500												
Dallas Green, R ERA: 1.55 (4, 1)	2.0 8 2 0 0 2 0 0 0 0 0 0 0 12 12 0.00 1.000												
Jack Hamilton, R ERA: 6.57 (6, 1)	1.0 4 1 0 0 1 0 0 0 0 0 0 0 6 6 0.00 1.000												
Jack Baldschun, R ERA: 3.26 (7, 1)	2.0 8 3 1 1 1 0 0 0 0 0 0 0 10 10 4.50 1.500												

St. Louis Cardinals @ Philadelphia Phillies
 Connie Mack Stadium, Philadelphia, PA

Thu Jun 06 1963, 7:05 PM EDT
 Att. 8,280 - Unknown

livebaseballscorecards.com

AB 37
 R 5
 H 11
 RBI 5
 BB 1
 SO 6
 LOB 12



Batter	1	2	3	4	5	6	7	8	9	AB R H RBI BB SO LOB	TOP						
Pete Rose, S (1, 4) OBP: 0.335, SLG: 0.324	1-2 L8		0-1 L7			2-2 5-3		0-2 L8		4 0 0 0 0 0 2	Cincinnati Reds @ Philadelphia Phillies Connie Mack Stadium, Philadelphia, PA Sat Jun 08 1963, 3:33 AM EDT Att. 4,519 - Unknown						
Bob Skinner, L (1, 7) OBP: 0.337, SLG: 0.379	0-0 G3		1-1 3-1			2-0 F5		0-2 F8		4 0 0 0 0 0 2							
Vada Pinson, L (1, 8) OBP: 0.348, SLG: 0.466	0-1 4-3				4-0 CS BB	4-1 BB			0-0 SF8 3B	2 1 1 0 2 0 0							
Frank Robinson, R (1, 9) OBP: 0.406, SLG: 0.514		0-0 F6		4-1 6-3 BB		1-2 L7		2-3 K		3 0 0 0 1 1 2							
Daryl Spencer, R (1, 5) OBP: 0.380, SLG: 0.329		1-2 4-3		3-2 6-3		0-0 F2		0-0 SF8		3 0 0 1 0 0 1							
Gordy Coleman, L (1, 3) OBP: 0.257, SLG: 0.372		0-1 2B		1-3 K		0-1 L4-3 1B		1-1 F2		4 0 2 0 0 1 1							
Johnny Edwards, L (1, 2) OBP: 0.328, SLG: 0.368		1-1 L7		0-1 CS 1B		0-0 L4-3				3 0 1 0 0 0 2							
Leo Cardenas, R (1, 6) OBP: 0.278, SLG: 0.385			2-1 WP 1B		3-3 K			2-2 1B		3 0 2 0 0 1 1							
Jim O'Toole, S (1, 1) OBP: 0.118, SLG: 0.118			1-3 K		2-3 K			0-0 B4		3 0 0 0 0 2 2							
Inning Stats	R: 0 E: 0 K: 0 S: 6 H: 0 LOB: 0 BB: 0 P: 7	R: 0 E: 0 K: 0 S: 9 H: 1 LOB: 1 BB: 0 P: 11	R: 0 E: 0 K: 1 S: 9 H: 1 LOB: 1 BB: 0 P: 13	R: 0 E: 0 K: 1 S: 8 H: 0 LOB: 1 BB: 2 P: 20	R: 0 E: 0 K: 2 S: 8 H: 1 LOB: 0 BB: 0 P: 13	R: 0 E: 0 K: 0 S: 10 H: 0 LOB: 1 BB: 1 P: 19	R: 0 E: 0 K: 0 S: 4 H: 1 LOB: 0 BB: 0 P: 4	R: 0 E: 0 K: 0 S: 11 H: 1 LOB: 1 BB: 0 P: 13	R: 1 E: 0 K: 1 S: 7 H: 1 LOB: 0 BB: 0 P: 10	1B: 4 2B: 3 3B: 1 HR: 0 SF: 1 SAC: 0 DP: 2 HBP: 0	WP: 1 PB: 0 SB: 0 CS: 2 PA: 33						
PITCHER Art Mahaffey, R (1, 1) ERA: 4.01	IP: 9.0 WLS: L BF: 33 H: 6 R: 1 ER: 1 SO: 5 BB: 3 IBB: 0 HBP: 0 BLK: 0 WP: 1 HR: 0 S: 72 P: 110 ERA: 1.00 WHIP: 1.000																
PITCHER	IP	WLS	BF	H	R	ER	SO	BB	IBB	HBP	BLK	WP	HR	S	P	ERA	WHIP

AB	29
R	1
H	6
RBI	1
BB	3
SO	5
LOB	13



Batter	1	2	3	4	5	6	7	8	9	AB R H RBI BB SO LOB
Don Hoak, R OBP: 0.241, SLG: 0.256 (1, 5)	1-3 K ①		X 0-0 F8 ③			3-3 K ①		C 0-1 SH5-4 ①		3 0 0 0 0 2 1
Tony Gonzalez, L OBP: 0.388, SLG: 0.419 (1, 9)	2-2 G3 ②			F 0-1 F5 ①		B 4-1 WP S BB ②		B 2-2 4-3 ②		3 0 0 0 1 0 1
Tony Taylor, R OBP: 0.361, SLG: 0.374 (1, 4)	2-3 K ③			C 1-3 K ②		F 3-3 K ②		C 1-2 F9 ③		4 0 0 0 0 3 2
Don Demeter, R OBP: 0.350, SLG: 0.443 (1, 8)			B 3-2 F8 ①		C 0-1 5-3 ③	B 2-3 K ③		F 0-1 F2 ①		4 0 0 0 0 1 1
Roy Sievers, R OBP: 0.308, SLG: 0.402 (1, 3)			C 1-1 F8 ②		S 1-2 P3 ①		C 2-3 K ①	B 1-1 F3 ②		4 0 0 0 0 1 0
Jim Lemon, R OBP: 0.237, SLG: 0.291 (1, 7)			C 2-2 5-3 ③		B 4-2 1B BB ②		B 1-0 6-3 ②	B 2-2 5-3 ③		3 0 0 0 1 0 0
Clay Dalrymple, L OBP: 0.327, SLG: 0.323 (1, 2)			C 0-2 F8 ①		B 2-1 1B ②		C 0-2 1B ②			3 0 2 0 0 0 0
Bobby Wine, R OBP: 0.280, SLG: 0.346 (1, 6)			C 0-1 1B ②		B 2-2 F8 ②		X 0-0 L5 ③			3 0 1 0 0 0 3
Art Mahaffey, R OBP: 0.160, SLG: 0.167 (1, 1)			B 2-1 F3 ②		S 0-1 F9 ③		F 0-1 SH5-4 2B ①			3 0 1 0 0 0 3

Inning Stats	R: 0	H: 0	E: 0	K: 2	S: 10	LOB: 0	BB: 0	P: 15	R: 0	H: 0	E: 0	K: 0	S: 10	LOB: 0	BB: 0	P: 16	R: 0	H: 1	E: 0	K: 0	S: 8	LOB: 1	BB: 0	P: 10	R: 0	H: 0	E: 0	K: 1	S: 7	LOB: 0	BB: 0	P: 8	R: 0	H: 1	E: 0	K: 0	S: 12	LOB: 2	BB: 1	P: 21	R: 0	H: 0	E: 0	K: 3	S: 11	LOB: 1	BB: 1	P: 23	R: 0	H: 1	E: 0	K: 1	S: 11	LOB: 1	BB: 0	P: 14	R: 0	H: 1	E: 0	K: 0	S: 10	LOB: 1	BB: 0	P: 13	R: 0	H: 0	E: 0	K: 0	S: 7	LOB: 0	BB: 0	P: 10	1B: 3	SF: 0	2B: 1	SAC: 1	3B: 0	DP: 0	HR: 0	HBP: 0	WP: 1	PA: 33
PITCHER Jim O'Toole, L ERA: 2.26 (1, 1)	IP	WLS	BF	H	R	ER	SO	BB	IBB	HBP	BLK	WP	HR	S	P	ERA	WHIP	IP	WLS	BF	H	R	ER	SO	BB	IBB	HBP	BLK	WP	HR	S	P	ERA	WHIP																																																

BOTTOM

Cincinnati Reds @ Philadelphia Phillies
 Connie Mack Stadium, Philadelphia, PA

Sat Jun 08 1963, 3:33 AM EDT
 Att. 4,519 - Unknown

livebaseballscorecards.com

AB	30
R	0
H	4
RBI	0
BB	2
SO	7
LOB	11



Batter	1	2	3	4	5	6	7	8	9	10	AB R H RBI BB SO LOB	TOP																				
Pete Rose, S OBP: 0.330, SLG: 0.314 (1, 4)	L9	BB 2B BB	4-3			K		K		FC4-6	5 1 0 0 1 2 2	Cincinnati Reds @ Philadelphia Phillies Connie Mack Stadium, Philadelphia, PA Sun Jun 09 1963, 3:33 AM EDT Unknown livebaseballscorecards.com																				
Bob Skinner, L OBP: 0.349, SLG: 0.387 (1, 7)	1B 1B	1B 2B BB		CS 1B		4-3			1-3 1B		4 2 3 0 1 0 0																					
Vada Pinson, L OBP: 0.349, SLG: 0.469 (1, 8)	SF9 1B	S 2B		4-3		K		1-3	1-2		5 1 2 3 0 1 2																					
Frank Robinson, R OBP: 0.411, SLG: 0.514 (1, 9)	1B	IBB		1B		6-3		K	2-3		4 0 2 1 1 1 1																					
Daryl Spencer, R OBP: 0.392, SLG: 0.346 (1, 5)	SF9	BB		K		HR 2B			1-0	HBP	2 1 1 1 1 1 1																					
Gordy Coleman, L OBP: 0.256, SLG: 0.385 (1, 3)	K	4-3		4-3		HR		P6	2-1		5 1 1 2 0 1 6																					
Johnny Edwards, L OBP: 0.318, SLG: 0.356 (1, 2)		K	K	4-3		P5		4-3	0-2		5 0 0 0 0 2 0																					
Leo Cardenas, R OBP: 0.281, SLG: 0.390 (1, 6)		BB SH1-3 2B 1B	2B	K				K	1-0		5 1 2 0 0 2 0																					
Bob Purkey, R OBP: 0.250, SLG: 0.077 (1, 1)		SH1-3				K		K	0-0		3 0 0 0 0 3 1																					
Al Worthington, R (9, 1)											0 0 0 0 0 0 0																					
Bill Henry, L (9, 1)											0 0 0 0 0 0 0																					
Jesse Gonder, L (10, PH)											1 0 1 0 0 0 0																					
Tommy Harper, R (10, PR)											0 0 0 0 0 0 0																					
Dom Zanni, R (10, 1)											0 0 0 0 0 0 0																					
Inning Stats	R: 2 E: 0 K: 1 S: 14	H: 3 LOB: 1 BB: 0 P: 24	R: 3 E: 0 K: 1 S: 9	H: 2 LOB: 3 BB: 4 P: 30	R: 0 E: 0 K: 2 S: 10	H: 1 LOB: 1 BB: 0 P: 13	R: 0 E: 0 K: 1 S: 11	H: 2 LOB: 1 BB: 0 P: 17	R: 0 E: 0 K: 1 S: 7	H: 0 LOB: 0 BB: 0 P: 11	R: 0 E: 0 K: 2 S: 7	H: 0 LOB: 0 BB: 0 P: 8	R: 2 E: 0 K: 1 S: 15	H: 2 LOB: 0 BB: 0 P: 25	R: 0 E: 0 K: 3 S: 9	H: 0 LOB: 0 BB: 0 P: 15	R: 0 E: 0 K: 1 S: 10	H: 1 LOB: 2 BB: 0 P: 19	R: 0 E: 0 K: 0 S: 6	H: 1 LOB: 1 BB: 0 P: 7	1B: 8 2B: 3 3B: 0 HR: 1	SF: 1 SAC: 1 DP: 0 HBP: 1	WP: 0 PB: 0 SB: 2 CS: 1	PA: 46								
PITCHER	IP WLS BF H R ER SO BB IBB HBP BLK WP HR S P ERA WHIP																															
Cat McLish, R ERA: 3.29 (1, 1)	1.2	12	5	5	5	2	2	7	1	1	0	0	0	0	1	51	83	3.38	1.125													
Dallas Green, R ERA: 1.83 (2, 1)	5.1	22	5	2	2	7	1	1	0	0	0	0	0	0	1	51	83	3.38	1.125													
Ryne Duren, R ERA: 3.71 (8, 1)	2.0	8	1	0	0	4	0	0	1	0	0	0	0	0	0	19	34	0.00	0.500													
Johnny Klipstein, R ERA: 1.54 (10, 1)	1.0	W 4	1	0	0	0	0	0	0	0	0	0	0	0	0	6	7	0.00	1.000													



BOTTOM

Cincinnati Reds @ Philadelphia Phillies
Connie Mack Stadium, Philadelphia, PA

Sun Jun 09 1963, 3:33 AM EDT
Unknown

livebaseballscorecards.com



AB R H RBI BB SO LOB

5	1	1	0	0	0	0
5	2	3	3	0	0	0
5	1	1	0	0	0	1
5	0	3	1	0	0	1
0	1	0	0	0	0	0
2	1	1	0	2	0	0
4	1	1	2	1	0	2
5	0	0	0	0	1	4
5	0	1	1	0	0	0
0	0	0	0	0	0	0
2	0	0	0	0	0	1
1	0	0	0	0	0	0
0	0	0	0	0	0	0
1	1	1	1	0	0	0
0	0	0	0	0	0	0

AB	40
R	8
H	12
RBI	8
BB	3
SO	1
LOB	9

WP:	0	PA:	44
PB:	0		
SB:	0		
CS:	0		

1B:	6	SF:	0
2B:	2	SAC:	1
3B:	0	DP:	0
HR:	4	HBP:	0

Batter	1	2	3	4	5	6	7	8	9	10
Tony Taylor, R OBP: 0.357, SLG: 0.370 (1, 4)	0-1 4-3	1-1 1-3			2-0 1-3			0-1 F9	0-0 IHR 1B	
Johnny Callison, L OBP: 0.313, SLG: 0.409 (1, 9)	2-2 HR		0-1 F2		0-0 F7			0-0 2B	0-0 IHR	
Tony Gonzalez, L OBP: 0.383, SLG: 0.418 (1, 8)	2-2 1B 2B		1-2 L9		1-1 3-1			1-0 F7	3-2 F5	
Wes Covington, L OBP: 0.411, SLG: 0.608 Ruben Amaro, R OBP: 0.200, SLG: 0.111 (10, PR)	1-1 BB 1B		1-0 1B 1B			0-1 L8		0-0 3-1		2-1 4-3 SH3 1B 1B
Roy Sievers, R OBP: 0.324, SLG: 0.404 (1, 3)	4-2 1-2 BB		3-2 1-H 1B			1-1 F2			4-0 HR BB	1-0 SH3
Don Demeter, R OBP: 0.351, SLG: 0.455 (1, 5)	1-1 P4		1-2 P3			0-1 F8			2-1 1-H HR	4-0 1B 4-3 IBB
Clay Dalrymple, L OBP: 0.316, SLG: 0.312 (1, 2)	2-2 4-3		2-2 P4				2-2 4-3		2-3 K	3-2 4-3
Bobby Wine, R OBP: 0.277, SLG: 0.342 (1, 6)		2-1 F9		1-0 E5			0-1 F7		0-0 F8	0-0 2-3 3-H 1B
Cal McLish, S OBP: 0.286, SLG: 0.280 Dallas Green, L (2, 1) Frank Torre, L OBP: 0.204, SLG: 0.093 (7, PH) Ryne Duren, R (8, 1) Jim Lemon, R OBP: 0.250, SLG: 0.357 (9, PH) Johnny Klippstein, R (10, 1)		2-1 L8		1-0 4-3			0-1 F8		2-2 HR	

Inning Stats	R: 2	H: 3	E: 0	LOB: 2	K: 0	S: 20	P: 32	R: 0	H: 2	E: 0	LOB: 2	K: 0	S: 9	P: 14	R: 0	H: 0	E: 0	LOB: 0	K: 0	S: 4	P: 7	R: 0	H: 0	E: 0	LOB: 0	K: 0	S: 6	P: 7	R: 0	H: 0	E: 0	LOB: 0	K: 0	S: 7	P: 9	R: 0	H: 1	E: 0	LOB: 1	K: 0	S: 5	P: 6	R: 5	H: 4	E: 0	LOB: 0	K: 1	S: 14	P: 27	R: 1	H: 2	E: 0	LOB: 2	K: 0	S: 8	P: 18	1B: 6	SF: 0	2B: 2	SAC: 1	3B: 0	DP: 0	HR: 4	HBP: 0
--------------	------	------	------	--------	------	-------	-------	------	------	------	--------	------	------	-------	------	------	------	--------	------	------	------	------	------	------	--------	------	------	------	------	------	------	--------	------	------	------	------	------	------	--------	------	------	------	------	------	------	--------	------	-------	-------	------	------	------	--------	------	------	-------	-------	-------	-------	--------	-------	-------	-------	--------

PITCHER	IP	WLS	BF	H	R	ER	SO	BB	IBB	HBP	BLK	WP	HR	S	P	ERA	WHIP
Bob Purkey, R ERA: 3.8 (1, 1)	8.0		33	7	4	4	0	2	0	0	0	0	2	67	107	4.50	1.125
Al Worthington, R ERA: 2.7 (9, 1)	0.2		4	2	1	1	1	0	0	0	0	0	1	8	12	13.50	3.000
Bill Henry, L ERA: 6.62 (9, 1)	0.1		2	1	2	2	0	0	0	0	0	0	0	4	7	54.00	3.000
Dom Zanni, R ERA: 8.25 (10, 1)	0.2	L	5	2	1	1	0	0	1	0	0	0	0	8	18	13.50	3.000

PITCHER	IP	WLS	BF	H	R	ER	SO	BB	IBB	HBP	BLK	WP	HR	S	P	ERA	WHIP
---------	----	-----	----	---	---	----	----	----	-----	-----	-----	----	----	---	---	-----	------

Batter	1	2	3	4	5	6	7	8	9	AB R H RBI BB SO LOB	TOP											
Pete Rose, S (1, 4) OBP: 0.337, SLG: 0.341	2-1 F8		0-0 SF7			0-0 IHR	0-0 FC4-6 1B		1-2 1B	4 1 3 2 0 0 0												
Bob Skinner, L (1, 7) OBP: 0.340, SLG: 0.376	0-2 1-3		3-3 K			0-0 F8	2-2 FC4-6 1-2f		1-1 F8	5 0 0 0 0 1 3												
Vada Pinson, L (1, 8) OBP: 0.356, SLG: 0.495	1-1 3B				0-1 HR	0-0 4-3		4-0 BB		3 1 2 1 1 0 0												
Frank Robinson, R (1, 9) OBP: 0.408, SLG: 0.505	3-1 F5				1-3 K	4-1 1B BB		0-0 1-3 1-2		3 0 0 0 1 1 2												
Daryl Spencer, R (1, 5) OBP: 0.386, SLG: 0.341					0-3 K	0-0 1B BB		0-0 1-3		4 0 1 0 0 1 1												
Gordy Coleman, L (1, 3) OBP: 0.261, SLG: 0.380					0-0 4-3	4-2 1B BB		0-0 3-1		2 0 0 0 2 0 1												
Johnny Edwards, L (1, 2) OBP: 0.317, SLG: 0.350					0-0 G4-6-3	2-0 F8		4-2 1B BB		3 0 0 0 1 0 4												
Leo Cardenas, R (1, 6) OBP: 0.276, SLG: 0.382					0-0 E1 SF7	0-3 K		0-0 1-3		4 1 0 0 0 1 1												
John Tsitouris, R (1, 1) OBP: 0.276, SLG: 0.382					0-0 5-3	0-0 P6		0-0 5-3		4 0 0 0 0 1 2												
Inning Stats	R: 0 E: 0 K: 0 S: 10	H: 1 LOB: 1 BB: 0 P: 16	R: 0 E: 0 K: 0 S: 6	H: 0 LOB: 0 BB: 1 P: 12	R: 1 E: 1 K: 1 S: 8	H: 0 LOB: 0 BB: 0 P: 11	R: 1 E: 0 K: 2 S: 9	H: 1 LOB: 0 BB: 0 P: 10	R: 0 E: 0 K: 1 S: 5	H: 0 LOB: 0 BB: 0 P: 5	R: 1 E: 0 K: 0 S: 9	H: 2 LOB: 3 BB: 2 P: 19	R: 0 E: 0 K: 0 S: 7	H: 1 LOB: 1 BB: 0 P: 9	R: 0 E: 0 K: 0 S: 3	H: 0 LOB: 1 BB: 1 P: 7	R: 0 E: 0 K: 1 S: 11	H: 1 LOB: 2 BB: 1 P: 20	1B: 3 2B: 0 3B: 1 HR: 2	SF: 1 SAC: 0 DP: 1 HBP: 0	WP: 0 PB: 0 SB: 1 CS: 0	PA: 38
PITCHER	IP WLS BF H R ER SO BB IBB HBP BLK WP HR S P ERA WHIP																					
John Boozer, R (1, 1) ERA: 3.38	5.2 L 24 4 3 2 4 3 0 0 0 0 1 46 70 3.18 1.235																					
Jack Baldschun, R (6, 1) ERA: 3.07	2.1 9 1 0 0 0 1 0 0 0 0 0 11 19 0.00 0.857																					
Johnny Klippstein, R (9, 1) ERA: 1.51	1.0 5 1 0 0 1 1 0 0 0 0 0 11 20 0.00 2.000																					

Cincinnati Reds @ Philadelphia Phillies
 Connie Mack Stadium, Philadelphia, PA
 Sun Jun 09 1963, 3:38 AM EDT
 Att. 14,289 - Unknown

livebaseballscorecards.com

AB	32
R	3
H	6
RBI	3
BB	5
SO	5
LOB	14



Batter	1	2	3	4	5	6	7	8	9	AB R H RBI BB SO LOB	TOP
Denis Menke, R (1, 4) <small>OBP: 0.317, SLG: 0.390</small>	1-3 		2-3 		1-0 					3 0 0 0 0 2 2	Milwaukee Braves @ Philadelphia Phillies Connie Mack Stadium, Philadelphia, PA Mon Jun 10 1963, 7:05 PM EDT Att. 9,404 - Overcast
Norm Larker, L (1, 3) <small>OBP: 0.319, SLG: 0.297</small>	4-1 			1-1 		0-0 				2 1 1 0 1 0 0	
Hank Aaron, R (1, 9) <small>OBP: 0.400, SLG: 0.606</small>	3-3 			4-1 		1-0 				2 0 0 0 1 1 2	
Eddie Mathews, L (1, 7) <small>OBP: 0.416, SLG: 0.466</small>		4-0 		1-3 		0-0 				2 1 1 2 1 1 1	
Mack Jones, L (1, 8) <small>OBP: 0.299, SLG: 0.344</small>		1-2 		0-1 		0-0 				3 0 0 0 0 0 2	
Joe Torre, R (1, 2) <small>OBP: 0.358, SLG: 0.388</small>		4-1 			0-0 	0-2 				2 0 1 0 1 0 0	
Tommie Aaron, R (1, 5) <small>OBP: 0.247, SLG: 0.304</small>		0-3 			1-2 					2 0 1 0 0 1 1	
Roy McMillan, R (1, 6) <small>OBP: 0.280, SLG: 0.345</small>			1-1 		2-1 					2 0 0 0 0 0 2	
Bob Hendley, R (1, 1) <small>OBP: 0.167, SLG: 0.130</small> Don Dillard, L (5, PH) <small>OBP: 0.293, SLG: 0.408</small> Ron Piche, R (5, 1)			2-3 		1-3 					1 0 0 0 0 1 0	
										1 0 0 0 0 1 2	
										0 0 0 0 0 0 0	
Inning Stats	R: 0 H: 0 E: 0 LOB: 1 K: 2 BB: 1 S: 8 P: 16	R: 0 H: 0 E: 0 LOB: 1 K: 1 BB: 2 S: 10 P: 19	R: 0 H: 0 E: 0 LOB: 0 K: 2 BB: 0 S: 8 P: 13	R: 0 H: 0 E: 0 LOB: 1 K: 1 BB: 1 S: 8 P: 14	R: 0 H: 2 E: 0 LOB: 2 K: 1 BB: 0 S: 11 P: 16	R: 2 H: 2 E: 0 LOB: 0 K: 0 BB: 0 S: 7 P: 8				1B: 3 SF: 0 2B: 1 SAC: 0 3B: 0 DP: 2 HR: 1 HBP: 0	WP: 0 PA: 24 PB: 0 SB: 1 CS: 1
PITCHER Ray Culp, R (1, 1) <small>ERA: 2.7</small>	IP WLS BF H R ER SO BB IBB HBP BLK WP HR S P ERA WHIP 6.0 W 24 4 2 2 7 4 0 0 0 0 1 52 86 3.00 1.333					PITCHER IP WLS BF H R ER SO BB IBB HBP BLK WP HR S P ERA WHIP					

Batter	1	2	3	4	5	6	7	8	9	AB R H RBI BB SO LOB
Tony Taylor, R OBP: 0.358, SLG: 0.372 (1, 4)	0-1 SH2-3 2B 1B		1-2 F9	4-2 BB	2-1 FC5-4					3 1 1 1 1 0 2
Johnny Callison, L OBP: 0.309, SLG: 0.406 (1, 9)	0-0 SH2-3 1-2		0-0 4-3	K						2 0 0 0 0 1 3
Tony Gonzalez, L OBP: 0.380, SLG: 0.415 (1, 8)	1-1 2-H 2B		1-3 K		1-1 L4					3 0 1 1 0 1 0
Don Demeter, R OBP: 0.351, SLG: 0.451 (1, 5) (6, 7)	3-2 F5			0-0 CS 1B	1-2 1B 2B 1B					3 1 2 0 0 0 1
Roy Sievers, R OBP: 0.322, SLG: 0.390 (1, 3)	1-2 F7			4-1 WP 1B E BB	0-0 2B 1B 1B					2 2 1 0 1 0 1
Jim Lemon, R OBP: 0.274, SLG: 0.368 (1, 7)		4-2 SH3-4 BB		2-2 E WP BB 1B	1-2 1B 2B					1 1 1 0 1 0 0
Wes Covington, L OBP: 0.405, SLG: 0.601 (5, PH)				1-2 BB 1B	1-3 1B 2B					1 1 1 1 0 0 0
Ruben Amaro, R OBP: 0.200, SLG: 0.111 (6, 5)										0 0 0 0 0 0 0
Clay Dalrymple, L OBP: 0.337, SLG: 0.350 (1, 2)	1-0 SH3-4 1-2		1-0 SH3-4	4-2 BB E BB	4-0 E 1B IBB					0 0 0 0 2 0 0
Bobby Wine, R OBP: 0.273, SLG: 0.335 (1, 6)	0-0 L7		0-0 L7	1-2 E6 BB	0-1 E7 FC5-4 1B					3 0 1 3 0 0 3
Ray Culp, R OBP: 0.310, SLG: 0.296 (1, 1)	0-0 4-3		0-0 4-3	0-0 F9	1-3 K					3 0 0 0 0 1 6

Inning Stats	R: 1	H: 2	E: 0	K: 0	S: 11	LOB: 1	BB: 0	P: 16	R: 0	H: 0	E: 0	K: 0	S: 5	LOB: 1	BB: 1	P: 10	R: 0	H: 0	E: 0	K: 1	S: 7	LOB: 0	BB: 0	P: 9	R: 2	H: 2	E: 1	K: 1	S: 17	LOB: 3	BB: 3	P: 34	R: 3	H: 4	E: 1	K: 1	S: 17	LOB: 2	BB: 1	P: 27
--------------	------	------	------	------	-------	--------	-------	-------	------	------	------	------	------	--------	-------	-------	------	------	------	------	------	--------	-------	------	------	------	------	------	-------	--------	-------	-------	------	------	------	------	-------	--------	-------	-------

PITCHER	IP	WLS	BF	H	R	ER	SO	BB	IBB	HBP	BLK	WP	HR	S	P	ERA	WHIP
Bob Hendley, L ERA: 3.66 (1, 1)	4.0	L	20	4	3	2	2	4	0	0	0	1	0	40	69	4.50	2.000
Ron Piche, R ERA: 5.12 (5, 1)	1.0		8	4	3	3	1	0	1	0	0	0	0	17	27	27.00	4.000


BOTTOM

Milwaukee Braves @ Philadelphia Phillies
Connie Mack Stadium, Philadelphia, PA

Mon Jun 10 1963, 7:05 PM EDT
 Att: 9,404 - Overcast

livebaseballscorecards.com

AB	21
R	6
H	8
RBI	6
BB	5
SO	3
LOB	16



1B: 6	SF: 0	WP: 1	PA: 28
2B: 2	SAC: 2	PB: 0	
3B: 0	DP: 0	SB: 0	
HR: 0	HBP: 0	CS: 1	

BOTTOM

Milwaukee Braves @ Philadelphia Phillies
Connie Mack Stadium, Philadelphia, PA

Tue Jun 11 1963, 7:05 PM EDT
Att: 11,107 - Unknown

livebaseballscorecards.com

AB	44
R	8
H	16
RBI	8
BB	6
SO	2
LOB	32



WP	1	PA	52
PB	0		
SB	0		
CS	0		

AB R H RBI BB SO LOB

5	3	1	0	1	0	7
6	1	2	0	0	0	3
5	0	1	1	1	0	3
6	1	2	3	0	1	4
5	0	1	0	1	1	5
2	1	2	1	1	0	0
2	0	1	0	0	0	2
0	0	0	0	0	0	0
0	0	0	0	1	0	0
0	0	0	0	0	0	0
4	0	1	1	1	0	4
5	0	1	0	0	0	4
2	1	2	1	0	0	0
0	0	0	0	0	0	0
2	1	2	1	0	0	0

1B:	12	SF:	0
2B:	2	SAC:	2
3B:	1	DP:	0
HR:	1	HBP:	0

Batter	1	2	3	4	5	6	7	8	9	10
Tony Taylor, R OBP: 0.357, SLG: 0.372 (1, 4)	4-0 WP 1B BB	1-1 FC1-5 E 2B	0-2 FC6		1-0 F8			1-0 4-3 1B 2B	0-1 F9	
Johnny Callison, L OBP: 0.310, SLG: 0.415 (1, 9)	2-0 BB WP 1B	1-0 F2		1-0 4-3		2-1 6-3		0-0 4-3 2-3		0-0 1B 3B
Tony Gonzalez, L OBP: 0.379, SLG: 0.410 (1, 8)	4-2 BB BB	1-0 E3 2B		0-0 5-3		0-1 F8		2-2 6-3 1B		1-1 5-3
Don Demeter, R OBP: 0.350, SLG: 0.452 (1, 5) (6, 7) (9, 5)	0-0 P4	2-2 2B		1-3 K		0-0 6-3		1-2 6-3 1B		2-2 1B 1B
Roy Sievers, R OBP: 0.323, SLG: 0.382 (1, 3)	0-3 K	0-2 P5			0-0 5-3		0-0 5-3	4-0 1B		2-1 1B IBB 1B
Jim Lemon, R OBP: 0.309, SLG: 0.390 (5, PR) Ruben Amaro, R OBP: 0.219, SLG: 0.138 (6, 5) Jack Baldschun, R (9, 1) Frank Torre, L OBP: 0.216, SLG: 0.091 (10, PH) Cookie Rojas, R OBP: 0.184, SLG: 0.114 (10, PR)	4-2 BB BB		2-2 SH3-4 1B		2-1 E1 FC5 1B		0-0 FC5-4 1B	2-1 5-3		4-0 1B IBB
Clay Dalrymple, L OBP: 0.339, SLG: 0.347 (1, 2)	0-2 3-1		0-0 SH3-4		4-0 1B FC5 BB		0-0 FC5-4 1-2f		0-0 G3	0-0 1-2 2-3 3-H 1B
Bobby Wine, R OBP: 0.271, SLG: 0.331 (1, 6)		2-2 FC1-5 SH 1B	1-2 P6		0-1 FC5 1B		1-2 1-3		2-0 5-3	
Cal McLish, S OBP: 0.333, SLG: 0.333 (8, 1) Wes Covington, L OBP: 0.412, SLG: 0.627 (8, PH) (9, 7)		0-2 SH E FC1-5 2B	0-0 FC6 1B		0-2 1-2 2-3 1B			2-2 HR	0-0 1B	

Inning Stats	R: 1	H: 1	E: 0	K: 1	S: 13	R: 2	H: 2	E: 1	K: 0	S: 16	R: 1	H: 2	E: 0	K: 0	S: 11	R: 0	H: 0	E: 0	K: 1	S: 5	R: 0	H: 0	E: 0	K: 0	S: 5	R: 0	H: 1	E: 0	K: 0	S: 6	R: 2	H: 3	E: 0	K: 0	S: 14	R: 0	H: 1	E: 0	K: 0	S: 5	R: 2	H: 4	E: 0	K: 0	S: 9
--------------	------	------	------	------	-------	------	------	------	------	-------	------	------	------	------	-------	------	------	------	------	------	------	------	------	------	------	------	------	------	------	------	------	------	------	------	-------	------	------	------	------	------	------	------	------	------	------

PITCHER	IP	WLS	BF	H	R	ER	SO	BB	IBB	HBP	BLK	WP	HR	S	P	ERA	WHIP
Dan Schneider, L ERA: 7.0 (1, 1)	2.2		18	5	4	2	1	3	0	0	0	1	0	37	61	6.75	3.000
Tony Cloninger, R ERA: 3.09 (3, 1)	1.1		4	0	0	0	1	0	0	0	0	0	0	8	10	0.00	0.000
Frank Funk, R ERA: 5.29 (5, 1)	3.0		15	5	2	2	0	1	0	0	0	0	1	24	37	6.00	2.000
Bob Shaw, R ERA: 3.82 (8, 1)	2.1	L	15	6	2	2	0	0	2	0	0	0	0	24	44	7.71	2.571

Batter	1	2	3	4	5	6	7	8	9	AB R H RBI BB SO LOB	TOP											
Tony Taylor, R OBP: 0.354, SLG: 0.368 (1, 4)	0-0 2B 1B 1B	0-0 G6-4-3 1-2f			0-3 K		0-0 4-3		0-0 4-3	5 1 1 0 0 1 1	Philadelphia Phillies @ St. Louis Cardinals Sportsman's Park, St. Louis, MO Wed Jun 12 1963, 8:05 PM EDT Att. 11,738 - Unknown - 78 F											
Johnny Callison, L OBP: 0.317, SLG: 0.424 (1, 9)	0-0 1B 2B		0-0 F6			0-0 SH1-4 2B 1B	0-3 K	0-0 S 1B	5 2 3 0 0 1 0													
Tony Gonzalez, L OBP: 0.381, SLG: 0.411 (1, 8)	0-0 PB 1B 2-H 3-H		0-0 F7			0-0 SH1-4 1-2	0-0 FC4-6 1B	0-3 K 1-2	4 1 2 2 0 1 1													
Wes Covington, L OBP: 0.402, SLG: 0.610 Ruben Amaro, R OBP: 0.212, SLG: 0.133 (1, 7) (7, 5)	0-3 K 1-2		0-0 6-3			0-0 F9	0-0 FC4-6 1-2f	0-3 K	4 0 0 0 0 1 3 1 0 0 0 0 1 1													
Roy Sievers, R OBP: 0.328, SLG: 0.395 (1, 3)	0-0 1B 1B 2-H			0-0 1-3		0-0 2B 2B		0-0 L4	4 1 2 2 0 0 0													
Don Demeter, R OBP: 0.357, SLG: 0.455 (1, 5) (7, 7)	0-0 G1-6-3 1-2 1B		0-0 5-3			4-0 2B IBB		0-0 BB 1B	3 1 2 0 1 0 0													
Clay Dalrymple, L OBP: 0.343, SLG: 0.354 (1, 2)	0-0 G1-6-3 1-2f		0-3 K			0-0 2B		4-0 BB 1-2 BB	3 0 1 2 1 1 2													
Bobby Wine, R OBP: 0.276, SLG: 0.331 (1, 6)		0-0 FC5-6 1B			0-0 6-3	4-0 BB		0-3 K	3 0 1 0 1 1 2													
Art Mahaffey, R OBP: 0.143, SLG: 0.148 John Boozer, R (7, 1)		0-0 FC5-6 G6-4-3 1-2f		0-3 K	0-3 K		0-3 K		3 0 0 0 0 2 3 1 0 0 0 0 1 2													
Inning Stats	R: 3 E: 0 K: 1 S: 9	H: 5 LOB: 1 BB: 0 P: 9	R: 0 E: 0 K: 0 S: 3	H: 1 LOB: 0 BB: 0 P: 3	R: 0 E: 0 K: 0 S: 3	H: 0 LOB: 0 BB: 0 P: 3	R: 0 E: 0 K: 1 S: 5	H: 0 LOB: 0 BB: 0 P: 5	R: 0 E: 0 K: 2 S: 7	H: 0 LOB: 0 BB: 0 P: 7	R: 3 E: 0 K: 1 S: 8	H: 3 LOB: 2 BB: 2 P: 16	R: 0 E: 0 K: 1 S: 6	H: 1 LOB: 1 BB: 0 P: 6	R: 0 E: 0 K: 2 S: 8	H: 1 LOB: 2 BB: 1 P: 12	R: 0 E: 0 K: 2 S: 8	H: 1 LOB: 1 BB: 0 P: 8	1B: 9 2B: 3 3B: 0 HR: 0	SF: 0 SAC: 1 DP: 2 HBP: 0	WP: 0 PB: 1 SB: 1 CS: 0	PA: 40
PITCHER	IP WLS BF H R ER SO BB IBB HBP BLK WP HR S P ERA WHIP	IP WLS BF H R ER SO BB IBB HBP BLK WP HR S P ERA WHIP																				
Ron Taylor, R ERA: 2.92 (1, 1)	0.1 L 6 5 3 3 1 0 0 0 0 0 0 8 8 81.00 15.000	5.1 19 4 3 3 3 0 1 0 0 0 0 0 24 28 5.06 0.750																				
Bobby Shantz, L ERA: 3.38 (1, 1)	0.1 2 0 0 0 1 1 0 0 0 0 0 0 3 7 0.00 3.000	2.0 9 2 0 0 3 1 0 0 0 0 0 0 14 18 0.00 1.500																				
Ed Bauta, R ERA: 1.73 (6, 1)	1.0 4 1 0 0 2 0 0 0 0 0 0 0 8 8 0.00 1.000																					
Bob Humphreys, R ERA: 5.4 (7, 1)																						
Diomedes Olivo, L ERA: 5.4 (9, 1)																						

livebaseballscorecards.com

AB	36
R	6
H	12
RBI	6
BB	3
SO	10
LOB	15



Batter	1	2	3	4	5	6	7	8	9	AB	R	H	RBI	BB	SO	LOB
Curt Flood, R OBP: 0.309, SLG: 0.373 (1, 8)	0-0 F8		0-0 4-3	0-0 FC6-4			0-0 1-3	0-3 K		5	0	0	0	0	1	2
Bill White, L OBP: 0.387, SLG: 0.520 (1, 3)	0-0 1B		0-0 1-3		0-0 F9		0-0 F4		0-0 F9	5	1	2	0	0	0	0
Dick Groat, R OBP: 0.415, SLG: 0.488 (1, 6)	0-0 1B		0-0 1-3		0-3 K		4-0 BB		0-0 6-3	4	0	2	0	1	1	0
Stan Musial, L OBP: 0.335, SLG: 0.476 (1, 7)	0-0 1B		0-0 1-3		0-0 FC6-4		4-0 BB		0-3 K	3	0	2	1	1	0	2
Leo Burke, R OBP: 0.304, SLG: 0.405 (7, PR)	1-3 2-H		1-2 2-3		1-2 2-3		1-2 BB			1	0	0	0	0	1	0
Ken Boyer, R OBP: 0.372, SLG: 0.439 (1, 5)	0-0 F4		0-0 6-3		0-0 FC6-4		4-0 BB			3	0	0	0	1	0	5
George Altman, L OBP: 0.358, SLG: 0.384 (1, 9)	0-0 F8			0-0 4-3		0-0 6-3	0-0 F8			4	0	1	0	0	0	5
Julian Javier, R OBP: 0.292, SLG: 0.406 (1, 4)		0-0 4-3		0-0 1B		0-0 6-3	0-0 6-3			4	1	1	0	0	0	1
Tim McCarver, L OBP: 0.333, SLG: 0.414 (1, 2)		0-0 F7		0-3 K		0-0 1B	0-0 1B			4	0	2	0	0	1	1
Ron Taylor, R OBP: 0.299, SLG: 0.200 (1, 1)		0-3 K		0-0 FC6-4		0-0 F2	0-3 K			0	0	0	0	0	0	0
Bobby Shantz, R OBP: 0.299, SLG: 0.200 (1, 1)				2-H						2	0	1	1	0	1	0
Ed Bautez, R OBP: 0.419, SLG: 0.391 (6, PH)										0	0	0	0	0	0	0
Duke Carmel, L OBP: 0.419, SLG: 0.391 (6, PH)										1	0	0	0	0	0	1
Bob Humphreys, R OBP: 0.333, SLG: 0.394 (8, PH)										0	0	0	0	0	0	0
Carl Sawatski, L OBP: 0.333, SLG: 0.394 (8, PH)										1	0	0	0	0	1	1
Diomedés Olivo, L (9, 1)										0	0	0	0	0	0	0

Inning Stats	R: 1	H: 3	E: 0	LOB: 2	K: 0	BB: 0	S: 6	R: 0	H: 0	E: 0	LOB: 0	K: 1	BB: 0	S: 5	R: 0	H: 2	E: 0	LOB: 2	K: 0	BB: 0	S: 5	R: 1	H: 2	E: 0	LOB: 1	K: 1	BB: 0	S: 7	R: 0	H: 1	E: 0	LOB: 1	K: 1	BB: 0	S: 6	R: 0	H: 2	E: 0	LOB: 1	K: 0	BB: 0	S: 4	R: 0	H: 0	E: 0	LOB: 3	K: 0	BB: 3	S: 3	R: 0	H: 1	E: 0	LOB: 1	K: 2	BB: 0	S: 8	R: 0	H: 0	E: 0	LOB: 0	K: 1	BB: 0	S: 5	1B: 10	SF: 0	2B: 2	SAC: 0	3B: 0	DP: 1	HR: 0	HBP: 0	WP: 0	PA: 40
--------------	------	------	------	--------	------	-------	------	------	------	------	--------	------	-------	------	------	------	------	--------	------	-------	------	------	------	------	--------	------	-------	------	------	------	------	--------	------	-------	------	------	------	------	--------	------	-------	------	------	------	------	--------	------	-------	------	------	------	------	--------	------	-------	------	------	------	------	--------	------	-------	------	--------	-------	-------	--------	-------	-------	-------	--------	-------	--------

PITCHER	IP	WLS	BF	H	R	ER	SO	BB	IBB	HBP	BLK	WP	HR	S	P	ERA	WHIP
Art Mahaffey, R ERA: 3.9 (1, 1)	6.2	W	32	10	2	2	3	3	0	0	0	0	0	35	47	2.70	1.950
John Boozer, R ERA: 3.0 (7, 1)	2.1	S	8	1	0	0	3	0	0	0	0	0	0	14	14	0.00	0.429

BOTTOM

Philadelphia Phillies @ St. Louis Cardinals
 Sportsman's Park, St. Louis, MO
 Wed Jun 12 1963, 8:05 PM EDT
 Att: 11,738 - Unknown - 78 F

livebaseballscores.com

AB	37
R	2
H	11
RBI	2
BB	3
SO	6
LOB	18



Batter	1	2	3	4	5	6	7	8	9	AB R H RBI BB SO LOB	TOP
Tony Taylor, R (1, 4) OBP: 0.349, SLG: 0.363	0-3 K		0-0 F9		0-3 K					3 0 0 0 0 2 1	Philadelphia Phillies @ St. Louis Cardinals Sportsman's Park, St. Louis, MO Thu Jun 13 1963, 4:33 AM EDT Att: 7,600 - Unknown - 94 F
Johnny Callison, L (1, 9) OBP: 0.317, SLG: 0.420	0-0 F7			4-0 HR BB	0-0 F4					2 1 0 0 1 0 0	
Tony Gonzalez, L (1, 8) OBP: 0.380, SLG: 0.410	0-3 K			0-3 K	0-0 1B					3 0 1 0 0 2 1	
Wes Covington, L (1, 7) OBP: 0.395, SLG: 0.599 Jack Hamilton, R (5, 1)		0-3 K		0-0 F9	0-3 K					3 0 0 0 0 2 2 0 0 0 0 0 0 0	
Roy Sievers, R (1, 3) OBP: 0.328, SLG: 0.419		0-0 5-3		0-0 HR		0-0 F5				3 1 1 2 0 0 0	
Clay Dalrymple, L (1, 2) OBP: 0.343, SLG: 0.353		0-0 F5		0-0 PB BB 1B		0-0 F6				3 0 1 0 0 0 0	
Don Hoak, R (1, 5) OBP: 0.254, SLG: 0.266			0-0 1B	4-0 PB 1-2 BB		0-0 1B				2 0 2 0 1 0 0	
Bobby Wine, R (1, 6) OBP: 0.272, SLG: 0.326			0-3 K	0-3 K		0-0 G3				3 0 0 0 0 2 4	
Chris Short, R (1, 1) OBP: 0.048, SLG: 0.143 Dallas Green, L (1, 1) Jim Lemon, R (3, PH) Ryne Duren, R (3, 1) Earl Averill, R (5, PH) OBP: 0.306, SLG: 0.355			0-3 K		0-0 HR					0 0 0 0 0 0 0 0 0 0 0 0 0 0 1 0 0 0 0 1 1 0 0 0 0 0 0 0 1 1 1 1 0 0 0	
Inning Stats	R: 0 H: 0 E: 0 LOB: 0 K: 2 BB: 0 S: 7 P: 7	R: 0 H: 0 E: 0 LOB: 0 K: 1 BB: 0 S: 5 P: 5	R: 0 H: 1 E: 0 LOB: 1 K: 2 BB: 0 S: 8 P: 8	R: 2 H: 2 E: 0 LOB: 2 K: 2 BB: 2 S: 9 P: 17	R: 1 H: 2 E: 0 LOB: 1 K: 2 BB: 0 S: 9 P: 9	R: 0 H: 1 E: 0 LOB: 1 K: 0 BB: 0 S: 4 P: 4				1B: 4 SF: 0 2B: 0 SAC: 0 3B: 0 DP: 0 HR: 2 HBP: 0	
PITCHER Ernie Broglio, R (1, 1) ERA: 2.66	IP WLS BF H R ER SO BB IBB HBP BLK WP HR S P ERA WHIP	6.0 W 26 6 3 3 9 2 0 0 0 0 0 2 42 50 4.50 1.333				PITCHER IP WLS BF H R ER SO BB IBB HBP BLK WP HR S P ERA WHIP					

livebaseballscorecards.com

AB	24
R	3
H	6
RBI	3
BB	2
SO	9
LOB	9



Batter	1	2	3	4	5	6	7	8	9	AB	R	H	RBI	BB	SO	LOB
Curt Flood, R OBP: 0.308, SLG: 0.371 (1, 8)										4	1	1	0	0	0	3
Dick Groat, R OBP: 0.414, SLG: 0.484 (1, 6)										2	0	0	0	1	0	0
Bill White, L OBP: 0.387, SLG: 0.518 (1, 3)										3	1	1	0	0	0	0
Ken Boyer, R OBP: 0.375, SLG: 0.443 (1, 5)										2	2	1	0	1	0	2
Charlie James, R OBP: 0.339, SLG: 0.444 (1, 7)										3	1	3	2	0	0	0
George Altman, L OBP: 0.362, SLG: 0.385 (1, 9)										2	0	1	1	1	0	1
Julian Javier, R OBP: 0.297, SLG: 0.412 (1, 4)										2	1	1	1	1	1	2
Gene Oliver, R OBP: 0.308, SLG: 0.441 (1, 2)										2	1	1	2	1	1	0
Ernie Broglio, R OBP: 0.111, SLG: 0.139 (1, 1)										3	0	0	0	0	2	3

Inning Stats	R: 4	H: 5	E: 1	LOB: 3	K: 0	P: 8	R: 1	H: 2	E: 0	LOB: 1	K: 0	P: 5	R: 2	H: 1	E: 0	LOB: 0	K: 1	P: 10	R: 0	H: 1	E: 0	LOB: 2	K: 1	P: 13	R: 0	H: 0	E: 0	LOB: 0	K: 2	P: 7
--------------	------	------	------	--------	------	------	------	------	------	--------	------	------	------	------	------	--------	------	-------	------	------	------	--------	------	-------	------	------	------	--------	------	------

PITCHER	IP	WLS	BF	H	R	ER	SO	BB	IBB	HBP	BLK	WP	HR	S	P	ERA	WHIP
Chris Short, L ERA: 4.83 (1, 1)	0.1	L	6	4	4	4	0	1	0	0	0	0	0	5	9	108.00	15.000
Dallas Green, R ERA: 2.0 (1, 1)	1.2		9	3	1	1	0	0	1	0	0	0	0	8	12	5.40	1.800
Ryne Duren, R ERA: 4.58 (3, 1)	2.0		10	2	2	2	2	3	0	0	0	0	0	11	23	9.00	2.500
Jack Hamilton, R ERA: 6.31 (5, 1)	1.0		3	0	0	0	2	0	0	0	0	0	0	7	7	0.00	0.000

BOTTOM

AB	R	H	RBI	BB	SO	LOB
4	1	1	0	0	0	3
2	0	0	0	1	0	0
3	1	1	0	0	0	0
2	2	1	0	1	0	2
3	1	3	2	0	0	0
2	0	1	1	1	0	1
2	1	1	1	1	1	2
2	1	1	2	1	1	0
3	0	0	0	0	2	3

AB	23
R	7
H	9
RBI	6
BB	5
SO	4
LOB	11



WP	HR	S	P	ERA	WHIP
0	0	0	28	0	0

Philadelphia Phillies @ St. Louis Cardinals
 Sportsman's Park, St. Louis, MO
 Thu Jun 13 1963, 4:33 AM EDT
 Att. 7,600 - Unknown - 94 F

livebaseballscorecards.com

Batter	1	2	3	4	5	6	7	8	9
Denis Menke, R OBP: 0.306, SLG: 0.384 (1, 4)	1-1 4-3		0-0 P6		1-3 K		0-0 F9		
Lee Maye, L OBP: 0.269, SLG: 0.324 (1, 7)	1-2 F8			1-2 L9		2-0 F9		1-3 K2-3	
Hank Aaron, R OBP: 0.398, SLG: 0.604 (1, 9)	3-3 K			0-3 K		2-2 P6		4-1 S BB	
Eddie Mathews, L OBP: 0.409, SLG: 0.453 (1, 5)			1-3 K		3-3 K		4-2 S 2B BB	3-3 K	1-2 K
Mack Jones, L OBP: 0.327, SLG: 0.374 (1, 8)			0-1 SF7 3B		4-1 WP SH3 BB		4-2 2B BB	0-0 G3	
Tommie Aaron, R OBP: 0.263, SLG: 0.333 (1, 3)			0-0 SF7		0-1 SH3		0-0 2B		
Roy McMillan, R OBP: 0.285, SLG: 0.339 (1, 6)			3-H 0-0 L9		1-2 2B		1-H 2-H 2B		
Del Crandall, R OBP: 0.248, SLG: 0.221 (1, 2)				3-2 F2		4-2 BB		0-0 6-3	
Warren Spahn, L OBP: 0.237, SLG: 0.229 (1, 1)				2-1 4-3		1-3 K		2-3 K	

AB	R	H	RBI	BB	SO	LOB
4	0	0	0	0	1	3
4	0	0	0	0	1	0
3	0	0	0	1	2	0
3	1	0	0	1	3	1
2	2	1	0	2	0	1
1	0	1	3	0	0	0
2	0	0	0	1	0	1
2	0	0	0	1	0	0
3	0	0	0	0	2	3

BOTTOM

Philadelphia Phillies @ Milwaukee Braves
Milwaukee County Stadium, Milwaukee, WI

Fri Jun 14 1963, 8:05 PM EDT
 Att. 10,937 - Unknown

AB	24
R	3
H	2
RBI	3
BB	6
SO	9
LOB	9



1B:	0	SF:	1
2B:	1	SAC:	1
3B:	1	DP:	0
HR:	0	HBP:	0

WP:	1	PA:	32
PB:	0		
SB:	2		
CS:	0		

Inning Stats	R	H	E	K	S	R	H	E	K	S	R	H	E	K	S	R	H	E	K	S
Ray Culp, R ERA: 2.79 (1, 1)	0	0	0	1	8	0	0	0	0	0	0	0	0	0	0	0	0	0	0	0
Jack Baldschun, R ERA: 3.07 (8, 1)	0	0	0	0	0	0	0	0	0	0	0	0	0	0	0	0	0	0	0	0

PITCHER	IP	WLS	BF	H	R	ER	SO	BB	IBB	HBP	BLK	WP	HR	S	P	ERA	WHIP
Ray Culp, R ERA: 2.79 (1, 1)	7.0	L	28	2	3	3	7	5	0	0	0	1	0	63	106	3.86	1.000
Jack Baldschun, R ERA: 3.07 (8, 1)	1.0		4	0	0	0	2	1	0	0	0	0	0	8	16	0.00	1.000

Batter	1	2	3	4	5	6	7	8	9	AB	R	H	RBI	BB	SO	LOB	TOP
Don Hoak, R (1, 5) <small>OBP: 0.253, SLG: 0.259</small> Chris Short, R (3, 1) <small>OBP: 0.048, SLG: 0.143</small> Frank Torre, L (5, PH) <small>OBP: 0.231, SLG: 0.111</small> Ryne Duren, R (5, PR) <small>OBP: 0.266, SLG: 0.318</small> Johnny Klippstein, R (5, 1) <small>OBP: 0.266, SLG: 0.318</small> Bobby Wine, R (6, PH) <small>OBP: 0.266, SLG: 0.318</small> Dallas Green, L (6, 1) <small>OBP: 0.222, SLG: 0.222</small> Bob Olds, R (9, PH)	0-0 P6		4-2 BB BB		1-2 1B SF9 1B	2-3 K		0-0 1B	0-0 1B	1	0	0	0	1	0	0	
Johnny Callison, L (1, 9) <small>OBP: 0.322, SLG: 0.415</small>	1-2 4-3		4-2 1-2 BB		0-2 SF9 1B 1-2 1B	2-2 F7		1-1 1-2 1B	4	1	2	0	1	0	0		
Don Demeter, R (1, 8) <small>OBP: 0.352, SLG: 0.447</small>	2-2 P3		1-0 P6		2-2 SF9 1-2 2-3 1B		0-0 6-3	1-3 K	5	1	1	0	0	1	4		
Roy Sievers, R (1, 3) <small>OBP: 0.314, SLG: 0.400</small>		2-2 1B 1B	2-3 K		1-0 SF9 1-2 2-3 3-H		0-0 F3	1-3 K	4	0	1	1	0	2	4		
Jim Lemon, R (1, 7) <small>OBP: 0.290, SLG: 0.365</small> Wes Covington, L (5, PH) <small>OBP: 0.395, SLG: 0.596</small>		3-2 F7		0-0 P4	4-2 1B IBB		3-3 K		2	0	0	0	0	0	1		
Earl Averill, R (1, 2) <small>OBP: 0.316, SLG: 0.364</small> Tony Gonzalez, L (5, PH) <small>OBP: 0.374, SLG: 0.408</small>		2-3 K		0-0 1B 1B	3-3 K		0-3 K		2	0	1	0	0	1	1		
Cookie Rojas, R (1, 4) <small>OBP: 0.225, SLG: 0.162</small> Clay Dalrymple, L (5, PH) <small>OBP: 0.341, SLG: 0.351</small>		1-1 1-2 1B		1-0 1-2 1B	0-1 1-3 2-H 3-H 1B		0-3 K		2	0	2	0	0	0	0		
Ruben Amaro, R (1, 6) <small>OBP: 0.189, SLG: 0.118</small>		0-0 F7		3-2 F8	0-0 L1		0-3 K		3	0	0	0	0	1	6		
John Boozer, R (1, 1) Tony Taylor, R (3, PH) <small>OBP: 0.342, SLG: 0.354</small>			0-0 L6	3-2 F9	1-0 4-3		0-0 L3		1	0	0	0	0	0	0		
Inning Stats	R: 0 E: 0 K: 0 S: 8 H: 0 LOB: 0 BB: 0 P: 11	R: 0 E: 0 K: 1 S: 13 H: 2 LOB: 2 BB: 0 P: 21	R: 0 E: 0 K: 1 S: 11 H: 0 LOB: 2 BB: 2 P: 22	R: 0 E: 0 K: 0 S: 10 H: 2 LOB: 2 BB: 0 P: 17	R: 3 E: 0 K: 1 S: 18 H: 4 LOB: 2 BB: 1 P: 29	R: 0 E: 0 K: 1 S: 8 H: 0 LOB: 0 BB: 0 P: 13	R: 0 E: 0 K: 1 S: 5 H: 0 LOB: 0 BB: 0 P: 8	R: 0 E: 0 K: 3 S: 9 H: 0 LOB: 0 BB: 0 P: 9	R: 0 E: 0 K: 2 S: 10 H: 2 LOB: 2 BB: 0 P: 13	1B: 10 2B: 0 3B: 0 HR: 0 SF: 1 SAC: 0 DP: 0 HBP: 0	WP: 0 PB: 0 SB: 0 CS: 0 PA: 40						
PITCHER Denny Lemaster, L (1, 1) <small>ERA: 1.94</small> Tony Cloninger, R (5, 1) <small>ERA: 2.72</small>	IP: 4.1 WLS: 0 BF: 22 H: 7 R: 3 ER: 3 SO: 2 BB: 2 IBB: 0 HBP: 0 BLK: 0 WP: 0 HR: 0 S: 52 P: 85 ERA: 6.23 WHIP: 2.077																

Philadelphia Phillies @ Milwaukee Braves
Milwaukee County Stadium, Milwaukee, WI
Sat Jun 15 1963, 4:33 AM EDT
Att. 6,855 - Unknown

AB	36
R	3
H	10
RBI	3
BB	3
SO	10
LOB	21



Batter	1	2	3	4	5	6	7	8	9	AB R H RBI BB SO LOB	TOP																									
Tony Taylor, R OBP: 0.336, SLG: 0.347 (1, 4)	2-3 K		2-3 K		0-1 5-3		1-1 F8			4 0 0 0 0 2 1	Philadelphia Phillies @ Milwaukee Braves Milwaukee County Stadium, Milwaukee, WI Sun Jun 16 1963, 4:33 AM EDT Unknown livebaseballscorecards.com																									
Johnny Callison, L OBP: 0.321, SLG: 0.427 (1, 9)	1-1 HR		2-2 F9		2-2 G3			0-1 1-3		4 1 1 1 0 0 0																										
Tony Gonzalez, L OBP: 0.377, SLG: 0.420 (1, 8)	0-2 1B		0-1 4-3		0-3 K			1-2 3B		4 0 2 0 0 1 0																										
Don Demeter, R OBP: 0.351, SLG: 0.443 (1, 5) (6, 7)	2-2 E8			0-0 5-3		0-0 1B		2-2 F2		4 0 1 0 0 0 2																										
Roy Sievers, R OBP: 0.306, SLG: 0.388 (1, 3)	1-1 F7			2-2 F5		2-2 F8		3-2 P4		4 0 0 0 0 0 3																										
Jim Lemon, R OBP: 0.306, SLG: 0.369 (1, 7)		4-2 BB		3-0 3B		1-0 P3		1-1 1-3		2 1 1 0 1 0 0																										
Ruben Amaro, R OBP: 0.189, SLG: 0.118 (6, 5)				1-0 E						0 0 0 0 0 0 0																										
Frank Torre, L OBP: 0.226, SLG: 0.109 (9, PH)				1-1 3B						1 0 0 0 0 0 0																										
Clay Dalrymple, L OBP: 0.344, SLG: 0.367 (1, 2)		1-3 K		1-0 E		2-1 SH1-4		0-0 F9		4 1 2 1 0 1 1																										
Bobby Wine, R OBP: 0.262, SLG: 0.313 (1, 6)		0-0 F9		1-1 FC1		0-0 SH1-4		0-1 1-3		3 0 0 0 0 0 1																										
Cal McLish, S OBP: 0.303, SLG: 0.300 (1, 1)		0-0 F9		0-3 K		2-3 K				3 0 0 0 0 2 3																										
Jack Baldschun, R (7, 1)										0 0 0 0 0 0 0																										
Chris Short, R OBP: 0.048, SLG: 0.143 (7, 1)										0 0 0 0 0 0 0																										
Inning Stats	R: 1 E: 1 K: 1 S: 15	H: 2 LOB: 1 BB: 0 P: 21	R: 0 E: 0 K: 1 S: 8	H: 0 LOB: 1 BB: 1 P: 13	R: 0 E: 0 K: 1 S: 11	H: 0 LOB: 0 BB: 0 P: 15	R: 2 E: 1 K: 1 S: 12	H: 2 LOB: 1 BB: 0 P: 19	R: 0 E: 0 K: 1 S: 8	H: 1 LOB: 0 BB: 0 P: 8	R: 0 E: 0 K: 1 S: 8	H: 1 LOB: 1 BB: 0 P: 13	R: 0 E: 0 K: 0 S: 12	H: 1 LOB: 1 BB: 0 P: 18	R: 0 E: 0 K: 0 S: 5	H: 0 LOB: 0 BB: 0 P: 6	1B: 4 2B: 0 3B: 2 HR: 1	SF: 0 SAC: 1 DP: 0 HBP: 0	WP: 0 PB: 0 SB: 1 CS: 2	PA: 35																
PITCHER	IP WLS BF H R ER SO BB IBB HBP BLK WP HR S P ERA WHIP																																			
Bob Hendley, L ERA: 3.65 (1, 1)	5.0	21	4	3	2	5	1	0	0	0	0	0	1	54	78	3.60	1.000																			
Frank Funk, R ERA: 4.74 (6, 1)	2.0	7	2	0	0	1	0	0	0	0	0	0	0	13	21	0.00	1.000																			
Claude Raymond, R ERA: 3.45 (8, 1)	2.0	7	1	0	0	0	0	0	0	0	0	0	0	17	24	0.00	0.500																			

Philadelphia Phillies @ Milwaukee Braves
 Milwaukee County Stadium, Milwaukee, WI
 Sun Jun 16 1963, 4:33 AM EDT
 Unknown

AB	33
R	3
H	7
RBI	2
BB	1
SO	6
LOB	11



Batter	1	2	3	4	5	6	7	8	9
Lee Maye, L OBP: 0.297, SLG: 0.385 (1, 7)	0-0 F7		0-0 1B			0-1 6-3 2B	0-1 1B 3-H		
Frank Bolling, R OBP: 0.270, SLG: 0.308 (1, 4)	0-0 5-3		1-0 1-3			0-1 6-3 2-3	0-0 L9		
Hank Aaron, R OBP: 0.396, SLG: 0.594 (1, 9)	2-2 E5			1-0 L8		3-2 6-3 3-H	0-0 HBP 1B 1-3		
Eddie Mathews, L OBP: 0.402, SLG: 0.443 (1, 5)	1-0 L6			0-1 P6		2-2 F8	3-1 HBP 1-2		
Mack Jones, L OBP: 0.333, SLG: 0.360 (1, 8)		0-0 L8		1-1 G3			K 1-3		
Denis Menke, R OBP: 0.312, SLG: 0.377 (1, 6)		1-1 G1-6-3 1B			2-2 6-3		1-0 1B HBP	3-2 F7	
Tommie Aaron, R OBP: 0.279, SLG: 0.321 (1, 3)		0-0 G1-6-3			1-1 F7		0-1 1B 1B	0-3 K	
Norm Larker, L OBP: 0.331, SLG: 0.292 (5, PH)		1-2f					1-2 1B 1B		
Del Crandall, R OBP: 0.245, SLG: 0.212 (1, 2)			1-0 5-3		4-1 FC6-4 BB		0-0 1B 1B	3-3 K	
Joe Torre, R OBP: 0.364, SLG: 0.390 (5, PH)							1-3 2-H 1B 1B		
Bob Hendley, R OBP: 0.160, SLG: 0.125 (1, 1)			1-1 P6		1-0 FC6-4		2-2 1B 1B		
Roy McMillan, R OBP: 0.286, SLG: 0.347 (5, PH)							1-3 3-H 1B 1B		
Frank Funk, R (6, 1)									
Don Dillard, L OBP: 0.301, SLG: 0.416 (7, PH)									
Claude Raymond, R OBP: 0.800, SLG: 1.333 (8, 1)									

AB	R	H	RBI	BB	SO	LOB
4	1	3	1	0	0	0
4	0	0	0	0	0	4
4	0	1	2	0	0	0
3	0	0	0	0	0	1
4	0	0	0	0	1	3
3	1	1	0	0	0	0
1	0	0	0	0	0	1
3	1	1	0	0	1	0
1	0	0	0	0	0	0
2	1	1	1	1	1	0
1	0	0	0	0	0	0
1	0	0	0	0	0	1
0	0	0	0	0	0	0
1	1	1	1	0	0	0
0	0	0	0	0	0	0

BOTTOM

Philadelphia Phillies @ Milwaukee Braves
Milwaukee County Stadium, Milwaukee, WI

Sun Jun 16 1963, 4:33 AM EDT
 Unknown

livebaseballscorecards.com

AB	32
R	5
H	8
RBI	5
BB	1
SO	3
LOB	10



Inning Stats	R	H	E	K	S	H	LOB	BB	P	R	H	E	K	S	H	LOB	BB	P
	0	0	1	0	11	1	0	0	5	0	0	0	0	5	1	0	0	8
	0	0	0	0	4	0	0	0	7	0	0	0	0	7	0	0	0	15
	1	1	0	10	16	4	3	0	23	0	0	0	2	0	0	0	0	16

PITCHER	IP	WLS	BF	H	R	ER	SO	BB	IBB	HBP	BLK	WP	HR	S	P	ERA	WHIP
Cal McLish, R ERA: 3.69 (1, 1)	6.1	L	27	6	5	5	1	1	0	0	0	0	0	49	76	7.11	1.105
Jack Baldschun, R ERA: 3.05 (7, 1)	0.1		3	2	0	0	0	0	0	0	0	0	0	4	4	0.00	6.000
Chris Short, L ERA: 4.59 (7, 1)	1.1		5	0	0	0	2	0	0	1	0	0	0	12	21	0.00	0.000

WP	PA	ERA	WHIP
0	35		
0			
1			
0			

BOTTOM

Philadelphia Phillies @ Milwaukee Braves
Milwaukee County Stadium, Milwaukee, WI

Sun Jun 16 1963, 4:38 AM EDT
Att. 16,326 - Unknown

livebaseballscores.com

AB	42
R	4
H	11
RBI	4
BB	4
SO	13
LOB	18



WP	0	PA	47
PB	0		
SB	2		
CS	0		

Batter	1	2	3	4	5	6	7	8	9	10	11	AB	R	H	RBI	BB	SO	LOB							
Lee Maye, L OBP: 0.291, SLG: 0.377 (1, 7)	K		5-3		SF8		P4 S 1B		F5		K	5	0	1	1	0	2	0							
Frank Bolling, R OBP: 0.277, SLG: 0.314 (1, 4)				FC5-4 1B	1-3		P4 1-3				K	6	0	3	0	0	1	2							
Hank Aaron, R OBP: 0.392, SLG: 0.586 (1, 9)	F7			FC5-4 1-2f 1B		E S 1B 1B	K		P6			5	1	1	0	0	1	3							
Eddie Mathews, L OBP: 0.395, SLG: 0.433 (1, 5)	F7			K		L9						5	0	0	0	0	1	3							
Mack Jones, L OBP: 0.329, SLG: 0.350 (1, 8)		K		K		F8 1-3 1B BB		K			F5	4	1	0	0	1	3	1							
Denis Menke, R OBP: 0.324, SLG: 0.387 (1, 6)		K			1B 2B BB	1-2 3-H 1B		1B BB				3	1	2	1	2	1	0							
Norm Larker, L OBP: 0.333, SLG: 0.291 (1, 3)			3-1		F8	F8						4	0	1	0	1	0	3							
Joe Torre, R OBP: 0.365, SLG: 0.390 (1, 2)					6-3	2B SF8 1B						5	1	2	1	0	1	4							
Dan Schneider, L Tommie Aaron, R Frank Furuk, R Denny Lemaster, R Claude Raymond, R Bob Hendley, R Don Dillard, L OBP: 0.287, SLG: 0.342 OBP: 0.187, SLG: 0.292 OBP: 0.195, SLG: 0.333 OBP: 0.195, SLG: 0.125 OBP: 0.298, SLG: 0.410 (5, PH) (6, 1) (7, 1) (11, 1) (11, 1) (11, PH)					1-3	SF8 1-3 2B					K	1	0	0	0	0	0	0							
Inning Stats	R: 0 E: 0 K: 1 S: 7	H: 1 LOB: 1 BB: 0 P: 13	R: 0 E: 0 K: 2 S: 8	H: 0 LOB: 0 BB: 0 P: 11	R: 0 E: 0 K: 0 S: 3	H: 0 LOB: 0 BB: 0 P: 3	R: 0 E: 0 K: 2 S: 11	H: 1 LOB: 1 BB: 0 P: 13	R: 2 E: 0 K: 0 S: 7	H: 2 LOB: 1 BB: 1 P: 14	R: 2 E: 0 K: 1 S: 17	H: 3 LOB: 2 BB: 1 P: 25	R: 0 E: 0 K: 1 S: 5	H: 1 LOB: 0 BB: 0 P: 7	R: 0 E: 0 K: 1 S: 6	H: 1 LOB: 2 BB: 1 P: 10	R: 0 E: 0 K: 1 S: 10	H: 1 LOB: 1 BB: 0 P: 17	R: 0 E: 0 K: 1 S: 8	H: 1 LOB: 2 BB: 1 P: 18	R: 0 E: 0 K: 3 S: 9	H: 0 LOB: 0 BB: 0 P: 11	1B: 9 2B: 2 3B: 0 HR: 0	SF: 1 SAC: 0 DP: 0 HBP: 0	
PITCHER	IP	WLS	BF	H	R	ER	SO	BB	IBB	HBP	BLK	WP	HR	S	P	ERA	WHIP								
Art Mahaffey, R ERA: 4.04 (1, 1)	6.0		27	7	4	4	6	2	0	0	0	0	0	53	79	6.00	1.500								
Johnny Klippstein, R ERA: 1.75 (7, 1)	2.0		8	2	0	0	2	1	0	0	0	0	0	11	17	0.00	1.500								
Jack Baldschun, R ERA: 2.91 (9, 1)	2.0	W	9	2	0	0	2	0	1	0	0	0	0	18	35	0.00	1.000								
Dallas Green, R ERA: 1.8 (11, 1)	1.0	S	3	0	0	0	3	0	0	0	0	0	0	9	11	0.00	0.000								

Batter	1	2	3	4	5	6	7	8	9	AB R H RBI BB SO LOB	TOP											
Tony Taylor, R (1, 4) OBP: 0.343, SLG: 0.354	1-1 F7 1B		2-1 E S 1B			2-1 SH5-3 HR 1B	0-0 F9			4 1 3 0 0 0 1												
Johnny Callison, L (1, 9) OBP: 0.321, SLG: 0.420	1-2 F7		0-0 F7			0-0 SH5-3	2-2 F8			3 0 0 0 0 0 3												
Tony Gonzalez, L (1, 8) OBP: 0.365, SLG: 0.405	0-0 1-3 2-3		3-2 6-3 1-3			1-1 L7		0-0 F7		4 0 0 0 0 0 3												
Wes Covington, L (1, 7) OBP: 0.392, SLG: 0.585 Bobby Wine, R (7, 5) OBP: 0.258, SLG: 0.308	0-0 F8			3-2 F2		4-0 HR IBB		0-3 K		2 1 0 0 1 0 1 1 0 0 0 0 1 0												
Roy Sievers, R (1, 3) OBP: 0.301, SLG: 0.406		1-3 K		0-0 F8		1-1 HR		2-3 K		4 1 1 3 0 2 0												
Don Demeter, R (1, 5) OBP: 0.349, SLG: 0.455 (7, 7)		0-2 6-3		2-2 F7		0-0 HR		1-2 6-3		4 1 1 1 0 0 0												
Clay Dalrymple, L (1, 2) OBP: 0.347, SLG: 0.370		2-0 1B			3-2 CS 1B	1-1 P3		2-2 P6		4 0 2 0 0 0 0												
Ruben Amaro, R (1, 6) OBP: 0.209, SLG: 0.150		0-0 L4			2-3 K 1-2		0-0 6-3		0-0 1B	4 0 1 0 0 1 2												
Ryne Duren, R (1, 1) OBP: 0.333, SLG: 0.200 Jack Baldschun, R (7, 1)			1-1 L3		0-0 G3		0-0 WP 1B		0-0 5-3	3 0 1 0 0 0 0 1 0 0 0 0 0 1												
Inning Stats	R: 0 E: 0 K: 0 S: 7	H: 1 LOB: 1 BB: 0 P: 9	R: 0 E: 0 K: 1 S: 8	H: 1 LOB: 1 BB: 0 P: 11	R: 0 E: 0 K: 0 S: 8	H: 1 LOB: 1 BB: 0 P: 14	R: 0 E: 0 K: 0 S: 10	H: 0 LOB: 0 BB: 0 P: 15	R: 0 E: 0 K: 1 S: 8	H: 1 LOB: 0 BB: 0 P: 13	R: 4 E: 0 K: 0 S: 10	H: 3 LOB: 0 BB: 1 P: 19	R: 0 E: 0 K: 0 S: 6	H: 1 LOB: 1 BB: 0 P: 8	R: 0 E: 0 K: 2 S: 7	H: 0 LOB: 0 BB: 0 P: 9	R: 0 E: 0 K: 0 S: 8	H: 1 LOB: 1 BB: 0 P: 11	1B: 7 2B: 1 3B: 0 HR: 2	SF: 0 SAC: 1 DP: 1 HBP: 0	WP: 1 PB: 0 SB: 1 CS: 1	PA: 36
PITCHER	IP WLS BF H R ER SO BB IBB HBP BLK WP HR S P ERA WHIP												PITCHER	IP WLS BF H R ER SO BB IBB HBP BLK WP HR S P ERA WHIP								
John Tsitouris, R (1, 1) ERA: 4.56	7.0 L 29 8 4 4 2 0 0 0 0 0 1 2 57 89 5.14 1.143																					
Al Worthington, R (8, 1) ERA: 2.35	2.0 7 1 0 0 2 0 0 0 0 0 0 0 15 20 0.00 0.500																					

Philadelphia Phillies @ Cincinnati Reds
Crosley Field, Cincinnati, OH
Mon Jun 17 1963, 7:05 PM EDT
Att. 6,093 - Unknown

livebaseballscorecards.com

AB	34
R	4
H	9
RBI	4
BB	1
SO	4
LOB	11



Batter	1	2	3	4	5	6	7	8	9	AB R H RBI BB SO LOB	TOP																
Tony Taylor, R (1, 4) OBP: 0.341, SLG: 0.352	0-2 4-3		0-0 CS 1B			1-2 5-3		1-1 6-3		4 0 1 0 0 0 1																	
Johnny Callison, L (1, 9) OBP: 0.320, SLG: 0.422	0-3 K2-3		0-2 P5			0-0 G6-4-5-3 2B			2-2 F8	4 0 1 0 0 1 1																	
Tony Gonzalez, L (1, 8) OBP: 0.367, SLG: 0.406	1-2 1B				2-2 L8	0-1 G6-4-5-3 2-3f			2-1 1B 1B	4 0 2 0 0 0 1																	
Wes Covington, L (1, 7) OBP: 0.389, SLG: 0.583 Bobby Wine, R (9, 5) OBP: 0.258, SLG: 0.308	2-2 P4				1-0 L4-6 2B		0-0 F8		2-3 1B K	4 0 1 0 0 1 2 0 0 0 0 0 0 0																	
Roy Sievers, R (1, 3) OBP: 0.299, SLG: 0.401 Frank Torre, L (9, 3) OBP: 0.241, SLG: 0.109			0-0 F9		0-1 L4-6 2-3		1-1 G3		1-2 FC5-4 1B	4 0 1 0 0 0 1 0 0 0 0 0 0 0																	
Don Demeter, R (1, 5) OBP: 0.347, SLG: 0.465			1-1 HR		1-1 4-3		2-0 6-3		1-2 FC5-4 1-2f	4 1 1 1 0 0 2																	
Clay Dalrymple, L (1, 2) OBP: 0.347, SLG: 0.369			2-2 L5-3 1B		1-3 K			0-0 G3		3 0 1 0 0 1 0																	
Ruben Amaro, R (1, 6) OBP: 0.239, SLG: 0.209			0-1 L5-3 1-2		1-1 2B			0-0 SH1-4 1B		3 0 2 0 0 0 1																	
Ray Culp, R (1, 1) OBP: 0.273, SLG: 0.258			0-0 6-3		1-2 4-3			0-0 SH1-4 1-2		2 0 0 0 0 0 1																	
Inning Stats	R: 0 E: 0 K: 1 S: 12	H: 1 LOB: 1 BB: 0 P: 15	R: 1 E: 0 K: 0 S: 8	H: 2 LOB: 0 BB: 0 P: 11	R: 0 E: 0 K: 0 S: 5	H: 1 LOB: 0 BB: 0 P: 5	R: 0 E: 0 K: 0 S: 6	H: 1 LOB: 0 BB: 0 P: 9	R: 0 E: 0 K: 1 S: 10	H: 1 LOB: 1 BB: 0 P: 14	R: 0 E: 0 K: 0 S: 7	H: 1 LOB: 0 BB: 0 P: 8	R: 0 E: 0 K: 0 S: 4	H: 0 LOB: 0 BB: 0 P: 7	R: 0 E: 0 K: 0 S: 5	H: 1 LOB: 1 BB: 0 P: 6	R: 0 E: 0 K: 1 S: 18	H: 2 LOB: 2 BB: 0 P: 26	1B: 6 2B: 6 3B: 0 HR: 1	SF: 0 SAC: 1 DP: 3 HBP: 0	WP: 0 PB: 0 SB: 0 CS: 1	PA: 33					
PITCHER	IP WLS BF H R ER SO BB IBB HBP BLK WP HR S P ERA WHIP																										
Bob Purkey, R (1, 1) ERA: 4.25	8.0		28	8	1	1	2	0	0	0	0	0	1	57	75	1.12	1.000										
Bill Henry, L (9, 1) ERA: 6.38	0.2		3	1	0	0	1	0	0	0	0	0	0	12	18	0.00	1.500										
Al Worthington, R (9, 1) ERA: 2.32	0.1	W	2	1	0	0	0	0	0	0	0	0	0	6	8	0.00	3.000										

Philadelphia Phillies @ Cincinnati Reds
 Crosley Field, Cincinnati, OH
 Tue Jun 18 1963, 7:05 PM EDT
 Att. 6,646 - Unknown

livebaseballscorecards.com

AB	32
R	1
H	10
RBI	1
BB	0
SO	3
LOB	10



BOTTOM

Philadelphia Phillies @ Cincinnati Reds
Crosley Field, Cincinnati, OH
Wed Jun 19 1963, 7:05 PM EDT
Att. 7,237 - Unknown

livebaseballscorecards.com

AB 38
R 6
H 8
RBI 5
BB 5
SO 9
LOB 18



WP: 0 PA: 44
PB: 0
SB: 4
CS: 0

AB R H RBI BB SO LOB

5 1 1 0 0 0 4
3 1 1 0 0 1 1
2 0 0 0 0 1 1

5 1 1 1 0 1 2

4 1 0 0 1 1 2

3 0 1 2 0 0 1
1 0 0 0 1 0 0

5 0 1 0 0 2 3

3 1 1 1 2 1 1

4 0 2 1 1 0 0

1 0 0 0 0 1 2
1 1 0 0 0 1 0
1 0 0 0 0 0 1
0 0 0 0 0 0 0

1B: 5 SF: 0
2B: 2 SAC: 0
3B: 0 DP: 0
HR: 1 HBP: 1

Batter	1	2	3	4	5	6	7	8	9	10
Pete Rose, S OBP: 0.352, SLG: 0.362 (1, 4)	2-1 4-3 E 1B	3-2 F7			0-0 4-3 1-2		0-1 F8		2-2 P4 1-2	
Bob Skinner, L OBP: 0.325, SLG: 0.355 Tommy Harper, R OBP: 0.310, SLG: 0.279 (7, PH) (8, 9)	3-2 4-3 1-2		2-3 K		2-2 S E 2B 1B		3-3 K		0-0 6-3	
Vada Pinson, L OBP: 0.354, SLG: 0.510 (1, 8)	0-0 4-3 2-3		0-0 F7		1-1 E6 1-2 2B 3-H		2-3 K			2-1 2B
Frank Robinson, R OBP: 0.412, SLG: 0.475 (1, 9) (8, 7)	0-0 E5 3-H		0-1 6-3		3-3 K 1-2 2-3			2-2 P4		4-2 BB S 1B BB
Gordy Coleman, L OBP: 0.268, SLG: 0.393 Don Pavletich, R OBP: 0.348, SLG: 0.289 (8, PH) (9, 3)	3-2 F8		0-2 1-3		2-2 2B 2-H 3-H			0-1 1-3		4-1 1B BB 1-2 IBB
Johnny Edwards, L OBP: 0.329, SLG: 0.376 (1, 2)		2-1 4-3		0-3 K	0-0 F9			0-0 1B		0-3 K
Daryl Spencer, R OBP: 0.379, SLG: 0.347 (1, 5)		4-2 BB BB		2-1 HR		3-2 5-3		1-3 K		4-0 1B 1-2 2-3 BB
Leo Cardenas, R OBP: 0.277, SLG: 0.376 (1, 6)		4-1 1-2 BB		0-1 5-3		1-2 1-3			0-0 S 1B	1-2 1B 1-2 2-3 3-H
Joey Jay, S OBP: 0.111, SLG: 0.148 Joe Nuxhall, L OBP: 0.130, SLG: 0.091 Ken Walters, R OBP: 0.219, SLG: 0.281 Dom Zanni, R (10, 1)		1-3 K			2-2 1B E 4-3 HBP		0-3 K		0-1 F3	

Inning Stats	R: 1	H: 1	E: 1	K: 0	S: 10	H: 1	LOB: 1	BB: 0	P: 18	R: 0	H: 0	E: 0	K: 1	S: 13	H: 0	LOB: 2	BB: 2	P: 27	R: 0	H: 0	E: 0	K: 1	S: 7	H: 0	LOB: 0	BB: 0	P: 9	R: 1	H: 1	E: 0	K: 1	S: 11	H: 1	LOB: 1	BB: 0	P: 13	R: 0	H: 0	E: 0	K: 1	S: 9	H: 0	LOB: 0	BB: 0	P: 13	R: 0	H: 0	E: 0	K: 2	S: 8	H: 0	LOB: 0	BB: 0	P: 13	R: 0	H: 1	E: 0	K: 1	S: 9	H: 1	LOB: 1	BB: 0	P: 12	R: 0	H: 1	E: 0	K: 0	S: 8	H: 1	LOB: 1	BB: 0	P: 10	R: 1	H: 2	E: 0	K: 1	S: 11	H: 3	LOB: 3	BB: 3	P: 26	1B: 5	SF: 0	2B: 2	SAC: 0	3B: 0	DP: 0	HR: 1	HBP: 1	WP: 0	PA: 44
--------------	------	------	------	------	-------	------	--------	-------	-------	------	------	------	------	-------	------	--------	-------	-------	------	------	------	------	------	------	--------	-------	------	------	------	------	------	-------	------	--------	-------	-------	------	------	------	------	------	------	--------	-------	-------	------	------	------	------	------	------	--------	-------	-------	------	------	------	------	------	------	--------	-------	-------	------	------	------	------	------	------	--------	-------	-------	------	------	------	------	-------	------	--------	-------	-------	-------	-------	-------	--------	-------	-------	-------	--------	-------	--------

PITCHER	IP	WLS	BF	H	R	ER	SO	BB	IBB	HBP	BLK	WP	HR	S	P	ERA	WHIP
Dallas Green, R ERA: 2.01 (1, 1)	4.2		23	4	5	2	4	2	0	1	0	0	1	55	91	3.86	1.286
Chris Short, L ERA: 4.4 (5, 1)	5.0	L	20	3	1	1	5	2	1	0	0	0	0	43	71	1.80	1.000
Jack Baldschun, R ERA: 2.74 (10, 1)	0.0		1	1	0	0	0	0	0	0	0	0	0	3	4	∞	∞

Batter	1	2	3	4	5	6	7	8	9	AB	R	H	RBI	BB	SO	LOB
Pete Rose, S OBP: 0.349, SLG: 0.363 (1, 4)	3-2 4-3	3-3 K			0-0 2B	0-0 1-3	0-0 6-3			5	1	1	0	0	1	2
Bob Skinner, L OBP: 0.326, SLG: 0.374 (1, 7)	1-1 P6		3-3 K		0-0 1B SF9 2B	0-0 HR		0-3 K		5	2	2	2	0	2	0
Vada Pinson, L OBP: 0.356, SLG: 0.508 (1, 8)	0-0 P4		4-1 FC3-6 BB		1-2 HR 1B	0-0 P4		0-0 5-3		3	1	1	0	1	0	0
Tommy Harper, R OBP: 0.307, SLG: 0.276 (8, 8)					2-3 HR 1B					1	0	0	0	0	0	0
Frank Robinson, R OBP: 0.415, SLG: 0.475 (1, 9)		4-2 2B 1B BB	0-2 FC3-6 BB		1-0 HR HBP	0-0 L7		0-3 K		0	1	0	0	1	0	0
Marty Keough, L OBP: 0.302, SLG: 0.389 (3, 9)			1-2f		1-2 HR HBP					3	1	0	0	0	1	1
Gordy Coleman, L OBP: 0.277, SLG: 0.404 (1, 3)		3-2 1B 1B 2B	4-1 BB		0-2 SF9			0-0 1B E 1B		2	2	2	1	1	0	0
Johnny Edwards, L OBP: 0.336, SLG: 0.398 (1, 2)		0-0 1B 1B	1-3 BB		3-H	0-0 HR		0-0 E 1B		4	2	3	4	0	1	2
Jesse Gonder, L OBP: 0.385, SLG: 0.680 (8, 2)		2-3 1B	1-3 K		1-H 2-H			1-3 E 1B		0	0	0	0	0	0	0
Daryl Spencer, R OBP: 0.376, SLG: 0.339 (1, 5)		2-3 K			0-0 5-3	4-0 4-3 BLK BB		0-0 E5 WP		3	1	0	0	1	1	2
Eddie Kasko, R OBP: 0.342, SLG: 0.303 (8, 5)								1-H 3-H		0	0	0	0	0	0	0
Leo Cardenas, R OBP: 0.277, SLG: 0.374 (1, 6)		2-2 1B			0-0 F5	0-0 4-3		0-3 K		4	0	1	1	0	1	1
Jim O'Toole, S OBP: 0.156, SLG: 0.136 (1, 1)		1-3 K			0-0 6-3	0-3 K		3-H K		4	0	0	0	0	3	4
Jim Owens, R (9, 1)								1 SAFE 0-3 K		0	0	0	0	0	0	0

Inning Stats	R: 0	H: 0	E: 0	K: 0	S: 6	LOB: 0	BB: 0	P: 10	R: 2	H: 3	E: 0	K: 3	S: 21	LOB: 2	BB: 1	P: 36	R: 0	H: 0	E: 0	K: 2	S: 11	LOB: 2	BB: 2	P: 23	R: 0	H: 0	E: 0	K: 0	S: 3	LOB: 0	BB: 1	P: 3	R: 5	H: 4	E: 0	K: 1	S: 13	LOB: 1	BB: 1	P: 19	R: 1	H: 1	E: 0	K: 0	S: 4	LOB: 0	BB: 0	P: 4	R: 3	H: 2	E: 1	K: 2	S: 10	LOB: 0	BB: 0	P: 10	R: 0	H: 0	E: 0	K: 2	S: 7	LOB: 0	BB: 0	P: 7
PITCHER	IP	WLS	BF	H	R	ER	SO	BB	IBB	HBP	BLK	WP	HR	S	P	ERA	WHIP																																															
Art Mahaffey, R ERA: 4.55 (1, 1)	6.0	L	33	10	10	8	6	4	0	1	1	0	2	60	97	12.00	2.333																																															
Jack Hamilton, R ERA: 5.86 (7, 1)	2.0		7	0	1	0	4	0	0	0	0	1	0	15	15	0.00	0.000																																															


BOTTOM

Philadelphia Phillies @ Cincinnati Reds
Crosley Field, Cincinnati, OH

Thu Jun 20 1963, 7:05 PM EDT
Att. 7,077 - Unknown

AB	34
R	11
H	10
RBI	8
BB	4
SO	10
LOB	12

WP: 1 PA: 40
PB: 0
SB: 0
CS: 0



livebaseballscorecards.com

Batter	1	2	3	4	5	6	7	8	9	AB R H RBI BB SO LOB	TOP	
Tony Taylor, R (1, 4) OBP: 0.336, SLG: 0.351	1-2 F8		0-0 F9			1-2 F8		0-0 1B 3B		4 1 1 0 0 0 1		
Johnny Callison, L (1, 9) OBP: 0.315, SLG: 0.409	3-1 L3			1-0 F7		2-3 K		3-1 1B		4 0 1 1 0 1 1		
Tony Gonzalez, L (1, 8) OBP: 0.377, SLG: 0.410	1-2 1B			0-0 4-3		4-1 FC6-4 BB		1-2 L5		3 0 1 0 1 0 1		
Don Demeter, R (1, 5) OBP: 0.337, SLG: 0.473	0-0 P6			1-3 K		0-1 FC6-4			1-2 F7	4 0 0 0 0 1 3		
Roy Sievers, R (1, 3) OBP: 0.262, SLG: 0.370		0-0 6-3			1-3 K		2-2 P4		3-2 1-3	4 0 0 0 0 1 0		
Jim Lemon, R (1, 7) OBP: 0.321, SLG: 0.351		1-3 K			1-3 K		3-2 G4-6-3 1B		4-0 1B BB	3 0 1 0 1 2 0		
Clay Dalrymple, L (1, 2) OBP: 0.351, SLG: 0.369		0-0 4-3			1-0 FC5-4 HBP		0-1 G4-6-3		0-1 FC6-4 1B	3 0 1 0 0 0 1		
Cookie Rojas, R (9, PR) OBP: 0.225, SLG: 0.162										0 0 0 0 0 0 0		
Bobby Wine, R (1, 6) OBP: 0.253, SLG: 0.302			0-0 6-3		0-2 FC5-4				1-2 FC6-4	4 0 0 0 0 0 3		
Cal McLish, S (1, 1) OBP: 0.343, SLG: 0.375			3-2 1B			0-2 F8				2 0 2 0 0 0 0		
John Boozer, R (7, 1)										0 0 0 0 0 0 0		
Ruben Amaro, R (8, PH) OBP: 0.222, SLG: 0.220										1 0 0 0 0 1 0		
Jack Hamilton, R (8, 1)										0 0 0 0 0 0 0		
Jack Baldschun, R (8, 1)										0 0 0 0 0 0 0		
Inning Stats	R: 0 H: 1 E: 0 LOB: 1 K: 0 BB: 0 S: 14 P: 19	R: 0 H: 0 E: 0 LOB: 0 K: 1 BB: 0 S: 5 P: 6	R: 0 H: 1 E: 0 LOB: 0 K: 0 BB: 0 S: 6 P: 9	R: 0 H: 0 E: 0 LOB: 0 K: 1 BB: 0 S: 5 P: 7	R: 0 H: 0 E: 0 LOB: 1 K: 2 BB: 0 S: 9 P: 12	R: 0 H: 1 E: 0 LOB: 2 K: 1 BB: 1 S: 14 P: 21	R: 0 H: 1 E: 0 LOB: 0 K: 0 BB: 0 S: 9 P: 14	R: 1 H: 2 E: 0 LOB: 1 K: 1 BB: 0 S: 11 P: 16	R: 0 H: 1 E: 0 LOB: 2 K: 0 BB: 1 S: 13 P: 22	1B: 5 SF: 0 2B: 1 SAC: 0 3B: 1 DP: 1 HR: 0 HBP: 1	WP: 0 PA: 35 PB: 0 SB: 0 CS: 0	
PITCHER Al Jackson, L (1, 1) ERA: 3.82	IP WLS BF H R ER SO BB IBB HBP BLK WP HR S P ERA WHIP	9.0 W 35 7 1 1 6 2 0 1 0 0 0 0 86 126 1.00 1.000										

Philadelphia Phillies @ New York Mets
Polo Grounds, New York, NY
Fri Jun 21 1963, 7:05 PM EDT
Att. 11,047 - Unknown

livebaseballscorecards.com

AB	32
R	1
H	7
RBI	1
BB	2
SO	6
LOB	10



Batter	1	2	3	4	5	6	7	8	9	AB R H RBI BB SO LOB	TOP											
Tony Taylor, R OBP: 0.335, SLG: 0.350 (1, 4)	3-3 K		0-0 FC6-4		0-0 PO		0-0 PO	0-0 5-3		4 0 1 0 0 1 1												
Johnny Callison, L OBP: 0.318, SLG: 0.410 (1, 9)	3-3 K			0-1 1B	3-1 PO	0-0 4-3		0-0 1B		4 1 2 0 0 1 0												
Tony Gonzalez, L OBP: 0.372, SLG: 0.403 (1, 8)	1-0 1-3			3-2 P4		1-2 4-3		1-3 K		4 0 0 0 0 1 2												
Roy Sievers, R OBP: 0.287, SLG: 0.380 (1, 3)		0-1 6-3		0-1 1B		0-0 2B		0-0 L5		4 0 2 0 0 0 1												
Don Demeter, R OBP: 0.336, SLG: 0.481 (1, 7)		2-3 K		1-2 L7		1-0 P4			0-1 HR	4 1 1 1 0 1 3												
Clay Dalrymple, L OBP: 0.350, SLG: 0.367 (1, 2)		1-2 1-3		0-0 1B			0-0 F8		0-0 L8	4 0 1 1 0 0 0												
Bobby Wine, R OBP: 0.252, SLG: 0.306 (1, 6)			0-0 6-3	0-0 1-3			0-1 L9		0-2 2B	4 0 1 0 0 0 2												
Ruben Amaro, R OBP: 0.241, SLG: 0.241 (1, 5)			1-2 FC6-4		0-3 K		2-0 FC5-4		0-0 P4	4 0 2 0 0 1 1												
Ray Culp, R OBP: 0.243, SLG: 0.229 (1, 1)			0-3 K		0-3 K		0-1 FC5-4		0-0 4-3	4 0 0 0 0 2 3												
Inning Stats	R: 0 E: 0 K: 2 S: 8	H: 0 LOB: 0 BB: 0 P: 15	R: 0 E: 0 K: 1 S: 8	H: 0 LOB: 0 BB: 0 P: 11	R: 0 E: 0 K: 1 S: 8	H: 1 LOB: 1 BB: 0 P: 9	R: 1 E: 0 K: 0 S: 13	H: 3 LOB: 2 BB: 0 P: 17	R: 0 E: 0 K: 2 S: 8	H: 1 LOB: 0 BB: 0 P: 11	R: 0 E: 0 K: 0 S: 6	H: 1 LOB: 1 BB: 0 P: 8	R: 0 E: 0 K: 0 S: 6	H: 1 LOB: 1 BB: 0 P: 8	R: 0 E: 0 K: 1 S: 6	H: 1 LOB: 1 BB: 0 P: 7	R: 1 E: 0 K: 0 S: 8	H: 2 LOB: 1 BB: 0 P: 8	1B: 7 2B: 2 3B: 0 HR: 1	SF: 0 SAC: 0 DP: 0 HBP: 0	WP: 0 PB: 0 SB: 0 CS: 0	PA: 37
PITCHER	IP WLS BF H R ER SO BB IBB HBP BLK WP HR S P ERA WHIP																					
Roger Craig, R ERA: 3.83 (1, 1)	8.0 L 31 8 1 1 7 0 0 0 0 0 0 0 63 86 1.12 1.000																					
Galen Cisco, R ERA: 4.5 (9, 1)	1.0 5 2 1 1 0 0 0 0 0 0 0 1 8 8 9.00 2.000																					

Philadelphia Phillies @ New York Mets
Polo Grounds, New York, NY
Sat Jun 22 1963, 3:33 AM EDT
Att. 16,791 - Unknown

livebaseballscorecards.com

AB	36
R	2
H	10
RBI	2
BB	0
SO	7
LOB	13



Batter	1	2	3	4	5	6	7	8	9	AB	R	H	RBI	BB	SO	LOB
Jim Piersall, R OBP: 0.277, SLG: 0.274 (1, 8) C C B C	1-3 K		1-3 K		2-3 K			0-0 SH1-4 1-2		3	0	0	0	0	3	2
Tim Harkness, L OBP: 0.314, SLG: 0.384 (1, 3) S C C	0-3 K			H 1-0 BB HBP		3-2 SH1-4 1B		2-3 K		3	0	1	0	0	2	2
Ron Hunt, R OBP: 0.352, SLG: 0.374 (1, 4) B X	1-0 L7			X 0-0 P5		B X 1-0 SH1-4 1-2		B C B F X 2-2 6-3		3	0	0	0	0	0	3
Duke Snider, L OBP: 0.340, SLG: 0.442 (1, 7) C X		0-1 FC5-4 1B		C B B B B 4-2 G4-6-3 1-2 BB		S X 0-1 F8		B C X 1-2 F8		3	0	1	0	1	0	1
Ed Kranepool, L OBP: 0.266, SLG: 0.319 (1, 9) X		0-0 F8		B X 1-0 G4-6-3 1-2f		C B B B B 3-3 K		X 0-0 2B		4	0	1	0	0	1	4
Charlie Neal, R OBP: 0.309, SLG: 0.326 (1, 5) Frank Thomas, R OBP: 0.324, SLG: 0.350 (9, PH) S X		0-1 FC5-4 1-2f		S C B B B 3-3 K		C X 0-1 F9		B C F X 0-3 K		3	0	0	0	0	1	1
Al Moran, R OBP: 0.231, SLG: 0.209 (1, 6) Chico Fernandez, R OBP: 0.256, SLG: 0.254 (9, PH) B C X		1-1 F7		B C B B B 4-2 1B BB		X 0-0 P6		B C X 1-1 F8		2	0	0	0	1	0	1
Norm Sherry, R OBP: 0.156, SLG: 0.179 (1, 2) B C S S B			1-3 K		B B B X 2-1 1B		C B B X 2-1 F7			3	0	1	0	0	1	0
Roger Craig, R OBP: 0.135, SLG: 0.086 (1, 1) Sammy Taylor, L OBP: 0.391, SLG: 0.316 (8, PH) Rod Kanehl, R OBP: 0.228, SLG: 0.247 (8, PR) Galen Cisco, R OBP: 0.143, SLG: 0.111 (9, 1) C T B B B			2-3 K		S C B B B 1-3 K		B C B X 3-1 SH1-4 1B			2	0	0	0	0	2	2

BOTTOM

Philadelphia Phillies @ New York Mets
Polo Grounds, New York, NY
Sat Jun 22 1963, 3:33 AM EDT
Att. 16,791 - Unknown


livebaseballscores.com

AB	29
R	0
H	5
RBI	0
BB	2
SO	11
LOB	18



Inning Stats	R: 0	H: 0	R: 0	H: 1	R: 0	H: 0	R: 0	H: 1	R: 0	H: 1	R: 0	H: 0	R: 0	H: 1	R: 0	H: 1	R: 0	H: 1	1B: 4	SF: 0	WP: 0	PA: 34
	E: 0	LOB: 0	E: 0	LOB: 1	E: 0	LOB: 1	E: 0	LOB: 2	E: 0	LOB: 1	E: 0	LOB: 0	E: 0	LOB: 2	E: 0	LOB: 1	E: 0	LOB: 1	2B: 1	SAC: 2	PB: 0	
	K: 2	BB: 0	K: 0	BB: 0	K: 3	BB: 0	K: 3	BB: 1	K: 1	BB: 0	K: 0	BB: 0	K: 1	BB: 0	K: 1	BB: 0	K: 1	BB: 0	3B: 0	DP: 1	SB: 0	
	S: 7	P: 9	S: 7	P: 8	S: 9	P: 13	S: 16	P: 28	S: 10	P: 17	S: 5	P: 7	S: 9	P: 16	S: 9	P: 11	S: 9	P: 11	HR: 0	HBP: 1	CS: 0	

PITCHER	IP	WLS	BF	H	R	ER	SO	BB	IBB	HBP	BLK	WP	HR	S	P	ERA	WHIP																		
Ray Culp, R ERA: 2.52 (1, 1)	9.0	W	34	5	0	0	11	2	0	1	0	0	0	76	119	0.00	0.778																		
																		PITCHER	IP	WLS	BF	H	R	ER	SO	BB	IBB	HBP	BLK	WP	HR	S	P	ERA	WHIP

Batter	1	2	3	4	5	6	7	8	9	AB R H RBI BB SO LOB	TOP											
Tony Taylor, R (1, 4) OBP: 0.333, SLG: 0.356	0-0 F3			2-3 K		3-1 3B			1-3 K	4 0 1 0 0 2 0	Philadelphia Phillies @ New York Mets Polo Grounds, New York, NY Sun Jun 23 1963, 3:33 AM EDT Unknown livebaseballscorecards.com AB 29 R 0 H 2 RBI 0 BB 0 SO 6 LOB 6 											
Johnny Callison, L (1, 9) OBP: 0.317, SLG: 0.416	1-0 L7			2-2 FC6-2 3B		2-1 1-3			0-0 6-3	4 0 1 0 0 0 1												
Tony Gonzalez, L (1, 8) OBP: 0.366, SLG: 0.397	1-1 L7			2-1 FC6-2		1-2 6-3			1-2 1-3	4 0 0 0 0 0 2												
Roy Sievers, R (1, 3) OBP: 0.282, SLG: 0.373		1-0 L5		1-0 F7			0-1 F3			3 0 0 0 0 0 1												
Don Demeter, R (1, 7) OBP: 0.332, SLG: 0.476		1-3 K			1-0 G3		0-0 P5			3 0 0 0 0 1 0												
Clay Dalrymple, L (1, 2) OBP: 0.349, SLG: 0.363		0-0 F8			1-0 HBP		1-2 P6			2 0 0 0 0 0 0												
Bobby Wine, R (1, 6) OBP: 0.249, SLG: 0.301			1-0 F2		0-1 F9			0-0 6-3		3 0 0 0 0 0 1												
Ruben Amaro, R (1, 5) OBP: 0.230, SLG: 0.228			0-1 F7		0-0 F5			0-0 F2		3 0 0 0 0 0 1												
Dallas Green, L (1, 1) OBP: 0.091, SLG: 0.091 Frank Torre, L (6, PH) OBP: 0.236, SLG: 0.106 Chris Short, R (6, 1) OBP: 0.097, SLG: 0.174 John Boozer, R (6, 1) Dennis Bennett, L (7, 1) Jack Baldschun, R (7, 1) Bob Oldis, R (7, 2) OBP: 0.217, SLG: 0.261			2-3 K			0-3 K		0-3 K		1 0 0 0 0 0 1 0 1 0 0 0 0 0 1 0 1 0 0 0 0 0 1 0												
Inning Stats	R: 0 E: 0 K: 0 S: 4	H: 0 LOB: 0 BB: 0 P: 6	R: 0 E: 0 K: 1 S: 5	H: 0 LOB: 0 BB: 0 P: 7	R: 0 E: 0 K: 1 S: 6	H: 0 LOB: 0 BB: 0 P: 9	R: 0 E: 0 K: 1 S: 9	H: 1 LOB: 1 BB: 0 P: 16	R: 0 E: 0 K: 0 S: 4	H: 0 LOB: 1 BB: 0 P: 6	R: 0 E: 0 K: 1 S: 10	H: 1 LOB: 1 BB: 0 P: 16	R: 0 E: 0 K: 0 S: 6	H: 0 LOB: 0 BB: 0 P: 7	R: 0 E: 0 K: 1 S: 5	H: 0 LOB: 0 BB: 0 P: 5	R: 0 E: 0 K: 1 S: 7	H: 0 LOB: 0 BB: 0 P: 9	1B: 0 2B: 0 3B: 2 HR: 0	SF: 0 SAC: 0 DP: 0 HBP: 1	WP: 0 PB: 0 SB: 0 CS: 0	PA: 30
PITCHER Carl Willey, R (1, 1) ERA: 2.63	IP 9.0 WLS W BF 30 H 2 R 0 ER 0 SO 6 BB 0 IBB 0 HBP 1 BLK 0 WP 0 HR 0 S 56 P 81 ERA 0.00 WHIP 0.222											PITCHER IP WLS BF H R ER SO BB IBB HBP BLK WP HR S P ERA WHIP										

Batter	1	2	3	4	5	6	7	8	9
Jim Piersall, R OBP: 0.286, SLG: 0.306 (1, 8)	1-1 CS 1B		0-0 F8		0-0 HR		0-3 K	0-0 1-3 2B	
Tim Harkness, L OBP: 0.317, SLG: 0.377 (1, 3)	0-3 K		4-0 BB 1B BB		0-0 3-1		4-0 WP S E BB	0-3 K	
Ron Hunt, R OBP: 0.353, SLG: 0.372 (1, 4)	3-1 1B 1-2 1B		4-1 1B 1-2 CS BB		0-0 1-3		3-1 2-3	1-3 K	
Duke Snider, L OBP: 0.348, SLG: 0.446 (1, 7)	1-1		0-0		2-3 K		4-0 E WP 1B IBB		
Rod Kanehl, R OBP: 0.228, SLG: 0.247 (7, PR)	1-3 1B		1-3 2-H 1B						
Ed Kranepool, L OBP: 0.262, SLG: 0.314 (1, 9)	2-1 3-4-1		3-3 K			2-2 F5	3-2 E5 1B WP		
Jim Hickman, R OBP: 0.338, SLG: 0.429 (7, PH)									
Choo-Choo Coleman, L OBP: 0.281, SLG: 0.217 (1, 2)		0-0 FC1-6 1B		1-2 BB 1B		3-2 G3	0-0 WP 1B		
Frank Thomas, R OBP: 0.328, SLG: 0.354 (7, PH)		0-2 FC1-6 FC5-4 1-2f		0-2 F9		0-0 WP BB 1B	1-3 3-H 1B		
Al Jackson, L OBP: 0.189, SLG: 0.194 (7, PR)		0-0 FC5-4		4-1 G4-6-3 1-2 BB		4-2 WP BB	0-3 K		
Norm Sherry, R OBP: 0.156, SLG: 0.179 (8, 2)		1-2f		1-2		1-2			
Charlie Neal, R OBP: 0.308, SLG: 0.325 (1, 5)		0-0 K		0-0 G4-6-3 1-2f		2-3 K	0-0 E6 2B		
Al Moran, R OBP: 0.238, SLG: 0.206 (1, 6)									
Carl Willey, R OBP: 0.121, SLG: 0.094 (1, 1)									

Inning Stats	R: 0	H: 3	E: 0	LOB: 2	K: 1	S: 12	P: 18	R: 0	H: 1	E: 0	LOB: 1	K: 1	S: 9	P: 9	R: 1	H: 1	E: 0	LOB: 2	K: 1	S: 6	P: 17	R: 0	H: 1	E: 0	LOB: 1	K: 0	S: 9	R: 1	H: 1	E: 0	LOB: 0	K: 1	S: 6	P: 8	R: 0	H: 1	E: 0	LOB: 2	K: 1	S: 14	P: 25	R: 3	H: 1	E: 1	LOB: 2	K: 2	S: 12	P: 27	R: 0	H: 1	E: 1	LOB: 2	K: 3	S: 11	P: 12
--------------	------	------	------	--------	------	-------	-------	------	------	------	--------	------	------	------	------	------	------	--------	------	------	-------	------	------	------	--------	------	------	------	------	------	--------	------	------	------	------	------	------	--------	------	-------	-------	------	------	------	--------	------	-------	-------	------	------	------	--------	------	-------	-------

PITCHER	IP	WLS	BF	H	R	ER	SO	BB	IBB	HBP	BLK	WP	HR	S	P	ERA	WHIP
Dallas Green, R ERA: 2.17 (1, 1)	5.0	L	22	7	2	2	4	3	0	0	0	0	1	42	66	3.60	2.000
Chris Short, L ERA: 4.35 (6, 1)	0.2		4	1	0	0	0	1	0	0	0	0	0	11	20	0.00	3.000
John Boozer, R ERA: 3.65 (6, 1)	1.0		5	0	2	0	2	1	1	0	0	1	0	8	21	0.00	1.000
Dennis Bennett, L ERA: (7, 1)	0.0		1	0	0	0	0	0	0	0	0	1	0	3	6	∞	∞
Jack Baldschun, R ERA: 2.63 (7, 1)	1.1		7	2	1	0	4	0	0	0	0	1	0	15	17	0.00	1.500

BOTTOM

AB R H RBI BB SO LOB

5 1 3 1 0 1 0

3 2 0 0 2 2 3

4 0 1 0 1 1 3

3 0 2 1 1 1 0

0 1 0 0 0 0 0

3 0 0 0 0 1 4

1 1 0 0 0 0 1

3 0 2 0 0 0 0

1 0 1 1 0 0 0

0 0 0 0 0 0 0

0 0 0 0 0 0 0

4 0 1 0 0 1 3


2 0 0 0 2 1 1

4 0 0 0 0 2 5

1B: 8 SF: 0 WP: 3 PA: 39
2B: 2 SAC: 0 PB: 0
3B: 0 DP: 2 SB: 1
HR: 1 HBP: 0 CS: 2

Philadelphia Phillies @ New York Mets
Polo Grounds, New York, NY
Sun Jun 23 1963, 3:33 AM EDT
Unknown

AB 33
R 5
H 10
RBI 3
BB 6
SO 10
LOB 20



PITCHER	IP	WLS	BF	H	R	ER	SO	BB	IBB	HBP	BLK	WP	HR	S	P	ERA	WHIP
---------	----	-----	----	---	---	----	----	----	-----	-----	-----	----	----	---	---	-----	------

Batter	1	2	3	4	5	6	7	8	9	AB R H RBI BB SO LOB	TOP											
Tony Taylor, R (1, 4) OBP: 0.332, SLG: 0.352	2-3 K		0-3 K		2-2 FC1-4 CS			4-2 2B BB		3 1 0 0 1 2 1												
Johnny Callison, L (1, 9) OBP: 0.320, SLG: 0.417	0-3 K		0-0 BB 1B		0-0 1-2f 1B			0-3 K		4 0 2 0 0 2 1												
Tony Gonzalez, L (1, 8) OBP: 0.368, SLG: 0.400	1-2 3-1		4-0 1-2 BB		0-0 6-3			1-2 1-H 2B		3 0 1 1 1 0 1												
Wes Covington, L (1, 7) OBP: 0.387, SLG: 0.572		0-1 1B 1B	2-3 K			1-1 F2		3-2 F9		4 0 1 0 0 1 3												
Don Demeter, R (1, 5) OBP: 0.335, SLG: 0.474		0-0 1-2 1B		4-2 G3 BB		0-0 P5		0-0 P3		3 0 1 0 1 0 1												
Frank Torre, L (1, 3) OBP: 0.237, SLG: 0.118		0-0 B5		1-2 G3		0-0 4-3			2-1 BB 1B	4 0 1 0 0 0 3												
Clay Dalrymple, L (1, 2) OBP: 0.347, SLG: 0.357		0-0 P6		0-3 K			0-3 K		4-0 BB BB G6-4-3	3 0 0 0 1 2 3												
Ruben Amaro, R (1, 6) OBP: 0.222, SLG: 0.220		0-0 P5		0-0 F9			0-2 5-3		0-0 F9	2 0 0 0 0 0 3												
Roy Sievers, R (7, PH) OBP: 0.281, SLG: 0.370										1 0 0 0 0 0 0												
Bobby Wine, R (7, 6) OBP: 0.248, SLG: 0.299										1 0 0 0 0 0 2												
Ryne Duren, R (1, 1) OBP: 0.375, SLG: 0.286			0-3 K		1-2 FC1-4 1B		0-3 K		0-0 G6-4-3	2 0 1 0 0 1 0												
Jim Lemon, R (7, PH) OBP: 0.318, SLG: 0.347										1 0 0 0 0 1 0												
John Boozer, R (7, 1)										0 0 0 0 0 0 0												
Jack Baldschun, R (7, 1)										0 0 0 0 0 0 0												
Don Hoak, R (9, PH) OBP: 0.246, SLG: 0.251									1-2f	1 0 0 0 0 0 2												
Inning Stats	R: 0 E: 0 K: 2 S: 9	H: 0 LOB: 0 BB: 0 P: 12	R: 0 E: 0 K: 0 S: 6	H: 2 LOB: 2 BB: 0 P: 6	R: 0 E: 0 K: 3 S: 10	H: 1 LOB: 2 BB: 1 P: 16	R: 0 E: 0 K: 1 S: 9	H: 0 LOB: 1 BB: 1 P: 14	R: 0 E: 0 K: 0 S: 8	H: 2 LOB: 1 BB: 0 P: 11	R: 0 E: 0 K: 0 S: 4	H: 0 LOB: 0 BB: 0 P: 5	R: 0 E: 0 K: 2 S: 9	H: 0 LOB: 0 BB: 0 P: 9	R: 1 E: 0 K: 1 S: 12	H: 1 LOB: 1 BB: 1 P: 20	R: 0 E: 0 K: 0 S: 4	H: 1 LOB: 1 BB: 1 P: 10	1B: 6 2B: 1 3B: 0 HR: 0	SF: 0 SAC: 0 DP: 1 HBP: 0	WP: 0 PB: 0 SB: 0 CS: 1	PA: 36
PITCHER	IP WLS BF H R ER SO BB IBB HBP BLK WP HR S P ERA WHIP																					
Tracy Stallard, R (1, 1) ERA: 3.99	8.0 W 33 7 1 1 9 3 0 0 0 0 0 0 69 97 1.12 1.250																					
Al Jackson, L (9, 1) ERA: 3.79	1.0 S 3 0 0 0 0 1 0 0 0 0 0 0 2 6 0.00 1.000																					

Philadelphia Phillies @ New York Mets
Polo Grounds, New York, NY
Sun Jun 23 1963, 3:38 AM EDT
Att. 19,901 - Unknown

livebaseballscorecards.com

AB	32
R	1
H	7
RBI	1
BB	4
SO	9
LOB	20



Batter	1	2	3	4	5	6	7	8	9	10	AB R H RBI BB SO LOB	TOP															
Tony Taylor, R OBP: 0.337, SLG: 0.352 (1, 4)	1-3 K		X 0-0 S 2B 1B	4-0 1B E BB		X 0-0 5-3			BBB 4-0 FC2-6 BB		3 2 1 0 2 1 0																
Johnny Callison, L OBP: 0.318, SLG: 0.413 (1, 9)	1-2 G3		1-3 K	1-2 1-3 2-H 1B		0-3 K			X 0-0 FC2-6 FC5-4 1-2f		5 0 1 1 0 2 2																
Tony Gonzalez, L OBP: 0.372, SLG: 0.410 (1, 7)	1-1 2B		1-0 PB FC5-4 2B 2-H	2-1 E5 3-H		4-0 G5-4-3 BB			1-2 FC5-4 1-2f		4 1 2 1 1 0 1																
Roy Sievers, R OBP: 0.279, SLG: 0.361 Frank Torre, L OBP: 0.237, SLG: 0.118 (1, 3) (9, 3)	0-2 E5		2-2 FC5-4 HBP 2-3	3-1 P4		0-0 G5-4-3 1-2f			0-1 G3		4 0 0 0 0 0 4 0 0 0 0 0 0 0																
Don Demeter, R OBP: 0.332, SLG: 0.480 (1, 8)	1-1 4-3		0-1 FC5-4 1B 1-2f 3-H			2-3 K			X 0-0 HR		5 1 1 2 0 1 3																
Clay Dalrymple, L OBP: 0.344, SLG: 0.353 (1, 2)			2-2 L8	0-0 1-3 1B		0-0 3-1			0-3 K		5 0 1 0 0 2 0																
Bobby Wine, R OBP: 0.251, SLG: 0.302 (1, 6)			3-1 FC6-4 1B	1-3 K		3-2 1B			0-2 1-3		5 0 2 0 0 2 2																
Ruben Amaro, R OBP: 0.221, SLG: 0.206 (1, 5)			1-1 FC6-4 1-2f		X 0-0 L7	2-3 K			X 0-0 F8		4 0 0 0 1 1 2																
Art Mahaffey, R OBP: 0.152, SLG: 0.156 Chris Short, R OBP: 0.087, SLG: 0.174 Jack Baldschun, R Johnny Klippstein, R Dennis Bennett, L (1, 1) (5, 1) (5, 1) (8, 1) (10, 1)			0-0 1-3		X 0-2 BB 1B 1B				1-3 K		2 1 1 0 0 0 1 0 0 0 0 0 0 0 2 0 0 0 0 1 1 0 0 0 0 0 0 0 0 0 0 0 0 0 0																
Inning Stats	R: 0 E: 1 K: 1 S: 15	H: 1 LOB: 2 BB: 0 P: 19	R: 0 E: 0 K: 0 S: 8	H: 1 LOB: 1 BB: 0 P: 14	R: 2 E: 0 K: 2 S: 16	H: 3 LOB: 2 BB: 0 P: 21	R: 2 E: 1 K: 0 S: 10	H: 2 LOB: 1 BB: 1 P: 19	R: 0 E: 0 K: 2 S: 10	H: 1 LOB: 1 BB: 0 P: 17	R: 0 E: 0 K: 1 S: 5	H: 0 LOB: 0 BB: 0 P: 5	R: 0 E: 0 K: 0 S: 3	H: 0 LOB: 0 BB: 1 P: 7	R: 0 E: 0 K: 2 S: 10	H: 0 LOB: 1 BB: 1 P: 15	R: 0 E: 0 K: 0 S: 6	H: 0 LOB: 1 BB: 1 P: 11	R: 1 E: 0 K: 2 S: 8	H: 1 LOB: 0 BB: 0 P: 8	1B: 6 2B: 2 3B: 0 HR: 1	SF: 0 SAC: 0 DP: 1 HBP: 1	WP: 0 PB: 1 SB: 1 CS: 0	PA: 44			
PITCHER	IP WLS BF H R ER SO BB IBB HBP BLK WP HR S P ERA WHIP	IP WLS BF H R ER SO BB IBB HBP BLK WP HR S P ERA WHIP											IP WLS BF H R ER SO BB IBB HBP BLK WP HR S P ERA WHIP														
Earl Francis, R ERA: 4.5 (1, 1)	3.2	20	7	4	3	3	1	0	0	0	0	0	0	0	0	7.36	2.182										
Bob Veale, L ERA: (4, 1)	0.1	2	0	0	0	0	0	0	0	0	0	0	0	0	0	0.00	0.000										
Tommie Sisk, R ERA: 2.78 (5, 1)	2.0	7	1	0	0	3	0	0	0	0	0	0	0	0	0.00	0.500											
Joe Gibbon, L ERA: 2.43 (7, 1)	2.0	7	0	0	0	2	2	0	0	0	0	0	0	0	0.00	1.000											
Al McBean, R ERA: 2.23 (9, 1)	1.0	4	0	0	0	0	1	0	0	0	0	0	0	0	0.00	1.000											
PITCHER	IP WLS BF H R ER SO BB IBB HBP BLK WP HR S P ERA WHIP	IP WLS BF H R ER SO BB IBB HBP BLK WP HR S P ERA WHIP											IP WLS BF H R ER SO BB IBB HBP BLK WP HR S P ERA WHIP														
Harvey Haddix, L ERA: 3.57 (10, 1)	1.0	4	1	1	1	2	0	0	0	0	0	0	0	0	3.57	1.000											

Philadelphia Phillies @ Pittsburgh Pirates
 Forbes Field, Pittsburgh, PA
 Tue Jun 25 1963, 7:05 PM EDT
 Att. 12,365 - Unknown

livebaseballscorecards.com

AB 39
 R 5
 H 9
 RBI 4
 BB 4
 SO 10
 LOB 16



Batter	1	2	3	4	5	6	7	8	9	AB R H RBI BB SO LOB	TOP									
Tony Taylor, R (1, 4) OBP: 0.333, SLG: 0.347	1-2 G3		0-0 SH3-4		0-1 SH5-4		0-3 K		0-0 1-3	3 0 0 0 0 1 0										
Johnny Callison, L (1, 9) OBP: 0.319, SLG: 0.424	0-2 HR		1-1 F7		0-0 F8			1-2 1B S 1B	0-0 4-3	5 2 2 1 0 0 2										
Tony Gonzalez, L (1, 7) OBP: 0.374, SLG: 0.417	3-2 3B		1-2 6-3		0-1 F7			4-2 1B 1B BB		3 2 1 0 1 0 2										
Don Demeter, R (1, 8) OBP: 0.331, SLG: 0.477	0-0 6-3			0-1 E5 1B 1B		1-3 K		1-1 1B E 1B		4 2 1 1 0 1 0										
Frank Torre, L (1, 3) OBP: 0.254, SLG: 0.182	1-1 L9			3-2 1B FC6-2 1B		0-1 3B		3-3 K		4 0 2 0 0 1 3										
Clay Dalrymple, L (1, 2) OBP: 0.344, SLG: 0.352		0-0 6-3		1-1 1B L6-4 FC6-2 1B		1-2 4-3		0-0 E K2-5-2 1B		3 0 1 1 0 0 1 1 0 1 1 0 0 0 0 0 0 0 0 0 0										
Wes Covington, L (8, PH) OBP: 0.391, SLG: 0.575				1-3 2-H				1-3 2-H 3-H												
Bob Oldis, R (8, PR) OBP: 0.217, SLG: 0.261				0-1 FC6-2		0-0 5-3		1-1 E3		4 0 0 0 0 1 4										
Bobby Wine, R (1, 6) OBP: 0.247, SLG: 0.296		2-3 K		1-2 3-H				1-3 3-H												
Ruben Amaro, R (1, 5) OBP: 0.208, SLG: 0.194		0-0 6-3		0-0 L6-4				2-3 K2-5-2		4 0 0 0 0 1 4										
Cal McLish, S (1, 1) OBP: 0.359, SLG: 0.389			1-2 SH3-4 1B		0-0 SH5-4 1B		1-2 8-4-3		0-3 K	4 0 2 0 0 1 0										
Inning Stats	R: 2 E: 0 K: 0 S: 13	H: 2 LOB: 0 BB: 0 P: 18	R: 0 E: 0 K: 1 S: 5	H: 0 LOB: 0 BB: 0 P: 7	R: 0 E: 0 K: 0 S: 9	H: 1 LOB: 1 BB: 0 P: 12	R: 1 E: 1 K: 0 S: 10	H: 2 LOB: 1 BB: 0 P: 14	R: 0 E: 0 K: 1 S: 12	H: 1 LOB: 1 BB: 0 P: 14	R: 0 E: 0 K: 1 S: 10	H: 0 LOB: 0 BB: 0 P: 12	R: 3 E: 1 K: 2 S: 17	H: 3 LOB: 2 BB: 1 P: 29	R: 0 E: 0 K: 1 S: 5	H: 0 LOB: 0 BB: 0 P: 5	1B: 7 2B: 2 3B: 2 HR: 1	SF: 0 SAC: 2 DP: 2 HBP: 0	WP: 0 PB: 0 SB: 1 CS: 0	PA: 38
PITCHER	IP WLS BF H R ER SO BB IBB HBP BLK WP HR S P ERA WHIP																			
Bob Friend, R (1, 1) ERA: 2.18	6.0 L 25 7 3 2 2 0 0 0 0 0 0 1 55 71 3.00 1.167																			
Vern Law, R (7, 1) ERA: 5.95	1.0 3 0 0 0 1 0 0 0 0 0 0 0 10 12 0.00 0.000																			
Bob Veale, L (8, 1) ERA: 0.87	0.0 1 1 1 1 0 0 0 0 0 0 0 0 4 5 ∞ ∞																			
Tommie Sisk, R (8, 1) ERA: 3.0	0.1 5 2 2 1 1 1 0 0 0 0 0 0 10 19 27.00 9.000																			
Earl Francis, R (8, 1) ERA: 4.35	1.2 4 0 0 0 2 0 0 0 0 0 0 0 8 10 0.00 0.000																			

Philadelphia Phillies @ Pittsburgh Pirates
 Forbes Field, Pittsburgh, PA
 Wed Jun 26 1963, 7:05 PM EDT
 Att. 9,153 - Unknown

livebaseballscorecards.com

AB	35
R	6
H	10
RBI	4
BB	1
SO	6
LOB	16



Batter	1	2	3	4	5	6	7	8	9	AB R H RBI BB SO LOB	TOP		
Tony Taylor, R (1, 4) OBP: 0.338, SLG: 0.352 Cookie Rojas, R (7, 4) OBP: 0.244, SLG: 0.184	0-1 CS 1B		0-0 4-3		1-1 FC3-2 HR	0-0 1B 1B	2-1 2B 1B		0-0 S 1B	5 2 3 1 0 0 2 1 0 1 0 0 0 0			
Johnny Callison, L (1, 9) OBP: 0.330, SLG: 0.454	2-2 1-2 6-3 3B		0-2 5-3		1-0 HR	1-1 1B 1B	1-0 1-3 3B 2B		4-2 1-2 BB	5 2 4 4 1 0 0			
Tony Gonzalez, L (1, 7) OBP: 0.373, SLG: 0.415	0-0 6-3			3-2 SH1-3 1B	0-0 F7	1-2 1-3 2H 1B	0-0 1-3		0-3 K	6 0 2 2 0 1 4			
Don Demeter, R (1, 8) OBP: 0.333, SLG: 0.479	2-2 3-H HBP			0-0 SH1-3 1-2		2B K		2-3 K		3 1 1 0 0 2 2			
Frank Torre, L (1, 3) OBP: 0.265, SLG: 0.217	2-0 F9			0-0 3-1 2-3		0-0 3B 2B	0-0 BB 2B 1B	2-1 G3		5 2 2 0 0 0 2			
Clay Dalrymple, L (1, 2) OBP: 0.350, SLG: 0.367		3-1 F9		1-0 G3		4-0 3B IBB	4-0 1-2 2B BB	2-2 HR		3 3 1 1 2 0 1			
Bobby Wine, R (1, 6) OBP: 0.250, SLG: 0.303		0-1 5-3			0-2 1B FC3-2 1B	0-0 F9	0-0 1B 2B 2B	0-0 L4		5 1 2 2 0 0 3			
Ruben Amaro, R (1, 5) OBP: 0.221, SLG: 0.236		1-2 F7			1-1 HR 1B	0-0 1H 2H 3H 1B 3B	0-0 F9		0-0 6-3	5 2 2 3 0 0 1			
Ray Culp, R (1, 1) OBP: 0.220, SLG: 0.205 Dennis Bennett, L (8, 1) Johnny Klippstein, R (8, 1)			0-1 F8		0-0 B2	0-0 5-3	0-0 6-3		0-3 K	4 0 0 0 0 0 4 0 0 0 0 0 0 0 1 0 0 0 0 1 0			
Inning Stats	R: 1 H: 2 E: 0 LOB: 1 K: 0 BB: 0 S: 9 P: 15	R: 0 H: 0 E: 0 LOB: 0 K: 0 BB: 0 P: 11	R: 0 H: 0 E: 0 LOB: 0 K: 0 BB: 0 P: 7	R: 0 H: 1 E: 0 LOB: 1 K: 0 BB: 0 P: 10	R: 3 H: 3 E: 0 LOB: 0 K: 0 BB: 0 P: 13	R: 5 H: 6 E: 0 LOB: 2 K: 1 BB: 1 P: 22	R: 3 H: 4 E: 0 LOB: 2 K: 0 BB: 1 P: 15	R: 1 H: 1 E: 0 LOB: 0 K: 1 BB: 0 P: 15	R: 0 H: 1 E: 0 LOB: 2 K: 2 BB: 1 P: 14	1B: 10 SF: 0 2B: 4 SAC: 1 3B: 2 DP: 0 HR: 2 HBP: 1	WP: 0 PA: 48 PB: 0 SB: 1 CS: 1		
PITCHER	IP WLS BF H R ER SO BB IBB HBP BLK WP HR S P ERA WHIP											PITCHER	IP WLS BF H R ER SO BB IBB HBP BLK WP HR S P ERA WHIP
Don Cardwell, R (1, 1) ERA: 4.52	5.0 L 24 8 7 7 0 0 0 0 0 0 0 1 41 62 12.60 1.600												
Vern Law, R (6, 1) ERA: 6.28	0.2 6 4 2 2 0 0 0 0 0 0 0 0 9 11 27.00 6.000												
Tommie Sisk, R (6, 1) ERA: 3.62	1.1 9 4 3 3 1 1 0 0 0 0 0 0 11 20 20.25 3.750												
Bob Veale, L (8, 1) ERA: 1.46	2.0 9 2 1 1 3 1 0 0 0 0 0 1 19 29 4.50 1.500												

Philadelphia Phillies @ Pittsburgh Pirates
 Forbes Field, Pittsburgh, PA
 Thu Jun 27 1963, 7:05 PM EDT
 Att. 9,576 - Unknown

livebaseballscorecards.com

AB	43
R	13
H	18
RBI	13
BB	3
SO	4
LOB	19



Batter	1	2	3	4	5	6	7	8	9	10	11	AB R H RBI BB SO LOB	TOP																							
Lou Brock, L OBP: 0.294, SLG: 0.374 (1, 9) 	6-3 				K 		K 			L3 		5 1 1 0 0 2 1	Chicago Cubs @ Philadelphia Phillies Connie Mack Stadium, Philadelphia, PA Fri Jun 28 1963, 7:05 PM EDT Att: 9,653 - Unknown																							
Ellis Burton, S OBP: 0.291, SLG: 0.443 (1, 8) 	F8 				K 			F8 		3-1 		5 0 1 0 0 1 1																								
Billy Williams, L OBP: 0.380, SLG: 0.509 (1, 7) 					K 			F8 			CS 	4 0 0 0 1 1 2																								
Ron Santo, R OBP: 0.361, SLG: 0.514 (1, 5) 							L4 		K 		HR 	5 2 2 1 0 1 1																								
14 Ernie Banks, R OBP: 0.290, SLG: 0.463 (1, 3) 							F2 		6-3 		H 	4 1 1 2 0 1 1																								
Ken Hubbs, R OBP: 0.280, SLG: 0.342 (1, 4) 							F8 			F8 		K 		4 0 0 0 1 2 1																						
Dick Bertell, R OBP: 0.325, SLG: 0.337 (1, 2) 										6-3 		4 0 2 1 0 1 0																								
Andre Rodgers, R OBP: 0.285, SLG: 0.276 (1, 6) 										4-3 		4 0 1 0 0 1 2																								
Dick Ellsworth, L OBP: 0.136, SLG: 0.095 (1, 1) 										K 		3 0 0 0 0 2 0																								
Inning Stats	R: 3 E: 1 K: 1 S: 20	H: 4 LOB: 2 BB: 1 P: 30	R: 0 E: 0 K: 0 S: 7	H: 0 LOB: 0 BB: 0 P: 12	R: 0 E: 0 K: 1 S: 8	H: 0 LOB: 1 BB: 0 P: 12	R: 0 E: 0 K: 2 S: 9	H: 0 LOB: 0 BB: 0 P: 16	R: 0 E: 0 K: 3 S: 9	H: 0 LOB: 0 BB: 0 P: 14	R: 0 E: 0 K: 1 S: 8	H: 2 LOB: 1 BB: 0 P: 10		R: 0 E: 0 K: 1 S: 10	H: 1 LOB: 1 BB: 0 P: 13	R: 0 E: 0 K: 0 S: 6	H: 0 LOB: 0 BB: 0 P: 8	R: 0 E: 0 K: 1 S: 6	H: 0 LOB: 0 BB: 0 P: 9	R: 1 E: 0 K: 2 S: 11	H: 1 LOB: 0 BB: 1 P: 20	1B: 5 2B: 2 3B: 0 HR: 1	SF: 0 SAC: 1 DP: 0 HBP: 1	WP: 0 PB: 0 SB: 0 CS: 1	PA: 42											
PITCHER	IP WLS BF H R ER SO BB IBB HBP BLK WP HR S P ERA WHIP																																			
Ryne Duren, R ERA: 3.54 (1, 1)	9.0	35	7	3	3	9	1	0	1	0	0	0	0	85	125	3.00	0.889																			
Jack Baldschun, R ERA: 2.64 (10, 1)	2.0	L	7	1	1	1	3	1	0	0	0	0	1	17	29	4.50	1.000																			

AB	38
R	4
H	8
RBI	4
BB	2
SO	12
LOB	9



1B	5
2B	2
3B	0
HR	1
SF	0
SAC	1
DP	0
HBP	1

WP	0
PB	0
SB	0
CS	1

PA	42
----	----

BOTTOM

Chicago Cubs @ Philadelphia Phillies
Connie Mack Stadium, Philadelphia, PA

Fri Jun 28 1963, 7:05 PM EDT
Att: 9,653 - Unknown

livebaseballscorecards.com

AB	42
R	3
H	10
RBI	3
BB	4
SO	11
LOB	16



WP:	0	PA:	46
PB:	0		
SB:	1		
CS:	1		

AB R H RBI BB SO LOB

5	1	2	0	1	0	1
---	---	---	---	---	---	---

4	1	0	0	1	3	2
---	---	---	---	---	---	---

5	0	1	0	0	1	3
---	---	---	---	---	---	---

5	0	4	2	0	0	0
---	---	---	---	---	---	---

3	0	0	0	2	1	4
---	---	---	---	---	---	---

5	0	0	0	0	2	5
---	---	---	---	---	---	---

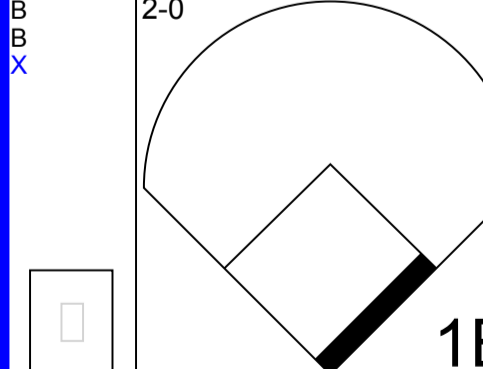
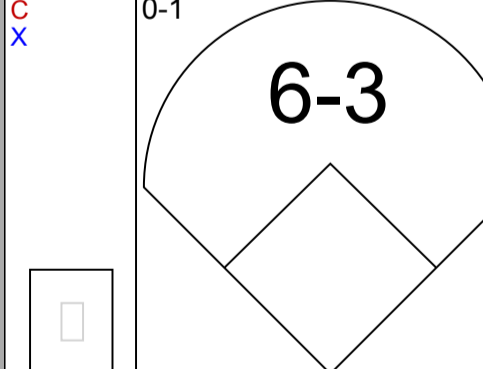
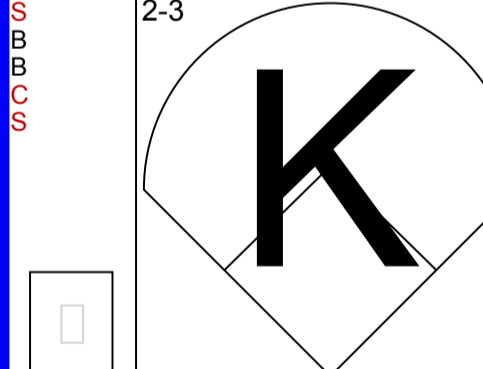
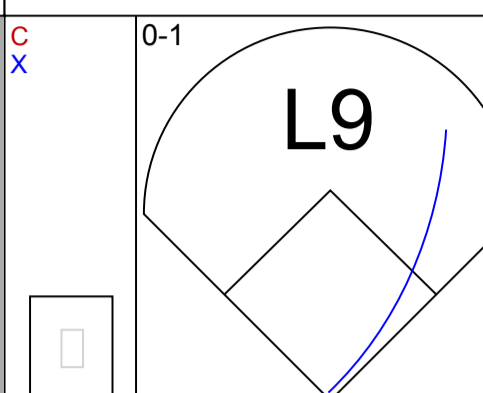
4	1	1	0	0	1	0
1	0	0	0	0	1	0

5	0	1	1	0	0	0
---	---	---	---	---	---	---

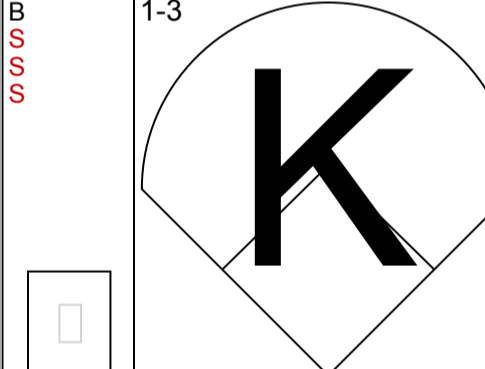
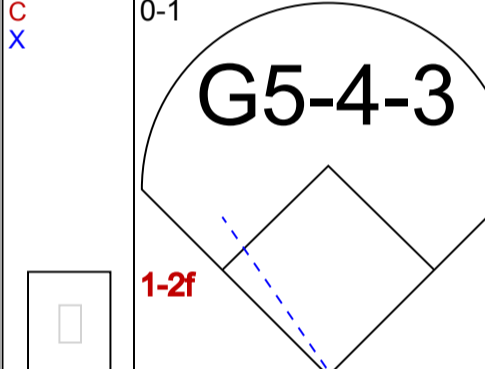
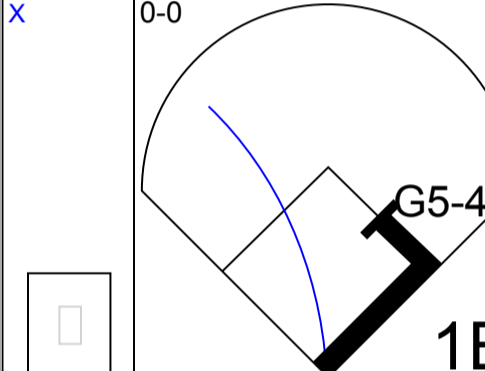

3	0	0	0	0	2	1
1	0	0	0	0	0	0
0	0	0	0	0	0	0
1	0	1	0	0	0	0

1B:	8	SF:	0
2B:	2	SAC:	0
3B:	0	DP:	1
HR:	0	HBP:	0

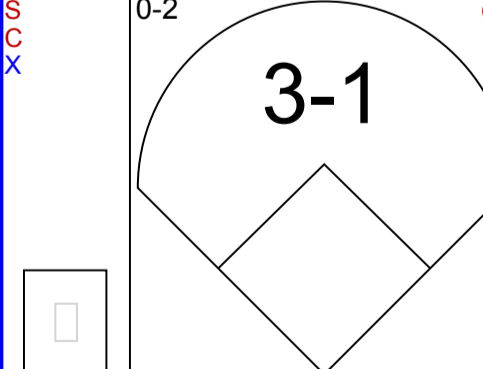


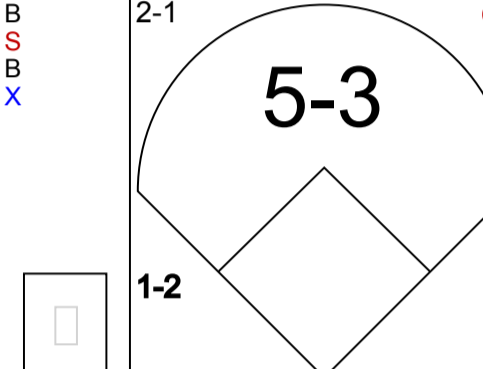
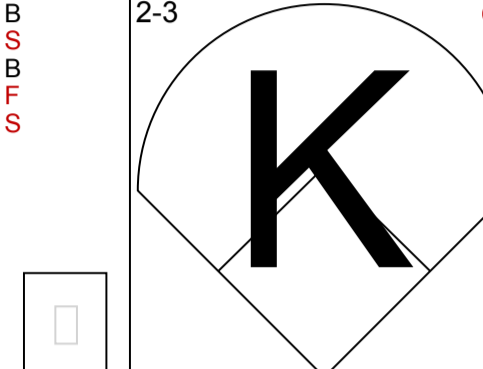
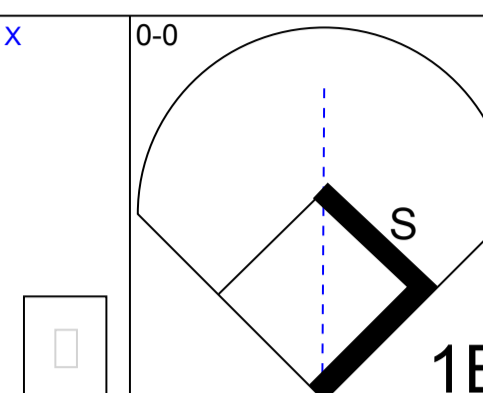
11



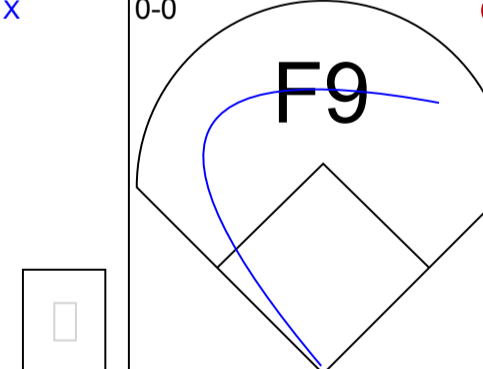
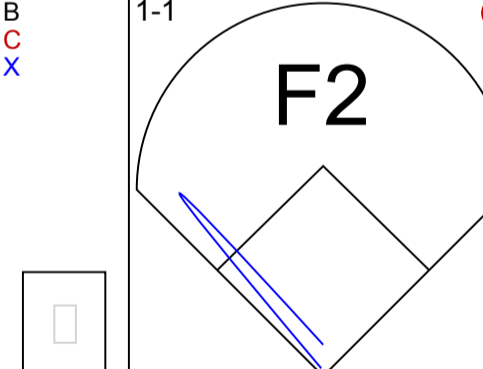
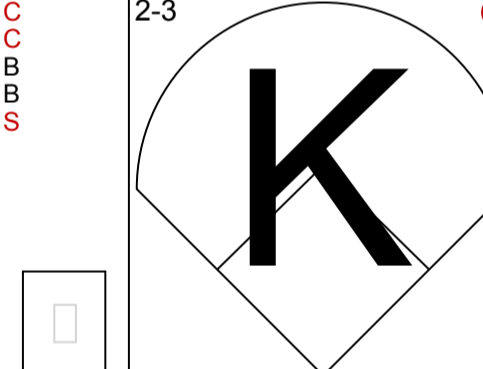

10



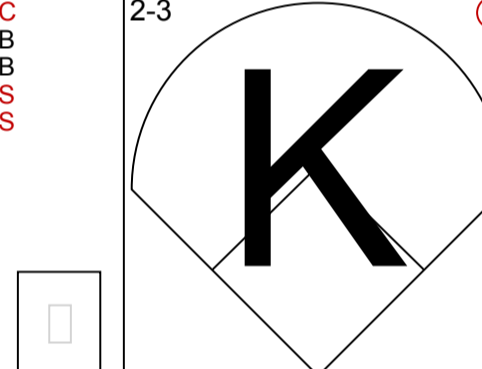
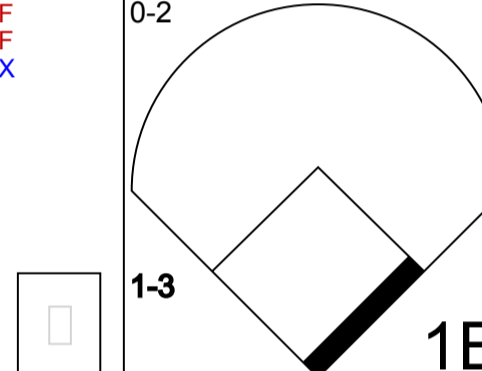
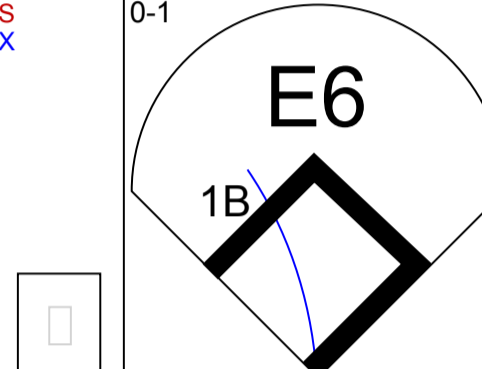
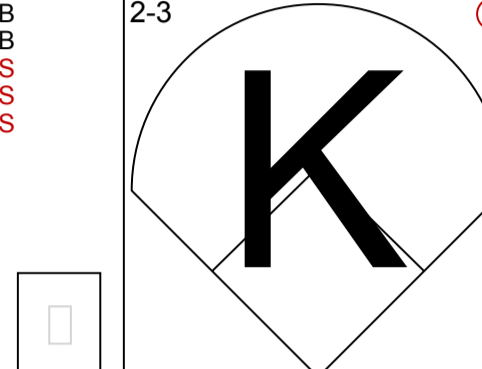
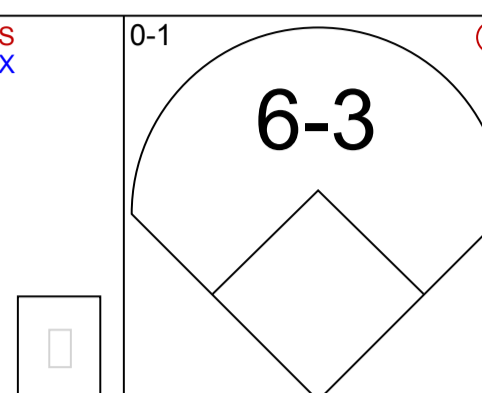
9



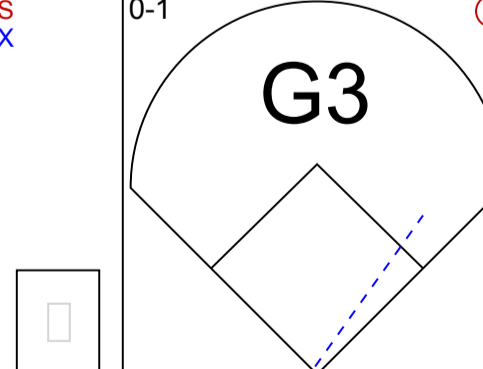
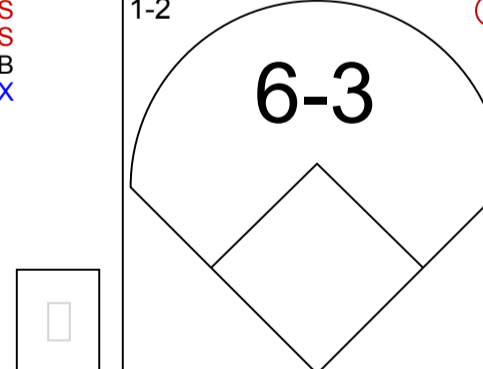
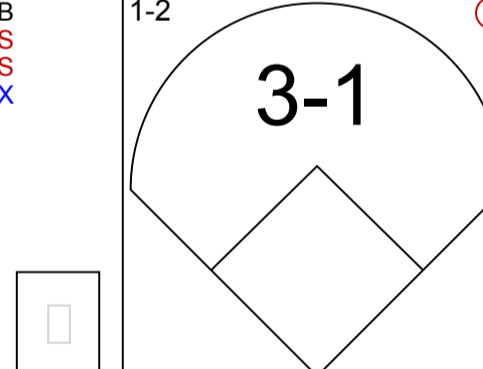

8



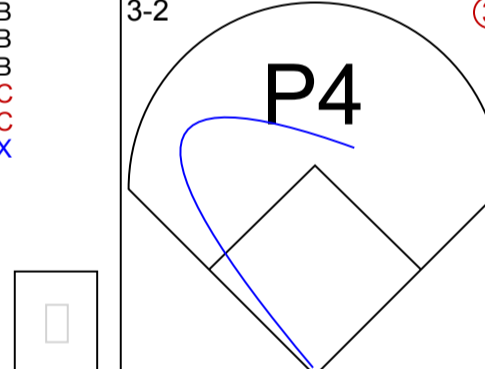
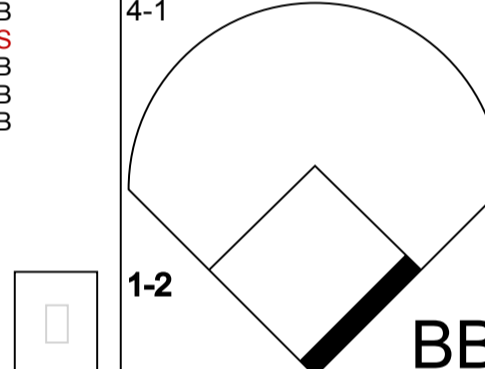
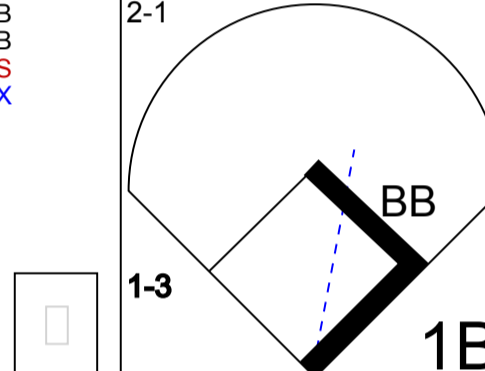
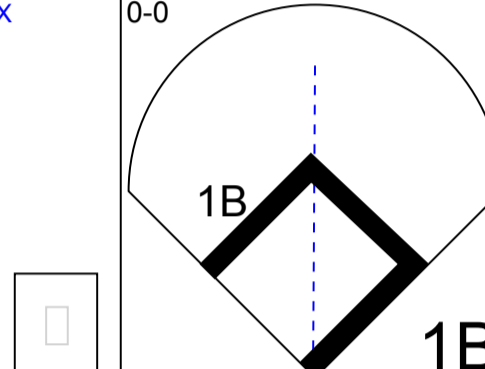
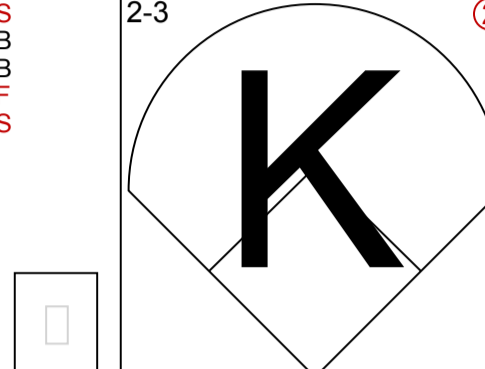
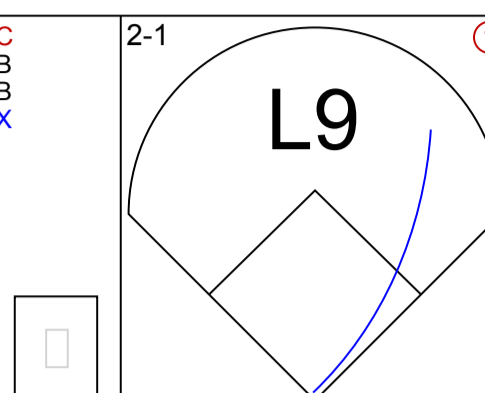
7



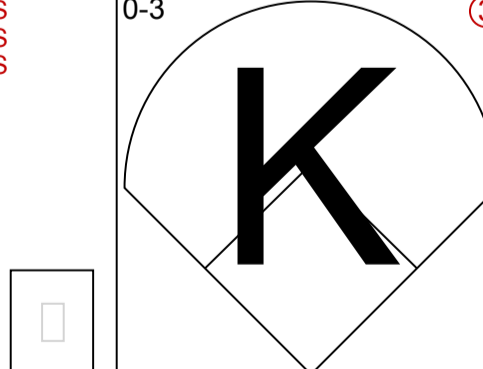
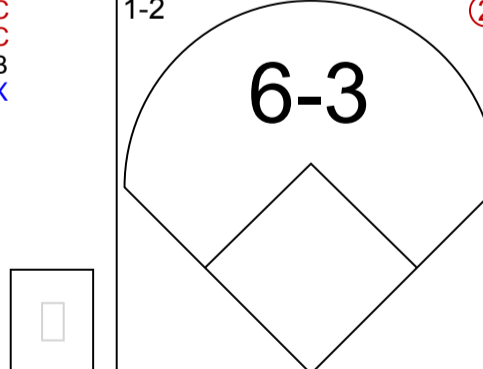
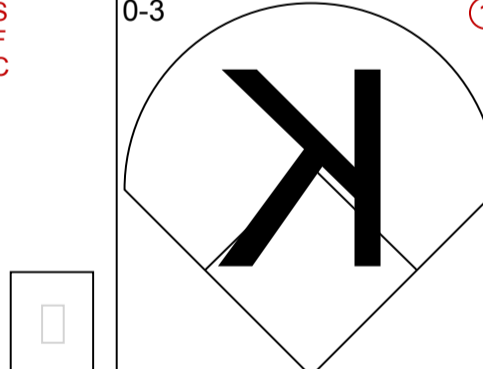

6



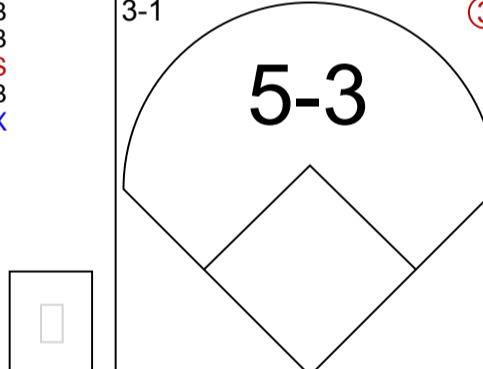
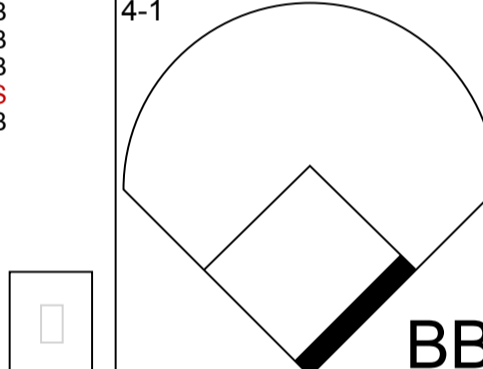
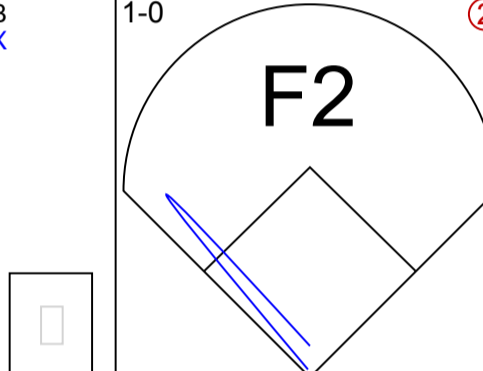
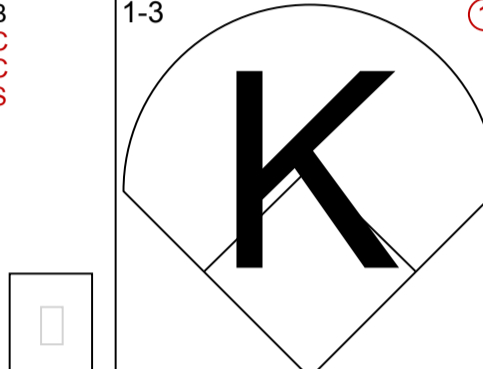

5



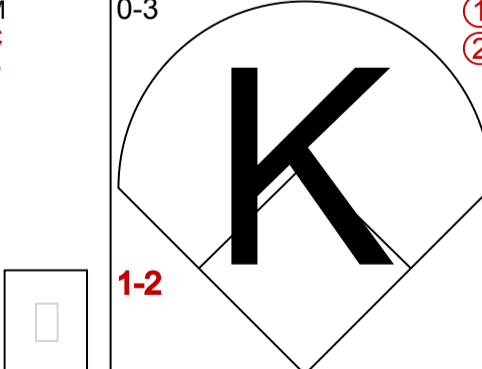
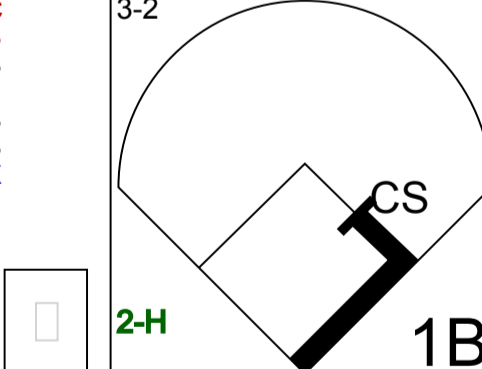
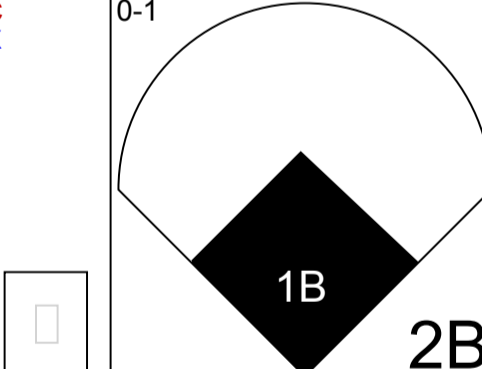
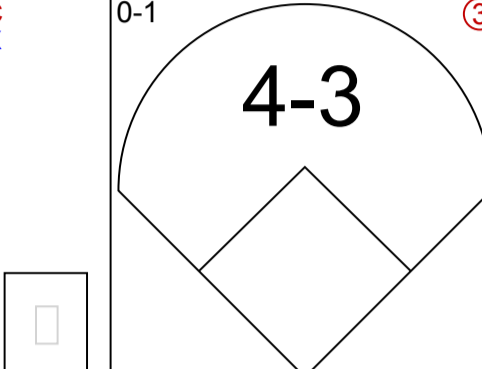
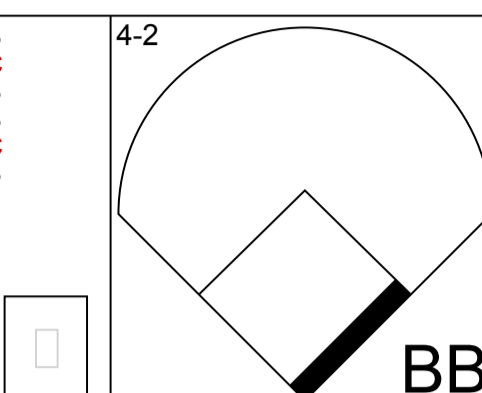
4



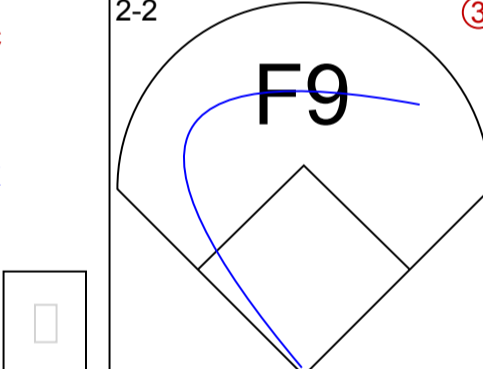
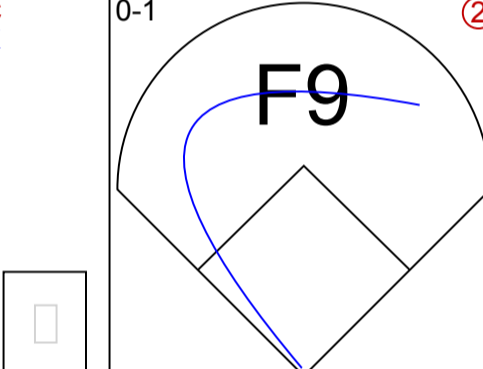
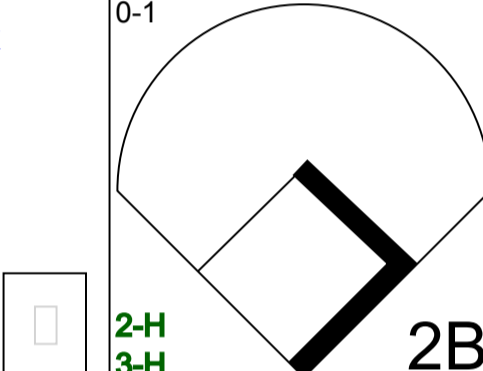
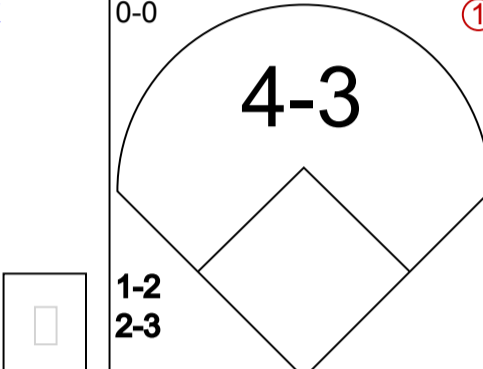
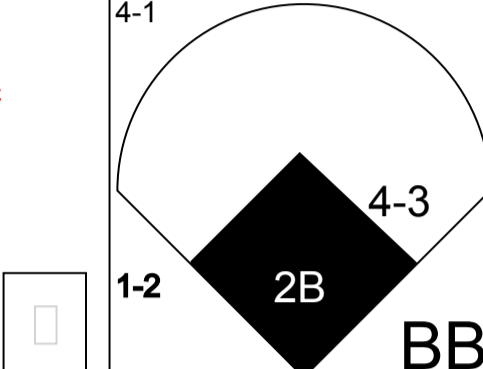
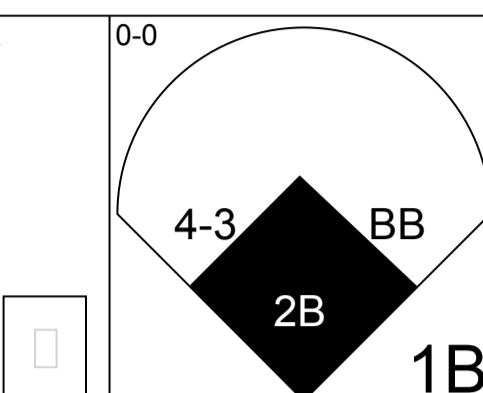
3



2



1



Batter

Tony Taylor, R (1, 4)
OBP: 0.341, SLG: 0.353

Johnny Callison, L (1, 9)
OBP: 0.328, SLG: 0.447

Tony Gonzalez, L (1, 7)
OBP: 0.370, SLG: 0.411

Don Demeter, R (1, 8)
OBP: 0.341, SLG: 0.489

Roy Sievers, R (1, 3)
OBP: 0.282, SLG: 0.355

Ruben Amaro, R (1, 5)
OBP: 0.207, SLG: 0.221

Clay Dalrymple, L (1, 2)
OBP: 0.348, SLG: 0.370

Earl Averill, R (11, PH)
OBP: 0.310, SLG: 0.333

Bobby Wine, R (1, 6)
OBP: 0.249, SLG: 0.301

Ryne Duren, R (1, 1)
OBP: 0.273, SLG: 0.200

Jim Lemon, R (9, PH)
OBP: 0.314, SLG: 0.342

Jack Baldschun, R (10, 1)

Don Hoak, R (11, PH)
OBP: 0.250, SLG: 0.256

Dick Ellsworth, L (1, 1)
ERA: 1.99

Inning Stats

R:	2	H:	2
E:	0	LOB:	1
K:	0	BB:	1
S:	12	P:	18

R:	1	H:	2
E:	0	LOB:	1
K:	1	BB:	1
S:	13	P:	20

R:	0	H:	0
E:	0	LOB:	1
K:	1	BB:	1
S:	7	P:	16

R:	0	H:	0
E:	0	LOB:	0
K:	2	BB:	0
S:	9	P:	10

R:	0	H:	2
E:	0	LOB:	3
K:	1	BB:	1
S:	12	P:	25

R:	0	H:	0
E:	0	LOB:	0
K:	0	BB:	0
S:	8	P:	10

R:	0	H:	1
E:	1	LOB:	2
K:	2	BB:	0
S:	13	P:	17

R:	0	H:	0
E:	0	LOB:	0
K:	1	BB:	0
S:	6	P:	9

R:	0	H:	1
E:	0	LOB:	1
K:	1	BB:	0
S:	9	P:	13

R:	0	H:	1
E:	0	LOB:	0
K:	1	BB:	0
S:	6	P:	7

R:	0	H:	1
E:	0	LOB:	1
K:	1	BB:	0
S:	8	P:	12

1B:	8	SF:	0
2B:	2	SAC:	0
3B:	0	DP:	1
HR:	0	HBP:	0

PITCHER IP WLS BF H R ER SO BB IBB HBP BLK WP HR S P ERA WHIP

Dick Ellsworth, L (1, 1)	11.0	W	46	H	10	R	3	ER	3	SO	11	BB	4	IBB	0	HBP	0	BLK	0	WP	0	HR	0	S	103	P	157	ERA	2.46	WHIP	1.273
--------------------------	------	---	----	---	----	---	---	----	---	----	----	----	---	-----	---	-----	---	-----	---	----	---	----	---	---	-----	---	-----	-----	------	------	-------

PITCHER	IP	WLS	BF	H	R	ER	SO	BB	IBB	HBP	BLK	WP	HR	S	P	ERA	WHIP
---------	----	-----	----	---	---	----	----	----	-----	-----	-----	----	----	---	---	-----	------

Batter	1	2	3	4	5	6	7	8	9	AB R H RBI BB SO LOB	TOP						
Lou Brock, L (1, 9) OBP: 0.293, SLG: 0.375	0-0 1-3			1-0 1-3		2-2 2B		2-2 1-3		4 0 1 0 0 0 0							
Ellis Burton, S (1, 8) OBP: 0.278, SLG: 0.427	1-0 P6			3-2 F5		3-1 SF9		1-1 F9		3 0 0 1 0 0 0							
Billy Williams, L (1, 7) OBP: 0.378, SLG: 0.509	2-1 F7			0-0 2B		1-1 F7			1-0 4-3	4 0 1 0 0 0 1							
Ron Santo, R (1, 5) OBP: 0.362, SLG: 0.523		3-2 F3		2-2 4-3		1-2 1B			2-0 HR	4 1 2 1 0 0 1							
14 Ernie Banks, R (1, 3) OBP: 0.286, SLG: 0.456		0-0 6-3			0-2 F7		0-3 K		2-0 6-3	4 0 0 0 0 1 1							
Ken Hubbs, R (1, 4) OBP: 0.276, SLG: 0.337		1-0 P6			1-0 F8		1-3 K		1-1 4-3	4 0 0 0 0 1 1							
Dick Bertell, R (1, 2) OBP: 0.325, SLG: 0.337			1-0 6-3		0-0 5-3		1-0 FC6-4			3 0 1 0 0 0 0							
Andre Rodgers, R (1, 6) OBP: 0.298, SLG: 0.278			0-1 G3-6-3			1-0 2B		0-0 FC6-4		1 1 1 0 0 0 0							
Merritt Ranew, L (7, PH) OBP: 0.478, SLG: 0.651						SH1-4				1 0 0 0 0 0 2							
Alex Grammas, R (7, 6)						HBP				0 0 0 0 0 0 0							
Larry Jackson, R (1, 1) OBP: 0.191, SLG: 0.222			1-1 G3-6-3			0-0 SH1-4		2-2 4-3		1 0 0 0 0 0 1							
Don Landrum, L (8, PH) OBP: 0.297, SLG: 0.281										1 0 0 0 0 0 0							
Lindy McDaniel, R (8, 1) OBP: 0.200, SLG: 0.800										0 0 0 0 0 0 0							
Inning Stats	R: 0 E: 0 K: 0 S: 4	H: 0 LOB: 0 BB: 0 P: 7	R: 0 E: 0 K: 0 S: 5	H: 0 LOB: 0 BB: 0 P: 9	R: 0 E: 0 K: 0 S: 5	H: 1 LOB: 0 BB: 0 P: 7	R: 0 E: 0 K: 0 S: 10	H: 1 LOB: 1 BB: 0 P: 16	R: 0 E: 0 K: 2 S: 5	H: 2 LOB: 2 BB: 0 P: 15	R: 0 E: 0 K: 0 S: 9	H: 0 LOB: 0 BB: 0 P: 14	R: 1 E: 0 K: 0 S: 5	H: 1 LOB: 0 BB: 0 P: 11	1B: 3 2B: 2 3B: 0 HR: 1	SF: 1 SAC: 1 DP: 1 HBP: 1	WP: 0 PA: 33
PITCHER	IP WLS BF H R ER SO BB IBB HBP BLK WP HR S P ERA WHIP																
Art Mahaffey, R (1, 1) ERA: 4.32	7.0 W 26 5 1 1 2 0 0 1 0 0 0 0 49 75 1.29 0.714																
Johnny Klippstein, R (8, 1) ERA: 2.09	2.0 S 7 1 1 1 0 0 0 0 0 0 0 1 14 25 4.50 0.500																

Chicago Cubs @ Philadelphia Phillies
 Connie Mack Stadium, Philadelphia, PA
 Sun Jun 30 1963, 3:33 AM EDT
 Att. 6,006 - Unknown

livebaseballscorecards.com

AB	30
R	2
H	6
RBI	2
BB	0
SO	2
LOB	7



Batter	1	2	3	4	5	6	7	8	9	AB R H RBI BB SO LOB	TOP	
Dick Schofield, S (1, 4) OBP: 0.343, SLG: 0.307	1-0 G3		2-3 K		1-3 K		1-0 P6		0-0 P3	5 0 0 0 0 2 4	Pittsburgh Pirates @ Philadelphia Phillies Connie Mack Stadium, Philadelphia, PA Mon Jul 01 1963, 7:05 PM EDT Unknown	
Bill Virdon, L (1, 8) OBP: 0.305, SLG: 0.350	4-2 FC6-4 BB		3-2 6-3		0-0 L9			0-0 2B	1-2 1B	4 0 2 1 1 0 2		
Roberto Clemente, R (1, 9) OBP: 0.357, SLG: 0.448	1-1 FC6-4 1-2f			1-3 K		3-2 6-3		1-3 K	1-2 F9	5 0 0 0 0 2 5		
Willie Stargell, L (1, 7) OBP: 0.291, SLG: 0.396	2-2 P3			1-2 CS 1B		4-0 2B BB		1-3 K		3 1 1 0 1 1 2		
Donn Clendenon, R (1, 3) OBP: 0.348, SLG: 0.458		2-3 K		4-2 S BB 1-2		0-0 2B		4-2 FC6-4 BB		2 0 1 1 2 1 0		
Bob Bailey, R (1, 5) OBP: 0.318, SLG: 0.355		1-0 F5		3-3 K 1-2		1-2 S 1B		0-1 FC6-4 1-2f		4 0 1 0 0 1 3		
Jim Pagliaroni, R (1, 2) OBP: 0.347, SLG: 0.441 Ron Brand, R (9, PR) OBP: 0.375, SLG: 0.429 (9, 2)			3-2 1B		0-0 FC4 1B 1-2		1-3 K		3-2 BB 1B 1B	4 0 3 0 0 1 1 0 1 0 0 0 0 0		
Johnny Logan, R (1, 6) OBP: 0.329, SLG: 0.257		2-1 F3			0-0 FC4 1B 1-2f		3-3 K		4-0 1B 1-2 BB	3 0 0 0 1 1 2		
Don Cardwell, R (1, 1) OBP: 0.147, SLG: 0.033			1-2 F7		2-2 1B		0-2 4-3		1-3 K	4 0 1 0 0 1 2		
Inning Stats	R: 0 H: 0 E: 0 LOB: 1 K: 0 BB: 1 S: 8 P: 16	R: 0 H: 1 E: 0 LOB: 1 K: 1 BB: 0 S: 9 P: 17	R: 0 H: 0 E: 0 LOB: 0 K: 1 BB: 0 S: 12 P: 18	R: 0 H: 1 E: 0 LOB: 1 K: 2 BB: 1 S: 11 P: 20	R: 0 H: 2 E: 0 LOB: 2 K: 1 BB: 0 S: 9 P: 12	R: 1 H: 2 E: 0 LOB: 1 K: 1 BB: 1 S: 12 P: 21	R: 0 H: 0 E: 0 LOB: 0 K: 1 BB: 0 S: 7 P: 11	R: 0 H: 1 E: 0 LOB: 2 K: 2 BB: 1 S: 13 P: 19	R: 1 H: 2 E: 0 LOB: 3 K: 1 BB: 1 S: 14 P: 24	1B: 7 SF: 0 2B: 2 SAC: 0 3B: 0 DP: 0 HR: 0 HBP: 0		WP: 0 PA: 39 PB: 0 SB: 2 CS: 1
PITCHER Ray Culp, R (1, 1) ERA: 2.48	IP WLS BF H R ER SO BB IBB HBP BLK WP HR S P ERA WHIP	9.0 L 39 9 2 2 10 5 0 0 0 0 0 0 95 158 2.00 1.556										

livebaseballscorecards.com

AB	34
R	2
H	9
RBI	2
BB	5
SO	10
LOB	21



Batter	1	2	3	4	5	6	7	8	9	AB R H RBI BB SO LOB	TOP											
Dick Schofield, S (1, 4) OBP: 0.342, SLG: 0.304	1-3 K			2-3 K		0-0 G3		4-2 BB		3 0 0 0 1 2 0	Pittsburgh Pirates @ Philadelphia Phillies Connie Mack Stadium, Philadelphia, PA Mon Jul 01 1963, 7:05 PM EDT Att: 21,661 - Unknown											
Bill Virdon, L (1, 8) OBP: 0.300, SLG: 0.344	2-1 L3			2-1 F8		0-0 1-3		0-0 4-3		4 0 0 0 0 0 2												
Roberto Clemente, R (1, 9) OBP: 0.351, SLG: 0.441	1-0 2-3			2-3 K			0-0 4-3		1-3 K	4 0 0 0 0 2 0												
Jerry Lynch, L (1, 7) OBP: 0.338, SLG: 0.488		2-1 F8			3-2 G3		2-2 F7		1-1 HR	4 1 1 1 0 0 0												
Donn Clendenon, R (1, 3) OBP: 0.346, SLG: 0.455		0-1 5-3			3-3 K		0-0 E1 1B		0-0 6-3	4 0 1 0 0 1 0												
Bob Bailey, R (1, 5) OBP: 0.318, SLG: 0.354		0-1 F9			3-1 1B 1B		1-3 K		0-3 K	4 0 1 0 0 2 1												
Johnny Logan, R (1, 6) OBP: 0.329, SLG: 0.260			2-0 1-3		2-2 1B 1B			0-0 6-3		3 0 1 0 0 0 0												
Ron Brand, R (1, 2) OBP: 0.343, SLG: 0.387			1-0 P6		1-1 F7			0-0 F8		3 0 0 0 0 0 2												
Earl Francis, R (1, 1) OBP: 0.333, SLG: 0.467			2-3 K			0-3 K		1-1 BB HBP		1 0 0 0 0 1 0												
Bob Veale, S (5, 1)										1 0 0 0 0 1 0												
Willie Stargell, L (8, PH) OBP: 0.295, SLG: 0.396										0 0 0 0 0 0 0												
Tommie Sisk, R (8, 1)										0 0 0 0 0 0 0												
Inning Stats	R: 0 E: 0 K: 1 S: 7	H: 0 LOB: 0 BB: 0 P: 11	R: 0 E: 0 K: 0 S: 6	H: 0 LOB: 0 BB: 0 P: 8	R: 0 E: 0 K: 1 S: 5	H: 0 LOB: 0 BB: 0 P: 10	R: 0 E: 0 K: 2 S: 9	H: 0 LOB: 0 BB: 0 P: 15	R: 0 E: 0 K: 1 S: 13	H: 2 LOB: 2 BB: 0 P: 25	R: 0 E: 0 K: 1 S: 5	H: 0 LOB: 0 BB: 0 P: 5	R: 0 E: 1 K: 1 S: 8	H: 1 LOB: 1 BB: 0 P: 11	R: 0 E: 0 K: 0 S: 6	H: 0 LOB: 2 BB: 1 P: 11	R: 1 E: 0 K: 2 S: 9	H: 1 LOB: 0 BB: 0 P: 11	1B: 3 2B: 0 3B: 0 HR: 1	SF: 0 SAC: 0 DP: 0 HBP: 1	WP: 0 PB: 0 SB: 0 CS: 0	PA: 33
PITCHER Cal McLish, R (1, 1) ERA: 3.3	IP: 9.0 WLS: W BF: 33 H: 4 R: 1 ER: 1 SO: 9 BB: 1 IBB: 0 HBP: 1 BLK: 0 WP: 0 HR: 1 S: 68 P: 107 ERA: 1.00 WHIP: 0.556											PITCHER	IP: WLS: BF: H: R: ER: SO: BB: IBB: HBP: BLK: WP: HR: S: P: ERA: WHIP:									

AB	31
R	1
H	4
RBI	1
BB	1
SO	9
LOB	5



livebaseballscorecards.com

Batter	1	2	3	4	5	6	7	8	9
Tony Taylor, R OBP: 0.335, SLG: 0.345 (1, 4) BB: 6, F: 5, C: 0, S: 0	3-3 K		4-0 CS BB		0-0 SF8	3-2 5-3		0-0 2B 1B	
Johnny Callison, L OBP: 0.330, SLG: 0.450 (1, 9) BB: 6, F: 5, C: 0, S: 0	2-3 K		1-0 CS	2-3 K	1-1 F8 1B 1-2 2-3 1B		3-2 2B 2B	3-2 1-H 3-H 2B	
Tony Gonzalez, L OBP: 0.371, SLG: 0.417 (1, 7) BB: 5, F: 7, C: 0, S: 0	0-3 K			0-0 5-3 1B	0-0 F8 1B 1-2 2-H 3-H 1B		1-1 2B 2B	0-0 1-3	
Don Demeter, R OBP: 0.334, SLG: 0.471 (1, 8) BB: 4, F: 0, C: 0, S: 0		0-3 K		0-0 5-3 1-2	2-1 F8		2-3 K		
Frank Torre, L OBP: 0.291, SLG: 0.257 (1, 3) BB: 4, F: 0, C: 2, S: 0		0-2 FC6-4 1B		0-0 4-3	0-1 2-H 3-H 2B		1-0 P6		
Clay Dalrymple, L OBP: 0.351, SLG: 0.373 (1, 2) BB: 4, F: 1, C: 1, S: 0		2-1 FC6-4 1-2f			E 1B		3-3 K		
Bobby Wine, R OBP: 0.255, SLG: 0.302 (1, 6) BB: 3, F: 1, C: 0, S: 0		2-2 L7			1-0 E1 1B 1-3 SF8	4-0 FC5-4 BB		1-3 K	
Ruben Amaro, R OBP: 0.225, SLG: 0.229 Wes Covington, L OBP: 0.392, SLG: 0.571 Cookie Rojas, R OBP: 0.256, SLG: 0.200 (5, PH) (5, PR) (6, 4)			3-2 F9		4-0 1B 1B 1B IBB	0-0 FC5-4		2-0 1B 2B 1B	
Cal McLish, S OBP: 0.357, SLG: 0.385 (1, 1) BB: 3, F: 1, C: 0, S: 0			0-3 K		0-0 1B 1B 1-2 2-3 3-H 1B	2-0 SH1		0-3 K	

AB	R	H	RBI	BB	SO	LOB
3	1	1	1	1	1	1
5	1	3	2	0	2	0
5	1	3	2	0	1	1
4	0	0	0	0	2	5
4	0	2	2	0	0	3
4	1	1	0	0	2	5
3	1	0	0	1	1	2
1	0	0	0	0	0	0
0	0	0	0	1	0	0
2	2	1	0	0	0	1
3	1	1	1	0	2	1
1B: 8	SF: 1	WP: 1	PA: 40			
2B: 4	SAC: 1	PB: 0				
3B: 0	DP: 0	SB: 0				
HR: 0	HBP: 0	CS: 1				

BOTTOM

Pittsburgh Pirates @ Philadelphia Phillies
Connie Mack Stadium, Philadelphia, PA
 Mon Jul 01 1963, 7:05 PM EDT
 Att. 21,661 - Unknown

livebaseballscores.com

AB	34
R	8
H	12
RBI	8
BB	3
SO	11
LOB	19



Inning Stats		R: 0	H: 0	R: 0	H: 1	R: 0	H: 0	R: 0	H: 1	R: 6	H: 5	R: 0	H: 0	R: 0	H: 2	R: 2	H: 3	
Pitcher		E: 0	LOB: 0	E: 0	LOB: 1	E: 0	LOB: 0	E: 1	LOB: 1	E: 0	LOB: 1	E: 0	LOB: 1	E: 0	LOB: 2	E: 0	LOB: 1	
Pitcher		K: 3	BB: 0	K: 1	BB: 0	K: 1	BB: 1	K: 1	BB: 1	K: 2	BB: 1	K: 2	BB: 1	K: 2	BB: 0	K: 2	BB: 0	
Pitcher		S: 11	P: 16	S: 11	P: 15	S: 6	P: 14	S: 6	P: 8	S: 15	P: 29	S: 5	P: 14	S: 14	P: 24	S: 13	P: 19	
Earl Francis, R ERA: 4.5 (1, 1)	IP: 4.1 WLS: L BF: 20 H: 5 R: 5 ER: 3 SO: 6																	
Bob Veale, L ERA: 1.2 (5, 1)	2.2 13 4 1 0 3																	
Tommie Sisk, R ERA: 3.79 (8, 1)	1.0 6 3 2 2 2																	
PITCHER	IP	WLS	BF	H	R	ER	SO	BB	IBB	HBP	BLK	WP	HR	S	P	ERA	WHIP	
Earl Francis, R	4.1	L	20	5	5	3	6	1	1	0	0	0	0	41	69	6.23	1.385	
Bob Veale, L	2.2		13	4	1	0	3	1	0	0	0	1	0	27	51	0.00	1.875	
Tommie Sisk, R	1.0		6	3	2	2	2	0	0	0	0	0	0	13	19	18.00	3.000	

Batter	1	2	3	4	5	6	7	8	9	AB R H RBI BB SO LOB	TOP									
Dick Schofield, S (1, 4) OBP: 0.344, SLG: 0.306	2-3 K		1-0 1-4-3			0-0 FC1-6 1B		0-2 1B SH1-4 1B		4 0 2 0 0 1 0	Pittsburgh Pirates @ Philadelphia Phillies Connie Mack Stadium, Philadelphia, PA Tue Jul 02 1963, 7:05 PM EDT Att. 6,844 - Unknown									
Bill Virdon, L (1, 8) OBP: 0.297, SLG: 0.339	2-1 P6		3-3 K			0-0 FC1-6 2B		0-0 SH1-4		3 1 0 0 0 1 1										
Roberto Clemente, R (1, 9) OBP: 0.354, SLG: 0.444	0-0 6-3		0-1 5-3			0-0 1-H 2B		4-0 1B IBB		3 0 1 1 1 0 0										
Jerry Lynch, L (1, 7) OBP: 0.333, SLG: 0.481		1-1 3-1		2-2 F7		1-3 K		0-0 F2		2 0 0 0 0 0 0										
Ted Savage, R (6, PH) OBP: 0.286, SLG: 0.367										2 0 0 0 0 1 3										
Smoky Burgess, L (1, 2) OBP: 0.331, SLG: 0.408		0-1 3B		2-0 G3		1-1 1-3		0-0 FC4 1B		4 1 2 0 0 0 1										
Jim Pagliaroni, R (9, 2) OBP: 0.347, SLG: 0.441		2B						1-2 2-3 1B		0 0 0 0 0 0 0										
Donn Clendenon, R (1, 3) OBP: 0.345, SLG: 0.459		2-2 1B		1-0 F9			2-3 K	1-2 FC4		4 1 1 1 0 1 3										
Bob Bailey, R (1, 5) OBP: 0.317, SLG: 0.352		0-2 1B		2-1 5-3		2-0 P4		1-1 4-3		4 0 1 1 0 0 0										
Johnny Logan, R (1, 6) OBP: 0.326, SLG: 0.260		3-H K		2-1 5-3		1-1 1B		2-2 F9		4 0 1 0 0 1 1										
Vern Law, R (1, 1) OBP: 0.133, SLG: 0.133		0-0 F8		0-0 L4		0-0 F9		0-1 L3		3 0 0 0 0 0 2										
Harvey Haddix, L (8, 1) OBP: 0.200, SLG: 0.444										0 0 0 0 0 0 0										
Al McBean, R (8, 1) OBP: 0.167, SLG: 0.292										1 0 0 0 0 0 0										
Inning Stats	R: 0 E: 0 K: 1 S: 6	H: 0 LOB: 0 BB: 0 P: 10	R: 2 E: 0 K: 1 S: 14	H: 3 LOB: 1 BB: 0 P: 18	R: 0 E: 0 K: 1 S: 6	H: 0 LOB: 0 BB: 0 P: 10	R: 0 E: 0 K: 0 S: 5	H: 0 LOB: 0 BB: 0 P: 10	R: 0 E: 0 K: 1 S: 8	H: 1 LOB: 1 BB: 0 P: 10	R: 0 E: 0 K: 1 S: 7	H: 1 LOB: 1 BB: 0 P: 12	R: 0 E: 0 K: 0 S: 9	H: 2 LOB: 3 BB: 1 P: 14	R: 0 E: 0 K: 0 S: 8	H: 0 LOB: 0 BB: 0 P: 11	1B: 5 2B: 2 3B: 1 HR: 0	SF: 0 SAC: 1 DP: 0 HBP: 0	WP: 0 PB: 0 SB: 0 CS: 0	PA: 36
PITCHER	IP WLS BF H R ER SO BB IBB HBP BLK WP HR S P ERA WHIP																			
Dallas Green, R (1, 1) ERA: 2.45	5.1 L 21 5 3 3 3 0 0 0 0 0 0 0 39 60 5.06 0.938																			
Dennis Bennett, L (6, 1) ERA: 6.75	1.2 6 1 0 0 2 0 0 0 0 0 0 0 12 19 0.00 0.600																			
Jack Baldschun, R (8, 1) ERA: 2.55	2.0 9 2 0 0 0 0 0 1 0 0 0 0 17 25 0.00 1.000																			

livebaseballscorecards.com

AB	34
R	3
H	8
RBI	3
BB	1
SO	5
LOB	11



Batter	1	2	3	4	5	6	7	8	9	AB	R	H	RBI	BB	SO	LOB
Tony Taylor, R OBP: 0.340, SLG: 0.347 (1, 4)	1-0 F8		4-2 1B BB		0-0 5-3			0-1 2B E 1B	2-2 1B	4	1	2	0	1	0	1
Johnny Callison, L OBP: 0.331, SLG: 0.452 (1, 9)	2-1 1-3		1-0 1-2 1B			1-3 K		2-2 E 1-3 2B	1-1 P4	5	0	2	0	0	1	2
Tony Gonzalez, L OBP: 0.369, SLG: 0.425 (1, 8)	1-2 F8		2-2 4-3			0-2 HR		3-3 K		4	1	1	1	0	1	4
Wes Covington, L OBP: 0.389, SLG: 0.570 (1, 7)		0-0 2B		0-3 K		1-2 P3		1-3 K		4	0	1	0	0	2	2
Frank Torre, L OBP: 0.293, SLG: 0.288 Roy Sievers, R OBP: 0.280, SLG: 0.353 (1, 3) (8, PH) (9, 3)		0-1 F2		1-1 L4		0-0 3B		0-0 E6 FC6-4		3	0	1	0	0	0	1
Clay Dalrymple, L OBP: 0.346, SLG: 0.366 (1, 2)		2-2 F9		2-0 3-1		0-0 L7		0-0 FC6-4		1	0	0	0	0	0	4
Bobby Wine, R OBP: 0.253, SLG: 0.300 Don Demeter, R OBP: 0.332, SLG: 0.468 (1, 6) (7, PH) (8, 5)		0-1 1-3		1-2 F9			0-0 1-3		0-1 1-3	2	0	0	0	0	0	1
Ruben Amaro, R OBP: 0.226, SLG: 0.221 (1, 5) (8, 6)			0-1 F7		4-0 BB		0-0 5-3		2-2 4-3	3	0	0	0	1	0	0
Dallas Green, L OBP: 0.077, SLG: 0.077 Dennis Bennett, L Earl Averill, R OBP: 0.302, SLG: 0.324 Jack Baldschun, R Don Hoak, R OBP: 0.254, SLG: 0.260 (1, 1) (6, 1) (7, PH) (8, 1) (9, PH)			1-3 K		2-3 K		0-2 6-3		0-0 1B 1B	2	0	0	0	0	2	1

Inning Stats	R: 0	H: 0	E: 0	K: 0	S: 6	R: 0	H: 1	E: 0	K: 0	S: 11	R: 0	H: 1	E: 0	K: 1	S: 13	R: 0	H: 0	E: 0	K: 1	S: 6	R: 0	H: 0	E: 0	K: 1	S: 7	R: 1	H: 2	E: 0	K: 1	S: 12	R: 0	H: 0	E: 0	K: 0	S: 5	R: 1	H: 2	E: 1	K: 2	S: 14	R: 0	H: 2	E: 0	K: 0	S: 11	1B: 4	2B: 2	3B: 1	SF: 0	SAC: 0	DP: 0	HBP: 0	WP: 0	PA: 38
--------------	------	------	------	------	------	------	------	------	------	-------	------	------	------	------	-------	------	------	------	------	------	------	------	------	------	------	------	------	------	------	-------	------	------	------	------	------	------	------	------	------	-------	------	------	------	------	-------	-------	-------	-------	-------	--------	-------	--------	-------	--------

PITCHER	IP	WLS	BF	H	R	ER	SO	BB	IBB	HBP	BLK	WP	HR	S	P	ERA	WHIP
Vern Law, R ERA: 5.26 (1, 1)	7.0	W	29	6	2	1	4	2	0	0	0	0	1	65	93	1.29	1.143
Harvey Haddix, L ERA: 3.89 (8, 1)	0.2		2	0	0	0	2	0	0	0	0	0	0	7	11	0.00	0.000
Al McBean, R ERA: 2.05 (8, 1)	1.1	S	7	2	0	0	0	0	0	0	0	0	0	13	18	0.00	1.500

BOTTOM


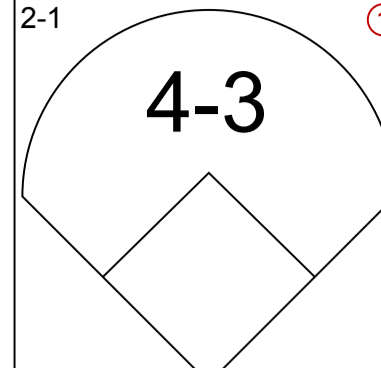
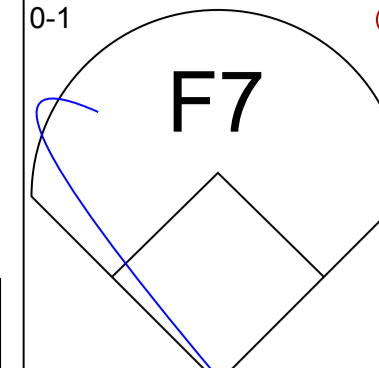
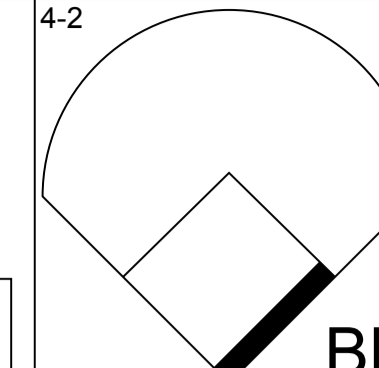
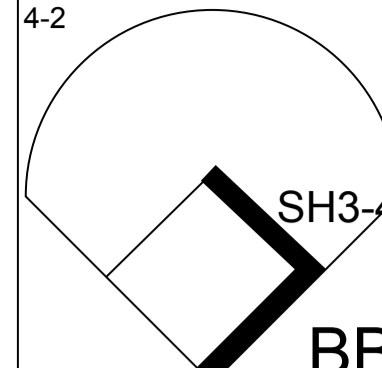
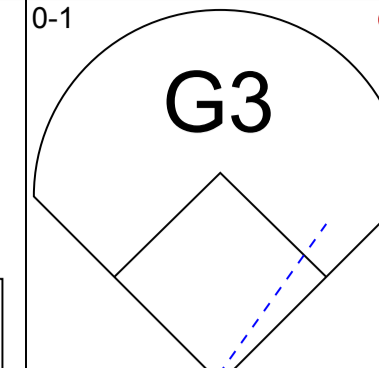

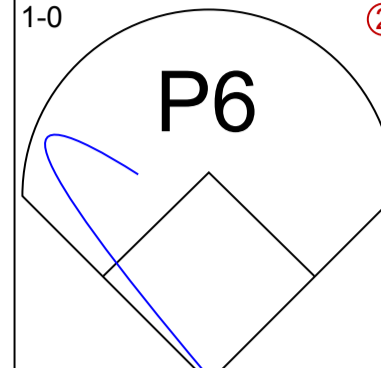
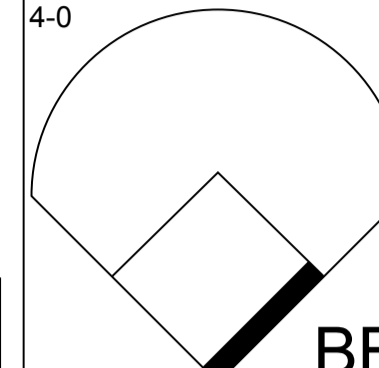
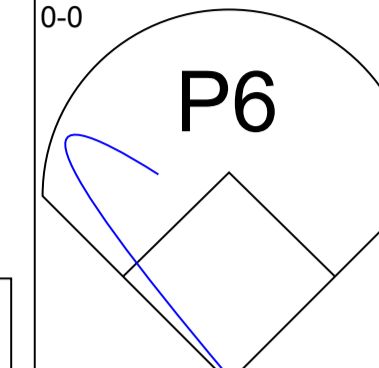
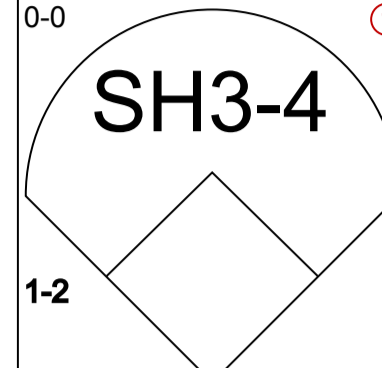

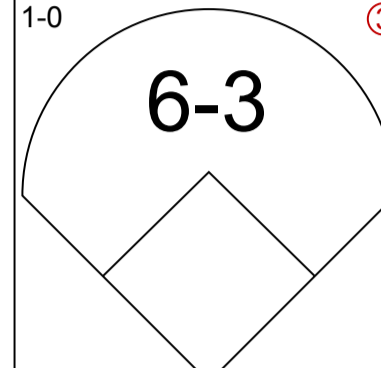
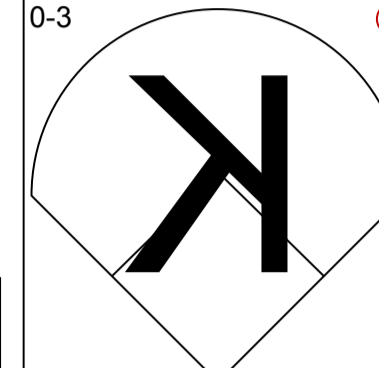
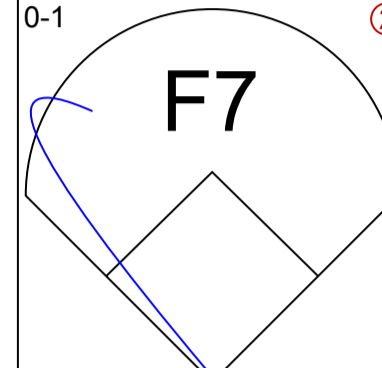

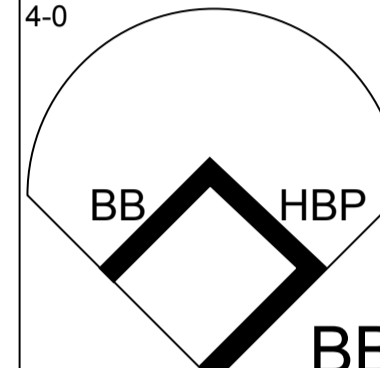
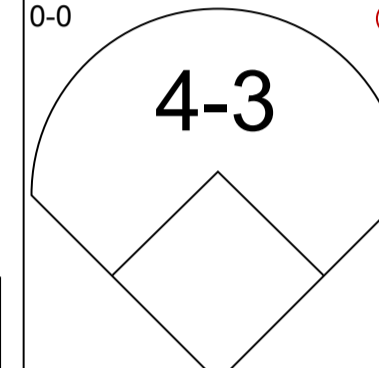
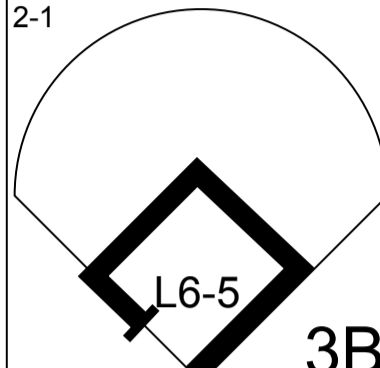

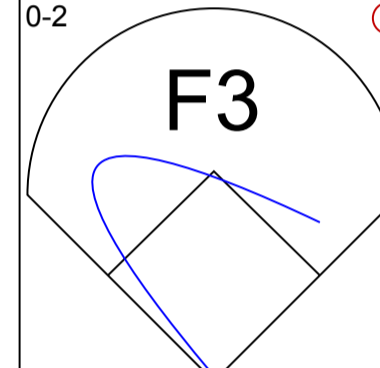
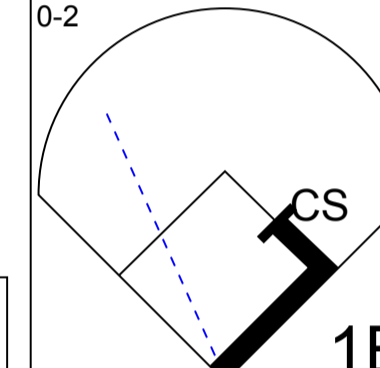
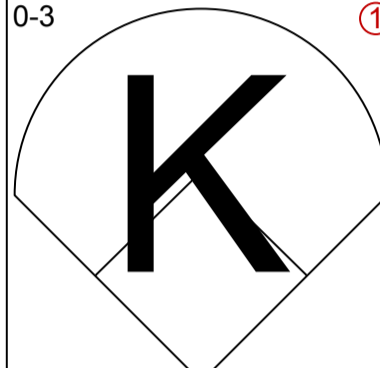

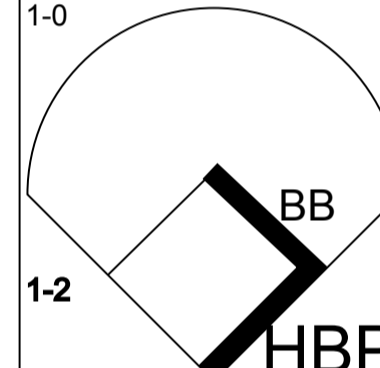
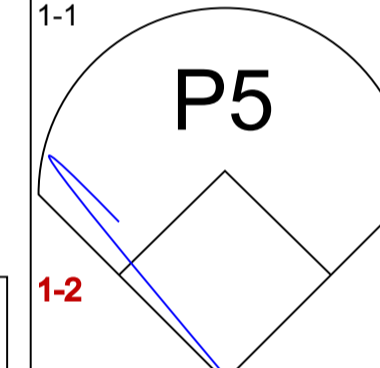
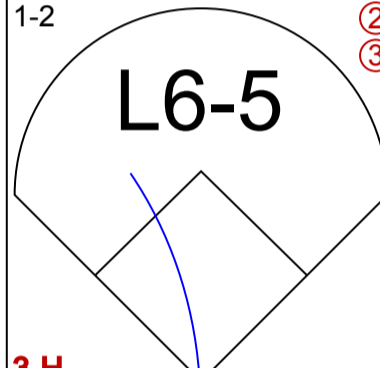

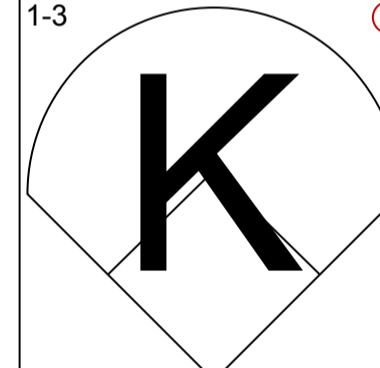
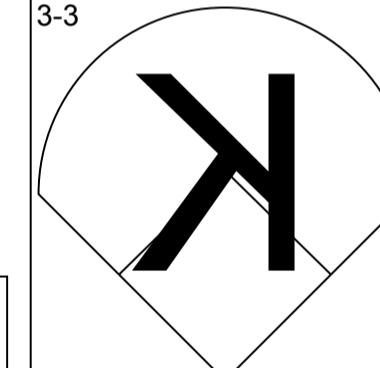
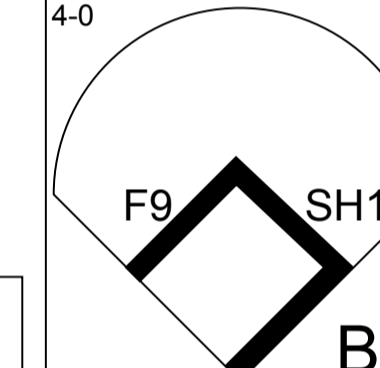

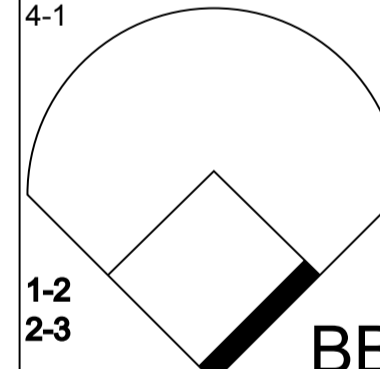
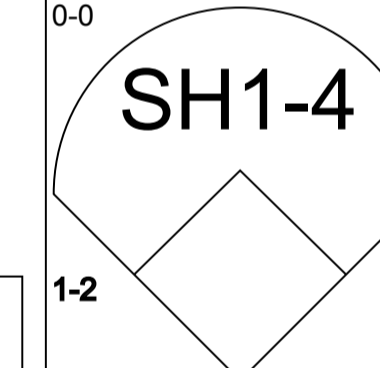

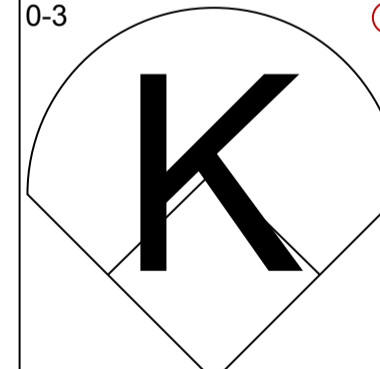
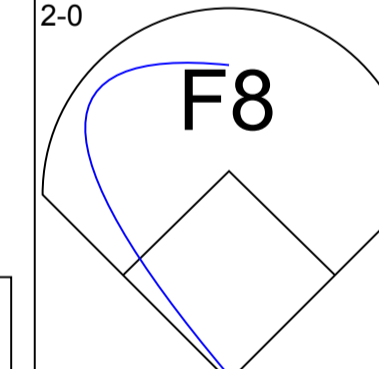
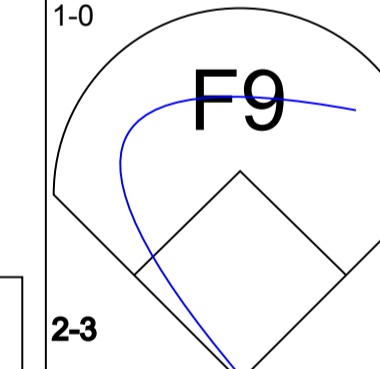
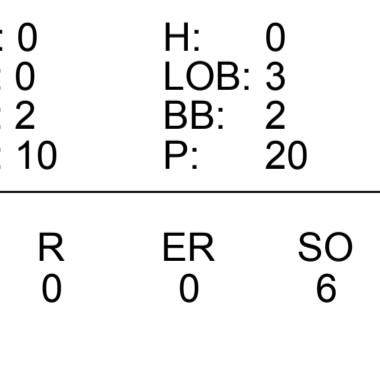
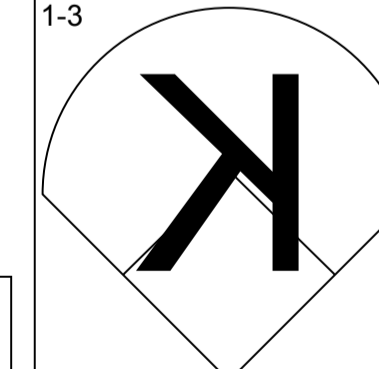
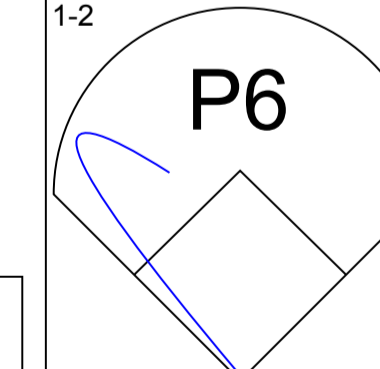

Pittsburgh Pirates @ Philadelphia Phillies
 Connie Mack Stadium, Philadelphia, PA

Tue Jul 02 1963, 7:05 PM EDT
 Att. 6,844 - Unknown

livebaseballscorecards.com

AB	36
R	2
H	8
RBI	1
BB	2
SO	6
LOB	17



Batter	1	2	3	4	5	6	7	8	9	10	AB R H RBI BB SO LOB	TOP														
Dick Schofield, S OBP: 0.345, SLG: 0.303 (1, 4) 	2-1 		0-1 		4-2 			4-2 		0-1 	3 0 0 0 2 0 0															
Bill Virdon, L OBP: 0.297, SLG: 0.336 (1, 8) 	1-0 		4-0 		0-0 			0-0 			2 0 0 0 1 0 1															
Roberto Clemente, R OBP: 0.352, SLG: 0.449 (1, 9) 	1-0 		0-3 					0-1 			4 0 1 0 0 1 2															
Willie Stargell, L OBP: 0.294, SLG: 0.388 (1, 7) 		4-0 	0-0 					2-1 			3 0 0 0 1 1 3															
Donn Clendenon, R OBP: 0.344, SLG: 0.456 (1, 3) 		0-2 		0-2 				0-3 			3 0 0 0 1 1 3															
Bob Bailey, R OBP: 0.319, SLG: 0.349 (1, 5) 		1-0 		1-1 				1-2 			4 0 1 0 0 0 2															
Jim Pagliaroni, R OBP: 0.339, SLG: 0.429 (1, 2) 		1-3 		3-3 				4-0 			2 0 0 0 1 0 1															
Johnny Logan, R OBP: 0.322, SLG: 0.250 (1, 6) 		4-1 						0-0 			3 0 0 0 0 2 2															
Bob Friend, R OBP: 0.113, SLG: 0.096 (1, 1) 		1-2 2-3 		2-0 				1-0 			3 0 0 0 1 0 1															
		0-3 		1-3 				1-2 			4 0 0 0 0 2 4															
Inning Stats	R: 0 E: 0 K: 0 S: 4	H: 0 LOB: 0 BB: 0 P: 8	R: 0 E: 0 K: 2 S: 10	H: 0 LOB: 3 BB: 2 P: 20	R: 0 E: 0 K: 1 S: 8	H: 0 LOB: 1 BB: 1 P: 12	R: 0 E: 0 K: 1 S: 9	H: 1 LOB: 0 BB: 0 P: 13	R: 0 E: 0 K: 1 S: 8	H: 1 LOB: 0 BB: 1 P: 15	R: 0 E: 0 K: 1 S: 8	H: 1 LOB: 0 BB: 0 P: 11	R: 0 E: 0 K: 0 S: 5	H: 0 LOB: 1 BB: 1 P: 11	R: 0 E: 0 K: 0 S: 7	H: 0 LOB: 1 BB: 1 P: 12	R: 0 E: 0 K: 0 S: 8	H: 0 LOB: 0 BB: 0 P: 11	R: 0 E: 0 K: 0 S: 8	H: 0 LOB: 0 BB: 0 P: 11	R: 0 E: 0 K: 0 S: 8	H: 0 LOB: 0 BB: 0 P: 11	1B: 1 2B: 1 3B: 1 HR: 0	SF: 0 SAC: 2 DP: 1 HBP: 1	WP: 0 PB: 0 SB: 0 CS: 1	PA: 37
PITCHER Art Mahaffey, R ERA: 3.95 (1, 1) 	IP 10.0 WLS W 37 BF 37 H 2 R 0 ER 0 SO 6 BB 6 IBB 0 HBP 1 BLK 0 WP 0 HR 0 S 75 P 124 ERA 0.00 WHIP 0.800											PITCHER IP 10.0 WLS W 37 BF 37 H 2 R 0 ER 0 SO 6 BB 6 IBB 0 HBP 1 BLK 0 WP 0 HR 0 S 75 P 124 ERA 0.00 WHIP 0.800														

Pittsburgh Pirates @ Philadelphia Phillies
 Connie Mack Stadium, Philadelphia, PA
 Thu Jul 04 1963, 3:33 AM EDT
 Unknown

livebaseballscores.com

AB 28
 R 0
 H 2
 RBI 0
 BB 6
 SO 6
 LOB 16



Batter	1	2	3	4	5	6	7	8	9	10	AB R H RBI BB SO LOB
Tony Taylor, R OBP: 0.337, SLG: 0.345 (1.4) (10.5)	1-1 5-3		1-1 L8		2-2 1B			0-0 6-3		0-1 F9	5 0 1 0 0 0 2
Johnny Callison, L OBP: 0.329, SLG: 0.446 (1.9) (10.5)	1-0 F8		3-3 K		1-0 4-3			1-0 6-3		4-0 FC5-4 IBB	4 0 0 0 1 1 2
Tony Gonzalez, L OBP: 0.363, SLG: 0.418 (1.7) (10.8)	2-1 4-3			0-1 P4		1-2 G3		0-1 F8		0-2 FC5-4 1B 1-2f 2-3	5 0 0 0 0 0 2
Don Demeter, R OBP: 0.337, SLG: 0.470 (1.8) (10.3)		0-0 6-3		3-2 FC3-6 WP 1B		1-3 K		0-0 FC5-6 1B		1-2 1B 3-H	5 0 3 1 0 1 0
Frank Torre, L OBP: 0.302, SLG: 0.303 (1.3) (10.4)		3-2 1B 2B		4-1 FC3-6 BB		1-0 E4		1-2 FC5-6 WP 1B 1-2f B3-5			3 0 1 0 1 0 1 0 0 0 0 0 0 0
Cookie Rojas, R OBP: 0.256, SLG: 0.200 (9, PR) (10.4)											
Clay Dalrymple, L OBP: 0.348, SLG: 0.368 (1.2) (10.4)		0-0 G5-4-3 1B		0-0 FC3-6 1-2f 2-3		2-0 4-3		0-1 WP 1B			4 0 2 0 0 0 3
Bobby Wine, R OBP: 0.250, SLG: 0.296 (1.6) (10.7)		1-0 G5-4-3		1-0 1-3			0-1 F7		4-2 1B 1-2 2-3 IBB		3 0 0 0 0 0 4 0 0 0 0 1 0 0
Wes Covington, L OBP: 0.392, SLG: 0.570 (9, PH) (10.7)											
Ruben Amaro, R OBP: 0.216, SLG: 0.211 (1.5) (10.6)			1-2 F9		3-2 6-3		1-1 F8		0-0 B3-5		4 0 0 0 0 0 3
Art Mahaffey, R OBP: 0.175, SLG: 0.231 (1.1) (10.6)			0-0 2B		2-3 K		0-2 1-3			2-2 FC5-4 1B 2B	4 1 2 0 0 1 0


Inning Stats	R: 0 E: 0 K: 0 S: 5	H: 0 LOB: 0 BB: 0 P: 9	R: 0 E: 0 K: 0 S: 7	H: 2 LOB: 1 BB: 0 P: 11	R: 0 E: 0 K: 1 S: 10	H: 1 LOB: 1 BB: 0 P: 15	R: 0 E: 0 K: 0 S: 9	H: 1 LOB: 2 BB: 1 P: 17	R: 0 E: 0 K: 1 S: 11	H: 1 LOB: 1 BB: 0 P: 19	R: 0 E: 1 K: 1 S: 9	H: 0 LOB: 1 BB: 0 P: 14	R: 0 E: 0 K: 0 S: 8	H: 0 LOB: 0 BB: 0 P: 9	R: 0 E: 0 K: 0 S: 4	H: 0 LOB: 0 BB: 0 P: 5	R: 0 E: 0 K: 0 S: 10	H: 2 LOB: 2 BB: 1 P: 15	R: 0 E: 0 K: 0 S: 12	H: 2 LOB: 2 BB: 1 P: 19	1B: 6 2B: 4 3B: 0 HR: 0	SF: 0 SAC: 0 DP: 2 HBP: 0	WP: 2 PB: 0 SB: 0 CS: 0	PA: 40
--------------	------------------------------	---------------------------------	------------------------------	----------------------------------	-------------------------------	----------------------------------	------------------------------	----------------------------------	-------------------------------	----------------------------------	------------------------------	----------------------------------	------------------------------	---------------------------------	------------------------------	---------------------------------	-------------------------------	----------------------------------	-------------------------------	----------------------------------	----------------------------------	------------------------------------	----------------------------------	--------

PITCHER	IP	WLS	BF	H	R	ER	SO	BB	IBB	HBP	BLK	WP	HR	S	P	ERA	WHIP
Bob Friend, R ERA: 1.98 (1.1)	9.2	L	40	9	1	1	3	1	2	0	0	2	0	85	133	0.93	1.034

BOTTOM

Pittsburgh Pirates @ Philadelphia Phillies
 Connie Mack Stadium, Philadelphia, PA
 Thu Jul 04 1963, 3:33 AM EDT
 Unknown

AB	37
R	1
H	9
RBI	1
BB	3
SO	3
LOB	17



Batter	1	2	3	4	5	6	7	8	9	AB R H RBI BB SO LOB	TOP	
Dick Schofield, S (1, 4) OBP: 0.341, SLG: 0.299	2-1 F7		0-3 K		3-2 F8			0-0 G3		4 0 0 0 0 1 0	Pittsburgh Pirates @ Philadelphia Phillies Connie Mack Stadium, Philadelphia, PA Thu Jul 04 1963, 3:38 AM EDT Att: 16,198 - Unknown	
Bill Virdon, L (1, 8) OBP: 0.304, SLG: 0.338	1-1 4-3		4-2 5-3 BB			0-0 BB 1B		4-1 BB		2 0 1 0 2 0 0		
Roberto Clemente, R (1, 9) OBP: 0.351, SLG: 0.457	0-0 HR		0-0 5-3			0-0 F9		1-3 K		4 1 1 1 0 1 3		
Jerry Lynch, L (1, 7) OBP: 0.331, SLG: 0.470	0-1 L8		0-0 4-3			4-2 1-2 G4-3 BB		3-2 F2		3 0 0 0 1 0 2		
Smoky Burgess, L (1, 2) OBP: 0.323, SLG: 0.397		0-0 G3		0-0 L8		0-0 G4-3		0-1 F7		4 0 0 0 0 0 2		
Donn Clendenon, R (1, 3) OBP: 0.342, SLG: 0.457		0-0 2B		0-3 K		3-3 K		3-2 5-3		4 0 1 0 0 2 0		
Bob Bailey, R (1, 5) OBP: 0.315, SLG: 0.344		2-2 5-3		0-3 K		0-0 F5		3-2 F9		4 0 0 0 0 1 1		
Johnny Logan, R (1, 6) OBP: 0.333, SLG: 0.247		4-0 IBB		1-1 6-3		4-2 BB				1 0 0 0 2 0 0		
Joe Gibbon, R (1, 1) OBP: 0.063, SLG: 0.063 Ted Savage, R (5, PH) OBP: 0.263, SLG: 0.364 Roy Face, R (5, 1) Willie Stargell, L (7, PH) OBP: 0.292, SLG: 0.386 Tommye Sisk, R (7, 1) Bob Veale, S (8, 1)		0-3 K		2-0 F8		1-3 K				1 0 0 0 0 1 2 1 0 0 0 0 0 0 0 0 0 0 0 0 0 1 0 0 0 0 1 1 0 0 0 0 0 0 0 0 0 0 0 0 0 0		
Inning Stats	R: 1 H: 1 E: 0 LOB: 0 K: 0 BB: 0 S: 7 P: 10	R: 0 H: 1 E: 0 LOB: 2 K: 1 BB: 1 S: 8 P: 14	R: 0 H: 0 E: 0 LOB: 1 K: 1 BB: 1 S: 7 P: 11	R: 0 H: 0 E: 0 LOB: 0 K: 2 BB: 0 S: 7 P: 7	R: 0 H: 0 E: 0 LOB: 0 K: 0 BB: 0 S: 6 P: 12	R: 0 H: 1 E: 0 LOB: 1 K: 0 BB: 1 S: 5 P: 9	R: 0 H: 0 E: 0 LOB: 1 K: 2 BB: 1 S: 9 P: 17	R: 0 H: 0 E: 0 LOB: 1 K: 1 BB: 1 S: 8 P: 16	R: 0 H: 0 E: 0 LOB: 0 K: 0 BB: 0 S: 8 P: 14	1B: 1 SF: 0 2B: 1 SAC: 0 3B: 0 DP: 1 HR: 1 HBP: 0	WP: 0 PA: 34 PB: 0 SB: 0 CS: 0	
PITCHER Ryne Duren, R (1, 1) ERA: 3.08	IP WLS BF H R ER SO BB IBB HBP BLK WP HR S P ERA WHIP	9.0 W 34 3 1 1 7 4 1 0 0 0 1 65 110 1.00 0.778										

livebaseballscorecards.com

AB	29
R	1
H	3
RBI	1
BB	5
SO	7
LOB	11



Batter	1	2	3	4	5	6	7	8	9
Tony Taylor, R OBP: 0.341, SLG: 0.353 (1, 4)	1-3 		0-0 SH5-3 1B	0-0 6-3		0-0 1-3 1B		0-0 1-3 2B	
Johnny Callison, L OBP: 0.331, SLG: 0.447 (1, 9)	3-2 4-3 BB 1B		0-1 SH5-3 1-2	0-0 S 1B		0-3 K		0-3 3-H 2B	
Tony Gonzalez, L OBP: 0.365, SLG: 0.417 (1, 7)	4-2 1-2 4-3 BB		0-2 2B FC6-4 1B 2-H	2-3 K			2-3 K		
Don Demeter, R OBP: 0.335, SLG: 0.470 (1, 8)	0-1 4-3 1-2 2-3		1-2 FC6-4 2B 2B	0-2 F8 1-2		0-0 F9		0-0 F9	
Roy Sievers, R OBP: 0.285, SLG: 0.349 (1, 3)	4-0 IBB		4-0 FC6-4 IBB		0-0 F7		3-3 K		
Frank Torre, L OBP: 0.302, SLG: 0.303 (8, 3)									
Bob Oldis, R OBP: 0.222, SLG: 0.296 (1, 2)	1-2 F8		1-1 FC6-4 2B 1-2f 2-3 3-H	0-0 6-3		0-0 6-3		0-0 1B 2B 2B	
Bobby Wine, R OBP: 0.250, SLG: 0.299 (1, 6)		3-3 K	0-0 1-H 3-H 2B	0-0 F7		0-0 F7		2-3 K	
Ruben Amaro, R OBP: 0.228, SLG: 0.215 (1, 5)		0-0 5-3	4-0 IBB			0-0 F8		1-0 2B 1B	
Ryne Duren, R OBP: 0.267, SLG: 0.214 (1, 1)		0-3 K	0-3 K			0-0 1B		0-3 K	

AB	R	H	RBI	BB	SO	LOB
5	1	3	1	0	1	0
4	0	2	0	0	2	3
3	1	1	1	1	2	1
4	1	1	0	0	0	3
2	0	0	0	2	1	0
0	0	0	0	0	0	0
4	2	1	1	0	0	5
4	0	1	2	0	2	1
3	0	1	0	1	0	0
4	0	1	0	0	3	4
1B: 7	SF: 0					
2B: 4	SAC: 1					
3B: 0	DP: 0					
HR: 0	HBP: 0					

BOTTOM

Pittsburgh Pirates @ Philadelphia Phillies
Connie Mack Stadium, Philadelphia, PA

Thu Jul 04 1963, 3:38 AM EDT
 Att. 16,198 - Unknown

livebaseballscorecards.com

AB	33
R	5
H	11
RBI	5
BB	4
SO	11
LOB	17



Inning Stats	R	H	E	K	S	H	LOB	BB	P	R	H	E	K	S	R	H	E	K	S	R	H	E	K	S	R	H	E	K	S	R	H	E	K	S			
Joe Gibbon, L ERA: 2.59 (1, 1)	0	1	0	17	30	0	3	0	5	0	4	0	1	0	0	0	0	0	0	0	0	0	0	0	0	0	0	0	0	0	0	0	0	0	0		
Roy Face, R ERA: 3.72 (5, 1)	0	0	0	0	0	0	0	0	0	0	0	0	0	0	0	0	0	0	0	0	0	0	0	0	0	0	0	0	0	0	0	0	0	0	0	0	
Tommie Sisk, R ERA: 3.86 (7, 1)	0	0	0	0	0	0	0	0	0	0	0	0	0	0	0	0	0	0	0	0	0	0	0	0	0	0	0	0	0	0	0	0	0	0	0	0	0
Bob Veale, L ERA: 1.17 (8, 1)	0	0	0	0	0	0	0	0	0	0	0	0	0	0	0	0	0	0	0	0	0	0	0	0	0	0	0	0	0	0	0	0	0	0	0	0	0

WP	HR	S	P	ERA	WHIP
0	0	0	0	0.00	1.000
0	0	0	0	5.40	1.800
0	0	0	0	0.00	0.000

Batter	1	2	3	4	5	6	7	8	9	10	11	AB R H RBI BB SO LOB	BOTTOM	
Don Landrum, L (1, 8) OBP: 0.310, SLG: 0.298 Steve Boros, R (10, PR) OBP: 0.227, SLG: 0.105 (11, 9)												5 2 3 0 0 0 0 0 0 0 0 0 0 0	Philadelphia Phillies @ Chicago Cubs Wrigley Field, Chicago, IL Fri Jul 05 1963, 3:33 AM CDT Att. 17,395 - Cloudy	
Ellis Burton, S (1, 9) OBP: 0.264, SLG: 0.384 (11, 8)												4 0 0 0 0 2 3		
Billy Williams, L (1, 7) OBP: 0.376, SLG: 0.506												5 0 1 1 0 0 3		
Ron Santo, R (1, 5) OBP: 0.359, SLG: 0.522												5 0 1 1 0 1 2		
14 Ernie Banks, R (1, 3) OBP: 0.293, SLG: 0.455												3 1 1 0 2 1 0		
Ken Hubbs, R (1, 4) OBP: 0.276, SLG: 0.326												4 0 1 0 1 0 3		
Dick Bertell, R (1, 2) OBP: 0.314, SLG: 0.325 Nelson Mathews, R (7, PR) OBP: 0.248, SLG: 0.294 Lindy McDaniel, R (8, 1) OBP: 0.167, SLG: 0.667 Lou Brock, L (11, PH) OBP: 0.293, SLG: 0.365												3 0 1 0 0 0 2 0 0 0 0 0 0 0 1 0 0 0 0 1 0 0 0 0 0 1 0 0		
Andre Rodgers, R (1, 6) OBP: 0.311, SLG: 0.287												3 0 0 1 1 0 2		
Larry Jackson, R (1, 1) OBP: 0.184, SLG: 0.213 Merritt Ranew, L (7, PH) OBP: 0.451, SLG: 0.596 (8, 2)												2 0 0 0 0 1 2 2 0 0 0 0 1 2		
Inning Stats	R: 0 H: 1 E: 0 LOB: 1 K: 1 BB: 0 S: 11 P: 17	R: 0 H: 0 E: 0 LOB: 2 K: 1 BB: 2 S: 8 P: 19	R: 1 H: 2 E: 0 LOB: 0 K: 1 BB: 0 S: 8 P: 10	R: 0 H: 1 E: 0 LOB: 1 K: 1 BB: 0 S: 9 P: 13	R: 0 H: 0 E: 0 LOB: 0 K: 0 BB: 0 S: 6 P: 10	R: 0 H: 0 E: 0 LOB: 0 K: 0 BB: 0 S: 7 P: 11	R: 0 H: 1 E: 0 LOB: 2 K: 0 BB: 0 S: 9 P: 13	R: 1 H: 1 E: 1 LOB: 2 K: 0 BB: 1 S: 15 P: 26	R: 0 H: 0 E: 0 LOB: 0 K: 2 BB: 0 S: 10 P: 14	R: 0 H: 1 E: 0 LOB: 1 K: 0 BB: 0 S: 7 P: 13	R: 1 H: 1 E: 0 LOB: 2 K: 1 BB: 2 S: 6 P: 17	1B: 6 SF: 1 2B: 2 SAC: 1 3B: 0 DP: 2 HR: 0 HBP: 0		WP: 1 PA: 44 PB: 0 SB: 1 CS: 0
PITCHER Ray Culp, R (1, 1) ERA: 2.4 Johnny Klippstein, R (8, 1) ERA: 2.14	IP WLS BF H R ER SO BB IBB HBP BLK WP HR S P ERA WHIP 7.2 32 6 2 1 4 2 1 0 0 0 0 71 116 1.17 1.043 3.0 L 12 2 1 1 3 0 2 0 0 1 0 25 47 3.00 0.667	PITCHER IP WLS BF H R ER SO BB IBB HBP BLK WP HR S P ERA WHIP												

AB	37
R	3
H	8
RBI	3
BB	5
SO	7
LOB	19



Batter	1	2	3	4	5	6	7	8	9	AB R H RBI BB SO LOB	TOP									
Tony Taylor, R (1, 4) OBP: 0.337, SLG: 0.345	0-0 6-3 BB	4-0 BB		0-0 1-3			0-0 5-3		0-0 F7	4 0 0 0 1 0 0										
Johnny Callison, L (1, 9) OBP: 0.333, SLG: 0.440	0-0 1B HR 1B	0-0 F8				0-0 6-3	4-0 BB		0-0 P1	4 1 1 0 1 0 1										
Tony Gonzalez, L (1, 7) OBP: 0.361, SLG: 0.411	0-0 1-3 HR 1B		0-0 F7			0-0 6-3	0-3 K			4 1 1 0 0 1 1										
Roy Sievers, R (1, 3) OBP: 0.289, SLG: 0.349	0-0 P6		0-0 HR 1B			4-0 BB	0-0 F9			3 1 1 0 1 0 3										
Frank Torre, L (7, 3) OBP: 0.297, SLG: 0.309										0 0 0 0 0 0 0										
Don Demeter, R (1, 8) OBP: 0.332, SLG: 0.483	0-0 1-H 3-H HR		0-0 1-H HR			0-0 F7		0-3 K 1B		4 2 2 5 0 1 1										
Clay Dalrymple, L (1, 2) OBP: 0.349, SLG: 0.368	0-0 1B		0-0 F8			0-0 CS 1B		0-0 F8		4 0 2 0 0 0 1										
Don Hoak, R (1, 5) OBP: 0.265, SLG: 0.285		0-0 HR	0-0 5-3			4-0 1-2 BB		0-0 1-3 1B		3 1 2 1 1 0 0										
Ruben Amaro, R (1, 6) OBP: 0.229, SLG: 0.248		0-0 F7		0-0 B5-4 1B		0-0 P4		0-0 4-3		4 0 1 0 0 0 2										
Cal McLish, S (1, 1) OBP: 0.326, SLG: 0.349		0-3 K		0-0 1-2f B5-4		0-0 4-3		0-0 5-3		4 0 0 0 0 1 2										
Inning Stats	R: 3 E: 0 K: 0 S: 6	H: 4 LOB: 1 BB: 0 P: 6	R: 1 E: 0 K: 1 S: 6	H: 1 LOB: 1 BB: 1 P: 10	R: 2 E: 0 K: 0 S: 5	H: 2 LOB: 0 BB: 0 P: 5	R: 0 E: 0 K: 0 S: 3	H: 1 LOB: 0 BB: 0 P: 3	R: 0 E: 0 K: 0 S: 3	H: 1 LOB: 1 BB: 1 P: 7	R: 0 E: 0 K: 1 S: 5	H: 0 LOB: 1 BB: 1 P: 9	R: 0 E: 0 K: 1 S: 6	H: 1 LOB: 1 BB: 0 P: 6	R: 0 E: 0 K: 0 S: 3	H: 0 LOB: 0 BB: 0 P: 3	1B: 7 2B: 1 3B: 0 HR: 3	SF: 0 SAC: 0 DP: 1 HBP: 0	WP: 0 PB: 1 SB: 0 CS: 1	PA: 38
PITCHER	IP WLS BF H R ER SO BB IBB HBP BLK WP HR S P ERA WHIP																			
Bob Buhl, R (1, 1) ERA: 3.06	2.1 L 14 7 6 6 1 1 0 0 0 0 0 3 15 19 23.14 3.429																			
Jack Warner, R (3, 1) ERA: 2.16	3.2 13 2 0 0 0 2 0 0 0 0 0 0 11 19 0.00 1.091																			
Jim Brewer, L (7, 1) ERA: 4.37	3.0 11 1 0 0 2 1 0 0 0 0 0 0 14 18 0.00 0.667																			

Philadelphia Phillies @ Chicago Cubs
Wrigley Field, Chicago, IL
Sat Jul 06 1963, 3:33 AM CDT
Att. 16,348 - Cloudy

livebaseballscorecards.com

AB	34
R	6
H	10
RBI	6
BB	4
SO	3
LOB	11



Batter	1	2	3	4	5	6	7	8	9	AB R H RBI BB SO LOB
--------	---	---	---	---	---	---	---	---	---	----------------------

Don Landrum, L (1, 8) <small>OBP: 0.305, SLG: 0.293</small> Jim Brewer, L (7, 1) Merritt Ranew, L (9, PH) <small>OBP: 0.462, SLG: 0.625</small>	0-3 			0-0 		0-0 			0-0 	3 0 0 0 0 1 0 0 0 0 0 0 0 0 1 0 1 0 0 0 0
--	---------	--	--	---------	--	---------	--	--	---------	---

Lou Brock, L (1, 9) <small>OBP: 0.289, SLG: 0.360</small>	0-0 			0-0 			0-3 		0-0 	4 0 0 0 0 1 1
---	---------	--	--	---------	--	--	---------	--	---------	---------------

Billy Williams, L (1, 7) <small>OBP: 0.378, SLG: 0.506</small>	0-0 			0-0 			4-0 			2 0 1 0 1 0 0
--	---------	--	--	---------	--	--	---------	--	--	---------------

Ron Santo, R (1, 5) <small>OBP: 0.355, SLG: 0.517</small>		0-0 		0-0 			0-0 			3 0 0 0 0 0 2
---	--	---------	--	---------	--	--	---------	--	--	---------------

14 Ernie Banks, R (1, 3) <small>OBP: 0.294, SLG: 0.454</small>		0-0 			0-0 			0-0 		3 0 1 0 0 0 0
--	--	---------	--	--	---------	--	--	---------	--	---------------

Ken Hubbs, R (1, 4) <small>OBP: 0.277, SLG: 0.324</small>		0-0 			0-0 			4-0 		2 0 0 0 1 0 2
---	--	---------	--	--	---------	--	--	---------	--	---------------

Dick Bertell, R (1, 2) <small>OBP: 0.310, SLG: 0.320</small>			0-0 		0-0 			0-0 		3 0 0 0 0 0 2
--	--	--	---------	--	---------	--	--	---------	--	---------------

Andre Rodgers, R (1, 6) <small>OBP: 0.308, SLG: 0.284</small>			0-0 			0-0 			0-0 	3 0 0 0 0 0 0
---	--	--	---------	--	--	---------	--	--	---------	---------------

Bob Buhl, R (1, 1) <small>OBP: 0.104, SLG: 0.104</small> Jack Warner, R (3, 1) Nelson Mathews, R (6, PH) <small>OBP: 0.245, SLG: 0.289</small> (7, 8)			0-3 			0-0 			0-0 	0 0 0 0 0 0 0 1 0 0 0 0 1 0 2 0 0 0 0 0 0
---	--	--	---------	--	--	---------	--	--	---------	---

Inning Stats	R: 0 H: 0 E: 0 K: 1 S: 5	R: 0 H: 0 E: 1 K: 0 S: 3	R: 0 H: 0 E: 0 K: 1 S: 5	R: 0 H: 1 E: 0 K: 0 S: 4	R: 0 H: 1 E: 0 K: 0 S: 3	R: 0 H: 0 E: 0 K: 1 S: 3	R: 0 H: 0 E: 0 K: 1 S: 4	R: 0 H: 0 E: 0 K: 0 S: 2	R: 0 H: 1 E: 0 K: 0 S: 4	R: 0 H: 1 E: 0 K: 0 S: 4	1B: 2 SF: 0 2B: 1 SAC: 0 3B: 0 DP: 4 HR: 0 HBP: 0
--------------	--------------------------	--------------------------	--------------------------	--------------------------	--------------------------	--------------------------	--------------------------	--------------------------	--------------------------	--------------------------	--

PITCHER Cal McLish, R (1, 1) <small>ERA: 3.06</small>	IP: 9.0 WLS: 0 BF: 29 H: 3 R: 0 ER: 0 SO: 3 BB: 2 IBB: 0 HBP: 0 BLK: 0 WP: 0 HR: 0 S: 33 P: 41 ERA: 0.00 WHIP: 0.556	PITCHER	IP: WLS: BF: H: R: ER: SO: BB: IBB: HBP: BLK: WP: HR: S: P: ERA: WHIP:
---	--	----------------	--

BOTTOM

Philadelphia Phillies @ Chicago Cubs
 Wrigley Field, Chicago, IL
 Sat Jul 06 1963, 3:33 AM CDT
 Att: 16,348 - Cloudy

livebaseballscorecards.com

AB	27
R	0
H	3
RBI	0
BB	2
SO	3
LOB	7



Batter	1	2	3	4	5	6	7	8	9	AB R H RBI BB SO LOB	TOP											
Harvey Kuenn, R (1, 9) OBP: 0.351, SLG: 0.406	0-0 6-3		0-0 1-3 2B		0-0 6-3		0-0 4-3		0-0 1B	5 0 2 0 0 0 1												
Chuck Hiller, L (1, 4) OBP: 0.232, SLG: 0.221	0-0 P4		0-0 4-3		0-3 K			0-0 F9	0-0 F7	5 0 0 0 0 1 4												
Willie McCovey, L (1, 7) OBP: 0.364, SLG: 0.566	0-0 HR		0-0 P5		0-0 F9			0-0 4-3		4 1 1 1 0 0 3												
Willie Mays, R (1, 8) OBP: 0.351, SLG: 0.465	0-0 5-3			0-0 1-3		0-0 P3		0-0 1B 1B		4 0 1 0 0 0 0												
Orlando Cepeda, R (1, 3) OBP: 0.337, SLG: 0.513		0-0 L8		0-0 HR		0-0 F8		0-0 1B BB		4 1 2 1 0 0 0												
Ed Bailey, L (1, 2) OBP: 0.363, SLG: 0.521		0-0 F8		0-0 1B		0-0 FC5-4 1B		4-0 BB 1B		3 0 2 0 1 0 0												
Jim Davenport, R (1, 5) OBP: 0.263, SLG: 0.308		0-0 5-3		0-3 K		0-0 FC5-4		0-3 K		4 0 0 0 0 2 5												
Jose Pagan, R (1, 6) OBP: 0.244, SLG: 0.237			0-3 K	0-0 P4			0-0 5-3		0-3 K	4 0 0 0 0 2 1												
Billy O'Dell, S (1, 1) OBP: 0.231, SLG: 0.260			0-0 2B		0-0 2B		0-0 F9		0-3 K	2 0 2 0 0 0 0												
Jack Fisher, R (5, 1) OBP: 0.222, SLG: 0.208										0 0 0 0 0 0 0												
Joey Amalfitano, R (7, PH) OBP: 0.257, SLG: 0.231										1 0 0 0 0 0 0												
Billy Hoelt, L (7, 1)										0 0 0 0 0 0 0												
Tom Haller, L (9, PH) OBP: 0.362, SLG: 0.478										1 0 0 0 0 1 0												
Inning Stats	R: 1 E: 0 K: 0 S: 4	H: 1 LOB: 0 BB: 0 P: 4	R: 0 E: 0 K: 0 S: 3	H: 0 LOB: 0 BB: 0 P: 3	R: 0 E: 0 K: 1 S: 7	H: 2 LOB: 2 BB: 0 P: 7	R: 1 E: 0 K: 1 S: 7	H: 2 LOB: 1 BB: 0 P: 7	R: 0 E: 0 K: 1 S: 6	H: 1 LOB: 1 BB: 0 P: 6	R: 0 E: 0 K: 0 S: 4	H: 1 LOB: 1 BB: 0 P: 4	R: 0 E: 0 K: 0 S: 3	H: 0 LOB: 0 BB: 0 P: 3	R: 0 E: 0 K: 1 S: 7	H: 2 LOB: 3 BB: 1 P: 11	R: 0 E: 0 K: 2 S: 8	H: 1 LOB: 1 BB: 0 P: 8	1B: 6 2B: 2 3B: 0 HR: 2	SF: 0 SAC: 0 DP: 0 HBP: 0	WP: 0 PB: 0 SB: 0 CS: 0	PA: 38
PITCHER	IP WLS BF H R ER SO BB IBB HBP BLK WP HR S P ERA WHIP																					
Cal McLish, R (1, 1) ERA: 3.05	6.0 W 25 7 2 2 3 0 0 0 0 0 2 31 31 3.00 1.167																					
Johnny Klippstein, R (7, 1) ERA: 2.03	3.0 S 13 3 0 0 3 1 0 0 0 0 0 0 18 22 0.00 1.333																					

San Francisco Giants @ Philadelphia Phillies
 Connie Mack Stadium, Philadelphia, PA

Wed Jul 10 1963, 7:05 PM EDT
 Att: 12,240 - Unknown

livebaseballscores.com

AB	37
R	2
H	10
RBI	2
BB	1
SO	6
LOB	14



Batter	1	2	3	4	5	6	7	8	9	AB	R	H	RBI	BB	SO	LOB
Tony Taylor, R OBP: 0.339, SLG: 0.345 (1, 4)	0-0 E6 1B		0-3 K		0-0 F8	4-0 E BB	0-0 1B			4	2	1	1	1	1	1
Johnny Callison, L OBP: 0.335, SLG: 0.443 (1, 9)	0-0 1B		0-0 G3		4-0 1B BB	0-0 1B 1-H 2-H	0-0 1B 2-H 3-H			4	2	2	2	1	0	0
Tony Gonzalez, L OBP: 0.360, SLG: 0.407 (1, 7)	0-0 FC6-4 1B		0-3 K		0-0 1B 1-2 2-3	0-0 1B 2-H	0-0 F2			5	1	2	1	0	1	3
Roy Sievers, R OBP: 0.298, SLG: 0.359 (1, 3) Mickey Harrington, R (8, PR) Frank Torre, L OBP: 0.293, SLG: 0.305 (9, 3)	0-0 F5			0-0 P6	0-0 1B 1-3 2-H 3-H	0-0 1B 1-2		0-0 FC3-6-5 1B		5	0	3	2	0	0	3
Don Demeter, R OBP: 0.338, SLG: 0.485 (1, 8)	0-3 K			0-0 1B 2B	0-0 1B 1-2 3-H	0-0 F6		0-0 F4		0	0	0	0	0	0	0
Don Hoak, R OBP: 0.273, SLG: 0.298 (1, 5)	0-0 FC6-4 1-2f			0-0 1B 2-H	0-0 G4-6-3 1-2f		0-0 SH1-4 1B	0-0 FC3-6-5 1B		5	1	3	1	0	0	5
Clay Dalrymple, L OBP: 0.341, SLG: 0.359 (1, 2)		0-0 F8		0-0 F8		0-0 F7	0-0 SH1-4 1B	0-0 FC3-6-5 1B		4	0	0	0	0	0	3
Ruben Amaro, R OBP: 0.248, SLG: 0.271 (1, 6)		0-0 4-3		0-0 P4		0-0 FC2-6 1B	4-0 1B BB			3	1	1	0	1	0	1
Cal McLish, S OBP: 0.327, SLG: 0.333 (1, 1) Cookie Rojas, R OBP: 0.273, SLG: 0.220 (6, PR) Johnny Klippstein, R (7, 1)		0-3 K			4-0 E BB 1B BB	0-0 FC2-6 1-2f E BB	0-3 K			2	1	0	0	1	1	1

Inning Stats	R: 0	H: 2	E: 1	K: 1	S: 8	LOB: 3	BB: 0	P: 8	R: 0	H: 0	E: 0	K: 1	S: 5	LOB: 0	BB: 0	P: 5	R: 0	H: 0	E: 0	K: 2	S: 7	LOB: 0	BB: 0	P: 7	R: 1	H: 2	E: 0	K: 0	S: 5	LOB: 1	BB: 0	P: 5	R: 3	H: 2	E: 1	K: 0	S: 5	LOB: 1	BB: 2	P: 13	R: 3	H: 3	E: 1	K: 0	S: 7	LOB: 2	BB: 1	P: 11	R: 3	H: 3	E: 0	K: 1	S: 8	LOB: 1	BB: 1	P: 12	R: 0	H: 2	E: 0	K: 0	S: 4	LOB: 1	BB: 0	P: 4
1B: 13	SF: 0	2B: 2	SAC: 1	3B: 0	DP: 2	HR: 0	HBP: 0	WP: 0	PA: 43	1B: 13	SF: 0	2B: 2	SAC: 1	3B: 0	DP: 2	HR: 0	HBP: 0	WP: 0	PA: 43	1B: 13	SF: 0	2B: 2	SAC: 1	3B: 0	DP: 2	HR: 0	HBP: 0	WP: 0	PA: 43	1B: 13	SF: 0	2B: 2	SAC: 1	3B: 0	DP: 2	HR: 0	HBP: 0	WP: 0	PA: 43	1B: 13	SF: 0	2B: 2	SAC: 1	3B: 0	DP: 2	HR: 0	HBP: 0	WP: 0	PA: 43															

PITCHER	IP	WLS	BF	H	R	ER	SO	BB	IBB	HBP	BLK	WP	HR	S	P	ERA	WHIP
Billy O'Dell, L (1, 1) ERA: 2.92	4.1	L	23	6	4	3	4	2	0	0	0	0	0	29	37	6.23	1.846
Jack Fisher, R (5, 1) ERA: 4.07	1.2		9	3	3	0	0	1	0	0	0	0	0	8	12	0.00	2.400
Billy Hoefl, L (7, 1) ERA: 7.36	2.0		11	5	3	3	1	1	0	0	0	0	0	12	16	13.50	3.000


BOTTOM

San Francisco Giants @ Philadelphia Phillies
 Connie Mack Stadium, Philadelphia, PA
 Wed Jul 10 1963, 7:05 PM EDT
 Att. 12,240 - Unknown

livebaseballscores.com

AB	38
R	10
H	14
RBI	8
BB	4
SO	5
LOB	25



Batter	1	2	3	4	5	6	7	8	9	AB R H RBI BB SO LOB	TOP											
Harvey Kuenn, R OBP: 0.343, SLG: 0.397 (1, 9) (8, 7)	0-0 L6		0-0 4-3		0-0 1-3		0-0 6-3			4 0 0 0 0 0 1												
Chuck Hiller, L OBP: 0.227, SLG: 0.216 (1, 4)	0-0 G3		0-0 F9		0-0 4-3			0-0 F9		4 0 0 0 0 0 0												
Willie McCovey, L OBP: 0.366, SLG: 0.576 (1, 7) (8, 3)	0-3 K			0-3 K		0-0 1B		0-0 HR		4 2 2 1 0 2 0												
Willie Mays, R OBP: 0.352, SLG: 0.464 (1, 8)		4-0 BB		0-0 1B		0-0 F7		0-0 F6		3 1 1 0 1 0 1												
Orlando Cepeda, R OBP: 0.339, SLG: 0.513 Felipe Alou, R OBP: 0.317, SLG: 0.477 (1, 3) (8, 9)		0-0 FC4-5-6-1-6-4 1B		0-0 F7		0-0 1B		0-0 1B		4 1 2 0 0 0 2 0 0 0 0 0 0 0												
Ed Bailey, L OBP: 0.371, SLG: 0.521 (1, 2)		4-0 1B 1-2 CS BB		4-0 1B 1-3 IBB		0-0 1B 1-H 2-H		0-0 F7		2 0 1 1 2 0 1												
Jim Davenport, R OBP: 0.267, SLG: 0.311 (1, 5)		0-0 1B		0-0 1B		0-0 F2			0-3 K	4 0 2 2 0 1 0	AB 33 R 4 H 10 RBI 4 BB 3 SO 5 LOB 11											
Jose Pagan, R OBP: 0.247, SLG: 0.241 (1, 6)		0-3 K		0-0 F8		0-0 1B			0-0 CS 1B	4 0 2 0 0 1 4												
Juan Marichal, R OBP: 0.177, SLG: 0.180 Bobby Bolin, R OBP: 0.267, SLG: 0.083 (1, 1) (9, 1)			0-0 6-3		0-0 F7		0-3 K		0-0 5-3	4 0 0 0 0 1 2 0 0 0 0 0 0 0												
Inning Stats	R: 0 E: 0 K: 1 S: 5	H: 0 LOB: 0 BB: 0 P: 5	R: 1 E: 0 K: 1 S: 5	H: 1 LOB: 2 BB: 2 P: 13	R: 0 E: 0 K: 0 S: 3	H: 0 LOB: 0 BB: 0 P: 3	R: 1 E: 0 K: 1 S: 7	H: 2 LOB: 2 BB: 1 P: 11	R: 0 E: 0 K: 0 S: 3	H: 0 LOB: 0 BB: 0 P: 3	R: 1 E: 0 K: 0 S: 4	H: 3 LOB: 1 BB: 0 P: 4	R: 0 E: 0 K: 1 S: 6	H: 1 LOB: 1 BB: 0 P: 6	R: 1 E: 0 K: 0 S: 5	H: 2 LOB: 1 BB: 0 P: 5	R: 0 E: 0 K: 1 S: 5	H: 1 LOB: 0 BB: 0 P: 5	1B: 9 2B: 1 3B: 0 HR: 1	SF: 0 SAC: 0 DP: 1 HBP: 0	WP: 0 PB: 0 SB: 2 CS: 2	PA: 36
PITCHER	IP WLS BF H R ER SO BB IBB HBP BLK WP HR S P ERA WHIP																					
Ray Culp, R ERA: 2.5 (1, 1)	6.0 L 24 6 3 3 3 2 1 0 0 0 0 0 27 39 4.50 1.333																					
Dallas Green, R ERA: 2.5 (7, 1)	2.0 9 3 1 1 1 0 0 0 0 0 0 1 11 11 4.50 1.500																					
John Boozer, R ERA: 4.1 (9, 1)	1.0 3 1 0 0 0 1 0 0 0 0 0 0 5 5 0.00 1.000																					

San Francisco Giants @ Philadelphia Phillies
 Connie Mack Stadium, Philadelphia, PA
 Thu Jul 11 1963, 7:05 PM EDT
 Att. 26,303 - Unknown

livebaseballscorecards.com

Batter	1	2	3	4	5	6	7	8	9	AB	R	H	RBI	BB	SO	LOB
Tony Taylor, R OBP: 0.341, SLG: 0.350 (1, 4)	0-3 K			0-0 5-3		0-0 1B 1B		0-0 2B		4	1	2	0	0	1	0
Johnny Callison, L OBP: 0.334, SLG: 0.441 John Boozer, R (9, 1)	0-0 F8			0-0 B5-3		0-0 1B 1B		0-0 F6		4	0	1	0	0	0	1
Tony Gonzalez, L OBP: 0.362, SLG: 0.414 (9, 9)	0-0 F7			0-0 4-3		0-0 1B 3-H			0-0 HR 3B	4	1	2	1	0	0	0
Roy Sievers, R OBP: 0.295, SLG: 0.372 (1, 3)		0-3 K			0-3 K	0-3 K			0-0 HR	4	1	1	2	0	3	2
Don Demeter, R OBP: 0.334, SLG: 0.479 (1, 8)		0-0 5-3			0-0 F7		0-0 L5		0-0 F7	4	0	0	0	0	0	0
Clay Dalrymple, L OBP: 0.340, SLG: 0.357 (1, 2)		0-3 K			0-0 1B		0-0 4-3		0-0 F6	4	0	1	0	0	1	0
Don Hoak, R OBP: 0.272, SLG: 0.297 (1, 5)			0-0 F8		0-0 F9		0-3 K		0-0 1B	4	0	1	0	0	1	1
Ruben Amaro, R OBP: 0.242, SLG: 0.264 Earl Averill, R OBP: 0.295, SLG: 0.316 (9, PH)		0-0 5-3			0-3 K			0-3 K	0-0 F6	3	0	0	0	0	2	0
Ray Culp, R OBP: 0.188, SLG: 0.174 Frank Torre, L OBP: 0.290, SLG: 0.301 Dallas Green, L OBP: 0.077, SLG: 0.077 Wes Covington, L OBP: 0.391, SLG: 0.566 (9, 7)		0-0 P6			0-0 F6			0-3 K		1	0	0	0	0	0	0

Inning Stats	R: 0	H: 0	E: 0	K: 1	S: 5	R: 0	H: 0	E: 0	K: 2	S: 7	R: 0	H: 0	E: 0	K: 0	S: 3	R: 0	H: 1	E: 0	K: 1	S: 6	R: 1	H: 3	E: 0	K: 2	S: 10	R: 0	H: 0	E: 0	K: 1	S: 5	R: 0	H: 1	E: 0	K: 2	S: 8	R: 2	H: 3	E: 0	K: 0	S: 6	1B: 5	SF: 0	2B: 1	SAC: 0	3B: 1	DP: 0	HR: 1	HBP: 0	WP: 0	PA: 35
--------------	------	------	------	------	------	------	------	------	------	------	------	------	------	------	------	------	------	------	------	------	------	------	------	------	-------	------	------	------	------	------	------	------	------	------	------	------	------	------	------	------	-------	-------	-------	--------	-------	-------	-------	--------	-------	--------

PITCHER	IP	WLS	BF	H	R	ER	SO	BB	IBB	HBP	BLK	WP	HR	S	P	ERA	WHIP
Juan Marichal, R ERA: 2.21 (1, 1)	8.0	W	31	7	3	3	9	0	0	0	0	0	1	49	49	3.38	0.875
Bobby Bolin, R ERA: 1.87 (9, 1)	1.0	S	4	1	0	0	0	0	0	0	0	0	0	4	4	0.00	1.000

BOTTOM

San Francisco Giants @ Philadelphia Phillies
 Connie Mack Stadium, Philadelphia, PA
 Thu Jul 11 1963, 7:05 PM EDT
 Att. 26,303 - Unknown

livebaseballscorecards.com

AB	35
R	3
H	8
RBI	3
BB	0
SO	9
LOB	5



Batter	1	2	3	4	5	6	7	8	9	AB R H RBI BB SO LOB	TOP											
Harvey Kuenn, R (1, 9) OBP: 0.345, SLG: 0.413	0-3 K		0-0 FC4-6 1B		0-0 1-3			0-0 HR	0-0 L6	5 1 2 1 0 1 1												
Chuck Hiller, L (1, 4) OBP: 0.236, SLG: 0.222	0-0 BB 1B		0-0 FC4-6 HR		0-0 F6			0-0 HR 1B	4-0 BB	4 2 2 0 1 0 1												
Willie McCovey, L (1, 7) OBP: 0.366, SLG: 0.593	0-0 F8		0-0 HR		0-3 K			0-0 HR	0-3 K	5 2 2 4 0 2 3												
Willie Mays, R (1, 8) OBP: 0.357, SLG: 0.464	4-0 BB		0-0 FC4-6 1B		0-0 F5			4-0 BB		2 0 1 0 2 0 0												
Orlando Cepeda, R (1, 3) OBP: 0.335, SLG: 0.506	0-0 5-3		0-0 FC4-6		0-0 F7			0-0 5-3		4 0 0 0 0 0 4												
Tom Haller, L (1, 2) OBP: 0.353, SLG: 0.465		0-0 F8	0-3 K		0-0 F9			0-0 6-3		4 0 0 0 0 1 2												
Jim Davenport, R (1, 5) OBP: 0.266, SLG: 0.310		0-0 FC5-4 1B		0-0 F8			0-0 6-3	0-3 K		4 0 1 0 0 1 1												
Jose Pagan, R (1, 6) OBP: 0.245, SLG: 0.238		0-0 FC5-4		0-0 F7			0-3 K		0-0 6-3	3 0 0 0 0 1 1												
Felipe Alou, R (9, PH) OBP: 0.316, SLG: 0.476		1-2f FC6-4		0-0 F7						1 0 0 0 0 0 0												
Jack Sanford, R (1, 1) OBP: 0.200, SLG: 0.200		0-0 FC6-4		0-3 K			0-0 1-3		4-0 BB	2 0 0 0 0 1 1												
Jim Duffalo, R (6, 1) Matty Alou, L (7, PH) Billy Hoelt, L (7, 1) Ed Bailey, L (9, PH) Ernie Bowman, R (9, PR) OBP: 0.374, SLG: 0.521		1-2f							BB BB BB BB	0 1 0 0 0 0 0 0 0 0 0												
Inning Stats	R: 0 E: 0 K: 1 S: 6	H: 1 LOB: 2 BB: 1 P: 10	R: 0 E: 0 K: 0 S: 4	H: 1 LOB: 1 BB: 0 P: 4	R: 2 E: 0 K: 1 S: 8	H: 3 LOB: 1 BB: 0 P: 8	R: 0 E: 0 K: 1 S: 5	H: 0 LOB: 0 BB: 0 P: 5	R: 0 E: 0 K: 1 S: 5	H: 0 LOB: 0 BB: 0 P: 5	R: 0 E: 0 K: 0 S: 3	H: 0 LOB: 0 BB: 0 P: 3	R: 0 E: 0 K: 1 S: 5	H: 0 LOB: 0 BB: 0 P: 5	R: 3 E: 0 K: 1 S: 8	H: 3 LOB: 1 BB: 1 P: 12	R: 0 E: 0 K: 1 S: 5	H: 0 LOB: 2 BB: 2 P: 13	1B: 5 2B: 0 3B: 0 HR: 3	SF: 0 SAC: 0 DP: 0 HBP: 0	WP: 0 PB: 0 SB: 0 CS: 0	PA: 39
PITCHER	IP WLS BF H R ER SO BB IBB HBP BLK WP HR S P ERA WHIP												PITCHER	IP WLS BF H R ER SO BB IBB HBP BLK WP HR S P ERA WHIP								
Art Mahaffey, R (1, 1) ERA: 3.97	7.0 W 30 8 5 5 5 1 0 0 0 0 3 39 43 6.43 1.286																					
Jack Baldschun, R (8, 1) ERA: 2.39	2.0 S 9 0 0 0 2 3 0 0 0 0 0 0 10 22 0.00 1.500																					

San Francisco Giants @ Philadelphia Phillies
 Connie Mack Stadium, Philadelphia, PA

livebaseballscorecards.com

AB	35
R	5
H	8
RBI	5
BB	4
SO	7
LOB	14



Fri Jul 12 1963, 7:05 PM EDT
 Att. 22,496 - Unknown

Batter	1	2	3	4	5	6	7	8	9	AB	R	H	RBI	BB	SO	LOB
Tony Taylor, R OBP: 0.340, SLG: 0.349 (1, 4)	0-0 E 2B 1B	0-3 K				0-0 6-3				4	1	1	0	0	1	0
Johnny Callison, L OBP: 0.336, SLG: 0.441 (1, 9)	0-0 E4 2B 1B	0-0 F9				0-0 F8				4	1	2	0	0	0	0
Tony Gonzalez, L OBP: 0.367, SLG: 0.415 (1, 7)	4-0 2B IBB					4-0 CS 1B BB				2	2	1	0	2	0	1
Roy Sievers, R OBP: 0.299, SLG: 0.380 (1, 3)	0-0 1B 2B					0-0 F8 2B 1B				4	2	2	3	0	0	2
Don Demeter, R OBP: 0.336, SLG: 0.482 (1, 8)	0-0 1B					0-0 K 2B 2B				4	1	2	2	0	1	1
Clay Dalrymple, L OBP: 0.338, SLG: 0.360 (1, 2)	0-0 P6					0-0 F8 2B				4	0	1	2	0	0	1
Don Hoak, R OBP: 0.277, SLG: 0.298 (1, 5)	0-0 P4					4-0 S BB				3	0	1	0	1	0	2
Ruben Amaro, R OBP: 0.242, SLG: 0.257 (1, 6)	0-3 K					0-0 5-3 1-2				3	0	0	0	1	1	2
Art Mahaffey, R OBP: 0.159, SLG: 0.209 (1, 1)						0-0 6-3				3	0	0	0	0	1	1
Jack Baldschun, R (8, 1)						0-3 K				1	0	0	0	0	0	2

Inning Stats	R: 4	H: 4	E: 1	K: 1	S: 9	LOB: 1	BB: 1	P: 13	R: 0	H: 0	E: 0	K: 1	S: 5	LOB: 0	BB: 0	P: 5	R: 0	H: 1	E: 0	K: 1	S: 5	LOB: 0	BB: 0	P: 5	R: 0	H: 0	E: 0	K: 0	S: 3	LOB: 1	BB: 1	P: 7	R: 3	H: 3	E: 0	K: 0	S: 6	LOB: 1	BB: 1	P: 10	R: 0	H: 0	E: 0	K: 1	S: 5	LOB: 0	BB: 0	P: 5	R: 0	H: 1	E: 0	K: 0	S: 3	LOB: 0	BB: 0	P: 3	R: 0	H: 1	E: 1	K: 0	S: 4	LOB: 2	BB: 1	P: 8
PITCHER	IP	WLS	BF	H	R	ER	SO	BB	IBB	HBP	BLK	WP	HR	S	P	ERA	WHIP																																															
Jack Sanford, R ERA: 3.49 (1, 1)	5.0	L	25	8	7	6	3	2	1	0	0	0	0	28	40	10.80	2.000																																															
Jim Duffalo, R ERA: 3.38 (6, 1)	1.0		3	0	0	0	1	0	0	0	0	0	0	5	5	0.00	0.000																																															
Billy Hoelt, L ERA: 4.76 (7, 1)	2.0		8	2	0	0	0	0	1	0	0	0	0	7	11	0.00	1.000																																															

BOTTOM


San Francisco Giants @ Philadelphia Phillies
 Connie Mack Stadium, Philadelphia, PA
 Fri Jul 12 1963, 7:05 PM EDT
 Att. 22,496 - Unknown

livebaseballscorecards.com

AB	32
R	7
H	10
RBI	7
BB	4
SO	4
LOB	12



WP: 0	PA: 37
PB: 0	SB: 1
CS: 2	

Batter	1	2	3	4	5	6	7	8	9	AB R H RBI BB SO LOB	TOP														
Matty Alou, L (1, 9) OBP: 0.148, SLG: 0.151	0-0 F9		0-0 F8		0-3 K		0-0 F7		0-0 F3	5 0 0 0 0 1 2	<p>San Francisco Giants @ Philadelphia Phillies</p> <p>Connie Mack Stadium, Philadelphia, PA</p> <p>Sat Jul 13 1963, 3:33 AM EDT</p> <p>Att. 10,453 - Unknown</p> <p>livebaseballscorecards.com</p> <table border="1"> <tr><td>AB</td><td>34</td></tr> <tr><td>R</td><td>3</td></tr> <tr><td>H</td><td>7</td></tr> <tr><td>RBI</td><td>3</td></tr> <tr><td>BB</td><td>4</td></tr> <tr><td>SO</td><td>5</td></tr> <tr><td>LOB</td><td>15</td></tr> </table> 	AB	34	R	3	H	7	RBI	3	BB	4	SO	5	LOB	15
AB	34																								
R	3																								
H	7																								
RBI	3																								
BB	4																								
SO	5																								
LOB	15																								
Chuck Hiller, L (1, 4) OBP: 0.240, SLG: 0.228	0-0 F5		0-0 F8		4-0 FC5-4 WP BB		0-0 F8		0-0 G3	4 0 1 0 1 0 0															
Willie McCovey, L (1, 7) (4, 3) OBP: 0.370, SLG: 0.591	1-0		0-0 6-3		4-0 FC5-4 BB		0-0		0-0 4-3	3 1 1 0 1 0 2															
Willie Mays, R (1, 8) OBP: 0.356, SLG: 0.471	0-3 K				0-0 FC5-4		0-0		0-0	4 1 1 3 0 1 3															
Orlando Cepeda, R (1, 3) (4, 7) OBP: 0.337, SLG: 0.505			0-0 F5		0-0		0-0 F7		4-0	3 0 1 0 1 0 2															
Ed Bailey, L (1, 2) OBP: 0.366, SLG: 0.509			0-3 K		0-0 F9		0-3 K		0-0 P6	4 0 0 0 0 2 2															
Jim Davenport, R (1, 5) OBP: 0.266, SLG: 0.309			0-0 F9		0-0		0-0 F7		0-0 F9	4 0 1 0 0 0 0															
Jose Pagan, R (1, 6) OBP: 0.248, SLG: 0.242					0-0 FC5-6 1B		0-0		0-3 K	4 0 2 0 0 1 2															
Billy Pierce, L (1, 1) OBP: 0.174, SLG: 0.095			0-0 FC5-6		4-0 WP WP FC5-4 BB		0-0 F8		0-0 5-3	1 1 0 0 0 1 0 1															
Gaylord Perry, R (5, 1) OBP: 0.200, SLG: 0.300										0 0 0 0 0 0 0 0															
Harvey Kuenn, R (6, PH) OBP: 0.343, SLG: 0.411										1 0 0 0 0 0 0 1															
Jim Duffalo, R (6, 1)										0 0 0 0 0 0 0 0															
Felipe Alou, R (8, PH) OBP: 0.315, SLG: 0.474										1 0 0 0 0 0 0 0															
Jack Fisher, R (8, 1) OBP: 0.222, SLG: 0.208										0 0 0 0 0 0 0 0															
Inning Stats	R: 0 H: 0 E: 0 LOB: 1 K: 1 BB: 0 S: 5 P: 6	R: 0 H: 0 E: 0 LOB: 0 K: 1 BB: 0 S: 5 P: 5	R: 0 H: 2 E: 0 LOB: 2 K: 0 BB: 0 S: 5 P: 5	R: 0 H: 2 E: 0 LOB: 2 K: 0 BB: 0 S: 5 P: 5	R: 1 H: 0 E: 0 LOB: 2 K: 1 BB: 3 S: 5 P: 17	R: 0 H: 1 E: 0 LOB: 1 K: 1 BB: 0 S: 6 P: 6	R: 2 H: 2 E: 0 LOB: 1 K: 0 BB: 1 S: 5 P: 9	R: 0 H: 0 E: 0 LOB: 0 K: 1 BB: 0 S: 5 P: 5	R: 0 H: 0 E: 0 LOB: 0 K: 0 BB: 0 S: 3 P: 3	1B: 5 SF: 0 2B: 1 SAC: 0 3B: 0 DP: 0 HR: 1 HBP: 1	WP: 2 PA: 39 PB: 0 SB: 0 CS: 0														
PITCHER	IP WLS BF H R ER SO BB IBB HBP BLK WP HR S P ERA WHIP											PITCHER	IP WLS BF H R ER SO BB IBB HBP BLK WP HR S P ERA WHIP												
Ryne Duren, R (1, 1) ERA: 3.16	7.0 W 33 7 3 3 4 4 0 1 0 2 1 36 53 3.86 1.571																								
Jack Baldschun, R (8, 1) ERA: 2.32	2.0 S 6 0 0 0 1 0 0 0 0 0 0 8 8 0.00 0.000																								

Batter	1	2	3	4	5	6	7	8	9	AB R H RBI BB SO LOB
--------	---	---	---	---	---	---	---	---	---	----------------------

Tony Taylor, R <small>OBP: 0.339, SLG: 0.348</small> (1, 4)	0-0 F4 1B		0-1 G3-6-3 1B		0-1 L3 1-2					3 0 1 0 0 0 1
Johnny Callison, L <small>OBP: 0.338, SLG: 0.447</small> (1, 9)	1-0 HR		0-2 G3-6-3 1-2f			0-2 6-3				3 1 1 1 0 0 1
Tony Gonzalez, L <small>OBP: 0.368, SLG: 0.417</small> (1, 7)	4-1 FC6-4 BB			0-2 1B 2B		0-2 F7				2 0 1 0 1 0 0
Roy Sievers, R <small>OBP: 0.303, SLG: 0.417</small> (1, 3)	2-3 K			1-0 5-3		2-2 2B				3 0 1 0 0 1 2
Don Demeter, R <small>OBP: 0.338, SLG: 0.483</small> (1, 8)	1-0 FC6-4 1-2f			2-2 1B 2-H		3-2 F7				3 0 1 0 0 0 2
Don Hoak, R <small>OBP: 0.274, SLG: 0.299</small> (1, 5)		0-1 SH1-3 2B		0-2 5-3						2 0 1 0 0 0 1
Clay Dalrymple, L <small>OBP: 0.339, SLG: 0.358</small> (1, 2)		0-1 SH1-3 2-3			2-1 L9					1 0 0 0 0 0 0
Ruben Amaro, R <small>OBP: 0.254, SLG: 0.303</small> (1, 6)		1-3 K 3-H			1-0 HR					2 1 1 1 0 1 1
Cal McLish, S <small>OBP: 0.320, SLG: 0.326</small> (1, 1)			2-3 K		4-2 L3 BB					1 0 0 0 0 1 0
Earl Averill, R <small>OBP: 0.311, SLG: 0.316</small> (5, PH)										0 0 0 0 1 0 0
John Boozer, R (6, 1)										0 0 0 0 0 0 0

Inning Stats	R: 1 E: 0 K: 1 S: 8	H: 1 LOB: 1 BB: 1 P: 16	R: 0 E: 0 K: 1 S: 8	H: 1 LOB: 1 BB: 0 P: 8	R: 0 E: 0 K: 1 S: 8	H: 1 LOB: 0 BB: 0 P: 10	R: 0 E: 0 K: 0 S: 11	H: 2 LOB: 1 BB: 0 P: 14	R: 1 E: 0 K: 0 S: 7	H: 1 LOB: 0 BB: 1 P: 14	R: 0 E: 0 K: 0 S: 15	H: 1 LOB: 1 BB: 0 P: 20
--------------	------------------------------	----------------------------------	------------------------------	---------------------------------	------------------------------	----------------------------------	-------------------------------	----------------------------------	------------------------------	----------------------------------	-------------------------------	----------------------------------

PITCHER	IP	WLS	BF	H	R	ER	SO	BB	IBB	HBP	BLK	WP	HR	S	P	ERA	WHIP
Johnny Podres, L <small>ERA: 2.79</small> (1, 1)	6.0	W	23	7	2	2	3	2	0	0	0	0	2	57	82	3.00	1.500

BOTTOM

Los Angeles Dodgers @ Philadelphia Phillies
 Connie Mack Stadium, Philadelphia, PA
 Sun Jul 14 1963, 3:33 AM EDT
 Att. 23,542 - Overcast

AB	20
R	2
H	7
RBI	2
BB	2
SO	3
LOB	8



WP	PA	ERA	WHIP
0	23		

Batter	1	2	3	4	5	6	7	8	9	10	11	AB R H RBI BB SO LOB	TOP	
Maury Wills, S <small>(1, 6)</small> <small>OBP: 0.377, SLG: 0.364</small>												4 2 2 1 1 2 2	Los Angeles Dodgers @ Philadelphia Phillies Connie Mack Stadium, Philadelphia, PA <small>Mon Jul 15 1963, 7:05 PM EDT</small> <small>Att. 19,488 - Unknown</small>	
Jim Gilliam, S <small>(1, 4)</small> <small>(9, 5)</small> <small>OBP: 0.352, SLG: 0.405</small>												3 0 1 1 2 0 2		
Wally Moon, L <small>(1, 9)</small> <small>(10, 7)</small> <small>(11, 9)</small> <small>OBP: 0.368, SLG: 0.398</small>												4 0 2 0 1 0 2		
Tommy Davis, R <small>(1, 7)</small> <small>(10, 9)</small> <small>(11, 7)</small> <small>OBP: 0.363, SLG: 0.448</small>												3 0 0 2 1 0 2		
Ron Fairly, L <small>(1, 3)</small> <small>OBP: 0.351, SLG: 0.403</small>												5 0 0 0 0 2 5		
John Roseboro, L <small>(1, 2)</small> <small>OBP: 0.286, SLG: 0.340</small>												4 0 0 0 1 0 3		
Ken McMullen, R <small>(1, 5)</small> <small>OBP: 0.257, SLG: 0.289</small> Nate Oliver, R <small>(9, PR)</small> <small>(9, 4)</small> <small>OBP: 0.291, SLG: 0.307</small>												4 0 0 0 0 1 1 1 1 0 0 0 0 0		
Willie Davis, L <small>(1, 8)</small> <small>OBP: 0.261, SLG: 0.365</small>												4 1 0 0 1 0 1		
Don Drysdale, R <small>(1, 1)</small> <small>OBP: 0.206, SLG: 0.190</small> Larry Sherry, R <small>(5, 1)</small> Frank Howard, R <small>(7, PH)</small> <small>OBP: 0.302, SLG: 0.459</small> Ron Perranoski, L <small>(7, 1)</small> <small>OBP: 0.200, SLG: 0.077</small> Ed Roebuck, R <small>(11, 1)</small> <small>OBP: 0.333, SLG: 0.333</small>												2 0 1 0 0 1 0 0 0 0 0 0 0 0 1 0 0 0 0 0 1 0 0 0 0 1 0 0 0 0 0 0 0 0 0		
Inning Stats	R: 1 H: 0 E: 0 LOB: 1 K: 0 BB: 2 S: 5 P: 15	R: 0 H: 0 E: 0 LOB: 0 K: 0 BB: 0 S: 6 P: 8	R: 1 H: 1 E: 0 LOB: 3 K: 2 BB: 3 S: 13 P: 29	R: 0 H: 1 E: 0 LOB: 1 K: 2 BB: 0 S: 10 P: 14	R: 0 H: 1 E: 0 LOB: 0 K: 0 BB: 0 S: 5 P: 9	R: 0 H: 0 E: 0 LOB: 0 K: 1 BB: 0 S: 5 P: 9	R: 1 H: 1 E: 1 LOB: 0 K: 1 BB: 1 S: 9 P: 14	R: 0 H: 0 E: 0 LOB: 0 K: 0 BB: 0 S: 8 P: 11	R: 1 H: 1 E: 0 LOB: 2 K: 0 BB: 2 S: 14 P: 24	R: 0 H: 1 E: 0 LOB: 0 K: 0 BB: 0 S: 3 P: 7	R: 0 H: 0 E: 0 LOB: 0 K: 0 BB: 0 S: 7 P: 9	1B: 6 SF: 1 2B: 0 SAC: 0 3B: 0 DP: 2 HR: 0 HBP: 0		WP: 0 PA: 45 PB: 0 SB: 0 CS: 1
PITCHER Ray Culp, R <small>(1, 1)</small> <small>ERA: 2.58</small> Dennis Bennett, L <small>(3, 1)</small> <small>ERA: 2.16</small> Jack Baldschun, R <small>(9, 1)</small> <small>ERA: 2.35</small>	IP WLS BF H R ER SO BB IBB HBP BLK WP HR S P ERA WHIP 2.1 13 1 2 2 1 5 0 0 0 0 0 19 45 7.71 2.571 5.2 19 3 1 0 5 1 0 0 0 0 0 42 64 0.00 0.706 3.0 W 12 2 1 1 0 2 0 0 0 0 0 24 40 3.00 1.333	PITCHER IP WLS BF H R ER SO BB IBB HBP BLK WP HR S P ERA WHIP												

AB	35
R	4
H	6
RBI	4
BB	8
SO	6
LOB	19



Batter	1	2	3	4	5	6	7	8	9	10	11	AB R H RBI BB SO LOB	BOTTOM												
Tony Taylor, R OBP: 0.344, SLG: 0.354 (1, 4)	0-3 K		1-3 K		0-1 E 2B	1-2 1B			1-1 1B SH5-4 SF8 1B	4-0 1B IBB		5 2 3 0 1 2 0	Los Angeles Dodgers @ Philadelphia Phillies Connie Mack Stadium, Philadelphia, PA Mon Jul 15 1963, 7:05 PM EDT Att. 19,488 - Unknown												
Johnny Callison, L OBP: 0.342, SLG: 0.449 (1, 9)	0-0 FC6-4 1B		0-0 1B 1B		1-3 K 2B	3-2 F5			0-0 SH5-4 1B	0-1 1B 2-H		5 0 3 0 0 1 2													
Tony Gonzalez, L OBP: 0.373, SLG: 0.425 (1, 8)	1-0 FC6-4 1B		0-0 1B		0-1 E8 E 2B			2-2 4-3	1-2 SF8 IBB 1B		1-1 1-3	6 1 4 1 0 0 0													
Wes Covington, L OBP: 0.385, SLG: 0.557 Don Demeter, R OBP: 0.338, SLG: 0.480 (7, PH) (8, 7)	0-1 FC6-4 1-2f 2-3				2-2 L8			3-1 F8	4-0 SF8 IBB		2-1 E4 1B	3 0 0 0 0 0 3 2 1 0 0 1 0 0													
Roy Sievers, R OBP: 0.313, SLG: 0.438 (1, 3)	0-0 F8				1-1 HR			1-2 E5 FC5 1B	0-0 SF8		4-0 1B IBB	4 1 3 3 1 0 2													
Clay Dalrymple, L OBP: 0.342, SLG: 0.357 Bob Oldis, R OBP: 0.226, SLG: 0.290 (9, PH) (10, 2)			1-2 G3		3-2 1B			0-1 G3	1-1 3-1		0-0 1B 2-H	3 0 1 0 1 0 1 2 0 1 1 0 0 2													
Don Hoak, R OBP: 0.276, SLG: 0.302 (1, 5)			0-1 F6		2-1 1B			2-2 6-3			0-0 FC2-6 1B	5 0 2 0 0 0 2													
Ruben Amaro, R OBP: 0.252, SLG: 0.300 Cal Emery, L Bobby Wine, R OBP: 0.243, SLG: 0.290 (4, PH) (5, 6)			0-0 F4		2-3 K			0-0 5-3			0-1 FC2-6 SH2-4 1B 1-2f	1 0 0 0 0 0 0 1 0 0 0 0 1 2 3 0 0 0 0 1 1													
Ray Culp, R OBP: 0.188, SLG: 0.174 Dennis Bennett, L Earl Averill, R OBP: 0.304, SLG: 0.308 Jack Baldschun, R (8, PH) (9, 1)			2-3 K		1-3 K			0-3 K			0-0 SH2-4	0 0 0 0 0 0 0 3 0 0 0 0 3 2 1 0 0 0 0 0 0 0 0 0 0 0 0 0													
Inning Stats	R: 0 E: 0 K: 1 S: 8	H: 2 LOB: 2 BB: 0 P: 9	R: 0 E: 0 K: 0 S: 6	H: 0 LOB: 0 BB: 0 P: 7	R: 0 E: 0 K: 2 S: 8	H: 2 LOB: 2 BB: 0 P: 11	R: 1 E: 0 K: 2 S: 17	H: 3 LOB: 2 BB: 0 P: 28	R: 2 E: 2 K: 1 S: 19	H: 3 LOB: 2 BB: 1 P: 29	R: 0 E: 0 K: 2 S: 15	H: 1 LOB: 1 BB: 0 P: 19		R: 0 E: 0 K: 0 S: 9	H: 0 LOB: 0 BB: 0 P: 14	R: 1 E: 0 K: 0 S: 10	H: 2 LOB: 2 BB: 1 P: 17	R: 0 E: 0 K: 0 S: 6	H: 2 LOB: 2 BB: 1 P: 10	R: 1 E: 1 K: 0 S: 5	H: 1 LOB: 2 BB: 1 P: 12	1B: 14 2B: 2 3B: 0 HR: 1	SF: 1 SAC: 2 DP: 0 HBP: 0	WP: 0 PB: 0 SB: 0 CS: 0	PA: 51
PITCHER	IP WLS BF H R ER SO BB IBB HBP BLK WP HR S P ERA WHIP																								
Don Drysdale, R ERA: 2.86 (1, 1)	4.2	24	10	3	3	6	1	0	0	0	0	0	1	56	79	5.79	2.357								
Larry Sherry, R ERA: 2.63 (5, 1)	1.1	5	1	0	0	2	0	0	0	0	0	0	0	17	24	0.00	0.750								
Ron Perranoski, L ERA: 1.83 (7, 1)	4.0	18	5	1	1	0	0	2	0	0	0	0	0	35	57	2.25	1.250								
Ed Roebuck, R ERA: 3.5 (11, 1)	0.1	L 4	1	1	0	0	0	1	0	0	0	0	0	5	12	0.00	3.000								

livebaseballscorecards.com

AB	44
R	5
H	17
RBI	5
BB	4
SO	8
LOB	17



Batter	1	2	3	4	5	6	7	8	9	AB R H RBI BB SO LOB	TOP											
Maury Wills, S OBP: 0.374, SLG: 0.361 (1, 6)	1-1 5-3		0-2 4-3	0-0 G3		2-2 2B 1B		1-3 K		5 1 1 0 0 1 2												
Jim Gilliam, S OBP: 0.356, SLG: 0.414 (1, 4)	2-1 F4		1-2 3-1		1-0 1B 2B	1-2 1H 2B		4-0 BB BB		4 1 2 1 1 0 0												
Wally Moon, L OBP: 0.374, SLG: 0.418 (1, 9)	2-1 1B 1B		2-1 HR		2-3 K	1-2 4-3		4-1 1-2 BB		4 1 2 1 1 1 2												
Tommy Davis, R OBP: 0.367, SLG: 0.456 (1, 7)	1-2 1-3 1B		0-0 6-3		4-0 1B IBB		0-0 3B	2-1 L6		4 0 2 0 1 0 3												
Ron Fairly, L OBP: 0.349, SLG: 0.400 (1, 3)	0-1 F4			2-2 1B BB 1B	0-3 K		0-1 F9		2-1 F3	5 1 1 0 0 1 5												
John Roseboro, L OBP: 0.291, SLG: 0.346 (1, 2)		0-0 FC4-5 2B		4-1 1B 1-2 SF8 BB	0-0 1-3 2-H 1B		0-3 K		2-2 F5	4 1 2 1 1 1 1												
Willie Davis, L OBP: 0.260, SLG: 0.362 (1, 8)		1-0 FC4-5 2-3		2-2 1-3 2-H 1B	0-3 K		0-3 K		1-2 4-3	5 0 1 1 0 2 4												
Ken McMullen, R OBP: 0.257, SLG: 0.300 (1, 5)		0-3 K		0-2 SF8 3-H 1-3 K		0-1 6-3		1-0 SH5-4 2B		3 0 1 1 0 1 1												
Sandy Koufax, R OBP: 0.123, SLG: 0.067 (1, 1)		0-1 5-3				0-2 1-3 K		1-1 SH5-4		3 0 0 0 0 1 2												
Inning Stats	R: 0 E: 0 K: 0 S: 11	H: 2 LOB: 2 BB: 0 P: 17	R: 0 E: 0 K: 1 S: 7	H: 1 LOB: 1 BB: 0 P: 8	R: 1 E: 0 K: 0 S: 9	H: 1 LOB: 0 BB: 0 P: 12	R: 2 E: 0 K: 1 S: 15	H: 2 LOB: 1 BB: 1 P: 24	R: 1 E: 0 K: 3 S: 11	H: 2 LOB: 2 BB: 1 P: 18	R: 1 E: 0 K: 0 S: 14	H: 2 LOB: 1 BB: 0 P: 18	R: 0 E: 0 K: 2 S: 10	H: 1 LOB: 1 BB: 0 P: 10	R: 0 E: 0 K: 1 S: 9	H: 1 LOB: 3 BB: 2 P: 22	R: 0 E: 0 K: 0 S: 8	H: 0 LOB: 0 BB: 0 P: 13	1B: 6 2B: 4 3B: 1 HR: 1	SF: 1 SAC: 1 DP: 0 HBP: 0	WP: 0 PB: 0 SB: 0 CS: 0	PA: 43
PITCHER	IP WLS BF H R ER SO BB IBB HBP BLK WP HR S P ERA WHIP																					
Art Mahaffey, R ERA: 4.07 (1, 1)	3.1 L 17 6 3 3 1 1 0 0 0 0 0 1 38 56 8.10 2.100																					
Chris Short, L ERA: 4.34 (4, 1)	4.1 22 6 2 2 7 2 1 0 0 0 0 0 46 69 4.15 1.846																					
Jack Baldschun, R ERA: 2.34 (8, 1)	0.1 1 0 0 0 0 0 0 0 0 0 0 0 2 4 0.00 0.000																					
John Boozer, R ERA: 3.81 (9, 1)	1.0 3 0 0 0 0 0 0 0 0 0 0 0 8 13 0.00 0.000																					

Los Angeles Dodgers @ Philadelphia Phillies
 Connie Mack Stadium, Philadelphia, PA
 Tue Jul 16 1963, 7:05 PM EDT
 Unknown

livebaseballscorecards.com

AB	37
R	5
H	12
RBI	5
BB	4
SO	8
LOB	20



Batter	1	2	3	4	5	6	7	8	9	AB R H RBI BB SO LOB	TOP	
Maury Wills, S (1, 6) OBP: 0.373, SLG: 0.358 Dick Tracewski, R (6, 6) OBP: 0.290, SLG: 0.258	1-1 1-4-3		4-2 G4-6-3 BB		3-2 F5		4-2 1B E 1-2 BB		0-1 6-3	2 0 0 0 1 0 0 1 0 0 0 1 0 0		
Willie Davis, L (1, 8) OBP: 0.257, SLG: 0.357	1-0 F3		0-0 G4-6-3 1-2f		0-1 F7		1-2 E3 1B 1-2 2-3			4 0 0 0 0 0 3		
Wally Moon, L (1, 9) OBP: 0.372, SLG: 0.414	0-1 6-3				0-1 G3		1-2 5-3 1-2 2-3 3-H 1B			4 0 1 1 0 0 0		
Tommy Davis, R (1, 7) OBP: 0.369, SLG: 0.456		0-0 1B 1B		1-1 BB 1B 1B		0-0 4-3	1-2 FC6-4 1-2f			4 1 2 0 0 0 3		
Ron Fairly, L (1, 3) OBP: 0.350, SLG: 0.399		2-2 L8		0-0 1B BB 1-2 1B		4-2 BB		1-3 K		3 0 1 0 1 1 1		
Ken McMullen, R (1, 5) OBP: 0.257, SLG: 0.298		2-3 K		0-1 L4		3-3 K		1-1 G4-6-3 1B		4 0 1 0 0 2 4		
Nate Oliver, R (1, 4) OBP: 0.296, SLG: 0.308		0-0 1-2 1B		4-0 1B 1-2 2-3 BB			0-0 L8	1-1 G4-6-3 1-2f		3 0 1 0 1 0 1		
Doug Camilli, R (1, 2) OBP: 0.247, SLG: 0.324		1-2 6-3		2-1 1-3 2-3 3-H 1B			0-1 E BB 1B 1B		3-2 6-3	4 1 2 1 0 0 2		
Nick Willhite, L (1, 1) OBP: 0.250, SLG: 0.375 Ed Roebuck, R (1, 1) OBP: 0.250, SLG: 0.250 Dick Scott, R (3, 1) Bill Skowron, R (5, PH) OBP: 0.274, SLG: 0.289 Dick Calmus, R (5, 1) Jim Gilliam, S (7, PH) OBP: 0.355, SLG: 0.413 Larry Sherry, R (7, 1) Frank Howard, R (9, PH) OBP: 0.301, SLG: 0.457			0-1 L9		0-2 6-3		2-1 F8		3-2 P6	0 0 0 0 0 0 0 1 0 0 0 0 0 0 0 0 0 0 0 0 0 1 0 0 0 0 0 0 0 0 0 0 0 0 0 1 0 0 0 0 0 1 0 0 0 0 0 0 0 1 0 0 0 0 0 0		
Inning Stats	R: 0 H: 0 E: 0 LOB: 0 K: 0 BB: 0 S: 5 P: 7	R: 0 H: 2 E: 0 LOB: 2 K: 1 BB: 0 S: 11 P: 16	R: 0 H: 0 E: 0 LOB: 0 K: 0 BB: 1 S: 6 P: 10	R: 1 H: 3 E: 0 LOB: 3 K: 0 BB: 1 S: 9 P: 16	R: 0 H: 0 E: 0 LOB: 0 K: 0 BB: 0 S: 8 P: 11	R: 0 H: 0 E: 0 LOB: 1 K: 1 BB: 1 S: 10 P: 18	R: 1 H: 2 E: 1 LOB: 3 K: 0 BB: 1 S: 16 P: 25	R: 0 H: 1 E: 0 LOB: 0 K: 1 BB: 0 S: 7 P: 10	R: 0 H: 0 E: 0 LOB: 0 K: 0 BB: 0 S: 8 P: 14	1B: 8 SF: 0 2B: 0 SAC: 0 3B: 0 DP: 2 HR: 0 HBP: 0	WP: 0 PA: 37 PB: 0 SB: 0 CS: 0	
PITCHER Dallas Green, R (1, 1) ERA: 2.3	IP WLS BF H R ER SO BB IBB HBP BLK WP HR S P ERA WHIP	9.0 W 37 8 2 1 3 4 0 0 0 0 0 0 80 127 1.00 1.333										

Los Angeles Dodgers @ Philadelphia Phillies
 Connie Mack Stadium, Philadelphia, PA

Tue Jul 16 1963, 7:05 PM EDT
 Att. 35,353 - Unknown

livebaseballscorecards.com

AB 33
 R 2
 H 8
 RBI 2
 BB 4
 SO 3
 LOB 15



Batter	1	2	3	4	5	6	7	8	9	AB	R	H	RBI	BB	SO	LOB
Tony Taylor, R OBP: 0.342, SLG: 0.355 (1, 4)	1-1 E9 1B	0-1 4-3		1-2 F4			2-0 F9			4	1	1	0	0	0	0
Johnny Callison, L OBP: 0.348, SLG: 0.471 (1, 9)	1-2 2B 1B		0-0 HR	1-2 HR			0-0 G4-6-3 1B			4	3	4	3	0	0	0
Tony Gonzalez, L OBP: 0.370, SLG: 0.423 (1, 7)	3-2 2B 1B		4-0 2B 1B BB	0-0 5-3			0-1 G4-6-3 1-2f			3	2	1	1	1	0	1
Roy Sievers, R OBP: 0.315, SLG: 0.445 (1, 3)	1-2 FC5-4 1B		1-2 1B 2B			1-1 F9		0-0 F5		4	1	2	1	0	0	0
Don Demeter, R OBP: 0.339, SLG: 0.475 (1, 8)	3-3 K		1-2 E7 1B			2-3 K		4-1 1B 2B BB		3	2	1	2	1	2	1
Don Hoak, R OBP: 0.276, SLG: 0.304 (1, 5)	2-2 FC5-4 1-2f		2-2 G4-6-3 1B			1-3 K		3-2 F9		4	0	1	0	0	1	2
Clay Dalrymple, L OBP: 0.340, SLG: 0.356 (1, 2)	3-2 F9		2-1 F4			2-0 F9		3-2 2B 1B		4	1	1	0	0	0	2
Ruben Amaro, R OBP: 0.246, SLG: 0.299 (1, 6)		3-2 F7	1-0 G4-6-3			0-0 F9		0-2 2B		4	0	1	2	0	0	1
Dallas Green, L OBP: 0.059, SLG: 0.059 (1, 1)		2-0 5-3		0-3 K		0-3 K		0-3 K		4	0	0	0	0	3	1

Inning Stats	R: 3	H: 4	E: 1	LOB: 1	K: 1	S: 21	P: 35	R: 0	H: 0	E: 0	LOB: 0	K: 0	S: 7	R: 4	H: 4	E: 1	LOB: 0	K: 0	S: 17	R: 1	H: 1	E: 0	LOB: 0	K: 1	S: 10	R: 0	H: 0	E: 0	LOB: 0	K: 2	S: 9	R: 0	H: 0	E: 0	LOB: 0	K: 1	S: 5	R: 0	H: 1	E: 0	LOB: 0	K: 0	S: 4	R: 2	H: 2	E: 0	LOB: 1	K: 1	S: 16	R: 0	H: 2	E: 0	LOB: 1	K: 1	S: 26
--------------	------	------	------	--------	------	-------	-------	------	------	------	--------	------	------	------	------	------	--------	------	-------	------	------	------	--------	------	-------	------	------	------	--------	------	------	------	------	------	--------	------	------	------	------	------	--------	------	------	------	------	------	--------	------	-------	------	------	------	--------	------	-------

PITCHER	IP	WLS	BF	H	R	ER	SO	BB	IBB	HBP	BLK	WP	HR	S	P	ERA	WHIP
Nick Willhite, L ERA: 2.76 (1, 1)	0.0	L	4	4	3	3	0	0	0	0	0	0	0	11	17	∞	∞
Ed Roebuck, R ERA: 4.26 (1, 1)	2.0		11	4	4	4	1	1	0	0	0	0	1	31	52	18.00	2.500
Dick Scott, L ERA: 6.3 (3, 1)	2.0		6	1	1	1	1	0	0	0	0	0	1	13	18	4.50	0.500
Dick Calmus, R ERA: 1.84 (5, 1)	2.0		6	0	0	0	3	0	0	0	0	0	0	14	20	0.00	0.000
Larry Sherry, R ERA: 2.93 (7, 1)	2.0		9	3	2	2	1	1	0	0	0	0	0	20	32	9.00	2.000

BOTTOM

Los Angeles Dodgers @ Philadelphia Phillies
 Connie Mack Stadium, Philadelphia, PA

Tue Jul 16 1963, 7:05 PM EDT
 Att. 35,353 - Unknown

livebaseballscorecards.com

AB	34
R	10
H	12
RBI	9
BB	2
SO	6
LOB	8

WP: 0 PA: 36
 PB: 0
 SB: 1
 CS: 0



Houston Colt 45's @ Philadelphia Phillies

Connie Mack Stadium, Philadelphia, PA

Wed Jul 17 1963, 7:05 PM EDT
Att: 5,796 - Unknown

AB	40
R	9
H	9
RBI	8
BB	5
SO	8
LOB	17



Batter	1	2	3	4	5	6	7	8	9	10	AB	R	H	RBI	BB	SO	LOB
Al Spangler, L OBP: 0.327, SLG: 0.337 (1, 8) (9, 9)			HR		F9			F9			3	2	0	0	2	0	2
Pete Runnels, L OBP: 0.307, SLG: 0.265 Howie Goss, R OBP: 0.270, SLG: 0.352 (1, 3) (9, 8)	FC5-4	2B	HR			K			1-3		4	2	2	2	1	1	0
Bob Aspromonte, R OBP: 0.252, SLG: 0.266 (1, 5)	FC5-4	K	L7			P4			FC6-4		5	1	1	0	0	1	3
Carl Warwick, R OBP: 0.340, SLG: 0.366 (1, 7)	1B	K				6-3			K		5	1	2	1	0	2	2
Rusty Staub, L OBP: 0.295, SLG: 0.313 (1, 9) (9, 3)	1B	2B				K		G3	FC6-4		3	2	0	0	2	1	2
Jimmy Wynn, R OBP: 0.432, SLG: 0.516 (1, 6)	1B	2B				P9		F9		5-3	5	1	2	3	0	0	1
Jim Campbell, R OBP: 0.261, SLG: 0.313 (1, 2)	E	6-3				K		K			5	0	2	2	0	2	2
Bob Lillis, R OBP: 0.225, SLG: 0.227 (1, 4)	P6		L4			5-3		6-3		P6	5	0	0	0	0	0	3
Bob Bruce, R OBP: 0.191, SLG: 0.167 Jim Umbricht, R OBP: 0.290, SLG: 0.200 Hal Woodeshick, R OBP: 0.200, SLG: 0.222 Don McMahon, R OBP: 0.225, SLG: 0.295 John Bateman, R OBP: 0.225, SLG: 0.295 Jim Dickson, L (1, 1) (4, 1) (7, 1) (9, 1) (10, PH) (10, 1)	E3		F8			F5		P3		K	2	0	0	0	0	0	1

Batter	1	2	3	4	5	6	7	8	9	10	AB	R	H	RBI	BB	SO	LOB
Al Spangler, L OBP: 0.327, SLG: 0.337 (1, 8) (9, 9)			HR		F9			F9			3	2	0	0	2	0	2
Pete Runnels, L OBP: 0.307, SLG: 0.265 Howie Goss, R OBP: 0.270, SLG: 0.352 (1, 3) (9, 8)	FC5-4	2B	HR			K			1-3		4	2	2	2	1	1	0
Bob Aspromonte, R OBP: 0.252, SLG: 0.266 (1, 5)	FC5-4	K	L7			P4			FC6-4		5	1	1	0	0	1	3
Carl Warwick, R OBP: 0.340, SLG: 0.366 (1, 7)	1B	K				6-3			K		5	1	2	1	0	2	2
Rusty Staub, L OBP: 0.295, SLG: 0.313 (1, 9) (9, 3)	1B	2B				K		G3	FC6-4		3	2	0	0	2	1	2
Jimmy Wynn, R OBP: 0.432, SLG: 0.516 (1, 6)	1B	2B				P9		F9		5-3	5	1	2	3	0	0	1
Jim Campbell, R OBP: 0.261, SLG: 0.313 (1, 2)	E	6-3				K		K			5	0	2	2	0	2	2
Bob Lillis, R OBP: 0.225, SLG: 0.227 (1, 4)	P6		L4			5-3		6-3		P6	5	0	0	0	0	0	3
Bob Bruce, R OBP: 0.191, SLG: 0.167 Jim Umbricht, R OBP: 0.290, SLG: 0.200 Hal Woodeshick, R OBP: 0.200, SLG: 0.222 Don McMahon, R OBP: 0.225, SLG: 0.295 John Bateman, R OBP: 0.225, SLG: 0.295 Jim Dickson, L (1, 1) (4, 1) (7, 1) (9, 1) (10, PH) (10, 1)	E3		F8			F5		P3		K	2	0	0	0	0	0	1

Inning Stats	R: 5	H: 4	R: 2	H: 1	R: 2	H: 1	R: 0	H: 1	R: 0	H: 0	R: 0	H: 0	R: 0	H: 0	R: 0	H: 1	R: 0	H: 1	R: 5	H: 4	R: 2	H: 1	R: 0	H: 0	R: 0	H: 0	R: 0	H: 0	R: 0	H: 1	R: 0	H: 1	R: 2	H: 4
	E: 1	LOB: 2	E: 0	LOB: 1	E: 0	LOB: 0	E: 0	LOB: 1	E: 0	LOB: 0	E: 0	LOB: 0	E: 0	LOB: 0	E: 0	LOB: 1	E: 0	LOB: 1	E: 0	LOB: 2	E: 0	LOB: 1	E: 0	LOB: 0	E: 0	LOB: 0	E: 0	LOB: 0	E: 0	LOB: 1	E: 0	LOB: 1	E: 1	LOB: 2
	K: 0	BB: 2	K: 2	BB: 2	K: 0	BB: 1	K: 2	BB: 0	K: 1	BB: 0	K: 1	BB: 0	K: 0	BB: 0	K: 1	BB: 0	K: 1	BB: 0	K: 0	BB: 2	K: 0	BB: 2	K: 0	BB: 0	K: 0	BB: 0	K: 0	BB: 0	K: 0	BB: 0	K: 1	BB: 0	K: 0	BB: 2
	S: 22	P: 39	S: 9	P: 20	S: 6	P: 10	S: 13	P: 18	S: 3	P: 5	S: 5	P: 5	S: 3	P: 3	S: 6	P: 6	S: 9	P: 12	S: 5	P: 39	S: 9	P: 20	S: 6	P: 10	S: 3	P: 5	S: 5	P: 5	S: 3	P: 3	S: 6	P: 6	S: 9	P: 12

PITCHER	IP	WLS	BF	H	R	ER	SO	BB	IBB	HBP	BLK	WP	HR	S	P	ERA	WHIP
Ryne Duren, R ERA: 3.77 (1, 1)	0.1		7	4	5	4	0	0	0	0	0	0	0	14	26	108.00	18.000
Johnny Klippstein, R ERA: 2.26 (1, 1)	1.2		9	1	2	2	2	1	1	0	0	0	0	17	33	10.80	1.200
Art Mahaffey, R ERA: 4.17 (3, 1)	1.0		5	1	2	2	0	1	0	0	0	0	1	6	10	18.00	2.000
Chris Short, L ERA: 4.13 (4, 1)	4.0		13	1	0	0	4	0	0	0	0	0	0	26	31	0.00	0.250
Jack Baldschun, R ERA: 2.27 (8, 1)	2.0		7	1	0	0	1	0	0	0	0	0	0	9	9	0.00	0.500
Dennis Bennett, L ERA: 1.93 (10, 1)	1.0		4	1	0	0	1	0	0	0	0	0	0	4	12	0.00	1.000

WP: 0	PA: 45
PB: 0	
SB: 1	
CS: 0	

Batter	1	2	3	4	5	6	7	8	9	10	AB	R	H	RBI	BB	SO	LOB
Tony Taylor, R OBP: 0.337, SLG: 0.349 (1, 4)	L8	K		G3			K	K		F8	6	0	0	0	0	3	3
Johnny Callison, L OBP: 0.348, SLG: 0.478 (1, 9)	K			F8			HR	K		P4	6	1	2	1	0	2	2
Tony Gonzalez, L OBP: 0.372, SLG: 0.436 (1, 7) (3, 8)				G3			4-3			SF9	6	2	3	0	0	0	1
Roy Sievers, R OBP: 0.312, SLG: 0.441 Chris Short, R OBP: 0.080, SLG: 0.160 Frank Torre, L OBP: 0.288, SLG: 0.310 Dallas Green, L OBP: 0.059, SLG: 0.059 Jack Baldschun, R OBP: 0.245, SLG: 0.293 (1, 3) (4, 1) (7, PH) (7, PR) (8, 1) (9, PH) (10, 6)	P4			K			L7	1B	1B	SF9	2	0	0	0	0	1	2
Don Demeter, R OBP: 0.338, SLG: 0.474 Art Mahaffey, R OBP: 0.158, SLG: 0.205 Cal Emery, L OBP: 0.250, SLG: 0.250 (1, 3) (3, 1) (3, PH) (4, 3) Bob Oldis, R OBP: 0.222, SLG: 0.278 (9, PH) (10, 2)		P6		G3			5-3			F3	1	0	0	0	0	0	0
Clay Dalrymple, L OBP: 0.340, SLG: 0.355 Earl Averill, R OBP: 0.327, SLG: 0.381 (1, 2) (7, PH) (8, 2) Dennis Bennett, L (10, 1)		4-3					F8	K			3	1	1	0	0	0	0
Don Hoak, R OBP: 0.287, SLG: 0.319 (1, 5)				L9						3B	2	1	1	0	0	1	2
Ruben Amaro, R OBP: 0.259, SLG: 0.311 (1, 6) (10, 3)				2B			F8	K			5	2	3	1	0	1	2
Ryne Duren, R OBP: 0.278, SLG: 0.188 Johnny Klippstein, R OBP: 0.390, SLG: 0.584 (1, 1) (1, 1) (2, PH) (3, 7)				HR			L4			K	0	0	0	0	0	0	0

BOTTOM	
Houston Colt 45's @ Philadelphia Phillies Connie Mack Stadium, Philadelphia, PA Wed Jul 17 1963, 7:05 PM EDT Att. 5,796 - Unknown	
AB 47 R 10 H 19 RBI 10 BB 2 SO 9 LOB 16	WP: 0 PA: 50 PB: 0 SB: 0 CS: 0

Inning Stats	
R: 0 E: 0 K: 1 S: 8	H: 1 LOB: 1 BB: 0 P: 12
R: 2 E: 0 K: 1 S: 13	H: 2 LOB: 1 BB: 1 P: 21
R: 0 E: 0 K: 1 S: 6	H: 1 LOB: 1 BB: 0 P: 9
R: 3 E: 0 K: 0 S: 12	H: 3 LOB: 0 BB: 0 P: 18
R: 0 E: 0 K: 0 S: 4	H: 0 LOB: 0 BB: 0 P: 6
R: 0 E: 0 K: 0 S: 9	H: 1 LOB: 1 BB: 0 P: 13
R: 1 E: 0 K: 2 S: 15	H: 3 LOB: 2 BB: 0 P: 21
R: 0 E: 0 K: 3 S: 13	H: 1 LOB: 2 BB: 1 P: 23
R: 3 E: 0 K: 1 S: 14	H: 4 LOB: 1 BB: 0 P: 19
R: 0 E: 0 K: 0 S: 14	H: 3 LOB: 2 BB: 0 P: 18
1B: 11 2B: 3 3B: 3 HR: 2	SF: 1 SAC: 0 DP: 0 HBP: 0

PITCHER																	
Bob Bruce, R ERA: 3.36 (1, 1)	IP	WLS	BF	H	R	ER	SO	BB	IBB	HBP	BLK	WP	HR	S	P	ERA	WHIP
Jim Umbricht, R ERA: 3.49 (4, 1)	3.1		18	7	5	5	3	1	0	0	0	0	1	37	58	13.50	2.400
Hal Woodeshick, L ERA: 1.68 (7, 1)	2.0		14	4	1	1	1	0	0	0	0	0	1	27	37	2.70	1.200
Don McMahon, R ERA: 4.21 (9, 1)	0.1		11	4	3	3	4	1	0	0	0	0	0	25	41	13.50	2.500
Jim Dickson, R ERA: 3.18 (10, 1)	0.2	L	5	3	1	1	0	0	0	0	0	0	0	5	6	0.00	3.000
			5	3	1	1	0	0	0	0	0	0	0	14	18	13.50	4.500



Batter	1	2	3	4	5	6	7	8	9	AB R H RBI BB SO LOB	TOP									
Al Spangler, L (1, 8) OBP: 0.323, SLG: 0.332	2-3 		3-2 			1-1 		0-0 		4 0 0 0 0 1 0										
Pete Runnels, L (1, 3) OBP: 0.306, SLG: 0.262	0-2 			4-0 		2-2 		0-0 		3 0 0 0 1 0 0										
Bob Aspromonte, R (1, 5) OBP: 0.252, SLG: 0.266	1-0 			1-1 			2-2 		0-0 		4 0 1 0 0 0 1									
Carl Warwick, R (1, 7) OBP: 0.336, SLG: 0.361		0-0 		0-1 		1-2 		0-0 		4 1 0 0 0 0 2										
Rusty Staub, L (1, 9) OBP: 0.295, SLG: 0.313		2-2 		0-2 		1-3 				3 0 1 0 0 1 2										
Jimmy Wynn, R (1, 6) OBP: 0.425, SLG: 0.559		2-0 			1-2 		0-0 			3 0 1 1 0 0 1										
John Bateman, R (1, 2) OBP: 0.222, SLG: 0.290		0-3 			0-1 		0-0 			3 0 0 0 0 1 2										
Bob Lillis, R (1, 4) OBP: 0.223, SLG: 0.226			0-2 			0-0 		4-0 		2 0 0 0 0 0 0										
Johnny Temple, R (8, PH) OBP: 0.348, SLG: 0.323										0 0 0 0 1 0 0										
Ernie Fazio, R (8, 4) OBP: 0.285, SLG: 0.276										0 0 0 0 0 0 0										
Ken Johnson, R (1, 1) OBP: 0.098, SLG: 0.051			1-2 			1-3 		0-1 		2 0 0 0 0 1 0										
Jim Campbell, R (8, PH) OBP: 0.259, SLG: 0.311										1 0 0 0 0 0 1										
Don McMahon, R (8, 1) OBP: 0.200, SLG: 0.222										0 0 0 0 0 0 0										
Inning Stats	R: 0 E: 0 K: 1 S: 7	H: 0 LOB: 0 BB: 0 P: 10	R: 0 E: 0 K: 1 S: 8	H: 1 LOB: 1 BB: 0 P: 12	R: 0 E: 0 K: 0 S: 9	H: 0 LOB: 0 BB: 0 P: 13	R: 0 E: 0 K: 0 S: 7	H: 0 LOB: 1 BB: 1 P: 12	R: 0 E: 0 K: 0 S: 7	H: 0 LOB: 0 BB: 0 P: 8	R: 1 E: 0 K: 1 S: 13	H: 2 LOB: 1 BB: 0 P: 17	R: 0 E: 0 K: 0 S: 3	H: 0 LOB: 0 BB: 1 P: 7	R: 0 E: 0 K: 0 S: 3	H: 0 LOB: 0 BB: 0 P: 3	1B: 2 2B: 0 3B: 1 HR: 0	SF: 0 SAC: 0 DP: 1 HBP: 0	WP: 0 PB: 0 SB: 0 CS: 0	PA: 31
PITCHER John Boozer, R (1, 1) ERA: 3.13	IP: 9.0 WLS: W BF: 31 H: 3 R: 1 ER: 1 SO: 4 BB: 2 IBB: 0 HBP: 0 BLK: 0 WP: 0 HR: 0 S: 65 P: 94 ERA: 1.00 WHIP: 0.556																			
PITCHER	IP	WLS	BF	H	R	ER	SO	BB	IBB	HBP	BLK	WP	HR	S	P	ERA	WHIP			

Houston Colt 45's @ Philadelphia Phillies
 Connie Mack Stadium, Philadelphia, PA

Thu Jul 18 1963, 7:05 PM EDT
 Att. 5,646 - Unknown

AB	29
R	1
H	3
RBI	1
BB	2
SO	4
LOB	9



WP: 0	PA: 31
PB: 0	
SB: 0	
CS: 0	

Batter	1	2	3	4	5	6	7	8	9	AB	R	H	RBI	BB	SO	LOB
Tony Taylor, R OBP: 0.339, SLG: 0.349 (1, 4)	0-2 5-3	4-1 BB		1-3 K			2-1 E 1B			3	0	1	1	1	1	0
Johnny Callison, L OBP: 0.344, SLG: 0.472 (1, 9)	1-3 K	2-3 K			3-2 F7		2-1 E4			4	0	0	0	0	2	4
Tony Gonzalez, L OBP: 0.376, SLG: 0.438 (1, 7)	4-0 BB		0-1 BLK HR 1B		3-2 CS 1B		0-1 1-3			3	1	2	0	1	0	2
Roy Sievers, R OBP: 0.307, SLG: 0.433 (1, 3)	3-3 K		1-3 K		3-2 F5		1-3 K			4	0	0	0	0	3	3
Frank Torre, L OBP: 0.298, SLG: 0.310 (9, 3)										0	0	0	0	0	0	0
Don Demeter, R OBP: 0.340, SLG: 0.483 (1, 8)		0-0 PB SH FC5-2 1B	1-1 HR		1-1 CS 1-2	3-1 F2	1-2 L5			4	1	2	2	0	0	0
Clay Dalrymple, L OBP: 0.337, SLG: 0.351 (1, 2)		0-0 SH FC5-2 PB BB	1-1 4-3		0-2 4-3	0-2 4-3	1-2 E6 HR			3	2	0	0	0	0	0
Don Hoak, R OBP: 0.291, SLG: 0.333 (1, 5)		3-2 BB FC5-2 HBP	0-0 5-3		3-1 L7	3-1 L7	2-2 HR			3	1	1	2	0	0	0
Ruben Amaro, R OBP: 0.252, SLG: 0.301 (1, 6)		0-0 F4		0-0 5-3			1-1 F9	3-2 P4		4	0	0	0	0	0	3
John Boozer, R (1, 1)		2-2 FC5-2 BB		3-3 K			1-3 K			3	0	0	0	0	2	3

Inning Stats	R: 0	H: 0	E: 0	K: 2	S: 10	LOB: 1	BB: 1	P: 18	R: 1	H: 1	E: 1	K: 1	S: 14	LOB: 3	BB: 1	P: 25	R: 2	H: 2	E: 0	K: 1	S: 11	LOB: 0	BB: 0	P: 14	R: 0	H: 0	E: 0	K: 2	S: 7	LOB: 0	BB: 0	P: 11	R: 0	H: 1	E: 0	K: 0	S: 14	LOB: 0	BB: 0	P: 24	R: 0	H: 0	E: 0	K: 0	S: 8	LOB: 0	BB: 0	P: 14	R: 0	H: 1	E: 1	K: 1	S: 11	LOB: 2	BB: 0	P: 17	R: 2	H: 1	E: 1	K: 1	S: 16	LOB: 0	BB: 0	P: 24
PITCHER	IP	WLS	BF	H	R	ER	SO	BB	IBB	HBP	BLK	WP	HR	S	P	ERA	WHIP																																															
Ken Johnson, R (1, 1) ERA: 3.21	7.0	L	30	5	3	2	7	2	0	1	1	0	1	75	123	2.57	1.000																																															
Don McMahon, R (8, 1) ERA: 4.13	1.0		5	1	2	0	1	0	0	0	0	0	1	16	24	0.00	1.000																																															


BOTTOM

Houston Colt 45's @ Philadelphia Phillies
Connie Mack Stadium, Philadelphia, PA

Thu Jul 18 1963, 7:05 PM EDT
 Att. 5,646 - Unknown

livebaseballscorecards.com

AB	31
R	5
H	6
RBI	5
BB	2
SO	8
LOB	15



WP: 0	PA: 36
PB: 1	CS: 1
SB: 0	

Batter	1	2	3	4	5	6	7	8	9	AB R H RBI BB SO LOB	TOP													
Joe Christopher, R (1, 9) OBP: 0.320, SLG: 0.458	1-2 5-3			1-1 F9 WP 2B	3-3 K			1-2 FC5-4 1B		4 1 2 0 0 1 2														
Ron Hunt, R (1, 4) OBP: 0.338, SLG: 0.372	2-2 L7			0-0 F9		1-0 6-3		1-1 FC5-4		4 0 0 0 0 0 2														
Duke Snider, L (1, 7) OBP: 0.339, SLG: 0.429	0-0 F8			3-2 1-3		3-3 K			3-2 3-1	4 0 0 0 0 1 0														
Jesse Gonder, L (1, 2) OBP: 0.333, SLG: 0.603		3-2 4-3		1-0 1B		1-2 L7			2-3 K	4 0 1 0 0 1 0														
Frank Thomas, R (1, 3) OBP: 0.326, SLG: 0.397		1-1 5-3		1-3 K			1-3 K		3-1 6-3	4 0 0 0 0 2 1														
Joe Hicks, L (1, 8) OBP: 0.382, SLG: 0.765		2-1 G3			0-0 1-3		1-2 L4			3 0 0 0 0 0 0														
Jim Hickman, R (1, 5) OBP: 0.303, SLG: 0.385			1-3 K		1-3 K		4-2 CS BB			2 0 0 0 1 2 0														
Larry Burright, R (1, 6) OBP: 0.313, SLG: 0.311			2-2 G1-6-3 1B		0-2 1B 1B		1-2 CS 1-2	0-0 P3		3 0 2 0 0 0 0														
Roger Craig, R (1, 1) OBP: 0.146, SLG: 0.109			1-2 G1-6-3		0-0 1B			1-0 L4		3 0 1 0 0 0 1														
Inning Stats	R: 0 E: 0 K: 0 S: 7	H: 0 LOB: 0 BB: 0 P: 10	R: 0 E: 0 K: 0 S: 7	H: 0 LOB: 0 BB: 0 P: 13	R: 0 E: 0 K: 1 S: 9	H: 1 LOB: 0 BB: 0 P: 13	R: 1 E: 0 K: 1 S: 10	H: 2 LOB: 1 BB: 0 P: 16	R: 0 E: 0 K: 2 S: 12	H: 2 LOB: 2 BB: 0 P: 16	R: 0 E: 0 K: 1 S: 7	H: 0 LOB: 0 BB: 0 P: 12	R: 0 E: 0 K: 1 S: 12	H: 0 LOB: 0 BB: 1 P: 19	R: 0 E: 0 K: 0 S: 7	H: 1 LOB: 1 BB: 0 P: 10	R: 0 E: 0 K: 1 S: 8	H: 0 LOB: 0 BB: 0 P: 16	1B: 5 2B: 1 3B: 0 HR: 0	SF: 0 SAC: 0 DP: 1 HBP: 0	WP: 1 PB: 0 SB: 0 CS: 1	PA: 33		
PITCHER	IP WLS BF H R ER SO BB IBB HBP BLK WP HR S P ERA WHIP																							
Cal McLish, R (1, 1) ERA: 2.9	8.0	29	6	1	1	6	1	0	0	0	0	1	0	71	109	1.12	0.875							
Jack Baldschun, R (9, 1) ERA: 2.24	1.0	3	0	0	0	1	0	0	0	0	0	0	0	8	16	0.00	0.000							

New York Mets @ Philadelphia Phillies
 Connie Mack Stadium, Philadelphia, PA
 Fri Jul 19 1963, 7:05 PM EDT
 Att. 10,754 - Unknown

livebaseballscorecards.com

AB	31
R	1
H	6
RBI	0
BB	1
SO	7
LOB	6



Batter	1	2	3	4	5	6	7	8	9	AB R H RBI BB SO LOB
Tony Taylor, R OBP: 0.338, SLG: 0.347 (1, 4)	0-1 4-3 1B		1-0 6-3			1-1 F9		0-0 6-3		4 0 1 0 0 0 0
Johnny Callison, L OBP: 0.340, SLG: 0.467 (1, 9)	1-3 K		0-0 F8			0-0 3-1		3-2 P4		4 0 0 0 0 1 1
Tony Gonzalez, L OBP: 0.378, SLG: 0.445 (1, 7)	0-0 4-3 1-2		2-2 4-3			1-1 1B		1-0 HR 3B		4 1 2 0 0 0 1
Roy Sievers, R OBP: 0.306, SLG: 0.443 (1, 3)	3-1 F7		2-0 F8			0-0 F2		0-0 HR 3-H		4 1 1 2 0 0 2
Don Demeter, R OBP: 0.337, SLG: 0.479 (1, 8)		1-2 1-3		1-1 2-3			1-1 P3			3 0 0 0 0 0 0
Clay Dalrymple, L OBP: 0.333, SLG: 0.347 (1, 2)		3-2 G3		0-1 6-3			0-1 4-3			3 0 0 0 0 0 0
Don Hoak, R OBP: 0.291, SLG: 0.330 (1, 5)		4-2 1B BB		1-1 P4			0-1 6-3			2 0 0 0 1 0 0
Ruben Amaro, R OBP: 0.255, SLG: 0.304 (1, 6)		2-2		0-0 6-3			0-0 4-3			2 0 1 0 0 0 0
Wes Covington, L OBP: 0.389, SLG: 0.581 (8, PH)		1-3 1B		0-1 1-3			1-0 F7			1 0 0 0 0 0 0
Bobby Wine, R OBP: 0.245, SLG: 0.293 (9, 6)		3-1 4-3								0 0 0 0 0 0 0
Cal McLish, S OBP: 0.308, SLG: 0.313 (1, 1)										2 0 0 0 0 0 2
Cal Emery, L OBP: 0.200, SLG: 0.200 (8, PH)										1 0 0 0 0 0 0
Jack Baldschun, R (9, 1)										0 0 0 0 0 0 0

Inning Stats	R: 0	H: 1	E: 0	LOB: 1	K: 1	BB: 0	S: 8	R: 0	H: 1	E: 0	LOB: 2	K: 0	BB: 1	S: 14	R: 0	H: 0	E: 0	LOB: 0	K: 0	BB: 0	S: 5	R: 0	H: 0	E: 0	LOB: 0	K: 0	BB: 1	S: 5	R: 0	H: 1	E: 0	LOB: 1	K: 0	BB: 0	S: 6	R: 0	H: 0	E: 0	LOB: 0	K: 0	BB: 0	S: 6	R: 0	H: 0	E: 0	LOB: 0	K: 0	BB: 0	S: 3	R: 2	H: 2	E: 0	LOB: 0	K: 0	BB: 0	S: 6	1B: 3	SF: 0	2B: 0	SAC: 0	3B: 1	DP: 0	HR: 1	HBP: 0	WP: 0	PA: 31
PITCHER Roger Craig, R ERA: 3.87 (1, 1)	IP	WLS	BF	H	R	ER	SO	BB	IBB	HBP	BLK	WP	HR	S	P	ERA	WHIP																			IP	WLS	BF	H	R	ER	SO	BB	IBB	HBP	BLK	WP	HR	S	P	ERA	WHIP														


BOTTOM

New York Mets @ Philadelphia Phillies
Connie Mack Stadium, Philadelphia, PA

Fri Jul 19 1963, 7:05 PM EDT
 Att. 10,754 - Unknown

livebaseballscorecards.com

AB	30
R	2
H	5
RBI	2
BB	1
SO	1
LOB	6



Batter	1	2	3	4	5	6	7	8	9
Tony Taylor, R OBP: 0.340, SLG: 0.350 Cookie Rojas, R OBP: 0.261, SLG: 0.209	0-1 3B 1B	3-2 2B 1B		0-0 F8		1-1 B2		0-0 F7	
Johnny Callison, L OBP: 0.345, SLG: 0.479	1-2 2B 3B	3-1 1B 2B		2-1 1B 1B		0-0 F8			
Tony Gonzalez, L OBP: 0.384, SLG: 0.455	0-0 1B 2B	3-1 1B		0-2 1-2 1B		1-1 5-3 1B 1B			
Roy Sievers, R OBP: 0.305, SLG: 0.440	0-2 F9 WP 1B	0-0 L7		0-3 K		0-0 F3			
Don Demeter, R OBP: 0.336, SLG: 0.476	2-2 6-3 1-2		1-2 F7		0-0 5-3	1-0 5-3 1B			
Don Hoak, R OBP: 0.290, SLG: 0.326	1-2 F9 2-3		1-1 4-3		4-0 S BB	0-2 5-3			
Clay Dalrymple, L OBP: 0.336, SLG: 0.351	0-0 F4		0-0 2B		3-3 K	1-2 K	4-0 SH1 BB		
Ruben Amaro, R OBP: 0.250, SLG: 0.298		0-0 F9	3-2 F9		0-0 F8		0-0 SH1		
Dallas Green, L OBP: 0.048, SLG: 0.048		0-3 K		0-0 4-3		0-3 K	3-3 K		

AB	R	H	RBI	BB	SO	LOB
3	2	2	0	0	0	0
2	0	0	0	0	0	1
4	2	3	2	0	0	0
4	1	4	2	0	0	0
4	0	1	1	0	1	4
4	0	1	0	0	0	1
3	0	0	0	1	0	3
3	0	1	0	1	1	2
3	0	0	0	0	0	2
4	0	0	0	0	3	1

BOTTOM

New York Mets @ Philadelphia Phillies
Connie Mack Stadium, Philadelphia, PA
 Sat Jul 20 1963, 3:33 AM EDT
 Att. 3,440 - Unknown

AB	34
R	5
H	12
RBI	5
BB	2
SO	5
LOB	14



1B:	8	SF:	0	WP:	1	PA:	37
2B:	3	SAC:	1	PB:	0		
3B:	1	DP:	0	SB:	1		
HR:	0	HBP:	0	CS:	0		

Inning Stats	R	H	E	K	S	H	LOB	BB	P
1	3	4	0	0	17	4	1	0	21
2	2	3	0	1	12	3	1	0	21
3	0	1	0	0	9	1	1	0	14
4	0	2	0	1	10	2	0	0	12
5	0	0	0	1	5	0	1	1	12
6	0	0	0	1	6	0	0	0	7
7	0	2	0	0	7	2	0	0	9
8	0	0	0	1	5	0	1	1	12
9	0	0	0	0	0	0	0	0	0

PITCHER	IP	WLS	BF	H	R	ER	SO	BB	IBB	HBP	BLK	WP	HR	S	P	ERA	WHIP
Al Jackson, L ERA: 4.3	2.0	L	13	7	5	5	1	0	0	0	0	1	0	29	42	22.50	3.500
Jay Hook, R ERA: 5.73	5.0		20	5	0	0	3	1	0	0	0	0	0	37	54	0.00	1.200
Grover Powell, L ERA:	1.0		4	0	0	0	1	1	0	0	0	0	0	5	12	0.00	1.000

Batter	1	2	3	4	5	6	7	8	9	AB R H RBI BB SO LOB	TOP									
Larry Burreight, R (1, 6) OBP: 0.310, SLG: 0.300	0-0 4-3		1-3 K			3-3 K		0-0 F9		4 0 0 0 0 2 2										
Ron Hunt, R (1, 4) OBP: 0.336, SLG: 0.366	1-1 F9		2-1 HBP			0-0 L8		2-2 5-3		3 0 0 0 0 0 0										
Joe Christopher, R (1, 9) OBP: 0.273, SLG: 0.375	0-2 F9		1-3 K			1-1 1B		3-2 P4		4 0 1 0 0 1 3										
Frank Thomas, R (1, 3) OBP: 0.320, SLG: 0.388		1-1 F9		1-0 F9		0-2 F6		1-1 5-3		4 0 0 0 0 0 1										
Jim Hickman, R (1, 8) OBP: 0.304, SLG: 0.384		1-2 P6		3-2 6-3			0-1 1B	1-1 1B		4 0 2 0 0 0 0										
Dick Smith, R (1, 7) OBP: 0.304, SLG: 0.384		1-3 K		1-2 P4			1-3 K	2-0 F7		4 0 0 0 0 2 2										
Norm Sherry, R (1, 2) OBP: 0.184, SLG: 0.198			1-0 HBP BB 1B		1-1 F3		0-1 F8			3 0 1 0 0 0 1										
Ted Schreiber, R (1, 5) OBP: 0.263, SLG: 0.176			4-0 HBP BB		3-1 1-3		3-3 K			2 0 0 0 1 1 1										
Carl Willey, R (1, 1) OBP: 0.150, SLG: 0.205			0-3 K		2-1 F9			1-3 K		0 0 0 0 0 0 0										
Galen Cisco, R (2, 1) OBP: 0.107, SLG: 0.080										2 0 0 0 0 1 2										
Ken MacKenzie, R (5, 1)										0 0 0 0 0 0 0										
Joe Hicks, L (8, PH) OBP: 0.359, SLG: 0.684										1 0 0 0 0 1 0										
Grover Powell, L (8, 1)										0 0 0 0 0 0 0										
Inning Stats	R: 0 E: 0 K: 0 S: 6	H: 0 LOB: 0 BB: 0 P: 7	R: 0 E: 0 K: 1 S: 8	H: 0 LOB: 0 BB: 0 P: 11	R: 0 E: 0 K: 3 S: 11	H: 1 LOB: 3 BB: 1 P: 20	R: 0 E: 0 K: 0 S: 9	H: 0 LOB: 0 BB: 0 P: 14	R: 0 E: 0 K: 0 S: 6	H: 0 LOB: 0 BB: 0 P: 12	R: 0 E: 0 K: 2 S: 13	H: 1 LOB: 1 BB: 0 P: 17	R: 0 E: 0 K: 1 S: 8	H: 0 LOB: 0 BB: 0 P: 11	R: 0 E: 0 K: 0 S: 8	H: 1 LOB: 1 BB: 0 P: 15	1B: 4 2B: 0 3B: 0 HR: 0	SF: 0 SAC: 0 DP: 0 HBP: 1	WP: 0 PB: 0 SB: 0 CS: 0	PA: 33
PITCHER Chris Short, L (1, 1) ERA: 3.71	IP: 9.0 WLS: W BF: 33 H: 4 R: 0 ER: 0 SO: 8 BB: 1 IBB: 0 HBP: 1 BLK: 0 WP: 0 HR: 0 S: 78 P: 120 ERA: 0.00 WHIP: 0.556																			
PITCHER	IP	WLS	BF	H	R	ER	SO	BB	IBB	HBP	BLK	WP	HR	S	P	ERA	WHIP			

New York Mets @ Philadelphia Phillies
 Connie Mack Stadium, Philadelphia, PA
 Sun Jul 21 1963, 3:33 AM EDT
 Unknown

livebaseballscorecards.com

AB	31
R	0
H	4
RBI	0
BB	1
SO	8
LOB	12



Batter	1	2	3	4	5	6	7	8	9	AB	R	H	RBI	BB	SO	LOB
Tony Taylor, R OBP: 0.341, SLG: 0.354 (1, 4)	1-1 1B 2B	0-0 6-3		0-0 1-2 1B		0-1 4-3	1-3 K			5	1	2	0	0	1	3
Johnny Callison, L OBP: 0.348, SLG: 0.480 (1, 9)	0-0 1B 2-H	0-0 4-3		3-2 1-2 2-H 1B		0-0 1B 1B	0-3 K			5	1	3	2	0	1	3
Tony Gonzalez, L OBP: 0.384, SLG: 0.455 (1, 7)	0-0 F7 1-2		1-1 F8 S HBP	1-2 4-3		3-3 K		1-2 G3 2B		4	1	1	0	0	1	4
Roy Sievers, R OBP: 0.308, SLG: 0.439 (1, 3)	2-0 F9		0-1 F8		4-1 1B SF9 BB	0-0 1-2 FC6-4 1B		2-1 G3		3	1	1	0	1	0	2
Dallas Green, L OBP: 0.048, SLG: 0.048 (6, PR)			1-3					2-3		0	0	0	0	0	0	0
Frank Torre, L OBP: 0.295, SLG: 0.306 (7, 3)										1	0	0	0	0	0	1
Don Demeter, R OBP: 0.337, SLG: 0.475 (1, 8)	2-0 1B 2-H		0-0 P6		3-1 SF9 BB 1B	0-0 FC6-4 1-2f		0-3 K		5	0	2	1	0	1	4
Clay Dalrymple, L OBP: 0.337, SLG: 0.353 (1, 2)	0-0 G3		1-3 K		4-2 FC6-4 1-2 BB		0-0 P3	2-2 1B 2B		4	1	1	1	1	1	2
Don Hoak, R OBP: 0.294, SLG: 0.342 (1, 5)		2-1 1B E 1B		1-1 F7	0-0 P6		1-1 HR	1-2 2B 1B		4	2	2	1	0	0	3
Bobby Wine, R OBP: 0.248, SLG: 0.296 (8, 5)								2-H 1B		1	0	1	1	0	0	0
Ruben Amaro, R OBP: 0.268, SLG: 0.319 (1, 6)		1-1 E 1B		0-1 FC1-6 1B	0-0 SF9		0-0 2B	4-1 1-2 BB		3	0	3	1	1	0	0
Chris Short, R OBP: 0.069, SLG: 0.138 (1, 1)		0-0 E1 1B		1-1 FC1-6 1B	0-0 FC6-4		0-0 CI	0-3 K		4	1	0	0	0	1	6

Inning Stats	R: 2	H: 3	E: 0	K: 0	S: 7	LOB: 1	BB: 0	P: 12	R: 1	H: 2	E: 1	K: 0	S: 7	LOB: 1	BB: 0	P: 10	R: 0	H: 0	E: 0	K: 1	S: 7	LOB: 1	BB: 0	P: 9	R: 1	H: 3	E: 0	K: 0	S: 13	LOB: 2	BB: 0	P: 19	R: 1	H: 1	E: 0	K: 0	S: 8	LOB: 2	BB: 2	P: 19	R: 0	H: 2	E: 0	K: 1	S: 8	LOB: 2	BB: 0	P: 11	R: 1	H: 2	E: 1	K: 2	S: 11	LOB: 2	BB: 0	P: 13	R: 2	H: 3	E: 0	K: 2	S: 18	LOB: 2	BB: 1	P: 28
--------------	------	------	------	------	------	--------	-------	-------	------	------	------	------	------	--------	-------	-------	------	------	------	------	------	--------	-------	------	------	------	------	------	-------	--------	-------	-------	------	------	------	------	------	--------	-------	-------	------	------	------	------	------	--------	-------	-------	------	------	------	------	-------	--------	-------	-------	------	------	------	------	-------	--------	-------	-------

PITCHER																	WP	HR	S	P	ERA	WHIP	
Carl Willey, R ERA: 2.89 (1, 1)	IP	WLS	BF	H	R	ER	SO	BB	IBB	HBP	BLK	WP	HR	S	P	ERA	WHIP	0	0	11	19	18.00	5.000
Galen Cisco, R ERA: 4.65 (2, 1)	3.0		16	4	2	2	1	2	0	1	0	0	0	28	47	6.00	2.000	0	0				
Ken MacKenzie, L ERA: 4.94 (5, 1)	3.0		14	4	1	1	3	0	0	0	0	0	1	22	27	3.00	1.333	0	0				
Grover Powell, L ERA: 4.5 (8, 1)	1.0		7	3	2	2	2	1	0	0	0	0	0	18	28	18.00	4.000	0	0				

BOTTOM

New York Mets @ Philadelphia Phillies
Connie Mack Stadium, Philadelphia, PA

Sun Jul 21 1963, 3:33 AM EDT
 Unknown

AB	39
R	8
H	16
RBI	7
BB	3
SO	6
LOB	28

WP: 0 PA: 45
 PB: 0
 SB: 1
 CS: 0



PITCHER																	WP	HR	S	P	ERA	WHIP
---------	--	--	--	--	--	--	--	--	--	--	--	--	--	--	--	--	----	----	---	---	-----	------

New York Mets @ Philadelphia Phillies
 Connie Mack Stadium, Philadelphia, PA

Sun Jul 21 1963, 3:38 AM EDT
 Att. 14,372 - Unknown

livebaseballscorecards.com

AB	34
R	2
H	7
RBI	2
BB	3
SO	6
LOB	16



Batter	1	2	3	4	5	6	7	8	9	AB	R	H	RBI	BB	SO	LOB
Joe Hicks, L (1, 8) OBP: 0.318, SLG: 0.605	0-3 K		0-1 F7		2-2 L4		2-1 4-3		2-2 F7	5	0	0	0	0	1	0
Ron Hunt, R (1, 4) OBP: 0.335, SLG: 0.365	3-1 L6		1-1 F8			1-1 BB 1B		0-0 F8		4	1	1	0	0	0	0
Joe Christopher, R (1, 9) OBP: 0.324, SLG: 0.400	1-0 F5		1-1 1B			4-0 1B 1-2 BB		0-0 1B 1B		3	1	2	0	1	0	0
Frank Thomas, R (1, 3) OBP: 0.323, SLG: 0.390		1-2 6-3	2-2 P3			1-1 1B 1-2 2-H 1B		0-0 WP 1B 1B		4	0	2	1	0	0	1
Jesse Gonder, L (1, 2) OBP: 0.349, SLG: 0.588		4-2 FC5-4 1B BB		0-3 K		0-2 F9		0-0 WP 1B		3	0	1	1	1	1	2
Jim Hickman, R (1, 5) OBP: 0.304, SLG: 0.384		1-0 1B		3-1 5-3		0-3 K		1-2 3-H 1B		3	0	1	0	0	1	2
Duke Snider, L (8, PH) OBP: 0.341, SLG: 0.449		1-2 FC5-4 1B						2-1 F8		1	0	0	0	0	0	2
Rod Kanehl, R (1, 7) OBP: 0.241, SLG: 0.240		2-0 FC5-4 BB		2-1 P3		2-2 1-3		2-2 L5		4	0	0	0	0	0	6
Larry Burright, R (1, 6) OBP: 0.311, SLG: 0.293		4-2 1B				0-0 F9		2-0 6-3		2	0	0	0	1	0	0
Dick Smith, R (9, PH)		1-2 BB							2-1 5-3	1	0	0	0	0	0	0
Tracy Stallard, R (1, 1) OBP: 0.043, SLG: 0.043		2-3 K				0-1 6-3		1-3 K		1	0	0	0	0	1	3
Larry Bearnarth, R (4, 1) OBP: 0.118, SLG: 0.063									0-3 K	1	0	0	0	0	0	0
Ted Schreiber, R (7, PH) OBP: 0.250, SLG: 0.167										1	0	0	0	0	1	0
Jay Hook, L (7, 1) OBP: 0.233, SLG: 0.222										0	0	0	0	0	0	0
Choo-Choo Coleman, L (9, PH) OBP: 0.291, SLG: 0.220										1	0	0	0	0	1	0

Inning Stats	R: 0	H: 0	E: 0	K: 1	S: 6	P: 10	R: 0	H: 1	E: 0	K: 1	S: 12	P: 26	R: 0	H: 1	E: 0	K: 0	S: 9	P: 13	R: 0	H: 0	E: 0	K: 0	S: 7	P: 12	R: 1	H: 2	E: 0	K: 1	S: 14	P: 22	R: 0	H: 0	E: 0	K: 1	S: 6	P: 11	R: 1	H: 3	E: 0	K: 0	S: 9	P: 13	R: 0	H: 0	E: 0	K: 1	S: 9	P: 13	R: 0	H: 0	E: 0	K: 1	S: 9	P: 13	1B: 7	2B: 0	3B: 0	HR: 0	SF: 0	SAC: 0	DP: 0	HBP: 0	WP: 1	PA: 37
--------------	------	------	------	------	------	-------	------	------	------	------	-------	-------	------	------	------	------	------	-------	------	------	------	------	------	-------	------	------	------	------	-------	-------	------	------	------	------	------	-------	------	------	------	------	------	-------	------	------	------	------	------	-------	------	------	------	------	------	-------	-------	-------	-------	-------	-------	--------	-------	--------	-------	--------

PITCHER	IP	WLS	BF	H	R	ER	SO	BB	IBB	HBP	BLK	WP	HR	S	P	ERA	WHIP
Dennis Bennett, L (1, 1) ERA: 1.84	5.1	W	23	4	1	1	3	3	0	0	0	0	0	49	84	1.69	1.312
Johnny Klippstein, R (6, 1) ERA: 2.27	3.2	S	14	3	1	1	3	0	0	0	0	1	0	30	45	2.46	0.818

Batter	1	2	3	4	5	6	7	8	9	AB	R	H	RBI	BB	SO	LOB
Tony Taylor, R OBP: 0.342, SLG: 0.368 (1, 4)	0-1 P4	2-2 HR		2-2 3B			1-0 6-3	0-0 5-3		5	1	2	3	0	0	0
Johnny Callison, L OBP: 0.349, SLG: 0.486 (1, 9)	1-2 BB SF9 1B	2-2 F7		0-0 F9			0-0 1B 3B			4	2	2	0	0	0	1
Tony Gonzalez, L OBP: 0.388, SLG: 0.457 (1, 7)	4-1 SF9 BB 1B		0-0 F8		0-1 L3 1B		0-0 1B 1B			3	1	2	1	1	0	0
Roy Sievers, R OBP: 0.311, SLG: 0.450 (1, 3)	4-2 BB		3-1 HR		3-1 L3		0-0 F8			3	1	1	1	1	0	2
Frank Torre, L OBP: 0.295, SLG: 0.306 (8, 3)	1-2 2-3 BB				1-2					0	0	0	0	0	0	0
Don Demeter, R OBP: 0.336, SLG: 0.474 (1, 8)	0-2 SF9		3-1 L8		0-1 6-3		1-1 1B 1B			3	0	1	1	0	0	0
Clay Dalrymple, L OBP: 0.339, SLG: 0.355 (1, 2)	2-3 3-H 1-3 K		0-0 F5			2-1 1B 1-3	0-0 1B 1-3			4	0	2	1	0	1	2
Don Hoak, R OBP: 0.293, SLG: 0.341 (1, 5)		0-0 P6		2-2 1B 3B 1B		0-1 1-3	2-3 K			4	1	1	0	0	1	3
Bobby Wine, R OBP: 0.248, SLG: 0.296 (8, 5)						1-2				0	0	0	0	0	0	0
Ruben Amaro, R OBP: 0.273, SLG: 0.324 (1, 6)		3-2 FC5-6 1B		1-0 7-5-4 1B		1-2 F8		0-0 P6		4	0	2	0	0	0	1
Dennis Bennett, L Johnny Klippstein, R (6, 1)		0-1 FC5-6 HR		0-0 7-5-4		1-0 4-3		0-0 L8		2	1	0	0	0	0	3
				1-2f						2	0	0	0	0	0	1

Inning Stats	R: 1	H: 1	E: 0	K: 1	S: 15	R: 2	H: 2	E: 0	K: 0	S: 13	R: 1	H: 1	E: 0	K: 0	S: 6	R: 1	H: 3	E: 0	K: 0	S: 9	R: 0	H: 1	E: 0	K: 0	S: 6	R: 0	H: 1	E: 0	K: 0	S: 8	R: 2	H: 4	E: 0	K: 1	S: 10	R: 0	H: 0	E: 0	K: 0	S: 3
	LOB: 2	BB: 2	P: 25	LOB: 0	BB: 0	P: 20	LOB: 1	BB: 0	P: 14	LOB: 0	BB: 0	LOB: 0	BB: 0	P: 9	LOB: 1	BB: 0	LOB: 2	BB: 0	P: 12	LOB: 0	BB: 0	LOB: 0	BB: 0	LOB: 0	BB: 0	P: 3														

PITCHER	IP	WLS	BF	H	R	ER	SO	BB	IBB	HBP	BLK	WP	HR	S	P	ERA	WHIP
Tracy Stallard, R ERA: 4.82 (1, 1)	3.0	L	17	6	5	5	1	2	0	0	0	0	2	38	64	15.00	2.667
Larry Bearnarth, R ERA: 3.82 (4, 1)	3.0		10	3	0	0	0	0	0	0	0	0	0	19	28	0.00	1.000
Jay Hook, R ERA: 5.79 (7, 1)	2.0		10	4	2	2	1	0	0	0	0	0	0	13	17	9.00	2.000

BOTTOM

New York Mets @ Philadelphia Phillies
Connie Mack Stadium, Philadelphia, PA

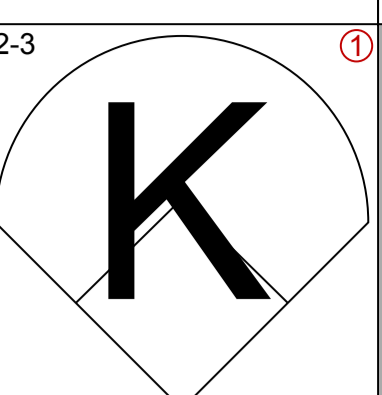
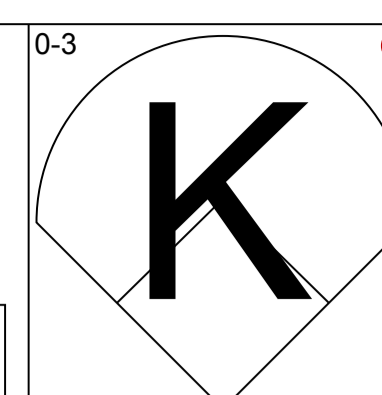
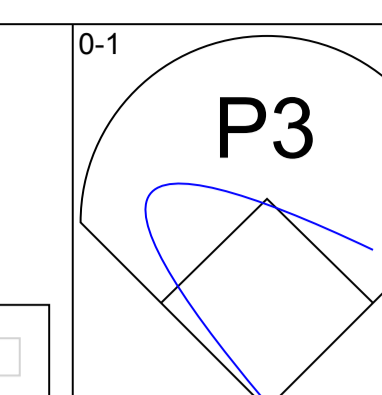
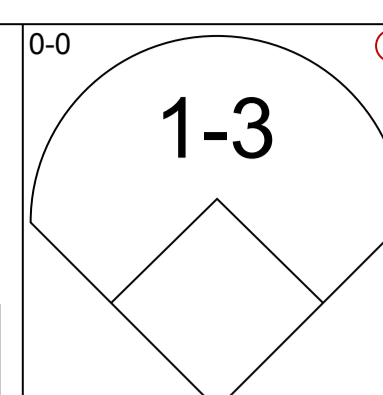
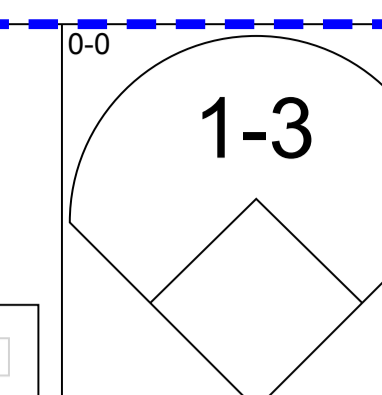
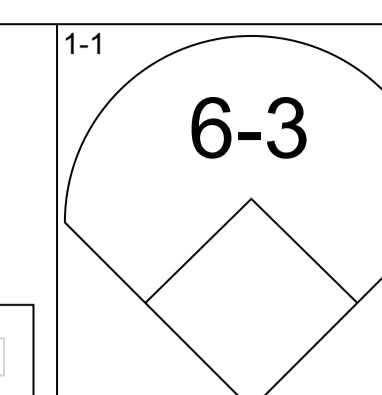
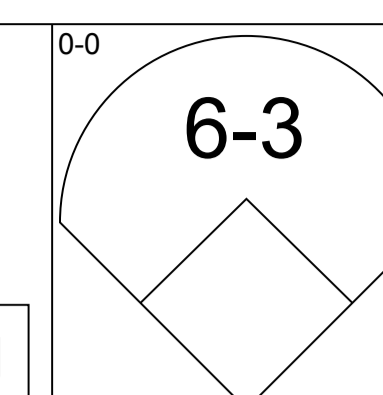
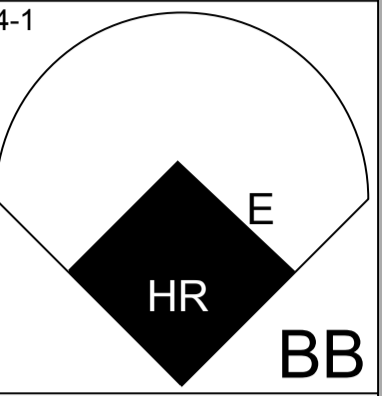
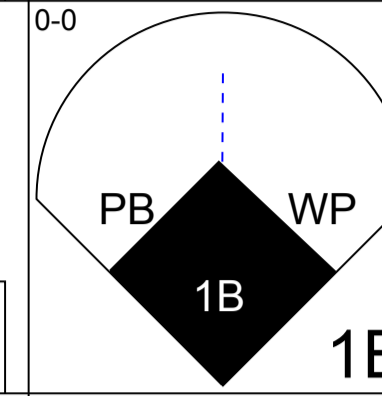
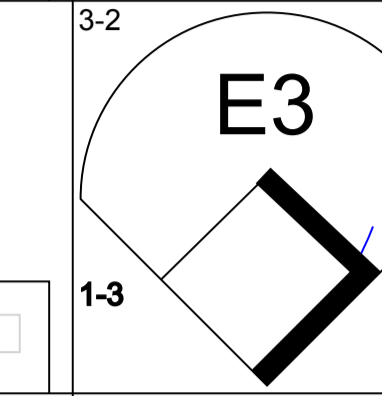
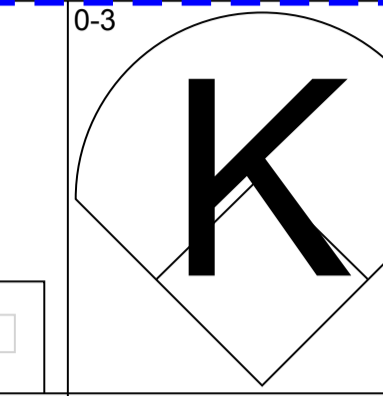
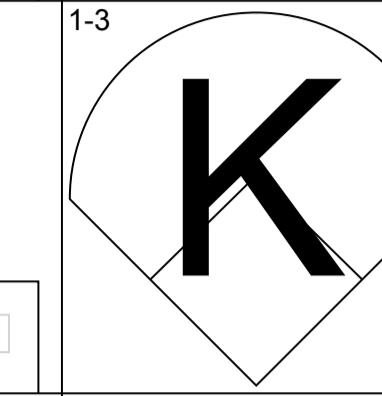
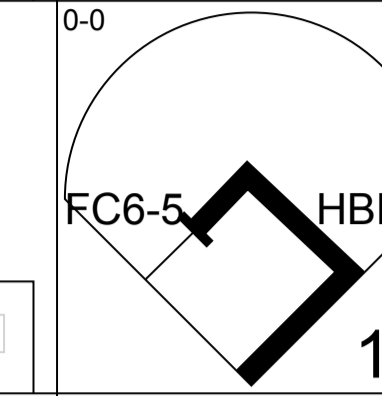
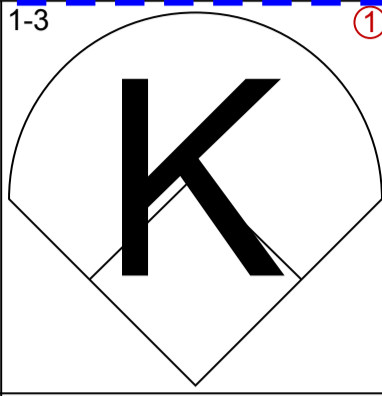
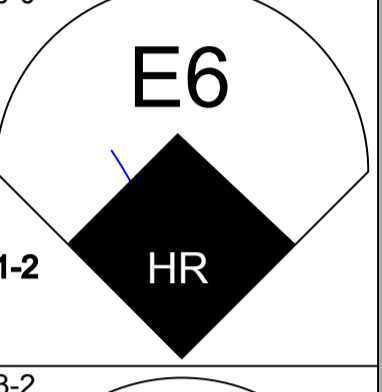
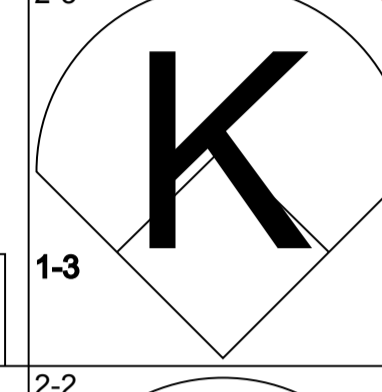
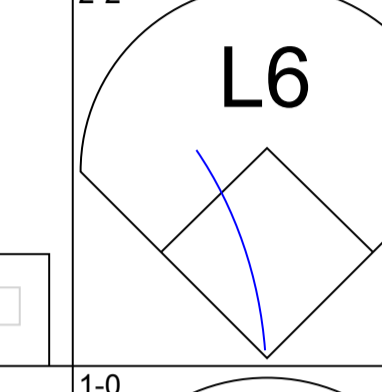
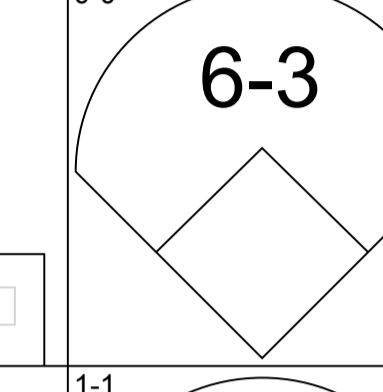
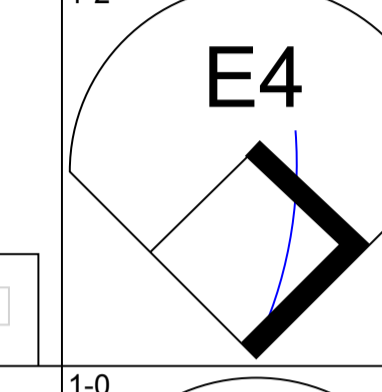
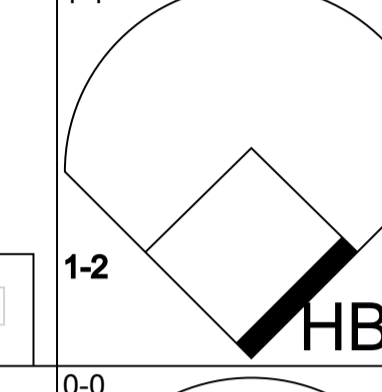
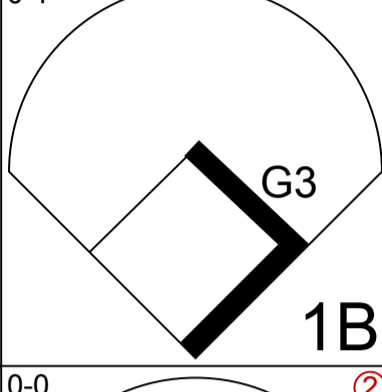
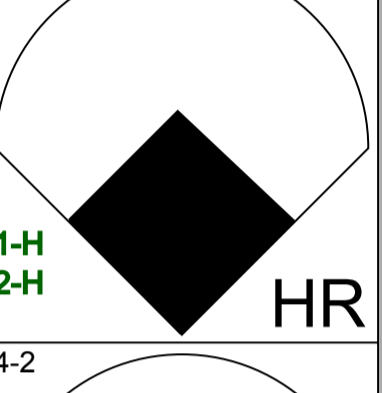
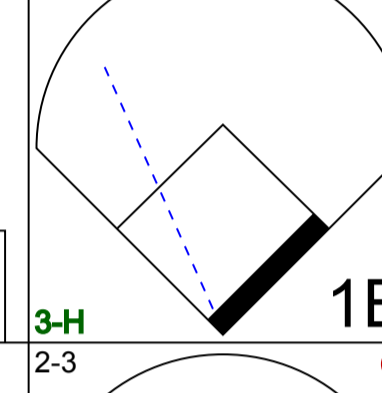
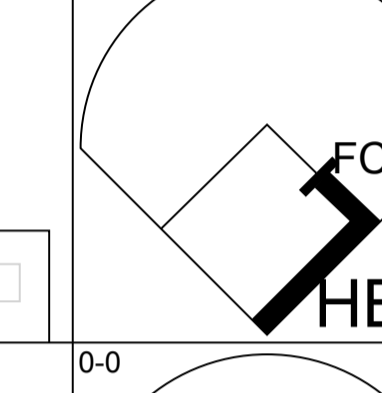
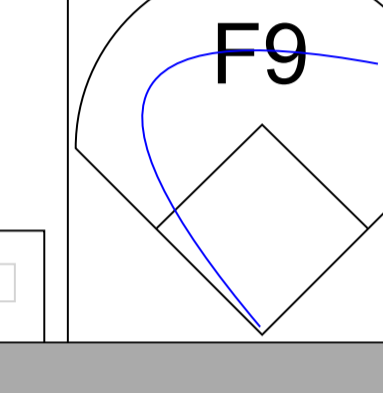
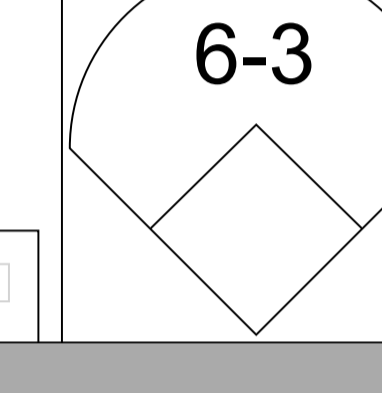
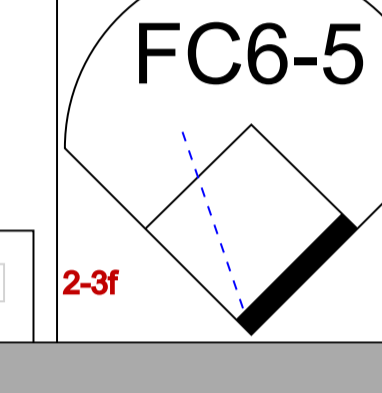
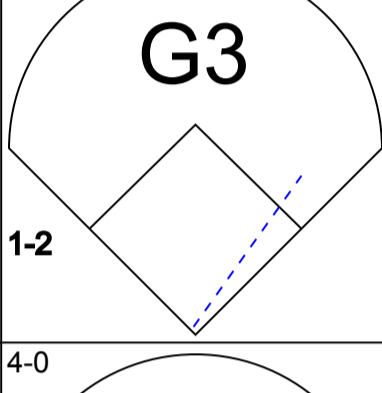
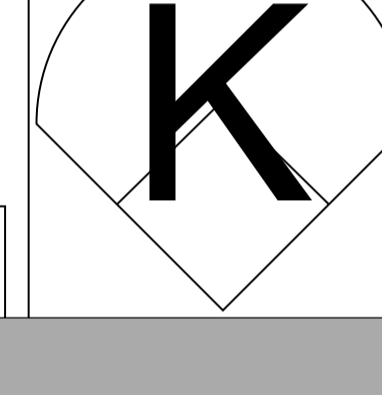
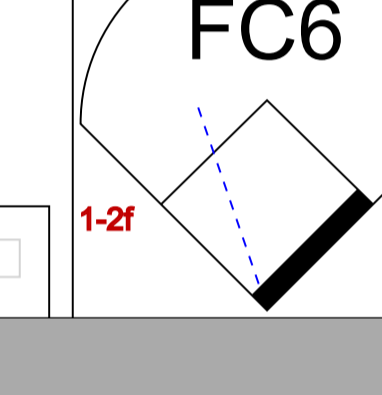
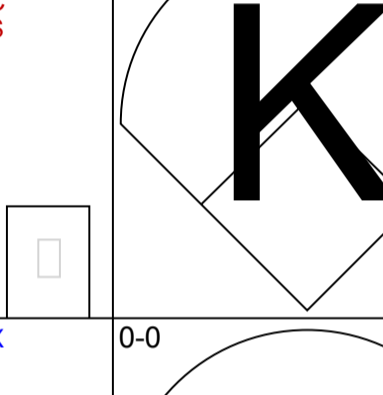
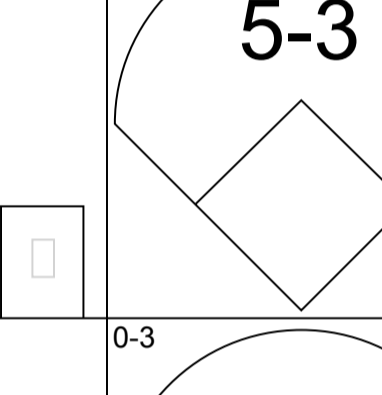
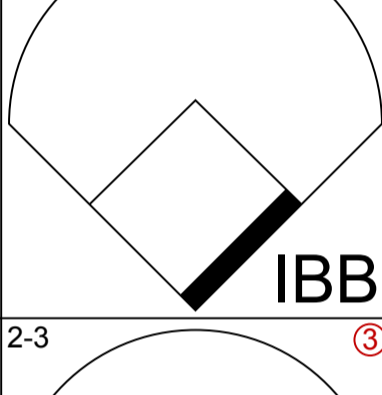
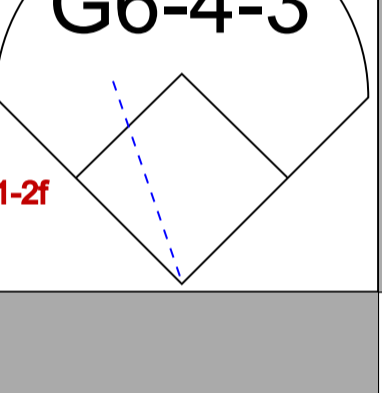



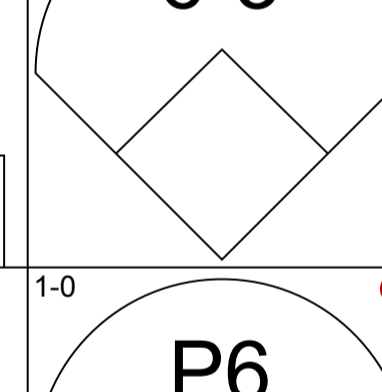
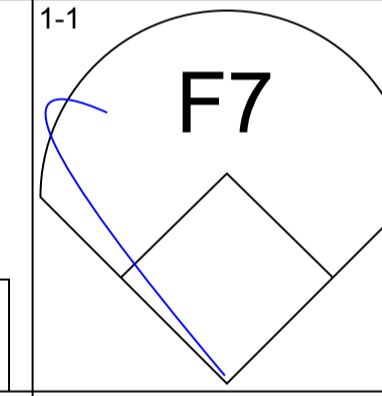
Sun Jul 21 1963, 3:38 AM EDT
Att. 14,372 - Unknown

livebaseballscorecards.com

AB	34
R	7
H	13
RBI	7
BB	2
SO	2
LOB	13



WP: 0	PA: 37
PB: 0	SB: 0
CS: 0	

Batter	1	2	3	4	5	6	7	8	9	10	11	12	13	14	15	AB R H RBI BB SO LOB	TOP																	
Tony Taylor, R OBP: 0.336, SLG: 0.361 (1, 4)																7 0 0 0 0 2 2	Philadelphia Phillies @ Houston Colt 45's Colt Stadium, Houston, TX Tue Jul 23 1963, 8:05 PM EDT Att. 8,553 - Unknown																	
Johnny Callison, L OBP: 0.351, SLG: 0.484 (1, 9)																6 2 2 0 1 3 1																		
Tony Gonzalez, L OBP: 0.386, SLG: 0.452 (1, 7) (14, 8)																6 1 1 0 0 1 4																		
Roy Sievers, R OBP: 0.314, SLG: 0.460 (1, 3)																6 1 2 4 0 0 4																		
Don Demeter, R OBP: 0.333, SLG: 0.467 (1, 8)																5 0 0 0 1 3 4																		
Wes Covington, L OBP: 0.392, SLG: 0.581 (14, 7)																0 0 0 0 1 0 0																		
Clay Dalrymple, L OBP: 0.340, SLG: 0.356 (1, 2)																5 0 2 0 0 1 1																		
Earl Averill, R OBP: 0.320, SLG: 0.372 (12, PH)																1 0 0 0 0 0 0																		
Frank Torre, L SLG: 0.302 (14, PH)																1 0 0 0 0 1 2																		
Bob Oldis, R OBP: 0.222, SLG: 0.278 (14, 2)																0 0 0 0 0 0 0																		
Don Hoak, R OBP: 0.289, SLG: 0.335 (1, 5)																4 1 0 0 0 0 2																		
Bobby Wine, R OBP: 0.249, SLG: 0.297 (8, 5)																3 0 1 0 0 2 0																		
Ruben Amaro, R OBP: 0.268, SLG: 0.312 (1, 6)																6 0 0 0 1 2 2																		
John Boozer, R (1, 1)																0 0 0 0 0 0 0																		
Jack Baldschun, R (1, 1)																0 0 0 0 0 0 0																		
Cal Emery (2, PH)																1 0 0 0 0 0 0																		
Art Mahaffey, R OBP: 0.197, SLG: 0.167 (2, 1)																2 0 2 1 0 0 0																		
Dallas Green, R OBP: 0.191, SLG: 0.239 (8, 1)																1 0 0 0 0 1 2																		
Johnny Klippstein, R OBP: 0.085, SLG: 0.045 (8, 1)																3 0 0 0 0 1 0																		
Dennis Bennett, L (15, 1)																0 0 0 0 0 0 0																		
Inning Stats	R: 3 E: 1 K: 1 S: 11	H: 1 LOB: 0 BB: 2 P: 26	R: 0 E: 0 K: 0 S: 6	H: 0 LOB: 0 BB: 0 P: 9	R: 1 E: 0 K: 3 S: 15	H: 2 LOB: 1 BB: 0 P: 21	R: 0 E: 0 K: 0 S: 5	H: 0 LOB: 0 BB: 0 P: 9	R: 0 E: 1 K: 0 S: 12	H: 1 LOB: 3 BB: 0 P: 20	R: 0 E: 0 K: 0 S: 5	H: 0 LOB: 1 BB: 0 P: 5	R: 0 E: 0 K: 1 S: 6	H: 0 LOB: 0 BB: 0 P: 7	R: 0 E: 0 K: 1 S: 10	H: 1 LOB: 2 BB: 1 P: 19	R: 0 E: 1 K: 1 S: 9	H: 0 LOB: 1 BB: 0 P: 12	R: 0 E: 0 K: 1 S: 8	H: 1 LOB: 1 BB: 0 P: 11	R: 0 E: 0 K: 0 S: 6	H: 0 LOB: 0 BB: 0 P: 8	R: 0 E: 0 K: 2 S: 10	H: 0 LOB: 0 BB: 0 P: 14	R: 0 E: 0 K: 1 S: 5	H: 0 LOB: 0 BB: 0 P: 6	R: 0 E: 0 K: 2 S: 10	H: 1 LOB: 2 BB: 1 P: 17	R: 0 E: 0 K: 3 S: 10	H: 0 LOB: 0 BB: 0 P: 10	1B: 9 2B: 0 3B: 0 HR: 1	SF: 0 SAC: 0 DP: 1 HBP: 2	WP: 1 PB: 1 SB: 0 CS: 0	PA: 63
PITCHER	IP WLS BF H R ER SO BB IBB HBP BLK WP HR S P ERA WHIP																																	
Bob Bruce, R ERA: 3.45 (1, 1)	6.0	3	6	5	4	4	2	0	0	0	0	1	1	54	90	6.00	1.333																	
Don McMahon, R ERA: 4.3 (7, 1)	1.0	3	0	0	0	1	0	0	0	0	0	0	0	6	7	0.00	0.000																	
Jim Umbricht, R ERA: 3.3 (8, 1)	1.0	5	1	0	0	2	0	1	0	1	0	0	0	10	19	0.00	1.000																	
Hal Woodeshick, L ERA: 1.56 (9, 1)	5.0	19	2	0	0	5	0	0	1	0	0	0	0	38	51	0.00	0.400																	
Turk Farrell, R ERA: 2.98 (14, 1)	2.0	W 8	1	0	0	5	0	1	0	0	0	0	0	20	27	0.00	0.500																	

AB	57
R	5
H	10
RBI	5
BB	4
SO	17
LOB	24



Batter	1	2	3	4	5	6	7	8	9	10	11	12	13	14	15	AB	R	H	RBI	BB	SO	LOB	BOTTOM											
Al Spangler, L OBP: 0.323, SLG: 0.333 (1, 7)	3-2 BB 2B	0-2 1B			0-1 F9	3-3 K		4-0 IBB			2-2 L4		4-0 IBB		1-1 1-2 3-H 1B	6	1	3	1	2	1	4												
Pete Runnels, L OBP: 0.260 Don McMahon, R OBP: 0.182 Jim Campbell, R OBP: 0.316 Jim Umbricht, R OBP: 0.316 Howie Coss, R OBP: 0.352 Hal Wieschick, R OBP: 0.188 Ernie Fazio, R OBP: 0.289 Turk Farrell, R OBP: 0.200	4-1 BB BB FC6-2	1-3 K			1-1 G4-3		0-0 G3-6-3 1B	1-3 K			0-2 5-3		3-3 K			2	0	0	0	1	1	2												
Rusty Staub, L OBP: 0.294, SLG: 0.312 (1, 3)	4-1 FC6-2 BB 1-2 2-3		1-0 4-3			0-0 1B 2B	0-0 1-2f	2-2 4-3			0-0 P5			3-2 P3		6	1	1	0	1	0	1												
Carl Warwick, R OBP: 0.331, SLG: 0.355 (1, 9)	1-3 K		2-1 F8			0-0 BB 1B 2H	0-0 2-3	1-2 E6 FC6-4				1-0 5-3		0-0 6-3		7	1	1	1	0	1	3												
Jimmy Wynn, R OBP: 0.383, SLG: 0.442 (1, 8)	4-2 FC6-2 BB 1-2 2-3 3-H		0-1 5-3			2-1 BB BB 1B		2-2 E 1B			0-0 FC6-4 WP S		1-3 K		1-0 1B	6	1	3	1	1	1	1												
Bob Aspromonte, R OBP: 0.256, SLG: 0.265 (1, 5)	2-1 FC6-2 1-2 2-3 3-H			0-0 F8		4-2 BB BB 1B 2-3 BB		1-0 E2 1B 2B			2-3 K		1-3 K		1-1 L8	6	1	1	1	1	2	5												
John Bateman, R OBP: 0.232, SLG: 0.306 (1, 2)	3-2 L7		2-1 4-3			0-0 F2		0-0 SH1-4 1B 3-H			1-3 K				0-0 FC1-4 1B	7	1	3	1	0	1	6												
Bob Lillis, R OBP: 0.218, SLG: 0.220 (1, 6)		1-1 F8		0-0 F7		3-1 P5		0-0 SH1-4 1B			2-1 1-3		2-2 FC1-4 5-3 1-2f		0-2 5-3	6	0	0	0	0	0	5												
Bob Bruce, R OBP: 0.204, SLG: 0.163 Johnny Temple, R OBP: 0.357, SLG: 0.329 (6, PH) (7, 4)		0-0 1-3		4-1 G4-3 BB		4-0 BB		3-2 F7			3-2 5-3		0-0 5-3 1-2		4-0 1B IBB	1	0	0	0	1	0	0												
Inning Stats	R: 1 E: 0 K: 1 S: 18	H: 1 LOB: 3 BB: 3 P: 39	R: 0 E: 0 K: 1 S: 9	H: 1 LOB: 1 BB: 0 P: 11	R: 0 E: 0 K: 0 S: 5	H: 0 LOB: 0 BB: 0 P: 8	R: 0 E: 0 K: 0 S: 4	H: 0 LOB: 0 BB: 0 P: 6	R: 0 E: 0 K: 0 S: 5	H: 0 LOB: 1 BB: 1 P: 10	R: 2 E: 0 K: 1 S: 12	H: 3 LOB: 3 BB: 2 P: 28	R: 0 E: 0 K: 1 S: 3	H: 1 LOB: 0 BB: 0 P: 3	R: 2 E: 1 K: 1 S: 13	H: 3 LOB: 2 BB: 1 P: 24	R: 0 E: 0 K: 1 S: 10	H: 0 LOB: 1 BB: 0 P: 15	R: 0 E: 0 K: 1 S: 8	H: 0 LOB: 0 BB: 0 P: 14	R: 0 E: 0 K: 0 S: 7	H: 0 LOB: 0 BB: 0 P: 9	R: 0 E: 0 K: 2 S: 8	H: 0 LOB: 0 BB: 0 P: 11	R: 0 E: 0 K: 1 S: 10	H: 1 LOB: 2 BB: 1 P: 19	R: 0 E: 0 K: 0 S: 7	H: 1 LOB: 1 BB: 0 P: 12	R: 1 E: 0 K: 0 S: 7	H: 2 LOB: 2 BB: 1 P: 12	1B: 9 2B: 3 3B: 1 HR: 0	SF: 0 SAC: 1 DP: 2 HBP: 0	WP: 1 PB: 0 SB: 1 CS: 0	PA: 64
PITCHER	IP	WLS	BF	H	R	ER	SO	BB	IBB	HBP	BLK	WP	HR	S	P	ERA	WHIP																	
John Boozar, R ERA: 3.35	(1, 1)	0.1	5	1	1	1	1	3	0	0	0	0	0	11	27	27.00	12.000																	
Jack Baldtschun, R ERA: 2.22	(1, 1)	0.2	2	0	0	0	0	0	0	0	0	0	0	7	12	0.00	0.000																	
Art Mahaffey, R ERA: 4.18	(2, 1)	4.0	17	4	2	2	1	2	0	0	0	0	0	29	47	4.50	1.500																	
Dallas Green, R ERA: 2.31	(6, 1)	2.1	11	4	2	2	1	1	0	0	0	0	0	15	28	7.71	2.143																	
Johnny Klippstein, R ERA: 2.18	(8, 1)	7.0	L	27	3	1	1	6	0	2	0	0	1	0	62	100	1.29	0.429																

Philadelphia Phillies @ Houston Colt 45's
 Colt Stadium, Houston, TX
 Tue Jul 23 1963, 8:05 PM EDT
 Att. 8,553 - Unknown

AB	54
R	6
H	13
RBI	6
BB	9
SO	9
LOB	33



Batter	1	2	3	4	5	6	7	8	9	AB R H RBI BB SO LOB	TOP											
Tony Taylor, R (1, 4) OBP: 0.334, SLG: 0.360	0-0 G3		0-0 1B		0-0 SF8		0-0 F3		0-3 K	4 0 1 2 0 1 2												
Johnny Callison, L (1, 9) OBP: 0.347, SLG: 0.478	0-0 F8		0-0 P4		0-0 F7		0-3 K			4 0 0 0 0 1 4												
Tony Gonzalez, L (1, 7) OBP: 0.385, SLG: 0.458	0-0 6-3			0-0 F9		0-0 HR		0-0 E5 WP SF8		4 2 1 1 0 0 0												
Roy Sievers, R (1, 3) OBP: 0.310, SLG: 0.454		0-3 K		0-0 1-3		0-0 F7		0-0 SF8		3 0 0 1 0 1 0												
Frank Torre, L (8, 3) OBP: 0.292, SLG: 0.302										0 0 0 0 0 0 0												
Don Demeter, R (1, 8) OBP: 0.330, SLG: 0.462		0-3 K		0-0 1-3		0-0 F9		0-0 L7		4 0 0 0 0 1 0												
Clay Dalrymple, L (1, 2) OBP: 0.339, SLG: 0.355		0-0 L9			0-0 FC6-4 1B	0-0 G3		0-0 F8		4 0 1 0 0 0 0												
Don Hoak, R (1, 5) OBP: 0.288, SLG: 0.346			0-0 5-3		0-0 FC6-4 1B		0-0 5-3		0-0 HR	4 2 1 1 0 0 1												
Bobby Wine, R (9, 5) OBP: 0.249, SLG: 0.297					1-2 1B					0 0 0 0 0 0 0	AB 33											
Ruben Amaro, R (1, 6) OBP: 0.279, SLG: 0.314		4-0 BLK 1B BB		0-0 1B SF8 1B		4-0 1B BB		0-0 1-3		2 2 1 0 2 0 0	R 6											
Cal McLish, S (1, 1) OBP: 0.327, SLG: 0.333		0-3 K		0-0 1-3 2-H 1B		0-0 1-2 1B		0-0 P3		3 0 2 1 0 1 1	H 7											
Jack Baldschun, R (7, 1)										1 0 0 0 0 0 0	RBI 6											
											SO 5											
											LOB 8											
Inning Stats	R: 0 E: 0 K: 0 S: 3	H: 0 LOB: 0 BB: 0 P: 3	R: 0 E: 0 K: 2 S: 7	H: 0 LOB: 0 BB: 0 P: 7	R: 1 E: 0 K: 1 S: 6	H: 1 LOB: 1 BB: 1 P: 10	R: 0 E: 0 K: 0 S: 3	H: 0 LOB: 0 BB: 0 P: 3	R: 2 E: 0 K: 0 S: 6	H: 3 LOB: 1 BB: 0 P: 6	R: 1 E: 0 K: 0 S: 4	H: 1 LOB: 0 BB: 0 P: 4	R: 0 E: 0 K: 1 S: 6	H: 1 LOB: 2 BB: 1 P: 10	R: 1 E: 1 K: 0 S: 4	H: 0 LOB: 0 BB: 0 P: 4	R: 1 E: 0 K: 1 S: 6	H: 1 LOB: 0 BB: 0 P: 6	1B: 5 2B: 0 3B: 0 HR: 2	SF: 2 SAC: 0 DP: 0 HBP: 0	WP: 2 PB: 0 SB: 0 CS: 0	PA: 37
PITCHER	IP WLS BF H R ER SO BB IBB HBP BLK WP HR S P ERA WHIP																					
Ken Johnson, R (1, 1) ERA: 3.33	6.1 L 27 6 4 4 3 2 0 0 0 1 0 1 31 39 5.68 1.263																					
Jim Dickson, R (7, 1) ERA: 8.22	0.2 2 0 0 0 1 0 0 0 0 0 0 4 4 0.00 0.000																					
Jim Umbricht, R (8, 1) ERA: 3.35	2.0 8 1 2 1 1 0 0 0 0 1 1 10 10 4.50 0.500																					

Philadelphia Phillies @ Houston Colt 45's
Colt Stadium, Houston, TX
Wed Jul 24 1963, 8:05 PM EDT
Att: 6,879 - Cloudy - 86 F

AB	33
R	6
H	7
RBI	6
BB	2
SO	5
LOB	8



Batter	1	2	3	4	5	6	7	8	9	AB R H RBI BB SO LOB	TOP											
Tony Taylor, R (1, 4) OBP: 0.331, SLG: 0.356	2-2 P2		1-0 5-3			0-0 5-3			0-2 6-3	4 0 0 0 0 0 0												
Johnny Callison, L (1, 9) OBP: 0.344, SLG: 0.473	0-0 6-3			0-3 K		0-0 F8			1-1 F8	4 0 0 0 0 1 0												
Tony Gonzalez, L (1, 7) OBP: 0.389, SLG: 0.464	1-1 2B			0-0 1B			1-0 6-3		2-0 1B	4 0 3 0 0 0 0												
Roy Sievers, R (1, 3) OBP: 0.305, SLG: 0.447	2-0 4-3			2-3 K			0-3 K		3-2 F2	4 0 0 0 0 2 3												
Don Demeter, R (1, 8) OBP: 0.327, SLG: 0.458		1-0 F7		0-1 F7			0-0 6-3			3 0 0 0 0 0 1												
Clay Dalrymple, L (1, 2) OBP: 0.335, SLG: 0.351		0-0 L9			1-1 4-3			0-0 F9		3 0 0 0 0 0 0												
Don Hoak, R (1, 5) OBP: 0.285, SLG: 0.342		2-2 F3			0-2 4-3			3-2 4-3		3 0 0 0 0 0 0												
Ruben Amaro, R (1, 6) OBP: 0.280, SLG: 0.314			0-0 6-3		1-2 F3			0-0 1B		3 0 1 0 0 0 0												
Ray Culp, R (1, 1) OBP: 0.184, SLG: 0.170			0-3 K			1-1 F7		3-3 K		1 0 0 0 0 1 0												
Wes Covington, L (6, PH) OBP: 0.390, SLG: 0.578										1 0 0 0 0 0 0												
John Boozer, R (6, 1)										0 0 0 0 0 0 0												
Earl Averill, R (8, PH) OBP: 0.314, SLG: 0.364										1 0 0 0 0 1 1												
Ryne Duren, R (8, 1) OBP: 0.278, SLG: 0.188										0 0 0 0 0 0 0												
Inning Stats	R: 0 E: 0 K: 0 S: 8	H: 1 LOB: 1 BB: 0 P: 13	R: 0 E: 0 K: 0 S: 5	H: 0 LOB: 0 BB: 0 P: 8	R: 0 E: 0 K: 1 S: 5	H: 0 LOB: 0 BB: 0 P: 6	R: 0 E: 0 K: 2 S: 9	H: 1 LOB: 1 BB: 0 P: 11	R: 0 E: 0 K: 0 S: 8	H: 0 LOB: 0 BB: 0 P: 10	R: 0 E: 0 K: 0 S: 4	H: 0 LOB: 0 BB: 0 P: 5	R: 0 E: 0 K: 1 S: 5	H: 0 LOB: 0 BB: 0 P: 6	R: 0 E: 0 K: 1 S: 10	H: 1 LOB: 1 BB: 0 P: 16	R: 0 E: 0 K: 0 S: 9	H: 1 LOB: 1 BB: 0 P: 15	1B: 3 2B: 1 3B: 0 HR: 0	SF: 0 SAC: 0 DP: 0 HBP: 0	WP: 0 PB: 0 SB: 0 CS: 0	PA: 31
PITCHER Hal Brown, R (1, 1) ERA: 3.38	IP: 9.0 WLS: W BF: 31 H: 4 R: 0 ER: 0 SO: 5 BB: 0 IBB: 0 HBP: 0 BLK: 0 WP: 0 HR: 0 S: 63 P: 90 ERA: 0.00 WHIP: 0.444											PITCHER	IP: 9.0 WLS: W BF: 31 H: 4 R: 0 ER: 0 SO: 5 BB: 0 IBB: 0 HBP: 0 BLK: 0 WP: 0 HR: 0 S: 63 P: 90 ERA: 0.00 WHIP: 0.444									

Philadelphia Phillies @ Houston Colt 45's
 Colt Stadium, Houston, TX
 Thu Jul 25 1963, 8:05 PM EDT
 Att. 5,357 - Unknown

livebaseballscorecards.com

AB	31
R	0
H	4
RBI	0
BB	0
SO	5
LOB	5



Batter	1	2	3	4	5	6	7	8	9	AB R H RBI BB SO LOB	TOP																
Tony Taylor, R (1, 4) OBP: 0.334, SLG: 0.359	0-3 K	3-2 1B			1-3 K		0-1 G3 1B	3-1 1B		5 1 3 5 0 2 0																	
Johnny Callison, L (1, 9) OBP: 0.342, SLG: 0.468	0-0 L9		4-2 1B BB		2-1 4-3		0-0 G3	1-0 4-3		4 0 0 0 1 0 3																	
Tony Gonzalez, L (1, 7) OBP: 0.392, SLG: 0.466	0-1 S 1B		1-1 F7		4-1 FC6-4 BB		1-1 FC6-4 1B			3 0 2 1 1 0 1																	
Cookie Rojas, R (7, 7) OBP: 0.255, SLG: 0.205										1 0 0 0 0 1 0																	
Roy Sievers, R (1, 3) OBP: 0.303, SLG: 0.442	3-2 4-3		0-1 4-3 1B		0-1 FC6-4		0-0 FC6-4			5 0 1 0 0 0 3																	
Frank Torre, L (9, 3) OBP: 0.292, SLG: 0.302										0 0 0 0 0 0 0																	
Don Demeter, R (1, 8) OBP: 0.326, SLG: 0.455		1-1 5-3	1-0 4-3		0-3 K		0-0 1B BB 1B			5 1 1 0 0 1 2																	
Don Hoak, R (1, 5) OBP: 0.284, SLG: 0.340		2-2 CI 1B 1B	1-0 F8		2-0 F8		1-1 F8			4 1 1 0 0 0 3																	
Clay Dalrymple, L (1, 2) OBP: 0.331, SLG: 0.346		1-1 F7		2-1 3-1		0-0 G3		0-3 K		4 0 0 0 0 1 2																	
Ruben Amaro, R (1, 6) OBP: 0.291, SLG: 0.317		3-2 CI 1B 1B		1-3 K		4-1 SH1-4 1B BB		4-2 1B BB		2 3 1 0 2 1 0																	
Chris Short, R (1, 1) OBP: 0.097, SLG: 0.161		0-1 CI		0-2 6-3		1-0 SH1-4		1-2 1B		2 0 1 0 0 0 0																	
Jack Baldschun, R (8, 1)		1-2 2-3 1B						1-2 2-3 1B		0 0 0 0 0 0 0																	
Inning Stats	R: 0 E: 0 K: 1 S: 12	H: 1 LOB: 1 BB: 0 P: 15	R: 2 E: 1 K: 0 S: 16	H: 3 LOB: 2 BB: 0 P: 26	R: 0 E: 0 K: 0 S: 8	H: 1 LOB: 2 BB: 1 P: 15	R: 0 E: 0 K: 1 S: 9	H: 0 LOB: 0 BB: 0 P: 12	R: 0 E: 0 K: 1 S: 8	H: 0 LOB: 1 BB: 1 P: 15	R: 0 E: 0 K: 1 S: 5	H: 0 LOB: 0 BB: 0 P: 7	R: 2 E: 0 K: 0 S: 8	H: 2 LOB: 1 BB: 1 P: 14	R: 2 E: 0 K: 1 S: 15	H: 3 LOB: 2 BB: 1 P: 25	R: 0 E: 0 K: 1 S: 8	H: 0 LOB: 0 BB: 0 P: 13	1B: 10 2B: 0 3B: 0 HR: 0	SF: 0 SAC: 1 DP: 0 HBP: 0	WP: 0 PB: 0 SB: 1 CS: 0	PA: 41					
PITCHER	IP WLS BF H R ER SO BB IBB HBP BLK WP HR S P ERA WHIP																										
Nick Willhite, L (1, 1) ERA: 3.79	2.1		13	5	2	0	1	1	0	0	0	0	0	34	52	0.00	2.571										
Bob Miller, R (3, 1) ERA: 3.62	4.0	L	15	1	2	2	3	2	0	0	0	0	0	28	47	4.50	0.750										
Ron Perranoski, L (7, 1) ERA: 1.83	0.2		3	1	0	0	0	0	0	0	0	0	0	4	5	0.00	1.500										
Larry Sherry, R (8, 1) ERA: 3.26	1.0		7	3	2	2	1	1	0	0	0	0	0	15	25	18.00	4.000										
Dick Calmus, R (9, 1) ERA: 2.41	1.0		3	0	0	0	1	0	0	0	0	0	0	8	13	0.00	0.000										

Philadelphia Phillies @ Los Angeles Dodgers
Dodger Stadium, Los Angeles, CA

Fri Jul 26 1963, 7:05 PM PDT
Att: 30,589 - Unknown

livebaseballscorecards.com

AB	35
R	6
H	10
RBI	6
BB	4
SO	6
LOB	14



Batter	1	2	3	4	5	6	7	8	9	AB R H RBI BB SO LOB	TOP	
Tony Taylor, R (1, 4) OBP: 0.335, SLG: 0.360	0-1 4-3 1B		2-2 FC1 1B		1-1 L9		3-1 F4		0-0 FC6-4 1-2f	5 2 2 0 0 0 1		
Johnny Callison, L (1, 9) OBP: 0.339, SLG: 0.463	1-2 4-3		2-3 K		0-1 F5		1-1 G3			4 0 0 0 0 1 2		
Tony Gonzalez, L (1, 7) OBP: 0.391, SLG: 0.463	2-2 S 2-H 1B		1-2 FC1 1B		3-2 G3			1-3 K		4 1 1 1 0 1 1		
Roy Sievers, R (1, 3) OBP: 0.310, SLG: 0.442 Cookie Rojas, R (8, PR) OBP: 0.255, SLG: 0.205 Frank Torre, L (8, 3) OBP: 0.292, SLG: 0.302	1-1 6-3		0-0 1-3 2-H 1B		4-0 F7 E BB			4-2 FC5-4 BB		2 1 1 1 2 0 1 0 0 0 0 0 0 0 0 0 0 0 0 0 0		
Don Demeter, R (1, 8) OBP: 0.327, SLG: 0.454	4-2 2-3 BB		3-2 3-H 1B		0-0 F7			0-1 FC5-4 1-2f		3 0 1 1 1 0 2		
Don Hoak, R (1, 5) OBP: 0.284, SLG: 0.339 Bobby Wine, R (8, 5) OBP: 0.249, SLG: 0.297	0-0 6-3		2-2 CS 1-2	1-0 FC1-6 1B		0-0 F7		3-2 L9		4 0 1 0 0 0 4 0 0 0 0 0 0 0		
Clay Dalrymple, L (1, 2) OBP: 0.333, SLG: 0.349		0-0 1-3		0-0 FC1-6 1-2f		1-2 E9 2-H 2B			2-1 FC5-4 HBP	3 0 1 1 0 0 1		
Ruben Amaro, R (1, 6) OBP: 0.284, SLG: 0.309		2-2 F4		2-3 K		1-0 F3			2-2 FC5-4 FC6-4 1-2f	4 0 0 0 0 1 3		
Dennis Bennett, L (1, 1) Johnny Klippstein, R (8, 1)		2-3 K		1-0 4-3			1-3 K		0-3 K	3 0 0 0 0 2 1 1 0 0 0 0 1 1		
Inning Stats	R: 1 H: 2 E: 0 LOB: 2 K: 0 BB: 1 S: 15 P: 23	R: 0 H: 0 E: 0 LOB: 0 K: 1 BB: 0 S: 7 P: 11	R: 2 H: 3 E: 1 LOB: 0 K: 1 BB: 0 S: 16 P: 25	R: 0 H: 1 E: 0 LOB: 1 K: 1 BB: 0 S: 6 P: 10	R: 0 H: 0 E: 0 LOB: 0 K: 0 BB: 0 S: 9 P: 13	R: 1 H: 1 E: 1 LOB: 1 K: 0 BB: 1 S: 6 P: 12	R: 0 H: 0 E: 0 LOB: 0 K: 1 BB: 0 S: 7 P: 12	R: 0 H: 0 E: 0 LOB: 1 K: 1 BB: 1 S: 10 P: 18	R: 0 H: 0 E: 0 LOB: 1 K: 1 BB: 0 S: 8 P: 12	1B: 6 SF: 0 2B: 1 SAC: 0 3B: 0 DP: 0 HR: 0 HBP: 1	WP: 0 PA: 38 PB: 0 SB: 1 CS: 1	
PITCHER	IP WLS BF H R ER SO BB IBB HBP BLK WP HR S P ERA WHIP											
Johnny Podres, L (1, 1) ERA: 2.75	5.2 L 25 7 4 3 3 2 0 0 0 0 0 0 58 92 4.76 1.588											
Dick Calmus, R (6, 1) ERA: 2.25	1.1 4 0 0 0 1 0 0 0 0 0 0 0 8 14 0.00 0.000											
Ron Perranoski, L (8, 1) ERA: 1.79	2.0 8 0 0 0 2 1 0 1 0 0 0 0 18 30 0.00 0.500											

Philadelphia Phillies @ Los Angeles Dodgers
Dodger Stadium, Los Angeles, CA
Sat Jul 27 1963, 7:05 PM PDT
Att. 36,262 - Unknown

livebaseballscorecards.com

AB	33
R	4
H	7
RBI	4
BB	3
SO	6
LOB	17



Batter	1	2	3	4	5	6	7	8	9	AB	R	H	RBI	BB	SO	LOB
Willie Davis, L (1, 8) OBP: 0.254, SLG: 0.346	3-2 F6		3-3 K		0-0 L9		0-2 F8			4	0	0	0	0	1	0
Jim Gilliam, S (1, 4) OBP: 0.363, SLG: 0.408	3-1 F7		4-1 BB		3-2 CS 1B		0-1 6-3			3	0	1	0	1	0	0
Lee Walls, R (1, 3) OBP: 0.265, SLG: 0.383	1-1 HR		1-3 K		3-3 K 1-2		1-1 G6-4-3 1B			4	1	2	1	0	2	2
Tommy Davis, R (1, 7) OBP: 0.359, SLG: 0.436	1-2 4-3		1-3 K		1-3 K		1-2 G6-4-3 1-2f			4	0	0	0	0	2	2
Frank Howard, R (1, 9) OBP: 0.301, SLG: 0.473		2-1 2B		1-0 1B 3-1 1B		2-3 K		0-0 P6		4	0	2	0	0	1	0
Ken McMullen, R (1, 5) OBP: 0.280, SLG: 0.333		0-3 K		0-1 F8		4-2 2B BB		2-1 F8		2	0	0	0	1	1	2
Ron Fairly, L (9, PH) OBP: 0.361, SLG: 0.428										1	0	0	0	0	0	0
John Roseboro, L (1, 2) OBP: 0.291, SLG: 0.337		4-2 BB		1-2 3-1 1-2 2B		1-0 1-3 2B		0-3 K		3	0	1	0	1	1	1
Dick Tracewski, R (1, 6) OBP: 0.292, SLG: 0.261		1-3 K		1-2 1-2 1B		3-2 6-3		1-2 F7		2	0	1	0	0	1	2
Bill Skowron, R (6, PH) OBP: 0.264, SLG: 0.284										1	0	0	0	0	0	2
Maury Wills, S (7, 6) OBP: 0.356, SLG: 0.339										1	0	0	0	0	0	0
Johnny Podres, L (1, 1) OBP: 0.106, SLG: 0.136		0-0 1-5-3		1-0 P3			1-0 F3			2	0	0	0	0	0	4
Dick Calmus, R (6, 1)										0	0	0	0	0	0	0
Nate Oliver, R (7, PH) OBP: 0.298, SLG: 0.307										1	0	0	0	0	0	0
Ron Perranoski, L (8, 1) OBP: 0.235, SLG: 0.133										0	0	0	0	0	0	0

Inning Stats	R: 1	H: 1	E: 0	LOB: 0	K: 0	S: 12	P: 20	R: 0	H: 1	E: 0	LOB: 2	K: 2	BB: 1	S: 12	P: 19	R: 0	H: 0	E: 0	LOB: 1	K: 3	BB: 1	S: 13	P: 22	R: 0	H: 2	E: 0	LOB: 2	K: 0	BB: 0	S: 11	P: 15	R: 0	H: 1	E: 0	LOB: 1	K: 1	BB: 0	S: 8	P: 14	R: 0	H: 1	E: 0	LOB: 2	K: 2	BB: 1	S: 13	P: 24	R: 0	H: 0	E: 0	LOB: 0	K: 0	BB: 0	S: 6	P: 7	R: 0	H: 1	E: 0	LOB: 0	K: 0	BB: 0	S: 7	P: 9	R: 0	H: 0	E: 0	LOB: 0	K: 1	BB: 0	S: 8	P: 11	1B: 4	SF: 0	2B: 3	SAC: 0	3B: 0	DP: 2	HR: 1	HBP: 0	WP: 0	PA: 35
--------------	------	------	------	--------	------	-------	-------	------	------	------	--------	------	-------	-------	-------	------	------	------	--------	------	-------	-------	-------	------	------	------	--------	------	-------	-------	-------	------	------	------	--------	------	-------	------	-------	------	------	------	--------	------	-------	-------	-------	------	------	------	--------	------	-------	------	------	------	------	------	--------	------	-------	------	------	------	------	------	--------	------	-------	------	-------	-------	-------	-------	--------	-------	-------	-------	--------	-------	--------

PITCHER	IP	WLS	BF	H	R	ER	SO	BB	IBB	HBP	BLK	WP	HR	S	P	ERA	WHIP
Dennis Bennett, L (1, 1) ERA: 1.66	7.0	W	30	7	1	1	8	3	0	0	0	0	1	77	124	1.29	1.429
Johnny Klippstein, R (8, 1) ERA: 2.12	2.0	S	5	0	0	0	1	0	0	0	0	0	0	13	17	0.00	0.000

BOTTOM

Philadelphia Phillies @ Los Angeles Dodgers
 Dodger Stadium, Los Angeles, CA
 Sat Jul 27 1963, 7:05 PM PDT
 Att. 36,262 - Unknown

AB	32
R	1
H	7
RBI	1
BB	3
SO	9
LOB	15



Batter	1	2	3	4	5	6	7	8	9	AB R H RBI BB SO LOB	TOP											
Tony Taylor, R (1, 4) OBP: 0.338, SLG: 0.363	1-2 1B		2-3 K		0-1 FC6-4		0-0 E9 HR		2-2 L7-4 S 1B	5 1 3 1 0 1 1												
Johnny Callison, L (1, 9) OBP: 0.342, SLG: 0.472	1-3 K			0-0 2B 1B		4-2 PB HR BB	1-1 HR		1-3 K	4 3 2 2 1 2 2												
Tony Gonzalez, L (1, 7) OBP: 0.386, SLG: 0.457	2-2 L7			2-2 L7		1-3 K	2-2 1-3		0-1 L7-4	5 0 0 0 0 1 4												
Roy Sievers, R (1, 3) Frank Torre, L (7, 3) OBP: 0.292, SLG: 0.302	1-3 K			2-3 K		0-1 4-3	2-1 6-3			4 0 0 0 0 2 3 0 0 0 0 0 0 0												
Don Demeter, R (1, 8) OBP: 0.332, SLG: 0.458		1-1 L8		0-0 2B		1-2 HR HBP		0-0 6-3 1B		3 1 2 1 0 0 0												
Clay Dalrymple, L (1, 2) OBP: 0.332, SLG: 0.358		0-2 F5		1-3 K		3-2 HR		3-3 K		4 1 1 3 0 2 2												
Don Hoak, R (1, 5) Bobby Wine, R (8, 5) OBP: 0.249, SLG: 0.297		1-3 K			0-1 F8	0-3 K2-3		2-1 6-3		4 0 0 0 0 2 1 0 0 0 0 0 0 0												
Ruben Amaro, R (1, 6) OBP: 0.289, SLG: 0.315			0-3 K		1-0 5-3		0-1 E 2B	4-0 IBB		3 1 1 0 1 1 0												
Dallas Green, L (1, 1) John Boozer, R (4, 1) OBP: 0.077, SLG: 0.077			0-0 6-3		0-1 FC6-4 1B		2-3 K	1-2 6-3		1 0 0 0 0 0 0 3 0 1 0 0 1 3												
Inning Stats	R: 0 E: 0 K: 2 S: 12	H: 1 LOB: 1 BB: 0 P: 17	R: 0 E: 0 K: 1 S: 8	H: 0 LOB: 0 BB: 0 P: 10	R: 0 E: 0 K: 2 S: 8	H: 0 LOB: 0 BB: 0 P: 10	R: 1 E: 0 K: 2 S: 13	H: 2 LOB: 1 BB: 0 P: 18	R: 0 E: 0 K: 0 S: 7	H: 1 LOB: 1 BB: 0 P: 8	R: 3 E: 0 K: 2 S: 16	H: 1 LOB: 0 BB: 1 P: 25	R: 3 E: 1 K: 1 S: 13	H: 3 LOB: 0 BB: 0 P: 20	R: 0 E: 0 K: 1 S: 9	H: 1 LOB: 2 BB: 1 P: 19	R: 0 E: 0 K: 1 S: 8	H: 1 LOB: 0 BB: 0 P: 11	1B: 6 2B: 3 3B: 0 HR: 2	SF: 0 SAC: 0 DP: 1 HBP: 1	WP: 0 PB: 1 SB: 1 CS: 0	PA: 39
PITCHER	IP WLS BF H R ER SO BB IBB HBP BLK WP HR S P ERA WHIP																					
Don Drysdale, R (1, 1) ERA: 2.92	6.1 L 28 7 6 6 10 1 0 1 0 0 0 1 70 96 8.53 1.263																					
Ron Perranoski, L (7, 1) ERA: 1.88	0.2 3 1 1 1 0 0 0 0 0 0 0 1 7 12 13.50 1.500																					
Pete Richert, L (8, 1) ERA: 6.33	2.0 8 2 0 0 2 0 1 0 0 0 0 0 17 30 0.00 1.000																					

Philadelphia Phillies @ Los Angeles Dodgers
Dodger Stadium, Los Angeles, CA
Sun Jul 28 1963, 3:33 AM PDT
Att: 32,996 - Unknown

livebaseballscorecards.com

AB	36
R	7
H	10
RBI	7
BB	2
SO	12
LOB	16



Batter	1	2	3	4	5	6	7	8	9	AB	R	H	RBI	BB	SO	LOB
Maury Wills, S OBP: 0.354, SLG: 0.336 (1, 6)	1-2 FC6-4 1B	0-0 6-3			3-3 K			0-1 L4	1-2 5-3	5	0	1	0	0	1	3
Willie Davis, L OBP: 0.257, SLG: 0.354 (1, 8)	0-0 FC6-4 1-2f CS		0-0 G6-3 1B		2-3 K			2-2 G3 3B		4	1	2	0	0	1	2
Jim Gilliam, S OBP: 0.359, SLG: 0.403 (1, 4)	2-2 F7		2-0 G6-3 1-2f		2-2 F9			1-0 G3		4	0	0	1	0	0	3
Wally Moon, L OBP: 0.386, SLG: 0.431 (1, 9)	2-1 CS 1-2	4-2 1B 1B BB	0-0 F8		3-3 K			1-1 BB 1B		3	1	1	0	1	1	0
Ron Fairly, L OBP: 0.360, SLG: 0.424 (1, 3)		2-3 K		0-1 4-3		0-3 K		4-1 BB		3	0	0	0	1	2	1
John Roseboro, L OBP: 0.294, SLG: 0.339 (1, 2)		1-2 BLK 1B 1B		0-0 L5-4 1B 1B		1-0 F9		2-2 F7		4	1	2	0	0	0	2
Tommy Davis, R OBP: 0.360, SLG: 0.436 (1, 7)		0-0 BLK 1B 1B		2-1 1B 1B			2-2 F9		1-2 F5	4	1	2	1	0	0	0
Ken McMullen, R OBP: 0.280, SLG: 0.331 (1, 5)		2-2 SH3-4 1B		0-0 L5-4 2-3			2-2 F7		0-3 K	4	0	1	2	0	1	2
Don Drysdale, R OBP: 0.229, SLG: 0.206 (1, 1)		0-0 SH3-4			2-1 PB 2B		1-2 1B		2-2 1B	1	0	1	0	0	0	0
Ron Perranoski, L OBP: 0.235, SLG: 0.133 (7, 1)										0	0	0	0	0	0	0
Frank Howard, R OBP: 0.303, SLG: 0.475 (7, PH)										1	0	1	0	0	0	0
Pete Richert, L OBP: 0.286, SLG: 0.333 (8, 1)										0	0	0	0	0	0	0
Lee Walls, R OBP: 0.280, SLG: 0.396 (9, PH)										1	0	1	0	0	0	0

Inning Stats	R: 0	H: 1	E: 0	LOB: 0	K: 0	S: 8	R: 3	H: 3	E: 0	LOB: 1	K: 1	S: 14	R: 0	H: 1	E: 0	LOB: 0	K: 0	S: 4	R: 0	H: 2	E: 0	LOB: 1	K: 0	S: 6	R: 0	H: 1	E: 0	LOB: 1	K: 2	S: 14	R: 0	H: 0	E: 0	LOB: 0	K: 2	S: 7	R: 0	H: 1	E: 0	LOB: 1	K: 0	S: 9	R: 1	H: 2	E: 0	LOB: 2	K: 0	S: 15	R: 0	H: 1	E: 0	LOB: 1	K: 1	S: 15	1B: 10	SF: 0	2B: 2	SAC: 1	3B: 1	DP: 2	HR: 0	HBP: 0	WP: 0	PA: 38
--------------	------	------	------	--------	------	------	------	------	------	--------	------	-------	------	------	------	--------	------	------	------	------	------	--------	------	------	------	------	------	--------	------	-------	------	------	------	--------	------	------	------	------	------	--------	------	------	------	------	------	--------	------	-------	------	------	------	--------	------	-------	--------	-------	-------	--------	-------	-------	-------	--------	-------	--------

PITCHER	IP	WLS	BF	H	R	ER	SO	BB	IBB	HBP	BLK	WP	HR	S	P	ERA	WHIP
Dallas Green, R ERA: 2.55 (1, 1)	3.1		16	7	3	3	1	1	0	0	1	0	0	31	48	8.10	2.400
John Boozer, R ERA: 2.98 (4, 1)	5.2	W	21	5	1	1	5	1	0	0	0	0	0	61	93	1.59	1.059

BOTTOM

Philadelphia Phillies @ Los Angeles Dodgers
 Dodger Stadium, Los Angeles, CA
 Sun Jul 28 1963, 3:33 AM PDT
 Att. 32,996 - Unknown

livebaseballscorecards.com

AB	34
R	4
H	12
RBI	4
BB	2
SO	6
LOB	13



Batter	1	2	3	4	5	6	7	8	9	AB R H RBI BB SO LOB	TOP	
Tony Taylor, R OBP: 0.337, SLG: 0.362 (1, 4) B X	2-0 S 1B		0-1 6-3			3-2 4-3	1-3 K			4 0 1 0 0 1 0		
Johnny Callison, L OBP: 0.341, SLG: 0.469 (1, 9) M B X	1-2 F8		2-2 1B			0-1 4-3		3-2 G3		4 0 1 0 0 0 1		
Tony Gonzalez, L OBP: 0.387, SLG: 0.460 (1, 8) S B F S	1-3 K		3-3 K			2-0 BB 1B 2B		2-2 BB 1B		4 1 2 0 0 2 2		
Roy Sievers, R OBP: 0.308, SLG: 0.432 (1, 3) B X	1-0 2-3			0-0 F8		4-1 BB 1B BB		4-2 FC6-4 BB		2 1 0 0 2 0 1		
Earl Averill, R OBP: 0.327, SLG: 0.348 (1, 7)		4-2 BB		0-0 F8		4-2 1B BB		2-2 F2		2 0 0 0 2 0 2		
Don Hoak, R OBP: 0.279, SLG: 0.332 (1, 5)		2-3 K		0-1 6-3		0-0 1B		1-0 FC6-4		4 0 1 2 0 1 3		
Clay Dalrymple, L OBP: 0.328, SLG: 0.353 (1, 2) C X		0-1 F9			2-2 F9	0-2 F7			0-1 F9	4 0 0 0 0 0 3		
Ruben Amaro, R OBP: 0.283, SLG: 0.308 (1, 6) X T C		0-2 L6			1-1 5-3		0-0 F4		1-0 4-3	4 0 0 0 0 0 1		
Cal McLish, S OBP: 0.316, SLG: 0.321 Johnny Klippstein, R (6, 1) Bobby Wine, R OBP: 0.248, SLG: 0.296 Ryne Duren, R OBP: 0.278, SLG: 0.188 Wes Covington, L OBP: 0.388, SLG: 0.575 (9, PH)			0-3 K		2-1 F7		1-3 K		1-3 K	2 0 0 0 0 1 0 0 0 0 0 0 0 0 1 0 0 0 0 1 0 0 0 0 0 0 0 0 1 0 0 0 0 1 0		
Inning Stats	R: 0 H: 1 E: 0 LOB: 1 K: 1 BB: 0 S: 9 P: 14	R: 0 H: 0 E: 0 LOB: 1 K: 1 BB: 1 S: 11 P: 17	R: 0 H: 1 E: 0 LOB: 1 K: 2 BB: 0 S: 15 P: 20	R: 0 H: 0 E: 0 LOB: 0 K: 0 BB: 0 S: 4 P: 4	R: 0 H: 0 E: 0 LOB: 0 K: 0 BB: 0 S: 9 P: 14	R: 2 H: 2 E: 0 LOB: 2 K: 0 BB: 2 S: 15 P: 28	R: 0 H: 0 E: 0 LOB: 0 K: 2 BB: 0 S: 7 P: 9	R: 0 H: 1 E: 0 LOB: 2 K: 0 BB: 1 S: 12 P: 24	R: 0 H: 0 E: 0 LOB: 0 K: 1 BB: 0 S: 6 P: 8	1B: 4 SF: 0 2B: 1 SAC: 0 3B: 0 DP: 0 HR: 0 HBP: 0	WP: 0 PA: 36 PB: 0 SB: 1 CS: 0	
PITCHER Sandy Koufax, L ERA: 1.9 (1, 1)	IP WLS BF H R ER SO BB IBB HBP BLK WP HR S P ERA WHIP	9.0 W 36 5 2 2 7 4 0 0 0 0 0 0 88 138 2.00 1.000										

Philadelphia Phillies @ Los Angeles Dodgers
Dodger Stadium, Los Angeles, CA
Mon Jul 29 1963, 7:05 PM PDT
Att: 32,835 - Unknown

livebaseballscorecards.com

AB	32
R	2
H	5
RBI	2
BB	4
SO	7
LOB	13



Batter	1	2	3	4	5	6	7	8	9	AB	R	H	RBI	BB	SO	LOB
Maury Wills, S OBP: 0.356, SLG: 0.338 (1, 6)	2-1 L4	0-0 4-3			0-0 HR	0-0 CS				4	1	2	0	0	0	2
Jim Gilliam, S OBP: 0.356, SLG: 0.399 (1, 4)	2-1 F7		2-2 6-3		0-0 SH2-4	1-0 CS	1-1 6-3			3	0	0	0	0	0	0
Wally Moon, L OBP: 0.388, SLG: 0.435 (1, 9)	3-1 F8		1-2 FC6-4		0-1 4-3		4-1 CS			3	0	1	0	1	0	1
Tommy Davis, R OBP: 0.365, SLG: 0.447 (1, 7)		1-1 1B	4-2 FC6-4		0-0 HR		0-3 K			3	2	2	2	1	1	1
Ron Fairly, L OBP: 0.359, SLG: 0.422 (1, 3)		1-0 1B	1-0 FC6-4		3-H K		1-0 CS	2-0 F6		4	1	1	0	0	1	2
John Roseboro, L OBP: 0.299, SLG: 0.342 (1, 2)		2-0 1B	0-1 L8			4-2 HR		2-2 CS		3	1	2	1	1	0	2
Willie Davis, L OBP: 0.263, SLG: 0.366 (1, 8)		1-1 S		1-1 4-3		1-2 HR		4-0 BB		3	1	2	3	1	0	0
Ken McMullen, R OBP: 0.273, SLG: 0.322 (1, 5)		2-3 K		2-2 6-3		0-0 L8		0-3 K		4	0	0	0	0	2	3
Sandy Koufax, R OBP: 0.127, SLG: 0.121 (1, 1)		0-3 K		2-3 K		2-1 F8				3	0	0	0	0	2	2

Inning Stats	R: 0	H: 0	E: 0	K: 0	S: 6	P: 13	R: 2	H: 4	E: 0	K: 2	S: 13	R: 0	H: 1	E: 0	K: 0	S: 11	R: 0	H: 0	E: 0	K: 1	S: 8	R: 2	H: 2	E: 0	K: 1	S: 8	R: 2	H: 2	E: 0	K: 0	S: 10	R: 0	H: 0	E: 0	K: 1	S: 6	R: 0	H: 1	E: 0	K: 1	S: 8	R: 0	H: 1	E: 0	K: 1	S: 16	1B: 7	2B: 1	3B: 0	HR: 2	SF: 0	SAC: 1	DP: 0	HBP: 0	WP: 0	PB: 0	SB: 1	CS: 3	PA: 37
--------------	------	------	------	------	------	-------	------	------	------	------	-------	------	------	------	------	-------	------	------	------	------	------	------	------	------	------	------	------	------	------	------	-------	------	------	------	------	------	------	------	------	------	------	------	------	------	------	-------	-------	-------	-------	-------	-------	--------	-------	--------	-------	-------	-------	-------	--------

PITCHER	IP	WLS	BF	H	R	ER	SO	BB	IBB	HBP	BLK	WP	HR	S	P	ERA	WHIP
Cal McLish, R ERA: 3.19 (1, 1)	5.2	L	28	9	6	6	4	2	0	0	0	0	2	55	91	9.53	1.941
Johnny Klippstein, R ERA: 2.11 (6, 1)	0.1		0	0	0	0	0	0	0	0	0	0	0	0	1	0.00	0.000
Ryne Duren, R ERA: 3.58 (7, 1)	2.0		7	1	0	0	2	2	0	0	0	0	0	14	28	0.00	1.500

BOTTOM

Philadelphia Phillies @ Los Angeles Dodgers
Dodger Stadium, Los Angeles, CA

Mon Jul 29 1963, 7:05 PM PDT
Att. 32,835 - Unknown

livebaseballscorecards.com

AB	30
R	6
H	10
RBI	6
BB	4
SO	6
LOB	13

Batter	1	2	3	4	5	6	7	8	9	AB R H RBI BB SO LOB	TOP													
Tony Taylor, R (1, 4) OBP: 0.338, SLG: 0.362	0-0 S 1B		0-0 F9		0-0 G6-4-3 1B		0-3 K		0-0 1-3	5 0 2 0 0 1 1														
Johnny Callison, L (1, 9) OBP: 0.338, SLG: 0.464	0-3 K 1-2		0-3 K		0-0 F8		0-0 4-3			4 0 0 0 0 2 3														
Tony Gonzalez, L (1, 8) OBP: 0.388, SLG: 0.461	0-3 K		0-0 S 1B		0-0 G6-4-3 1-2f			0-0 L3-6 1B		4 0 2 0 0 1 2														
Roy Sievers, R (1, 3) OBP: 0.307, SLG: 0.429	0-0 F3		0-3 K 1-2		0-0 F6			0-0 1B 1-2		4 0 1 0 0 1 2														
Wes Covington, L (1, 7) OBP: 0.385, SLG: 0.569		0-0 3-1		0-0 6-3		0-0 1B		0-0 L3-6 2-3		4 0 1 0 0 0 2														
Don Hoak, R (1, 5) OBP: 0.286, SLG: 0.336		0-0 FC5-4 1B		4-0 4-3 BB		0-0 F7		0-0 1B 1-2		3 0 2 0 1 0 1														
Clay Dalrymple, L (1, 2) OBP: 0.327, SLG: 0.352		0-0 FC5-4 1B 1-2		0-0 4-3 1-2		0-0 F3		0-0 F3		4 0 1 0 0 0 4														
Ruben Amaro, R (1, 6) OBP: 0.282, SLG: 0.307		0-0 FC5-4 1-2f 2-3		0-0 1B			0-0 6-3		0-0 4-3	4 0 1 0 0 0 2														
Ray Culp, R (1, 1) OBP: 0.176, SLG: 0.163 Johnny Klippstein, R (5, 1) Don Demeter, R (7, PH) Art Mahaffey, R (7, 1) Ryne Duren, R (7, 1) Earl Averill, R (9, PH) OBP: 0.191, SLG: 0.239 OBP: 0.278, SLG: 0.188 OBP: 0.321, SLG: 0.340		0-0 F9		0-3 K			0-0 1B		0-0 F9	2 0 0 0 0 0 1 4 0 0 0 0 0 0 0 0 1 0 1 0 1 0 0 0 0 0 0 0														
Inning Stats	R: 0 E: 0 K: 2 S: 8	H: 1 LOB: 1 BB: 0 P: 8	R: 0 E: 0 K: 0 S: 5	H: 2 LOB: 2 BB: 0 P: 5	R: 0 E: 0 K: 2 S: 8	H: 1 LOB: 1 BB: 0 P: 8	R: 0 E: 0 K: 1 S: 6	H: 1 LOB: 2 BB: 1 P: 10	R: 0 E: 0 K: 0 S: 3	H: 1 LOB: 0 BB: 0 P: 3	R: 0 E: 0 K: 0 S: 4	H: 1 LOB: 1 BB: 0 P: 4	R: 0 E: 0 K: 1 S: 6	H: 1 LOB: 1 BB: 0 P: 6	R: 0 E: 0 K: 0 S: 5	H: 3 LOB: 2 BB: 0 P: 5	R: 0 E: 0 K: 0 S: 3	H: 0 LOB: 0 BB: 0 P: 3	1B: 11 2B: 1 3B: 0 HR: 0	SF: 0 SAC: 0 DP: 2 HBP: 0	WP: 0 PB: 0 SB: 2 CS: 0	PA: 37		
PITCHER Billy O'Dell, L (1, 1) ERA: 2.88	IP 9.0	WLS W	BF 37	H 11	R 0	ER 0	SO 6	BB 1	IBB 0	HBP 0	BLK 0	WP 0	HR 0	S 48	P 52	ERA 0.00	WHIP 1.333						ERA 2.88	WHIP 1.333

Philadelphia Phillies @ San Francisco Giants
 Candlestick Park, San Francisco, CA
 Tue Jul 30 1963, 10:05 PM EDT
 Att. 20,686 - Unknown

livebaseballscorecards.com

AB	36
R	0
H	11
RBI	0
BB	1
SO	6
LOB	21



Batter	1	2	3	4	5	6	7	8	9
Harvey Kuenn, R OBP: 0.365, SLG: 0.435 (1, 9) (8, 7)	0-3 K		4-0 G4-6-3 BB		0-0 SH HR 2B		0-0 6-3		
Chuck Hiller, L OBP: 0.249, SLG: 0.265 (1, 4)	0-0 4-3		0-0 G4-6-3 1-2f		0-0 SH HR 2-3		0-3 K		
Willie McCovey, L OBP: 0.375, SLG: 0.598 Felipe Alou, R OBP: 0.311, SLG: 0.464 (1, 7) (8, 9)	0-3 K		0-0 F2		0-0 HR 1-H 3-H		0-3 K		
Willie Mays, R OBP: 0.358, SLG: 0.517 (1, 8)		0-0 5-3 1B 2B		0-0 1B SF9 2B	0-0 G4-6-3 1B		0-0 F7		
Ed Bailey, L OBP: 0.373, SLG: 0.495 (1, 2)		0-3 K		0-0 1B 2-3 1B	0-0 G4-6-3 1-2f		4-0 BB		
Orlando Cepeda, R OBP: 0.342, SLG: 0.499 (1, 3)		0-0 5-3 2-3		0-3 K	0-0 F8		0-0 F9		
Jim Davenport, R OBP: 0.279, SLG: 0.337 (1, 5)		4-0 1B BB		0-0 SF9 3-H		0-0 F8	0-3 K		
Jose Pagan, R OBP: 0.259, SLG: 0.253 (1, 6)		0-0 1-2 3-H 1B		0-0 1-2 1B		0-0 F9			
Billy O'Dell, S OBP: 0.233, SLG: 0.246 (1, 1)		0-3 K		0-0 F9		0-3 K			

Inning Stats	R: 0	H: 0	E: 0	K: 2	S: 7	R: 1	H: 2	E: 0	K: 2	S: 9	R: 0	H: 0	E: 0	K: 0	S: 2	R: 1	H: 3	E: 0	K: 1	S: 8	R: 3	H: 3	E: 1	K: 0	S: 6	R: 0	H: 0	E: 0	K: 1	S: 5	R: 0	H: 0	E: 0	K: 2	S: 7	R: 0	H: 0	E: 0	K: 1	S: 5
	LOB: 0	BB: 0	P: 7	LOB: 2	BB: 1	P: 13	LOB: 0	BB: 1	P: 6	LOB: 2	BB: 0	P: 8	LOB: 0	BB: 0	P: 6	LOB: 0	BB: 0	P: 5	LOB: 0	BB: 0	P: 5	LOB: 0	BB: 0	P: 7	LOB: 1	BB: 1	P: 9	LOB: 1	BB: 1	P: 9	LOB: 0	BB: 0	P: 9	LOB: 0	BB: 0	P: 9	LOB: 0	BB: 0	P: 9	

PITCHER	IP	WLS	BF	H	R	ER	SO	BB	IBB	HBP	BLK	WP	HR	S	P	ERA	WHIP
Ray Culp, R ERA: 2.85 (1, 1)	4.0	L	22	8	5	4	5	2	0	0	0	0	1	30	38	9.00	2.500
Johnny Klippstein, R ERA: 2.06 (5, 1)	2.0		5	0	0	0	1	0	0	0	0	0	0	7	7	0.00	0.000
Art Mahaffey, R ERA: 4.18 (7, 1)	0.0		0	0	0	0	0	0	0	0	0	0	0	0	0	∞	∞
Ryne Duren, R ERA: 3.47 (7, 1)	2.0		7	0	0	0	3	1	0	0	0	0	0	12	16	0.00	0.500

BOTTOM

Philadelphia Phillies @ San Francisco Giants
Candlestick Park, San Francisco, CA

Tue Jul 30 1963, 10:05 PM EDT
Att. 20,686 - Unknown

AB	R	H	RBI	BB	SO	LOB
3	1	1	0	1	1	0
3	1	0	0	0	1	1
4	1	1	3	0	2	0
0	0	0	0	0	0	0
4	2	3	0	0	0	0
3	0	1	0	1	1	2
4	0	0	0	0	1	4
2	0	0	1	1	1	1
3	0	2	1	0	0	0
3	0	0	0	0	2	4

AB	29
R	5
H	8
RBI	5
BB	3
SO	9
LOB	12

WP: 0 PA: 34
PB: 0 SB: 0
CS: 0



PITCHER	IP	WLS	BF	H	R	ER	SO	BB	IBB	HBP	BLK	WP	HR	S	P	ERA	WHIP
Ray Culp, R ERA: 2.85 (1, 1)	4.0	L	22	8	5	4	5	2	0	0	0	0	1	30	38	9.00	2.500
Johnny Klippstein, R ERA: 2.06 (5, 1)	2.0		5	0	0	0	1	0	0	0	0	0	0	7	7	0.00	0.000
Art Mahaffey, R ERA: 4.18 (7, 1)	0.0		0	0	0	0	0	0	0	0	0	0	0	0	0	∞	∞
Ryne Duren, R ERA: 3.47 (7, 1)	2.0		7	0	0	0	3	1	0	0	0	0	0	12	16	0.00	0.500

Batter	1	2	3	4	5	6	7	8	9	10	11	12	13	14	AB R H RBI BB SO LOB	TOP														
Tony Taylor, R (1, 4) OBP: 0.333, SLG: 0.356	0-0 1-3			0-0 E1		0-0 1-3		0-0 E4		0-0 6-3		0-3 K		0-0 F9	7 0 0 0 0 1 2															
Johnny Callison, L (1, 9) OBP: 0.339, SLG: 0.471	0-0 F8			0-0 4-3		0-0 3-1		0-0 4-3							7 1 3 2 0 0 3															
Tony Gonzalez, L (1, 8) OBP: 0.394, SLG: 0.454	0-0 4-3			0-0 6-3																										
Roy Sievers, R (1, 3) OBP: 0.313, SLG: 0.434		0-0 F9			0-0 E6				0-0 G3		0-0 F9		0-0 F7	4-0 1B	6 0 0 0 1 0 2															
Cookie Rojas, R (9, PR) OBP: 0.255, SLG: 0.205															4 0 3 0 0 0 0															
Cal Emery, L (9, 3) OBP: 0.222, SLG: 0.222															0 1 0 0 0 0 0															
Wes Covington, L (1, 7) OBP: 0.378, SLG: 0.559		0-0 F7			0-3 K				0-0 F7		0-0 4-3		0-3 K	4-0 1B	3 0 1 0 0 1 2															
Johnny Klippstein, R (14, 1)															7 1 1 1 1 0 2 4															
Clay Dalrymple, L (1, 2) OBP: 0.329, SLG: 0.354															0 0 0 0 0 0 0															
Bob Oldis, R (9, PR) OBP: 0.237, SLG: 0.289															4 1 2 1 0 0 1															
Don Hoak, R (1, 5) OBP: 0.284, SLG: 0.331															2 1 1 0 0 0 0															
Ruben Amaro, R (1, 6) OBP: 0.279, SLG: 0.303															4 1 0 0 1 2 2															
Don Demeter, R (8, PH) OBP: 0.333, SLG: 0.458															4 1 0 0 1 2 2															
Jack Baldschun, R (8, 1)																														
Earl Averill, R (14, PH) OBP: 0.316, SLG: 0.333																														
Chris Short, R (1, 1) OBP: 0.091, SLG: 0.152																														
Dallas Green, L (7, 1) OBP: 0.043, SLG: 0.043																														
Frank Torre, L (8, PH) OBP: 0.299, SLG: 0.310																														
Bobby Wine, R (8, PR) OBP: 0.245, SLG: 0.292																														
Inning Stats	R: 0 E: 0 K: 0 S: 3	H: 0 LOB: 0 BB: 0 P: 3	R: 0 E: 0 K: 0 S: 3	H: 0 LOB: 0 BB: 0 P: 3	R: 0 E: 0 K: 0 S: 3	H: 0 LOB: 0 BB: 0 P: 3	R: 0 E: 1 K: 1 S: 6	H: 1 LOB: 2 BB: 1 P: 10	R: 0 E: 0 K: 0 S: 3	H: 0 LOB: 0 BB: 0 P: 3	R: 0 E: 0 K: 0 S: 3	H: 1 LOB: 0 BB: 0 P: 3	R: 0 E: 0 K: 0 S: 4	H: 0 LOB: 1 BB: 0 P: 4	R: 0 E: 0 K: 1 S: 5	H: 0 LOB: 0 BB: 0 P: 5	R: 0 E: 0 K: 2 S: 7	H: 0 LOB: 0 BB: 0 P: 7	R: 0 E: 0 K: 2 S: 8	H: 1 LOB: 1 BB: 0 P: 8	R: 0 E: 2 K: 0 S: 8	H: 3 LOB: 2 BB: 1 P: 12	1B: 10 2B: 1 3B: 0 HR: 1	SF: 0 SAC: 1 DP: 0 HBP: 0	WP: 0 PB: 0 SB: 0 CS: 1	PA: 59				
PITCHER	IP WLS BF H R ER SO BB IBB HBP BLK WP HR S P ERA WHIP																													
Juan Marichal, R (1, 1) ERA: 2.08	9.0		36	7	3	3	3	1	0	0	0	0	0	0	0	0	0	0	0	0	0	0	0	0	0	0	0	0	3.00	0.889
Billy Hoelt, L (10, 1) ERA: 3.65	2.0		7	1	0	0	1	0	0	0	0	0	0	0	0	0	0	0	0	0	0	0	0	0	0	0	0	0	0.00	0.500
Bobby Bolin, R (12, 1) ERA: 2.22	2.2	L	13	3	4	0	4	0	0	0	0	0	0	0	1	21	21	0.00	1.125											
Billy Pierce, L (14, 1) ERA: 3.84	0.1		3	1	0	0	0	1	0	0	0	0	0	0	0	2	6	0.00	6.000											

Philadelphia Phillies @ San Francisco Giants
 Candlestick Park, San Francisco, CA
 Wed Jul 31 1963, 6:33 AM EDT
 Att: 17,927 - Unknown

livebaseballscores.com

AB	56
R	7
H	12
RBI	5
BB	2
SO	8
LOB	23



Batter	1	2	3	4	5	6	7	8	9	AB	R	H	RBI	BB	SO	LOB
Curt Flood, R OBP: 0.338, SLG: 0.389 (1, 8) SS	0-3 K		0-0 F8		0-0 FC4-6 1B		0-0 G6-3 1B			4	0	2	0	0	1	0
Dick Groat, R OBP: 0.398, SLG: 0.472 (1, 6) X	0-0 4-3		0-0 1B		0-0 FC4-6 1B		0-0 G6-3			4	1	1	1	0	0	3
Bill White, L OBP: 0.373, SLG: 0.524 (1, 3) BB	4-0 BB		0-0 L7		0-0 1B					3	0	2	1	1	0	1
Ken Boyer, R OBP: 0.363, SLG: 0.440 (1, 5) X	0-0 F9		0-0 F3		0-3 K					4	0	1	0	0	1	3
Charlie James, R OBP: 0.300, SLG: 0.435 (1, 7) Gary Kolb, L OBP: 0.438, SLG: 0.586 (8, 9) BB		4-0 1B SF9 BB		0-0 F9		0-0 F5		0-0 FC4-2 1B		2	1	0	0	1	0	0
George Altman, L OBP: 0.338, SLG: 0.404 (1, 9) Ron Taylor, R OBP: 0.042, SLG: 0.042 (9, 1) Bobby Shantz, R OBP: 0.286, SLG: 0.167 (9, 1)		0-0 1B SF9		0-3 K		0-0 5-3		0-0 4-3		4	0	1	0	0	1	2
Julian Javier, R OBP: 0.305, SLG: 0.405 (1, 4) X		0-0 1B SF9		0-0 L5		0-0 F6		0-3 K		0	0	0	0	0	0	0
Tim McCarver, L OBP: 0.329, SLG: 0.376 (1, 2) SS		0-3 K			0-0 1B SH1-3 FC4-6 1B		0-0 1B SH3-4 1B			3	1	2	0	0	1	1
Ray Sadecki, L OBP: 0.174, SLG: 0.222 (1, 1) Mike Shannon, R OBP: 0.250, SLG: 0.250 (9, 7) X		0-0 1B F9			0-0 1B SH1-3		0-0 1B SH3-4			1	0	0	0	0	0	1

Inning Stats	R: 0	H: 0	E: 0	K: 1	S: 5	LOB: 1	BB: 1	P: 9	R: 1	H: 1	E: 0	K: 1	S: 6	LOB: 1	BB: 1	P: 10	R: 0	H: 1	E: 0	K: 0	S: 4	LOB: 0	BB: 0	P: 4	R: 0	H: 0	E: 0	K: 1	S: 5	LOB: 0	BB: 0	P: 5	R: 2	H: 3	E: 1	K: 1	S: 8	LOB: 1	BB: 0	P: 8	R: 0	H: 0	E: 0	K: 0	S: 3	LOB: 0	BB: 0	P: 3	R: 0	H: 2	E: 0	K: 0	S: 4	LOB: 1	BB: 0	P: 4	R: 0	H: 2	E: 0	K: 1	S: 7	LOB: 2	BB: 0	P: 7
--------------	------	------	------	------	------	--------	-------	------	------	------	------	------	------	--------	-------	-------	------	------	------	------	------	--------	-------	------	------	------	------	------	------	--------	-------	------	------	------	------	------	------	--------	-------	------	------	------	------	------	------	--------	-------	------	------	------	------	------	------	--------	-------	------	------	------	------	------	------	--------	-------	------

BOTTOM

Philadelphia Phillies @ St. Louis Cardinals
Sportsman's Park, St. Louis, MO

Fri Aug 02 1963, 8:05 PM EDT
Att: 20,025 - Unknown - 96 F

livebaseballscores.com

AB	29
R	3
H	9
RBI	3
BB	2
SO	5
LOB	15



PITCHER	IP	WLS	BF	H	R	ER	SO	BB	IBB	HBP	BLK	WP	HR	S	P	ERA	WHIP
Dennis Bennett, L ERA: 2.05 (1, 1)	4.2	L	21	5	3	2	3	2	0	0	0	0	0	25	33	3.86	1.500
Dallas Green, R ERA: 2.51 (5, 1)	0.1		1	0	0	0	1	0	0	0	0	0	0	3	3	0.00	0.000
John Boozer, R ERA: 2.85 (6, 1)	2.0		7	2	0	0	0	0	0	0	0	0	0	7	7	0.00	1.000
Johnny Klippstein, R ERA: 2.02 (8, 1)	0.2		4	2	0	0	0	0	0	0	0	0	0	4	4	0.00	3.000
Bobby Locke, R ERA: (8, 1)	0.1		1	0	0	0	1	0	0	0	0	0	0	3	3	0.00	0.000

WP: 0	PA: 34
PB: 0	
SB: 0	
CS: 0	

Batter	1	2	3	4	5	6	7	8	9	AB R H RBI BB SO LOB	TOP		
Tony Taylor, R (1, 4) OBP: 0.330, SLG: 0.351	0-0 6-3		0-0 SH1-4			0-0 4-3	0-0 G4-6-3 1B		0-0 F3	4 0 1 0 0 0 2	Philadelphia Phillies @ St. Louis Cardinals Sportsman's Park, St. Louis, MO Sun Aug 04 1963, 4:33 AM EDT Unknown - 86 F		
Johnny Callison, L (1, 9) OBP: 0.334, SLG: 0.467	0-0 L7		0-0 F7			0-0 HR	0-0 G4-6-3 1-2f		0-0 F7	5 1 1 1 0 0 5			
Wes Covington, L (1, 7) OBP: 0.372, SLG: 0.548 Don Demeter, R (6, 8) OBP: 0.330, SLG: 0.461	0-0 G1		0-0 1B			0-0 F8		0-3 K		3 0 1 1 0 0 0 1 0 0 0 0 1 0			
Tony Gonzalez, L (1, 8) OBP: 0.378, SLG: 0.446 (6, 7)		0-0 5-3		0-0 6-3		0-3 K		0-0 6-3		4 0 0 0 0 1 0			
Roy Sievers, R (1, 3) OBP: 0.318, SLG: 0.432 Ruben Amaro, R (7, PR) OBP: 0.279, SLG: 0.308 (7, 6)		0-0 1B SF9 2B		0-0 F9			0-0 1B 2B 1B	0-0 1-6-3		3 1 2 0 0 0 0 1 1 0 0 0 0 0			
Clay Dalrymple, L (1, 2) OBP: 0.331, SLG: 0.363		0-0 FC6-4 1B		0-3 K			0-0 F2		0-0 HR	4 1 2 1 0 1 1			
Don Hoak, R (1, 5) OBP: 0.289, SLG: 0.333		0-0 SF9			0-0 F9		0-0 2B 1-2 1B 1B		0-0 BB 1B	3 1 2 1 0 0 0			
Bobby Wine, R (1, 6) OBP: 0.243, SLG: 0.290 Frank Torre, L (7, PH) OBP: 0.313, SLG: 0.330 (7, 3)		0-0 FC6-4			0-0 F3		0-0 1-3 2-H 1B 2B		4-0 BB BB BB BB	2 0 0 0 0 0 1 1 1 1 1 1 0 0			
Ray Culp, R (1, 1) OBP: 0.204, SLG: 0.192 Jack Baldschun, R (7, 1)			0-0 SH1-4 1B 1B		0-3 K		0-0 2-H 3-H 1B 1B		0-0 F2	3 1 2 2 0 1 0 1 0 0 0 0 0 2			
Inning Stats	R: 0 H: 0 E: 0 LOB: 0 K: 0 BB: 0 S: 3 P: 3	R: 1 H: 2 E: 0 LOB: 1 K: 0 BB: 0 S: 5 P: 5	R: 1 H: 2 E: 0 LOB: 1 K: 0 BB: 0 S: 4 P: 4	R: 0 H: 0 E: 0 LOB: 0 K: 1 BB: 0 S: 5 P: 5	R: 0 H: 0 E: 0 LOB: 0 K: 1 BB: 0 S: 5 P: 5	R: 1 H: 1 E: 0 LOB: 0 K: 1 BB: 0 S: 6 P: 6	R: 3 H: 5 E: 0 LOB: 2 K: 0 BB: 0 S: 7 P: 7	R: 0 H: 0 E: 0 LOB: 0 K: 1 BB: 0 S: 5 P: 5	R: 1 H: 2 E: 0 LOB: 2 K: 0 BB: 1 S: 5 P: 9	1B: 8 SF: 1 2B: 2 SAC: 1 3B: 0 DP: 1 HR: 2 HBP: 0		WP: 0 PA: 38 PB: 0 SB: 0 CS: 0	
PITCHER	IP WLS BF H R ER SO BB IBB HBP BLK WP HR S P ERA WHIP											PITCHER	IP WLS BF H R ER SO BB IBB HBP BLK WP HR S P ERA WHIP
Lew Burdette, R (1, 1) ERA: 3.92	6.1 L 27 9 6 6 3 0 0 0 0 0 0 1 33 33 8.53 1.421												
Bob Humphreys, R (7, 1) ERA: 5.59	0.2 2 1 0 0 0 0 0 0 0 0 0 0 2 2 0.00 1.500												
Ron Taylor, R (8, 1) ERA: 3.04	2.0 9 2 1 1 1 1 0 0 0 0 0 1 10 14 4.50 1.500												

livebaseballscorecards.com

AB	35
R	7
H	12
RBI	7
BB	1
SO	4
LOB	11



Batter	1	2	3	4	5	6	7	8	9	AB	R	H	RBI	BB	SO	LOB
Curt Flood, R (1, 8) OBP: 0.333, SLG: 0.386	0-0 6-3		0-3 K		0-3 K		0-0 F6			4	0	0	0	0	2	3
Dick Groat, R (1, 6) OBP: 0.398, SLG: 0.474	0-3 K		0-3 K			0-0 4-3		0-0 1-3		4	0	0	0	0	2	1
Bill White, L (1, 3) OBP: 0.369, SLG: 0.517	0-3 K			0-0 F5		0-0 1-3		0-0 4-3		4	0	0	0	0	1	0
Ken Boyer, R (1, 5) OBP: 0.359, SLG: 0.433		0-0 F7		0-0 5-3		0-0 F8		0-0 5-3		4	0	0	0	0	0	0
George Altman, L (1, 9) OBP: 0.336, SLG: 0.404		0-0 F5		0-0 1B		0-0 F7		0-0 E1 1B		4	0	1	0	0	0	0
Stan Musial, L (1, 7) OBP: 0.328, SLG: 0.416 Mike Shannon, R (9, PR) OBP: 0.250, SLG: 0.250		0-0 F4		0-0 F9		0-0 6-3		0-0 1B		4	0	1	0	0	0	1
Julian Javier, R (1, 4) OBP: 0.307, SLG: 0.406			0-0 3-1 1B 2B		0-0 F5		0-0 HR 1B		0-3 K	4	2	2	0	0	1	1
Carl Sawatski, L (1, 2) OBP: 0.349, SLG: 0.442			0-0 3-1 2-3		0-0 FC1-6 1B		0-0 HR		0-0 L9	4	1	2	2	0	0	2
Lew Burdette, R (1, 1) OBP: 0.143, SLG: 0.152 Bob Humphreys, R (7, 1) Gary Kolb, L (7, PH) OBP: 0.436, SLG: 0.565 Ron Taylor, R (8, 1) OBP: 0.042, SLG: 0.042			0-0 S 1B		0-0 FC1-6 1-2f		4-0 BB			2	0	1	1	0	0	1

Inning Stats	R: 0	H: 0	E: 0	K: 2	S: 7	LOB: 0	BB: 0	P: 7	R: 0	H: 0	E: 0	K: 0	S: 3	LOB: 0	BB: 0	P: 3	R: 1	H: 2	E: 0	K: 2	S: 9	LOB: 1	BB: 0	P: 9	R: 0	H: 1	E: 0	K: 0	S: 4	LOB: 1	BB: 0	P: 4	R: 0	H: 1	E: 0	K: 1	S: 6	LOB: 1	BB: 0	P: 6	R: 0	H: 0	E: 0	K: 0	S: 3	LOB: 0	BB: 0	P: 3	R: 2	H: 2	E: 0	K: 0	S: 5	LOB: 1	BB: 1	P: 9	R: 0	H: 0	E: 0	K: 0	S: 3	LOB: 0	BB: 0	P: 3	R: 0	H: 1	E: 1	K: 1	S: 6	LOB: 1	BB: 0	P: 6	1B: 5	SF: 0	2B: 1	SAC: 0	3B: 0	DP: 0	HR: 1	HBP: 0	WP: 0	PA: 35
--------------	------	------	------	------	------	--------	-------	------	------	------	------	------	------	--------	-------	------	------	------	------	------	------	--------	-------	------	------	------	------	------	------	--------	-------	------	------	------	------	------	------	--------	-------	------	------	------	------	------	------	--------	-------	------	------	------	------	------	------	--------	-------	------	------	------	------	------	------	--------	-------	------	------	------	------	------	------	--------	-------	------	-------	-------	-------	--------	-------	-------	-------	--------	-------	--------

PITCHER	IP	WLS	BF	H	R	ER	SO	BB	IBB	HBP	BLK	WP	HR	S	P	ERA	WHIP
Ray Culp, R (1, 1) ERA: 2.9	6.2	W	27	6	3	3	5	1	0	0	0	0	1	36	40	4.05	1.050
Jack Baldschun, R (7, 1) ERA: 1.9	2.1	S	8	1	0	0	1	0	0	0	0	0	0	10	10	0.00	0.429

BOTTOM

Philadelphia Phillies @ St. Louis Cardinals
Sportsman's Park, St. Louis, MO

Sun Aug 04 1963, 4:33 AM EDT
 Unknown - 86 F

AB	34
R	3
H	7
RBI	3
BB	1
SO	6
LOB	9



PITCHER	IP	WLS	BF	H	R	ER	SO	BB	IBB	HBP	BLK	WP	HR	S	P	ERA	WHIP
---------	----	-----	----	---	---	----	----	----	-----	-----	-----	----	----	---	---	-----	------

Batter	1	2	3	4	5	6	7	8	9	AB R H RBI BB SO LOB	TOP											
Tony Taylor, R (1, 4) OBP: 0.333, SLG: 0.354	0-0 1-3		0-0 E E 1B		0-0 6-3			0-0 2B 1B 1B	0-0 S 1B 1B	5 2 3 0 0 0 0												
Johnny Callison, L (1, 9) OBP: 0.335, SLG: 0.469	0-0 G3		0-0 G3			0-3 K		0-0 1B 2B 2B	0-0 FC6 1B	5 1 2 1 0 1 1												
Wes Covington, L (1, 7) OBP: 0.374, SLG: 0.561 Cookie Rojas, R (8, PR) OBP: 0.250, SLG: 0.200 Don Demeter, R (8, 8) OBP: 0.329, SLG: 0.459	0-0 HR		0-0 F4			0-3 K		0-0 2B SF7 1B	0-0 FC6	4 1 2 2 0 1 1 0 1 0 0 0 0 0 1 0 0 0 0 0 1												
Tony Gonzalez, L (1, 8) OBP: 0.382, SLG: 0.452	0-3 K			0-0 CS 1B		0-0 E 1B		0-0 S 2B		4 0 3 1 0 1 0												
Roy Sievers, R (1, 3) OBP: 0.314, SLG: 0.428 Frank Torre, L (8, 3) OBP: 0.313, SLG: 0.330		0-3 K		0-3 K		0-0 E6		0-0 SF7		3 0 0 1 0 2 2 0 0 0 0 0 0 0												
Clay Dalrymple, L (1, 2) OBP: 0.331, SLG: 0.368 Bob Oldis, R (8, 2) OBP: 0.231, SLG: 0.282		0-3 K		0-0 3B		0-0 F6		0-0 F3		4 0 1 0 0 1 4 0 0 0 0 0 0 0												
Don Hoak, R (1, 5) OBP: 0.289, SLG: 0.332 Ruben Amaro, R (8, 5) OBP: 0.279, SLG: 0.308		0-0 1B		0-0 5-3			0-0 F3	0-0 5-3		4 0 1 0 0 0 2 0 0 0 0 0 0 0												
Bobby Wine, R (1, 6) OBP: 0.240, SLG: 0.285		0-3 K			0-3 K		0-0 3-1		0-3 K	4 0 0 0 0 3 1												
Chris Short, R (1, 1) OBP: 0.086, SLG: 0.143 Cal Emery, L (7, PH) OBP: 0.200, SLG: 0.200 Dallas Green, L (7, 1) OBP: 0.043, SLG: 0.043 Cal McLish, S (9, PH) OBP: 0.300, SLG: 0.394 Johnny Klippstein, R (9, 1) Jack Baldschun, R (9, 1)			0-0 6-3		0-0 F9		0-0 5-3		0-3 K	2 0 0 0 0 0 0 1 0 0 0 0 0 0 0 0 0 0 0 0 0 1 0 0 0 0 0 1 0 0 0 0 0 0 0 0 0 0 0 0 0 0 0 0 0												
Inning Stats	R: 1 E: 0 K: 1 S: 6	H: 1 LOB: 0 BB: 0 P: 6	R: 0 E: 0 K: 3 S: 10	H: 1 LOB: 1 BB: 0 P: 10	R: 0 E: 1 K: 0 S: 4	H: 1 LOB: 1 BB: 0 P: 4	R: 0 E: 0 K: 1 S: 6	H: 2 LOB: 1 BB: 0 P: 6	R: 0 E: 0 K: 1 S: 5	H: 0 LOB: 0 BB: 0 P: 5	R: 0 E: 1 K: 2 S: 9	H: 1 LOB: 2 BB: 0 P: 9	R: 0 E: 0 K: 0 S: 3	H: 0 LOB: 0 BB: 0 P: 3	R: 3 E: 0 K: 0 S: 7	H: 4 LOB: 1 BB: 0 P: 7	R: 1 E: 0 K: 2 S: 9	H: 2 LOB: 1 BB: 0 P: 9	1B: 8 2B: 2 3B: 1 HR: 1	SF: 1 SAC: 0 DP: 0 HBP: 0	WP: 0 PB: 0 SB: 2 CS: 1	PA: 39
PITCHER	IP WLS BF H R ER SO BB IBB HBP BLK WP HR S P ERA WHIP																					
Bob Gibson, R (1, 1) ERA: 3.85	7.0 L 31 10 4 4 8 0 0 0 0 0 0 1 47 47 5.14 1.429																					
Barney Schultz, R (8, 1) ERA: 3.2	1.0 3 0 0 0 0 0 0 0 0 0 0 0 3 3 0.00 0.000																					
Bobby Shantz, L (9, 1) ERA: 2.95	1.0 5 2 1 1 2 0 0 0 0 0 0 0 9 9 9.00 2.000																					

Philadelphia Phillies @ St. Louis Cardinals
 Sportsman's Park, St. Louis, MO
 Sun Aug 04 1963, 4:38 AM EDT
 Att: 26,039 - Unknown

livebaseballscorecards.com

AB	38
R	5
H	12
RBI	5
BB	0
SO	10
LOB	12



Batter	1	2	3	4	5	6	7	8	9	AB	R	H	RBI	BB	SO	LOB
Curt Flood, R OBP: 0.338, SLG: 0.393 (1, 8)	0-0 4-3 6-3 1B		0-0 E 2B		0-0 WP 1B 1B		0-0 4-3		0-0 5-3 1B 1B	5	1	4	0	0	0	0
Dick Groat, R OBP: 0.402, SLG: 0.482 (1, 6)	0-0 6-3 1-2		0-0 E9 2-H 1B		0-0 WP 1-2 1B		0-0 2B 3B		0-0 5-3 1-2 1B	5	1	4	0	0	0	1
Bill White, L OBP: 0.368, SLG: 0.515 (1, 3)	0-0 4-3 2-3		0-0 F5		0-0 F3 1-2 2-3		0-0 3-H 2B		0-0 F8	5	0	1	1	0	0	5
Ken Boyer, R OBP: 0.357, SLG: 0.430 (1, 5)	0-3 K			0-0 FC5-4 1B 1B	0-3 K		0-0 6-3		0-0 5-3 1-2 2-3	5	0	1	0	0	2	6
Charlie James, R OBP: 0.306, SLG: 0.440 (1, 7)		0-0 1B		0-0 F8		0-0 PB 2B		4-0 BB BB	0-3 K	4	0	2	0	1	1	3
George Altman, L OBP: 0.335, SLG: 0.402 (1, 9)		0-3 K		0-0 FC5-4 1-2 1B		0-3 K		0-0 4-3		4	0	1	0	0	2	4
Julian Javier, R OBP: 0.309, SLG: 0.406 (1, 4)		0-0 F9		0-0 FC5-4 1-2f 2-3		4-0 PB BB		0-0 L4-3 1B		3	0	1	0	1	0	3
Tim McCarver, L OBP: 0.324, SLG: 0.370 (1, 2)		0-0 F6		0-0 4-3		0-3 K		0-0 L4-3		4	0	0	0	0	1	6
Gary Kolb, L OBP: 0.436, SLG: 0.565 (9, 2)						1-2 2-3		1-2		0	0	0	0	0	0	0
Bob Gibson, R OBP: 0.281, SLG: 0.288 (1, 1)			0-3 K		0-3 K		0-0 F9		0-3 K	3	0	0	0	0	2	2
Barney Schultz, R (8, 1)										0	0	0	0	0	0	0
Carl Sawatski, L (8, PH)										1	0	0	0	0	1	0
Bobby Shantz, R (9, 1)										0	0	0	0	0	0	0

Inning Stats	R: 0	H: 1	E: 0	LOB: 1	K: 1	BB: 0	S: 6	R: 0	H: 1	E: 0	LOB: 1	K: 1	BB: 0	S: 6	R: 1	H: 2	E: 1	LOB: 0	K: 1	BB: 0	S: 6	R: 0	H: 2	E: 0	LOB: 2	K: 0	BB: 0	S: 5	R: 0	H: 2	E: 0	LOB: 2	K: 2	BB: 0	S: 9	R: 0	H: 1	E: 0	LOB: 2	K: 2	BB: 1	S: 8	R: 1	H: 2	E: 0	LOB: 2	K: 0	BB: 1	S: 5	R: 0	H: 1	E: 0	LOB: 0	K: 1	BB: 0	S: 5	R: 0	H: 2	E: 0	LOB: 2	K: 1	BB: 0	S: 7	R: 0	H: 2	E: 0	LOB: 2	K: 1	BB: 0	S: 7	1B: 10	SF: 0	2B: 4	SAC: 0	3B: 1	DP: 1	HR: 0	HBP: 0	WP: 1	PA: 41	PB: 1	SB: 0	CS: 0
--------------	------	------	------	--------	------	-------	------	------	------	------	--------	------	-------	------	------	------	------	--------	------	-------	------	------	------	------	--------	------	-------	------	------	------	------	--------	------	-------	------	------	------	------	--------	------	-------	------	------	------	------	--------	------	-------	------	------	------	------	--------	------	-------	------	------	------	------	--------	------	-------	------	------	------	------	--------	------	-------	------	--------	-------	-------	--------	-------	-------	-------	--------	-------	--------	-------	-------	-------

PITCHER	IP	WLS	BF	H	R	ER	SO	BB	IBB	HBP	BLK	WP	HR	S	P	ERA	WHIP
Chris Short, L (1, 1)	6.0		27	9	1	0	7	1	0	0	0	1	0	40	44	0.00	1.667
Dallas Green, R (7, 1)	2.0	W	9	3	1	1	1	1	0	0	0	0	0	10	14	4.50	2.000
Johnny Klippstein, R (9, 1)	0.1		3	2	0	0	0	0	0	0	0	0	0	3	3	0.00	6.000
Jack Baldschun, R (9, 1)	0.2	S	2	0	0	0	1	0	0	0	0	0	0	4	4	0.00	0.000

BOTTOM

Philadelphia Phillies @ St. Louis Cardinals
Sportsman's Park, St. Louis, MO

livebaseballscores.com

AB	39
R	2
H	14
RBI	1
BB	2
SO	9
LOB	30



Sun Aug 04 1963, 4:38 AM EDT
Att. 26,039 - Unknown

Batter	1	2	3	4	5	6	7	8	9	10	AB R H RBI BB SO LOB	TOP										
Pete Rose, S OBP: 0.345, SLG: 0.374 (1, 4)	1-1 F6		1-2 F7		0-0 HR		2-1 4-3		0-2 1B 3B	2-3 K	6 2 2 2 0 1 2	Cincinnati Reds @ Philadelphia Phillies Connie Mack Stadium, Philadelphia, PA Tue Aug 06 1963, 7:05 PM EDT Unknown										
Tommy Harper, R OBP: 0.364, SLG: 0.410 (1, 9)	2-3 K		0-0 F9		4-2 S 1B BB		4-2 FC3-6 BB		3-3 K	0-3 K	4 1 0 0 2 3 3											
Vada Pinson, L OBP: 0.354, SLG: 0.511 (1, 8)	0-1 G3			1-1 F9 2B	2-2 1H 1B		1-1 FC3-6 E S 1-2f		1-0 1B		5 0 3 2 0 0 1											
Frank Robinson, R OBP: 0.389, SLG: 0.438 (1, 7)		0-0 P2		2-0 6-3	4-1 BB		2-2 5-3		0-0 F7		4 0 0 0 1 0 3											
Marty Keough, L OBP: 0.362, SLG: 0.430 (1, 3)		4-0 BB BB		0-1 F9	0-1 4-3			0-1 B3		0-1 E1 2B	4 1 0 0 1 0 3											
Gene Freese, R OBP: 0.320, SLG: 0.394 (1, 5)		1-2 F2		0-0 6-3		0-1 1B 2B		0-0 FC5-6 1B		0-0 F7	5 0 2 0 0 0 3											
Johnny Edwards, L OBP: 0.320, SLG: 0.367 (1, 2)		4-1 BB		4-0 SH1-3 HR BB	2-3 K		2-1 FC5-6 FC5-4		0-0 1B WP 2B		3 2 1 1 2 1 2											
Leo Cardenas, R OBP: 0.248, SLG: 0.297 (1, 6)		0-3 K		1-0 F7	1-1 1B		0-0 FC5-4		4-0 WP 1B IBB		4 0 1 0 1 1 4											
Jim O'Toole, S OBP: 0.164, SLG: 0.150 (1, 1)			1-0 4-1		2-2 SH1-3		2-3 K		2-2 1B		1 0 0 0 0 0 0											
Jim Coates, R (5, 1)					1-2				0-1 WP 1B		0 0 0 0 0 0 0											
Bob Skinner, L OBP: 0.329, SLG: 0.370 (6, PH)											1 0 0 0 0 1 1											
Al Worthington, R (6, 1)											0 0 0 0 0 0 0											
Gordy Coleman, L OBP: 0.286, SLG: 0.388 (9, PH)											1 0 1 0 0 0 0											
Bill Henry, L OBP: 0.167, SLG: 0.200 (9, 1)											1 0 1 0 0 0 0											
Inning Stats	R: 0 E: 0 K: 1 S: 7	H: 0 LOB: 0 BB: 0 P: 10	R: 0 E: 0 K: 1 S: 12	H: 0 LOB: 2 BB: 2 P: 21	R: 0 E: 0 K: 0 S: 6	H: 1 LOB: 1 BB: 0 P: 9	R: 0 E: 0 K: 2 S: 10	H: 2 LOB: 1 BB: 0 P: 15	R: 0 E: 0 K: 0 S: 9	H: 0 LOB: 1 BB: 1 P: 18	R: 0 E: 0 K: 0 S: 6	H: 1 LOB: 1 BB: 0 P: 8	R: 1 E: 0 K: 1 S: 11	H: 3 LOB: 1 BB: 0 P: 17	R: 2 E: 1 K: 2 S: 13	H: 2 LOB: 2 BB: 1 P: 19	1B: 6 2B: 3 3B: 1 HR: 1	SF: 0 SAC: 1 DP: 0 HBP: 0	WP: 1 PB: 0 SB: 2 CS: 0	PA: 47		
PITCHER	IP WLS BF H R ER SO BB IBB HBP BLK WP HR S P ERA WHIP																					
Ryne Duren, R ERA: 3.63 (1, 1)	4.2		21	3	3	3	2	4	0	0	0	0	0	0	0	0	0	0	0	0	5.79	1.500
Dallas Green, R ERA: 2.55 (5, 1)	0.1		2	0	0	0	0	1	0	0	0	0	0	0	0	0	0	0	0	0	0.00	3.000
John Boozer, R ERA: 3.14 (6, 1)	3.1	L	14	5	1	1	2	1	0	0	0	0	0	0	0	0	0	0	0	0	2.70	1.800
Jack Baldschun, R ERA: 1.95 (9, 1)	1.2	L	10	3	2	1	3	0	1	0	0	1	0	0	0	0	0	0	0	0	5.40	1.800

AB	39
R	6
H	11
RBI	5
BB	7
SO	7
LOB	22



Batter	1	2	3	4	5	6	7	8	9	10	AB	R	H	RBI	BB	SO	LOB
Tony Taylor, R OBP: 0.332, SLG: 0.353 (1, 4)	1-1 5-3		X 0-0 1B		X 0-0 4-3	2-1 P4		1-3 K			5	0	1	1	0	1	2
Johnny Callison, L OBP: 0.333, SLG: 0.466 (1, 9)	1-2 BB 1B		2-3 K		1-0 F9		1-3 K		X 0-0 4-3		5	0	1	0	0	2	2
Tony Gonzalez, L OBP: 0.382, SLG: 0.450 (1, 7)	4-0 1-2 BB		0-1 4-3		0-0 2-H 1B 1B		3-2 6-3		B 2-1 6-3		4	1	1	1	1	0	1
Roy Sievers, R OBP: 0.316, SLG: 0.424 Cookie Rojas, R OBP: 0.250, SLG: 0.200 Frank Torre, L OBP: 0.310, SLG: 0.326 (1, 3) (7, PR) (8, 3)	2-3 K			X 0-0 6-3	4-2 1B 1B BB		B 4-0 BB BB BB BB		B 2-1 F8		2	1	0	0	2	1	2
Don Demeter, R OBP: 0.330, SLG: 0.457 (1, 8)	2-3 K			B 1-2 F7	3-2 1B 1B BB		F 4-2 BB BB BB BB		X 0-0 P3		4	0	1	1	1	1	2
Don Hoak, R OBP: 0.287, SLG: 0.330 (1, 5)		X 0-0 6-3		X 0-0 E5	3-1 1-3 2-H 1B		B 1-2 L8		X 0-0 L7		5	0	1	1	0	0	2
Bob Oldis, R OBP: 0.220, SLG: 0.268 Wes Covington, L OBP: 0.373, SLG: 0.558 John Boozer, R OBP: 0.143, SLG: 0.143 Jack Baldschun, R OBP: 0.278, SLG: 0.306 Ruben Amaro, R OBP: 0.278, SLG: 0.306 (1, 2) (5, PH) (6, 1) (9, 1) (10, PH)		X 0-0 F7		X 1-2 F9	2-1 F2		C 1-1 FC5-4 1B		X 0-0 5-3		2	0	0	0	0	0	1
Bobby Wine, R OBP: 0.240, SLG: 0.285 (1, 6)		X 0-0 F8		C 2-2 1B 4-3 1B	X 0-0 F7		B 1-2 FC5-4 1-2f				4	1	1	0	0	0	1
Ryne Duren, R OBP: 0.263, SLG: 0.176 Dallas Green, L OBP: 0.043, SLG: 0.043 Earl Averill, R OBP: 0.311, SLG: 0.327 (1, 1) (5, 1) (5, PH) (6, 2)			C 2-3 K		B 3-2 1B 4-3 1B	X 0-0 F8		C 1-2 F9			1	0	0	0	0	1	0

5	0	1	1	0	1	2
5	0	1	0	0	2	2
4	1	1	1	1	0	1
2	1	0	0	2	1	2
0	0	0	0	0	0	0
1	0	0	0	0	0	0
4	0	1	1	1	1	2
5	0	1	1	0	0	2
2	0	0	0	0	0	1
1	0	0	0	0	0	2
0	0	0	0	0	0	0
1	0	0	0	0	0	0
4	1	1	0	0	0	1
1	0	0	0	0	0	0
3	1	1	0	0	0	1

BOTTOM	
Cincinnati Reds @ Philadelphia Phillies	
Connie Mack Stadium, Philadelphia, PA	
Tue Aug 06 1963, 7:05 PM EDT	Unknown
livebaseballscorecards.com	
AB	39
R	4
H	8
RBI	4
BB	4
SO	6
LOB	16
	
WP: 0	PA: 43
PB: 0	
SB: 0	
CS: 0	

Inning Stats	R: 0	H: 1	E: 0	K: 2	S: 13	P: 23	R: 0	H: 0	E: 0	K: 0	S: 3	P: 3	R: 0	H: 1	E: 0	K: 2	S: 9	P: 13	R: 0	H: 0	E: 1	K: 0	S: 8	P: 10	R: 4	H: 5	E: 0	K: 0	S: 18	P: 36	R: 0	H: 0	E: 0	K: 0	S: 4	P: 6	R: 0	H: 0	E: 0	K: 1	S: 11	P: 24	R: 0	H: 1	E: 0	K: 1	S: 11	P: 15	R: 0	H: 0	E: 0	K: 0	S: 5	P: 9	R: 0	H: 0	E: 0	K: 0	S: 3	P: 3	1B: 8	SF: 0	2B: 0	SAC: 0	3B: 0	DP: 0	HR: 0	HBP: 0	WP: 0	PA: 43
PITCHER	IP	WLS	BF	H	R	ER	SO	BB	IBB	HBP	BLK	WP	HR	S	P	ERA	WHIP																																																					
Jim O'Toole, L ERA: 2.38 (1, 1)	4.2		24	7	4	4	4	2	0	0	0	0	0	49	81	7.71	1.929																																																					
Jim Coates, R ERA: 5.12 (5, 1)	0.1		1	0	0	0	0	0	0	0	0	0	0	2	4	0.00	0.000																																																					
Al Worthington, R ERA: 3.09 (6, 1)	3.0		12	1	0	0	2	2	0	0	0	0	0	26	45	0.00	1.000																																																					
Bill Henry, L ERA: 5.82 (9, 1)	2.0	W	6	0	0	0	0	0	0	0	0	0	0	8	12	0.00	0.000																																																					

Batter	1	2	3	4	5	6	7	8	9	AB R H RBI BB SO LOB	TOP									
Pete Rose, S (1, 4) OBP: 0.342, SLG: 0.371	0-1 F3		0-0 6-3			0-3 K		0-0 6-3		4 0 0 0 0 1 1										
Tommy Harper, R (1, 9) OBP: 0.362, SLG: 0.407	2-2 BLK 1B		0-0 6-3			0-0 F9		0-0 F8		4 0 1 0 0 0 1										
Vada Pinson, L (1, 8) OBP: 0.352, SLG: 0.506	1-2 F9			2-0 6-3		0-3 K			0-0 4-3	4 0 0 0 0 1 1										
Frank Robinson, R (1, 7) OBP: 0.388, SLG: 0.434	4-0 IBB			0-0 6-3			1-3 K		0-0 P6	3 0 0 0 1 1 0										
Gene Freese, R (1, 5) OBP: 0.318, SLG: 0.411	0-0 F8			0-0 F8			1-2 HR		0-3 K	4 1 1 1 0 1 2										
Gene Green, R (1, 2) OBP: 0.239, SLG: 0.294		0-3 K			0-0 6-3		0-0 P6			3 0 0 0 0 1 0										
Don Pavletich, R (1, 3) OBP: 0.262, SLG: 0.264			0-0 F9		0-0 F3		0-0 6-3			3 0 0 0 0 0 0										
Leo Cardenas, R (1, 6) OBP: 0.251, SLG: 0.301		1-2 5-3			4-1 BB			0-0 6-3 2B		2 0 1 0 1 0 0										
Joey Jay, S (1, 1) OBP: 0.171, SLG: 0.175			0-2 6-3			2-3 K		2-1 5-3		2 0 0 0 0 1 1										
Charlie Neal, R (8, PH) OBP: 0.295, SLG: 0.300										1 0 0 0 0 0 1										
Dom Zanni, R (8, 1)										0 0 0 0 0 0 0										
Inning Stats	R: 0 E: 0 K: 0 S: 10	H: 1 LOB: 2 BB: 1 P: 17	R: 0 E: 0 K: 1 S: 7	H: 0 LOB: 0 BB: 0 P: 8	R: 0 E: 0 K: 0 S: 6	H: 0 LOB: 0 BB: 0 P: 6	R: 0 E: 0 K: 0 S: 3	H: 0 LOB: 0 BB: 0 P: 5	R: 0 E: 0 K: 1 S: 6	H: 0 LOB: 1 BB: 1 P: 12	R: 1 E: 0 K: 1 S: 8	H: 1 LOB: 0 BB: 0 P: 10	R: 0 E: 0 K: 0 S: 5	H: 1 LOB: 1 BB: 0 P: 7	R: 0 E: 0 K: 1 S: 5	H: 0 LOB: 0 BB: 0 P: 5	1B: 1 2B: 1 3B: 0 HR: 1	SF: 0 SAC: 0 DP: 0 HBP: 0	WP: 0 PB: 0 SB: 0 CS: 0	PA: 32
PITCHER Dennis Bennett, L (1, 1) ERA: 1.78	IP: 9.0 WLS: W BF: 32 H: 3 R: 1 ER: 1 SO: 6 BB: 1 IBB: 1 HBP: 0 BLK: 1 WP: 0 HR: 1 S: 57 P: 77 ERA: 1.00 WHIP: 0.444																			

Cincinnati Reds @ Philadelphia Phillies
 Connie Mack Stadium, Philadelphia, PA

Tue Aug 06 1963, 7:05 PM EDT
 Att: 32,761 - Unknown

livebaseballscorecards.com

AB	30
R	1
H	3
RBI	1
BB	2
SO	6
LOB	7



Batter	1	2	3	4	5	6	7	8	9	AB R H RBI BB SO LOB	TOP													
Pete Rose, S (1, 4) OBP: 0.344, SLG: 0.372	0-0 CS 1B		2-1 S 1B			2-1 L9		2-0 P6-3 1-2f		4 1 2 0 0 0 1														
Tommy Harper, R (1, 9) OBP: 0.368, SLG: 0.413	3-1 G3-6-3 1-2 1B		3-2 1-H 1B			0-0 S 1B		0-1 L9		4 0 3 1 0 0 1														
Vada Pinson, L (1, 8) OBP: 0.351, SLG: 0.504	0-0 G3-6-3 1-2f		0-0 G3			2-2 F7			1-0 FC4-6 1B	4 0 1 0 0 0 3														
Frank Robinson, R (1, 7) OBP: 0.386, SLG: 0.430		4-2 G6-3 BB		1-1 F8		1-0 4-3			0-0 FC4-6 1-2f 8-3	3 0 0 0 1 0 2														
Marty Keough, L (1, 3) OBP: 0.359, SLG: 0.424		1-2 G6-3 1-2f		0-0 4-3			2-2 CS 1B		0-0 8-3 1-2f	4 0 1 0 0 0 2														
Gene Freese, R (1, 5) OBP: 0.319, SLG: 0.410		2-2 1B		2-2 L7			1-1 5-3 1-2			3 0 1 0 0 0 1														
Johnny Edwards, L (1, 2) OBP: 0.320, SLG: 0.365		0-0 4-3			0-1 F9		1-1 HBP			2 0 0 0 0 0 1														
Leo Cardenas, R (1, 6) OBP: 0.249, SLG: 0.299			2-3 K		0-0 5-3		2-1 F7			3 0 0 0 0 1 1														
Jim Maloney, L (1, 1) OBP: 0.182, SLG: 0.143			0-0 F7		3-1 4-3			4-1 P6-3 BB		2 0 0 0 0 0 0														
Gordy Coleman, L (8, PH) OBP: 0.288, SLG: 0.388										0 0 0 0 1 0 0														
Charlie Neal, R (8, PR) OBP: 0.295, SLG: 0.300										0 0 0 0 0 0 0														
Jim Coates, R (8, 1)										0 0 0 0 0 0 0														
Inning Stats	R: 0 E: 0 K: 0 S: 4	H: 2 LOB: 0 BB: 0 P: 7	R: 0 E: 0 K: 0 S: 13	H: 1 LOB: 1 BB: 1 P: 20	R: 1 E: 0 K: 1 S: 10	H: 2 LOB: 1 BB: 0 P: 17	R: 0 E: 0 K: 0 S: 7	H: 0 LOB: 0 BB: 0 P: 10	R: 0 E: 0 K: 0 S: 5	H: 0 LOB: 0 BB: 0 P: 8	R: 0 E: 0 K: 0 S: 7	H: 1 LOB: 1 BB: 0 P: 12	R: 0 E: 0 K: 0 S: 8	H: 1 LOB: 1 BB: 0 P: 14	R: 0 E: 0 K: 0 S: 4	H: 0 LOB: 1 BB: 1 P: 10	R: 0 E: 0 K: 0 S: 3	H: 1 LOB: 0 BB: 0 P: 4	1B: 8 2B: 2 3B: 0 HR: 0	SF: 0 SAC: 0 DP: 4 HBP: 1	WP: 0 PB: 0 SB: 2 CS: 2	PA: 32		
PITCHER Cal McLish, R (1, 1) ERA: 3.04	IP: 9.0 WLS: W BF: 32 H: 8 R: 1 ER: 1 SO: 1 BB: 2 IBB: 0 HBP: 1 BLK: 0 WP: 0 HR: 0 S: 61 P: 102 ERA: 1.00 WHIP: 1.111																							

Cincinnati Reds @ Philadelphia Phillies
Connie Mack Stadium, Philadelphia, PA
 Wed Aug 07 1963, 7:05 PM EDT
 Att. 9,964 - Unknown

AB	29
R	1
H	8
RBI	1
BB	2
SO	1
LOB	12



Batter	1	2	3	4	5	6	7	8	9	AB R H RBI BB SO LOB
Tony Taylor, R OBP: 0.336, SLG: 0.363 (1, 4)	1-0 1B 1B		3-2 F9	2-0 FC4			1-1 1B WP 1B			4 1 2 0 0 0 2
Johnny Callison, L OBP: 0.340, SLG: 0.479 (1, 9)	2-3 K		1-2 2B		4-2 1B FC3-6 BB		1-2 1B WP 1B	1-3 1B		3 1 2 0 1 1 1
Wes Covington, L OBP: 0.381, SLG: 0.561 (1, 7)	0-0 F9		0-0 P4		1-1 1B FC3-6		4-0 1B G6-4-3 BB	1-2 3-H BB		3 0 1 0 1 0 2 0 0 0 0 0 0 0 0 0 0 0 0 0 0
Cookie Rojas, R OBP: 0.250, SLG: 0.200 (7, PR)										
Don Demeter, R OBP: 0.330, SLG: 0.457 (8, 8)										
Tony Gonzalez, L OBP: 0.384, SLG: 0.452 (1, 8)	1-2 1B		4-1 BB		2-1 FC3-6 CS		0-0 G6-4-3			3 0 1 1 1 0 3
Roy Sievers, R OBP: 0.312, SLG: 0.416 (1, 3)	0-3 K		1-3 K		0-1 1-3			0-0 E6 FC1-6		4 0 0 0 0 2 5 0 0 0 0 0 0 0
Ruben Amaro, R OBP: 0.278, SLG: 0.306 (8, PR)										
Clay Dalrymple, L OBP: 0.329, SLG: 0.365 (1, 2)		1-2 PB 1B		1-2 G3		1-0 1-3		0-0 FC1-6 G6-4-3		4 0 1 0 0 0 1
Don Hoak, R OBP: 0.280, SLG: 0.320 (1, 5)		2-3 K		2-0 E5 FC1		0-1 P4		0-0 G6-4-3		4 0 0 0 0 1 2
Bobby Wine, R OBP: 0.234, SLG: 0.277 (1, 6)		0-3 K		2-2 FC1 FC4		2-3 K				3 0 0 0 0 2 2
Cal McLish, S OBP: 0.286, SLG: 0.288 (1, 1)		1-1 5-3		0-3 K			0-0 4-3			3 0 0 0 0 1 3

Inning Stats	R: 0	H: 2	E: 0	LOB: 2	K: 2	S: 12	P: 16	R: 0	H: 1	E: 0	LOB: 1	K: 2	S: 12	P: 16	R: 0	H: 1	E: 0	LOB: 2	K: 1	S: 13	P: 22	R: 0	H: 0	E: 2	LOB: 2	K: 1	S: 11	P: 18	R: 1	H: 1	E: 0	LOB: 0	K: 0	S: 9	P: 16	R: 0	H: 0	E: 0	LOB: 0	K: 1	S: 6	P: 9	R: 1	H: 2	E: 0	LOB: 2	K: 0	S: 7	P: 13	R: 0	H: 0	E: 1	LOB: 1	K: 0	S: 3	P: 3
PITCHER	IP	WLS	BF	H	R	ER	SO	BB	IBB	HBP	BLK	WP	HR	S	P	ERA	WHIP																																							
Jim Maloney, R ERA: 2.71 (1, 1)	7.0	L	31	7	2	2	7	3	0	0	0	1	0	70	110	2.57	1.429																																							
Jim Coates, R ERA: 5.01 (8, 1)	1.0		3	0	0	0	0	0	0	0	0	0	0	3	3	0.00	0.000																																							

BOTTOM

Cincinnati Reds @ Philadelphia Phillies
Connie Mack Stadium, Philadelphia, PA

Wed Aug 07 1963, 7:05 PM EDT
 Att. 9,964 - Unknown

livebaseballscorecards.com

AB	31
R	2
H	7
RBI	1
BB	3
SO	7
LOB	21



WP: 1	PA: 34
PB: 1	
SB: 0	
CS: 1	

Batter	1	2	3	4	5	6	7	8	9	AB R H RBI BB SO LOB	TOP										
Pete Rose, S OBP: 0.345, SLG: 0.375 (1, 4) X	0-0 G4-6-3 1B		1-2 1-3			0-0 B2	1-2 1-3 2-H 2B		0-0 CI G6-4-3	4 0 2 1 0 0 0											
Tommy Harper, R OBP: 0.368, SLG: 0.430 (1, 9) F E X	1-1 F9			0-0 1B 2B		1-2 HR	0-0 6-3		0-0 G6-4-3 1-2f	5 1 2 1 0 0 5											
Vada Pinson, L OBP: 0.352, SLG: 0.504 (1, 8) C F X	0-2 G4-6-3 1-2f			1-2 2-3 1B		0-3 K		0-0 1B E 1B		4 1 2 0 0 1 1											
Frank Robinson, R OBP: 0.387, SLG: 0.439 (1, 7)		1-1 HR		0-0 F4			0-0 F9	0-0 E6 1-H 1B		4 1 2 1 0 0 2											
Gene Freese, R OBP: 0.317, SLG: 0.405 (1, 5)		2-3 K		0-0 G6-4-3 1-2f			0-1 1B 1B	0-0 P4		4 1 1 0 0 1 3											
Gene Green, R OBP: 0.240, SLG: 0.292 (1, 2)		1-1 1-3			1-3 K		2-2 1B 1B	0-0 F9		4 1 1 0 0 1 1											
Don Pavletich, R OBP: 0.266, SLG: 0.261 (1, 3)		1-0 F8			4-0 G6-4-3 BB		1-0 1B 2B 1B	4-2 FC4 BB		1 0 0 0 1 0 0											
Gordy Coleman, L OBP: 0.290, SLG: 0.391 (7, PH)							1-3 2-H			1 0 1 1 0 0 0											
Marty Keough, L OBP: 0.363, SLG: 0.424 (7, 3)										0 1 0 0 1 0 0											
Leo Cardenas, R OBP: 0.249, SLG: 0.298 (1, 6)			1-1 3-1		1-2 G6-4-3 1-2f		1-2 2B 1B	0-1 FC4		4 0 1 1 0 0 3											
John Tsitouris, R OBP: 0.054, SLG: 0.056 (1, 1)			1-1 1-4-3				0-0 1-3		0-0 6-3	4 0 0 0 0 1 2											
Bill Henry, L OBP: 0.167, SLG: 0.200 (9, 1)										0 0 0 0 0 0 0											
Inning Stats	R: 0 E: 0 K: 0 S: 6	H: 1 LOB: 0 BB: 0 P: 7	R: 1 E: 0 K: 1 S: 8	H: 1 LOB: 0 BB: 0 P: 13	R: 0 E: 0 K: 0 S: 7	H: 0 LOB: 0 BB: 0 P: 10	R: 0 E: 0 K: 0 S: 10	H: 2 LOB: 1 BB: 0 P: 11	R: 0 E: 0 K: 1 S: 11	H: 0 LOB: 0 BB: 1 P: 17	R: 1 E: 0 K: 1 S: 8	H: 1 LOB: 0 BB: 0 P: 9	R: 3 E: 0 K: 1 S: 17	H: 5 LOB: 3 BB: 0 P: 24	R: 1 E: 1 K: 0 S: 9	H: 2 LOB: 2 BB: 1 P: 13	R: 0 E: 1 K: 0 S: 3	H: 0 LOB: 0 BB: 0 P: 3	1B: 8 2B: 2 3B: 0 HR: 2	SF: 0 SAC: 0 DP: 4 HBP: 0	WP: 0 PA: 38 PB: 0 SB: 0 CS: 0
PITCHER	IP WLS BF H R ER SO BB IBB HBP BLK WP HR S P ERA WHIP																				
Chris Short, L ERA: 3.59 (1, 1)	6.0 L 21 5 2 2 3 1 0 0 0 0 0 2 50 67 3.00 1.000																				
Dallas Green, R ERA: 2.86 (7, 1)	0.1 5 4 3 3 0 0 0 0 0 0 0 0 10 14 81.00 12.000																				
Johnny Klippstein, R ERA: 1.97 (7, 1)	1.2 9 3 1 0 1 1 0 0 0 0 0 0 16 23 0.00 2.400																				
Bobby Locke, R ERA: 8.1 (9, 1)	1.0 3 0 0 0 0 0 0 0 0 0 0 0 3 3 0.00 0.000																				

Cincinnati Reds @ Philadelphia Phillies
 Connie Mack Stadium, Philadelphia, PA

AB	35
R	6
H	12
RBI	5
BB	2
SO	4
LOB	17



Thu Aug 08 1963, 7:05 PM EDT
 Att: 15,058 - Unknown

livebaseballscorecards.com

Batter	1	2	3	4	5	6	7	8	9	AB R H RBI BB SO LOB	TOP	
Harvey Kuenn, R OBP: 0.358, SLG: 0.422 (1, 9) (8, 7)	0-0 6-3		0-3 K		0-0 F9			0-0 G3	0-3 K	5 0 0 0 0 2 1		
Chuck Hiller, L OBP: 0.248, SLG: 0.261 (1, 4)	0-3 K		0-0 F9		0-0 F8			0-0 F8		4 0 0 0 0 1 0		
Willie McCovey, L OBP: 0.367, SLG: 0.591 Felipe Alou, R OBP: 0.318, SLG: 0.470 (1, 7) (8, 9)	0-3 K			0-0 1B 3B		0-0 5-3		4-0 1B 2B BB		3 2 1 0 1 1 0 0 0 0 0 0 0 0		
Willie Mays, R OBP: 0.360, SLG: 0.544 (1, 8)		0-0 F9		0-0 5-3		0-0 F9		0-0 2B S 1B		4 1 1 0 0 0 1		
Orlando Cepeda, R OBP: 0.350, SLG: 0.514 (1, 3)		0-0 G3 1B		0-0 G3 1B		0-0 6-3		0-0 2B 2B		4 1 3 3 0 0 0		
Ed Bailey, L OBP: 0.355, SLG: 0.468 (1, 2)		0-0 G3		0-0 G3			0-0 F7	0-0 2B		4 0 1 1 0 0 2		
Jim Davenport, R OBP: 0.286, SLG: 0.329 (1, 5)		4-0 IBB		4-0 IBB			0-0 F8		0-0 F5	2 0 0 0 2 0 0		
Ernie Bowman, R OBP: 0.203, SLG: 0.233 (1, 6)	0-3 K		0-0 F4				0-0 1B		0-0 5-3	4 0 1 0 0 1 4		
Juan Marichal, R OBP: 0.152, SLG: 0.143 (1, 1)			0-0 F5		0-3 K		0-0 F7		0-1 CI	3 0 0 0 0 1 1		
Inning Stats	R: 0 H: 0 E: 0 LOB: 0 K: 2 BB: 0 S: 7 P: 7	R: 0 H: 1 E: 0 LOB: 2 K: 1 BB: 1 S: 6 P: 10	R: 0 H: 0 E: 0 LOB: 0 K: 1 BB: 0 S: 5 P: 5	R: 1 H: 2 E: 0 LOB: 2 K: 0 BB: 1 S: 5 P: 9	R: 0 H: 0 E: 0 LOB: 0 K: 1 BB: 0 S: 5 P: 5	R: 0 H: 0 E: 0 LOB: 0 K: 0 BB: 0 S: 3 P: 3	R: 0 H: 1 E: 0 LOB: 1 K: 0 BB: 0 S: 4 P: 4	R: 3 H: 3 E: 0 LOB: 1 K: 0 BB: 1 S: 5 P: 9	R: 0 H: 0 E: 1 LOB: 1 K: 1 BB: 0 S: 6 P: 6	1B: 4 SF: 0 2B: 2 SAC: 0 3B: 1 DP: 0 HR: 0 HBP: 0	WP: 0 PA: 37 PB: 0 SB: 1 CS: 0	
PITCHER Ray Culp, R ERA: 2.83 Jack Baldschun, R ERA: 2.21 (1, 1) (8, 1)	IP WLS BF H R ER SO BB IBB HBP BLK WP HR S P ERA WHIP	7.0 L 27 4 1 1 5 0 2 0 0 0 0 0 35 43 1.29 0.571	2.0 10 3 3 3 1 1 0 0 0 0 0 0 11 15 13.50 2.000	PITCHER IP WLS BF H R ER SO BB IBB HBP BLK WP HR S P ERA WHIP								

San Francisco Giants @ Philadelphia Phillies
 Connie Mack Stadium, Philadelphia, PA
 Fri Aug 09 1963, 7:05 PM EDT
 Att: 27,145 - Unknown

livebaseballscorecards.com

AB	33
R	4
H	7
RBI	4
BB	3
SO	6
LOB	9



Batter	1	2	3	4	5	6	7	8	9	AB	R	H	RBI	BB	SO	LOB
Tony Taylor, R (1, 4) OBP: 0.339, SLG: 0.364	0-3 K		0-0 1B		4-0 BB			0-0 G3-6 1B		3	0	2	0	1	1	0
Johnny Callison, L (1, 9) OBP: 0.341, SLG: 0.482	0-0 3B		0-0 F7		0-0 F7			0-0 F8		4	0	1	0	0	0	4
Wes Covington, L (1, 7) OBP: 0.377, SLG: 0.550	0-3 K			0-0 1B			0-0 4-3	0-0 G3-6 1-2f		4	0	1	0	0	1	2
Tony Gonzalez, L (1, 8) OBP: 0.382, SLG: 0.448	0-0 F7		0-0 F7		0-3 K		0-3 K		0-0 FC4-6 BB 1B	4	0	1	0	0	1	2
Roy Sievers, R (1, 3) OBP: 0.316, SLG: 0.430		0-0 G6-4-3 1B		0-3 K		0-0 F8		0-0 FC4-6 BB 1-2	4-0 FC4-6 BB	3	0	1	0	1	1	1
Clay Dalrymple, L (1, 2) OBP: 0.323, SLG: 0.357		0-0 F5		0-0 G3			0-0 G3	0-0 FC4-6 L4-3 1-2f 2-3	0-0 FC4-6 L4-3	4	0	0	0	0	0	4
Don Hoak, R (1, 5) OBP: 0.279, SLG: 0.316		0-0 G6-4-3 1-2f		0-0 F6		0-0 F8		0-0 L4-3 1-2	0-0 L4-3	4	0	0	0	0	0	3
Bobby Wine, R (1, 6) OBP: 0.234, SLG: 0.277			0-0 F8		0-0 SH3 1B		0-0 E6			3	0	1	0	0	0	0
Ray Culp, R (1, 1) OBP: 0.200, SLG: 0.189 Don Demeter, R (7, PH) OBP: 0.329, SLG: 0.455 Jack Baldschun, R (8, 1)			0-3 K		0-0 SH3		0-3 K			1	0	0	0	0	1	0
					1-2					1	0	0	0	0	1	1
										0	0	0	0	0	0	0

Inning Stats	R: 0	H: 1	E: 0	LOB: 1	K: 2	BB: 0	S: 8	P: 8	R: 0	H: 1	E: 0	LOB: 0	K: 0	BB: 0	S: 3	P: 3	R: 0	H: 1	E: 0	LOB: 1	K: 1	BB: 0	S: 6	P: 6	R: 0	H: 1	E: 0	LOB: 1	K: 1	BB: 0	S: 6	P: 6	R: 0	H: 0	E: 0	LOB: 0	K: 1	BB: 0	S: 5	P: 5	R: 0	H: 0	E: 1	LOB: 1	K: 1	BB: 0	S: 6	P: 6	R: 0	H: 1	E: 0	LOB: 0	K: 0	BB: 0	S: 3	P: 3	R: 0	H: 1	E: 0	LOB: 1	K: 0	BB: 1	S: 3	P: 7	1B: 6	SF: 0	2B: 1	SAC: 1	3B: 1	DP: 3	HR: 0	HBP: 0	WP: 0	PA: 34
PITCHER Juan Marichal, R (1, 1) ERA: 2.05	IP	WLS	BF	H	R	ER	SO	BB	IBB	HBP	BLK	WP	HR	S	P	ERA	WHIP	IP	WLS	BF	H	R	ER	SO	BB	IBB	HBP	BLK	WP	HR	S	P	ERA	WHIP	IP	WLS	BF	H	R	ER	SO	BB	IBB	HBP	BLK	WP	HR	S	P	ERA	WHIP																							


BOTTOM

San Francisco Giants @ Philadelphia Phillies
 Connie Mack Stadium, Philadelphia, PA

Fri Aug 09 1963, 7:05 PM EDT
 Att. 27,145 - Unknown

livebaseballscorecards.com

AB	31
R	0
H	7
RBI	0
BB	2
SO	6
LOB	17



BOTTOM

San Francisco Giants @ Philadelphia Phillies
 Connie Mack Stadium, Philadelphia, PA

Sat Aug 10 1963, 3:33 AM EDT
 Att. 11,012 - Unknown

livebaseballscorecards.com

AB	35
R	6
H	9
RBI	6
BB	3
SO	10
LOB	14



WP: 0	PA: 38
PB: 0	
SB: 0	
CS: 0	

AB R H RBI BB SO LOB

4	1	0	0	1	2	0
5	2	2	0	0	1	0
3	0	1	2	1	0	0
4	0	0	0	0	2	3
0	0	0	0	0	0	0
4	1	2	1	0	1	1
4	0	0	0	0	1	4
2	0	2	1	1	0	0
1	0	0	0	0	1	0
4	1	1	0	0	1	4
1	0	0	0	0	1	0
0	0	0	0	0	0	0
1	0	0	0	0	0	2
0	0	0	0	0	0	0
0	0	0	0	0	0	0
1	0	0	0	0	0	0
0	0	0	0	0	0	0
1	1	1	2	0	0	0

1B: 5	SF: 0
2B: 2	SAC: 0
3B: 1	DP: 2
HR: 1	HBP: 0

1B: 5	SF: 0
2B: 2	SAC: 0
3B: 1	DP: 2
HR: 1	HBP: 0

WP: 0	PA: 38
PB: 0	
SB: 0	
CS: 0	

Batter	1	2	3	4	5	6	7	8	9
Tony Taylor, R OBP: 0.337, SLG: 0.361 (1, 4)	0-0 F9			0-3 K		0-3 K		4-0 1B 3B BB	0-0 F8
Johnny Callison, L OBP: 0.342, SLG: 0.483 (1, 9)	0-0 6-3			0-3 K		0-0 1B 2B		0-0 1-3 3B 1B	0-0 F8
Tony Gonzalez, L OBP: 0.383, SLG: 0.452 (1, 7) (3, 8)	0-0 4-3			0-0 F3		4-0 1B BB		0-0 1-H 3-H 3B	
Don Demeter, R OBP: 0.325, SLG: 0.450 (1, 8) (3, 3)			0-3 K		0-3 K	0-0 F8		0-0 F5	
Earl Averill, R OBP: 0.311, SLG: 0.327 Wes Covington, L OBP: 0.379, SLG: 0.549 (1, 3) (2, PH) (3, 7)			0-3 K		0-0 1B E	0-0 FC6-4 1B		0-0 1-3	
Don Hoak, R OBP: 0.276, SLG: 0.312 (1, 5)			0-3 K		0-0 E6 1B	0-0 FC6-4		0-0 F7	
Clay Dalrymple, L OBP: 0.328, SLG: 0.361 Ruben Amaro, R OBP: 0.274, SLG: 0.302 (1, 2) (9, PH)			4-0 BB		0-0 1-3 2-H 1B		0-0 G6-3 1B		0-3 K
Bobby Wine, R OBP: 0.234, SLG: 0.280 (1, 6)			0-0 G4-6-3		0-3 K		0-0 G6-3		0-0 HR 2B
Dennis Bennett, L OBP: 0.071, SLG: 0.071 Johnny Klippstein, R Frank Torre, L OBP: 0.304, SLG: 0.319 Ryne Duren, R OBP: 0.263, SLG: 0.176 Bobby Locke, R Cal Emery, L OBP: 0.187, SLG: 0.167 Dallas Green, L OBP: 0.043, SLG: 0.043 Roy Sievers, R OBP: 0.318, SLG: 0.442 (1, 1) (4, 1) (5, PH) (6, 1) (7, 1) (7, PH) (8, 1) (9, PH)			0-3 K		0-0 F8		0-0 6-3		0-0 HR

Inning Stats	R: 0	H: 0	E: 0	K: 3	S: 3	R: 0	H: 0	E: 0	K: 3	S: 9	R: 0	H: 0	E: 0	K: 1	S: 4	R: 0	H: 0	E: 0	K: 2	S: 7	R: 1	H: 2	E: 1	K: 2	S: 10	R: 1	H: 2	E: 0	K: 1	S: 7	R: 0	H: 1	E: 0	K: 0	S: 3	R: 2	H: 2	E: 0	K: 0	S: 5	R: 2	H: 2	E: 0	K: 1	S: 7	R: 2	H: 2	E: 0	K: 1	S: 7	1B: 5	SF: 0	2B: 2	SAC: 0	3B: 1	DP: 2	HR: 1	HBP: 0	WP: 0	PA: 38
--------------	------	------	------	------	------	------	------	------	------	------	------	------	------	------	------	------	------	------	------	------	------	------	------	------	-------	------	------	------	------	------	------	------	------	------	------	------	------	------	------	------	------	------	------	------	------	------	------	------	------	------	-------	-------	-------	--------	-------	-------	-------	--------	-------	--------

PITCHER	IP	WLS	BF	H	R	ER	SO	BB	IBB	HBP	BLK	WP	HR	S	P	ERA	WHIP
Billy O'Dell, L ERA: 2.78 (1, 1)	1.0		3	0	0	0	0	0	0	0	0	0	0	3	3	0.00	0.000
Bobby Bolin, R ERA: 2.67 (2, 1)	5.0	W	22	5	2	1	9	2	0	0	0	0	0	38	46	1.80	1.400
Jack Fisher, R ERA: 3.83 (7, 1)	1.0		4	1	2	2	0	1	0	0	0	0	0	3	7	18.00	2.000
Billy Hoelt, L ERA: 5.28 (8, 1)	2.0	S	9	3	2	2	1	0	0	0	0	0	1	11	11	9.00	1.500

Batter	1	2	3	4	5	6	7	8	9	AB R H RBI BB SO LOB	TOP	
Harvey Kuenn, R OBP: 0.370, SLG: 0.429 (1, 5) (9, 7)	0-0 4-3 SH1-3 1B		4-0 1B BB		4-0 1-2 2B BB		0-3 K		0-0 FC2-6 1B	3 2 2 0 2 0 1		
Chuck Hiller, L OBP: 0.249, SLG: 0.273 (1, 4) (9, 7)	0-0 SH1-3		0-0 SF8		0-0 SH2-4		0-0 HR 1B		0-0 FC2-6 4-3 PB 1-2f	2 1 1 3 0 0 1		
Willie McCovey, L OBP: 0.367, SLG: 0.585 Norm Larker, L OBP: 0.298, SLG: 0.235 (1, 7) (5, 3)	0-0 4-3		0-0 FC6-4 1B		0-3 K		0-0 HR		0-0 4-3	3 0 1 0 0 1 3 2 0 0 0 0 1 1		
Willie Mays, R OBP: 0.360, SLG: 0.542 (1, 8) (9, 7)	0-0 5-3		0-0 FC6-4 1-2f		0-0 S 2B		0-3 K		0-0 F7	4 0 1 2 0 1 3		
Orlando Cepeda, R OBP: 0.354, SLG: 0.521 (1, 3) (5, 7)		0-0 F3		0-0 2B	4-0 IBB		0-3 K			3 0 1 0 1 0 0 0 0 0 0 0 0 0 0 0 0 0 0 0 0		
Jose Pagan, R OBP: 0.268, SLG: 0.270 Jim Davenport, R OBP: 0.285, SLG: 0.328 (8, 7) (9, 5)		0-0 L5-3 1B		0-0 B2	0-0 S			0-0 5-3		5 0 2 0 0 0 3		
Felipe Alou, R OBP: 0.323, SLG: 0.474 (1, 9) (9, 7)		0-0 L5-3		0-0 G6-4-3 BB		0-0 F8		0-0 1B		3 0 0 0 1 0 2		
Tom Haller, L OBP: 0.325, SLG: 0.397 (1, 2) (9, 7)		0-0 L5-3		0-0 G6-4-3		0-0 6-3		0-0 F4		4 1 1 0 0 0 3		
Ernie Bowman, R OBP: 0.217, SLG: 0.259 (1, 6) (9, 7)			0-0 SH1-4 SF8 2B		0-0 1-2f		0-0 F4		0-0 1-3	3 1 1 0 0 1 0 0 0 0 0 0 0 0 0 0 0 0 0 0 0		
Jack Sanford, R OBP: 0.234, SLG: 0.191 Billy Hoelt, L Don Larsen, R OBP: 0.250, SLG: 0.250 (1, 1) (9, 1) (9, 1)			0-0 SH1-4		0-0 E5 SH2-4 2B		0-0 F4					
Inning Stats	R: 0 E: 0 K: 0 S: 4 H: 1 LOB: 1 BB: 0 P: 4	R: 0 E: 0 K: 0 S: 3 H: 1 LOB: 0 BB: 0 P: 3	R: 1 E: 0 K: 0 S: 5 H: 2 LOB: 2 BB: 1 P: 9	R: 0 E: 0 K: 0 S: 3 H: 1 LOB: 1 BB: 1 P: 7	R: 2 E: 1 K: 1 S: 6 H: 1 LOB: 2 BB: 2 P: 14	R: 0 E: 0 K: 0 S: 3 H: 0 LOB: 0 BB: 0 P: 3	R: 2 E: 0 K: 3 S: 11 H: 2 LOB: 0 BB: 0 P: 11	R: 0 E: 0 K: 0 S: 4 H: 1 LOB: 1 BB: 0 P: 4	R: 0 E: 0 K: 0 S: 4 H: 1 LOB: 1 BB: 0 P: 4	1B: 6 2B: 4 3B: 0 HR: 1 SF: 1 SAC: 3 DP: 2 HBP: 0	WP: 0 PB: 1 SB: 1 CS: 0 PA: 40	
PITCHER	IP WLS BF H R ER SO BB IBB HBP BLK WP HR S P ERA WHIP											
Cal McLish, R ERA: 2.98 (1, 1)	6.0 L 27 6 3 1 1 3 1 0 0 0 0 24 40 1.50 1.500											
John Boozer, R ERA: 3.35 (7, 1)	2.0 9 3 2 2 3 0 0 0 0 0 0 1 15 15 9.00 1.500											
Johnny Klippstein, R ERA: 1.91 (9, 1)	1.0 4 1 0 0 0 0 0 0 0 0 0 0 4 4 0.00 1.000											

San Francisco Giants @ Philadelphia Phillies
 Connie Mack Stadium, Philadelphia, PA
 Sun Aug 11 1963, 3:33 AM EDT
 Att: 15,874 - Unknown

livebaseballscorecards.com

AB	32
R	5
H	10
RBI	5
BB	4
SO	4
LOB	17



Batter	1	2	3	4	5	6	7	8	9	AB R H RBI BB SO LOB	TOP											
Harvey Kuenn, R (1, 7) OBP: 0.368, SLG: 0.426	0-0 1-3 ①		0-0 F2 ③			0-0 4-3 ①		0-0 SH3-4 2B 1B		4 1 1 0 0 0 0	San Francisco Giants @ Philadelphia Phillies Connie Mack Stadium, Philadelphia, PA Mon Aug 12 1963, 7:05 PM EDT Att: 20,671 - Unknown											
Jim Davenport, R (1, 4) OBP: 0.285, SLG: 0.330	0-3 K ②			0-0 1-3 ①		0-0 1B 2B		0-0 SH3-4 ①		3 0 1 0 0 1 0												
Jim Ray Hart, R (1, 5) OBP: 0.583, SLG: 0.500	0-0 6-3 ③			0-0 1-3 ②		4-0 1B BB		0-0 ②		3 0 1 1 1 0 0												
Willie Mays, R (1, 8) OBP: 0.359, SLG: 0.540		0-0 6-3 ①		0-0 1B		0-0 F5 ②		0-0 5-3 ③		4 0 1 0 0 0 2												
Orlando Cepeda, R (1, 3) OBP: 0.353, SLG: 0.518		0-0 6-3 ②		0-0 F8 ③		0-0 1B		0-3 K ①		4 0 1 0 0 1 1												
Felipe Alou, R (1, 9) OBP: 0.322, SLG: 0.472		0-0 1B		0-3 K ①		0-0 F8 ③		0-0 F8 ②		4 0 1 0 0 1 3												
Ed Bailey, L (1, 2) OBP: 0.360, SLG: 0.472		0-0 F5 ③		0-0 K 1B		0-3 K ①		0-0 FC5-4 1B		3 0 1 0 0 1 1												
Jose Pagan, R (9, PH) OBP: 0.270, SLG: 0.272										1 0 1 0 0 0 0												
Juan Marichal, R (9, PR) OBP: 0.152, SLG: 0.143										0 0 0 0 0 0 0												
Ernie Bowman, R (1, 6) OBP: 0.207, SLG: 0.247			0-0 6-3 ①		0-0 1-3 ②		0-3 K ②		0-0 FC5-4 ③			4 0 0 0 0 1 2										
Jim Duffalo, R (1, 1) OBP: 0.118, SLG: 0.118			0-3 K ②		0-3 K ③		0-3 K ③				3 0 0 0 0 3 1											
Bobby Bolin, R (8, 1) OBP: 0.200, SLG: 0.091											0 0 0 0 0 0 0											
Inning Stats	R: 0 E: 0 K: 1 S: 5	H: 0 LOB: 0 BB: 0 P: 5	R: 0 E: 0 K: 0 S: 4	H: 1 LOB: 1 BB: 0 P: 4	R: 0 E: 0 K: 1 S: 5	H: 0 LOB: 0 BB: 0 P: 5	R: 0 E: 0 K: 0 S: 4	H: 1 LOB: 1 BB: 0 P: 4	R: 0 E: 0 K: 2 S: 8	H: 1 LOB: 1 BB: 0 P: 8	R: 0 E: 0 K: 0 S: 5	H: 2 LOB: 3 BB: 1 P: 9	R: 0 E: 0 K: 3 S: 9	H: 0 LOB: 0 BB: 0 P: 9	R: 1 E: 0 K: 0 S: 4	H: 2 LOB: 0 BB: 0 P: 4	R: 0 E: 0 K: 1 S: 6	H: 1 LOB: 1 BB: 0 P: 6	1B: 6 2B: 2 3B: 0 HR: 0	SF: 0 SAC: 1 DP: 0 HBP: 0	WP: 0 PB: 0 SB: 0 CS: 0	PA: 35
PITCHER Chris Short, L (1, 1) ERA: 3.4	IP 9.0 WLS W BF 35 H 8 R 1 ER 1 SO 8 BB 1 IBB 0 HBP 0 BLK 0 WP 0 HR 0 S 50 P 54 ERA 1.00 WHIP 1.000											PITCHER	IP WLS BF H R ER SO BB IBB HBP BLK WP HR S P ERA WHIP									

livebaseballscorecards.com

AB	33
R	1
H	8
RBI	1
BB	1
SO	8
LOB	10



Batter	1	2	3	4	5	6	7	8	9	AB	R	H	RBI	BB	SO	LOB
Tony Taylor, R OBP: 0.342, SLG: 0.364 (1, 4)	0-0 L5-3 1B		4-0 S BB		0-0 1-2 1B			0-0 HR 1B		3	1	3	0	1	0	0
Johnny Callison, L OBP: 0.342, SLG: 0.486 (1, 9)	0-0 L5-3 1-2		4-0 1-2 BB		0-0 3-1			0-0 1-H HR		3	1	1	2	1	0	3
Wes Covington, L OBP: 0.383, SLG: 0.564 (1, 7)	0-0 G3		0-0 F9				0-0 4-3	0-0 4-3		4	0	0	0	0	0	2
Frank Torre, L OBP: 0.301, SLG: 0.315 (9, 3)										0	0	0	0	0	0	0
Tony Gonzalez, L OBP: 0.385, SLG: 0.450 (1, 8)		4-0 S BB		0-0 F7-6-4 1B		0-0 BB 1B		4-0 S 1B BB		2	1	2	0	2	0	0
Roy Sievers, R OBP: 0.317, SLG: 0.435 (1, 3)		0-3 K		0-0 P3		4-0 G6-4-3 BB		0-0 1-H S 1B		3	0	1	1	1	1	2
Cookie Rojas, R OBP: 0.250, SLG: 0.200 (8, PR)										0	0	0	0	0	0	0
Ruben Amaro, R OBP: 0.274, SLG: 0.302 (9, 5)										0	0	0	0	0	0	0
Don Demeter, R OBP: 0.322, SLG: 0.444 (1, 5)		0-3 K		0-0 F7-6-4 1-2		0-0 G6-4-3 1-2f		0-0 F8 1-2		4	0	0	0	0	1	5
(9, 8)																
Clay Dalrymple, L OBP: 0.327, SLG: 0.356 (1, 2)		0-3 K				0-0 P3		4-0 S BB IBB		2	0	0	0	2	1	1
Bobby Wine, R OBP: 0.229, SLG: 0.273 (1, 6)			0-0 5-3		0-3 K		0-3 K	0-3 K		4	0	0	0	0	3	3
Chris Short, R OBP: 0.103, SLG: 0.154 (1, 1)			0-0 1-3		0-0 1B 1B		0-0 6-2-3 1-2f			3	0	1	0	0	0	1

Inning Stats	R: 0	H: 1	E: 0	LOB: 0	K: 0	S: 3	R: 0	H: 0	E: 0	LOB: 1	K: 3	S: 9	R: 0	H: 0	E: 0	LOB: 2	K: 0	S: 3	R: 0	H: 1	E: 0	LOB: 0	K: 0	S: 3	R: 0	H: 2	E: 0	LOB: 2	K: 1	S: 7	R: 0	H: 1	E: 0	LOB: 1	K: 0	S: 3	R: 0	H: 0	E: 0	LOB: 0	K: 1	S: 4	R: 3	H: 3	E: 0	LOB: 2	K: 1	S: 8	1B: 7	SF: 0	2B: 3	SAC: 0	3B: 0	DP: 4	HR: 1	HBP: 0	WP: 0	PA: 35
--------------	------	------	------	--------	------	------	------	------	------	--------	------	------	------	------	------	--------	------	------	------	------	------	--------	------	------	------	------	------	--------	------	------	------	------	------	--------	------	------	------	------	------	--------	------	------	------	------	------	--------	------	------	-------	-------	-------	--------	-------	-------	-------	--------	-------	--------

PITCHER	IP	WLS	BF	H	R	ER	SO	BB	IBB	HBP	BLK	WP	HR	S	P	ERA	WHIP
Jim Duffalo, R ERA: 2.67 (1, 1)	7.1	L	31	7	3	3	5	6	0	0	0	0	1	35	59	3.68	1.773
Bobby Bolin, R ERA: 2.65 (8, 1)	0.2		4	1	0	0	1	0	1	0	0	0	0	5	9	0.00	1.500

BOTTOM

San Francisco Giants @ Philadelphia Phillies
 Connie Mack Stadium, Philadelphia, PA
 Mon Aug 12 1963, 7:05 PM EDT
 Att. 20,671 - Unknown

livebaseballscorecards.com

AB	28
R	3
H	8
RBI	3
BB	7
SO	6
LOB	17



Batter	1	2	3	4	5	6	7	8	9	AB R H RBI BB SO LOB	TOP															
Lou Brock, L (1, 9) OBP: 0.309, SLG: 0.401	4-0 F8 BB BB		1-1 F8 F8	0-3 K			0-0 F7 F7		4-1 BB 1-2 BB	3 0 0 0 2 1 2																
Ken Hubbs, R (1, 4) OBP: 0.289, SLG: 0.333	4-1 CS 1-2 BB		4-0 FC1-4 1B BB	0-1 5-3			3-2 6-3		1-3 K	3 0 0 0 2 1 4																
Billy Williams, L (1, 7) OBP: 0.376, SLG: 0.519	3-2 F8 2-3		1-2 FC1-4 1B				2-2 4-3			4 0 1 0 0 0 2																
Ron Santo, R (1, 5) OBP: 0.332, SLG: 0.492	3-3 K 1-2		1-1 FC1-4 PB 1-2f 2-3				2-2 4-3 WP 1B		2-3 K	4 0 1 0 0 2 4																
Ellis Burton, S (1, 8) OBP: 0.310, SLG: 0.426		4-2 14 HR BB	4-2 BB 1-2 BB				3-1 4-3 1-3		1-2 F8	2 1 0 0 2 0 1																
14 Ernie Banks, R (1, 3) OBP: 0.291, SLG: 0.428		2-1 1-H HR	1-3 K				1-2 6-3		0-3 K	4 1 1 2 0 2 4																
Dick Bertell, R (1, 2) OBP: 0.312, SLG: 0.320		1-3 K		1-1 SH5-4 2B			3-2 P4		2-1 F9	4 0 1 0 0 1 0																
Andre Rodgers, R (1, 6) OBP: 0.311, SLG: 0.285		0-1 5-3		4-2 SH5-4 BB			2-3 K		0-3 K	3 0 0 0 1 2 0																
Larry Jackson, R (1, 1) OBP: 0.188, SLG: 0.239		1-3 K		0-0 SH5-4			1-0 6-3		4-2 BB BB	2 0 0 0 0 1 0																
Tom Baker, L (6, 1)				1-2 2-3						0 0 0 0 0 0 0																
Merritt Ranew, L (9, PH) OBP: 0.408, SLG: 0.522										0 0 0 0 1 0 0																
Inning Stats	R: 0 E: 0 K: 1 S: 11	H: 0 LOB: 2 BB: 2 P: 25	R: 2 E: 0 K: 2 S: 12	H: 1 LOB: 0 BB: 1 P: 20	R: 0 E: 0 K: 1 S: 17	H: 1 LOB: 3 BB: 2 P: 29	R: 0 E: 0 K: 1 S: 13	H: 1 LOB: 2 BB: 1 P: 18	R: 0 E: 0 K: 0 S: 10	H: 1 LOB: 1 BB: 0 P: 18	R: 0 E: 0 K: 1 S: 7	H: 0 LOB: 0 BB: 0 P: 13	R: 0 E: 0 K: 0 S: 8	H: 0 LOB: 0 BB: 0 P: 13	R: 0 E: 0 K: 2 S: 9	H: 0 LOB: 0 BB: 0 P: 12	R: 0 E: 0 K: 2 S: 11	H: 0 LOB: 2 BB: 2 P: 22	1B: 2 2B: 2 3B: 0 HR: 1	SF: 0 SAC: 1 DP: 1 HBP: 0	WP: 1 PB: 1 SB: 0 CS: 1	PA: 38				
PITCHER	IP WLS BF H R ER SO BB IBB HBP BLK WP HR S P ERA WHIP																									
Ray Culp, R (1, 1) ERA: 2.9	2.2	14	2	2	2	3	5	0	0	0	0	1	37	70	6.75	2.625										
Johnny Klippstein, R (3, 1) ERA: 1.77	6.1	24	2	0	0	7	3	0	0	0	1	0	61	100	0.00	0.789										

Chicago Cubs @ Philadelphia Phillies
 Connie Mack Stadium, Philadelphia, PA
 Wed Aug 14 1963, 7:05 PM EDT
 Unknown

livebaseballscorecards.com

AB	29
R	2
H	4
RBI	2
BB	8
SO	10
LOB	17



Batter	1	2	3	4	5	6	7	8	9
Tony Taylor, R OBP: 0.343, SLG: 0.365 (1, 4)	0-0 6-3		3-3 K		0-0 SH SF7 1B	2-1 WP 1B 4-3 1B		1-0 6-3	
Johnny Callison, L OBP: 0.343, SLG: 0.486 (1, 9)	1-0 3-1		0-0 G3		1-1 SH 1B 1-3 2-H	1-0 4-3 WP 1B 1-2 1B		3-1 1B 1B	
Wes Covington, L OBP: 0.377, SLG: 0.555 (1, 7)	2-2 G3			0-3 K	0-0 P3	1-0 4-3		0-0 1B 1-2	
Ruben Amaro, R OBP: 0.278, SLG: 0.305 (7, 5)									
Tony Gonzalez, L OBP: 0.387, SLG: 0.449 (1, 8)		2-1 G3		1-0 1B E 1B	4-0 1B IBB	4-2 BB		1-2 1-3	
Roy Sievers, R OBP: 0.316, SLG: 0.434 (1, 3)		1-0 P4		1-0 E 1B 1-3	1-2 SF7 3-H	0-0 F9			
Don Demeter, R OBP: 0.321, SLG: 0.443 (1, 5)		1-3 K		1-3 K 2-3 3-H	0-0 1B 1-3 2-H		3-3 K		
Clay Dalrymple, L OBP: 0.329, SLG: 0.361 (1, 2)			2-1 6-3 3B		1-0 F9	4-0 IBB	1-2 4-3		
Bobby Wine, R OBP: 0.229, SLG: 0.276 (1, 6)		0-1 6-3			0-1 1B 2B P6		3-2 4-3		
Ray Culp, R OBP: 0.200, SLG: 0.189 (1, 1)			0-0 E4		0-0 SH 1B 2-3	0-1 4-3		2-2 1-3	
Johnny Klippstein, R OBP: 0.043, SLG: 0.043 (3, 1)									

Inning Stats	R: 0	H: 0	E: 0	LOB: 0	K: 0	BB: 0	S: 5	P: 8
	R: 0	H: 0	E: 0	LOB: 0	K: 1	BB: 0	S: 7	P: 11
	R: 1	H: 1	E: 1	LOB: 1	K: 1	BB: 0	S: 11	P: 16
	R: 1	H: 2	E: 1	LOB: 1	K: 2	BB: 0	S: 9	P: 13
	R: 4	H: 4	E: 1	LOB: 3	K: 0	BB: 2	S: 13	P: 24
	R: 1	H: 2	E: 0	LOB: 2	K: 0	BB: 1	S: 9	P: 17
	R: 0	H: 0	E: 0	LOB: 0	K: 1	BB: 0	S: 9	P: 16
	R: 0	H: 2	E: 0	LOB: 2	K: 0	BB: 0	S: 12	P: 19

AB	R	H	RBI	BB	SO	LOB
5	2	2	1	0	1	1
4	1	2	0	0	0	1
4	0	0	1	0	1	3
1	0	1	0	0	0	0
3	1	1	0	2	0	2
3	0	1	1	0	0	2
4	0	1	1	0	3	1
3	1	1	0	1	0	1
4	1	1	1	0	0	3
0	0	0	0	0	0	0
4	1	1	0	0	0	0

WP	PA
1	40

Chicago Cubs @ Philadelphia Phillies
Connie Mack Stadium, Philadelphia, PA
 Wed Aug 14 1963, 7:05 PM EDT
 Unknown

livebaseballscorecards.com

AB	35
R	7
H	11
RBI	5
BB	3
SO	5
LOB	14



PITCHER	IP	WLS	BF	H	R	ER	SO	BB	IBB	HBP	BLK	WP	HR	S	P	ERA	WHIP
Larry Jackson, R ERA: 2.11 (1, 1)	5.1	L	29	9	7	3	4	0	0	0	0	0	0	50	80	5.06	1.688
Tom Baker, L ERA: 3.18 (6, 1)	2.2		11	2	0	0	1	1	0	0	0	1	0	25	44	0.00	1.125

Batter	1	2	3	4	5	6	7	8	9	AB R H RBI BB SO LOB
Steve Boros, R (1, 9) OBP: 0.297, SLG: 0.424	2-2 1-3		1-0 HR		1-1 SH1-3		1-1 5-3		3-2 L7	4 1 1 2 0 0 1
Ellis Burton, S (1, 8) OBP: 0.313, SLG: 0.441	2-2 L7		0-1 HR		0-1 1B		0-0 L7			4 1 2 1 0 0 1
Billy Williams, L (1, 7) OBP: 0.373, SLG: 0.514	0-3 K		0-0 F8		1-3 K		1-2 F9			4 0 0 0 0 2 3
Ron Santo, R (1, 5) OBP: 0.335, SLG: 0.494		3-2 CS 1B		1-1 CI 1B	1-3 K			4-1 14 1B BB		3 0 2 0 1 1 2
Leo Burke, R (1, 4) OBP: 0.232, SLG: 0.325		1-3 SAFE K		2-2 CI		2-3 K		2-1 F8		3 0 0 0 0 2 2
14 Ernie Banks, R (1, 3) OBP: 0.291, SLG: 0.426		3-1 P6		0-0 F8		1-2 5-3		0-2 G6-4-3 1B		4 0 1 0 0 0 2
Jimmie Schaffer, R (1, 2) OBP: 0.324, SLG: 0.511			1-1 SH3-4 HR 1B	0-0 P6		1-2 2B		0-0 G6-4-3		4 1 2 0 0 0 4
Alex Grammas, R (1, 6) OBP: 0.125, SLG: 0.125			1-3 K	2-2 6-3		3-2 F3		0-0 F8		4 0 0 0 0 1 4
Paul Toth, R (1, 1) Don Elston, R (5, 1) Ken Hubbs, R (7, PH) Cal Koonce, R (7, 1) Jim Brewer, L (7, 1) Nelson Mathews, R (9, PH)			1-2 SH3-4		4-2 1B SH1-3 BB		3-2 5-3 1B		2-3 K	0 0 0 0 1 0 0 0 0 0 0 0 0 0 1 0 1 0 0 0 0 0 0 0 0 0 0 0 0 0 0 0 0 0 0 1 0 0 0 0 1 0

Chicago Cubs @ Philadelphia Phillies
 Connie Mack Stadium, Philadelphia, PA
 Wed Aug 14 1963, 7:05 PM EDT
 Att: 22,553 - Unknown

AB	32
R	3
H	9
RBI	3
BB	2
SO	7
LOB	19



Inning Stats	R: 0 H: 0 E: 0 LOB: 0 K: 1 BB: 0 S: 10 P: 14	R: 0 H: 1 E: 0 LOB: 0 K: 1 BB: 0 S: 9 P: 16	R: 3 H: 3 E: 0 LOB: 0 K: 1 BB: 0 S: 12 P: 16	R: 0 H: 1 E: 1 LOB: 2 K: 0 BB: 0 S: 10 P: 15	R: 0 H: 1 E: 0 LOB: 2 K: 2 BB: 1 S: 13 P: 20	R: 0 H: 1 E: 0 LOB: 1 K: 1 BB: 0 S: 14 P: 21	R: 0 H: 1 E: 0 LOB: 1 K: 0 BB: 0 S: 9 P: 14	R: 0 H: 1 E: 0 LOB: 1 K: 0 BB: 1 S: 7 P: 13	R: 0 H: 0 E: 0 LOB: 0 K: 1 BB: 0 S: 8 P: 13	1B: 6 SF: 0 2B: 1 SAC: 2 3B: 0 DP: 1 HR: 2 HBP: 0	WP: 0 PA: 37 PB: 0 SB: 0 CS: 1
--------------	---	--	---	---	---	---	--	--	--	--	---

PITCHER Dennis Bennett, L (1, 1) ERA: 2.64	IP WLS BF H R ER SO BB IBB HBP BLK WP HR S P ERA WHIP	9.0 W 37 9 3 3 7 2 0 0 0 0 0 2 92 142 3.00 1.222
--	---	--

PITCHER	IP WLS BF H R ER SO BB IBB HBP BLK WP HR S P ERA WHIP
---------	---

Batter	1	2	3	4	5	6	7	8	9	AB R H RBI BB SO LOB	TOP											
Lou Brock, L (1, 9) OBP: 0.309, SLG: 0.399	0-1 F7		1-2 4-3		2-2 P6			2-1 G4-6-3 1B		4 0 1 0 0 0 1												
Ken Hubbs, R (1, 4) OBP: 0.290, SLG: 0.333	1-2 FC4-6 1B		2-3 K			1-1 F8		0-0 G4-6-3 1-2f		4 0 1 0 0 1 2												
Billy Williams, L (1, 7) OBP: 0.370, SLG: 0.510	2-1 FC4-6 1-2f HR		0-1 1-3			2-0 F3			2-0 4-3	4 1 0 0 0 0 1												
Ron Santo, R (1, 5) OBP: 0.337, SLG: 0.492	4-2 1-2 HR BB			2-1 FC4-6 1B		2-0 F9			0-1 L8	3 1 1 0 1 0 0												
Ellis Burton, S (1, 8) OBP: 0.312, SLG: 0.452	2-2 1-H 2-H HR			0-0 FC4-6 14 8-3 1-2f			2-2 4-3		3-2 F7	4 1 1 3 0 0 1												
14 Ernie Banks, R (1, 3) OBP: 0.289, SLG: 0.423	0-0 F3			1-1 8-3 1-2f			2-3 K			3 0 0 0 0 1 1												
Dick Bertell, R (1, 2) OBP: 0.309, SLG: 0.316			1-2 5-3		0-1 5-3		2-1 5-3			3 0 0 0 0 0 0												
Andre Rodgers, R (1, 6) OBP: 0.311, SLG: 0.285			3-3 K			2-1 SH2-3 1B		1-3 K		3 0 1 0 0 2 0												
Bob Buhl, R (1, 1) OBP: 0.098, SLG: 0.098			1-0 5-3			0-0 SH2-3		3-2 1B 1B		1 0 0 0 0 0 0												
Lindy McDaniel, R (7, 1) OBP: 0.067, SLG: 0.267										0 0 0 0 0 0 0												
Merritt Ranew, L (8, PH) OBP: 0.414, SLG: 0.527										1 0 1 0 0 0 0												
Nelson Mathews, R (8, PR) OBP: 0.237, SLG: 0.272										0 0 0 0 0 0 0												
Don Elston, R (8, 1)										0 0 0 0 0 0 0												
Inning Stats	R: 3 E: 0 K: 0 S: 14	H: 2 LOB: 0 BB: 1 P: 23	R: 0 E: 0 K: 1 S: 7	H: 0 LOB: 0 BB: 0 P: 12	R: 0 E: 0 K: 1 S: 8	H: 0 LOB: 0 BB: 0 P: 11	R: 0 E: 0 K: 0 S: 5	H: 1 LOB: 0 BB: 0 P: 8	R: 0 E: 0 K: 0 S: 8	H: 1 LOB: 1 BB: 0 P: 12	R: 0 E: 0 K: 1 S: 4	H: 0 LOB: 0 BB: 0 P: 9	R: 0 E: 0 K: 1 S: 10	H: 0 LOB: 0 BB: 0 P: 16	R: 0 E: 0 K: 1 S: 10	H: 2 LOB: 2 BB: 0 P: 16	R: 0 E: 0 K: 0 S: 6	H: 0 LOB: 0 BB: 0 P: 11	1B: 5 2B: 1 3B: 0 HR: 1	SF: 0 SAC: 1 DP: 2 HBP: 0	WP: 0 PB: 0 SB: 0 CS: 0	PA: 32
PITCHER	IP WLS BF H R ER SO BB IBB HBP BLK WP HR S P ERA WHIP																					
Cal McLish, R (1, 1) ERA: 3.02	7.0 W 25 4 3 3 3 1 0 0 0 0 0 1 56 91 3.86 0.714																					
Jack Baldschun, R (8, 1) ERA: 2.16	2.0 S 7 2 0 0 1 0 0 0 0 0 0 0 16 27 0.00 1.000																					

Chicago Cubs @ Philadelphia Phillies
 Connie Mack Stadium, Philadelphia, PA

Thu Aug 15 1963, 7:05 PM EDT
 Att: 13,403 - Unknown

livebaseballscorecards.com

AB	30
R	3
H	6
RBI	3
BB	1
SO	4
LOB	6



Batter	1	2	3	4	5	6	7	8	9	AB	R	H	RBI	BB	SO	LOB
Tony Taylor, R OBP: 0.342, SLG: 0.371 (1, 4)	1-2 2-3		1-0 G6-4-3		1-0 2B		1-0 2B 3B			4	1	2	2	0	0	2
Johnny Callison, L OBP: 0.345, SLG: 0.495 (1, 9)	2-1 G3		0-0 F9			0-0 F3	0-2 2B			4	0	1	1	0	0	1
Wes Covington, L OBP: 0.377, SLG: 0.556 Ruben Amaro, R OBP: 0.281, SLG: 0.305 (1, 7) (8, 5)	3-3 K			0-0 P4		4-2 G6-3 BB	2-2 1-3			3	0	0	0	1	1	2
Tony Gonzalez, L OBP: 0.392, SLG: 0.460 (1, 8) (8, 7)		0-0 1B		0-2 1B		3-2 G6-3		1-1 1B		4	0	3	0	0	0	1
Roy Sievers, R OBP: 0.317, SLG: 0.436 (1, 3)		0-3 K		0-0 F5			0-0 F9 1B	1-2 L8		4	1	1	0	0	1	3
Don Demeter, R OBP: 0.320, SLG: 0.446 (1, 5) (8, 8)		2-2 F9		0-1 F7			1-2 F9	2-2 1B		4	0	1	0	0	0	3
Clay Dalrymple, L OBP: 0.332, SLG: 0.361 (1, 2)		1-1 L9			0-1 FC9-6		1-0 E	0-2 F5		4	1	2	0	0	0	3
Bobby Wine, R OBP: 0.226, SLG: 0.272 (1, 6)			0-0 G6-4-3 BB		0-1 FC9-6		0-0 F9	0-1 1-3		4	0	1	0	0	0	5
Cal McLish, S OBP: 0.288, SLG: 0.279 Cal Emery, L OBP: 0.154, SLG: 0.154 Cookie Rojas, R OBP: 0.250, SLG: 0.200 Jack Baldschun, R (1, 1) (7, PH) (7, PR) (8, 1)			4-0 G6-4-3		0-0 F8		0-1 E3			1	0	0	0	1	0	1
			1-2 BB				1-2 3B			1	0	0	0	0	0	1
							3-H			0	1	0	0	0	0	0
										0	0	0	0	0	0	0

Inning Stats	R: 0	H: 0	E: 0	K: 1	S: 10	R: 0	H: 1	E: 0	K: 1	S: 10	R: 0	H: 1	E: 0	K: 0	S: 3	R: 0	H: 1	E: 0	K: 0	S: 7	R: 0	H: 2	E: 0	K: 0	S: 6	R: 0	H: 0	E: 0	K: 0	S: 6	R: 4	H: 4	E: 1	K: 0	S: 16	R: 0	H: 2	E: 0	K: 0	S: 13											
	LOB: 0	BB: 0	P: 16	LOB: 1	BB: 0	P: 13	LOB: 1	BB: 0	P: 13	LOB: 1	BB: 0	P: 13	LOB: 1	BB: 0	P: 13	LOB: 2	BB: 0	P: 7	LOB: 0	BB: 0	P: 7	LOB: 2	BB: 0	P: 7	LOB: 2	BB: 0	P: 7	LOB: 0	BB: 1	P: 13	LOB: 4	BB: 0	P: 21	LOB: 2	BB: 0	P: 17	LOB: 2	BB: 0	P: 17												
	1B: 8	2B: 2	3B: 1	SF: 0	SAC: 0	DP: 2	HBP: 0	WP: 1	HR: 0	S: 52	P: 77	ERA: 0.00	WHIP: 1.500	1B: 8	2B: 2	3B: 1	SF: 0	SAC: 0	DP: 2	HBP: 0	WP: 1	HR: 0	S: 52	P: 77	ERA: 0.00	WHIP: 1.500	1B: 8	2B: 2	3B: 1	SF: 0	SAC: 0	DP: 2	HBP: 0	WP: 1	HR: 0	S: 52	P: 77	ERA: 0.00	WHIP: 1.500												
	IP: 6.2	WLS: L	BF: 28	H: 8	R: 4	ER: 0	SO: 2	BB: 2	IBB: 0	HBP: 0	BLK: 0	WP: 1	HR: 0	S: 52	P: 77	ERA: 0.00	WHIP: 1.500	IP: 0.1	WLS: L	BF: 2	H: 1	R: 0	ER: 0	SO: 0	BB: 0	IBB: 0	HBP: 0	BLK: 0	WP: 0	HR: 0	S: 6	P: 8	ERA: 3.65	WHIP: 3.000	IP: 1.0	WLS: L	BF: 5	H: 2	R: 0	ER: 0	SO: 0	BB: 0	IBB: 0	HBP: 0	BLK: 0	WP: 0	HR: 0	S: 13	P: 17	ERA: 2.05	WHIP: 2.000

BOTTOM

Chicago Cubs @ Philadelphia Phillies
 Connie Mack Stadium, Philadelphia, PA

Thu Aug 15 1963, 7:05 PM EDT
 Att. 13,403 - Unknown

livebaseballscores.com

AB	33
R	4
H	11
RBI	3
BB	2
SO	2
LOB	22



WP: 1	PA: 35
PB: 0	SB: 0
CS: 0	

Batter	1	2	3	4	5	6	7	8	9	AB R H RBI BB SO LOB	TOP											
Tony Taylor, R OBP: 0.343, SLG: 0.375 (1, 4) (7, 5)	1-1 SH5-3 2B 1B		1-1 SF8 3B		1-0 1-3		2-3 K	0-1 5-3		5 2 2 0 0 1 1												
Johnny Callison, L OBP: 0.344, SLG: 0.496 (1, 9)	0-0 SH5-3 1-2		3-2 SF8 3-H		1-3 K		2-2 2B 2B	0-3 K		3 1 1 1 0 2 0												
Tony Gonzalez, L OBP: 0.394, SLG: 0.468 (1, 7)	1-2 F8 2-H 2B		1-2 6-3		1-2 3B		1-2 2B HBP	2-2 L5		4 0 2 1 0 0 0												
Roy Sievers, R OBP: 0.318, SLG: 0.438 (1, 3)	3-2 F8 2-3		3-2 F7		2-2 F7		0-0 2B 1-3 2-H	0-0 1B		5 0 2 1 0 0 2												
Don Demeter, R OBP: 0.321, SLG: 0.444 (1, 8)	3-3 K			0-0 1B 1B		3-3 K	4-0 FC4 IBB	0-2 P3		4 0 1 0 1 2 2												
Ruben Amaro, R OBP: 0.282, SLG: 0.306 Wes Covington, L OBP: 0.375, SLG: 0.553 Cookie Rojas, R OBP: 0.250, SLG: 0.200 (1, 5) (7, PH) (7, 4)		0-2 F2		1-1 IBB 1B		1-0 4-3	0-1 FC4 1-2f			3 0 1 0 0 0 0 1 0 0 0 0 0 3 0 0 0 0 0 0 0												
Bob Oldis, R OBP: 0.239, SLG: 0.267 (1, 2)		1-0 5-3		4-0 FC6-4 IBB		0-0 1B		1-0 F7		3 0 1 0 1 0 0												
Bobby Wine, R OBP: 0.227, SLG: 0.272 (1, 6)		1-3 K		1-3 K		2-1 5-3		0-0 SH3-4 1B		4 0 1 0 0 2 4												
Chris Short, R OBP: 0.095, SLG: 0.143 (1, 1)			1-2 F8		0-0 FC6-4		0-0 F9	0-0 SH3-4		3 0 0 0 0 0 3												
Inning Stats	R: 1 E: 0 K: 1 S: 13	H: 2 LOB: 1 BB: 0 P: 21	R: 0 E: 0 K: 1 S: 7	H: 0 LOB: 0 BB: 0 P: 9	R: 1 E: 0 K: 0 S: 13	H: 1 LOB: 0 BB: 0 P: 19	R: 0 E: 0 K: 1 S: 11	H: 2 LOB: 3 BB: 1 P: 20	R: 0 E: 0 K: 1 S: 10	H: 1 LOB: 1 BB: 0 P: 15	R: 0 E: 0 K: 1 S: 7	H: 1 LOB: 1 BB: 0 P: 13	R: 1 E: 0 K: 1 S: 14	H: 2 LOB: 3 BB: 1 P: 23	R: 0 E: 0 K: 0 S: 5	H: 1 LOB: 1 BB: 0 P: 6	R: 0 E: 0 K: 1 S: 12	H: 1 LOB: 1 BB: 0 P: 14	1B: 6 2B: 3 3B: 2 HR: 0	SF: 1 SAC: 2 DP: 0 HBP: 1	WP: 0 PB: 0 SB: 0 CS: 0	PA: 41
PITCHER	IP WLS BF H R ER SO BB IBB HBP BLK WP HR S P ERA WHIP																					
Joe Gibbon, L ERA: 2.72 (1, 1)	6.2 L 31 9 3 3 6 0 1 1 0 0 0 0 73 114 4.05 1.350																					
Tommie Sisk, R ERA: 2.95 (7, 1)	0.1 2 0 0 0 0 0 0 1 0 0 0 0 2 6 0.00 0.000																					
Roy Face, R ERA: 2.47 (8, 1)	2.0 8 2 0 0 0 1 0 0 0 0 0 0 17 20 0.00 1.000																					

Philadelphia Phillies @ Pittsburgh Pirates
 Forbes Field, Pittsburgh, PA
 Fri Aug 16 1963, 7:05 PM EDT
 Att: 12,031 - Unknown

livebaseballscorecards.com

AB	35
R	3
H	11
RBI	3
BB	2
SO	7
LOB	15



Batter	1	2	3	4	5	6	7	8	9	AB R H RBI BB SO LOB	TOP
Tony Taylor, R (1, 4) OBP: 0.342, SLG: 0.376	0-0 4-3		0-0 4-3		1-1 1B 2B		0-0 1-3			4 1 1 2 0 0 0	
Johnny Callison, L (1, 9) OBP: 0.348, SLG: 0.499	4-2 CS BB			2-1 6-3 SF8 2B	0-1 1B			0-3 K		3 1 2 1 1 1 0	
Wes Covington, L (1, 7) OBP: 0.370, SLG: 0.545 Ruben Amaro, R (8, 5) OBP: 0.282, SLG: 0.306	2-3 K 1-2			0-0 6-3 2-3	1-2 L9			0-0 G3		4 0 0 0 0 1 3 0 0 0 0 0 0 0	
Tony Gonzalez, L (1, 8) OBP: 0.391, SLG: 0.464 (8, 7)		2-2 4-3		0-1 SF8 3-H	0-3 K			2-3 K		3 0 0 1 0 2 1	
Roy Sievers, R (1, 3) OBP: 0.318, SLG: 0.434		4-2 BB		0-0 5-3		0-0 F8		0-0 G3		3 0 0 0 1 0 0	
Don Demeter, R (1, 5) OBP: 0.318, SLG: 0.440 (8, 8)		2-2 F8			1-3 K	0-0 4-3		3-3 K		4 0 0 0 0 2 1	
Clay Dalrymple, L (1, 2) OBP: 0.334, SLG: 0.362		0-1 4-3			0-0 E 1B	0-1 G3		0-0 1B		4 1 2 0 0 0 1	
Bobby Wine, R (1, 6) OBP: 0.224, SLG: 0.268			2-2 5-3		0-1 E3 1B 2B		0-3 K	2-3 K		4 1 0 0 0 2 2	
Dallas Green, L (1, 1) OBP: 0.042, SLG: 0.042 John Boozer, R (3, 1) OBP: 0.143, SLG: 0.143 Frank Torre, L (5, PH) OBP: 0.305, SLG: 0.319 Cookie Rojas, R (5, PR) OBP: 0.250, SLG: 0.200 Ryne Duren, R (5, 1) OBP: 0.250, SLG: 0.167			1-2 F8		1-0 2B 1B		0-3 K			1 0 0 0 0 0 0 0 0 0 0 0 0 0 1 0 1 1 0 0 0 0 1 0 0 0 0 0 1 0 0 0 0 1 0	
Inning Stats	R: 0 H: 0 E: 0 LOB: 0 K: 1 BB: 1 S: 7 P: 13	R: 0 H: 0 E: 0 LOB: 1 K: 0 BB: 1 S: 14 P: 22	R: 0 H: 0 E: 0 LOB: 0 K: 0 BB: 0 S: 9 P: 12	R: 1 H: 1 E: 0 LOB: 0 K: 0 BB: 0 S: 6 P: 8	R: 4 H: 4 E: 1 LOB: 1 K: 2 BB: 0 S: 17 P: 21	R: 0 H: 0 E: 0 LOB: 0 K: 0 BB: 0 S: 4 P: 4	R: 0 H: 0 E: 0 LOB: 0 K: 2 BB: 0 S: 7 P: 7	R: 0 H: 0 E: 0 LOB: 0 K: 2 BB: 0 S: 9 P: 11	R: 0 H: 1 E: 0 LOB: 1 K: 2 BB: 0 S: 8 P: 13	1B: 4 SF: 1 2B: 2 SAC: 0 3B: 0 DP: 0 HR: 0 HBP: 0	WP: 0 PA: 35 PB: 0 SB: 0 CS: 1
PITCHER	IP WLS BF H R ER SO BB IBB HBP BLK WP HR S P ERA WHIP										
Bob Friend, R (1, 1) ERA: 2.12	4.1 L 19 4 5 4 2 2 0 0 0 0 0 0 45 67 8.31 1.385										
Harvey Haddix, L (5, 1) ERA: 3.71	2.2 9 1 0 0 3 0 0 0 0 0 0 0 19 20 0.00 0.375										
Al McBean, R (8, 1) ERA: 2.14	2.0 7 1 0 0 4 0 0 0 0 0 0 0 17 24 0.00 0.500										

Philadelphia Phillies @ Pittsburgh Pirates
 Forbes Field, Pittsburgh, PA
 Sat Aug 17 1963, 7:05 PM EDT
 Att. 7,881 - Unknown

livebaseballscorecards.com

AB	32
R	5
H	6
RBI	5
BB	2
SO	9
LOB	8



BOTTOM

Philadelphia Phillies @ Pittsburgh Pirates
Forbes Field, Pittsburgh, PA
Sat Aug 17 1963, 7:05 PM EDT
Att. 7,881 - Unknown

livebaseballscorecards.com

AB 33
R 3
H 10
RBI 3
BB 2
SO 4
LOB 13



WP: 1 PA: 36
PB: 0
SB: 0
CS: 0

AB R H RBI BB SO LOB

4 0 2 0 0 1 2

3 1 1 1 1 0 1

4 1 1 1 0 0 1

4 1 2 0 0 0 0

4 0 2 0 0 1 1

4 0 0 0 0 0 4

3 0 1 0 1 1 0

3 0 1 1 0 1 0

2 0 0 0 0 0 4

0 0 0 0 0 0 0

1 0 0 0 0 0 0

0 0 0 0 0 0 0

1 0 0 0 0 0 0

1B: 8 SF: 1
2B: 0 SAC: 0
3B: 0 DP: 2
HR: 2 HBP: 0

Batter	1	2	3	4	5	6	7	8	9
Bob Bailey, R OBP: 0.308, SLG: 0.332 (1, 5)	1-2 1B		6-3	K			1-0 1B		
Bill Virdon, L OBP: 0.311, SLG: 0.371 (1, 8)	4-3		HR			4-2 BB	5-3		
Roberto Clemente, R OBP: 0.369, SLG: 0.478 (1, 9)	4-3		HR			G4-6-3		2-2 6-3	
Jerry Lynch, L OBP: 0.326, SLG: 0.448 (1, 7)		3-1 SF8 1B	F9			0-1 L6		3-2 1B	
Smoky Burgess, L OBP: 0.336, SLG: 0.381 (1, 2)		1-1 SF8 BB 1B	K			2-2 G4-6-3 1B		0-0 P5	
Willie Stargell, L OBP: 0.288, SLG: 0.372 (1, 3)		1-1 F5				0-0 G4-6-3		1-1 4-3	
Bill Mazeroski, R OBP: 0.316, SLG: 0.390 (1, 4)		4-0 1-2 2-3 BB				0-0 4-3		1-3 K	
Dick Schofield, S OBP: 0.340, SLG: 0.311 (1, 6)		2-2 SF8				2-1 WP 1-2 1B		2-1 F7	
Bob Friend, R OBP: 0.123, SLG: 0.111 (1, 1)		0-2 1-3				2-2 5-3		0-0 4-3	
Harvey Haddix, L OBP: 0.182, SLG: 0.400 (5, 1)									
Ted Savage, R OBP: 0.279, SLG: 0.342 (7, PH)									
Al McBean, R OBP: 0.172, SLG: 0.276 (8, 1)									
Manny Mota, R OBP: 0.387, SLG: 0.379 (9, PH)									

Inning Stats	R: 0	H: 1	E: 0	LOB: 0	K: 0	S: 7	P: 11	R: 1	H: 2	E: 0	LOB: 2	K: 0	S: 13	P: 24	R: 2	H: 2	E: 0	LOB: 0	K: 1	S: 12	R: 0	H: 2	E: 0	LOB: 2	K: 1	S: 14	P: 24	R: 0	H: 0	E: 0	LOB: 0	K: 0	S: 5	R: 0	H: 1	E: 0	LOB: 0	K: 0	S: 5	R: 0	H: 1	E: 0	LOB: 1	K: 1	S: 8	P: 12	R: 0	H: 1	E: 0	LOB: 1	K: 0	S: 10	P: 16	R: 0	H: 0	E: 0	LOB: 0	K: 1	S: 6	P: 9	1B: 8	SF: 1	2B: 0	SAC: 0	3B: 0	DP: 2	HR: 2	HBP: 0	WP: 1	PA: 36
--------------	------	------	------	--------	------	------	-------	------	------	------	--------	------	-------	-------	------	------	------	--------	------	-------	------	------	------	--------	------	-------	-------	------	------	------	--------	------	------	------	------	------	--------	------	------	------	------	------	--------	------	------	-------	------	------	------	--------	------	-------	-------	------	------	------	--------	------	------	------	-------	-------	-------	--------	-------	-------	-------	--------	-------	--------

PITCHER	IP	WLS	BF	H	R	ER	SO	BB	IBB	HBP	BLK	WP	HR	S	P	ERA	WHIP
Dallas Green, R ERA: 3.12 (1, 1)	2.1		12	5	3	3	0	1	0	0	0	0	2	26	43	11.57	2.571
John Boozer, R ERA: 3.25 (3, 1)	1.2		7	2	0	0	2	0	0	0	0	1	0	20	31	0.00	1.200
Ryne Duren, R ERA: 3.56 (5, 1)	5.0	W	17	3	0	0	2	1	0	0	0	0	0	34	53	0.00	0.800

Batter	1	2	3	4	5	6	7	8	9	AB R H RBI BB SO LOB	TOP										
Tony Taylor, R OBP: 0.339, SLG: 0.372 (1, 4)	0-0 G3	1-3 K		3-1 6-3		1-0 1-3			0-0 6-3	5 0 0 0 0 1 1											
Johnny Callison, L OBP: 0.348, SLG: 0.497 (1, 9)	4-2 G3 1B BB	1-0 4-3			0-3 K		0-0 1B 1B		3-1 4-3	4 1 1 0 1 1 0											
Wes Covington, L OBP: 0.368, SLG: 0.540 Ruben Amaro, R OBP: 0.280, SLG: 0.304 (1, 7) (7, 5)	1-1 G3 1-2		0-0 6-3		0-1 2B 1B		0-2 F8		0-0 4-3	4 0 1 0 0 0 2 1 0 0 0 0 0 0											
Tony Gonzalez, L OBP: 0.394, SLG: 0.465 (1, 8) (7, 7)	4-2 1B E BB		4-1 E 1B BB		1-2 F8		1-0 1-2 1B			2 2 1 0 2 0 1											
Roy Sievers, R OBP: 0.320, SLG: 0.438 (1, 3) X	0-1 E 1B 1-3 2-H		0-1 E5 CS 1B 1-3		0-0 2B 1-3		0-3 K 2			4 0 2 1 0 1 3											
Don Demeter, R OBP: 0.319, SLG: 0.440 (1, 5) (7, 8)	0-0 E9 1-3 3-H 1B		0-0 1-2 3-H 3-3 1B		1-3 K 3		1-3 K 3			4 0 2 2 0 2 4											
Clay Dalrymple, L OBP: 0.336, SLG: 0.365 (1, 2)	4-0 IBB		3-3 K 2-3		0-3 K			0-0 SH3-4 K 2B		3 0 1 0 1 2 2											
Bobby Wine, R OBP: 0.225, SLG: 0.269 (1, 6)	3-3 K		1-3 K		1-2 SH1-4 1B		0-0 SH3-4		0-0 SH3-4	3 0 1 0 0 2 3											
Ray Culp, R OBP: 0.196, SLG: 0.185 Johnny Klippstein, R OBP: 0.040, SLG: 0.040 (1, 1) (3, 1)		3-3 K		3-3 K		0-0 SH1-4		3-3 K 3-H		1 0 0 0 0 1 0 2 0 0 0 0 2 1											
Inning Stats	R: 2 E: 1 K: 1 S: 18	H: 2 LOB: 3 BB: 3 P: 34	R: 0 E: 0 K: 2 S: 8	H: 0 LOB: 0 BB: 0 P: 13	R: 1 E: 1 K: 1 S: 8	H: 1 LOB: 2 BB: 1 P: 15	R: 0 E: 0 K: 2 S: 8	H: 0 LOB: 0 BB: 0 P: 15	R: 0 E: 0 K: 1 S: 8	H: 1 LOB: 1 BB: 0 P: 10	R: 0 E: 0 K: 2 S: 13	H: 2 LOB: 2 BB: 0 P: 15	R: 0 E: 0 K: 1 S: 8	H: 1 LOB: 1 BB: 0 P: 11	R: 0 E: 0 K: 0 S: 4	H: 0 LOB: 0 BB: 0 P: 7	1B: 7 2B: 3 3B: 0 HR: 0	SF: 0 SAC: 2 DP: 1 HBP: 0	WP: 0 PB: 0 SB: 0 CS: 1	PA: 39	
PITCHER	IP WLS BF H R ER SO BB IBB HBP BLK WP HR S P ERA WHIP																			PITCHER	IP WLS BF H R ER SO BB IBB HBP BLK WP HR S P ERA WHIP
Don Schwall, R ERA: 2.89 (1, 1)	2.1 L 15 3 3 3 3 3 1 0 0 0 0 31 56 11.57 2.571																				
Tommie Sisk, R ERA: 2.87 (3, 1)	1.2 4 0 0 0 3 0 0 0 0 0 0 0 11 21 0.00 0.000																				
Earl Francis, R ERA: 4.91 (5, 1)	3.0 14 5 0 0 5 0 0 0 0 0 0 0 34 40 0.00 1.667																				
Al McBean, R ERA: 2.1 (8, 1)	2.0 6 1 0 0 1 0 0 0 0 0 0 0 12 18 0.00 0.500																				

Philadelphia Phillies @ Pittsburgh Pirates
 Forbes Field, Pittsburgh, PA
 Sun Aug 18 1963, 3:33 AM EDT
 Att: 10,696 - Unknown

livebaseballscorecards.com

AB	33
R	3
H	9
RBI	3
BB	4
SO	12
LOB	17



BOTTOM

Philadelphia Phillies @ Pittsburgh Pirates
Forbes Field, Pittsburgh, PA
Sun Aug 18 1963, 3:33 AM EDT
Att. 10,696 - Unknown

livebaseballscorecards.com

AB 31
R 1
H 6
RBI 1
BB 4
SO 5
LOB 18



WP: 0 PA: 35
PB: 0
SB: 0
CS: 0

AB R H RBI BB SO LOB

3 0 0 0 1 0 2

3 0 2 1 1 0 1

4 0 0 0 0 0 5

4 0 1 0 0 1 1

4 0 0 0 0 2 1

4 0 2 0 0 0 0

3 0 0 0 1 1 1

4 1 1 0 0 0 4

1B: 4 SF: 0
2B: 2 SAC: 0
3B: 0 DP: 2
HR: 0 HBP: 0

0 0 0 0 0 0 0
0 0 0 0 1 0 0
1 0 0 0 0 1 3
0 0 0 0 0 0 0
1 0 0 0 0 0 0
0 0 0 0 0 0 0

Batter	1	2	3	4	5	6	7	8	9
Bob Bailey, R OBP: 0.308, SLG: 0.330 (1, 5)	4-2 BB G1-6-3 BB		2-0 FC6-4 2B 1-2f 2-3		3-2 4-3		3-2 5-3		
Bill Virdon, L OBP: 0.315, SLG: 0.376 (1, 8)	2-1 F9		1-0 1-3 3-H 2B		4-1 FC4-6 BB			2-1 G6-4-3 1B	
Roberto Clemente, R OBP: 0.366, SLG: 0.474 (1, 9)	1-0 G1-6-3 1-2f		3-2 4-3		2-2 FC4-6 1-2f			2-2 G6-4-3 1-2f	
Jerry Lynch, L OBP: 0.325, SLG: 0.444 (1, 7)		0-1 F8		0-1 BB 1B 1B		1-0 F9		1-3 K	
Willie Stargell, L OBP: 0.283, SLG: 0.365 (1, 3)		1-3 K		0-0 F8		0-0 P4		0-3 K	
Bill Mazaroski, R OBP: 0.318, SLG: 0.394 (1, 4)		0-0 F8		0-2 BB 1-2 1B		3-2 6-3		0-0 2B	
Jim Pagliaroni, R OBP: 0.352, SLG: 0.395 (1, 2)			0-0 F7	4-2 BB 1-2 2-3 BB		3-3 K		2-2 L6	
Dick Schofield, S OBP: 0.339, SLG: 0.311 (1, 6)			1-2 FC6-4 BB 2B 1B	0-0 F6		3-2 G3		3-2 F8	
Don Schwall, R OBP: 0.170, SLG: 0.156 (3, 1) Tommie Sisk, R OBP: 0.277, SLG: 0.339 (4, PH) Earl Francis, R OBP: 0.348, SLG: 0.478 (5, 1) Manny Mota, R OBP: 0.381, SLG: 0.373 (7, PH) Al McBean, R OBP: 0.172, SLG: 0.276 (8, 1)			4-2 FC6-4 BB	1-3 K		0-1 F7			

Inning Stats	R: 0	H: 0	E: 0	K: 0	S: 5	H: 0	LOB: 0	BB: 1	P: 12	R: 0	H: 0	E: 0	K: 1	S: 6	H: 0	LOB: 0	BB: 0	P: 7	R: 1	H: 2	E: 0	K: 0	S: 13	H: 2	LOB: 2	BB: 1	P: 24	R: 0	H: 2	E: 0	K: 1	S: 13	H: 0	LOB: 3	BB: 1	P: 18	R: 0	H: 0	E: 0	K: 0	S: 10	H: 0	LOB: 1	BB: 1	P: 20	R: 0	H: 0	E: 0	K: 1	S: 8	H: 0	LOB: 0	BB: 0	P: 14	R: 0	H: 0	E: 0	K: 0	S: 9	H: 0	LOB: 0	BB: 0	P: 15	R: 0	H: 1	E: 0	K: 1	S: 10	H: 1	LOB: 0	BB: 0	P: 15	R: 0	H: 1	E: 0	K: 1	S: 13	H: 1	LOB: 1	BB: 0	P: 18	1B: 4	SF: 0	2B: 2	SAC: 0	3B: 0	DP: 2	HR: 0	HBP: 0
--------------	------	------	------	------	------	------	--------	-------	-------	------	------	------	------	------	------	--------	-------	------	------	------	------	------	-------	------	--------	-------	-------	------	------	------	------	-------	------	--------	-------	-------	------	------	------	------	-------	------	--------	-------	-------	------	------	------	------	------	------	--------	-------	-------	------	------	------	------	------	------	--------	-------	-------	------	------	------	------	-------	------	--------	-------	-------	------	------	------	------	-------	------	--------	-------	-------	-------	-------	-------	--------	-------	-------	-------	--------

PITCHER	IP	WLS	BF	H	R	ER	SO	BB	IBB	HBP	BLK	WP	HR	S	P	ERA	WHIP
Ray Culp, R ERA: 2.91 (1, 1)	2.1		9	1	1	1	1	2	0	0	0	0	0	18	31	3.86	1.286
Johnny Klippstein, R ERA: 1.65 (3, 1)	6.2	W	26	5	0	0	4	2	0	0	0	0	0	69	112	0.00	1.050

Batter	1	2	3	4	5	6	7	8	9	AB	R	H	RBI	BB	SO	LOB
Tony Taylor, R OBP: 0.338, SLG: 0.371 (1, 4)	1-1 5-3	0-0 6-3			1-3 K			2-0 FC6-4 1B		4	0	1	0	0	1	3
Johnny Callison, L OBP: 0.347, SLG: 0.495 (1, 9)	1-2 G3 1B		1-2 F2		3-3 K 1-2			2-1 FC6-4 1B 1-2f		4	0	1	0	0	1	2
Wes Covington, L OBP: 0.370, SLG: 0.540 Ruben Amaro, R OBP: 0.280, SLG: 0.304 (1, 7) (8, PR) (9, 5)	3-2 G3 1-2		0-1 1B			2-0 F5		1-1 FC6-4 1B 1-2		4	0	2	0	0	0	1
Tony Gonzalez, L OBP: 0.391, SLG: 0.461 (1, 8) (9, 7)	2-2 F7		3-1 F8			2-1 4-3		0-2 FC6-4 1-2f		4	0	0	0	0	0	4
Roy Sievers, R OBP: 0.317, SLG: 0.434 (1, 3)		1-0 6-3	0-2 F8			1-1 5-3				3	0	0	0	0	0	1
Don Demeter, R OBP: 0.319, SLG: 0.440 (1, 5) (9, 8)		1-1 1B 1B 1B		1-2 F2			0-0 F7			3	1	1	0	0	0	0
Clay Dalrymple, L OBP: 0.336, SLG: 0.365 (1, 2)		1-2 WP 1B 1-3 1B		2-3 K			3-2 L9			3	0	1	0	0	1	0
Bobby Wine, R OBP: 0.226, SLG: 0.269 (1, 6)		0-1 WP 1B 1-2 3-H		0-1 F3			1-1 F7			3	0	1	1	0	0	0
Dennis Bennett, L OBP: 0.143, SLG: 0.143 (1, 1)		1-3 K 1-2 2-3		1-1 CS 1B			1-2 L9			3	0	1	0	0	1	2

Inning Stats	R: 0	H: 1	E: 0	K: 0	S: 12	R: 1	H: 3	E: 0	K: 1	S: 12	R: 0	H: 1	E: 0	K: 0	S: 8	R: 0	H: 0	E: 0	K: 1	S: 8	R: 0	H: 0	E: 0	K: 0	S: 5	R: 0	H: 0	E: 0	K: 0	S: 7	R: 0	H: 2	E: 0	K: 0	S: 11	
		LOB: 1		BB: 0	P: 19		LOB: 2		BB: 0	P: 16		LOB: 0		BB: 0	P: 11		LOB: 1		BB: 0	P: 13		LOB: 0		LOB: 0		BB: 0	P: 10		LOB: 0		LOB: 0		LOB: 2		BB: 0	P: 17

PITCHER	IP	WLS	BF	H	R	ER	SO	BB	IBB	HBP	BLK	WP	HR	S	P	ERA	WHIP
Galen Cisco, R ERA: 4.33 (1, 1)	7.0	L	26	6	1	1	4	0	0	0	0	1	0	64	96	1.29	0.857
Larry Bearnarth, R ERA: 3.34 (8, 1)	1.0		5	2	0	0	0	0	0	0	0	0	0	11	17	0.00	2.000

BOTTOM

New York Mets @ Philadelphia Phillies
Connie Mack Stadium, Philadelphia, PA
 Mon Aug 19 1963, 7:05 PM EDT
 Att. 7,980 - Unknown

AB	31
R	1
H	8
RBI	1
BB	0
SO	4
LOB	13



1B	8	SF	0	2B	1	SAC	0	3B	0	DP	1	HR	0	HBP	0	WP	1	PA	31
SB	0	CS	1	PB	0	ERA	1.29	WHIP	0.857										

livebaseballscores.com

Batter	1	2	3	4	5	6	7	8	9	AB R H RBI BB SO LOB	TOP	
Jim Hickman, R (1, 5) <small>OBP: 0.300, SLG: 0.398</small>	2-3 		2-2 			1-3 		0-0 		4 1 1 1 0 2 0		
Tim Harkness, L (1, 3) <small>OBP: 0.289, SLG: 0.324</small>	0-0 		2-2 			2-2 		1-1 		4 0 2 1 0 0 0		
Ron Hunt, R (1, 4) <small>OBP: 0.328, SLG: 0.370</small>	0-0 		0-0 			1-0 		2-0 		4 0 1 0 0 0 1		
Duke Snider, L (1, 9) <small>OBP: 0.348, SLG: 0.431</small>	4-1 			2-1 			2-3 		2-2 	3 1 1 0 1 1 0		
Frank Thomas, R (1, 7) <small>OBP: 0.320, SLG: 0.400</small>	4-2 			1-0 			2-2 		2-1 	3 1 1 2 1 0 0		
Joe Hicks, L (1, 8) Rod Kanehl, R (9, 8) <small>OBP: 0.291, SLG: 0.418</small> <small>OBP: 0.245, SLG: 0.268</small>	2-1 			2-1 			2-0 		0-0 	4 0 0 0 0 0 3 0 0 0 0 0 0 0		
Choo-Choo Coleman, L (1, 2) <small>OBP: 0.280, SLG: 0.223</small>		0-0 			0-0 			3-2 		4 0 0 0 0 0 0		
Al Moran, R (1, 6) <small>OBP: 0.272, SLG: 0.235</small>		1-2 			3-2 			2-0 		4 1 2 0 0 0 0		
Grover Powell, L (1, 1)		0-0 			2-0 			3-1 		4 0 0 0 0 0 2		
Inning Stats	R: 0 H: 1 E: 1 LOB: 3 K: 1 BB: 2 S: 11 P: 23	R: 0 H: 0 E: 0 LOB: 0 K: 0 BB: 0 S: 5 P: 6	R: 0 H: 0 E: 0 LOB: 0 K: 0 BB: 0 S: 7 P: 11	R: 0 H: 0 E: 0 LOB: 0 K: 0 BB: 0 S: 5 P: 10	R: 0 H: 0 E: 0 LOB: 0 K: 0 BB: 0 S: 5 P: 10	R: 0 H: 0 E: 0 LOB: 0 K: 1 BB: 0 S: 7 P: 11	R: 0 H: 0 E: 0 LOB: 0 K: 1 BB: 0 S: 11 P: 17	R: 2 H: 4 E: 0 LOB: 2 K: 0 BB: 0 S: 11 P: 22	R: 2 H: 3 E: 0 LOB: 1 K: 0 BB: 0 S: 9 P: 15	1B: 5 SF: 0 2B: 2 SAC: 0 3B: 0 DP: 0 HR: 1 HBP: 0	WP: 0 PA: 36 PB: 0 SB: 0 CS: 0	
PITCHER Cal McLish, R (1, 1) <small>ERA: 2.99</small> Jack Baldschun, R (8, 1) <small>ERA: 2.35</small> Johnny Klippstein, R (9, 1) <small>ERA: 1.64</small>	IP WLS BF H R ER SO BB IBB HBP BLK WP HR S P ERA WHIP 7.2 L 28 3 2 2 3 2 0 0 0 0 0 0 59 104 2.35 0.652											PITCHER IP WLS BF H R ER SO BB IBB HBP BLK WP HR S P ERA WHIP

New York Mets @ Philadelphia Phillies
 Connie Mack Stadium, Philadelphia, PA
 Tue Aug 20 1963, 7:05 PM EDT
 Unknown

livebaseballscorecards.com

AB	34
R	4
H	8
RBI	4
BB	2
SO	3
LOB	6



Batter	1	2	3	4	5	6	7	8	9	AB R H RBI BB SO LOB
Tony Taylor, R OBP: 0.336, SLG: 0.368 (1, 4)	0-0 4-3		1-2 5-3		2-3 K		0-3 K			4 0 0 0 0 2 0
Johnny Callison, L OBP: 0.347, SLG: 0.492 (1, 9)	4-1 1B BB BB		0-0 3-1			1-0 P3		3-2 F8		3 0 0 0 1 0 0
Tony Gonzalez, L OBP: 0.390, SLG: 0.458 (1, 7)	4-0 1B BB		1-2 G3			2-0 6-3		2-1 5-3		3 0 0 0 1 0 0
Roy Sievers, R OBP: 0.319, SLG: 0.433 (1, 3)	0-0 1-2 2-3 1B			0-1 4-3		4-1 1B PB BB		0-0 F7		3 0 1 0 1 0 0
Don Demeter, R OBP: 0.321, SLG: 0.441 (1, 8)	0-0 P4			0-0 2B		4-1 1B BB		1-2 1-3		3 0 1 0 1 0 3
Don Hoak, R OBP: 0.273, SLG: 0.308 (1, 5)	0-3 K			2-1 6-3		0-1 1-2 2-3 1B		2-1 P6		4 0 1 0 0 1 4
Clay Dalrymple, L OBP: 0.336, SLG: 0.364 (1, 2)		0-0 G6-3 1B		3-2 P6		1-0 4-3		0-3 K		3 0 1 0 0 0 4 1 0 0 0 0 1 0
Cookie Rojas, R OBP: 0.245, SLG: 0.196 (9, PH)										
Bobby Wine, R OBP: 0.224, SLG: 0.267 (1, 6)		0-1 G6-3 1-2f			0-2 L1		1-3 K			3 0 0 0 0 1 1
Cal McLish, S OBP: 0.275, SLG: 0.266 (1, 1)		2-3 K			0-0 5-3		0-0 F9			3 0 0 0 0 1 0 0 0 0 0 0 0 0 0 0 0 0 0 0 0
Jack Baldschun, R OBP: 0.040, SLG: 0.040 (8, 1)										
Johnny Klippstein, R OBP: 0.040, SLG: 0.040 (9, 1)										

Inning Stats	R: 0	H: 1	E: 0	LOB: 3	K: 1	BB: 2	S: 7	R: 0	H: 1	E: 0	LOB: 0	K: 1	BB: 0	S: 6	R: 0	H: 0	E: 0	LOB: 0	K: 0	BB: 0	S: 8	R: 0	H: 1	E: 0	LOB: 1	K: 0	BB: 0	S: 9	R: 0	H: 0	E: 0	LOB: 0	K: 1	BB: 0	S: 8	R: 0	H: 1	E: 0	LOB: 3	K: 2	BB: 0	S: 8	R: 0	H: 0	E: 0	LOB: 0	K: 2	BB: 0	S: 9	R: 0	H: 0	E: 0	LOB: 0	K: 0	BB: 0	S: 6	R: 0	H: 0	E: 0	LOB: 0	K: 1	BB: 0	S: 8	R: 0	H: 0	E: 0	LOB: 0	K: 1	BB: 0	S: 11	1B: 3	SF: 0	2B: 1	SAC: 0	3B: 0	DP: 1	HR: 0	HBP: 0	WP: 0	PA: 34
PITCHER Grover Powell, L ERA: 1.16 (1, 1)	IP	WLS	BF	H	R	ER	SO	BB	IBB	HBP	BLK	WP	HR	S	P	ERA	WHIP																			PITCHER	IP	WLS	BF	H	R	ER	SO	BB	IBB	HBP	BLK	WP	HR	S	P	ERA	WHIP																											


BOTTOM

New York Mets @ Philadelphia Phillies
Connie Mack Stadium, Philadelphia, PA

Tue Aug 20 1963, 7:05 PM EDT
 Unknown

livebaseballscores.com

AB	30
R	0
H	4
RBI	0
BB	4
SO	6
LOB	12



Batter	1	2	3	4	5	6	7	8	9	10	11	12	AB	R	H	RBI	BB	SO	LOB	TOP						
Joe Christopher, R (1, 9) OBP: 0.296, SLG: 0.284 Ted Schreiber, R (10, 6) OBP: 0.265, SLG: 0.194	2-3 K		1-2 F7			0-0 F7		0-1 F8			0-0 P4		4 0 0 0 0 1 0 1 0 0 0 0 0 0													
Rod Kanehl, R (1, 8) OBP: 0.244, SLG: 0.266	0-0 6-3		0-3 K			0-0 1B 1B		0-0 1-3			3-2 P4		5 0 1 0 0 1 0													
Ron Hunt, R (1, 4) OBP: 0.328, SLG: 0.373	0-0 1B 2B				0-0 6-3		0-0 F9				2-2 F9		5 1 2 0 0 0 1													
Frank Thomas, R (1, 7) OBP: 0.323, SLG: 0.403	2-2 FC6-4 2-H 1B				0-0 F3		0-0 FC5-4 1-2 1B				0-0 P4		5 0 3 1 0 0 1													
Jim Hickman, R (1, 5) OBP: 0.300, SLG: 0.397	0-0 FC6-4 1-2f				2-1 1B		2-1 FC5-4 1-2f				0-0 G6-4-3 1B		4 0 1 0 0 0 4													
Norm Sherry, R (1, 2) OBP: 0.199, SLG: 0.192 Joe Hicks, L (12, PH) OBP: 0.288, SLG: 0.414 Choo-Choo Coleman, L (12, 2) OBP: 0.290, SLG: 0.223	0-1 6-3				0-0 F9		0-0 4-3				0-0 P4		4 0 0 0 0 0 1 1 0 0 0 0 0 1 0 0 0 0 0 0 0													
Tim Harkness, L (1, 3) OBP: 0.284, SLG: 0.317	0-0 5-3				0-0 F6		0-0 4-3				0-0 F7		5 0 0 0 0 1 1													
Al Moran, R (1, 6) OBP: 0.273, SLG: 0.233 Duke Snider, L (10, PH) OBP: 0.350, SLG: 0.431	0-0 1-3				4-2 CS BB		1-2 5-3				4-2 BB		2 0 0 0 1 0 0 0 0 0 0 1 0 0													
Roger Craig, R (1, 1) OBP: 0.148, SLG: 0.103 Duke Carmel, L (10, PH) OBP: 0.346, SLG: 0.333 Larry Bearnarth, R (10, 1) OBP: 0.120, SLG: 0.125	0-0 F9				1-3 K 1-2		0-3 K				3-3 K		3 0 0 0 0 2 1 1 0 0 0 0 1 1 0 0 0 0 0 0 0													
Inning Stats	R: 1 E: 0 K: 1 S: 9	H: 2 LOB: 1 BB: 0 P: 13	R: 0 E: 0 K: 0 S: 4	H: 0 LOB: 0 BB: 0 P: 4	R: 0 E: 0 K: 1 S: 7	H: 0 LOB: 0 BB: 0 P: 8	R: 0 E: 0 K: 0 S: 5	H: 1 LOB: 1 BB: 0 P: 7	R: 0 E: 0 K: 1 S: 6	H: 0 LOB: 0 BB: 1 P: 11	R: 0 E: 0 K: 0 S: 5	H: 0 LOB: 0 BB: 0 P: 6	R: 0 E: 0 K: 1 S: 6	H: 0 LOB: 0 BB: 0 P: 6	R: 0 E: 0 K: 0 S: 3	H: 1 LOB: 0 BB: 0 P: 3	R: 0 E: 0 K: 0 S: 7	H: 0 LOB: 1 BB: 1 P: 14	R: 0 E: 0 K: 0 S: 9	H: 0 LOB: 0 BB: 0 P: 14	R: 0 E: 0 K: 2 S: 9	H: 1 LOB: 1 BB: 0 P: 9	1B: 6 2B: 1 3B: 0 HR: 0	SF: 0 SAC: 1 DP: 1 HBP: 0	WP: 0 PB: 0 SB: 0 CS: 1	PA: 43
PITCHER	IP WLS BF H R ER SO BB IBB HBP BLK WP HR S P ERA WHIP	IP WLS BF H R ER SO BB IBB HBP BLK WP HR S P ERA WHIP														IP WLS BF H R ER SO BB IBB HBP BLK WP HR S P ERA WHIP										
Chris Short, L (1, 1) ERA: 3.06	8.0	29	5	1	1	4	1	0	0	0	0	0	0	0	0	0	0	0	0	1.12	0.750					
Ryne Duren, R (9, 1) ERA: 3.38	4.0	14	2	0	0	3	1	0	0	0	0	0	0	0	0	0	0	0	0	0.00	0.750					

New York Mets @ Philadelphia Phillies
 Connie Mack Stadium, Philadelphia, PA
 Tue Aug 20 1963, 7:05 PM EDT
 Att. 24,923 - Unknown

livebaseballscorecards.com

AB	40
R	1
H	7
RBI	1
BB	2
SO	7
LOB	11



Batter	1	2	3	4	5	6	7	8	9	10	11	12	AB R H RBI BB SO LOB
Tony Taylor, R OBP: 0.337, SLG: 0.369 (1, 4)	1-1 6-3		0-0 F9		0-0 1B 1B		0-0 6-3	0-0 1-2 1B			2-1 3-1	0-0 1-2 2-H 1B	7 0 3 1 0 0 0
Johnny Callison, L OBP: 0.348, SLG: 0.491 (1, 9)	3-1 E1 FC5		0-3 K		0-0 1B 1B		4-2 1B 1B	0-0 4-3			0-0 BB 4-3 1B		5 0 2 0 1 1 2
Wes Covington, L OBP: 0.373, SLG: 0.539 (1, 7)	2-3 K		0-0 1B		2-2 1-2 2-3 1B		0-0 1-3 BB 1B			0-0 4-3	0-0 4-3		6 0 3 0 0 1 2
Tony Gonzalez, L OBP: 0.391, SLG: 0.455 (1, 8)	4-1 BB		0-0 F8		1-2 3-1		4-1 1-2 BB			0-0 F8	4-0 BB IBB		3 0 0 0 3 0 4
Roy Sievers, R OBP: 0.322, SLG: 0.440 (1, 3)	2-0 FC5 2-3f			4-0 CS BB		0-0 E5 G3	0-0 F3			2-1 HR	4-1 1-2 2-3 BB		4 1 1 1 2 0 5
Clay Dalrymple, L OBP: 0.331, SLG: 0.358 (1, 2)		0-0 3-1		0-1 F8		0-0 G3	3-1 F7			3-1 4-3	1-2 3-1 BB		6 0 0 0 0 0 8
Don Demeter, R OBP: 0.321, SLG: 0.437 (1, 5)		2-1 FC6-4 HBP		3-3 K 1-2		3-3 K		4-2 FC3-6 BB		0-0 3-1		0-0 6-3	4 0 0 0 1 2 2
Bobby Wine, R OBP: 0.225, SLG: 0.265 (1, 6)		0-0 F8			0-0 6-3	4-2 FC6-4 BB		1-1 FC3-6 1B 1-2f		0-0 6-3		1-0 HBP 1B 1B	2 0 0 0 1 0 1
Ruben Amaro, R OBP: 0.281, SLG: 0.305 (8, PH) (9, 6)													3 1 1 0 0 0 1
Chris Short, R OBP: 0.089, SLG: 0.133 (1, 1)		0-0 FC6-4			0-0 4-3	0-0 FC6-4		0-2 P5		0-3 K		3-0 HBP 1B	3 0 0 0 0 0 3
Frank Torre, L OBP: 0.302, SLG: 0.316 (8, PH)												1-2 HBP	1 0 0 0 0 0 1
Ryne Duren, R OBP: 0.273, SLG: 0.158 (9, 1)													1 0 0 0 0 1 0

Inning Stats	R: 0	H: 0	E: 1	K: 1	S: 9	R: 0	H: 0	E: 0	K: 0	S: 4	R: 0	H: 1	E: 0	K: 1	S: 6	R: 0	H: 0	E: 0	K: 1	S: 5	R: 0	H: 3	E: 0	K: 0	S: 12	R: 0	H: 1	E: 0	K: 0	S: 8	R: 0	H: 1	E: 0	K: 0	S: 8	R: 0	H: 1	E: 0	K: 0	S: 9	R: 1	H: 1	E: 0	K: 0	S: 6	R: 0	H: 0	E: 0	K: 1	S: 5	R: 0	H: 1	E: 0	K: 0	S: 8	R: 0	H: 1	E: 0	K: 0	S: 19	R: 0	H: 0	E: 0	K: 1	S: 5	R: 0	H: 0	E: 0	K: 0	S: 5	R: 0	H: 1	E: 0	K: 0	S: 19	R: 1	H: 2	E: 0	K: 0	S: 3	R: 0	H: 2	E: 0	K: 0	S: 7	1B: 9	2B: 1	3B: 0	HR: 1	SF: 0	SAC: 0	DP: 1	HBP: 2	WP: 0	PA: 55
--------------	------	------	------	------	------	------	------	------	------	------	------	------	------	------	------	------	------	------	------	------	------	------	------	------	-------	------	------	------	------	------	------	------	------	------	------	------	------	------	------	------	------	------	------	------	------	------	------	------	------	------	------	------	------	------	------	------	------	------	------	-------	------	------	------	------	------	------	------	------	------	------	------	------	------	------	-------	------	------	------	------	------	------	------	------	------	------	-------	-------	-------	-------	-------	--------	-------	--------	-------	--------

PITCHER	IP	WLS	BF	H	R	ER	SO	BB	IBB	HBP	BLK	WP	HR	S	P	ERA	WHIP
Roger Craig, R ERA: 3.89 (1, 1)	9.0		42	7	1	1	4	6	0	1	0	0	1	67	119	1.00	1.444
Larry Bearnarth, R ERA: 3.35 (10, 1)	2.1	L	13	3	1	1	1	1	1	1	0	0	0	16	31	3.86	1.714


BOTTOM

New York Mets @ Philadelphia Phillies
Connie Mack Stadium, Philadelphia, PA

Tue Aug 20 1963, 7:05 PM EDT
 Att: 24,923 - Unknown

livebaseballscorecards.com

AB	45
R	2
H	10
RBI	2
BB	8
SO	5
LOB	29



Batter	1	2	3	4	5	6	7	8	9	AB R H RBI BB SO LOB	TOP											
Bob Bailey, R (1, 5) OBP: 0.307, SLG: 0.339	2-3 K		2-1 F7			3-1 F8	3-1 5-3			4 0 0 0 0 1 1	Pittsburgh Pirates @ Philadelphia Phillies Connie Mack Stadium, Philadelphia, PA Fri Aug 23 1963, 7:05 PM EDT Att: 18,126 - Unknown											
Manny Mota, R (1, 7) OBP: 0.397, SLG: 0.382	2-3 K			0-0 F9		0-0 1B HBP 1B		1-3 K		4 0 1 0 0 2 0												
Roberto Clemente, R (1, 9) OBP: 0.365, SLG: 0.472	0-0 4-3			0-0 F9		2-0 1B 1-2 HBP		1-2 FC5-4 1B		3 0 1 0 0 0 0												
Bill Mazerowski, R (1, 4) OBP: 0.320, SLG: 0.401		0-1 FC4-6 1B		0-0 L7		0-0 FC6-4 1B		0-1 FC5-4 1-2f		4 0 2 0 0 0 1												
Donn Clendenon, R (1, 3) OBP: 0.339, SLG: 0.455	2-3 K				1-1 SF8 3B	1-2 FC6-4 1-2f		2-3 K		4 1 1 0 0 2 5												
Jim Pagliaroni, R (1, 2) OBP: 0.349, SLG: 0.417		0-1 FC4-6 1-2f		0-1 SF8 3-H		3-1 HR		2-2 6-3		3 1 1 2 0 0 1												
Bill Virdon, L (1, 8) OBP: 0.314, SLG: 0.372		0-1 L1		0-0 1-3		0-2 L7		1-3 K		4 0 0 0 0 1 1												
Dick Schofield, S (1, 6) OBP: 0.340, SLG: 0.316			2-3 K		1-0 5-3		3-2 2B		3-2 F7	4 0 1 0 0 1 0												
Don Schwall, R (1, 1) OBP: 0.167, SLG: 0.152			3-3 K			2-2 P3				1 0 0 0 0 1 0												
Johnny Logan, R (6, PH) OBP: 0.325, SLG: 0.253										1 0 0 0 0 0 0												
Earl Francis, R (6, 1) OBP: 0.346, SLG: 0.478										0 0 0 0 0 0 0												
Ted Savage, R (7, PH) OBP: 0.275, SLG: 0.336										0 0 0 0 0 0 0												
Jerry Lynch, L (7, PH) OBP: 0.324, SLG: 0.464										1 0 0 0 0 1 1												
Harvey Haddix, L (7, 1) OBP: 0.182, SLG: 0.400										0 0 0 0 0 0 0												
Tommie Sisk, R (8, 1)										0 0 0 0 0 0 0												
Inning Stats	R: 0 E: 0 K: 2 S: 9	H: 0 LOB: 0 BB: 0 P: 13	R: 0 E: 0 K: 1 S: 11	H: 1 LOB: 1 BB: 0 P: 13	R: 0 E: 0 K: 2 S: 9	H: 0 LOB: 0 BB: 0 P: 16	R: 0 E: 0 K: 0 S: 3	H: 0 LOB: 0 BB: 0 P: 3	R: 1 E: 0 K: 0 S: 6	H: 1 LOB: 0 BB: 0 P: 8	R: 0 E: 0 K: 0 S: 11	H: 2 LOB: 3 BB: 0 P: 19	R: 1 E: 0 K: 1 S: 14	H: 2 LOB: 1 BB: 0 P: 25	R: 0 E: 0 K: 2 S: 11	H: 1 LOB: 1 BB: 0 P: 15	R: 0 E: 0 K: 1 S: 10	H: 0 LOB: 0 BB: 0 P: 16	1B: 4 2B: 1 3B: 1 HR: 1	SF: 1 SAC: 0 DP: 0 HBP: 1	WP: 0 PB: 0 SB: 0 CS: 0	PA: 35
PITCHER	IP WLS BF H R ER SO BB IBB HBP BLK WP HR S P ERA WHIP																					
Dennis Bennett, L (1, 1) ERA: 2.29	6.1 W 26 6 2 2 5 0 0 1 0 0 1 58 87 2.84 0.947																					
Jack Baldschun, R (7, 1) ERA: 2.28	2.2 S 9 1 0 0 4 0 0 0 0 0 0 26 41 0.00 0.375																					

livebaseballscorecards.com

AB	33
R	2
H	7
RBI	2
BB	0
SO	9
LOB	10



Batter	1	2	3	4	5	6	7	8	9
Tony Taylor, R OBP: 0.338, SLG: 0.368 (1, 4) BB: 1, SO: 5	2-1 6-3 ①		0-0 FC1-6 1B		2-2 F4 ①		1-2 1B HBP	3-3 K ③	
Johnny Callison, L OBP: 0.350, SLG: 0.493 (1, 9) BB: 1, SO: 9	0-0 4-3 2B		0-1 FC1-6 1-2f HR		0-2 F7 ②		1-2 1B		
Wes Covington, L OBP: 0.375, SLG: 0.547 Ruben Amaro, R OBP: 0.281, SLG: 0.305 (1, 7) (8, 5) (9, 6) BB: 1, SO: 6	0-0 4-3 ②		2-2 1-H HR		2-1 1-2 HBP		2-3 K ②		
Tony Gonzalez, L OBP: 0.389, SLG: 0.452 (1, 8) (8, 7) BB: 1, SO: 7	2-1 CI		0-0 2-3 ②		2-2 E5 1-2 2-H		1-2 F7 ③		
Roy Sievers, R OBP: 0.321, SLG: 0.438 Cookie Rojas, R OBP: 0.245, SLG: 0.196 (1, 3) (8, PR) (9, 4) BB: 1, SO: 4	2-1 F8 ③		0-0 6-3 ③		0-0 F7 ③		0-0 1B 2B 1B		
Don Demeter, R OBP: 0.323, SLG: 0.438 (1, 5) (8, 8) BB: 1, SO: 8		0-1 5-3 4-3 1B		2-2 L3 ①		0-0 F7 ①	1-0 2B 1B		
Clay Dalrymple, L OBP: 0.328, SLG: 0.355 (1, 2) BB: 1, SO: 2		1-2 4-3 ①		1-0 L4 ②		0-1 4-3 ②	1-3 K ①		
Bobby Wine, R OBP: 0.223, SLG: 0.263 Frank Torre, L OBP: 0.308, SLG: 0.333 (1, 6) (8, PH) (9, 3) BB: 1, SO: 3		0-0 5-3 ②		2-3 K ③		0-0 L6 ③	0-2 2B 1-3 2-H		
Dennis Bennett, L OBP: 0.174, SLG: 0.136 Jack Baldschun, R (1, 1) (7, 1) BB: 1, SO: 1		2-2 4-3 ③		4-2 HBP E BB		0-3 K ①	3-3 K ②		

Inning Stats	R: 0	H: 1	E: 1	K: 0	S: 8	R: 0	H: 1	E: 0	K: 0	S: 9	R: 2	H: 2	E: 0	K: 0	S: 8	R: 0	H: 0	E: 0	K: 1	S: 8	R: 1	H: 0	E: 1	K: 0	S: 16	R: 0	H: 0	E: 0	K: 0	S: 4	R: 0	H: 1	E: 0	K: 2	S: 16	R: 1	H: 3	E: 0	K: 3	S: 15
	LOB: 2	BB: 0	P: 14	LOB: 1	BB: 0	P: 12	LOB: 0	BB: 0	P: 10	LOB: 0	BB: 0	P: 13	LOB: 2	BB: 1	P: 26	LOB: 0	BB: 0	P: 4	LOB: 2	BB: 0	P: 21	LOB: 3	BB: 0	P: 23	LOB: 0	BB: 0	P: 2	LOB: 0	BB: 0	P: 2	LOB: 0	BB: 0	P: 2	LOB: 0	BB: 0	P: 2	LOB: 0	BB: 0	P: 2	

PITCHER	IP	WLS	BF	H	R	ER	SO	BB	IBB	HBP	BLK	WP	HR	S	P	ERA	WHIP
Don Schwall, R ERA: 2.92 (1, 1)	5.0	L	23	4	3	2	1	1	0	1	0	0	1	49	75	3.60	1.000
Earl Francis, R ERA: 4.84 (6, 1)	1.0		3	0	0	0	0	0	0	0	0	0	0	4	4	0.00	0.000
Harvey Haddix, L ERA: 3.74 (7, 1)	1.1		8	3	1	1	3	0	0	1	0	0	0	21	28	6.75	2.250
Tommie Sisk, R ERA: 3.25 (8, 1)	0.2		3	1	0	0	2	0	0	0	0	0	0	10	16	0.00	1.500

AB	R	H	RBI	BB	SO	LOB
4	0	1	0	0	1	4
4	1	2	0	0	0	2
3	1	1	2	0	1	3
0	0	0	0	0	0	0
3	0	0	0	0	0	3
4	0	1	0	0	0	4
0	1	0	0	0	0	0
4	0	2	0	0	0	0
4	0	0	0	0	1	3
3	0	0	0	0	1	1
1	0	1	1	0	0	0
1	1	0	0	1	0	1
2	0	0	0	0	2	3

WP	PA	3B	HR	S	P	ERA	WHIP
0	37	0	0	0	0	0	0

Pittsburgh Pirates @ Philadelphia Phillies
 Connie Mack Stadium, Philadelphia, PA
 Fri Aug 23 1963, 7:05 PM EDT
 Att. 18,126 - Unknown

livebaseballscorecards.com

AB	33
R	4
H	8
RBI	3
BB	1
SO	6
LOB	24



Batter	1	2	3	4	5	6	7	8	9	AB	R	H	RBI	BB	SO	LOB
Tony Taylor, R (1, 4) OBP: 0.335, SLG: 0.365	2-2 5-3		0-0 1-3			1-0 5-3	0-0 F3			4	0	0	0	0	0	2
Johnny Callison, L (1, 9) OBP: 0.347, SLG: 0.489	2-2 F6		0-3 K			1-2 F7		2-1 6-3		4	0	0	0	0	1	0
Wes Covington, L (1, 7) OBP: 0.373, SLG: 0.543	1-1 4-3			1-0 F8		1-2 BB 1B		0-0 G3		4	0	1	0	0	0	0
Tony Gonzalez, L (1, 8) OBP: 0.389, SLG: 0.450		4-2 6-3 BB		1-3 K		4-2 1-2 BB		1-1 4-3		2	0	0	0	2	1	0
Roy Sievers, R (1, 3) OBP: 0.318, SLG: 0.433		0-2 6-3		2-3 K		0-0 F8			0-0 5-3	4	0	0	0	0	1	4
Don Demeter, R (1, 5) OBP: 0.320, SLG: 0.434		1-0 F7		0-2 F5			0-0 F2		0-0 F9	4	0	0	0	0	0	2
Clay Dalrymple, L (1, 2) OBP: 0.329, SLG: 0.354		4-0 IBB			1-0 4-3		0-0 E1 2B		0-0 1B 1B	3	0	1	0	1	0	0
Bobby Wine, R (1, 6) OBP: 0.221, SLG: 0.261		1-3 K			0-0 F2		3-2 P3		0-0 1B	2	0	0	0	0	1	2
Frank Torre, L (7, PH) OBP: 0.306, SLG: 0.330										1	0	0	0	0	0	1
Johnny Klipstein, R (8, 1) OBP: 0.040, SLG: 0.040										0	0	0	0	0	0	0
Bobby Locke, R (9, 1) OBP: 0.323, SLG: 0.340										0	0	0	0	0	0	0
Earl Averill, R (9, PH)										1	0	1	0	0	0	0
Chris Short, R (1, 1) OBP: 0.085, SLG: 0.128			0-0 4-3			0-0 F8		2-1 1-3 2B		0-0 F9	2	0	0	0	0	0
Cal Emery, L (7, PH) OBP: 0.214, SLG: 0.286										1	0	1	0	0	0	0
Ruben Amaro, R (7, PR) OBP: 0.280, SLG: 0.303										1	0	0	0	0	0	2

Inning Stats	R: 0	H: 0	E: 0	LOB: 0	K: 0	BB: 0	S: 9	P: 14	R: 0	H: 0	E: 0	LOB: 2	K: 1	BB: 2	S: 9	P: 19	R: 0	H: 0	E: 0	LOB: 0	K: 1	BB: 0	S: 5	P: 5	R: 0	H: 0	E: 0	LOB: 1	K: 2	BB: 0	S: 10	P: 14	R: 0	H: 0	E: 0	LOB: 0	K: 0	BB: 0	S: 3	P: 4	R: 0	H: 1	E: 0	LOB: 2	K: 0	BB: 1	S: 11	P: 18	R: 0	H: 1	E: 1	LOB: 2	K: 0	BB: 0	S: 8	P: 13	R: 0	H: 0	E: 0	LOB: 0	K: 0	BB: 0	S: 5	P: 8	R: 0	H: 2	E: 0	LOB: 2	K: 0	BB: 0	S: 5	P: 5	1B: 3	SF: 0	2B: 1	SAC: 0	3B: 0	DP: 0	HR: 0	HBP: 0	WP: 1	PA: 36
--------------	------	------	------	--------	------	-------	------	-------	------	------	------	--------	------	-------	------	-------	------	------	------	--------	------	-------	------	------	------	------	------	--------	------	-------	-------	-------	------	------	------	--------	------	-------	------	------	------	------	------	--------	------	-------	-------	-------	------	------	------	--------	------	-------	------	-------	------	------	------	--------	------	-------	------	------	------	------	------	--------	------	-------	------	------	-------	-------	-------	--------	-------	-------	-------	--------	-------	--------


PITCHER	IP	WLS	BF	H	R	ER	SO	BB	IBB	HBP	BLK	WP	HR	S	P	ERA	WHIP
Don Cardwell, R (1, 1) ERA: 3.12	9.0	W	36	4	0	0	4	2	1	0	0	1	0	65	100	0.00	0.667

BOTTOM

Pittsburgh Pirates @ Philadelphia Phillies
 Connie Mack Stadium, Philadelphia, PA

Sat Aug 24 1963, 7:05 PM EDT
 Att. 18,276 - Unknown

AB	33
R	0
H	4
RBI	0
BB	3
SO	4
LOB	13



Batter	1	2	3	4	5	6	7	8	9	10	11	AB R H RBI BB SO LOB	TOP					
Bob Bailey, R (1, 5) OBP: 0.305, SLG: 0.334	4-1 G1-6-3 BB		1-2 SF8			0-0 5-3		0-1 F9			0-0 F8	3 0 0 1 1 0 0						
Bill Virdon, L (1, 8) OBP: 0.315, SLG: 0.371	0-0 G1-6-3		2-3 3-H F9			0-0 F7		2-2 L9			0-0 FC6-4 1B	5 0 1 0 0 0 2						
Roberto Clemente, R (1, 9) OBP: 0.366, SLG: 0.475	1-2 E5					1-3 K2-3		0-2 P4			1-1 FC6-4	5 0 1 0 0 1 1						
Jerry Lynch, L (1, 7) OBP: 0.325, SLG: 0.465 Willie Stargell, L (4, PH) OBP: 0.254, SLG: 0.352 (4, 7)		1-2 F7				2-3 K		1-3 K			0-0 F2	1 0 0 0 0 0 0 4 0 0 0 0 3 2						
Smoky Burgess, L (1, 2) OBP: 0.333, SLG: 0.386		1-3 K				0-1 P4		1-0 2B 4-3 1B			1-0 F8	4 1 1 0 0 1 1						
Bill Mazeroski, R (1, 4) OBP: 0.320, SLG: 0.401		0-3 K				0-1 F2		1-2 1-3 2B			0-0 F9	4 0 1 0 0 1 1						
Donn Clendenon, R (1, 3) OBP: 0.335, SLG: 0.449			0-0 F3			1-2 6-3		0-0 4-3			1-3 K	4 0 0 1 0 1 1	AB 36					
Dick Schofield, S (1, 6) OBP: 0.341, SLG: 0.317			4-2 2B SF8 BB			1-1 4-3		3-H 4-0 IBB			2-3 K	2 1 0 0 2 1 0	RBI 2					
Bob Veale, S (1, 1) OBP: 0.200, SLG: 0.400 Al McBean, R (8, 1) OBP: 0.200, SLG: 0.333 Harvey Haddix, L (8, 1) OBP: 0.167, SLG: 0.364 Roy Face, R (10, 1) OBP: 0.250, SLG: 0.250			0-0 SF8 2B			1-3 K		2-3 K			0-0 F2	3 0 1 0 0 2 2 0 0 0 0 0 0 0 1 0 0 0 0 0 0 0 0 0 0 0 0 0	BB 3					
Inning Stats	R: 0 H: 0 E: 1 LOB: 1 K: 0 BB: 1 S: 5 P: 10	R: 0 H: 0 E: 0 LOB: 0 K: 2 BB: 0 S: 9 P: 11	R: 1 H: 1 E: 0 LOB: 1 K: 0 BB: 1 S: 11 P: 18	R: 0 H: 1 E: 0 LOB: 1 K: 1 BB: 0 S: 10 P: 13	R: 0 H: 0 E: 0 LOB: 0 K: 1 BB: 0 S: 8 P: 11	R: 0 H: 0 E: 0 LOB: 0 K: 1 BB: 0 S: 5 P: 6	R: 1 H: 2 E: 0 LOB: 2 K: 2 BB: 1 S: 12 P: 21	R: 0 H: 0 E: 0 LOB: 0 K: 0 BB: 0 S: 8 P: 10	R: 0 H: 0 E: 0 LOB: 0 K: 1 BB: 0 S: 5 P: 7	R: 0 H: 0 E: 0 LOB: 0 K: 2 BB: 0 S: 7 P: 10	R: 0 H: 1 E: 0 LOB: 1 K: 0 BB: 0 S: 5 P: 6	1B: 3 SF: 1 2B: 2 SAC: 0 3B: 0 DP: 1 HR: 0 HBP: 0	WP: 0 PA: 40 PB: 0 SB: 0 CS: 0					
PITCHER	IP WLS BF H R ER SO BB IBB HBP BLK WP HR S P ERA WHIP																	
Cal McLish, R (1, 1) ERA: 2.97	1.0	3	0	0	0	0	0	0	0	0	0	0	0	0	5	10	0.00	1.000
John Boozer, R (2, 1) ERA: 3.23	6.0	24	4	2	2	7	1	1	0	0	0	0	0	0	55	80	3.00	0.833
Ryne Duren, R (8, 1) ERA: 3.33	1.0	3	0	0	0	0	0	0	0	0	0	0	0	0	8	10	0.00	0.000
Jack Baldschun, R (9, 1) ERA: 2.21	3.0	W 10	1	0	0	3	0	0	0	0	0	0	0	0	17	23	0.00	0.333

Pittsburgh Pirates @ Philadelphia Phillies
 Connie Mack Stadium, Philadelphia, PA

Sun Aug 25 1963, 3:33 AM EDT
 Att. 10,183 - Unknown

livebaseballscorecards.com



Batter	1	2	3	4	5	6	7	8	9	AB R H RBI BB SO LOB	TOP					
Tony Taylor, R (1, 4) OBP: 0.342, SLG: 0.379	0-1 4-3 G3 2B		1-0 2B		2-2 1-3	2-1 SH3-4			0-0 1B	4 1 3 0 0 0 0						
Johnny Callison, L (1, 9) OBP: 0.344, SLG: 0.487	2-2 4-3		0-0 B1		0-0 F8	2-1 G3			0-0 F8	5 0 0 0 0 0 4						
Wes Covington, L (1, 7) OBP: 0.375, SLG: 0.542	1-1 G3		1-0 F8		2-1 WP 1B	0-1 4-3			1-1 1B	4 1 1 1 0 0 2						
Ruben Amaro, R (6, 5) OBP: 0.282, SLG: 0.302										0 0 0 0 0 0 0						
Frank Torre, L (9, PH) OBP: 0.309, SLG: 0.333										1 0 1 0 0 0 0						
Cookie Rojas, R (9, PR) OBP: 0.260, SLG: 0.213										0 0 0 0 0 0 0						
Tony Gonzalez, L (1, 8) OBP: 0.386, SLG: 0.444	3-1 1B		3-2 G3		1-1 WP 1B				0-3 K	5 1 2 0 0 1 3						
Roy Sievers, R (1, 3) OBP: 0.320, SLG: 0.429	0-1 F8			1-0 FC3-6 1B	4-1 BB 1B				1-2 4-3	4 0 1 0 1 1 3						
Don Demeter, R (1, 5) OBP: 0.320, SLG: 0.432		0-0 5-3		0-1 FC3-6 1B	0-2 FC5 BB 1B				1-1 F8	4 0 2 2 0 0 0						
Clay Dalrymple, L (1, 2) OBP: 0.329, SLG: 0.352		1-3 K		0-2 FC3-6 1B	4-1 BB				0-1 4-3	3 0 0 0 1 1 2						
Bobby Wine, R (1, 6) OBP: 0.218, SLG: 0.260		2-0 2B		1-2 1-2f 2-3	1-2 2-3 BB					4 0 1 0 0 0 5						
Dennis Bennett, L (1, 1) OBP: 0.192, SLG: 0.125			1-3 K	1-0 P6	2-1 FC5				0-0 F7	4 0 1 0 0 0 5						
Jack Baldschun, R (7, 1)										2 0 0 0 1 2 3						
Dallas Green, L (8, 1) OBP: 0.042, SLG: 0.042						4-2 G3 SH3-4 BB			1-3 K	1 0 0 0 0 1 0						
										0 0 0 0 0 0 0						
Inning Stats	R: 1 H: 2 E: 0 LOB: 1 K: 0 BB: 0 S: 12 P: 18	R: 0 H: 1 E: 0 LOB: 1 K: 2 BB: 0 S: 10 P: 14	R: 0 H: 1 E: 0 LOB: 1 K: 2 BB: 0 S: 6 P: 11	R: 0 H: 2 E: 0 LOB: 2 K: 1 BB: 0 S: 11 P: 14	R: 2 H: 3 E: 0 LOB: 3 K: 0 BB: 2 S: 15 P: 30	R: 0 H: 0 E: 0 LOB: 1 K: 0 BB: 1 S: 9 P: 17	R: 0 H: 0 E: 0 LOB: 0 K: 0 BB: 0 S: 8 P: 11	R: 0 H: 0 E: 0 LOB: 0 K: 1 BB: 0 S: 6 P: 7	R: 0 H: 2 E: 0 LOB: 2 K: 2 BB: 0 S: 10 P: 12	1B: 8 SF: 0 2B: 3 SAC: 1 3B: 0 DP: 0 HR: 0 HBP: 0	WP: 1 PA: 41 PB: 0 SB: 0 CS: 0					
PITCHER	IP WLS BF H R ER SO BB IBB HBP BLK WP HR S P ERA WHIP															
Larry Jackson, R (1, 1) ERA: 2.22	7.0	33	9	3	3	3	3	0	0	0	1	0	71	115	3.86	1.714
Lindy McDaniel, R (8, 1) ERA: 3.38	2.0	W	8	2	0	0	3	0	0	0	0	0	16	19	0.00	1.000

Philadelphia Phillies @ Chicago Cubs
Wrigley Field, Chicago, IL
Tue Aug 27 1963, 3:33 AM CDT
Att: 11,785 - Unknown

livebaseballscorecards.com

AB	37
R	3
H	11
RBI	3
BB	3
SO	6
LOB	22



Batter	1	2	3	4	5	6	7	8	9
Andre Rodgers, R (1, 6) <small>OBP: 0.309, SLG: 0.277</small> Don Landrum, L (7, PH) <small>OBP: 0.297, SLG: 0.288</small> Alex Grammas, R (8, 6) <small>OBP: 0.192, SLG: 0.192</small>	0-2 4-3		2-0 F9			1-2 F7	2-0 HBP		
Nelson Mathews, R (1, 8) <small>OBP: 0.232, SLG: 0.266</small> Lou Brock, L (7, PH) <small>OBP: 0.314, SLG: 0.412</small>	3-3 K			0-0 1-3		1-3 K	1-1 F8		
Ellis Burton, S (1, 9) <small>OBP: 0.314, SLG: 0.433</small>	1-2 L5			1-1 6-3			4-2 F9 1B 1B BB	4-0 1B SF9 BB	
Ron Santo, R (1, 5) <small>OBP: 0.349, SLG: 0.504</small>		1-2 3-1 1B		1-0 F9			2-2 14 BB SF7 1B	2-2 1-3 SF9 1B	
Billy Williams, L (1, 7) <small>OBP: 0.367, SLG: 0.520</small>		0-0 3-1		0-0 G3			1-0 F9	1-0 SF9	
Ken Hubbs, R (1, 4) <small>OBP: 0.291, SLG: 0.334</small>		0-0 1-3		1-1 1-3			1-0 1B 14 BB HBP 1B	0-2 1-3	
14 Ernie Banks, R (1, 3) <small>OBP: 0.290, SLG: 0.407</small>		3-3 K		4-1 BB			4-0 HBP 1B 1-2 2-3 BB	4-0 FC6 IBB	
Dick Bertell, R (1, 2) <small>OBP: 0.303, SLG: 0.306</small>			0-1 4-3		0-0 P6		0-1 SF7	1-0 FC6	
Larry Jackson, R (1, 1) <small>OBP: 0.197, SLG: 0.243</small> Leo Burke, R (7, PH) <small>OBP: 0.235, SLG: 0.316</small> Merritt Ranew, L (7, PH) <small>OBP: 0.387, SLG: 0.513</small> Lindy McDaniel, R (8, 1) <small>OBP: 0.059, SLG: 0.235</small>			0-2 L7			2-1 6-3	1-2 HBP 1-2 2-3 1B		

AB	R	H	RBI	BB	SO	LOB
3	0	0	0	0	0	0
0	0	0	1	0	0	0
0	0	0	0	0	0	0
3	0	0	0	0	2	0
1	0	0	0	0	0	3
2	2	0	0	2	0	0
4	1	3	0	0	0	0
3	0	0	1	0	0	3
4	1	1	1	0	0	2
1	0	0	0	3	1	1
3	0	0	1	0	0	3
2	0	0	0	0	0	0
0	0	0	0	0	0	0
1	0	1	0	0	0	0
0	0	0	0	0	0	0
1B: 5	SF: 2	2B: 0	SAC: 0	3B: 0	DP: 0	HR: 0
	HBP: 1					

BOTTOM

Philadelphia Phillies @ Chicago Cubs
Wrigley Field, Chicago, IL
 Tue Aug 27 1963, 3:33 AM CDT
 Att. 11,785 - Unknown

livebaseballscorecards.com

AB	27
R	4
H	5
RBI	4
BB	5
SO	3
LOB	12



Inning	R	H	E	K	S	P	BB	IBB	HBP	BLK	WP	HR	S	P	ERA	WHIP
1	0	0	0	1	14											
2	0	1	0	1	12											
3	0	0	0	0	9											
4	0	0	0	0	6											
5	0	0	0	1	10											
6	0	0	0	0	12											
7	3	3	0	0	32											
8	0	1	0	2	20											
9	0	1	0	2												

PITCHER	IP	WLS	BF	H	R	ER	SO	BB	IBB	HBP	BLK	WP	HR	S	P	ERA	WHIP
Dennis Bennett, L (1, 1) <small>ERA: 2.45</small>	6.2		26	3	3	3	3	3	3	0	0	0	0	53	86	4.05	0.900
Jack Baldschun, R (7, 1) <small>ERA: 2.29</small>	0.2	L	6	2	1	1	0	1	0	1	0	0	0	9	20	13.50	4.500
Dallas Green, R (8, 1) <small>ERA: 3.1</small>	0.2		3	0	0	0	0	0	1	0	0	0	0	4	9	0.00	0.000

WP	PA	ERA	WHIP
0	35		
0			
0			

Batter	1	2	3	4	5	6	7	8	9	AB R H RBI BB SO LOB	TOP														
Tony Taylor, R (1, 4) OBP: 0.340, SLG: 0.377	2-2 6-3		3-2 3B 1B		1-0 6-3	3-1 G6-4-3 1-2f		1-0 G4-6-3 1-2f		5 1 1 0 0 0 3															
Johnny Callison, L (1, 9) OBP: 0.346, SLG: 0.498	3-3 K		1-0 4-3 3B		0-2 1B 2B 1B		0-0 HR		0-2 6-3	5 3 3 2 0 1 0															
Wes Covington, L (1, 7) OBP: 0.377, SLG: 0.552 Ruben Amaro, R (7, 5) OBP: 0.281, SLG: 0.300	0-2 HR		3-2 4-3		0-0 2B SF8 1B		3-1 6-3		0-0 5-3	4 2 2 2 0 0 0 1 0 0 0 0 0 0															
Tony Gonzalez, L (1, 8) OBP: 0.388, SLG: 0.450	0-0 6-3		0-0 G4-3 1B		2-1 SF8 1-3 2B		2-2 E 2B		0-2 G3	5 1 3 1 0 0 0															
Roy Sievers, R (1, 3) OBP: 0.317, SLG: 0.425 Frank Torre, L (7, 3) OBP: 0.309, SLG: 0.333			0-0 G4-3 1-2f		3-1 SF8 2-3 3-H		2-2 E6 WP 2-H			3 0 0 1 0 0 1 0 0 0 0 0 0 0															
Don Demeter, R (1, 5) OBP: 0.320, SLG: 0.431			2-1 P5		1-0 1B		2-3 K			4 0 1 0 0 2 2															
Clay Dalrymple, L (1, 2) OBP: 0.328, SLG: 0.358			0-0 HR		1-0 P6		3-3 K			4 1 1 1 0 1 2															
Bobby Wine, R (1, 6) OBP: 0.224, SLG: 0.266			0-0 1B		2-0 L7		1-0 1B 1B			4 0 3 0 0 0 1															
Chris Short, R (1, 1) OBP: 0.082, SLG: 0.122 Dallas Green, L (5, 1) OBP: 0.077, SLG: 0.077 Ryne Duren, R (8, 1) OBP: 0.273, SLG: 0.158			0-0 L5		0-2 P6		2-2 G6-4-3 1B		2-2 F3	2 0 0 0 0 0 2 2 0 1 0 0 0 1 0 0 0 0 0 0 0															
Inning Stats	R: 1 E: 0 K: 1 S: 11	H: 1 LOB: 0 BB: 0 P: 16	R: 1 E: 0 K: 0 S: 7	H: 2 LOB: 1 BB: 0 P: 9	R: 2 E: 0 K: 0 S: 9	H: 3 LOB: 0 BB: 0 P: 16	R: 0 E: 0 K: 0 S: 6	H: 1 LOB: 1 BB: 0 P: 10	R: 2 E: 0 K: 1 S: 12	H: 3 LOB: 1 BB: 0 P: 21	R: 0 E: 0 K: 0 S: 8	H: 2 LOB: 1 BB: 0 P: 14	R: 2 E: 1 K: 2 S: 16	H: 2 LOB: 1 BB: 0 P: 28	R: 0 E: 0 K: 0 S: 6	H: 1 LOB: 0 BB: 0 P: 9	R: 0 E: 0 K: 0 S: 7	H: 0 LOB: 0 BB: 0 P: 7	1B: 9 2B: 2 3B: 1 HR: 3	SF: 1 SAC: 0 DP: 3 HBP: 0	WP: 1 PB: 0 SB: 0 CS: 0	PA: 40			
PITCHER	IP WLS BF H R ER SO BB IBB HBP BLK WP HR S P ERA WHIP	IP WLS BF H R ER SO BB IBB HBP BLK WP HR S P ERA WHIP											IP WLS BF H R ER SO BB IBB HBP BLK WP HR S P ERA WHIP												
Paul Toth, R (1, 1) ERA: 3.1	2.0 L	9 3 2 2 1	3 2 2 0 1	2 2 2 0 2	1 0 0 0 0	0 0 0 0 0	0 0 0 0 0	0 0 0 0 0	0 0 0 0 1	1 1 22 37	4.50 1.500	Don Elston, R (9, 1) ERA: 3.05	1.0	3 0 0 0 0	0 0 0 0 0	0 0 0 0 0	0 0 0 0 0	0 0 0 0 0	0 0 0 0 0	0 0 0 0 0	0 0 0 0 0	0 0 0 0 0	0 0 0 0 0	0.00 0.000	0.000

Philadelphia Phillies @ Chicago Cubs
Wrigley Field, Chicago, IL
Wed Aug 28 1963, 3:33 AM CDT
Att. 6,113 - Unknown

livebaseballscorecards.com

AB	39
R	8
H	15
RBI	7
BB	0
SO	4
LOB	12



Batter	1	2	3	4	5	6	7	8	9	AB	R	H	RBI	BB	SO	LOB
Andre Rodgers, R OBP: 0.308, SLG: 0.274 (1, 6)	3-2 6-3		0-1 F9		4-2 G6-4-3 BB		1-3 K	2-0 FC4-2		4	0	0	0	1	1	1
Nelson Mathews, R OBP: 0.238, SLG: 0.285 Don Elston, R (1, 8) (9, 1)	2-3 K		0-0 1B		1-2 G6-4-3 1-2f		1-0 3B	0-3 K		5	0	2	0	0	2	2
Ellis Burton, S OBP: 0.316, SLG: 0.430 (1, 9) (9, 8)	2-2 1-3		0-0 L8		0-0 2B 1B		0-2 1-3		4-2 BB	4	1	1	0	1	0	2
Ron Santo, R OBP: 0.349, SLG: 0.507 (1, 5)		1-3 K		2-2 1B 2B	0-0 1B 2B		0-0 6-3		1-0 P3	5	2	2	1	0	1	2
Billy Williams, L OBP: 0.368, SLG: 0.521 (1, 7)		1-1 3-1		1-3 K	1-2 1B			0-1 1B 14 1B 2B	2-3 K	5	1	2	1	0	2	2
Ken Hubbs, R OBP: 0.294, SLG: 0.337 (1, 4)		0-2 14 3B 1B		0-0 FC6-4 14 E 1B	0-0 F9			1-1 1B 14 1B 1B	0-1 F9	5	2	3	1	0	0	2
14 Ernie Banks, R OBP: 0.292, SLG: 0.413 (1, 3)		0-1 1H 3B		3-0 E3 FC6-4		2-1 P3		1-2 1B E 1B		4	1	2	2	0	0	1
Dick Bertell, R OBP: 0.300, SLG: 0.303 Lou Brock, L OBP: 0.316, SLG: 0.414 (8, PH) (9, 9)		0-2 6-3		2-2 FC6-4 1-2f 2-3		0-1 6-3		0-0 WP FC4-2 1B		3	0	0	0	0	0	3
Paul Toth, R Bob Burt, R Leo Burke, R Jim Sewell, L Glen Hobbie, R Don Landrum, L Tom Baker, L Merritt Ranew, L			0-1 4-3	1-0 F9		2-0 F9		3-3 K		0	0	0	0	0	0	0

Inning Stats	R: 0	H: 0	E: 0	K: 1	S: 10	R: 1	H: 2	E: 0	K: 1	S: 13	R: 0	H: 1	E: 0	K: 0	S: 6	R: 1	H: 2	E: 1	K: 1	S: 14	R: 2	H: 3	E: 0	K: 0	S: 13	R: 0	H: 1	E: 0	K: 1	S: 8	R: 3	H: 4	E: 0	K: 2	S: 16	R: 0	H: 0	E: 0	K: 1	S: 8	R: 0	H: 0	E: 0	K: 1	S: 8	1B: 8	2B: 3	3B: 2	HR: 0	SF: 0	SAC: 0	DP: 1	HBP: 0	WP: 2	PB: 0	SB: 0	CS: 0	PA: 42
--------------	------	------	------	------	-------	------	------	------	------	-------	------	------	------	------	------	------	------	------	------	-------	------	------	------	------	-------	------	------	------	------	------	------	------	------	------	-------	------	------	------	------	------	------	------	------	------	------	-------	-------	-------	-------	-------	--------	-------	--------	-------	-------	-------	-------	--------

PITCHER	IP	WLS	BF	H	R	ER	SO	BB	IBB	HBP	BLK	WP	HR	S	P	ERA	WHIP
Chris Short, L ERA: 3.18 (1, 1)	4.2		23	8	4	4	3	1	0	0	0	0	0	55	79	7.71	1.929
Dallas Green, R ERA: 3.21 (5, 1)	2.2	W	13	5	3	2	2	0	0	0	0	1	0	26	37	6.75	1.875
Ryne Duren, R ERA: 3.26 (8, 1)	1.2	S	6	0	0	0	2	1	0	0	0	0	0	12	21	0.00	0.600

BOTTOM

Philadelphia Phillies @ Chicago Cubs
 Wrigley Field, Chicago, IL
 Wed Aug 28 1963, 3:33 AM CDT
 Att: 6,113 - Unknown

livebaseballscorecards.com

AB	40
R	7
H	13
RBI	6
BB	2
SO	7
LOB	18



Batter	1	2	3	4	5	6	7	8	9	AB R H RBI BB SO LOB	TOP
Tony Taylor, R OBP: 0.340, SLG: 0.376 (1, 5) C X	0-1 6-3 ①			3-1 2B 9-2 1B		2-1 L8 ①		0-0 6-3 ①		4 0 1 0 0 0 0	Philadelphia Phillies @ Chicago Cubs Wrigley Field, Chicago, IL Thu Aug 29 1963, 3:33 AM CDT Att: 10,954 - Unknown
Johnny Callison, L OBP: 0.345, SLG: 0.498 (1, 9) X	0-0 2-3 ②			0-2 1-3 2B		0-0 F9 ②		2-2 6-3 ②		4 0 1 0 0 0 0	
Earl Averill, R OBP: 0.371, SLG: 0.433 (1, 7) X	0-0 F3 ③			4-2 BB		1-1 HR		1-0 1B		3 1 2 1 1 0 0	
Roy Sievers, R OBP: 0.314, SLG: 0.420 (1, 3)		1-1 4-3 ①		0-1 F3 ①		3-1 F3 ③		0-3 K ③		4 0 0 0 0 1 4	
Don Demeter, R OBP: 0.317, SLG: 0.427 (1, 8)		3-2 L8 ②		1-2 9-2 ② ③		0-1 1-3 ①		1-2 6-3 ①		4 0 0 0 0 0 3	
Cookie Rojas, R OBP: 0.241, SLG: 0.196 (1, 4)		2-1 F8 ③		3-Hr	0-0 5-3 ①		2-1 6-3 ②		0-2 4-3 ②	4 0 0 0 0 0 0	
Bob Oldis, R OBP: 0.264, SLG: 0.294 (1, 2)			1-2 F7 ①		3-1 1B		0-0 2B		0-1 G3 ③	4 0 2 0 0 0 0	
Bobby Wine, R OBP: 0.225, SLG: 0.264 (1, 6)			1-0 1-3 ②		1-1 L8 ②		4-0 FC6 IBB			2 0 0 0 1 0 1	
John Boozer, R OBP: 0.158, SLG: 0.158 (1, 1)			2-3 K ③		2-2 5-3 ③		1-1 FC6 ③			3 0 0 0 0 1 3	
Inning Stats	R: 0 H: 0 E: 0 LOB: 0 K: 0 BB: 0 S: 4 P: 4	R: 0 H: 0 E: 0 LOB: 0 K: 0 BB: 0 S: 7 P: 13	R: 0 H: 0 E: 0 LOB: 0 K: 1 BB: 0 S: 9 P: 13	R: 0 H: 2 E: 0 LOB: 2 K: 0 BB: 1 S: 13 P: 21	R: 0 H: 1 E: 0 LOB: 1 K: 0 BB: 0 S: 8 P: 14	R: 1 H: 1 E: 0 LOB: 0 K: 0 BB: 0 S: 7 P: 13	R: 0 H: 1 E: 0 LOB: 2 K: 0 BB: 1 S: 7 P: 14	R: 0 H: 1 E: 0 LOB: 1 K: 1 BB: 0 S: 8 P: 11	R: 0 H: 0 E: 0 LOB: 0 K: 0 BB: 0 S: 8 P: 9	1B: 3 SF: 0 2B: 3 SAC: 0 3B: 0 DP: 1 HR: 1 HBP: 0	WP: 0 PA: 34 PB: 0 SB: 0 CS: 0
PITCHER Dick Ellsworth, L (1, 1) ERA: 1.99	IP WLS BF H R ER SO BB IBB HBP BLK WP HR S P ERA WHIP										
	9.0 W 34 6 1 1 2 1 1 0 0 0 1 71 112 1.00 0.778										
		PITCHER IP WLS BF H R ER SO BB IBB HBP BLK WP HR S P ERA WHIP									

AB	32
R	1
H	6
RBI	1
BB	2
SO	2
LOB	11



livebaseballscorecards.com

Batter	1	2	3	4	5	6	7	8	9	AB	R	H	RBI	BB	SO	LOB
Andre Rodgers, R OBP: 0.311, SLG: 0.281 (1, 6)	0-0 5-3		1-1 2B		2-1 1B		1-1 1B			4	0	3	0	0	0	0
Lou Brock, L OBP: 0.315, SLG: 0.412 (1, 9)	0-3 K		1-3 K		0-0 1B		0-0 FC4-6			4	0	1	0	0	2	2
Ellis Burton, S OBP: 0.318, SLG: 0.431 (1, 8)	4-1 BB		2-3 K		2-0 SF7			0-0 1B		2	1	1	1	1	1	1
Ron Santo, R OBP: 0.349, SLG: 0.505 (1, 5)	1-3 K			3-2 1B	2-2 FC6-5			0-0 F9		4	0	1	0	0	1	4
Billy Williams, L OBP: 0.367, SLG: 0.519 (1, 7)		1-0 F7		0-0 F8		3-2 4-3		2-2 1B		4	0	1	0	0	0	1
Ken Hubbs, R OBP: 0.296, SLG: 0.339 (1, 4)		0-0 F7		4-1 BB		0-1 4-3		1-0 2B		3	0	1	1	1	0	0
14 Ernie Banks, R OBP: 0.293, SLG: 0.412 (1, 3)		1-1 1B		1-0 G2-5-3		0-2 6-3		4-0 IBB		3	0	1	0	1	0	2
Dick Bertell, R OBP: 0.299, SLG: 0.302 (1, 2)		2-2 5-3			0-0 1B		0-1 5-3	1-2 G5-2-3		4	0	1	0	0	0	4
Dick Ellsworth, L OBP: 0.179, SLG: 0.104 (1, 1)			1-0 6-3		0-1 1B		2-3 K			3	1	0	0	0	1	1

Inning Stats	R: 0	H: 0	E: 0	K: 2	S: 9	R: 0	H: 1	E: 0	K: 0	S: 8	R: 0	H: 1	E: 0	K: 2	S: 11	R: 0	H: 1	E: 0	K: 0	S: 6	R: 1	H: 3	E: 0	K: 0	S: 11	R: 0	H: 0	E: 0	K: 0	S: 8	R: 0	H: 1	E: 0	K: 1	S: 9	R: 1	H: 3	E: 0	K: 0	S: 11
	LOB: 1	BB: 1	P: 14	LOB: 1	BB: 0	P: 12	LOB: 1	BB: 0	P: 16	LOB: 1	BB: 0	P: 17	LOB: 0	BB: 0	P: 11	LOB: 1	BB: 1	LOB: 2	BB: 0	P: 12	LOB: 0	BB: 0	P: 12	LOB: 2	BB: 1	LOB: 2	BB: 1	P: 19	LOB: 0	BB: 0	P: 19	LOB: 0	BB: 0	P: 19	LOB: 0	BB: 0	P: 19	LOB: 0	BB: 0	P: 19

PITCHER	IP	WLS	BF	H	R	ER	SO	BB	IBB	HBP	BLK	WP	HR	S	P	ERA	WHIP	PITCHER	IP	WLS	BF	H	R	ER	SO	BB	IBB	HBP	BLK	WP	HR	S	P	ERA	WHIP										
John Boozer, R ERA: 3.12 (1, 1)	8.0	L	35	10	2	2	5	2	1	0	0	0	0	73	115	2.25	1.500																												

BOTTOM

Philadelphia Phillies @ Chicago Cubs
Wrigley Field, Chicago, IL
 Thu Aug 29 1963, 3:33 AM CDT
 Att. 10,954 - Unknown

AB	31
R	2
H	10
RBI	2
BB	3
SO	5
LOB	15



1B: 8	SF: 1	WP: 0	PA: 35
2B: 2	SAC: 0	PB: 0	
3B: 0	DP: 2	SB: 0	
HR: 0	HBP: 0	CS: 0	

Batter	1	2	3	4	5	6	7	8	9	AB R H RBI BB SO LOB	TOP											
Curt Flood, R (1, 8) OBP: 0.338, SLG: 0.392	0-0 5-3		0-0 G1-6-3 1B		0-0 6-3		0-0 1-3 2-H 3-H 1B		0-0 2B	5 1 3 3 0 0 2												
Dick Groat, R (1, 6) OBP: 0.391, SLG: 0.466	0-0 F4		0-0 G1-6-3 1-2f			0-0 3-1 3B	0-0 2-H 3-H 1B		4-0 1B HR BB	4 3 2 2 1 0 1												
Bill White, L (1, 3) OBP: 0.360, SLG: 0.494	0-0 F5			0-3 K		0-0 3-1	0-0 G3		0-0 1-2 HR 1B	5 1 1 1 0 1 1												
Ken Boyer, R (1, 5) OBP: 0.358, SLG: 0.442		0-3 K		0-0 5-3		0-0 3-H 1B	0-0 2-H 1B		0-0 1-H 2-H HR	5 1 3 4 0 1 0												
Charlie James, R (1, 7) OBP: 0.291, SLG: 0.414		0-0 CS 1B		0-3 K		4-0 1-2 G4-6-3 BB	0-0 F4		0-0 6-3	4 0 1 0 1 1 1												
George Altman, L (1, 9) OBP: 0.335, SLG: 0.398		0-3 K		0-0 5-3		0-0 G4-6-3	0-3 K		0-0 1B	5 0 1 0 0 2 4												
Gary Kolb, L (9, 9) OBP: 0.419, SLG: 0.500		0-3 K 1-2								0 0 0 0 0 0 0												
Julian Javier, R (1, 4) OBP: 0.313, SLG: 0.406			0-0 3B 1B		0-0 WP 2B		0-0 E5 BB SH 1B	0-0 F9	0-0 6-3	5 2 2 0 0 0 1	AB 38											
Tim McCarver, L (1, 2) OBP: 0.324, SLG: 0.367			0-0 1B 3B		4-0 S BB		0-0 SH BB 1B	0-0 L9		2 2 1 1 1 0 0	R 11											
Ray Sadecki, L (1, 1) OBP: 0.185, SLG: 0.212			0-0 F9		0-3 K		4-0 BB BB 1B	0-0 4-3		3 1 0 0 1 1 3	H 14											
Ron Taylor, R (8, 1) OBP: 0.037, SLG: 0.037					1-2 K					0 0 0 0 0 0 0	RBI 11											
Inning Stats	R: 0 E: 0 K: 0 S: 3	H: 0 LOB: 0 BB: 0 P: 3	R: 0 E: 0 K: 2 S: 7	H: 1 LOB: 1 BB: 0 P: 7	R: 2 E: 0 K: 0 S: 5	H: 3 LOB: 0 BB: 0 P: 5	R: 0 E: 0 K: 2 S: 7	H: 0 LOB: 0 BB: 0 P: 7	R: 0 E: 0 K: 1 S: 6	H: 1 LOB: 2 BB: 1 P: 10	R: 1 E: 0 K: 0 S: 4	H: 2 LOB: 1 BB: 1 P: 8	R: 5 E: 2 K: 1 S: 10	H: 3 LOB: 1 BB: 1 P: 14	R: 0 E: 0 K: 0 S: 3	H: 0 LOB: 0 BB: 0 P: 3	R: 3 E: 0 K: 0 S: 6	H: 4 LOB: 1 BB: 1 P: 10	1B: 9 2B: 3 3B: 2 HR: 1	SF: 0 SAC: 1 DP: 3 HBP: 0	WP: 2 PB: 0 SB: 1 CS: 1	PA: 43
PITCHER	IP WLS BF H R ER SO BB IBB HBP BLK WP HR S P ERA WHIP																					
Ray Culp, R (1, 1) ERA: 3.02	6.0 L 27 7 6 5 5 3 0 0 0 0 2 0 34 46 7.50 1.667																					
Jack Baldschun, R (7, 1) ERA: 2.33	2.0 9 3 2 0 1 0 0 0 0 0 0 0 11 11 0.00 1.500																					
Ryne Duren, R (9, 1) ERA: 3.56	1.0 7 4 3 3 0 1 0 0 0 0 0 1 6 10 27.00 5.000																					

St. Louis Cardinals @ Philadelphia Phillies
 Connie Mack Stadium, Philadelphia, PA

Fri Aug 30 1963, 7:05 PM EDT
 Att: 26,988 - Unknown

livebaseballscorecards.com



Batter	1	2	3	4	5	6	7	8	9	AB	R	H	RBI	BB	SO	LOB
Tony Taylor, R OBP: 0.337, SLG: 0.373 (1, 4)	0-0 6-3	0-0 FC5-2			0-3 K		0-0 F8	0-0 1-3		5	0	0	0	0	1	4
Johnny Callison, L OBP: 0.346, SLG: 0.497 (1, 9)	0-0 BB 1B	0-3 K			0-0 BB HR 1B		0-3 K		0-0 1-3	5	1	2	0	0	2	3
Earl Averill, R OBP: 0.373, SLG: 0.469 (1, 5)	4-0 1-2 BB		0-0 F8		0-3 K		0-0 HR		0-3 K	4	1	1	1	1	2	1
Roy Sievers, R OBP: 0.315, SLG: 0.418 (1, 3)	0-0 F8		0-0 1B		4-0 1-2 HR BB		0-0 4-3		0-3 K	4	1	1	0	1	1	2
Don Demeter, R OBP: 0.316, SLG: 0.432 (1, 8)	0-0 6-3		0-0 F7		0-0 1-H 2-H HR			0-0 F5		4	1	1	3	0	0	3
Tony Gonzalez, L OBP: 0.386, SLG: 0.448 (1, 7)		0-0 6-3	0-0 4-3		0-3 K			0-3 K		2	0	0	0	0	0	1
Wes Covington, L OBP: 0.375, SLG: 0.548 (5, 7)										2	0	0	0	0	2	0
Bob Oldis, R OBP: 0.281, SLG: 0.309 (1, 2)		0-0 E6 BB FC5-2 1B		0-0 G5-4-3 1B		0-0 6-3		0-0 HR 1B		4	1	2	0	0	0	0
Bobby Wine, R OBP: 0.229, SLG: 0.276 (1, 6)		0-0 FC5-2 BB 1B		0-0 F8		0-0 F8		0-0 HR		4	1	2	2	0	0	1
Ray Culp, R OBP: 0.203, SLG: 0.179 (1, 1)		4-0 FC5-2		0-0 G5-4-3		0-0 F9		4-0 BB		2	0	0	0	1	0	1
Jack Balguschun, R OBP: 0.272, SLG: 0.307 (7, 1)										0	0	0	0	0	0	0
Don Hoak, R OBP: 0.215, SLG: 0.333 (8, PH)										0	0	0	0	0	0	0
Frank Torres, L OBP: 0.241, SLG: 0.196 (8, PR)										0	0	0	0	1	0	0
Cookie Rojas, R OBP: 0.273, SLG: 0.158 (9, 1)		1-2 2-3 BB		1-2 2-3						0	0	0	0	0	0	0

Inning Stats	R: 0	H: 1	E: 0	LOB: 2	K: 0	BB: 1	S: 4	P: 8	R: 0	H: 1	E: 1	LOB: 3	K: 1	BB: 1	S: 7	P: 11	R: 0	H: 1	E: 0	LOB: 1	K: 0	BB: 0	S: 4	P: 4	R: 0	H: 1	E: 0	LOB: 0	K: 0	BB: 0	S: 3	P: 3	R: 3	H: 2	E: 0	LOB: 0	K: 3	BB: 1	S: 11	P: 15	R: 0	H: 0	E: 0	LOB: 0	K: 0	BB: 0	S: 3	P: 3	R: 1	H: 1	E: 0	LOB: 0	K: 1	BB: 0	S: 6	P: 6	R: 2	H: 2	E: 0	LOB: 1	K: 1	BB: 1	S: 7	P: 11	R: 0	H: 0	E: 0	LOB: 0	K: 2	BB: 0	S: 7	P: 7	1B: 6	SF: 0	2B: 0	SAC: 0	3B: 0	DP: 1	HR: 3	HBP: 0	WP: 0	PA: 40
PITCHER	IP	WLS	BF	H	R	ER	SO	BB	IBB	HBP	BLK	WP	HR	S	P	ERA	WHIP																																																																	
Ray Sadecki, L ERA: 4.69 (1, 1)	7.2	W	35	9	6	6	6	3	0	0	0	0	3	44	56	7.04	1.565																																																																	
Ron Taylor, R ERA: 2.91 (8, 1)	1.1	S	5	0	0	0	2	1	0	0	0	0	0	8	12	0.00	0.750																																																																	

BOTTOM

St. Louis Cardinals @ Philadelphia Phillies
 Connie Mack Stadium, Philadelphia, PA

Fri Aug 30 1963, 7:05 PM EDT
 Att. 26,988 - Unknown

AB	36
R	6
H	9
RBI	6
BB	4
SO	8
LOB	16



WP: 0	PA: 40
PB: 0	
SB: 0	
CS: 0	

livebaseballscores.com

Batter	1	2	3	4	5	6	7	8	9	AB R H RBI BB SO LOB	TOP										
Julian Javier, R (1, 4) OBP: 0.315, SLG: 0.403	0-1 CI 3-1 BB	0-0 5-3		0-0 F8		4-0 FC4-6 BB		0-0 5-3		3 0 0 0 1 0 1											
Dick Groat, R (1, 6) OBP: 0.389, SLG: 0.460	4-0 3-1 BB	0-0 L7		0-0 F3		0-0 FC4-6		0-0 F8		4 0 0 0 1 0 1											
Dal Maxvill, R (9, 6) OBP: 0.344, SLG: 0.250	1-2 BB			1-2f		1-2f				0 0 0 0 0 0 0											
Bill White, L (1, 3) OBP: 0.355, SLG: 0.486	0-0 3-1 1-2 2-3		0-0 1B	0-0 4-3		0-3 K		0-3 K		5 0 1 0 0 2 3											
Ken Boyer, R (1, 5) OBP: 0.363, SLG: 0.458	4-0 IBB		4-0 2B 1B BB		0-0 HR		0-0 6-3	0-0 F9		3 2 1 1 2 0 0											
Stan Musial, L (1, 7) OBP: 0.326, SLG: 0.392	0-3 K		0-0 1B 2B		0-0 1B		0-0 F7			3 1 2 0 0 1 3											
Gary Kolb, L (5, 7) OBP: 0.411, SLG: 0.487			1-3							1 0 0 0 0 0 0											
Curt Flood, R (1, 8) OBP: 0.340, SLG: 0.396	0-0 1-3		4-0 1B 1B IBB		0-0 F9		0-0 6-3			3 1 0 0 1 0 3											
Tim McCarver, L (1, 2) OBP: 0.322, SLG: 0.363		0-0 3B 1B	0-0 1B 1B		0-0 3-1			0-0 3-1		4 1 2 2 0 0 0											
George Altman, L (1, 9) OBP: 0.340, SLG: 0.412		0-3 K	0-0 1B 1B			0-0 SF7 3B		0-0 K2-3 2B		4 1 3 1 0 1 1											
Curt Simmons, L (1, 1) OBP: 0.167, SLG: 0.188		0-0 S 3B	0-0 G6-3		0-0 G6-3		0-0 SF7	0-3 K2-3		3 1 1 2 0 1 3											
Inning Stats	R: 0 E: 1 K: 1 S: 6	H: 0 LOB: 3 BB: 2 P: 14	R: 2 E: 0 K: 1 S: 7	H: 2 LOB: 0 BB: 0 P: 7	R: 3 E: 0 K: 0 S: 5	H: 4 LOB: 1 BB: 2 P: 13	R: 0 E: 0 K: 0 S: 3	H: 0 LOB: 0 BB: 0 P: 3	R: 1 E: 0 K: 0 S: 4	H: 2 LOB: 0 BB: 0 P: 4	R: 1 E: 0 K: 1 S: 6	H: 1 LOB: 1 BB: 1 P: 10	R: 0 E: 0 K: 0 S: 3	H: 0 LOB: 0 BB: 0 P: 3	R: 0 E: 0 K: 1 S: 6	H: 1 LOB: 1 BB: 0 P: 6	R: 0 E: 0 K: 1 S: 5	H: 0 LOB: 0 BB: 0 P: 5	1B: 5 2B: 2 3B: 2 HR: 1	SF: 1 SAC: 0 DP: 1 HBP: 0	WP: 0 PA: 40 PB: 0 SB: 1 CS: 0
PITCHER	IP WLS BF H R ER SO BB IBB HBP BLK WP HR S P ERA WHIP																				
Chris Short, L (1, 1) ERA: 3.42	2.1 L 17 6 5 5 2 2 2 0 0 0 0 0 17 33 19.29 3.429																				
John Boozer, R (3, 1) ERA: 3.13	2.2 8 2 1 1 0 0 0 0 0 0 0 1 8 8 3.38 0.750																				
Bobby Locke, R (6, 1) ERA: 4.32	3.0 12 2 1 1 2 1 0 0 0 0 0 0 15 19 3.00 1.000																				
Dallas Green, R (9, 1) ERA: 3.17	1.0 3 0 0 0 0 1 0 0 0 0 0 0 5 5 0.00 0.000																				

St. Louis Cardinals @ Philadelphia Phillies
 Connie Mack Stadium, Philadelphia, PA

Sun Sep 01 1963, 3:33 AM EDT
 Att: 17,575 - Unknown

livebaseballscorecards.com

AB 33
 R 7
 H 10
 RBI 6
 BB 5
 SO 5
 LOB 15



Batter	1	2	3	4	5	6	7	8	9	AB R H RBI BB SO LOB	TOP											
Tony Taylor, R (1, 4) OBP: 0.336, SLG: 0.376	2-1 F8		1-0 1B WP 2-3 1B	0-0 6-3			1-2 1B		0-0 HR	5 2 3 2 0 0 0												
Johnny Callison, L (1, 9) OBP: 0.344, SLG: 0.494	0-1 4-3 3B		0-0 6-3 WP 1-3 1B 3-H		1-0 G5-4-3 1B		4-2 2B BB		0-0 F8	4 2 3 1 1 0 0												
Don Demeter, R (1, 8) OBP: 0.316, SLG: 0.436	0-0 4-3		2-2 6-3		2-0 G5-4-3		2-2 2B		0-0 5-3	5 0 1 2 0 0 2												
Wes Covington, L (1, 7) OBP: 0.369, SLG: 0.553	1-2 F5		1-1 F7		2-3 K		0-2 F8			4 0 0 0 0 1 2												
Roy Sievers, R (1, 3) OBP: 0.310, SLG: 0.407		1-0 F5		2-3 K		1-2 6-3		1-2 L6		4 0 0 0 0 1 0												
Clay Dalrymple, L (1, 2) OBP: 0.331, SLG: 0.366		1-0 F8		4-1 1B HR BB		3-1 1-4-3		0-0 F7		3 1 0 0 1 0 0												
Don Hoak, R (1, 5) OBP: 0.273, SLG: 0.305		0-0 P4		0-0 1-2 HR 1B		4-2 BB		0-0 5-3		3 1 1 0 1 0 0												
Ruben Amaro, R (8, 5) OBP: 0.276, SLG: 0.301										0 0 0 0 0 0 0												
Bobby Wine, R (1, 6) OBP: 0.229, SLG: 0.284			0-1 1B SH1-4 1B	0-2 1-2 HR 1B		1-3 K		0-0 SH1-4 HR 1B		4 3 3 3 0 1 1												
Cal McLish, S (1, 1) OBP: 0.268, SLG: 0.258			0-1 SH1-4	0-1 6-3		0-3 K		0-0 SH1-4		2 0 0 0 0 1 0												
Inning Stats	R: 1 E: 0 K: 0 S: 8	H: 1 LOB: 0 BB: 0 P: 11	R: 0 E: 0 K: 0 S: 3	H: 0 LOB: 0 BB: 0 P: 5	R: 2 E: 0 K: 0 S: 11	H: 3 LOB: 1 BB: 0 P: 15	R: 3 E: 0 K: 1 S: 13	H: 2 LOB: 0 BB: 1 P: 19	R: 0 E: 0 K: 1 S: 5	H: 1 LOB: 0 BB: 0 P: 10	R: 0 E: 0 K: 1 S: 12	H: 0 LOB: 1 BB: 1 P: 21	R: 1 E: 0 K: 1 S: 14	H: 2 LOB: 1 BB: 1 P: 21	R: 0 E: 0 K: 0 S: 5	H: 0 LOB: 0 BB: 0 P: 6	R: 2 E: 0 K: 0 S: 5	H: 2 LOB: 0 BB: 0 P: 5	1B: 7 2B: 1 3B: 1 HR: 2	SF: 0 SAC: 2 DP: 1 HBP: 0	WP: 1 PB: 0 SB: 0 CS: 0	PA: 39
PITCHER	IP WLS BF H R ER SO BB IBB HBP BLK WP HR S P ERA WHIP																					
Tony Cloninger, R (1, 1) ERA: 3.84	3.1 L 17 6 6 6 1 1 0 0 0 0 1 1 32 47 16.20 2.100																					
Hank Fischer, R (4, 1) ERA: 4.94	1.2 5 1 0 0 1 0 0 0 0 0 0 0 8 13 0.00 0.600																					
Ron Piche, R (6, 1) ERA: 3.97	1.0 4 0 0 0 1 1 0 0 0 0 0 0 12 21 0.00 1.000																					
Bob Hendley, L (7, 1) ERA: 3.7	3.0 13 4 3 3 1 1 0 0 0 0 0 1 24 32 9.00 1.667																					

Philadelphia Phillies @ Milwaukee Braves
 Milwaukee County Stadium, Milwaukee, WI
 Mon Sep 02 1963, 4:33 AM EDT
 Att: 13,654 - Unknown

AB	34
R	9
H	11
RBI	8
BB	3
SO	4
LOB	5



Batter	1	2	3	4	5	6	7	8	9	AB R H RBI BB SO LOB
Lee Maye, L (1, 8) OBP: 0.331, SLG: 0.429	0-1 P6		2-2 P6		3-1 E 1B	2-3 K			0-0 G1-6-3	5 0 2 0 0 1 2
Frank Bolling, R (1, 4) OBP: 0.307, SLG: 0.327	0-1 5-3		0-0 6-3		1-0 L7				2-1 G1-6-3	5 0 0 0 0 0 3
Hank Aaron, R (1, 9) OBP: 0.397, SLG: 0.582	4-2 2B BB		2-1 HR		0-0 E3					3 2 2 1 1 1 0
Eddie Mathews, L (1, 7) OBP: 0.395, SLG: 0.455	1-0 1B 2B		0-0 F9		2-3 K					4 1 1 1 0 1 2
Joe Torre, R (1, 2) OBP: 0.357, SLG: 0.440	2-2 1B				1-2 1-3					3 1 2 1 1 0 0
Gene Oliver, R (1, 3) OBP: 0.333, SLG: 0.454	1-2 6-3				1-0 F8					4 0 1 0 0 0 2
Denis Menke, R (1, 5) OBP: 0.295, SLG: 0.361			1-3 K		0-0 1B					4 0 1 0 0 1 3
Roy McMillan, R (1, 6) OBP: 0.272, SLG: 0.320			0-2 6-3		3-1 P6					4 0 2 1 0 0 1
Tony Cloninger, R (1, 1) OBP: 0.143, SLG: 0.143			2-2 G3		1-2 6-3					1 0 0 0 0 0 0
Hank Fischer, R (4, 1) OBP: 0.150, SLG: 0.105										0 0 0 0 0 0 0
Don Dilardi, L (5, PH) OBP: 0.262, SLG: 0.386										1 0 0 0 0 0 0
Ron Piche, R (6, 1) OBP: 0.213, SLG: 0.213										0 0 0 0 0 0 0
Lou Klimchuck, L (6, PH) OBP: 0.152, SLG: 0.114										1 0 0 0 0 0 1 2
Bob Hendley, R (7, 1) OBP: 0.152, SLG: 0.114										0 0 0 0 0 0 0
Ty Cline, L (9, PH) OBP: 0.243, SLG: 0.202										1 0 0 0 0 0 1

Inning Stats	R: 2	H: 2	E: 0	LOB: 1	K: 0	BB: 1	S: 15	P: 23
	R: 0	H: 0	E: 0	LOB: 0	K: 1	BB: 0	S: 10	P: 13
	R: 1	H: 1	E: 0	LOB: 0	K: 0	BB: 0	S: 8	P: 12
	R: 0	H: 1	E: 0	LOB: 1	K: 0	BB: 0	S: 7	P: 12
	R: 0	H: 2	E: 1	LOB: 2	K: 1	BB: 0	S: 10	P: 17
	R: 1	H: 3	E: 0	LOB: 2	K: 2	BB: 0	S: 13	P: 25
	R: 0	H: 0	E: 0	LOB: 0	K: 1	BB: 0	S: 7	P: 9
	R: 0	H: 0	E: 0	LOB: 0	K: 0	BB: 1	S: 5	P: 9
	R: 0	H: 2	E: 0	LOB: 1	K: 0	BB: 0	S: 5	P: 7


PITCHER	IP	WLS	BF	H	R	ER	SO	BB	IBB	HBP	BLK	WP	HR	S	P	ERA	WHIP
Cal McLish, R (1, 1) ERA: 3.02	9.0	W	38	11	4	4	5	2	0	0	0	0	1	80	127	4.00	1.444

BOTTOM

Philadelphia Phillies @ Milwaukee Braves
Milwaukee County Stadium, Milwaukee, WI

Mon Sep 02 1963, 4:33 AM EDT
Att. 13,654 - Unknown

AB	36
R	4
H	11
RBI	4
BB	2
SO	5
LOB	16



WP	PA
0	38

Batter	1	2	3	4	5	6	7	8	9	AB R H RBI BB SO LOB	TOP
Tony Taylor, R (1, 4) OBP: 0.333, SLG: 0.373	1-3 K		0-3 K			3-2 F7		0-3 K2-3		4 0 0 0 0 3 1	Philadelphia Phillies @ Milwaukee Braves Milwaukee County Stadium, Milwaukee, WI Tue Sep 03 1963, 8:05 PM EDT Att. 4,949 - Unknown livebaseballscorecards.com
Johnny Callison, L (1, 9) OBP: 0.344, SLG: 0.492	0-3 K			0-1 F9		2-2 3-1		0-0 SH1-4 2B	4 1 1 0 0 1 0		
Don Demeter, R (1, 8) OBP: 0.316, SLG: 0.442	2-2 E5			1-0 HR		0-1 6-3		2-1 SH1-4	3 1 1 1 0 0 0		
Roy Sievers, R (1, 3) John Herrnstein, L (9, PR)	0-0 F5			0-0 G5-4-3 1B		3-1 5-3		0-2 FC1-6-5 2B	4 0 2 1 0 0 1 0 0 0 0 0 0 0		
Dick Allen, R (1, 7) Tony Gonzalez, L (9, PH) Frank Torre, L (9, 3) OBP: 0.315, SLG: 0.333			3-3 K	1-2 G5-4-3		1-2 2B		2-1 FC1-6-5 2B	3 0 1 0 0 1 1 1 0 0 0 0 0 1 0 0 0 0 0 0 0		
Don Hoak, R (1, 5) OBP: 0.273, SLG: 0.308			1-2 F9		1-1 F9		0-0 F8	0-0 2B	4 0 1 0 0 0 1		
Bobby Wine, R (1, 6) OBP: 0.230, SLG: 0.283			0-0 5-3		2-3 K			1-1 PB 1B	4 0 1 0 0 1 2		
Bob Oldis, R (1, 2) OBP: 0.281, SLG: 0.306			3-0 6-3		2-2 L8		3-2 6-3		3 0 0 0 0 0 1		
Ray Culp, R (1, 1) OBP: 0.194, SLG: 0.169			0-0 6-3		2-3 K		0-3 K		3 0 0 0 0 2 1		
Inning Stats	R: 0 H: 0 E: 1 LOB: 1 K: 2 BB: 0 S: 10 P: 13	R: 0 H: 0 E: 0 LOB: 0 K: 1 BB: 0 S: 10 P: 14	R: 0 H: 0 E: 0 LOB: 0 K: 1 BB: 0 S: 6 P: 9	R: 1 H: 2 E: 0 LOB: 0 K: 0 BB: 0 S: 7 P: 9	R: 0 H: 0 E: 0 LOB: 0 K: 1 BB: 0 S: 12 P: 17	R: 0 H: 0 E: 0 LOB: 0 K: 1 BB: 0 S: 10 P: 17	R: 0 H: 1 E: 0 LOB: 1 K: 0 BB: 0 S: 10 P: 14	R: 0 H: 1 E: 0 LOB: 1 K: 2 BB: 0 S: 13 P: 17	R: 1 H: 3 E: 0 LOB: 2 K: 0 BB: 0 S: 12 P: 17	1B: 3 SF: 0 2B: 3 SAC: 1 3B: 0 DP: 1 HR: 1 HBP: 0	
PITCHER	IP WLS BF H R ER SO BB IBB HBP BLK WP HR S P ERA WHIP										
Denny Lemaster, L (1, 1) ERA: 2.75	7.0 L 24 3 1 1 6 0 0 0 0 0 1 65 93 1.29 0.429										
Bobby Tiefenauer, R (8, 1) ERA: 2.08	2.0 10 4 1 1 2 0 0 0 0 0 0 25 34 4.50 2.000										

Philadelphia Phillies @ Milwaukee Braves
Milwaukee County Stadium, Milwaukee, WI
 Tue Sep 03 1963, 8:05 PM EDT
 Att. 4,949 - Unknown

AB	33
R	2
H	7
RBI	2
BB	0
SO	8
LOB	9



Batter	1	2	3	4	5	6	7	8	9	AB R H RBI BB SO LOB	TOP											
Tony Taylor, R (1, 4) OBP: 0.336, SLG: 0.376	2-2 6-3			2-1 6-3 SH5-3 1B	2-0 FC1-6 1B		1-1 1-2 1B			4 1 3 1 0 0 0												
Johnny Callison, L (1, 9) OBP: 0.342, SLG: 0.490	2-3 K			0-0 SH5-3 1-2	1-2 FC1-6 1B		0-0 P6			3 0 0 0 0 1 4												
Don Demeter, R (1, 8) OBP: 0.313, SLG: 0.438	1-3 K			3-2 6-3 2-3	0-1 L8			0-0 F8		4 0 0 0 0 1 3												
Roy Sievers, R (1, 3) OBP: 0.312, SLG: 0.409		1-2 G3		1-1 WP 1B		0-3 K		1-0 5-3		4 0 1 1 0 1 0												
Dick Allen, R (1, 7) OBP: 0.143, SLG: 0.286		1-2 6-3		1-3 K 1-2		0-0 4-3		0-0 F8		4 0 0 0 0 1 1												
Don Hoak, R (1, 5) OBP: 0.270, SLG: 0.304		0-3 K			0-2 6-3	0-0 F7		0-0 1-3		4 0 0 0 0 1 0												
Ruben Amaro, R (9, 5) OBP: 0.276, SLG: 0.301										0 0 0 0 0 0 0												
Bobby Wine, R (1, 6) OBP: 0.230, SLG: 0.286		2-3 K		0-0 1B 2B			0-0 F8		2-3 K	4 1 1 0 0 2 0												
Bob Oldis, R (1, 2) OBP: 0.294, SLG: 0.308		2-2 F2		4-1 1B 1B BB			0-0 FC1-6 1B		0-0 5-3	3 1 1 0 1 0 0												
Dennis Bennett, L (1, 1) OBP: 0.194, SLG: 0.138		1-0 5-3		1-2 FC1-6 1B 1B			0-1 FC1-6 1B			3 0 1 1 0 0 1												
Inning Stats	R: 0 E: 0 K: 2 S: 14	H: 0 LOB: 0 BB: 0 P: 19	R: 0 E: 0 K: 1 S: 10	H: 0 LOB: 0 BB: 0 P: 12	R: 0 E: 0 K: 1 S: 9	H: 0 LOB: 0 BB: 0 P: 14	R: 1 E: 0 K: 1 S: 14	H: 2 LOB: 1 BB: 0 P: 21	R: 2 E: 0 K: 0 S: 15	H: 3 LOB: 2 BB: 1 P: 23	R: 0 E: 0 K: 1 S: 5	H: 0 LOB: 0 BB: 0 P: 5	R: 0 E: 0 K: 0 S: 7	H: 2 LOB: 2 BB: 0 P: 8	R: 0 E: 0 K: 0 S: 3	H: 0 LOB: 0 BB: 0 P: 4	R: 0 E: 0 K: 1 S: 5	H: 0 LOB: 0 BB: 0 P: 7	1B: 6 2B: 1 3B: 0 HR: 0	SF: 0 SAC: 1 DP: 0 HBP: 0	WP: 1 PB: 0 SB: 0 CS: 0	PA: 35
PITCHER	IP WLS BF H R ER SO BB IBB HBP BLK WP HR S P ERA WHIP																					
Jim O'Toole, L (1, 1) ERA: 2.62	8.0 L 32 7 3 3 6 1 0 0 0 1 0 77 106 3.38 1.000																					
Dom Zanni, R (9, 1) ERA: 3.76	1.0 3 0 0 0 1 0 0 0 0 0 0 5 7 0.00 0.000																					

Philadelphia Phillies @ Cincinnati Reds
Crosley Field, Cincinnati, OH
Wed Sep 04 1963, 7:05 PM EDT
Att. 4,906 - Unknown

livebaseballscorecards.com

AB	33
R	3
H	7
RBI	3
BB	1
SO	7
LOB	9




Batter	1	2	3	4	5	6	7	8	9	AB	R	H	RBI	BB	SO	LOB
Pete Rose, S OBP: 0.327, SLG: 0.367 (1, 4)	1-0 G1-6-3 1B		1-1 SF9		3-3 K			1-2 F8		3	0	1	1	0	1	1
Tommy Harper, R OBP: 0.333, SLG: 0.382 (1, 9)	1-1 G1-6-3 1-2f		1-0 F8			0-0 L6		1-2 4-3 2-3		4	0	0	0	0	0	3
Vada Pinson, L OBP: 0.355, SLG: 0.509 (1, 8)	1-2 F8			3-2 FC6-4 1B		0-0 4-3		1-0 P4		4	0	1	0	0	0	1
Frank Robinson, R OBP: 0.379, SLG: 0.443 (1, 7)		1-1 F9		1-1 FC6-4 1B 1-2f		0-2 HR		0-0 F8		4	1	1	1	0	0	1
Gene Freese, R OBP: 0.298, SLG: 0.364 (1, 5)		0-0 F8		0-0 S 1B		4-0 PO BB		0-2 F2 1B		3	0	2	0	1	0	0
Don Pavletich, R OBP: 0.279, SLG: 0.329 (1, 3)		1-1 P4		3-3 K 1-2 2-3		1 SAFE 0-0 PO 1-2	0-0 L7	3-1 F2 1-2		4	0	0	0	0	1	3
Leo Cardenas, R OBP: 0.265, SLG: 0.312 (1, 6)			2-1 1B SF9 2B	0-0 L7			3-2 6-3	4-0 IBB		3	1	1	0	1	0	2
Johnny Edwards, L OBP: 0.324, SLG: 0.382 (1, 2)			1-1 K 1B		1-3 K		1-3 K	1-3 K		3	0	1	0	0	2	0
Charlie Neal, R OBP: 0.287, SLG: 0.289 (9, PH)			2-3 K 1B		1-3 K					1	0	0	0	0	1	2
Jim O'Toole, S OBP: 0.149, SLG: 0.137 (1, 1)			2-3 K					2-2 4-3 2B		2	0	0	0	0	2	2
Eddie Kasko, R OBP: 0.312, SLG: 0.343 (8, PH)										1	0	1	0	0	0	0
Dom Zanni, R (9, 1)										0	0	0	0	0	0	0

Inning Stats	R: 0	H: 1	E: 0	LOB: 0	K: 0	BB: 0	S: 6	P: 9	R: 0	H: 0	E: 0	LOB: 0	K: 0	BB: 0	S: 5	P: 7	R: 1	H: 2	E: 0	LOB: 1	K: 1	BB: 0	S: 10	P: 17	R: 0	H: 2	E: 0	LOB: 2	K: 1	BB: 0	S: 11	P: 18	R: 0	H: 0	E: 0	LOB: 0	K: 3	BB: 0	S: 9	P: 14	R: 1	H: 1	E: 0	LOB: 0	K: 0	BB: 1	S: 5	P: 9	R: 0	H: 0	E: 0	LOB: 0	K: 1	BB: 0	S: 7	P: 11	R: 0	H: 1	E: 0	LOB: 1	K: 0	BB: 0	S: 12	P: 17	R: 0	H: 1	E: 0	LOB: 2	K: 1	BB: 1	S: 10	P: 18	1B: 5	SF: 1	2B: 2	SAC: 0	3B: 0	DP: 1	HR: 1	HBP: 0	WP: 0	PA: 36
PITCHER Dennis Bennett, L ERA: 2.43 (1, 1)	IP	WLS	BF	H	R	ER	SO	BB	IBB	HBP	BLK	WP	HR	S	P	ERA	WHIP	IP	WLS	BF	H	R	ER	SO	BB	IBB	HBP	BLK	WP	HR	S	P	ERA	WHIP	IP	WLS	BF	H	R	ER	SO	BB	IBB	HBP	BLK	WP	HR	S	P	ERA	WHIP																															

Philadelphia Phillies @ Cincinnati Reds
Crosley Field, Cincinnati, OH
Wed Sep 04 1963, 7:05 PM EDT
Att. 4,906 - Unknown

AB	32
R	2
H	8
RBI	2
BB	2
SO	7
LOB	15



Batter	1	2	3	4	5	6	7	8	9	AB R H RBI BB SO LOB	TOP											
Lee Mays, L OBP: 0.331, SLG: 0.433 (1, 8) (7, 7)	2-0 F7	2-0 4-3		1-1 PB 3B		0-0 SH1-4 2B 1B	0-0 4-3			5 2 2 1 0 0 4												
Frank Bolling, R OBP: 0.307, SLG: 0.329 (1, 4)	0-0 6-3		0-1 6-3	1-0 4-3		0-1 SH1-4 1-2		0-0 F8		4 0 0 0 0 0 1												
Hank Aaron, R OBP: 0.398, SLG: 0.583 Don Dillard, L OBP: 0.259, SLG: 0.382 (1, 9) (8, 9)	4-2 BB		0-1 HR	1-3 K		2-1 2B 2-H		0-0 5-3		4 1 2 2 1 1 0 0 0 0 0 0 0 0												
Eddie Mathews, L OBP: 0.400, SLG: 0.459 Ty Cline, L OBP: 0.241, SLG: 0.200 (1, 7) (7, 8)	1-0 F8		4-2 6-3 1B BB	4-0 1B BB		4-0 IBB		0-0 L1-3		1 1 0 0 3 0 1 1 0 0 0 0 0 0												
Joe Torre, R OBP: 0.354, SLG: 0.432 (1, 2)		1-0 1B E	0-2 6-3	1-1 FC6-4 1B		3-1 P3			3-3 K	5 0 2 0 0 1 3												
Gene Oliver, R OBP: 0.324, SLG: 0.435 (1, 3)		3-2 E5	4-0 1B BB	0-1 FC6-4 1-2f		2-3 K			0-2 6-3	4 0 0 0 1 1 5												
Denis Menke, R OBP: 0.283, SLG: 0.356 (1, 5)		2-2 1-3	3-1 1B 1-2 2-H		1-3 K		0-0 E5 5-3		0-0 6-3	5 0 1 1 0 1 2												
Roy McMillan, R OBP: 0.273, SLG: 0.317 (1, 6)		4-0 IBB	0-3 K		3-2 CS 1B		2-1 5-3			3 0 1 0 1 1 3												
Bob Shaw, R OBP: 0.205, SLG: 0.125 (1, 1)		0-3 K		0-0 3B 1B		2-2 6-3		0-3 K		4 1 1 0 0 2 5												
Inning Stats	R: 0 E: 0 K: 0 S: 5	H: 0 LOB: 1 BB: 1 P: 12	R: 0 E: 1 K: 1 S: 12	H: 1 LOB: 3 BB: 1 P: 24	R: 2 E: 0 K: 1 S: 14	H: 2 LOB: 2 BB: 2 P: 25	R: 2 E: 0 K: 1 S: 11	H: 3 LOB: 2 BB: 1 P: 19	R: 0 E: 0 K: 1 S: 9	H: 1 LOB: 0 BB: 0 P: 15	R: 1 E: 0 K: 1 S: 10	H: 2 LOB: 2 BB: 1 P: 21	R: 0 E: 1 K: 1 S: 7	H: 0 LOB: 1 BB: 0 P: 9	R: 0 E: 0 K: 0 S: 3	H: 0 LOB: 0 BB: 0 P: 3	R: 0 E: 0 K: 1 S: 7	H: 0 LOB: 0 BB: 0 P: 10	1B: 6 2B: 1 3B: 1 HR: 1	SF: 0 SAC: 1 DP: 0 HBP: 0	WP: 0 PB: 1 SB: 0 CS: 1	PA: 43
PITCHER	IP WLS BF H R ER SO BB IBB HBP BLK WP HR S P ERA WHIP																					
Cal McLish, R ERA: 3.15 Johnny Klippstein, R ERA: 1.93 Paul Brown, R ERA: 2.61	(1, 1) 3.0 L 19 5 4 4 2 3 1 0 0 0 1 34 65 12.00 2.667	(4, 1) 3.0 14 4 1 1 3 1 1 0 0 0 0 27 51 3.00 1.667	(7, 1) 3.0 10 0 0 0 2 0 0 0 0 0 0 17 22 0.00 0.000																			

Milwaukee Braves @ Philadelphia Phillies
 Connie Mack Stadium, Philadelphia, PA

AB 36
 R 5
 H 9
 RBI 4
 BB 6
 SO 7
 LOB 24



Fri Sep 06 1963, 7:05 PM EDT
 Att. 10,767 - Unknown

livebaseballscorecards.com

Batter	1	2	3	4	5	6	7	8	9	AB	R	H	RBI	BB	SO	LOB
Tony Taylor, R OBP: 0.337, SLG: 0.376 (1, 4)	4-1 CS BB		0-0 3-1			0-0 F8			0-0 S 1B	3	0	1	0	1	0	0
Johnny Callison, L OBP: 0.340, SLG: 0.486 (1, 9)	3-3 K 1-2			0-1 4-3			2-3 K2-3		1-2 L8	4	0	0	0	0	2	2
Don Demeter, R OBP: 0.311, SLG: 0.435 (1, 8) (9, 5)	0-0 F9			0-0 4-3			2-1 F5		0-1 F3	4	0	0	0	0	0	1
Wes Covington, L OBP: 0.369, SLG: 0.554 (1, 7)		3-2 2B		1-0 4-3			1-1 4-3			3	0	1	0	0	0	0
Roy Sievers, R OBP: 0.309, SLG: 0.406 (1, 3)		3-2 F7			1-2 6-3			0-0 F5		3	0	0	0	0	0	1
Clay Dalrymple, L OBP: 0.331, SLG: 0.368 (1, 2)		0-3 K			1-3 K			3-2 2B		3	0	1	0	0	2	1
Don Hoak, R OBP: 0.268, SLG: 0.302 Tony Gonzalez, L OBP: 0.384, SLG: 0.446 (8, PH) (9, 8)		0-1 6-3			1-2 6-3			3-3 K		2	0	0	0	0	0	1
Bobby Wine, R OBP: 0.228, SLG: 0.284 John Herrnstein, L OBP: 0.038, SLG: 0.038 (8, PH) Ruben Amaro, R OBP: 0.276, SLG: 0.301 (9, 6)			1-3 K			0-1 F2		1-3 K		2	0	0	0	0	1	0
Cal McLish, S OBP: 0.264, SLG: 0.254 Johnny Klippstein, R OBP: 0.038, SLG: 0.038 Cal Emery, L OBP: 0.200, SLG: 0.267 Paul Brown, R OBP: 0.200, SLG: 0.267 Frank Torre, L OBP: 0.313, SLG: 0.330 (1, 1) (4, 1) (6, PH) (7, 1) (9, PH)			1-2 F5			0-0 4-3		0-0 1-3		1	0	0	0	0	0	0

Inning Stats	R: 0	H: 0	E: 0	K: 1	S: 5	R: 0	H: 1	E: 0	K: 1	S: 13	R: 0	H: 0	E: 0	K: 1	S: 7	R: 0	H: 0	E: 0	K: 0	S: 4	R: 0	H: 0	E: 0	K: 1	S: 9	R: 0	H: 0	E: 0	K: 0	S: 4	R: 0	H: 0	E: 0	K: 0	S: 4	R: 0	H: 1	E: 0	K: 2	S: 11	R: 0	H: 1	E: 0	K: 0	S: 8	1B: 1	2B: 3	3B: 0	HR: 0	SF: 0	SAC: 0	DP: 1	HBP: 0	WP: 0	PA: 30
PITCHER Bob Shaw, R ERA: 2.66 (1, 1)	IP	WLS	BF	H	R	ER	SO	BB	IBB	HBP	BLK	WP	HR	S	P	ERA	WHIP																																						

BOTTOM

Milwaukee Braves @ Philadelphia Phillies
Connie Mack Stadium, Philadelphia, PA

Fri Sep 06 1963, 7:05 PM EDT
 Att. 10,767 - Unknown

livebaseballscorecards.com

AB	29
R	0
H	3
RBI	0
BB	1
SO	7
LOB	8



Batter	1	2	3	4	5	6	7	8	9	10	AB R H RBI BB SO LOB	TOP												
Lee Maye, L OBP: 0.328, SLG: 0.428 (1, 8) (10, 7)	E4 FC4-5-2-4	F8		K			FC3-6 BB E 1-2f		4-3		5 0 0 0 0 1 3	Milwaukee Braves @ Philadelphia Phillies Connie Mack Stadium, Philadelphia, PA Sat Sep 07 1963, 7:05 PM EDT Att. 11,589 - Unknown												
Frank Bolling, R OBP: 0.306, SLG: 0.326 (1, 4)	FC4-5-2-4 BB 1-H 2B		P6		1-6-3		4-1 BB 1-2 BB		K2-3		4 1 0 0 1 1 1													
Hank Aaron, R OBP: 0.399, SLG: 0.587 (1, 9)	5-3		HR		K		4-2 BB 1-2 2-3 BB		4-0 S BB		3 2 1 1 2 1 1													
Eddie Mathews, L OBP: 0.402, SLG: 0.457 (1, 7) (7, 5)	BB 2B IBB		CS BB		K		0-3 K		4-1 E 1-2 FC4-2 BB		2 1 0 0 3 2 3													
Joe Torre, R OBP: 0.357, SLG: 0.438 (1, 2) (7, 3)	2B 1-2 2-3 BB		F7				4-0 CS BB		1-2 FC4-2 S 1-3 2-H SF9		3 2 1 1 2 0 2													
Gene Oliver, R OBP: 0.325, SLG: 0.436 (1, 3) (7, 7)	0-1		CS		4-1 FC6-5 S BB		3-2 L7		1-3 K		4 0 1 2 1 1 3													
Ty Cline, L OBP: 0.241, SLG: 0.200 (10, PR) (10, 8)	1-3 2-H 3-H 2B		1-2				3-3 K		FC4-2 SF9		0 0 0 0 0 0 0													
Denis Menke, R OBP: 0.291, SLG: 0.354 Del Crandall, R OBP: 0.254, SLG: 0.257 (1, 5) (7, 2)	K				1-3 K		3-3 1-2 K		1-3 K		3 0 0 0 0 3 4 1 0 0 1 0 1 0													
Roy McMillan, R OBP: 0.275, SLG: 0.316 (1, 6)		5-3		FC6-5 1B 2-3			1-1 FC3-6 1B		0-1 F9		4 0 1 0 1 0 1													
Denny Lemaster, R OBP: 0.206, SLG: 0.309 Tony Cloninger, R OBP: 0.139, SLG: 0.139 Bobby Tiefenauer, R (1, 1) (6, 1) (7, 1)		1-4-3		1-2 1B			1-3 K		2-2 1-3		2 0 1 0 0 0 0 1 0 0 0 0 1 1 2 0 0 0 0 0 2													
Inning Stats	R: 2 E: 1 K: 1 S: 14	H: 1 LOB: 2 BB: 2 P: 27	R: 0 E: 0 K: 0 S: 5	H: 0 LOB: 0 BB: 0 P: 7	R: 1 E: 0 K: 0 S: 9	H: 1 LOB: 0 BB: 1 P: 17	R: 0 E: 0 K: 2 S: 12	H: 1 LOB: 2 BB: 1 P: 19	R: 0 E: 0 K: 2 S: 8	H: 0 LOB: 0 BB: 0 P: 14	R: 0 E: 0 K: 1 S: 8	H: 0 LOB: 1 BB: 1 P: 18	R: 0 E: 1 K: 2 S: 15	H: 1 LOB: 3 BB: 2 P: 26	R: 1 E: 0 K: 2 S: 11	H: 1 LOB: 0 BB: 0 P: 15	R: 0 E: 0 K: 1 S: 8	H: 0 LOB: 0 BB: 0 P: 11	R: 2 E: 1 K: 0 S: 11	H: 0 LOB: 2 BB: 3 P: 26	1B: 2 2B: 2 3B: 0 HR: 2	SF: 1 SAC: 0 DP: 1 HBP: 0	WP: 0 PB: 0 SB: 3 CS: 2	PA: 46
PITCHER Ray Culp, R ERA: 2.81 Jack Baldschun, R ERA: 2.35 (1, 1) (8, 1)	IP 7.0	WLS L	BF 31	H 4	R 3	ER 1	SO 8	BB 6	IBB 1	HBP 0	BLK 0	WP 0	HR 1	S 71	P 128	ERA 1.29	WHIP 1.429							

livebaseballscorecards.com



BOTTOM

Milwaukee Braves @ Philadelphia Phillies
Connie Mack Stadium, Philadelphia, PA

Sat Sep 07 1963, 7:05 PM EDT
Att: 11,589 - Unknown

livebaseballscorecards.com

AB	35
R	4
H	9
RBI	3
BB	2
SO	5
LOB	11



WP	1	PA	39
PB	0		
SB	0		
CS	2		

AB R H RBI BB SO LOB

5 1 1 0 0 0 3

3 0 0 0 1 0 1

3 1 1 0 1 0 0

4 1 1 3 0 0 2

4 0 0 0 0 2 1

4 0 1 0 0 0 0

4 1 3 0 0 1 0

4 1 3 0 0 1 0

2 0 0 0 0 0 1

2 0 2 0 0 0 0

2 0 0 0 0 2 1

0 0 0 0 0 0 0

1 0 0 0 0 0 1

0 0 0 0 0 0 0

0 0 0 0 0 0 0

1 0 0 0 0 0 1

0 0 0 0 0 0 0

0 0 0 0 0 0 0

1 0 0 0 0 0 1

2 0 0 0 0 2 1

0 0 0 0 0 0 0

1 0 0 0 0 0 1

0 0 0 0 0 0 0

0 0 0 0 0 0 0

1 0 0 0 0 0 1

2 0 0 0 0 2 1

0 0 0 0 0 0 0

1 0 0 0 0 0 1

0 0 0 0 0 0 0

0 0 0 0 0 0 0

1 0 0 0 0 0 1

2 0 0 0 0 2 1

0 0 0 0 0 0 0

1 0 0 0 0 0 1

0 0 0 0 0 0 0

0 0 0 0 0 0 0

1 0 0 0 0 0 1

2 0 0 0 0 2 1

0 0 0 0 0 0 0

1 0 0 0 0 0 1

0 0 0 0 0 0 0

0 0 0 0 0 0 0

1 0 0 0 0 0 1

2 0 0 0 0 2 1

0 0 0 0 0 0 0

1 0 0 0 0 0 1

0 0 0 0 0 0 0

0 0 0 0 0 0 0

1 0 0 0 0 0 1

2 0 0 0 0 2 1

0 0 0 0 0 0 0

1 0 0 0 0 0 1

0 0 0 0 0 0 0

0 0 0 0 0 0 0

1 0 0 0 0 0 1

2 0 0 0 0 2 1

0 0 0 0 0 0 0

1 0 0 0 0 0 1

0 0 0 0 0 0 0

0 0 0 0 0 0 0

1 0 0 0 0 0 1

2 0 0 0 0 2 1

0 0 0 0 0 0 0

1 0 0 0 0 0 1

0 0 0 0 0 0 0

0 0 0 0 0 0 0

1 0 0 0 0 0 1

2 0 0 0 0 2 1

0 0 0 0 0 0 0

1 0 0 0 0 0 1

0 0 0 0 0 0 0

0 0 0 0 0 0 0

1 0 0 0 0 0 1

2 0 0 0 0 2 1

0 0 0 0 0 0 0

1 0 0 0 0 0 1

0 0 0 0 0 0 0

0 0 0 0 0 0 0

1 0 0 0 0 0 1

2 0 0 0 0 2 1

0 0 0 0 0 0 0

1 0 0 0 0 0 1

0 0 0 0 0 0 0

0 0 0 0 0 0 0

1 0 0 0 0 0 1

2 0 0 0 0 2 1

0 0 0 0 0 0 0

1 0 0 0 0 0 1

0 0 0 0 0 0 0

0 0 0 0 0 0 0

1 0 0 0 0 0 1

2 0 0 0 0 2 1

0 0 0 0 0 0 0

1 0 0 0 0 0 1

0 0 0 0 0 0 0

0 0 0 0 0 0 0

1 0 0 0 0 0 1

2 0 0 0 0 2 1

0 0 0 0 0 0 0

1 0 0 0 0 0 1

0 0 0 0 0 0 0

0 0 0 0 0 0 0

1 0 0 0 0 0 1

2 0 0 0 0 2 1

0 0 0 0 0 0 0

1 0 0 0 0 0 1

0 0 0 0 0 0 0

0 0 0 0 0 0 0

1 0 0 0 0 0 1

2 0 0 0 0 2 1

0 0 0 0 0 0 0

1 0 0 0 0 0 1

0 0 0 0 0 0 0

0 0 0 0 0 0 0

1 0 0 0 0 0 1

2 0 0 0 0 2 1

0 0 0 0 0 0 0

1 0 0 0 0 0 1

0 0 0 0 0 0 0

0 0 0 0 0 0 0

1 0 0 0 0 0 1

2 0 0 0 0 2 1

0 0 0 0 0 0 0

1 0 0 0 0 0 1

0 0 0 0 0 0 0

0 0 0 0 0 0 0

1 0 0 0 0 0 1

2 0 0 0 0 2 1

0 0 0 0 0 0 0

1 0 0 0 0 0 1

0 0 0 0 0 0 0

0 0 0 0 0 0 0

1 0 0 0 0 0 1

2 0 0 0 0 2 1

0 0 0 0 0 0 0

1 0 0 0 0 0 1

0 0 0 0 0 0 0

0 0 0 0 0 0 0

1 0 0 0 0 0 1

2 0 0 0 0 2 1

0 0 0 0 0 0 0

1 0 0 0 0 0 1

0 0 0 0 0 0 0

0 0 0 0 0 0 0

1 0 0 0 0 0 1

2 0 0 0 0 2 1

0 0 0 0 0 0 0

1 0 0 0 0 0 1

0 0 0 0 0 0 0

0 0 0 0 0 0 0

1 0 0 0 0 0 1

2 0 0 0 0 2 1

0 0 0 0 0 0 0

1 0 0 0 0 0 1

0 0 0 0 0 0 0

0 0 0 0 0 0 0

1 0 0 0 0 0 1

2 0 0 0 0 2 1

0 0 0 0 0 0 0

1 0 0 0 0 0 1

0 0 0 0 0 0 0

0 0 0 0 0 0 0

1 0 0 0 0 0 1

2 0 0 0 0 2 1

0 0 0 0 0 0 0

1 0 0 0 0 0 1

0 0 0 0 0 0 0

0 0 0 0 0 0 0

1 0 0 0 0 0 1

2 0 0 0 0 2 1

0 0 0 0 0 0 0

1 0 0 0 0 0 1

0 0 0 0 0 0 0

0 0 0 0 0 0 0

1 0 0 0 0 0 1

2 0 0 0 0 2 1

0 0 0 0 0 0 0

1 0 0 0 0 0 1

0 0 0 0 0 0 0

0 0 0 0 0 0 0

1 0 0 0 0 0 1

2 0 0 0 0 2 1

0 0 0 0 0 0 0

1 0 0 0 0 0 1

0 0 0 0 0 0 0

0 0 0 0 0 0 0

1 0 0 0 0 0 1

2 0 0 0 0 2 1

0 0 0 0 0 0 0

1 0 0 0 0 0 1

0 0 0 0 0 0 0

0 0 0 0 0 0 0

1 0 0 0 0 0 1

2 0 0 0 0 2 1

0 0 0 0 0 0 0

1 0 0 0 0 0 1

0 0 0 0 0 0 0

0 0 0 0 0 0 0

1 0 0 0 0 0 1

2 0 0 0 0 2 1

0 0 0 0 0 0 0

1 0 0 0 0 0 1

0 0 0 0 0 0 0

0 0 0 0 0 0 0

1 0 0 0 0 0 1

2 0 0 0 0 2 1

0 0 0 0 0 0 0

1 0 0 0 0 0 1

0 0 0 0 0 0 0

0 0 0 0 0 0 0

1 0 0 0 0 0 1

2 0 0 0 0 2 1

0 0 0 0 0 0 0

1 0 0 0 0 0 1

0 0 0 0 0 0 0

0 0 0 0 0 0 0

1 0 0 0 0 0 1

2 0 0 0 0 2 1

0 0 0 0 0 0 0

1 0 0 0 0 0 1

0 0 0 0 0 0 0

0 0 0 0 0 0 0

1 0 0 0 0 0 1

2 0 0 0 0 2 1

0 0 0 0 0 0 0

1 0 0 0 0 0 1

0 0 0 0 0 0 0

0 0 0 0 0 0 0

1 0 0 0 0 0 1

2 0 0 0 0 2 1

0 0 0 0 0 0 0

1 0 0 0 0 0 1

0 0 0 0 0 0 0

0 0 0 0 0 0 0

1 0 0 0 0 0 1

2 0 0 0 0 2 1

0 0 0 0 0 0 0

1 0 0 0 0 0 1

0 0 0 0 0 0 0

0 0 0 0 0 0 0

1 0 0 0 0 0 1

Batter	1	2	3	4	5	6	7	8	9	AB	R	H	RBI	BB	SO	LOB
Tony Taylor, R (1, 4) OBP: 0.334, SLG: 0.371	1-2 1-3		3-1 6-3			0-0 1-3		2-1 L9		4	0	0	0	0	0	0
Johnny Callison, L (1, 9) OBP: 0.338, SLG: 0.482	0-0 P6			1-0 G3		0-0 P4		1-2 1B		4	0	1	0	0	0	0
Tony Gonzalez, L (1, 7) OBP: 0.384, SLG: 0.449	0-2 6-3			1-2 1B 1B			2-1 SF9 3B	1-1 F5		4	1	2	0	0	0	1
Roy Sievers, R (1, 3) OBP: 0.308, SLG: 0.411		1-0 6-3		2-2 1B G5-4-3		1-2 SF9		0-1 L8		3	0	1	1	0	0	0
Don Demeter, R (1, 8) OBP: 0.314, SLG: 0.441		0-1 P3		2-2 1B G5-4-3 1-2f		1-0 5-3 1B		1-1 HR		4	1	2	1	0	0	2
Don Hoak, R (1, 5) OBP: 0.273, SLG: 0.310		0-1 1B FC6-4		3-2 L8		2-2 5-3 1B		2-2 2B		4	0	3	0	0	0	0
Bob Oldis, R (1, 2) OBP: 0.270, SLG: 0.282		0-0 FC6-4 1-2f		0-0 1-6-3		0-0 5-3		1-0 5-3		4	0	0	0	0	0	4
Bobby Wine, R (1, 6) OBP: 0.232, SLG: 0.287			1-1 5-3		0-0 G3		0-0 5-3		2-2 F9	3	0	0	0	0	0	2
Chris Short, R (8, 1) OBP: 0.080, SLG: 0.120										0	0	0	0	0	0	0
Wes Covington, L (9, PH) OBP: 0.367, SLG: 0.552										1	0	0	0	0	0	1
Dallas Green, L (1, 1) OBP: 0.071, SLG: 0.071			0-0 3-1			1-2 4-3		0-1 P4		2	0	0	0	0	0	0
Ruben Amaro, R (8, 6) OBP: 0.275, SLG: 0.300										1	0	0	0	0	0	0

BOTTOM	
Milwaukee Braves @ Philadelphia Phillies Connie Mack Stadium, Philadelphia, PA Sun Sep 08 1963, 3:33 AM EDT Att. 8,807 - Unknown	
AB 34 R 2 H 9 RBI 2 BB 0 SO 0 LOB 10	

Inning Stats	R: 0	H: 0	E: 0	K: 0	S: 7	R: 0	H: 1	E: 0	K: 0	S: 6	R: 0	H: 0	E: 0	K: 0	S: 5	R: 0	H: 2	E: 0	K: 0	S: 12	R: 0	H: 0	E: 0	K: 0	S: 7	R: 0	H: 0	E: 0	K: 0	S: 5	R: 1	H: 3	E: 0	K: 0	S: 14	R: 0	H: 1	E: 0	K: 0	S: 9	R: 1	H: 2	E: 0	K: 0	S: 11	1B: 6	SF: 1	2B: 1	SAC: 0	3B: 1	DP: 1	HR: 1	HBP: 0	WP: 0	PA: 35
PITCHER Warren Spahn, L (1, 1) ERA: 2.4	IP	WLS	BF	H	R	ER	SO	BB	IBB	HBP	BLK	WP	HR	S	P	ERA	WHIP																																						

Batter	1	2	3	4	5	6	7	8	9	AB R H RBI BB SO LOB	TOP											
Joe Christopher, R (1, 9) OBP: 0.309, SLG: 0.317	3-2 4-3		0-0 1B	0-3 K		0-0 P5		0-0 SH3-4		4 0 1 0 0 1 2												
Pumpsie Green, S (1, 5) OBP: 0.476, SLG: 0.375	4-0 HR		0-0 L8	4-1 BB		4-0 HBP		4-1 CS		1 1 0 0 4 0 1												
Ron Hunt, R (1, 4) OBP: 0.327, SLG: 0.377	0-0 HR		1-1 1B	3-2 F7		1-0 HBP		0-0 CS		4 2 2 2 0 0 2												
Jim Hickman, R (1, 7) OBP: 0.294, SLG: 0.398	0-1 HR		4-2 1B	0-2 1-3		0-3 K		0-0 6-3		4 2 1 1 1 2 4												
Dick Smith, R (1, 8) OBP: 0.261, SLG: 0.150	0-3 K		2-2 1B			0-3 K		0-3 K		4 1 1 0 1 3 0												
Tim Harkness, L (1, 3) OBP: 0.293, SLG: 0.333	2-3 K		3-2 S			0-0 S		4-0 S		5 0 2 2 0 1 1												
Norm Sherry, R (1, 2) OBP: 0.212, SLG: 0.195			4-2 S			2-2 5-3		0-0 1B		3 0 1 0 1 0 1												
Al Moran, R (1, 6) OBP: 0.268, SLG: 0.228			3-3 K			0-0 F8		0-3 K		4 0 0 0 0 2 4												
Roger Craig, R (1, 1) OBP: 0.159, SLG: 0.094			3-2 F3			4-1 BB		0-0 E8		2 0 0 0 2 0 0												
Inning Stats	R: 3 E: 0 K: 2 S: 13	H: 2 LOB: 0 BB: 1 P: 22	R: 0 E: 0 K: 0 S: 6	H: 0 LOB: 0 BB: 0 P: 10	R: 3 E: 0 K: 1 S: 19	H: 4 LOB: 2 BB: 2 P: 36	R: 0 E: 0 K: 1 S: 14	H: 0 LOB: 2 BB: 2 P: 25	R: 0 E: 0 K: 1 S: 8	H: 1 LOB: 1 BB: 0 P: 10	R: 0 E: 0 K: 1 S: 4	H: 0 LOB: 2 BB: 2 P: 13	R: 0 E: 0 K: 2 S: 8	H: 1 LOB: 1 BB: 0 P: 8	R: 0 E: 1 K: 0 S: 3	H: 0 LOB: 0 BB: 1 P: 7	R: 0 E: 0 K: 1 S: 5	H: 0 LOB: 1 BB: 1 P: 9	1B: 6 2B: 1 3B: 0 HR: 2	SF: 0 SAC: 1 DP: 1 HBP: 1	WP: 0 PB: 0 SB: 6 CS: 3	PA: 43
PITCHER	IP WLS BF H R ER SO BB IBB HBP BLK WP HR S P ERA WHIP																					
Dennis Bennett, L (1, 1) ERA: 2.67	2.1 L 11 3 4 4 2 1 0 0 0 0 0 2 21 34 15.43 1.714																					
Bobby Locke, R (3, 1) ERA: 7.27	0.1 3 2 0 0 0 1 0 0 0 0 0 0 8 15 0.00 9.000																					
John Boozer, R (3, 1) ERA: 3.11	0.1 3 1 2 2 1 1 0 0 0 0 0 0 9 19 54.00 6.000																					
Ryne Duren, R (4, 1) ERA: 3.47	2.0 9 1 0 0 2 2 0 0 0 0 0 0 22 35 0.00 1.500																					
Johnny Klippstein, R (6, 1) ERA: 1.88	3.0 12 1 0 0 3 3 0 1 0 0 0 0 15 28 0.00 1.333																					
PITCHER	IP WLS BF H R ER SO BB IBB HBP BLK WP HR S P ERA WHIP																					
Jack Baldschun, R (9, 1) ERA: 2.33	1.0 4 0 0 0 1 1 0 0 0 0 0 0 5 9 0.00 1.000																					

New York Mets @ Philadelphia Phillies
Connie Mack Stadium, Philadelphia, PA
 Mon Sep 09 1963, 3:33 AM EDT
 Att. 3,232 - Unknown

livebaseballscorecards.com

AB	31
R	6
H	8
RBI	5
BB	9
SO	9
LOB	15



Batter	1	2	3	4	5	6	7	8	9	AB R H RBI BB SO LOB	TOP	
Ernie Fazio, R OBP: 0.271, SLG: 0.276 (1, 4) X	0-0 4-3 ①		0-0 1B X		0-0 5-3 ③			0-0 F7 ②		4 0 1 0 0 0 0		
Carl Warwick, R OBP: 0.315, SLG: 0.334 (1, 9) B C B X	3-1 P4 ②		0-3 K ③			0-0 3B X		4-0 BB B B B B		3 0 1 0 1 1 1		
Jimmy Wynn, R OBP: 0.314, SLG: 0.355 (1, 7) B X (5, 6)	1-0 6-3 ③			2-3 K B B B B B		0-0 F9 X		0-0 6-3 ③		4 0 0 0 0 1 2		
John Bateman, R OBP: 0.242, SLG: 0.338 Dave Adlesh, R (4, 2)		2-0 1B B B X		0-0 P4 ②		0-3 K S S S			0-0 5-3 ①	2 0 1 0 0 0 0 2 0 0 0 0 1 1		
Howie Goss, R OBP: 0.258, SLG: 0.331 (1, 8)		2-3 K S S S S S		0-0 2B X		0-0 F9 X			0-0 G3 ②	4 0 1 0 0 1 2		
Rusty Staub, L OBP: 0.310, SLG: 0.295 (1, 3)		0-3 K S S S S S		4-2 BB B B B B B			0-0 G3 ①		0-3 K ③	3 0 0 0 1 2 1		
Bob Aspromonte, R OBP: 0.256, SLG: 0.282 (1, 5)		0-0 P4 ③		0-3 K ③			0-0 F8 ②			3 0 0 0 0 1 3		
Bob Lillis, R OBP: 0.225, SLG: 0.233 Johnny Weekly, R OBP: 0.250, SLG: 0.267 (5, PH) (5, 7)			0-0 F9 ①		0-0 F3 ①		0-0 F3 ③			1 0 0 0 0 0 0 2 0 0 0 0 0 0		
Don Nottebart, R OBP: 0.155, SLG: 0.140 Dick Drott, R OBP: 0.130, SLG: 0.130 Johnny Temple, R OBP: 0.345, SLG: 0.319 Don McMahon, R OBP: 0.214, SLG: 0.167 (1, 1) (2, 1) (8, PH) (8, 1)		0-3 K S S S		0-0 4-3 ②				0-0 6-3 ①		0 0 0 0 0 0 0 2 0 0 0 0 1 0 1 0 0 0 0 0 0 0 0 0 0 0 0 0		
Inning Stats	R: 0 E: 0 K: 0 S: 4 H: 0 LOB: 0 BB: 0 P: 8	R: 0 E: 0 K: 2 S: 8 H: 1 LOB: 1 BB: 0 P: 12	R: 0 E: 0 K: 2 S: 8 H: 1 LOB: 1 BB: 0 P: 8	R: 0 E: 0 K: 2 S: 10 H: 1 LOB: 2 BB: 1 P: 16	R: 0 E: 0 K: 0 S: 3 H: 0 LOB: 0 BB: 0 P: 3	R: 0 E: 0 K: 1 S: 6 H: 1 LOB: 1 BB: 0 P: 6	R: 0 E: 0 K: 0 S: 3 H: 0 LOB: 0 BB: 0 P: 3	R: 0 E: 0 K: 0 S: 3 H: 0 LOB: 1 BB: 1 P: 7	R: 0 E: 0 K: 1 S: 5 H: 0 LOB: 0 BB: 0 P: 5	1B: 2 2B: 1 3B: 1 HR: 0 SF: 0 SAC: 0 DP: 0 HBP: 0	WP: 0 PB: 0 SB: 0 CS: 0 PA: 33	
PITCHER Chris Short, L ERA: 3.21 (1, 1)	IP 9.0 WLS W BF 33 H 4 R 0 ER 0 SO 8 BB 2 IBB 0 HBP 0 BLK 0 WP 0 HR 0 S 50 P 68 ERA 0.00 WHIP 0.667											PITCHER IP WLS BF H R ER SO BB IBB HBP BLK WP HR S P ERA WHIP

Houston Colt 45's @ Philadelphia Phillies
 Connie Mack Stadium, Philadelphia, PA
 Tue Sep 10 1963, 7:05 PM EDT
 Att. 3,645 - Unknown

AB	31
R	0
H	4
RBI	0
BB	2
SO	8
LOB	10



livebaseballscorecards.com

Batter	1	2	3	4	5	6	7	8	9	AB R H RBI BB SO LOB	TOP											
Al Spangler, L (1, 7) <small>OBP: 0.356, SLG: 0.390</small> Johnny Weekly, R (8, 7) <small>OBP: 0.245, SLG: 0.261</small>	0-0 4-3		1-2 4-3			1-1 5-3	1-0 4-3		0-3 K	4 0 0 0 0 0 3 1 0 0 0 0 1 0												
Pete Runnels, L (1, 4) <small>OBP: 0.326, SLG: 0.293</small> Ernie Fazio, R (9, PR) <small>OBP: 0.271, SLG: 0.276</small> (9, 4)	2-1 F7			2-1 4-3		2-0 FC5-4 1B		0-0 HR 1B	0-0	5 1 3 0 0 0 0 0 0 0 0 0 0 0												
Jimmy Wynn, R (1, 5) <small>OBP: 0.311, SLG: 0.366</small>	1-3 K			0-0 G3		1-1 FC5-4 1-2f		0-2 HR 1B	0-0 P5	5 1 1 2 0 1 3												
Carl Warwick, R (1, 9) <small>OBP: 0.316, SLG: 0.335</small>		1-2 5-3		0-1 P3			0-0 1B 1B	0-0 1B 1B		4 1 2 0 0 0 0												
Rusty Staub, L (1, 3) <small>OBP: 0.310, SLG: 0.294</small>		1-3 K			1-0 G3		0-0 SH 1B SF7 1B	0-0 F9		4 1 1 0 0 1 1												
John Bateman, R (1, 2) <small>OBP: 0.250, SLG: 0.345</small>		0-1 FC6-4 1B			0-0 0-3 1B		1-0 SH 1B	0-0 1-2 1B		4 0 4 1 0 0 0												
Howie Goss, R (1, 8) <small>OBP: 0.256, SLG: 0.328</small>		0-1 FC6-4 1-2f			0-1 9-3 1-2f		0-0 SH 1-2 2-3	0-0 F9		3 0 0 0 0 0 4												
Bob Lillis, R (1, 6) <small>OBP: 0.223, SLG: 0.232</small>			1-0 F3			0-1 6-3	0-0 SF7	0-0 1-3		3 0 0 1 0 0 2												
Turk Farrell, R (1, 1) <small>OBP: 0.213, SLG: 0.211</small>			0-1 F8			2-1 1B 2B	1-0 P5		1-0 6-3	4 0 1 0 0 0 2												
Inning Stats	R: 0 E: 0 K: 1 S: 6	H: 0 LOB: 0 BB: 0 P: 9	R: 0 E: 0 K: 1 S: 10	H: 1 LOB: 1 BB: 0 P: 12	R: 0 E: 0 K: 0 S: 6	H: 0 LOB: 0 BB: 0 P: 8	R: 0 E: 0 K: 0 S: 5	H: 0 LOB: 0 BB: 0 P: 7	R: 0 E: 0 K: 0 S: 4	H: 1 LOB: 0 BB: 0 P: 5	R: 0 E: 0 K: 0 S: 9	H: 2 LOB: 2 BB: 0 P: 15	R: 2 E: 0 K: 0 S: 7	H: 3 LOB: 2 BB: 0 P: 10	R: 2 E: 0 K: 0 S: 9	H: 4 LOB: 2 BB: 0 P: 9	R: 0 E: 0 K: 1 S: 6	H: 1 LOB: 1 BB: 0 P: 7	1B: 10 2B: 2 3B: 0 HR: 1	SF: 1 SAC: 1 DP: 1 HBP: 0	WP: 0 PB: 0 SB: 0 CS: 0	PA: 39
PITCHER	IP WLS BF H R ER SO BB IBB HBP BLK WP HR S P ERA WHIP																					
Cal McLish, R (1, 1) <small>ERA: 3.22</small>	7.0 L 30 9 4 4 2 0 0 0 0 0 0 1 51 70 5.14 1.286																					
Johnny Klippstein, R (8, 1) <small>ERA: 1.86</small>	1.0 5 2 0 0 0 0 0 0 0 0 0 0 5 5 0.00 2.000																					
Jack Baldschun, R (9, 1) <small>ERA: 2.31</small>	1.0 4 1 0 0 0 1 0 0 0 0 0 0 6 7 0.00 1.000																					

Houston Colt 45's @ Philadelphia Phillies
 Connie Mack Stadium, Philadelphia, PA

Wed Sep 11 1963, 7:05 PM EDT
 Att. 3,412 - Cloudy - 71 F

AB	37
R	4
H	12
RBI	4
BB	0
SO	3
LOB	15



Batter	1	2	3	4	5	6	7	8	9	AB R H RBI BB SO LOB
Tony Taylor, R OBP: 0.334, SLG: 0.368 (1, 4)	0-1 E6 2B		1-1 SH1-3 1B		2-2 6-3			4-2 BB		3 2 1 0 1 0 0
Johnny Callison, L OBP: 0.341, SLG: 0.490 (1, 9)	1-2 4-3 1-H 2B		0-1 SH1-3 1-H			0-0 F7		2-2 4-3		3 0 1 2 0 0 1
Wes Covington, L OBP: 0.364, SLG: 0.549 (1, 7)	0-3 K		0-3 K			0-0 F5			0-3 K	3 0 0 0 0 2 1 1 0 0 0 0 1 0
Don Demeter, R OBP: 0.313, SLG: 0.440 (7, 7)										
Tony Gonzalez, L OBP: 0.386, SLG: 0.453 (1, 8)	2-0 4-3 2-3			1-1 4-3		1-3 K			3-2 6-3	4 0 0 0 0 1 1
Clay Dalrymple, L OBP: 0.335, SLG: 0.368 (1, 2)	1-0 F8			0-1 P4			0-1 1-3		0-0 1B	4 0 1 0 0 0 1
Frank Torre, L OBP: 0.316, SLG: 0.343 (1, 3)		1-0 F9		0-0 2B		0-0 6-3			3-2 F5	4 0 1 0 0 0 1
Don Hoak, R OBP: 0.270, SLG: 0.315 (1, 5)		1-3 K		0-1 F8		0-0 F8				3 0 0 0 0 1 1
Bobby Wine, R OBP: 0.237, SLG: 0.289 (1, 6)		0-3 K			0-3 K			2-2 F5		2 0 0 0 0 2 0 1 0 0 0 0 0 0 0 0 0 0 0 0 0
Cal Emery, L OBP: 0.167, SLG: 0.222 (8, PH)										
Ruben Amaro, R OBP: 0.278, SLG: 0.303 (9, 6)										
Cal McLish, S OBP: 0.257, SLG: 0.246 (1, 1)			3-3 K		0-0 4-3			2-3 K		2 0 0 0 0 1 0 0 0 0 0 0 0 0 1 0 0 0 0 1 0 0 0 0 0 0 0 0
Johnny Klippstein, R OBP: 0.038, SLG: 0.038 (8, 1)										
Roy Sievers, R OBP: 0.306, SLG: 0.403 (8, PH)										
Jack Baldschun, R OBP: 0.000, SLG: 0.000 (9, 1)										

Inning Stats	R: 1	H: 1	E: 1	K: 1	S: 16	R: 0	H: 0	E: 0	K: 2	S: 7	R: 0	H: 1	E: 0	K: 2	S: 10	R: 0	H: 0	E: 0	K: 1	S: 7	R: 0	H: 0	E: 0	K: 1	S: 9	R: 0	H: 0	E: 0	K: 0	S: 4	R: 0	H: 0	E: 0	K: 1	S: 11	R: 0	H: 1	E: 0	K: 1	S: 14	1B: 2	2B: 2	3B: 0	HR: 0	SF: 0	SAC: 1	DP: 0	HBP: 0	WP: 0	PA: 33		
TURK FARRELL, R ERA: 3.05 (1, 1)	IP	WLS	BF	H	R	ER	SO	BB	IBB	HBP	BLK	WP	HR	S	P	ERA	WHIP																			IP	WLS	BF	H	R	ER	SO	BB	IBB	HBP	BLK	WP	HR	S	P	ERA	WHIP


BOTTOM

Houston Colt 45's @ Philadelphia Phillies
Connie Mack Stadium, Philadelphia, PA

Wed Sep 11 1963, 7:05 PM EDT
 Att. 3,412 - Cloudy - 71 F

livebaseballscorecards.com

AB	31
R	2
H	4
RBI	2
BB	1
SO	9
LOB	6



Batter	1	2	3	4	5	6	7	8	9	AB R H RBI BB SO LOB	TOP
Howie Goss, R (1, 8) OBP: 0.258, SLG: 0.332	0-3 K		0-3 K		1-0 2B			0-0 1B		4 0 2 1 0 2 0	Houston Colt 45's @ Philadelphia Phillies Connie Mack Stadium, Philadelphia, PA Thu Sep 12 1963, 7:05 PM EDT Att. 2,849 - Cloudy - 81 F
Pete Runnels, L (1, 4) Ernie Fazio, R (8, PR) OBP: 0.325, SLG: 0.290 OBP: 0.271, SLG: 0.276	4-1 BB		0-0 F8		0-0 F5			1-1 FC3-6	3 0 0 0 1 0 3 0 0 0 0 0 0 0		
Jimmy Wynn, R (1, 5) OBP: 0.306, SLG: 0.359	0-3 K			2-3 K		0-0 F5		1-0 F3	4 0 0 0 0 2 2		
Carl Warwick, R (1, 9) OBP: 0.314, SLG: 0.333	2-2 L7			3-3 K		0-0 L4		1-2 P6	4 0 0 0 0 1 2		
Rusty Staub, L (1, 3) OBP: 0.309, SLG: 0.296		2-0 2B		2-2 3-1		0-2 F9		1-2 G3	4 0 1 0 0 0 0		
John Bateman, R (1, 2) OBP: 0.247, SLG: 0.342		1-3 K		0-0 5-3		0-0 F8		0-0 4-3	4 0 0 0 0 1 1		
Johnny Weekly, R (1, 7) OBP: 0.245, SLG: 0.245		0-0 P4		3-2 F7		2-1 6-3		4-1 DI BB	3 0 0 0 1 0 1		
Bob Lillis, R (1, 6) Al Spangler, L (9, PH) OBP: 0.226, SLG: 0.237 OBP: 0.355, SLG: 0.389		2-0 P6		0-0 BB 2B 1B		1-1 2B		2-0 F8	3 1 2 0 0 0 1 1 0 0 0 0 0 1		
Hal Brown, R (1, 1) Don McMahon, R (8, 1) OBP: 0.119, SLG: 0.098 OBP: 0.214, SLG: 0.167			1-2 F7		4-1 2B BB		0-3 K		2 0 0 0 1 1 1 0 0 0 0 0 0 0		
Inning Stats	R: 0 H: 0 E: 0 LOB: 1 K: 2 BB: 1 S: 10 P: 16	R: 0 H: 1 E: 0 LOB: 1 K: 1 BB: 0 S: 6 P: 11	R: 0 H: 0 E: 0 LOB: 0 K: 1 BB: 0 S: 8 P: 9	R: 0 H: 0 E: 0 LOB: 0 K: 2 BB: 0 S: 9 P: 16	R: 1 H: 2 E: 0 LOB: 2 K: 0 BB: 1 S: 8 P: 16	R: 0 H: 0 E: 0 LOB: 0 K: 0 BB: 0 S: 6 P: 6	R: 0 H: 1 E: 0 LOB: 1 K: 1 BB: 0 S: 8 P: 11	R: 0 H: 1 E: 0 LOB: 1 K: 0 BB: 0 S: 8 P: 11	R: 0 H: 0 E: 0 LOB: 1 K: 0 BB: 1 S: 6 P: 13	1B: 2 SF: 0 2B: 3 SAC: 0 3B: 0 DP: 0 HR: 0 HBP: 0	
PITCHER Ray Culp, R (1, 1) ERA: 2.73	IP WLS BF H R ER SO BB IBB HBP BLK WP HR S P ERA WHIP 9.0 W 35 5 1 1 7 3 0 0 0 0 0 0 69 109 1.00 0.889	PITCHER IP WLS BF H R ER SO BB IBB HBP BLK WP HR S P ERA WHIP									

livebaseballscores.com

AB	32
R	1
H	5
RBI	1
BB	3
SO	7
LOB	12



Batter	1	2	3	4	5	6	7	8	9
Tony Taylor, R (1, 4) OBP: 0.334, SLG: 0.372	0-3 K		0-1 6-3		0-0 F8			0-1 HR	
Johnny Callison, L (1, 9) OBP: 0.340, SLG: 0.488	1-2 4-3		2-3 K			0-0 F9		0-0 SH1-3 1B	
Wes Covington, L (1, 7) Don Demeter, R (7, 7) OBP: 0.313, SLG: 0.440	0-3 K			0-0 E4 HR		3-2 4-3		0-0 SH1-3	
Tony Gonzalez, L (1, 8) OBP: 0.386, SLG: 0.454		1-0 L4		0-0 F7		2-1 1B		1-2 F8 1B	
Roy Sievers, R (1, 3) Frank Torre, L (9, 3) OBP: 0.316, SLG: 0.343		0-3 K		2-0 HR		2-0 F8		0-0 F8	
Clay Dalrymple, L (1, 2) OBP: 0.336, SLG: 0.371		0-0 1B		0-0 P4			1-2 G3 2B	0-0 1-6-3	
Don Hoak, R (1, 5) OBP: 0.268, SLG: 0.312		0-0 F9		0-0 P6			1-1 G3		
Bobby Wine, R (1, 6) OBP: 0.237, SLG: 0.289			3-2 SH2-3 1B		0-0 F7		1-1 F3		
Ray Culp, R (1, 1) OBP: 0.182, SLG: 0.159			0-0 SH2-3		0-0 L4		1-1 F7		

Inning Stats	R: 0	H: 0	E: 0	K: 2	S: 10	LOB: 0	BB: 0	P: 11	R: 0	H: 1	E: 0	K: 1	S: 6	LOB: 1	BB: 0	P: 7	R: 0	H: 1	E: 0	K: 1	S: 9	LOB: 1	BB: 0	P: 14	R: 2	H: 1	E: 1	K: 0	S: 5	LOB: 0	BB: 0	P: 7	R: 0	H: 0	E: 0	K: 0	S: 3	LOB: 0	BB: 0	P: 3	R: 0	H: 1	E: 0	K: 0	S: 7	LOB: 1	BB: 0	P: 14	R: 0	H: 1	E: 0	K: 0	S: 11	LOB: 1	BB: 0	P: 15	R: 2	H: 3	E: 0	K: 0	S: 9	LOB: 1	BB: 0	P: 10
Hal Brown, R (1, 1) ERA: 3.43	IP	WLS	BF	H	R	ER	SO	BB	IBB	HBP	BLK	WP	HR	S	P	ERA	WHIP																																															
Don McMahon, R (8, 1) ERA: 4.07	0.2	L	2	0	0	0	0	0	0	0	0	0	0	0	2	2	0.00	0.000																																														

BOTTOM


Houston Colt 45's @ Philadelphia Phillies
Connie Mack Stadium, Philadelphia, PA

Thu Sep 12 1963, 7:05 PM EDT
 Att. 2,849 - Cloudy - 81 F

AB	31
R	4
H	8
RBI	4
BB	0
SO	4
LOB	10

livebaseballscorecards.com

1B	5	SF	0	WP	0	PA	33
2B	1	SAC	2	PB	0		
3B	0	DP	0	SB	1		
HR	2	HBP	0	CS	0		



Batter	1	2	3	4	5	6	7	8	9	AB R H RBI BB SO LOB	TOP											
Maury Wills, S OBP: 0.351, SLG: 0.344 (1, 6)	1-3 K		4-2 BB			1-3 K		0-2 F9		3 0 0 0 1 2 0	Los Angeles Dodgers @ Philadelphia Phillies Connie Mack Stadium, Philadelphia, PA Fri Sep 13 1963, 7:05 PM EDT Unknown											
Jim Gilliam, S OBP: 0.363, SLG: 0.397 (1, 4) (9, 5) (9, 4)	2-1 1-3		4-2 BB			4-2 BB		0-0 6-3		2 0 0 0 2 0 0												
Tommy Davis, R OBP: 0.355, SLG: 0.448 (1, 7)	1-2 2B		1-3 K			0-3 K		2-2 HR		4 1 2 0 0 2 3												
Frank Howard, R OBP: 0.323, SLG: 0.508 Wally Moon, L OBP: 0.357, SLG: 0.410 (1, 9) (9, 9)	2-3 K		1-3 K			3-3 K		1-1 HR		4 1 1 2 0 3 2 0 0 0 0 0 0 0												
Bill Skowron, R OBP: 0.266, SLG: 0.312 Ron Fairly, L OBP: 0.350, SLG: 0.396 (1, 3) (9, 3)		1-0 F9	2-3 K			1-2 FC3-6 1B		0-0 F6		4 0 1 0 0 1 0 0 0 0 0 0 0 0												
Ken McMullen, R OBP: 0.270, SLG: 0.317 (1, 5) (9, 4) (9, 5)		1-2 F7	0-3 K			2-3 K		1-2 1-3		4 0 0 0 0 2 1												
John Roseboro, L OBP: 0.298, SLG: 0.362 (1, 2)		1-2 F3			1-3 K		2-1 FC3-6 1-2f		0-1 F7	4 0 0 0 0 1 1												
Willie Davis, L OBP: 0.264, SLG: 0.349 (1, 8)			0-0 B4-3			2-1 F5		1-3 K		3 0 0 0 0 1 1												
Sandy Koufax, R OBP: 0.110, SLG: 0.088 Lee Walls, R OBP: 0.263, SLG: 0.307 Larry Sherry, R OBP: 0.174, SLG: 0.095 (1, 1) (8, PH) (8, 1) (9, 1)			0-0 6-3			1-3 K		1-3 K		2 0 0 0 0 1 0 1 0 0 0 0 1 0 0 0 0 0 0 0 0 0 0 0 0 0 0 0												
Inning Stats	R: 0 E: 0 K: 2 S: 12	H: 1 LOB: 1 BB: 0 P: 18	R: 0 E: 0 K: 0 S: 7	H: 0 LOB: 0 BB: 0 P: 10	R: 0 E: 0 K: 1 S: 10	H: 0 LOB: 2 BB: 2 P: 19	R: 0 E: 0 K: 3 S: 10	H: 0 LOB: 0 BB: 0 P: 13	R: 0 E: 0 K: 2 S: 8	H: 0 LOB: 0 BB: 0 P: 12		R: 0 E: 0 K: 3 S: 12	H: 0 LOB: 1 BB: 1 P: 20	R: 0 E: 0 K: 2 S: 11	H: 1 LOB: 1 BB: 0 P: 17	R: 0 E: 0 K: 1 S: 7	H: 0 LOB: 0 BB: 0 P: 8	R: 2 E: 0 K: 0 S: 11	H: 2 LOB: 0 BB: 0 P: 15	1B: 2 2B: 1 3B: 0 HR: 1	SF: 0 SAC: 0 DP: 0 HBP: 0	WP: 0 PB: 0 SB: 0 CS: 0
PITCHER Chris Short, L ERA: 3.14 (1, 1)	IP 9.0	WLS W	BF 34	H 4	R 2	ER 2	SO 14	BB 3	IBB 0	HBP 0	BLK 0	WP 0	HR 1	S 88	P 132	ERA 2.00	WHIP 0.778					

livebaseballscorecards.com

AB	31
R	2
H	4
RBI	2
BB	3
SO	14
LOB	8



Batter	1	2	3	4	5	6	7	8	9	AB R H RBI BB SO LOB
Tony Taylor, R OBP: 0.332, SLG: 0.370 (1, 4)	0-0 6-3		1-3 K			0-2 F8		1-3 K		4 0 0 0 0 2 0
Johnny Callison, L OBP: 0.340, SLG: 0.489 (1, 9)	2-2 2B			1-2 3-1		0-3 K		2-2 F6		4 0 1 0 0 1 0
Tony Gonzalez, L OBP: 0.387, SLG: 0.454 (1, 8)	0-0 F7			2-2 1-3		3-2 FC5-4 1B		1-0 SH5-4 FC4-6 1B		4 1 2 0 0 0 1
Roy Sievers, R OBP: 0.305, SLG: 0.406 (1, 3) Dick Allen, R OBP: 0.154, SLG: 0.231 (9, PR)	3-3 K			0-1 F6		1-2 FC5-4 1-2f		1-1 SH5-4 E HBP		3 0 0 0 0 1 2 0 1 0 0 0 0 0
Don Demeter, R OBP: 0.311, SLG: 0.437 (1, 7) Wes Covington, L OBP: 0.361, SLG: 0.544 (9, PH) Ruben Amaro, R OBP: 0.278, SLG: 0.303 (9, PH)		2-3 K			2-3 K		2-2 5-3	0-0 SH5-4		3 0 0 0 0 2 0 0 0 0 0 0 0 0 0 0 0 0 0 0 0
Don Hoak, R OBP: 0.273, SLG: 0.318 (1, 5)		1-0 5-3			1-0 2B		0-1 WP SH1-4 1B	4-0 FC4-6 IBB		3 1 2 0 1 0 0
Bob Oldis, R OBP: 0.260, SLG: 0.270 (1, 2)		2-2 5-3			0-2 F3		2-1 SH1-4 1-H	2-1 FC4-6		3 0 0 2 0 0 2
Bobby Wine, R OBP: 0.238, SLG: 0.288 (1, 6)			0-1 F3		4-0 IBB		2-3 K	2-3 K		2 0 0 0 1 1 0
Chris Short, R OBP: 0.088, SLG: 0.123 (1, 1)			0-3 K		0-3 K			1-1 G4		3 0 0 0 0 2 2

BOTTOM

Los Angeles Dodgers @ Philadelphia Phillies
 Connie Mack Stadium, Philadelphia, PA
 Fri Sep 13 1963, 7:05 PM EDT
 Unknown

livebaseballscorecards.com

AB	29
R	3
H	5
RBI	2
BB	2
SO	9
LOB	7



Inning Stats	R: 0	H: 1	E: 0	K: 1	S: 8	H: 0	LOB: 1	BB: 0	P: 13	R: 0	H: 0	E: 0	K: 1	S: 7	R: 0	H: 0	E: 0	K: 2	S: 8	R: 0	H: 0	E: 0	K: 0	S: 8	R: 0	H: 1	E: 0	K: 1	S: 16	R: 1	H: 1	E: 0	K: 1	S: 10	R: 0	H: 0	E: 0	K: 1	S: 8	R: 2	H: 1	E: 1	K: 0	S: 5	1B: 3	2B: 2	3B: 0	HR: 0	SF: 0	SAC: 2	DP: 0	HBP: 1	WP: 2	PB: 0	SB: 0	CS: 0	PA: 34
PITCHER	IP	WLS	BF	H	R	ER	SO	BB	IBB	HBP	BLK	WP	HR	S	P	ERA	WHIP																																								
Sandy Koufax, L ERA: 1.93 (1, 1)	7.0		26	4	1	1	8	0	1	0	0	1	0	71	102	1.29	0.571																																								
Larry Sherry, R ERA: 3.5 (8, 1)	1.0	L	5	1	2	1	1	0	0	1	0	0	0	10	16	9.00	1.000																																								
Ron Perranoski, L ERA: 1.88 (9, 1)	0.2		3	0	0	0	0	0	1	0	0	0	0	3	9	0.00	0.000																																								

Batter	1	2	3	4	5	6	7	8	9	AB R H RBI BB SO LOB	TOP	
Maury Wills, S OBP: 0.347, SLG: 0.340 (1, 6)	0-1 1-3		1-1 F9		0-0 F6		1-1 F3		0-0 F3	5 0 0 0 0 0 4		
Jim Gilliam, S OBP: 0.361, SLG: 0.395 (1, 4) (9, 5)	0-2 E7 1B			0-2 6-3		0-1 6-3		3-1 F8	0-0 5-3	5 0 1 0 0 0 0		
Tommy Davis, R OBP: 0.355, SLG: 0.446 (1, 7)	2-2 1-3			0-0 G3		0-0 F8		0-0 2B 3-4 1B		4 1 1 0 0 0 1		
Frank Howard, R OBP: 0.325, SLG: 0.513 (1, 9)	3-0 6-3			0-0 6-3		0-0 2B		2-2 3-4 1-3 2B		4 0 2 0 0 0 1		
Bill Skowron, R OBP: 0.266, SLG: 0.307 (1, 3) Roy Gleason, S (8, PR) Ron Fairly, L (8, 3) OBP: 0.350, SLG: 0.396		3-3 K			0-0 F9	2-2 L7		4-0 3-4 IBB		3 0 0 0 1 1 1 0 0 0 0 0 0 0 0 0 0 0 0 0 0		
Ken McMullen, R OBP: 0.269, SLG: 0.315 (1, 5) Dick Tracewski, R (9, 4) OBP: 0.296, SLG: 0.264		0-0 6-3			0-1 F9		0-1 SH3-4 1B	0-0 3-4 1-2 2-3 3-H		4 0 1 1 0 0 2 0 0 0 0 0 0 0		
Doug Camilli, R OBP: 0.248, SLG: 0.298 (1, 2)		2-0 F6			2-1 E4 1B		0-0 SH3-4 1-2	4-0 IBB		2 1 1 0 1 0 0		
Willie Davis, L OBP: 0.264, SLG: 0.348 (1, 8)			0-1 1-3		0-0 BB 1B		0-0 F9	2-2 1-3		4 0 1 1 0 0 4		
Bob Miller, R OBP: 0.105, SLG: 0.074 (1, 1) Lee Walls, R (7, PH) OBP: 0.272, SLG: 0.307 Ron Perranoski, L (7, 1) OBP: 0.167, SLG: 0.091			0-0 5-3		4-2 BB		4-1 BB	2-3 K		1 0 0 0 1 0 0 0 0 0 0 1 0 0 1 0 0 0 0 1 0		
Inning Stats	R: 0 H: 1 E: 1 LOB: 1 K: 0 BB: 0 S: 10 P: 15	R: 0 H: 0 E: 0 LOB: 0 K: 1 BB: 0 S: 5 P: 10	R: 0 H: 0 E: 0 LOB: 0 K: 0 BB: 0 S: 5 P: 6	R: 0 H: 0 E: 0 LOB: 0 K: 0 BB: 0 S: 5 P: 5	R: 1 H: 2 E: 1 LOB: 2 K: 0 BB: 1 S: 9 P: 15	R: 0 H: 1 E: 0 LOB: 1 K: 0 BB: 0 S: 8 P: 10	R: 0 H: 1 E: 0 LOB: 2 K: 0 BB: 1 S: 7 P: 12	R: 1 H: 2 E: 0 LOB: 3 K: 0 BB: 2 S: 11 P: 26	R: 0 H: 0 E: 0 LOB: 0 K: 1 BB: 0 S: 6 P: 8	1B: 5 SF: 0 2B: 2 SAC: 1 3B: 0 DP: 0 HR: 0 HBP: 0	WP: 0 PA: 38 PB: 0 SB: 0 CS: 0	
PITCHER Dennis Bennett, L (1, 1) ERA: 2.51	IP WLS BF H R ER SO BB IBB HBP BLK WP HR S P ERA WHIP											PITCHER IP WLS BF H R ER SO BB IBB HBP BLK WP HR S P ERA WHIP

Los Angeles Dodgers @ Philadelphia Phillies
 Connie Mack Stadium, Philadelphia, PA

Fri Sep 13 1963, 7:05 PM EDT
 Att. 26,024 - Unknown

livebaseballscorecards.com

AB 33
 R 2
 H 7
 RBI 2
 BB 4
 SO 2
 LOB 13



Batter	1	2	3	4	5	6	7	8	9	AB R H RBI BB SO LOB	TOP	
Maury Wills, S OBP: 0.348, SLG: 0.344 (1, 6)	1-3 K		0-0 6-3		4-2 BB		0-1 F7		1-0 PB 2-H	4 1 1 1 1 1 2		
Jim Gilliam, S OBP: 0.360, SLG: 0.393 (1, 4) (9, 5)	1-0 S 1B		0-0 F9		1-2 3-1			2-3 K	2-1 4-3 3-H	5 0 1 0 0 1 2		
Wally Moon, L OBP: 0.356, SLG: 0.406 (1, 9)	1-1 F9			1-1 B3		4-2 CS BB		2-2 4-3		3 0 0 0 1 0 1		
Tommy Davis, R OBP: 0.354, SLG: 0.451 (1, 7)	1-1 2-3 1-2			1-2 5-3		2-2 F5 1-2		1-1 HR		4 1 1 1 0 0 2		
Ron Fairly, L OBP: 0.351, SLG: 0.396 (1, 3)		2-2 1B		4-2 S BB		3-2 L8		1-1 F4		3 0 1 0 1 0 0		
John Roseboro, L OBP: 0.295, SLG: 0.359 (1, 2)		1-3 K		3-3 K 1-2			2-3 K		3-2 F9	4 0 0 0 0 3 2		
Willie Davis, L OBP: 0.265, SLG: 0.350 (1, 8)		1-3 K			0-1 B3		0-2 SH1-3 1B		0-0 1B S 1B	4 1 2 0 0 1 1		
Ken McMullen, R OBP: 0.278, SLG: 0.338 (1, 5) Dick Tracewski, R OBP: 0.296, SLG: 0.264 (9, PR) (9, 4)		1-2 6-3			0-0 HR		1-0 SH1-3 1B		0-0 PB 3B 1B	4 1 3 1 0 0 1 0 1 0 0 0 0 0		
Pete Richert, L OBP: 0.238, SLG: 0.250 (1, 1)			1-3 K		1-3 K		0-0 SH1-3 1-2 2-3		1-3 K 3-H	3 0 0 0 0 3 1		
Inning Stats	R: 0 E: 0 K: 1 S: 8 H: 1 LOB: 1 BB: 0 P: 12	R: 0 E: 0 K: 2 S: 12 H: 1 LOB: 1 BB: 0 P: 17	R: 0 E: 0 K: 1 S: 5 H: 0 LOB: 0 BB: 0 P: 6	R: 0 E: 0 K: 1 S: 16 H: 0 LOB: 1 BB: 1 P: 25	R: 1 E: 0 K: 1 S: 13 H: 1 LOB: 1 BB: 1 P: 19	R: 0 E: 0 K: 0 S: 10 H: 0 LOB: 0 BB: 1 P: 19	R: 0 E: 0 K: 1 S: 10 H: 2 LOB: 2 BB: 0 P: 13	R: 1 E: 0 K: 1 S: 12 H: 1 LOB: 0 BB: 0 P: 18	R: 3 E: 0 K: 1 S: 11 H: 3 LOB: 1 BB: 0 P: 18	1B: 6 2B: 0 3B: 1 HR: 2 SF: 0 SAC: 1 DP: 0 HBP: 0	WP: 0 PB: 2 SB: 3 CS: 1 PA: 38	
PITCHER	IP WLS BF H R ER SO BB IBB HBP BLK WP HR S P ERA WHIP											
John Boozer, R ERA: 3.02 (1, 1)	8.0 L 32 6 2 2 8 3 0 0 0 0 2 86 129 2.25 1.125											
Johnny Klippstein, R ERA: 1.94 (9, 1)	0.1 2 1 1 1 0 0 0 0 0 0 0 4 7 27.00 3.000											
Jack Baldschun, R ERA: 2.38 (9, 1)	0.1 3 2 1 1 1 0 0 0 0 0 0 5 7 27.00 6.000											
Ryne Duren, R ERA: 3.46 (9, 1)	0.1 1 0 1 0 0 0 0 0 0 0 0 2 4 0.00 0.000											

Los Angeles Dodgers @ Philadelphia Phillies
 Connie Mack Stadium, Philadelphia, PA

Sat Sep 14 1963, 3:33 AM EDT
 Att: 10,410 - Unknown

livebaseballscorecards.com

AB	34
R	5
H	9
RBI	3
BB	3
SO	9
LOB	12



Batter	1	2	3	4	5	6	7	8	9	AB R H RBI BB SO LOB	TOP											
Maury Wills, S (1, 6) OBP: 0.345, SLG: 0.341	1-3 K		3-2 6-3		1-0 F4			1-3 K		4 0 0 0 0 2 3												
Jim Gilliam, S (1, 4) OBP: 0.359, SLG: 0.390	1-3 K			2-2 F9		1-0 3-1		4-1 BB		3 0 0 0 1 1 0												
Wally Moon, L (1, 9) OBP: 0.352, SLG: 0.401	0-0 F3			2-2 L7		1-1 F7		1-3 K		4 0 0 0 0 1 1												
Tommy Davis, R (1, 7) OBP: 0.353, SLG: 0.455		1-0 6-3		0-2 HR		2-0 2-3			0-0 5-3	4 1 1 1 0 0 0												
Ron Fairly, L (1, 3) OBP: 0.350, SLG: 0.394		1-2 G4-6-3 1B		3-2 4-3			0-0 4-3		2-1 L9	4 0 1 0 0 0 0												
John Roseboro, L (1, 2) OBP: 0.293, SLG: 0.356		2-2 G4-6-3 1-2f			0-1 L4		1-3 K		3-2 F5	4 0 0 0 0 1 1												
Willie Davis, L (1, 8) OBP: 0.270, SLG: 0.352			1-1 1B 1B		0-2 S 1B		4-2 BB			2 0 2 0 1 0 0												
Ken McMullen, R (1, 5) OBP: 0.283, SLG: 0.340			1-2 1B 1B		4-2 BB		1-3 K			2 0 1 0 1 1 1												
Don Drysdale, R (1, 1) OBP: 0.228, SLG: 0.189			0-0 1-3		2-2 F3			0-1 6-3		2 0 0 0 0 0 3												
Bill Skowron, R (8, PH) OBP: 0.265, SLG: 0.306										1 0 0 0 0 0 0												
Dick Calmus, R (8, 1)										0 0 0 0 0 0 0												
Inning Stats	R: 0 E: 0 K: 2 S: 8	H: 0 LOB: 0 BB: 0 P: 10	R: 0 E: 0 K: 0 S: 7	H: 1 LOB: 0 BB: 0 P: 11	R: 0 E: 0 K: 0 S: 10	H: 2 LOB: 1 BB: 0 P: 15	R: 1 E: 0 K: 0 S: 15	H: 1 LOB: 0 BB: 0 P: 22	R: 0 E: 0 K: 0 S: 13	H: 1 LOB: 2 BB: 1 P: 20	R: 0 E: 0 K: 0 S: 4	H: 0 LOB: 0 BB: 0 P: 8	R: 0 E: 0 K: 2 S: 9	H: 0 LOB: 1 BB: 1 P: 15	R: 0 E: 0 K: 2 S: 10	H: 0 LOB: 1 BB: 1 P: 16	R: 0 E: 0 K: 0 S: 6	H: 0 LOB: 0 BB: 0 P: 11	1B: 4 2B: 0 3B: 0 HR: 1	SF: 0 SAC: 0 DP: 1 HBP: 0	WP: 0 PB: 0 SB: 1 CS: 0	PA: 33
PITCHER Dallas Green, R (1, 1) ERA: 3.02	IP: 9.0 WLS: W BF: 33 H: 5 R: 1 ER: 1 SO: 6 BB: 3 IBB: 0 HBP: 0 BLK: 0 WP: 0 HR: 1 S: 82 P: 128 ERA: 1.00 WHIP: 0.889											PITCHER	IP: 9.0 WLS: W BF: 33 H: 5 R: 1 ER: 1 SO: 6 BB: 3 IBB: 0 HBP: 0 BLK: 0 WP: 0 HR: 1 S: 82 P: 128 ERA: 1.00 WHIP: 0.889									

Los Angeles Dodgers @ Philadelphia Phillies
 Connie Mack Stadium, Philadelphia, PA

Sun Sep 15 1963, 3:33 AM EDT
 Att: 16,796 - Unknown

AB	30
R	1
H	5
RBI	1
BB	3
SO	6
LOB	9



Batter	1	2	3	4	5	6	7	8	9
Tony Taylor, R OBP: 0.331, SLG: 0.369 (1, 5)	1-0 S 1B	1-0 L9			1-1 B2		0-1 G3 PB G3 1B		
Johnny Callison, L OBP: 0.338, SLG: 0.483 (1, 9)	2-0 G6-4-3 1-H PB 1B		1-1 G3		1-0 L8		1-1 G3		
Wes Covington, L OBP: 0.363, SLG: 0.543 (1, 7)	0-0 G6-4-3 1-2 1B		1-0 4-3		2-1 4-3		4-1 G3 BB		
Don Demeter, R OBP: 0.308, SLG: 0.433 (7, PR) (8, 7)									
Tony Gonzalez, L OBP: 0.385, SLG: 0.452 (1, 8)	3-2 G6-4-3 1-2f 2-3		1-3 K		0-0 SH 1B		0-1 G3		
Clay Dalrymple, L OBP: 0.334, SLG: 0.371 (1, 2)	1-2 E6 3-H			1-1 G3		0-0 SH G5-6-4 1B 1-2 PB	0-1 G3	1-2 F5	
Roy Sievers, R OBP: 0.308, SLG: 0.416 (1, 3)	0-0 F2			0-0 E5 G3		1-0 G5-6-4 1B 1-2 2-H		2-1 HR	
Frank Torre, L OBP: 0.325, SLG: 0.346 (9, 3)									
Cookie Rojas, R OBP: 0.258, SLG: 0.254 (1, 4)		1-0 1B		1-1 G3		0-0 G5-6-4		1-3 K	
Bobby Wine, R OBP: 0.237, SLG: 0.291 (1, 6)		0-0 F6		0-3 K		4-0 PB IBB		1-3 K	
Dallas Green, L OBP: 0.125, SLG: 0.097 (1, 1)		2-2 1B			4-0 WP BB		3-3 K	2-3 K	

Inning Stats	R: 2	H: 3	E: 1	K: 0	S: 10	LOB: 1	BB: 0	P: 17
	R: 0	H: 2	E: 0	K: 0	S: 6	LOB: 1	BB: 0	P: 10
	R: 0	H: 0	E: 0	K: 1	S: 7	LOB: 0	BB: 0	P: 10
	R: 0	H: 0	E: 1	K: 1	S: 8	LOB: 1	BB: 0	P: 10
	R: 0	H: 0	E: 0	K: 0	S: 5	LOB: 1	BB: 1	P: 13
	R: 2	H: 2	E: 0	K: 1	S: 8	LOB: 1	BB: 1	P: 16
	R: 1	H: 1	E: 0	K: 0	S: 11	LOB: 2	BB: 1	P: 17
	R: 1	H: 1	E: 0	K: 3	S: 11	LOB: 0	BB: 0	P: 17

PITCHER	IP	WLS	BF	H	R	ER	SO	BB	IBB	HBP	BLK	WP	HR	S	P	ERA	WHIP
Don Drysdale, R ERA: 2.78 (1, 1)	7.0	L	32	8	5	2	3	2	1	0	0	1	0	55	93	2.57	1.429
Dick Calmus, R ERA: 2.87 (8, 1)	1.0		4	1	1	1	3	0	0	0	0	0	1	11	17	9.00	1.000

AB R H RBI BB SO LOB

4	2	2	0	0	0	2
4	1	1	1	0	0	2
3	0	1	0	1	0	1
0	0	0	0	0	0	0
4	1	1	1	0	1	3
3	1	0	0	0	0	2
4	1	2	2	0	0	1
0	0	0	0	0	0	0
4	0	1	0	0	1	3
3	0	0	0	1	2	1
3	0	1	0	1	2	1

AB	32
R	6
H	9
RBI	4
BB	3
SO	6
LOB	16



WP	PA	CS
1	36	0

Los Angeles Dodgers @ Philadelphia Phillies
 Connie Mack Stadium, Philadelphia, PA
 Sun Sep 15 1963, 3:33 AM EDT
 Att. 16,796 - Unknown

livebaseballscores.com

Batter	1	2	3	4	5	6	7	8	9	AB R H RBI BB SO LOB	TOP	
Tony Taylor, R (1, 5) OBP: 0.333, SLG: 0.373	0-2 HR 3B	0-0 FC6-4 1-2f			0-1 E 1B	4-0 BB		0-3 K		4 2 2 0 1 1 1		
Johnny Callison, L (1, 9) OBP: 0.341, SLG: 0.496	1-1 HR		0-0 HR		0-0 E5 SF9 1B	3-3 K		0-0 PB 1B		5 3 4 3 0 1 3		
Wes Covington, L (1, 7) OBP: 0.361, SLG: 0.540 Don Demeter, R (5, PH) OBP: 0.307, SLG: 0.431	0-3 K		0-0 P6		2-0 SF9	2-3 K		2-0 F2		2 0 0 0 0 1 0 2 0 0 1 0 1 4		
Tony Gonzalez, L (1, 8) OBP: 0.383, SLG: 0.450	0-0 6-3		3-2 1B		0-0 4-3		0-3 K		2-2 6-3	5 0 1 0 0 1 1		
Clay Dalrymple, L (1, 2) OBP: 0.331, SLG: 0.366	0-0 F5		0-0 F5		0-0 F3		0-3 K		2-3 K	5 0 0 0 0 2 2		
Roy Sievers, R (1, 3) OBP: 0.309, SLG: 0.423		0-2 F8	0-0 L6			4-0 BB 1B	0-0 HR			3 2 1 1 1 0 1		
Cookie Rojas, R (1, 4) OBP: 0.271, SLG: 0.303		2-0 HR		0-0 5-3		4-2 S 1B BB	0-0 F8			3 1 1 1 1 0 0		
Bobby Wine, R (1, 6) OBP: 0.240, SLG: 0.293		0-0 FC6-4 1B		0-0 6-3		2-2 S 1B	0-3 K			4 0 2 1 0 1 0		
Ray Culp, R (1, 1) OBP: 0.174, SLG: 0.152 Jack Baldschun, R (6, 1) Johnny Klippstein, R (9, 1) OBP: 0.038, SLG: 0.038		2-3 K		3-3 K		1-3 K	0-0 6-3			3 0 0 0 0 3 3 1 0 0 0 0 0 0 0 0 0 0 0 0 0		
Inning Stats	R: 2 H: 2 E: 0 LOB: 0 K: 1 BB: 0 S: 12 P: 13	R: 1 H: 2 E: 0 LOB: 1 K: 1 BB: 0 S: 9 P: 13	R: 1 H: 2 E: 0 LOB: 1 K: 0 BB: 0 S: 10 P: 13	R: 0 H: 0 E: 0 LOB: 0 K: 1 BB: 0 S: 5 P: 8	R: 2 H: 2 E: 1 LOB: 0 K: 0 BB: 0 S: 6 P: 8	R: 1 H: 1 E: 0 LOB: 3 K: 3 BB: 3 S: 16 P: 36	R: 1 H: 1 E: 0 LOB: 0 K: 2 BB: 0 S: 8 P: 8	R: 0 H: 0 E: 0 LOB: 0 K: 2 BB: 0 S: 7 P: 7	R: 0 H: 1 E: 0 LOB: 1 K: 1 BB: 0 S: 11 P: 17	1B: 6 SF: 1 2B: 0 SAC: 0 3B: 1 DP: 0 HR: 4 HBP: 0	WP: 0 PA: 41 PB: 1 SB: 2 CS: 0	
PITCHER	IP WLS BF H R ER SO BB IBB HBP BLK WP HR S P ERA WHIP											
Tracy Stallard, R (1, 1) ERA: 4.83	2.1 L 13 6 4 4 2 0 0 0 0 0 0 3 29 37 15.43 2.571											
Grover Powell, L (3, 1) ERA: 1.65	4.2 21 4 4 2 6 3 0 0 0 0 0 1 37 62 3.86 1.500											
Galen Cisco, R (8, 1) ERA: 4.13	2.0 7 1 0 0 3 0 0 0 0 0 0 0 18 24 0.00 0.500											

Philadelphia Phillies @ New York Mets
Polo Grounds, New York, NY
Tue Sep 17 1963, 7:05 PM EDT
Att. 2,047 - Unknown

livebaseballscorecards.com

AB	37
R	8
H	11
RBI	7
BB	3
SO	11
LOB	15



BOTTOM

Philadelphia Phillies @ New York Mets
Polo Grounds, New York, NY
Tue Sep 17 1963, 7:05 PM EDT
Att. 2,047 - Unknown

livebaseballscorecards.com

AB 34
R 6
H 9
RBI 6
BB 4
SO 7
LOB 8



WP: 0 PA: 38
PB: 1
SB: 0
CS: 0

AB R H RBI BB SO LOB
4 0 0 0 0 1 2
0 0 0 0 1 0 0

4 1 1 2 1 2 1

3 1 1 0 1 0 1

4 1 1 1 0 0 1

4 0 2 1 0 1 0

4 0 1 0 0 0 2

1 0 0 0 0 0 0
3 0 0 0 0 1 1

2 0 0 0 0 1 0
1 0 0 0 0 0 0
0 0 0 0 0 0 0
1 1 1 1 0 0 0

0 0 0 0 0 0 0
1 1 1 0 1 0 0
1 1 1 1 0 0 0
0 0 0 0 0 0 0
1 0 0 0 0 1 0

1B: 3 SF: 0
2B: 3 SAC: 0
3B: 1 DP: 1
HR: 3 HBP: 0

Batter	1	2	3	4	5	6	7	8	9
Cleon Jones, R (1, 8) Duke Carmel, L (9, PH) OBP: 0.322, SLG: 0.351	1-1 F3		0-0 4-3		1-2 1-3		0-3 K		4-2 BB
Pumpsie Green, S (1, 5) OBP: 0.465, SLG: 0.424	4-2 4-3 PB BB		0-1 2-H HR		3-2 1-3		0-3 K		3-3 1-3
Duke Snider, L (1, 7) OBP: 0.350, SLG: 0.408	1-1 4-3		4-0 2-6 BB		1-2 3B 1B		2-0 F8		
Tim Harkness, L (1, 3) OBP: 0.295, SLG: 0.341	0-2 G3		0-0 2-6	0-0 6-3	3-2 5-3 3B		0-0 6-3		
Chico Fernandez, R (1, 4) OBP: 0.243, SLG: 0.237		3-3 K		0-0 L3 1B	2-2 5-3		0-1 2B		
Ed Kranepool, L (1, 9) OBP: 0.255, SLG: 0.286		0-0 4-3		0-0 L3	0-0 2B		1-0 G3		
Chris Cannizzaro, R (1, 2) Choo-Choo Coleman, L (5, 2) OBP: 0.269, SLG: 0.217		0-0 F3			1-3 K	0-2 F9			1-0 1-3
Al Moran, R (1, 6) Joe Christopher, R (7, PH) Galen Cisco, R (8, 1) Frank Thomas, R (9, PH) OBP: 0.320, SLG: 0.404			0-3 K		3-1 F8		2-0 F7		0-0 HR
Tracy Stallard, R (1, 1) Grover Powell, L (3, 1) Joe Hicks, L (7, PH) Ted Schreiber, R (8, 6) Jesse Gonder, L (9, PH) OBP: 0.331, SLG: 0.465			4-1 HR BB		0-0 1B		3-2 HR		2-3 K

Inning Stats	R: 0	H: 0	E: 0	K: 10	LOB: 1	BB: 1	P: 16	R: 0	H: 0	E: 0	K: 5	LOB: 0	BB: 0	P: 8	R: 2	H: 1	E: 0	K: 1	LOB: 1	BB: 2	P: 15	R: 0	H: 1	E: 0	K: 0	LOB: 0	BB: 0	P: 3	R: 0	H: 1	E: 0	K: 1	LOB: 1	BB: 0	P: 14	R: 2	H: 3	E: 0	K: 0	LOB: 1	BB: 0	P: 25	R: 1	H: 1	E: 0	K: 2	LOB: 0	BB: 0	P: 15	R: 0	H: 1	E: 0	K: 0	LOB: 1	BB: 0	P: 8	R: 1	H: 1	E: 0	K: 2	LOB: 1	BB: 1	P: 21	1B: 3	SF: 0	2B: 3	SAC: 0	3B: 1	DP: 1	HR: 3	HBP: 0	WP: 0	PA: 38
--------------	------	------	------	-------	--------	-------	-------	------	------	------	------	--------	-------	------	------	------	------	------	--------	-------	-------	------	------	------	------	--------	-------	------	------	------	------	------	--------	-------	-------	------	------	------	------	--------	-------	-------	------	------	------	------	--------	-------	-------	------	------	------	------	--------	-------	------	------	------	------	------	--------	-------	-------	-------	-------	-------	--------	-------	-------	-------	--------	-------	--------

PITCHER	IP	WLS	BF	H	R	ER	SO	BB	IBB	HBP	BLK	WP	HR	S	P	ERA	WHIP
Ray Culp, R (1, 1) ERA: 2.83	5.1	W	23	5	4	4	3	3	0	0	0	0	1	43	72	6.75	1.500
Jack Baldschun, R (6, 1) ERA: 2.48	3.1		15	4	2	2	3	1	0	0	0	0	2	29	46	5.40	1.500
Johnny Klippstein, R (9, 1) ERA: 1.93	0.1	S	1	0	0	0	1	0	0	0	0	0	0	4	7	0.00	0.000

Batter	1	2	3	4	5	6	7	8	9	AB R H RBI BB SO LOB	TOP		
Tony Taylor, R (1, 5) OBP: 0.334, SLG: 0.374	0-0 6-3		3-1 1-3 1B		3-2 1B 1B		2-1 4-3			4 1 2 0 0 0 0			
Johnny Callison, L (1, 9) OBP: 0.339, SLG: 0.492	1-1 G3		0-0 4-3		2-1 G3		1-0 4-3			4 0 0 0 0 0 3			
Wes Covington, L (1, 7) OBP: 0.359, SLG: 0.536 Don Demeter, R (7, 7) OBP: 0.307, SLG: 0.431	1-2 4-3			2-2 G3	0-0 1B 1B		2-2 F9			4 1 1 1 0 0 0 0 0 0 0 0 0 0			
Tony Gonzalez, L (1, 8) OBP: 0.381, SLG: 0.446		0-0 1-3		0-0 E4 1B 1B	0-0 4-3			0-0 F7		4 1 0 0 0 0 1			
Clay Dalrymple, L (1, 2) OBP: 0.332, SLG: 0.368		0-2 E1 G5-4-3		2-1 FC6-4 1B 1-3 3B 1B	2-2 1B			0-0 4-3		4 1 2 1 0 0 0			
Roy Sievers, R (1, 3) OBP: 0.309, SLG: 0.421		0-0 G5-4-3 1-2f		1-0 FC6-4 1-2 3-H 1B	1-1 F2			0-1 F8		4 0 1 1 0 0 2			
Cookie Rojas, R (1, 4) OBP: 0.257, SLG: 0.286			3-1 6-3	1-2 FC6-4 1-2f 2-3 3B		3-2 1-3			0-0 L9	4 1 0 0 0 0 2			
Bobby Wine, R (1, 6) OBP: 0.240, SLG: 0.298			0-0 6-3	1-2 1-H 3-H 3B		3-1 P4			0-0 F3	4 0 1 2 0 0 0			
Chris Short, R (1, 1) OBP: 0.098, SLG: 0.131			1-1 1B 1B	1-0 5-3		0-0 6-3			0-0 6-3	4 0 1 0 0 0 1			
Inning Stats	R: 0 E: 0 K: 0 S: 6 H: 0 LOB: 0 BB: 0 P: 8	R: 0 E: 1 K: 0 S: 5 H: 0 LOB: 0 BB: 0 P: 5	R: 0 E: 0 K: 0 S: 8 H: 2 LOB: 2 BB: 0 P: 15	R: 3 E: 1 K: 0 S: 14 H: 3 LOB: 1 BB: 0 P: 22	R: 2 E: 0 K: 0 S: 12 H: 3 LOB: 1 BB: 0 P: 20	R: 0 E: 0 K: 0 S: 6 H: 0 LOB: 0 BB: 0 P: 12	R: 0 E: 0 K: 0 S: 6 H: 0 LOB: 0 BB: 0 P: 11	R: 0 E: 0 K: 0 S: 4 H: 0 LOB: 0 BB: 0 P: 4	R: 0 E: 0 K: 0 S: 3 H: 0 LOB: 0 BB: 0 P: 3	1B: 7 2B: 0 3B: 1 HR: 0 SF: 0 SAC: 0 DP: 1 HBP: 0	WP: 0 PB: 0 SB: 0 CS: 0 PA: 36		
PITCHER	IP WLS BF H R ER SO BB IBB HBP BLK WP HR S P ERA WHIP											PITCHER	IP WLS BF H R ER SO BB IBB HBP BLK WP HR S P ERA WHIP
Craig Anderson, R (1, 1) ERA: 8.31	3.2 L 17 5 3 0 0 0 0 0 0 0 0 0 0 32 48 0.00 1.364												
Roger Craig, R (4, 1) ERA: 3.91	1.1 7 3 2 2 0 0 0 0 0 0 0 0 0 13 22 13.50 2.250												
Ed Bauta, R (6, 1) ERA: 3.89	2.0 6 0 0 0 0 0 0 0 0 0 0 0 0 12 23 0.00 0.000												
Larry Bearmarth, R (8, 1) ERA: 3.19	2.0 6 0 0 0 0 0 0 0 0 0 0 0 0 7 7 0.00 0.000												

Philadelphia Phillies @ New York Mets
Polo Grounds, New York, NY
Wed Sep 18 1963, 3:33 AM EDT
Att. 1,752 - Unknown

livebaseballscorecards.com

AB 36
R 5
H 8
RBI 5
BB 0
SO 0
LOB 9



Batter	1	2	3	4	5	6	7	8	9	AB R H RBI BB SO LOB	TOP									
Tony Taylor, R OBP: 0.332, SLG: 0.371 (1, 5) (7, 4)	0-3 K		0-0 FC4-6 F9		0-0 4-3			0-0 E5 1B		4 1 0 0 0 1 1										
Johnny Callison, L OBP: 0.339, SLG: 0.491 (1, 9)	0-0 E6 FC1-5		0-0 F9			0-3 K		0-0 1B		4 0 1 1 0 1 1										
Wes Covington, L OBP: 0.355, SLG: 0.530 Dick Allen, R OBP: 0.143, SLG: 0.214 (1, 7) (8, 5)	0-0 FC1-5 3B		0-0 F9			0-0 6-3		0-3 K		4 1 0 0 0 1 3 0 0 0 0 0 0 0										
Tony Gonzalez, L OBP: 0.380, SLG: 0.449 (1, 8)	0-0 1B 3B			0-0 1-3		0-0 4-3			0-0 F7	4 0 1 1 0 0 0										
Clay Dalrymple, L OBP: 0.329, SLG: 0.364 (1, 2)	0-0 6-3			0-0 F9			0-0 4-3		0-0 4-3	4 0 0 0 0 0 1										
Roy Sievers, R OBP: 0.310, SLG: 0.422 Bob Oldis, R OBP: 0.250, SLG: 0.260 (1, 3) (9, PR)		0-3 K		0-0 1B			0-3 K		0-0 1B	4 0 2 0 0 2 0 0 0 0 0 0 0 0										
Cookie Rojas, R OBP: 0.260, SLG: 0.288 Paul Brown, R Earl Averill, R OBP: 0.350, SLG: 0.435 (1, 4) (7, 1) (9, PH)		0-0 CS 1B		0-3 K			0-3 K2-3		0-0 F7	3 0 1 0 0 2 1 0 0 0 0 0 0 0 1 0 0 0 0 0 1	AB 34 R 2 H 6 RBI 2 BB 0 SO 8 LOB 9									
Bobby Wine, R OBP: 0.239, SLG: 0.296 Cal Emery, L OBP: 0.158, SLG: 0.211 Ruben Amaro, R OBP: 0.278, SLG: 0.303 (1, 6) (8, PH) (8, 6)		0-0 F9			0-3 K			0-0 P6		2 0 0 0 0 1 1 1 0 0 0 0 0 0 0 0 0 0 0 0 0										
Dennis Bennett, L OBP: 0.222, SLG: 0.176 Don Hoak, R OBP: 0.273, SLG: 0.317 John Herrnstein, L OBP: 0.167, SLG: 0.091 (1, 1) (7, 5) (8, PH) (8, 7)			0-0 FC4-6 1B		0-0 P6			0-0 G3		2 0 1 0 0 0 0 0 0 0 0 0 0 0 1 0 0 0 0 0 0										
Inning Stats	R: 1 E: 1 K: 1 S: 7	H: 1 LOB: 1 BB: 0 P: 7	R: 0 E: 0 K: 1 S: 5	H: 1 LOB: 0 BB: 0 P: 5	R: 0 E: 0 K: 0 S: 4	H: 1 LOB: 1 BB: 0 P: 4	R: 0 E: 0 K: 1 S: 6	H: 1 LOB: 1 BB: 0 P: 6	R: 0 E: 0 K: 1 S: 5	H: 0 LOB: 0 BB: 0 P: 5	R: 0 E: 0 K: 2 S: 7	H: 0 LOB: 0 BB: 0 P: 7	R: 1 E: 1 K: 1 S: 7	H: 1 LOB: 1 BB: 0 P: 7	R: 0 E: 0 K: 0 S: 4	H: 1 LOB: 1 BB: 0 P: 4	1B: 5 2B: 0 3B: 1 HR: 0	SF: 0 SAC: 0 DP: 0 HBP: 0	WP: 0 PB: 0 SB: 0 CS: 1	PA: 34
PITCHER Ken Johnson, R ERA: 2.72 (1, 1)	IP 9.0 WLS W BF 34 H 6 R 2 ER 0 SO 8 BB 0 IBB 0 HBP 0 BLK 0 WP 0 HR 0 S 50 P 50 ERA 0.00 WHIP 0.667																			

Philadelphia Phillies @ Houston Colt 45's
Colt Stadium, Houston, TX
Fri Sep 20 1963, 8:05 PM EDT
Att: 4,039 - Unknown - 76 F

livebaseballscorecards.com



Batter	1	2	3	4	5	6	7	8	9	AB	R	H	RBI	BB	SO	LOB
Ernie Fazio, R OBP: 0.273, SLG: 0.283 (1, 4)	0-0 P4		0-3 K			4-0 HR BB		0-0 F8		3	1	0	0	1	1	1
Glenn Vaughan, S OBP: 0.225, SLG: 0.234 (1, 6)	4-0 FC6-4 BB		0-0 4-3			0-3 K		0-0 4-3		3	0	0	0	1	1	3
Bob Lillis, R OBP: 0.225, SLG: 0.234 (9, 6)										0	0	0	0	0	0	0
Johnny Weekly, R OBP: 0.282, SLG: 0.400 (1, 7)	0-0 P6			0-0 6-3		0-3 K		0-0 L7		4	0	0	0	0	1	3
Carl Warwick, R OBP: 0.317, SLG: 0.350 (1, 9)	0-0 FC6-4			0-0 F5		0-0 HR				3	1	1	3	0	0	1
Howie Goss, R OBP: 0.262, SLG: 0.332 (1, 8)		0-3 K		0-3 K		0-0 F8				3	0	0	0	0	2	0
Rusty Staub, L OBP: 0.304, SLG: 0.298 (1, 3)		0-0 L9			0-0 4-3			0-0 F9		3	0	0	0	0	0	0
Bob Aspromonte, R OBP: 0.263, SLG: 0.295 (1, 5)		0-0 P4			0-0 F8			0-0 FC5-2 3B		3	0	1	0	0	0	0
John Bateman, R OBP: 0.246, SLG: 0.335 (1, 2)			0-0 1B		0-0 L3			0-0 FC5-2		3	0	1	0	0	0	1
Ken Johnson, R OBP: 0.096, SLG: 0.070 (1, 1)			0-3 K			0-0 HR BB 1B		0-3 K		3	1	1	0	0	2	2

Inning Stats		R: 0	H: 0	E: 0	K: 0	S: 3	R: 0	H: 0	E: 0	K: 1	S: 5	R: 0	H: 1	E: 0	K: 2	S: 8	R: 0	H: 0	E: 0	K: 1	S: 5	R: 0	H: 0	E: 0	K: 0	S: 3	R: 3	H: 2	E: 0	K: 2	S: 9	R: 0	H: 1	E: 0	K: 1	S: 6	R: 0	H: 0	E: 0	K: 0	S: 3				
Dennis Bennett, L ERA: 2.62 (1, 1)	6.1	WLS	L	BF	25	H	4	R	3	ER	3	SO	6	BB	2	IBB	0	HBP	0	BLK	0	WP	0	HR	1	S	35	P	43	ERA	4.26	WHIP	0.947												
Paul Brown, R ERA: 2.25 (7, 1)	1.2	WLS	L	BF	5	H	0	R	0	ER	0	SO	1	BB	0	IBB	0	HBP	0	BLK	0	WP	0	HR	0	S	7	P	7	ERA	0.00	WHIP	0.000												

BOTTOM

Philadelphia Phillies @ Houston Colt 45's
Colt Stadium, Houston, TX


Fri Sep 20 1963, 8:05 PM EDT
Att. 4,039 - Unknown - 76 F

livebaseballscorecards.com

AB	28
R	3
H	4
RBI	3
BB	2
SO	7
LOB	11

1B: 2 **SF:** 0
2B: 0 **SAC:** 0
3B: 1 **DP:** 0
HR: 1 **HBP:** 0

WP: 0 **PA:** 30
PB: 0
SB: 0
CS: 0



Batter	1	2	3	4	5	6	7	8	9	AB R H RBI BB SO LOB	TOP																
Tony Taylor, R (1, 4) OBP: 0.331, SLG: 0.371	0-1 F8		0-3 K		1-1 L3			0-0 1B 2B		4 1 1 0 0 1 1																	
Johnny Callison, L (1, 9) OBP: 0.337, SLG: 0.487	0-1 P3		0-0 1-3			0-1 F8		0-0 1B 1B		4 0 1 1 0 0 0																	
Wes Covington, L (1, 7) OBP: 0.361, SLG: 0.535 Don Demeter, R (8, PR) OBP: 0.307, SLG: 0.431	0-0 1B		1-2 F7			0-1 F8		0-0 1B 1B		4 0 2 0 0 0 0 0 0 0 0 0 0 0																	
Tony Gonzalez, L (1, 8) OBP: 0.377, SLG: 0.445	1-1 F8			1-0 1-3		0-0 6-3		0-3 K		4 0 0 0 0 1 3																	
Roy Sievers, R (1, 3) OBP: 0.309, SLG: 0.418		0-0 F8		0-0 P6			2-3 K		3-3 K	4 0 0 0 0 2 0																	
Clay Dalrymple, L (1, 2) OBP: 0.328, SLG: 0.362		0-2 1B 1B		0-0 L9			0-1 L3		0-0 G3	4 0 1 0 0 0 0																	
Don Hoak, R (1, 5) OBP: 0.275, SLG: 0.318 Bobby Wine, R (9, 6) OBP: 0.239, SLG: 0.296		1-2 1B FC6-4 1B		2-1 6-3 SH2-4 1B			0-0 L6		2-3 K	4 0 2 0 0 1 0 0 0 0 0 0 0 0	AB 32 R 1 H 8 RBI 1 BB 0 SO 5 LOB 9																
Ruben Amaro, R (1, 6) OBP: 0.280, SLG: 0.308		1-1 F7		0-1 SH2-4				1-0 2B 1B		2 0 1 0 0 0 2																	
Chris Short, R (1, 1) OBP: 0.095, SLG: 0.127 Johnny Klippstein, R (9, 1) OBP: 0.038, SLG: 0.038		0-0 FC6-4		0-0 6-3				0-0 SH3-4		2 0 0 0 0 0 3 0 0 0 0 0 0 0																	
Inning Stats	R: 0 E: 0 K: 0 S: 7	H: 1 LOB: 1 BB: 0 P: 8	R: 0 E: 0 K: 0 S: 13	H: 2 LOB: 2 BB: 0 P: 15	R: 0 E: 0 K: 1 S: 7	H: 0 LOB: 0 BB: 0 P: 8	R: 0 E: 0 K: 0 S: 3	H: 0 LOB: 0 BB: 0 P: 4	R: 0 E: 0 K: 0 S: 7	H: 1 LOB: 1 BB: 0 P: 10	R: 0 E: 0 K: 0 S: 5	H: 0 LOB: 0 BB: 0 P: 5	R: 0 E: 0 K: 1 S: 6	H: 0 LOB: 0 BB: 0 P: 8	R: 1 E: 0 K: 1 S: 8	H: 4 LOB: 2 BB: 0 P: 9	R: 0 E: 0 K: 2 S: 7	H: 0 LOB: 0 BB: 0 P: 12	1B: 7 2B: 1 3B: 0 HR: 0	SF: 0 SAC: 2 DP: 0 HBP: 0	WP: 0 PB: 0 SB: 0 CS: 0	PA: 34					
PITCHER	IP	WLS	BF	H	R	ER	SO	BB	IBB	HBP	BLK	WP	HR	S	P	ERA	WHIP										
Hal Brown, R (1, 1) ERA: 3.31	7.2		30	8	1	1	2	0	0	0	0	0	0	53	64	1.17	1.043										
Hal Woodeshick, L (8, 1) ERA: 1.98	0.1		1	0	0	0	1	0	0	0	0	0	0	3	3	0.00	0.000										
Turk Farrell, R (9, 1) ERA: 3.08	1.0	W	3	0	0	0	2	0	0	0	0	0	0	7	12	0.00	0.000										

Philadelphia Phillies @ Houston Colt 45's
Colt Stadium, Houston, TX
Sun Sep 22 1963, 8:05 PM EDT
Att: 3,493 - Unknown - 83 F

livebaseballscorecards.com



Batter	1	2	3	4	5	6	7	8	9	AB R H RBI BB SO LOB	TOP					
Tony Taylor, R (1, 4) OBP: 0.332, SLG: 0.371	0-0 G4-6-3 1B		0-0 F8			0-0 4-3		0-0 BLK HBP 2-H 3-H 1B		4 0 2 2 0 0 0	Philadelphia Phillies @ San Francisco Giants Candlestick Park, San Francisco, CA Tue Sep 24 1963, 10:05 PM EDT Att. 8,360 - Unknown livebaseballscorecards.com					
Johnny Callison, L (1, 9) OBP: 0.338, SLG: 0.491	0-3 K			0-0 4-3		0-0 HR	0-0 BLK HBP 1-2		3 1 1 1 0 1 1							
Wes Covington, L (1, 7) OBP: 0.358, SLG: 0.530 Don Demeter, R (7, 7) OBP: 0.306, SLG: 0.430	0-0 G4-6-3 1-2f			0-0 1-3		0-3 K	0-3 K	0-3 1-2 2-3	3 0 0 0 0 1 1 1 0 0 0 0 1 2							
Tony Gonzalez, L (1, 8) OBP: 0.376, SLG: 0.442		0-0 4-3		0-3 K		0-3 K	4-0 BB		3 0 0 0 1 2 0							
Clay Dalrymple, L (1, 2) OBP: 0.329, SLG: 0.370		0-0 1B			0-0 G3	0-0 HR	0-0 F2		4 1 2 1 0 0 3							
Roy Sievers, R (1, 3) OBP: 0.307, SLG: 0.414 Frank Torre, L (9, 3) OBP: 0.325, SLG: 0.346		0-3 K		0-0 F3		0-0 F7		0-0 6-3	4 0 0 0 0 1 1 0 0 0 0 0 0 0							
Don Hoak, R (1, 5) OBP: 0.275, SLG: 0.320		0-0 F7		0-0 F8			0-0 1B 2B	0-0 6-3	4 1 1 0 0 0 1							
Bobby Wine, R (1, 6) OBP: 0.239, SLG: 0.297 John Herrnstein, L (9, PH) OBP: 0.231, SLG: 0.417 Ruben Amaro, R (9, 6) OBP: 0.280, SLG: 0.308			0-0 F8			0-3 K	0-0 SH1-4 1B	0-0 HR	3 1 1 0 0 1 0 1 1 1 1 0 0 0 0 0 0 0 0 0 0							
Dennis Bennett, L (1, 1) OBP: 0.211, SLG: 0.167 Jack Baldschun, R (8, 1)			0-3 K			0-3 K	0-0 SH1-4 1-2	0-3 K	2 0 0 0 0 2 0 1 0 0 0 0 1 0							
Inning Stats	R: 0 H: 1 E: 0 LOB: 0 K: 1 BB: 0 S: 5 P: 5	R: 0 H: 1 E: 0 LOB: 1 K: 1 BB: 0 S: 6 P: 6	R: 0 H: 0 E: 0 LOB: 0 K: 1 BB: 0 S: 5 P: 5	R: 0 H: 0 E: 0 LOB: 0 K: 1 BB: 0 S: 5 P: 5	R: 0 H: 0 E: 0 LOB: 0 K: 0 BB: 0 S: 3 P: 3	R: 0 H: 0 E: 0 LOB: 0 K: 2 BB: 0 S: 7 P: 7	R: 2 H: 2 E: 0 LOB: 0 K: 2 BB: 0 S: 9 P: 9	R: 2 H: 3 E: 0 LOB: 3 K: 1 BB: 1 S: 8 P: 13	R: 1 H: 1 E: 0 LOB: 0 K: 1 BB: 0 S: 6 P: 6	1B: 4 SF: 0 2B: 1 SAC: 1 3B: 0 DP: 1 HR: 3 HBP: 1		WP: 0 PA: 36 PB: 0 SB: 0 CS: 0				
PITCHER	IP WLS BF H R ER SO BB IBB HBP BLK WP HR S P ERA WHIP															
Juan Marichal, R (1, 1) ERA: 2.45	8.0	32	7	4	4	9	1	0	1	1	0	2	48	53	4.50	1.000
Don Larsen, R (9, 1) ERA: 2.8	1.0	L	4	1	1	1	0	0	0	0	0	1	6	6	9.00	1.000



Batter	1	2	3	4	5	6	7	8	9	AB	R	H	RBI	BB	SO	LOB
Harvey Kuenn, R (1, 5) OBP: 0.352, SLG: 0.375 Chuck Hiller, L (8, 4) OBP: 0.262, SLG: 0.300 Jesus Alou, R (8, PH) OBP: 0.368, SLG: 0.389 (9, 7)	0-0 CS 1B			0-0 6-3		0-0 FC5-4 1-2f		0-0 6-3 1-2 2-H		3	0	1	0	0	0	1
Willie McCovey, L (1, 7) OBP: 0.354, SLG: 0.570 Ernie Bowman, R (8, PR) OBP: 0.181, SLG: 0.208 (9, 4)	0-3 K			0-3 K		0-3 K		4-0 1B E 2-3 BB		3	0	0	0	1	3	2
Orlando Cepeda, R (1, 3) OBP: 0.367, SLG: 0.568	0-3 K 1-2			1-0 HBP			0-0 F7	0-0 E FC5-2 1B 1-3 3-H		3	0	1	1	0	1	1
Willie Mays, R (1, 8) OBP: 0.378, SLG: 0.582		0-0 F5		0-0 F4			0-0 HR	0-0 E6 FC5-2 1-3 3-H		4	1	1	1	0	0	2
Felipe Alou, R (1, 9) OBP: 0.321, SLG: 0.475 Don Larsen, R (9, 1) OBP: 0.250, SLG: 0.182		0-0 4-3			0-0 F9		0-0 6-3	0-0 FC5-2 1-2 3-H		4	0	0	0	0	0	2
Jim Davenport, R (1, 4) OBP: 0.298, SLG: 0.330 (8, 5)		0-0 F8			0-0 2-4 1B		0-0 1B	0-3 K		4	0	2	0	0	1	2
Ed Bailey, L (1, 2) OBP: 0.364, SLG: 0.477			0-3 K		0-0 F9		0-3 K		0-0 F6	4	0	0	0	0	2	2
Jose Pagan, R (1, 6) OBP: 0.277, SLG: 0.299			0-0 F9		0-0 2-4	0-0 6-3		0-0 WP BB 6-3 1B	0-3 K	4	1	1	0	0	1	0
Juan Marichal, R (1, 1) OBP: 0.188, SLG: 0.211 Jose Cardenal, R (8, PH) OBP: 0.400, SLG: 0.250 (9, 9)			0-0 F8			0-0 FC5-4 1B		4-0 WP WP 1B BB 1-2	0-3 K	2	0	1	0	0	0	0

Inning Stats	R: 0	H: 1	E: 0	K: 2	S: 7	LOB: 1	BB: 0	P: 7	R: 0	H: 0	E: 0	K: 0	S: 3	LOB: 0	BB: 0	P: 3	R: 0	H: 0	E: 0	K: 1	S: 5	LOB: 0	BB: 0	P: 5	R: 0	H: 0	E: 0	K: 1	S: 5	LOB: 1	BB: 0	P: 6	R: 0	H: 1	E: 0	K: 0	S: 3	LOB: 1	BB: 0	P: 3	R: 0	H: 1	E: 0	K: 1	S: 6	LOB: 1	BB: 0	P: 6	R: 1	H: 2	E: 0	K: 1	S: 7	LOB: 1	BB: 0	P: 7	R: 3	H: 2	E: 1	K: 1	S: 8	LOB: 2	BB: 2	P: 16	R: 0	H: 0	E: 0	K: 2	S: 7	LOB: 0	BB: 0	P: 7	R: 0	H: 0	E: 0	K: 2	S: 7	LOB: 0	BB: 0	P: 7	1B: 6	SF: 0	2B: 1	SAC: 0	3B: 0	DP: 1	HR: 1	HBP: 1	WP: 2	PA: 36
PITCHER Dennis Bennett, L (1, 1) ERA: 2.69 Jack Baldschun, R (8, 1) ERA: 2.44	IP	WLS	BF	H	R	ER	SO	BB	IBB	HBP	BLK	WP	HR	S	P	ERA	WHIP																			PITCHER	IP	WLS	BF	H	R	ER	SO	BB	IBB	HBP	BLK	WP	HR	S	P	ERA	WHIP																																					

BOTTOM

Philadelphia Phillies @ San Francisco Giants
Candlestick Park, San Francisco, CA

Tue Sep 24 1963, 10:05 PM EDT
Att. 8,360 - Unknown

AB	33
R	4
H	7
RBI	3
BB	2
SO	9
LOB	13



Batter	1	2	3	4	5	6	7	8	9	AB R H RBI BB SO LOB	TOP																	
Tony Taylor, R (1, 4) OBP: 0.331, SLG: 0.369	0-3 K		0-0 FC6-4 BB		0-0 6-3		0-0 FC4-6 HR		4-0 BB	4 1 0 0 1 1 2	Philadelphia Phillies @ San Francisco Giants Candlestick Park, San Francisco, CA Wed Sep 25 1963, 6:33 AM EDT Att. 4,360 - Unknown																	
Johnny Callison, L (1, 9) OBP: 0.341, SLG: 0.499	0-0 4-3 2B		4-0 1-2 BB			0-0 1B	0-0 HR		0-3 K	4 1 3 2 1 1 1																		
Wes Covington, L (1, 7) OBP: 0.357, SLG: 0.526 Ruben Amaro, R (7, PR) OBP: 0.280, SLG: 0.308	0-0 4-3 2-3		0-0 4-3			0-0 F9	4-0 G1-6-3 BB			3 0 0 0 1 0 4 0 0 0 0 0 0 0																		
Tony Gonzalez, L (1, 8) OBP: 0.374, SLG: 0.439	0-0 4-3			0-0 F9		0-0 F8	0-0 G1-6-3			4 0 0 0 0 0 3																		
Clay Dalrymple, L (1, 2) OBP: 0.329, SLG: 0.368		4-0 G6-4-3 BB		0-0 G3		0-0 F9		0-0 F5		3 0 0 0 1 0 1																		
Roy Sievers, R (1, 3) OBP: 0.308, SLG: 0.421 Frank Torre, L (8, 3) OBP: 0.325, SLG: 0.346		0-0 F9		0-0 HR			0-0 1B HR 1B	0-0 F9		4 2 2 1 0 0 1 0 0 0 0 0 0 0																		
Don Hoak, R (1, 5) OBP: 0.275, SLG: 0.320		0-0 G6-4-3 1-2f		0-0 5-3			0-0 1-2 HR 1B	0-0 6-3		4 1 1 0 0 0 1																		
Bobby Wine, R (1, 6) OBP: 0.238, SLG: 0.295 John Herrnstein, L (7, PH) OBP: 0.231, SLG: 0.417 Don Demeter, R (7, PH) OBP: 0.307, SLG: 0.436			0-0 F9		0-0 F2		0-0 1-H 2-H HR	0-0 F9		2 0 0 0 0 0 0 0 0 0 0 0 0 0 2 1 1 3 0 0 0																		
Ray Culp, R (1, 1) OBP: 0.174, SLG: 0.152 Art Mahaffey, R (1, 1) OBP: 0.220, SLG: 0.265 Jack Baldschun, R (8, 1)			0-0 FC6-4 1B		0-0 4-3		0-0 FC4-6 1B		0-3 K	0 0 0 0 0 0 0 3 0 2 0 0 0 0 1 0 0 0 0 1 0																		
Inning Stats	R: 0 E: 0 K: 1 S: 6	H: 1 LOB: 1 BB: 0 P: 6	R: 0 E: 0 K: 0 S: 2	H: 0 LOB: 0 BB: 1 P: 6	R: 0 E: 0 K: 0 S: 4	H: 1 LOB: 2 BB: 1 P: 8	R: 1 E: 0 K: 0 S: 4	H: 1 LOB: 0 BB: 0 P: 4	R: 0 E: 0 K: 0 S: 3	H: 0 LOB: 0 BB: 0 P: 3		R: 0 E: 0 K: 0 S: 4	H: 1 LOB: 1 BB: 0 P: 4	R: 5 E: 0 K: 0 S: 7	H: 5 LOB: 1 BB: 1 P: 11	R: 0 E: 0 K: 0 S: 3	H: 0 LOB: 0 BB: 0 P: 3	R: 0 E: 0 K: 2 S: 7	H: 0 LOB: 1 BB: 1 P: 11	1B: 5 2B: 1 3B: 0 HR: 3	SF: 0 SAC: 0 DP: 2 HBP: 0	WP: 0 PB: 0 SB: 0 CS: 0	PA: 38					
PITCHER	IP WLS BF H R ER SO BB IBB HBP BLK WP HR S P ERA WHIP																											
Jack Sanford, R (1, 1) ERA: 3.55	6.0		25	6	3	3	1	2	0	0	0	0	0	1	25	33	4.50	1.333										
Billy Pierce, L (7, 1) ERA: 4.27	0.0	L	1	1	1	1	0	0	0	0	0	0	0	1	1	1	∞	∞										
Don Larsen, R (7, 1) ERA: 3.08	0.1		3	2	2	2	0	0	0	0	0	0	0	1	3	3	54.00	6.000										
Al Stanek, L (7, 1) ERA: 3.46	0.2		2	0	0	0	0	1	0	0	0	0	0	1	5	5	0.00	1.500										
Jim Duffalo, R (8, 1) ERA: 2.91	2.0		7	0	0	0	2	1	0	0	0	0	0	10	14	0.00	0.500											

livebaseballscorecards.com

AB	34
R	6
H	9
RBI	6
BB	4
SO	3
LOB	13



Batter	1	2	3	4	5	6	7	8	9	AB	R	H	RBI	BB	SO	LOB
Chuck Hiller, L (1, 4) OBP: 0.263, SLG: 0.303	0-0 BB HR 1B	0-0 F7			0-0 F4		0-0 2B		0-0 G3	5	1	2	0	0	0	1
Willie McCovey, L (1, 7) OBP: 0.353, SLG: 0.567	4-0 1-2 HR BB	0-0 F2			0-3 K		0-0 3-1			3	1	0	0	1	1	2
Orlando Cepeda, R (1, 3) OBP: 0.367, SLG: 0.571	0-0 1-H 2-H HR		0-3 K		0-0 6-3			0-0 F9		4	1	1	3	0	1	0
Willie Mays, R (1, 8) OBP: 0.382, SLG: 0.592	0-0 2B		0-0 F9 2B		0-0 G3 SH3-1 1B			0-0 1B 3B		4	1	4	0	0	0	0
Tom Haller, L (1, 2) OBP: 0.333, SLG: 0.435	0-3 K		0-0 F9 2-3		0-0 SH3-1 1-2			0-0 1B		3	0	1	1	0	1	2
Felipe Alou, R (1, 9) OBP: 0.319, SLG: 0.472	0-0 6-3		0-0 F5		0-0 G3 2-3			0-0 K		4	0	0	0	0	1	4
Jim Davenport, R (1, 5) OBP: 0.296, SLG: 0.328	0-0 F9			0-0 F9		0-0 F9		0-0 F7		3	0	0	0	0	0	2
Ed Bailey, L (8, PH) OBP: 0.363, SLG: 0.475										1	0	0	0	0	0	1
Ernie Bowman, R (9, 5) OBP: 0.181, SLG: 0.208										0	0	0	0	0	0	0
Jose Pagan, R (1, 6) OBP: 0.277, SLG: 0.299		0-0 1B		0-0 F2		0-0 F2		0-0 4-3		3	0	1	0	0	1	0
Harvey Kuenn, R (9, PH) OBP: 0.352, SLG: 0.374										1	0	0	0	0	0	0
Jack Sanford, R (1, 1) OBP: 0.240, SLG: 0.187		0-0 F2		0-0 F6		0-3 K		0-3 K		2	0	0	0	0	0	1
Billy Pierce, L (7, 1) OBP: 0.162, SLG: 0.129										0	0	0	0	0	0	0
Don Larsen, R (7, 1) OBP: 0.250, SLG: 0.182										0	0	0	0	0	0	0
Al Staneck, L (7, 1) OBP: 0.177, SLG: 0.158										0	0	0	0	0	0	0
Matty Alou, L (7, PH) OBP: 0.119, SLG: 0.118										1	0	0	0	0	1	0
Jim Duffalo, R (8, 1) OBP: 0.119, SLG: 0.118										0	0	0	0	0	0	0
Jesus Alou, R (9, PH) OBP: 0.350, SLG: 0.368										1	0	0	0	0	1	0

Inning Stats	R: 3	H: 3	E: 0	K: 1	S: 8	LOB: 1	BB: 1	P: 12	R: 0	H: 1	E: 0	K: 0	S: 4	LOB: 1	BB: 0	P: 4	R: 0	H: 1	E: 0	K: 1	S: 6	LOB: 1	BB: 0	P: 6	R: 0	H: 0	E: 0	K: 0	S: 3	LOB: 0	BB: 0	P: 3	R: 0	H: 0	E: 0	K: 1	S: 5	LOB: 0	BB: 0	P: 5	R: 0	H: 1	E: 0	K: 0	S: 4	LOB: 1	BB: 0	P: 4	R: 0	H: 1	E: 0	K: 2	S: 8	LOB: 1	BB: 0	P: 8	R: 1	H: 2	E: 0	K: 1	S: 7	LOB: 1	BB: 0	P: 7	R: 0	H: 0	E: 0	K: 1	S: 5	LOB: 0	BB: 0	P: 5	1B: 4	2B: 3	3B: 1	HR: 1	SF: 0	SAC: 1	DP: 0	HBP: 0	WP: 0	PB: 0	SB: 0	CS: 0	PA: 37
--------------	------	------	------	------	------	--------	-------	-------	------	------	------	------	------	--------	-------	------	------	------	------	------	------	--------	-------	------	------	------	------	------	------	--------	-------	------	------	------	------	------	------	--------	-------	------	------	------	------	------	------	--------	-------	------	------	------	------	------	------	--------	-------	------	------	------	------	------	------	--------	-------	------	------	------	------	------	------	--------	-------	------	-------	-------	-------	-------	-------	--------	-------	--------	-------	-------	-------	-------	--------

PITCHER	IP	WLS	BF	H	R	ER	SO	BB	IBB	HBP	BLK	WP	HR	S	P	ERA	WHIP
Ray Culp, R (1, 1) ERA: 2.97	0.0		4	3	3	3	0	1	0	0	0	0	1	3	7	∞	∞
Art Mahaffey, R (1, 1) ERA: 4.03	7.1	W	28	6	1	1	5	0	0	0	0	0	0	38	38	1.23	0.818
Jack Baldschun, R (8, 1) ERA: 2.4	1.2	S	5	0	0	0	2	0	0	0	0	0	0	9	9	0.00	0.000


BOTTOM

Philadelphia Phillies @ San Francisco Giants
Candlestick Park, San Francisco, CA

Wed Sep 25 1963, 6:33 AM EDT
Att. 4,360 - Unknown

livebaseballscorecards.com

AB	35
R	4
H	9
RBI	4
BB	1
SO	7
LOB	13



Batter	1	2	3	4	5	6	7	8	9	AB R H RBI BB SO LOB	TOP									
Tony Taylor, R (1, 4) OBP: 0.330, SLG: 0.368 Cookie Rojas, R (1, 4) OBP: 0.250, SLG: 0.276	0-3 K		0-0 F7			0-0 F9		0-0 F8		1 0 0 0 0 1 0 3 0 0 0 0 0 2	Philadelphia Phillies @ San Francisco Giants Candlestick Park, San Francisco, CA Thu Sep 26 1963, 6:33 AM EDT Att. 3,691 - Unknown livebaseballscorecards.com									
Johnny Callison, L (1, 9) OBP: 0.339, SLG: 0.496	0-0 F2		0-0 1-3			0-0 F9		0-0 G3	4 0 0 0 0 0 1											
Tony Gonzalez, L (1, 8) OBP: 0.373, SLG: 0.438 Dick Allen, R (4, PH) OBP: 0.176, SLG: 0.294	0-0 1-3			0-0 5-3			0-0 2B	0-0 F6	1 0 0 0 0 0 0 3 0 1 0 0 0 0											
Roy Sievers, R (1, 3) OBP: 0.306, SLG: 0.418		0-0 F8		0-3 K			0-0 F7	0-0 F5	4 0 0 0 0 1 1											
Don Demeter, R (1, 7) OBP: 0.307, SLG: 0.435		4-0 BB		0-0 F6			0-0 F4		2 0 0 0 1 0 1											
Don Hoak, R (1, 5) OBP: 0.273, SLG: 0.317 Bobby Locke, R (7, 1)		0-0 F8		0-3 K			0-0 F9		3 0 0 0 0 1 2 0 0 0 0 0 0 0											
Bobby Wine, R (1, 6) OBP: 0.239, SLG: 0.296		0-3 K			0-0 G3-6 1B			0-0 5-3	3 0 1 0 0 1 1											
Clay Dalrymple, L (1, 2) OBP: 0.327, SLG: 0.366 Jack Hamilton, R (5, 1)			0-0 F4		0-0 G3-6 1-2f			0-0 E5	2 0 0 0 0 0 1 0 0 0 0 0 0 0 1 0 0 0 0 0 0											
Ruben Amaro, R (7, 5) OBP: 0.278, SLG: 0.307								0-0 F8	0 0 0 0 0 0 0 1 0 1 0 0 0 0 2 0 0 0 0 0 1											
Dallas Green, L (1, 1) OBP: 0.111, SLG: 0.086 Paul Brown, R (1, 1) OBP: 0.500, SLG: 0.500 Earl Averill, R (5, 2) OBP: 0.341, SLG: 0.423			0-0 1B			0-0 F7														
Inning Stats	R: 0 E: 0 K: 1 S: 5	H: 0 LOB: 0 BB: 0 P: 5	R: 0 E: 0 K: 1 S: 5	H: 0 LOB: 1 BB: 1 P: 9	R: 0 E: 0 K: 0 S: 4	H: 1 LOB: 1 BB: 0 P: 4	R: 0 E: 0 K: 1 S: 5	H: 0 LOB: 0 BB: 0 P: 5	R: 0 E: 0 K: 1 S: 5	H: 1 LOB: 0 BB: 0 P: 5	R: 0 E: 0 K: 0 S: 3	H: 0 LOB: 0 BB: 0 P: 3	R: 0 E: 1 K: 0 S: 4	H: 0 LOB: 1 BB: 0 P: 4	R: 0 E: 0 K: 0 S: 3	H: 0 LOB: 0 BB: 0 P: 3	1B: 2 2B: 1 3B: 0 HR: 0	SF: 0 SAC: 0 DP: 1 HBP: 0	WP: 0 PB: 0 SB: 0 CS: 0	PA: 31
PITCHER Billy O'Dell, L (1, 1) ERA: 3.17	IP: 9.0 WLS: W BF: 31 H: 3 R: 0 ER: 0 SO: 4 BB: 1 IBB: 0 HBP: 0 BLK: 0 WP: 0 HR: 0 S: 38 P: 42 ERA: 0.00 WHIP: 0.444																			



Batter	1	2	3	4	5	6	7	8	9
Harvey Kuenn, R (1, 5) OBP: 0.356, SLG: 0.377 Jim Davenport, R (4, 5) OBP: 0.295, SLG: 0.327									
Willie McCovey, L (1, 7) OBP: 0.353, SLG: 0.571 Jesus Alou, R (8, 7) OBP: 0.350, SLG: 0.368									
Orlando Cepeda, R (1, 3) OBP: 0.365, SLG: 0.569 Norm Larker, L (9, 3) OBP: 0.292, SLG: 0.224									
Willie Mays, R (1, 8) OBP: 0.379, SLG: 0.587 Jose Cardenal, R (9, 8) OBP: 0.400, SLG: 0.250									
Ed Bailey, L (1, 2) OBP: 0.366, SLG: 0.485									
Felipe Alou, R (1, 9) OBP: 0.320, SLG: 0.474									
Chuck Hiller, L (1, 4) OBP: 0.263, SLG: 0.303									
Jose Pagan, R (1, 6) OBP: 0.275, SLG: 0.297									
Billy O'Dell, S (1, 1) OBP: 0.244, SLG: 0.244									

Inning Stats	R: 6 E: 2 K: 0 S: 10	H: 5 LOB: 3 BB: 2 P: 18	R: 0 E: 0 K: 1 S: 7	H: 2 LOB: 2 BB: 0 P: 7	R: 4 E: 0 K: 0 S: 7	H: 4 LOB: 0 BB: 0 P: 7	R: 0 E: 0 K: 1 S: 5	H: 0 LOB: 0 BB: 0 P: 5	R: 0 E: 1 K: 1 S: 6	H: 1 LOB: 1 BB: 0 P: 6	R: 0 E: 0 K: 1 S: 6	H: 1 LOB: 1 BB: 0 P: 6	R: 0 E: 0 K: 0 S: 3	H: 0 LOB: 0 BB: 0 P: 3
--------------	-------------------------------	----------------------------------	------------------------------	---------------------------------	------------------------------	---------------------------------	------------------------------	---------------------------------	------------------------------	---------------------------------	------------------------------	---------------------------------	------------------------------	---------------------------------

PITCHER	IP	WLS	BF	H	R	ER	SO	BB	IBB	HBP	BLK	WP	HR	S	P	ERA	WHIP
Dallas Green, R (1, 1) ERA: 3.23	0.2	L	9	5	6	3	0	0	0	0	0	0	0	8	12	40.50	7.500
Paul Brown, R (1, 1) ERA: 4.11	3.1		18	6	4	4	2	1	0	0	0	0	2	21	25	10.80	2.100
Jack Hamilton, R (5, 1) ERA: 5.4	2.0		7	1	0	0	1	0	0	0	0	0	0	9	9	0.00	0.500
Bobby Locke, R (7, 1) ERA: 5.91	2.0		7	1	0	0	1	0	0	0	0	0	0	9	9	0.00	0.500

AB R H RBI BB SO LOB

2	2	2	0	1	0	0
2	0	0	0	0	1	1
5	2	2	3	0	0	3
0	0	0	0	0	0	0
5	1	1	1	0	0	3
0	0	0	0	0	0	0
5	1	0	0	0	0	1
0	0	0	0	0	0	0
4	2	2	1	1	1	1
4	0	2	0	0	0	3
4	1	1	1	0	0	4
3	0	0	1	0	1	2
4	1	3	1	0	1	0

1B: 9	SF: 1	WP: 0	PA: 41
2B: 2	SAC: 0	PB: 0	
3B: 0	DP: 1	SB: 0	
HR: 2	HBP: 0	CS: 0	

Philadelphia Phillies @ San Francisco Giants
Candlestick Park, San Francisco, CA
Thu Sep 26 1963, 6:33 AM EDT
Att. 3,691 - Unknown

livebaseballscorecards.com

AB	38
R	10
H	13
RBI	8
BB	2
SO	4
LOB	18



Batter	1	2	3	4	5	6	7	8	9	AB R H RBI BB SO LOB	TOP											
Tony Taylor, R OBP: 0.328, SLG: 0.366 (1, 4)	1-1 6-3			0-0 5-3		1-3 K	3-2 4-3			4 0 0 0 0 1 2	Philadelphia Phillies @ Los Angeles Dodgers Dodger Stadium, Los Angeles, CA Fri Sep 27 1963, 7:05 PM PDT Att. 34,689 - Unknown											
Don Hoak, R OBP: 0.275, SLG: 0.319 (1, 5)	1-1 F6			2-1 G6-4-3 1B		1-3 K	1-1 1B			4 0 2 1 0 1 1												
Dick Allen, R OBP: 0.200, SLG: 0.300 Tony Gonzalez, L OBP: 0.373, SLG: 0.437 (7, PH) (7, 7)	0-0 5-3			3-2 G6-4-3 1-2f		1-2 1B 2B 1B	3-2 F8			3 1 1 0 0 0 1 1 0 0 0 0 0 1												
Roy Sievers, R OBP: 0.306, SLG: 0.417 Frank Torre, L OBP: 0.322, SLG: 0.343 (1, 3) (6, 3)		3-3 K			0-0 P4	1-0 2B 1B		1-1 F7		3 1 1 1 0 1 0 1 0 0 0 0 0 0												
Don Demeter, R OBP: 0.307, SLG: 0.435 (1, 8)		1-1 P4			1-0 5-3	0-0 1B 2B		3-3 K		4 0 1 2 0 1 0												
Johnny Callison, L OBP: 0.340, SLG: 0.499 (1, 9)		2-1 F8			2-1 1B 3B	1-0 1B		0-1 4-3		4 1 2 0 0 0 0												
Bob Oldis, R OBP: 0.256, SLG: 0.266 Clay Dalrymple, L OBP: 0.326, SLG: 0.364 (1, 2) (6, PH) (6, 2)			0-1 F7		0-0 1B	2-3 K		3-2 F3		2 0 1 1 0 0 0 2 0 0 0 0 1 2												
Bobby Wine, R OBP: 0.239, SLG: 0.295 (1, 6)		1-1 F8			3-2 F6		0-0 FC3-6 1B			4 0 1 0 0 0 1												
Chris Short, R OBP: 0.094, SLG: 0.125 John Boozer, R OBP: 0.143, SLG: 0.143 Cookie Rojas, R OBP: 0.259, SLG: 0.286 Ryne Duren, R OBP: 0.250, SLG: 0.143 (1, 1) (3, 1) (6, PH) (6, 1)			0-2 P4			1-2 1B 1B	2-1 FC3-6 1B		3-3 K	1 0 0 0 0 0 0 0 0 0 0 0 0 0 1 1 1 0 0 0 0 2 1 0 0 0 1 1												
Inning Stats	R: 0 E: 0 K: 0 S: 5	H: 0 LOB: 0 BB: 0 P: 7	R: 0 E: 0 K: 1 S: 7	H: 0 LOB: 0 BB: 0 P: 13	R: 0 E: 0 K: 0 S: 7	H: 0 LOB: 0 BB: 0 P: 8	R: 0 E: 0 K: 0 S: 6	H: 1 LOB: 0 BB: 0 P: 11	R: 1 E: 0 K: 0 S: 8	H: 2 LOB: 1 BB: 0 P: 14	R: 3 E: 0 K: 3 S: 19	H: 5 LOB: 2 BB: 0 P: 27	R: 1 E: 0 K: 0 S: 13	H: 2 LOB: 1 BB: 0 P: 22	R: 0 E: 0 K: 1 S: 8	H: 0 LOB: 0 BB: 0 P: 12	R: 0 E: 0 K: 1 S: 7	H: 0 LOB: 0 BB: 0 P: 14	1B: 8 2B: 1 3B: 1 HR: 0	SF: 0 SAC: 0 DP: 1 HBP: 0	WP: 0 PB: 1 SB: 1 CS: 0	PA: 36
PITCHER	IP WLS BF H R ER SO BB IBB HBP BLK WP HR S P ERA WHIP																					
Pete Richert, L ERA: 4.38 (1, 1)	5.2 L 24 8 4 4 3 0 0 0 0 0 0 0 49 75 6.35 1.412																					
Bob Miller, R ERA: 2.87 (6, 1)	2.1 9 2 1 0 2 0 0 0 0 0 0 0 24 39 0.00 0.857																					
Dick Calmus, R ERA: 2.79 (9, 1)	1.0 3 0 0 0 1 0 0 0 0 0 0 0 7 14 0.00 0.000																					

livebaseballscorecards.com

AB	36
R	5
H	10
RBI	5
BB	0
SO	6
LOB	9



Batter	1	2	3	4	5	6	7	8	9	AB	R	H	RBI	BB	SO	LOB
Maury Wills, S OBP: 0.353, SLG: 0.345 Dick Tracewski, R OBP: 0.297, SLG: 0.268	0-0 E S 1B	3-2 1-3 1B		1-0 S SH1-3 HBP		1-3 K		2-2 F9		2	1	2	0	0	0	0
Jim Gilliam, S OBP: 0.355, SLG: 0.384 Mary Breeding, R OBP: 0.285, SLG: 0.317	2-2 FC6 1B	0-0 F9		0-0 SH1-3		4-2 S BB		0-3 K		2	1	0	0	0	0	3
Willie Davis, L OBP: 0.280, SLG: 0.365	0-1 F3		1-3 K	1-2 4-3		1-3 K			2-1 4-3	5	0	0	0	0	2	4
Tommy Davis, R OBP: 0.359, SLG: 0.451 Wally Moon, L OBP: 0.347, SLG: 0.384	1-2 5-3 1-2		1-2 1B 1B		0-0 S 1B		2-1 4-3		2-3 K	3	1	2	0	0	0	2
Frank Howard, R OBP: 0.336, SLG: 0.528	2-2 FC5-4 1B		2-1 1B 1B		2-2 F3 1-2		4-2 1B BB		0-3 K	4	0	2	2	1	1	1
Bill Skowron, R OBP: 0.255, SLG: 0.291	2-2 FC5-4 1-2f		1-0 FC4-6 1B		4-2 FC6-4 BB		0-2 F4			3	0	1	1	1	0	2
Lee Walls, R OBP: 0.281, SLG: 0.341		3-2 L8	0-3 K		0-3 K		1-1 1-3 1B			4	0	1	0	0	2	4
John Roseboro, L OBP: 0.291, SLG: 0.353		4-1 1B BB	1-1 FC4-6 1-2f		1-2 FC6-4 1-2f		1-0 F2			3	0	0	0	1	0	6
Pete Richert, L OBP: 0.217, SLG: 0.227 Bob Miller, R OBP: 0.100, SLG: 0.070 Dick Nen, L OBP: 0.400, SLG: 0.571 Dick Calmus, R		0-3 K		0-0 1-3		2-3 K		1-3 K		2	0	0	0	0	1	1

Inning Stats	R: 2	H: 2	E: 1	K: 0	S: 17	LOB: 1	BB: 0	P: 24	R: 0	H: 1	E: 0	K: 1	S: 12	LOB: 2	BB: 1	P: 22	R: 1	H: 3	E: 0	K: 2	S: 16	LOB: 2	BB: 0	P: 22	R: 0	H: 0	E: 0	K: 0	S: 5	LOB: 1	BB: 0	P: 7	R: 0	H: 1	E: 0	K: 1	S: 14	LOB: 2	BB: 1	P: 21	R: 0	H: 0	E: 0	K: 3	S: 11	LOB: 1	BB: 1	P: 19	R: 0	H: 1	E: 0	K: 0	S: 10	LOB: 2	BB: 1	P: 18	R: 0	H: 0	E: 0	K: 2	S: 9	LOB: 0	BB: 0	P: 12	R: 0	H: 0	E: 0	K: 2	S: 8	LOB: 0	BB: 0	P: 12	1B: 8	2B: 0	3B: 0	HR: 0	SF: 0	SAC: 1	DP: 0	HBP: 1	WP: 0	PA: 41
PITCHER	IP	WLS	BF	H	R	ER	SO	BB	IBB	HBP	BLK	WP	HR	S	P	ERA	WHIP																																																																	
Chris Short, L ERA: 3.01	(1, 1)	2.1		6	3	1	2	1	0	0	0	0	0	40	62	3.86	3.000																																																																	
John Boozer, R ERA: 2.93	(3, 1)	2.2	W	11	1	0	2	1	0	1	0	0	0	24	34	0.00	0.750																																																																	
Ryne Duren, R ERA: 3.3	(6, 1)	4.0	S	15	1	0	7	2	0	0	0	0	0	38	61	0.00	0.750																																																																	

BOTTOM

Philadelphia Phillies @ Los Angeles Dodgers
 Dodger Stadium, Los Angeles, CA

Fri Sep 27 1963, 7:05 PM PDT
 Att. 34,689 - Unknown

livebaseballscores.com

AB 35
R 3
H 8
RBI 3
BB 4
SO 11
LOB 23



Batter	1	2	3	4	5	6	7	8	9	AB	R	H	RBI	BB	SO	LOB
Jim Gilliam, S (1, 4) OBP: 0.355, SLG: 0.384 Mary Breeding, R (8, 4) OBP: 0.283, SLG: 0.316	2-2 P4 1B		0-2 G1-6-3 1B		2-1 F7 1B			1-1 P6 1B		3	0	1	0	0	0	0
Lee Walls, R (1, 5) OBP: 0.290, SLG: 0.349	1-1 HR 1B		3-2 G1-6-3 1-2f 1B			2-2 6-3 1B		3-2 E 2-3 1B		4	1	2	0	0	0	1
Tommy Davis, R (1, 8) OBP: 0.359, SLG: 0.457 Bill Skowron, R (4, 3) OBP: 0.253, SLG: 0.288	1-1 HR 1B		0-2 F9 1B			1-0 5-3 1B		0-0 E7 1-2 3-H 1B		2	1	1	2	0	0	0
Frank Howard, R (1, 9) OBP: 0.333, SLG: 0.523	0-0 F2 1B			2-2 L8 1B		1-0 F9 1B		3-3 K 1B		4	0	0	0	0	1	2
Al Ferrara, R (1, 7) OBP: 0.277, SLG: 0.244	2-2 6-3 1B			3-1 L7 1B			0-0 F2 1B		0-0 G6-3 1B	4	0	1	0	0	0	0
Ron Fairly, L (1, 3) OBP: 0.348, SLG: 0.389 Wally Moon, L (5, 8) OBP: 0.345, SLG: 0.382		1-1 P3 1B		0-1 FC5-4 1B			1-3 K 1B		1-3 K 1B	2	0	1	0	0	0	0
Dick Tracewski, R (1, 6) OBP: 0.292, SLG: 0.263		0-1 F9 1B		2-2 FC5-4 1-2f 1B			0-0 F8 1B		0-1 G6-3 1-2f 1B	4	0	0	0	0	0	2
John Roseboro, L (1, 2) OBP: 0.291, SLG: 0.353 Doug Camilli, R (9, 2) OBP: 0.234, SLG: 0.265		2-2 1B			1-1 5-3 1B			1-0 F9 1B		3	0	1	0	0	0	0
Johnny Podres, L (1, 1) OBP: 0.147, SLG: 0.219 Dick Calmus, R (2, 1) Phil Ortega, R (8, 1) Roy Gleason, S (8, PH) Ken Rowe, R (9, 1)		2-3 K2-3 1B			1-1 F9 1B			1-0 1B E 2B		0	0	0	0	0	0	0

Inning Stats	R: 2	H: 2	E: 0	LOB: 0	K: 0	S: 14	P: 20	R: 0	H: 1	E: 0	LOB: 1	K: 1	S: 10	P: 15	R: 0	H: 1	E: 0	LOB: 0	K: 0	S: 9	P: 12	R: 0	H: 1	E: 0	LOB: 1	K: 0	S: 10	P: 17	R: 0	H: 0	E: 0	LOB: 0	K: 0	S: 6	P: 10	R: 0	H: 0	E: 0	LOB: 0	K: 1	S: 5	P: 9	R: 0	H: 0	E: 0	LOB: 0	K: 1	S: 5	P: 6	R: 1	H: 2	E: 1	LOB: 2	K: 1	S: 12	P: 21	R: 0	H: 1	E: 0	LOB: 0	K: 1	S: 6	P: 7	1B: 6	SF: 0	2B: 1	SAC: 0	3B: 0	DP: 2	HR: 1	HBP: 0	WP: 0	PA: 34
--------------	------	------	------	--------	------	-------	-------	------	------	------	--------	------	-------	-------	------	------	------	--------	------	------	-------	------	------	------	--------	------	-------	-------	------	------	------	--------	------	------	-------	------	------	------	--------	------	------	------	------	------	------	--------	------	------	------	------	------	------	--------	------	-------	-------	------	------	------	--------	------	------	------	-------	-------	-------	--------	-------	-------	-------	--------	-------	--------

PITCHER	IP	WLS	BF	H	R	ER	SO	BB	IBB	HBP	BLK	WP	HR	S	P	ERA	WHIP
Dennis Bennett, L (1, 1) ERA: 2.64	9.0	W	34	8	3	2	4	0	0	0	0	0	1	77	117	2.00	0.889

BOTTOM

Philadelphia Phillies @ Los Angeles Dodgers
Dodger Stadium, Los Angeles, CA

Sat Sep 28 1963, 7:05 PM PDT
Att. 37,212 - Unknown

AB	34
R	3
H	8
RBI	2
BB	0
SO	4
LOB	9

livebaseballscorecards.com

Batter	1	2	3	4	5	6	7	8	9	AB R H RBI BB SO LOB	TOP														
Tony Taylor, R (1, 4) OBP: 0.330, SLG: 0.367	1-0 P4		0-1 4-3		4-0 BB		4-1 2B BB		1-2 3-H 1B	3 0 1 1 2 0 0															
Johnny Callison, L (1, 9) OBP: 0.339, SLG: 0.502	0-1 6-3		2-2 3-1		2-1 F5		1-0 1-H 2-H 2B			4 0 1 1 0 0 3															
Wes Covington, L (1, 7) OBP: 0.354, SLG: 0.521	0-3 K			0-0 F7	0-0 F3		0-0 6-3			3 0 0 0 0 1 3															
Bob Oldis, R (6, 2) OBP: 0.250, SLG: 0.259										1 0 0 0 0 0 1															
Tony Gonzalez, L (1, 8) OBP: 0.372, SLG: 0.436		2-2 CS 1B		0-3 K		3-1 L8		1-1 6-3		4 0 1 0 0 1 0															
Clay Dalrymple, L (1, 2) OBP: 0.327, SLG: 0.365		3-2 L9		1-2 1B		3-3 K		2-3 K		2 0 1 0 0 0 1															
Roy Sievers, R (6, PH) OBP: 0.308, SLG: 0.418		1-2								2 0 0 0 0 2 0															
Frank Torre, L (1, 3) OBP: 0.333, SLG: 0.375		0-1 E7 1B		0-0 F9		2-0 F8		0-3 K		2 0 1 0 0 0 1															
Don Demeter, R (6, PH) OBP: 0.306, SLG: 0.433										2 0 0 0 0 1 0															
Don Hoak, R (1, 5) OBP: 0.282, SLG: 0.324		4-2 2-3 BB			0-0 BB SH3-4 1B		1-3 K		2-2 6-3 3-1 1B 1B	3 1 2 0 1 1 0	AB 32														
Bobby Wine, R (1, 6) OBP: 0.241, SLG: 0.306		0-1 P6			2-1 SH3-4		0-1 HR		1-2 3-1	3 1 1 1 0 0 3	R 3														
Art Mahaffey, R (1, 1) OBP: 0.231, SLG: 0.260			0-1 3-1		2-2 BB HBP		0-1 2B 1B		2-2 6-3	1 0 0 0 0 0 0	H 9														
Cookie Rojas, R (5, PR) OBP: 0.259, SLG: 0.286										0 0 0 0 0 0 0	RBI 3														
Jack Baldschun, R (5, 1)										0 0 0 0 0 0 0	BB 3														
Chris Short, R (6, 1) OBP: 0.106, SLG: 0.136										2 1 1 0 0 0 1	SO 6														
Inning Stats	R: 0 E: 0 K: 1 S: 7	H: 0 LOB: 0 BB: 0 P: 8	R: 0 E: 1 K: 0 S: 14	H: 2 LOB: 2 BB: 1 P: 23	R: 0 E: 0 K: 0 S: 8	H: 0 LOB: 0 BB: 0 P: 10	R: 0 E: 0 K: 1 S: 9	H: 1 LOB: 1 BB: 0 P: 10	R: 0 E: 0 K: 0 S: 8	H: 1 LOB: 3 BB: 1 P: 18	R: 0 E: 0 K: 1 S: 6	H: 0 LOB: 0 BB: 0 P: 14	R: 2 E: 0 K: 1 S: 10	H: 3 LOB: 1 BB: 1 P: 16	R: 0 E: 0 K: 2 S: 8	H: 0 LOB: 0 BB: 0 P: 11	R: 1 E: 0 K: 0 S: 13	H: 2 LOB: 1 BB: 0 P: 19	1B: 7 2B: 1 3B: 0 HR: 1	SF: 0 SAC: 1 DP: 0 HBP: 1	WP: 0 PB: 1 SB: 0 CS: 1	PA: 37			
PITCHER	IP WLS BF H R ER SO BB IBB HBP BLK WP HR S P ERA WHIP																								
Don Drysdale, R (1, 1) ERA: 2.63	5.0		21	4	0	0	2	2	0	1	0	0	0	46	69	0.00	1.200								
Pete Richert, L (6, 1) ERA: 4.5	2.0	L	9	3	2	2	2	1	0	0	0	0	1	16	30	9.00	2.000								
Bob Miller, R (8, 1) ERA: 2.89	2.0		7	2	1	1	2	0	0	0	0	0	0	21	30	4.50	1.000								

Philadelphia Phillies @ Los Angeles Dodgers
Dodger Stadium, Los Angeles, CA
Sun Sep 29 1963, 3:33 AM PDT
Att: 19,237 - Unknown

AB	32
R	3
H	9
RBI	3
BB	3
SO	6
LOB	13



Batter	1	2	3	4	5	6	7	8	9
Maury Wills, S (1, 6) <small>OBP: 0.355, SLG: 0.349</small> Pete Richert, L (6, 1) <small>OBP: 0.217, SLG: 0.227</small> Bill Skowron, R (7, PH) <small>OBP: 0.252, SLG: 0.287</small> (8, 5)	1-1 SF7 2B		0-1 1B		2-1 4-3		2-2 1-3		
Jim Gilliam, S (1, 5) <small>OBP: 0.354, SLG: 0.383</small> (8, 4)	1-1 F8		1-1 1B		0-0 F7		3-3 K		
Willie Davis, L (1, 8) <small>OBP: 0.281, SLG: 0.365</small> Dick Nen, L (6, PR) <small>OBP: 0.364, SLG: 0.500</small> (7, 3)	0-2 SF7 2-H		1-1 G3			0-0 1B		3-3 K	
Frank Howard, R (1, 9) <small>OBP: 0.330, SLG: 0.518</small>	0-1 P5			1-1 6-3		1-3 K		3-3 K	
Ron Fairly, L (1, 3) <small>OBP: 0.347, SLG: 0.388</small> (7, 8)		0-0 3-1		3-1 L8		3-2 1B		2-3 K	
John Roseboro, L (1, 2) <small>OBP: 0.291, SLG: 0.351</small>		0-0 G3		4-1 BB BB		0-3 K		1-0 P6	
Al Ferrara, R (1, 7) <small>OBP: 0.275, SLG: 0.227</small>		1-0 F7		4-1 BB BB		1-2 F9		2-2 F2	
Dick Tracewski, R (1, 4) <small>OBP: 0.287, SLG: 0.258</small> (6, 6)			3-1 F3	0-0 F8			1-2 F9		1-3 K
Don Drysdale, R (1, 1) <small>OBP: 0.241, SLG: 0.198</small> Mary Breeding, R (5, PH) <small>OBP: 0.285, SLG: 0.318</small> (6, 4) Bob Miller, R (8, 1) <small>OBP: 0.100, SLG: 0.070</small>			0-1 G3		1-3 K		1-2 1B		

AB	R	H	RBI	BB	SO	LOB
3	1	2	0	0	0	0
0	0	0	0	0	0	0
1	0	0	0	0	0	1

4	0	1	0	0	1	2
---	---	---	---	---	---	---

2	0	1	1	0	0	2
1	0	0	0	0	1	0

4	0	0	0	0	2	1
---	---	---	---	---	---	---

4	0	1	0	0	1	0
---	---	---	---	---	---	---

3	0	0	0	1	1	2
---	---	---	---	---	---	---

3	0	0	0	1	0	2
---	---	---	---	---	---	---

4	0	0	0	0	1	2
---	---	---	---	---	---	---

1	0	0	0	0	0	0
2	0	1	0	0	1	0

0	0	0	0	0	0	0
---	---	---	---	---	---	---

BOTTOM

Philadelphia Phillies @ Los Angeles Dodgers
 Dodger Stadium, Los Angeles, CA
 Sun Sep 29 1963, 3:33 AM PDT
 Att. 19,237 - Unknown

livebaseballscorecards.com

AB	32
R	1
H	6
RBI	1
BB	2
SO	8
LOB	12



Inning Stats	R: 1	H: 1	E: 0	K: 0	S: 9	H: 1	LOB: 0	BB: 0	P: 11	R: 0	H: 0	E: 0	K: 0	S: 3	H: 0	LOB: 0	BB: 0	P: 4	R: 0	H: 2	E: 0	K: 0	S: 10	H: 2	LOB: 2	BB: 0	P: 15	R: 0	H: 0	E: 0	K: 0	S: 7	H: 0	LOB: 2	BB: 2	P: 19	R: 0	H: 0	E: 0	K: 1	S: 8	H: 0	LOB: 0	BB: 0	P: 11	R: 0	H: 2	E: 0	K: 2	S: 13	H: 2	LOB: 2	BB: 0	P: 18	R: 0	H: 1	E: 0	K: 1	S: 14	H: 1	LOB: 1	BB: 0	P: 21	R: 0	H: 0	E: 0	K: 3	S: 12	H: 0	LOB: 0	BB: 0	P: 20	R: 0	H: 0	E: 0	K: 1	S: 8	H: 0	LOB: 0	BB: 0	P: 12	1B: 5	2B: 1	3B: 0	HR: 0	SF: 1	SAC: 0	DP: 0	HBP: 0	WP: 0	PB: 0	SB: 1	CS: 0	PA: 35
--------------	------	------	------	------	------	------	--------	-------	-------	------	------	------	------	------	------	--------	-------	------	------	------	------	------	-------	------	--------	-------	-------	------	------	------	------	------	------	--------	-------	-------	------	------	------	------	------	------	--------	-------	-------	------	------	------	------	-------	------	--------	-------	-------	------	------	------	------	-------	------	--------	-------	-------	------	------	------	------	-------	------	--------	-------	-------	------	------	------	------	------	------	--------	-------	-------	-------	-------	-------	-------	-------	--------	-------	--------	-------	-------	-------	-------	--------

PITCHER	IP	WLS	BF	H	R	ER	SO	BB	IBB	HBP	BLK	WP	HR	S	P	ERA	WHIP
Art Mahaffey, R (1, 1) <small>ERA: 3.99</small>	4.0		17	3	1	1	0	0	2	0	0	0	0	29	49	2.25	1.250
Jack Baldschun, R (5, 1) <small>ERA: 2.38</small>	1.1		6	2	0	0	2	0	0	0	0	0	0	15	22	0.00	1.500
Chris Short, L (6, 1) <small>ERA: 2.95</small>	3.2	W	12	1	0	0	6	0	0	0	0	0	0	40	60	0.00	0.273