

Philadelphia Phillies - 1965

Batter	1	2	3	4	5	6	7	8	9	AB R H RBI BB SO LOB	TOP
Tony Taylor, R (1, 4) OBP: 0.400, SLG: 0.600	0-0 2B		0-0 1-3		0-3 K		0-0 1B		0-0 P4	5 0 2 0 0 1 1	
Dick Allen, R (1, 5) OBP: 0.500, SLG: 1.250	0-0 P4		0-0 HR		0-0 1B		0-0 G5-4-3		0-0 G5-4-3	4 1 2 2 0 0 3	
Johnny Callison, L (1, 9) OBP: 0.250, SLG: 0.250	0-0 F8		0-0 4-3		0-0 FC4-6				0-0 SH3-4	4 0 1 0 0 0 2	
Wes Covington, L (1, 7) John Herrnstein, L (5, 7)	0-3 K				0-3 K		0-0 F8		0-0 SH3-4	3 0 0 0 0 2 2 0 0 0 0 0 0 0	
Tony Gonzalez, L (1, 8) OBP: 0.500, SLG: 0.500		0-0 6-3		0-0 1B		0-0 1B		0-0 4-3		4 0 2 0 0 0 1	
Dick Stuart, R (1, 3) Bobby Wine, R (8, PR) (8, 6)		0-3 K		0-0 1B		0-0 G5-4-3		4-0 IBB		3 0 1 0 1 1 1 0 0 0 0 0 0 0	
Clay Dalrymple, L (1, 2)		0-0 4-3		0-0 1B		0-0 4-3		0-3 K		4 0 0 0 0 1 4	
Ruben Amaro, R (1, 6) (8, 3)			0-0 HR		4-0 IBB		0-0 F7		0-0 5-3	3 1 1 0 1 0 0	
Chris Short, R (1, 1) OBP: 0.333, SLG: 0.333			0-0 SH1-4		0-3 K		0-0 1B		0-0 4-3	3 0 1 0 0 1 3	
Inning Stats	R: 0 H: 1 E: 0 LOB: 1 K: 1 BB: 0 S: 6 P: 6	R: 0 H: 0 E: 0 LOB: 0 K: 1 BB: 0 S: 5 P: 5	R: 2 H: 2 E: 0 LOB: 0 K: 0 BB: 0 S: 5 P: 5	R: 0 H: 2 E: 0 LOB: 3 K: 2 BB: 1 S: 9 P: 13	R: 0 H: 1 E: 0 LOB: 1 K: 1 BB: 0 S: 6 P: 6	R: 0 H: 1 E: 0 LOB: 0 K: 0 BB: 0 S: 3 P: 3	R: 0 H: 2 E: 0 LOB: 1 K: 0 BB: 0 S: 4 P: 4	R: 0 H: 1 E: 0 LOB: 2 K: 1 BB: 1 S: 6 P: 10	R: 0 H: 0 E: 0 LOB: 0 K: 0 BB: 0 S: 3 P: 3	1B: 8 SF: 0 2B: 1 SAC: 2 3B: 0 DP: 2 HR: 1 HBP: 0	WP: 0 PA: 37 PB: 0 SB: 0 CS: 0
PITCHER	IP WLS BF H R ER SO BB IBB HBP BLK WP HR S P ERA WHIP										
Bob Bruce, R (1, 1) ERA: 2.57	7.0 L 29 9 2 2 5 0 1 0 0 0 1 38 42 2.57 1.286										
Hal Woodeshick, L (8, 1) ERA:	2.0 8 1 0 0 1 0 1 0 0 0 0 9 13 0.00 0.500										

Philadelphia Phillies @ Houston Astros
Astrodome, Houston, TX
Mon Apr 12 1965, 7:05 PM EST
Att. 42,652 - Unknown

livebaseballscorecards.com

AB	33
R	2
H	10
RBI	2
BB	2
SO	6
LOB	17



Batter	1	2	3	4	5	6	7	8	9	AB	R	H	RBI	BB	SO	LOB
Bob Lillis, R (1, 6)	0-0 6-3		0-0 G5-4-3			0-0 4-3		0-0 P6		4	0	0	0	0	0	1
Joe Morgan, L (1, 4) OBP: 0.750, SLG: 1.000	4-0 BB			0-0 1B 1B		0-0 2B		0-0 L4		3	0	2	0	1	0	0
Jimmy Wynn, R (1, 8)	0-0 F8			0-3 K		0-3 K		0-3 K		4	0	0	0	0	3	3
Walt Bond, L (1, 3)	0-3 K			0-3 K		0-0 4-3			0-0 4-3	4	0	0	0	0	2	3
Bob Aspromonte, R (1, 5) OBP: 0.250, SLG: 0.250		0-0 5-3		0-0 1B		0-0 5-3			0-0 L4	4	0	1	0	0	0	0
Jim Beauchamp, R (1, 7)		0-3 K		0-3 K		4-0 SH1-3 BB BB			0-0 E5	3	0	0	0	1	2	2
Joe Gaines, R (1, 9)		0-3 K			0-0 L8	4-0 SH1-3 BB BB			0-0 5-3	3	0	0	0	1	1	1
John Bateman, R (1, 2) OBP: 0.500, SLG: 0.500			0-0 G5-4-3 1B		0-3 K	0-0 SH1-3				2	0	1	0	0	1	0
Bob Bruce, R (1, 1)			0-3 K		0-0 F8	0-3 K				2	0	0	0	0	1	1
Mike White, R (7, PH)										1	0	0	0	0	1	2
Hal Woodeshick, R (8, 1)										0	0	0	0	0	0	0

Inning Stats	R: 0 E: 0 K: 1 S: 5	H: 0 LOB: 1 BB: 1 P: 9	R: 0 E: 0 K: 2 S: 7	H: 0 LOB: 0 BB: 0 P: 7	R: 0 E: 0 K: 1 S: 5	H: 1 LOB: 0 BB: 0 P: 5	R: 0 E: 0 K: 3 S: 11	H: 2 LOB: 2 BB: 0 P: 11	R: 0 E: 0 K: 1 S: 5	H: 0 LOB: 0 BB: 0 P: 5	R: 0 E: 0 K: 1 S: 6	H: 1 LOB: 1 BB: 0 P: 6	R: 0 E: 0 K: 1 S: 5	H: 0 LOB: 2 BB: 2 P: 13	R: 0 E: 0 K: 1 S: 5	H: 0 LOB: 0 BB: 0 P: 5	R: 0 E: 1 K: 0 S: 4	H: 0 LOB: 1 BB: 0 P: 4	1B: 3 2B: 1 3B: 0 HR: 0	SF: 0 SAC: 1 DP: 1 HBP: 0	WP: 0 PB: 0 SB: 0 CS: 0	PA: 34
PITCHER Chris Short, L (1, 1) ERA:	IP 9.0	WLS W	BF 34	H 4	R 0	ER 0	SO 11	BB 3	IBB 0	HBP 0	BLK 0	WP 0	HR 0	S 53	P 65	ERA 0.00	WHIP 0.778					
PITCHER	IP	WLS	BF	H	R	ER	SO	BB	IBB	HBP	BLK	WP	HR	S	P	ERA	WHIP					

BOTTOM


Philadelphia Phillies @ Houston Astros
Astrodome, Houston, TX

Mon Apr 12 1965, 7:05 PM EST
Att. 42,652 - Unknown

livebaseballscorecards.com

AB	30
R	0
H	4
RBI	0
BB	3
SO	11
LOB	13



Batter	1	2	3	4	5	6	7	8	9	AB R H RBI BB SO LOB	TOP	
Hal Lanier, R (1, 4) X	0-0 F6		0-0 1-3	0-0 6-3		0-0 2-3		0-0 4-3		5 0 0 0 0 0 2	San Francisco Giants @ Philadelphia Phillies Connie Mack Stadium, Philadelphia, PA Wed Apr 14 1965, 6:05 PM EST Att: 31,922 - Unknown livebaseballscorecards.com	
Matty Alou, L (1, 7) X OBP: 0.444, SLG: 0.444	0-0 F9		0-0 HR 1B	0-0 FC6-4 1B		0-0 1-3		0-0 F9-6 1B		5 1 3 1 0 0 0		
Willie Mays, R (1, 8) X OBP: 0.462, SLG: 0.917	0-0 BB 1B		0-0 HR	0-0 FC6-4 1-2f		4-0 1B 1B BB		0-0 F9-6 1-1		4 2 2 2 1 0 2		
Willie McCovey, L (1, 3) B B B B OBP: 0.308, SLG: 0.182	4-0 1-2 BB		0-0 1B 1B		4-0 G6-4-3 BB		0-0 E 1B 1B		0-0 F7			3 1 2 0 2 0 0
Jim Ray Hart, R (1, 5) S S S OBP: 0.308, SLG: 0.308	0-3 K		0-3 K		0-0 F8		0-0 E8 1B 1B		0-0 1-3			5 0 1 1 0 2 4
Jesus Alou, R (1, 9) B B B B OBP: 0.538, SLG: 0.538		0-0 FC4-6 1B	0-0 1-2 1B		0-0 G6-4-3 1-2f		0-0 BB 1B		0-0 CS 1B			5 0 4 1 0 0 1
Ed Bailey, L (1, 2) X		0-0 FC4-6 1-2f	0-0 F9			0-0 F7		4-0 BB IBB		0-0 CS 1-2		3 0 0 0 1 0 3
Jose Pagan, R (1, 6) X OBP: 0.300, SLG: 0.333		0-0 F4		0-0 6-3 1B 2B		0-0 SH1-4 1B		4-0 1-2 2-3 BB				3 1 2 0 1 0 1
Gaylord Perry, R (1, 1) X		0-0 F9		0-0 F2		0-0 SH1-4 1-2		0-0 4-3				3 0 0 0 0 0 5
Bob Shaw, R (7, 1) X										0 0 0 0 0 0 0		
Inning Stats	R: 0 H: 1 E: 0 LOB: 2 K: 1 BB: 1 S: 6 P: 10	R: 0 H: 1 E: 0 LOB: 1 K: 0 BB: 0 P: 4	R: 2 H: 4 E: 0 LOB: 2 K: 1 BB: 0 P: 9	R: 1 H: 2 E: 0 LOB: 1 K: 0 BB: 0 P: 5	R: 0 H: 0 E: 0 LOB: 0 K: 0 BB: 1 P: 6	R: 0 H: 1 E: 0 LOB: 1 K: 0 BB: 0 P: 4	R: 2 H: 3 E: 1 LOB: 3 K: 0 BB: 3 P: 17	R: 0 H: 1 E: 0 LOB: 0 K: 0 BB: 0 P: 3	R: 0 H: 1 E: 0 LOB: 0 K: 0 BB: 0 P: 3	1B: 12 SF: 0 2B: 2 SAC: 1 3B: 0 DP: 2 HR: 1 HBP: 0	WP: 0 PA: 43 PB: 0 SB: 0 CS: 1	
PITCHER	IP WLS BF H R ER SO BB IBB HBP BLK WP HR S P ERA WHIP											
Jim Bunning, R (1, 1) ERA: 7.36	3.2 L 20 8 3 3 2 1 0 0 0 0 0 1 23 27 7.36 2.455											
Ray Culp, R (4, 1) ERA: 6.0	3.0 15 4 2 2 0 3 1 0 0 0 0 0 11 27 6.00 2.333											
Ed Roebuck, R (7, 1) ERA:	0.1 1 0 0 0 0 0 0 0 0 0 0 0 1 1 0.00 0.000											
Ryne Duren, R (8, 1) ERA:	2.0 6 2 0 0 0 0 0 0 0 0 0 0 6 6 0.00 1.000											

Batter	1	2	3	4	5	6	7	8	9	AB	R	H	RBI	BB	SO	LOB
--------	---	---	---	---	---	---	---	---	---	----	---	---	-----	----	----	-----

BOTTOM

Tony Taylor, R <small>OBP: 0.333, SLG: 0.556</small> (1, 4) X	0-0 ① 		0-0 			0-0 ① X 	0-0 ③ 			4	0	1	0	0	0	2
Dick Allen, R <small>OBP: 0.250, SLG: 0.625</small> (1, 5) S S S	0-3 ② 		0-0 ③ 			0-3 ② 		0-0 ① 		4	0	0	0	0	2	1
Johnny Callison, L <small>OBP: 0.250, SLG: 0.250</small> (1, 9) X	0-0 ③ 			0-3 ① 		0-0 		0-3 ② 		4	1	1	0	0	2	0
Wes Covington, L <small>OBP: 0.143, SLG: 0.571</small> (1, 7)		0-3 ① 		0-0 ② 		0-0 		0-3 ③ 		4	1	1	2	0	2	0
Tony Gonzalez, L <small>OBP: 0.250, SLG: 0.250</small> (1, 8)		0-3 ② 		0-0 		0-0 ③ 		0-0 ① 		4	0	0	0	0	1	0
Dick Stuart, R <small>OBP: 0.375, SLG: 0.286</small> (1, 3)		0-0 		0-0 ③ 			0-0 ① 		0-3 ② 	4	0	1	0	0	1	1
Clay Dalrymple, L (1, 2)		0-0 ③ 			0-3 ① 		0-0 		0-0 	4	0	0	0	0	1	1
Ruben Amaro, R <small>OBP: 0.375, SLG: 0.286</small> (1, 6)			0-3 ① 		0-0 ② 		0-0 		0-0 ③ 	4	0	1	0	0	1	1
Jim Bunning, R (1, 1)			0-0 ② 		0-3 ③ 		0-0 ② 			1	0	0	0	0	0	0
Ray Culp, R (4, 1)										1	0	0	0	0	1	0
Ed Roebuck, R (7, 1)										0	0	0	0	0	0	0
John Briggs, L (7, PH)										1	0	0	0	0	0	2
Ryne Duren, R (8, 1)										0	0	0	0	0	0	0

San Francisco Giants @ Philadelphia Phillies
 Connie Mack Stadium, Philadelphia, PA
 Wed Apr 14 1965, 6:05 PM EST
 Att. 31,922 - Unknown

livebaseballscorecards.com

AB	35
R	2
H	5
RBI	2
BB	0
SO	11
LOB	8



Inning Stats	R: 0	H: 0	E: 0	K: 1	S: 5	H: 0	LOB: 0	BB: 0	P: 5	R: 0	H: 1	E: 0	K: 2	S: 8	H: 1	LOB: 1	BB: 0	P: 8	R: 0	H: 1	E: 0	K: 1	S: 6	H: 0	LOB: 1	BB: 0	P: 6	R: 0	H: 0	E: 1	K: 1	S: 6	H: 0	LOB: 0	BB: 0	P: 7	R: 2	H: 2	E: 0	K: 1	S: 7	H: 2	LOB: 0	BB: 0	P: 7	R: 0	H: 1	E: 1	K: 0	S: 5	H: 0	LOB: 2	BB: 0	P: 5	R: 0	H: 0	E: 0	K: 2	S: 7	H: 0	LOB: 0	BB: 0	P: 7	R: 0	H: 0	E: 1	K: 1	S: 6	H: 0	LOB: 1	BB: 0	P: 6	1B: 3	SF: 0	2B: 1	SAC: 0	3B: 0	DP: 0	HR: 1	HBP: 0	WP: 0	PA: 35
--------------	------	------	------	------	------	------	--------	-------	------	------	------	------	------	------	------	--------	-------	------	------	------	------	------	------	------	--------	-------	------	------	------	------	------	------	------	--------	-------	------	------	------	------	------	------	------	--------	-------	------	------	------	------	------	------	------	--------	-------	------	------	------	------	------	------	------	--------	-------	------	------	------	------	------	------	------	--------	-------	------	-------	-------	-------	--------	-------	-------	-------	--------	-------	--------

PITCHER	IP	WLS	BF	H	R	ER	SO	BB	IBB	HBP	BLK	WP	HR	S	P	ERA	WHIP
Gaylord Perry, R <small>ERA: 2.84</small>	(1, 1)	6.1	W	26	5	2	2	8	0	0	0	0	1	42	42	2.84	0.789
Bob Shaw, R <small>ERA:</small>	(7, 1)	2.2	S	9	0	0	3	0	0	0	0	0	0	15	15	0.00	0.000

PITCHER	IP	WLS	BF	H	R	ER	SO	BB	IBB	HBP	BLK	WP	HR	S	P	ERA	WHIP
---------	----	-----	----	---	---	----	----	----	-----	-----	-----	----	----	---	---	-----	------

Batter	1	2	3	4	5	6	7	8	9	AB R H RBI BB SO LOB
Maury Wills, S (1, 6) OBP: 0.643, SLG: 0.700	4-0 CS BB		0-0 1-3 2B			0-0 P3		0-0 2-3 2B	0-0 FC6 1-2f	4 0 2 0 1 0 3
Wes Parker, S (1, 3) OBP: 0.200, SLG: 0.300	0-3 K 1-2		0-0 F8			0-0 F7		0-0 2-3		4 0 0 0 0 1 4
Willie Davis, L (1, 8) OBP: 0.429, SLG: 1.000	0-0 P3					0-3 K		0-0 P5		4 0 0 0 0 1 1
Tommy Davis, R (1, 7) OBP: 0.182, SLG: 0.182		0-3 K				0-0 4-3		0-3 K		4 0 0 0 0 3 1
John Roseboro, L (1, 2) OBP: 0.083, SLG: 0.083		0-0 4-3				0-3 K		0-0 2B G3 1B	0-0 F5	4 1 1 0 0 1 0
Jim Lefebvre, S (1, 4) OBP: 0.250, SLG: 0.500		0-3 K				0-0 6-3		0-0 G3 1-3 2B	0-0 1B FC1-2 2B	4 0 2 0 0 1 0
Ron Fairly, L (1, 9) OBP: 0.500, SLG: 0.800 Dick Smith, R (9, PR)			0-0 2B 1B			0-0 3-1		0-0 G3	0-0 FC1-2 1B	4 0 2 1 0 0 1 0 0 0 0 0 0 0
John Kennedy, R (1, 5) OBP: 0.273, SLG: 0.444 Wally Moon, L (9, PH) Nate Oliver, R (9, PR)			0-3 K			0-0 HR		0-0 BB	4-0 FC1-2 IBB	2 1 1 1 1 1 1 0 0 0 0 1 0 0 0 0 0 0 0 0 0
Don Drysdale, R (1, 1) OBP: 0.167, SLG: 0.667 Al Ferrara, R (7, PH) Bob Miller, R (7, 1) Dick Tracewski, R (9, PH)			0-3 K			0-0 6-3		0-0 F7	0-0 FC1-2 FC6	2 0 0 0 0 1 1 1 0 0 0 0 0 2 0 0 0 0 0 0 0 1 0 0 0 0 0 3

Inning Stats	R: 0 E: 0 K: 1 S: 4	H: 0 LOB: 0 BB: 1 P: 8	R: 0 E: 0 K: 2 S: 7	H: 0 LOB: 0 BB: 0 P: 7	R: 0 E: 0 K: 2 S: 9	H: 2 LOB: 2 BB: 0 P: 9	R: 0 E: 0 K: 1 S: 5	H: 0 LOB: 0 BB: 0 P: 5	R: 1 E: 0 K: 0 S: 4	H: 1 LOB: 0 BB: 0 P: 4	R: 0 E: 0 K: 1 S: 5	H: 0 LOB: 0 BB: 0 P: 5	R: 1 E: 0 K: 1 S: 7	H: 2 LOB: 2 BB: 1 P: 11	R: 0 E: 0 K: 1 S: 6	H: 1 LOB: 1 BB: 0 P: 6	R: 0 E: 0 K: 0 S: 5	H: 2 LOB: 3 BB: 1 P: 9	1B: 3 2B: 4 3B: 0 HR: 1	SF: 0 SAC: 0 DP: 0 HBP: 0	WP: 0 PB: 0 SB: 0 CS: 1	PA: 37
--------------	------------------------------	---------------------------------	------------------------------	---------------------------------	------------------------------	---------------------------------	------------------------------	---------------------------------	------------------------------	---------------------------------	------------------------------	---------------------------------	------------------------------	----------------------------------	------------------------------	---------------------------------	------------------------------	---------------------------------	----------------------------------	------------------------------------	----------------------------------	--------


PITCHER	IP	WLS	BF	H	R	ER	SO	BB	IBB	HBP	BLK	WP	HR	S	P	ERA	WHIP
Chris Short, L (1, 1) ERA: 1.04	8.1	W	34	8	2	2	9	2	0	0	0	0	1	50	58	2.16	1.200
Jack Baldschun, R (9, 1) ERA:	0.2	S	3	0	0	0	0	0	1	0	0	0	0	2	6	0.00	0.000

TOP

Los Angeles Dodgers @ Philadelphia Phillies
 Connie Mack Stadium, Philadelphia, PA

Sat Apr 17 1965, 6:05 PM EST
 Att: 17,021 - Unknown

AB	34
R	2
H	8
RBI	2
BB	3
SO	9
LOB	17



Batter	1	2	3	4	5	6	7	8	9	AB	R	H	RBI	BB	SO	LOB
Tony Taylor, R (1, 4) OBP: 0.308, SLG: 0.462	0-0 1-3		0-0 F2			0-0 SH5-3 IHR 1B		0-0 F8		4	1	1	0	0	0	0
Dick Allen, R (1, 5) OBP: 0.182, SLG: 0.455	0-3 K			0-0 P4		0-0 SH5-3 1-2		0-0 6-3		3	0	0	0	0	1	0
Johnny Callison, L (1, 9) OBP: 0.250, SLG: 0.500	0-0 F9			0-3 K		0-0 IHR 2-H		0-3 K		4	1	1	2	0	2	0
Wes Covington, L (1, 7) OBP: 0.300, SLG: 0.889 John Herrnstein, L (6, PR) (7, 7)		0-3 K		0-0 HR		4-0 G6-4-3 BB				2	1	1	1	1	1	0
Tony Gonzalez, L (1, 8) OBP: 0.182, SLG: 0.182		0-3 K		0-0 E4		0-0 G6-4-3 1-2f				0	0	0	0	0	0	0
Dick Stuart, R (1, 3) OBP: 0.273, SLG: 0.200 Bobby Wine, R (8, 6)		0-3 K		0-3 K				0-0 6-3		3	0	0	0	0	2	2
Clay Dalrymple, L (1, 2)		0-3 K			0-0 4-3			0-0 F7		3	0	0	0	0	1	1
Ruben Amaro, R (1, 6) OBP: 0.364, SLG: 0.300 (8, 3)			0-0 F4		0-0 6-3			0-0 1B		3	0	1	0	0	0	0
Chris Short, R (1, 1) OBP: 0.167, SLG: 0.167 Jack Baldschun, R (9, 1)			0-3 K		0-0 5-3			0-3 K		3	0	0	0	0	2	1

Inning Stats	R: 0 E: 0 K: 1 S: 5	H: 0 LOB: 0 BB: 0 P: 5	R: 0 E: 0 K: 4 S: 12	H: 0 LOB: 1 BB: 0 P: 12	R: 0 E: 0 K: 1 S: 5	H: 0 LOB: 0 BB: 0 P: 5	R: 1 E: 1 K: 2 S: 9	H: 1 LOB: 1 BB: 0 P: 9	R: 0 E: 0 K: 0 S: 3	H: 0 LOB: 0 BB: 0 P: 3	R: 2 E: 0 K: 0 S: 4	H: 2 LOB: 1 BB: 1 P: 8	R: 0 E: 0 K: 1 S: 6	H: 1 LOB: 1 BB: 0 P: 6	R: 0 E: 0 K: 1 S: 5	H: 0 LOB: 0 BB: 0 P: 5
PITCHER	IP WLS BF H R ER SO BB IBB HBP BLK WP HR S P ERA WHIP	IP WLS BF H R ER SO BB IBB HBP BLK WP HR S P ERA WHIP	IP WLS BF H R ER SO BB IBB HBP BLK WP HR S P ERA WHIP	IP WLS BF H R ER SO BB IBB HBP BLK WP HR S P ERA WHIP	IP WLS BF H R ER SO BB IBB HBP BLK WP HR S P ERA WHIP	IP WLS BF H R ER SO BB IBB HBP BLK WP HR S P ERA WHIP	IP WLS BF H R ER SO BB IBB HBP BLK WP HR S P ERA WHIP	IP WLS BF H R ER SO BB IBB HBP BLK WP HR S P ERA WHIP	IP WLS BF H R ER SO BB IBB HBP BLK WP HR S P ERA WHIP	IP WLS BF H R ER SO BB IBB HBP BLK WP HR S P ERA WHIP	IP WLS BF H R ER SO BB IBB HBP BLK WP HR S P ERA WHIP	IP WLS BF H R ER SO BB IBB HBP BLK WP HR S P ERA WHIP	IP WLS BF H R ER SO BB IBB HBP BLK WP HR S P ERA WHIP	IP WLS BF H R ER SO BB IBB HBP BLK WP HR S P ERA WHIP	IP WLS BF H R ER SO BB IBB HBP BLK WP HR S P ERA WHIP	IP WLS BF H R ER SO BB IBB HBP BLK WP HR S P ERA WHIP
Don Drysdale, R (1, 1) ERA: 2.4	6.0 L	23 L	3 L	3	3	3	8	1	0	0	0	0	0	0	0	0
Bob Miller, R (7, 1) ERA:	2.0	7	1	0	0	2	0	0	0	0	0	0	0	0	0	0

BOTTOM


Los Angeles Dodgers @ Philadelphia Phillies
 Connie Mack Stadium, Philadelphia, PA
 Sat Apr 17 1965, 6:05 PM EST
 Att. 17,021 - Unknown

livebaseballscorecards.com

AB	28
R	3
H	4
RBI	3
BB	1
SO	10
LOB	6



WP: 1 PB: 0 SB: 0 CS: 0	PA: 30
----------------------------------	--------

Batter	1	2	3	4	5	6	7	8	9	AB R H RBI BB SO LOB	TOP		
Maury Wills, S (1, 6) OBP: 0.500, SLG: 0.500 Dick Tracewski, R (9, 6)	0-0 6-3		0-0 G3		0-0 SH3-4		0-0 6-3		0-3 K2-3	4 0 0 0 0 1 1 0 0 0 0 0 0 0	<p>Los Angeles Dodgers @ Philadelphia Phillies Connie Mack Stadium, Philadelphia, PA</p> <p>Sun Apr 18 1965, 3:33 AM EST Att. 11,107 - Unknown</p> <p>livebaseballscorecards.com</p> <p>AB 29 R 6 H 8 RBI 6 BB 6 SO 3 LOB 8</p> 		
Wes Parker, S (1, 3) OBP: 0.267, SLG: 0.467	0-0 F9		0-0 F8		0-0 5-3			0-0 SH1-3 BB BB 1B	0-0 3B	5 1 2 0 0 0 1			
Willie Davis, L (1, 8) OBP: 0.333, SLG: 0.636	0-0 F3			0-0 B1-3	0-0 3-1			4-0 BB SH1-3 1-2 SF9 BB	0-3 K	4 1 0 0 1 1 2			
Tommy Davis, R (1, 7) OBP: 0.200, SLG: 0.200 Dick Smith, R (9, 7)		0-0 4-3		0-0 PB 1B 3B 1B		0-0 5-3		0-0 SH1-3	0-0 4-3	4 1 1 0 0 0 1 0 0 0 0 0 0 0			
John Roseboro, L (1, 2) OBP: 0.188, SLG: 0.133		0-0 4-3		0-0 PB 3B 1-2 1B		0-0 F8		4-0 BB 1B IBB		3 2 1 0 1 0 0			
Jim Lefebvre, S (1, 4) OBP: 0.438, SLG: 0.786		0-0 1B 2B		0-0 1-H 2-H SF7 3B		4-0 CS BB		4-0 FC5 1B 1-2 2-3 3-H BB		2 1 2 3 2 0 0			
Ron Fairly, L (1, 9) OBP: 0.500, SLG: 0.800		4-0 1B BB		0-0 SF7		0-0 CS	4-0 SH1-4 BB	0-0 SF9		0 0 0 2 2 0 0			
John Kennedy, R (1, 5) OBP: 0.357, SLG: 0.500		0-0 1-2 2-H 1B		0-0 5-3			0-0 SH1-4	0-0 1-2 2-H 1B		3 0 2 1 0 0 0			
Sandy Koufax, R (1, 1)			0-0 F3		0-0 E4 SH3-4		0-3 K	0-0 FC5		4 0 0 0 0 1 3			
Inning Stats	R: 0 H: 0 E: 0 LOB: 0 K: 0 BB: 0 S: 3 P: 3	R: 0 H: 2 E: 0 LOB: 2 K: 0 BB: 1 S: 4 P: 8	R: 0 H: 0 E: 0 LOB: 0 K: 0 BB: 0 S: 3 P: 3	R: 3 H: 3 E: 0 LOB: 0 K: 0 BB: 0 S: 6 P: 6	R: 0 H: 0 E: 1 LOB: 1 K: 0 BB: 0 S: 4 P: 4	R: 0 H: 0 E: 0 LOB: 0 K: 0 BB: 1 S: 2 P: 6	R: 0 H: 0 E: 0 LOB: 1 K: 1 BB: 1 S: 5 P: 9	R: 3 H: 2 E: 0 LOB: 2 K: 0 BB: 3 S: 5 P: 17	R: 0 H: 1 E: 0 LOB: 1 K: 2 BB: 0 S: 8 P: 8	1B: 5 SF: 2 2B: 1 SAC: 3 3B: 2 DP: 0 HR: 0 HBP: 0	WP: 0 PA: 41 PB: 1 SB: 0 CS: 1		
PITCHER	IP WLS BF H R ER SO BB IBB HBP BLK WP HR S P ERA WHIP											PITCHER	IP WLS BF H R ER SO BB IBB HBP BLK WP HR S P ERA WHIP
Bo Belinsky, L (1, 1) ERA: 5.4	5.0 L 21 5 3 3 0 1 0 0 0 0 0 0 20 24 5.40 1.200												
Gary Wagner, R (6, 1) ERA:	2.0 7 0 0 0 1 2 0 0 0 0 0 0 7 15 0.00 1.000												
Jack Baldschun, R (8, 1) ERA: 20.25	0.2 7 2 3 3 0 2 1 0 0 0 0 0 4 16 40.50 6.000												
Ed Roebuck, R (8, 1) ERA:	1.1 5 1 0 0 2 0 0 0 0 0 0 0 9 9 0.00 0.750												

Batter	1	2	3	4	5	6	7	8	9	AB	R	H	RBI	BB	SO	LOB
Cookie Rojas, R OBP: 0.400, SLG: 0.400 (1, 8)	0-0 BB 1B		0-0 F7		0-3 K			0-0 1B 1B	0-0 F2	5	0	2	0	0	1	3
Johnny Callison, L OBP: 0.188, SLG: 0.375 (1, 9)	0-3 K		0-0 4-3			0-0 F4		0-0 F9		4	0	0	0	0	1	2
Dick Allen, R OBP: 0.267, SLG: 0.467 (1, 5)	0-0 F7			0-0 F9		0-0 HR 1B		0-0 1-3 1B		4	1	2	0	0	0	1
Dick Stuart, R OBP: 0.333, SLG: 0.462 (1, 3)	4-0 1-2 BB			0-0 F8		0-0 HR		0-0 F3		3	1	1	2	1	0	2
Tony Taylor, R OBP: 0.294, SLG: 0.375 (1, 4)	0-0 F2			4-0 BB		0-0 F8		0-0 F9		3	0	0	0	1	0	4
Alex Johnson, R OBP: 0.250, SLG: 0.250 (1, 7)		0-3 K		0-3 K		0-0 F8			0-0 BB 1B	4	0	1	0	0	2	1
Gus Triandos, R (1, 2)		0-0 F7			0-0 F5		0-3 K		0-0 L6	4	0	0	0	0	1	1
Ruben Amaro, R OBP: 0.467, SLG: 0.273 (1, 6)		0-0 L6			4-0 FC6-4 BB		4-0 CS BB		4-0 1-2 BB	1	0	0	0	3	0	0
Bo Belinsky, L (1, 1) Frank Thomas, R (5, PH) Gary Wagner, R (6, 1) Bobby Del Greco, R (7, PH) Jack Baldschun, R (8, 1) Ed Roebuck, R (8, 1) Wes Covington, L (9, PH)			0-3 K		0-0 FC6-4		0-3 K		0-0 F9	1	0	0	0	0	1	0

Inning Stats	R: 0	H: 1	E: 0	K: 1	S: 6	LOB: 2	BB: 1	P: 10	R: 0	H: 0	E: 0	K: 1	S: 5	LOB: 0	BB: 0	P: 5	R: 0	H: 0	E: 0	K: 1	S: 5	LOB: 1	BB: 1	P: 9	R: 2	H: 2	E: 0	K: 0	S: 5	LOB: 0	BB: 0	P: 5	R: 0	H: 0	E: 0	K: 2	S: 6	LOB: 0	BB: 1	P: 10	R: 0	H: 2	E: 0	K: 0	S: 5	LOB: 2	BB: 0	P: 5	R: 0	H: 1	E: 0	K: 0	S: 4	LOB: 2	BB: 1	P: 8	1B: 5	2B: 0	3B: 0	HR: 1	SF: 0	SAC: 0	DP: 0	HBP: 0	WP: 0	PA: 37
PITCHER Sandy Koufax, L (1, 1) ERA: 2.0	IP	WLS	BF	H	R	ER	SO	BB	IBB	HBP	BLK	WP	HR	S	P	ERA	WHIP	IP	WLS	BF	H	R	ER	SO	BB	IBB	HBP	BLK	WP	HR	S	P	ERA	WHIP	IP	WLS	BF	H	R	ER	SO	BB	IBB	HBP	BLK	WP	HR	S	P	ERA	WHIP															

BOTTOM

Los Angeles Dodgers @ Philadelphia Phillies
 Connie Mack Stadium, Philadelphia, PA

Sun Apr 18 1965, 3:33 AM EST
 Att. 11,107 - Unknown

AB 32
 R 2
 H 6
 RBI 2
 BB 5
 SO 7
 LOB 18



WP: 0 PA: 37
 PB: 0
 SB: 0
 CS: 1

livebaseballscorecards.com

Batter	1	2	3	4	5	6	7	8	9	AB R H RBI BB SO LOB	TOP									
Joe Morgan, L (1, 4) OBP: 0.364, SLG: 0.370	4-0 BB		0-0 P6		4-0 3-1 BB	4-0 1-2 BB			0-0 P4	2 0 0 0 3 0 0										
Al Spangler, L (1, 7) OBP: 0.333, SLG: 0.222	0-0 L6		0-0 BB 4-3 1B		4-0 1-2 BB	0-0 F8			0-0 L9	4 0 1 0 1 0 4										
Rusty Staub, L (1, 9) OBP: 0.211, SLG: 0.118	4-0 1-2 BB		0-0 4-3		0-0 P4			0-0 F8	0-0 F5	4 0 0 0 1 0 3										
Walt Bond, L (1, 3) OBP: 0.310, SLG: 0.321	0-0 F6		1-0 BB HBP		0-0 3-1			0-0 SH5-3 1B		3 0 1 0 0 0 4										
Bob Aspromonte, R (1, 5) OBP: 0.321, SLG: 0.304	0-0 P4		4-0 1-2 2-3 BB		0-0 L9			0-0 SH5-3		2 0 0 0 1 0 4										
Jimmy Wynn, R (1, 8) OBP: 0.448, SLG: 0.538		0-0 1B	0-3 K			0-0 FC1-6 1B		0-3 K		4 0 2 0 0 2 4										
John Bateman, R (1, 2) OBP: 0.400, SLG: 0.867		0-3 K		0-0 F5		0-0 FC1-6 1B		0-0 3-1		4 0 1 0 0 1 1										
Bob Lillis, R (1, 6) OBP: 0.200, SLG: 0.179		0-0 P4		0-0 F8		0-0 FC1-6 BB		0-0 5-3		4 0 0 0 0 0 3										
Turk Farrell, R (1, 1) Danny Coombs, R (5, 1) Jim Beauchamp, R (6, PH) Larry Dierker, R (6, 1)		0-3 K		0-0 5-3		0-3 K		0-0 P6		2 0 0 0 0 1 1 0 0 0 0 0 0 0 1 0 0 0 0 1 2 1 0 0 0 0 0 0										
Inning Stats	R: 0 E: 0 K: 0 S: 3	H: 0 LOB: 2 BB: 2 P: 11	R: 0 E: 0 K: 2 S: 8	H: 1 LOB: 1 BB: 0 P: 8	R: 0 E: 0 K: 1 S: 6	H: 1 LOB: 3 BB: 1 P: 11	R: 0 E: 0 K: 0 S: 3	H: 0 LOB: 0 BB: 0 P: 3	R: 0 E: 0 K: 1 S: 7	H: 2 LOB: 3 BB: 1 P: 11	R: 0 E: 0 K: 1 S: 6	H: 1 LOB: 1 BB: 0 P: 6	R: 0 E: 0 K: 0 S: 3	H: 0 LOB: 0 BB: 0 P: 3	R: 0 E: 0 K: 0 S: 3	H: 0 LOB: 0 BB: 0 P: 3	1B: 5 2B: 0 3B: 0 HR: 0	SF: 0 SAC: 1 DP: 0 HBP: 1	WP: 0 PB: 0 SB: 1 CS: 0	PA: 39
PITCHER Jim Bunning, R (1, 1) ERA: 2.13	IP: 9.0 WLS: W BF: 39 H: 5 R: 0 ER: 0 SO: 5 BB: 6 IBB: 0 HBP: 1 BLK: 0 WP: 0 HR: 0 S: 42 P: 67 ERA: 0.00 WHIP: 1.222											PITCHER IP: WLS: BF: H: R: ER: SO: BB: IBB: HBP: BLK: WP: HR: S: P: ERA: WHIP								

Houston Astros @ Philadelphia Phillies
 Connie Mack Stadium, Philadelphia, PA
 Mon Apr 19 1965, 6:05 PM EST
 Att. 4,668 - Unknown

livebaseballscorecards.com

AB	31
R	0
H	5
RBI	0
BB	6
SO	5
LOB	26



Batter	1	2	3	4	5	6	7	8	9	10	11	12	13	AB R H RBI BB SO LOB	TOP															
Joe Morgan, L (1, 4) OBP: 0.333, SLG: 0.333	G3		F7			G1-6-3 1B		F9		4-3			4-3	6 0 1 0 0 0 0	Houston Astros @ Philadelphia Phillies Connie Mack Stadium, Philadelphia, PA Tue Apr 20 1965, 6:05 PM EST Att. 6,627 - Unknown - 54 F livebaseballscorecards.com															
Al Spangler, L (1, 7) OBP: 0.308, SLG: 0.217	1B			L8		G1-6-3 1-2f			4-3				1-3	5 0 1 0 0 0 1																
Jimmy Wynn, R (1, 8) OBP: 0.441, SLG: 0.500	F9			F7					4-0 PB FC4-6 BB				K	4 1 1 0 1 1 1																
Walt Bond, L (1, 3) OBP: 0.294, SLG: 0.303	1-3			F9						FC4-6 1-2 PB 1B			4-1	5 0 1 0 0 0 2																
Bob Aspromonte, R (1, 5) OBP: 0.364, SLG: 0.308 (8, 6)		5-3							4-0 BB FC4-6				5-3	3 0 1 0 2 0 0																
Rusty Staub, L (1, 9) OBP: 0.167, SLG: 0.091		4-3							0-0 FC4-6				L7	5 0 0 1 0 0 4																
Ron Brand, R (1, 2) OBP: 0.222, SLG: 0.222		6-3							0-0 G6-4-3 1-2f				1-3	5 0 1 0 0 1 3																
Bob Lillis, R (1, 6) OBP: 0.188, SLG: 0.167 (8, PH)			6-3						0-0 F4				P4	2 0 0 0 0 0 2																
Mike White, R (8, 5)													K	3 0 0 0 0 1 0																
Ken Johnson, R (1, 1)													4-3	2 0 0 0 0 2 2																
Jim Beauchamp, R (8, PH) OBP: 0.267, SLG: 0.154													F9	1 0 0 0 0 0 0																
Jim Owens, R (8, 1)														1 0 0 0 0 0 0																
Hal Woodeshick, R (11, 1)														1 0 0 0 0 0 0																
Claude Raymond, R (13, 1)														0 0 0 0 0 0 0																
Inning Stats	R: 0 E: 0 K: 0 S: 4	H: 1 LOB: 1 BB: 0 P: 4	R: 0 E: 0 K: 0 S: 3	H: 0 LOB: 0 BB: 0 P: 3	R: 0 E: 0 K: 1 S: 5	H: 0 LOB: 0 BB: 0 P: 5	R: 0 E: 0 K: 0 S: 3	H: 2 LOB: 1 BB: 0 P: 3	R: 0 E: 0 K: 0 S: 4	H: 0 LOB: 0 BB: 1 P: 4	R: 0 E: 0 K: 0 S: 2	H: 0 LOB: 0 BB: 1 P: 6	R: 0 E: 0 K: 0 S: 3	H: 0 LOB: 0 BB: 0 P: 3	R: 0 E: 0 K: 1 S: 5	H: 0 LOB: 0 BB: 0 P: 5	R: 0 E: 0 K: 1 S: 3	H: 0 LOB: 0 BB: 0 P: 3	R: 0 E: 0 K: 1 S: 5	H: 0 LOB: 0 BB: 0 P: 5	R: 0 E: 0 K: 1 S: 5	H: 0 LOB: 0 BB: 0 P: 3	R: 0 E: 0 K: 1 S: 5	H: 0 LOB: 0 BB: 0 P: 5	1B: 6 2B: 0 3B: 0 HR: 0	SF: 0 SAC: 0 DP: 2 HBP: 0	WP: 0 PB: 1 SB: 0 CS: 0	PA: 46		
PITCHER																														
Ray Herbert, R (1, 1) ERA:	IP: 8.0	WLS: 28	BF: 5	H: 0	R: 0	ER: 0	SO: 2	BB: 1	IBB: 0	HBP: 0	BLK: 0	WP: 0	HR: 0	S: 31	P: 35	ERA: 0.00	WHIP: 0.750													
Ed Roebuck, R (9, 1) ERA: 2.45	IP: 2.0	WLS: 9	BF: 1	H: 1	R: 1	ER: 1	SO: 1	BB: 2	IBB: 0	HBP: 0	BLK: 0	WP: 0	HR: 0	S: 9	P: 17	ERA: 4.50	WHIP: 1.500													
Jack Baldschun, R (11, 1) ERA: 6.23	IP: 3.0	WLS: 9	BF: 0	H: 0	R: 0	ER: 0	SO: 2	BB: 0	IBB: 0	HBP: 0	BLK: 0	WP: 0	HR: 0	S: 13	P: 13	ERA: 0.00	WHIP: 0.000													



Batter	1	2	3	4	5	6	7	8	9	10	11	12	13	AB R H RBI BB SO LOB																	
Tony Taylor, R (1, 4) OBP: 0.321, SLG: 0.360	1-0 CS HBP		0-0 F3		1-0 1B HBP		0-0 6-3			0-0 4-3		0-0 F9		4 0 0 0 0 0 3																	
Dick Allen, R (1, 5) OBP: 0.400, SLG: 0.609	0-3 K		0-0		0-0 G4-3 1B		0-0 F9			0-0 6-3		4-0 BB		5 0 2 0 1 1 2																	
Johnny Callison, L (1, 9) OBP: 0.269, SLG: 0.480	4-0 BB		0-3 K		0-0 G4-3 1-2f		0-0 F9				0-0 FC6-2 3B	0-3 K		5 0 1 0 1 2 6																	
Tony Gonzalez, L (1, 8) OBP: 0.211, SLG: 0.167	0-0 F7			0-0 L7		0-0 F5		0-0 4-3			4-0 FC6-2 IBB		0-0 1-3	5 0 0 0 1 0 1																	
Wes Covington, L (1, 7) OBP: 0.235, SLG: 0.600		0-0 6-3		0-0 F9		0-0 F2			0-0 4-3		4-0 FC6-2 IBB		0-0 5-3	3 0 0 0 0 0 0																	
Bobby Del Greco, R (9, 7)														0 0 0 0 0 0 0																	
John Herrnstein, L (9, PH)														1 0 0 0 1 0 0																	
Gus Triandos, R (10, 7)														1 0 0 0 0 0 0																	
Dick Stuart, R (1, 3) OBP: 0.318, SLG: 0.368		0-0 6-3		0-0 L9		0-3 K			0-3 K		0-0 P6		4-0 BB 1B	3 0 0 0 0 1 0																	
Bobby Wine, R (9, 6)														1 0 0 0 0 1 0																	
Cookie Rojas, R (11, PH) OBP: 0.444, SLG: 0.375														1 1 0 0 1 0 3																	
Clay Dalrymple, L (1, 2) OBP: 0.158, SLG: 0.316		0-0 L9			0-0 SH1-3 1B 2B		0-0 4-3		0-0 F8		0-0 FC6-2		4-0 1B BB	4 1 1 0 0 0 0																	
Frank Thomas, R (11, PH)														1 0 0 0 1 0 3																	
Ruben Amaro, R (1, 6) OBP: 0.391, SLG: 0.263			0-0 1-3		0-0 SH1-3 2-3 1B		0-0 SH1-4 1B			0-0 L7	0-0 L9		0-0 1B	5 0 2 1 0 0 3																	
Ray Herbert, R (1, 1) OBP: 1.000, SLG: 1.000							0-0 SH1-4 1B							2 0 2 1 0 0 0																	
Ed Roebuck, R (9, 1)														0 0 0 0 0 0 0																	
John Briggs, L (10, PH) OBP: 0.500, SLG: 0.500			1B		1B HBP		1-2 SH1-4			0-0 4-3 1B				1 0 1 0 0 0 0																	
Jack Baldschun, R (11, 1)			1B		3-H 1B									1 0 0 0 0 1 0																	
Inning Stats	R: 0 E: 0 K: 1 S: 4	H: 0 LOB: 1 BB: 1 P: 9	R: 0 E: 0 K: 0 S: 3	H: 0 LOB: 0 BB: 0 P: 3	R: 0 E: 0 K: 1 S: 7	H: 2 LOB: 2 BB: 0 P: 7	R: 0 E: 0 K: 0 S: 3	H: 0 LOB: 0 BB: 0 P: 3	R: 1 E: 0 K: 0 S: 5	H: 3 LOB: 2 BB: 0 P: 6	R: 0 E: 0 K: 1 S: 5	H: 0 LOB: 0 BB: 0 P: 5	R: 0 E: 0 K: 0 S: 3	H: 0 LOB: 0 BB: 0 P: 3	R: 0 E: 0 K: 1 S: 5	H: 1 LOB: 1 BB: 0 P: 4	R: 0 E: 0 K: 0 S: 3	H: 0 LOB: 0 BB: 0 P: 3	R: 0 E: 0 K: 1 S: 5	H: 1 LOB: 1 BB: 0 P: 4	R: 0 E: 0 K: 0 S: 4	H: 1 LOB: 1 BB: 0 P: 4	R: 0 E: 0 K: 2 S: 7	H: 1 LOB: 3 BB: 2 P: 12	R: 0 E: 0 K: 2 S: 7	H: 0 LOB: 1 BB: 1 P: 11	R: 1 E: 0 K: 0 S: 3	H: 1 LOB: 2 BB: 2 P: 11	1B: 7 2B: 2 3B: 1 HR: 0	SF: 0 SAC: 2 DP: 2 HBP: 2	WP: 0 PA: 53

PITCHER	IP	WLS	BF	H	R	ER	SO	BB	IBB	HBP	BLK	WP	HR	S	P	ERA	WHIP
Ken Johnson, R (1, 1) ERA: 2.57	7.0		28	6	1	1	3	1	0	2	0	0	0	31	37	1.29	1.000
Jim Owens, R (8, 1) ERA: 1.59	3.1		14	2	0	0	1	0	2	0	0	0	0	14	22	0.00	0.600
Hal Woodeshick, L (11, 1) ERA: 5.06	2.1	L	10	0	1	1	2	3	0	0	0	0	0	11	23	3.86	1.286
Claude Raymond, R (13, 1) ERA: 6.75	0.0		1	1	0	0	0	0	0	0	0	0	0	1	1	∞	∞

Houston Astros @ Philadelphia Phillies
 Connie Mack Stadium, Philadelphia, PA
 Tue Apr 20 1965, 6:05 PM EST
 Att: 6,627 - Unknown - 54 F

AB	43
R	2
H	9
RBI	2
BB	6
SO	6
LOB	21

Batter	1	2	3	4	5	6	7	8	9	AB R H RBI BB SO LOB	TOP		
Joe Gaines, R (1, 9) OBP: 0.188, SLG: 0.071 Al Spangler, L (8, 7) OBP: 0.333, SLG: 0.250	0-0 F9		0-0 6-3	0-0 FC5			0-0 5-3	4-0 BB	0-0 1B	4 0 0 0 1 0 1 1 0 1 2 0 0 0			
Joe Morgan, L (1, 4) OBP: 0.356, SLG: 0.385	0-0 PB FC 2B		0-0 1B 1B		0-3 K			1B 1B F7	0-3 K 1B	6 2 3 0 0 2 4			
Jimmy Wynn, R (1, 8) OBP: 0.436, SLG: 0.471	4-0 FC BB		0-0 F9		0-0 5-3			0-0 E5 1B	0-0 WP 1B	4 2 1 0 1 0 2			
Walt Bond, L (1, 3) OBP: 0.333, SLG: 0.342	0-0 FC		0-0 1B		0-0 G3			0-0 1B 1B	0-0 BB 1B SF9 1B	5 2 3 2 0 0 1			
Bob Aspromonte, R (1, 5) OBP: 0.342, SLG: 0.290	0-0 F9		0-0 F8			0-0 5-3		0-0 F9	0-0 SF9 BB 1B	5 1 1 0 0 0 7			
Jim Beauchamp, R (1, 7) OBP: 0.316, SLG: 0.188 Rusty Staub, L (8, 9) OBP: 0.200, SLG: 0.091	0-3 K		0-3 K		4-0 CS BB			0-0 1B 1B	4-0 SH1-3 1B BB	3 1 1 2 1 2 2 0 1 0 0 1 0 0			
John Bateman, R (1, 2) OBP: 0.400, SLG: 0.947		0-0 F8		0-0 HR		0-3 K		0-0 SH3-4 1B	0-0 SF9	4 1 2 3 0 1 1			
Bob Lillis, R (1, 6) OBP: 0.243, SLG: 0.229		0-0 P6		0-0 FC5 SH3-4 1B		0-0 CS	0-0 P3	0-0 SH3-4 1B	0-0 SH1-3 1B	5 1 3 2 0 0 0			
Don Nottebart, R (1, 1) Mike White, R (7, PH) Dave Giusti, R (7, 1)		0-3 K		0-0 SH3-4			0-0 F9	0-0 SH3-4	0-0 SH1-3	1 0 0 0 0 1 0 1 0 0 0 0 0 0 0 0 0 0 0 0 0			
Inning Stats	R: 1 H: 1 E: 0 LOB: 2 K: 1 BB: 1 S: 7 P: 11	R: 0 H: 0 E: 0 LOB: 0 K: 1 BB: 0 S: 5 P: 5	R: 0 H: 2 E: 0 LOB: 2 K: 0 BB: 0 S: 5 P: 5	R: 1 H: 2 E: 0 LOB: 1 K: 1 BB: 0 S: 7 P: 7	R: 0 H: 0 E: 0 LOB: 0 K: 1 BB: 0 S: 5 P: 5	R: 0 H: 0 E: 0 LOB: 0 K: 1 BB: 1 S: 4 P: 8	R: 0 H: 0 E: 0 LOB: 0 K: 0 BB: 0 S: 3 P: 3	R: 4 H: 5 E: 1 LOB: 3 K: 0 BB: 1 S: 9 P: 13	R: 5 H: 5 E: 0 LOB: 1 K: 1 BB: 1 S: 10 P: 14	1B: 13 SF: 1 2B: 1 SAC: 3 3B: 0 DP: 0 HR: 1 HBP: 0	WP: 1 PA: 48 PB: 1 SB: 0 CS: 1		
PITCHER	IP WLS BF H R ER SO BB IBB HBP BLK WP HR S P ERA WHIP											PITCHER	IP WLS BF H R ER SO BB IBB HBP BLK WP HR S P ERA WHIP
Chris Short, L (1, 1) ERA: 2.19	7.1 L 33 8 6 4 5 2 0 0 0 0 0 1 41 49 4.91 1.364												
Jack Baldschun, R (8, 1) ERA: 6.23	0.0 2 2 0 0 0 0 0 0 0 0 0 0 2 2 ∞ ∞												
Ed Roebuck, R (8, 1) ERA: 4.15	0.2 4 1 1 1 0 1 0 0 0 0 0 0 3 7 13.50 3.000												
Morrie Steevens, L (9, 1) ERA:	0.0 3 2 0 0 0 1 0 0 0 0 1 0 2 6 ∞ ∞												
Gary Wagner, R (9, 1) ERA: 3.0	1.0 5 2 4 4 1 0 0 0 0 0 0 0 7 7 36.00 2.000												

Houston Astros @ Philadelphia Phillies
 Connie Mack Stadium, Philadelphia, PA
 Wed Apr 21 1965, 6:05 PM EST
 Att: 8,267 - Unknown - 58 F

AB	39
R	11
H	15
RBI	11
BB	4
SO	6
LOB	18



Batter	1	2	3	4	5	6	7	8	9	AB	R	H	RBI	BB	SO	LOB
Tony Taylor, R OBP: 0.333, SLG: 0.345 (1, 4)	0-0 SH1-3 1B	0-0 5-3		4-0 BB			0-0 6-3		0-0 F8	4	1	1	0	1	0	1
Dick Allen, R OBP: 0.393, SLG: 0.560 (1, 5)	0-0 SH1-3 1-2		4-0 1B 1B BB	0-0 5-3			0-0 L8			2	1	0	0	1	0	2
Johnny Callison, L OBP: 0.300, SLG: 0.464 (1, 9)	1-0 1B 1B HBP		0-0 1B 1-2 1B		0-0 E4 G6-3			0-0 L6		3	1	1	0	0	0	0
Wes Covington, L OBP: 0.238, SLG: 0.684 (1, 7)	0-0 F2		0-0 F7		0-0 G6-3 1-2f			0-0 HR		4	1	1	1	0	0	5
Tony Gonzalez, L OBP: 0.261, SLG: 0.227 (1, 8)	0-0 1B 1-2 2-H 1B		0-0 1B 1-3 2-H 1B		0-0 F8			0-3 K		4	0	2	2	0	1	0
Dick Stuart, R OBP: 0.308, SLG: 0.348 (1, 3)	0-0 1B 1-3 2-H 1B		0-0 P6		0-0 F2			0-3 K		4	0	1	1	0	1	1
Clay Dalrymple, L OBP: 0.174, SLG: 0.304 (1, 2)	0-0 F9			0-0 SH3-4 1B		0-0 P5			0-0 F8	4	0	1	0	0	0	2
Ruben Amaro, R OBP: 0.333, SLG: 0.217 (1, 6)		0-3 K		0-0 P4		0-0 P6			0-0 F7	4	0	0	0	0	1	1
Chris Short, R OBP: 0.125, SLG: 0.125 (8, 1)		0-3 K		0-0 SH3-4		0-0 4-3			4-0 BB	2	0	0	0	0	1	0
Jack Balteschun, R (8, 1)										0	0	0	0	0	0	0
Ed Roebuck, R (8, 1)										0	0	0	0	0	0	0
Morrie Steevens, L (9, 1)										0	0	0	0	0	0	0
Gary Wagner, R (9, 1)										0	0	0	0	0	0	0
John Briggs, L (9, PH)										0	0	0	0	1	0	0

Inning Stats	R: 2	H: 3	E: 0	K: 0	S: 6	LOB: 2	BB: 0	P: 7	R: 0	H: 0	E: 0	K: 2	S: 7	LOB: 0	BB: 0	P: 7	R: 1	H: 2	E: 0	K: 0	S: 4	LOB: 1	BB: 1	P: 8	R: 0	H: 1	E: 0	K: 0	S: 4	LOB: 2	BB: 1	P: 8	R: 0	H: 0	E: 1	K: 0	S: 3	LOB: 0	BB: 0	P: 3	R: 0	H: 0	E: 0	K: 0	S: 3	LOB: 0	BB: 0	P: 3	R: 0	H: 0	E: 0	K: 0	S: 3	LOB: 0	BB: 0	P: 3	R: 1	H: 1	E: 0	K: 2	S: 8	LOB: 0	BB: 0	P: 8	R: 0	H: 0	E: 0	K: 0	S: 3	LOB: 1	BB: 1	P: 7	1B: 6	SF: 0	2B: 0	SAC: 2	3B: 0	DP: 1	HR: 1	HBP: 1	WP: 0	PA: 37
--------------	------	------	------	------	------	--------	-------	------	------	------	------	------	------	--------	-------	------	------	------	------	------	------	--------	-------	------	------	------	------	------	------	--------	-------	------	------	------	------	------	------	--------	-------	------	------	------	------	------	------	--------	-------	------	------	------	------	------	------	--------	-------	------	------	------	------	------	------	--------	-------	------	------	------	------	------	------	--------	-------	------	-------	-------	-------	--------	-------	-------	-------	--------	-------	--------

PITCHER	IP	WLS	BF	H	R	ER	SO	BB	IBB	HBP	BLK	WP	HR	S	P	ERA	WHIP
Don Nottebart, R ERA: 3.46 (1, 1)	6.0		26	6	3	3	2	2	0	1	0	0	0	27	36	4.50	1.333
Dave Giusti, R ERA: 2.7 (7, 1)	3.0	W	11	1	1	1	2	1	0	0	0	0	1	14	18	3.00	0.667


BOTTOM

Houston Astros @ Philadelphia Phillies
Connie Mack Stadium, Philadelphia, PA

Wed Apr 21 1965, 6:05 PM EST
 Att. 8,267 - Unknown - 58 F

livebaseballscorecards.com

AB	31
R	4
H	7
RBI	4
BB	3
SO	4
LOB	12



Batter	1	2	3	4	5	6	7	8	9	AB R H RBI BB SO LOB	TOP																				
Tony Taylor, R (1, 4) OBP: 0.324, SLG: 0.333	0-0 F8		0-0 F9			0-0 5-3		0-0 1B		4 0 1 0 0 0 0	Philadelphia Phillies @ Los Angeles Dodgers Dodger Stadium, Los Angeles, CA Fri Apr 23 1965, 6:05 PM PST Att: 29,120 - Unknown livebaseballscorecards.com																				
Johnny Callison, L (1, 9) OBP: 0.265, SLG: 0.406	0-0 P4			0-0 4-3		0-0 L9		0-0 F7		4 0 0 0 0 0 1																					
Dick Allen, R (1, 5) OBP: 0.375, SLG: 0.552	0-0 2B			0-0 5-3		0-0 4-3		0-3 K		4 0 1 0 0 1 1																					
Dick Stuart, R (1, 3) OBP: 0.300, SLG: 0.308	0-0 4-3			4-0 BB		0-0 L4		0-0 P6		3 0 0 0 1 0 1																					
Alex Johnson, R (1, 7) OBP: 0.250, SLG: 0.375		0-3 K		0-0 F5		0-0 2B		0-0 P6		4 0 1 0 0 1 1																					
Cookie Rojas, R (1, 8) OBP: 0.385, SLG: 0.333		0-0 L7			0-0 4-3		0-0 FC 1B		0-0 P4			4 0 1 0 0 0 0																			
Gus Triandos, R (1, 2)		0-0 5-3		4-0 BB FC6-4 BB		0-3 K				2 0 0 0 1 1 2																					
Ruben Amaro, R (1, 6) OBP: 0.300, SLG: 0.192			0-0 4-3		0-0 FC6-4 1-2f		0-0 FC 1-2f			3 0 0 0 0 0 3																					
Jim Bunning, R (1, 1) OBP: 0.143, SLG: 0.143			0-0 6-3		0-3 K			0-0 G3		2 0 0 0 0 1 1																					
Frank Thomas, R (8, PH)										1 0 0 0 0 0 0																					
Morrie Steevens, L (8, 1)										0 0 0 0 0 0 0																					
Inning Stats	R: 0 E: 0 K: 0 S: 4	H: 1 LOB: 1 BB: 0 P: 4	R: 0 E: 0 K: 1 S: 5	H: 0 LOB: 0 BB: 0 P: 5	R: 0 E: 0 K: 0 S: 3	H: 0 LOB: 0 BB: 0 P: 3	R: 0 E: 0 K: 0 S: 3	H: 0 LOB: 1 BB: 1 P: 7	R: 0 E: 0 K: 1 S: 5	H: 0 LOB: 1 BB: 1 P: 9	R: 0 E: 0 K: 0 S: 3	H: 0 LOB: 0 BB: 0 P: 3	R: 0 E: 0 K: 1 S: 7	H: 2 LOB: 2 BB: 0 P: 7	R: 0 E: 0 K: 1 S: 6	H: 1 LOB: 1 BB: 0 P: 6	R: 0 E: 0 K: 0 S: 3	H: 0 LOB: 0 BB: 0 P: 3	1B: 2 2B: 2 3B: 0 HR: 0	SF: 0 SAC: 0 DP: 0 HBP: 0	WP: 0 PB: 0 SB: 0 CS: 0	PA: 33									
PITCHER Johnny Podres, L (1, 1) ERA:	IP 9.0	WLS W	BF 33	H 4	R 0	ER 0	SO 4	BB 2	IBB 0	HBP 0	BLK 0	WP 0	HR 0	S 39	P 47	ERA 0.00	WHIP 0.667														
											PITCHER	IP	WLS	BF	H	R	ER	SO	BB	IBB	HBP	BLK	WP	HR	S	P	ERA	WHIP			



Batter	1	2	3	4	5	6	7	8	9	AB R H RBI BB SO LOB	TOP	
Tony Taylor, R OBP: 0.310, SLG: 0.316 (1, 4) X	0-0 F9 ① X	0-0 6-3 ③		X 0-0 1-2 2-3 1B 1B		X 0-0 6-3 ①		X 0-0 4-3 ①	5 0 1 0 0 0 1			
Johnny Callison, L OBP: 0.231, SLG: 0.361 (1, 9) X	0-0 F9 ②		X 0-0 L9 ① X	0-0 SF9 ②		0-3 K ②		X 0-0 3-1 ②	4 0 0 1 0 1 0			
Dick Allen, R OBP: 0.378, SLG: 0.529 (1, 5) X	0-0 1B 1B		X 0-0 F9 ② X	0-0 FC6-4 1B 1-2 3-H		X 0-0 6-3 ③		0-3 K ③	5 0 2 1 0 1 0			
Dick Stuart, R OBP: 0.353, SLG: 0.400 (1, 3) X	0-0 1B 1B 1-3		X 0-0 2B	0-0 FC6-4 1-2f		X 0-0 1B G5-4-3			4 0 3 0 0 0 2			
Alex Johnson, R OBP: 0.333, SLG: 0.364 (1, 7) X	0-0 F5 ③		B 4-0 BB B B B		X 0-0 1B 4-3		X 0-0 F8 ①		3 0 1 0 1 0 3			
Cookie Rojas, R OBP: 0.353, SLG: 0.375 (1, 8)		X 0-0 E 2B	X 0-0 F8 ③		X 0-0 1B 4-3		X 0-0 1B G5-4-3 ② ③		4 1 1 0 0 0 4			
Gus Triandos, R (1, 2)		X 0-0 5-3 ①		X 0-0 F8 ①	4-0 1B IBB FC6-4		X 0-0 1B 5-3 ①		3 0 0 0 1 0 1			
Ruben Amaro, R OBP: 0.294, SLG: 0.200 (1, 6)		X 0-0 E4 SH3-4 2-H		X 0-0 1B 1B SF9 1B ②	0-3 K		X 0-0 1B P4 ②		4 1 1 0 0 1 2			
Bo Belinsky, L OBP: 0.333, SLG: 0.333 Ed Roebuck, R Morrie Steevens, L Frank Thomas, R (8, PH) Gary Wagner, R (8, 1)		X 0-0 SH3-4 ②		X 0-0 SF9 1B 1B ③	0-0 FC6-4 1-2f		X 0-0 1B 6-3 ③		2 1 1 0 0 0 2			
Inning Stats	R: 0 H: 2 E: 0 LOB: 2 K: 0 BB: 0 S: 5 P: 5	R: 1 H: 1 E: 1 LOB: 1 K: 0 BB: 0 S: 5 P: 5	R: 0 H: 1 E: 0 LOB: 2 K: 0 BB: 1 S: 4 P: 8	R: 2 H: 4 E: 0 LOB: 2 K: 0 BB: 0 S: 7 P: 7	R: 0 H: 1 E: 0 LOB: 2 K: 1 BB: 1 S: 6 P: 10	R: 0 H: 0 E: 0 LOB: 0 K: 1 BB: 0 S: 5 P: 5	R: 0 H: 1 E: 0 LOB: 0 K: 0 BB: 0 S: 3 P: 3	R: 0 H: 0 E: 0 LOB: 0 K: 0 BB: 0 S: 3 P: 3	R: 0 H: 0 E: 0 LOB: 0 K: 1 BB: 0 S: 5 P: 5	1B: 8 SF: 1 2B: 2 SAC: 1 3B: 0 DP: 1 HR: 0 HBP: 0	WP: 0 PA: 39 PB: 0 SB: 0 CS: 0	
PITCHER Claude Osteen, L (1, 1) ERA: 1.38	IP WLS BF H R ER SO BB IBB HBP BLK WP HR S P ERA WHIP	9.0 W 39 10 3 2 3 1 1 0 0 0 0 43 51 2.00 1.222										

Philadelphia Phillies @ Los Angeles Dodgers
 Dodger Stadium, Los Angeles, CA
 Sat Apr 24 1965, 6:05 PM PST
 Att. 36,500 - Unknown

livebaseballscorecards.com

AB	35
R	3
H	10
RBI	2
BB	2
SO	3
LOB	15



Batter	1	2	3	4	5	6	7	8	9
Maury Wills, S OBP: 0.444, SLG: 0.469 (1, 6)	0-0 3-1		0-0 FC2-5 1B		0-0 6-3	0-0 E3 1B		0-3 K	
Wes Parker, S OBP: 0.405, SLG: 0.485 (1, 3)	0-0 5-3		4-0 FC2-5 1B BB		0-0 5-3	0-0 WP 1B 1B		0-0 1-3	
Willie Davis, L OBP: 0.303, SLG: 0.469 (1, 8)	0-0 4-3		0-0 FC2-5 1B		0-0 4-3	0-0 FC6 1B			
Tommy Davis, R OBP: 0.257, SLG: 0.250 (1, 7)		0-0 6-3	0-0 E2 1B			F4			
Jim Lefebvre, S OBP: 0.471, SLG: 0.704 (1, 4)		0-0 HR	4-0 G3-6-1 IBB			4-0 1B 1B BB	4-0 CS BB		
Ron Fairly, L OBP: 0.343, SLG: 0.429 (1, 9)		0-0 6-3	0-0 G3-6-1			0-0 1B 1B WP 1B	0-3 K		
John Kennedy, R OBP: 0.310, SLG: 0.360 (1, 5)		4-0 BLK E BB		4-0 G5-4-3 BB		0-0 WP 1B E 1B			
John Roseboro, L OBP: 0.333, SLG: 0.300 (6, PH)						1-2 3-H			
Dick Tracewski, R OBP: 0.500, SLG: 0.400 (6, PR)									
Jeff Torborg, R OBP: 0.250, SLG: 0.250 (1, 2)		0-0 E4 1B		0-0 G5-4-3		0-0 F8	0-0 L6		
Claude Osteen, L OBP: 0.125, SLG: 0.125 (1, 1)		0-0 3-1		0-3 K		0-0 E 1B WP 1B		0-0 5-3	

Inning Stats	R: 0	H: 0	E: 0	K: 0	S: 3	R: 2	H: 2	E: 1	K: 0	S: 5	R: 1	H: 2	E: 1	K: 0	S: 4	R: 0	H: 0	E: 0	K: 1	S: 4	R: 0	H: 0	E: 0	K: 0	S: 3	R: 6	H: 5	E: 1	K: 0	S: 9	R: 0	H: 1	E: 0	K: 1	S: 5	R: 0	H: 0	E: 0	K: 1	S: 5	1B: 9	2B: 0	3B: 0	HR: 1	SF: 0	SAC: 0	DP: 2	HBP: 0	WP: 2	PB: 0	SB: 1	CS: 1	PA: 38
--------------	------	------	------	------	------	------	------	------	------	------	------	------	------	------	------	------	------	------	------	------	------	------	------	------	------	------	------	------	------	------	------	------	------	------	------	------	------	------	------	------	-------	-------	-------	-------	-------	--------	-------	--------	-------	-------	-------	-------	--------

PITCHER	IP	WLS	BF	H	R	ER	SO	BB	IBB	HBP	BLK	WP	HR	S	P	ERA	WHIP
Bo Belinsky, L ERA: 6.97 (1, 1)	5.1	L	24	5	5	5	1	4	1	0	1	0	1	21	41	8.44	1.688
Ed Roebuck, R ERA: 3.86 (6, 1)	0.1		5	3	3	0	0	0	0	0	0	1	0	5	5	0.00	9.000
Morrie Steevens, L ERA: 11.57 (6, 1)	1.1		6	2	1	0	1	1	0	0	0	1	0	7	11	0.00	2.250
Gary Wagner, R ERA: 2.25 (8, 1)	1.0		3	0	0	0	1	0	0	0	0	0	0	5	5	0.00	0.000

BOTTOM

Philadelphia Phillies @ Los Angeles Dodgers
 Dodger Stadium, Los Angeles, CA
 Sat Apr 24 1965, 6:05 PM PST
 Att. 36,500 - Unknown

livebaseballscorecards.com

AB	32
R	9
H	10
RBI	7
BB	6
SO	3
LOB	13



Batter	1	2	3	4	5	6	7	8	9	AB R H RBI BB SO LOB	TOP										
Tony Taylor, R (1, 4) OBP: 0.298, SLG: 0.302	0-3 K		0-0 F3		0-0 FC6-4 1B	0-3 K			0-0 5-3	5 1 1 0 0 2 2	Philadelphia Phillies @ Los Angeles Dodgers Dodger Stadium, Los Angeles, CA Sun Apr 25 1965, 3:33 AM PDT Att: 25,766 - Unknown										
Dick Allen, R (1, 5) OBP: 0.357, SLG: 0.487	0-3 K		0-3 K		0-0 FC6-4 2B 1B	0-0 F3			0-0 F8	5 1 1 1 0 2 2											
Johnny Callison, L (1, 9) OBP: 0.233, SLG: 0.333	0-0 1-3				0-0 K 1-2 2-3	0-0 1-3			4-0 G1-6-3 BB	3 0 0 0 1 1 2											
Wes Covington, L (1, 7) Cookie Rojas, R (6, 7) OBP: 0.250, SLG: 0.619 OBP: 0.333, SLG: 0.353		0-0 L8		0-0 4-3	4-0 FC6-4 IBB			0-0 F7		2 0 0 0 1 0 0 1 0 0 0 0 0 1											
Tony Gonzalez, L (1, 8) OBP: 0.259, SLG: 0.231		0-0 1-3		0-0 HR 1B	0-0 FC6-4 2B 1-2f 2-3 3-H			0-0 G1-6-3		4 2 1 1 0 0 3											
Dick Stuart, R (1, 3) Bobby Wine, R (8, 6) OBP: 0.388, SLG: 0.529		0-3 K		0-0 HR	0-0 2B 1-H 3-H			0-3 K		4 1 2 4 0 2 0 0 0 0 0 0 0 0											
Clay Dalrymple, L (1, 2) OBP: 0.259, SLG: 0.360			0-0 1B 2B	4-0 FC5-4 BB	4-0 IBB			0-0 L9		2 0 1 0 2 0 0											
Ruben Amaro, R (1, 6) (8, 3) OBP: 0.263, SLG: 0.176			0-0 6-3	0-0 FC5-4 1-2f	0-0 F9			0-0 6-3		4 0 0 0 0 0 4											
Ray Herbert, R (1, 1) Jack Baldschun, R (9, 1) OBP: 0.667, SLG: 0.833			0-0 2-3 1B		0-0 1B 2B	0-3 K			0-0 L7	4 1 2 0 0 1 0 0 0 0 0 0 0 0											
Inning Stats	R: 0 E: 0 K: 2 S: 7	H: 0 LOB: 0 BB: 0 P: 7	R: 0 E: 0 K: 1 S: 5	H: 0 LOB: 0 BB: 0 P: 5	R: 0 E: 0 K: 1 S: 7	H: 2 LOB: 2 BB: 0 P: 7	R: 2 E: 0 K: 1 S: 7	H: 2 LOB: 1 BB: 1 P: 11	R: 4 E: 0 K: 0 S: 7	H: 4 LOB: 2 BB: 2 P: 15		R: 0 E: 0 K: 2 S: 7	H: 0 LOB: 0 BB: 0 P: 7	R: 0 E: 0 K: 0 S: 2	H: 0 LOB: 0 BB: 1 P: 6	R: 0 E: 0 K: 1 S: 5	H: 0 LOB: 0 BB: 0 P: 5	R: 0 E: 0 K: 0 S: 3	H: 0 LOB: 0 BB: 0 P: 3	1B: 4 2B: 3 3B: 0 HR: 1	SF: 0 SAC: 0 DP: 1 HBP: 0
PITCHER	IP WLS BF H R ER SO BB IBB HBP BLK WP HR S P ERA WHIP											PITCHER	IP WLS BF H R ER SO BB IBB HBP BLK WP HR S P ERA WHIP								
Don Drysdale, R (1, 1) ERA: 3.62	5.0 L 26 8 6 6 5 1 2 0 0 0 1 33 45 10.80 1.800																				
Jim Brewer, L (6, 1) ERA:	3.0 9 0 0 0 3 1 0 0 0 0 0 0 14 18 0.00 0.333																				
Ron Perranoski, L (9, 1) ERA:	1.0 3 0 0 0 0 0 0 0 0 0 0 0 3 3 0.00 0.000																				

livebaseballscorecards.com

AB	34
R	6
H	8
RBI	6
BB	4
SO	8
LOB	14



Batter	1	2	3	4	5	6	7	8	9	AB	R	H	RBI	BB	SO	LOB				
Maury Wills, S OBP: 0.415, SLG: 0.432 (1, 6)	0-0 5-3		0-0 6-3		0-0 1-3		0-0 G4-3		0-0 1B	5	0	1	0	0	0	1				
Wes Parker, S OBP: 0.452, SLG: 0.553 (1, 3)	0-0 1-3 WP 1B		0-0 1B		0-0 1B			0-0 1B	0-0 F2	5	2	4	0	0	0	2				
Willie Davis, L OBP: 0.333, SLG: 0.486 (1, 8)	0-0 WP 1-3 1B		0-0 G6-4-3 1B		0-0 F7			0-0 G1-4-3 1B		3	0	2	0	0	0	1				
Jim Brewer, L (6, 1)										0	0	0	0	0	0	0				
Wally Moon, L OBP: 1.000, SLG: 1.000 (8, PH)										1	0	1	1	0	0	0				
Ron Perranoski, L (9, 1)										0	0	0	0	0	0	0				
Tommy Davis, R OBP: 0.231, SLG: 0.222 (1, 7)	0-0 1-3		0-0 G6-4-3		0-0 P6		0-0 G1-4-3		0-0 G1-4-3	4	0	0	0	0	0	5				
Ron Fairly, L OBP: 0.308, SLG: 0.375 (1, 9)	0-3 K			0-0 4-3		0-0 F7		0-0 F9		4	0	0	0	0	1	1				
Jim Lefebvre, S OBP: 0.447, SLG: 0.645 (1, 4)		0-0 L8		0-0 G3		0-0 2B 1B		0-0 3-1		4	0	1	0	0	0	0				
John Kennedy, R OBP: 0.290, SLG: 0.333 (1, 5)		0-0 5-3		0-0 E5 1B		0-0 1-H 2B		0-0 D 1B 2B		2	0	0	0	0	0	0				
Dick Tracewski, R OBP: 0.625, SLG: 0.857 (4, PR)										2	2	2	0	0	0	0				
Jeff Torborg, R OBP: 0.500, SLG: 0.500 (1, 2)		0-0 1B		0-0 2-H 1B		0-0 G4-3 1B		0-0 F8		4	0	3	1	0	0	1				
Don Drysdale, R OBP: 0.300, SLG: 0.600 (1, 1)		0-3 K		0-0 4-3		0-3 K		0-0 2-H 1B		1	0	0	0	0	1	1				
Willie Crawford, L (5, PH)										1	0	0	0	0	0	0				
Dick Smith, R (6, 8)										1	0	0	0	0	1	1				
John Roseboro, L OBP: 0.353, SLG: 0.323 (9, PH)										1	0	1	1	0	0	0				
Nate Oliver, R (9, PR)										0	0	0	0	0	0	0				
Inning Stats	R: 1 E: 0 K: 1 S: 7	H: 2 LOB: 1 BB: 0 P: 7	R: 0 E: 0 K: 1 S: 6	H: 1 LOB: 1 BB: 0 P: 6	R: 0 E: 0 K: 0 S: 4	H: 2 LOB: 1 BB: 0 P: 4	R: 1 E: 1 K: 0 S: 4	H: 1 LOB: 2 BB: 0 P: 4	R: 0 E: 0 K: 0 S: 4	H: 2 LOB: 2 BB: 0 P: 4	R: 0 E: 0 K: 1 S: 5	H: 1 LOB: 0 BB: 0 P: 5	R: 1 E: 0 K: 0 S: 4	H: 2 LOB: 0 BB: 0 P: 4	R: 1 E: 0 K: 0 S: 6	H: 3 LOB: 2 BB: 0 P: 6	1B: 12 2B: 3 3B: 0 HR: 0	SF: 0 SAC: 0 DP: 3 HBP: 0	WP: 1 PB: 0 SB: 0 CS: 0	PA: 38
PITCHER	IP WLS BF H R ER SO ERA WHIP	IP WLS BF H R ER SO ERA WHIP	IP WLS BF H R ER SO ERA WHIP	IP WLS BF H R ER SO ERA WHIP	IP WLS BF H R ER SO ERA WHIP	IP WLS BF H R ER SO ERA WHIP	IP WLS BF H R ER SO ERA WHIP	IP WLS BF H R ER SO ERA WHIP	IP WLS BF H R ER SO ERA WHIP	IP WLS BF H R ER SO ERA WHIP	IP WLS BF H R ER SO ERA WHIP	IP WLS BF H R ER SO ERA WHIP	IP WLS BF H R ER SO ERA WHIP	IP WLS BF H R ER SO ERA WHIP	IP WLS BF H R ER SO ERA WHIP	IP WLS BF H R ER SO ERA WHIP				
Ray Herbert, R ERA: 1.62 (1, 1)	8.2	W	37	15	4	3	3	0	0	0	0	0	0	0	0	0	0.00	1.731		
Jack Baldschun, R ERA: 5.79 (9, 1)	0.1	S	1	0	0	0	0	0	0	0	0	0	0	0	0	0	0.00	0.000		

BOTTOM

Philadelphia Phillies @ Los Angeles Dodgers
 Dodger Stadium, Los Angeles, CA
 Sun Apr 25 1965, 3:33 AM PDT
 Att. 25,766 - Unknown

livebaseballscorecards.com

AB	38
R	4
H	15
RBI	3
BB	0
SO	3
LOB	13



Batter	1	2	3	4	5	6	7	8	9	AB R H RBI BB SO LOB	TOP									
Tony Taylor, R OBP: 0.333, SLG: 0.326 (1, 4)	4-0 CS BB	0-0 1B			0-0 B1-3 1B		0-0 1-3			3 0 2 0 1 0 0	Philadelphia Phillies @ Los Angeles Dodgers Dodger Stadium, Los Angeles, CA Mon Apr 26 1965, 7:05 PM PDT Att. 24,703 - Unknown									
Johnny Callison, L OBP: 0.234, SLG: 0.395 (1, 9)	0-0 1-2 HR	0-0 4-3			0-0 B1-3 1-2f		0-0 F7			4 1 1 1 0 0 2										
Dick Allen, R OBP: 0.348, SLG: 0.465 (1, 5)	0-0 E8 2B 1B				0-3 K		0-3 K			4 1 1 0 0 2 0										
Dick Stuart, R OBP: 0.381, SLG: 0.541 Bobby Wine, R (8, 6)	0-0 2-H 3B 2B				1-0 4-3 HBP		0-3 K			3 1 1 1 0 2 0 0 0 0 0 0 0 0										
Alex Johnson, R OBP: 0.250, SLG: 0.267 Bobby Del Greco, R (9, 7)	0-3 K				0-0 4-3 1-2		0-3 K			4 0 0 0 0 2 2 0 0 0 0 0 0 0										
Cookie Rojas, R OBP: 0.409, SLG: 0.550 (1, 8)	0-0 2-H 3B				0-0 L9		0-0 2B			3 1 2 1 1 0 1										
Gus Triandos, R Clay Dalrymple, L OBP: 0.286, SLG: 0.385 (7, 2)	0-0 F8				0-0 5-3		0-0 5-3			3 0 0 0 0 0 2 1 0 1 1 0 0 0										
Ruben Amaro, R OBP: 0.238, SLG: 0.158 (8, 3)					0-0 F8		0-0 F8			4 0 0 0 0 0 1										
Chris Short, R OBP: 0.091, SLG: 0.091 Jack Baldschun, R (7, 1)					0-3 K		0-0 6-3			3 0 0 0 0 2 0 1 0 0 0 0 1 1										
Inning Stats	R: 3 E: 1 K: 1 S: 8	H: 4 LOB: 1 BB: 1 P: 12	R: 0 E: 0 K: 1 S: 6	H: 1 LOB: 1 BB: 0 P: 6	R: 0 E: 0 K: 0 S: 3	H: 0 LOB: 1 BB: 0 P: 4	R: 0 E: 0 K: 1 S: 5	H: 0 LOB: 0 BB: 0 P: 5	R: 0 E: 0 K: 2 S: 8	H: 1 LOB: 1 BB: 0 P: 8		R: 0 E: 0 K: 0 S: 3	H: 0 LOB: 0 BB: 0 P: 3	R: 0 E: 0 K: 2 S: 7	H: 0 LOB: 0 BB: 0 P: 7	R: 1 E: 0 K: 1 S: 6	H: 1 LOB: 1 BB: 1 P: 10	1B: 4 2B: 3 3B: 1 HR: 1	SF: 0 SAC: 0 DP: 1 HBP: 1	WP: 0 PB: 0 SB: 1 CS: 1
PITCHER	IP WLS BF H R ER SO BB IBB HBP BLK WP HR S P ERA WHIP																			
Sandy Koufax, L ERA: 1.88 (1, 1)	6.0 L 25 7 3 3 6 1 0 1 0 0 1 35 40 4.50 1.333																			
Bob Miller, R ERA: 1.5 (7, 1)	2.0 6 0 0 0 2 0 0 0 0 0 0 10 10 0.00 0.000																			
Ron Perranoski, L ERA: 3.38 (9, 1)	1.0 5 1 1 1 1 1 0 0 0 0 0 6 10 9.00 2.000																			

livebaseballscorecards.com

AB	33
R	4
H	8
RBI	4
BB	2
SO	9
LOB	9



Batter	1	2	3	4	5	6	7	8	9	AB	R	H	RBI	BB	SO	LOB
--------	---	---	---	---	---	---	---	---	---	----	---	---	-----	----	----	-----

BOTTOM

<p>Maury Wills, S (1, 6) OBP: 0.391, SLG: 0.390</p>			<p>4-0 E S BB</p>	<p>0-3 K</p>		<p>0-3 K</p>		<p>0-0 G3</p>		4	0	0	0	1	2	6	
<p>Dick Tracewski, R (1, 5) OBP: 0.538, SLG: 0.636</p>			<p>0-0 E6 1-3</p>		<p>0-0 6-3</p>		<p>4-0 SH1-4 BB</p>		<p>0-0 1B 1B</p>	4	1	1	0	1	0	1	
<p>Wes Parker, S (1, 3) OBP: 0.435, SLG: 0.524</p>			<p>0-0 4-3</p>		<p>0-0 5-3</p>		<p>0-0 SH1-4 1-2</p>		<p>0-0 SH1-4 1B 1B</p>	4	0	1	0	0	0	2	
<p>Tommy Davis, R (1, 7) OBP: 0.250, SLG: 0.244</p>		<p>0-0 6-3</p>		<p>0-0 S 2B 1B</p>		<p>0-0 6-3</p>		<p>0-0 4-3 2-3</p>	<p>0-0 SH1-4 1B</p>	5	1	2	1	0	0	1	
<p>Jim Lefebvre, S (1, 4) OBP: 0.452, SLG: 0.606</p>		<p>4-0 BB</p>		<p>0-3 K 1-2</p>		<p>0-0 6-3</p>		<p>4-0 SH1-4 BB</p>	<p>0-0 SH1-4 1B 2-3</p>	2	0	0	0	2	1	1	
<p>Al Ferrara, R (1, 9) OBP: 0.333, SLG: 0.600</p>		<p>0-0 F5 2</p>		<p>4-0 2B BB</p>		<p>0-0 P4</p>		<p>0-3 K 3</p>	<p>0-3 K 2</p>	2	0	0	0	1	0	1	
<p>John Roseboro, L (7, PH) OBP: 0.343, SLG: 0.313</p>										1	0	0	0	0	1	2	
<p>Dick Smith, R (8, 8)</p>										1	0	0	0	0	1	2	
<p>Ron Fairly, L (1, 8) OBP: 0.341, SLG: 0.417</p>		<p>0-0 F5 3</p>		<p>0-0 2B</p>		<p>0-0 1B 1B</p>		<p>0-0 2-3</p>	<p>4-0 IBB</p>	4	1	2	1	1	0	1	
<p>Jeff Torborg, R (1, 2) OBP: 0.462, SLG: 0.417</p>			<p>0-0 F8</p>		<p>4-0 IBB</p>		<p>0-0 1B 1B</p>		<p>0-0 5-3</p>	<p>0-0 L6 3</p>	4	0	1	0	1	0	3
<p>Sandy Koufax, R (1, 1) OBP: 0.351, SLG: 0.500</p>			<p>0-3 K 2</p>		<p>0-3 K 2</p>		<p>0-0 1B 1B</p>		<p>0-0 1B</p>	2	0	0	0	0	2	3	
<p>Willie Davis, L (6, PH) OBP: 0.351, SLG: 0.500</p>										1	0	1	1	0	0	0	
<p>Willie Crawford, L (6, PH)</p>										0	0	0	0	0	0	0	
<p>Bob Miller, R (7, 1)</p>										0	0	0	0	0	0	0	
<p>Wally Moon, L (8, PH) OBP: 1.000, SLG: 1.000</p>										1	0	1	0	0	0	0	
<p>Ron Perranoski, L (9, 1)</p>										0	0	0	0	0	0	0	

Philadelphia Phillies @ Los Angeles Dodgers
 Dodger Stadium, Los Angeles, CA
 Mon Apr 26 1965, 7:05 PM PDT
 Att. 24,703 - Unknown

livebaseballscorecards.com

AB	35
R	3
H	9
RBI	3
BB	7
SO	7
LOB	23



Inning Stats	R: 0	H: 0	E: 0	LOB: 0	K: 0	S: 3	P: 3	R: 0	H: 0	E: 0	LOB: 1	K: 0	S: 3	R: 0	H: 0	E: 1	LOB: 2	K: 1	S: 6	R: 1	H: 2	E: 0	LOB: 3	K: 3	S: 11	R: 0	H: 0	E: 0	LOB: 0	K: 0	S: 3	R: 1	H: 3	E: 0	LOB: 2	K: 1	S: 8	R: 0	H: 0	E: 0	LOB: 2	K: 1	S: 5	R: 0	H: 1	E: 0	LOB: 1	K: 0	S: 4	R: 1	H: 3	E: 0	LOB: 3	K: 1	S: 8	1B: 8	SF: 0	2B: 1	SAC: 2	3B: 0	DP: 0	HR: 0	HBP: 0	WP: 0	PA: 44
--------------	------	------	------	--------	------	------	------	------	------	------	--------	------	------	------	------	------	--------	------	------	------	------	------	--------	------	-------	------	------	------	--------	------	------	------	------	------	--------	------	------	------	------	------	--------	------	------	------	------	------	--------	------	------	------	------	------	--------	------	------	-------	-------	-------	--------	-------	-------	-------	--------	-------	--------

PITCHER	IP	WLS	BF	H	R	ER	SO	BB	IBB	HBP	BLK	WP	HR	S	P	ERA	WHIP
Chris Short, L (1, 1) ERA: 2.32	6.1	W	30	5	2	2	5	4	1	0	0	0	0	35	55	2.84	1.421
Jack Baldschun, R (7, 1) ERA: 4.91	2.2	S	14	4	1	1	2	1	1	0	0	0	0	16	24	3.38	1.875

Batter	1	2	3	4	5	6	7	8	9	AB R H RBI BB SO LOB	TOP												
Tony Taylor, R OBP: 0.351, SLG: 0.320 (1, 4)	0-0 PB 1B 1B		0-0 1-3	1-0 1B HR HBP		0-3 K		0-0 1-3	4-0 BB BB BB BB	4 2 1 1 1 1 0													
Dick Allen, R OBP: 0.385, SLG: 0.612 (1, 5)	0-0 PB 1B 1B		0-0 HR	0-0 1-3 2-H HR 1B		0-0 HR		0-0 F9	0-0 F8	6 4 4 3 0 0 3													
Johnny Callison, L OBP: 0.231, SLG: 0.438 (1, 9)	0-3 K 1-2 2-3		0-0 6-3	0-0 1-H 3-H HR		0-0 F7		0-0 4-3		5 1 1 3 0 1 2													
Wes Covington, L OBP: 0.286, SLG: 0.720 John Herrnstein, L (1, 7) (6, 7) (9, 3)	0-0 G5-4-3 2-H 3-H 1B		0-0 HR	0-0 3-1		0-0 F3		0-0 F5	0-0 F5	4 1 2 3 0 0 0 1 0 0 0 0 0 0													
Tony Gonzalez, L OBP: 0.281, SLG: 0.333 (1, 8)	0-0 G5-4-3 1-2f		0-0 HR	0-0 F7			0-0 6-3		4-0 2B SF7 BB	4 2 1 1 1 0 1													
Dick Stuart, R OBP: 0.370, SLG: 0.500 Bobby Wine, R (1, 3) (7, 6)		0-0 F5	0-0 6-3		1-0 HBP		0-3 K		0-0 BB BB 2B	3 0 0 0 0 1 0 0 0 0 0 0 0 0 1 1 1 0 0 0 0													
John Briggs, L OBP: 0.750, SLG: 1.000 (9, PH) (9, 7)																							
Clay Dalrymple, L OBP: 0.364, SLG: 0.517 Bobby Del Greco, R Gus Triandos, R (1, 2) (9, PR) (9, 2)		0-0 1B		0-0 HR		0-0 F8		4-0 1B BB	4-0 BB BB BB	3 1 2 1 2 0 1 0 0 0 0 0 0 0 0 0 0 0 0 0 0													
Ruben Amaro, R OBP: 0.255, SLG: 0.171 (1, 6) (7, 3) (9, 6)		0-0 F9		4-0 SH5-4 1B BB		0-3 K		0-0 1-2 1B	0-0 SF7	3 1 1 1 1 1 2													
Jim Bunning, R OBP: 0.125, SLG: 0.125 Art Mahaffey, R Morrie Steevens, L Jack Baldschun, R Cookie Rojas, R Ed Roebuck, R (1, 1) (3, 1) (7, 1) (7, 1) (9, PH) (9, 1)		0-0 6-3		0-0 SH5-4 1-2		0-3 K		0-3 K	4-0 BB BB BB	1 0 0 0 0 0 1 2 0 0 0 0 0 2 3 0 1 0 0 0 0 0 0 0 0 0 0													
Inning Stats	R: 2 E: 0 K: 1 S: 7	H: 3 LOB: 0 BB: 0 P: 7	R: 0 E: 0 K: 0 S: 4	H: 1 LOB: 1 BB: 0 P: 4	R: 3 E: 0 K: 0 S: 6	H: 3 LOB: 0 BB: 1 P: 11	R: 5 E: 0 K: 0 S: 6	H: 3 LOB: 0 BB: 1 P: 11	R: 0 E: 0 K: 2 S: 8	H: 1 LOB: 2 BB: 1 P: 12	R: 0 E: 0 K: 0 S: 3	H: 0 LOB: 0 BB: 0 P: 3	R: 0 E: 0 K: 0 S: 4	H: 0 LOB: 0 BB: 4 P: 20	R: 2 E: 0 K: 0 S: 4	H: 1 LOB: 3 BB: 4 P: 20	1B: 6 2B: 1 3B: 0 HR: 6	SF: 1 SAC: 1 DP: 1 HBP: 2	WP: 0 PB: 1 SB: 0 CS: 0	PA: 47			
PITCHER	IP WLS BF H R ER SO BB IBB HBP BLK WP HR S P ERA WHIP	IP WLS BF H R ER SO BB IBB HBP BLK WP HR S P ERA WHIP	IP WLS BF H R ER SO BB IBB HBP BLK WP HR S P ERA WHIP	IP WLS BF H R ER SO BB IBB HBP BLK WP HR S P ERA WHIP	IP WLS BF H R ER SO BB IBB HBP BLK WP HR S P ERA WHIP	IP WLS BF H R ER SO BB IBB HBP BLK WP HR S P ERA WHIP	IP WLS BF H R ER SO BB IBB HBP BLK WP HR S P ERA WHIP	IP WLS BF H R ER SO BB IBB HBP BLK WP HR S P ERA WHIP	IP WLS BF H R ER SO BB IBB HBP BLK WP HR S P ERA WHIP	IP WLS BF H R ER SO BB IBB HBP BLK WP HR S P ERA WHIP	IP WLS BF H R ER SO BB IBB HBP BLK WP HR S P ERA WHIP	IP WLS BF H R ER SO BB IBB HBP BLK WP HR S P ERA WHIP	IP WLS BF H R ER SO BB IBB HBP BLK WP HR S P ERA WHIP	IP WLS BF H R ER SO BB IBB HBP BLK WP HR S P ERA WHIP	IP WLS BF H R ER SO BB IBB HBP BLK WP HR S P ERA WHIP	IP WLS BF H R ER SO BB IBB HBP BLK WP HR S P ERA WHIP	IP WLS BF H R ER SO BB IBB HBP BLK WP HR S P ERA WHIP	IP WLS BF H R ER SO BB IBB HBP BLK WP HR S P ERA WHIP	IP WLS BF H R ER SO BB IBB HBP BLK WP HR S P ERA WHIP	IP WLS BF H R ER SO BB IBB HBP BLK WP HR S P ERA WHIP	IP WLS BF H R ER SO BB IBB HBP BLK WP HR S P ERA WHIP		
Gaylord Perry, R ERA: 7.17 (1, 1)	3.0	15	7	5	4	1	0	0	0	0	0	0	3	17	17	12.00	2.333						
Bob Hendley, L ERA: 22.5 (4, 1)	0.1	6	3	5	5	0	1	0	1	0	0	0	2	4	9	135.00	12.000						
Ron Herbel, R ERA: 2.53 (4, 1)	2.2	10	1	1	1	3	0	0	1	0	0	0	1	15	16	3.38	0.375						
Bob Priddy, R ERA: (7, 1)	1.0	5	1	0	0	2	1	0	0	0	0	0	0	8	12	0.00	2.000						
Frank Linzy, R ERA: 3.86 (8, 1)	1.1	6	1	2	2	0	1	0	0	0	0	0	0	5	9	13.50	1.500						
PITCHER	IP WLS BF H R ER SO BB IBB HBP BLK WP HR S P ERA WHIP	IP WLS BF H R ER SO BB IBB HBP BLK WP HR S P ERA WHIP	IP WLS BF H R ER SO BB IBB HBP BLK WP HR S P ERA WHIP	IP WLS BF H R ER SO BB IBB HBP BLK WP HR S P ERA WHIP	IP WLS BF H R ER SO BB IBB HBP BLK WP HR S P ERA WHIP	IP WLS BF H R ER SO BB IBB HBP BLK WP HR S P ERA WHIP	IP WLS BF H R ER SO BB IBB HBP BLK WP HR S P ERA WHIP	IP WLS BF H R ER SO BB IBB HBP BLK WP HR S P ERA WHIP	IP WLS BF H R ER SO BB IBB HBP BLK WP HR S P ERA WHIP	IP WLS BF H R ER SO BB IBB HBP BLK WP HR S P ERA WHIP	IP WLS BF H R ER SO BB IBB HBP BLK WP HR S P ERA WHIP	IP WLS BF H R ER SO BB IBB HBP BLK WP HR S P ERA WHIP	IP WLS BF H R ER SO BB IBB HBP BLK WP HR S P ERA WHIP	IP WLS BF H R ER SO BB IBB HBP BLK WP HR S P ERA WHIP	IP WLS BF H R ER SO BB IBB HBP BLK WP HR S P ERA WHIP	IP WLS BF H R ER SO BB IBB HBP BLK WP HR S P ERA WHIP	IP WLS BF H R ER SO BB IBB HBP BLK WP HR S P ERA WHIP	IP WLS BF H R ER SO BB IBB HBP BLK WP HR S P ERA WHIP	IP WLS BF H R ER SO BB IBB HBP BLK WP HR S P ERA WHIP	IP WLS BF H R ER SO BB IBB HBP BLK WP HR S P ERA WHIP	IP WLS BF H R ER SO BB IBB HBP BLK WP HR S P ERA WHIP		
Bob Shaw, R ERA: (9, 1)	0.2	5	0	0	0	0	3	0	0	0	0	0	0	0	14	0.00	4.500						

Philadelphia Phillies @ San Francisco Giants
Candlestick Park, San Francisco, CA
Tue Apr 27 1965, 10:05 PM EDT
Att. 10,705 - Unknown

livebaseballscorecards.com

AB	37
R	13
H	13
RBI	13
BB	6
SO	6
LOB	13



Batter	1	2	3	4	5	6	7	8	9	AB R H RBI BB SO LOB	TOP																	
Tony Taylor, R (1, 4) OBP: 0.328, SLG: 0.296	0-3 K		0-0 FC1-6		0-0 1-3			0-0 5-3		4 0 0 0 0 1 1	Philadelphia Phillies @ San Francisco Giants Candlestick Park, San Francisco, CA Wed Apr 28 1965, 6:33 AM EDT Att. 7,922 - Unknown																	
John Briggs, L (1, 8) OBP: 0.375, SLG: 0.429	0-0 F9		0-0 F5		0-0 F9			0-3 K		4 0 0 0 0 1 1																		
Johnny Callison, L (1, 9) OBP: 0.232, SLG: 0.481	0-0 HR			0-0 4-3	0-3 K			0-0 E4		4 1 1 1 0 1 0																		
Dick Allen, R (1, 5) OBP: 0.375, SLG: 0.585	0-0 6-3			0-0 HR 1B		0-3 K		0-0 F4		4 1 1 0 0 1 1																		
Wes Covington, L (1, 7) OBP: 0.281, SLG: 0.759		0-0 G3		0-0 HR		0-0 G3		0-0 F4		4 1 1 2 0 0 0																		
Dick Stuart, R (1, 3) OBP: 0.360, SLG: 0.465		0-0 F8		4-0 G3 BB		0-3 K		0-0 F3		3 0 0 0 1 1 0																		
Clay Dalrymple, L (1, 2) OBP: 0.351, SLG: 0.469		0-0 F9		0-0 G3			0-0 1-3	4-0 BB		3 0 0 0 1 0 1																		
Bobby Wine, R (1, 6) Cookie Rojas, R (7, PH) OBP: 0.400, SLG: 0.500			0-0 F9	4-0 IBB			0-0 F3	0-0 F7		1 0 0 0 1 0 0 2 0 0 0 0 0 1																		
Ray Culp, R (1, 1) Gary Wagner, R (4, 1) John Herrnstein, L (7, PH) Ryne Duren, R (7, 1)			4-0 FC1-6 BB	0-0 F9			0-0 F7			1 0 0 0 1 0 2 0 0 0 0 0 0 0 1 0 0 0 0 0 0 0 0 0 0 0 0 0																		
Inning Stats	R: 1 E: 0 K: 1 S: 6	H: 1 LOB: 0 BB: 0 P: 6	R: 0 E: 0 K: 0 S: 3	H: 0 LOB: 0 BB: 0 P: 3	R: 0 E: 1 K: 0 S: 3	H: 0 LOB: 1 BB: 1 P: 7	R: 2 E: 0 K: 0 S: 5	H: 2 LOB: 2 BB: 2 P: 13	R: 0 E: 0 K: 1 S: 5	H: 0 LOB: 0 BB: 0 P: 5	R: 0 E: 0 K: 2 S: 7	H: 0 LOB: 0 BB: 0 P: 7	R: 0 E: 0 K: 0 S: 3	H: 0 LOB: 0 BB: 0 P: 3	R: 0 E: 1 K: 1 S: 6	H: 0 LOB: 1 BB: 0 P: 6	R: 0 E: 0 K: 0 S: 3	H: 0 LOB: 1 BB: 1 P: 7	R: 0 E: 0 K: 0 S: 3	H: 0 LOB: 1 BB: 1 P: 7	1B: 1 2B: 0 3B: 0 HR: 2	SF: 0 SAC: 0 DP: 0 HBP: 0	WP: 0 PB: 0 SB: 0 CS: 0	PA: 35				
PITCHER	IP WLS BF H R ER SO BB IBB HBP BLK WP HR S P ERA WHIP												IP WLS BF H R ER SO BB IBB HBP BLK WP HR S P ERA WHIP															
Jack Sanford, R (1, 1) ERA: 4.13	4.0	18	3	3	3	1	2	1	0	0	0	0	2	17	29	6.75	1.250											
Ron Herbel, R (5, 1) ERA: 1.72	5.0	W	17	0	0	0	4	1	0	0	0	0	0	24	28	0.00	0.200											

livebaseballscorecards.com

AB	31
R	3
H	3
RBI	3
BB	4
SO	5
LOB	7



Batter	1	2	3	4	5	6	7	8	9	AB R H RBI BB SO LOB	TOP
John Briggs, L (1, 8) OBP: 0.417, SLG: 0.400 Art Mahaffey, R (7, 1)	0-0 BB 1B		0-0 1-3		4-0 BB BB 1-2 FC6-4 BB		0-0 4-3			3 0 1 0 1 0 0 0 0 0 0 0 0 0	Philadelphia Phillies @ Milwaukee Braves Milwaukee County Stadium, Milwaukee, WI Fri Apr 30 1965, 8:05 PM EDT Att. 2,923 - Unknown livebaseballscorecards.com
Dick Allen, R (1, 5) OBP: 0.383, SLG: 0.571	0-0 P4		4-0 HBP BB BB		0-3 K		0-0 1B G3			3 0 1 0 1 1 3	
Johnny Callison, L (1, 9) OBP: 0.250, SLG: 0.463	4-0 G4-6-3 BB 1-2		4-0 HBP BB BB		0-0 FC6-4 1-2 2-3		0-0 L8			2 0 0 0 2 0 3	
Wes Covington, L (1, 7) OBP: 0.278, SLG: 0.688	0-0 G4-6-3 1-2f		1-0 HBP BB 1-2 2-3		0-0 F9		0-0 G3 1-2			3 0 0 0 0 0 5	
Dick Stuart, R (1, 3) OBP: 0.333, SLG: 0.426		0-0 5-3	0-3 K		0-3 K		0-0 F5			4 0 0 0 0 2 4	
Clay Dalrymple, L (1, 2) OBP: 0.341, SLG: 0.500		0-0 1B 3B		0-0 4-3		0-3 K		0-0 3-1		4 1 1 0 0 1 0	
Tony Taylor, R (1, 4) OBP: 0.323, SLG: 0.293		0-0 K 1B		0-0 G3		0-0 5-3		0-0 F9		4 0 1 1 0 0 0	
Ruben Amaro, R (1, 6) OBP: 0.245, SLG: 0.163 Morrie Steevens, L (4, 1) Gary Wagner, R (4, 1) Tony Gonzalez, L (7, PH) OBP: 0.265, SLG: 0.313 (7, 8)		0-3 K 1-2		0-0 F9		0-0 6-3		0-0 4-3		2 0 0 0 0 1 1 0 0 0 0 0 0 0 0 0 0 0 0 0 0 2 0 0 0 0 0 0	
Ray Herbert, R (1, 1) OBP: 0.571, SLG: 0.714 Cookie Rojas, R (4, 6) OBP: 0.407, SLG: 0.500			0-0 6-3		0-0 FC6-4 BB 1B		0-0 F9			1 0 0 0 0 0 0 2 0 1 0 0 0 0	
Inning Stats	R: 0 H: 1 E: 0 LOB: 1 K: 0 BB: 1 S: 3 P: 7	R: 1 H: 2 E: 0 LOB: 0 K: 1 BB: 0 S: 6 P: 6	R: 0 H: 0 E: 0 LOB: 3 K: 1 BB: 2 S: 5 P: 14	R: 0 H: 0 E: 0 LOB: 0 K: 0 BB: 0 S: 3 P: 3	R: 0 H: 1 E: 0 LOB: 2 K: 1 BB: 1 S: 6 P: 10	R: 0 H: 0 E: 0 LOB: 0 K: 2 BB: 0 S: 7 P: 7	R: 0 H: 0 E: 0 LOB: 0 K: 0 BB: 0 S: 3 P: 3	R: 0 H: 1 E: 0 LOB: 1 K: 0 BB: 0 S: 4 P: 4	R: 0 H: 0 E: 0 LOB: 0 K: 0 BB: 0 S: 3 P: 3	1B: 4 SF: 0 2B: 0 SAC: 0 3B: 1 DP: 1 HR: 0 HBP: 1	
PITCHER Tony Cloninger, R (1, 1) ERA: 3.04	IP WLS BF H R ER SO BB IBB HBP BLK WP HR S P ERA WHIP										

Batter	1	2	3	4	5	6	7	8	9
Ty Cline, L OBP: 0.250, SLG: 0.200 (1, 8)	0-0 L4-3	0-3 K		0-3 K		0-0 L7 4-3		0-3 K	
Lee Mays, L OBP: 0.362, SLG: 0.432 (1, 7)	0-0 BB 1B 1B		0-0 HR 1B	0-0 HR		0-0 4-3 2-3		0-0 F7	
Hank Aaron, R OBP: 0.368, SLG: 0.500 (1, 9)	0-0 1B 1-2 1B		0-0 HR 1B	0-3 K		0-0 6-3			
Eddie Mathews, L OBP: 0.400, SLG: 0.721 (1, 5)	4-0 1B 1-2 2-3 BB		0-0 HR		0-3 K		0-0 3-1		
Joe Torre, R OBP: 0.351, SLG: 0.452 (1, 2)	0-0 1B		0-0 6-3		0-0 P4		4-0 FC5-4 BB		
Felipe Alou, R OBP: 0.244, SLG: 0.243 (1, 3)	0-0 P6		0-3 K		0-0 E S 1B		0-0 F5		
Denis Menke, R OBP: 0.304, SLG: 0.523 (1, 6)		0-0 F3	0-0 CS 1B		0-0 5-3		0-0 FC5-4		
Frank Bolling, R OBP: 0.292, SLG: 0.391 (1, 4)		0-0 5-3	0-0 CS	0-0 HR 2B		0-0 SH3 E 2B		0-0 E5 SH3-4	
Tony Cloninger, R (1, 1)		0-0 E3		0-3 K		0-0 SH3		0-0 SH3-4	

Inning Stats	R: 1	H: 3	E: 0	K: 0	S: 5	LOB: 2	BB: 1	P: 9
	R: 0	H: 0	E: 1	K: 1	S: 6	LOB: 1	BB: 0	P: 6
	R: 3	H: 4	E: 0	K: 1	S: 8	LOB: 0	BB: 0	P: 8
	R: 2	H: 2	E: 0	K: 3	S: 11	LOB: 0	BB: 0	P: 11
	R: 0	H: 1	E: 0	K: 1	S: 6	LOB: 1	BB: 0	P: 6
	R: 1	H: 1	E: 1	K: 0	S: 5	LOB: 1	BB: 0	P: 5
	R: 0	H: 0	E: 0	K: 0	S: 3	LOB: 1	BB: 1	P: 7
	R: 0	H: 0	E: 1	K: 1	S: 6	LOB: 1	BB: 0	P: 6

PITCHER	IP	WLS	BF	H	R	ER	SO	BB	IBB	HBP	BLK	WP	HR	S	P	ERA	WHIP
Ray Herbert, R ERA: 3.6 (1, 1)	3.1	L	18	8	5	5	3	1	0	0	0	0	1	23	27	13.50	2.700
Morrie Steevens, L ERA: 13.5 (4, 1)	0.1		2	1	1	1	1	0	0	0	0	0	1	4	4	27.00	3.000
Gary Wagner, R ERA: 1.04 (4, 1)	2.1		10	2	1	0	2	0	0	0	0	0	0	14	14	0.00	0.857
Art Mahaffey, R ERA: 6.75 (7, 1)	2.0		8	0	0	0	1	1	0	0	0	0	0	9	13	0.00	0.500


BOTTOM

Philadelphia Phillies @ Milwaukee Braves
Milwaukee County Stadium, Milwaukee, WI

Fri Apr 30 1965, 8:05 PM EDT
Att. 2,923 - Unknown

AB	R	H	RBI	BB	SO	LOB
5	0	0	0	0	3	3
5	3	3	2	0	0	2
4	1	2	0	0	1	1
3	1	1	3	1	1	0
3	0	1	1	1	0	0
4	0	1	0	0	1	3
4	0	1	0	0	0	2
4	2	2	0	0	0	0
2	0	0	0	0	1	1

AB	34
R	7
H	11
RBI	6
BB	2
SO	7
LOB	12



WP	PA
0	39
PB	0
SB	1
CS	1

1B	2B	3B	HR	SF	SAC	DP	HBP
7	2	0	2	0	0	0	0

Batter	1	2	3	4	5	6	7	8	9	AB R H RBI BB SO LOB	TOP													
Cookie Rojas, R (1, 8) OBP: 0.387, SLG: 0.464	0-0 L8		0-0 2B 1B		0-0 F5		0-0 6-3			4 1 1 0 0 0 0	Philadelphia Phillies @ Milwaukee Braves Milwaukee County Stadium, Milwaukee, WI Sat May 01 1965, 4:33 AM EDT Att. 2,486 - Unknown livebaseballscorecards.com													
Johnny Callison, L (1, 9) OBP: 0.250, SLG: 0.448	0-0 F9		0-0 L8		0-0 L8			0-0 5-3 1B		4 0 1 0 0 0 1														
Dick Allen, R (1, 5) OBP: 0.406, SLG: 0.593	4-0 BB		0-0 1-H 2B		0-0 L9			0-0 1-2 5-3 1B		3 0 2 1 1 0 0														
Dick Stuart, R (1, 3) OBP: 0.328, SLG: 0.400	0-0 L8		4-0 IBB		0-0 1-3			0-3 K		3 0 0 0 1 1 3														
Alex Johnson, R (1, 7) OBP: 0.250, SLG: 0.263		0-0 1B CS 1B	0-3 K		0-0 F9			0-0 5-3		4 0 1 0 0 1 4														
Tony Taylor, R (1, 4) OBP: 0.348, SLG: 0.311		0-0 1-3 1B CS		4-0 BB G6-4-3		0-0 1B		0-0 1-3		3 0 2 0 1 0 2														
Gus Triandos, R (1, 2)		0-0 L4		0-0 1-2f G6-4-3		0-0 F9		0-0 5-3		4 0 0 0 0 0 4														
Bobby Wine, R (1, 6) OBP: 0.286, SLG: 0.500	0-0 F3			0-0 3B			0-0 6-3		0-0 6-3	4 0 1 0 0 0 2														
Jim Bunning, R (1, 1) OBP: 0.100, SLG: 0.100			0-0 5-3		0-0 6-3				0-0 F7	2 0 0 0 0 0 1														
Frank Thomas, R (7, PH)							0-0 4-3			1 0 0 0 0 0 0														
Ed Roebuck, R (7, 1)										0 0 0 0 0 0 0														
John Briggs, L (9, PH) OBP: 0.385, SLG: 0.364										1 0 0 0 0 0 0														
Inning Stats	R: 0 E: 0 K: 0 S: 3	H: 0 LOB: 1 BB: 1 P: 7	R: 0 E: 0 K: 0 S: 4	H: 2 LOB: 1 BB: 0 P: 4	R: 1 E: 0 K: 1 S: 7	H: 2 LOB: 2 BB: 1 P: 11	R: 0 E: 0 K: 0 S: 3	H: 1 LOB: 1 BB: 1 P: 7	R: 0 E: 0 K: 0 S: 3	H: 0 LOB: 0 BB: 0 P: 3	R: 0 E: 0 K: 0 S: 4	H: 1 LOB: 1 BB: 0 P: 4	R: 0 E: 0 K: 0 S: 3	H: 0 LOB: 0 BB: 0 P: 3	R: 0 E: 0 K: 1 S: 7	H: 2 LOB: 2 BB: 0 P: 7	R: 0 E: 0 K: 0 S: 3	H: 0 LOB: 0 BB: 0 P: 3	R: 0 E: 0 K: 0 S: 3	H: 0 LOB: 0 BB: 0 P: 3	1B: 6 2B: 1 3B: 1 HR: 0	SF: 0 SAC: 0 DP: 1 HBP: 0	WP: 0 PB: 0 SB: 0 CS: 2	PA: 36
PITCHER Wade Blasingame, L (1, 1) ERA: 4.19	IP 9.0 WLS W BF 36 H 8 R 1 ER 1 SO 2 BB 2 IBB 1 HBP 0 BLK 0 WP 0 HR 0 S 37 P 49 ERA 1.00 WHIP 1.111											PITCHER	IP WLS BF H R ER SO BB IBB HBP BLK WP HR S P ERA WHIP											



Batter	1	2	3	4	5	6	7	8	9	AB	R	H	RBI	BB	SO	LOB
Ty Cline, L OBP: 0.231, SLG: 0.184 (1, 8)	0-0 L4-3		0-0 L7		0-0 L1-5		0-0 SH 2B	0-0 L3		4	0	0	0	0	0	4
Lee Maye, L OBP: 0.367, SLG: 0.500 Mack Jones, L OBP: 0.313, SLG: 0.320 (1, 7) (5, 7)	0-0 HR			0-0 E1 2B FC5-2		0-0 3-1	0-0 SF8 2B			2	1	1	1	0	0	0
Hank Aaron, R OBP: 0.391, SLG: 0.556 (1, 9)	0-3 K			0-0 FC5-2 1-3 2B		4-0 F9 1B BB	0-0 SF8			2	1	1	1	1	1	0
Eddie Mathews, L OBP: 0.426, SLG: 0.705 (1, 5)	0-3 K			4-0 FC5-2 1B IBB		4-0 1B IBB	1-0 HBP			1	2	0	0	2	1	0
Joe Torre, R OBP: 0.317, SLG: 0.400 (1, 2)		0-3 K		0-0 FC5-2 1B		0-0 F9	0-0 5-3			4	0	0	0	0	1	6
Felipe Alou, R OBP: 0.267, SLG: 0.268 (1, 3)		0-0 3-1		0-0 1B		0-0 1B		0-0 G3		4	0	2	2	0	0	0
Denis Menke, R OBP: 0.320, SLG: 0.521 (1, 6)		0-3 K			0-0 PB L1-5 SH3-4 1B	0-0 1B		0-0 5-3		4	0	2	1	0	1	0
Frank Bolling, R OBP: 0.296, SLG: 0.385 (1, 4)			0-0 6-3		0-0 SH3-4	0-0 F5		0-0 1B		3	0	1	0	0	0	2
Wade Blasingame, L OBP: 0.167, SLG: 0.167 (1, 1)			0-3 K		0-3 K		0-0 E3 SH 2B	0-0 1B		4	1	1	0	0	2	1

Inning Stats	R: 1	H: 1	E: 0	K: 2	S: 8	LOB: 0	BB: 0	P: 8	R: 0	H: 0	E: 0	K: 2	S: 7	LOB: 0	BB: 0	P: 7	R: 0	H: 0	E: 0	K: 1	S: 5	LOB: 0	BB: 0	P: 5	R: 1	H: 2	E: 1	K: 0	S: 4	LOB: 2	BB: 1	P: 8	R: 0	H: 1	E: 0	K: 1	S: 6	LOB: 1	BB: 0	P: 6	R: 2	H: 2	E: 0	K: 0	S: 5	LOB: 2	BB: 2	P: 13	R: 2	H: 1	E: 2	K: 0	S: 5	LOB: 1	BB: 0	P: 6	R: 0	H: 2	E: 0	K: 0	S: 5	LOB: 2	BB: 0	P: 5
--------------	------	------	------	------	------	--------	-------	------	------	------	------	------	------	--------	-------	------	------	------	------	------	------	--------	-------	------	------	------	------	------	------	--------	-------	------	------	------	------	------	------	--------	-------	------	------	------	------	------	------	--------	-------	-------	------	------	------	------	------	--------	-------	------	------	------	------	------	------	--------	-------	------

PITCHER	IP	WLS	BF	H	R	ER	SO	BB	IBB	HBP	BLK	WP	HR	S	P	ERA	WHIP
Jim Bunning, R ERA: 5.2 (1, 1)	6.0	L	26	6	4	4	6	1	2	0	0	0	1	35	47	6.00	1.167
Ed Roebuck, R ERA: 3.68 (7, 1)	2.0		11	3	2	0	0	0	0	1	0	0	0	10	11	0.00	1.500

PITCHER	IP	WLS	BF	H	R	ER	SO	BB	IBB	HBP	BLK	WP	HR	S	P	ERA	WHIP
---------	----	-----	----	---	---	----	----	----	-----	-----	-----	----	----	---	---	-----	------

BOTTOM

Philadelphia Phillies @ Milwaukee Braves
Milwaukee County Stadium, Milwaukee, WI

AB	30
R	6
H	9
RBI	6
BB	3
SO	6
LOB	13



WP: 0	PA: 37
PB: 1	SB: 1
CS: 0	

Sat May 01 1965, 4:33 AM EDT
Att. 2,486 - Unknown

livebaseballscorecards.com

Batter	1	2	3	4	5	6	7	8	9	AB R H RBI BB SO LOB	TOP
Cookie Rojas, R (1, 8) OBP: 0.389, SLG: 0.438	0-3 K		0-0 F7			0-0 1B BB 1B	0-0 P3		4-0 HR BB	4 2 1 0 1 1 0	Philadelphia Phillies @ Milwaukee Braves Milwaukee County Stadium, Milwaukee, WI Sun May 02 1965, 4:33 AM EDT Unknown livebaseballscorecards.com
Johnny Callison, L (1, 9) OBP: 0.246, SLG: 0.429	0-3 K		0-0 F8			0-3 K	0-0 1B		0-0 L9	5 0 1 0 0 2 2	
Dick Allen, R (1, 5) OBP: 0.435, SLG: 0.651	0-0 BB 1B			0-0 1B		4-0 1B BB 1B	0-0 L8		0-0 HR	4 2 3 2 1 0 0	
Alex Johnson, R (1, 7) OBP: 0.280, SLG: 0.261	4-0 1-2 BB			0-0 F8		0-0 1B BB 1B		0-3 K	0-0 6-3	4 1 1 0 1 1 1	
Frank Thomas, R (1, 3) OBP: 0.130, SLG: 0.095	0-3 K			0-3 K		0-0 F9		0-0 5-3		4 0 0 0 0 2 6	
Tony Taylor, R (1, 4) OBP: 0.356, SLG: 0.323		0-3 K		0-0 F3		0-0 2B 1B 1-H 2-H 3-H		0-0 E 1B		4 1 2 3 0 1 1	
Gus Triandos, R (1, 2) OBP: 0.130, SLG: 0.095		0-0 P8			0-0 5-3	0-0 2B		0-0 E5		4 0 1 1 0 0 1	
Ruben Amaro, R (1, 6) OBP: 0.245, SLG: 0.152		0-0 4-3			0-0 F7	4-0 IBB		0-0 F7		3 0 0 0 1 0 2	
Chris Short, R (1, 1) OBP: 0.067, SLG: 0.067			0-3 K		0-3 K	0-3 K			0-3 K	4 0 0 0 0 4 2	
Inning Stats	R: 0 H: 1 E: 0 LOB: 2 K: 3 BB: 1 S: 10 P: 14	R: 0 H: 0 E: 0 LOB: 0 K: 1 BB: 0 S: 5 P: 5	R: 0 H: 0 E: 0 LOB: 0 K: 1 BB: 0 S: 5 P: 5	R: 0 H: 1 E: 0 LOB: 1 K: 1 BB: 0 S: 6 P: 6	R: 0 H: 0 E: 0 LOB: 0 K: 1 BB: 0 S: 5 P: 5	R: 4 H: 4 E: 0 LOB: 2 K: 2 BB: 2 S: 11 P: 19	R: 0 H: 1 E: 0 LOB: 0 K: 0 BB: 0 S: 3 P: 3	R: 0 H: 1 E: 1 LOB: 2 K: 1 BB: 0 S: 7 P: 7	R: 2 H: 1 E: 0 LOB: 0 K: 1 BB: 1 S: 6 P: 10	1B: 7 SF: 0 2B: 1 SAC: 0 3B: 0 DP: 0 HR: 1 HBP: 0	WP: 0 PA: 40 PB: 0 SB: 0 CS: 0
PITCHER	IP WLS BF H R ER SO BB IBB HBP BLK WP HR S P ERA WHIP										
Denny Lemaster, L (1, 1) ERA: 7.91	7.0 L 30 7 4 4 9 2 1 0 0 0 0 0 45 57 5.14 1.286										
Dan Osinski, R (8, 1) ERA: 2.25	2.0 10 2 2 2 2 1 0 0 0 0 0 1 13 17 9.00 1.500										

Philadelphia Phillies @ Milwaukee Braves
 Milwaukee County Stadium, Milwaukee, WI
 Sun May 02 1965, 4:33 AM EDT
 Unknown

AB	36
R	6
H	9
RBI	6
BB	4
SO	11
LOB	15



Philadelphia Phillies @ Milwaukee Braves
 Milwaukee County Stadium, Milwaukee, WI

Sun May 02 1965, 4:38 AM EDT
 Att. 8,630 - Unknown

AB	38
R	10
H	12
RBI	9
BB	4
SO	6
LOB	16



Batter	1	2	3	4	5	6	7	8	9	AB R H RBI BB SO LOB																	
Cookie Rojas, R (1, 8) OBP: 0.390, SLG: 0.459	0-0 4-3 1B	0-0 F8		0-3 K		0-0 E 2B		0-0 6-3		5 1 2 0 0 1 3																	
Dick Allen, R (1, 5) OBP: 0.459, SLG: 0.697	0-3 K	0-0 3B		0-0 2B		4-0 FC4-6 IBB		4-0 2B IBB		3 0 2 2 2 1 1																	
Johnny Callison, L (1, 9) OBP: 0.243, SLG: 0.426	0-0 4-3 1-2	0-0 F9		0-0 6-3		0-0 FC4-6		0-0 2B		5 0 1 2 0 0 4																	
Wes Covington, L (1, 7) OBP: 0.275, SLG: 0.722 Tony Gonzalez, L (6, 7) OBP: 0.257, SLG: 0.303	0-0 F8		0-0 HR		0-0 F8	0-3 K		0-0 6-3		4 1 1 1 0 1 2 1 0 0 0 0 0 2																	
Frank Thomas, R (1, 3) OBP: 0.143, SLG: 0.154 Bobby Wine, R (7, 6) OBP: 0.250, SLG: 0.429		0-0 1B 2B 2B	0-0 P2		0-0 L8		0-0 5-3		0-0 F8	4 1 1 0 0 0 0 1 0 0 0 0 0 0																	
Tony Taylor, R (1, 4) OBP: 0.359, SLG: 0.371		0-0 2B 1B	0-0 4-3		0-0 HR		0-3 K		0-3 K	5 2 2 1 0 2 0																	
Clay Dalrymple, L (1, 2) OBP: 0.304, SLG: 0.439		0-3 K	0-0 G3		0-0 F9		0-0 G3		0-0 3-1	5 0 0 0 0 1 2																	
Ruben Amaro, R (1, 6) OBP: 0.298, SLG: 0.208		0-0 1B 2B		4-0 2B BB		0-0 FC1-6 1B		4-0 SH3-4 2B BB		2 3 2 2 2 0 0																	
Bo Belinsky, L (1, 1) OBP: 0.400, SLG: 0.400 Gary Wagner, R (5, 1) Bobby Del Greco, R (6, PH) Jack Baldschun, R (6, 1)		0-0 3B 1B	0-0 B1		0-0 FC1-6 2B		0-0 SH3-4		0-0 1-2	2 1 1 1 0 0 1 0 0 0 0 0 0 0 1 1 0 0 0 0 1 0 0 0 0 0 0 0																	
Inning Stats	R: 0 H: 1 E: 0 LOB: 1 K: 1 BB: 0 S: 6 P: 6	R: 4 H: 5 E: 0 LOB: 1 K: 1 BB: 0 S: 10 P: 10	R: 1 H: 1 E: 0 LOB: 0 K: 0 BB: 0 S: 4 P: 4	R: 1 H: 1 E: 0 LOB: 1 K: 1 BB: 1 S: 6 P: 10	R: 1 H: 1 E: 0 LOB: 0 K: 0 BB: 0 S: 4 P: 4	R: 2 H: 2 E: 1 LOB: 1 K: 1 BB: 1 S: 7 P: 11	R: 0 H: 0 E: 0 LOB: 0 K: 1 BB: 0 S: 5 P: 5	R: 1 H: 1 E: 0 LOB: 2 K: 0 BB: 2 S: 4 P: 12	R: 0 H: 0 E: 0 LOB: 0 K: 1 BB: 0 S: 5 P: 5	1B: 4 SF: 0 2B: 5 SAC: 1 3B: 1 DP: 0 HR: 2 HBP: 0	WP: 0 PA: 43 PB: 0 SB: 0 CS: 0																
PITCHER	IP WLS BF H R ER SO BB IBB HBP BLK WP HR S P ERA WHIP											PITCHER	IP WLS BF H R ER SO BB IBB HBP BLK WP HR S P ERA WHIP														
Hank Fischer, R (1, 1) ERA: 12.46	1.1	9	5	4	4	2	0	0	0	0	0	0	13	13	27.00	3.750											
Clay Carroll, R (2, 1) ERA: 6.35	0.2	3	1	0	0	0	0	0	0	0	0	0	3	3	0.00	1.500											
Dan Osinski, R (3, 1) ERA: 4.0	1.0	5	1	2	2	0	1	0	0	0	0	1	4	8	18.00	2.000											
Billy O'Dell, L (4, 1) ERA: 1.56	4.0	L	17	4	3	2	3	0	1	0	0	0	1	22	26	4.50	1.000										
Bobby Tiefenauer, R (8, 1) ERA: 3.0	2.0	9	1	1	1	1	1	1	1	0	0	0	0	9	17	4.50	1.000										

livebaseballscorecards.com

Batter	1	2	3	4	5	6	7	8	9	AB	R	H	RBI	BB	SO	LOB
Felipe Alou, R OBP: 0.278, SLG: 0.360 (1, 8) (7, 3)	0-0 4-3	0-0 2B			0-0 HR		0-0 4-3			4	1	2	4	0	0	0
Denis Menke, R OBP: 0.293, SLG: 0.464 (1, 6)	0-0 6-3	0-0 F8			0-0 6-3		0-3 K			4	0	0	0	0	1	1
Hank Aaron, R OBP: 0.355, SLG: 0.615 (1, 9)	0-0 F9				0-0 HR			0-3 K		4	1	1	1	0	1	0
Eddie Mathews, L OBP: 0.403, SLG: 0.647 (1, 5)		0-0 2B	0-0 E7 1B		0-0 L4			0-0 F8		4	2	1	0	0	0	0
Rico Carty, R OBP: 0.375, SLG: 0.286 (1, 7)		0-0 4-3	0-0 1B		0-0 4-3			0-0 5-3		4	0	1	1	0	0	1
Joe Torre, R OBP: 0.347, SLG: 0.465 Sandy Alomar Sr., S OBP: 0.167, SLG: 0.091 (1, 2) (9, PR)		0-0 2B	0-0 G6-4-3 1B			0-3 K			0-0 FC5-4 1B	4	0	2	1	0	1	1
Tommie Aaron, R OBP: 0.235, SLG: 0.188 Mack Jones, L OBP: 0.294, SLG: 0.296 (1, 3) (6, PH) (7, 8)		0-0 FC5-2-5 2B		0-0 6-3		0-3 K			0-0 F7	2	1	0	0	0	0	1
Frank Bolling, R OBP: 0.257, SLG: 0.324 (1, 4)		0-0 BB 2B 1B		0-0 P6		0-0 F9			0-0 FC5-4	4	1	1	0	0	0	1
Hank Fischer, R Clay Carroll, R Miguel de la Hoz, R Dan Osinski, R Billy O'Dell, S Lou Klimchok, L Bobby Tiefenauer, R Ty Cline, L (1, 1) (2, 1) (2, PH) (3, 1) (4, 1) (7, PH) (8, 1) (9, PH)		4-0 2B BB		0-3 K			0-3 K		0-0 L7	0	0	0	0	0	0	0

BOTTOM

Philadelphia Phillies @ Milwaukee Braves
Milwaukee County Stadium, Milwaukee, WI
Sun May 02 1965, 4:38 AM EDT
Att. 8,630 - Unknown

livebaseballscores.com

AB	35
R	7
H	8
RBI	7
BB	1
SO	6
LOB	7



Inning Stats	R: 0	H: 0	E: 0	K: 0	S: 3	H: 0	LOB: 0	BB: 0	P: 3	R: 4	H: 4	E: 0	K: 0	S: 7	R: 1	H: 1	E: 1	K: 0	S: 4	R: 0	H: 0	E: 0	K: 1	S: 5	R: 2	H: 2	E: 0	K: 0	S: 5	R: 0	H: 0	E: 0	K: 2	S: 7	R: 0	H: 0	E: 0	K: 2	S: 7	R: 0	H: 0	E: 0	K: 1	S: 4	R: 0	H: 1	E: 0	K: 0	S: 4	1B: 3	SF: 0	2B: 3	SAC: 0	3B: 0	DP: 1	HR: 2	HBP: 0	WP: 1	PA: 36
--------------	------	------	------	------	------	------	--------	-------	------	------	------	------	------	------	------	------	------	------	------	------	------	------	------	------	------	------	------	------	------	------	------	------	------	------	------	------	------	------	------	------	------	------	------	------	------	------	------	------	------	-------	-------	-------	--------	-------	-------	-------	--------	-------	--------

PITCHER	IP	WLS	BF	H	R	ER	SO	BB	IBB	HBP	BLK	WP	HR	S	P	ERA	WHIP
Bo Belinsky, L ERA: 8.4 (1, 1)	4.2		22	7	7	6	1	1	0	0	0	1	2	23	27	11.57	1.714
Gary Wagner, R ERA: 1.0 (5, 1)	0.1		1	0	0	0	0	0	0	0	0	0	0	1	1	0.00	0.000
Jack Baldschun, R ERA: 4.26 (6, 1)	4.0	W	13	1	0	0	5	0	0	0	0	0	0	23	23	0.00	0.250

Batter	1	2	3	4	5	6	7	8	9	AB R H RBI BB SO LOB	TOP									
Cookie Rojas, R OBP: 0.378, SLG: 0.425 (1, 8)	2-3 K		1-2 5-3		0-0 FC1-5-6			4-2 BB		3 0 0 0 1 1 1										
Johnny Callison, L OBP: 0.244, SLG: 0.444 (1, 9)	1-0 FC1-2 3B		3-3 K		0-0 4-3			0-0 G3-6-3		4 0 1 0 0 1 2										
Dick Allen, R OBP: 0.462, SLG: 0.681 (1, 5)	4-2 FC1-2 BB		0-0 F7			0-3 K		3-2 1B		3 0 1 0 1 1 0										
Alex Johnson, R OBP: 0.310, SLG: 0.296 (1, 7)	0-1 FC1-2 FC5-4 1-2 3-H			0-0 E S 1B		0-0 FC6-4 1B		1-3 K		4 0 2 0 0 1 3										
Frank Thomas, R OBP: 0.167, SLG: 0.176 (1, 3)	2-0 FC5-4 1-2f			1-3 K 1-3		0-1 F8			0-0 WP SF8 1B	4 1 1 0 0 1 4										
Tony Taylor, R OBP: 0.354, SLG: 0.365 (1, 4)		0-0 1-3		0-0 5-3		0-1 FC6-4 1-2f			2-2 SF8 WP 1B	4 0 1 0 0 0 2										
Gus Triandos, R OBP: 0.111, SLG: 0.080 (1, 2)		0-0 L5		0-3 K			2-3 K		2-3 K 1-2 2-3	4 0 0 0 0 3 3										
Ruben Amaro, R OBP: 0.311, SLG: 0.255 (1, 6)		0-0 FC5-4 1B			0-0 FC1-5-6 2B		0-3 K		0-1 SF8	3 0 2 1 0 1 0										
Ray Herbert, R OBP: 0.444, SLG: 0.556 (1, 1)		0-0 FC5-4			1-3 K		3-3 K		2-3 3-H	2 0 0 0 0 1 2										
Dick Stuart, R OBP: 0.322, SLG: 0.392 (7, PH)									3-2 4-3	1 0 0 0 0 1 0										
Gary Wagner, R (7, 1)										0 0 0 0 0 0 0										
Ed Roebuck, R (7, 1)										0 0 0 0 0 0 0										
Wes Covington, L OBP: 0.288, SLG: 0.703 (9, PH)										1 0 0 0 0 0 1										
Inning Stats	R: 0 E: 0 K: 1 S: 10	H: 1 LOB: 2 BB: 1 P: 19	R: 0 E: 0 K: 0 S: 4	H: 1 LOB: 1 BB: 0 P: 4	R: 0 E: 0 K: 1 S: 9	H: 0 LOB: 0 BB: 0 P: 13	R: 0 E: 1 K: 2 S: 8	H: 1 LOB: 1 BB: 0 P: 9	R: 0 E: 0 K: 1 S: 6	H: 1 LOB: 1 BB: 0 P: 7	R: 0 E: 0 K: 3 S: 9	H: 0 LOB: 0 BB: 0 P: 14	R: 0 E: 0 K: 1 S: 9	H: 1 LOB: 1 BB: 1 P: 17	R: 1 E: 0 K: 1 S: 12	H: 2 LOB: 1 BB: 0 P: 19	1B: 6 2B: 1 3B: 1 HR: 0	SF: 1 SAC: 0 DP: 1 HBP: 0	WP: 1 PB: 0 SB: 1 CS: 0	PA: 36
PITCHER Al Jackson, L ERA: 5.53 (1, 1)	IP: 9.0 WLS: W BF: 36 H: 8 R: 1 ER: 1 SO: 11 BB: 2 IBB: 0 HBP: 0 BLK: 0 WP: 1 HR: 0 S: 75 P: 110 ERA: 1.00 WHIP: 1.111																			
PITCHER	IP	WLS	BF	H	R	ER	SO	BB	IBB	HBP	BLK	WP	HR	S	P	ERA	WHIP			

Philadelphia Phillies @ New York Mets
Shea Stadium, Flushing, NY
Tue May 04 1965, 7:05 PM EDT
Att. 17,321 - Unknown

livebaseballscorecards.com

AB	33
R	1
H	8
RBI	1
BB	2
SO	11
LOB	18



Batter	1	2	3	4	5	6	7	8	9	AB	R	H	RBI	BB	SO	LOB
Bobby Klaus, R OBP: 0.250, SLG: 0.250 (1, 5)	0-0 1-3		0-0 F9			0-0 5-3	3-3 K			4	0	0	0	0	1	3
Ron Hunt, R OBP: 0.500, SLG: 0.529 (1, 4)	0-1 L8		0-0 5-3			0-0 F8	2-1 G6-4-3			4	0	0	0	0	0	3
Johnny Lewis, L OBP: 0.403, SLG: 0.431 (1, 9)	0-0 1B E 1B		0-1 F7			0-0 1B 1B		0-3 K		4	1	2	0	0	1	0
Ed Kranepool, L OBP: 0.418, SLG: 0.662 (1, 3)	0-0 E3 1B 1B			0-0 L8		1-2 1B		0-0 L7		4	0	2	0	0	0	0
Joe Christopher, R OBP: 0.279, SLG: 0.260 (1, 7)	4-2 1B BB			0-0 P3		0-0 3-1		0-0 F8		3	0	0	0	1	0	2
Jim Hickman, R OBP: 0.135, SLG: 0.118 (9, 7)										0	0	0	0	0	0	0
Yogi Berra, L OBP: 0.500, SLG: 0.500 (1, 2)	1-2 1B		0-1 F7				0-0 1B 1B			3	1	2	0	0	0	0
Ron Swoboda, R OBP: 0.326, SLG: 0.682 (1, 8)		0-0 6-3			0-0 5-3		2-2 1B 1B 1B			3	0	1	0	0	0	0
Billy Cowan, R OBP: 0.250, SLG: 0.267 (9, 8)										0	0	0	0	0	0	0
Roy McMillan, R OBP: 0.254, SLG: 0.227 (1, 6)		0-0 L9			0-0 5-3		2-2 1B 1B			3	0	1	1	0	0	0
Al Jackson, L OBP: 0.125, SLG: 0.125 (1, 1)		0-0 P4			0-3 K		0-0 G6-4-3 1B			3	0	1	0	0	1	0


Inning Stats	R: 1	H: 3	E: 1	K: 0	S: 10	LOB: 3	BB: 1	P: 15	R: 0	H: 0	E: 0	K: 0	S: 3	LOB: 0	BB: 0	P: 3	R: 0	H: 0	E: 0	K: 0	S: 4	LOB: 0	BB: 0	P: 4	R: 0	H: 0	E: 0	K: 1	S: 5	LOB: 0	BB: 0	P: 5	R: 0	H: 2	E: 0	K: 0	S: 10	LOB: 2	BB: 0	P: 11	R: 1	H: 4	E: 0	K: 1	S: 16	LOB: 2	BB: 0	P: 25	R: 0	H: 0	E: 0	K: 1	S: 5	LOB: 0	BB: 0	P: 5
--------------	------	------	------	------	-------	--------	-------	-------	------	------	------	------	------	--------	-------	------	------	------	------	------	------	--------	-------	------	------	------	------	------	------	--------	-------	------	------	------	------	------	-------	--------	-------	-------	------	------	------	------	-------	--------	-------	-------	------	------	------	------	------	--------	-------	------

PITCHER	IP	WLS	BF	H	R	ER	SO	BB	IBB	HBP	BLK	WP	HR	S	P	ERA	WHIP
Ray Herbert, R ERA: 3.12 (1, 1)	6.0	L	23	5	1	1	1	1	1	0	0	0	0	36	42	1.50	1.000
Gary Wagner, R ERA: 2.0 (7, 1)	0.0		4	4	1	1	0	0	0	0	0	0	0	10	14	∞	∞
Ed Roebuck, R ERA: 2.89 (7, 1)	2.0		5	0	0	0	2	0	0	0	0	0	0	11	16	0.00	0.000

BOTTOM

Philadelphia Phillies @ New York Mets
Shea Stadium, Flushing, NY
 Tue May 04 1965, 7:05 PM EDT
 Att. 17,321 - Unknown

AB	31
R	2
H	9
RBI	1
BB	1
SO	3
LOB	8



WP	HR	S	P	ERA	WHIP
0	0	1	0	0.00	0.000

Batter	1	2	3	4	5	6	7	8	9	AB R H RBI BB SO LOB	TOP	
Cookie Rojas, R (1, 8) <small>OBP: 0.367, SLG: 0.409</small>	2-0 L9		0-0 5-3			0-0 F8		0-0 1B		4 0 1 0 0 0 0		
Johnny Callison, L (1, 9) <small>OBP: 0.244, SLG: 0.427</small>	0-0 4-3			2-2 F8 SH5-3 HBP		0-0 L9		0-0 P4		3 0 0 0 0 0 1		
Dick Allen, R (1, 5) <small>OBP: 0.457, SLG: 0.667</small>	0-1 F8			0-0 SH5-3		0-0 1B		0-0 6-3		3 0 1 0 0 0 0		
Dick Stuart, R (1, 3) <small>OBP: 0.317, SLG: 0.382</small> Bobby Wine, R (9, 6) <small>OBP: 0.250, SLG: 0.429</small>		2-0 F9 BB K2-4-3-5 1B		0-0 F8		1-0 F7		0-0 L9		4 0 1 0 0 0 2 0 0 0 0 0 0 0		
Wes Covington, L (1, 7) <small>OBP: 0.273, SLG: 0.667</small> Bobby Del Greco, R (7, 7)		4-1 1-2 BB		1-3 K		0-0 4-3		0-3 K		2 0 0 0 1 1 1 1 0 0 0 0 1 0		
Tony Taylor, R (1, 4) <small>OBP: 0.341, SLG: 0.351</small>		0-0 F9		0-0 B3		0-0 5-3		0-0 3-0		3 0 0 0 0 0 2		
Gus Triandos, R (1, 2) <small>OBP: 0.100, SLG: 0.071</small>		0-3 K2-4-3-5 3-Hr		0-0 F9		0-0 F8		0-0 F8		3 0 0 0 0 1 2		
Ruben Amaro, R (1, 6) <small>OBP: 0.297, SLG: 0.241</small>			0-0 L9		0-0 6-3		0-0 F8		0-0 F8		3 0 0 0 0 0 0	
Jim Bunning, R (1, 1) <small>OBP: 0.154, SLG: 0.385</small>			0-3 K		1-0 HR		0-0 L4		0-0 L4		3 1 1 1 0 1 0	
Inning Stats	R: 0 H: 0 E: 0 LOB: 0 K: 0 BB: 0 S: 4 P: 6	R: 0 H: 1 E: 0 LOB: 2 K: 1 BB: 1 S: 6 P: 12	R: 0 H: 0 E: 0 LOB: 0 K: 1 BB: 0 S: 5 P: 5	R: 0 H: 0 E: 0 LOB: 1 K: 1 BB: 0 S: 7 P: 10	R: 0 H: 0 E: 0 LOB: 0 K: 0 BB: 0 S: 3 P: 3	R: 1 H: 2 E: 0 LOB: 1 K: 0 BB: 0 S: 5 P: 7	R: 0 H: 0 E: 0 LOB: 0 K: 0 BB: 0 S: 3 P: 3	R: 0 H: 1 E: 0 LOB: 1 K: 0 BB: 0 S: 4 P: 4	R: 0 H: 0 E: 0 LOB: 0 K: 1 BB: 0 S: 5 P: 5	1B: 3 SF: 0 2B: 1 SAC: 1 3B: 0 DP: 1 HR: 1 HBP: 1	WP: 0 PA: 32 PB: 0 SB: 0 CS: 0	
PITCHER Warren Spahn, L (1, 1) <small>ERA: 2.83</small>	IP WLS BF H R ER SO BB IBB HBP BLK WP HR S P ERA WHIP 9.0 L 32 4 1 1 4 1 0 1 0 0 1 42 55 1.00 0.556											

Philadelphia Phillies @ New York Mets
 Shea Stadium, Flushing, NY
 Wed May 05 1965, 7:05 PM EDT
 Att. 14,134 - Unknown

livebaseballscorecards.com

AB 29
R 1
H 4
RBI 1
BB 1
SO 4
LOB 8



Batter	1	2	3	4	5	6	7	8	9	AB R H RBI BB SO LOB	TOP																					
Julian Javier, R (1, 4) OBP: 0.178, SLG: 0.267 Dal Maxvill, R (8, 4)	0-0 F6	2-0 6-3			2-1 F6		0-2 E6 1B		0-0 5-3	4 1 1 0 0 0 2 1 0 0 0 0 0 0																						
Lou Brock, L (1, 7) OBP: 0.398, SLG: 0.529	3-2 CS 2B		0-1 FC6-4 1B		0-1 F5		1-0 E 1B		1-0 6-3 S 1B	5 1 4 1 0 0 0																						
Curt Flood, R (1, 8) OBP: 0.365, SLG: 0.506	1-2 BB 1B 2-3		2-0 FC6-4 1B 1-2f		1-2 F9		0-1 4-3 1-H		1-0 6-3 1-3	5 0 1 0 0 0 2																						
Ken Boyer, R (1, 5) OBP: 0.400, SLG: 0.453	4-2 1-2 BB		0-1 FC5-4 1B 1-2			4-1 SH2-4 BB		0-0 2B	4-1 FC6-4 BB	2 0 2 0 3 0 0																						
Dick Groat, R (1, 6) OBP: 0.272, SLG: 0.250	1-3 K		1-2 F4			0-0 SH2-4 1-2		1-0 F8	0-0 FC6-4 1-2f	4 0 0 0 0 1 7																						
Carl Warwick, R (1, 3) OBP: 0.267, SLG: 0.154		0-1 L7	1-0 FC5-4 1-2f			4-2 BB		0-0 SH2-3 1B		3 0 1 0 1 0 2																						
Mike Shannon, R (1, 9) OBP: 0.178, SLG: 0.077		1-2 E6 BB		0-0 6-3		1-3 K		0-0 SH2-3 1-2		3 0 0 0 0 1 2																						
Bob Uecker, R (1, 2) OBP: 0.333, SLG: 0.357		0-1 F8		3-2 6-3		1-0 F9		0-0 6-3		4 0 0 0 0 0 4																						
Bob Gibson, R (1, 1) OBP: 0.235, SLG: 0.154		4-2 1-2 BB		2-3 K			2-3 K	0-0 F3		3 0 0 0 1 2 1																						
Inning Stats	R: 0 E: 0 K: 1 S: 12	H: 2 LOB: 2 BB: 1 P: 21	R: 0 E: 1 K: 0 S: 10	H: 0 LOB: 2 BB: 1 P: 17	R: 0 E: 0 K: 0 S: 10	H: 2 LOB: 2 BB: 0 P: 14	R: 0 E: 0 K: 1 S: 7	H: 0 LOB: 0 BB: 0 P: 12	R: 0 E: 0 K: 0 S: 7	H: 0 LOB: 0 BB: 0 P: 10	R: 0 E: 0 K: 1 S: 9	H: 0 LOB: 2 BB: 2 P: 19	R: 2 E: 2 K: 1 S: 13	H: 3 LOB: 1 BB: 0 P: 17	R: 0 E: 0 K: 0 S: 4	H: 1 LOB: 1 BB: 0 P: 4	R: 0 E: 0 K: 0 S: 5	H: 1 LOB: 2 BB: 1 P: 11	1B: 7 2B: 2 3B: 0 HR: 0	SF: 0 SAC: 2 DP: 0 HBP: 0	WP: 0 PB: 0 SB: 1 CS: 1	PA: 41										
PITCHER Chris Short, L (1, 1) ERA: 1.88 Ed Roebuck, R (9, 1) ERA: 2.61	IP 8.0	WLS L	BF 36	H 8	R 2	ER 2	SO 4	BB 4	IBB 0	HBP 0	BLK 0	WP 0	HR 0	S 72	P 114	ERA 2.25	WHIP 1.500															
											PITCHER	IP	WLS	BF	H	R	ER	SO	BB	IBB	HBP	BLK	WP	HR	S	P	ERA	WHIP				

St. Louis Cardinals @ Philadelphia Phillies
 Connie Mack Stadium, Philadelphia, PA

Fri May 07 1965, 7:05 PM EDT
 Att. 14,499 - Unknown

livebaseballscorecards.com

AB	34
R	2
H	9
RBI	1
BB	5
SO	4
LOB	20



Batter	1	2	3	4	5	6	7	8	9	AB	R	H	RBI	BB	SO	LOB
Cookie Rojas, R OBP: 0.358, SLG: 0.383 (1, 6)	0-3 K		2-2 L7			4-1 FC6-4 BB			0-0 6-3	3	0	0	0	1	1	0
Dick Allen, R OBP: 0.447, SLG: 0.640 (1, 5)	1-3 K			1-3 K		2-2 FC6-4 1-2f			4-2 BB	3	0	0	0	1	2	1
Johnny Callison, L OBP: 0.256, SLG: 0.423 (1, 9)	4-2 BB			2-1 1B		1-3 K			0-1 L8	3	0	1	0	1	1	2
Wes Covington, L OBP: 0.250, SLG: 0.605 (1, 7)	0-0 L9			0-2 F8				0-3 K	0-0 4-3	4	0	0	0	0	1	3
Dick Stuart, R OBP: 0.303, SLG: 0.362 (1, 3)		1-3 K		3-2 F3				0-0 6-3		3	0	0	0	0	1	1
Tony Gonzalez, L OBP: 0.237, SLG: 0.278 (1, 8)		2-2 F9			1-1 L9			0-0 L9		3	0	0	0	0	0	0
Tony Taylor, R OBP: 0.341, SLG: 0.342 (1, 4)		0-0 L8			4-2 G6-4-3 HBP				0-0 F8	2	0	0	0	0	0	0
Clay Dalrymple, L OBP: 0.286, SLG: 0.409 (1, 2)			0-0 G3		2-1 G6-4-3 1-2f				0-0 F9	3	0	0	0	0	0	1
Chris Short, R OBP: 0.059, SLG: 0.059 (1, 1)			0-3 K			0-0 F3			0-3 K	2	0	0	0	0	1	0
John Briggs, L OBP: 0.357, SLG: 0.333 (8, PH)										1	0	0	0	0	1	0
Ed Roebuck, R (9, 1)										0	0	0	0	0	0	0

Inning Stats	R: 0	H: 0	E: 0	K: 2	S: 10	LOB: 1	BB: 1	P: 15	R: 0	H: 0	E: 0	K: 1	S: 7	LOB: 0	BB: 0	P: 10	R: 0	H: 1	E: 0	K: 1	S: 12	LOB: 1	BB: 0	P: 18	R: 0	H: 0	E: 0	K: 0	S: 6	LOB: 0	BB: 0	P: 13	R: 0	H: 0	E: 0	K: 1	S: 9	LOB: 1	BB: 1	P: 16	R: 0	H: 0	E: 0	K: 1	S: 5	LOB: 0	BB: 0	P: 5	R: 0	H: 0	E: 0	K: 1	S: 5	LOB: 0	BB: 0	P: 5	R: 0	H: 0	E: 0	K: 0	S: 6	LOB: 1	BB: 1	P: 10	1B: 1	2B: 0	3B: 0	HR: 0	SF: 0	SAC: 0	DP: 1	HBP: 1	WP: 0	PA: 31
--------------	------	------	------	------	-------	--------	-------	-------	------	------	------	------	------	--------	-------	-------	------	------	------	------	-------	--------	-------	-------	------	------	------	------	------	--------	-------	-------	------	------	------	------	------	--------	-------	-------	------	------	------	------	------	--------	-------	------	------	------	------	------	------	--------	-------	------	------	------	------	------	------	--------	-------	-------	-------	-------	-------	-------	-------	--------	-------	--------	-------	--------

PITCHER	IP	WLS	BF	H	R	ER	SO	BB	IBB	HBP	BLK	WP	HR	S	P	ERA	WHIP
Bob Gibson, R ERA: 2.47 (1, 1)	9.0	W	31	1	0	0	8	3	0	1	0	0	0	67	101	0.00	0.444


BOTTOM


St. Louis Cardinals @ Philadelphia Phillies
Connie Mack Stadium, Philadelphia, PA

Fri May 07 1965, 7:05 PM EDT
Att. 14,499 - Unknown

livebaseballscorecards.com

AB	27
R	0
H	1
RBI	0
BB	3
SO	8
LOB	8



Batter	1	2	3	4	5	6	7	8	9	10	11	AB R H RBI BB SO LOB	TOP				
Phil Gagliano, R OBP: 0.333, SLG: 0.351 (1, 4)	F3		F8			E6 WP 1B SF7		FC6-5 E 1B 1-2 2-H	6-3		FC5-4	6 2 1 1 0 0 3					
Lou Brock, L OBP: 0.398, SLG: 0.517 (1, 7)	4-3			B3		WP 1B 1-2 2-H		E4 FC6-5 S 1-3 2-H		1-3 HBP		4 0 1 1 0 0 1					
Curt Flood, R OBP: 0.347, SLG: 0.484 (1, 8)	6-3			K		SF7 1-2 2-H		FC6-5 1B 1-3 3-H	1-3	1-3		4 1 0 2 0 1 2					
Ken Boyer, R OBP: 0.388, SLG: 0.426 (1, 5)		6-3		F6		F3		5-3 1-2		IBB		4 0 0 0 1 0 2					
Dick Groat, R OBP: 0.281, SLG: 0.253 Dal Maxvill, R (8, PR) (8, 6)		F7			K		G6-4-3 BB	HR 1B 2-H		F8		3 0 1 1 1 1 0 1 1 0 0 0 0 2					
Carl Warwick, R OBP: 0.222, SLG: 0.125 Bob Skinner, L OBP: 0.200, SLG: 0.500 Bob Purkey, R (8, 1)		5-3			K		G6-4-3 1-2f	HR 1-H		F6		3 0 0 0 0 1 1 1 1 1 2 0 0 0 0 0 0 0 0 0 0 1 0 0 0 0 0 2 0 0 0 0 0 0 0					
Tim McCarver, L OBP: 0.314, SLG: 0.239 Nelson Briles, R (10, PH) (10, 1)																	
Mike Shannon, R OBP: 0.180, SLG: 0.070 (1, 9)			BB		F8		5-3	K			5-3	4 0 0 0 1 1 1	AB 39 R 8 H 6 RBI 7 BB 5 SO 6 LOB 17				
Bob Uecker, R OBP: 0.348, SLG: 0.333 (1, 2)			F9			FC1-6 BB		BB 1B 1B		K	L9	4 1 1 0 1 1 1					
Curt Simmons, L Ron Taylor, R OBP: 0.500, SLG: 1.000 Barney Schultz, R (7, 1) Steve Carlton, L (7, 1) Tito Francona, L OBP: 0.317, SLG: 0.405 Julian Javier, R OBP: 0.179, SLG: 0.267 Bill White, L OBP: 0.352, SLG: 0.467 (8, PH) (8, PR) (8, 3)			B5			FC1-6 E 1B 1-2f		E 1B BB		K	FC5-4 1B	2 1 0 0 0 0 2 0 1 0 0 0 0 0 2 0 1 0 0 0 1 0					
Inning Stats	R: 0 H: 0 E: 0 LOB: 0 K: 0 BB: 0 S: 10 P: 14	R: 0 H: 0 E: 0 LOB: 0 K: 0 BB: 0 S: 11 P: 17	R: 0 H: 0 E: 0 LOB: 1 K: 0 BB: 1 S: 5 P: 11	R: 0 H: 0 E: 0 LOB: 0 K: 1 BB: 0 S: 5 P: 8	R: 0 H: 0 E: 0 LOB: 0 K: 2 BB: 0 S: 11 P: 18	R: 2 H: 1 E: 1 LOB: 1 K: 0 BB: 1 S: 10 P: 23	R: 0 H: 0 E: 0 LOB: 0 K: 0 BB: 1 S: 6 P: 14	R: 6 H: 4 E: 1 LOB: 1 K: 1 BB: 1 S: 20 P: 33	R: 0 H: 0 E: 0 LOB: 0 K: 2 BB: 0 S: 7 P: 7	R: 0 H: 0 E: 0 LOB: 2 K: 0 BB: 1 S: 12 P: 22	R: 0 H: 1 E: 0 LOB: 1 K: 0 BB: 0 S: 8 P: 10	1B: 5 SF: 1 2B: 0 SAC: 0 3B: 0 DP: 1 HR: 1 HBP: 1	WP: 1 PA: 46 PB: 0 SB: 1 CS: 0				
PITCHER	IP WLS BF H R ER SO BB IBB HBP BLK WP HR S P ERA WHIP																
Bo Belinsky, L ERA: 6.55 (1, 1)	7.0	27	2	4	2	3	4	0	0	0	0	1	0	64	117	2.57	0.857
Jack Baldschun, R ERA: 3.95 (8, 1)	1.0	7	3	4	0	1	0	0	0	0	0	0	1	14	21	0.00	3.000
Ed Roebuck, R ERA: 2.19 (9, 1)	2.0	8	0	0	0	2	0	1	1	0	0	0	0	19	29	0.00	0.000
Ray Culp, R ERA: 8.22 (11, 1)	1.0	W 4	1	0	0	0	0	0	0	0	0	0	0	8	10	0.00	1.000

St. Louis Cardinals @ Philadelphia Phillies
 Connie Mack Stadium, Philadelphia, PA
 Sat May 08 1965, 7:05 PM EDT
 Att. 19,596 - Unknown

livebaseballscorecards.com

Batter	1	2	3	4	5	6	7	8	9	10	11	AB R H RBI BB SO LOB
Cookie Rojas, R OBP: 0.373, SLG: 0.396 (1, 8) (7, 4)	3-2 1B		2-0 2B 3-H 1B		0-0 L4-3 1-2		0-0 1B 2B 1B	3-2 F6		1-0 FC6-4 1-2f		6 1 3 1 0 0 2
Johnny Callison, L OBP: 0.283, SLG: 0.452 (1, 9)	1-1 L9		3-2 1-3 2B			0-1 F9	0-1 2B PB 1B		0-0 FC5-4 1B		1-1 F9 SH2-3 BB 1B	6 2 4 0 0 0 1
Dick Allen, R OBP: 0.456, SLG: 0.646 (1, 5)	1-2 F8		4-2 G5-4-3 BB			0-0 1B 1B	0-0 PB 1B 2B		0-0 FC5-4 HBP 1B		1-0 SH2-3	4 3 2 1 1 0 2
Dick Stuart, R OBP: 0.319, SLG: 0.365 (1, 3)	1-1 L8		1-2 G5-4-3 1-2f			1-2 1B WP 1B	1-0 FC4-6 1B		0-3 K		4-0 BB IBB IBB	5 1 2 1 1 1 5
Alex Johnson, R OBP: 0.314, SLG: 0.281 (1, 7)		0-2 G3		0-0 5-3		0-0 1B WP G3 1B	0-0 L8		1-0 1B 1-4-2 HBP		0-1 F9	5 1 1 1 0 0 3
Tony Taylor, R OBP: 0.333, SLG: 0.333 (1, 4)		0-0 1-3		2-1 F9		2-2 G3 1B	0-1 FC4-6		0-0 1B		4-0 BB IBB	2 0 0 0 0 0 0 3 0 2 1 1 0 1
Tony Gonzalez, L OBP: 0.286, SLG: 0.308 (6, PH) (7, 8)				1-2 F2		1-3 3-H 1B	1-2 K		1-3 2-H 1B		1-2 BB IBB	
Gus Triandos, R OBP: 0.094, SLG: 0.067 (1, 2)		0-0 F3		1-2 F2		1-0 G3 1B	2-3 K		0-0 1-4-2		3-1 FC1-6 1B	2 0 0 0 0 0 0 1 0 0 1 0 0 1 2 0 1 0 0 1 1 0 0 0 0 0 0 0 0 0 0 1 1 0 0
Wes Covington, L OBP: 0.245, SLG: 0.591 (6, PH)						1-2 3-H 1B	1-2 K		3-H		1-2 2-3 3-H BB	4 1 1 0 1 0 1
Clay Dalrymple, L OBP: 0.294, SLG: 0.413 (7, 2)												
Bobby Del Greco, R (10, PR)												
Pat Corrales, R (11, 2)												
Ruben Amaro, R OBP: 0.304, SLG: 0.259 (1, 6)			0-0 4-3 1B 2B		2-0 F4				0-0 F8		1-0 FC1-6 FC6-4 1-2f	
Bo Belinsky, L OBP: 0.375, SLG: 0.375 (8, 1)			2-2 4-3		0-0 1B				0-3 K		0-2 F7	3 0 1 1 0 0 0 3 0 0 0 0 0 0 0 0 1 0 0 0 0 0 1 0 0 0 0 0 0 0 0 0 1 0 0 0 0 0 0 1 0 0 0 0 0 0 0 0
Jack Baldschun, R (8, PH)												
John Briggs, L OBP: 0.333, SLG: 0.308 (8, PH)												
Ed Roebuck, R (9, 1)												
John Hermstein, L (10, PH)												
Ray Culp, R (11, 1)												

Inning Stats	R: 0	H: 1	E: 0	LOB: 1	K: 0	BB: 0	S: 10	P: 16	R: 0	H: 0	E: 0	LOB: 0	K: 0	BB: 0	S: 5	P: 5	R: 1	H: 3	E: 0	LOB: 2	K: 0	BB: 1	S: 16	P: 28	R: 0	H: 0	E: 0	LOB: 0	K: 0	BB: 0	S: 6	P: 9	R: 0	H: 1	E: 0	LOB: 0	K: 0	BB: 0	S: 3	P: 5	R: 3	H: 4	E: 0	LOB: 2	K: 0	BB: 1	S: 12	P: 20	R: 3	H: 4	E: 0	LOB: 1	K: 1	BB: 0	S: 11	P: 14	R: 0	H: 0	E: 0	LOB: 0	K: 1	BB: 0	S: 7	P: 10	R: 1	H: 2	E: 0	LOB: 2	K: 1	BB: 0	S: 6	P: 7	R: 0	H: 1	E: 0	LOB: 1	K: 0	BB: 0	S: 7	P: 12	R: 1	H: 1	E: 0	LOB: 3	K: 0	BB: 3	S: 5	P: 19	1B: 14	SF: 0	2B: 4	SAC: 1	3B: 0	DP: 2	HR: 0	HBP: 1	WP: 1	PA: 52
--------------	------	------	------	--------	------	-------	-------	-------	------	------	------	--------	------	-------	------	------	------	------	------	--------	------	-------	-------	-------	------	------	------	--------	------	-------	------	------	------	------	------	--------	------	-------	------	------	------	------	------	--------	------	-------	-------	-------	------	------	------	--------	------	-------	-------	-------	------	------	------	--------	------	-------	------	-------	------	------	------	--------	------	-------	------	------	------	------	------	--------	------	-------	------	-------	------	------	------	--------	------	-------	------	-------	--------	-------	-------	--------	-------	-------	-------	--------	-------	--------

PITCHER	IP	WLS	BF	H	R	ER	SO	BB	IBB	HBP	BLK	WP	HR	S	P	ERA	WHIP
Curt Simmons, L ERA: 3.73 (1, 1)	5.1		23	8	4	4	0	1	0	0	0	0	0	47	71	6.75	1.688
Ron Taylor, R ERA: 5.4 (6, 1)	0.2		6	3	2	2	0	0	1	0	0	1	0	8	15	27.00	4.500
Barney Schultz, R ERA: 5.4 (7, 1)	0.1		3	2	1	1	0	0	0	0	0	0	0	3	4	27.00	6.000
Steve Carlton, L ERA: 2.35 (7, 1)	0.2		2	0	0	0	1	0	0	0	0	0	0	5	7	0.00	0.000
Bob Purkey, R ERA: 8.33 (8, 1)	2.0		9	2	1	1	2	0	0	1	0	0	0	13	17	4.50	1.000

PITCHER	IP	WLS	BF	H	R	ER	SO	BB	IBB	HBP	BLK	WP	HR	S	P	ERA	WHIP
Nelson Briles, R ERA: 2.25 (10, 1)	1.2		10	2	1	1	0	1	2	0	0	0	0	12	31	5.40	1.800

BOTTOM

St. Louis Cardinals @ Philadelphia Phillies
 Connie Mack Stadium, Philadelphia, PA
 Sat May 08 1965, 7:05 PM EDT
 Att. 19,596 - Unknown

livebaseballscores.com

AB	45
R	9
H	17
RBI	7
BB	5
SO	3
LOB	21



Batter	1	2	3	4	5	6	7	8	9	AB R H RBI BB SO LOB	TOP			
Phil Gagliano, R (1, 4) OBP: 0.340, SLG: 0.381 Julian Javier, R (9, PR) OBP: 0.178, SLG: 0.267	1-1 F3		2-2 L8		1-1 F9			0-0 FC5 BB 1B	1-1 2B	5 0 2 1 0 0 1 0 0 0 0 0 0 0				
Lou Brock, L (1, 7) OBP: 0.379, SLG: 0.489	2-2 E4 2B		1-3 K			1-0 5-3		1-3 K	1-3 K	5 1 0 0 0 3 3				
Curt Flood, R (1, 8) OBP: 0.343, SLG: 0.484	1-2 4-3 1-H 2B		0-1 1-3			1-0 F6		0-1 F8		4 0 1 1 0 0 1				
Tito Francona, L (1, 3) OBP: 0.333, SLG: 0.385	0-0 4-3 2-3			2-2 F7		4-1 BB BB		4-2 BB 1-2 BB		2 0 0 0 2 0 1				
Ken Boyer, R (1, 5) OBP: 0.381, SLG: 0.408	0-0 F3			1-1 F6		4-0 BB 1-2 BB		1-1 FC5 2-3f		3 0 0 0 1 0 3				
Bob Skinner, L (1, 9) OBP: 0.214, SLG: 0.385		2-3 K		1-3 K		1-2 F2		4-2 1B 2B BB		3 1 0 0 1 2 2				
Tim McCarver, L (1, 2) OBP: 0.309, SLG: 0.240			0-0 1B		1-3 K		0-3 K	0-2 L8		4 0 1 0 0 2 1				
Jerry Buchek, R (1, 6) Dick Groat, R (9, PH) OBP: 0.289, SLG: 0.261		1-3 K		0-3 K		2-2 5-3		0-1 2B 1-3 1B		3 0 0 0 0 2 1 1 0 1 0 0 0 0	AB 34 R 2 H 6 RBI 2 BB 4 SO 10 LOB 16			
Ray Sadecki, L (1, 1) Carl Warwick, R (9, PH) OBP: 0.211, SLG: 0.118		0-2 F8		0-0 1B		0-0 F7		1-3 K		3 0 1 0 0 0 1 1 0 0 0 0 1 2				
Inning Stats	R: 1 H: 1 E: 1 LOB: 1 K: 0 BB: 0 S: 10 P: 14	R: 0 H: 1 E: 0 LOB: 1 K: 2 BB: 0 S: 10 P: 13	R: 0 H: 0 E: 0 LOB: 0 K: 1 BB: 0 S: 10 P: 13	R: 0 H: 0 E: 0 LOB: 0 K: 1 BB: 0 S: 9 P: 13	R: 0 H: 1 E: 0 LOB: 1 K: 2 BB: 0 S: 9 P: 11	R: 0 H: 0 E: 0 LOB: 2 K: 0 BB: 2 S: 7 P: 18	R: 0 H: 0 E: 0 LOB: 0 K: 1 BB: 0 S: 7 P: 9	R: 0 H: 1 E: 0 LOB: 2 K: 1 BB: 1 S: 11 P: 17	R: 1 H: 2 E: 0 LOB: 2 K: 2 BB: 1 S: 17 P: 24	1B: 4 SF: 0 2B: 2 SAC: 0 3B: 0 DP: 0 HR: 0 HBP: 0	WP: 0 PA: 38 PB: 0 SB: 1 CS: 0			
PITCHER	IP WLS BF H R ER SO BB IBB HBP BLK WP HR S P ERA WHIP												PITCHER	IP WLS BF H R ER SO BB IBB HBP BLK WP HR S P ERA WHIP
Art Mahaffey, R (1, 1) ERA: 3.6	8.1 W 35 5 2 1 8 4 0 0 0 0 0 0 81 120 1.08 1.080													
Ed Roebuck, R (9, 1) ERA: 2.08	0.2 S 3 1 0 0 2 0 0 0 0 0 0 0 9 12 0.00 1.500													

St. Louis Cardinals @ Philadelphia Phillies
 Connie Mack Stadium, Philadelphia, PA
 Sun May 09 1965, 3:33 AM EDT
 Att. 12,930 - Unknown

livebaseballscorecards.com



Batter	1	2	3	4	5	6	7	8	9	AB	R	H	RBI	BB	SO	LOB
Cookie Rojas, R OBP: 0.349, SLG: 0.368 (1, 8)	2-2 L8		0-1 F6		0-3 K		1-1 5-3			4	0	0	0	0	1	0
Johnny Callison, L OBP: 0.292, SLG: 0.489 (1, 9)	3-3 K		1-0 HR		3-2 1B 1B		2-2 G3			4	1	2	1	0	1	0
Dick Allen, R OBP: 0.447, SLG: 0.651 (1, 5)	1-2 HR 3B		0-0 4-3		0-0 L7		1-1 4-3			4	1	1	0	0	0	1
Dick Stuart, R OBP: 0.329, SLG: 0.418 (1, 3)	2-2 HR			0-0 F7		1-1 1B		0-0 4-3		4	1	2	2	0	0	0
Bobby Wine, R OBP: 0.250, SLG: 0.429 (9, 6)	3-H HR				1-2 1B					0	0	0	0	0	0	0
Alex Johnson, R OBP: 0.333, SLG: 0.306 (1, 7)	2-3 K			2-2 1B 1B		2-1 F7		0-1 1B		4	1	2	0	0	1	2
Tony Taylor, R OBP: 0.319, SLG: 0.318 (1, 4)		0-0 6-3		0-0 F9		2-1 4-3		0-0 F7		4	0	0	0	0	0	2
Gus Triandos, R OBP: 0.114, SLG: 0.091 (1, 2)		0-0 F9		0-0 1B 1B		0-0 F7				3	0	1	0	0	0	0
Ruben Amaro, R OBP: 0.306, SLG: 0.262 (1, 6)		0-0 F9		1-2 1B		3-2 4-3				3	0	1	1	0	0	0
Art Mahaffey, R (1, 1)			1-2 F8		0-3 K					3	0	0	0	0	1	2
Ed Roebuck, R (9, 1)							1-0 6-3			0	0	0	0	0	0	0

Inning Stats	R: 2	H: 2	E: 0	LOB: 0	K: 2	BB: 0	S: 19	P: 29	R: 0	H: 0	E: 0	LOB: 0	K: 0	BB: 0	S: 3	P: 3	R: 1	H: 1	E: 0	LOB: 0	K: 0	BB: 0	S: 7	P: 9	R: 1	H: 3	E: 0	LOB: 2	K: 1	BB: 0	S: 12	P: 15	R: 0	H: 2	E: 0	LOB: 2	K: 1	BB: 0	S: 11	P: 17	R: 0	H: 0	E: 0	LOB: 0	K: 0	BB: 0	S: 6	P: 11	R: 0	H: 0	E: 0	LOB: 0	K: 0	BB: 0	S: 7	P: 11	R: 0	H: 1	E: 0	LOB: 1	K: 0	BB: 0	S: 6	P: 7
PITCHER Ray Sadecki, L (1, 1) ERA: 7.4	IP	WLS	BF	H	R	ER	SO	BB	IBB	HBP	BLK	WP	HR	S	P	ERA	WHIP																																															
																		PITCHER	IP	WLS	BF	H	R	ER	SO	BB	IBB	HBP	BLK	WP	HR	S	P	ERA	WHIP																													


BOTTOM

St. Louis Cardinals @ Philadelphia Phillies
 Connie Mack Stadium, Philadelphia, PA

Sun May 09 1965, 3:33 AM EDT
 Att. 12,930 - Unknown

livebaseballscorecards.com

AB	33
R	4
H	9
RBI	4
BB	0
SO	4
LOB	7



WP: 0	PA: 33
PB: 0	SB: 0
CS: 0	

Batter	1	2	3	4	5	6	7	8	9	10	AB	R	H	RBI	BB	SO	LOB	TOP							
Curt Flood, R OBP: 0.355, SLG: 0.490 (1, 8) 											5	0	3	0	0	0	0								
Lou Brock, L OBP: 0.361, SLG: 0.465 (1, 7) 											5	0	0	0	0	2	3								
Bill White, L OBP: 0.359, SLG: 0.462 (1, 3) 											3	0	1	0	1	1	2								
Mike Shannon, R OBP: 0.196, SLG: 0.091 (8, PR) (8, 9) 											4	0	1	0	0	0	2								
Tito Francona, L OBP: 0.327, SLG: 0.395 (1, 9) (8, 3) 											4	0	1	0	0	0	2								
Ken Boyer, R OBP: 0.375, SLG: 0.400 (1, 5) 											3	0	2	1	1	0	1								
Dick Groat, R OBP: 0.307, SLG: 0.297 (1, 6) 											4	0	0	0	0	1	7								
Phil Gagliano, R OBP: 0.314, SLG: 0.348 Dal Maxvill, R (8, 4) 											3	1	2	1	1	0	0								
Tim McCarver, L OBP: 0.339, SLG: 0.321 (1, 2) 											3	0	0	0	0	2	2								
Tracy Stallard, R OBP: 0.154, SLG: 0.154 Bob Purkey, R (8, 1) 											1	0	0	0	0	0	1								
Inning Stats	R: 0 E: 0 K: 1 S: 9	H: 1 LOB: 1 BB: 0 P: 13	R: 0 E: 0 K: 2 S: 12	H: 1 LOB: 2 BB: 1 P: 21	R: 0 E: 0 K: 1 S: 7	H: 1 LOB: 0 BB: 0 P: 8	R: 0 E: 0 K: 0 S: 7	H: 1 LOB: 1 BB: 0 P: 9	R: 0 E: 0 K: 1 S: 10	H: 1 LOB: 0 BB: 0 P: 18	R: 0 E: 0 K: 0 S: 5	H: 2 LOB: 2 BB: 1 P: 11	R: 0 E: 0 K: 0 S: 5	H: 1 LOB: 1 BB: 0 P: 7	R: 1 E: 0 K: 0 S: 7	H: 1 LOB: 1 BB: 1 P: 13	R: 0 E: 0 K: 0 S: 5	H: 1 LOB: 0 BB: 0 P: 9	R: 0 E: 0 K: 0 S: 7	H: 1 LOB: 0 BB: 0 P: 9	1B: 7 2B: 5 3B: 0 HR: 1	SF: 0 SAC: 1 DP: 4 HBP: 0	WP: 0 PB: 0 SB: 0 CS: 1	PA: 40	
PITCHER	IP	WLS	BF	H	R	ER	SO	BB	IBB	HBP	BLK	WP	HR	S	P	ERA	WHIP								
Jim Bunning, R ERA: 3.5 (1, 1)	7.0		29	8	1	1	6	0	2	0	0	0	0	55	87	1.29	1.143								
Jack Baldschun, R ERA: 4.02 (8, 1)	2.0		8	2	1	1	0	1	0	0	0	0	0	12	22	4.50	1.500								
Ed Roebuck, R ERA: 1.93 (10, 1)	1.0	W	3	1	0	0	0	0	0	0	0	0	0	7	9	0.00	1.000								

St. Louis Cardinals @ Philadelphia Phillies
 Connie Mack Stadium, Philadelphia, PA

Mon May 10 1965, 7:05 PM EDT
 Att. 14,454 - Unknown

livebaseballscores.com

AB 36
 R 2
 H 11
 RBI 2
 BB 3
 SO 6
 LOB 20



Batter	1	2	3	4	5	6	7	8	9	10	AB	R	H	RBI	BB	SO	LOB	BOTTOM							
Tony Taylor, R OBP: 0.313, SLG: 0.311 (1, 4)	2-1 6-3		2-2 4-3		0-3 K		3-1 1-2 3-H 1B		1-1 6-3		5	0	1	1	0	1	2								
Dick Allen, R OBP: 0.444, SLG: 0.648 (1, 5)	3-1 CS 1B		2-0 4-3 2B		3-2 5-3		3-2 F8		2-1 F9		5	0	2	0	0	0	4								
Johnny Callison, L OBP: 0.297, SLG: 0.495 (1, 9)	SAFE 2-1 1B 1-2 2B		3-2 4-3		0-1 4-3		1-1 F8		0-1 HBP 1B		5	0	2	1	0	0	1								
Wes Covington, L OBP: 0.264, SLG: 0.604 (1, 7)	1-2 BB		1-1 5-3		1-0 F5		2-1 WP 2B		1-2 HBP		4	0	2	0	0	0	1								
Alex Johnson, R OBP: 0.350, SLG: 0.306 (8, PR)	2-3 1B										0	0	0	0	0	0	0								
Ed Roebuck, R (10, 1)											0	0	0	0	0	0	0								
Dick Stuart, R OBP: 0.321, SLG: 0.394 (1, 3)	4-2 1-2 BB				2-3 K		1-0 F8		2-0 F6		4	0	0	0	1	1	3								
Tony Gonzalez, L OBP: 0.298, SLG: 0.302 (1, 8)	0-0 F2				1-0 F7		1-2 FC4-6 SH3-4 1B		4-1 BB BB		4	1	1	0	1	1	3								
Clay Dalrymple, L OBP: 0.291, SLG: 0.388 (1, 2)					0-1 F6						3	0	0	0	1	0	0								
Ruben Amaro, R OBP: 0.312, SLG: 0.262 (1, 6)																									
Jim Bunning, R OBP: 0.200, SLG: 0.400 (1, 1)																									
John Hermstein, L (7, PH)																									
Jack Baldschun, R (8, 1)																									
John Briggs, L OBP: 0.412, SLG: 0.667 (9, PH)																									
Inning Stats	R: 0 E: 0 K: 0 S: 12	H: 3 LOB: 3 BB: 1 P: 24	R: 0 E: 0 K: 0 S: 3	H: 0 LOB: 0 BB: 0 P: 5	R: 0 E: 0 K: 0 S: 11	H: 1 LOB: 1 BB: 0 P: 19	R: 0 E: 0 K: 1 S: 7	H: 0 LOB: 0 BB: 0 P: 10	R: 0 E: 0 K: 1 S: 8	H: 1 LOB: 1 BB: 0 P: 11	R: 0 E: 0 K: 0 S: 4	H: 0 LOB: 0 BB: 0 P: 6	R: 1 E: 0 K: 0 S: 11	H: 2 LOB: 2 BB: 1 P: 23	R: 0 E: 0 K: 0 S: 9	H: 1 LOB: 3 BB: 2 P: 24	R: 1 E: 0 K: 0 S: 15	H: 2 LOB: 2 BB: 0 P: 21	R: 2 E: 0 K: 1 S: 8	H: 2 LOB: 0 BB: 0 P: 12	1B: 7 2B: 4 3B: 0 HR: 1	SF: 0 SAC: 1 DP: 0 HBP: 1	WP: 1 PB: 0 SB: 0 CS: 1	PA: 45	
PITCHER	IP WLS BF H R ER SO BB IBB HBP BLK WP HR S P ERA WHIP																								
Tracy Stallard, R ERA: 3.25 (1, 1)	7.2																								
Bob Purkey, R ERA: 8.69 (8, 1)	2.0	L	11	4	3	3	1	0	0	1	0	0	0	1	0	0	1	13.50	2.000						

St. Louis Cardinals @ Philadelphia Phillies
 Connie Mack Stadium, Philadelphia, PA
 Mon May 10 1965, 7:05 PM EDT
 Att: 14,454 - Unknown

livebaseballscorecards.com

AB	39
R	4
H	12
RBI	4
BB	4
SO	3
LOB	19



Batter	1	2	3	4	5	6	7	8	9	AB R H RBI BB SO LOB	TOP																																
Pete Rose, S (1, 4) OBP: 0.393, SLG: 0.476	0-0 4-3			0-0 2B 1B	0-0 1-2 2-H 1B			0-0 2B 1B	0-0 2B	5 2 4 1 0 0 0																																	
Tommy Harper, R (1, 7) OBP: 0.404, SLG: 0.418	0-0 P4			0-0 1-3 1-2	0-3 K			0-0 F8	0-0 6-3	5 0 0 0 0 1 5																																	
Vada Pinson, L (1, 8) OBP: 0.339, SLG: 0.462	0-0 CS 1B			0-0 2B 2-H			0-0 4-3	0-0 1B 2B	0-3 K	5 1 3 1 0 1 1																																	
Frank Robinson, R (1, 9) OBP: 0.451, SLG: 0.639 Art Shamsky, L (9, PH) OBP: 0.412, SLG: 0.563	0-0 CS 1-2	0-0 E3 CS		0-0 F9			0-0 HR	4-0 1B 1B IBB	0-3 K	3 2 1 1 1 0 1 1 0 0 0 0 1 1																																	
Deron Johnson, R (1, 5) OBP: 0.347, SLG: 0.540				0-0 F9			0-0 1-3	0-0 1B 2B 1B		4 1 1 2 0 0 2																																	
Tony Perez, R (1, 3) OBP: 0.390, SLG: 0.641				0-0 F3			0-0 1-3	0-0 2B SF9 1B		4 1 1 1 0 1 0																																	
Don Pavletich, R (1, 2) OBP: 0.371, SLG: 0.531 Johnny Edwards, L (7, 2) OBP: 0.279, SLG: 0.468				0-3 K			0-0 F9	0-0 1-3 2-H 1B 2B		3 0 0 0 0 1 1 1 1 1 1 0 0 0																																	
Leo Cardenas, R (1, 6) OBP: 0.350, SLG: 0.400				0-3 K			0-0 FC1-5 1B 1B	0-0 SF9		3 1 1 1 0 1 0																																	
John Tsitouris, R (1, 1) OBP: 0.154, SLG: 0.083 Gerry Arrigo, L (7, 1) OBP: 1.000, SLG: 1.000				0-0 P3			0-0 FC1-5 1B	0-0 3-H 1B		3 0 0 0 0 0 2 1 0 1 1 0 0 0																																	
Inning Stats	R: 0 E: 0 K: 0 S: 3	H: 1 LOB: 0 BB: 0 P: 3	R: 0 E: 1 K: 0 S: 3	H: 0 LOB: 0 BB: 0 P: 3	R: 0 E: 0 K: 2 S: 7	H: 0 LOB: 0 BB: 0 P: 7	R: 1 E: 0 K: 0 S: 5	H: 2 LOB: 1 BB: 0 P: 5	R: 1 E: 0 K: 2 S: 10	H: 2 LOB: 2 BB: 0 P: 10	R: 1 E: 0 K: 0 S: 4	H: 1 LOB: 0 BB: 0 P: 4	R: 0 E: 0 K: 0 S: 3	H: 0 LOB: 0 BB: 0 P: 3	R: 6 E: 0 K: 0 S: 8	H: 6 LOB: 1 BB: 1 P: 12	R: 0 E: 0 K: 2 S: 8	H: 1 LOB: 1 BB: 0 P: 8	1B: 8 2B: 4 3B: 0 HR: 1	SF: 1 SAC: 0 DP: 0 HBP: 0	WP: 0 PB: 1 SB: 0 CS: 2	PA: 41																					
PITCHER	IP	WLS	BF	H	R	ER	SO	BB	IBB	HBP	BLK	WP	HR	S	P	ERA	WHIP	PITCHER								IP	WLS	BF	H	R	ER	SO	BB	IBB	HBP	BLK	WP	HR	S	P	ERA	WHIP	
Chris Short, L (1, 1) ERA: 1.96	7.0	L	27	6	3	2	4	0	0	0	0	0	1	35	35	2.57	0.857																										
Gary Wagner, R (8, 1) ERA: 4.82	0.1		4	2	3	3	0	0	1	0	0	0	0	3	7	81.00	6.000																										
Ed Roebuck, R (8, 1) ERA: 3.86	0.0		3	3	1	1	0	0	0	0	0	0	0	3	3	∞	∞																										
Ryne Duren, R (8, 1) ERA: 3.18	1.2		6	2	2	2	2	0	0	0	0	0	0	10	10	10.80	1.200																										

Cincinnati Reds @ Philadelphia Phillies
 Connie Mack Stadium, Philadelphia, PA
 Tue May 11 1965, 7:05 PM EDT
 Att. 12,438 - Unknown

AB	38
R	9
H	13
RBI	9
BB	1
SO	6
LOB	13



WP: 0	PA: 41
-------	--------

ERA	WHIP
-----	------

livebaseballscorecards.com

Batter	1	2	3	4	5	6	7	8	9	AB	R	H	RBI	BB	SO	LOB
Tony Gonzalez, L (1, 8) OBP: 0.294, SLG: 0.319 Gary Wagner, R (8, 1) Ed Roebuck, R (8, 1) Ryne Duren, R (8, 1) Frank Thomas, R (9, PH) OBP: 0.158, SLG: 0.167	0-3 K	0-0 F8			0-0 WP 2B		0-3 K		0-0 G4-3	4	0	1	0	0	2	5
Dick Allen, R (1, 5) OBP: 0.437, SLG: 0.630	0-0 CS 1B		0-3 K		0-3 K		0-3 K			4	0	1	0	0	3	3
Johnny Callison, L (1, 9) OBP: 0.295, SLG: 0.479	0-3 K		0-0 G3			4-0 L3 BB	0-0 L9			3	0	0	0	1	1	3
Wes Covington, L (1, 7) OBP: 0.261, SLG: 0.588		0-0 1B SF 1B	0-0 L9			0-0 L3		4-0 FC5-4 BB		3	1	1	0	1	0	1
Dick Stuart, R (1, 3) OBP: 0.318, SLG: 0.378		0-3 K		0-0 P3		4-0 1B BB		0-0 P6		3	0	0	0	1	1	2
Clay Dalrymple, L (1, 2) OBP: 0.305, SLG: 0.396		0-0 SF HBP 1B		0-3 K		0-0 1B		0-3 K		4	0	2	0	0	2	1
Tony Taylor, R (1, 4) OBP: 0.311, SLG: 0.301		1-0 SF HBP		0-0 4-3		0-0 L9		0-0 FC5-4		3	0	0	0	0	0	3
Ruben Amaro, R (1, 6) OBP: 0.309, SLG: 0.265		0-0 SF			0-0 F8		0-0 1B 1B		0-3 K	3	0	1	1	0	1	0
Chris Short, R (1, 1) OBP: 0.053, SLG: 0.053 John Herrnstein, L (7, PH) Alex Johnson, R (7, PH) OBP: 0.381, SLG: 0.342		0-3 K			0-0 1-3		0-0 1-3 1B		0-0 G4-3 1B	2	0	0	0	0	1	3
										0	0	0	0	0	0	0
										2	0	2	0	0	0	0

Inning Stats	R: 0	H: 1	E: 0	K: 2	S: 7	LOB: 1	BB: 0	P: 7	R: 1	H: 2	E: 1	K: 2	S: 10	LOB: 3	BB: 0	P: 11	R: 0	H: 0	E: 0	K: 1	S: 5	LOB: 0	BB: 0	P: 5	R: 0	H: 0	E: 0	K: 1	S: 5	LOB: 0	BB: 0	P: 5	R: 0	H: 1	E: 0	K: 1	S: 6	LOB: 1	BB: 0	P: 6	R: 0	H: 1	E: 0	K: 0	S: 3	LOB: 2	BB: 2	P: 11	R: 0	H: 2	E: 0	K: 2	S: 9	LOB: 2	BB: 0	P: 9	R: 0	H: 0	E: 0	K: 1	S: 5	LOB: 1	BB: 1	P: 9	R: 0	H: 1	E: 0	K: 1	S: 5	LOB: 0	BB: 0	P: 5	1B: 7	SF: 1	2B: 3	SAC: 0	3B: 0	DP: 3	HR: 0	HBP: 1	WP: 1	PA: 37
PITCHER	IP	WLS	BF	H	R	ER	SO	BB	IBB	HBP	BLK	WP	HR	S	P	ERA	WHIP																																																																	
John Tsitouris, R (1, 1) ERA: 3.34	6.0	W	26	6	1	1	7	2	0	1	0	1	0	37	46	1.50	1.333																																																																	
Gerry Arrigo, L (7, 1) ERA: 2.08	3.0	S	11	2	0	0	4	1	0	0	0	0	0	18	22	0.00	1.000																																																																	

BOTTOM

Cincinnati Reds @ Philadelphia Phillies
Connie Mack Stadium, Philadelphia, PA

Tue May 11 1965, 7:05 PM EDT
 Att. 12,438 - Unknown

AB	32
R	1
H	8
RBI	1
BB	3
SO	11
LOB	22

livebaseballscorecards.com

Batter	1	2	3	4	5	6	7	8	9	AB R H RBI BB SO LOB	TOP																
Pete Rose, S (1, 4) OBP: 0.385, SLG: 0.459	0-0 F7		0-0 F7	0-0 3-1		0-0 4-3		4-0 1B BB		4 0 0 0 1 0 4																	
Tommy Harper, R (1, 7) OBP: 0.412, SLG: 0.453	4-0 1B BB		0-0 6-3		0-0 G3 SF8 2B		0-0 SF8 3B	0-3 K2-6-2		4 2 2 0 1 1 2																	
Vada Pinson, L (1, 8) OBP: 0.333, SLG: 0.450	0-0 F8		0-0 E4		0-0 G3		0-3 K	0-0 1B		5 0 1 0 0 1 3																	
Frank Robinson, R (1, 9) OBP: 0.448, SLG: 0.627	0-0 1-2 1B		0-0 4-3		0-0 SF8		4-0 2B BB	0-0 F8		3 1 1 1 1 0 3																	
Gordy Coleman, L (1, 3) OBP: 0.420, SLG: 0.651 Marty Keough, L (9, PR) (9, 3)	0-0 1-3			0-0 1B 2B 1B		0-0 L8		0-0 SF8	0-0 2B FC6-2 1B	4 1 2 1 0 0 2 0 0 0 0 0 0 0																	
Deron Johnson, R (1, 5) OBP: 0.369, SLG: 0.571		4-0 FC6-4 BB		0-0 2B G5-2-3 1B		0-0 6-3	0-0 1-H	0-0 FC6-2 CS 2B		4 0 3 1 1 0 0																	
Johnny Edwards, L (1, 2) OBP: 0.315, SLG: 0.492		0-0 F7		0-0 G5-2-3 1-3 3-H 2B		0-0 SH5-4 1B 1B	4-0 IBB	4-0 CS FC6-2 IBB		3 0 2 1 2 0 1																	
Leo Cardenas, R (1, 6) OBP: 0.352, SLG: 0.394		0-0 P6		4-0 G5-2-3 IBB		0-0 SH5-4 1B	0-0 F7	0-0 FC6-2 CS	1-2 2-3 3-H	4 0 1 0 1 0 6																	
Sammy Ellis, L (1, 1) OBP: 0.136, SLG: 0.095 Jim O'Toole, S (8, 1)		0-0 FC6-4		0-0 G5-2-3		0-0 SH5-4		0-0 E4 K2-6-2 BB	0-3 K	3 0 0 0 0 0 4 1 0 0 0 0 1 3																	
Inning Stats	R: 0 E: 0 K: 0 S: 4	H: 1 LOB: 2 BB: 1 P: 8	R: 0 E: 0 K: 0 S: 3	H: 0 LOB: 1 BB: 1 P: 7	R: 0 E: 1 K: 0 S: 4	H: 0 LOB: 1 BB: 0 P: 4	R: 1 E: 0 K: 0 S: 5	H: 3 LOB: 2 BB: 1 P: 9	R: 1 E: 0 K: 0 S: 4	H: 1 LOB: 0 BB: 0 P: 4	R: 0 E: 0 K: 0 S: 5	H: 2 LOB: 2 BB: 0 P: 5	R: 2 E: 0 K: 1 S: 7	H: 2 LOB: 2 BB: 2 P: 15	R: 0 E: 1 K: 1 S: 6	H: 1 LOB: 2 BB: 1 P: 10	R: 0 E: 0 K: 1 S: 6	H: 2 LOB: 3 BB: 1 P: 10	1B: 7 2B: 5 3B: 1 HR: 0	SF: 2 SAC: 1 DP: 2 HBP: 0	WP: 0 PB: 0 SB: 0 CS: 3	PA: 45					
PITCHER	IP WLS BF H R ER SO BB IBB HBP BLK WP HR S P ERA WHIP																										
Ray Herbert, R (1, 1) ERA: 3.19	5.0		23	5	2	2	0	2	1	0	0	0	0	20	32	3.60	1.400										
Ray Culp, R (6, 1) ERA: 8.38	2.0	L	12	4	2	2	1	1	1	0	0	0	0	12	20	9.00	2.500										
Jack Baldschun, R (8, 1) ERA: 3.57	2.0		10	3	0	0	2	1	1	0	0	0	0	12	20	0.00	2.000										

Cincinnati Reds @ Philadelphia Phillies
 Connie Mack Stadium, Philadelphia, PA
 Wed May 12 1965, 7:05 PM EDT
 Att: 12,237 - Unknown

livebaseballscorecards.com

AB	35
R	4
H	12
RBI	4
BB	7
SO	3
LOB	28



Batter	1	2	3	4	5	6	7	8	9	AB R H RBI BB SO LOB
Tony Gonzalez, L (1, 8) OBP: 0.286, SLG: 0.308	0-0 2B 1B		0-0 P6		0-3 K			0-3 K	0-3 K	5 0 1 0 0 3 3
Dick Allen, R (1, 5) OBP: 0.426, SLG: 0.639	0-3 K		0-0 5-3		0-0 HR			0-0 6-3	0-0 FC5	5 1 1 1 0 1 4
Johnny Callison, L (1, 9) OBP: 0.303, SLG: 0.500	0-0 1-3 2B		0-0 F9		0-3 K			0-0 2B		4 0 2 0 0 1 0
Wes Covington, L (1, 7) OBP: 0.295, SLG: 0.611	4-0 IBB			0-0 1B 3B			0-0 F9	0-0 P6		3 1 1 0 1 0 1
Clay Dalrymple, L (1, 2) OBP: 0.290, SLG: 0.375	0-3 K			0-0 4-3			0-0 4-1		0-0 1B 2B 1B	3 0 0 0 0 1 4 1 0 1 0 0 0 0 0 1 0 0 0 0 0
Gus Triandos, R (9, PH) OBP: 0.139, SLG: 0.118										
John Herrnstein, L (9, PR)										
Dick Stuart, R (1, 3) OBP: 0.315, SLG: 0.372	0-3 K			0-3 K			0-0 P4		0-0 2B 1B	4 0 1 0 0 2 4 0 0 0 0 0 0 0
Bo Belinsky, L (9, PR) OBP: 0.375, SLG: 0.375										
Tony Taylor, R (1, 4) OBP: 0.318, SLG: 0.320		0-3 K		0-0 FC6-4 1B			0-3 K		0-0 FC5 1-3 2-H 2B	4 0 2 2 0 2 0 2 0 0 0 0 0 1 1 0 0 0 0 0 0 0 0 0 0 0 0 0 1 0 0 0 0 1 3
Ruben Amaro, R (1, 6) OBP: 0.301, SLG: 0.257		0-0 4-3		0-0 FC6-4			0-0 F4		0-3 K	
Alex Johnson, R (7, PH) OBP: 0.372, SLG: 0.333				3-H 1-2f						
Jack Baldschun, R (8, 1)										
John Briggs, L (9, PH) OBP: 0.389, SLG: 0.625										
Ray Herbert, R (1, 1) OBP: 0.400, SLG: 0.500		0-0 G3					0-0 L7		4-0 IBB	1 0 0 0 0 0 0 1 0 0 0 0 0 0 0 0 0 0 0 0 0 1 0 0 0 1 0 0
Frank Thomas, R (5, PH) OBP: 0.150, SLG: 0.158										
Ray Culp, R (6, 1)										
Cookie Rojas, R (7, PH) OBP: 0.354, SLG: 0.362										

Inning Stats	R: 0 E: 0 K: 3 S: 11	H: 2 LOB: 3 BB: 1 P: 15	R: 0 E: 0 K: 1 S: 5	H: 0 LOB: 0 BB: 0 P: 5	R: 0 E: 0 K: 0 S: 3	H: 0 LOB: 0 BB: 0 P: 3	R: 1 E: 0 K: 1 S: 7	H: 2 LOB: 1 BB: 0 P: 7	R: 1 E: 0 K: 2 S: 8	H: 1 LOB: 0 BB: 0 P: 8	R: 0 E: 0 K: 0 S: 3	H: 0 LOB: 0 BB: 0 P: 3	R: 0 E: 0 K: 1 S: 5	H: 0 LOB: 0 BB: 0 P: 5	R: 0 E: 0 K: 1 S: 6	H: 1 LOB: 1 BB: 0 P: 6	R: 1 E: 0 K: 2 S: 10	H: 3 LOB: 3 BB: 1 P: 14	1B: 4 2B: 3 3B: 1 HR: 1	SF: 0 SAC: 0 DP: 0 HBP: 0
--------------	-------------------------------	----------------------------------	------------------------------	---------------------------------	------------------------------	---------------------------------	------------------------------	---------------------------------	------------------------------	---------------------------------	------------------------------	---------------------------------	------------------------------	---------------------------------	------------------------------	---------------------------------	-------------------------------	----------------------------------	----------------------------------	------------------------------------

PITCHER	IP	WLS	BF	H	R	ER	SO	BB	IBB	HBP	BLK	WP	HR	S	P	ERA	WHIP
Sammy Ellis, R (1, 1) ERA: 2.63	7.2	W	30	6	2	2	9	0	0	0	0	0	1	47	51	2.35	0.783
Jim O'Toole, L (8, 1) ERA: 5.08	1.1	S	8	3	1	1	2	0	1	0	0	0	0	11	15	6.75	2.250

BOTTOM

Cincinnati Reds @ Philadelphia Phillies
Connie Mack Stadium, Philadelphia, PA

Wed May 12 1965, 7:05 PM EDT
 Att. 12,237 - Unknown

AB	36
R	3
H	9
RBI	3
BB	2
SO	11
LOB	20



WP	PA	ERA	WHIP
0	38		

Batter	1	2	3	4	5	6	7	8	9	10	AB R H RBI BB SO LOB	TOP												
Pete Rose, S (1, 4) X OBP: 0.378, SLG: 0.456	0-0 4-3 ①		0-3 K ②			0-0 5-3 ① X	0-0 2B 2B		0-0 G4-3 ② ③		5 1 1 1 0 1 3	Cincinnati Reds @ Philadelphia Phillies Connie Mack Stadium, Philadelphia, PA Thu May 13 1965, 7:05 PM EDT Att. 10,573 - Unknown												
Tommy Harper, R (1, 7) X OBP: 0.420, SLG: 0.470	0-0 1-3 ②		0-0 1B ②			0-0 1B HR 1B	0-0 WP 2B		0-0 1-3 ①		5 1 3 2 0 0 0													
Vada Pinson, L (1, 8) X OBP: 0.336, SLG: 0.447	0-0 1B		0-0 4-3 ③			0-0 1B HR 1B	0-0 4-3 ③		0-0 P5 ②		5 1 2 0 0 0 2													
Frank Robinson, R (1, 9) X OBP: 0.436, SLG: 0.638	0-0 5-3 ③			0-0 F9 ①		0-0 1B HR ②		0-0 P4 ①		0-0 F7 ③	5 1 1 3 0 0 1													
Deron Johnson, R (1, 5) X OBP: 0.374, SLG: 0.579		0-0 1B CS ①		0-0 6-3 ②		0-0 2B		0-0 P6 ②			4 0 2 0 0 0 0													
Tony Perez, R (1, 3) X OBP: 0.356, SLG: 0.581		0-3 K ① ② ③		0-0 F9 ③		0-3 K ③		0-3 K ③			4 0 0 0 0 3 1													
Don Pavletich, R (1, 2) X OBP: 0.385, SLG: 0.514		0-0 L9 ③			0-3 K ①		4-0 SH3-4 2B BB		0-0 FC1-5 1B 1B		3 1 1 0 1 1 0													
Leo Cardenas, R (1, 6) X OBP: 0.348, SLG: 0.388			0-0 E6 SH3 1B ①		0-3 K ②		0-3 K ①		0-0 FC1-5 1B		4 1 1 0 0 2 1													
Jim Maloney, L (1, 1) X OBP: 0.267, SLG: 0.154			0-0 SH3 ①		0-0 6-3 ③		0-0 SH3-4 ②		0-0 FC1-5 ①		1 0 0 0 0 0 0													
Roger Craig, R (6, 1)									0-0 G4-3 ①		1 0 0 0 0 0 2													
Billy McCool, R (9, 1)									1-2 2-3f		0 0 0 0 0 0 0													
Jim Duffalo, R (9, 1)											0 0 0 0 0 0 0													
Inning Stats	R: 0 E: 0 K: 0 S: 4	H: 1 LOB: 1 BB: 0 P: 4	R: 0 E: 0 K: 1 S: 5	H: 1 LOB: 0 BB: 0 P: 5	R: 1 E: 1 K: 1 S: 7	H: 1 LOB: 1 BB: 0 P: 7	R: 0 E: 0 K: 0 S: 3	H: 0 LOB: 0 BB: 0 P: 3	R: 0 E: 0 K: 2 S: 7	H: 0 LOB: 0 BB: 0 P: 7	R: 3 E: 0 K: 1 S: 8	H: 4 LOB: 0 BB: 0 P: 8	R: 2 E: 0 K: 1 S: 7	H: 2 LOB: 1 BB: 1 P: 11	R: 0 E: 0 K: 1 S: 5	H: 0 LOB: 0 BB: 0 P: 5	R: 0 E: 0 K: 0 S: 4	H: 2 LOB: 1 BB: 0 P: 4	R: 0 E: 0 K: 0 S: 3	H: 0 LOB: 0 BB: 0 P: 3	1B: 7 2B: 4 3B: 0 HR: 1	SF: 0 SAC: 2 DP: 2 HBP: 0	WP: 1 PB: 0 SB: 0 CS: 1	PA: 40
PITCHER	IP WLS BF H R ER SO BB IBB HBP BLK WP HR S P ERA WHIP																							
Bo Belinsky, L (1, 1) ERA: 6.59	6.2		8	6	5	6	1	0	0	0	0	1	0	2	2	6.75	1.350							
Ed Roebuck, R (7, 1) ERA: 3.77	0.1		2	1	0	0	0	0	0	0	0	1	0	2	2	0.00	3.000							
Gary Wagner, R (8, 1) ERA: 3.97	2.0		7	2	0	0	1	0	0	0	0	0	0	9	9	0.00	1.000							
Jack Baldschun, R (10, 1) ERA: 3.38	1.0	W	3	0	0	0	0	0	0	0	0	0	0	3	3	0.00	0.000							

livebaseballscorecards.com

AB	37
R	6
H	11
RBI	6
BB	1
SO	7
LOB	10



Batter	1	2	3	4	5	6	7	8	9	AB R H RBI BB SO LOB	TOP											
Felipe Alou, R (1, 3) OBP: 0.316, SLG: 0.407	0-0 F4		0-3 K			0-0 F9		0-0 F8		4 0 0 0 0 1 0	Milwaukee Braves @ Philadelphia Phillies Connie Mack Stadium, Philadelphia, PA Fri May 14 1965, 7:05 PM EDT Att: 19,629 - Unknown											
Ty Cline, L (1, 8) OBP: 0.275, SLG: 0.194	0-3 K		0-3 K			4-0 1B BB		0-0 1B		3 0 1 0 1 2 0												
Hank Aaron, R (1, 9) OBP: 0.382, SLG: 0.594	0-0 5-3				0-0 F6		0-0 1B G4-6-3		0-3 K	4 0 1 0 0 1 0												
Eddie Mathews, L (1, 5) OBP: 0.394, SLG: 0.581		4-0 2B BB			0-0 F9		0-0 1B G4-6-3		0-0 1B	3 1 1 0 1 0 2												
Joe Torre, R (1, 2) OBP: 0.433, SLG: 0.683		0-0 1-H 2B			4-0 BB		0-0 F9		0-0 L8	3 0 1 1 1 0 1												
Mack Jones, L (1, 7) OBP: 0.286, SLG: 0.403		0-3 K			0-3 K		0-0 F8		0-0 F7	4 0 0 0 0 2 3												
Frank Bolling, R (1, 4) OBP: 0.276, SLG: 0.375		0-0 F8			0-0 5-3		0-0 HR			3 1 1 1 0 0 1												
Sandy Alomar Sr., S (1, 6) OBP: 0.167, SLG: 0.130 Miguel de la Hoz, R (7, PH) OBP: 0.211, SLG: 0.118		0-3 K			0-0 1-3		0-3 K			2 0 0 0 0 1 1 1 0 0 0 0 1 0												
Billy O'Dell, S (1, 1) OBP: 0.333, SLG: 0.333 Dan Osinski, R (5, 1) Gene Oliver, R (8, PH) OBP: 0.255, SLG: 0.267 Bobby Tiefenauer, R (8, 1)			0-3 K		0-0 F6			0-3 K		2 0 0 0 0 1 0 0 0 0 0 0 0 0 1 0 0 0 0 1 0 0 0 0 0 0 0 0												
Inning Stats	R: 0 E: 0 K: 1 S: 5	H: 0 LOB: 0 BB: 0 P: 5	R: 1 E: 0 K: 2 S: 8	H: 1 LOB: 1 BB: 1 P: 12	R: 0 E: 0 K: 3 S: 9	H: 0 LOB: 0 BB: 0 P: 9	R: 0 E: 0 K: 1 S: 5	H: 0 LOB: 1 BB: 1 P: 9	R: 0 E: 0 K: 0 S: 3	H: 0 LOB: 0 BB: 0 P: 3	R: 0 E: 0 K: 0 S: 3	H: 1 LOB: 1 BB: 1 P: 7	R: 1 E: 0 K: 1 S: 6	H: 1 LOB: 0 BB: 0 P: 6	R: 0 E: 0 K: 1 S: 5	H: 1 LOB: 1 BB: 0 P: 5	R: 0 E: 0 K: 1 S: 6	H: 1 LOB: 1 BB: 0 P: 6	1B: 3 2B: 1 3B: 0 HR: 1	SF: 0 SAC: 0 DP: 1 HBP: 0	WP: 0 PB: 0 SB: 0 CS: 0	PA: 33
PITCHER Art Mahaffey, R (1, 1) ERA: 3.0	IP: 9.0 WLS: W BF: 33 H: 5 R: 2 ER: 2 SO: 10 BB: 3 IBB: 0 HBP: 0 BLK: 0 WP: 0 HR: 1 S: 50 P: 62 ERA: 2.00 WHIP: 0.889											PITCHER IP: WLS: BF: H: R: ER: SO: BB: IBB: HBP: BLK: WP: HR: S: P: ERA: WHIP:										

AB	30
R	2
H	5
RBI	2
BB	3
SO	10
LOB	8



Batter	1	2	3	4	5	6	7	8	9
Cookie Rojas, R OBP: 0.380, SLG: 0.413 (1, 8)	0-0 L8			0-0 6-3	0-0 1B			0-0 PB 3B	
Johnny Callison, L OBP: 0.314, SLG: 0.541 (1, 9)	0-3 K			0-0 P5	0-0 P3			0-0 3B	
Dick Allen, R OBP: 0.410, SLG: 0.610 (1, 5)	0-0 5-3			0-0 F9	0-0 6-3			0-3 K	
Dick Stuart, R OBP: 0.327, SLG: 0.412 (1, 3)		0-3 K			0-0 HR	0-0 F9		0-0 6-3	
Ruben Amaro, R OBP: 0.306, SLG: 0.264 (9, 3)									
Tony Taylor, R OBP: 0.319, SLG: 0.330 (1, 4)		0-0 G3			0-0 1B WP 1B	0-0 5-3		0-3 K	
Alex Johnson, R OBP: 0.362, SLG: 0.326 (1, 7)		0-0 5-3			0-0 PB 1B 1B	0-3 K			
Gus Triandos, R OBP: 0.150, SLG: 0.132 (1, 2)			0-0 6-3		0-0 1B 1B 1B		0-0 F3		
Bobby Wine, R OBP: 0.308, SLG: 0.417 (1, 6)			0-0 F6		0-0 1B 1B		0-3 K		
Art Mahaffey, R (1, 1)			0-3 K		0-0 L8		0-3 K		

AB	R	H	RBI	BB	SO	LOB
4	1	2	0	0	0	0
4	1	1	0	0	1	3
4	0	0	0	0	1	4
4	1	1	2	0	1	0
0	0	0	0	0	0	0
4	1	1	0	0	1	0
3	1	1	0	0	1	0
3	0	1	1	0	0	0
3	0	1	1	0	1	0
3	0	0	0	0	2	2

Inning Stats		R: 0	H: 0	E: 0	LOB: 0	K: 1	BB: 0	S: 5	R: 0	H: 0	E: 0	LOB: 0	K: 1	BB: 0	S: 5	R: 0	H: 0	E: 0	LOB: 0	K: 0	BB: 0	S: 3	R: 3	H: 6	E: 0	LOB: 3	K: 0	BB: 0	S: 9	R: 0	H: 0	E: 0	LOB: 0	K: 1	BB: 0	S: 5	R: 0	H: 2	E: 0	LOB: 0	K: 2	BB: 0	S: 9	R: 2	H: 2	E: 0	LOB: 0	K: 2	BB: 0	S: 9
1B: 5	SF: 0	2B: 0	SAC: 0	3B: 2	DP: 0	HR: 1	HBP: 0	WP: 1	PA: 32																																									

BOTTOM

Milwaukee Braves @ Philadelphia Phillies
Connie Mack Stadium, Philadelphia, PA

Fri May 14 1965, 7:05 PM EDT
 Att. 19,629 - Unknown

livebaseballscorecards.com

AB	32
R	5
H	8
RBI	4
BB	0
SO	8
LOB	9



PITCHER	IP	WLS	BF	H	R	ER	SO	BB	IBB	HBP	BLK	WP	HR	S	P	ERA	WHIP
Billy O'Dell, L (1, 1)	4.0	L	16	4	3	3	3	0	0	0	0	1	1	22	22	6.75	1.000
Dan Osinski, R (5, 1)	3.0		11	2	0	0	3	0	0	0	0	0	0	17	17	0.00	0.667
Bobby Tiefenauer, R (8, 1)	1.0		5	2	2	2	2	0	0	0	0	0	0	9	9	18.00	2.000

Batter	1	2	3	4	5	6	7	8	9	AB R H RBI BB SO LOB	TOP
Felipe Alou, R (1, 7) OBP: 0.320, SLG: 0.406	0-0 1B	0-0 4-3			0-0 1B		0-0 L7		0-0 1-3	5 0 2 0 0 0 1	Milwaukee Braves @ Philadelphia Phillies Connie Mack Stadium, Philadelphia, PA Sat May 15 1965, 3:33 AM EDT Att. 8,794 - Unknown
Ty Cline, L (1, 8) OBP: 0.284, SLG: 0.224	0-0 2B		0-0 L6		0-0 L7		0-0 L7		0-0 1B	5 0 2 0 0 0 1	
Hank Aaron, R (1, 9) OBP: 0.370, SLG: 0.581	0-3 K		0-0 F9		0-0 P3		0-0 2B		0-0 F7	5 1 1 0 0 1 3	
Eddie Mathews, L (1, 5) OBP: 0.394, SLG: 0.582	0-0 P4		0-3 K		0-0 1B		0-0 2B		0-3 K	5 0 2 1 0 2 2	
Joe Torre, R (1, 2) OBP: 0.426, SLG: 0.698		0-0 HR		0-3 K		0-0 F8		0-0 4-3		4 1 1 1 0 1 3	
Gene Oliver, R (1, 3) OBP: 0.275, SLG: 0.347		0-0 E7 WP E 1B		0-0 HR		0-3 K		0-0 6-3		4 2 2 1 0 1 0	
Frank Bolling, R (1, 4) OBP: 0.290, SLG: 0.383		0-0 E6 CS 2-H		0-0 1B		0-0 4-3		0-0 1B		4 0 2 0 0 0 0	
Sandy Alomar Sr., S (1, 6) OBP: 0.180, SLG: 0.125 Lou Klimchuck, L (4, PH) OBP: 0.150, SLG: 0.105 Dan Osinski, R (4, 1) Mack Jones, L (6, PH) OBP: 0.236, SLG: 0.403 Clay Carroll, R (6, 1) Gary Kolb, L (8, PH) OBP: 0.111, SLG: 0.111 Phil Nietro, R (8, 1) OBP: 0.500, SLG: 0.500		0-3 K 1-2		0-0 F9		1-0 HBP		0-3 K		1 0 0 0 0 0 1 1 1 0 0 0 0 0 0 1 0 1 0 0 0 0 0 1 1 0 0 0 0 0 0 0 0	
Wade Blasingame, L (1, 1) OBP: 0.286, SLG: 0.286 Hank Fischer, R (3, 1) Miguel de la Hoz, R (4, PH) OBP: 0.182, SLG: 0.100		0-0 1B		0-3 K		0-0 F2		0-0 L8		1 0 1 0 0 0 0 0 0 0 0 0 0 0 0 0 3 0 0 0 0 0 1 3	
Inning Stats	R: 0 E: 0 K: 1 S: 6 H: 2 LOB: 1 BB: 0 P: 6	R: 2 E: 2 K: 1 S: 8 H: 3 LOB: 1 BB: 0 P: 8	R: 0 E: 0 K: 1 S: 5 H: 0 LOB: 0 BB: 0 P: 5	R: 1 E: 0 K: 2 S: 9 H: 2 LOB: 1 BB: 0 P: 9	R: 0 E: 0 K: 0 S: 5 H: 2 LOB: 2 BB: 0 P: 5	R: 0 E: 0 K: 1 S: 5 H: 0 LOB: 1 BB: 0 P: 6	R: 1 E: 0 K: 0 S: 5 H: 2 LOB: 1 BB: 0 P: 5	R: 0 E: 0 K: 1 S: 6 H: 1 LOB: 1 BB: 0 P: 6	R: 0 E: 0 K: 1 S: 6 H: 1 LOB: 1 BB: 0 P: 6	1B: 8 2B: 4 3B: 0 HR: 2 SF: 0 SAC: 0 DP: 1 HBP: 1	
PITCHER	IP WLS BF H R ER SO BB IBB HBP BLK WP HR S P ERA WHIP										
Jim Bunning, R (1, 1) ERA: 3.58	6.2 W 31 11 4 3 6 0 0 1 0 1 2 42 43 4.05 1.650										
Jack Baldschun, R (7, 1) ERA: 3.0	2.1 S 9 2 0 0 2 0 0 0 0 0 0 13 13 0.00 0.857										

livebaseballscorecards.com

AB	39
R	4
H	13
RBI	3
BB	0
SO	8
LOB	16



Batter	1	2	3	4	5	6	7	8	9	AB R H RBI BB SO LOB
Cookie Rojas, R OBP: 0.373, SLG: 0.403 (1, 8)	0-0 L8		0-0 HR	0-0 SH5-4		0-0 5-3		0-0 4-3		4 1 1 0 0 0 1
Johnny Callison, L OBP: 0.320, SLG: 0.536 (1, 9)	4-0 BB		4-0 HR	0-0 SF7			0-0 L4			1 1 0 1 2 0 0
Dick Allen, R OBP: 0.413, SLG: 0.606 (1, 5)	0-0 F9		0-0 HR	0-3 K			0-0 1B			4 1 2 0 0 1 2
Dick Stuart, R OBP: 0.333, SLG: 0.449 (1, 3)	0-0 5-3		0-0 HR		0-0 4-3		0-0 1B			4 1 2 4 0 0 1
Ruben Amaro, R OBP: 0.306, SLG: 0.264 (9, 3)			1-H 2-H 3-H				1-2 1B			0 0 0 0 0 0 0
Tony Taylor, R OBP: 0.325, SLG: 0.339 (1, 4)		0-0 1B	0-0 5-3		4-0 S		0-0 L9			3 1 1 0 1 0 2
Alex Johnson, R OBP: 0.367, SLG: 0.333 (1, 7)										2 0 1 0 0 0 0
Tony Gonzalez, L OBP: 0.274, SLG: 0.293 (5, PH)		0-0 G6-4-3	0-0 F9		0-0 F7					2 0 1 0 0 0 1
Gus Triandos, R OBP: 0.159, SLG: 0.122 (1, 2)		4-0 G6-4-3	0-3 K		0-3 K					3 0 0 0 1 2 1
Bobby Wine, R OBP: 0.294, SLG: 0.375 (1, 6)		0-0 G6-4-3		0-0 SH5-4		0-3 K		0-0 FC1-6		4 1 1 0 0 1 3
Jim Bunning, R OBP: 0.167, SLG: 0.333 (1, 1)		0-0 L8		0-0 FC2		0-0 6-3		0-0 SH2-4		3 0 0 0 0 0 2
Jack Baldschun, R (7, 1)				1-2 SH5-4				1-2		0 0 0 0 0 0 0

Inning Stats	R: 0	H: 0	E: 0	K: 0	S: 3	R: 1	H: 2	E: 0	K: 0	S: 4	R: 4	H: 3	E: 0	K: 1	S: 8	R: 1	H: 1	E: 1	K: 1	S: 7	R: 0	H: 0	E: 0	K: 1	S: 5	R: 0	H: 3	E: 0	K: 0	S: 5	R: 0	H: 0	E: 1	K: 0	S: 4	R: 0	H: 0	E: 0	K: 0	S: 4	1B: 7	SF: 1	2B: 1	SAC: 2	3B: 0	DP: 1	HR: 1	HBP: 0	WP: 0	PA: 37
--------------	------	------	------	------	------	------	------	------	------	------	------	------	------	------	------	------	------	------	------	------	------	------	------	------	------	------	------	------	------	------	------	------	------	------	------	------	------	------	------	------	-------	-------	-------	--------	-------	-------	-------	--------	-------	--------

PITCHER	IP	WLS	BF	H	R	ER	SO	BB	IBB	HBP	BLK	WP	HR	S	P	ERA	WHIP
Wade Blasingame, L ERA: 3.48 (1, 1)	2.0	L	12	4	4	4	0	3	0	0	0	0	0	9	21	18.00	3.500
Hank Fischer, R ERA: 9.95 (3, 1)	1.0		4	1	1	1	1	0	0	0	0	0	1	6	6	9.00	1.000
Dan Osinski, R ERA: 3.86 (4, 1)	2.0		9	1	1	0	2	1	0	0	0	0	0	12	16	0.00	1.000
Clay Carroll, R ERA: 3.38 (6, 1)	2.0		8	3	0	0	1	0	0	0	0	0	0	10	10	0.00	1.500
Phil Niekro, R ERA: 1.38 (8, 1)	1.0		4	0	0	0	0	0	0	0	0	0	0	4	4	0.00	0.000

BOTTOM

Milwaukee Braves @ Philadelphia Phillies
Connie Mack Stadium, Philadelphia, PA
 Sat May 15 1965, 3:33 AM EDT
 Att. 8,794 - Unknown

livebaseballscores.com

AB	30
R	6
H	9
RBI	5
BB	4
SO	4
LOB	13



Batter	1	2	3	4	5	6	7	8	9	10	AB R H RBI BB SO LOB	TOP													
Felipe Alou, R OBP: 0.324, SLG: 0.416 (1, 8) (6, 3)	0-0 E5 FC6-5 1B		0-0 P6		0-0 1B 2B		0-0 F9		0-0 6-3		5 1 2 0 0 0 1	Milwaukee Braves @ Philadelphia Phillies Connie Mack Stadium, Philadelphia, PA Sun May 16 1965, 3:33 AM EDT Att. 16,632 - Unknown livebaseballscorecards.com													
Eddie Mathews, L OBP: 0.404, SLG: 0.579 (1, 5) (6, 3)	0-3 K		0-0 HR 1B		0-0 2-H 1B		4-0 FC6-4 1B BB		0-0 E6 1B BB 2B	4 3 2 1 1 1 1															
Hank Aaron, R OBP: 0.384, SLG: 0.615 (1, 9) (6, 3)	0-0 FC6-5 2-3		0-0 1-H HR		0-0 F3		0-0 1-2 FC6-4 1B		4-0 1-2 1B BB	4 2 2 2 1 0 2															
Joe Torre, R OBP: 0.433, SLG: 0.690 Mack Jones, L OBP: 0.292, SLG: 0.397 Ty Cline, L OBP: 0.293, SLG: 0.235 (1, 2) (6, 8) (10, PH) (10, 8)	4-0 1-2 BB		0-0 1-3		4-0 G6-4-3 BB		0-3 K		0-0 2B SF8 1B	1 0 0 0 2 0 0 1 0 0 0 0 1 2 1 1 1 0 0 0 0															
Gene Oliver, R OBP: 0.268, SLG: 0.352 (1, 3) (6, 2)	0-3 K		0-3 K		0-0 G6-4-3 1-2f		0-0 FC6-4 1B 1-2f 2-3		0-0 FC5 1B 2B 1-3 2-H 3-H	5 1 1 2 0 2 5															
Rico Carty, R OBP: 0.294, SLG: 0.250 (1, 7)		0-0 5-3		0-0 4-3		0-0 1-3		0-0 1-2 1B 1B	0-0 6-3	5 0 1 1 0 0 2															
Frank Bolling, R OBP: 0.328, SLG: 0.406 (1, 4)		0-0 G4-6-3 1B		0-3 K		0-0 5-3 1B		0-0 1-2 3-H 1B	4-0 IBB	4 0 3 1 1 1 0															
Sandy Alomar Sr., S OBP: 0.143, SLG: 0.111 Dan Osinski, R (7, 1) Billy O'Dell, S OBP: 0.286, SLG: 0.286 Lou Klimchok, L OBP: 0.143, SLG: 0.105 Wade Blasingame, L OBP: 0.286, SLG: 0.286 (1, 6) (7, 1) (8, 1) (10, PH) (10, 1)		0-0 G4-6-3 1-2f		0-0 F9		0-0 5-3		0-0 6-3	0-0 SF8 3-H	3 0 0 0 0 0 2 0 0 0 0 0 0 0 1 0 0 0 0 0 0 0 0 0 1 0 0 0 0 0 0 0 0 0 0															
Denny Lemaster, R OBP: 0.231, SLG: 0.167 Clay Carroll, R (4, 1) Miguel de la Hoz, R OBP: 0.160, SLG: 0.087 (7, PH) (7, 6)		0-3 K		0-3 K		0-0 6-3		0-0 P4	0-0 FC5 2-3f	1 0 0 0 0 1 0 1 0 0 0 0 1 0 3 0 0 0 0 0 3															
Inning Stats	R: 0 E: 1 K: 2 S: 8	H: 1 LOB: 2 BB: 1 P: 12	R: 0 E: 0 K: 0 S: 3	H: 1 LOB: 0 BB: 0 P: 3	R: 2 E: 0 K: 1 S: 7	H: 2 LOB: 0 BB: 0 P: 7	R: 0 E: 0 K: 2 S: 7	H: 0 LOB: 0 BB: 0 P: 7	R: 1 E: 0 K: 1 S: 7	H: 2 LOB: 1 BB: 0 P: 7	R: 0 E: 0 K: 0 S: 2		H: 0 LOB: 0 BB: 1 P: 6	R: 0 E: 0 K: 0 S: 4	H: 1 LOB: 1 BB: 0 P: 4	R: 2 E: 0 K: 1 S: 7	H: 3 LOB: 2 BB: 1 P: 11	R: 0 E: 0 K: 0 S: 3	H: 0 LOB: 0 BB: 0 P: 3	R: 3 E: 1 K: 0 S: 6	H: 2 LOB: 2 BB: 2 P: 14	1B: 9 2B: 2 3B: 0 HR: 1	SF: 1 SAC: 0 DP: 2 HBP: 0	WP: 0 PB: 0 SB: 1 CS: 0	PA: 45
PITCHER	IP WLS BF H R ER SO BB IBB HBP BLK WP HR S P ERA WHIP																								
Chris Short, L ERA: 2.45 (1, 1)	7.1																								
Jack Baldschun, R ERA: 3.13 (8, 1)	2.0	L	11	4	3	1	0	1	0	0	0	0	0	0	10	14	4.50	2.500							
Ed Roebuck, R ERA: 3.6 (10, 1)	0.2		3	0	0	0	0	0	0	0	0	0	0	0	2	6	0.00	0.000							



Batter	1	2	3	4	5	6	7	8	9	10	AB	R	H	RBI	BB	SO	LOB
Cookie Rojas, R (1, 8) OBP: 0.370, SLG: 0.389	L9	2B BB		1B 1B	4-3		P4		L9		5	2	1	0	1	0	1
Johnny Callison, L (1, 9) OBP: 0.328, SLG: 0.543	1B BB 1B	1-H 2-H 2B		G3		5-3 1B 1B	L4			4-3	6	1	3	2	0	0	1
Dick Allen, R (1, 5) OBP: 0.433, SLG: 0.614	1B BB	P6		BB 1B		5-3 1B 1B		1B BB FC4-2 1B		E9 SF8 1B	5	2	4	1	1	0	1
Dick Stuart, R (1, 3) OBP: 0.346, SLG: 0.446	FC5-4 1B		6-3	BB IBB		K		FC4-2 1B BB		SF8	3	0	1	0	2	1	2
John Herrnstein, L (8, PR)											0	0	0	0	0	0	0
Frank Thomas, R (10, PH) OBP: 0.136, SLG: 0.150	1-2 2-3 1B										0	0	0	1	0	0	0
Tony Taylor, R (1, 4) OBP: 0.333, SLG: 0.336	F9			1-2 2-3 BB		5-3		FC4-2 1B		3-H BB	4	0	1	0	2	0	5
Alex Johnson, R (1, 7) OBP: 0.373, SLG: 0.340	FC5-4										2	0	1	0	0	0	3
Wes Covington, L (4, PH) OBP: 0.300, SLG: 0.557	1-2f										3	0	0	0	1	0	7
Gus Triandos, R (1, 2) OBP: 0.170, SLG: 0.136		P4		1-2 1B							3	0	1	0	0	0	0
Clay Dalrymple, L (6, PH) OBP: 0.294, SLG: 0.361											2	0	1	2	0	1	3
Bobby Wine, R (1, 6) OBP: 0.273, SLG: 0.300		BB 2B BB		F9		4-3				F7	4	1	0	0	1	0	4
Chris Short, R (1, 1) OBP: 0.087, SLG: 0.087											4	0	1	0	0	2	1
Jack Baldschun, R (8, 1)											1	0	0	0	0	1	0
Ed Roebuck, R (10, 1)				6-3							0	0	0	0	0	0	0


Inning Stats	R: 0	H: 2	E: 0	K: 0	S: 5	H: 3	LOB: 3	BB: 1	P: 9	R: 2	H: 1	E: 0	K: 1	S: 6	H: 2	LOB: 2	BB: 0	P: 5	R: 0	H: 2	E: 0	K: 0	S: 5	R: 1	H: 2	E: 0	K: 0	S: 5	H: 3	LOB: 2	BB: 1	P: 12	R: 0	H: 0	E: 0	K: 1	S: 5	H: 2	LOB: 3	BB: 1	P: 10	R: 0	H: 0	E: 0	K: 1	S: 5	H: 1	LOB: 1	BB: 1	P: 8	1B: 13	SF: 1	2B: 2	3B: 0	HR: 0	SAC: 0	DP: 1	HBP: 0
--------------	------	------	------	------	------	------	--------	-------	------	------	------	------	------	------	------	--------	-------	------	------	------	------	------	------	------	------	------	------	------	------	--------	-------	-------	------	------	------	------	------	------	--------	-------	-------	------	------	------	------	------	------	--------	-------	------	--------	-------	-------	-------	-------	--------	-------	--------

PITCHER	IP	WLS	BF	H	R	ER	SO	BB	IBB	HBP	BLK	WP	HR	S	P	ERA	WHIP
Denny Lemaster, L (1, 1) ERA: 6.69	3.2		23	7	3	3	1	4	1	0	0	0	0	20	40	7.36	3.000
Clay Carroll, R (4, 1) ERA: 4.02	2.1		12	4	2	2	1	0	1	0	0	0	0	13	17	7.71	1.714
Dan Osinski, R (7, 1) ERA: 3.63	1.0		6	2	0	0	1	1	0	0	0	0	0	7	11	0.00	3.000
Billy O'Dell, L (8, 1) ERA: 2.73	2.0	W	5	0	0	0	2	0	0	0	0	0	0	9	9	0.00	0.000
Wade Blasingame, L (10, 1) ERA: 3.4	1.0	S	5	1	1	0	0	1	0	0	0	0	0	4	8	0.00	2.000

Milwaukee Braves @ Philadelphia Phillies
Connie Mack Stadium, Philadelphia, PA
Sun May 16 1965, 3:33 AM EDT
Att: 16,632 - Unknown

AB	42
R	6
H	14
RBI	6
BB	8
SO	5
LOB	28

WP: 0 PA: 51
PB: 0
SB: 0
CS: 0



livebaseballscores.com

Batter	1	2	3	4	5	6	7	8	9	AB R H RBI BB SO LOB	TOP									
Cookie Rojas, R (1, 8) <small>OBP: 0.372, SLG: 0.403</small>	0-1 F8	0-0 6-3			0-0 5-3		0-0 2B		1-2 CS 1B	5 0 2 0 0 0 2										
Johnny Callison, L (1, 9) <small>OBP: 0.331, SLG: 0.537</small>	1-2 F1		0-0 F5		0-0 5-3 1B		1-3 K		1-1 1-2 2B 1B	5 0 2 0 0 1 1										
Dick Allen, R (1, 5) <small>OBP: 0.439, SLG: 0.615</small>	4-2 2B BB		2-1 L8		3-2 5-3 1-2		4-0 IBB		1-2 1-H 2B	3 1 1 0 2 0 1										
Dick Stuart, R (1, 3) <small>OBP: 0.339, SLG: 0.443</small> Ruben Amaro, R (9, 3) <small>OBP: 0.306, SLG: 0.264</small>	0-0 1-H 2B		0-0 6-3		0-0 F3		0-0 1-3		0-3 K	5 0 1 1 0 1 4 0 0 0 0 0 0 0										
Tony Taylor, R (1, 4) <small>OBP: 0.331, SLG: 0.359</small>	0-0 6-3			0-0 L9		0-0 6-3		1-1 HR		4 1 1 1 0 0 1										
Alex Johnson, R (1, 7) <small>OBP: 0.400, SLG: 0.431</small>		0-0 BB 1B G1-2-3		0-0 3B		2-2 CS S 1B		0-0 6-3 2B		4 0 3 0 0 0 0										
Gus Triandos, R (1, 2) <small>OBP: 0.196, SLG: 0.149</small>		0-0 G1-2-3 BB 1-2 1B		2-1 F9		4-2 1-3 BB		2-2 F7		3 0 1 0 1 0 2										
Bobby Wine, R (1, 6) <small>OBP: 0.308, SLG: 0.273</small>		4-1 G1-2-3 1-2 2-3 BB		4-0 FC4-6 IBB		0-1 L4		1-0 6-3 2-3		2 0 0 0 2 0 2										
Bo Belinsky, L (1, 1) <small>OBP: 0.286, SLG: 0.231</small>		1-2 G1-2-3 1-2 2-3 3-H		0-1 FC4-6 1-2f		0-0 4-3		0-0 4-3		4 0 0 0 0 0 6										
Inning Stats	R: 1 E: 0 K: 0 S: 9	H: 1 LOB: 1 BB: 1 P: 14	R: 0 E: 1 K: 0 S: 7	H: 1 LOB: 2 BB: 1 P: 12	R: 0 E: 0 K: 0 S: 4	H: 0 LOB: 0 BB: 0 P: 6	R: 0 E: 0 K: 0 S: 6	H: 1 LOB: 2 BB: 1 P: 12	R: 0 E: 0 K: 0 S: 6	H: 1 LOB: 1 BB: 1 P: 9	R: 0 E: 0 K: 1 S: 6	H: 1 LOB: 2 BB: 1 P: 11	R: 1 E: 0 K: 0 S: 8	H: 2 LOB: 1 BB: 0 P: 12	R: 0 E: 0 K: 1 S: 11	H: 3 LOB: 1 BB: 0 P: 14	1B: 5 2B: 4 3B: 1 HR: 1	SF: 0 SAC: 0 DP: 1 HBP: 0	WP: 0 PB: 0 SB: 1 CS: 2	PA: 40
PITCHER	IP WLS BF H R ER SO BB IBB HBP BLK WP HR S P ERA WHIP																			
Curt Simmons, L (1, 1) <small>ERA: 3.3</small> Barney Schultz, R (9, 1) <small>ERA: 4.15</small>	8.0 L 36 8 2 2 1 3 2 0 0 0 1 55 91 2.25 1.375																			
	1.0 4 3 0 0 1 0 0 0 0 0 0 11 14 0.00 3.000																			

Philadelphia Phillies @ St. Louis Cardinals
Sportsman's Park, St. Louis, MO
Mon May 17 1965, 8:05 PM EDT
Att. 10,748 - Unknown

livebaseballscorecards.com

AB	35
R	2
H	11
RBI	2
BB	5
SO	2
LOB	19



Batter	1	2	3	4	5	6	7	8	9	AB	R	H	RBI	BB	SO	LOB
Julian Javier, R OBP: 0.231, SLG: 0.354 (1, 4)	K G3		X 0-0 FC4-6 1B			B C X 1-1 FC6-4 1B		S B F S 1-3 K		4	0	2	0	0	2	1
Lou Brock, L OBP: 0.368, SLG: 0.480 (1, 7)	G3		X 0-0 FC4-6 CS			L B X 1-1 F3		C X 0-1 2B 1B		4	0	1	1	0	0	3
Curt Flood, R OBP: 0.348, SLG: 0.488 (1, 8)	F8		B S B 2-1 CS	0-0 1-3		X 0-0 FC6-4		X 0-0 2B		4	0	1	0	0	0	2
Ken Boyer, R OBP: 0.368, SLG: 0.406 (1, 5)	BB		S S S 0-3 K	0-3 K		X 0-0 F3		C X 0-1 L6		3	0	0	0	1	1	1
Dick Groat, R OBP: 0.308, SLG: 0.325 (1, 6)	K		X 0-0 6-3	0-0 6-3		X 0-0 F8		B X 1-0 L5		4	0	0	0	0	1	2
Bill White, L OBP: 0.368, SLG: 0.440 (1, 3)		S X 0-1 F9		S S S 0-3 K		S X 0-1 4-3		S S S 1-3 K		4	0	0	0	0	2	0
Carl Warwick, R OBP: 0.182, SLG: 0.100 (1, 9)		X 0-0 F5		X 0-0 6-3		B B X 2-0 F3				3	0	0	0	0	0	0
Mike Shannon, R OBP: 0.215, SLG: 0.143 (8, 9)		X 0-0 5-3		B B S 4-2 BB						0	0	0	0	0	0	0
Bob Uecker, R OBP: 0.367, SLG: 0.304 (1, 2)		X 0-0 5-3		B B S 4-2 BB				F X 0-1 F9		2	0	0	0	1	0	0
Curt Simmons, L (1, 1)		X 0-0 1-3		S S S 0-3 K				F X 0-1 PB 1B		2	0	0	0	0	1	1
Phil Gagliano, R (8, PH)										1	1	1	0	0	0	0
Barney Schultz, R (9, 1)										0	0	0	0	0	0	0

Inning Stats	R: 0	H: 0	E: 0	K: 2	S: 14	R: 0	H: 0	E: 0	K: 0	S: 4	R: 0	H: 1	E: 0	K: 0	S: 4	R: 0	H: 0	E: 0	K: 1	S: 5	R: 0	H: 0	E: 0	K: 2	S: 9	R: 0	H: 1	E: 0	K: 0	S: 6	R: 0	H: 0	E: 0	K: 0	S: 4	R: 1	H: 3	E: 0	K: 1	S: 10	R: 0	H: 0	E: 0	K: 1	S: 6	R: 0	H: 0	E: 0	K: 1	S: 8	
	LOB: 2	BB: 1	P: 21	LOB: 0	BB: 0	P: 4	LOB: 0	BB: 0	P: 6	LOB: 1	BB: 1	P: 13	LOB: 1	BB: 0	P: 8	LOB: 2	BB: 0	P: 11	LOB: 0	BB: 0	P: 8	LOB: 0	BB: 0	P: 11	LOB: 0	BB: 0	P: 8	LOB: 0	BB: 0	P: 8	LOB: 0	BB: 0	P: 11	LOB: 0	BB: 0	P: 11	LOB: 0	BB: 0	P: 11	LOB: 0	BB: 0	P: 11	LOB: 0	BB: 0	P: 11	LOB: 0	BB: 0	P: 11	LOB: 0	BB: 0	P: 11
PITCHER Bo Belinsky, L (1, 1) ERA: 5.26	IP: 9.0	WLS: W	BF: 33	H: 5	R: 1	ER: 1	SO: 7	BB: 2	IBB: 0	HBP: 0	BLK: 0	WP: 0	HR: 0	S: 62	P: 82	ERA: 1.00	WHIP: 0.778																																		
	1B: 4	2B: 1	3B: 0	HR: 0	SF: 0	SAC: 0	DP: 0	HBP: 0	WP: 0	PA: 34	ERA: 5.26	WHIP: 0.778																																							

BOTTOM

Philadelphia Phillies @ St. Louis Cardinals
Sportsman's Park, St. Louis, MO
Mon May 17 1965, 8:05 PM EDT
Att. 10,748 - Unknown

livebaseballscorecards.com

AB	31
R	1
H	5
RBI	1
BB	2
SO	7
LOB	10



Batter	1	2	3	4	5	6	7	8	9	AB R H RBI BB SO LOB	TOP
Cookie Rojas, R (1, 8) OBP: 0.378, SLG: 0.432	1-2 BB 2B		0-0 5-3		0-0 2B			0-0 4-3		4 0 2 0 0 0 0	Philadelphia Phillies @ St. Louis Cardinals Sportsman's Park, St. Louis, MO Tue May 18 1965, 8:05 PM EDT Att. 8,593 - Unknown
Johnny Callison, L (1, 9) OBP: 0.328, SLG: 0.524	4-1 BB BB		1-3 K		2-3 K			1-1 G3		3 0 0 0 1 2 1	
Dick Allen, R (1, 5) OBP: 0.434, SLG: 0.628	0-0 F3			0-0 HR			3-2 5-3		0-0 6-3	4 1 1 1 0 0 2	
Dick Stuart, R (1, 3) OBP: 0.345, SLG: 0.440	4-2 G6-4-3 1-2 2-3 BB			0-0 6-3			1-3 K		0-0 G1-6-3 1B	3 0 1 0 1 1 0	
Tony Taylor, R (1, 4) OBP: 0.321, SLG: 0.347	0-0 G6-4-3 1-2f			0-0 4-3			0-0 F8		0-0 G1-6-3 1-2f	4 0 0 0 0 0 4	
Alex Johnson, R (1, 7) OBP: 0.414, SLG: 0.491		0-0 F8		0-2 HR			4-2 G4-6-3 BB			2 1 1 1 1 0 0	
Gus Triandos, R (1, 2) OBP: 0.185, SLG: 0.140		3-3 K		0-0 F5			1-0 G4-6-3 1-2f			3 0 0 0 0 1 1	
Bobby Wine, R (1, 6) OBP: 0.276, SLG: 0.240		0-0 5-3			0-0 F7			0-0 6-3		3 0 0 0 0 0 0	
Art Mahaffey, R (1, 1) Ray Herbert, R (3, 1) Frank Thomas, R (8, PH) Gary Wagner, R (8, 1)			0-0 F3		0-3 K			0-0 5-3		1 0 0 0 0 0 0 1 0 0 0 0 1 0 1 0 0 0 0 0 0 0 0 0 0 0 0 0	
Inning Stats	R: 0 H: 1 E: 0 LOB: 2 K: 0 BB: 2 S: 9 P: 18	R: 0 H: 0 E: 0 LOB: 0 K: 1 BB: 0 S: 5 P: 8	R: 0 H: 0 E: 0 LOB: 0 K: 1 BB: 0 S: 5 P: 6	R: 2 H: 2 E: 0 LOB: 0 K: 0 BB: 0 S: 7 P: 7	R: 0 H: 1 E: 0 LOB: 1 K: 2 BB: 0 S: 8 P: 10	R: 0 H: 0 E: 0 LOB: 0 K: 1 BB: 0 S: 7 P: 11	R: 0 H: 0 E: 0 LOB: 0 K: 0 BB: 1 S: 5 P: 10	R: 0 H: 0 E: 0 LOB: 0 K: 0 BB: 0 S: 4 P: 5	R: 0 H: 1 E: 0 LOB: 0 K: 0 BB: 0 S: 3 P: 3	1B: 1 SF: 0 2B: 2 SAC: 0 3B: 0 DP: 3 HR: 2 HBP: 0	WP: 0 PA: 32 PB: 0 SB: 0 CS: 0
PITCHER Ray Sadecki, L (1, 1) ERA: 6.62	IP WLS BF H R ER SO BB IBB HBP BLK WP HR S P ERA WHIP										
	9.0 W 32 5 2 2 5 3 0 0 0 0 0 2 53 78 2.00 0.889										

livebaseballscorecards.com

AB	29
R	2
H	5
RBI	2
BB	3
SO	5
LOB	8



Batter	1	2	3	4	5	6	7	8	9	AB	R	H	RBI	BB	SO	LOB
Curt Flood, R OBP: 0.352, SLG: 0.489 (1, 8) B B X	2-0 F8		0-0 WP 1B E 1B		0-2 G4-6-3 1B		0-0 L5			4	1	2	0	0	0	1
Lou Brock, L OBP: 0.364, SLG: 0.473 (1, 7) B X	1-0 6-3		0-0 WP E 1-2 1B		2-0 F8		0-0 L9			4	1	1	0	0	0	2
Tito Francona, L OBP: 0.288, SLG: 0.356 (1, 9) Mike Shannon, R OBP: 0.215, SLG: 0.143 (9, 9) B B C S	3-3 K		0-0 F5		0-0 G4-6-3 1-2f			0-0 6-3		4	0	0	0	0	1	3
Ken Boyer, R OBP: 0.372, SLG: 0.419 (1, 5) B B X		2-0 HR 2B	0-0 F9		0-0 5-3			0-0 BB E 4-3 1B		4	2	2	0	0	0	2
Dick Groat, R OBP: 0.299, SLG: 0.314 (1, 6) B B C F T X		2-3 K	2-1 E6 1-H 2-H		0-0 6-3			0-0 E4 4-3 BB 1B		4	1	0	0	0	1	2
Bill White, L OBP: 0.372, SLG: 0.466 (1, 3) X		0-0 HR 2-H	0-0 G3		0-3 K			4-1 1B 4-3 BB		3	2	1	2	1	1	1
Tim McCarver, L OBP: 0.333, SLG: 0.372 (1, 2) B B F T X	1-2 F5			0-0 G6-3 1B			1-0 HR	2-2 4-3		4	1	2	2	0	0	2
Julian Javier, R OBP: 0.261, SLG: 0.377 (1, 4) X		0-0 1B		0-0 G6-3 1-2f			0-0 SH5-4 1B	0-0 1B		4	0	3	2	0	0	1
Ray Sadecki, L OBP: 0.083, SLG: 0.083 (1, 1) X		0-0 4-3		0-0 2-3			0-0 SH5-4 1-2	0-0 6-3		3	0	0	0	0	0	2

Inning Stats	R: 0	H: 0	E: 0	K: 1	S: 5	LOB: 0	BB: 0	P: 11	R: 2	H: 3	E: 0	K: 1	S: 10	LOB: 1	BB: 0	P: 15	R: 2	H: 2	E: 1	K: 0	S: 7	LOB: 1	BB: 0	P: 9	R: 0	H: 1	E: 0	K: 0	S: 3	LOB: 0	BB: 0	P: 7	R: 0	H: 0	E: 0	K: 1	S: 5	LOB: 0	BB: 0	P: 5	R: 1	H: 2	E: 1	K: 0	S: 9	LOB: 1	BB: 1	P: 15
--------------	------	------	------	------	------	--------	-------	-------	------	------	------	------	-------	--------	-------	-------	------	------	------	------	------	--------	-------	------	------	------	------	------	------	--------	-------	------	------	------	------	------	------	--------	-------	------	------	------	------	------	------	--------	-------	-------

PITCHER	IP	WLS	BF	H	R	ER	SO	BB	IBB	HBP	BLK	WP	HR	S	P	ERA	WHIP
Art Mahaffey, R ERA: 3.46 (1, 1)	2.0	L	11	5	4	2	2	0	0	0	0	0	0	17	28	9.00	2.500
Ray Herbert, R ERA: 3.0 (3, 1)	5.0		18	4	1	1	1	0	0	0	0	1	1	23	28	1.80	0.800
Gary Wagner, R ERA: 3.65 (8, 1)	1.0		7	2	3	0	0	1	0	0	0	0	0	9	15	0.00	3.000


BOTTOM

Philadelphia Phillies @ St. Louis Cardinals
Sportsman's Park, St. Louis, MO

Tue May 18 1965, 8:05 PM EDT
Att. 8,593 - Unknown

AB	34
R	8
H	11
RBI	6
BB	1
SO	3
LOB	16

WP: 1 PA: 36
PB: 0
SB: 0
CS: 0



PITCHER	IP	WLS	BF	H	R	ER	SO	BB	IBB	HBP	BLK	WP	HR	S	P	ERA	WHIP
---------	----	-----	----	---	---	----	----	----	-----	-----	-----	----	----	---	---	-----	------

Batter	1	2	3	4	5	6	7	8	9	AB R H RBI BB SO LOB	TOP																									
Tony Gonzalez, L (1, 8) OBP: 0.284, SLG: 0.349	1-0 HR	0-0 6-3		0-0 1B		0-2 FC4-6 FC6-4		3-3 K		5 1 2 2 0 1 1																										
Dick Allen, R (1, 5) OBP: 0.418, SLG: 0.603	3-3 K		0-0 6-3	0-0 F8		0-0 FC6-4		0-0 4-3		5 0 0 0 0 1 3																										
Johnny Callison, L (1, 9) OBP: 0.338, SLG: 0.543	4-2 FC3-6 BB		0-3 K		4-2 BB BB		1-0 HR		2-3 K	3 1 1 1 2 2 0																										
Wes Covington, L (1, 7) OBP: 0.301, SLG: 0.540 Cookie Rojas, R (7, PH) OBP: 0.370, SLG: 0.422 (7, 7)	3-1 FC3-6 1B 1B		0-0 4-3		4-2 1B 2B BB		0-0 1-3		0-0 5-3	2 1 0 0 1 0 1 2 0 0 0 0 0 0																										
Dick Stuart, R (1, 3) OBP: 0.358, SLG: 0.452 Ruben Amaro, R (8, 3) OBP: 0.306, SLG: 0.264	0-0 1B 1B			0-0 5-3	0-0 2B 1B		0-0 1B			4 1 3 0 0 0 0 0 0 0 0 0 0 0																										
Clay Dalrymple, L (1, 2) OBP: 0.292, SLG: 0.354	1-2 1B			0-0 F9	0-0 F4		0-0 F8			4 0 1 0 0 0 3																										
Tony Taylor, R (1, 4) OBP: 0.326, SLG: 0.355	0-2 F5			1-0 1B HBP	3-2 2B		0-0 6-3			3 1 1 2 0 0 4																										
Bobby Wine, R (1, 6) OBP: 0.303, SLG: 0.276		0-1 6-3		0-0 1B 1B		0-0 FC1-6 1B		0-0 F4		4 1 2 1 0 0 0																										
Jim Bunning, R (1, 1) OBP: 0.190, SLG: 0.333 John Briggs, L (8, PH) OBP: 0.350, SLG: 0.556 Ed Roebuck, R (8, 1)		0-3 K		1-2 1B 1B		0-0 FC1-6 FC4-6		0-0 1-3		3 0 1 0 0 1 1 1 0 0 0 0 0 0 0 0 0 0 0 0 0																										
Inning Stats	R: 1 E: 0 K: 1 S: 17	H: 3 LOB: 3 BB: 1 P: 29	R: 0 E: 0 K: 1 S: 6	H: 0 LOB: 0 BB: 0 P: 6	R: 0 E: 0 K: 1 S: 5	H: 0 LOB: 0 BB: 0 P: 5	R: 2 E: 0 K: 0 S: 8	H: 3 LOB: 2 BB: 0 P: 10	R: 2 E: 0 K: 0 S: 9	H: 2 LOB: 1 BB: 2 P: 20	R: 0 E: 0 K: 0 S: 6	H: 1 LOB: 1 BB: 0 P: 6	R: 1 E: 0 K: 0 S: 5	H: 2 LOB: 1 BB: 0 P: 6	R: 0 E: 0 K: 1 S: 5	H: 0 LOB: 0 BB: 0 P: 8	R: 0 E: 0 K: 1 S: 6	H: 0 LOB: 0 BB: 0 P: 8	1B: 8 2B: 1 3B: 0 HR: 2	SF: 0 SAC: 0 DP: 0 HBP: 1	WP: 0 PB: 0 SB: 1 CS: 1	PA: 40														
PITCHER	IP WLS BF H R ER SO BB IBB HBP BLK WP HR S P ERA WHIP																																			
Tracy Stallard, R (1, 1) ERA: 2.94	4.0		20	6	3	3	3	1	0	1	0	0	1	36	50	6.75	1.750																			
Ron Taylor, R (5, 1) ERA: 5.79	0.1		3	1	2	2	0	2	0	0	0	0	0	5	13	54.00	9.000																			
Steve Carlton, L (5, 1) ERA: 2.61	2.2		11	4	1	1	0	0	0	0	0	0	1	15	19	3.38	1.500																			
Bob Purkey, R (8, 1) ERA: 7.46	2.0	W	6	0	0	0	2	0	0	0	0	0	0	11	16	0.00	0.000																			

Philadelphia Phillies @ St. Louis Cardinals
 Sportsman's Park, St. Louis, MO
 Wed May 19 1965, 8:05 PM EDT
 Att: 18,660 - Unknown

livebaseballscorecards.com

AB	36
R	6
H	11
RBI	6
BB	3
SO	5
LOB	13



Batter	1	2	3	4	5	6	7	8	9	AB R H RBI BB SO LOB	TOP						
Tony Gonzalez, L (1, 8) OBP: 0.296, SLG: 0.394	4-0 FC5-4 BB		0-2 G4-6-3 1-2f			0-0 F7			0-0 HR	3 1 1 2 1 0 1							
Dick Allen, R (1, 5) OBP: 0.414, SLG: 0.592	2-1 FC5-4 1-2f			0-0 1B			0-3 K		0-3 K	4 0 1 0 0 2 1							
Johnny Callison, L (1, 9) OBP: 0.342, SLG: 0.542	1-3 K			0-0 1B			0-0 L4		0-0 1B	4 0 2 0 0 1 1							
Wes Covington, L (1, 7) OBP: 0.286, SLG: 0.507	0-0 F6			0-0 L3			0-3 K		0-0 L9	4 0 0 0 0 1 3							
Dick Stuart, R (1, 3) OBP: 0.355, SLG: 0.444		0-0 F9			0-0 5-3			0-0 WP 1B	0-0 F9	4 0 1 0 0 0 1							
Clay Dalrymple, L (1, 2) OBP: 0.280, SLG: 0.338		3-2 L3			0-0 4-3			0-0 F9		3 0 0 0 0 0 1							
Tony Taylor, R (1, 4) OBP: 0.319, SLG: 0.346		0-3 K			0-3 K			1-0 6-3 1-2		3 0 0 0 0 2 1							
Bobby Wine, R (1, 6) OBP: 0.278, SLG: 0.250			0-3 K			3-2 F9		0-0 F9		3 0 0 0 0 1 1							
Chris Short, R (1, 1) OBP: 0.087, SLG: 0.087									4-0 HR BB	0 0 0 0 0 0 0							
Ryne Duren, R (1, 1) OBP: 0.250, SLG: 0.143			2-0 G4-6-3 1B							0 0 0 0 0 0 0							
John Hermstein, L (3, PH) OBP: 0.125, SLG: 0.136										1 0 0 0 0 0 0							
Gary Wagner, R (3, 1) OBP: 0.125, SLG: 0.136										0 0 0 0 0 0 0							
Frank Thomas, R (6, PH) OBP: 0.364, SLG: 0.455										1 0 0 0 0 1 0							
Jack Saltschurn, R (6, 1) OBP: 0.364, SLG: 0.455										0 0 0 0 0 0 0							
Ray Herbert, R (8, 1) OBP: 0.364, SLG: 0.455										0 0 0 0 0 0 0							
John Briggs, L (9, PH) OBP: 0.364, SLG: 0.455										0 1 0 0 1 0 0							
Inning Stats	R: 0 E: 0 K: 1 S: 6 H: 0 LOB: 1 BB: 1 P: 13	R: 0 E: 0 K: 1 S: 7 H: 0 LOB: 0 BB: 0 P: 10	R: 0 E: 0 K: 1 S: 7 H: 1 LOB: 0 BB: 0 P: 9	R: 0 E: 0 K: 0 S: 3 H: 2 LOB: 0 BB: 0 P: 3	R: 0 E: 0 K: 1 S: 5 H: 0 LOB: 0 BB: 0 P: 5	R: 0 E: 0 K: 1 S: 7 H: 0 LOB: 0 BB: 0 P: 11	R: 0 E: 0 K: 2 S: 7 H: 0 LOB: 0 BB: 0 P: 7	R: 0 E: 0 K: 0 S: 4 H: 1 LOB: 1 BB: 0 P: 5	R: 2 E: 0 K: 1 S: 7 H: 2 LOB: 1 BB: 1 P: 11	1B: 5 2B: 1 3B: 0 HR: 1 SF: 0 SAC: 0 DP: 2 HBP: 0	WP: 1 PB: 0 SB: 0 CS: 0 PA: 32						
PITCHER Bob Gibson, R (1, 1) ERA: 2.42	IP: 9.0 WLS: W BF: 32 H: 6 R: 2 ER: 2 SO: 8 BB: 2 IBB: 0 HBP: 0 BLK: 0 WP: 1 HR: 1 S: 53 P: 74 ERA: 2.00 WHIP: 0.889																
PITCHER	IP	WLS	BF	H	R	ER	SO	BB	IBB	HBP	BLK	WP	HR	S	P	ERA	WHIP

Philadelphia Phillies @ St. Louis Cardinals
 Sportsman's Park, St. Louis, MO
 Thu May 20 1965, 8:05 PM EDT
 Att: 13,741 - Unknown

livebaseballscorecards.com

AB	30
R	2
H	6
RBI	2
BB	2
SO	8
LOB	10



BOTTOM

Philadelphia Phillies @ St. Louis Cardinals
Sportsman's Park, St. Louis, MO

Thu May 20 1965, 8:05 PM EDT
Att. 13,741 - Unknown

AB	31
R	12
H	13
RBI	12
BB	1
SO	1
LOB	6



WP: 0	PA: 39
PB: 0	
SB: 2	
CS: 1	

AB	R	H	RBI	BB	SO	LOB
4	2	2	1	0	0	2
4	2	2	3	0	0	1
4	2	3	4	0	0	0
4	0	0	0	0	0	2
4	0	1	0	0	0	0
2	2	1	1	1	0	0
3	2	1	2	0	0	1
3	1	1	0	0	0	0
3	1	2	1	0	1	0
1B: 7	SF: 2					
2B: 5	SAC: 1					
3B: 0	DP: 2					
HR: 2	HBP: 3					

Batter	1	2	3	4	5	6	7	8	9									
Julian Javier, R OBP: 0.260, SLG: 0.377 (1, 4) C B B S X	2-2 2B	0-0 SH1-4 1-2		0-0 F8		3-2 1B 1-3 2-H		0-0 G1-6-3 1-2 2-3										
Lou Brock, L OBP: 0.380, SLG: 0.482 (1, 7) X	0-0 HR 2B	1-0 2B HBP			1-1 F7	1-0 1B 1-H 3-H		0-0 6-3										
Curt Flood, R OBP: 0.364, SLG: 0.528 (1, 8) B X	1-0 HR 2-H	2-1 L4 2B 1-H 2-H			0-0 F9	0-0 CS 1-2	0-0 1B SF7 2B											
Ken Boyer, R OBP: 0.354, SLG: 0.398 (1, 5) X	0-0 6-3	0-0 L4 2-3			0-0 5-3		0-0 F3											
Dick Groat, R OBP: 0.301, SLG: 0.323 (1, 6) X	0-0 6-3		2-1 4-3			0-0 F7	0-0 1B 2-3											
Bill White, L OBP: 0.380, SLG: 0.463 (1, 3) X	0-0 IHR 1B		0-0 4-3			4-0 HBP SF7 BB	0-0 SF7 3-H											
Phil Gagliano, R OBP: 0.348, SLG: 0.458 (1, 9) X	0-0 IHR		0-0 5-3			1-0 1B HBP 1-2	0-0 F8											
Bob Uecker, R OBP: 0.382, SLG: 0.308 (1, 2) X	0-0 F7			0-0 F1		1-0 1B 1-2 2-3	0-0 G1-6-3 1B 1B											
Bob Gibson, R OBP: 0.310, SLG: 0.458 (1, 1) X		0-0 SH1-4 2B 1B		0-3 K		1-1 SF7 3-H	0-0 G1-6-3 1B 1-2											
Inning Stats	R: 5 E: 0 K: 0 S: 10	H: 5 LOB: 0 BB: 0 P: 13	R: 2 E: 0 K: 0 S: 5	H: 2 LOB: 0 BB: 0 P: 8	R: 0 E: 0 K: 0 S: 4	H: 0 LOB: 0 BB: 0 P: 6	R: 0 E: 0 K: 0 S: 5	H: 0 LOB: 0 BB: 0 P: 5	R: 0 E: 0 K: 0 S: 4	H: 2 LOB: 1 BB: 0 P: 5	R: 1 E: 0 K: 0 S: 5	H: 2 LOB: 1 BB: 0 P: 4	R: 0 E: 0 K: 0 S: 4	H: 2 LOB: 1 BB: 0 P: 4	1B: 7 2B: 5 3B: 0 HR: 2	SF: 2 SAC: 1 DP: 2 HBP: 3	WP: 0 PB: 0 SB: 2 CS: 1	PA: 39

PITCHER	IP	WLS	BF	H	R	ER	SO	BB	IBB	HBP	BLK	WP	HR	S	P	ERA	WHIP
Chris Short, L ERA: 3.14 (1, 1)	0.2	L	7	5	5	5	0	0	0	0	0	0	1	9	12	67.50	7.500
Ryne Duren, R ERA: 5.14 (1, 1)	1.1		6	2	2	2	0	0	0	1	0	0	0	6	9	13.50	1.500
Gary Wagner, R ERA: 2.93 (3, 1)	3.0		9	0	0	0	1	0	0	0	0	0	0	13	16	0.00	0.000
Jack Baldschun, R ERA: 4.68 (6, 1)	2.0		12	4	5	5	0	1	0	2	0	0	0	12	23	22.50	2.500
Ray Herbert, R ERA: 2.92 (8, 1)	1.0		4	2	0	0	0	0	0	0	0	0	0	4	4	0.00	2.000

Batter	1	2	3	4	5	6	7	8	9	AB R H RBI BB SO LOB	TOP										
Cookie Rojas, R OBP: 0.381, SLG: 0.437 (1, 8) (8, 6)	0-0 1-3	4-0 2B 1-2 BB		0-0 F8 2B		0-0 1B		0-0 L9		4 0 2 0 1 0 0											
Johnny Callison, L OBP: 0.331, SLG: 0.522 (1, 9)	0-0 F7	0-0 F2		0-0 F8 2-3		0-0 4-3			0-3 K	5 0 0 0 0 1 4											
Dick Allen, R OBP: 0.427, SLG: 0.627 (1, 5)	0-0 BB 1B	0-0 2B		4-0 BB			0-3 K		0-0 HR	4 2 3 2 1 1 0											
Dick Stuart, R OBP: 0.364, SLG: 0.441 Ruben Amaro, R OBP: 0.306, SLG: 0.264 (1, 3) (9, PR)	4-0 1B 1-2 BB	4-0 2B		0-0 P3			0-0 L8		0-0 2B 1B	3 1 1 0 2 0 2 0 0 0 0 0 0 0											
Alex Johnson, R OBP: 0.429, SLG: 0.569 (1, 7)	0-0 1B 1-2 2-H	0-3 K			0-0 F8			0-0 HR	0-0 2B	5 1 3 2 0 1 3											
Tony Taylor, R OBP: 0.322, SLG: 0.348 (1, 4)	0-0 FC6-4 1-2 2-H 1B		0-0 F9		0-3 K			0-0 1B	0-0 6-3	5 0 2 1 0 1 2											
Gus Triandos, R OBP: 0.193, SLG: 0.135 Wes Covington, L OBP: 0.282, SLG: 0.500 Clay Dalrymple, L OBP: 0.280, SLG: 0.338 (1, 2) (7, PH) (7, 2)	0-0 FC6-4 1-2f		4-0 G4-6-3 BB		0-0 F3		0-0 4-3			2 0 0 0 1 0 2 1 0 0 0 0 0 1 0 0 0 0 0 0 0											
Bobby Wine, R OBP: 0.256, SLG: 0.229 John Briggs, L OBP: 0.409, SLG: 0.556 (1, 6) (8, PH) (8, 8)		0-0 1-3	0-0 G4-6-3		0-0 P5			4-0 BB G4-6-3		3 0 0 0 0 0 1 0 0 0 0 1 0 0											
Art Mahaffey, R OBP: 0.083, SLG: 0.083 Ed Roebuck, R (6, 1) Chris Short, R OBP: 0.087, SLG: 0.087 Tony Gonzalez, L OBP: 0.292, SLG: 0.388 Jack Baldschun, R (8, 1)		0-0 BB 2B 1B		0-3 K		0-0 P4		0-0 G4-6-3 1-2f		3 1 1 0 0 1 0 0 0 0 0 0 0 0 0 0 0 0 0 0 0 1 0 0 0 0 0 1 0 0 0 0 0 0 0											
Inning Stats	R: 2 E: 0 K: 0 S: 6	H: 3 LOB: 2 BB: 1 P: 10	R: 1 E: 0 K: 1 S: 7	H: 2 LOB: 3 BB: 2 P: 15	R: 0 E: 0 K: 0 S: 2	H: 0 LOB: 0 BB: 1 P: 6	R: 0 E: 0 K: 1 S: 6	H: 1 LOB: 2 BB: 1 P: 10	R: 0 E: 0 K: 0 S: 4	H: 1 LOB: 1 BB: 0 P: 4	R: 1 E: 0 K: 1 S: 7	H: 2 LOB: 1 BB: 0 P: 7	R: 0 E: 0 K: 0 S: 2	H: 0 LOB: 0 BB: 1 P: 6	R: 1 E: 0 K: 1 S: 7	H: 3 LOB: 2 BB: 0 P: 7	1B: 7 2B: 3 3B: 0 HR: 2	SF: 0 SAC: 0 DP: 2 HBP: 0	WP: 0 PB: 0 SB: 0 CS: 0	PA: 42	
PITCHER	IP WLS BF H R ER SO BB IBB HBP BLK WP HR S P ERA WHIP																			PITCHER	IP WLS BF H R ER SO BB IBB HBP BLK WP HR S P ERA WHIP
Jim O'Toole, L ERA: 6.48 (1, 1)	0.2																				
Jim Duffalo, R ERA: 1.59 (1, 1)	4.1																				
Joey Jay, R ERA: 4.68 (6, 1)	4.0	W																			

Philadelphia Phillies @ Cincinnati Reds
Crosley Field, Cincinnati, OH
Fri May 21 1965, 7:05 PM EDT
Att. 14,263 - Unknown

livebaseballscorecards.com

AB 36
R 5
H 12
RBI 5
BB 6
SO 5
LOB 16



BOTTOM

Philadelphia Phillies @ Cincinnati Reds
Crosley Field, Cincinnati, OH
Fri May 21 1965, 7:05 PM EDT
Att. 14,263 - Unknown

livebaseballscorecards.com

AB 31
R 6
H 9
RBI 5
BB 3
SO 5
LOB 15



WP: 0 PA: 35
PB: 0
SB: 2
CS: 0

AB R H RBI BB SO LOB

3 1 1 0 1 0 0

3 1 1 0 0 0 1

4 1 3 3 0 0 1

3 1 1 0 1 0 1

3 0 0 0 0 2 3

1 0 0 0 0 0 1

0 0 0 0 0 0 0

1 0 0 0 0 0 0

1 0 0 0 0 0 1

1 0 0 0 0 1 1

1B: 2 SF: 0
2B: 3 SAC: 1
3B: 1 DP: 2
HR: 3 HBP: 0

Batter	1	2	3	4	5	6	7	8	9
Pete Rose, S (1, 4) OBP: 0.388, SLG: 0.455	4-0 BB G4-6-3		0-0 4-1		0-0 F7		0-0 SH3-4 1B 2B		
Tommy Harper, R (1, 7) OBP: 0.416, SLG: 0.476	0-0 F9			0-0 6-3		0-0 HR 1B	0-0 SH3-4 2-3		
Vada Pinson, L (1, 8) OBP: 0.366, SLG: 0.549	0-0 G4-6-3 1-2f			0-0 E 2B		0-0 HR 1-H	0-0 S 1B 3-H		
Frank Robinson, R (1, 9) OBP: 0.417, SLG: 0.578		0-0 F2		0-0 E BB		0-0 S E 2B	0-0 6-3 1-2		
Gordy Coleman, L (1, 3) OBP: 0.432, SLG: 0.613		0-3 K		0-0 E4 FC4-6 1-2 2-3		0-3 K	0-0 F3		
Charlie James, R (7, PH) OBP: 0.273, SLG: 0.273									
Marty Keough, L (8, 3)									
Deron Johnson, R (1, 5) OBP: 0.358, SLG: 0.590		0-0 HR		0-3 K		0-3 K 2-H	0-0 1-3		
Johnny Edwards, L (1, 2) OBP: 0.311, SLG: 0.500		0-0 1-3		0-0 FC4-6 1-2f		0-0 HR	0-0 6-3		
Leo Cardenas, R (1, 6) OBP: 0.350, SLG: 0.380			0-0 P6		0-0 G6-4-3 BB	0-0 3B	0-0 6-3		
Jim O'Toole, S (1, 1)			0-0 F2		0-0 G6-4-3 1-2f	0-3 K			
Jim Duffalo, R (1, 1)									
Tony Perez, R (5, PH) OBP: 0.298, SLG: 0.473									
Joey Jay, S (6, 1)									

Inning Stats	R: 0 E: 0 K: 0 S: 2	H: 0 LOB: 0 BB: 1 P: 6	R: 1 E: 0 K: 1 S: 6	H: 1 LOB: 0 BB: 0 P: 6	R: 0 E: 0 K: 0 S: 3	H: 0 LOB: 0 BB: 0 P: 3	R: 0 E: 1 K: 1 S: 7	H: 1 LOB: 3 BB: 1 P: 11	R: 0 E: 0 K: 0 S: 2	H: 0 LOB: 0 BB: 1 P: 6	R: 4 E: 0 K: 3 S: 14	H: 5 LOB: 1 BB: 0 P: 14	R: 1 E: 0 K: 0 S: 5	H: 2 LOB: 1 BB: 0 P: 5	R: 0 E: 0 K: 0 S: 3	H: 0 LOB: 0 BB: 0 P: 3
--------------	------------------------------	---------------------------------	------------------------------	---------------------------------	------------------------------	---------------------------------	------------------------------	----------------------------------	------------------------------	---------------------------------	-------------------------------	----------------------------------	------------------------------	---------------------------------	------------------------------	---------------------------------

PITCHER	IP	WLS	BF	H	R	ER	SO	BB	IBB	HBP	BLK	WP	HR	S	P	ERA	WHIP
Art Mahaffey, R (1, 1) ERA: 4.26	5.2	L	25	6	5	5	4	3	0	0	0	0	3	30	42	7.94	1.588
Ed Roebuck, R (6, 1) ERA: 4.58	1.0		6	3	1	1	1	0	0	0	0	0	0	8	8	9.00	3.000
Chris Short, L (7, 1) ERA: 3.13	0.1		1	0	0	0	0	0	0	0	0	0	0	1	1	0.00	0.000
Jack Baldschun, R (8, 1) ERA: 4.5	1.0		3	0	0	0	0	0	0	0	0	0	0	3	3	0.00	0.000

PITCHER	IP	WLS	BF	H	R	ER	SO	BB	IBB	HBP	BLK	WP	HR	S	P	ERA	WHIP
---------	----	-----	----	---	---	----	----	----	-----	-----	-----	----	----	---	---	-----	------

Batter	1	2	3	4	5	6	7	8	9	AB R H RBI BB SO LOB	TOP
Cookie Rojas, R (1, 8) <small>OBP: 0.402, SLG: 0.451</small> (4, 6)	0-0 	0-0 6-3 			0-0 		0-0 		4-0 	4 1 3 0 1 0 0	
Johnny Callison, L (1, 9) <small>OBP: 0.333, SLG: 0.539</small>	0-0 		0-0 		0-0 F8 		0-0 4-3 		0-0 FC4-6 	5 2 2 1 0 0 4	
Dick Allen, R (1, 5) <small>OBP: 0.416, SLG: 0.613</small>	0-3 		0-3 		0-0 F8 		0-0 SF7 			3 0 0 1 0 2 3	
Dick Stuart, R (1, 3) <small>OBP: 0.368, SLG: 0.439</small>	4-0 		0-0 6-3 		0-0 		0-0 P4 			3 0 1 0 1 0 1	
Alex Johnson, R (1, 7) <small>OBP: 0.403, SLG: 0.532</small> (4, 8)	0-3 		0-3 		0-0 F3 		0-0 6-3 			4 0 0 0 0 2 4	
Tony Taylor, R (1, 4) <small>OBP: 0.333, SLG: 0.375</small>	0-0 			0-0 		0-0 		0-0 2-3 		4 0 3 2 0 0 0	
Gus Triandos, R (1, 2) <small>OBP: 0.180, SLG: 0.125</small>	0-0 6-3 		0-3 		0-3 		0-0 L8 			4 0 0 0 0 2 5	
Bobby Wine, R (1, 6) <small>OBP: 0.250, SLG: 0.222</small> Frank Thomas, R (4, PH) <small>OBP: 0.111, SLG: 0.120</small> (4, 7)		0-0 6-3 		0-0 G5-4-3 		0-0 L5 		0-0 F9 		1 0 0 0 0 0 0 3 0 0 0 0 0 3	
Bo Belinsky, L (1, 1) <small>OBP: 0.267, SLG: 0.214</small> Ray Herbert, R (3, 1) <small>OBP: 0.364, SLG: 0.455</small> Ryne Duren, R (4, 1) <small>OBP: 0.314, SLG: 0.264</small> Ruben Amaro, R (7, PH) <small>OBP: 0.314, SLG: 0.264</small> Gary Wagner, R (7, 1) <small>OBP: 0.278, SLG: 0.493</small> Wes Covington, L (8, PH)		0-3 		0-3 		4-0 		0-3 		1 0 0 0 0 1 0 0 0 0 0 0 0 0 1 0 0 0 0 1 0 0 1 0 0 1 0 0 0 0 0 0 0 0 0 1 0 0 0 0 1 0	
Inning Stats	R: 2 H: 3 E: 0 LOB: 2 K: 2 BB: 1 S: 10 P: 14	R: 0 H: 0 E: 0 LOB: 0 K: 1 BB: 0 S: 5 P: 5	R: 1 H: 1 E: 0 LOB: 0 K: 2 BB: 0 S: 8 P: 8	R: 0 H: 1 E: 0 LOB: 0 K: 1 BB: 0 S: 5 P: 5	R: 0 H: 1 E: 0 LOB: 1 K: 1 BB: 0 S: 6 P: 6	R: 0 H: 2 E: 0 LOB: 2 K: 1 BB: 0 S: 7 P: 7	R: 1 H: 1 E: 0 LOB: 1 K: 0 BB: 1 S: 4 P: 8	R: 0 H: 0 E: 0 LOB: 0 K: 0 BB: 0 S: 3 P: 3	R: 0 H: 0 E: 0 LOB: 1 K: 1 BB: 1 S: 5 P: 9	1B: 6 SF: 1 2B: 2 SAC: 0 3B: 0 DP: 1 HR: 1 HBP: 0	WP: 0 PA: 38 PB: 0 SB: 0 CS: 0
PITCHER Joe Nuxhall, L (1, 1) <small>ERA: 4.62</small> Gerry Arrigo, L (8, 1) <small>ERA: 2.0</small>	IP WLS BF H R ER SO BB IBB HBP BLK WP HR S P ERA WHIP 7.0 W 31 9 4 4 8 2 0 0 0 0 0 1 45 53 5.14 1.571									IP WLS BF H R ER SO BB IBB HBP BLK WP HR S P ERA WHIP 2.0 S 7 0 0 0 1 1 0 0 0 0 0 0 8 12 0.00 0.500	

Philadelphia Phillies @ Cincinnati Reds
 Crosley Field, Cincinnati, OH
 Sat May 22 1965, 7:05 PM EDT
 Att: 21,296 - Unknown

livebaseballscorecards.com

AB	34
R	4
H	9
RBI	4
BB	3
SO	9
LOB	20



BOTTOM

Philadelphia Phillies @ Cincinnati Reds
Crosley Field, Cincinnati, OH

Sat May 22 1965, 7:05 PM EDT
Att. 21,296 - Unknown

livebaseballscorecards.com

AB	30
R	9
H	10
RBI	8
BB	6
SO	4
LOB	14



WP:	1	PA:	39
PB:	1	SB:	0
CS:	1		

AB	R	H	RBI	BB	SO	LOB
3	2	2	0	2	0	0
3	1	1	0	1	0	3
3	2	1	1	1	0	2
3	2	1	1	1	1	1
3	0	1	1	0	0	2
4	2	3	3	0	1	0
4	0	1	2	0	1	2
4	0	0	0	0	1	3
2	0	0	0	1	0	1
1	0	0	0	0	0	0

Batter	1	2	3	4	5	6	7	8	9
Pete Rose, S OBP: 0.400, SLG: 0.459 (1, 4)	4-0 BB BB BB 1B BB	0-0 6-3		0-0 BB BB 1B		4-0 FC5-4 BB		0-0 G5-4-3 1B	
Tommy Harper, R OBP: 0.422, SLG: 0.472 (1, 7)	0-0 BB BB SF8 1B	1-0 CS HBP		4-0 FC4-6 BB		0-0 FC5-4		0-0 G5-4-3	
Vada Pinson, L OBP: 0.369, SLG: 0.565 (1, 8)	4-0 SF8 BB HR BB	0-0 CS		0-0 FC4-6		0-0 6-3			
Frank Robinson, R OBP: 0.419, SLG: 0.571 (1, 9)	4-0 SF8 HR BB		0-0 WP 1B 2B 1B	0-0 P6			0-3 K		
Deron Johnson, R OBP: 0.355, SLG: 0.584 (1, 5)	0-0 SF8		0-0 L8	0-0 G3			0-0 1B 1B		
Tony Perez, R OBP: 0.328, SLG: 0.542 (1, 3)	0-0 HR		0-0 2B 1B		0-3 K		0-0 1B		
Don Pavletich, R OBP: 0.407, SLG: 0.638 (1, 2)	0-0 6-3		0-0 1-H 2-H 2B		0-0 6-3		0-3 K		
Leo Cardenas, R OBP: 0.340, SLG: 0.368 (1, 6)	0-3 K		0-0 F7		0-0 5-3		0-0 F7		
Joe Nuxhall, L OBP: 0.286, SLG: 0.167 (1, 1)		0-0 4-3	0-0 4-3			4-0 FC5-4 PB BB		0-0 4-3	
Gerry Arrigo, L OBP: 0.500, SLG: 0.500 (8, 1)									

Inning Stats	R	H	E	K	S	L	LOB	BB	P	R	H	E	K	S	L	LOB	BB	P
	5	2	0	7	19		0	3	7	0	4	0	0	7	1	0	0	7
	0	0	0	0	0		0	0	0	3	4	0	0	7	1	0	0	7
	0	0	0	0	0		0	0	0	0	0	0	0	0	0	0	0	0
	0	0	0	0	0		0	0	0	0	0	0	0	0	0	0	0	0
	0	0	0	0	0		0	0	0	0	0	0	0	0	0	0	0	0
	0	0	0	0	0		0	0	0	0	0	0	0	0	0	0	0	0
	0	0	0	0	0		0	0	0	0	0	0	0	0	0	0	0	0
	0	0	0	0	0		0	0	0	0	0	0	0	0	0	0	0	0
	0	0	0	0	0		0	0	0	0	0	0	0	0	0	0	0	0

PITCHER	IP	WLS	BF	H	R	ER	SO	BB	IBB	HBP	BLK	WP	HR	S	P	ERA	WHIP
Bo Belinsky, L ERA: 6.58 (1, 1)	2.0	L	13	4	7	7	1	3	0	0	0	0	2	11	24	31.50	3.500
Ray Herbert, R ERA: 3.08 (3, 1)	1.0		5	2	1	1	0	0	0	0	0	1	0	5	5	9.00	2.000
Ryne Duren, R ERA: 3.6 (4, 1)	3.0		12	1	1	0	1	3	0	0	0	0	0	11	23	0.00	1.333
Gary Wagner, R ERA: 2.6 (7, 1)	2.0		8	3	0	0	2	0	0	0	0	0	0	12	12	0.00	1.500

Batter	1	2	3	4	5	6	7	8	9	10	AB R H RBI BB SO LOB	TOP												
Tony Gonzalez, L (1, 8) OBP: 0.276, SLG: 0.366 Alex Johnson, R (10, PH) OBP: 0.412, SLG: 0.556 (10, 7)	0-3 K		0-0 4-3			0-3 K		0-3 K		0-0 E2 1-H 2B	4 0 0 0 0 3 2 1 0 1 0 0 0 0	Philadelphia Phillies @ Cincinnati Reds Crosley Field, Cincinnati, OH Sun May 23 1965, 3:33 AM EDT Att. 14,942 - Unknown												
Dick Allen, R (1, 5) OBP: 0.415, SLG: 0.600	0-3 K			0-3 K		1-0 SF8 1-2 HBP		0-3 K		4-0 IBB	3 0 0 0 1 3 0													
Johnny Callison, L (1, 9) OBP: 0.342, SLG: 0.566	0-0 1-3			0-0 WP FC 2B		1-0 1-2 2-3 HBP		0-0 HR		0-3 K	4 2 2 1 0 1 2													
Wes Covington, L (1, 7) OBP: 0.265, SLG: 0.472 Cookie Rojas, R (8, 7) OBP: 0.398, SLG: 0.446 (10, 8)		0-0 F2		0-0 FC G3-6 2-H		0-0 SF8 2-3 3-H		0-0 F9		0-0 F8	3 0 0 2 0 0 0 1 0 0 0 0 0 2													
Clay Dalrymple, L (1, 2) OBP: 0.263, SLG: 0.315		0-0 4-3		0-0 G3-6 1-2f		0-0 3-1			0-3 K	0-0 F3	5 0 0 0 0 1 5													
Dick Stuart, R (1, 3) OBP: 0.358, SLG: 0.424 Ruben Amaro, R (9, 3) OBP: 0.314, SLG: 0.264 (9, 6)		0-0 4-3			0-0 F9		0-0 5-3		0-3 K		4 0 0 0 0 1 0 0 0 0 0 0 0 0													
Tony Taylor, R (1, 4) OBP: 0.344, SLG: 0.381			0-0 SH2-3 1B		0-0 1-3		4-0 FC6-4 BB		0-0 1B		3 0 2 0 1 0 0													
Bobby Wine, R (1, 6) OBP: 0.227, SLG: 0.200 Ed Roebuck, R (9, 1)			0-0 P4		0-0 1-3		0-0 FC6-4 1-2f		0-0 4-3		4 0 0 0 0 0 3 0 0 0 0 0 0 0													
Ray Culp, R (1, 1) Jack Baldschun, R (9, 1) Frank Thomas, R (9, 3) John Herrnstein, L (10, PR) OBP: 0.250, SLG: 0.143 (10, 3)			0-0 SH2-3 1-2		0-0 E5 HBP SF8		0-0 FC6-4 1-2f		0-0 E 2B 1B		2 1 0 0 0 0 1 0 0 0 0 0 0 0 1 0 1 0 0 0 0 0 1 0 0 0 0 0													
Inning Stats	R: 0 E: 0 K: 2 S: 7	H: 0 LOB: 0 BB: 0 P: 7	R: 0 E: 0 K: 0 S: 3	H: 0 LOB: 0 BB: 0 P: 3	R: 0 E: 0 K: 0 S: 4	H: 1 LOB: 1 BB: 0 P: 4	R: 1 E: 0 K: 1 S: 6	H: 1 LOB: 0 BB: 0 P: 6	R: 0 E: 0 K: 0 S: 3	H: 0 LOB: 0 BB: 0 P: 3	R: 1 E: 1 K: 1 S: 6		H: 0 LOB: 2 BB: 0 P: 8	R: 0 E: 0 K: 0 S: 3	H: 0 LOB: 1 BB: 1 P: 7	R: 1 E: 0 K: 2 S: 8	H: 1 LOB: 0 BB: 0 P: 8	R: 0 E: 0 K: 2 S: 8	H: 1 LOB: 1 BB: 0 P: 8	R: 1 E: 1 K: 1 S: 7	H: 2 LOB: 2 BB: 1 P: 11	1B: 3 2B: 2 3B: 0 HR: 1	SF: 1 SAC: 1 DP: 1 HBP: 2	WP: 1 PB: 0 SB: 0 CS: 0
PITCHER	IP WLS BF H R ER SO BB IBB HBP BLK WP HR S P ERA WHIP																							
John Tsitouris, R (1, 1) ERA: 3.64 Billy McCool, L (9, 1) ERA: 2.29 Gerry Arrigo, L (10, 1) ERA: 1.89	8.0		4	1	0	0	2	0	0	0	0	0	0	0	8	8	0.00	1.000						
	1.0	L	6	2	1	0	1	0	1	0	0	0	0	0	7	11	0.00	2.000						

livebaseballscorecards.com

AB	35
R	4
H	6
RBI	3
BB	2
SO	9
LOB	15



BOTTOM

Philadelphia Phillies @ Cincinnati Reds
Crosley Field, Cincinnati, OH
Sun May 23 1965, 3:33 AM EDT
Att: 14,942 - Unknown

livebaseballscorecards.com

AB	37
R	3
H	8
RBI	2
BB	2
SO	5
LOB	20



WP	1	PA	41
PB	0		
SB	0		
CS	1		

AB R H RBI BB SO LOB

3	0	0	0	1	1	1
5	1	0	0	0	2	2
4	0	1	0	0	0	2
5	1	1	0	0	1	4
4	0	3	1	0	1	0
1	1	0	0	0	0	2
4	0	0	0	0	0	3
3	0	1	0	1	0	0
3	0	0	0	0	0	2
1	0	1	1	0	0	0
0	0	0	0	0	0	0
1	0	0	0	0	0	2
0	0	0	0	0	0	0

Batter	1	2	3	4	5	6	7	8	9	10
Pete Rose, S OBP: 0.400, SLG: 0.450 (1, 4)	G3 BB		F7			K		F8		HBP HBP
Tommy Harper, R OBP: 0.409, SLG: 0.455 (1, 7)	K			5-3		L9			E2 1B	K
Vada Pinson, L OBP: 0.370, SLG: 0.556 (1, 8)	G3 1-2			CS 1B		4-3			F9	HBP 1-2
Frank Robinson, R OBP: 0.411, SLG: 0.556 (1, 9)	K			F8 1-2			5-3		1B WP 1B	F2
Gordy Coleman, L OBP: 0.446, SLG: 0.619 Giraldo Ruiz, S OBP: 0.125, SLG: 0.125 (9, PR) (10, 6)			K			5-3 1B 1B		6-3 1B	1-3 2-H 1B 1B	F8
Deron Johnson, R OBP: 0.345, SLG: 0.566 (1, 5)			6-3			L8		6-3	F9	
Johnny Edwards, L OBP: 0.319, SLG: 0.494 (1, 2)			F8			5-3 1B		F7	1B IBB	
Leo Cardenas, R OBP: 0.333, SLG: 0.359 Marty Keough, L OBP: 0.500, SLG: 0.250 (9, PH) (10, 3)						5-3		L5	1-3 2-H 1B	
John Tsitouris, R OBP: 0.111, SLG: 0.059 Art Shamsky, L OBP: 0.400, SLG: 0.526 Billy McCool, R (9, 1) Tony Perez, R OBP: 0.323, SLG: 0.533 Gerry Arrigo, L OBP: 0.500, SLG: 0.500 (10, 1)			L7			F8			5-3	

Inning Stats	R: 0	H: 0	E: 0	K: 2	S: 7	P: 11	R: 0	H: 0	E: 0	K: 1	S: 5	P: 5	R: 0	H: 0	E: 0	K: 0	S: 3	R: 0	H: 1	E: 0	K: 0	S: 3	P: 3	R: 0	H: 2	E: 0	K: 0	S: 5	P: 5	R: 0	H: 0	E: 0	K: 1	S: 5	P: 5	R: 0	H: 1	E: 0	K: 0	S: 3	P: 3	R: 0	H: 1	E: 0	K: 0	S: 4	P: 4	R: 3	H: 3	E: 1	K: 0	S: 7	P: 11	R: 0	H: 0	E: 0	K: 1	S: 5	P: 7	1B: 8	SF: 0	2B: 0	3B: 0	HR: 0	SAC: 0	DP: 0	HBP: 2	WP: 1	PA: 41
--------------	------	------	------	------	------	-------	------	------	------	------	------	------	------	------	------	------	------	------	------	------	------	------	------	------	------	------	------	------	------	------	------	------	------	------	------	------	------	------	------	------	------	------	------	------	------	------	------	------	------	------	------	------	-------	------	------	------	------	------	------	-------	-------	-------	-------	-------	--------	-------	--------	-------	--------

PITCHER	IP	WLS	BF	H	R	ER	SO	BB	IBB	HBP	BLK	WP	HR	S	P	ERA	WHIP
Ray Culp, R ERA: 5.0 (1, 1)	8.1		31	6	2	1	4	1	0	0	0	0	0	38	42	1.08	0.840
Jack Baldschun, R ERA: 4.44 (9, 1)	0.1		4	2	1	0	0	0	1	0	0	1	0	3	7	0.00	6.000
Ed Roebuck, R ERA: 4.26 (9, 1)	1.1	W	6	0	0	0	1	0	0	2	0	0	0	6	8	0.00	0.000

PITCHER	IP	WLS	BF	H	R	ER	SO	BB	IBB	HBP	BLK	WP	HR	S	P	ERA	WHIP
---------	----	-----	----	---	---	----	----	----	-----	-----	-----	----	----	---	---	-----	------

Batter	1	2	3	4	5	6	7	8	9	AB R H RBI BB SO LOB	TOP		
Johnny Lewis, L <small>(1, 8) B OBP: 0.383, SLG: 0.442 (7, 9) X</small>	1-0 <small>SH3 HR 2B</small>	0-3 <small>K</small>			0-3 <small>K</small>	4-0 <small>1B BB</small>		3-2 <small>F8</small>		4 1 1 0 1 2 0			
Roy McMillan, R <small>(1, 6) B OBP: 0.276, SLG: 0.320 (7, 9) X</small>	1-0 <small>SH3</small>		0-3 <small>K</small>		2-2 <small>3B 1B</small>	0-0 <small>G6-4-3 1B</small>		2-3 <small>K</small>		4 1 2 0 0 2 0			
Ed Kranepool, L <small>(1, 3) B OBP: 0.383, SLG: 0.555 (7, 9) X</small>	2-1 <small>HR</small>		0-0 <small>F8</small>		0-0 <small>1B 3B</small>	0-0 <small>G6-4-3 1-2f</small>		0-0 <small>4-3</small>		5 2 2 3 0 0 3			
Charley Smith, R <small>(1, 5) X OBP: 0.282, SLG: 0.437</small>	0-0 <small>P1</small>		0-0 <small>6-3</small>		0-0 <small>BB 1B</small>		0-0 <small>HR</small>		0-3 <small>K</small>	5 1 2 2 0 1 0			
Jesse Gonder, L <small>(1, 2) B OBP: 0.404, SLG: 0.533 (7, 9) X</small>	4-0 <small>2B BB</small>			0-0 <small>SH1-3 1B</small>	4-0 <small>1-2 BB</small>		0-3 <small>K</small>	0-3 <small>K</small>		3 0 1 0 2 2 0			
Ron Swoboda, R <small>(1, 9) X OBP: 0.360, SLG: 0.653 (7, 7) X</small>	0-0 <small>1-3 2B</small>		0-0 <small>SH1-3</small>	0-1 <small>F9</small>		4-0 <small>1B BB</small>		1-3 <small>K</small>		2 0 1 0 1 0 2 1 0 0 0 0 1 0			
Joe Christopher, R <small>(1, 7) B OBP: 0.305, SLG: 0.302 (7, 8) X</small>	1-0 <small>F2</small>		2-3 <small>K</small>		4-0 <small>1-6-3 1B BB</small>	0-0 <small>1-3 1B</small>				3 1 1 0 1 1 3 0 0 0 0 0 0 0			
Bobby Klaus, R <small>(1, 4) B OBP: 0.302, SLG: 0.301</small>		0-3 <small>K</small>	0-3 <small>K</small>		0-0 <small>1-6-3 1B BB</small>	1-3 <small>K</small>				4 0 0 0 0 3 4			
Warren Spahn, L <small>(1, 1) B OBP: 0.385, SLG: 0.211</small>		0-3 <small>K</small>		0-0 <small>F9</small>	0-0 <small>1B BB 1B</small>	0-0 <small>4-3</small>				4 0 1 1 0 1 2			
Inning Stats	R: 2 H: 3 E: 0 LOB: 2 K: 0 BB: 1 S: 7 P: 16	R: 0 H: 0 E: 0 LOB: 0 K: 3 BB: 0 S: 9 P: 9	R: 0 H: 0 E: 0 LOB: 0 K: 1 BB: 0 S: 5 P: 5	R: 0 H: 1 E: 0 LOB: 1 K: 2 BB: 0 S: 8 P: 10	R: 2 H: 3 E: 0 LOB: 2 K: 1 BB: 1 S: 11 P: 17	R: 1 H: 2 E: 0 LOB: 2 K: 0 BB: 2 S: 4 P: 12	R: 1 H: 2 E: 1 LOB: 2 K: 2 BB: 1 S: 9 P: 14	R: 0 H: 0 E: 0 LOB: 0 K: 1 BB: 0 S: 7 P: 12	R: 0 H: 0 E: 0 LOB: 0 K: 3 BB: 0 S: 9 P: 10	1B: 6 SF: 0 2B: 2 SAC: 2 3B: 1 DP: 1 HR: 2 HBP: 0	WP: 0 PA: 42 PB: 0 SB: 1 CS: 0		
PITCHER	IP WLS BF H R ER SO BB IBB HBP BLK WP HR S P ERA WHIP											PITCHER	IP WLS BF H R ER SO BB IBB HBP BLK WP HR S P ERA WHIP
Jim Bunning, R <small>(1, 1) ERA: 4.04</small>	5.0 L 24 7 4 4 7 2 0 0 0 0 0 1 40 57 7.20 1.800												
Bo Belinsky, L <small>(6, 1) ERA: 6.8</small>	1.1 9 3 2 2 1 3 0 0 0 0 0 1 8 20 13.50 4.500												
Ed Roebuck, R <small>(7, 1) ERA: 4.12</small>	0.2 3 1 0 0 1 0 0 0 0 0 0 0 5 6 0.00 1.500												
Ryne Duren, R <small>(8, 1) ERA: 3.27</small>	1.0 3 0 0 0 1 0 0 0 0 0 0 0 7 12 0.00 0.000												
Gary Wagner, R <small>(9, 1) ERA: 2.45</small>	1.0 3 0 0 0 3 0 0 0 0 0 0 0 9 10 0.00 0.000												

New York Mets @ Philadelphia Phillies
 Connie Mack Stadium, Philadelphia, PA
 Mon May 24 1965, 7:05 PM EDT
 Unknown

livebaseballscorecards.com

AB	35
R	6
H	11
RBI	6
BB	5
SO	13
LOB	14



Batter	1	2	3	4	5	6	7	8	9	AB R H RBI BB SO LOB
Cookie Rojas, R OBP: 0.398, SLG: 0.432 (1, 8) (6, 6)	0-0 F7		4-1 2B BB		0-0 F3		4-1 FC6-4 BB		0-0 G1-6-3	3 1 0 0 2 0 3
Johnny Callison, L OBP: 0.343, SLG: 0.557 (1, 9) B H	2-0 FC4-6 HBP		0-1 F5		0-0 L7		2-3 K		0-0 FC6-4 1B	4 0 1 0 0 1 6
Dick Allen, R OBP: 0.415, SLG: 0.597 (1, 5) X	0-0 FC4-6 1-2f		1-1 2B		4-0 FC6-4 BB		0-0 FC6-4 1-2f		0-0 FC6-4 1-2f	4 0 1 1 1 0 5
Dick Stuart, R OBP: 0.355, SLG: 0.418 (1, 3) X	0-0 F9			1-0 F8		0-0 F8		0-0 SH2-3 1B		4 1 1 0 0 0 2
Alex Johnson, R OBP: 0.389, SLG: 0.522 (1, 7) (6, 8) S X		0-1 P3		3-2 F8		0-0 F8		2-3 K		4 0 0 0 0 1 2
Tony Taylor, R OBP: 0.338, SLG: 0.373 (1, 4) B B X		2-0 5-3		0-0 5-3		0-0 FC6-4 1-2f		0-0 SH2-3 1-2		3 0 0 0 0 0 1
Gus Triandos, R OBP: 0.231, SLG: 0.183 (1, 2) C B B X		2-1 1B			3-2 1B 1B		0-0 BB 1B	0-0 FC4-6 1B		4 0 4 1 0 0 0
Bobby Wine, R OBP: 0.217, SLG: 0.190 Bo Belinsky, L OBP: 0.267, SLG: 0.214 Ed Roebuck, R OBP: 0.310, SLG: 0.280 Ruben Amaro, R OBP: 0.310, SLG: 0.280 Ryne Duren, R OBP: 0.262, SLG: 0.466 Wes Covington, L OBP: 0.262, SLG: 0.466 Gary Wagner, R (1, 8) (6, 1) (7, 1) (7, PH) (8, 1) (8, PH) (9, 1)		0-0 L5		0-1 F8		0-0 F8		0-2 FC4-6 1-2f		2 0 0 0 0 0 2 0 0 0 0 0 0 0 0 0 0 0 0 0 0 1 0 0 0 0 0 1 0 0 0 0 0 0 0 1 0 0 0 0 0 1 0 0 0 0 0 0 0
Jim Bunning, R OBP: 0.182, SLG: 0.318 Frank Thomas, R OBP: 0.226, SLG: 0.241 (1, 1) (5, PH) (6, 7)			0-0 5-3		2-0 1B		0-0 BB 1B		0-0 G1-6-3 1B	1 0 0 0 0 0 0 3 0 3 0 0 0 0

Inning Stats	R: 0	H: 0	E: 0	K: 0	S: 3	R: 0	H: 1	E: 0	K: 0	S: 6	R: 0	H: 1	E: 0	K: 0	S: 6	R: 0	H: 0	E: 0	K: 0	S: 5	R: 0	H: 2	E: 0	K: 0	S: 8	R: 0	H: 0	E: 0	K: 0	S: 3	R: 0	H: 2	E: 0	K: 1	S: 8	R: 1	H: 2	E: 0	K: 1	S: 9	R: 0	H: 2	E: 0	K: 0	S: 4	1B: 9	2B: 1	3B: 0	HR: 0	SF: 0	SAC: 1	DP: 1	HBP: 1	WP: 0	PA: 39
PITCHER Warren Spahn, L ERA: 3.97 (1, 1)	IP	WLS	BF	H	R	ER	SO	BB	IBB	HBP	BLK	WP	HR	S	P	ERA	WHIP																			IP	WLS	BF	H	R	ER	SO	BB	IBB	HBP	BLK	WP	HR	S	P	ERA	WHIP			

BOTTOM

New York Mets @ Philadelphia Phillies
 Connie Mack Stadium, Philadelphia, PA
 Mon May 24 1965, 7:05 PM EDT
 Unknown

livebaseballscorecards.com

AB	34
R	2
H	10
RBI	2
BB	3
SO	2
LOB	23



Batter	1	2	3	4	5	6	7	8	9	AB R H RBI BB SO LOB	TOP		
Bobby Klaus, R (1, 4) OBP: 0.313, SLG: 0.313	0-0 F9		0-0 F8			0-0 4-3 2B 1B	0-0 1B		0-0 1-2 1B	5 1 3 0 0 0 0			
Roy McMillan, R (1, 6) OBP: 0.273, SLG: 0.316	0-3 K2-3		0-3 K			0-0 4-3 1-2	0-0 FC6-4 1B		0-0 F9	5 0 1 0 0 2 3			
Joe Christopher, R (1, 7) OBP: 0.297, SLG: 0.292 Ed Kranepool, L (9, 3) OBP: 0.383, SLG: 0.555	0-2 6-3				0-0 F7	0-3 K	0-0 FC6-4			4 0 0 0 0 1 3 0 0 0 0 0 0 0			
Charley Smith, R (1, 5) OBP: 0.298, SLG: 0.458		0-0 BB 1B			0-0 BB 1B	1-0 HR 2B		3-3 K		4 1 3 1 0 1 0			
Ron Swoboda, R (1, 9) OBP: 0.374, SLG: 0.647 Billy Cowan, R (9, 8) OBP: 0.235, SLG: 0.250		4-0 BB 1-2 BB			4-0 G4-6-3 1-2 BB	4-0 HR IBB		0-3 K		1 1 0 0 3 1 0 0 0 0 0 0 0 0			
Johnny Lewis, L (1, 8) OBP: 0.380, SLG: 0.462		0-3 K			0-0 G4-6-3 1-2f	3-2 HR		0-3 K		4 1 1 3 0 2 4			
Jim Hickman, R (1, 3) OBP: 0.155, SLG: 0.149		0-0 P4			0-0 F9	0-0 6-3		2-0 P4		4 0 0 0 0 0 2			
Chris Cannizzaro, R (1, 2) OBP: 0.200, SLG: 0.171		0-3 K			0-0 1B		0-3 K		0-0 FC1-6 1B	4 0 2 0 0 2 2			
Frank Lary, R (1, 1) OBP: 0.167, SLG: 0.167 Tug McGraw, R (9, 1)			0-0 F8		0-0 6-3		0-3 K		0-0 FC1-6 1B	4 0 0 0 0 1 1 0 0 0 0 0 0 0			
Inning Stats	R: 0 E: 0 K: 1 S: 7 H: 0 LOB: 0 BB: 0 P: 7	R: 0 E: 0 K: 2 S: 8 H: 1 LOB: 2 BB: 1 P: 12	R: 0 E: 0 K: 1 S: 5 H: 0 LOB: 0 BB: 0 P: 5	R: 0 E: 0 K: 0 S: 3 H: 1 LOB: 1 BB: 1 P: 7	R: 0 E: 0 K: 0 S: 3 H: 1 LOB: 0 BB: 0 P: 3	R: 4 E: 0 K: 1 S: 10 H: 3 LOB: 0 BB: 1 P: 18	R: 0 E: 0 K: 2 S: 9 H: 2 LOB: 2 BB: 0 P: 9	R: 0 E: 0 K: 3 S: 9 H: 0 LOB: 0 BB: 0 P: 12	R: 0 E: 0 K: 0 S: 5 H: 2 LOB: 2 BB: 0 P: 7	1B: 8 2B: 1 3B: 0 HR: 1 SF: 0 SAC: 0 DP: 1 HBP: 0	WP: 0 PB: 0 SB: 0 CS: 0 PA: 38		
PITCHER	IP WLS BF H R ER SO BB IBB HBP BLK WP HR S P ERA WHIP											PITCHER	IP WLS BF H R ER SO BB IBB HBP BLK WP HR S P ERA WHIP
Chris Short, L (1, 1) ERA: 3.38	6.0 L 25 6 4 4 5 2 1 0 0 0 1 36 52 6.00 1.333												
Gary Wagner, R (7, 1) ERA: 2.21	2.0 8 2 0 0 5 0 0 0 0 0 0 18 21 0.00 1.000												
Jack Baldschun, R (9, 1) ERA: 4.28	1.0 5 2 0 0 0 0 0 0 0 0 0 5 7 0.00 2.000												

New York Mets @ Philadelphia Phillies
Connie Mack Stadium, Philadelphia, PA
 Mon May 24 1965, 7:05 PM EDT
 Att: 21,701 - Unknown

livebaseballscorecards.com

AB	35
R	4
H	10
RBI	4
BB	3
SO	10
LOB	15



BOTTOM

New York Mets @ Philadelphia Phillies
Connie Mack Stadium, Philadelphia, PA

Mon May 24 1965, 7:05 PM EDT
Att. 21,701 - Unknown

livebaseballscorecards.com

AB	29
R	1
H	4
RBI	1
BB	3
SO	6
LOB	10



WP:	0	PA:	33
PB:	0		
SB:	0		
CS:	0		

AB R H RBI BB SO LOB

4	1	2	1	0	0	0
4	0	1	0	0	1	1
3	0	0	0	1	1	2
3	0	0	0	0	1	1
1	0	0	0	0	1	1
3	0	1	0	1	0	0
3	0	0	0	0	1	2
2	0	0	0	1	0	1
2	0	0	0	0	0	2
1	0	0	0	0	1	0
1	0	0	0	0	0	0
0	0	0	0	0	0	0
1	0	0	0	0	0	0
0	0	0	0	0	0	0

Batter	1	2	3	4	5	6	7	8	9
Tony Gonzalez, L (1, 8) OBP: 0.288, SLG: 0.413	0-0 3-1		0-0 4-3			0-0 1B			0-0 HR
Dick Allen, R (1, 5) OBP: 0.411, SLG: 0.588	0-0 F9		0-3 K			0-0 F9			0-0 1B 1B
Johnny Callison, L (1, 9) OBP: 0.341, SLG: 0.546	4-0 BB				3-3 K	0-0 G3			2-1 P2
Wes Covington, L (1, 7) OBP: 0.253, SLG: 0.447	0-3 K				0-0 L3	0-0 G3			0-3 K
Alex Johnson, R (9, PH) OBP: 0.384, SLG: 0.515									
Frank Thomas, R (1, 3) OBP: 0.257, SLG: 0.250		4-0 G3 SH1-3 BB			0-0 5-3	1-2 F7			0-0 1B
Tony Taylor, R (1, 4) OBP: 0.331, SLG: 0.366		0-0 SH1-3			3-2 F2	0-3 K			1-1 4-3
Clay Dalrymple, L (1, 2) OBP: 0.265, SLG: 0.307		0-0 G3			4-0 G5-4-3 BB				0-0 P6
Bobby Wine, R (1, 6) OBP: 0.208, SLG: 0.182		0-0 F9			1-2 G5-4-3				0-3 K
Cookie Rojas, R (8, PH) OBP: 0.394, SLG: 0.427					1-2 1-2f				
Chris Short, R (1, 1) OBP: 0.083, SLG: 0.083			0-0 L8			2-2 L9			0-0 F2
John Herrnstein, L (6, PH) OBP: 0.222, SLG: 0.125									
Gary Wagner, R (7, 1)									
John Briggs, L (8, PH) OBP: 0.391, SLG: 0.526									
Jack Baldschun, R (9, 1)									

Inning Stats	R: 0	H: 0	E: 0	K: 1	S: 5	LOB: 1	BB: 1	P: 9	R: 0	H: 0	E: 0	K: 0	S: 3	LOB: 1	BB: 1	P: 7	R: 0	H: 0	E: 0	K: 1	S: 5	LOB: 0	BB: 0	P: 5	R: 0	H: 0	E: 0	K: 1	S: 6	LOB: 0	BB: 1	P: 14	R: 0	H: 1	E: 0	K: 0	S: 6	LOB: 1	BB: 0	P: 8	R: 0	H: 0	E: 0	K: 1	S: 7	LOB: 0	BB: 0	P: 8	R: 0	H: 0	E: 0	K: 1	S: 5	LOB: 0	BB: 0	P: 5	R: 1	H: 3	E: 0	K: 1	S: 10	LOB: 2	BB: 0	P: 13	1B: 3	SF: 0	2B: 0	SAC: 1	3B: 0	DP: 1	HR: 1	HBP: 0	WP: 0	PA: 33
--------------	------	------	------	------	------	--------	-------	------	------	------	------	------	------	--------	-------	------	------	------	------	------	------	--------	-------	------	------	------	------	------	------	--------	-------	-------	------	------	------	------	------	--------	-------	------	------	------	------	------	------	--------	-------	------	------	------	------	------	------	--------	-------	------	------	------	------	------	-------	--------	-------	-------	-------	-------	-------	--------	-------	-------	-------	--------	-------	--------

PITCHER	IP	WLS	BF	H	R	ER	SO	BB	IBB	HBP	BLK	WP	HR	S	P	ERA	WHIP
Frank Lary, R (1, 1) ERA: 1.89	8.0	W	29	3	1	1	5	3	0	0	0	0	1	44	66	1.12	0.750
Tug McGraw, L (9, 1) ERA: 2.79	1.0	S	4	1	0	0	1	0	0	0	0	0	0	8	11	0.00	1.000

Batter	1	2	3	4	5	6	7	8	9	AB R H RBI BB SO LOB	TOP
Johnny Lewis, L (1, 8) <small>OBP: 0.376, SLG: 0.479</small> C S B B X	2-2 6-3 	1-2 FC4-6 1-2f 			0-0 HR 		0-0 G3 1-2 			4 1 1 1 0 0 2	
Roy McMillan, R (1, 6) <small>OBP: 0.268, SLG: 0.309</small> Jim Hickman, R (7, PH) <small>OBP: 0.153, SLG: 0.147</small> Tug McGraw, R (7, 1) C S B B X	3-2 F7 		2-2 F9 		0-3 K 		0-0 4-3 			3 0 0 0 0 1 0 1 0 0 0 0 0 1 0 0 0 0 0 0 0	
Ed Kranepool, L (1, 3) <small>OBP: 0.379, SLG: 0.545</small> B F X	1-1 2B 1B 		0-0 4-3 		0-0 P6 			0-0 4-3 		4 0 1 0 0 0 0	
Charley Smith, R (1, 5) <small>OBP: 0.297, SLG: 0.459</small> C B F C X	1-2 1-3 2B 		0-0 6-3 		0-0 5-3 			0-3 K 		4 0 1 0 0 1 0	
Jesse Gonder, L (1, 2) <small>OBP: 0.411, SLG: 0.542</small> B B B I	4-0 IBB 			0-0 E 2B 		0-3 K 		0-0 5-3 		3 1 1 0 1 1 0	
Ron Swoboda, R (1, 9) <small>OBP: 0.370, SLG: 0.660</small> X	0-0 3-1 			0-0 E5 4-3 2-H 		0-0 5-3 		0-0 HR 		4 1 1 1 0 0 3	
Joe Christopher, R (1, 7) <small>OBP: 0.289, SLG: 0.284</small> X		0-0 1-3 		0-3 K 		0-0 P4 		0-0 6-3 		4 0 0 0 0 1 1	
Bobby Klaus, R (1, 4) <small>OBP: 0.311, SLG: 0.311</small> (7, 6)				0-0 4-3 			0-0 6-3 		0-0 4-3 	4 0 1 0 0 0 1	
Al Jackson, L (1, 1) <small>OBP: 0.214, SLG: 0.286</small> Larry Beaman, R (1, 1) <small>OBP: 0.520, SLG: 0.318</small> Danny Napolson, R (2, PH) <small>OBP: 0.250, SLG: 0.250</small> Galen Cisco, R (2, 1) <small>OBP: 0.250, SLG: 0.250</small> Tom Parsons, R (5, 1) Chuck Hiller, L (7, PH) <small>OBP: 0.143, SLG: 0.357</small> (7, 4)		0-3 K 		0-3 K 			0-0 G3 1B 		0-0 L8 	0 0 0 0 0 0 0 0 0 0 0 0 0 0 1 0 0 0 0 1 1 1 0 0 0 0 1 1 0 0 0 0 0 0 0 2 0 1 0 0 0 0	
Inning Stats	R: 0 H: 2 E: 0 LOB: 3 K: 0 BB: 1 S: 13 P: 24	R: 0 H: 1 E: 0 LOB: 1 K: 1 BB: 0 S: 8 P: 9	R: 0 H: 0 E: 0 LOB: 0 K: 0 BB: 0 S: 5 P: 7	R: 1 H: 1 E: 1 LOB: 1 K: 2 BB: 0 S: 9 P: 9	R: 1 H: 1 E: 0 LOB: 0 K: 1 BB: 0 S: 6 P: 6	R: 0 H: 0 E: 0 LOB: 0 K: 1 BB: 0 S: 5 P: 5	R: 0 H: 1 E: 0 LOB: 1 K: 0 BB: 0 S: 4 P: 4	R: 0 H: 0 E: 0 LOB: 0 K: 1 BB: 0 S: 5 P: 5	R: 1 H: 1 E: 0 LOB: 0 K: 0 BB: 0 S: 4 P: 4	1B: 3 SF: 0 2B: 2 SAC: 0 3B: 0 DP: 0 HR: 2 HBP: 0	WP: 0 PA: 36 PB: 0 SB: 0 CS: 0
PITCHER Ray Herbert, R (1, 1) <small>ERA: 2.87</small>	IP WLS BF H R ER SO BB IBB HBP BLK WP HR S P ERA WHIP	9.0 W 36 7 3 2 6 0 1 0 0 0 2 59 73 2.00 0.778									

New York Mets @ Philadelphia Phillies
 Connie Mack Stadium, Philadelphia, PA
 Tue May 25 1965, 7:05 PM EDT
 Att. 6,344 - Unknown

livebaseballscorecards.com

AB	35
R	3
H	7
RBI	2
BB	1
SO	6
LOB	10



Batter	1	2	3	4	5	6	7	8	9	AB	R	H	RBI	BB	SO	LOB
Cookie Rojas, R OBP: 0.386, SLG: 0.416 John Briggs, L OBP: 0.391, SLG: 0.526	6-3	9-3-2														
Tony Taylor, R OBP: 0.339, SLG: 0.369	3-2	5-3														
Johnny Callison, L OBP: 0.349, SLG: 0.567	1-2															
Dick Allen, R OBP: 0.410, SLG: 0.579	4-1															
Alex Johnson, R OBP: 0.372, SLG: 0.493	0-1															
Frank Thomas, R OBP: 0.300, SLG: 0.324	2-0															
Gus Triandos, R OBP: 0.257, SLG: 0.215	1-0															
Bobby Wine, R OBP: 0.220, SLG: 0.178 Wes Covington, L OBP: 0.261, SLG: 0.455 Ruben Amaro, R OBP: 0.303, SLG: 0.253	4-0															
Ray Herbert, R OBP: 0.467, SLG: 0.533	1-2															

Inning Stats	R: 5	H: 5	E: 1	LOB: 2	K: 0	S: 17	R: 0	H: 1	E: 0	LOB: 1	K: 2	S: 9	R: 0	H: 1	E: 0	LOB: 1	K: 3	S: 10	R: 1	H: 2	E: 0	LOB: 1	K: 2	S: 12	R: 4	H: 6	E: 0	LOB: 2	K: 3	S: 17	R: 0	H: 0	E: 0	LOB: 0	K: 0	S: 3	R: 0	H: 2	E: 0	LOB: 2	K: 0	S: 7	R: 0	H: 1	E: 0	LOB: 1	K: 0	S: 4
	BB: 2	P: 37	BB: 0	P: 13	BB: 0	P: 10	BB: 1	P: 16	BB: 1	P: 19	BB: 0	P: 3	BB: 0	P: 4	BB: 0	P: 4	BB: 0	P: 4	BB: 0	P: 4	BB: 0	P: 4	BB: 0	P: 4	BB: 0	P: 4	BB: 0	P: 4	BB: 0	P: 4	BB: 0	P: 4	BB: 0	P: 4	BB: 0	P: 4	BB: 0	P: 4	BB: 0	P: 4	BB: 0	P: 4	BB: 0	P: 4	BB: 0	P: 4	BB: 0	P: 4

PITCHER	IP	WLS	BF	H	R	ER	SO	BB	IBB	HBP	BLK	WP	HR	S	P	ERA	WHIP
Al Jackson, L ERA: 6.46	(1, 1)	0.1	L	7	4	5	5	0	1	0	0	0	0	5	12	0.00	3.000
Larry Bearnarth, R ERA: 4.6	(1, 1)	0.2		3	1	0	0	0	1	0	0	0	0	5	12	0.00	3.000
Galen Cisco, R ERA: 9.55	(2, 1)	3.0		17	8	5	7	0	0	0	0	0	0	37	46	15.00	2.667
Tom Parsons, R ERA: 5.63	(5, 1)	2.0		8	2	0	3	0	0	0	0	0	0	14	15	0.00	1.000
Tug McGraw, L ERA: 2.31	(7, 1)	2.0		9	3	0	0	0	0	0	0	0	0	11	13	0.00	1.500

BOTTOM

5	0	1	1	0	1	4
0	0	0	0	0	0	0

4	2	2	0	0	1	2
---	---	---	---	---	---	---

5	1	3	2	0	1	4
---	---	---	---	---	---	---

4	1	1	1	1	2	4
---	---	---	---	---	---	---

5	1	1	1	0	2	4
---	---	---	---	---	---	---

5	2	3	1	0	0	0
---	---	---	---	---	---	---

5	1	3	1	0	1	1
---	---	---	---	---	---	---

1	0	0	0	1	1	1
1	0	1	1	0	0	0
2	1	0	0	0	0	1

4	1	3	2	0	1	1
---	---	---	---	---	---	---

1B	2B	3B	HR	SF	SAC	DP	HBP	WP	PA
15	3	1	0	0	1	1	1	0	44

New York Mets @ Philadelphia Phillies
Connie Mack Stadium, Philadelphia, PA
 Tue May 25 1965, 7:05 PM EDT
 Att. 6,344 - Unknown

AB	41
R	10
H	18
RBI	10
BB	2
SO	10
LOB	22



Batter	1	2	3	4	5	6	7	8	9	AB R H RBI BB SO LOB	TOP		
Bob Bailey, R (1, 5) OBP: 0.349, SLG: 0.344	0-0 1B FC5-4-2-5 1B		0-0 F2		0-0 P6		4-0 1B BB		0-0 F8	4 0 1 0 1 0 0			
Bill Virdon, L (1, 8) Manny Mota, R (7, PH) OBP: 0.346, SLG: 0.375 OBP: 0.153, SLG: 0.143	0-0 1-3 1B FC5-4-2-5		0-0 4-3		0-0 F5		0-0 1-2 3-H 1B		0-0 4-3	3 0 1 0 0 0 0 2 0 1 1 0 0 0			
Roberto Clemente, R (1, 9) OBP: 0.304, SLG: 0.314	0-0 FC5-4-2-5 1-2 3-H			0-0 6-3		0-0 F5		0-0 F9		4 0 0 0 0 0 4			
Willie Stargell, L (1, 7) OBP: 0.304, SLG: 0.523	0-0 F2			0-0 SF8 3B		1-0 HBP		0-0 HR		3 2 2 1 0 0 1			
Donn Clendenon, R (1, 3) OBP: 0.396, SLG: 0.461		0-0 5-3		0-0 SF8 3-H		0-3 K		0-0 1-3		3 0 0 1 0 1 1			
Bill Mazaroski, R (1, 4) OBP: 0.325, SLG: 0.444		0-0 E4 G5-4-3		0-0 HR		0-0 F7		0-0 F9		4 1 1 1 0 0 1			
Andre Rodgers, R (1, 6) OBP: 0.400, SLG: 0.516		0-0 G5-4-3 1-2f		4-0 BB			0-0 F9 1B 2B	0-0 FC6-4 1B		3 1 2 0 1 0 1			
Del Crandall, R (1, 2) OBP: 0.288, SLG: 0.244			0-0 HR	0-0 P6			0-0 F9 2-3	0-0 FC6-4 1-2f		4 1 1 1 0 0 3			
Don Cardwell, R (1, 1) Frank Carpin, L (6, 1) Jerry Lynch, L (7, PH) Gene Freese, R (7, PH) Tommie Sisk, R (7, 1)			0-3 K		0-0 F7		0-0 P6		0-3 K	2 0 0 0 0 1 0 0 0 0 0 0 0 0 0 0 0 0 0 0 0 1 0 0 0 0 0 1 1 0 0 0 0 1 0			
Inning Stats	R: 0 H: 2 E: 0 LOB: 1 K: 0 BB: 0 S: 4 P: 4	R: 0 H: 0 E: 1 LOB: 0 K: 0 BB: 0 S: 3 P: 3	R: 1 H: 1 E: 0 LOB: 0 K: 1 BB: 0 S: 6 P: 6	R: 2 H: 2 E: 0 LOB: 1 K: 0 BB: 1 S: 5 P: 9	R: 0 H: 0 E: 0 LOB: 0 K: 0 BB: 0 S: 3 P: 3	R: 0 H: 0 E: 0 LOB: 1 K: 1 BB: 0 S: 5 P: 6	R: 1 H: 2 E: 0 LOB: 2 K: 0 BB: 1 S: 5 P: 9	R: 1 H: 2 E: 0 LOB: 1 K: 0 BB: 0 S: 5 P: 5	R: 0 H: 0 E: 0 LOB: 0 K: 1 BB: 0 S: 5 P: 5	1B: 4 SF: 1 2B: 2 SAC: 0 3B: 1 DP: 2 HR: 3 HBP: 1	WP: 0 PA: 38 PB: 0 SB: 0 CS: 0		
PITCHER	IP WLS BF H R ER SO BB IBB HBP BLK WP HR S P ERA WHIP											PITCHER	IP WLS BF H R ER SO BB IBB HBP BLK WP HR S P ERA WHIP
Art Mahaffey, R (1, 1) ERA: 4.5	6.1 L 26 6 4 4 2 1 0 1 0 0 0 2 28 33 5.68 1.105												
Chris Short, L (7, 1) ERA: 3.36	0.1 2 0 0 0 0 1 0 0 0 0 0 0 1 5 0.00 3.000												
Jack Baldschun, R (7, 1) ERA: 4.4	1.1 7 3 1 1 0 0 0 0 0 0 0 1 7 7 6.75 2.250												
Gary Wagner, R (9, 1) ERA: 2.11	1.0 3 0 0 0 0 1 0 0 0 0 0 0 0 5 5 0.00 0.000												

Pittsburgh Pirates @ Philadelphia Phillies
 Connie Mack Stadium, Philadelphia, PA

Wed May 26 1965, 7:05 PM EDT
 Att. 10,212 - Unknown

livebaseballscorecards.com

AB	34
R	5
H	9
RBI	5
BB	2
SO	3
LOB	12



Batter	1	2	3	4	5	6	7	8	9	AB	R	H	RBI	BB	SO	LOB
Tony Gonzalez, L OBP: 0.301, SLG: 0.416 Cookie Rojas, R OBP: 0.379, SLG: 0.408	0-0 SH3-1 1B		4-0 2B BB	0-0 L6		0-0 FC6-4 1-2f			0-0 P3	2	1	1	0	1	0	0
Tony Taylor, R OBP: 0.337, SLG: 0.366	0-0 SH3-1 1-2		0-3 K		0-0 L8		0-0 1-3		0-0 G4-6-3 1B	4	0	1	0	0	1	1
Johnny Callison, L OBP: 0.350, SLG: 0.565	4-0 BB		0-0 1B 2B		0-0 1-3		0-3 K		0-0 G4-6-3 1-2f	4	1	1	1	1	1	1
Dick Allen, R OBP: 0.401, SLG: 0.564	0-3 K		0-0 5-3		0-3 K		0-3 K			4	0	0	0	0	3	3
Wes Covington, L OBP: 0.281, SLG: 0.438	0-0 4-3		4-0 1B BB			0-3 K		0-0 4-3		3	0	0	0	1	1	2
Frank Thomas, R OBP: 0.318, SLG: 0.366		0-0 F7	0-0 1B		0-0 4-3 1B 2B		0-3 K		0-3 K	4	1	2	1	0	1	0
Clay Dalrymple, L OBP: 0.276, SLG: 0.329		0-0 2B	0-0 F2		0-0 4-3		0-0 1B 1B		0-0 1B 1B	4	0	2	0	0	0	3
Bobby Wine, R OBP: 0.212, SLG: 0.170 Dick Stuart, R OBP: 0.359, SLG: 0.423 Ruben Amaro, R OBP: 0.303, SLG: 0.253	0-0 F3		0-0 F8		0-0 1B 1B		0-0 1B 1B		0-0 1-2 1B	2	0	0	0	0	0	1
John Briggs, L OBP: 0.417, SLG: 0.550										1	0	1	0	0	0	0
Art Mahaffey, R OBP: 0.133, SLG: 0.133 Chris Short, R OBP: 0.083, SLG: 0.083 Jack Baldschun, R	0-3 K		0-3 K		0-3 K		0-0 FC6-4 1B		0-3 K	3	0	1	0	0	2	1
John Herrnstein, L OBP: 0.200, SLG: 0.111 Gary Wagner, R										0	0	0	0	0	0	0
										0	0	0	0	0	0	0
										1	0	0	0	0	1	2
										0	0	0	0	0	0	0

Inning Stats	R: 0	H: 1	E: 0	LOB: 2	K: 1	BB: 1	S: 6	R: 0	H: 1	E: 0	LOB: 1	K: 1	BB: 0	S: 6	R: 2	H: 2	E: 0	LOB: 2	K: 1	BB: 2	S: 7	R: 0	H: 0	E: 0	LOB: 0	K: 1	BB: 0	S: 5	R: 0	H: 3	E: 0	LOB: 2	K: 1	BB: 0	S: 8	R: 0	H: 0	E: 0	LOB: 0	K: 2	BB: 0	S: 7	R: 0	H: 2	E: 0	LOB: 2	K: 2	BB: 0	S: 9	R: 0	H: 1	E: 0	LOB: 0	K: 0	BB: 0	S: 3	1B: 7	SF: 0	2B: 3	SAC: 1	3B: 0	DP: 1	HR: 0	HBP: 0	WP: 0	PA: 39
--------------	------	------	------	--------	------	-------	------	------	------	------	--------	------	-------	------	------	------	------	--------	------	-------	------	------	------	------	--------	------	-------	------	------	------	------	--------	------	-------	------	------	------	------	--------	------	-------	------	------	------	------	--------	------	-------	------	------	------	------	--------	------	-------	------	-------	-------	-------	--------	-------	-------	-------	--------	-------	--------

PITCHER	IP	WLS	BF	H	R	ER	SO	BB	IBB	HBP	BLK	WP	HR	S	P	ERA	WHIP
Don Cardwell, R ERA: 4.02	(1, 1)		5.2	7	3	3	6	3	0	0	0	0	0	36	48	4.76	1.765
Frank Carpin, L ERA:	(6, 1)		0.1	1	0	0	0	0	0	0	0	0	0	1	1	0.00	0.000
Tommie Sisk, R ERA: 3.38	(7, 1)	W	3.0	11	3	0	4	0	0	0	0	0	0	19	19	0.00	1.000


BOTTOM

Pittsburgh Pirates @ Philadelphia Phillies
 Connie Mack Stadium, Philadelphia, PA

Wed May 26 1965, 7:05 PM EDT
 Att. 10,212 - Unknown

livebaseballscores.com

AB	35
R	3
H	10
RBI	3
BB	3
SO	10
LOB	16



Batter	1	2	3	4	5	6	7	8	9	AB R H RBI BB SO LOB	TOP	
Jimmy Stewart, S OBP: 0.379, SLG: 0.238 (1, 8) BB (8, 6) BB	4-0 BB BB		4-0 BB BB		0-0 6-3		0-0 F9		0-0 L9	3 0 0 0 2 0 0		
Glenn Beckert, R OBP: 0.246, SLG: 0.280 (1, 4) X	0-0 F8		0-0 F7		0-3 K		0-0 6-3		0-0 FC5-4 1B	5 0 1 0 0 1 2		
Billy Williams, L OBP: 0.316, SLG: 0.414 (1, 7) BB BB BB	4-0 G4-6-3 1-2 BB			0-0 P6		0-0 14 1B 2B	0-0 F7		0-0 FC5-4 14 HBP 1B 1-2f	4 1 1 0 1 0 1		
Ron Santo, R OBP: 0.372, SLG: 0.525 (1, 5) X	0-0 G4-6-3 1-2f			0-3 K		0-0 6-3		4-0 1-3 14 BB BB	0-0 FC5 14 HBP 1B 1-2	4 0 1 0 1 1 3		
14 Ernie Banks, R OBP: 0.361, SLG: 0.525 (1, 3) X		0-0 P5		0-0 HBP 1B 1B		0-0 WP 1B 2-H 1B		4-0 1-2 1-3 BB	1-0 1-2 2-3 HBP	3 0 2 1 1 0 0		
Doug Clemens, L OBP: 0.331, SLG: 0.331 (1, 9) BB BB BB BB		4-0 CS BB		0-0 HBP 1B 1B		0-0 WP 1B 1-2 1B		0-0 L7	0-0 FC5 2-3f	3 0 2 0 1 0 2 1 0 0 0 0 0 3		
Vic Roznovsky, L OBP: 0.317, SLG: 0.396 (1, 2) BB BB BB BB		0-0 4-3		1-0 HBP 1-2 2-3 HBP		0-0 P3		0-0 1-3		2 0 0 0 0 0 3 1 0 0 0 0 0 2 0 0 0 0 0 0 0		
George Altman, L OBP: 0.389, SLG: 0.530 (8, PH) BB BB BB BB												
Lindy McDaniel, R (8, 1)												
Roberto Pena, R OBP: 0.317, SLG: 0.324 (1, 6) BB BB BB BB			0-0 5-3		0-0 G3		4-0 1-2 2-3 IBB		4-0 BB	2 0 0 0 1 0 3 0 0 0 0 1 0 0		
Len Gabrielson, L OBP: 0.365, SLG: 0.467 (8, 8)												
Bob Buhl, R OBP: 0.120, SLG: 0.043 (1, 1) BB BB BB BB			0-3 K		0-3 K		0-0 4-3		0-0 3-1	3 0 0 0 0 2 3 1 0 0 0 0 0 3 0 0 0 0 0 0 0		
Don Landrum, L OBP: 0.315, SLG: 0.405 (8, PH) BB BB BB BB												
Dick Bertell, R OBP: 0.302, SLG: 0.238 (8, 2)												
Inning Stats	R: 0 E: 0 K: 0 S: 2 H: 0 LOB: 1 BB: 2 P: 10	R: 0 E: 0 K: 0 S: 2 H: 0 LOB: 0 BB: 1 P: 6	R: 0 E: 0 K: 1 S: 5 H: 0 LOB: 1 BB: 1 P: 9	R: 0 E: 0 K: 1 S: 7 H: 2 LOB: 3 BB: 0 P: 8	R: 0 E: 0 K: 2 S: 7 H: 0 LOB: 0 BB: 0 P: 7	R: 1 E: 0 K: 0 S: 6 H: 3 LOB: 3 BB: 1 P: 10	R: 0 E: 0 K: 0 S: 3 H: 0 LOB: 0 BB: 0 P: 3	R: 0 E: 0 K: 0 S: 3 H: 0 LOB: 3 BB: 3 P: 15	R: 0 E: 0 K: 0 S: 5 H: 2 LOB: 3 BB: 0 P: 6	1B: 6 2B: 1 3B: 0 HR: 0 SF: 0 SAC: 0 DP: 1 HBP: 2	WP: 1 PB: 0 SB: 0 CS: 1 PA: 42	
PITCHER	IP WLS BF H R ER SO BB IBB HBP BLK WP HR S P ERA WHIP											
Ray Culp, R ERA: 3.71 (1, 1)	8.2 W 41 7 1 1 4 7 1 2 0 1 0 39 73 1.04 1.615											
Chris Short, L ERA: 3.34 (9, 1)	0.1 S 1 0 0 0 0 0 0 0 0 0 0 1 1 0.00 0.000											

Chicago Cubs @ Philadelphia Phillies
 Connie Mack Stadium, Philadelphia, PA
 Fri May 28 1965, 7:05 PM EDT
 Att: 13,663 - Unknown

livebaseballscorecards.com

AB	32
R	1
H	7
RBI	1
BB	8
SO	4
LOB	25



Batter	1	2	3	4	5	6	7	8	9	AB	R	H	RBI	BB	SO	LOB
Tony Taylor, R OBP: 0.329, SLG: 0.357 (1, 4)	0-0 5-3	0-0 5-3			0-0 5-3		0-3 K			4	0	0	0	0	1	2
Tony Gonzalez, L OBP: 0.310, SLG: 0.457 (1, 8)	0-0 HR		0-0 5-3		0-3 K			0-0 1B		4	1	2	1	0	1	0
Johnny Callison, L OBP: 0.342, SLG: 0.552 (1, 9)	0-0 G3		0-3 K			0-0 F8		0-3 K		4	0	0	0	0	2	1
Dick Allen, R OBP: 0.403, SLG: 0.557 (1, 5)	4-0 2B BB		4-0 BB			0-0 6-3		0-3 K		2	1	0	0	2	1	1
Wes Covington, L OBP: 0.271, SLG: 0.488 Cookie Rojas, R OBP: 0.379, SLG: 0.408 (1, 7) (9, 7)	0-0 1-H 2B		0-0 F9			0-0 HR		0-0 4-3		4	1	2	2	0	0	2
Frank Thomas, R OBP: 0.298, SLG: 0.341 (1, 3)	0-0 6-3				0-3 K2-3		0-0 F2			3	0	0	0	0	1	1
Clay Dalrymple, L OBP: 0.267, SLG: 0.317 (1, 2)		0-3 K			0-0 F7			0-0 G3		3	0	0	0	0	1	0
Bobby Wine, R OBP: 0.236, SLG: 0.184 (1, 6)		4-0 SH2-4 BB			0-3 K			0-0 SH2-4 1B		2	0	1	0	1	1	0
Ray Culp, R Chris Short, R OBP: 0.083, SLG: 0.083 (1, 1) (9, 1)		0-0 SH2-4					0-3 K		0-0 SH2-4	1	0	0	0	0	1	0
		1-2 K							1-2 K	0	0	0	0	0	0	0

Inning Stats	R: 2	H: 2	E: 0	LOB: 1	K: 0	BB: 1	S: 5	R: 0	H: 0	E: 0	LOB: 1	K: 1	BB: 1	S: 5	R: 0	H: 0	E: 0	LOB: 0	K: 2	BB: 0	S: 7	R: 0	H: 0	E: 0	LOB: 0	K: 2	BB: 0	S: 7	R: 1	H: 1	E: 0	LOB: 0	K: 0	BB: 0	S: 4	R: 0	H: 1	E: 0	LOB: 1	K: 1	BB: 0	S: 6	R: 0	H: 1	E: 0	LOB: 1	K: 2	BB: 0	S: 8	R: 0	H: 1	E: 0	LOB: 1	K: 2	BB: 0	S: 8
PITCHER	IP	WLS	BF	H	R	ER	SO	BB	IBB	HBP	BLK	WP	HR	S	P	ERA	WHIP																																							
Bob Buhl, R ERA: 2.55 (1, 1)	7.0	L	28	4	3	3	7	3	0	0	0	0	0	39	51	3.86	1.000																																							
Lindy McDaniel, R ERA: 1.62 (8, 1)	1.0		4	1	0	0	2	0	0	0	0	0	0	8	8	0.00	1.000																																							


BOTTOM

Chicago Cubs @ Philadelphia Phillies
Connie Mack Stadium, Philadelphia, PA

Fri May 28 1965, 7:05 PM EDT
 Att. 13,663 - Unknown

livebaseballscorecards.com

AB	27
R	3
H	5
RBI	3
BB	3
SO	9
LOB	7



WP: 0	PA: 32
PB: 0	SB: 0
CS: 0	

Batter	1	2	3	4	5	6	7	8	9	AB R H RBI BB SO LOB	TOP	
Jimmy Stewart, S (1, 8) <small>OBP: 0.387, SLG: 0.227</small> Len Gabrielson, L (3, 8) <small>OBP: 0.345, SLG: 0.438</small>	4-0 BB G3	0-3 K			X 0-0 L7		0-3 K		X 0-0 P5	1 0 0 0 1 1 2 3 0 0 0 0 1 0		
Glenn Beckert, R (1, 4) <small>OBP: 0.246, SLG: 0.285</small>	0-0 F3		X 0-0 P4		X 0-0 P4		0-0 2B			4 1 1 0 0 0 1		
Billy Williams, L (1, 7) <small>OBP: 0.314, SLG: 0.416</small>	0-0 G3		X 0-0 L8			0-0 6-3	0-0 2B			4 0 1 1 0 0 1		
Ron Santo, R (1, 5) <small>OBP: 0.370, SLG: 0.518</small>	0-0 P6		X 0-0 1B		X 0-0 L8	0-3 K				4 0 1 0 0 1 2		
14 Ernie Banks, R (1, 3) <small>OBP: 0.364, SLG: 0.524</small>		X 0-0 2B	X 0-3 K		X 0-0 BB 1B		0-0 P4			4 1 2 0 0 1 1		
Doug Clemens, L (1, 9) <small>OBP: 0.329, SLG: 0.328</small>		X 0-0 F7		X 0-0 P4		X 0-0 BB 1B		X 0-0 F7		4 0 1 0 0 0 1		
Vic Roznovsky, L (1, 2) <small>OBP: 0.328, SLG: 0.411</small>		X 0-0 1-H 2B		X 0-0 1-3		BB 4-0 1-2 2-3 BB		X 0-0 G3		3 0 1 1 1 0 0		
Roberto Pena, R (1, 6) <small>OBP: 0.314, SLG: 0.320</small> George Altman, L (6, PH) <small>OBP: 0.385, SLG: 0.524</small> Joey Amalfitano, R (6, 6) <small>OBP: 0.154, SLG: 0.154</small>		X 0-0 5-3		X 0-0 L8		0-3 K		0-3 K	2 0 0 0 0 0 1 1 0 0 0 0 1 3 1 0 0 0 0 1 0			
Larry Jackson, R (1, 1) <small>OBP: 0.292, SLG: 0.455</small> Don Landrum, L (7, PH) <small>OBP: 0.312, SLG: 0.400</small> Bob Humphreys, R (7, 1) Harry Bright, R (9, PH) <small>OBP: 0.235, SLG: 0.250</small>		BB 4-0 BB		0-3 K		X 0-0 1-3		0-3 K	1 0 0 0 1 1 0 1 0 0 0 0 0 0 0 0 0 0 0 0 0 1 0 0 0 0 1 0			
Inning Stats	R: 0 H: 0 E: 0 LOB: 1 K: 0 BB: 1 S: 3 P: 7	R: 1 H: 2 E: 0 LOB: 2 K: 1 BB: 1 S: 7 P: 11	R: 0 H: 1 E: 0 LOB: 1 K: 1 BB: 0 S: 6 P: 6	R: 0 H: 0 E: 0 LOB: 0 K: 0 BB: 0 S: 3 P: 3	R: 0 H: 0 E: 0 LOB: 0 K: 1 BB: 0 S: 5 P: 5	R: 0 H: 2 E: 0 LOB: 3 K: 1 BB: 1 S: 7 P: 11	R: 1 H: 2 E: 0 LOB: 1 K: 2 BB: 0 S: 9 P: 9	R: 0 H: 0 E: 0 LOB: 0 K: 0 BB: 0 S: 3 P: 3	R: 0 H: 0 E: 0 LOB: 0 K: 2 BB: 0 S: 7 P: 7	1B: 4 SF: 0 2B: 3 SAC: 0 3B: 0 DP: 0 HR: 0 HBP: 0	WP: 0 PA: 37 PB: 0 SB: 0 CS: 0	
PITCHER Jim Bunning, R (1, 1) <small>ERA: 3.79</small>	IP WLS BF H R ER SO BB IBB HBP BLK WP HR S P ERA WHIP	9.0 W 37 7 2 2 8 3 0 0 0 0 0 0 50 62 2.00 1.111										

Chicago Cubs @ Philadelphia Phillies
 Connie Mack Stadium, Philadelphia, PA
 Sat May 29 1965, 3:33 AM EDT
 Att. 4,962 - Unknown

livebaseballscorecards.com

AB	34
R	2
H	7
RBI	2
BB	3
SO	8
LOB	12



Batter	1	2	3	4	5	6	7	8	9	AB R H RBI BB SO LOB
Tony Taylor, R OBP: 0.328, SLG: 0.360 (1, 4)	0-0 5-3	0-0 F9			0-0 4-3 SF8 2B		0-0 FC1-6			4 1 1 0 0 0 1
Tony Gonzalez, L OBP: 0.308, SLG: 0.459 (1, 8)	0-0 2B		0-0 G3		0-0 4-3		0-0 P6			4 1 1 0 0 0 2
Johnny Callison, L OBP: 0.340, SLG: 0.554 (1, 9)	0-0 HR		0-0 4-3		0-0 SF8		0-0 P3			3 1 1 2 0 0 1
Dick Allen, R OBP: 0.400, SLG: 0.568 (1, 5)	0-0 HR		0-3 K		0-0 E6		0-3 K			4 1 1 2 0 2 0
Wes Covington, L OBP: 0.270, SLG: 0.471 (1, 7)	4-0 BB			0-0 F8	0-0 G3		0-3 K			3 0 0 0 1 1 1 0 0 0 0 0 0 0
Cookie Rojas, R OBP: 0.379, SLG: 0.408 (9, 7)	4-0 BB									
Frank Thomas, R OBP: 0.294, SLG: 0.319 (1, 3)	4-0 G4-6-3 BB			0-0 6-3		0-0 L5		0-0 F7		3 0 0 0 1 0 0
Clay Dalrymple, L OBP: 0.269, SLG: 0.310 (1, 2)	0-0 G4-6-3			4-0 BB		0-0 G3				2 0 0 0 1 0 2
Bobby Wine, R OBP: 0.241, SLG: 0.192 (1, 6)		0-0 F9		0-0 1B		0-0 F8				3 0 1 0 0 0 0
Jim Bunning, R OBP: 0.200, SLG: 0.320 (1, 1)		0-0 4-3		0-3 K			0-0 FC1-6 1B			3 0 1 0 0 1 2

Inning Stats	R: 3	H: 3	E: 0	K: 0	S: 5	LOB: 1	BB: 2	P: 13	R: 0	H: 0	E: 0	K: 0	S: 3	LOB: 0	BB: 0	P: 3	R: 0	H: 0	E: 0	K: 1	S: 5	LOB: 0	BB: 0	P: 5	R: 0	H: 1	E: 0	K: 1	S: 6	LOB: 2	BB: 1	P: 10	R: 1	H: 1	E: 1	K: 0	S: 5	LOB: 1	BB: 0	P: 5	R: 0	H: 0	E: 0	K: 0	S: 3	LOB: 0	BB: 0	P: 3	R: 0	H: 1	E: 0	K: 0	S: 4	LOB: 1	BB: 0	P: 4	R: 0	H: 0	E: 0	K: 2	S: 7	LOB: 0	BB: 0	P: 7
--------------	------	------	------	------	------	--------	-------	-------	------	------	------	------	------	--------	-------	------	------	------	------	------	------	--------	-------	------	------	------	------	------	------	--------	-------	-------	------	------	------	------	------	--------	-------	------	------	------	------	------	------	--------	-------	------	------	------	------	------	------	--------	-------	------	------	------	------	------	------	--------	-------	------

PITCHER	IP	WLS	BF	H	R	ER	SO	BB	IBB	HBP	BLK	WP	HR	S	P	ERA	WHIP
Larry Jackson, R ERA: 4.5 (1, 1)	6.0	L	26	5	4	4	2	3	0	0	0	0	1	27	39	6.00	1.333
Bob Humphreys, R ERA: 1.74 (7, 1)	2.0		7	1	0	0	2	0	0	0	0	0	0	11	11	0.00	0.500

BOTTOM

Chicago Cubs @ Philadelphia Phillies
Connie Mack Stadium, Philadelphia, PA
 Sat May 29 1965, 3:33 AM EDT
 Att. 4,962 - Unknown

livebaseballscores.com

AB	29
R	4
H	6
RBI	4
BB	3
SO	4
LOB	9



WP	PA	ERA	WHIP
0	33		

Batter	1	2	3	4	5	6	7	8	9	AB R H RBI BB SO LOB	TOP									
Jimmy Stewart, S (1, 8) OBP: 0.371, SLG: 0.231	0-0 4-3		0-0 G4-6-3 1B			0-0 4-3	0-0 4-3			4 0 1 0 0 0 0	Chicago Cubs @ Philadelphia Phillies Connie Mack Stadium, Philadelphia, PA Sun May 30 1965, 3:33 AM EDT Att. 11,696 - Unknown									
Billy Williams, L (1, 7) OBP: 0.313, SLG: 0.412	0-0 F9		0-0 G4-6-3			0-0 1B 14 1B		0-0 3-1		4 1 1 0 0 0 2										
Ron Santo, R (1, 5) OBP: 0.372, SLG: 0.518	0-0 1-3			0-0 F9		0-0 14 1B FC 1B		0-0 14 G6-4-3 1B		4 1 2 0 0 0 0										
14 Ernie Banks, R (1, 3) OBP: 0.372, SLG: 0.548		0-0 HR		0-0 1B 1B		0-0 WP FC SF7 1B		0-0 G6-4-3		4 2 3 2 0 0 1										
Doug Clemens, L (1, 9) OBP: 0.327, SLG: 0.326	0-0 4-3		0-0 G4-6-3 1B		0-0 FC WP			0-0 F7		4 0 1 1 0 0 1										
Chris Krug, R (1, 2) OBP: 0.250, SLG: 0.333		0-0 G6-4-3 1B		0-0 G4-6-3		0-0 SF7		0-0 F6		3 0 1 1 0 0 2										
Roberto Pena, R (1, 6) OBP: 0.306, SLG: 0.312		0-0 G6-4-3			0-0 5-3	0-3 K		0-0 6-3		4 0 0 0 0 1 2										
Glenn Beckert, R (1, 4) OBP: 0.247, SLG: 0.286			0-0 F9		0-0 CS 1B		0-0 6-3			3 0 1 0 0 0 0										
Dick Ellsworth, L (1, 1) OBP: 0.143, SLG: 0.143			0-0 1B 1B		0-0 3-1		0-0 G3			3 0 1 0 0 0 1										
Inning Stats	R: 0 E: 0 K: 0 S: 3	H: 0 LOB: 0 BB: 0 P: 3	R: 1 E: 0 K: 0 S: 4	H: 2 LOB: 0 BB: 0 P: 4	R: 0 E: 0 K: 0 S: 4	H: 2 LOB: 1 BB: 0 P: 4	R: 0 E: 0 K: 0 S: 3	H: 1 LOB: 0 BB: 0 P: 3	R: 3 E: 0 K: 1 S: 9	H: 3 LOB: 1 BB: 0 P: 9	R: 0 E: 0 K: 0 S: 3	H: 0 LOB: 0 BB: 0 P: 3	R: 0 E: 0 K: 0 S: 3	H: 1 LOB: 0 BB: 0 P: 3	R: 0 E: 0 K: 0 S: 3	H: 0 LOB: 0 BB: 0 P: 3	1B: 10 2B: 0 3B: 0 HR: 1	SF: 1 SAC: 0 DP: 4 HBP: 0	WP: 1 PB: 0 SB: 0 CS: 1	PA: 34
PITCHER	IP WLS BF H R ER SO BB IBB HBP BLK WP HR S P ERA WHIP																			
Ray Herbert, R (1, 1) ERA: 3.27	5.1 L 22 10 4 4 0 0 0 0 0 0 0 1 22 22 6.75 1.875																			
Jack Baldschun, R (6, 1) ERA: 4.15	1.2 6 0 0 0 1 0 0 0 0 0 1 0 8 8 0.00 0.000																			
Gary Wagner, R (8, 1) ERA: 1.93	2.0 6 1 0 0 0 0 0 0 0 0 0 0 6 6 0.00 0.500																			

livebaseballscorecards.com

AB	33
R	4
H	11
RBI	4
BB	0
SO	1
LOB	9



Batter	1	2	3	4	5	6	7	8	9	AB	R	H	RBI	BB	SO	LOB																		
Tony Taylor, R OBP: 0.326, SLG: 0.354 (1, 4)	0-0 1-3		4-0 1B E BB		0-0 5-3		0-3 K			3	1	0	0	1	1	0																		
Cookie Rojas, R OBP: 0.383, SLG: 0.411 Gary Wagner, R (8, 1)	0-0 FC5 BB 1B		0-0 E3 1-3 1B		0-3 K		0-0 F8			4	0	2	0	0	1	0																		
Johnny Callison, L OBP: 0.339, SLG: 0.544 (1, 9)	4-0 FC5 1-2 BB		0-0 E3 1-3 3-H		0-0 F5			0-0 4-3		3	0	0	1	1	0	1																		
Dick Allen, R OBP: 0.402, SLG: 0.572 (1, 5)	0-0 FC5 1-2 2-3f		0-0 F9			0-0 E 1B		0-0 2B		4	0	2	0	0	0	3																		
Alex Johnson, R OBP: 0.354, SLG: 0.468 (1, 7) (8, 8)	0-0 4-3		0-0 5-3			0-3 K		0-0 F8		4	0	0	0	0	1	5																		
Frank Thomas, R OBP: 0.291, SLG: 0.314 (1, 3) (8, 7)		0-0 G5-4-3 1B		0-0 F7		0-0 E4 1-2		0-3 K		4	0	1	0	0	1	2																		
Gus Triandos, R OBP: 0.243, SLG: 0.203 (1, 2)		0-0 G5-4-3 1-2f		0-3 K		0-0 F8		0-3 K		4	0	0	0	0	2	3																		
Bobby Wine, R OBP: 0.258, SLG: 0.214 (1, 6)		0-0 1B		0-0 FC6-4 1B		0-0 P6		0-0 P5		4	0	2	0	0	0	2																		
Ray Herbert, R OBP: 0.412, SLG: 0.471 Jack Baldschun, R (6, 1) Dick Stuart, R OBP: 0.354, SLG: 0.416 (7, PH) (8, 3)		0-0 F7		0-0 FC6-4 1-2f			0-0 F9		0-0 F9	2	0	0	0	0	0	2																		
										0	0	0	0	0	0	0																		
										2	0	0	0	0	0	0																		
Inning Stats	R: 0 E: 0 K: 0 S: 4	H: 1 LOB: 2 BB: 1 P: 8	R: 0 E: 0 K: 0 S: 4	H: 2 LOB: 1 BB: 0 P: 4	R: 1 E: 1 K: 0 S: 4	H: 1 LOB: 1 BB: 1 P: 8	R: 0 E: 0 K: 1 S: 6	H: 1 LOB: 1 BB: 0 P: 6	R: 0 E: 0 K: 1 S: 5	H: 0 LOB: 0 BB: 0 P: 5	R: 0 E: 1 K: 1 S: 7	H: 1 LOB: 2 BB: 0 P: 7	R: 0 E: 0 K: 1 S: 5	H: 0 LOB: 0 BB: 0 P: 5	R: 0 E: 0 K: 1 S: 6	H: 1 LOB: 1 BB: 0 P: 6	R: 0 E: 0 K: 1 S: 5	H: 0 LOB: 0 BB: 0 P: 5	1B: 6 2B: 1 3B: 0 HR: 0	SF: 0 SAC: 0 DP: 1 HBP: 0	WP: 0 PB: 0 SB: 0 CS: 0	PA: 36												
PITCHER Dick Ellsworth, L ERA: 2.97 (1, 1)	IP 9.0	WLS W	BF 36	H 7	R 1	ER 1	SO 6	BB 2	IBB 0	HBP 0	BLK 0	WP 0	HR 0	S 46	P 54	ERA 1.00	WHIP 1.000																	
																	PITCHER	IP	WLS	BF	H	R	ER	SO	BB	IBB	HBP	BLK	WP	HR	S	P	ERA	WHIP

BOTTOM

Chicago Cubs @ Philadelphia Phillies
Connie Mack Stadium, Philadelphia, PA
 Sun May 30 1965, 3:33 AM EDT
 Att. 11,696 - Unknown

livebaseballscorecards.com

AB	34
R	1
H	7
RBI	1
BB	2
SO	6
LOB	18



Batter	1	2	3	4	5	6	7	8	9	AB R H RBI BB SO LOB	TOP	
Tony Gonzalez, L (1, 8) OBP: 0.323, SLG: 0.478	0-0 8-4 2B		0-0 1B		0-0 P6		0-0 WP 1B		0-0 1-3	5 1 3 0 0 0 0		
Tony Taylor, R (1, 4) Dick Stuart, R (7, PH) OBP: 0.332, SLG: 0.352 OBP: 0.356, SLG: 0.417	1-0 8-4 HBP		0-0 F9			1-0 4-3 1B HBP	0-0 1-H 2-H 1B		0-3 K	1 0 0 0 0 0 1 2 0 1 2 0 1 0		
Johnny Callison, L (1, 9) OBP: 0.335, SLG: 0.534	0-0 8-4 1-2f 2-3			0-0 G1		0-0 1-2 4-3 1B	0-0 4-3		0-0 F8	5 0 1 0 0 0 3		
Dick Allen, R (1, 5) OBP: 0.404, SLG: 0.568	0-0 L4			0-0 BB 1B		0-0 L8		4-0 WP BB BB		3 0 1 0 1 0 3		
Wes Covington, L (1, 7) Alex Johnson, R (8, PH) OBP: 0.262, SLG: 0.456 OBP: 0.349, SLG: 0.462		0-3 K		0-0 F9		0-0 4-3		0-0 P3		3 0 0 0 0 1 3 1 0 0 0 0 0 1		
Frank Thomas, R (1, 3) OBP: 0.288, SLG: 0.296		0-0 1-3		4-0 1-2 BB		0-0 P5		0-0 L6		3 0 0 0 1 0 3		
Clay Dalrymple, L (1, 2) Gus Triandos, R (8, PH) OBP: 0.271, SLG: 0.310 OBP: 0.253, SLG: 0.203		0-0 F2		0-0 P4			0-0 FC4-6 1B	4-0 WP BB		3 0 1 0 0 0 2 0 0 0 0 1 0 0		
Bobby Wine, R (1, 6) Cookie Rojas, R (5, PH) OBP: 0.270, SLG: 0.228 OBP: 0.382, SLG: 0.404			0-0 1B		0-0 4-3		0-0 WP 1B 1-2f 1B	4-0 1-2 2-3 BB		1 0 1 0 0 0 0 2 1 0 0 1 0 1		
Chris Short, R (1, 1) John Hermslein, L (5, PH) Ed Roebuck, R (5, 1) John Briggs, L (7, PH) Jack Baldschun, R (7, 1) Ruben Amaro, R (8, PH) Gary Wagner, R (8, 1)		0-0 2-3		0-3 K			0-0 F8	0-0 F9		1 0 0 0 0 0 0 1 0 0 0 0 1 0 0 0 0 0 0 0 0 1 0 0 0 0 0 1 0 0 0 0 0 0 0 1 0 0 0 0 0 3 0 0 0 0 0 0 0		
Inning Stats	R: 0 H: 1 E: 0 LOB: 1 K: 0 BB: 0 S: 3 P: 4	R: 0 H: 0 E: 0 LOB: 0 K: 1 BB: 0 S: 5 P: 5	R: 0 H: 2 E: 0 LOB: 1 K: 0 BB: 0 S: 4 P: 4	R: 0 H: 1 E: 0 LOB: 2 K: 0 BB: 1 S: 4 P: 8	R: 0 H: 0 E: 0 LOB: 0 K: 1 BB: 0 S: 5 P: 5	R: 0 H: 1 E: 0 LOB: 2 K: 0 BB: 0 S: 4 P: 5	R: 2 H: 3 E: 0 LOB: 1 K: 0 BB: 0 S: 6 P: 6	R: 0 H: 0 E: 0 LOB: 3 K: 0 BB: 3 S: 3 P: 15	R: 0 H: 0 E: 0 LOB: 0 K: 1 BB: 0 S: 5 P: 5	1B: 7 SF: 0 2B: 2 SAC: 0 3B: 0 DP: 1 HR: 0 HBP: 2	WP: 2 PA: 39 PB: 0 SB: 0 CS: 0	
PITCHER	IP WLS BF H R ER SO BB IBB HBP BLK WP HR S P ERA WHIP											
Don Cardwell, R (1, 1) ERA: 3.86	6.2 W 29 8 2 2 2 1 0 2 0 1 0 30 36 2.70 1.350											
Frank Carpin, L (7, 1) ERA:	1.0 5 0 0 0 0 2 0 0 0 0 0 3 11 0.00 2.000											
Al McBean, R (8, 1) ERA: 2.03	1.1 S 5 0 0 0 1 1 0 0 0 1 0 6 10 0.00 0.750											

Philadelphia Phillies @ Pittsburgh Pirates
 Forbes Field, Pittsburgh, PA
 Mon May 31 1965, 3:33 AM EDT
 Att. 16,366 - Unknown

livebaseballscorecards.com

AB	33
R	2
H	8
RBI	2
BB	4
SO	3
LOB	21



Batter	1	2	3	4	5	6	7	8	9
Bob Bailey, R (1, 7) OBP: 0.356, SLG: 0.351 Bill Virdon, L (9, 8) OBP: 0.336, SLG: 0.362	0-0 L8		4-0 1B BB	0-0 6-3		0-0 FC5		0-3 K	
Manny Mota, R (1, 8) OBP: 0.189, SLG: 0.186	0-0 1B		0-0 1B 3B 1B		0-0 6-3		0-0 5-3		
Andre Rodgers, R (1, 5) OBP: 0.369, SLG: 0.449	0-0 F8		0-0 1B 3B		0-0 F8		0-0 1B		
Donn Clendenon, R (1, 3) OBP: 0.397, SLG: 0.487	0-0 F9		0-0 1B 3B		0-3 K		0-3 K		
Bill Mazerowski, R (1, 4) OBP: 0.311, SLG: 0.473		0-0 1B	0-0 FC6-4 1B			0-0 1B 2B		0-0 E5	
Willie Stargell, L (1, 9) OBP: 0.315, SLG: 0.550		0-0 G4-6-3	0-0 F7			0-3 K		0-3 K	
Gene Alley, R (1, 6) OBP: 0.308, SLG: 0.372		0-0 5-3	0-0 FC6-4			0-3 K		0-0 FC1-4 1B	
Jim Pagliaroni, R (1, 2) OBP: 0.302, SLG: 0.375			4-0 SH1-3 1B BB	0-0 1-3		4-0 FC5 1B IBB		0-0 FC1-4 FC3-6	
Don Cardwell, R (1, 1) OBP: 0.211, SLG: 0.222 Frank Carpin, L (7, 1) Al McBean, R (8, 1) OBP: 0.250, SLG: 0.250			0-0 SH1-3	0-3 K		0-0 1B		0-0 FC3-6	

AB	R	H	RBI	BB	SO	LOB
4	1	0	0	1	1	4
0	0	0	0	0	0	0
4	1	2	1	0	0	0
4	1	2	1	0	0	1
4	1	1	2	0	2	2
4	0	3	1	0	0	1
4	0	0	0	0	2	5
4	0	1	0	0	1	2
2	1	0	0	2	0	1
2	0	1	0	0	1	0
0	0	0	0	0	0	0
1	0	0	0	0	0	1

BOTTOM

Philadelphia Phillies @ Pittsburgh Pirates
 Forbes Field, Pittsburgh, PA
 Mon May 31 1965, 3:33 AM EDT
 Att. 16,366 - Unknown

livebaseballscorecards.com

AB	33
R	5
H	10
RBI	5
BB	3
SO	7
LOB	17



1B: 8	SF: 0
2B: 1	SAC: 1
3B: 1	DP: 1
HR: 0	HBP: 0

WP: 0	PA: 37
PB: 0	
SB: 0	
CS: 0	

Inning Stats	R: 0	H: 1	E: 0	LOB: 1	K: 0	P: 4	R: 0	H: 1	E: 0	LOB: 0	K: 0	P: 3	R: 5	H: 4	E: 0	LOB: 1	K: 0	P: 7	R: 0	H: 0	E: 0	LOB: 0	K: 1	P: 5	R: 0	H: 0	E: 0	LOB: 0	K: 1	P: 5	R: 0	H: 2	E: 0	LOB: 3	K: 2	P: 9	R: 0	H: 1	E: 1	LOB: 2	K: 2	P: 9	R: 0	H: 1	E: 0	LOB: 1	K: 1	P: 6
PITCHER	IP	WLS	BF	H	R	ER	SO	BB	IBB	HBP	BLK	WP	HR	S	P	ERA	WHIP																															
Chris Short, L (1, 1) ERA: 3.77	4.0	L	19	6	5	5	1	2	0	0	0	0	0	19	27	11.25	2.000																															
Ed Roebuck, R (5, 1) ERA: 3.74	2.0		9	2	0	0	3	0	1	0	0	0	0	14	18	0.00	1.000																															
Jack Baldschun, R (7, 1) ERA: 4.02	1.0		5	1	0	0	2	0	0	0	0	0	0	9	9	0.00	1.000																															
Gary Wagner, R (8, 1) ERA: 1.85	1.0		4	1	0	0	1	0	0	0	0	0	0	6	6	0.00	1.000																															

Batter	1	2	3	4	5	6	7	8	9	AB R H RBI BB SO LOB	TOP	
Cookie Rojas, R OBP: 0.386, SLG: 0.407 (1, 4) X	0-0 FC5-6 1B		X 0-0 E3		0-3 K			X 0-0 1B		4 0 2 0 0 1 1		
Johnny Callison, L OBP: 0.328, SLG: 0.522 (1, 9) X	0-0 FC5-6 G3 BB 1-2f		X 0-0 F8		0-3 K			X 0-3 K		4 0 0 0 0 2 4		
Dick Allen, R OBP: 0.401, SLG: 0.558 (1, 5) BBB	4-0 G3 1-2 BB		S S 0-3 K		S S 0-3 K			S S 0-3 K		3 0 0 0 1 3 2		
Dick Stuart, R OBP: 0.347, SLG: 0.405 (1, 3) X	0-0 G3 1-2 2-3		S S 0-3 K		S S 0-3 K			S S 0-3 K		4 0 0 0 0 3 4		
Alex Johnson, R OBP: 0.345, SLG: 0.451 (1, 8) (2, 7) X	0-0 L8		X 0-0 G6-4-3 1B		S S 0-3 K			S S 0-3 K		4 0 1 0 0 2 2		
Frank Thomas, R OBP: 0.283, SLG: 0.291 Tony Gonzalez, L OBP: 0.313, SLG: 0.462 (1, 7) (2, 8)		X 0-0 6-3	X 0-0 G6-4-3 1-2f		X 0-0 4-3			S S 0-3 K		1 0 0 0 0 0 0 3 0 0 0 0 1 1		
Gus Triandos, R OBP: 0.241, SLG: 0.192 (1, 2)		S S 0-3 K	S S 0-3 K		X 0-0 4-3			X 0-0 5-3		4 0 0 0 0 2 0		
Ruben Amaro, R OBP: 0.312, SLG: 0.256 (1, 6)		BB 4-0 BB		X 0-0 5-3		X 0-0 1B				2 0 1 0 1 0 0		
Art Mahaffey, R OBP: 0.133, SLG: 0.133 Lew Burdette, R OBP: 0.375, SLG: 0.500 Wes Covington, L OBP: 0.260, SLG: 0.451 Bo Belinsky, L OBP: 0.287, SLG: 0.214 (1, 1) (1, 1) (7, PH) (7, 1)		S S 0-3 K		X 0-0 1B		S S 0-3 K				0 0 0 0 0 0 0 2 0 1 0 0 1 1 1 0 0 0 0 1 1 0 0 0 0 0 0 0		
Inning Stats	R: 0 H: 1 E: 0 LOB: 2 K: 0 BB: 1 S: 4 P: 8	R: 0 H: 0 E: 0 LOB: 1 K: 2 BB: 1 S: 7 P: 11	R: 0 H: 0 E: 1 LOB: 1 K: 2 BB: 0 S: 8 P: 8	R: 0 H: 1 E: 0 LOB: 0 K: 1 BB: 0 S: 5 P: 5	R: 0 H: 1 E: 0 LOB: 1 K: 2 BB: 0 S: 8 P: 8	R: 0 H: 0 E: 0 LOB: 0 K: 3 BB: 0 S: 9 P: 9	R: 0 H: 1 E: 0 LOB: 1 K: 1 BB: 0 S: 6 P: 6	R: 0 H: 1 E: 0 LOB: 1 K: 3 BB: 0 S: 10 P: 10	R: 0 H: 0 E: 0 LOB: 0 K: 2 BB: 0 S: 7 P: 7	1B: 5 SF: 0 2B: 0 SAC: 0 3B: 0 DP: 1 HR: 0 HBP: 0	WP: 0 PA: 34 PB: 0 SB: 0 CS: 0	
PITCHER Bob Veale, L ERA: 2.7 (1, 1)	IP WLS BF H R ER SO BB IBB HBP BLK WP HR S P ERA WHIP											PITCHER IP WLS BF H R ER SO BB IBB HBP BLK WP HR S P ERA WHIP
	9.0 W 34 5 0 0 16 2 0 0 0 0 0 0 64 72 0.00 0.778											

Philadelphia Phillies @ Pittsburgh Pirates
 Forbes Field, Pittsburgh, PA
 Tue Jun 01 1965, 7:05 PM EDT
 Att: 10,478 - Unknown

livebaseballscorecards.com

AB 32
 R 0
 H 5
 RBI 0
 BB 2
 SO 16
 LOB 16




Batter	1	2	3	4	5	6	7	8	9
Bob Bailey, R OBP: 0.354, SLG: 0.348 (1, 5)	0-0 PB 1B SF8 1B		0-0 5-3		0-0 L7		0-0 6-3		
Bill Virdon, L OBP: 0.340, SLG: 0.366 (1, 8)	0-0 SF8 PB 1-2 1B		0-0 6-3		0-0 1-2 1B		0-0 4-3		
Willie Stargell, L OBP: 0.313, SLG: 0.545 (1, 9)	0-0 SF8 1-3 2-H		0-0 L9		0-0 G3		0-0 1B		
Jerry Lynch, L OBP: 0.411, SLG: 0.556 (1, 7) Manny Mota, R OBP: 0.187, SLG: 0.183 (6, PR) (7, 7)	0-0 1B 3-H		0-0 P4		0-0 1B E 1B		0-3 K		
Donn Clendenon, R OBP: 0.393, SLG: 0.481 (1, 3)	0-0 G6-4-3 1-2 1B		0-0 F8		0-0 F9		0-0 1-3		
Bill Mazerowski, R OBP: 0.328, SLG: 0.483 (1, 4) Gene Alley, R OBP: 0.305, SLG: 0.369 (8, 4)	0-0 G6-4-3 1-2f		0-0 1B		0-0 E 1-2 5-3 1B		0-0 6-3		
Andre Rodgers, R OBP: 0.397, SLG: 0.472 (1, 6)		0-0 4-3		0-3 K		0-0 E6 1-3 2-H 5-3 1B		0-0 2B	
Jim Pagliaroni, R OBP: 0.300, SLG: 0.364 (1, 2)		0-0 4-3		0-0 L8		0-0 5-3 1-2 3-H		4-0 IBB	
Bob Veale, S OBP: 0.094, SLG: 0.065 (1, 1)		0-0 4-3		0-0 1B		0-3 K		0-3 K	

AB	R	H	RBI	BB	SO	LOB
4	1	1	0	0	0	1
4	1	2	0	0	0	0
3	0	1	1	0	0	2
3	0	2	1	0	0	0
1	1	0	0	0	1	1
4	0	1	0	0	0	1
3	1	2	0	0	0	2
1	0	0	0	0	0	0
4	0	2	0	0	1	1
3	0	0	1	1	0	1
4	0	1	0	0	2	4

BOTTOM

Philadelphia Phillies @ Pittsburgh Pirates
 Forbes Field, Pittsburgh, PA
 Tue Jun 01 1965, 7:05 PM EDT
 Att. 10,478 - Unknown

AB	34
R	4
H	12
RBI	3
BB	1
SO	4
LOB	13



Inning Stats	R	H	E	K	S	P	BB	IBB	HBP	BLK	WP	HR	S	P	ERA	WHIP	
R: 2 E: 0 K: 0 S: 6	H: 4 LOB: 1 BB: 0 P: 6	R: 0 E: 0 K: 0 S: 3	H: 0 LOB: 0 BB: 0 P: 3	R: 0 E: 0 K: 0 S: 3	H: 0 LOB: 0 BB: 0 P: 3	R: 0 E: 0 K: 1 S: 6	H: 1 LOB: 1 BB: 0 P: 6	R: 0 E: 0 K: 0 S: 5	H: 2 LOB: 2 BB: 0 P: 5	R: 2 E: 1 K: 1 S: 8	H: 3 LOB: 2 BB: 0 P: 8	R: 0 E: 0 K: 1 S: 6	H: 1 LOB: 1 BB: 0 P: 6	R: 0 E: 0 K: 1 S: 6	H: 1 LOB: 2 BB: 1 P: 10	1B: 11 2B: 1 3B: 0 HR: 0	SF: 1 SAC: 0 DP: 1 HBP: 0

PITCHER	IP	WLS	BF	H	R	ER	SO	BB	IBB	HBP	BLK	WP	HR	S	P	ERA	WHIP
Art Mahaffey, R ERA: 4.93 (1, 1)	0.1	L	5	4	2	2	0	0	0	0	0	0	0	5	5	54.00	12.000
Lew Burdette, R ERA: 4.5 (1, 1)	5.2		22	6	2	1	2	0	0	0	0	0	0	26	26	1.59	1.059
Bo Belinsky, L ERA: 6.49 (7, 1)	2.0		9	2	0	0	2	0	1	0	0	0	0	12	16	0.00	1.000

WP	PA	ERA	WHIP
0	36		

Batter	1	2	3	4	5	6	7	8	9	AB R H RBI BB SO LOB	TOP		
Cookie Rojas, R (1, 4) OBP: 0.379, SLG: 0.398	0-0 F8		0-0 E3 1B 3B		0-0 P6		0-0 5-3		0-0 1-2 1B	5 1 1 0 0 0 0			
Tony Gonzalez, L (1, 8) OBP: 0.317, SLG: 0.459	0-0 E6 2B WP		0-0 1-3 3B 1B		0-0 6-3		0-0 1B		0-0 4-3	5 2 2 0 0 0 2			
Johnny Callison, L (1, 9) OBP: 0.332, SLG: 0.538	0-0 WP 1-3 2B		0-0 1-H 3-H 2B 3B		0-0 F9		0-0 F7			4 1 2 2 0 0 1			
Dick Allen, R (1, 5) OBP: 0.403, SLG: 0.560	0-3 K 2-3 3-H		0-0 3-H 2B		4-0 HR BB		0-0 6-3		0-0 6-3	3 1 1 1 1 1 1			
Wes Covington, L (1, 7) OBP: 0.262, SLG: 0.479 John Herrnstein, L (6, 7) OBP: 0.167, SLG: 0.091	0-0 4-3		0-3 K		0-0 1-H HR		0-0 4-3		0-0 4-3	3 1 1 2 0 1 2 1 0 0 0 0 0 0			
Dick Stuart, R (1, 3) OBP: 0.338, SLG: 0.393 Bobby Wine, R (8, 3) OBP: 0.270, SLG: 0.228		0-0 6-3	0-3 K		0-0 F9		0-0 5-3			4 0 0 0 0 1 1 0 0 0 0 0 0 0			
Clay Dalrymple, L (1, 2) OBP: 0.270, SLG: 0.300		4-0 G6-3 BB		0-0 1-3		0-0 3-1		0-0 P4		3 0 0 0 1 0 0			
Ruben Amaro, R (1, 6) OBP: 0.299, SLG: 0.244		0-0 G6-3 1-2f		0-3 K		0-0 1-3		0-3 K		4 0 0 0 0 2 1			
Jim Bunning, R (1, 1) OBP: 0.207, SLG: 0.310			0-3 K		0-0 5-3		0-3 K		0-0 1B 1B	4 0 1 0 0 2 0			
Inning Stats	R: 1 E: 1 K: 1 S: 7 H: 1 LOB: 1 BB: 0 P: 7	R: 0 E: 0 K: 0 S: 2 H: 0 LOB: 0 BB: 1 P: 6	R: 3 E: 1 K: 3 S: 13 H: 3 LOB: 1 BB: 0 P: 13	R: 0 E: 0 K: 1 S: 5 H: 0 LOB: 0 BB: 0 P: 5	R: 0 E: 0 K: 0 S: 3 H: 0 LOB: 0 BB: 0 P: 3	R: 2 E: 0 K: 0 S: 4 H: 1 LOB: 0 BB: 1 P: 8	R: 0 E: 0 K: 1 S: 6 H: 1 LOB: 1 BB: 0 P: 6	R: 0 E: 0 K: 0 S: 3 H: 0 LOB: 0 BB: 0 P: 3	R: 0 E: 0 K: 1 S: 7 H: 2 LOB: 2 BB: 0 P: 7	1B: 4 2B: 2 3B: 1 HR: 1 SF: 0 SAC: 0 DP: 1 HBP: 0	WP: 1 PB: 0 SB: 0 CS: 0 PA: 38		
PITCHER	IP WLS BF H R ER SO BB IBB HBP BLK WP HR S P ERA WHIP											PITCHER	IP WLS BF H R ER SO BB IBB HBP BLK WP HR S P ERA WHIP
Larry Jackson, R (1, 1) ERA: 4.61	2.1 L 13 4 4 2 2 1 0 0 0 1 0 16 20 7.71 2.143												
Ted Abernathy, R (3, 1) ERA: 2.01	3.2 13 1 2 2 3 1 0 0 0 0 1 18 22 4.91 0.545												
Cal Koonce, R (7, 1) ERA: 4.14	2.0 7 1 0 0 1 0 0 0 0 0 0 9 9 0.00 0.500												
Bob Humphreys, R (9, 1) ERA: 3.0	1.0 5 2 0 0 1 0 0 0 0 0 0 7 7 0.00 2.000												

Philadelphia Phillies @ Chicago Cubs
Wrigley Field, Chicago, IL
Fri Jun 04 1965, 3:33 AM CDT
Att. 3,497 - Sunny

livebaseballscorecards.com

AB 36
R 6
H 8
RBI 5
BB 2
SO 7
LOB 8



Batter	1	2	3	4	5	6	7	8	9	AB R H RBI BB SO LOB
Jimmy Stewart, S OBP: 0.370, SLG: 0.250 (1, 8)	0-0 FC4-6 FC 1B		0-0 P4			0-0 F7		0-3 K		4 0 1 0 0 1 2
Glenn Beckert, R OBP: 0.258, SLG: 0.291 (1, 4)	0-0 FC FC4-6 1-2		0-0 P6			0-0 G4-6-3 1B			0-0 F8	4 0 1 0 0 0 1
Billy Williams, L OBP: 0.316, SLG: 0.427 (1, 7)	0-0 FC4-6 G5-4-3 1-2f 2-3				0-0 3-1	0-0 G4-6-3			0-3 K	4 0 0 0 0 1 4
Ron Santo, R OBP: 0.371, SLG: 0.516 (1, 5)	0-0 G5-4-3 1-2f				0-3 K			0-3 K	0-0 1B	4 0 1 0 0 2 2
14 Ernie Banks, R OBP: 0.356, SLG: 0.511 (1, 3)		0-0 6-3			0-3 K			0-0 6-3	0-0 P4	4 0 0 0 0 1 1
Doug Clemens, L OBP: 0.313, SLG: 0.306 (1, 9)		0-0 FC6-4 1B			0-0 4-3			0-0 F9		3 0 1 0 0 0 0
Vic Roznovsky, L OBP: 0.333, SLG: 0.443 (1, 2)		0-0 F4			0-0 E3 G6-4-3			0-0 1B		3 0 1 0 0 0 1
Roberto Pena, R OBP: 0.296, SLG: 0.299 (1, 6)		0-0 FC6-4 1-2f			0-0 G6-4-3 1-2f			0-3 K		3 0 0 0 0 1 3
Larry Jackson, R OBP: 0.252, SLG: 0.455 (3, 1) Ted Abernathy, R OBP: 0.256, SLG: 0.118 (6, PH) Ed Bailey, L OBP: 0.150, SLG: 0.083 (7, 1) Cal Koonce, R OBP: 0.143, SLG: 0.143 (8, PH) Joey Amalfitano, R OBP: 0.143, SLG: 0.143 (8, PH) Bob Humphreys, R (9, 1)			0-3 K			4-0 1B BB		0-0 F2		0 0 0 0 0 0 0 1 0 0 0 0 1 0 0 0 0 0 1 0 0 0 0 0 0 0 0 0 1 0 0 0 0 0 1 0 0 0 0 0 0 0


Inning Stats	R: 0	H: 1	E: 0	K: 0	S: 4	H: 1	LOB: 1	BB: 0	P: 4	R: 0	H: 1	E: 0	K: 0	S: 4	R: 0	H: 0	E: 0	K: 1	S: 5	R: 0	H: 0	E: 0	K: 2	S: 7	R: 0	H: 0	E: 1	K: 0	S: 3	R: 0	H: 1	E: 0	K: 0	S: 3	R: 0	H: 0	E: 0	K: 1	S: 5	R: 0	H: 1	E: 0	K: 2	S: 8	R: 0	H: 1	E: 0	K: 1	S: 6	1B: 5	2B: 0	3B: 0	HR: 0	SF: 0	SAC: 0	DP: 3	HBP: 0	WP: 0	PB: 0	SB: 0	CS: 0	PA: 32
PITCHER Jim Bunning, R ERA: 3.36 (1, 1)	IP	WLS	BF	H	R	ER	SO	BB	IBB	HBP	BLK	WP	HR	S	P	ERA	WHIP													IP	WLS	BF	H	R	ER	SO	BB	IBB	HBP	BLK	WP	HR	S	P	ERA	WHIP																
												9.0	W	32	5	0	0	7	1	0	0	0	0	0	45	49	0.00	0.667													9.0	W	32	5	0	0	7	1	0	0	0	0	0	0	0	45	49	0.00	0.667			

BOTTOM

Philadelphia Phillies @ Chicago Cubs
 Wrigley Field, Chicago, IL
 Fri Jun 04 1965, 3:33 AM CDT
 Att: 3,497 - Sunny

livebaseballscorecards.com

AB	31
R	0
H	5
RBI	0
BB	1
SO	7
LOB	15



Batter	1	2	3	4	5	6	7	8	9	AB R H RBI BB SO LOB	TOP																
Cookie Rojas, R (1, 4) OBP: 0.372, SLG: 0.393	0-0 SH3 2B 1B	0-0 FC5-4 1-2f			0-0 6-3	0-0 SF8		0-0 6-3		4 1 1 1 0 0 1																	
Johnny Callison, L (1, 9) OBP: 0.330, SLG: 0.548	0-0 SH3 1-2		0-0 HR		0-0 P4	0-0 FC1-6 1B		0-0 P6		4 1 1 1 0 0 1																	
Dick Allen, R (1, 5) OBP: 0.413, SLG: 0.567	0-0 1B 2B		0-0 6-3		4-0 1B HR BB	0-0 1B		4-0 1B BB		3 3 2 1 2 0 0																	
Dick Stuart, R (1, 3) OBP: 0.340, SLG: 0.393	0-0 1B 1B		0-0 P4		0-0 1B HR	0-0 4-3		0-0 F8		5 1 2 1 0 0 3																	
Alex Johnson, R (1, 8) OBP: 0.356, SLG: 0.494	0-0 1B		0-0 4-3		0-0 1B HR		0-0 4-3	0-0 1B		3 1 2 3 0 0 0																	
Tony Gonzalez, L (7, PH) OBP: 0.321, SLG: 0.460	1-2 G6-4-3 1B		0-0 4-3		1-2 1B HR			1-3 1B		2 0 1 0 0 0 0																	
Frank Thomas, R (1, 7) OBP: 0.286, SLG: 0.310	0-0 G6-4-3 1-2f			0-0 P6	0-0 2B		0-0 4-3	0-0 1B		3 0 1 0 0 0 2																	
John Herrnstein, L (5, PR) OBP: 0.214, SLG: 0.154				0-0 P6				1-2 1B		2 0 1 1 0 0 0																	
Gus Triandos, R (1, 2) OBP: 0.232, SLG: 0.184		0-0 P3		0-0 F3	0-0 P4		0-0 F7	0-0 F8		3 0 0 0 0 0 1																	
Jack Baldschun, R (5, 1)										0 0 0 0 0 0 0																	
Wes Covington, L (7, PH) OBP: 0.239, SLG: 0.474										1 0 0 0 0 0 0																	
Bo Belinsky, L (7, 1) OBP: 0.267, SLG: 0.214										0 0 0 0 0 0 0																	
John Griggs, L (9, PH) OBP: 0.385, SLG: 0.500										1 0 0 0 0 0 2																	
Gary Wagner, R (9, 1)										0 0 0 0 0 0 0																	
Ruben Amaro, R (1, 6) OBP: 0.307, SLG: 0.247		0-0 L9		0-0 1B	4-0 1B SF8 BB			0-0 F9		3 1 1 0 1 0 0																	
Chris Short, R (1, 1) OBP: 0.111, SLG: 0.111			0-0 1B		0-0 5-3			0-0 G3		2 0 1 0 0 0 1																	
Ray Herbert, R (5, 1) OBP: 0.412, SLG: 0.471						0-0 FC1-6 1B				0 0 0 0 0 0 0																	
Clay Dalrymple, L (5, 2) OBP: 0.275, SLG: 0.304										2 0 1 0 0 0 0																	
Inning Stats	R: 2 H: 4 E: 0 LOB: 1 K: 0 BB: 0 S: 6 P: 6	R: 0 H: 1 E: 0 LOB: 1 K: 0 BB: 0 S: 4 P: 4	R: 1 H: 1 E: 0 LOB: 0 K: 0 BB: 0 S: 4 P: 4	R: 0 H: 1 E: 0 LOB: 1 K: 0 BB: 0 S: 4 P: 4	R: 3 H: 3 E: 0 LOB: 1 K: 0 BB: 1 S: 6 P: 10	R: 1 H: 2 E: 0 LOB: 2 K: 0 BB: 1 S: 5 P: 9	R: 0 H: 0 E: 0 LOB: 0 K: 0 BB: 0 S: 3 P: 3	R: 0 H: 0 E: 0 LOB: 0 K: 0 BB: 0 S: 3 P: 3	R: 1 H: 2 E: 0 LOB: 2 K: 0 BB: 1 S: 5 P: 9	1B: 10 SF: 1 2B: 2 SAC: 1 3B: 0 DP: 1 HR: 2 HBP: 0	WP: 0 PA: 43 PB: 0 SB: 0 CS: 0																
PITCHER	IP WLS BF H R ER SO BB IBB HBP BLK WP HR S P ERA WHIP											PITCHER	IP WLS BF H R ER SO BB IBB HBP BLK WP HR S P ERA WHIP														
Dick Ellsworth, L (1, 1) ERA: 3.56	4.2		24	10	6	6	0	1	0	0	0	0	2	23	27	11.57	2.357										
Ted Abernathy, R (5, 1) ERA: 2.22	4.0		18	4	2	2	0	2	0	0	0	0	0	16	24	4.50	1.500										
Lindy McDaniel, R (9, 1) ERA: 1.66	0.1	W	1	0	0	0	0	0	0	0	0	0	0	1	1	0.00	0.000										

Philadelphia Phillies @ Chicago Cubs
Wrigley Field, Chicago, IL
Sat Jun 05 1965, 3:33 AM CDT
Att. 6,049 - Cloudy

livebaseballscorecards.com

AB	38
R	8
H	14
RBI	8
BB	3
SO	0
LOB	11



BOTTOM

Philadelphia Phillies @ Chicago Cubs
Wrigley Field, Chicago, IL
Sat Jun 05 1965, 3:33 AM CDT
Att. 6,049 - Cloudy

livebaseballscorecards.com

AB 38
R 9
H 15
RBI 7
BB 7
SO 7
LOB 21



WP: 2 PA: 47
PB: 0
SB: 1
CS: 0

AB R H RBI BB SO LOB

4	1	2	0	2	1	3
3	1	1	1	0	0	2
2	1	1	0	0	0	2
1	0	1	1	0	0	0
5	1	3	1	0	1	1
4	1	1	2	0	0	2
3	1	2	1	2	0	1
4	0	0	0	1	0	4
2	0	1	0	0	1	3
3	1	2	0	0	1	0
0	1	0	0	0	0	0
2	0	0	0	0	1	2
2	1	1	1	1	0	1
2	0	0	0	0	1	0
1	0	0	0	0	0	0
0	0	0	0	1	0	0

Batter	1	2	3	4	5	6	7	8	9
Harvey Kuenn, R (1, 7) OBP: 0.353, SLG: 0.243	0-0 FC5-4 1B	0-0 WP 1B		4-0 G6-4-3 BB	0-0 F9		4-0 BB		0-3 K
Glenn Beckert, R (1, 4) OBP: 0.259, SLG: 0.291	0-0 FC5-4 2B	0-0		0-0 G6-4-3		0-0 1B SF9	0-0 F7		0-0 1B
Joey Amalfitano, R (6, 4) OBP: 0.188, SLG: 0.188	1-2f 2B	2-H 1B		1-2f					1-2 3-H 1B
George Altman, L (9, PH) OBP: 0.380, SLG: 0.511									
Billy Williams, L (1, 8) OBP: 0.323, SLG: 0.441	0-0 BB 1-H 2B	0-0 5-3			0-0 3B 2B	0-0 14 FC4-6 1B		0-3 K G5-4-3	
Ron Santo, R (1, 5) OBP: 0.367, SLG: 0.521	0-0 F7		0-0 L8		0-0 14 1B 3B	0-0 SF9		0-0 G5-4-3	
14 Ernie Banks, R (1, 3) OBP: 0.367, SLG: 0.519	4-0 BB IBB		4-0 FC5-4 BB		0-0 1B 2B 1B	0-0 FC4-6		0-0 2B	
Doug Clemens, L (1, 9) OBP: 0.310, SLG: 0.297	4-0 1-2 2-3 BB		0-0 FC5-4 1B		0-0 F8	0-0 4-3		0-0 4-3	
Chris Krug, R (1, 2) OBP: 0.250, SLG: 0.273	0-3 K		0-0 1B		0-0 2B E 1B				0-0 3-1 1B 2B
Ed Bailey, L (5, PH) OBP: 0.283, SLG: 0.189			1-2 1B						
Larry Jackson, R (9, PR) OBP: 0.292, SLG: 0.455									
Roberto Pena, R (1, 6) OBP: 0.293, SLG: 0.296		0-3 K	0-0 6-3		0-0 E8 E 2B		4-0 SH1-4 BB		0-0 3-1
Jimmy Stewart, S (5, PH) OBP: 0.388, SLG: 0.289					1-H 3-H				2-3
Dick Ellsworth, L (1, 1) OBP: 0.130, SLG: 0.130		0-3 K		0-0 1-3	0-3 K		0-0 SH1-4		4-0 1B IBB
Ted Abernathy, R (5, 1)									
Lindy McDaniel, R (9, 1)									
Don Landrum, L (9, PH) OBP: 0.326, SLG: 0.400					2-H				

Inning Stats	R: 1	H: 2	E: 0	K: 1	S: 7	LOB: 3	BB: 2	P: 15	R: 1	H: 2	E: 0	K: 2	S: 9	LOB: 1	BB: 0	P: 9	R: 0	H: 1	E: 0	K: 0	S: 4	LOB: 2	BB: 1	P: 8	R: 0	H: 0	E: 0	K: 0	S: 2	LOB: 0	BB: 1	P: 6	R: 5	H: 5	E: 2	K: 1	S: 10	LOB: 0	BB: 0	P: 10	R: 1	H: 2	E: 0	K: 0	S: 5	LOB: 1	BB: 0	P: 5	R: 0	H: 0	E: 0	K: 1	S: 5	LOB: 2	BB: 2	P: 13	R: 0	H: 1	E: 0	K: 1	S: 6	LOB: 1	BB: 0	P: 6	R: 1	H: 2	E: 0	K: 1	S: 6	LOB: 2	BB: 1	P: 10	1B: 8	2B: 6	3B: 1	HR: 0	SF: 1	SAC: 1	DP: 2	HBP: 0	WP: 2	PA: 47
--------------	------	------	------	------	------	--------	-------	-------	------	------	------	------	------	--------	-------	------	------	------	------	------	------	--------	-------	------	------	------	------	------	------	--------	-------	------	------	------	------	------	-------	--------	-------	-------	------	------	------	------	------	--------	-------	------	------	------	------	------	------	--------	-------	-------	------	------	------	------	------	--------	-------	------	------	------	------	------	------	--------	-------	-------	-------	-------	-------	-------	-------	--------	-------	--------	-------	--------

PITCHER	IP	WLS	BF	H	R	ER	SO	BB	IBB	HBP	BLK	WP	HR	S	P	ERA	WHIP
Chris Short, L (1, 1) ERA: 4.04	4.0		22	7	4	4	3	3	1	0	0	1	0	24	40	9.00	2.500
Ray Herbert, R (5, 1) ERA: 3.42	0.1		4	3	2	1	0	0	0	0	0	0	0	4	4	27.00	9.000
Jack Baldschun, R (5, 1) ERA: 4.09	1.2		7	2	2	1	1	0	0	0	0	0	0	9	9	5.40	1.200
Bo Belinsky, L (7, 1) ERA: 6.2	2.0		9	1	0	0	2	2	0	0	0	1	0	11	19	0.00	1.500
Gary Wagner, R (9, 1) ERA: 2.16	0.2	L	5	2	1	1	1	0	1	0	0	0	0	6	10	13.50	3.000

PITCHER	IP	WLS	BF	H	R	ER	SO	BB	IBB	HBP	BLK	WP	HR	S	P	ERA	WHIP
Chris Short, L (1, 1) ERA: 4.04	4.0		22	7	4	4	3	3	1	0	0	1	0	24	40	9.00	2.500
Ray Herbert, R (5, 1) ERA: 3.42	0.1		4	3	2	1	0	0	0	0	0	0	0	4	4	27.00	9.000
Jack Baldschun, R (5, 1) ERA: 4.09	1.2		7	2	2	1	1	0	0	0	0	0	0	9	9	5.40	1.200
Bo Belinsky, L (7, 1) ERA: 6.2	2.0		9	1	0	0	2	2	0	0	0	1	0	11	19	0.00	1.500
Gary Wagner, R (9, 1) ERA: 2.16	0.2	L	5	2	1	1	1	0	1	0	0	0	0	6	10	13.50	3.000

Batter	1	2	3	4	5	6	7	8	9	AB R H RBI BB SO LOB	TOP											
Tony Gonzalez, L (1, 8) OBP: 0.342, SLG: 0.476	0-0 G3		0-0 1B		0-0 1B		0-0 1B		0-0 1B	5 0 4 2 0 0 0												
Dick Allen, R (1, 5) OBP: 0.412, SLG: 0.560	0-0 5-3		0-0 P4		0-0 1B		0-0 P4		0-0 BB	4 0 1 0 1 0 2												
Johnny Callison, L (1, 9) OBP: 0.327, SLG: 0.536	0-0 2-3			4-0 BB	0-0 6-3		0-0 F2		0-0 4-3	4 0 0 0 1 0 6												
Wes Covington, L (1, 7) OBP: 0.250, SLG: 0.455 John Herrnstein, L (8, 7) OBP: 0.214, SLG: 0.154		0-0 F3		0-0 FC4-6 BB		0-3 K		0-0 P6		4 0 0 0 0 1 1 0 0 0 0 0 0 0												
Dick Stuart, R (1, 3) OBP: 0.337, SLG: 0.389 Bobby Wine, R (8, 3) OBP: 0.270, SLG: 0.228		0-0 5-3		0-0 F2		0-0 FC4-6 1B		0-0 5-3		4 0 1 0 0 0 1 0 0 0 0 0 0 0												
Clay Dalrymple, L (1, 2) OBP: 0.263, SLG: 0.298		0-0 P6		4-0 BB		0-0 FC4-6 FC6-4		4-0 CS BB		2 0 0 0 2 0 1												
Cookie Rojas, R (1, 4) OBP: 0.369, SLG: 0.397			0-0 F9 1B 2B		0-0 L8		0-0 FC6-4		0-0 CS BB	4 1 1 0 0 0 3	AB 33 R 2 H 8 RBI 2 BB 5 SO 3 LOB 16											
Ruben Amaro, R (1, 6) OBP: 0.305, SLG: 0.247			0-0 F9		0-0 F8		0-0 SH1-4 1B		0-0 1-3	4 1 1 0 0 0 1												
Ray Culp, R (1, 1)			0-3 K		0-3 K		0-0 SH1-4		4-0 BB 1B BB	2 0 0 0 1 2 1												
Inning Stats	R: 0 E: 0 K: 0 S: 3	H: 0 LOB: 0 BB: 0 P: 3	R: 0 E: 0 K: 1 S: 3	H: 0 LOB: 0 BB: 0 P: 3	R: 1 E: 0 K: 1 S: 7	H: 2 LOB: 1 BB: 0 P: 7	R: 0 E: 0 K: 0 S: 3	H: 0 LOB: 2 BB: 2 P: 11	R: 0 E: 1 K: 1 S: 7	H: 2 LOB: 2 BB: 0 P: 7	R: 0 E: 0 K: 1 S: 6	H: 1 LOB: 1 BB: 0 P: 6	R: 1 E: 0 K: 0 S: 5	H: 2 LOB: 1 BB: 0 P: 5	R: 0 E: 0 K: 0 S: 2	H: 0 LOB: 0 BB: 1 P: 6	R: 0 E: 0 K: 0 S: 4	H: 1 LOB: 3 BB: 2 P: 12	1B: 7 2B: 1 3B: 0 HR: 0	SF: 0 SAC: 1 DP: 0 HBP: 0	WP: 0 PB: 0 SB: 0 CS: 1	PA: 40
PITCHER	IP WLS BF H R ER SO BB IBB HBP BLK WP HR S P ERA WHIP																					
Bob Buhl, R (1, 1) ERA: 3.1	7.0 L 30 7 2 2 3 2 0 0 0 0 0 0 34 42 2.57 1.286																					
Lindy McDaniel, R (8, 1) ERA: 1.6	1.2 8 1 0 0 0 3 0 0 0 0 0 0 5 17 0.00 2.400																					
Bob Hendley, L (9, 1) ERA: 12.33	0.1 1 0 0 0 0 0 0 0 0 0 0 0 1 1 0.00 0.000																					

Philadelphia Phillies @ Chicago Cubs
Wrigley Field, Chicago, IL
Sun Jun 06 1965, 3:33 AM CDT
Cloudy

livebaseballscorecards.com



Batter	1	2	3	4	5	6	7	8	9	AB R H RBI BB SO LOB
Harvey Kuenn, R (1, 7) OBP: 0.356, SLG: 0.233	0-0 4-3		0-0 F7	0-0 CS	0-0 1-3		4-0 BB		4-0 BB	3 0 0 0 2 0 0
Jimmy Stewart, S (1, 6) OBP: 0.370, SLG: 0.302	0-0 E 2B		0-0 F8		0-0 4-3		0-0 G3		0-0 F9	5 0 1 0 0 0 4
Billy Williams, L (1, 8) OBP: 0.326, SLG: 0.462	0-0 P6		0-0 HR		0-0 2B			0-0 F7		4 1 2 1 0 0 1
Ron Santo, R (1, 5) OBP: 0.365, SLG: 0.513	0-0 E6 14 BB		4-0 14 BB		0-0 5-3		0-3 K			3 0 0 0 1 1 2
14 Ernie Banks, R (1, 3) OBP: 0.369, SLG: 0.513	4-0 1-2 BB		4-0 FC4-6 BB		0-0 1-3		0-0 G3			2 0 0 0 2 0 0
Doug Clemens, L (1, 9) OBP: 0.308, SLG: 0.296	0-0 P6		0-0 FC4-6		0-0 L9			0-0 BB 1B		4 0 1 0 0 0 5
Joey Amalfitano, R (1, 4) OBP: 0.250, SLG: 0.211		0-0 L7		4-0 CS BB		0-0 F8		0-0 BB 1B		3 0 1 0 1 0 0
Chris Krug, R (1, 2) OBP: 0.214, SLG: 0.231		0-3 K		0-0 L7			0-0 P4		0-0 F7	2 0 0 0 0 1 1
Ed Bailey, L (7, PH) OBP: 0.271, SLG: 0.179										2 0 0 0 0 0 2
Bob Buhl, R (1, 1) OBP: 0.103, SLG: 0.037		0-0 F2		0-0 F6			0-0 G3		0-3 K	2 0 0 0 0 0 1
Don Landrum, L (7, PH) OBP: 0.323, SLG: 0.395										1 0 0 0 0 0 0
Lindy McDaniel, R (8, 1)										0 0 0 0 0 0 0
Bob Hendley, R (9, 1)										0 0 0 0 0 0 0
George Altman, L (9, PH) OBP: 0.376, SLG: 0.506										1 0 0 0 0 1 2

BOTTOM

Philadelphia Phillies @ Chicago Cubs
 Wrigley Field, Chicago, IL
 Sun Jun 06 1965, 3:33 AM CDT
 Cloudy

livebaseballscorecards.com

AB	32
R	1
H	5
RBI	1
BB	6
SO	3
LOB	18



Inning Stats	R: 0	H: 1	E: 1	K: 0	S: 5	LOB: 3	BB: 1	P: 9	R: 0	H: 0	E: 0	K: 1	S: 5	LOB: 0	BB: 0	P: 5	R: 0	H: 1	E: 0	K: 0	S: 4	LOB: 0	BB: 1	P: 6	R: 0	H: 1	E: 0	K: 0	S: 4	LOB: 1	BB: 0	P: 4	R: 0	H: 0	E: 0	K: 0	S: 3	LOB: 0	BB: 0	P: 3	R: 0	H: 0	E: 0	K: 0	S: 3	LOB: 1	BB: 1	P: 7	R: 0	H: 0	E: 0	K: 1	S: 5	LOB: 0	BB: 0	P: 5	R: 0	H: 2	E: 0	K: 1	S: 7	LOB: 3	BB: 1	P: 11	1B: 2	2B: 2	3B: 0	HR: 1	SF: 0	SAC: 0	DP: 0	HBP: 0	WP: 0	PA: 39
PITCHER Ray Culp, R (1, 1) ERA: 3.03	IP	WLS	BF	H	R	ER	SO	BB	IBB	HBP	BLK	WP	HR	S	P	ERA	WHIP																																																									
	9.0	W	38	5	1	1	3	6	0	0	0	0	1	38	62	1.00	1.222																																																									
																			PITCHER	IP	WLS	BF	H	R	ER	SO	BB	IBB	HBP	BLK	WP	HR	S	P	ERA	WHIP																																						

Batter	1	2	3	4	5	6	7	8	9	AB R H RBI BB SO LOB	TOP											
Tony Gonzalez, L (1, 8) OBP: 0.328, SLG: 0.455	0-3 K	0-0 P5		0-0 FC4-6 BB 1-2f		0-0 F7		0-3 K		5 0 0 0 0 2 1												
Dick Allen, R (1, 5) OBP: 0.417, SLG: 0.557	0-0 F9	0-3 K2-3		4-0 FC4-6 BB 1-2		4-0 1B BB			0-0 HR 1B	3 1 1 0 2 1 0												
Johnny Callison, L (1, 9) OBP: 0.338, SLG: 0.589	0-0 HR		0-0 HR	0-0 FC4-6 BB 1-2f 2-3		0-0 1B			0-0 HR	5 3 4 4 0 0 2												
Wes Covington, L (1, 7) OBP: 0.263, SLG: 0.465 Alex Johnson, R (4, PH) OBP: 0.344, SLG: 0.477	0-0 2B 1B		0-0 1B SF7 1B	0-0 6-3		0-0 F9			0-0 F3	2 2 2 0 0 0 0 3 0 0 0 0 0 4												
Dick Stuart, R (1, 3) OBP: 0.345, SLG: 0.419 Bobby Wine, R (9, PR) OBP: 0.270, SLG: 0.228	0-0 1B HR 2B		0-0 L9		0-0 HR				4-0 1B 5-3 BB	4 2 2 1 1 0 1 0 0 0 0 0 0 0												
Clay Dalrymple, L (1, 2) OBP: 0.288, SLG: 0.303	0-0 HR 1B		0-0 1B		0-0 F8				0-0 5-3	5 1 2 1 0 0 1												
Cookie Rojas, R (1, 4) OBP: 0.370, SLG: 0.423	0-0 HR		0-0 SF7		0-0 F9				0-0 L7	4 1 2 4 0 0 0												
Ruben Amaro, R (1, 6) OBP: 0.291, SLG: 0.234	0-0 5-3		0-0 P3		0-0 5-3				0-0 F7	5 0 0 0 0 0 3												
Art Mahaffey, R (1, 1) OBP: 0.125, SLG: 0.125 Jack Baldschun, R (3, 1) Bo Belinsky, L (3, 1) OBP: 0.313, SLG: 0.267 Gary Wagner, R (4, 1) Ed Roebuck, R (9, 1)		0-0 P6		0-0 FC4-6 1B		0-0 5-3		0-3 K		1 0 0 0 0 0 0 0 0 0 0 0 0 0 1 0 1 0 0 0 0 2 0 0 0 0 1 0 0 0 0 0 0 0 0												
Inning Stats	R: 5 E: 0 K: 1 S: 10	H: 5 LOB: 0 BB: 0 P: 10	R: 0 E: 0 K: 1 S: 5	H: 0 LOB: 0 BB: 0 P: 5	R: 2 E: 0 K: 0 S: 6	H: 3 LOB: 1 BB: 0 P: 6	R: 0 E: 0 K: 0 S: 4	H: 1 LOB: 2 BB: 1 P: 8	R: 1 E: 0 K: 0 S: 4	H: 1 LOB: 0 BB: 0 P: 4	R: 0 E: 0 K: 0 S: 4	H: 1 LOB: 2 BB: 1 P: 8	R: 0 E: 0 K: 0 S: 3	H: 0 LOB: 0 BB: 0 P: 3	R: 0 E: 0 K: 2 S: 7	H: 0 LOB: 0 BB: 0 P: 7	R: 2 E: 0 K: 0 S: 6	H: 3 LOB: 2 BB: 1 P: 10	1B: 8 2B: 1 3B: 0 HR: 5	SF: 1 SAC: 0 DP: 0 HBP: 0	WP: 0 PB: 0 SB: 0 CS: 0	PA: 44
PITCHER	IP WLS BF H R ER SO BB IBB HBP BLK WP HR S P ERA WHIP																					
Larry Jackson, R (1, 1) ERA: 5.33	2.1 L 15 8 7 7 2 0 0 0 0 0 0 3 19 19 27.00 3.429																					
Bob Humphreys, R (3, 1) ERA: 2.81	1.0 5 1 0 0 0 1 0 0 0 0 0 0 4 8 0.00 2.000																					
Bob Hendley, L (4, 1) ERA: 11.81	0.2 2 0 0 0 0 0 0 0 0 0 0 0 2 2 0.00 0.000																					
Lindy McDaniel, R (5, 1) ERA: 1.72	2.0 9 2 1 1 0 1 0 0 0 0 0 1 8 12 4.50 1.500																					
Ernie Broglio, R (7, 1) ERA: 5.16	3.0 13 3 2 2 2 1 0 0 0 0 0 1 16 20 6.00 1.333																					

Philadelphia Phillies @ Chicago Cubs
Wrigley Field, Chicago, IL
Sun Jun 06 1965, 3:38 AM CDT
Att: 16,845 - Cloudy

livebaseballscorecards.com

AB	40
R	10
H	14
RBI	10
BB	3
SO	4
LOB	12



Batter	1	2	3	4	5	6	7	8	9	AB	R	H	RBI	BB	SO	LOB
Don Landrum, L OBP: 0.317, SLG: 0.396 (1, 8)	0-0 4-3	0-3 K		0-3 K		0-3 K			0-0 1-3 HR	5	1	1	0	0	3	1
Jimmy Stewart, S OBP: 0.390, SLG: 0.319 (1, 6)	0-0 2B 1B		4-0 1B BB	0-0 F7			0-0 14 CS BB 1B		0-0 4-3	4	2	2	1	1	0	2
Billy Williams, L OBP: 0.327, SLG: 0.472 (1, 7)	0-0 F9		4-0 1B 14 G5-4-3 BB		0-3 K		0-0 P6		0-0 3-H HR	4	2	1	2	1	1	2
Ron Santo, R OBP: 0.374, SLG: 0.538 (1, 5)	0-0 1-3 1B 2B		0-0 14 G5-4-3 1B	1-3 2-H	0-0 HR		4-0 1-2 BB		0-0 E6 14 L6-3	4	2	3	2	1	0	0
14 Ernie Banks, R OBP: 0.370, SLG: 0.508 (1, 3)	4-0 1B BB		0-0 G5-4-3	1-2f	0-0 1B		0-0 2-3 K		0-0 L6-3	4	0	1	0	1	1	4
Doug Clemens, L OBP: 0.313, SLG: 0.321 (1, 9)	0-0 1-3 2-H 3-H 1B		0-0 HR		0-0 F7		0-0 F7		0-3 K	4	1	2	3	0	1	1
Ed Bailey, L OBP: 0.250, SLG: 0.163 (1, 2)	0-0 F7		0-3 K		0-0 F7			0-3 K		4	0	0	0	0	2	3
Joey Amalfitano, R OBP: 0.250, SLG: 0.182 (1, 4)		0-0 F9		4-0 BB		0-0 P4		0-0 F7		3	0	0	0	1	0	0
Larry Jackson, R OBP: 0.280, SLG: 0.235 (3, 1)		0-0 5-3		0-0 L7		0-3 K			0-0 2B 4-3 1B	1	0	0	0	0	0	0
Bob Humphreys, R (4, 1)										0	0	0	0	0	0	0
George Altman, L (4, PH)										0	0	0	0	0	0	0
Lindy McDaniel, R (5, 1)										1	0	0	0	0	0	1
Harvey Kuenn, R (6, PH)										0	0	0	0	0	0	0
Ernie Broglio, R (7, 1)										1	0	0	0	0	1	0
Harry Bright, R (9, PH)										0	0	0	0	0	0	0
										1	1	1	0	0	0	0

Inning Stats	R: 2	H: 3	E: 0	LOB: 2	K: 0	S: 6	P: 10	R: 0	H: 0	E: 0	LOB: 0	K: 1	S: 5	P: 5	R: 3	H: 2	E: 0	LOB: 0	K: 1	S: 6	P: 14	R: 0	H: 0	E: 0	LOB: 1	K: 1	S: 5	P: 9	R: 1	H: 2	E: 0	LOB: 1	K: 1	S: 7	P: 7	R: 0	H: 0	E: 0	LOB: 0	K: 2	S: 7	P: 7	R: 0	H: 1	E: 0	LOB: 2	K: 1	S: 5	P: 9	R: 0	H: 0	E: 0	LOB: 0	K: 2	S: 7	P: 7	R: 3	H: 3	E: 1	LOB: 0	K: 0	S: 6	P: 6	1B: 6	SF: 0	2B: 4	SAC: 0	3B: 0	DP: 3	HR: 3	HBP: 0	WP: 0	PA: 41
--------------	------	------	------	--------	------	------	-------	------	------	------	--------	------	------	------	------	------	------	--------	------	------	-------	------	------	------	--------	------	------	------	------	------	------	--------	------	------	------	------	------	------	--------	------	------	------	------	------	------	--------	------	------	------	------	------	------	--------	------	------	------	------	------	------	--------	------	------	------	-------	-------	-------	--------	-------	-------	-------	--------	-------	--------

PITCHER	IP	WLS	BF	H	R	ER	SO	BB	IBB	HBP	BLK	WP	HR	S	P	ERA	WHIP
Art Mahaffey, R (1, 1) ERA: 5.58	2.0		13	4	5	5	1	3	0	0	0	0	0	12	24	22.50	3.500
Jack Baldschun, R (3, 1) ERA: 4.28	0.2		2	1	0	0	0	0	0	0	0	0	1	2	2	0.00	1.500
Bo Belinsky, L (3, 1) ERA: 6.15	0.1		1	0	0	0	1	0	0	0	0	0	0	3	3	0.00	0.000
Gary Wagner, R (4, 1) ERA: 2.97	5.1	W	23	6	4	4	7	2	0	0	0	0	2	35	43	6.75	1.500
Ed Roebuck, R (9, 1) ERA: 3.63	0.2	S	2	0	0	0	0	0	0	0	0	0	0	2	2	0.00	0.000


BOTTOM

Philadelphia Phillies @ Chicago Cubs
Wrigley Field, Chicago, IL
Sun Jun 06 1965, 3:38 AM CDT
Att. 16,845 - Cloudy

livebaseballscores.com

AB	36
R	9
H	11
RBI	8
BB	5
SO	9
LOB	14



Batter	1	2	3	4	5	6	7	8	9	AB R H RBI BB SO LOB	TOP		
Maury Wills, S OBP: 0.336, SLG: 0.325 (1, 6) X	0-0 B1-3		0-0 2B 1B	0-0 SH 1B	4-0 BB		0-0 F4		0-0 SH2-3	3 2 1 1 1 0 1			
Jim Gilliam, S OBP: 0.485, SLG: 0.654 (1, 5) B B B John Kennedy, R OBP: 0.274, SLG: 0.273 (4, 5) B B	4-0 1B BB		0-0 4-3	1-0 1B HBP	0-0 G6-3		0-0 4-3		0-3 K	1 2 0 0 1 0 1 3 0 0 0 0 1 4			
Willie Davis, L OBP: 0.268, SLG: 0.366 (1, 8) X	0-0 4-3		0-0 F8 2B	0-0 G3		0-0 F4		0-0 2-3 WP 1B	0-0 4-3	6 1 2 1 0 0 4			
Ron Fairly, L OBP: 0.379, SLG: 0.455 (1, 3) X	0-0 HR 1B		0-0 F8	0-0 1B 2B 1B		0-0 F9		0-0 2-3		5 2 2 3 0 0 2			
Lou Johnson, R OBP: 0.394, SLG: 0.550 (1, 7) X	0-0 HR		0-0 F9	0-0 2B 1B		0-3 K		0-0 2B		5 2 3 3 0 1 1			
Wally Moon, L OBP: 0.453, SLG: 0.455 (1, 9) X Willie Crawford, L (8, PR) (8, 9)	0-0 4-3			0-0 1B			0-0 3-1	4-0 BB		4 1 2 2 1 0 0 0 0 0 0 0 0 0			
John Roseboro, L OBP: 0.299, SLG: 0.299 (1, 2) Hector Valle, R OBP: 0.200, SLG: 0.200 (7, 2)		0-0 4-3		0-0 1B			0-0 BB 2B 1B	0-3 K		4 2 2 0 0 0 1 1 0 0 0 0 1 2	AB 40 R 14 H 16 RBI 14 BB 4 SO 4 LOB 19		
Jim Lefebvre, S OBP: 0.353, SLG: 0.373 (1, 4) X		0-0 6-3		0-0 SH 3B	0-0 WP SH2-4 1B		4-0 2B BB	0-0 F6		4 2 2 2 1 0 2			
Sandy Koufax, R OBP: 0.195, SLG: 0.200 (1, 1) X		0-0 5-3		0-3 K	0-0 SH2-4		0-0 2B	0-0 SH2-3 WP 1B		4 0 2 2 0 1 1			
Inning Stats	R: 3 H: 2 E: 0 LOB: 0 K: 0 BB: 1 S: 5 P: 9	R: 0 H: 0 E: 0 LOB: 0 K: 0 BB: 0 S: 3 P: 3	R: 1 H: 2 E: 0 LOB: 1 K: 1 BB: 0 S: 5 P: 5	R: 7 H: 6 E: 1 LOB: 1 K: 1 BB: 0 S: 12 P: 13	R: 0 H: 1 E: 0 LOB: 1 K: 0 BB: 1 S: 3 P: 7	R: 0 H: 0 E: 0 LOB: 0 K: 1 BB: 0 S: 5 P: 5	R: 2 H: 2 E: 0 LOB: 1 K: 0 BB: 1 S: 5 P: 9	R: 1 H: 2 E: 0 LOB: 2 K: 1 BB: 1 S: 7 P: 11	R: 0 H: 1 E: 0 LOB: 1 K: 1 BB: 0 S: 6 P: 6	1B: 10 SF: 0 2B: 4 SAC: 3 3B: 1 DP: 1 HR: 1 HBP: 1	WP: 3 PA: 48 PB: 0 SB: 0 CS: 0		
PITCHER	IP WLS BF H R ER SO BB IBB HBP BLK WP HR S P ERA WHIP											PITCHER	IP WLS BF H R ER SO BB IBB HBP BLK WP HR S P ERA WHIP
Lew Burdette, R ERA: 6.21 (1, 1)	3.0 L 17 7 7 7 0 1 0 0 0 0 0 1 16 20 21.00 2.667												
Ed Roebuck, R ERA: 4.81 (4, 1)	2.0 12 4 4 4 1 1 0 1 0 1 0 0 12 17 18.00 2.500												
Art Mahaffey, R ERA: 5.91 (6, 1)	2.1 13 4 3 3 1 2 0 0 0 1 0 0 13 21 11.57 2.571												
Jack Baldschun, R ERA: 4.08 (8, 1)	1.2 6 1 0 0 2 0 0 0 0 1 0 0 10 10 0.00 0.600												

Los Angeles Dodgers @ Philadelphia Phillies
 Connie Mack Stadium, Philadelphia, PA
 Mon Jun 07 1965, 7:05 PM EDT
 Att. 23,345 - Unknown

livebaseballscorecards.com

Batter	1	2	3	4	5	6	7	8	9	AB	R	H	RBI	BB	SO	LOB
Cookie Rojas, R (1, 8) <small>OBP: 0.373, SLG: 0.444</small> Jack Baldschun, R (8, 1) Gus Triandos, R (9, PH) <small>OBP: 0.229, SLG: 0.182</small>	4-0 HR BB		0-0 F8		0-0 HR		0-0 F9		0-3 K	3	2	1	1	1	0	2
Johnny Callison, L (1, 9) <small>OBP: 0.338, SLG: 0.585</small> Art Mahaffey, R (6, 1) <small>OBP: 0.125, SLG: 0.125</small> John Hermstein, L (8, 8) <small>OBP: 0.250, SLG: 0.200</small>	0-3 K		0-0 1-2 1B		0-0 F7			0-0 1B	0-3 K	3	0	1	0	0	1	1
Dick Allen, R (1, 5) <small>OBP: 0.414, SLG: 0.561</small>	0-3 K		0-3 K			0-0 3B		0-3 K		4	0	1	0	0	3	4
Dick Stuart, R (1, 3) <small>OBP: 0.343, SLG: 0.434</small>	0-0 1-H HR		0-0 F4			0-3 K		0-0 F8		4	1	1	2	0	1	4
Alex Johnson, R (1, 7) <small>OBP: 0.330, SLG: 0.457</small>	0-0 6-3				0-3 K		0-3 K		0-0 F8	4	0	0	0	0	2	2
Tony Taylor, R (1, 4) <small>OBP: 0.324, SLG: 0.343</small>		0-0 P4		0-0 F9		0-3 K			0-0 4-3	4	0	0	0	0	1	1
Ruben Amaro, R (1, 6) <small>OBP: 0.298, SLG: 0.237</small>		0-0 F8		0-0 5-3			4-0 BB		0-0 1B 1B 1B	3	0	1	0	1	0	0
Clay Dalrymple, L (1, 2) <small>OBP: 0.287, SLG: 0.301</small>		0-0 3-1			0-3 K		0-3 K		0-0 1B 1B	4	0	1	0	0	2	1
Lew Burdette, R (1, 1) <small>OBP: 0.444, SLG: 0.556</small> Ed Roebuck, R (4, 1) John Briggs, L (5, PH) <small>OBP: 0.370, SLG: 0.478</small> Frank Thomas, R (6, 9) <small>OBP: 0.292, SLG: 0.317</small>			0-0 1B 1B		0-3 K		0-0 L5		0-0 1-2 2-3 1B	1	0	1	0	0	0	0
										0	0	0	0	0	0	0
										1	0	0	0	0	1	0
										2	0	1	0	0	0	1

Inning Stats	R: 2	H: 1	E: 0	K: 2	S: 8	H: 1	LOB: 0	BB: 1	P: 12	R: 0	H: 0	E: 0	K: 0	S: 3	R: 0	H: 2	E: 0	K: 1	S: 7	R: 0	H: 0	E: 0	K: 1	S: 5	R: 1	H: 1	E: 0	K: 2	S: 8	R: 0	H: 1	E: 0	K: 3	S: 10	R: 0	H: 0	E: 0	K: 1	S: 5	R: 0	H: 1	E: 0	K: 1	S: 6	R: 0	H: 3	E: 0	K: 2	S: 10	1B: 6	2B: 0	3B: 1	HR: 2	SF: 0	SAC: 0	DP: 0	HBP: 0	WP: 0	PA: 38
--------------	------	------	------	------	------	------	--------	-------	-------	------	------	------	------	------	------	------	------	------	------	------	------	------	------	------	------	------	------	------	------	------	------	------	------	-------	------	------	------	------	------	------	------	------	------	------	------	------	------	------	-------	-------	-------	-------	-------	-------	--------	-------	--------	-------	--------

PITCHER	IP	WLS	BF	H	R	ER	SO	BB	IBB	HBP	BLK	WP	HR	S	P	ERA	WHIP	PITCHER	IP	WLS	BF	H	R	ER	SO	BB	IBB	HBP	BLK	WP	HR	S	P	ERA	WHIP																				
Sandy Koufax, L (1, 1) <small>ERA: 2.31</small>	9.0	W	38	9	3	3	13	2	0	0	0	0	2	62	70	3.00	1.222																																						

Los Angeles Dodgers @ Philadelphia Phillies

Connie Mack Stadium, Philadelphia, PA

Mon Jun 07 1965, 7:05 PM EDT
Att. 23,345 - Unknown

AB	36
R	3
H	9
RBI	3
BB	2
SO	13
LOB	22



Batter	1	2	3	4	5	6	7	8	9	AB R H RBI BB SO LOB	TOP	
Maury Wills, S OBP: 0.338, SLG: 0.327 (1, 6) X	0-0 4-3 ①		0-0 CS 1B		0-0 5-3 ②			0-0 L7 ① X	0-0 1B S 1B	5 0 2 1 0 0 0	Los Angeles Dodgers @ Philadelphia Phillies Connie Mack Stadium, Philadelphia, PA Tue Jun 08 1965, 7:05 PM EDT Att. 14,975 - Unknown livebaseballscorecards.com	
Jim Gilliam, S OBP: 0.526, SLG: 0.667 (1, 5) X Ron Perranoski, L (9, 1)	0-0 3-1 ②		0-0 1B 1B		0-0 1B			4-0 E S 1B BB	0-0 3-H 1B	4 1 3 0 1 0 0 0 0 0 0 0 0 0		
Willie Davis, L OBP: 0.271, SLG: 0.367 (1, 8) X	0-0 2B 1B		0-0 1B		0-0 F8 ③			0-0 P3 ② X	0-0 P6 ③	5 0 2 0 0 0 4		
Ron Fairly, L OBP: 0.381, SLG: 0.458 (1, 3) X	0-0 1-3 2B		0-3 K ②					4-0 1B BB		3 0 1 0 1 2 2		
Wally Moon, L OBP: 0.439, SLG: 0.438 (1, 9) X	0-0 L6 ③		0-0 3-1 ③					0-0 1-2 1B		4 0 1 1 0 1 4		
John Roseboro, L OBP: 0.293, SLG: 0.292 (1, 2)					0-0 G3 ①			0-0 3-H 1B ③		4 0 0 0 0 1 2		
Lou Johnson, R OBP: 0.398, SLG: 0.548 (1, 7) X					0-3 K ②			0-3 K ①		4 1 2 0 0 2 0		
Jim Lefebvre, S OBP: 0.349, SLG: 0.367 (1, 4)					0-0 F7 ③			0-0 4-3 ②		3 0 0 0 0 1 1		
Claude Osteen, L OBP: 0.083, SLG: 0.083 (1, 1) Dick Tracewski, R OBP: 0.317, SLG: 0.281 (9, PH) (9, 5)					0-3 K ③			0-3 K ③		3 0 0 0 0 3 1 1 0 0 0 0 0 1		
Inning Stats	R: 0 H: 2 E: 0 LOB: 2 K: 0 BB: 0 S: 5 P: 5	R: 0 H: 1 E: 0 LOB: 1 K: 3 BB: 0 S: 10 P: 10	R: 0 H: 3 E: 0 LOB: 2 K: 1 BB: 0 S: 7 P: 7	R: 0 H: 0 E: 0 LOB: 0 K: 1 BB: 0 S: 5 P: 5	R: 0 H: 1 E: 0 LOB: 1 K: 1 BB: 0 S: 6 P: 6	R: 0 H: 0 E: 0 LOB: 0 K: 2 BB: 0 S: 7 P: 7	R: 0 H: 0 E: 0 LOB: 0 K: 2 BB: 0 S: 7 P: 7	R: 1 H: 1 E: 0 LOB: 2 K: 0 BB: 2 S: 4 P: 12	R: 1 H: 3 E: 0 LOB: 2 K: 0 BB: 0 S: 6 P: 6	1B: 10 SF: 0 2B: 1 SAC: 1 3B: 0 DP: 0 HR: 0 HBP: 0	WP: 0 PA: 39 PB: 1 SB: 2 CS: 1	
PITCHER Jim Bunning, R ERA: 3.22 (1, 1)	IP WLS BF H R ER SO BB IBB HBP BLK WP HR S P ERA WHIP											PITCHER IP WLS BF H R ER SO BB IBB HBP BLK WP HR S P ERA WHIP



Batter	1	2	3	4	5	6	7	8	9	AB	R	H	RBI	BB	SO	LOB
Tony Taylor, R OBP: 0.316, SLG: 0.333 (1, 4)	0-3 K		0-3 K		0-0 5-3			0-0 4-3	0-0 4-3	5	0	0	0	0	2	3
Cookie Rojas, R OBP: 0.364, SLG: 0.431 (1, 8)	0-0 5-3		0-0 1-3			0-0 1-3		0-0 6-3		4	0	0	0	0	0	1
Dick Allen, R OBP: 0.415, SLG: 0.560 (1, 5)	0-0 6-3			0-0 FC4-6 1B		0-3 K		0-0 BB 1B		4	0	2	0	0	1	0
Dick Stuart, R OBP: 0.347, SLG: 0.432 (1, 3)		0-0 F9		0-0 L8		0-0 1B		4-0 1-2 BB		3	0	1	0	1	0	1
Frank Thomas, R OBP: 0.275, SLG: 0.297 (1, 9)		0-0 6-3		0-0 FC4-6 1B 1-2f		0-0 L8		0-0 F7		4	0	0	0	0	0	4
Alex Johnson, R OBP: 0.347, SLG: 0.469 (1, 7)		0-0 6-3		0-0 1-2 1B			0-0 5-3 1B		0-0 FC4-6 E 1B	4	0	3	0	0	0	0
Gus Triandos, R OBP: 0.230, SLG: 0.198 (1, 2)			0-0 4-3 1B 2B	0-0 1-3			0-0 5-3		0-0 F2	4	1	1	0	0	0	4
Ruben Amaro, R OBP: 0.288, SLG: 0.228 (1, 6)			0-0 4-3		0-0 F3		0-3 K		0-0 E5 FC4-6	4	0	0	0	0	1	3
Jim Bunning, R OBP: 0.219, SLG: 0.313 (1, 1)			0-0 2-3 1B		0-0 L4		0-0 4-3		0-0 FC4-6 1-2f 2-3	3	0	1	1	0	0	1
Johnny Callison, L OBP: 0.336, SLG: 0.582 (9, PH)			0-0 3-H 1B							1	0	0	0	0	0	2

Inning Stats	R: 0	H: 0	E: 0	K: 1	S: 5	R: 0	H: 0	E: 0	K: 0	S: 3	R: 1	H: 2	E: 0	K: 1	S: 7	R: 0	H: 2	E: 0	K: 0	S: 5	R: 0	H: 1	E: 0	K: 1	S: 6	R: 0	H: 1	E: 0	K: 1	S: 6	R: 0	H: 1	E: 0	K: 0	S: 4	R: 0	H: 1	E: 1	K: 0	S: 5	1B: 7	2B: 1	3B: 0	HR: 0	SF: 0	SAC: 0	DP: 0	HBP: 0	WP: 0	PB: 0	SB: 0	CS: 0	PA: 37
--------------	------	------	------	------	------	------	------	------	------	------	------	------	------	------	------	------	------	------	------	------	------	------	------	------	------	------	------	------	------	------	------	------	------	------	------	------	------	------	------	------	-------	-------	-------	-------	-------	--------	-------	--------	-------	-------	-------	-------	--------

PITCHER	IP	WLS	BF	H	R	ER	SO	BB	IBB	HBP	BLK	WP	HR	S	P	ERA	WHIP
Claude Osteen, L ERA: 2.73 (1, 1)	8.0	W	32	7	1	1	4	1	0	0	0	0	0	39	43	1.12	1.000
Ron Perranoski, L ERA: 3.12 (9, 1)	1.0	S	5	1	0	0	0	0	0	0	0	0	0	5	5	0.00	1.000

BOTTOM

Los Angeles Dodgers @ Philadelphia Phillies
 Connie Mack Stadium, Philadelphia, PA
 Tue Jun 08 1965, 7:05 PM EDT
 Att. 14,975 - Unknown

livebaseballscorecards.com

AB	36
R	1
H	8
RBI	1
BB	1
SO	4
LOB	19



Batter	1	2	3	4	5	6	7	8	9	AB R H RBI BB SO LOB	TOP
Maury Wills, S (1, 6) X OBP: 0.339, SLG: 0.325	0-0 F9 BBB	4-0 1B BB		0-0 G1-6-3 1-2f 2-3			0-0 S 1B 1B		0-0 F9	4 1 1 0 1 0 2	Los Angeles Dodgers @ Philadelphia Phillies Connie Mack Stadium, Philadelphia, PA Wed Jun 09 1965, 7:05 PM EDT Att: 16,241 - Unknown livebaseballscorecards.com
Jim Gilliam, S (1, 9) X OBP: 0.512, SLG: 0.629	0-0 1-3	0-0 1-3 2-H 1B		0-0 P4			0-0 FC5 1B 1B		0-0 F9	5 0 2 1 0 0 1	
Willie Davis, L (1, 8) X OBP: 0.269, SLG: 0.363	0-0 S 1B	0-3 K					0-3 K		0-0 F7	5 1 1 0 0 3 4	
Ron Fairly, L (1, 3) BBB OBP: 0.383, SLG: 0.456	4-0 1B 1-2 BB						0-0 1-2 3-H 1B			3 0 1 1 1 0 0	
Lou Johnson, R (1, 7) X OBP: 0.393, SLG: 0.537	0-0 1-3 2-H 1B						0-0 FC5 2-3f			4 0 1 1 0 0 2	
Jim Lefebvre, S (1, 4) SSS	0-3 K						0-3 K			4 0 2 0 0 2 2	
Dick Tracewski, R (1, 5) X OBP: 0.315, SLG: 0.280							0-0 F9			4 1 1 0 0 0 2	
Jeff Torborg, R (1, 2) SSS OBP: 0.298, SLG: 0.409							0-0 F9			4 0 1 0 0 2 2	
Mike Kekich, R (1, 1) Howie Reed, R (4, 1) Al Ferrara, R (7, PH) OBP: 0.255, SLG: 0.333 Bob Miller, R (7, 1) Hector Valle, R (8, PH) OBP: 0.167, SLG: 0.167 Ron Pennington, L (8, 1)							0-3 K			1 0 0 0 0 0 1 0 0 0 0 0 0 0 1 0 0 0 0 0 1 0 0 0 0 0 0 0 0 0 1 0 0 0 0 0 1 0 0 0 0 0 0 0 0	
Inning Stats	R: 1 H: 2 E: 0 LOB: 2 K: 1 BB: 1 S: 7 P: 11	R: 1 H: 2 E: 0 LOB: 2 K: 2 BB: 1 S: 9 P: 13	R: 0 H: 1 E: 0 LOB: 1 K: 0 BB: 0 S: 4 P: 4	R: 0 H: 1 E: 1 LOB: 1 K: 0 BB: 0 S: 4 P: 4	R: 0 H: 0 E: 0 LOB: 0 K: 1 BB: 0 S: 5 P: 5	R: 0 H: 0 E: 0 LOB: 0 K: 1 BB: 0 S: 5 P: 5	R: 1 H: 3 E: 0 LOB: 2 K: 2 BB: 0 S: 10 P: 10	R: 0 H: 1 E: 0 LOB: 1 K: 1 BB: 0 S: 6 P: 6	R: 0 H: 0 E: 0 LOB: 0 K: 0 BB: 0 S: 3 P: 3	1B: 10 SF: 0 2B: 0 SAC: 1 3B: 0 DP: 1 HR: 0 HBP: 0	WP: 0 PA: 39 PB: 0 SB: 2 CS: 0
PITCHER Chris Short, L (1, 1) ERA: 3.93	IP WLS BF H R ER SO BB IBB HBP BLK WP HR S P ERA WHIP										



Batter	1	2	3	4	5	6	7	8	9
Tony Taylor, R OBP: 0.313, SLG: 0.346 (1, 4)	0-3 K		0-0 HR	0-0 6-3		0-0 5-3		0-3 K	
Cookie Rojas, R OBP: 0.365, SLG: 0.426 (1, 8)	4-0 CS BB		0-3 K		0-0 FC4 1B	0-0 5-3		0-0 6-3	
Dick Allen, R OBP: 0.417, SLG: 0.554 (1, 5)	0-3 K		4-0 BB		1-0 FC4 HBP	0-0 1-3			
Dick Stuart, R OBP: 0.339, SLG: 0.421 (1, 3)	0-0 CS	0-0 F8	0-0 P3		0-0 FC4 1B		0-0 G3		
Frank Thomas, R OBP: 0.288, SLG: 0.309 (1, 9) (6, 7)		0-0 5-3		0-3 K	0-0 BB 1B		0-0 1B		
Alex Johnson, R OBP: 0.350, SLG: 0.480 (1, 7)		0-0 4-3		0-0 1B 2B	0-0 F3		0-3 K		
Johnny Callison, L OBP: 0.333, SLG: 0.576 (5, PH) (6, 9)									
Gus Triandos, R OBP: 0.253, SLG: 0.195 (1, 2)			4-0 HR BB	4-0 1B BB	4-0 1B BB		0-0 F9		
Ruben Amaro, R OBP: 0.294, SLG: 0.228 (1, 6)			4-0 HR BB	0-0 1B	0-0 K		4-0 SH3-4 BB		
Wes Covington, L OBP: 0.270, SLG: 0.471 (4, PH)			1-2 HR BB	1-3 2-H 1B	1-2 2-H 3-H 1B				
Bobby Wine, R OBP: 0.292, SLG: 0.241 (4, PR) (5, 6)			0-3 K	0-0 P4	0-3 K		0-0 SH3-4		
Chris Short, R OBP: 0.100, SLG: 0.100 (1, 1)									

AB	R	H	RBI	BB	SO	LOB
5	1	1	3	0	2	3
4	1	1	0	1	1	1
2	0	0	0	1	1	1
4	1	0	1	0	0	2
4	1	2	0	0	1	0
2	1	1	0	0	0	0
2	0	0	0	0	1	3
1	1	0	0	3	0	1
0	1	0	0	1	0	0
1	0	1	1	0	0	0
1	0	1	2	1	0	0
3	0	0	0	0	2	6

AB	R	H	RBI	BB	SO	LOB
29	7	7	7	7	8	17

Inning Stats	R: 0	H: 0	E: 0	K: 2	S: 6	LOB: 0	BB: 1	P: 10
Mike Kekich, L ERA: 10.8 (1, 1)	IP: 3.1	WLS: 1	BF: 16	H: 2	R: 4	ER: 4	SO: 5	BB: 5
Howie Reed, R ERA: 3.63 (4, 1)	IP: 2.2	WLS: 0	BF: 14	H: 4	R: 3	ER: 3	SO: 1	BB: 1
Bob Miller, R ERA: 2.87 (7, 1)	IP: 1.0	WLS: 0	BF: 4	H: 1	R: 0	ER: 0	SO: 1	BB: 0
Ron Perranoski, L ERA: 2.95 (8, 1)	IP: 1.0	WLS: 0	BF: 4	H: 0	R: 0	ER: 0	SO: 1	BB: 1

WP	HR	S	P	ERA	WHIP
0	1	2	1	10.80	2.100
0	0	14	19	10.12	1.875
0	0	6	6	0.00	1.000
0	0	5	9	0.00	1.000

Los Angeles Dodgers @ Philadelphia Phillies
Connie Mack Stadium, Philadelphia, PA
 Wed Jun 09 1965, 7:05 PM EDT
 Att. 16,241 - Unknown



Batter	1	2	3	4	5	6	7	8	9	AB R H RBI BB SO LOB	TOP	
Maury Wills, S OBP: 0.333, SLG: 0.319 (1, 6) X	0-0 F6 ①		0-3 K ③			0-0 F5 ①		0-0 B3-6 ①②		4 0 0 0 0 1 1	Los Angeles Dodgers @ Philadelphia Phillies Connie Mack Stadium, Philadelphia, PA Thu Jun 10 1965, 7:05 PM EDT Att. 19,467 - Unknown livebaseballscorecards.com	
Jim Gilliam, S OBP: 0.489, SLG: 0.590 (1, 5) X	0-0 L3 ②			0-0 4-3 ①		0-0 4-3 ②		0-0 2B 1B ②		4 0 1 0 0 0 0		
Willie Davis, L OBP: 0.274, SLG: 0.371 (1, 8) X	0-0 4-3 ③			0-0 F7 ②		0-0 1B 1B ②		0-0 1B 2B ③		4 0 2 0 0 0 0		
Ron Fairly, L OBP: 0.385, SLG: 0.462 (1, 3) X		0-0 SH1-3 2B ①		0-0 F8 ③		0-0 1B ③		0-0 F7 ①		4 0 2 0 0 0 0		
Wally Moon, L OBP: 0.417, SLG: 0.412 (1, 9) X		0-0 SH1-3 2-3 ①		0-3 K ①		0-0 4-3 ③		0-0 F8 ②		3 0 0 0 0 1 2		
Lou Johnson, R OBP: 0.380, SLG: 0.518 (1, 7) X		0-0 1-3 ②		0-0 6-3 ②			0-0 F8 ①		0-0 F9 ③			4 0 0 0 0 0 1
John Roseboro, L OBP: 0.283, SLG: 0.292 (1, 2) X		0-0 L5 ③			0-0 1B 1B ②		0-0 F9 ②					3 0 1 0 0 0 1
Jim Lefebvre, S OBP: 0.351, SLG: 0.369 (1, 4) X			0-0 1-3 ①		0-0 1B 1B ②		0-0 L6 ③					3 0 1 0 0 0 0
Johnny Podres, L OBP: 0.115, SLG: 0.115 (1, 1) X Ron Perranoski, L (6, 1) Willie Crawford, L (8, PH) Bob Miller, R (8, 1)			0-0 F7 ②		0-0 F9 ③			0-0 E6 B3-6 ③				2 0 0 0 0 0 2 0 0 0 0 0 0 0 1 0 0 0 0 0 0 0 0 0 0 0 0 0
Inning Stats	R: 0 H: 0 E: 0 LOB: 0 K: 0 BB: 0 S: 3 P: 3	R: 0 H: 1 E: 0 LOB: 1 K: 0 BB: 0 S: 4 P: 4	R: 0 H: 0 E: 0 LOB: 0 K: 1 BB: 0 S: 5 P: 5	R: 0 H: 0 E: 0 LOB: 0 K: 0 BB: 0 S: 3 P: 3	R: 0 H: 2 E: 0 LOB: 2 K: 1 BB: 0 S: 7 P: 7	R: 0 H: 2 E: 0 LOB: 2 K: 0 BB: 0 S: 5 P: 5	R: 0 H: 0 E: 0 LOB: 0 K: 0 BB: 0 S: 3 P: 3	R: 0 H: 2 E: 1 LOB: 2 K: 0 BB: 0 S: 4 P: 4	R: 0 H: 0 E: 0 LOB: 0 K: 0 BB: 0 S: 3 P: 3	1B: 5 SF: 0 2B: 3 SAC: 1 3B: 0 DP: 1 HR: 0 HBP: 0	WP: 0 PA: 33 PB: 0 SB: 0 CS: 0	
PITCHER Ray Herbert, R (1, 1) ERA: 2.92	IP WLS BF H R ER SO BB IBB HBP BLK WP HR S P ERA WHIP	9.0 W 33 7 0 0 2 0 0 0 0 0 0 0 37 37 0.00 0.778										



Batter	1	2	3	4	5	6	7	8	9	AB	R	H	RBI	BB	SO	LOB
--------	---	---	---	---	---	---	---	---	---	----	---	---	-----	----	----	-----

Tony Taylor, R OBP: 0.317, SLG: 0.350 (1, 4)	0-0 2B 1B		0-0 B3			0-0 HR 1B	0-0 4-3			4	2	2	0	0	0	1
Cookie Rojas, R OBP: 0.368, SLG: 0.434 (1, 8)	0-0 4-3 1-H 2B		0-0 1B			0-0 F9	0-0 L3			4	0	2	1	0	0	2
Dick Allen, R OBP: 0.414, SLG: 0.563 (1, 5)	0-0 4-3 2-3		0-3 K			0-0 HR		0-3 K		4	1	1	2	0	2	2
Dick Stuart, R OBP: 0.337, SLG: 0.436 (1, 3)	0-3 K			0-0 P6		0-0 HR		0-3 K		4	1	1	1	0	2	1
Frank Thomas, R OBP: 0.286, SLG: 0.306 (1, 9)	0-0 P3			0-3 K		0-0 FC6-4 1B		0-0 F7		4	0	1	0	0	1	1
Alex Johnson, R OBP: 0.340, SLG: 0.465 (1, 7)		0-0 G3		0-0 F2		0-3 K				3	0	0	0	0	1	1
Ruben Amaro, R OBP: 0.295, SLG: 0.231 (1, 6)		0-0 5-3			0-0 G4-6-3 1B	0-0 FC6-4				3	0	1	0	0	0	1
Clay Dalrymple, L OBP: 0.288, SLG: 0.302 (1, 2)		0-0 4-3			0-0 G4-6-3		0-0 SH2-4 1B			3	0	1	0	0	0	1
Ray Herbert, R OBP: 0.368, SLG: 0.421 (1, 1)			0-3 K		0-0 P5		0-0 SH2-4			2	0	0	0	0	1	0

Inning Stats	R: 1	H: 2	E: 0	K: 1	S: 7	R: 0	H: 0	E: 0	K: 0	S: 3	R: 0	H: 1	E: 0	K: 2	S: 8	R: 0	H: 0	E: 0	K: 1	S: 5	R: 0	H: 1	E: 0	K: 0	S: 3	R: 3	H: 4	E: 0	K: 1	S: 9	R: 0	H: 1	E: 0	K: 0	S: 4	R: 0	H: 0	E: 0	K: 2	S: 7	1B: 6	SF: 0	2B: 1	SAC: 1	3B: 0	DP: 1	HR: 2	HBP: 0	WP: 0	PA: 32
--------------	------	------	------	------	------	------	------	------	------	------	------	------	------	------	------	------	------	------	------	------	------	------	------	------	------	------	------	------	------	------	------	------	------	------	------	------	------	------	------	------	-------	-------	-------	--------	-------	-------	-------	--------	-------	--------

PITCHER	IP	WLS	BF	H	R	ER	SO	BB	IBB	HBP	BLK	WP	HR	S	P	ERA	WHIP
Johnny Podres, L ERA: 2.39 (1, 1)	5.1	L	22	7	4	4	4	0	0	0	0	0	2	30	30	6.75	1.312
Ron Perranoski, L ERA: 2.7 (6, 1)	1.2		7	2	0	0	1	0	0	0	0	0	0	9	9	0.00	1.200
Bob Miller, R ERA: 2.79 (8, 1)	1.0		3	0	0	0	2	0	0	0	0	0	0	7	7	0.00	0.000

BOTTOM

Los Angeles Dodgers @ Philadelphia Phillies
 Connie Mack Stadium, Philadelphia, PA
 Thu Jun 10 1965, 7:05 PM EDT
 Att. 19,467 - Unknown

livebaseballscorecards.com

AB	31
R	4
H	9
RBI	4
BB	0
SO	7
LOB	10



Batter	1	2	3	4	5	6	7	8	9	10	AB R H RBI BB SO LOB	TOP												
Joe Morgan, L (1, 4) OBP: 0.331, SLG: 0.346	0-3 K	1-0 HBP		0-0 F9			0-3 K		0-0 B3		4 0 0 0 0 2 0	Houston Astros @ Philadelphia Phillies Connie Mack Stadium, Philadelphia, PA Fri Jun 11 1965, 7:05 PM EDT Att. 16,825 - Unknown												
Lee Maye, L (1, 8) OBP: 0.262, SLG: 0.367	0-3 K	0-0 F7			0-0 6-3		0-3 K		0-0 SF7 3B		5 1 1 0 0 2 2													
Walt Bond, L (1, 7) OBP: 0.313, SLG: 0.357	4-0 1B BB		0-0 3-1		0-0 F9		0-0 1-3		0-0 SF7		3 1 0 1 1 0 0													
Jim Gentile, L (1, 3) OBP: 0.297, SLG: 0.510	0-0 1B 1B		0-0 4-3		0-0 F9		0-0 WP E 2B		0-3 K		5 1 2 0 0 1 0													
Bob Aspromonte, R (1, 5) OBP: 0.361, SLG: 0.422	0-0 1B		0-0 6-3		4-0 BB BB		0-3 K		0-3 K		4 0 1 1 1 2 1													
Rusty Staub, L (1, 9) OBP: 0.312, SLG: 0.341	0-0 F7		0-0 P4		0-0 F9		0-0 E6 1B		0-3 K		5 0 0 0 0 1 3													
Ron Brand, R (1, 2) OBP: 0.299, SLG: 0.281		0-3 K		0-0 L7		0-0 F8		0-0 1-2 1B		0-0 1B			5 0 2 0 0 1 1											
Bob Lillis, R (1, 6) OBP: 0.303, SLG: 0.271		0-0 E5 CS		0-0 HR 1B		4-0 1-2 BB		0-0 F7		0-0 1-3			4 1 1 0 1 0 3											
Dave Giusti, R (1, 1) OBP: 0.227, SLG: 0.350		0-3 K		0-0 HR		0-0 5-3		0-3 K			3 1 1 2 0 1 3													
Don Lee, R (7, 1) OBP: 0.333, SLG: 0.667											0 0 0 0 0 0 0													
Jimmy Wynn, R (8, PH) OBP: 0.393, SLG: 0.505											1 0 0 0 0 1 2													
Jim Owens, R (8, 1)											0 0 0 0 0 0 0													
Inning Stats	R: 1 E: 0 K: 2 S: 9	H: 2 LOB: 2 BB: 1 P: 13	R: 0 E: 1 K: 2 S: 8	H: 0 LOB: 2 BB: 0 P: 9	R: 0 E: 0 K: 0 S: 3	H: 0 LOB: 0 BB: 0 P: 3	R: 2 E: 0 K: 0 S: 5	H: 2 LOB: 0 BB: 0 P: 5	R: 0 E: 0 K: 0 S: 3	H: 0 LOB: 2 BB: 2 P: 11	R: 0 E: 0 K: 2 S: 7	H: 0 LOB: 0 BB: 0 P: 7	R: 1 E: 1 K: 2 S: 10	H: 2 LOB: 2 BB: 0 P: 10	R: 1 E: 0 K: 1 S: 6	H: 1 LOB: 0 BB: 0 P: 6	R: 0 E: 0 K: 2 S: 8	H: 1 LOB: 1 BB: 0 P: 8	1B: 5 2B: 1 3B: 1 HR: 1	SF: 1 SAC: 0 DP: 0 HBP: 1	WP: 1 PB: 0 SB: 0 CS: 1	PA: 44		
PITCHER	IP WLS BF H R ER SO BB IBB HBP BLK WP HR S P ERA WHIP																							
Ray Culp, R (1, 1) ERA: 3.22	9.0																							
Gary Wagner, R (10, 1) ERA: 2.87	1.0	W 4	1 0	0 2	0 0	0 0	0 0	0 0	0 0	0 0	0 8	8	0.00	1.000										

livebaseballscorecards.com

AB 39
R 5
H 8
RBI 4
BB 3
SO 11
LOB 15



BOTTOM

Houston Astros @ Philadelphia Phillies
 Connie Mack Stadium, Philadelphia, PA

Fri Jun 11 1965, 7:05 PM EDT
 Att: 16,825 - Unknown

livebaseballscorecards.com

AB	41
R	6
H	12
RBI	6
BB	6
SO	9
LOB	21



WP: 1	PA: 48
PB: 0	
SB: 1	
CS: 0	

AB	R	H	RBI	BB	SO	LOB
6	2	2	0	0	0	2
5	2	2	0	1	1	1
5	1	2	2	1	0	1
4	0	3	2	0	0	0
3	1	1	2	1	1	2
1	0	0	0	0	1	1
4	0	2	0	0	1	4
1	0	0	0	0	1	0
2	0	0	0	3	0	0
5	0	0	0	0	1	7
4	0	0	0	0	3	2
1	0	0	0	0	0	1
0	0	0	0	0	0	0

Batter	1	2	3	4	5	6	7	8	9	10
Tony Gonzalez, L (1, 8) OBP: 0.328, SLG: 0.457	0-0 WP SF8 1B	0-0 6-3		0-0 4-3		0-0 4-3 G4 2B	0-0 4-3			0-0 4-3
Cookie Rojas, R (1, 4) OBP: 0.373, SLG: 0.433	0-0 SF8 WP FC3-6 1B	4-0 BB		0-0 1B 2B 1B		0-0 4-3 2-3		0-3 K		0-0 6-3
Johnny Callison, L (1, 9) OBP: 0.338, SLG: 0.587	4-0 FC3-6 BB	0-0 G3		0-0 2B 1B		0-0 G4 3-H		0-0 F7		0-0 IHR
Dick Allen, R (1, 5) OBP: 0.418, SLG: 0.571	0-0 SF8		0-0 1B	0-0 2B		0-0 5-3		0-0 1B		
Wes Covington, L (1, 7) OBP: 0.277, SLG: 0.495	0-0 FC3-6 2B		0-3 K	4-0 IBB			0-0 HR		0-3 K	
Bobby Wine, R (8, 6) OBP: 0.288, SLG: 0.237	1-2 3-H		1-2 K							
Dick Stuart, R (1, 3) OBP: 0.340, SLG: 0.449	0-0 2B		0-3 K	0-0 F9			0-0 2B		0-3 K	
Alex Johnson, R (7, PR) OBP: 0.336, SLG: 0.461	1-3									
Clay Dalrymple, L (1, 2) OBP: 0.301, SLG: 0.296	4-0 IBB		4-0 IBB			0-0 4-3		4-0 IBB		0-0 6-3
Ruben Amaro, R (1, 6) OBP: 0.283, SLG: 0.220	0-0 4-3		0-0 F8			0-0 L9		0-3 K		0-0 E6
Ray Culp, R (1, 1) OBP: 0.282, SLG: 0.301		0-0 6-3		0-3 K		0-3 K		0-3 K		0-0 5-3
Frank Thomas, R (9, PH) OBP: 0.282, SLG: 0.301										
Gary Wagner, R (10, 1)										

Inning Stats	R: 2	H: 3	E: 0	K: 0	S: 6	P: 14	R: 0	H: 0	E: 0	K: 0	S: 3	P: 7	R: 0	H: 1	E: 0	K: 2	S: 8	P: 12	R: 1	H: 3	E: 0	K: 1	S: 8	P: 12	R: 0	H: 0	E: 0	K: 1	S: 5	P: 5	R: 1	H: 1	E: 0	K: 0	S: 4	P: 4	R: 1	H: 2	E: 0	K: 2	S: 9	P: 13	R: 0	H: 1	E: 0	K: 2	S: 8	P: 8	R: 0	H: 0	E: 1	K: 1	S: 6	P: 6	R: 1	H: 1	E: 0	K: 0	S: 3	P: 3	1B: 6	SF: 1	2B: 4	SAC: 0	3B: 0	DP: 0	HR: 2	HBP: 0	WP: 1	PA: 48
--------------	------	------	------	------	------	-------	------	------	------	------	------	------	------	------	------	------	------	-------	------	------	------	------	------	-------	------	------	------	------	------	------	------	------	------	------	------	------	------	------	------	------	------	-------	------	------	------	------	------	------	------	------	------	------	------	------	------	------	------	------	------	------	-------	-------	-------	--------	-------	-------	-------	--------	-------	--------

PITCHER	IP	WLS	BF	H	R	ER	SO	BB	IBB	HBP	BLK	WP	HR	S	P	ERA	WHIP
Dave Giusti, R (1, 1) ERA: 3.86	6.0		34	10	5	5	4	2	4	0	0	1	1	36	60	7.50	2.000
Don Lee, R (7, 1) ERA: 5.29	1.0		3	0	0	0	2	0	0	0	0	0	0	7	7	0.00	0.000
Jim Owens, R (8, 1) ERA: 2.68	2.2	L	11	2	1	1	3	0	0	0	0	0	0	17	17	3.38	0.750

Batter	1	2	3	4	5	6	7	8	9	AB R H RBI BB SO LOB	TOP	
Nellie Fox, L (1, 4) OBP: 0.304, SLG: 0.391 Jimmy Wynn, R (7, 8) OBP: 0.395, SLG: 0.505	0-0 BB 1B BB 1B	0-3 K		0-0 P4		0-3 K		4-0 BB		4 1 1 0 0 2 1 0 0 0 0 1 0 0		
Lee Maye, L (1, 8) OBP: 0.254, SLG: 0.355 Joe Morgan, L (7, 4) OBP: 0.330, SLG: 0.345	0-0 P6		0-0 4-3	0-0 F7		0-0 4-3		0-3 K		4 0 0 0 0 0 2 1 0 0 0 0 1 1		
Walt Bond, L (1, 7) OBP: 0.319, SLG: 0.363	0-0 BB BB 1-2 1B		0-3 K		0-0 1B 1B 2B 1B		0-0 1B		0-0 F8	5 1 3 0 0 1 0		
Jim Gentile, L (1, 3) OBP: 0.301, SLG: 0.507	0-0 F8		0-0 BB 1B		0-0 1B 2B 1B		0-3 K		0-0 F3	5 1 2 0 0 1 3		
Bob Aspromonte, R (1, 5) OBP: 0.362, SLG: 0.416	4-0 BB 1-2 2-3 BB		4-0 BB		0-0 P6		0-0 P5		0-0 F2	3 0 0 0 2 0 2		
Rusty Staub, L (1, 9) OBP: 0.315, SLG: 0.341	4-0 1-2 2-3 3-H BB		0-3 K		0-0 2B 1-2 2-3 1B		0-0 F9			3 0 1 1 1 1 2		
Ron Brand, R (1, 2) OBP: 0.290, SLG: 0.271	0-0 5-3			0-3 K	0-3 K		0-0 6-3			4 0 0 0 0 2 6		
Bob Lillis, R (1, 6) OBP: 0.308, SLG: 0.278		0-0 1-3		1-0 2B HBP	0-0 1-3 2-H 3-H 2B		0-0 6-3		0-0 6-3	3 1 1 2 0 0 0		
Turk Farrell, R (1, 1) OBP: 0.154, SLG: 0.160				0-0 P4	0-0 1-H 2B		0-0 6-3		0-0 5-3	4 0 1 1 0 0 2		
Inning Stats	R: 1 H: 2 E: 0 LOB: 3 K: 0 BB: 2 S: 5 P: 13	R: 0 H: 0 E: 0 LOB: 0 K: 1 BB: 0 S: 5 P: 5	R: 0 H: 1 E: 0 LOB: 2 K: 2 BB: 1 S: 8 P: 12	R: 1 H: 1 E: 0 LOB: 1 K: 1 BB: 0 S: 6 P: 7	R: 2 H: 4 E: 0 LOB: 2 K: 1 BB: 0 S: 9 P: 9	R: 0 H: 1 E: 0 LOB: 1 K: 2 BB: 0 S: 8 P: 8	R: 0 H: 0 E: 0 LOB: 0 K: 0 BB: 0 S: 3 P: 3	R: 0 H: 0 E: 0 LOB: 1 K: 1 BB: 1 S: 5 P: 9	R: 0 H: 0 E: 0 LOB: 0 K: 0 BB: 0 S: 3 P: 3	1B: 7 SF: 0 2B: 2 SAC: 0 3B: 0 DP: 0 HR: 0 HBP: 1	WP: 0 PA: 41 PB: 0 SB: 0 CS: 0	
PITCHER Jim Bunning, R (1, 1) ERA: 3.43 Jack Baldschun, R (6, 1) ERA: 3.76 Ed Roebuck, R (9, 1) ERA: 4.62	IP WLS BF H R ER SO BB IBB HBP BLK WP HR S P ERA WHIP											PITCHER IP WLS BF H R ER SO BB IBB HBP BLK WP HR S P ERA WHIP
	5.0 0 27 8 4 4 5 3 0 1 0 0 0 0 33 46 7.20 2.200											

Houston Astros @ Philadelphia Phillies
 Connie Mack Stadium, Philadelphia, PA
 Sat Jun 12 1965, 3:33 AM EDT
 Att. 7,870 - Unknown

livebaseballscorecards.com

AB	36
R	4
H	9
RBI	4
BB	4
SO	8
LOB	19



Batter	1	2	3	4	5	6	7	8	9	AB	R	H	RBI	BB	SO	LOB
--------	---	---	---	---	---	---	---	---	---	----	---	---	-----	----	----	-----

Tony Gonzalez, L (1, 8) <small>OBP: 0.320, SLG: 0.445</small> Jack Baldschun, R (6, 1) John Herrnstein, L (8, PH) <small>OBP: 0.294, SLG: 0.250</small> Ed Roebuck, R (9, 1) Frank Thomas, R (9, PH) <small>OBP: 0.291, SLG: 0.311</small>	0-0 F7 		0-0 4-3 		0-0 4-3 			0-0 	0-0 	3	0	0	0	0	0	0
Cookie Rojas, R (1, 4) <small>OBP: 0.382, SLG: 0.458</small>	4-0 		0-0 		0-0 F9 			0-0 	0-0 	3	2	2	1	1	0	0
Johnny Callison, L (1, 9) <small>OBP: 0.340, SLG: 0.604</small>	0-0 		0-0 			0-0 P5 		0-3 K 		4	0	2	1	0	1	2
Dick Allen, R (1, 5) <small>OBP: 0.419, SLG: 0.573</small>	4-0 		0-0 F3 			0-0 		0-0 G6-4-3 		3	0	1	0	1	0	3
Wes Covington, L (1, 7) <small>OBP: 0.288, SLG: 0.477</small>	0-0 F3 		0-0 F9 			0-0 F8 			0-0 4-3 	4	0	0	0	0	0	4
Dick Stuart, R (1, 3) <small>OBP: 0.339, SLG: 0.444</small>	0-0 6-3 			0-3 K 		0-0 6-3 			0-0 	4	1	1	0	0	1	3
Clay Dalrymple, L (1, 2) <small>OBP: 0.299, SLG: 0.313</small> Tony Taylor, R (9, PR) <small>OBP: 0.317, SLG: 0.350</small>		0-3 K 		0-0 F9 			0-0 F2 		0-0 	4	0	1	1	0	1	0
Ruben Amaro, R (1, 6) <small>OBP: 0.277, SLG: 0.214</small>		0-0 F7 		0-0 6-3 			0-3 K 		0-0 SH 	3	1	0	1	0	1	0
Jim Bunning, R (1, 1) <small>OBP: 0.212, SLG: 0.303</small> John Briggs, L (5, PH) <small>OBP: 0.367, SLG: 0.440</small> (6, 8)		0-0 F9 			0-0 P6 			0-0 F2 	4-0 	1	0	0	0	0	0	0
									1-2 	2	0	0	0	1	0	0

Inning Stats	R: 1	H: 1	E: 0	K: 0	S: 4	LOB: 2	BB: 2	P: 12	R: 0	H: 0	E: 0	K: 1	S: 5	LOB: 0	BB: 0	P: 5	R: 0	H: 0	E: 0	K: 1	S: 5	LOB: 0	BB: 0	P: 5	R: 0	H: 1	E: 0	K: 0	S: 3	LOB: 1	BB: 0	P: 4	R: 0	H: 0	E: 0	K: 1	S: 5	LOB: 0	BB: 0	P: 5	R: 0	H: 2	E: 0	K: 1	S: 6	LOB: 1	BB: 0	P: 6	R: 3	H: 3	E: 0	K: 0	S: 5	LOB: 3	BB: 1	P: 9	1B: 4	SF: 0	2B: 1	SAC: 1	3B: 3	DP: 1	HR: 1	HBP: 0	WP: 0	PA: 37
--------------	------	------	------	------	------	--------	-------	-------	------	------	------	------	------	--------	-------	------	------	------	------	------	------	--------	-------	------	------	------	------	------	------	--------	-------	------	------	------	------	------	------	--------	-------	------	------	------	------	------	------	--------	-------	------	------	------	------	------	------	--------	-------	------	-------	-------	-------	--------	-------	-------	-------	--------	-------	--------

BOTTOM

Houston Astros @ Philadelphia Phillies
 Connie Mack Stadium, Philadelphia, PA

Sat Jun 12 1965, 3:33 AM EDT
 Att. 7,870 - Unknown

AB	33
R	5
H	9
RBI	5
BB	3
SO	4
LOB	12



PITCHER	IP	WLS	BF	H	R	ER	SO	BB	IBB	HBP	BLK	WP	HR	S	P	ERA	WHIP
Turk Farrell, R (1, 1) <small>ERA: 2.44</small>	8.1	L	37	9	5	5	4	2	1	0	0	0	1	42	54	5.40	1.320

Batter	1	2	3	4	5	6	7	8	9	AB R H RBI BB SO LOB	TOP	
Bob Lillis, R OBP: 0.301, SLG: 0.272 (1, 4) X	0-0 P6		0-3 K2-3			X 0-0 5-3		X 0-0 5-3		4 0 0 0 0 1 0	Houston Astros @ Philadelphia Phillies Connie Mack Stadium, Philadelphia, PA Sun Jun 13 1965, 3:33 AM EDT Att. 12,936 - Sunny - 75 F	
Joe Gaines, R OBP: 0.313, SLG: 0.476 (1, 9) B B B	4-0 BB		0-0 L5			0-3 K		X 0-0 P4		3 0 0 0 1 1 0		
Jimmy Wynn, R OBP: 0.388, SLG: 0.495 (1, 8) S S S	0-3 K				0-3 K				0-3 K	4 0 0 0 0 4 1		
Jim Gentile, L OBP: 0.299, SLG: 0.500 (1, 3) S S S	0-3 K				0-3 K		X 0-0 1B FC5-2-5 1B		0-3 K	4 0 1 0 0 3 1		
Bob Aspromonte, R OBP: 0.360, SLG: 0.413 (1, 5) X		0-0 6-3			X 0-0 6-3		X 0-0 P6		X 0-0 BB 1B	4 0 1 0 0 0 1		
Walt Bond, L OBP: 0.326, SLG: 0.372 (1, 7) X		0-0 2B			X 0-0 4-3		X 0-0 1B FC5-2-5 1B		B B B B 4-0 BB 1-2	3 0 2 0 1 0 0		
Ron Brand, R OBP: 0.281, SLG: 0.262 (1, 2) X		0-0 F7			X 0-0 P4		X 0-0 FC5-2-5 1-2 3-H		X 0-0 F7	4 0 0 0 0 0 5		
Jim Mahoney, R OBP: 0.200, SLG: 0.200 (1, 6) S S S		0-3 K			X 0-0 1B		0-3 K			3 0 1 0 0 2 3		
Claude Raymond, R OBP: 0.083, SLG: 0.083 (1, 1) X			0-0 1-3		0-3 K			0-3 K		2 0 0 0 0 1 1		
Danny Coombs, R (6, 1)										0 0 0 0 0 0 0		
Rusty Staub, L (8, PH)										1 0 0 0 0 1 0		
Don Lee, R (8, 1)										0 0 0 0 0 0 0		
Inning Stats	R: 0 H: 0 E: 0 LOB: 1 K: 2 BB: 1 S: 7 P: 11	R: 0 H: 1 E: 0 LOB: 1 K: 1 BB: 0 S: 6 P: 6	R: 0 H: 0 E: 0 LOB: 0 K: 1 BB: 0 S: 5 P: 5	R: 0 H: 0 E: 0 LOB: 0 K: 2 BB: 0 S: 7 P: 7	R: 0 H: 1 E: 0 LOB: 1 K: 1 BB: 0 S: 6 P: 6	R: 0 H: 0 E: 0 LOB: 0 K: 2 BB: 0 S: 7 P: 7	R: 0 H: 2 E: 0 LOB: 2 K: 1 BB: 0 S: 7 P: 7	R: 0 H: 0 E: 0 LOB: 0 K: 1 BB: 0 S: 5 P: 5	R: 0 H: 1 E: 0 LOB: 2 K: 2 BB: 1 S: 8 P: 12	1B: 4 SF: 0 2B: 1 SAC: 0 3B: 0 DP: 0 HR: 0 HBP: 0	WP: 0 PA: 34 PB: 0 SB: 0 CS: 0	
PITCHER Chris Short, L (1, 1) ERA: 3.56	IP WLS BF H R ER SO BB IBB HBP BLK WP HR S P ERA WHIP	9.0 W 34 5 0 0 13 2 0 0 0 0 0 0 58 66 0.00 0.778										

livebaseballscorecards.com

AB	32
R	0
H	5
RBI	0
BB	2
SO	13
LOB	12



Batter	1	2	3	4	5	6	7	8	9
Tony Gonzalez, L (1, 8) OBP: 0.331, SLG: 0.484	0-0 HR		0-0 1B SH1-4 1B		0-0 1B 2B	0-3 K		0-0 FC4-6 1-2f	
Cookie Rojas, R (1, 4) OBP: 0.392, SLG: 0.461	4-0 BB		0-0 SH1-4		4-0 1B 2B BB	0-0 1B		1-3 2-H 1B	
Johnny Callison, L (1, 9) OBP: 0.339, SLG: 0.597	0-3 K		0-0 F2		0-0 1B 2B	0-3 K			
Dick Allen, R (1, 5) OBP: 0.416, SLG: 0.567	0-3 K		0-0 1B		0-3 K		0-3 K		
Wes Covington, L (1, 7) OBP: 0.270, SLG: 0.482	0-0 P5		0-0 4-3		0-0 2B		0-3 K		
Alex Johnson, R (7, PH) OBP: 0.333, SLG: 0.456 (8, 7)					1-H 3-H 2B		0-3 K		
Dick Stuart, R (1, 3) OBP: 0.332, SLG: 0.434		0-0 5-3		0-0 6-3	0-0 P4		0-3 K		
Clay Dalrymple, L (1, 2) OBP: 0.290, SLG: 0.302		0-3 K		0-0 3-1		0-0 L8		0-0 3-1	
Ruben Amaro, R (1, 6) OBP: 0.284, SLG: 0.224		0-0 1B		0-0 1-3		0-0 1B 1B		0-0 5-3	
Chris Short, R (1, 1) OBP: 0.118, SLG: 0.118		0-0 F3		0-0 5-3		0-0 E1 1B		0-0 FC4-8 1B	

Inning Stats	R: 1 E: 1 K: 2 S: 8	H: 1 LOB: 1 BB: 1 P: 12	R: 0 E: 0 K: 1 S: 6	H: 1 LOB: 1 BB: 0 P: 6	R: 0 E: 0 K: 0 S: 5	H: 2 LOB: 2 BB: 0 P: 5	R: 0 E: 0 K: 0 S: 3	H: 0 LOB: 0 BB: 0 P: 3	R: 3 E: 0 K: 1 S: 8	H: 3 LOB: 1 BB: 1 P: 12	R: 1 E: 1 K: 2 S: 10	H: 2 LOB: 2 BB: 0 P: 10	R: 0 E: 0 K: 3 S: 9	H: 0 LOB: 0 BB: 0 P: 9	R: 0 E: 0 K: 0 S: 4	H: 1 LOB: 1 BB: 0 P: 4
--------------	------------------------------	----------------------------------	------------------------------	---------------------------------	------------------------------	---------------------------------	------------------------------	---------------------------------	------------------------------	----------------------------------	-------------------------------	----------------------------------	------------------------------	---------------------------------	------------------------------	---------------------------------

PITCHER														PITCHER																			
IP	WLS	BF	H	R	ER	SO	BB	IBB	HBP	BLK	WP	HR	S	P	ERA	WHIP	IP	WLS	BF	H	R	ER	SO	BB	IBB	HBP	BLK	WP	HR	S	P	ERA	WHIP
Claude Raymond, R (1, 1) ERA: 2.64	5.2	L	29	9	5	4	5	2	0	0	0	1	37	45	6.35	1.941																	
Danny Coombs, L (6, 1) ERA: 3.86	1.1		4	0	0	4	0	0	0	0	0	0	12	12	0.00	0.000																	
Don Lee, R (8, 1) ERA: 5.0	1.0		4	1	0	0	0	0	0	0	0	0	4	4	0.00	1.000																	

BOTTOM

Houston Astros @ Philadelphia Phillies
Connie Mack Stadium, Philadelphia, PA


Sun Jun 13 1965, 3:33 AM EDT
 Att. 12,936 - Sunny - 75 F

AB R H RBI BB SO LOB

5	2	3	1	0	1	3
1	1	1	1	2	0	0
4	1	1	1	0	2	4
4	0	1	0	0	3	3
3	0	1	2	0	0	3
1	0	0	0	0	1	0
4	0	0	0	0	1	1
4	0	0	0	0	1	0
4	1	2	0	0	0	0
4	0	1	0	0	0	2

AB 34
 R 5
 H 10
 RBI 5
 BB 2
 SO 9
 LOB 16

WP: 0 PA: 37
 PB: 0
 SB: 0
 CS: 0



livebaseballscores.com

Batter	1	2	3	4	5	6	7	8	9	AB R H RBI BB SO LOB	TOP	
Tony Gonzalez, L (1, 8) OBP: 0.333, SLG: 0.484 John Briggs, L (4, 8) OBP: 0.353, SLG: 0.464	0-3 K		0-0 1B		0-3 K		0-0 1B 2B	0-0 SF9	0-0 L8	2 0 1 0 0 1 0 3 1 1 2 0 1 3		
Cookie Rojas, R (1, 4) OBP: 0.387, SLG: 0.449	0-0 F7		0-0 F8			0-0 1-3	0-0 F5	4-0 BB		4 0 0 0 1 0 3		
Johnny Callison, L (1, 9) OBP: 0.340, SLG: 0.591	4-0 1B BB		0-3 K			0-3 K	0-0 BB 1B	0-0 G3		4 0 1 2 1 2 3		
Dick Allen, R (1, 5) OBP: 0.424, SLG: 0.568	0-0 1-2 1B			0-0 6-3		4-0 2B BB	4-0 1-2 BB		0-0 E 1B	3 1 2 0 2 0 0		
Wes Covington, L (1, 7) OBP: 0.269, SLG: 0.483 Ed Roebuck, R (8, 1) Alex Johnson, R (9, PH) OBP: 0.330, SLG: 0.452	0-3 K			0-0 F5		0-0 1-3 2B	0-3 K		0-3 K	4 0 1 0 0 2 4 0 0 0 0 0 0 0 1 0 0 0 0 1 1		
Dick Stuart, R (1, 3) OBP: 0.328, SLG: 0.428		0-0 6-3		0-0 F7		0-0 F9		0-0 BB 1B 4-3 1B	0-0 E5 WP 1B SF7	5 2 1 0 0 0 3		
Clay Dalrymple, L (1, 2) OBP: 0.284, SLG: 0.294 Pat Corrales, R (7, 2) OBP: 1.000, SLG: 1.000		0-0 P6			0-0 F9		0-0 P4	0-0 4-3 BB SF9 1B	0-0 WP 1B	3 0 0 0 0 0 0 2 1 2 1 0 0 0		
Ruben Amaro, R (1, 6) OBP: 0.302, SLG: 0.229		0-0 L8			4-0 BB		0-0 1B 2B 1B	4-0 1-2 2-3 BB	4-0 1-2 2-3 BB	2 1 1 0 3 0 0		
Art Mahaffey, R (1, 1) OBP: 0.118, SLG: 0.118 Lew Burdette, R (3, 1) OBP: 0.444, SLG: 0.556 John Herrnstein, L (5, PH) OBP: 0.276, SLG: 0.235 Bo Belinsky, L (5, 1) OBP: 0.353, SLG: 0.313 Frank Thomas, R (8, PH) OBP: 0.284, SLG: 0.307			0-3 K		0-3 K		0-0 2B 1B	0-0 4-3	0-0 SF7	1 0 0 0 0 1 0 0 0 0 0 0 0 0 1 0 0 0 0 1 1 1 1 1 0 0 0 0 1 0 0 2 0 0 2		
Inning Stats	R: 0 H: 1 E: 0 LOB: 2 K: 2 BB: 1 S: 8 P: 12	R: 0 H: 0 E: 0 LOB: 0 K: 0 BB: 0 S: 3 P: 3	R: 0 H: 1 E: 0 LOB: 1 K: 2 BB: 0 S: 8 P: 8	R: 0 H: 0 E: 0 LOB: 0 K: 0 BB: 0 S: 3 P: 3	R: 0 H: 0 E: 0 LOB: 1 K: 2 BB: 1 S: 7 P: 11	R: 0 H: 1 E: 0 LOB: 2 K: 1 BB: 1 S: 6 P: 10	R: 3 H: 4 E: 0 LOB: 2 K: 1 BB: 1 S: 9 P: 13	R: 2 H: 2 E: 0 LOB: 2 K: 0 BB: 2 S: 5 P: 13	R: 2 H: 2 E: 1 LOB: 2 K: 1 BB: 1 S: 8 P: 12	1B: 9 SF: 2 2B: 2 SAC: 0 3B: 0 DP: 0 HR: 0 HBP: 0	WP: 1 PA: 46 PB: 0 SB: 0 CS: 0	
PITCHER	IP WLS BF H R ER SO BB IBB HBP BLK WP HR S P ERA WHIP											
Tony Cloninger, R (1, 1) ERA: 3.66	7.2 W 38 9 5 5 8 6 0 0 0 0 0 0 48 72 5.87 1.957											
Billy O'Dell, L (8, 1) ERA: 2.56	0.2 5 2 2 0 1 0 0 0 0 0 0 0 7 7 0.00 3.000											
Phil Niekro, R (9, 1) ERA: 2.31	0.2 S 3 0 0 0 0 1 0 0 0 0 1 0 2 6 0.00 1.500											

Philadelphia Phillies @ Milwaukee Braves
 Milwaukee County Stadium, Milwaukee, WI
 Tue Jun 15 1965, 8:05 PM EDT
 Att. 4,065 - Unknown

AB	37
R	7
H	11
RBI	7
BB	7
SO	9
LOB	20



Batter	1	2	3	4	5	6	7	8	9
Felipe Alou, R OBP: 0.338, SLG: 0.514 (1, 3)	0-0 HR	0-0 P4	0-0 1B 2-H 3-H		4-0 1B BB	0-0 HR		0-0 FC6-5 2-3	
Eddie Mathews, L OBP: 0.360, SLG: 0.497 (1, 5) Miguel de la Hoz, R OBP: 0.273, SLG: 0.231 (7, 5)	0-0 F2		0-0 HR FC6-4 1B		0-0 F3	0-3 K		0-0 F9 1-2	
Hank Aaron, R OBP: 0.389, SLG: 0.587 (1, 9) Gary Kolb, L OBP: 0.167, SLG: 0.167 (8, 9)	0-0 F7		0-0 2B FC6-4		0-0 1B		0-3 K		
Rico Carty, R OBP: 0.360, SLG: 0.541 (1, 7) Ty Cline, L OBP: 0.284, SLG: 0.230 (8, 8)	0-0 1B		0-0 6-3	0-0 FC1-2 2B	0-3 K		0-0 1B 3B		
Joe Torre, R OBP: 0.400, SLG: 0.589 (1, 2)	0-3 K		4-0 2B 1B BB	0-0 4-3	0-0 L8		0-3 K		
Mack Jones, L OBP: 0.343, SLG: 0.532 (1, 8) (8, 7)		0-0 F8	0-0 1B 2B 1-3 3-H	0-0 FC1-2 1B 2B		0-3 K	0-0 1B 3-H		
Frank Bolling, R OBP: 0.352, SLG: 0.390 (1, 4)		0-3 K	0-0 1B 1B 2-H 3-H	0-0 FC1-2 1B		0-0 CS 1B	0-0 L7		
Sandy Alomar Sr., S OBP: 0.269, SLG: 0.273 (1, 6)		0-0 1B S 1B	0-0 1B S 1B 1-3	0-0 1B 1-2 3-H		0-0 WP HR 2B 1-2		0-0 6-3	
Tony Cloninger, R OBP: 0.150, SLG: 0.175 (1, 1) Billy O'Dell, S OBP: 0.250, SLG: 0.333 (8, 1) Phil Niekro, R OBP: 0.333, SLG: 0.333 (9, 1)		0-0 1B	0-0 1-3 1B	0-0 5-3		0-3 K HR		0-0 FC6-5 2B	

Inning Stats	R: 1	H: 2	E: 0	K: 1	S: 7	H: 2	LOB: 1	BB: 0	P: 7	R: 0	H: 2	E: 0	K: 1	S: 7	H: 2	LOB: 2	BB: 0	P: 7	R: 6	H: 7	E: 0	K: 0	S: 10	H: 1	LOB: 2	BB: 1	P: 10	R: 0	H: 1	E: 0	K: 1	S: 6	H: 3	LOB: 0	BB: 0	P: 6	R: 3	H: 3	E: 0	K: 3	S: 12	H: 3	LOB: 0	BB: 0	P: 12	R: 1	H: 2	E: 0	K: 2	S: 9	H: 2	LOB: 1	BB: 0	P: 9	R: 0	H: 1	E: 0	K: 0	S: 4	H: 1	LOB: 1	BB: 0	P: 4
--------------	------	------	------	------	------	------	--------	-------	------	------	------	------	------	------	------	--------	-------	------	------	------	------	------	-------	------	--------	-------	-------	------	------	------	------	------	------	--------	-------	------	------	------	------	------	-------	------	--------	-------	-------	------	------	------	------	------	------	--------	-------	------	------	------	------	------	------	------	--------	-------	------

PITCHER	IP	WLS	BF	H	R	ER	SO	BB	IBB	HBP	BLK	WP	HR	S	P	ERA	WHIP
Art Mahaffey, R ERA: 6.25 (1, 1)	2.0	L	12	6	3	3	2	0	0	0	0	0	2	16	16	13.50	3.000
Lew Burdette, R ERA: 7.26 (3, 1)	2.0		15	8	5	5	0	1	0	0	0	0	0	14	18	22.50	4.500
Bo Belinsky, L ERA: 6.52 (5, 1)	3.0		16	6	4	4	6	1	0	0	0	1	1	27	31	12.00	2.333
Ed Roebuck, R ERA: 4.44 (8, 1)	1.0		4	1	0	0	0	0	0	0	0	0	0	4	4	0.00	1.000

AB	R	H	RBI	BB	SO	LOB
5	2	3	6	1	0	3
5	1	2	1	0	1	1
1	0	0	0	0	0	1
5	1	2	0	0	1	2
0	0	0	0	0	0	0
5	1	3	0	0	1	3
0	0	0	0	0	0	0
4	1	0	0	1	2	5
5	2	3	2	0	1	0
5	1	2	2	0	1	3
5	2	4	1	0	0	0
4	1	1	0	0	1	5
1	0	1	0	0	0	0
0	0	0	0	0	0	0

AB	R	H	RBI	BB	SO	LOB
45	12	21	12	2	8	23



WP	HR	S	P	ERA	WHIP
1	0	47			

Philadelphia Phillies @ Milwaukee Braves
Milwaukee County Stadium, Milwaukee, WI
 Tue Jun 15 1965, 8:05 PM EDT
 Att. 4,065 - Unknown

livebaseballscorecards.com

Batter	1	2	3	4	5	6	7	8	9	AB R H RBI BB SO LOB	TOP									
Tony Taylor, R OBP: 0.324, SLG: 0.353 (1, 4) X	0-0 5-3		0-0 1B	0-0 1B			1-0 G6-4-3 HBP		0-3 K	4 1 2 0 0 1 1	Philadelphia Phillies @ Milwaukee Braves Milwaukee County Stadium, Milwaukee, WI Wed Jun 16 1965, 8:05 PM EDT Att. 3,479 - Unknown livebaseballscorecards.com									
Cookie Rojas, R OBP: 0.384, SLG: 0.444 (1, 8) S	0-3 K		0-0 1B	0-0 G6-4-3			0-0 G6-4-3		0-3 K	4 1 1 0 0 1 3										
Johnny Callison, L OBP: 0.335, SLG: 0.583 (1, 9) X	0-0 3-1		0-0 SF7						0-3 K	3 0 0 1 0 1 0										
Dick Allen, R OBP: 0.425, SLG: 0.565 (1, 5) S		4-0 G6-4-3 BB	0-0 BB	1-3 2-H 1B		0-0 6-3		0-0 6-3	0-0 6-3	3 0 1 1 1 0 0										
Dick Stuart, R OBP: 0.327, SLG: 0.421 (1, 3) S	0-3 K		4-0 BB	1-2 BB		0-3 K		0-0 P3	0-0 P3	3 0 0 0 1 2 1										
Bobby Wine, R OBP: 0.288, SLG: 0.237 (8, 6) S									0-0 P3	0 0 0 0 0 0 0										
Alex Johnson, R OBP: 0.327, SLG: 0.448 (1, 7) S									0-3 K	1 0 0 0 0 0 1										
John Briggs, L OBP: 0.351, SLG: 0.433 (3, 7) S	0-0 G6-4-3		4-0 L4-3 BB	1-2 2-3 3-H BB		0-0 P3			0-3 K	2 0 0 1 1 1 0										
Ruben Amaro, R OBP: 0.308, SLG: 0.225 (1, 6) S						0-0 5-3			4-0 1B E BB	2 2 0 0 2 0 3										
Pat Corrales, R OBP: 0.857, SLG: 1.333 (1, 2) S			0-0 HR	0-0 FC1-6 1B		0-3 K			0-0 FC3-6 1B	4 1 3 2 0 1 0										
Jim Bunning, R OBP: 0.216, SLG: 0.297 (1, 1) S			0-0 1B	0-0 FC1-6 1B		0-0 4-3			0-0 FC3-6	4 1 1 0 0 0 2										
Inning Stats	R: 0 E: 0 K: 1 S: 5	H: 0 LOB: 0 BB: 0 P: 5	R: 0 E: 0 K: 1 S: 4	H: 0 LOB: 0 BB: 1 P: 8	R: 5 E: 0 K: 0 S: 7	H: 5 LOB: 2 BB: 3 P: 19	R: 0 E: 0 K: 0 S: 4	H: 2 LOB: 1 BB: 0 P: 4	R: 0 E: 0 K: 1 S: 5	H: 0 LOB: 0 BB: 0 P: 5	R: 0 E: 0 K: 0 S: 2	H: 0 LOB: 0 BB: 0 P: 3	R: 0 E: 0 K: 1 S: 5	H: 0 LOB: 0 BB: 0 P: 5	R: 1 E: 1 K: 2 S: 8	H: 1 LOB: 1 BB: 1 P: 12	1B: 7 2B: 1 3B: 0 HR: 1	SF: 1 SAC: 0 DP: 4 HBP: 1	WP: 0 PB: 0 SB: 0 CS: 0	PA: 37
PITCHER	IP WLS BF H R ER SO BB IBB HBP BLK WP HR S P ERA WHIP																			
Denny Lemaster, L ERA: 5.6 (1, 1)	2.1 L 13 5 5 5 2 2 0 0 0 0 0 1 15 23 19.29 3.000																			
Hank Fischer, R ERA: 4.76 (3, 1)	0.2 3 0 0 0 0 2 0 0 0 0 0 0 1 9 0.00 3.000																			
Dick Kelley, L ERA: 4.5 (4, 1)	2.0 7 2 0 0 1 0 0 0 0 0 0 0 9 9 0.00 1.000																			
Dan Osinski, R ERA: 4.56 (6, 1)	2.0 6 0 0 0 1 0 0 1 0 0 0 0 7 8 0.00 0.000																			
Phil Niekro, R ERA: 2.13 (8, 1)	2.0 8 1 1 0 3 1 0 0 0 0 0 0 13 17 0.00 1.000																			

AB	30
R	6
H	8
RBI	5
BB	5
SO	7
LOB	11



BOTTOM

Philadelphia Phillies @ Milwaukee Braves
Milwaukee County Stadium, Milwaukee, WI

Wed Jun 16 1965, 8:05 PM EDT
 Att. 3,479 - Unknown

livebaseballscorecards.com

AB	36
R	2
H	9
RBI	2
BB	1
SO	10
LOB	21



WP: 0	PA: 38
PB: 0	
SB: 0	
CS: 0	

AB R H RBI BB SO LOB

5	0	2	1	0	0	4
5	0	0	0	0	2	8
3	0	1	1	1	2	2
4	0	0	0	0	1	4
4	0	0	0	0	2	1
4	0	0	0	0	2	1
4	1	1	0	0	0	0
0	0	0	0	0	0	0
3	1	2	0	0	0	0
0	0	0	0	0	0	0
1	0	0	0	0	0	0
0	0	0	0	0	0	0
1	0	0	0	0	0	0
0	0	0	0	0	0	0
1	0	0	0	0	0	0
1	0	1	0	0	0	0
0	0	0	0	0	0	0
1	0	1	0	0	0	0

1B: 8	SF: 0
2B: 1	SAC: 0
3B: 0	DP: 0
HR: 0	HBP: 0

Batter	1	2	3	4	5	6	7	8	9
Felipe Alou, R (1, 3) OBP: 0.339, SLG: 0.515	0-0 L5		0-0 2B		0-0 1B		0-0 P6		0-0 P2
Eddie Mathews, L (1, 5) OBP: 0.352, SLG: 0.485	0-0 F8		0-0 P6		0-3 K		0-3 K		0-0 P5
Hank Aaron, R (1, 9) OBP: 0.392, SLG: 0.583	0-3 K			0-0 1B	0-3 K		4-0 BB		
Rico Carty, R (1, 7) OBP: 0.344, SLG: 0.517		0-0 L6		0-0 L9		0-3 K	0-0 F3		
Joe Torre, R (1, 2) OBP: 0.392, SLG: 0.576		0-3 K		0-3 K		0-0 F8		0-0 F2	
Mack Jones, L (1, 8) OBP: 0.335, SLG: 0.519		0-0 3-1		0-0 L3		0-3 K		0-3 K	
Frank Bolling, R (1, 4) OBP: 0.350, SLG: 0.387			0-0 F8		0-0 L5		0-0 1B BB 1B	0-0 F9	
Sandy Alomar Sr., S (1, 6) OBP: 0.269, SLG: 0.273			0-1 CI		0-0 1B		0-0 BB 1B	0-0 F3	
Miguel de la Hoz, R (3, PH) OBP: 0.298, SLG: 0.262			2B		1B		1-2 1B		
Denny Lemaster, R (1, 5) OBP: 0.288, SLG: 0.442			0-3 K		0-0 1B		0-0 BB		0-0 1B
Hank Fischer, R (1, 5) OBP: 0.288, SLG: 0.442					1-2 1B				
Lou Klimchock, L (1, 5) OBP: 0.288, SLG: 0.442									
Dick Kelly, R (1, 5) OBP: 0.288, SLG: 0.442									
Ty Clegg, L (1, 5) OBP: 0.288, SLG: 0.442									
Dan Ostrick, R (1, 5) OBP: 0.288, SLG: 0.442									
Gary Kolb, L (1, 5) OBP: 0.288, SLG: 0.442									
Phil Nietro, R (1, 5) OBP: 0.288, SLG: 0.442									
Gene Oliver, R (1, 5) OBP: 0.288, SLG: 0.442									

Inning Stats	R: 0	H: 0	E: 0	K: 1	S: 5	R: 0	H: 0	E: 0	K: 1	S: 5	R: 0	H: 1	E: 1	K: 1	S: 7	R: 0	H: 1	E: 0	K: 1	S: 6	R: 1	H: 3	E: 0	K: 2	S: 10	R: 0	H: 0	E: 0	K: 2	S: 7	R: 1	H: 3	E: 0	K: 1	S: 8	R: 0	H: 0	E: 0	K: 1	S: 5	R: 0	H: 1	E: 0	K: 0	S: 4	R: 0	H: 1	E: 0	K: 0	S: 4	1B: 8	2B: 1	3B: 0	HR: 0	SF: 0	SAC: 0	DP: 0	HBP: 0	WP: 0	PA: 38
--------------	------	------	------	------	------	------	------	------	------	------	------	------	------	------	------	------	------	------	------	------	------	------	------	------	-------	------	------	------	------	------	------	------	------	------	------	------	------	------	------	------	------	------	------	------	------	------	------	------	------	------	-------	-------	-------	-------	-------	--------	-------	--------	-------	--------

PITCHER	IP	WLS	BF	H	R	ER	SO	BB	IBB	HBP	BLK	WP	HR	S	P	ERA	WHIP
Jim Bunning, R (1, 1) ERA: 3.31	9.0	W	38	9	2	2	10	1	0	0	0	0	0	57	61	2.00	1.111

Batter	1	2	3	4	5	6	7	8	9	AB R H RBI BB SO LOB	TOP	
John Briggs, L (1, 7) OBP: 0.317, SLG: 0.382	0-0 P3		0-3 K			0-0 L8		0-0 4-3		4 0 0 0 0 1 0	Philadelphia Phillies @ Milwaukee Braves Milwaukee County Stadium, Milwaukee, WI Thu Jun 17 1965, 8:05 PM EDT Att. 3,674 - Unknown livebaseballscorecards.com	
Cookie Rojas, R (1, 4) OBP: 0.381, SLG: 0.440	0-0 E S 1B			0-0 F2		0-0 P1		0-0 6-3		4 0 1 0 0 0 0		
Johnny Callison, L (1, 9) OBP: 0.333, SLG: 0.577	0-3 K 1-3			0-0 L8			0-0 4-3 2B 1B		0-0 1-3	4 1 1 0 0 1 1		
Dick Allen, R (1, 5) OBP: 0.422, SLG: 0.564	0-3 K			0-0 2B			0-3 K		0-0 4-3	4 0 1 0 0 2 2		
Tony Gonzalez, L (1, 8) OBP: 0.326, SLG: 0.473 Tony Taylor, R (9, PH) OBP: 0.322, SLG: 0.351		0-3 K		0-0 1-3			0-0 4-3 1-2		0-0 4-3	3 0 0 0 0 1 2 1 0 0 0 0 0 0		
John Herrnstein, L (1, 3) OBP: 0.286, SLG: 0.300		0-0 P6			0-0 4-3		0-0 1B 2B			3 1 1 1 0 0 0		
Clay Dalrymple, L (1, 2) OBP: 0.285, SLG: 0.295		0-0 F9			0-3 K		0-0 2-H 1B			3 0 1 1 0 1 0		
Ruben Amaro, R (1, 6) OBP: 0.301, SLG: 0.220			0-0 F9		0-0 1-3		0-0 1-3			3 0 0 0 0 0 1		
Ray Culp, R (1, 1) Jack Baldschun, R (8, 1)			0-0 P3			0-0 6-3		0-3 K		3 0 0 0 0 1 0 0 0 0 0 0 0 0		
Inning Stats	R: 0 H: 1 E: 1 LOB: 1 K: 2 BB: 0 S: 8 P: 8	R: 0 H: 0 E: 0 LOB: 0 K: 1 BB: 0 S: 5 P: 5	R: 0 H: 0 E: 0 LOB: 0 K: 1 BB: 0 S: 5 P: 5	R: 0 H: 1 E: 0 LOB: 1 K: 0 BB: 0 S: 4 P: 4	R: 0 H: 0 E: 0 LOB: 0 K: 1 BB: 0 S: 5 P: 5	R: 0 H: 0 E: 0 LOB: 0 K: 0 BB: 0 S: 3 P: 3	R: 2 H: 3 E: 0 LOB: 1 K: 1 BB: 0 S: 8 P: 8	R: 0 H: 0 E: 0 LOB: 0 K: 1 BB: 0 S: 5 P: 5	R: 0 H: 0 E: 0 LOB: 0 K: 0 BB: 0 S: 3 P: 3	1B: 3 SF: 0 2B: 2 SAC: 0 3B: 0 DP: 0 HR: 0 HBP: 0	WP: 0 PA: 32 PB: 0 SB: 1 CS: 0	
PITCHER Ken Johnson, R (1, 1) ERA: 3.54 Billy O'Dell, L (8, 1) ERA: 2.45	IP WLS BF H R ER SO BB IBB HBP BLK WP HR S P ERA WHIP											PITCHER IP WLS BF H R ER SO BB IBB HBP BLK WP HR S P ERA WHIP

Philadelphia Phillies @ Milwaukee Braves
Milwaukee County Stadium, Milwaukee, WI
 Thu Jun 17 1965, 8:05 PM EDT
 Att. 3,674 - Unknown

AB	32
R	2
H	5
RBI	2
BB	0
SO	7
LOB	6



BOTTOM

Philadelphia Phillies @ Milwaukee Braves
Milwaukee County Stadium, Milwaukee, WI

Thu Jun 17 1965, 8:05 PM EDT
Att. 3,674 - Unknown

livebaseballscorecards.com

AB	29
R	4
H	6
RBI	3
BB	3
SO	4
LOB	14



WP:	0	PA:	35
PB:	0	CS:	1
SB:	0		

AB R H RBI BB SO LOB

3 1 0 0 1 2 0

3 1 0 0 0 1 0

3 1 2 0 1 0 0

3 1 2 2 1 0 0

0 0 0 0 0 0 0

3 0 0 0 0 0 4

4 0 1 1 0 0 1

4 0 1 0 0 0 3

2 0 0 0 0 0 2
1 0 0 0 0 0 1
0 0 0 0 0 0 0

2 0 0 0 0 1 2
1 0 0 0 0 0 1
0 0 0 0 0 0 0

1B: 6 SF: 0
2B: 0 SAC: 1
3B: 0 DP: 0
HR: 0 HBP: 1

WP: 0 PA: 35
PB: 0 CS: 1
SB: 0

1B: 6 SF: 0
2B: 0 SAC: 1
3B: 0 DP: 0
HR: 0 HBP: 1

WP: 0 PA: 35
PB: 0 CS: 1
SB: 0

Batter	1	2	3	4	5	6	7	8	9
Felipe Alou, R OBP: 0.337, SLG: 0.509 (1, 3) x	0-0 F2 ①		0-3 K ①			0-3 K2-3 ①		4-0 SH 1B BB	
Mack Jones, L OBP: 0.330, SLG: 0.509 (1, 8) x (3, 7)	0-0 L9 ②		0-3 K ②			0-0 3-1 ②		0-0 SH 1B 1-3	
Hank Aaron, R OBP: 0.398, SLG: 0.584 (1, 9) x	0-0 CS 1B		0-0 L7 ③			0-0 BB 1B		4-0 1B FC4-6 IBB	
Joe Torre, R OBP: 0.399, SLG: 0.577 (1, 2) x	0-0 CS 1-2	0-0 HBP 1B		0-0 6-3 ①		4-0 BB 1-2		0-0 FC4-6 1B 1-3 2-H 3-H	
Rico Carty, R OBP: 0.351, SLG: 0.517 (1, 7) x		1-0 HBP 1B		0-0 L7 ②		0-0 L6 ③		0-0 L4 ①	
Ty Cline, L OBP: 0.283, SLG: 0.231 (2, PR) x (3, 8)		1-2 FC6-2 HBP		0-0 L7 ②		0-0 L6 ③		0-0 L4 ①	
Eddie Mathews, L OBP: 0.350, SLG: 0.480 (1, 5) x		0-0 FC6-2 1B		0-0 4-3 ③			0-0 G3 ①	0-0 FC4-6 ②	
Frank Bolling, R OBP: 0.348, SLG: 0.384 (1, 4) x		0-0 F3 ①			0-0 F8 ①		0-0 5-3 1B ②	0-0 1-3 ③	
Sandy Alomar Sr., S OBP: 0.263, SLG: 0.266 (1, 6) x		0-0 FC6-2 ②			0-0 1-3 ②		0-0 5-3 ②		
Miguel de la Hoz, R OBP: 0.292, SLG: 0.256 (7, PH) x (8, 6)		1-2 3-H			0-0 1-3 ②		0-0 5-3 ③		
Woody Woodward, R OBP: 0.208, SLG: 0.192 (9, 6) x		0-3 K ③			0-0 F3 ③		0-0 5-3 ③		

Inning Stats	R: 0	H: 1	E: 0	LOB: 0	K: 0	P: 3	R: 1	H: 2	E: 0	LOB: 2	K: 1	P: 8	R: 0	H: 0	E: 0	LOB: 0	K: 2	P: 7	R: 0	H: 0	E: 0	LOB: 0	K: 0	P: 3	R: 0	H: 0	E: 0	LOB: 0	K: 0	P: 3	R: 0	H: 1	E: 0	LOB: 2	K: 1	P: 10	R: 0	H: 1	E: 2	LOB: 1	K: 0	P: 4	R: 3	H: 1	E: 2	LOB: 1	K: 0	P: 13
	S: 3	BB: 0	S: 7	BB: 0	S: 7	BB: 0	S: 7	BB: 0	S: 3	BB: 0	S: 3	BB: 0	S: 3	BB: 0	S: 3	BB: 0	S: 3	BB: 0	S: 6	BB: 1	S: 4	BB: 0	S: 4	BB: 0	S: 4	BB: 0	S: 5	BB: 2	S: 5	BB: 1	S: 5	BB: 10	S: 6	BB: 1	S: 4	BB: 0	S: 5	BB: 2	S: 5	BB: 13								

PITCHER	IP	WLS	BF	H	R	ER	SO	BB	IBB	HBP	BLK	WP	HR	S	P	ERA	WHIP
Ray Culp, R ERA: 3.14 (1, 1)	7.0	L	31	6	4	2	4	2	1	1	0	0	0	35	48	2.57	1.143
Jack Baldschun, R ERA: 3.66 (8, 1)	1.0		3	0	0	0	0	0	0	0	0	0	0	3	3	0.00	0.000

Batter	1	2	3	4	5	6	7	8	9	AB R H RBI BB SO LOB	TOP											
Tony Taylor, R (1, 4) OBP: 0.319, SLG: 0.358	0-0 4-3	0-0 FC6-4			0-0 1B 3B		0-0 5-3		0-0 6-3	5 1 1 0 0 0 2												
Cookie Rojas, R (1, 8) OBP: 0.376, SLG: 0.433	0-0 F7		0-0 BB 1B		0-0 P4		0-0 F9		0-0 F7	5 0 1 0 0 0 1												
Johnny Callison, L (1, 9) OBP: 0.332, SLG: 0.571	0-0 E4		0-0 F5		0-0 F2			0-0 2B 1B		4 1 1 0 0 0 2												
Dick Allen, R (1, 5) OBP: 0.427, SLG: 0.570	0-3 K		4-0 1-2 BB		0-0 FC6-4 1B			0-0 1-3 1B 2B		3 1 2 1 1 1 1												
Dick Stuart, R (1, 3) OBP: 0.330, SLG: 0.439		0-0 HR		0-0 F8		0-0 FC6-4		0-0 FC5-4 1B		4 1 2 3 0 0 3												
Bobby Wine, R (8, PR) OBP: 0.288, SLG: 0.237										0 0 0 0 0 0 0												
Alex Johnson, R (1, 7) OBP: 0.316, SLG: 0.431		0-0 F8		0-0 4-3		0-0 4-3		0-0 F9		4 0 0 0 0 0 3												
Ruben Amaro, R (1, 6) OBP: 0.300, SLG: 0.214		0-3 K		4-0 BB		0-3 K		0-0 F8		3 0 0 0 1 2 1												
Pat Corrales, R (1, 2) OBP: 0.636, SLG: 0.900		0-0 1B 1B		0-0 F9		0-0 P4		0-0 FC5-4		4 0 1 0 0 0 2												
Chris Short, R (1, 1) OBP: 0.132, SLG: 0.132		0-0 FC6-4 1B		0-0 G4-6-3			0-0 5-3		0-0 4-3	4 0 1 0 0 0 1												
Inning Stats	R: 0 E: 1 K: 1 S: 6	H: 0 LOB: 1 BB: 0 P: 6	R: 1 E: 0 K: 1 S: 8	H: 3 LOB: 2 BB: 0 P: 8	R: 0 E: 0 K: 0 S: 4	H: 1 LOB: 2 BB: 1 P: 8	R: 0 E: 0 K: 0 S: 2	H: 0 LOB: 0 BB: 1 P: 6	R: 1 E: 0 K: 0 S: 5	H: 2 LOB: 1 BB: 0 P: 5	R: 0 E: 0 K: 1 S: 5	H: 0 LOB: 0 BB: 0 P: 5	R: 0 E: 0 K: 0 S: 3	H: 0 LOB: 0 BB: 0 P: 3	R: 2 E: 0 K: 0 S: 6	H: 3 LOB: 1 BB: 0 P: 6	R: 0 E: 0 K: 0 S: 3	H: 0 LOB: 0 BB: 0 P: 3	1B: 6 2B: 1 3B: 1 HR: 1	SF: 0 SAC: 0 DP: 1 HBP: 0	WP: 0 PB: 0 SB: 0 CS: 0	PA: 38
PITCHER	IP WLS BF H R ER SO BB IBB HBP BLK WP HR S P ERA WHIP																					
Johnny Podres, L (1, 1) ERA: 2.6	7.0 L 31 8 4 4 3 2 0 0 0 0 0 1 35 43 5.14 1.429																					
Bob Miller, R (8, 1) ERA: 2.76	1.0 4 1 0 0 0 0 0 0 0 0 0 0 4 4 0.00 1.000																					
Ron Perranoski, L (9, 1) ERA: 2.42	1.0 3 0 0 0 0 0 0 0 0 0 0 0 3 3 0.00 0.000																					

Philadelphia Phillies @ Los Angeles Dodgers
Dodger Stadium, Los Angeles, CA

Fri Jun 18 1965, 7:05 PM PDT
Att: 30,401 - Unknown

livebaseballscorecards.com

AB	36
R	4
H	9
RBI	4
BB	2
SO	3
LOB	16



Batter	1	2	3	4	5	6	7	8	9	AB	R	H	RBI	BB	SO	LOB
Maury Wills, S OBP: 0.338, SLG: 0.328 (1, 6)	0-0 6-3		0-0 FC4-6 CS			0-0 FC6-4 CS		0-0 1B		4	0	1	1	0	0	2
Jim Gilliam, S OBP: 0.429, SLG: 0.462 (1, 7)	0-0 F8		0-0 CS	0-0 F8		0-0 1-3		0-0 6-3		4	0	0	0	0	0	3
Wes Parker, S OBP: 0.345, SLG: 0.390 (1, 3)	0-0 6-3									4	0	1	0	0	1	0
Ron Fairly, L OBP: 0.366, SLG: 0.427 (1, 8)		0-3 K		0-0 F9						4	0	1	0	0	1	1
Jim Lefebvre, S OBP: 0.333, SLG: 0.350 (1, 4)		0-0 F9		0-0 1-3						4	0	0	0	0	0	2
Al Ferrara, R OBP: 0.288, SLG: 0.326 (1, 9)		0-0 F9								4	1	2	0	0	0	1
Dick Tracewski, R OBP: 0.323, SLG: 0.277 (1, 5)			0-0 FC5-6 BB FC4-6 1B			0-0 G1-6-3 1B		0-0 6-3 4-3 2B		3	1	1	0	0	0	2
Hector Valle, R OBP: 0.222, SLG: 0.125 (1, 2)		4-0 BB BB BB	4-0 FC5-6 1-2 BB		0-3 K2-3			0-0 4-3		2	0	0	1	1	1	0
Johnny Podres, L OBP: 0.143, SLG: 0.143 (1, 1)			0-0 FC5-6					0-0 1B		2	0	1	0	0	0	2
Bob Miller, R (8, 1)										0	0	0	0	0	0	0
Jeff Torborg, R (8, PH)										1	0	1	0	0	0	0
Lou Johnson, R (8, PR)										0	0	0	0	0	0	0
Ron Perranoski, L (9, 1)			1-2f 2-3					0-0 1B		0	0	0	0	0	0	0

Inning Stats	R: 0	H: 0	E: 0	K: 0	S: 3	R: 0	H: 0	E: 0	K: 1	S: 5	R: 0	H: 1	E: 0	K: 0	S: 3	R: 0	H: 1	E: 0	K: 1	S: 5	R: 0	H: 1	E: 0	K: 0	S: 4	R: 0	H: 1	E: 0	K: 1	S: 5	R: 0	H: 1	E: 0	K: 0	S: 3	R: 1	H: 3	E: 0	K: 0	S: 6	R: 0	H: 1	E: 0	K: 1	S: 6
	LOB: 0	BB: 0	P: 3	LOB: 0	BB: 0	LOB: 0	BB: 0	LOB: 1	BB: 0	P: 4	LOB: 0	BB: 0	LOB: 0	BB: 0	P: 5	LOB: 0	BB: 0	LOB: 0	BB: 0	P: 3	LOB: 2	BB: 0	P: 6	LOB: 1	BB: 0	P: 6	LOB: 1	BB: 0	P: 6	LOB: 1	BB: 0	P: 6	1B: 7	SF: 0	2B: 1	SAC: 0	3B: 0	DP: 1	HR: 0	HBP: 0					

PITCHER	IP	WLS	BF	H	R	ER	SO	BB	IBB	HBP	BLK	WP	HR	S	P	ERA	WHIP
Chris Short, L ERA: 3.43 (1, 1)	9.0	W	33	8	2	2	3	1	0	0	0	0	0	38	42	2.00	1.000

BOTTOM

Philadelphia Phillies @ Los Angeles Dodgers
 Dodger Stadium, Los Angeles, CA
 Fri Jun 18 1965, 7:05 PM PDT
 Att. 30,401 - Unknown

livebaseballscorecards.com

AB	32
R	2
H	8
RBI	2
BB	1
SO	3
LOB	13



WP	PA	ERA	WHIP
0	34		

Batter	1	2	3	4	5	6	7	8	9	AB R H RBI BB SO LOB	TOP		
Tony Taylor, R OBP: 0.313, SLG: 0.350 (1, 4) X	0-0 6-3		0-0 4-3		0-0 5-3			0-0 F9		4 0 0 0 0 0 1	Philadelphia Phillies @ Los Angeles Dodgers Dodger Stadium, Los Angeles, CA Sat Jun 19 1965, 3:33 AM PDT Att. 20,518 - Unknown		
Cookie Rojas, R OBP: 0.379, SLG: 0.434 (1, 8) X	0-0 1B		0-0 6-3			0-0 FC5-6 1B		0-3 K		4 0 2 0 0 1 0			
Johnny Callison, L OBP: 0.327, SLG: 0.562 (1, 9) S S S	0-3 K		0-0 6-3			0-0 FC5-6 1B 2-3 1-2f		0-0 4-3		4 0 0 0 0 1 2			
Dick Allen, R OBP: 0.425, SLG: 0.564 (1, 5) X	0-0 1-3			0-3 K		0-0 2-3 1-2		0-0 BB 1B		4 0 1 0 0 1 2			
Dick Stuart, R OBP: 0.329, SLG: 0.435 (1, 3) S S S		0-3 K		0-0 L9		0-0 2-3 1B		0-3 K		4 0 1 0 0 2 1			
Alex Johnson, R OBP: 0.322, SLG: 0.429 (1, 7) X		0-0 FC 1B		0-0 1-3		0-3 K2-3		4-0 G4-6-3 BB		3 0 1 0 1 1 2			
Ruben Amaro, R OBP: 0.292, SLG: 0.208 (1, 6) X		0-0 L8			0-0 L5		0-0 6-3	0-0 G4-6-3		4 0 0 0 0 0 3			
Pat Corrales, R OBP: 0.571, SLG: 0.750 (1, 2) X		0-0 FC 1-2			4-0 BB		0-0 5-3			2 0 0 0 1 0 1			
Ray Herbert, R OBP: 0.333, SLG: 0.381 (1, 1) S S S		0-3 K			0-3 K		0-0 F8			2 0 0 0 0 2 3			
Jack Baldschun, R (6, 1)										0 0 0 0 0 0 0			
Bobby Wine, R (7, PH) OBP: 0.284, SLG: 0.233										1 0 0 0 0 0 0			
Gary Wagner, R (7, 1)										0 0 0 0 0 0 0			
Inning Stats	R: 0 H: 1 E: 0 LOB: 1 K: 1 BB: 0 S: 6 P: 6	R: 0 H: 1 E: 0 LOB: 2 K: 2 BB: 0 S: 9 P: 9	R: 0 H: 0 E: 0 LOB: 0 K: 0 BB: 0 S: 3 P: 3	R: 0 H: 0 E: 0 LOB: 0 K: 1 BB: 0 S: 5 P: 5	R: 0 H: 0 E: 0 LOB: 1 K: 1 BB: 1 S: 5 P: 9	R: 0 H: 2 E: 0 LOB: 2 K: 1 BB: 0 S: 7 P: 7	R: 0 H: 0 E: 0 LOB: 0 K: 0 BB: 0 S: 3 P: 3	R: 0 H: 0 E: 0 LOB: 0 K: 1 BB: 1 S: 5 P: 9	R: 0 H: 1 E: 0 LOB: 1 K: 1 BB: 1 S: 5 P: 9	1B: 5 SF: 0 2B: 0 SAC: 0 3B: 0 DP: 1 HR: 0 HBP: 0	WP: 0 PA: 34 PB: 0 SB: 0 CS: 0		
PITCHER	IP WLS BF H R ER SO BB IBB HBP BLK WP HR S P ERA WHIP											PITCHER	IP WLS BF H R ER SO BB IBB HBP BLK WP HR S P ERA WHIP
Nick Willhite, L (1, 1) ERA: 3.15	8.1 W 33 5 0 0 8 2 0 0 0 0 0 0 47 55 0.00 0.840												
Ron Perranoski, L (9, 1) ERA: 2.35	0.2 S 1 0 0 0 0 0 0 0 0 0 0 0 1 1 0.00 0.000												

livebaseballscorecards.com

AB	32
R	0
H	5
RBI	0
BB	2
SO	8
LOB	15



Batter	1	2	3	4	5	6	7	8	9	AB	R	H	RBI	BB	SO	LOB
Maury Wills, S OBP: 0.333, SLG: 0.323 (1, 6)	0-0 G3		0-0 L7	0-0 F8			0-0 1-3			4	0	0	0	0	0	3
Jim Gilliam, S OBP: 0.444, SLG: 0.478 (1, 7)	0-0 BB BB 1B		0-0 F7		0-0 4-3 SH1-4 1B		0-0 FC4-6 1B			4	1	3	0	0	0	0
Wes Parker, S OBP: 0.340, SLG: 0.385 (1, 3)	0-0 F8		0-3 K		0-0 SH1-4		0-0 FC4-6			3	0	0	1	0	1	2
Ron Fairly, L OBP: 0.368, SLG: 0.426 (1, 8)	4-0 BB 1-2 BB			0-0 4-3 2B 1B		0-0 4-3		0-0 F8		3	1	1	0	1	0	2
John Roseboro, L OBP: 0.283, SLG: 0.298 (1, 2)	4-0 BB 1-2 2-3 BB			0-0 F9		0-0 CS 1B		0-0 1-3		3	0	1	1	1	0	1
Wally Moon, L OBP: 0.353, SLG: 0.329 (1, 9)	0-0 F8			0-0 4-3		0-0 CS 1-2	0-0 G3		0-0 6-3	4	0	0	0	0	0	4
Jim Lefebvre, S OBP: 0.336, SLG: 0.357 (1, 4)		0-0 L7		0-0 2B 2B		0-3 K		0-0 E6 1B		4	1	2	1	0	1	0
Dick Tracewski, R OBP: 0.321, SLG: 0.284 (1, 5)		0-0 5-3		0-0 2B 2B		0-0 L9		0-0 1-4-3		4	0	1	1	0	0	1
John Kennedy, R OBP: 0.274, SLG: 0.273 (9, 5)										0	0	0	0	0	0	0
Nick Willhite, L OBP: 0.500, SLG: 0.250 (1, 1)		0-0 4-3		4-0 BB BB			4-0 1B FC4-6			1	1	0	0	2	0	0
Ron Perranoski, L (9, 1)										0	0	0	0	0	0	0

BOTTOM

Philadelphia Phillies @ Los Angeles Dodgers
Dodger Stadium, Los Angeles, CA

Sat Jun 19 1965, 3:33 AM PDT
Att. 20,518 - Unknown

AB	30
R	4
H	8
RBI	4
BB	4
SO	2
LOB	13

livebaseballscorecards.com



Inning Stats		R: 0	H: 1	E: 0	LOB: 3	K: 0	BB: 2	S: 4	P: 12	R: 0	H: 0	E: 0	LOB: 0	K: 0	BB: 0	S: 3	P: 3	R: 0	H: 0	E: 0	LOB: 0	K: 1	BB: 0	S: 5	P: 5	R: 2	H: 3	E: 0	LOB: 2	K: 0	BB: 1	S: 6	P: 10	R: 1	H: 2	E: 0	LOB: 0	K: 0	BB: 0	S: 4	P: 4	R: 0	H: 0	E: 0	LOB: 0	K: 1	BB: 0	S: 5	P: 5	R: 1	H: 1	E: 0	LOB: 1	K: 0	BB: 1	S: 4	P: 8	R: 0	H: 1	E: 1	LOB: 1	K: 0	BB: 0	S: 4	P: 4
PITCHER	IP	WLS	BF	H	R	ER	SO	BB	IBB	HBP	BLK	WP	HR	S	P	ERA	WHIP																																																
Ray Herbert, R ERA: 3.11 (1, 1)	5.0	L	23	6	3	3	1	3	0	0	0	0	0	22	34	5.40	1.800																																																
Jack Baldschun, R ERA: 3.57 (6, 1)	1.0		3	0	0	0	1	0	0	0	0	0	0	5	5	0.00	0.000																																																
Gary Wagner, R ERA: 2.97 (7, 1)	2.0		9	2	1	1	0	1	0	0	0	0	0	8	12	4.50	1.500																																																

WP	PA	ERA	WHIP
0	36		
0			
0			
1			

Batter	1	2	3	4	5	6	7	8	9	AB R H RBI BB SO LOB	TOP
--------	---	---	---	---	---	---	---	---	---	----------------------	-----

Tony Gonzalez, L (1, 8) <small>OBP: 0.336, SLG: 0.477</small>	0-0 E4 BB		H 1-0 1B HBP		X 0-0 G4-6-3 1-2f		B B B B 4-0 3B BB		X 0-0 2B	3 1 1 0 1 0 1	
---	-----------------	--	--------------------	--	-------------------------	--	----------------------------	--	-------------	---------------	--

Cookie Rojas, R (1, 4) <small>OBP: 0.384, SLG: 0.438</small>	4-0 1-2 BB		X 0-0 1B		X 0-0 1B		X 0-0 SF9		X 0-0 5-3	3 0 2 1 1 0 1	
--	------------------	--	-------------	--	-------------	--	--------------	--	--------------	---------------	--

Johnny Callison, L (1, 9) <small>OBP: 0.328, SLG: 0.567</small>	0-3 K		X 0-0 1B		X 0-0 L9		X 0-0 1-H 3-H 3B		X 0-0 P6	5 0 2 2 0 1 4	
---	----------	--	-------------	--	-------------	--	---------------------------	--	-------------	---------------	--

Dick Allen, R (1, 5) <small>OBP: 0.419, SLG: 0.554</small>	0-3 K		X 0-0 F8			X 0-0 6-3		X 0-0 B1		4 0 0 0 0 1 4	
--	----------	--	-------------	--	--	--------------	--	-------------	--	---------------	--

Wes Covington, L (1, 7) <small>OBP: 0.269, SLG: 0.475</small> Bobby Wine, R (8, PR) <small>OBP: 0.284, SLG: 0.233</small>	0-3 K			X 0-0 P6		X 0-0 F9		X 0-0 SH3-4 FC4-6-3-2 1B		4 0 1 0 0 1 2 0 0 0 0 0 0 0	
--	----------	--	--	-------------	--	-------------	--	-----------------------------------	--	--------------------------------	--

John Herrnstein, L (1, 3) <small>OBP: 0.250, SLG: 0.261</small>		X 0-0 4-3		X 0-3 K		X 0-0 P6		X 0-0 SH3-4 1-2		3 0 0 0 0 1 0	
---	--	--------------	--	------------	--	-------------	--	-----------------------	--	---------------	--

Clay Dalrymple, L (1, 2) <small>OBP: 0.291, SLG: 0.296</small>		X 0-0 F5		X 0-0 FC4-6 1B		X 0-0 4-3		X 4-0 FC4-6-3-2 IBB		3 0 1 0 1 0 0	
--	--	-------------	--	----------------------	--	--------------	--	---------------------------	--	---------------	--

Ruben Amaro, R (1, 6) <small>OBP: 0.291, SLG: 0.209</small>		X 0-0 E6		X 0-0 FC4-6 1-2f		X 0-0 PB WP SF9 1B		X 0-0 FC4-6-3-2 1-2 2-H		4 1 1 0 0 0 3	
---	--	-------------	--	------------------------	--	--------------------------------	--	----------------------------------	--	---------------	--

Jim Bunning, R (1, 1) <small>OBP: 0.231, SLG: 0.308</small> John Briggs, L (7, PH) <small>OBP: 0.333, SLG: 0.382</small> Gary Wagner, R (7, 1)		X 0-0 F9			X 0-0 G4-6-3 1B		B B B B 4-0 SF9 PB 3B BB		X 0-3 K	2 0 1 0 0 0 1 0 1 0 0 1 0 0 1 0 0 0 0 1 0	
---	--	-------------	--	--	-----------------------	--	---	--	------------	---	--

Inning Stats	R: 0 H: 0 E: 1 K: 3 S: 10	H: 0 LOB: 2 BB: 1 P: 14	R: 0 H: 0 E: 1 K: 0 S: 4	H: 0 LOB: 1 BB: 0 P: 4	R: 0 H: 2 E: 0 K: 0 S: 3	H: 2 LOB: 1 BB: 0 P: 4	R: 0 H: 1 E: 0 K: 1 S: 6	H: 1 LOB: 1 BB: 0 P: 6	R: 0 H: 2 E: 0 K: 0 S: 4	H: 2 LOB: 1 BB: 0 P: 4	R: 0 H: 0 E: 0 K: 0 S: 3	H: 0 LOB: 0 BB: 0 P: 3	R: 3 H: 2 E: 0 K: 0 S: 5	H: 2 LOB: 1 BB: 2 P: 13	R: 0 H: 1 E: 0 K: 0 S: 3	H: 1 LOB: 1 BB: 1 P: 7	R: 0 H: 1 E: 0 K: 1 S: 6	H: 1 LOB: 1 BB: 0 P: 6	1B: 7 SF: 1 2B: 2 SAC: 1 3B: 1 DP: 2 HR: 0 HBP: 1	WP: 1 PA: 39 PB: 1 SB: 0 CS: 0
--------------	---------------------------	-------------------------	--------------------------	------------------------	--------------------------	------------------------	--------------------------	------------------------	--------------------------	------------------------	--------------------------	------------------------	--------------------------	-------------------------	--------------------------	------------------------	--------------------------	------------------------	--	---

PITCHER	Larry Dierker, R (1, 1) ERA: 4.26	IP: 6.1 WLS: 27 BF: 6 H: 2 R: 2 ER: 2 SO: 4 BB: 2 IBB: 0 HBP: 1 BLK: 0 WP: 1 HR: 0 S: 32 P: 41 ERA: 2.84 WHIP: 1.263	Ron Taylor, R (7, 1) ERA: 4.4	IP: 2.2 WLS: 12 BF: 3 H: 1 R: 1 ER: 1 SO: 1 BB: 1 IBB: 1 HBP: 0 BLK: 0 WP: 0 HR: 0 S: 12 P: 20 ERA: 3.38 WHIP: 1.500
---------	--------------------------------------	--	----------------------------------	--

Philadelphia Phillies @ Houston Astros
 Astrodome, Houston, TX
 Sun Jun 20 1965, 4:33 AM EDT
 Unknown

AB	32
R	3
H	9
RBI	3
BB	4
SO	5
LOB	16



livebaseballscorecards.com

Batter	1	2	3	4	5	6	7	8	9	AB	R	H	RBI	BB	SO	LOB
--------	---	---	---	---	---	---	---	---	---	----	---	---	-----	----	----	-----

Nellie Fox, L OBP: 0.233, SLG: 0.300 (1, 5)	F8 0-0	4-3 0-0 1-2		G3 0-0			1-3 0-0		5-3 0-0	5	0	0	0	0	0	1
Joe Morgan, L OBP: 0.341, SLG: 0.355 (1, 4)	F8 0-0					1B 1B 0-0	1-3 0-0			4	0	2	0	0	0	0
Walt Bond, L OBP: 0.314, SLG: 0.355 (1, 7) (9, 3)	E6 0-0 1B	F2 0-0			P4 0-0		1-3 0-0			4	0	0	0	0	0	3
Jim Gentile, L OBP: 0.309, SLG: 0.480 Joe Gaines, R OBP: 0.291, SLG: 0.439 (1, 3) (8, PR) (9, 7)				G6-4-3 1B HBP	F9 0-0			SH1-3 BB 4-0		2	0	1	0	1	0	1
Bob Aspromonte, R OBP: 0.352, SLG: 0.398 (1, 6)	K 0-3			G6-4-3 1B				SH1-3 1-2 0-0		3	0	2	0	0	1	2
Jimmy Wynn, R OBP: 0.371, SLG: 0.491 (1, 8)		K 0-3		G6-4-3 1B	F7 0-0			K 0-3		4	0	0	0	0	2	6
Lee Maye, L OBP: 0.250, SLG: 0.338 (1, 9)				4-3 0-0 3B 1B			F7 0-0	1-3 0-0		4	1	1	0	0	0	3
Ron Brand, R OBP: 0.285, SLG: 0.285 (1, 2)				K 0-3			5-3 0-0		F8 0-0	4	1	1	1	0	1	0
Larry Dierker, R OBP: 0.133, SLG: 0.133 Ron Taylor, R OBP: 0.400, SLG: 0.600 Rusty Staub, L OBP: 0.308, SLG: 0.332 (1, 1) (7, 1) (9, PH)				G3 0-0				K 0-3	L7 0-0	3	0	1	1	0	1	0

Inning Stats	R:	H:	E:	K:	S:	IP:	WLS:	BF:	H:	R:	ER:	SO:	BB:	IBB:	HBP:	BLK:	WP:	HR:	S:	P:	ERA:	WHIP:
	0	1	1	1	7	6.0	W	27	8	2	2	4	0	0	1	0	0	0	34	35	3.00	1.333
	2	4	0	1	9	3.0	S	10	0	0	0	1	1	0	0	0	0	0	11	15	0.00	0.333

PITCHER	IP	WLS	BF	H	R	ER	SO	BB	IBB	HBP	BLK	WP	HR	S	P	ERA	WHIP
Jim Bunning, R ERA: 3.29 (1, 1)	6.0	W	27	8	2	2	4	0	0	1	0	0	0	34	35	3.00	1.333
Gary Wagner, R ERA: 2.72 (7, 1)	3.0	S	10	0	0	0	1	1	0	0	0	0	0	11	15	0.00	0.333

BOTTOM

Philadelphia Phillies @ Houston Astros
Astrodome, Houston, TX
Sun Jun 20 1965, 4:33 AM EDT
Unknown

AB	34
R	2
H	8
RBI	2
BB	1
SO	5
LOB	16



WP:	PA:	CS:
0	37	0

Batter	1	2	3	4	5	6	7	8	9	AB R H RBI BB SO LOB
Tony Taylor, R OBP: 0.315, SLG: 0.348 (1, 4)	0-0 CS 1B		4-0 BB 2B BB	0-0 L4		0-0 6-3		0-0 6-3		4 1 1 0 1 0 2
Cookie Rojas, R OBP: 0.385, SLG: 0.431 (1, 8)	0-0 1-3		4-0 2B E BB	4-0 FC6 BB		0-0 6-3		0-0 F8		3 1 0 1 2 0 1
Johnny Callison, L OBP: 0.330, SLG: 0.567 (1, 9)	0-3 K		0-0 E 2B	0-0 FC6		0-0 FC4-6 1B		0-0 L8		5 1 2 2 0 1 3
Dick Allen, R OBP: 0.418, SLG: 0.559 (1, 5)		0-3 K	0-0 E4 3B		0-0 1B 1B	0-0 FC4-6			0-3 K	5 1 2 2 0 2 1
Dick Stuart, R OBP: 0.335, SLG: 0.451 (1, 3)		0-3 K	0-0 G6-3 1B		0-0 L7		0-0 HR		4-0 FC6-4 BB	4 1 2 1 1 1 1 0 0 0 0 0 0 0
Bobby Wine, R OBP: 0.284, SLG: 0.233 (9, PR)		0-3 K	0-0 G6-3		0-0 BB 1B		0-0 6-3		0-0 FC6-4	5 0 1 0 0 1 2
Alex Johnson, R OBP: 0.317, SLG: 0.419 (1, 7)		0-3 K	0-0 1B BB 1B	0-0 1B 1B		0-0 K		0-0 1-3		4 1 2 0 1 1 1
Ruben Amaro, R OBP: 0.301, SLG: 0.217 (1, 6)			0-0 BB 2B 1B	0-3 K	0-3 K		0-3 K		0-0 1-3	4 1 2 0 1 1 1
Pat Corrales, R OBP: 0.556, SLG: 0.667 (1, 2)			0-0 BB 2B 1B	0-3 K	0-3 K		4-0 BB			3 1 1 0 1 2 4
Bo Belinsky, L OBP: 0.333, SLG: 0.300 (1, 1)			0-3 K	0-0 BB 1B	0-3 K		0-3 K			4 0 1 0 0 3 6

Philadelphia Phillies @ Houston Astros
Astrodome, Houston, TX
Sun Jun 20 1965, 4:38 AM EDT
Att. 42,648 - Unknown

AB	37
R	7
H	12
RBI	6
BB	6
SO	11
LOB	21



Inning Stats	R: 0 E: 0 K: 1 S: 5	H: 1 LOB: 0 BB: 0 P: 5	R: 0 E: 0 K: 3 S: 9	H: 0 LOB: 0 BB: 0 P: 9	R: 6 E: 1 K: 1 S: 9	H: 5 LOB: 0 BB: 2 P: 17	R: 0 E: 0 K: 1 S: 7	H: 2 LOB: 3 BB: 1 P: 11	R: 0 E: 0 K: 2 S: 9	H: 2 LOB: 3 BB: 1 P: 13	R: 0 E: 0 K: 0 S: 4	H: 1 LOB: 1 BB: 0 P: 4	R: 1 E: 0 K: 2 S: 8	H: 1 LOB: 1 BB: 1 P: 12	R: 0 E: 0 K: 0 S: 3	H: 0 LOB: 0 BB: 0 P: 3	R: 0 E: 0 K: 1 S: 5	H: 0 LOB: 1 BB: 1 P: 9	1B: 9 2B: 1 3B: 1 HR: 1	SF: 0 SAC: 0 DP: 1 HBP: 0	WP: 0 PB: 0 SB: 0 CS: 1	PA: 43
--------------	------------------------------	---------------------------------	------------------------------	---------------------------------	------------------------------	----------------------------------	------------------------------	----------------------------------	------------------------------	----------------------------------	------------------------------	---------------------------------	------------------------------	----------------------------------	------------------------------	---------------------------------	------------------------------	---------------------------------	----------------------------------	------------------------------------	----------------------------------	--------

PITCHER	IP	WLS	BF	H	R	ER	SO	BB	IBB	HBP	BLK	WP	HR	S	P	ERA	WHIP
Mike Cuellar, L ERA: 19.29 (1, 1)	2.1	L	12	4	5	5	5	2	0	0	0	0	0	20	28	19.29	2.571
Don Lee, R ERA: 5.4 (3, 1)	1.1		8	4	1	1	1	1	0	0	0	0	0	9	13	6.75	3.750
Danny Coombs, L ERA: 4.42 (4, 1)	3.1		16	4	1	1	4	2	0	0	0	0	1	22	30	2.70	1.800
Ken MacKenzie, L ERA: 3.34 (8, 1)	2.0		7	0	0	0	1	1	0	0	0	0	0	8	12	0.00	0.500

PITCHER	IP	WLS	BF	H	R	ER	SO	BB	IBB	HBP	BLK	WP	HR	S	P	ERA	WHIP
---------	----	-----	----	---	---	----	----	----	-----	-----	-----	----	----	---	---	-----	------

Batter	1	2	3	4	5	6	7	8	9	AB	R	H	RBI	BB	SO	LOB				
Joe Morgan, L (1, 4) OBP: 0.347, SLG: 0.359	4-0 BB		0-0 1B 1B		0-0 1B		0-0 F9 1-2			3	1	2	0	1	0	1				
Joe Gaines, R (1, 9) OBP: 0.298, SLG: 0.436	0-3 K		0-0 1B 1-2		0-3 K			1-0 HBP		3	0	1	0	0	2	2				
Jimmy Wynn, R (1, 8) OBP: 0.369, SLG: 0.487	0-0 L9		0-0 1B 1-2 2-H		0-0 P4			0-0 F8		4	0	1	1	0	0	3				
Jim Gentile, L (1, 3) OBP: 0.302, SLG: 0.469	0-3 K		0-0 F9			0-3 K		0-3 K		4	0	0	0	0	3	4				
Bob Aspromonte, R (1, 5) OBP: 0.351, SLG: 0.399		0-0 5-3		0-0 2B		0-0 L6		0-0 P4		4	0	1	0	0	0	1				
Gus Triandos, R (1, 2) OBP: 0.248, SLG: 0.207		0-3 K		0-0 5-3		0-3 K			0-3 K2-3	4	0	0	0	0	3	1				
Walt Bond, L (1, 7) OBP: 0.313, SLG: 0.353		0-0 F5		0-3 K			0-0 FC5-4 1B		0-0 G3	4	0	1	0	0	1	1				
Bob Lillis, R (1, 6) OBP: 0.280, SLG: 0.258			0-0 5-3	0-0 1-3			0-0 FC5-4 FC6-4 1-2f		0-0 L6	4	0	0	0	0	0	2				
Mike Cuellar, L (1, 1) Don Lee, R (3, 1) Danny Coombs, R (4, 1) Lee Maye, L (7, PH) Ken MacKenzie, R (8, 1)			0-0 5-3		0-3 K		0-0 FC6-4 WP 1-2f			0	0	0	0	0	0	0				
Inning Stats	R: 0 E: 0 K: 2 S: 7	H: 0 LOB: 1 BB: 1 P: 11	R: 0 E: 0 K: 1 S: 5	H: 0 LOB: 0 BB: 0 P: 5	R: 1 E: 0 K: 0 S: 6	H: 3 LOB: 2 BB: 0 P: 6	R: 0 E: 0 K: 1 S: 6	H: 1 LOB: 1 BB: 0 P: 6	R: 0 E: 0 K: 2 S: 8	H: 0 LOB: 0 BB: 0 P: 7	R: 0 E: 0 K: 0 S: 4	H: 1 LOB: 1 BB: 0 P: 4	R: 0 E: 0 K: 1 S: 5	H: 0 LOB: 1 BB: 0 P: 6	R: 0 E: 0 K: 1 S: 5	H: 0 LOB: 0 BB: 0 P: 5	1B: 5 2B: 1 3B: 0 HR: 0	SF: 0 SAC: 0 DP: 0 HBP: 1	WP: 1 PB: 0 SB: 0 CS: 0	PA: 35
PITCHER Bo Belinsky, L (1, 1) ERA: 5.65	IP: 9.0 WLS: W BF: 35 H: 6 R: 1 ER: 1 SO: 10 BB: 1 IBB: 0 HBP: 1 BLK: 0 WP: 1 HR: 0 S: 53 P: 58 ERA: 1.00 WHIP: 0.778																			

BOTTOM

Philadelphia Phillies @ Houston Astros
Astrodome, Houston, TX
Sun Jun 20 1965, 4:38 AM EDT
Att. 42,648 - Unknown

livebaseballscorecards.com

AB	33
R	1
H	6
RBI	1
BB	1
SO	10
LOB	16



Batter	1	2	3	4	5	6	7	8	9	AB R H RBI BB SO LOB	TOP	
Tony Gonzalez, L (1, 8) OBP: 0.340, SLG: 0.474	0-0 F7		4-0 1B BB		0-0 G6-3 1B			0-0 E6 FC6-4		3 0 1 0 1 0 0		
Cookie Rojas, R (1, 4) OBP: 0.387, SLG: 0.429	4-0 G3-6 BB		0-0 FC6-4 1B		0-0 G6-3 1-2f			0-0 FC6-4 1-2f		3 0 1 0 1 0 2		
Johnny Callison, L (1, 9) OBP: 0.325, SLG: 0.558	0-0 G3-6 1-2f		0-3 K				0-0 F9	0-0 F8		4 0 0 0 0 1 4		
Dick Allen, R (1, 5) OBP: 0.416, SLG: 0.554		0-0 E PB 1B	0-0 FC6-4 1-2f				0-0 F8	0-3 K		4 1 1 0 0 1 3		
Wes Covington, L (1, 7) OBP: 0.275, SLG: 0.500		0-0 E4 PB 1-3		0-0 FC3-6 1B			0-0 P5		0-0 HR	4 1 2 1 0 0 1		
Dick Stuart, R (1, 3) OBP: 0.333, SLG: 0.444		0-3 K		0-3 K			0-0 4-3	4-0 G1-6-3 BB		3 0 0 0 1 2 3		
Clay Dalrymple, L (1, 2) OBP: 0.283, SLG: 0.287		0-3 K 1-2 3-H		0-0 FC3-6 1-2f			0-0 4-3	0-3 K		4 0 0 0 0 2 3		
Ruben Amaro, R (1, 6) OBP: 0.299, SLG: 0.218		0-0 6-3		0-0 F9			0-0 1B	0-0 G1-6-3 1-2f		4 0 1 0 0 0 3		
Ray Culp, R (1, 1)			0-3 K		0-0 L9		0-3 K			3 0 0 0 0 2 1		
Jack Baldschun, R (8, 1)										0 0 0 0 0 0 0		
Inning Stats	R: 0 H: 0 E: 0 LOB: 0 K: 0 BB: 1 S: 2 P: 6	R: 1 H: 1 E: 1 LOB: 1 K: 2 BB: 0 S: 9 P: 9	R: 0 H: 1 E: 0 LOB: 2 K: 2 BB: 1 S: 8 P: 12	R: 0 H: 1 E: 0 LOB: 1 K: 1 BB: 0 S: 6 P: 6	R: 0 H: 1 E: 0 LOB: 0 K: 0 BB: 0 S: 3 P: 3	R: 0 H: 0 E: 0 LOB: 0 K: 0 BB: 0 S: 3 P: 3	R: 0 H: 1 E: 0 LOB: 1 K: 1 BB: 0 S: 6 P: 6	R: 0 H: 0 E: 1 LOB: 1 K: 1 BB: 0 S: 6 P: 6	R: 1 H: 1 E: 0 LOB: 0 K: 1 BB: 1 S: 5 P: 9	1B: 5 SF: 0 2B: 0 SAC: 0 3B: 0 DP: 3 HR: 1 HBP: 0	WP: 0 PA: 35 PB: 1 SB: 0 CS: 0	
PITCHER Turk Farrell, R (1, 1) ERA: 2.19	IP WLS BF H R ER SO BB IBB HBP BLK WP HR S P ERA WHIP	9.0 W 35 6 2 1 8 3 0 0 0 0 1 48 60 1.00 1.000										

Philadelphia Phillies @ Houston Astros
Astrodome, Houston, TX
Mon Jun 21 1965, 8:05 PM EDT
Att. 18,271 - Unknown

livebaseballscorecards.com

AB 32
R 2
H 6
RBI 1
BB 3
SO 8
LOB 20



Batter	1	2	3	4	5	6	7	8	9
Joe Morgan, L OBP: 0.354, SLG: 0.363 (1, 4)	4-0 1B 1B BB		0-0 E9 1B		0-3 K		4-0 3B BB	0-0 E1 1B	
Lee Maye, L OBP: 0.267, SLG: 0.362 (1, 7)	0-0 1B 1B		0-0 BB 1B		0-0 L7		0-0 3B	4-0 1B	
Jimmy Wynn, R OBP: 0.362, SLG: 0.476 (1, 8)	0-0 B1		0-0 F3		0-0 5-3		0-0 P6	0-0 L6	
Jim Gentile, L OBP: 0.305, SLG: 0.464 (1, 3)	0-0 1B		4-0 1B BB		0-0 3-1		0-3 K	0-3 K	
Bob Aspromonte, R OBP: 0.345, SLG: 0.393 (1, 5)	0-3 K		0-0 P5		0-0 6-3			0-0 5-3	
Rusty Staub, L OBP: 0.312, SLG: 0.332 (1, 9)	0-0 3-1		0-0 F8		0-0 1B			4-0 1B BB	
Ron Brand, R OBP: 0.284, SLG: 0.284 (1, 2)		0-0 F8		0-0 5-3		0-0 5-3		0-0 1B 1B	
Bob Lillis, R OBP: 0.284, SLG: 0.259 (1, 6)		0-0 5-3		0-0 5-3			4-0 SH2-4 3B BB	0-0 1B 1B	
Turk Farrell, R OBP: 0.182, SLG: 0.188 (1, 1)		0-3 K		0-3 K			0-0 SH2-4	0-0 1B	

Inning Stats	R: 0	H: 2	E: 0	K: 1	S: 7	R: 0	H: 0	E: 0	K: 1	S: 5	R: 1	H: 2	E: 1	K: 0	S: 5	R: 0	H: 0	E: 0	K: 1	S: 5	R: 0	H: 1	E: 0	K: 1	S: 4	R: 2	H: 1	E: 1	K: 1	S: 6	R: 3	H: 4	E: 1	K: 1	S: 9
	0	2	0	1	7	0	0	0	0	5	1	2	1	0	5	0	0	0	1	5	0	1	0	1	0	0	2	1	1	1	4	3	4	1	9

PITCHER	IP	WLS	BF	H	R	ER	SO	BB	IBB	HBP	BLK	WP	HR	S	P	ERA	WHIP
Ray Culp, R ERA: 3.36 (1, 1)	7.1	L	34	7	5	4	5	5	0	0	0	0	0	39	59	4.91	1.636
Jack Baldschun, R ERA: 3.73 (8, 1)	0.2		6	3	1	1	1	0	1	0	0	0	0	7	11	13.50	4.500

BOTTOM

Philadelphia Phillies @ Houston Astros
Astrodome, Houston, TX

Mon Jun 21 1965, 8:05 PM EDT
Att. 18,271 - Unknown

AB	R	H	RBI	BB	SO	LOB
3	2	2	1	2	1	0
4	0	3	3	1	0	0
5	0	0	0	0	0	7
4	0	1	0	1	2	4
4	0	0	0	0	1	5
3	1	1	0	1	0	5
4	1	1	0	0	0	1
3	2	1	0	1	0	0
3	0	1	2	0	2	0

AB	33
R	6
H	10
RBI	6
BB	6
SO	6
LOB	22

livebaseballscorecards.com



WP	PA
0	40

Batter	1	2	3	4	5	6	7	8	9	AB R H RBI BB SO LOB	TOP									
John Briggs, L (1, 8) OBP: 0.362, SLG: 0.432	0-3 K		0-0 3B		4-0 1B 1B BB		4-0 1B 1B BB	0-3 K		3 2 1 0 2 2 0										
Cookie Rojas, R (1, 4) OBP: 0.392, SLG: 0.434	0-0 5-3		0-0 1-3		0-0 1B 1B		0-0 1B 1B BB	0-0 SF7 1B		5 2 3 0 0 0 1										
Johnny Callison, L (1, 9) OBP: 0.337, SLG: 0.563	0-0 1B		4-0 BB		0-0 1B		4-0 1B SF5 BB	0-0 1B		3 1 3 1 2 0 0										
Dick Allen, R (1, 5) OBP: 0.412, SLG: 0.549	0-3 K		0-0 F3		0-0 P4		0-0 IHR 1B	0-0 SF7		4 1 1 3 0 1 5										
Dick Stuart, R (1, 3) OBP: 0.326, SLG: 0.436		0-0 6-3		0-0 P6		0-0 P4		0-0 SF5	0-3 K	4 0 0 1 0 1 3										
Ruben Amaro, R (9, 3) OBP: 0.299, SLG: 0.218										0 0 0 0 0 0 0										
Tony Gonzalez, L (1, 7) OBP: 0.349, SLG: 0.507		0-0 2B		0-0 4-3 1B		0-0 4-3	0-0 IHR	0-0 K	0-3 K	5 1 3 2 0 1 1										
Pat Corrales, R (1, 2) OBP: 0.500, SLG: 0.579		0-0 P4		0-0 4-3 1B		0-0 G5-4-3 1B	0-3 K			4 0 1 0 0 1 2										
Bobby Wine, R (1, 6) OBP: 0.268, SLG: 0.219		0-0 6-3		0-0 5-3		0-0 G5-4-3		0-3 K		4 0 0 0 0 1 3										
Chris Short, R (1, 1) OBP: 0.125, SLG: 0.125			0-0 1-3		0-0 6-3		0-0 4-3	0-3 K		2 0 0 0 0 0 0										
Wes Covington, L (7, PH) OBP: 0.273, SLG: 0.496										1 0 0 0 0 0 0										
Gary Wagner, R (7, 1)										1 0 0 0 0 1 0										
Inning Stats	R: 0 E: 0 K: 2 S: 8	H: 1 LOB: 1 BB: 0 P: 8	R: 0 E: 0 K: 0 S: 4	H: 1 LOB: 1 BB: 0 P: 4	R: 0 E: 0 K: 0 S: 4	H: 1 LOB: 1 BB: 0 P: 4	R: 1 E: 0 K: 0 S: 5	H: 2 LOB: 2 BB: 1 P: 9	R: 0 E: 0 K: 0 S: 3	H: 1 LOB: 0 BB: 0 P: 3	R: 5 E: 0 K: 1 S: 8	H: 3 LOB: 0 BB: 2 P: 16	R: 0 E: 0 K: 3 S: 9	H: 0 LOB: 0 BB: 0 P: 9	R: 1 E: 0 K: 2 S: 9	H: 2 LOB: 1 BB: 0 P: 9	1B: 9 2B: 1 3B: 1 HR: 1	SF: 2 SAC: 0 DP: 1 HBP: 0	WP: 0 PB: 0 SB: 1 CS: 0	PA: 42
PITCHER	IP WLS BF H R ER SO BB IBB HBP BLK WP HR S P ERA WHIP																			
Bob Bruce, R (1, 1) ERA: 3.53	7.0 L 34 10 6 6 3 4 0 0 0 0 0 0 36 52 7.71 2.000																			
Jim Owens, R (8, 1) ERA: 2.47	1.0 3 0 0 0 3 0 0 0 0 0 0 0 9 9 0.00 0.000																			
Mike Cuellar, L (9, 1) ERA: 16.2	1.0 5 2 1 1 2 0 0 0 0 0 0 0 9 9 9.00 2.000																			

Philadelphia Phillies @ Houston Astros
Astrodome, Houston, TX
Tue Jun 22 1965, 8:05 PM EDT
Att. 19,331 - Unknown

AB	36
R	7
H	12
RBI	7
BB	4
SO	8
LOB	15



Batter	1	2	3	4	5	6	7	8	9	AB R H RBI BB SO LOB	TOP									
John Briggs, L (1, 8) OBP: 0.373, SLG: 0.410	4-0 SH3-4 BB		0-0 F2			4-0 1B BB	0-3 K			2 1 0 0 2 1 1										
Cookie Rojas, R (1, 4) OBP: 0.391, SLG: 0.432	0-0 SH3-4 1-2				0-3 K	0-0 1B 1B		0-0 F9		3 1 1 0 0 1 0										
Johnny Callison, L (1, 9) OBP: 0.339, SLG: 0.563	0-3 K				0-0 G6-3 1B	0-0 1B 1B		0-0 3-1		4 0 2 1 0 1 1										
Dick Allen, R (1, 5) OBP: 0.410, SLG: 0.548	0-0 F4				0-0 G6-3 1-2f	0-3 K		0-0 2B		4 0 1 0 0 1 4										
Tony Gonzalez, L (1, 7) OBP: 0.359, SLG: 0.514					0-0 G6-4-3 1B	0-0 4-3 1B		0-0 L9		4 0 3 1 0 0 1										
Dick Stuart, R (1, 3) OBP: 0.325, SLG: 0.447					0-0 G6-4-3 1-2f	0-0 4-3 1-2				4 1 1 1 0 0 4										
Ruben Amaro, R (9, 3) OBP: 0.299, SLG: 0.218						0-0 G4-3 1-2f				0 0 0 0 0 0 0										
Bobby Wine, R (1, 6) OBP: 0.267, SLG: 0.221					0-3 K	0-0 6-3		0-0 FC1-6 1B		4 0 1 0 0 1 1										
Pat Corrales, R (1, 2) OBP: 0.462, SLG: 0.500					0-3 K	4-0 IBB		0-0 FC1-6 SH1-4 1-2f		3 0 0 0 1 1 1										
Jim Bunning, R (1, 1) OBP: 0.220, SLG: 0.293					0-3 K	0-3 K		0-0 SH1-4 1-2		2 0 0 0 0 2 2										
Ray Herbert, R (6, 1) OBP: 0.318, SLG: 0.364										1 0 0 0 0 1 0										
Inning Stats	R: 0 E: 0 K: 1 S: 5	H: 0 LOB: 1 BB: 1 P: 9	R: 0 E: 0 K: 1 S: 5	H: 1 LOB: 0 BB: 0 P: 5	R: 0 E: 0 K: 2 S: 7	H: 0 LOB: 0 BB: 0 P: 7	R: 0 E: 0 K: 1 S: 6	H: 1 LOB: 2 BB: 1 P: 10	R: 2 E: 0 K: 1 S: 7	H: 3 LOB: 1 BB: 1 P: 11	R: 0 E: 0 K: 1 S: 6	H: 1 LOB: 1 BB: 0 P: 6	R: 0 E: 0 K: 0 S: 4	H: 1 LOB: 1 BB: 0 P: 4	R: 1 E: 0 K: 1 S: 6	H: 1 LOB: 0 BB: 0 P: 6	1B: 7 2B: 1 3B: 0 HR: 1	SF: 0 SAC: 2 DP: 3 HBP: 0	WP: 0 PB: 0 SB: 0 CS: 0	PA: 36
PITCHER	IP WLS BF H R ER SO BB IBB HBP BLK WP HR S P ERA WHIP																			
Juan Marichal, R (1, 1) ERA: 1.76	8.0 L 32 8 2 2 8 2 1 0 0 0 0 0 45 57 2.25 1.250																			
Bobby Bolin, R (9, 1) ERA: 2.4	1.0 4 1 1 1 1 0 0 0 0 0 0 1 6 6 9.00 1.000																			

Philadelphia Phillies @ San Francisco Giants
 Candlestick Park, San Francisco, CA
 Thu Jun 24 1965, 6:33 AM EDT
 Att. 8,738 - Unknown

livebaseballscorecards.com

AB	31
R	3
H	9
RBI	3
BB	3
SO	9
LOB	15



Batter	1	2	3	4	5	6	7	8	9	AB R H RBI BB SO LOB
Jim Davenport, R (1, 6) OBP: 0.285, SLG: 0.351	0-3 K		0-0 F6		0-3 K			0-0 1-3 1B		4 0 1 0 0 2 0
Matty Alou, L (1, 7) OBP: 0.291, SLG: 0.317	0-0 4-3		0-0 FC5-4 1B			0-0 G6-4-3 1B		0-0 1-3 1-2		4 0 2 0 0 0 1
Willie Mays, R (1, 8) OBP: 0.421, SLG: 0.714	0-3 K		0-0 FC5-4 1-2f			0-0 G6-4-3 1-2f		4-0 BB		3 0 0 0 1 1 2
Jim Ray Hart, R (1, 5) OBP: 0.290, SLG: 0.402		0-0 F9	0-3 K			4-0 FC6-4 BB		0-0 G3		3 0 0 0 1 1 3
Jesus Alou, R (1, 9) OBP: 0.317, SLG: 0.421		0-0 5-3		0-0 F8		0-0 FC6-4 1-2f		0-0 G6-4-3 1B		4 0 1 0 0 0 1
Len Gabrielson, L (1, 3) OBP: 0.333, SLG: 0.395		0-0 1B 1B 1B		0-0 F5			0-0 6-3	0-0 F7		4 1 1 0 0 0 1
Tom Haller, L (1, 2) OBP: 0.337, SLG: 0.323		0-0 1B 1B		0-0 F8			0-0 5-3	0-0 G6-4-3 1-2f		2 0 1 0 0 0 0
Jack Hiatt, R (6, 2) OBP: 0.364, SLG: 0.395		1-3 1B 1B								2 0 0 0 0 0 1
Hal Lanier, R (1, 4) OBP: 0.271, SLG: 0.297		0-0 1-2 3-H 1B			0-0 6-3		0-0 F8			3 0 1 1 0 0 0
Juan Marichal, R (1, 1) OBP: 0.213, SLG: 0.200		0-0 F7			0-3 K			0-3 K		2 0 0 0 0 1 2
Willie McCovey, L (8, PH) OBP: 0.396, SLG: 0.545										1 0 0 0 0 1 0
Bobby Bolin, R (9, 1) OBP: 0.167, SLG: 0.167										0 0 0 0 0 0 0

Inning Stats	R: 0 E: 0 K: 2 S: 7	H: 0 LOB: 0 BB: 0 P: 7	R: 1 E: 0 K: 0 S: 6	H: 3 LOB: 2 BB: 0 P: 6	R: 0 E: 0 K: 1 S: 6	H: 1 LOB: 1 BB: 0 P: 6	R: 0 E: 0 K: 0 S: 3	H: 0 LOB: 0 BB: 0 P: 3	R: 0 E: 0 K: 2 S: 7	H: 0 LOB: 0 BB: 0 P: 7	R: 0 E: 0 K: 0 S: 3	H: 1 LOB: 1 BB: 1 P: 7	R: 0 E: 0 K: 0 S: 3	H: 0 LOB: 0 BB: 0 P: 3	R: 0 E: 0 K: 1 S: 6	H: 1 LOB: 2 BB: 1 P: 10	R: 0 E: 0 K: 0 S: 3	H: 1 LOB: 0 BB: 0 P: 3	1B: 7 2B: 0 3B: 0 HR: 0	SF: 0 SAC: 0 DP: 2 HBP: 0	WP: 0 PB: 0 SB: 0 CS: 0	PA: 34
--------------	------------------------------	---------------------------------	------------------------------	---------------------------------	------------------------------	---------------------------------	------------------------------	---------------------------------	------------------------------	---------------------------------	------------------------------	---------------------------------	------------------------------	---------------------------------	------------------------------	----------------------------------	------------------------------	---------------------------------	----------------------------------	------------------------------------	----------------------------------	--------

PITCHER	IP	WLS	BF	H	R	ER	SO	BB	IBB	HBP	BLK	WP	HR	S	P	ERA	WHIP
Jim Bunning, R (1, 1) ERA: 3.23	5.0	W	20	5	1	1	5	0	0	0	0	0	0	30	30	1.80	1.000
Ray Herbert, R (6, 1) ERA: 2.93	4.0	S	14	2	0	0	1	2	0	0	0	0	0	14	22	0.00	1.000

BOTTOM

Philadelphia Phillies @ San Francisco Giants
Candlestick Park, San Francisco, CA

Thu Jun 24 1965, 6:33 AM EDT
Att. 8,738 - Unknown

livebaseballscorecards.com

AB	32
R	1
H	7
RBI	1
BB	2
SO	6
LOB	11



Batter	1	2	3	4	5	6	7	8	9	AB R H RBI BB SO LOB	TOP									
John Briggs, L (1, 8) OBP: 0.364, SLG: 0.381	0-0 4-3		4-0 BB			0-0 F4		0-0 4-3		3 0 0 0 1 0 0										
Cookie Rojas, R (1, 4) OBP: 0.388, SLG: 0.426	0-0 F7		0-0 4-3			4-0 BB		0-0 F8		3 0 0 0 1 0 1										
Johnny Callison, L (1, 9) OBP: 0.334, SLG: 0.554	0-3 K			0-0 4-3		0-3 K		0-0 E1		4 0 0 0 0 2 1										
Dick Allen, R (1, 5) OBP: 0.404, SLG: 0.540		0-0 F3		0-3 K		0-0 6-3		0-3 K		4 0 0 0 0 2 1										
Wes Covington, L (1, 7) OBP: 0.280, SLG: 0.516		0-0 HR		0-0 G3		4-0 BB		0-3 K		3 1 1 1 1 1 1										
Dick Stuart, R (1, 3) OBP: 0.321, SLG: 0.440		0-3 K			0-0 F9		0-0 F7			3 0 0 0 0 1 1										
Bobby Wine, R (1, 6) OBP: 0.260, SLG: 0.214		0-0 F8			0-0 6-3		0-0 4-3			2 0 0 0 0 0 0										
John Herrnstein, L (7, PH) OBP: 0.240, SLG: 0.250										1 0 0 0 0 0 1	AB 29									
Ruben Amaro, R (7, 6) OBP: 0.299, SLG: 0.218										0 0 0 0 0 0 0	R 1									
Pat Corrales, R (1, 2) OBP: 0.429, SLG: 0.458			0-0 1-3		0-0 F7			0-0 6-3		2 0 0 0 0 0 0	H 1									
Jack Baldschun, R (5, 1)										0 0 0 0 0 0 0	RBI 1									
Tony Taylor, R (8, PH) OBP: 0.314, SLG: 0.347										1 0 0 0 0 0 0	BB 3									
Art Mahaffey, R (8, 1) OBP: 0.118, SLG: 0.118										0 0 0 0 0 0 0	SO 6									
Bo Belinsky, L (1, 1) OBP: 0.318, SLG: 0.286			0-0 3-1			0-0 G3		0-0 4-3		1 0 0 0 0 0 0	LOB 6									
Clay Dalrymple, L (5, 2) OBP: 0.279, SLG: 0.282										2 0 0 0 0 0 0										
Inning Stats	R: 0 E: 0 K: 1 S: 5	H: 0 LOB: 0 BB: 0 P: 5	R: 1 E: 0 K: 1 S: 6	H: 1 LOB: 0 BB: 0 P: 6	R: 0 E: 0 K: 0 S: 3	H: 0 LOB: 1 BB: 1 P: 7	R: 0 E: 0 K: 1 S: 5	H: 0 LOB: 0 BB: 0 P: 5	R: 0 E: 0 K: 0 S: 3	H: 0 LOB: 1 BB: 1 P: 9	R: 0 E: 0 K: 0 S: 3	H: 0 LOB: 1 BB: 1 P: 7	R: 0 E: 0 K: 0 S: 3	H: 0 LOB: 0 BB: 0 P: 3	R: 0 E: 1 K: 2 S: 8	H: 0 LOB: 1 BB: 0 P: 8	1B: 0 2B: 0 3B: 0 HR: 1	SF: 0 SAC: 0 DP: 0 HBP: 0	WP: 0 PB: 0 SB: 0 CS: 0	PA: 32
PITCHER Bob Shaw, R (1, 1) ERA: 2.42	IP 9.0 WLS W BF 32 H 1 R 1 ER 1 SO 6 BB 3 IBB 0 HBP 0 BLK 0 WP 0 HR 1 S 41 P 53 ERA 1.00 WHIP 0.444																			PITCHER IP WLS BF H R ER SO BB IBB HBP BLK WP HR S P ERA WHIP

Philadelphia Phillies @ San Francisco Giants
Candlestick Park, San Francisco, CA

Fri Jun 25 1965, 10:05 PM EDT
Att. 12,948 - Unknown

livebaseballscores.com



Batter	1	2	3	4	5	6	7	8	9
Jim Davenport, R (1, 6) <small>OBP: 0.299, SLG: 0.353</small>	0-0 2B 1B	0-0 5-3			4-0 WP 2B BB		4-0 1B BB		
Jesus Alou, R (1, 9) <small>OBP: 0.323, SLG: 0.430</small>	0-0 1-H 1B 2B		0-0 1-5-3 1B		0-3 K 1-2		0-0 1-2 1B		
Willie Mays, R (1, 8) <small>OBP: 0.419, SLG: 0.705</small>	0-3 K		0-0 F5		4-0 2B IBB		0-0 F8		
Jim Ray Hart, R (1, 5) <small>OBP: 0.293, SLG: 0.405</small>	0-0 F3		0-0 1-5-3		0-0 1-H 2-H 2B		4-0 SH2-3 BB		
Cap Peterson, R (1, 7) Matty Alou, L (6, PH) <small>OBP: 0.290, SLG: 0.316</small> (7, 7)	0-0 2-H 1B		0-0 F9		0-0 B2		0-0 SH2-3		
Jack Hiatt, R (1, 3) <small>OBP: 0.354, SLG: 0.366</small>	4-0 BB		0-3 K		0-3 K		0-0 6-3		
Hal Lanier, R (1, 4) <small>OBP: 0.271, SLG: 0.296</small>	0-0 F8		0-0 G5-4-3 1B		0-0 6-3		0-3 K		
Randy Hundley, R (1, 2)		0-0 F2	0-0 G5-4-3		0-0 1-3				
Bob Shaw, R (1, 1) <small>OBP: 0.103, SLG: 0.103</small>		0-0 6-3			0-0 5-3		0-0 F8		

Inning Stats	R: 2 E: 0 K: 1 S: 8	H: 3 LOB: 2 BB: 1 P: 12	R: 0 E: 0 K: 0 S: 3	H: 0 LOB: 0 BB: 0 P: 3	R: 0 E: 0 K: 0 S: 4	H: 1 LOB: 1 BB: 0 P: 4	R: 0 E: 0 K: 1 S: 5	H: 1 LOB: 0 BB: 0 P: 5	R: 2 E: 0 K: 1 S: 5	H: 1 LOB: 1 BB: 2 P: 13	R: 0 E: 0 K: 1 S: 5	H: 0 LOB: 0 BB: 0 P: 5	R: 0 E: 0 K: 0 S: 4	H: 1 LOB: 2 BB: 1 P: 8	R: 0 E: 0 K: 1 S: 5	H: 0 LOB: 1 BB: 1 P: 9
--------------	------------------------------	----------------------------------	------------------------------	---------------------------------	------------------------------	---------------------------------	------------------------------	---------------------------------	------------------------------	----------------------------------	------------------------------	---------------------------------	------------------------------	---------------------------------	------------------------------	---------------------------------

PITCHER	IP	WLS	BF	H	R	ER	SO	BB	IBB	HBP	BLK	WP	HR	S	P	ERA	WHIP
Bo Belinsky, L (1, 1) <small>ERA: 5.69</small>	4.1	L	19	5	3	3	2	2	0	0	0	0	0	21	29	6.23	1.615
Jack Baldschun, R (5, 1) <small>ERA: 3.71</small>	2.2		11	2	1	1	2	1	1	0	0	1	0	13	21	3.38	1.125
Art Mahaffey, R (8, 1) <small>ERA: 6.11</small>	1.0		4	0	0	0	1	1	0	0	0	0	0	5	9	0.00	1.000

BOTTOM

Philadelphia Phillies @ San Francisco Giants
 Candlestick Park, San Francisco, CA
 Fri Jun 25 1965, 10:05 PM EDT
 Att. 12,948 - Unknown

livebaseballscorecards.com

AB	28
R	4
H	7
RBI	4
BB	5
SO	5
LOB	13



1B: 5	SF: 0	WP: 1	PA: 34
2B: 2	SAC: 1	PB: 0	
3B: 0	DP: 1	SB: 0	
HR: 0	HBP: 0	CS: 0	

Batter	1	2	3	4	5	6	7	8	9	AB R H RBI BB SO LOB	TOP		
John Briggs, L (1, 8) OBP: 0.367, SLG: 0.356	4-0 HR BB	0-0 4-3		0-0 F5			0-0 F7		4-0 BB	3 1 0 0 2 0 2			
Cookie Rojas, R (1, 4) OBP: 0.384, SLG: 0.425	0-0 4-3		0-0 F8		0-0 F8		0-0 2B		0-0 F9	5 0 1 1 0 0 2			
Johnny Callison, L (1, 9) OBP: 0.332, SLG: 0.545	0-0 F4		1-0 BB 2B HBP		0-0 F6		0-0 F9		0-0 F4	4 1 0 0 0 0 3			
Dick Allen, R (1, 5) OBP: 0.405, SLG: 0.549	0-0 HR		4-0 2B 4-3 BB		0-0 F5			0-0 F9		3 2 1 2 1 0 0			
Wes Covington, L (1, 7) OBP: 0.299, SLG: 0.534 John Herrnstein, L (8, PR) OBP: 0.240, SLG: 0.250	0-0 1B		0-0 4-3 2B		0-0 G4-6-3 1B			4-0 1B BB		3 0 3 1 1 0 0 0 0 0 0 0 0 0			
Dick Stuart, R (1, 3) OBP: 0.315, SLG: 0.432 Ruben Amaro, R (8, 3) OBP: 0.299, SLG: 0.218	0-3 K		0-0 4-3		0-0 G4-6-3			0-0 F8		4 0 0 1 0 1 4 0 0 0 0 0 0 0			
Clay Dalrymple, L (1, 2) OBP: 0.278, SLG: 0.281			0-0 F8		0-0 F8		0-0 F8		0-0 1B	4 0 1 0 0 0 1			
Bobby Wine, R (1, 6) OBP: 0.247, SLG: 0.203			0-0 6-3		0-0 F5		0-0 G3		0-0 F8	4 0 0 0 0 0 2			
Chris Short, R (1, 1) OBP: 0.125, SLG: 0.125 Alex Johnson, R (2, PH) OBP: 0.323, SLG: 0.419 Lew Burdette, R (2, 1) OBP: 0.455, SLG: 0.545 Tony Taylor, R (9, PH) OBP: 0.313, SLG: 0.345 Gary Wagner, R (9, 1)			4-0 S BB		0-3 K		0-0 2B 1B		0-3 K	0 0 0 0 0 0 0 0 0 0 0 1 0 0 2 1 1 0 0 1 0 1 0 0 0 0 1 0 0 0 0 0 0 0 0			
Inning Stats	R: 2 H: 2 E: 0 LOB: 1 K: 1 BB: 1 S: 7 P: 11	R: 0 H: 0 E: 0 LOB: 1 K: 0 BB: 1 S: 3 P: 7	R: 2 H: 1 E: 0 LOB: 1 K: 0 BB: 1 S: 4 P: 9	R: 0 H: 0 E: 0 LOB: 0 K: 1 BB: 0 S: 5 P: 5	R: 0 H: 0 E: 0 LOB: 0 K: 0 BB: 0 S: 3 P: 3	R: 0 H: 1 E: 0 LOB: 0 K: 0 BB: 0 S: 3 P: 3	R: 1 H: 2 E: 0 LOB: 1 K: 0 BB: 0 S: 5 P: 5	R: 0 H: 1 E: 0 LOB: 2 K: 0 BB: 1 S: 4 P: 8	R: 0 H: 0 E: 0 LOB: 1 K: 1 BB: 1 S: 5 P: 9	1B: 4 SF: 0 2B: 2 SAC: 0 3B: 0 DP: 1 HR: 1 HBP: 1	WP: 0 PA: 39 PB: 0 SB: 1 CS: 0		
PITCHER	IP WLS BF H R ER SO BB IBB HBP BLK WP HR S P ERA WHIP											PITCHER	IP WLS BF H R ER SO BB IBB HBP BLK WP HR S P ERA WHIP
Gaylord Perry, R (1, 1) ERA: 3.83 Masanori Murakami, L (8, 1) ERA: 4.64	7.0 30 6 5 5 2 3 0 1 0 0 1 30 43 6.43 1.286												

Philadelphia Phillies @ San Francisco Giants
 Candlestick Park, San Francisco, CA
 Sat Jun 26 1965, 6:33 AM EDT
 Att. 18,247 - Unknown

livebaseballscores.com



BOTTOM

Philadelphia Phillies @ San Francisco Giants
 Candlestick Park, San Francisco, CA
 Sat Jun 26 1965, 6:33 AM EDT
 Att. 18,247 - Unknown

livebaseballscorecards.com

AB	34
R	6
H	11
RBI	6
BB	6
SO	2
LOB	8



WP: 0	PA: 40
PB: 0	
SB: 1	
CS: 0	

AB	R	H	RBI	BB	SO	LOB
4	1	1	0	1	1	0
4	1	3	0	1	0	1
3	1	1	0	2	0	1
4	1	1	2	1	0	0
1	0	0	1	0	0	1
3	0	0	0	0	0	0
1	1	1	0	1	0	0
2	1	2	1	0	0	0
4	0	2	2	0	0	2
4	0	0	0	0	1	3
2	0	0	0	0	0	0
1	0	0	0	0	0	0
0	0	0	0	0	0	0
1	0	0	0	0	0	0

Batter	1	2	3	4	5	6	7	8	9
Jim Davenport, R (1, 6) OBP: 0.303, SLG: 0.358	0-3 K	0-0 4-3		0-0 F9			0-0 2B		4-0 1B BB
Jesus Alou, R (1, 9) OBP: 0.332, SLG: 0.434	0-0 1B S	4-0 1B BB			0-0 1B		0-0 F2		0-0 1B BB IBB
Willie Mays, R (1, 8) OBP: 0.422, SLG: 0.700	4-0 1B 1-2	0-0 1-3 BB			0-0 F8		0-0 F7		4-0 1B IBB
Jim Ray Hart, R (1, 5) OBP: 0.295, SLG: 0.402	0-0 1-3 2B 1B		0-0 F7		0-0 F8			0-0 5-3	4-0 1-2 2-3 3B BB
Cap Peterson, R (1, 7) OBP: 0.349, SLG: 0.414 Matty Alou, L (3, PH) OBP: 0.286, SLG: 0.311	0-0 1-3		0-0 5-3			0-0 F3		0-0 F9	
Jack Hiatt, R (1, 3) OBP: 0.380, SLG: 0.381 Willie McCovey, L (6, PH) OBP: 0.401, SLG: 0.563	4-0 2B BB		0-0 1B			0-0 1B		0-0 HR	
Hal Lanier, R (1, 4) OBP: 0.275, SLG: 0.304	0-0 1-H 2-H 2B		0-0 F8			0-0 F8		0-0 1B	
Randy Hundley, R (1, 2)	0-3 K			0-0 6-3			0-0 F7		0-0 F2
Gaylord Perry, R (1, 1) OBP: 0.130, SLG: 0.091 Dick Schofield, S (7, PH) OBP: 0.310, SLG: 0.282 Masanori Murakami, L (8, 1) Len Gabrielson, L (9, PH) OBP: 0.330, SLG: 0.390		0-0 G3		0-0 4-3			0-0 G3		0-0 4-3

Inning	R	H	E	K	S	R	H	E	K	S	R	H	E	K	S	R	H	E	K	S	R	H	E	K	S	R	H	E	K	S	R	H	E	K	S				
1	4	3	0	2	10	0	1	0	0	4	0	0	0	0	3	0	1	0	0	4	1	0	0	0	18	0	1	0	0	1	0	0	0	0	0	0	0		
2	0	1	0	0	7	0	0	0	0	1	0	0	0	0	4	0	0	0	0	2	0	0	0	0	30	0	0	0	0	0	0	0	0	0	0	0	0	0	
3	0	0	0	0	0	0	0	0	0	0	0	0	0	0	0	0	0	0	0	0	0	0	0	14	0	0	0	0	0	0	0	0	0	0	0	0	0	0	0
4	0	0	0	0	0	0	0	0	0	0	0	0	0	0	0	0	0	0	0	0	0	0	0	0	0	0	0	0	0	0	0	0	0	0	0	0	0	0	
5	0	0	0	0	0	0	0	0	0	0	0	0	0	0	0	0	0	0	0	0	0	0	0	0	0	0	0	0	0	0	0	0	0	0	0	0	0	0	0
6	0	0	0	0	0	0	0	0	0	0	0	0	0	0	0	0	0	0	0	0	0	0	0	0	0	0	0	0	0	0	0	0	0	0	0	0	0	0	0
7	0	0	0	0	0	0	0	0	0	0	0	0	0	0	0	0	0	0	0	0	0	0	0	0	0	0	0	0	0	0	0	0	0	0	0	0	0	0	0
8	1	2	0	0	5	1	2	0	0	5	1	2	0	0	5	1	2	0	0	2	1	0	0	0	0	0	0	0	0	0	0	0	0	0	0	0	0	0	0
9	1	1	0	0	2	1	1	0	0	2	1	1	0	0	2	1	1	0	0	2	1	0	0	0	0	0	0	0	0	0	0	0	0	0	0	0	0	0	0

PITCHER	IP	WLS	BF	H	R	ER	SO	BB	IBB	HBP	BLK	WP	HR	S	P	ERA	WHIP
Chris Short, L (1, 1) ERA: 3.7	1.0		8	3	4	4	2	2	0	0	0	0	0	10	18	36.00	5.000
Lew Burdette, R (2, 1) ERA: 6.16	7.0		27	7	1	1	0	1	0	0	0	0	1	26	30	1.29	1.143
Gary Wagner, R (9, 1) ERA: 2.72	0.1	L	5	1	1	1	0	2	1	0	0	0	0	2	14	27.00	9.000

Batter	1	2	3	4	5	6	7	8	9	AB R H RBI BB SO LOB	TOP										
John Briggs, L (1, 8) OBP: 0.354, SLG: 0.327	0-3 K		0-0 1-3		0-3 K		0-0 F7		4-0 FC4-6 BB	4 0 0 0 1 2 0	Philadelphia Phillies @ San Francisco Giants Candlestick Park, San Francisco, CA Sun Jun 27 1965, 6:33 AM EDT Att. 27,015 - Unknown livebaseballscorecards.com										
Cookie Rojas, R (1, 4) OBP: 0.380, SLG: 0.420	0-0 F9		0-0 F2			0-0 1B 1B	0-0 6-3		0-0 F8	5 1 1 0 0 0 2											
Johnny Callison, L (1, 9) OBP: 0.333, SLG: 0.554	0-0 HR		0-0 4-3			0-0 1B BB 1B	0-0 F9		0-0 FC4-6 1B 1-2f 2-3	5 2 2 1 0 0 2											
Dick Allen, R (1, 5) OBP: 0.412, SLG: 0.558	0-0 2B			0-0 4-3 S 1B		0-0 BB 1B 1-3 2-H		0-3 K	0-0 1B 1-2 3-H	5 0 4 2 0 1 0											
Wes Covington, L (1, 7) OBP: 0.305, SLG: 0.526	4-0 IBB			0-3 K 1-2		4-0 BB IBB		0-3 K	0-3 K	2 0 0 0 2 2 1 1 0 0 0 0 1 2											
John Herrnstein, L (8, 7) OBP: 0.231, SLG: 0.240																					
Dick Stuart, R (1, 3) OBP: 0.310, SLG: 0.424	0-3 K		0-0 4-3		0-0 4-3		0-3 K		0-0 F8	4 0 0 0 0 2 6 0 0 0 0 0 0 0											
Ruben Amaro, R (8, 3) OBP: 0.299, SLG: 0.218																					
Bobby Wine, R (1, 6) OBP: 0.259, SLG: 0.208			0-0 F9		0-0 F9		4-0 BB 1-2 2-3 3-H		0-0 2B 1B	3 1 1 1 1 0 1											
Pat Corrales, R (1, 2) OBP: 0.406, SLG: 0.464			0-0 F7		0-0 F5		0-3 K		0-0 1B 2B 1-H	4 1 1 1 0 1 3											
Ray Culp, R (1, 1) OBP: 0.130, SLG: 0.048			0-0 F8		0-3 K		0-3 K		0-0 FC4-6 BB 1B 2-H	4 1 1 1 0 2 3											
Inning Stats	R: 1 E: 0 K: 2 S: 9	H: 2 LOB: 2 BB: 1 P: 13	R: 0 E: 0 K: 0 S: 3	H: 0 LOB: 0 BB: 0 P: 3	R: 0 E: 0 K: 0 S: 3	H: 1 LOB: 1 BB: 0 P: 6	R: 0 E: 0 K: 1 S: 6	H: 0 LOB: 0 BB: 0 P: 7	R: 2 E: 0 K: 3 S: 12	H: 3 LOB: 3 BB: 2 P: 20	R: 0 E: 0 K: 0 S: 3	H: 0 LOB: 0 BB: 0 P: 3	R: 0 E: 0 K: 2 S: 7	H: 0 LOB: 0 BB: 0 P: 7	R: 3 E: 0 K: 1 S: 9	H: 4 LOB: 2 BB: 1 P: 13	1B: 7 2B: 2 3B: 0 HR: 1	SF: 0 SAC: 0 DP: 0 HBP: 0	WP: 0 PB: 0 SB: 1 CS: 0	PA: 41	
PITCHER	IP WLS BF H R ER SO BB IBB HBP BLK WP HR S P ERA WHIP	IP WLS BF H R ER SO BB IBB HBP BLK WP HR S P ERA WHIP	IP WLS BF H R ER SO BB IBB HBP BLK WP HR S P ERA WHIP	IP WLS BF H R ER SO BB IBB HBP BLK WP HR S P ERA WHIP	IP WLS BF H R ER SO BB IBB HBP BLK WP HR S P ERA WHIP	IP WLS BF H R ER SO BB IBB HBP BLK WP HR S P ERA WHIP	IP WLS BF H R ER SO BB IBB HBP BLK WP HR S P ERA WHIP	IP WLS BF H R ER SO BB IBB HBP BLK WP HR S P ERA WHIP	IP WLS BF H R ER SO BB IBB HBP BLK WP HR S P ERA WHIP	IP WLS BF H R ER SO BB IBB HBP BLK WP HR S P ERA WHIP	IP WLS BF H R ER SO BB IBB HBP BLK WP HR S P ERA WHIP	IP WLS BF H R ER SO BB IBB HBP BLK WP HR S P ERA WHIP	IP WLS BF H R ER SO BB IBB HBP BLK WP HR S P ERA WHIP	IP WLS BF H R ER SO BB IBB HBP BLK WP HR S P ERA WHIP	IP WLS BF H R ER SO BB IBB HBP BLK WP HR S P ERA WHIP	IP WLS BF H R ER SO BB IBB HBP BLK WP HR S P ERA WHIP	IP WLS BF H R ER SO BB IBB HBP BLK WP HR S P ERA WHIP	IP WLS BF H R ER SO BB IBB HBP BLK WP HR S P ERA WHIP	IP WLS BF H R ER SO BB IBB HBP BLK WP HR S P ERA WHIP	IP WLS BF H R ER SO BB IBB HBP BLK WP HR S P ERA WHIP	IP WLS BF H R ER SO BB IBB HBP BLK WP HR S P ERA WHIP
Bobby Bolin, R (1, 1) ERA: 2.68	5.0 L	22 6 3 3 5	0 1 0 0	0 1 0 0	0 0 12 20	0 0 10 14	0 0 6 6	0 0 6 6	0 0 6 6	5.40 1.200											
Ron Herbel, R (6, 1) ERA: 2.99	2.0	8 0 0 0 3	1 1 0 0	0 0 12 20	0 0 10 14	0 0 6 6	0 0 6 6	0 0 6 6	0 0 6 6	0.00 0.500											
Bill Henry, L (8, 1) ERA: 3.98	1.0	7 3 3 2 1	0 0 0 1 0	0 0 10 14	0 0 6 6	0 0 6 6	0 0 6 6	0 0 6 6	0 0 6 6	27.00 4.000											
Masanori Murakami, L (9, 1) ERA: 4.43	1.0	4 1 0 0 1	0 0 0 1 0	0 0 6 6	0 0 6 6	0 0 6 6	0 0 6 6	0 0 6 6	0 0 6 6	0.00 1.000											



Batter	1	2	3	4	5	6	7	8	9	AB R H RBI BB SO LOB	TOP									
Phil Gagliano, R (1, 4) OBP: 0.364, SLG: 0.461	0-1 F4		2-0 2B			3-2 6-3		2-2 5-3		4 0 1 0 0 0 0										
Dick Groat, R (1, 6) OBP: 0.323, SLG: 0.314	0-1 F7		2-1 6-3			1-0 F8			0-0 F6	4 0 0 0 0 0 1										
Lou Brock, L (1, 7) OBP: 0.334, SLG: 0.427	1-0 4-3				0-1 F8	3-1 E S 1B			0-0 4-3 1B	4 0 2 0 0 0 0										
Ken Boyer, R (1, 5)		0-1 6-3			0-1 5-3	2-2 6-3 1-3			1-0 E3 4-3 1-2	4 0 0 0 0 0 2										
Bill White, L (1, 3) OBP: 0.378, SLG: 0.471		2-3 K			0-0 F5		3-0 F4		0-0 4-3 1-2 2-3	4 0 0 0 0 1 2										
Curt Flood, R (1, 8) OBP: 0.346, SLG: 0.431		1-1 2B			4-0 BB		0-0 6-3		0-0 4-3	3 0 1 0 1 0 2										
Bob Uecker, R (1, 2) OBP: 0.386, SLG: 0.333		2-2 6-3			1-0 F9		2-1 F8			3 0 0 0 0 0 2										
Mike Shannon, R (1, 9) OBP: 0.246, SLG: 0.276			1-0 L8		2-3 K			3-3 K		3 0 0 0 0 2 1										
Tracy Stallard, R (1, 1) OBP: 0.125, SLG: 0.125			0-0 F8		0-3 K			1-3 K		2 0 0 0 0 1 1										
Carl Warwick, R (8, PH) OBP: 0.209, SLG: 0.219										1 0 0 0 0 1 0										
Hal Woodeshick, R (8, 1) OBP: 0.111, SLG: 0.111										0 0 0 0 0 0 0										
Don Dennis, R (8, 1) OBP: 1.000, SLG: 1.000										0 0 0 0 0 0 0										
Inning Stats	R: 0 E: 0 K: 0 S: 5	H: 0 LOB: 0 BB: 0 P: 6	R: 0 E: 0 K: 1 S: 10	H: 1 LOB: 1 BB: 0 P: 15	R: 0 E: 0 K: 0 S: 5	H: 1 LOB: 1 BB: 0 P: 10	R: 0 E: 0 K: 0 S: 7	H: 0 LOB: 1 BB: 1 P: 14	R: 0 E: 0 K: 0 S: 9	H: 1 LOB: 1 BB: 0 P: 18	R: 0 E: 0 K: 0 S: 4	H: 0 LOB: 0 BB: 0 P: 9	R: 0 E: 0 K: 2 S: 10	H: 0 LOB: 0 BB: 0 P: 16	R: 0 E: 1 K: 0 S: 5	H: 1 LOB: 2 BB: 0 P: 6	1B: 2 2B: 2 3B: 0 HR: 0	SF: 0 SAC: 0 DP: 0 HBP: 0	WP: 0 PB: 0 SB: 2 CS: 0	PA: 33
PITCHER Chris Short, L (1, 1) ERA: 3.42	IP: 9.0 WLS: W BF: 33 H: 4 R: 0 ER: 0 SO: 5 BB: 1 IBB: 0 HBP: 0 BLK: 0 WP: 0 HR: 0 S: 60 P: 99 ERA: 0.00 WHIP: 0.556																			

St. Louis Cardinals @ Philadelphia Phillies
 Connie Mack Stadium, Philadelphia, PA

Mon Jun 28 1965, 7:05 PM EDT
 Att: 19,208 - Unknown

livebaseballscorecards.com

AB	32
R	0
H	4
RBI	0
BB	1
SO	5
LOB	11



Batter	1	2	3	4	5	6	7	8	9	AB	R	H	RBI	BB	SO	LOB
John Briggs, L (1, 8) OBP: 0.333, SLG: 0.302	0-0 F7		3-2 L8	0-0 F4			1-1 4-3			4	0	0	0	0	0	1
Cookie Rojas, R (1, 4) OBP: 0.374, SLG: 0.411	2-2 F9		1-2 F9		1-1 F6		1-3 K			4	0	0	0	0	1	0
Johnny Callison, L (1, 9) OBP: 0.332, SLG: 0.557	3-1 E1 FC6-4		1-1 WP 3B		0-0 F3			2-1 L8		4	1	1	0	0	0	0
Dick Allen, R (1, 5) OBP: 0.416, SLG: 0.559	1-0 FC6-4 1-2f		1-0 1B 1B		0-0 1B			4-0 2B 1B BB		3	1	2	0	1	0	1
Wes Covington, L (1, 7) OBP: 0.312, SLG: 0.526		4-2 FC6-4 BB	0-1 1B		3-2 F8			0-0 1B 2B		2	0	1	0	1	0	1
Alex Johnson, R (8, PH) OBP: 0.328, SLG: 0.432 (9, 7)			1-3 1B					1-3 1B 2B		1	1	1	0	0	0	0
Dick Stuart, R (1, 3) OBP: 0.309, SLG: 0.418		2-3 K	2-0 L7		0-0 F2			4-0 1B IBB		3	0	0	0	1	1	3
Ruben Amaro, R (8, PR) OBP: 0.299, SLG: 0.218 (9, 3)										0	0	0	0	0	0	0
Bobby Wine, R (1, 6) OBP: 0.258, SLG: 0.210		2-0 FC6-4 1B 1-2f		0-0 6-3		0-3 K		0-1 1-3 1B		4	0	1	2	0	1	1
Pat Corrales, R (1, 2) OBP: 0.417, SLG: 0.452		3-2 1B	4-0 SH3-4 BB		2-2 6-3			3-2 1-3 1-2		3	0	1	0	1	0	2
Chris Short, R (1, 1) OBP: 0.116, SLG: 0.116		0-0 5-3	0-0 SH3-4 1-2		0-0 4-3			0-0 G3		3	0	0	0	0	0	5

Inning Stats	R: 0	H: 0	E: 1	LOB: 1	K: 0	BB: 0	S: 7	P: 13	R: 0	H: 1	E: 0	LOB: 2	K: 1	BB: 1	S: 11	P: 22	R: 1	H: 3	E: 0	LOB: 2	K: 0	BB: 0	S: 12	P: 20	R: 0	H: 0	E: 0	LOB: 1	K: 0	BB: 1	S: 3	P: 7	R: 0	H: 1	E: 0	LOB: 1	K: 0	BB: 0	S: 7	P: 11	R: 0	H: 0	E: 0	LOB: 0	K: 1	BB: 0	S: 7	P: 9	R: 0	H: 0	E: 0	LOB: 0	K: 1	BB: 0	S: 7	P: 10	R: 2	H: 2	E: 0	LOB: 3	K: 0	BB: 2	S: 9	P: 22
--------------	------	------	------	--------	------	-------	------	-------	------	------	------	--------	------	-------	-------	-------	------	------	------	--------	------	-------	-------	-------	------	------	------	--------	------	-------	------	------	------	------	------	--------	------	-------	------	-------	------	------	------	--------	------	-------	------	------	------	------	------	--------	------	-------	------	-------	------	------	------	--------	------	-------	------	-------

PITCHER	IP	WLS	BF	H	R	ER	SO	BB	IBB	HBP	BLK	WP	HR	S	P	ERA	WHIP
Tracy Stallard, R (1, 1) ERA: 3.12	7.0	L	29	5	1	1	3	2	0	0	0	1	0	54	92	1.29	1.000
Hal Woodeshick, L (8, 1) ERA: 3.61	0.1		5	2	2	2	0	1	1	0	0	0	0	5	15	54.00	9.000
Don Dennis, R (8, 1) ERA: 3.68	0.2		2	0	0	0	0	0	0	0	0	0	0	4	7	0.00	0.000

BOTTOM


St. Louis Cardinals @ Philadelphia Phillies
Connie Mack Stadium, Philadelphia, PA

Mon Jun 28 1965, 7:05 PM EDT
 Att. 19,208 - Unknown

AB	31
R	3
H	7
RBI	2
BB	4
SO	3
LOB	14

livebaseballscorecards.com

1B:	5	SF:	0	WP:	1	PA:	36
2B:	1	SAC:	1	PB:	0		
3B:	1	DP:	0	SB:	0		
HR:	0	HBP:	0	CS:	0		



Batter	1	2	3	4	5	6	7	8	9	AB R H RBI BB SO LOB	TOP											
Phil Gagliano, R (1, 9) OBP: 0.360, SLG: 0.452	2-2 F9		0-0 F4		3-2 1B		2-2 6-3		0-0 FC6-4 1-2f	5 0 1 0 0 0 3												
Dick Groat, R (1, 6) OBP: 0.326, SLG: 0.314	4-0 BB			1-1 BB E FC5-2 1B	0-0 6-3			0-0 F8		3 0 1 0 1 0 1												
Lou Brock, L (1, 7) OBP: 0.333, SLG: 0.424	1-2 F6			0-2 B2		2-3 K		2-2 5-3 1B		4 0 1 0 0 1 2												
Ken Boyer, R (1, 5) OBP: 0.315, SLG: 0.393	2-2 F9			0-0 E1 FC5-2 BB 1-2		0-0 5-3		0-0 5-3 1-2		4 0 0 0 0 0 3												
Curt Flood, R (1, 8) OBP: 0.345, SLG: 0.426		2-0 L6		4-0 FC5-2 1-2 2-3 BB		1-1 6-3		0-0 5-3		3 0 0 0 1 0 1												
Bill White, L (1, 3) OBP: 0.377, SLG: 0.468		0-0 G3		0-0 FC5-2 1-2 2-3 3-Hf			0-0 2B 6-3 1B		0-0 F8	4 1 1 0 0 0 3												
Tim McCarver, L (1, 2) OBP: 0.333, SLG: 0.438		1-1 4-3		0-0 F6			0-2 F7		0-0 3-1	4 0 0 0 0 0 4												
Jerry Buchek, R (1, 4) OBP: 0.259, SLG: 0.340			0-0 5-3		1-0 6-3		0-0 1-3 2B		0-0 BB 1B	4 0 2 0 0 0 0												
Bob Purkey, R (1, 1) OBP: 0.100, SLG: 0.053			0-3 K		2-3 K		2-1 6-3 3-H		4-0 FC6-4 BB	2 0 0 0 0 2 0												
Carl Warwick, R (7, PH) OBP: 0.206, SLG: 0.215										1 0 0 1 0 0 1												
Ray Sadecki, L (7, 1) OBP: 0.111, SLG: 0.185										0 0 0 0 0 0 0												
Mike Shannon, R (9, PH) OBP: 0.252, SLG: 0.276										0 0 0 0 1 0 0												
Inning Stats	R: 0 E: 0 K: 0 S: 11	H: 0 LOB: 1 BB: 1 P: 20	R: 0 E: 0 K: 0 S: 4	H: 0 LOB: 0 BB: 0 P: 7	R: 0 E: 0 K: 1 S: 5	H: 0 LOB: 0 BB: 0 P: 5	R: 0 E: 1 K: 0 S: 8	H: 1 LOB: 3 BB: 1 P: 13	R: 0 E: 0 K: 1 S: 8	H: 1 LOB: 1 BB: 0 P: 14	R: 0 E: 0 K: 1 S: 6	H: 0 LOB: 0 BB: 0 P: 9	R: 1 E: 0 K: 0 S: 11	H: 2 LOB: 1 BB: 0 P: 15	R: 0 E: 0 K: 0 S: 6	H: 1 LOB: 1 BB: 0 P: 8	R: 0 E: 0 K: 0 S: 4	H: 1 LOB: 2 BB: 1 P: 8	1B: 5 2B: 1 3B: 0 HR: 0	SF: 0 SAC: 0 DP: 0 HBP: 0	WP: 0 PB: 0 SB: 0 CS: 0	PA: 37
PITCHER Bo Belinsky, L (1, 1) ERA: 5.09	IP: 9.0 WLS: W BF: 37 H: 6 R: 1 ER: 1 SO: 3 BB: 3 IBB: 0 HBP: 0 BLK: 0 WP: 0 HR: 0 S: 63 P: 99 ERA: 1.00 WHIP: 1.000											PITCHER	IP: 9.0 WLS: W BF: 37 H: 6 R: 1 ER: 1 SO: 3 BB: 3 IBB: 0 HBP: 0 BLK: 0 WP: 0 HR: 0 S: 63 P: 99 ERA: 1.00 WHIP: 1.000									

St. Louis Cardinals @ Philadelphia Phillies
 Connie Mack Stadium, Philadelphia, PA

Tue Jun 29 1965, 7:05 PM EDT
 Att: 19,219 - Unknown

livebaseballscorecards.com

AB	34
R	1
H	6
RBI	1
BB	3
SO	3
LOB	18



Batter	1	2	3	4	5	6	7	8	9	AB	R	H	RBI	BB	SO	LOB
John Briggs, L OBP: 0.329, SLG: 0.298 (1, 8)	1-0 1B 1B		1-1 4-3		0-0 4-3		0-0 F3			4	1	1	0	0	0	0
Cookie Rojas, R OBP: 0.384, SLG: 0.420 (1, 4)	2-1 FC3-6 1B		0-0 E 1B		0-0 HR 1B			4-0 1B HR BB		3	2	3	0	1	0	0
Johnny Callison, L OBP: 0.331, SLG: 0.563 (1, 9)	0-2 FC3-6 1B		0-0 G3		2-1 HR		2-1 F9	0-1 F9		4	1	1	2	0	0	4
Dick Allen, R OBP: 0.414, SLG: 0.554 (1, 5)	0-0 1-2 1B		2-0 F3		2-0 F8			1-3 K		4	0	1	1	0	1	2
Tony Gonzalez, L OBP: 0.363, SLG: 0.534 (1, 7)	0-3 K			0-0 HR		1-1 F2		0-0 HR 1B		4	2	2	1	0	1	2
Dick Stuart, R OBP: 0.312, SLG: 0.433 Ruben Amaro, R OBP: 0.299, SLG: 0.218 (1, 3) (9, 3)	2-0 5-3			0-0 G4-6-3 1B		0-0 F2		1-2 HR		4	1	2	3	0	0	2
Bobby Wine, R OBP: 0.258, SLG: 0.202 (1, 6)		0-1 F3		0-0 G4-6-3 1-2f		0-0 F7		4-1 BB		3	0	0	0	1	0	1
Pat Corrales, R OBP: 0.375, SLG: 0.400 (1, 2)		0-0 F3		0-0 6-3		0-3 K		0-0 F7		4	0	0	0	0	1	1
Bo Belinsky, L OBP: 0.280, SLG: 0.250 (1, 1)		1-1 F2			0-0 4-3		0-0 L8			3	0	0	0	0	0	0

Inning Stats	R: 1	H: 3	E: 0	K: 1	S: 12	LOB: 2	BB: 0	P: 17	R: 0	H: 0	E: 0	K: 0	S: 5	LOB: 0	BB: 0	P: 6	R: 0	H: 1	E: 1	K: 0	S: 5	LOB: 1	BB: 0	P: 8	R: 1	H: 2	E: 0	K: 0	S: 4	LOB: 0	BB: 0	P: 4	R: 2	H: 2	E: 0	K: 0	S: 6	LOB: 0	BB: 0	P: 10	R: 0	H: 0	E: 0	K: 1	S: 5	LOB: 0	BB: 0	P: 5	R: 0	H: 0	E: 0	K: 1	S: 5	LOB: 0	BB: 0	P: 5	R: 3	H: 2	E: 0	K: 1	S: 11	LOB: 1	BB: 2	P: 21
--------------	------	------	------	------	-------	--------	-------	-------	------	------	------	------	------	--------	-------	------	------	------	------	------	------	--------	-------	------	------	------	------	------	------	--------	-------	------	------	------	------	------	------	--------	-------	-------	------	------	------	------	------	--------	-------	------	------	------	------	------	------	--------	-------	------	------	------	------	------	-------	--------	-------	-------

PITCHER	IP	WLS	BF	H	R	ER	SO	BB	IBB	HBP	BLK	WP	HR	S	P	ERA	WHIP
Bob Purkey, R ERA: 6.56 (1, 1)	6.0	L	25	8	4	4	1	0	0	0	0	0	2	36	50	6.00	1.333
Ray Sadecki, L ERA: 6.84 (7, 1)	2.0		10	2	3	3	2	2	0	0	0	0	1	16	26	13.50	2.000


BOTTOM

St. Louis Cardinals @ Philadelphia Phillies
Connie Mack Stadium, Philadelphia, PA

Tue Jun 29 1965, 7:05 PM EDT
Att. 19,219 - Unknown

AB	33
R	7
H	10
RBI	7
BB	2
SO	3
LOB	12

livebaseballscorecards.com



WP: 0	PA: 35
PB: 0	SB: 0
CS: 0	

Batter	1	2	3	4	5	6	7	8	9	AB R H RBI BB SO LOB	TOP					
Mack Jones, L (1, 8) OBP: 0.318, SLG: 0.511	0-0 SH5-3 1B		0-3 K		0-0 F5		0-0 P3			4 0 1 0 0 1 2						
Frank Bolling, R (1, 4) OBP: 0.337, SLG: 0.417	0-0 SH5-3 1-2		0-0 L1-3		0-0 E6 HBP		0-0 F9			3 0 0 0 0 0 2						
Hank Aaron, R (1, 9) OBP: 0.399, SLG: 0.572	0-0 F2			0-0 S 1B E 1B	0-0 F7		0-3 K			4 1 1 0 0 1 2						
Joe Torre, R (1, 2) OBP: 0.405, SLG: 0.579	0-0 F3			0-0 E BB 1-2 1B	1-0 HBP		0-0 F9			3 0 1 0 0 0 1						
Eddie Mathews, L (1, 5) OBP: 0.336, SLG: 0.444		0-0 F2		0-0 P4	0-0 F9		0-0 G4-6-3 BB			3 0 0 0 1 0 4						
Rico Carty, R (1, 7) OBP: 0.343, SLG: 0.427		0-0 P4		4-0 E BB 1-2 2-3	4-0 G6-3 BB		0-0 G4-6-3 1-2f			2 0 0 0 2 0 1						
Gene Oliver, R (1, 3) OBP: 0.347, SLG: 0.412		0-3 K		0-3 K	0-3 K			0-3 K		4 0 0 0 0 4 4						
Miguel de la Hoz, R (1, 6) OBP: 0.272, SLG: 0.280			0-0 3B	0-0 E6 1-2 2-3 3-H	0-0 G6-3 1-2f			0-3 K		4 0 1 0 0 1 3						
Wade Blasingame, L (1, 1) OBP: 0.262, SLG: 0.366			4-0 BB	0-3 K		0-0 HR		0-0 F2		2 1 1 1 1 1 3						
Phil Niekro, R (7, 1) OBP: 0.250, SLG: 0.250										0 0 0 0 0 0 0						
Dick Kelley, R (7, 1)										0 0 0 0 0 0 0						
Dave Eilers, R (8, 1)										0 0 0 0 0 0 0						
Felipe Alou, R (9, PH) OBP: 0.327, SLG: 0.492										1 0 0 0 0 0 0						
Inning Stats	R: 0 H: 1 E: 0 LOB: 1 K: 0 BB: 0 S: 4 P: 4	R: 0 H: 0 E: 0 LOB: 0 K: 1 BB: 0 S: 5 P: 5	R: 0 H: 1 E: 0 LOB: 1 K: 1 BB: 1 S: 5 P: 9	R: 1 H: 2 E: 1 LOB: 3 K: 2 BB: 1 S: 10 P: 14	R: 0 H: 0 E: 1 LOB: 2 K: 0 BB: 0 S: 4 P: 5	R: 0 H: 0 E: 0 LOB: 0 K: 1 BB: 1 S: 4 P: 8	R: 1 H: 1 E: 0 LOB: 0 K: 1 BB: 0 S: 6 P: 6	R: 0 H: 0 E: 0 LOB: 0 K: 0 BB: 1 S: 2 P: 6	R: 0 H: 0 E: 0 LOB: 0 K: 2 BB: 0 S: 7 P: 7	1B: 3 SF: 0 2B: 1 SAC: 1 3B: 1 DP: 3 HR: 1 HBP: 1	WP: 0 PA: 36 PB: 0 SB: 1 CS: 0					
PITCHER	IP WLS BF H R ER SO BB IBB HBP BLK WP HR S P ERA WHIP															
Jim Bunning, R (1, 1) ERA: 3.09	5.0	23	4	1	0	4	2	0	1	0	0	0	28	37	0.00	1.200
Gary Wagner, R (6, 1) ERA: 2.68	4.0	W	13	1	1	1	4	2	0	0	0	0	1	19	2.25	0.750

Milwaukee Braves @ Philadelphia Phillies
 Connie Mack Stadium, Philadelphia, PA
 Wed Jun 30 1965, 7:05 PM EDT
 Att: 17,771 - Unknown

livebaseballscorecards.com

AB	30
R	2
H	5
RBI	1
BB	4
SO	8
LOB	22



Batter	1	2	3	4	5	6	7	8	9
Tony Taylor, R OBP: 0.316, SLG: 0.345 (1, 4)	4-0 SH2-4 1B BB		0-0 4-3		0-0 G4-6-3 1-2f		0-0 1B		
Cookie Rojas, R OBP: 0.388, SLG: 0.425 (1, 8)	0-0 SH2-4 1-2		0-0 6-3			0-0 3-1 1B 2B	4-0 2-H 1B BB		
Johnny Callison, L OBP: 0.330, SLG: 0.559 (1, 9)	0-0 G6-4-3 2-H 1B			0-0 F9		0-0 3-1 2-3	0-0 3-1		
Dick Allen, R OBP: 0.419, SLG: 0.558 (1, 5)	0-0 G6-4-3 1-2f			4-0 2B BB		4-0 1B IBB		0-0 2B	
Dick Stuart, R OBP: 0.319, SLG: 0.441 (1, 3)		4-0 G1-4-3 BB		0-0 2B		0-0 L4-3 1B		0-0 F8	
Ruben Amaro, R OBP: 0.299, SLG: 0.218 (9, 3)				1-H 2B		1-3 3-H 1B			
Alex Johnson, R OBP: 0.333, SLG: 0.446 (1, 7)		0-0 G1-4-3 1-2f		4-0 IBB		0-0 L4-3 1-2		0-0 3B	
Bobby Wine, R OBP: 0.268, SLG: 0.216 (1, 6)		0-0 FC6-4 1B		0-0 2-3			0-0 SH3-4 1B 1B	0-0 F7	
Pat Corrales, R OBP: 0.372, SLG: 0.395 (1, 2)		0-0 FC6-4 1-2f			0-0 G4-6-3 1B		0-3 K		
Jim Bunning, R OBP: 0.214, SLG: 0.286 (1, 1)			0-0 5-3		0-3 K		0-0 SH3-4		
John Briggs, L OBP: 0.324, SLG: 0.293 (5, PH)									
Gary Wagner, R (6, 1)									

Inning Stats	R: 1	H: 1	E: 0	LOB: 0	K: 0	P: 7	R: 0	H: 1	E: 0	LOB: 1	K: 0	P: 7	R: 0	H: 0	E: 0	LOB: 0	K: 0	P: 3	R: 0	H: 1	E: 0	LOB: 2	K: 0	P: 11	R: 0	H: 1	E: 0	LOB: 0	K: 1	P: 5	R: 1	H: 2	E: 0	LOB: 1	K: 0	P: 8	R: 1	H: 2	E: 0	LOB: 2	K: 1	P: 11	R: 0	H: 2	E: 0	LOB: 1	K: 0	P: 4
	3	1	1	1	0	1	2	1	0	0	0	0	0	0	0	0	0	0	0	0	0	0	0	0	0	0	0	0	0	0	0	0	0	0	0	0	0	0	0	0	0	0	0	0	0	0	0	0

PITCHER	IP	WLS	BF	H	R	ER	SO	BB	IBB	HBP	BLK	WP	HR	S	P	ERA	WHIP
Wade Blasingame, L ERA: 3.12 (1, 1)	6.2	L	28	8	3	3	2	3	2	0	0	0	0	27	47	4.05	1.650
Phil Niekro, R ERA: 2.65 (7, 1)	0.0		1	0	0	0	0	1	0	0	0	0	0	0	4	∞	∞
Dick Kelley, L ERA: 4.05 (7, 1)	1.0		4	2	0	0	0	0	0	0	0	0	0	4	4	0.00	2.000
Dave Eilers, R ERA: 6.0 (8, 1)	0.1		1	0	0	0	0	0	0	0	0	0	0	1	1	0.00	0.000


BOTTOM

Milwaukee Braves @ Philadelphia Phillies
Connie Mack Stadium, Philadelphia, PA

Wed Jun 30 1965, 7:05 PM EDT
 Att. 17,771 - Unknown

AB	26
R	3
H	10
RBI	3
BB	6
SO	2
LOB	14

livebaseballscorecards.com



1B	2B	3B	HR	SF	SAC	DP	HBP	WP	PA
6	4	1	0	0	2	4	0	0	34

Batter	1	2	3	4	5	6	7	8	9	AB R H RBI BB SO LOB	TOP
Ty Cline, L OBP: 0.268, SLG: 0.230 (1, 8) (8, 3)	0-0 L3 5-3 5-3		0-0 L9			4-0 SH3-4 BB		0-0 L9		3 0 0 0 1 0 0	
Frank Bolling, R OBP: 0.333, SLG: 0.411 (1, 4)	0-0 5-3 1-2			0-0 5-3		0-0 SH3-4		0-0 L6		3 0 0 0 0 0 1	
Hank Aaron, R OBP: 0.393, SLG: 0.563 (1, 9)	0-0 5-3 2-3			0-3 K		0-0 F2		0-0 5-3		4 0 0 0 0 1 2	
Joe Torre, R OBP: 0.402, SLG: 0.573 Rico Carty, R OBP: 0.343, SLG: 0.427 (1, 2) (9, PR)	0-0 F9			0-0 F3		0-0 1-3		0-0 1B		4 0 1 0 0 0 2 0 0 0 0 0 0 0	
Eddie Mathews, L OBP: 0.331, SLG: 0.437 (1, 5)		0-0 3-1			0-0 4-3		0-0 G3		0-3 K	4 0 0 0 0 1 1	
Felipe Alou, R OBP: 0.323, SLG: 0.486 Gary Kolb, L OBP: 0.267, SLG: 0.267 (1, 3) (8, 7)		0-0 5-3			0-0 F3		0-3 K			3 0 0 0 0 1 0 0 0 0 0 0 0 0	
Mack Jones, L OBP: 0.318, SLG: 0.509 (1, 7) (8, 8)		0-0 F8			0-0 PB 2B 1B		0-0 4-3			3 1 1 0 0 0 0	
Denis Menke, R OBP: 0.320, SLG: 0.489 (1, 6)			0-3 K		0-0 1-H 2B			0-0 6-3		3 0 1 1 0 1 0	
Ken Johnson, R OBP: 0.135, SLG: 0.162 (1, 1)			0-3 K		0-0 F8			0-0 6-3		3 0 0 0 0 1 1	
Inning Stats	R: 0 H: 0 E: 1 LOB: 1 K: 0 BB: 0 S: 4 P: 4	R: 0 H: 0 E: 0 LOB: 0 K: 0 BB: 0 S: 3 P: 3	R: 0 H: 0 E: 0 LOB: 0 K: 2 BB: 0 S: 7 P: 7	R: 0 H: 0 E: 0 LOB: 0 K: 1 BB: 0 S: 5 P: 5	R: 1 H: 2 E: 0 LOB: 1 K: 0 BB: 0 S: 5 P: 5	R: 0 H: 0 E: 0 LOB: 1 K: 0 BB: 1 S: 3 P: 7	R: 0 H: 0 E: 0 LOB: 0 K: 1 BB: 0 S: 5 P: 5	R: 0 H: 0 E: 0 LOB: 0 K: 0 BB: 0 S: 3 P: 3	R: 0 H: 1 E: 0 LOB: 1 K: 1 BB: 0 S: 6 P: 6	1B: 2 SF: 0 2B: 1 SAC: 1 3B: 0 DP: 0 HR: 0 HBP: 0	WP: 0 PA: 32 PB: 1 SB: 0 CS: 0
PITCHER Ray Culp, R ERA: 2.57 (1, 1)	IP WLS BF H R ER SO BB IBB HBP BLK WP HR S P ERA WHIP										
	9.0 W 32 3 1 0 5 1 0 0 0 0 0 0 41 45 0.00 0.444										

Milwaukee Braves @ Philadelphia Phillies
 Connie Mack Stadium, Philadelphia, PA

Thu Jul 01 1965, 7:05 PM EDT
 Att. 17,792 - Unknown

livebaseballscores.com

AB	30
R	1
H	3
RBI	1
BB	1
SO	5
LOB	7



Batter	1	2	3	4	5	6	7	8	9
John Briggs, L OBP: 0.338, SLG: 0.300 (1, 8) S S S	0-3 K		0-0 FC6-4 1B		4-0 PO BB			0-0 SH FC6-4 1-2	
Cookie Rojas, R OBP: 0.382, SLG: 0.417 (1, 4) S S S	0-3 K		0-0 FC6-4 1-2f		0-0 PO 1-2	0-0 P6		0-0 FC6-4 1B 1-2f 2-3	
Johnny Callison, L OBP: 0.329, SLG: 0.554 (1, 9) X	0-0 P4		0-0 F2			0-0 P3		0-0 1B 1-2 3-H	
Dick Allen, R OBP: 0.420, SLG: 0.555 (1, 5) B B B B		4-0 S 3B BB		0-0 E S 1B		0-3 K S S S		0-0 L7	
Tony Gonzalez, L OBP: 0.354, SLG: 0.520 (1, 7) X		0-0 L8		0-0 L8			0-3 K	0-0 L6-3	
Dick Stuart, R OBP: 0.319, SLG: 0.439 (1, 3) S S S		0-3 K 1-2		0-3 K			0-0 1B		
Clay Dalrymple, L OBP: 0.279, SLG: 0.297 (1, 2) X		0-0 3B 2-H		0-0 4-3 1-3			0-0 L8		
Bobby Wine, R OBP: 0.260, SLG: 0.209 (1, 6) X		0-0 P3			0-3 K		0-0 L8		
Ray Culp, R OBP: 0.154, SLG: 0.083 (1, 1) X			0-0 G3		0-0 3-1			0-0 FC6-4 SH 1B 1B	

Inning Stats	R: 0	H: 0	E: 0	K: 2	S: 7	R: 1	H: 1	E: 0	K: 1	S: 6	R: 0	H: 1	E: 0	K: 0	S: 4	R: 0	H: 1	E: 0	K: 1	S: 6	R: 0	H: 0	E: 0	K: 1	S: 5	R: 0	H: 1	E: 0	K: 1	S: 6	R: 1	H: 2	E: 0	K: 0	S: 6	1B: 5	2B: 0	3B: 1	HR: 0	SF: 0	SAC: 1	DP: 0	HBP: 0
	0	0	0	2	7	1	1	0	1	6	0	1	0	0	4	0	0	0	1	6	0	0	0	1	5	0	0	1	2	1	2	0	2	0	0	5	0	1	0	0			

PITCHER	IP	WLS	BF	H	R	ER	SO	BB	IBB	HBP	BLK	WP	HR	S	P	ERA	WHIP
Ken Johnson, R ERA: 3.45 (1, 1)	8.0	L	32	6	2	2	7	2	0	0	0	0	0	44	52	2.25	1.000

BOTTOM

Milwaukee Braves @ Philadelphia Phillies
Connie Mack Stadium, Philadelphia, PA
 Thu Jul 01 1965, 7:05 PM EDT
 Att. 17,792 - Unknown

livebaseballscorecards.com

AB	29
R	2
H	6
RBI	2
BB	2
SO	7
LOB	16



WP	PA	ERA	WHIP
0	33		

Batter	1	2	3	4	5	6	7	8	9	AB R H RBI BB SO LOB	TOP					
Tommy Harper, R (1, 7) OBP: 0.370, SLG: 0.439	4-0 SH 1B BB		0-3 K		0-0 P4	0-0 F7			4-0 G4-6-3 BB	3 1 0 0 2 1 1	Cincinnati Reds @ Philadelphia Phillies Connie Mack Stadium, Philadelphia, PA Fri Jul 02 1965, 7:05 PM EDT Att. 22,516 - Unknown livebaseballscorecards.com					
Pete Rose, S (1, 4) OBP: 0.365, SLG: 0.378	0-0 SH 1B 1-3		0-0 4-3		0-0 1B		0-0 P3	0-0 G4-6-3 1-2f	4 0 1 0 0 0 1							
Vada Pinson, L (1, 8) OBP: 0.353, SLG: 0.488	0-0 HBP 1B		0-3 K		0-3 K		0-0 F8		4 0 1 1 0 2 1							
Frank Robinson, R (1, 9) OBP: 0.384, SLG: 0.538	1-0 G4-6-3 HBP 1-2			0-0 E 1B	0-3 K		0-0 1B		3 0 2 0 0 1 1							
Deron Johnson, R (1, 5) OBP: 0.333, SLG: 0.509	0-0 F9			0-0 P6 1B		0-0 P6	0-3 K		4 0 0 0 0 1 5							
Don Pavletich, R (1, 2) OBP: 0.393, SLG: 0.555	0-0 G4-6-3 1-2f		0-0 E1 1-3		0-0 HR 1B		0-3 K		4 1 1 0 0 1 4 0 0 0 0 0 0 0							
Johnny Edwards, L (8, 2) OBP: 0.341, SLG: 0.538				0-0 L6		0-0 HR		0-3 K	4 1 1 2 0 1 2							
Tony Perez, R (1, 3) OBP: 0.290, SLG: 0.481		0-0 6-3		0-0 1B		0-0 SH1-4 1B		0-0 5-3	3 0 1 0 1 1 0							
Leo Cardenas, R (1, 6) OBP: 0.340, SLG: 0.411		0-3 K		4-0 IBB		0-0 SH1-4		0-3 K	2 0 0 0 0 2 3 0 0 0 0 0 0 0 0 0 0 0 0 0 0 1 0 0 0 0 1 0							
Jim O'Toole, S (1, 1) OBP: 0.083, SLG: 0.043		0-3 K		0-3 K												
Roger Craig, R (7, 1)																
Gerry Arrigo, L (7, 1) OBP: 0.182, SLG: 0.455																
Art Shamsky, L (9, PH) OBP: 0.340, SLG: 0.442																
Inning Stats	R: 1 E: 1 K: 0 S: 4 H: 1 LOB: 2 BB: 1 P: 9	R: 0 E: 0 K: 2 S: 7 H: 0 LOB: 0 BB: 0 P: 7	R: 0 E: 0 K: 2 S: 7 H: 0 LOB: 0 BB: 0 P: 7	R: 0 E: 1 K: 1 S: 7 H: 1 LOB: 3 BB: 1 P: 11	R: 0 E: 0 K: 2 S: 8 H: 1 LOB: 1 BB: 0 P: 8	R: 2 E: 0 K: 0 S: 6 H: 3 LOB: 1 BB: 0 P: 6	R: 0 E: 0 K: 1 S: 6 H: 1 LOB: 1 BB: 0 P: 6	R: 0 E: 0 K: 2 S: 7 H: 0 LOB: 0 BB: 0 P: 7	R: 0 E: 0 K: 1 S: 4 H: 0 LOB: 0 BB: 1 P: 8 1B: 6 2B: 0 3B: 0 HR: 1 SF: 0 SAC: 2 DP: 2 HBP: 1	WP: 0 PB: 0 SB: 0 CS: 0 PA: 38						
PITCHER	IP WLS BF H R ER SO BB IBB HBP BLK WP HR S P ERA WHIP															
Chris Short, L (1, 1) ERA: 3.45	7.0	32	7	3	3	8	1	1	1	0	0	1	45	54	3.86	1.143
Jack Baldschun, R (8, 1) ERA: 3.55	2.0	W	6	0	0	3	1	0	0	0	0	0	11	15	0.00	0.500



Batter	1	2	3	4	5	6	7	8	9
Tony Taylor, R (1, 4) OBP: 0.320, SLG: 0.354 Wes Covington, L (7, PH) OBP: 0.312, SLG: 0.526 Frank Thomas, R (7, PH) OBP: 0.280, SLG: 0.303 Clay Dalrymple, L (8, 2) OBP: 0.279, SLG: 0.297	0-0 E 2B		0-0 3-1 K			0-0 FC1-5 1B	0-3 K		
Cookie Rojas, R (1, 8) OBP: 0.387, SLG: 0.421	0-0 E5 FC6-2 1B		0-3 K			0-0 E FC1-5 1B	4-0 BB		
Johnny Callison, L (1, 9) OBP: 0.325, SLG: 0.547	0-0 L4		0-0 P2			0-0 FC1-5 L6-4 E 1-2 2-3f	0-0 4-3		
Dick Allen, R (1, 5) OBP: 0.421, SLG: 0.553	0-0 FC6-2			0-0 F8		4-0 BB	0-0 HR 1B		
Dick Stuart, R (1, 3) OBP: 0.318, SLG: 0.449 Ruben Amaro, R (9, 3) OBP: 0.299, SLG: 0.218	0-0 P3			0-0 5-3		0-0 L6-4 2-3	0-0 HR		
Alex Johnson, R (1, 7) OBP: 0.331, SLG: 0.440		0-0 F9		0-0 5-3			0-0 E5 PB BB G3	0-0 S WP 1B	
Bobby Wine, R (1, 6) OBP: 0.269, SLG: 0.213		0-0 FC4-6 1B			0-3 K		4-0 G3 PB BB	0-0 F9	
Pat Corrales, R (1, 2) OBP: 0.356, SLG: 0.375 John Briggs, L (7, PH) OBP: 0.329, SLG: 0.290		0-0 P4			0-0 5-3		0-0 G3	0-0 F5	
Chris Short, R (1, 1) OBP: 0.111, SLG: 0.111 Tony Gonzalez, L (7, PH) OBP: 0.358, SLG: 0.520 Jack Baldschun, R (8, 1)		0-0 FC4-6 1-2f			0-0 5-3		4-0 BB BB	0-3 K	

AB	R	H	RBI	BB	SO	LOB
3	1	2	0	0	0	0
0	0	0	0	0	0	0
1	0	0	0	0	1	2
0	0	0	0	0	0	0
3	0	2	0	1	1	0
4	0	0	0	0	0	6
3	1	1	0	1	0	1
4	1	1	2	0	0	4
0	0	0	0	0	0	0
4	1	1	0	0	0	0
3	0	1	0	1	1	1
2	0	0	0	0	0	1
2	0	0	1	0	0	2
2	0	0	0	0	0	1
0	0	0	0	1	0	0
1	0	0	0	0	1	1

BOTTOM

Cincinnati Reds @ Philadelphia Phillies
Connie Mack Stadium, Philadelphia, PA
 Fri Jul 02 1965, 7:05 PM EDT
 Att. 22,516 - Unknown

livebaseballscorecards.com

AB	32
R	4
H	8
RBI	3
BB	4
SO	4
LOB	19



1B: 6	SF: 0
2B: 2	SAC: 0
3B: 0	DP: 1
HR: 1	HBP: 0

WP: 1	PA: 36
PB: 1	
SB: 1	
CS: 0	

Inning Stats	R	H	E	K	S	P	IP	WLS	BF	H	R	ER	SO	BB	IBB	HBP	BLK	WP	HR	S	P	ERA	WHIP
PITCHER																							
Jim O'Toole, L (1, 1) ERA: 6.68	1	2	1	1	5	2	6.0		25	5	2	0	2	2	0	0	0	0	0	27	35	0.00	1.167
Roger Craig, R (7, 1) ERA: 2.84	0	0	0	0	0	0	0.1		2	0	0	0	0	1	0	0	0	0	0	1	5	0.00	3.000
Gerry Arrigo, L (7, 1) ERA: 6.91	0	0	0	0	0	0	1.2	L	9	3	2	2	2	1	0	0	0	1	1	12	16	10.80	2.400

Batter	1	2	3	4	5	6	7	8	9	AB R H RBI BB SO LOB	TOP																									
Tommy Harper, R (1, 7) OBP: 0.370, SLG: 0.448	0-0 HR		0-0 G1-6-3			0-0 P4	0-0 P6		0-0 SH5-4 1B	5 2 2 1 0 0 2																										
Pete Rose, S (1, 4) OBP: 0.366, SLG: 0.383	0-0 F7		0-0 1-3			0-0 2B		0-0 1B 1B	0-0 SH5-4	4 2 2 0 0 0 0																										
Vada Pinson, L (1, 8) OBP: 0.354, SLG: 0.489	0-0 F9			0-0 4-3		0-0 HR 2B		0-0 1B 1B	0-0 4-3	5 2 2 1 0 0 1																										
Frank Robinson, R (1, 9) OBP: 0.391, SLG: 0.553	0-0 1B			0-3 K		0-0 HR		0-0 E 1B	0-0 1B 1B	5 3 4 4 0 1 0																										
Gordy Coleman, L (1, 3) OBP: 0.355, SLG: 0.509 Marty Keough, L (8, PR) OBP: 0.194, SLG: 0.074	0-0 L5			0-0 4-3		0-0 L4		0-0 E6 SF8 2B	0-0 1B 1B	4 0 1 2 0 0 1 1 1 1 0 0 0 0																										
Deron Johnson, R (1, 5) OBP: 0.334, SLG: 0.507		0-0 F8			0-0 FC6-4 1B	0-0 6-3		0-0 5-3	0-0 1B	5 0 2 1 0 0 1																										
Johnny Edwards, L (1, 2) OBP: 0.337, SLG: 0.524		0-0 P6			0-0 F8		0-0 3-1	4-0 IBB	0-0 F9	4 0 0 0 1 0 3																										
Leo Cardenas, R (1, 6) OBP: 0.339, SLG: 0.408		0-0 F2			0-3 K		4-0 BB	0-0 SF8		2 0 0 1 1 1 1																										
Sammy Ellis, L (1, 1) OBP: 0.192, SLG: 0.200 Jim Duffalo, R (3, 1) Billy McCool, R (7, 1) Roger Craig, R (9, 1)			0-0 G1-6-3 1B		0-0 FC6-4		0-3 K	0-0 P6		1 0 1 0 0 0 0 2 0 0 0 0 1 2 1 0 0 0 0 0 2 0 0 0 0 0 0 0																										
Inning Stats	R: 1 E: 0 K: 0 S: 5	H: 2 LOB: 1 BB: 0 P: 5	R: 0 E: 0 K: 0 S: 3	H: 0 LOB: 0 BB: 0 P: 3	R: 0 E: 0 K: 0 S: 3	H: 1 LOB: 0 BB: 0 P: 3	R: 0 E: 0 K: 1 S: 5	H: 0 LOB: 0 BB: 0 P: 5	R: 0 E: 0 K: 1 S: 6	H: 1 LOB: 1 BB: 0 P: 6	R: 3 E: 0 K: 0 S: 6	H: 3 LOB: 0 BB: 0 P: 6	R: 0 E: 0 K: 1 S: 5	H: 0 LOB: 1 BB: 1 P: 9	R: 4 E: 1 K: 0 S: 7	H: 4 LOB: 2 BB: 1 P: 11	R: 2 E: 0 K: 0 S: 7	H: 4 LOB: 2 BB: 0 P: 7	1B: 10 2B: 3 3B: 0 HR: 2	SF: 1 SAC: 1 DP: 1 HBP: 0	WP: 0 PA: 43 PB: 0 SB: 0 CS: 0															
PITCHER	IP WLS BF H R ER SO BB IBB HBP BLK WP HR S P ERA WHIP																																			
Ray Herbert, R (1, 1) ERA: 3.18	5.2		23	7	4	4	2	0	0	0	0	0	2	27	27	6.35	1.235																			
Gary Wagner, R (6, 1) ERA: 2.6	1.1		5	0	0	0	1	1	0	0	0	0	0	6	10	0.00	0.750																			
Jack Baldschun, R (8, 1) ERA: 4.14	0.0		4	4	4	3	0	0	0	0	0	0	0	4	4	∞	∞																			
Ed Roebuck, R (8, 1) ERA: 4.76	2.0	L	11	4	2	2	0	0	1	0	0	0	0	10	14	9.00	2.000																			

Cincinnati Reds @ Philadelphia Phillies
 Connie Mack Stadium, Philadelphia, PA
 Sat Jul 03 1965, 7:05 PM EDT
 Att. 25,152 - Unknown

livebaseballscorecards.com

AB	39
R	10
H	15
RBI	10
BB	2
SO	3
LOB	13



Batter	1	2	3	4	5	6	7	8	9	AB	R	H	RBI	BB	SO	LOB
John Briggs, L (1, 8) OBP: 0.349, SLG: 0.308 Frank Thomas, R (8, PH) OBP: 0.289, SLG: 0.351 (9, 7)	0-0 WP 3-1 1B	0-0 1-2 1B		0-0 2-3 3-1			4-0 E 1B 1-2 3B BB	0-0 HR		3	2	2	0	1	0	1
Cookie Rojas, R (1, 4) OBP: 0.388, SLG: 0.418 John Herrnstein, L (8, PR) OBP: 0.231, SLG: 0.240 (8, 7) (9, 8)	0-0 3-1	0-0 F2		0-3 K			0-0 E 3B 1-2 2-3 1B	4-0 BB		4	1	1	0	0	1	4
Johnny Callison, L (1, 9) OBP: 0.320, SLG: 0.537 (1, 9)	0-3 K		0-0 F5		0-0 4-1		0-0 E6 3B 1-2 2-3 3-H	0-3 K		5	1	0	0	0	2	4
Dick Allen, R (1, 5) OBP: 0.426, SLG: 0.570 (1, 5)	0-0 3-H 1B		0-0 1B 3B		0-3 K		0-0 1-H 2-H 3-H 2 3B	4-0 FC4-6 BB		4	1	3	4	1	1	0
Tony Gonzalez, L (1, 7) OBP: 0.358, SLG: 0.516 Alex Johnson, R (7, PH) OBP: 0.328, SLG: 0.437 Jack Baldschun, R (8, 1) Ed Roebuck, R (8, 1) Clay Dalrymple, L (9, PH) OBP: 0.277, SLG: 0.295	0-3 K		0-0 3-H 1B		0-3 K		0-3 K	0-0 F3		3	0	1	1	0	2	1
Dick Stuart, R (1, 3) OBP: 0.320, SLG: 0.458 (1, 3)		0-0 HR	0-0 P5		0-0 F9		4-0 5-3 IBB	0-0 FC4-6		4	1	1	1	1	0	2
Bobby Wine, R (1, 6) OBP: 0.257, SLG: 0.202 (1, 6)		0-0 5-3	0-0 5-3		0-3 K		0-0 5-3	0-0 F8		5	0	0	0	0	1	4
Pat Corrales, R (1, 2) OBP: 0.347, SLG: 0.364 (1, 2)		0-0 F7		0-0 3-1 SH1 1B		0-3 K	0-0 2	0-3 K		4	0	1	0	0	2	0
Ray Herbert, R (1, 1) OBP: 0.348, SLG: 0.391 Gary Wagner, R (6, 1) Wes Covington, L (7, PH) OBP: 0.316, SLG: 0.529 Tony Taylor, R (7, PR) OBP: 0.319, SLG: 0.352 (8, 4)		0-0 1B		0-0 SH1		0-0 1B BB E 1B	0-0 K			1	0	1	0	0	0	0

Inning Stats	R: 1	H: 2	E: 0	K: 2	S: 9	H: 2	LOB: 1	BB: 0	P: 9	R: 1	H: 3	E: 0	K: 0	S: 6	R: 1	H: 2	E: 0	K: 0	S: 5	R: 0	H: 1	E: 0	K: 1	S: 6	R: 0	H: 0	E: 0	K: 2	S: 7	R: 0	H: 0	E: 0	K: 2	S: 7	R: 4	H: 3	E: 1	K: 1	S: 8	R: 1	H: 1	E: 0	K: 3	S: 10	R: 0	H: 0	E: 0	K: 0	S: 3	1B: 8	2B: 0	3B: 2	SF: 0	SAC: 1	DP: 0	HBP: 0
--------------	------	------	------	------	------	------	--------	-------	------	------	------	------	------	------	------	------	------	------	------	------	------	------	------	------	------	------	------	------	------	------	------	------	------	------	------	------	------	------	------	------	------	------	------	-------	------	------	------	------	------	-------	-------	-------	-------	--------	-------	--------

PITCHER	IP	WLS	BF	H	R	ER	SO	BB	IBB	HBP	BLK	WP	HR	S	P	ERA	WHIP
Sammy Ellis, R (1, 1) ERA: 3.31	2.1		14	7	3	3	2	0	0	0	0	1	1	18	18	11.57	3.000
Jim Duffalo, R (3, 1) ERA: 3.03	3.2		15	3	3	3	5	1	0	0	0	0	0	24	28	7.36	1.091
Billy McCool, L (7, 1) ERA: 3.72	2.0	W	11	2	2	1	4	1	1	0	0	0	1	16	24	4.50	1.500
Roger Craig, R (9, 1) ERA: 2.77	1.0	S	4	0	0	0	0	1	0	0	0	0	0	3	7	0.00	1.000


BOTTOM

Cincinnati Reds @ Philadelphia Phillies
Connie Mack Stadium, Philadelphia, PA

Sat Jul 03 1965, 7:05 PM EDT
 Att. 25,152 - Unknown

AB	38
R	8
H	12
RBI	7
BB	4
SO	11
LOB	19

WP: 1 PA: 43
 PB: 0
 SB: 0
 CS: 0



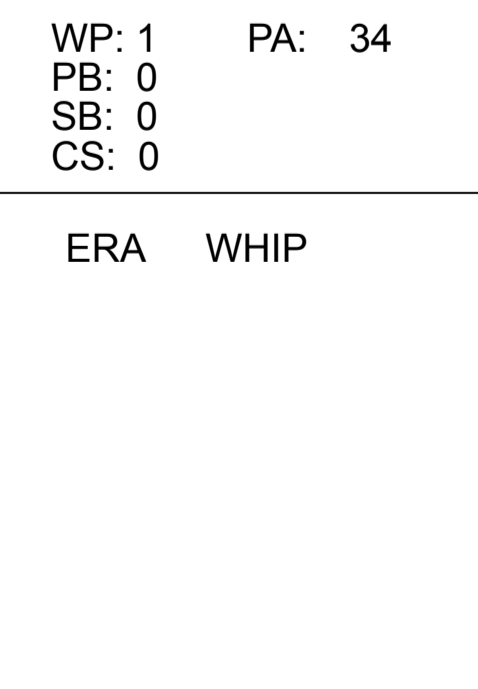
livebaseballscorecards.com

Batter	1	2	3	4	5	6	7	8	9	AB R H RBI BB SO LOB
Tommy Harper, R (1, 7) OBP: 0.371, SLG: 0.457	0-3 K		4-0 2B BB		0-0 2-H HR			0-0 6-3		3 2 1 2 1 1 0
Pete Rose, S (1, 4) OBP: 0.365, SLG: 0.384	0-0 6-3		0-0 1-H 2-H 2B		0-0 6-3			0-3 K		4 0 1 2 0 1 0
Vada Pinson, L (1, 8) OBP: 0.350, SLG: 0.483	0-0 1-3		0-0 G3				0-0 P4	0-0 3-1		4 0 0 0 0 0 1
Frank Robinson, R (1, 9) OBP: 0.389, SLG: 0.552		0-0 F8		0-3 K		0-0 P6		0-0 1B 2B		4 0 1 0 0 1 0
Deron Johnson, R (1, 5) OBP: 0.330, SLG: 0.500		0-0 L6		0-0 5-3		0-3 K		0-0 F8		4 0 0 0 0 1 1
Don Pavletich, R (1, 2) OBP: 0.381, SLG: 0.537		0-0 6-3		0-0 F9			0-0 L8	0-0 6-3		4 0 0 0 0 0 1
Tony Perez, R (1, 3) OBP: 0.296, SLG: 0.477			0-0 5-3		0-0 F9		1-0 1B HBP	0-0 1B		3 0 1 0 0 0 0
Leo Cardenas, R (1, 6) OBP: 0.345, SLG: 0.412			4-0 2B WP BB		0-0 SH1-4 HR 1B		0-0 G1-6-3 1B			2 2 2 0 1 0 0
Joe Nuxhall, L (1, 1) OBP: 0.267, SLG: 0.214			0-0 1-3		0-0 SH1-4		0-0 G1-6-3			2 0 0 0 0 0 3

TOP	
Cincinnati Reds @ Philadelphia Phillies	TOP
Connie Mack Stadium, Philadelphia, PA	
Sun Jul 04 1965, 3:33 AM EDT	
Att: 14,749 - Unknown	
AB 30	
R 4	
H 6	
RBI 4	
BB 2	
SO 4	
LOB 6	
WP: 1 PA: 34	
PB: 0	
SB: 0	
CS: 0	

Inning Stats	R: 0	H: 0	E: 0	LOB: 0	K: 1	BB: 0	S: 5	P: 5	R: 0	H: 0	E: 0	LOB: 0	K: 0	BB: 0	S: 3	P: 3	R: 2	H: 1	E: 0	LOB: 1	K: 0	BB: 2	S: 4	P: 12	R: 0	H: 0	E: 0	LOB: 0	K: 1	BB: 0	S: 5	P: 5	R: 2	H: 2	E: 0	LOB: 0	K: 0	BB: 0	S: 5	P: 5	R: 0	H: 0	E: 0	LOB: 0	K: 1	BB: 0	S: 5	P: 5	R: 0	H: 1	E: 0	LOB: 1	K: 0	BB: 0	S: 3	P: 4	R: 0	H: 0	E: 0	LOB: 0	K: 1	BB: 0	S: 4	P: 4	R: 0	H: 2	E: 0	LOB: 2	K: 0	BB: 0	S: 4	P: 4	1B: 3	SF: 0	2B: 2	SAC: 1	3B: 0	DP: 1	HR: 1	HBP: 1
--------------	------	------	------	--------	------	-------	------	------	------	------	------	--------	------	-------	------	------	------	------	------	--------	------	-------	------	-------	------	------	------	--------	------	-------	------	------	------	------	------	--------	------	-------	------	------	------	------	------	--------	------	-------	------	------	------	------	------	--------	------	-------	------	------	------	------	------	--------	------	-------	------	------	------	------	------	--------	------	-------	------	------	-------	-------	-------	--------	-------	-------	-------	--------

PITCHER	IP	WLS	BF	H	R	ER	SO	BB	IBB	HBP	BLK	WP	HR	S	P	ERA	WHIP
Bo Belinsky, L (1, 1) ERA: 5.21	5.1	L	21	3	4	4	2	2	0	0	0	1	1	23	31	6.75	0.938
Lew Burdette, R (6, 1) ERA: 5.62	3.2		13	3	0	0	2	0	0	1	0	0	0	16	17	0.00	0.818



Batter	1	2	3	4	5	6	7	8	9	AB	R	H	RBI	BB	SO	LOB				
Cookie Rojas, R OBP: 0.389, SLG: 0.417 (1, 7)	4-0 FC6-4 BB		0-0 BB 1B		0-0 5-3			0-0 6-3		3	0	1	0	1	0	0				
Johnny Callison, L OBP: 0.316, SLG: 0.530 (1, 9)	0-0 FC6-4 1-2f		0-0 P9		0-3 K			0-0 E4 G6-3		4	0	0	0	0	1	2				
Dick Allen, R OBP: 0.424, SLG: 0.564 (1, 5)	0-3 K		4-0 1-2 BB		0-3 K			0-0 G6-3 1-2f		3	0	0	0	1	2	2				
Dick Stuart, R OBP: 0.315, SLG: 0.450 (1, 3)	0-0 F2		0-3 K		0-3 K			0-3 K		4	0	0	0	0	3	3				
Alex Johnson, R OBP: 0.333, SLG: 0.450 (1, 8)		0-0 L7		0-0 1B 3B				0-0 5-3		3	1	1	0	1	0	0				
Ruben Amaro, R OBP: 0.304, SLG: 0.226 (1, 4)		0-0 5-3		0-0 1B				0-3 K		4	0	2	1	0	1	0				
Bobby Wine, R OBP: 0.257, SLG: 0.204 (1, 6)		0-0 1B		0-0 F8				0-0 6-3		4	0	1	0	0	0	3				
Pat Corrales, R OBP: 0.327, SLG: 0.340 (1, 2)		0-3 K		0-0 P4				0-0 F7		3	0	0	0	0	1	2				
Bo Belinsky, L OBP: 0.259, SLG: 0.231 (1, 1)			0-0 F9		0-3 K			0-0 L3		2	0	0	0	0	1	1				
Lew Burdette, R OBP: 0.417, SLG: 0.500 (6, 1)										1	0	0	0	0	0	0				
Inning Stats	R: 0 E: 0 K: 1 S: 5	H: 0 LOB: 1 BB: 1 P: 9	R: 0 E: 0 K: 1 S: 6	H: 1 LOB: 1 BB: 0 P: 6	R: 0 E: 0 K: 1 S: 6	H: 1 LOB: 2 BB: 1 P: 10	R: 1 E: 0 K: 1 S: 7	H: 2 LOB: 1 BB: 0 P: 7	R: 0 E: 0 K: 2 S: 7	H: 0 LOB: 0 BB: 0 P: 7	R: 0 E: 0 K: 0 S: 3	H: 0 LOB: 0 BB: 0 P: 3	R: 0 E: 1 K: 0 S: 3	H: 0 LOB: 0 BB: 0 P: 3	R: 0 E: 0 K: 1 S: 5	H: 1 LOB: 1 BB: 1 P: 9	1B: 4 2B: 0 3B: 1 HR: 0	SF: 0 SAC: 0 DP: 2 HBP: 0	WP: 0 PB: 0 SB: 0 CS: 0	PA: 34
PITCHER Joe Nuxhall, L ERA: 4.23 (1, 1)	IP: 9.0 WLS: W BF: 34 H: 5 R: 1 ER: 1 SO: 9 BB: 3 IBB: 0 HBP: 0 BLK: 0 WP: 0 HR: 0 S: 49 P: 61 ERA: 1.00 WHIP: 0.889																			

BOTTOM

Cincinnati Reds @ Philadelphia Phillies
Connie Mack Stadium, Philadelphia, PA
 Sun Jul 04 1965, 3:33 AM EDT
 Att. 14,749 - Unknown

AB	31
R	1
H	5
RBI	1
BB	3
SO	9
LOB	13



Batter	1	2	3	4	5	6	7	8	9	AB R H RBI BB SO LOB	TOP
Bob Bailey, R (1, 5) <small>OBP: 0.335, SLG: 0.361</small> Frank Carpin, L (7, 1) <small>OBP: 0.357, SLG: 0.359</small> Don Schwall, R (7, 1) Gene Freese, R (9, PH)	0-0 FC5-2 HBP 1B	0-3 K			0-0 6-3		0-3 K		0-3 K	4 0 1 0 0 2 4 0 0 0 0 0 0 0 0 0 0 0 0 0 0 1 0 0 0 0 1 0	
Bill Virdon, L (1, 8) <small>OBP: 0.353, SLG: 0.395</small>	1-0 FC5-2 3-1 HBP		0-0 4-3		0-3 K			0-0 4-3		3 0 0 0 0 1 1	
Roberto Clemente, R (1, 9) <small>OBP: 0.366, SLG: 0.454</small>	0-0 3-1		0-3 K			0-0 6-3		0-0 FC6-4 1B		4 0 1 0 0 1 2	
Willie Stargell, L (1, 7) <small>OBP: 0.348, SLG: 0.613</small>	4-0 FC5-2 IBB		0-0 P6			0-0 P4		0-0 FC6-4 1B		3 0 0 0 1 0 1	
Donn Clendenon, R (1, 3) <small>OBP: 0.367, SLG: 0.462</small>	0-0 FC5-2			0-3 K		0-3 K		0-0 1B		4 0 1 0 0 2 3	
Bill Mazeroski, R (1, 4) <small>OBP: 0.322, SLG: 0.391</small>	0-3 K			0-0 F8			0-0 F2	0-0 5-3		4 0 0 0 0 1 5	
Gene Alley, R (1, 6) <small>OBP: 0.303, SLG: 0.357</small>		0-0 6-3			0-3 K		4-0 G3 BB		0-0 F3	3 0 0 0 1 1 0	
Jim Pagliaroni, R (1, 2) <small>OBP: 0.343, SLG: 0.451</small> Manny Mota, R (9, PH) <small>OBP: 0.291, SLG: 0.316</small>		0-3 K SH3-4			0-0 SH5-4 1B		0-0 G3		0-0 HR	3 0 1 0 0 1 1 1 1 1 1 0 0 0	
Bob Veale, S (1, 1) <small>OBP: 0.137, SLG: 0.083</small> Jerry Lynch, L (7, PH) <small>OBP: 0.359, SLG: 0.506</small>		0-0 SH3-4			0-0 SH5-4		1-0 HBP		0-0 F8	0 0 0 0 0 0 0 1 0 0 0 0 0 0	
Inning Stats	R: 0 H: 1 E: 0 LOB: 3 K: 1 BB: 1 S: 6 P: 11	R: 0 H: 0 E: 0 LOB: 1 K: 2 BB: 0 S: 8 P: 8	R: 0 H: 0 E: 0 LOB: 0 K: 1 BB: 0 S: 5 P: 5	R: 0 H: 0 E: 0 LOB: 0 K: 2 BB: 0 S: 7 P: 7	R: 0 H: 1 E: 0 LOB: 1 K: 1 BB: 0 S: 6 P: 6	R: 0 H: 0 E: 0 LOB: 0 K: 1 BB: 0 S: 5 P: 5	R: 0 H: 0 E: 0 LOB: 2 K: 1 BB: 1 S: 5 P: 10	R: 0 H: 2 E: 0 LOB: 2 K: 0 BB: 0 S: 5 P: 5	R: 1 H: 1 E: 0 LOB: 0 K: 1 BB: 0 S: 6 P: 6	1B: 4 SF: 0 2B: 0 SAC: 2 3B: 0 DP: 0 HR: 1 HBP: 2	WP: 0 PA: 37 PB: 1 SB: 0 CS: 0
PITCHER Jim Bunning, R (1, 1) <small>ERA: 2.95</small>	IP WLS BF H R ER SO BB IBB HBP BLK WP HR S P ERA WHIP 9.0 W 37 5 1 1 10 1 1 2 0 0 1 53 63 1.00 0.667										PITCHER IP WLS BF H R ER SO BB IBB HBP BLK WP HR S P ERA WHIP

Pittsburgh Pirates @ Philadelphia Phillies
 Connie Mack Stadium, Philadelphia, PA
 Mon Jul 05 1965, 7:05 PM EDT
 Unknown

livebaseballscorecards.com

AB	31
R	1
H	5
RBI	1
BB	2
SO	10
LOB	17



Batter	1	2	3	4	5	6	7	8	9
Cookie Rojas, R OBP: 0.387, SLG: 0.414 (1, 7) X	0-0 1B		0-3 K		0-0 F7		0-0 P6		
Johnny Callison, L OBP: 0.315, SLG: 0.525 (1, 9) S S S	0-3 K		0-3 K			0-3 K	4-0 BB		
Dick Allen, R OBP: 0.422, SLG: 0.558 (1, 5) X	0-0 F9		0-0 F9			4-0 1B BB	0-3 K		
Dick Stuart, R OBP: 0.310, SLG: 0.443 (1, 3) X	0-0 P3			0-0 6-3		0-0 1-3		0-0 L4	
Alex Johnson, R OBP: 0.345, SLG: 0.477 (1, 8) X		0-0 BB 1B		0-0 F3		4-0 1B IBB		0-0 HR	
Ruben Amaro, R OBP: 0.303, SLG: 0.227 (1, 4) X		0-0 F7		0-0 5-3		0-0 E9 1B		0-0 5-3	
Bobby Wine, R OBP: 0.248, SLG: 0.196 (1, 6) X		0-0 F8			0-0 F9	0-0 4-3		0-3 K	
Pat Corrales, R OBP: 0.345, SLG: 0.347 (1, 2) B B B B		4-0 1-2 BB			0-0 1B		0-0 5-3		
Jim Bunning, R OBP: 0.222, SLG: 0.289 (1, 1) S S S		0-3 K			0-0 L8		0-0 BB 1B		

AB	R	H	RBI	BB	SO	LOB
4	0	1	0	0	1	2
3	0	0	0	1	3	1
3	1	0	0	1	1	3
4	0	0	0	0	0	2
3	2	2	1	1	0	0
4	0	1	1	0	0	1
4	0	0	0	0	1	2
2	0	1	0	1	0	0
3	0	1	0	0	1	3

BOTTOM

Pittsburgh Pirates @ Philadelphia Phillies
 Connie Mack Stadium, Philadelphia, PA
 Mon Jul 05 1965, 7:05 PM EDT
 Unknown


livebaseballscorecards.com

AB	30
R	3
H	6
RBI	2
BB	4
SO	7
LOB	14



1B: 5	SF: 0	WP: 0	PA: 34
2B: 0	SAC: 0	PB: 0	
3B: 0	DP: 0	SB: 0	
HR: 1	HBP: 0	CS: 0	

Inning Stats		R: 0	H: 1	E: 0	LOB: 1	K: 1	BB: 0	S: 6	P: 6									
R: 0 H: 1 E: 0 LOB: 2 K: 1 BB: 1 S: 6 P: 10		R: 0 H: 0 E: 0 LOB: 0 K: 2 BB: 0 S: 7 P: 7		R: 0 H: 0 E: 0 LOB: 0 K: 0 BB: 0 S: 3 P: 3		R: 0 H: 1 E: 0 LOB: 1 K: 0 BB: 0 S: 4 P: 4		R: 2 H: 1 E: 1 LOB: 1 K: 1 BB: 2 S: 6 P: 14		R: 0 H: 1 E: 0 LOB: 2 K: 1 BB: 1 S: 6 P: 10		R: 1 H: 1 E: 0 LOB: 0 K: 1 BB: 0 S: 6 P: 6						
PITCHER		IP	WLS	BF	H	R	ER	SO	BB	IBB	HBP	BLK	WP	HR	S	P	ERA	WHIP
Bob Veale, L	(1, 1)	6.0	L	25	4	2	1	5	2	1	0	0	0	0	32	44	1.50	1.000
Frank Carpin, L	(7, 1)	0.2		4	1	0	0	0	1	0	0	0	0	0	3	7	0.00	3.000
Don Schwall, R	(7, 1)	1.1		5	1	1	1	2	0	0	0	0	0	1	9	9	6.75	0.750

Batter	1	2	3	4	5	6	7	8	9	AB R H RBI BB SO LOB	TOP					
Bob Bailey, R (1, 5) OBP: 0.331, SLG: 0.356	0-0 P4		0-0 P4		0-3 K			0-0 5-3		4 0 0 0 0 1 0	Pittsburgh Pirates @ Philadelphia Phillies Connie Mack Stadium, Philadelphia, PA Mon Jul 05 1965, 7:05 PM EDT Att: 25,330 - Unknown					
Bill Virdon, L (1, 8) OBP: 0.359, SLG: 0.412	0-0 2B 6-3 1B		0-0 WP 3B			0-0 2B		0-0 6-3		4 2 3 0 0 0 0						
Roberto Clemente, R (1, 9) OBP: 0.368, SLG: 0.458	0-0 6-3 1-3 2B		0-0 L4 3-H			0-3 K		0-0 1B 1B		4 0 2 0 0 1 1						
Willie Stargell, L (1, 7) OBP: 0.350, SLG: 0.610	0-0 6-3 2-3 3-H			4-0 G4-6-3 1B BB		0-3 K		0-0 1B 1-2 1B		3 0 1 1 1 1 2						
Donn Clendenon, R (1, 3) OBP: 0.366, SLG: 0.459	0-0 1-3			0-0 1-2 G4-6-3 1B		0-3 K		0-0 4-3		4 0 1 0 0 1 4						
Bill Mazaroski, R (1, 4) OBP: 0.316, SLG: 0.382		0-0 L8		0-0 1-2f 2-3 G4-6-3			0-0 5-3		0-0 P4	4 0 0 0 0 0 2						
Gene Alley, R (1, 6) OBP: 0.298, SLG: 0.351		0-0 6-3		0-0 L6			0-3 K		0-0 6-3	4 0 0 0 0 1 1						
Del Crandall, R (1, 2) OBP: 0.308, SLG: 0.266		0-0 P3			0-3 K		0-0 1B		4-0 BB BB BB	3 0 1 0 0 1 0						
Ozzie Virgil, R (7, PR) OBP: 0.310, SLG: 0.464										0 0 0 0 0 0 0						
Don Schwall, R (7, 1)										0 0 0 0 0 0 0						
Manny Mota, R (9, PH) OBP: 0.296, SLG: 0.316										0 0 0 0 1 0 0						
Wilbur Wood, R (1, 1)					0-3 K					2 0 0 0 0 2 0						
Tommie Sisk, R (5, 1)										0 0 0 0 0 0 0						
Gene Freese, R (7, PH) OBP: 0.352, SLG: 0.354										1 0 0 0 0 1 1						
Hal Smith, R (7, 2)										0 0 0 0 0 0 0						
Jerry Lynch, L (9, PH) OBP: 0.355, SLG: 0.500										1 0 0 0 0 0 1						
Inning Stats	R: 1 H: 2 E: 0 LOB: 1 K: 0 BB: 0 S: 5 P: 5	R: 0 H: 0 E: 0 LOB: 0 K: 0 BB: 0 S: 3 P: 3	R: 1 H: 1 E: 0 LOB: 0 K: 1 BB: 0 S: 6 P: 6	R: 0 H: 1 E: 0 LOB: 1 K: 0 BB: 1 S: 3 P: 7	R: 0 H: 0 E: 0 LOB: 0 K: 3 BB: 0 S: 9 P: 9	R: 0 H: 1 E: 0 LOB: 1 K: 3 BB: 0 S: 10 P: 10	R: 0 H: 1 E: 0 LOB: 1 K: 2 BB: 0 S: 8 P: 8	R: 0 H: 2 E: 0 LOB: 2 K: 0 BB: 0 S: 5 P: 5	R: 0 H: 0 E: 0 LOB: 1 K: 0 BB: 1 S: 3 P: 7	1B: 5 SF: 0 2B: 2 SAC: 0 3B: 1 DP: 1 HR: 0 HBP: 0	WP: 1 PA: 36 PB: 0 SB: 0 CS: 0					
PITCHER	IP WLS BF H R ER SO BB IBB HBP BLK WP HR S P ERA WHIP															
Art Mahaffey, R (1, 1) ERA: 6.1	3.0	14	4	2	2	1	1	0	0	0	1	0	15	19	6.00	1.667
Ed Roebuck, R (4, 1) ERA: 4.45	2.0	W	5	0	0	0	3	0	0	0	0	0	11	11	0.00	0.000
Gary Wagner, R (6, 1) ERA: 2.39	4.0	S	17	4	0	0	5	1	0	0	0	0	26	30	0.00	1.250

livebaseballscorecards.com

AB	34
R	2
H	8
RBI	1
BB	2
SO	9
LOB	12

Batter	1	2	3	4	5	6	7	8	9
Cookie Rojas, R OBP: 0.389, SLG: 0.413 (1, 7)	0-0 F3			0-0 F9		0-0 BB 1B	4-0 2B BB		
Johnny Callison, L OBP: 0.318, SLG: 0.525 (1, 9) John Hermstein, L OBP: 0.259, SLG: 0.308 (7, 9)	0-0 G6-4-3 1B			0-3 K		4-0 1B 2B BB	0-0 1-H 2B		
Dick Allen, R OBP: 0.423, SLG: 0.557 (1, 5)	0-0 G6-4-3 1-2f			0-0 1B		0-0 2B 1-2 2-H G5-2-3 1B	0-3 K		
Dick Stuart, R OBP: 0.313, SLG: 0.460 (1, 3)		0-0 F7			0-0 HR	0-0 G5-2-3 1-3 2-H 2B	0-3 K		
Alex Johnson, R OBP: 0.349, SLG: 0.474 (1, 8)		0-0 6-3			0-0 2B 1B	4-0 G5-2-3 IBB	0-0 6-3		
Ruben Amaro, R OBP: 0.302, SLG: 0.234 (1, 4)		0-0 F8			0-0 1B 1-H G4-6-3 2B	0-0 G5-2-3 1-2 2-3 3-Hf 4-0	0-0 6-3		
Bobby Wine, R OBP: 0.256, SLG: 0.200 (1, 6)			0-0 F7		0-0 2-3 G4-6-3 1B	0-0 G4-6-3 IBB	0-0 5-3		
Pat Corrales, R OBP: 0.339, SLG: 0.340 (1, 2) Wes Covington, L OBP: 0.314, SLG: 0.526 (5, PH) Gary Wagner, R (6, 1)			0-0 5-3		0-0 1-2f 3-H G4-6-3	0-0 6-3	0-0 6-3		
Art Mahaffey, R OBP: 0.111, SLG: 0.111 (1, 1) Ed Roebuck, R (4, 1) Clay Dalrymple, L OBP: 0.274, SLG: 0.291 (5, PH) (6, 2)			0-0 6-3		0-0 4-3		0-0 3-1		

AB	R	H	RBI	BB	SO	LOB
3	2	1	0	1	0	0
2	1	1	0	1	1	0
1	0	1	1	0	0	0
4	0	2	1	0	1	2
4	1	2	2	0	1	1
3	1	1	0	1	0	0
4	1	1	1	0	0	3
3	0	1	0	1	0	0
1	0	0	0	0	0	0
1	0	0	0	0	0	1
1	0	0	0	0	0	3
1	0	0	0	0	0	0
0	0	0	0	0	0	0
2	0	0	0	0	0	0

BOTTOM

Pittsburgh Pirates @ Philadelphia Phillies
 Connie Mack Stadium, Philadelphia, PA

Mon Jul 05 1965, 7:05 PM EDT
 Att. 25,330 - Unknown

AB	30
R	6
H	10
RBI	5
BB	4
SO	3
LOB	10



1B:	6	SF:	0
2B:	3	SAC:	0
3B:	0	DP:	3
HR:	1	HBP:	0

WP:	0	PA:	34
PB:	0		
SB:	0		
CS:	0		

Inning Stats	R	H	E	K	S	P	R	H	E	K	S	P	R	H	E	K	S	P	R	H	E	K	S	P	R	H	E	K	S	P
WILBUR WOOD, L ERA: 1.89 (1, 1)	4	0	0	3	17	17	4	3	0	1	17	17	6.75	1.250																
TOMMIE SISK, R ERA: 4.61 (5, 1)	2	0	0	11	4	2	2	0	1	2	0	0	9.00	2.500																
DON SCHWALL, R ERA: 3.71 (7, 1)	2	0	0	8	1	1	1	2	1	0	0	0	4.50	1.000																

PITCHER	IP	WLS	BF	H	R	ER	SO	BB	IBB	HBP	BLK	WP	HR	S	P	ERA	WHIP
WILBUR WOOD, L	4.0	0	15	5	3	3	1	0	0	0	0	0	1	17	17	6.75	1.250
TOMMIE SISK, R	2.0	0	11	4	2	2	0	1	2	0	0	0	0	8	20	9.00	2.500
DON SCHWALL, R	2.0	0	8	1	1	1	2	1	0	0	0	0	0	11	15	4.50	1.000

Batter	1	2	3	4	5	6	7	8	9	AB R H RBI BB SO LOB	TOP											
Bob Bailey, R (1, 5) OBP: 0.332, SLG: 0.357	0-0 1B BB 4-3 1B	0-0 K		0-0 6-3	0-0 1-3 2-H 1B		0-0 6-3			5 1 2 1 0 1 1												
Bill Virdon, L (1, 8) OBP: 0.359, SLG: 0.410	4-0 4-3 1-2 1B 4-3 BB		0-0 E4 F9 PB 2B		E 1B 4-3			0-3 K		4 3 1 0 1 1 2												
Roberto Clemente, R (1, 9) OBP: 0.368, SLG: 0.457	0-0 4-3 1-2 2-3 1B		0-0 F9		0-0 E 1B 1B		0-0 E5 FC1-6		0-0 L4	5 1 2 0 0 0 1												
Willie Stargell, L (1, 7) OBP: 0.348, SLG: 0.603 Manny Mota, R (8, PH) OBP: 0.301, SLG: 0.321 (8, 7)	0-0 4-3 1-2 2-3 3-H 1B		4-0 2B IBB		0-0 E3 1B 9-2 1B		0-0 FC1-6 6-3 1B		0-0 WP 1B	3 0 0 1 1 0 5 1 0 1 0 0 0 0												
Donn Clendenon, R (1, 3) OBP: 0.366, SLG: 0.458	0-0 4-3 2-3 3-H		0-3 K		0-0 9-2 1B 1-2 2-H 3-H 1B		0-0 6-3 1B		0-3 K FC6-4	5 1 2 3 0 2 4												
Bill Mazeroski, R (1, 4) OBP: 0.318, SLG: 0.388	0-3 K		0-0 1-3 3-H 2B		0-0 9-2 1B 1-2 2-3 1B		0-0 6-3		0-0 FC6-4 1-2f	5 1 2 1 0 1 5												
Gene Alley, R (1, 6) OBP: 0.296, SLG: 0.348			0-0 5-3 1B		0-0 9-2 1-2 2-3 3-H 1B		0-0 6-3		0-0 5-3	5 0 1 0 0 0 7												
Del Crandall, R (1, 2) OBP: 0.302, SLG: 0.253			0-0 5-3 1-2		0-0 F5				0-0 L5	4 1 0 0 1 0 1												
Don Cardwell, R (1, 1) OBP: 0.162, SLG: 0.250			0-3 K		0-3 K				0-0 6-3	5 0 1 2 0 3 1												
Inning Stats	R: 2 E: 0 K: 1 S: 7	H: 2 LOB: 1 BB: 1 P: 11	R: 0 E: 0 K: 2 S: 8	H: 1 LOB: 1 BB: 0 P: 8	R: 1 E: 1 K: 1 S: 7	H: 1 LOB: 2 BB: 1 P: 11	R: 0 E: 0 K: 1 S: 5	H: 0 LOB: 0 BB: 0 P: 5	R: 5 E: 1 K: 0 S: 9	H: 6 LOB: 2 BB: 1 P: 13	R: 0 E: 1 K: 0 S: 5	H: 1 LOB: 2 BB: 0 P: 5	R: 0 E: 0 K: 1 S: 5	H: 0 LOB: 0 BB: 0 P: 5	R: 0 E: 0 K: 2 S: 9	H: 1 LOB: 2 BB: 0 P: 9	R: 0 E: 0 K: 0 S: 3	H: 0 LOB: 0 BB: 0 P: 3	1B: 11 2B: 2 3B: 0 HR: 0	SF: 0 SAC: 0 DP: 1 HBP: 0	WP: 1 PB: 1 SB: 0 CS: 0	PA: 45
PITCHER	IP WLS BF H R ER SO BB IBB HBP BLK WP HR S P ERA WHIP																					
Ray Culp, R (1, 1) ERA: 2.78	4.0 L 23 7 7 3 5 1 1 0 0 0 0 0 31 39 6.75 2.000																					
Ed Roebuck, R (5, 1) ERA: 4.31	1.0 6 3 1 0 0 0 0 1 0 0 0 0 5 9 0.00 3.000																					
Bo Belinsky, L (6, 1) ERA: 5.01	3.0 13 2 0 0 3 0 0 0 0 1 0 19 19 0.00 0.667																					
Jack Baldschun, R (9, 1) ERA: 4.05	1.0 3 0 0 0 0 0 0 0 0 0 0 0 3 3 0.00 0.000																					

Pittsburgh Pirates @ Philadelphia Phillies
 Connie Mack Stadium, Philadelphia, PA

Tue Jul 06 1965, 7:05 PM EDT
 Att: 17,357 - Unknown

livebaseballscorecards.com

AB 42
 R 8
 H 12
 RBI 8
 BB 3
 SO 8
 LOB 27



Batter	1	2	3	4	5	6	7	8	9	AB R H RBI BB SO LOB	TOP
Bob Bailey, R (1, 5) OBP: 0.334, SLG: 0.355	4-0 BB G5-4-3		0-0 6-3			4-0 BB			0-0 4-3	2 0 0 0 2 0 0	Pittsburgh Pirates @ Philadelphia Phillies Connie Mack Stadium, Philadelphia, PA Wed Jul 07 1965, 7:05 PM EDT Att: 16,632 - Unknown livebaseballscorecards.com
Manny Mota, R (1, 8) OBP: 0.299, SLG: 0.319	0-0 G5-4-3 1-2f			0-0 CS 1B		0-0 L4		0-3 K	4 0 1 0 0 1 2		
Roberto Clemente, R (1, 9) OBP: 0.367, SLG: 0.454	0-0 F9			0-0 F8			0-0 6-3	0-0 1B	4 0 1 0 0 0 1		
Donn Clendenon, R (1, 3) OBP: 0.365, SLG: 0.456		0-0 FC6-2 1B		0-0 F9			0-3 K	0-0 5-3	4 0 1 0 0 1 2		
Bill Mazaroski, R (1, 4) OBP: 0.318, SLG: 0.383		0-0 E5 1-3		0-0 CS 1-2	0-0 6-3		4-0 BB		2 0 0 0 1 0 1		
Willie Stargell, L (1, 7) OBP: 0.345, SLG: 0.596		0-0 FC6-2 FC6-4 3-H			0-3 K		0-3 K		3 0 0 0 0 2 2		
Gene Alley, R (1, 6) OBP: 0.293, SLG: 0.344		0-0 FC6-4 1-2f			0-3 K		0-3 K		3 0 0 0 0 2 1		
Del Crandall, R (1, 2) OBP: 0.293, SLG: 0.244			0-0 F8			0-0 5-3		0-0 F9	3 0 0 0 0 0 0		
Bob Friend, R (1, 1)			0-3 K			0-0 4-3		0-0 4-3	3 0 0 0 0 1 0		
Inning Stats	R: 0 H: 0 E: 0 LOB: 0 K: 0 BB: 1 S: 2 P: 6	R: 0 H: 1 E: 1 LOB: 1 K: 0 BB: 0 S: 4 P: 4	R: 0 H: 0 E: 0 LOB: 0 K: 1 BB: 0 S: 5 P: 5	R: 0 H: 1 E: 0 LOB: 0 K: 0 BB: 0 S: 3 P: 3	R: 0 H: 0 E: 0 LOB: 0 K: 2 BB: 0 S: 7 P: 7	R: 0 H: 0 E: 0 LOB: 1 K: 0 BB: 1 S: 3 P: 7	R: 0 H: 0 E: 0 LOB: 1 K: 2 BB: 1 S: 7 P: 11	R: 0 H: 0 E: 0 LOB: 0 K: 1 BB: 0 S: 5 P: 5	R: 0 H: 1 E: 0 LOB: 1 K: 1 BB: 0 S: 6 P: 6	1B: 3 SF: 0 2B: 0 SAC: 0 3B: 0 DP: 1 HR: 0 HBP: 0	
PITCHER Chris Short, L (1, 1) ERA: 3.22	IP WLS BF H R ER SO BB IBB HBP BLK WP HR S P ERA WHIP										

AB	28
R	0
H	3
RBI	0
BB	3
SO	7
LOB	9



Batter	1	2	3	4	5	6	7	8	9	AB R H RBI BB SO LOB	TOP		
Jim Davenport, R (1, 6) OBP: 0.303, SLG: 0.358	0-3 K		0-0 1B 2B 1B	0-0 SF9	0-0 1B		0-0 FC6-2 1B			4 1 2 2 0 1 2	San Francisco Giants @ Philadelphia Phillies Connie Mack Stadium, Philadelphia, PA Thu Jul 08 1965, 7:05 PM EDT Unknown		
Jesus Alou, R (1, 9) OBP: 0.325, SLG: 0.423 Len Gabrielson, L (6, 9) OBP: 0.333, SLG: 0.389	0-0 G5-3 BB 1B		0-0 1B 2B 1B	0-0 F9	0-0 F6		0-0 1B			4 1 2 0 0 0 2 1 0 1 1 0 0 0			
Willie McCovey, L (1, 3) OBP: 0.416, SLG: 0.575 Bob Burda, L (6, 3) OBP: 0.111, SLG: 0.111	4-0 1-2 BB		4-0 1-2 2B BB		0-0 F7	0-0 F9	0-0 F9			2 0 0 0 2 0 0 1 0 0 0 0 0 2			
Willie Mays, R (1, 8) OBP: 0.414, SLG: 0.651 Ken Henderson, S (7, 8)	0-0 G5-3 2-3f		0-0 1-3 2-H 3-H 2B		0-0 3B 1B	0-0 4-3		0-0 F5		4 1 2 2 0 0 2 1 0 0 0 0 0 0			
Tom Haller, L (1, 2) OBP: 0.348, SLG: 0.363		0-0 F9	0-3 K		0-0 1-H 1B 3B	1-0 HBP		0-0 F4		4 1 1 1 0 1 2			
Jim Ray Hart, R (1, 5) OBP: 0.306, SLG: 0.418		0-0 G4-6-3 1B		0-0 SH3-4 1B 1B	0-0 1B 1B 1B E	0-0 F9		0-0 4-3		5 2 3 1 0 0 1			
Matty Alou, L (1, 7) OBP: 0.287, SLG: 0.312		0-0 G4-6-3 1-2f		0-0 1B SH3-4 SF9 1B	0-0 1-2 E 1B		0-0 SH3-4 1B FC6-2 1B		0-0 E3 P4-6	5 2 3 0 0 0 1			
Hal Lanier, R (1, 4) OBP: 0.288, SLG: 0.286			4-0 SH1-4 BB	0-0 SH3-4	0-0 E5 1B 1B		0-0 SH3-4 1B 1B		0-0 P4-6 1-2f	3 2 2 0 1 0 1			
Gaylord Perry, R (1, 1) OBP: 0.137, SLG: 0.102			0-0 SH1-4-5 1-3f	0-0 SH3-4 1B	0-3 K		0-0 SH3-4		0-0 5-3	3 0 1 1 0 1 1			
Inning Stats	R: 0 H: 1 E: 0 LOB: 1 K: 1 BB: 1 S: 5 P: 9	R: 0 H: 1 E: 0 LOB: 0 K: 0 BB: 0 S: 3 P: 3	R: 2 H: 3 E: 0 LOB: 2 K: 1 BB: 2 S: 7 P: 15	R: 2 H: 3 E: 0 LOB: 1 K: 0 BB: 0 S: 6 P: 6	R: 5 H: 6 E: 1 LOB: 1 K: 1 BB: 0 S: 11 P: 11	R: 0 H: 0 E: 0 LOB: 1 K: 0 BB: 0 S: 3 P: 4	R: 1 H: 3 E: 0 LOB: 2 K: 0 BB: 0 S: 6 P: 6	R: 0 H: 0 E: 0 LOB: 0 K: 0 BB: 0 S: 3 P: 3	R: 0 H: 0 E: 1 LOB: 0 K: 0 BB: 0 S: 3 P: 3	1B: 15 SF: 1 2B: 3 SAC: 3 3B: 1 DP: 4 HR: 0 HBP: 1	WP: 0 PA: 45 PB: 0 SB: 0 CS: 0		
PITCHER	IP WLS BF H R ER SO BB IBB HBP BLK WP HR S P ERA WHIP											PITCHER	IP WLS BF H R ER SO BB IBB HBP BLK WP HR S P ERA WHIP
Lew Burdette, R (1, 1) ERA: 6.65	4.1 L 25 12 8 8 2 3 0 0 0 0 0 0 26 38 16.61 3.462												
Jack Baldschun, R (5, 1) ERA: 3.91	1.2 8 2 1 0 1 0 0 0 1 0 0 0 9 10 0.00 1.200												
Art Mahaffey, R (7, 1) ERA: 6.04	2.0 9 3 1 1 0 0 0 0 0 0 0 0 9 9 4.50 1.500												
Ed Roebuck, R (9, 1) ERA: 4.18	1.0 3 0 0 0 0 0 0 0 0 0 0 0 3 3 0.00 0.000												

livebaseballscores.com

AB 37
R 10
H 17
RBI 8
BB 3
SO 3
LOB 14



Batter	1	2	3	4	5	6	7	8	9	AB	R	H	RBI	BB	SO	LOB
John Briggs, L (1, 8) OBP: 0.347, SLG: 0.351	0-0 4-3 3B		0-0 2B			0-0 5-3		0-3 K		4	1	2	0	0	1	2
Cookie Rojas, R (1, 4) OBP: 0.376, SLG: 0.397	0-3 K		0-0 F7			0-0 6-3		0-3 K		4	0	0	0	0	2	4
Johnny Callison, L (1, 9) OBP: 0.311, SLG: 0.519	0-0 4-3			0-0 4-3			0-0 F5		0-0 F9	4	0	0	1	0	0	0
Dick Allen, R (1, 5) OBP: 0.418, SLG: 0.557	0-3 K			0-0 F8			0-3 K		0-0 4-3	4	0	0	0	0	2	0
Tony Gonzalez, L (1, 7) OBP: 0.347, SLG: 0.494		0-0 G3		0-0 5-3			0-3 K		0-0 F7	4	0	0	0	0	1	0
Dick Stuart, R (1, 3) OBP: 0.309, SLG: 0.451		0-0 F8			0-0 F7			0-0 1B 1B		3	1	1	0	0	0	0
Clay Dalrymple, L (1, 2) OBP: 0.277, SLG: 0.309		0-3 K			4-0 BB			0-0 1B 1B		1	0	0	0	1	1	0
Pat Corrales, R (5, PR) (6, 2)						4-0 BB		1-2 1B 1B		1	0	1	0	0	0	0
Bobby Wine, R (1, 6) OBP: 0.246, SLG: 0.193			0-0 L1		0-0 G4-6-3			0-0 1B		3	0	1	1	0	0	1
Lew Burdette, R (1, 1) OBP: 0.385, SLG: 0.462			0-0 F3			0-0 F8		0-0 F3		1	0	0	0	0	0	0
Jack Balguschun, R (5, 1)										0	0	0	0	0	0	0
John Herrmstein, L (6, PH) OBP: 0.281, SLG: 0.323										0	0	0	0	0	0	0
Art Mahaffey, R (7, 1) OBP: 0.111, SLG: 0.111										0	0	0	0	0	0	0
Wes Covington, L (8, PH) OBP: 0.130, SLG: 0.518										1	0	0	0	0	0	2
Ed Roebuck, R (9, 1)										0	0	0	0	0	0	0

Inning Stats	R: 1	H: 1	E: 0	K: 2	S: 8	LOB: 0	BB: 0	P: 8	R: 0	H: 0	E: 0	K: 1	S: 5	LOB: 0	BB: 0	P: 5	R: 0	H: 1	E: 0	K: 0	S: 4	LOB: 1	BB: 0	P: 4	R: 0	H: 0	E: 0	K: 0	S: 3	LOB: 0	BB: 0	P: 3	R: 0	H: 0	E: 0	K: 0	S: 2	LOB: 1	BB: 1	P: 6	R: 0	H: 0	E: 0	K: 0	S: 3	LOB: 0	BB: 0	P: 3	R: 0	H: 0	E: 0	K: 2	S: 7	LOB: 0	BB: 0	P: 7	R: 1	H: 3	E: 0	K: 2	S: 10	LOB: 2	BB: 0	P: 10	R: 0	H: 0	E: 0	K: 0	S: 3	LOB: 0	BB: 0	P: 3	R: 0	H: 0	E: 0	K: 0	S: 3	LOB: 0	BB: 0	P: 3	1B: 3	SF: 0	2B: 1	SAC: 0	3B: 1	DP: 1	HR: 0	HBP: 0	WP: 0	PA: 32
PITCHER Gaylord Perry, R (1, 1) ERA: 3.92	IP	WLS	BF	H	R	ER	SO	BB	IBB	HBP	BLK	WP	HR	S	P	ERA	WHIP																																																																									
	9.0	W	32	5	2	2	7	1	0	0	0	0	0	45	49	2.00	0.667																																																																									
	PITCHER																	IP	WLS	BF	H	R	ER	SO	BB	IBB	HBP	BLK	WP	HR	S	P	ERA	WHIP																																																								

BOTTOM

San Francisco Giants @ Philadelphia Phillies
 Connie Mack Stadium, Philadelphia, PA
 Thu Jul 08 1965, 7:05 PM EDT
 Unknown

livebaseballscorecards.com

AB	31
R	2
H	5
RBI	2
BB	1
SO	7
LOB	9



Batter	1	2	3	4	5	6	7	8	9	AB R H RBI BB SO LOB	TOP									
Jim Davenport, R (1, 6) OBP: 0.308, SLG: 0.362	0-0 F7		0-0 F9			0-0 1B			0-0 G5-4-3 1B	4 0 2 0 0 0 0	<p>San Francisco Giants @ Philadelphia Phillies</p> <p>Connie Mack Stadium, Philadelphia, PA</p> <p>Thu Jul 08 1965, 7:05 PM EDT</p> <p>Att. 37,110 - Unknown</p> <p>livebaseballscorecards.com</p>									
Jesus Alou, R (1, 9) OBP: 0.321, SLG: 0.418	0-0 1-3			0-0 G3		0-3 K		0-0 G5-4-3 1-2f	4 0 0 0 0 1 2											
Willie McCovey, L (1, 3) OBP: 0.414, SLG: 0.581	0-0 4-3			0-0 F8			0-3 K	0-0 HR	4 1 1 1 0 1 0											
Willie Mays, R (1, 8) OBP: 0.412, SLG: 0.656		0-0 F9		0-0 F5			0-0 HR	0-0 F8	4 1 1 1 0 0 0											
Tom Haller, L (1, 2) OBP: 0.343, SLG: 0.357		0-0 F7			0-0 F6		0-0 6-3		3 0 0 0 0 0 0											
Jim Ray Hart, R (1, 5) OBP: 0.306, SLG: 0.421		0-0 2B			0-0 6-3		0-0 5-3		3 0 1 0 0 0 0											
Matty Alou, L (1, 7) OBP: 0.283, SLG: 0.308		0-0 4-3			0-0 1-3			0-0 4-3	3 0 0 0 0 0 1											
Hal Lanier, R (1, 4) OBP: 0.265, SLG: 0.283			0-0 F9			0-0 5-3		0-0 1-3	3 0 0 0 0 0 0											
Jack Sanford, R (1, 1) OBP: 0.167, SLG: 0.091			0-0 4-3			0-3 K		0-0 4-3	0 0 0 0 0 0 0											
Bobby Bolin, R (1, 1) OBP: 0.158, SLG: 0.158									1 0 0 0 0 0 0											
Bob Burda, L (6, PH) OBP: 0.100, SLG: 0.100									1 0 0 0 0 1 0											
Ron Herbel, R (6, 1) OBP: 0.096, SLG: 0.056									0 0 0 0 0 0 0											
Dick Schofield, S (8, PH) OBP: 0.266, SLG: 0.266									1 0 0 0 0 0 0											
Frank Linzy, R (8, 1)									0 0 0 0 0 0 0											
Inning Stats	R: 0 E: 0 K: 0 S: 3	H: 0 LOB: 0 BB: 0 P: 3	R: 0 E: 0 K: 0 S: 4	H: 1 LOB: 1 BB: 0 P: 4	R: 0 E: 0 K: 0 S: 3	H: 0 LOB: 0 BB: 0 P: 3	R: 0 E: 0 K: 0 S: 3	H: 0 LOB: 0 BB: 0 P: 3	R: 0 E: 0 K: 2 S: 8	H: 1 LOB: 1 BB: 0 P: 8	R: 1 E: 0 K: 1 S: 6	H: 1 LOB: 0 BB: 0 P: 6	R: 0 E: 0 K: 0 S: 3	H: 0 LOB: 0 BB: 0 P: 3	R: 1 E: 0 K: 0 S: 4	H: 2 LOB: 0 BB: 0 P: 4	1B: 2 2B: 1 3B: 0 HR: 2	SF: 0 SAC: 0 DP: 1 HBP: 0	WP: 0 PB: 0 SB: 0 CS: 0	PA: 31
PITCHER Ray Herbert, R (1, 1) ERA: 3.06	IP 9.0 WLS W BF 31 H 5 R 2 ER 2 SO 3 BB 0 IBB 0 HBP 0 BLK 0 WP 0 HR 2 S 37 P 37 ERA 2.00 WHIP 0.556																			



Batter	1	2	3	4	5	6	7	8	9
John Briggs, L OBP: 0.343, SLG: 0.338 (1, 8)									
Cookie Rojas, R OBP: 0.378, SLG: 0.398 (1, 4)									
Johnny Callison, L OBP: 0.310, SLG: 0.516 (1, 9)									
Dick Allen, R OBP: 0.419, SLG: 0.569 (1, 5)									
Tony Gonzalez, L OBP: 0.339, SLG: 0.482 (1, 7)									
Dick Stuart, R OBP: 0.313, SLG: 0.454 (1, 3)									
Ruben Amaro, R OBP: 0.302, SLG: 0.234 (9, 3)									
Bobby Wine, R OBP: 0.248, SLG: 0.190 (1, 6)									
Pat Corrales, R OBP: 0.350, SLG: 0.340 (1, 2)									
Ray Herbert, R OBP: 0.308, SLG: 0.346 (1, 1)									

Inning Stats	R: 4	H: 4	E: 0	LOB: 3	K: 2	S: 11	R: 0	H: 1	E: 0	LOB: 1	K: 1	S: 5	R: 0	H: 1	E: 0	LOB: 0	K: 0	S: 3	R: 0	H: 0	E: 0	LOB: 0	K: 0	S: 3	R: 0	H: 0	E: 0	LOB: 0	K: 0	S: 7	R: 0	H: 0	E: 0	LOB: 0	K: 0	S: 3	R: 0	H: 1	E: 0	LOB: 1	K: 0	S: 4						

PITCHER	IP	WLS	BF	H	R	ER	SO	BB	IBB	HBP	BLK	WP	HR	S	P	ERA	WHIP
Jack Sanford, R ERA: 3.98 (1, 1)	0.1	L	8	4	4	4	0	2	0	0	0	1	1	5	14	108.00	18.000
Bobby Bolin, R ERA: 2.02 (1, 1)	4.2		14	2	0	0	5	0	0	0	0	0	0	24	24	0.00	0.429
Ron Herbel, R ERA: 3.79 (6, 1)	2.0		6	0	0	0	0	0	0	0	0	0	0	6	6	0.00	0.000
Frank Linzy, R ERA: 1.87 (8, 1)	1.0		4	1	0	0	0	0	0	0	0	0	0	4	4	0.00	1.000

BOTTOM

AB	R	H	RBI	BB	SO	LOB
3	1	0	0	1	1	3
4	1	2	0	0	1	0
4	1	1	0	0	1	1
4	1	2	4	0	1	1
4	0	0	0	0	0	1
3	0	2	0	0	0	0
0	0	0	0	0	0	0
2	0	0	0	1	0	1
2	0	0	0	0	0	0
3	0	0	0	0	1	3

AB	29
R	4
H	7
RBI	4
BB	2
SO	5
LOB	10



WP	PA	ERA	WHIP
1	32		
0			
0			
1			

livebaseballscores.com

San Francisco Giants @ Philadelphia Phillies
Connie Mack Stadium, Philadelphia, PA
 Thu Jul 08 1965, 7:05 PM EDT
 Att. 37,110 - Unknown

Batter	1	2	3	4	5	6	7	8	9	AB R H RBI BB SO LOB	TOP																						
Matty Alou, L (1, 8) OBP: 0.279, SLG: 0.303	0-0 F4		0-0 4-3			0-0 4-3		0-0 1-3		4 0 0 0 0 0 1																							
Bob Burda, L (1, 7) OBP: 0.071, SLG: 0.071	0-3 K		0-0 F3			0-0 F6		0-3 K		4 0 0 0 0 2 1																							
Jim Ray Hart, R (1, 5) OBP: 0.306, SLG: 0.418	0-0 F3				0-0 F6		0-0 6-3		0-0 1B	4 1 1 0 0 0 0																							
Willie McCovey, L (1, 3) OBP: 0.409, SLG: 0.573		0-3 K			0-0 F5		0-0 3-1		0-3 K	4 0 0 0 0 2 1																							
Tom Haller, L (1, 2) OBP: 0.346, SLG: 0.376		0-0 4-3			0-0 E1		0-0 HR		0-0 1B	4 1 2 1 0 0 0																							
Len Gabrielson, L (1, 9) OBP: 0.340, SLG: 0.387		4-0 BB			0-0 G3		0-0 F8		0-0 1B	3 0 1 1 1 0 1																							
Jim Davenport, R (1, 6) OBP: 0.302, SLG: 0.354		0-0 5-3			0-3 K		0-3 K		0-0 1B	3 0 0 0 0 2 1																							
Ron Herbel, R (7, 1) OBP: 0.056, SLG: 0.056									1-2 2-3	0 0 0 0 0 0 0																							
Bob Schroder, L (9, PH) OBP: 0.286, SLG: 0.167									1-2 2-3	1 0 1 0 0 0 0																							
Hal Lanier, R (1, 4) OBP: 0.282, SLG: 0.280			0-0 E5			0-0 F7		0-0 5-3	0-3 K	3 0 0 0 0 0 0																							
Ken Henderson, S (9, PH)			4-3 SH3-4							1 0 0 0 0 1 3																							
Jack Sanford, R (1, 1) OBP: 0.167, SLG: 0.091			0-0 SH3-4			0-0 4-3		0-0 F8		0 0 0 0 0 0 0																							
Masanori Murakami, L (4, 1) OBP: 0.167, SLG: 0.167			1-2							1 0 0 0 0 0 0																							
Dick Schofield, S (7, 6) OBP: 0.294, SLG: 0.265										1 0 0 0 0 0 0																							
Inning Stats	R: 0 E: 0 K: 1 S: 5	H: 0 LOB: 0 BB: 0 P: 5	R: 0 E: 0 K: 1 S: 5	H: 0 LOB: 1 BB: 1 P: 9	R: 0 E: 1 K: 0 S: 4	H: 0 LOB: 1 BB: 0 P: 4	R: 0 E: 1 K: 0 S: 4	H: 0 LOB: 1 BB: 0 P: 4	R: 0 E: 0 K: 1 S: 5	H: 0 LOB: 0 BB: 0 P: 5	R: 1 E: 0 K: 1 S: 6	H: 1 LOB: 0 BB: 0 P: 6	R: 0 E: 0 K: 0 S: 3	H: 0 LOB: 0 BB: 0 P: 3	R: 0 E: 0 K: 3 S: 13	H: 0 LOB: 3 BB: 0 P: 13	R: 1 E: 0 K: 3 S: 13	H: 4 LOB: 3 BB: 0 P: 13	1B: 4 2B: 0 3B: 0 HR: 1	SF: 0 SAC: 1 DP: 0 HBP: 0	WP: 0 PB: 0 SB: 0 CS: 0	PA: 35											
PITCHER Jim Bunning, R (1, 1) ERA: 2.88	IP 9.0	WLS W	BF 35	H 5	R 2	ER 2	SO 7	BB 1	IBB 0	HBP 0	BLK 0	WP 0	HR 1	S 48	P 52	ERA 2.00	WHIP 0.667																
											PITCHER	IP	WLS	BF	H	R	ER	SO	BB	IBB	HBP	BLK	WP	HR	S	P	ERA	WHIP					

San Francisco Giants @ Philadelphia Phillies
 Connie Mack Stadium, Philadelphia, PA

livebaseballscorecards.com

AB	33
R	2
H	5
RBI	2
BB	1
SO	7
LOB	8



Fri Jul 09 1965, 7:05 PM EDT
 Att: 27,954 - Unknown

Batter	1	2	3	4	5	6	7	8	9	AB R H RBI BB SO LOB
John Briggs, L (1, 8) OBP: 0.350, SLG: 0.345	0-0 F8			0-0 HR 1B		0-0 F3	0-0 2B 1B			4 2 2 0 0 0 0
Cookie Rojas, R (1, 4) OBP: 0.379, SLG: 0.402	0-0 1-3			1-2 HR HBP		0-0 F7	0-0 3B 2B			3 2 1 3 0 0 0
Johnny Callison, L (1, 9) OBP: 0.313, SLG: 0.531	0-0 F7			1-2 HR		0-0 4-3	0-0 3B			4 1 2 4 0 0 0
Dick Allen, R (1, 5) OBP: 0.415, SLG: 0.562		0-0 6-3		0-3 K			K			4 0 0 0 0 3 2
Tony Taylor, R (9, 5) OBP: 0.319, SLG: 0.352							K			0 0 0 0 0 0 0
Tony Gonzalez, L (1, 7) OBP: 0.348, SLG: 0.491		0-0 2B		0-0 4-3			1-0 2B 4-3 HBP	0-0 2B 1B		3 2 2 0 0 0 0
Dick Stuart, R (1, 3) OBP: 0.313, SLG: 0.456		0-0 F6		0-0 F5			0-0 4-3 1B 2B	0-0 4-3		3 0 1 0 0 0 0
Ruben Amaro, R (7, PR) OBP: 0.300, SLG: 0.232							1-3 1B 2B	1-2		1 1 0 0 0 0 1
Bobby Wine, R (1, 6) OBP: 0.248, SLG: 0.200			0-0 F7		0-0 F9		0-0 4-3	0-0 2B		4 0 1 2 0 0 1
Pat Corrales, R (1, 2) OBP: 0.344, SLG: 0.321			0-0 F4		0-3 K		4-0 1B 1B 2B IBB	0-0 F6		3 1 0 0 1 1 1
Jim Bunning, R (1, 1) OBP: 0.224, SLG: 0.286			0-0 6-3		0-3 K		0-0 1-2 2B 1B	0-0 4-3		4 1 1 1 0 1 1

BOTTOM

San Francisco Giants @ Philadelphia Phillies
 Connie Mack Stadium, Philadelphia, PA
 Fri Jul 09 1965, 7:05 PM EDT
 Att. 27,954 - Unknown

AB	33
R	10
H	10
RBI	10
BB	1
SO	5
LOB	6



Inning Stats	R: 0	H: 0	E: 0	K: 0	S: 3	R: 0	H: 1	E: 0	K: 0	S: 3	R: 0	H: 0	E: 0	K: 0	S: 3	R: 3	H: 2	E: 0	K: 1	S: 7	R: 0	H: 0	E: 0	K: 2	S: 7	R: 0	H: 0	E: 0	K: 0	S: 3	R: 6	H: 5	E: 0	K: 2	S: 12	R: 1	H: 2	E: 0	K: 0	S: 5	1B: 4	2B: 4	3B: 1	HR: 1	SF: 0	SAC: 0	DP: 0	HBP: 2	WP: 0	PA: 36
PITCHER	IP	WLS	BF	H	R	ER	SO	BB	IBB	HBP	BLK	WP	HR	S	P	ERA	WHIP	PITCHER	IP	WLS	BF	H	R	ER	SO	BB	IBB	HBP	BLK	WP	HR	S	P	ERA	WHIP															
Jack Sanford, R (1, 1) ERA: 4.06	3.0	L	11	2	2	2	0	0	0	0	0	0	0	10	11	6.00	0.667																																	
Masanori Murakami, L (4, 1) ERA: 4.73	3.1		13	2	3	3	4	0	0	1	0	0	1	20	21	8.10	0.600																																	
Ron Herbel, R (7, 1) ERA: 4.28	1.2		12	6	5	5	1	0	1	0	0	0	0	13	17	27.00	3.600																																	

WP: 0	PA: 36
PB: 0	
SB: 0	
CS: 0	

Batter	1	2	3	4	5	6	7	8	9	AB R H RBI BB SO LOB	TOP											
Jesus Alou, R OBP: 0.319, SLG: 0.414 (1, 9) X	0-0 F9	0-0 F4		0-0 F8			0-0 1-3	0-0 1B		5 0 1 1 0 0 1												
Jim Davenport, R OBP: 0.305, SLG: 0.372 (1, 6) X	0-0 HR	4-0 WP BB		0-0 6-3			0-0 F8	0-0 F8		4 1 1 1 1 0 3												
Willie McCovey, L OBP: 0.406, SLG: 0.564 (1, 3) X	0-0 4-3	0-0 1-3			4-0 BB		0-3 K		0-3 K2-3	4 0 0 0 1 2 1												
Bob Burda, L OBP: 0.071, SLG: 0.071 (9, 3)		1-2			BB					0 0 0 0 0 0 0												
Willie Mays, R OBP: 0.414, SLG: 0.657 (1, 8) X	0-0 E				0-0 G6-4-3			0-0 SF9	0-0	1 1 1 0 0 0 0												
Ken Henderson, S OBP: 0.214, SLG: 0.167 (1, 8)	0-0 1B				1-2			4-3 S	G4-6-3	4 1 2 0 0 1 2												
Tom Haller, L OBP: 0.342, SLG: 0.371 (1, 2) X	0-0 E2		0-0 F8		0-0 F3			0-0 4-3	0-0 G4-6-3	5 1 1 0 0 0 2												
Jim Ray Hart, R OBP: 0.311, SLG: 0.424 (1, 5) X	0-0 1B		0-3 K			0-0 SH2-3		4-0 SF9		3 2 2 1 1 1 0												
Len Gabrielson, L OBP: 0.339, SLG: 0.383 (1, 7)	0-0 1B		0-0 G3			0-0 SH2-3		0-0 SF9		1 0 0 1 1 0 0												
Hal Lanier, R OBP: 0.289, SLG: 0.287 (1, 4) X	0-0			0-0 SH5-4		0-0 F9		0-0 1B		4 1 3 2 0 0 1												
Juan Marichal, R OBP: 0.190, SLG: 0.179 (1, 1) S S S	0-3 K			0-0 SH5-4		0-0 F9		0-0 1B		3 0 1 0 0 1 3												
Inning Stats	R: 4 E: 1 K: 1 S: 10	H: 5 LOB: 2 BB: 1 P: 14	R: 0 E: 0 K: 1 S: 5	H: 0 LOB: 1 BB: 1 P: 9	R: 0 E: 0 K: 1 S: 5	H: 0 LOB: 0 BB: 0 P: 5	R: 0 E: 0 K: 0 S: 4	H: 1 LOB: 1 BB: 0 P: 4	R: 0 E: 0 K: 0 S: 2	H: 0 LOB: 0 BB: 1 P: 6	R: 0 E: 0 K: 0 S: 4	H: 1 LOB: 1 BB: 0 P: 4	R: 0 E: 0 K: 1 S: 5	H: 0 LOB: 0 BB: 0 P: 5	R: 3 E: 0 K: 0 S: 7	H: 4 LOB: 2 BB: 1 P: 11	R: 0 E: 0 K: 1 S: 5	H: 1 LOB: 0 BB: 0 P: 5	1B: 10 2B: 1 3B: 0 HR: 1	SF: 1 SAC: 2 DP: 2 HBP: 0	WP: 1 PB: 0 SB: 1 CS: 0	PA: 41
PITCHER	IP WLS BF H R ER SO BB IBB HBP BLK WP HR S P ERA WHIP																					
Ray Culp, R ERA: 2.85 (1, 1)	1.0 L 9 5 4 1 1 0 1 0 0 0 0 1 10 14 9.00 5.000																					
Bo Belinsky, L ERA: 4.71 (2, 1)	5.0 18 2 0 0 2 2 0 0 0 1 0 20 28 0.00 0.800																					
Jack Baldschun, R ERA: 4.21 (7, 1)	3.0 14 5 3 3 2 1 0 0 0 0 0 17 21 9.00 2.000																					

San Francisco Giants @ Philadelphia Phillies
 Connie Mack Stadium, Philadelphia, PA

Sat Jul 10 1965, 7:05 PM EDT
 Att. 32,031 - Unknown

livebaseballscorecards.com

AB	34
R	7
H	12
RBI	6
BB	4
SO	5
LOB	13



BOTTOM

San Francisco Giants @ Philadelphia Phillies
 Connie Mack Stadium, Philadelphia, PA

livebaseballscorecards.com

AB	29
R	0
H	2
RBI	0
BB	1
SO	5
LOB	4



WP	0	PA	30
PB	0	SB	0
CS	0		

Sat Jul 10 1965, 7:05 PM EDT
 Att. 32,031 - Unknown

Batter	1	2	3	4	5	6	7	8	9	AB R H RBI BB SO LOB
John Briggs, L (1, 8) OBP: 0.346, SLG: 0.333	0-0 F9 1		0-0 4-3 3			4-0 BB 3			0-3 K 2	3 0 0 0 1 1 0
Cookie Rojas, R (1, 4) OBP: 0.378, SLG: 0.399	0-0 5-3 2			0-0 F7 1		0-0 B1 3			0-0 1B 3	4 0 1 0 0 0 1
Johnny Callison, L (1, 9) OBP: 0.309, SLG: 0.525	0-0 F6 3			0-0 F3 2			0-0 F7 1		0-0 4-3 3	4 0 0 0 0 0 1
Dick Allen, R (1, 5)		0-0 F9 1		0-0 5-3 3			0-0 4-3 2			3 0 0 0 0 0 0
Tony Gonzalez, L (1, 7)					0-0 4-3 1			0-3 K 3		3 0 1 0 0 1 0
Dick Stuart, R (1, 3)		0-3 K 2			0-0 F8 2			0-3 K 1		3 0 0 0 0 2 1
Bobby Wine, R (1, 6)		0-0 5-3 3			0-0 5-3 3			0-0 F8 2		3 0 0 0 0 0 1
Pat Corrales, R (1, 2)				0-0 5-3 1				0-0 6-3 3		0 0 0 0 0 0 0
Tony Taylor, R (1, 4)						0-0 4-3 1			0-0 F6 1	3 0 0 0 0 0 0
Ray Culp, R (1, 1)			0-3 K 2			0-0 F8 2				0 0 0 0 0 0 0
Bo Belinsky, L (2, 1)										1 0 0 0 0 1 0
John Herrnstein, L (6, PH)										1 0 0 0 0 0 0
Jack Baldschun, R (7, 1)										0 0 0 0 0 0 0
Wes Covington, L (9, PH)										1 0 0 0 0 0 0

Inning Stats	R: 0 E: 0 K: 0 S: 3	H: 0 LOB: 0 BB: 0 P: 3	R: 0 E: 0 K: 1 S: 6	H: 1 LOB: 1 BB: 0 P: 6	R: 0 E: 0 K: 1 S: 5	H: 0 LOB: 0 BB: 0 P: 5	R: 0 E: 0 K: 0 S: 3	H: 0 LOB: 0 BB: 0 P: 3	R: 0 E: 0 K: 0 S: 3	H: 0 LOB: 0 BB: 0 P: 3	R: 0 E: 0 K: 0 S: 3	H: 0 LOB: 1 BB: 1 P: 7	R: 0 E: 0 K: 1 S: 5	H: 0 LOB: 0 BB: 0 P: 5	R: 0 E: 0 K: 1 S: 5	H: 0 LOB: 0 BB: 0 P: 5	R: 0 E: 0 K: 1 S: 6	H: 1 LOB: 1 BB: 0 P: 6
--------------	------------------------------	---------------------------------	------------------------------	---------------------------------	------------------------------	---------------------------------	------------------------------	---------------------------------	------------------------------	---------------------------------	------------------------------	---------------------------------	------------------------------	---------------------------------	------------------------------	---------------------------------	------------------------------	---------------------------------

PITCHER	IP	WLS	BF	H	R	ER	SO	BB	IBB	HBP	BLK	WP	HR	S	P	ERA	WHIP
Juan Marichal, R (1, 1) ERA: 1.55	9.0		30	2	0	0	5	1	0	0	0	0	0	39	43	0.00	0.333

Batter	1	2	3	4	5	6	7	8	9	AB R H RBI BB SO LOB	TOP																													
Alex Johnson, R (1, 7) OBP: 0.347, SLG: 0.468	0-0 CS 1B		0-3 K		0-0 6-3			0-0 FC4-6 FC6-4 1-2f		4 0 1 0 0 1 3																														
Cookie Rojas, R (1, 8) OBP: 0.372, SLG: 0.393	0-0 P6		0-0 L9			0-0 6-3		0-0 FC6-4 1-2f		4 0 0 0 0 0 3																														
Johnny Callison, L (1, 9) OBP: 0.311, SLG: 0.523	0-0 L9			4-0 BB BB BB BB G6-4-3		0-0 4-3			0-0 1B 1B	3 0 1 0 1 0 1																														
Dick Allen, R (1, 5) OBP: 0.409, SLG: 0.552	0-0 CS 1-2	0-0 L8		0-0 G6-4-3 1-2f		0-0 F3			0-0 G4-3 1B	4 0 1 0 0 0 1																														
Dick Stuart, R (1, 3) OBP: 0.309, SLG: 0.459		0-3 K		0-0 HR		0-0 P3			0-3 K	4 1 1 1 0 2 2																														
Tony Taylor, R (1, 4) OBP: 0.314, SLG: 0.346		0-0 1B		0-0 6-3		0-0 F9			0-0 G4-3 1-2f	4 0 1 0 0 0 2																														
Bobby Wine, R (1, 6) OBP: 0.238, SLG: 0.191		0-0 1-3			0-0 6-3		0-3 K			3 0 0 0 0 1 1																														
Pat Corrales, R (1, 2) OBP: 0.373, SLG: 0.373			0-0 FC3-6 1B		0-0 WP 2B			0-0 FC5-4 1B		3 0 3 0 0 0 0																														
Chris Short, R (1, 1) OBP: 0.122, SLG: 0.122			0-0 FC3-6		0-3 K			0-0 FC5-4 FC4-6 1-2f		1 0 0 0 0 0 1																														
Adolfo Phillips, R (5, PH) Ray Herbert, R (5, 1) Lew Burdette, R (7, 1) Ruben Amaro, R (8, PH) Ed Roebuck, R (8, 1)			0-0 FC3-6 1-2f		2-3					1 0 0 0 0 0 1 1 0 0 0 0 1 1 0 0 0 0 0 0 0 0 0 0 0 0 0 0 1 0 0 0 0 0 1 0 0 0 0 0 0 0																														
Inning Stats	R: 0 E: 0 K: 0 S: 3	H: 1 LOB: 0 BB: 0 P: 3	R: 0 E: 0 K: 1 S: 6	H: 1 LOB: 1 BB: 0 P: 6	R: 0 E: 0 K: 1 S: 6	H: 1 LOB: 1 BB: 0 P: 6	R: 1 E: 0 K: 0 S: 3	H: 1 LOB: 0 BB: 1 P: 7	R: 0 E: 0 K: 1 S: 6	H: 1 LOB: 1 BB: 0 P: 6	R: 0 E: 0 K: 1 S: 5	H: 0 LOB: 0 BB: 0 P: 3	R: 0 E: 0 K: 1 S: 5	H: 0 LOB: 0 BB: 0 P: 5	R: 0 E: 0 K: 0 S: 4	H: 1 LOB: 1 BB: 0 P: 4	R: 0 E: 0 K: 1 S: 6	H: 2 LOB: 1 BB: 0 P: 6	1B: 6 2B: 1 3B: 0 HR: 1	SF: 0 SAC: 0 DP: 2 HBP: 0	WP: 1 PB: 0 SB: 0 CS: 1	PA: 34																		
PITCHER Joe Nuxhall, L (1, 1) ERA: 4.36	IP 9.0	WLS W	BF 33	H 8	R 1	ER 1	SO 5	BB 1	IBB 0	HBP 0	BLK 0	WP 1	HR 1	S 42	P 46	ERA 1.00	WHIP 1.000						PITCHER	IP	WLS	BF	H	R	ER	SO	BB	IBB	HBP	BLK	WP	HR	S	P	ERA	WHIP

Philadelphia Phillies @ Cincinnati Reds
Crosley Field, Cincinnati, OH

AB	32
R	1
H	8
RBI	1
BB	1
SO	5
LOB	16



Thu Jul 15 1965, 7:05 PM EDT
Att. 15,606 - Unknown

livebaseballscorecards.com

Batter	1	2	3	4	5	6	7	8	9	AB	R	H	RBI	BB	SO	LOB
Tommy Harper, R OBP: 0.375, SLG: 0.461 (1, 7)	4-0 1B 1B G2-3 BB		0-0 L7	0-0 1-H 3-H 2B		0-0 F8	0-0 6-3			4	0	1	2	1	0	3
Pete Rose, S OBP: 0.370, SLG: 0.393 (1, 4)	0-0 G2-3 1B 1-2 1B		0-3 K	0-0 F9		0-0 2-H 1B		0-0 L4		5	0	2	1	0	1	1
Vada Pinson, L OBP: 0.350, SLG: 0.478 (1, 8)	0-0 G2-3 1-2 2-3 1B		0-0 1B		0-0 2B	0-3 K		0-0 F8		5	0	3	0	0	1	1
Frank Robinson, R OBP: 0.376, SLG: 0.537 (1, 9)	0-0 G2-3 1-2 2-3 3-H 1B		0-0 6-3		0-0 F2		0-3 K	0-0 6-3		5	0	0	0	0	1	5
Deron Johnson, R OBP: 0.331, SLG: 0.514 (1, 5)	0-0 F2			0-0 1B 2B	0-0 P4		0-0 1B 2B			4	2	2	0	0	0	3
Tony Perez, R OBP: 0.309, SLG: 0.473 (1, 3)		0-3 K		0-0 1B 2B E5	0-0 6-3		0-0 2-H 1B 1B			4	2	1	1	0	1	2
Jimmie Coker, R OBP: 0.214, SLG: 0.500 (1, 2)		0-0 HR		0-0 F9		0-3 K	0-0 SH1-3 2-3 1B 1B			4	1	2	1	0	1	2
Leo Cardenas, R OBP: 0.360, SLG: 0.439 (1, 6)		0-0 F7		0-0 2B 1B		0-0 2B 3B	0-0 SH1-3 1-2 3-H 1B			4	2	3	2	0	0	0
Joe Nuxhall, L OBP: 0.348, SLG: 0.333 (1, 1)		0-0 F5		0-3 K		0-0 1B 2B	0-0 SH1-3 1-2 2-3			3	1	1	1	0	1	2

Inning Stats	R: 0	H: 2	E: 0	K: 0	S: 4	LOB: 2	BB: 1	P: 8	R: 1	H: 1	E: 0	K: 1	S: 6	LOB: 0	BB: 0	P: 6	R: 0	H: 1	E: 0	K: 1	S: 6	LOB: 1	BB: 0	P: 6	R: 3	H: 3	E: 1	K: 1	S: 9	LOB: 1	BB: 0	P: 9	R: 0	H: 1	E: 0	K: 0	S: 4	LOB: 1	BB: 0	P: 4	R: 2	H: 3	E: 0	K: 2	S: 10	LOB: 1	BB: 0	P: 10	R: 2	H: 4	E: 0	K: 1	S: 9	LOB: 2	BB: 0	P: 9	R: 0	H: 0	E: 0	K: 0	S: 3	LOB: 0	BB: 0	P: 3
1B: 8	SF: 0	2B: 5	SAC: 1	3B: 1	DP: 1	HR: 1	HBP: 0	WP: 0	PA: 40																																																							

PITCHER	IP	WLS	BF	H	R	ER	SO	BB	IBB	HBP	BLK	WP	HR	S	P	ERA	WHIP
Chris Short, L ERA: 3.26 (1, 1)	4.0	L	20	7	4	2	3	1	0	0	0	0	1	25	29	4.50	2.000
Ray Herbert, R ERA: 3.39 (5, 1)	2.1		14	7	4	4	3	0	0	0	0	0	0	20	20	15.43	3.000
Lew Burdette, R ERA: 6.56 (7, 1)	0.2		3	1	0	0	0	0	0	0	0	0	0	3	3	0.00	1.500
Ed Roebuck, R ERA: 4.05 (8, 1)	1.0		3	0	0	0	0	0	0	0	0	0	0	3	3	0.00	0.000

BOTTOM

Philadelphia Phillies @ Cincinnati Reds
 Crosley Field, Cincinnati, OH
 Thu Jul 15 1965, 7:05 PM EDT
 Att. 15,606 - Unknown

livebaseballscorecards.com

AB	38
R	8
H	15
RBI	8
BB	1
SO	6
LOB	19



Batter	1	2	3	4	5	6	7	8	9	AB R H RBI BB SO LOB	TOP									
John Briggs, L (1, 8) OBP: 0.333, SLG: 0.319	0-0 4-1			0-3 K		0-0 F9		0-0 F8		4 0 0 0 0 1 2										
Cookie Rojas, R (1, 4) OBP: 0.371, SLG: 0.391	0-0 6-3			0-0 4-3			0-0 FC6-4 1B		0-0 L8	4 0 1 0 0 0 0										
Johnny Callison, L (1, 9) OBP: 0.313, SLG: 0.532	0-3 K			0-0 F5			0-0 FC6-4 1B		0-0 HR	4 1 2 1 0 1 0										
Dick Allen, R (1, 5) OBP: 0.405, SLG: 0.545				0-3 K		0-0 1-3		0-0 FC6-4	0-0 F9	4 0 0 0 0 1 2										
Tony Gonzalez, L (1, 7) OBP: 0.346, SLG: 0.500				0-0 2B		0-0 4-3		0-3 K	0-0 6-3	4 0 1 0 0 1 2										
Dick Stuart, R (1, 3) OBP: 0.306, SLG: 0.454				0-3 K2-4-5-3-2		0-0 F2		0-3 K		3 0 0 0 0 2 3										
Bobby Wine, R (1, 6) OBP: 0.233, SLG: 0.187				0-0 L8		0-0 5-3		0-3 K		3 0 0 0 0 1 0										
Pat Corrales, R (1, 2) OBP: 0.371, SLG: 0.361				0-0 1-3		0-0 F9		4-0 BB		2 0 0 0 1 0 0										
Jim Bunning, R (1, 1) OBP: 0.235, SLG: 0.294				0-0 5-3		0-0 1B		0-0 F7		2 0 1 0 0 0 0										
Jack Baldschun, R (7, 1)										0 0 0 0 0 0 0										
Wes Covington, L (8, PH) OBP: 0.306, SLG: 0.511										1 0 0 0 0 0 1										
Gary Wagner, R (8, 1)										0 0 0 0 0 0 0										
Inning Stats	R: 0 E: 0 K: 1 S: 5	H: 0 LOB: 0 BB: 0 P: 5	R: 0 E: 0 K: 2 S: 7	H: 1 LOB: 1 BB: 0 P: 7	R: 0 E: 0 K: 0 S: 3	H: 0 LOB: 0 BB: 0 P: 3	R: 0 E: 0 K: 1 S: 5	H: 0 LOB: 0 BB: 0 P: 5	R: 0 E: 0 K: 0 S: 3	H: 0 LOB: 0 BB: 0 P: 3	R: 0 E: 0 K: 2 S: 9	H: 2 LOB: 2 BB: 0 P: 9	R: 0 E: 0 K: 1 S: 5	H: 0 LOB: 1 BB: 1 P: 9	R: 1 E: 0 K: 0 S: 4	H: 1 LOB: 0 BB: 0 P: 4	1B: 3 2B: 2 3B: 0 HR: 1	SF: 0 SAC: 0 DP: 1 HBP: 0	WP: 0 PB: 0 SB: 0 CS: 0	PA: 32
PITCHER Sammy Ellis, R (1, 1) ERA: 3.18	IP: 9.0 WLS: W BF: 32 H: 5 R: 1 ER: 1 SO: 7 BB: 1 IBB: 0 HBP: 0 BLK: 0 WP: 0 HR: 1 S: 45 P: 49 ERA: 1.00 WHIP: 0.667																			

Philadelphia Phillies @ Cincinnati Reds
 Crosley Field, Cincinnati, OH
 Fri Jul 16 1965, 7:05 PM EDT
 Att. 18,584 - Unknown

AB	31
R	1
H	5
RBI	1
BB	1
SO	7
LOB	10



Batter	1	2	3	4	5	6	7	8	9	AB R H RBI BB SO LOB	TOP											
John Briggs, L (1, 8) OBP: 0.342, SLG: 0.365	0-0 F8		0-0 HR	0-0 HR	0-0 SF9	0-0 1B		0-0 5-3 1B		5 2 3 5 0 0 2												
Cookie Rojas, R (1, 4) OBP: 0.377, SLG: 0.399	0-0 1B		0-0 SF8 2B	0-0 HR 1B	4-0 BB	0-0 F8		0-0 5-3		5 2 3 1 1 0 3												
Johnny Callison, L (1, 9) OBP: 0.314, SLG: 0.536	0-3 K		0-0 L9	0-0 HR	4-0 BB		0-0 G3	0-3 K		5 1 1 4 1 2 4												
Dick Allen, R (1, 5) OBP: 0.403, SLG: 0.543	0-3 K		0-0 SF8	0-0 1B	0-3 K		0-0 P4	0-0 F9		3 0 1 1 0 2 4												
Tony Taylor, R (5, 5)										2 0 0 0 0 0 0												
Alex Johnson, R (1, 7) OBP: 0.353, SLG: 0.465		0-0 PO 1B	0-0 F5	0-0 1B	0-3 K		4-0 BB	0-0 5-3		5 0 2 0 1 1 3												
John Herrnstein, L (1, 3) OBP: 0.308, SLG: 0.421		0-0 1B		0-0 HR		0-0 F7	0-0 P4	0-0 BB 1B		6 2 3 1 0 1 3												
Bobby Wine, R (1, 6) OBP: 0.250, SLG: 0.201		0-0 L9		0-0 FC1-5 1B		0-0 1B WP 1B		0-0 SH5-4 1B 1B	4-0 1B BB	5 2 3 0 1 0 4												
Pat Corrales, R (1, 2) OBP: 0.408, SLG: 0.394		0-3 K		0-0 E FC1-5 1B	4-0 2B SF9 BB	0-0 1B WP 1B		0-0 1B SH5-4 1B	0-0 1-3 2-H 1B	5 3 4 1 1 1 2												
Ray Culp, R (1, 1) OBP: 0.172, SLG: 0.111		0-0 PO	0-0 HR 1B	0-0 FC1-5 1B E HR	0-0 SF9 2B	0-3 K		0-0 SH5-4	0-3 K	2 2 1 0 0 0 2												
Gary Wagner, R (4, 1) OBP: 0.143, SLG: 0.286										2 0 1 0 0 1 1												
Ed Roebuck, R (6, 1)										1 0 0 0 0 1 2												
Inning Stats	R: 0 E: 0 K: 2 S: 8	H: 1 LOB: 1 BB: 0 P: 8	R: 0 E: 0 K: 1 S: 6	H: 2 LOB: 1 BB: 0 P: 6	R: 3 E: 0 K: 0 S: 6	H: 3 LOB: 0 BB: 0 P: 6	R: 6 E: 1 K: 1 S: 13	H: 7 LOB: 2 BB: 0 P: 13	R: 1 E: 0 K: 2 S: 8	H: 1 LOB: 3 BB: 3 P: 20	R: 2 E: 0 K: 1 S: 8	H: 3 LOB: 1 BB: 0 P: 8	R: 0 E: 0 K: 0 S: 3	H: 0 LOB: 1 BB: 1 P: 7	R: 1 E: 0 K: 1 S: 8	H: 3 LOB: 2 BB: 0 P: 8	R: 1 E: 0 K: 1 S: 7	H: 2 LOB: 2 BB: 1 P: 11	1B: 17 2B: 2 3B: 0 HR: 3	SF: 2 SAC: 1 DP: 0 HBP: 0	WP: 1 PB: 0 SB: 0 CS: 0	PA: 55
PITCHER	IP WLS BF H R ER SO BB IBB HBP BLK WP HR S P ERA WHIP																					
John Tsitouris, R (1, 1) ERA: 4.57	2.0 L 11 6 3 3 3 0 0 0 0 0 0 1 17 17 13.50 3.000																					
Jim O'Toole, L (3, 1) ERA: 7.46	1.1 10 5 6 5 0 0 0 0 0 0 0 2 10 10 33.75 3.750																					
Jim Duffalo, R (4, 1) ERA: 3.89	2.2 17 6 3 3 4 3 0 0 0 1 0 22 34 10.12 3.375																					
Gerry Arrigo, L (7, 1) ERA: 6.6	2.0 10 3 1 1 1 1 0 0 0 0 0 11 15 4.50 2.000																					
Billy McCool, L (9, 1) ERA: 3.96	1.0 6 2 1 1 1 1 0 0 0 0 0 7 11 9.00 3.000																					

Philadelphia Phillies @ Cincinnati Reds
Crosley Field, Cincinnati, OH
Sat Jul 17 1965, 3:33 AM EDT
Att. 8,225 - Unknown

livebaseballscorecards.com

AB	46
R	14
H	22
RBI	13
BB	5
SO	9
LOB	30



Batter	1	2	3	4	5	6	7	8	9	AB R H RBI BB SO LOB
Tommy Harper, R (1, 7) OBP: 0.379, SLG: 0.458	0-3 K ①		0-0 5-3 ③		4-0 1B BB	4-0 2B BB		0-0 G6-4-3 ② ③		3 2 0 0 2 1 1
Pete Rose, S (1, 4) OBP: 0.372, SLG: 0.402	0-0 G3 ②			0-0 WP 3B	4-0 1B BB	0-0 1-H 2-H 2B			0-0 G1-6-3 1B	4 1 3 2 1 0 0
Vada Pinson, L (1, 8) OBP: 0.347, SLG: 0.472	0-3 K ③			0-0 4-3 ①	0-0 F9 ②	0-0 L9 ③			0-0 G1-6-3 ① ②	5 0 0 0 0 1 4
Frank Robinson, R (1, 9) OBP: 0.375, SLG: 0.537		0-3 K ①		0-0 4-3 1B 2B	0-0 1-2 2-H 1B		0-0 L7 ①		0-3 K ③	5 1 2 1 0 2 0
Gordy Coleman, L (1, 3) OBP: 0.365, SLG: 0.525		0-0 1B 2B		0-0 4-3 ②	0-0 1-3 ③		0-0 1B			4 1 2 0 0 0 3
Deron Johnson, R (1, 5) OBP: 0.330, SLG: 0.508		0-0 P6 ②		0-0 2B 1B		0-0 5-3 ①	0-0 F9 ②			4 0 1 1 0 0 2
Johnny Edwards, L (1, 2) OBP: 0.351, SLG: 0.530		0-0 2-H 1B		0-0 1-3 2B		0-0 4-3 1B 2B	0-0 4-3 ③			4 1 3 1 0 0 1
Leo Cardenas, R (1, 6) OBP: 0.357, SLG: 0.435			0-0 2-3 ①	0-0 4-3 ③		0-0 4-3 ②		0-0 G6-4-3 1B		4 0 1 0 0 0 3
John Tsitouris, R (1, 1) OBP: 0.089, SLG: 0.037			0-0 F9 ②		0-3 K ①	0-0 2B 1B		0-3 K ①		0 0 0 0 0 0 0
Jim O'Leary, S (3, 1) OBP: 0.080, SLG: 0.042										1 0 0 0 0 0 0
Jim Duffalo, R (4, 1) OBP: 0.080, SLG: 0.042										1 0 0 0 0 1 0
Marty Keough, L (6, PH) OBP: 0.212, SLG: 0.103										1 1 1 1 0 0 0
Gerry Arrigo, L (7, 1) OBP: 0.192, SLG: 0.455										0 0 0 0 0 0 0
Art Shamsky, L (8, PH) OBP: 0.373, SLG: 0.478										1 0 0 0 0 1 1
Billy McCool, R (9, 1) OBP: 0.373, SLG: 0.478										0 0 0 0 0 0 0

Inning Stats	R: 0	H: 0	E: 0	K: 2	S: 7	LOB: 0	BB: 0	P: 7	R: 1	H: 2	E: 0	K: 1	S: 6	LOB: 1	BB: 0	P: 6	R: 0	H: 0	E: 0	K: 0	S: 3	LOB: 0	BB: 0	P: 3	R: 2	H: 4	E: 0	K: 0	S: 7	LOB: 2	BB: 0	P: 7	R: 1	H: 1	E: 0	K: 1	S: 6	LOB: 2	BB: 2	P: 14	R: 3	H: 3	E: 0	K: 0	S: 6	LOB: 1	BB: 1	P: 10	R: 0	H: 1	E: 0	K: 0	S: 4	LOB: 1	BB: 0	P: 4	R: 0	H: 1	E: 0	K: 1	S: 5	LOB: 0	BB: 0	P: 5	R: 0	H: 1	E: 0	K: 1	S: 5	LOB: 0	BB: 0	P: 5	R: 0	H: 1	E: 0	K: 1	S: 5	LOB: 0	BB: 0	P: 5	1B: 7	SF: 0	2B: 5	SAC: 0	3B: 1	DP: 2	HR: 0	HBP: 0	WP: 1	PA: 40
--------------	------	------	------	------	------	--------	-------	------	------	------	------	------	------	--------	-------	------	------	------	------	------	------	--------	-------	------	------	------	------	------	------	--------	-------	------	------	------	------	------	------	--------	-------	-------	------	------	------	------	------	--------	-------	-------	------	------	------	------	------	--------	-------	------	------	------	------	------	------	--------	-------	------	------	------	------	------	------	--------	-------	------	------	------	------	------	------	--------	-------	------	-------	-------	-------	--------	-------	-------	-------	--------	-------	--------

PITCHER	IP	WLS	BF	H	R	ER	SO	BB	IBB	HBP	BLK	WP	HR	S	P	ERA	WHIP
Ray Culp, R (1, 1) ERA: 3.05	3.2		16	6	3	3	3	0	0	0	0	1	0	22	22	7.36	1.636
Gary Wagner, R (4, 1) ERA: 2.94	2.0		13	4	4	4	1	3	0	0	0	0	0	12	24	18.00	3.500
Ed Roebuck, R (6, 1) ERA: 3.68	3.1	W	11	3	0	0	2	0	0	0	0	0	0	15	15	0.00	0.900

BOTTOM

Philadelphia Phillies @ Cincinnati Reds
Crosley Field, Cincinnati, OH

Sat Jul 17 1965, 3:33 AM EDT
Att. 8,225 - Unknown

AB 37
R 7
H 13
RBI 6
BB 3
SO 6
LOB 15



Batter	1	2	3	4	5	6	7	8	9	AB R H RBI BB SO LOB	TOP											
John Briggs, L (1, 8) OBP: 0.347, SLG: 0.364	0-1 G3		1-3 K			3-2 E 1B		4-2 BB G4-6-3		3 0 1 0 1 1 1												
Cookie Rojas, R (1, 4) OBP: 0.376, SLG: 0.398	2-0 F7			3-2 BB 1B		3-2 F7		0-0 G4-6-3		3 0 1 0 0 0 1												
Clay Dalrymple, L (7, 2) OBP: 0.275, SLG: 0.307						1-3		1-2f		1 0 0 0 0 0 1												
Johnny Callison, L (1, 9) OBP: 0.318, SLG: 0.544	2-0 HR			4-1 1-2 BB		4-1 G5-4-3 BB		0-2 F6		2 1 1 1 2 0 0												
Dick Allen, R (1, 5) OBP: 0.402, SLG: 0.538	1-3 K			3-3 K		0-0 G5-4-3		4-0 FC5-4 BB		3 0 0 0 1 2 4												
Alex Johnson, R (1, 7) OBP: 0.356, SLG: 0.466		0-0 G5-4-3 1B		2-3 K		1-1 G1 1B		0-1 FC5-4		4 0 2 0 0 1 3												
John Herrnstein, L (1, 3) OBP: 0.286, SLG: 0.390		0-0 F7		1-1 4-3		0-0 G1		0-2 6-3		3 0 0 0 0 0 4												
Adolfo Phillips, R (9, PH)						1-2				1 0 0 0 0 0 1												
Bobby Wine, R (1, 6) OBP: 0.247, SLG: 0.199		2-2 G5-4-3			0-0 L9		0-2 F5			2 0 0 0 0 0 1												
Tony Gonzalez, L (7, PH) OBP: 0.344, SLG: 0.497										1 0 0 0 0 0 1												
Tony Taylor, R (7, 4) OBP: 0.311, SLG: 0.342										0 0 0 0 0 0 0												
Pat Corrales, R (1, 2) OBP: 0.410, SLG: 0.388			4-2 FC4-6 BB		0-3 K		1-3 K			1 0 0 0 1 1 0												
Wes Covington, L (7, PH) OBP: 0.304, SLG: 0.507										1 0 0 0 0 1 1												
Ruben Amaro, R (7, 6) OBP: 0.298, SLG: 0.231										0 0 0 0 0 0 0												
Bo Belinsky, L (1, 1) OBP: 0.233, SLG: 0.207			0-0 FC4-6		0-3 K			0-0 F8		2 0 0 0 0 1 1												
Lew Burdette, R (6, 1) OBP: 0.385, SLG: 0.462										0 0 0 0 0 0 0												
Gary Wagner, R (6, 1) OBP: 0.143, SLG: 0.286										0 0 0 0 0 0 0												
Dick Stuart, R (8, PH) OBP: 0.305, SLG: 0.453										1 0 0 0 0 0 0												
Jack Baldschun, R (8, 1)										0 0 0 0 0 0 0												
Inning Stats	R: 1 E: 0 K: 1 S: 7	H: 1 LOB: 0 BB: 0 P: 12	R: 0 E: 0 K: 0 S: 5	H: 1 LOB: 0 BB: 0 P: 7	R: 0 E: 0 K: 1 S: 7	H: 0 LOB: 0 BB: 1 P: 12	R: 0 E: 0 K: 2 S: 12	H: 1 LOB: 2 BB: 1 P: 25	R: 0 E: 0 K: 2 S: 7	H: 0 LOB: 0 BB: 0 P: 7	R: 0 E: 1 K: 0 S: 10	H: 1 LOB: 1 BB: 1 P: 20	R: 0 E: 0 K: 1 S: 9	H: 1 LOB: 1 BB: 0 P: 11	R: 0 E: 0 K: 0 S: 4	H: 0 LOB: 0 BB: 1 P: 8	R: 0 E: 0 K: 0 S: 8	H: 0 LOB: 1 BB: 1 P: 12	1B: 4 2B: 0 3B: 0 HR: 1	SF: 0 SAC: 0 DP: 3 HBP: 0	WP: 0 PB: 0 SB: 0 CS: 1	PA: 33
PITCHER	IP WLS BF H R ER SO BB IBB HBP BLK WP HR S P ERA WHIP																					
Tracy Stallard, R (1, 1) ERA: 2.8	7.1 W 28 5 1 1 7 4 0 0 0 0 0 1 60 101 1.23 1.227																					
Hal Woodeshick, L (8, 1) ERA: 3.11	1.2 S 5 0 0 0 0 1 0 0 0 0 0 0 9 13 0.00 0.600																					

Philadelphia Phillies @ St. Louis Cardinals
Sportsman's Park, St. Louis, MO

Sun Jul 18 1965, 4:33 AM EDT
Att: 18,846 - Unknown

livebaseballscorecards.com

AB	28
R	1
H	5
RBI	1
BB	5
SO	7
LOB	19



Batter	1	2	3	4	5	6	7	8	9	AB R H RBI BB SO LOB	TOP											
John Briggs, L (1, 8) OBP: 0.357, SLG: 0.379	1-1 L6		3-1 4-3 2-H 2B		4-1 BB		1-1 FC6-4-2-4 1B		0-3 K	4 0 2 1 1 1 1												
Cookie Rojas, R (1, 4) OBP: 0.373, SLG: 0.394	2-2 CS 1B		0-0 4-3		1-3 K		0-0 FC6-4-2-4 1-2		0-0 FC6-4 1-2f	5 0 1 0 0 1 4												
Johnny Callison, L (1, 9) OBP: 0.320, SLG: 0.542	0-1 F9		0-0 1-3		2-1 SH SF8 1B		4-2 S PB 1B BB			3 2 1 0 1 0 2												
Dick Allen, R (1, 5) OBP: 0.404, SLG: 0.540	1-2 CS 1-2	1-0 5-3 1B		2-2 1B		0-1 SH HR		1-3 K		3 1 2 0 0 1 1												
Dick Stuart, R (1, 3) OBP: 0.304, SLG: 0.451		0-0 5-3		1-2 F8		2-0 SF8		0-2 E S 1B		3 0 1 2 0 0 2												
Adolfo Phillips, R (8, PR)		1-2						2-H		0 0 0 0 0 0 0												
Ruben Amaro, R (8, 3) OBP: 0.298, SLG: 0.231										0 0 0 0 0 0 0												
Alex Johnson, R (1, 7) OBP: 0.354, SLG: 0.480		1-3 K		0-3 K		0-0 HR		1-3 K		4 1 1 2 0 3 3												
Clay Dalrymple, L (1, 2) OBP: 0.269, SLG: 0.299				1-1 F9		1-2 G3		0-2 4-3		4 0 0 0 0 0 4												
Bobby Wine, R (1, 6) OBP: 0.247, SLG: 0.200			0-0 SH3-4 2B 1B		0-0 L9		0-0 6-3		0-0 F8	4 1 1 0 0 0 0												
Chris Short, R (1, 1) OBP: 0.135, SLG: 0.135			0-0 SH3-4		0-3 K		0-0 6-3		0-0 FC6-4 1B	3 0 1 0 0 1 0												
Inning Stats	R: 0 E: 0 K: 0 S: 10	H: 1 LOB: 0 BB: 0 P: 14	R: 0 E: 0 K: 1 S: 6	H: 1 LOB: 1 BB: 0 P: 8	R: 1 E: 0 K: 0 S: 6	H: 2 LOB: 1 BB: 0 P: 9	R: 0 E: 0 K: 1 S: 12	H: 1 LOB: 1 BB: 0 P: 16	R: 0 E: 0 K: 2 S: 9	H: 0 LOB: 1 BB: 1 P: 14	R: 3 E: 1 K: 0 S: 10	H: 2 LOB: 0 BB: 0 P: 15	R: 0 E: 0 K: 0 S: 4	H: 1 LOB: 0 BB: 0 P: 5	R: 1 E: 0 K: 2 S: 15	H: 1 LOB: 2 BB: 1 P: 20	R: 0 E: 0 K: 1 S: 6	H: 1 LOB: 1 BB: 0 P: 6	1B: 8 2B: 2 3B: 0 HR: 1	SF: 1 SAC: 2 DP: 1 HBP: 0	WP: 0 PB: 1 SB: 2 CS: 1	PA: 39
PITCHER	IP WLS BF H R ER SO BB IBB HBP BLK WP HR S P ERA WHIP																					
Ray Washburn, R (1, 1) ERA: 3.84	6.0 L 26 7 4 3 4 1 0 0 0 0 0 1 53 76 4.50 1.333																					
Ray Sadecki, L (7, 1) ERA: 7.11	1.0 3 1 0 0 0 0 0 0 0 0 0 0 4 5 0.00 1.000																					
Barney Schultz, R (8, 1) ERA: 3.38	0.2 4 1 1 0 2 1 0 0 0 0 0 0 12 17 0.00 3.000																					
Hal Woodeshick, L (8, 1) ERA: 3.04	1.1 5 1 0 0 1 0 0 0 0 0 0 0 9 9 0.00 0.750																					

Philadelphia Phillies @ St. Louis Cardinals
 Sportsman's Park, St. Louis, MO
 Mon Jul 19 1965, 8:05 PM EDT
 Att. 16,571 - Unknown

livebaseballscorecards.com

AB	33
R	5
H	10
RBI	5
BB	2
SO	7
LOB	17



Batter	1	2	3	4	5	6	7	8	9	AB	R	H	RBI	BB	SO	LOB
Lou Brock, L OBP: 0.345, SLG: 0.426 (1, 7) S H	1-2 CS HBP		1-0 FC3-6 S 1-2f		0-3 K		0-3 K		0-0 G3	4	0	0	0	0	2	3
Dick Groat, R OBP: 0.338, SLG: 0.327 (1, 6) B F B X	2-1 L7 1-2		2-3 K 1-2		0-1 F9		4-2 1B 1B BB		0-0 F9	4	0	0	0	1	1	3
Phil Gagliano, R OBP: 0.357, SLG: 0.448 (1, 5) Barney Schultz, R (8, 1) Hal Woodeshick, R OBP: 0.167, SLG: 0.091 (8, 1) Carl Warwick, R OBP: 0.200, SLG: 0.211 (9, PH) B C X	1-1 5-3		0-0 F6		0-0 F4		2-2 1B 1B 1-2 2-H		3-3 K	4	0	1	1	0	0	1
Curt Flood, R OBP: 0.359, SLG: 0.430 (1, 8) X		0-0 1B 1B		1-2 F8		2-2 5-3		1-2 1B 1-2 2-3		4	0	2	0	0	0	0
Bill White, L OBP: 0.359, SLG: 0.440 (1, 3) S S S		0-3 K		2-2 4-3		4-2 3B BB		0-3 K		3	1	0	0	1	2	4
Mike Shannon, R OBP: 0.275, SLG: 0.329 (1, 9) X		0-0 1B		4-2 BB		1-0 3B 1-H		0-0 4-3 2B		3	0	3	1	1	0	0
Tim McCarver, L OBP: 0.326, SLG: 0.419 (1, 2) S S S S		1-3 K		0-3 K		1-1 F7		0-0 4-3		4	0	0	0	0	2	5
Jerry Buchek, R OBP: 0.284, SLG: 0.349 (1, 4) S S S S S		2-3 K		0-0 L7		4-0 1B BB BB		1-3 K		3	1	0	0	1	2	3
Ray Washburn, R OBP: 0.250, SLG: 0.227 (1, 1) Ray Sadecki, L OBP: 0.111, SLG: 0.185 (7, 1) Ken Boyer, R OBP: 0.318, SLG: 0.379 (7, PH) (8, 5) S B X			1-1 FC3-8 1B		4-2 BB		2-2 F8		2-1 3-1	1	0	1	0	1	0	0
										0	0	0	0	0	0	0
										2	0	0	0	0	0	2

Inning Stats	R: 0	H: 0	E: 0	K: 0	S: 6	R: 0	H: 2	E: 0	K: 3	S: 12	R: 0	H: 1	E: 0	K: 1	S: 7	R: 0	H: 0	E: 0	K: 1	S: 13	R: 0	H: 0	E: 0	K: 1	S: 8	R: 1	H: 1	E: 0	K: 0	S: 10	R: 1	H: 2	E: 0	K: 2	S: 18	R: 0	H: 1	E: 0	K: 1	S: 8	R: 0	H: 0	E: 0	K: 1	S: 5	1B: 5	2B: 1	3B: 0	HR: 0	SF: 0	SAC: 0	DP: 0	HBP: 1	WP: 0	PA: 39
Chris Short, L ERA: 3.18 (1, 1)	IP	WLS	BF	H	R	ER	SO	BB	IBB	HBP	BLK	WP	HR	S	P	ERA	WHIP	IP	WLS	BF	H	R	ER	SO	BB	IBB	HBP	BLK	WP	HR	S	P	ERA	WHIP	IP	WLS	BF	H	R	ER	SO	BB	IBB	HBP	BLK	WP	HR	S	P	ERA	WHIP				


BOTTOM

Philadelphia Phillies @ St. Louis Cardinals
Sportsman's Park, St. Louis, MO

Mon Jul 19 1965, 8:05 PM EDT
Att. 16,571 - Unknown

livebaseballscorecards.com

AB 33
R 2
H 7
RBI 2
BB 5
SO 10
LOB 21



Batter	1	2	3	4	5	6	7	8	9	AB R H RBI BB SO LOB	TOP		
Adolfo Phillips, R (1, 8) OBP: 0.167, SLG: 0.167	1-2 G4-6-3 1B		0-0 F4		0-0 L7		1-1 F3			4 0 1 0 0 0 2	Philadelphia Phillies @ St. Louis Cardinals Sportsman's Park, St. Louis, MO Tue Jul 20 1965, 4:33 AM EDT Att: 10,108 - Unknown		
Cookie Rojas, R (1, 9) OBP: 0.375, SLG: 0.396 (7, 4)	0-1 G4-6-3 1B		1-1 4-3		0-0 5-3		1-2 1B			4 0 2 1 0 0 0			
Dick Allen, R (1, 5) OBP: 0.399, SLG: 0.533 Gary Wagner, R (7, 1) OBP: 0.143, SLG: 0.286	2-2 G4-6-3 1-2f 2-3			3-2 6-3		0-3 K	1-3 K			4 0 0 0 0 2 4 0 0 0 0 0 0 0			
Dick Stuart, R (1, 3) OBP: 0.303, SLG: 0.448	2-1 4-3			0-0 1B 1B		2-2 F4		1-1 6-3		4 1 1 0 0 0 1			
Alex Johnson, R (1, 7) OBP: 0.351, SLG: 0.474		1-3 K		1-3 K		0-0 1B		0-3 K		4 0 1 0 0 3 1			
Tony Taylor, R (1, 4) OBP: 0.310, SLG: 0.341 (7, 5)		0-0 L9		0-0 1B S		2-3 K		2-1 L9		4 1 1 0 0 1 1			
Bobby Wine, R (1, 6) OBP: 0.261, SLG: 0.216 John Briggs, L (9, PH) OBP: 0.354, SLG: 0.375		0-0 1B		3-2 1B 1-H 3-H		0-0 1B 1B		2-2 F7		3 1 3 2 0 0 0 1 0 0 0 0 0 0			
Pat Corrales, R (1, 2) OBP: 0.407, SLG: 0.386 Wes Covington, L (9, PH) OBP: 0.302, SLG: 0.503		2-2 F7		0-0 1-3		2-1 1B 1B		0-1 5-3		3 0 1 0 0 0 2 1 0 0 0 0 0 0			
Jim Bunning, R (1, 1) OBP: 0.226, SLG: 0.283 Johnny Callison, L (7, PH) OBP: 0.318, SLG: 0.539 (7, 9)			0-0 4-3		0-0 5-3		1-2 F2		0-3 K	2 0 0 0 0 0 0 2 0 0 0 0 1 2			
Inning Stats	R: 0 H: 2 E: 0 LOB: 1 K: 0 BB: 0 S: 10 P: 15	R: 0 H: 1 E: 0 LOB: 1 K: 1 BB: 0 S: 8 P: 11	R: 0 H: 0 E: 0 LOB: 0 K: 0 BB: 0 S: 4 P: 5	R: 2 H: 3 E: 0 LOB: 1 K: 1 BB: 0 S: 12 P: 19	R: 0 H: 0 E: 0 LOB: 0 K: 0 BB: 0 S: 3 P: 3	R: 0 H: 1 E: 0 LOB: 1 K: 2 BB: 0 S: 11 P: 15	R: 1 H: 3 E: 0 LOB: 2 K: 1 BB: 0 S: 14 P: 20	R: 0 H: 0 E: 0 LOB: 0 K: 1 BB: 0 S: 7 P: 10	R: 0 H: 0 E: 0 LOB: 0 K: 1 BB: 0 S: 8 P: 10	1B: 10 SF: 0 2B: 0 SAC: 0 3B: 0 DP: 1 HR: 0 HBP: 0	WP: 0 PA: 36 PB: 0 SB: 1 CS: 0		
PITCHER	IP WLS BF H R ER SO BB IBB HBP BLK WP HR S P ERA WHIP											PITCHER	IP WLS BF H R ER SO BB IBB HBP BLK WP HR S P ERA WHIP
Curt Simmons, L (1, 1) ERA: 3.53	6.2 W 29 10 3 3 4 0 0 0 0 0 0 59 84 4.05 1.500												
Nelson Briles, R (7, 1) ERA: 4.11	2.1 S 7 0 0 0 3 0 0 0 0 0 0 0 18 24 0.00 0.000												

livebaseballscorecards.com

AB	36
R	3
H	10
RBI	3
BB	0
SO	7
LOB	13



Batter	1	2	3	4	5	6	7	8	9	AB	R	H	RBI	BB	SO	LOB
Lou Brock, L OBP: 0.348, SLG: 0.435 (1, 7)	0-0 1-3		4-0 6-3 BB		0-0 HR		0-1 SH2-4			2	1	1	1	1	0	0
Dick Groat, R OBP: 0.334, SLG: 0.324 (1, 6)	3-2 F1		1-2 6-3		0-1 F7		1-0 1-3			4	0	0	0	0	0	2
Tito Francona, L OBP: 0.331, SLG: 0.452 (1, 9)	0-0 HR		3-2 F3		0-0 1B		2-1 4-3			4	1	2	1	0	0	2
Mike Shannon, R OBP: 0.275, SLG: 0.329 (8, 9)										0	0	0	0	0	0	0
Bill White, L OBP: 0.358, SLG: 0.435 (1, 3)	1-2 L9		4-0 IBB		0-3 K			1-0 F6		3	0	0	0	1	1	1
Curt Flood, R OBP: 0.360, SLG: 0.434 (1, 8)		0-0 1B 2B	1-2 1-3		0-0 6-3			0-0 G5-4-3 1B		4	1	2	0	0	0	2
Phil Gagliano, R OBP: 0.355, SLG: 0.444 (1, 5)		0-0 G6-4-3 2-H 1B		1-1 6-3		0-0 F7		2-1 G5-4-3		4	0	1	1	0	0	1
Ken Boyer, R OBP: 0.318, SLG: 0.379 (9, 5)								1-2f		0	0	0	0	0	0	0
Tim McCarver, L OBP: 0.330, SLG: 0.431 (1, 2)		4-2 G6-4-3 BB		0-0 G3		2-2 HR				2	1	1	1	1	0	0
Jerry Buchek, R OBP: 0.277, SLG: 0.339 (1, 4)		1-2 G6-4-3		0-0 6-3		2-0 F8				3	0	0	0	0	0	2
Curt Simmons, L OBP: 0.047, SLG: 0.070 (1, 1)		1-2 4-3			1-3 K					2	0	0	0	0	1	1
Nelson Briles, R (7, 1)								4-1 1-3 SH2-4 BB		0	0	0	0	1	0	0

Inning Stats	R: 1	H: 1	E: 0	LOB: 0	K: 0	S: 9	P: 13	R: 1	H: 2	E: 0	LOB: 1	K: 0	BB: 1	S: 13	R: 0	H: 0	E: 0	LOB: 2	K: 0	BB: 2	S: 10	R: 0	H: 0	E: 0	LOB: 0	K: 0	BB: 0	S: 4	R: 1	H: 2	E: 0	LOB: 1	K: 2	BB: 0	S: 10	R: 1	H: 1	E: 0	LOB: 0	K: 0	BB: 0	S: 6	R: 0	H: 0	E: 0	LOB: 1	K: 0	BB: 1	S: 6	R: 0	H: 1	E: 0	LOB: 0	K: 0	BB: 0	S: 4	R: 0	H: 1	E: 0	LOB: 0	K: 0	BB: 0	S: 7
--------------	------	------	------	--------	------	------	-------	------	------	------	--------	------	-------	-------	------	------	------	--------	------	-------	-------	------	------	------	--------	------	-------	------	------	------	------	--------	------	-------	-------	------	------	------	--------	------	-------	------	------	------	------	--------	------	-------	------	------	------	------	--------	------	-------	------	------	------	------	--------	------	-------	------

PITCHER	IP	WLS	BF	H	R	ER	SO	BB	IBB	HBP	BLK	WP	HR	S	P	ERA	WHIP
Jim Bunning, R ERA: 3.06 (1, 1)	6.0	L	26	6	4	4	2	2	1	0	0	0	3	52	81	6.00	1.333
Gary Wagner, R ERA: 2.77 (7, 1)	2.0		7	1	0	0	0	1	0	0	0	0	0	10	20	0.00	1.000


BOTTOM

Philadelphia Phillies @ St. Louis Cardinals
Sportsman's Park, St. Louis, MO

Tue Jul 20 1965, 4:33 AM EDT
Att. 10,108 - Unknown

livebaseballscorecards.com

AB	28
R	4
H	7
RBI	4
BB	4
SO	2
LOB	11



WP: 0	PA: 33
PB: 0	
SB: 0	
CS: 0	

Batter	1	2	3	4	5	6	7	8	9	10	AB	R	H	RBI	BB	SO	LOB	TOP						
John Briggs, L (1, 8) OBP: 0.361, SLG: 0.389 Bo Belinsky, L (10, 1) OBP: 0.233, SLG: 0.207	4-0 L5-3 BB		x 0-0 4-3	x 0-0 1-H 3B		x 4-0 1-2 2B BB		x 0-0 1-2 2-3		x 0-3 K	4	1	1	1	2	1	3							
Cookie Rojas, R (1, 4) OBP: 0.371, SLG: 0.394	0-0 L5-3 1-2		x 0-0 F8	x 0-0 L5		x 0-0 1-H 2-H WP 2B		x 0-0 4-3 2-3		x 0-0 F8	6	1	1	2	0	0	5							
Johnny Callison, L (1, 9) OBP: 0.319, SLG: 0.536	0-3 K		x 0-0 BB 1B		x 4-0 1B SF7 BB	x 0-0 1-3 3-H 1B		x 0-0 F7		x 0-0 F9	4	2	1	0	1	1	1							
Dick Allen, R (1, 5) OBP: 0.405, SLG: 0.539		x 0-0 1B 2B	x 1-2 1B BB		x 0-0 1-3 1B	x 0-0 S 1B		x 0-0 F9		x 0-0 6-3	4	1	3	0	1	0	0							
Tony Gonzalez, L (1, 7) OBP: 0.345, SLG: 0.497		x 0-0 5-3 1B 2-H	x 0-0 1-2 2-H 1B		x 0-0 3-H SF7	x 0-0 1-2 F8		x 0-0 6-3		x 0-0 K2-3	4	0	2	3	0	0	1							
Dick Stuart, R (1, 3) OBP: 0.298, SLG: 0.441 Ruben Amaro, R (9, 3) OBP: 0.298, SLG: 0.231		x 0-3 K	x 0-3 K		x 0-0 3-H F7	x 0-0 F7		x 0-0 F7		x 0-3 K2-3	5	0	0	0	0	3	4							
Clay Dalrymple, L (1, 2) OBP: 0.269, SLG: 0.297 Alex Johnson, R (10, PH) OBP: 0.355, SLG: 0.478		x 0-0 5-3 1B 1-2	x 0-0 F7	x 0-0 4-3		x 0-0 K		x 0-3 K		x 0-0 SH3-4 1B	4	0	1	0	0	1	1							
Bobby Wine, R (1, 6) OBP: 0.255, SLG: 0.211		x 0-0 5-3 1-2 2-3	x 0-0 F7	x 0-0 F7		x 0-0 F7		x 0-3 K		x 0-0 SH3-4 1-2	4	0	0	0	0	1	2							
Ray Culp, R (1, 1) OBP: 0.172, SLG: 0.111 Ed Roebuck, R (1, 1) John Herrnstein, L (2, PH) OBP: 0.279, SLG: 0.381 Art Mahaffey, R (2, 1) OBP: 0.111, SLG: 0.111 Lew Burdette, R (3, 1) OBP: 0.600, SLG: 0.963 Jack Baldschun, R (8, 1) Tony Taylor, R (10, PH) OBP: 0.313, SLG: 0.341 Pat Corrales, R (10, 2) OBP: 0.407, SLG: 0.386		x 0-0 4-3	x 0-0 3B 1B	x 0-0 2B 1B		x 0-0 4-3 2-3 1B		x 0-0 BB 2B 1B		x 4-0 BB	0	0	0	0	0	0	0							
Inning Stats	R: 0 E: 0 K: 1 S: 4	H: 0 LOB: 0 BB: 1 P: 8	R: 1 E: 0 K: 1 S: 8	H: 3 LOB: 2 BB: 0 P: 8	R: 1 E: 0 K: 1 S: 7	H: 2 LOB: 2 BB: 1 P: 11	R: 1 E: 0 K: 0 S: 4	H: 1 LOB: 1 BB: 1 P: 8	R: 3 E: 0 K: 0 S: 6	H: 3 LOB: 1 BB: 1 P: 10	R: 0 E: 0 K: 2 S: 7	H: 0 LOB: 0 BB: 0 P: 7	R: 0 E: 0 K: 0 S: 4	H: 1 LOB: 1 BB: 0 P: 4	R: 0 E: 0 K: 1 S: 5	H: 0 LOB: 0 BB: 0 P: 5	R: 0 E: 0 K: 1 S: 6	H: 1 LOB: 2 BB: 1 P: 10	1B: 10 2B: 3 3B: 1 HR: 0	SF: 1 SAC: 1 DP: 1 HBP: 0	WP: 1 PB: 0 SB: 1 CS: 0	PA: 47		
PITCHER	IP	WLS	BF	H	R	ER	SO	BB	IBB	HBP	BLK	WP	HR	S	P	ERA	WHIP							
Cal Koonce, R (1, 1) ERA: 4.08	4.0		22	8	4	4	3	3	0	0	0	0	0	25	37	9.00	2.750							
Billy Hoelt, L (5, 1) ERA: 1.93	1.1		6	1	2	0	0	1	0	0	0	0	0	5	9	0.00	1.500							
Ted Abernathy, R (6, 1) ERA: 1.89	2.2		11	3	1	0	2	0	0	0	0	1	0	15	15	0.00	1.125							
Lindy McDaniel, R (9, 1) ERA: 2.39	1.0		3	0	0	0	1	0	0	0	0	0	0	5	5	0.00	0.000							
Bob Hendley, L (10, 1) ERA: 8.59	1.0	W	5	1	0	0	1	1	0	0	0	0	0	6	10	0.00	2.000							

Philadelphia Phillies @ Chicago Cubs
Wrigley Field, Chicago, IL
Wed Jul 21 1965, 3:33 AM CDT
Att. 9,585 - Cloudy

livebaseballscores.com

AB	40
R	7
H	13
RBI	6
BB	5
SO	7
LOB	19



Batter	1	2	3	4	5	6	7	8	9	AB	R	H	RBI	BB	SO	LOB	TOP
John Briggs, L (1, 8) <small>OBP: 0.372, SLG: 0.429</small> Dick Stuart, R (7, PH) <small>OBP: 0.297, SLG: 0.439</small> Jack Baldschun, R (7, 1)	 <small>0-0</small>	 <small>0-0</small>		 <small>0-0</small>		 <small>0-0</small>	 <small>0-0</small>			4	2	3	2	0	0	1	
Cookie Rojas, R (1, 4) <small>OBP: 0.369, SLG: 0.392</small>	 <small>0-0</small>	 <small>0-0</small>		 <small>0-0</small>		 <small>0-0</small>		 <small>0-0</small>		4	0	1	1	0	0	2	
Johnny Callison, L (1, 9) <small>OBP: 0.326, SLG: 0.555</small>	 <small>0-3</small>	 <small>0-0</small>		 <small>4-0</small>		 <small>0-0</small>		 <small>0-0</small>		4	2	3	3	1	1	1	
Dick Allen, R (1, 5) <small>OBP: 0.407, SLG: 0.537</small>	 <small>4-0</small>	 <small>4-0</small>		 <small>0-3</small>		 <small>0-0</small>		 <small>0-3</small>		3	0	1	0	2	2	2	
Tony Gonzalez, L (1, 7) <small>OBP: 0.347, SLG: 0.492</small>	 <small>4-0</small>	 <small>0-0</small>			 <small>0-0</small>	 <small>0-0</small>		 <small>0-0</small>		4	0	1	0	1	0	3	
John Herrnstein, L (1, 3) <small>OBP: 0.250, SLG: 0.340</small>	 <small>0-0</small>		 <small>0-0</small>		 <small>0-0</small>	 <small>0-0</small>		 <small>0-3</small>		5	0	0	0	0	1	5	
Clay Dalrymple, L (1, 2) <small>OBP: 0.270, SLG: 0.298</small> Pat Corrales, R (7, PH) <small>OBP: 0.398, SLG: 0.375</small>		 <small>0-0</small>	 <small>0-0</small>		 <small>0-0</small>		 <small>0-0</small>		 <small>0-0</small>	3	0	1	0	0	0	0	
Bobby Wine, R (1, 6) <small>OBP: 0.250, SLG: 0.206</small>		 <small>0-0</small>	 <small>0-0</small>		 <small>0-0</small>		 <small>0-0</small>		 <small>0-0</small>	3	0	0	0	0	0	1	
Ray Herbert, R (1, 1) <small>OBP: 0.357, SLG: 0.393</small> Gary Wagner, R (5, 1) <small>OBP: 0.143, SLG: 0.286</small> Ruben Amaro, R (5, 6) <small>OBP: 0.306, SLG: 0.236</small> Tony Taylor, R (7, PH) <small>OBP: 0.310, SLG: 0.338</small>		 <small>0-0</small>		 <small>0-0</small>		 <small>4-0</small>	 <small>0-0</small>			2	1	2	0	0	0	0	
Inning Stats	R: 0 H: 1 E: 0 LOB: 3 K: 1 BB: 2 S: 6 P: 14	R: 2 H: 4 E: 0 LOB: 3 K: 0 BB: 1 S: 7 P: 11	R: 0 H: 0 E: 0 LOB: 0 K: 0 BB: 0 S: 3 P: 3	R: 0 H: 1 E: 0 LOB: 2 K: 1 BB: 1 S: 6 P: 10	R: 0 H: 1 E: 0 LOB: 1 K: 0 BB: 0 S: 4 P: 4	R: 3 H: 4 E: 0 LOB: 1 K: 0 BB: 1 S: 6 P: 10	R: 0 H: 1 E: 0 LOB: 1 K: 0 BB: 0 S: 4 P: 4	R: 1 H: 1 E: 0 LOB: 0 K: 1 BB: 0 S: 6 P: 6	R: 0 H: 0 E: 0 LOB: 0 K: 1 BB: 0 S: 5 P: 5	1B: 10 SF: 1 2B: 0 SAC: 0 3B: 0 DP: 1 HR: 3 HBP: 0	WP: 0 PA: 44 PB: 0 SB: 1 CS: 0						
PITCHER Bob Buhl, R (1, 1) <small>ERA: 3.59</small> Billy Hoelt, L (6, 1) <small>ERA: 1.76</small> Ted Abernathy, R (7, 1) <small>ERA: 1.94</small>	IP WLS BF H R ER SO BB IBB HBP BLK WP HR S P ERA WHIP 5.1 W 30 9 5 5 2 5 0 0 0 0 2 29 49 8.44 2.625																

Philadelphia Phillies @ Chicago Cubs
Wrigley Field, Chicago, IL
Thu Jul 22 1965, 3:33 AM CDT
Att. 7,468 - Cloudy

livebaseballscorecards.com

AB	38
R	6
H	13
RBI	6
BB	5
SO	4
LOB	16



Batter	1	2	3	4	5	6	7	8	9	AB	R	H	RBI	BB	SO	LOB
Glenn Beckert, R (1, 4) OBP: 0.275, SLG: 0.305	0-0 5-3	0-0 P5			0-0 14 CS 2B	0-0 CS 1B		0-0 L3 1B		5	0	3	0	0	0	0
Don Landrum, L (1, 8) OBP: 0.339, SLG: 0.401	0-0 L8		0-0 1-3		4-0 14 CS 14 1B BB	4-0 G4-3 BB		0-0 L3		3	1	0	0	2	0	1
Billy Williams, L (1, 9) OBP: 0.356, SLG: 0.479	0-0 P4		0-0 F9		0-0 F5	0-0 G4-3				4	0	0	0	0	0	3
14 Ernie Banks, R (1, 3) OBP: 0.346, SLG: 0.455		0-0 HR	0-0 6-3		0-0 BB 1-H 2-3 1B			0-0 F8		4	2	2	2	0	0	0
Ron Santo, R (1, 5) OBP: 0.356, SLG: 0.484		0-0 1B HR 1B		0-0 5-3	4-0 BB HR BB			0-0 E 1B 1B		3	3	2	0	1	0	0
Doug Clemens, L (1, 7) OBP: 0.345, SLG: 0.359		0-0 1-3 HR 1B		0-0 5-3	4-0 1-2 2-3 HR BB			0-0 E3 1B 1B		3	2	2	0	1	0	0
Ed Bailey, L (1, 2) OBP: 0.357, SLG: 0.383		0-0 1-H 3-H HR		0-0 1B 1B	0-0 1-H 2-H 3-H HR			0-0 G6-4-3 1B 1B		4	2	4	8	0	0	0
Don Kessinger, S (1, 6) OBP: 0.252, SLG: 0.238		0-0 6-3		0-0 1-2 1B	0-0 1B 2B			0-0 G6-4-3		4	0	2	0	0	0	2
Bob Buhl, R (1, 1) OBP: 0.074, SLG: 0.020		0-3 K		0-3 K	0-0 F2			0-0 5-3		3	0	0	0	0	2	3
Billy Hoelt, L (6, 1) OBP: 0.333, SLG: 0.333										0	0	0	0	0	0	0
Ted Abernathy, R (7, 1) OBP: 0.111, SLG: 0.111										1	0	0	0	0	0	0

Inning Stats	R: 0	H: 0	E: 0	K: 0	S: 3	R: 4	H: 4	E: 0	K: 1	S: 9	R: 0	H: 0	E: 0	K: 0	S: 3	R: 0	H: 2	E: 0	K: 1	S: 7	R: 5	H: 4	E: 0	K: 0	S: 6	R: 0	H: 1	E: 0	K: 0	S: 2	R: 1	H: 3	E: 1	K: 0	S: 5	R: 0	H: 1	E: 0	K: 0	S: 3
	LOB: 0	BB: 0	P: 3	LOB: 0	BB: 0	LOB: 0	BB: 0	LOB: 0	BB: 0	P: 9	LOB: 0	BB: 0	LOB: 0	BB: 0	P: 3	LOB: 2	BB: 2	LOB: 1	BB: 3	P: 18	LOB: 1	BB: 1	LOB: 1	BB: 0	P: 3	LOB: 0	BB: 1	LOB: 0	BB: 0	P: 3	LOB: 0	BB: 0	LOB: 0	BB: 0	P: 3	LOB: 0	BB: 0	LOB: 0	BB: 0	P: 3


PITCHER	IP	WLS	BF	H	R	ER	SO	BB	IBB	HBP	BLK	WP	HR	S	P	ERA	WHIP
Ray Herbert, R (1, 1) ERA: 3.73	4.0	L	20	7	6	6	2	1	0	0	0	0	2	23	27	13.50	2.000
Gary Wagner, R (5, 1) ERA: 3.3	2.0		10	4	3	3	0	3	0	0	0	0	1	7	19	13.50	3.500
Jack Baldschun, R (7, 1) ERA: 4.18	2.0		8	4	1	1	0	0	0	0	0	0	0	8	8	4.50	2.000

BOTTOM

Philadelphia Phillies @ Chicago Cubs
Wrigley Field, Chicago, IL
Thu Jul 22 1965, 3:33 AM CDT
Att. 7,468 - Cloudy

AB	34
R	10
H	15
RBI	10
BB	4
SO	2
LOB	9

livebaseballscorecards.com



WP	HR	S	P	ERA	WHIP
0	0	3	3	0	0

Batter	1	2	3	4	5	6	7	8	9	10	AB R H RBI BB SO LOB	TOP
John Briggs, L (1, 8) OBP: 0.369, SLG: 0.417 Alex Johnson, R (8, 7) OBP: 0.355, SLG: 0.478	2-2 G3			4-0 SH1-3 2B BB		1-0 4-3		2-3 K			3 1 0 0 1 1 0 0 0 0 0 0 0 0	Philadelphia Phillies @ New York Mets Shea Stadium, Flushing, NY Fri Jul 23 1965, 7:05 PM EDT Att. 38,533 - Unknown
Tony Taylor, R (1, 4) OBP: 0.307, SLG: 0.333 Cookie Rojas, R (8, 4) OBP: 0.369, SLG: 0.392	1-3 K			0-0 SH1-3 1-2		0-0 4-3		0-0 4-3			3 0 0 0 0 1 0 0 0 0 0 0 0 0	
Johnny Callison, L (1, 9) OBP: 0.325, SLG: 0.555	0-0 L8			0-0 1B 2B		3-2 F8		2-2 L9			4 1 1 1 0 0 0	
Dick Allen, R (1, 5) OBP: 0.411, SLG: 0.539				0-0 FC4-6 1B		0-0 FC6-4 1B		0-0 G2-6-3 1B			4 0 3 1 0 1 0	
Tony Gonzalez, L (1, 7) OBP: 0.340, SLG: 0.482				1-2 FC4-6 1-2f		0-0 FC6-4 BB 1B		0-0 G2-6-3 1-2f			4 0 0 0 0 0 3	
Dick Stuart, R (1, 3) OBP: 0.297, SLG: 0.436				1-2 F9		0-0 BB 1B		1-3 K			4 0 1 0 0 1 1	
Clay Dalrymple, L (1, 2) OBP: 0.264, SLG: 0.291				0-0 3-1		0-0 4-3		0-0 F8			4 0 0 0 0 0 2	
Bobby Wine, R (1, 6) OBP: 0.247, SLG: 0.204 Wes Covington, L (7, PH) OBP: 0.307, SLG: 0.503 Ruben Amaro, R (7, PR) OBP: 0.304, SLG: 0.234				0-0 F8		0-0 6-3		4-0 FC4-6 BB			2 0 0 0 0 0 0 0 0 0 0 1 0 0 1 0 0 0 0 0 0	
Chris Short, R (1, 1) OBP: 0.127, SLG: 0.127 John Herrnstein, L (10, PH) OBP: 0.245, SLG: 0.333 Jack Baldschun, R (10, 1)				0-0 6-3		0-3 K		1-0 FC4-6 1-2f			3 0 0 0 0 1 3 1 0 0 0 0 0 0 0 0 0 0 0 0 0	
Inning Stats	R: 0 H: 0 E: 0 LOB: 0 K: 1 BB: 0 S: 7 P: 10	R: 0 H: 0 E: 0 LOB: 0 K: 1 BB: 0 S: 5 P: 5	R: 0 H: 0 E: 0 LOB: 0 K: 0 BB: 0 S: 3 P: 3	R: 2 H: 2 E: 0 LOB: 1 K: 0 BB: 1 S: 9 P: 15	R: 0 H: 0 E: 0 LOB: 0 K: 1 BB: 0 S: 5 P: 5	R: 0 H: 0 E: 0 LOB: 0 K: 0 BB: 0 S: 5 P: 9	R: 0 H: 2 E: 0 LOB: 3 K: 0 BB: 1 S: 5 P: 10	R: 0 H: 0 E: 0 LOB: 0 K: 1 BB: 0 S: 7 P: 11	R: 0 H: 1 E: 0 LOB: 0 K: 1 BB: 0 S: 5 P: 6	R: 0 H: 0 E: 0 LOB: 0 K: 0 BB: 0 S: 3 P: 3	1B: 4 SF: 0 2B: 1 SAC: 1 3B: 0 DP: 1 HR: 0 HBP: 0	
PITCHER Jack Fisher, R (1, 1) ERA: 3.76	IP 10.0 WLS W BF 36 H 5 R 2 ER 2 SO 5 BB 2 IBB 0 HBP 0 BLK 0 WP 0 HR 0 S 54 P 77 ERA 1.80 WHIP 0.700											PITCHER IP 10.0 WLS W BF 36 H 5 R 2 ER 2 SO 5 BB 2 IBB 0 HBP 0 BLK 0 WP 0 HR 0 S 54 P 77 ERA 1.80 WHIP 0.700

livebaseballscorecards.com

AB	33
R	2
H	5
RBI	2
BB	2
SO	5
LOB	9



BOTTOM

Philadelphia Phillies @ New York Mets
 Shea Stadium, Flushing, NY
 Fri Jul 23 1965, 7:05 PM EDT
 Att: 38,533 - Unknown

livebaseballscorecards.com

AB	33
R	3
H	7
RBI	3
BB	1
SO	10
LOB	4



AB R H RBI BB SO LOB

4	1	1	0	0	3	0
4	0	0	0	0	1	1
3	0	1	1	0	0	0
3	0	0	0	1	1	1
3	1	1	1	0	1	1
1	0	0	0	0	0	0
4	1	1	0	0	2	0
3	0	1	0	0	0	0
1	0	1	0	0	0	0
3	0	0	0	0	1	1
1	0	1	1	0	0	0
3	0	0	0	0	1	0

Batter	1	2	3	4	5	6	7	8	9	10
Billy Cowan, R OBP: 0.215, SLG: 0.329 (1, 8) X	0-0 F9 SH1 2B		0-3 K			2-3 K		0-3 K		
Roy McMillan, R OBP: 0.251, SLG: 0.277 (1, 6) X	0-0 F9 2-3		0-0 L8			0-3 K			0-0 P4	
Charley Smith, R OBP: 0.277, SLG: 0.434 (1, 5) X	0-0 SH1			0-0 5-3		0-0 2B			3-0 F9	
Ron Swoboda, R OBP: 0.305, SLG: 0.498 (1, 7) B B B	4-0 BB			0-0 1-3		2-3 K			0-0 F7	
Jim Hickman, R OBP: 0.250, SLG: 0.379 (1, 9) S	0-3 K			0-1 HR			0-0 5-3			0-0 F5
Johnny Lewis, L OBP: 0.328, SLG: 0.406 (10, PH) S										
Ed Kranepool, L OBP: 0.328, SLG: 0.434 (1, 3) S		0-3 K		0-3 K			0-1 F9			0-0 1B 1B
Bobby Klaus, R OBP: 0.300, SLG: 0.255 (1, 4) X		0-0 CS 1B			0-0 F8			0-0 1-3		0-0 1B 1B
Chuck Hiller, L OBP: 0.315, SLG: 0.379 (10, PH) X										1-3 1B
Chris Cannizzaro, R OBP: 0.256, SLG: 0.233 (1, 2) X		0-0 6-3			2-3 K			3-2 P4		2-2 1B
John Stephenson, L OBP: 0.318, SLG: 0.300 (10, PH) X										1-2 3-H 1B
Jack Fisher, R OBP: 0.163, SLG: 0.167 (1, 1) S			0-3 K			0-0 P3			0-0 6-3	

Inning Stats	R: 1	H: 1	E: 0	K: 1	S: 6	P: 10	R: 0	H: 0	E: 0	K: 2	S: 7	R: 0	H: 0	E: 0	K: 1	S: 6	R: 0	H: 0	E: 0	K: 3	S: 10	R: 0	H: 0	E: 0	K: 0	S: 4	R: 0	H: 0	E: 0	K: 1	S: 7	R: 0	H: 3	E: 0	K: 0	S: 7	R: 0	H: 0	E: 0	K: 0	S: 3	R: 1	H: 3	E: 0	K: 0	S: 7	1B: 4	2B: 2	3B: 0	HR: 1	SF: 0	SAC: 1	DP: 0	HBP: 0	WP: 0	PA: 35
--------------	------	------	------	------	------	-------	------	------	------	------	------	------	------	------	------	------	------	------	------	------	-------	------	------	------	------	------	------	------	------	------	------	------	------	------	------	------	------	------	------	------	------	------	------	------	------	------	-------	-------	-------	-------	-------	--------	-------	--------	-------	--------

PITCHER	IP	WLS	BF	H	R	ER	SO	BB	IBB	HBP	BLK	WP	HR	S	P	ERA	WHIP
Chris Short, L ERA: 3.11 (1, 1)	9.0		31	4	2	2	10	1	0	0	0	0	1	55	71	2.00	0.556
Jack Baldschun, R ERA: 4.31 (10, 1)	0.1	L	4	3	1	1	0	0	0	0	0	0	0	7	9	27.00	9.000

Philadelphia Phillies @ New York Mets
 Shea Stadium, Flushing, NY
 Sat Jul 24 1965, 3:33 AM EDT
 Att: 36,921 - Unknown

livebaseballscorecards.com



Batter	1	2	3	4	5	6	7	8	9	AB	R	H	RBI	BB	SO	LOB	TOP										
Tony Gonzalez, L (1, 8) OBP: 0.336, SLG: 0.472	1-1 F7		1-0 F7		4-0 1-3 WP BB	0-0 G3		0-0 L7		4	0	0	0	1	0	2											
Ruben Amaro, R (1, 4) OBP: 0.307, SLG: 0.235	0-0 F9		0-0 5-3		1-0 1-3		4-0 1B BB	0-0 1B		4	0	1	0	1	0	1											
Johnny Callison, L (1, 9) OBP: 0.328, SLG: 0.554	0-0 2B 1B 1B		4-0 BB		3-3 K		0-0 1B 1B	0-0 4-3		4	1	2	0	1	1	3											
Dick Allen, R (1, 5) OBP: 0.413, SLG: 0.543	0-0 1B 2B		0-3 K		2-3 K		0-0 1B		0-0 G5-4-3 1B 1B	5	1	3	0	0	2	2											
Wes Covington, L (1, 7) OBP: 0.319, SLG: 0.541 Alex Johnson, R (7, PH) OBP: 0.357, SLG: 0.478	2-1 FC6-4 1B 2-H 3-H			0-0 HR		0-0 HR 2B		2-3 K	0-0 G5-4-3 1B	3	2	3	3	0	0	0											
Dick Stuart, R (1, 3) OBP: 0.295, SLG: 0.443	0-1 FC6-4			0-0 6-3		0-0 HR		2-3 K	0-1 G5-4-3	5	1	1	2	0	1	6											
Clay Dalrymple, L (1, 2) OBP: 0.257, SLG: 0.282		0-0 P6		0-0 L3		0-0 1-3		0-0 F8	0-0 4-3	5	0	0	0	0	0	4											
Bobby Wine, R (1, 6) OBP: 0.247, SLG: 0.205		1-2 5-3		0-0 FC6-4 1B		0-0 F9		0-0 4-3		4	0	1	0	0	0	0											
Jim Bunning, R (1, 1) OBP: 0.246, SLG: 0.298		0-0 4-3		0-0 FC6-4 1B		0-0 1B		0-0 1B		4	0	2	0	0	0	1											
Inning Stats	R: 2 E: 0 K: 0 S: 9	H: 3 LOB: 1 BB: 0 P: 12	R: 0 E: 0 K: 0 S: 5	H: 0 LOB: 0 BB: 0 P: 6	R: 0 E: 0 K: 1 S: 5	H: 0 LOB: 1 BB: 0 P: 10	R: 1 E: 0 K: 0 S: 5	H: 2 LOB: 1 BB: 0 P: 5	R: 0 E: 0 K: 2 S: 8	H: 0 LOB: 1 BB: 1 P: 18	R: 2 E: 0 K: 0 S: 6	H: 3 LOB: 1 BB: 0 P: 6	R: 0 E: 0 K: 2 S: 11	H: 2 LOB: 3 BB: 1 P: 19	R: 0 E: 0 K: 0 S: 5	H: 2 LOB: 2 BB: 0 P: 5	R: 0 E: 0 K: 0 S: 5	H: 2 LOB: 1 BB: 0 P: 5	1B: 10 2B: 2 3B: 0 HR: 2	SF: 0 SAC: 0 DP: 1 HBP: 0	WP: 1 PB: 0 SB: 0 CS: 0	PA: 43					
PITCHER	IP	WLS	BF	H	R	ER	SO	BB	IBB	HBP	BLK	WP	HR	S	P	ERA	WHIP										
Tom Parsons, R (1, 1) ERA: 4.36	5.0	L	24	7	5	5	3	2	0	0	0	1	2	34	53	9.00	1.800										
Larry Miller, L (6, 1) ERA: 5.0	1.0		7	3	0	0	0	1	0	0	0	0	0	6	10	0.00	4.000										
Dennis Musgraves, R (7, 1) ERA:	2.0		8	2	0	0	2	0	0	0	0	0	0	14	18	0.00	1.000										
Tug McGraw, L (9, 1) ERA: 3.12	1.0		4	2	0	0	0	0	0	0	0	0	0	5	5	0.00	2.000										

AB	40
R	5
H	14
RBI	5
BB	3
SO	5
LOB	22

Batter	1	2	3	4	5	6	7	8	9	AB	R	H	RBI	BB	SO	LOB						
Chuck Hiller, L (1, 4) OBP: 0.313, SLG: 0.372	0-1 4-3		4-1 BB			0-3 K			0-3 K	3	0	0	0	1	2	0						
Roy McMillan, R (1, 6) OBP: 0.249, SLG: 0.274 Bobby Klaus, R (8, 6) OBP: 0.300, SLG: 0.255 Danny Napoleon, R (9, PH) OBP: 0.247, SLG: 0.211	1-0 F9		0-3 K			0-0 P4			2-1 F2	3	0	0	0	0	1	1						
Ed Kranepool, L (1, 3) OBP: 0.325, SLG: 0.428	0-1 F9				0-0 4-3	0-3 K			0-0 P3	4	0	0	0	0	1	0						
Charley Smith, R (1, 5) OBP: 0.274, SLG: 0.430		1-3 K			0-0 F7			0-3 K		3	0	0	0	0	2	0						
Johnny Lewis, L (1, 9) OBP: 0.331, SLG: 0.419		0-0 1B			0-0 HR			0-3 K		3	1	2	1	0	1	0						
Ron Swoboda, R (1, 7) OBP: 0.302, SLG: 0.492		2-3 K			0-3 K			0-3 K		3	0	0	0	0	3	1						
Gary Kolb, L (1, 8) OBP: 0.229, SLG: 0.206	0-0 F2					0-0 3-1			0-0 L3	3	0	0	0	0	0	1						
Chris Cannizzaro, R (1, 2) OBP: 0.254, SLG: 0.230 John Stephenson, L (8, PH) OBP: 0.304, SLG: 0.286			0-0 5-3			0-0 F9			0-3 K	2	0	0	0	0	0	0						
Tom Parsons, R (1, 1) OBP: 0.154, SLG: 0.083 Larry Miller, L (6, 1) Dennis Musgraves, R (7, 1) Joe Christopher, R (8, PH) OBP: 0.303, SLG: 0.302 Tug McGraw, R (9, 1) OBP: 0.333, SLG: 0.333			0-3 K			0-0 P6			0-0 5-3	1	0	0	0	0	0	0						
Inning Stats	R: 0 E: 0 K: 0 S: 5	H: 0 LOB: 0 BB: 0 P: 6	R: 0 E: 0 K: 2 S: 10	H: 1 LOB: 1 BB: 0 P: 13	R: 0 E: 0 K: 2 S: 8	H: 0 LOB: 1 BB: 1 P: 12	R: 1 E: 0 K: 1 S: 6	H: 1 LOB: 0 BB: 0 P: 6	R: 0 E: 0 K: 0 S: 3	H: 0 LOB: 0 BB: 0 P: 3	R: 0 E: 0 K: 2 S: 7	H: 0 LOB: 0 BB: 0 P: 7	R: 0 E: 0 K: 3 S: 9	H: 0 LOB: 0 BB: 0 P: 9	R: 0 E: 0 K: 1 S: 5	H: 0 LOB: 0 BB: 0 P: 5	R: 0 E: 0 K: 1 S: 6	H: 0 LOB: 0 BB: 0 P: 8	1B: 1 2B: 0 3B: 0 HR: 1	SF: 0 SAC: 0 DP: 0 HBP: 0	WP: 0 PB: 0 SB: 0 CS: 0	PA: 30
PITCHER Jim Bunning, R (1, 1) ERA: 2.94	IP: 9.0 WLS: W BF: 30 H: 2 R: 1 ER: 1 SO: 12	BB: 1 IBB: 0 HBP: 0 BLK: 0	WP: 0 HR: 1 S: 59 P: 69	ERA: 1.00 WHIP: 0.333	PITCHER	IP: 9.0 WLS: W BF: 30 H: 2 R: 1 ER: 1 SO: 12	BB: 1 IBB: 0 HBP: 0 BLK: 0	WP: 0 HR: 1 S: 59 P: 69	ERA: 1.00 WHIP: 0.333													

BOTTOM

Philadelphia Phillies @ New York Mets
Shea Stadium, Flushing, NY
Sat Jul 24 1965, 3:33 AM EDT
Att. 36,921 - Unknown

livebaseballscorecards.com

AB	29
R	1
H	2
RBI	1
BB	1
SO	12
LOB	3



Batter	1	2	3	4	5	6	7	8	9	AB R H RBI BB SO LOB	TOP									
Tony Gonzalez, L (1, 8) OBP: 0.335, SLG: 0.468	0-0 G3 1B		0-2 P6		0-0 FC4-6 1-2f			0-3 K		4 0 1 0 0 1 1										
Ruben Amaro, R (1, 4) OBP: 0.306, SLG: 0.241	1-0 G3 1-2		0-0 2B			0-0 F8		0-0 L6		4 0 1 0 0 0 1										
Johnny Callison, L (1, 9) OBP: 0.328, SLG: 0.551	1-1 F8		2-2 4-3			0-0 FC5-4 1B		0-3 K		4 0 1 0 0 1 2										
Dick Allen, R (1, 5) OBP: 0.409, SLG: 0.537	3-2 P3			0-0 F3		0-0 FC5-4 1-2f			0-0 5-3	4 0 0 0 0 0 2										
Wes Covington, L (1, 7) OBP: 0.324, SLG: 0.557		2-0 HR		4-0 G4-3 BB		2-3 K			0-0 P6	3 1 1 1 1 1 1										
Dick Stuart, R (1, 3) OBP: 0.298, SLG: 0.443		0-0 6-3		1-2 G4-3 1-2f			0-0 1B		0-0 1B	4 0 2 0 0 0 1										
Clay Dalrymple, L (1, 2) OBP: 0.251, SLG: 0.276		0-0 L9			3-2 4-3		0-3 K		0-0 F7	4 0 0 0 0 1 2										
Bobby Wine, R (1, 6) OBP: 0.249, SLG: 0.207		0-0 F9			0-0 FC4-6 1B		0-3 K			3 0 1 0 0 1 1										
Bo Belinsky, L (1, 1) OBP: 0.253, SLG: 0.207			2-2 P5		0-0 FC4-6 1-2f		1-3 K			0 0 0 0 0 0 0										
Ed Roebuck, R (2, 1) OBP: 0.240, SLG: 0.327										0 0 0 0 0 0 0										
John Herrnstein, L (3, PH) OBP: 0.111, SLG: 0.111										1 0 0 0 0 0 0										
Art Mahaffey, R (3, 1) OBP: 0.368, SLG: 0.414										0 0 0 0 0 0 0										
John Briggs, L (5, PH) OBP: 0.388, SLG: 0.414										1 0 0 0 0 0 1										
Jack Saltschurn, R (5, 1) OBP: 0.387, SLG: 0.391										0 0 0 0 0 0 0										
Cookie Rojas, R (7, PH) OBP: 0.387, SLG: 0.391										1 0 0 0 0 1 1										
Gary Wagner, R (7, 1) OBP: 0.143, SLG: 0.286										0 0 0 0 0 0 0										
Inning Stats	R: 0 E: 0 K: 0 S: 9	H: 1 LOB: 1 BB: 0 P: 14	R: 1 E: 0 K: 0 S: 4	H: 1 LOB: 0 BB: 0 P: 6	R: 0 E: 0 K: 0 S: 11	H: 1 LOB: 1 BB: 0 P: 15	R: 0 E: 0 K: 0 S: 4	H: 0 LOB: 0 BB: 1 P: 9	R: 0 E: 0 K: 1 S: 6	H: 1 LOB: 1 BB: 0 P: 8	R: 0 E: 0 K: 3 S: 10	H: 1 LOB: 1 BB: 0 P: 11	R: 0 E: 0 K: 2 S: 7	H: 0 LOB: 0 BB: 0 P: 7	R: 0 E: 0 K: 0 S: 4	H: 1 LOB: 1 BB: 0 P: 4	1B: 5 2B: 1 3B: 0 HR: 1	SF: 0 SAC: 0 DP: 1 HBP: 0	WP: 0 PB: 0 SB: 0 CS: 0	PA: 34
PITCHER	IP WLS BF H R ER SO BB IBB HBP BLK WP HR S P ERA WHIP																			
Galen Cisco, R (1, 1) ERA: 5.52	6.0 W 23 5 1 1 1 1 1 0 0 0 0 1 42 63 1.50 1.000																			
Gary Kroll, R (7, 1) ERA: 3.87	3.0 S 11 2 0 0 5 0 0 0 0 0 0 0 21 22 0.00 0.667																			

Philadelphia Phillies @ New York Mets
Shea Stadium, Flushing, NY
Sun Jul 25 1965, 3:33 AM EDT
Unknown

livebaseballscorecards.com

AB 33
R 1
H 7
RBI 1
BB 1
SO 6
LOB 13



Batter	1	2	3	4	5	6	7	8	9	AB R H RBI BB SO LOB	TOP									
Adolfo Phillips, R (1, 8) OBP: 0.200, SLG: 0.200	2-2 6-3 1B			2-2 F9		2-3 K		0-0 6-3		4 0 1 0 0 1 1										
Cookie Rojas, R (1, 9) OBP: 0.363, SLG: 0.386	0-0 6-3 1-2			0-0 6-3		0-0 E4 1B		0-0 5-3		4 1 0 0 0 0 1										
Dick Allen, R (1, 5) OBP: 0.407, SLG: 0.532	2-2 L9			2-2 F9		4-2 1B BB		0-0 5-3		3 0 0 0 1 0 0										
Dick Stuart, R (1, 3) OBP: 0.300, SLG: 0.442		0-3 K			4-0 FC6-4 BB	1-1 FC6 1B		2-3 K		3 0 1 1 1 2 0										
Alex Johnson, R (1, 7) OBP: 0.360, SLG: 0.479		0-1 G4-6-3 1B			0-3 K	0-0 FC6		2-2 CS 1B		4 0 2 0 0 1 3										
Ruben Amaro, R (1, 4) OBP: 0.310, SLG: 0.249		0-0 G4-6-3 1-2f			1-2 FC6-4 1-2f		0-0 2B	4-1 2B BB		3 1 1 0 1 0 2										
Pat Corrales, R (1, 2) OBP: 0.391, SLG: 0.382			0-0 5-3		0-0 FC6-4 1-2f		2-1 1-3	1-0 1B 2B		4 0 1 1 0 0 2										
Bobby Wine, R (1, 6) OBP: 0.260, SLG: 0.222			1-3 K			3-2 SH1-4 2B	4-1 G4-6-3 BB	0-0 1B		3 1 2 0 1 1 0										
Ray Culp, R (1, 1) OBP: 0.161, SLG: 0.103			0-3 K			0-1 SH1-4	0-1 G4-6-3			2 0 0 0 0 1 2										
Inning Stats	R: 0 E: 0 K: 0 S: 8	H: 1 LOB: 0 BB: 0 P: 12	R: 0 E: 0 K: 1 S: 6	H: 1 LOB: 0 BB: 0 P: 6	R: 0 E: 0 K: 2 S: 7	H: 0 LOB: 0 BB: 0 P: 8	R: 0 E: 0 K: 0 S: 7	H: 0 LOB: 1 BB: 1 P: 12	R: 2 E: 1 K: 1 S: 16	H: 2 LOB: 2 BB: 1 P: 26	R: 0 E: 0 K: 0 S: 6	H: 1 LOB: 1 BB: 1 P: 12	R: 0 E: 0 K: 0 S: 3	H: 0 LOB: 0 BB: 0 P: 3	R: 1 E: 0 K: 1 S: 9	H: 3 LOB: 2 BB: 1 P: 18	1B: 5 2B: 3 3B: 0 HR: 0	SF: 0 SAC: 1 DP: 2 HBP: 0	WP: 0 PB: 0 SB: 0 CS: 1	PA: 35
PITCHER	IP WLS BF H R ER SO BB IBB HBP BLK WP HR S P ERA WHIP																			
Al Jackson, L (1, 1) ERA: 4.25	6.1 L 26 5 2 0 5 3 0 0 0 0 0 0 55 85 0.00 1.263																			
Larry Bearnarth, R (7, 1) ERA: 4.44	0.2 1 0 0 0 0 0 0 0 0 0 0 0 2 2 0.00 0.000																			
Gordie Richardson, L (8, 1) ERA: 2.89	2.0 8 3 1 1 1 1 0 0 0 0 0 0 12 21 4.50 2.000																			

Philadelphia Phillies @ New York Mets
Shea Stadium, Flushing, NY
Sun Jul 25 1965, 3:38 AM EDT
Att. 36,921 - Unknown

livebaseballscorecards.com

AB	30
R	3
H	8
RBI	2
BB	4
SO	6
LOB	11




Batter	1	2	3	4	5	6	7	8	9	AB R H RBI BB SO LOB
Chuck Hiller, L <small>(1, 4) OBP: 0.322, SLG: 0.377</small>	2-2 SH2-3 2B	4-1 FC1-6 BB			4-0 1B BB		0-1 L9		1-2 F7	3 1 1 0 2 0 0
Roy McMillan, R <small>(1, 6) OBP: 0.251, SLG: 0.280</small>	0-0 SH2-3 2-H	0-0 FC1-6 1-2f			0-0 1B HBP		0-0 L8			3 0 1 1 0 0 2
Ed Kranepool, L <small>(1, 3) OBP: 0.323, SLG: 0.421</small>	0-0 F8		0-0 4-3		1-0 1B HBP			0-0 F2		3 0 0 0 0 0 0
Charley Smith, R <small>(1, 5) OBP: 0.274, SLG: 0.425</small>	0-0 1B BB		0-0 F8		3-1 F2			3-1 L6		4 0 1 0 0 0 3
Johnny Lewis, L <small>(1, 9) OBP: 0.333, SLG: 0.416</small>	4-0 1B BB		0-0 3-1		3-2 P5			4-1 1B BB		2 0 0 0 2 0 3
Ron Swoboda, R <small>(1, 7) OBP: 0.301, SLG: 0.485</small>	1-0 F7			0-3 K		0-0 6-3		0-0 1B		4 0 1 0 0 1 2
Jim Hickman, R <small>(1, 8) OBP: 0.259, SLG: 0.386</small>		0-0 2B		0-3 K		0-0 P6		3-3 K		4 0 1 0 0 2 2
Chris Cannizzaro, R <small>(1, 2) OBP: 0.250, SLG: 0.227</small> John Stephenson, L <small>(9, PH) OBP: 0.292, SLG: 0.273</small>		1-3 K		0-0 P4		0-1 L7		1-1 L7		3 0 0 0 0 1 1 1 0 0 0 0 0 0
Al Jackson, L <small>(1, 1) OBP: 0.128, SLG: 0.154</small> Larry Beaman, R <small>(7, 1) OBP: 0.260, SLG: 0.286</small> Gary Kolb, L <small>(7, PH) OBP: 0.222, SLG: 0.200</small> Gordie Richardson, R <small>(8, 1)</small> Joe Christopher, R <small>(9, PH) OBP: 0.302, SLG: 0.300</small>		0-1 L9			0-0 F9		1-2 G3		0-3 K	2 0 0 0 0 0 1 0 0 0 0 0 0 0 1 0 0 0 0 0 0 0 0 0 0 0 0 0 1 0 0 0 0 1 0

Inning Stats R: 1 H: 2 E: 0 LOB: 2 K: 0 BB: 1 S: 7 P: 14	R: 0 H: 1 E: 0 LOB: 2 K: 1 BB: 1 S: 8 P: 13	R: 0 H: 0 E: 0 LOB: 0 K: 0 BB: 0 S: 3 P: 3	R: 0 H: 0 E: 0 LOB: 0 K: 2 BB: 0 S: 7 P: 7	R: 0 H: 1 E: 0 LOB: 3 K: 0 BB: 1 S: 8 P: 19	R: 0 H: 0 E: 0 LOB: 0 K: 0 BB: 0 S: 4 P: 4	R: 0 H: 0 E: 0 LOB: 0 K: 0 BB: 0 S: 6 P: 7	R: 0 H: 1 E: 0 LOB: 2 K: 1 BB: 1 S: 8 P: 18	R: 0 H: 0 E: 0 LOB: 0 K: 1 BB: 0 S: 8 P: 10	1B: 3 SF: 0 2B: 2 SAC: 1 3B: 0 DP: 0 HR: 0 HBP: 1
PITCHER Ray Culp, R <small>(1, 1) ERA: 3.03</small>	IP 9.0 WLS W BF 37 H 5 R 1 ER 1 SO 5 BB 4 IBB 0 HBP 1 BLK 0 WP 0 HR 0 S 59 P 95 ERA 1.00 WHIP 1.000	PITCHER	IP WLS BF H R ER SO BB IBB HBP BLK WP HR S P ERA WHIP						

Philadelphia Phillies @ New York Mets
 Shea Stadium, Flushing, NY
 Sun Jul 25 1965, 3:38 AM EDT
 Att. 36,921 - Unknown

AB	31
R	1
H	5
RBI	1
BB	4
SO	5
LOB	14



Batter	1	2	3	4	5	6	7	8	9	AB R H RBI BB SO LOB	TOP											
Tony Gonzalez, L (1, 8) OBP: 0.336, SLG: 0.466	0-0 1-3		0-3 K			0-0 1-3		0-0 FC1-4 SH5-3 1B	0-0 1-2 2B	5 1 2 1 0 1 0	Philadelphia Phillies @ Pittsburgh Pirates Forbes Field, Pittsburgh, PA Tue Jul 27 1965, 7:05 PM EDT Unknown											
Cookie Rojas, R (1, 4) OBP: 0.368, SLG: 0.397	0-0 2B		0-0 3-1			0-0 2B 1B		0-0 SH5-3	0-0 1-H 2-H 2B	4 0 3 2 0 0 0												
Johnny Callison, L (1, 9) OBP: 0.333, SLG: 0.560	4-0 BB				0-0 3B	0-0 1-2 2B		4-0 FC1-4 BB	0-3 K	3 0 2 0 2 1 2												
Dick Allen, R (1, 5) OBP: 0.403, SLG: 0.526	0-3 K				0-3 K	0-0 L9		0-0 FC1-4		4 0 0 0 0 2 6												
Wes Covington, L (1, 7) OBP: 0.316, SLG: 0.542	0-0 6-3				0-0 P4			0-0 P3		4 0 0 0 0 1 5												
Ruben Amaro, R (9, 6) OBP: 0.310, SLG: 0.249								0-3 K		0 0 0 0 0 0 0												
Dick Stuart, R (1, 3) OBP: 0.303, SLG: 0.439		4-0 G4-3 BB			0-0 4-3			4-0 1B BB	0-0 1-4-3	2 0 0 0 2 0 1												
Clay Dalrymple, L (1, 2) OBP: 0.251, SLG: 0.275		0-3 K				0-0 F8		0-0 1-2 1B	0-0 4-3	4 0 1 0 0 1 1												
Bobby Wine, R (1, 6) OBP: 0.259, SLG: 0.222		0-0 G4-3				0-0 5-3		0-0 P4	0-0 1B 1B	4 0 1 0 0 0 3												
Adolfo Phillips, R (9, PR) OBP: 0.200, SLG: 0.200		1-2f						0-0 P4		0 1 0 0 0 0 0												
Jack Baldschun, R (9, 1)										0 0 0 0 0 0 0												
Chris Short, R (1, 1) OBP: 0.123, SLG: 0.123			0-0 6-3			0-3 K		0-0 P4	0-0 1-3 2B 1B	2 0 0 0 0 1 0												
John Herrnstein, L (7, PH) OBP: 0.235, SLG: 0.320										1 0 0 0 0 0 2												
Gary Wagner, R (7, 1) OBP: 0.143, SLG: 0.286										0 0 0 0 0 0 0												
Alex Johnson, R (9, PH) OBP: 0.364, SLG: 0.482										1 1 1 0 0 0 0												
Inning Stats	R: 0 E: 0 K: 1 S: 6	H: 1 LOB: 2 BB: 1 P: 10	R: 0 E: 0 K: 1 S: 4	H: 0 LOB: 0 BB: 1 P: 8	R: 0 E: 0 K: 1 S: 5	H: 0 LOB: 0 BB: 0 P: 5	R: 0 E: 0 K: 1 S: 6	H: 1 LOB: 1 BB: 0 P: 6	R: 0 E: 0 K: 0 S: 5	H: 0 LOB: 0 BB: 0 P: 5	R: 0 E: 0 K: 0 S: 4	H: 2 LOB: 1 BB: 0 P: 4	R: 0 E: 0 K: 0 S: 4	H: 1 LOB: 2 BB: 1 P: 8	R: 0 E: 0 K: 1 S: 6	H: 1 LOB: 2 BB: 1 P: 10	R: 3 E: 0 K: 1 S: 9	H: 4 LOB: 2 BB: 0 P: 9	1B: 6 2B: 3 3B: 1 HR: 0	SF: 0 SAC: 1 DP: 1 HBP: 0	WP: 0 PB: 0 SB: 0 CS: 0	PA: 39
PITCHER	IP WLS BF H R ER SO BB IBB HBP BLK WP HR S P ERA WHIP																					
Bob Friend, R (1, 1) ERA: 3.37	8.2 L 37 9 3 3 6 4 0 0 0 0 0 0 45 61 3.12 1.500																					
Al McBean, R (9, 1) ERA: 2.33	0.0 1 1 0 0 0 0 0 0 0 0 0 0 1 1 ∞ ∞																					
Frank Carpin, L (9, 1) ERA: 3.46	0.1 1 0 0 0 0 1 0 0 0 0 0 0 3 3 0.00 0.000																					

livebaseballscorecards.com

AB	34
R	3
H	10
RBI	3
BB	4
SO	7
LOB	20



Batter	1	2	3	4	5	6	7	8	9
Bob Bailey, R (1, 5) OBP: 0.318, SLG: 0.358	0-0 6-3			4-0 F8 1B BB		0-3 K	0-3 K		
Manny Mota, R (1, 8) OBP: 0.305, SLG: 0.360	0-0 F9			0-0 F8 1B		0-0 SF8 3B		0-0 5-3	
Roberto Clemente, R (1, 9) OBP: 0.370, SLG: 0.467	0-0 4-3			0-0 F8 1-2 2-3		4-0 IBB		0-0 5-3	
Donn Clendenon, R (1, 3) OBP: 0.369, SLG: 0.480		0-0 5-3		0-3 K		0-0 SF8		0-0 L8	
Bill Mazeroski, R (1, 4) OBP: 0.301, SLG: 0.363		0-0 1-3		4-0 IBB		0-0 L9			
Willie Stargell, L (1, 7) OBP: 0.329, SLG: 0.544		0-3 K		0-0 G3			0-0 E4 FC6-4		0-0 F2
Jim Pagliaroni, R (1, 2) OBP: 0.365, SLG: 0.467			0-3 K		0-0 F8		0-0 FC6-4 BB 1-2f		0-3 K
Gene Alley, R (1, 6) OBP: 0.283, SLG: 0.324			0-0 6-3		0-0 L8		4-0 BB 1-2		0-3 K
Jerry Lynch, L (9, PH) OBP: 0.352, SLG: 0.469									
Bob Friend, R (1, 1) OBP: 0.021, SLG: 0.021			0-0 F4		0-0 5-3		0-3 K		
Al McBean, R (9, 1) OBP: 0.250, SLG: 0.313									
Frank Carpin, L (9, 1)									

AB	R	H	RBI	BB	SO	LOB
3	0	0	0	1	2	2
4	1	2	0	0	0	0
3	0	0	0	1	0	2
3	0	0	1	0	1	2
3	0	1	0	1	0	1
4	0	0	0	0	1	4
4	0	0	0	0	2	2
2	0	0	0	1	0	0
1	0	0	0	0	1	1
3	0	0	0	0	1	2
0	0	0	0	0	0	0
0	0	0	0	0	0	0

BOTTOM

Philadelphia Phillies @ Pittsburgh Pirates
 Forbes Field, Pittsburgh, PA
 Tue Jul 27 1965, 7:05 PM EDT
 Unknown

AB	30
R	1
H	3
RBI	1
BB	4
SO	8
LOB	16



Inning Stats		R: 0	H: 0	E: 0	LOB: 0	K: 0	BB: 0	S: 3	P: 3
R: 0	H: 0	E: 0	LOB: 0	K: 1	BB: 0	S: 5	P: 5		
R: 0	H: 0	E: 0	LOB: 0	K: 1	BB: 0	S: 5	P: 5		
R: 0	H: 1	E: 0	LOB: 3	K: 1	BB: 2	S: 6	P: 14		
R: 0	H: 0	E: 0	LOB: 0	K: 0	BB: 0	S: 3	P: 3		
R: 1	H: 1	E: 0	LOB: 1	K: 1	BB: 1	S: 6	P: 10		
R: 0	H: 0	E: 1	LOB: 2	K: 2	BB: 1	S: 8	P: 12		
R: 0	H: 0	E: 0	LOB: 0	K: 0	BB: 0	S: 3	P: 3		
R: 0	H: 1	E: 0	LOB: 1	K: 2	BB: 0	S: 8	P: 8		
1B: 2	SF: 1	2B: 0	SAC: 0	3B: 1	DP: 0	HR: 0	HBP: 0		

PITCHER		IP	WLS	BF	H	R	ER	SO	BB	IBB	HBP	BLK	WP	HR	S	P	ERA	WHIP
Chris Short, L (1, 1) ERA: 3.05	6.0		23	2	1	1	4	4	1	2	0	0	0	0	28	40	1.50	0.500
Gary Wagner, R (7, 1) ERA: 3.08	2.0	W	8	0	0	0	2	2	1	0	0	0	0	0	11	15	0.00	0.500
Jack Baldschun, R (9, 1) ERA: 4.1	1.0	S	4	1	0	0	2	2	0	0	0	0	0	0	8	8	0.00	1.000

WP	PA
0	35
0	
0	

Batter	1	2	3	4	5	6	7	8	9	10	AB R H RBI BB SO LOB	TOP													
Tony Gonzalez, L (1, 8) OBP: 0.335, SLG: 0.462 Gary Wagner, R (8, 1) OBP: 0.143, SLG: 0.286	0-0 5-3		0-0 1B 1-2 1B			0-0 6-3		0-3 K2-3			4 0 1 0 0 1 1 0 0 0 0 0 0 0	Philadelphia Phillies @ Pittsburgh Pirates Forbes Field, Pittsburgh, PA Tue Jul 27 1965, 7:05 PM EDT Att. 21,832 - Unknown livebaseballscorecards.com													
Cookie Rojas, R (1, 4) OBP: 0.366, SLG: 0.395	0-0 6-3		0-0 1-3 2-H 1B			0-0 6-3		0-0 5-3			4 0 1 1 0 0 1														
Johnny Callison, L (1, 9) OBP: 0.333, SLG: 0.555	4-0 CS BB		0-3 K			0-0 G3		0-0 F9			3 0 0 0 1 1 2														
Dick Allen, R (1, 5) OBP: 0.402, SLG: 0.522	0-0 CS 1-2	0-0 F8		0-0 L7		0-3 K		4-0 S 1B BB			3 0 0 0 1 1 0														
Wes Covington, L (1, 7) OBP: 0.311, SLG: 0.532 Alex Johnson, R (9, PH) OBP: 0.362, SLG: 0.479		0-3 K		0-0 F8		0-0 F7		0-3 K			3 0 0 0 0 1 0 1 0 0 0 0 1 1														
Dick Stuart, R (1, 3) OBP: 0.302, SLG: 0.437		0-3 K		0-0 6-3		0-0 F8		0-0 1B 1-H			4 0 1 0 0 1 0														
Clay Dalrymple, L (1, 2) OBP: 0.263, SLG: 0.283 Adolfo Phillips, R (8, PR) OBP: 0.273, SLG: 0.273			0-0 1B 1B		0-0 G6-4-3 1B		4-0 SH3-4 1B BB		0-0 G4-3 1B		2 1 2 0 1 0 0 1 1 1 0 0 0 0														
Bobby Wine, R (1, 6) OBP: 0.255, SLG: 0.218		0-3 K		0-0 F2		0-0 SH3-4		0-3 K			3 0 0 0 0 2 3														
Ray Herbert, R (1, 1) OBP: 0.333, SLG: 0.367 John Herrnstein, L (8, PH) OBP: 0.250, SLG: 0.333 Pat Corrales, R (8, 2) OBP: 0.386, SLG: 0.377			0-0 F9		0-0 G6-4-3 1-2f		0-0 2-H 1B		0-0 G4-3 1-2f		2 0 0 0 0 0 2 1 0 1 1 0 0 0 1 0 0 0 0 0 1														
Inning Stats	R: 0 E: 0 K: 0 S: 2	H: 0 LOB: 0 BB: 1 P: 6	R: 0 E: 0 K: 2 S: 7	H: 0 LOB: 0 BB: 0 P: 7	R: 1 E: 0 K: 2 S: 10	H: 3 LOB: 2 BB: 0 P: 10	R: 0 E: 0 K: 0 S: 3	H: 0 LOB: 0 BB: 0 P: 3	R: 0 E: 0 K: 1 S: 5	H: 0 LOB: 0 BB: 0 P: 5	R: 1 E: 0 K: 1 S: 6		H: 1 LOB: 1 BB: 1 P: 10	R: 0 E: 0 K: 1 S: 5	H: 1 LOB: 2 BB: 1 P: 9	R: 0 E: 0 K: 1 S: 5	H: 1 LOB: 0 BB: 0 P: 5	1B: 7 2B: 0 3B: 0 HR: 0	SF: 0 SAC: 1 DP: 2 HBP: 0	WP: 0 PB: 0 SB: 1 CS: 1	PA: 37				
PITCHER	IP WLS BF H R ER SO BB IBB HBP BLK WP HR S P ERA WHIP																								
Tommie Sisk, R (1, 1) ERA: 4.53	7.1			5	2	2	5	2	0	0	0	0	0	0	0	0	0	0	0	0	0	0	0	2.46	0.955
Frank Carpin, L (8, 1) ERA: 3.33	1.0		4	0	0	0	1	1	0	0	0	0	0	0	0	0	0	0	0	0	0	0	0	0.00	1.000
Don Schwall, R (9, 1) ERA: 2.96	1.2	W	5	2	0	0	2	0	0	0	0	0	0	0	0	0	0	0	0	0	0	0	0.00	1.200	



BOTTOM

Philadelphia Phillies @ Pittsburgh Pirates
Forbes Field, Pittsburgh, PA
Tue Jul 27 1965, 7:05 PM EDT
Att: 21,832 - Unknown

livebaseballscorecards.com

AB	41
R	3
H	13
RBI	3
BB	0
SO	6
LOB	21



WP:	0	PA:	41
PB:	0		
SB:	0		
CS:	0		

AB R H RBI BB SO LOB

5 2 3 0 0 0 0

5 0 2 1 0 1 1

5 1 2 0 0 2 5

5 0 1 2 0 1 6

4 0 2 0 0 0 2

4 0 1 0 0 0 2

3 0 0 0 0 0 2

1 0 0 0 0 1 0

0 0 0 0 0 0 0

3 0 0 0 0 1 1

0 0 0 0 0 0 0

1 0 0 0 0 0 0

1B:	12	SF:	0
2B:	1	SAC:	0
3B:	0	DP:	1
HR:	0	HBP:	0

Batter	1	2	3	4	5	6	7	8	9	10
Bob Bailey, R (1, 5) OBP: 0.321, SLG: 0.361	0-0 FC6-4 1B		0-0 E6 5-3 1B		0-0 FC5-4 1B		0-0 6-3		0-0 1B	
Bill Virdon, L (1, 8) OBP: 0.350, SLG: 0.401	0-0 FC6-4 1-2 1B		0-0 P6		0-0 FC5-4 1-3 1B		0-0 F9		0-0 F5	
Roberto Clemente, R (1, 9) OBP: 0.371, SLG: 0.466	0-0 FC6-4 1-2 2-3 1B		0-0 5-3 1B		0-0 FC5-4 1-2f 3-H 1B		0-3 K			0-0 6-3
Willie Stargell, L (1, 7) OBP: 0.330, SLG: 0.545	0-3 K		0-0 5-3		0-0 1-3 1B			0-3 K		0-0 1B 2B
Donn Clendenon, R (1, 3) OBP: 0.367, SLG: 0.476	0-0 FC6-4 1-2f 2-3 3-H		0-0 L8		0-3 K			0-0 6-3		0-0 1B
Bill Mazerowski, R (1, 4) OBP: 0.304, SLG: 0.365	0-0 4-3			0-0 4-3		0-0 1B		0-0 FC6-4 1B		
Gene Alley, R (1, 6) OBP: 0.263, SLG: 0.323		0-0 4-3		0-0 G4-6-3 1B		0-0 F9		0-0 FC6-4 1-2f		
Del Crandall, R (1, 2) OBP: 0.295, SLG: 0.276		0-0 F7		0-0 G4-6-3 1-2f		0-0 L8			0-3 K	
Jerry Lynch, L (9, PH) OBP: 0.349, SLG: 0.464										
Jim Pagliaroni, R (10, 2) OBP: 0.365, SLG: 0.467										
Tommie Sisk, R (1, 1) OBP: 0.222, SLG: 0.125		0-3 K			0-0 F7		0-0 4-3		0-0 6-3	
Frank Carpin, L (8, 1)										
Don Schwall, R (9, 1)										

Inning Stats	R: 1	H: 3	E: 0	LOB: 2	K: 1	S: 8	P: 8	R: 0	H: 0	E: 0	LOB: 0	K: 1	S: 5	P: 5	R: 0	H: 1	E: 1	LOB: 2	K: 0	S: 5	P: 5	R: 0	H: 1	E: 0	LOB: 0	K: 0	S: 3	P: 3	R: 1	H: 3	E: 0	LOB: 2	K: 1	S: 8	P: 8	R: 0	H: 1	E: 0	LOB: 1	K: 0	S: 4	P: 4	R: 0	H: 0	E: 0	LOB: 0	K: 1	S: 5	P: 5	R: 0	H: 1	E: 0	LOB: 1	K: 1	S: 6	P: 6	R: 0	H: 1	E: 0	LOB: 1	K: 1	S: 6	P: 6	R: 1	H: 2	E: 0	LOB: 1	K: 0	S: 3	P: 3	1B: 12	SF: 0	2B: 1	SAC: 0	3B: 0	DP: 1	HR: 0	HBP: 0
--------------	------	------	------	--------	------	------	------	------	------	------	--------	------	------	------	------	------	------	--------	------	------	------	------	------	------	--------	------	------	------	------	------	------	--------	------	------	------	------	------	------	--------	------	------	------	------	------	------	--------	------	------	------	------	------	------	--------	------	------	------	------	------	------	--------	------	------	------	------	------	------	--------	------	------	------	--------	-------	-------	--------	-------	-------	-------	--------

PITCHER	IP	WLS	BF	H	R	ER	SO	BB	IBB	HBP	BLK	WP	HR	S	P	ERA	WHIP
Ray Herbert, R (1, 1) ERA: 3.65	7.0		30	9	2	2	4	0	0	0	0	0	0	38	38	2.57	1.286
Gary Wagner, R (8, 1) ERA: 3.11	2.1	L	11	4	1	1	2	0	0	0	0	0	0	15	15	3.86	1.714

Batter	1	2	3	4	5	6	7	8	9	10	11	12	13	14	AB R H RBI BB SO LOB	TOP													
Tony Gonzalez, L (1, 8) OBP: 0.329, SLG: 0.449	0-3 K		0-3 K		0-0 F8		0-3 K			0-0 6-3		0-0 F7		4-0 FC1-4 BB	6 0 0 0 1 3 3														
Cookie Rojas, R (1, 4) OBP: 0.359, SLG: 0.387	0-0 6-3		0-0 P6				0-0 5-3		0-0 L8		0-0 P6		0-0 FC4-6	0-0 FC1-4 BB 1B	7 1 0 0 0 0 2														
Johnny Callison, L (1, 9) OBP: 0.332, SLG: 0.549	0-0 1B				0-0 F9		0-0 3-1		0-0 4-3		0-0 F8		0-3 K	4-0 1B BB 1-2	6 0 1 0 1 1 0														
Dick Allen, R (1, 5) OBP: 0.405, SLG: 0.526	0-3 K				0-0 3B		0-0 1B		0-0 1-3				4-0 1B BB	4-0 FC5 1B 1-2 2-3	5 0 2 0 2 2 1														
Wes Covington, L (1, 7) OBP: 0.308, SLG: 0.522			0-0 1-3		0-0 4-3		0-0 1B		0-0 F8				0-0 1B	0-0 1B	5 0 1 0 0 0 1														
Alex Johnson, R (13, PH) OBP: 0.369, SLG: 0.485							1-3 1B						1-3 1B	1-2 2-3 3-H	2 0 2 1 0 0 0														
Dick Stuart, R (1, 3) OBP: 0.299, SLG: 0.431			0-3 K		0-0 P6		0-0 6-3		0-0 F8				0-0 K	0-0 FC5	4 0 0 0 0 1 3														
Ruben Amaro, R (9, 3) OBP: 0.310, SLG: 0.250													0-0 1B	0-0 2-3f	3 0 1 0 0 1 5														
Clay Dalrymple, L (1, 2) OBP: 0.275, SLG: 0.297							0-0 6-3		0-0 2B				4-0 IBB		5 0 3 0 1 0 1														
Bobby Wine, R (1, 6) OBP: 0.263, SLG: 0.223			0-0 L8				0-0 G6-4-3 1B		4-0 2B				0-0 L4		5 0 2 0 1 0 5														
Jim Bunning, R (1, 1) OBP: 0.254, SLG: 0.305							0-0 SH1-4 1B		0-0 BB				0-3 FC4-6 1B		2 0 1 0 0 0 0														
John Herrnstein, L (9, PH) OBP: 0.245, SLG: 0.327			0-0 F2				0-0 SH1-4		0-3 K					0-0 5-3	1 0 0 0 0 1 2														
Jack Baldschun, R (9, 1) OBP: 0.245, SLG: 0.327							1-2 1B								2 0 0 0 0 1 1														
Inning Stats	R: 0 E: 0 K: 2 S: 8	H: 1 LOB: 1 BB: 0 P: 8	R: 0 E: 0 K: 1 S: 6	H: 1 LOB: 1 BB: 0 P: 6	R: 0 E: 0 K: 1 S: 5	H: 0 LOB: 0 BB: 0 P: 5	R: 0 E: 0 K: 0 S: 4	H: 1 LOB: 1 BB: 0 P: 4	R: 0 E: 0 K: 0 S: 4	H: 2 LOB: 2 BB: 0 P: 5	R: 0 E: 0 K: 1 S: 6	H: 1 LOB: 1 BB: 0 P: 6	R: 0 E: 0 K: 0 S: 3	H: 0 LOB: 0 BB: 0 P: 3	R: 0 E: 0 K: 1 S: 6	H: 1 LOB: 2 BB: 1 P: 10	R: 0 E: 0 K: 0 S: 3	H: 0 LOB: 0 BB: 0 P: 3	R: 0 E: 0 K: 1 S: 6	H: 1 LOB: 1 BB: 0 P: 6	R: 0 E: 0 K: 2 S: 8	H: 1 LOB: 3 BB: 2 P: 16	R: 1 E: 0 K: 0 S: 4	H: 1 LOB: 3 BB: 3 P: 16	1B: 11 2B: 1 3B: 1 HR: 0	SF: 0 SAC: 1 DP: 1 HBP: 0	WP: 0 PB: 0 SB: 0 CS: 0	PA: 60	
PITCHER	IP WLS BF H R ER SO BB IBB HBP BLK WP HR S P ERA WHIP																												
Vern Law, R (1, 1) ERA: 1.9	12.0 0.1 47 11 0 0 8 1 0 0 0 0 0 62 66 0.00 1.000																												
Frank Carpin, L (13, 1) ERA: 3.25	0.1 L 2 0 0 0 1 1 0 0 0 0 0 3 7 0.00 3.000																												
Don Schwall, R (13, 1) ERA: 3.04	1.2 L 11 2 1 1 1 3 1 0 0 0 0 9 25 5.40 3.000																												

Philadelphia Phillies @ Pittsburgh Pirates
 Forbes Field, Pittsburgh, PA
 Wed Jul 28 1965, 7:05 PM EDT
 Att. 13,207 - Unknown

AB	53
R	1
H	13
RBI	1
BB	6
SO	10
LOB	24



Batter	1	2	3	4	5	6	7	8	9	10	11	12	13	14	AB	R	H	RBI	BB	SO	LOB	BOTTOM										
Bob Bailey, R (1, 5) OBP: 0.319, SLG: 0.356	0-3 K		0-0 6-3			0-0 6-3		0-0 E6		4-0 BB			0-3 K		5	0	0	0	1	2	0	Philadelphia Phillies @ Pittsburgh Pirates Forbes Field, Pittsburgh, PA Wed Jul 28 1965, 7:05 PM EDT Att. 13,207 - Unknown										
Bill Virdon, L (1, 8) OBP: 0.349, SLG: 0.398	0-0 SH1-3 1B			0-0 F8		0-0 P6		0-0 F8		0-0 4-3			4-0 FC4-6 BB		5	0	1	0	1	0	2											
Roberto Clemente, R (1, 9) OBP: 0.374, SLG: 0.466	0-0 SH1-3 1-2			0-0 HBP 1B		4-0 BB		0-0 FC5-4 1B					0-0 FC4-6 1-2f		4	0	2	0	1	0	1											
Willie Stargell, L (1, 7) OBP: 0.330, SLG: 0.538	0-0 F9			1-0 1-2 HBP		0-3 K		4-0 FC5-4 IBB					0-3 K		4	0	0	0	1	2	3											
Donn Clendenon, R (1, 3) OBP: 0.362, SLG: 0.469		0-3 K		0-3 K			0-0 6-3		0-0 F2				0-3 K		6	0	0	0	0	3	4											
Bill Mazeroski, R (1, 4) OBP: 0.301, SLG: 0.360		0-0 6-3					0-0 F9		0-0 FC5-4				0-0 F8		6	0	1	0	0	0	4											
Manny Mota, R (14, PR) OBP: 0.305, SLG: 0.360									1-2f 2-3						0	0	0	0	0	0	0											
Jim Pagliaroni, R (1, 2) OBP: 0.357, SLG: 0.455							0-0 F8		0-3 K				0-0 FC5-4 1B		6	0	0	0	0	1	3											
Jose Pagan, R (14, PR) OBP: 0.266, SLG: 0.254						0-0 5-3							0-0 FC5-4 1-2f		0	0	0	0	0	0	0											
Gene Alley, R (1, 6) OBP: 0.281, SLG: 0.320			0-0 5-3			0-3 K							0-3 K		6	0	1	0	0	2	1											
Vern Law, R (1, 1) OBP: 0.276, SLG: 0.328			0-0 F2			0-3 K							0-0 1B		4	0	0	0	0	1	0											
Jerry Lynch, L (12, PH) OBP: 0.346, SLG: 0.459								0-0 F8					0-0 4-3		1	0	0	0	0	0	1											
Frank Carpin, L (13, 1)															0	0	0	0	0	0	0											
Don Schwall, R (13, 1)															0	0	0	0	0	0	0											
Inning Stats	R: 0 E: 0 K: 1 S: 6	H: 1 LOB: 1 BB: 0 P: 6	R: 0 E: 0 K: 1 S: 5	H: 0 LOB: 0 BB: 0 P: 5	R: 0 E: 0 K: 0 S: 3	H: 0 LOB: 0 BB: 0 P: 3	R: 0 E: 0 K: 1 S: 6	H: 1 LOB: 2 BB: 0 P: 7	R: 0 E: 0 K: 2 S: 7	H: 0 LOB: 0 BB: 0 P: 7	R: 0 E: 0 K: 0 S: 3	H: 0 LOB: 1 BB: 0 P: 3	R: 0 E: 0 K: 1 S: 5	H: 0 LOB: 1 BB: 0 P: 5	R: 0 E: 0 K: 0 S: 4	H: 1 LOB: 1 BB: 0 P: 4	R: 0 E: 1 K: 1 S: 6	H: 1 LOB: 2 BB: 1 P: 10	R: 0 E: 0 K: 0 S: 3	H: 0 LOB: 1 BB: 1 P: 7	R: 0 E: 0 K: 1 S: 5	H: 0 LOB: 0 BB: 0 P: 5	R: 0 E: 0 K: 2 S: 4	H: 1 LOB: 1 BB: 0 P: 4	R: 0 E: 0 K: 2 S: 7	H: 0 LOB: 1 BB: 1 P: 11	R: 0 E: 0 K: 1 S: 6	H: 1 LOB: 0 BB: 0 P: 6	1B: 5 2B: 0 3B: 0 HR: 0	SF: 0 SAC: 1 DP: 0 HBP: 1	WP: 0 PB: 0 SB: 0 CS: 0	PA: 53
PITCHER	IP WLS BF H R ER SO BB IBB HBP BLK WP HR S P ERA WHIP															PITCHER IP WLS BF H R ER SO BB IBB HBP BLK WP HR S P ERA WHIP																
Jim Bunning, R (1, 1) ERA: 2.8	8.0 29 2 0 0 6 0 0 0 0 0 31 44 0.00 0.375																															
Jack Baldschun, R (9, 1) ERA: 3.72	6.0 W 24 3 0 0 5 2 1 0 0 0 31 43 0.00 0.833																															

AB	47
R	0
H	5
RBI	0
BB	4
SO	11
LOB	19

livebaseballscorecards.com

Batter	1	2	3	4	5	6	7	8	9	AB R H RBI BB SO LOB	TOP	
Cookie Rojas, R OBP: 0.362, SLG: 0.388 (1, 4)	0-0 CS BB 1B		0-3 K		0-0 WP 1B		4-0 IBB	0-0 P4		4 0 2 1 1 1 3		
Johnny Callison, L OBP: 0.330, SLG: 0.543 (1, 9)	4-0 1-2 BB		0-3 K		0-3 K 3-H		0-0 2-3		0-3 K	4 0 0 0 1 3 3		
Dick Allen, R OBP: 0.402, SLG: 0.520 (1, 5)	0-3 K 2-3			0-0 5-3		0-3 K		4-0 E 2B BB	0-0 1-4-3	4 1 0 0 1 2 2		
Dick Stuart, R OBP: 0.295, SLG: 0.426 (1, 3)	0-3 K			0-3 K		0-0 F2		0-0 E5 2B	0-0 4-3	4 0 0 0 0 2 2 0 1 0 0 0 0 0 1 0 0 0 0 0 0		
John Briggs, L OBP: 0.366, SLG: 0.414 (8, PR)												
Ruben Amaro, R OBP: 0.308, SLG: 0.249 (8, 3)												
Alex Johnson, R OBP: 0.372, SLG: 0.485 (1, 7)		0-0 SH1-4 1B		0-3 K		0-0 1B		0-3 K		4 0 2 0 0 2 2		
Adolfo Phillips, R OBP: 0.231, SLG: 0.231 (1, 8)		0-0 SH1-4			0-3 K	0-0 5-3		0-0 2B		2 0 0 0 0 1 1 1 0 1 2 0 0 0 0 1 0 0 0 0 0 0 0 0 0 0 0 0		
Wes Covington, L OBP: 0.311, SLG: 0.531 (8, PH)								1-H 3-H 2B				
Tony Taylor, R OBP: 0.307, SLG: 0.333 (8, PR)												
Tony Gonzalez, L OBP: 0.329, SLG: 0.449 (8, 8)												
Pat Corrales, R OBP: 0.402, SLG: 0.407 (1, 2)		0-0 F8			0-0 1B 1B		0-0 WP 1B	0-0 4-3 2B		4 1 3 1 0 0 1		
Bobby Wine, R OBP: 0.263, SLG: 0.224 (1, 6)		0-3 K			0-0 1B 1B WP		0-3 K	0-0 4-3		4 1 1 0 0 2 4		
Ray Culp, R OBP: 0.171, SLG: 0.094 (1, 1)			0-3 K		0-3 K		0-3 K	4-0 BB		3 0 0 0 1 3 3		
Inning Stats	R: 0 E: 0 K: 2 S: 7 H: 1 LOB: 1 BB: 1 P: 11	R: 0 E: 0 K: 1 S: 6 H: 1 LOB: 1 BB: 0 P: 6	R: 0 E: 0 K: 3 S: 9 H: 0 LOB: 0 BB: 0 P: 9	R: 0 E: 0 K: 2 S: 7 H: 0 LOB: 0 BB: 0 P: 7	R: 2 E: 0 K: 3 S: 12 H: 3 LOB: 1 BB: 0 P: 12	R: 0 E: 0 K: 1 S: 6 H: 1 LOB: 1 BB: 0 P: 6	R: 0 E: 0 K: 2 S: 8 H: 1 LOB: 2 BB: 1 P: 12	R: 3 E: 1 K: 1 S: 8 H: 2 LOB: 3 BB: 2 P: 16	R: 0 E: 0 K: 1 S: 5 H: 0 LOB: 0 BB: 0 P: 5	1B: 7 2B: 3 3B: 0 HR: 0 SF: 0 SAC: 1 DP: 1 HBP: 0	WP: 2 PB: 0 SB: 0 CS: 1 PA: 40	
PITCHER	IP WLS BF H R ER SO BB IBB HBP BLK WP HR S P ERA WHIP											
Bob Veale, L ERA: 3.1 (1, 1)	7.0 L 31 7 4 4 14 2 1 0 0 2 0 56 68 5.14 1.286											
Al McBean, R ERA: 2.42 (8, 1)	1.0 6 2 1 0 1 1 0 0 0 0 0 7 11 0.00 3.000											
Frank Carpin, L ERA: 3.18 (9, 1)	1.0 3 0 0 0 1 0 0 0 0 0 0 5 5 0.00 0.000											

Philadelphia Phillies @ Pittsburgh Pirates
 Forbes Field, Pittsburgh, PA
 Thu Jul 29 1965, 7:05 PM EDT
 Att. 10,160 - Unknown

livebaseballscorecards.com

AB	35
R	5
H	9
RBI	4
BB	4
SO	16
LOB	21



Batter	1	2	3	4	5	6	7	8	9	AB R H RBI BB SO LOB
--------	---	---	---	---	---	---	---	---	---	----------------------

Bob Bailey, R <small>OBP: 0.319, SLG: 0.355</small> (1, 5) X	0-0 		0-3 			0-0 			0-3 	4 0 1 0 0 2 0
Bill Virdon, L <small>OBP: 0.348, SLG: 0.396</small> (1, 8) X	0-0 		0-0 			0-0 			0-3 	4 0 1 0 0 1 1
Roberto Clemente, R <small>OBP: 0.373, SLG: 0.463</small> (1, 9) H	1-0 				0-3 	0-0 			0-3 	3 0 0 0 0 2 1
Willie Stargell, L <small>OBP: 0.327, SLG: 0.534</small> (1, 7) S S S	0-3 			0-3 			0-0 			3 0 0 0 0 2 2
Donn Clendenon, R <small>OBP: 0.359, SLG: 0.465</small> (1, 3) X	0-0 			0-0 			0-0 			3 0 0 0 0 0 2
Bill Mazerowski, R <small>OBP: 0.298, SLG: 0.356</small> (1, 4) S S S		0-3 			0-0 		0-0 			3 0 0 0 0 1 0
Jim Pagliaroni, R <small>OBP: 0.353, SLG: 0.449</small> Frank Carpin, L (9, 1)		0-0 			0-0 			0-3 		3 0 0 0 0 1 0 0 0 0 0 0 0 0
Gene Alley, R <small>OBP: 0.278, SLG: 0.317</small> (1, 6) X		0-0 			0-0 			0-0 		3 0 0 0 0 0 0
Bob Veale, S <small>OBP: 0.125, SLG: 0.082</small> Al McBean, R <small>OBP: 0.250, SLG: 0.313</small> Ozzie Virgil, R <small>OBP: 0.357, SLG: 0.450</small> (8, PH) (9, 2) S S S			0-3 			0-0 		0-0 		2 0 0 0 0 1 0 0 0 0 0 0 0 0 1 0 0 0 0 0 0

Inning Stats	R: 0	H: 1	E: 0	K: 1	S: 6	R: 0	H: 0	E: 0	K: 1	S: 5	R: 0	H: 0	E: 0	K: 2	S: 7	R: 0	H: 0	E: 0	K: 2	S: 7	R: 0	H: 0	E: 0	K: 0	S: 3	R: 0	H: 1	E: 0	K: 0	S: 4	R: 0	H: 0	E: 0	K: 0	S: 3	R: 0	H: 0	E: 0	K: 1	S: 5	R: 0	H: 0	E: 0	K: 3	S: 9	1B: 2	SF: 0	2B: 0	SAC: 0	3B: 0	DP: 0	HR: 0	HBP: 1	WP: 0	PA: 30
--------------	------	------	------	------	------	------	------	------	------	------	------	------	------	------	------	------	------	------	------	------	------	------	------	------	------	------	------	------	------	------	------	------	------	------	------	------	------	------	------	------	------	------	------	------	------	-------	-------	-------	--------	-------	-------	-------	--------	-------	--------

PITCHER	IP	WLS	BF	H	R	ER	SO	BB	IBB	HBP	BLK	WP	HR	S	P	ERA	WHIP	PITCHER	IP	WLS	BF	H	R	ER	SO	BB	IBB	HBP	BLK	WP	HR	S	P	ERA	WHIP														
Ray Culp, R <small>ERA: 2.77</small> (1, 1)	9.0	W	30	2	0	0	10	0	0	1	0	0	0	49	50	0.00	0.222																																

BOTTOM

Philadelphia Phillies @ Pittsburgh Pirates
 Forbes Field, Pittsburgh, PA
 Thu Jul 29 1965, 7:05 PM EDT
 Att. 10,160 - Unknown

livebaseballscorecards.com

AB	29
R	0
H	2
RBI	0
BB	0
SO	10
LOB	6



Batter	1	2	3	4	5	6	7	8	9	AB R H RBI BB SO LOB	TOP
Chuck Hiller, L (1, 4) <small>OBP: 0.306, SLG: 0.375</small>	0-0 E6 <small>1B</small>	1-1 G3			0-1 6-3			2-1 HR	2-2 F7	5 1 1 1 0 0 2	
Roy McMillan, R (1, 6) <small>OBP: 0.256, SLG: 0.281</small> Bobby Klaus, R (7, 6) <small>OBP: 0.304, SLG: 0.257</small> Ron Swoboda, R (9, PH) <small>OBP: 0.285, SLG: 0.456</small>	0-1 SF9 <small>HBP BB</small> 1B		0-0 F8		0-1 6-3			1-3 K	2-2 F8	3 1 1 0 0 0 0 1 0 0 0 0 1 0 1 0 0 0 0 0 1	
Johnny Lewis, L (1, 9) <small>OBP: 0.345, SLG: 0.442</small>	4-2 SF9 <small>HBP</small> BB		0-0 F8 <small>WP</small> 1B		1-2 4-3			4-2 1B BB		2 1 1 0 2 0 0	
Charley Smith, R (1, 5) <small>OBP: 0.290, SLG: 0.429</small>	1-0 FC4-6 <small>HBP</small>		2-2 F8		0-0 G3-6-3 1B			0-0 1B 1B		3 0 2 0 0 0 1	
Joe Christopher, R (1, 7) <small>OBP: 0.298, SLG: 0.297</small>	0-0 SF9		0-1 6-3		1-0 L6			0-1 1B		3 0 1 2 0 0 2	
Gary Kolb, L (1, 8) <small>OBP: 0.264, SLG: 0.260</small>	1-1 FC4-6		2-2 F8		0-0 G3-6-3 <small>1-2f</small>			1-3 K		4 0 0 0 0 1 5	
Jim Hickman, R (1, 3) <small>OBP: 0.275, SLG: 0.392</small>		2-0 SH1-4 1B		3-2 5-3			2-1 6-3	2-1 L7		4 0 1 0 0 0 2	
Jimmie Schaffer, R (1, 2) <small>OBP: 0.256, SLG: 0.325</small> John Stephenson, L (9, PH) <small>OBP: 0.258, SLG: 0.241</small>		1-1 F8		1-1 1B			0-0 6-3		1-0 1B	3 0 1 0 0 0 1 1 0 1 0 0 0 0	
Al Jackson, L (1, 1) <small>OBP: 0.125, SLG: 0.150</small> Tug McGraw, R (4, 1) <small>OBP: 0.333, SLG: 0.333</small> Billy Cowan, R (7, PH) <small>OBP: 0.204, SLG: 0.320</small> Larry Bearmarth, R (7, 1) <small>OBP: 0.250, SLG: 0.286</small> Ed Kranepool, L (9, PH) <small>OBP: 0.511, SLG: 0.406</small>		0-0 SH1-4		0-0 F5			1-2 F7		2-2 L7	1 0 0 0 0 0 1 0 0 0 0 0 0 0 1 0 0 0 0 0 0 0 0 0 0 0 0 0 1 0 0 0 0 0 1	
Inning Stats	R: 1 H: 1 E: 1 LOB: 2 K: 0 BB: 1 S: 9 P: 15	R: 0 H: 1 E: 0 LOB: 1 K: 0 BB: 0 S: 6 P: 10	R: 0 H: 1 E: 0 LOB: 1 K: 0 BB: 0 S: 7 P: 9	R: 0 H: 1 E: 0 LOB: 1 K: 0 BB: 0 S: 9 P: 15	R: 0 H: 0 E: 0 LOB: 0 K: 0 BB: 0 S: 7 P: 8	R: 0 H: 1 E: 0 LOB: 0 K: 0 BB: 0 S: 3 P: 4	R: 0 H: 0 E: 0 LOB: 0 K: 2 BB: 1 S: 16 P: 26	R: 2 H: 3 E: 0 LOB: 2 K: 2 BB: 1 S: 10 P: 17	1B: 8 SF: 1 2B: 0 SAC: 1 3B: 0 DP: 1 HR: 1 HBP: 1	WP: 1 PA: 38 PB: 0 SB: 0 CS: 0	
PITCHER Low Burdette, R (1, 1) <small>ERA: 5.7</small> Gary Wagner, R (8, 1) <small>ERA: 3.03</small>	IP WLS BF H R ER SO BB IBB HBP BLK WP HR S P ERA WHIP 7.1 W 31 7 3 3 1 2 0 1 0 1 1 55 85 3.68 1.227					PITCHER IP WLS BF H R ER SO BB IBB HBP BLK WP HR S P ERA WHIP 1.2 S 7 2 0 0 0 1 0 0 0 0 0 0 18 28 0.00 1.200					

New York Mets @ Philadelphia Phillies
 Connie Mack Stadium, Philadelphia, PA
 Fri Jul 30 1965, 7:05 PM EDT
 Att. 16,429 - Unknown

livebaseballscorecards.com

AB	33
R	3
H	9
RBI	3
BB	2
SO	2
LOB	16



Batter	1	2	3	4	5	6	7	8	9
Cookie Rojas, R OBP: 0.367, SLG: 0.393 (1, 4)	0-0 F9 SH1-3 1B		1-1 HR 1B	0-1 6-3		3-2 BB 1B			
Johnny Callison, L OBP: 0.333, SLG: 0.551 (1, 9)	0-0 SH1-3 1-2		2-0 HR 1-H		0-0 4-3	4-1 BB 1-2			
Dick Allen, R OBP: 0.403, SLG: 0.519 (1, 5)	0-2 F9 2-3		4-2 L6-3 BB		0-1 1B S	2-3 K			
Dick Stuart, R OBP: 0.292, SLG: 0.421 (1, 3) Ruben Amaro, R OBP: 0.308, SLG: 0.249 (8, 3)	3-3 K		3-2 L6-3 1-2		3-1 F9		1-0 6-3		
Alex Johnson, R OBP: 0.369, SLG: 0.480 (1, 7)		0-0 5-3	0-2 P4		2-2 1B 1-H		0-2 1-3		
Adolfo Phillips, R OBP: 0.176, SLG: 0.176 (1, 8)		0-3 K		3-3 K	1-0 F7		2-0 6-3		
Pat Corrales, R OBP: 0.406, SLG: 0.398 (1, 2)		4-1 HR BB		4-2 1B BB		0-0 P6	2-1 F8		
Bobby Wine, R OBP: 0.272, SLG: 0.247 (1, 6)		1-1 HR		3-2 1-2 1B		4-0 1B BB	2-3 K		
Lew Burdette, R OBP: 0.421, SLG: 0.474 (1, 1) Gary Wagner, R OBP: 0.125, SLG: 0.250 (8, 1)		0-0 1-3		2-0 F3		0-3 K	0-2 F9		

Inning Stats	R: 0 E: 0 K: 1 S: 11	H: 1 LOB: 1 BB: 0 P: 14	R: 2 E: 0 K: 1 S: 8	H: 1 LOB: 0 BB: 1 P: 13	R: 2 E: 0 K: 0 S: 12	H: 2 LOB: 0 BB: 1 P: 22	R: 0 E: 0 K: 1 S: 17	H: 1 LOB: 2 BB: 1 P: 29	R: 1 E: 0 K: 0 S: 9	H: 2 LOB: 1 BB: 0 P: 15	R: 0 E: 0 K: 2 S: 11	H: 1 LOB: 3 BB: 2 P: 24	R: 0 E: 0 K: 0 S: 8	H: 0 LOB: 0 BB: 0 P: 11	R: 0 E: 0 K: 1 S: 9	H: 0 LOB: 0 BB: 0 P: 13
--------------	-------------------------------	----------------------------------	------------------------------	----------------------------------	-------------------------------	----------------------------------	-------------------------------	----------------------------------	------------------------------	----------------------------------	-------------------------------	----------------------------------	------------------------------	----------------------------------	------------------------------	----------------------------------

PITCHER													PITCHER																				
IP	WLS	BF	H	R	ER	SO	BB	IBB	HBP	BLK	WP	HR	S	P	ERA	WHIP	IP	WLS	BF	H	R	ER	SO	BB	IBB	HBP	BLK	WP	HR	S	P	ERA	WHIP
Al Jackson, L ERA: 4.42 (1, 1)	3.1	L	17	5	4	4	3	3	0	0	0	2	45	73	10.80	2.400																	
Tug McGraw, L ERA: 3.79 (4, 1)	2.2		13	3	1	1	2	2	0	0	0	0	23	44	3.38	1.875																	
Larry Bearmarth, R ERA: 4.8 (7, 1)	2.0		6	0	0	0	1	0	0	0	0	0	17	24	0.00	0.000																	

AB R H RBI BB SO LOB

4	1	3	0	0	0	2
2	1	1	2	1	0	0
3	1	1	0	1	1	4
4	0	0	0	0	1	3
0	0	0	0	0	0	0
4	0	1	1	0	0	0
4	0	0	0	0	2	1
2	1	0	0	2	0	0
3	1	2	2	1	1	0
3	0	0	0	0	1	3
1	0	0	0	0	0	0

AB	30
R	5
H	8
RBI	5
BB	5
SO	6
LOB	13



1B:	6	SF:	0	WP:	0	PA:	36
2B:	1	SAC:	1	PB:	0	SB:	1
3B:	0	DP:	1	CS:	0		
HR:	2	HBP:	0				

WP: 0 PA: 36
PB: 0 SB: 1
CS: 0

New York Mets @ Philadelphia Phillies
Connie Mack Stadium, Philadelphia, PA
 Fri Jul 30 1965, 7:05 PM EDT
 Att. 16,429 - Unknown

livebaseballscores.com

Batter	1	2	3	4	5	6	7	8	9	10	11	AB	R	H	RBI	BB	SO	LOB	TOP								
Joe Christopher, R (1, 9) OBP: 0.294, SLG: 0.292 Chuck Hiller, L (10, PH) OBP: 0.305, SLG: 0.373 Gary Kroll, R (10, 1) OBP: 0.120, SLG: 0.160 Gordie Richardson, R (11, 1)	2-3 K		1-1 P4		2-1 P6		2-1 F9			0-2 FC4-6	3-2 6-3	4	0	0	0	0	1	1									
Roy McMillan, R (1, 6) OBP: 0.255, SLG: 0.278	4-2 1B HR BB		0-1 6-3		1-1 F6				0-0 F8	2-3 K		4	1	0	0	1	1	1									
Jim Hickman, R (1, 3) OBP: 0.282, SLG: 0.396	3-2 HR 1B		0-0 1B		3-2 F9				3-2 G5-4-3 1B	2-2 6-3		5	1	3	0	0	0	1									
Charley Smith, R (1, 5) OBP: 0.288, SLG: 0.435	1-0 HR		0-1 1-3					0-0 F9	0-0 G5-4-3			5	1	1	3	0	0	2									
Ron Swoboda, R (1, 7) OBP: 0.281, SLG: 0.448	1-2 F8		0-3 K		0-3 K				1-0 F8			5	0	0	0	0	3	0									
Johnny Lewis, L (1, 8) OBP: 0.348, SLG: 0.441	0-3 K		3-2 1B 1B		3-3 K				4-1 BB			3	1	1	0	2	2	0									
Bobby Klaus, R (1, 4) OBP: 0.306, SLG: 0.260		0-0 L7	1-1 1B 1B		2-1 F7				0-0 F6			5	0	2	0	0	0	1									
Chris Cannizzaro, R (1, 2) OBP: 0.253, SLG: 0.228 John Stephenson, L (11, PH) OBP: 0.281, SLG: 0.300 Jimmie Schaffer, R (11, 2) OBP: 0.256, SLG: 0.325		1-0 F2	0-0 1B		3-1 P4				0-1 6-3			4	0	1	0	0	0	1									
Jack Fisher, R (1, 1) OBP: 0.167, SLG: 0.189 Ed Kranepool, L (10, PH) OBP: 0.313, SLG: 0.408 Al Jackson, L (10, PR) OBP: 0.125, SLG: 0.150 Billy Cowan, R (10, 8) OBP: 0.209, SLG: 0.320		0-0 F9	0-2 1-3		1-1 2B				0-1 FC4-6 1B			3	0	1	0	0	0	2									
Inning Stats	R: 3 E: 0 K: 2 S: 20	H: 2 LOB: 0 BB: 1 P: 31	R: 0 E: 0 K: 0 S: 3	H: 0 LOB: 0 BB: 0 P: 4	R: 0 E: 0 K: 0 S: 7	H: 1 LOB: 1 BB: 0 P: 8	R: 0 E: 0 K: 1 S: 12	H: 3 LOB: 2 BB: 0 P: 16	R: 0 E: 0 K: 0 S: 8	H: 0 LOB: 0 BB: 0 P: 14	R: 0 E: 0 K: 2 S: 7	H: 0 LOB: 0 BB: 0 P: 10	R: 0 E: 0 K: 0 S: 8	H: 1 LOB: 1 BB: 0 P: 16	R: 0 E: 0 K: 0 S: 5	H: 1 LOB: 0 BB: 0 P: 8	R: 0 E: 0 K: 0 S: 5	H: 0 LOB: 1 BB: 1 P: 10	R: 0 E: 0 K: 1 S: 11	H: 1 LOB: 1 BB: 0 P: 15	R: 1 E: 0 K: 1 S: 22	H: 2 LOB: 3 BB: 2 P: 41	1B: 8 2B: 2 3B: 0 HR: 1	SF: 0 SAC: 0 DP: 1 HBP: 0	WP: 0 PB: 0 SB: 0 CS: 0	PA: 46	
PITCHER	IP	WLS	BF	H	R	ER	SO	BB	IBB	HBP	BLK	WP	HR	S	P	ERA	WHIP										
Chris Short, L (1, 1) ERA: 3.05	9.0		35	8	3	3	5	2	0	0	0	0	1	75	117	3.00	1.111										
Jack Baldschun, R (10, 1) ERA: 3.76	1.2	L	10	3	1	1	2	1	1	0	0	0	0	26	46	5.40	2.400										
Ed Roebuck, R (11, 1) ERA: 3.55	0.1		1	0	0	0	0	0	0	0	0	0	0	7	10	0.00	0.000										

New York Mets @ Philadelphia Phillies
 Connie Mack Stadium, Philadelphia, PA
 Sat Jul 31 1965, 3:33 AM EDT
 Att. 10,207 - Unknown

AB	42
R	4
H	11
RBI	4
BB	4
SO	7
LOB	13



BOTTOM

New York Mets @ Philadelphia Phillies
Connie Mack Stadium, Philadelphia, PA

Sat Jul 31 1965, 3:33 AM EDT
Att. 10,207 - Unknown

livebaseballscores.com

AB	42
R	3
H	12
RBI	3
BB	3
SO	5
LOB	21



WP:	0	PA:	47
PB:	0		
SB:	0		
CS:	0		

AB R H RBI BB SO LOB

6	0	0	0	0	1	6
5	0	1	0	0	0	0
5	1	2	0	0	1	1
4	0	2	0	1	1	1
5	0	2	1	0	0	4
3	2	2	1	1	1	0
0	0	0	0	0	0	0
0	0	0	0	0	0	0
5	0	1	1	0	0	3
3	0	1	0	0	0	1
1	0	1	0	0	0	0
1	0	0	0	0	0	2
3	0	0	0	0	0	1
1	0	0	0	0	1	2
0	0	0	0	0	0	0
0	0	0	0	0	0	0
0	0	0	0	1	0	0

FC5	1-1	③
FC5	BB	HBP
P5	0-2	①
P6	2-1	②
P6	4-2	③
BB	1-2	2-3

F8	2-1	①
P5	1-1	②
F8	1-1	③
BB	0-0	
FC5	1-1	
B3	0-0	①
P5	0-2	①
P6	2-1	②
P6	3-2	
1B	1-3	②
K	1-3	②
BB	4-2	

1-3	1-0	③
L6	0-0	①
P5	1-1	②
F8	1-1	③
K	2-3	②
G3	0-1	③
1B	4-2	
B3	0-0	①
P6	0-0	①
B3	0-0	①
1B	1-3	②
K	1-3	②

FC6-4	1-0	③
L6	0-0	①
P5	1-1	②
F8	1-1	③
K	2-3	②
G3	0-1	③
G6-3	0-0	①
G6-3	3-3	③
P6	0-0	①
B3	0-0	①
P6	0-0	①
FC1-6	0-0	②
FC6-4	1-2f	

F7	0-1	①
L7	1-1	②
K	2-3	③
G6-3	0-0	①
G6-3	3-3	③
P6	0-0	①
B3	0-0	①
P6	0-0	①
FC1-6	0-0	②
FC6-4	1-2f	

K	1-3	①
L7	1-1	②
K	2-3	③
G6-3	0-0	①
G6-3	3-3	③
P6	0-0	①
B3	0-0	①
P6	0-0	①
FC1-6	0-0	②
FC6-4	1-2f	

K	1-3	①
L7	1-1	②
K	2-3	③
G6-3	0-0	①
G6-3	3-3	③
P6	0-0	①
B3	0-0	①
P6	0-0	①
FC1-6	0-0	②
FC6-4	1-2f	

K	1-3	①
L7	1-1	②
K	2-3	③
G6-3	0-0	①
G6-3	3-3	③
P6	0-0	①
B3	0-0	①
P6	0-0	①
FC1-6	0-0	②
FC6-4	1-2f	

K	1-3	①
L7	1-1	②
K	2-3	③
G6-3	0-0	①
G6-3	3-3	③
P6	0-0	①
B3	0-0	①
P6	0-0	①
FC1-6	0-0	②
FC6-4	1-2f	

K	1-3	①
L7	1-1	②
K	2-3	③
G6-3	0-0	①
G6-3	3-3	③
P6	0-0	①
B3	0-0	①
P6	0-0	①
FC1-6	0-0	②
FC6-4	1-2f	

P4	0-0	①
L8	2-2	②
L8	0-0	
2B	4-1	
PO	1-1	③
PO	1-1	③
HR	2-2	
F5	0-0	①
F8	0-0	②
F8	0-0	②
6-3	0-0	③
6-3	0-0	③

Cookie Rojas, R	(1, 4)	X
Dick Allen, R	(1, 5)	B S B F X
Johnny Callison, L	(1, 9)	X
Wes Covington, L	(1, 7)	F B B B B
Tony Gonzalez, L	(1, 8)	S X
Dick Stuart, R	(1, 3)	S B 3
Tony Taylor, R	(9, PR)	SAFE
Ruben Amaro, R	(10, 6)	
Clay Dalrymple, L	(1, 2)	X
Bobby Wine, R	(1, 6)	X
John Briggs, L	(9, PH)	L L B X
John Herrnstein, L	(10, 3)	X
Chris Short, R	(1, 1)	X
Alex Johnson, R	(9, PH)	X
Jack Baldschun, R	(10, 1)	X
Ed Roebuck, R	(11, 1)	X
Pat Corrales, R	(11, PH)	X

Inning Stats	R: 1 E: 0 K: 0 S: 9	H: 2 LOB: 1 BB: 1 P: 16	R: 1 E: 0 K: 0 S: 6	H: 1 LOB: 0 BB: 0 P: 8	R: 0 E: 0 K: 1 S: 14	H: 2 LOB: 2 BB: 0 P: 21	R: 1 E: 0 K: 0 S: 7	H: 2 LOB: 0 BB: 0 P: 11	R: 0 E: 0 K: 1 S: 8	H: 0 LOB: 0 BB: 0 P: 11	R: 0 E: 0 K: 0 S: 7	H: 1 LOB: 0 BB: 0 P: 11	R: 0 E: 0 K: 0 S: 4	H: 1 LOB: 1 BB: 0 P: 5	R: 0 E: 0 K: 1 S: 8	H: 1 LOB: 1 BB: 0 P: 10	R: 0 E: 0 K: 1 S: 11	H: 1 LOB: 2 BB: 1 P: 20	R: 0 E: 0 K: 0 S: 6	H: 0 LOB: 0 BB: 0 P: 10	R: 0 E: 0 K: 0 S: 12	H: 1 LOB: 3 BB: 1 P: 20	1B: 7 2B: 4 3B: 0 HR: 1	SF: 0 SAC: 0 DP: 2 HBP: 1	WP: 0 PA: 47
--------------	------------------------------	----------------------------------	------------------------------	---------------------------------	-------------------------------	----------------------------------	------------------------------	----------------------------------	------------------------------	----------------------------------	------------------------------	----------------------------------	------------------------------	---------------------------------	------------------------------	----------------------------------	-------------------------------	----------------------------------	------------------------------	----------------------------------	-------------------------------	----------------------------------	----------------------------------	------------------------------------	-----------------

PITCHER	IP	WLS	BF	H	R	ER	SO	BB	IBB	HBP	BLK	WP	HR	S	P	ERA	WHIP	PITCHER	IP	WLS	BF	H	R	ER	SO	BB	IBB	HBP	BLK	WP	HR	S	P	ERA	WHIP																	
Jack Fisher, R	(1, 1)		9.0	11	3	3	5	2	0	0	0	0	1	74	113	3.00	1.444	Gary Kroll, R	(10, 1)	1.0	W	5	1	0	0	0	0	0	0	8	13	0.00	1.000	Gordie Richardson, L	(11, 1)	1.0	S	4	0	0	0	0	1	0	0	0	0	0	10	17	0.00	1.000

Batter	1	2	3	4	5	6	7	8	9	AB R H RBI BB SO LOB	TOP
Chuck Hiller, L (1, 4) <small>OBP: 0.303, SLG: 0.370</small>	0-1 		1-0 			1-1 		1-1 		4 0 1 0 0 0 1	
Roy McMillan, R (1, 6) <small>OBP: 0.254, SLG: 0.276</small> Ron Swoboda, R (8, PH) <small>OBP: 0.280, SLG: 0.447</small> Bobby Klaus, R (8, 6) <small>OBP: 0.306, SLG: 0.260</small>	0-0 			0-1 		0-0 		2-0 		2 0 0 0 0 0 1 1 0 0 0 0 0 0 0 0 0 0 0 0 0	
Johnny Lewis, L (1, 8) <small>OBP: 0.350, SLG: 0.445</small>	3-3 			3-2 			0-1 		2-1 	4 1 2 0 0 1 1	
Charley Smith, R (1, 5) <small>OBP: 0.288, SLG: 0.442</small>	1-3 			0-1 			0-0 	1-1 	4 1 1 2 0 1 2		
Ed Kranepool, L (1, 3) <small>OBP: 0.309, SLG: 0.403</small>		2-2 			1-3 		2-2 	2-3 	4 0 0 0 0 2 0		
Gary Kolb, L (1, 9) <small>OBP: 0.250, SLG: 0.245</small>		0-1 			1-2 		3-3 		3 0 0 0 0 1 0		
Jim Hickman, R (1, 7) <small>OBP: 0.282, SLG: 0.396</small>		2-3 			1-3 		2-2 		3 0 1 0 0 2 0		
Chris Cannizzaro, R (1, 2) <small>OBP: 0.252, SLG: 0.227</small> Joe Christopher, R (6, PH) <small>OBP: 0.256, SLG: 0.299</small> Larry Miller, L (6, 1) <small>OBP: 0.259, SLG: 0.295</small> Danny Napoleon, R (7, PH) <small>OBP: 0.250, SLG: 0.288</small> Larry Beaman, R (7, 1) <small>OBP: 0.250, SLG: 0.288</small> Gordie Richardson, R (7, 1)			3-2 			2-1 	1-3 		1 0 0 0 0 0 0 1 0 1 0 0 0 0 0 0 0 0 0 0 0 1 0 0 0 0 1 1 0 0 0 0 0 0 0 0 0 0 0 0 0 0		
Tom Parsons, R (1, 1) <small>OBP: 0.125, SLG: 0.067</small> John Stephenson, L (6, PH) <small>OBP: 0.265, SLG: 0.281</small>			1-3 			0-1 		1-0 	1 0 0 0 0 1 0 2 0 0 0 0 0 1		
Inning Stats	R: 0 H: 1 E: 0 LOB: 1 K: 2 BB: 0 S: 9 P: 13	R: 0 H: 0 E: 0 LOB: 0 K: 1 BB: 0 S: 8 P: 12	R: 0 H: 0 E: 0 LOB: 0 K: 1 BB: 0 S: 7 P: 12	R: 0 H: 0 E: 0 LOB: 0 K: 0 BB: 0 S: 8 P: 11	R: 0 H: 0 E: 0 LOB: 0 K: 2 BB: 0 S: 10 P: 13	R: 0 H: 1 E: 0 LOB: 1 K: 0 BB: 0 S: 7 P: 10	R: 2 H: 3 E: 0 LOB: 1 K: 2 BB: 0 S: 15 P: 23	R: 0 H: 0 E: 0 LOB: 0 K: 0 BB: 0 S: 4 P: 8	R: 0 H: 1 E: 0 LOB: 0 K: 1 BB: 0 S: 7 P: 12	1B: 3 SF: 0 2B: 2 SAC: 1 3B: 0 DP: 1 HR: 1 HBP: 0	WP: 0 PA: 32 PB: 0 SB: 0 CS: 0
PITCHER Jim Bunning, R (1, 1) <small>ERA: 2.79</small> Gary Wagner, R (8, 1) <small>ERA: 2.94</small>	IP WLS BF H R ER SO BB IBB HBP BLK WP HR S P ERA WHIP 7.0 W 26 5 2 2 8 0 0 0 0 0 1 64 94 2.57 0.714 2.0 S 6 1 0 0 1 0 0 0 0 0 0 0 11 20 0.00 0.500										

New York Mets @ Philadelphia Phillies
 Connie Mack Stadium, Philadelphia, PA
 Sun Aug 01 1965, 3:33 AM EDT
 Att. 8,935 - Unknown

livebaseballscorecards.com

AB	31
R	2
H	6
RBI	2
BB	0
SO	9
LOB	7



Batter	1	2	3	4	5	6	7	8	9	AB	R	H	RBI	BB	SO	LOB
Tony Gonzalez, L (1, 8) OBP: 0.333, SLG: 0.469	0-0 P4		0-0 E4 HR		0-0 HR		4-1 1B 2-1 BB			3	2	1	1	1	0	0
Cookie Rojas, R (1, 4) OBP: 0.362, SLG: 0.390	2-0 2B		3-2 F9		2-0 4-3		3-2 1-3 2-H 1B			4	0	2	0	0	0	1
Johnny Callison, L (1, 9) OBP: 0.333, SLG: 0.556	0-0 P6		0-0 1-H HR		2-0 4-3		2-0 2-1	0-3 K		4	1	1	2	0	1	1
Dick Allen, R (1, 5) OBP: 0.400, SLG: 0.510	0-0 1-3		0-3 K		4-0 BB		3-H	0-3 K		3	0	0	0	1	2	1
Wes Covington, L (1, 7) OBP: 0.316, SLG: 0.524		0-0 F8	0-3 K		0-2 L7			2-3 K		2	0	0	0	0	1	0
Alex Johnson, R (6, PH) OBP: 0.363, SLG: 0.472 (7, 7)										2	0	0	0	0	1	1
Dick Stuart, R (1, 3) OBP: 0.297, SLG: 0.433		4-2 1B BB			3-3 K		2-3 K			2	0	0	0	1	2	1
Clay Dalrymple, L (1, 2) OBP: 0.274, SLG: 0.295		0-2 1-2 1B			0-1 P4		3-3 K			3	0	1	0	0	1	1
Bobby Wine, R (1, 6) OBP: 0.269, SLG: 0.245		0-2 P4			1-3 K		0-0 4-3			3	0	0	0	0	1	2
Jim Bunning, R (1, 1) OBP: 0.258, SLG: 0.323		0-1 4-3			1-2 4-3		1-0 1B 2B			3	0	1	0	0	0	2
Gary Wagner, R (8, 1) OBP: 0.125, SLG: 0.250										0	0	0	0	0	0	0

Inning Stats	R: 0	H: 1	E: 0	LOB: 1	K: 0	BB: 0	S: 4	P: 6	R: 0	H: 1	E: 0	LOB: 2	K: 0	BB: 1	S: 14	P: 18	R: 2	H: 1	E: 1	LOB: 0	K: 2	BB: 0	S: 12	P: 15	R: 0	H: 0	E: 0	LOB: 0	K: 2	BB: 0	S: 11	R: 1	H: 1	E: 0	LOB: 0	K: 0	BB: 0	S: 6	P: 11	R: 0	H: 0	E: 0	LOB: 1	K: 2	BB: 1	S: 9	P: 18	R: 0	H: 2	E: 0	LOB: 2	K: 0	BB: 1	S: 6	P: 16	R: 0	H: 0	E: 0	LOB: 0	K: 3	BB: 0	S: 9	P: 11
--------------	------	------	------	--------	------	-------	------	------	------	------	------	--------	------	-------	-------	-------	------	------	------	--------	------	-------	-------	-------	------	------	------	--------	------	-------	-------	------	------	------	--------	------	-------	------	-------	------	------	------	--------	------	-------	------	-------	------	------	------	--------	------	-------	------	-------	------	------	------	--------	------	-------	------	-------

PITCHER	IP	WLS	BF	H	R	ER	SO	BB	IBB	HBP	BLK	WP	HR	S	P	ERA	WHIP
Tom Parsons, R (1, 1) ERA: 4.46	5.0	L	21	4	3	2	4	1	0	0	0	0	2	47	65	3.60	1.000
Larry Miller, L (6, 1) ERA: 4.91	1.0		4	0	0	0	2	1	0	0	0	0	0	9	18	0.00	1.000
Larry Bearmarth, R (7, 1) ERA: 4.73	0.2		4	2	0	0	0	1	0	0	0	0	0	6	14	0.00	4.500
Gordie Richardson, L (7, 1) ERA: 1.62	1.1		4	0	0	0	3	0	0	0	0	0	0	9	13	0.00	0.000

BOTTOM

New York Mets @ Philadelphia Phillies
Connie Mack Stadium, Philadelphia, PA

Sun Aug 01 1965, 3:33 AM EDT
 Att. 8,935 - Unknown

livebaseballscorecards.com

AB	29
R	3
H	6
RBI	3
BB	3
SO	9
LOB	10



1B: 2	SF: 0	WP: 0	PA: 32
2B: 2	SAC: 0	PB: 0	
3B: 0	DP: 0	SB: 0	
HR: 2	HBP: 0	CS: 0	

Batter	1	2	3	4	5	6	7	8	9	AB R H RBI BB SO LOB	TOP									
Jimmy Stewart, S (1, 7) OBP: 0.321, SLG: 0.306	0-0 G3		0-0 F8			0-0 G3	0-0 G3			4 0 0 0 0 0 1										
Don Landrum, L (1, 8) OBP: 0.331, SLG: 0.382	0-0 WP 1B		0-0 L8			1-0 2B HBP		0-0 F8		3 1 1 0 0 0 0										
Billy Williams, L (1, 9) OBP: 0.352, SLG: 0.482	0-3 K 1-2				0-0 F8	0-0 2B 1-H		0-3 K		4 0 1 1 0 2 1										
14 Ernie Banks, R (1, 3) OBP: 0.344, SLG: 0.450	4-0 FC6-4 BB				0-0 F7	0-0 5-3		0-0 BB 1B		3 0 1 0 1 0 1										
Ron Santo, R (1, 5) OBP: 0.365, SLG: 0.512	0-0 FC6-4 1-2f				0-0 1B	0-0 F8		4-0 BB 1-2		3 0 1 0 1 0 3										
Vic Roznovsky, L (1, 2) OBP: 0.311, SLG: 0.343		0-0 P6			0-3 K		0-0 F8	0-0 4-3		4 0 0 0 0 1 3										
Glenn Beckert, R (1, 4) OBP: 0.267, SLG: 0.295					0-0 F9		0-0 F6		0-3 K	4 0 0 0 0 1 0										
Don Kessinger, S (1, 6) OBP: 0.262, SLG: 0.227		0-3 K				0-0 6-3	4-0 WP 1B BB		0-0 6-3	3 1 0 0 1 1 0										
Bill Faul, R (1, 1) OBP: 0.154, SLG: 0.167			0-3 K			0-3 K	0-0 1-H 1B		0-3 K	4 0 1 1 0 3 0										
Inning Stats	R: 0 E: 0 K: 1 S: 6	H: 1 LOB: 2 BB: 1 P: 10	R: 0 E: 0 K: 1 S: 5	H: 0 LOB: 0 BB: 0 P: 5	R: 0 E: 0 K: 1 S: 5	H: 0 LOB: 0 BB: 0 P: 5	R: 0 E: 0 K: 1 S: 5	H: 0 LOB: 0 BB: 0 P: 5	R: 1 E: 0 K: 0 S: 4	H: 1 LOB: 1 BB: 0 P: 5	R: 1 E: 0 K: 0 S: 4	H: 1 LOB: 1 BB: 1 P: 8	R: 0 E: 0 K: 1 S: 6	H: 1 LOB: 2 BB: 1 P: 10	R: 0 E: 0 K: 2 S: 7	H: 0 LOB: 0 BB: 0 P: 7	1B: 4 2B: 1 3B: 0 HR: 0	SF: 0 SAC: 0 DP: 0 HBP: 1	WP: 2 PB: 0 SB: 0 CS: 0	PA: 36
PITCHER	IP WLS BF H R ER SO BB IBB HBP BLK WP HR S P ERA WHIP																			
Ray Culp, R (1, 1) ERA: 2.76	7.0 L 28 4 2 2 5 2 0 1 0 2 0 35 44 2.57 0.857																			
Bo Belinsky, L (8, 1) ERA: 4.78	1.0 5 1 0 0 1 1 0 0 0 0 0 6 10 0.00 2.000																			
Jack Baldschun, R (9, 1) ERA: 3.71	1.0 3 0 0 0 2 0 0 0 0 0 0 7 7 0.00 0.000																			

Chicago Cubs @ Philadelphia Phillies
 Connie Mack Stadium, Philadelphia, PA
 Tue Aug 03 1965, 7:05 PM EDT
 Att: 17,171 - Unknown

livebaseballscorecards.com

AB	32
R	2
H	5
RBI	2
BB	3
SO	8
LOB	9



Batter	1	2	3	4	5	6	7	8	9	AB R H RBI BB SO LOB
Tony Gonzalez, L (1, 8) OBP: 0.332, SLG: 0.465	0-0 L8		0-0 FC5-4 1B			0-0 6-3			0-0 P5	4 0 1 0 0 0 0
Cookie Rojas, R (1, 4) OBP: 0.358, SLG: 0.385	0-0 P5		0-0 FC5-4 1-2f			0-0 F9			0-0 F8	4 0 0 0 0 0 1
Johnny Callison, L (1, 9) OBP: 0.330, SLG: 0.552	0-3 K			0-3 K					0-0 P4	3 0 0 0 0 2 0
Dick Allen, R (1, 5) OBP: 0.397, SLG: 0.506		0-3 K2-3		0-3 K					0-0 4-3	3 0 0 0 0 2 0
Wes Covington, L (1, 7) OBP: 0.316, SLG: 0.526		0-0		0-0 L7					0-0 4-3	3 0 1 0 0 0 0
Dick Stuart, R (1, 3) OBP: 0.295, SLG: 0.429		0-3 K			0-0 F7				0-0 6-3	3 0 0 0 0 1 1
Clay Dalrymple, L (1, 2) OBP: 0.270, SLG: 0.291		0-0 F5			0-0 P5				0-0 F7	3 0 0 0 0 0 1
Bobby Wine, R (1, 6) OBP: 0.267, SLG: 0.242			0-3 K		0-0 F8				0-3 K	2 0 0 0 0 1 0
Alex Johnson, R (8, PH) OBP: 0.361, SLG: 0.469										1 0 0 0 0 1 0
Ruben Amaro, R (9, 6) OBP: 0.312, SLG: 0.249										0 0 0 0 0 0 0
Ray Culp, R (1, 1) OBP: 0.162, SLG: 0.088			0-3 K			0-0 F8			0-3 K	2 0 0 0 0 1 0
Bo Belinsky, L (8, 1) OBP: 0.233, SLG: 0.207										0 0 0 0 0 0 0
Jack Baldschun, R (9, 1)										0 0 0 0 0 0 0
John Briggs, L (9, PH) OBP: 0.368, SLG: 0.415										1 0 0 0 0 1 0

Inning Stats	R: 0 E: 0 K: 1 S: 5	H: 0 LOB: 0 BB: 0 P: 5	R: 0 E: 0 K: 2 S: 8	H: 1 LOB: 1 BB: 0 P: 8	R: 0 E: 0 K: 2 S: 8	H: 1 LOB: 1 BB: 0 P: 8	R: 0 E: 0 K: 2 S: 7	H: 0 LOB: 0 BB: 0 P: 7	R: 0 E: 0 K: 0 S: 3	H: 0 LOB: 0 BB: 0 P: 3	R: 0 E: 0 K: 0 S: 3	H: 0 LOB: 0 BB: 0 P: 3	R: 0 E: 0 K: 1 S: 5	H: 0 LOB: 0 BB: 0 P: 5	R: 0 E: 0 K: 1 S: 5	H: 0 LOB: 0 BB: 0 P: 5	1B: 1 2B: 1 3B: 0 HR: 0	SF: 0 SAC: 0 DP: 0 HBP: 0	WP: 0 PB: 0 SB: 0 CS: 0	PA: 29
PITCHER Bill Faul, R (1, 1) ERA: 2.63	IP 9.0 WLS W BF 29 H 2 R 0 ER 0 SO 9 BB 0 IBB 0 HBP 0 BLK 0 WP 0 HR 0 S 47 P 47 ERA 0.00 WHIP 0.222																			

BOTTOM

Chicago Cubs @ Philadelphia Phillies
 Connie Mack Stadium, Philadelphia, PA

Tue Aug 03 1965, 7:05 PM EDT
 Att. 17,171 - Unknown

livebaseballscores.com

AB	29
R	0
H	2
RBI	0
BB	0
SO	9
LOB	3



Batter	1	2	3	4	5	6	7	8	9	AB R H RBI BB SO LOB	TOP
Jimmy Stewart, S (1, 7) <small>B B B</small> OBP: 0.330, SLG: 0.308 (7, 6)	4-0 		0-0 F8 			0-0 FC3-6 		4-0 		2 0 1 0 2 0 1	
Don Landrum, L (1, 8) OBP: 0.328, SLG: 0.377 Bob Humphreys, R (6, 1)	0-0 G4-6-3 			0-0 B1 		0-0 FC3-6 		0-0 6-3 		3 0 0 0 0 0 2 0 0 0 0 0 0 0 1 0 0 0 0 0 1 0 0 0 0 0 0 0	
Joey Amalfitano, R (8, PH) OBP: 0.320, SLG: 0.289 Billy Hoelt, L (8, 1) OBP: 0.250, SLG: 0.250	0-0 1-2f 			0-0 		0-0 		0-0 		4 0 1 0 0 0 2	
Billy Williams, L (1, 9) OBP: 0.352, SLG: 0.480	0-0 4-3 			0-0 		0-0 4-3 		0-0 1-3 			
14 Ernie Banks, R (1, 3) OBP: 0.343, SLG: 0.450		0-0 6-3 		0-0 G6-4-3 		0-0 F8 		0-0 		4 1 1 0 0 0 1	
Ron Santo, R (1, 5) OBP: 0.366, SLG: 0.512		0-0 G3 			0-0 P4 		0-0 	0-0 G6-4-3 		4 1 2 0 0 0 0	
Chris Krug, R (1, 2) OBP: 0.280, SLG: 0.340		0-0 6-3 			0-0 		0-3 K 	0-0 		4 0 2 1 0 1 1	
Glenn Beckert, R (1, 4) OBP: 0.267, SLG: 0.297			0-0 F9 		0-0 F8 		0-0 	0-0 G6-4-3 		4 0 1 1 0 0 3	
Don Kessinger, S (1, 6) OBP: 0.258, SLG: 0.224 Harvey Kuenn, R (7, PH) OBP: 0.331, SLG: 0.213 (7, 7)			0-3 K 		0-0 F9 		0-0 F8 	0-0 F8 		2 0 0 0 0 1 1 2 0 0 0 0 0 2	
Bob Buhl, R (1, 1) OBP: 0.111, SLG: 0.067 Cal Koonce, R (4, 1) OBP: 0.170, SLG: 0.116 Ellis Burton, S (6, PH) OBP: 0.200, SLG: 0.176 (6, 8)			0-0 FC6-4 			0-0 5-3 		0-0 P6 		1 0 0 0 0 0 1 0 0 0 0 0 0 0 2 0 0 0 0 0 0	
Inning Stats	R: 0 H: 0 E: 0 LOB: 0 K: 0 BB: 1 S: 2 P: 6	R: 0 H: 0 E: 0 LOB: 0 K: 0 BB: 0 S: 3 P: 3	R: 0 H: 0 E: 0 LOB: 1 K: 1 BB: 0 S: 6 P: 6	R: 0 H: 1 E: 0 LOB: 0 K: 0 BB: 0 S: 3 P: 3	R: 0 H: 1 E: 0 LOB: 1 K: 0 BB: 0 S: 4 P: 4	R: 0 H: 1 E: 1 LOB: 1 K: 0 BB: 0 S: 4 P: 4	R: 1 H: 2 E: 0 LOB: 1 K: 1 BB: 0 S: 7 P: 7	R: 0 H: 0 E: 0 LOB: 1 K: 0 BB: 1 S: 3 P: 7	R: 1 H: 3 E: 0 LOB: 1 K: 0 BB: 0 S: 5 P: 5	1B: 6 SF: 0 2B: 2 SAC: 0 3B: 0 DP: 3 HR: 0 HBP: 0	WP: 1 PA: 35 PB: 0 SB: 0 CS: 0
PITCHER Chris Short, L (1, 1) ERA: 3.0	IP WLS BF H R ER SO BB IBB HBP BLK WP HR S P ERA WHIP 9.0 W 35 8 2 2 2 2 2 0 0 0 1 0 37 45 2.00 1.111	PITCHER IP WLS BF H R ER SO BB IBB HBP BLK WP HR S P ERA WHIP									

Chicago Cubs @ Philadelphia Phillies
Connie Mack Stadium, Philadelphia, PA
 Wed Aug 04 1965, 7:05 PM EDT
 Att: 13,515 - Unknown

livebaseballscorecards.com

AB	33
R	2
H	8
RBI	2
BB	2
SO	2
LOB	15



Batter	1	2	3	4	5	6	7	8	9	AB R H RBI BB SO LOB	TOP	
Jimmy Stewart, S (1, 7) <small>OBP: 0.328, SLG: 0.307</small> Ted Abernathy, R (7, 1) <small>OBP: 0.091, SLG: 0.091</small>	0-0 FC4-6 1B	0-0 P5			0-3 K		0-0 4-3		0-0 SH1-4 1B 2-3	4 0 1 0 0 1 0 0 0 0 0 0 0 0	Chicago Cubs @ Philadelphia Phillies Connie Mack Stadium, Philadelphia, PA Thu Aug 05 1965, 7:05 PM EDT Att: 14,867 - Unknown livebaseballscorecards.com	
Don Landrum, L (1, 8) <small>OBP: 0.322, SLG: 0.370</small>	0-0 FC4-6 14 E 5-3 1-2f 1B		0-0 P4		0-0 4-3		0-3 K	0-3 K	5 1 0 0 0 2 3			
Billy Williams, L (1, 9) <small>OBP: 0.348, SLG: 0.474</small>	0-0 5-3 1-2		0-0 6-3		0-0 F8		0-0 F8	0-0 F8	5 0 0 0 0 0 3			
14 Ernie Banks, R (1, 3) <small>OBP: 0.344, SLG: 0.453</small>	0-0 E5 BB 1B 2-3		0-0 F5		0-0 E 2B		0-0 1B		4 1 2 0 0 0 1			
Ron Santo, R (1, 5) <small>OBP: 0.369, SLG: 0.514</small>	0-0 BB 1B 1-2 3-H			0-0 1B G6-4-3 1B		0-0 5-3		0-0 1B 1-3		4 1 3 1 0 0 1		
Ed Bailey, L (1, 2) <small>OBP: 0.378, SLG: 0.362</small>	4-0 BB 1-2 2-3		0-0 G6-4-3 1B 1-3		0-0 E6 1B 2-H		4-0 IBB		2 0 2 0 2 0 0			
Glenn Beckert, R (1, 4) <small>OBP: 0.265, SLG: 0.295</small> Doug Clemens, L (8, PH) <small>OBP: 0.341, SLG: 0.348</small> Joey Amalfitano, R (8, 4) <small>OBP: 0.320, SLG: 0.289</small>	0-0 G3		0-0 G6-4-3 1-2f 3-H		0-0 6-3		0-0 4-3		3 0 0 0 0 0 5 1 0 0 0 0 0 3 0 0 0 0 0 0 0			
Don Kessinger, S (1, 6) <small>OBP: 0.255, SLG: 0.220</small> Harvey Kuenn, R (9, PH) <small>OBP: 0.335, SLG: 0.213</small>		0-0 G3	0-0 F7		0-0 6-3		0-0 SH1-4 1B BB	4-0 SH1-4 1B BB	3 0 0 0 0 0 0 0 0 0 0 1 0 0			
Dick Ellsworth, L (1, 1) <small>OBP: 0.123, SLG: 0.127</small> Lindy McDaniel, R (5, 1) <small>OBP: 0.313, SLG: 0.368</small> George Altman, L (7, PH) <small>OBP: 0.313, SLG: 0.368</small> (7, 7)		0-3 K		0-0 1-3		0-3 K		0-0 SH1-4 1B 1-2	2 0 0 0 0 1 0 0 0 0 0 0 0 0 2 0 1 0 0 1 0			
Inning Stats	R: 1 H: 2 E: 1 LOB: 3 K: 0 BB: 1 S: 6 P: 10	R: 0 H: 0 E: 0 LOB: 0 K: 1 BB: 0 S: 5 P: 5	R: 0 H: 0 E: 0 LOB: 0 K: 0 BB: 0 S: 3 P: 3	R: 1 H: 2 E: 0 LOB: 0 K: 0 BB: 0 S: 4 P: 4	R: 0 H: 0 E: 0 LOB: 0 K: 1 BB: 0 S: 5 P: 5	R: 1 H: 2 E: 1 LOB: 1 K: 0 BB: 0 S: 5 P: 5	R: 0 H: 0 E: 0 LOB: 0 K: 1 BB: 0 S: 5 P: 5	R: 0 H: 2 E: 0 LOB: 3 K: 1 BB: 1 S: 7 P: 11	R: 0 H: 1 E: 0 LOB: 2 K: 1 BB: 1 S: 6 P: 10	1B: 8 SF: 0 2B: 1 SAC: 1 3B: 0 DP: 1 HR: 0 HBP: 0	WP: 0 PA: 39 PB: 0 SB: 0 CS: 0	
PITCHER Lew Burdette, R (1, 1) <small>ERA: 5.19</small> Gary Wagner, R (8, 1) <small>ERA: 2.9</small> Bo Belinsky, L (9, 1) <small>ERA: 4.76</small>	IP WLS BF H R ER SO BB IBB HBP BLK WP HR S P ERA WHIP 7.2 W 32 8 3 1 4 1 0 0 0 0 0 0 39 43 1.17 1.174 1.0 6 1 0 0 1 1 1 0 0 0 0 0 6 14 0.00 2.000 0.1 S 1 0 0 0 0 0 0 0 0 0 0 0 0 1 1 0.00 0.000											PITCHER IP WLS BF H R ER SO BB IBB HBP BLK WP HR S P ERA WHIP

Chicago Cubs @ Philadelphia Phillies
 Connie Mack Stadium, Philadelphia, PA

AB	35
R	3
H	9
RBI	1
BB	3
SO	5
LOB	16



Batter	1	2	3	4	5	6	7	8	9	AB	R	H	RBI	BB	SO	LOB
Cookie Rojas, R OBP: 0.350, SLG: 0.375 (1, 4)	0-0 6-3		0-0 4-3		0-0 6-3		0-0 1-3			4	0	0	0	0	0	1
Johnny Callison, L OBP: 0.335, SLG: 0.556 (1, 9)	0-0 1B 1B		0-0 P6		4-0 3B BB		0-0 F7			3	2	1	0	1	0	0
Dick Allen, R OBP: 0.403, SLG: 0.515 (1, 5)	0-0 1B 1-2 1B			0-0 1-3 1B BB	0-0 1-H 2-H 3B		0-3 K			4	1	3	2	0	1	0
Dick Stuart, R OBP: 0.299, SLG: 0.442 (1, 3)	0-0 1-3 2-H 1B			4-0 1-2 1B BB	0-3 K			0-0 6-3		3	0	1	1	1	1	1
Ruben Amaro, R OBP: 0.312, SLG: 0.249 (9, 3)										0	0	0	0	0	0	0
Alex Johnson, R OBP: 0.354, SLG: 0.459 (1, 7)	0-0 G5-4-3 1-2f			0-0 1-3		0-3 K		0-0 4-3		4	0	0	0	0	1	4
Adolfo Phillips, R OBP: 0.238, SLG: 0.238 (1, 8)		0-0 L6		0-0 2-H 3-H 1B		0-0 S 1B		0-3 K		4	0	2	1	0	1	0
Pat Corrales, R OBP: 0.400, SLG: 0.384 (1, 2)		0-0 F9		0-3 K		0-0 F9				3	0	0	0	0	1	2
Bobby Wine, R OBP: 0.272, SLG: 0.245 (1, 6)		0-0 L7			0-0 SH3-4 3B 1B	4-0 IBB				2	1	1	0	1	0	0
Lew Burdette, R OBP: 0.381, SLG: 0.429 (1, 1)			0-3 K		0-0 SH3-4	0-3 K				2	0	0	0	0	2	2
Gary Wagner, R OBP: 0.125, SLG: 0.250 (8, 1)										0	0	0	0	0	0	0
Bo Belinsky, L OBP: 0.233, SLG: 0.207 (9, 1)										0	0	0	0	0	0	0

Inning Stats	R: 1	H: 3	E: 0	K: 0	S: 5	H: 3	LOB: 1	BB: 0	P: 5	R: 0	H: 0	E: 0	K: 0	S: 3	H: 0	LOB: 0	BB: 0	P: 3	R: 0	H: 0	E: 0	K: 1	S: 5	H: 0	LOB: 0	BB: 0	P: 5	R: 1	H: 2	E: 0	K: 1	S: 6	H: 2	LOB: 1	BB: 1	P: 10	R: 2	H: 2	E: 0	K: 1	S: 7	H: 2	LOB: 1	BB: 1	P: 11	R: 0	H: 1	E: 0	K: 2	S: 8	H: 0	LOB: 0	BB: 0	P: 5	R: 0	H: 0	E: 0	K: 1	S: 5	H: 0	LOB: 0	BB: 0	P: 5	R: 0	H: 0	E: 0	K: 1	S: 5	H: 0	LOB: 0	BB: 0	P: 5
--------------	------	------	------	------	------	------	--------	-------	------	------	------	------	------	------	------	--------	-------	------	------	------	------	------	------	------	--------	-------	------	------	------	------	------	------	------	--------	-------	-------	------	------	------	------	------	------	--------	-------	-------	------	------	------	------	------	------	--------	-------	------	------	------	------	------	------	------	--------	-------	------	------	------	------	------	------	------	--------	-------	------


PITCHER	IP	WLS	BF	H	R	ER	SO	BB	IBB	HBP	BLK	WP	HR	S	P	ERA	WHIP
Dick Ellsworth, L ERA: 3.51 (1, 1)	4.2	L	21	7	4	4	2	2	0	0	0	0	0	23	31	7.71	1.929
Lindy McDaniel, R ERA: 2.45 (5, 1)	1.1		6	1	0	0	3	0	1	0	0	0	0	11	15	0.00	0.750
Ted Abernathy, R ERA: 1.85 (7, 1)	2.0		6	0	0	0	2	0	0	0	0	0	0	10	10	0.00	0.000

BOTTOM

Chicago Cubs @ Philadelphia Phillies
Connie Mack Stadium, Philadelphia, PA

Thu Aug 05 1965, 7:05 PM EDT
 Att. 14,867 - Unknown

AB	29
R	4
H	8
RBI	4
BB	3
SO	7
LOB	10



1B:	7	SF:	0	WP:	0	PA:	33
2B:	0	SAC:	1	PB:	0		
3B:	1	DP:	1	SB:	1		
HR:	0	HBP:	0	CS:	0		

livebaseballscorecards.com

Batter	1	2	3	4	5	6	7	8	9	AB R H RBI BB SO LOB	TOP											
Bob Bailey, R (1, 5) OBP: 0.323, SLG: 0.372	0-0 2B 1B		0-3 K		0-3 K			0-0 1-3 1B		4 0 2 0 0 2 1	Pittsburgh Pirates @ Philadelphia Phillies Connie Mack Stadium, Philadelphia, PA Fri Aug 06 1965, 7:05 PM EDT Att. 22,155 - Unknown											
Bill Virdon, L (1, 8) OBP: 0.346, SLG: 0.388	0-0 1-3 2B		0-0 P4			0-0 F6		0-0 F8		4 0 1 0 0 0 2												
Roberto Clemente, R (1, 9) Wibur Wood, R (8, 1) OBP: 0.382, SLG: 0.474	0-0 E5		0-0 L9			0-3 K		0-3 K		4 0 0 0 0 2 4 0 0 0 0 0 0 0												
Willie Stargell, L (1, 7) OBP: 0.323, SLG: 0.528	0-3 K			0-0 F7		0-3 K			0-3 K	4 0 0 0 0 3 3												
Donn Clendenon, R (1, 3) OBP: 0.361, SLG: 0.485	0-3 K			0-0 6-3			0-3 K		0-0 1-3	4 0 0 0 0 2 3												
Bill Mazeroski, R (1, 4) OBP: 0.301, SLG: 0.360	0-0 F8			0-0 P4			0-0 P6		0-0 F8	4 0 0 0 0 0 3												
Andre Rodgers, R (1, 6) OBP: 0.348, SLG: 0.417		0-0 P6			0-0 FC6-4 1B		0-0 F7			3 0 1 0 0 0 0												
Jim Pagliaroni, R (1, 2) Manny Mota, R (8, PH) OBP: 0.350, SLG: 0.444		0-3 K			0-0 FC6-4 1-2f			0-0 1B 1B		2 0 0 0 0 1 1 1 0 1 0 0 0 0												
Bob Friend, R (1, 1) Frank Carpin, L (7, 1) Jerry Lynch, L (8, PH) Del Crandall, R (8, 2) OBP: 0.020, SLG: 0.020		0-3 K			0-0 B5			0-3 K		2 0 0 0 0 1 1 0 0 0 0 0 0 0 1 0 0 0 0 1 1 0 0 0 0 0 0 0												
Inning Stats	R: 0 E: 1 K: 2 S: 10	H: 2 LOB: 3 BB: 0 P: 10	R: 0 E: 0 K: 2 S: 7	H: 0 LOB: 0 BB: 0 P: 7	R: 0 E: 0 K: 1 S: 5	H: 0 LOB: 0 BB: 0 P: 5	R: 0 E: 0 K: 0 S: 3	H: 0 LOB: 0 BB: 0 P: 3	R: 0 E: 0 K: 1 S: 6	H: 1 LOB: 1 BB: 0 P: 6		R: 0 E: 0 K: 2 S: 7	H: 0 LOB: 0 BB: 0 P: 7	R: 0 E: 0 K: 1 S: 5	H: 0 LOB: 0 BB: 0 P: 5	R: 0 E: 0 K: 2 S: 9	H: 2 LOB: 2 BB: 0 P: 9	R: 0 E: 0 K: 1 S: 5	H: 0 LOB: 0 BB: 0 P: 5	1B: 4 2B: 1 3B: 0 HR: 0	SF: 0 SAC: 0 DP: 0 HBP: 0	WP: 0 PB: 0 SB: 0 CS: 0
PITCHER Jim Bunning, R (1, 1) ERA: 2.66	IP: 9.0 WLS: W BF: 33 H: 5 R: 0 ER: 0 SO: 12 BB: 0 IBB: 0 HBP: 0 BLK: 0 WP: 0 HR: 0 S: 57 P: 57 ERA: 0.00 WHIP: 0.556											PITCHER IP: WLS: BF: H: R: ER: SO: BB: IBB: HBP: BLK: WP: HR: S: P: ERA: WHIP										

AB	33
R	0
H	5
RBI	0
BB	0
SO	12
LOB	19



WP: 0	PA: 33
PB: 0	
SB: 0	
CS: 0	

livebaseballscorecards.com

Batter	1	2	3	4	5	6	7	8	9	AB	R	H	RBI	BB	SO	LOB
John Briggs, L (1, 8) OBP: 0.359, SLG: 0.397	0-0 F7		0-0 1-3		0-0 4-3		4-0 2B BB			3	1	0	0	1	0	0
Cookie Rojas, R (1, 4) OBP: 0.351, SLG: 0.379	0-0 1B		0-0 F9		0-0 1-3		0-0 2B			4	0	2	2	0	0	0
Johnny Callison, L (1, 9) OBP: 0.334, SLG: 0.560	0-0 P3			0-0 HR		0-0 P5	0-0 L6			4	1	1	1	0	0	2
Dick Allen, R (1, 5) OBP: 0.404, SLG: 0.514	0-3 K			4-0 1B BB		0-0 1B S		0-0 5-3		3	1	1	0	1	1	1
Dick Stuart, R (1, 3) OBP: 0.299, SLG: 0.440		0-0 F8		0-0 1B		0-0 P4		0-0 P4		4	0	1	0	0	0	1
Ruben Amaro, R (9, 3) OBP: 0.312, SLG: 0.249				G4-6-3 1B						0	0	0	0	0	0	0
Tony Gonzalez, L (1, 7) OBP: 0.345, SLG: 0.472		0-0 FC4-6 1B		0-0 1B		0-0 1B		0-0 E6		4	0	3	1	0	0	0
Clay Dalrymple, L (1, 2) OBP: 0.269, SLG: 0.282		0-0 FC4-6		0-0 G4-6-3				0-0 F7	0-0 3-1	4	0	0	0	0	0	4
Bobby Wine, R (1, 6) OBP: 0.273, SLG: 0.246		0-0 L7		0-0 L6				0-0 2B BB		3	1	1	0	0	0	2
Jim Bunning, R (1, 1) OBP: 0.246, SLG: 0.308			0-3 K		0-0 G3			0-3 2B 1B		3	0	0	0	0	2	1

BOTTOM

Pittsburgh Pirates @ Philadelphia Phillies
 Connie Mack Stadium, Philadelphia, PA

Fri Aug 06 1965, 7:05 PM EDT
 Att. 22,155 - Unknown

livebaseballscorecards.com

AB	32
R	4
H	9
RBI	4
BB	2
SO	3
LOB	11



Inning Stats	R: 0	H: 1	E: 0	K: 1	S: 6	LOB: 1	BB: 0	P: 6	R: 0	H: 1	E: 0	K: 0	S: 4	LOB: 1	BB: 0	P: 4	R: 0	H: 0	E: 0	K: 1	S: 5	LOB: 0	BB: 0	P: 5	R: 2	H: 3	E: 0	K: 0	S: 5	LOB: 1	BB: 1	P: 9	R: 0	H: 0	E: 0	K: 0	S: 3	LOB: 0	BB: 0	P: 3	R: 0	H: 2	E: 0	K: 0	S: 4	LOB: 2	BB: 0	P: 4	R: 2	H: 2	E: 0	K: 1	S: 7	LOB: 1	BB: 1	P: 11	R: 0	H: 0	E: 1	K: 0	S: 4	LOB: 1	BB: 0	P: 4
--------------	------	------	------	------	------	--------	-------	------	------	------	------	------	------	--------	-------	------	------	------	------	------	------	--------	-------	------	------	------	------	------	------	--------	-------	------	------	------	------	------	------	--------	-------	------	------	------	------	------	------	--------	-------	------	------	------	------	------	------	--------	-------	-------	------	------	------	------	------	--------	-------	------

PITCHER	IP	WLS	BF	H	R	ER	SO	BB	IBB	HBP	BLK	WP	HR	S	P	ERA	WHIP
Bob Friend, R (1, 1) ERA: 3.45	6.2	L	29	9	4	4	3	2	0	0	0	0	1	33	41	5.40	1.650
Frank Carpin, L (7, 1) ERA: 2.93	0.1		1	0	0	0	0	0	0	0	0	0	0	1	1	0.00	0.000
Wilbur Wood, L (8, 1) ERA: 2.54	1.0		4	0	0	0	0	0	0	0	0	0	0	4	4	0.00	0.000

WP: 0	PA: 34
PB: 0	
SB: 1	
CS: 0	

Batter	1	2	3	4	5	6	7	8	9	AB R H RBI BB SO LOB	TOP											
Bob Bailey, R (1, 5) OBP: 0.326, SLG: 0.380	0-0 1B		0-0 2-H HR	0-0 5-3		0-0 FC5-4			4-0 FC6-4 BB	4 1 2 2 1 0 1												
Bill Virdon, L (1, 8) OBP: 0.341, SLG: 0.382	0-3 K		0-0 F6		0-0 F8		0-0 F7		0-0 P3	5 0 0 0 0 1 2												
Roberto Clemente, R (1, 9) OBP: 0.362, SLG: 0.481	0-0 B1		0-0 HR		0-0 1B		0-0 L4		0-0 FC6-4	5 1 2 1 0 0 2												
Willie Stargell, L (1, 7) OBP: 0.323, SLG: 0.525	0-0 P6		0-0 1B		0-3 K		0-0 6-3			4 0 1 0 0 1 2												
Donn Clendenon, R (1, 3) OBP: 0.362, SLG: 0.484		0-3 K	0-0 1-2 1B		4-0 BB			0-3 K		3 0 1 0 1 2 0												
Bill Mazaroski, R (1, 4) OBP: 0.297, SLG: 0.355		0-0 1-3	0-0 F9		0-0 6-3			0-0 E6 1B		4 0 0 0 0 0 4												
Andre Rodgers, R (1, 6) OBP: 0.356, SLG: 0.418		4-0 CS BB		0-0 1B G6-4-3		0-3 K		0-0 1-2 G5-4-3 1B		2 1 1 0 1 1 0												
Gene Alley, R (7, 6) OBP: 0.277, SLG: 0.323										1 0 1 0 0 0 0												
Jim Pagliaroni, R (1, 2) OBP: 0.356, SLG: 0.448		0-0 CS	0-0 SH1-3 HR 1B	0-0 G6-4-3 1B		0-0 FC5-4 1B		0-0 G5-4-3		4 1 3 0 0 0 2												
Vern Law, R (1, 1) OBP: 0.286, SLG: 0.333			0-0 SH1-3	0-0 G6-4-3		0-3 K		0-3 K2-3		1 0 0 0 0 0 1												
Frank Carpin, L (5, 1) Al McBean, R (5, 1) OBP: 0.286, SLG: 0.333			1-2	1-2 3-H						0 0 0 0 0 0 0												
										2 0 0 0 0 2 1												
Inning Stats	R: 0 E: 0 K: 1 S: 6	H: 1 LOB: 1 BB: 0 P: 6	R: 0 E: 0 K: 1 S: 4	H: 0 LOB: 0 BB: 1 P: 8	R: 3 E: 0 K: 0 S: 8	H: 5 LOB: 2 BB: 0 P: 8	R: 1 E: 0 K: 0 S: 4	H: 2 LOB: 0 BB: 0 P: 4	R: 0 E: 0 K: 1 S: 6	H: 1 LOB: 2 BB: 1 P: 10	R: 0 E: 0 K: 2 S: 8	H: 1 LOB: 1 BB: 0 P: 8	R: 0 E: 0 K: 0 S: 3	H: 0 LOB: 0 BB: 0 P: 3	R: 0 E: 1 K: 1 S: 6	H: 1 LOB: 1 BB: 0 P: 6	R: 0 E: 0 K: 1 S: 5	H: 0 LOB: 1 BB: 1 P: 9	1B: 9 2B: 0 3B: 0 HR: 2	SF: 0 SAC: 1 DP: 2 HBP: 0	WP: 0 PB: 0 SB: 1 CS: 1	PA: 40
PITCHER	IP WLS BF H R ER SO BB IBB HBP BLK WP HR S P ERA WHIP																					
Ray Culp, R (1, 1) ERA: 3.0	3.0 L 16 7 4 4 2 1 0 0 0 0 0 2 19 23 12.00 2.667																					
Ed Roebuck, R (4, 1) ERA: 3.46	1.0 3 1 0 0 0 0 0 0 0 0 0 0 3 3 0.00 1.000																					
Art Mahaffey, R (5, 1) ERA: 6.26	1.0 5 1 0 0 1 1 0 0 0 0 0 0 6 10 0.00 2.000																					
Jack Baldschun, R (6, 1) ERA: 3.6	2.0 7 1 0 0 2 0 0 0 0 0 0 0 11 11 0.00 0.500																					
Gary Wagner, R (8, 1) ERA: 2.82	2.0 8 1 0 0 2 1 0 0 0 0 0 0 11 15 0.00 1.000																					

Pittsburgh Pirates @ Philadelphia Phillies
 Connie Mack Stadium, Philadelphia, PA

Sat Aug 07 1965, 3:33 AM EDT
 Att. 8,204 - Unknown

livebaseballscorecards.com

AB	35
R	4
H	11
RBI	3
BB	3
SO	7
LOB	15



Batter	1	2	3	4	5	6	7	8	9	AB	R	H	RBI	BB	SO	LOB
John Briggs, L (1, 8) OBP: 0.361, SLG: 0.392	0-0 E7 L8 SF8	0-0 P6		0-0 1-2 1B		0-0 G3		4-0 BB		4	1	1	0	1	0	2
Cookie Rojas, R (1, 4) OBP: 0.347, SLG: 0.374	0-0 L8 2-3		0-0 F7	0-0 P4		0-0 L9		0-0 4-1		5	0	0	0	0	0	4
Johnny Callison, L (1, 9) OBP: 0.335, SLG: 0.564	4-0 FC6-4 BB		0-0 HR	0-0 FC5 2-3f		0-0 F7			0-0 4-3	4	1	1	1	1	0	2
Dick Allen, R (1, 5) OBP: 0.404, SLG: 0.524	0-0 SF8 3-H		0-0 HR		0-0 1B FC3-2 2B		0-0 P3		0-0 5-3	4	1	2	2	0	0	0
Dick Stuart, R (1, 3) OBP: 0.300, SLG: 0.439	0-0 FC6-4 1-2f		0-0 1B		0-0 FC3-2 BB FC5-2 1B		0-3 K		0-3 K	5	0	2	0	0	2	1
Tony Gonzalez, L (1, 7) OBP: 0.343, SLG: 0.468		0-0 3-1	0-0 F8		4-0 FC5-2 FC3-2 BB		0-0 1B			2	0	0	0	0	0	1
Alex Johnson, R (5, PH) OBP: 0.357, SLG: 0.459					1-2 BB					0	0	0	0	1	0	0
Jack Baldschun, R (6, 1)										0	0	0	0	0	0	0
Adolfo Phillips, R (7, PH) OBP: 0.273, SLG: 0.273										1	0	1	0	0	0	0
Clay Dalrymple, L (1, 2) OBP: 0.271, SLG: 0.281		4-0 1B BB	0-0 G3		0-0 FC3-2 FC5-2		0-0 4-3			1	0	0	0	1	0	1
Tony Taylor, R (5, PH) OBP: 0.307, SLG: 0.333					1-2 2-3 3-Hf					0	0	0	0	0	0	0
Wes Covington, L (5, PH) OBP: 0.313, SLG: 0.520										2	0	0	0	0	0	4
Gary Wagner, R (8, 1) OBP: 0.125, SLG: 0.250										0	0	0	0	0	0	0
Bobby Wine, R (1, 6) OBP: 0.272, SLG: 0.246		0-0 1-2 1B		0-0 L1		0-0 FC5-2		0-0 6-3		4	0	1	0	0	0	3
Ray Culp, R (1, 1) OBP: 0.138, SLG: 0.086		0-3 K		0-0 FC5 1B		0-0 4-3		0-0 5-3		1	0	0	0	0	1	2
Ed Roebuck, R (4, 1)										0	0	0	0	0	0	0
John Herrnstein, L (4, PH) OBP: 0.255, SLG: 0.333										1	0	1	0	0	0	0
Art Mahaffey, R (5, 1) OBP: 0.111, SLG: 0.111										0	0	0	0	0	0	0
Pat Corrales, R (5, PH) OBP: 0.392, SLG: 0.375										2	0	0	0	0	0	3

Inning Stats	R: 1	H: 0	E: 1	K: 0	S: 4	LOB: 1	BB: 1	P: 8	R: 0	H: 1	E: 0	K: 1	S: 6	LOB: 2	BB: 1	P: 10	R: 2	H: 3	E: 0	K: 0	S: 6	LOB: 1	BB: 0	P: 6	R: 0	H: 2	E: 0	K: 0	S: 5	LOB: 2	BB: 2	P: 5	R: 0	H: 2	E: 0	K: 0	S: 5	LOB: 3	BB: 1	P: 9	R: 0	H: 0	E: 0	K: 0	S: 3	LOB: 0	BB: 0	P: 3	R: 0	H: 1	E: 0	K: 1	S: 6	LOB: 1	BB: 0	P: 6	R: 0	H: 0	E: 0	K: 0	S: 3	LOB: 1	BB: 1	P: 7	R: 0	H: 0	E: 0	K: 0	S: 3	LOB: 1	BB: 1	P: 5	R: 0	H: 0	E: 0	K: 1	S: 5	LOB: 0	BB: 0	P: 5	1B: 6	SF: 1	2B: 1	3B: 0	HR: 2	SAC: 0	DP: 0	HBP: 0	WP: 0	PA: 41
--------------	------	------	------	------	------	--------	-------	------	------	------	------	------	------	--------	-------	-------	------	------	------	------	------	--------	-------	------	------	------	------	------	------	--------	-------	------	------	------	------	------	------	--------	-------	------	------	------	------	------	------	--------	-------	------	------	------	------	------	------	--------	-------	------	------	------	------	------	------	--------	-------	------	------	------	------	------	------	--------	-------	------	------	------	------	------	------	--------	-------	------	-------	-------	-------	-------	-------	--------	-------	--------	-------	--------

PITCHER	IP	WLS	BF	H	R	ER	SO	BB	IBB	HBP	BLK	WP	HR	S	P	ERA	WHIP
Vern Law, R (1, 1) ERA: 1.86	4.0		23	8	3	2	1	2	0	0	0	0	2	23	31	4.50	2.500
Frank Carpin, L (5, 1) ERA: 2.93	0.0		1	0	0	0	0	1	0	0	0	0	0	4	4	∞	∞
Al McBean, R (5, 1) ERA: 2.31	5.0	W	17	1	0	0	2	1	0	0	0	0	0	20	24	0.00	0.400

BOTTOM

Pittsburgh Pirates @ Philadelphia Phillies
Connie Mack Stadium, Philadelphia, PA

Sat Aug 07 1965, 3:33 AM EDT
 Att. 8,204 - Unknown

livebaseballscorecards.com

AB	36
R	3
H	9
RBI	3
BB	4
SO	3
LOB	23



Batter	1	2	3	4	5	6	7	8	9	AB R H RBI BB SO LOB	TOP
Bob Bailey, R OBP: 0.329, SLG: 0.384 (1, 7) (6, 5)	0-0 BB 1B		0-0 F7		4-0 1B 1B BB		0-0 F7		0-0 1B 2B	4 2 2 1 1 0 0	
Manny Mota, R OBP: 0.322, SLG: 0.410 (1, 8) (6, 7)	0-0 F9		0-0 1B E 1B		0-0 1B 2B 1B		0-0 HR		0-0 WP S FC6-4 1B	5 3 4 2 0 0 1	
Roberto Clemente, R OBP: 0.385, SLG: 0.481 (1, 9)	0-0 P6		0-0 1B		0-0 1B 2B 1B		0-0 6-3		4-0 FC6-4 IBB	4 0 2 1 1 0 1	
Donn Clendenon, R OBP: 0.363, SLG: 0.484 (1, 3) BB BB BB	4-0 1-2 BB		0-3 K		0-0 1-2 3-H 2B		0-0 1-3		0-0 FC6-4	4 0 1 2 1 1 3	
Bill Mazerowski, R OBP: 0.293, SLG: 0.350 (1, 4)	0-0 5-3				0-0 P5		0-0 F7		0-0 F9	5 0 0 0 0 0 5	
Gene Freese, R OBP: 0.326, SLG: 0.313 Bill Virdon, L OBP: 0.343, SLG: 0.384 (1, 5) (6, 8)		0-3 K			0-0 F8		0-0 5-3			3 0 0 0 0 1 0 1 0 1 0 0 0 0	
Andre Rodgers, R OBP: 0.348, SLG: 0.408 Gene Alley, R OBP: 0.277, SLG: 0.322 (1, 6) (6, 6)		0-0 4-3			0-0 P4		0-0 P4		0-3 K	3 0 0 0 0 0 0 1 0 0 0 0 1 1	
Jim Pagliaroni, R OBP: 0.358, SLG: 0.460 Jose Pagan, R OBP: 0.270, SLG: 0.259 Del Crandall, R OBP: 0.293, SLG: 0.275 (1, 2) (9, PR) (9, 2)		0-0 6-3			0-0 HR		0-0 F8		0-0 2B 1B	4 1 2 1 0 0 0 0 1 0 0 0 0 0 0 0 0 0 0 0 0	
Bob Veale, S OBP: 0.113, SLG: 0.074 (1, 1)			0-3 K		0-3 K		0-3 K		0-3 K	4 0 0 0 0 4 1	
Inning Stats	R: 0 E: 0 K: 0 S: 4 H: 1 LOB: 2 BB: 1 P: 8	R: 0 E: 0 K: 1 S: 5 H: 0 LOB: 0 BB: 0 P: 5	R: 0 E: 1 K: 2 S: 9 H: 2 LOB: 2 BB: 0 P: 9	R: 0 E: 0 K: 0 S: 3 H: 0 LOB: 0 BB: 0 P: 3	R: 3 E: 0 K: 1 S: 8 H: 4 LOB: 1 BB: 1 P: 12	R: 0 E: 0 K: 0 S: 3 H: 0 LOB: 0 BB: 0 P: 3	R: 1 E: 0 K: 1 S: 6 H: 1 LOB: 0 BB: 0 P: 6	R: 0 E: 0 K: 1 S: 6 H: 1 LOB: 1 BB: 0 P: 6	R: 3 E: 1 K: 1 S: 8 H: 3 LOB: 2 BB: 1 P: 12	1B: 8 2B: 2 3B: 0 HR: 2 SF: 0 SAC: 0 DP: 0 HBP: 0	WP: 1 PB: 0 SB: 1 CS: 0 PA: 41
PITCHER Chris Short, L ERA: 3.06 Ed Roebuck, R ERA: 3.43 Jack Baldschun, R ERA: 3.93 (1, 1) (6, 1) (9, 1)	IP WLS BF H R ER SO BB IBB HBP BLK WP HR S P ERA WHIP	5.0 L 23 7 3 3 4 2 0 0 0 0 1 29 37 5.40 1.800	3.0 11 2 1 1 2 0 0 0 0 0 0 1 15 15 3.00 0.667	1.0 7 3 3 3 1 0 1 0 0 1 0 8 12 27.00 3.000	PITCHER IP WLS BF H R ER SO BB IBB HBP BLK WP HR S P ERA WHIP						

Pittsburgh Pirates @ Philadelphia Phillies
 Connie Mack Stadium, Philadelphia, PA
 Sun Aug 08 1965, 3:33 AM EDT
 Unknown

livebaseballscorecards.com

AB	38
R	7
H	12
RBI	7
BB	3
SO	7
LOB	12



Batter	1	2	3	4	5	6	7	8	9	AB	R	H	RBI	BB	SO	LOB
Tony Taylor, R OBP: 0.302, SLG: 0.328 (1, 4)	0-0 F3		0-3 K2-3			0-0 F9		0-3 K		4	0	0	0	0	2	1
Cookie Rojas, R OBP: 0.343, SLG: 0.370 (1, 9) Jack Baldschun, R (9, 1)	0-0 L6			0-0 F9		0-0 L9		0-0 F9		4	0	0	0	0	0	1
Dick Allen, R OBP: 0.400, SLG: 0.519 (1, 5)	0-0 G3			0-0 6-3		0-0 F9			0-0 G3	4	0	0	0	0	0	0
Dick Stuart, R OBP: 0.299, SLG: 0.437 (1, 3)		0-0 F8		0-0 1B			0-0 P6		0-0 P6	4	0	1	0	0	0	0
Alex Johnson, R OBP: 0.355, SLG: 0.455 (1, 7)		0-0 WP 1B		0-0 4-3			0-3 K		0-0 6-3	4	0	1	0	0	1	1
Adolfo Phillips, R OBP: 0.320, SLG: 0.320 (1, 8)		0-3 K			0-0 1B G4-3 1B		0-0 1B			3	1	2	0	0	1	1
Pat Corrales, R OBP: 0.390, SLG: 0.374 (1, 2)		0-0 1-3			0-0 1-3 G4-3 1B		0-0 F8			3	0	1	0	0	0	2
Bobby Wine, R OBP: 0.273, SLG: 0.248 (1, 6)			0-3 K		0-0 G4-3			0-0 WP 4-3 1B		3	0	1	0	0	1	1
Chris Short, R OBP: 0.108, SLG: 0.108 (1, 1) Ruben Amaro, R OBP: 0.310, SLG: 0.247 (5, PH) Ed Roebuck, R (6, 1) Johnny Callison, L OBP: 0.334, SLG: 0.563 (8, PH) (9, 9)			0-0 1-3		0-0 1-3			0-0 4-3		1	0	0	0	0	0	0
								1-2 3-H		1	0	0	0	0	0	0
									1-2	1	0	0	0	0	0	1

BOTTOM

Pittsburgh Pirates @ Philadelphia Phillies
 Connie Mack Stadium, Philadelphia, PA
 Sun Aug 08 1965, 3:33 AM EDT
 Unknown

livebaseballscorecards.com

AB	32
R	1
H	6
RBI	0
BB	0
SO	5
LOB	8



Inning Stats	R: 0	H: 0	E: 0	K: 0	S: 3	R: 0	H: 1	E: 0	K: 1	S: 6	R: 0	H: 0	E: 0	K: 2	S: 7	R: 0	H: 1	E: 0	K: 0	S: 4	R: 1	H: 2	E: 0	K: 0	S: 4	R: 0	H: 0	E: 0	K: 1	S: 6	R: 0	H: 1	E: 0	K: 1	S: 6	R: 0	H: 1	E: 0	K: 0	S: 3	R: 0	H: 0	E: 0	K: 0	S: 3	R: 0	H: 0	E: 0	K: 0	S: 3	1B: 6	SF: 0	2B: 0	SAC: 0	3B: 0	DP: 1	HR: 0	HBP: 0	WP: 2	PA: 32	PB: 0	SB: 0	CS: 0	ERA	WHIP
PITCHER Bob Veale, L (1, 1) ERA: 2.87	IP	WLS	BF	H	R	ER	SO	BB	IBB	HBP	BLK	WP	HR	S	P	ERA	WHIP																																																
	9.0	W	32	6	1	1	5	0	0	0	0	2	0	42	42	1.00	0.667																																																

Batter	1	2	3	4	5	6	7	8	9	AB R H RBI BB SO LOB	TOP	
Bob Bailey, R (1, 5) OBP: 0.331, SLG: 0.385	0-0 FC3-6 1B		0-0 1B G3 1B		0-0 6-3		0-0 FC6-4 1-2f			4 1 2 0 0 0 1	Pittsburgh Pirates @ Philadelphia Phillies Connie Mack Stadium, Philadelphia, PA Sun Aug 08 1965, 3:38 AM EDT Att: 29,260 - Unknown	
Bill Virdon, L (1, 8) OBP: 0.342, SLG: 0.382	0-0 FC3-6 1-2f		0-0 G3 1-2		0-0 1B		0-0 L9			4 0 1 0 0 0 3		
Manny Mota, R (1, 9) OBP: 0.321, SLG: 0.407	0-0 L9		0-0 1B 2-3 1B		0-0 F3			0-0 F7		4 0 1 0 0 0 2		
Willie Stargell, L (1, 7) OBP: 0.322, SLG: 0.523	0-0 P4		0-0 BB 1-3 3-H 1B		0-3 K			0-0 F9		4 0 1 1 0 1 2		
Donn Clendenon, R (1, 3) OBP: 0.364, SLG: 0.483		0-3 K	4-0 1-2 BB		0-0 L3 1B			0-0 4-3		3 0 1 0 1 1 0		
Bill Mazaroski, R (1, 4) OBP: 0.289, SLG: 0.345		0-0 L7	0-0 4-3		0-0 L3 1-2			0-0 F9		4 0 0 0 0 0 4		
Gene Alley, R (1, 6) OBP: 0.276, SLG: 0.322		0-0 1B		0-0 6-3		0-0 6-3		0-0 4-3		4 0 1 0 0 0 0		
Del Crandall, R (1, 2) OBP: 0.288, SLG: 0.269		0-0 L8		0-0 5-3			0-0 E5 FC1-6		0-0 HR	2 0 0 0 0 0 1		
Jim Pagliaroni, R (7, PH) OBP: 0.359, SLG: 0.472				0-0 3-1			0-0 FC1-6 FC6-4 1-2f		0-0 P6	2 1 1 1 0 0 0		
Tommie Sisk, R (1, 1) OBP: 0.167, SLG: 0.091		0-3 K	0-0 3-1							2 0 0 0 0 1 0		
Wilbur Wood, R (6, 1)										0 0 0 0 0 0 0		
Roberto Clemente, R (7, PH) OBP: 0.364, SLG: 0.480										1 0 0 0 0 0 1		
Frank Carpin, L (7, 1)										0 0 0 0 0 0 0		
Jerry Lynch, L (9, PH) OBP: 0.345, SLG: 0.455										1 0 0 0 0 0 0		
Inning Stats	R: 0 H: 1 E: 0 LOB: 1 K: 0 BB: 0 S: 4 P: 4	R: 0 H: 1 E: 0 LOB: 1 K: 1 BB: 0 S: 6 P: 6	R: 1 H: 3 E: 0 LOB: 3 K: 1 BB: 1 S: 8 P: 12	R: 0 H: 0 E: 0 LOB: 0 K: 0 BB: 0 S: 3 P: 3	R: 0 H: 1 E: 0 LOB: 1 K: 1 BB: 0 S: 6 P: 6	R: 0 H: 1 E: 0 LOB: 0 K: 0 BB: 0 S: 3 P: 3	R: 0 H: 0 E: 1 LOB: 1 K: 0 BB: 0 S: 4 P: 4	R: 0 H: 0 E: 0 LOB: 0 K: 0 BB: 0 S: 3 P: 3	R: 1 H: 1 E: 0 LOB: 0 K: 0 BB: 0 S: 4 P: 4	1B: 7 SF: 0 2B: 1 SAC: 0 3B: 0 DP: 1 HR: 1 HBP: 0	WP: 0 PA: 36 PB: 0 SB: 0 CS: 0	
PITCHER Ray Herbert, R (1, 1) ERA: 3.51	IP WLS BF H R ER SO BB IBB HBP BLK WP HR S P ERA WHIP											
	9.0 W 36 8 2 2 3 1 0 0 0 0 0 1 41 45 2.00 1.000											

livebaseballscorecards.com

AB	35
R	2
H	8
RBI	2
BB	1
SO	3
LOB	14



Batter	1	2	3	4	5	6	7	8	9
John Briggs, L OBP: 0.364, SLG: 0.418 (1, 8)	0-0 4-3	0-0 2-H 3B			0-0 2B	0-0 F9			
Cookie Rojas, R OBP: 0.343, SLG: 0.368 (1, 4)	0-0 L7	0-0 F7			0-0 6-3		0-0 FC6-4 1B		
Johnny Callison, L OBP: 0.333, SLG: 0.559 (1, 9)	4-0 BB		0-0 P4		0-3 K		0-0 L5		
Dick Allen, R OBP: 0.397, SLG: 0.514 (1, 5)	0-0 4-3		0-0 6-3		0-3 K		0-0 FC6-4 1-2f		
Tony Gonzalez, L OBP: 0.345, SLG: 0.485 (1, 7)		0-0 WP 2B	0-0 HR			0-0 3-1	0-0 5-3		
Dick Stuart, R OBP: 0.299, SLG: 0.443 (1, 3)		0-3 K	0-0 P6			0-0 HR		0-0 F8	
Ruben Amaro, R OBP: 0.310, SLG: 0.247 (9, 3)									
Clay Dalrymple, L OBP: 0.275, SLG: 0.282 (1, 2)		4-0 WP 2B BB		0-0 P6		0-0 1B 1B		0-0 5-3	
Bobby Wine, R OBP: 0.277, SLG: 0.257 (1, 6)		0-0 1-H 2-H 3B 2B		0-0 F9		0-0 1-2 1B		0-0 F9	
Ray Herbert, R OBP: 0.303, SLG: 0.333 (1, 1)		0-0 P6		0-3 K		0-0 F4			

Inning Stats	R: 0	H: 0	E: 0	K: 0	S: 3	LOB: 1	BB: 1	P: 7
	R: 3	H: 3	E: 0	K: 1	S: 8	LOB: 1	BB: 1	P: 12
	R: 1	H: 1	E: 0	K: 0	S: 4	LOB: 0	BB: 0	P: 4
	R: 0	H: 0	E: 0	K: 1	S: 5	LOB: 0	BB: 0	P: 5
	R: 0	H: 1	E: 0	K: 2	S: 8	LOB: 1	BB: 0	P: 8
	R: 1	H: 3	E: 0	K: 0	S: 6	LOB: 2	BB: 0	P: 6
	R: 0	H: 1	E: 0	K: 0	S: 4	LOB: 1	BB: 0	P: 4
	R: 0	H: 0	E: 0	K: 0	S: 3	LOB: 0	BB: 0	P: 3

PITCHER	IP	WLS	BF	H	R	ER	SO	BB	IBB	HBP	BLK	WP	HR	S	P	ERA	WHIP
Tommie Sisk, R ERA: 5.57 (1, 1)	5.2	L	27	8	5	5	4	2	0	0	0	1	2	33	41	7.94	1.765
Wilbur Wood, L ERA: 2.53 (6, 1)	0.1		1	0	0	0	0	0	0	0	0	0	0	1	1	0.00	0.000
Frank Carpin, L ERA: 2.76 (7, 1)	2.0		7	1	0	0	0	0	0	0	0	0	0	7	7	0.00	0.500

AB R H RBI BB SO LOB

4	0	2	1	0	0	2
4	0	1	0	0	0	2
3	0	0	0	1	1	2
4	0	0	0	0	1	3
4	2	2	1	0	0	1
4	1	1	1	0	1	1
0	0	0	0	0	0	0
3	1	1	0	1	0	0
4	1	2	2	0	0	0
3	0	0	0	0	1	3

AB	33
R	5
H	9
RBI	5
BB	2
SO	4
LOB	14



Pittsburgh Pirates @ Philadelphia Phillies
Connie Mack Stadium, Philadelphia, PA

Sun Aug 08 1965, 3:38 AM EDT
 Att. 29,260 - Unknown

livebaseballscores.com

WP	1	PA	35
PB:	0		
SB:	0		
CS:	0		

Batter	1	2	3	4	5	6	7	8	9	AB R H RBI BB SO LOB
John Briggs, L (1, 8) OBP: 0.355, SLG: 0.406	0-0 F5		0-0 F8			0-3 K		0-0 FC6		4 0 0 0 0 1 1
Cookie Rojas, R (1, 4) OBP: 0.339, SLG: 0.364	0-3 K			0-0 F9			0-0 L8		0-0 F2	4 0 0 0 0 1 0
Johnny Callison, L (1, 9) OBP: 0.330, SLG: 0.554	0-3 K			0-0 F8			0-0 P6		0-0 F8	4 0 0 0 0 1 0
Dick Allen, R (1, 5) OBP: 0.396, SLG: 0.511		0-0 F8		0-3 K			0-0 2B 1B		0-0 6-3	4 0 1 0 0 1 0
Tony Gonzalez, L (1, 7) OBP: 0.352, SLG: 0.496		0-0 1B			0-0 CS 1B		0-0 1-3 2B			3 0 3 0 0 0 0
Dick Stuart, R (1, 3) OBP: 0.297, SLG: 0.439		0-0 F8			0-0 F9		0-0 F2			3 0 0 0 0 0 4
Clay Dalrymple, L (1, 2) OBP: 0.272, SLG: 0.278		0-0 F7			0-0 F8			0-0 3-1		3 0 0 0 0 0 2
Bobby Wine, R (1, 6) OBP: 0.274, SLG: 0.253			0-0 5-3		0-0 CS 1-2	0-0 5-3		0-3 K		3 0 0 0 0 1 0
Lew Burdette, R (1, 1) OBP: 0.364, SLG: 0.409			0-3 K			0-0 F2		4-0 FC6 BB		1 0 0 0 0 0 1 0 0 0 0 0 0 0 0 0 1 0 1 0 0 0 0 0 0 0 0 0 0

Philadelphia Phillies @ Houston Astros
Astrodome, Houston, TX
Mon Aug 09 1965, 8:05 PM EDT
Att. 31,209 - Dome

AB	30
R	0
H	4
RBI	0
BB	1
SO	6
LOB	7



Inning Stats	R: 0	H: 0	R: 0	H: 1	R: 0	H: 0	R: 0	H: 0	R: 0	H: 1	R: 0	H: 0	R: 0	H: 2	R: 0	H: 0	R: 0	H: 0	R: 0	H: 0	1B: 3	SF: 0	WP: 0	PA: 32
E: 0	LOB: 0	E: 0	LOB: 1	E: 0	LOB: 0	E: 0	LOB: 0	E: 0	LOB: 0	E: 0	LOB: 0	E: 0	LOB: 2	E: 0	LOB: 1	E: 0	LOB: 0	E: 0	LOB: 0	E: 0	LOB: 0	2B: 1	SAC: 0	PB: 0
K: 2	BB: 0	K: 0	BB: 0	K: 1	BB: 0	K: 1	BB: 0	K: 0	BB: 0	K: 1	BB: 0	K: 0	BB: 0	K: 0	BB: 1	K: 0	BB: 0	K: 0	BB: 0	K: 0	BB: 0	3B: 0	DP: 0	SB: 0
S: 7	P: 7	S: 4	P: 4	S: 5	P: 5	S: 5	P: 5	S: 3	P: 3	S: 5	P: 5	S: 5	P: 5	S: 5	P: 9	S: 3	P: 3	S: 5	P: 3	S: 5	P: 3	HR: 0	HBP: 0	CS: 1

PITCHER	IP	WLS	BF	H	R	ER	SO	BB	IBB	HBP	BLK	WP	HR	S	P	ERA	WHIP
Robin Roberts, R (1, 1) ERA: 3.13	9.0	W	31	4	0	0	6	1	0	0	0	0	0	42	46	0.00	0.556

PITCHER	IP	WLS	BF	H	R	ER	SO	BB	IBB	HBP	BLK	WP	HR	S	P	ERA	WHIP
---------	----	-----	----	---	---	----	----	----	-----	-----	-----	----	----	---	---	-----	------

Batter	1	2	3	4	5	6	7	8	9	AB	R	H	RBI	BB	SO	LOB
Lee Mays, L (1, 7) OBP: 0.283, SLG: 0.369	0-0 P6	0-0 3-1		0-0 F9		0-0 1B	0-0 4-3			5	0	1	1	0	0	4
Joe Morgan, L (1, 4) OBP: 0.386, SLG: 0.465	0-0 1B HBP 1B	0-0 4-3		0-0 P4		0-0 SF9		4-0 1B BB		3	2	1	1	1	0	1
Jimmy Wynn, R (1, 8) OBP: 0.371, SLG: 0.474	1-0 1B HBP		0-0 E6 1B		0-3 K	0-0 L6		0-3 K		4	2	0	0	0	2	2
Jim Gentile, L (1, 3) OBP: 0.324, SLG: 0.446	0-3 K		0-0 G5-3 1B		0-0 F9	0-0 3-1		0-3 K		5	0	1	0	0	2	4
Bob Aspromonte, R (1, 5) OBP: 0.315, SLG: 0.348	0-0 1B		0-0		4-0 E S BB		1-0 BB 1B		0-0	2	1	2	1	1	0	0
Gus Triandos, R (8, PH) OBP: 0.248, SLG: 0.237	1-2 2-3 1B		1-2 2-H 1B				HBB	2-H 1B		1	0	1	1	0	0	0
Joe Gaines, R (1, 9) OBP: 0.313, SLG: 0.392	0-0 E7 1B		0-0 F7		0-0 E5 FC6-4		0-0 F4		0-0 5-3	5	1	1	2	0	0	5
Ron Brand, R (1, 2) OBP: 0.281, SLG: 0.264	0-0 1B		0-0 G5-3		0-0 FC6-4		0-0 BB 1B			4	0	2	1	0	0	4
Bob Lillis, R (1, 6) OBP: 0.268, SLG: 0.241	0-0 6-3		0-0 L7		0-0	1-0 BB 1B HBP		0-0 F8		3	1	0	0	0	0	3
Robin Roberts, S (1, 1) OBP: 0.268, SLG: 0.270		0-0 4-3		0-0		4-0 1B SF9 BB		4-0 BB		2	1	1	0	2	0	0

Inning Stats	R: 4	H: 4	LOB: 1	K: 1	S: 9	P: 10	R: 0	H: 0	LOB: 0	K: 0	S: 3	P: 3	R: 1	H: 2	LOB: 1	K: 0	S: 5	P: 5	R: 0	H: 1	LOB: 1	K: 0	S: 4	P: 4	R: 0	H: 0	LOB: 2	K: 1	S: 6	P: 10	R: 2	H: 1	LOB: 1	K: 0	S: 4	P: 9	R: 0	H: 1	LOB: 3	K: 0	S: 4	P: 9	R: 1	H: 1	LOB: 1	K: 2	S: 8	P: 12
--------------	------	------	--------	------	------	-------	------	------	--------	------	------	------	------	------	--------	------	------	------	------	------	--------	------	------	------	------	------	--------	------	------	-------	------	------	--------	------	------	------	------	------	--------	------	------	------	------	------	--------	------	------	-------

PITCHER	IP	WLS	BF	H	R	ER	SO	BB	IBB	HBP	BLK	WP	HR	S	P	ERA	WHIP
Lew Burdette, R (1, 1) ERA: 5.43	2.0	L	14	6	5	3	1	0	0	1	0	0	0	15	16	13.50	3.000
Ed Roebuck, R (3, 1) ERA: 3.2	3.0		11	1	0	0	1	1	0	0	0	0	0	12	16	0.00	0.667
Art Mahaffey, R (6, 1) ERA: 6.35	2.0		12	2	2	2	0	2	0	2	0	0	0	8	18	9.00	2.000
Jack Baldschun, R (8, 1) ERA: 4.0	1.0		5	1	1	1	2	1	0	0	0	0	0	8	12	9.00	2.000


BOTTOM

Philadelphia Phillies @ Houston Astros
Astrodome, Houston, TX

Mon Aug 09 1965, 8:05 PM EDT
Att. 31,209 - Dome

AB	34
R	8
H	10
RBI	7
BB	4
SO	4
LOB	23

WP: 0 PA: 42
PB: 0
SB: 3
CS: 0



PITCHER	IP	WLS	BF	H	R	ER	SO	BB	IBB	HBP	BLK	WP	HR	S	P	ERA	WHIP
---------	----	-----	----	---	---	----	----	----	-----	-----	-----	----	----	---	---	-----	------

Batter	1	2	3	4	5	6	7	8	9	AB R H RBI BB SO LOB	TOP											
John Briggs, L (1, 8) OBP: 0.355, SLG: 0.404	0-3 K		0-3 K		0-0 WP 2-H 1B			0-0 SH3-4 1-2		3 0 1 1 0 2 1												
Cookie Rojas, R (1, 4) OBP: 0.341, SLG: 0.366	0-0 P4		0-0 L3 1-3 1B		0-0 P4 2-3			0-0 1B 2-3 1B		4 0 2 0 0 0 1												
Johnny Callison, L (1, 9) OBP: 0.332, SLG: 0.553	0-0 CS 1B		0-0 L3 1-2		0-0 L8			0-0 1-3 3-H 0-3 1B		4 0 2 1 0 0 2												
Dick Allen, R (1, 5) OBP: 0.392, SLG: 0.506	0-0 CS 1-2	0-0 F8		0-0 L8		0-0 F9		0-0 K 0-3		4 0 0 0 0 1 2												
Tony Gonzalez, L (1, 7) OBP: 0.347, SLG: 0.488		0-0 4-3		0-0 4-3		0-0 F7		0-0 P5		4 0 0 0 0 0 2												
John Herrnstein, L (1, 3) OBP: 0.250, SLG: 0.322		0-0 1B 1B		0-3 K		0-0 F5		0-0 L7		4 0 1 0 0 1 0												
Clay Dalrymple, L (1, 2) OBP: 0.271, SLG: 0.277		0-0 1-3 1B			0-0 P6		0-3 K	0-0 F9		4 0 1 0 0 1 0												
Bobby Wine, R (1, 6) OBP: 0.273, SLG: 0.253		0-0 F3			0-0 SH1-4 1B 1B		0-0 F7	0-3 K		4 1 1 0 0 1 2												
Jim Bunning, R (1, 1) OBP: 0.269, SLG: 0.328			0-0 1B 1B		0-0 SH1-4 1-2			0-0 1B SH3-4 1B		2 1 2 0 0 0 0												
Inning Stats	R: 0 E: 0 K: 1 S: 5	H: 1 LOB: 0 BB: 0 P: 5	R: 0 E: 0 K: 0 S: 5	H: 2 LOB: 2 BB: 0 P: 5	R: 0 E: 0 K: 1 S: 6	H: 2 LOB: 1 BB: 0 P: 6	R: 0 E: 0 K: 1 S: 5	H: 0 LOB: 0 BB: 0 P: 5	R: 1 E: 0 K: 0 S: 5	H: 2 LOB: 1 BB: 0 P: 5	R: 0 E: 0 K: 0 S: 3	H: 0 LOB: 0 BB: 0 P: 3	R: 0 E: 0 K: 1 S: 5	H: 0 LOB: 0 BB: 0 P: 5	R: 1 E: 0 K: 1 S: 8	H: 3 LOB: 2 BB: 0 P: 8	R: 0 E: 0 K: 1 S: 5	H: 0 LOB: 0 BB: 0 P: 5	1B: 10 2B: 1 3B: 0 HR: 0	SF: 0 SAC: 2 DP: 1 HBP: 0	WP: 1 PB: 0 SB: 0 CS: 1	PA: 36
PITCHER	IP WLS BF H R ER SO BB IBB HBP BLK WP HR S P ERA WHIP																					
Bob Bruce, R (1, 1) ERA: 3.48	7.0 L 26 7 1 1 4 0 0 0 0 0 1 0 34 34 1.29 1.000																					
Mike Cuellar, L (8, 1) ERA: 5.1	0.1 4 3 1 1 0 0 0 0 0 0 0 0 4 4 27.00 9.000																					
Ron Taylor, R (8, 1) ERA: 4.81	1.2 5 0 0 0 2 0 0 0 0 0 0 0 9 9 0.00 0.000																					

Philadelphia Phillies @ Houston Astros
Astrodome, Houston, TX
Tue Aug 10 1965, 8:05 PM EDT
Att. 24,533 - Dome

livebaseballscorecards.com

AB	33
R	2
H	10
RBI	2
BB	0
SO	6
LOB	10



Batter	1	2	3	4	5	6	7	8	9	AB	R	H	RBI	BB	SO	LOB
Lee Maye, L (1, 7) OBP: 0.285, SLG: 0.374	0-3 K		0-0 6-3			0-0 FC6-2 1-3 2B		0-0 FC5-4 1B		4	0	2	0	0	1	0
Joe Morgan, L (1, 4) OBP: 0.383, SLG: 0.461	0-3 K		0-0 P3			0-0 FC6-2 2-3 3-H		0-0 F6		4	0	0	0	0	1	3
Jimmy Wynn, R (1, 8) OBP: 0.367, SLG: 0.469	0-3 K				0-0 F8	0-3 K 1-2		0-0 FC5-4 1-2f		4	0	0	0	0	2	3
Jim Gentile, L (1, 3) OBP: 0.323, SLG: 0.441		0-0 1-3		0-0 G3		4-0 IBB		0-3 K		3	0	0	0	1	1	1
Joe Gaines, R (1, 9) OBP: 0.307, SLG: 0.383		0-3 K		0-0 P5		0-3 K			0-0 5-3	4	0	0	0	0	2	3
Gus Triandos, R (1, 2) OBP: 0.248, SLG: 0.238		0-0 BB 1B		0-0 F7		0-0 6-3		0-0 P6		4	0	1	0	0	0	0
Ron Brand, R (1, 5) OBP: 0.284, SLG: 0.272		4-0 BB 1B		0-3 K		0-0 3B		0-3 K		3	0	1	0	1	2	0
Bob Lillis, R (1, 6) OBP: 0.265, SLG: 0.238		0-0 L7		0-0 F4		0-0 F9		0-0 F9		3	0	0	0	0	0	3
Bob Bruce, R (1, 1) OBP: 0.111, SLG: 0.132			0-0 F9			0-0 2B FC6-2 1B		0-0 4-3		2	0	1	0	0	0	0
Rusty Staub, L (7, PH) OBP: 0.333, SLG: 0.357										1	0	0	0	0	0	1
Mike Cuellar, L (8, 1)										0	0	0	0	0	0	0
Ron Taylor, R (8, 1) OBP: 0.154, SLG: 0.231										0	0	0	0	0	0	0

Inning Stats	R: 0	H: 0	E: 0	K: 3	S: 9	R: 0	H: 1	E: 0	K: 1	S: 6	R: 0	H: 0	E: 0	K: 0	S: 3	R: 0	H: 0	E: 0	K: 0	S: 3	R: 0	H: 0	E: 0	K: 1	S: 5	R: 0	H: 2	E: 0	K: 2	S: 9	R: 0	H: 1	E: 0	K: 0	S: 4	R: 0	H: 1	E: 0	K: 1	S: 6	R: 0	H: 0	E: 0	K: 1	S: 5	1B: 3	2B: 1	3B: 1	HR: 0	SF: 0	SAC: 0	DP: 0	HBP: 0	WP: 0	PA: 34
PITCHER Jim Bunning, R (1, 1) ERA: 2.53	IP	WLS	BF	H	R	ER	SO	BB	IBB	HBP	BLK	WP	HR	S	P	ERA	WHIP																																						


BOTTOM

Philadelphia Phillies @ Houston Astros
Astrodome, Houston, TX

Tue Aug 10 1965, 8:05 PM EDT
Att. 24,533 - Dome

livebaseballscorecards.com

AB	32
R	0
H	5
RBI	0
BB	2
SO	9
LOB	14



Batter	1	2	3	4	5	6	7	8	9	AB R H RBI BB SO LOB	TOP
Cookie Rojas, R OBP: 0.339, SLG: 0.366 (1, 4) X	0-0 6-3		0-0 6-3		0-0 6-3	0-0 2B			0-0 F7	5 0 1 1 0 0 0	
Johnny Callison, L OBP: 0.331, SLG: 0.549 (1, 9) X	0-0 2B 1B 1B		0-0 L3		0-0 1-3	0-3 K			0-3 K	5 1 1 0 0 2 1	
Dick Allen, R OBP: 0.393, SLG: 0.507 (1, 5) X	0-0 1-3 1B 2B		4-0 BB		0-0 E9 1B				0-0 F8	3 2 1 0 1 0 0	
Dick Stuart, R OBP: 0.296, SLG: 0.437 (1, 3) S S S Ruben Amaro, R OBP: 0.310, SLG: 0.247 (9, 3)	0-3 K		0-0 F8		0-0 1B				0-0 6-3	4 0 1 1 0 1 3 0 0 0 0 0 0 0	
Alex Johnson, R OBP: 0.353, SLG: 0.450 (1, 7) X	0-0 FC6-4 2-H 3-H 1B			0-0 6-3	0-3 K				0-0 6-3	4 0 1 2 0 1 1	
Adolfo Phillips, R OBP: 0.310, SLG: 0.310 (1, 8) X	0-0 FC6-4 1-2f			0-0 1-3		0-0 WP SF9 1B			0-3 K	4 1 1 0 0 1 1	
Pat Corrales, R OBP: 0.385, SLG: 0.366 (1, 2) X		0-0 4-3		4-0 1B BB		0-0 SF9 1-H			0-0 6-3	2 0 0 1 1 0 0	
Bobby Wine, R OBP: 0.277, SLG: 0.258 (1, 6) S S S		0-3 K		0-0 1-2 1B		0-0 SH1-4 2B 1B			0-3 K	4 1 2 0 0 2 0	
Ray Culp, R OBP: 0.146, SLG: 0.079 (1, 1) X		0-0 F8		0-0 P6		0-0 SH1-4			0-0 5-3	3 0 0 0 0 0 2	
Inning Stats	R: 2 H: 3 E: 0 LOB: 1 K: 1 BB: 0 S: 8 P: 8	R: 0 H: 0 E: 0 LOB: 0 K: 1 BB: 0 S: 5 P: 5	R: 0 H: 0 E: 0 LOB: 1 K: 0 BB: 1 S: 3 P: 7	R: 0 H: 1 E: 0 LOB: 2 K: 0 BB: 1 S: 4 P: 8	R: 1 H: 1 E: 1 LOB: 1 K: 1 BB: 0 S: 7 P: 7	R: 2 H: 3 E: 0 LOB: 1 K: 1 BB: 0 S: 8 P: 8	R: 0 H: 0 E: 0 LOB: 0 K: 0 BB: 0 S: 3 P: 3	R: 0 H: 0 E: 0 LOB: 0 K: 2 BB: 0 S: 7 P: 7	R: 0 H: 0 E: 0 LOB: 0 K: 1 BB: 0 S: 5 P: 5	1B: 6 SF: 1 2B: 2 SAC: 1 3B: 0 DP: 0 HR: 0 HBP: 0	WP: 2 PA: 38 PB: 0 SB: 0 CS: 0
PITCHER Danny Coombs, L ERA: 4.46 (1, 1) Dave Giusti, R ERA: 4.38 (7, 1)	IP WLS BF H R ER SO BB IBB HBP BLK WP HR S P ERA WHIP										
	6.0 L 29 8 5 4 4 2 0 0 0 1 0 35 43 6.00 1.667										
	3.0 9 0 0 0 3 0 0 0 0 0 0 15 15 0.00 0.000										

Philadelphia Phillies @ Houston Astros
Astrodome, Houston, TX
Wed Aug 11 1965, 8:05 PM EDT
Att. 28,224 - Dome

livebaseballscorecards.com

AB	34
R	5
H	8
RBI	5
BB	2
SO	7
LOB	8



Batter	1	2	3	4	5	6	7	8	9	AB	R	H	RBI	BB	SO	LOB
Lee Maye, L (1, 7) OBP: 0.281, SLG: 0.368	0-0 4-3		0-0 L8		0-0 F8		0-0 P6		0-0 3-1	5	0	0	0	0	0	4
Joe Morgan, L (1, 4) OBP: 0.382, SLG: 0.458	0-0 F2		4-0 1-2 BB			0-0 4-3		0-0 G3		3	0	0	0	1	0	0
Jimmy Wynn, R (1, 8) OBP: 0.366, SLG: 0.467	0-0 6-3		0-0 4-3			0-0 4-3 1B		0-3 K		4	0	1	0	0	1	2
Jim Gentile, L (1, 3) OBP: 0.325, SLG: 0.440		1-0 FC6-4 HBP		0-0 F7		0-0 4-3		0-0 FC5-4 1B		3	0	1	0	0	0	1
Joe Gaines, R (1, 9) OBP: 0.300, SLG: 0.375		0-3 K		0-0 F7		0-0 F8		0-0 FC5-4 1-2f		4	0	0	0	0	1	3
Ron Brand, R (1, 5) OBP: 0.291, SLG: 0.284		0-0 FC6-4 1-2f		0-0 S 1B			0-0 1B		0-0 1B 5-3 2B	4	1	3	0	0	0	1
Gus Triandos, R (1, 2) OBP: 0.242, SLG: 0.231		0-0 FC6-4 1-2f		0-3 K 1-2			0-0 L7		0-3 K 5-3 1B	4	0	0	0	0	2	4
Bob Lillis, R (1, 6) OBP: 0.265, SLG: 0.238			0-0 L7		0-0 5-3		0-0 P6		0-0 5-3 1B	4	0	1	0	0	0	1
Danny Coombs, R (1, 1) OBP: 0.250, SLG: 0.143			0-0 BB 1B		0-3 K		0-0 1-2 1B		0-0 5-3	2	0	1	0	0	1	0
Dave Giusti, R (7, 1) OBP: 0.219, SLG: 0.300										1	0	1	0	0	0	0
Rusty Staub, L (9, PH) OBP: 0.332, SLG: 0.356									1-2 3-H	1	0	0	1	0	0	1

Inning Stats	R: 0	H: 0	R: 0	H: 0	R: 0	H: 1	R: 0	H: 0	R: 0	H: 1	R: 0	H: 2	R: 0	H: 1	R: 1	H: 2	1B: 7	SF: 0	WP: 0	PA: 37	
E: 0	LOB: 0	E: 0	LOB: 1	E: 0	LOB: 2	E: 0	LOB: 1	E: 0	LOB: 0	E: 0	LOB: 1	E: 0	LOB: 2	E: 0	LOB: 1	E: 0	LOB: 1	2B: 1	SAC: 0	PB: 0	
K: 0	BB: 0	K: 1	BB: 0	K: 0	BB: 1	K: 1	BB: 0	K: 0	BB: 0	K: 0	BB: 0	K: 0	BB: 0	K: 1	BB: 0	K: 1	BB: 0	3B: 0	DP: 0	SB: 1	
S: 3	P: 3	S: 5	P: 6	S: 4	P: 8	S: 6	P: 6	S: 5	P: 5	S: 4	P: 4	S: 5	P: 5	S: 6	P: 6	S: 7	P: 7	HR: 0	HBP: 1	CS: 0	

PITCHER	IP	WLS	BF	H	R	ER	SO	BB	IBB	HBP	BLK	WP	HR	S	P	ERA	WHIP										
Ray Culp, R (1, 1) ERA: 2.85	9.0	W	37	8	1	1	5	1	0	1	0	0	0	45	50	1.00	1.000										

Philadelphia Phillies @ Houston Astros
Astrodome, Houston, TX

Wed Aug 11 1965, 8:05 PM EDT
Att. 28,224 - Dome

AB	35
R	1
H	8
RBI	1
BB	1
SO	5
LOB	17



Batter	1	2	3	4	5	6	7	8	9	AB R H RBI BB SO LOB	TOP		
John Briggs, L (1, 8) OBP: 0.362, SLG: 0.407	0-0 E6 1-3-6-5 1B		0-0 P6		0-0 E 1B 1B		0-0 G3		4-0 WP 1B BB	4 2 2 0 1 0 1			
Cookie Rojas, R (1, 4) OBP: 0.340, SLG: 0.367	0-0 L9		0-0 4-3		0-0 E9 1B		0-0 P5		0-0 FC6-4 1B	5 0 2 3 0 0 2			
Johnny Callison, L (1, 9) OBP: 0.329, SLG: 0.544	4-0 1-3-6-5 BB			0-0 4-3	0-0 P6			0-0 F9	0-3 K	4 0 0 0 1 1 2			
Dick Allen, R (1, 5) OBP: 0.393, SLG: 0.512	0-0 1-3-6-5 1-2 2-Hf			0-0 L8		4-0 1B 1B BB		0-0 HR	0-0 FC6-4	4 2 1 1 1 0 3			
Tony Gonzalez, L (1, 7) OBP: 0.346, SLG: 0.482		0-0 L8		4-0 BB		0-3 K		0-0 F8		3 0 0 0 1 1 1			
John Herrnstein, L (1, 3) OBP: 0.250, SLG: 0.317		0-3 K		0-3 K		0-0 1B 1-2 1B		0-0 F5		4 0 1 0 0 2 1			
Clay Dalrymple, L (1, 2) OBP: 0.275, SLG: 0.278		0-0 4-3			0-0 F7		0-0 1B		4-0 BB WP 1B BB	3 1 1 1 1 0 0			
Bobby Wine, R (1, 6) OBP: 0.285, SLG: 0.266			0-0 E7 1B		0-0 1B SH3-4 1B		0-0 P4		0-0 WP BB 1B	4 2 3 0 0 0 1			
Chris Short, R (1, 1) Ed Roebuck, R (9, 1) OBP: 0.103, SLG: 0.103			0-0 B3-4		0-0 SH3-4		0-0 5-3		0-3 K	3 0 0 0 0 1 3 0 0 0 0 0 0 0			
Inning Stats	R: 0 H: 1 E: 1 LOB: 1 K: 0 BB: 1 S: 3 P: 7	R: 0 H: 0 E: 0 LOB: 0 K: 1 BB: 0 S: 5 P: 5	R: 0 H: 1 E: 1 LOB: 1 K: 0 BB: 0 S: 4 P: 4	R: 0 H: 0 E: 0 LOB: 1 K: 1 BB: 1 S: 5 P: 9	R: 2 H: 3 E: 1 LOB: 1 K: 0 BB: 0 S: 6 P: 6	R: 1 H: 2 E: 0 LOB: 1 K: 1 BB: 1 S: 6 P: 10	R: 0 H: 0 E: 0 LOB: 0 K: 0 BB: 0 S: 3 P: 3	R: 1 H: 1 E: 0 LOB: 0 K: 0 BB: 0 S: 4 P: 4	R: 3 H: 2 E: 0 LOB: 1 K: 2 BB: 2 S: 9 P: 17	1B: 9 SF: 0 2B: 1 SAC: 1 3B: 0 DP: 1 HR: 1 HBP: 0	WP: 1 PA: 40 PB: 0 SB: 0 CS: 0		
PITCHER	IP WLS BF H R ER SO BB IBB HBP BLK WP HR S P ERA WHIP											PITCHER	IP WLS BF H R ER SO BB IBB HBP BLK WP HR S P ERA WHIP
Turk Farrell, R (1, 1) ERA: 2.75	8.0 L 33 8 4 3 3 3 0 0 0 0 0 1 36 48 3.38 1.375												
Mike Cuellar, L (9, 1) ERA: 5.81	1.0 7 2 3 3 2 2 0 0 0 1 0 9 17 27.00 4.000												

Philadelphia Phillies @ Houston Astros
Astrodome, Houston, TX
Thu Aug 12 1965, 8:05 PM EDT
Att. 22,011 - Dome

livebaseballscorecards.com

AB	34
R	7
H	10
RBI	5
BB	5
SO	5
LOB	14



Batter	1	2	3	4	5	6	7	8	9	AB	R	H	RBI	BB	SO	LOB
--------	---	---	---	---	---	---	---	---	---	----	---	---	-----	----	----	-----

Lee Maye, L OBP: 0.278, SLG: 0.363 (1, 7)	0-0 6-3		0-3 K			0-3 K2-3			0-3 K	4	0	0	0	0	3	1
Joe Morgan, L OBP: 0.379, SLG: 0.453 (1, 4)	0-3 K			0-0 F8		0-0 6-3			0-3 K	4	0	0	0	0	2	0
Jimmy Wynn, R OBP: 0.365, SLG: 0.464 (1, 8)	0-0 L7			0-0 F9			0-0 5-3		4-0 2B 2B BB	3	1	0	0	1	0	0
Joe Gaines, R OBP: 0.300, SLG: 0.378 (1, 9)		0-3 K		0-3 K			0-0 F7		0-0 1-3 2B 2B	4	1	1	0	0	2	0
Jim Gentile, L OBP: 0.324, SLG: 0.441 (1, 3)		0-0 1-3			0-0 F8		0-3 K		0-0 2B 2B	4	1	1	2	0	1	0
Ron Brand, R OBP: 0.294, SLG: 0.291 (1, 5)		0-0 F7			0-0 6-3			0-0 2B	0-0 2-H 3-H 1B	4	0	2	1	0	0	0
Gus Triandos, R OBP: 0.248, SLG: 0.245 (1, 2)			0-0 1-3 2B		0-0 FC4-6 1B			0-0 F9 2B	0-0 FC6-4 1B	4	0	2	0	0	0	2
Bob Lillis, R OBP: 0.263, SLG: 0.236 (1, 6)			0-0 1-3		0-0 FC4-6			0-0 F7		3	0	0	0	0	0	3
Turk Farrell, R OBP: 0.153, SLG: 0.155 (1, 1)			0-0 4-3			0-3 K		0-0 6-3		2	0	0	0	0	1	1
Eddie Kasko, R OBP: 0.258, SLG: 0.266 (8, PH)										1	0	0	0	0	0	1
Mike Cuellar, L (9, 1)										0	0	0	0	0	0	0

Inning Stats	R: 0	H: 0	E: 0	K: 1	S: 5	R: 0	H: 0	E: 0	K: 1	S: 5	R: 0	H: 1	E: 0	K: 1	S: 6	R: 0	H: 0	E: 0	K: 1	S: 5	R: 0	H: 1	E: 0	K: 0	S: 4	R: 0	H: 0	E: 0	K: 2	S: 7	R: 0	H: 0	E: 0	K: 1	S: 5	R: 0	H: 1	E: 0	K: 0	S: 4	R: 3	H: 3	E: 0	K: 2	S: 10	1B: 2	2B: 4	3B: 0	HR: 0	SF: 0	SAC: 0	DP: 0	HBP: 0	WP: 0	PA: 34
--------------	------	------	------	------	------	------	------	------	------	------	------	------	------	------	------	------	------	------	------	------	------	------	------	------	------	------	------	------	------	------	------	------	------	------	------	------	------	------	------	------	------	------	------	------	-------	-------	-------	-------	-------	-------	--------	-------	--------	-------	--------

PITCHER	IP	WLS	BF	H	R	ER	SO	BB	IBB	HBP	BLK	WP	HR	S	P	ERA	WHIP
Chris Short, L (1, 1)	8.2	W	33	6	3	3	9	1	0	0	0	0	0	50	54	3.12	0.808
Ed Roebuck, R (9, 1)	0.1	S	1	0	0	0	0	0	0	0	0	0	0	1	1	0.00	0.000

BOTTOM

Philadelphia Phillies @ Houston Astros
Astrodome, Houston, TX
Thu Aug 12 1965, 8:05 PM EDT
Att. 22,011 - Dome

livebaseballscorecards.com

AB	33
R	3
H	6
RBI	3
BB	1
SO	9
LOB	8



Batter	1	2	3	4	5	6	7	8	9	AB R H RBI BB SO LOB
Cookie Rojas, R OBP: 0.340, SLG: 0.367 (1, 4)	0-0 4-3	0-0 FC6-4			0-0 BB 1B		0-0 G4-6-3 BB 1B	0-0 G1-6-3		5 1 2 0 0 0 3
Johnny Callison, L OBP: 0.330, SLG: 0.541 (1, 9)	0-0 6-3		0-0 6-3		0-0 F4		4-0 G4-6-3 BB	0-0 S 1B		4 0 1 1 1 0 2
Dick Allen, R OBP: 0.394, SLG: 0.509 (1, 5)	0-0 2B 1B		0-0 F4		4-0 BB		0-0 G4-6-3	0-3 K		4 0 1 0 0 1 3
Dick Stuart, R OBP: 0.298, SLG: 0.440 Ruben Amaro, R OBP: 0.310, SLG: 0.247 (1, 3) (9, 3)	0-0 1-3 2B		0-0 5-3		0-3 K		0-0 1B 1B	0-0 F8		5 0 2 1 0 1 4 0 0 0 0 0 0 0
Wes Covington, L OBP: 0.320, SLG: 0.517 Gary Wagner, R OBP: 0.111, SLG: 0.222 (1, 7) (7, 1)	4-0 BB			0-3 K		0-3 K	0-0 1-2 1B	0-3 K		3 0 1 0 1 2 0 1 0 0 0 0 1 1
Adolfo Phillips, R OBP: 0.273, SLG: 0.273 (1, 8)	0-3 K		0-3 K		0-0 1-3		0-3 K			4 0 0 0 0 3 5
Pat Corrales, R OBP: 0.381, SLG: 0.354 (1, 2)		0-3 K		0-3 K		0-3 K		4-0 1B BB		3 0 0 0 1 3 0
Bobby Wine, R OBP: 0.288, SLG: 0.270 (1, 6)		0-0 F4			0-0 BB 1B 1B		0-0 E6 1B BB 1B	0-0 G1-6-3 1B		4 1 2 0 0 0 0
Ray Herbert, R OBP: 0.324, SLG: 0.333 Jack Baldschun, R OBP: 0.301, SLG: 0.326 Tony Taylor, R OBP: 0.326, SLG: 0.326 Bo Belinsky, L OBP: 0.253, SLG: 0.207 Alex Johnson, R OBP: 0.354, SLG: 0.451 (1, 1) (4, 1) (5, PH) (5, 1) (7, PH) (7, 7)		4-0 FC6-4 BB		0-3 K		0-3 K	0-0 BB 1B 1B	0-0 F9		0 0 0 0 0 1 0 0 0 0 0 0 0 0 0 0 1 0 0 0 0 0 1 1 0 0 0 0 0 0 0 0 2 1 1 0 0 0 0 2

Inning Stats	R: 0 E: 0 K: 1 S: 7	H: 2 LOB: 3 BB: 1 P: 11	R: 0 E: 0 K: 1 S: 5	H: 0 LOB: 1 BB: 1 P: 9	R: 0 E: 0 K: 0 S: 3	H: 0 LOB: 0 BB: 0 P: 3	R: 0 E: 0 K: 3 S: 9	H: 0 LOB: 0 BB: 0 P: 9	R: 0 E: 0 K: 2 S: 7	H: 0 LOB: 0 BB: 0 P: 7	R: 3 E: 1 K: 1 S: 9	H: 4 LOB: 2 BB: 1 P: 13	R: 0 E: 0 K: 0 S: 3	H: 1 LOB: 1 BB: 1 P: 7	R: 0 E: 0 K: 2 S: 8	H: 1 LOB: 1 BB: 0 P: 8	1B: 9 2B: 1 3B: 0 HR: 0	SF: 0 SAC: 0 DP: 2 HBP: 0	WP: 0 PB: 0 SB: 1 CS: 0	PA: 41
--------------	------------------------------	----------------------------------	------------------------------	---------------------------------	------------------------------	---------------------------------	------------------------------	---------------------------------	------------------------------	---------------------------------	------------------------------	----------------------------------	------------------------------	---------------------------------	------------------------------	---------------------------------	----------------------------------	------------------------------------	----------------------------------	--------


PITCHER	IP	WLS	BF	H	R	ER	SO	BB	IBB	HBP	BLK	WP	HR	S	P	ERA	WHIP
Warren Spahn, L ERA: 4.0 (1, 1)	6.0	L	29	6	3	0	9	4	0	0	0	0	0	43	59	0.00	1.667
Frank Linzy, R ERA: 1.61 (7, 1)	1.0		4	2	0	0	1	0	0	0	0	0	0	6	6	0.00	2.000
Bobby Bolin, R ERA: 2.39 (8, 1)	2.0		8	2	0	0	2	1	0	0	0	0	0	11	15	0.00	1.500

TOP

Philadelphia Phillies @ San Francisco Giants
Candlestick Park, San Francisco, CA

Fri Aug 13 1965, 10:05 PM EDT
Att: 24,275 - Unknown

AB	36
R	3
H	10
RBI	2
BB	5
SO	12
LOB	21



livebaseballscorecards.com

Batter	1	2	3	4	5	6	7	8	9	AB	R	H	RBI	BB	SO	LOB
Dick Schofield, S (1, 6) OBP: 0.287, SLG: 0.258	0-0 4-3 ①		0-0 SH1-4 ①		0-0 6-3 ①		0-0 1-3 ③			3	0	0	0	0	0	0
Matty Alou, L (1, 9) OBP: 0.288, SLG: 0.317	0-0 4-3 ②		0-0 F9 ②		0-0 F9 ②			0-3 K ①		4	0	0	0	0	1	1
Willie Mays, R (1, 8) OBP: 0.395, SLG: 0.636	0-3 K ③		0-3 K ③		4-0 BB			0-3 K ②		3	0	0	0	1	3	1
Willie McCovey, L (1, 3) OBP: 0.394, SLG: 0.554		0-0 4-3 ①		0-0 3-1 ①	0-0 F8 ③			4-0 BB		3	0	0	0	1	0	1
Jim Ray Hart, R (1, 5) OBP: 0.330, SLG: 0.440		0-3 K ②		0-0 HR		0-3 K ①		0-0 F3 ③		4	1	1	1	0	2	1
Len Gabrielson, L (1, 7) OBP: 0.384, SLG: 0.449		0-0 1B 1B 1B		0-0 1B 1B		0-0 F9 ②			0-3 K ①	4	1	2	0	0	1	0
Tom Haller, L (1, 2) OBP: 0.332, SLG: 0.372		0-0 1B 1B 1B		0-0 1B 1B		0-3 K ③			0-0 4-3 ②	4	0	2	0	0	1	0
Hal Lanier, R (1, 4) OBP: 0.267, SLG: 0.283		0-0 1B 1B 1B		0-0 1-3 1B		0-0 F7 ①			0-0 4-3 ②	3	0	1	1	0	0	2
Bob Burda, L (9, PH) OBP: 0.120, SLG: 0.125										1	0	1	0	0	0	0
Ken Henderson, S (9, PR) OBP: 0.238, SLG: 0.167										0	0	0	0	0	0	0
Warren Spahn, L (1, 1) OBP: 0.275, SLG: 0.143										2	0	1	0	0	0	2
Frank Linzy, R (7, 1) OBP: 0.154, SLG: 0.385										0	0	0	0	0	0	0
Cap Peterson, R (7, PH) OBP: 0.327, SLG: 0.416										1	0	0	0	0	1	0
Bobby Bolin, R (8, 1) OBP: 0.192, SLG: 0.160										0	0	0	0	0	0	0
Jim Davenport, R (9, PH) OBP: 0.296, SLG: 0.356										1	0	0	0	0	0	1

Inning Stats	R: 0	H: 0	E: 0	K: 1	S: 5	H: 0	LOB: 0	BB: 0	P: 5	R: 1	H: 3	E: 0	K: 1	S: 7	H: 1	LOB: 1	BB: 0	P: 7	R: 0	H: 1	E: 0	K: 1	S: 6	R: 1	H: 3	E: 0	K: 0	S: 6	R: 0	H: 0	E: 0	K: 2	S: 7	H: 0	LOB: 0	BB: 0	P: 7	R: 0	H: 0	E: 0	K: 1	S: 5	R: 0	H: 0	E: 0	K: 2	S: 7	H: 0	LOB: 1	BB: 1	P: 11	R: 0	H: 1	E: 0	K: 1	S: 6	R: 0	H: 1	E: 0	K: 1	S: 6	1B: 7	2B: 0	3B: 0	HR: 1	SF: 0	SAC: 1	DP: 0	HBP: 0	WP: 0	PB: 0	SB: 0	CS: 0	PA: 36
--------------	------	------	------	------	------	------	--------	-------	------	------	------	------	------	------	------	--------	-------	------	------	------	------	------	------	------	------	------	------	------	------	------	------	------	------	------	--------	-------	------	------	------	------	------	------	------	------	------	------	------	------	--------	-------	-------	------	------	------	------	------	------	------	------	------	------	-------	-------	-------	-------	-------	--------	-------	--------	-------	-------	-------	-------	--------

PITCHER	IP	WLS	BF	H	R	ER	SO	BB	IBB	HBP	BLK	WP	HR	S	P	ERA	WHIP
Ray Herbert, R (1, 1) ERA: 3.57	3.1		16	7	2	2	3	0	0	0	0	0	1	22	22	5.40	2.100
Jack Baldschun, R (4, 1) ERA: 3.96	0.2		2	0	0	0	0	0	0	0	0	0	0	2	2	0.00	0.000
Bo Belinsky, L (5, 1) ERA: 4.66	2.0	W	7	0	0	0	2	1	0	0	0	0	0	10	14	0.00	0.500
Gary Wagner, R (7, 1) ERA: 2.7	3.0	S	11	1	0	0	4	1	0	0	0	0	0	18	22	0.00	0.667

BOTTOM

Philadelphia Phillies @ San Francisco Giants
Candlestick Park, San Francisco, CA
Fri Aug 13 1965, 10:05 PM EDT
Att. 24,275 - Unknown

livebaseballscorecards.com

AB	33
R	2
H	8
RBI	2
BB	2
SO	9
LOB	9



Batter	1	2	3	4	5	6	7	8	9	AB R H RBI BB SO LOB	TOP																					
John Briggs, L (1, 8) OBP: 0.365, SLG: 0.409	0-0 F8		0-0 CS 1B			0-0 1-3		0-0 E4 1B 1B		4 1 2 0 0 0 0	Philadelphia Phillies @ San Francisco Giants Candlestick Park, San Francisco, CA Sat Aug 14 1965, 6:33 AM EDT Att: 23,087 - Unknown																					
Cookie Rojas, R (1, 4) OBP: 0.340, SLG: 0.366	0-0 F4		0-3 K			0-0 F7		0-0 HR 1B	4 1 1 1 0 1 1																							
Johnny Callison, L (1, 9) OBP: 0.329, SLG: 0.543	0-0 3-1				0-0 SF7 3B	0-0 F9		0-0 F4	4 1 1 0 0 0 1																							
Dick Allen, R (1, 5) OBP: 0.394, SLG: 0.516 (6, 6) (6, 5)		0-0 5-3			0-0 6-3		0-0 S 1B	0-0 HR	4 1 2 2 0 0 1																							
Tony Gonzalez, L (1, 7) OBP: 0.344, SLG: 0.480 Jack Baldschun, R (8, 1)		0-0 1B 1B			0-0 SF7	0-3 K	0-0 F7		3 0 1 1 0 1 1 0 0 0 0 0 0 0																							
Dick Stuart, R (1, 3) OBP: 0.295, SLG: 0.435 (6, 5) (6, 3)		0-3 K			0-0 3-H 5-3	0-3 K		0-0 6-3	4 0 0 0 0 2 2 0 0 0 0 0 0 0																							
Ruben Amaro, R (9, 3) OBP: 0.310, SLG: 0.247																																
Clay Dalrymple, L (1, 2) OBP: 0.279, SLG: 0.279		0-0 1-3 1B			0-0 4-3	4-0 1-2 BB		0-0 6-3	3 0 1 0 1 0 0																							
Bobby Wine, R (1, 6) OBP: 0.283, SLG: 0.266 (6, 3) (6, 6)		0-0 F2			0-0 F6	0-3 K		0-3 K	4 0 0 0 0 2 4																							
Jim Bunning, R (1, 1) OBP: 0.261, SLG: 0.319 Wes Covington, L (8, PH) OBP: 0.318, SLG: 0.514 Alex Johnson, R (8, 7) OBP: 0.354, SLG: 0.451			0-3 K		0-3 K			0-3 K	2 0 0 0 0 2 0 1 0 0 0 0 1 0 0 0 0 0 0 0 0																							
Inning Stats	R: 0 E: 0 K: 0 S: 3	H: 0 LOB: 0 BB: 0 P: 3	R: 0 E: 0 K: 1 S: 7	H: 2 LOB: 2 BB: 0 P: 7	R: 0 E: 0 K: 2 S: 7	H: 1 LOB: 1 BB: 0 P: 7	R: 1 E: 0 K: 0 S: 4	H: 1 LOB: 0 BB: 0 P: 4	R: 0 E: 0 K: 1 S: 5	H: 0 LOB: 0 BB: 0 P: 5	R: 0 E: 0 K: 3 S: 10	H: 1 LOB: 2 BB: 1 P: 14	R: 3 E: 1 K: 1 S: 8	H: 3 LOB: 0 BB: 0 P: 8	R: 0 E: 0 K: 1 S: 5	H: 0 LOB: 0 BB: 0 P: 5	1B: 6 2B: 1 3B: 1 HR: 1	SF: 1 SAC: 0 DP: 1 HBP: 0	WP: 0 PB: 0 SB: 1 CS: 1	PA: 35												
PITCHER Juan Marichal, R (1, 1) ERA: 1.8	IP 9.0	WLS L	BF 35	H 8	R 4	ER 4	SO 9	BB 1	IBB 0	HBP 0	BLK 0	WP 0	HR 1	S 52	P 56	ERA 4.00	WHIP 1.000															
											PITCHER	IP	WLS	BF	H	R	ER	SO	BB	IBB	HBP	BLK	WP	HR	S	P	ERA	WHIP				

livebaseballscorecards.com

AB	33
R	4
H	8
RBI	4
BB	1
SO	9
LOB	10



Batter	1	2	3	4	5	6	7	8	9	AB R H RBI BB SO LOB
--------	---	---	---	---	---	---	---	---	---	----------------------

Dick Schofield, S OBP: 0.291, SLG: 0.258 (1, 6)	0-0 F8			0-0 FC1-6 1B	0-0 6-3		4-0 BB		4-0 1-2 BB	3 0 1 0 2 0 1
Matty Alou, L OBP: 0.287, SLG: 0.319 (1, 9)	0-3 K			0-0 FC1-6 1B 1-2f		0-0 SH3 SF8 2B	0-0 1-3		0-0 G3	5 1 1 0 0 1 5
Willie Mays, R OBP: 0.392, SLG: 0.631 (1, 8)	0-0 4-3			0-0 F9		0-0 SH3 2-3		0-3 K		3 0 0 0 0 1 1
Willie McCovey, L OBP: 0.395, SLG: 0.554 (1, 3)		0-0 3-4-1		0-0 BB 1-3 1B		0-0 SF8 3-H		4-0 BB		2 0 1 1 1 0 0
Jim Ray Hart, R OBP: 0.329, SLG: 0.436 (1, 5)		0-0 6-3		4-0 1-2 BB		0-3 K		0-3 K		3 0 0 0 1 2 1
Len Gabrielson, L OBP: 0.381, SLG: 0.456 (1, 7)		0-3 K		0-0 F6			0-0 E 3B	0-0 F6		4 1 1 0 0 1 4
Tom Haller, L OBP: 0.331, SLG: 0.370 (1, 2)			0-3 K		0-0 F8		0-0 E8 SH2-4 1B 3-H		0-0 G3	4 0 1 1 0 1 0
Hal Lanier, R OBP: 0.265, SLG: 0.281 (1, 4)			0-3 K		0-0 E3 SH3-4		0-0 SH2-4 2-3		0-3 K2-3	3 0 0 0 0 2 0
Juan Marichal, R OBP: 0.169, SLG: 0.160 Bob Burda, L OBP: 0.154, SLG: 0.125 (9, PH)			0-0 F4		0-0 SH3-4 1-2		0-0 B3-4		4-0 BB BB	2 0 0 0 0 0 1 0 0 0 0 1 0 0

Inning Stats	R: 0 E: 0 K: 1 S: 5	H: 0 LOB: 0 BB: 0 P: 5	R: 0 E: 0 K: 1 S: 5	H: 0 LOB: 0 BB: 0 P: 5	R: 0 E: 0 K: 2 S: 7	H: 0 LOB: 0 BB: 0 P: 7	R: 0 E: 0 K: 0 S: 5	H: 2 LOB: 3 BB: 1 P: 9	R: 0 E: 1 K: 0 S: 4	H: 0 LOB: 1 BB: 0 P: 4	R: 1 E: 0 K: 1 S: 6	H: 1 LOB: 0 BB: 0 P: 6	R: 1 E: 1 K: 0 S: 5	H: 2 LOB: 2 BB: 1 P: 9	R: 0 E: 0 K: 2 S: 7	H: 0 LOB: 1 BB: 1 P: 11	R: 0 E: 0 K: 1 S: 5	H: 0 LOB: 2 BB: 2 P: 13	1B: 3 2B: 1 3B: 1 HR: 0	SF: 1 SAC: 3 DP: 0 HBP: 0
--------------	------------------------------	---------------------------------	------------------------------	---------------------------------	------------------------------	---------------------------------	------------------------------	---------------------------------	------------------------------	---------------------------------	------------------------------	---------------------------------	------------------------------	---------------------------------	------------------------------	----------------------------------	------------------------------	----------------------------------	----------------------------------	------------------------------------

PITCHER	IP	WLS	BF	H	R	ER	SO	BB	IBB	HBP	BLK	WP	HR	S	P	ERA	WHIP
Jim Bunning, R ERA: 2.53 (1, 1)	7.0	W	29	5	2	2	5	2	0	0	0	0	0	37	45	2.57	1.000
Jack Baldschun, R ERA: 3.86 (8, 1)	2.0	S	9	0	0	0	3	3	0	0	0	0	0	12	24	0.00	1.500

BOTTOM

Philadelphia Phillies @ San Francisco Giants
Candlestick Park, San Francisco, CA
Sat Aug 14 1965, 6:33 AM EDT
Att. 23,087 - Unknown

livebaseballscorecards.com

AB 29
R 2
H 5
RBI 2
BB 5
SO 8
LOB 13



WP: 0 PA: 38
PB: 0
SB: 0
CS: 0

PITCHER IP WLS BF H R ER SO BB IBB HBP BLK WP HR S P ERA WHIP

Batter	1	2	3	4	5	6	7	8	9	AB R H RBI BB SO LOB	TOP																				
Cookie Rojas, R (1, 4) <small>OBP: 0.338, SLG: 0.364</small> Lew Burdette, R (8, 1) <small>OBP: 0.364, SLG: 0.409</small> Tony Gonzalez, L (9, PH) <small>OBP: 0.343, SLG: 0.478</small>	0-0 F9		0-0 FC4-6 1B	0-0 L4		0-0 B1-3		0-0 F2	0-0 6-3	5 0 1 0 0 0 2 0 0 0 0 0 0 0 1 0 0 0 0 0 1																					
Johnny Callison, L (1, 9) <small>OBP: 0.332, SLG: 0.543</small>	0-0 1B 1B		0-0 FC4-6 3B 1-2f 2-3	0-0 1B 1B F7-2 1B		0-3 K			4-0 G6-4-3 BB	4 1 2 0 1 1 2																					
Dick Allen, R (1, 5) <small>OBP: 0.396, SLG: 0.522</small>	0-0 1-3 1B		0-0 1-1H 3-1H 1B 3B	0-0 1-2 1B		0-0 5-3			0-0 G6-4-3 1-2f	5 1 3 2 0 0 1																					
Dick Stuart, R (1, 3) <small>OBP: 0.296, SLG: 0.433</small>	0-3 K		0-0 1-1B 1B BB	0-0 1-2 2-3 1B		0-0 F5			0-0 E5 1B E CI	4 2 1 0 1 1 2																					
Alex Johnson, R (1, 7) <small>OBP: 0.353, SLG: 0.448</small> Wes Covington, L (3, PH) <small>OBP: 0.317, SLG: 0.508</small> (3, 7)	0-3 K		0-0 1-1B 1B 1-2 3-1H 1B	0-0 F7-2 3-1H		0-3 K			0-0 E4 CI 1B BB	1 0 0 0 0 1 2 4 1 1 1 0 1 4																					
Adolfo Phillips, R (1, 8) <small>OBP: 0.265, SLG: 0.265</small> John Briggs, L (3, PH) <small>OBP: 0.374, SLG: 0.418</small> (3, 8)		0-3 K	0-0 1-1B 1-2 2-1H 1B		0-0 1-3				0-0 F9 CI 1B	1 0 0 0 0 1 0 4 1 3 1 0 0 0																					
Pat Corrales, R (1, 2) <small>OBP: 0.371, SLG: 0.343</small>		0-3 K	0-0 F8		0-0 F4				0-1 CI 1-2	3 1 0 0 0 1 2																					
Bobby Wine, R (1, 6) <small>OBP: 0.284, SLG: 0.267</small>		0-0 F5	0-0 FC6 1-2 2-3 1B		0-0 F6				0-0 F9 BB BB BB	3 0 1 0 0 0 0																					
Ray Culp, R (1, 1) <small>OBP: 0.163, SLG: 0.077</small> Bo Belinsky, L (3, 1) <small>OBP: 0.253, SLG: 0.207</small> Art Mahaffey, R (5, 1) <small>OBP: 0.111, SLG: 0.111</small> Ruben Amaro, R (5, 6) <small>OBP: 0.311, SLG: 0.254</small> Tony Taylor, R (8, PH) <small>OBP: 0.302, SLG: 0.325</small> (8, 4)			0-0 FC4-6 3B BB			0-3 K			0-0 K	1 1 0 0 1 0 3 0 0 0 0 0 0 0 0 0 0 0 0 0 0 3 0 1 3 0 2 2 1 1 0 1 1 0 2																					
Inning Stats	R: 0 E: 0 K: 2 S: 9	H: 2 LOB: 2 BB: 0 P: 9	R: 0 E: 0 K: 2 S: 7	H: 0 LOB: 0 BB: 0 P: 7	R: 4 E: 0 K: 0 S: 8	H: 5 LOB: 3 BB: 2 P: 16	R: 0 E: 0 K: 0 S: 5	H: 3 LOB: 2 BB: 0 P: 5	R: 0 E: 0 K: 0 S: 3	H: 0 LOB: 0 BB: 0 P: 3	R: 0 E: 0 K: 2 S: 7	H: 0 LOB: 0 BB: 0 P: 7	R: 0 E: 1 K: 1 S: 5	H: 0 LOB: 0 BB: 0 P: 5	R: 0 E: 1 K: 1 S: 7	H: 1 LOB: 2 BB: 0 P: 7	R: 5 E: 3 K: 0 S: 7	H: 2 LOB: 1 BB: 2 P: 15	1B: 11 2B: 2 3B: 1 HR: 0	SF: 0 SAC: 0 DP: 2 HBP: 0	WP: 0 PB: 0 SB: 0 CS: 0	PA: 46									
PITCHER	IP WLS BF H R ER SO BB IBB HBP BLK WP HR S P ERA WHIP																														
Masanori Murakami, L (1, 1) <small>ERA: 4.84</small> Ron Herbel, R (3, 1) <small>ERA: 3.89</small> Bill Henry, L (4, 1) <small>ERA: 3.03</small> Jack Sanford, R (9, 1) <small>ERA: 3.96</small>	2.1		12	4	3	3	4	1	0	0	0	0	0	19	23	11.57	2.143														
	1.0		10	6	1	1	0	1	0	0	0	0	0	9	13	9.00	7.000														
	4.2	W	15	1	0	0	4	0	0	0	0	0	0	23	23	0.00	0.214														
	1.0	S	9	2	5	0	0	2	0	0	0	0	0	7	15	0.00	4.000														

Philadelphia Phillies @ San Francisco Giants
 Candlestick Park, San Francisco, CA
 Sun Aug 15 1965, 6:33 AM EDT
 Att: 26,931 - Unknown

livebaseballscorecards.com

AB	40
R	9
H	13
RBI	8
BB	4
SO	8
LOB	23



Batter	1	2	3	4	5	6	7	8	9	AB	R	H	RBI	BB	SO	LOB
Matty Alou, L OBP: 0.292, SLG: 0.325 (1, 9)	0-0 G3		4-0 E 1B HR BB	0-0 FC3-6 E		0-0 FC5-4 1B	0-0 2B			4	2	2	2	1	0	1
Jim Davenport, R OBP: 0.294, SLG: 0.352 (1, 6)	0-3 K		0-0 E HR 1B	0-3 K		0-0 FC5-4 HR BB	0-0 6-3			5	2	1	0	0	2	3
Willie Mays, R OBP: 0.393, SLG: 0.628 Ken Henderson, S OBP: 0.227, SLG: 0.158 (1, 8) (7, 8)	0-0 F3		0-0 E6 HR	4-0 E IBB		4-0 HR BB	0-3 K			2	3	0	0	2	0	2
Willie McCovey, L OBP: 0.394, SLG: 0.559 Bob Burda, L OBP: 0.148, SLG: 0.120 (1, 3) (7, 3)		0-0 F4	0-3 K	0-0 E1		0-0 HR	0-0 F2			4	2	1	3	0	1	2
Jim Ray Hart, R OBP: 0.333, SLG: 0.444 (1, 5)		0-0 1B 1B	0-0 HR	0-0 4-3		4-0 BB	0-0 6-3			4	2	2	4	1	0	0
Len Gabrielson, L OBP: 0.382, SLG: 0.472 (1, 7)		0-0 1B 1B	0-0 F3		0-0 HR	0-0 G3-6-3	0-0 F8			5	1	2	1	0	0	1
Tom Haller, L OBP: 0.333, SLG: 0.372 (1, 2)		0-0 1B	0-0 G3		0-0 E1		0-0 1B 1B			4	1	2	1	0	0	0
Hal Lanier, R OBP: 0.268, SLG: 0.288 (1, 4)		0-0 F4		0-0 1B 3B	0-0 G4-6-3		0-0 2B 1B			4	2	2	0	0	0	3
Masanori Murakami, L OBP: 0.111, SLG: 0.111 Ron Herbel, R OBP: 0.077, SLG: 0.040 Bill Henry, L OBP: 0.250, SLG: 0.250 Jack Sanford, R OBP: 0.185, SLG: 0.120 (1, 1) (3, 1) (4, 1) (9, 1)		0-0 F9		0-0 FC3-6 1B	0-3 K		0-3 K			1	0	0	0	0	0	2

Inning Stats	R: 0	H: 0	E: 0	K: 1	S: 5	LOB: 0	BB: 0	P: 5	R: 1	H: 3	E: 0	K: 0	S: 6	LOB: 2	BB: 0	P: 6	R: 4	H: 2	E: 1	K: 1	S: 8	LOB: 0	BB: 1	P: 12	R: 4	H: 2	E: 1	K: 1	S: 8	LOB: 0	BB: 1	P: 12	R: 1	H: 1	E: 0	K: 1	S: 6	LOB: 0	BB: 0	P: 6	R: 3	H: 2	E: 0	K: 0	S: 4	LOB: 0	BB: 2	P: 12	R: 2	H: 3	E: 0	K: 2	S: 10	LOB: 1	BB: 0	P: 10	R: 0	H: 0	E: 0	K: 0	S: 3	LOB: 0	BB: 0	P: 3
PITCHER	IP	WLS	BF	H	R	ER	SO	BB	IBB	HBP	BLK	WP	HR	S	P	ERA	WHIP																																															
Ray Culp, R ERA: 3.09 (1, 1)	2.1	L	14	5	5	4	2	1	0	0	0	0	1	17	21	15.43	2.571																																															
Bo Belinsky, L ERA: 4.76 (3, 1)	1.2		11	3	5	2	1	0	1	0	0	0	1	12	16	10.80	1.800																																															
Art Mahaffey, R ERA: 6.79 (5, 1)	3.0		14	5	5	5	3	2	0	0	0	0	1	18	26	15.00	2.333																																															
Lew Burdette, R ERA: 5.35 (8, 1)	1.0		3	0	0	0	0	0	0	0	0	0	0	3	3	0.00	0.000																																															

BOTTOM

Philadelphia Phillies @ San Francisco Giants
Candlestick Park, San Francisco, CA

Sun Aug 15 1965, 6:33 AM EDT
Att. 26,931 - Unknown

AB	38
R	15
H	13
RBI	12
BB	4
SO	6
LOB	17

livebaseballscorecards.com



WP: 0	PA: 42
PB: 0	SB: 1
CS: 0	

Batter	1	2	3	4	5	6	7	8	9	AB R H RBI BB SO LOB	TOP														
Cookie Rojas, R OBP: 0.339, SLG: 0.363 (1, 4)	0-0 F9		0-0 2B 1B	0-0 P6		4-0 BB		0-0 4-3		4 1 1 0 1 0 1	Philadelphia Phillies @ Los Angeles Dodgers Dodger Stadium, Los Angeles, CA Mon Aug 16 1965, 7:05 PM PDT Att: 22,611 - Unknown														
Johnny Callison, L OBP: 0.333, SLG: 0.543 (1, 9)	0-0 P4		0-0 1B 2B	0-0 P5		0-0 F8		0-0 BB 1B		5 1 2 1 0 0 3															
Dick Allen, R OBP: 0.398, SLG: 0.526 (1, 5)	0-0 3B		0-0 1B SF8 1B	0-0 P4			0-0 6-3	4-0 BB G4-6-3		4 1 2 2 1 0 1															
Dick Stuart, R OBP: 0.295, SLG: 0.434 (1, 3) Ruben Amaro, R OBP: 0.309, SLG: 0.253 (7, PR)	0-0 5-3		0-3 K 1-2		0-0 F3		0-0 FC6-2 2B	0-0 G4-6-3 1-2f		4 0 1 0 0 1 2 1 0 0 0 0 0 2															
Alex Johnson, R OBP: 0.354, SLG: 0.452 (1, 7)		0-3 K	0-0 BB 1B		0-0 F9		0-0 FC6-2 1B 2B		0-0 G3	5 1 2 0 0 1 0															
Adolfo Phillips, R OBP: 0.257, SLG: 0.257 (1, 8) John Briggs, L OBP: 0.366, SLG: 0.410 (3, PH)		0-3 K	0-0 SF8 3-H		0-0 F8		0-0 FC6-2 BB 1B		0-3 K	1 0 0 0 0 1 0 3 1 0 1 0 1 2															
Pat Corrales, R OBP: 0.392, SLG: 0.370 (1, 2)		4-0 BB	4-0 BB 1-2 BB			0-0 3B	4-0 1B 1-2 BB		0-1 CI	1 0 1 0 3 0 0															
Bobby Wine, R OBP: 0.282, SLG: 0.265 (1, 6)	0-0 F9		0-0 F3			0-0 6-3	0-0 BB 1-2 2-H 3-H 1B		0-0 F8	5 0 1 2 0 0 5															
Chris Short, R OBP: 0.125, SLG: 0.125 (1, 1)			0-0 1B 2B 1B		0-0 1B		0-0 6-3		0-0 F8	4 1 2 0 0 0 3															
Inning Stats	R: 0 E: 0 K: 0 S: 4	H: 1 LOB: 1 BB: 0 P: 4	R: 0 E: 0 K: 2 S: 7	H: 0 LOB: 1 BB: 1 P: 11	R: 4 E: 0 K: 1 S: 10	H: 5 LOB: 2 BB: 1 P: 14	R: 0 E: 0 K: 0 S: 4	H: 1 LOB: 1 BB: 0 P: 4	R: 0 E: 0 K: 0 S: 3	H: 0 LOB: 0 BB: 0 P: 3	R: 0 E: 0 K: 0 S: 4	H: 1 LOB: 2 BB: 1 P: 8	R: 2 E: 0 K: 0 S: 6	H: 3 LOB: 2 BB: 1 P: 10	R: 0 E: 0 K: 0 S: 3	H: 1 LOB: 1 BB: 1 P: 7	R: 0 E: 1 K: 1 S: 6	H: 0 LOB: 1 BB: 0 P: 6	1B: 7 2B: 3 3B: 2 HR: 0	SF: 1 SAC: 0 DP: 1 HBP: 0	WP: 0 PB: 0 SB: 1 CS: 0	PA: 44			
PITCHER	IP WLS BF H R ER SO BB IBB HBP BLK WP HR S P ERA WHIP																				PITCHER	IP WLS BF H R ER SO BB IBB HBP BLK WP HR S P ERA WHIP			
Johnny Podres, L ERA: 3.65 (1, 1)	2.0 L	11 4 3 3 2	1 0 0 0	0 0 0 0	0 0 0 0	0 0 0 0	0 0 0 0	0 0 0 0	0 0 0 0	0 0 0 0	0 0 0 0	0 0 0 0	0 0 0 0	0 0 0 0	0 0 0 0	0 0 0 0	0 0 0 0	0 0 0 0	0 0 0 0	0 0 0 0	0 0 0 0	0 0 0 0	0 0 0 0	13.50 2.500	2.500
Bob Miller, R ERA: 3.13 (3, 1)	1.0	6 2 1 1 1	0 0 0 0	0 0 0 0	0 0 0 0	0 0 0 0	0 0 0 0	0 0 0 0	0 0 0 0	0 0 0 0	0 0 0 0	0 0 0 0	0 0 0 0	0 0 0 0	0 0 0 0	0 0 0 0	0 0 0 0	0 0 0 0	0 0 0 0	0 0 0 0	0 0 0 0	0 0 0 0	0 0 0 0	9.00 3.000	3.000
Howie Reed, R ERA: 2.66 (4, 1)	2.0	7 1 0 0 0	0 0 0 0	0 0 0 0	0 0 0 0	0 0 0 0	0 0 0 0	0 0 0 0	0 0 0 0	0 0 0 0	0 0 0 0	0 0 0 0	0 0 0 0	0 0 0 0	0 0 0 0	0 0 0 0	0 0 0 0	0 0 0 0	0 0 0 0	0 0 0 0	0 0 0 0	0 0 0 0	0 0 0 0	0.00 0.500	0.500
Jim Brewer, L ERA: 2.43 (6, 1)	3.0	16 5 2 2 0	3 0 0 0	0 0 0 0	0 0 0 0	0 0 0 0	0 0 0 0	0 0 0 0	0 0 0 0	0 0 0 0	0 0 0 0	0 0 0 0	0 0 0 0	0 0 0 0	0 0 0 0	0 0 0 0	0 0 0 0	0 0 0 0	0 0 0 0	0 0 0 0	0 0 0 0	0 0 0 0	0 0 0 0	6.00 2.667	2.667
Nick Willhite, L ERA: 6.19 (9, 1)	1.0	4 0 0 0 1	0 0 0 0	0 0 0 0	0 0 0 0	0 0 0 0	0 0 0 0	0 0 0 0	0 0 0 0	0 0 0 0	0 0 0 0	0 0 0 0	0 0 0 0	0 0 0 0	0 0 0 0	0 0 0 0	0 0 0 0	0 0 0 0	0 0 0 0	0 0 0 0	0 0 0 0	0 0 0 0	0 0 0 0	0.00 0.000	0.000

livebaseballscorecards.com

AB	37
R	6
H	12
RBI	6
BB	5
SO	4
LOB	19



Batter	1	2	3	4	5	6	7	8	9	AB R H RBI BB SO LOB
Maury Wills, S OBP: 0.341, SLG: 0.335 (1, 6)	0-0 6-3		0-0 FC4-6		0-0 6-3			0-0 1B		4 0 1 0 0 0 1
Jim Gilliam, S OBP: 0.383, SLG: 0.397 Nick Willhite, L OBP: 0.600, SLG: 0.571 (1, 5)	0-0 6-3		0-0 G4-6-3 1B		0-0 F7			0-0 F3		4 0 1 0 0 0 1 0 0 0 0 0 0 0
Wes Parker, S OBP: 0.333, SLG: 0.358 (1, 3)	0-0 F2		0-0 G4-6-3			0-0 5-3		0-0 4-3		4 0 0 0 0 0 3
Lou Johnson, R OBP: 0.306, SLG: 0.380 (1, 7)		0-0 5-3		0-0 4-3		0-3 K		0-0 4-3		4 0 0 0 0 1 0
Jim Lefebvre, S OBP: 0.328, SLG: 0.356 (1, 4)		0-0 F8		0-0 BB 1B		0-0 F8		0-0 HR		4 1 2 1 0 0 0
Ron Fairly, L OBP: 0.361, SLG: 0.404 (1, 9)		4-0 BB BB 1B BB		0-3 K		0-0 6-3		0-0 F7		3 0 0 0 1 1 1
Jeff Torborg, R OBP: 0.318, SLG: 0.417 (1, 2)		0-0 1-2 1B		4-0 BB BB BB BB		0-0 P6		0-0 6-3		3 0 1 0 1 0 0
Willie Davis, L OBP: 0.267, SLG: 0.332 (1, 8)		0-3 K		0-0 G3		0-3 K				3 0 0 0 0 2 4
Johnny Podres, L OBP: 0.176, SLG: 0.154 (1, 1) Bob Miller, R (3, 1) Don LeJohn, R OBP: 0.357, SLG: 0.327 (3, PH) Howie Reed, R (4, 1) John Kennedy, R OBP: 0.256, SLG: 0.250 (5, PH) Jim Brewer, L (6, 1) Dick Tracewski, R (8, PH) OBP: 0.315, SLG: 0.273 (9, 5)			0-0 FC4-6 1B		0-0 5-3			0-0 5-3		0 0 0 0 0 0 0 0 0 0 0 0 0 0 1 0 1 0 0 0 0 0 0 0 0 0 0 0 1 0 0 0 0 0 0 0 0 0 0 0 0 0 1 0 0 0 0 0 0

Inning Stats	R: 0 E: 0 K: 0 S: 3	H: 0 LOB: 0 BB: 0 P: 3	R: 0 E: 0 K: 1 S: 6	H: 1 LOB: 2 BB: 1 P: 10	R: 0 E: 0 K: 0 S: 4	H: 2 LOB: 1 BB: 0 P: 4	R: 0 E: 0 K: 1 S: 6	H: 1 LOB: 2 BB: 1 P: 10	R: 0 E: 0 K: 0 S: 3	H: 0 LOB: 0 BB: 0 P: 3	R: 0 E: 0 K: 1 S: 5	H: 0 LOB: 0 BB: 0 P: 5	R: 0 E: 0 K: 1 S: 5	H: 0 LOB: 0 BB: 0 P: 5	R: 0 E: 0 K: 0 S: 4	H: 1 LOB: 1 BB: 0 P: 4	R: 1 E: 0 K: 0 S: 4	H: 1 LOB: 0 BB: 0 P: 4	1B: 5 2B: 0 3B: 0 HR: 1	SF: 0 SAC: 0 DP: 1 HBP: 0	WP: 0 PB: 0 SB: 2 CS: 0	PA: 34
--------------	------------------------------	---------------------------------	------------------------------	----------------------------------	------------------------------	---------------------------------	------------------------------	----------------------------------	------------------------------	---------------------------------	------------------------------	---------------------------------	------------------------------	---------------------------------	------------------------------	---------------------------------	------------------------------	---------------------------------	----------------------------------	------------------------------------	----------------------------------	--------


PITCHER	IP	WLS	BF	H	R	ER	SO	BB	IBB	HBP	BLK	WP	HR	S	P	ERA	WHIP	PITCHER	IP	WLS	BF	H	R	ER	SO	BB	IBB	HBP	BLK	WP	HR	S	P	ERA	WHIP	
Chris Short, L ERA: 2.98 (1, 1)	9.0	W	34	6	1	1	4	2	0	0	0	0	1	40	48	1.00	0.889																			

BOTTOM

Philadelphia Phillies @ Los Angeles Dodgers
Dodger Stadium, Los Angeles, CA

Mon Aug 16 1965, 7:05 PM PDT
Att. 22,611 - Unknown

AB 32
R 1
H 6
RBI 1
BB 2
SO 4
LOB 10



Batter	1	2	3	4	5	6	7	8	9	AB R H RBI BB SO LOB	TOP		
Cookie Rojas, R OBP: 0.336, SLG: 0.359 (1, 4) X	0-0 1-3		0-0 6-3		0-0 FC6 1-2f		0-0 1-3			4 0 0 0 0 0 3	Philadelphia Phillies @ Los Angeles Dodgers Dodger Stadium, Los Angeles, CA Tue Aug 17 1965, 7:05 PM PDT Att: 23,144 - Unknown livebaseballscorecards.com		
Johnny Callison, L OBP: 0.334, SLG: 0.547 (1, 9) X	0-0 FC5-4 1B			0-0 4-3 3B		0-0 1-3		0-0 G3		4 1 2 0 0 0 0			
Dick Allen, R OBP: 0.395, SLG: 0.521 (1, 5) X	0-0 FC5-4 1-2f			0-3 K		0-0 F9		0-0 5-3		4 0 0 0 0 1 2			
Dick Stuart, R OBP: 0.295, SLG: 0.430 (1, 3) X	0-0 5-3			4-0 4-3 BB		0-3 K		0-0 F8		3 0 0 0 1 1 1			
Alex Johnson, R OBP: 0.347, SLG: 0.443 (1, 7) X		0-0 P4		0-0 4-3 1-2		0-0 6-3		0-3 K		4 0 0 1 0 1 1			
Adolfo Phillips, R OBP: 0.256, SLG: 0.282 (1, 8) SSS		0-3 K		0-3 3-H K		0-0 1B 2B		0-0 F8		4 1 1 0 0 2 1			
Pat Corrales, R OBP: 0.387, SLG: 0.365 (1, 2) X		0-0 6-3			0-0 5-3		0-0 FC6-4 1B		0-3 K	4 0 1 1 0 1 0			
Bobby Wine, R OBP: 0.283, SLG: 0.266 (1, 6) SSS			0-3 K		0-0 FC6 1B		0-0 FC6-4 1B		0-0 FC6-4 1B	3 0 1 0 0 1 1			
Ray Herbert, R OBP: 0.324, SLG: 0.333 (1, 1) SSS			0-3 K		0-0 F2		0-0 1B			3 0 1 0 0 1 1			
Jack Baldschun, R (7, 1)										0 0 0 0 0 0 0			
Ed Roebuck, R (7, 1)										0 0 0 0 0 0 0			
Inning Stats	R: 0 H: 1 E: 0 LOB: 1 K: 0 BB: 0 S: 4 P: 4	R: 0 H: 0 E: 0 LOB: 0 K: 1 BB: 0 S: 5 P: 5	R: 0 H: 0 E: 0 LOB: 0 K: 2 BB: 0 S: 7 P: 7	R: 1 H: 1 E: 0 LOB: 1 K: 2 BB: 1 S: 8 P: 12	R: 0 H: 1 E: 0 LOB: 1 K: 0 BB: 0 S: 4 P: 4	R: 0 H: 0 E: 0 LOB: 0 K: 1 BB: 0 S: 5 P: 5	R: 1 H: 3 E: 0 LOB: 2 K: 0 BB: 0 S: 6 P: 6	R: 0 H: 0 E: 0 LOB: 0 K: 0 BB: 0 S: 3 P: 3	R: 0 H: 0 E: 0 LOB: 0 K: 2 BB: 0 S: 7 P: 7	1B: 4 SF: 0 2B: 1 SAC: 0 3B: 1 DP: 0 HR: 0 HBP: 0	WP: 0 PA: 34 PB: 0 SB: 0 CS: 0		
PITCHER	IP WLS BF H R ER SO BB IBB HBP BLK WP HR S P ERA WHIP											PITCHER	IP WLS BF H R ER SO BB IBB HBP BLK WP HR S P ERA WHIP
Claude Osteen, L (1, 1) ERA: 2.55	7.0 W 28 6 2 2 6 1 0 0 0 0 0 0 39 43 2.57 1.000												
Ron Perranoski, L (8, 1) ERA: 3.48	2.0 S 6 0 0 0 2 0 0 0 0 0 0 0 10 10 0.00 0.000												



Batter	1	2	3	4	5	6	7	8	9
Maury Wills, S OBP: 0.337, SLG: 0.332 (1, 6)	0-0 4-3		0-0 L9		0-0 4-3		0-0 F2	0-0 P6	
Jim Gilliam, S OBP: 0.385, SLG: 0.399 (1, 5) Ron Perranoski, L OBP: 0.429, SLG: 0.200 (8, 1)	0-0 1B HBP 1B		0-0 F5			0-0 F9	0-0 BB 1B 1-2 2-H 1B		
Jim Lefebvre, S OBP: 0.334, SLG: 0.361 (1, 4)	0-0 HBP BB 1-3 1B		0-0 FC6 1B			4-0 1B BB	0-0 BB 1B 1-2 2-H 1B		
Ron Fairly, L OBP: 0.364, SLG: 0.404 (1, 9)	4-0 HBP 1-2 BB		0-0 FC6 1-2f			0-0 1-2 1B	4-0 1-2 2-3 BB		
Lou Johnson, R OBP: 0.305, SLG: 0.376 (1, 7)	1-0 G4-6-3 HBP 1-2 2-3 3-H			0-0 5-3		0-0 F9	0-0 4-3		
Wes Parker, S OBP: 0.334, SLG: 0.359 (1, 3)	0-0 G4-6-3 1-2f			0-0 G3-6-3 1B		0-0 4-3		0-0 6-3 SH5-4 1B 1B	
Willie Davis, L OBP: 0.265, SLG: 0.329 (1, 8)		0-0 F8		0-0 G3-6-3 1-2f			0-0 F7	0-0 SH5-4 1-2	
John Roseboro, L OBP: 0.270, SLG: 0.285 (1, 2) Willie Crawford, L OBP: 0.174, SLG: 0.095 (7, PR) Jeff Torborg, R OBP: 0.315, SLG: 0.413 (8, 2)		0-0 F9			0-0 4-3		0-0 FC1 1B 1B	0-0 6-3 2-3	
Claude Osteen, L OBP: 0.160, SLG: 0.153 (1, 1) Wally Moon, L OBP: 0.323, SLG: 0.289 (7, PH) John Kennedy, R OBP: 0.265, SLG: 0.258 (7, PR) (8, 5)		0-3 K			0-0 1-3		0-0 FC1 1B 1B 1-2	0-0 1B 3-H	

AB	R	H	RBI	BB	SO	LOB
5	0	0	0	0	0	3
4	1	2	1	0	0	0
0	0	0	0	0	0	0
3	0	3	1	1	0	0
2	0	1	0	2	0	1
3	0	0	1	0	0	5
4	1	2	0	0	0	5
3	0	0	0	0	0	1
3	0	1	0	0	0	0
0	1	0	0	0	0	0
1	0	0	0	0	0	1
2	0	0	0	0	1	0
1	0	0	0	0	0	1
1	1	1	1	0	0	0


BOTTOM

Philadelphia Phillies @ Los Angeles Dodgers
 Dodger Stadium, Los Angeles, CA

Tue Aug 17 1965, 7:05 PM PDT
 Att. 23,144 - Unknown

AB	32
R	4
H	10
RBI	4
BB	3
SO	1
LOB	17

WP: 0 PA: 37
 PB: 0
 SB: 0
 CS: 0



Inning Stats	R	H	E	K	S	R	H	E	K	S	R	H	E	K	S	R	H	E	K	S	R	H	E	K	S
	1	2	0	4	9	0	0	0	1	5	0	1	0	0	4	0	1	0	0	3	0	0	0	0	0
	0	0	0	1	5	0	0	0	0	5	0	0	0	0	3	0	0	0	0	0	0	0	0	0	0
	0	0	0	0	3	0	0	0	0	3	0	0	0	0	3	0	0	0	0	0	0	0	0	0	0
	0	0	0	0	3	0	0	0	0	3	0	0	0	0	3	0	0	0	0	0	0	0	0	0	0
	0	0	0	0	3	0	0	0	0	3	0	0	0	0	3	0	0	0	0	0	0	0	0	0	0
	0	0	0	0	3	0	0	0	0	3	0	0	0	0	3	0	0	0	0	0	0	0	0	0	0

PITCHER	IP	WLS	BF	H	R	ER	SO	BB	IBB	HBP	BLK	WP	HR	S	P	ERA	WHIP
Ray Herbert, R ERA: 3.59 (1, 1)	6.2	L	30	8	3	3	1	2	0	1	0	0	0	29	38	4.05	1.500
Jack Baldschun, R ERA: 3.86 (7, 1)	0.0		1	0	0	0	0	1	0	0	0	0	0	4	4	∞	∞
Ed Roebuck, R ERA: 3.28 (7, 1)	1.1		6	2	1	1	0	0	0	0	0	0	0	6	6	6.75	1.500

Batter	1	2	3	4	5	6	7	8	9	10	11	12	AB R H RBI BB SO LOB	TOP
Cookie Rojas, R OBP: 0.340, SLG: 0.362													5 2 3 0 1 0 1	Philadelphia Phillies @ Los Angeles Dodgers Dodger Stadium, Los Angeles, CA Wed Aug 18 1965, 7:05 PM PDT Att: 38,267 - Unknown
Johnny Callison, L OBP: 0.335, SLG: 0.544													3 2 0 0 2 1 3	
Dick Allen, R OBP: 0.393, SLG: 0.517													6 1 1 1 0 1 5	
Dick Stuart, R OBP: 0.298, SLG: 0.432													5 0 2 4 1 0 1	
John Hermstein, L OBP: 0.250, SLG: 0.317													0 0 0 0 0 0 0	
Ruben Amaro, R OBP: 0.309, SLG: 0.253													0 0 0 0 0 0 0	
Alex Johnson, R OBP: 0.347, SLG: 0.438													5 1 1 0 1 1 3	
Tony Taylor, R OBP: 0.298, SLG: 0.319													4 0 0 0 0 3 3	
Pat Corrales, R OBP: 0.388, SLG: 0.361													4 0 1 1 1 1 3	
Bobby Wine, R OBP: 0.285, SLG: 0.266													4 0 1 0 1 1 2	
Jim Bunning, R OBP: 0.250, SLG: 0.306													3 0 0 0 0 2 3	
Chris Short, R OBP: 0.125, SLG: 0.125													0 0 0 0 0 0 0	
Gary Wagner, R OBP: 0.091, SLG: 0.182													2 0 0 0 0 2 1	
Inning Stats	R: 0 H: 1 E: 0 LOB: 1 K: 0 BB: 0 S: 4 P: 4	R: 0 H: 0 E: 0 LOB: 0 K: 3 BB: 0 S: 9 P: 9	R: 0 H: 1 E: 0 LOB: 0 K: 0 BB: 0 S: 3 P: 3	R: 0 H: 0 E: 0 LOB: 0 K: 1 BB: 0 S: 5 P: 5	R: 1 H: 2 E: 0 LOB: 1 K: 2 BB: 0 S: 9 P: 9	R: 0 H: 1 E: 0 LOB: 2 K: 1 BB: 1 S: 6 P: 10	R: 0 H: 0 E: 0 LOB: 1 K: 2 BB: 1 S: 7 P: 11	R: 2 H: 2 E: 0 LOB: 2 K: 1 BB: 3 S: 6 P: 18	R: 0 H: 0 E: 0 LOB: 0 K: 1 BB: 0 S: 5 P: 5	R: 0 H: 0 E: 0 LOB: 0 K: 0 BB: 1 S: 2 P: 6	R: 0 H: 0 E: 0 LOB: 0 K: 0 BB: 0 S: 3 P: 3	R: 3 H: 2 E: 1 LOB: 1 K: 1 BB: 1 S: 8 P: 12	1B: 8 SF: 0 2B: 1 SAC: 2 3B: 0 DP: 3 HR: 0 HBP: 0	WP: 2 PA: 50 PB: 0 SB: 0 CS: 0
PITCHER	IP WLS BF H R ER SO BB IBB HBP BLK WP HR S P ERA WHIP													
Sandy Koufax, L ERA: 2.1	(1, 1) 7.0 5 29 5 3 3 9 3 1 0 0 2 0 43 59 3.86 1.143													
Ron Perranoski, L ERA: 3.43	(8, 1) 1.0 5 2 0 0 1 1 0 0 0 0 0 0 6 10 0.00 3.000													
Bob Miller, R ERA: 3.06	(9, 1) 2.0 6 0 0 0 1 1 0 0 0 0 0 0 7 11 0.00 0.500													
Jim Brewer, L ERA: 2.33	(11, 1) 1.2 L 7 1 2 0 1 1 0 0 0 0 0 0 8 12 0.00 1.200													
Howie Reed, R ERA: 2.64	(12, 1) 0.1 3 1 1 0 0 0 0 0 0 0 0 0 3 3 0.00 3.000													

livebaseballscorecards.com

AB	41
R	6
H	9
RBI	6
BB	7
SO	12
LOB	25



Batter	1	2	3	4	5	6	7	8	9	10	11	12	AB	R	H	RBI	BB	SO	LOB
Maury Wills, S OBP: 0.335, SLG: 0.330 (1, 6) X	0-0 G3		0-3 K		0-0 3-4-1		0-0 S 1-3 1B		0-3 K		0-0 F9		6	0	1	0	0	2	0
Jim Gilliam, S OBP: 0.379, SLG: 0.393 John Kennedy, R OBP: 0.280, SLG: 0.253 (1, 5) X (8, 5)	0-0 4-3		0-3 K			0-0 F8	0-0 6-3		0-3 K		0-0 5-3		4	0	0	0	0	1	1
Jim Lefebvre, S OBP: 0.336, SLG: 0.360 (1, 4) X	0-0 BB 1B		0-0 F2			0-0 E5 G3	0-0 BB		4-0 1B BB		0-0 G3		4	0	1	0	2	0	0
Ron Fairly, L OBP: 0.366, SLG: 0.403 (1, 9) B B B	4-0 BB 1-2			0-0 F9		0-0 G3	0-0 1-3		0-0 BB 1B			4-0 BB BB BB BB	4	0	1	0	2	0	3
Lou Johnson, R OBP: 0.303, SLG: 0.372 (1, 7) X	0-0 F3			0-0 4-3 S 1B		0-0 F8		0-0 P4	0-0 5-3			0-0 BB BB BB BB	6	0	1	0	0	0	6
Wes Parker, S OBP: 0.336, SLG: 0.358 (1, 3) X		0-0 FC3-6 1B		0-0 4-3 1-3		4-0 HR BB	4-0 FC6 BB		0-0 L6			0-0 BB BB BB BB	4	1	1	0	2	0	1
Willie Davis, L OBP: 0.267, SLG: 0.336 (1, 8) X		0-0 F9		0-3 K		0-0 HR	0-0 FC6 S		4-0 G3 BB			4-0 BB BB BB BB	4	1	1	2	1	1	3
John Roseboro, L OBP: 0.272, SLG: 0.285 (1, 2) X		0-0 FC3-6 1-2f			0-0 3-1		0-0 1B WP 1B		4-0 G3 1-2 IBB			0-0 BB BB BB BB	4	1	1	0	1	0	2
Sandy Koufax, R OBP: 0.268, SLG: 0.227 Ron Fертон, L OBP: 0.426, SLG: 0.200 Wally Moon, R OBP: 0.300, SLG: 0.286 Bob Miller, R (8, PH) Don LeJohn, R OBP: 0.351, SLG: 0.321 Jim Brewer, L (11, 1) Howie Reed, R (12, 1)		0-0 FC3-6 1-2f			0-0 F2		0-3 K	0-3 K		0-3 K			3	0	0	0	0	1	2

BOTTOM	
Philadelphia Phillies @ Los Angeles Dodgers Dodger Stadium, Los Angeles, CA Wed Aug 18 1965, 7:05 PM PDT Att: 38,267 - Unknown	
AB 43	
R 3	
H 7	
RBI 2	
BB 8	
SO 8	
LOB 21	
WP: 1 PA: 51	
PB: 0	
SB: 4	
CS: 0	



Inning Stats	R: 0	H: 1	E: 0	LOB: 2	K: 0	BB: 1	S: 4	R: 0	H: 1	E: 0	LOB: 1	K: 0	BB: 0	S: 4	R: 0	H: 0	E: 0	LOB: 0	K: 2	BB: 0	S: 7	R: 0	H: 1	E: 0	LOB: 1	K: 1	BB: 0	S: 6	R: 0	H: 0	E: 1	LOB: 1	K: 0	BB: 0	S: 4	R: 3	H: 3	E: 0	LOB: 2	K: 1	BB: 2	S: 8	R: 0	H: 0	E: 0	LOB: 2	K: 1	BB: 2	S: 5	R: 0	H: 1	E: 0	LOB: 2	K: 2	BB: 1	S: 8	R: 0	H: 0	E: 0	LOB: 1	K: 1	BB: 1	S: 5	R: 0	H: 0	E: 0	LOB: 0	K: 0	BB: 1	S: 2	R: 0	H: 0	E: 0	LOB: 0	K: 0	BB: 1	S: 2	1B: 6	SF: 0	2B: 0	SAC: 0	3B: 0	DP: 1	HR: 1	HBP: 0	WP: 1	PA: 51
PITCHER	IP	WLS	BF	H	R	ER	SO	BB	IBB	HBP	BLK	WP	HR	S	P	ERA	WHIP																																																																						
Jim Bunning, R ERA: 2.59 (1, 1)	6.1		28	6	3	3	4	2	0	0	0	0	1	34	42	4.26	1.263																																																																						
Chris Short, L ERA: 2.97 (7, 1)	0.1		1	0	0	0	0	0	0	0	0	1	0	1	1	0.00	0.000																																																																						
Gary Wagner, R ERA: 2.52 (7, 1)	5.1	W	22	1	0	0	4	5	1	0	0	0	0	24	48	0.00	1.125																																																																						

Batter	1	2	3	4	5	6	7	8	9	10	AB R H RBI BB SO LOB	TOP												
Tommy Harper, R OBP: 0.360, SLG: 0.418 (1, 7) X	0-0 F8	0-0 5-3		0-3 K			0-0 L9		0-0 S 1B		5 0 1 0 0 1 4	Cincinnati Reds @ Philadelphia Phillies Connie Mack Stadium, Philadelphia, PA Fri Aug 20 1965, 7:05 PM EDT Att. 28,709 - Unknown												
Pete Rose, S OBP: 0.387, SLG: 0.466 (1, 4) X	0-0 FC3-6 1B		0-0 L8		0-0 F9 S 1B		0-0 1B		4-0 BB 1-2 BB		4 0 3 0 1 0 0													
Frank Robinson, R OBP: 0.373, SLG: 0.528 (1, 9) X	0-0 FC3-6 1B		0-0 F7		0-3 K 1-2		0-0 F8		0-3 K		5 1 0 0 0 2 5													
Deron Johnson, R OBP: 0.332, SLG: 0.516 (1, 5) X	0-0 1B		0-0 6-3		0-0 F9 2-3		0-0 L8		0-0 F3		5 0 1 0 0 0 1													
Don Pavletich, R OBP: 0.406, SLG: 0.557 (1, 2) (6, 3) X	0-0 1B		0-0 1B		0-0 6-3		0-0 SF8 3B		0-3 K		5 1 3 1 0 1 1													
Tony Perez, R OBP: 0.307, SLG: 0.455 Jimmie Coker, R OBP: 0.222, SLG: 0.441 (1, 3) (6, 2) S	0-3 K		0-0 F9		0-0 6-3		0-0 SF8		0-0 HR		3 0 0 0 0 1 3 1 1 1 2 0 0 0													
Vada Pinson, L OBP: 0.340, SLG: 0.486 (1, 8) X		0-0 F9		0-0 BB 1-3 1B		0-0 F7		0-3 K		0-0 F7			5 0 1 0 0 1 0											
Leo Cardenas, R OBP: 0.367, SLG: 0.442 (1, 6) X		0-0 FC 1B		0-3 K		0-3 K			0-0 4-3		4 0 1 0 0 2 2													
Sammy Ellis, L OBP: 0.152, SLG: 0.145 (1, 1) X		0-0 FC 1-H		4-0 BB 1-2 BB		0-3 K		0-3 K			3 0 0 0 1 2 1													
Inning Stats	R: 1 E: 0 K: 1 S: 8	H: 3 LOB: 2 BB: 0 P: 8	R: 0 E: 1 K: 0 S: 4	H: 1 LOB: 1 BB: 0 P: 4	R: 0 E: 0 K: 0 S: 3	H: 0 LOB: 0 BB: 0 P: 3	R: 0 E: 0 K: 2 S: 9	H: 2 LOB: 3 BB: 1 P: 13	R: 0 E: 0 K: 1 S: 6	H: 1 LOB: 1 BB: 0 P: 6	R: 0 E: 0 K: 1 S: 5		H: 0 LOB: 0 BB: 0 P: 5	R: 0 E: 0 K: 1 S: 6	H: 1 LOB: 1 BB: 0 P: 6	R: 1 E: 0 K: 1 S: 6	H: 1 LOB: 0 BB: 0 P: 6	R: 0 E: 0 K: 2 S: 8	H: 1 LOB: 2 BB: 1 P: 12	R: 1 E: 0 K: 1 S: 6	H: 1 LOB: 0 BB: 0 P: 6	1B: 9 2B: 0 3B: 1 HR: 1	SF: 1 SAC: 1 DP: 0 HBP: 0	WP: 0 PB: 0 SB: 2 CS: 0
PITCHER	IP WLS BF H R ER SO BB IBB HBP BLK WP HR S P ERA WHIP																							
Chris Short, L ERA: 2.94 Gary Wagner, R ERA: 2.57	(1, 1) 8.0 L 34 9 2 2 7 1 0 0 0 0 0 1 47 51 2.25 1.250																							
	(9, 1) 2.0 L 9 2 1 1 3 1 0 0 0 0 0 1 14 18 4.50 1.500																							

livebaseballscorecards.com

AB	40
R	3
H	11
RBI	3
BB	2
SO	10
LOB	17



BOTTOM

Cincinnati Reds @ Philadelphia Phillies
Connie Mack Stadium, Philadelphia, PA
 Fri Aug 20 1965, 7:05 PM EDT
 Att: 28,709 - Unknown

livebaseballscorecards.com

AB 33
R 2
H 6
RBI 1
BB 2
SO 8
LOB 8



WP: 1 PA: 36
 FB: 0
 SB: 0
 CS: 2

Batter	1	2	3	4	5	6	7	8	9	10	AB	R	H	RBI	BB	SO	LOB
John Briggs, L (1, 8) OBP: 0.368, SLG: 0.431	0-3 K		x 0-0 1-3 1B			x 0-0 F2			x 0-0 HR		4	1	2	1	0	1	0
Cookie Rojas, R (1, 4) OBP: 0.341, SLG: 0.363	0-0 FC4-6 1B		x 0-0 L9			x 0-0 5-3			x 0-0 1B		4	0	2	0	0	0	2
Johnny Callison, L (1, 9) OBP: 0.334, SLG: 0.543	0-0 FC4-6 CS			x 0-0 WP G4-3 2B		x 0-3 K			x 0-3 K		4	1	1	0	0	2	2
Dick Allen, R (1, 5) OBP: 0.392, SLG: 0.513	0-0 CS	0-0 F5		x 4-0 2-3 BB		x 0-0 5-3			x 0-0 F4		3	0	0	0	1	0	1
Tony Gonzalez, L (1, 7) OBP: 0.338, SLG: 0.471		0-0 5-3		x 0-0 G4-3 1-2f 3-H		x 0-0 6-3			x 0-0 6-3		4	0	0	0	0	0	2
Dick Stuart, R (1, 3) OBP: 0.295, SLG: 0.428		0-0 P4		x 0-3 K		x 0-3 K				x 0-3 K	4	0	0	0	0	3	0
Clay Dalrymple, L (1, 2) OBP: 0.278, SLG: 0.275			x 0-0 L8			x 0-0 4-3				x 4-0 CS BB	3	0	0	0	1	0	0
Adolfo Phillips, R (10, PR) OBP: 0.256, SLG: 0.282											0	0	0	0	0	0	0
Bobby Wine, R (1, 6) OBP: 0.283, SLG: 0.264			x 0-0 6-3			x 0-0 6-3			x 0-0 5-3		2	0	0	0	0	0	0
Wes Covington, L (8, PH) OBP: 0.316, SLG: 0.505										x 0-3 K	1	0	0	0	0	0	0
Ruben Amaro, R (9, 6) OBP: 0.309, SLG: 0.253											0	0	0	0	0	0	0
Alex Johnson, R (10, PH) OBP: 0.345, SLG: 0.435										x 1-2 K	1	0	0	0	0	1	1
Chris Short, R (1, 1) OBP: 0.135, SLG: 0.135			x 0-0 1B			x 0-0 6-3					2	0	1	0	0	0	0
John Hermstein, L (8, PH) OBP: 0.246, SLG: 0.313											1	0	0	0	0	1	0
Gary Wagner, R (9, 1) OBP: 0.091, SLG: 0.182											0	0	0	0	0	0	0

Inning Stats	R: 0	H: 1	E: 0	K: 1	S: 5	P: 5	R: 0	H: 0	E: 0	K: 0	S: 3	R: 0	H: 2	E: 0	K: 0	S: 5	R: 1	H: 1	E: 0	K: 1	S: 5	R: 0	H: 0	E: 0	K: 0	S: 3	R: 0	H: 0	E: 0	K: 1	S: 5	R: 0	H: 0	E: 0	K: 1	S: 5	R: 0	H: 0	E: 0	K: 1	S: 5	R: 1	H: 2	E: 0	K: 1	S: 7	R: 0	H: 0	E: 0	K: 2	S: 6	1B: 4	SF: 0	2B: 1	SAC: 0	3B: 0	DP: 1	HR: 1	HBP: 0	WP: 1	PA: 36
IP	10.0	W	35	6	2	2	8	2	0	0	0	1	1	49	57	1.80	0.800																																												
PITCHER																					IP	WLS	BF	H	R	ER	SO	BB	IBB	HBP	BLK	WP	HR	S	P	ERA	WHIP																								
Sammy Ellis, R (1, 1)																																																													

PITCHER	IP	WLS	BF	H	R	ER	SO	BB	IBB	HBP	BLK	WP	HR	S	P	ERA	WHIP														
Sammy Ellis, R (1, 1) ERA: 3.44	10.0	W	35	6	2	2	8	2	0	0	0	1	1	49	57	1.80	0.800														

Batter	1	2	3	4	5	6	7	8	9	10	11	AB R H RBI BB SO LOB	TOP				
Tommy Harper, R (1, 7) OBP: 0.358, SLG: 0.414	0-0 5-3	0-0 G6-4-3			0-0 P6		0-0 P4		0-0 F9		4-0 BB BB	5 0 0 0 1 0 3	<p>Cincinnati Reds @ Philadelphia Phillies</p> <p>Connie Mack Stadium, Philadelphia, PA</p> <p>Sat Aug 21 1965, 3:33 AM EDT</p> <p>Att. 10,000 - Unknown</p>				
Pete Rose, S (1, 4) OBP: 0.392, SLG: 0.470	0-0 1-3		0-0 S 1B		0-0 1B		0-0 2B		4-0 BB BB	4-0 BB BB	4 0 3 1 2 0 0						
Vada Pinson, L (1, 8) OBP: 0.341, SLG: 0.485	0-0 BB 1B		0-0 F7		0-0 F7		4-0 BB BB		0-0 BB BB	0-0 BB BB	5 0 2 0 1 0 5						
Frank Robinson, R (1, 9) OBP: 0.371, SLG: 0.524	0-0 BB 1B		0-0 F7		0-0 5-3		0-0 5-3		0-3 BB BB	0-3 BB BB	5 0 1 0 0 1 5						
Gordy Coleman, L (1, 3) OBP: 0.363, SLG: 0.522	4-0 BB BB		0-0 F9		0-0 F8		0-0 P6		0-3 BB BB	0-3 BB BB	3 0 0 0 1 0 1						
Marty Keough, L (8, 3) OBP: 0.195, SLG: 0.108	1-2 BB										1 0 0 0 0 1 2						
Deron Johnson, R (1, 5) OBP: 0.331, SLG: 0.513	0-0 F7			0-0 6-3		0-0 1B		0-0 6-3		0-3 BB BB	0-3 BB BB	5 0 1 0 0 1 5					
Johnny Edwards, L (1, 2) OBP: 0.349, SLG: 0.473		4-0 BB BB		0-0 4-3		0-0 L4		0-0 F8			0-0 BB BB	4 0 1 0 1 0 1					
Giraldo Ruiz, S (11, PR) OBP: 0.118, SLG: 0.176											0 1 0 0 0 0 0						
Billy McCool, R (11, 1)											0 0 0 0 0 0 0						
Leo Cardenas, R (1, 6) OBP: 0.367, SLG: 0.446		0-0 F3		0-3 K		0-0 2B 3B		0-3 K		0-0 BB BB	0-0 BB BB	5 1 2 1 0 2 1					
Joe Nuxhall, L (1, 1) OBP: 0.270, SLG: 0.257		0-0 G6-4-3			0-0 4-3		0-3 K		0-0 6-3		0-0 BB BB	4 0 1 0 0 1 1					
Art Shamsky, L (11, PH) OBP: 0.342, SLG: 0.485		1-2 1B									2-H BB BB	0 0 0 0 0 0 0					
Don Pavletich, R (11, PH) OBP: 0.403, SLG: 0.553											0-0 5-3	1 0 0 0 0 0 1					
Inning Stats	R: 0 H: 2 E: 0 LOB: 3 K: 0 BB: 1 S: 5 P: 9	R: 0 H: 1 E: 0 LOB: 1 K: 0 BB: 1 S: 3 P: 7	R: 0 H: 1 E: 0 LOB: 1 K: 0 BB: 0 S: 4 P: 4	R: 0 H: 0 E: 0 LOB: 0 K: 1 BB: 0 S: 5 P: 5	R: 0 H: 1 E: 0 LOB: 1 K: 0 BB: 0 S: 4 P: 4	R: 0 H: 1 E: 0 LOB: 1 K: 0 BB: 0 S: 4 P: 4	R: 1 H: 2 E: 0 LOB: 2 K: 1 BB: 1 S: 7 P: 11	R: 0 H: 0 E: 0 LOB: 0 K: 0 BB: 0 S: 3 P: 3	R: 0 H: 0 E: 0 LOB: 0 K: 1 BB: 0 S: 5 P: 5	R: 0 H: 1 E: 0 LOB: 2 K: 3 BB: 1 S: 10 P: 14	R: 1 H: 2 E: 0 LOB: 2 K: 0 BB: 2 S: 4 P: 12	1B: 8 SF: 0 2B: 2 SAC: 0 3B: 1 DP: 2 HR: 0 HBP: 0	WP: 0 PA: 48 PB: 0 SB: 1 CS: 0				
PITCHER	IP WLS BF H R ER SO BB IBB HBP BLK WP HR S P ERA WHIP																
Ray Culp, R (1, 1) ERA: 2.97	8.0	34	8	1	1	2	3	0	0	0	0	0	0	35	47	1.12	1.375
Jack Baldschun, R (9, 1) ERA: 3.87	2.0	L	10	3	1	1	4	1	0	0	0	0	0	17	21	4.50	2.000
Bo Belinsky, L (11, 1) ERA: 4.72	1.0		4	0	0	0	0	2	0	0	0	0	0	2	10	0.00	2.000

livebaseballscorecards.com

AB	42
R	2
H	11
RBI	2
BB	6
SO	6
LOB	25



Batter	1	2	3	4	5	6	7	8	9	10	11	AB R H RBI BB SO LOB	BOTTOM
Cookie Rojas, R OBP: 0.338, SLG: 0.359 (1, 4)	L9		E4			6-3			6-3		F4	5 0 0 0 0 0 1	Cincinnati Reds @ Philadelphia Phillies Connie Mack Stadium, Philadelphia, PA Sat Aug 21 1965, 3:33 AM EDT Att. 10,000 - Unknown
Johnny Callison, L OBP: 0.333, SLG: 0.539 (1, 9)	CS BB		3-1			K			K		K	4 0 0 0 1 3 2	
Dick Allen, R OBP: 0.390, SLG: 0.518 (1, 5)	K				5-3			F9			HR	4 1 1 1 0 1 1	
Dick Stuart, R OBP: 0.295, SLG: 0.425 (1, 3)		K			F7			G4-6-3 BB			K	3 0 0 0 1 2 0	
Alex Johnson, R OBP: 0.344, SLG: 0.432 (1, 7)		F6			F9			G4-6-3			1B	4 0 1 0 0 0 1	
Adolfo Phillips, R OBP: 0.256, SLG: 0.279 (1, 8)		F2			CS S 1B			5-3			K	4 0 1 0 0 1 1	
Pat Corrales, R OBP: 0.376, SLG: 0.348 (1, 2)			K			K		F2			K	4 0 0 0 0 3 2	
Bobby Wine, R OBP: 0.286, SLG: 0.267 (1, 6)			E 1B			1-3					5-3	4 0 2 0 0 0 2	
Ray Culp, R OBP: 0.156, SLG: 0.073 (1, 1)												2 0 0 0 0 1 1	
Tony Taylor, R OBP: 0.297, SLG: 0.318 (8, PH)			K			F3					4-3	1 0 0 0 0 1 1	
Jack Baldschun, R (9, 1)												0 0 0 0 0 0 0	
Bo Belinsky, L OBP: 0.233, SLG: 0.207 (11, 1)												0 0 0 0 0 0 0	
Ruben Amaro, R OBP: 0.308, SLG: 0.251 (11, PH)												1 0 0 0 0 0 0	
Inning Stats	R: 0 H: 0 E: 0 LOB: 1 K: 1 BB: 1 S: 4 P: 8	R: 0 H: 0 E: 0 LOB: 0 K: 1 BB: 0 S: 5 P: 5	R: 0 H: 1 E: 1 LOB: 2 K: 2 BB: 0 S: 9 P: 9	R: 0 H: 0 E: 0 LOB: 0 K: 0 BB: 0 S: 3 P: 3	R: 0 H: 1 E: 0 LOB: 0 K: 1 BB: 0 S: 5 P: 5	R: 0 H: 0 E: 0 LOB: 0 K: 1 BB: 0 S: 5 P: 5	R: 0 H: 0 E: 0 LOB: 0 K: 0 BB: 1 S: 2 P: 6	R: 0 H: 1 E: 0 LOB: 1 K: 1 BB: 0 S: 6 P: 6	R: 1 H: 1 E: 0 LOB: 0 K: 2 BB: 0 S: 8 P: 8	R: 0 H: 1 E: 0 LOB: 1 K: 2 BB: 0 S: 8 P: 8	R: 0 H: 0 E: 0 LOB: 0 K: 1 BB: 0 S: 5 P: 5	1B: 4 SF: 0 2B: 1 SAC: 0 3B: 0 DP: 2 HR: 1 HBP: 0	WP: 0 PA: 38 PB: 0 SB: 1 CS: 2
PITCHER	IP WLS BF H R ER SO BB IBB HBP BLK WP HR S P ERA WHIP												
Joe Nuxhall, L ERA: 3.37 (1, 1)	10.0 W 35 5 1 1 11 2 0 0 0 0 1 55 63 0.90 0.700												
Billy McCool, L ERA: 4.42 (11, 1)	1.0 S 3 0 0 0 1 0 0 0 0 0 0 5 5 0.00 0.000												

livebaseballscorecards.com

AB	36
R	1
H	5
RBI	1
BB	2
SO	12
LOB	12



Batter	1	2	3	4	5	6	7	8	9	AB R H RBI BB SO LOB	TOP											
Tommy Harper, R (1, 7) OBP: 0.358, SLG: 0.414	0-0 1B SF8 S 1B	0-3 K			0-0 1-3	0-3 K		0-0 1-3 1B		5 1 2 0 0 2 1												
Pete Rose, S (1, 4) OBP: 0.392, SLG: 0.469	0-0 1-3 PB HR 1B		4-0 1B BB		0-0 F9		0-0 L6	0-3 K		4 1 1 0 1 1 1												
Vada Pinson, L (1, 8) OBP: 0.340, SLG: 0.483	0-0 SF8		0-0 F7		0-0 1B		0-0 4-3		0-0 3-1	4 0 1 1 0 0 1												
Frank Robinson, R (1, 9) OBP: 0.370, SLG: 0.519	0-3 K 1-2		0-0 F2		0-3 K		1-0 BB S HBP		0-3 K	4 0 0 0 0 3 3												
Gordy Coleman, L (1, 3) OBP: 0.368, SLG: 0.534	0-0 2-H HR		0-0 1-3 1B			0-0 L8	4-0 1-2 BB BB		0-3 K	4 1 2 2 1 1 0												
Deron Johnson, R (1, 5) OBP: 0.334, SLG: 0.513	4-0 BB		0-0 4-3			0-0 1B 1B 1B	4-0 1-2 2-3 BB			2 1 1 0 2 0 2												
Johnny Edwards, L (1, 2) OBP: 0.348, SLG: 0.470	0-0 4-3			0-0 P2		0-0 1-2 1B 1B	0-3 K			4 1 1 0 0 1 4												
Leo Cardenas, R (1, 6) OBP: 0.366, SLG: 0.444		0-0 P3		0-3 K		0-0 1-2 2-3 1B 1B		0-3 K		4 0 1 0 0 2 0												
John Tsitouris, R (1, 1) OBP: 0.098, SLG: 0.053		0-0 6-3		0-3 K		0-0 1-3 2-H 3-H 1B		0-0 1B 1B		0 0 0 0 0 0 0												
Ted Davidson, R (1, 1)										2 0 0 0 0 1 0												
Art Shamsky, L (6, PH) OBP: 0.351, SLG: 0.493										1 0 1 2 0 0 0												
Roger Craig, R (6, 1) OBP: 0.143, SLG: 0.143										1 0 1 0 0 0 0												
Inning Stats	R: 3 E: 0 K: 1 S: 8	H: 3 LOB: 1 BB: 1 P: 12	R: 0 E: 0 K: 1 S: 5	H: 0 LOB: 0 BB: 0 P: 5	R: 0 E: 0 K: 0 S: 4	H: 1 LOB: 2 BB: 1 P: 8	R: 0 E: 0 K: 2 S: 7	H: 0 LOB: 0 BB: 0 P: 7	R: 0 E: 0 K: 1 S: 6	H: 1 LOB: 1 BB: 0 P: 6	R: 2 E: 0 K: 1 S: 8	H: 4 LOB: 1 BB: 0 P: 8	R: 0 E: 0 K: 1 S: 5	H: 0 LOB: 3 BB: 2 P: 14	R: 0 E: 0 K: 2 S: 8	H: 2 LOB: 1 BB: 0 P: 8	R: 0 E: 0 K: 2 S: 7	H: 0 LOB: 0 BB: 0 P: 7	1B: 10 2B: 0 3B: 0 HR: 1	SF: 1 SAC: 0 DP: 0 HBP: 1	WP: 0 PB: 1 SB: 2 CS: 0	PA: 41
PITCHER	IP WLS BF H R ER SO BB IBB HBP BLK WP HR S P ERA WHIP																					
Jim Bunning, R (1, 1) ERA: 2.7	8.1 W 39 11 5 5 9 4 0 1 0 0 1 52 69 5.40 1.800																					
Gary Wagner, R (9, 1) ERA: 2.55	0.2 S 2 0 0 0 2 0 0 0 0 0 0 0 6 6 0.00 0.000																					

Cincinnati Reds @ Philadelphia Phillies
 Connie Mack Stadium, Philadelphia, PA

AB	35
R	5
H	11
RBI	5
BB	4
SO	11
LOB	12



Sun Aug 22 1965, 3:33 AM EDT
 Att. 8,431 - Unknown

livebaseballscorecards.com

BOTTOM

Cincinnati Reds @ Philadelphia Phillies
Connie Mack Stadium, Philadelphia, PA

Sun Aug 22 1965, 3:33 AM EDT
Att. 8,431 - Unknown

livebaseballscorecards.com

AB	26
R	6
H	6
RBI	6
BB	6
SO	4
LOB	12



WP:	0	PA:	36
PB:	0	SB:	0
CS:	0		

AB	R	H	RBI	BB	SO	LOB
2	1	0	0	2	0	0
3	1	2	0	0	0	0
2	1	1	0	2	0	1
3	1	0	1	1	0	4
3	0	0	1	0	0	3
3	2	1	1	1	1	1
0	0	0	0	0	0	0
0	0	0	1	0	0	0
3	0	0	0	0	1	0
4	0	2	2	0	1	1
3	0	0	0	0	1	2
0	0	0	0	0	0	0
1B:	4	SF:	1			
2B:	2	SAC:	2			
3B:	0	DP:	1			
HR:	1	HBP:	1			

Batter	1	2	3	4	5	6	7	8	9
John Briggs, L OBP: 0.371, SLG: 0.426 (1, 8)	4-0 BB 1B BB	0-0 F8		0-0 G3			4-0 SH1-3 BB		
Cookie Rojas, R OBP: 0.340, SLG: 0.361 (1, 4)	0-0 BB BB 1-2 SF8	0-0 1B		0-0 F8			0-0 SH1-3		
Johnny Callison, L OBP: 0.336, SLG: 0.539 (1, 9)	4-0 BB BB 1-2 HBP	0-0 L6			0-0 1B		4-0 FC4-6 IBB		
Dick Allen, R OBP: 0.389, SLG: 0.514 (1, 5)	4-0 HBP BB 1-2 2B 2-3 BB	0-0 6-3			0-0 F7		0-0 F7		
Tony Gonzalez, L OBP: 0.333, SLG: 0.466 (1, 7)	0-0 SF8		0-0 6-3		0-0 F7		0-0 FC4-6		
Dick Stuart, R OBP: 0.297, SLG: 0.431 (1, 3)	4-0 HBP		0-3 K		0-0 F3		0-0 HR		
Ruben Amaro, R OBP: 0.308, SLG: 0.251 (9, 3)	1-2 2B 2-3 BB								
Clay Dalrymple, L OBP: 0.278, SLG: 0.275 (1, 2)	1-0 2B		0-0 E5		0-3 K		0-0 G3		
Tony Taylor, R OBP: 0.299, SLG: 0.318 (1, PH)	1-2 2B 2-3 HBP		0-0 FC6-4		0-3 K		0-0 1B		
Pat Corrales, R OBP: 0.368, SLG: 0.339 (2, 2)	1-2 2B 2-3 HBP		0-0 FC6-4		0-3 K		0-0 SH5-4-6		
Bobby Wine, R OBP: 0.289, SLG: 0.275 (1, 6)	0-0 2B		0-0 FC6-4		0-3 K		0-0 SH5-4-6		
Jim Bunning, R OBP: 0.240, SLG: 0.293 (1, 1)	0-0 P6		0-0 P4		0-3 K		0-0 SH5-4-6		
Gary Wagner, R OBP: 0.091, SLG: 0.182 (9, 1)	0-0 P6		0-0 P4		0-3 K		0-0 SH5-4-6		

Inning	1	2	3	4	5	6	7	8	9
R:	5	0	0	0	0	0	0	1	0
E:	0	0	0	0	0	0	0	0	0
K:	0	0	0	0	0	0	0	0	0
S:	4	4	4	3	4	3	3	4	4
H:	2	1	0	0	0	0	0	2	0
LOB:	1	1	1	1	1	0	0	0	0
BB:	4	0	0	0	0	0	2	0	0
P:	21	4	6	3	4	9	11	4	4

PITCHER	IP	WLS	BF	H	R	ER	SO	BB	IBB	HBP	BLK	WP	HR	S	P	ERA	WHIP
John Tsitouris, R ERA: 5.17 (1, 1)	0.0		4	1	4	4	0	3	0	0	0	0	0	1	13	∞	∞
Ted Davidson, L ERA: 2.41 (1, 1)	5.0		20	3	1	1	1	1	0	1	0	0	0	20	25	1.80	0.800
Roger Craig, R ERA: 3.65 (6, 1)	3.0	L	12	2	1	1	3	1	1	0	0	0	1	16	24	3.00	1.000

Batter	1	2	3	4	5	6	7	8	9	AB R H RBI BB SO LOB	TOP					
Eddie Kasko, R OBP: 0.259, SLG: 0.261 (1, 6) X	0-0 F2		0-0 BB 1B		0-0 5-3		4-0 CS BB		0-0 G5-4-3	4 0 1 0 1 0 2						
Joe Morgan, L OBP: 0.389, SLG: 0.444 (1, 4) X	0-0 E 2B		4-0 BB		4-0 HR BB		0-0 L9		0-0 L7	3 2 1 0 2 0 2						
Jimmy Wynn, R OBP: 0.369, SLG: 0.478 (1, 8) X	0-0 E6 1B		0-3 K		0-0 HR		0-3 K			4 1 2 2 0 2 3						
Frank Thomas, R OBP: 0.257, SLG: 0.315 (1, 3) S S	0-3 K		0-0 P6		0-0 F5		0-0 CS	0-3 K		4 0 0 0 0 2 3						
Bob Aspromonte, R OBP: 0.324, SLG: 0.352 (1, 5) X	0-0 1-3			0-0 1B 1B		0-0 L7		4-0 G6-4-3 BB		3 0 1 0 1 0 1						
Ron Brand, R OBP: 0.289, SLG: 0.296 (1, 7)		0-0 L7		0-0 FC6-4 1B		0-3 K		0-0 G6-4-3		3 0 1 0 0 1 0						
Lee Maye, L OBP: 0.275, SLG: 0.351 (8, PH) (8, 7)				1-3 K 1B				1-2f		1 0 0 0 0 0 1						
Rusty Staub, L OBP: 0.339, SLG: 0.366 (1, 9) S S S		0-3 K		0-3 K		0-0 G3			0-0 SH 1B	4 1 1 0 0 2 2						
Dave Adlesh, R OBP: 0.333, SLG: 0.308 (1, 2) S S S		0-3 K		0-3 K		1-0 HBP			4-0 G5-4-3 SH BB	2 0 0 0 1 2 2						
Don Nottebart, R OBP: 0.130, SLG: 0.070 (1, 1) S S S			0-3 K	0-0 FC6-4		0-3 K			0-0 SH	3 0 0 0 0 2 3						
Inning Stats	R: 1 H: 2 E: 1 LOB: 1 K: 1 BB: 0 S: 7 P: 7	R: 0 H: 0 E: 0 LOB: 0 K: 2 BB: 0 S: 7 P: 7	R: 0 H: 1 E: 0 LOB: 2 K: 2 BB: 1 S: 8 P: 12	R: 0 H: 2 E: 0 LOB: 2 K: 2 BB: 0 S: 9 P: 9	R: 2 H: 1 E: 0 LOB: 0 K: 0 BB: 1 S: 4 P: 8	R: 0 H: 0 E: 0 LOB: 1 K: 2 BB: 0 S: 7 P: 8	R: 0 H: 0 E: 0 LOB: 0 K: 1 BB: 1 S: 4 P: 8	R: 0 H: 0 E: 0 LOB: 0 K: 1 BB: 1 S: 4 P: 8	R: 1 H: 1 E: 1 LOB: 1 K: 0 BB: 1 S: 4 P: 8	1B: 5 SF: 0 2B: 1 SAC: 1 3B: 0 DP: 2 HR: 1 HBP: 1	WP: 0 PA: 39 PB: 0 SB: 0 CS: 1					
PITCHER	IP WLS BF H R ER SO BB IBB HBP BLK WP HR S P ERA WHIP															
Chris Short, L ERA: 2.96 (1, 1)	5.0	23	6	3	2	7	2	0	0	0	0	1	35	43	3.60	1.600
Jack Baldschun, R ERA: 3.78 (6, 1)	2.0	7	0	0	0	3	1	0	1	0	0	0	11	16	0.00	0.500
Gary Wagner, R ERA: 2.59 (8, 1)	2.0	L 8	1	1	1	1	2	0	0	0	0	0	8	16	4.50	1.500

Houston Astros @ Philadelphia Phillies
 Connie Mack Stadium, Philadelphia, PA

Tue Aug 24 1965, 7:05 PM EDT
 Att. 13,863 - Unknown - 76 F

livebaseballscorecards.com

AB	31
R	4
H	7
RBI	2
BB	5
SO	11
LOB	19



Batter	1	2	3	4	5	6	7	8	9	AB	R	H	RBI	BB	SO	LOB
John Briggs, L (1, 8) OBP: 0.374, SLG: 0.428	0-0 7-3 1B		0-0 2-3 3-H E 1B		0-0 3-1		0-0 F9			4	1	2	1	0	0	2
Cookie Rojas, R (1, 4) OBP: 0.339, SLG: 0.360	0-0 7-3 1-2f		0-0 1-H 3-H E5 1B			0-0 1-3		0-0 F9		4	0	1	1	0	0	1
Johnny Callison, L (1, 9) OBP: 0.335, SLG: 0.536	0-0 1-3		0-0 F2			0-0 1B		0-0 4-3		4	0	1	0	0	0	1
Dick Allen, R (1, 5) OBP: 0.388, SLG: 0.512		0-3 K	0-3 K			0-3 K		0-0 1B		4	0	1	0	0	3	2
Tony Gonzalez, L (1, 7) OBP: 0.332, SLG: 0.462		0-0 G6-4-3 1B		0-0 P5		0-0 4-3		0-0 F8		4	0	1	0	0	0	1
Dick Stuart, R (1, 3) OBP: 0.296, SLG: 0.428		0-0 G6-4-3 1-2f		0-0 F8			4-0 SH3-4 BB		0-0 F3	3	0	0	0	1	0	1
Clay Dalrymple, L (1, 2) OBP: 0.279, SLG: 0.276			0-0 SH1-4 1B BB		0-0 P3		0-0 SH3-4 1-2		0-0 4-3	3	1	1	0	0	0	0
Bobby Wine, R (1, 6) OBP: 0.290, SLG: 0.273			4-0 1B SH1-4 1B BB		0-3 K		0-0 L8			2	1	0	0	1	1	1
Chris Short, R (1, 1) OBP: 0.135, SLG: 0.135			0-0 SH1-4		0-0 F7		4-0 IBB			0	0	0	0	0	0	0
John Hermstein, L (5, PH) OBP: 0.242, SLG: 0.308										1	0	0	0	0	0	0
Jack Baldschun, R (6, 1)										0	0	0	0	0	0	0
Wes Covington, L (7, PH) OBP: 0.319, SLG: 0.505			1-2 2-3							0	0	0	0	0	1	0
Gary Wagner, R (8, 1)										0	0	0	0	0	0	0

Inning Stats	R: 0	H: 1	E: 0	LOB: 0	K: 0	BB: 0	S: 3	P: 3	R: 0	H: 1	E: 0	LOB: 0	K: 1	BB: 0	S: 5	P: 5	R: 3	H: 3	E: 1	LOB: 1	K: 1	BB: 1	S: 8	P: 12	R: 0	H: 0	E: 0	LOB: 0	K: 0	BB: 0	S: 3	P: 3	R: 0	H: 1	E: 0	LOB: 1	K: 1	BB: 0	S: 6	P: 6	R: 0	H: 0	E: 0	LOB: 2	K: 0	BB: 2	S: 3	P: 11	R: 0	H: 1	E: 0	LOB: 1	K: 0	BB: 0	S: 3	P: 3	R: 0	H: 0	E: 0	LOB: 0	K: 0	BB: 0	S: 3	P: 3	1B: 7	SF: 0	2B: 1	SAC: 2	3B: 0	DP: 2	HR: 0	HBP: 0	WP: 0	PA: 34
--------------	------	------	------	--------	------	-------	------	------	------	------	------	--------	------	-------	------	------	------	------	------	--------	------	-------	------	-------	------	------	------	--------	------	-------	------	------	------	------	------	--------	------	-------	------	------	------	------	------	--------	------	-------	------	-------	------	------	------	--------	------	-------	------	------	------	------	------	--------	------	-------	------	------	-------	-------	-------	--------	-------	-------	-------	--------	-------	--------

PITCHER	IP	WLS	BF	H	R	ER	SO	BB	IBB	HBP	BLK	WP	HR	S	P	ERA	WHIP
Don Nottebart, R (1, 1) ERA: 4.37	9.0	W	34	7	3	2	4	2	1	0	0	0	0	39	51	2.00	1.000

BOTTOM

Houston Astros @ Philadelphia Phillies
Connie Mack Stadium, Philadelphia, PA
 Tue Aug 24 1965, 7:05 PM EDT
 Att. 13,863 - Unknown - 76 F

AB	29
R	3
H	7
RBI	2
BB	3
SO	4
LOB	9



Batter	1	2	3	4	5	6	7	8	9	AB	R	H	RBI	BB	SO	LOB	TOP										
Lee Mays, L OBP: 0.276, SLG: 0.352 (1, 7)	0-0 F6	0-0 G3			0-0 FC3-6 1B	0-0 E WP 1B		0-0 F7	0-0 SF9	5	2	2	1	0	0	2											
Joe Morgan, L OBP: 0.388, SLG: 0.441 (1, 4)	0-0 BB 1B		0-0 P6		4-0 BB E BB	0-3 K		0-0 G3	0-3 K	5	1	1	0	1	2	3											
Jimmy Wynn, R OBP: 0.371, SLG: 0.476 (1, 8)	4-0 1-2 BB		0-0 6-3		4-0 BB FC3-6 BB	0-0 E1 WP		4-0 1B BB		2	0	0	0	3	0	1											
Walt Bond, L OBP: 0.328, SLG: 0.356 Jim Gentile, L OBP: 0.329, SLG: 0.428 (1, 3) (5, 3)	0-0 P5		0-0		0-0 FC3-6 1B	4-0 WP BB		0-0		3	1	1	1	0	0	3											
Bob Aspromonte, R OBP: 0.324, SLG: 0.351 (1, 5)	0-0 P6		0-0 F3		0-0 1B	4-0 BB		0-0 L1		1	0	1	0	1	0	0											
Rusty Staub, L OBP: 0.346, SLG: 0.375 (1, 9)		0-0 SH3-4 2B		4-0 BB G1-6-3	0-0 FC6-4 1B	0-0 6-3			0-0 SH3-4 1B 2B	4	1	3	1	1	0	3											
Ron Brand, R OBP: 0.287, SLG: 0.295 (1, 2)		0-0 5-3		0-3 K	0-0 FC6-4		0-0 L5		0-0 2B SH3-4 SF9 1B	5	1	1	0	0	1	4											
Eddie Kasko, R OBP: 0.265, SLG: 0.257 (1, 6)		4-0 SH3-4 BB		0-0 G1-6-3		1-0 E HBP	0-0 6-3		0-0 SH3-4	2	1	0	0	1	0	1											
Bob Bruce, R OBP: 0.115, SLG: 0.133 Mike Cuellar, L (5, 1) Ron Taylor, R OBP: 0.143, SLG: 0.214 Joe Gaines, R OBP: 0.299, SLG: 0.373 Jim Owens, R OBP: 0.125, SLG: 0.125 (9, PH) (9, 1)		0-0 SH3-4		0-0 5-3	0-3 K	0-0 1-3		0-0 2B		1	0	0	0	0	0	0											
Inning Stats	R: 0 E: 0 K: 0 S: 4	H: 1 LOB: 2 BB: 1 P: 8	R: 0 E: 0 K: 0 S: 4	H: 1 LOB: 2 BB: 1 P: 8	R: 0 E: 0 K: 1 S: 4	H: 0 LOB: 0 BB: 1 P: 8	R: 3 E: 1 K: 0 S: 6	H: 3 LOB: 2 BB: 2 P: 14	R: 2 E: 0 K: 2 S: 9	H: 1 LOB: 3 BB: 2 P: 18	R: 0 E: 0 K: 0 S: 3	H: 0 LOB: 0 BB: 0 P: 3	R: 0 E: 0 K: 0 S: 4	H: 1 LOB: 2 BB: 1 P: 8	R: 2 E: 0 K: 1 S: 8	H: 3 LOB: 1 BB: 0 P: 8	1B: 8 2B: 3 3B: 0 HR: 0	SF: 1 SAC: 2 DP: 1 HBP: 1	WP: 1 PB: 0 SB: 0 CS: 0	PA: 47							
PITCHER	IP	WLS	BF	H	R	ER	SO	BB	IBB	HBP	BLK	WP	HR	S	P	ERA	WHIP										
Ray Culp, R ERA: 3.07 (1, 1)	4.2		24	6	3	3	1	5	0	0	0	0	0	21	41	5.79	2.357										
Ed Roebuck, R ERA: 3.26 (5, 1)	0.1		1	0	0	0	0	0	0	0	0	0	0	1	1	0.00	0.000										
Bo Belinsky, L ERA: 4.62 (6, 1)	2.0		11	1	2	0	2	2	0	1	0	1	0	12	21	0.00	1.500										
Jack Baldschun, R ERA: 3.94 (8, 1)	1.1	L	9	4	2	2	0	1	0	0	0	0	0	8	12	13.50	3.750										
Gary Wagner, R ERA: 2.57 (9, 1)	0.2		2	0	0	0	1	0	0	0	0	0	0	4	4	0.00	0.000										

Houston Astros @ Philadelphia Phillies
 Connie Mack Stadium, Philadelphia, PA

Wed Aug 25 1965, 7:05 PM EDT
 Att. 11,066 - Unknown - 74 F

livebaseballscorecards.com

AB	35
R	7
H	11
RBI	4
BB	8
SO	4
LOB	23



Batter	1	2	3	4	5	6	7	8	9	AB R H RBI BB SO LOB
John Briggs, L OBP: 0.369, SLG: 0.418 (1, 8)	0-0 F9			0-0 F5	4-0 2B BB		0-0 FC4-6 1B		0-3 K	4 1 0 0 1 1 1
Cookie Rojas, R OBP: 0.343, SLG: 0.366 (1, 4)	0-3 K			0-0 G3 1B	0-0 1-3 2B		0-0 1-H 3B 1B			4 1 3 2 0 1 0
Johnny Callison, L OBP: 0.335, SLG: 0.538 (1, 9)	0-0 F7			0-0 G3 1-2	0-0 G3 3-H 2B		0-0 1-H 3B			4 0 1 1 0 0 4
Dick Allen, R OBP: 0.387, SLG: 0.516 (1, 5)		0-0 5-3		0-0 1-3		0-0 HR	0-3 K			4 1 1 1 0 1 2
Tony Gonzalez, L OBP: 0.338, SLG: 0.476 (1, 7)		0-0 4-3			0-0 HR	4-0 G5-4-3 BB		0-0 1B		3 1 2 1 1 0 0
Gary Wagner, R OBP: 0.091, SLG: 0.182 (9, 1)										0 0 0 0 0 0 0
John Herrnstein, L OBP: 0.250, SLG: 0.313 (1, 3)		0-0 3-1			0-0 G1 1B	0-3 K		0-0 5-3		2 1 1 0 0 0 0
Dick Stuart, R OBP: 0.295, SLG: 0.426 (6, PH)										2 0 0 0 0 1 1
Ruben Amaro, R OBP: 0.308, SLG: 0.251 (9, 3)										0 0 0 0 0 0 0
Bobby Wine, R OBP: 0.286, SLG: 0.269 (1, 6)			0-0 6-3		0-0 P5	0-0 G5-4-3		0-0 P4		4 0 0 0 0 0 2
Pat Corrales, R OBP: 0.360, SLG: 0.331 (1, 2)			0-3 K		0-0 G1		0-3 K		0-3 K	3 0 0 0 0 2 1
Jack Baldschun, R (8, 1)					1-2					0 0 0 0 0 0 0
Adolfo Phillips, R OBP: 0.250, SLG: 0.273 (9, 7)										1 0 0 0 0 1 0
Ray Culp, R OBP: 0.152, SLG: 0.071 (1, 1)			0-3 K		0-0 E S 2B 1B		0-0 FC4-6 1B		0-3 K	1 0 0 0 0 1 0
Ed Roebuck, R (5, 1)										0 0 0 0 0 0 0
Wes Covington, L OBP: 0.322, SLG: 0.508 (5, PH)										1 0 1 1 0 0 0
Tony Taylor, R OBP: 0.269, SLG: 0.318 (5, PH)										0 1 0 0 0 0 0
Bo Belinsky, L OBP: 0.233, SLG: 0.207 (6, 1)										0 0 0 0 0 0 0
Clay Dalrymple, L OBP: 0.281, SLG: 0.278 (7, PH)										2 0 1 0 0 1 0

Inning Stats	R: 0 E: 0 K: 1 S: 5	H: 0 LOB: 0 BB: 0 P: 5	R: 0 E: 0 K: 0 S: 3	H: 0 LOB: 0 BB: 0 P: 3	R: 0 E: 0 K: 2 S: 7	H: 0 LOB: 0 BB: 0 P: 7	R: 0 E: 0 K: 0 S: 4	H: 1 LOB: 1 BB: 0 P: 4	R: 3 E: 0 K: 0 S: 7	H: 4 LOB: 3 BB: 1 P: 11	R: 1 E: 0 K: 1 S: 5	H: 1 LOB: 0 BB: 1 P: 9	R: 2 E: 0 K: 2 S: 10	H: 3 LOB: 1 BB: 0 P: 10	R: 0 E: 0 K: 0 S: 3	H: 1 LOB: 0 BB: 0 P: 3	R: 0 E: 0 K: 3 S: 9	H: 0 LOB: 0 BB: 0 P: 9	1B: 6 2B: 1 3B: 1 HR: 2	SF: 0 SAC: 0 DP: 1 HBP: 0
--------------	------------------------------	---------------------------------	------------------------------	---------------------------------	------------------------------	---------------------------------	------------------------------	---------------------------------	------------------------------	----------------------------------	------------------------------	---------------------------------	-------------------------------	----------------------------------	------------------------------	---------------------------------	------------------------------	---------------------------------	----------------------------------	------------------------------------


BOTTOM

Houston Astros @ Philadelphia Phillies
Connie Mack Stadium, Philadelphia, PA

Wed Aug 25 1965, 7:05 PM EDT
 Att: 11,066 - Unknown - 74 F

AB	35
R	6
H	10
RBI	6
BB	2
SO	9
LOB	11

livebaseballscorecards.com



WP: 0	PA: 37
PB: 0	
SB: 2	
CS: 0	

PITCHER	IP	WLS	BF	H	R	ER	SO	BB	IBB	HBP	BLK	WP	HR	S	P	ERA	WHIP
Bob Bruce, R ERA: 3.48 (1, 1)	4.2		20	5	3	3	3	1	0	0	0	0	1	25	29	5.79	1.286
Mike Cuellar, L ERA: 5.25 (5, 1)	0.1		3	1	1	1	0	1	0	0	0	0	1	2	6	27.00	6.000
Ron Taylor, R ERA: 4.98 (6, 1)	3.0	W	11	4	2	2	3	0	0	0	0	0	0	17	17	6.00	1.333
Jim Owens, R ERA: 3.12 (9, 1)	1.0	S	3	0	0	0	3	0	0	0	0	0	0	9	9	0.00	0.000

Batter	1	2	3	4	5	6	7	8	9	AB R H RBI BB SO LOB
--------	---	---	---	---	---	---	---	---	---	----------------------

Lee Maye, L (1, 7) OBP: 0.275, SLG: 0.350	0-0 P5		0-0 G3			0-0 2B 1B	0-0 L4-6		0-0 F7	5 1 1 0 0 0 1
Joe Morgan, L (1, 4) OBP: 0.388, SLG: 0.441	0-3 K			0-0 6-3		0-0 2B 1B FC4-2		0-0 1B 1B E	0-0 F9	5 1 2 0 0 1 0
Jimmy Wynn, R (1, 8) OBP: 0.372, SLG: 0.478	0-0 F3			0-0 F9		0-0 2B 1-3 2-H		0-0 1B 1B E		4 1 2 1 0 0 0
Rusty Staub, L (1, 9) OBP: 0.345, SLG: 0.374		0-3 K		0-0 4-3		0-0 FC4-2		0-0 1B 1B E F7		4 0 1 0 0 1 2
Bob Aspromonte, R (1, 5) OBP: 0.322, SLG: 0.348		0-3 K			0-0 F7	0-0 F8		0-0 1B 1B E E1		4 0 0 0 0 1 4
Jim Gentile, L (1, 3) OBP: 0.331, SLG: 0.437		0-0 HR			0-0 3-1		4-0 HR BB	0-3 K		3 2 1 1 1 1 3
Eddie Kasko, R (1, 6) OBP: 0.273, SLG: 0.287		0-3 K			0-0 1B		0-0 HR	0-0 E4		3 1 2 2 0 1 0
Walt Bond, L (8, PH) OBP: 0.327, SLG: 0.355							1-H HR	1-2 2-3 3-H		1 0 0 1 0 0 2
Bob Lillis, R (8, 6) OBP: 0.260, SLG: 0.239										0 0 0 0 0 0 0
Ron Brand, R (1, 2) OBP: 0.287, SLG: 0.294			0-0 6-3		0-3 K		0-0 L4-6 SH1-4 1B	0-0 F7		4 0 1 0 0 1 4
Robin Roberts, S (1, 1) OBP: 0.245, SLG: 0.227		0-3 K			0-0 1-3		0-0 SH1-4		0-3 K	2 0 0 0 0 1 0
Danny Coombs, R (7, 1) OBP: 0.222, SLG: 0.125										0 0 0 0 0 0 0
Dave Giusti, R (7, 1) OBP: 0.206, SLG: 0.281										1 0 0 0 0 1 0
Jim Owens, R (9, 1) OBP: 0.125, SLG: 0.125										0 0 0 0 0 0 0

Inning Stats	R: 0	H: 0	E: 0	K: 1	S: 5	R: 1	H: 1	E: 0	K: 3	S: 10	R: 0	H: 0	E: 0	K: 1	S: 5	R: 0	H: 0	E: 0	K: 0	S: 3	R: 0	H: 1	E: 0	K: 1	S: 6	R: 1	H: 3	E: 0	K: 0	S: 6	R: 2	H: 2	E: 0	K: 0	S: 4	R: 2	H: 3	E: 2	K: 1	S: 9	R: 0	H: 0	E: 0	K: 1	S: 5	1B: 7	SF: 0	2B: 2	SAC: 1	3B: 0	DP: 1	HR: 2	HBP: 0	WP: 0	PA: 38
--------------	------	------	------	------	------	------	------	------	------	-------	------	------	------	------	------	------	------	------	------	------	------	------	------	------	------	------	------	------	------	------	------	------	------	------	------	------	------	------	------	------	------	------	------	------	------	-------	-------	-------	--------	-------	-------	-------	--------	-------	--------

PITCHER	IP	WLS	BF	H	R	ER	SO	BB	IBB	HBP	BLK	WP	HR	S	P	ERA	WHIP
Jim Bunning, R (1, 1) ERA: 2.77	7.0		28	7	4	4	6	1	0	0	0	0	2	39	43	5.14	1.143
Gary Wagner, R (8, 1) ERA: 2.51	2.0	L	10	3	2	0	2	0	0	0	0	0	0	14	14	0.00	1.500

TOP

Houston Astros @ Philadelphia Phillies
 Connie Mack Stadium, Philadelphia, PA
 Thu Aug 26 1965, 7:05 PM EDT
 Att. 21,805 - Unknown - 78 F

livebaseballscorecards.com

AB	36
R	6
H	10
RBI	5
BB	1
SO	8
LOB	16



Batter	1	2	3	4	5	6	7	8	9	AB	R	H	RBI	BB	SO	LOB
Cookie Rojas, R OBP: 0.345, SLG: 0.369 (1, 4)	0-0 2B 1B	0-0 FC6-4 1-2f			0-0 F3		0-0 E PB 1B		0-0 FC6-4 1B	5	2	3	0	0	0	1
Dick Allen, R OBP: 0.387, SLG: 0.517 (1, 5)	0-3 K		0-0 5-3		0-0 4-3 1B 2B		0-0 E8 PB 1B		0-0 FC6-4 1B 1-2f	5	1	2	1	0	1	2
Johnny Callison, L OBP: 0.333, SLG: 0.537 (1, 9)	0-0 1-H 2B		0-0 G3		0-0 4-3		0-3 3-H K		0-3 K	5	0	1	1	0	2	3
Wes Covington, L OBP: 0.322, SLG: 0.505 (1, 7)	0-3 K		0-0 F5		0-0 FC5-4 1B		0-3 3-H K		0-0 BB 1B	3	0	1	1	0	1	1
Dick Stuart, R OBP: 0.294, SLG: 0.425 (7, PH)										1	0	0	0	0	1	1
Gary Wagner, R OBP: 0.091, SLG: 0.182 (8, 1)										0	0	0	0	0	0	0
Tony Taylor, R OBP: 0.302, SLG: 0.321 (9, PH)										1	0	1	0	0	0	0
Tony Gonzalez, L OBP: 0.342, SLG: 0.474 (1, 8)	4-0 BB				0-0 G3-6-3 1B		0-0 FC5-4 1-2f		0-0 G1	3	0	1	0	2	0	2
John Herrnstein, L OBP: 0.233, SLG: 0.292 (1, 3)	0-3 K				0-0 G3-6-3 1-2f		0-0 F7		0-0 3-1	5	0	0	0	0	2	6
Clay Dalrymple, L OBP: 0.280, SLG: 0.277 (1, 2)		0-0 4-3			0-0 1B		0-0 F9		0-3 K2-3	4	0	1	0	0	1	0
Bobby Wine, R OBP: 0.292, SLG: 0.279 (1, 6)					0-0 FC6-4 1B		0-3 K		0-0 2B	4	0	3	0	0	1	0
Jim Bunning, R OBP: 0.234, SLG: 0.286 (1, 1)		0-0 P3			0-0 F3		0-0 1B E 2B		0-3 K	2	0	0	0	0	0	3
John Briggs, L OBP: 0.371, SLG: 0.424 (7, PH)										2	1	1	0	0	1	1
John Briggs, L OBP: 0.371, SLG: 0.424 (8, 8)										2	1	1	0	0	1	1

Inning Stats		R: 1	H: 2	E: 0	K: 3	S: 11	R: 0	H: 1	E: 0	K: 0	S: 4	R: 0	H: 0	E: 0	K: 0	S: 3	R: 0	H: 3	E: 0	K: 0	S: 5	R: 1	H: 2	E: 0	K: 0	S: 5	R: 0	H: 0	E: 0	K: 1	S: 5	R: 2	H: 3	E: 1	K: 2	S: 10	R: 0	H: 1	E: 0	K: 2	S: 8	R: 0	H: 2	E: 0	K: 2	S: 9	1B: 10	SF: 0	3B: 0	HR: 0																								
PITCHER		IP	WLS	BF	H	R	ER	SO	BB	IBB	HBP	BLK	WP	HR	S	P	ERA	WHIP	PITCHER		IP	WLS	BF	H	R	ER	SO	BB	IBB	HBP	BLK	WP	HR	S	P	ERA	WHIP	PITCHER		IP	WLS	BF	H	R	ER	SO	BB	IBB	HBP	BLK	WP	HR	S	P	ERA	WHIP																		
Robin Roberts, R ERA: 2.93 (1, 1)	6.0		29	11	4	3	3	4	1	0	0	0	0	0	36	40	4.50	2.000	Danny Coombs, L ERA: 4.24 (7, 1)		0.1		1	0	0	0	1	0	0	0	0	0	0	0	0	0	0.00	0.000	Dave Giusti, R ERA: 4.33 (7, 1)		2.1	W	11	3	0	0	4	1	0	0	0	0	18	22	0.00	1.714	Jim Owens, R ERA: 3.11 (9, 1)		0.1	S	1	0	0	0	1	0	0	0	0	0	3	3	0.00	0.000

BOTTOM

Houston Astros @ Philadelphia Phillies
 Connie Mack Stadium, Philadelphia, PA


Thu Aug 26 1965, 7:05 PM EDT
 Att: 21,805 - Unknown - 78 F

livebaseballscores.com

AB	40
R	4
H	14
RBI	3
BB	2
SO	10
LOB	20



WP: 0	PA: 42
PB: 1	SB: 0
CS: 0	

Batter	1	2	3	4	5	6	7	8	9	AB R H RBI BB SO LOB	TOP											
Maury Wills, S OBP: 0.342, SLG: 0.338 (1, 6) X	0-0 4-3 ① X	0-0 F7 ③ X	0-0 5-3 ③		0-0 2B ① H 1-H 3-H		0-0 4-3 ③			5 0 1 2 0 0 3												
Jim Gilliam, S OBP: 0.378, SLG: 0.390 (1, 5) X Howie Reed, R (8, 1)	0-0 F7 ②		0-0 2B 1B ①	0-0 SH2-4 1B SF8 1B	0-0 G3 ②		0-0 L8 ①			5 2 2 0 0 0 1 0 0 0 0 0 0 0												
Willie Davis, L OBP: 0.276, SLG: 0.349 (1, 8) X	0-0 1B 2B		0-0 2B 1B ①	0-0 SH2-4 1B	0-0 4-3 ③		0-0 F7 ②			5 2 3 0 0 0 1												
Ron Fairly, L OBP: 0.359, SLG: 0.398 (1, 9) X	0-0 2B 1B ② H		0-0 2B BB FC5-2 ①	0-0 SH2-4 1B ①		0-3 K ①		0-0 L8 ③		3 0 1 1 1 1 0												
Lou Johnson, R OBP: 0.306, SLG: 0.391 (1, 7) X	0-0 2B 1-3		0-0 1B 2B FC5-2 ①	0-0 SF8 ②		0-0 1B 1B S		0-0 6-3 ①		4 2 3 3 0 0 0												
Jim Lefebvre, S OBP: 0.331, SLG: 0.349 (1, 4) X Dick Tracewski, R OBP: 0.317, SLG: 0.272 (6, PR) (6, 4)	0-0 F7 ③		0-0 1B HBP FC5-2 ①	0-0 K ③		0-0 1B CS ① H		0-3 K ②		3 1 1 1 0 1 3 1 0 0 0 0 1 0												
Wes Parker, S OBP: 0.340, SLG: 0.370 (1, 3) X		0-0 B3 ①	0-0 1B FC5-2 ①		0-0 1B 2B BB ①		0-3 K ②		0-3 K ③	4 1 0 0 1 2 4	AB 38 R 9 H 14 RBI 9 BB 2 SO 8 LOB 17											
John Roseboro, L OBP: 0.279, SLG: 0.301 (1, 2) X		0-0 1B	0-0 1B ①		0-0 2B 1B ①		0-3 K ①			4 1 3 2 0 1 0												
Don Drysdale, R OBP: 0.306, SLG: 0.500 (1, 1) X John Kennedy, R OBP: 0.250, SLG: 0.242 (8, 5) X		0-3 K ②	0-0 F8 ②		0-3 K ①		0-0 F8 ②			4 0 0 0 0 2 5 0 0 0 0 0 0 0												
Inning Stats	R: 1 E: 0 K: 0 S: 6	H: 3 LOB: 2 BB: 0 P: 6	R: 0 E: 0 K: 1 S: 6	H: 1 LOB: 1 BB: 0 P: 6	R: 4 E: 0 K: 0 S: 7	H: 4 LOB: 2 BB: 1 P: 12	R: 1 E: 0 K: 1 S: 7	H: 2 LOB: 1 BB: 0 P: 7	R: 2 E: 0 K: 1 S: 7	H: 2 LOB: 1 BB: 1 P: 11	R: 1 E: 0 K: 2 S: 8	H: 2 LOB: 1 BB: 0 P: 8	R: 0 E: 0 K: 1 S: 5	H: 0 LOB: 0 BB: 0 P: 5	R: 0 E: 0 K: 0 S: 3	H: 0 LOB: 0 BB: 0 P: 3	R: 0 E: 0 K: 2 S: 7	H: 0 LOB: 0 BB: 0 P: 7	1B: 9 2B: 5 3B: 0 HR: 0	SF: 1 SAC: 1 DP: 0 HBP: 1	WP: 0 PB: 0 SB: 1 CS: 1	PA: 43
PITCHER	IP WLS BF H R ER SO BB IBB HBP BLK WP HR S P ERA WHIP																					
Ray Herbert, R ERA: 3.91 (1, 1)	2.0 L 14 7 5 5 1 1 0 0 0 0 0 0 0 15 19 22.50 4.000																					
Bo Belinsky, L ERA: 4.78 (3, 1)	2.1 14 5 3 3 2 1 0 1 0 0 0 0 16 21 11.57 2.571																					
Lew Burdette, R ERA: 5.3 (5, 1)	0.2 2 0 0 0 0 0 0 0 0 0 0 0 2 2 0.00 0.000																					
Jack Baldschun, R ERA: 3.9 (6, 1)	3.0 10 2 1 1 3 0 0 0 0 0 0 0 16 16 3.00 0.667																					
Ed Roebuck, R ERA: 3.19 (9, 1)	1.0 3 0 0 0 0 2 0 0 0 0 0 0 7 7 0.00 0.000																					

Los Angeles Dodgers @ Philadelphia Phillies
 Connie Mack Stadium, Philadelphia, PA

Fri Aug 27 1965, 7:05 PM EDT
 Att: 26,740 - Unknown

livebaseballscores.com

Batter	1	2	3	4	5	6	7	8	9	AB R H RBI BB SO LOB
Cookie Rojas, R OBP: 0.348, SLG: 0.374 (1, 4) (9, 9)	0-0 2B 1B	0-0 2B		0-0 F2		0-0 L4		0-0 1B		5 1 3 0 0 0 0
Dick Allen, R OBP: 0.384, SLG: 0.512 (1, 5) SS	0-3 K	0-3 K		0-0 F8		0-0 L8		0-0 L8		5 0 0 0 0 2 3
Johnny Callison, L OBP: 0.336, SLG: 0.545 Ed Roebuck, R (9, 1)	0-0 1B 2B	0-3 K			4-0 1B WP E BB	0-0 HR		0-0 4-3		4 3 2 1 1 1 2 0 0 0 0 0 0 0
Wes Covington, L OBP: 0.324, SLG: 0.500 (1, 7) 2-H 3-H	0-0 HR 1B		4-0 FC6-4 BB		0-0 F5 1-2	0-3 K		0-3 K		4 1 1 2 1 2 1
Tony Gonzalez, L OBP: 0.340, SLG: 0.480 (1, 8) 1-H	0-0 HR		0-0 FC6-4 BB 1-2f		0-0 E6 E 1B		0-0 F8		0-0 L7	5 1 1 2 0 0 2
Dick Stuart, R OBP: 0.295, SLG: 0.425 (1, 3) E	0-0 1B		0-3 K		0-0 E 1B		0-3 K		0-3 K 2B	5 1 2 0 0 3 1
Clay Dalrymple, L OBP: 0.286, SLG: 0.285 (1, 2) F5	0-0 F5		4-0 BB 1-2		0-0 E4 1-2 2-3 3-H		0-0 1B		0-0 1B 2B	4 1 2 2 1 0 3
Bobby Wine, R OBP: 0.291, SLG: 0.278 Adolfo Phillips, R OBP: 0.250, SLG: 0.273 (9, PR)	0-0 4-3 1-2		0-0 P3		0-0 F3		0-0 F9		0-0 1B	5 0 1 1 0 0 7 0 0 0 0 0 0 0
Ray Herbert, R OBP: 0.318, SLG: 0.324 Bo Belinsky, L OBP: 0.228, SLG: 0.200 Lew Burdette, R OBP: 0.364, SLG: 0.409 John Briggs, L OBP: 0.369, SLG: 0.422 Jack Baldschun, R OBP: 0.300, SLG: 0.318 (8, PH) (9, 4)		0-0 F8		0-0 1-3		0-0 4-3		0-0 6-3	0-0 F8	1 0 0 0 0 0 0 1 0 0 0 0 0 0 0 0 0 0 0 0 0 1 0 0 0 0 0 3 0 0 0 0 0 0 0 2 0 0 0 0 0 1

Inning Stats	R: 4 E: 1 K: 1 S: 10	H: 5 LOB: 1 BB: 0 P: 10	R: 0 E: 0 K: 2 S: 8	H: 1 LOB: 1 BB: 0 P: 8	R: 0 E: 0 K: 1 S: 5	H: 0 LOB: 2 BB: 2 P: 13	R: 0 E: 0 K: 0 S: 3	H: 0 LOB: 0 BB: 0 P: 3	R: 1 E: 2 K: 0 S: 6	H: 1 LOB: 3 BB: 1 P: 10	R: 1 E: 0 K: 1 S: 6	H: 1 LOB: 0 BB: 0 P: 6	R: 0 E: 0 K: 1 S: 6	H: 1 LOB: 1 BB: 0 P: 6	R: 0 E: 0 K: 0 S: 4	H: 1 LOB: 1 BB: 0 P: 4	R: 2 E: 0 K: 2 S: 10	H: 2 LOB: 1 BB: 0 P: 10	1B: 7 2B: 3 3B: 0 HR: 2	SF: 0 SAC: 0 DP: 0 HBP: 0	WP: 2 PB: 0 SB: 0 CS: 0	PA: 45		
PITCHER	IP	WLS	BF	H	R	ER	SO	BB	IBB	HBP	BLK	WP	HR	S	P	ERA	WHIP							
Don Drysdale, R ERA: 2.98 (1, 1)	7.0	W	35	9	6	5	6	3	0	0	0	1	2	44	56	6.43	1.714							
Howie Reed, R ERA: 3.21 (8, 1)	2.0	S	10	3	2	2	2	0	0	0	0	1	0	14	14	9.00	1.500							

BOTTOM

Los Angeles Dodgers @ Philadelphia Phillies
 Connie Mack Stadium, Philadelphia, PA

Fri Aug 27 1965, 7:05 PM EDT
 Att. 26,740 - Unknown

livebaseballscores.com

AB	42
R	8
H	12
RBI	8
BB	3
SO	8
LOB	23



Batter	1	2	3	4	5	6	7	8	9	AB R H RBI BB SO LOB	TOP	
Maury Wills, S OBP: 0.345, SLG: 0.341 (1, 6)										5 2 3 2 0 0 0		
Jim Gilliam, S OBP: 0.378, SLG: 0.388 (1, 5)										4 1 1 0 1 0 2 0 0 0 0 0 0 0		
John Kennedy, R OBP: 0.250, SLG: 0.242 (9, 5)												
Wes Parker, S OBP: 0.341, SLG: 0.372 (1, 3)										5 1 2 2 0 0 1		
Lou Johnson, R OBP: 0.307, SLG: 0.390 (1, 7)										4 1 1 0 0 0 2		
Ron Fairly, L OBP: 0.360, SLG: 0.400 (1, 9)										3 1 1 2 1 1 1		
Jeff Torborg, R OBP: 0.298, SLG: 0.390 (1, 2)										4 0 1 0 0 1 2		
Willie Davis, L OBP: 0.275, SLG: 0.348 (1, 8)										4 1 1 0 0 1 1		
Dick Tracewski, R OBP: 0.310, SLG: 0.266 (1, 4)										4 1 0 1 0 2 1		
John Purdin, R (1, 1)										2 0 0 0 0 1 2 2 0 0 0 0 1 0 0 0 0 0 0 0 0		
Jim Brewer, L (4, 1)												
Sandy Koufax, R OBP: 0.255, SLG: 0.215 (9, 1)												
Inning Stats	R: 7 H: 5 E: 0 LOB: 1 K: 2 BB: 1 S: 13 P: 18	R: 0 H: 0 E: 0 LOB: 1 K: 0 BB: 1 S: 3 P: 7	R: 0 H: 0 E: 0 LOB: 0 K: 1 BB: 0 S: 5 P: 5	R: 0 H: 1 E: 0 LOB: 1 K: 0 BB: 0 S: 4 P: 4	R: 0 H: 1 E: 0 LOB: 0 K: 1 BB: 0 S: 5 P: 5	R: 0 H: 0 E: 0 LOB: 0 K: 2 BB: 0 S: 7 P: 7	R: 0 H: 1 E: 0 LOB: 1 K: 0 BB: 0 S: 4 P: 4	R: 0 H: 0 E: 0 LOB: 0 K: 1 BB: 0 S: 5 P: 5	R: 1 H: 2 E: 0 LOB: 1 K: 0 BB: 0 S: 5 P: 5	1B: 8 SF: 0 2B: 2 SAC: 0 3B: 0 DP: 1 HR: 0 HBP: 1	WP: 1 PA: 40 PB: 0 SB: 5 CS: 0	
PITCHER	IP WLS BF H R ER SO BB IBB HBP BLK WP HR S P ERA WHIP											
Chris Short, L (1, 1) ERA: 3.2	0.1 L 7 4 6 6 1 1 0 0 1 0 1 0 7 12 162.00 15.000											
Ed Roebuck, R (1, 1) ERA: 3.33	0.2 4 1 1 1 1 0 0 0 0 0 0 6 6 13.50 1.500											
Art Mahaffey, R (2, 1) ERA: 6.46	3.0 11 1 0 0 1 1 0 0 0 0 0 12 16 0.00 0.667											
Gary Wagner, R (5, 1) ERA: 2.43	3.0 10 2 0 0 3 0 0 0 0 0 0 16 16 0.00 0.667											
Jack Baldschun, R (8, 1) ERA: 3.92	2.0 8 2 1 1 1 0 0 0 0 0 0 10 10 4.50 1.000											

Los Angeles Dodgers @ Philadelphia Phillies
 Connie Mack Stadium, Philadelphia, PA

Sat Aug 28 1965, 7:05 PM EDT
 Att: 27,439 - Unknown

livebaseballscorecards.com

AB 37
 R 8
 H 10
 RBI 7
 BB 2
 SO 7
 LOB 12



Batter	1	2	3	4	5	6	7	8	9	AB R H RBI BB SO LOB	TOP	
Maury Wills, S (1, 6) <small>OBP: 0.342, SLG: 0.338</small> Don LeJohn, R (8, 5) <small>OBP: 0.296, SLG: 0.269</small>	0-0 L8		0-0 FC4-6			0-0 B1-3	0-0 6-3			4 0 0 0 0 0 3 0 0 0 0 0 0 0	Los Angeles Dodgers @ Philadelphia Phillies Connie Mack Stadium, Philadelphia, PA Sun Aug 29 1965, 3:33 AM EDT Att: 21,744 - Unknown	
Jim Gilliam, S (1, 5) <small>OBP: 0.378, SLG: 0.385</small> John Kennedy, R (6, 5) <small>OBP: 0.248, SLG: 0.240</small>	1-0 CS HBP		0-3 K			0-0 4-3		0-3 K		2 0 0 0 0 1 2 1 0 0 0 0 1 0		
Willie Davis, L (1, 8) <small>OBP: 0.277, SLG: 0.356</small>	0-0 P4			0-0 G6-4-3 1B		0-0 HR		0-0 F8		4 1 2 1 0 0 1		
Ron Fairly, L (1, 9) <small>OBP: 0.360, SLG: 0.397</small>	0-0 CS	0-0 1-3		0-0 G6-4-3		0-0 F8		4-0 BB		3 0 0 0 1 0 1		
Lou Johnson, R (1, 7) <small>OBP: 0.309, SLG: 0.392</small>		0-3 K		4-0 BB		0-0 BB 1B 2B		0-0 F6		3 1 1 0 1 1 1		
Wes Parker, S (1, 3) <small>OBP: 0.340, SLG: 0.370</small>		0-3 K		0-0 P4		4-0 1B BB G3-6-1 BB		0-0 4-3		3 1 0 0 1 1 1		
Jim Lefebvre, S (1, 4) <small>OBP: 0.332, SLG: 0.349</small>			0-0 FC1-5 BB 1B		0-3 K	4-0 G3-6-1 1B 1-2 2-3 BB		0-0 4-3		3 0 1 0 1 1 0		
John Roseboro, L (1, 2) <small>OBP: 0.281, SLG: 0.301</small>			4-0 FC4-6 FC1-5 BB		0-0 F7	0-0 1-2 2-3 3-H 1B		0-0 3-1		3 0 1 1 1 0 0		
Claude Osteen, L (1, 1) <small>OBP: 0.190, SLG: 0.143</small> Nick Wilhite, L (3, 1) <small>OBP: 0.545, SLG: 0.500</small> Howie Reed, R (6, 1) <small>OBP: 0.313, SLG: 0.279</small> Wally Moon, L (7, PH) <small>OBP: 0.313, SLG: 0.279</small> Mike Kekich, R (7, 1) <small>OBP: 0.195, SLG: 0.175</small> Johnny Podres, L (8, 1)			0-0 FC1-5		0-0 4-3	0-0 G3-6-1				1 0 0 0 0 0 2 1 0 0 0 0 0 0 0 0 0 0 0 0 0 1 0 0 0 0 0 2 0 0 0 0 0 0 0 0 0 0 0 0 0 0		
Inning Stats	R: 0 H: 0 E: 0 LOB: 0 K: 0 BB: 0 S: 2 P: 3	R: 0 H: 0 E: 0 LOB: 0 K: 2 BB: 0 S: 7 P: 7	R: 0 H: 1 E: 0 LOB: 2 K: 1 BB: 1 S: 6 P: 10	R: 0 H: 1 E: 0 LOB: 1 K: 0 BB: 1 S: 3 P: 7	R: 0 H: 0 E: 0 LOB: 0 K: 1 BB: 0 S: 5 P: 5	R: 1 H: 1 E: 0 LOB: 0 K: 0 BB: 0 S: 4 P: 4	R: 2 H: 2 E: 0 LOB: 1 K: 0 BB: 2 S: 4 P: 12	R: 0 H: 0 E: 0 LOB: 1 K: 1 BB: 1 S: 5 P: 9	R: 0 H: 0 E: 0 LOB: 0 K: 0 BB: 0 S: 3 P: 3	1B: 3 SF: 0 2B: 1 SAC: 0 3B: 0 DP: 2 HR: 1 HBP: 1	WP: 0 PA: 36 PB: 0 SB: 1 CS: 1	
PITCHER Ray Culp, R (1, 1) <small>ERA: 3.06</small>	IP WLS BF H R ER SO BB IBB HBP BLK WP HR S P ERA WHIP	9.0 W 35 5 3 3 5 5 0 1 0 0 0 1 39 60 3.00 1.111										

livebaseballscorecards.com

AB 29
R 3
H 5
RBI 2
BB 5
SO 5
LOB 13



Batter	1	2	3	4	5	6	7	8	9	AB	R	H	RBI	BB	SO	LOB
Cookie Rojas, R OBP: 0.354, SLG: 0.377 (1, 8)	0-0 G3 3B 1B	0-0 1B	0-0 L7			0-0 1B 5-3 1B		4-0 BB BB BB BB		4	3	3	0	1	0	0
Johnny Callison, L OBP: 0.334, SLG: 0.544 (1, 9)	0-0 G3 1-2	0-0 4-3			0-3 K	0-0 5-3		4-0 BB BB BB BB		4	1	0	0	1	1	3
Dick Allen, R OBP: 0.387, SLG: 0.521 (1, 5)	0-3 K		0-0 HR 3B		0-0 HR	0-0 5-3 1B		4-0 BB BB BB BB		4	3	3	1	1	1	1
Dick Stuart, R OBP: 0.295, SLG: 0.429 (1, 3)	0-0 1B 3B		0-0 P3		0-3 K	0-0 5-3		4-0 BB BB BB BB		4	1	1	2	0	1	2
Ruben Amaro, R OBP: 0.310, SLG: 0.250 (7, 3)	2-H 1B 3B		0-0 P3		0-3 K	0-0 5-3		1-2 2-3 BB		0	0	0	1	1	0	0
Alex Johnson, R OBP: 0.352, SLG: 0.457 (1, 7)	0-0 1B		0-0 HR		0-0 2B	0-0 P4		1-2 2-3 3-H BB		5	1	4	5	0	0	1
Tony Taylor, R OBP: 0.298, SLG: 0.324 (1, 4)	0-0 G3		0-0 S 3B		0-0 L9			1-3 2-H 3-H 1B		5	1	2	0	0	0	4
Pat Corrales, R OBP: 0.356, SLG: 0.347 (1, 2)		0-0 HR	4-0 HR BB		0-0 F9			1-3 2-H 3-H 1B		4	2	1	1	1	1	3
Bobby Wine, R OBP: 0.289, SLG: 0.288 (1, 6)		0-0 6-3	0-0 HR		0-0 P3			1-2 L9		4	1	1	2	0	0	1
Ray Culp, R OBP: 0.140, SLG: 0.065 (1, 1)		0-0 L9	0-0 P4		0-0 F3			0-0 5-3		4	0	0	0	0	0	1

Inning Stats	R: 2	H: 3	E: 0	K: 1	S: 8	LOB: 1	BB: 0	P: 8	R: 1	H: 2	E: 0	K: 0	S: 5	LOB: 1	BB: 0	P: 5	R: 5	H: 4	E: 0	K: 0	S: 7	LOB: 0	BB: 11	R: 1	H: 2	E: 0	K: 2	S: 9	LOB: 1	BB: 0	P: 9	R: 0	H: 0	E: 0	K: 0	S: 3	LOB: 0	BB: 0	P: 3	R: 1	H: 2	E: 0	K: 0	S: 5	LOB: 1	BB: 0	P: 5	R: 0	H: 1	E: 0	K: 1	S: 6	LOB: 1	BB: 0	P: 6	R: 3	H: 1	E: 0	K: 0	S: 3	LOB: 1	BB: 4	P: 19
--------------	------	------	------	------	------	--------	-------	------	------	------	------	------	------	--------	-------	------	------	------	------	------	------	--------	--------	------	------	------	------	------	--------	-------	------	------	------	------	------	------	--------	-------	------	------	------	------	------	------	--------	-------	------	------	------	------	------	------	--------	-------	------	------	------	------	------	------	--------	-------	-------

PITCHER	IP	WLS	BF	H	R	ER	SO	BB	IBB	HBP	BLK	WP	HR	S	P	ERA	WHIP
Claude Osteen, L ERA: 3.05 (1, 1)	2.1	L	15	8	6	6	1	0	0	0	0	0	2	17	17	23.14	3.429
Nick Willhite, L ERA: 6.31 (3, 1)	3.0		15	5	4	4	2	1	0	0	0	0	2	18	22	12.00	2.000
Howie Reed, R ERA: 3.18 (6, 1)	0.2		2	0	0	0	0	0	0	0	0	0	0	2	2	0.00	0.000
Mike Kekich, L ERA: 11.88 (7, 1)	1.0		8	1	3	3	1	4	0	0	0	1	0	6	22	27.00	5.000
Johnny Podres, L ERA: 3.68 (8, 1)	1.0		3	1	0	0	0	0	0	0	0	0	0	3	3	0.00	1.000

BOTTOM

Los Angeles Dodgers @ Philadelphia Phillies
 Connie Mack Stadium, Philadelphia, PA

Sun Aug 29 1965, 3:33 AM EDT
 Att. 21,744 - Unknown

livebaseballscorecards.com

AB	38
R	13
H	15
RBI	12
BB	5
SO	4
LOB	16



1B	7	SF	0	WP	1	PA	43
2B	1	SAC	0	PB	0		
3B	3	DP	1	SB	1		
HR	4	HBP	0	CS	0		

Batter	1	2	3	4	5	6	7	8	9	10	11	AB R H RBI BB SO LOB	TOP				
Jesus Alou, R OBP: 0.322, SLG: 0.422 (1, 9)												5 1 2 0 0 1 3	San Francisco Giants @ Philadelphia Phillies Connie Mack Stadium, Philadelphia, PA Tue Aug 31 1965, 7:05 PM EDT Unknown				
Len Gabrielson, L OBP: 0.367, SLG: 0.437 (1, 7)												5 0 1 0 0 2 2					
Willie Mays, R OBP: 0.398, SLG: 0.658 (1, 8)												4 1 1 0 1 2 2					
Willie McCovey, L OBP: 0.387, SLG: 0.551 (1, 3)												4 0 2 0 1 0 1					
Jim Ray Hart, R OBP: 0.344, SLG: 0.462 (1, 5)												4 0 0 2 0 1 3					
Tom Haller, L OBP: 0.333, SLG: 0.365 (1, 2)												4 0 1 0 0 1 2					
Ken Henderson, S OBP: 0.264, SLG: 0.271 (10, PR)												0 0 0 0 0 0 0					
Dick Bertell, R OBP: 0.302, SLG: 0.231 (10, 2)												0 0 0 0 0 0 0					
Dick Schofield, S OBP: 0.289, SLG: 0.255 (1, 6)												3 0 2 0 0 0 0					
Hal Lanier, R OBP: 0.265, SLG: 0.287 (1, 4)												3 0 0 0 0 1 2					
Ron Herbel, R OBP: 0.061, SLG: 0.031 (1, 1)												3 0 0 0 0 3 1					
Matty Alou, L OBP: 0.261, SLG: 0.308 (10, PH)												0 0 0 0 1 0 0					
Masanori Murakami, L OBP: 0.091, SLG: 0.091 (10, 1)												0 0 0 0 0 0 0					
Frank Linzy, R OBP: 0.143, SLG: 0.357 (10, 1)												0 0 0 0 0 0 0					
Inning Stats	R: 1 H: 3 E: 0 LOB: 2 K: 0 BB: 0 S: 6 P: 6	R: 0 H: 1 E: 0 LOB: 2 K: 2 BB: 0 S: 8 P: 9	R: 0 H: 0 E: 0 LOB: 0 K: 1 BB: 0 S: 5 P: 5	R: 0 H: 1 E: 0 LOB: 0 K: 0 BB: 0 S: 3 P: 3	R: 0 H: 0 E: 0 LOB: 0 K: 2 BB: 0 S: 7 P: 7	R: 0 H: 0 E: 0 LOB: 0 K: 0 BB: 1 S: 2 P: 6	R: 0 H: 0 E: 0 LOB: 0 K: 1 BB: 0 S: 5 P: 5	R: 0 H: 0 E: 0 LOB: 0 K: 2 BB: 0 S: 7 P: 7	R: 0 H: 1 E: 0 LOB: 1 K: 2 BB: 0 S: 7 P: 7	R: 0 H: 2 E: 0 LOB: 3 K: 0 BB: 1 S: 4 P: 8	R: 1 H: 1 E: 0 LOB: 0 K: 1 BB: 1 S: 5 P: 9	1B: 8 SF: 1 2B: 2 SAC: 1 3B: 0 DP: 4 HR: 0 HBP: 1	WP: 0 PA: 42 PB: 1 SB: 0 CS: 2				
PITCHER	IP WLS BF H R ER SO BB IBB HBP BLK WP HR S P ERA WHIP																
Jim Bunning, R ERA: 2.69 (1, 1)	10.0	37	8	1	1	10	1	1	1	0	0	0	0	54	63	0.90	0.900
Gary Wagner, R ERA: 2.4 (11, 1)	1.0	L	4	1	1	0	1	0	1	0	0	0	0	5	9	0.00	1.000

livebaseballscorecards.com

AB 35
R 2
H 9
RBI 2
BB 3
SO 11
LOB 16



Batter	1	2	3	4	5	6	7	8	9	10	11	AB R H RBI BB SO LOB	BOTTOM
Cookie Rojas, R (1, 4) OBP: 0.350, SLG: 0.373 (10, 7)	0-0 1-3		0-0 F8			0-0 F9		0-0 F9		0-3 K		5 0 0 0 0 1 1	San Francisco Giants @ Philadelphia Phillies Connie Mack Stadium, Philadelphia, PA Tue Aug 31 1965, 7:05 PM EDT Unknown
John Briggs, L (1, 8) OBP: 0.376, SLG: 0.427	4-0 BB			0-3 K		0-0 1B		0-0 3-1		4-0 1B BB		3 0 1 0 2 1 0	
Johnny Callison, L (1, 9) OBP: 0.333, SLG: 0.540	0-3 K			0-0 4-3		0-0 F9		0-0 4-3		0-0 1-3 1B		5 0 1 0 0 1 2	
Dick Allen, R (1, 5) OBP: 0.387, SLG: 0.518		4-0 G4-3 BB		0-0 F8		0-0 F2			0-0 1B 1B	0-0 5-3		4 0 1 0 1 0 3	
Tony Gonzalez, L (1, 7) OBP: 0.342, SLG: 0.488 Tony Taylor, R (9, PH) OBP: 0.297, SLG: 0.323 (10, 4)		0-0 G4-3			0-0 G3 SH1-3 1B		4-0 SH3-4 HBP SF8 BB		0-3 K		0-0 F9	2 1 1 0 1 0 1 1 0 0 0 0 1 1	
Wes Covington, L (11, PH) OBP: 0.323, SLG: 0.497		1-2			0-0 SH1-3 1B		1-0 SF8 SH3-4 HBP		0-0 F7		0-0 F6	1 0 0 0 0 0 0 3 0 0 0 0 0 1	
John Herrnstein, L (1, 3) OBP: 0.234, SLG: 0.280		0-0 G3			0-0 G3		1-2 SH3-4		0-0 F7		0-0 F6	4 0 2 0 0 0 1	
Clay Dalrymple, L (1, 2) OBP: 0.292, SLG: 0.292			0-0 SH3-4 1B		0-0 G3		0-0 SH3-4		0-0 1-3 1B		0-0 4-3	1 0 0 1 1 0 2	
Bobby Wine, R (1, 6) OBP: 0.290, SLG: 0.287			0-0 SH3-4		0-0 SH3-4		4-0 SF8		0-0 F9			3 0 0 0 0 1 4 1 0 0 0 0 0 0 0 0 0 0 0 0 0	
Jim Bunning, R (1, 1) OBP: 0.225, SLG: 0.275 Dick Stuart, R (10, PH) OBP: 0.294, SLG: 0.428 Gary Wagner, R (11, 1) OBP: 0.091, SLG: 0.182			0-0 F3		0-3 K		0-0 F9			0-0 F8			
Inning Stats	R: 0 H: 0 E: 0 LOB: 0 K: 1 BB: 1 S: 4 P: 8	R: 0 H: 0 E: 0 LOB: 0 K: 0 BB: 1 S: 2 P: 6	R: 0 H: 1 E: 0 LOB: 1 K: 0 BB: 0 S: 4 P: 4	R: 0 H: 0 E: 0 LOB: 0 K: 1 BB: 0 S: 5 P: 5	R: 0 H: 1 E: 0 LOB: 2 K: 1 BB: 1 S: 6 P: 10	R: 0 H: 1 E: 0 LOB: 1 K: 0 BB: 0 S: 4 P: 4	R: 1 H: 0 E: 0 LOB: 1 K: 0 BB: 1 S: 3 P: 8	R: 0 H: 0 E: 0 LOB: 0 K: 0 BB: 0 S: 3 P: 3	R: 0 H: 2 E: 0 LOB: 2 K: 1 BB: 0 S: 7 P: 7	R: 0 H: 1 E: 0 LOB: 2 K: 1 BB: 1 S: 6 P: 10	R: 0 H: 0 E: 0 LOB: 0 K: 0 BB: 0 S: 3 P: 3	1B: 6 SF: 1 2B: 0 SAC: 3 3B: 0 DP: 1 HR: 0 HBP: 1	
PITCHER	IP WLS BF H R ER SO BB IBB HBP BLK WP HR S P ERA WHIP												
Ron Herbel, R (1, 1) ERA: 3.93	9.0 35 5 1 1 4 3 1 1 0 0 0 0 38 55 1.00 0.889												
Masanori Murakami, L (10, 1) ERA: 4.07	0.2 4 1 0 0 1 1 0 0 0 0 0 0 5 9 0.00 3.000												
Frank Linzy, R (10, 1) ERA: 1.9	1.1 W 4 0 0 0 0 0 0 0 0 0 0 0 4 4 0.00 0.000												

livebaseballscores.com



Batter	1	2	3	4	5	6	7	8	9	AB R H RBI BB SO LOB	TOP									
Dick Schofield, S (1, 6) OBP: 0.292, SLG: 0.256	0-0 F4		0-0 SH1-4		4-0 BB			0-0 1B		2 0 1 0 1 0 0	San Francisco Giants @ Philadelphia Phillies Connie Mack Stadium, Philadelphia, PA Tue Aug 31 1965, 7:05 PM EDT Att: 33,060 - Unknown									
Len Gabrielson, L (1, 7) OBP: 0.361, SLG: 0.430	0-0 4-3		0-0 F7		0-0 4-3			0-0 F6		4 0 0 0 0 0 3										
Willie Mays, R (1, 8) OBP: 0.399, SLG: 0.655	0-0 F9		4-0 BB		4-0 BB			0-0 F8		2 0 0 0 2 0 1										
Willie McCovey, L (1, 3) Matty Alou, L (2, 7) OBP: 0.386, SLG: 0.549 OBP: 0.278, SLG: 0.305		0-0 1-3	0-0 F4		0-0 F7			0-0 B5-3		1 0 0 0 0 0 0 3 0 0 0 0 0 4										
Jim Ray Hart, R (1, 5) OBP: 0.345, SLG: 0.463		0-0 1B		0-0 F8		0-0 5-3		0-0 1B		4 0 2 0 0 0 1										
Tom Haller, L (1, 2) OBP: 0.330, SLG: 0.360		0-0 F7		0-0 F7		0-0 F8		0-0 F7		4 0 0 0 0 0 3										
Hal Lanier, R (1, 4) Jesus Alou, R (9, PH) Bob Schroder, L (9, PR) OBP: 0.286, SLG: 0.287 OBP: 0.324, SLG: 0.424 OBP: 0.300, SLG: 0.222		0-0 E5		0-0 F9			0-0 F9		0-0 G6-3	3 0 1 0 0 0 0 1 0 1 0 0 0 0 0 0 0 0 0 0 0										
Ken Henderson, S (1, 9) Orlando Cepeda, R (9, PH) OBP: 0.250, SLG: 0.255 OBP: 0.250, SLG: 0.222		0-3 K		0-0 F9			0-3 K		0-0 G6-3	3 0 0 0 0 2 2 1 0 0 0 0 0 2										
Warren Spahn, L (1, 1) OBP: 0.262, SLG: 0.137			0-0 SH1-4		0-0 G3		0-0 F8			3 0 1 0 0 0 0										
Inning Stats	R: 0 E: 0 K: 0 S: 3	H: 0 LOB: 0 BB: 0 P: 3	R: 0 E: 1 K: 1 S: 7	H: 2 LOB: 2 BB: 0 P: 7	R: 0 E: 0 K: 0 S: 4	H: 1 LOB: 2 BB: 1 P: 8	R: 0 E: 0 K: 0 S: 3	H: 0 LOB: 0 BB: 0 P: 3	R: 0 E: 0 K: 0 S: 3	H: 0 LOB: 1 BB: 1 P: 7	R: 0 E: 0 K: 1 S: 5	H: 0 LOB: 0 BB: 0 P: 5	R: 0 E: 0 K: 0 S: 4	H: 1 LOB: 1 BB: 0 P: 4	R: 0 E: 0 K: 0 S: 4	H: 2 LOB: 2 BB: 0 P: 4	1B: 6 2B: 0 3B: 0 HR: 0	SF: 0 SAC: 1 DP: 1 HBP: 0	WP: 0 PB: 0 SB: 0 CS: 0	PA: 35
PITCHER Lew Burdette, R (1, 1) ERA: 4.71	IP: 9.0 WLS: W BF: 35 H: 6 R: 0 ER: 0 SO: 2 BB: 3 IBB: 0 HBP: 0 BLK: 0 WP: 0 HR: 0 S: 36 P: 48 ERA: 0.00 WHIP: 1.000																			

livebaseballscorecards.com

AB	31
R	0
H	6
RBI	0
BB	3
SO	2
LOB	16



Batter	1	2	3	4	5	6	7	8	9	AB R H RBI BB SO LOB	TOP									
Tito Fuentes, S (1, 6) OBP: 0.235, SLG: 0.188	0-3 K		0-0 1B		0-0 F9			0-3 K		4 0 1 0 0 2 1	San Francisco Giants @ Philadelphia Phillies Connie Mack Stadium, Philadelphia, PA Thu Sep 02 1965, 3:33 AM EDT Unknown									
Jim Davenport, R (1, 5) OBP: 0.292, SLG: 0.347	0-0 HR		0-0 F8			0-0 F8		0-0 F4		4 1 1 0 0 0 2										
Willie Mays, R (1, 8) OBP: 0.396, SLG: 0.650	0-0 6-3		0-3 K			0-0 F9		0-3 K		4 0 0 0 0 2 3										
Jim Ray Hart, R (1, 7) OBP: 0.348, SLG: 0.472	0-0 HR			4-0 BB		0-0 F4			0-0 1B	3 2 2 2 1 0 0										
Jesus Alou, R (1, 9) OBP: 0.324, SLG: 0.423	0-0 5-3			0-0 G6-4-3			0-0 1B		0-3 K	3 0 1 0 0 0 1										
Ken Henderson, S (7, PR) OBP: 0.246, SLG: 0.250				1-2f			1B		0-3 K	1 0 0 0 0 1 1										
Jack Hiatt, R (1, 3) OBP: 0.426, SLG: 0.420		0-0 6-3		4-0 BB			0-0 1B		0-3 K	2 0 1 0 1 0 0										
Bob Schroder, L (7, PR) OBP: 0.300, SLG: 0.222							1-2			0 0 0 0 0 0 0										
Willie McCovey, L (7, 3) OBP: 0.385, SLG: 0.548							G6-4-3			1 0 0 0 0 1 1										
Hal Lanier, R (1, 4) OBP: 0.265, SLG: 0.287		0-0 5-3		0-0 F8			0-3 K		0-0 1B	4 0 1 1 0 1 3										
Dick Bertell, R (1, 2) OBP: 0.298, SLG: 0.227		0-0 6-3			0-0 6-3				0-3 K	2 0 0 0 0 0 0										
Cap Peterson, R (7, PH) OBP: 0.327, SLG: 0.424							1-2f			1 0 0 0 0 0 2										
Tom Haller, L (7, 2) OBP: 0.329, SLG: 0.359							G6-4-3			1 0 0 0 0 1 1										
Juan Marichal, R (1, 1) OBP: 0.159, SLG: 0.150			0-0 F7			0-0 1-3			4-0 BB	2 0 0 0 0 0 0										
Orlando Cepeda, R (8, PH) OBP: 0.286, SLG: 0.222										0 0 0 0 1 0 0										
Bob Priddy, R (8, PR)										0 0 0 0 0 0 0										
Gaylord Perry, R (8, 1) OBP: 0.185, SLG: 0.145										0 0 0 0 0 0 0										
Inning Stats	R: 2 E: 0 K: 1 S: 7	H: 2 LOB: 0 BB: 0 P: 7	R: 0 E: 0 K: 0 S: 3	H: 0 LOB: 0 BB: 0 P: 3	R: 0 E: 0 K: 1 S: 6	H: 1 LOB: 1 BB: 0 P: 6	R: 0 E: 0 K: 0 S: 2	H: 0 LOB: 1 BB: 2 P: 10	R: 0 E: 0 K: 0 S: 3	H: 0 LOB: 0 BB: 0 P: 3	R: 0 E: 0 K: 1 S: 6	H: 2 LOB: 2 BB: 0 P: 6	R: 0 E: 0 K: 2 S: 7	H: 0 LOB: 1 BB: 1 P: 11	R: 1 E: 0 K: 3 S: 11	H: 2 LOB: 1 BB: 0 P: 11	1B: 4 2B: 2 3B: 0 HR: 1	SF: 0 SAC: 0 DP: 2 HBP: 0	WP: 0 PB: 0 SB: 0 CS: 0	PA: 35
PITCHER Chris Short, L (1, 1) ERA: 3.19	IP 9.0 WLS W BF 35 H 7 R 3 ER 3 SO 8 BB 3 IBB 0 HBP 0 BLK 0 WP 0 HR 1 S 48 P 60 ERA 3.00 WHIP 1.111																			

livebaseballscorecards.com

AB	32
R	3
H	7
RBI	3
BB	3
SO	8
LOB	15



Batter	1	2	3	4	5	6	7	8	9
John Briggs, L (1, 8) OBP: 0.373, SLG: 0.420	0-0 F9	0-0 E3			4-0 BB		0-3 K		
Cookie Rojas, R (1, 4) OBP: 0.347, SLG: 0.368	0-0 F4	0-0 F9			0-0 1B		0-0 F8		
Johnny Callison, L (1, 9) OBP: 0.329, SLG: 0.533	0-3 K2-3				0-0 F4		0-0 F7		
Dick Allen, R (1, 5) OBP: 0.386, SLG: 0.515		0-0 HR 1B			0-0 S 1B		0-3 K		
Tony Gonzalez, L (1, 7) OBP: 0.338, SLG: 0.481		0-0 F8			0-0 F9		0-3 K		
Dick Stuart, R (1, 3) OBP: 0.294, SLG: 0.425 Ruben Amaro, R (9, 3) OBP: 0.310, SLG: 0.250		0-3 K			0-0 E5		0-0 G6-4-3 1B		
Bobby Wine, R (1, 6) OBP: 0.291, SLG: 0.308		0-0 HR			0-3 K		0-0 G6-4-3		
Pat Corrales, R (1, 2) OBP: 0.355, SLG: 0.349		0-0 1B 2B			0-3 K		4-0 BB		
Chris Short, R (1, 1) OBP: 0.143, SLG: 0.143		0-0 E 1B			0-0 5-3		0-3 K		

Inning Stats	R: 0	H: 0	E: 0	K: 1	S: 5	R: 3	H: 4	E: 1	K: 1	S: 10	R: 0	H: 0	E: 0	K: 2	S: 7	R: 0	H: 0	E: 1	K: 2	S: 8	R: 1	H: 2	E: 0	K: 0	S: 4	R: 0	H: 1	E: 0	K: 1	S: 5	R: 0	H: 0	E: 0	K: 3	S: 9	R: 0	H: 0	E: 0	K: 1	S: 9				
	LOB: 0	BB: 0	BB: 0	BB: 0	LOB: 2	LOB: 0	BB: 0	LOB: 1	BB: 0	LOB: 1	LOB: 0	BB: 0	LOB: 1	BB: 1	LOB: 1	LOB: 0	BB: 0	LOB: 1	BB: 1	LOB: 1	LOB: 0	LOB: 0	LOB: 0	LOB: 0	LOB: 0	LOB: 0	LOB: 0	LOB: 0	LOB: 0	LOB: 0	LOB: 0	LOB: 0	LOB: 0	LOB: 0	LOB: 0	LOB: 0	LOB: 0	LOB: 0	LOB: 0	LOB: 0	LOB: 0	LOB: 0	LOB: 0	LOB: 0

PITCHER		IP	WLS	BF	H	R	ER	SO	BB	IBB	HBP	BLK	WP	HR	S	P	ERA	WHIP
Juan Marichal, R (1, 1) ERA: 1.88	(1, 1)	7.0	L	30	7	4	4	8	2	0	0	0	0	1	44	52	5.14	1.286
Gaylord Perry, R (8, 1) ERA: 4.12	(8, 1)	1.0		3	0	0	0	3	0	0	0	0	0	0	9	9	0.00	0.000

BOTTOM

AB	R	H	RBI	BB	SO	LOB
3	0	0	0	1	1	1
4	1	1	0	0	0	2
4	0	0	0	0	2	1
4	1	2	1	0	1	0
4	0	0	0	0	2	2
4	0	1	0	0	2	1
0	0	0	0	0	0	0
3	1	1	2	0	1	2
2	1	1	0	1	1	1
3	0	1	1	0	1	2

AB	31
R	4
H	7
RBI	4
BB	2
SO	11
LOB	12



WP	PA
0	33

San Francisco Giants @ Philadelphia Phillies
 Connie Mack Stadium, Philadelphia, PA
 Thu Sep 02 1965, 3:33 AM EDT
 Unknown

livebaseballscores.com

Batter	1	2	3	4	5	6	7	8	9	AB	R	H	RBI	BB	SO	LOB	TOP										
Dick Schofield, S (1, 6) OBP: 0.293, SLG: 0.259	0-0 PB 1B		0-0 CS 1B		0-0 4-3		0-3 K		0-0 SH2-4 1-2 2-3	4	0	2	0	0	1	0											
Jim Davenport, R (1, 5) OBP: 0.262, SLG: 0.347 Jesus Alou, R (8, PH) OBP: 0.326, SLG: 0.424 Tito Fuentes, S (8, PR) OBP: 0.235, SLG: 0.188 Matty Alou, L (9, PH) OBP: 0.277, SLG: 0.304	0-0 4-3 1-2		0-0 5-3 1-2		0-0 1B			0-0 SH BB G6-4-3 1B	0-3 1B SF7 2-3 3-H	3	0	1	0	0	0	2											
Willie McCovey, L (1, 3) OBP: 0.388, SLG: 0.548 Bob Schroder, L (8, PR) OBP: 0.300, SLG: 0.222 Jack Hiatt, R (8, 3) OBP: 0.435, SLG: 0.431	4-0 BB 1B		0-0 WP 1B		0-0 F9			4-0 G6-4-3 SH 1-2 BB 1B	0-0 FC6-4 1B 1-3	2	1	1	0	2	0	1											
Jim Ray Hart, R (1, 7) OBP: 0.347, SLG: 0.472	0-0 F9		0-0 1B 1B 1-H		0-0 6-3			0-0 SH G6-4-3 1-2 2-3	0-0 SF7 3-H	3	0	1	2	0	0	3											
Len Gabrielson, L (1, 9) OBP: 0.361, SLG: 0.429 Willie Mays, R (8, PH) OBP: 0.395, SLG: 0.647	0-0 F9		0-0 1B 1-3		0-3 K		0-3 K	0-0 G6-4-3 1-2f 2-3 3-H 4-0	0-0 FC6-4 1-2f	3	0	1	0	0	1	2											
Tom Haller, L (1, 2) OBP: 0.328, SLG: 0.356		0-0 6-3	0-0 F7		0-0 G3		0-0 6-3	0-0 IBB		3	0	0	0	1	0	2											
Hal Lanier, R (1, 4) OBP: 0.265, SLG: 0.287		0-3 K		0-0 G6-4-3 1B		0-0 6-3		0-0 F9		4	0	1	0	0	1	2											
Ken Henderson, S (1, 8) OBP: 0.262, SLG: 0.255		0-0 1B		0-0 G6-4-3 1-2f		0-3 K		4-0 SH2-4 WP BB		3	1	1	0	1	1	1											
Bob Shaw, R (1, 1) OBP: 0.123, SLG: 0.109 Orlando Cepeda, R (7, PH) OBP: 0.273, SLG: 0.211 Bill Henry, L (7, 1) OBP: 0.200, SLG: 0.200 Frank Linzy, R (8, 1) OBP: 0.133, SLG: 0.333	0-0 4-3		0-0 4-3		0-0 4-3		0-0 F9	0-0 E5 K SH2-4 1B 1-2		2	0	0	0	0	0	1											
Inning Stats	R: 0 E: 0 K: 0 S: 4	H: 1 LOB: 2 BB: 1 P: 8	R: 0 E: 0 K: 1 S: 6	H: 1 LOB: 1 BB: 0 P: 6	R: 1 E: 0 K: 0 S: 6	H: 4 LOB: 2 BB: 0 P: 6	R: 0 E: 0 K: 0 S: 3	H: 1 LOB: 0 BB: 0 P: 3	R: 0 E: 0 K: 0 S: 4	H: 1 LOB: 1 BB: 0 P: 4	R: 0 E: 0 K: 1 S: 5	H: 0 LOB: 0 BB: 0 P: 5	R: 0 E: 0 K: 2 S: 7	H: 0 LOB: 0 BB: 0 P: 7	R: 1 E: 0 K: 0 S: 4	H: 1 LOB: 2 BB: 2 P: 12	R: 3 E: 1 K: 1 S: 8	H: 1 LOB: 1 BB: 1 P: 12	1B: 10 2B: 0 3B: 0 HR: 0	SF: 1 SAC: 2 DP: 2 HBP: 0	WP: 2 PB: 1 SB: 0 CS: 1	PA: 41					
PITCHER	IP	WLS	BF	H	R	ER	SO	BB	IBB	HBP	BLK	WP	HR	S	P	ERA	WHIP										
Ray Herbert, R (1, 1) ERA: 3.84	7.0		29	9	2	2	4	1	0	0	0	1	0	36	40	2.57	1.429										
Gary Wagner, R (8, 1) ERA: 2.4	0.0		1	0	0	0	0	1	0	0	0	0	0	0	4	∞	∞										
Jack Baldschun, R (8, 1) ERA: 3.93	2.0	L	11	1	3	1	1	1	1	0	0	1	0	11	19	4.50	1.000										

San Francisco Giants @ Philadelphia Phillies
 Connie Mack Stadium, Philadelphia, PA
 Thu Sep 02 1965, 3:38 AM EDT
 Att: 30,410 - Unknown

livebaseballscorecards.com

AB	34
R	5
H	10
RBI	3
BB	4
SO	5
LOB	19



Batter	1	2	3	4	5	6	7	8	9	AB	R	H	RBI	BB	SO	LOB
John Briggs, L (1, 8) OBP: 0.368, SLG: 0.413 Tony Taylor, R (7, PH) OBP: 0.296, SLG: 0.321 Adolfo Phillips, R (8, 8) OBP: 0.245, SLG: 0.250	0-0 F5		0-0 4-3		0-0 F5		0-3 K		0-3 K2-3	3	0	0	0	0	0	0
Cookie Rojas, R (1, 4) OBP: 0.346, SLG: 0.372	0-0 F3		0-0 5-3		0-0 4-3			0-0 3B		4	0	1	0	0	0	0
Johnny Callison, L (1, 9) OBP: 0.330, SLG: 0.536	0-3 K		0-0 2B			0-0 1B G4-6-3 2B		0-0 4-3		4	1	2	0	0	1	1
Dick Allen, R (1, 5) OBP: 0.388, SLG: 0.516		0-0 1B 4-3 1B		0-0 6-3		0-0 1B G4-6-3 2-3		4-0 1B G6-4-3 IBB		3	1	2	0	1	0	1
Wes Covington, L (1, 7) OBP: 0.318, SLG: 0.490 Alex Johnson, R (8, PH) OBP: 0.352, SLG: 0.468 Tony Gonzalez, L (8, PH) OBP: 0.337, SLG: 0.479 (9, 7)		0-0 4-3		0-3 K2-3		0-0 1B G4-6-3 2-3		0-0 1B G6-4-3 1-2f		3	0	0	0	0	1	2
Dick Stuart, R (1, 3) OBP: 0.293, SLG: 0.424		0-0 1B 2-H 1B		0-0 F9		0-3 K		0-0 1-3		4	0	1	1	0	1	0
Clay Dalrymple, L (1, 2) OBP: 0.292, SLG: 0.291		0-0 F7		0-0 1B FC6-4		0-0 1B		0-0 G1		4	0	1	0	0	0	1
Bobby Wine, R (1, 6) OBP: 0.297, SLG: 0.312		0-0 1B 1-2		0-0 1B FC6-4 1-2f		0-0 1B PB 1B		4-0 1B BB		3	0	2	0	1	0	1
Ray Herbert, R (1, 1) OBP: 0.293, SLG: 0.300 Gary Wagner, R (8, 1) OBP: 0.091, SLG: 0.182 Jack Baldschun, R (8, 1) Bill Sorrell, L (9, PH) OBP: 1.000, SLG: 1.000		0-3 K		0-0 4-3		0-3 K		0-0 1B 1-2		3	0	0	0	0	2	3

BOTTOM

San Francisco Giants @ Philadelphia Phillies
Connie Mack Stadium, Philadelphia, PA
 Thu Sep 02 1965, 3:38 AM EDT
 Att. 30,410 - Unknown

livebaseballscorecards.com

AB	35
R	2
H	10
RBI	1
BB	2
SO	7
LOB	14



Inning Stats	R: 0	H: 0	E: 0	K: 1	S: 5	H: 0	LOB: 0	BB: 0	P: 5	R: 1	H: 3	E: 0	K: 1	S: 8	R: 0	H: 1	E: 0	K: 0	S: 4	R: 0	H: 1	E: 0	K: 1	S: 6	R: 0	H: 0	E: 0	K: 0	S: 3	R: 1	H: 2	E: 0	K: 1	S: 6	R: 0	H: 1	E: 0	K: 2	S: 8	R: 0	H: 1	E: 0	K: 0	S: 3	R: 0	H: 1	E: 0	K: 0	S: 6	R: 0	H: 1	E: 0	K: 1	S: 6	R: 0	H: 1	E: 0	K: 1	S: 6	1B: 7	2B: 2	3B: 1	HR: 0	SF: 0	SAC: 0	DP: 2	HBP: 0	WP: 0	PA: 37
--------------	------	------	------	------	------	------	--------	-------	------	------	------	------	------	------	------	------	------	------	------	------	------	------	------	------	------	------	------	------	------	------	------	------	------	------	------	------	------	------	------	------	------	------	------	------	------	------	------	------	------	------	------	------	------	------	------	------	------	------	------	-------	-------	-------	-------	-------	--------	-------	--------	-------	--------

PITCHER	IP	WLS	BF	H	R	ER	SO	BB	IBB	HBP	BLK	WP	HR	S	P	ERA	WHIP
Bob Shaw, R (1, 1) ERA: 2.45	6.0		24	7	2	2	4	0	0	0	0	0	0	32	32	3.00	1.167
Bill Henry, L (7, 1) ERA: 2.79	1.1		7	2	0	0	2	0	1	0	0	0	0	10	14	0.00	1.500
Frank Linzy, R (8, 1) ERA: 1.85	1.2	W	6	1	0	0	1	1	0	0	0	0	0	7	11	0.00	1.200

Batter	1	2	3	4	5	6	7	8	9	AB R H RBI BB SO LOB	TOP		
Cookie Rojas, R OBP: 0.347, SLG: 0.371 (1, 8) ^H	1-0 1B 1B HBP	0-0 F5			0-0 SH3-4 1-2		0-0 1-3		0-0 2B G3 1B	3 2 1 0 0 0 1			
Johnny Callison, L OBP: 0.329, SLG: 0.535 (1, 9) ^S	0-3 K		0-0 4-3		0-0 F7		0-0 F8		0-0 G3 1-3 2B	5 0 1 0 0 1 2			
Dick Allen, R OBP: 0.390, SLG: 0.517 (1, 5) ^X	0-0 1B 1-2 4-3 1B		0-0 L4		0-0 1B 2-H 1B		0-0 1B		0-0 G3 2-3 3-H	5 2 3 2 0 0 1			
Dick Stuart, R OBP: 0.297, SLG: 0.433 (1, 3) ^X	0-0 4-3 1-3 2-H 1B		0-0 HR		0-0 1B 1-3 1B		0-0 F9		0-0 6-3	5 2 3 2 0 0 2			
Alex Johnson, R OBP: 0.351, SLG: 0.467 Tony Gonzalez, L OBP: 0.339, SLG: 0.484 (1, 7) ^X (8, PH) (8, 7)	0-0 4-3 1-2 3-H		0-0 4-3		0-0 1B 1-2 3-H 1B			0-0 5-3 2B		3 0 1 2 0 0 1 1 0 1 0 0 0 0			
Tony Taylor, R OBP: 0.295, SLG: 0.320 (1, 4) ^X	0-0 G3			0-0 F9	0-0 F7			0-0 K		4 0 1 1 0 1 2			
Bobby Wine, R OBP: 0.293, SLG: 0.308 (1, 6) ^X		0-0 F9		0-0 F7		0-0 6-3		0-0 5-3 2-3		4 0 0 0 0 0 1			
Pat Corrales, R OBP: 0.355, SLG: 0.356 Wes Covington, L OBP: 0.317, SLG: 0.487 Clay Dalrymple, L OBP: 0.292, SLG: 0.291 (1, 2) ^X (8, PH) (8, 2)		0-0 2B		0-0 F3		0-0 4-3		0-0 4-3		3 0 1 0 0 0 0 1 0 0 0 0 0 1 0 0 0 0 0 0 0			
Ray Culp, R OBP: 0.154, SLG: 0.083 Grant Jackson, S Jack Baldschun, R Gary Wagner, R Ed Roebuck, R John Briggs, L OBP: 0.367, SLG: 0.411 (1, 1) (5, 1) (7, 1) (8, 1) (8, 1) (8, PH)		0-0 1-3		0-0 SH3-4 1B 1B		0-3 K		0-0 F9		2 1 1 0 0 0 1 1 0 0 0 0 1 0 1 0 0 0 0 0 0			
Inning Stats	R: 2 E: 0 K: 1 S: 7 H: 2 LOB: 1 BB: 0 P: 8	R: 0 E: 0 K: 0 S: 4 H: 1 LOB: 1 BB: 0 P: 4	R: 1 E: 0 K: 0 S: 4 H: 1 LOB: 0 BB: 0 P: 4	R: 0 E: 0 K: 0 S: 3 H: 0 LOB: 0 BB: 0 P: 3	R: 3 E: 0 K: 0 S: 7 H: 5 LOB: 2 BB: 0 P: 7	R: 0 E: 0 K: 1 S: 5 H: 0 LOB: 0 BB: 0 P: 5	R: 0 E: 0 K: 0 S: 4 H: 1 LOB: 1 BB: 0 P: 4	R: 0 E: 0 K: 1 S: 6 H: 1 LOB: 1 BB: 0 P: 6	R: 1 E: 0 K: 0 S: 5 H: 2 LOB: 1 BB: 0 P: 5	1B: 9 2B: 3 3B: 0 HR: 1 SF: 0 SAC: 1 DP: 0 HBP: 1	WP: 0 PB: 0 SB: 0 CS: 0 PA: 40		
PITCHER	IP WLS BF H R ER SO BB IBB HBP BLK WP HR S P ERA WHIP											PITCHER	IP WLS BF H R ER SO BB IBB HBP BLK WP HR S P ERA WHIP
Jim O'Toole, L ERA: 6.82 Roger Craig, R ERA: 3.43 (1, 1) (5, 1)	4.2 W 23 8 6 6 1 0 0 0 0 0 1 24 25 11.57 1.714												

Philadelphia Phillies @ Cincinnati Reds
Crosley Field, Cincinnati, OH
Fri Sep 03 1965, 7:05 PM EDT
Att: 11,421 - Unknown

livebaseballscorecards.com

AB	38
R	7
H	13
RBI	7
BB	0
SO	3
LOB	12



Batter	1	2	3	4	5	6	7	8	9	AB	R	H	RBI	BB	SO	LOB	BOTTOM
--------	---	---	---	---	---	---	---	---	---	----	---	---	-----	----	----	-----	--------

Tommy Harper, R OBP: 0.354, SLG: 0.425 (1, 7)	0-0 BB 1B 1B		0-0 L8	0-3 K		0-0 S 1B	0-0 L9	0-0 1-2 3B 3-H 1B		6	2	3	1	0	1	4	Philadelphia Phillies @ Cincinnati Reds Crosley Field, Cincinnati, OH Fri Sep 03 1965, 7:05 PM EDT Att. 11,421 - Unknown livebaseballscorecards.com
Pete Rose, S OBP: 0.387, SLG: 0.462 (1, 4)	0-0 1-2 BB 1B		4-0 BB		0-0 HR 1B	0-0 6-3		0-0 1B 2B		5	2	4	2	1	0	1	
Vada Pinson, L OBP: 0.342, SLG: 0.480 (1, 8)	4-0 1-2 2-3 1B BB		0-3 K		4-0 1-2 HR BB		0-0 BB BB 1B	0-0 L5		4	3	1	0	2	1	3	
Gordy Coleman, L OBP: 0.386, SLG: 0.529 Tony Perez, R OBP: 0.316, SLG: 0.482 (1, 3) (5, PH) (6, 3)	0-0 1-3 2-H 3-H 1B		0-3 K		0-3 K		4-0 BB BB 1B BB	0-0 1B 2B 2-H 1B		2	0	1	1	0	1	1	
Deron Johnson, R OBP: 0.337, SLG: 0.521 (1, 5)	0-0 FC6-5-3 2-3 3-H			0-0 E 2B	0-3 K		0-0 B2	0-0 1-3 2B 1B		5	2	2	1	0	1	5	
Frank Robinson, R OBP: 0.372, SLG: 0.517 (1, 9)		1-0 S HBP		0-0 F7	0-0 HR		4-0 1-2 2-3 1B BB	0-0 5-3		3	2	1	3	1	0	3	
Johnny Edwards, L OBP: 0.346, SLG: 0.464 (1, 2)		0-0 F7		0-0 E9 2B	0-3 K		4-0 1-2 2-3 3-H 1B BB	0-0 2-H 3-H 1B 2B		4	1	1	3	1	1	1	
Tommy Helms, R OBP: 0.611, SLG: 0.938 (1, 6)		0-3 K		0-0 1-3 2B		0-0 6-3	0-0 1-2 2-H 3-H 1B	4-0 1B IBB		4	1	2	2	1	1	1	
Jim O'Toole, S OBP: 0.114, SLG: 0.088 Roger Craig, R OBP: 0.200, SLG: 0.200 (1, 1) (5, 1)		0-0 1-3		0-0 4-3		0-0 F9	0-3 K	0-0 1-3 2-H 3B 1B		2	0	0	0	0	0	3	
										3	1	1	1	0	1	2	

Inning Stats	R: 2	H: 3	E: 0	LOB: 0	K: 0	S: 4	P: 8	R: 0	H: 0	E: 0	LOB: 1	K: 1	S: 5	P: 6	R: 0	H: 0	E: 0	LOB: 1	K: 2	S: 7	P: 11	R: 1	H: 2	E: 1	LOB: 2	K: 1	S: 8	R: 3	H: 2	E: 0	LOB: 0	K: 3	S: 11	P: 15	R: 0	H: 1	E: 0	LOB: 1	K: 0	S: 4	R: 3	H: 2	E: 0	LOB: 2	K: 1	S: 7	P: 19	R: 7	H: 7	E: 0	LOB: 1	K: 0	S: 10	P: 14
--------------	------	------	------	--------	------	------	------	------	------	------	--------	------	------	------	------	------	------	--------	------	------	-------	------	------	------	--------	------	------	------	------	------	--------	------	-------	-------	------	------	------	--------	------	------	------	------	------	--------	------	------	-------	------	------	------	--------	------	-------	-------

PITCHER	IP	WLS	BF	H	R	ER	SO	BB	IBB	HBP	BLK	WP	HR	S	P	ERA	WHIP
Ray Culp, R ERA: 3.28 (1, 1)	4.0		21	6	5	5	4	3	0	1	0	0	0	25	38	11.25	2.250
Grant Jackson, L ERA: 13.5 (5, 1)	2.0	L	10	3	3	3	3	1	0	0	0	0	1	15	19	13.50	2.000
Jack Baldschun, R ERA: 3.99 (7, 1)	1.0		6	1	1	1	1	2	0	0	0	0	0	6	14	9.00	3.000
Gary Wagner, R ERA: 2.98 (8, 1)	0.2		8	5	6	6	0	0	1	0	0	0	0	7	11	81.00	7.500
Ed Roebuck, R ERA: 3.49 (8, 1)	0.1		3	2	1	1	0	0	0	0	0	0	0	3	3	27.00	6.000

WP	PA	ERA	WHIP
0	48		



Batter	1	2	3	4	5	6	7	8	9	AB R H RBI BB SO LOB	TOP																
John Briggs, L (1, 8) OBP: 0.363, SLG: 0.405	0-0 FC6-4 1B		0-0 P4	0-0 L8		0-0 6-3		0-3 K		5 0 1 0 0 1 0																	
Cookie Rojas, R (1, 4) OBP: 0.350, SLG: 0.378	0-0 FC6-4 BB 1-2f		0-0 1B 1B	0-0 2B		0-0 2B		0-3 K		5 1 3 0 0 1 1																	
Johnny Callison, L (1, 9) OBP: 0.329, SLG: 0.533	4-0 BB 1-2 BB		0-0 1B 1B	0-0 F8		0-0 F8		0-0 G3		4 1 1 0 1 0 2																	
Dick Allen, R (1, 5) OBP: 0.388, SLG: 0.520	0-3 K		0-3 K		0-0 F8		0-0 HR		0-3 K	5 1 1 1 0 3 4																	
Tony Gonzalez, L (1, 7) OBP: 0.345, SLG: 0.490 Alex Johnson, R (7, PH) OBP: 0.353, SLG: 0.480	4-0 1-2 2-3 BB		4-0 BB 1B BB		0-0 2B		0-0 HR		0-0 L7	1 0 1 0 2 0 0 2 1 1 1 0 0 0																	
Dick Stuart, R (1, 3) OBP: 0.296, SLG: 0.430 Ruben Amaro, R (9, 3) OBP: 0.310, SLG: 0.250	0-3 K		0-0 BB 1B		0-3 K		0-3 K		0-0 6-3	5 0 1 2 0 3 4 0 0 0 0 0 0 0																	
Clay Dalrymple, L (1, 2) OBP: 0.295, SLG: 0.289		0-0 F3	4-0 FC4-6 BB		4-0 BB		0-3 K			2 0 0 0 2 1 0																	
Bobby Wine, R (1, 6) OBP: 0.292, SLG: 0.307		0-3 K	0-0 FC4-6 1-2f		0-0 L7		0-0 FC5-4 1B			4 0 1 0 0 1 5																	
Jim Bunning, R (1, 1) OBP: 0.214, SLG: 0.262 Chris Short, R (9, 1) OBP: 0.143, SLG: 0.143		0-3 K		0-0 4-3		0-0 1-3		0-0 FC5-4		4 0 0 0 0 1 1 0 0 0 0 0 0 0																	
Inning Stats	R: 0 E: 0 K: 2 S: 8	H: 1 LOB: 3 BB: 2 P: 16	R: 0 E: 0 K: 2 S: 7	H: 0 LOB: 0 BB: 0 P: 7	R: 2 E: 0 K: 1 S: 8	H: 3 LOB: 3 BB: 2 P: 16	R: 0 E: 0 K: 0 S: 4	H: 1 LOB: 1 BB: 0 P: 4	R: 0 E: 0 K: 1 S: 6	H: 1 LOB: 2 BB: 1 P: 10	R: 0 E: 0 K: 0 S: 4	H: 1 LOB: 1 BB: 0 P: 4	R: 2 E: 0 K: 2 S: 10	H: 3 LOB: 1 BB: 0 P: 10	R: 0 E: 0 K: 2 S: 7	H: 0 LOB: 0 BB: 0 P: 7	R: 0 E: 0 K: 1 S: 5	H: 0 LOB: 0 BB: 0 P: 5	1B: 5 2B: 3 3B: 0 HR: 2	SF: 0 SAC: 0 DP: 0 HBP: 0	WP: 0 PB: 0 SB: 1 CS: 0	PA: 42					
PITCHER	IP	WLS	BF	H	R	ER	SO	BB	IBB	HBP	BLK	WP	HR	S	P	ERA	WHIP										
John Tsitouris, R (1, 1) ERA: 5.0	2.2		16	4	2	2	5	4	0	0	0	0	0	22	38	6.75	3.000										
Dom Zanni, R (3, 1) ERA:	3.1		14	3	0	0	1	1	0	0	0	0	0	15	19	0.00	1.200										
Ted Davidson, L (7, 1) ERA: 1.84	1.0		6	3	2	2	2	0	0	0	0	0	2	10	10	18.00	3.000										
Joey Jay, R (8, 1) ERA: 4.29	2.0	W	6	0	0	0	3	0	0	0	0	0	0	12	12	0.00	0.000										

Philadelphia Phillies @ Cincinnati Reds
Crosley Field, Cincinnati, OH
Sat Sep 04 1965, 7:05 PM EDT
Att: 17,469 - Unknown

AB	37
R	4
H	10
RBI	4
BB	5
SO	11
LOB	17



livebaseballscorecards.com

BOTTOM

Philadelphia Phillies @ Cincinnati Reds
Crosley Field, Cincinnati, OH
Sat Sep 04 1965, 7:05 PM EDT
Att. 17,469 - Unknown

livebaseballscorecards.com

AB 35
R 5
H 10
RBI 5
BB 3
SO 9
LOB 22



WP: 0 PA: 40
PB: 0
SB: 0
CS: 0

AB R H RBI BB SO LOB

4 1 1 0 0 3 3

5 2 2 1 0 0 3

5 0 1 2 0 0 6

4 0 2 2 1 0 1

3 0 0 0 1 2 2

4 0 0 0 0 3 4

3 0 1 0 1 0 1

4 1 2 0 0 1 2

0 0 0 0 0 0 0
1 0 0 0 0 0 0
1 0 0 0 0 0 0
0 0 0 0 0 0 0
0 0 0 0 0 0 0
0 0 0 0 0 0 0
1 0 1 0 0 0 0
0 1 0 0 0 0 0

1B: 9 SF: 0
2B: 1 SAC: 2
3B: 0 DP: 0
HR: 0 HBP: 0

Batter	1	2	3	4	5	6	7	8	9
Tommy Harper, R (1, 7) OBP: 0.353, SLG: 0.424	0-3 K			0-3 K		0-0 E 2B 1B	0-3 K		0-0 SH3-4
Pete Rose, S (1, 4) OBP: 0.387, SLG: 0.462	0-0 4-3			0-0 F8		0-0 E9 2B 1B	0-0 P5		0-0 1B 1B
Vada Pinson, L (1, 8) OBP: 0.341, SLG: 0.480	0-0 F8			0-0 1-3		0-0 2B 2B	0-0 L8		0-0 FC6 1B
Deron Johnson, R (1, 5) OBP: 0.340, SLG: 0.520		0-0 L8			4-0 FC4 BB	0-0 F2		0-0 1B	0-0 1B 1B
Frank Robinson, R (1, 9) OBP: 0.371, SLG: 0.513		0-3 K			0-0 F8	4-0 IBB		0-3 K	
Tony Perez, R (1, 3) OBP: 0.310, SLG: 0.474		0-3 K			0-0 FC4 BB	0-3 K		0-3 K	
Johnny Edwards, L (1, 2) OBP: 0.348, SLG: 0.463			0-0 L3		4-0 1-2 BB		0-0 SH 1B 1B	0-0 F8	
Tommy Helms, R (1, 6) OBP: 0.591, SLG: 0.850			0-3 K		0-0 5-3		0-0 SH 1B		0-0 SH3-4 1B 1B
John Tsitouris, R (1, 1) OBP: 0.116, SLG: 0.075 Dom Zartiri, R (3, 1) Art Shamsky, L (6, PH) OBP: 0.366, SLG: 0.480 Ted Davidson, R (7, 1) Marty Keough, L (7, PH) OBP: 0.255, SLG: 0.125 Joey Jay, S (8, 1) Gordy Coleman, L (9, PH) OBP: 0.388, SLG: 0.531 Lee May, R (9, PR)			0-0 P4			0-0 F9	0-0 SH		0-0 1B SH3-4 1B

Inning Stats	R: 0	H: 0	E: 0	K: 1	S: 5	LOB: 0	BB: 0	P: 5	R: 0	H: 0	E: 0	K: 2	S: 7	LOB: 0	BB: 0	P: 7	R: 0	H: 0	E: 0	K: 1	S: 5	LOB: 0	BB: 0	P: 5	R: 0	H: 0	E: 0	K: 0	S: 3	LOB: 2	BB: 2	P: 11	R: 2	H: 3	E: 1	K: 1	S: 8	LOB: 2	BB: 1	P: 12	R: 0	H: 2	E: 0	K: 1	S: 8	LOB: 3	BB: 0	P: 8	R: 0	H: 1	E: 0	K: 2	S: 8	LOB: 1	BB: 0	P: 8	R: 3	H: 4	E: 0	K: 0	S: 6	LOB: 2	BB: 0	P: 6	1B: 9	SF: 0	2B: 1	SAC: 2	3B: 0	DP: 0	HR: 0	HBP: 0	WP: 0	PA: 40
--------------	------	------	------	------	------	--------	-------	------	------	------	------	------	------	--------	-------	------	------	------	------	------	------	--------	-------	------	------	------	------	------	------	--------	-------	-------	------	------	------	------	------	--------	-------	-------	------	------	------	------	------	--------	-------	------	------	------	------	------	------	--------	-------	------	------	------	------	------	------	--------	-------	------	-------	-------	-------	--------	-------	-------	-------	--------	-------	--------

PITCHER	IP	WLS	BF	H	R	ER	SO	BB	IBB	HBP	BLK	WP	HR	S	P	ERA	WHIP
Jim Bunning, R (1, 1) ERA: 2.75	8.1	L	38	9	5	4	9	2	1	0	0	0	0	53	65	4.32	1.320
Chris Short, L (9, 1) ERA: 3.19	0.0		2	1	0	0	0	0	0	0	0	0	0	2	2	∞	∞

Batter	1	2	3	4	5	6	7	8	9	AB R H RBI BB SO LOB	TOP																
Cookie Rojas, R OBP: 0.352, SLG: 0.381 (1, 4)	0-0 BB HR 1B	0-0 F7			0-0 1B E 1B	0-0 S 1B		0-0 6-3		5 2 3 0 0 0 1																	
Dick Allen, R OBP: 0.385, SLG: 0.515 (1, 5)	0-0 F9	0-0 P4			0-0 1-2 1B E6 1B	0-3 K 1-2		0-3 K		5 1 0 0 0 2 4																	
Johnny Callison, L OBP: 0.328, SLG: 0.530 (1, 9)	0-0 F7			0-0 L9	0-0 1-2 2-3 1B 1B	0-0 1-3			0-3 K	5 1 1 0 0 1 2																	
Wes Covington, L OBP: 0.317, SLG: 0.485 (1, 7)	0-0 E4 BB HR 1-2			0-3 K	0-0 G6-4-3 1-3 2-H 3-H 1B 1B		0-0 4-3		0-3 K	3 1 1 2 0 1 1 2 0 0 0 0 1 0																	
Alex Johnson, R OBP: 0.350, SLG: 0.476 (6, 7)																											
Tony Gonzalez, L OBP: 0.351, SLG: 0.493 (1, 8)	4-0 HR BB 1-2 2-3			0-0 1B	0-0 G6-4-3 1-2 1B		0-0 HR 1B		0-3 K	2 1 2 1 1 0 0 2 1 1 0 0 1 0																	
Adolfo Phillips, R OBP: 0.255, SLG: 0.260 (7, PH)																											
Dick Stuart, R OBP: 0.297, SLG: 0.444 (1, 3)	0-0 HR 1-H 2-H 3-H			0-0 F8	0-0 G6-4-3 1-2 2-3		0-0 HR			4 2 2 6 0 0 3																	
Bobby Wine, R OBP: 0.292, SLG: 0.304 (1, 6)	0-3 K				0-0 5-3	4-0 BB		0-0 F9		3 0 0 0 1 1 0																	
Pat Corrales, R OBP: 0.352, SLG: 0.348 (1, 2)		4-0 SH3-4 BB			0-3 K	0-3 K		0-0 6-3		3 0 0 0 1 2 2																	
Lew Burdette, R OBP: 0.320, SLG: 0.360 (1, 1)										0 0 0 0 0 0 0																	
Art Mahaffey, R OBP: 0.095, SLG: 0.095 (2, 1)		0-0 SH3-4			0-3 K			0-0 F7		2 0 0 0 0 1 0																	
Tony Taylor, R OBP: 0.294, SLG: 0.319 (8, PH)										1 0 0 0 0 1 0																	
Jack Baldschun, R (8, 1)		1-2								0 0 0 0 0 0 0																	
Inning Stats	R: 4 E: 1 K: 1 S: 8	H: 2 LOB: 0 BB: 1 P: 12	R: 0 E: 0 K: 0 S: 3	H: 0 LOB: 1 BB: 1 P: 7	R: 0 E: 0 K: 1 S: 6	H: 1 LOB: 1 BB: 0 P: 6	R: 0 E: 0 K: 2 S: 7	H: 0 LOB: 0 BB: 0 P: 7	R: 3 E: 1 K: 1 S: 9	H: 4 LOB: 2 BB: 1 P: 13	R: 0 E: 0 K: 1 S: 6	H: 1 LOB: 1 BB: 0 P: 6	R: 2 E: 0 K: 0 S: 5	H: 2 LOB: 0 BB: 0 P: 5	R: 0 E: 0 K: 2 S: 7	H: 0 LOB: 0 BB: 0 P: 7	R: 0 E: 0 K: 3 S: 9	H: 0 LOB: 0 BB: 0 P: 9	1B: 8 2B: 0 3B: 0 HR: 2	SF: 0 SAC: 1 DP: 1 HBP: 0	WP: 0 PB: 0 SB: 1 CS: 0	PA: 41					
PITCHER	IP	WLS	BF	H	R	ER	SO	BB	IBB	HBP	BLK	WP	HR	S	P	ERA	WHIP										
Sammy Ellis, R (1, 1)	1.0		7	2	4	0	1	1	0	0	0	0	1	8	12	0.00	3.000										
Roger Craig, R (2, 1)	3.0		16	5	3	2	3	1	0	0	0	0	0	21	25	6.00	2.000										
Darrell Osteen, R (5, 1)	1.0		3	0	0	0	1	1	0	0	0	0	0	4	8	0.00	1.000										
Ted Davidson, L (6, 1)	2.0		9	3	2	2	1	0	0	0	0	0	1	11	11	9.00	1.500										
Billy McCool, L (8, 1)	2.0	W	6	0	0	0	5	0	0	0	0	0	0	16	16	0.00	0.000										

Philadelphia Phillies @ Cincinnati Reds
Crosley Field, Cincinnati, OH
Sun Sep 05 1965, 3:33 AM EDT
Att: 18,119 - Unknown

AB	37
R	9
H	10
RBI	9
BB	3
SO	11
LOB	13



1B:	8	SF:	0
2B:	0	SAC:	1
3B:	0	DP:	1
HR:	2	HBP:	0

WP:	0	PA:	41
PB:	0		
SB:	1		
CS:	0		

ERA	WHIP										
-----	------	--	--	--	--	--	--	--	--	--	--

Batter	1	2	3	4	5	6	7	8	9	AB	R	H	RBI	BB	SO	LOB
Tommy Harper, R (1, 7) OBP: 0.354, SLG: 0.424	0-0 F3	0-0 2B		0-0 F9		4-0 5-3 1B 2B BB	0-0 L8			4	2	1	1	1	0	0
Pete Rose, S (1, 4) OBP: 0.388, SLG: 0.464	1-0 FC4-6 HBP	0-0 HR 2B		0-3 K		0-0 5-3 1B 2B	0-0 L8			4	2	2	1	0	1	0
Vada Pinson, L (1, 8) OBP: 0.340, SLG: 0.482	0-0 FC4-6 1B 2B	0-0 HR		0-0 4-3		0-0 5-3	0-0 P6			5	2	1	2	0	0	3
Deron Johnson, R (1, 5) OBP: 0.344, SLG: 0.525	0-0 1-2 2B 1B	0-3 K			0-0 SH1-4 HBP 1B	0-0 2B	0-0 1B			5	1	4	2	0	1	0
Frank Robinson, R (1, 9) OBP: 0.375, SLG: 0.515	0-0 1-2 2B		1-0 BB HBP		1-0 SH1-4 HBP 1B	4-0 G6-4-3 IBB	0-0 5-3			2	0	1	2	1	0	1
Tony Perez, R (1, 3) OBP: 0.313, SLG: 0.481	0-0 6-3		4-0 FC5-4 BB		0-0 SH1-4	0-0 G6-4-3				3	1	1	0	1	0	3
Johnny Edwards, L (1, 2) OBP: 0.352, SLG: 0.471		0-0 4-3	0-0 F5		4-0 IBB		0-0 HR			3	1	1	1	2	0	2
Tommy Helms, R (1, 6) OBP: 0.556, SLG: 0.750		1-0 SH1-4 2B HBP	0-0 F9		0-3 K		0-0 F9			4	1	1	1	0	1	5
Sammy Ellis, L (1, 1) OBP: 0.151, SLG: 0.145 Roger Craig, R (2, 1) OBP: 0.182, SLG: 0.182 Darrell Osteen, R (5, PH) OBP: 0.361, SLG: 0.474 Art Shamsky, L (6, PH) OBP: 0.230, SLG: 0.122 Marty Keough, L (7, PH) OBP: 0.090, SLG: 0.090 Ted Davidson, R (8, 1) OBP: 0.050, SLG: 0.050		0-0 SH1-4	0-0 FC5-4		0-3 K		0-3 K			0	0	0	0	0	0	0

Inning Stats	R: 2	H: 2	E: 0	LOB: 1	K: 0	P: 6	R: 4	H: 3	E: 0	LOB: 0	K: 1	P: 9	R: 0	H: 0	E: 0	LOB: 2	K: 0	P: 8	R: 0	H: 0	E: 0	LOB: 0	K: 1	P: 5	R: 0	H: 1	E: 0	LOB: 3	K: 2	P: 13	R: 2	H: 2	E: 0	LOB: 1	K: 0	P: 12	R: 1	H: 1	E: 0	LOB: 0	K: 1	P: 6	R: 0	H: 1	E: 0	LOB: 1	K: 0	P: 4	R: 1	H: 2	E: 0	LOB: 2	K: 0	P: 6	1B: 5	SF: 0	2B: 4	SAC: 2	3B: 1	DP: 1	HR: 2	HBP: 4	WP: 0	PA: 44
--------------	------	------	------	--------	------	------	------	------	------	--------	------	------	------	------	------	--------	------	------	------	------	------	--------	------	------	------	------	------	--------	------	-------	------	------	------	--------	------	-------	------	------	------	--------	------	------	------	------	------	--------	------	------	------	------	------	--------	------	------	-------	-------	-------	--------	-------	-------	-------	--------	-------	--------

PITCHER	IP	WLS	BF	H	R	ER	SO	BB	IBB	HBP	BLK	WP	HR	S	P	ERA	WHIP
Lew Burdette, R (1, 1) ERA: 5.27	1.2		12	5	6	6	0	0	0	2	0	0	1	10	12	32.40	3.000
Art Mahaffey, R (2, 1) ERA: 6.35	5.1		25	4	3	3	5	2	2	2	0	0	1	29	47	5.06	1.125
Jack Baldschun, R (8, 1) ERA: 4.04	1.0	L	7	3	1	1	0	0	1	0	0	0	0	6	10	9.00	3.000


BOTTOM

Philadelphia Phillies @ Cincinnati Reds
Crosley Field, Cincinnati, OH

Sun Sep 05 1965, 3:33 AM EDT
Att. 18,119 - Unknown

livebaseballscorecards.com

AB	33
R	10
H	12
RBI	10
BB	5
SO	5
LOB	19



Batter	1	2	3	4	5	6	7	8	9	AB R H RBI BB SO LOB	TOP	
Cookie Rojas, R (1, 4) OBP: 0.351, SLG: 0.377	4-0 1-4-3 E 1B BB		2-0 L9		0-0 L4		0-0 F4		0-0 F4	4 1 0 0 1 0 1		
Dick Allen, R (1, 5) OBP: 0.385, SLG: 0.514	0-1 E 1-4-3 1-2 1B		0-0 F9		0-3 K		1-2 1-2 1B		0-0 F8	5 0 2 0 0 1 0		
Johnny Callison, L (1, 9) OBP: 0.328, SLG: 0.528	0-1 1-4-3 1-2 2-3		0-0 2B 1B		0-0 4-3		1-3 K			4 1 1 0 0 1 4		
Wes Covington, L (1, 7) OBP: 0.316, SLG: 0.485	2-1 E4 G6-3 2-3 3-H		2-0 1-H 2B		0-0 4-3		0-0 F9			4 0 1 2 0 0 1		
Tony Gonzalez, L (1, 8) OBP: 0.353, SLG: 0.495	0-2 G6-3 1-2f		4-0 BB		0-0 L7		0-0 PB 1B 2B			3 1 1 0 1 0 2		
Dick Stuart, R (1, 3) OBP: 0.297, SLG: 0.442		1-2 5-3	2-0 F7		0-0 1B		0-0 5-3			4 0 1 0 0 0 3		
Clay Dalrymple, L (1, 2) OBP: 0.294, SLG: 0.288		0-0 F5		1-0 3-1		0-0 F7		2-1 2-H FC6-4 1B		4 0 1 1 0 0 1		
Bobby Wine, R (1, 6) OBP: 0.294, SLG: 0.306		0-0 1B		0-0 F7		0-0 1B 1B		0-0 FC6-4 1-2f		4 0 2 0 0 0 1		
Bo Belinsky, L (1, 1) OBP: 0.212, SLG: 0.188		0-0 F9		1-2 F8		2-0 F6		0-0 G3		2 0 0 0 0 0 1		
John Briggs, L (7, PH) OBP: 0.301, SLG: 0.403										1 0 0 0 0 0 1		
Gary Wagner, R (7, 1) OBP: 0.091, SLG: 0.182										0 0 0 0 0 0 0		
Grant Jackson, S (7, 1) OBP: 0.091, SLG: 0.182										0 0 0 0 0 0 0		
Ed Roebuck, R (7, 1) OBP: 0.091, SLG: 0.182										0 0 0 0 0 0 0		
Bill Sorrell, L (9, PH) OBP: 0.500, SLG: 0.500										1 0 0 0 0 0 0		
Inning Stats	R: 1 H: 1 E: 1 LOB: 1 K: 0 BB: 1 S: 10 P: 16	R: 0 H: 1 E: 0 LOB: 1 K: 0 BB: 0 S: 8 P: 9	R: 1 H: 2 E: 0 LOB: 2 K: 0 BB: 1 S: 5 P: 15	R: 0 H: 0 E: 0 LOB: 0 K: 0 BB: 0 S: 5 P: 7	R: 0 H: 0 E: 0 LOB: 0 K: 1 BB: 0 S: 5 P: 5	R: 0 H: 1 E: 0 LOB: 1 K: 0 BB: 0 S: 4 P: 4	R: 0 H: 2 E: 0 LOB: 2 K: 1 BB: 0 S: 9 P: 13	R: 1 H: 2 E: 0 LOB: 1 K: 0 BB: 0 S: 6 P: 8	R: 0 H: 0 E: 0 LOB: 0 K: 0 BB: 0 S: 3 P: 3	1B: 7 SF: 0 2B: 2 SAC: 0 3B: 0 DP: 1 HR: 0 HBP: 0	WP: 0 PA: 38 PB: 1 SB: 0 CS: 0	
PITCHER Tracy Stallard, R (1, 1) ERA: 3.32	IP WLS BF H R ER SO BB IBB HBP BLK WP HR S P ERA WHIP	9.0 W 38 9 3 2 2 2 2 0 0 0 0 0 55 80 2.00 1.222										

Philadelphia Phillies @ St. Louis Cardinals
 Sportsman's Park, St. Louis, MO
 Mon Sep 06 1965, 4:33 AM EDT
 Unknown

livebaseballscores.com

AB	36
R	3
H	9
RBI	3
BB	2
SO	2
LOB	15



Batter	1	2	3	4	5	6	7	8	9	AB	R	H	RBI	BB	SO	LOB
Lou Brock, L OBP: 0.349, SLG: 0.458 (1, 7)	1-1 S 1B HBP	0-0 6-3		1-2 F6		0-0 1B	2-2 HR			4	2	2	4	0	0	1
Curt Flood, R OBP: 0.360, SLG: 0.408 Mike Shannon, R OBP: 0.292, SLG: 0.361 (7, PR) (8, 8)	2-2 1B 1B		4-0 6-3 5-3 BB		0-0 4-3	0-0 4-3	0-0 1B			4	1	2	1	1	0	1
Dick Groat, R OBP: 0.320, SLG: 0.320 (1, 6)	0-0 1B 1B		1-1 5-3		0-0 FC5 2B		0-0 HR BB			4	1	3	0	1	0	1
Ken Boyer, R OBP: 0.333, SLG: 0.391 Phil Gagliano, R OBP: 0.321, SLG: 0.380 (1, 5) (2, 5)	0-0 1B		0-0 6-3		2-1 E5		0-0 HR			1	0	1	1	0	0	0
Bill White, L OBP: 0.369, SLG: 0.475 (1, 3)	0-3 K2-3		0-0 4-3		1-2 F9		0-0 G6-4-3 1B			5	0	1	0	0	1	4
Julian Javier, R OBP: 0.256, SLG: 0.328 (1, 4)	4-0 IBB			0-0 2B 1B		0-0 FC5		0-2 G6-4-3 1B		3	1	1	0	2	0	3
Bobby Tolan, L OBP: 0.250, SLG: 0.267 (1, 9)	1-1 G3			1-0 2B		0-0 L3		1-0 S 1B HBP		4	1	1	1	0	0	3
Tim McCarver, L OBP: 0.331, SLG: 0.424 (1, 2)		1-1 1-3		0-0 F5		0-0 1B 2B		0-0 1B HR 1B		5	2	3	1	0	0	1
Tracy Stallard, R OBP: 0.094, SLG: 0.095 (1, 1)		2-3 K		0-3 K		0-3 K		0-0 HR 1B		5	1	1	0	0	3	4

Inning Stats	R: 2	H: 3	E: 0	K: 1	S: 13	LOB: 2	BB: 1	P: 21	R: 0	H: 0	E: 0	K: 1	S: 6	LOB: 0	BB: 0	P: 9	R: 0	H: 0	E: 0	K: 0	S: 4	LOB: 1	BB: 1	P: 9	R: 1	H: 2	E: 0	K: 1	S: 9	LOB: 1	BB: 0	P: 11	R: 0	H: 1	E: 1	K: 0	S: 8	LOB: 2	BB: 0	P: 11	R: 1	H: 2	E: 0	K: 1	S: 7	LOB: 1	BB: 0	P: 7	R: 6	H: 7	E: 0	K: 0	S: 16	LOB: 2	BB: 1	P: 25	R: 0	H: 1	E: 0	K: 0	S: 4	LOB: 2	BB: 1	P: 8
--------------	------	------	------	------	-------	--------	-------	-------	------	------	------	------	------	--------	-------	------	------	------	------	------	------	--------	-------	------	------	------	------	------	------	--------	-------	-------	------	------	------	------	------	--------	-------	-------	------	------	------	------	------	--------	-------	------	------	------	------	------	-------	--------	-------	-------	------	------	------	------	------	--------	-------	------

PITCHER	IP	WLS	BF	H	R	ER	SO	BB	IBB	HBP	BLK	WP	HR	S	P	ERA	WHIP
Bo Belinsky, L ERA: 4.85 (1, 1)	6.0	L	29	8	4	4	4	1	1	1	0	0	0	47	68	6.00	1.500
Gary Wagner, R ERA: 3.25 (7, 1)	0.2		5	2	3	3	0	1	0	1	0	0	1	8	15	40.50	4.500
Grant Jackson, L ERA: 27.0 (7, 1)	0.0		3	3	3	3	0	0	0	0	0	0	1	5	7	∞	∞
Ed Roebuck, R ERA: 3.4 (7, 1)	1.1		8	3	0	0	0	1	0	0	0	0	0	7	11	0.00	3.000


BOTTOM

Philadelphia Phillies @ St. Louis Cardinals
Sportsman's Park, St. Louis, MO

Mon Sep 06 1965, 4:33 AM EDT
Unknown

livebaseballscorecards.com

AB	39
R	10
H	16
RBI	10
BB	4
SO	4
LOB	22



WP: 0	PA: 45
PB: 0	
SB: 2	
CS: 0	

Batter	1	2	3	4	5	6	7	8	9	AB R H RBI BB SO LOB	TOP																								
Adolfo Phillips, R OBP: 0.316, SLG: 0.418 (1, 8) F C B B B X	3-2 E 2B	X 0-0 1B 2B		X 3-3 K 1-2		X 0-0 1B 2B		X 0-0 HR 1B	BB B B B B 4-0 BB 1-2 BB	5 4 4 1 1 1 1																									
Tony Taylor, R OBP: 0.292, SLG: 0.316 (1, 4) S S S X	0-2 FC1 F9 1B 2-H	BB B B B B 3-3 K 2B		X 0-0 6-3		X 0-3 K 1B		X 0-0 E 1B	BB C C C C 2-3 K 1B	6 2 1 0 0 3 6																									
Dick Allen, R OBP: 0.385, SLG: 0.511 (1, 5) B S B X	2-1 F9 2-3	X 0-0 1B			X 0-0 S BB SF9 1B	X 2-3 K 1B		X 0-0 E6 1B 1-3	X 0-0 1-3	6 2 2 2 0 1 5																									
Dick Stuart, R OBP: 0.298, SLG: 0.442 Ruben Amaro, R OBP: 0.310, SLG: 0.250 (1, 3) (8, 3) B S S X	2-1 1B 1B 3-H	BB C C X 2-1 6-3			X 0-0 F9 1B	X 0-0 1B 1B 2-H		X 0-0 5-3		5 0 2 2 0 0 4 0 0 0 0 0 0 0																									
Alex Johnson, R OBP: 0.355, SLG: 0.476 (1, 7) X	0-0 F7		X 0-0 6-3		BB B B B 4-0 2B BB 1-2	X 0-0 1B		X 0-0 FC6-4 1B 2-H 3-H		4 1 2 2 1 0 1																									
Johnny Callison, L OBP: 0.327, SLG: 0.526 (1, 9) X	0-0 FC5-4 1B		X 0-0 L7		X 0-0 SF9 2-H	X 0-3 K 1B		X 0-0 F5		4 0 1 1 0 1 3																									
Bobby Wine, R OBP: 0.293, SLG: 0.308 (1, 6) X	0-0 FC5-4 1-2f		X 0-0 F8		F X 0-1 2B		X 0-3 K 1B	X 0-0 FC6-4 1-2f		5 0 1 1 0 1 3																									
Pat Corrales, R OBP: 0.354, SLG: 0.345 (1, 2) X		X 0-0 F2		X 0-0 WP 1B		X 4-0 IBB		X 0-0 L3	X 0-0 1-3	4 0 1 0 1 0 0																									
Chris Short, R OBP: 0.159, SLG: 0.159 (1, 1) X		X 0-0 2B 1B		LL LB L 1-3 K 1B		X 0-0 L3		X 0-0 1-3	X 0-0 BB 1B	5 1 2 0 0 1 3																									
Inning Stats	R: 2 E: 1 K: 0 S: 13	H: 3 LOB: 2 BB: 0 P: 20	R: 2 E: 0 K: 1 S: 9	H: 3 LOB: 1 BB: 0 P: 14	R: 0 E: 0 K: 0 S: 3	H: 0 LOB: 0 BB: 0 P: 3	R: 0 E: 0 K: 2 S: 8	H: 1 LOB: 1 BB: 0 P: 12	R: 2 E: 0 K: 0 S: 6	H: 2 LOB: 2 BB: 2 P: 14	R: 1 E: 0 K: 3 S: 12	H: 3 LOB: 2 BB: 0 P: 14	R: 0 E: 0 K: 1 S: 5	H: 0 LOB: 0 BB: 0 P: 5	R: 3 E: 1 K: 0 S: 7	H: 3 LOB: 1 BB: 0 P: 7	R: 0 E: 0 K: 1 S: 6	H: 1 LOB: 2 BB: 1 P: 12	1B: 11 2B: 4 3B: 0 HR: 1	SF: 1 SAC: 0 DP: 0 HBP: 0	WP: 1 PB: 0 SB: 1 CS: 0	PA: 48													
PITCHER	IP	WLS	BF	H	R	ER	SO	BB	IBB	HBP	BLK	WP	HR	S	P	ERA	WHIP	PITCHER	IP	WLS	BF	H	R	ER	SO	BB	IBB	HBP	BLK	WP	HR	S	P	ERA	WHIP
Curt Simmons, L ERA: 4.03 (1, 1)	1.2	L	12	6	4	2	1	0	0	0	0	0	0	20	30	10.80	3.600	Hal Woodeshick, L ERA: 2.4 (8, 1)	1.2	L	7	1	0	0	1	1	0	0	8	14	0.00	1.200			
Earl Francis, R ERA: 5.4 (2, 1)	3.1		16	4	3	2	2	1	1	0	0	1	0	20	34	5.40	1.500																		
Don Dennis, R ERA: 2.63 (6, 1)	1.0		5	2	0	0	3	0	0	0	0	0	0	11	13	0.00	2.000																		
Dennis Aust, R ERA: (7, 1)	1.0		3	0	0	0	1	0	0	0	0	0	0	5	5	0.00	0.000																		
Barney Schultz, R ERA: 3.83 (8, 1)	0.1		5	3	3	2	0	0	0	0	0	0	1	5	5	54.00	9.000																		

Philadelphia Phillies @ St. Louis Cardinals
Sportsman's Park, St. Louis, MO

Mon Sep 06 1965, 4:38 AM EDT
Att: 21,867 - Unknown

livebaseballscorecards.com

AB 44
R 10
H 16
RBI 9
BB 3
SO 8
LOB 26



Batter	1	2	3	4	5	6	7	8	9	AB R H RBI BB SO LOB
Lou Brock, L OBP: 0.348, SLG: 0.461 (1, 7)	0-3 K		0-0 FC4-6			0-0 L3	0-0 HR		0-0 F2	5 1 1 2 0 1 2
Julian Javier, R OBP: 0.265, SLG: 0.333 Barney Schultz, R (8, 1)	4-0 CS BB		0-0 G3			0-0 1B	0-0 1B		0-0 FC6-4 1B	3 0 2 0 1 0 1 0 0 0 0 0 0 0 0 0 0 0 0 0 0 1 0 1 0 0 0 0
Hal Woodeshick, R OBP: 0.143, SLG: 0.077 Phil Gagliano, R OBP: 0.322, SLG: 0.382 (9, PH)										
Curt Flood, R OBP: 0.359, SLG: 0.406 (1, 8)	0-0 F2				0-0 F7	0-0 F9	0-0 1B		0-0 FC6-4	5 0 1 0 0 0 4
Ken Boyer, R OBP: 0.332, SLG: 0.390 (1, 5)		0-0 F2			0-0 F6					4 1 1 0 0 0 2
Bill White, L OBP: 0.368, SLG: 0.473 (1, 3)		0-0 1B			0-0 F7					4 0 1 0 0 1 1
Jerry Buchek, R OBP: 0.279, SLG: 0.350 (1, 6) (8, 4)		0-3 K			0-0 L9					2 1 0 0 2 1 1
Bobby Tolan, L OBP: 0.250, SLG: 0.316 (1, 9)		0-0 1-3			0-0 G3					4 1 1 2 0 0 2
Bob Uecker, R OBP: 0.345, SLG: 0.320 (1, 2)			4-0 FC4-6 BB		0-0 5-3					3 0 1 0 1 0 1
Curt Simmons, L OBP: 0.048, SLG: 0.063 Earl Francis, R (2, 1) Don Dennis, R OBP: 0.500, SLG: 0.500 Mike Shannon, R OBP: 0.291, SLG: 0.359 Dennis Aust, R (7, 1) Dick Groat, R OBP: 0.321, SLG: 0.321 (8, 8)			0-3 K			0-0 L8	0-0 HR 1B		0-3 K	0 0 0 0 0 0 0 1 0 0 0 0 0 1 1 0 0 0 0 0 0 0 0 1 0 0 0 0 0 0 0 0 0 0 0 0 0 0 0 2 1 1 1 0 1 1

Inning Stats	R: 0	H: 0	E: 0	K: 1	S: 4	H: 1	LOB: 0	BB: 1	P: 8	R: 0	H: 1	E: 0	K: 1	S: 6	R: 0	H: 0	E: 0	K: 1	S: 5	R: 0	H: 0	E: 0	K: 0	S: 3	R: 0	H: 0	E: 0	K: 0	S: 3	R: 0	H: 1	E: 0	K: 0	S: 4	R: 5	H: 6	E: 0	K: 1	S: 15	R: 0	H: 0	E: 0	K: 0	S: 2	R: 0	H: 2	E: 0	K: 1	S: 7	1B: 7	2B: 2	3B: 0	HR: 1	SF: 0	SAC: 0	DP: 1	HBP: 0	WP: 0	PA: 39
PITCHER Chris Short, L ERA: 3.26 (1, 1)	IP	WLS	BF	H	R	ER	SO	BB	IBB	HBP	BLK	WP	HR	S	P	ERA	WHIP																			IP	WLS	BF	H	R	ER	SO	BB	IBB	HBP	BLK	WP	HR	S	P	ERA	WHIP							

BOTTOM

Philadelphia Phillies @ St. Louis Cardinals
Sportsman's Park, St. Louis, MO

livebaseballscores.com

AB	35
R	5
H	10
RBI	5
BB	4
SO	5
LOB	16



Mon Sep 06 1965, 4:38 AM EDT
Att. 21,867 - Unknown

Batter	1	2	3	4	5	6	7	8	9	AB R H RBI BB SO LOB	TOP									
John Briggs, L (1, 8) <small>OBP: 0.359, SLG: 0.397</small> Adolfo Phillips, R (7, 8) <small>OBP: 0.328, SLG: 0.418</small>	0-3 K		0-0 G3		0-0 L9		4-0 E 1B E BB		4-0 4-1 BB	3 1 0 0 1 1 0 0 0 0 0 1 0 0										
Cookie Rojas, R (1, 4) <small>OBP: 0.353, SLG: 0.382</small>	0-0 PB 1B		0-0 1B 2B		0-0 P6		0-0 E 1B		0-0 4-1	5 2 3 0 0 0 1										
Johnny Callison, L (1, 9) <small>OBP: 0.329, SLG: 0.525</small>	0-3 K 1-2		0-0 1B		0-0 4-3		0-0 E3 4-3 1B		4-0 IBB	4 1 2 3 1 1 1										
Dick Allen, R (1, 5) <small>OBP: 0.383, SLG: 0.509</small>	0-3 K		0-0 4-3				0-0 4-3		0-0 F8	5 0 1 1 0 1 4										
Tony Gonzalez, L (1, 7) <small>OBP: 0.355, SLG: 0.495</small>		0-0 CS 1B		0-0 HR 1B		0-0 L7		0-0 6-3		4 1 2 0 0 0 1										
Dick Stuart, R (1, 3) <small>OBP: 0.298, SLG: 0.447</small> Ruben Amaro, R (8, 3) <small>OBP: 0.310, SLG: 0.250</small>		0-0 F7		0-0 HR		0-0 L8		0-3 K		4 1 1 2 0 1 2 0 0 0 0 0 0 0										
Bobby Wine, R (1, 6) <small>OBP: 0.295, SLG: 0.306</small>		4-0 1-2 BB		0-3 K		4-0 1-2 IBB		0-0 6-3		2 0 0 0 2 1 0										
Pat Corrales, R (1, 2) <small>OBP: 0.345, SLG: 0.336</small> Jack Baldschun, R (8, 1) <small>OBP: 0.159, SLG: 0.159</small> Chris Short, R (8, 1) <small>OBP: 0.159, SLG: 0.159</small>		0-0 P4		0-0 F7		0-3 K		0-3 K		4 0 0 0 0 2 3 0 0 0 0 0 0 0 0 0 0 0 0 0 0										
Ray Culp, R (1, 1) <small>OBP: 0.145, SLG: 0.078</small> Clay Dalrymple, L (8, 2) <small>OBP: 0.293, SLG: 0.287</small>			0-0 F7		0-3 K		0-0 5-3		0-0 L8	3 0 0 0 0 1 0 1 0 0 0 0 0 0										
Inning Stats	R: 0 E: 0 K: 3 S: 10	H: 1 LOB: 1 BB: 0 P: 10	R: 0 E: 0 K: 0 S: 3	H: 1 LOB: 1 BB: 1 P: 7	R: 1 E: 0 K: 0 S: 5	H: 2 LOB: 1 BB: 0 P: 5	R: 2 E: 0 K: 2 S: 9	H: 2 LOB: 0 BB: 0 P: 9	R: 0 E: 0 K: 1 S: 6	H: 1 LOB: 2 BB: 1 P: 10	R: 3 E: 2 K: 0 S: 5	H: 2 LOB: 0 BB: 1 P: 9	R: 0 E: 0 K: 2 S: 7	H: 0 LOB: 0 BB: 0 P: 7	R: 0 E: 0 K: 0 S: 3	H: 0 LOB: 2 BB: 2 P: 11	1B: 7 2B: 1 3B: 0 HR: 1	SF: 0 SAC: 0 DP: 0 HBP: 0	WP: 0 PB: 1 SB: 1 CS: 1	PA: 40
PITCHER	IP WLS BF H R ER SO BB IBB HBP BLK WP HR S P ERA WHIP																			
Ken Johnson, R (1, 1) <small>ERA: 3.51</small> Denny Lemaster, L (7, 1) <small>ERA: 4.85</small> Dan Osinski, R (9, 1) <small>ERA: 3.03</small>	6.1 L 29 8 5 4 6 2 1 0 0 0 1 38 50 5.68 1.579																			
	1.2 6 1 1 0 2 0 0 0 0 0 0 10 10 0.00 0.600																			
	1.0 5 0 0 0 0 1 1 0 0 0 0 3 11 0.00 1.000																			

Philadelphia Phillies @ Milwaukee Braves
Milwaukee County Stadium, Milwaukee, WI
Wed Sep 08 1965, 8:05 PM EDT
Att. 3,417 - Unknown

livebaseballscorecards.com

AB	35
R	6
H	9
RBI	6
BB	5
SO	8
LOB	12



Batter	1	2	3	4	5	6	7	8	9	AB	R	H	RBI	BB	SO	LOB
Rico Carty, R (1, 7) OBP: 0.366, SLG: 0.519	0-0 6-3		0-0 G3			0-0 F7		0-0 2B 1B	0-3 K	5	1	1	0	0	1	1
Mack Jones, L (1, 8) OBP: 0.313, SLG: 0.525	0-0 F3		0-0 L5			0-0 L3		0-0 2B 2B		4	1	1	1	0	0	0
Hank Aaron, R (1, 9) OBP: 0.389, SLG: 0.573	0-0 1B			0-0 F8		0-0 HR		0-0 2B		4	1	3	3	0	0	0
Eddie Mathews, L (1, 5) OBP: 0.353, SLG: 0.484 Gene Oliver, R (8, PH) OBP: 0.332, SLG: 0.482 Sandy Alomar Sr., S (8, PR) OBP: 0.262, SLG: 0.265	0-0 F7			0-0 L9		0-0 L9		0-0 FC6-4-6		3	0	0	0	0	0	1
Joe Torre, R (1, 2) OBP: 0.377, SLG: 0.509		0-0 2B		0-0 HR			4-0 G5-4-3 BB	4-0 FC6-4 BB		2	1	2	1	2	0	0
Felipe Alou, R (1, 3) OBP: 0.337, SLG: 0.487	0-3 K		0-0 F7			0-0 G5-4-3		0-0 FC6-4		4	0	0	0	0	1	4
Frank Bolling, R (1, 4) OBP: 0.299, SLG: 0.358	0-0 1-3			0-0 F4		0-0 6-3				4	0	1	0	0	0	1
Woody Woodward, R (1, 6) OBP: 0.210, SLG: 0.250 Miguel de la Hoz, R (5, PH) OBP: 0.305, SLG: 0.338	0-0 F8			0-0 6-3				0-0 1B 2B 1B	0-3 K	1	0	0	0	0	0	1
Ken Johnson, R (1, 1) OBP: 0.127, SLG: 0.155 Denny Lemaster, R (7, 1) OBP: 0.150, SLG: 0.132 Ty Cline, L (8, PH) OBP: 0.254, SLG: 0.254 Dan Osinski, R (9, 1) OBP: 0.250, SLG: 0.250 Frank Thomas, R (9, PH) OBP: 0.248, SLG: 0.345	0-3 K			0-0 F8				0-0 L7	0-3 K	2	0	0	0	0	1	0

Inning Stats	R: 0	H: 1	E: 0	LOB: 1	K: 0	BB: 0	S: 4	R: 0	H: 1	E: 0	LOB: 1	K: 1	BB: 0	S: 6	R: 0	H: 0	E: 0	LOB: 0	K: 1	BB: 0	S: 5	R: 1	H: 1	E: 0	LOB: 0	K: 0	BB: 0	S: 4	R: 0	H: 0	E: 0	LOB: 0	K: 0	BB: 0	S: 3	R: 1	H: 1	E: 0	LOB: 0	K: 0	BB: 0	S: 4	R: 0	H: 0	E: 0	LOB: 0	K: 0	BB: 1	S: 2	R: 3	H: 4	E: 0	LOB: 2	K: 0	BB: 1	S: 7	R: 0	H: 1	E: 0	LOB: 1	K: 3	BB: 0	S: 10	R: 0	H: 1	E: 0	LOB: 1	K: 0	BB: 0	S: 10	1B: 4	SF: 0	2B: 3	SAC: 0	3B: 0	DP: 1	HR: 2	HBP: 0	WP: 0	PA: 37
--------------	------	------	------	--------	------	-------	------	------	------	------	--------	------	-------	------	------	------	------	--------	------	-------	------	------	------	------	--------	------	-------	------	------	------	------	--------	------	-------	------	------	------	------	--------	------	-------	------	------	------	------	--------	------	-------	------	------	------	------	--------	------	-------	------	------	------	------	--------	------	-------	-------	------	------	------	--------	------	-------	-------	-------	-------	-------	--------	-------	-------	-------	--------	-------	--------

PITCHER	IP	WLS	BF	H	R	ER	SO	BB	IBB	HBP	BLK	WP	HR	S	P	ERA	WHIP
Ray Culp, R (1, 1) ERA: 3.41	7.1	W	29	7	5	5	2	1	0	0	0	0	2	32	36	6.14	1.091
Jack Baldschun, R (8, 1) ERA: 4.04	0.0		1	1	0	0	0	0	0	0	0	0	0	1	1	∞	∞
Chris Short, L (8, 1) ERA: 3.24	1.2	S	7	1	0	0	3	1	0	0	0	0	0	12	16	0.00	1.200

BOTTOM

Philadelphia Phillies @ Milwaukee Braves
 Milwaukee County Stadium, Milwaukee, WI
 Wed Sep 08 1965, 8:05 PM EDT
 Att. 3,417 - Unknown

livebaseballscorecards.com

AB	35
R	5
H	9
RBI	5
BB	2
SO	5
LOB	12



Batter	1	2	3	4	5	6	7	8	9	10	11	12	AB R H RBI BB SO LOB	TOP														
Bobby Tolan, L OBP: 0.200, SLG: 0.241 (1, 9)	0-3 K		1-3 K			X 0-0 F9		S 1-1 SH1-4 1B		F 2-1 F7		B 1-1 L8	6 1 1 0 0 2 0	St. Louis Cardinals @ Philadelphia Phillies Connie Mack Stadium, Philadelphia, PA Fri Sep 10 1965, 7:05 PM EDT Att. 16,333 - Unknown														
Curt Flood, R OBP: 0.359, SLG: 0.406 (1, 8)	2-2 5-3			X 0-0 F7		X 0-0 F5		X 0-0 SH1-4		X 0-0 6-3 2B		S 0-1 F8	5 0 1 0 0 0 0															
Lou Brock, L OBP: 0.348, SLG: 0.458 (1, 7)	2-3 K			X 2-2 F7		B 1-0 4-3		X 0-0 1B 2H 1B		X 1-2 6-3		S 2-3 L7	5 0 1 1 0 1 1															
Bill White, L OBP: 0.366, SLG: 0.475 (1, 3)		B 1-0 HR		X 0-0 F9		B 3-3 K		F 0-2 F7		S 0-1 L7			5 1 1 1 0 1 2															
Ken Boyer, R OBP: 0.330, SLG: 0.387 (1, 5)		C 0-3 K		B 1-0 2B 1B		X 0-0 F9		X 0-0 1-2 1B		B 1-1 F7			5 1 2 0 0 1 0															
Dick Groat, R OBP: 0.321, SLG: 0.323 (1, 6)		X 0-0 5-3		X 0-0 1H 2B		C 1-1 HBP 1B		B 1-3 K		B 1-0 1B			5 1 3 1 0 1 2															
Tim McCarver, L OBP: 0.328, SLG: 0.416 (1, 2)		X 2-2 F3		B 2-1 F7		S 1-1 1B HBP		B 1-0 L8		X 0-0 L9			4 0 0 0 0 0 2															
Jerry Buchek, R OBP: 0.275, SLG: 0.344 (1, 4)			X 0-0 F9		X 0-0 6-3	B 2-1 1B HBP		X 0-0 F6		S 0-1 4-3			2 0 0 0 0 0 1															
Bob Skinner, L OBP: 0.354, SLG: 0.490 (7, PH)						B 1-3 2H 1B		X 0-0 6-3					1 0 1 1 0 0 0															
Don Dennis, R OBP: 0.400, SLG: 0.400 (7, 1)													1 0 0 0 0 0 0															
George Kernek, L OBP: 0.250, SLG: 0.250 (11, PH)													1 0 0 0 0 0 1															
Hal Woodeshick, R OBP: 0.143, SLG: 0.077 (11, 1)													0 0 0 0 0 0 0															
Bob Gibson, R OBP: 0.242, SLG: 0.375 (1, 1)			B 2-3 K		F 1-3 K			X 0-0 6-3				X 0-0 F6	2 0 0 0 0 2 1															
Tito Francona, L OBP: 0.321, SLG: 0.401 (7, PH)													1 0 0 0 0 1 2															
Dal Maxvill, R OBP: 0.169, SLG: 0.194 (7, 4)													2 0 0 0 0 0 0															
Inning Stats	R: 0 E: 0 K: 2 S: 12	H: 0 LOB: 0 BB: 0 P: 16	R: 1 E: 0 K: 1 S: 9	H: 1 LOB: 0 BB: 0 P: 12	R: 0 E: 0 K: 2 S: 7	H: 0 LOB: 0 BB: 0 P: 10	R: 0 E: 0 K: 0 S: 6	H: 0 LOB: 0 BB: 0 P: 8	R: 1 E: 0 K: 1 S: 8	H: 2 LOB: 1 BB: 0 P: 12	R: 0 E: 0 K: 0 S: 3	H: 0 LOB: 0 BB: 0 P: 4	R: 1 E: 0 K: 2 S: 12	H: 2 LOB: 2 BB: 0 P: 20	R: 1 E: 0 K: 1 S: 11	H: 3 LOB: 2 BB: 0 P: 13	R: 0 E: 0 K: 0 S: 3	H: 0 LOB: 0 BB: 0 P: 4	R: 0 E: 0 K: 0 S: 8	H: 1 LOB: 1 BB: 0 P: 11	R: 0 E: 0 K: 0 S: 6	H: 1 LOB: 1 BB: 0 P: 8	R: 0 E: 0 K: 0 S: 5	H: 0 LOB: 0 BB: 0 P: 6	1B: 7 2B: 2 3B: 0 HR: 1	SF: 0 SAC: 1 DP: 0 HBP: 1	WP: 0 PB: 0 SB: 0 CS: 0	PA: 47
PITCHER	IP WLS BF H R ER SO BB IBB HBP BLK WP HR S P ERA WHIP																											
Jim Bunning, R ERA: 2.81 (1, 1)	7.2	WLS 32	H 8	R 4	ER 4	SO 8	BB 0	IBB 0	HBP 1	BLK 0	WP 0	HR 1	S 65	P 91	ERA 4.70	WHIP 1.043												
Fergie Jenkins, R ERA: (8, 1)	4.1	W 15	H 2	R 0	ER 0	SO 1	BB 0	IBB 0	HBP 0	BLK 0	WP 0	HR 0	S 25	P 33	0.00	0.462												

livebaseballscorecards.com

AB	45
R	4
H	10
RBI	4
BB	0
SO	9
LOB	12



Batter	1	2	3	4	5	6	7	8	9	10	11	12	AB	R	H	RBI	BB	SO	LOB
Cookie Rojas, R OBP: 0.353, SLG: 0.381 (1, 4)	F5		4-3		L9		1-3			1B		1-2 1B	6	0	2	1	0	0	1
Dick Allen, R OBP: 0.380, SLG: 0.504 (1, 5)	F8			F4	FC5-4			F4		F3			5	0	0	0	0	0	2
Johnny Callison, L OBP: 0.328, SLG: 0.521 (1, 9)	G3			1B PB HBP		L8		F5			6-3		4	1	0	0	0	0	0
Wes Covington, L OBP: 0.319, SLG: 0.490 Adolfo Phillips, R OBP: 0.322, SLG: 0.411 (11, PH) (12, 8)		2B		1B PB 1B		F8		F4			K		4	1	2	0	0	0	0
Tony Gonzalez, L OBP: 0.353, SLG: 0.492 Alex Johnson, R OBP: 0.353, SLG: 0.474 (11, PH) (12, 7)		L7		K		HR 1B				4-3		4-3	4	1	1	0	0	1	2
Dick Stuart, R OBP: 0.299, SLG: 0.453 (1, 3)	F4			1B		HR				L4		6-3	5	1	2	3	0	0	1
Bobby Wine, R OBP: 0.291, SLG: 0.301 (1, 6)	K			F5		F8				5-3		4-3	5	0	0	0	0	1	2
Pat Corrales, R OBP: 0.341, SLG: 0.338 John Herrnstein, L OBP: 0.234, SLG: 0.280 (12, PR)			K		K		4-3					K	5	0	1	0	0	3	0
Jim Bunning, R OBP: 0.218, SLG: 0.264 Fergie Jenkins, R OBP: 0.294, SLG: 0.316 (12, PH)			G3		FC5-4 1B		1-3					K	0	1	0	0	0	0	0

Inning Stats	R: 0	H: 0	E: 0	K: 0	S: 12	R: 0	H: 1	E: 0	K: 1	S: 10	R: 0	H: 0	E: 0	K: 1	S: 5	R: 2	H: 2	E: 0	K: 1	S: 13	R: 0	H: 1	E: 0	K: 1	S: 9	R: 0	H: 0	E: 0	K: 0	S: 6	R: 0	H: 0	E: 0	K: 0	S: 3	R: 0	H: 0	E: 0	K: 2	S: 10	R: 0	H: 1	E: 0	K: 1	S: 5	R: 1	H: 2	E: 0	K: 0	S: 10	R: 0	H: 0	E: 0	K: 1	S: 10	R: 0	H: 0	E: 0	K: 0	S: 8	R: 0	H: 2	E: 0	K: 0	S: 10	R: 0	H: 2	E: 0	K: 0	S: 10	1B: 6	2B: 2	3B: 0	HR: 1	SF: 0	SAC: 0	DP: 0	HBP: 1	WP: 1	PA: 46
--------------	------	------	------	------	-------	------	------	------	------	-------	------	------	------	------	------	------	------	------	------	-------	------	------	------	------	------	------	------	------	------	------	------	------	------	------	------	------	------	------	------	-------	------	------	------	------	------	------	------	------	------	-------	------	------	------	------	-------	------	------	------	------	------	------	------	------	------	-------	------	------	------	------	-------	-------	-------	-------	-------	-------	--------	-------	--------	-------	--------

PITCHER	IP	WLS	BF	H	R	ER	SO	BB	IBB	HBP	BLK	WP	HR	S	P	ERA	WHIP
Bob Gibson, R ERA: 2.95 (1, 1)	6.0		25	6	4	3	4	0	0	1	0	0	1	58	90	4.50	1.000
Don Dennis, R ERA: 2.33 (7, 1)	4.0		13	1	0	0	2	0	0	0	0	0	0	23	31	0.00	0.250
Hal Woodeshick, L ERA: 2.46 (11, 1)	1.2	L	8	2	1	1	1	1	0	0	0	1	0	15	27	5.40	1.800


BOTTOM

St. Louis Cardinals @ Philadelphia Phillies
 Connie Mack Stadium, Philadelphia, PA

Fri Sep 10 1965, 7:05 PM EDT
 Att: 16,333 - Unknown

livebaseballscorecards.com

AB	44
R	5
H	9
RBI	4
BB	1
SO	7
LOB	8



Batter	1	2	3	4	5	6	7	8	9	AB R H RBI BB SO LOB	TOP											
Lou Brock, L (1, 7) OBP: 0.345, SLG: 0.454	2-1 F9		0-0 B1	0-0 FC6-4			0-1 F9		0-2 4-3	5 0 0 0 0 0 5												
Curt Flood, R (1, 8) OBP: 0.358, SLG: 0.410	2-3 K		3-2 HR		0-0 4-3		1-3 K			4 1 1 1 0 2 1												
Dick Groat, R (1, 6) OBP: 0.323, SLG: 0.325	0-1 BB		0-0 BB		1-3 K			1-3 K		3 0 2 0 0 1 0												
Dal Maxvill, R (5, 4) OBP: 0.167, SLG: 0.191			1B							1 0 0 0 0 1 0												
Ken Boyer, R (1, 5) OBP: 0.332, SLG: 0.386	4-0 BB		4-2 BB		0-3 K			0-3 K		2 0 0 0 2 2 0												
Bill White, L (1, 3) OBP: 0.363, SLG: 0.471	0-1 4-3		1-0 F3			2-1 6-3		0-3 K		4 0 0 0 0 1 4												
Jerry Buchek, R (1, 4) OBP: 0.274, SLG: 0.336		1-1 F8		4-2 1B BB		2-2 4-3			2-3 K	3 0 0 0 1 1 0												
Bobby Tolan, L (1, 9) OBP: 0.176, SLG: 0.212		0-0 4-3		1-1 B1		2-2 4-3			1-2 F2	4 0 0 0 0 0 1												
Bob Uecker, R (1, 2) OBP: 0.356, SLG: 0.333		2-1 5-3		0-0 FC6-4			1-2 6-3		3-2 1B	4 0 3 0 0 0 0												
Ted Savage, R (9, PR) OBP: 0.197, SLG: 0.226				1-3 1B					1B	0 0 0 0 0 0 0												
Tracy Stallard, R (1, 1) OBP: 0.091, SLG: 0.092			0-0 L9		1-3 K		1-2 6-3		2-2 1B	2 0 0 0 0 1 2												
Hal Woodeshick, R (6, 1) OBP: 0.143, SLG: 0.077										0 0 0 0 0 0 0												
Phil Gagliano, R (7, PH) OBP: 0.322, SLG: 0.380										1 0 0 0 0 0 1												
Dennis Aust, R (7, 1)										0 0 0 0 0 0 0												
Mike Shannon, R (9, PH) OBP: 0.294, SLG: 0.362										1 0 1 0 0 0 0												
Inning Stats	R: 0 E: 0 K: 1 S: 10	H: 1 LOB: 2 BB: 1 P: 18	R: 0 E: 0 K: 0 S: 5	H: 0 LOB: 0 BB: 0 P: 8	R: 1 E: 0 K: 0 S: 9	H: 2 LOB: 2 BB: 1 P: 17	R: 0 E: 0 K: 1 S: 10	H: 1 LOB: 2 BB: 1 P: 16	R: 0 E: 0 K: 0 S: 7	H: 0 LOB: 0 BB: 0 P: 8	R: 0 E: 0 K: 0 S: 8	H: 0 LOB: 0 BB: 0 P: 14	R: 0 E: 0 K: 1 S: 11	H: 1 LOB: 1 BB: 0 P: 14	R: 0 E: 0 K: 3 S: 9	H: 0 LOB: 0 BB: 0 P: 10	R: 0 E: 0 K: 1 S: 18	H: 2 LOB: 2 BB: 0 P: 26	1B: 6 2B: 0 3B: 0 HR: 1	SF: 0 SAC: 0 DP: 0 HBP: 0	WP: 0 PB: 0 SB: 0 CS: 0	PA: 37
PITCHER Chris Short, L (1, 1) ERA: 3.16	IP: 9.0 WLS: W BF: 37 H: 7 R: 1 ER: 1 SO: 9 BB: 3 IBB: 0 HBP: 0 BLK: 0 WP: 0 HR: 1 S: 87 P: 131 ERA: 1.00 WHIP: 1.111											PITCHER	IP: 9.0 WLS: W BF: 37 H: 7 R: 1 ER: 1 SO: 9 BB: 3 IBB: 0 HBP: 0 BLK: 0 WP: 0 HR: 1 S: 87 P: 131 ERA: 1.00 WHIP: 1.111									

St. Louis Cardinals @ Philadelphia Phillies
 Connie Mack Stadium, Philadelphia, PA
 Sat Sep 11 1965, 7:05 PM EDT
 Att: 13,558 - Unknown

livebaseballscorecards.com

AB	34
R	1
H	7
RBI	1
BB	3
SO	9
LOB	14



Batter	1	2	3	4	5	6	7	8	9
Dick Allen, R OBP: 0.379, SLG: 0.506 (1, 5)	2-2 6-3		2-2 6-3			0-1 2B 3B		0-0 F7	
Johnny Callison, L OBP: 0.327, SLG: 0.521 (1, 9)	0-2 F7			0-3 K		2-1 HR 2B		2-2 F9	
Wes Covington, L OBP: 0.319, SLG: 0.502 Adolfo Phillips, R OBP: 0.322, SLG: 0.411 (1, 7) (9, 8)	3-3 K			1-2 F9		0-0 HR			
Dick Stuart, R OBP: 0.301, SLG: 0.457 (1, 3)		1-1 6-3		0-0 2B		0-0 G6-3 1B			
Tony Gonzalez, L OBP: 0.350, SLG: 0.487 (1, 8) (9, 7)		0-2 6-3		3-2 F8		0-0 G6-3 1-2f			
Clay Dalrymple, L OBP: 0.293, SLG: 0.287 (1, 2)		3-1 F9			0-0 G4-3 1B		2-2 F2		
Tony Taylor, R OBP: 0.295, SLG: 0.323 (1, 4)			0-0 3B		0-0 G4-3 1-2f		0-0 6-3		
Bobby Wine, R OBP: 0.289, SLG: 0.298 (1, 6)			2-3 K		2-1 F8		2-3 K		
Chris Short, R OBP: 0.153, SLG: 0.153 (1, 1)			1-3 K			0-0 6-3		0-3 K	

Inning Stats	R: 0	H: 0	E: 0	K: 1	S: 9	LOB: 0	BB: 0	P: 14	R: 0	H: 0	E: 0	K: 0	S: 7	LOB: 0	BB: 0	P: 11	R: 0	H: 1	E: 0	K: 2	S: 12	LOB: 1	BB: 0	P: 17	R: 0	H: 1	E: 0	K: 1	S: 10	LOB: 1	BB: 0	P: 14	R: 0	H: 1	E: 0	K: 0	S: 4	LOB: 0	BB: 0	P: 6	R: 3	H: 4	E: 0	K: 0	S: 8	LOB: 0	BB: 0	P: 10	R: 0	H: 0	E: 0	K: 1	S: 9	LOB: 0	BB: 0	P: 13	R: 0	H: 0	E: 0	K: 1	S: 7	LOB: 0	BB: 0	P: 9
--------------	------	------	------	------	------	--------	-------	-------	------	------	------	------	------	--------	-------	-------	------	------	------	------	-------	--------	-------	-------	------	------	------	------	-------	--------	-------	-------	------	------	------	------	------	--------	-------	------	------	------	------	------	------	--------	-------	-------	------	------	------	------	------	--------	-------	-------	------	------	------	------	------	--------	-------	------

PITCHER	IP	WLS	BF	H	R	ER	SO	BB	IBB	HBP	BLK	WP	HR	S	P	ERA	WHIP
Tracy Stallard, R ERA: 3.38 (1, 1)	5.1	L	22	7	3	3	4	0	0	0	0	0	1	49	71	5.06	1.312
Hal Woodeshick, L ERA: 2.44 (6, 1)	0.2		1	0	0	0	0	0	0	0	0	0	0	1	1	0.00	0.000
Dennis Aust, R ERA: (7, 1)	2.0		6	0	0	0	2	0	0	0	0	0	0	16	22	0.00	0.000

BOTTOM

AB R H RBI BB SO LOB

4	1	1	0	0	0	1
4	1	1	1	0	1	0
3	1	1	2	0	1	0
0	0	0	0	0	0	0
3	0	2	0	0	0	0
3	0	0	0	0	0	2
3	0	1	0	0	0	0
3	0	1	0	0	0	1
3	0	0	0	0	2	1
3	0	0	0	0	2	1

1B: 2 SF: 0
2B: 2 SAC: 0
3B: 2 DP: 2
HR: 1 HBP: 0


WP: 0 PA: 29
PB: 0
SB: 0
CS: 0


St. Louis Cardinals @ Philadelphia Phillies
Connie Mack Stadium, Philadelphia, PA

Sat Sep 11 1965, 7:05 PM EDT
Att. 13,558 - Unknown

livebaseballscorecards.com

AB 29
R 3
H 7
RBI 3
BB 0
SO 6
LOB 6



Batter	1	2	3	4	5	6	7	8	9	AB R H RBI BB SO LOB	TOP											
Rico Carty, R (1, 7) OBP: 0.359, SLG: 0.506	0-0 3-4-3 1B		0-0 E8 FC6-2 2B	0-3 K		0-3 K			0-3 K	5 1 2 0 0 3 2	Milwaukee Braves @ Philadelphia Phillies Connie Mack Stadium, Philadelphia, PA Mon Sep 13 1965, 7:05 PM EDT Att. 5,647 - Unknown livebaseballscorecards.com											
Eddie Mathews, L (1, 5) OBP: 0.346, SLG: 0.475	0-0 3-4-3 1-2		0-0 F2		0-0 2B		0-0 P6		0-0 6-3	5 1 1 0 0 0 2												
Hank Aaron, R (1, 9) OBP: 0.389, SLG: 0.573	0-3 K		0-0 FC6-2 S		0-0 3-1 1B 2B		0-0 CS 1B			4 1 2 1 0 1 2												
Joe Torre, R (1, 2) OBP: 0.380, SLG: 0.504	0-0 BB 1B		4-0 1-2 IBB		0-0 3-1 2-3		0-0 1-2 1B			3 0 2 1 1 0 1												
Mack Jones, L (1, 8) OBP: 0.314, SLG: 0.518	4-0 1-2 BB		0-0 4-3		0-0 E S 1B		0-3 K			3 0 1 1 1 1 3												
Felipe Alou, R (1, 3) OBP: 0.339, SLG: 0.490	0-0 4-3			1-0 1B HBP		0-3 K		0-3 K		1 0 0 0 0 0 2												
Gene Oliver, R (4, 3) OBP: 0.325, SLG: 0.466										2 0 0 0 0 2 1												
Frank Bolling, R (1, 4) OBP: 0.299, SLG: 0.359		0-0 CS 1B		0-0 1-3 1B		0-0 6-3		0-0 F6		4 0 2 0 0 0 1												
Sandy Alomar Sr., S (1, 6) OBP: 0.266, SLG: 0.290		0-0 F3		0-0 P4		0-3 K		0-0 F9		3 0 0 0 0 1 3												
Johnny Blanchard, L (8, PH) OBP: 0.260, SLG: 0.263										1 0 0 0 0 0 0												
Woody Woodward, R (8, 6) OBP: 0.209, SLG: 0.249										0 0 0 0 0 0 0												
Ken Johnson, R (1, 1) OBP: 0.122, SLG: 0.149		0-3 K		0-3 K		0-3 K			0-0 F7	3 0 0 0 0 3 3												
Phil Niekro, R (7, 1) OBP: 0.125, SLG: 0.125										0 0 0 0 0 0 0												
Jesse Gonder, L (9, PH) OBP: 0.310, SLG: 0.389										1 0 0 0 0 0 0												
Inning Stats	R: 1 E: 0 K: 1 S: 7	H: 2 LOB: 2 BB: 1 P: 11	R: 0 E: 0 K: 1 S: 5	H: 1 LOB: 0 BB: 0 P: 5	R: 0 E: 2 K: 0 S: 4	H: 1 LOB: 2 BB: 1 P: 8	R: 0 E: 0 K: 2 S: 8	H: 1 LOB: 2 BB: 0 P: 9	R: 2 E: 0 K: 1 S: 8	H: 3 LOB: 1 BB: 0 P: 8	R: 0 E: 0 K: 3 S: 9	H: 0 LOB: 0 BB: 0 P: 9	R: 0 E: 0 K: 1 S: 6	H: 2 LOB: 1 BB: 0 P: 6	R: 0 E: 0 K: 1 S: 5	H: 0 LOB: 0 BB: 0 P: 5	R: 0 E: 0 K: 1 S: 5	H: 0 LOB: 0 BB: 0 P: 5	1B: 7 2B: 3 3B: 0 HR: 0	SF: 0 SAC: 0 DP: 0 HBP: 1	WP: 0 PB: 0 SB: 2 CS: 2	PA: 38
PITCHER Ray Culp, R (1, 1) ERA: 3.39	IP: 9.0 WLS: W BF: 38 H: 10 R: 3 ER: 3 SO: 11 BB: 1 IBB: 1 HBP: 1 BLK: 0 WP: 0 HR: 0 S: 57 P: 66 ERA: 3.00 WHIP: 1.222											PITCHER	IP: WLS: BF: H: R: ER: SO: BB: IBB: HBP: BLK: WP: HR: S: P: ERA: WHIP:									

Batter	1	2	3	4	5	6	7	8	9	AB	R	H	RBI	BB	SO	LOB
Dick Allen, R OBP: 0.379, SLG: 0.505 (1, 5)	0-3 K	0-0 F9				0-0 1B E	0-0 3-1		0-0 G4-6-3 1B	5	1	2	0	0	1	2
Johnny Callison, L OBP: 0.328, SLG: 0.520 (1, 9)	0-0 L8		0-0 F7			0-0 1B E	0-0 1B		0-3 K	5	1	2	0	0	1	1
Wes Covington, L OBP: 0.317, SLG: 0.495 Adolfo Phillips, R OBP: 0.322, SLG: 0.411 (1, 7) (9, 8)	0-0 FC5-4 1B		0-3 K			0-3 K	0-3 K		0-0 G4-6-3 1-2f	5	0	1	0	0	3	4
Dick Stuart, R OBP: 0.298, SLG: 0.453 (1, 3)	0-0 FC5-4 1-2f		0-0 1-3			0-0 E3 BB			0-0 F9	4	0	0	1	0	0	2
Tony Gonzalez, L OBP: 0.352, SLG: 0.485 (1, 8) (9, 7)		0-0 1B 1B			0-0 F9	4-0 1B IBB			0-0 6-3	3	1	1	0	1	0	0
Clay Dalrymple, L OBP: 0.300, SLG: 0.304 (1, 2)		0-0 L9			0-0 WP 1B	4-0 1B BB			0-0 HR	3	1	2	2	1	0	1
Tony Taylor, R OBP: 0.297, SLG: 0.326 (1, 4)		0-0 1B 1B			0-0 F4	0-3 K			0-0 E 1B 1B	4	0	2	0	0	1	4
Bobby Wine, R OBP: 0.291, SLG: 0.299 (1, 6)		0-0 P3			4-0 1B IBB	0-0 P6			0-0 E8 1B	3	0	1	0	1	0	5
Ray Culp, R OBP: 0.153, SLG: 0.091 (1, 1)		0-0 1B			0-3 K				0-3 K	4	0	1	1	0	3	4

Inning Stats	R: 0	H: 1	E: 0	K: 1	S: 6	H: 3	LOB: 1	BB: 0	P: 6	R: 1	H: 3	E: 0	K: 0	S: 6	H: 0	LOB: 0	BB: 0	P: 5	R: 0	H: 0	E: 0	K: 1	S: 5	R: 0	H: 1	E: 1	K: 2	S: 8	H: 1	LOB: 1	BB: 0	P: 8	R: 1	H: 3	E: 1	K: 1	S: 8	R: 0	H: 1	E: 0	K: 1	S: 5	H: 1	LOB: 0	BB: 0	P: 5	
1B: 11	SF: 0	2B: 0	SAC: 0	3B: 0	DP: 1	HR: 1	HBP: 0																																								

PITCHER	IP	WLS	BF	H	R	ER	SO	BB	IBB	HBP	BLK	WP	HR	S	P	ERA	WHIP
Ken Johnson, R ERA: 3.5 (1, 1)	6.0		30	8	3	2	7	1	2	0	0	1	0	41	53	3.00	1.500
Phil Niekro, R ERA: 3.29 (7, 1)	2.0	L	9	4	1	1	2	0	0	0	0	0	1	13	13	4.50	2.000

BOTTOM

Milwaukee Braves @ Philadelphia Phillies
Connie Mack Stadium, Philadelphia, PA


Mon Sep 13 1965, 7:05 PM EDT
 Att. 5,647 - Unknown

livebaseballscorecards.com

AB	36
R	4
H	12
RBI	4
BB	3
SO	9
LOB	23



WP : 1	PA : 39
PB : 0	SB : 0
CS : 0	

Batter	1	2	3	4	5	6	7	8	9	AB R H RBI BB SO LOB	TOP							
Mack Jones, L (1, 8) OBP: 0.311, SLG: 0.513	0-0 F9		0-0 P4			0-3 K			0-0 P4	4 0 0 0 0 1 0								
Eddie Mathews, L (1, 5) OBP: 0.346, SLG: 0.476	0-0 P5			0-0 G3			0-0 4-3 2B		0-3 K	4 0 1 0 0 1 0								
Hank Aaron, R (1, 9) OBP: 0.387, SLG: 0.570	0-3 K			0-3 K			0-0 P3			3 0 0 0 0 2 1								
Jesse Gonder, L (1, 2) OBP: 0.310, SLG: 0.395		0-0 2B		0-0 F5			0-0 4-3			3 0 1 0 0 0 1								
Johnny Blanchard, L (1, 7) OBP: 0.256, SLG: 0.256		0-0 5-3			0-3 K		0-0 F4			3 0 0 0 0 1 2								
Joe Torre, R (1, 3) OBP: 0.378, SLG: 0.501		0-0 L5			0-3 K			0-3 K		3 0 0 0 0 2 1								
Frank Bolling, R (1, 4) OBP: 0.297, SLG: 0.357		0-3 K			0-0 5-3			0-0 P6		3 0 0 0 0 1 1								
Woody Woodward, R (1, 6) OBP: 0.208, SLG: 0.248 Miguel de la Hoz, R (6, PH) OBP: 0.299, SLG: 0.331 (6, 6)			0-3 K			0-0 2-3		0-0 P6		1 0 0 0 0 1 0 2 0 0 0 0 0 0								
Hank Fischer, R (1, 1) OBP: 0.125, SLG: 0.125 Don Dillard, L (6, PH) OBP: 0.133, SLG: 0.333 Denny Lemaster, R (6, 1) OBP: 0.150, SLG: 0.132 Ty Cline, L (9, PH) OBP: 0.250, SLG: 0.250			0-0 6-3			0-0 F2		0-0 L3		1 0 0 0 0 0 0 1 0 0 0 0 0 0 0 0 0 0 0 0 0 1 0 0 0 0 0 0								
Inning Stats	R: 0 E: 0 K: 1 S: 5	H: 0 LOB: 0 BB: 0 P: 5	R: 0 E: 0 K: 1 S: 6	H: 1 LOB: 1 BB: 0 P: 6	R: 0 E: 0 K: 1 S: 5	H: 0 LOB: 0 BB: 0 P: 5	R: 0 E: 0 K: 1 S: 5	H: 0 LOB: 0 BB: 0 P: 7	R: 0 E: 0 K: 2 S: 4	H: 1 LOB: 1 BB: 0 P: 4	R: 0 E: 0 K: 1 S: 5	H: 0 LOB: 0 BB: 0 P: 5	R: 0 E: 0 K: 1 S: 5	H: 0 LOB: 0 BB: 0 P: 5	1B: 0 2B: 2 3B: 0 HR: 0	SF: 0 SAC: 0 DP: 0 HBP: 0	WP: 0 PB: 0 SB: 0 CS: 0	PA: 29
PITCHER Jim Bunning, R (1, 1) ERA: 2.71	IP: 9.0 WLS: W BF: 29 H: 2 R: 0 ER: 0 SO: 9 BB: 0 IBB: 0 HBP: 0 BLK: 0 WP: 0 HR: 0 S: 47 P: 47 ERA: 0.00 WHIP: 0.222											PITCHER IP: WLS: BF: H: R: ER: SO: BB: IBB: HBP: BLK: WP: HR: S: P: ERA: WHIP:						

Milwaukee Braves @ Philadelphia Phillies
 Connie Mack Stadium, Philadelphia, PA
 Tue Sep 14 1965, 7:05 PM EDT
 Att: 11,050 - Unknown

AB	29
R	0
H	2
RBI	0
BB	0
SO	9
LOB	6

Batter	1	2	3	4	5	6	7	8	9	AB	R	H	RBI	BB	SO	LOB
Dick Allen, R OBP: 0.380, SLG: 0.505 (1, 5)	0-0 HR 1B		0-0 F3		0-0 WP 1B			0-0 G4-3 1-2f		4	1	2	0	0	0	1
Johnny Callison, L OBP: 0.327, SLG: 0.524 (1, 9)	0-0 1-H HR		0-0 F5		0-3 K 1-2			0-0 F8		4	1	1	2	0	1	1
Wes Covington, L OBP: 0.318, SLG: 0.495 (1, 7)	0-0 1-4-3		0-0 1B			0-0 4-3				2	0	1	0	0	0	0
Alex Johnson, R OBP: 0.352, SLG: 0.472 (6, PH) (7, 7)										1	0	0	0	0	0	0
Dick Stuart, R OBP: 0.297, SLG: 0.450 (1, 3)	0-3 K		0-3 K			0-3 K				3	0	0	0	0	3	1
Ruben Amaro, R OBP: 0.310, SLG: 0.250 (9, 3)										0	0	0	0	0	0	0
Tony Gonzalez, L OBP: 0.352, SLG: 0.484 (1, 8)	0-0 E S 1B			0-0 6-3		0-3 K				3	0	1	0	0	1	0
Clay Dalrymple, L OBP: 0.297, SLG: 0.300 (1, 2)	0-3 K 1-3			0-0 1-3			0-0 L9			3	0	0	0	0	1	1
Tony Taylor, R OBP: 0.298, SLG: 0.324 (1, 4)		0-0 5-3		4-0 CS BB			0-0 F9			2	0	0	0	1	0	0
Bobby Wine, R OBP: 0.289, SLG: 0.296 (1, 6)		0-3 K		0-0 CS 1-2	0-0 P6		0-0 5-3			3	0	0	0	0	1	0
Jim Bunning, R OBP: 0.222, SLG: 0.267 (1, 1)		0-0 P4			0-3 K			0-0 G4-3 1B		3	0	1	0	0	1	0

Inning Stats		R: 2	H: 3	E: 0	K: 2	S: 10	LOB: 1	BB: 0	P: 10	R: 0	H: 0	E: 0	K: 1	S: 5	LOB: 0	BB: 0	P: 5	R: 0	H: 1	E: 0	K: 1	S: 6	LOB: 1	BB: 0	P: 6	R: 0	H: 0	E: 0	K: 0	S: 2	LOB: 0	BB: 1	P: 6	R: 0	H: 1	E: 0	K: 2	S: 8	LOB: 1	BB: 0	P: 8	R: 0	H: 0	E: 0	K: 2	S: 7	LOB: 0	BB: 0	P: 7	R: 0	H: 0	E: 0	K: 0	S: 3	LOB: 0	BB: 0	P: 3	R: 0	H: 1	E: 0	K: 0	S: 3	LOB: 0	BB: 0	P: 3
PITCHER	IP	WLS	BF	H	R	ER	SO	BB	IBB	HBP	BLK	WP	HR	S	P	ERA	WHIP																																																
Hank Fischer, R ERA: 4.11 (1, 1)	5.0	L	20	5	2	2	6	1	0	0	0	1	1	31	35	3.60	1.200																																																
Denny Lemaster, L ERA: 4.74 (6, 1)	3.0		9	1	0	0	2	0	0	0	0	0	0	13	13	0.00	0.333																																																

BOTTOM

Milwaukee Braves @ Philadelphia Phillies
Connie Mack Stadium, Philadelphia, PA

Tue Sep 14 1965, 7:05 PM EDT
 Att. 11,050 - Unknown

livebaseballscorecards.com

AB	28
R	2
H	6
RBI	2
BB	1
SO	8
LOB	4



WP: 1	PA: 30
PB: 0	SB: 1
CS: 1	

Batter	1	2	3	4	5	6	7	8	9	AB R H RBI BB SO LOB	TOP		
Rico Carty, R (1, 7) OBP: 0.360, SLG: 0.512 Felipe Alou, R (9, PR) OBP: 0.339, SLG: 0.490 Don Dillard, L (9, 7) OBP: 0.133, SLG: 0.333	0-0 5-3		0-0 1B 2B		0-0 6-3		0-3 K		0-0 2B	5 0 2 0 0 1 3 0 0 0 0 0 0 0 0 0 0 0 0 0 0			
Billy Cowan, R (1, 8) OBP: 0.215, SLG: 0.320 Eddie Mathews, L (7, PH) OBP: 0.345, SLG: 0.474	0-0 1B 1B		0-0 2-H 1B			0-0 P4	0-0 E6		0-0 P5	3 0 2 0 0 0 0 2 1 0 0 0 0 1			
Hank Aaron, R (1, 9) OBP: 0.389, SLG: 0.574	0-0 F8			4-0 5-3 BB		0-0 1B 2B	0-0 1-H 2B			3 1 2 1 1 0 1			
Joe Torre, R (1, 2) OBP: 0.378, SLG: 0.501	0-0 1-3 1B			0-0 5-3		0-0 2B 1B	0-0 F9			4 0 2 1 0 0 2			
Frank Thomas, R (1, 3) OBP: 0.240, SLG: 0.333		0-0 6-3		0-0 F8		0-0 F6		0-0 L7		4 0 0 0 0 0 2			
Miguel de la Hoz, R (1, 5) OBP: 0.304, SLG: 0.342		0-0 G1-6-3 1B		0-0 5-3		0-0 1-H 2B		0-0 F9		4 0 2 0 0 0 1			
Frank Bolling, R (1, 4) OBP: 0.295, SLG: 0.354		0-0 G1-6-3				0-0 F8		0-0 F7	0-0 F6	4 0 0 0 0 0 1			
Sandy Alomar Sr., S (1, 6) OBP: 0.263, SLG: 0.287 Jim Beauchamp, R (5, PH) OBP: 0.254, SLG: 0.204 Woody Woodward, R (5, 6) OBP: 0.208, SLG: 0.248 Denis Menke, R (7, PH) OBP: 0.317, SLG: 0.409 Dan Osinski, R (7, 1) OBP: 0.200, SLG: 0.200			0-0 F9		0-3 K		0-0 2B E 1B		0-0 6-3	1 0 0 0 0 0 0 1 0 0 0 0 1 0 0 0 0 0 0 0 0 1 1 1 0 0 0 0 1 0 0 0 0 0 0			
Tony Cloninger, R (1, 1) OBP: 0.147, SLG: 0.242 Gene Oliver, R (7, PH) OBP: 0.326, SLG: 0.470 Ty Cline, L (7, PR) OBP: 0.249, SLG: 0.249			0-0 F4			0-0 1B		0-0 1-3 E 2B	0-3 K	2 0 1 0 0 0 0 1 0 1 0 0 0 0 1 1 0 0 0 1 0			
Inning Stats	R: 0 H: 2 E: 0 LOB: 2 K: 0 BB: 0 S: 4 P: 4	R: 0 H: 1 E: 0 LOB: 0 K: 0 BB: 0 S: 3 P: 3	R: 0 H: 2 E: 0 LOB: 2 K: 0 BB: 0 S: 4 P: 4	R: 0 H: 0 E: 0 LOB: 1 K: 0 BB: 1 S: 3 P: 7	R: 0 H: 1 E: 0 LOB: 1 K: 1 BB: 0 S: 6 P: 6	R: 1 H: 3 E: 0 LOB: 2 K: 0 BB: 0 S: 5 P: 5	R: 3 H: 3 E: 1 LOB: 1 K: 1 BB: 0 S: 9 P: 9	R: 0 H: 0 E: 0 LOB: 0 K: 0 BB: 0 S: 3 P: 3	R: 0 H: 1 E: 0 LOB: 1 K: 1 BB: 0 S: 6 P: 6	1B: 7 SF: 0 2B: 6 SAC: 0 3B: 0 DP: 1 HR: 0 HBP: 0	WP: 0 PA: 38 PB: 0 SB: 0 CS: 0		
PITCHER	IP WLS BF H R ER SO BB IBB HBP BLK WP HR S P ERA WHIP											PITCHER	IP WLS BF H R ER SO BB IBB HBP BLK WP HR S P ERA WHIP
Chris Short, L (1, 1) ERA: 3.11	6.1 L 27 11 3 1 1 1 1 0 0 0 0 0 0 28 32 1.42 1.895												
Gary Wagner, R (7, 1) ERA: 3.23	0.2 4 1 1 0 1 0 0 0 0 0 0 0 0 6 6 0.00 1.500												
Fergie Jenkins, R (8, 1) ERA:	2.0 7 1 0 0 1 0 0 0 0 0 0 0 0 9 9 0.00 0.500												

Milwaukee Braves @ Philadelphia Phillies
 Connie Mack Stadium, Philadelphia, PA
 Wed Sep 15 1965, 7:05 PM EDT
 Att: 10,932 - Unknown

AB	37
R	4
H	13
RBI	2
BB	1
SO	3
LOB	11



WP: 0	PA: 38
PB: 0	
SB: 0	
CS: 0	

Batter	1	2	3	4	5	6	7	8	9	AB	R	H	RBI	BB	SO	LOB
Dick Allen, R OBP: 0.378, SLG: 0.501 (1, 5)	0-3 K		0-3 K	0-0 P4 1-2 2-3			0-0 L8			4	0	0	0	0	2	2
Johnny Callison, L OBP: 0.327, SLG: 0.522 (1, 9)	0-3 K		0-0 1B		0-0 F7			0-0 F3		4	0	1	0	0	1	0
Wes Covington, L OBP: 0.325, SLG: 0.514 (1, 7)	0-0 HR		0-0 1B		0-3 K			0-0 1B		4	1	3	1	0	1	0
Dick Stuart, R OBP: 0.294, SLG: 0.446 (1, 3)	0-3 K		0-3 K		0-0 F8			0-3 K		4	0	0	0	0	3	3
Tony Gonzalez, L OBP: 0.354, SLG: 0.483 (1, 8)		0-0 1B		4-0 SH1-3 1B BB		0-0 P6		0-0 L8		3	1	1	0	1	0	1
Clay Dalrymple, L OBP: 0.294, SLG: 0.297 (1, 2)		0-0 F2		0-0 SH1-3 1-2		0-3 K		0-0 L9		3	0	0	0	0	1	1
Tony Taylor, R OBP: 0.297, SLG: 0.322 (1, 4)		0-0 F9		0-0 WP BB 2-H 1B		0-0 5-3		0-0 F9		4	0	1	1	0	0	1
Bobby Wine, R OBP: 0.290, SLG: 0.295 (1, 6)		0-0 6-3		4-0 WP BB		0-0 F3		0-0 6-3		1	0	0	0	1	0	1
John Briggs, L OBP: 0.358, SLG: 0.395 (7, PH)										1	0	0	0	0	0	0
Ruben Amaro, R OBP: 0.310, SLG: 0.250 (8, 6)										0	0	0	0	0	0	0
Alex Johnson, R OBP: 0.351, SLG: 0.470 (9, PH)										1	0	0	0	0	0	0
Chris Short, R OBP: 0.149, SLG: 0.149 (1, 1)			0-3 K	0-3 K			0-0 F9			2	0	0	0	0	2	2
Gary Wagner, R OBP: 0.091, SLG: 0.182 (7, 1)										0	0	0	0	0	0	0
John Herrnstein, L OBP: 0.231, SLG: 0.276 (7, PH)										1	0	0	0	0	0	0
Fergie Jenkins, R (8, 1)										0	0	0	0	0	0	0

Inning Stats	R: 1	H: 1	R: 0	H: 1	R: 0	H: 2	R: 1	H: 1	R: 0	H: 0	R: 0	H: 0	R: 0	H: 1	R: 0	H: 0	R: 0	H: 0	R: 0	H: 1	R: 0	H: 0	1B: 5	SF: 0	WP: 1	PA: 35
	E: 0	LOB: 0	E: 0	LOB: 1	E: 0	LOB: 2	E: 0	LOB: 2	E: 0	LOB: 0	E: 0	LOB: 0	E: 0	LOB: 1	E: 0	LOB: 0	E: 0	LOB: 0	E: 0	LOB: 1	E: 0	LOB: 0	2B: 0	SAC: 1	PB: 0	
	K: 3	BB: 0	K: 0	BB: 0	K: 3	BB: 0	K: 1	BB: 2	K: 1	BB: 0	K: 0	BB: 0	K: 1	BB: 0	K: 0	BB: 0	K: 0	BB: 0	K: 0	BB: 0	K: 1	BB: 0	3B: 0	DP: 0	SB: 0	
	S: 10	P: 10	S: 4	P: 4	S: 11	P: 11	S: 6	P: 14	S: 5	P: 5	S: 3	P: 3	S: 6	P: 6	S: 3	P: 3	S: 6	P: 6	S: 3	P: 3	S: 6	P: 6	HR: 1	HBP: 0	CS: 0	

PITCHER	IP	WLS	BF	H	R	ER	SO	BB	IBB	HBP	BLK	WP	HR	S	P	ERA	WHIP
Tony Cloninger, R ERA: 3.39 (1, 1)	6.0	W	25	5	2	2	9	2	0	0	0	1	1	41	49	3.00	1.167
Dan Osinski, R ERA: 2.91 (7, 1)	3.0	S	10	1	0	0	1	0	0	0	0	0	0	12	12	0.00	0.333

Milwaukee Braves @ Philadelphia Phillies
Connie Mack Stadium, Philadelphia, PA
 Wed Sep 15 1965, 7:05 PM EDT
 Att. 10,932 - Unknown

AB	32
R	2
H	6
RBI	2
BB	2
SO	10
LOB	11



Batter	1	2	3	4	5	6	7	8	9	AB R H RBI BB SO LOB	TOP																										
Rico Carty, R (1, 7) OBP: 0.358, SLG: 0.506 Denis Menke, R (7, 3) OBP: 0.316, SLG: 0.407	0-0 6-3	4-0 1-2 HR BB		0-0 6-3			0-0 4-3		0-0 P6	3 1 0 0 1 0 0 1 0 0 0 0 0 0																											
Eddie Mathews, L (1, 5) OBP: 0.345, SLG: 0.478	0-0 4-3	0-0 1-H 2-H HR			0-0 6-3		4-0 1B BB		0-3 K	4 1 1 3 1 1 0																											
Hank Aaron, R (1, 9) OBP: 0.388, SLG: 0.570	0-0 E4	0-0 5-3			0-0 P6		0-3 K		4-0 BB	4 0 0 0 1 1 1																											
Gene Oliver, R (1, 2) OBP: 0.328, SLG: 0.471 Johnny Blanchard, L (9, PH) OBP: 0.254, SLG: 0.256	0-3 K		0-0 F9		0-0 1B		0-0 1-2 1B		0-0 F7	4 0 2 0 0 1 1 1 0 0 0 0 0 1																											
Frank Thomas, R (1, 3) OBP: 0.241, SLG: 0.331 Felipe Alou, R (7, 7) OBP: 0.339, SLG: 0.490		0-0 5-3 1B 1B	0-3 K		0-3 K		0-0 L8			4 1 1 0 0 2 3 0 0 0 0 0 0 0																											
Ty Cline, L (1, 8) OBP: 0.249, SLG: 0.245		4-0 1-2 5-3 1B BB	0-0 L7			0-0 L3			0-3 K	3 1 0 0 1 1 0																											
Frank Bolling, R (1, 4) OBP: 0.295, SLG: 0.357		0-0 5-3		0-0 1-2 2-3 SF9 3B		0-0 F3			0-0 6-3	4 1 1 0 0 0 2																											
Woody Woodward, R (1, 6) OBP: 0.213, SLG: 0.250		0-3 K		0-0 3-H SF9		4-0 BB			0-0 1B	2 0 1 1 1 1 2																											
Bob Sadowski, R (1, 1) OBP: 0.118, SLG: 0.091 Hank Fischer, R (6, 1) OBP: 0.125, SLG: 0.125 Denny Lemaster, R (7, 1) OBP: 0.146, SLG: 0.128 Dan Osinski, R (8, 1) OBP: 0.200, SLG: 0.200		0-0 2-H 3-H HR 1B		0-0 F9		0-3 K			0-0 6-3	3 1 1 2 0 1 1 0 0 0 0 0 0 0 1 0 0 0 0 0 1 0 0 0 0 0 0 0																											
Inning Stats	R: 0 E: 1 K: 1 S: 6	H: 0 LOB: 1 BB: 0 P: 6	R: 5 E: 0 K: 1 S: 8	H: 3 LOB: 0 BB: 2 P: 16	R: 0 E: 0 K: 1 S: 5	H: 0 LOB: 0 BB: 0 P: 5	R: 1 E: 0 K: 0 S: 4	H: 1 LOB: 0 BB: 0 P: 4	R: 0 E: 0 K: 1 S: 6	H: 1 LOB: 1 BB: 0 P: 6	R: 0 E: 0 K: 1 S: 5	H: 0 LOB: 1 BB: 1 P: 9	R: 0 E: 0 K: 1 S: 6	H: 1 LOB: 2 BB: 1 P: 10	R: 0 E: 0 K: 1 S: 6	H: 1 LOB: 1 BB: 0 P: 6	R: 0 E: 0 K: 1 S: 5	H: 0 LOB: 1 BB: 1 P: 9	1B: 5 2B: 0 3B: 1 HR: 1	SF: 1 SAC: 0 DP: 0 HBP: 0	WP: 0 PB: 0 SB: 0 CS: 0	PA: 40															
PITCHER	IP WLS BF H R ER SO BB IBB HBP BLK WP HR S P ERA WHIP																																				
Low Burdette, R (1, 1) ERA: 5.68	2.0		12	3	5	5	2	2	0	0	0	0	1	14	22	22.50	2.500																				
Art Mahaffey, R (3, 1) ERA: 6.21	3.0		11	2	1	1	2	0	0	0	0	0	0	15	15	3.00	0.667																				
Jack Baldschun, R (6, 1) ERA: 3.96	2.0		9	1	0	0	2	2	0	0	0	0	0	11	19	0.00	1.500																				
Gary Wagner, R (8, 1) ERA: 3.19	1.0	W	4	1	0	0	1	0	0	0	0	0	0	6	6	0.00	1.000																				
Fergie Jenkins, R (9, 1) ERA:	1.0	S	4	0	0	0	1	1	0	0	0	0	0	5	9	0.00	1.000																				

Milwaukee Braves @ Philadelphia Phillies
 Connie Mack Stadium, Philadelphia, PA
 Thu Sep 16 1965, 7:05 PM EDT
 Att: 11,336 - Unknown

AB	34
R	6
H	7
RBI	6
BB	5
SO	8
LOB	12



Batter	1	2	3	4	5	6	7	8	9	AB R H RBI BB SO LOB	TOP	
Dick Allen, R (1, 5) OBP: 0.379, SLG: 0.505	0-0 1-3 2B		0-0 6-3			0-0 5-3			0-0 1-3	4 0 1 0 0 0 0	Philadelphia Phillies @ Pittsburgh Pirates Forbes Field, Pittsburgh, PA Fri Sep 17 1965, 7:05 PM EDT Att. 8,987 - Unknown livebaseballscorecards.com	
Johnny Callison, L (1, 9) OBP: 0.327, SLG: 0.524	0-0 5-3		0-0 F8			0-0 F8			0-0 4-3	4 0 0 0 0 0 1		
Wes Covington, L (1, 7) OBP: 0.323, SLG: 0.502	0-0 1-3 2-3		0-3 K			0-0 1-3			0-0 FC6-4 1B	4 0 1 0 0 1 1		
Tony Gonzalez, L (1, 8) OBP: 0.351, SLG: 0.477	0-3 K		0-0 F7			0-0 4-3			0-0 FC6-4 1-2f	4 0 0 0 0 1 2		
Dick Stuart, R (1, 3) OBP: 0.294, SLG: 0.452		0-0 4-3	0-3 K			0-0 L8				3 0 0 0 0 1 0		
Clay Dalrymple, L (1, 2) OBP: 0.293, SLG: 0.296		0-0 G3 1B	0-0 L6			0-0 4-3				3 0 1 0 0 0 0		
Tony Taylor, R (1, 4) OBP: 0.297, SLG: 0.320		0-0 G3 1-2		0-0 4-3				0-0 5-3		3 0 0 0 0 0 1		
Bobby Wine, R (1, 6) OBP: 0.290, SLG: 0.292		4-0 BB		0-0 1-3				0-0 4-3		1 0 0 0 1 0 0		
John Briggs, L (8, PH) OBP: 0.355, SLG: 0.391					0-0 1-3					1 0 0 0 0 0 0		
Ruben Amaro, R (8, 6) OBP: 0.308, SLG: 0.249										0 0 0 0 0 0 0		
Ray Culp, R (1, 1) OBP: 0.150, SLG: 0.089		0-0 4-3			0-0 1-3			0-0 6-3		1 0 0 0 0 0 2		
Jack Baldschun, R (3, 1)										1 0 0 0 0 0 0		
John Herrnstein, L (8, PH) OBP: 0.228, SLG: 0.273										1 0 0 0 0 0 0		
Grant Jackson, S (8, 1)										0 0 0 0 0 0 0		
Inning Stats	R: 0 H: 1 E: 0 LOB: 1 K: 1 BB: 0 S: 6 P: 6	R: 0 H: 1 E: 0 LOB: 2 K: 0 BB: 1 S: 4 P: 8	R: 0 H: 0 E: 0 LOB: 0 K: 1 BB: 0 S: 5 P: 5	R: 0 H: 0 E: 0 LOB: 0 K: 1 BB: 0 S: 5 P: 5	R: 0 H: 0 E: 0 LOB: 0 K: 0 BB: 0 S: 3 P: 3	R: 0 H: 0 E: 0 LOB: 0 K: 0 BB: 0 S: 3 P: 3	R: 0 H: 0 E: 0 LOB: 0 K: 0 BB: 0 S: 3 P: 3	R: 0 H: 0 E: 0 LOB: 0 K: 0 BB: 0 S: 3 P: 3	R: 0 H: 1 E: 0 LOB: 1 K: 0 BB: 0 S: 4 P: 4	1B: 2 SF: 0 2B: 1 SAC: 0 3B: 0 DP: 0 HR: 0 HBP: 0	WP: 0 PA: 31 PB: 0 SB: 0 CS: 0	
PITCHER Don Cardwell, R (1, 1) ERA: 3.24	IP WLS BF H R ER SO BB IBB HBP BLK WP HR S P ERA WHIP											PITCHER IP WLS BF H R ER SO BB IBB HBP BLK WP HR S P ERA WHIP



Batter	1	2	3	4	5	6	7	8	9
Bob Bailey, R OBP: 0.335, SLG: 0.372 (1, 5)	0-0 P5		0-0 6-3		0-0 1-3			0-0 CS 1B	
Bill Virdon, L OBP: 0.328, SLG: 0.381 (1, 8)	0-0 3-1		0-0 L9		0-0 F5			0-0 B1	
Roberto Clemente, R OBP: 0.379, SLG: 0.464 (1, 9)	0-0 4-3		0-0 3B 1B		0-0 1-3			0-0 F9 1-2	
Willie Stargell, L OBP: 0.322, SLG: 0.506 (1, 7)		0-0 4-3	0-0 1-H 3B		0-0 HR				
Manny Mota, R OBP: 0.334, SLG: 0.399 (9, 7)									
Donn Clendenon, R OBP: 0.352, SLG: 0.482 (1, 3)		0-0 1B 3B	0-0 6-3		0-0 5-3				
Bill Mazeroski, R OBP: 0.286, SLG: 0.330 (1, 4)		0-0 1B WP FC6-4 1B 3-H		0-0 5-3	0-0 5-3				
Jim Pagliaroni, R OBP: 0.335, SLG: 0.416 (1, 2)		0-0 FC6-4 1B 1-3		0-3 K	0-3 K				
Gene Alley, R OBP: 0.302, SLG: 0.346 (1, 6)		0-0 FC6-4 1-2f 3-H		0-0 1-3	0-0 F8				
Don Cardwell, R OBP: 0.225, SLG: 0.288 (1, 1)		0-0 P5		0-3 K	0-3 K				

AB	R	H	RBI	BB	SO	LOB
4	0	1	0	0	0	0
4	0	0	0	0	0	1
4	1	1	0	0	0	1
3	1	2	2	0	0	0
0	0	0	0	0	0	0
3	1	1	0	0	0	1
3	1	1	1	0	0	0
3	0	1	0	0	2	0
3	0	0	1	0	0	1
3	0	0	0	0	2	1

BOTTOM

Philadelphia Phillies @ Pittsburgh Pirates
Forbes Field, Pittsburgh, PA
 Fri Sep 17 1965, 7:05 PM EDT
 Att. 8,987 - Unknown

livebaseballscorecards.com

AB	30
R	4
H	7
RBI	4
BB	0
SO	4
LOB	5



Inning	R	H	E	K	S	P	BB	IBB	HBP	BLK	WP	HR	S	P	ERA	WHIP
1	0	0	0	0	3	3	0	0	0	0	0	0	13	13	10.12	1.875
2	2	3	0	0	3	3	0	0	0	0	0	1	22	22	2.08	0.231
3	1	2	0	0	5	5	0	0	0	0	0	0	3	3	0.00	1.000
4	0	0	0	1	5	5	0	0	0	0	0	0	13	13	10.12	1.875
5	0	0	0	0	5	5	0	0	0	0	0	0	22	22	2.08	0.231
6	1	1	0	0	4	4	0	0	0	0	0	0	3	3	0.00	1.000
7	0	0	0	2	7	7	0	0	0	0	0	0	13	13	10.12	1.875
8	0	1	0	0	3	3	0	0	0	0	0	0	3	3	0.00	1.000
9	0	0	0	0	3	3	0	0	0	0	0	0	3	3	0.00	1.000

PITCHER	IP	WLS	BF	H	R	ER	SO	BB	IBB	HBP	BLK	WP	HR	S	P	ERA	WHIP
Ray Culp, R ERA: 3.49 (1, 1)	2.2	L	13	5	3	3	0	0	0	0	0	0	0	13	13	10.12	1.875
Jack Baldschun, R ERA: 3.87 (3, 1)	4.1		14	1	1	1	4	0	0	0	0	0	1	22	22	2.08	0.231
Grant Jackson, L ERA: 18.0 (8, 1)	1.0		3	1	0	0	0	0	0	0	0	0	0	3	3	0.00	1.000

WP	PA	ERA	WHIP
1	30		
0			
0			
1			

Batter	1	2	3	4	5	6	7	8	9	AB R H RBI BB SO LOB	TOP																									
Dick Allen, R (1, 5) OBP: 0.378, SLG: 0.509	0-0 HR	0-0 F9		0-0 6-3			0-0 F2			4 1 1 1 0 0 1																										
Johnny Callison, L (1, 9) OBP: 0.327, SLG: 0.522	0-0 BB 1B		0-0 1-3		0-0 6-3		0-0 G3			4 0 1 0 0 0 0																										
Wes Covington, L (1, 7) OBP: 0.324, SLG: 0.500 Adolfo Phillips, R (5, PH) OBP: 0.311, SLG: 0.397	0-0 F8		4-0 BB 1B BB		0-0 1-4-3		0-0 5-3			1 1 0 0 1 0 1 2 0 0 0 0 0 0																										
Tony Gonzalez, L (1, 8) OBP: 0.356, SLG: 0.479	4-0 BB BB BB 1-2 FC6-4 BB		0-0 1B BB 1B		0-0 FC6-4 1B		0-0 F9			3 1 2 0 1 0 0																										
Dick Stuart, R (1, 3) OBP: 0.294, SLG: 0.450 Ruben Amaro, R (8, 3) OBP: 0.308, SLG: 0.249	0-0 P2		0-0 1-3 2-H 1B		0-0 FC6-4 1-2f		0-0 5-3			4 0 1 1 0 0 3 0 0 0 0 0 0 0																										
Clay Dalrymple, L (1, 2) OBP: 0.289, SLG: 0.293	0-0 FC6-4 1-2f		0-0 SF7		0-0 6-3		0-0 4-3			3 0 0 1 0 0 2																										
Tony Taylor, R (1, 4) OBP: 0.296, SLG: 0.319		0-0 5-3	0-0 5-3		0-3 K		0-0 1B			4 0 1 0 0 1 1																										
Bobby Wine, R (1, 6) OBP: 0.287, SLG: 0.288		0-3 K		0-0 F7		0-0 4-3		0-0 F9		4 0 0 0 0 1 1																										
Jim Bunning, R (1, 1) OBP: 0.223, SLG: 0.266 Gary Wagner, R (9, 1) OBP: 0.091, SLG: 0.182 Morrie Steevens, L (9, 1) Ed Roebuck, R (9, 1) Fergie Jenkins, R (9, 1)		0-0 1B		0-0 6-3		0-0 4-3		0-3 K		4 0 1 0 0 1 1 0																										
Inning Stats	R: 1 E: 0 K: 0 S: 5	H: 2 LOB: 2 BB: 1 P: 9	R: 0 E: 0 K: 1 S: 6	H: 1 LOB: 1 BB: 0 P: 6	R: 2 E: 0 K: 0 S: 5	H: 2 LOB: 1 BB: 1 P: 9	R: 0 E: 0 K: 0 S: 3	H: 0 LOB: 0 BB: 0 P: 3	R: 0 E: 0 K: 0 S: 4	H: 1 LOB: 1 BB: 0 P: 4	R: 0 E: 0 K: 1 S: 5	H: 0 LOB: 0 BB: 0 P: 5	R: 0 E: 0 K: 0 S: 3	H: 0 LOB: 0 BB: 0 P: 3	R: 0 E: 0 K: 1 S: 6	H: 1 LOB: 1 BB: 0 P: 6	1B: 6 2B: 0 3B: 0 HR: 1	SF: 1 SAC: 0 DP: 0 HBP: 0	WP: 0 PB: 0 SB: 0 CS: 0	PA: 36																
PITCHER	IP WLS BF H R ER SO BB IBB HBP BLK WP HR S P ERA WHIP																																			
Bob Friend, R (1, 1) ERA: 3.28	3.0		16	5	3	3	1	2	0	0	0	0	1	16	24	9.00	2.333																			
Luke Walker, L (4, 1) ERA:	3.0		10	1	0	0	1	0	0	0	0	0	0	12	12	0.00	0.333																			
Roy Face, R (7, 1) ERA: 3.38	3.0	W	10	1	0	0	1	0	0	0	0	0	0	12	12	0.00	0.333																			

Philadelphia Phillies @ Pittsburgh Pirates
 Forbes Field, Pittsburgh, PA
 Sat Sep 18 1965, 3:33 AM EDT
 Att. 5,313 - Unknown

livebaseballscorecards.com

AB	33
R	3
H	7
RBI	3
BB	2
SO	3
LOB	10



Batter	1	2	3	4	5	6	7	8	9	10	AB R H RBI BB SO LOB	TOP										
Adolfo Phillips, R OBP: 0.303, SLG: 0.371 (1, 8)	4-0 6-3 BB		0-0 6-3			0-3 K		0-3 K		0-3 K	4 0 0 0 1 3 0											
Tony Taylor, R OBP: 0.299, SLG: 0.319 (1, 4)	0-3 K		0-0 5-3			0-0 FC5-4 1B		4-0 BB BB			3 0 1 0 1 1 1											
Dick Allen, R OBP: 0.377, SLG: 0.506 (1, 5)	0-0 6-3 1-2			0-0 5-3		0-0 FC5-4 1-2f		4-0 BB BB			3 0 0 0 1 0 2											
Dick Stuart, R OBP: 0.294, SLG: 0.447 Ruben Amaro, R OBP: 0.308, SLG: 0.249 (1, 3) (8, 3)	0-0 L8			0-0 6-3			4-0 SH BB	0-3 K			3 0 0 0 1 1 3 0 0 0 0 0 0 0											
Alex Johnson, R OBP: 0.349, SLG: 0.464 (1, 7)		4-0 FC3-6 BB		0-3 K			0-0 SH 1-2		0-0 E6		2 0 0 0 1 1 0											
Johnny Callison, L OBP: 0.325, SLG: 0.518 (1, 9)		0-0 FC3-6 1-2f			0-0 G3		0-3 K		0-3 K 1-2		4 0 0 0 0 2 4											
Bobby Wine, R OBP: 0.284, SLG: 0.285 (1, 6)		0-0 F7			0-0 1-3		0-3 K		0-0 6-3		4 0 0 0 0 1 3											
Pat Corrales, R OBP: 0.333, SLG: 0.329 Jack Baldschun, R (10, 1)		0-3 K			0-3 K		0-0 F9			0-0 5-3	4 0 0 0 0 2 3 0 0 0 0 0 0 0											
Chris Short, R OBP: 0.144, SLG: 0.144 Cookie Rojas, R OBP: 0.352, SLG: 0.380 Clay Dalrymple, L OBP: 0.289, SLG: 0.293 (1, 1) (10, PH) (10, 2)			0-3 K			0-0 G3		0-0 F8		0-0 4-3	3 0 0 0 0 1 0 1 0 0 0 0 0 0 0 0 0 0 0 0 0											
Inning Stats	R: 0 E: 0 K: 1 S: 5	H: 0 LOB: 1 BB: 1 P: 9	R: 0 E: 0 K: 1 S: 5	H: 0 LOB: 1 BB: 1 P: 9	R: 0 E: 0 K: 1 S: 5	H: 0 LOB: 0 BB: 0 P: 5	R: 0 E: 0 K: 1 S: 5	H: 0 LOB: 0 BB: 0 P: 5	R: 0 E: 0 K: 1 S: 6	H: 1 LOB: 1 BB: 0 P: 6	R: 0 E: 1 K: 2 S: 8	H: 0 LOB: 2 BB: 1 P: 12	R: 0 E: 0 K: 2 S: 7	H: 0 LOB: 2 BB: 2 P: 15	R: 0 E: 1 K: 1 S: 5	H: 0 LOB: 0 BB: 0 P: 5	R: 0 E: 0 K: 1 S: 5	H: 0 LOB: 0 BB: 0 P: 5	1B: 1 2B: 0 3B: 0 HR: 0	SF: 0 SAC: 1 DP: 0 HBP: 0	WP: 0 PB: 0 SB: 0 CS: 0	PA: 37
PITCHER Bob Veale, L ERA: 2.81 (1, 1)	IP 10.0	WLS W	BF 37	H 1	R 0	ER 0	SO 12	BB 5	IBB 0	HBP 0	BLK 0	WP 0	HR 0	S 56	P 76	ERA 0.00	WHIP 0.600					

Philadelphia Phillies @ Pittsburgh Pirates
 Forbes Field, Pittsburgh, PA
 Sun Sep 19 1965, 3:33 AM EDT
 Att. 10,026 - Unknown

livebaseballscorecards.com

AB 31
 R 0
 H 1
 RBI 0
 BB 5
 SO 12
 LOB 16



Batter	1	2	3	4	5	6	7	8	9	10	AB R H RBI BB SO LOB
Bob Bailey, R (1, 7) OBP: 0.335, SLG: 0.371	0-0 6-3		0-0 L7			0-0 CS 1B		0-0 5-3		4-0 1B BB	4 1 1 0 1 0 1
Manny Mota, R (1, 8) OBP: 0.334, SLG: 0.394	0-0 F9			0-0 4-3		0-3 1-2 K		0-0 2-H 1B		0-0 1-2 2-H 1B	5 0 2 0 0 1 1
Roberto Clemente, R (1, 9) OBP: 0.382, SLG: 0.471	4-0 S BB			0-0 6-3		0-0 4-3			0-0 E7 1B	0-0 1-2 2-H 1B	4 0 2 1 1 0 0
Donn Clendenon, R (1, 3) OBP: 0.354, SLG: 0.481	0-0 F8 1-2			4-0 BB			0-3 K		4-0 IBB		2 0 0 0 2 1 1
Andre Rodgers, R (1, 5) OBP: 0.341, SLG: 0.375		0-3 K		0-0 F9			0-0 1-3		0-3 K		4 0 0 0 0 2 3
Bill Mazaroski, R (1, 4) OBP: 0.287, SLG: 0.331		0-0 L9			0-0 1B		0-0 1B		0-0 F9		4 0 2 0 0 0 2
Jim Pagliaroni, R (1, 2) OBP: 0.333, SLG: 0.412		0-0 F7			0-0 F9		0-0 F9		0-0 F3		4 0 0 0 0 0 4
Gene Alley, R (1, 6) OBP: 0.303, SLG: 0.346			0-0 6-3		0-0 P6			0-0 SH3-4 1B		0-0 FC1-6 1B	4 0 2 0 0 0 1
Bob Veale, S (1, 1) OBP: 0.120, SLG: 0.090			0-3 K		0-0 1-3			0-0 SH3-4 1-2		0-0 1-2 FC1-6 BB 1B	3 0 0 0 0 1 2

Inning Stats	R: 0 E: 0 K: 0 S: 3	H: 0 LOB: 1 BB: 1 P: 7	R: 0 E: 0 K: 1 S: 5	H: 0 LOB: 0 BB: 0 P: 5	R: 0 E: 0 K: 1 S: 5	H: 0 LOB: 0 BB: 0 P: 5	R: 0 E: 0 K: 0 S: 3	H: 0 LOB: 1 BB: 1 P: 7	R: 0 E: 0 K: 0 S: 4	H: 1 LOB: 1 BB: 0 P: 4	R: 0 E: 0 K: 1 S: 5	H: 1 LOB: 0 BB: 0 P: 5	R: 0 E: 0 K: 1 S: 6	H: 1 LOB: 1 BB: 0 P: 6	R: 0 E: 0 K: 0 S: 4	H: 2 LOB: 2 BB: 0 P: 4	R: 0 E: 1 K: 1 S: 6	H: 1 LOB: 2 BB: 1 P: 10	R: 1 E: 0 K: 0 S: 4	H: 3 LOB: 2 BB: 1 P: 8	1B: 9 2B: 0 3B: 0 HR: 0	SF: 0 SAC: 1 DP: 0 HBP: 0
--------------	------------------------------	---------------------------------	------------------------------	---------------------------------	------------------------------	---------------------------------	------------------------------	---------------------------------	------------------------------	---------------------------------	------------------------------	---------------------------------	------------------------------	---------------------------------	------------------------------	---------------------------------	------------------------------	----------------------------------	------------------------------	---------------------------------	----------------------------------	------------------------------------

PITCHER	IP	WLS	BF	H	R	ER	SO	BB	IBB	HBP	BLK	WP	HR	S	P	ERA	WHIP
Chris Short, L (1, 1) ERA: 3.01	9.0		34	6	0	0	5	2	1	0	0	0	0	41	53	0.00	0.889
Jack Baldschun, R (10, 1) ERA: 3.94	0.2	L	5	3	1	1	0	1	0	0	0	0	0	4	8	13.50	6.000

PITCHER	IP	WLS	BF	H	R	ER	SO	BB	IBB	HBP	BLK	WP	HR	S	P	ERA	WHIP
---------	----	-----	----	---	---	----	----	----	-----	-----	-----	----	----	---	---	-----	------

BOTTOM

Philadelphia Phillies @ Pittsburgh Pirates
 Forbes Field, Pittsburgh, PA
 Sun Sep 19 1965, 3:33 AM EDT
 Att: 10,026 - Unknown

AB	34
R	1
H	9
RBI	1
BB	4
SO	5
LOB	15



WP: 0	PA: 39
PB: 0	
SB: 1	
CS: 1	

Batter	1	2	3	4	5	6	7	8	9	AB R H RBI BB SO LOB	TOP									
Tony Taylor, R OBP: 0.300, SLG: 0.324 (1, 4) X	0-0 BB E 1B	0-0 F7		0-3 K			X 0-0 1B 2B		X 0-0 4-3	5 1 2 0 0 1 0	Philadelphia Phillies @ Milwaukee Braves Milwaukee County Stadium, Milwaukee, WI Mon Sep 20 1965, 4:33 AM EDT Att: 812 - Unknown livebaseballscorecards.com									
Johnny Callison, L OBP: 0.325, SLG: 0.517 (1, 9) X	0-0 F9	0-0 S 1B			0-3 K	X 0-0 2-3 1B		X 0-0 4-3	5 0 2 0 0 1 1											
Dick Allen, R OBP: 0.376, SLG: 0.503 (1, 5) BBB	4-0 FC5-4 1-2 BB	0-3 K			0-0 5-3	X 0-3 K		X 0-0 4-3	4 0 0 0 1 2 3											
Dick Stuart, R OBP: 0.291, SLG: 0.444 (1, 3) X	0-0 FC5-4 BB 1-2f 2-H	0-3 K			0-0 6-3	X 0-3 K			4 1 0 0 0 2 4											
Alex Johnson, R OBP: 0.351, SLG: 0.463 (1, 7) BBB	4-0 BB 1-2 1B BB		X 0-0 6-3			X 0-0 1B 1B		X 0-0 F2	3 1 1 0 1 0 0											
Adolfo Phillips, R OBP: 0.300, SLG: 0.354 (1, 8) BBB	4-0 BB 1-2 2-3 1B BB		S 0-3 K			S 0-3 K		X 0-0 5-3	3 1 0 0 1 2 1											
Bobby Wine, R OBP: 0.289, SLG: 0.291 (1, 6) BBB	4-0 1B 1-2 2-3 3-H BB		X 0-0 F8			X 0-0 G5-4-3 1-3 1B		X 0-0 2B	3 0 2 1 1 0 0											
Pat Corrales, R OBP: 0.337, SLG: 0.329 (1, 2) X	0-0 1-3 2-H 3-H 1B			X 0-0 5-3		X 0-0 G5-4-3		4-0 IBB	3 0 1 2 1 0 2											
Ray Culp, R OBP: 0.141, SLG: 0.083 (1, 1) X	0-0 F8		X 0-0 P3			X 0-3 K	X 0-3 K		4 0 0 0 0 2 4											
Inning Stats	R: 4 E: 1 K: 0 S: 5	H: 2 LOB: 2 BB: 4 P: 21	R: 0 E: 0 K: 2 S: 8	H: 1 LOB: 1 BB: 0 P: 8	R: 0 E: 0 K: 1 S: 5	H: 0 LOB: 0 BB: 0 P: 5	R: 0 E: 0 K: 1 S: 5	H: 0 LOB: 0 BB: 0 P: 5	R: 0 E: 0 K: 1 S: 6	H: 2 LOB: 1 BB: 0 P: 6	R: 0 E: 0 K: 3 S: 11	H: 2 LOB: 2 BB: 0 P: 11	R: 0 E: 0 K: 1 S: 6	H: 1 LOB: 2 BB: 1 P: 10	R: 0 E: 0 K: 0 S: 3	H: 0 LOB: 0 BB: 0 P: 3	1B: 6 2B: 2 3B: 0 HR: 0	SF: 0 SAC: 0 DP: 1 HBP: 0	WP: 0 PB: 0 SB: 1 CS: 0	PA: 39
PITCHER	IP WLS BF H R ER SO BB IBB HBP BLK WP HR S P ERA WHIP																			
Wade Blasingame, L ERA: 3.58 (1, 1)	0.2 L 7 1 4 4 0 4 4 0 0 0 0 0 3 19 54.00 7.500																			
Clay Carroll, R ERA: 4.68 (1, 1)	1.1 6 2 0 0 2 0 0 0 0 0 0 0 10 10 0.00 1.500																			
Dick Kelley, L ERA: 3.24 (3, 1)	3.0 9 0 0 0 3 0 0 0 0 0 0 0 15 15 0.00 0.000																			
Chi-Chi Olivo, R ERA: 1.29 (6, 1)	2.0 9 4 0 0 4 0 0 0 0 0 0 0 17 17 0.00 2.000																			
Dan Osinski, R ERA: 2.86 (8, 1)	2.0 8 1 0 0 1 0 1 0 0 0 0 0 9 13 0.00 0.500																			



Batter	1	2	3	4	5	6	7	8	9	AB R H RBI BB SO LOB
Mack Jones, L (1, 8) OBP: 0.312, SLG: 0.513	0-0 BB 1B 1B		0-0 1B		0-0 F7		0-0 3B		0-0 P4	5 0 3 0 0 0 3
Eddie Mathews, L (1, 5) OBP: 0.341, SLG: 0.470	0-0 BB 1B 1-2		0-0 F9			0-0 4-3	0-0 4-3		0-0 G3	5 0 1 0 0 0 5
Hank Aaron, R (1, 9) OBP: 0.385, SLG: 0.580	0-3 K		0-3 K			0-0 HR		0-0 P4		4 1 1 1 0 2 3
Rico Carty, R (1, 7) OBP: 0.352, SLG: 0.493	0-0 F2		0-0 4-3			0-0 1B 1B		0-0 5-3		4 0 1 0 0 0 3
Gene Oliver, R (1, 2) OBP: 0.328, SLG: 0.463	4-0 1-2 2-3 BB			0-3 K		0-0 1-2 1B		0-3 K		0 0 0 0 1 0 0 3 0 1 0 0 2 0
Jesse Gonder, L (3, 2) OBP: 0.311, SLG: 0.393										
Frank Thomas, R (1, 3) OBP: 0.241, SLG: 0.338	0-3 K			0-0 5-3		0-3 K			0-3 K	3 0 0 0 0 2 5 1 0 0 0 0 1 0
Denis Menke, R (9, PH) OBP: 0.318, SLG: 0.408										
Frank Bolling, R (1, 4) OBP: 0.293, SLG: 0.354		0-0 6-3		0-0 P6		0-3 K			0-0 BB 1B 1B	4 0 1 0 0 1 2
Woody Woodward, R (1, 6) OBP: 0.221, SLG: 0.258		0-0 G4-6-3 1B			0-0 6-3		0-0 F7		0-0 BB 1-2 1B	2 0 1 0 0 0 0 2 0 1 0 0 0 0 0 0 0 0 0 0 0
Miguel de la Hoz, R (7, PH) OBP: 0.303, SLG: 0.340										
Sandy Alomar Sr., S (9, PR) OBP: 0.263, SLG: 0.287										
Wade Blasingame, L Clay Carroll, R Don Dillard, L Dick Holliday, R Ty Cline, L Chi-Chi Clydes, R Billy Cowan, R Dan Osmak, R Johnny Quinn, L Jim Bewersdorff, R		0-0 G4-6-3 1-2		0-3 K		0-3 K		0-3 K	4-0 BB 1-2 2-3 BB	0 0 0 0 0 0 0 0 0 0 0 0 0 0 1 0 0 0 0 0 0 0 0 0 0 0 0 0 1 0 0 0 0 0 0 0 0 0 0 0 0 0 1 0

Inning Stats	R: 0	H: 2	E: 0	K: 2	S: 9	LOB: 3	BB: 1	P: 13	R: 0	H: 1	E: 0	K: 0	S: 3	LOB: 0	BB: 0	P: 3	R: 0	H: 1	E: 0	K: 1	S: 6	LOB: 1	BB: 0	P: 6	R: 0	H: 0	E: 0	K: 1	S: 5	LOB: 0	BB: 0	P: 5	R: 1	H: 3	E: 0	K: 2	S: 10	LOB: 2	BB: 0	P: 10	R: 0	H: 1	E: 0	K: 1	S: 6	LOB: 1	BB: 0	P: 6	R: 0	H: 0	E: 0	K: 1	S: 5	LOB: 0	BB: 0	P: 5	R: 0	H: 2	E: 0	K: 1	S: 7	LOB: 3	BB: 1	P: 11	1B: 8	2B: 0	3B: 1	HR: 1	SF: 0	SAC: 0	DP: 1	HBP: 0	WP: 0	PA: 38
Ray Culp, R (1, 1) ERA: 3.37	IP	WLS	BF	H	R	ER	SO	BB	IBB	HBP	BLK	WP	HR	S	P	ERA	WHIP	IP	WLS	BF	H	R	ER	SO	BB	IBB	HBP	BLK	WP	HR	S	P	ERA	WHIP	IP	WLS	BF	H	R	ER	SO	BB	IBB	HBP	BLK	WP	HR	S	P	ERA	WHIP																							

BOTTOM

Philadelphia Phillies @ Milwaukee Braves
Milwaukee County Stadium, Milwaukee, WI

Mon Sep 20 1965, 4:33 AM EDT
Att. 812 - Unknown

livebaseballscorecards.com

AB	36
R	1
H	10
RBI	1
BB	2
SO	10
LOB	22



Batter	1	2	3	4	5	6	7	8	9	AB R H RBI BB SO LOB	TOP						
Tony Taylor, R (1, 4) OBP: 0.302, SLG: 0.329	0-0 2B	0-0 1-3			0-0 F8	0-0 L9		0-0 FC6 1B		5 0 2 0 0 0 4							
Johnny Callison, L (1, 9) OBP: 0.324, SLG: 0.514	0-0 L9		0-0 4-3		4-0 1B BB		0-3 K	0-0 FC6 1-2f		4 0 0 0 1 1 2							
Dick Allen, R (1, 5) OBP: 0.376, SLG: 0.503	0-3 K		0-3 K		0-0 FC5-4 1B		0-0 1B 2B		0-3 K	5 1 2 0 0 3 1							
Dick Stuart, R (1, 3) OBP: 0.292, SLG: 0.443	0-0 L4		4-0 BB		0-0 SF7		0-0 2-H 1B		0-0 1-3	3 0 1 2 1 0 1							
Alex Johnson, R (1, 7) OBP: 0.351, SLG: 0.461		0-0 FC1 1B		0-3 K	0-0 FC5-4		0-3 K		0-0 5-3	3 1 1 0 0 1 3							
Tony Gonzalez, L (7, PH) OBP: 0.354, SLG: 0.476										2 0 0 0 0 1 1							
Adolfo Phillips, R (1, 8) OBP: 0.301, SLG: 0.353		0-0 FC1 1B		0-3 K		0-0 5-3		0-3 K2-3		3 1 1 0 0 1 0							
John Briggs, L (7, PH) OBP: 0.353, SLG: 0.389		1-2 4-3 1B								1 0 0 0 0 1 1							
Bobby Wine, R (1, 6) OBP: 0.291, SLG: 0.293		0-0 3-1		0-0 5-3		0-0 1B 1B				4 1 2 0 0 0 2							
Pat Corrales, R (1, 2) OBP: 0.337, SLG: 0.329		1-2 2-3															
John Herrnstein, L (8, PH) OBP: 0.238, SLG: 0.282		0-0 FC1		0-3 K		0-0 1B		0-0 G4-6-3 1B		3 0 1 1 0 1 1							
Fergie Jenkins, R (8, 1)		4-3 2-3 3-H				1-3 1B		1-3 G4-6-3 1B		1 0 1 0 0 0 0							
Grant Jackson, S Cookie Rojas, R Lew Burdette, R Bill Sorensen, L Jack Baldschun, R Wes Covington, L Gary Wagner, R Clay Dalrymple, L		0-0 4-3			4-0 1B BB SF7 BB		0-0 P5		0-0 G4-6-3	0 0 0 0 0 0 0 1 0 0 0 1 0 0 1 0 0 0 0 0 0 0 0 0 0 1 0 0 0 0 0 0 0 0 0 0 0 0 0 1 0 0 0 0 0 0 0 0 0 0 0 0 0 0 0 1 0 0 0 0 0 0 1							
Inning Stats	R: 0 H: 1 E: 0 LOB: 1 K: 1 BB: 0 S: 6 P: 6	R: 2 H: 2 E: 0 LOB: 1 K: 0 BB: 0 S: 6 P: 6	R: 0 H: 0 E: 0 LOB: 1 K: 2 BB: 1 S: 7 P: 11	R: 0 H: 0 E: 0 LOB: 0 K: 2 BB: 0 S: 7 P: 7	R: 1 H: 1 E: 0 LOB: 2 K: 0 BB: 2 S: 4 P: 12	R: 0 H: 2 E: 0 LOB: 2 K: 0 BB: 0 S: 5 P: 5	R: 1 H: 2 E: 0 LOB: 1 K: 3 BB: 0 S: 11 P: 11	R: 1 H: 3 E: 0 LOB: 1 K: 0 BB: 0 S: 5 P: 5	R: 0 H: 0 E: 0 LOB: 0 K: 1 BB: 0 S: 5 P: 5	1B: 9 SF: 1 2B: 2 SAC: 0 3B: 0 DP: 1 HR: 0 HBP: 0	WP: 0 PA: 41 PB: 0 SB: 1 CS: 0						
PITCHER	IP WLS BF H R ER SO BB IBB HBP BLK WP HR S P ERA WHIP																
Dick Ellsworth, L (1, 1) ERA: 3.92	6.1	31	8	4	4	6	3	0	0	0	0	0	0	40	52	5.68	1.737
Ted Abernathy, R (7, 1) ERA: 2.3	2.2	W	10	3	1	1	3	0	0	0	0	0	0	16	16	3.38	1.125

Philadelphia Phillies @ Chicago Cubs
Wrigley Field, Chicago, IL
Tue Sep 21 1965, 3:33 AM CDT
Att: 892 - Unknown

livebaseballscorecards.com

AB	37
R	5
H	11
RBI	4
BB	3
SO	9
LOB	20



Batter	1	2	3	4	5	6	7	8	9
Don Landrum, L (1, 8) OBP: 0.303, SLG: 0.342	0-0 L3	0-0 L8		0-0 6-3			0-3 K		
Glenn Beckert, R (1, 4) OBP: 0.272, SLG: 0.295	0-0 1B HR 1B		0-0 F7 1B 2B		0-0 G6-3 1B			0-0 6-3	
Billy Williams, L (1, 9) OBP: 0.375, SLG: 0.554	0-0 1B HR 1B		0-0 F7 2-3		0-0 G6-3 1-2f			4-0 HR BB	
Ron Santo, R (1, 5) OBP: 0.378, SLG: 0.508	0-0 1B HR		0-0 14 1B 1B		0-0 P6			0-0 1B HR	
14 Ernie Banks, R (1, 3) OBP: 0.333, SLG: 0.454	0-0 1B HR		0-0 FC4-6 1B		0-0 4-3			0-0 5-3	
Chris Krug, R (1, 2) OBP: 0.268, SLG: 0.333	0-0 6-3		0-3 K		0-3 K			0-3 K	
George Altman, L (1, 7) OBP: 0.306, SLG: 0.346	0-0 6-3		0-0 FC4-6 1-2f		0-3 K				
Doug Clemens, L (9, 7) OBP: 0.311, SLG: 0.299									
Don Kessinger, S (1, 6) OBP: 0.266, SLG: 0.251		0-0 6-3		0-0 L1			0-0 6-3		
Dick Ellsworth, L (1, 1) OBP: 0.149, SLG: 0.129		0-0 4-3		0-0 G3			0-3 K		
Ted Abernathy, R (7, 1) OBP: 0.167, SLG: 0.118									

Inning Stats	R: 4	H: 4	E: 0	LOB: 0	K: 0	S: 7	P: 7	R: 0	H: 0	E: 0	LOB: 0	K: 0	S: 3	R: 1	H: 3	E: 0	LOB: 2	K: 1	S: 8	R: 0	H: 0	E: 0	LOB: 0	K: 0	S: 3	R: 0	H: 1	E: 0	LOB: 0	K: 2	S: 7	R: 0	H: 0	E: 0	LOB: 0	K: 2	S: 7	R: 0	H: 0	E: 0	LOB: 0	K: 2	S: 6	R: 2	H: 1	E: 0	LOB: 0	K: 1	S: 6	P: 10
--------------	------	------	------	--------	------	------	------	------	------	------	--------	------	------	------	------	------	--------	------	------	------	------	------	--------	------	------	------	------	------	--------	------	------	------	------	------	--------	------	------	------	------	------	--------	------	------	------	------	------	--------	------	------	-------

PITCHER	IP	WLS	BF	H	R	ER	SO	BB	IBB	HBP	BLK	WP	HR	S	P	ERA	WHIP
Grant Jackson, L (1, 1) ERA: 22.5	1.0		7	4	4	4	0	0	0	0	0	0	2	7	7	36.00	4.000
Lew Burdette, R (2, 1) ERA: 5.59	3.0		12	3	1	1	1	0	0	0	0	0	0	14	14	3.00	1.000
Jack Baldschun, R (5, 1) ERA: 3.9	1.0		3	1	0	0	0	0	0	0	0	0	0	3	3	0.00	1.000
Gary Wagner, R (6, 1) ERA: 3.22	2.0		6	0	0	0	4	0	0	0	0	0	0	14	14	0.00	0.000
Fergie Jenkins, R (8, 1) ERA: 2.16	1.0	L	5	1	2	2	1	1	0	0	0	0	1	6	10	18.00	2.000

BOTTOM

AB	R	H	RBI	BB	SO	LOB
4	0	0	0	0	1	0
4	2	3	0	0	0	0
3	2	1	0	1	0	2
4	2	3	6	0	0	0
4	1	2	1	0	0	0
4	0	0	0	0	3	2
3	0	0	0	0	1	2
0	0	0	0	0	0	0
3	0	0	0	0	0	0
2	0	0	0	0	0	0
1	0	0	0	0	1	0

AB	32
R	7
H	9
RBI	7
BB	1
SO	6
LOB	6



PITCHER	IP	WLS	BF	H	R	ER	SO	BB	IBB	HBP	BLK	WP	HR	S	P	ERA	WHIP
WP: 0	PA: 33	PB: 0	SB: 0	CS: 0	SF: 0	SAC: 0	DP: 1	HBP: 0									

Philadelphia Phillies @ Chicago Cubs
Wrigley Field, Chicago, IL
 Tue Sep 21 1965, 3:33 AM CDT
 Att. 892 - Unknown

livebaseballscorecards.com

Batter	1	2	3	4	5	6	7	8	9	AB R H RBI BB SO LOB	TOP						
John Briggs, L (1, 8) OBP: 0.361, SLG: 0.388	0-0 3-1	4-0 BB 1B BB		4-0 E BB	0-0 1-2 3-H 1B 1B		4-0 E BB		0-0 G3	3 4 1 1 3 0 0							
Dick Allen, R (1, 5) Cookie Rojas, R (5, 4) OBP: 0.380, SLG: 0.510 OBP: 0.352, SLG: 0.380	0-0 1B 3B	4-0 1B BB		0-0 E2 1-H 2B	4-0 1-2 2-3 1B BB		0-0 E 1B		0-0 P5	2 1 2 1 2 0 0 2 1 1 0 0 0 0							
Johnny Callison, L (1, 9) OBP: 0.327, SLG: 0.514	4-0 1B WP BB	0-0 1B		0-0 G3	0-0 1-3 2-H 3-H 1B		0-3 K			4 1 2 3 1 1 3							
Tony Gonzalez, L (1, 7) OBP: 0.352, SLG: 0.471	0-0 1-3 3-H WP 1B	0-3 K		0-3 K	0-3 K		0-0 E7 1-H 2-H			5 0 1 1 0 3 5							
John Herrnstein, L (1, 3) OBP: 0.235, SLG: 0.268	0-3 K		0-0 4-3		0-3 K	4-0 PB G3 SH1-3 BB	0-3 K			4 1 0 0 1 3 3							
Tony Taylor, R (1, 4) OBP: 0.303, SLG: 0.326	4-0 1-2 3-H BB		4-0 G3 BB		0-0 6-3	0-0 G3		0-3 K		3 0 0 0 2 1 1							
Clay Dalrymple, L (1, 2) OBP: 0.288, SLG: 0.291	0-0 4-3		0-0 G3		0-0 1B 1B	0-0 SH1-3		0-3 K		4 1 1 1 0 1 3							
Bobby Wine, R (1, 6) OBP: 0.290, SLG: 0.292		0-3 K	0-3 K		0-0 1B 1B	0-0 5-3		0-3 K		5 1 1 0 0 3 1							
Jim Bunning, R (1, 1) OBP: 0.222, SLG: 0.263		0-0 6-3		0-0 4-3	0-0 1-3 2-H BB 1B 1B		0-0 F8		0-3 K	5 1 1 1 0 1 0							
Inning Stats	R: 2 E: 0 K: 1 S: 7 H: 2 LOB: 2 BB: 2 P: 15	R: 1 E: 0 K: 2 S: 8 H: 1 LOB: 2 BB: 2 P: 16	R: 0 E: 0 K: 1 S: 5 H: 0 LOB: 1 BB: 1 P: 9	R: 1 E: 1 K: 1 S: 6 H: 1 LOB: 1 BB: 1 P: 10	R: 4 E: 0 K: 2 S: 12 H: 5 LOB: 2 BB: 1 P: 16	R: 1 E: 0 K: 0 S: 3 H: 0 LOB: 0 BB: 1 P: 7	R: 2 E: 1 K: 2 S: 9 H: 1 LOB: 1 BB: 1 P: 13	R: 0 E: 0 K: 3 S: 9 H: 0 LOB: 0 BB: 0 P: 9	R: 0 E: 0 K: 1 S: 5 H: 0 LOB: 0 BB: 0 P: 5	1B: 8 2B: 1 3B: 1 HR: 0 SF: 0 SAC: 1 DP: 0 HBP: 0	WP: 1 PB: 1 SB: 0 CS: 0 PA: 47						
PITCHER	IP WLS BF H R ER SO BB IBB HBP BLK WP HR S P ERA WHIP	IP WLS BF H R ER SO BB IBB HBP BLK WP HR S P ERA WHIP	IP WLS BF H R ER SO BB IBB HBP BLK WP HR S P ERA WHIP	IP WLS BF H R ER SO BB IBB HBP BLK WP HR S P ERA WHIP	IP WLS BF H R ER SO BB IBB HBP BLK WP HR S P ERA WHIP	IP WLS BF H R ER SO BB IBB HBP BLK WP HR S P ERA WHIP	IP WLS BF H R ER SO BB IBB HBP BLK WP HR S P ERA WHIP	IP WLS BF H R ER SO BB IBB HBP BLK WP HR S P ERA WHIP	IP WLS BF H R ER SO BB IBB HBP BLK WP HR S P ERA WHIP	IP WLS BF H R ER SO BB IBB HBP BLK WP HR S P ERA WHIP	IP WLS BF H R ER SO BB IBB HBP BLK WP HR S P ERA WHIP						
Larry Jackson, R (1, 1) ERA: 4.06	4.2 L	29 8	8 8	8 8	6 6	7 7	0 0	0 0	0 0	0 0	0 0	1 1	0 0	34 34	62 62	15.43 15.43	3.214 3.214
Billy Hoelt, L (5, 1) ERA: 2.54	0.1	2 1	0 0	0 0	1 1	0 0	0 0	0 0	0 0	0 0	0 0	0 0	0 0	4 4	4 4	0.00 0.00	3.000 3.000
Ken Holtzman, L (6, 1) ERA: 2.25	2.0	10 1	3 0	2 2	2 2	0 0	0 0	0 0	0 0	0 0	0 0	0 0	0 0	12 12	20 20	0.00 0.00	1.500 1.500
Lindy McDaniel, R (8, 1) ERA: 2.47	2.0	6 0	0 0	0 0	4 4	0 0	0 0	0 0	0 0	0 0	0 0	0 0	0 0	14 14	14 14	0.00 0.00	0.000 0.000

Philadelphia Phillies @ Chicago Cubs
Wrigley Field, Chicago, IL
Thu Sep 23 1965, 3:33 AM CDT
Unknown

livebaseballscores.com

AB 37
R 11
H 10
RBI 8
BB 9
SO 13
LOB 16



Batter	1	2	3	4	5	6	7	8	9	AB R H RBI BB SO LOB
Don Landrum, L (1, 8) OBP: 0.302, SLG: 0.338	4-0 F9 14 1B E BB	0-0 4-3			0-0 F7		0-0 F9	0-3 K		4 1 0 0 1 1 4
Glenn Beckert, R (1, 4) OBP: 0.273, SLG: 0.296	0-0 E5 14 1B 1-2		0-0 6-3		0-0 1B HR 1B		0-0 1B 1B	0-0 6-3		5 1 2 0 0 0 3
Billy Williams, L (1, 9) OBP: 0.375, SLG: 0.553	0-0 F9 2-3		0-0 F2		0-0 1B HR 1B		0-0 1B 1B	0-0 1-3		5 1 2 0 0 0 2
Ron Santo, R (1, 5) OBP: 0.378, SLG: 0.512	0-3 K		0-0 14 FC6 1B		0-0 1B HR		0-0 P6	0-3 K		5 1 2 3 0 2 5
14 Ernie Banks, R (1, 3) OBP: 0.333, SLG: 0.454 Ken Holtzman, R (6, 1) Doug Clemens, L (7, PH) OBP: 0.311, SLG: 0.298 Lindy McDaniel, R (8, 1) Vic Roznovsky, L (9, PH) OBP: 0.305, SLG: 0.322	0-0 1B		0-0 FC6 1-2f		0-0 6-3		0-3 K	0-0 1B		3 0 1 1 0 0 1 0 0 0 0 0 0 0 1 0 0 0 0 0 1 3 0 0 0 0 0 0 0 0 1 0 1 0 0 0 0 0
George Altman, L (1, 7) OBP: 0.303, SLG: 0.347	0-0 G3		0-0 3-1		0-0 4-3		0-0 4-3	0-0 1B 2B	0-0 4-3	5 1 1 0 0 0 3
Ed Bailey, L (1, 2) OBP: 0.367, SLG: 0.352		0-3 K		0-0 F9		0-0 4-1		0-0 1B 1B		4 0 1 0 0 1 0
Don Kessinger, S (1, 6) OBP: 0.266, SLG: 0.249 Billy Hoef, L (5, 1) OBP: 0.273, SLG: 0.273 John Boccabella, R (6, 3) OBP: 0.385, SLG: 0.833		0-3 K		0-0 F2		0-3 K		0-0 1B		2 0 0 0 0 1 0 0 0 0 0 0 0 0 2 0 1 1 0 1 0
Larry Jackson, R (1, 1) OBP: 0.174, SLG: 0.220 Jimmy Stewart, S (5, 6) OBP: 0.304, SLG: 0.289		0-0 1B		0-3 K		0-0 E1 1B 1B		0-3 K		1 0 1 0 0 0 0 3 0 0 0 0 2 2


Inning Stats	R: 1 E: 1 K: 1 S: 7	H: 1 LOB: 2 BB: 1 P: 11	R: 0 E: 0 K: 2 S: 8	H: 1 LOB: 1 BB: 0 P: 8	R: 0 E: 0 K: 0 S: 4	H: 1 LOB: 1 BB: 0 P: 4	R: 0 E: 0 K: 0 S: 3	H: 0 LOB: 0 BB: 0 P: 3	R: 3 E: 0 K: 1 S: 8	H: 3 LOB: 0 BB: 0 P: 8	R: 0 E: 0 K: 1 S: 5	H: 0 LOB: 0 BB: 0 P: 5	R: 0 E: 1 K: 1 S: 8	H: 2 LOB: 3 BB: 0 P: 8	R: 1 E: 0 K: 2 S: 10	H: 3 LOB: 2 BB: 0 P: 10	R: 0 E: 0 K: 1 S: 6	H: 1 LOB: 1 BB: 0 P: 6	1B: 10 2B: 1 3B: 0 HR: 1	SF: 0 SAC: 0 DP: 0 HBP: 0	WP: 0 PB: 0 SB: 0 CS: 0	PA: 42
PITCHER Jim Bunning, R (1, 1) ERA: 2.74	IP 9.0	WLS W	BF 42	H 12	R 5	ER 4	SO 9	BB 1	IBB 0	HBP 0	BLK 0	WP 0	HR 1	S 59	P 63	ERA 4.00	WHIP 1.444					
					PITCHER	IP	WLS	BF	H	R	ER	SO	BB	IBB	HBP	BLK	WP	HR	S	P	ERA	WHIP

BOTTOM

Philadelphia Phillies @ Chicago Cubs
Wrigley Field, Chicago, IL
Thu Sep 23 1965, 3:33 AM CDT
Unknown

livebaseballscorecards.com

AB	41
R	5
H	12
RBI	5
BB	1
SO	9
LOB	23



Batter	1	2	3	4	5	6	7	8	9	AB R H RBI BB SO LOB	TOP	
John Briggs, L (1, 8) OBP: 0.362, SLG: 0.393	0-0 S HR 1B	0-3 K			0-0 E 2B	0-3 K			0-0 F7	5 2 2 0 0 2 3		
Dick Allen, R (1, 5) OBP: 0.378, SLG: 0.508	0-3 K	0-0 5-3			0-0 E4 1B	0-0 F9			0-0 E FC5-2 1B	5 1 1 0 0 1 4		
Johnny Callison, L (1, 9) OBP: 0.329, SLG: 0.520	0-0 HR		0-0 1B SF8 1B		0-3 K		0-0 4-3		0-0 E8 FC5-2 1B	5 2 3 2 0 1 1		
Tony Gonzalez, L (1, 7) OBP: 0.352, SLG: 0.470	0-0 G3		0-0 CS 1B		0-0 2B 1B		0-0 F9		0-0 FC5-2	5 1 2 1 0 0 2		
Dick Stuart, R (1, 3) OBP: 0.290, SLG: 0.440 Ruben Amaro, R (7, 3) OBP: 0.307, SLG: 0.247	0-0 5-3		0-0 SF8		0-0 F8		0-0 P4		0-3 K	3 0 0 1 0 0 1 1 0 0 0 0 1 2		
Tony Taylor, R (1, 4) OBP: 0.306, SLG: 0.331		0-0 WP 4-3 1B	0-0 5-3		0-0 2B			0-3 K		4 1 2 1 0 1 0		
Clay Dalrymple, L (1, 2) OBP: 0.291, SLG: 0.292		0-0 4-3 WP 1B		0-0 4-3	0-3 K			4-0 FC6-4 BB		3 0 1 0 1 1 1		
Bobby Wine, R (1, 6) OBP: 0.290, SLG: 0.292		0-0 4-3		0-0 6-3		0-0 SH5-4 1B		0-3 K		4 0 1 1 0 1 2		
Chris Short, R (1, 1) OBP: 0.151, SLG: 0.141		1-0 HBP		0-0 1-3		0-0 SH5-4		0-0 FC6-4		2 0 0 0 0 0 1		
Inning Stats	R: 2 E: 0 K: 1 S: 7 H: 2 LOB: 0 BB: 0 P: 7	R: 1 E: 0 K: 1 S: 7 H: 2 LOB: 2 BB: 0 P: 8	R: 1 E: 0 K: 0 S: 4 H: 2 LOB: 0 BB: 0 P: 4	R: 0 E: 0 K: 0 S: 3 H: 0 LOB: 0 BB: 0 P: 3	R: 3 E: 1 K: 2 S: 11 H: 3 LOB: 1 BB: 0 P: 11	R: 0 E: 0 K: 1 S: 6 H: 1 LOB: 1 BB: 0 P: 6	R: 0 E: 0 K: 0 S: 3 H: 0 LOB: 0 BB: 0 P: 3	R: 0 E: 0 K: 2 S: 7 H: 0 LOB: 1 BB: 1 P: 11	R: 0 E: 1 K: 1 S: 7 H: 2 LOB: 2 BB: 0 P: 7	1B: 9 2B: 2 3B: 0 HR: 1 SF: 1 SAC: 1 DP: 0 HBP: 1	WP: 1 PB: 0 SB: 1 CS: 1 PA: 41	
PITCHER	IP WLS BF H R ER SO BB IBB HBP BLK WP HR S P ERA WHIP											
Bill Faul, R (1, 1) ERA: 3.9	4.0 L 20 7 6 4 2 0 0 1 0 1 1 23 24 9.00 1.750											
Billy Hoelt, L (5, 1) ERA: 2.66	1.0 5 2 1 1 2 0 0 0 0 0 0 9 9 9.00 2.000											
Cal Koonce, R (6, 1) ERA: 3.66	3.0 11 1 0 0 3 1 0 0 0 0 0 16 20 0.00 0.667											
Bob Humphreys, R (9, 1) ERA: 3.25	1.0 5 2 0 0 1 0 0 0 0 0 0 7 7 0.00 2.000											

Philadelphia Phillies @ Chicago Cubs
Wrigley Field, Chicago, IL
Thu Sep 23 1965, 3:38 AM CDT
Att. 1,598 - Unknown

livebaseballscorecards.com

AB	37
R	7
H	12
RBI	6
BB	1
SO	8
LOB	17



Batter	1	2	3	4	5	6	7	8	9	AB R H RBI BB SO LOB	BOTTOM	
Don Landrum, L (1, 8) OBP: 0.301, SLG: 0.338 Don Young, R (3, PH) OBP: 0.056, SLG: 0.143 (4, 8)	0-3 K ①		0-3 K ②		0-0 1-3 ③			0-0 F9 ③		1 0 0 0 0 1 0 3 0 0 0 0 1 0	Philadelphia Phillies @ Chicago Cubs Wrigley Field, Chicago, IL Thu Sep 23 1965, 3:38 AM CDT Att. 1,598 - Unknown	
Glenn Beckert, R (1, 4) OBP: 0.273, SLG: 0.296	0-0 L6 ②		0-0 P4 ③			0-0 G4-6-3 1B		0-0 4-3 ①	4 0 1 0 0 0 0			
Billy Williams, L (1, 9) OBP: 0.377, SLG: 0.554	0-0 1B			0-0 14 PB 14 SF9 1B		0-0 G4-6-3 1-2f ① ②		0-0 FC5-4 1B	4 1 3 0 0 0 1			
Ron Santo, R (1, 5) OBP: 0.377, SLG: 0.509	0-0 F7 ③			4-0 14 PB 1-2 BB		0-3 K ③		0-0 FC5-4 14 WP 14 HR 1-2f ②	3 1 0 0 1 1 2			
14 Ernie Banks, R (1, 3) OBP: 0.334, SLG: 0.463		0-0 PB 3B		0-0 SF9 1-2 2-H		0-0 5-3 ①		0-0 HR 1-H	3 2 2 3 0 0 0			
Harvey Kuenn, R (1, 7) OBP: 0.351, SLG: 0.260	0-3 K ①		0-3 K ②		0-3 K ③		0-0 4-3 ②	0-0 1B	4 0 1 0 0 2 1			
Chris Krug, R (1, 2) OBP: 0.262, SLG: 0.325	0-0 F8 ②		0-3 K ③		0-0 5-3 ①		0-3 K ③	0-3 K ③	4 0 0 0 0 3 2			
Don Kessinger, S (1, 6) OBP: 0.264, SLG: 0.246	0-0 1-3 ③			0-0 5-3 ①		0-0 1-3 ②		0-3 K ①	3 0 0 0 0 1 0			
Bill Faul, R (1, 1) OBP: 0.111, SLG: 0.080 Billy Hoelt, L (5, 1) OBP: 0.273, SLG: 0.273 Roberto Pena, R (5, PH) OBP: 0.291, SLG: 0.294 Cal Koonce, R (6, 1) OBP: 0.204, SLG: 0.125 Joey Amalfitano, R (8, PH) OBP: 0.261, SLG: 0.316 Bob Humphreys, R (9, 1)			0-3 K ①		0-0 1-3 ②		0-0 F9 ②		1 0 0 0 0 0 1 0 0 0 0 0 0 0 0 0 1 0 0 0 0 0 0 0 0 0 0 0 0 0 0 0 1 0 0 0 0 0 0 0 0 0 0 0 0 0 0 0			
Inning Stats	R: 0 H: 1 E: 0 LOB: 1 K: 1 BB: 0 S: 6 P: 6	R: 1 H: 1 E: 0 LOB: 0 K: 1 BB: 0 S: 6 P: 6	R: 0 H: 0 E: 0 LOB: 0 K: 2 BB: 0 S: 7 P: 7	R: 1 H: 1 E: 0 LOB: 1 K: 2 BB: 1 S: 8 P: 12	R: 0 H: 0 E: 0 LOB: 0 K: 0 BB: 0 S: 3 P: 3	R: 0 H: 1 E: 0 LOB: 0 K: 1 BB: 0 S: 5 P: 5	R: 0 H: 0 E: 0 LOB: 0 K: 1 BB: 0 S: 5 P: 5	R: 0 H: 0 E: 0 LOB: 0 K: 1 BB: 0 S: 5 P: 5	R: 2 H: 3 E: 0 LOB: 1 K: 1 BB: 0 S: 8 P: 8	1B: 5 SF: 1 2B: 0 SAC: 0 3B: 1 DP: 1 HR: 1 HBP: 0		WP: 1 PA: 34 PB: 2 SB: 0 CS: 0
PITCHER Chris Short, L (1, 1) ERA: 3.01	IP WLS BF H R ER SO BB IBB HBP BLK WP HR S P ERA WHIP	9.0 W 34 7 4 3 10 1 0 0 0 1 1 53 57 3.00 0.889										

livebaseballscorecards.com

AB	32
R	4
H	7
RBI	3
BB	1
SO	10
LOB	6



Batter	1	2	3	4	5	6	7	8	9	AB R H RBI BB SO LOB	TOP											
Ron Hunt, R (1, 4) OBP: 0.308, SLG: 0.321 Bobby Klaus, R (9, PR) OBP: 0.302, SLG: 0.259	1-1 4-3		0-0 4-3			0-0 F7			0-0 BB 2B 1B	4 0 1 0 0 0 0 0 1 0 0 0 0 0												
Johnny Lewis, L (1, 9) OBP: 0.331, SLG: 0.393	0-1 G6-4-3 1B		0-3 K			0-3 K			4-1 2B 1-2 BB	3 0 1 0 1 2 0												
Charley Smith, R (1, 5) OBP: 0.275, SLG: 0.404	2-2 G6-4-3 1-2f				0-0 F9				0-3 K	4 0 0 0 0 1 3												
Ed Kranepool, L (1, 3) OBP: 0.310, SLG: 0.384		4-0 SH1-3 E BB		0-3 K		0-0 F2			0-1 F2	3 0 0 0 1 1 2												
Jim Hickman, R (1, 7) OBP: 0.283, SLG: 0.397		0-0 E5 SH1-3 1-2		2-1 P6		2-3 K			2-0 1-3 2-H 2B	4 0 1 1 0 1 1												
John Stephenson, L (1, 2) OBP: 0.275, SLG: 0.398		0-0 SH1-3 1-2 2-3			0-0 3-1				0-3 K	3 0 1 0 0 1 2												
Cleon Jones, R (1, 8) OBP: 0.185, SLG: 0.222		1-3 K			0-0 1-3				0-3 K	3 0 0 0 0 2 2												
Roy McMillan, R (1, 6) OBP: 0.282, SLG: 0.294 Bud Harrelson, S (8, PR) OBP: 0.063, SLG: 0.063 (8, 6)		3-2 6-3			0-0 F7				4-0 PB BB	2 0 0 0 1 0 2 0 0 0 0 0 0 0												
Larry Bearmuth, R (1, 1) OBP: 0.222, SLG: 0.250 Gary Kolb, L (6, PH) OBP: 0.219, SLG: 0.239 Al Jackson, L (6, 1) OBP: 0.133, SLG: 0.136 Chuck Hiller, L (8, PH) OBP: 0.274, SLG: 0.344 Jack Fisher, R (8, 1) OBP: 0.184, SLG: 0.189			0-3 K			2-3 K			1-2 P6 1-2	1 0 0 0 0 1 0 1 0 0 0 0 1 0 0 0 0 0 0 0 0 1 0 0 0 0 0 1 0 0 0 0 0 0 0												
Inning Stats	R: 0 E: 0 K: 0 S: 7	H: 1 LOB: 0 BB: 0 P: 10	R: 0 E: 1 K: 1 S: 10	H: 0 LOB: 2 BB: 1 P: 18	R: 0 E: 0 K: 2 S: 7	H: 0 LOB: 0 BB: 0 P: 7	R: 0 E: 0 K: 1 S: 6	H: 0 LOB: 0 BB: 0 P: 8	R: 0 E: 0 K: 0 S: 3	H: 0 LOB: 0 BB: 0 P: 3	R: 0 E: 0 K: 2 S: 7	H: 0 LOB: 0 BB: 0 P: 9	R: 0 E: 0 K: 1 S: 5	H: 0 LOB: 0 BB: 0 P: 7	R: 0 E: 0 K: 1 S: 11	H: 1 LOB: 2 BB: 1 P: 19	R: 1 E: 0 K: 2 S: 11	H: 2 LOB: 2 BB: 1 P: 17	1B: 3 2B: 1 3B: 0 HR: 0	SF: 0 SAC: 1 DP: 1 HBP: 0	WP: 0 PB: 1 SB: 0 CS: 0	PA: 33
PITCHER Ray Culp, R (1, 1) ERA: 3.26	IP 9.0 WLS W BF 33 H 4 R 1 ER 1 SO 10 BB 3 IBB 0 HBP 0 BLK 0 WP 0 HR 0 S 67 P 98 ERA 1.00 WHIP 0.778											PITCHER	IP WLS BF H R ER SO BB IBB HBP BLK WP HR S P ERA WHIP									

New York Mets @ Philadelphia Phillies
 Connie Mack Stadium, Philadelphia, PA
 Sat Sep 25 1965, 3:33 AM EDT
 Unknown

livebaseballscorecards.com

AB 29
 R 1
 H 4
 RBI 1
 BB 3
 SO 10
 LOB 13



Batter	1	2	3	4	5	6	7	8	9	AB	R	H	RBI	BB	SO	LOB
John Briggs, L (1, 8) OBP: 0.360, SLG: 0.388	1-1 F5		4-0 BB		0-0 4-3		0-0 E1			3	0	0	0	1	0	0
Dick Allen, R (1, 5) OBP: 0.376, SLG: 0.504	3-1 4-3		2-3 BB		0-0 1-3		1-2 5-3			4	0	0	0	0	1	2
Johnny Callison, L (1, 9) OBP: 0.327, SLG: 0.516	1-0 E6		0-0 F2		0-0 4-3		0-0 4-3			4	0	0	0	0	0	2
Tony Gonzalez, L (1, 7) OBP: 0.351, SLG: 0.468	2-2 FC5			0-0 1-3		0-0 1B	0-0 F5			4	1	1	0	0	0	2
Dick Stuart, R (1, 3) OBP: 0.294, SLG: 0.449		0-0 G6-3		0-0 HR		0-0 1B	0-0 5-3			4	1	3	1	0	0	0
Ruben Amaro, R (9, 3) OBP: 0.307, SLG: 0.247										0	0	0	0	0	0	0
Tony Taylor, R (1, 4) OBP: 0.305, SLG: 0.328		0-0 G6-3		0-0 E6		0-0 1B	0-0 5-3			3	1	0	1	1	0	2
Clay Dalrymple, L (1, 2) OBP: 0.293, SLG: 0.305																
Bobby Wine, R (1, 6) OBP: 0.289, SLG: 0.289																
Ray Culp, R (1, 1) OBP: 0.134, SLG: 0.079																

Inning Stats	R: 0	H: 0	E: 1	K: 0	S: 8	LOB: 1	BB: 0	P: 15	R: 0	H: 2	E: 0	K: 0	S: 4	LOB: 1	BB: 0	P: 4	R: 0	H: 0	E: 0	K: 1	S: 5	LOB: 1	BB: 1	P: 11	R: 3	H: 2	E: 1	K: 0	S: 6	LOB: 0	BB: 0	P: 6	R: 0	H: 0	E: 0	K: 0	S: 3	LOB: 0	BB: 0	P: 3	R: 1	H: 2	E: 0	K: 1	S: 7	LOB: 2	BB: 1	P: 11	R: 0	H: 0	E: 1	K: 0	S: 6	LOB: 1	BB: 0	P: 7	R: 0	H: 0	E: 0	K: 1	S: 8	LOB: 1	BB: 1	P: 18
--------------	------	------	------	------	------	--------	-------	-------	------	------	------	------	------	--------	-------	------	------	------	------	------	------	--------	-------	-------	------	------	------	------	------	--------	-------	------	------	------	------	------	------	--------	-------	------	------	------	------	------	------	--------	-------	-------	------	------	------	------	------	--------	-------	------	------	------	------	------	------	--------	-------	-------

PITCHER	IP	WLS	BF	H	R	ER	SO	BB	IBB	HBP	BLK	WP	HR	S	P	ERA	WHIP
Larry Bearmarth, R (1, 1) ERA: 4.61	5.0	L	21	4	3	2	1	1	0	0	0	0	0	26	39	3.60	1.000
Al Jackson, L (6, 1) ERA: 4.39	2.0		10	2	1	1	1	0	1	0	0	0	0	13	18	4.50	1.000
Jack Fisher, R (8, 1) ERA: 4.04	1.0		4	0	0	0	1	1	0	0	0	0	0	8	18	0.00	1.000

BOTTOM

New York Mets @ Philadelphia Phillies
Connie Mack Stadium, Philadelphia, PA

Sat Sep 25 1965, 3:33 AM EDT
 Unknown

AB	32
R	4
H	6
RBI	4
BB	3
SO	3
LOB	14

WP: 0 PA: 35
 PB: 0
 SB: 2
 CS: 0



PITCHER	IP	WLS	BF	H	R	ER	SO	BB	IBB	HBP	BLK	WP	HR	S	P	ERA	WHIP
---------	----	-----	----	---	---	----	----	----	-----	-----	-----	----	----	---	---	-----	------

Batter	1	2	3	4	5	6	7	8	9	AB R H RBI BB SO LOB	TOP											
Ron Hunt, R (1, 4) OBP: 0.310, SLG: 0.329	0-2 1B	1-1 2B		2-0 6-3			1-3 K		0-0 P6	5 0 2 2 0 1 1												
Kevin Collins, L (1, 5) OBP: 0.167, SLG: 0.091	1-3 K	4-2 BB				0-3 K	0-0 4-3			3 0 0 0 1 2 1												
Johnny Lewis, L (1, 9) OBP: 0.332, SLG: 0.392	2-0 1B	1-3 K				4-0 BB		0-0 4-3		3 0 1 0 1 1 2												
Ed Kranepool, L (1, 3) OBP: 0.307, SLG: 0.381	1-0 F5					3-3 K		0-0 1-3		4 0 0 0 0 1 3												
Jim Hickman, R (1, 8) OBP: 0.285, SLG: 0.407	1-3 K						0-0 F8			4 1 2 1 0 1 2												
Joe Christopher, R (1, 7) OBP: 0.303, SLG: 0.333										4 0 1 0 0 2 0												
Greg Goossen, R (1, 2) OBP: 0.250, SLG: 0.375										4 2 2 1 0 1 1												
Bud Harrelson, S (1, 6) OBP: 0.150, SLG: 0.158										3 1 1 0 1 1 0												
Carl Willey, R (1, 1) OBP: 0.150, SLG: 0.158										3 0 0 0 0 1 2												
Inning Stats	R: 0 E: 0 K: 2 S: 11	H: 2 LOB: 2 BB: 0 P: 16	R: 2 E: 0 K: 3 S: 15	H: 3 LOB: 2 BB: 1 P: 21	R: 0 E: 0 K: 0 S: 4	H: 2 LOB: 1 BB: 0 P: 4	R: 0 E: 0 K: 0 S: 3	H: 0 LOB: 0 BB: 0 P: 5	R: 0 E: 0 K: 2 S: 6	H: 0 LOB: 0 BB: 1 P: 13	R: 1 E: 0 K: 1 S: 6	H: 1 LOB: 0 BB: 0 P: 6	R: 0 E: 0 K: 1 S: 5	H: 0 LOB: 0 BB: 0 P: 6	R: 1 E: 0 K: 1 S: 6	H: 1 LOB: 0 BB: 0 P: 6	R: 0 E: 0 K: 1 S: 5	H: 0 LOB: 1 BB: 1 P: 9	1B: 4 2B: 3 3B: 0 HR: 2	SF: 0 SAC: 1 DP: 0 HBP: 0	WP: 0 PB: 0 SB: 0 CS: 1	PA: 37
PITCHER	IP WLS BF H R ER SO BB IBB HBP BLK WP HR S P ERA WHIP																					
Ray Herbert, R (1, 1) ERA: 3.86	4.0 L 19 7 2 2 5 1 0 0 0 0 0 0 33 46 4.50 2.000																					
Bo Belinsky, L (5, 1) ERA: 4.84	2.0 7 1 1 1 3 1 0 0 0 0 0 1 12 19 4.50 1.000																					
Fergie Jenkins, R (7, 1) ERA: 2.61	2.0 7 1 1 1 2 0 0 0 0 0 0 1 11 12 4.50 0.500																					
Jack Baldschun, R (9, 1) ERA: 3.86	1.0 4 0 0 0 1 1 0 0 0 0 0 0 5 9 0.00 1.000																					

New York Mets @ Philadelphia Phillies
 Connie Mack Stadium, Philadelphia, PA
 Sat Sep 25 1965, 3:38 AM EDT
 Att. 6,825 - Unknown

livebaseballscorecards.com

AB	33
R	4
H	9
RBI	4
BB	3
SO	11
LOB	12



Batter	1	2	3	4	5	6	7	8	9	AB	R	H	RBI	BB	SO	LOB
John Briggs, L OBP: 0.353, SLG: 0.379 (1, 8)	1-3 F8		0-0 F8	0-0 P6			0-0 F8		0-0 F8	5	0	0	0	0	1	3
Dick Allen, R OBP: 0.375, SLG: 0.502 (1, 5)	0-0 5-3		0-0 6-3		1-0 1-3		0-0 2B 1B		0-0 F9	5	1	1	0	0	0	0
Johnny Callison, L OBP: 0.329, SLG: 0.516 (1, 9)	0-0 1B		0-0 E1 1B		0-1 E6		3-1 F3		4-0 BB	4	0	2	0	1	0	1
Tony Gonzalez, L OBP: 0.349, SLG: 0.467 (1, 7)	0-0 1-3		2-0 4-3		1-1 P6		3-2 1-H 2B		0-0 4-3	5	0	1	1	0	0	4
Dick Stuart, R OBP: 0.293, SLG: 0.446 (1, 3)		0-3 K		4-2 1B HBP BB	0-3 K		0-1 1-3			3	0	0	0	1	2	2
Tony Taylor, R OBP: 0.307, SLG: 0.326 (1, 4)		4-0 2B BB		2-2 1-2 HBP		0-3 K		0-0 P3		2	0	0	0	1	1	0
Bobby Wine, R OBP: 0.289, SLG: 0.288 (1, 6)		3-3 K		1-3 K		4-0 WP BB		0-0 1B		1	0	0	0	0	1	1
Wes Covington, L OBP: 0.322, SLG: 0.496 (4, PH)										1	0	0	0	0	1	2
Ruben Amaro, R OBP: 0.313, SLG: 0.251 (5, 6)										1	0	1	0	1	0	0
Pat Corrales, R OBP: 0.337, SLG: 0.335 (1, 2)		1-1 1B		0-1 F9		0-3 K		0-2 L8		3	0	1	0	0	1	3
Clay Dalrymple, L OBP: 0.292, SLG: 0.304 (8, PH) (9, 2)		1-3 2B								1	0	0	0	0	0	1
Ray Herbert, R OBP: 0.299, SLG: 0.293 (1, 1)		0-1 4-3		0-0 1B		2-2 F3		0-0 4-3		1	0	0	0	0	0	2
Bill Sorrell, L OBP: 0.600, SLG: 0.500 (4, PH)										1	0	1	0	0	0	0
Bo Belinsky, L OBP: 0.212, SLG: 0.188 (5, 1)										0	0	0	0	0	0	0
John Hermslein, L OBP: 0.233, SLG: 0.265 (6, PH)										1	0	0	0	0	0	1
Fergie Jenkins, R OBP: 0.350, SLG: 0.459 (7, 1)										0	0	0	0	0	0	0
Alex Johnson, R OBP: 0.350, SLG: 0.459 (8, PH)										1	0	0	0	0	0	1
Jack Baldschun, R OBP: 0.350, SLG: 0.459 (9, 1)										0	0	0	0	0	0	0

Inning Stats	R: 0	H: 1	E: 0	LOB: 1	K: 1	BB: 0	S: 6	R: 0	H: 1	E: 0	LOB: 2	K: 2	BB: 1	S: 11	R: 0	H: 1	E: 1	LOB: 1	K: 0	BB: 0	S: 4	R: 0	H: 1	E: 0	LOB: 3	K: 1	BB: 1	S: 11	R: 0	H: 0	E: 1	LOB: 1	K: 1	BB: 0	S: 8	R: 0	H: 0	E: 0	LOB: 1	K: 2	BB: 1	S: 9	R: 1	H: 2	E: 0	LOB: 1	K: 0	BB: 0	S: 9	R: 0	H: 1	E: 0	LOB: 1	K: 0	BB: 0	S: 6	R: 0	H: 0	E: 0	LOB: 1	K: 0	BB: 1	S: 3	R: 0	H: 0	E: 0	LOB: 1	K: 0	BB: 1	S: 7	1B: 5	SF: 0	2B: 2	SAC: 0	3B: 0	DP: 0	HR: 0	HBP: 1	WP: 1	PA: 40
--------------	------	------	------	--------	------	-------	------	------	------	------	--------	------	-------	-------	------	------	------	--------	------	-------	------	------	------	------	--------	------	-------	-------	------	------	------	--------	------	-------	------	------	------	------	--------	------	-------	------	------	------	------	--------	------	-------	------	------	------	------	--------	------	-------	------	------	------	------	--------	------	-------	------	------	------	------	--------	------	-------	------	-------	-------	-------	--------	-------	-------	-------	--------	-------	--------

PITCHER	IP	WLS	BF	H	R	ER	SO	BB	IBB	HBP	BLK	WP	HR	S	P	ERA	WHIP
Carl Willey, R ERA: 4.18 (1, 1)	9.0	W	40	7	1	1	7	4	0	1	0	1	0	67	103	1.00	1.222


BOTTOM

New York Mets @ Philadelphia Phillies
Connie Mack Stadium, Philadelphia, PA

Sat Sep 25 1965, 3:38 AM EDT
 Att. 6,825 - Unknown

livebaseballscorecards.com

AB	35
R	1
H	7
RBI	1
BB	4
SO	7
LOB	21



Batter	1	2	3	4	5	6	7	8	9	10	AB	R	H	RBI	BB	SO	LOB	TOP							
Ron Hunt, R OBP: 0.309, SLG: 0.327 (1, 4)	1-0 6-3			0-0 FC3-8 1B	1-2 P3		1-0 F3			1-1 SH3-4	4	0	1	0	0	0	0								
Kevin Collins, L OBP: 0.143, SLG: 0.077 Charley Smith, R OBP: 0.275, SLG: 0.404 (5, PH) (5, 5)	1-3 K2-3			0-2 FC3-6 1B 1-2f E	1-2 6-3			2-3 K		1-0 FC4-2 1B	2	1	0	0	0	1	1								
Johnny Lewis, L OBP: 0.331, SLG: 0.390 (1, 9)	2-1 6-3			0-2 1B 1-3 E			2-3 K	0-0 G3		0-0 FC4-2	5	1	1	0	0	1	2								
Ed Kranepool, L OBP: 0.305, SLG: 0.378 (1, 3)		2-1 L8		0-0 FC 1B 1-2 1B			0-0 P6	3-2 4-3		1-3 K	5	1	0	0	0	1	3								
Jim Hickman, R OBP: 0.293, SLG: 0.414 (1, 8)		1-2 G6-3 1B		0-0 1B 1-2 2-H 1B			0-0 S 1B		0-0 G4-6-3 1B		4	0	4	1	0	0	0								
John Stephenson, L OBP: 0.274, SLG: 0.387 Chris Cannizzaro, R OBP: 0.286, SLG: 0.224 (1, 2) (10, 2)		0-0 G6-3		2-1 F7			4-2 1-2 BB		0-1 G4-6-3		3	0	0	0	1	0	4								
Gary Kolb, L OBP: 0.220, SLG: 0.239 (1, 7)			1-2 3-1	0-1 1B 1-3 2-H			1-3 K		2-2 3-1		4	0	1	1	0	1	2								
Bud Harrelson, S OBP: 0.130, SLG: 0.136 Joe Christopher, R OBP: 0.305, SLG: 0.335 Bobby Klaus, R OBP: 0.302, SLG: 0.259 (1, 6) (10, PH) (10, 6)			2-3 K	0-1 F8			3-3 K		1-0 SH3-4 1B SH		3	0	0	0	0	2	2								
Rob Gardner, R OBP: 0.154, SLG: 0.308 Darrell Sutherland, R OBP: 0.154, SLG: 0.308 Gordie Richardson, R OBP: 0.184, SLG: 0.189 (1, 1) (4, 1) (8, 1) (10, 1)		1-0 5-3			3-3 K		0-3 K		0-0 SH 1B SH3-4 FC4-2		1	0	0	0	0	0	0								
Inning Stats	R: 0 E: 0 K: 1 S: 6	H: 0 LOB: 0 BB: 0 P: 10	R: 0 E: 0 K: 0 S: 6	H: 1 LOB: 0 BB: 0 P: 9	R: 0 E: 0 K: 1 S: 7	H: 0 LOB: 0 BB: 0 P: 11	R: 3 E: 1 K: 0 S: 15	H: 4 LOB: 2 BB: 0 P: 17	R: 0 E: 0 K: 1 S: 11	H: 0 LOB: 0 BB: 0 P: 16	R: 0 E: 0 K: 2 S: 10	H: 1 LOB: 2 BB: 1 P: 17	R: 0 E: 0 K: 1 S: 7	H: 0 LOB: 0 BB: 0 P: 12	R: 0 E: 0 K: 1 S: 7	H: 0 LOB: 0 BB: 0 P: 12	R: 0 E: 0 K: 0 S: 6	H: 1 LOB: 0 BB: 0 P: 8	R: 1 E: 1 K: 1 S: 10	H: 2 LOB: 2 BB: 0 P: 14	1B: 9 2B: 0 3B: 0 HR: 0	SF: 0 SAC: 2 DP: 2 HBP: 0	WP: 0 PB: 0 SB: 1 CS: 0	PA: 40	
PITCHER	IP	WLS	BF	H	R	ER	SO	BB	IBB	HBP	BLK	WP	HR	S	P	ERA	WHIP								
Lew Burdette, R ERA: 5.44 (1, 1)	4.0		17	5	3	1	2	0	0	0	0	0	0	34	47	2.25	1.250								
Chris Short, L ERA: 3.0 (5, 1)	1.0		3	0	0	0	1	0	0	0	0	0	0	11	16	0.00	0.000								
Gary Wagner, R ERA: 3.17 (6, 1)	4.1		18	4	1	1	5	1	0	0	0	0	0	36	57	2.08	1.154								
Grant Jackson, L ERA: 19.29 (10, 1)	0.2	W	2	0	0	0	1	0	0	0	0	0	0	5	6	0.00	0.000								

New York Mets @ Philadelphia Phillies
 Connie Mack Stadium, Philadelphia, PA

Sun Sep 26 1965, 3:33 AM EDT
 Att: 9,029 - Unknown

livebaseballscores.com

AB 37
 R 4
 H 9
 RBI 3
 BB 1
 SO 9
 LOB 14



BOTTOM

New York Mets @ Philadelphia Phillies
Connie Mack Stadium, Philadelphia, PA

Sun Sep 26 1965, 3:33 AM EDT
Att. 9,029 - Unknown

livebaseballscorecards.com

AB	36
R	5
H	10
RBI	5
BB	3
SO	5
LOB	11



WP:	0	PA:	42
PB:	0		
SB:	0		
CS:	0		

AB R H RBI BB SO LOB

5	0	0	0	0	1	0
3	1	0	0	1	0	1
4	0	3	0	1	0	1
5	1	2	1	0	0	4
2	1	1	0	0	0	2
2	0	1	1	1	0	0
4	1	1	2	0	0	2
4	1	2	1	0	2	0
3	0	0	0	0	0	0
1	0	0	0	0	0	1
1	0	0	0	0	0	0
0	0	0	0	0	0	0
2	0	0	0	0	2	0
0	0	0	0	0	0	0

Batter	1	2	3	4	5	6	7	8	9	10
Adolfo Phillips, R OBP: 0.282, SLG: 0.329 (1, 8)	0-0 P8		1-0 E6	0-0 F2			0-0 P5			1-3 K
Cookie Rojas, R OBP: 0.352, SLG: 0.378 (1, 4)	1-2 F3		0-0 G4-6-3		0-0 5-3			2-2 G5-4-3 BB HBP		4-0 5-3 BB
Dick Allen, R OBP: 0.378, SLG: 0.503 (1, 5)	1-1 1B		0-0 1B		2-2 1B			4-2 G5-4-3 BB		0-2 5-3
Dick Stuart, R OBP: 0.294, SLG: 0.446 (1, 3)	0-0 1B		2-2 F8		2-1 6-3			0-0 G5-4-3		2-2 2B 1B
Alex Johnson, R OBP: 0.351, SLG: 0.464 (1, 7)	3-2 P6			0-0 HR				4-1 BB		0-0 2B
Tony Gonzalez, L OBP: 0.352, SLG: 0.470 (6, PH) (7, 7)										
Johnny Callison, L OBP: 0.328, SLG: 0.519 (1, 9)		1-2 P4		0-1 HR			0-0 1-3			0-0 F9
Bobby Wine, R OBP: 0.291, SLG: 0.299 (1, 6)		2-3 K		2-2 HR			3-2 PO 1B			0-3 K
Pat Corrales, R OBP: 0.332, SLG: 0.329 (1, 2)		1-2 CI		0-0 5-3		1 SAFE	0-0 PO	0-0 4-3		2-2 F8
Lew Burdette, R OBP: 0.308, SLG: 0.346 (1, 1)		0-2 5-3		0-0 P4				0-3 K		1-3 K
Wes Covington, L OBP: 0.320, SLG: 0.494 (4, PH)										
Chris Short, R OBP: 0.151, SLG: 0.141 (5, 1)										
Gary Wagner, R OBP: 0.077, SLG: 0.154 (6, 1)										
Grant Jackson, S ERA: 4.07 (10, 1)										

Inning Stats	R: 0	H: 2	E: 0	K: 0	S: 10	R: 0	H: 0	E: 1	K: 1	S: 13	R: 0	H: 1	E: 0	K: 0	S: 6	R: 3	H: 3	E: 0	K: 0	S: 11	R: 0	H: 1	E: 0	K: 0	S: 6	R: 0	H: 1	E: 0	K: 1	S: 5	R: 0	H: 0	E: 0	K: 0	S: 7	R: 0	H: 0	E: 0	K: 0	S: 7	R: 0	H: 0	E: 0	K: 2	S: 10	R: 2	H: 2	E: 0	K: 1	S: 11	R: 0	H: 2	E: 0	K: 1	S: 18	1B: 6	SF: 0	2B: 2	3B: 0	HR: 2	SO: 0	SAC: 0	DP: 2	HBP: 1	WP: 0	PA: 42
--------------	------	------	------	------	-------	------	------	------	------	-------	------	------	------	------	------	------	------	------	------	-------	------	------	------	------	------	------	------	------	------	------	------	------	------	------	------	------	------	------	------	------	------	------	------	------	-------	------	------	------	------	-------	------	------	------	------	-------	-------	-------	-------	-------	-------	-------	--------	-------	--------	-------	--------

PITCHER	IP	WLS	BF	H	R	ER	SO	BB	IBB	HBP	BLK	WP	HR	S	P	ERA	WHIP
Rob Gardner, L ERA: 6.92 (1, 1)	3.0		16	6	3	3	1	0	0	0	0	0	2	37	51	9.00	2.000
Darrell Sutherland, R ERA: 3.0 (4, 1)	4.2		15	2	0	0	1	1	0	1	0	0	0	26	42	0.00	0.643
Gordie Richardson, L ERA: 3.99 (8, 1)	1.2		7	0	1	1	3	2	0	0	0	0	0	15	27	5.40	1.200
Jack Fisher, R ERA: 4.07 (10, 1)	0.1	L	3	2	1	1	0	0	0	0	0	0	0	8	10	27.00	6.000

Batter	1	2	3	4	5	6	7	8	9	AB R H RBI BB SO LOB	TOP
Don Landrum, L (1, 8) OBP: 0.300, SLG: 0.334	0-0 L4		0-0 4-3		0-0 F8			0-0 SH1-4 E 1B		4 1 1 0 0 0 0	Chicago Cubs @ Philadelphia Phillies Connie Mack Stadium, Philadelphia, PA Mon Sep 27 1965, 7:05 PM EDT Att. 4,390 - Unknown
Glenn Beckert, R (1, 4) OBP: 0.276, SLG: 0.297	0-3 K		0-0 BB BB 1B		0-0 6-3			0-0 SH1-4 1-2		3 0 1 0 0 1 0	
Billy Williams, L (1, 9) OBP: 0.381, SLG: 0.554	0-0 F9		4-0 BB BB 1-2 BB		0-0 FC6-4 1B			0-0 E9 2-H 1B		3 0 2 1 1 0 0	
Ron Santo, R (1, 5) OBP: 0.380, SLG: 0.508		0-0 1B 1B	4-0 1-2 2-3 BB		0-0 FC6-4 1-2f 1B			0-3 K		3 0 1 0 1 1 2	
14 Ernie Banks, R (1, 3) OBP: 0.333, SLG: 0.459		0-0 F7	0-0 F8		0-3 K			0-0 L4		4 0 0 0 0 1 6	
Doug Clemens, L (1, 7) OBP: 0.302, SLG: 0.290		0-3 K		0-3 K		0-0 4-3		0-0 4-3		4 0 0 0 0 2 2	
Vic Roznovsky, L (1, 2) OBP: 0.295, SLG: 0.310		0-0 1-3 1B		0-0 F9			0-0 P4	0-0 4-3		4 0 1 0 0 0 0	
Don Kessinger, S (1, 6) OBP: 0.258, SLG: 0.238		0-3 K		0-3 K			0-3 K	0-3 K		4 0 0 0 0 4 2	
Larry Jackson, R (1, 1) OBP: 0.169, SLG: 0.212			0-3 K		0-0 F8		0-3 K			3 0 0 0 0 2 0	
Inning Stats	R: 0 E: 0 K: 1 S: 5 H: 0 LOB: 0 BB: 0 P: 5	R: 0 E: 0 K: 2 S: 9 H: 2 LOB: 2 BB: 0 P: 9	R: 0 E: 0 K: 1 S: 6 H: 1 LOB: 3 BB: 2 P: 14	R: 0 E: 0 K: 2 S: 7 H: 0 LOB: 0 BB: 0 P: 7	R: 0 E: 0 K: 0 S: 3 H: 0 LOB: 0 BB: 0 P: 3	R: 0 E: 0 K: 1 S: 6 H: 1 LOB: 1 BB: 0 P: 6	R: 0 E: 0 K: 2 S: 7 H: 0 LOB: 0 BB: 0 P: 7	R: 1 E: 1 K: 1 S: 7 H: 2 LOB: 1 BB: 0 P: 7	R: 0 E: 0 K: 1 S: 5 H: 0 LOB: 0 BB: 0 P: 5	1B: 6 2B: 0 3B: 0 HR: 0 SF: 0 SAC: 1 DP: 0 HBP: 0	WP: 0 PB: 0 SB: 0 CS: 0 PA: 35
PITCHER Jim Bunning, R (1, 1) ERA: 2.68	IP: 9.0 WLS: L BF: 35 H: 6 R: 1 ER: 1 SO: 11 BB: 2 IBB: 0 HBP: 0 BLK: 0 WP: 0 HR: 0 S: 55 P: 63 ERA: 1.00 WHIP: 0.889										

livebaseballscorecards.com

AB	32
R	1
H	6
RBI	1
BB	2
SO	11
LOB	12



Batter	1	2	3	4	5	6	7	8	9	AB R H RBI BB SO LOB
John Briggs, L (1, 8) OBP: 0.351, SLG: 0.376	0-0 SH3-4 1B		0-3 K			0-0 G3			0-3 K	4 0 1 0 0 2 1
Cookie Rojas, R (1, 4) OBP: 0.350, SLG: 0.376	0-0 SH3-4 1-2		0-0 4-3			0-0 6-3			0-0 F8 1-2	3 0 0 0 0 0 1
Johnny Callison, L (1, 9) OBP: 0.328, SLG: 0.518	0-0 F7				0-0 G6-4-3 1B			0-0 6-3		3 0 1 0 0 0 1
Tony Gonzalez, L (1, 7) OBP: 0.349, SLG: 0.466	0-0 1-3				0-0 G6-4-3 1-2f			0-0 G3		3 0 0 0 0 0 2
Dick Stuart, R (1, 3) OBP: 0.293, SLG: 0.443		0-3 K			0-0 6-3			0-3 K		3 0 0 0 0 2 0
Tony Taylor, R (1, 5) OBP: 0.307, SLG: 0.326		0-0 5-3			0-0 E3 5-3-5			0-0 L4-3 1B		3 0 1 0 0 0 0
Clay Dalrymple, L (1, 2) OBP: 0.293, SLG: 0.302		4-0 BB			0-0 F9			0-3 K		2 0 0 0 1 1 2
Bobby Wine, R (1, 6) OBP: 0.289, SLG: 0.297		0-0 1-3			0-0 5-3-5 2-3f			0-0 L4-3 1-2		2 0 0 0 0 0 2
Wes Covington, L (8, PH) OBP: 0.319, SLG: 0.491										1 0 0 0 0 0 1
Ruben Amaro, R (9, 6) OBP: 0.313, SLG: 0.251										0 0 0 0 0 0 0
Jim Bunning, R (1, 1) OBP: 0.218, SLG: 0.257			0-0 4-3			0-3 K			0-0 CS 1B	2 0 0 0 0 1 0
Bill Sorrell, L (9, PH) OBP: 0.667, SLG: 0.600										1 0 1 0 0 0 0
Adolfo Phillips, R (9, PR) OBP: 0.282, SLG: 0.329										0 0 0 0 0 0 0

Inning Stats	R: 0	H: 1	E: 0	K: 0	S: 4	LOB: 1	BB: 0	P: 4	R: 0	H: 0	E: 0	K: 1	S: 5	LOB: 0	BB: 1	P: 9	R: 0	H: 0	E: 0	K: 1	S: 5	LOB: 0	BB: 0	P: 5	R: 0	H: 1	E: 0	K: 0	S: 3	LOB: 0	BB: 0	P: 3	R: 0	H: 0	E: 0	K: 1	S: 5	LOB: 0	BB: 0	P: 5	R: 0	H: 0	E: 0	K: 1	S: 5	LOB: 0	BB: 0	P: 5	R: 0	H: 1	E: 0	K: 1	S: 5	LOB: 0	BB: 0	P: 5	R: 0	H: 1	E: 0	K: 1	S: 5	LOB: 1	BB: 0	P: 5	1B: 4	SF: 0	2B: 2	SAC: 1	3B: 0	DP: 3	HR: 0	HBP: 0	WP: 0	PA: 29
PITCHER Larry Jackson, R (1, 1) ERA: 3.92	IP	WLS	BF	H	R	ER	SO	BB	IBB	HBP	BLK	WP	HR	S	P	ERA	WHIP	IP	WLS	BF	H	R	ER	SO	BB	IBB	HBP	BLK	WP	HR	S	P	ERA	WHIP																																								


BOTTOM

Chicago Cubs @ Philadelphia Phillies
Connie Mack Stadium, Philadelphia, PA

Mon Sep 27 1965, 7:05 PM EDT
 Att. 4,390 - Unknown

livebaseballscores.com

AB	27
R	0
H	4
RBI	0
BB	1
SO	6
LOB	10



Batter	1	2	3	4	5	6	7	8	9	AB R H RBI BB SO LOB	TOP											
Don Landrum, L (1, 8) OBP: 0.300, SLG: 0.334	0-0 4-3 1B		0-0 FC6-4 1B		0-0 F9			0-0 SH5-4 2-3		3 0 1 0 0 0 0												
Glenn Beckert, R (1, 4) OBP: 0.276, SLG: 0.298	0-0 2B 1B		0-0 FC6-4 1-2f			0-0 6-3		0-0 SF9 3-H		3 1 1 1 0 0 1												
Billy Williams, L (1, 9) OBP: 0.380, SLG: 0.554	0-0 4-3 1-H 2B		0-0 6-3			0-3 K		0-3 K		4 0 1 1 0 2 1												
Ron Santo, R (1, 5) OBP: 0.379, SLG: 0.507	0-0 4-3 2-3			0-0 6-3		0-0 F9			0-0 14 FC4-6 1B	4 0 1 0 0 0 1												
14 Ernie Banks, R (1, 3) OBP: 0.332, SLG: 0.457	0-0 4-3			H 1-0 HBP			0-0 F9		0-0 FC4-6 1-2f G4-6-3	3 0 0 0 0 0 2												
Harvey Kuenn, R (1, 7) OBP: 0.341, SLG: 0.251		0-0 F8		0-0 L9			0-0 F8		0-0 G4-6-3 1-2f	4 0 0 0 0 0 2												
Doug Clemens, L (9, 7) OBP: 0.302, SLG: 0.290										0 0 0 0 0 0 0												
Vic Roznovsky, L (1, 2) OBP: 0.296, SLG: 0.310		0-3 K		0-0 4-3			0-0 FC3-6 1B			3 0 1 0 0 1 1												
Don Kessinger, S (1, 6) OBP: 0.255, SLG: 0.236		0-0 F8				0-0 L4		0-0 FC3-6 1-2f		3 0 0 0 0 0 1												
Bill Faul, R (1, 1) OBP: 0.133, SLG: 0.143			0-3 K		0-0 4-3			0-0 SH5-4 SF9 2B		3 1 1 0 0 1 0												
Inning Stats	R: 1 E: 0 K: 0 S: 5	H: 2 LOB: 1 BB: 0 P: 5	R: 0 E: 0 K: 1 S: 5	H: 0 LOB: 0 BB: 0 P: 5	R: 0 E: 0 K: 1 S: 6	H: 1 LOB: 1 BB: 0 P: 6	R: 0 E: 0 K: 0 S: 3	H: 0 LOB: 1 BB: 0 P: 4	R: 0 E: 0 K: 0 S: 3	H: 0 LOB: 0 BB: 0 P: 3	R: 0 E: 0 K: 1 S: 5	H: 0 LOB: 0 BB: 0 P: 5	R: 0 E: 0 K: 0 S: 4	H: 1 LOB: 1 BB: 0 P: 4	R: 1 E: 0 K: 1 S: 6	H: 1 LOB: 0 BB: 0 P: 6	R: 0 E: 0 K: 0 S: 3	H: 1 LOB: 0 BB: 0 P: 3	1B: 4 2B: 2 3B: 0 HR: 0	SF: 1 SAC: 1 DP: 1 HBP: 1	WP: 0 PB: 0 SB: 0 CS: 0	PA: 33
PITCHER Chris Short, L (1, 1) ERA: 2.96	IP: 9.0 WLS: L BF: 33 H: 6 R: 2 ER: 2 SO: 4 BB: 0 IBB: 0 HBP: 1 BLK: 0 WP: 0 HR: 0 S: 40 P: 41 ERA: 2.00 WHIP: 0.667											PITCHER	IP: 9.0 WLS: L BF: 33 H: 6 R: 2 ER: 2 SO: 4 BB: 0 IBB: 0 HBP: 1 BLK: 0 WP: 0 HR: 0 S: 40 P: 41 ERA: 2.00 WHIP: 0.667									

Chicago Cubs @ Philadelphia Phillies
 Connie Mack Stadium, Philadelphia, PA

Tue Sep 28 1965, 7:05 PM EDT
 Att. 3,928 - Unknown

livebaseballscorecards.com

AB	30
R	2
H	6
RBI	2
BB	0
SO	4
LOB	9



Batter	1	2	3	4	5	6	7	8	9	AB R H RBI BB SO LOB	TOP																	
Don Landrum, L (1, 8) OBP: 0.302, SLG: 0.333	0-0 P6-4 S 1B		0-0 E7 1B		4-0 FC1-6 BB		0-0 5-3		0-0 6-3 1-2	4 1 1 0 1 0 2																		
Glenn Beckert, R (1, 4) OBP: 0.277, SLG: 0.299	0-3 K 1-2		0-0 F9 1B		0-0 FC1-6 1-2f			0-0 HR 1B	0-0 L8	5 1 2 2 0 1 3																		
Billy Williams, L (1, 9) OBP: 0.379, SLG: 0.557	0-0 P6-4 2-3f		0-0 F9 2-3		0-0 4-3			0-0 HR 1B		4 1 1 2 0 0 3																		
Ron Santo, R (1, 5) OBP: 0.378, SLG: 0.510		0-0 E6 14 F9	0-0 6-3			0-0 HR		0-0 5-3		4 1 1 1 0 0 1																		
14 Ernie Banks, R (1, 3) OBP: 0.332, SLG: 0.460		0-0 F9 2-3		0-0 F9		0-0 F7		0-0 HR		4 1 1 1 0 0 1																		
Doug Clemens, L (1, 7) OBP: 0.302, SLG: 0.290		0-0 4-3		0-3 K		0-0 F8		0-0 HR 1B		4 0 1 0 0 1 1																		
Vic Roznovsky, L (1, 2) OBP: 0.295, SLG: 0.309		0-0 F8		0-0 1B		0-3 K		0-0 G4-6-3 1B		4 0 1 0 0 1 2																		
Don Kessinger, S (1, 6) OBP: 0.255, SLG: 0.236			0-0 SH5-4 1B	0-3 K		0-3 K			0-0 F9	4 1 1 0 0 2 1																		
Bob Hendley, R (1, 1) Jimmy Stewart, S (7, PH) Ted Abernathy, R (7, 1) George Altman, L (9, PH) Lindy McDaniel, R (9, 1) Billy Hoelt, L (9, 1)			0-0 SH5-4 1-2		0-0 F8		0-0 6-3		4-0 BB	1 0 0 0 0 0 0 1 0 0 0 0 0 0 0 0 0 0 0 0 0 0 0 0 0 0 1 0 0 0 0 0 0 0 0 0 0 0 0 0 0 0 0 0 0																		
Inning Stats	R: 0 H: 1 E: 0 LOB: 0 K: 1 BB: 0 S: 5 P: 5	R: 0 H: 0 E: 1 LOB: 1 K: 0 BB: 0 S: 4 P: 4	R: 2 H: 2 E: 1 LOB: 1 K: 0 BB: 0 S: 6 P: 6	R: 0 H: 1 E: 0 LOB: 1 K: 2 BB: 0 S: 8 P: 8	R: 0 H: 0 E: 0 LOB: 1 K: 0 BB: 1 S: 3 P: 7	R: 1 H: 1 E: 0 LOB: 0 K: 1 BB: 0 S: 6 P: 6	R: 0 H: 0 E: 0 LOB: 0 K: 1 BB: 0 S: 5 P: 5	R: 3 H: 4 E: 0 LOB: 0 K: 0 BB: 0 S: 6 P: 6	R: 0 H: 0 E: 0 LOB: 1 K: 0 BB: 1 S: 3 P: 7	1B: 6 SF: 0 2B: 1 SAC: 1 3B: 0 DP: 2 HR: 3 HBP: 0	WP: 0 PA: 38 PB: 0 SB: 1 CS: 0																	
PITCHER	IP WLS BF H R ER SO BB IBB HBP BLK WP HR S P ERA WHIP											PITCHER	IP WLS BF H R ER SO BB IBB HBP BLK WP HR S P ERA WHIP															
Ray Culp, R (1, 1) ERA: 3.36	7.1	32	8	6	5	5	1	0	0	0	0	0	3	41	45	6.14	1.227											
Gary Wagner, R (8, 1) ERA: 3.12	1.2	W	6	1	0	0	0	1	0	0	0	0	0	5	9	0.00	1.200											

Chicago Cubs @ Philadelphia Phillies
 Connie Mack Stadium, Philadelphia, PA
 Wed Sep 29 1965, 7:05 PM EDT
 Att. 4,609 - Unknown

livebaseballscorecards.com

AB	35
R	6
H	9
RBI	6
BB	2
SO	5
LOB	14



Batter	1	2	3	4	5	6	7	8	9	AB R H RBI BB SO LOB
Adolfo Phillips, R (1, 8) OBP: 0.293, SLG: 0.416 Clay Dalrymple, L (9, 2) OBP: 0.295, SLG: 0.300	0-0 HR		0-3 K		0-0 L9	0-0 HR			0-0 SH3-4	4 2 2 3 0 1 1 0 0 0 0 0 0 0
Cookie Rojas, R (1, 4) OBP: 0.352, SLG: 0.377	0-3 K		0-0 1B		0-0 1B	0-0 F9			4-0 BB	4 1 2 1 1 1 0
Dick Allen, R (1, 5) OBP: 0.376, SLG: 0.499	0-0 1-3		0-0 1B		4-0 1B				0-0 E4	4 0 1 0 1 0 2
Dick Stuart, R (1, 3) OBP: 0.288, SLG: 0.436 Ruben Amaro, R (8, 3) OBP: 0.313, SLG: 0.251 Wes Covington, L (9, PH) OBP: 0.318, SLG: 0.489 Tony Taylor, R (9, PH) OBP: 0.307, SLG: 0.325	0-3 K		0-0 F9		0-3 K				0-3 K	4 0 0 0 0 3 4 0 0 0 0 0 0 0 0 0 0 0 0 0 0 1 0 0 0 0 1 3
Alex Johnson, R (1, 7) OBP: 0.349, SLG: 0.460 Gary Wagner, R (8, 1) OBP: 0.077, SLG: 0.154 Bill Sorrell, L (9, PH) OBP: 0.625, SLG: 0.500		0-0 5-3		0-0 6-3	0-0 1B				4-0 BB	4 0 1 1 0 1 0 0 0 0 0 0 0 0 0 0 0 1 1 0 0
Johnny Callison, L (1, 9) OBP: 0.330, SLG: 0.516		0-3 K		0-0 E	0-0 F7				0-0 G6-4-3	4 1 2 0 0 1 2
Bobby Wine, R (1, 6) OBP: 0.284, SLG: 0.292		0-0 5-3		0-3 K		0-0 L9			0-3 K	4 0 0 0 0 2 2
Pat Corrales, R (1, 2) OBP: 0.330, SLG: 0.327 John Herrnstein, L (8, PH) OBP: 0.230, SLG: 0.262			0-1 CI	0-0 E1	0-1 CI				0-0 G6-4-3	1 2 0 0 0 0 0 1 0 0 0 0 0 1
Ray Culp, R (1, 1) OBP: 0.132, SLG: 0.078 Tony Gonzalez, L (8, 7) OBP: 0.350, SLG: 0.463			0-0 SH1-4	0-3 K		0-0 SH1-4			4-0 BB	1 0 0 0 0 1 1 0 1 0 0 1 0 0

Inning Stats	R: 1	H: 1	R: 0	H: 0	R: 1	H: 2	R: 1	H: 1	R: 1	H: 2	R: 2	H: 1	R: 0	H: 0	R: 0	H: 1	R: 1	H: 0
	E: 0	LOB: 0	E: 0	LOB: 0	E: 1	LOB: 2	E: 1	LOB: 1	E: 0	LOB: 2	E: 1	LOB: 0	E: 0	LOB: 0	E: 0	LOB: 0	E: 1	LOB: 3
	K: 2	BB: 0	K: 1	BB: 0	K: 1	BB: 0	K: 2	BB: 0	K: 1	BB: 1	K: 0	BB: 0	K: 2	BB: 0	K: 1	BB: 0	K: 1	BB: 3
	S: 8	P: 8	S: 5	P: 5	S: 8	P: 8	S: 9	P: 9	S: 7	P: 11	S: 5	P: 5	S: 7	P: 7	S: 5	P: 5	S: 5	P: 17
	1B: 6	SF: 0	2B: 0	SAC: 3	3B: 0	DP: 1	HR: 2	HBP: 0	WP: 0	PA: 41								

PITCHER	IP	WLS	BF	H	R	ER	SO	BB	IBB	HBP	BLK	WP	HR	S	P	ERA	WHIP
Bob Hendley, L (1, 1) ERA: 5.96	6.0		29	7	6	2	7	1	0	0	0	0	2	42	46	3.00	1.333
Ted Abernathy, R (7, 1) ERA: 2.33	2.0		6	1	0	0	3	0	0	0	0	0	0	12	12	0.00	0.500
Lindy McDaniel, R (9, 1) ERA: 2.52	0.1	L	4	0	1	0	0	1	1	0	0	0	0	2	10	0.00	3.000
Billy Hoeff, L (9, 1) ERA: 2.65	0.1		2	0	0	0	1	1	0	0	0	0	0	3	7	0.00	3.000

PITCHER	IP	WLS	BF	H	R	ER	SO	BB	IBB	HBP	BLK	WP	HR	S	P	ERA	WHIP

Chicago Cubs @ Philadelphia Phillies
 Connie Mack Stadium, Philadelphia, PA
 Wed Sep 29 1965, 7:05 PM EDT
 Att. 4,609 - Unknown

livebaseballscorecards.com

AB	32
R	7
H	8
RBI	6
BB	4
SO	11
LOB	16



Batter	1	2	3	4	5	6	7	8	9	AB R H RBI BB SO LOB	TOP											
John Briggs, L (1, 8) OBP: 0.347, SLG: 0.366	0-0 P4	2-2 SF8		0-0 F7		0-3 K		0-0 3-1		4 0 0 1 0 1 1												
Cookie Rojas, R (1, 4) OBP: 0.356, SLG: 0.382	0-0 FC4 1B	0-0 FC6-4		0-0 1B			0-0 SF9 1B	0-0 G3-6 1B		5 1 4 1 0 0 2												
Johnny Callison, L (1, 9) OBP: 0.331, SLG: 0.515	0-0 FC4 WP 1B 1-2f		4-0 FC6-4 BB	0-0 P4			0-2 E8 FC SF9 E 1B 1-3	0-0 G3-6		4 1 1 0 1 0 3												
Dick Allen, R (1, 5) OBP: 0.376, SLG: 0.498	0-0 WP 1B 1-2		2-1 FC6-4		4-0 1B BB		0-2 SF9		0-3 K	3 0 1 1 1 1 1												
Tony Gonzalez, L (1, 7) OBP: 0.350, SLG: 0.461	0-0 6-3		4-2 FC6-4 BB		1-1 1B S		0-1 FC HBP E	0-0 F7	0-0 F7	4 1 1 0 1 0 3												
Dick Stuart, R (1, 3) OBP: 0.288, SLG: 0.434		0-0 6-3	2-0 F8		3-3 K		3-2 E HBP	0-3 K	0-3 K	3 0 0 0 0 1 3 1 1 0 0 0 1 0												
Ruben Amaro, R (7, PR) OBP: 0.312, SLG: 0.250																						
Clay Dalrymple, L (1, 2) OBP: 0.295, SLG: 0.299		0-0 1B SF8 1B	1-2 4-3		0-0 P4		0-0 FC3 FC5-4			4 1 1 1 0 0 4												
Bobby Wine, R (1, 6) OBP: 0.286, SLG: 0.294		0-0 SF8 BB 1B 1-3		0-0 SH1-4 1B		0-0 5-3	1-2 FC5-4 FC6			4 1 2 0 0 0 1												
Jim Bunning, R (1, 1) OBP: 0.221, SLG: 0.252		4-1 FC6-4 BB		0-0 SH1-4		0-0 L9	1-2 FC6			2 0 0 0 1 0 2												
Inning Stats	R: 0 E: 0 K: 0 S: 5	H: 2 LOB: 2 BB: 0 P: 5	R: 1 E: 0 K: 0 S: 8	H: 2 LOB: 2 BB: 1 P: 14	R: 0 E: 0 K: 0 S: 12	H: 0 LOB: 2 BB: 2 P: 25	R: 1 E: 0 K: 0 S: 5	H: 2 LOB: 1 BB: 0 P: 5	R: 0 E: 0 K: 1 S: 6	H: 1 LOB: 1 BB: 1 P: 14	R: 0 E: 0 K: 1 S: 5	H: 0 LOB: 0 BB: 0 P: 5	R: 4 E: 3 K: 0 S: 21	H: 2 LOB: 2 BB: 0 P: 26	R: 0 E: 0 K: 2 S: 7	H: 1 LOB: 0 BB: 0 P: 3	R: 0 E: 0 K: 2 S: 7	H: 0 LOB: 0 BB: 0 P: 7	1B: 10 2B: 0 3B: 0 HR: 0	SF: 2 SAC: 1 DP: 1 HBP: 1	WP: 1 PB: 0 SB: 2 CS: 0	PA: 42
PITCHER	IP WLS BF H R ER SO BB IBB HBP BLK WP HR S P ERA WHIP																					
Larry Bearnarth, R (1, 1) ERA: 4.6	4.0 L 22 6 2 2 0 4 0 0 0 1 0 30 53 4.50 2.500																					
Gordie Richardson, L (5, 1) ERA: 3.83	2.0 6 1 0 0 2 0 0 0 0 0 0 11 15 0.00 0.500																					
Dave Eilers, R (7, 1) ERA: 5.4	3.0 14 3 4 2 2 0 0 1 0 0 0 31 36 6.00 1.000																					

Philadelphia Phillies @ New York Mets
 Shea Stadium, Flushing, NY
 Sat Oct 02 1965, 7:05 PM EDT
 Unknown

livebaseballscorecards.com

AB	34
R	6
H	10
RBI	4
BB	4
SO	4
LOB	20



Batter	1	2	3	4	5	6	7	8	9	10	11	12	13	14	15	16	17	18	AB R H RBI BB SO LOB	TOP
Adolfo Phillips, R (1, 8) OBP: 0.284, SLG: 0.398 Johnny Callison, L (16, PH) OBP: 0.330, SLG: 0.514 (16, 9)	0-0 F9 BB 1B		0-0 E6 FC5-4			0-0 L7		0-3 K			0-0 5-3		0-0 5-3			0-0 P6			6 0 1 0 0 1 0 1 0 0 0 0 0 0	
Cookie Rojas, R (1, 4) OBP: 0.355, SLG: 0.379	4-0 F9 BB 1-2		0-0 FC5-4 E S			0-0 F2			1-2 P4		0-0 F7			0-0 6-3		0-0 1B			6 0 1 0 1 0 1	
Dick Allen, R (1, 5) OBP: 0.376, SLG: 0.496	2-2 F9 1-2 2-3		0-3 K 1-3			0-0 FC6-4 1B			1-3 K		1-1 1B			0-1 F8		0-0 6-3			7 0 2 0 0 2 4	
Dick Stuart, R (1, 3) OBP: 0.286, SLG: 0.430 Ruben Amaro, R (17, 6) OBP: 0.312, SLG: 0.250	0-3 K			0-0 6-3		0-0 FC6-4 1-2			1-2 1B		0-1 P4			0-0 F2			0-0 4-3		7 0 1 0 0 1 4 0 0 0 0 0 0 0	
Alex Johnson, R (1, 7) OBP: 0.342, SLG: 0.450 John Briggs, L (17, PH) OBP: 0.346, SLG: 0.364 (17, 8)	0-2 F7		0-3 K			0-0 L8			0-0 F8					0-0 F7		0-0 6-3		0-0 4-3	6 0 0 0 0 1 3 1 0 0 0 0 0 0	
Tony Gonzalez, L (1, 9) OBP: 0.352, SLG: 0.460 (16, 8) (17, 7)		0-0 1-3		0-0 L6			0-0 4-3			4-0 SH1-4 BB				0-0 F7		0-0 F8 2B		4-0 CS BB	5 0 1 0 2 0 0	
Bobby Wine, R (1, 6) OBP: 0.283, SLG: 0.290 John Herrnstein, L (17, PH) OBP: 0.227, SLG: 0.259 (17, 3)		0-3 K		0-0 5-3			0-0 G3			0-0 SH1-4 1-2				0-0 6-3		0-0 F8 2-3		0-0 CS 1-2	5 0 0 0 0 1 1 1 0 0 0 0 0 0	
Pat Corrales, R (1, 2) OBP: 0.320, SLG: 0.316 Bill Sorrell, L (18, PH) OBP: 0.556, SLG: 0.429 Jack Baldschun, R (18, 1)		0-0 F3		0-0 F3			0-0 4-3			0-0 6-3				0-0 F7		1-2 F2		0-0 P4	6 0 0 0 0 0 2 1 0 0 0 0 0 0 0 0 0 0 0 0 0	
Chris Short, R (1, 1) OBP: 0.140, SLG: 0.131 Wes Covington, L (16, PH) OBP: 0.317, SLG: 0.487 Gary Wagner, R (16, 1) OBP: 0.077, SLG: 0.154 Clay Dalrymple, L (18, PH) OBP: 0.294, SLG: 0.299 (18, 2)			0-0 F8		0-3 K		0-0 6-3			0-0 1-3				0-0 L9		0-0 F7		0-0 F2	5 0 0 0 0 1 1 1 0 0 0 0 0 0 0 0 0 0 0 0 0 1 0 0 0 0 0 0	
Inning Stats	R: 0 H: 1 E: 0 LOB: 2 K: 1 BB: 1 S: 10 P: 16	R: 0 H: 0 E: 0 LOB: 0 K: 1 BB: 0 S: 5 P: 5	R: 0 H: 0 E: 1 LOB: 1 K: 1 BB: 0 S: 6 P: 6	R: 0 H: 0 E: 0 LOB: 0 K: 1 BB: 0 S: 5 P: 5	R: 0 H: 0 E: 0 LOB: 0 K: 1 BB: 0 S: 5 P: 5	R: 0 H: 1 E: 0 LOB: 1 K: 0 BB: 0 S: 4 P: 4	R: 0 H: 0 E: 0 LOB: 0 K: 0 BB: 0 S: 3 P: 3	R: 0 H: 0 E: 0 LOB: 0 K: 1 BB: 0 S: 5 P: 5	R: 0 H: 1 E: 0 LOB: 1 K: 1 BB: 0 S: 10 P: 13	R: 0 H: 0 E: 0 LOB: 1 K: 0 BB: 1 S: 3 P: 7	R: 0 H: 1 E: 0 LOB: 1 K: 0 BB: 0 S: 6 P: 7	R: 0 H: 0 E: 0 LOB: 0 K: 0 BB: 0 S: 3 P: 3	R: 0 H: 0 E: 0 LOB: 0 K: 0 BB: 0 S: 4 P: 4	R: 0 H: 1 E: 0 LOB: 1 K: 0 BB: 0 S: 6 P: 7	R: 0 H: 0 E: 0 LOB: 0 K: 0 BB: 1 S: 2 P: 6	R: 0 H: 0 E: 0 LOB: 0 K: 0 BB: 1 S: 3 P: 3	R: 0 H: 0 E: 0 LOB: 0 K: 0 BB: 1 S: 2 P: 6	R: 0 H: 0 E: 0 LOB: 0 K: 0 BB: 0 S: 3 P: 3	1B: 5 SF: 0 2B: 1 SAC: 1 3B: 0 DP: 0 HR: 0 HBP: 0	WP: 0 PA: 64 PB: 0 SB: 1 CS: 1
PITCHER	IP WLS BF H R ER SO BB IBB HBP BLK WP HR S P ERA WHIP																			
Rob Gardner, L (1, 1) ERA: 3.21	15.0 0 53 5 0 0 7 2 0 0 0 0 0 0 78 93 0.00 0.467																			
Darrell Sutherland, R (16, 1) ERA: 2.81	2.0 7 1 0 0 0 0 1 0 0 0 0 0 0 6 10 0.00 1.000																			
Dennis Ribant, R (18, 1) ERA: 3.82	1.0 3 0 0 0 0 0 0 0 0 0 0 0 0 3 3 0.00 0.000																			

Philadelphia Phillies @ New York Mets
Shea Stadium, Flushing, NY
Sat Oct 02 1965, 7:05 PM EDT
Att. 10,371 - Unknown

livebaseballscorecards.com

AB 59
R 0
H 6
RBI 0
BB 3
SO 7
LOB 16




Batter	1	2	3	4	5	6	7	8	9	10	11	12	13	14	15	16	17	18	AB R H RBI BB SO LOB
Ron Hunt, R OBP: 0.315, SLG: 0.333 (1, 4)	F8		2B		F7			4-3		F3		5-3			1B			1-3	8 0 2 0 0 0 0
Joe Christopher, R OBP: 0.311, SLG: 0.340 (1, 9) (17, 7)	F8 1B BB		2B		K			F8		6-3			G4-6-3 1B		K			K	7 0 2 0 1 3 1
Charley Smith, R OBP: 0.274, SLG: 0.397 (1, 5)	1-2 1B		K					5-3			L7		G4-6-3 1-2 1B			L5		K	8 0 1 0 0 2 3
Jim Hickman, R OBP: 0.292, SLG: 0.408 (1, 3)	F8		IBB					6-3			1B		F8			6-3			6 0 2 0 1 0 2
Ron Swoboda, R OBP: 0.293, SLG: 0.427 (1, 7)	K		K					6-3			K			6-3				K	1 0 0 0 0 1 2
Danny Napoleon, R OBP: 0.231, SLG: 0.183 (2, 7)																			5 0 0 0 0 3 5
Johnny Lewis, L OBP: 0.331, SLG: 0.384 (16, PH) (17, 9)																			0 0 0 0 0 0 0
Greg Goossen, R OBP: 0.276, SLG: 0.357 (1, 2)		P4																	4 0 1 0 0 0 1
Dick Selma, R OBP: 0.222, SLG: 0.222 (9, PR)				6-3															0 0 0 0 0 0 0
Bobby Klaus, R OBP: 0.305, SLG: 0.258 (10, 6)					L7			1B											1 0 0 0 2 0 0
Cleon Jones, R OBP: 0.178, SLG: 0.211 (1, 8)		G3																	7 0 1 0 0 2 3
Bud Harelson, S OBP: 0.143, SLG: 0.206 (1, 6)																			3 0 0 0 0 2 0
Roy McMillan, R OBP: 0.231, SLG: 0.293 (9, PH)																			1 0 0 0 0 1 2
Chris Cannizzaro, R OBP: 0.266, SLG: 0.222 (10, 2)																			2 0 0 0 0 1 0
John Stephenson, L OBP: 0.270, SLG: 0.354 (17, PH) (18, 2)																			1 0 0 0 0 0 1
Rob Gardner, R OBP: 0.298, SLG: 0.265 (1, 1)																			5 0 0 0 0 4 0
Jimmie Schaffer, R OBP: 0.298, SLG: 0.265 (15, PH)																			1 0 0 0 0 1 0
Darrell Sutherland, R OBP: 0.194, SLG: 0.308 (16, 1)																			0 0 0 0 0 0 0
Ed Kranepool, L OBP: 0.304, SLG: 0.374 (17, PH)																			1 0 0 0 0 1 1
Dennis Ribant, R OBP: 0.304, SLG: 0.374 (18, 1)																			0 0 0 0 0 0 0

Inning Stats	R: 0	H: 1	E: 0	LOB: 2	K: 1	S: 6	P: 11	R: 0	H: 0	E: 0	LOB: 0	K: 1	S: 5	R: 0	H: 2	E: 0	LOB: 3	K: 3	S: 12	R: 0	H: 0	E: 0	LOB: 0	K: 2	S: 7	R: 0	H: 1	E: 0	LOB: 1	K: 1	S: 6	R: 0	H: 0	E: 0	LOB: 0	K: 3	S: 9	R: 0	H: 0	E: 0	LOB: 0	K: 0	S: 9	R: 0	H: 2	E: 0	LOB: 2	K: 1	S: 12	R: 0	H: 0	E: 0	LOB: 0	K: 1	S: 8	R: 0	H: 1	E: 0	LOB: 2	K: 1	S: 9	R: 0	H: 0	E: 0	LOB: 0	K: 1	S: 5	R: 0	H: 1	E: 0	LOB: 0	K: 0	S: 11	R: 0	H: 0	E: 0	LOB: 0	K: 0	S: 3	R: 0	H: 1	E: 0	LOB: 1	K: 2	S: 8	R: 0	H: 0	E: 0	LOB: 0	K: 0	S: 4	R: 0	H: 0	E: 0	LOB: 0	K: 0	S: 7	R: 0	H: 0	E: 0	LOB: 1	K: 1	S: 6	R: 0	H: 0	E: 0	LOB: 0	K: 2	S: 7	R: 0	H: 0	E: 0	LOB: 0	K: 2	S: 7	R: 0	H: 0	E: 0	LOB: 0	K: 2	S: 7	1B: 6	SF: 0	2B: 3	SAC: 0	3B: 0	DP: 1	HR: 0	HBP: 1	WP: 0	PA: 67
PITCHER	IP	WLS	BF	H	R	ER	SO	BB	IBB	HBP	BLK	WP	HR	S	P	ERA	WHIP																																																																																																																		
Chris Short, L ERA: 2.82 (1, 1)	15.0		56	9	0	0	18	2	1	0	0	0	0	115	149	0.00	0.733																																																																																																																		
Gary Wagner, R ERA: 3.06 (16, 1)	2.0		7	0	0	0	1	1	0	1	0	0	0	10	17	0.00	0.500																																																																																																																		
Jack Baldschun, R ERA: 3.82 (18, 1)	1.0		3	0	0	0	2	0	0	0	0	0	0	7	7	0.00	0.000																																																																																																																		

Philadelphia Phillies @ New York Mets
Shea Stadium, Flushing, NY
Sat Oct 02 1965, 7:05 PM EDT
Att. 10,371 - Unknown

AB 61
R 0
H 9
RBI 0
BB 4
SO 21
LOB 21



Batter	1	2	3	4	5	6	7	8	9	AB R H RBI BB SO LOB	TOP																									
Adolfo Phillips, R (1, 8) <small>OBP: 0.272, SLG: 0.379</small> Wes Covington, L (9, PH) <small>OBP: 0.319, SLG: 0.487</small> John Briggs, L (9, PR) <small>OBP: 0.346, SLG: 0.364</small>	0-3 K		0-0 6-3		0-0 F7			0-0 F9	4-0 IBB	4 0 0 0 0 1 1 0 0 0 0 1 0 0 0 0 0 0 0 0 0	Philadelphia Phillies @ New York Mets Shea Stadium, Flushing, NY Sun Oct 03 1965, 3:33 AM EDT Unknown																									
Alex Johnson, R (1, 7) <small>OBP: 0.337, SLG: 0.443</small> Johnny Callison, L (9, PH) <small>OBP: 0.330, SLG: 0.513</small>	0-0 P4		0-0 F8		0-0 E4 1B			0-0 4-3	0-3 K	4 0 0 0 0 0 0 1 0 0 0 0 1 3																										
Dick Allen, R (1, 5) <small>OBP: 0.376, SLG: 0.495</small>	0-0 1B			0-0 P4		0-0 L9		0-0 2B	0-0 4-3	5 0 2 0 0 0 4																										
Dick Stuart, R (1, 3) <small>OBP: 0.288, SLG: 0.432</small> Ruben Amaro, R (9, 3) <small>OBP: 0.312, SLG: 0.250</small>	0-0 1B			0-0 P4		0-0 F9		1-0 2B		4 0 2 0 0 0 1 0 0 0 0 0 0 0																										
Cookie Rojas, R (1, 9) <small>OBP: 0.356, SLG: 0.380</small>	0-0 4-3			0-0 5-3		0-0 1B			0-0 FC6-4 1B	4 0 2 0 0 0 2																										
Tony Taylor, R (1, 4) <small>OBP: 0.306, SLG: 0.324</small>		0-0 4-3		0-0 PB 1B		0-0 F9			0-0 FC6-4 2B	4 2 1 0 0 0 3																										
Bobby Wine, R (1, 6) <small>OBP: 0.283, SLG: 0.292</small>		0-0 6-3		0-0 5-3			0-0 5-3		0-0 2B	4 1 1 1 0 0 1																										
Pat Corrales, R (1, 2) <small>OBP: 0.323, SLG: 0.316</small>		0-3 K		1-0 FC1-6 1B			0-0 6-3		4-0 2B	3 0 1 0 1 1 0																										
Ray Culp, R (1, 1) <small>OBP: 0.139, SLG: 0.103</small>		0-3 K		0-0 FC1-6			0-0 4-3		0-0 2B	4 0 1 1 0 1 1																										
Inning Stats	R: 0 E: 0 K: 1 S: 7	H: 2 LOB: 2 BB: 0 P: 7	R: 0 E: 0 K: 1 S: 5	H: 0 LOB: 0 BB: 0 P: 5	R: 0 E: 0 K: 1 S: 5	H: 0 LOB: 0 BB: 0 P: 5	R: 0 E: 0 K: 0 S: 3	H: 0 LOB: 0 BB: 0 P: 3	R: 1 E: 0 K: 0 S: 5	H: 2 LOB: 1 BB: 0 P: 6	R: 0 E: 1 K: 0 S: 5	H: 1 LOB: 2 BB: 0 P: 5	R: 0 E: 0 K: 0 S: 3	H: 0 LOB: 0 BB: 0 P: 3	R: 0 E: 0 K: 0 S: 4	H: 2 LOB: 2 BB: 0 P: 5	R: 2 E: 0 K: 1 S: 8	H: 3 LOB: 3 BB: 2 P: 16	1B: 7 2B: 3 3B: 0 HR: 0	SF: 0 SAC: 0 DP: 0 HBP: 0	WP: 0 PB: 1 SB: 0 CS: 0	PA: 39														
PITCHER	IP WLS BF H R ER SO BB IBB HBP BLK WP HR S P ERA WHIP																																			
Al Jackson, L (1, 1) <small>ERA: 4.34</small> Darrell Sutherland, R (9, 1) <small>ERA: 2.81</small> Gordie Richardson, L (9, 1) <small>ERA: 3.78</small>	8.1 L	36 1	10 0	3 0	3 0	3 0	0 0	0 1	0 0	0 0	0 0	0 0	41 4	47 4	3.24 ∞	1.200 ∞																				

livebaseballscorecards.com

AB	37
R	3
H	10
RBI	2
BB	2
SO	4
LOB	16



Batter	1	2	3	4	5	6	7	8	9	AB R H RBI BB SO LOB	BOTTOM
--------	---	---	---	---	---	---	---	---	---	----------------------	--------

Johnny Lewis, L <small>OBP: 0.333, SLG: 0.385</small> <small>(1, 9)</small>	<small>0-0</small> 4-3		<small>0-0</small> 			<small>1-0</small> 		<small>0-0</small> CS	<small>0-0</small> 4-3	4 0 2 1 0 0 0	Philadelphia Phillies @ New York Mets Shea Stadium, Flushing, NY Sun Oct 03 1965, 3:33 AM EDT Unknown
--	----------------------------------	--	------------------------	--	--	------------------------	--	---------------------------------	----------------------------------	---------------	---

Ron Hunt, R <small>OBP: 0.309, SLG: 0.327</small> <small>(1, 4)</small>	<small>0-0</small> P6		<small>0-0</small> G6-4-3			<small>0-0</small> FC6-4			<small>0-3</small> K	4 0 0 0 0 1 3
--	---------------------------------	--	-------------------------------------	--	--	------------------------------------	--	--	--------------------------------	---------------

Ed Kranepool, L <small>OBP: 0.302, SLG: 0.371</small> <small>(1, 3)</small>	<small>0-3</small> K			<small>0-0</small> 4-3		<small>0-2</small> L9			<small>0-0</small> 4-3	4 0 0 0 0 1 1
--	--------------------------------	--	--	----------------------------------	--	---------------------------------	--	--	----------------------------------	---------------

Jim Hickman, R <small>OBP: 0.290, SLG: 0.405</small> <small>(1, 8)</small>		<small>0-0</small> F6		<small>0-0</small> 6-3			<small>0-0</small> P6			3 0 0 0 0 0 0
---	--	---------------------------------	--	----------------------------------	--	--	---------------------------------	--	--	---------------

John Stephenson, L <small>OBP: 0.264, SLG: 0.355</small> <small>(1, 2)</small>		<small>0-0</small> F9		<small>0-3</small> K			<small>0-0</small> L7			3 0 0 0 0 1 0
---	--	---------------------------------	--	--------------------------------	--	--	---------------------------------	--	--	---------------

Ron Swoboda, R <small>OBP: 0.291, SLG: 0.424</small> <small>(1, 7)</small>		<small>0-0</small> 6-3		<small>0-0</small> P4			<small>0-0</small> 6-3			3 0 0 0 0 0 0
---	--	----------------------------------	--	---------------------------------	--	--	----------------------------------	--	--	---------------

Kevin Collins, L <small>OBP: 0.227, SLG: 0.238</small> <small>(1, 5)</small>			<small>0-0</small> 		<small>0-0</small> 		<small>0-0</small> 			3 1 2 0 0 0 0
---	--	--	------------------------	--	------------------------	--	------------------------	--	--	---------------

Bud Harrelson, S <small>OBP: 0.132, SLG: 0.189</small> <small>(1, 6)</small>			<small>0-0</small> 4-3		<small>0-3</small> K		<small>0-3</small> K			3 0 0 0 0 2 3
---	--	--	----------------------------------	--	--------------------------------	--	--------------------------------	--	--	---------------

Al Jackson, L <small>OBP: 0.145, SLG: 0.133</small> <small>(1, 1)</small>			<small>4-2</small> 		<small>0-3</small> K		<small>0-0</small> SH2-4			1 0 0 0 1 1 1
--	--	--	------------------------	--	--------------------------------	--	------------------------------------	--	--	---------------

Darrell Sutherland, R <small>OBP: 0.154, SLG: 0.308</small> <small>(9, 1)</small>			<small>BB</small> 				<small>1-2</small> 			0 0 0 0 0 0 0
--	--	--	-----------------------	--	--	--	------------------------	--	--	---------------

Gordie Richardson, R <small>(9, 1)</small>										0 0 0 0 0 0 0
--	--	--	--	--	--	--	--	--	--	---------------

Inning Stats	R: 0 H: 0 E: 0 LOB: 0 K: 1 BB: 0 S: 5 P: 5	R: 0 H: 0 E: 0 LOB: 0 K: 0 BB: 0 S: 3 P: 3	R: 1 H: 1 E: 1 LOB: 1 K: 0 BB: 1 S: 6 P: 10	R: 0 H: 0 E: 0 LOB: 0 K: 1 BB: 0 S: 5 P: 5	R: 0 H: 1 E: 0 LOB: 1 K: 2 BB: 0 S: 8 P: 8	R: 0 H: 1 E: 0 LOB: 0 K: 0 BB: 0 S: 5 P: 6	R: 0 H: 0 E: 0 LOB: 0 K: 0 BB: 0 S: 3 P: 3	R: 0 H: 1 E: 0 LOB: 0 K: 1 BB: 0 S: 5 P: 5	R: 0 H: 0 E: 0 LOB: 0 K: 1 BB: 0 S: 5 P: 5	1B: 3 SF: 0 2B: 1 SAC: 1 3B: 0 DP: 1 HR: 0 HBP: 0	WP: 0 PA: 31 PB: 0 SB: 0 CS: 2
---------------------	---	---	--	---	---	---	---	---	---	--	---

PITCHER Ray Culp, R <small>ERA: 3.22</small> <small>(1, 1)</small>	IP 9.0 WLS W BF 30 H 4 R 1 ER 0 SO 6 BB 1 IBB 0 HBP 0 BLK 0 WP 0 HR 0 S 45 P 50 ERA 0.00 WHIP 0.556	PITCHER	IP WLS BF H R ER SO BB IBB HBP BLK WP HR S P ERA WHIP
---	---	----------------	---



Batter	1	2	3	4	5	6	7	8	9	10	11	12	13	AB R H RBI BB SO LOB	TOP									
Bill Sorrell, L (1, 5) OBP: 0.467, SLG: 0.615	0-0 F7		0-0 1B			0-0 6-3		0-0 F9		0-1 F8			0-0 HR	6 1 2 1 0 0 1										
John Briggs, L (1, 8) OBP: 0.349, SLG: 0.362	0-0 5-3		0-0 F9			4-0 BB		0-0 F7			0-0 SH1-3 1B		4-0 1B BB	4 1 1 0 2 0 1										
Johnny Callison, L (1, 9) OBP: 0.328, SLG: 0.509	0-0 2-3			0-0 1-3		0-0 F7		0-0 P4			0-0 SH1-3 1-2		0-0 F2	5 0 0 0 0 0 2										
Tony Gonzalez, L (1, 7) OBP: 0.351, SLG: 0.457		0-0 4-3 1B		0-0 1-3			1-0 3B HBP		0-0 4-3		0-0 F9		0-0 F8	5 1 1 0 0 0 2										
Dick Stuart, R (1, 3) Ruben Amaro, R (13, PR) OBP: 0.312, SLG: 0.250		0-0 4-3 1-2		0-3 K			0-0 P4		0-0 6-3		2-3 K		0-0 1B 1-H	6 0 1 1 0 2 3 0 0 0 0 0 0 0										
Clay Dalrymple, L (1, 2) OBP: 0.292, SLG: 0.302		0-0 4-3 2-3			0-0 F9		0-0 3B 1-H		2-3 K			0-0 4-3	0-0 F7	6 0 1 1 0 1 2										
Tony Taylor, R (1, 4) OBP: 0.302, SLG: 0.319		0-0 F8			0-0 6-3		0-3 K			0-0 L8		0-0 1-3		5 0 0 0 0 1 2										
Bobby Wine, R (1, 6) OBP: 0.284, SLG: 0.292			0-0 F9		0-0 5-3		4-0 FC6 IBB			0-3 K			1B	4 0 1 0 1 1 0										
Grant Jackson, S (1, 1) Wes Covington, L (10, PH) Adolfo Phillips, R (10, PH) Gary Wagner, R (10, 1) Dick Allen, R (12, PH) Fergie Jenkins, R (12, 1)			0-0 3-1			0-3 K	0-0 FC6 1-2			0-0 1B		0-0 5-3		3 0 0 0 0 0 1 2 1 0 1 0 1 0 0 0 0 0 0 1 0 0 0 0 0 0 0 0										
Inning Stats	R: 0 E: 0 K: 0 S: 3	H: 0 LOB: 0 BB: 0 P: 3	R: 0 E: 0 K: 0 S: 4	H: 1 LOB: 1 BB: 0 P: 4	R: 0 E: 0 K: 0 S: 4	H: 1 LOB: 1 BB: 0 P: 4	R: 0 E: 0 K: 1 S: 5	H: 0 LOB: 0 BB: 0 P: 5	R: 0 E: 0 K: 0 S: 3	H: 0 LOB: 1 BB: 1 P: 9	R: 0 E: 0 K: 1 S: 5	H: 0 LOB: 0 BB: 0 P: 7	R: 0 E: 0 K: 1 S: 6	H: 1 LOB: 1 BB: 0 P: 7	R: 0 E: 0 K: 1 S: 6	H: 1 LOB: 1 BB: 0 P: 8	R: 0 E: 0 K: 0 S: 4	H: 1 LOB: 1 BB: 0 P: 4	R: 2 E: 0 K: 0 S: 5	H: 2 LOB: 1 BB: 1 P: 9	1B: 6 2B: 0 3B: 1 HR: 1	SF: 0 SAC: 1 DP: 0 HBP: 1	WP: 0 PB: 0 SB: 0 CS: 0	PA: 51
PITCHER Jack Fisher, R (1, 1) ERA: 3.94	IP 13.0 WLS L BF 51 H 8 R 3 ER 3 SO 6 BB 2 IBB 1 HBP 1 BLK 0 WP 0 HR 1 S 60 P 77 ERA 2.08 WHIP 0.769														PITCHER									

Philadelphia Phillies @ New York Mets
Shea Stadium, Flushing, NY
Sun Oct 03 1965, 3:38 AM EDT
Att. 18,508 - Unknown

livebaseballscorecards.com

AB	46
R	3
H	8
RBI	3
BB	3
SO	6
LOB	16



Batter	1	2	3	4	5	6	7	8	9	10	11	12	13
Bobby Klaus, R OBP: 0.302, SLG: 0.253 (1, 4)	0-0 E1 CS		4-0 BB		0-0 L7		0-0 P6			0-1 P4		0-0 P2	
Roy McMillan, R OBP: 0.280, SLG: 0.292 (1, 6)	0-3 K		0-0 L8		4-0 BB		0-0 1B			0-3 K		0-0 1B	
Bud Harrelson, S OBP: 0.154, SLG: 0.189 (4, 6)	1-2 K				1-2 2-3 BB		2-H 1B						
Greg Goossen, R OBP: 0.313, SLG: 0.387 (7, PH)	(8, 2)												
Charley Smith, R OBP: 0.273, SLG: 0.393 (1, 5)	4-0 BB				0-0 F9		0-0 FC1-2			1-1 F7		0-3 K	
Jim Hickman, R OBP: 0.291, SLG: 0.407 (1, 3)	0-0 L1				0-0 1B		0-0 2B		0-0 4-3		0-0 F9		0-3 K
Joe Christopher, R OBP: 0.311, SLG: 0.339 (1, 9)		0-3 K		0-3 K		0-3 K		0-0 CS 1B		0-0 L9		4-0 2-3 BB	0-3 K
Cleon Jones, R OBP: 0.169, SLG: 0.200 (1, 8)		0-3 K		0-0 G3		0-3 K		0-0 1-2		0-0 1-2		0-1 2-3	0-0 G3
Johnny Lewis, L OBP: 0.331, SLG: 0.384 (11, PH)		0-0 4-3				0-3 K		1-2 1-6-3		0-0 F9		4-0 IBB	
Danny Napoleon, R OBP: 0.222, SLG: 0.175 (1, 7)													
Ed Kranepool, L OBP: 0.303, SLG: 0.371 (11, PH)													
Chris Cannizzaro, R OBP: 0.270, SLG: 0.231 (1, 2)			0-3 K		0-0 BB FC1-2 1B		0-0 1B 2B		0-3 K		0-3 4-3		1-2 4-3
Gary Kolb, L OBP: 0.213, SLG: 0.231 (7, PR)													
Kevin Collins, L OBP: 0.208, SLG: 0.217 (8, 6)													
Jack Fisher, R OBP: 0.185, SLG: 0.179 (1, 1)			0-3 K		4-2 BB 1-2 BB		0-3 K		0-0 F2			0-3 K	

AB	R	H	RBI	BB	SO	LOB
5	0	0	0	1	0	3
2	0	0	0	0	1	2
0	0	0	0	1	0	0
3	0	2	1	0	1	0
5	0	0	0	1	1	5
6	0	2	0	0	1	1
5	0	1	0	1	4	2
4	0	0	0	0	2	3
2	0	0	0	0	0	1
4	0	0	0	0	1	1
0	0	0	0	1	0	0
3	0	2	0	0	1	0
0	1	0	0	0	0	0
2	0	0	0	0	1	2
4	0	0	0	1	3	1

AB	R	H	RBI	BB	SO	LOB
45	1	7	1	6	16	21

Inning Stats	R: 0	H: 0	R: 0	H: 0	R: 0	H: 1	R: 0	H: 1	R: 0	H: 1	R: 0	H: 0	R: 0	H: 0	R: 0	H: 1	R: 0	H: 0	R: 0	H: 1	R: 0	H: 0	R: 0	H: 0	R: 0	H: 1	R: 0	H: 0	R: 0	H: 0	R: 0	H: 0	
Grant Jackson, L ERA: 7.24 (1, 1)	9.0	WLS: 36	H: 6	R: 1	ER: 1	SO: 11	BB: 4	IBB: 0	HBP: 0	BLK: 0	WP: 0	HR: 0	S: 58	P: 75	ERA: 1.00	WHIP: 1.111																	
Gary Wagner, R ERA: 3.0 (10, 1)	2.0	WLS: 8	H: 0	R: 0	ER: 0	SO: 1	BB: 1	IBB: 1	HBP: 0	BLK: 0	WP: 0	HR: 0	S: 13	P: 23	ERA: 0.00	WHIP: 0.500																	
Fergie Jenkins, R ERA: 2.19 (12, 1)	2.0	WLS: 7	H: 1	R: 0	ER: 0	SO: 4	BB: 0	IBB: 0	HBP: 0	BLK: 0	WP: 0	HR: 0	S: 15	P: 15	ERA: 0.00	WHIP: 0.500																	

AB	45
R	1
H	7
RBI	1
BB	6
SO	16
LOB	21



WP: 0 PA: 51
PB: 0
SB: 0
CS: 2

BOTTOM

Philadelphia Phillies @ New York Mets
Shea Stadium, Flushing, NY
Sun Oct 03 1965, 3:38 AM EDT
Att: 18,508 - Unknown

livebaseballscorecards.com