

# Philadelphia Phillies - 1965





Batter	1	2	3	4	5	6	7	8	9	AB	R	H	RBI	BB	SO	LOB	TOP								
Maury Wills, S OBP: 0.643, SLG: 0.700	4-0 CS BB		0-0 1-3 2B			0-0 P3		0-0 2-3 2B	0-0 FC6	4	0	2	0	1	0	3	<b>Los Angeles Dodgers @ Philadelphia Phillies</b> <b>Connie Mack Stadium, Philadelphia, PA</b> Sat Apr 17 1965, 6:05 PM EST Att: 17,021 - Unknown								
Wes Parker, S OBP: 0.200, SLG: 0.300	0-3 K		0-0 F8			0-0 F7		0-0 2-3		4	0	0	0	0	1	4									
Willie Davis, L OBP: 0.429, SLG: 1.000	0-0 P3			0-0 G3		0-3 K		0-0 P5		4	0	0	0	0	1	1									
Tommy Davis, R OBP: 0.182, SLG: 0.182		0-3 K		0-0 4-3			0-3 K	0-3 K		4	0	0	0	0	3	1									
John Roseboro, L OBP: 0.083, SLG: 0.083		0-0 4-3		0-3 K			0-0 2B G3 1B		0-0 F5	4	1	1	0	0	1	0									
Jim Lefebvre, S OBP: 0.250, SLG: 0.500		0-3 K			0-0 6-3		0-0 G3 1-3 2B		0-0 1B FC1-2 2B	4	0	2	0	0	1	0									
Ron Fairly, L Dick Smith, R			0-0 2B 1B		0-0 3-1		0-0 G3		0-0 FC1-2 1B	4	0	2	1	0	0	1									
John Kennedy, R Wally Moon, L Nate Oliver, R			0-3 K		0-0 HR		2-3 3-H 4-0 BB		4-0 FC1-2 IBB	2	1	1	1	1	1	1									
Don Drysdale, R Al Ferrara, R Bob Miller, R Dick Tracewski, R			0-3 K		0-0 6-3		0-0 F7		0-0 FC1-2 FC6	1	0	0	0	0	0	2									
									1-2 2-3 3-H	1	0	0	0	0	0	3									
<b>Inning Stats</b>	R: 0 E: 0 K: 1 S: 4	H: 0 LOB: 0 BB: 1 P: 8	R: 0 E: 0 K: 2 S: 7	H: 0 LOB: 0 BB: 0 P: 7	R: 0 E: 0 K: 2 S: 9	H: 2 LOB: 2 BB: 0 P: 9	R: 0 E: 0 K: 1 S: 5	H: 0 LOB: 0 BB: 0 P: 5	R: 1 E: 0 K: 0 S: 4	H: 1 LOB: 0 BB: 0 P: 4	R: 0 E: 0 K: 1 S: 5	H: 0 LOB: 0 BB: 0 P: 5	R: 1 E: 0 K: 1 S: 7	H: 2 LOB: 2 BB: 1 P: 11	R: 0 E: 0 K: 1 S: 6	H: 1 LOB: 1 BB: 0 P: 6	R: 0 E: 0 K: 0 S: 5	H: 2 LOB: 3 BB: 1 P: 9	1B: 3 2B: 4 3B: 0 HR: 1	SF: 0 SAC: 0 DP: 0 HBP: 0	WP: 0 PB: 0 SB: 0 CS: 1	PA: 37			
<b>PITCHER</b>	IP WLS BF H R ER SO BB IBB HBP BLK WP HR S P ERA WHIP	8.1 W 34 8 2 2 9 2 0 0 0 0 1 50 58 2.16 1.200	0.2 S 3 0 0 0 0 0 1 0 0 0 0 0 2 6 0.00 0.000																						

Batter	1	2	3	4	5	6	7	8	9	AB	R	H	RBI	BB	SO	LOB	BOTTOM								
Tony Taylor, R OBP: 0.308, SLG: 0.462	0-0 1-3		0-0 F2			0-0 SH5-3 IHR 1B		0-0 F8		4	1	1	0	0	0	0	<b>Los Angeles Dodgers @ Philadelphia Phillies</b> <b>Connie Mack Stadium, Philadelphia, PA</b> Sat Apr 17 1965, 6:05 PM EST Att: 17,021 - Unknown								
Dick Allen, R OBP: 0.182, SLG: 0.455	0-3 K			0-0 P4		0-0 SH5-3		0-0 6-3		3	0	0	0	0	1	0									
Johnny Callison, L OBP: 0.250, SLG: 0.500	0-0 F9			0-3 K		0-0 IHR		0-3 K		4	1	1	2	0	2	0									
Wes Covington, L John Herrnstein, L		0-3 K		0-0 HR		4-0 G6-4-3 BB				2	1	1	1	1	1	0									
Tony Gonzalez, L OBP: 0.182, SLG: 0.182		0-3 K		0-0 E4		0-0 G6-4-3				0	0	0	0	0	0	0									
Dick Stuart, R Bobby Wine, R		0-3 K		0-3 K			0-0 6-3			3	0	0	0	0	2	2									
Clay Dalrymple, L OBP: 0.182, SLG: 0.182		0-3 K			0-0 4-3		0-0 F7			3	0	0	0	0	1	1									
Ruben Amaro, R OBP: 0.364, SLG: 0.300			0-0 F4		0-0 6-3					3	0	1	0	0	0	0									
Chris Short, R Jack Baldschun, R			0-3 K		0-0 5-3		0-3 K			3	0	0	0	0	2	1									
										0	0	0	0	0	0	0									
<b>Inning Stats</b>	R: 0 E: 0 K: 1 S: 5	H: 0 LOB: 0 BB: 0 P: 5	R: 0 E: 0 K: 4 S: 12	H: 0 LOB: 1 BB: 0 P: 12	R: 0 E: 0 K: 1 S: 5	H: 0 LOB: 0 BB: 0 P: 5	R: 1 E: 1 K: 2 S: 9	H: 1 LOB: 1 BB: 0 P: 9	R: 0 E: 0 K: 0 S: 3	H: 0 LOB: 0 BB: 0 P: 3	R: 2 E: 0 K: 0 S: 4	H: 2 LOB: 1 BB: 1 P: 8	R: 0 E: 0 K: 1 S: 6	H: 1 LOB: 1 BB: 0 P: 6	R: 0 E: 0 K: 1 S: 5	H: 0 LOB: 0 BB: 0 P: 5	1B: 2 2B: 0 3B: 0 HR: 2	SF: 0 SAC: 1 DP: 1 HBP: 0	WP: 1 PB: 0 SB: 0 CS: 0	PA: 30					
<b>PITCHER</b>	IP WLS BF H R ER SO BB IBB HBP BLK WP HR S P ERA WHIP	6.0 L 23 3 3 3 8 3 0 0 0 0 1 38 42 4.50 0.667	2.0 7 1 0 0 2 0 0 0 0 0 0 0 11 11 0.00 0.500																						





Batter	1	2	3	4	5	6	7	8	9	AB	R	H	RBI	BB	SO	LOB	TOP		
Joe Morgan, L (1,4) OBP: 0.364, SLG: 0.370	4-0 S BB		0-0 P6		4-0 3-1 BB BB	4-0 1-2 BB			0-0 P4	2	0	0	0	3	0	0	<b>Houston Astros @ Philadelphia Phillies</b> Connie Mack Stadium, Philadelphia, PA Mon Apr 19 1965, 6:05 PM EST Att. 4,668 - Unknown <a href="http://livebaseballscorecards.com">livebaseballscorecards.com</a>		
Al Spangler, L (1,7) OBP: 0.333, SLG: 0.222	0-0 L6		0-0 BB 4-3 1B		4-0 1-2 BB			0-0 F8	4	0	1	0	1	0	4				
Rusty Staub, L (1,9) OBP: 0.211, SLG: 0.118	4-0 1-2 BB		0-0 4-3		0-0 P4			0-0 F8	4	0	0	0	1	0	3				
Walt Bond, L (1,3) OBP: 0.310, SLG: 0.321	0-0 F6		1-0 BB HBP		0-0 3-1			0-0 SH5-3 1B	3	0	1	0	0	0	4				
Bob Aspromonte, R (1,5) OBP: 0.321, SLG: 0.304	0-0 P4		4-0 1-2 2-3 BB		0-0 L9			0-0 SH5-3	2	0	0	0	1	0	4				
Jimmy Wynn, R (1,8) OBP: 0.448, SLG: 0.538		0-0 1B	0-3 K		0-0 FC1-6 1B			0-3 K	4	0	2	0	0	2	4				
John Bateman, R (1,2) OBP: 0.400, SLG: 0.867		0-3 K		0-0 F5		0-0 FC1-6 1B		0-0 3-1	4	0	1	0	0	1	1				
Bob Lillis, R (1,6) OBP: 0.200, SLG: 0.179	0-0 P4		0-0 F8		0-0 FC1-6 BB			0-0 5-3	4	0	0	0	0	0	3				
Turk Farrell, R (1,1) Danny Coombs, R (5,1) Jim Beauchamp, R (6,PH) Larry Dierker, R (6,1)	0-3 K		0-0 5-3		0-0 K			0-0 P6	2	0	0	0	0	1	1				
<b>Inning Stats</b>	R: 0 E: 0 K: 0 S: 3	H: 0 LOB: 2 BB: 2 P: 11	R: 0 E: 0 K: 2 S: 8	H: 1 LOB: 1 BB: 0 P: 8	R: 0 E: 0 K: 1 S: 6	H: 1 LOB: 3 BB: 1 P: 11	R: 0 E: 0 K: 0 S: 3	H: 0 LOB: 0 BB: 0 P: 3	R: 0 E: 0 K: 1 S: 7	H: 2 LOB: 3 BB: 2 P: 11	R: 0 E: 0 K: 1 S: 6	H: 1 LOB: 1 BB: 0 P: 6	R: 0 E: 0 K: 0 S: 3	H: 0 LOB: 0 BB: 0 P: 3	R: 0 E: 0 K: 0 S: 3	H: 0 LOB: 0 BB: 0 P: 3	1B: 5 2B: 0 3B: 0 HR: 0	SF: 0 SAC: 1 DP: 0 HBP: 1	WP: 0 PA: 39 PB: 0 SB: 1 CS: 0
<b>PITCHER</b> Jim Bunning, R (1,1) ERA: 2.13	IP: 9.0 WLS: W BF: 39 H: 5 R: 0 ER: 0 SO: 5 BB: 6 IBB: 0 HBP: 1 BLK: 0 WP: 0 HR: 0 S: 42 P: 67 ERA: 0.00 WHIP: 1.222																		

Batter	1	2	3	4	5	6	7	8	9	AB	R	H	RBI	BB	SO	LOB	BOTTOM
Tony Taylor, R (1,4) OBP: 0.318, SLG: 0.429	0-3 K		0-0 E6 BB 1B	0-0 1B			0-0 HR 2B	0-3 K		5	2	2	0	0	2	3	<b>Houston Astros @ Philadelphia Phillies</b> Connie Mack Stadium, Philadelphia, PA Mon Apr 19 1965, 6:05 PM EST Att. 4,668 - Unknown <a href="http://livebaseballscorecards.com">livebaseballscorecards.com</a>
Dick Allen, R (1,5) OBP: 0.368, SLG: 0.667	0-0 1-3		4-0 1B 1-2 2-3 BB		0-0 2B SF8 1B		0-0 HR 2H		3	3	2	2	1	0	0		
Johnny Callison, L (1,9) OBP: 0.250, SLG: 0.450	0-0 F7		0-0 1B PB 1B		0-0 SF8 1B 2B		0-0 4-3		4	1	2	2	0	0	0		
Wes Covington, L (1,7) Bobby Del Greco, R (6,7)		0-0 L3 1B	0-0 P6		0-0 SF8		0-3 K		2	0	1	1	0	0	2		
Tony Gonzalez, L (1,8) Cookie Rojas, R (5,PH) Dick Stuart, R (1,3) Bobby Wine, R (8,FR)	0-0 L3		0-0 PB 1B		0-0 1B 3H		0-0 L8		2	0	1	1	0	0	1		
Clay Dalrymple, L (1,2) OBP: 0.133, SLG: 0.267	0-0 1-3		0-0 SH1-4 1B 1B		0-0 4-3		0-0 3B 1B		4	0	2	1	0	0	1		
Ruben Amaro, R (1,6) OBP: 0.389, SLG: 0.214		0-0 4-3	0-0 SH1-4		0-3 K		0-0 L4		3	0	0	0	0	1	2		
Jim Bunning, R (1,1) OBP: 0.200, SLG: 0.200		0-0 BB E 1B 1B	0-3 K		0-3 K		0-0 6-3		4	1	1	0	0	2	3		
<b>Inning Stats</b>	R: 0 E: 0 K: 1 S: 5	H: 0 LOB: 0 BB: 0 P: 5	R: 4 E: 1 K: 0 S: 7	H: 3 LOB: 1 BB: 1 P: 11	R: 0 E: 0 K: 1 S: 6	H: 2 LOB: 2 BB: 0 P: 6	R: 1 E: 0 K: 0 S: 5	H: 3 LOB: 1 BB: 0 P: 5	R: 0 E: 0 K: 2 S: 7	H: 0 LOB: 0 BB: 0 P: 7	R: 2 E: 0 K: 1 S: 7	H: 2 LOB: 0 BB: 0 P: 7	R: 1 E: 0 K: 1 S: 7	H: 2 LOB: 2 BB: 0 P: 7	1B: 9 2B: 3 3B: 1 HR: 1	SF: 1 SAC: 1 DP: 1 HBP: 0	WP: 0 PA: 37 PB: 1 SB: 0 CS: 0
<b>PITCHER</b> Turk Farrell, R (1,1) ERA: 3.77 Danny Coombs, L (5,1) Larry Dierker, R (6,1) ERA: 9.0	IP: 4.0 WLS: L BF: 21 H: 8 R: 5 ER: 2 SO: 2 BB: 8 IBB: 5 HBP: 2 BLK: 2 WP: 0 HR: 0 S: 23 P: 31 ERA: 4.50 WHIP: 2.500																



Batter	1	2	3	4	5	6	7	8	9	AB	R	H	RBI	BB	SO	LOB	TOP										
Joe Gaines, R OBP: 0.188, SLG: 0.071 Al Spangler, L OBP: 0.333, SLG: 0.250	F9		6-3	FC5			5-3			4	0	0	0	1	0	1											
Joe Morgan, L OBP: 0.356, SLG: 0.385	PB FC 2B		1B	1B		K			K	6	2	3	0	0	2	4											
Jimmy Wynn, R OBP: 0.436, SLG: 0.471	FC BB		F9	5-3				E5 1B	WP 1B	4	2	1	0	1	0	2											
Walt Bond, L OBP: 0.333, SLG: 0.342	FC		1B	G3				1B	BB 1B	5	2	3	2	0	0	1											
Bob Aspromonte, R OBP: 0.342, SLG: 0.290	F9		F8	5-3				F9	SF9 BB 1B	5	1	1	0	0	0	7											
Jim Beauchamp, R OBP: 0.316, SLG: 0.188 Rusty Staub, L OBP: 0.200, SLG: 0.091	K		K	K				1B	SH1-3 1B	3	1	1	2	1	2	2											
John Bateman, R OBP: 0.400, SLG: 0.947			F8	HR				SH3-4 1B	SF9	4	1	2	3	0	1	1											
Bob Lillis, R OBP: 0.243, SLG: 0.229	P6		P6	FC5 SH3-4 1B			CS	1B	SH1-3 1B	5	1	3	2	0	0	0											
Don Nottebart, R Mike White, R Dave Giusti, R	K		K	SH3-4			F9	SH3-4	SH1-3	1	0	0	0	0	1	0											
<b>Inning Stats</b>	R: 1 E: 0 K: 1 S: 7	H: 1 LOB: 2 BB: 1 P: 11	R: 0 E: 0 K: 1 S: 5	H: 0 LOB: 0 BB: 0 P: 5	R: 0 E: 0 K: 0 S: 5	H: 2 LOB: 1 BB: 0 P: 5	R: 1 E: 0 K: 1 S: 7	H: 2 LOB: 1 BB: 0 P: 7	R: 0 E: 0 K: 1 S: 5	H: 0 LOB: 0 BB: 1 P: 8	R: 0 E: 0 K: 0 S: 3	H: 0 LOB: 0 BB: 0 P: 3	R: 0 E: 1 K: 0 S: 9	H: 5 LOB: 3 BB: 1 P: 13	R: 5 E: 0 K: 1 S: 10	H: 5 LOB: 1 BB: 1 P: 14	1B: 13 2B: 1 3B: 0 HR: 1	SF: 1 SAC: 3 DP: 0 HBP: 0	WP: 1 PB: 1 SB: 0 CS: 0	PA: 48							
<b>PITCHER</b>	IP	WLS	BF	H	R	ER	SO	BB	IBB	HBP	BLK	WP	HR	S	P	ERA	WHIP										
Chris Short, L ERA: 2.19	7.1	L	33	8	6	4	5	2	0	0	0	0	1	41	49	4.91	1.364										
Jack Baldschun, R ERA: 9.23	0.0		2	2	0	0	0	0	0	0	0	0	0	2	2	∞	∞										
Ed Roebuck, R ERA: 4.15	0.2		4	1	1	0	0	1	0	0	0	0	0	3	7	13.50	3.000										
Morrie Steevens, L ERA: 3.0	0.0		3	2	0	0	0	1	0	0	0	1	0	2	6	∞	∞										
Gary Wagner, R ERA: 3.0	1.0		5	2	4	4	1	0	0	0	0	0	0	7	7	36.00	2.000										

Houston Astros @ Philadelphia Phillies  
 Connie Mack Stadium, Philadelphia, PA  
 Wed Apr 21 1965, 6:05 PM EST  
 Att: 8,267 - Unknown - 58 F

AB 39  
 R 11  
 H 15  
 RBI 11  
 BB 4  
 SO 6  
 LOB 18



Batter	1	2	3	4	5	6	7	8	9	AB	R	H	RBI	BB	SO	LOB	BOTTOM										
Tony Taylor, R OBP: 0.333, SLG: 0.345	SH1-3 1B	5-3		BB			6-3		F8	4	1	1	0	1	0	1											
Dick Allen, R OBP: 0.393, SLG: 0.560	SH1-3		1B	5-3			L8			2	1	0	0	1	0	2											
Johnny Callison, L OBP: 0.300, SLG: 0.464	1B HBP		1B	1B		E4 G6-3		L6		3	1	1	0	0	0	0											
Wes Covington, L OBP: 0.238, SLG: 0.684	F2		F7	G6-3				HR		4	1	1	1	0	0	5											
Tony Gonzalez, L OBP: 0.261, SLG: 0.227	1B		1B	F8				K		4	0	2	2	0	1	0											
Dick Stuart, R OBP: 0.308, SLG: 0.348	1B		P6				F2	K		4	0	1	1	0	1	1											
Clay Dalrymple, L OBP: 0.174, SLG: 0.304	F9		SH3-4 1B				P5		F8	4	0	1	0	0	0	2											
Ruben Amaro, R OBP: 0.333, SLG: 0.217	K		K	P4			P6		F7	4	0	0	0	0	1	1											
Chris Short, R Jack Baldschun, R Ed Roebuck, R Morrie Steevens, L Gary Wagner, R John Briggs, L	K		SH3-4				4-3		BB	2	0	0	0	0	1	0											
<b>Inning Stats</b>	R: 2 E: 0 K: 0 S: 6	H: 3 LOB: 2 BB: 0 P: 7	R: 0 E: 0 K: 2 S: 7	H: 0 LOB: 0 BB: 0 P: 7	R: 1 E: 0 K: 0 S: 4	H: 2 LOB: 1 BB: 1 P: 8	R: 0 E: 0 K: 0 S: 4	H: 1 LOB: 2 BB: 1 P: 8	R: 0 E: 0 K: 0 S: 3	H: 0 LOB: 0 BB: 0 P: 3	R: 0 E: 0 K: 0 S: 3	H: 0 LOB: 0 BB: 0 P: 3	R: 1 E: 0 K: 2 S: 8	H: 1 LOB: 0 BB: 0 P: 8	R: 0 E: 0 K: 0 S: 3	H: 0 LOB: 1 BB: 1 P: 7	1B: 6 2B: 0 3B: 0 HR: 1	SF: 0 SAC: 2 DP: 1 HBP: 1	WP: 0 PB: 0 SB: 0 CS: 0	PA: 37							
<b>PITCHER</b>	IP	WLS	BF	H	R	ER	SO	BB	IBB	HBP	BLK	WP	HR	S	P	ERA	WHIP										
Don Nottebart, R ERA: 3.46	6.0		26	6	3	3	2	2	0	0	0	0	1	27	36	4.50	1.333										
Dave Giusti, R ERA: 2.7	3.0	W	11	1	1	1	2	1	0	0	0	0	1	14	18	3.00	0.667										

Houston Astros @ Philadelphia Phillies  
 Connie Mack Stadium, Philadelphia, PA  
 Wed Apr 21 1965, 6:05 PM EST  
 Att: 8,267 - Unknown - 58 F

AB 31  
 R 4  
 H 7  
 RBI 4  
 BB 3  
 SO 4  
 LOB 12





Batter	1	2	3	4	5	6	7	8	9	AB	R	H	RBI	BB	SO	LOB	TOP			
Tony Taylor, R (1,4) OBP: 0.324, SLG: 0.333	F8		F9			5-3		1B		4	0	1	0	0	0	0	Philadelphia Phillies @ Los Angeles Dodgers Dodger Stadium, Los Angeles, CA Fri Apr 23 1965, 6:05 PM PST Att: 29,120 - Unknown			
Johnny Callison, L (1,9) OBP: 0.285, SLG: 0.406	P4			4-3		L9		F7		4	0	0	0	0	0	1				
Dick Allen, R (1,5) OBP: 0.375, SLG: 0.552	2B			5-3		4-3		K		4	0	1	0	0	1	1				
Dick Stuart, R (1,3) OBP: 0.300, SLG: 0.308	4-3			BB		L4		P6		3	0	0	0	1	0	1				
Alex Johnson, R (1,7) OBP: 0.250, SLG: 0.375	K			F5		2B		P6		4	0	1	0	0	1	1				
Cookie Rojas, R (1,8) OBP: 0.385, SLG: 0.333	L7				4-3	FC		P4		4	0	1	0	0	0	0				
Gus Triandos, R (1,2)	5-3			FC6-4		BB		K		2	0	0	0	1	1	2				
Ruben Amaro, R (1,6) OBP: 0.300, SLG: 0.192				4-3		FC6-4		FC		3	0	0	0	0	0	3				
Jim Bunning, R (1,1) OBP: 0.143, SLG: 0.143				6-3		K				2	0	0	0	0	1	1				
Frank Thomas, R (8, PH)								G3		1	0	0	0	0	0	0				
Morrie Steevens, L (8,1)										0	0	0	0	0	0	0				
<b>Inning Stats</b>	R: 0 E: 0 K: 0 S: 4	H: 1 LOB: 1 BB: 0 P: 4	R: 0 E: 0 K: 1 S: 5	H: 0 LOB: 0 BB: 0 P: 5	R: 0 E: 0 K: 0 S: 3	H: 0 LOB: 0 BB: 0 P: 3	R: 0 E: 0 K: 0 S: 3	H: 0 LOB: 1 BB: 1 P: 7	R: 0 E: 0 K: 1 S: 5	H: 0 LOB: 1 BB: 1 P: 9	R: 0 E: 0 K: 1 S: 7	H: 2 LOB: 2 BB: 0 P: 7	R: 0 E: 0 K: 1 S: 6	H: 1 LOB: 1 BB: 0 P: 6	R: 0 E: 0 K: 0 S: 3	H: 0 LOB: 0 BB: 0 P: 3	1B: 2 2B: 2 3B: 0 HR: 0	SF: 0 SAC: 0 DP: 0 HBP: 0	WP: 0 PB: 0 SB: 0 CS: 0	PA: 33
<b>PITCHER</b> Johnny Podres, L (1,1) ERA:	IP: 9.0 WLS: W BF: 33 H: 4 R: 0 ER: 0 SO: 4 BB: 2 IBB: 0 HBP: 0 BLK: 0 WP: 0 HR: 0 S: 39 P: 47 ERA: 0.00 WHIP: 0.667															<b>PITCHER</b>				

Batter	1	2	3	4	5	6	7	8	9	AB	R	H	RBI	BB	SO	LOB	BOTTOM	
Maury Wills, S (1,6) OBP: 0.484, SLG: 0.519	2B		6-3			CS		K		4	1	2	0	0	1	0	Philadelphia Phillies @ Los Angeles Dodgers Dodger Stadium, Los Angeles, CA Fri Apr 23 1965, 6:05 PM PST Att: 29,120 - Unknown	
Wes Parker, S (1,3) OBP: 0.406, SLG: 0.517	P6		P4		P6		E3	E		4	1	1	0	0	0	2		
Willie Davis, L (1,8) OBP: 0.310, SLG: 0.500	SF9		P4			L7		E4		4	2	3	1	0	0	1		
Tommy Davis, R (1,7) OBP: 0.258, SLG: 0.250	SF9			L8		L7		CS		3	0	0	1	0	0	1		
John Roseboro, L (1,2) OBP: 0.313, SLG: 0.276	1B			5-3				F9		4	0	2	1	0	0	0		
Ron Fairly, L (1,9) OBP: 0.355, SLG: 0.458	L3			1B		1-3		K		3	0	0	0	1	1	2		
Jim Lefebvre, S (1,4) OBP: 0.400, SLG: 0.577			F6							2	0	1	0	1	0	0		
John Kennedy, R (1,5) OBP: 0.259, SLG: 0.360	P6			K				K		3	0	0	0	0	2	4		
Johnny Podres, L (1,1)	F9									3	0	0	0	0	0	0		
<b>Inning Stats</b>	R: 2 E: 0 K: 0 S: 6	H: 3 LOB: 1 BB: 0 P: 6	R: 0 E: 0 K: 0 S: 3	H: 0 LOB: 0 BB: 0 P: 3	R: 0 E: 0 K: 1 S: 6	H: 1 LOB: 2 BB: 1 P: 10	R: 0 E: 0 K: 0 S: 3	H: 1 LOB: 0 BB: 0 P: 3	R: 1 E: 0 K: 1 S: 7	H: 2 LOB: 2 BB: 1 P: 11	R: 1 E: 2 K: 1 S: 6	H: 1 LOB: 0 BB: 0 P: 6	R: 0 E: 0 K: 1 S: 5	H: 0 LOB: 0 BB: 0 P: 5	1B: 6 2B: 4 3B: 0 HR: 0	SF: 1 SAC: 0 DP: 1 HBP: 0	WP: 0 PB: 0 SB: 0 CS: 2	PA: 34
<b>PITCHER</b> Jim Bunning, R (1,1) ERA: 2.75	IP: 7.0 WLS: L BF: 30 H: 9 R: 4 ER: 3 SO: 3 BB: 1 IBB: 1 HBP: 0 BLK: 0 WP: 0 HR: 0 S: 34 P: 42 ERA: 3.86 WHIP: 1.429															<b>PITCHER</b>		
<b>PITCHER</b> Morrie Steevens, L (8,1) ERA: 27.0	IP: 1.0 WLS: 3 BF: 0 H: 0 R: 0 ER: 0 SO: 1 BB: 0 IBB: 0 HBP: 0 BLK: 0 WP: 0 HR: 0 S: 5 P: 5 ERA: 0.00 WHIP: 0.000															<b>PITCHER</b>		

Batter	1	2	3	4	5	6	7	8	9	AB	R	H	RBI	BB	SO	LOB	TOP					
Tony Taylor, R (1.4) OBP: 0.310, SLG: 0.316	F9	6-3		1B		6-3			4-3	5	0	1	0	0	0	1						
Johnny Callison, L (1.9) OBP: 0.231, SLG: 0.361	F9		L9	SF9		K			3-1	4	0	0	1	0	1	0						
Dick Allen, R (1.5) OBP: 0.378, SLG: 0.529	1B		F9	FC6-4		6-3			K	5	0	2	1	0	1	0						
Dick Stuart, R (1.3) OBP: 0.353, SLG: 0.400	1B			FC6-4						4	0	3	0	0	0	2						
Alex Johnson, R (1.7) OBP: 0.333, SLG: 0.364	F5								F8	3	0	1	0	1	0	3						
Cookie Rojas, R (1.8) OBP: 0.353, SLG: 0.375		E	F8			4-3			G5-4-3	4	1	1	0	0	0	4						
Gus Triandos, R (1.2)		5-3				F8			5-3	3	0	0	0	1	0	1						
Ruben Amaro, R (1.6) OBP: 0.294, SLG: 0.200		E4				K			P4	4	1	1	0	0	1	2						
Bo Belinsky, L (1.1) OBP: 0.333, SLG: 0.333										2	1	1	0	0	0	2						
Ed Roebuck, R (6.1)		SH3-4				FC6-4			6-3	0	0	0	0	0	0	0						
Morrie Steevens, L (6.1)										0	0	0	0	0	0	0						
Frank Thomas, R (8, PH)										1	0	0	0	0	0	0						
Gary Wagner, R (8.1)										0	0	0	0	0	0	0						
<b>Inning Stats</b>	R: 0 E: 0 K: 0 S: 5	H: 2 LOB: 2 BB: 0 P: 5	R: 1 E: 1 K: 0 S: 5	H: 1 LOB: 1 BB: 0 P: 5	R: 0 E: 0 K: 0 S: 4	H: 1 LOB: 2 BB: 1 P: 8	R: 2 E: 0 K: 0 S: 7	H: 4 LOB: 2 BB: 0 P: 7	R: 0 E: 0 K: 1 S: 6	H: 1 LOB: 2 BB: 1 P: 10	R: 0 E: 0 K: 0 S: 5	H: 0 LOB: 0 BB: 0 P: 5	R: 0 E: 0 K: 0 S: 3	H: 1 LOB: 0 BB: 0 P: 3	R: 0 E: 0 K: 0 S: 3	H: 0 LOB: 0 BB: 0 P: 3	R: 0 E: 0 K: 1 S: 5	H: 0 LOB: 0 BB: 0 P: 5	1B: 8 2B: 2 3B: 0 HR: 0	SF: 1 SAC: 1 DP: 1 HBP: 0	WP: 0 PB: 0 SB: 0 CS: 0	PA: 39
<b>PITCHER</b> Claude Osteen, L (1.1) ERA: 1.38	IP: 9.0 WLS: W BF: 39 H: 10 R: 3 ER: 2 SO: 3 BB: 1 IBB: 1 HBP: 0 BLK: 0 WP: 0 HR: 0 S: 43 P: 51 ERA: 2.00 WHIP: 1.222																					

Philadelphia Phillies @ Los Angeles Dodgers  
 Dodger Stadium, Los Angeles, CA  
 Sat Apr 24 1965, 6:05 PM PST  
 Att: 36,500 - Unknown

AB	35
R	3
H	10
RBI	2
BB	2
SO	3
LOB	15

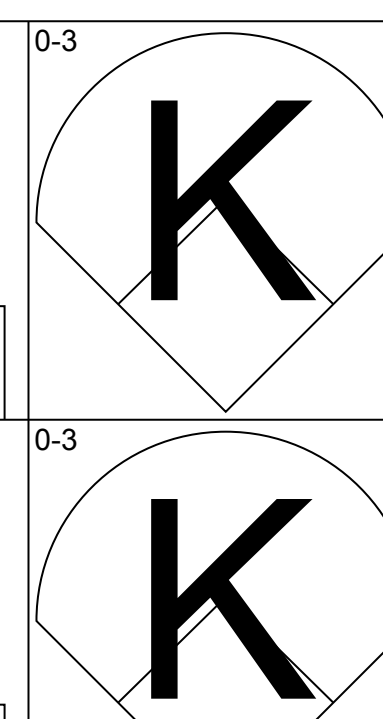
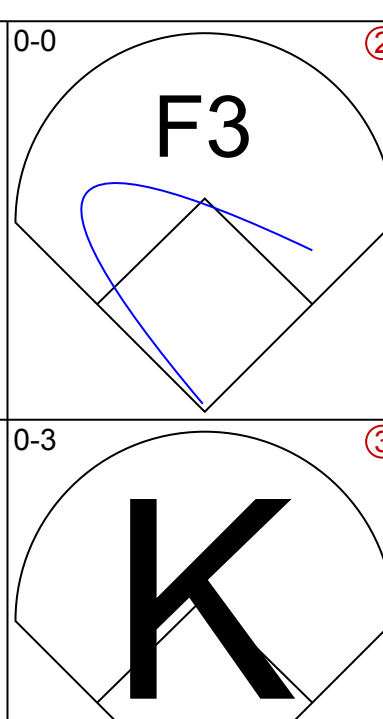
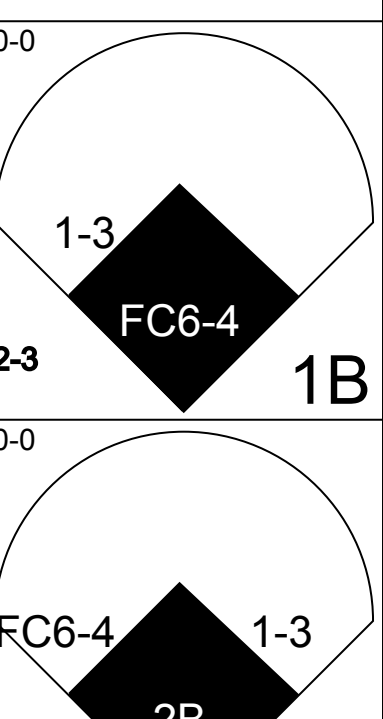
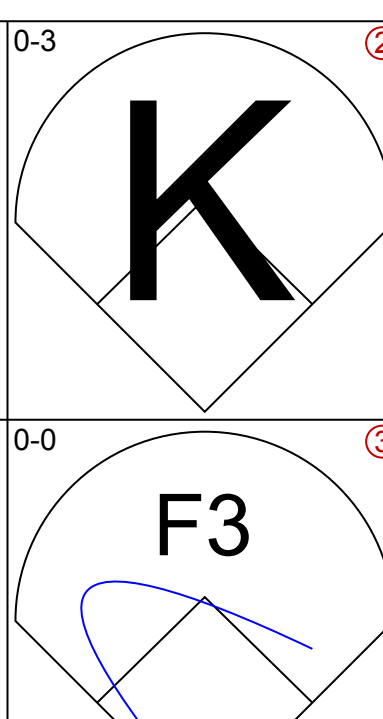
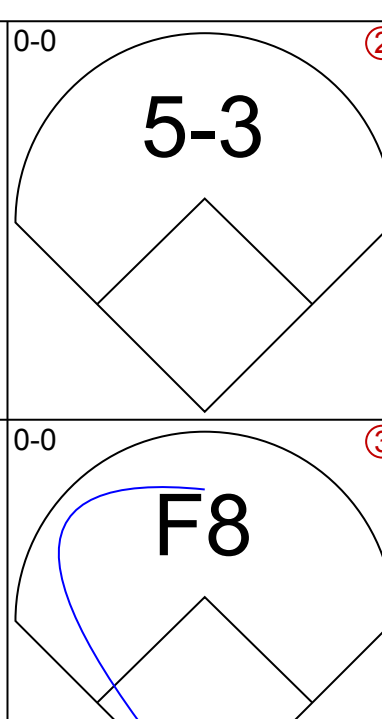
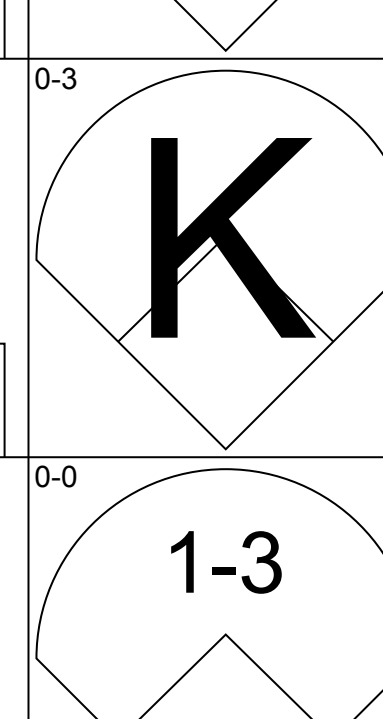

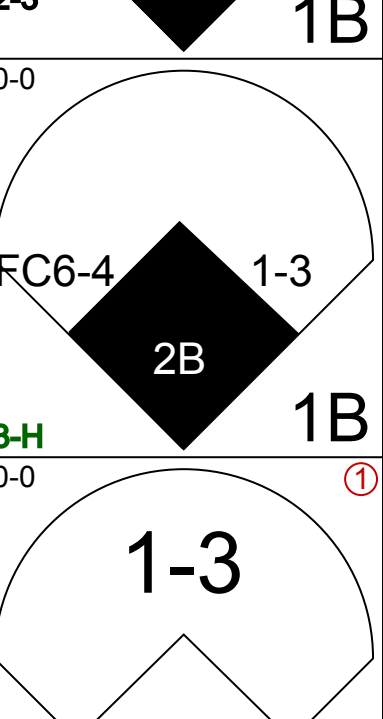

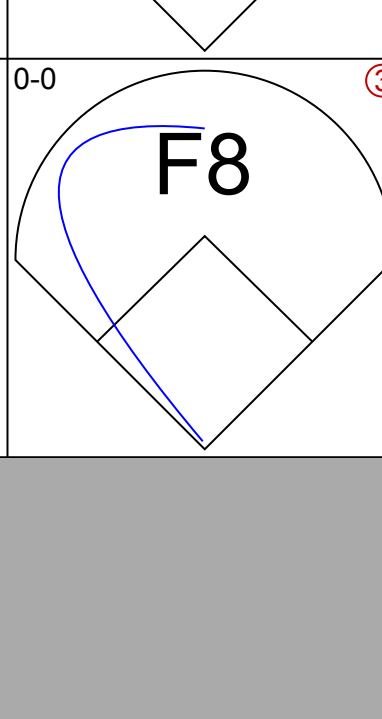
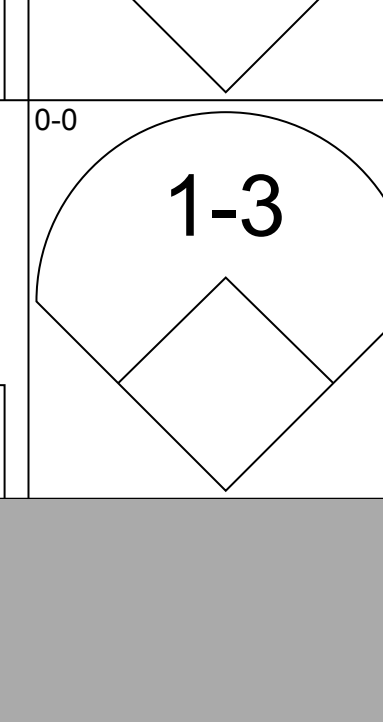
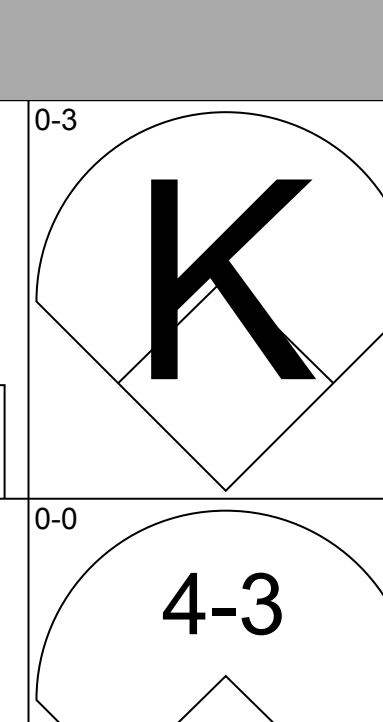
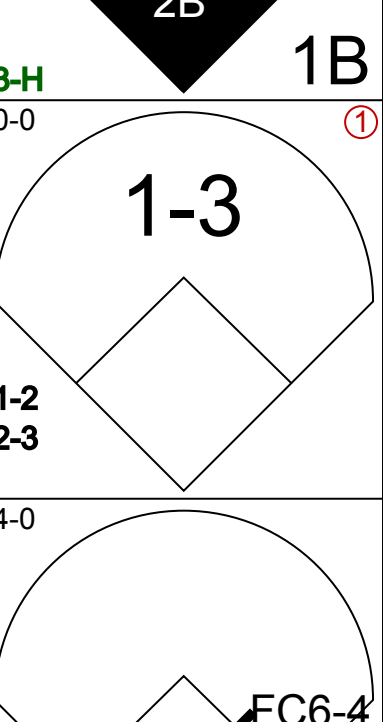
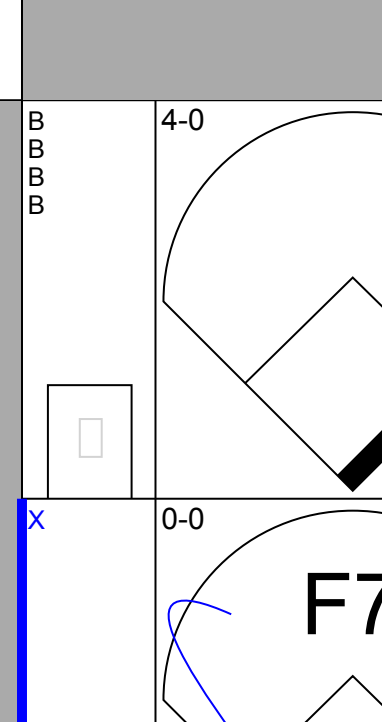
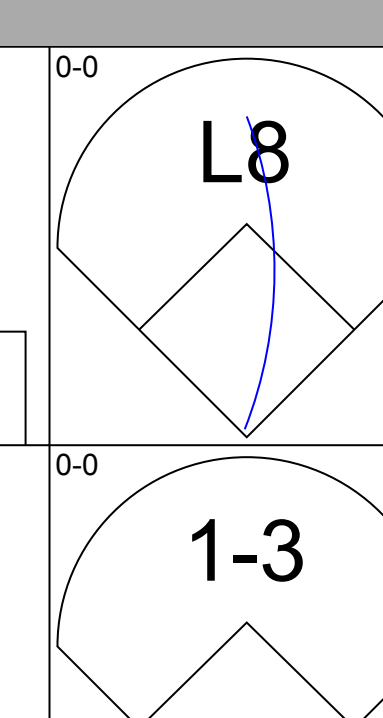
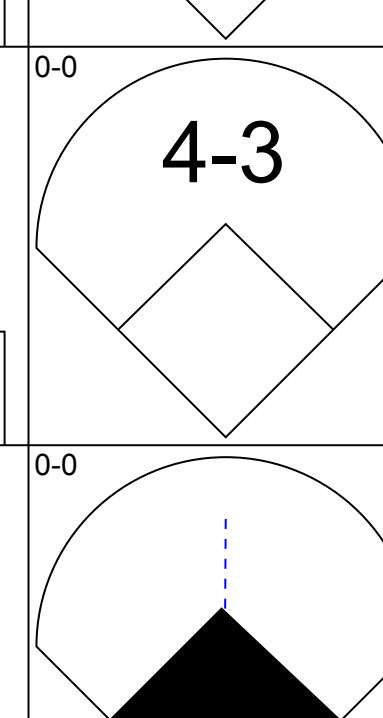
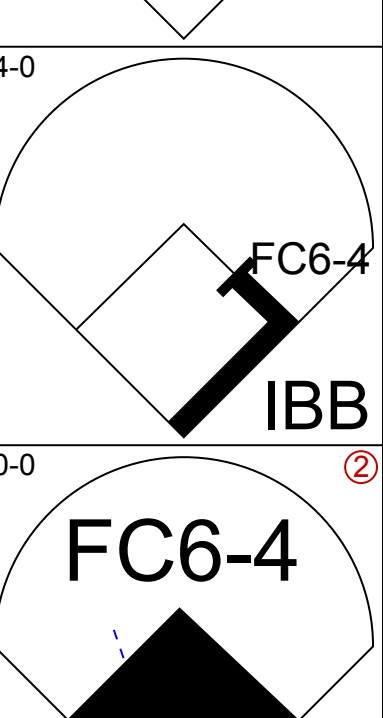
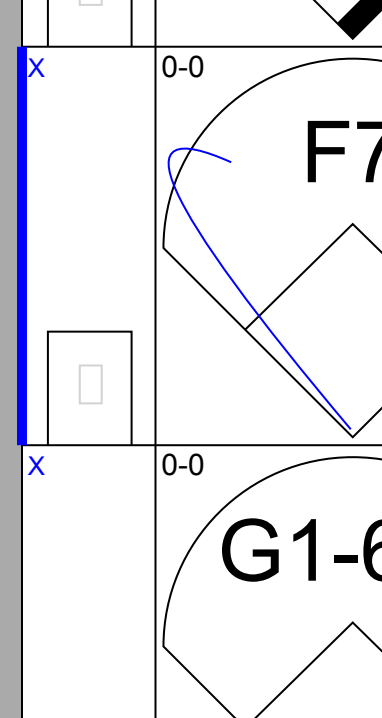
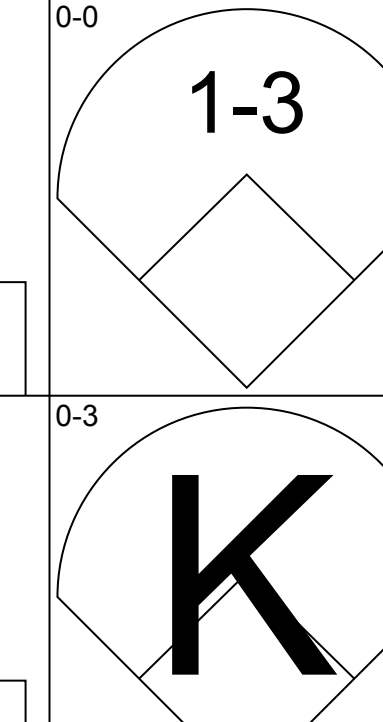
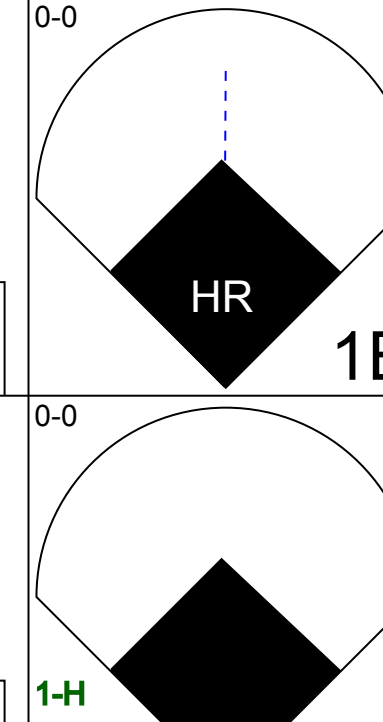
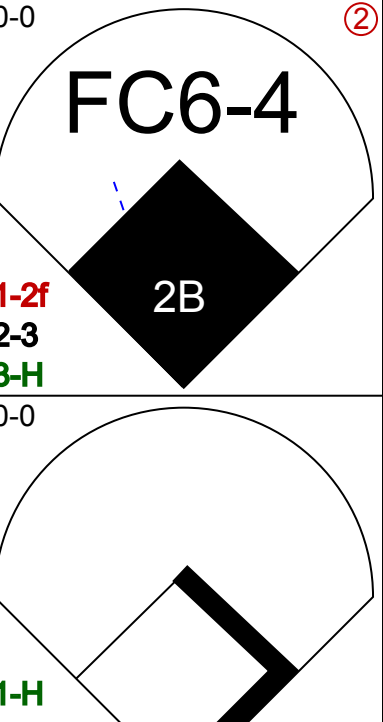
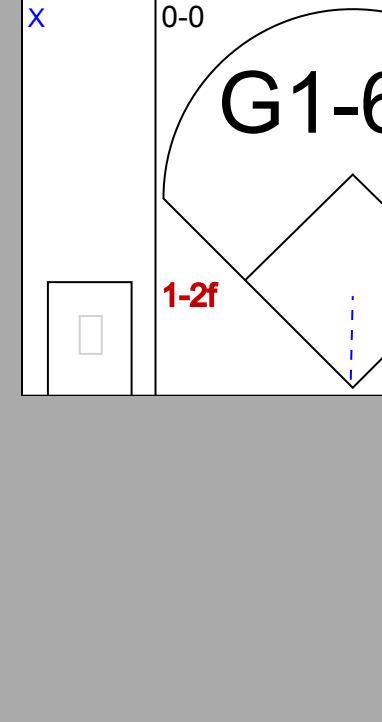
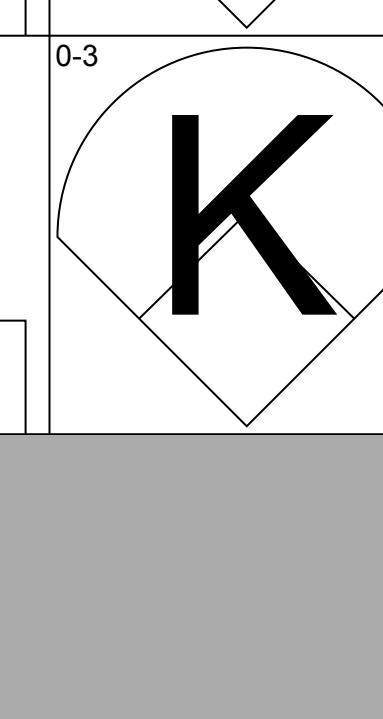
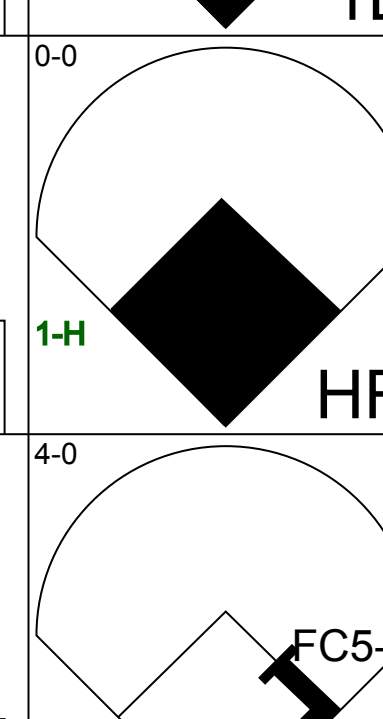
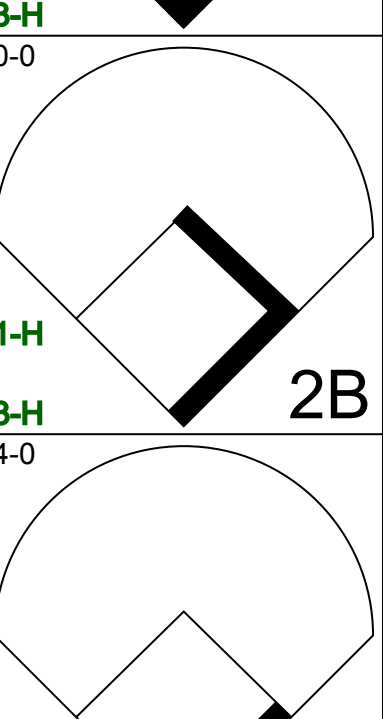
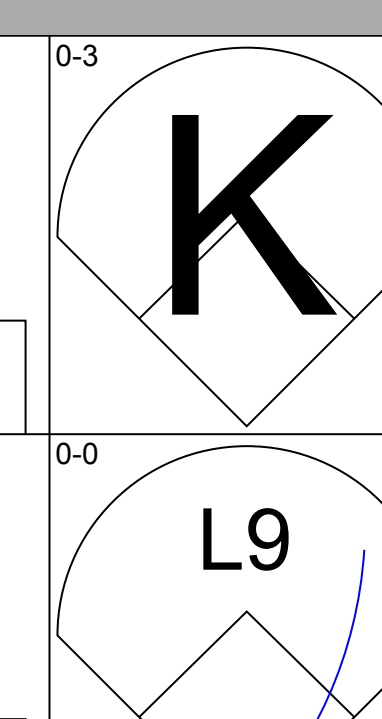
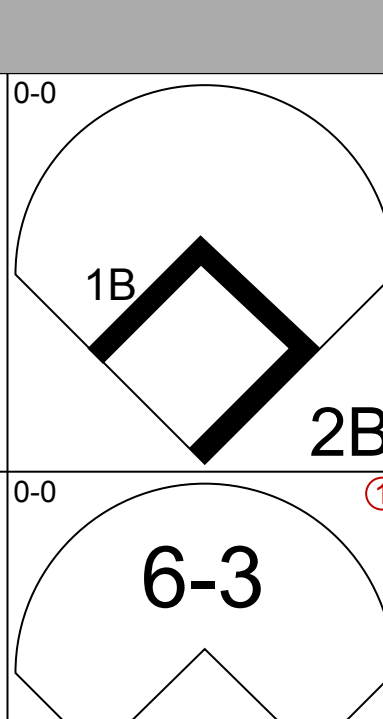
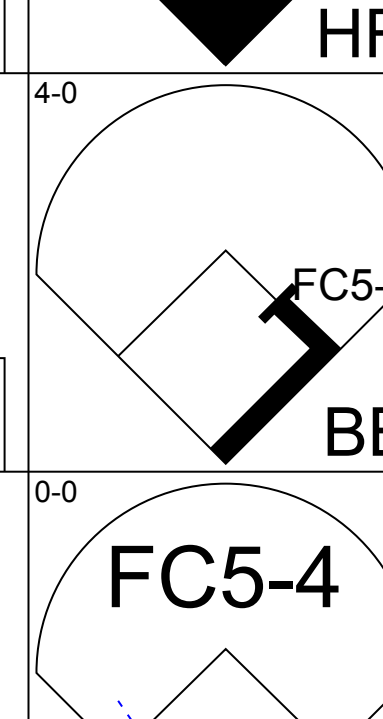
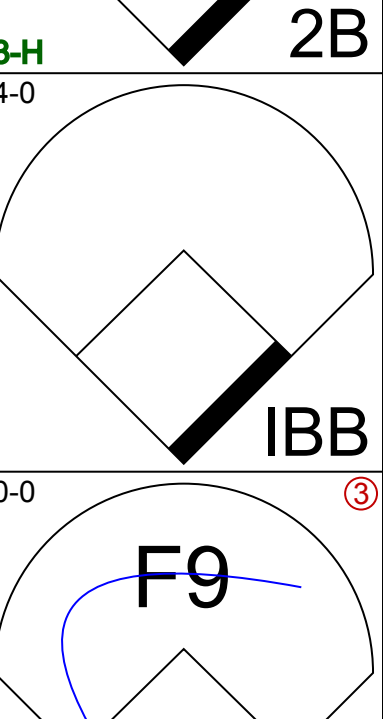
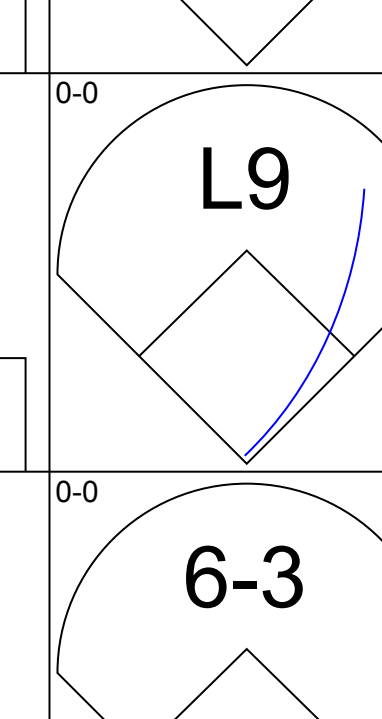
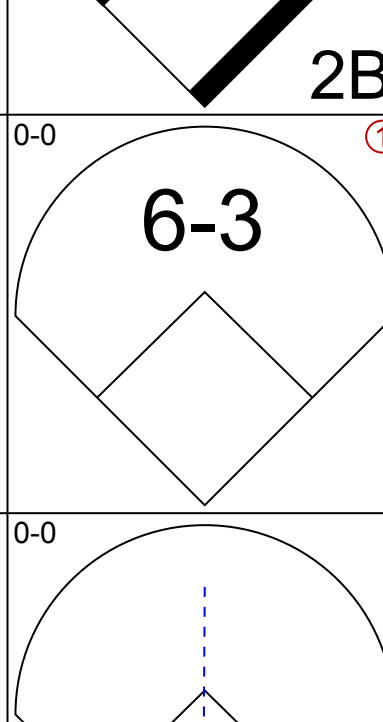
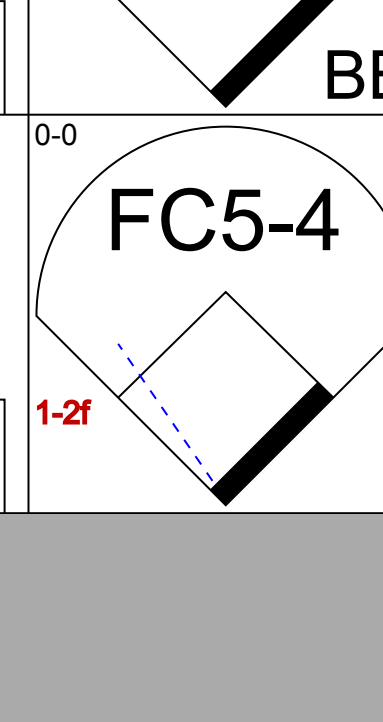
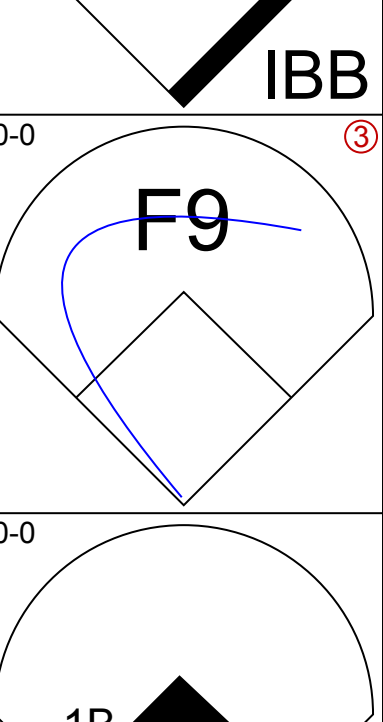
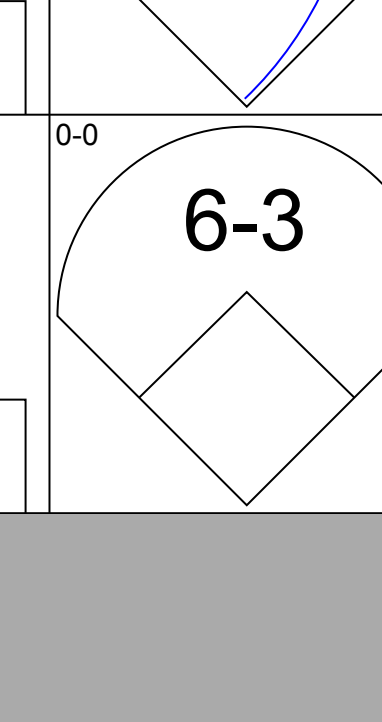
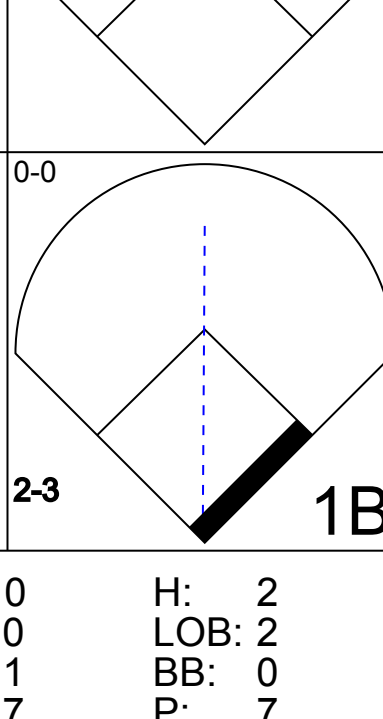
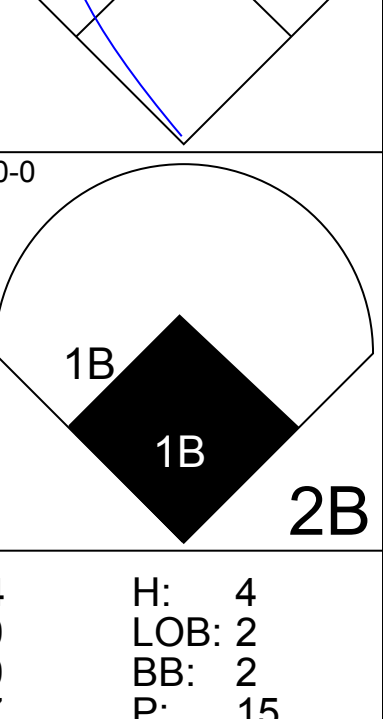
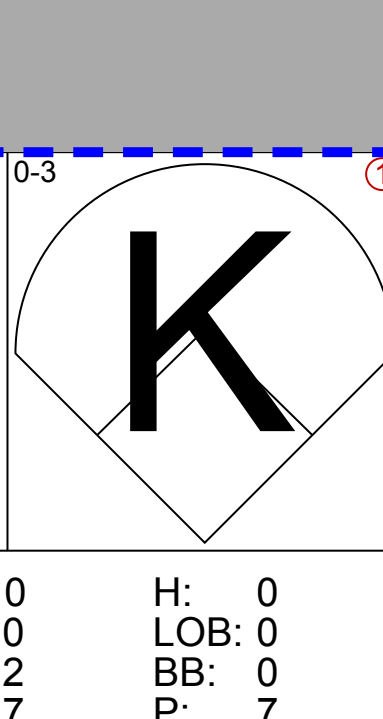
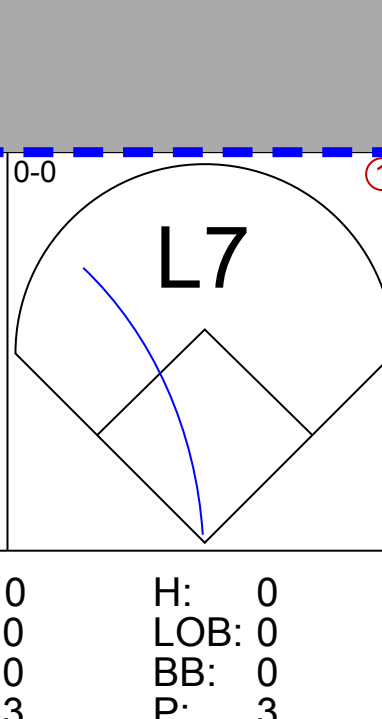


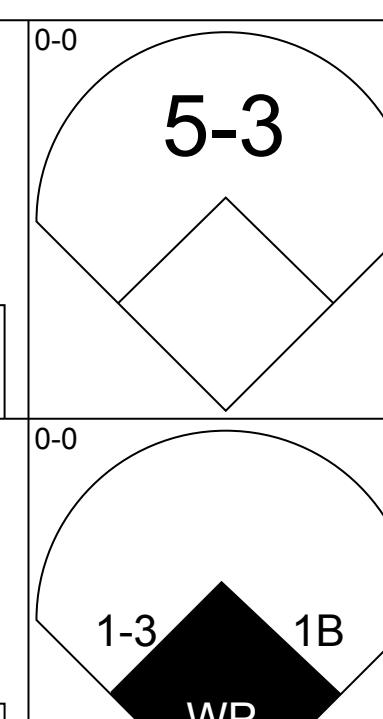
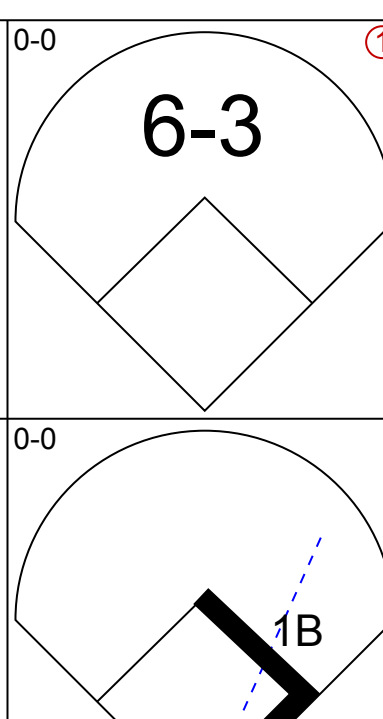
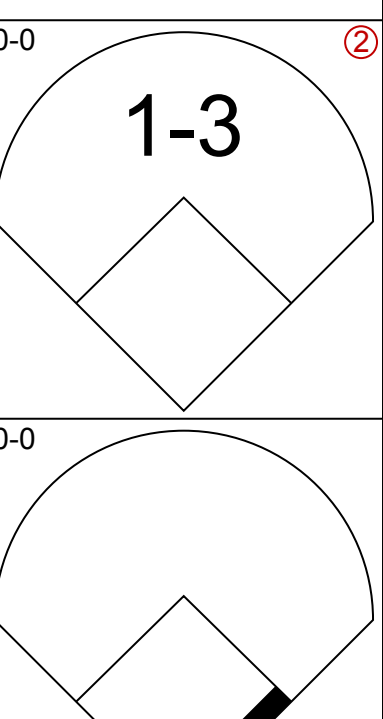
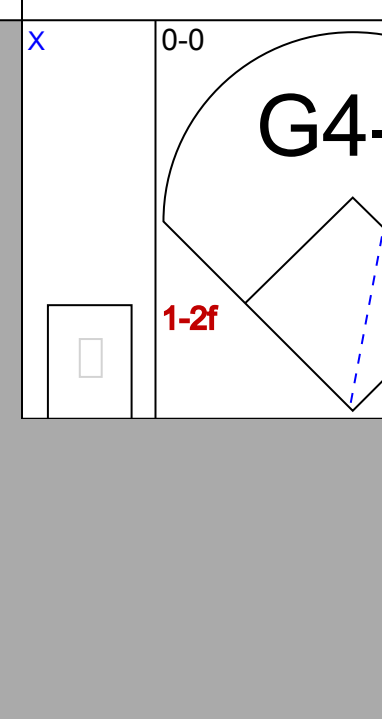
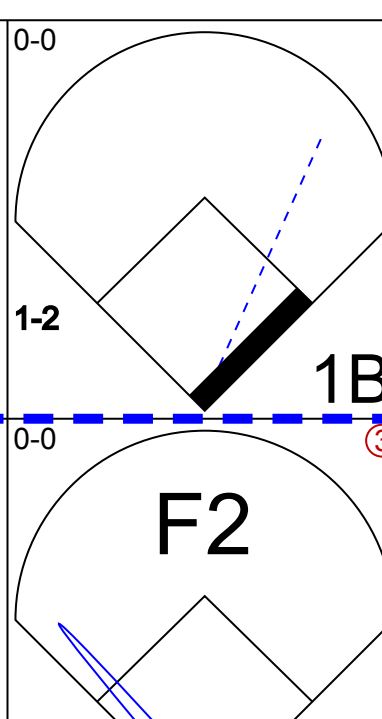
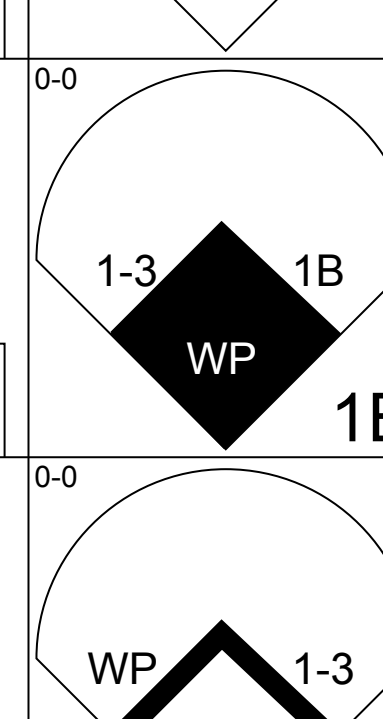
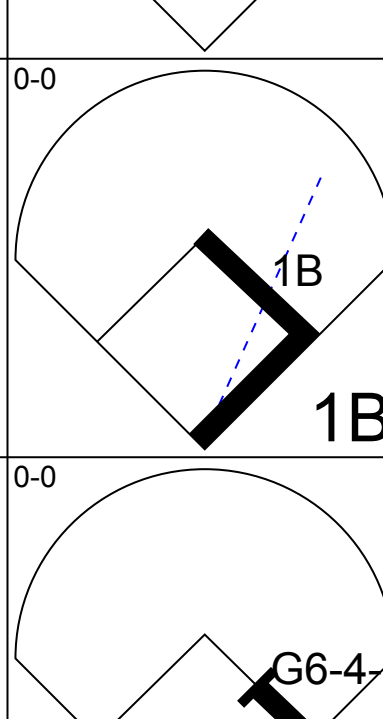
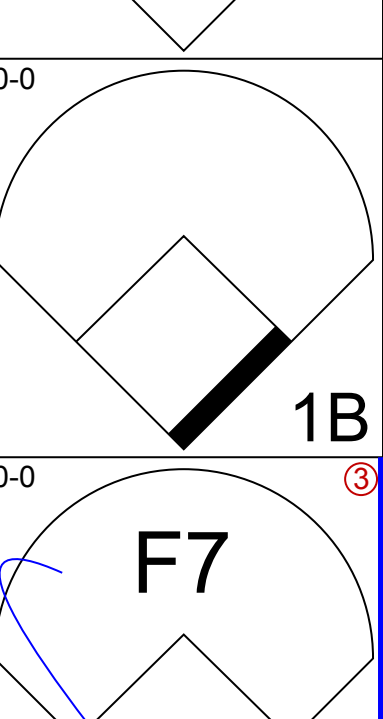
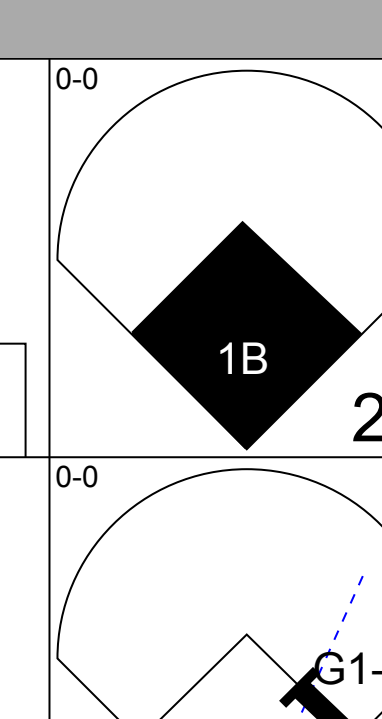
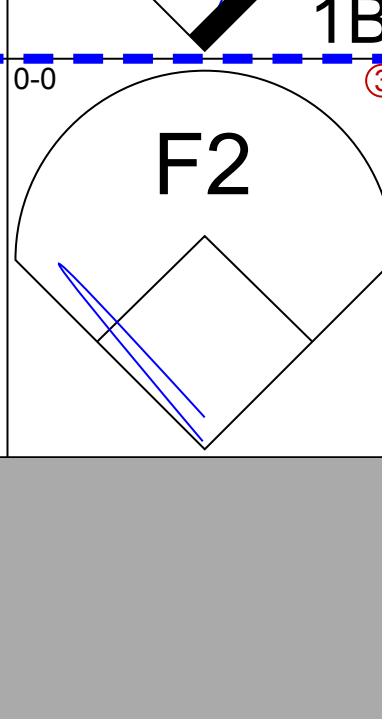
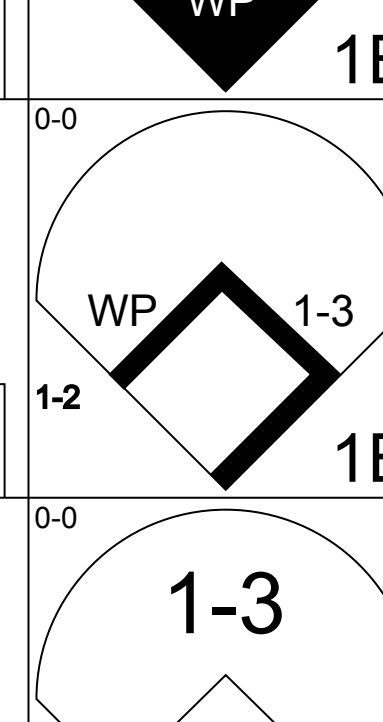
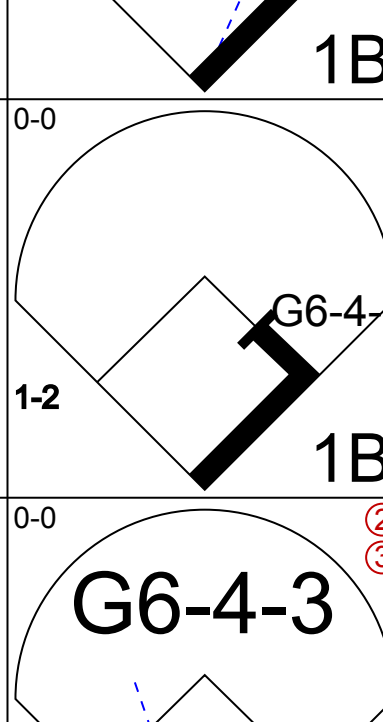
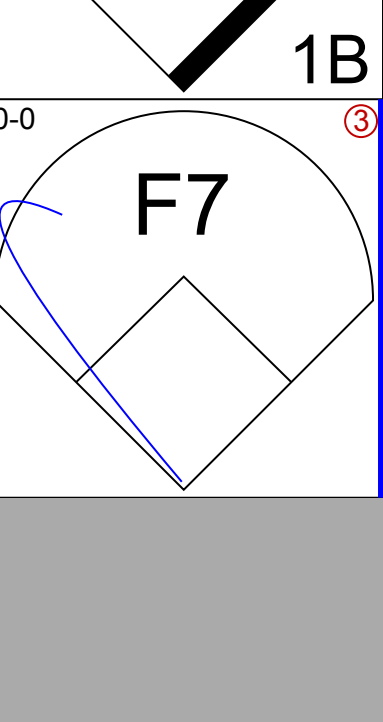
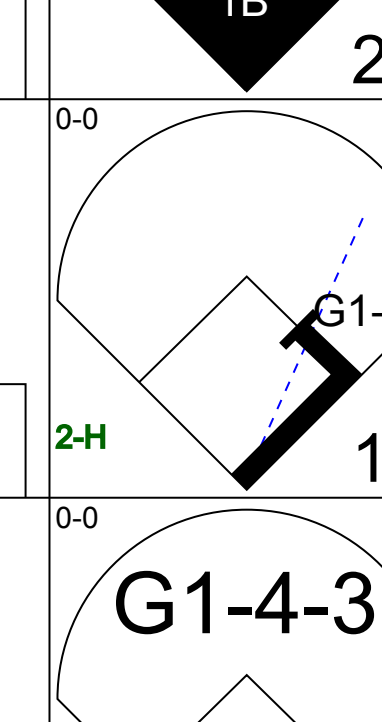
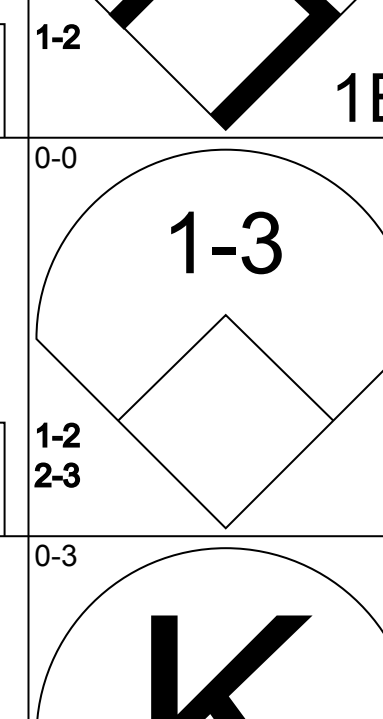
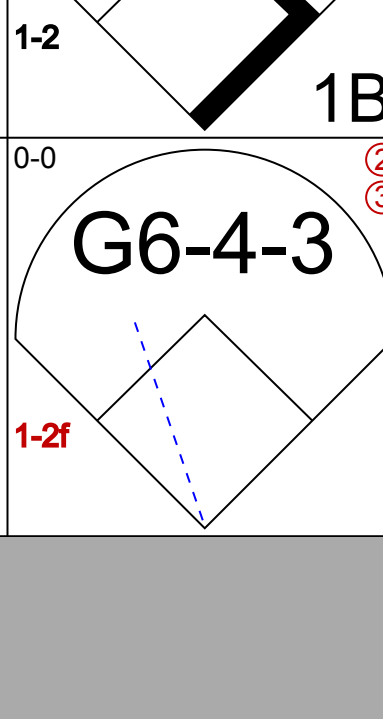
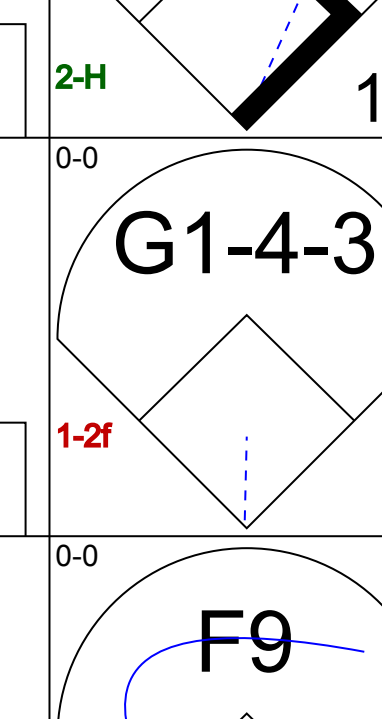
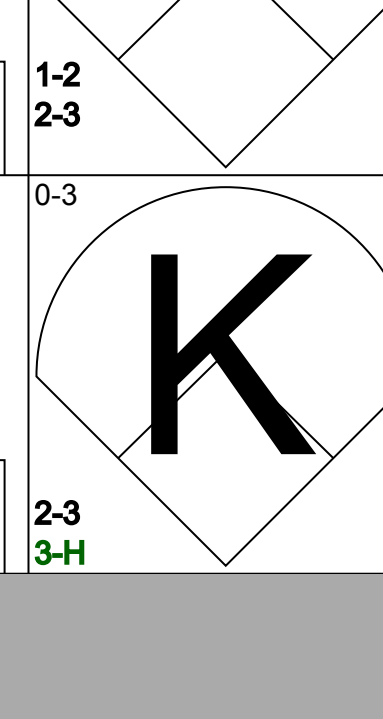

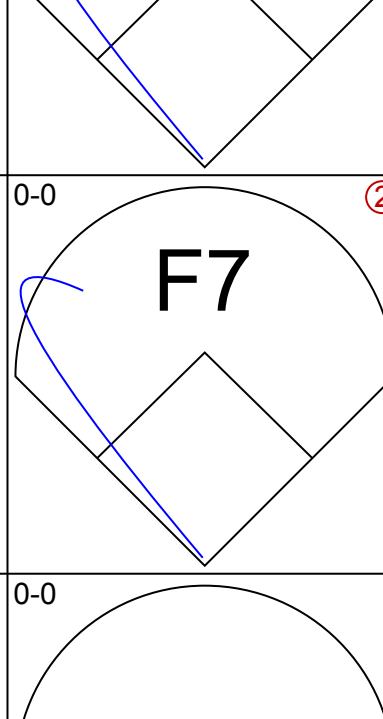
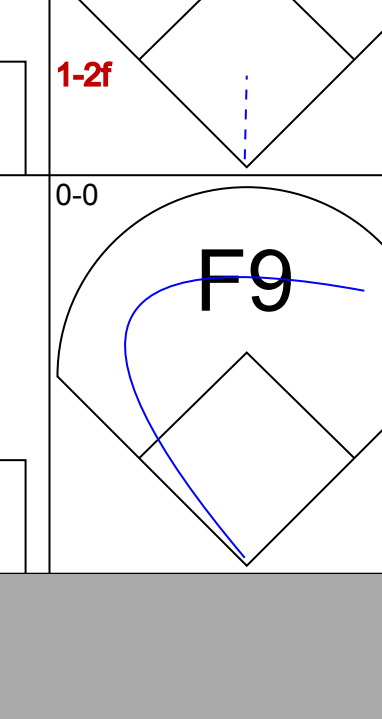
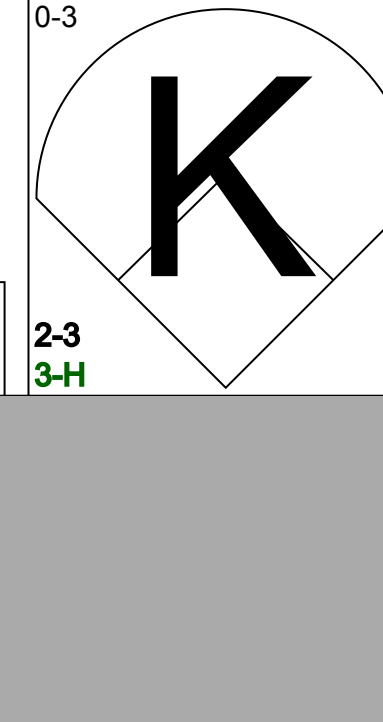
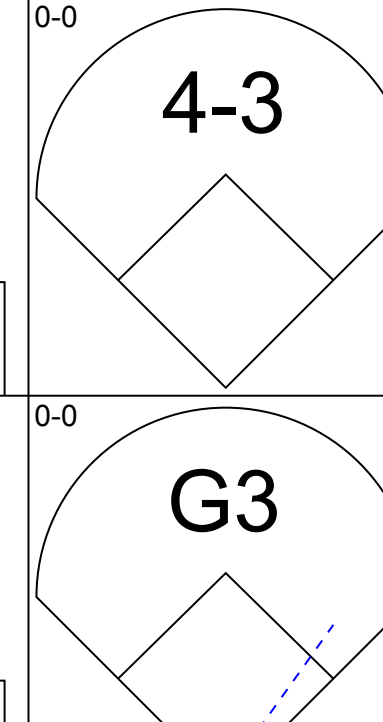
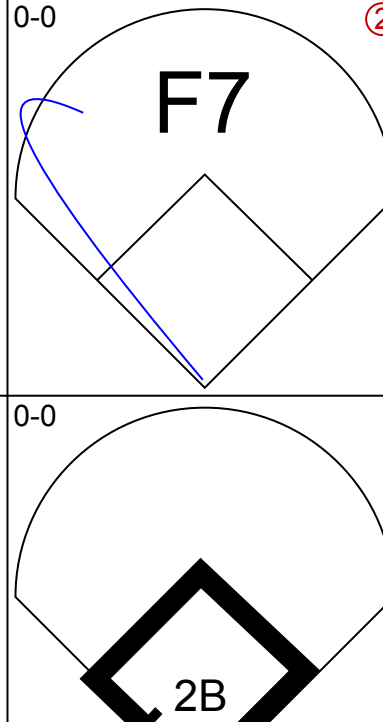
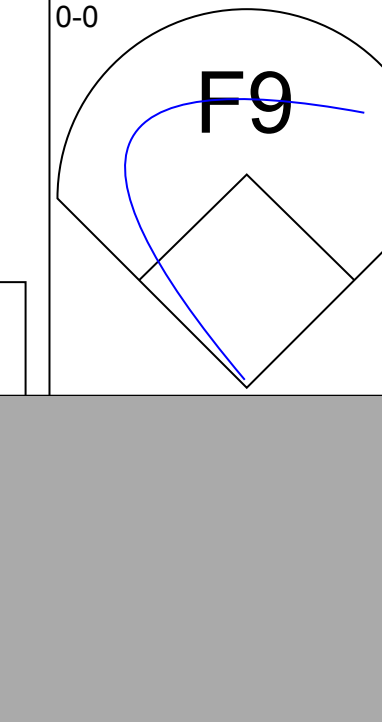
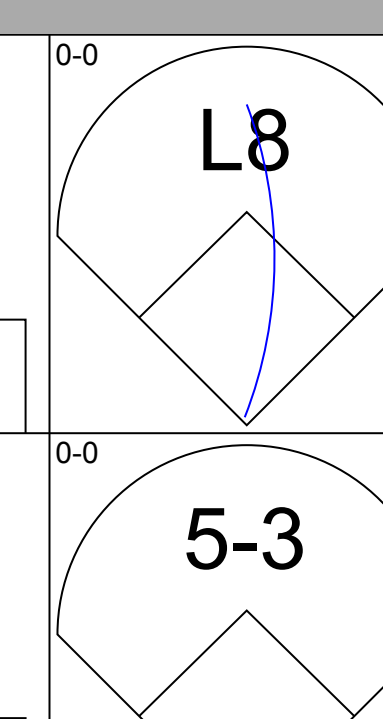
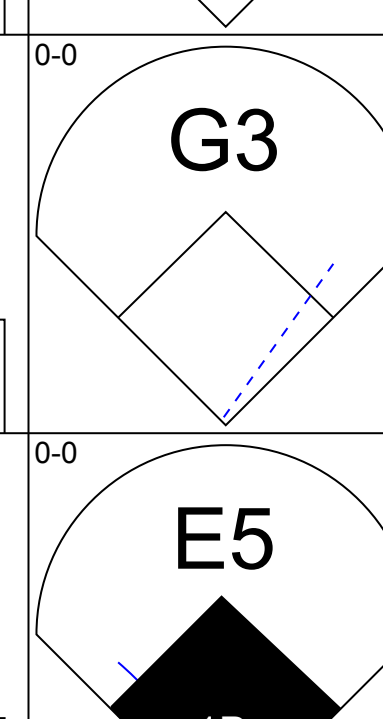
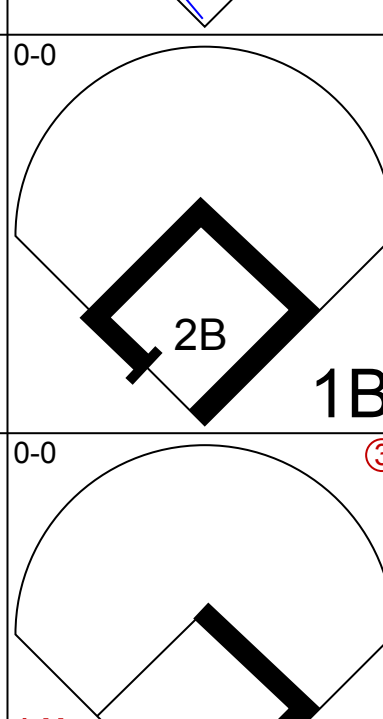
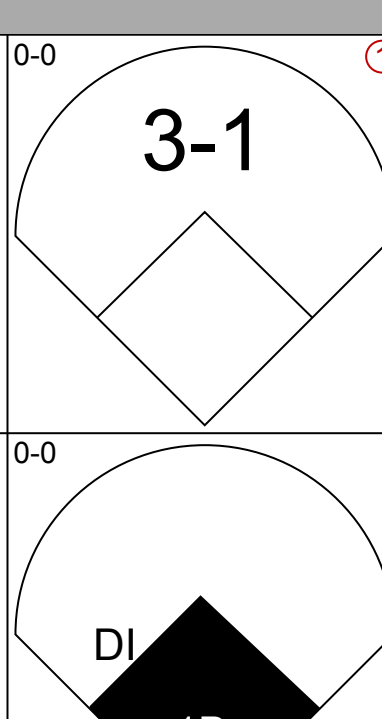
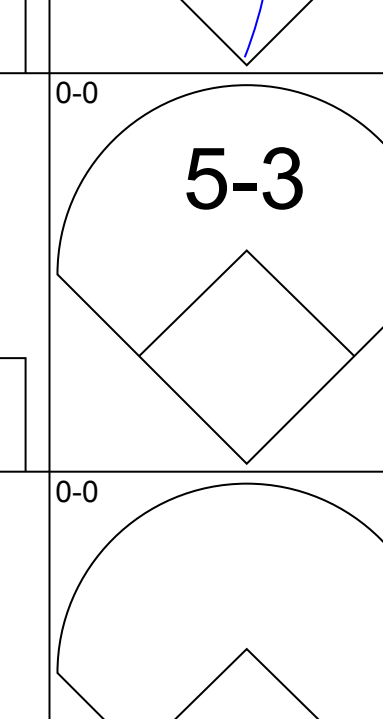
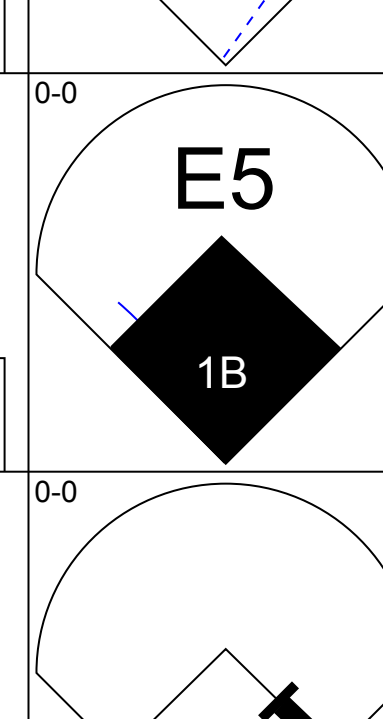
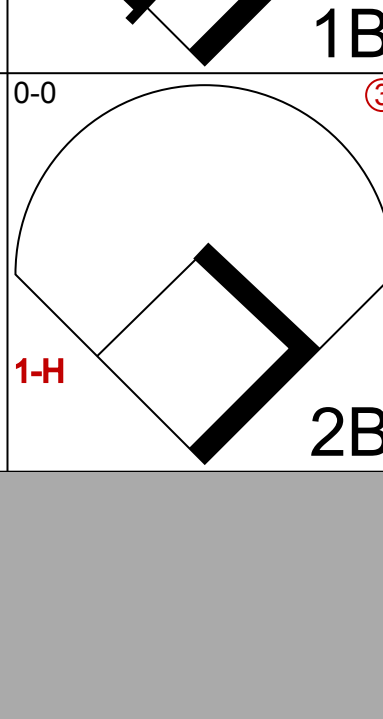
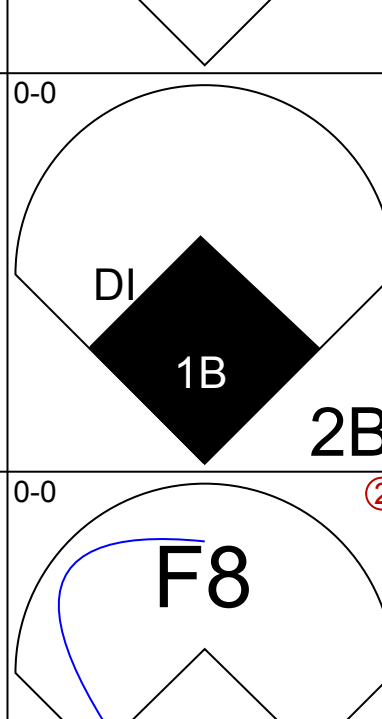
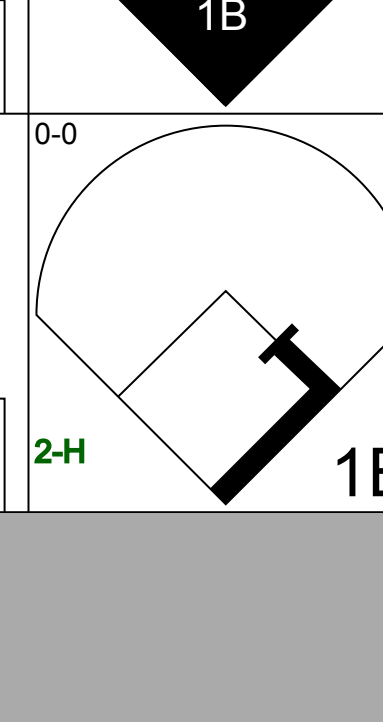
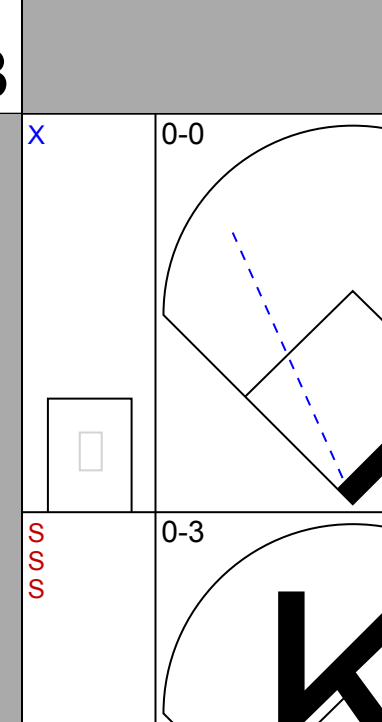
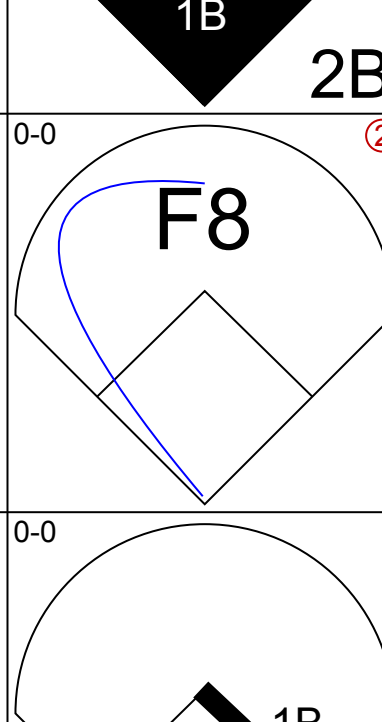
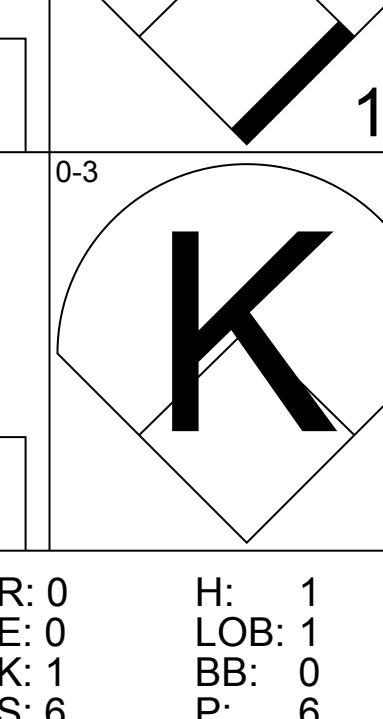
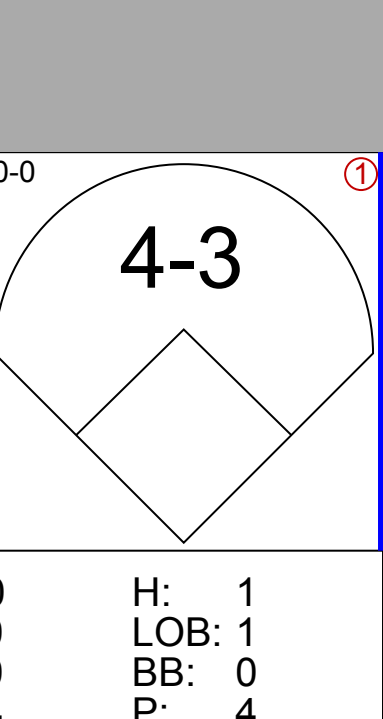
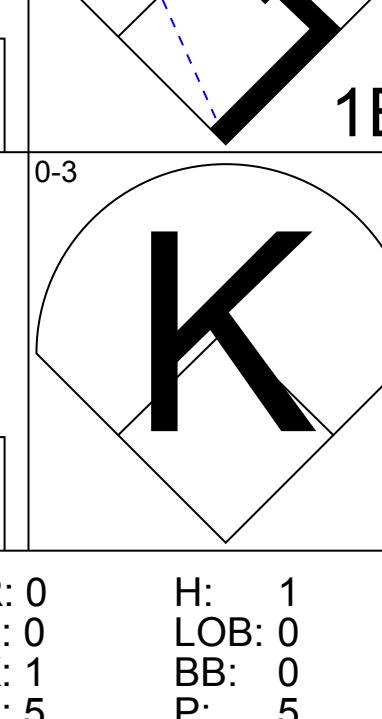
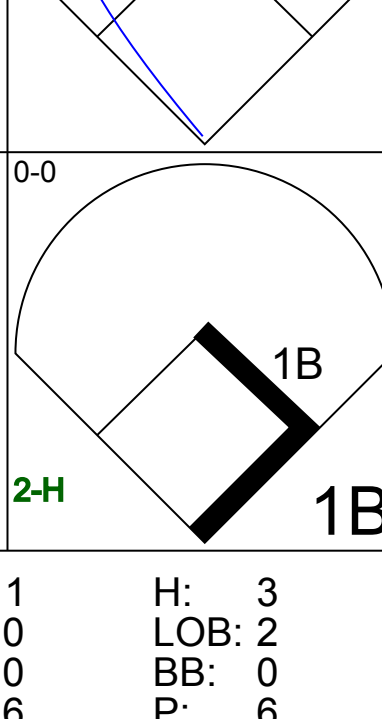
Batter	1	2	3	4	5	6	7	8	9	AB	R	H	RBI	BB	SO	LOB	BOTTOM			
Maury Wills, S (1.6) OBP: 0.444, SLG: 0.469	3-1		FC2-5			6-3			K	5	1	1	0	0	1	1				
Wes Parker, S (1.3) OBP: 0.405, SLG: 0.485	5-3		FC2-5			5-3			1-3	4	2	1	2	1	0	0				
Willie Davis, L (1.8) OBP: 0.303, SLG: 0.469	4-3		FC2-5			4-3				4	0	1	1	0	0	2				
Tommy Davis, R (1.7) OBP: 0.257, SLG: 0.250		6-3	E2			F4				4	0	1	1	0	0	1				
Jim Lefebvre, S (1.4) OBP: 0.471, SLG: 0.704										1	2	1	1	3	0	0				
Ron Fairly, L (1.9) OBP: 0.343, SLG: 0.429			G3-6-1							4	1	1	0	0	1	4				
John Kennedy, R (1.5) OBP: 0.310, SLG: 0.360										0	1	0	0	2	0	0				
John Roseboro, L (6, PH) OBP: 0.333, SLG: 0.300										1	0	1	1	0	0	0				
Dick Tracewski, R (6, PR) OBP: 0.500, SLG: 0.400										1	1	1	0	0	0	0				
Jeff Torborg, R (1.2) OBP: 0.250, SLG: 0.250		E4				F8			L6	4	0	1	1	0	0	4				
Claude Osteen, L (1.1) OBP: 0.125, SLG: 0.125		3-1							5-3	4	1	1	0	0	1	1				
<b>Inning Stats</b>	R: 0 E: 0 K: 0 S: 3	H: 0 LOB: 0 BB: 0 P: 3	R: 2 E: 1 K: 0 S: 5	H: 2 LOB: 1 BB: 1 P: 9	R: 1 E: 1 K: 0 S: 4	H: 2 LOB: 2 BB: 2 P: 12	R: 0 E: 0 K: 1 S: 4	H: 0 LOB: 0 BB: 1 P: 8	R: 0 E: 0 K: 0 S: 3	H: 0 LOB: 0 BB: 0 P: 3	R: 6 E: 1 K: 0 S: 9	H: 5 LOB: 1 BB: 1 P: 13	R: 0 E: 0 K: 1 S: 5	H: 1 LOB: 1 BB: 1 P: 9	R: 0 E: 0 K: 1 S: 5	H: 0 LOB: 0 BB: 0 P: 5	1B: 9 2B: 0 3B: 0 HR: 1	SF: 0 SAC: 0 DP: 2 HBP: 0	WP: 2 PB: 0 SB: 1 CS: 1	PA: 38
<b>PITCHER</b> Bo Belinsky, L (1.1) ERA: 6.97	IP: 5.1 WLS: L BF: 24 H: 5 R: 5 ER: 5 SO: 5 BB: 4 IBB: 1 HBP: 0 BLK: 0 WP: 1 HR: 0 S: 21 P: 41 ERA: 8.44 WHIP: 1.688																			
<b>PITCHER</b> Ed Roebuck, R (6.1) ERA: 3.66	IP: 0.1 WLS: L BF: 5 H: 3 R: 3 ER: 0 SO: 0 BB: 0 IBB: 0 HBP: 0 BLK: 0 WP: 0 HR: 0 S: 5 P: 5 ERA: 0.00 WHIP: 9.000																			
<b>PITCHER</b> Morrie Steevens, L (6.1) ERA: 11.57	IP: 1.1 WLS: L BF: 6 H: 2 R: 1 ER: 0 SO: 1 BB: 1 IBB: 0 HBP: 0 BLK: 0 WP: 1 HR: 0 S: 7 P: 11 ERA: 0.00 WHIP: 2.250																			
<b>PITCHER</b> Gary Wagner, R (8.1) ERA: 2.25	IP: 1.0 WLS: L BF: 3 H: 0 R: 0 ER: 0 SO: 1 BB: 0 IBB: 0 HBP: 0 BLK: 0 WP: 0 HR: 0 S: 5 P: 5 ERA: 0.00 WHIP: 0.000																			

Philadelphia Phillies @ Los Angeles Dodgers  
 Dodger Stadium, Los Angeles, CA  
 Sat Apr 24 1965, 6:05 PM PST  
 Att: 36,500 - Unknown

AB	32
R	9
H	10
RBI	7
BB	6
SO	3
LOB	13



Batter	1	2	3	4	5	6	7	8	9	AB	R	H	RBI	BB	SO	LOB	TOP					
Tony Taylor, R OBP: 0.298, SLG: 0.302 (1, 4)										5	1	1	0	0	2	2	Philadelphia Phillies @ Los Angeles Dodgers Dodger Stadium, Los Angeles, CA Sun Apr 25 1965, 3:33 AM PDT Att: 25,766 - Unknown					
Dick Allen, R OBP: 0.357, SLG: 0.487 (1, 5)										5	1	1	1	0	2	2						
Johnny Callison, L OBP: 0.233, SLG: 0.333 (1, 9)										3	0	0	0	1	1	2						
Wes Covington, L OBP: 0.250, SLG: 0.619 Cookie Rojas, R OBP: 0.353, SLG: 0.353 (1, 7) (6, 7)										2	0	0	0	1	0	0						
Tony Gonzalez, L OBP: 0.259, SLG: 0.231 (1, 8)										4	2	1	1	0	0	3						
Dick Stuart, R OBP: 0.388, SLG: 0.529 Bobby Wine, R (8, 6) (1, 3)										4	1	2	4	0	2	0						
Clay Dalrymple, L OBP: 0.299, SLG: 0.360 (1, 2)										2	0	1	0	2	0	0						
Ruben Amaro, R OBP: 0.263, SLG: 0.176 (8, 3) (1, 6)										4	0	0	0	0	0	4						
Ray Herbert, R OBP: 0.667, SLG: 0.833 Jack Baldschun, R (9, 1) (1, 1)										4	1	2	0	0	1	0						
<b>Inning Stats</b>	R: 0 E: 0 K: 2 S: 7	H: 0 LOB: 0 BB: 0 P: 7	R: 0 E: 0 K: 1 S: 5	H: 0 LOB: 0 BB: 0 P: 5	R: 0 E: 0 K: 1 S: 7	H: 2 LOB: 2 BB: 0 P: 7	R: 2 E: 0 K: 1 S: 7	H: 2 LOB: 1 BB: 1 P: 11	R: 4 E: 0 K: 0 S: 7	H: 4 LOB: 2 BB: 2 P: 15	R: 0 E: 0 K: 2 S: 7	H: 0 LOB: 0 BB: 0 P: 7	R: 0 E: 0 K: 0 S: 2	H: 0 LOB: 0 BB: 1 P: 6	R: 0 E: 0 K: 1 S: 5	H: 0 LOB: 0 BB: 0 P: 5		R: 0 E: 0 K: 0 S: 3	H: 0 LOB: 0 BB: 0 P: 3	1B: 4 2B: 3 3B: 0 HR: 1	SF: 0 SAC: 0 DP: 1 HBP: 0	WP: 0 PB: 0 SB: 0 CS: 0
<b>PITCHER</b>	IP WLS BF H R ER SO BB IBB HBP BLK WP HR S P ERA WHIP																					
Don Drysdale, R ERA: 3.62 (1, 1)	5.0 L 26 8 6 6 5 1 2 0 0 0 0 1 33 45 10.80 1.800																					
Jim Brewer, L ERA (6, 1)	3.0 9 0 0 0 3 1 0 0 0 0 0 0 14 18 0.00 0.333																					
Ron Perranoski, L ERA (9, 1)	1.0 3 0 0 0 0 0 0 0 0 0 0 0 3 3 0.00 0.000																					

Batter	1	2	3	4	5	6	7	8	9	AB	R	H	RBI	BB	SO	LOB	BOTTOM					
Maury Wills, S OBP: 0.415, SLG: 0.432 (1, 6)										5	0	1	0	0	0	1	Philadelphia Phillies @ Los Angeles Dodgers Dodger Stadium, Los Angeles, CA Sun Apr 25 1965, 3:33 AM PDT Att: 25,766 - Unknown					
Wes Parker, S OBP: 0.452, SLG: 0.553 (1, 3)										5	2	4	0	0	0	2						
Willie Davis, L OBP: 0.333, SLG: 0.486 Jim Brewer, L (1, 8) (6, 1)										3	0	2	0	0	0	1						
Wally Moon, L OBP: 1.000, SLG: 1.000 Ron Perranoski, L (8, PH) (9, 1)										1	0	1	1	0	0	0						
Tommy Davis, R OBP: 0.231, SLG: 0.222 (1, 7)										4	0	0	0	0	0	5						
Ron Fairly, L OBP: 0.308, SLG: 0.375 (1, 9)										4	0	0	0	0	1	1						
Jim Lefebvre, S OBP: 0.447, SLG: 0.645 (1, 4)										4	0	1	0	0	0	0						
John Kennedy, R OBP: 0.290, SLG: 0.333 Dick Tracewski, R OBP: 0.625, SLG: 0.857 (4, PH) (5, 5)										2	2	2	0	0	0	0						
Jeff Torborg, R OBP: 0.500, SLG: 0.500 (1, 2)										4	0	3	1	0	0	1						
Don Drysdale, R OBP: 0.300, SLG: 0.600 Willie Crawford, L (5, PH) Dick Smith, R (6, 8) John Roseboro, L OBP: 0.353, SLG: 0.323 (8, PH) Nate Oliver, R (9, PH)											1	0	0	0	0	1						
<b>Inning Stats</b>	R: 1 E: 0 K: 1 S: 7	H: 2 LOB: 1 BB: 0 P: 7	R: 0 E: 0 K: 1 S: 6	H: 1 LOB: 1 BB: 0 P: 6	R: 0 E: 0 K: 0 S: 4	H: 2 LOB: 1 BB: 0 P: 4	R: 1 E: 1 K: 0 S: 4	H: 1 LOB: 2 BB: 0 P: 4	R: 0 E: 0 K: 0 S: 4	H: 1 LOB: 1 BB: 0 P: 4	R: 0 E: 0 K: 0 S: 4	H: 2 LOB: 2 BB: 0 P: 4	R: 0 E: 0 K: 1 S: 5	H: 1 LOB: 0 BB: 0 P: 5	R: 1 E: 0 K: 0 S: 4	H: 2 LOB: 0 BB: 0 P: 4	R: 1 E: 0 K: 0 S: 6	H: 3 LOB: 2 BB: 0 P: 6	1B: 12 2B: 3 3B: 0 HR: 0	SF: 0 SAC: 0 DP: 3 HBP: 0	WP: 1 PB: 0 SB: 0 CS: 0	PA: 38
<b>PITCHER</b>	IP WLS BF H R ER SO BB IBB HBP BLK WP HR S P ERA WHIP																					
Ray Herbert, R ERA: 1.62 (1, 1)	8.2 W 37 15 4 3 3 0 0 0 0 0 0 0 43 43 3.12 1.731																					
Jack Baldschun, R ERA: 5.79 (9, 1)	0.1 S 1 0 0 0 0 0 0 0 0 0 0 0 1 1 0.00 0.000																					

AB	34
R	6
H	8
RBI	6
BB	4
SO	8
LOB	14



Batter	1	2	3	4	5	6	7	8	9	AB	R	H	RBI	BB	SO	LOB	TOP			
Tony Taylor, R OBP: 0.333, SLG: 0.326 (1, 4)	4-0 CS BB	0-0 1B					0-0 B1-3 1B			0-0 1-3							3 0 2 0 1 0 0			
Johnny Callison, L OBP: 0.234, SLG: 0.395 (1, 9)	0-0 1-2 HR	0-0 4-3					0-0 B1-3 1-2			0-0 F7							4 1 1 1 0 0 2			
Dick Allen, R OBP: 0.348, SLG: 0.465 (1, 5)	0-0 E8 2B						0-3 K			0-3 K							4 1 1 0 0 2 0			
Dick Stuart, R OBP: 0.381, SLG: 0.541 Bobby Wine, R (8, 6)	0-0 2H 3B 2B						0-3 K 4-3 HBP			0-3 K							3 1 1 1 0 2 0 0 0 0 0 0 0 0			
Alex Johnson, R OBP: 0.250, SLG: 0.267 Bobby Del Greco, R (1, 7) (9, 7)	0-3 K						0-3 K 4-3			0-0 6-3							4 0 0 0 0 2 2 0 0 0 0 0 0 0			
Cookie Rojas, R OBP: 0.409, SLG: 0.550 (1, 8)	0-0 2H 3B						0-0 L9			4-0 S 1B BB							3 1 2 1 1 0 1			
Gus Triandos, R Clay Dalrymple, L OBP: 0.286, SLG: 0.385 (1, 2) (7, 2)	0-0 F8						0-0 5-3			0-0 5-3							3 0 0 0 0 0 2 1 0 1 1 0 0 0			
Ruben Amaro, R OBP: 0.238, SLG: 0.158 (8, 3)							0-0 F8			0-0 F8							4 0 0 0 0 0 1			
Chris Short, R OBP: 0.091, SLG: 0.091 Jack Baldschun, R (1, 1) (7, 1)	0-3 K						0-3 K			0-0 6-3							3 0 0 0 0 2 0 1 0 0 0 0 1 1			
<b>Inning Stats</b>	R: 3 E: 1 K: 1 S: 8	H: 4 LOB: 1 BB: 1 P: 12	R: 0 E: 0 K: 0 S: 6	H: 1 LOB: 1 BB: 0 P: 6	R: 0 E: 0 K: 0 S: 3	H: 0 LOB: 0 BB: 0 P: 4	R: 0 E: 0 K: 1 S: 5	H: 0 LOB: 0 BB: 0 P: 5	R: 0 E: 0 K: 2 S: 8	H: 1 LOB: 1 BB: 0 P: 8	R: 0 E: 0 K: 0 S: 3	H: 0 LOB: 0 BB: 0 P: 3	R: 0 E: 0 K: 2 S: 7	H: 0 LOB: 0 BB: 0 P: 7	R: 1 E: 0 K: 1 S: 6	H: 1 LOB: 1 BB: 1 P: 10	1B: 4 2B: 3 3B: 1 HR: 1	SF: 0 SAC: 0 DP: 1 HBP: 1	WP: 0 PB: 0 SB: 1 CS: 1	PA: 36
<b>PITCHER</b>	IP WLS BF H R ER SO BB IBB HBP BLK WP HR S P ERA WHIP	IP WLS BF H R ER SO BB IBB HBP BLK WP HR S P ERA WHIP																		
Sandy Koufax, L ERA: 1.88 (1, 1)	6.0 L 25 7 3 3 6	2.0 6 0 0 0 2	1.0 5 1 1 1 1	1.0 5 1 1 1 1	1.0 5 1 1 1 1	1.0 5 1 1 1 1	1.0 5 1 1 1 1	1.0 5 1 1 1 1	1.0 5 1 1 1 1	1.0 5 1 1 1 1	1.0 5 1 1 1 1	1.0 5 1 1 1 1	1.0 5 1 1 1 1	1.0 5 1 1 1 1	1.0 5 1 1 1 1	1.0 5 1 1 1 1	1.0 5 1 1 1 1	4.50 1.333	0.00 0.000	9.00 2.000

Philadelphia Phillies @ Los Angeles Dodgers  
 Dodger Stadium, Los Angeles, CA  
 Mon Apr 26 1965, 7:05 PM PDT  
 Att: 24,703 - Unknown

AB	33
R	4
H	8
RBI	4
BB	2
SO	9
LOB	9



Batter	1	2	3	4	5	6	7	8	9	AB	R	H	RBI	BB	SO	LOB	BOTTOM					
Maury Wills, S OBP: 0.391, SLG: 0.390 (1, 6)	0-0 6-3									0-0 G3							4 0 0 0 1 2 6					
Dick Tracewski, R OBP: 0.538, SLG: 0.636 (1, 5)	0-0 6-3									0-0 E6							4 1 1 0 1 0 1					
Wes Parker, S OBP: 0.435, SLG: 0.524 (1, 3)	0-0 5-3									0-0 4-3 SH1-4 BB							4 0 1 0 0 0 2					
Tommy Davis, R OBP: 0.250, SLG: 0.244 (1, 7)										0-0 5-3							5 1 2 1 0 0 1					
Jim Lefebvre, S OBP: 0.452, SLG: 0.606 (1, 4)										0-0 6-3							2 0 0 0 2 1 1					
Al Ferrara, R OBP: 0.333, SLG: 0.600 John Roseboro, L OBP: 0.343, SLG: 0.313 Dick Smith, R (1, 9) (7, PH) (8, 8)	0-0 F5									0-0 SH1-4 1B							2 0 0 0 1 0 1 1 0 0 0 0 1 2 1 0 0 0 0 1 2					
Ron Fairly, L OBP: 0.341, SLG: 0.417 (1, 8) (8, 9)	0-0 F5									0-0 SH1-4 1B							4 1 2 1 1 0 1					
Jeff Torborg, R OBP: 0.462, SLG: 0.417 (1, 2)										0-0 2-3							4 0 1 0 1 0 3					
Sandy Koufax, R Willie Davis, L Willie Crawford, L Bob Miller, R Wally Moon, L Ron Perranoski, L (1, 1) (5, PH) (5, PH) (7, 1) (8, PH) (9, 1)	0-3 K									0-0 K							2 0 0 0 0 2 3 1 0 1 1 0 0 0 0 0 0 0 0 0 0 0 0 0 0 0 0 0 1 0 1 0 0 0 0 0 0 0 0 0 0 0					
<b>Inning Stats</b>	R: 0 E: 0 K: 0 S: 3	H: 0 LOB: 0 BB: 0 P: 3	R: 0 E: 0 K: 0 S: 3	H: 0 LOB: 1 BB: 1 P: 7	R: 0 E: 1 K: 1 S: 6	H: 0 LOB: 2 BB: 1 P: 10	R: 1 E: 0 K: 3 S: 11	H: 2 LOB: 3 BB: 2 P: 19	R: 0 E: 0 K: 0 S: 3	H: 0 LOB: 0 BB: 0 P: 3	R: 1 E: 0 K: 1 S: 8	H: 3 LOB: 2 BB: 0 P: 8	R: 0 E: 0 K: 1 S: 5	H: 0 LOB: 2 BB: 2 P: 13	R: 0 E: 0 K: 0 S: 4	H: 1 LOB: 1 BB: 0 P: 4	R: 1 E: 0 K: 1 S: 8	H: 3 LOB: 3 BB: 1 P: 12	1B: 8 2B: 1 3B: 0 HR: 0	SF: 0 SAC: 2 DP: 0 HBP: 0	WP: 0 PB: 0 SB: 2 CS: 0	PA: 44
<b>PITCHER</b>	IP WLS BF H R ER SO BB IBB HBP BLK WP HR S P ERA WHIP	IP WLS BF H R ER SO BB IBB HBP BLK WP HR S P ERA WHIP																				
Chris Short, L ERA: 2.32 Jack Baldschun, R ERA: 4.91 (1, 1) (7, 1)	6.1 W 30 4 1 1 2	2.2 S 14 4 1 1 2	4.0 2 2 5	4.0 2 2 5	4.0 2 2 5	4.0 2 2 5	4.0 2 2 5	4.0 2 2 5	4.0 2 2 5	4.0 2 2 5	4.0 2 2 5	4.0 2 2 5	4.0 2 2 5	4.0 2 2 5	4.0 2 2 5	4.0 2 2 5	4.0 2 2 5	2.84 1.421	3.38 1.875			

Philadelphia Phillies @ Los Angeles Dodgers  
 Dodger Stadium, Los Angeles, CA  
 Mon Apr 26 1965, 7:05 PM PDT  
 Att: 24,703 - Unknown

AB	35
R	3
H	9
RBI	3
BB	7
SO	7
LOB	23



Batter	1	2	3	4	5	6	7	8	9	AB	R	H	RBI	BB	SO	LOB	TOP								
Tony Taylor, R OBP: 0.351, SLG: 0.320	0-0 PB 1B 1B		0-0 1-3	1-0 1B HR HBP		0-3 K		0-0 1-3	4-0 BB	4	2	1	1	1	1	0									
Dick Allen, R OBP: 0.355, SLG: 0.612	0-0 PB 1B 1B		0-0 HR	1-3 HR	1-3 2-H 1B	0-0 HR		0-0 F9	0-0 F8	6	4	4	3	0	0	3									
Johnny Callison, L OBP: 0.231, SLG: 0.438	0-3 K 1-2 2-3		0-0 6-3	0-0 HR	0-0 1-H 2-H 3-H HR		0-0 F7	0-0 4-3		5	1	1	3	0	1	2									
Wes Covington, L John Herrnstein, L	0-0 G5-4-3 2-H 3-H 1B		0-0 HR	0-0 3-1		0-0 F3			0-0 F5	4	1	2	3	0	0	0									
Tony Gonzalez, L OBP: 0.281, SLG: 0.333	0-0 G5-4-3 1-2		0-0 HR	0-0 F7			0-0 6-3		4-0 2B SF7 BB	4	2	1	1	1	0	1									
Dick Stuart, R Bobby Wine, R		0-0 F5	0-0 6-3		1-0 HBP		0-3 K		0-0 BB 1-3 2B	3	0	0	0	0	0	1									
John Briggs, L OBP: 0.750, SLG: 1.000										1	1	1	0	0	0	0									
Clay Dalrymple, L Bobby Del Greco, R Gus Triandos, R		0-0 1B		0-0 HR		0-0 F8		4-0 1B BB	4-0 BB BB	3	1	2	1	2	0	1									
Ruben Amaro, R OBP: 0.255, SLG: 0.171		0-0 F9		4-0 SH5-4 1B BB	0-3 K		0-0 K		0-0 SF7	3	1	1	1	1	1	2									
Jim Bunning, R Art Mahaffey, R Morrie Steevens, L Jack Baldschun, R Cookie Rojas, R Ed Roebuck, R		0-0 6-3		0-0 SH5-4 1-2	0-3 K		0-3 K		4-0 BB 1-2 2-3 BB	1	0	0	0	0	0	1									
<b>Inning Stats</b>	R: 2 E: 0 K: 1 S: 7	H: 3 LOB: 0 BB: 0 P: 7	R: 0 E: 0 K: 0 S: 4	H: 1 LOB: 1 BB: 0 P: 4	R: 3 E: 0 K: 0 S: 6	H: 3 LOB: 0 BB: 0 P: 6	R: 5 E: 0 K: 0 S: 6	H: 3 LOB: 1 BB: 0 P: 11	R: 0 E: 0 K: 2 S: 7	H: 0 LOB: 1 BB: 0 P: 8	R: 1 E: 0 K: 1 S: 6	H: 1 LOB: 0 BB: 0 P: 6	R: 0 E: 0 K: 2 S: 8	H: 1 LOB: 2 BB: 1 P: 12	R: 0 E: 0 K: 0 S: 3	H: 0 LOB: 0 BB: 0 P: 3	R: 2 E: 0 K: 0 S: 4	H: 1 LOB: 3 BB: 4 P: 20	1B: 6 2B: 1 3B: 0 HR: 6	SF: 1 SAC: 1 DP: 1 HBP: 2	WP: 0 PB: 1 SB: 0 CS: 0	PA: 47			
<b>PITCHER</b>	IP	WLS	BF	H	R	ER	SO	BB	IBB	HBP	BLK	WP	HR	S	P	ERA	WHIP								
Gaylord Perry, R ERA: 7.17	3.0	15	7	5	4	1	0	0	0	0	0	0	3	17	17	12.00	2.333								
Bob Hendley, L ERA: 22.5	0.1	6	3	5	5	0	1	0	1	0	0	0	2	4	9	135.00	12.000								
Ron Herbel, R ERA: 2.53	2.2	10	1	1	1	3	0	0	1	0	0	0	1	15	16	3.38	0.375								
Bob Priddy, R ERA: 3.89	1.0	5	1	0	0	2	1	0	0	0	0	0	0	8	12	0.00	2.000								
Frank Linzy, R ERA: 3.89	1.1	6	1	2	2	0	1	0	0	0	0	0	0	5	9	13.50	1.500								

Philadelphia Phillies @ San Francisco Giants  
Candlestick Park, San Francisco, CA  
Tue Apr 27 1965, 10:05 PM EDT  
Att: 10,705 - Unknown

AB 37  
R 13  
H 13  
RBI 13  
BB 6  
SO 6  
LOB 13



Batter	1	2	3	4	5	6	7	8	9	AB	R	H	RBI	BB	SO	LOB	BOTTOM								
Matty Alou, L OBP: 0.432, SLG: 0.486	0-0 5-3	0-0 F9		0-0 1B		0-0 F7	4-0 BB		0-0 HR	5	1	2	2	1	0	1									
Hal Lanier, R OBP: 0.196, SLG: 0.265	0-0 6-3 3B		0-0 HR 1B	1-2 1B		0-3 K	0-0 5-3			5	2	3	0	0	1	3									
Willie Mays, R OBP: 0.393, SLG: 0.648	0-0 6-3		0-0 HR 1B	0-0 F7			0-0 2B 2B	0-0 FC 2B		5	3	3	1	0	0	2									
Willie McCovey, L OBP: 0.491, SLG: 0.630	1-0 3B HBP		0-0 HR	0-3 K		0-0 1B 3B 2B	0-0 FC BB			3	3	2	4	1	1	2									
Jesus Alou, R OBP: 0.407, SLG: 0.528	0-0 1-H 1B 3B		0-0 F1		0-0 F3	0-0 3B 1B	0-0 FC 1B		0-0 1B	5	3	2	1	0	0	1									
Tom Haller, L OBP: 0.296, SLG: 0.208	0-0 1B		0-0 F8		0-0 F4	0-3 K	0-0 1B		0-0 1B	5	0	2	2	0	1	2									
Jim Davenport, R Jim Ray Hart, R Chuck Hiller, L	0-3 K		0-0 6-3		0-0 F9		0-0 SF8 3B		0-0 F8	3	0	0	0	0	1	1									
Jose Pagan, R Ed Bailey, L Frank Linzy, R		0-0 F8		0-0 SH5-4 1B 2B		0-0 5-3	0-0 SF8		0-0 F8	3	1	1	0	0	0	0									
Bob Shaw, R Cap Peterson, R										0	0	0	0	0	0	0									
Gaylord Perry, R Bob Hendley, R Ron Herbel, R Harvey Kuenn, R Bob Priddy, R Bob Schroder, L		0-3 K		0-0 SH5-4		1-0 HBP	0-0 BB BB		0-0 4-3	1	0	0	0	0	1	0									
<b>Inning Stats</b>	R: 3 E: 0 K: 1 S: 8	H: 3 LOB: 1 BB: 0 P: 9	R: 0 E: 0 K: 1 S: 5	H: 0 LOB: 0 BB: 0 P: 5	R: 3 E: 0 K: 0 S: 6	H: 3 LOB: 0 BB: 0 P: 6	R: 1 E: 0 K: 1 S: 8	H: 3 LOB: 2 BB: 0 P: 8	R: 0 E: 0 K: 0 S: 3	H: 0 LOB: 0 BB: 0 P: 3	R: 0 E: 0 K: 1 S: 5	H: 0 LOB: 1 BB: 0 P: 6	R: 4 E: 0 K: 1 S: 9	H: 4 LOB: 2 BB: 2 P: 17	R: 2 E: 1 K: 0 S: 4	H: 2 LOB: 0 BB: 1 P: 8	R: 1 E: 0 K: 0 S: 3	H: 1 LOB: 0 BB: 0 P: 3	1B: 7 2B: 4 3B: 3 HR: 2	SF: 1 SAC: 2 DP: 0 HBP: 2	WP: 0 PB: 0 SB: 0 CS: 0	PA: 46			
<b>PITCHER</b>	IP	WLS	BF	H	R	ER	SO	BB	IBB	HBP	BLK	WP	HR	S	P	ERA	WHIP								
Jim Bunning, R ERA: 4.98	2.0	13	7	5	5	3	2	0	0	1	0	0	0	27	32	9.64	1.714								
Art Mahaffey, R ERA: 9.64	4.2	23	7	5	5	3	1	0	1	0	0	0	0	27	32	9.64	1.714								
Morrie Steevens, L ERA: 11.57	0.0	1	0	0	0	0	1	0	0	0	0	0	0	4	4	∞	∞								
Jack Baldschun, R ERA: 6.23	1.1	6	2	2	2	0	1	0	0	0	0	0	0	5	9	13.50	2.250								
Ed Roebuck, R ERA: 5.08	0.2	3	1	1	1	0	0	0	0	0	0	0	1	3	3	13.50	1.500								

Philadelphia Phillies @ San Francisco Giants  
Candlestick Park, San Francisco, CA  
Tue Apr 27 1965, 10:05 PM EDT  
Att: 10,705 - Unknown

AB 39  
R 14  
H 16  
RBI 13  
BB 3  
SO 5  
LOB 12





Batter	1	2	3	4	5	6	7	8	9	AB	R	H	RBI	BB	SO	LOB	TOP			
John Briggs, L OBP: 0.417, SLG: 0.400 Art Mahaffey, R (7, 1)	0-0 BB 1B		0-0 1-3		4-0 FC6-4 BB		0-0 4-3			3	0	1	0	1	0	0				
Dick Allen, R OBP: 0.383, SLG: 0.571 (1, 5)	0-0 P4		4-0 HBP BB BB		0-3 K			0-0 G3 1B		3	0	1	0	1	1	3				
Johnny Callison, L OBP: 0.250, SLG: 0.463 (1, 9)	4-0 G4-6-3 BB		4-0 HBP BB		0-0 FC6-4			0-0 L8		2	0	0	0	2	0	3				
Wes Covington, L OBP: 0.278, SLG: 0.688 (1, 7)	0-0 G4-6-3		1-0 HBP		0-0 F9			0-0 G3		3	0	0	0	0	0	5				
Dick Stuart, R OBP: 0.333, SLG: 0.426 (1, 3)		0-0 5-3		0-3 K				0-0 F5		4	0	0	0	0	2	4				
Clay Dalrymple, L OBP: 0.341, SLG: 0.500 (1, 2)		0-0 1B 3B		0-0 4-3				0-0 3-1		4	1	1	0	0	1	0				
Tony Taylor, R OBP: 0.323, SLG: 0.293 (1, 4)		0-0 K 1B		0-0 G3				0-0 F9		4	0	1	1	0	0	0				
Ruben Amaro, R OBP: 0.245, SLG: 0.163 Morrie Stevens, L (4, 1) Gary Wagner, R (4, 1) Tony Gonzalez, L (7, PH) (7, 8)		0-3 K		0-0 F9				0-0 4-3		2	0	0	0	0	1	1				
Ray Herbert, R OBP: 0.571, SLG: 0.714 Cookie Rojas, R OBP: 0.407, SLG: 0.500 (4, 6)				0-0 6-3				0-0 F9		1	0	0	0	0	0	0				
<b>Inning Stats</b>	R: 0 E: 0 K: 0 S: 3	H: 1 LOB: 1 BB: 1 P: 7	R: 1 E: 0 K: 1 S: 6	H: 2 LOB: 0 BB: 0 P: 6	R: 0 E: 0 K: 1 S: 5	H: 0 LOB: 3 BB: 2 P: 14	R: 0 E: 0 K: 0 S: 3	H: 0 LOB: 0 BB: 0 P: 3	R: 0 E: 0 K: 2 S: 7	H: 0 LOB: 0 BB: 0 P: 7	R: 0 E: 0 K: 0 S: 3	H: 0 LOB: 0 BB: 0 P: 3	R: 0 E: 0 K: 0 S: 4	H: 1 LOB: 1 BB: 0 P: 4	R: 0 E: 0 K: 0 S: 3	H: 0 LOB: 0 BB: 0 P: 3	1B: 4 2B: 0 3B: 1 HR: 0	SF: 0 SAC: 0 DP: 1 HBP: 1	WP: 0 PB: 0 SB: 0 CS: 0	PA: 35
<b>PITCHER</b> Tony Cloninger, R ERA: 3.04 (1, 1)	IP: 9.0 WLS: W BF: 35 H: 5 R: 1 ER: 1 SO: 5 BB: 4 IBB: 0 HBP: 1 BLK: 0 WP: 0 HR: 0 S: 40 P: 57 ERA: 1.00 WHIP: 1.000																			

Philadelphia Phillies @ Milwaukee Braves  
Milwaukee County Stadium, Milwaukee, WI

AB 30  
R 1  
H 5  
RBI 1  
BB 4  
SO 5  
LOB 16



WP: 0 PA: 35  
PB: 0  
SB: 0  
CS: 0

Batter	1	2	3	4	5	6	7	8	9	AB	R	H	RBI	BB	SO	LOB	BOTTOM			
Ty Cline, L OBP: 0.250, SLG: 0.200 (1, 8)	0-0 L4-3			0-3 K				0-3 K		5	0	0	0	0	3	3				
Lee Maye, L OBP: 0.362, SLG: 0.432 (1, 7)	0-0 BB 1B 1B		0-0 1B HR		0-0 4-3 HR			0-0 F7		5	3	3	2	0	0	2				
Hank Aaron, R OBP: 0.368, SLG: 0.500 (1, 9)	0-0 1B BB 1B		0-0 HR 1B		0-3 K			0-0 6-3		4	1	2	0	0	1	1				
Eddie Mathews, L OBP: 0.400, SLG: 0.721 (1, 5)	4-0 1B BB		0-0 HR		0-3 K			0-0 3-1		3	1	1	3	1	1	0				
Joe Torre, R OBP: 0.351, SLG: 0.452 (1, 2)	0-0 1B		0-0 6-3		0-0 P4			4-0 FC5-4 BB		3	0	1	1	1	0	0				
Felipe Alou, R OBP: 0.244, SLG: 0.243 (1, 3)	0-0 P6		0-3 K		0-0 E S 1B			0-0 F5		4	0	1	0	0	1	3				
Denis Menke, R OBP: 0.304, SLG: 0.523 (1, 6)			0-0 F3		0-0 5-3			0-0 FC5-4		4	0	1	0	0	0	2				
Frank Bolling, R OBP: 0.292, SLG: 0.391 (1, 4)		0-0 5-3		0-0 CS				0-0 E5		4	2	2	0	0	0	0				
Tony Cloninger, R (1, 1)	0-0 E3		0-0 K		0-3 SH3 E 2B			0-0 SH3-4		2	0	0	0	0	1	1				
<b>Inning Stats</b>	R: 1 E: 0 K: 0 S: 5	H: 3 LOB: 2 BB: 1 P: 9	R: 0 E: 1 K: 1 S: 6	H: 0 LOB: 1 BB: 0 P: 6	R: 3 E: 0 K: 1 S: 8	H: 4 LOB: 0 BB: 0 P: 8	R: 2 E: 0 K: 3 S: 11	H: 2 LOB: 0 BB: 0 P: 11	R: 0 E: 0 K: 1 S: 6	H: 1 LOB: 1 BB: 0 P: 6	R: 1 E: 1 K: 0 S: 5	H: 1 LOB: 1 BB: 0 P: 5	R: 0 E: 0 K: 0 S: 3	H: 0 LOB: 1 BB: 1 P: 7	R: 0 E: 1 K: 1 S: 6	H: 0 LOB: 1 BB: 0 P: 6	1B: 7 2B: 2 3B: 0 HR: 2	SF: 0 SAC: 2 DP: 0 HBP: 0	WP: 0 PB: 0 SB: 1 CS: 1	PA: 39
<b>PITCHER</b> Ray Herbert, R ERA: 3.6 (1, 1) Morrie Stevens, L ERA: 13.5 (4, 1) Gary Wagner, R ERA: 1.04 (4, 1) Art Mahaffey, R ERA: 6.75 (7, 1)	IP: 3.1 WLS: L BF: 18 H: 8 R: 5 ER: 5 SO: 3 BB: 1 IBB: 0 HBP: 0 BLK: 0 WP: 0 HR: 1 S: 23 P: 27 ERA: 13.50 WHIP: 2.700																			

Philadelphia Phillies @ Milwaukee Braves  
Milwaukee County Stadium, Milwaukee, WI

AB 34  
R 7  
H 11  
RBI 6  
BB 2  
SO 7  
LOB 12



WP: 0 PA: 39  
PB: 0  
SB: 1  
CS: 1

Batter	1	2	3	4	5	6	7	8	9	AB	R	H	RBI	BB	SO	LOB	TOP			
Cookie Rojas, R OBP: 0.387, SLG: 0.464	L8		2B		F5		6-3			4	1	1	0	0	0	0				
Johnny Callison, L OBP: 0.250, SLG: 0.448	F9		L8		L8			5-3		4	0	1	0	0	0	1				
Dick Allen, R OBP: 0.406, SLG: 0.593	BB		1-H		L9			5-3		3	0	2	1	1	0	0				
Dick Stuart, R OBP: 0.328, SLG: 0.400	L8		IBB		1-3			K		3	0	0	0	1	1	3				
Alex Johnson, R OBP: 0.250, SLG: 0.263		1B	K		F9			5-3		4	0	1	0	0	1	4				
Tony Taylor, R OBP: 0.348, SLG: 0.311		CS						1-3		3	0	2	0	1	0	2				
Gus Triandos, R	L4		G6-4-3		F9			5-3		4	0	0	0	0	0	4				
Bobby Wine, R OBP: 0.286, SLG: 0.500	F3							6-3		4	0	1	0	0	0	2				
Jim Bunning, R OBP: 0.100, SLG: 0.100			5-3		6-3			F7		2	0	0	0	0	0	1				
Frank Thomas, R (7, PH)							4-3			1	0	0	0	0	0	0				
Ed Roebuck, R (7, PH)										0	0	0	0	0	0	0				
John Briggs, L OBP: 0.385, SLG: 0.364										1	0	0	0	0	0	0				
<b>Inning Stats</b>	R: 0 E: 0 K: 0 S: 3	H: 0 LOB: 1 BB: 1 P: 7	R: 0 E: 0 K: 0 S: 4	H: 2 LOB: 1 BB: 0 P: 4	R: 1 E: 0 K: 1 S: 7	H: 2 LOB: 2 BB: 1 P: 11	R: 0 E: 0 K: 0 S: 3	H: 1 LOB: 0 BB: 0 P: 7	R: 0 E: 0 K: 0 S: 4	H: 1 LOB: 0 BB: 0 P: 4	R: 0 E: 0 K: 0 S: 3	H: 0 LOB: 0 BB: 0 P: 3	R: 0 E: 0 K: 1 S: 7	H: 2 LOB: 2 BB: 0 P: 7	R: 0 E: 0 K: 0 S: 3	H: 0 LOB: 0 BB: 0 P: 3	1B: 6 2B: 1 3B: 1 HR: 0	SF: 0 SAC: 0 DP: 1 HBP: 0	WP: 0 PB: 0 SB: 0 CS: 2	PA: 36
<b>PITCHER</b> Wade Blasingame, L ERA: 4.19	IP: 9.0 WLS: W BF: 36 H: 8 R: 1 ER: 1 SO: 2 BB: 2 IBB: 1 HBP: 0 BLK: 0 WP: 0 HR: 0 S: 37 P: 49 ERA: 1.00 WHIP: 1.111															<b>PITCHER</b>				

Philadelphia Phillies @ Milwaukee Braves  
Milwaukee County Stadium, Milwaukee, WI  
Sat May 01 1965, 4:33 AM EDT  
Att: 2,486 - Unknown

AB 33  
R 1  
H 8  
RBI 1  
BB 3  
SO 2  
LOB 17




Batter	1	2	3	4	5	6	7	8	9	AB	R	H	RBI	BB	SO	LOB	BOTTOM			
Ty Cline, L OBP: 0.231, SLG: 0.184	L4-3		L7		L1-5		SH	L3		4	0	0	0	0	0	4				
Lee Maye, L OBP: 0.367, SLG: 0.500										2	1	1	1	0	0	0				
Mack Jones, L OBP: 0.313, SLG: 0.320	HR									2	1	1	1	0	0	0				
Hank Aaron, R OBP: 0.391, SLG: 0.556	K									2	1	1	1	1	1	0				
Eddie Mathews, L OBP: 0.426, SLG: 0.705	K									1	2	0	0	2	1	0				
Joe Torre, R OBP: 0.317, SLG: 0.400			K							4	0	0	0	0	1	6				
Felipe Alou, R OBP: 0.267, SLG: 0.268	3-1							G3		4	0	2	2	0	0	0				
Denis Menke, R OBP: 0.320, SLG: 0.521	K							5-3		4	0	2	1	0	1	0				
Frank Bolling, R OBP: 0.296, SLG: 0.385										3	0	1	0	0	0	2				
Wade Blasingame, L OBP: 0.167, SLG: 0.167			K							4	1	1	0	0	2	1				
<b>Inning Stats</b>	R: 1 E: 0 K: 2 S: 8	H: 1 LOB: 0 BB: 0 P: 8	R: 0 E: 0 K: 2 S: 7	H: 0 LOB: 0 BB: 0 P: 7	R: 0 E: 0 K: 1 S: 5	H: 0 LOB: 0 BB: 0 P: 5	R: 1 E: 1 K: 0 S: 4	H: 2 LOB: 2 BB: 1 P: 8	R: 0 E: 0 K: 1 S: 6	H: 1 LOB: 1 BB: 0 P: 6	R: 2 E: 0 K: 0 S: 5	H: 2 LOB: 2 BB: 2 P: 13	R: 2 E: 2 K: 0 S: 5	H: 1 LOB: 1 BB: 0 P: 6	R: 0 E: 0 K: 0 S: 5	H: 2 LOB: 2 BB: 0 P: 5	1B: 6 2B: 3 3B: 0 HR: 1	SF: 1 SAC: 2 DP: 2 HBP: 1	WP: 0 PB: 1 SB: 1 CS: 0	PA: 37
<b>PITCHER</b> Jim Bunning, R ERA: 5.2	IP: 6.0 WLS: L BF: 26 H: 6 R: 4 ER: 4 SO: 6 BB: 1 IBB: 2 HBP: 0 BLK: 0 WP: 0 HR: 1 S: 35 P: 47 ERA: 6.00 WHIP: 1.167															<b>PITCHER</b>				
<b>PITCHER</b> Ed Roebuck, R ERA: 3.68	IP: 2.0 WLS: L BF: 11 H: 3 R: 2 ER: 0 SO: 0 BB: 0 IBB: 0 HBP: 1 BLK: 0 WP: 0 HR: 0 S: 10 P: 11 ERA: 0.00 WHIP: 1.500															<b>PITCHER</b>				

Philadelphia Phillies @ Milwaukee Braves  
Milwaukee County Stadium, Milwaukee, WI  
Sat May 01 1965, 4:33 AM EDT  
Att: 2,486 - Unknown

AB 30  
R 6  
H 9  
RBI 6  
BB 3  
SO 6  
LOB 13





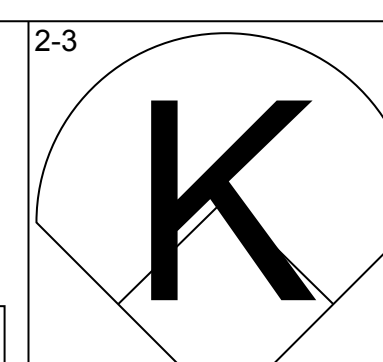
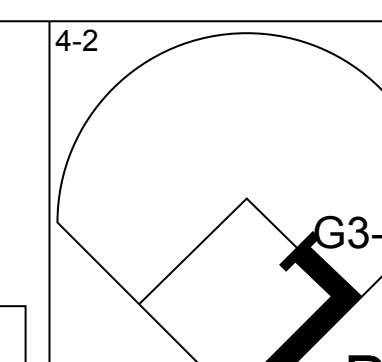
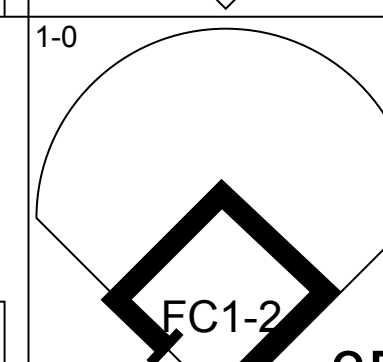
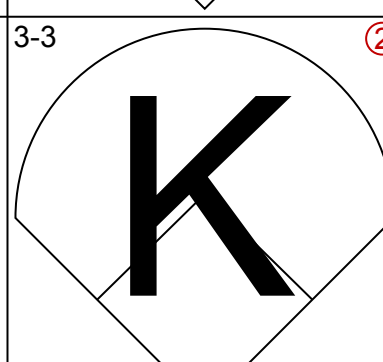
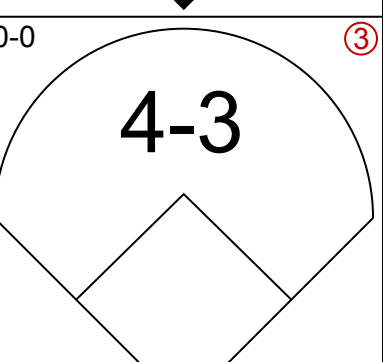
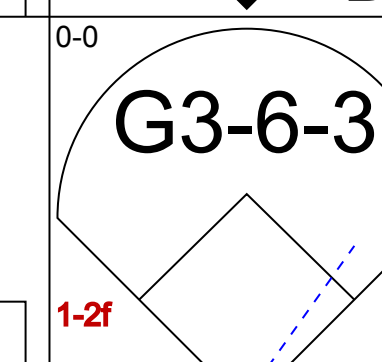
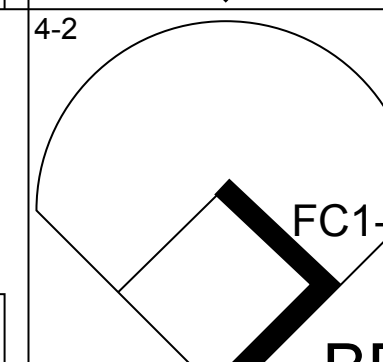
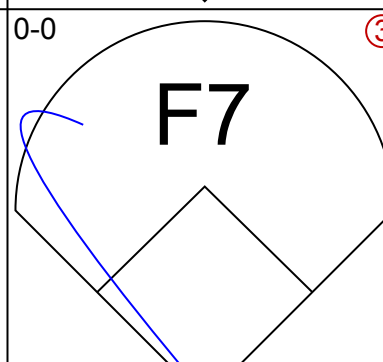
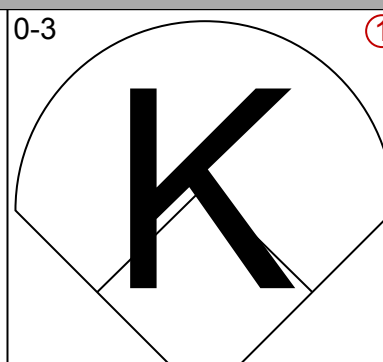
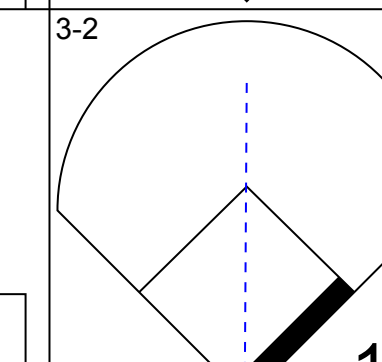
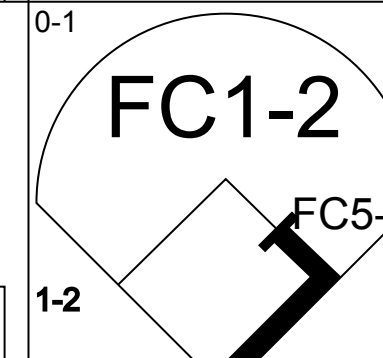
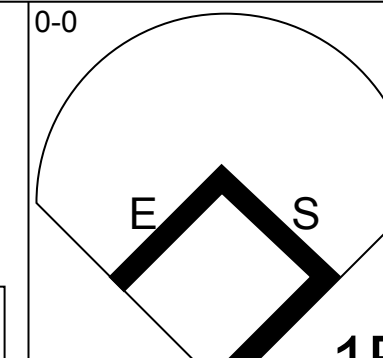
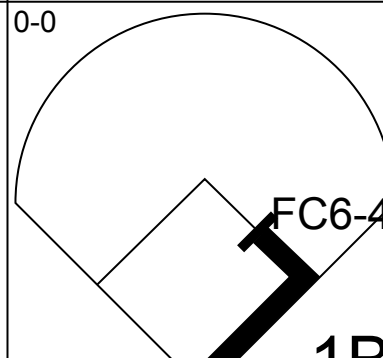
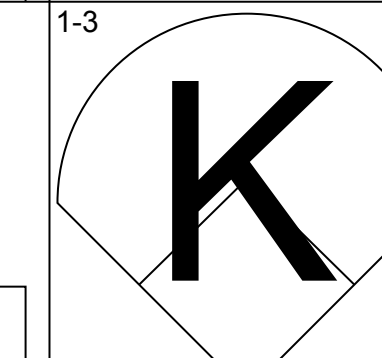
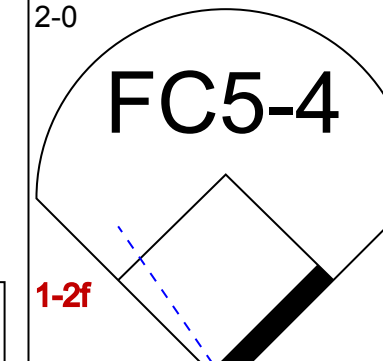
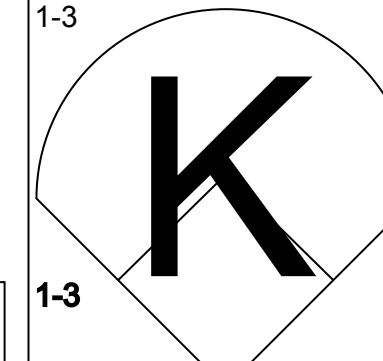
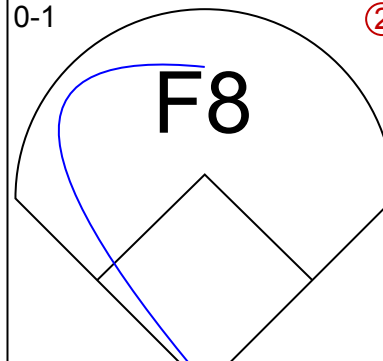
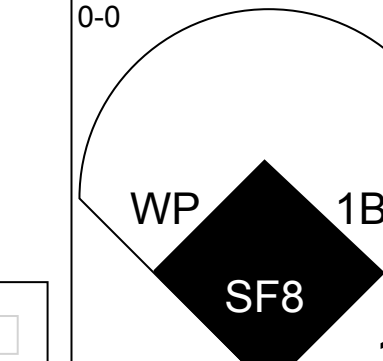
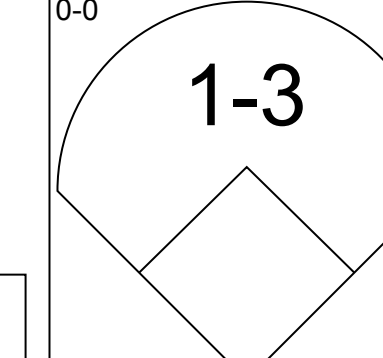
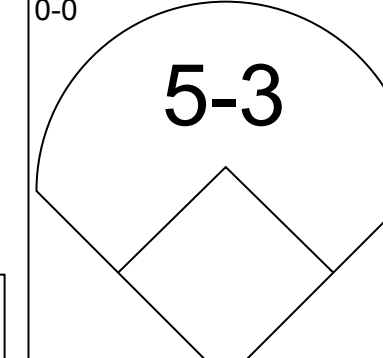
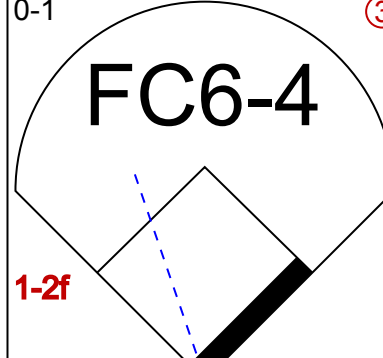
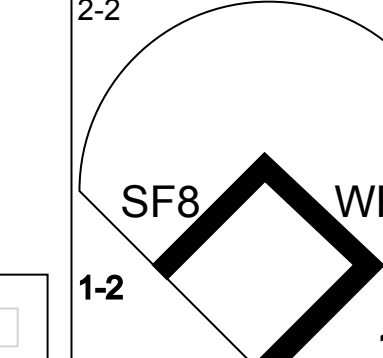
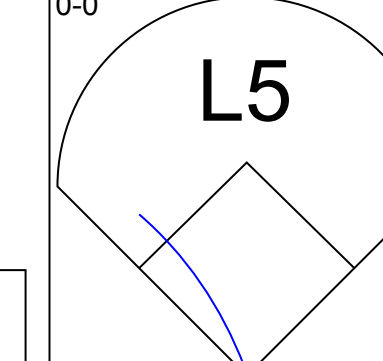
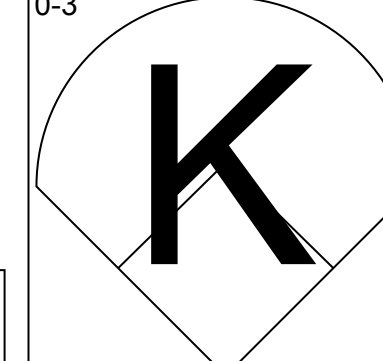
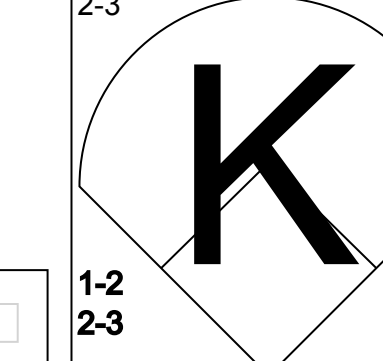
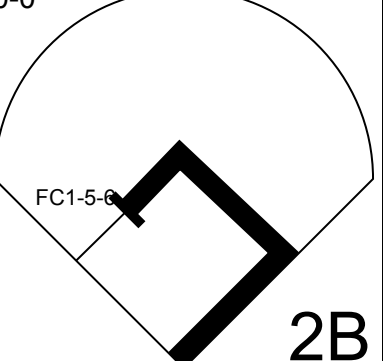
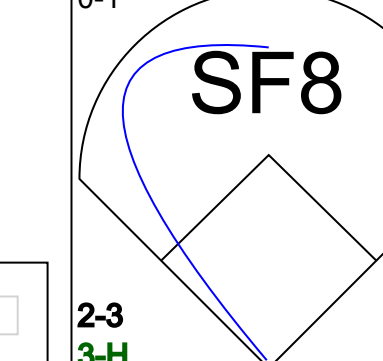
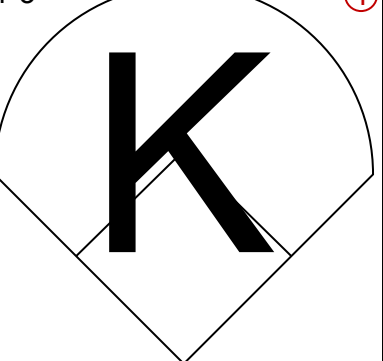
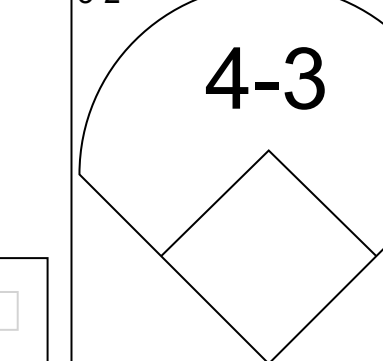
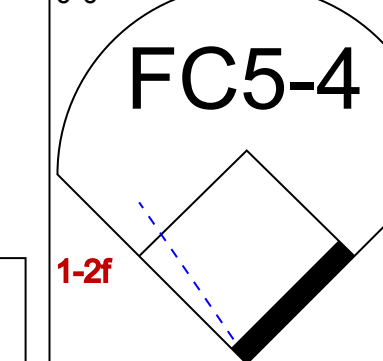
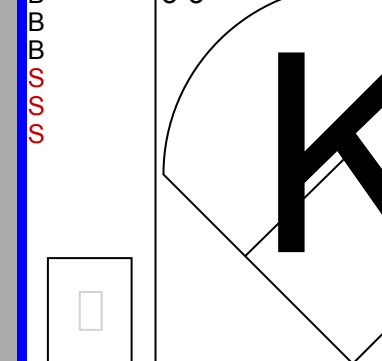
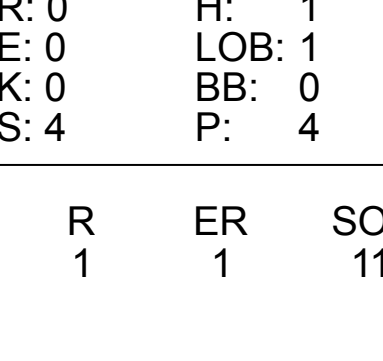
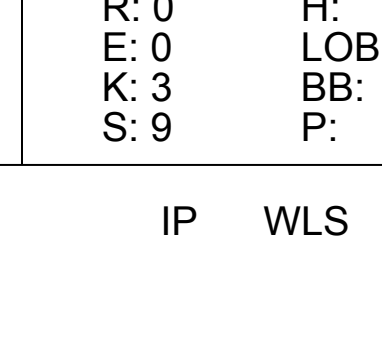
Batter	1	2	3	4	5	6	7	8	9	AB	R	H	RBI	BB	SO	LOB	TOP																			
Cookie Rojas, R (1, 8) OBP: 0.389, SLG: 0.438	0-3 K		0-0 F7			0-0 1B BB	0-0 P3		4-0 HR BB	4	2	1	0	1	1	0	<b>Philadelphia Phillies @ Milwaukee Braves</b> <b>Milwaukee County Stadium, Milwaukee, WI</b> Sun May 02 1965, 4:33 AM EDT Unknown <a href="http://livebaseballscorecards.com">livebaseballscorecards.com</a>																			
Johnny Callison, L (1, 9) OBP: 0.246, SLG: 0.429	0-3 K		0-0 F8			0-3 K	0-0		0-0 L9	5	0	1	0	0	2	2																				
Dick Allen, R (1, 5) OBP: 0.435, SLG: 0.651	0-0 BB 1B					4-0 1B BB	0-0 L8		0-0 HR	4	2	3	2	1	0	0																				
Alex Johnson, R (1, 7) OBP: 0.280, SLG: 0.261	4-0 1-2 BB					0-0 F8			0-0 6-3	4	1	1	0	1	1	1																				
Frank Thomas, R (1, 3)	0-3 K					0-0 F9			0-0 5-3	4	0	0	0	0	2	6																				
Tony Taylor, R (1, 4) OBP: 0.356, SLG: 0.323		0-3 K				0-0 F3			0-0 E	4	1	2	3	0	1	1																				
Gus Triandos, R (1, 2) OBP: 0.130, SLG: 0.095		0-0 P8				0-0 5-3			0-0 E5	4	0	1	1	0	0	1																				
Ruben Amaro, R (1, 6) OBP: 0.245, SLG: 0.152		0-0 4-3				0-0 F7			0-0 F7	3	0	0	0	1	0	2																				
Chris Short, R (1, 1) OBP: 0.067, SLG: 0.067			0-3 K			0-3 K	0-3 K		0-3 K	4	0	0	0	0	4	2																				
<b>Inning Stats</b>	R: 0 E: 0 K: 3 S: 10	H: 1 LOB: 2 BB: 1 P: 14	R: 0 E: 0 K: 1 S: 5	H: 0 LOB: 0 BB: 0 P: 5	R: 0 E: 0 K: 1 S: 5	H: 0 LOB: 1 BB: 0 P: 6	R: 0 E: 0 K: 1 S: 5	H: 0 LOB: 0 BB: 0 P: 5	R: 4 E: 0 K: 2 S: 11	H: 4 LOB: 2 BB: 2 P: 19	R: 0 E: 0 K: 0 S: 3	H: 1 LOB: 0 BB: 0 P: 3	R: 0 E: 1 K: 1 S: 7	H: 1 LOB: 2 BB: 0 P: 7	R: 2 E: 0 K: 1 S: 6	H: 1 LOB: 0 BB: 1 P: 10		1B: 7 2B: 1 3B: 0 HR: 1	SF: 0 SAC: 0 DP: 0 HBP: 0	WP: 0 PB: 0 CS: 0	PA: 40															
<b>PITCHER</b>	IP	WLS	BF	H	R	ER	SO	BB	IBB	HBP	BLK	WP	HR	S	P	ERA	WHIP	<b>PITCHER</b>		IP	WLS	BF	H	R	ER	SO	BB	IBB	HBP	BLK	WP	HR	S	P	ERA	WHIP
Denny Lemaster, L (1, 1) ERA: 7.91	7.0	L	30	7	4	4	9	2	1	0	0	0	0	45	57	5.14	1.286																			
Dan Osinski, R (8, 1) ERA: 2.25	2.0		10	2	2	2	2	1	0	0	0	0	1	13	17	9.00	1.500																			

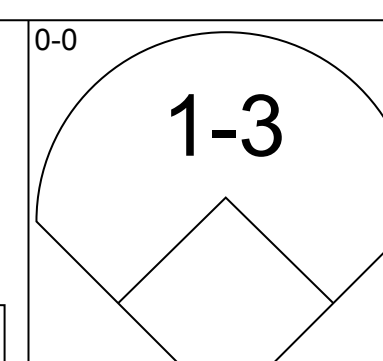
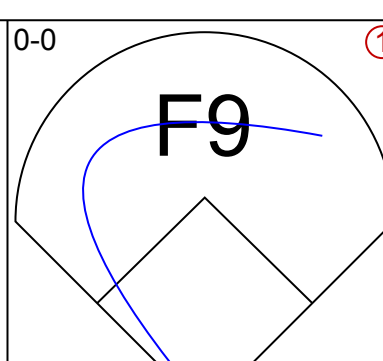
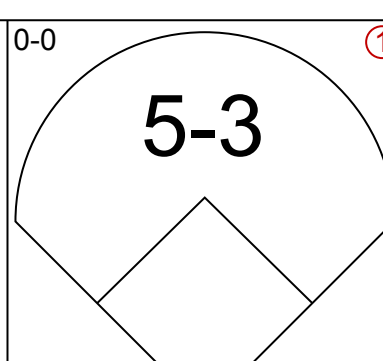

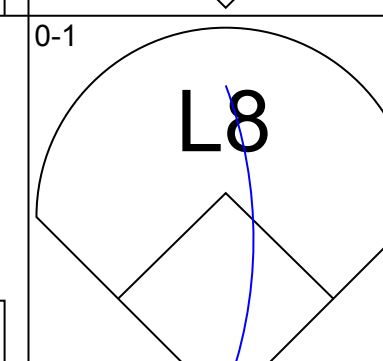
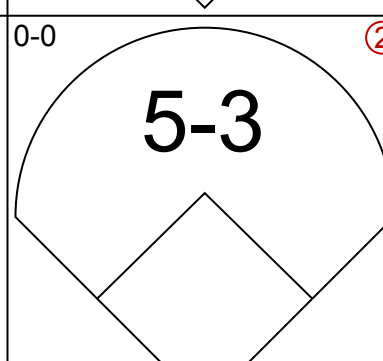
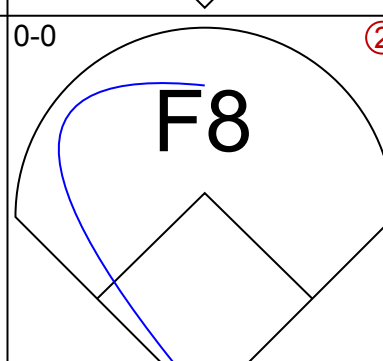

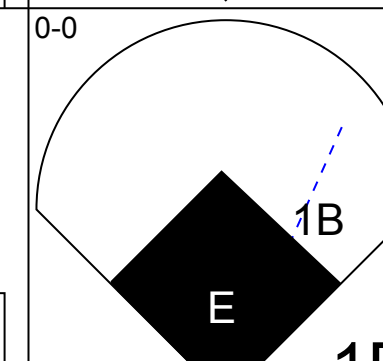
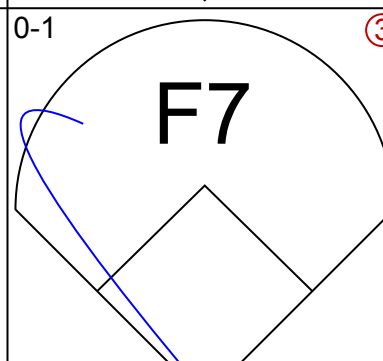
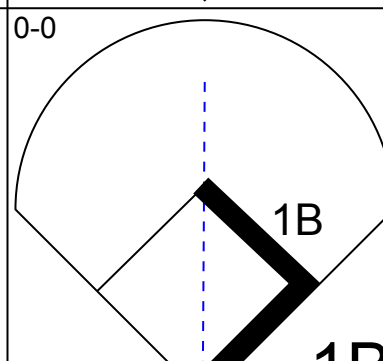
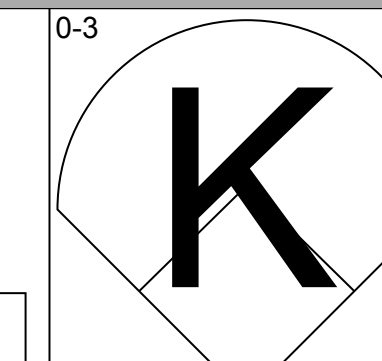
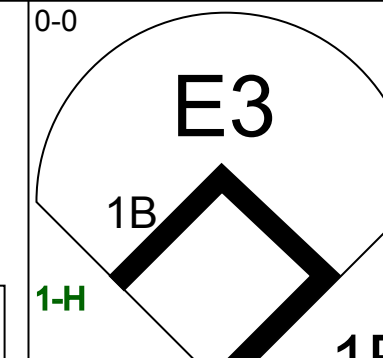
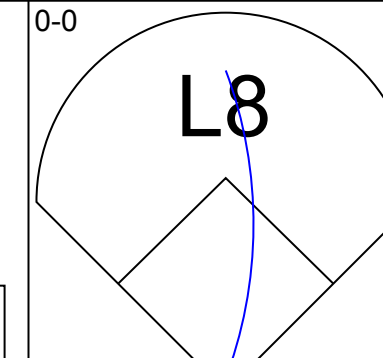
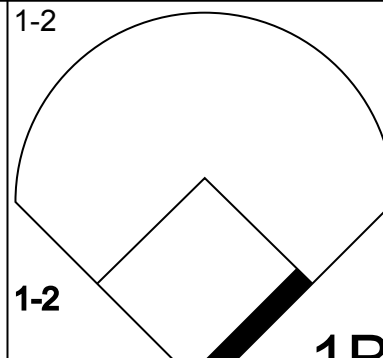
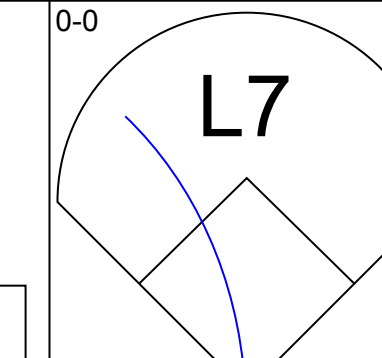
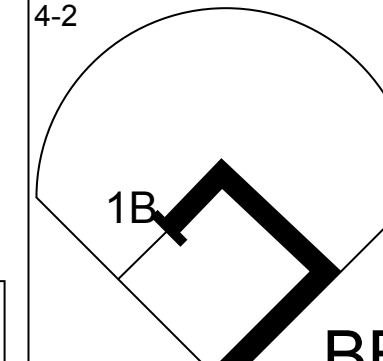
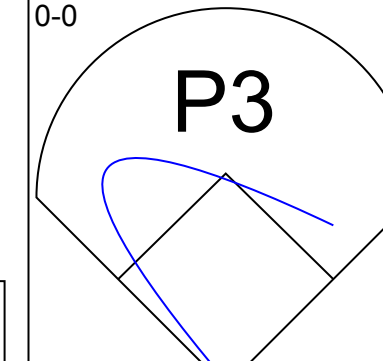
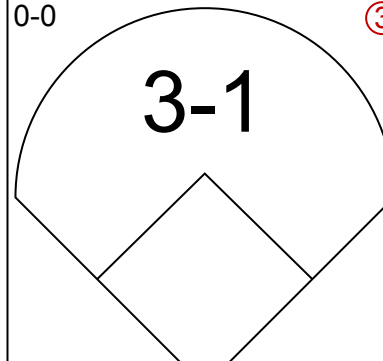
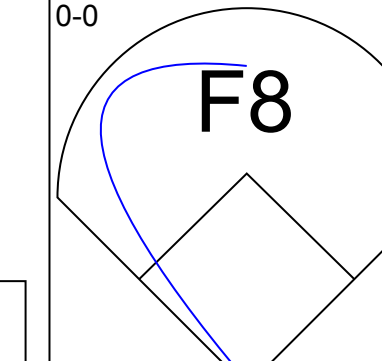
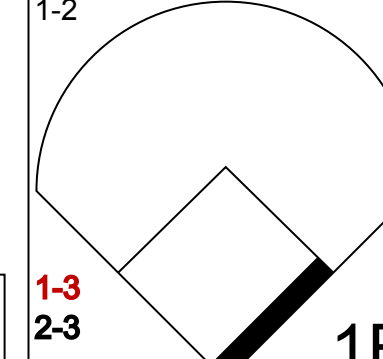




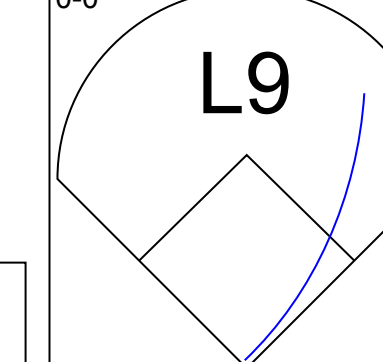
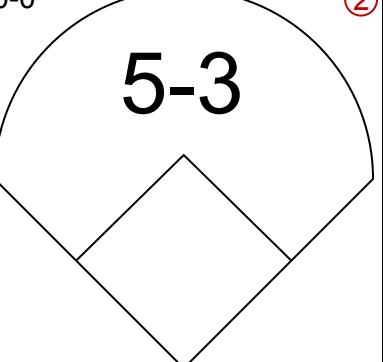


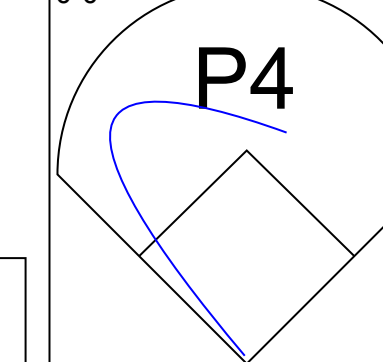
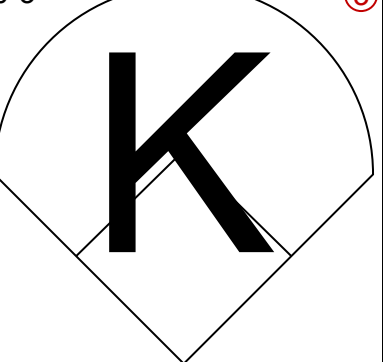

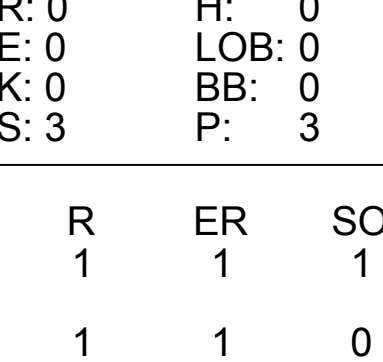
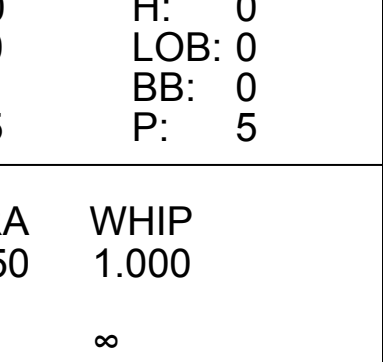
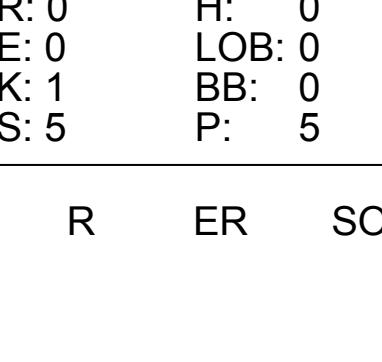
Batter	1	2	3	4	5	6	7	8	9	AB	R	H	RBI	BB	SO	LOB	BOTTOM																			
Felipe Alou, R (1, 8) OBP: 0.260, SLG: 0.261	0-0 F9		0-0 2B 1B			0-0 6-3			0-0 F9	5	0	1	0	0	0	1	<b>Philadelphia Phillies @ Milwaukee Braves</b> <b>Milwaukee County Stadium, Milwaukee, WI</b> Sun May 02 1965, 4:33 AM EDT Unknown <a href="http://livebaseballscorecards.com">livebaseballscorecards.com</a>																			
Denis Menke, R (1, 6) OBP: 0.315, SLG: 0.500	0-0 P3		0-0 F3			0-0 L4-3 1B			0-0 E4	4	0	1	0	0	0	1																				
Hank Aaron, R (1, 9) OBP: 0.370, SLG: 0.545	0-3 K		0-0 1-3 2B			0-0 L4-3 1-2			0-0 6-3	4	0	1	0	0	1	2																				
Eddie Mathews, L (1, 5) OBP: 0.414, SLG: 0.660		0-0 G3	0-3 K			0-0 P4			4-0 HBP BB	3	0	0	0	1	1	2																				
Rico Carty, R (1, 7) OBP: 0.500, SLG: 0.333		0-0 1B 1B				0-0 4-3			1-0 5-3	3	0	1	0	0	0	0																				
Joe Torre, R (1, 2) OBP: 0.333, SLG: 0.436		0-0 1-3 1B				0-0 FC4-6 2B			0-0 1-2 HBP	4	0	2	0	0	1	3																				
Tommie Aaron, R (1, 3) OBP: 0.267, SLG: 0.214		0-0 F7				4-0 FC4-6 BB			0-0 6-3	3	0	0	0	1	0	2																				
Frank Bolling, R (1, 4) OBP: 0.258, SLG: 0.333		0-3 K				0-0 FC4-6 1-2 2-3			0-0 F9	4	0	0	0	0	1	4																				
Denny Lemaster, R (1, 1) OBP: 0.429, SLG: 0.333			0-3 K			0-0 5-3			0-0 F9	2	0	0	0	0	1	2																				
Miguel de la Hoz, R (7, PH)										1	0	0	0	0	0	0																				
Dan Osinski, R (8, 1)										0	0	0	0	0	0	0																				
Gene Oliver, R (9, PH) OBP: 0.200, SLG: 0.143										1	0	1	0	0	0	0																				
<b>Inning Stats</b>	R: 0 E: 0 K: 1 S: 5	H: 0 LOB: 0 BB: 0 P: 5	R: 0 E: 0 K: 1 S: 7	H: 2 LOB: 2 BB: 0 P: 7	R: 0 E: 0 K: 2 S: 9	H: 2 LOB: 0 BB: 0 P: 9	R: 0 E: 0 K: 0 S: 4	H: 1 LOB: 2 BB: 1 P: 8	R: 0 E: 0 K: 0 S: 3	H: 1 LOB: 0 BB: 0 P: 3	R: 0 E: 0 K: 1 S: 5	H: 0 LOB: 0 BB: 0 P: 5	R: 0 E: 0 K: 0 S: 3	H: 0 LOB: 0 BB: 0 P: 3	R: 0 E: 1 K: 0 S: 4	H: 0 LOB: 3 BB: 1 P: 9	R: 0 E: 0 K: 0 S: 4	H: 1 LOB: 1 BB: 0 P: 4	1B: 5 2B: 3 3B: 0 HR: 0	SF: 0 SAC: 0 DP: 1 HBP: 1	WP: 0 PB: 0 CS: 0	PA: 37														
<b>PITCHER</b>	IP	WLS	BF	H	R	ER	SO	BB	IBB	HBP	BLK	WP	HR	S	P	ERA	WHIP	<b>PITCHER</b>		IP	WLS	BF	H	R	ER	SO	BB	IBB	HBP	BLK	WP	HR	S	P	ERA	WHIP
Chris Short, L (1, 1) ERA: 1.8	9.0	W	37	7	0	0	5	2	0	1	0	0	0	44	53	0.00	1.000																			



Batter	1	2	3	4	5	6	7	8	9	AB	R	H	RBI	BB	SO	LOB	TOP		
Cookie Rojas, R OBP: 0.390, SLG: 0.459	0-0 4-3 1B	0-0 F8		0-3 K		0-0 E 2B		0-0 6-3		5	1	2	0	0	1	3	<b>Philadelphia Phillies @ Milwaukee Braves</b> <b>Milwaukee County Stadium, Milwaukee, WI</b> Sun May 02 1965, 4:38 AM EDT Att: 8,630 - Unknown <a href="http://livebaseballscorecards.com">livebaseballscorecards.com</a>		
Dick Allen, R OBP: 0.459, SLG: 0.697	0-3 K	0-0 3B		0-0 2B		4-0 FC4-6 IBB		4-0 2B IBB		3	0	2	2	2	1	1			
Johnny Callison, L OBP: 0.243, SLG: 0.426	0-0 4-3 1-2	0-0 F9		0-0 6-3		0-0 FC4-6		0-0 2B		5	0	1	2	0	0	4			
Wes Covington, L Tony Gonzalez, L OBP: 0.275, SLG: 0.722 OBP: 0.297, SLG: 0.303	0-0 F8				0-0 F8	0-3 K		0-0 6-3		4	1	1	1	0	1	2			
Frank Thomas, R Bobby Wine, R OBP: 0.143, SLG: 0.154 OBP: 0.250, SLG: 0.429		0-0 1B 2B 2B	0-0 P2		0-0 L8		0-0 5-3		0-0 F8	4	1	1	0	0	0	0			
Tony Taylor, R OBP: 0.359, SLG: 0.371		0-0 2B 2B	0-0 4-3		0-0 HR		0-3 K		0-3 K	5	2	2	1	0	2	0			
Clay Dalrymple, L OBP: 0.304, SLG: 0.439		0-3 K	0-0 G3		0-0 F9		0-0 G3		0-0 3-1	5	0	0	0	0	1	2			
Ruben Amaro, R OBP: 0.298, SLG: 0.208		0-0 1B 2B		4-0 2B BB		0-0 FC1-6 1B		4-0 2B BB		2	3	2	2	2	0	0			
Bo Belinsky, L Gary Wagner, R OBP: 0.400, SLG: 0.400		0-0 2H 3H		0-0 B1		0-0 FC1-6 2B FC4-6		0-0 SH3-4		2	1	1	1	0	0	1			
Bobby Del Greco, R Jack Baldschun, R		0-0 3B 1B						1-2 SH3-4		0	0	0	0	0	0	0			
<b>Inning Stats</b>	R: 0 E: 0 K: 1 S: 6	H: 1 LOB: 1 BB: 0 P: 6	R: 4 E: 0 K: 1 S: 10	H: 5 LOB: 1 BB: 0 P: 10	R: 1 E: 0 K: 0 S: 4	H: 1 LOB: 0 BB: 0 P: 4	R: 1 E: 0 K: 1 S: 4	H: 1 LOB: 1 BB: 0 P: 4	R: 1 E: 0 K: 0 S: 5	H: 1 LOB: 2 BB: 2 P: 12	R: 0 E: 0 K: 1 S: 5	H: 0 LOB: 0 BB: 0 P: 5	R: 0 E: 0 K: 1 S: 5	H: 0 LOB: 0 BB: 0 P: 5	1B: 4 2B: 5 3B: 1 HR: 2	SF: 0 SAC: 1 DP: 0 HBP: 0		WP: 0 PB: 0 SB: 0 CS: 0	PA: 43
<b>PITCHER</b>	IP WLS BF H R ER SO BB IBB HBP BLK WP HR S P ERA WHIP																		
Hank Fischer, R ERA: 12.46	(1, 1) 1.1 9 5 4 4 2 0 0 0 0 0 0 0 0 0 0 0 27.00 3.750																		
Clay Carroll, R ERA: 6.35	(2, 1) 0.2 3 1 0 0 0 0 0 0 0 0 0 0 1 3 3 0.00 1.500																		
Dan Osinski, R ERA: 4.0	(3, 1) 1.0 5 1 2 2 0 1 0 0 0 0 0 1 4 8 18.00 2.000																		
Billy O'Dell, L ERA: 1.56	(4, 1) 4.0 L 17 4 3 2 3 0 1 0 0 0 0 1 22 26 4.50 1.000																		
Bobby Tiefenauer, R ERA: 3.0	(8, 1) 2.0 9 1 1 1 1 1 1 0 0 0 0 0 9 17 4.50 1.000																		

Batter	1	2	3	4	5	6	7	8	9	AB	R	H	RBI	BB	SO	LOB	BOTTOM					
Felipe Alou, R OBP: 0.278, SLG: 0.360	0-0 4-3				0-0 HR		0-0 4-3			4	1	2	4	0	0	0	<b>Philadelphia Phillies @ Milwaukee Braves</b> <b>Milwaukee County Stadium, Milwaukee, WI</b> Sun May 02 1965, 4:38 AM EDT Att: 8,630 - Unknown <a href="http://livebaseballscorecards.com">livebaseballscorecards.com</a>					
Denis Menke, R OBP: 0.293, SLG: 0.464	0-0 6-3	0-0 F8			0-0 6-3		0-3 K			4	0	0	0	0	1	1						
Hank Aaron, R OBP: 0.355, SLG: 0.615	0-0 F9			0-0 F9		0-0 HR		0-3 K		4	1	1	1	0	1	0						
Eddie Mathews, L OBP: 0.403, SLG: 0.647		0-0 4-3 2B 2B	0-0 E7		0-0 L4		0-0 F8			4	2	1	0	0	0	0						
Rico Carty, R OBP: 0.375, SLG: 0.286		0-0 4-3	0-0 G6-4-3		0-0 4-3		0-0 5-3			4	0	1	1	0	0	1						
Joe Torre, R OBP: 0.347, SLG: 0.465		0-0 WP FC5-2-5	0-0 G6-4-3			0-3 K			0-0 FC5-4	4	0	2	1	0	1	1						
Sandy Alomar Sr., S OBP: 0.167, SLG: 0.091		0-0 2B							0-0 1B	0	0	0	0	0	0	0						
Tommie Aaron, R OBP: 0.347, SLG: 0.188		0-0 FC5-2-5		0-0 6-3		0-3 K			0-0 F7	2	1	0	0	0	0	1						
Mack Jones, L OBP: 0.294, SLG: 0.296		0-0 1B 2B		0-0 6-3		0-0 K			0-0 F9	2	0	0	0	0	1	1						
Frank Bolling, R OBP: 0.257, SLG: 0.324		0-0 2B 1B		0-0 P6		0-0 F9			0-0 FC5-4	4	1	1	0	0	0	1						
Hank Fischer, R Clay Carroll, R Miguel de la Hoz, R Dan Osinski, R Billy O'Dell, S Lou Klimchuck, L Bobby Tiefenauer, R Ty Cline OBP: 0.226, SLG: 0.180		4-0 2B BB		0-3 K		0-3 K		0-0 L7		0	0	0	0	0	0	0						
<b>Inning Stats</b>	R: 0 E: 0 K: 0 S: 3	H: 0 LOB: 0 BB: 0 P: 3	R: 4 E: 0 K: 0 S: 7	H: 4 LOB: 1 BB: 1 P: 11	R: 1 E: 1 K: 0 S: 4	H: 1 LOB: 0 BB: 0 P: 4	R: 0 E: 0 K: 1 S: 5	H: 0 LOB: 0 BB: 0 P: 5	R: 2 E: 0 K: 0 S: 5	H: 2 LOB: 0 BB: 0 P: 5	R: 0 E: 0 K: 2 S: 7	H: 0 LOB: 0 BB: 0 P: 7	R: 0 E: 0 K: 2 S: 7	H: 0 LOB: 0 BB: 0 P: 7	R: 0 E: 0 K: 1 S: 5	H: 0 LOB: 0 BB: 0 P: 5		R: 0 E: 0 K: 0 S: 4	H: 1 LOB: 1 BB: 0 P: 4	1B: 3 2B: 3 3B: 0 HR: 2	SF: 0 SAC: 0 DP: 1 HBP: 0	WP: 1 PB: 0 SB: 0 CS: 0
<b>PITCHER</b>	IP WLS BF H R ER SO BB IBB HBP BLK WP HR S P ERA WHIP																					
Bo Belinsky, L ERA: 8.4	(1, 1) 4.2 22 7 7 6 1 1 0 0 0 0 0 0 1 1 11.57 1.714																					
Gary Wagner, R ERA: 1.0	(5, 1) 0.1 1 0 0 0 0 0 0 0 0 0 0 0 1 1 0.00 0.000																					
Jack Baldschun, R ERA: 4.26	(6, 1) 4.0 W 13 1 0 0 5 0 0 0 0 0 0 0 0 23 23 0.00 0.250																					

Batter	1	2	3	4	5	6	7	8	9	AB	R	H	RBI	BB	SO	LOB	TOP					
Cookie Rojas, R OBP: 0.378, SLG: 0.425			5-3							3	0	0	0	1	1	1	Philadelphia Phillies @ New York Mets Shea Stadium, Flushing, NY Tue May 04 1965, 7:05 PM EDT Att: 17,321 - Unknown					
Johnny Callison, L OBP: 0.244, SLG: 0.444										4	0	1	0	0	1	2						
Dick Allen, R OBP: 0.462, SLG: 0.681										3	0	1	0	1	1	0						
Alex Johnson, R OBP: 0.310, SLG: 0.296										4	0	2	0	0	1	3						
Frank Thomas, R OBP: 0.167, SLG: 0.176										4	1	1	0	0	1	4						
Tony Taylor, R OBP: 0.354, SLG: 0.365										4	0	1	0	0	0	2						
Gus Triandos, R OBP: 0.111, SLG: 0.080										4	0	0	0	0	3	3						
Ruben Amaro, R OBP: 0.311, SLG: 0.255										3	0	2	1	0	1	0						
Ray Herbert, R OBP: 0.444, SLG: 0.556										2	0	0	0	0	1	2						
Dick Stuart, R OBP: 0.322, SLG: 0.392										1	0	0	0	0	1	0						
Gary Wagner, R Ed Roebuck, R Wes Covington, L										0	0	0	0	0	0	0						
<b>Inning Stats</b>	R: 0 E: 0 K: 1 S: 10	H: 1 LOB: 2 BB: 1 P: 19	R: 0 E: 0 K: 0 S: 4	H: 1 LOB: 1 BB: 0 P: 4	R: 0 E: 0 K: 1 S: 9	H: 0 LOB: 0 BB: 0 P: 13	R: 0 E: 1 K: 2 S: 8	H: 1 LOB: 1 BB: 0 P: 9	R: 0 E: 0 K: 1 S: 6	H: 1 LOB: 1 BB: 0 P: 7	R: 0 E: 0 K: 1 S: 8	H: 0 LOB: 0 BB: 0 P: 8	R: 0 E: 0 K: 3 S: 9	H: 0 LOB: 0 BB: 0 P: 14	R: 0 E: 0 K: 1 S: 9	H: 1 LOB: 1 BB: 1 P: 17	R: 1 E: 0 K: 1 S: 12	H: 2 LOB: 1 BB: 0 P: 19	1B: 6 2B: 1 3B: 1 HR: 0	SF: 1 SAC: 0 DP: 1 HBP: 0	WP: 1 PB: 0 SB: 1 CS: 0	PA: 36
<b>PITCHER</b> Al Jackson, L ERA: 5.53	IP: 9.0 WLS: W BF: 36 H: 8 R: 1 ER: 1 SO: 11 BB: 2 IBB: 0 HBP: 0 BLK: 0 WP: 1 HR: 0 S: 75 P: 110 ERA: 1.00 WHIP: 1.111															<b>PITCHER</b>						


Batter	1	2	3	4	5	6	7	8	9	AB	R	H	RBI	BB	SO	LOB	BOTTOM			
Bobby Klaus, R OBP: 0.250, SLG: 0.250										4	0	0	0	0	1	3	Philadelphia Phillies @ New York Mets Shea Stadium, Flushing, NY Tue May 04 1965, 7:05 PM EDT Att: 17,321 - Unknown			
Ron Hunt, R OBP: 0.500, SLG: 0.529										4	0	0	0	0	3					
Johnny Lewis, L OBP: 0.403, SLG: 0.431										4	1	2	0	0	1	0				
Ed Kranepool, L OBP: 0.418, SLG: 0.662										4	0	2	0	0	0	0				
Joe Christopher, R OBP: 0.279, SLG: 0.260										3	0	0	0	1	0	2				
Jim Hickman, R OBP: 0.135, SLG: 0.118										0	0	0	0	0	0	0				
Yogi Berra, L OBP: 0.500, SLG: 0.500										3	1	2	0	0	0	0				
Ron Swoboda, R OBP: 0.326, SLG: 0.682										3	0	1	0	0	0	0				
Billy Cowan, R OBP: 0.250, SLG: 0.267										0	0	0	0	0	0	0				
Roy McMillan, R OBP: 0.254, SLG: 0.227										3	0	1	1	0	0	0				
Al Jackson, L OBP: 0.125, SLG: 0.125										3	0	1	0	0	1	0				
<b>Inning Stats</b>	R: 1 E: 1 K: 0 S: 10	H: 3 LOB: 3 BB: 1 P: 15	R: 0 E: 0 K: 0 S: 3	H: 0 LOB: 0 BB: 0 P: 3	R: 0 E: 0 K: 0 S: 4	H: 0 LOB: 0 BB: 0 P: 4	R: 0 E: 0 K: 0 S: 4	H: 0 LOB: 0 BB: 0 P: 4	R: 0 E: 0 K: 1 S: 5	H: 0 LOB: 0 BB: 0 P: 5	R: 0 E: 0 K: 0 S: 10	H: 2 LOB: 2 BB: 0 P: 11	R: 1 E: 0 K: 1 S: 16	H: 4 LOB: 2 BB: 0 P: 25	R: 0 E: 0 K: 1 S: 5	H: 0 LOB: 0 BB: 0 P: 5	1B: 9 2B: 0 3B: 0 HR: 0	SF: 0 SAC: 0 DP: 1 HBP: 0	WP: 0 PB: 0 SB: 0 CS: 0	PA: 32
<b>PITCHER</b> Ray Herbert, R ERA: 3.12 Gary Wagner, R ERA: 2.0 Ed Roebuck, R ERA: 2.89	IP: 6.0 WLS: L BF: 23 H: 5 R: 1 ER: 1 SO: 1 BB: 1 IBB: 0 HBP: 0 BLK: 0 WP: 0 HR: 0 S: 36 P: 42 ERA: 1.50 WHIP: 1.000															<b>PITCHER</b>				


AB 33  
R 1  
H 8  
RBI 1  
BB 2  
SO 11  
LOB 18



AB 31  
R 2  
H 9  
RBI 1  
BB 1  
SO 3  
LOB 8



Batter	1	2	3	4	5	6	7	8	9	AB	R	H	RBI	BB	SO	LOB	TOP					
Cookie Rojas, R OBP: 0.367, SLG: 0.409	L9		5-3			F8		1B		4	0	1	0	0	0	0	<b>Philadelphia Phillies @ New York Mets</b> Shea Stadium, Flushing, NY Wed May 05 1965, 7:05 PM EDT Att: 14,134 - Unknown					
Johnny Callison, L OBP: 0.244, SLG: 0.427	4-3			F8 SH5-3 HBP		L9		P4		3	0	0	0	0	0	1						
Dick Allen, R OBP: 0.457, SLG: 0.667	F8			SH5-3				1B		3	0	1	0	0	0	0						
Dick Stuart, R OBP: 0.317, SLG: 0.382		F9 BB 1B				F8				4	0	1	0	0	0	2						
Bobby Wine, R OBP: 0.250, SLG: 0.429						F7				0	0	0	0	0	0	0						
Wes Covington, L OBP: 0.273, SLG: 0.667		4-1								2	0	0	0	1	1	1						
Bobby Del Greco, R (7, 7)		1-2		K						1	0	0	0	0	1	0						
Tony Taylor, R OBP: 0.341, SLG: 0.351		0-0				B3				3	0	0	0	0	0	2						
Gus Triandos, R OBP: 0.100, SLG: 0.071		2-3				F9				3	0	0	0	0	1	2						
Ruben Amaro, R OBP: 0.297, SLG: 0.241		3-H								3	0	0	0	0	0	0						
Jim Bunning, R OBP: 0.154, SLG: 0.385				L9						3	1	1	1	0	1	0						
				K				L4		3	1	1	1	0	1	0						
																						
<b>Inning Stats</b>	R: 0 E: 0 K: 0 S: 4	H: 0 LOB: 0 BB: 0 P: 6	R: 0 E: 0 K: 1 S: 6	H: 1 LOB: 2 BB: 1 P: 12	R: 0 E: 0 K: 1 S: 5	H: 0 LOB: 0 BB: 0 P: 5	R: 0 E: 0 K: 1 S: 7	H: 0 LOB: 1 BB: 0 P: 10	R: 0 E: 0 K: 0 S: 3	H: 0 LOB: 0 BB: 0 P: 3	R: 1 E: 0 K: 0 S: 5	H: 2 LOB: 1 BB: 0 P: 7	R: 0 E: 0 K: 0 S: 3	H: 0 LOB: 0 BB: 0 P: 3	R: 0 E: 0 K: 0 S: 4	H: 1 LOB: 1 BB: 0 P: 4	R: 0 E: 0 K: 1 S: 5	H: 0 LOB: 0 BB: 0 P: 5	1B: 3 2B: 1 3B: 0 HR: 1	SF: 0 SAC: 1 DP: 1 HBP: 1	WP: 0 PB: 0 SB: 0 CS: 0	PA: 32
<b>PITCHER</b> Warren Spahn, L ERA: 2.83	IP: 9.0 WLS: L BF: 32	H: 4 R: 1 ER: 1 SO: 4	BB: 1 IBB: 0 HBP: 1 BLK: 0	WP: 0 HR: 1 S: 42 P: 55	ERA: 1.00 WHIP: 0.556	<b>PITCHER</b>										IP: 9.0 WLS: W BF: 30	H: 4 R: 0 ER: 0 SO: 5	BB: 1 IBB: 0 HBP: 0 BLK: 0	WP: 0 HR: 0 S: 42 P: 56	ERA: 0.00 WHIP: 0.556		

Batter	1	2	3	4	5	6	7	8	9	AB	R	H	RBI	BB	SO	LOB	BOTTOM			
Bobby Klaus, R OBP: 0.253, SLG: 0.243	FC1-6 BB		5-3			F8				2	0	0	0	1	0	0	<b>Philadelphia Phillies @ New York Mets</b> Shea Stadium, Flushing, NY Wed May 05 1965, 7:05 PM EDT Att: 14,134 - Unknown			
Danny Napoleon, R OBP: 0.400, SLG: 0.556										1	0	0	0	0	1	0				
Ron Hunt, R OBP: 0.458, SLG: 0.476	FC1-6 1B					F8				4	0	1	0	0	0	1				
Johnny Lewis, L OBP: 0.395, SLG: 0.420						F1				4	0	1	0	0	1	1				
Ed Kranepool, L OBP: 0.402, SLG: 0.635	G4-6-3 1B					F8				3	0	0	0	0	0	2				
Joe Christopher, R OBP: 0.281, SLG: 0.263										3	0	1	0	0	1	0				
Ron Swoboda, R OBP: 0.327, SLG: 0.660						FC4-6 1B				3	0	1	0	0	0	1				
Roy McMillan, R OBP: 0.188, SLG: 0.156										2	0	0	0	0	1	1				
Jesse Conder, L OBP: 0.261, SLG: 0.522										1	0	0	0	0	0	1				
Chris Cannizzaro, R OBP: 0.156, SLG: 0.156										2	0	0	0	0	0	0				
Yogi Berra, L OBP: 0.400, SLG: 0.400										1	0	0	0	0	0	1				
Jim Hickman, R OBP: 0.135, SLG: 0.118										0	0	0	0	0	0	0				
Warren Spahn, L OBP: 0.313, SLG: 0.231										3	0	0	0	0	1	0				
																				
<b>Inning Stats</b>	R: 0 E: 0 K: 0 S: 6	H: 1 LOB: 1 BB: 1 P: 10	R: 0 E: 0 K: 1 S: 5	H: 0 LOB: 0 BB: 0 P: 5	R: 0 E: 0 K: 0 S: 3	H: 0 LOB: 0 BB: 0 P: 3	R: 0 E: 0 K: 0 S: 3	H: 0 LOB: 0 BB: 0 P: 5	R: 0 E: 0 K: 1 S: 5	H: 1 LOB: 0 BB: 0 P: 6	R: 0 E: 0 K: 0 S: 3	H: 0 LOB: 0 BB: 0 P: 3	R: 0 E: 0 K: 0 S: 4	H: 1 LOB: 1 BB: 0 P: 6	R: 0 E: 0 K: 3 S: 10	H: 1 LOB: 1 BB: 0 P: 15	1B: 4 2B: 0 3B: 0 HR: 0	SF: 0 SAC: 0 DP: 1 HBP: 0	WP: 0 PB: 0 SB: 0 CS: 0	PA: 30
<b>PITCHER</b> Jim Bunning, R ERA: 3.93	IP: 9.0 WLS: W BF: 30	H: 4 R: 0 ER: 0 SO: 5	BB: 1 IBB: 0 HBP: 0 BLK: 0	WP: 0 HR: 0 S: 42 P: 56	ERA: 0.00 WHIP: 0.556	<b>PITCHER</b>										IP: 9.0 WLS: W BF: 30	H: 4 R: 0 ER: 0 SO: 5	BB: 1 IBB: 0 HBP: 0 BLK: 0	WP: 0 HR: 0 S: 42 P: 56	ERA: 0.00 WHIP: 0.556

Batter	1	2	3	4	5	6	7	8	9	AB	R	H	RBI	BB	SO	LOB	TOP	
Julian Javier, R (1,4) OBP: 0.178, SLG: 0.267 Dal Maxvill, R (8,4)	F6	6-3			F6		E6 1B		5-3	4	1	1	0	0	0	2		
Lou Brock, L (1,7) OBP: 0.396, SLG: 0.529	CS 2B		FC6-4 1B		F5		E 1B		6-3 S 1B	5	1	4	1	0	0	0		
Curt Flood, R (1,8) OBP: 0.365, SLG: 0.506	BB 2-3 1B		FC6-4 1B		F9		4-3		6-3	5	0	1	0	0	0	2		
Ken Boyer, R (1,5) OBP: 0.400, SLG: 0.453	4-2 1-2 BB		FC5-4 1B			SH2-4 BB			FC6-4 BB	2	0	2	0	3	0	0		
Dick Groat, R (1,6) OBP: 0.272, SLG: 0.250	K		F4			SH2-4			FC6-4	4	0	0	0	0	1	7		
Carl Warwick, R (1,3) OBP: 0.287, SLG: 0.154		L7	FC5-4			BB			SH2-3 1B	3	0	1	0	1	0	2		
Mike Shannon, R (1,9) OBP: 0.178, SLG: 0.077		E6 BB			6-3				SH2-3	3	0	0	0	0	1	2		
Bob Uecker, R (1,2) OBP: 0.333, SLG: 0.357		F8			6-3				6-3	4	0	0	0	0	0	4		
Bob Gibson, R (1,1) OBP: 0.235, SLG: 0.154					K				F3	3	0	0	0	1	2	1		
<b>Inning Stats</b>	R: 0 H: 2 E: 0 K: 1 S: 12	H: 0 R: 0 ER: 1 LOB: 2 BB: 1 P: 17	R: 0 H: 2 E: 0 K: 0 S: 10	H: 0 R: 0 ER: 0 LOB: 2 BB: 0 P: 14	R: 0 H: 0 E: 0 K: 1 S: 7	H: 1 R: 0 ER: 0 LOB: 0 BB: 0 P: 12	R: 0 H: 0 E: 0 K: 0 S: 9	H: 0 R: 2 ER: 2 LOB: 1 BB: 2 P: 17	R: 0 H: 1 E: 0 K: 0 S: 4	R: 0 H: 1 E: 0 K: 0 S: 5	1B: 7 2B: 2 3B: 0 HR: 0	SF: 0 SAC: 0 DP: 0 HBP: 0	WP: 0 PA: 41 PB: 0 SB: 1 CS: 1					
<b>PITCHER</b>	IP WLS BF H R ER SO BB IBB HBP BLK WP HR S P ERA WHIP																	
Chris Short, L (1,1) ERA: 1.88	8.0 L 36 8 2 2 4 4 0 0 0 0 0 72 114 2.25 1.500																	
Ed Roebuck, R (9,1) ERA: 2.61	1.0 5 1 0 0 0 1 0 0 0 0 0 5 11 0.00 2.000																	

St. Louis Cardinals @ Philadelphia Phillies  
 Connie Mack Stadium, Philadelphia, PA  
 Fri May 07 1965, 7:05 PM EDT  
 Att: 14,499 - Unknown

AB 34  
 R 2  
 H 9  
 RBI 1  
 BB 5  
 SO 4  
 LOB 20



Batter	1	2	3	4	5	6	7	8	9	AB	R	H	RBI	BB	SO	LOB	BOTTOM
Cookie Rojas, R (1,6) OBP: 0.358, SLG: 0.383	K		L7			FC6-4 BB			6-3	3	0	0	0	1	1	0	
Dick Allen, R (1,5) OBP: 0.447, SLG: 0.640	K			K		FC6-4			BB	3	0	0	0	1	2	1	
Johnny Callison, L (1,9) OBP: 0.256, SLG: 0.423						1-2 K			L8	3	0	1	0	1	1	2	
Wes Covington, L (1,7) OBP: 0.250, SLG: 0.605	L9			F8					4-3	4	0	0	0	0	1	3	
Dick Stuart, R (1,3) OBP: 0.303, SLG: 0.362		K		F3					6-3	3	0	0	0	0	1	1	
Tony Gonzalez, L (1,8) OBP: 0.237, SLG: 0.278		F9			L9				L9	3	0	0	0	0	0	0	
Tony Taylor, R (1,4) OBP: 0.341, SLG: 0.342		L8			G6-4-3 HBP				F8	2	0	0	0	0	0	0	
Clay Dalrymple, L (1,2) OBP: 0.286, SLG: 0.409			G3		G6-4-3				F9	3	0	0	0	0	0	1	
Chris Short, R (1,1) OBP: 0.059, SLG: 0.059 John Briggs, L (8,PH) OBP: 0.357, SLG: 0.333 Ed Roebuck, R (9,1)			K		F3				K	2	0	0	0	0	1	0	
<b>Inning Stats</b>	R: 0 H: 0 E: 0 K: 2 S: 10	H: 0 R: 0 ER: 0 LOB: 0 BB: 0 P: 10	R: 0 H: 0 E: 0 K: 1 S: 7	H: 0 R: 0 ER: 0 LOB: 0 BB: 0 P: 9	R: 0 H: 1 E: 0 K: 1 S: 12	H: 0 R: 0 ER: 0 LOB: 0 BB: 0 P: 13	R: 0 H: 0 E: 0 K: 1 S: 9	H: 0 R: 0 ER: 0 LOB: 0 BB: 1 P: 16	R: 0 H: 0 E: 0 K: 1 S: 5	R: 0 H: 0 E: 0 K: 1 S: 6	1B: 1 2B: 0 3B: 0 HR: 0	SF: 0 SAC: 0 DP: 1 HBP: 1	WP: 0 PA: 31 PB: 0 SB: 0 CS: 0				
<b>PITCHER</b>	IP WLS BF H R ER SO BB IBB HBP BLK WP HR S P ERA WHIP																
Bob Gibson, R (1,1) ERA: 2.47	9.0 W 31 1 0 0 8 3 0 1 0 0 0 67 101 0.00 0.444																

St. Louis Cardinals @ Philadelphia Phillies  
 Connie Mack Stadium, Philadelphia, PA  
 Fri May 07 1965, 7:05 PM EDT  
 Att: 14,499 - Unknown

AB 27  
 R 0  
 H 1  
 RBI 0  
 BB 3  
 SO 8  
 LOB 8



Batter	1	2	3	4	5	6	7	8	9	10	11	AB	R	H	RBI	BB	SO	LOB	TOP							
Phil Gagliano, R OBP: 0.333, SLG: 0.351 (1, 4)	F3		F8			E6 WP 1B SF7		FC6-5 E 1B 1-2 2-H	6-3		FC5-4	6	2	1	1	0	0	3								
Lou Brock, L OBP: 0.388, SLG: 0.517 (1, 7)	4-3			B3				E4 FC6-5 S 1B 1-2 2-H			HBP	4	0	1	1	0	0	1								
Curt Flood, R OBP: 0.347, SLG: 0.484 (1, 8)	6-3				K			FC6-5 1B 5-3 1-3 3-H		1-3		4	1	0	2	0	1	2								
Ken Boyer, R OBP: 0.388, SLG: 0.426 (1, 5)		6-3			F6			5-3 1-2			IBB	4	0	0	0	1	0	2								
Dick Groat, R OBP: 0.281, SLG: 0.253 Dal Maxwell, R (8, PR) (8, 6)			F7					G6-4-3 BB 2-H 1B			F8	3	0	1	1	1	1	0								
Carl Warwick, R OBP: 0.222, SLG: 0.125 Bob Skinner, L OBP: 0.200, SLG: 0.500 Bob Purkey, R (8, 1) Tim McCarver, L OBP: 0.314, SLG: 0.239 Nelson Briles, R (10, 1)		5-3						G6-4-3 1-2			F6	3	0	0	0	0	0	1								
Mike Shannon, R OBP: 0.180, SLG: 0.070 (1, 9)					F8			5-3 1-2				4	0	0	0	1	1	1								
Bob Uecker, R OBP: 0.348, SLG: 0.333 (1, 2)								FC1-6 BB 1B			K	4	1	1	0	1	1	1								
Curt Simmons, L Ron Taylor, R Barney Schultz, R Steve Carlton, L Tito Francona, L Julian Javier, R Bill White, R					B5			FC1-6 E 1B 1-2			K	2	1	0	0	0	0	0								
<b>Inning Stats</b>	R: 0 E: 0 K: 0 S: 10	H: 0 LOB: 0 BB: 0 P: 14	R: 0 E: 0 K: 0 S: 11	H: 0 LOB: 0 BB: 0 P: 17	R: 0 E: 0 K: 0 S: 5	H: 0 LOB: 1 BB: 1 P: 11	R: 0 E: 0 K: 1 S: 5	H: 0 LOB: 0 BB: 0 P: 8	R: 0 E: 0 K: 2 S: 11	H: 0 LOB: 0 BB: 0 P: 18	R: 2 E: 1 K: 0 S: 10	H: 1 LOB: 1 BB: 1 P: 23	R: 0 E: 0 K: 0 S: 6	H: 0 LOB: 0 BB: 1 P: 14	R: 6 E: 1 K: 1 S: 20	H: 4 LOB: 1 BB: 1 P: 33	R: 0 E: 0 K: 2 S: 7	H: 0 LOB: 0 BB: 0 P: 7	R: 0 E: 0 K: 0 S: 12	H: 0 LOB: 2 BB: 1 P: 22	R: 0 E: 0 K: 0 S: 8	H: 1 LOB: 1 BB: 0 P: 10	1B: 5 2B: 0 3B: 0 HR: 1	SF: 1 SAC: 0 DP: 1 HBP: 1	WP: 1 PB: 0 SB: 1 CS: 0	PA: 46
<b>PITCHER</b>	IP ERA WLS BF H R ER SO BB IBB HBP BLK WP HR S P ERA WHIP	Bo Belinsky, L ERA: 6.52	Jack Baldschun, R ERA: 3.95	Ed Roebuck, R ERA: 2.19	Ray Culp, R ERA: 8.22	<b>PITCHER</b>	IP ERA WLS BF H R ER SO BB IBB HBP BLK WP HR S P ERA WHIP	Nelson Briles, R ERA: 2.25	1.2 L 10 2 1 1 0 0 0 0 0 0 3 4 27 11 6.75 1.688																	

St. Louis Cardinals @ Philadelphia Phillies  
 Connie Mack Stadium, Philadelphia, PA  
 Sat May 08 1965, 7:05 PM EDT  
 Att: 19,596 - Unknown



Batter	1	2	3	4	5	6	7	8	9	10	11	AB	R	H	RBI	BB	SO	LOB	BOTTOM					
Cookie Rojas, R OBP: 0.373, SLG: 0.396 (1, 8) (7, 4)					L4-3			F6		FC6-4		6	1	3	1	0	0	2						
Johnny Callison, L OBP: 0.283, SLG: 0.452 (1, 9)	L9							2B 1B			F9 SH2-3 BB 1B	6	2	4	0	0	0	1						
Dick Allen, R OBP: 0.456, SLG: 0.646 (1, 5)	F8							1B 1B		FC5-4 HBP 1B		4	3	2	1	1	0	2						
Dick Stuart, R OBP: 0.319, SLG: 0.365 (1, 3)	L8				G5-4-3			1B 1B		K		5	1	2	1	1	1	5						
Alex Johnson, R OBP: 0.314, SLG: 0.281 (1, 7)		G3						1B WP G3 1B		L8		5	1	1	1	0	0	3						
Tony Taylor, R OBP: 0.333, SLG: 0.333 Tony Gonzalez, L OBP: 0.286, SLG: 0.308 (6, PH) (7, 8)		1-3						G3 1B		FC4-6 S		2	0	0	0	0	0	0						
Gus Triandos, R OBP: 0.094, SLG: 0.067 Wes Covington, L OBP: 0.243, SLG: 0.591 Clay Dalrymple, L OBP: 0.294, SLG: 0.413 Bobby Del Greco, R (10, PR) Pat Corrales, R (11, 2)		F3						G3 1B		K		2	0	0	0	0	0	0						
Ruben Amaro, R OBP: 0.304, SLG: 0.259 (1, 6)								1-2 3-H		1-4-2 HBP		2	0	0	0	0	0	0						
Bo Belinsky, L Jack Baldschun, R John Brigras, L Ed Roebuck, R John Herstein, L Ray Culp, R					4-3 1B 2B			F4 1B		F8		4	1	1	0	1	0	1						
					4-3			F8		K		3	0	1	0	0	0	3						
<b>Inning Stats</b>	R: 0 E: 0 K: 0 S: 10	H: 1 LOB: 1 BB: 0 P: 16	R: 0 E: 0 K: 0 S: 5	H: 0 LOB: 0 BB: 0 P: 5	R: 1 E: 0 K: 0 S: 16	H: 3 LOB: 2 BB: 1 P: 28	R: 0 E: 0 K: 0 S: 6	H: 0 LOB: 0 BB: 0 P: 9	R: 0 E: 0 K: 0 S: 3	H: 1 LOB: 1 BB: 0 P: 5	R: 3 E: 0 K: 0 S: 12	H: 4 LOB: 2 BB: 1 P: 20	R: 0 E: 0 K: 1 S: 7	H: 0 LOB: 0 BB: 0 P: 10	R: 1 E: 0 K: 1 S: 6	H: 2 LOB: 2 BB: 0 P: 7	R: 0 E: 0 K: 0 S: 7	H: 1 LOB: 1 BB: 0 P: 12	R: 1 E: 0 K: 0 S: 5	H: 1 LOB: 3 BB: 3 P: 19	1B: 14 2B: 4 3B: 0 HR: 0	SF: 0 SAC: 1 DP: 2 HBP: 1	WP: 1 PB: 1 SB: 0 CS: 0	PA: 52
<b>PITCHER</b>	IP ERA WLS BF H R ER SO BB IBB HBP BLK WP HR S P ERA WHIP	Curt Simmons, L ERA: 3.73	Ron Taylor, R ERA: 5.4	Barney Schultz, R ERA: 5.4	Steve Carlton, L ERA: 2.35	Bob Purkey, R ERA: 6.33	<b>PITCHER</b>	IP ERA WLS BF H R ER SO BB IBB HBP BLK WP HR S P ERA WHIP	Nelson Briles, R ERA: 2.25	10.1 L 10 2 1 1 0 0 0 0 0 0 3 4 27 11 6.75 1.688														

St. Louis Cardinals @ Philadelphia Phillies  
 Connie Mack Stadium, Philadelphia, PA  
 Sat May 08 1965, 7:05 PM EDT  
 Att: 19,596 - Unknown



Batter	1	2	3	4	5	6	7	8	9	AB	R	H	RBI	BB	SO	LOB	TOP	
<b>Phil Gagliano, R</b> (1, 4) OBP: 0.340, SLG: 0.381 <b>Julian Javier, R</b> (9, FR) OBP: 0.178, SLG: 0.267	1-1 F3		2-2 L8		1-1 F9			0-0 FC5 BB	1-1 2B	5	0	2	1	0	0	1		
<b>Lou Brock, L</b> (1, 7) OBP: 0.379, SLG: 0.489	2-2 E4 2B		1-3 K			1-0 5-3		1-3 K	1-3 K	5	1	0	0	0	0	3		
<b>Curt Flood, R</b> (1, 8) OBP: 0.343, SLG: 0.484	1-2 4-3 1-H 2B		0-1 1-3			1-0 F6		0-1 F8		4	0	1	1	0	0	1		
<b>Tito Francona, L</b> (1, 3) OBP: 0.333, SLG: 0.385	0-0 4-3			2-2 F7		4-1 BB BB		4-2 BB	1-2 BB	2	0	0	0	2	0	1		
<b>Ken Boyer, R</b> (1, 5) OBP: 0.381, SLG: 0.408	0-0 F3			1-1 F6		4-0 BB BB		1-1 FC5	2-3f	3	0	0	0	1	0	3		
<b>Bob Skinner, L</b> (1, 9) OBP: 0.214, SLG: 0.385		2-3 K		1-3 K		1-2 F2			4-2 1B 2B BB	3	1	0	0	1	2	2		
<b>Tim McCarver, L</b> (1, 2) OBP: 0.309, SLG: 0.240		0-0 1B		1-3 K			0-3 K		0-2 L8	4	0	1	0	0	2	1		
<b>Jerry Buchek, R</b> (1, 6) <b>Dick Groat, R</b> (9, PH) OBP: 0.280, SLG: 0.261		1-3 K		0-3 K			2-2 5-3		0-1 2B 1B	3	0	0	0	0	2	1		
<b>Ray Sadecki, L</b> (1, 1) OBP: 0.167, SLG: 0.167 <b>Carl Warwick, R</b> (9, PH) OBP: 0.211, SLG: 0.118		0-2 F8		0-0 1B			0-0 F7		1-3 K	3	0	1	0	0	0	1		
<b>Inning Stats</b>	R: 1 E: 1 K: 0 S: 10	H: 1 LOB: 1 BB: 0 P: 14	R: 0 E: 0 K: 2 S: 10	H: 1 LOB: 1 BB: 0 P: 13	R: 0 E: 0 K: 1 S: 9	H: 0 LOB: 0 BB: 0 P: 13	R: 0 E: 0 K: 1 S: 9	H: 1 LOB: 1 BB: 0 P: 11	R: 0 E: 0 K: 0 S: 7	H: 0 LOB: 2 BB: 2 P: 18	R: 0 E: 0 K: 1 S: 11	H: 1 LOB: 2 BB: 1 P: 17	R: 1 E: 0 K: 2 S: 17	H: 2 LOB: 2 BB: 1 P: 24	1B: 4 2B: 2 3B: 0 HR: 0	SF: 0 SAC: 0 DP: 0 HBP: 0	WP: 0 PA: 38 PB: 0 SB: 1 CS: 0	
<b>PITCHER</b>	IP	WLS	BF	H	R	ER	SO	BB	IBB	HBP	BLK	WP	HR	S	P	ERA	WHIP	
<b>Art Mahaffey, R</b> (1, 1) ERA: 3.6	8.1	W	35	5	2	1	8	4	0	0	0	0	0	81	120	1.08	1.080	
<b>Ed Roebuck, R</b> (9, 1) ERA: 2.08	0.2	S	3	1	0	0	2	0	0	0	0	0	0	9	12	0.00	1.500	

St. Louis Cardinals @ Philadelphia Phillies  
 Connie Mack Stadium, Philadelphia, PA  
 Sun May 09 1965, 3:33 AM EDT  
 Att: 12,930 - Unknown

AB 34  
 R 2  
 H 6  
 RBI 2  
 BB 4  
 SO 10  
 LOB 16



Batter	1	2	3	4	5	6	7	8	9	AB	R	H	RBI	BB	SO	LOB	BOTTOM		
<b>Cookie Rojas, R</b> (1, 8) OBP: 0.349, SLG: 0.368	2-2 L8		0-1 F6		0-3 K		1-1 5-3			4	0	0	0	0	1	0			
<b>Johnny Callison, L</b> (1, 9) OBP: 0.292, SLG: 0.489	3-3 K		1-0 HR		3-2 1B 1B		2-2 G3			4	1	2	1	0	1	0			
<b>Dick Allen, R</b> (1, 5) OBP: 0.447, SLG: 0.651	1-2 HR 3B		0-0 4-3		0-0 L7			1-1 4-3		4	1	1	0	0	0	1			
<b>Dick Stuart, R</b> (1, 3) OBP: 0.329, SLG: 0.418 <b>Bobby Wine, R</b> (9, 6) OBP: 0.250, SLG: 0.429	2-2 HR			0-0 F7	1-1 1B			0-0 4-3		4	1	2	2	0	0	0			
<b>Alex Johnson, R</b> (1, 7) OBP: 0.333, SLG: 0.306	2-3 K			2-2 1B 1B	2-1 F7			0-1 1B		4	1	2	0	0	1	2			
<b>Tony Taylor, R</b> (1, 4) OBP: 0.318, SLG: 0.318		0-0 6-3		0-0 F9		2-1 4-3		0-0 F7		4	0	0	0	0	0	2			
<b>Gus Triandos, R</b> (1, 2) OBP: 0.114, SLG: 0.091		0-0 F9		0-0 1B 1B		0-0 F7				3	0	1	0	0	0	0			
<b>Ruben Amaro, R</b> (1, 6) OBP: 0.306, SLG: 0.262		0-0 F9		1-2 1B		3-2 4-3				3	0	1	1	0	0	0			
<b>Art Mahaffey, R</b> (1, 1) <b>Ed Roebuck, R</b> (9, 1)			1-2 F8		0-3 K		1-0 6-3			3	0	0	0	0	1	2			
<b>Inning Stats</b>	R: 2 E: 0 K: 2 S: 19	H: 2 LOB: 0 BB: 0 P: 29	R: 0 E: 0 K: 0 S: 3	H: 0 LOB: 0 BB: 0 P: 3	R: 1 E: 0 K: 0 S: 7	H: 1 LOB: 0 BB: 0 P: 9	R: 1 E: 0 K: 1 S: 12	H: 3 LOB: 2 BB: 0 P: 15	R: 0 E: 0 K: 0 S: 11	H: 2 LOB: 2 BB: 0 P: 17	R: 0 E: 0 K: 0 S: 6	H: 0 LOB: 0 BB: 0 P: 11	R: 0 E: 0 K: 0 S: 7	H: 0 LOB: 0 BB: 0 P: 11	R: 0 E: 0 K: 0 S: 6	H: 1 LOB: 1 BB: 0 P: 7	1B: 6 2B: 0 3B: 1 HR: 2	SF: 0 SAC: 0 DP: 0 HBP: 0	WP: 0 PA: 33 PB: 0 SB: 0 CS: 0
<b>PITCHER</b>	IP	WLS	BF	H	R	ER	SO	BB	IBB	HBP	BLK	WP	HR	S	P	ERA	WHIP		
<b>Ray Sadecki, L</b> (1, 1) ERA: 7.4	8.0	L	33	9	4	4	4	0	0	0	0	0	2	71	102	4.50	1.125		

St. Louis Cardinals @ Philadelphia Phillies  
 Connie Mack Stadium, Philadelphia, PA  
 Sun May 09 1965, 3:33 AM EDT  
 Att: 12,930 - Unknown

AB 33  
 R 4  
 H 9  
 RBI 4  
 BB 0  
 SO 4  
 LOB 7




Batter	1	2	3	4	5	6	7	8	9	10	AB	R	H	RBI	BB	SO	LOB				
<b>Curt Flood, R</b> OBP: 0.355, SLG: 0.490 (1, 8)	1B		FC1-6 1B		6-3		1B		4-3		5	0	3	0	0	0	0				
<b>Lou Brock, L</b> OBP: 0.361, SLG: 0.465 (1, 7)	K		FC1-6 CS 1-2f		K		F5			6-3 1B	5	0	0	0	0	2	3				
<b>Bill White, L</b> OBP: 0.359, SLG: 0.462 (1, 3)	F9		K			2B G5-2-3 1B		FC SH2-4 BB		G4-6-3 1B	3	0	1	0	1	1	2				
<b>Mike Shannon, R</b> OBP: 0.196, SLG: 0.091 (8, 9)			K								1	1	1	0	0	0	0				
<b>Tito Francona, L</b> OBP: 0.327, SLG: 0.395 (1, 9)	4-3				4-3			SH2-4		G4-6-3 1B	4	0	1	0	0	0	2				
<b>Ken Boyer, R</b> OBP: 0.375, SLG: 0.400 (1, 5)		L7			F2		F9	FC 1B			4	0	1	0	0	0	2				
<b>Dick Groat, R</b> OBP: 0.307, SLG: 0.297 (1, 6)		2B						FC			3	0	2	1	1	0	1				
<b>Phil Gagliano, R</b> OBP: 0.314, SLG: 0.348 (8, 4)	K				F5		G5-2-3	4-3-6-2			4	0	0	0	0	1	7				
<b>Tim McCarver, L</b> OBP: 0.339, SLG: 0.321 (1, 2)											0	0	0	0	0	0	0				
<b>Tracy Stallard, R</b> OBP: 0.154, SLG: 0.154 (8, 1)						HR		F6		F7	3	1	2	1	1	0	0				
<b>Bob Purkey, R</b> (8, 1)	K					K				8-3	1	0	0	0	0	0	1				
<b>Inning Stats</b>	R: 0 E: 0 K: 1 S: 9	H: 1 LOB: 1 BB: 0 P: 13	R: 0 E: 0 K: 2 S: 12	H: 1 LOB: 2 BB: 1 P: 21	R: 0 E: 0 K: 1 S: 7	H: 1 LOB: 0 BB: 0 P: 8	R: 0 E: 0 K: 2 S: 10	H: 1 LOB: 1 BB: 0 P: 18	R: 1 E: 0 K: 2 S: 5	H: 1 LOB: 2 BB: 1 P: 11	R: 0 E: 0 K: 0 S: 5	H: 1 LOB: 1 BB: 1 P: 7	R: 1 E: 0 K: 0 S: 7	H: 1 LOB: 1 BB: 1 P: 13	R: 0 E: 0 K: 0 S: 5	H: 1 LOB: 0 BB: 0 P: 9	R: 0 E: 0 K: 0 S: 7	H: 1 LOB: 0 BB: 0 P: 9	1B: 7 2B: 5 3B: 0 HR: 1	SF: 0 SAC: 1 DP: 4 HBP: 0	
<b>PITCHER</b>	IP: 7.0 WLS: 2 BF: 29 ERA: 3.5	H: 8 R: 1 ER: 1 SO: 6	BB: 0 IBB: 0 HBP: 0 BLK: 0	WP: 0 HR: 1 S: 55 P: 87	ERA: 1.29 WHIP: 1.143	<b>PITCHER</b>															
<b>Jim Bunning, R</b> ERA: 3.5 (1, 1)	2.0 8 2	1 1 0	0 1 0	0 0 0	0 0 0	12 22	4.50 1.500														
<b>Ed Roebuck, R</b> ERA: 1.93 (10, 1)	1.0 3 1	0 0 0	0 0 0	0 0 0	0 0 0	7 9	0.00 1.000														

**TOP**

St. Louis Cardinals @ Philadelphia Phillies  
Connie Mack Stadium, Philadelphia, PA  
Mon May 10 1966, 7:05 PM EDT  
Att: 14,454 - Unknown

AB	36
R	2
H	11
RBI	2
BB	3
SO	6
LOB	20




Batter	1	2	3	4	5	6	7	8	9	10	AB	R	H	RBI	BB	SO	LOB					
<b>Tony Taylor, R</b> OBP: 0.313, SLG: 0.311 (1, 4)	6-3		4-3						6-3		5	0	1	1	0	1	2					
<b>Dick Allen, R</b> OBP: 0.444, SLG: 0.648 (1, 5)	CS 1B		2B		5-3		F8 1B		F9		5	0	2	0	0	0	4					
<b>Johnny Callison, L</b> OBP: 0.297, SLG: 0.495 (1, 9)	1B 2B		4-3			4-3		F8		HBP 1B	5	0	2	1	0	0	1					
<b>Wes Covington, L</b> OBP: 0.254, SLG: 0.604 (1, 7)	BB 1B		5-3			F5		WP 2B		HBP 1B	4	0	2	0	0	0	1					
<b>Alex Johnson, R</b> OBP: 0.350, SLG: 0.306 (8, PR)											0	0	0	0	0	0	0					
<b>Ed Roebuck, R</b> (10, 1)											0	0	0	0	0	0	0					
<b>Dick Stuart, R</b> OBP: 0.321, SLG: 0.384 (1, 3)	BB 1B				K		F8		F6		4	0	0	0	1	1	3					
<b>Tony Gonzalez, L</b> OBP: 0.298, SLG: 0.302 (1, 8)	F2				F7						4	1	1	0	1	1	3					
<b>Clay Dalrymple, L</b> OBP: 0.291, SLG: 0.388 (1, 2)		F7			F6		SH3-4 1B		SH3-4 BB		3	0	0	0	1	0	0					
<b>Ruben Amaro, R</b> OBP: 0.312, SLG: 0.262 (1, 6)		F7					F8		FC4-6 BB		4	1	1	0	1	0	3					
<b>Jim Bunning, R</b> OBP: 0.200, SLG: 0.400 (1, 1)											2	0	1	0	0	0	0					
<b>John Herrnstein, L</b> (7, PH)											1	0	0	0	0	0	2					
<b>Jack Baldschun, R</b> (8, 1)		5-3									0	0	0	0	0	0	0					
<b>John Briggs, L</b> OBP: 0.412, SLG: 0.667 (9, PH)							1B		FC4-6 1B		2	2	2	2	0	0	0					
<b>Inning Stats</b>	R: 0 E: 0 K: 0 S: 12	H: 3 LOB: 3 BB: 1 P: 24	R: 0 E: 0 K: 0 S: 3	H: 0 LOB: 0 BB: 0 P: 5	R: 0 E: 0 K: 0 S: 11	H: 1 LOB: 1 BB: 0 P: 19	R: 0 E: 0 K: 1 S: 7	H: 0 LOB: 0 BB: 0 P: 10	R: 0 E: 0 K: 1 S: 8	H: 1 LOB: 1 BB: 1 P: 11	R: 0 E: 0 K: 0 S: 4	H: 0 LOB: 0 BB: 0 P: 6	R: 1 E: 0 K: 0 S: 11	H: 2 LOB: 2 BB: 1 P: 23	R: 0 E: 0 K: 0 S: 9	H: 1 LOB: 3 BB: 2 P: 24	R: 1 E: 0 K: 0 S: 15	H: 2 LOB: 2 BB: 0 P: 21	R: 2 E: 0 K: 1 S: 8	H: 2 LOB: 0 BB: 0 P: 12	1B: 7 2B: 4 3B: 0 HR: 1	SF: 0 SAC: 1 DP: 0 HBP: 1
<b>PITCHER</b>	IP: 7.2 WLS: 2 BF: 34 ERA: 3.25	H: 8 R: 1 ER: 1 SO: 2	BB: 4 IBB: 0 HBP: 0 BLK: 0	WP: 1 HR: 0 S: 63 P: 118	ERA: 1.17 WHIP: 1.565	<b>PITCHER</b>																
<b>Tracy Stallard, R</b> ERA: 8.69 (1, 1)	2.0 L 11	4 3 3	1 1 1	0 0 0	0 0 0	0 1 25	13.50 2.000															

**BOTTOM**

St. Louis Cardinals @ Philadelphia Phillies  
Connie Mack Stadium, Philadelphia, PA  
Mon May 10 1966, 7:05 PM EDT  
Att: 14,454 - Unknown

AB	39
R	4
H	12
RBI	4
BB	4
SO	3
LOB	19





Batter	1	2	3	4	5	6	7	8	9	AB	R	H	RBI	BB	SO	LOB
<b>Pete Rose, S</b> OBP: 0.393, SLG: 0.476 (1, 4)	4-3							2B 1B		5	2	4	1	0	0	0
<b>Tommy Harper, R</b> OBP: 0.404, SLG: 0.418 (1, 7)	P4			1-3 1-2	1-2 2-H 1B			F8	6-3	5	0	0	0	0	1	5
<b>Vada Pinson, L</b> OBP: 0.339, SLG: 0.462 (1, 8)	1B			2B 2-H				1B 2B	K	5	1	3	1	0	1	1
<b>Frank Robinson, R</b> OBP: 0.451, SLG: 0.639 (9, PH)	CS	E3		F9				1B 1B	K	3	2	1	1	1	0	1
<b>Art Shamsky, L</b> OBP: 0.412, SLG: 0.563 (9, 9)	1-2	CS		F9	HR			1B 1B IBB	K	1	0	0	0	0	1	1
<b>Deron Johnson, R</b> OBP: 0.347, SLG: 0.540 (1, 5)		6-3		F9				1B 2B 1B		4	1	1	2	0	0	2
<b>Tony Perez, R</b> OBP: 0.390, SLG: 0.641 (1, 3)		F3						2B SF9 1B		4	1	1	1	0	1	0
<b>Don Pavletich, R</b> OBP: 0.371, SLG: 0.531 (7, 2)				K				1-3 2-H 2B		3	0	0	0	0	1	1
<b>Johnny Edwards, L</b> OBP: 0.279, SLG: 0.468 (7, 2)				K						1	1	1	1	0	0	0
<b>Leo Cardenas, R</b> OBP: 0.350, SLG: 0.400 (1, 6)				K						3	1	1	1	0	1	0
<b>John Tsitouris, R</b> OBP: 0.154, SLG: 0.083 (7, 1)				P3				3-H 1B		3	0	0	0	0	0	2
<b>Gerry Arrigo, L</b> OBP: 1.000, SLG: 1.000 (7, 1)					FC1-5			2-H		1	0	1	1	0	0	0

Inning Stats	R	H	R	H	R	H	R	H	R	H	R	H	R	H	R	H	R	H	
	0	1	0	0	1	2	1	2	0	1	1	0	6	6	0	1	0	0	0
	0	0	0	0	0	0	0	0	0	0	0	0	0	0	0	0	0	0	0
	3	3	3	3	5	5	7	10	4	4	3	3	8	12	8	8	1	1	0

PITCHER	IP	WLS	BF	H	R	ER	SO	BB	IBB	HBP	BLK	WP	HR	S	P	ERA	WHIP
<b>Chris Short, L</b> ERA: 1.96 (1, 1)	7.0	L	27	6	3	2	4	0	0	0	0	0	1	35	35	2.57	0.857
<b>Gary Wagner, R</b> ERA: 4.52 (8, 1)	0.1		4	2	3	3	0	0	1	0	0	0	0	3	7	81.00	6.000
<b>Ed Roebuck, R</b> ERA: 3.86 (8, 1)	0.0		3	3	1	1	0	0	0	0	0	0	0	3	3	∞	∞
<b>Ryne Duren, R</b> ERA: 3.18 (8, 1)	1.2		6	2	2	2	2	0	0	0	0	0	0	10	10	10.80	1.200

**TOP**

**Cincinnati Reds @ Philadelphia Phillies**  
 Connie Mack Stadium, Philadelphia, PA  
 Tue May 11 1965, 7:05 PM EDT  
 Att: 12,438 - Unknown

AB 38  
R 9  
H 13  
RBI 9  
BB 1  
SO 6  
LOB 13

[livebaseballscorecards.com](http://livebaseballscorecards.com)

Batter	1	2	3	4	5	6	7	8	9	AB	R	H	RBI	BB	SO	LOB
<b>Tony Gonzalez, L</b> OBP: 0.294, SLG: 0.319 (1, 8)	K									4	0	1	0	0	2	5
<b>Gary Wagner, R</b> (8, 1)		F8								0	0	0	0	0	0	0
<b>Ed Roebuck, R</b> (8, 1)										0	0	0	0	0	0	0
<b>Ryne Duren, R</b> (8, 1)										0	0	0	0	0	0	0
<b>Frank Thomas, R</b> OBP: 0.158, SLG: 0.167 (9, PH)										1	0	0	0	0	0	1
<b>Dick Allen, R</b> OBP: 0.437, SLG: 0.630 (1, 5)	CS 1B									4	0	1	0	0	3	3
<b>Johnny Callison, L</b> OBP: 0.295, SLG: 0.479 (1, 9)	K									3	0	0	0	1	1	3
<b>Wes Covington, L</b> OBP: 0.281, SLG: 0.588 (1, 7)										3	1	1	0	1	0	1
<b>Dick Stuart, R</b> OBP: 0.318, SLG: 0.378 (1, 3)										3	0	0	0	1	1	2
<b>Clay Dalrymple, L</b> OBP: 0.305, SLG: 0.396 (1, 2)										4	0	2	0	0	2	1
<b>Tony Taylor, R</b> OBP: 0.311, SLG: 0.301 (1, 4)										3	0	0	0	0	0	3
<b>Ruben Amaro, R</b> OBP: 0.309, SLG: 0.265 (1, 6)										3	0	1	1	0	1	0
<b>Chris Short, R</b> OBP: 0.053, SLG: 0.053 (7, PH)										2	0	0	0	0	1	3
<b>John Hermstein, L</b> (7, PH)										0	0	0	0	0	0	0
<b>Alex Johnson, R</b> OBP: 0.381, SLG: 0.342 (8, 8)										2	0	2	0	0	0	0

Inning Stats	R	H	R	H	R	H	R	H	R	H	R	H	R	H	R	H	R	H
	0	1	1	2	0	0	0	0	0	0	1	1	7	7	0	1	0	0
	0	0	0	0	0	0	0	0	0	0	0	0	0	0	0	0	0	0
	7	7	11	11	5	5	6	9	11	9	11	11	7	11	9	3	1	0

PITCHER	IP	WLS	BF	H	R	ER	SO	BB	IBB	HBP	BLK	WP	HR	S	P	ERA	WHIP
<b>John Tsitouris, R</b> ERA: 3.34 (1, 1)	6.0	W	26	6	1	1	7	2	0	1	0	0	0	37	46	1.50	1.333
<b>Gerry Arrigo, L</b> ERA: 2.06 (7, 1)	3.0	S	11	2	0	0	4	1	0	0	0	0	0	18	22	0.00	1.000

**BOTTOM**

**Cincinnati Reds @ Philadelphia Phillies**  
 Connie Mack Stadium, Philadelphia, PA  
 Tue May 11 1965, 7:05 PM EDT  
 Att: 12,438 - Unknown

AB 32  
R 1  
H 8  
RBI 1  
BB 3  
SO 11  
LOB 22

[livebaseballscorecards.com](http://livebaseballscorecards.com)

Batter	1	2	3	4	5	6	7	8	9	AB	R	H	RBI	BB	SO	LOB	TOP																		
<b>Pete Rose, S</b> (1, 4) X OBP: 0.385, SLG: 0.459	F7		F7	3-1		4-3		1B BB		4	0	0	0	1	0	4																			
<b>Tommy Harper, R</b> (1, 7) B OBP: 0.412, SLG: 0.453	1B BB		6-3			G3 SF8		2B	K2-6-2	4	2	2	0	1	1	2																			
<b>Vada Pinson, L</b> (1, 8) X OBP: 0.333, SLG: 0.450	F8		E4			G3		K		5	0	1	0	0	1	3																			
<b>Frank Robinson, R</b> (1, 9) X OBP: 0.448, SLG: 0.627			4-3			SF8		2B BB	F8	3	1	1	1	1	0	3																			
<b>Gordy Coleman, L</b> (1, 3) X OBP: 0.420, SLG: 0.651 <b>Marty Keough, L</b> (9, PR) (9, 3)	1-3			1B 2B	1B	L8		SF8		4	1	2	1	0	0	2																			
										0	0	0	0	0	0	0																			
<b>Deron Johnson, R</b> (1, 5) B OBP: 0.369, SLG: 0.571				2B G5-2-3	1B		6-3		FC6-2	4	0	3	1	1	0	0																			
<b>Johnny Edwards, L</b> (1, 2) X OBP: 0.315, SLG: 0.492	F7			G5-2-3	2B	SH5-4	1B	IBB	CS FC6-2	3	0	2	1	2	0	1																			
<b>Leo Cardenas, R</b> (1, 6) X OBP: 0.352, SLG: 0.394	P6			G5-2-3	IBB	SH5-4	1B	F7	FC6-2 CS	4	0	1	0	1	0	6																			
<b>Sammy Ellis, L</b> (1, 1) X OBP: 0.136, SLG: 0.095 <b>Jim O'Toole, S</b> (8, 1)	FC6-4			G5-2-3	IBB	SH5-4			E4	3	0	0	0	0	0	4																			
										1	0	0	0	0	1	3																			
<b>Inning Stats</b>	R: 0 E: 0 K: 0 S: 4	H: 1 LOB: 2 BB: 1 P: 8	R: 0 E: 0 K: 0 S: 3	H: 0 LOB: 1 BB: 1 P: 7	R: 0 E: 1 K: 0 S: 4	H: 0 LOB: 1 BB: 1 P: 4	R: 1 E: 0 K: 0 S: 5	H: 3 LOB: 2 BB: 1 P: 9	R: 1 E: 0 K: 0 S: 4	H: 1 LOB: 0 BB: 0 P: 4	R: 0 E: 0 K: 0 S: 5	H: 2 LOB: 2 BB: 0 P: 5	R: 2 E: 0 K: 1 S: 7	H: 2 LOB: 2 BB: 2 P: 15	R: 0 E: 1 K: 1 S: 6	H: 1 LOB: 2 BB: 1 P: 10	R: 0 E: 0 K: 1 S: 6	H: 2 LOB: 3 BB: 1 P: 10	1B: 7 2B: 5 3B: 1 HR: 0	SF: 2 SAC: 1 DP: 2 HBP: 0	WP: 0 PB: 0 SB: 0 CS: 3	PA: 45													
<b>PITCHER</b>	IP WLS BF	H R ER	SO BB HBP BLK	WP HR S P	ERA WHIP	<b>PITCHER</b>		IP WLS BF	H R ER	SO BB HBP BLK	WP HR S P	ERA WHIP																							
<b>Ray Herbert, R</b> (1, 1) ERA: 3.19	5.0	23	5	2	2	0	2	1	0	0	0	0	20	32	3.60	1.400																			
<b>Ray Culp, R</b> (6, 1) ERA: 8.39	2.0	L	12	4	2	2	1	1	1	0	0	0	0	12	20	9.00	2.500																		
<b>Jack Baldschun, R</b> (8, 1) ERA: 3.57	2.0		10	3	0	0	2	1	1	0	0	0	0	12	20	0.00	2.000																		

AB	35
R	4
H	12
RBI	4
BB	7
SO	3
LOB	28
WP	0
PB	0
SB	0
CS	3



Batter	1	2	3	4	5	6	7	8	9	AB	R	H	RBI	BB	SO	LOB	BOTTOM																	
<b>Tony Gonzalez, L</b> (1, 8) X OBP: 0.286, SLG: 0.308	2B 1B		P6			K		K	K	5	0	1	0	0	3	3																		
<b>Dick Allen, R</b> (1, 5) S OBP: 0.426, SLG: 0.639	K		5-3			HR		6-3	FC5	5	1	1	1	0	1	4																		
<b>Johnny Callison, L</b> (1, 9) X OBP: 0.303, SLG: 0.500	1-3 2B		F9			K				4	0	2	0	0	1	0																		
<b>Wes Covington, L</b> (1, 7) X OBP: 0.295, SLG: 0.611	4-0 IBB			1B 3B		F9		P6		3	1	1	0	1	0	1																		
<b>Clay Dalrymple, L</b> (1, 2) S OBP: 0.290, SLG: 0.375 <b>Gus Triandos, R</b> (9, PH) OBP: 0.139, SLG: 0.118 <b>John Herrnstein, L</b> (9, PR)	K		4-3			4-1			1B 2B	3	0	0	0	0	1	4																		
										1	0	1	0	0	0	0																		
<b>Dick Stuart, R</b> (1, 3) S OBP: 0.315, SLG: 0.372 <b>Bo Belinsky, L</b> (8, PR) OBP: 0.375, SLG: 0.375	K		K			P4			2B	4	0	1	0	0	2	4																		
										0	0	0	0	0	0	0																		
<b>Tony Taylor, R</b> (1, 4) S OBP: 0.318, SLG: 0.320			K			FC6-4	1B	K	FC5	4	0	2	2	0	2	0																		
<b>Ruben Amaro, R</b> (1, 6) OBP: 0.301, SLG: 0.257 <b>Alex Johnson, R</b> (7, PH) OBP: 0.372, SLG: 0.333 <b>Jack Baldschun, R</b> (8, 1)	4-3					FC6-4		F4	K	2	0	0	0	0	0	1																		
<b>John Briggs, L</b> (9, PH) OBP: 0.369, SLG: 0.625						1-2				1	0	0	0	0	1	3																		
<b>Ray Herbert, R</b> (1, 1) OBP: 0.400, SLG: 0.500 <b>Frank Thomas, R</b> (5, PH) OBP: 0.150, SLG: 0.158 <b>Ray Culp, R</b> (6, 1)	G3					L7		6-3		1	0	0	0	0	0	0																		
<b>Cookie Rojas, R</b> (7, PH) OBP: 0.354, SLG: 0.362										1	0	0	0	1	0	0																		
<b>Inning Stats</b>	R: 0 E: 0 K: 3 S: 11	H: 2 LOB: 3 BB: 1 P: 15	R: 0 E: 0 K: 1 S: 5	H: 0 LOB: 0 BB: 0 P: 5	R: 0 E: 0 K: 0 S: 3	H: 0 LOB: 0 BB: 0 P: 3	R: 1 E: 0 K: 1 S: 7	H: 2 LOB: 1 BB: 0 P: 7	R: 1 E: 0 K: 2 S: 8	H: 1 LOB: 0 BB: 0 P: 8	R: 0 E: 0 K: 0 S: 3	H: 0 LOB: 0 BB: 0 P: 3	R: 0 E: 0 K: 1 S: 5	H: 0 LOB: 0 BB: 0 P: 5	R: 0 E: 0 K: 1 S: 6	H: 1 LOB: 1 BB: 0 P: 6	R: 1 E: 0 K: 2 S: 10	H: 3 LOB: 3 BB: 1 P: 14	1B: 4 2B: 3 3B: 1 HR: 1	SF: 0 SAC: 0 DP: 0 HBP: 0	WP: 0 PB: 0 SB: 0 CS: 0	PA: 38												
<b>PITCHER</b>	IP WLS BF	H R ER	SO BB HBP BLK	WP HR S P	ERA WHIP	<b>PITCHER</b>		IP WLS BF	H R ER	SO BB HBP BLK	WP HR S P	ERA WHIP																						
<b>Sammy Ellis, R</b> (1, 1) ERA: 2.63	7.2	30	6	2	2	0	0	1	0	0	0	0	47	51	2.35	0.783																		
<b>Jim O'Toole, L</b> (8, 1) ERA: 5.09	1.1	S	8	3	1	1	2	0	1	0	0	0	0	11	15	6.75	2.250																	



Cincinnati Reds @ Philadelphia Phillies  
Connie Mack Stadium, Philadelphia, PA  
Wed May 12 1965, 7:05 PM EDT  
Att: 12,237 - Unknown

Batter	1	2	3	4	5	6	7	8	9	10	AB	R	H	RBI	BB	SO	LOB									
<b>Pete Rose, S</b> (1.4) OBP: 0.378, SLG: 0.456	4-3		K			5-3	2B		G4-3		5	1	1	1	0	1	3									
<b>Tommy Harper, R</b> (1.7) OBP: 0.420, SLG: 0.470	1-3		1B			1B HR	WP			1-3	5	1	3	2	0	0	0									
<b>Vada Pinson, L</b> (1.8) OBP: 0.336, SLG: 0.447	1B		4-3			1B HR	2B			P5	5	1	2	0	0	0	2									
<b>Frank Robinson, R</b> (1.9) OBP: 0.436, SLG: 0.638	5-3					1B				F7	5	1	1	3	0	0	1									
<b>Deron Johnson, R</b> (1.5) OBP: 0.374, SLG: 0.576						HR				P6	4	0	2	0	0	0	0									
<b>Tony Perez, R</b> (1.3) OBP: 0.356, SLG: 0.581						2B					4	0	0	0	0	3	1									
<b>Don Pavletich, R</b> (1.2) OBP: 0.385, SLG: 0.514						K				K	3	1	1	0	1	1	0									
<b>Leo Cardenas, R</b> (1.6) OBP: 0.348, SLG: 0.388						K				FC1-5	4	1	1	0	0	2	1									
<b>Jim Maloney, L</b> (1.1) OBP: 0.267, SLG: 0.154						K				FC1-5	1	0	0	0	0	0	0									
<b>Roger Craig, R</b> (6.1)										1B	1	0	0	0	0	0	2									
<b>Billy McCool, R</b> (9.1)										1B	0	0	0	0	0	0	0									
<b>Jim Duffalo, R</b> (9.1)										FC1-5	0	0	0	0	0	0	0									
<b>Inning Stats</b>	R: 0 E: 0 K: 0 S: 4	H: 1 LOB: 1 BB: 0 P: 4	R: 0 E: 0 K: 1 S: 5	H: 1 LOB: 0 BB: 0 P: 5	R: 1 E: 1 K: 1 S: 7	H: 1 LOB: 1 BB: 0 P: 7	R: 0 E: 0 K: 0 S: 3	H: 0 LOB: 0 BB: 0 P: 3	R: 0 E: 0 K: 2 S: 7	H: 0 LOB: 0 BB: 0 P: 7	R: 3 E: 0 K: 1 S: 8	H: 4 LOB: 0 BB: 0 P: 8	R: 2 E: 0 K: 1 S: 7	H: 2 LOB: 1 BB: 1 P: 11	R: 0 E: 0 K: 1 S: 5	H: 0 LOB: 0 BB: 0 P: 5	R: 0 E: 0 K: 0 S: 4	H: 2 LOB: 1 BB: 0 P: 4	R: 0 E: 0 K: 0 S: 3	H: 0 LOB: 0 BB: 0 P: 3	1B: 7 2B: 4 3B: 0 HR: 1	SF: 0 SAC: 2 DP: 2 HBP: 0	WP: 1 PB: 0 SB: 0 CS: 1	PA: 40		
<b>PITCHER</b>	IP 6.2	WLS 28	H 8	R 6	ER 5	SO 6	BB 1	IBB 0	HBP 0	BLK 0	WP 0	HR 1	S 39	P 43	ERA 6.75	WHIP 1.350										
<b>Ed Roebuck, R</b> (7.1) ERA: 3.77	0.1	2	1	0	0	0	0	0	0	0	1	0	2	2	0.00	3.000										
<b>Gary Wagner, R</b> (8.1) ERA: 3.97	2.0	7	2	0	0	1	0	0	0	0	0	0	9	9	0.00	1.000										
<b>Jack Baldschun, R</b> (10.1) ERA: 3.38	1.0	W	3	0	0	0	0	0	0	0	0	0	3	3	0.00	0.000										


**TOP**

**Cincinnati Reds @ Philadelphia Phillies**

Connie Mack Stadium, Philadelphia, PA

Thu May 13 1965, 7:05 PM EDT  
Att. 10,573 - Unknown

AB	37
R	6
H	11
RBI	6
BB	1
SO	7
LOB	10



WP: 1 PA: 40  
PB: 0  
SB: 0  
CS: 1

Batter	1	2	3	4	5	6	7	8	9	10	AB	R	H	RBI	BB	SO	LOB									
<b>Tony Gonzalez, L</b> (1.8) OBP: 0.267, SLG: 0.286	K		K			6-3			F5		4	0	0	0	0	2	2									
<b>Alex Johnson, R</b> (9,PH) OBP: 0.354, SLG: 0.325	K		K							E5	1	0	0	0	0	1	2									
<b>Jack Baldschun, R</b> (10.1)	K		K								0	0	0	0	0	0	0									
<b>Frank Thomas, R</b> (10,PH) OBP: 0.143, SLG: 0.150	K		K								1	0	0	0	0	0	1									
<b>Dick Allen, R</b> (1.5) OBP: 0.425, SLG: 0.634	K		K			FC3-6	BB		6-3		4	1	1	2	1	2	1									
<b>Johnny Callison, L</b> (1.9) OBP: 0.316, SLG: 0.533	2B		K			FC3-6	1B				5	2	3	1	0	1	2									
<b>Wes Covington, L</b> (1.7) OBP: 0.303, SLG: 0.586	G3					E8	1B		FC4-6	BB	4	1	1	0	1	0	2									
<b>Clay Dalrymple, L</b> (1.2) OBP: 0.268, SLG: 0.356						FC6-4	1B			4-3	3	0	0	0	1	1	2									
<b>Gus Triandos, R</b> (9,PH) OBP: 0.135, SLG: 0.114	K					FC6-4	1B		FC4-6	BB	1	0	0	0	0	0	1									
<b>Dick Stuart, R</b> (1.3) OBP: 0.330, SLG: 0.383	2B					G1			SF7		3	1	2	2	1	0	0									
<b>Tony Taylor, R</b> (1.4) OBP: 0.321, SLG: 0.333	F3					FC6-4	1B		FC5-4		5	0	2	1	0	1	4									
<b>Bobby Wine, R</b> (1.6) OBP: 0.300, SLG: 0.444	F3					K	1B				1	0	0	0	0	0	2									
<b>John Briggs, L</b> (6,PH) OBP: 0.309, SLG: 0.588											1	0	0	0	0	0	2									
<b>Ruben Amaro, R</b> (7.6) OBP: 0.306, SLG: 0.264	F3										2	1	1	0	0	0	1									
<b>Bo Belinsky, L</b> (1.1) OBP: 0.267, SLG: 0.333											1	0	0	0	1	1	2									
<b>Ed Roebuck, R</b> (7.1) ERA: 3.77											0	0	0	0	0	0	0									
<b>John Hermstein, L</b> (7,PH) ERA: 3.4											1	0	0	0	0	0	0									
<b>Gary Wagner, R</b> (8.1) ERA: 3.97											0	0	0	0	0	0	0									
<b>Cookie Rojas, R</b> (9,PH) OBP: 0.275, SLG: 0.373											1	1	1	0	1	0	0									
<b>Inning Stats</b>	R: 0 E: 0 K: 2 S: 8	H: 1 LOB: 1 BB: 0 P: 8	R: 0 E: 0 K: 1 S: 6	H: 2 LOB: 2 BB: 0 P: 6	R: 0 E: 0 K: 3 S: 9	H: 0 LOB: 1 BB: 1 P: 13	R: 0 E: 0 K: 0 S: 3	H: 0 LOB: 0 BB: 0 P: 3	R: 0 E: 0 K: 1 S: 5	H: 2 LOB: 2 BB: 1 P: 13	R: 0 E: 0 K: 0 S: 3	H: 0 LOB: 0 BB: 0 P: 3	R: 1 E: 0 K: 0 S: 4	H: 1 LOB: 1 BB: 1 P: 8	R: 3 E: 0 K: 1 S: 9	H: 4 LOB: 1 BB: 1 P: 9	R: 1 E: 1 K: 1 S: 5	H: 0 LOB: 2 BB: 2 P: 13	1B: 8 2B: 3 3B: 1 HR: 0	SF: 1 SAC: 0 DP: 0 HBP: 0	WP: 1 PB: 0 SB: 0 CS: 0	PA: 46				
<b>PITCHER</b>	IP 5.1	WLS 12	H 7	R 2	ER 3	SO 7	BB 3	IBB 0	HBP 0	BLK 0	WP 0	HR 0	S 35	P 47	ERA 3.38	WHIP 1.875										
<b>Roger Craig, R</b> (6.1) ERA: 3.4	2.2	3	3	3	0	1	0	0	0	0	0	0	11	15	10.12	1.500										
<b>Billy McCool, L</b> (9.1) ERA: 2.92	0.2	4	2	1	1	1	0	0	0	0	0	0	6	6	13.50	3.000										
<b>Jim Duffalo, R</b> (9.1) ERA: 3.0	1.0	L	6	0	1	0	1	0	0	0	1	0	6	14	0.00	2.000										


**BOTTOM**

**Cincinnati Reds @ Philadelphia Phillies**

Connie Mack Stadium, Philadelphia, PA

Thu May 13 1965, 7:05 PM EDT  
Att. 10,573 - Unknown

AB	39
R	7
H	12
RBI	6
BB	6
SO	9
LOB	24



WP: 1 PA: 46  
PB: 0  
SB: 0  
CS: 0

Batter	1	2	3	4	5	6	7	8	9	AB	R	H	RBI	BB	SO	LOB	TOP																									
<b>Felipe Alou, R</b> OBP: 0.316, SLG: 0.407 (1, 3)	F4		K			F9		F8									4	0	0	0	0	1	0																			
<b>Ty Cline, L</b> OBP: 0.275, SLG: 0.194 (1, 8)	K		K			1B BB		1B									3	0	1	0	1	2	0																			
<b>Hank Aaron, R</b> OBP: 0.382, SLG: 0.594 (1, 9)	5-3			F6		G4-6-3 1B			K							4	0	1	0	0	1	0																				
<b>Eddie Mathews, L</b> OBP: 0.394, SLG: 0.581 (1, 5)		2B BB		F9		G4-6-3 1B		1B								3	1	1	0	1	0	2																				
<b>Joe Torre, R</b> OBP: 0.433, SLG: 0.683 (1, 2)		1-H 2B			BB			F9								3	0	1	1	1	0	1																				
<b>Mack Jones, L</b> OBP: 0.286, SLG: 0.403 (1, 7)	K			K				F8								4	0	0	0	0	2	3																				
<b>Frank Bolling, R</b> OBP: 0.276, SLG: 0.375 (1, 4)		F8				HR		5-3								3	1	1	1	0	0	1																				
<b>Sandy Alomar Sr., S</b> OBP: 0.167, SLG: 0.130 (7, PH)		K						1-3								2	0	0	0	0	1	1																				
<b>Miguel de la Hoz, R</b> OBP: 0.211, SLG: 0.118 (7, 6)																1	0	0	0	0	1	0																				
<b>Billy O'Dell, S</b> OBP: 0.333, SLG: 0.333 (5, 1)				K				F6								2	0	0	0	0	1	0																				
<b>Dan Osinski, R</b> OBP: 0.255, SLG: 0.267 (8, PH)																0	0	0	0	0	0	0																				
<b>Geng Oliver, R</b> OBP: 0.255, SLG: 0.267 (8, 1)																0	0	0	0	0	1	0																				
<b>Bobby Tiefenauer, R</b> (8, 1)																0	0	0	0	0	0	0																				
<b>Inning Stats</b>	R: 0 E: 0 K: 1 S: 5	H: 0 LOB: 0 BB: 0 P: 5	R: 1 E: 0 K: 2 S: 8	H: 1 LOB: 1 BB: 1 P: 12	R: 0 E: 0 K: 3 S: 9	H: 0 LOB: 0 BB: 0 P: 9	R: 0 E: 0 K: 1 S: 5	H: 0 LOB: 1 BB: 1 P: 9	R: 0 E: 0 K: 0 S: 3	H: 0 LOB: 0 BB: 0 P: 3	R: 0 E: 0 K: 0 S: 3	H: 1 LOB: 1 BB: 1 P: 7	R: 1 E: 0 K: 1 S: 6	H: 1 LOB: 0 BB: 0 P: 6	R: 0 E: 0 K: 1 S: 5	H: 1 LOB: 1 BB: 0 P: 5	R: 0 E: 0 K: 1 S: 6	H: 1 LOB: 1 BB: 0 P: 6	1B: 3 2B: 1 3B: 0 HR: 1	SF: 0 SAC: 0 DP: 1 HBP: 0	WP: 0 PA: 33 CS: 0																					
<b>PITCHER</b> <b>Art Mahaffey, R</b> ERA: 3.0 (1, 1)	IP: 9.0 WLS: W BF: 33 H: 5 R: 2 ER: 2 SO: 10 BB: 3 IBB: 0 HBP: 0 BLK: 0 WP: 0 HR: 1 S: 50 P: 62 ERA: 2.00 WHIP: 0.889																																									

Milwaukee Braves @ Philadelphia Phillies  
 Connie Mack Stadium, Philadelphia, PA  
 Fri May 14 1965, 7:05 PM EDT  
 Att: 19,629 - Unknown

AB 30  
 R 2  
 H 5  
 RBI 2  
 BB 3  
 SO 10  
 LOB 8



Batter	1	2	3	4	5	6	7	8	9	AB	R	H	RBI	BB	SO	LOB	BOTTOM																								
<b>Cookie Rojas, R</b> OBP: 0.380, SLG: 0.413 (1, 8)	L8			6-3	1-2 2-3 1B			3B PB		4	1	2	0	0	0	0																									
<b>Johnny Callison, L</b> OBP: 0.314, SLG: 0.541 (1, 9)	K			P5	P3			3B 6-3		4	1	1	0	0	1	3																									
<b>Dick Allen, R</b> OBP: 0.410, SLG: 0.610 (1, 5)	5-3			F9	6-3			K		4	0	0	0	0	1	4																									
<b>Dick Stuart, R</b> OBP: 0.327, SLG: 0.412 (9, 3)			K		HR			6-3		4	1	1	2	0	1	0																									
<b>Ruben Amaro, R</b> OBP: 0.306, SLG: 0.264 (1, 4)				G3	1B WP 1B 1B			5-3		4	1	1	0	0	1	0																									
<b>Alex Johnson, R</b> OBP: 0.362, SLG: 0.326 (1, 7)				5-3	PB 1B 1B			K		3	1	1	0	0	1	0																									
<b>Gus Triandos, R</b> OBP: 0.150, SLG: 0.132 (1, 2)				6-3	1B 1B 1B			F3		3	0	1	1	0	0	0																									
<b>Bobby Wine, R</b> OBP: 0.308, SLG: 0.417 (1, 6)				F6	1B 1B			K		3	0	1	1	0	1	0																									
<b>Art Mahaffey, R</b> (1, 1)				K	L8			K		3	0	0	0	0	2	2																									
<b>Inning Stats</b>	R: 0 E: 0 K: 1 S: 5	H: 0 LOB: 0 BB: 0 P: 5	R: 0 E: 0 K: 1 S: 5	H: 0 LOB: 0 BB: 0 P: 5	R: 0 E: 0 K: 1 S: 5	H: 0 LOB: 0 BB: 0 P: 5	R: 0 E: 0 K: 0 S: 3	H: 0 LOB: 0 BB: 0 P: 3	R: 3 E: 0 K: 0 S: 9	H: 6 LOB: 3 BB: 0 P: 9	R: 0 E: 0 K: 1 S: 5	H: 0 LOB: 0 BB: 0 P: 5	R: 0 E: 0 K: 2 S: 7	H: 0 LOB: 0 BB: 0 P: 7	R: 2 E: 0 K: 2 S: 9	H: 2 LOB: 0 BB: 0 P: 9	1B: 5 2B: 0 3B: 2 HR: 1	SF: 0 SAC: 0 DP: 0 HBP: 0	WP: 1 PA: 32 CS: 0																						
<b>PITCHER</b> <b>Billy O'Dell, L</b> ERA: 2.98 (1, 1)	IP: 4.0 WLS: L BF: 16 H: 4 R: 3 ER: 3 SO: 3 BB: 0 IBB: 0 HBP: 0 BLK: 0 WP: 1 HR: 1 S: 22 P: 22 ERA: 6.75 WHIP: 1.000																																								
<b>Dan Osinski, R</b> ERA: 4.4 (5, 1)	IP: 3.0 WLS: L BF: 11 H: 2 R: 0 ER: 0 SO: 3 BB: 0 IBB: 0 HBP: 0 BLK: 0 WP: 0 HR: 0 S: 17 P: 17 ERA: 0.00 WHIP: 0.667																																								
<b>Bobby Tiefenauer, R</b> ERA: 5.06 (8, 1)	IP: 1.0 WLS: L BF: 5 H: 2 R: 2 ER: 2 SO: 2 BB: 0 IBB: 0 HBP: 0 BLK: 0 WP: 0 HR: 0 S: 9 P: 9 ERA: 18.00 WHIP: 2.000																																								

Milwaukee Braves @ Philadelphia Phillies  
 Connie Mack Stadium, Philadelphia, PA  
 Fri May 14 1965, 7:05 PM EDT  
 Att: 19,629 - Unknown

AB 32  
 R 5  
 H 8  
 RBI 4  
 BB 0  
 SO 8  
 LOB 9








Batter	1	2	3	4	5	6	7	8	9	AB	R	H	RBI	BB	SO	LOB	TOP																		
Cookie Rojas, R OBP: 0.372, SLG: 0.403	F8	6-3			5-3		2B		CS 1B	5	0	2	0	0	0	2																			
Johnny Callison, L OBP: 0.331, SLG: 0.537	F1		F5		5-3 1B		K		CS 2B 1B	5	0	2	0	0	1	1																			
Dick Allen, R OBP: 0.439, SLG: 0.615	2B BB		L8		5-3 1-2		IBB		1-H 2B	3	1	1	0	2	0	1																			
Dick Stuart, R OBP: 0.339, SLG: 0.443 Ruben Amaro, R OBP: 0.306, SLG: 0.264	1-H 2B		6-3		F3		1-3		K	5	0	1	1	0	1	4																			
Tony Taylor, R OBP: 0.331, SLG: 0.359	6-3			L9		6-3		HR		4	1	1	1	0	0	1																			
Alex Johnson, R OBP: 0.400, SLG: 0.431		E9 BB G1-2-3		3B		CS S 1B		6-3 2B		4	0	3	0	0	0	0																			
Gus Triandos, R OBP: 0.196, SLG: 0.149		G1-2-3 BB 1-2 1B		F9		1-3 BB		F7		3	0	1	0	1	0	2																			
Bobby Wine, R OBP: 0.306, SLG: 0.273		4-1 G1-2-3 BB		FC4-6 IBB		0-1 L4		6-3		2	0	0	0	2	0	2																			
Bo Belinsky, L OBP: 0.266, SLG: 0.231		1-2 2-3 3-H G1-2-3		FC4-6		0-0 4-3		4-3		4	0	0	0	0	0	6																			
Inning Stats	R: 1 H: 1 E: 0 K: 0 S: 9	H: 1 LOB: 1 BB: 1 P: 14	R: 0 H: 1 E: 1 K: 0 S: 7	H: 1 LOB: 2 BB: 1 P: 12	R: 0 H: 0 E: 0 K: 0 S: 4	H: 1 LOB: 2 BB: 1 P: 12	R: 0 H: 1 E: 0 K: 0 S: 6	H: 1 LOB: 2 BB: 0 P: 15	R: 0 H: 1 E: 0 K: 1 S: 6	H: 2 LOB: 1 BB: 0 P: 12	R: 0 H: 3 E: 0 K: 1 S: 11	H: 3 LOB: 1 BB: 0 P: 14	1B: 5 2B: 4 3B: 1 HR: 1	SF: 0 SAC: 0 DP: 1 HBP: 0	WP: 0 PB: 0 SB: 1 CS: 2	PA: 40																			
PITCHER	IP	WLS	BF	H	R	ER	SO	BB	IBB	HBP	BLK	WP	HR	S	P	ERA	WHIP	PITCHER	IP	WLS	BF	H	R	ER	SO	BB	IBB	HBP	BLK	WP	HR	S	P	ERA	WHIP
Curt Simmons, L ERA: 3.3	8.0	L	36	8	2	2	1	3	2	0	0	0	1	55	91	2.25	1.375																		
Barney Schultz, R ERA: 4.15	1.0		4	3	0	0	1	0	0	0	0	0	0	11	14	0.00	3.000																		

Philadelphia Phillies @ St. Louis Cardinals  
Sportsman's Park, St. Louis, MO  
Mon May 17 1965, 8:05 PM EDT  
Att: 10,748 - Unknown


AB 35  
R 2  
H 11  
RBI 2  
BB 5  
SO 2  
LOB 19



Batter	1	2	3	4	5	6	7	8	9	AB	R	H	RBI	BB	SO	LOB	BOTTOM																		
Julian Javier, R OBP: 0.231, SLG: 0.354	K G3		FC4-6 1B			FC6-4 1B		K 1-2		4	0	2	0	0	2	1																			
Lou Brock, L OBP: 0.368, SLG: 0.480	G3		FC4-6 CS			F3		2B 1B		4	0	1	1	0	0	3																			
Curt Flood, R OBP: 0.348, SLG: 0.488	F8		CS	1-3		FC6-4		2B		4	0	1	0	0	0	2																			
Ken Boyer, R OBP: 0.368, SLG: 0.406	BB			K		F3			L6	3	0	0	0	1	1	1																			
Dick Groat, R OBP: 0.308, SLG: 0.325	K		6-3				F8		L5	4	0	0	0	0	1	2																			
Bill White, L OBP: 0.368, SLG: 0.440		F9			K		4-3		K	4	0	0	0	0	2	0																			
Carl Warwick, R OBP: 0.182, SLG: 0.100 Mike Shannon, R OBP: 0.215, SLG: 0.143		F5			6-3		F3			3	0	0	0	0	0	0																			
Bob Uecker, R OBP: 0.367, SLG: 0.304		5-3						F9		2	0	0	0	1	0	0																			
Curt Simmons, L Phil Gagliano, R OBP: 0.328, SLG: 0.345 Barney Schultz, R			1-3					PB 1B		2	0	0	0	0	1	1																			
Inning Stats	R: 0 H: 0 E: 0 K: 2 S: 14	H: 0 LOB: 0 BB: 0 P: 21	R: 0 H: 0 E: 0 K: 0 S: 4	H: 0 LOB: 0 BB: 0 P: 4	R: 0 H: 1 E: 0 K: 0 S: 4	H: 0 LOB: 0 BB: 0 P: 6	R: 0 H: 0 E: 0 K: 1 S: 5	H: 0 LOB: 0 BB: 0 P: 5	R: 0 H: 1 E: 0 K: 0 S: 6	H: 1 LOB: 1 BB: 0 P: 8	R: 0 H: 0 E: 0 K: 0 S: 4	H: 0 LOB: 0 BB: 0 P: 6	R: 1 H: 3 E: 0 K: 1 S: 10	H: 3 LOB: 2 BB: 0 P: 11	R: 0 H: 0 E: 0 K: 1 S: 6	H: 0 LOB: 0 BB: 0 P: 8	1B: 4 2B: 1 3B: 0 HR: 0	SF: 0 SAC: 0 DP: 0 HBP: 0	WP: 0 PB: 2 SB: 0 CS: 1	PA: 34															
PITCHER	IP	WLS	BF	H	R	ER	SO	BB	IBB	HBP	BLK	WP	HR	S	P	ERA	WHIP	PITCHER	IP	WLS	BF	H	R	ER	SO	BB	IBB	HBP	BLK	WP	HR	S	P	ERA	WHIP
Bo Belinsky, L ERA: 5.26	9.0	W	33	5	1	1	7	2	0	0	0	0	0	62	82	1.00	0.778																		

Philadelphia Phillies @ St. Louis Cardinals  
Sportsman's Park, St. Louis, MO  
Mon May 17 1965, 8:05 PM EDT  
Att: 10,748 - Unknown

AB 31  
R 1  
H 5  
RBI 1  
BB 2  
SO 7  
LOB 10



Batter	1	2	3	4	5	6	7	8	9	AB	R	H	RBI	BB	SO	LOB	TOP			
<b>Cookie Rojas, R</b> (1, 8) OBP: 0.378, SLG: 0.432	1-2 BB 2B		0-0 5-3		0-0 2B		0-0 2B	0-0 4-3		4	0	2	0	0	0	0	<b>Philadelphia Phillies @ St. Louis Cardinals</b> <b>Sportsman's Park, St. Louis, MO</b> Tue May 18 1965, 8:05 PM EDT Att: 8,593 - Unknown  livebaseballscores.com			
<b>Johnny Callison, L</b> (1, 9) OBP: 0.328, SLG: 0.524	4-1 BB BB		1-3 K		2-3 K		1-1 G3		3	0	0	0	1	2	1					
<b>Dick Allen, R</b> (1, 5) OBP: 0.434, SLG: 0.628	0-0 F3			0-0 HR		3-2 5-3		0-0 6-3	4	1	1	1	0	0	2					
<b>Dick Stuart, R</b> (1, 3) OBP: 0.345, SLG: 0.440	4-2 G6-4-3 BB			0-0 6-3		1-3 K		0-0 G1-6-3 1B	3	0	1	0	1	1	0					
<b>Tony Taylor, R</b> (1, 4) OBP: 0.321, SLG: 0.347	0-0 G6-4-3 1-2			0-0 4-3		0-0 F8		0-0 G1-6-3 1-2	4	0	0	0	0	0	4					
<b>Alex Johnson, R</b> (1, 7) OBP: 0.414, SLG: 0.491		0-0 F8		0-2 HR		4-2 G4-6-3 BB			2	1	1	1	1	0	0					
<b>Gus Triandos, R</b> (1, 2) OBP: 0.185, SLG: 0.140		3-3 K		0-0 F5		1-0 G4-6-3 1-2			3	0	0	0	0	1	1					
<b>Bobby Wine, R</b> (1, 6) OBP: 0.276, SLG: 0.240		0-0 5-3			0-0 F7		0-0 6-3		3	0	0	0	0	0	0					
<b>Art Mahaffey, R</b> (1, 1) <b>Ray Herbert, R</b> (3, 1) <b>Frank Thomas, R</b> (6, PH) <b>Gary Wagner, R</b> (8, 1)			0-0 F3		0-3 K		0-0 5-3		1	0	0	0	0	0	0					
<b>Inning Stats</b>	R: 0 E: 0 K: 1 S: 9	H: 1 LOB: 2 BB: 2 P: 18	R: 0 E: 0 K: 1 S: 5	H: 0 LOB: 0 BB: 0 P: 8	R: 0 E: 1 K: 1 S: 5	H: 0 LOB: 0 BB: 0 P: 6	R: 2 E: 0 K: 0 S: 7	H: 2 LOB: 0 BB: 0 P: 7	R: 0 E: 0 K: 1 S: 8	H: 1 LOB: 1 BB: 0 P: 10	R: 0 E: 0 K: 0 S: 5	H: 0 LOB: 0 BB: 1 P: 10	R: 0 E: 0 K: 0 S: 4	H: 0 LOB: 0 BB: 0 P: 5	R: 0 E: 0 K: 0 S: 3	H: 1 LOB: 0 BB: 0 P: 3		1B: 1 2B: 2 3B: 0 HR: 2	SF: 0 SAC: 0 DP: 3 HBP: 0	WP: 0 PB: 0 SB: 0 CS: 0
<b>PITCHER</b> <b>Ray Sadecki, L</b> (1, 1) ERA: 6.62	IP: 9.0 WLS: W BF: 32	H: 5 R: 2 ER: 2 SO: 5	BB: 3 IBB: 0 HBP: 0 BLK: 0	WP: 0 HR: 2 S: 53 P: 78	ERA: 2.00 WHIP: 0.889	<b>PITCHER</b>										IP: WLS: BF: H: R: ER: SO: BB: IBB: HBP: BLK: WP: HR: S: P: ERA: WHIP				

Batter	1	2	3	4	5	6	7	8	9	AB	R	H	RBI	BB	SO	LOB	BOTTOM	
<b>Curt Flood, R</b> (1, 8) OBP: 0.352, SLG: 0.489	2-0 F8		0-0 WP 1B E		0-2 G4-6-3 1B		0-0 L5		4	1	2	0	0	0	1	<b>Philadelphia Phillies @ St. Louis Cardinals</b> <b>Sportsman's Park, St. Louis, MO</b> Tue May 18 1965, 8:05 PM EDT Att: 8,593 - Unknown  livebaseballscores.com		
<b>Lou Brock, L</b> (1, 7) OBP: 0.364, SLG: 0.473	1-0 6-3		0-0 WP E 1B		2-0 F8		0-0 L9		4	1	1	0	0	0	2			
<b>Tito Francona, L</b> (1, 9) <b>Mike Shannon, R</b> (9, 9) OBP: 0.215, SLG: 0.143	3-3 K		0-0 F5		0-0 G4-6-3 1-2		0-0 6-3		4	0	0	0	0	1	3			
<b>Ken Boyer, R</b> (1, 5) OBP: 0.372, SLG: 0.419		2-0 HR 2B		0-0 F9		0-0 5-3		0-0 BB E 4-3 1B	4	2	2	0	0	0	2			
<b>Dick Groat, R</b> (1, 6) OBP: 0.299, SLG: 0.314		2-3 K		2-1 E6		0-0 6-3		0-0 E4 4-3 BB 1B	4	1	0	0	0	1	2			
<b>Bill White, L</b> (1, 3) OBP: 0.372, SLG: 0.466		0-0 2-H HR		0-0 G3		0-3 K		4-1 1-2 2-3 1B BB	3	2	1	2	1	1				
<b>Tim McCarver, L</b> (1, 2) OBP: 0.333, SLG: 0.372		1-2 F5		0-0 G6-3 1B		1-0 HR		2-2 1-2 2-3 3-H 4-3 1B	4	1	2	2	0	2				
<b>Julian Javier, R</b> (1, 4) OBP: 0.261, SLG: 0.377		0-0 1B		0-0 G6-3		0-0 SH5-4 1B		0-0 2-H 3-H 1B	4	0	3	2	0	1				
<b>Ray Sadecki, L</b> (1, 1) OBP: 0.083, SLG: 0.083		0-0 4-3		0-0 2-3		0-0 SH5-4 1-2		0-0 6-3	3	0	0	0	0	2				
<b>Inning Stats</b>	R: 0 E: 0 K: 1 S: 5	H: 0 LOB: 0 BB: 0 P: 11	R: 2 E: 0 K: 1 S: 10	H: 3 LOB: 1 BB: 0 P: 15	R: 2 E: 1 K: 0 S: 7	H: 2 LOB: 1 BB: 0 P: 9	R: 0 E: 0 K: 0 S: 3	H: 1 LOB: 0 BB: 0 P: 3	R: 0 E: 0 K: 1 S: 5	H: 0 LOB: 0 BB: 0 P: 5	R: 1 E: 0 K: 0 S: 5	H: 2 LOB: 1 BB: 0 P: 6	R: 3 E: 1 K: 0 S: 9	H: 2 LOB: 1 BB: 1 P: 15	1B: 8 2B: 1 3B: 0 HR: 2		SF: 0 SAC: 1 DP: 2 HBP: 0	WP: 1 PB: 0 SB: 0 CS: 0
<b>PITCHER</b> <b>Art Mahaffey, R</b> (1, 1) ERA: 3.46 <b>Ray Herbert, R</b> (3, 1) ERA: 3.0 <b>Gary Wagner, R</b> (8, 1) ERA: 3.65	IP: 2.0 WLS: L BF: 11	H: 5 R: 4 ER: 1 SO: 2	BB: 0 IBB: 0 HBP: 0 BLK: 0	WP: 1 HR: 1 S: 17 P: 28	ERA: 9.00 WHIP: 2.500	<b>PITCHER</b>										IP: WLS: BF: H: R: ER: SO: BB: IBB: HBP: BLK: WP: HR: S: P: ERA: WHIP		



Batter	1	2	3	4	5	6	7	8	9	AB	R	H	RBI	BB	SO	LOB	TOP					
Tony Gonzalez, L (1, 8) OBP: 0.284, SLG: 0.349	1-0 HR	0-0 6-3		0-0 1B		0-2 FC4-6 FC6-4		3-3 K		5	1	2	2	0	1	1						
Dick Allen, R (1, 5) OBP: 0.418, SLG: 0.603	3-3 K		0-0 6-3	0-0 F8		0-0 FC6-4			0-0 4-3	5	0	0	0	0	1	3						
Johnny Callison, L (1, 9) OBP: 0.338, SLG: 0.543	4-2 FC3-6 BB		0-3 K		4-2 CS BB		1-0 HR		2-3 K	3	1	1	1	2	2	0						
Wes Covington, L (1, 7) OBP: 0.301, SLG: 0.540 Cookie Rojas, R (7, PH) OBP: 0.370, SLG: 0.422	3-1 FC3-6 1B 1B		0-0 4-3		4-2 1B 2B BB		0-0 1-3		0-0 5-3	2	1	0	0	1	0	1						
Dick Stuart, R (1, 3) OBP: 0.358, SLG: 0.452 Ruben Amaro, R (8, 3) OBP: 0.306, SLG: 0.264	0-0 1B			0-0 5-3	0-0 2B 1B		0-0 1B			4	1	3	0	0	0	0						
Clay Dalrymple, L (1, 2) OBP: 0.292, SLG: 0.354	1-2 1B			0-0 F9	0-0 F4		0-0 F8			4	0	1	0	0	0	3						
Tony Taylor, R (1, 4) OBP: 0.326, SLG: 0.355	0-2 F5			1-0 1B HBP	3-2 2B		0-0 6-3			3	1	1	2	0	0	4						
Bobby Wine, R (1, 6) OBP: 0.303, SLG: 0.276		0-1 6-3		0-0 1B 1B		0-0 FC1-6 1B		0-0 F4		4	1	2	1	0	0	0						
Jim Bunning, R (1, 1) OBP: 0.190, SLG: 0.333 John Briggs, L (8, PH) OBP: 0.350, SLG: 0.556 Ed Roebuck, R (8, 1)		0-3 K		1-2 1B 1B		0-0 FC1-6 FC4-6		0-0 1-3		3	0	1	0	0	1	1						
<b>Inning Stats</b>	R: 1 E: 0 K: 1 S: 17	H: 3 LOB: 3 BB: 1 P: 29	R: 0 E: 0 K: 1 S: 6	H: 0 LOB: 0 BB: 0 P: 6	R: 0 E: 0 K: 1 S: 5	H: 0 LOB: 0 BB: 0 P: 5	R: 2 E: 0 K: 0 S: 8	H: 3 LOB: 2 BB: 0 P: 10	R: 2 E: 0 K: 0 S: 9	H: 2 LOB: 1 BB: 2 P: 20	R: 0 E: 0 K: 0 S: 6	H: 1 LOB: 1 BB: 0 P: 6	R: 1 E: 0 K: 0 S: 5	H: 2 LOB: 1 BB: 0 P: 6	R: 0 E: 0 K: 1 S: 5	H: 0 LOB: 0 BB: 0 P: 8	R: 0 E: 0 K: 1 S: 6	H: 0 LOB: 0 BB: 0 P: 8	1B: 8 2B: 1 3B: 0 HR: 2	SF: 0 SAC: 0 DP: 0 HBP: 1	WP: 0 PB: 0 SB: 1 CS: 1	PA: 40
<b>PITCHER</b>	IP WLS BF H R ER SO BB IBB HBP BLK WP HR S P ERA WHIP	IP WLS BF H R ER SO BB IBB HBP BLK WP HR S P ERA WHIP															IP WLS BF H R ER SO BB IBB HBP BLK WP HR S P ERA WHIP					
Tracy Stallard, R (1, 1) ERA: 2.94	4.0	20	6	3	3	3	1	0	1	0	0	0	0	0	0	0	6.75	1.750				
Ron Taylor, R (5, 1) ERA: 5.73	0.1	3	1	2	2	0	2	0	0	0	0	0	0	0	0	5	13	54.00	9.000			
Steve Carlton, L (5, 1) ERA: 2.61	2.2	11	4	1	1	0	0	0	0	0	0	0	1	15	19	3.38	1.500					
Bob Purkey, R (8, 1) ERA: 7.46	2.0	W 6	0	0	0	2	0	0	0	0	0	0	0	0	11	16	0.00	0.000				

Philadelphia Phillies @ St. Louis Cardinals  
Sportsman's Park, St. Louis, MO  
Wed May 19 1965, 8:05 PM EDT  
Att: 18,660 - Unknown

AB	36
R	6
H	11
RBI	6
BB	3
SO	5
LOB	13



Batter	1	2	3	4	5	6	7	8	9	AB	R	H	RBI	BB	SO	LOB	BOTTOM					
Curt Flood, R (1, 8) OBP: 0.353, SLG: 0.486	0-0 F8		0-0 FC4-6 1B 1B		0-0 6-3		0-1 5-3		1-1 1B SF8 1B	5	2	2	0	0	0	0						
Lou Brock, L (1, 7) OBP: 0.372, SLG: 0.474	2-3 K		0-1 FC4-6 1B		0-3 K		4-2 FC6-4 BB		0-0 1-3 1B 1B	4	1	2	0	1	2	0						
Tito Francona, L (1, 9) OBP: 0.286, SLG: 0.349 Mike Shannon, R (7, PR) OBP: 0.227, SLG: 0.143	0-0 1B		1-1 FC4-6 1B		0-3 K		0-1 FC6-4		4-1 1B BB	4	0	1	0	0	1	3						
Ken Boyer, R (1, 5) OBP: 0.365, SLG: 0.413	1-3 K		1-2 1B		0-3 K		1-3 K		1-0 SF8	4	0	1	2	0	3	2						
Dick Groat, R (1, 6) OBP: 0.302, SLG: 0.325		0-0 1-3		0-0 F3		0-0 HR 2B		0-3 K	2-0 1B	5	1	2	1	0	1	0						
Bill White, L (1, 3) OBP: 0.376, SLG: 0.462		0-0 E3		4-2 1B PB BB		3-2 F5		0-0 FC4-6 1B		3	1	1	0	1	0	1						
Tim McCarver, L (1, 2) OBP: 0.341, SLG: 0.415		0-3 K		0-0 PB 1B		1-0 HR		1-2 FC4-6		4	1	2	2	0	1	2						
Julian Javier, R (1, 4) OBP: 0.247, SLG: 0.356		0-3 K		0-3 K		0-0 6-3		1-3 K		4	0	0	0	0	3	4						
Tracy Stallard, R (1, 1) OBP: 0.111, SLG: 0.111 Bob Skinner, L (4, PH) OBP: 0.222, SLG: 0.471 Ron Taylor, L (5, 1) OBP: 0.300, SLG: 1.000 Steve Carlton, L (5, 1) OBP: 0.339, SLG: 0.441 Phil Gagliano, R (7, PH) OBP: 0.329, SLG: 0.441 Bob Purkey, R (8, 1) OBP: 0.176, SLG: 0.095			0-3 K		3-3 K		0-1 HR		0-0 F5	1	0	0	0	0	1	0						
<b>Inning Stats</b>	R: 0 E: 0 K: 2 S: 8	H: 1 LOB: 1 BB: 0 P: 11	R: 0 E: 1 K: 2 S: 8	H: 0 LOB: 1 BB: 0 P: 8	R: 1 E: 0 K: 1 S: 11	H: 3 LOB: 2 BB: 0 P: 13	R: 1 E: 0 K: 2 S: 10	H: 1 LOB: 1 BB: 1 P: 17	R: 0 E: 0 K: 2 S: 7	H: 0 LOB: 0 BB: 0 P: 7	R: 2 E: 0 K: 1 S: 9	H: 2 LOB: 0 BB: 0 P: 13	R: 1 E: 1 K: 1 S: 11	H: 1 LOB: 1 BB: 1 P: 16	R: 0 E: 0 K: 2 S: 11	H: 1 LOB: 1 BB: 0 P: 13	R: 2 E: 0 K: 0 S: 7	H: 3 LOB: 2 BB: 1 P: 15	1B: 9 2B: 1 3B: 0 HR: 2	SF: 1 SAC: 0 DP: 0 HBP: 0	WP: 0 PB: 1 SB: 1 CS: 0	PA: 41
<b>PITCHER</b>	IP WLS BF H R ER SO BB IBB HBP BLK WP HR S P ERA WHIP	IP WLS BF H R ER SO BB IBB HBP BLK WP HR S P ERA WHIP															IP WLS BF H R ER SO BB IBB HBP BLK WP HR S P ERA WHIP					
Jim Bunning, R (1, 1) ERA: 3.77	7.0	31	8	5	4	11	2	0	0	0	0	0	0	0	0	85	5.14	1.429				
Ed Roebuck, R (8, 1) ERA: 4.32	1.2	L 10	4	2	2	2	1	0	0	0	0	0	0	18	28	10.80	3.000					

Philadelphia Phillies @ St. Louis Cardinals  
Sportsman's Park, St. Louis, MO  
Wed May 19 1965, 8:05 PM EDT  
Att: 18,660 - Unknown

AB	37
R	7
H	12
RBI	6
BB	3
SO	13
LOB	13



Batter	1	2	3	4	5	6	7	8	9	AB	R	H	RBI	BB	SO	LOB	TOP		
Tony Gonzalez, L (1, 8) OBP: 0.296, SLG: 0.394	4-0 FC5-4 BB		0-2 G4-6-3						0-0 F7								3 1 1 2 1 0 1		
Dick Allen, R (1, 5) OBP: 0.414, SLG: 0.592	2-1 FC5-4								0-3 K								4 0 1 0 0 2 1		
Johnny Callison, L (1, 9) OBP: 0.342, SLG: 0.542	1-3 K								0-0 L4								4 0 2 0 0 1 1		
Wes Covington, L (1, 7) OBP: 0.286, SLG: 0.507	0-0 F6								0-3 K								4 0 0 0 0 1 3		
Dick Stuart, R (1, 3) OBP: 0.355, SLG: 0.444									0-0 F9								4 0 1 0 0 0 1		
Clay Dalrymple, L (1, 2) OBP: 0.280, SLG: 0.338									0-0 L3								3 0 0 0 0 0 1		
Tony Taylor, R (1, 4) OBP: 0.319, SLG: 0.346									0-3 K								3 0 0 0 0 2 1		
Bobby Wine, R (1, 6) OBP: 0.278, SLG: 0.250									0-3 K								3 0 0 0 0 1 1		
Chris Short, R (1, 1) Ryne Duren, R (1, 1) John Herrnstein, L (3, PH) Gary Wagner, R (3, 1) Frank Thomas, R (6, PH) Jack Baldschun, R (6, 1) Ray Herbert, R (8, 1) John Ingalls, SLG: 0.550 (9, PH)									0-0 G4-6-3 1B								0 0 0 0 0 0 0 0 0 0 0 0 0 0 0 0 1 0 0 0 0 0 0 0 0 0 0 0 0 0 0 0 1 0 0 0 0 0 1 0 0 0 0 0 0 0 0 0 0 0 0 0 0 0 0 0 0 1 0 0 0 1 0 0		
<b>Inning Stats</b>	R: 0 E: 0 K: 1 S: 6	H: 0 LOB: 1 BB: 1 P: 13	R: 0 E: 0 K: 1 S: 7	H: 0 LOB: 0 BB: 0 P: 10	R: 0 E: 0 K: 1 S: 7	H: 1 LOB: 0 BB: 0 P: 9	R: 0 E: 0 K: 0 S: 3	H: 2 LOB: 0 BB: 0 P: 3	R: 0 E: 0 K: 1 S: 5	H: 0 LOB: 0 BB: 0 P: 5	R: 0 E: 0 K: 2 S: 7	H: 0 LOB: 0 BB: 0 P: 7	R: 0 E: 0 K: 0 S: 4	H: 1 LOB: 1 BB: 0 P: 5	R: 2 E: 0 K: 1 S: 7	H: 2 LOB: 1 BB: 1 P: 11	1B: 5 2B: 1 3B: 0 HR: 1	SF: 0 SAC: 0 DP: 2 HBP: 0	WP: 1 PA: 32 PB: 0 SB: 0 CS: 0
<b>PITCHER</b> Bob Gibson, R (1, 1) ERA: 2.42	IP: 9.0 WLS: W BF: 32 H: 6 R: 2 ER: 2 SO: 8 BB: 2 IBB: 0 HBP: 0 BLK: 0 WP: 1 HR: 1 S: 53 P: 74 ERA: 2.00 WHIP: 0.889											<b>PITCHER</b>	IP: 9.0 WLS: W BF: 32 H: 6 R: 2 ER: 2 SO: 8 BB: 2 IBB: 0 HBP: 0 BLK: 0 WP: 1 HR: 1 S: 53 P: 74 ERA: 2.00 WHIP: 0.889						

Philadelphia Phillies @ St. Louis Cardinals  
Sportsman's Park, St. Louis, MO  
Thu May 20 1965, 8:05 PM EDT  
Att: 13,741 - Unknown

AB 30  
R 2  
H 6  
RBI 2  
BB 2  
SO 8  
LOB 10



Batter	1	2	3	4	5	6	7	8	9	AB	R	H	RBI	BB	SO	LOB	BOTTOM		
Julian Javier, R (1, 4) OBP: 0.260, SLG: 0.377	2-2 2B								0-0 SH1-4								4 2 2 1 0 0 2		
Lou Brock, L (1, 7) OBP: 0.380, SLG: 0.482	0-0 HR								1-0 2B								4 2 2 3 0 0 1		
Curt Flood, R (1, 8) OBP: 0.364, SLG: 0.528	1-0 HR								2-1 L4								4 2 3 4 0 0 0		
Ken Boyer, R (1, 5) OBP: 0.354, SLG: 0.398	0-0 6-3								0-0 L4								4 0 0 0 0 0 2		
Dick Groat, R (1, 6) OBP: 0.301, SLG: 0.323	0-0 6-3								2-1 4-3								4 0 1 0 0 0 0		
Bill White, L (1, 3) OBP: 0.380, SLG: 0.463	0-0 IHR								0-0 4-3								2 2 1 1 1 0 0		
Phil Gagliano, R (1, 9) OBP: 0.348, SLG: 0.458	0-0 IHR								0-0 5-3								3 2 1 2 0 0 1		
Bob Uecker, R (1, 2) OBP: 0.382, SLG: 0.308	0-0 F7								0-0 F1								3 1 1 0 0 0 0		
Bob Gibson, R (1, 1) OBP: 0.310, SLG: 0.458									0-0 SH1-4 2B								3 1 2 1 0 1 0		
<b>Inning Stats</b>	R: 5 E: 0 K: 0 S: 10	H: 5 LOB: 0 BB: 0 P: 13	R: 2 E: 0 K: 0 S: 5	H: 2 LOB: 0 BB: 0 P: 8	R: 0 E: 0 K: 0 S: 4	H: 0 LOB: 0 BB: 0 P: 6	R: 0 E: 0 K: 1 S: 5	H: 0 LOB: 0 BB: 0 P: 5	R: 0 E: 0 K: 0 S: 4	H: 0 LOB: 0 BB: 0 P: 5	R: 4 E: 0 K: 0 S: 7	H: 2 LOB: 1 BB: 1 P: 18	R: 1 E: 0 K: 0 S: 5	H: 2 LOB: 1 BB: 0 P: 5	R: 0 E: 0 K: 0 S: 4	H: 2 LOB: 1 BB: 0 P: 4	1B: 7 2B: 5 3B: 0 HR: 2	SF: 2 SAC: 1 DP: 2 HBP: 3	WP: 0 PA: 39 PB: 0 SB: 2 CS: 1
<b>PITCHER</b> Chris Short, L (1, 1) ERA: 3.14 Ryne Duren, R (1, 1) ERA: 5.14 Gary Wagner, R (3, 1) ERA: 2.93 Jack Baldschun, R (6, 1) ERA: 4.68 Ray Herbert, R (8, 1) ERA: 2.92	IP: 0.2 WLS: L BF: 7 H: 5 R: 5 ER: 5 SO: 0 BB: 0 IBB: 0 HBP: 1 BLK: 0 WP: 0 HR: 1 S: 9 P: 12 ERA: 67.50 WHIP: 7.500											<b>PITCHER</b>	IP: 0.2 WLS: L BF: 7 H: 5 R: 5 ER: 5 SO: 0 BB: 0 IBB: 0 HBP: 1 BLK: 0 WP: 0 HR: 1 S: 9 P: 12 ERA: 67.50 WHIP: 7.500						

Philadelphia Phillies @ St. Louis Cardinals  
Sportsman's Park, St. Louis, MO  
Thu May 20 1965, 8:05 PM EDT  
Att: 13,741 - Unknown

AB 31  
R 12  
H 13  
RBI 12  
BB 1  
SO 1  
LOB 6



Batter	1	2	3	4	5	6	7	8	9	AB	R	H	RBI	BB	SO	LOB	TOP											
Cookie Rojas, R OBP: 0.381, SLG: 0.437 (1, 8)	1-3	2B		F8		1B		L9		4	0	2	0	1	0	0	<b>Philadelphia Phillies @ Cincinnati Reds</b> Crosley Field, Cincinnati, OH Fri May 21 1965, 7:05 PM EDT Att: 14,263 - Unknown  livebaseballscores.com											
Johnny Callison, L OBP: 0.331, SLG: 0.522 (1, 9)	F7	F2		F8		4-3			K	5	0	0	0	0	1	4												
Dick Allen, R OBP: 0.427, SLG: 0.627 (1, 5)	1B	2B		BB					K	4	2	3	2	1	1	0												
Dick Stuart, R OBP: 0.364, SLG: 0.441 Ruben Amaro, R OBP: 0.306, SLG: 0.264 (1, 3)	1B	2B		BB		P3			HR	3	1	1	0	2	0	2												
Alex Johnson, R OBP: 0.429, SLG: 0.569 (1, 7)	1B	K							2B	0	0	0	0	0	0	0												
Tony Taylor, R OBP: 0.322, SLG: 0.348 (1, 4)	1B								2B	5	1	3	2	0	1	3												
Gus Triandos, R OBP: 0.193, SLG: 0.135 Wes Covington, L OBP: 0.282, SLG: 0.500 Clay Dalrymple, L OBP: 0.280, SLG: 0.338 (1, 2)	FC6-4								1B	2	0	0	0	1	0	2												
Bobby Wine, R OBP: 0.256, SLG: 0.229 John Briggs, L OBP: 0.409, SLG: 0.556 (1, 6)		1-3		G4-6-3					6-3	1	0	0	0	0	0	1												
Art Mahaffey, R OBP: 0.083, SLG: 0.083 Ed Roebuck, R OBP: 0.087, SLG: 0.087 Chris Short, R OBP: 0.292, SLG: 0.388 Tony Gonzalez, L OBP: 0.292, SLG: 0.388 Jack Baldschun, R OBP: 0.409, SLG: 0.556 (1, 1)		2B							1B	3	0	0	0	0	0	1												
Inning Stats	R: 2 E: 0 K: 0 S: 6	H: 3 LOB: 2 BB: 1 P: 10	R: 1 E: 0 K: 1 S: 7	H: 2 LOB: 3 BB: 2 P: 15	R: 0 E: 0 K: 0 S: 2	H: 0 LOB: 0 BB: 1 P: 6	R: 0 E: 0 K: 1 S: 6	H: 1 LOB: 2 BB: 1 P: 10	R: 0 E: 0 K: 0 S: 4	H: 1 LOB: 1 BB: 0 P: 4	R: 1 E: 0 K: 1 S: 7	H: 2 LOB: 1 BB: 0 P: 7	R: 0 E: 0 K: 0 S: 2	H: 0 LOB: 0 BB: 1 P: 6	R: 1 E: 0 K: 1 S: 7	H: 3 LOB: 2 BB: 0 P: 7		1B: 7 2B: 3 3B: 0 HR: 2	SF: 0 SAC: 0 DP: 2 HBP: 0	WP: 0 PB: 0 SB: 0 CS: 0	PA: 42							
PITCHER	IP	WLS	BF	H	R	ER	SO	BB	IBB	HBP	BLK	WP	HR	S	P	ERA		WHIP										
Jim O'Toole, L ERA: 6.48 Jim Duffalo, R ERA: 1.59 Joey Jay, R ERA: 4.68 (1, 1)	0.2		6	3	2	2	0	1	0	0	0	0	0	5	9	27.00		6.000										
(1, 1)	4.1		19	3	1	1	3	3	1	0	0	0	0	21	37	2.08		1.385										
(6, 1)	4.0	W	17	6	2	2	2	1	0	0	0	0	2	20	24	4.50		1.750										

Batter	1	2	3	4	5	6	7	8	9	AB	R	H	RBI	BB	SO	LOB	BOTTOM											
Pete Rose, S OBP: 0.388, SLG: 0.455 (1, 4)	G4-6-3		4-1							3	1	1	0	1	0	0	<b>Philadelphia Phillies @ Cincinnati Reds</b> Crosley Field, Cincinnati, OH Fri May 21 1965, 7:05 PM EDT Att: 14,263 - Unknown  livebaseballscores.com											
Tommy Harper, R OBP: 0.416, SLG: 0.476 (1, 7)	F9								SH3-4	3	1	1	0	0	0	1												
Vada Pinson, L OBP: 0.366, SLG: 0.549 (1, 8)	G4-6-3								1B	4	1	3	3	0	0	1												
Frank Robinson, R OBP: 0.417, SLG: 0.578 (1, 9)		F2							6-3	3	1	1	0	1	0	1												
Gordy Coleman, L OBP: 0.432, SLG: 0.613 Charlie James, R OBP: 0.273, SLG: 0.273 Marty Keough, L OBP: 0.273, SLG: 0.273 (1, 3)		K							2B	3	0	0	0	0	2	3												
Deron Johnson, R OBP: 0.358, SLG: 0.590 (1, 5)		HR							1-3	4	1	1	1	0	2	3												
Johnny Edwards, L OBP: 0.311, SLG: 0.500 (1, 2)	1-3								6-3	4	1	1	1	0	0	3												
Leo Cardenas, R OBP: 0.350, SLG: 0.380 (1, 6)									6-3	3	0	1	0	1	0	0												
Jim O'Toole, S OBP: 0.311, SLG: 0.500 Jim Duffalo, R OBP: 0.311, SLG: 0.500 Tony Perez, R OBP: 0.298, SLG: 0.473 Joey Jay, S OBP: 0.311, SLG: 0.500 (1, 1)		F2							3B	0	0	0	0	0	0	0												
(1, 1)									K	1	0	0	0	0	0	1												
(6, 1)									1-3	1	0	0	0	0	1	1												
Inning Stats	R: 0 E: 0 K: 0 S: 2	H: 0 LOB: 0 BB: 1 P: 6	R: 1 E: 0 K: 1 S: 6	H: 1 LOB: 0 BB: 0 P: 6	R: 0 E: 0 K: 0 S: 3	H: 0 LOB: 0 BB: 0 P: 3	R: 0 E: 1 K: 1 S: 7	H: 1 LOB: 3 BB: 1 P: 11	R: 0 E: 0 K: 0 S: 2	H: 0 LOB: 0 BB: 1 P: 6	R: 4 E: 0 K: 3 S: 14	H: 5 LOB: 1 BB: 0 P: 14	R: 1 E: 0 K: 0 S: 5	H: 2 LOB: 1 BB: 0 P: 5	R: 0 E: 0 K: 0 S: 3	H: 0 LOB: 0 BB: 0 P: 3		1B: 2 2B: 3 3B: 1 HR: 3	SF: 0 SAC: 1 DP: 2 HBP: 0	WP: 0 PB: 0 SB: 2 CS: 0	PA: 35							
PITCHER	IP	WLS	BF	H	R	ER	SO	BB	IBB	HBP	BLK	WP	HR	S	P	ERA		WHIP										
Art Mahaffey, R ERA: 4.26 Ed Roebuck, R ERA: 4.59 Chris Short, L ERA: 3.13 Jack Baldschun, R ERA: 4.5 (1, 1)	5.2	L	25	6	5	5	4	3	0	0	0	0	0	8	8	9.00		3.000										
(6, 1)	1.0		6	3	1	1	1	0	0	0	0	0	0	8	8	9.00		3.000										
(7, 1)	0.1		1	0	0	0	0	0	0	0	0	0	0	1	1	0.00	0.000											
(8, 1)	1.0		3	0	0	0	0	0	0	0	0	0	0	3	3	0.00	0.000											



Batter	1	2	3	4	5	6	7	8	9	10	AB	R	H	RBI	BB	SO	LOB	TOP								
Tony Gonzalez, L OBP: 0.276, SLG: 0.366 Alex Johnson, R OBP: 0.412, SLG: 0.556 (10, 7)	K		4-3			K		K		E2 2B	4	0	0	0	0	3	2	<b>Philadelphia Phillies @ Cincinnati Reds</b> Crosley Field, Cincinnati, OH Sun May 23 1966, 3:33 AM EDT Att: 14,942 - Unknown  <b>AB 35</b> <b>R 4</b> <b>H 6</b> <b>RBI 3</b> <b>BB 2</b> <b>SO 9</b> <b>LOB 15</b>								
Dick Allen, R OBP: 0.415, SLG: 0.600 (1, 5)	K			K		K		K			3	0	0	0	1	3	0									
Johnny Callison, L OBP: 0.342, SLG: 0.566 (1, 9)	1-3			WP FC 2B						K	4	2	2	1	0	1	2									
Wes Covington, L OBP: 0.265, SLG: 0.472 Cookie Rojas, R OBP: 0.398, SLG: 0.446 (10, 8)		F2		FC G3-6		SF8		F9		F8	3	0	0	2	0	0	0									
Clay Dalrymple, L OBP: 0.263, SLG: 0.315 (1, 2)		4-3		G3-6		3-1				K	5	0	0	0	0	1	5									
Dick Stuart, R OBP: 0.358, SLG: 0.424 Ruben Amaro, R OBP: 0.314, SLG: 0.264 (9, 3)		4-3								K	4	0	0	0	0	1	0									
Tony Taylor, R OBP: 0.344, SLG: 0.381 (1, 4)						1-3					3	0	2	0	1	0	0									
Bobby Wine, R OBP: 0.227, SLG: 0.200 Ed Roebuck, R (9, 1)				SH2-3 1B		1-3		FC6-4 BB		1B	4	0	0	0	0	0	3									
Ray Culp, R OBP: 0.227, SLG: 0.200 Ed Roebuck, R (9, 1)				P4		1-3		FC6-4 FC6-4		4-3	0	0	0	0	0	0	0									
Jack Baldschun, R OBP: 0.143, SLG: 0.154 John Hermstein, L OBP: 0.250, SLG: 0.143 (10, 3)				SH2-3		E5 HBP SF8		FC6-4		2B E 1B	2	1	0	0	0	0	1									
<b>Inning Stats</b>	R: 0 E: 0 K: 2 S: 7	H: 0 LOB: 0 BB: 0 P: 7	R: 0 E: 0 K: 0 S: 3	H: 0 LOB: 0 BB: 0 P: 3	R: 0 E: 0 K: 0 S: 4	H: 1 LOB: 1 BB: 0 P: 4	R: 1 E: 0 K: 1 S: 6	H: 1 LOB: 0 BB: 0 P: 6	R: 0 E: 0 K: 0 S: 3	H: 0 LOB: 0 BB: 0 P: 3	R: 1 E: 1 K: 1 S: 6	H: 0 LOB: 2 BB: 0 P: 8	R: 0 E: 0 K: 0 S: 3	H: 0 LOB: 1 BB: 1 P: 7	R: 1 E: 0 K: 2 S: 8	H: 1 LOB: 0 BB: 0 P: 8	R: 0 E: 0 K: 2 S: 8	H: 1 LOB: 1 BB: 0 P: 8	R: 1 E: 1 K: 1 S: 7	H: 2 LOB: 2 BB: 1 P: 11	1B: 3 2B: 2 3B: 0 HR: 1	SF: 1 SAC: 1 DP: 1 HBP: 2	WP: 1 PB: 0 SB: 0 CS: 0	PA: 41		
<b>PITCHER</b>	IP 8.0	WLS 31	H 3	R 3	ER 2	SO 6	BB 1	IBB 0	HBP 2	BLK 0	WP 1	HR 1	S 40	P 46	ERA 2.25	WHIP 0.500										
John Tsitouris, R ERA: 3.64 Billy McCool, L ERA: 2.29 Gerry Arrigo, L ERA: 1.88	(1, 1)	(9, 1)	(10, 1)																							

Batter	1	2	3	4	5	6	7	8	9	10	AB	R	H	RBI	BB	SO	LOB	BOTTOM								
Pete Rose, S OBP: 0.400, SLG: 0.450 (1, 4)	G3 BB		F7			K		F8			3	0	0	0	1	1	1	<b>Philadelphia Phillies @ Cincinnati Reds</b> Crosley Field, Cincinnati, OH Sun May 23 1966, 3:33 AM EDT Att: 14,942 - Unknown  <b>AB 37</b> <b>R 3</b> <b>H 8</b> <b>RBI 2</b> <b>BB 2</b> <b>SO 5</b> <b>LOB 20</b>								
Tommy Harper, R OBP: 0.409, SLG: 0.455 (1, 7)	K			5-3		L9				E2 1B	5	1	0	0	0	2	2									
Vada Pinson, L OBP: 0.370, SLG: 0.556 (1, 8)	G3			CS 1B		4-3				F9	4	0	1	0	0	0	2									
Frank Robinson, R OBP: 0.411, SLG: 0.556 (1, 9)	K			F8		5-3				1B WP 1B	5	1	1	0	0	1	4									
Gordy Coleman, L OBP: 0.446, SLG: 0.619 Giraldo Ruiz, S OBP: 0.125, SLG: 0.125 (10, 6)		K				5-3 1B				1B WP 1B	4	0	3	1	0	1	0									
Deron Johnson, R OBP: 0.345, SLG: 0.566 (1, 5)		6-3				L8				F9	4	0	0	0	0	0	3									
Johnny Edwards, L OBP: 0.319, SLG: 0.494 (1, 2)			F8							F7	3	0	1	0	1	0	0									
Leo Cardenas, R OBP: 0.333, SLG: 0.359 Marty Keough, L OBP: 0.500, SLG: 0.250 (10, 3)						5-3				L5	3	0	0	0	0	0	2									
John Tsitouris, R OBP: 0.111, SLG: 0.059 Art Shamsky, L OBP: 0.403, SLG: 0.526 Billy McCool, R (9, 1)						5-3 1B				L7	2	0	0	0	0	0	2									
Tony Perez, R OBP: 0.323, SLG: 0.533 Gerry Arrigo, L OBP: 0.500, SLG: 0.500 (10, 1)						F8				5-3	1	0	0	0	0	0	2									
<b>Inning Stats</b>	R: 0 E: 0 K: 2 S: 7	H: 0 LOB: 1 BB: 1 P: 11	R: 0 E: 0 K: 1 S: 5	H: 0 LOB: 0 BB: 0 P: 5	R: 0 E: 0 K: 0 S: 3	H: 0 LOB: 0 BB: 0 P: 3	R: 0 E: 0 K: 0 S: 3	H: 1 LOB: 0 BB: 0 P: 3	R: 0 E: 0 K: 0 S: 5	H: 2 LOB: 2 BB: 0 P: 5	R: 0 E: 0 K: 1 S: 5	H: 0 LOB: 0 BB: 0 P: 5	R: 0 E: 0 K: 0 S: 4	H: 1 LOB: 1 BB: 0 P: 3	R: 0 E: 0 K: 0 S: 4	H: 1 LOB: 1 BB: 0 P: 4	R: 3 E: 1 K: 0 S: 7	H: 3 LOB: 2 BB: 1 P: 11	R: 0 E: 0 K: 1 S: 5	H: 0 LOB: 2 BB: 0 P: 7	1B: 8 2B: 0 3B: 0 HR: 0	SF: 0 SAC: 0 DP: 0 HBP: 2	WP: 1 PB: 0 SB: 0 CS: 1	PA: 41		
<b>PITCHER</b>	IP 8.1	WLS 31	H 6	R 2	ER 1	SO 4	BB 1	IBB 0	HBP 0	BLK 0	WP 0	HR 0	S 38	P 42	ERA 1.08	WHIP 0.840										
Ray Culp, R ERA: 5.0 Jack Baldschun, R ERA: 4.84 Ed Roebuck, R ERA: 4.28	(1, 1)	(9, 1)	(9, 1)																							

Batter	1	2	3	4	5	6	7	8	9	AB	R	H	RBI	BB	SO	LOB	TOP										
<b>Johnny Lewis, L</b> OBP: 0.383, SLG: 0.442 (1, 8)										4	1	1	0	1	2	0	<b>New York Mets @ Philadelphia Phillies</b> Connie Mack Stadium, Philadelphia, PA Mon May 24 1965, 7:05 PM EDT Unknown										
<b>Roy McMillan, R</b> OBP: 0.276, SLG: 0.320 (1, 6)										4	1	2	0	0	2	0											
<b>Ed Kranepool, L</b> OBP: 0.383, SLG: 0.555 (1, 3)										5	2	2	3	0	0	3											
<b>Charley Smith, R</b> OBP: 0.282, SLG: 0.437 (1, 5)										5	1	2	2	0	1	0											
<b>Jesse Gonder, L</b> OBP: 0.404, SLG: 0.533 (1, 2)										3	0	1	0	2	2	0											
<b>Ron Swoboda, R</b> OBP: 0.360, SLG: 0.653 <b>Jim Hickman, R</b> OBP: 0.164, SLG: 0.159 (1, 9)									2	0	1	0	1	0	2												
<b>Joe Christopher, R</b> <b>Billy Cowan, R</b> OBP: 0.235, SLG: 0.250 (1, 7)									3	1	1	0	1	1	3												
<b>Bobby Klaus, R</b> OBP: 0.302, SLG: 0.301 (1, 4)										4	0	0	0	0	3	4											
<b>Warren Spahn, L</b> OBP: 0.385, SLG: 0.211 (1, 1)										4	0	1	1	0	1	2											
<b>Inning Stats</b>	R: 2 E: 0 K: 0 S: 7	H: 3 LOB: 2 BB: 1 P: 16	R: 0 E: 0 K: 3 S: 9	H: 0 LOB: 0 BB: 0 P: 9	R: 0 E: 0 K: 1 S: 5	H: 0 LOB: 0 BB: 0 P: 5	R: 0 E: 0 K: 2 S: 8	H: 1 LOB: 1 BB: 0 P: 10	R: 2 E: 0 K: 1 S: 11	H: 3 LOB: 2 BB: 1 P: 17	R: 1 E: 0 K: 0 S: 4	H: 2 LOB: 2 BB: 2 P: 12	R: 1 E: 1 K: 2 S: 9	H: 2 LOB: 2 BB: 1 P: 14	R: 0 E: 0 K: 3 S: 7	H: 0 LOB: 0 BB: 0 P: 12		R: 0 E: 0 K: 3 S: 9	H: 0 LOB: 0 BB: 0 P: 10	1B: 6 2B: 2 3B: 1 HR: 2	SF: 0 SAC: 2 DP: 1 HBP: 0	WP: 0 PB: 0 SB: 1 CS: 0	PA: 42				
<b>PITCHER</b>	IP	WLS	BF	H	R	ER	SO	BB	IBB	HBP	BLK	WP	HR	S	P	ERA	WHIP										
<b>Jim Bunning, R</b> ERA: 4.04 (1, 1)	5.0	L	24	7	4	4	7	2	0	0	0	0	1	40	57	7.20	1.800										
<b>Bo Belinsky, L</b> ERA: 6.5 (6, 1)	1.1		9	3	2	2	1	3	0	0	0	0	1	8	20	13.50	4.500										
<b>Ed Roebuck, R</b> ERA: 4.12 (7, 1)	0.2		3	1	0	0	1	0	0	0	0	0	0	5	6	0.00	1.500										
<b>Ryne Duren, R</b> ERA: 3.27 (8, 1)	1.0		3	0	0	0	1	0	0	0	0	0	0	7	12	0.00	0.000										
<b>Gary Wagner, R</b> ERA: 2.45 (9, 1)	1.0		3	0	0	0	3	0	0	0	0	0	0	9	10	0.00	0.000										

Batter	1	2	3	4	5	6	7	8	9	AB	R	H	RBI	BB	SO	LOB	BOTTOM										
<b>Cookie Rojas, R</b> OBP: 0.398, SLG: 0.432 (1, 8)										3	1	0	0	2	0	3	<b>New York Mets @ Philadelphia Phillies</b> Connie Mack Stadium, Philadelphia, PA Mon May 24 1965, 7:05 PM EDT Unknown										
<b>Johnny Callison, L</b> OBP: 0.343, SLG: 0.557 (1, 9)										4	0	1	0	0	1	6											
<b>Dick Allen, R</b> OBP: 0.415, SLG: 0.597 (1, 5)									4	0	1	1	1	0	5												
<b>Dick Stuart, R</b> OBP: 0.355, SLG: 0.418 (1, 3)									4	1	1	0	0	0	2												
<b>Alex Johnson, R</b> OBP: 0.389, SLG: 0.522 (1, 7)									4	0	0	0	0	1	2												
<b>Tony Taylor, R</b> OBP: 0.338, SLG: 0.373 (1, 4)									3	0	0	0	0	0	1												
<b>Gus Triandos, R</b> OBP: 0.231, SLG: 0.183 (1, 2)									4	0	4	1	0	0	0												
<b>Bobby Wine, R</b> OBP: 0.217, SLG: 0.160 <b>Bo Belinsky, L</b> OBP: 0.265, SLG: 0.274 <b>Ed Roebuck, R</b> OBP: 0.260 <b>Ruben Amaro, R</b> OBP: 0.260 <b>Ryne Duren, R</b> OBP: 0.260 <b>Wes Covington, L</b> OBP: 0.466 <b>Gary Wagner, R</b> OBP: 0.466 (1, 6)									2	0	0	0	0	0	2												
<b>Jim Bunning, R</b> OBP: 0.182, SLG: 0.318 <b>Frank Thomas, R</b> OBP: 0.226, SLG: 0.241 (1, 1)									1	0	0	0	0	0	0												
<b>Inning Stats</b>	R: 0 E: 0 K: 0 S: 3	H: 0 LOB: 1 BB: 0 P: 5	R: 0 E: 0 K: 0 S: 6	H: 1 LOB: 0 BB: 0 P: 10	R: 1 E: 0 K: 0 S: 6	H: 1 LOB: 1 BB: 1 P: 11	R: 0 E: 0 K: 0 S: 5	H: 0 LOB: 0 BB: 0 P: 9	R: 0 E: 0 K: 0 S: 8	H: 2 LOB: 2 BB: 0 P: 13	R: 0 E: 0 K: 0 S: 3	H: 0 LOB: 1 BB: 1 P: 7	R: 0 E: 1 K: 1 S: 8	H: 2 LOB: 3 BB: 1 P: 14	R: 1 E: 0 K: 1 S: 9	H: 2 LOB: 1 BB: 0 P: 11		R: 0 E: 0 K: 0 S: 4	H: 2 LOB: 1 BB: 0 P: 4	1B: 9 2B: 1 3B: 0 HR: 0	SF: 0 SAC: 1 DP: 1 HBP: 1	WP: 0 PB: 0 SB: 0 CS: 0	PA: 39				
<b>PITCHER</b>	IP	WLS	BF	H	R	ER	SO	BB	IBB	HBP	BLK	WP	HR	S	P	ERA	WHIP										
<b>Warren Spahn, L</b> ERA: 3.97 (1, 1)	9.0	W	39	10	2	2	2	3	0	1	0	0	0	52	84	2.00	1.444										

AB 35  
R 6  
H 11  
RBI 6  
BB 5  
SO 13  
LOB 14



AB 34  
R 2  
H 10  
RBI 2  
BB 3  
SO 2  
LOB 23






Batter	1	2	3	4	5	6	7	8	9	AB	R	H	RBI	BB	SO	LOB	TOP							
Johnny Lewis, L OBP: 0.376, SLG: 0.479	6-3	FC4-6								4	1	1	1	0	0	2	<b>New York Mets @ Philadelphia Phillies</b> Connie Mack Stadium, Philadelphia, PA Tue May 25 1965, 7:05 PM EDT Att: 6,344 - Unknown <a href="http://livebaseballscorecards.com">livebaseballscorecards.com</a>							
Roy McMillan, R OBP: 0.288, SLG: 0.309	F7		F9							3	0	0	0	0	1	0								
Jim Hickman, R OBP: 0.153, SLG: 0.147										1	0	0	0	0	0	1								
Tug McGraw, R (7, 1)										0	0	0	0	0	0	0								
Ed Kranepool, L OBP: 0.379, SLG: 0.545	2B	1B	4-3							4	0	1	0	0	0	0								
Charley Smith, R OBP: 0.297, SLG: 0.459			6-3							4	0	1	0	0	1	0								
Jesse Gonder, L OBP: 0.411, SLG: 0.542										3	1	1	0	1	1	0								
Ron Swoboda, R OBP: 0.370, SLG: 0.660	3-1									4	1	1	1	0	0	3								
Joe Christopher, R OBP: 0.289, SLG: 0.284			1-3							4	0	0	0	0	1	1								
Bobby Klaus, R OBP: 0.311, SLG: 0.311										4	0	1	0	0	0	1								
Al Jackson, L OBP: 0.214, SLG: 0.286										0	0	0	0	0	0	0								
Larry Seaman, R OBP: 0.250, SLG: 0.318										1	0	0	0	0	1	1								
Danny Napoleon, R OBP: 0.250, SLG: 0.250										1	0	0	0	0	1	1								
Galen Cisco, R OBP: 0.250, SLG: 0.250										0	0	0	0	0	0	0								
Tom Parsons, R OBP: 0.143, SLG: 0.207										2	0	1	0	0	0	0								
Chuck Hiller, L OBP: 0.143, SLG: 0.207										0	0	1	0	0	0	0								
<b>Inning Stats</b>	R: 0 E: 0 K: 0 S: 13	H: 2 LOB: 3 BB: 1 P: 24	R: 0 E: 0 K: 1 S: 8	H: 1 LOB: 1 BB: 0 P: 9	R: 0 E: 0 K: 0 S: 5	H: 0 LOB: 0 BB: 0 P: 7	R: 1 E: 1 K: 2 S: 9	H: 1 LOB: 1 BB: 0 P: 9	R: 1 E: 0 K: 1 S: 6	H: 1 LOB: 0 BB: 0 P: 6	R: 0 E: 0 K: 1 S: 5	H: 0 LOB: 0 BB: 0 P: 5	R: 0 E: 0 K: 0 S: 4	H: 1 LOB: 1 BB: 0 P: 4	R: 0 E: 0 K: 1 S: 5	H: 0 LOB: 0 BB: 0 P: 5	R: 1 E: 0 K: 0 S: 4	H: 1 LOB: 0 BB: 0 P: 4	R: 1 E: 0 K: 0 S: 4	H: 1 LOB: 0 BB: 0 P: 4	1B: 3 2B: 2 3B: 0 HR: 2	SF: 0 SAC: 0 DP: 0 HBP: 0	WP: 0 PB: 0 SB: 0 CS: 0	PA: 36
<b>PITCHER</b> Ray Herbert, R ERA: 2.87	IP: 9.0 WLS: W BF: 36 H: 7 R: 3 ER: 2 SO: 6 BB: 0 IBB: 1 HBP: 0 BLK: 0 WP: 0 HR: 2 S: 59 P: 73 ERA: 2.00 WHIP: 0.778															<b>PITCHER</b>	IP: 9.0 WLS: W BF: 36 H: 7 R: 3 ER: 2 SO: 6 BB: 0 IBB: 1 HBP: 0 BLK: 0 WP: 0 HR: 2 S: 59 P: 73 ERA: 2.00 WHIP: 0.778							

Batter	1	2	3	4	5	6	7	8	9	AB	R	H	RBI	BB	SO	LOB	BOTTOM			
Cookie Rojas, R OBP: 0.386, SLG: 0.416	6-3									5	0	1	1	0	1	4	<b>New York Mets @ Philadelphia Phillies</b> Connie Mack Stadium, Philadelphia, PA Tue May 25 1965, 7:05 PM EDT Att: 6,344 - Unknown <a href="http://livebaseballscorecards.com">livebaseballscorecards.com</a>			
John Briggs, L OBP: 0.391, SLG: 0.526		9-3-2								0	0	0	0	0	0	0				
Tony Taylor, R OBP: 0.338, SLG: 0.369										4	2	2	0	0	1	2				
Johnny Callison, L OBP: 0.349, SLG: 0.567										5	1	3	2	0	1	4				
Dick Allen, R OBP: 0.410, SLG: 0.579										4	1	1	1	1	2	4				
Alex Johnson, R OBP: 0.372, SLG: 0.493										5	1	1	1	0	2	4				
Frank Thomas, R OBP: 0.300, SLG: 0.324										5	2	3	1	0	0	0				
Gus Triandos, R OBP: 0.257, SLG: 0.215										5	1	3	1	0	1	1				
Bobby Wine, R OBP: 0.220, SLG: 0.178										1	0	0	0	1	1	1				
Wes Covington, L OBP: 0.291, SLG: 0.455										1	0	1	1	0	0	0				
Ruben Amaro, R OBP: 0.303, SLG: 0.253										2	1	0	0	0	0	1				
Ray Herbert, R OBP: 0.467, SLG: 0.533										4	1	3	2	0	1	1				
<b>Inning Stats</b>	R: 5 E: 1 K: 0 S: 17	H: 5 LOB: 2 BB: 2 P: 37	R: 0 E: 0 K: 2 S: 9	H: 1 LOB: 1 BB: 0 P: 13	R: 0 E: 0 K: 3 S: 10	H: 1 LOB: 1 BB: 0 P: 10	R: 1 E: 0 K: 2 S: 12	H: 2 LOB: 1 BB: 0 P: 16	R: 4 E: 0 K: 3 S: 17	H: 6 LOB: 2 BB: 0 P: 19	R: 0 E: 0 K: 0 S: 3	H: 0 LOB: 0 BB: 0 P: 3	R: 0 E: 0 K: 0 S: 7	H: 2 LOB: 2 BB: 0 P: 9	R: 0 E: 0 K: 0 S: 4	H: 1 LOB: 1 BB: 0 P: 4	1B: 15 2B: 3 3B: 1 HR: 0	SF: 0 SAC: 0 DP: 1 HBP: 1	WP: 0 PB: 0 SB: 0 CS: 0	PA: 44
<b>PITCHER</b> Al Jackson, L ERA: 6.46	IP: 0.1 WLS: L BF: 3 H: 4 R: 5 ER: 5 SO: 0 BB: 1 IBB: 0 HBP: 0 BLK: 0 WP: 0 HR: 0 S: 12 P: 25 ERA: 135.00 WHIP: 15.0000															<b>PITCHER</b>	IP: 0.1 WLS: L BF: 3 H: 4 R: 5 ER: 5 SO: 0 BB: 1 IBB: 0 HBP: 0 BLK: 0 WP: 0 HR: 0 S: 12 P: 25 ERA: 135.00 WHIP: 15.0000			
<b>PITCHER</b> Larry Bearnarth, R ERA: 4.5	IP: 0.2 WLS: L BF: 3 H: 1 R: 0 ER: 0 SO: 0 BB: 1 IBB: 0 HBP: 0 BLK: 0 WP: 0 HR: 0 S: 5 P: 12 ERA: 0.00 WHIP: 3.000															<b>PITCHER</b>	IP: 0.2 WLS: L BF: 3 H: 1 R: 0 ER: 0 SO: 0 BB: 1 IBB: 0 HBP: 0 BLK: 0 WP: 0 HR: 0 S: 5 P: 12 ERA: 0.00 WHIP: 3.000			
<b>PITCHER</b> Galen Cisco, R ERA: 9.55	IP: 3.0 WLS: L BF: 17 H: 8 R: 5 ER: 5 SO: 7 BB: 0 IBB: 0 HBP: 0 BLK: 0 WP: 0 HR: 0 S: 37 P: 46 ERA: 15.00 WHIP: 2.667															<b>PITCHER</b>	IP: 3.0 WLS: L BF: 17 H: 8 R: 5 ER: 5 SO: 7 BB: 0 IBB: 0 HBP: 0 BLK: 0 WP: 0 HR: 0 S: 37 P: 46 ERA: 15.00 WHIP: 2.667			
<b>PITCHER</b> Tom Parsons, R ERA: 5.63	IP: 2.0 WLS: L BF: 8 H: 2 R: 0 ER: 0 SO: 3 BB: 0 IBB: 0 HBP: 0 BLK: 0 WP: 0 HR: 0 S: 14 P: 15 ERA: 0.00 WHIP: 1.000															<b>PITCHER</b>	IP: 2.0 WLS: L BF: 8 H: 2 R: 0 ER: 0 SO: 3 BB: 0 IBB: 0 HBP: 0 BLK: 0 WP: 0 HR: 0 S: 14 P: 15 ERA: 0.00 WHIP: 1.000			
<b>PITCHER</b> Tug McGraw, L ERA: 2.31	IP: 2.0 WLS: L BF: 9 H: 3 R: 0 ER: 0 SO: 0 BB: 0 IBB: 0 HBP: 0 BLK: 0 WP: 0 HR: 0 S: 11 P: 13 ERA: 0.00 WHIP: 1.500															<b>PITCHER</b>	IP: 2.0 WLS: L BF: 9 H: 3 R: 0 ER: 0 SO: 0 BB: 0 IBB: 0 HBP: 0 BLK: 0 WP: 0 HR: 0 S: 11 P: 13 ERA: 0.00 WHIP: 1.500			




Batter	1	2	3	4	5	6	7	8	9	AB	R	H	RBI	BB	SO	LOB	TOP					
Bob Bailey, R (1, 5) OBP: 0.349, SLG: 0.344										4	0	1	0	1	0	0	<b>Pittsburgh Pirates @ Philadelphia Phillies</b> <b>Connie Mack Stadium, Philadelphia, PA</b> Wed May 26 1965, 7:05 PM EDT Att: 10,212 - Unknown					
Bill Virdon, L (1, 8) OBP: 0.346, SLG: 0.375 Manny Mota, R (7, PH) OBP: 0.153, SLG: 0.143										3	0	1	0	0	0	0						
Roberto Clemente, R (1, 9) OBP: 0.304, SLG: 0.314										4	0	0	0	0	0	4						
Willie Stargell, L (1, 7) OBP: 0.304, SLG: 0.523										3	2	2	1	0	0	1						
Donn Clendenon, R (1, 3) OBP: 0.396, SLG: 0.461										3	0	0	1	0	1	1						
Bill Mazerolski, R (1, 4) OBP: 0.325, SLG: 0.444										4	1	1	1	0	0	1						
Andre Rodgers, R (1, 6) OBP: 0.400, SLG: 0.516										3	1	2	0	1	0	1						
Del Crandall, R (1, 2) OBP: 0.288, SLG: 0.244										4	1	1	1	0	0	3						
Don Cardwell, R (1, 1) OBP: 0.176, SLG: 0.188 Frank Carpin, L (6, 1)										2	0	0	0	0	1	0						
Jerry Lynch, L (7, PH) OBP: 0.396, SLG: 0.549 Gene Freese, R (7, PH) OBP: 0.405, SLG: 0.447 Tommie Sisk, R (7, 1)										0	0	0	0	0	0	0						
<b>Inning Stats</b>	R: 0 E: 0 K: 0 S: 4	H: 2 LOB: 1 BB: 0 P: 4	R: 0 E: 1 K: 0 S: 3	H: 0 LOB: 0 BB: 0 P: 3	R: 1 E: 0 K: 1 S: 6	H: 1 LOB: 0 BB: 0 P: 6	R: 2 E: 0 K: 0 S: 5	H: 2 LOB: 1 BB: 1 P: 9	R: 0 E: 0 K: 1 S: 5	H: 0 LOB: 0 BB: 0 P: 3	R: 0 E: 0 K: 1 S: 5	H: 0 LOB: 1 BB: 0 P: 6	R: 1 E: 0 K: 0 S: 5	H: 2 LOB: 2 BB: 1 P: 9	R: 1 E: 0 K: 0 S: 5	H: 2 LOB: 1 BB: 0 P: 5	R: 0 E: 0 K: 1 S: 5	H: 0 LOB: 0 BB: 0 P: 5	1B: 4 2B: 2 3B: 1 HR: 3	SF: 1 SAC: 0 DP: 2 HBP: 1	WP: 0 PB: 0 SB: 0 CS: 0	PA: 38
<b>PITCHER</b>	IP WLS BF H R ER SO BB IBB HBP BLK WP HR S P ERA WHIP																					
Art Mahaffey, R (1, 1) ERA: 4.5	6.1 L 26 6 4 4 2 1 0 0 0 0 0 2 28 33 5.68 1.105																					
Chris Short, L (7, 1) ERA: 3.38	0.1 2 0 0 0 0 1 0 0 0 0 0 0 1 5 0.00 3.000																					
Jack Baldschun, R (7, 1) ERA: 4.4	1.1 7 3 1 1 0 0 0 0 0 0 0 1 7 7 6.75 2.250																					
Gary Wagner, R (9, 1) ERA: 2.11	1.0 3 0 0 0 0 1 0 0 0 0 0 0 0 5 5 0.00 0.000																					

AB 34  
R 5  
H 9  
RBI 5  
BB 2  
SO 3  
LOB 12



Batter	1	2	3	4	5	6	7	8	9	AB	R	H	RBI	BB	SO	LOB	BOTTOM	
Tony Gonzalez, L (1, 8) OBP: 0.301, SLG: 0.416 Cookie Rojas, R (6, PH) OBP: 0.379, SLG: 0.408										2	1	1	0	1	0	0	<b>Pittsburgh Pirates @ Philadelphia Phillies</b> <b>Connie Mack Stadium, Philadelphia, PA</b> Wed May 26 1965, 7:05 PM EDT Att: 10,212 - Unknown	
Tony Taylor, R (1, 4) OBP: 0.337, SLG: 0.366									4	0	1	0	0	1	1			
Johnny Callison, L (1, 9) OBP: 0.350, SLG: 0.565									4	1	1	1	1	1	1			
Dick Allen, R (1, 5) OBP: 0.401, SLG: 0.564									4	0	0	0	0	3	3			
Wes Covington, L (1, 7) OBP: 0.261, SLG: 0.438									3	0	0	0	1	1	2			
Frank Thomas, R (1, 3) OBP: 0.318, SLG: 0.366									4	1	2	1	0	1	0			
Clay Dalrymple, L (1, 2) OBP: 0.276, SLG: 0.329									4	0	2	0	0	0	3			
Bobby Wine, R (1, 6) OBP: 0.276, SLG: 0.170 Dick Stuart, R (6, PH) OBP: 0.303, SLG: 0.423 Ruben Amaro, R (6, PH) OBP: 0.303, SLG: 0.293									2	0	0	0	0	0	1			
John Briggs, R (8, PH) OBP: 0.377, SLG: 0.550									1	0	1	1	0	0	0			
Art Mahaffey, R (1, 1) OBP: 0.133, SLG: 0.133 Chris Short, R (7, 1) OBP: 0.083, SLG: 0.083 Jack Baldschun, R (7, 1) OBP: 0.200, SLG: 0.111 John Hermstein, L (8, PH) OBP: 0.200, SLG: 0.111 Gary Wagner, R (9, 1)									3	0	1	0	0	2	1			
<b>Inning Stats</b>	R: 0 E: 0 K: 1 S: 6	H: 1 LOB: 2 BB: 1 P: 10	R: 0 E: 0 K: 1 S: 6	H: 1 LOB: 0 BB: 0 P: 6	R: 2 E: 0 K: 1 S: 7	H: 2 LOB: 2 BB: 2 P: 15	R: 0 E: 0 K: 1 S: 5	H: 0 LOB: 0 BB: 0 P: 5	R: 0 E: 0 K: 2 S: 7	H: 0 LOB: 0 BB: 0 P: 7	R: 0 E: 0 K: 2 S: 9	H: 2 LOB: 2 BB: 0 P: 9	R: 0 E: 0 K: 0 S: 3	H: 1 LOB: 0 BB: 0 P: 3	1B: 7 2B: 3 3B: 0 HR: 0	SF: 0 SAC: 1 DP: 1 HBP: 0	WP: 0 PB: 0 SB: 0 CS: 0	PA: 39
<b>PITCHER</b>	IP WLS BF H R ER SO BB IBB HBP BLK WP HR S P ERA WHIP																	
Don Cardwell, R (1, 1) ERA: 4.02	5.2 7 3 3 3 6 3 0 0 0 0 0 0 0 1 1 4.76 1.765																	
Frank Carpin, L (6, 1) ERA: 3.38	0.1 1 0 0 0 0 0 0 0 0 0 0 0 1 1 0.00 0.000																	
Tommie Sisk, R (7, 1) ERA: 3.38	3.0 W 11 3 0 0 4 0 0 0 0 0 0 0 0 19 19 0.00 1.000																	

AB 35  
R 3  
H 10  
RBI 3  
BB 3  
SO 10  
LOB 16





Batter	1	2	3	4	5	6	7	8	9	AB	R	H	RBI	BB	SO	LOB	TOP				
<b>Jimmy Stewart, S</b> (1, 8) <small>OBP: 0.387, SLG: 0.227</small> <b>Len Gabrielson, L</b> (3, 8) <small>OBP: 0.345, SLG: 0.438</small>										1	0	0	0	1	1	2	<b>Chicago Cubs @ Philadelphia Phillies</b> Connie Mack Stadium, Philadelphia, PA Sat May 29 1965, 3:33 AM EDT Att: 4,962 - Unknown  <b>AB</b> 34 <b>R</b> 2 <b>H</b> 7 <b>RBI</b> 2 <b>BB</b> 3 <b>SO</b> 8 <b>LOB</b> 12 				
<b>Glenn Beckert, R</b> (1, 4) <small>OBP: 0.245, SLG: 0.285</small>										4	1	1	0	0	0	1					
<b>Billy Williams, L</b> (1, 7) <small>OBP: 0.314, SLG: 0.416</small>										4	0	1	1	0	0	1					
<b>Ron Santo, R</b> (1, 5) <small>OBP: 0.370, SLG: 0.518</small>										4	0	1	0	0	1	2					
<b>14 Ernie Banks, R</b> (1, 3) <small>OBP: 0.364, SLG: 0.524</small>										4	1	2	0	0	1	1					
<b>Doug Clemens, L</b> (1, 9) <small>OBP: 0.325, SLG: 0.328</small>										4	0	1	0	0	0	1					
<b>Vic Roznovsky, L</b> (1, 2) <small>OBP: 0.328, SLG: 0.411</small>										3	0	1	1	1	0	0					
<b>Roberto Pena, R</b> (1, 6) <small>OBP: 0.314, SLG: 0.320</small> <b>George Altman, L</b> (6, PH) <small>OBP: 0.395, SLG: 0.524</small> <b>Joey Amalfitano, R</b> (6, 6) <small>OBP: 0.154, SLG: 0.154</small>										2	0	0	0	0	0	1					
<b>Larry Jackson, R</b> (1, 1) <small>OBP: 0.292, SLG: 0.455</small> <b>Don Landrum, L</b> (7, PH) <small>OBP: 0.312, SLG: 0.400</small> <b>Bob Humphreys, R</b> (7, 1) <small>OBP: 0.235, SLG: 0.250</small>										1	0	0	0	1	1	0					
<b>Inning Stats</b>	R: 0 E: 0 K: 0 S: 3	H: 0 LOB: 1 BB: 1 P: 7	R: 1 E: 0 K: 1 S: 7	H: 2 LOB: 2 BB: 1 P: 11	R: 0 E: 0 K: 1 S: 6	H: 1 LOB: 1 BB: 0 P: 6	R: 0 E: 0 K: 0 S: 3	H: 0 LOB: 0 BB: 0 P: 3	R: 0 E: 0 K: 1 S: 5	H: 2 LOB: 3 BB: 1 P: 11	R: 1 E: 0 K: 2 S: 9	H: 2 LOB: 1 BB: 0 P: 9	R: 0 E: 0 K: 0 S: 3	H: 0 LOB: 0 BB: 0 P: 3	R: 0 E: 0 K: 2 S: 7	H: 0 LOB: 0 BB: 0 P: 7		1B: 4 2B: 3 3B: 0 HR: 0	SF: 0 SAC: 0 DP: 0 HBP: 0	WP: 0 PB: 0 SB: 0 CS: 0	PA: 37
<b>PITCHER</b> <b>Jim Bunning, R</b> (1, 1) <small>ERA: 3.79</small>	IP: 9.0 WLS: W BF: 37 H: 7 R: 2 ER: 2 SO: 8 BB: 3 IBB: 0 HBP: 0 BLK: 0 WP: 0 HR: 0 S: 50 P: 62 ERA: 2.00 WHIP: 1.111															<b>PITCHER</b> IP: WLS: BF: H: R: ER: SO: BB: IBB: HBP: BLK: WP: HR: S: P: ERA: WHIP:					

Batter	1	2	3	4	5	6	7	8	9	AB	R	H	RBI	BB	SO	LOB	BOTTOM				
<b>Tony Taylor, R</b> (1, 4) <small>OBP: 0.328, SLG: 0.360</small>										4	1	1	0	0	0	1	<b>Chicago Cubs @ Philadelphia Phillies</b> Connie Mack Stadium, Philadelphia, PA Sat May 29 1965, 3:33 AM EDT Att: 4,962 - Unknown  <b>AB</b> 29 <b>R</b> 4 <b>H</b> 6 <b>RBI</b> 4 <b>BB</b> 3 <b>SO</b> 4 <b>LOB</b> 9 				
<b>Tony Gonzalez, L</b> (1, 8) <small>OBP: 0.308, SLG: 0.459</small>										4	1	1	0	0	0	2					
<b>Johnny Callison, L</b> (1, 9) <small>OBP: 0.340, SLG: 0.554</small>										3	1	1	2	0	0	1					
<b>Dick Allen, R</b> (1, 5) <small>OBP: 0.400, SLG: 0.568</small>										4	1	1	2	0	2	0					
<b>Wes Covington, L</b> (1, 7) <small>OBP: 0.270, SLG: 0.471</small> <b>Cookie Rojas, R</b> (9, 7) <small>OBP: 0.379, SLG: 0.408</small>										3	0	0	0	1	1	1					
<b>Frank Thomas, R</b> (1, 3) <small>OBP: 0.294, SLG: 0.319</small>										3	0	0	0	1	0	0					
<b>Clay Dalrymple, L</b> (1, 2) <small>OBP: 0.289, SLG: 0.310</small>										2	0	0	0	1	0	2					
<b>Bobby Wine, R</b> (1, 6) <small>OBP: 0.241, SLG: 0.192</small>										3	0	1	0	0	0	0					
<b>Jim Bunning, R</b> (1, 1) <small>OBP: 0.200, SLG: 0.320</small>										3	0	1	0	0	1	2					
<b>Inning Stats</b>	R: 3 E: 0 K: 0 S: 5	H: 3 LOB: 1 BB: 2 P: 13	R: 0 E: 0 K: 0 S: 3	H: 0 LOB: 0 BB: 0 P: 3	R: 0 E: 0 K: 1 S: 5	H: 0 LOB: 0 BB: 0 P: 5	R: 0 E: 0 K: 1 S: 6	H: 1 LOB: 2 BB: 1 P: 10	R: 1 E: 1 K: 0 S: 5	H: 1 LOB: 1 BB: 0 P: 5	R: 0 E: 0 K: 0 S: 3	H: 0 LOB: 0 BB: 0 P: 3	R: 0 E: 0 K: 2 S: 7	H: 0 LOB: 0 BB: 0 P: 7	R: 0 E: 0 K: 2 S: 7	H: 0 LOB: 0 BB: 0 P: 7		1B: 2 2B: 3 3B: 0 HR: 1	SF: 1 SAC: 0 DP: 1 HBP: 0	WP: 0 PB: 0 SB: 0 CS: 0	PA: 33
<b>PITCHER</b> <b>Larry Jackson, R</b> (1, 1) <small>ERA: 4.5</small> <b>Bob Humphreys, R</b> (7, 1) <small>ERA: 1.74</small>	IP: 6.0 WLS: L BF: 26 H: 5 R: 4 ER: 4 SO: 4 BB: 3 IBB: 0 HBP: 0 BLK: 0 WP: 0 HR: 1 S: 27 P: 39 ERA: 6.00 WHIP: 1.333															<b>PITCHER</b> IP: WLS: BF: H: R: ER: SO: BB: IBB: HBP: BLK: WP: HR: S: P: ERA: WHIP:					

Batter	1	2	3	4	5	6	7	8	9	AB	R	H	RBI	BB	SO	LOB	TOP										
Jimmy Stewart, S OBP: 0.371, SLG: 0.231 (1, 8)	0-0 4-3		0-0 G4-6-3 1B			0-0 4-3	0-0 4-3			4	0	1	0	0	0	0	<b>Chicago Cubs @ Philadelphia Phillies</b> Sun May 30 1965, 3:33 AM EDT Att: 11,696 - Unknown Connie Mack Stadium, Philadelphia, PA <a href="http://livebaseballscorecards.com">livebaseballscorecards.com</a>										
Billy Williams, L OBP: 0.313, SLG: 0.412 (1, 7)	0-0 F9		0-0 G4-6-3 1-2			0-0 1B 14 1B		0-0 3-1		4	1	1	0	0	0	2											
Ron Santo, R OBP: 0.372, SLG: 0.518 (1, 5)	0-0 1-3			0-0 F9		0-0 14 1B FC		0-0 14 G6-4-3 1B		4	1	2	0	0	0	0											
14 Ernie Banks, R OBP: 0.372, SLG: 0.548 (1, 3)		0-0 HR		0-0 1B		0-0 WP FC SF7 1B		0-0 G6-4-3 1-2		4	2	3	2	0	0	1											
Doug Clemens, L OBP: 0.327, SLG: 0.326 (1, 9)	0-0 4-3		0-0 1B	0-0 G4-6-3 1B		0-0 FC WP		0-0 F7		4	0	1	1	0	0	1											
Chris Krug, R OBP: 0.250, SLG: 0.333 (1, 2)	0-0 G6-4-3 1B		0-0 G4-6-3 1-2	0-0 G4-6-3 1-2		0-0 SF7 1-2 2-H		0-0 F6		3	0	1	1	0	0	2											
Roberto Pena, R OBP: 0.306, SLG: 0.312 (1, 6)	0-0 G6-4-3 1-2			0-0 5-3		0-3 K		0-0 6-3		4	0	0	0	0	1	2											
Glenn Beckert, R OBP: 0.247, SLG: 0.286 (1, 4)		0-0 F9		0-0 CS 1B		0-0 6-3				3	0	1	0	0	0	0											
Dick Ellsworth, L OBP: 0.143, SLG: 0.143 (1, 1)		0-0 1B		0-0 3-1		0-0 G3				3	0	1	0	0	0	1											
<b>Inning Stats</b>	R: 0 E: 0 K: 0 S: 3	H: 0 LOB: 0 BB: 0 P: 3	R: 1 E: 0 K: 0 S: 4	H: 2 LOB: 0 BB: 0 P: 4	R: 0 E: 0 K: 0 S: 4	H: 2 LOB: 1 BB: 0 P: 4	R: 0 E: 0 K: 0 S: 4	H: 1 LOB: 0 BB: 0 P: 3	R: 3 E: 0 K: 1 S: 9	H: 3 LOB: 1 BB: 0 P: 9	R: 0 E: 0 K: 0 S: 3	H: 0 LOB: 0 BB: 0 P: 3	R: 0 E: 0 K: 0 S: 3	H: 1 LOB: 0 BB: 0 P: 3	R: 0 E: 0 K: 0 S: 3	H: 0 LOB: 0 BB: 0 P: 3	1B: 10 2B: 0 3B: 0 HR: 1	SF: 1 SAC: 0 DP: 4 HBP: 0	WP: 1 PB: 0 SB: 0 CS: 1	PA: 34							
<b>PITCHER</b>	IP	WLS	BF	H	R	ER	SO	BB	IBB	HBP	BLK	WP	HR	S	P	ERA	WHIP										
Ray Herbert, R ERA: 3.27 (1, 1)	5.1	L	22	10	4	4	0	0	0	0	0	0	1	22	22	6.75	1.875										
Jack Baldschun, R ERA: 4.15 (6, 1)	1.2		6	0	0	0	1	0	0	0	0	1	0	8	8	0.00	0.000										
Gary Wagner, R ERA: 1.93 (8, 1)	2.0		6	1	0	0	0	0	0	0	0	0	0	6	6	0.00	0.500										

Batter	1	2	3	4	5	6	7	8	9	AB	R	H	RBI	BB	SO	LOB	BOTTOM										
Tony Taylor, R OBP: 0.326, SLG: 0.354 (1, 4)	0-0 1-3		4-0 1B E BB		0-0 5-3		0-3 K			3	1	0	0	1	1	0	<b>Chicago Cubs @ Philadelphia Phillies</b> Sun May 30 1965, 3:33 AM EDT Att: 11,696 - Unknown Connie Mack Stadium, Philadelphia, PA <a href="http://livebaseballscorecards.com">livebaseballscorecards.com</a>										
Cookie Rojas, R OBP: 0.383, SLG: 0.411 Gary Wagner, R (8, 1)	0-0 FC5 BB 1B		0-0 E3 1-3 1B		0-3 K		0-0 F8			4	0	2	0	0	1	0											
Johnny Callison, L OBP: 0.339, SLG: 0.544 (1, 9)	4-0 FC5 1-2 BB		0-0 E3 1-3 3-H		0-0 F5		0-0 4-3			3	0	0	1	1	0	1											
Dick Allen, R OBP: 0.402, SLG: 0.572 (1, 5)	0-0 FC5 1-2 2-3		0-0 F9		0-0 E 1B		0-0 2B			4	0	2	0	0	0	3											
Alex Johnson, R OBP: 0.354, SLG: 0.468 (8, 8)	0-0 4-3		0-0 5-3		0-3 K		0-0 F8			4	0	0	0	0	1	5											
Frank Thomas, R OBP: 0.291, SLG: 0.314 (1, 3) (8, 7)		0-0 G5-4-3 1B		0-0 F7		0-0 E4 1-2		0-3 K		4	0	1	0	0	1	2											
Gus Triandos, R OBP: 0.243, SLG: 0.203 (1, 2)		0-0 G5-4-3 1-2		0-3 K		0-0 F8		0-3 K		4	0	0	0	0	2	3											
Bobby Wine, R OBP: 0.258, SLG: 0.214 (1, 6)		0-0 1B		0-0 FC6-4 1B		0-0 P6		0-0 P5		4	0	2	0	0	0	2											
Ray Herbert, R OBP: 0.412, SLG: 0.471 Jack Baldschun, R Dick Stuart, R OBP: 0.354, SLG: 0.416 (7, PH) (8, 3)	0-0 F7		0-0 FC6-4 1-2		0-0 F9		0-0 F9		0-0 F9		2	0	0	0	0	0	2										
<b>Inning Stats</b>	R: 0 E: 0 K: 0 S: 4	H: 1 LOB: 2 BB: 1 P: 8	R: 0 E: 0 K: 0 S: 4	H: 2 LOB: 1 BB: 0 P: 4	R: 1 E: 1 K: 0 S: 4	H: 1 LOB: 1 BB: 1 P: 8	R: 0 E: 0 K: 1 S: 6	H: 1 LOB: 0 BB: 0 P: 6	R: 0 E: 0 K: 1 S: 5	H: 0 LOB: 0 BB: 0 P: 5	R: 0 E: 0 K: 1 S: 5	H: 0 LOB: 0 BB: 0 P: 5	R: 0 E: 0 K: 1 S: 6	H: 1 LOB: 1 BB: 0 P: 6	R: 0 E: 0 K: 1 S: 5	H: 0 LOB: 0 BB: 0 P: 5	1B: 6 2B: 1 3B: 0 HR: 0	SF: 0 SAC: 0 DP: 1 HBP: 0	WP: 0 PB: 0 SB: 0 CS: 0	PA: 36							
<b>PITCHER</b>	IP	WLS	BF	H	R	ER	SO	BB	IBB	HBP	BLK	WP	HR	S	P	ERA	WHIP										
Dick Ellsworth, L ERA: 2.97 (1, 1)	9.0	W	36	7	1	1	6	2	0	0	0	0	0	46	54	1.00	1.000										



Batter	1	2	3	4	5	6	7	8	9	AB	R	H	RBI	BB	SO	LOB	TOP			
Cookie Rojas, R OBP: 0.386, SLG: 0.407 (1, 4)										4	0	2	0	0	1	1	Philadelphia Phillies @ Pittsburgh Pirates Forbes Field, Pittsburgh, PA Tue Jun 01 1965, 7:05 PM EDT Att: 10,478 - Unknown			
Johnny Callison, L OBP: 0.328, SLG: 0.522 (1, 9)										4	0	0	0	0	2	4				
Dick Allen, R OBP: 0.401, SLG: 0.558 (1, 5)										3	0	0	0	1	3	2				
Dick Stuart, R OBP: 0.347, SLG: 0.405 (1, 3)										4	0	0	0	0	3	4				
Alex Johnson, R OBP: 0.345, SLG: 0.451 (1, 8) (2, 7)										4	0	1	0	0	2	2				
Frank Thomas, R OBP: 0.283, SLG: 0.291 (1, 7)										1	0	0	0	0	0	0				
Tony Gonzalez, L OBP: 0.313, SLG: 0.462 (2, 8)										3	0	0	0	0	1	1				
Gus Triandos, R OBP: 0.241, SLG: 0.192 (1, 2)										4	0	0	0	0	2	0				
Ruben Amaro, R OBP: 0.312, SLG: 0.256 (1, 6)										2	0	1	0	1	0	0				
Art Mahaffey, R OBP: 0.133, SLG: 0.133 (1, 1)										0	0	0	0	0	0	0				
Lew Burdette, R OBP: 0.375, SLG: 0.500 (7, PH)										2	0	1	0	0	1	1				
Wes Covington, L OBP: 0.266, SLG: 0.451 (7, 1)										1	0	0	0	0	1	1				
Bo Belinsky, L OBP: 0.267, SLG: 0.214 (7, 1)										0	0	0	0	0	0	0				
<b>Inning Stats</b>	R: 0 E: 0 K: 0 S: 4	H: 1 LOB: 2 BB: 1 P: 8	R: 0 E: 0 K: 2 S: 7	H: 0 LOB: 1 BB: 1 P: 11	R: 0 E: 1 K: 2 S: 8	H: 0 LOB: 1 BB: 0 P: 8	R: 0 E: 0 K: 1 S: 5	H: 1 LOB: 0 BB: 0 P: 5	R: 0 E: 0 K: 3 S: 9	H: 0 LOB: 0 BB: 0 P: 9	R: 0 E: 0 K: 1 S: 6	H: 1 LOB: 1 BB: 0 P: 6	R: 0 E: 0 K: 3 S: 10	H: 1 LOB: 1 BB: 0 P: 10	R: 0 E: 0 K: 2 S: 7	H: 0 LOB: 0 BB: 0 P: 7	1B: 5 2B: 0 3B: 0 HR: 0	SF: 0 SAC: 0 DP: 1 HBP: 0	WP: 0 PB: 0 CS: 0	PA: 34
<b>PITCHER</b> Bob Veale, L ERA: 2.7 (1, 1)	IP: 9.0 WLS: W BF: 34 H: 5 R: 0 ER: 0 SO: 16 BB: 2 IBB: 0 HBP: 0 BLK: 0 WP: 0 HR: 0 S: 64 P: 72 ERA: 0.00 WHIP: 0.778															<b>PITCHER</b>				

AB	32
R	0
H	5
RBI	0
BB	2
SO	16
LOB	16



Batter	1	2	3	4	5	6	7	8	9	AB	R	H	RBI	BB	SO	LOB	BOTTOM			
Bob Bailey, R OBP: 0.354, SLG: 0.348 (1, 5)										4	1	1	0	0	0	1	Philadelphia Phillies @ Pittsburgh Pirates Forbes Field, Pittsburgh, PA Tue Jun 01 1965, 7:05 PM EDT Att: 10,478 - Unknown			
Bill Virdon, L OBP: 0.340, SLG: 0.366 (1, 8)										4	1	2	0	0	0	0				
Willie Stargell, L OBP: 0.313, SLG: 0.545 (1, 9)										3	0	1	1	0	0	2				
Jerry Lynch, L OBP: 0.411, SLG: 0.556 (6, PR)										3	0	2	1	0	0	0				
Manny Mota, R OBP: 0.197, SLG: 0.183 (7, 7)										1	1	0	0	0	1	1				
Donn Clendenon, R OBP: 0.393, SLG: 0.481 (1, 3)										4	0	1	0	0	0	1				
Bill Mazerowski, R OBP: 0.328, SLG: 0.483 (1, 4)										3	1	2	0	0	0	2				
Gene Alley, R OBP: 0.305, SLG: 0.369 (8, 4)										1	0	0	0	0	0	0				
Andre Rodgers, R OBP: 0.397, SLG: 0.472 (1, 6)										4	0	2	0	0	1	1				
Jim Pagliaroni, R OBP: 0.300, SLG: 0.364 (1, 2)										3	0	0	1	1	0	1				
Bob Veale, S OBP: 0.094, SLG: 0.065 (1, 1)										4	0	1	0	0	2	4				
<b>Inning Stats</b>	R: 2 E: 0 K: 0 S: 6	H: 4 LOB: 1 BB: 0 P: 6	R: 0 E: 0 K: 0 S: 3	H: 0 LOB: 0 BB: 0 P: 3	R: 0 E: 0 K: 1 S: 6	H: 1 LOB: 0 BB: 0 P: 6	R: 0 E: 0 K: 1 S: 5	H: 2 LOB: 2 BB: 0 P: 5	R: 2 E: 1 K: 1 S: 8	H: 3 LOB: 2 BB: 0 P: 8	R: 0 E: 0 K: 1 S: 6	H: 1 LOB: 1 BB: 0 P: 6	R: 0 E: 0 K: 1 S: 6	H: 1 LOB: 2 BB: 1 P: 10	R: 0 E: 0 K: 1 S: 6	H: 1 LOB: 1 BB: 1 P: 10	1B: 11 2B: 1 3B: 0 HR: 0	SF: 1 SAC: 0 DP: 1 HBP: 0	WP: 0 PB: 1 CS: 0	PA: 36
<b>PITCHER</b> Art Mahaffey, R ERA: 4.93 Lew Burdette, R ERA: 4.5 Bo Belinsky, L ERA: 6.49	IP: 5.2 WLS: L BF: 22 H: 6 R: 2 ER: 1 SO: 2 BB: 0 IBB: 0 HBP: 0 BLK: 0 WP: 0 HR: 0 S: 26 P: 26 ERA: 1.59 WHIP: 1.059															<b>PITCHER</b>				

AB	34
R	4
H	12
RBI	3
BB	1
SO	4
LOB	13



Batter	1	2	3	4	5	6	7	8	9	AB	R	H	RBI	BB	SO	LOB	TOP										
Cookie Rojas, R OBP: 0.379, SLG: 0.398 (1, 4)	F8		E3 1B 3B		P6		5-3		1-2 1B	5	1	1	0	0	0	0	<b>Philadelphia Phillies @ Chicago Cubs</b> Wrigley Field, Chicago, IL Fri Jun 04 1965, 3:33 AM CDT Att: 3,497 - Sunny										
Tony Gonzalez, L OBP: 0.317, SLG: 0.459 (1, 8)	E6 2B WP		3B 1B		6-3				4-3	5	2	2	0	0	0	2											
Johnny Callison, L OBP: 0.332, SLG: 0.538 (1, 9)	WP 1-3 2B		1-H 3-H 2B 3B		F9		F7			4	1	2	2	0	0	1											
Dick Allen, R OBP: 0.403, SLG: 0.560 (1, 5)	K 2-3 3-H					4-0 HR BB			6-3	3	1	1	1	1	1	1											
Wes Covington, L OBP: 0.262, SLG: 0.479 John Herrnstein, L OBP: 0.167, SLG: 0.091 (1, 7) (6, 7)	4-3		3-H 2B			1-H HR			4-3	3	1	1	2	0	1	2											
Dick Stuart, R OBP: 0.338, SLG: 0.393 Bobby Wine, R OBP: 0.270, SLG: 0.228 (1, 3) (8, 3)		6-3	K			F9			5-3	4	0	0	0	0	1	1											
Clay Dalrymple, L OBP: 0.270, SLG: 0.300 (1, 2)		4-0 G6-3 BB			1-3				P4	3	0	0	0	1	0	0											
Ruben Amaro, R OBP: 0.299, SLG: 0.244 (1, 6)		0-0 G6-3 1-2			K				K	4	0	0	0	0	2	1											
Jim Bunning, R OBP: 0.207, SLG: 0.310 (1, 1)			K		5-3				1B 1B	4	0	1	0	0	2	0											
<b>Inning Stats</b>	R: 1 E: 1 K: 1 S: 7	H: 1 LOB: 1 BB: 0 P: 7	R: 0 E: 0 K: 0 S: 2	H: 0 LOB: 0 BB: 1 P: 6	R: 3 E: 1 K: 3 S: 13	H: 3 LOB: 1 BB: 0 P: 13	R: 0 E: 0 K: 1 S: 5	H: 0 LOB: 0 BB: 0 P: 5	R: 0 E: 0 K: 0 S: 3	H: 0 LOB: 0 BB: 0 P: 3	R: 2 E: 0 K: 0 S: 4	H: 1 LOB: 0 BB: 1 P: 8	R: 0 E: 0 K: 1 S: 6	H: 1 LOB: 1 BB: 0 P: 6	R: 0 E: 0 K: 0 S: 3	H: 0 LOB: 0 BB: 0 P: 3		R: 0 E: 0 K: 1 S: 7	H: 2 LOB: 2 BB: 0 P: 7	1B: 4 2B: 2 3B: 1 HR: 1	SF: 0 SAC: 0 DP: 1 HBP: 0	WP: 1 PB: 0 SB: 0 CS: 0	PA: 38				
<b>PITCHER</b>	IP	WLS	BF	H	R	ER	SO	BB	IBB	HBP	BLK	WP	HR	S	P	ERA	WHIP										
Larry Jackson, R ERA: 4.61 (1, 1)	2.1	L	13	4	4	2	2	1	0	0	0	1	0	16	20	7.71	2.143										
Ted Abernathy, R ERA: 2.01 (3, 1)	3.2		13	1	2	2	3	1	0	0	0	0	1	18	22	4.91	0.545										
Cal Koonce, R ERA: 4.14 (7, 1)	2.0		7	1	0	0	1	0	0	0	0	0	0	9	9	0.00	0.500										
Bob Humphreys, R ERA: 3.0 (9, 1)	1.0		5	2	0	0	1	0	0	0	0	0	0	7	7	0.00	2.000										


Batter	1	2	3	4	5	6	7	8	9	AB	R	H	RBI	BB	SO	LOB	BOTTOM										
Jimmy Stewart, S OBP: 0.370, SLG: 0.250 (1, 8)	FC4-6 FC 1B		P4			F7		K		4	0	1	0	0	1	2	<b>Philadelphia Phillies @ Chicago Cubs</b> Wrigley Field, Chicago, IL Fri Jun 04 1965, 3:33 AM CDT Att: 3,497 - Sunny										
Glenn Beckert, R OBP: 0.258, SLG: 0.291 (1, 4)	FC FC4-6 1-2		P6			G4-6-3 1B			F8	4	0	1	0	0	0	1											
Billy Williams, L OBP: 0.316, SLG: 0.427 (1, 7)	FC4-6 G5-4-3 1-2 2-3				3-1	G4-6-3 1-2			K	4	0	0	0	0	1	4											
Ron Santo, R OBP: 0.371, SLG: 0.516 (1, 5)	G5-4-3 1-2				K				1B	4	0	1	0	0	2	2											
14 Ernie Banks, R OBP: 0.356, SLG: 0.511 (1, 3)		6-3			K				P4	4	0	0	0	0	1	1											
Doug Clemens, L OBP: 0.313, SLG: 0.306 (1, 9)					4-3				F9	3	0	1	0	0	0	0											
Vic Roznovsky, L OBP: 0.333, SLG: 0.443 (1, 2)			F4		E3 G6-4-3				1B	3	0	1	0	0	0	1											
Roberto Pena, R OBP: 0.296, SLG: 0.299 (1, 6)			FC6-4 1-2		G6-4-3 1-2				K	3	0	0	0	0	1	3											
Larry Jackson, R OBP: 0.226, SLG: 0.455 (1, 1) Ted Abernathy, R (3, 1) Ed Bailey, L OBP: 0.226, SLG: 0.115 Cal Koonce, R OBP: 0.142, SLG: 0.143 Joey Amalfitano, R OBP: 0.142, SLG: 0.143 Bob Humphreys, R (9, 1)					K				1B BB	0	0	0	0	0	0	0											
<b>Inning Stats</b>	R: 0 E: 0 K: 0 S: 4	H: 1 LOB: 1 BB: 0 P: 4	R: 0 E: 0 K: 0 S: 4	H: 1 LOB: 0 BB: 0 P: 4	R: 0 E: 0 K: 1 S: 5	H: 0 LOB: 0 BB: 0 P: 5	R: 0 E: 0 K: 2 S: 7	H: 0 LOB: 0 BB: 0 P: 7	R: 0 E: 0 K: 0 S: 3	H: 0 LOB: 0 BB: 0 P: 3	R: 0 E: 0 K: 0 S: 3	H: 1 LOB: 1 BB: 1 P: 7	R: 0 E: 0 K: 1 S: 5	H: 0 LOB: 0 BB: 0 P: 5	R: 0 E: 0 K: 2 S: 8	H: 1 LOB: 1 BB: 0 P: 8		R: 0 E: 0 K: 1 S: 6	H: 1 LOB: 1 BB: 0 P: 6	1B: 5 2B: 0 3B: 0 HR: 0	SF: 0 SAC: 0 DP: 3 HBP: 0	WP: 0 PB: 0 SB: 0 CS: 0	PA: 32				
<b>PITCHER</b>	IP	WLS	BF	H	R	ER	SO	BB	IBB	HBP	BLK	WP	HR	S	P	ERA	WHIP										
Jim Bunning, R ERA: 3.36 (1, 1)	9.0	W	32	5	0	0	7	1	0	0	0	0	0	45	49	0.00	0.667										

AB	36
R	6
H	8
RBI	5
BB	2
SO	7
LOB	8







Batter	1	2	3	4	5	6	7	8	9	AB	R	H	RBI	BB	SO	LOB	TOP										
Tony Gonzalez, L (1, 8) OBP: 0.342, SLG: 0.476	G3		1B		1B				1B	5	0	4	2	0	0	0	<b>Philadelphia Phillies @ Chicago Cubs</b> Wrigley Field, Chicago, IL Sun Jun 06 1965, 3:33 AM CDT Cloudy										
Dick Allen, R (1, 5) OBP: 0.412, SLG: 0.560	5-3		P4		E5		P4		1B	4	0	1	0	1	0	2											
Johnny Callison, L (1, 9) OBP: 0.327, SLG: 0.536	2-3			FC4-6	6-3		F2		4-3	4	0	0	0	1	0	6											
Wes Covington, L (1, 7) OBP: 0.250, SLG: 0.455		F3		FC4-6		K		P6		4	0	0	0	0	1	1											
John Hermstein, L (8, 7) OBP: 0.214, SLG: 0.154										0	0	0	0	0	0	0											
Dick Stuart, R (1, 3) OBP: 0.337, SLG: 0.389	5-3			F2				5-3		4	0	1	0	0	0	1											
Bobby Wine, R (8, 3) OBP: 0.270, SLG: 0.228										0	0	0	0	0	0	0											
Clay Dalrymple, L (1, 2) OBP: 0.283, SLG: 0.298	P6									2	0	0	0	2	0	1											
Cookie Rojas, R (1, 4) OBP: 0.369, SLG: 0.397			F9	L8				CS	4-3	4	1	1	0	0	0	3											
Ruben Amaro, R (1, 6) OBP: 0.305, SLG: 0.247			F9		F8				1-3	4	1	1	0	0	0	1											
Ray Culp, R (1, 1)			K		K			SH1-4		2	0	0	0	1	2	1											
<b>Inning Stats</b>	R: 0 E: 0 K: 0 S: 3	H: 0 LOB: 0 BB: 0 P: 3	R: 0 E: 0 K: 0 S: 3	H: 0 LOB: 0 BB: 0 P: 3	R: 1 E: 0 K: 1 S: 7	H: 2 LOB: 1 BB: 0 P: 7	R: 0 E: 0 K: 0 S: 3	H: 0 LOB: 2 BB: 2 P: 11	R: 0 E: 0 K: 1 S: 6	H: 1 LOB: 1 BB: 0 P: 6	R: 1 E: 0 K: 0 S: 5	H: 2 LOB: 1 BB: 0 P: 5	R: 0 E: 0 K: 0 S: 2	H: 0 LOB: 0 BB: 1 P: 6	R: 0 E: 0 K: 0 S: 4	H: 1 LOB: 3 BB: 2 P: 12		1B: 7 2B: 1 3B: 0 HR: 0	SF: 0 SAC: 1 DP: 0 HBP: 0	WP: 0 PB: 0 SB: 0 CS: 1	PA: 40						
<b>PITCHER</b>	IP	WLS	BF	H	R	ER	SO	BB	IBB	HBP	BLK	WP	HR	S	P	ERA	WHIP										
Bob Buhl, R (1, 1) ERA: 3.1	7.0	L	30	7	2	2	3	2	0	0	0	0	0	34	42	2.57	1.286										
Lindy McDaniel, R (8, 1) ERA: 1.8	1.2		8	1	0	0	0	3	0	0	0	0	0	5	17	0.00	2.400										
Bob Hendley, L (9, 1) ERA: 12.33	0.1		1	0	0	0	0	0	0	0	0	0	0	1	1	0.00	0.000										

Batter	1	2	3	4	5	6	7	8	9	AB	R	H	RBI	BB	SO	LOB	BOTTOM										
Harvey Kuenn, R (1, 7) OBP: 0.356, SLG: 0.233	4-3		F7	CS	1-3				BB	3	0	0	0	2	0	0	<b>Philadelphia Phillies @ Chicago Cubs</b> Wrigley Field, Chicago, IL Sun Jun 06 1965, 3:33 AM CDT Cloudy										
Jimmy Stewart, S (1, 6) OBP: 0.370, SLG: 0.302	E		F8		4-3				BB	5	0	1	0	0	0	4											
Billy Williams, L (1, 8) OBP: 0.326, SLG: 0.462	P6			HR						4	1	2	1	0	0	1											
Ron Santo, R (1, 5) OBP: 0.365, SLG: 0.513	E6				5-3					3	0	0	0	1	1	2											
14 Ernie Banks, R (1, 3) OBP: 0.369, SLG: 0.513										2	0	0	0	2	0	0											
Doug Clemens, L (1, 9) OBP: 0.306, SLG: 0.296	P6									4	0	1	0	0	0	5											
Joey Amalfitano, R (1, 4) OBP: 0.250, SLG: 0.211		L7							BB	3	0	1	0	1	0	0											
Chris Krug, R (1, 2) OBP: 0.214, SLG: 0.231										2	0	0	0	0	1	1											
Ed Bailey, L (7, PH) OBP: 0.271, SLG: 0.179		K			L7					2	0	0	0	0	0	2											
Bob Buhl, R (1, 1) OBP: 0.103, SLG: 0.037										2	0	0	0	0	0	1											
Don Landrum, L (7, PH) OBP: 0.323, SLG: 0.395		F2			F6					1	0	0	0	0	0	0											
Lindy McDaniel, R (8, 1) OBP: 0.271, SLG: 0.179										0	0	0	0	0	0	0											
Bob Hendley, R (9, 1)										0	0	0	0	0	0	0											
George Altman, L (9, PH) OBP: 0.376, SLG: 0.506										1	0	0	0	0	1	2											
<b>Inning Stats</b>	R: 0 E: 1 K: 0 S: 5	H: 1 LOB: 3 BB: 1 P: 9	R: 0 E: 0 K: 1 S: 5	H: 0 LOB: 0 BB: 0 P: 5	R: 1 E: 0 K: 0 S: 4	H: 1 LOB: 2 BB: 2 P: 12	R: 0 E: 0 K: 0 S: 2	H: 0 LOB: 0 BB: 1 P: 6	R: 0 E: 0 K: 0 S: 4	H: 1 LOB: 1 BB: 0 P: 4	R: 0 E: 0 K: 0 S: 3	H: 0 LOB: 0 BB: 0 P: 3	R: 0 E: 0 K: 0 S: 3	H: 0 LOB: 0 BB: 1 P: 7	R: 0 E: 0 K: 1 S: 5	H: 0 LOB: 0 BB: 0 P: 5	R: 0 E: 0 K: 1 S: 7	H: 2 LOB: 3 BB: 1 P: 11	1B: 2 2B: 2 3B: 0 HR: 1	SF: 0 SAC: 0 DP: 0 HBP: 0	WP: 0 PB: 0 SB: 0 CS: 1	PA: 39					
<b>PITCHER</b>	IP	WLS	BF	H	R	ER	SO	BB	IBB	HBP	BLK	WP	HR	S	P	ERA	WHIP										
Ray Culp, R (1, 1) ERA: 3.03	9.0	W	38	5	1	1	3	6	0	0	0	0	1	38	62	1.00	1.222										

Batter	1	2	3	4	5	6	7	8	9	AB R H RBI BB SO LOB	TOP								
Tony Gonzalez, L OBP: 0.328, SLG: 0.455	0-3 K	0-0 P5		0-0 FC4-6 FC4-6 BB 1-2		0-0 F7		0-3 K		5 0 0 0 0 2 1	<b>Philadelphia Phillies @ Chicago Cubs</b> Wrigley Field, Chicago, IL Sun Jun 06 1965, 3:38 AM CDT Att. 16,845 - Cloudy								
Dick Allen, R OBP: 0.417, SLG: 0.557	0-0 F9	0-3 K2-3		4-0 FC4-6 1-2 BB		4-0 1B BB		0-0 HR	1B	3 1 1 0 2 1 0									
Johnny Callison, L OBP: 0.338, SLG: 0.589	0-0 HR		0-0 HR	0-0 FC4-6 1-2 2-3		0-0 1B		0-0 HR	HR	5 3 4 4 0 0 2									
Wes Covington, L OBP: 0.263, SLG: 0.465 Alex Johnson, R OBP: 0.344, SLG: 0.477 (4, PH) (4, 7)	0-0 2B 1B		0-0 1B SF7	0-0 6-3		0-0 F9		0-0 F3		2 2 2 0 0 0 0 3 0 0 0 0 0 4									
Dick Stuart, R OBP: 0.345, SLG: 0.419 Bobby Wine, R OBP: 0.270, SLG: 0.228 (9, PR) (9, 3)	0-0 1B HR 2B		0-0 L9		0-0 HR		0-0 P6	4-0 1B 5-3 BB		4 2 2 1 1 0 1 0 0 0 0 0 0 0									
Clay Dainymple, L OBP: 0.288, SLG: 0.303	0-0 HR		0-0 1B		0-0 F8		0-0 4-3	0-0 5-3		5 1 2 1 0 0 1									
Cookie Rojas, R OBP: 0.370, SLG: 0.423	2-3 3-H HR		0-0 SF7		0-0 F9		0-0 L7	0-0 1B		4 1 2 4 0 0 0									
Ruben Amaro, R OBP: 0.291, SLG: 0.234	0-0 5-3		0-0 P3		0-0 5-3		0-0 1-3	0-0 F7		5 0 0 0 0 0 3									
Art Mahaffey, R OBP: 0.125, SLG: 0.125 Jack Baldschun, R (3, 1)		0-0 P6		0-0 FC4-6 1B		0-0 5-3		0-3 K		1 0 0 0 0 0 0 0 0 0 0 0 0 0 1 0 1 0 0 0 0 2 0 0 0 0 1 0 0 0 0 0 0 0 0									
Bo Belinsky, L OBP: 0.313, SLG: 0.267 Gary Wagner, R (4, 1) Ed Roebuck, R (9, 1)																			
<b>Inning Stats</b>	R: 5 E: 0 K: 1 S: 10	H: 5 LOB: 0 BB: 0 P: 10	R: 0 E: 0 K: 1 S: 5	H: 0 LOB: 0 BB: 0 P: 5	R: 2 E: 0 K: 0 S: 6	H: 3 LOB: 1 BB: 0 P: 6	R: 0 E: 0 K: 0 S: 4	H: 1 LOB: 2 BB: 1 P: 8	R: 1 E: 0 K: 0 S: 4	H: 1 LOB: 0 BB: 0 P: 4	R: 0 E: 0 K: 0 S: 3	H: 0 LOB: 0 BB: 0 P: 3	R: 0 E: 0 K: 2 S: 7	H: 0 LOB: 0 BB: 0 P: 7	R: 2 E: 0 K: 0 S: 6	H: 3 LOB: 2 BB: 1 P: 10	1B: 8 2B: 1 3B: 0 HR: 5	SF: 1 SAC: 0 DP: 0 HBP: 0	WP: 0 PA: 44 PB: 0 SB: 0 CS: 0
<b>PITCHER</b>	IP WLS BF H R ER SO BB IBB HBP BLK WP HR S P ERA WHIP											IP WLS BF H R ER SO BB IBB HBP BLK WP HR S P ERA WHIP							
Larry Jackson, R ERA: 5.33	(1, 1) 2.1 L 15 8 7 7 2 0 0 0 0 0 0 3 19 19 27.00 3.429																		
Bob Humphreys, R ERA: 2.51	(3, 1) 1.0 5 1 0 0 0 1 0 0 0 0 0 0 4 8 0.00 2.000																		
Bob Hendley, L ERA: 11.81	(4, 1) 0.2 2 0 0 0 0 0 0 0 0 0 0 0 2 2 0.00 0.000																		
Lindy McDaniel, R ERA: 1.72	(5, 1) 2.0 9 2 1 1 0 1 0 0 0 0 0 1 8 12 4.50 1.500																		
Ernie Broglio, R ERA: 5.16	(7, 1) 3.0 13 3 2 2 2 1 0 0 0 0 0 1 16 20 6.00 1.333																		

AB	40
R	10
H	14
RBI	10
BB	3
SO	4
LOB	12



Batter	1	2	3	4	5	6	7	8	9	AB R H RBI BB SO LOB	BOTTOM								
Don Landrum, L OBP: 0.317, SLG: 0.396	0-0 4-3	0-3 K		0-3 K		0-3 K			0-0 HR 2B	5 1 1 0 0 3 1	<b>Philadelphia Phillies @ Chicago Cubs</b> Wrigley Field, Chicago, IL Sun Jun 06 1965, 3:38 AM CDT Att. 16,845 - Cloudy								
Jimmy Stewart, S OBP: 0.390, SLG: 0.319	0-0 2B 1B		4-0 1B BB	0-0 F7		0-0 14 CS BB 1B		0-0 4-3		4 2 2 1 1 0 2									
Billy Williams, L OBP: 0.327, SLG: 0.472	0-0 F9		4-0 1B 14 G5-4-3 BB		0-3 K		0-0 P6	0-0 3-H HR		4 2 1 2 1 1 2									
Ron Santo, R OBP: 0.374, SLG: 0.538	0-0 1B 2B		0-0 14 G5-4-3 1B		0-0 HR		4-0 BB	0-0 E6 14 L6-3		4 2 3 2 1 0 0									
14 Ernie Banks, R OBP: 0.370, SLG: 0.508	4-0 1B BB		0-0 G5-4-3		0-0 1B		0-3 K	0-0 L6-3		4 0 1 0 1 1 4									
Doug Clemens, L OBP: 0.313, SLG: 0.321	0-0 1B		0-0 HR		0-0 F7		0-3 K			4 1 2 3 0 1 1									
Ed Bailey, L OBP: 0.250, SLG: 0.163	0-0 F7		0-3 K		0-0 F7		0-3 K			4 0 0 0 0 2 3									
Joey Amalfitano, R OBP: 0.250, SLG: 0.182		0-0 F9		4-0 BB		0-0 P4		0-0 F7		3 0 0 0 1 0 0									
Larry Jackson, R OBP: 0.286, SLG: 0.455 Bob Humphreys, R ERA: 4.28 Bob Hendley, L ERA: 6.15 George Altman, L OBP: 0.350, SLG: 0.500 Lindy McDaniel, R OBP: 0.350, SLG: 0.500 Harvey Kuenn, R OBP: 0.350, SLG: 0.500 Ernie Broglio, R OBP: 0.350, SLG: 0.500 Harry Bright, R OBP: 0.276, SLG: 0.294		0-0 5-3		0-0 L7		0-3 K		0-0 2B 4-3 1B		1 0 1 0 0 0 0 0 1 0 0 0 0 0 0 0 1 0 0 0 0 1 0 0 0 0 0 0 0 0 1 1 1 0 0 0 0									
<b>Inning Stats</b>	R: 2 E: 0 K: 0 S: 6	H: 3 LOB: 1 BB: 1 P: 10	R: 0 E: 0 K: 1 S: 5	H: 0 LOB: 0 BB: 0 P: 5	R: 3 E: 0 K: 1 S: 6	H: 2 LOB: 2 BB: 2 P: 14	R: 0 E: 0 K: 1 S: 5	H: 0 LOB: 1 BB: 1 P: 9	R: 1 E: 0 K: 2 S: 7	H: 2 LOB: 1 BB: 0 P: 7		R: 0 E: 0 K: 2 S: 5	H: 1 LOB: 2 BB: 1 P: 9	R: 0 E: 0 K: 2 S: 7	H: 0 LOB: 0 BB: 0 P: 7	R: 3 E: 1 K: 0 S: 6	H: 3 LOB: 3 BB: 0 P: 6	1B: 6 2B: 4 3B: 0 HR: 3	SF: 0 SAC: 0 DP: 3 HBP: 0
<b>PITCHER</b>	IP WLS BF H R ER SO BB IBB HBP BLK WP HR S P ERA WHIP											IP WLS BF H R ER SO BB IBB HBP BLK WP HR S P ERA WHIP							
Art Mahaffey, R ERA: 5.58	(1, 1) 2.0 13 4 5 5 1 3 0 0 0 0 0 1 2 2 22.50 3.500																		
Jack Baldschun, R ERA: 4.28	(3, 1) 0.2 2 1 0 0 0 0 0 0 0 0 0 1 2 2 0.00 1.500																		
Bo Belinsky, L ERA: 6.15	(3, 1) 0.1 1 0 0 0 1 0 0 0 0 0 0 0 3 3 0.00 0.000																		
Gary Wagner, R ERA: 2.57	(4, 1) 5.1 W 23 6 4 4 7 2 0 0 0 0 0 2 35 43 6.75 1.500																		
Ed Roebuck, R ERA: 3.63	(9, 1) 0.2 S 2 0 0 0 0 0 0 0 0 0 0 0 2 2 0.00 0.000																		


AB	36
R	9
H	11
RBI	8
BB	5
SO	9
LOB	14




Batter	1	2	3	4	5	6	7	8	9	AB	R	H	RBI	BB	SO	LOB	TOP					
Maury Wills, S OBP: 0.336, SLG: 0.325	B1-3		2B 1B	SH G3 1B	G6-3		F4		SH2-3	3	2	1	1	1	0	1	<b>Los Angeles Dodgers @ Philadelphia Phillies</b> <b>Connie Mack Stadium, Philadelphia, PA</b> Mon Jun 07 1965, 7:05 PM EDT Att: 23,345 - Unknown <a href="http://livebaseballscorecards.com">livebaseballscorecards.com</a>					
Jim Gilliam, S OBP: 0.485, SLG: 0.654 John Kennedy, R OBP: 0.274, SLG: 0.273	4-3 1B BB		4-3	1-2 1B HBP	G6-3		4-3		K	1	2	0	0	1	0	1						
Willie Davis, L OBP: 0.268, SLG: 0.366	4-3		F8 2B	G3 1-2 2-3		F4		2-3 WP 2B 1B	4	6	1	2	1	0	0	4						
Ron Fairly, L OBP: 0.379, SLG: 0.455	HR 1B		F8 2-3	1B 2B 1B		F9		2-3	5	5	2	2	3	0	0	2						
Lou Johnson, R OBP: 0.394, SLG: 0.550	HR		F9	1-2 2B 1B		K		2B	5	5	2	3	3	0	1	1						
Wally Moon, L OBP: 0.453, SLG: 0.455 Willie Crawford, L	4-3			1B 2B				3-1 BB	4	4	1	2	2	1	0	0						
John Roseboro, L OBP: 0.299, SLG: 0.299 Hector Valle, R OBP: 0.200, SLG: 0.200	4-3			1B L7				BB 2B 1B	4	4	2	2	0	0	0	1						
Jim Lefebvre, S OBP: 0.353, SLG: 0.373	6-3			SH 3B				F6	4	4	2	2	2	1	0	2						
Sandy Koufax, R OBP: 0.195, SLG: 0.200	5-3			K				SH2-4 1B	4	4	0	2	2	0	1	1						
<b>Inning Stats</b>	R: 3 E: 0 K: 0 S: 5	H: 2 LOB: 0 BB: 1 P: 9	R: 0 E: 0 K: 0 S: 3	H: 0 LOB: 0 BB: 0 P: 3	R: 1 E: 0 K: 0 S: 5	H: 2 LOB: 1 BB: 0 P: 5	R: 7 E: 1 K: 1 S: 12	H: 6 LOB: 1 BB: 0 P: 13	R: 0 E: 0 K: 0 S: 3	H: 1 LOB: 0 BB: 0 P: 7	R: 0 E: 0 K: 1 S: 5	H: 0 LOB: 0 BB: 0 P: 5	R: 2 E: 0 K: 0 S: 5	H: 2 LOB: 1 BB: 1 P: 9	R: 1 E: 0 K: 1 S: 7	H: 2 LOB: 2 BB: 1 P: 11		R: 0 E: 0 K: 1 S: 6	H: 1 LOB: 1 BB: 0 P: 6	1B: 10 2B: 4 3B: 1 HR: 1	SF: 0 SAC: 3 DP: 1 HBP: 1	WP: 3 PB: 0 SB: 0 CS: 0
<b>PITCHER</b>	IP WLS BF H R ER SO BB IBB HBP BLK WP HR S P ERA WHIP	IP WLS BF H R ER SO BB IBB HBP BLK WP HR S P ERA WHIP																				
Lew Burdette, R ERA: 6.21	3.0	L	17	7	7	7	0	1	0	0	0	0	0	0	0	0	21.00	2.667				
Ed Roebuck, R ERA: 4.51	2.0		12	4	4	4	1	1	0	1	0	1	0	12	17	18.00	2.500					
Art Mahaffey, R ERA: 5.91	2.1		13	4	3	3	1	2	0	0	0	1	0	13	21	11.57	2.571					
Jack Baldschun, R ERA: 4.08	1.2		6	1	0	0	2	0	0	0	0	1	0	10	10	0.00	0.600					
<b>Batter</b>	<b>1</b>	<b>2</b>	<b>3</b>	<b>4</b>	<b>5</b>	<b>6</b>	<b>7</b>	<b>8</b>	<b>9</b>	<b>AB</b>	<b>R</b>	<b>H</b>	<b>RBI</b>	<b>BB</b>	<b>SO</b>	<b>LOB</b>	<b>BOTTOM</b>					
Cookie Rojas, R OBP: 0.373, SLG: 0.444 Jack Baldschun, R	HR BB		F8		HR		F9		K	3	2	1	1	1	0	2	<b>Los Angeles Dodgers @ Philadelphia Phillies</b> <b>Connie Mack Stadium, Philadelphia, PA</b> Mon Jun 07 1965, 7:05 PM EDT Att: 23,345 - Unknown <a href="http://livebaseballscorecards.com">livebaseballscorecards.com</a>					
Gus Triandos, R OBP: 0.229, SLG: 0.182	HR BB								K	0	0	0	0	0	0	0						
Johnny Callison, L OBP: 0.338, SLG: 0.585 Art Mahaffey, R OBP: 0.125, SLG: 0.125 John Hermstein, L OBP: 0.250, SLG: 0.200	K				F7				K	3	0	1	0	0	1	1						
Dick Allen, R OBP: 0.414, SLG: 0.561	K				1B				K	4	0	1	0	0	3	4						
Dick Stuart, R OBP: 0.343, SLG: 0.434	HR		F4						F8	4	1	1	2	0	1	4						
Alex Johnson, R OBP: 0.330, SLG: 0.457	6-3				K				F8	4	0	0	0	0	2	2						
Tony Taylor, R OBP: 0.324, SLG: 0.343			P4		F9				4-3	4	0	0	0	0	1	1						
Ruben Amaro, R OBP: 0.298, SLG: 0.237			F8		5-3				1B 1B 1B	3	0	1	0	1	0	0						
Clay Dalrymple, L OBP: 0.287, SLG: 0.301			3-1						1B 1B	4	0	1	0	0	2	1						
Lew Burdette, R OBP: 0.444, SLG: 0.556 Ed Roebuck, R John Briggs, L OBP: 0.370, SLG: 0.478 Frank Thomas, R OBP: 0.292, SLG: 0.317	1B 1B				1B 1B				L5	1	0	1	0	0	0	0						
<b>Inning Stats</b>	R: 2 E: 0 K: 2 S: 8	H: 1 LOB: 0 BB: 1 P: 12	R: 0 E: 0 K: 0 S: 3	H: 0 LOB: 0 BB: 0 P: 3	R: 0 E: 0 K: 1 S: 7	H: 2 LOB: 2 BB: 0 P: 7	R: 0 E: 0 K: 1 S: 5	H: 0 LOB: 0 BB: 0 P: 5	R: 1 E: 0 K: 2 S: 8	H: 1 LOB: 0 BB: 0 P: 8	R: 0 E: 0 K: 3 S: 10	H: 1 LOB: 1 BB: 0 P: 10	R: 0 E: 0 K: 1 S: 5	H: 0 LOB: 1 BB: 1 P: 9	R: 0 E: 0 K: 1 S: 6	H: 1 LOB: 1 BB: 0 P: 6	R: 0 E: 0 K: 2 S: 10	H: 3 LOB: 3 BB: 0 P: 10	1B: 6 2B: 0 3B: 1 HR: 2	SF: 0 SAC: 0 DP: 0 HBP: 0	WP: 0 PB: 0 SB: 0 CS: 0	PA: 38
<b>PITCHER</b>	IP WLS BF H R ER SO BB IBB HBP BLK WP HR S P ERA WHIP	IP WLS BF H R ER SO BB IBB HBP BLK WP HR S P ERA WHIP																				
Sandy Koufax, L ERA: 2.31	9.0	W	38	9	3	3	13	2	0	0	0	0	0	2	62	70	3.00	1.222				

Batter	1	2	3	4	5	6	7	8	9	AB	R	H	RBI	BB	SO	LOB	TOP					
Maury Wills, S OBP: 0.338, SLG: 0.327 (1, 6)	4-3		CS 1B		5-3			L7	1B S	5	0	2	1	0	0	0	Los Angeles Dodgers @ Philadelphia Phillies Connie Mack Stadium, Philadelphia, PA Tue Jun 08 1965, 7:05 PM EDT Att: 14,975 - Unknown <a href="http://livebaseballscorecards.com">livebaseballscorecards.com</a>					
Jim Gilliam, S OBP: 0.526, SLG: 0.667 Ron Perranoski, L (9, 1)	3-1		1B					F S 1B BB	3-H 1B	4	1	3	0	1	0	0						
Willie Davis, L OBP: 0.271, SLG: 0.367 (1, 8)	2B 1B		1-2 1B		F8			P3	P6	5	0	2	0	0	0	4						
Ron Fairly, L OBP: 0.381, SLG: 0.458 (1, 3)	1-3 2B		K					1B BB		3	0	1	0	1	2	2						
Wally Moon, L OBP: 0.439, SLG: 0.438 (1, 9)	L6		3-1					1-2 1B		4	0	1	1	0	1	4						
John Roseboro, L OBP: 0.293, SLG: 0.292 (1, 2)					G3			G3		4	0	0	0	0	1	2						
Lou Johnson, R OBP: 0.398, SLG: 0.548 (1, 7)									1-3 SH3-4 1B	4	1	2	0	0	2	0						
Jim Lefebvre, S OBP: 0.349, SLG: 0.367 (1, 4)					F7			4-3	SH3-4	3	0	0	0	0	1	1						
Claude Osteen, L OBP: 0.083, SLG: 0.083 Dick Tracewski, R (9, PH) (9, 5)									1-3	3	0	0	0	0	3	1						
<b>Inning Stats</b>	R: 0 E: 0 K: 0 S: 5	H: 2 LOB: 2 BB: 0 P: 5	R: 0 E: 0 K: 3 S: 10	H: 1 LOB: 1 BB: 0 P: 10	R: 0 E: 0 K: 1 S: 7	H: 3 LOB: 2 BB: 0 P: 7	R: 0 E: 0 K: 1 S: 5	H: 0 LOB: 0 BB: 0 P: 5	R: 0 E: 0 K: 2 S: 6	H: 1 LOB: 1 BB: 0 P: 6	R: 0 E: 0 K: 2 S: 7	H: 0 LOB: 0 BB: 0 P: 7	R: 0 E: 0 K: 1 S: 4	H: 0 LOB: 0 BB: 0 P: 7	R: 1 E: 0 K: 0 S: 4	H: 1 LOB: 2 BB: 2 P: 12	R: 1 E: 0 K: 0 S: 6	H: 3 LOB: 2 BB: 0 P: 6	1B: 10 2B: 1 3B: 0 HR: 0	SF: 0 SAC: 1 DP: 0 HBP: 0	WP: 0 PB: 1 SB: 2 CS: 1	PA: 39
<b>PITCHER</b> Jim Bunning, R ERA: 3.22 (1, 1)	IP: 9.0 WLS: L BF: 39	H: 11 R: 2 ER: 2 SO: 10	BB: 2 IBB: 0 HBP: 0 BLK: 0	WP: 0 HR: 0 S: 57 P: 65	ERA: 2.00 WHIP: 1.444	<b>PITCHER</b>										IP: 9.0 WLS: L BF: 39	H: 11 R: 2 ER: 2 SO: 10	BB: 2 IBB: 0 HBP: 0 BLK: 0	WP: 0 HR: 0 S: 57 P: 65	ERA: 2.00 WHIP: 1.444		

Batter	1	2	3	4	5	6	7	8	9	AB	R	H	RBI	BB	SO	LOB	BOTTOM			
Tony Taylor, R OBP: 0.316, SLG: 0.333 (1, 4)	K		K		5-3			4-3	4-3	5	0	0	0	0	2	3	Los Angeles Dodgers @ Philadelphia Phillies Connie Mack Stadium, Philadelphia, PA Tue Jun 08 1965, 7:05 PM EDT Att: 14,975 - Unknown <a href="http://livebaseballscorecards.com">livebaseballscorecards.com</a>			
Cookie Rojas, R OBP: 0.364, SLG: 0.431 (1, 8)	5-3		1-3					6-3		4	0	0	0	0	0	1				
Dick Allen, R OBP: 0.415, SLG: 0.560 (1, 5)	6-3				FC4-6 1B			BB 1B		4	0	2	0	0	1	0				
Dick Stuart, R OBP: 0.347, SLG: 0.432 (1, 3)			F9		L8			1-2 BB		3	0	1	0	1	0	1				
Frank Thomas, R OBP: 0.275, SLG: 0.297 (1, 9)	6-3				FC4-6 1B			L8	F7	4	0	0	0	0	0	4				
Alex Johnson, R OBP: 0.347, SLG: 0.469 (1, 7)	6-3				1-2 1B			5-3 1B	FC4-6 E 1B	4	0	3	0	0	0	0				
Gus Triandos, R OBP: 0.230, SLG: 0.198 (1, 2)			4-3 1B 2B		1-3			1-2 5-3	F2	4	1	1	0	0	0	4				
Ruben Amaro, R OBP: 0.288, SLG: 0.228 (1, 6)			4-3					K	E5 FC4-6 1B	4	0	0	0	0	1	3				
Jim Bunning, R OBP: 0.219, SLG: 0.313 Johnny Callison, L (9, PH) (9, 5)			3-H 1B					4-3	FC4-6	3	0	1	1	0	0	1				
<b>Inning Stats</b>	R: 0 E: 0 K: 1 S: 5	H: 0 LOB: 0 BB: 0 P: 5	R: 0 E: 0 K: 0 S: 3	H: 0 LOB: 0 BB: 0 P: 3	R: 0 E: 0 K: 1 S: 7	H: 2 LOB: 1 BB: 0 P: 7	R: 0 E: 0 K: 0 S: 5	H: 2 LOB: 2 BB: 0 P: 5	R: 0 E: 0 K: 1 S: 6	H: 1 LOB: 1 BB: 0 P: 6	R: 0 E: 0 K: 1 S: 6	H: 1 LOB: 1 BB: 0 P: 6	R: 0 E: 0 K: 0 S: 4	H: 1 LOB: 2 BB: 1 P: 8	R: 0 E: 1 K: 0 S: 5	H: 1 LOB: 2 BB: 0 P: 5	1B: 7 2B: 1 3B: 0 HR: 0	SF: 0 SAC: 0 DP: 0 HBP: 0	WP: 0 PB: 0 SB: 0 CS: 0	PA: 37
<b>PITCHER</b> Claude Osteen, L ERA: 2.73 Ron Perranoski, L ERA: 3.12 (1, 1) (9, 1)	IP: 8.0 WLS: W BF: 32	H: 7 R: 1 ER: 1 SO: 4	BB: 1 IBB: 0 HBP: 0 BLK: 0	WP: 0 HR: 0 S: 39 P: 43	ERA: 1.12 WHIP: 1.000	<b>PITCHER</b>										IP: 1.0 WLS: S BF: 5	H: 1 R: 0 ER: 0 SO: 0	BB: 0 IBB: 0 HBP: 0 BLK: 0	WP: 0 HR: 0 S: 5 P: 5	ERA: 0.00 WHIP: 1.000

Batter	1	2	3	4	5	6	7	8	9	AB	R	H	RBI	BB	SO	LOB	TOP						
<b>Maury Wills, S</b> OBP: 0.339, SLG: 0.325 (1, 6)	F9	1B		G1-6-3			S		F9	4	1	1	0	1	0	2	<b>Los Angeles Dodgers @ Philadelphia Phillies</b> <b>Connie Mack Stadium, Philadelphia, PA</b> Wed Jun 09 1965, 7:05 PM EDT Att: 16,241 - Unknown  <b>AB 36</b> <b>R 3</b> <b>H 10</b> <b>RBI 3</b> <b>BB 2</b> <b>SO 8</b> <b>LOB 17</b> 						
<b>Jim Gilliam, S</b> OBP: 0.312, SLG: 0.629 (1, 9)	1-3	1B		P4			FC5		F9	5	0	2	1	0	0	1							
<b>Willie Davis, L</b> OBP: 0.269, SLG: 0.363 (1, 8)	S	K			K		K		F7	5	1	1	0	0	3	4							
<b>Ron Fairly, L</b> OBP: 0.383, SLG: 0.456 (1, 3)	1B			5-3						3	0	1	1	1	0	0							
<b>Lou Johnson, R</b> OBP: 0.393, SLG: 0.537 (1, 7)	1B			6-3			FC5			4	0	1	1	0	0	2							
<b>Jim Lefebvre, S</b> OBP: 0.351, SLG: 0.370 (1, 4)	K					K				4	0	2	0	0	2	2							
<b>Dick Tracewski, R</b> OBP: 0.315, SLG: 0.280 (1, 5)		SH1-4		F2			F9		F9	4	1	1	0	0	0	2							
<b>Jeff Torborg, R</b> OBP: 0.288, SLG: 0.409 (1, 2)		K			G1-6-3		F9		K	4	0	1	0	0	2	2							
<b>Mike Kekich, R</b> <b>Howie Reed, R</b> <b>Al Ferrara, R</b> <b>Bob Miller, R</b> <b>Hector Valle, R</b> <b>Ron Perranoski, L</b> (1, 1) (4, 1) (7, PH) (7, 1) (8, PH) (8, 1)		SH1-4			E1		K		FC5-4	1	0	0	0	0	0	1							
<b>Inning Stats</b>	R: 1 E: 0 K: 1 S: 7	H: 2 LOB: 2 BB: 1 P: 11	R: 1 E: 0 K: 2 S: 9	H: 2 LOB: 2 BB: 1 P: 13	R: 0 E: 0 K: 0 S: 4	H: 1 LOB: 1 BB: 0 P: 4	R: 0 E: 1 K: 0 S: 4	H: 0 LOB: 0 BB: 0 P: 4	R: 0 E: 0 K: 1 S: 5	H: 0 LOB: 0 BB: 0 P: 5	R: 0 E: 0 K: 1 S: 5	H: 0 LOB: 0 BB: 0 P: 5	R: 1 E: 0 K: 2 S: 10	H: 3 LOB: 2 BB: 0 P: 10	R: 0 E: 0 K: 1 S: 6	H: 1 LOB: 1 BB: 0 P: 6	R: 0 E: 0 K: 0 S: 3	H: 0 LOB: 0 BB: 0 P: 3	1B: 10 2B: 0 3B: 0 HR: 0	SF: 0 SAC: 1 DP: 1 HBP: 0	WP: 0 PB: 0 SB: 2 CS: 0	PA: 39	
<b>PITCHER</b> <b>Chris Short, L</b> ERA: 3.93 (1, 1)	IP: 9.0 WLS: W BF: 39 H: 10 R: 3 ER: 3 SO: 8 BB: 2 IBB: 0 HBP: 0 BLK: 0 WP: 0 HR: 0 S: 53 P: 61 ERA: 3.00 WHIP: 1.333											<b>PITCHER</b>	IP: 9.0 WLS: W BF: 39 H: 10 R: 3 ER: 3 SO: 8 BB: 2 IBB: 0 HBP: 0 BLK: 0 WP: 0 HR: 0 S: 53 P: 61 ERA: 3.00 WHIP: 1.333										

Batter	1	2	3	4	5	6	7	8	9	AB	R	H	RBI	BB	SO	LOB	BOTTOM						
<b>Tony Taylor, R</b> OBP: 0.313, SLG: 0.346 (1, 4)	K			6-3						5	1	1	3	0	2	3	<b>Los Angeles Dodgers @ Philadelphia Phillies</b> <b>Connie Mack Stadium, Philadelphia, PA</b> Wed Jun 09 1965, 7:05 PM EDT Att: 16,241 - Unknown  <b>AB 29</b> <b>R 7</b> <b>H 7</b> <b>RBI 7</b> <b>BB 7</b> <b>SO 8</b> <b>LOB 17</b> 						
<b>Cookie Rojas, R</b> OBP: 0.365, SLG: 0.426 (1, 8)	CS			K			FC4		6-3	4	1	1	0	1	1	1							
<b>Dick Allen, R</b> OBP: 0.417, SLG: 0.554 (1, 5)	K						FC4		1-3	2	0	0	0	1	1	1							
<b>Dick Stuart, R</b> OBP: 0.339, SLG: 0.421 (1, 3)	CS			P3			FC4		G3	4	1	0	1	0	0	2							
<b>Frank Thomas, R</b> OBP: 0.288, SLG: 0.309 (6, 7)				K			BB			4	1	2	0	0	1	0							
<b>Alex Johnson, R</b> OBP: 0.350, SLG: 0.480 <b>Johnny Callison, L</b> OBP: 0.333, SLG: 0.576 (1, 7) (5, PH) (6, 9)				1B			F3		K	2	1	1	0	0	0	0							
<b>Gus Triandos, R</b> OBP: 0.253, SLG: 0.195 (1, 2)				HR			1B		F9	1	1	0	0	3	0	1							
<b>Ruben Amaro, R</b> OBP: 0.294, SLG: 0.228 <b>Wes Covington, L</b> OBP: 0.270, SLG: 0.471 <b>Bobby Wine, R</b> OBP: 0.292, SLG: 0.241 (1, 6) (4, PH) (4, PH) (5, 6)				HR			1B		SH3-4	0	1	0	0	1	0	0							
<b>Chris Short, R</b> OBP: 0.100, SLG: 0.100 (1, 1)				K			P4		SH3-4	3	0	0	0	0	2	6							
<b>Inning Stats</b>	R: 0 E: 0 K: 2 S: 6	H: 0 LOB: 0 BB: 1 P: 10	R: 0 E: 0 K: 0 S: 3	H: 0 LOB: 0 BB: 0 P: 3	R: 3 E: 0 K: 2 S: 8	H: 1 LOB: 1 BB: 3 P: 20	R: 1 E: 0 K: 1 S: 7	H: 2 LOB: 2 BB: 1 P: 11	R: 3 E: 0 K: 1 S: 8	H: 3 LOB: 2 BB: 1 P: 13	R: 0 E: 0 K: 0 S: 3	H: 0 LOB: 0 BB: 0 P: 3	R: 0 E: 0 K: 1 S: 6	H: 1 LOB: 1 BB: 0 P: 6	R: 0 E: 0 K: 1 S: 5	H: 0 LOB: 1 BB: 1 P: 9	1B: 5 2B: 1 3B: 0 HR: 1	SF: 0 SAC: 1 DP: 0 HBP: 1	WP: 0 PB: 0 SB: 0 CS: 1	PA: 39			
<b>PITCHER</b> <b>Mike Kekich, L</b> ERA: 10.8 <b>Howie Reed, R</b> ERA: 3.63 <b>Bob Miller, R</b> ERA: 2.87 <b>Ron Perranoski, L</b> ERA: 2.95 (1, 1) (4, 1) (7, 1) (8, 1)	IP: 3.1 WLS: L BF: 16 H: 2 R: 4 ER: 4 SO: 4 BB: 5 IBB: 0 HBP: 0 BLK: 0 WP: 0 HR: 1 S: 21 P: 41 ERA: 10.80 WHIP: 2.100											<b>PITCHER</b>	IP: 3.1 WLS: L BF: 16 H: 2 R: 4 ER: 4 SO: 4 BB: 5 IBB: 0 HBP: 0 BLK: 0 WP: 0 HR: 1 S: 21 P: 41 ERA: 10.80 WHIP: 2.100										

Batter	1	2	3	4	5	6	7	8	9	AB	R	H	RBI	BB	SO	LOB	TOP					
Maury Wills, S OBP: 0.333, SLG: 0.319 (1, 6)	F6		K			F5		B3-6		4	0	0	0	0	1	1	<b>Los Angeles Dodgers @ Philadelphia Phillies</b> Connie Mack Stadium, Philadelphia, PA Thu Jun 10 1965, 7:05 PM EDT Att: 19,467 - Unknown					
Jim Gilliam, S OBP: 0.489, SLG: 0.590 (1, 5)	L3			4-3		4-3		2B 1B		4	0	1	0	0	0	0						
Willie Davis, L OBP: 0.274, SLG: 0.371 (1, 8)	4-3			F7		1B 1B		1B 2B		4	0	2	0	0	0	0						
Ron Fairly, L OBP: 0.385, SLG: 0.462 (1, 3)		SH1-3 2B		F8		1B			F7	4	0	2	0	0	0	0						
Wally Moon, L OBP: 0.417, SLG: 0.412 (1, 9)		SH1-3			K	4-3			F8	3	0	0	0	0	1	2						
Lou Johnson, R OBP: 0.380, SLG: 0.518 (1, 7)		1-3			6-3				F9	4	0	0	0	0	0	1						
John Roseboro, L OBP: 0.293, SLG: 0.292 (1, 2)		L5			1B 1B				F9	3	0	1	0	0	0	1						
Jim Lefebvre, S OBP: 0.351, SLG: 0.369 (1, 4)			1-3		1-2 1B				L6	3	0	1	0	0	0	0						
Johnny Podres, L OBP: 0.115, SLG: 0.115 (1, 1)				F7						2	0	0	0	0	0	2						
Ron Perranoski, L (6, 1)						F9			E6 B3-6	0	0	0	0	0	0	0						
Willie Crawford, L (8, PH)										1	0	0	0	0	0	0						
Bob Miller, R (8, 1)										0	0	0	0	0	0	0						
<b>Inning Stats</b>	R: 0 E: 0 K: 0 S: 3	H: 0 LOB: 0 BB: 0 P: 3	R: 0 E: 0 K: 0 S: 4	H: 1 LOB: 1 BB: 0 P: 4	R: 0 E: 0 K: 1 S: 5	H: 0 LOB: 0 BB: 0 P: 5	R: 0 E: 0 K: 0 S: 3	H: 0 LOB: 0 BB: 0 P: 3	R: 0 E: 0 K: 1 S: 7	H: 2 LOB: 2 BB: 0 P: 7	R: 0 E: 0 K: 0 S: 5	H: 2 LOB: 2 BB: 0 P: 5	R: 0 E: 0 K: 0 S: 3	H: 0 LOB: 0 BB: 0 P: 3	R: 0 E: 1 K: 0 S: 4	H: 2 LOB: 2 BB: 0 P: 4	R: 0 E: 0 K: 0 S: 3	H: 0 LOB: 0 BB: 0 P: 3	1B: 5 2B: 3 3B: 0 HR: 0	SF: 0 SAC: 1 DP: 1 HBP: 0	WP: 0 PB: 0 SB: 0 CS: 0	PA: 33
<b>PITCHER</b> Ray Herbert, R ERA: 2.92 (1, 1)	IP: 9.0 WLS: W BF: 33 H: 7 R: 0 ER: 0 SO: 2 BB: 0 IBB: 0 HBP: 0 BLK: 0 WP: 0 HR: 0 S: 37 P: 37 ERA: 0.00 WHIP: 0.778															<b>PITCHER</b>						

Batter	1	2	3	4	5	6	7	8	9	AB	R	H	RBI	BB	SO	LOB	BOTTOM					
Tony Taylor, R OBP: 0.317, SLG: 0.350 (1, 4)	2B 1B		B3			HR 1B	4-3			4	2	2	0	0	0	1	<b>Los Angeles Dodgers @ Philadelphia Phillies</b> Connie Mack Stadium, Philadelphia, PA Thu Jun 10 1965, 7:05 PM EDT Att: 19,467 - Unknown					
Cookie Rojas, R OBP: 0.368, SLG: 0.434 (1, 8)	4-3 1H 2B		1B			F9	L3			4	0	2	1	0	0	2						
Dick Allen, R OBP: 0.414, SLG: 0.563 (1, 5)	4-3		K			HR			K	4	1	1	2	0	2	2						
Dick Stuart, R OBP: 0.337, SLG: 0.436 (1, 3)	K			P6		HR			K	4	1	1	1	0	2	1						
Frank Thomas, R OBP: 0.286, SLG: 0.306 (1, 9)	P3			K		HR			F7	4	0	1	0	0	1	1						
Alex Johnson, R OBP: 0.340, SLG: 0.465 (1, 7)		G3		F2		K				3	0	0	0	0	1	1						
Ruben Amaro, R OBP: 0.295, SLG: 0.231 (1, 6)		5-3			G4-6-3 1B	FC6-4 1B				3	0	1	0	0	0	1						
Clay Dalrymple, L OBP: 0.288, SLG: 0.302 (1, 2)		4-3			G4-6-3 1-2		4-3 SH2-4 1B			3	0	1	0	0	0	1						
Ray Herbert, R OBP: 0.368, SLG: 0.421 (1, 1)			K		P5		SH2-4			2	0	0	0	0	1	0						
<b>Inning Stats</b>	R: 1 E: 0 K: 1 S: 7	H: 2 LOB: 1 BB: 0 P: 7	R: 0 E: 0 K: 0 S: 3	H: 0 LOB: 0 BB: 0 P: 3	R: 0 E: 0 K: 2 S: 8	H: 1 LOB: 1 BB: 0 P: 8	R: 0 E: 0 K: 1 S: 5	H: 0 LOB: 0 BB: 0 P: 5	R: 0 E: 0 K: 0 S: 3	H: 1 LOB: 0 BB: 0 P: 3	R: 3 E: 0 K: 1 S: 9	H: 4 LOB: 1 BB: 0 P: 9	R: 0 E: 0 K: 0 S: 4	H: 1 LOB: 1 BB: 0 P: 4	R: 0 E: 0 K: 2 S: 7	H: 0 LOB: 0 BB: 0 P: 7		R: 0 E: 0 K: 2 S: 7	H: 0 LOB: 0 BB: 0 P: 7	1B: 6 2B: 1 3B: 0 HR: 2	SF: 0 SAC: 1 DP: 1 HBP: 0	WP: 0 PB: 0 SB: 0 CS: 0
<b>PITCHER</b> Johnny Podres, L ERA: 2.39 (1, 1)	IP: 5.1 WLS: L BF: 22 H: 7 R: 4 ER: 4 SO: 4 BB: 0 IBB: 0 HBP: 0 BLK: 0 WP: 0 HR: 2 S: 30 P: 30 ERA: 6.75 WHIP: 1.312															<b>PITCHER</b>						
Ron Perranoski, L ERA: 2.7 (6, 1)	1.2 7 2 0 0 1 0 0 0 0 0 0 9 9 0.00 1.200																					
Bob Miller, R ERA: 2.79 (8, 1)	1.0 3 0 0 0 2 0 0 0 0 0 0 7 7 0.00 0.000																					


Batter	1	2	3	4	5	6	7	8	9	10	AB	R	H	RBI	BB	SO	LOB					
Joe Morgan, L OBP: 0.331, SLG: 0.346 (1, 4)	K 0-3 H			F9 0-0			K 0-3		B3 0-0		4	0	0	0	0	2	0					
Lee Maye, L OBP: 0.262, SLG: 0.367 (1, 8)	K 0-3	HBP F7 0-0			6-3 0-0		K 0-3		SF7 0-0 3B		5	1	1	0	0	2	2					
Walt Bond, L OBP: 0.313, SLG: 0.357 (1, 7)	1B BB 4-0		3-1 0-0		F9 0-0		1-3 0-0		SF7 0-0		3	1	0	1	1	0	0					
Jim Gentile, L OBP: 0.297, SLG: 0.510 (1, 3)	1B 1-3		4-3 0-0		F9 0-0			WP E 2B	K 0-3		5	1	2	0	0	1	0					
Bob Aspromonte, R OBP: 0.331, SLG: 0.422 (1, 5)	1B 1-2		6-3 0-0			BB BB 4-0	K 0-3			K 0-3	4	0	1	1	1	2	1					
Rusty Staub, L OBP: 0.312, SLG: 0.341 (1, 9)	F7 0-0			P4 0-0		F9 0-0		E6 1B 0-0		K 0-3	5	0	0	0	0	1	3					
Ron Brand, R OBP: 0.299, SLG: 0.281 (1, 2)		K 0-3		L7 0-0		F8 0-0		3H 0-0		1B 1-2	5	0	2	0	0	1	1					
Bob Lillis, R OBP: 0.303, SLG: 0.271 (1, 6)		E5 CS 0-0		HR 1B 0-0		BB 1-2		F7 0-0		1-3 0-0	4	1	1	0	1	0	3					
Dave Giusti, R OBP: 0.227, SLG: 0.350 Don Lee, R OBP: 0.353, SLG: 0.667 Jimmy Wynn, R OBP: 0.393, SLG: 0.505 Jim Owens, R (8, 1)	K 0-3			HR 1H 0-0		5-3 0-0		K 0-3			3	1	1	2	0	1	3					
<b>Inning Stats</b>	R: 1 E: 0 K: 2 S: 9	H: 2 LOB: 2 BB: 1 P: 13	R: 0 E: 1 K: 2 S: 8	H: 0 LOB: 2 BB: 1 P: 9	R: 0 E: 0 K: 0 S: 3	H: 0 LOB: 0 BB: 0 P: 3	R: 2 E: 0 K: 0 S: 5	H: 2 LOB: 0 BB: 0 P: 5	R: 0 E: 0 K: 0 S: 3	H: 0 LOB: 2 BB: 2 P: 11	R: 0 E: 0 K: 2 S: 7	H: 0 LOB: 0 BB: 0 P: 7	R: 1 E: 1 K: 2 S: 10	H: 2 LOB: 2 BB: 0 P: 10	R: 1 E: 0 K: 1 S: 6	H: 1 LOB: 0 BB: 0 P: 6	R: 0 E: 0 K: 2 S: 8	H: 1 LOB: 1 BB: 0 P: 8	1B: 5 2B: 1 3B: 1 HR: 1	SF: 1 SAC: 0 DP: 0 HBP: 1	WP: 1 PA: 44	
<b>PITCHER</b>	IP 9.0	WLS 4	BF 40	H 7	R 5	ER 4	SO 9	BB 3	IBB 0	HBP 1	BLK 0	WP 1	HR 1	S 54	P 67	ERA 4.00	WHIP 1.111					
Ray Culp, R ERA: 3.22 Gary Wagner, R ERA: 2.87	(1, 1) (10, 1)	1.0 W	4	1	0	0	2	0	0	0	0	0	0	0	8	8	0.00	1.000				

**TOP**

Houston Astros @ Philadelphia Phillies  
 Connie Mack Stadium, Philadelphia, PA  
 Fri Jun 11 1965, 7:05 PM EDT  
 Att: 16,825 - Unknown

livebaseballscorecards.com

AB 39  
 R 5  
 H 8  
 RBI 4  
 BB 3  
 SO 11  
 LOB 15



Batter	1	2	3	4	5	6	7	8	9	10	AB	R	H	RBI	BB	SO	LOB					
Tony Gonzalez, L OBP: 0.328, SLG: 0.457 (1, 8)	WP 1B SF8 1B	6-3 0-0		4-3 0-0		4-3 0-0 G4 2B	4-3 0-0			4-3 0-0	6	2	2	0	0	2	2					
Cookie Rojas, R OBP: 0.373, SLG: 0.433 (1, 4)	SF8 WP FC3-6 1B			1B 2B 1B				K 0-3		6-3 0-0	5	2	2	0	1	1	1					
Johnny Callison, L OBP: 0.338, SLG: 0.597 (1, 9)	FC3-6 1B BB	G3 0-0		2B 1B 1-3		G4 0-0 3H	F7 0-0			IHR 0-0	5	1	2	2	1	0	1					
Dick Allen, R OBP: 0.418, SLG: 0.571 (1, 5)	SF8 2-3 3H		S 1B	1-3 3H 2B		5-3 0-0		1B 0-0			4	0	3	2	0	0	0					
Wes Covington, L OBP: 0.277, SLG: 0.495 Bobby Wine, R OBP: 0.288, SLG: 0.237 (1, 7) (8, 6)	FC3-6 2B 1-2 3H		K 0-3	1B 1-2				HR 0-0		K 0-3	3	1	1	2	1	1	2					
Dick Stuart, R OBP: 0.340, SLG: 0.449 Alex Johnson, R OBP: 0.336, SLG: 0.461 (1, 3) (7, PR) (8, 7)	1-3 2B		K 0-3	F9 0-0				2B 0-0		K 0-3	4	0	2	0	0	1	4					
Clay Dalrymple, L OBP: 0.301, SLG: 0.296 (1, 2)					4-3 0-0				6-3 0-0		2	0	0	0	3	0	0					
Ruben Amaro, R OBP: 0.283, SLG: 0.220 (1, 6) (8, 3)	4-3 0-0			F8 0-0		L9 0-0		K 0-3		E6 0-0	5	0	0	0	0	1	7					
Ray Culp, R Frank Thomas, R Gary Wagner, R (1, 1) (9, PH) (10, 1)		6-3 0-0		K 0-3		K 0-3			5-3 0-0		4	0	0	0	0	3	2					
<b>Inning Stats</b>	R: 2 E: 0 K: 0 S: 6	H: 3 LOB: 3 BB: 2 P: 14	R: 0 E: 0 K: 0 S: 3	H: 0 LOB: 1 BB: 1 P: 7	R: 0 E: 0 K: 2 S: 8	H: 1 LOB: 2 BB: 1 P: 12	R: 1 E: 0 K: 1 S: 8	H: 3 LOB: 3 BB: 1 P: 12	R: 0 E: 0 K: 1 S: 5	H: 0 LOB: 0 BB: 0 P: 5	R: 1 E: 0 K: 2 S: 9	H: 2 LOB: 2 BB: 1 P: 13	R: 0 E: 0 K: 2 S: 8	H: 1 LOB: 1 BB: 0 P: 8	R: 0 E: 1 K: 1 S: 6	H: 0 LOB: 0 BB: 0 P: 6	R: 1 E: 0 K: 0 S: 3	H: 1 LOB: 0 BB: 0 P: 3	1B: 6 2B: 4 3B: 0 HR: 2	SF: 1 SAC: 0 DP: 0 HBP: 0	WP: 1 PA: 48	
<b>PITCHER</b>	IP 6.0	WLS 3	BF 34	H 10	R 5	ER 5	SO 4	BB 2	IBB 4	HBP 0	BLK 0	WP 1	HR 1	S 36	P 60	ERA 7.50	WHIP 2.000					
Dave Giusti, R ERA: 3.86 Don Lee, R ERA: 5.29 Jim Owens, R ERA: 2.88	(1, 1) (7, 1) (8, 1)	1.0 L	11	2	1	1	3	0	0	0	0	0	0	0	17	17	3.38	0.750				

**BOTTOM**

Houston Astros @ Philadelphia Phillies  
 Connie Mack Stadium, Philadelphia, PA  
 Fri Jun 11 1965, 7:05 PM EDT  
 Att: 16,825 - Unknown

livebaseballscorecards.com

AB 41  
 R 6  
 H 12  
 RBI 6  
 BB 6  
 SO 9  
 LOB 21



Batter	1	2	3	4	5	6	7	8	9	AB	R	H	RBI	BB	SO	LOB	TOP				
Nellie Fox, L OBP: 0.304, SLG: 0.391 Jimmy Wynn, R OBP: 0.395, SLG: 0.505	0-0 BB 1B	0-3 K		0-0 P4		0-3 K		4-0 BB		4	1	1	0	0	2	1	Houston Astros @ Philadelphia Phillies Connie Mack Stadium, Philadelphia, PA Sat Jun 12 1965, 3:33 AM EDT Att: 7,870 - Unknown				
Lee Maye, L OBP: 0.254, SLG: 0.355 Joe Morgan, L OBP: 0.330, SLG: 0.345	0-0 P6		0-0 4-3	0-0 F7		0-0 4-3		0-3 K		4	0	0	0	0	0	2					
Walt Bond, L OBP: 0.319, SLG: 0.363	0-0 BB 1-2 1B		0-3 K		0-0 1B 2B 1B		0-0 1B		0-0 F8	5	1	3	0	0	1	0					
Jim Gentile, L OBP: 0.301, SLG: 0.507	0-0 F8		0-0 BB 1B		0-0 1B 2B 1B		0-3 K		0-0 F3	5	1	2	0	0	1	3					
Bob Aspromonte, R OBP: 0.362, SLG: 0.416	4-0 BB 1-2 2-3 BB		4-0 BB		0-0 P6		0-0 P5		0-0 F2	3	0	0	0	2	0	2					
Rusty Staub, L OBP: 0.315, SLG: 0.341	4-0 1-2 2-3 3-H BB		0-3 K		0-0 2B 1-2 2-3 1B		0-0 F9			3	0	1	1	1	1	2					
Ron Brand, R OBP: 0.290, SLG: 0.271	0-0 5-3			0-3 K		0-3 K		0-0 6-3		4	0	0	0	0	2	6					
Bob Lillis, R OBP: 0.308, SLG: 0.278		0-0 1-3		1-0 2B HBP		0-0 2B		0-0 6-3		3	1	1	2	0	0	0					
Turk Farrell, R OBP: 0.154, SLG: 0.160	0-0 P4			0-0 1-H 2B		0-0 6-3		0-0 5-3		4	0	1	1	0	0	2					
<b>Inning Stats</b>	R: 1 E: 0 K: 0 S: 5	H: 2 LOB: 3 BB: 2 P: 13	R: 0 E: 0 K: 1 S: 5	H: 0 LOB: 0 BB: 0 P: 5	R: 0 E: 0 K: 2 S: 8	H: 1 LOB: 2 BB: 1 P: 12	R: 1 E: 0 K: 1 S: 6	H: 1 LOB: 1 BB: 0 P: 7	R: 2 E: 0 K: 1 S: 9	H: 4 LOB: 2 BB: 0 P: 9	R: 0 E: 0 K: 0 S: 3	H: 0 LOB: 0 BB: 0 P: 3	R: 0 E: 0 K: 1 S: 5	H: 0 LOB: 1 BB: 1 P: 9	R: 0 E: 0 K: 0 S: 3	H: 0 LOB: 0 BB: 0 P: 3		1B: 7 2B: 2 3B: 0 HR: 0	SF: 0 SAC: 0 DP: 0 HBP: 1	WP: 0 PB: 0 SB: 1 CS: 0	PA: 41
<b>PITCHER</b>	IP	WLS	BF	H	R	ER	SO	BB	IBB	HBP	BLK	WP	HR	S	P	ERA	WHIP				
Jim Bunning, R ERA: 3.43	(1, 1)	5.0	27	8	4	4	5	3	0	1	0	0	0	33	46	7.20	2.200				
Jack Baldschun, R ERA: 3.76	(6, 1)	3.0	11	1	0	0	3	1	0	0	0	0	0	16	20	0.00	0.667				
Ed Roebuck, R ERA: 4.62	(9, 1)	1.0	W	3	0	0	0	0	0	0	0	0	0	3	3	0.00	0.000				

AB	36
R	4
H	9
RBI	4
BB	4
SO	8
LOB	19



Batter	1	2	3	4	5	6	7	8	9	AB	R	H	RBI	BB	SO	LOB	BOTTOM				
Tony Gonzalez, L OBP: 0.320, SLG: 0.445 Jack Baldschun, R	0-0 F7		0-0 4-3		0-0 4-3			0-0 1B	0-0 1B	3	0	0	0	0	0	0	Houston Astros @ Philadelphia Phillies Connie Mack Stadium, Philadelphia, PA Sat Jun 12 1965, 3:33 AM EDT Att: 7,870 - Unknown				
John Hermstein, L OBP: 0.294, SLG: 0.250 Ed Roebuck, R	0-0 P4		0-0 4-3		0-0 4-3			0-0 1B	1-2 2-H 1B	1	0	1	0	0	0	0					
Frank Thomas, R OBP: 0.291, SLG: 0.311 Cookie Rojas, R OBP: 0.382, SLG: 0.458	4-0 3B BB		0-0 HR		0-0 F9			0-0 1B	0-0 1B	3	2	2	1	1	0	0					
Johnny Callison, L OBP: 0.340, SLG: 0.604	0-0 1-H 3B		0-0 3B		0-0 P5			0-3 K		4	0	2	1	0	1	2					
Dick Allen, R OBP: 0.419, SLG: 0.573	4-0 BB		0-0 F3		0-0 2B			0-0 G6-4-3	1-2	3	0	1	0	1	0	3					
Wes Covington, L OBP: 0.268, SLG: 0.477	0-0 F3		0-0 F9		0-0 F8			0-0 4-3		4	0	0	0	0	0	4					
Dick Stuart, R OBP: 0.339, SLG: 0.444	0-0 6-3			0-3 K		0-0 6-3		0-0 3B 1B		4	1	1	0	0	1	3					
Clay Dainymple, L OBP: 0.299, SLG: 0.313 Tony Taylor, R OBP: 0.317, SLG: 0.350		0-3 K		0-0 F9			0-0 F2	0-0 1-H SH 3B		4	0	1	1	0	1	0					
Ruben Amaro, R OBP: 0.277, SLG: 0.214	0-0 F7		0-0 6-3		0-0 K		0-3 K	0-0 SH 1B		3	1	0	1	0	1	0					
Jim Bunning, R OBP: 0.212, SLG: 0.303 John Briggs, L OBP: 0.367, SLG: 0.440	0-0 F9			0-0 P6		0-0 F2		0-0 1B	1-2 IBB	1	0	0	0	0	0	0					
<b>Inning Stats</b>	R: 1 E: 0 K: 0 S: 4	H: 1 LOB: 2 BB: 2 P: 12	R: 0 E: 0 K: 1 S: 5	H: 0 LOB: 0 BB: 0 P: 5	R: 1 E: 0 K: 0 S: 5	H: 2 LOB: 1 BB: 0 P: 5	R: 0 E: 0 K: 1 S: 5	H: 0 LOB: 0 BB: 0 P: 5	R: 0 E: 0 K: 0 S: 4	H: 1 LOB: 1 BB: 0 P: 4	R: 0 E: 0 K: 1 S: 5	H: 0 LOB: 0 BB: 0 P: 5	R: 0 E: 0 K: 1 S: 6	H: 2 LOB: 1 BB: 0 P: 6	R: 3 E: 0 K: 0 S: 5	H: 3 LOB: 3 BB: 1 P: 9	1B: 4 2B: 1 3B: 3 HR: 1	SF: 0 SAC: 1 DP: 1 HBP: 0	WP: 0 PB: 0 SB: 1 CS: 0	PA: 37	
<b>PITCHER</b>	IP	WLS	BF	H	R	ER	SO	BB	IBB	HBP	BLK	WP	HR	S	P	ERA	WHIP				
Turk Farrell, R ERA: 2.44	(1, 1)	8.1	L	37	9	5	5	4	2	1	0	0	0	1	42	5.40	1.320				

AB	33
R	5
H	9
RBI	5
BB	3
SO	4
LOB	12





Batter	1	2	3	4	5	6	7	8	9	AB	R	H	RBI	BB	SO	LOB	TOP			
Bob Lillis, R OBP: 0.301, SLG: 0.272 (1,4)										4	0	0	0	0	1	0				
Joe Gaines, R OBP: 0.313, SLG: 0.476 (1,9)										3	0	0	0	1	1	0				
Jimmy Wynn, R OBP: 0.388, SLG: 0.495 (1,8)										4	0	0	0	0	4	1				
Jim Gentile, L OBP: 0.299, SLG: 0.500 (1,3)										4	0	1	0	0	3	1				
Bob Aspromonte, R OBP: 0.360, SLG: 0.413 (1,5)										4	0	1	0	0	0	1				
Walt Bond, L OBP: 0.326, SLG: 0.372 (1,7)										3	0	2	0	1	0	0				
Ron Brand, R OBP: 0.281, SLG: 0.262 (1,2)										4	0	0	0	0	0	5				
Jim Mahoney, R OBP: 0.200, SLG: 0.200 (1,6)										3	0	1	0	0	2	3				
Claude Raymond, R OBP: 0.083, SLG: 0.083 (1,1)										2	0	0	0	0	1	1				
Danny Coombs, R (6,1)										0	0	0	0	0	0	0				
Rusty Staub, L OBP: 0.314, SLG: 0.339 (8,PH)										1	0	0	0	0	1	0				
Don Lee, R OBP: 0.333, SLG: 0.667 (8,1)										0	0	0	0	0	0	0				
<b>Inning Stats</b>	R: 0 E: 0 K: 2 S: 7	H: 0 LOB: 1 BB: 1 P: 11	R: 0 E: 0 K: 1 S: 6	H: 1 LOB: 1 BB: 0 P: 6	R: 0 E: 0 K: 1 S: 5	H: 0 LOB: 0 BB: 0 P: 5	R: 0 E: 0 K: 2 S: 7	H: 0 LOB: 0 BB: 0 P: 7	R: 0 E: 0 K: 1 S: 6	H: 1 LOB: 1 BB: 0 P: 6	R: 0 E: 0 K: 2 S: 7	H: 0 LOB: 2 BB: 0 P: 7	R: 0 E: 0 K: 1 S: 5	H: 0 LOB: 0 BB: 0 P: 5	R: 0 E: 0 K: 2 S: 8	H: 1 LOB: 2 BB: 1 P: 12	1B: 4 2B: 1 3B: 0 HR: 0	SF: 0 SAC: 0 DP: 0 HBP: 0	WP: 0 PB: 0 SB: 0 CS: 0	PA: 34
<b>PITCHER</b> Chris Short, L ERA: 3.56 (1,1)	IP: 9.0 WLS: W BF: 34 H: 5 R: 0 ER: 0 SO: 13 BB: 2 IBB: 0 HBP: 0 BLK: 0 WP: 0 HR: 0 S: 58 P: 66 ERA: 0.00 WHIP: 0.778															<b>PITCHER</b>				

Houston Astros @ Philadelphia Phillies  
 Connie Mack Stadium, Philadelphia, PA  
 Sun Jun 13 1965, 3:33 AM EDT  
 Att. 12,936 - Sunny - 75 F


AB 32  
 R 0  
 H 5  
 RBI 0  
 BB 2  
 SO 13  
 LOB 12



Batter	1	2	3	4	5	6	7	8	9	AB	R	H	RBI	BB	SO	LOB	BOTTOM			
Tony Gonzalez, L OBP: 0.331, SLG: 0.484 (1,8)										5	2	3	1	0	1	3				
Cookie Rojas, R OBP: 0.392, SLG: 0.461 (1,4)										1	1	1	1	2	0	0				
Johnny Callison, L OBP: 0.339, SLG: 0.597 (1,9)										4	1	1	1	0	2	4				
Dick Allen, R OBP: 0.416, SLG: 0.567 (1,5)										4	0	1	0	0	3	3				
Wes Covington, L OBP: 0.270, SLG: 0.482 (1,7)										3	0	1	2	0	0	3				
Alex Johnson, R OBP: 0.333, SLG: 0.456 (7,PH)										1	0	0	0	0	1	0				
Dick Stuart, R OBP: 0.332, SLG: 0.434 (1,3)										4	0	0	0	0	1	1				
Clay Dalrymple, L OBP: 0.290, SLG: 0.302 (1,2)										4	0	0	0	0	1	0				
Ruben Amaro, R OBP: 0.284, SLG: 0.224 (1,6)										4	1	2	0	0	0	0				
Chris Short, R OBP: 0.118, SLG: 0.118 (1,1)										4	0	1	0	0	0	2				
<b>Inning Stats</b>	R: 1 E: 1 K: 2 S: 8	H: 1 LOB: 1 BB: 1 P: 12	R: 0 E: 0 K: 1 S: 6	H: 1 LOB: 0 BB: 0 P: 6	R: 0 E: 0 K: 0 S: 5	H: 2 LOB: 2 BB: 0 P: 5	R: 0 E: 0 K: 0 S: 3	H: 0 LOB: 0 BB: 0 P: 3	R: 3 E: 1 K: 2 S: 10	H: 3 LOB: 1 BB: 1 P: 12	R: 1 E: 1 K: 2 S: 9	H: 2 LOB: 2 BB: 0 P: 9	R: 0 E: 0 K: 3 S: 9	H: 0 LOB: 0 BB: 0 P: 9	R: 0 E: 0 K: 0 S: 4	H: 1 LOB: 1 BB: 0 P: 4	1B: 7 2B: 2 3B: 0 HR: 1	SF: 0 SAC: 1 DP: 0 HBP: 0	WP: 0 PB: 0 SB: 0 CS: 0	PA: 37
<b>PITCHER</b> Claude Raymond, R ERA: 2.64 (1,1)	IP: 5.2 WLS: L BF: 29 H: 9 R: 5 ER: 4 SO: 5 BB: 2 IBB: 0 HBP: 0 BLK: 0 WP: 0 HR: 1 S: 37 P: 45 ERA: 6.35 WHIP: 1.941															<b>PITCHER</b>				
Danny Coombs, L ERA: 3.96 (6,1)	1.1 4 0 0 0 4 0 0 0 0 0 0 12 12 0.00 0.000																			
Don Lee, R ERA: 5.0 (8,1)	1.0 4 1 0 0 0 0 0 0 0 0 0 4 4 0.00 1.000																			

Houston Astros @ Philadelphia Phillies  
 Connie Mack Stadium, Philadelphia, PA  
 Sun Jun 13 1965, 3:33 AM EDT  
 Att. 12,936 - Sunny - 75 F

AB 34  
 R 5  
 H 10  
 RBI 5  
 BB 2  
 SO 9  
 LOB 16



Batter	1	2	3	4	5	6	7	8	9	AB	R	H	RBI	BB	SO	LOB	TOP					
Tony Gonzalez, L (1, 8) OBP: 0.333, SLG: 0.484 John Briggs, L (4, 8) OBP: 0.353, SLG: 0.464	K		1B		K		1B 2B	SF9	L8	2	0	1	0	0	1	0	<b>Philadelphia Phillies @ Milwaukee Braves</b> Milwaukee County Stadium, Milwaukee, WI Tue Jun 15 1965, 8:05 PM EDT Att: 4,065 - Unknown <a href="http://livebaseballscorecards.com">livebaseballscorecards.com</a>					
Cookie Rojas, R (1, 4) OBP: 0.387, SLG: 0.449	F7		F8			1-3	F5			4	0	0	0	1	0	3						
Johnny Callison, L (1, 9) OBP: 0.340, SLG: 0.591	1B BB		K						G3	4	0	1	2	1	2	3						
Dick Allen, R (1, 5) OBP: 0.424, SLG: 0.568	1-2 1B				6-3		2B BB			3	1	2	0	2	0	0						
Wes Covington, L (1, 7) OBP: 0.269, SLG: 0.483 Ed Roebuck, R (8, 1) Alex Johnson, R (9, PH) OBP: 0.330, SLG: 0.452	K				F5					4	0	1	0	0	2	4						
Dick Stuart, R (1, 3) OBP: 0.328, SLG: 0.428					F7					5	2	1	0	0	0	3						
Clay Dainryple, L (1, 2) Pat Corrales, R (7, 2) OBP: 1.000, SLG: 1.000		P6								3	0	0	0	0	0	0						
Ruben Amaro, R (1, 6) OBP: 0.302, SLG: 0.229		L8								2	1	1	0	3	0	0						
Art Mahaffey, R (1, 1) Lew Burdette, R (3, 1) John Hermstein, R (5, PH) Bo Belinsky, L (5, 1) Frank Thomas, R (8, PH) OBP: 0.294, SLG: 0.307					K					1	0	0	0	0	1	0						
					K					1	0	0	0	0	0	2						
<b>Inning Stats</b>	R: 0 E: 0 K: 2 S: 8	H: 1 LOB: 2 BB: 1 P: 12	R: 0 E: 0 K: 0 S: 3	H: 0 LOB: 0 BB: 0 P: 3	R: 0 E: 0 K: 2 S: 8	H: 1 LOB: 1 BB: 0 P: 8	R: 0 E: 0 K: 0 S: 3	H: 0 LOB: 0 BB: 0 P: 3	R: 0 E: 0 K: 2 S: 7	H: 0 LOB: 1 BB: 1 P: 11	R: 0 E: 0 K: 1 S: 6	H: 1 LOB: 2 BB: 1 P: 10	R: 3 E: 0 K: 1 S: 9	H: 4 LOB: 2 BB: 1 P: 13	R: 2 E: 0 K: 0 S: 5	H: 2 LOB: 2 BB: 2 P: 13	R: 2 E: 1 K: 1 S: 8	H: 2 LOB: 2 BB: 1 P: 12	1B: 9 2B: 2 3B: 0 HR: 0	SF: 2 SAC: 0 DP: 0 HBP: 0	WP: 1 PB: 0 CS: 0	PA: 46
<b>PITCHER</b>	IP WLS BF H R ER SO BB IBB HBP BLK WP HR S P ERA WHIP																					
Tony Cloninger, R (1, 1) ERA: 3.66	7.2 W 38 9 5 5 8 6 0 0 0 0 0 0 48 72 5.87 1.957																					
Billy O'Dell, L (8, 1) ERA: 2.56	0.2 S 3 0 0 0 0 1 0 0 0 0 0 0 7 7 0.00 3.000																					
Phil Niekro, R (9, 1) ERA: 2.31	0.2 S 3 0 0 0 0 1 0 0 0 0 1 0 2 6 0.00 1.500																					

Batter	1	2	3	4	5	6	7	8	9	AB	R	H	RBI	BB	SO	LOB	BOTTOM			
Felipe Alou, R (1, 3) OBP: 0.338, SLG: 0.514	HR	P4	1B		1B	HR		FC6-5		5	2	3	6	1	0	3	<b>Philadelphia Phillies @ Milwaukee Braves</b> Milwaukee County Stadium, Milwaukee, WI Tue Jun 15 1965, 8:05 PM EDT Att: 4,065 - Unknown <a href="http://livebaseballscorecards.com">livebaseballscorecards.com</a>			
Eddie Mathews, L (1, 5) Miguel de la Hoz, R (7, 5) OBP: 0.273, SLG: 0.231	F2		HR		F3	K		F9		5	1	2	1	0	1	1				
Hank Aaron, R (1, 9) Gary Kolb, L (8, 9) OBP: 0.167, SLG: 0.167	F7									5	1	2	0	0	1	2				
Rico Carty, R (1, 7) Ty Cline, L (8, 8) OBP: 0.294, SLG: 0.230	1B				6-3	FC1-2				5	1	3	0	0	1	3				
Joe Torre, R (1, 2) OBP: 0.400, SLG: 0.589	K				4-3	L8				4	1	0	0	1	2	5				
Mack Jones, L (1, 8) OBP: 0.343, SLG: 0.532		F8								5	2	3	2	0	1	0				
Frank Bolling, R (1, 4) OBP: 0.352, SLG: 0.390	K									5	1	2	2	0	1	3				
Sandy Alomar Sr., S (1, 6) OBP: 0.269, SLG: 0.273										5	2	4	1	0	0	0				
Tony Cloninger, R (1, 1) OBP: 0.150, SLG: 0.175 Billy O'Dell, S (8, 1) OBP: 0.250, SLG: 0.333 Phil Niekro, R (9, 1) OBP: 0.333, SLG: 0.333										4	1	1	0	0	1	5				
										1	0	1	0	0	0	0				
										0	0	0	0	0	0	0				
<b>Inning Stats</b>	R: 1 E: 0 K: 1 S: 7	H: 2 LOB: 1 BB: 0 P: 7	R: 0 E: 0 K: 1 S: 7	H: 2 LOB: 2 BB: 0 P: 7	R: 6 E: 0 K: 0 S: 10	H: 7 LOB: 2 BB: 1 P: 14	R: 1 E: 0 K: 0 S: 6	H: 3 LOB: 2 BB: 0 P: 6	R: 0 E: 0 K: 1 S: 6	H: 1 LOB: 2 BB: 1 P: 10	R: 3 E: 0 K: 3 S: 12	H: 3 LOB: 0 BB: 0 P: 12	R: 1 E: 0 K: 2 S: 9	H: 2 LOB: 1 BB: 0 P: 9	R: 0 E: 0 K: 0 S: 4	H: 1 LOB: 1 BB: 0 P: 4	1B: 11 2B: 6 3B: 1 HR: 3	SF: 0 SAC: 0 DP: 0 HBP: 0	WP: 1 PB: 0 SB: 4 CS: 1	PA: 47
<b>PITCHER</b>	IP WLS BF H R ER SO BB IBB HBP BLK WP HR S P ERA WHIP																			
Art Mahaffey, R (1, 1) ERA: 6.25	2.0 L 12 8 5 5 0 1 0 0 0 0 0 0 14 18 22.50 4.500																			
Lew Burdette, R (3, 1) ERA: 7.29	2.0 15 8 5 5 0 1 0 0 0 0 0 0 14 18 22.50 4.500																			
Bo Belinsky, L (5, 1) ERA: 6.52	3.0 16 6 4 4 6 1 0 0 0 0 1 1 27 31 12.00 2.333																			
Ed Roebuck, R (8, 1) ERA: 4.44	1.0 4 1 0 0 0 0 0 0 0 0 0 0 4 4 0.00 1.000																			



Batter	1	2	3	4	5	6	7	8	9	AB	R	H	RBI	BB	SO	LOB	TOP				
<b>Tony Taylor, R</b> OBP: 0.324, SLG: 0.353 (1, 4)	5-3		1B	1B	G6-4-3		HBP		K	4	1	2	0	0	1	1					
<b>Cookie Rojas, R</b> OBP: 0.384, SLG: 0.444 (1, 8)	K		1B	BB	G6-4-3					4	1	1	0	0	1	3					
<b>Johnny Callison, L</b> OBP: 0.335, SLG: 0.583 (1, 9)	3-1		SF7						K	3	0	0	1	0	1	0					
<b>Dick Allen, R</b> OBP: 0.425, SLG: 0.565 (1, 5)		G6-4-3	BB	BB	1B				6-3	3	0	1	1	1	0	0					
<b>Dick Stuart, R</b> OBP: 0.327, SLG: 0.421 (1, 3)										3	0	0	0	1	2	1					
<b>Bobby Wine, R</b> OBP: 0.288, SLG: 0.237 (8, 6)	K		BB						P3	0	0	0	0	0	0	0					
<b>Alex Johnson, R</b> OBP: 0.327, SLG: 0.448 (1, 7)										1	0	0	0	0	0	1					
<b>John Briggs, L</b> OBP: 0.351, SLG: 0.433 (3, 7)	G6-4-3		L4-3						K	2	0	0	1	1	1	0					
<b>Ruben Amaro, R</b> OBP: 0.308, SLG: 0.225 (8, 3)									5-3	2	2	0	0	2	0	3					
<b>Pat Corrales, R</b> OBP: 0.857, SLG: 1.333 (1, 2)			HR						K	4	1	3	2	0	1	0					
<b>Jim Bunning, R</b> OBP: 0.216, SLG: 0.297 (1, 1)			1B	1B	SF7				FC3-6	4	1	1	0	0	0	2					
<b>Inning Stats</b>	R: 0 E: 0 K: 1 S: 5	H: 0 LOB: 0 BB: 0 P: 5	R: 0 E: 0 K: 1 S: 4	H: 0 LOB: 0 BB: 1 P: 8	R: 5 E: 0 K: 0 S: 7	H: 5 LOB: 2 BB: 3 P: 19	R: 0 E: 0 K: 0 S: 4	H: 2 LOB: 1 BB: 0 P: 4	R: 0 E: 0 K: 1 S: 5	H: 0 LOB: 0 BB: 0 P: 5	R: 0 E: 0 K: 0 S: 2	H: 0 LOB: 0 BB: 0 P: 3	R: 0 E: 0 K: 1 S: 5	H: 0 LOB: 0 BB: 0 P: 5	R: 1 E: 1 K: 2 S: 8	H: 1 LOB: 1 BB: 1 P: 12	1B: 7 2B: 1 3B: 0 HR: 1	SF: 1 SAC: 0 DP: 4 HBP: 1	WP: 0 PB: 0 SB: 0 CS: 0	PA: 37	
<b>PITCHER</b>	IP	WLS	BF	H	R	ER	SO	BB	IBB	HBP	BLK	WP	HR	S	P	ERA	WHIP				
<b>Denny Lemaster, L</b> ERA: 5.6 (1, 1)	2.1	L	13	5	5	5	2	2	0	0	0	0	1	15	23	19.29	3.000				
<b>Hank Fischer, R</b> ERA: 4.75 (3, 1)	0.2		3	0	0	0	0	2	0	0	0	0	0	1	9	0.00	3.000				
<b>Dick Kelley, L</b> ERA: 4.5 (4, 1)	2.0		7	2	0	0	1	0	0	0	0	0	0	9	9	0.00	1.000				
<b>Dan Osinski, R</b> ERA: 4.56 (6, 1)	2.0		6	0	0	0	1	0	0	1	0	0	0	7	8	0.00	0.000				
<b>Phil Niekro, R</b> ERA: 2.13 (8, 1)	2.0		8	1	1	0	3	1	0	0	0	0	0	13	17	0.00	1.000				

Philadelphia Phillies @ Milwaukee Braves  
Milwaukee County Stadium, Milwaukee, WI  
Wed Jun 16 1965, 8:05 PM EDT  
Att: 3,479 - Unknown

AB 30  
R 6  
H 8  
RBI 5  
BB 5  
SO 7  
LOB 11



Batter	1	2	3	4	5	6	7	8	9	AB	R	H	RBI	BB	SO	LOB	BOTTOM					
<b>Felipe Alou, R</b> OBP: 0.339, SLG: 0.515 (1, 3)	L5		2B						P2	5	0	2	1	0	0	4						
<b>Eddie Mathews, L</b> OBP: 0.352, SLG: 0.485 (1, 5)	F8		P6						P5	5	0	0	0	0	2	8						
<b>Hank Aaron, R</b> OBP: 0.392, SLG: 0.583 (1, 9)	K									3	0	1	1	1	2	2						
<b>Rico Carty, R</b> OBP: 0.344, SLG: 0.517 (1, 7)		L6							F3	4	0	0	0	0	1	4						
<b>Joe Torre, R</b> OBP: 0.392, SLG: 0.576 (1, 2)		K							F2	4	0	0	0	0	2	1						
<b>Mack Jones, L</b> OBP: 0.335, SLG: 0.519 (1, 8)		3-1							K	4	0	0	0	0	2	1						
<b>Frank Bolling, R</b> OBP: 0.350, SLG: 0.387 (1, 4)			F8						F9	4	1	1	0	0	0	0						
<b>Sandy Alomar Sr., S</b> OBP: 0.289, SLG: 0.273 (1, 6)			CI						F3	0	0	0	0	0	0	0						
<b>Miguel de la Hoz, R</b> OBP: 0.298, SLG: 0.262 (3, 6)			2B							3	1	2	0	0	0	0						
<b>Denny Lemaster, L</b> Hank Fischer, R Lou Klimchock, L Dick Kelley, L Ty Dine, L Dan Osinski, R Gary Kato, L Phil Niekro, R Gene Linder, R (1, 1)			K							0	0	0	0	0	0	0						
<b>Inning Stats</b>	R: 0 E: 0 K: 1 S: 5	H: 0 LOB: 0 BB: 0 P: 5	R: 0 E: 0 K: 1 S: 5	H: 0 LOB: 0 BB: 0 P: 5	R: 0 E: 1 K: 1 S: 7	H: 1 LOB: 2 BB: 0 P: 7	R: 0 E: 0 K: 1 S: 6	H: 1 LOB: 1 BB: 0 P: 6	R: 1 E: 0 K: 2 S: 10	H: 3 LOB: 2 BB: 0 P: 10	R: 0 E: 0 K: 2 S: 7	H: 0 LOB: 0 BB: 0 P: 7	R: 1 E: 0 K: 1 S: 8	H: 3 LOB: 3 BB: 1 P: 12	R: 0 E: 0 K: 1 S: 5	H: 0 LOB: 0 BB: 0 P: 5	R: 0 E: 0 K: 0 S: 4	H: 1 LOB: 1 BB: 0 P: 4	1B: 8 2B: 1 3B: 0 HR: 0	SF: 0 SAC: 0 DP: 0 HBP: 0	WP: 0 PB: 0 SB: 0 CS: 0	PA: 38
<b>PITCHER</b>	IP	WLS	BF	H	R	ER	SO	BB	IBB	HBP	BLK	WP	HR	S	P	ERA	WHIP					
<b>Jim Bunning, R</b> ERA: 3.31 (1, 1)	9.0	W	38	9	2	2	10	1	0	0	0	0	0	57	61	2.00	1.111					

Philadelphia Phillies @ Milwaukee Braves  
Milwaukee County Stadium, Milwaukee, WI  
Wed Jun 16 1965, 8:05 PM EDT  
Att: 3,479 - Unknown

AB 36  
R 2  
H 9  
RBI 2  
BB 1  
SO 10  
LOB 21



Batter	1	2	3	4	5	6	7	8	9	AB	R	H	RBI	BB	SO	LOB	TOP																		
John Briggs, L (1.7) OBP: 0.317, SLG: 0.382										4	0	0	0	0	1	0	<b>Philadelphia Phillies @ Milwaukee Braves</b> Milwaukee County Stadium, Milwaukee, WI Thu Jun 17 1965, 8:05 PM EDT Att: 3,674 - Unknown <a href="http://livebaseballscores.com">livebaseballscores.com</a>																		
Cookie Rojas, R (1.4) OBP: 0.381, SLG: 0.440										4	0	1	0	0	0	0																			
Johnny Callison, L (1.9) OBP: 0.333, SLG: 0.577										4	1	1	0	0	1	1																			
Dick Allen, R (1.5) OBP: 0.422, SLG: 0.564										4	0	1	0	0	2	2																			
Tony Gonzalez, L (1.8) OBP: 0.326, SLG: 0.473										3	0	0	0	0	1	2																			
Tony Taylor, R (9, PH) OBP: 0.322, SLG: 0.351										1	0	0	0	0	0	0																			
John Herrnstein, L (1.3) OBP: 0.286, SLG: 0.300										3	1	1	1	0	0	0																			
Clay Dalrymple, L (1.2) OBP: 0.285, SLG: 0.295										3	0	1	1	0	1	0																			
Ruben Amaro, R (1.6) OBP: 0.301, SLG: 0.220										3	0	0	0	0	0	1																			
Ray Culp, R (1.1)										3	0	0	0	0	1	0																			
Jack Baldschun, R (8.1)										0	0	0	0	0	0	0																			
<b>Inning Stats</b>	R: 0 E: 1 K: 2 S: 8	H: 1 LOB: 1 BB: 0 P: 8	R: 0 E: 0 K: 1 S: 5	H: 0 LOB: 0 BB: 0 P: 5	R: 0 E: 0 K: 1 S: 5	H: 0 LOB: 0 BB: 0 P: 5	R: 0 E: 0 K: 0 S: 4	H: 1 LOB: 1 BB: 0 P: 4	R: 0 E: 0 K: 1 S: 5	H: 0 LOB: 0 BB: 0 P: 3	R: 2 E: 0 K: 1 S: 8	H: 3 LOB: 1 BB: 0 P: 8	R: 0 E: 0 K: 1 S: 5	H: 0 LOB: 0 BB: 0 P: 5	R: 0 E: 0 K: 0 S: 3	H: 0 LOB: 0 BB: 0 P: 3	1B: 3 2B: 2 3B: 0 HR: 0	SF: 0 SAC: 0 DP: 0 HBP: 0	WP: 0 PB: 0 SB: 1 CS: 0	PA: 32															
<b>PITCHER</b>	IP WLS BF H R ER SO BB IBB HBP BLK WP HR S P ERA WHIP																																		
Ken Johnson, R (1.1) ERA: 3.54	7.0	L	26	5	2	2	6	0	0	0	0	0	0	0	0	38	38	2.57	0.714																
Billy O'Dell, L (8.1) ERA: 2.45	2.0	W	6	0	0	0	1	0	0	0	0	0	0	0	0	8	8	0.00	0.000																

Batter	1	2	3	4	5	6	7	8	9	AB	R	H	RBI	BB	SO	LOB	BOTTOM																	
Felipe Alou, R (1.3) OBP: 0.337, SLG: 0.509										3	1	0	0	1	2	0	<b>Philadelphia Phillies @ Milwaukee Braves</b> Milwaukee County Stadium, Milwaukee, WI Thu Jun 17 1965, 8:05 PM EDT Att: 3,674 - Unknown <a href="http://livebaseballscores.com">livebaseballscores.com</a>																	
Mack Jones, L (1.8) OBP: 0.330, SLG: 0.509										3	1	0	0	0	1	0																		
Hank Aaron, R (1.9) OBP: 0.398, SLG: 0.584										3	1	2	0	1	0	0																		
Joe Torre, R (1.2) OBP: 0.399, SLG: 0.577										3	1	2	2	1	0	0																		
Rico Carty, R (1.7) OBP: 0.351, SLG: 0.517										0	0	0	0	0	0	0																		
Ty Cline, L (2, PR) OBP: 0.283, SLG: 0.231										3	0	0	0	0	0	4																		
Eddie Mathews, L (1.5) OBP: 0.350, SLG: 0.480										4	0	1	1	0	0	1																		
Frank Bolling, R (1.4) OBP: 0.348, SLG: 0.384										4	0	1	0	0	0	3																		
Sandy Alomar Sr., S (1.6) OBP: 0.263, SLG: 0.266										2	0	0	0	0	0	2																		
Miguel de la Hoz, R (7, PH) OBP: 0.292, SLG: 0.256										1	0	0	0	0	0	1																		
Woody Woodward, R (8.6) OBP: 0.208, SLG: 0.192										0	0	0	0	0	0	0																		
Ken Johnson, R (1.1) OBP: 0.167, SLG: 0.200										2	0	0	0	0	1	2																		
Gene Oliver, R (7, PH) OBP: 0.336, SLG: 0.429										1	0	0	0	0	0	1																		
Billy O'Dell, S (8.1) OBP: 0.250, SLG: 0.333										0	0	0	0	0	0	0																		
<b>Inning Stats</b>	R: 0 E: 0 K: 0 S: 3	H: 1 LOB: 0 BB: 0 P: 3	R: 1 E: 0 K: 1 S: 7	H: 2 LOB: 2 BB: 0 P: 8	R: 0 E: 0 K: 2 S: 7	H: 0 LOB: 0 BB: 0 P: 7	R: 0 E: 0 K: 0 S: 3	H: 0 LOB: 0 BB: 0 P: 3	R: 0 E: 0 K: 1 S: 6	H: 1 LOB: 2 BB: 1 P: 10	R: 0 E: 0 K: 0 S: 4	H: 1 LOB: 1 BB: 0 P: 4	R: 3 E: 2 K: 0 S: 5	H: 1 LOB: 1 BB: 2 P: 13	R: 0 E: 0 K: 0 S: 3	H: 0 LOB: 0 BB: 0 P: 3	1B: 6 2B: 0 3B: 0 HR: 0	SF: 0 SAC: 1 DP: 0 HBP: 1	WP: 0 PB: 0 SB: 0 CS: 1	PA: 35														
<b>PITCHER</b>	IP WLS BF H R ER SO BB IBB HBP BLK WP HR S P ERA WHIP																																	
Ray Culp, R (1.1) ERA: 3.14	7.0	L	31	6	4	2	4	2	1	0	0	0	0	0	35	48	2.57	1.143																
Jack Baldschun, R (8.1) ERA: 3.66	1.0		3	0	0	0	0	0	0	0	0	0	3	3	0.00	0.000																		

Batter	1	2	3	4	5	6	7	8	9	AB	R	H	RBI	BB	SO	LOB	TOP										
Tony Taylor, R (1,4) OBP: 0.319, SLG: 0.358	4-3	FC6-4							6-3	5	1	1	0	0	0	2	Philadelphia Phillies @ Los Angeles Dodgers Dodger Stadium, Los Angeles, CA Fri Jun 18 1965, 7:05 PM PDT Att: 30,401 - Unknown										
Cookie Rojas, R (1,8) OBP: 0.376, SLG: 0.433	F7								F7	5	0	1	0	0	0	1											
Johnny Callison, L (1,9) OBP: 0.332, SLG: 0.571	E4									4	1	1	0	0	0	2											
Dick Allen, R (1,5) OBP: 0.427, SLG: 0.570	K									3	1	2	1	1	1	1											
Dick Stuart, R (1,3) OBP: 0.330, SLG: 0.439 Bobby Wine, R (8, PR) OBP: 0.288, SLG: 0.237										4	1	2	3	0	0	3											
Alex Johnson, R (1,7) OBP: 0.316, SLG: 0.431										0	0	0	0	0	0	0											
Ruben Amaro, R (1,6) OBP: 0.300, SLG: 0.214										4	0	0	0	0	0	3											
Pat Corrales, R (1,2) OBP: 0.636, SLG: 0.900										3	0	0	0	1	2	1											
Chris Short, R (1,1) OBP: 0.132, SLG: 0.132										4	0	1	0	0	0	1											
<b>Inning Stats</b>	R: 0 E: 1 K: 1 S: 6	H: 0 LOB: 1 BB: 0 P: 6	R: 1 E: 0 K: 1 S: 8	H: 3 LOB: 2 BB: 0 P: 8	R: 0 E: 0 K: 0 S: 4	H: 1 LOB: 2 BB: 1 P: 8	R: 0 E: 0 K: 0 S: 2	H: 0 LOB: 0 BB: 1 P: 6	R: 1 E: 0 K: 0 S: 5	H: 2 LOB: 1 BB: 0 P: 5	R: 0 E: 0 K: 1 S: 5	H: 0 LOB: 0 BB: 0 P: 5	R: 0 E: 0 K: 0 S: 3	H: 0 LOB: 0 BB: 0 P: 3	R: 2 E: 0 K: 0 S: 6	H: 3 LOB: 1 BB: 0 P: 6	R: 0 E: 0 K: 0 S: 3	H: 0 LOB: 0 BB: 0 P: 3	1B: 6 2B: 1 3B: 1 HR: 1	SF: 0 SAC: 0 DP: 1 HBP: 0	WP: 0 PB: 0 SB: 0 CS: 0	PA: 38					
<b>PITCHER</b>	IP	WLS	BF	H	R	ER	SO	BB	IBB	HBP	BLK	WP	HR	S	P	ERA	WHIP										
Johnny Podres, L (1,1) ERA: 2.6	7.0	L	31	8	4	4	3	2	0	0	0	0	1	35	43	5.14	1.429										
Bob Miller, R (8,1) ERA: 2.75	1.0		4	1	0	0	0	0	0	0	0	0	0	4	4	0.00	1.000										
Ron Perranoski, L (9,1) ERA: 2.42	1.0		3	0	0	0	0	0	0	0	0	0	0	3	3	0.00	0.000										

Batter	1	2	3	4	5	6	7	8	9	AB	R	H	RBI	BB	SO	LOB	BOTTOM										
Maury Wills, S (1,6) OBP: 0.338, SLG: 0.328	6-3									4	0	1	1	0	0	2	Philadelphia Phillies @ Los Angeles Dodgers Dodger Stadium, Los Angeles, CA Fri Jun 18 1965, 7:05 PM PDT Att: 30,401 - Unknown										
Jim Gilliam, S (1,7) OBP: 0.429, SLG: 0.462	F8									4	0	0	0	0	0	3											
Wes Parker, S (1,3) OBP: 0.345, SLG: 0.390	6-3									4	0	1	0	0	1	0											
Ron Fairly, L (1,8) OBP: 0.366, SLG: 0.427										4	0	1	0	0	1	1											
Jim Lefebvre, S (1,4) OBP: 0.333, SLG: 0.350										4	0	0	0	0	0	2											
Al Ferrara, R (1,9) OBP: 0.288, SLG: 0.326										4	1	2	0	0	0	1											
Dick Tracewski, R (1,5) OBP: 0.323, SLG: 0.277										3	1	1	0	0	0	2											
Hector Valle, R (1,2) OBP: 0.222, SLG: 0.125										2	0	0	1	1	1	0											
Johnny Podres, L (1,1) OBP: 0.143, SLG: 0.143 Bob Miller, R (8,1) OBP: 0.327, SLG: 0.449 Lou Johnson, R (8, PR) OBP: 0.375, SLG: 0.496 Ron Perranoski, L (9,1)										2	0	1	0	0	0	2											
<b>Inning Stats</b>	R: 0 E: 0 K: 0 S: 3	H: 0 LOB: 0 BB: 0 P: 3	R: 0 E: 0 K: 1 S: 5	H: 0 LOB: 0 BB: 0 P: 5	R: 1 E: 0 K: 0 S: 3	H: 1 LOB: 0 BB: 1 P: 7	R: 0 E: 0 K: 0 S: 4	H: 1 LOB: 1 BB: 0 P: 4	R: 0 E: 0 K: 0 S: 5	H: 1 LOB: 0 BB: 0 P: 5	R: 0 E: 0 K: 0 S: 3	H: 1 LOB: 0 BB: 0 P: 3	R: 0 E: 0 K: 0 S: 3	H: 0 LOB: 0 BB: 0 P: 3	R: 1 E: 0 K: 0 S: 6	H: 3 LOB: 2 BB: 0 P: 6	R: 0 E: 0 K: 1 S: 6	H: 1 LOB: 1 BB: 0 P: 6	1B: 7 2B: 1 3B: 0 HR: 0	SF: 0 SAC: 0 DP: 1 HBP: 0	WP: 0 PB: 0 SB: 0 CS: 2	PA: 34					
<b>PITCHER</b>	IP	WLS	BF	H	R	ER	SO	BB	IBB	HBP	BLK	WP	HR	S	P	ERA	WHIP										
Chris Short, L (1,1) ERA: 3.43	9.0	W	33	8	2	2	3	1	0	0	0	0	0	38	42	2.00	1.000										

Batter	1	2	3	4	5	6	7	8	9	AB	R	H	RBI	BB	SO	LOB	TOP				
Tony Taylor, R OBP: 0.313, SLG: 0.350 (1, 4)	6-3		4-3		5-3			F9		4	0	0	0	0	0	1					
Cookie Rojas, R OBP: 0.379, SLG: 0.434 (1, 8)	1B		6-3			FC5-6 1B		K		4	0	2	0	0	1	0					
Johnny Callison, L OBP: 0.327, SLG: 0.562 (1, 9)	K		6-3			FC5-6 1B 2-3 1-2		4-3		4	0	0	0	0	1	2					
Dick Allen, R OBP: 0.425, SLG: 0.564 (1, 5)	1-3			K		2-3				4	0	1	0	0	1	2					
Dick Stuart, R OBP: 0.329, SLG: 0.435 (1, 3)		K		L9				K		4	0	1	0	0	2	1					
Alex Johnson, R OBP: 0.322, SLG: 0.429 (1, 7)	FC 1B			1-3				K2-3		3	0	1	0	1	1	2					
Ruben Amaro, R OBP: 0.292, SLG: 0.208 (1, 6)		L8				L5		6-3		4	0	0	0	0	0	3					
Pat Corrales, R OBP: 0.571, SLG: 0.750 (1, 2)		FC						5-3		2	0	0	0	1	0	1					
Ray Herbert, R OBP: 0.333, SLG: 0.381 (1, 1)										2	0	0	0	0	2	3					
Jack Baldschun, R (6, 1)										0	0	0	0	0	0	0					
Bobby Wine, R OBP: 0.284, SLG: 0.233 (7, PH)								F8		1	0	0	0	0	0	0					
Gary Wagner, R (7, 1)										0	0	0	0	0	0	0					
<b>Inning Stats</b>	R: 0 E: 0 K: 1 S: 6	H: 1 LOB: 1 BB: 0 P: 6	R: 0 E: 0 K: 2 S: 9	H: 1 LOB: 2 BB: 0 P: 9	R: 0 E: 0 K: 0 S: 3	H: 0 LOB: 0 BB: 0 P: 3	R: 0 E: 0 K: 1 S: 5	H: 0 LOB: 0 BB: 0 P: 5	R: 0 E: 0 K: 1 S: 5	H: 2 LOB: 2 BB: 0 P: 7	R: 0 E: 0 K: 0 S: 3	H: 0 LOB: 0 BB: 0 P: 3	R: 0 E: 0 K: 1 S: 5	H: 0 LOB: 0 BB: 0 P: 5	R: 0 E: 0 K: 1 S: 5	H: 1 LOB: 1 BB: 1 P: 9	1B: 5 2B: 0 3B: 0 HR: 0	SF: 0 SAC: 0 DP: 1 HBP: 0	WP: 0 PB: 0 SB: 0 CS: 0	PA: 34	
<b>PITCHER</b>	IP WLS BF H R ER SO BB IBB HBP BLK WP HR S P ERA WHIP	8.1 W 33 5 0 0 8 2 0 0 0 0 0 0 47 55 0.00 0.840	0.2 S 1 0 0 0 0 0 0 0 0 0 0 0 1 1 0.00 0.000																		

Philadelphia Phillies @ Los Angeles Dodgers  
Dodger Stadium, Los Angeles, CA  
Sat Jun 19 1965, 3:33 AM PDT  
Att: 20,518 - Unknown

AB 32  
R 0  
H 5  
RBI 0  
BB 2  
SO 8  
LOB 15



Batter	1	2	3	4	5	6	7	8	9	AB	R	H	RBI	BB	SO	LOB	BOTTOM				
Maury Wills, S OBP: 0.333, SLG: 0.323 (1, 6)	G3		L7	F8			1-3			4	0	0	0	0	0	3					
Jim Gilliam, S OBP: 0.444, SLG: 0.478 (1, 7)	BB BB 1B		F7		4-3 SH1-4 1B		FC4-6 1B			4	1	3	0	0	0	0					
Wes Parker, S OBP: 0.340, SLG: 0.385 (1, 3)	F8		K		SH1-4		FC4-6 1-2 3-H			3	0	0	1	0	1	2					
Ron Fairly, L OBP: 0.368, SLG: 0.426 (1, 8)		BB BB 1-2 BB		4-3 2B 1B	4-3		F8			3	1	1	0	1	0	2					
John Roseboro, L OBP: 0.283, SLG: 0.298 (1, 2)			F9				1-3			3	0	1	1	1	0	1					
Wally Moon, L OBP: 0.353, SLG: 0.329 (1, 9)	F8			4-3	CS	G3		6-3		4	0	0	0	0	0	4					
Jim Lefebvre, S OBP: 0.336, SLG: 0.357 (1, 4)		L7		2B 2B		K		E6 1B		4	1	2	1	0	1	0					
Dick Tracewski, R OBP: 0.321, SLG: 0.284 (1, 5)		5-3				L9		1-4-3		4	0	1	1	0	0	1					
John Kennedy, R OBP: 0.274, SLG: 0.273 (9, 5)										0	0	0	0	0	0	0					
Nick Willhite, L OBP: 0.500, SLG: 0.250 (9, 1)		4-3				1B FC4-6 BB				1	1	0	0	2	0	0					
<b>Inning Stats</b>	R: 0 E: 0 K: 0 S: 4	H: 1 LOB: 3 BB: 2 P: 12	R: 0 E: 0 K: 0 S: 3	H: 0 LOB: 0 BB: 0 P: 3	R: 0 E: 0 K: 1 S: 5	H: 0 LOB: 0 BB: 0 P: 5	R: 2 E: 0 K: 0 S: 6	H: 3 LOB: 2 BB: 1 P: 10	R: 1 E: 0 K: 0 S: 4	H: 2 LOB: 0 BB: 0 P: 4	R: 0 E: 0 K: 1 S: 5	H: 0 LOB: 0 BB: 0 P: 5	R: 1 E: 0 K: 0 S: 4	H: 1 LOB: 1 BB: 1 P: 8	R: 0 E: 1 K: 0 S: 4	H: 1 LOB: 1 BB: 0 P: 4	1B: 6 2B: 2 3B: 0 HR: 0	SF: 0 SAC: 1 DP: 0 HBP: 0	WP: 0 PB: 0 SB: 0 CS: 1	PA: 36	
<b>PITCHER</b>	IP WLS BF H R ER SO BB IBB HBP BLK WP HR S P ERA WHIP	5.0 L 23 6 3 3 1 3 0 0 0 0 0 0 22 34 5.40 1.800	1.0 3 0 0 0 1 0 0 0 0 0 0 0 5 5 0.00 0.000	2.0 9 2 1 1 0 1 0 0 0 0 0 0 8 12 4.50 1.500																	

Philadelphia Phillies @ Los Angeles Dodgers  
Dodger Stadium, Los Angeles, CA  
Sat Jun 19 1965, 3:33 AM PDT  
Att: 20,518 - Unknown

AB 30  
R 4  
H 8  
RBI 4  
BB 4  
SO 2  
LOB 13



Batter	1	2	3	4	5	6	7	8	9	AB	R	H	RBI	BB	SO	LOB	TOP																
Tony Gonzalez, L (1, 8) OBP: 0.336, SLG: 0.477	E4 BB		HBP		G4-6-3		3B BB		2B	3	1	1	0	1	0	1	<b>Philadelphia Phillies @ Houston Astros</b> Astrodome, Houston, TX Sun Jun 20 1965, 4:33 AM EDT Unknown																
Cookie Rojas, R (1, 4) OBP: 0.384, SLG: 0.438	BB		1B		1B		SF9		5-3	3	0	2	1	1	0	1																	
Johnny Callison, L (1, 9) OBP: 0.328, SLG: 0.567	K		1B		L9		3B		P6	5	0	2	2	0	1	4																	
Dick Allen, R (1, 5) OBP: 0.419, SLG: 0.554	K		F8			6-3	B1			4	0	0	0	0	1	4																	
Wes Covington, L (1, 7) OBP: 0.269, SLG: 0.475 Bobby Wine, R (8, PR) OBP: 0.284, SLG: 0.233	K				P6		F9		SH3-4 1B	4	0	1	0	0	1	2																	
John Herrnstein, L (1, 3) OBP: 0.250, SLG: 0.261		4-3			K		P6		SH3-4	3	0	0	0	0	1	0																	
Clay Dalrymple, L (1, 2) OBP: 0.291, SLG: 0.296		F5			FC4-6 1B		4-3		IBB	3	0	1	0	1	0	0																	
Ruben Amaro, R (1, 6) OBP: 0.291, SLG: 0.209		E6			FC4-6		PB SF9 1B		FC4-6-3-2	4	1	1	0	0	0	3																	
Jim Bunning, R (1, 1) OBP: 0.231, SLG: 0.308 John Briggs, L (7, PH) OBP: 0.333, SLG: 0.382 Gary Wagner, R (7, 1)		F9					SF9 PB 3B BB		K	2	0	1	0	0	0	1																	
					G4-6-3 1B					0	1	0	0	1	0	0																	
										1	0	0	0	0	1	0																	
<b>Inning Stats</b>	R: 0 E: 1 K: 3 S: 10	H: 0 LOB: 2 BB: 1 P: 14	R: 0 E: 1 K: 0 S: 4	H: 0 LOB: 1 BB: 0 P: 4	R: 0 E: 0 K: 0 S: 3	H: 2 LOB: 1 BB: 0 P: 4	R: 0 E: 0 K: 1 S: 6	H: 1 LOB: 1 BB: 0 P: 6	R: 0 E: 0 K: 0 S: 4	H: 0 LOB: 0 BB: 0 P: 3	R: 3 E: 0 K: 0 S: 5	H: 2 LOB: 1 BB: 2 P: 13	R: 0 E: 0 K: 0 S: 3	H: 1 LOB: 1 BB: 1 P: 7	R: 0 E: 0 K: 1 S: 6	H: 1 LOB: 1 BB: 0 P: 6	1B: 7 2B: 2 3B: 1 HR: 0	SF: 1 SAC: 1 DP: 2 HBP: 1	WP: 1 PB: 1 SB: 0 CS: 0	PA: 39													
<b>PITCHER</b>	IP WLS BF H R ER SO BB IBB HBP BLK WP HR S P ERA WHIP																																
Larry Dierker, R (1, 1) ERA: 4.26	6.1	27	6	2	2	4	2	0	1	0	0	1	0	32	41	2.84	1.263																
Ron Taylor, R (7, 1) ERA: 4.4	2.2	L 12	3	1	1	1	1	1	0	0	0	0	0	12	20	3.38	1.500																

Batter	1	2	3	4	5	6	7	8	9	AB	R	H	RBI	BB	SO	LOB	BOTTOM																
Nellie Fox, L (1, 5) OBP: 0.233, SLG: 0.300	F8	4-3			G3		1-3		5-3	5	0	0	0	0	0	1	<b>Philadelphia Phillies @ Houston Astros</b> Astrodome, Houston, TX Sun Jun 20 1965, 4:33 AM EDT Unknown																
Joe Morgan, L (1, 4) OBP: 0.341, SLG: 0.355	F8	1B			1B		1-3			4	0	2	0	0	0	0																	
Walt Bond, L (1, 7) OBP: 0.314, SLG: 0.355	E6 1B	F2			P4		1-3			4	0	0	0	0	0	3																	
Jim Gentile, L (1, 3) OBP: 0.309, SLG: 0.480 Joe Gaines, R (8, PR) OBP: 0.291, SLG: 0.439	1B				F9				SH1-3 BB	2	0	1	0	1	0	1																	
Bob Aspromonte, R (1, 6) OBP: 0.352, SLG: 0.398	K				HBP				SH1-3	3	0	2	0	0	1	2																	
Jimmy Wynn, R (1, 8) OBP: 0.371, SLG: 0.491		K			G6-4-3 1B		F7		K	4	0	0	0	0	2	6																	
Lee Maye, L (1, 9) OBP: 0.250, SLG: 0.338		3B 1B			4-3		F7		1-3	4	1	1	0	0	0	3																	
Ron Brand, R (1, 2) OBP: 0.285, SLG: 0.285		1B 3B			K		5-3		F8	4	1	1	1	0	1	0																	
Larry Dierker, R (1, 1) OBP: 0.133, SLG: 0.133 Ron Taylor, R (7, 1) OBP: 0.400, SLG: 0.600 Rusty Staub, L (8, PH) OBP: 0.308, SLG: 0.332		1B 4-3 1B			G3		K		L7	3	0	1	1	0	1	0																	
										1	0	0	0	0	0	0																	
<b>Inning Stats</b>	R: 0 E: 1 K: 1 S: 7	H: 1 LOB: 2 BB: 0 P: 7	R: 2 E: 0 K: 1 S: 9	H: 4 LOB: 2 BB: 0 P: 9	R: 0 E: 0 K: 0 S: 3	H: 1 LOB: 1 BB: 0 P: 4	R: 0 E: 0 K: 1 S: 5	H: 0 LOB: 0 BB: 0 P: 5	R: 0 E: 0 K: 0 S: 5	H: 0 LOB: 0 BB: 0 P: 5	R: 0 E: 0 K: 0 S: 3	H: 0 LOB: 0 BB: 0 P: 3	R: 0 E: 0 K: 1 S: 5	H: 0 LOB: 2 BB: 1 P: 9	R: 0 E: 0 K: 0 S: 3	H: 0 LOB: 0 BB: 0 P: 3	1B: 7 2B: 0 3B: 1 HR: 0	SF: 0 SAC: 1 DP: 1 HBP: 1	WP: 0 PB: 0 SB: 0 CS: 0	PA: 37													
<b>PITCHER</b>	IP WLS BF H R ER SO BB IBB HBP BLK WP HR S P ERA WHIP																																
Jim Bunning, R (1, 1) ERA: 3.29	6.0	W 27	8	2	2	4	0	0	1	0	0	0	0	34	35	3.00	1.333																
Gary Wagner, R (7, 1) ERA: 2.72	3.0	S 10	0	0	0	1	1	0	0	0	0	0	0	11	15	0.00	0.333																

Batter	1	2	3	4	5	6	7	8	9	AB	R	H	RBI	BB	SO	LOB	TOP								
Tony Taylor, R (1,4) OBP: 0.315, SLG: 0.348	0-0 CS 1B		4-0 BB 2B BB	0-0 L4		0-0 6-3		0-0 6-3		4	1	1	0	1	0	2									
Cookie Rojas, R (1,8) OBP: 0.365, SLG: 0.431	0-0 1-3		4-0 2B E BB	4-0 FC6 BB		0-0 6-3		0-0 F8		3	1	0	1	2	0	1									
Johnny Callison, L (1,9) OBP: 0.330, SLG: 0.567	0-3 K		0-0 E 2B	0-0 FC6		0-0 FC4-6 1B		0-0 L8		5	1	2	2	0	1	3									
Dick Allen, R (1,5) OBP: 0.418, SLG: 0.559		0-3 K	0-0 E4 3B			0-0 1B 1B		0-0 FC4-6		5	1	2	2	0	2	1									
Dick Stuart, R (1,3) OBP: 0.335, SLG: 0.451		0-3 K	0-0 G6-3 1B			0-0 L7				4	1	2	1	1	1	1									
Bobby Wine, R (9, PR) OBP: 0.284, SLG: 0.233										0	0	0	0	0	0	0									
Alex Johnson, R (1,7) OBP: 0.317, SLG: 0.419		0-3 K	0-0 G6-3 1B			0-0 1B		0-0 6-3		5	0	1	0	0	1	2									
Ruben Amaro, R (1,6) OBP: 0.301, SLG: 0.217			0-0 BB 1B BB	0-0 1B	4-0 1B	1-2 BB		0-3 K		4	1	2	0	1	1	1									
Pat Corrales, R (1,2) OBP: 0.556, SLG: 0.667			0-0 BB 2B 1B	0-3 K	0-3 K			4-0 BB		3	1	1	0	1	2	4									
Bo Belinsky, L (1,1) OBP: 0.333, SLG: 0.300			0-3 K	0-0 BB 1B	0-3 K			0-3 K		4	0	1	0	0	3	6									
<b>Inning Stats</b>	R: 0 E: 0 K: 1 S: 5	H: 1 LOB: 0 BB: 0 P: 5	R: 0 E: 0 K: 3 S: 9	H: 0 LOB: 0 BB: 0 P: 9	R: 6 E: 1 K: 1 S: 9	H: 5 LOB: 0 BB: 2 P: 17	R: 0 E: 0 K: 1 S: 7	H: 2 LOB: 3 BB: 1 P: 11	R: 0 E: 0 K: 2 S: 9	H: 2 LOB: 3 BB: 1 P: 13	R: 0 E: 0 K: 0 S: 4	H: 1 LOB: 1 BB: 0 P: 4	R: 1 E: 0 K: 2 S: 8	H: 1 LOB: 1 BB: 1 P: 12	R: 0 E: 0 K: 0 S: 3	H: 0 LOB: 0 BB: 0 P: 3	R: 0 E: 0 K: 1 S: 5	H: 0 LOB: 1 BB: 1 P: 9	1B: 9 2B: 1 3B: 1 HR: 1	SF: 0 SAC: 0 DP: 1 HBP: 0	WP: 0 PB: 0 SB: 0 CS: 1	PA: 43			
<b>PITCHER</b>	IP	WLS	BF	H	R	ER	SO	BB	IBB	HBP	BLK	WP	HR	S	P	ERA	WHIP								
Mike Cuellar, L (1,1) ERA: 19.29	2.1	L	12	4	5	5	5	2	0	0	0	0	0	20	28	19.29	2.571								
Don Lee, R (3,1) ERA: 5.4	1.1		8	4	1	1	1	1	0	0	0	0	0	9	13	6.75	3.750								
Danny Coombs, L (4,1) ERA: 4.42	3.1		16	4	1	1	4	2	0	0	0	0	1	22	30	2.70	1.800								
Ken MacKenzie, L (8,1) ERA: 3.34	2.0		7	0	0	0	1	1	0	0	0	0	0	8	12	0.00	0.500								

Philadelphia Phillies @ Houston Astros  
Astrodome, Houston, TX  
Sun Jun 20 1965, 4:38 AM EDT  
Att: 42,648 - Unknown

AB 37  
R 7  
H 12  
RBI 6  
BB 6  
SO 11  
LOB 21



Batter	1	2	3	4	5	6	7	8	9	AB	R	H	RBI	BB	SO	LOB	BOTTOM								
Joe Morgan, L (1,4) OBP: 0.347, SLG: 0.359	4-0 BB		0-0 1B 1B			0-0 1B		0-0 F9		3	1	2	0	1	0	1									
Joe Gaines, R (1,9) OBP: 0.298, SLG: 0.436	0-3 K		0-0 1B			0-3 K		1-0 HBP		3	0	1	0	0	2	2									
Jimmy Wynn, R (1,8) OBP: 0.369, SLG: 0.487	0-0 L9		0-0 1B			0-0 P4		0-0 F8		4	0	1	1	0	0	3									
Jim Gentile, L (1,3) OBP: 0.302, SLG: 0.469	0-3 K		0-0 F9			0-3 K		0-3 K		4	0	0	0	0	3	4									
Bob Aspromonte, R (1,5) OBP: 0.351, SLG: 0.399		0-0 5-3				0-0 L6		0-0 P4		4	0	1	0	0	0	1									
Gus Triandos, R (1,2) OBP: 0.248, SLG: 0.207		0-3 K				0-3 K		0-3 K2-3		4	0	0	0	0	3	1									
Walt Bond, L (1,7) OBP: 0.313, SLG: 0.353		0-0 F5				0-3 K		0-0 FC5-4 1B		4	0	1	0	0	1	1									
Bob Lillis, R (1,6) OBP: 0.280, SLG: 0.258			0-0 5-3			0-0 1-3		0-0 FC5-4 FC6-4		4	0	0	0	0	0	2									
Mike Cuellar, L (1,1) OBP: 0.250, SLG: 0.500			0-0 5-3			0-3 K		0-0 FC6-4 WP		0	0	0	0	0	0	0									
Don Lee, R (3,1) OBP: 0.250, SLG: 0.500										1	0	0	0	0	0	0									
Danny Coombs, R (4,1) OBP: 0.248, SLG: 0.336										1	0	0	0	0	1	0									
Lee Maye, L (7, PH) OBP: 0.248, SLG: 0.336										1	0	0	0	0	0	1									
Ken MacKenzie, R (8,1) OBP: 0.250, SLG: 0.250										0	0	0	0	0	0	0									
<b>Inning Stats</b>	R: 0 E: 0 K: 2 S: 7	H: 0 LOB: 1 BB: 1 P: 11	R: 0 E: 0 K: 1 S: 5	H: 0 LOB: 0 BB: 0 P: 5	R: 1 E: 0 K: 0 S: 6	H: 3 LOB: 2 BB: 0 P: 6	R: 0 E: 0 K: 1 S: 6	H: 1 LOB: 1 BB: 0 P: 6	R: 0 E: 0 K: 2 S: 7	H: 1 LOB: 1 BB: 0 P: 7	R: 0 E: 0 K: 0 S: 4	H: 0 LOB: 0 BB: 0 P: 4	R: 0 E: 0 K: 1 S: 5	H: 0 LOB: 1 BB: 0 P: 6	R: 0 E: 0 K: 1 S: 5	H: 0 LOB: 0 BB: 0 P: 5	1B: 5 2B: 1 3B: 0 HR: 0	SF: 0 SAC: 0 DP: 0 HBP: 1	WP: 1 PB: 0 SB: 0 CS: 0	PA: 35					
<b>PITCHER</b>	IP	WLS	BF	H	R	ER	SO	BB	IBB	HBP	BLK	WP	HR	S	P	ERA	WHIP								
Bo Belinsky, L (1,1) ERA: 5.65	9.0	W	35	6	1	1	10	1	0	1	0	1	0	53	58	1.00	0.778								

Philadelphia Phillies @ Houston Astros  
Astrodome, Houston, TX  
Sun Jun 20 1965, 4:38 AM EDT  
Att: 42,648 - Unknown

AB 33  
R 1  
H 6  
RBI 1  
BB 1  
SO 10  
LOB 16





Batter	1	2	3	4	5	6	7	8	9	AB	R	H	RBI	BB	SO	LOB	TOP			
Tony Gonzalez, L (1.8)	F7		1B BB		G6-3 1B			E6 FC6-4		3	0	1	0	1	0	0	Philadelphia Phillies @ Houston Astros Astrodome, Houston, TX Mon Jun 21 1965, 8:05 PM EDT Att: 18,271 - Unknown			
Cookie Rojas, R (1.4)	G3-6 BB		1B FC6-4		G6-3 1-2			FC6-4 1-2		3	0	1	0	1	0	2				
Johnny Callison, L (1.9)	G3-6 1-2		K				F9	F8		4	0	0	0	0	1	4				
Dick Allen, R (1.5)		E PB 1B	FC6-4 1-2				F8	K		4	1	1	0	0	1	3				
Wes Covington, L (1.7)		E4 PB 1-3		FC3-6 1B			P5		HR	4	1	2	1	0	0	1				
Dick Stuart, R (1.3)		K		K					G1-6-3 BB	3	0	0	0	1	2	3				
Clay Dalrymple, L (1.2)		K		FC3-6 1-2			4-3		K	4	0	0	0	0	2	3				
Ruben Amaro, R (1.6)	6-3			F9					G1-6-3 1-2	4	0	1	0	0	0	3				
Ray Culp, R (1.1)			K		L9					3	0	0	0	0	2	1				
Jack Baldschun, R (8.1)							K			0	0	0	0	0	0	0				
<b>Inning Stats</b>	R: 0 E: 0 K: 0 S: 2	H: 0 LOB: 0 BB: 1 P: 6	R: 1 E: 1 K: 2 S: 9	H: 1 LOB: 1 BB: 0 P: 9	R: 0 E: 0 K: 2 S: 8	H: 1 LOB: 2 BB: 1 P: 12	R: 0 E: 0 K: 1 S: 6	H: 1 LOB: 1 BB: 0 P: 6	R: 0 E: 0 K: 0 S: 3	H: 0 LOB: 0 BB: 0 P: 3	R: 0 E: 0 K: 1 S: 6	H: 1 LOB: 1 BB: 0 P: 6	R: 0 E: 1 K: 1 S: 6	H: 0 LOB: 1 BB: 1 P: 6	R: 1 E: 0 K: 1 S: 5	H: 1 LOB: 0 BB: 1 P: 9	1B: 5 2B: 0 3B: 0 HR: 1	SF: 0 SAC: 0 DP: 3 HBP: 0	WP: 0 PB: 1 SB: 0 CS: 0	PA: 35
<b>PITCHER</b>	IP WLS BF H R ER SO BB IBB HBP BLK WP HR S P ERA WHIP																			
Turk Farrell, R (1.1)	9.0 W 35 6 2 1 8 3 0 0 0 0 1 48 60 1.00 1.000																			

Batter	1	2	3	4	5	6	7	8	9	AB	R	H	RBI	BB	SO	LOB	BOTTOM	
Joe Morgan, L (1.4)	1B 1B BB		E9 1B 1B		K			E1 1-3 3-H 1B		3	2	2	1	2	1	0	Philadelphia Phillies @ Houston Astros Astrodome, Houston, TX Mon Jun 21 1965, 8:05 PM EDT Att: 18,271 - Unknown	
Lee Maye, L (1.7)	1B 1-2		BB 1B 3-H		L7					4	0	3	3	1	0	0		
Jimmy Wynn, R (1.8)	B1		F3		5-3		P6	L6		5	0	0	0	0	0	7		
Jim Gentile, L (1.3)	1-2 2-3 1B		1-2 BB		3-1		K	K		4	0	1	0	1	2	4		
Bob Aspromonte, R (1.5)	K		P5		6-3			5-3		4	0	0	0	0	1	5		
Rusty Staub, L (1.9)	3-1		F8					1B 1B BB		3	1	1	0	1	0	5		
Ron Brand, R (1.2)		F8		5-3		5-3		1B 1-3 1B 1B		4	1	1	0	0	0	1		
Bob Lillis, R (1.6)		5-3		5-3			SH2-4 3B BB	1B 1-2 1B 1B		3	2	1	0	1	0	0		
Turk Farrell, R (1.1)		K		K			SH2-4 1-2	E 1B 1-3 2-H 3-H 1B		3	0	1	2	0	2	0		
<b>Inning Stats</b>	R: 0 E: 0 K: 1 S: 7	H: 2 LOB: 3 BB: 1 P: 11	R: 0 E: 0 K: 1 S: 5	H: 0 LOB: 0 BB: 0 P: 5	R: 1 E: 1 K: 0 S: 5	H: 2 LOB: 1 BB: 1 P: 9	R: 0 E: 0 K: 1 S: 5	H: 0 LOB: 0 BB: 0 P: 5	R: 0 E: 0 K: 1 S: 4	H: 0 LOB: 0 BB: 0 P: 4	R: 2 E: 0 K: 1 S: 6	H: 1 LOB: 1 BB: 2 P: 14	R: 3 E: 1 K: 1 S: 9	H: 4 LOB: 3 BB: 2 P: 17	1B: 9 2B: 0 3B: 1 HR: 0	SF: 0 SAC: 1 DP: 0 HBP: 0	WP: 0 PB: 0 SB: 0 CS: 0	PA: 40
<b>PITCHER</b>	IP WLS BF H R ER SO BB IBB HBP BLK WP HR S P ERA WHIP																	
Ray Culp, R (1.1)	7.1 L 34 7 5 4 5 5 0 0 0 0 0 39 59 4.91 1.636																	
Jack Baldschun, R (8.1)	0.2 6 3 1 1 1 0 1 0 0 0 0 7 11 13.50 4.500																	

Batter	1	2	3	4	5	6	7	8	9	AB	R	H	RBI	BB	SO	LOB	TOP					
John Briggs, L OBP: 0.362, SLG: 0.432 (1, 8)										3	2	1	0	2	2	0	<b>Philadelphia Phillies @ Houston Astros</b> Astrodome, Houston, TX Tue Jun 22 1965, 8:05 PM EDT Att: 19,331 - Unknown					
Cookie Rojas, R OBP: 0.392, SLG: 0.434 (1, 4)										5	2	3	0	0	0	1						
Johnny Callison, L OBP: 0.337, SLG: 0.563 (1, 9)										3	1	3	1	2	0	0						
Dick Allen, R OBP: 0.412, SLG: 0.549 (1, 5)										4	1	1	3	0	1	5						
Dick Stuart, R OBP: 0.326, SLG: 0.436 (1, 3)										4	0	0	1	0	1	3						
Ruben Amaro, R OBP: 0.299, SLG: 0.218 (9, 3)										0	0	0	0	0	0	0						
Tony Gonzalez, L OBP: 0.349, SLG: 0.507 (1, 7)										5	1	3	2	0	1	1						
Pat Corrales, R OBP: 0.500, SLG: 0.579 (1, 2)										4	0	1	0	0	1	2						
Bobby Wine, R OBP: 0.268, SLG: 0.219 (1, 6)										4	0	0	0	0	1	3						
Chris Short, R OBP: 0.125, SLG: 0.125 (1, 1)										2	0	0	0	0	0	0						
Wes Covington, L OBP: 0.273, SLG: 0.496 (7, PH)										1	0	0	0	0	0	0						
Gary Wagner, R OBP: 0.273, SLG: 0.496 (7, 1)										1	0	0	0	0	1	0						
<b>Inning Stats</b>	R: 0 E: 0 K: 2 S: 8	H: 1 LOB: 1 BB: 0 P: 8	R: 0 E: 0 K: 0 S: 4	H: 1 LOB: 1 BB: 0 P: 4	R: 0 E: 0 K: 0 S: 4	H: 1 LOB: 2 BB: 1 P: 8	R: 0 E: 0 K: 0 S: 4	H: 1 LOB: 1 BB: 0 P: 4	R: 1 E: 0 K: 0 S: 5	H: 2 LOB: 2 BB: 1 P: 9	R: 0 E: 0 K: 0 S: 3	H: 1 LOB: 0 BB: 0 P: 3	R: 5 E: 0 K: 1 S: 8	H: 3 LOB: 0 BB: 2 P: 16	R: 0 E: 0 K: 3 S: 9	H: 0 LOB: 1 BB: 0 P: 9	R: 1 E: 0 K: 2 S: 9	H: 2 LOB: 1 BB: 0 P: 9	1B: 9 2B: 1 3B: 1 HR: 1	SF: 2 SAC: 0 DP: 1 HBP: 0	WP: 0 PB: 0 SB: 1 CS: 0	PA: 42
<b>PITCHER</b>	IP WLS BF H R ER SO BB IBB HBP BLK WP HR S P ERA WHIP																					
Bob Bruce, R ERA: 3.53 (1, 1)	7.0 L 34 10 6 6 3 4 0 0 0 0 0 0 36 52 7.71 2.000																					
Jim Owens, R ERA: 2.47 (8, 1)	1.0 3 0 0 0 3 0 0 0 0 0 0 0 9 9 0.00 0.000																					
Mike Cuellar, L ERA: 16.2 (9, 1)	1.0 5 2 1 1 2 0 0 0 0 0 0 0 9 9 9.00 2.000																					

Batter	1	2	3	4	5	6	7	8	9	AB	R	H	RBI	BB	SO	LOB	BOTTOM					
Joe Morgan, L OBP: 0.356, SLG: 0.362 (1, 4)										3	1	1	0	1	2	0	<b>Philadelphia Phillies @ Houston Astros</b> Astrodome, Houston, TX Tue Jun 22 1965, 8:05 PM EDT Att: 19,331 - Unknown					
Joe Gaines, R OBP: 0.288, SLG: 0.419 (1, 9)										4	0	0	1	0	1	2						
Jimmy Wynn, R OBP: 0.364, SLG: 0.478 (1, 8)										3	0	1	1	1	0	1						
Walt Bond, L OBP: 0.315, SLG: 0.359 (1, 3)										4	0	2	0	0	0	2						
Bob Aspromonte, R OBP: 0.344, SLG: 0.388 (1, 5)										3	0	0	0	1	1	1						
Lee Maye, L OBP: 0.260, SLG: 0.352 (1, 7)										4	0	0	0	0	0	3						
Ron Brand, R OBP: 0.283, SLG: 0.283 (1, 2)										4	0	1	0	0	0	3						
Bob Lillis, R OBP: 0.280, SLG: 0.255 (1, 6)										3	0	0	0	0	1	1						
Bob Bruce, R OBP: 0.079, SLG: 0.081 (1, 1)										1	1	0	0	1	0	0						
Jim Owens, R OBP: 0.310, SLG: 0.330 (8, PH)										0	0	0	0	0	0	0						
Mike Cuellar, L ERA: 2.52 (9, 1)										0	0	0	0	0	0	0						
<b>Inning Stats</b>	R: 0 E: 0 K: 1 S: 5	H: 0 LOB: 0 BB: 0 P: 5	R: 0 E: 0 K: 0 S: 3	H: 1 LOB: 1 BB: 1 P: 7	R: 0 E: 0 K: 0 S: 2	H: 0 LOB: 0 BB: 1 P: 6	R: 0 E: 0 K: 0 S: 3	H: 0 LOB: 0 BB: 0 P: 3	R: 2 E: 1 K: 0 S: 5	H: 2 LOB: 1 BB: 1 P: 9	R: 0 E: 0 K: 1 S: 6	H: 1 LOB: 1 BB: 0 P: 6	R: 0 E: 0 K: 1 S: 5	H: 0 LOB: 1 BB: 1 P: 9	R: 0 E: 0 K: 1 S: 6	H: 1 LOB: 1 BB: 0 P: 6	R: 0 E: 0 K: 1 S: 6	H: 1 LOB: 1 BB: 0 P: 6	1B: 3 2B: 2 3B: 0 HR: 0	SF: 0 SAC: 0 DP: 1 HBP: 0	WP: 0 PB: 0 SB: 1 CS: 0	PA: 35
<b>PITCHER</b>	IP WLS BF H R ER SO BB IBB HBP BLK WP HR S P ERA WHIP																					
Chris Short, L ERA: 3.41 (1, 1)	6.0 W 22 3 2 2 2 3 0 0 0 0 0 0 23 35 3.00 1.000																					
Gary Wagner, R ERA: 2.52 (7, 1)	3.0 S 12 2 0 0 3 1 0 0 0 0 0 0 17 21 0.00 1.000																					

Batter	1	2	3	4	5	6	7	8	9	AB	R	H	RBI	BB	SO	LOB	TOP		
<b>John Briggs, L</b> OBP: 0.373, SLG: 0.410 (1, 8)										2	1	0	0	2	1	1	<b>Philadelphia Phillies @ San Francisco Giants</b> <b>Candlestick Park, San Francisco, CA</b> Thu Jun 24 1965, 6:33 AM EDT Att: 8,738 - Unknown		
<b>Cookie Rojas, R</b> OBP: 0.391, SLG: 0.432 (1, 4)										3	1	1	0	0	1	0			
<b>Johnny Callison, L</b> OBP: 0.339, SLG: 0.563 (1, 9)										4	0	2	1	0	1	1			
<b>Dick Allen, R</b> OBP: 0.410, SLG: 0.548 (1, 5)										4	0	1	0	0	1	4			
<b>Tony Gonzalez, L</b> OBP: 0.359, SLG: 0.514 (1, 7)										4	0	3	1	0	0	1			
<b>Dick Stuart, R</b> OBP: 0.325, SLG: 0.447 (1, 3)										4	1	1	1	0	0	4			
<b>Ruben Amaro, R</b> OBP: 0.299, SLG: 0.218 (9, 3)										0	0	0	0	0	0	0			
<b>Bobby Wine, R</b> OBP: 0.267, SLG: 0.221 (1, 6)										4	0	1	0	0	1	1			
<b>Pat Corrales, R</b> OBP: 0.462, SLG: 0.500 (1, 2)										3	0	0	0	1	1	1			
<b>Jim Bunning, R</b> OBP: 0.220, SLG: 0.293 (1, 1)										2	0	0	0	0	2	2			
<b>Ray Herbert, R</b> OBP: 0.318, SLG: 0.364 (6, 1)										1	0	0	0	0	1	0			
<b>Inning Stats</b>	R: 0 E: 0 K: 1 S: 5	H: 0 LOB: 1 BB: 1 P: 9	R: 0 E: 0 K: 1 S: 5	H: 1 LOB: 0 BB: 0 P: 5	R: 0 E: 0 K: 2 S: 7	H: 0 LOB: 0 BB: 0 P: 7	R: 0 E: 0 K: 1 S: 5	H: 1 LOB: 2 BB: 1 P: 10	R: 0 E: 0 K: 1 S: 6	H: 1 LOB: 1 BB: 0 P: 6	R: 0 E: 0 K: 0 S: 4	H: 1 LOB: 1 BB: 0 P: 4	R: 1 E: 0 K: 1 S: 6	H: 1 LOB: 0 BB: 0 P: 6	1B: 7 2B: 1 3B: 0 HR: 1	SF: 0 SAC: 2 DP: 3 HBP: 0	WP: 0 PB: 0 SB: 0 CS: 0	PA: 36	
<b>PITCHER</b>	IP	WLS	BF	H	R	ER	SO	BB	IBB	HBP	BLK	WP	HR	S	P	ERA	WHIP		
<b>Juan Marichal, R</b> ERA: 1.76 (1, 1)	8.0	L	32	8	2	2	8	2	1	0	0	0	0	45	57	2.25	1.250		
<b>Bobby Bolin, R</b> ERA: 2.4 (9, 1)	1.0		4	1	1	1	1	0	0	0	0	0	1	6	6	9.00	1.000		



Batter	1	2	3	4	5	6	7	8	9	AB	R	H	RBI	BB	SO	LOB	BOTTOM			
<b>Jim Davenport, R</b> OBP: 0.285, SLG: 0.351 (1, 6)										4	0	1	0	0	2	0	<b>Philadelphia Phillies @ San Francisco Giants</b> <b>Candlestick Park, San Francisco, CA</b> Thu Jun 24 1965, 6:33 AM EDT Att: 8,738 - Unknown			
<b>Matty Alou, L</b> OBP: 0.291, SLG: 0.317 (1, 7)										4	0	2	0	0	0	1				
<b>Willie Mays, R</b> OBP: 0.421, SLG: 0.714 (1, 8)										3	0	0	0	1	1	2				
<b>Jim Ray Hart, R</b> OBP: 0.290, SLG: 0.402 (1, 5)										3	0	0	0	1	1	3				
<b>Jesus Alou, R</b> OBP: 0.317, SLG: 0.421 (1, 9)										4	0	1	0	0	0	1				
<b>Len Gabrielson, L</b> OBP: 0.333, SLG: 0.395 (1, 3)										4	1	1	0	0	0	1				
<b>Tom Haller, L</b> OBP: 0.337, SLG: 0.323 (1, 2)										2	0	1	0	0	0	0				
<b>Jack Hiatt, R</b> OBP: 0.364, SLG: 0.395 (6, 2)										2	0	0	0	0	0	1				
<b>Hal Lanier, R</b> OBP: 0.271, SLG: 0.297 (1, 4)										3	0	1	1	0	0	0				
<b>Juan Marichal, R</b> OBP: 0.213, SLG: 0.200 (1, 1)										2	0	0	0	0	1	2				
<b>Willie McCovey, L</b> OBP: 0.396, SLG: 0.545 (8, PH)										1	0	0	0	0	1	0				
<b>Bobby Bolin, R</b> OBP: 0.167, SLG: 0.167 (9, 1)										0	0	0	0	0	0	0				
<b>Inning Stats</b>	R: 0 E: 0 K: 2 S: 7	H: 3 LOB: 2 BB: 0 P: 7	R: 1 E: 0 K: 0 S: 6	H: 3 LOB: 0 BB: 0 P: 6	R: 0 E: 0 K: 1 S: 6	H: 1 LOB: 1 BB: 0 P: 6	R: 0 E: 0 K: 0 S: 3	H: 0 LOB: 0 BB: 0 P: 3	R: 0 E: 0 K: 2 S: 7	H: 0 LOB: 0 BB: 0 P: 7	R: 0 E: 0 K: 0 S: 3	H: 0 LOB: 0 BB: 0 P: 3	R: 0 E: 0 K: 1 S: 6	H: 1 LOB: 2 BB: 1 P: 10	R: 0 E: 0 K: 0 S: 3	H: 1 LOB: 0 BB: 0 P: 3	1B: 7 2B: 0 3B: 0 HR: 0	SF: 0 SAC: 0 DP: 2 HBP: 0	WP: 0 PB: 0 SB: 0 CS: 0	PA: 34
<b>PITCHER</b>	IP	WLS	BF	H	R	ER	SO	BB	IBB	HBP	BLK	WP	HR	S	P	ERA	WHIP			
<b>Jim Bunning, R</b> ERA: 3.23 (1, 1)	5.0	W	20	5	1	1	5	0	0	0	0	0	0	30	30	1.80	1.000			
<b>Ray Herbert, R</b> ERA: 2.93 (6, 1)	4.0	S	14	2	0	0	1	2	0	0	0	0	0	14	22	0.00	1.000			



Batter	1	2	3	4	5	6	7	8	9	AB	R	H	RBI	BB	SO	LOB	TOP			
John Briggs, L (1.8) OBP: 0.364, SLG: 0.381	4-3		4-0 BB			F4		4-3		3	0	0	0	1	0	0				
Cookie Rojas, R (1.4) OBP: 0.388, SLG: 0.426	F7		4-3						F8	3	0	0	0	1	0	1				
Johnny Callison, L (1.9) OBP: 0.334, SLG: 0.554	K			4-3					E1	4	0	0	0	0	2	1				
Dick Allen, R (1.5) OBP: 0.404, SLG: 0.540		F3			K				K	4	0	0	0	0	2	1				
Wes Covington, L (1.7) OBP: 0.280, SLG: 0.516				G3					K	3	1	1	1	1	1	1				
Dick Stuart, R (1.3) OBP: 0.321, SLG: 0.440						F9			F7	3	0	0	0	0	1	1				
Bobby Wine, R (1.6) OBP: 0.260, SLG: 0.214										2	0	0	0	0	0	0				
John Herrnstein, L (7. PH) OBP: 0.240, SLG: 0.250										1	0	0	0	0	0	1				
Ruben Amaro, R (7.6) OBP: 0.299, SLG: 0.218										0	0	0	0	0	0	0				
Pat Corrales, R (1.2) OBP: 0.429, SLG: 0.458										2	0	0	0	0	0	0				
Jack Baldschun, R (5.1) OBP: 0.314, SLG: 0.347			1-3							0	0	0	0	0	0	0				
Tony Taylor, R (8. PH) OBP: 0.314, SLG: 0.347										1	0	0	0	0	0	0				
Art Mahaffey, R (8.1) OBP: 0.116, SLG: 0.118										0	0	0	0	0	0	0				
Bo Belinsky, L (1.1) OBP: 0.318, SLG: 0.286										1	0	0	0	0	0	0				
Clay Dalrymple, L (5.2) OBP: 0.279, SLG: 0.282			3-1							2	0	0	0	0	0	0				
<b>Inning Stats</b>	R: 0 E: 0 K: 1 S: 5	H: 0 LOB: 0 BB: 0 P: 5	R: 1 E: 0 K: 1 S: 6	H: 1 LOB: 0 BB: 0 P: 6	R: 0 E: 0 K: 0 S: 3	H: 0 LOB: 1 BB: 1 P: 7	R: 0 E: 0 K: 1 S: 5	H: 0 LOB: 0 BB: 0 P: 5	R: 0 E: 0 K: 0 S: 3	H: 0 LOB: 1 BB: 1 P: 9	R: 0 E: 0 K: 0 S: 3	H: 0 LOB: 1 BB: 1 P: 7	R: 0 E: 0 K: 0 S: 3	H: 0 LOB: 0 BB: 0 P: 3	R: 0 E: 1 K: 2 S: 8	H: 0 LOB: 1 BB: 0 P: 8	1B: 0 2B: 0 3B: 0 HR: 1	SF: 0 SAC: 0 DP: 0 HBP: 0	WP: 0 PB: 0 SB: 0 CS: 0	PA: 32
<b>PITCHER</b> Bob Shaw, R (1.1) ERA: 2.42	IP: 9.0 WLS: W BF: 32 H: 1 R: 1 ER: 1 SO: 6 BB: 3 IBB: 0 HBP: 0 BLK: 0 WP: 0 HR: 1 S: 41 P: 53 ERA: 1.00 WHIP: 0.444															<b>PITCHER</b> IP: 9.0 WLS: W BF: 32 H: 1 R: 1 ER: 1 SO: 6 BB: 3 IBB: 0 HBP: 0 BLK: 0 WP: 0 HR: 1 S: 41 P: 53 ERA: 1.00 WHIP: 0.444				

Philadelphia Phillies @ San Francisco Giants  
Candlestick Park, San Francisco, CA  
Fri Jun 25 1965, 10:05 PM EDT  
Att: 12,948 - Unknown

AB 29  
R 1  
H 1  
RBI 1  
BB 3  
SO 6  
LOB 6



Batter	1	2	3	4	5	6	7	8	9	AB	R	H	RBI	BB	SO	LOB	BOTTOM	
Jim Davenport, R (1.6) OBP: 0.299, SLG: 0.353	2B	5-3			WP					2	2	1	0	2	0	0		
Jesus Alou, R (1.9) OBP: 0.323, SLG: 0.430	1B									4	1	3	1	0	1	1		
Willie Mays, R (1.8) OBP: 0.419, SLG: 0.705	1B									3	1	0	0	1	1	4		
Jim Ray Hart, R (1.5) OBP: 0.293, SLG: 0.405										3	0	1	2	1	0	2		
Cap Peterson, R (1.7) OBP: 0.355, SLG: 0.421										2	0	1	1	0	0	1		
Matty Alou, L (6. PH) OBP: 0.290, SLG: 0.316										1	0	0	0	0	0	0		
Jack Hiatt, R (1.3) OBP: 0.354, SLG: 0.366										3	0	0	0	1	2	1		
Hal Lanier, R (1.4) OBP: 0.271, SLG: 0.296										4	0	1	0	0	1	3		
Randy Hundley, R (1.2) OBP: 0.318, SLG: 0.286										3	0	0	0	0	0	1		
Bob Shaw, R (1.1) OBP: 0.103, SLG: 0.103										3	0	0	0	0	0	0		
<b>Inning Stats</b>	R: 2 E: 0 K: 1 S: 8	H: 3 LOB: 2 BB: 1 P: 12	R: 0 E: 0 K: 0 S: 3	H: 0 LOB: 0 BB: 0 P: 3	R: 0 E: 0 K: 0 S: 4	H: 1 LOB: 1 BB: 0 P: 4	R: 0 E: 0 K: 1 S: 5	H: 1 LOB: 0 BB: 0 P: 5	R: 2 E: 0 K: 1 S: 5	H: 1 LOB: 2 BB: 1 P: 8	R: 0 E: 0 K: 1 S: 5	H: 0 LOB: 1 BB: 1 P: 9	R: 0 E: 0 K: 1 S: 5	H: 0 LOB: 1 BB: 1 P: 9	1B: 5 2B: 2 3B: 0 HR: 0	SF: 0 SAC: 1 DP: 1 HBP: 0	WP: 1 PB: 0 SB: 0 CS: 0	PA: 34
<b>PITCHER</b> Bo Belinsky, L (1.1) ERA: 5.69	IP: 4.1 WLS: L BF: 19 H: 5 R: 3 ER: 3 SO: 3 BB: 2 IBB: 0 HBP: 0 BLK: 0 WP: 1 HR: 0 S: 21 P: 29 ERA: 6.23 WHIP: 1.615															<b>PITCHER</b> IP: 4.1 WLS: L BF: 19 H: 5 R: 3 ER: 3 SO: 3 BB: 2 IBB: 0 HBP: 0 BLK: 0 WP: 1 HR: 0 S: 21 P: 29 ERA: 6.23 WHIP: 1.615		
Jack Baldschun, R (5.1) ERA: 3.71	2.2 11 2 1 1 2 1 1 0 0 1 0 13 21 3.38 1.125															<b>PITCHER</b> IP: 2.2 WLS: L BF: 11 H: 2 R: 1 ER: 1 SO: 2 BB: 1 IBB: 0 HBP: 0 BLK: 0 WP: 0 HR: 0 S: 13 P: 21 ERA: 3.38 WHIP: 1.125		
Art Mahaffey, R (8.1) ERA: 6.11	1.0 4 0 0 0 1 1 0 0 0 0 0 5 9 0.00 1.000															<b>PITCHER</b> IP: 1.0 WLS: L BF: 4 H: 0 R: 0 ER: 0 SO: 1 BB: 0 IBB: 0 HBP: 0 BLK: 0 WP: 0 HR: 0 S: 5 P: 9 ERA: 0.00 WHIP: 1.000		

Philadelphia Phillies @ San Francisco Giants  
Candlestick Park, San Francisco, CA  
Fri Jun 25 1965, 10:05 PM EDT  
Att: 12,948 - Unknown

AB 28  
R 4  
H 7  
RBI 4  
BB 5  
SO 5  
LOB 13





Batter	1	2	3	4	5	6	7	8	9	AB	R	H	RBI	BB	SO	LOB	TOP									
John Briggs, L (1, 8) OBP: 0.354, SLG: 0.327	0-3 K		0-0 1-3		0-3 K		0-0 F7		4-0 FC4-6 BB	4	0	0	0	1	2	0	Philadelphia Phillies @ San Francisco Giants Candlestick Park, San Francisco, CA Sun Jun 27 1965, 6:33 AM EDT Att: 27,015 - Unknown									
Cookie Rojas, R (1, 4) OBP: 0.380, SLG: 0.420	0-0 F9		0-0 F2			0-0 1B 1B	0-0 6-3		0-0 F8	5	1	1	0	0	0	2										
Johnny Callison, L (1, 9) OBP: 0.333, SLG: 0.554	0-0 HR		0-0 4-3			0-0 1B BB 1B	0-0 F9		0-0 FC4-6 1B 1-2 2-3	5	2	2	1	0	0	2										
Dick Allen, R (1, 5) OBP: 0.412, SLG: 0.558	0-0 2B			0-0 4-3 S 1B		0-0 BB 1-3 2-H 1B		0-3 K	0-0 1-2 3-H 1B	5	0	4	2	0	1	0										
Wes Covington, L (1, 7) OBP: 0.305, SLG: 0.526 John Herrnstein, L (8, 7) OBP: 0.231, SLG: 0.240	4-0 IBB			0-3 K		0-3 BB IBB		0-3 K	0-3 K	2	0	0	0	2	2	1										
Dick Stuart, R (1, 3) OBP: 0.310, SLG: 0.424 Ruben Amaro, R (8, 3) OBP: 0.299, SLG: 0.218	0-3 K			0-0 4-3		0-3 K		0-0 F8		4	0	0	0	0	2	6										
Bobby Wine, R (1, 6) OBP: 0.299, SLG: 0.208		0-0 F9		0-0 F9		4-0 1-2 2-3 3-H BB			0-0 2B 1B	3	1	1	1	1	0	1										
Pat Corrales, R (1, 2) OBP: 0.406, SLG: 0.464		0-0 F7			0-0 F5	0-3 K			0-0 1-H 1B 2B	4	1	1	1	0	1	3										
Ray Culp, R (1, 1) OBP: 0.130, SLG: 0.048		0-0 F8			0-3 K	0-3 K			0-0 FC4-6 BB 1B 2-H 1B	4	1	1	1	0	2	3										
<b>Inning Stats</b>	R: 1 E: 0 K: 2 S: 9	H: 2 LOB: 2 BB: 1 P: 13	R: 0 E: 0 K: 0 S: 3	H: 0 LOB: 0 BB: 0 P: 3	R: 0 E: 0 K: 0 S: 3	H: 0 LOB: 0 BB: 0 P: 3	R: 0 E: 0 K: 1 S: 6	H: 1 LOB: 1 BB: 0 P: 6	R: 0 E: 0 K: 2 S: 7	H: 3 LOB: 3 BB: 2 P: 20	R: 0 E: 0 K: 0 S: 3	H: 0 LOB: 0 BB: 0 P: 3	R: 0 E: 0 K: 2 S: 7	H: 0 LOB: 0 BB: 0 P: 7	R: 0 E: 0 K: 2 S: 9	H: 0 LOB: 0 BB: 0 P: 7		R: 3 E: 0 K: 1 S: 9	H: 4 LOB: 2 BB: 1 P: 13	1B: 7 2B: 2 3B: 0 HR: 1	SF: 0 SAC: 0 DP: 0 HBP: 0	WP: 0 PB: 0 SB: 1 CS: 0	PA: 41			
<b>PITCHER</b>	IP WLS BF H R ER SO BB IBB HBP BLK WP HR S P ERA WHIP	5.0 L 22 6 3 3 3 5 0 1 0 0 0 1 31 35 5.40 1.200	2.0 R 8 0 0 0 3 1 1 0 0 0 0 12 20 0.00 0.500	1.0 L 7 3 3 3 2 1 0 0 0 0 0 10 14 27.00 4.000	1.0 L 4 1 0 0 1 0 0 0 0 0 0 0 6 6 0.00 1.000																					

Batter	1	2	3	4	5	6	7	8	9	AB	R	H	RBI	BB	SO	LOB	BOTTOM								
Jim Davenport, R (1, 6) OBP: 0.301, SLG: 0.355	0-0 5-3		0-0 1B 1B			0-0 F7	0-0 G6-4-3			4	0	1	0	0	0	2	Philadelphia Phillies @ San Francisco Giants Candlestick Park, San Francisco, CA Sun Jun 27 1965, 6:33 AM EDT Att: 27,015 - Unknown								
Matty Alou, L (1, 7) OBP: 0.290, SLG: 0.320	0-0 F8		0-0 S 1B			0-0 1B 2B		0-0 F7		4	0	2	0	0	0	0									
Willie Mays, R (1, 8) OBP: 0.419, SLG: 0.693	0-0 6-3		0-0 F8			0-0 2-3 1B		0-0 F2		4	0	1	0	0	0	2									
Willie McCovey, L (1, 3) OBP: 0.402, SLG: 0.558		0-0 F9		0-0 F4		4-0 BB		4-0 BB		2	0	0	0	2	0	0									
Jim Ray Hart, R (1, 5) OBP: 0.294, SLG: 0.400		0-0 6-3		0-0 L4-3 1B		0-3 K		0-0 F3		4	0	1	0	0	1	4									
Jesus Alou, R (1, 9) OBP: 0.331, SLG: 0.430		4-0 BB		0-0 L4-3		0-3 K			0-0 F8	3	0	0	0	1	1	4									
Hal Lanier, R (1, 4) OBP: 0.270, SLG: 0.299		0-0 F6			0-0 F9		0-0 F9		0-0 6-3	4	0	0	0	0	0	1									
Randy Hundley, R (1, 2) Jack Hiatt, R (7, PH) OBP: 0.404, SLG: 0.432			0-0 F7		0-0 4-3		0-0 1B 1B		0-0 2B	2	0	0	0	0	0	0									
Bobby Bolin, R (1, 1) Ron Fietz, R (8, 1) Leri Cash (8, PH) Bill Henry, L (8, 1) Masanori Murakami, L (9, 1) Dick Schofield, S (9, PH)			0-3 K		0-0 3-1		0-0 G6-4-3 1-2 1B		0-0 F2	2	0	0	0	0	1	0									
<b>Inning Stats</b>	R: 0 E: 0 K: 0 S: 3	H: 0 LOB: 0 BB: 0 P: 3	R: 0 E: 0 K: 0 S: 3	H: 0 LOB: 1 BB: 1 P: 7	R: 0 E: 0 K: 1 S: 7	H: 2 LOB: 2 BB: 0 P: 7	R: 0 E: 0 K: 0 S: 3	H: 1 LOB: 0 BB: 0 P: 3	R: 0 E: 0 K: 0 S: 3	H: 0 LOB: 0 BB: 0 P: 3	R: 0 E: 0 K: 2 S: 9	H: 2 LOB: 3 BB: 1 P: 13	R: 0 E: 0 K: 0 S: 4	H: 2 LOB: 1 BB: 0 P: 4	R: 0 E: 0 K: 0 S: 3	H: 0 LOB: 1 BB: 1 P: 7		R: 0 E: 0 K: 0 S: 4	H: 1 LOB: 1 BB: 0 P: 4	1B: 6 2B: 3 3B: 0 HR: 0	SF: 0 SAC: 0 DP: 2 HBP: 0	WP: 0 PB: 0 SB: 1 CS: 0	PA: 36		
<b>PITCHER</b>	IP WLS BF H R ER SO BB IBB HBP BLK WP HR S P ERA WHIP	9.0 W 36 8 0 0 0 3 3 0 0 0 0 39 51 0.00 1.222																							



Batter	1	2	3	4	5	6	7	8	9	AB	R	H	RBI	BB	SO	LOB	TOP					
<b>Phil Gagliano, R</b> OBP: 0.364, SLG: 0.461 (1, 4) C X	0-1 F4		2-0 2B			3-2 6-3		2-2 5-3		4	0	1	0	0	0	0						
<b>Dick Groat, R</b> OBP: 0.323, SLG: 0.314 (1, 6) C X	0-1 F7		2-1 6-3			1-0 F8			0-0 F6	4	0	0	0	0	0	1						
<b>Lou Brock, L</b> OBP: 0.334, SLG: 0.427 (1, 7) B X	1-0 4-3			0-1 F8		3-1 E S 1B			0-0 4-3 1B	4	0	2	0	0	0	0						
<b>Ken Boyer, R</b> OBP: 0.320, SLG: 0.399 (1, 5) C X		0-1 6-3		0-1 5-3		2-2 6-3			1-0 E3 4-3	4	0	0	0	0	0	2						
<b>Bill White, L</b> OBP: 0.378, SLG: 0.471 (1, 3) C X		2-3 K		0-0 F5			3-0 F4		0-0 4-3	4	0	0	0	0	1	2						
<b>Curt Flood, R</b> OBP: 0.346, SLG: 0.431 (1, 8) S B X	1-1 2B				4-0 BB		0-0 6-3		0-0 4-3	3	0	1	0	1	0	2						
<b>Bob Uecker, R</b> OBP: 0.386, SLG: 0.333 (1, 2) B C X	2-2 6-3			1-0 F9			2-1 F8			3	0	0	0	0	0	2						
<b>Mike Shannon, R</b> OBP: 0.246, SLG: 0.276 (1, 9) B X			1-0 L8		2-3 K			3-3 K		3	0	0	0	0	2	1						
<b>Tracy Stallard, R</b> OBP: 0.125, SLG: 0.125 (1, 1) X			0-0 F8		0-3 K			1-3 K		2	0	0	0	0	1	1						
<b>Carl Warwick, R</b> OBP: 0.209, SLG: 0.219 (8, PH) (8, 1)										1	0	0	0	0	1	0						
<b>Hal Woodeshick, R</b> OBP: 0.111, SLG: 0.111 (8, 1) (8, 1)										0	0	0	0	0	0	0						
<b>Don Dennis, R</b> OBP: 1.000, SLG: 1.000 (8, 1) (8, 1)										0	0	0	0	0	0	0						
<b>Inning Stats</b>	R: 0 E: 0 K: 0 S: 5	H: 0 LOB: 0 BB: 0 P: 6	R: 0 E: 0 K: 1 S: 10	H: 1 LOB: 1 BB: 0 P: 15	R: 0 E: 0 K: 0 S: 5	H: 1 LOB: 1 BB: 0 P: 10	R: 0 E: 0 K: 0 S: 5	H: 0 LOB: 0 BB: 0 P: 5	R: 0 E: 0 K: 2 S: 7	H: 0 LOB: 1 BB: 1 P: 14	R: 0 E: 0 K: 0 S: 9	H: 1 LOB: 1 BB: 0 P: 18	R: 0 E: 0 K: 0 S: 4	H: 0 LOB: 0 BB: 0 P: 9	R: 0 E: 0 K: 2 S: 10	H: 0 LOB: 0 BB: 0 P: 16	R: 0 E: 1 K: 0 S: 5	H: 1 LOB: 2 BB: 0 P: 6	1B: 2 2B: 2 3B: 0 HR: 0	SF: 0 SAC: 0 DP: 0 HBP: 0	WP: 0 PB: 0 SB: 2 CS: 0	PA: 33
<b>PITCHER</b> <b>Chris Short, L</b> ERA: 3.42 (1, 1)	IP: 9.0 WLS: W BF: 33 H: 4 R: 0 ER: 0 SO: 5 BB: 1 IBB: 0 HBP: 0 BLK: 0 WP: 0 HR: 0 S: 60 P: 99 ERA: 0.00 WHIP: 0.556															<b>PITCHER</b>						

St. Louis Cardinals @ Philadelphia Phillies  
 Connie Mack Stadium, Philadelphia, PA  
 Mon Jun 28 1965, 7:05 PM EDT  
 Att: 19,208 - Unknown

AB 32  
 R 0  
 H 4  
 RBI 0  
 BB 1  
 SO 5  
 LOB 11



Batter	1	2	3	4	5	6	7	8	9	AB	R	H	RBI	BB	SO	LOB	BOTTOM					
<b>John Briggs, L</b> OBP: 0.333, SLG: 0.302 (1, 8) X	0-0 F7		3-2 L8	0-0 F4			1-1 4-3			4	0	0	0	0	0	1						
<b>Cookie Rojas, R</b> OBP: 0.374, SLG: 0.411 (1, 4) B F S X	2-2 F9		1-2 F9		1-1 F6		1-3 K			4	0	0	0	0	1	0						
<b>Johnny Callison, L</b> OBP: 0.332, SLG: 0.557 (1, 9) B B C X	3-1 E1 FC6-4		1-1 WP 3B		0-0 F3			2-1 L8		4	1	1	0	0	0	0						
<b>Dick Allen, R</b> OBP: 0.416, SLG: 0.559 (1, 5) B X	1-0 FC6-4		1-0 1B		0-0 1B			4-0 2B 1B BB		3	1	2	0	1	0	1						
<b>Wes Covington, L</b> OBP: 0.312, SLG: 0.526 <b>Alex Johnson, R</b> OBP: 0.328, SLG: 0.432 (8, PH) (8, 7)		4-2 FC6-4 BB	0-1 1B		3-2 F8			0-0 1B 2B		2	0	1	0	1	0	1						
<b>Dick Stuart, R</b> OBP: 0.309, SLG: 0.418 <b>Ruben Amaro, R</b> OBP: 0.299, SLG: 0.218 (8, FR) (9, 3)		2-3 K	2-0 L7			0-0 F2		4-0 1B IBB		3	0	0	0	1	1	3						
<b>Bobby Wine, R</b> OBP: 0.258, SLG: 0.210 (1, 6) B B X	2-0 FC6-4 1B			0-0 6-3		0-3 K		0-1 1-3 2H 3H		4	0	1	2	0	1	1						
<b>Pat Corrales, R</b> OBP: 0.417, SLG: 0.452 (1, 2) B B X		3-2 1B		4-0 SH3-4 BB		2-2 6-3		3-2 1-3		3	0	1	0	1	0	2						
<b>Chris Short, R</b> OBP: 0.116, SLG: 0.116 (1, 1) X		0-0 5-3		0-0 SH3-4			1-1 4-3		0-0 G3	3	0	0	0	0	0	5						
<b>Inning Stats</b>	R: 0 E: 1 K: 0 S: 7	H: 0 LOB: 1 BB: 0 P: 13	R: 0 E: 0 K: 1 S: 11	H: 1 LOB: 2 BB: 1 P: 22	R: 1 E: 0 K: 0 S: 12	H: 3 LOB: 0 BB: 0 P: 20	R: 0 E: 0 K: 0 S: 3	H: 0 LOB: 1 BB: 1 P: 7	R: 0 E: 0 K: 1 S: 7	H: 1 LOB: 1 BB: 0 P: 11	R: 0 E: 0 K: 1 S: 7	H: 0 LOB: 0 BB: 0 P: 9	R: 0 E: 0 K: 1 S: 7	H: 0 LOB: 0 BB: 0 P: 10	R: 2 E: 0 K: 0 S: 9	H: 2 LOB: 3 BB: 2 P: 22	R: 0 E: 0 K: 0 S: 5	H: 0 LOB: 0 BB: 0 P: 5	1B: 5 2B: 1 3B: 1 HR: 0	SF: 0 SAC: 1 DP: 0 HBP: 0	WP: 1 PB: 0 SB: 0 CS: 0	PA: 36
<b>PITCHER</b> <b>Tracy Stallard, R</b> ERA: 3.12 <b>Hal Woodeshick, L</b> ERA: 3.61 <b>Don Dennis, R</b> ERA: 3.68 (1, 1) (8, 1) (8, 1)	IP: 7.0 WLS: L BF: 29 H: 5 R: 2 ER: 2 SO: 3 BB: 1 IBB: 0 HBP: 0 BLK: 0 WP: 0 HR: 0 S: 54 P: 92 ERA: 1.29 WHIP: 1.000															<b>PITCHER</b>						

St. Louis Cardinals @ Philadelphia Phillies  
 Connie Mack Stadium, Philadelphia, PA  
 Mon Jun 28 1965, 7:05 PM EDT  
 Att: 19,208 - Unknown

AB 31  
 R 3  
 H 7  
 RBI 2  
 BB 4  
 SO 3  
 LOB 14



Batter	1	2	3	4	5	6	7	8	9	AB R H RBI BB SO LOB	TOP											
<b>Phil Gagliano, R</b> OBP: 0.360, SLG: 0.452 (1, 9)	F9		F4				6-3		FC6-4	5 0 1 0 0 0 3	<b>St. Louis Cardinals @ Philadelphia Phillies</b> <b>Connie Mack Stadium, Philadelphia, PA</b> Tue Jun 29 1965, 7:05 PM EDT Att: 19,219 - Unknown											
<b>Dick Groat, R</b> OBP: 0.326, SLG: 0.314 (1, 6)				BB	6-3			F8		3 0 1 0 1 0 1												
<b>Lou Brock, L</b> OBP: 0.333, SLG: 0.424 (1, 7)	F6			B2		K				4 0 1 0 0 1 2												
<b>Ken Boyer, R</b> OBP: 0.315, SLG: 0.393 (1, 5)	F9			E1		5-3		5-3		4 0 0 0 0 0 3												
<b>Curt Flood, R</b> OBP: 0.345, SLG: 0.426 (1, 8)		L6								3 0 0 0 1 0 1												
<b>Bill White, L</b> OBP: 0.377, SLG: 0.468 (1, 3)										4 1 1 0 0 0 3												
<b>Tim McCarver, L</b> OBP: 0.333, SLG: 0.438 (1, 2)										4 0 0 0 0 0 4												
<b>Jerry Buchek, R</b> OBP: 0.259, SLG: 0.340 (1, 4)										4 0 2 0 0 0 0												
<b>Bob Purkey, R</b> OBP: 0.100, SLG: 0.053 (1, 1)										2 0 0 0 0 2 0												
<b>Carl Warwick, R</b> OBP: 0.206, SLG: 0.215 (7, PH)										1 0 0 1 0 0 1												
<b>Ray Sadecki, L</b> OBP: 0.111, SLG: 0.185 (7, PH)										0 0 0 0 0 0 0												
<b>Mike Shannon, R</b> OBP: 0.252, SLG: 0.276 (9, PH)										0 0 0 0 1 0 0												
<b>Inning Stats</b>	R: 0 E: 0 K: 0 S: 11	H: 0 LOB: 1 BB: 1 P: 20	R: 0 E: 0 K: 0 S: 4	H: 0 LOB: 0 BB: 0 P: 7	R: 0 E: 0 K: 1 S: 5	H: 0 LOB: 0 BB: 0 P: 5	R: 0 E: 1 K: 0 S: 8	H: 1 LOB: 3 BB: 1 P: 13	R: 0 E: 0 K: 1 S: 8	H: 1 LOB: 0 BB: 0 P: 14	R: 0 E: 0 K: 0 S: 6	H: 0 LOB: 0 BB: 0 P: 9	R: 0 E: 0 K: 0 S: 11	H: 2 LOB: 1 BB: 0 P: 15	R: 0 E: 0 K: 0 S: 6	H: 1 LOB: 1 BB: 1 P: 8	R: 0 E: 0 K: 0 S: 4	H: 1 LOB: 2 BB: 1 P: 8	1B: 5 2B: 1 3B: 0 HR: 0	SF: 0 SAC: 0 DP: 0 HBP: 0	WP: 0 PB: 0 SB: 0 CS: 0	PA: 37
<b>PITCHER</b> <b>Bo Belinsky, L</b> ERA: 5.09 (1, 1)	IP: 9.0 WLS: W BF: 37 H: 6 R: 1 ER: 1 SO: 3 BB: 3 IBB: 0 HBP: 0 BLK: 0 WP: 0 HR: 0 S: 63 P: 99 ERA: 1.00 WHIP: 1.000											<b>PITCHER</b>										

AB	34
R	1
H	6
RBI	1
BB	3
SO	3
LOB	18



Batter	1	2	3	4	5	6	7	8	9	AB R H RBI BB SO LOB	BOTTOM									
<b>John Briggs, L</b> OBP: 0.329, SLG: 0.298 (1, 8)	1B		4-3		4-3		F3			4 1 1 0 0 0 0	<b>St. Louis Cardinals @ Philadelphia Phillies</b> <b>Connie Mack Stadium, Philadelphia, PA</b> Tue Jun 29 1965, 7:05 PM EDT Att: 19,219 - Unknown									
<b>Cookie Rojas, R</b> OBP: 0.384, SLG: 0.420 (1, 4)				E		HR		1B	HR	3 2 3 0 1 0 0										
<b>Johnny Callison, L</b> OBP: 0.331, SLG: 0.563 (1, 9)	FC3-6		G3					F9		4 1 1 2 0 0 4										
<b>Dick Allen, R</b> OBP: 0.414, SLG: 0.554 (1, 5)			F3					K		4 0 1 1 0 1 2										
<b>Tony Gonzalez, L</b> OBP: 0.363, SLG: 0.534 (1, 7)	K						F2		HR	4 2 2 1 0 1 2										
<b>Dick Stuart, R</b> OBP: 0.312, SLG: 0.433 (1, 3)										4 1 2 3 0 0 2										
<b>Ruben Amaro, R</b> OBP: 0.299, SLG: 0.218 (9, 3)	5-3									0 0 0 0 0 0 0										
<b>Bobby Wine, R</b> OBP: 0.258, SLG: 0.202 (1, 6)										3 0 0 0 1 0 1										
<b>Pat Corrales, R</b> OBP: 0.375, SLG: 0.400 (1, 2)										4 0 0 0 0 1 1										
<b>Bo Belinsky, L</b> OBP: 0.280, SLG: 0.250 (1, 1)										3 0 0 0 0 0 0										
<b>Inning Stats</b>	R: 1 E: 0 K: 1 S: 12	H: 3 LOB: 2 BB: 0 P: 17	R: 0 E: 0 K: 0 S: 5	H: 0 LOB: 0 BB: 0 P: 6	R: 0 E: 1 K: 0 S: 5	H: 1 LOB: 1 BB: 0 P: 8	R: 1 E: 0 K: 0 S: 4	H: 2 LOB: 0 BB: 0 P: 4	R: 2 E: 0 K: 0 S: 6	H: 2 LOB: 0 BB: 0 P: 10	R: 0 E: 0 K: 0 S: 4	H: 0 LOB: 0 BB: 0 P: 5	R: 0 E: 0 K: 1 S: 5	H: 0 LOB: 0 BB: 0 P: 5	R: 3 E: 0 K: 1 S: 11	H: 2 LOB: 1 BB: 2 P: 21	1B: 7 2B: 0 3B: 0 HR: 3	SF: 0 SAC: 0 DP: 1 HBP: 0	WP: 0 PB: 0 SB: 0 CS: 0	PA: 35
<b>PITCHER</b> <b>Bob Purkey, R</b> ERA: 6.56 (1, 1)	IP: 6.0 WLS: L BF: 25 H: 8 R: 4 ER: 4 SO: 1 BB: 0 IBB: 0 HBP: 0 BLK: 0 WP: 0 HR: 2 S: 36 P: 50 ERA: 6.00 WHIP: 1.333											<b>PITCHER</b>								
<b>Ray Sadecki, L</b> ERA: 6.64 (7, 1)	IP: 2.0 WLS: L BF: 10 H: 2 R: 3 ER: 3 SO: 2 BB: 2 IBB: 0 HBP: 0 BLK: 0 WP: 0 HR: 1 S: 16 P: 26 ERA: 13.50 WHIP: 2.000											<b>PITCHER</b>								





Batter	1	2	3	4	5	6	7	8	9	AB	R	H	RBI	BB	SO	LOB	TOP																	
Mack Jones, L OBP: 0.318, SLG: 0.511 (1, 8)										4	0	1	0	0	1	2	<b>Milwaukee Braves @ Philadelphia Phillies</b> Connie Mack Stadium, Philadelphia, PA Wed Jun 30 1965, 7:05 PM EDT Att: 17,771 - Unknown <a href="http://livebaseballscorecards.com">livebaseballscorecards.com</a>																	
Frank Bolling, R OBP: 0.337, SLG: 0.417 (1, 4)										3	0	0	0	0	0	2																		
Hank Aaron, R OBP: 0.399, SLG: 0.572 (1, 9)										4	1	1	0	0	1	2																		
Joe Torre, R OBP: 0.405, SLG: 0.579 (1, 2)										3	0	1	0	0	0	1																		
Eddie Mathews, L OBP: 0.336, SLG: 0.444 (1, 5)										3	0	0	0	1	0	4																		
Rico Carty, R OBP: 0.343, SLG: 0.427 (1, 7)										2	0	0	0	2	0	1																		
Gene Oliver, R OBP: 0.347, SLG: 0.412 (1, 3)										4	0	0	0	0	4	4																		
Miguel de la Hoz, R OBP: 0.272, SLG: 0.280 (1, 6)										4	0	1	0	0	1	3																		
Wade Blasingame, L OBP: 0.262, SLG: 0.366 (1, 1)										2	1	1	1	1	1	3																		
Phil Niekro, R OBP: 0.250, SLG: 0.250 (7, 1)										0	0	0	0	0	0	0																		
Dick Kelley, R (7, 1)										0	0	0	0	0	0	0																		
Dave Eilers, R (8, 1)										0	0	0	0	0	0	0																		
Felipe Alou, R (9, PH)										1	0	0	0	0	0	0																		
<b>Inning Stats</b>	R: 0 E: 0 K: 0 S: 4	H: 1 LOB: 1 BB: 0 P: 4	R: 0 E: 0 K: 1 S: 5	H: 0 LOB: 0 BB: 0 P: 5	R: 0 E: 0 K: 1 S: 5	H: 1 LOB: 1 BB: 1 P: 9	R: 1 E: 1 K: 2 S: 10	H: 2 LOB: 3 BB: 1 P: 14	R: 0 E: 1 K: 0 S: 4	H: 0 LOB: 2 BB: 0 P: 5	R: 1 E: 0 K: 1 S: 6	H: 1 LOB: 0 BB: 0 P: 6	R: 0 E: 0 K: 0 S: 2	H: 0 LOB: 0 BB: 1 P: 6	R: 0 E: 0 K: 2 S: 7	H: 0 LOB: 0 BB: 0 P: 7		1B: 3 2B: 1 3B: 1 HR: 1	SF: 0 SAC: 1 DP: 3 HBP: 1	WP: 0 PB: 0 SB: 1 CS: 0	PA: 36													
<b>PITCHER</b>	IP WLS BF H R ER SO BB IBB HBP BLK WP HR S P ERA WHIP																																	
Jim Bunning, R ERA: 3.09	(1, 1) 5.0	W 23	4	1	0	4	2	0	1	0	0	0	0	0	28	37		0.00	1.200															
Gary Wagner, R ERA: 2.65	(6, 1) 4.0	W 13	1	1	1	4	2	0	0	0	0	0	0	1	19	27	2.25	0.750																

Batter	1	2	3	4	5	6	7	8	9	AB	R	H	RBI	BB	SO	LOB	BOTTOM																		
Tony Taylor, R OBP: 0.316, SLG: 0.345 (1, 4)										3	1	1	1	1	0	1	<b>Milwaukee Braves @ Philadelphia Phillies</b> Connie Mack Stadium, Philadelphia, PA Wed Jun 30 1965, 7:05 PM EDT Att: 17,771 - Unknown <a href="http://livebaseballscorecards.com">livebaseballscorecards.com</a>																		
Cookie Rojas, R OBP: 0.388, SLG: 0.425 (1, 8)										2	1	1	0	1	0	0																			
Johnny Callison, L OBP: 0.330, SLG: 0.559 (1, 9)										4	0	1	1	0	0	3																			
Dick Allen, R OBP: 0.419, SLG: 0.558 (1, 5)										2	0	1	0	2	0	1																			
Dick Stuart, R OBP: 0.319, SLG: 0.441 (1, 3)										3	0	2	1	1	0	0																			
Ruben Amaro, R OBP: 0.299, SLG: 0.218 (9, 3)										0	0	0	0	0	0	0																			
Alex Johnson, R OBP: 0.333, SLG: 0.446 (1, 7)										3	0	1	0	1	0	3																			
Bobby Wine, R OBP: 0.288, SLG: 0.216 (1, 6)										4	1	2	0	0	0	3																			
Pat Corrales, R OBP: 0.372, SLG: 0.395 (1, 2)										3	0	1	0	0	1	2																			
Jim Bunning, R OBP: 0.214, SLG: 0.286 (1, 1)										1	0	0	0	0	0	0																			
John Briggs, L OBP: 0.324, SLG: 0.293 (5, PH)										1	0	0	0	0	1	1																			
Gary Wagner, R ERA: 6.0										0	0	0	0	0	0	0																			
<b>Inning Stats</b>	R: 1 E: 0 K: 0 S: 3	H: 1 LOB: 1 BB: 1 P: 7	R: 0 E: 0 K: 0 S: 3	H: 1 LOB: 1 BB: 1 P: 7	R: 0 E: 0 K: 0 S: 3	H: 0 LOB: 0 BB: 0 P: 3	R: 0 E: 0 K: 0 S: 3	H: 1 LOB: 2 BB: 2 P: 11	R: 0 E: 0 K: 1 S: 5	H: 1 LOB: 0 BB: 0 P: 5	R: 1 E: 0 K: 0 S: 4	H: 2 LOB: 1 BB: 1 P: 8	R: 1 E: 0 K: 1 S: 7	H: 2 LOB: 2 BB: 1 P: 11	R: 0 E: 0 K: 0 S: 4	H: 2 LOB: 1 BB: 0 P: 4		1B: 6 2B: 4 3B: 1 HR: 0	SF: 0 SAC: 2 DP: 4 HBP: 0	WP: 0 PB: 0 SB: 0 CS: 0	PA: 34														
<b>PITCHER</b>	IP WLS BF H R ER SO BB IBB HBP BLK WP HR S P ERA WHIP																																		
Wade Blasingame, L ERA: 3.12	(1, 1) 6.2	L 28	8	3	3	2	3	2	0	0	0	0	0	0	27	47		4.05	1.650																
Phil Niekro, R ERA: 2.55	(7, 1) 0.0	1	0	0	0	0	1	0	0	0	0	0	0	0	4	4		∞	∞																
Dick Kelley, L ERA: 4.05	(7, 1) 1.0	4	2	0	0	0	0	0	0	0	0	0	0	4	4	0.00	2.000																		
Dave Eilers, R ERA: 6.0	(8, 1) 0.1	1	0	0	0	0	0	0	0	0	0	0	0	1	1	0.00	0.000																		



Batter	1	2	3	4	5	6	7	8	9	AB	R	H	RBI	BB	SO	LOB	TOP					
Ty Cline, L OBP: 0.268, SLG: 0.230 (1, 8)	L3 5-3		L9			SH3-4 BB		L9		3	0	0	0	1	0	0						
Frank Bolling, R OBP: 0.333, SLG: 0.411 (1, 4)	5-3			5-3		SH3-4			L6	3	0	0	0	0	0	1						
Hank Aaron, R OBP: 0.393, SLG: 0.563 (1, 9)	5-3			K		F2			5-3	4	0	0	0	0	1	2						
Joe Torre, R OBP: 0.402, SLG: 0.573 Rico Carty, R OBP: 0.343, SLG: 0.427 (1, 2)	F9			F3		1-3				4	0	1	0	0	0	2						
Eddie Mathews, L OBP: 0.331, SLG: 0.437 (1, 5)		3-1			4-3			G3		4	0	0	0	0	1	1						
Felipe Alou, R OBP: 0.323, SLG: 0.486 Gary Kolb, L OBP: 0.267, SLG: 0.267 (1, 3)		5-3			F3			K		3	0	0	0	0	1	0						
Mack Jones, L OBP: 0.318, SLG: 0.509 (8, 8)				F8		PB 2B		4-3		0	0	0	0	0	0	0						
Denis Menke, R OBP: 0.320, SLG: 0.489 (1, 6)			K					6-3		3	0	1	1	0	1	0						
Ken Johnson, R OBP: 0.135, SLG: 0.162 (1, 1)			K					6-3		3	0	0	0	0	1	1						
<b>Inning Stats</b>	R: 0 E: 1 K: 0 S: 4	H: 0 LOB: 1 BB: 0 P: 4	R: 0 E: 0 K: 0 S: 3	H: 0 LOB: 0 BB: 0 P: 3	R: 0 E: 0 K: 2 S: 7	H: 0 LOB: 0 BB: 0 P: 7	R: 0 E: 0 K: 1 S: 5	H: 0 LOB: 0 BB: 0 P: 5	R: 1 E: 0 K: 0 S: 5	H: 2 LOB: 1 BB: 0 P: 5	R: 0 E: 0 K: 0 S: 3	H: 0 LOB: 0 BB: 1 P: 7	R: 0 E: 0 K: 1 S: 5	H: 0 LOB: 0 BB: 0 P: 5	R: 0 E: 0 K: 0 S: 3	H: 0 LOB: 0 BB: 0 P: 3	R: 0 E: 0 K: 1 S: 6	H: 1 LOB: 1 BB: 0 P: 6	1B: 2 2B: 1 3B: 0 HR: 0	SF: 0 SAC: 1 DP: 0 HBP: 0	WP: 0 PB: 1 CS: 0	PA: 32
<b>PITCHER</b> Ray Culp, R ERA: 2.57 (1, 1)	IP: 9.0 WLS: W BF: 32 H: 3 R: 1 ER: 0 SO: 5 BB: 1 IBB: 0 HBP: 0 BLK: 0 WP: 0 HR: 0 S: 41 P: 45 ERA: 0.00 WHIP: 0.444															<b>PITCHER</b>						

Milwaukee Braves @ Philadelphia Phillies  
 Connie Mack Stadium, Philadelphia, PA  
 Thu Jul 01 1965, 7:05 PM EDT  
 Att: 17,792 - Unknown

AB	30
R	1
H	3
RBI	1
BB	1
SO	5
LOB	7



Batter	1	2	3	4	5	6	7	8	9	AB	R	H	RBI	BB	SO	LOB	BOTTOM			
John Briggs, L OBP: 0.338, SLG: 0.300 (1, 8)	K							SH		2	0	1	0	1	1	0				
Cookie Rojas, R OBP: 0.382, SLG: 0.417 (1, 4)	K		FC6-4 1B			PO BB		FC6-4 1B		4	0	0	0	0	1	3				
Johnny Callison, L OBP: 0.329, SLG: 0.554 (1, 9)	P4		F2			P3		P3 1B		4	0	1	1	0	0	1				
Dick Allen, R OBP: 0.420, SLG: 0.555 (1, 5)								L7		3	1	1	0	1	1	2				
Tony Gonzalez, L OBP: 0.354, SLG: 0.520 (1, 7)		L8			L8			L6-3		4	0	0	0	0	1	4				
Dick Stuart, R OBP: 0.319, SLG: 0.439 (1, 3)					K			K		3	0	1	0	0	2	2				
Clay Dalrymple, L OBP: 0.279, SLG: 0.297 (1, 2)						4-3		L8		3	0	1	1	0	0	2				
Bobby Wine, R OBP: 0.260, SLG: 0.209 (1, 6)								L8		3	0	0	0	0	1	2				
Ray Culp, R OBP: 0.154, SLG: 0.083 (1, 1)					G3			FC6-4 SH 1B		3	1	1	0	0	0	0				
<b>Inning Stats</b>	R: 0 E: 0 K: 2 S: 7	H: 1 LOB: 1 BB: 1 P: 10	R: 0 E: 0 K: 0 S: 4	H: 1 LOB: 0 BB: 0 P: 4	R: 0 E: 0 K: 1 S: 6	H: 1 LOB: 0 BB: 0 P: 6	R: 0 E: 0 K: 1 S: 4	H: 0 LOB: 0 BB: 1 P: 8	R: 0 E: 0 K: 1 S: 5	H: 0 LOB: 0 BB: 0 P: 5	R: 0 E: 0 K: 1 S: 6	H: 1 LOB: 1 BB: 0 P: 6	R: 1 E: 0 K: 0 S: 6	H: 2 LOB: 2 BB: 0 P: 6	R: 1 E: 0 K: 0 S: 6	H: 2 LOB: 2 BB: 0 P: 6	1B: 5 2B: 0 3B: 1 HR: 0	SF: 0 SAC: 1 DP: 0 HBP: 0	WP: 0 PB: 0 CS: 0	PA: 33
<b>PITCHER</b> Ken Johnson, R ERA: 3.45 (1, 1)	IP: 8.0 WLS: L BF: 32 H: 6 R: 2 ER: 2 SO: 7 BB: 2 IBB: 0 HBP: 0 BLK: 0 WP: 0 HR: 0 S: 44 P: 52 ERA: 2.25 WHIP: 1.000															<b>PITCHER</b>				

Milwaukee Braves @ Philadelphia Phillies  
 Connie Mack Stadium, Philadelphia, PA  
 Thu Jul 01 1965, 7:05 PM EDT  
 Att: 17,792 - Unknown

AB	29
R	2
H	6
RBI	2
BB	2
SO	7
LOB	16







Batter	1	2	3	4	5	6	7	8	9	AB	R	H	RBI	BB	SO	LOB	TOP		
<b>Tommy Harper, R</b> OBP: 0.371, SLG: 0.457 (1, 7)	0-3 K		4-0 2B BB		0-0 2H HR			0-0 6-3		3	2	1	2	1	1	0	<b>Cincinnati Reds @ Philadelphia Phillies</b> Sun Jul 04 1965, 3:33 AM EDT Att: 14,749 - Unknown Connie Mack Stadium, Philadelphia, PA		
<b>Pete Rose, S</b> OBP: 0.365, SLG: 0.384 (1, 4)	0-0 6-3		0-0 1H 2H 2B		0-0 6-3			0-3 K		4	0	1	2	0	1	0			
<b>Vada Pinson, L</b> OBP: 0.350, SLG: 0.483 (1, 8)	0-0 1-3		0-0 G3					0-0 3-1		4	0	0	0	0	0	1			
<b>Frank Robinson, R</b> OBP: 0.389, SLG: 0.552 (1, 9)		0-0 F8		0-3 K				0-0 P6		4	0	1	0	0	1	0			
<b>Deron Johnson, R</b> OBP: 0.330, SLG: 0.500 (1, 5)		0-0 L6		0-0 5-3				0-3 K		4	0	0	0	0	1	1			
<b>Don Pavletich, R</b> OBP: 0.381, SLG: 0.537 (1, 2)		0-0 6-3		0-0 F9				0-0 L8		4	0	0	0	0	0	1			
<b>Tony Perez, R</b> OBP: 0.296, SLG: 0.477 (1, 3)			0-0 5-3		0-0 F9			1-0 1B HBP		3	0	1	0	0	0	0			
<b>Leo Cardenas, R</b> OBP: 0.345, SLG: 0.412 (1, 6)			4-0 WP 2B BB		0-0 SH1-4 HR 1B			0-0 G1-6-3 1B		2	2	2	0	1	0	0			
<b>Joe Nuxhall, L</b> OBP: 0.267, SLG: 0.214 (1, 1)			0-0 1-3		0-0 SH1-4			0-0 G1-6-3		2	0	0	0	0	0	3			
<b>Inning Stats</b>	R: 0 E: 0 K: 1 S: 5	H: 0 LOB: 0 BB: 0 P: 5	R: 0 E: 0 K: 0 S: 3	H: 0 LOB: 0 BB: 0 P: 3	R: 2 E: 0 K: 0 S: 4	H: 1 LOB: 1 BB: 2 P: 12	R: 0 E: 0 K: 1 S: 5	H: 0 LOB: 0 BB: 0 P: 5	R: 2 E: 0 K: 0 S: 5	H: 2 LOB: 0 BB: 0 P: 5	R: 0 E: 0 K: 1 S: 3	H: 1 LOB: 1 BB: 0 P: 4	R: 0 E: 0 K: 0 S: 5	H: 0 LOB: 0 BB: 0 P: 5	R: 0 E: 0 K: 0 S: 4	H: 2 LOB: 2 BB: 0 P: 4	1B: 3 2B: 2 3B: 0 HR: 1	SF: 0 SAC: 1 DP: 1 HBP: 1	WP: 1 PA: 34 PB: 0 SB: 0 CS: 0
<b>PITCHER</b>	IP WLS BF H R ER SO BB IBB HBP BLK WP HR S P ERA WHIP																		
<b>Bo Belinsky, L</b> ERA: 5.21 (1, 1)	5.1 L 21 3 4 4 2 2 0 0 0 0 1 1 23 31 6.75 0.938																		
<b>Lew Burdette, R</b> ERA: 5.62 (6, 1)	3.2 13 3 0 0 2 0 0 1 0 0 0 0 16 17 0.00 0.818																		

Batter	1	2	3	4	5	6	7	8	9	AB	R	H	RBI	BB	SO	LOB	BOTTOM				
<b>Cookie Rojas, R</b> OBP: 0.389, SLG: 0.417 (1, 7)	4-0 FC6-4 BB		0-0 BB 1B		0-0 5-3			0-0 6-3		3	0	1	0	1	0	0	<b>Cincinnati Reds @ Philadelphia Phillies</b> Sun Jul 04 1965, 3:33 AM EDT Att: 14,749 - Unknown Connie Mack Stadium, Philadelphia, PA				
<b>Johnny Callison, L</b> OBP: 0.316, SLG: 0.530 (1, 9)	0-0 FC6-4 1-2		0-0 P9		0-3 K			0-0 E4 G6-3		4	0	0	0	0	1	2					
<b>Dick Allen, R</b> OBP: 0.424, SLG: 0.564 (1, 5)	0-3 K		4-0 1-2 BB		0-3 K			0-0 G6-3 1-2		3	0	0	0	1	2	2					
<b>Dick Stuart, R</b> OBP: 0.315, SLG: 0.450 (1, 3)	0-0 F2		0-3 K					0-3 K		4	0	0	0	0	3	3					
<b>Alex Johnson, R</b> OBP: 0.333, SLG: 0.450 (1, 8)		0-0 L7		0-0 1B 3B				0-0 5-3		3	1	1	0	1	0	0					
<b>Ruben Amaro, R</b> OBP: 0.304, SLG: 0.226 (1, 4)		0-0 5-3		0-0 1B				0-3 K		4	0	2	1	0	1	0					
<b>Bobby Wine, R</b> OBP: 0.257, SLG: 0.204 (1, 6)		0-0 1B		0-0 F8				0-0 6-3		4	0	1	0	0	0	3					
<b>Pat Corrales, R</b> OBP: 0.327, SLG: 0.340 (1, 2)		0-3 K		0-0 P4				0-0 F7		3	0	0	0	0	1	2					
<b>Bo Belinsky, L</b> OBP: 0.259, SLG: 0.231 (1, 1)			0-0 F9		0-3 K			0-0 L3		2	0	0	0	0	1	1					
<b>Lew Burdette, R</b> OBP: 0.417, SLG: 0.500 (6, 1)										1	0	0	0	0	0	0					
<b>Inning Stats</b>	R: 0 E: 0 K: 1 S: 5	H: 0 LOB: 1 BB: 1 P: 9	R: 0 E: 0 K: 1 S: 6	H: 1 LOB: 1 BB: 0 P: 6	R: 0 E: 0 K: 1 S: 6	H: 1 LOB: 2 BB: 1 P: 10	R: 1 E: 0 K: 1 S: 7	H: 2 LOB: 1 BB: 0 P: 7	R: 0 E: 0 K: 2 S: 7	H: 0 LOB: 0 BB: 0 P: 7	R: 0 E: 0 K: 2 S: 7	H: 0 LOB: 0 BB: 0 P: 7	R: 0 E: 0 K: 0 S: 3	H: 0 LOB: 0 BB: 0 P: 3	R: 0 E: 1 K: 0 S: 3	H: 0 LOB: 0 BB: 0 P: 3	R: 0 E: 0 K: 1 S: 5	H: 1 LOB: 1 BB: 1 P: 9	1B: 4 2B: 0 3B: 1 HR: 0	SF: 0 SAC: 0 DP: 2 HBP: 0	WP: 0 PA: 34 PB: 0 SB: 0 CS: 0
<b>PITCHER</b>	IP WLS BF H R ER SO BB IBB HBP BLK WP HR S P ERA WHIP																				
<b>Joe Nuxhall, L</b> ERA: 4.23 (1, 1)	9.0 W 34 5 1 1 9 3 0 0 0 0 0 0 49 61 1.00 0.889																				

AB	30
R	4
H	6
RBI	4
BB	2
SO	4
LOB	6



Batter	1	2	3	4	5	6	7	8	9	AB	R	H	RBI	BB	SO	LOB	TOP			
Bob Bailey, R (1, 5) OBP: 0.335, SLG: 0.361 Frank Carpin, L (7, 1) Don Schwall, R (7, 1) Gene Freese, R (9, PH) OBP: 0.357, SLG: 0.359	0-0 FC5-2 HBP 1B	0-3 K			0-0 6-3		0-3 K		0-3 K	4	0	1	0	0	2	4	Pittsburgh Pirates @ Philadelphia Phillies Connie Mack Stadium, Philadelphia, PA Mon Jul 05 1965, 7:05 PM EDT Unknown			
Bill Virdon, L (1, 8) OBP: 0.353, SLG: 0.395	1-0 FC5-2 3-1 HBP		0-0 4-3		0-3 K			0-0 4-3		3	0	0	0	0	1	1				
Roberto Clemente, R (1, 9) OBP: 0.369, SLG: 0.454	0-0 3-1		0-3 K		0-0 6-3			0-0 FC6-4 1B		4	0	1	0	0	1	2				
Willie Stargell, L (1, 7) OBP: 0.348, SLG: 0.613	4-0 FC5-2 IBB		0-0 P6		0-0 P4			0-0 FC6-4 1B		3	0	0	0	1	0	1				
Donn Clendenon, R (1, 3) OBP: 0.367, SLG: 0.462	0-0 FC5-2			0-3 K				0-0 K		4	0	1	0	0	2	3				
Bill Mazeroski, R (1, 4) OBP: 0.322, SLG: 0.391	0-3 K			0-0 F8				0-0 F2		4	0	0	0	0	1	5				
Gene Alley, R (1, 6) OBP: 0.303, SLG: 0.357		0-0 6-3		0-3 K				4-0 G3 BB		3	0	0	0	1	1	0				
Jim Pagliaroni, R (1, 2) OBP: 0.343, SLG: 0.451 Manny Mota, R (9, PH) OBP: 0.291, SLG: 0.316		0-3 K SH3-4			0-0 SH5-4 1B			0-0 G3		3	0	1	0	0	1	1				
Bob Veale, S (1, 1) OBP: 0.137, SLG: 0.083 Jerry Lynch, L (7, PH) OBP: 0.359, SLG: 0.506		0-0 SH3-4			0-0 SH5-4			1-0 HBP		0	0	0	0	0	0	0				
		1-2 F8						0-0 F8		1	0	0	0	0	0	0				
<b>Inning Stats</b>	R: 0 E: 0 K: 1 S: 6	H: 1 LOB: 3 BB: 1 P: 11	R: 0 E: 0 K: 2 S: 8	H: 0 LOB: 1 BB: 0 P: 8	R: 0 E: 0 K: 1 S: 5	H: 0 LOB: 0 BB: 0 P: 5	R: 0 E: 0 K: 2 S: 7	H: 0 LOB: 0 BB: 0 P: 7	R: 0 E: 0 K: 1 S: 6	H: 1 LOB: 1 BB: 0 P: 6	R: 0 E: 0 K: 1 S: 5	H: 0 LOB: 0 BB: 1 P: 5	R: 0 E: 0 K: 1 S: 5	H: 0 LOB: 2 BB: 0 P: 5	R: 1 E: 0 K: 1 S: 6	H: 1 LOB: 0 BB: 0 P: 6	1B: 4 2B: 0 3B: 0 HR: 1	SF: 0 SAC: 2 DP: 0 HBP: 2	WP: 0 PB: 1 SB: 0 CS: 0	PA: 37
<b>PITCHER</b> Jim Bunning, R (1, 1) ERA: 2.95	IP: 9.0 WLS: W BF: 37 H: 5 R: 1 ER: 1 SO: 10 BB: 1 IBB: 1 HBP: 2 BLK: 0 WP: 0 HR: 1 S: 53 P: 63 ERA: 1.00 WHIP: 0.667															<b>PITCHER</b>				

AB	31
R	1
H	5
RBI	1
BB	2
SO	10
LOB	17



Batter	1	2	3	4	5	6	7	8	9	AB	R	H	RBI	BB	SO	LOB	BOTTOM			
Cookie Rojas, R (1, 7) OBP: 0.367, SLG: 0.414	0-0 1B		0-3 K		0-0 F7				0-0 P6	4	0	1	0	0	1	2	Pittsburgh Pirates @ Philadelphia Phillies Connie Mack Stadium, Philadelphia, PA Mon Jul 05 1965, 7:05 PM EDT Unknown			
Johnny Callison, L (1, 9) OBP: 0.315, SLG: 0.525	0-3 K		0-3 K			0-3 K		4-0 1-2 BB		3	0	0	0	1	3	1				
Dick Allen, R (1, 5) OBP: 0.422, SLG: 0.558	0-0 F9		0-0 F9			4-0 1-3 1B BB		0-3 K		3	1	0	0	1	1	3				
Dick Stuart, R (1, 3) OBP: 0.310, SLG: 0.443	0-0 P3			0-0 6-3		0-0 1-3		0-0 L4		4	0	0	0	0	0	2				
Alex Johnson, R (1, 8) OBP: 0.345, SLG: 0.477		0-0 BB 1B		0-0 F3		4-0 1B IBB		0-0 HR		3	2	2	1	1	0	0				
Ruben Amaro, R (1, 4) OBP: 0.303, SLG: 0.227		0-0 F7		0-0 5-3		0-0 E9 1B		0-0 5-3		4	0	1	1	0	0	1				
Bobby Wine, R (1, 6) OBP: 0.248, SLG: 0.196		0-0 F8			0-0 F9		0-0 4-3		0-3 K	4	0	0	0	0	1	2				
Pat Corrales, R (1, 2) OBP: 0.345, SLG: 0.347		4-0 1-2 BB			0-0 1B			0-0 5-3		2	0	1	0	1	0	0				
Jim Bunning, R (1, 1) OBP: 0.222, SLG: 0.289		0-3 K			0-0 L8			0-0 BB 1B		3	0	1	0	0	1	3				
		1-2 F8						0-0 F8		1	0	0	0	0	0	0				
<b>Inning Stats</b>	R: 0 E: 0 K: 1 S: 6	H: 1 LOB: 1 BB: 0 P: 6	R: 0 E: 0 K: 1 S: 6	H: 1 LOB: 2 BB: 1 P: 10	R: 0 E: 0 K: 2 S: 7	H: 0 LOB: 0 BB: 0 P: 7	R: 0 E: 0 K: 0 S: 3	H: 0 LOB: 0 BB: 0 P: 3	R: 0 E: 0 K: 0 S: 4	H: 1 LOB: 1 BB: 0 P: 4	R: 2 E: 1 K: 1 S: 6	H: 1 LOB: 1 BB: 2 P: 14	R: 0 E: 0 K: 1 S: 6	H: 1 LOB: 2 BB: 1 P: 10	R: 1 E: 0 K: 1 S: 6	H: 1 LOB: 0 BB: 0 P: 6	1B: 5 2B: 0 3B: 0 HR: 1	SF: 0 SAC: 0 DP: 0 HBP: 0	WP: 0 PB: 0 SB: 0 CS: 0	PA: 34
<b>PITCHER</b> Bob Veale, L (1, 1) ERA: 2.79 Frank Carpin, L (7, 1) ERA: 3.31 Don Schwall, R (7, 1) ERA: 3.66	IP: 6.0 WLS: L BF: 25 H: 4 R: 2 ER: 1 SO: 5 BB: 2 IBB: 1 HBP: 0 BLK: 0 WP: 0 HR: 0 S: 32 P: 44 ERA: 1.50 WHIP: 1.000															<b>PITCHER</b>				

AB	30
R	3
H	6
RBI	2
BB	4
SO	7
LOB	14






Batter	1	2	3	4	5	6	7	8	9	AB	R	H	RBI	BB	SO	LOB	TOP			
Bob Bailey, R OBP: 0.332, SLG: 0.357										5	1	2	1	0	1	1				
Bill Virdon, L OBP: 0.359, SLG: 0.410										4	3	1	0	1	1	2				
Roberto Clemente, R OBP: 0.369, SLG: 0.457										5	1	2	0	0	0	1				
Willie Stargell, L OBP: 0.348, SLG: 0.603										3	0	0	1	1	0	5				
Manny Mota, R OBP: 0.301, SLG: 0.321										1	0	1	0	0	0	0				
Donn Clendenon, R OBP: 0.366, SLG: 0.458										5	1	2	3	0	2	4				
Bill Mazaroski, R OBP: 0.318, SLG: 0.388										5	1	2	1	0	1	5				
Gene Alley, R OBP: 0.296, SLG: 0.348										5	0	1	0	0	0	7				
Del Crandall, R OBP: 0.302, SLG: 0.253										4	1	0	0	1	0	1				
Don Cardwell, R OBP: 0.162, SLG: 0.250										5	0	1	2	0	3	1				
<b>Inning Stats</b>	R: 2 E: 0 K: 1 S: 7	H: 2 LOB: 1 BB: 1 P: 11	R: 0 E: 0 K: 2 S: 8	H: 1 LOB: 1 BB: 0 P: 8	R: 1 E: 1 K: 1 S: 7	H: 1 LOB: 2 BB: 1 P: 11	R: 0 E: 0 K: 1 S: 5	H: 0 LOB: 0 BB: 0 P: 5	R: 5 E: 1 K: 0 S: 9	H: 6 LOB: 2 BB: 1 P: 13	R: 0 E: 0 K: 0 S: 5	H: 1 LOB: 0 BB: 0 P: 5	R: 0 E: 0 K: 2 S: 9	H: 1 LOB: 2 BB: 0 P: 9	R: 0 E: 0 K: 0 S: 3	H: 0 LOB: 0 BB: 0 P: 3	1B: 11 2B: 2 3B: 0 HR: 0	SF: 0 SAC: 0 DP: 1 HBP: 0	WP: 1 PB: 1 SB: 0 CS: 0	PA: 45
<b>PITCHER</b>	IP WLS BF H R ER SO BB IBB HBP BLK WP HR S P ERA WHIP																			
Ray Culp, R ERA: 2.78	(1, 1) 4.0 L 23 7 7 3 5 1 1 0 0 0 0 0 0 31 39 6.75 2.000																			
Ed Roebuck, R ERA: 4.31	(5, 1) 1.0 6 3 1 0 0 0 0 1 0 0 0 0 0 5 9 0.00 3.000																			
Bo Belinsky, L ERA: 5.01	(6, 1) 3.0 13 2 0 0 3 0 0 0 0 0 1 0 19 19 0.00 0.667																			
Jack Baldschun, R ERA: 4.05	(9, 1) 1.0 3 0 0 0 0 0 0 0 0 0 0 0 3 3 0.00 0.000																			

Pittsburgh Pirates @ Philadelphia Phillies  
 Connie Mack Stadium, Philadelphia, PA  
 Tue Jul 06 1965, 7:05 PM EDT  
 Att: 17,357 - Unknown


AB 42  
 R 8  
 H 12  
 RBI 8  
 BB 3  
 SO 8  
 LOB 27



Batter	1	2	3	4	5	6	7	8	9	AB	R	H	RBI	BB	SO	LOB	BOTTOM			
John Briggs, L OBP: 0.345, SLG: 0.304										4	1	1	0	0	0	0				
Cookie Rojas, R OBP: 0.387, SLG: 0.410										4	2	1	0	0	0	1				
Johnny Callison, L OBP: 0.318, SLG: 0.531										4	1	1	3	0	0	1				
Jack Baldschun, R										0	0	0	0	0	0	0				
Dick Allen, R OBP: 0.421, SLG: 0.553										4	0	1	0	0	0	0				
Tony Gonzalez, L OBP: 0.361, SLG: 0.516										4	0	2	1	0	0	0				
Dick Stuart, R OBP: 0.309, SLG: 0.453										4	0	0	0	0	2	3				
Clay Dalrymple, L OBP: 0.267, SLG: 0.283										4	0	0	0	0	1	1				
Bobby Wine, R OBP: 0.250, SLG: 0.195										3	0	0	0	0	0	0				
Ray Culp, R ERA: 2.78	(1, 1) 9.0 W 34 6 4 1 3 0 0 0 0 0 1 1 40 40 1.00 0.667																			
Ed Roebuck, R ERA: 4.31	(5, 1) 1.0 6 3 1 0 0 0 0 1 0 0 0 0 5 9 0.00 3.000																			
John Herrnstein, L ERA: 5.01	(6, 1) 3.0 13 2 0 0 3 0 0 0 0 0 1 0 19 19 0.00 0.667																			
Bo Belinsky, L ERA: 5.01	(9, 1) 1.0 3 0 0 0 0 0 0 0 0 0 0 0 3 3 0.00 0.000																			
Wes Covington, L ERA: 5.01	(9, 7) 1.0 3 0 0 0 0 0 0 0 0 0 0 0 3 3 0.00 0.000																			
<b>Inning Stats</b>	R: 0 E: 0 K: 0 S: 3	H: 0 LOB: 0 BB: 0 P: 3	R: 0 E: 0 K: 0 S: 3	H: 0 LOB: 0 BB: 0 P: 3	R: 0 E: 0 K: 1 S: 8	H: 0 LOB: 0 BB: 0 P: 8	R: 1 E: 0 K: 0 S: 3	H: 3 LOB: 2 BB: 0 P: 3	R: 0 E: 0 K: 0 S: 3	H: 0 LOB: 0 BB: 0 P: 3	R: 0 E: 0 K: 1 S: 6	H: 1 LOB: 1 BB: 0 P: 6	R: 3 E: 1 K: 0 S: 6	H: 2 LOB: 0 BB: 0 P: 6	R: 0 E: 0 K: 1 S: 5	H: 0 LOB: 0 BB: 0 P: 5	1B: 5 2B: 0 3B: 0 HR: 1	SF: 0 SAC: 0 DP: 0 HBP: 0	WP: 1 PB: 0 SB: 0 CS: 0	PA: 34
<b>PITCHER</b>	IP WLS BF H R ER SO BB IBB HBP BLK WP HR S P ERA WHIP																			
Don Cardwell, R ERA: 3.6	(1, 1) 9.0 W 34 6 4 1 3 0 0 0 0 0 1 1 40 40 1.00 0.667																			

Pittsburgh Pirates @ Philadelphia Phillies  
 Connie Mack Stadium, Philadelphia, PA  
 Tue Jul 06 1965, 7:05 PM EDT  
 Att: 17,357 - Unknown

AB 34  
 R 4  
 H 6  
 RBI 4  
 BB 0  
 SO 3  
 LOB 6






Batter	1	2	3	4	5	6	7	8	9	AB	R	H	RBI	BB	SO	LOB
Bob Bailey, R (1.5) OBP: 0.334, SLG: 0.355	G5-4-3 BB		6-3						4-3	2	0	0	2	0	0	0
Manny Mota, R (1.8) OBP: 0.299, SLG: 0.319	G5-4-3 1-2					L4			K	4	0	1	0	0	1	2
Roberto Clemente, R (1.9) OBP: 0.367, SLG: 0.454	F9								6-3	4	0	1	0	0	0	1
Donn Clendenon, R (1.3) OBP: 0.365, SLG: 0.456						F9			K	4	0	1	0	0	1	2
Bill Mazeroski, R (1.4) OBP: 0.318, SLG: 0.383						CS			6-3	2	0	0	0	0	1	0
Willie Stargell, L (1.7) OBP: 0.345, SLG: 0.596						CS			6-3	3	0	0	0	0	2	2
Gene Alley, R (1.6) OBP: 0.293, SLG: 0.344									6-3	3	0	0	0	0	2	1
Del Crandall, R (1.2) OBP: 0.293, SLG: 0.244									K	3	0	0	0	0	0	0
Bob Friend, R (1.1)									K	3	0	0	0	0	1	0
<b>Inning Stats</b>	R: 0 H: 0 E: 0 LOB: 0 K: 0 BB: 1 S: 2	H: 1 LOB: 1 E: 1 LOB: 0 K: 0 BB: 0 S: 4	H: 0 LOB: 0 E: 0 LOB: 0 K: 1 BB: 0 P: 5	H: 1 LOB: 0 E: 0 LOB: 0 K: 0 BB: 0 P: 3	H: 0 LOB: 0 E: 0 LOB: 0 K: 2 BB: 1 S: 7	H: 0 LOB: 1 E: 0 LOB: 1 K: 0 BB: 1 P: 7	H: 0 LOB: 1 E: 0 LOB: 1 K: 2 BB: 1 S: 7	H: 0 LOB: 0 E: 0 LOB: 1 K: 1 BB: 0 P: 5	H: 1 LOB: 1 E: 0 LOB: 1 K: 1 BB: 0 P: 6	RBI: 3 SF: 0 2B: 0 3B: 0 HR: 0	WP: 0 PA: 32 PB: 0 SB: 0 CS: 1					
<b>PITCHER</b> Chris Short, L (1.1) ERA: 3.22	IP: 9.0 WLS: W BF: 31 H: 3 R: 0 ER: 0 SO: 7 BB: 3 IBB: 0 HBP: 0 BLK: 0 WP: 0 HR: 0 S: 42 P: 54 ERA: 0.00 WHIP: 0.667								<b>PITCHER</b>	IP: 9.0 WLS: W BF: 31 H: 3 R: 0 ER: 0 SO: 7 BB: 3 IBB: 0 HBP: 0 BLK: 0 WP: 0 HR: 0 S: 42 P: 54 ERA: 0.00 WHIP: 0.667						

**TOP**

Pittsburgh Pirates @ Philadelphia Phillies  
 Connie Mack Stadium, Philadelphia, PA  
 Wed Jul 07 1965, 7:05 PM EDT  
 Att: 16,632 - Unknown

AB	28
R	0
H	3
RBI	0
BB	3
SO	7
LOB	9




Batter	1	2	3	4	5	6	7	8	9	AB	R	H	RBI	BB	SO	LOB
John Briggs, L (1.8) OBP: 0.341, SLG: 0.301	F2		6-3			4-3				4	0	1	0	0	0	1
Cookie Rojas, R (1.4) OBP: 0.381, SLG: 0.403	5-3					F9				4	0	0	0	0	0	1
Johnny Callison, L (1.9) OBP: 0.315, SLG: 0.526	4-3					F8				3	0	0	0	0	0	0
Dick Allen, R (1.5) OBP: 0.423, SLG: 0.564						K				3	0	2	0	0	1	0
Tony Gonzalez, L (1.7) OBP: 0.355, SLG: 0.506						K				3	0	0	0	0	1	1
John Herrnstein, L (1.3) OBP: 0.290, SLG: 0.333										3	0	2	0	0	0	1
Clay Dalrymple, L (1.2) OBP: 0.274, SLG: 0.311										3	1	2	1	0	0	0
Bobby Wine, R (1.6) OBP: 0.244, SLG: 0.190										3	0	0	0	0	1	2
Chris Short, R (1.1) OBP: 0.125, SLG: 0.125										3	0	1	0	0	0	0
<b>Inning Stats</b>	R: 0 H: 0 E: 0 LOB: 0 K: 0 BB: 0 S: 3	H: 2 LOB: 1 E: 0 LOB: 0 K: 0 BB: 0 S: 3	H: 1 LOB: 0 E: 0 LOB: 0 K: 1 BB: 0 P: 6	H: 0 LOB: 0 E: 0 LOB: 0 K: 1 BB: 0 P: 5	H: 2 LOB: 1 E: 0 LOB: 1 K: 1 BB: 0 P: 6	H: 0 LOB: 0 E: 0 LOB: 0 K: 0 BB: 0 P: 3	H: 1 LOB: 1 E: 0 LOB: 1 K: 0 BB: 0 P: 4	H: 2 LOB: 1 E: 0 LOB: 1 K: 0 BB: 0 P: 5	RBI: 5 SF: 0 2B: 1 3B: 1 HR: 1	WP: 0 PA: 29 PB: 0 SB: 0 CS: 0						
<b>PITCHER</b> Bob Friend, R (1.1) ERA: 3.48	IP: 8.0 WLS: L BF: 30 H: 8 R: 1 ER: 1 SO: 3 BB: 0 IBB: 0 HBP: 0 BLK: 0 WP: 0 HR: 1 S: 35 P: 35 ERA: 1.12 WHIP: 1.000								<b>PITCHER</b>	IP: 8.0 WLS: L BF: 30 H: 8 R: 1 ER: 1 SO: 3 BB: 0 IBB: 0 HBP: 0 BLK: 0 WP: 0 HR: 1 S: 35 P: 35 ERA: 1.12 WHIP: 1.000						

**BOTTOM**

Pittsburgh Pirates @ Philadelphia Phillies  
 Connie Mack Stadium, Philadelphia, PA  
 Wed Jul 07 1965, 7:05 PM EDT  
 Att: 16,632 - Unknown

AB	29
R	1
H	8
RBI	1
BB	0
SO	3
LOB	6







Batter	1	2	3	4	5	6	7	8	9	AB	R	H	RBI	BB	SO	LOB	TOP		
Matty Alou, L (1,8) OBP: 0.279, SLG: 0.303	F4		4-3			4-3		1-3		4	0	0	0	0	0	1	<b>San Francisco Giants @ Philadelphia Phillies</b> <b>Connie Mack Stadium, Philadelphia, PA</b> Fri Jul 09 1965, 7:05 PM EDT Att: 27,954 - Unknown		
Bob Burda, L (1,7) OBP: 0.071, SLG: 0.071	K		F3			F6			K	4	0	0	0	0	2	1			
Jim Ray Hart, R (1,5) OBP: 0.306, SLG: 0.418	F3			F6		6-3			1B 1B	4	1	1	0	0	0	0			
Willie McCovey, L (1,3) OBP: 0.409, SLG: 0.573		K		F5			3-1		K	4	0	0	0	0	2	1			
Tom Haller, L (1,2) OBP: 0.346, SLG: 0.376		4-3		E1					1B 1B 1B	4	1	2	1	0	0	0			
Len Gabrielson, L (1,9) OBP: 0.340, SLG: 0.387				G3			F8		1B	3	0	1	1	1	0	1			
Jim Davenport, R (1,6) OBP: 0.352, SLG: 0.354									1B	3	0	0	0	0	2	1			
Ron Herbel, R (7,1) OBP: 0.056, SLG: 0.056	5-3					K			1-2 2-3	0	0	0	0	0	0	0			
Bob Schroder, L (9,PH) OBP: 0.286, SLG: 0.167							K		1-2 2-3	1	0	1	0	0	0	0			
Hal Lanier, R (1,4) OBP: 0.262, SLG: 0.280			E5 4-3 SH3-4			F7		5-3	K	3	0	0	0	0	0	0			
Ken Henderson, S (9,PH)										1	0	0	0	0	1	3			
Jack Sanford, R (1,1) OBP: 0.167, SLG: 0.091										0	0	0	0	0	0	0			
Masonori Murakami, L (4,1) OBP: 0.167, SLG: 0.167			SH3-4			4-3				1	0	0	0	0	0	0			
Dick Schofield, S (7,6) OBP: 0.294, SLG: 0.265								F8		1	0	0	0	0	0	0			
<b>Inning Stats</b>	R: 0 E: 0 K: 1 S: 5	H: 0 LOB: 0 BB: 0 P: 5	R: 0 E: 0 K: 1 S: 5	H: 0 LOB: 1 BB: 1 P: 9	R: 0 E: 1 K: 0 S: 4	H: 0 LOB: 1 BB: 0 P: 4	R: 0 E: 0 K: 1 S: 4	H: 0 LOB: 0 BB: 0 P: 5	R: 1 E: 0 K: 1 S: 6	H: 1 LOB: 0 BB: 0 P: 6	R: 0 E: 0 K: 0 S: 3	H: 0 LOB: 0 BB: 0 P: 3	R: 1 E: 0 K: 3 S: 13	H: 4 LOB: 3 BB: 0 P: 13	1B: 4 2B: 0 3B: 0 HR: 1	SF: 0 SAC: 1 DP: 0 HBP: 0	WP: 0 PB: 0 SB: 0 CS: 0	PA: 35	
<b>PITCHER</b> Jim Bunning, R (1,1) ERA: 2.88	IP: 9.0 WLS: W BF: 35 H: 5 R: 2 ER: 2 SO: 7 BB: 1 IBB: 0 HBP: 0 BLK: 0 WP: 0 HR: 1 S: 48 P: 52 ERA: 2.00 WHIP: 0.667																		

AB 33  
R 2  
H 5  
RBI 2  
BB 1  
SO 7  
LOB 8





Batter	1	2	3	4	5	6	7	8	9	AB	R	H	RBI	BB	SO	LOB	BOTTOM			
John Briggs, L (1,8) OBP: 0.350, SLG: 0.345	F8			HBP HR 1B		F3				4	2	2	0	0	0	0	<b>San Francisco Giants @ Philadelphia Phillies</b> <b>Connie Mack Stadium, Philadelphia, PA</b> Fri Jul 09 1965, 7:05 PM EDT Att: 27,954 - Unknown			
Cookie Rojas, R (1,4) OBP: 0.378, SLG: 0.402	1-3			HR HBP		F7				3	2	1	3	0	0	0				
Johnny Callison, L (1,9) OBP: 0.313, SLG: 0.531	F7			HR		4-3				4	1	2	4	0	0	0				
Dick Allen, R (1,5) OBP: 0.415, SLG: 0.562		6-3					K			4	0	0	0	0	3	2				
Tony Taylor, R (9,5) OBP: 0.319, SLG: 0.352				K			K			0	0	0	0	0	0	0				
Tony Gonzalez, L (1,7) OBP: 0.348, SLG: 0.491				4-3						3	2	2	0	0	0	0				
Dick Stuart, R (1,3) OBP: 0.313, SLG: 0.456										3	0	1	0	0	0	0				
Ruben Amaro, R (7,FR) OBP: 0.300, SLG: 0.232	F6			F5						1	1	0	0	0	0	1				
Bobby Wine, R (1,6) OBP: 0.248, SLG: 0.200										4	0	1	2	0	0	1				
Pat Corrales, R (1,2) OBP: 0.344, SLG: 0.321										3	1	0	0	1	1	1				
Jim Bunning, R (1,1) OBP: 0.224, SLG: 0.286										4	1	1	1	0	1	1				
<b>Inning Stats</b>	R: 0 E: 0 K: 0 S: 3	H: 0 LOB: 0 BB: 0 P: 3	R: 0 E: 0 K: 0 S: 3	H: 1 LOB: 0 BB: 0 P: 3	R: 0 E: 0 K: 0 S: 3	H: 0 LOB: 0 BB: 0 P: 3	R: 3 E: 0 K: 1 S: 7	H: 2 LOB: 0 BB: 0 P: 8	R: 0 E: 0 K: 2 S: 7	H: 0 LOB: 0 BB: 0 P: 7	R: 0 E: 0 K: 0 S: 3	H: 0 LOB: 0 BB: 0 P: 3	R: 6 E: 0 K: 2 S: 12	H: 5 LOB: 2 BB: 1 P: 17	R: 1 E: 0 K: 0 S: 5	H: 2 LOB: 1 BB: 0 P: 5		1B: 4 2B: 4 3B: 1 HR: 1	SF: 0 SAC: 0 DP: 0 HBP: 2	WP: 0 PB: 0 SB: 0 CS: 0
<b>PITCHER</b> Jack Sanford, R (1,1) ERA: 4.06 Masonori Murakami, L (4,1) ERA: 4.73 Ron Herbel, R (7,1) ERA: 4.28	IP: 3.0 WLS: L BF: 11 H: 2 R: 2 ER: 2 SO: 0 BB: 0 IBB: 0 HBP: 0 BLK: 0 WP: 0 HR: 0 S: 10 P: 11 ERA: 6.00 WHIP: 0.667																			

AB 33  
R 10  
H 10  
RBI 10  
BB 1  
SO 5  
LOB 6



Batter	1	2	3	4	5	6	7	8	9	AB	R	H	RBI	BB	SO	LOB	TOP				
Jesus Alou, R (1,9) <small>OBP: 0.319, SLG: 0.414</small>	F9	F4		F8			1-3			5	0	1	1	0	0	1	<b>San Francisco Giants @ Philadelphia Phillies</b> <b>San Francisco Giants @ Philadelphia Phillies</b> <b>Connie Mack Stadium, Philadelphia, PA</b> <small>Sat Jul 10 1965, 7:05 PM EDT Att: 32,031 - Unknown</small>				
Jim Davenport, R (1,6) <small>OBP: 0.395, SLG: 0.372</small>	HR	WP		6-3			F8	F8		4	1	1	1	1	0	3					
Willie McCovey, L (1,3) <small>OBP: 0.406, SLG: 0.564</small> Bob Burda, L (9,3) <small>OBP: 0.071, SLG: 0.071</small>	4-3	1-3					K		K2-3	4	0	0	0	1	2	1					
Willie Mays, R (1,8) <small>OBP: 0.414, SLG: 0.657</small> Ken Henderson, S (1,8) <small>OBP: 0.214, SLG: 0.167</small>	E	K					G6-4-3			0	0	0	0	0	0	0					
Tom Haller, L (1,2) <small>OBP: 0.342, SLG: 0.371</small>	E2			F8			F3			1	1	1	0	0	0	0					
Jim Ray Hart, R (1,5) <small>OBP: 0.311, SLG: 0.424</small>	1B									3	2	2	1	1	1	0					
Len Gabrielson, L (1,7) <small>OBP: 0.339, SLG: 0.383</small>	2B			K			SH2-3			1	0	0	1	1	0	0					
Hal Lanier, R (1,4) <small>OBP: 0.269, SLG: 0.287</small>	1B			G3			SH2-3			1	0	0	1	1	0	0					
Juan Marichal, R (1,1) <small>OBP: 0.190, SLG: 0.179</small>	IBB						F9			4	1	3	2	0	0	1					
Ray Culp, R (1,1) <small>ERA: 2.85</small> Bo Belinsky, L (2,1) <small>ERA: 4.77</small> Jack Baldschun, R (7,1) <small>ERA: 4.21</small>	R: 4 E: 1 K: 1 S: 10	H: 5 LOB: 2 BB: 1 P: 14	R: 0 E: 0 K: 1 S: 5	H: 0 LOB: 1 BB: 1 P: 9	R: 0 E: 0 K: 1 S: 5	H: 0 LOB: 0 BB: 0 P: 5	R: 0 E: 0 K: 0 S: 4	H: 1 LOB: 1 BB: 0 P: 4	R: 0 E: 0 K: 0 S: 2	H: 0 LOB: 0 BB: 1 P: 6	R: 0 E: 0 K: 0 S: 4	H: 1 LOB: 1 BB: 0 P: 4	R: 0 E: 0 K: 0 S: 7	H: 4 LOB: 2 BB: 1 P: 11	R: 0 E: 0 K: 1 S: 5	H: 1 LOB: 0 BB: 0 P: 5	1B: 10 2B: 1 3B: 0 HR: 1	SF: 1 SAC: 2 DP: 2 HBP: 0	WP: 1 PB: 0 SB: 1 CS: 0	PA: 41	
John Briggs, L (1,8) <small>OBP: 0.346, SLG: 0.333</small>	F9			4-3						3	0	0	0	1	1	0	<b>San Francisco Giants @ Philadelphia Phillies</b> <b>San Francisco Giants @ Philadelphia Phillies</b> <b>Connie Mack Stadium, Philadelphia, PA</b> <small>Sat Jul 10 1965, 7:05 PM EDT Att: 32,031 - Unknown</small>				
Cookie Rojas, R (1,4) <small>OBP: 0.378, SLG: 0.399</small>	5-3									4	0	1	0	0	0	1					
Johnny Callison, L (1,9) <small>OBP: 0.309, SLG: 0.525</small>	F6									4	0	0	0	0	0	1					
Dick Allen, R (1,5) <small>OBP: 0.411, SLG: 0.556</small>										3	0	0	0	0	0	0					
Tony Gonzalez, L (1,7) <small>OBP: 0.348, SLG: 0.500</small>										3	0	1	0	0	1	0					
Dick Stuart, R (1,3) <small>OBP: 0.310, SLG: 0.451</small>										3	0	0	0	0	2	1					
Bobby Wine, R (1,6) <small>OBP: 0.243, SLG: 0.195</small>										3	0	0	0	0	0	1					
Pat Corrales, R (1,2) <small>OBP: 0.344, SLG: 0.321</small> Tony Taylor, R (1,4) <small>OBP: 0.315, SLG: 0.347</small>										0	0	0	0	0	0	0					
Ray Culp, R (1,1) <small>OBP: 0.148, SLG: 0.080</small> Bo Belinsky, L (2,1) <small>OBP: 0.259, SLG: 0.222</small> John Herrnstein, L (6,PH) <small>OBP: 0.273, SLG: 0.313</small> Jack Baldschun, R (7,1) <small>OBP: 0.308, SLG: 0.514</small>										1	0	0	0	0	0	0					
	R: 0 E: 0 K: 0 S: 3	H: 0 LOB: 0 BB: 0 P: 3	R: 0 E: 0 K: 1 S: 6	H: 1 LOB: 1 BB: 0 P: 6	R: 0 E: 0 K: 1 S: 5	H: 0 LOB: 0 BB: 0 P: 5	R: 0 E: 0 K: 0 S: 3	H: 0 LOB: 0 BB: 0 P: 3	R: 0 E: 0 K: 0 S: 3	H: 0 LOB: 1 BB: 1 P: 7	R: 0 E: 0 K: 1 S: 5	H: 0 LOB: 0 BB: 0 P: 5	R: 0 E: 0 K: 1 S: 5	H: 0 LOB: 1 BB: 0 P: 5	R: 0 E: 0 K: 1 S: 6	H: 1 LOB: 1 BB: 0 P: 6		1B: 1 2B: 0 3B: 1 HR: 0	SF: 0 SAC: 0 DP: 0 HBP: 0	WP: 0 PB: 0 SB: 0 CS: 0	PA: 30

Batter	1	2	3	4	5	6	7	8	9	AB R H RBI BB SO LOB	TOP					
<b>Alex Johnson, R</b> OBP: 0.347, SLG: 0.468 (1, 7)										4 0 1 0 0 1 3	Philadelphia Phillies @ Cincinnati Reds Crosley Field, Cincinnati, OH Thu Jul 15 1965, 7:05 PM EDT Att: 15,606 - Unknown					
<b>Cookie Rojas, R</b> OBP: 0.372, SLG: 0.393 (1, 8)										4 0 0 0 0 0 3						
<b>Johnny Callison, L</b> OBP: 0.311, SLG: 0.523 (1, 9)										3 0 1 0 1 0 1						
<b>Dick Allen, R</b> OBP: 0.409, SLG: 0.552 (1, 5)										4 0 1 0 0 0 1						
<b>Dick Stuart, R</b> OBP: 0.309, SLG: 0.459 (1, 3)										4 1 1 1 0 2 2						
<b>Tony Taylor, R</b> OBP: 0.314, SLG: 0.346 (1, 4)										4 0 1 0 0 0 2						
<b>Bobby Wine, R</b> OBP: 0.238, SLG: 0.191 (1, 6)										3 0 0 0 0 1 1						
<b>Pat Corrales, R</b> OBP: 0.373, SLG: 0.373 (1, 2)										3 0 3 0 0 0 0						
<b>Chris Short, R</b> OBP: 0.122, SLG: 0.122 (5, PH)										1 0 0 0 0 0 1	<b>AB 32</b> <b>R 1</b> <b>H 8</b> <b>RBI 1</b> <b>BB 1</b> <b>SO 5</b> <b>LOB 16</b> 					
<b>Ray Herbert, R</b> OBP: 0.346, SLG: 0.346 (7, 1)										0 0 0 0 0 0 0						
<b>Lew Burdette, R</b> OBP: 0.266, SLG: 0.231 (8, PH)										0 0 0 0 0 0 0						
<b>Ruben Amaro, R</b> OBP: 0.266, SLG: 0.231 (8, PH)										1 0 0 0 0 0 1						
<b>Ed Roebuck, R</b> OBP: 0.266, SLG: 0.231 (8, 1)										0 0 0 0 0 0 0						
<b>Inning Stats</b>	R: 0 E: 0 K: 0 S: 3	H: 1 LOB: 0 BB: 0 P: 3	R: 0 E: 0 K: 1 S: 6	H: 1 LOB: 1 BB: 0 P: 6	R: 0 E: 0 K: 1 S: 6	H: 1 LOB: 0 BB: 1 P: 7	R: 0 E: 0 K: 0 S: 3	H: 0 LOB: 0 BB: 0 P: 3	R: 0 E: 0 K: 1 S: 5	H: 1 LOB: 1 BB: 0 P: 4		R: 0 E: 0 K: 1 S: 6	H: 2 LOB: 1 BB: 0 P: 6	1B: 6 2B: 1 3B: 0 HR: 1	SF: 0 SAC: 0 DP: 2 HBP: 0	WP: 1 PA: 34 PB: 0 SB: 0 CS: 1
<b>PITCHER</b>	IP WLS BF H R ER SO BB IBB HBP BLK WP HR S P ERA WHIP															
<b>Joe Nuxhall, L</b> ERA: 4.36 (1, 1)	9.0 W 33 8 1 1 5 1 0 0 0 1 1 42 46 1.00 1.000															


Batter	1	2	3	4	5	6	7	8	9	AB R H RBI BB SO LOB	BOTTOM							
<b>Tommy Harper, R</b> OBP: 0.375, SLG: 0.461 (1, 7)										4 0 1 2 1 0 3	Philadelphia Phillies @ Cincinnati Reds Crosley Field, Cincinnati, OH Thu Jul 15 1965, 7:05 PM EDT Att: 15,606 - Unknown							
<b>Pete Rose, S</b> OBP: 0.370, SLG: 0.393 (1, 4)										5 0 2 1 0 1 1								
<b>Vada Pinson, L</b> OBP: 0.350, SLG: 0.478 (1, 8)										5 0 3 0 0 1 1								
<b>Frank Robinson, R</b> OBP: 0.376, SLG: 0.537 (1, 9)										5 0 0 0 0 1 5								
<b>Deron Johnson, R</b> OBP: 0.331, SLG: 0.514 (1, 5)										4 2 2 0 0 0 3								
<b>Tony Perez, R</b> OBP: 0.309, SLG: 0.473 (1, 3)										4 2 1 1 0 1 2								
<b>Jimmie Coker, R</b> OBP: 0.214, SLG: 0.500 (1, 2)										4 1 2 1 0 1 2		<b>AB 38</b> <b>R 8</b> <b>H 15</b> <b>RBI 8</b> <b>BB 1</b> <b>SO 6</b> <b>LOB 19</b> 						
<b>Leo Cardenas, R</b> OBP: 0.360, SLG: 0.439 (1, 6)										4 2 3 2 0 0 0								
<b>Joe Nuxhall, L</b> OBP: 0.348, SLG: 0.333 (1, 1)										3 1 1 1 0 1 2								
<b>Inning Stats</b>	R: 0 E: 0 K: 0 S: 4	H: 2 LOB: 2 BB: 1 P: 8	R: 1 E: 0 K: 1 S: 6	H: 1 LOB: 0 BB: 0 P: 6	R: 0 E: 0 K: 1 S: 6	H: 1 LOB: 1 BB: 0 P: 6	R: 3 E: 1 K: 1 S: 9	H: 3 LOB: 1 BB: 0 P: 9	R: 0 E: 0 K: 2 S: 10	H: 3 LOB: 1 BB: 0 P: 10	R: 2 E: 0 K: 1 S: 9		H: 4 LOB: 2 BB: 0 P: 9	R: 0 E: 0 K: 0 S: 3	H: 0 LOB: 0 BB: 0 P: 3	1B: 8 2B: 5 3B: 1 HR: 1	SF: 0 SAC: 1 DP: 1 HBP: 0	WP: 0 PA: 40 PB: 0 SB: 0 CS: 0
<b>PITCHER</b>	IP WLS BF H R ER SO BB IBB HBP BLK WP HR S P ERA WHIP																	
<b>Chris Short, L</b> ERA: 3.26 (5, 1)	2.1 L 14 7 4 4 3 0 0 0 0 0 0 20 20 15.43 3.000																	
<b>Ray Herbert, R</b> ERA: 3.39 (7, 1)	0.2 3 1 0 0 0 0 0 0 0 0 0 3 3 0.00 1.500																	
<b>Lew Burdette, R</b> ERA: 6.56 (8, 1)	1.0 3 0 0 0 0 0 0 0 0 0 0 3 3 0.00 0.000																	

Batter	1	2	3	4	5	6	7	8	9	AB	R	H	RBI	BB	SO	LOB			
<b>John Briggs, L</b> (1.8) OBP: 0.333, SLG: 0.319	0-0 4-1			0-3 K		0-0 F9		0-0 F8		4	0	0	0	0	1	2			
<b>Cookie Rojas, R</b> (1.4) OBP: 0.371, SLG: 0.391	0-0 6-3			0-0 4-3			0-0 FC6-4 1B		0-0 L8	4	0	1	0	0	0	0			
<b>Johnny Callison, L</b> (1.9) OBP: 0.313, SLG: 0.532	0-3 K			0-0 F5			0-0 FC6-4 1-2 1B		0-0 HR	4	1	2	1	0	1	0			
<b>Dick Allen, R</b> (1.5) OBP: 0.405, SLG: 0.545		0-3 K			0-0 1-3		0-0 FC6-4 1-2 2-3		0-0 F9	4	0	0	0	0	1	2			
<b>Tony Gonzalez, L</b> (1.7) OBP: 0.346, SLG: 0.500		0-0 K 2-4-5-3-3 2B			0-0 4-3		0-0 K		0-0 6-3	4	0	1	0	0	1	2			
<b>Dick Stuart, R</b> (1.3) OBP: 0.306, SLG: 0.454		0-3 K2-4-5-3-2 2-2			0-0 F2		0-3 K			3	0	0	0	0	2	3			
<b>Bobby Wine, R</b> (1.6) OBP: 0.233, SLG: 0.187			0-0 L8			0-0 5-3		0-3 K		3	0	0	0	0	1	0			
<b>Pat Corrales, R</b> (1.2) OBP: 0.371, SLG: 0.361			0-0 1-3			0-0 F9		4-0 BB		2	0	0	0	1	0	0			
<b>Jim Bunning, R</b> (1.1) OBP: 0.235, SLG: 0.294			0-0 5-3			0-0 1B		0-0 F7		2	0	1	0	0	0	0			
<b>Jack Baldschun, R</b> (7.1)										0	0	0	0	0	0	0			
<b>Wes Covington, L</b> (8. PH) OBP: 0.306, SLG: 0.511										1	0	0	0	0	0	1			
<b>Gary Wagner, R</b> (8.1)										0	0	0	0	0	0	0			
<b>Inning Stats</b>	R: 0 E: 0 K: 1 S: 5	H: 0 LOB: 0 BB: 0 P: 5	R: 0 E: 0 K: 2 S: 7	H: 1 LOB: 1 BB: 0 P: 7	R: 0 E: 0 K: 0 S: 3	H: 0 LOB: 0 BB: 0 P: 3	R: 0 E: 0 K: 1 S: 5	H: 0 LOB: 0 BB: 0 P: 5	R: 0 E: 0 K: 0 S: 4	H: 1 LOB: 1 BB: 0 P: 4	R: 0 E: 0 K: 2 S: 9	H: 2 LOB: 2 BB: 0 P: 9	R: 0 E: 0 K: 1 S: 5	H: 0 LOB: 1 BB: 1 P: 9	R: 1 E: 0 K: 0 S: 4	H: 1 LOB: 0 BB: 0 P: 4	1B: 3 2B: 2 3B: 0 HR: 1	SF: 0 SAC: 0 DP: 1 HBP: 0	WP: 0 PA: 32 PB: 0 SB: 0 CS: 0
<b>PITCHER</b>	IP WLS BF H R ER SO BB IBB HBP BLK WP HR S P ERA WHIP																		
<b>Sammy Ellis, R</b> (1.1) ERA: 3.18	9.0 W 32 5 1 1 7 1 0 0 0 0 1 45 49 1.00 0.667																		

**TOP**

Philadelphia Phillies @ Cincinnati Reds  
Crosley Field, Cincinnati, OH  
Fri Jul 16 1965, 7:05 PM EDT  
Att: 18,584 - Unknown

<b>AB</b>	31
<b>R</b>	1
<b>H</b>	5
<b>RBI</b>	1
<b>BB</b>	1
<b>SO</b>	7
<b>LOB</b>	10




Batter	1	2	3	4	5	6	7	8	9	AB	R	H	RBI	BB	SO	LOB			
<b>Tommy Harper, R</b> (1.7) OBP: 0.379, SLG: 0.462	4-0 FC4-6 BB				0-0 2B		4-0 1B 2B BB			1	0	1	0	1	0	0			
<b>Art Shamsky, L</b> (4.7) OBP: 0.380, SLG: 0.489		0-0 CS 1B			0-0 4-3		0-0 SF8			1	1	1	0	1	0	0			
<b>Pete Rose, S</b> (1.4) OBP: 0.366, SLG: 0.390	0-0 FC4-6 1B 1-2 E	0-0 CS 1-2	0-0 6-3		0-0 4-3		0-0 SF8			3	1	0	1	0	0	2			
<b>Vada Pinson, L</b> (1.8) OBP: 0.351, SLG: 0.478	0-0 1-3 E 1B		0-0 4-3		0-0 5-3		0-0 2B 1-3 2-H 1B			4	1	2	1	0	0	0			
<b>Frank Robinson, R</b> (1.9) OBP: 0.374, SLG: 0.536	0-3 K		0-0 F8		0-0 6-3		0-0 2B			4	0	1	1	0	1	2			
<b>Gordy Coleman, L</b> (1.3) OBP: 0.362, SLG: 0.520	0-0 E3 1B		0-0 F9		0-0 4-3		0-0 2B			3	0	0	0	1	0	2			
<b>Marty Keough, L</b> (8.3) OBP: 0.188, SLG: 0.071	0-0 2-H 3-H 1B		0-0 P4		0-0 BB		0-0 4-3			0	0	0	0	0	0	0			
<b>Deron Johnson, R</b> (1.5) OBP: 0.331, SLG: 0.511	0-0 1-2 1B		0-0 P3		0-3 K		0-0 6-3			4	0	1	0	0	1	1			
<b>Johnny Edwards, L</b> (1.2) OBP: 0.343, SLG: 0.514	0-0 P3		0-0 4-3		0-0 4-3		0-0 SH3 SF8 1B		0-0 G6-3 1B	4	1	2	0	0	2	2			
<b>Leo Cardenas, R</b> (1.6) OBP: 0.358, SLG: 0.437		0-3 K			0-0 1-3		0-0 SH3 1B		0-0 G6-3 1-2	4	1	1	0	0	1	1			
<b>Sammy Ellis, L</b> (1.1) OBP: 0.172, SLG: 0.179		0-0 P6			0-3 K		0-0 SH3			2	0	0	0	0	1	0			
<b>Inning Stats</b>	R: 2 E: 1 K: 1 S: 8	H: 2 LOB: 2 BB: 1 P: 12	R: 0 E: 0 K: 1 S: 5	H: 1 LOB: 0 BB: 0 P: 5	R: 0 E: 0 K: 0 S: 3	H: 0 LOB: 0 BB: 0 P: 3	R: 0 E: 0 K: 0 S: 3	H: 0 LOB: 0 BB: 0 P: 3	R: 0 E: 0 K: 1 S: 6	H: 1 LOB: 1 BB: 0 P: 6	R: 0 E: 0 K: 0 S: 5	H: 0 LOB: 1 BB: 1 P: 9	R: 3 E: 0 K: 0 S: 7	H: 4 LOB: 2 BB: 1 P: 11	R: 0 E: 0 K: 0 S: 3	H: 1 LOB: 0 BB: 0 P: 3	1B: 7 2B: 2 3B: 0 HR: 0	SF: 1 SAC: 1 DP: 1 HBP: 0	WP: 0 PA: 36 PB: 0 SB: 1 CS: 1
<b>PITCHER</b>	IP WLS BF H R ER SO BB IBB HBP BLK WP HR S P ERA WHIP																		
<b>Jim Bunning, R</b> (1.1) ERA: 2.94	6.2 L 31 8 5 3 4 0 0 0 0 0 0 1 36 48 4.05 1.650																		
<b>Jack Baldschun, R</b> (7.1) ERA: 4.18	0.1 1 0 0 0 0 0 0 0 0 0 0 1 1 0.00 0.000																		
<b>Gary Wagner, R</b> (8.1) ERA: 2.34	1.0 3 1 0 0 0 0 0 0 0 0 0 3 3 0.00 1.000																		

**BOTTOM**

Philadelphia Phillies @ Cincinnati Reds  
Crosley Field, Cincinnati, OH  
Fri Jul 16 1965, 7:05 PM EDT  
Att: 18,584 - Unknown

<b>AB</b>	30
<b>R</b>	5
<b>H</b>	9
<b>RBI</b>	3
<b>BB</b>	3
<b>SO</b>	4
<b>LOB</b>	10







Batter	1	2	3	4	5	6	7	8	9	AB	R	H	RBI	BB	SO	LOB	TOP					
John Briggs, L (1.8) OBP: 0.347, SLG: 0.364	G3		K			E		G4-6-3		3	0	1	0	1	1	1	Philadelphia Phillies @ St. Louis Cardinals Sportsman's Park, St. Louis, MO Sun Jul 18 1965, 4:33 AM EDT Att: 18,846 - Unknown  livebaseballscores.com					
Cookie Rojas, R (1.4) OBP: 0.376, SLG: 0.398	F7					F7		G4-6-3		3	0	1	0	0	0	1						
Clay Dalrymple, L (7.2) OBP: 0.275, SLG: 0.307										1	0	0	0	0	0	1						
Johnny Callison, L (1.9) OBP: 0.318, SLG: 0.544	HR									2	1	1	1	2	0	0						
Dick Allen, R (1.5) OBP: 0.402, SLG: 0.538	K									3	0	0	0	1	2	4						
Alex Johnson, R (1.7) OBP: 0.356, SLG: 0.466										4	0	2	0	0	1	3						
John Herrnstein, L (1.3) OBP: 0.286, SLG: 0.390	F7									3	0	0	0	0	0	4						
Adolfo Phillips, R (9. PH)										1	0	0	0	0	0	1						
Bobby Wine, R (1.6) OBP: 0.247, SLG: 0.199										2	0	0	0	0	0	1						
Tony Gonzalez, L (7. PH) OBP: 0.344, SLG: 0.497	G5-4-3									1	0	0	0	0	0	1						
Tony Taylor, R (7.4) OBP: 0.311, SLG: 0.342										0	0	0	0	0	0	0						
Pat Corrales, R (1.2) OBP: 0.410, SLG: 0.388										1	0	0	0	1	1	0						
Wes Covington, L (7. PH) OBP: 0.304, SLG: 0.507										1	0	0	0	0	1	1						
Ruben Amaro, R (7.6) OBP: 0.298, SLG: 0.231										0	0	0	0	0	0	0						
Bo Belinsky, L (1.1) OBP: 0.233, SLG: 0.207										2	0	0	0	0	1	1						
Lew Burdette, R (6.1) OBP: 0.305, SLG: 0.462										0	0	0	0	0	0	0						
Gary Wagner, R (6.1) OBP: 0.143, SLG: 0.286										0	0	0	0	0	0	0						
Dick Stuart, R (8. PH) OBP: 0.305, SLG: 0.453										1	0	0	0	0	0	0						
Jack Baldschun, R (8.1) OBP: 0.305, SLG: 0.453										0	0	0	0	0	0	0						
<b>Inning Stats</b>	R: 1 E: 0 K: 1 S: 7	H: 1 LOB: 0 BB: 0 P: 12	R: 0 E: 0 K: 0 S: 5	H: 1 LOB: 0 BB: 0 P: 7	R: 0 E: 0 K: 1 S: 7	H: 0 LOB: 0 BB: 1 P: 12	R: 0 E: 0 K: 2 S: 12	H: 1 LOB: 2 BB: 1 P: 25	R: 0 E: 0 K: 0 S: 7	H: 0 LOB: 0 BB: 0 P: 7	R: 0 E: 1 K: 1 S: 10	H: 1 LOB: 1 BB: 0 P: 20	R: 0 E: 0 K: 1 S: 9	H: 1 LOB: 1 BB: 0 P: 11	R: 0 E: 0 K: 0 S: 4	H: 0 LOB: 0 BB: 1 P: 8	R: 0 E: 0 K: 0 S: 8	H: 0 LOB: 1 BB: 1 P: 12	1B: 4 2B: 0 3B: 0 HR: 1	SF: 0 SAC: 0 DP: 3 HBP: 0	WP: 0 PB: 0 SB: 0 CS: 1	PA: 33
<b>PITCHER</b>	IP WLS BF H R ER SO BB IBB HBP BLK WP HR S P ERA WHIP	7.1 W 28 5 1 1 7 4 0 0 0 0 1 60 101 1.23 1.227	1.2 S 5 0 0 0 0 1 0 0 0 0 0 9 13 0.00 0.600																			

Batter	1	2	3	4	5	6	7	8	9	AB	R	H	RBI	BB	SO	LOB	BOTTOM				
Lou Brock, L (1.7) OBP: 0.347, SLG: 0.431	HR	F6		4-3		S				3	1	1	1	1	0	3	Philadelphia Phillies @ St. Louis Cardinals Sportsman's Park, St. Louis, MO Sun Jul 18 1965, 4:33 AM EDT Att: 18,846 - Unknown  livebaseballscores.com				
Dick Groat, R (1.6) OBP: 0.340, SLG: 0.331	1B									2	1	1	0	0	0	0					
Dal Maxvill, R (4.6) OBP: 0.091, SLG: 0.125	PB									2	0	0	0	0	1	2					
Phil Gagliano, R (1.5) OBP: 0.359, SLG: 0.451	1B									3	0	1	0	1	1	0					
Phil Gagliano, R (1.5) OBP: 0.359, SLG: 0.451	PB									3	0	1	0	1	1	0					
Curt Flood, R (1.8) OBP: 0.357, SLG: 0.429	K									4	0	1	0	0	1	2					
Bill White, L (1.3) OBP: 0.360, SLG: 0.444	4-3									4	0	0	0	0	0	2					
Mike Shannon, R (1.9) OBP: 0.258, SLG: 0.295	HBP									3	0	1	0	0	0	0					
Tim McCarver, L (1.2) OBP: 0.331, SLG: 0.426	G3									4	1	2	1	0	1	2					
Jerry Buchek, R (1.4) OBP: 0.286, SLG: 0.358										3	0	1	0	1	1	0					
Tracy Stallard, R (1.1) OBP: 0.098, SLG: 0.098										3	0	0	0	0	0	4					
Hal Woodeshick, R (8.1) OBP: 0.167, SLG: 0.091										0	0	0	0	0	0	0					
<b>Inning Stats</b>	R: 2 E: 0 K: 1 S: 13	H: 3 LOB: 2 BB: 0 P: 16	R: 0 E: 0 K: 0 S: 3	H: 0 LOB: 0 BB: 0 P: 3	R: 0 E: 0 K: 1 S: 5	H: 0 LOB: 0 BB: 0 P: 5	R: 0 E: 0 K: 0 S: 5	H: 2 LOB: 3 BB: 1 P: 9	R: 0 E: 0 K: 0 S: 4	H: 1 LOB: 1 BB: 0 P: 4	R: 1 E: 0 K: 1 S: 12	H: 2 LOB: 2 BB: 1 P: 21	R: 0 E: 0 K: 0 S: 7	H: 0 LOB: 0 BB: 1 P: 16	R: 0 E: 0 K: 2 S: 7	H: 0 LOB: 0 BB: 0 P: 7		1B: 4 2B: 2 3B: 0 HR: 2	SF: 0 SAC: 0 DP: 1 HBP: 1	WP: 0 PB: 1 SB: 1 CS: 0	PA: 35
<b>PITCHER</b>	IP WLS BF H R ER SO BB IBB HBP BLK WP HR S P ERA WHIP	5.1 L 25 7 3 3 2 0 1 0 0 0 0 6 12 0.00 3.000	1.1 3 1 0 0 0 0 1 0 0 0 0 0 10 21 0.00 0.750	1.0 3 0 0 0 2 0 0 0 0 0 0 7 7 0.00 0.000																	





Batter	1	2	3	4	5	6	7	8	9	10	AB	R	H	RBI	BB	SO	LOB	TOP						
John Briggs, L OBP: 0.361, SLG: 0.389 Bo Belinsky, L OBP: 0.233, SLG: 0.207	(1, 8) 4-0 BB L5-3 BB		(1, 0) 4-3	(1, 0) 3B		(1, 2) 2B BB		(1, 2) 2-3		(1, 0) K	4	1	1	1	2	1	3	<b>Philadelphia Phillies @ Chicago Cubs</b> Wrigley Field, Chicago, IL Wed Jul 21 1965, 3:33 AM CDT Att: 9,585 - Cloudy						
Cookie Rojas, R OBP: 0.371, SLG: 0.394	(1, 4) 0-0 L5-3		(1, 0) F8	(1, 0) L5		(1, 0) WP 2B BB		(1, 2) 4-3		(1, 0) F8	6	1	1	2	0	0	5							
Johnny Callison, L OBP: 0.319, SLG: 0.536	(1, 9) 0-3 K		(1, 0) BB 1B		(1, 0) 1B SF7 BB	(1, 0) 1-3		(1, 0) F7			4	2	1	0	1	1	1							
Dick Allen, R OBP: 0.405, SLG: 0.539	(1, 5) 0-0 1B 2B		(1, 0) 1B BB		(1, 0) 1-3 1B	(1, 0) S 1B		(1, 0) F9			4	1	3	0	1	0	0							
Tony Gonzalez, L OBP: 0.345, SLG: 0.497	(1, 7) 0-0 5-3 1B 2H		(1, 0) 1-2 1B		(1, 0) SF7	(1, 0) F8		(1, 0) 6-3			4	0	2	3	0	0	1							
Dick Stuart, R OBP: 0.238, SLG: 0.441 Ruben Amaro, R OBP: 0.298, SLG: 0.231	(1, 3) 0-3 K		(1, 3) K		(1, 0) F7		(1, 0) F7		(1, 0) K2-3		5	0	0	0	0	3	4							
Clay Dalrymple, L OBP: 0.269, SLG: 0.297 Alex Johnson, R OBP: 0.355, SLG: 0.478	(1, 2) 0-0 5-3 1B				(1, 0) F7	(1, 0) 4-3		(1, 0) K		(1, 0) SH3-4 1B	4	0	1	0	0	1	1							
Bobby Wine, R OBP: 0.255, SLG: 0.211	(1, 6) 0-0 5-3				(1, 0) F7		(1, 0) F7		(1, 0) K		4	0	0	0	0	1	2							
Ray Culp, R OBP: 0.172, SLG: 0.111 Ed Roebuck, R OBP: 0.178, SLG: 0.321 Art Mahaffey, R OBP: 0.111 Lew Burdette, R OBP: 0.153 Jack Baldschun, R OBP: 0.193, SLG: 0.341 Pat Gonzalez, R OBP: 0.407, SLG: 0.386	(1, 11) 0-0 4-3				(1, 0) 3B 1B		(1, 0) BB 2B 1B		(1, 0) 4-3 2-3 1B		0	0	0	0	0	0	0							
<b>Inning Stats</b>	R: 0 E: 0 K: 1 S: 4	H: 0 LOB: 0 BB: 1 P: 8	R: 1 E: 0 K: 1 S: 8	H: 3 LOB: 2 BB: 0 P: 8	R: 1 E: 0 K: 1 S: 7	H: 2 LOB: 1 BB: 0 P: 11	R: 1 E: 0 K: 0 S: 5	H: 2 LOB: 1 BB: 0 P: 5	R: 1 E: 0 K: 1 S: 4	H: 1 LOB: 1 BB: 1 P: 8	R: 3 E: 0 K: 0 S: 6	H: 3 LOB: 1 BB: 0 P: 10	R: 0 E: 0 K: 2 S: 7	H: 0 LOB: 0 BB: 0 P: 7	R: 0 E: 0 K: 0 S: 4	H: 1 LOB: 1 BB: 0 P: 4	R: 0 E: 0 K: 1 S: 5		H: 0 LOB: 0 BB: 0 P: 5	R: 0 E: 0 K: 1 S: 6	H: 1 LOB: 2 BB: 1 P: 10	1B: 10 2B: 3 3B: 1 HR: 0	SF: 1 SAC: 1 DP: 1 HBP: 0	WP: 1 PB: 0 SB: 1 CS: 0
<b>PITCHER</b>	IP WLS BF H R ER SO BB IBB HBP BLK WP HR S P ERA WHIP																							
Cal Koonce, R ERA: 4.08	(1, 1) 4.0 22 8 4 4 3 3 0 0 0 0 0 0 25 37 9.00 2.750																							
Billy Hoelt, L ERA: 1.93	(5, 1) 1.1 6 1 2 0 0 1 0 0 0 0 0 0 5 9 0.00 1.500																							
Ted Abernathy, R ERA: 1.89	(6, 1) 2.2 11 3 1 0 2 0 0 0 0 0 1 0 15 15 0.00 1.125																							
Lindy McDaniel, R ERA: 2.39	(9, 1) 1.0 3 0 0 0 1 0 0 0 0 0 0 0 5 5 0.00 0.000																							
Bob Hendley, L ERA: 9.59	(10, 1) 1.0 W 5 1 0 0 1 1 0 0 0 0 0 0 6 10 0.00 2.000																							

AB	40
R	7
H	13
RBI	6
BB	5
SO	7
LOB	19



Batter	1	2	3	4	5	6	7	8	9	10	AB	R	H	RBI	BB	SO	LOB	BOTTOM				
Glenn Beckert, R OBP: 0.271, SLG: 0.298	(1, 4) 0-0 1B 14 E 1B		(1, 0) G5-4-3			(1, 0) K		(1, 0) F7		(1, 0) F9	6	1	2	0	0	1	2	<b>Philadelphia Phillies @ Chicago Cubs</b> Wrigley Field, Chicago, IL Wed Jul 21 1965, 3:33 AM CDT Att: 9,585 - Cloudy				
Don Landrum, L OBP: 0.337, SLG: 0.406	(1, 8) 0-0 14 WP 1B		(1, 0) 14 CS 1B BB		(1, 0) 6-3	(1, 0) S 1B		(1, 0) 2B 2B		(1, 0) 14 BB 1B	5	3	4	0	1	0	0					
Billy Williams, L OBP: 0.359, SLG: 0.484	(1, 9) 4-0 14 E FC5-2 IBB		(1, 0) 14 CS 1B		(1, 0) 5-3	(1, 0) K		(1, 0) 2B 2B		(1, 0) 14 1B BB	4	0	2	1	2	1	1					
14 Ernie Banks, R OBP: 0.345, SLG: 0.446	(1, 3) 0-0 E4 1B FC5-2		(1, 0) K		(1, 0) 1B 2B	(1, 0) F3		(1, 0) K		(1, 0) 1B	6	1	2	2	0	2	5					
Ron Santo, R OBP: 0.352, SLG: 0.482	(1, 5) 0-0 FC5-2 1B FC5-2		(1, 0) 2B 1B		(1, 0) 2-3 1B		(1, 0) 6-3		(1, 0) 5-3		5	1	2	0	0	2	2					
Doug Clemens, L OBP: 0.338, SLG: 0.355	(1, 7) 0-0 FC5-2 IBB		(1, 0) 1B 2B		(1, 0) F7		(1, 0) 1B		(1, 0) 3B 1B		5	2	4	1	0	2	2					
Ed Bailey, L OBP: 0.333, SLG: 0.289	(1, 2) 4-0 FC5-2 IBB		(1, 0) E 1B IBB		(1, 0) G1-6-3 BB		(1, 0) L8		(1, 0) L8		2	0	0	0	3	0	2					
Don Kessinger, S OBP: 0.244, SLG: 0.222 Jimmy Stewart, S OBP: 0.331, SLG: 0.294	(1, 6) 0-0 FC5-2		(1, 0) E8		(1, 0) K		(1, 0) P4		(1, 0) 3B		3	0	1	2	0	1	4					
Cal Koonce, R OBP: 0.192, SLG: 0.119 Billy Hoelt, L ERA: 3.24 Ted Abernathy, R ERA: 3.62 George Altman, L OBP: 0.102 Lindy McDaniel, R ERA: 5.98 Harvey Kuenn, R OBP: 0.152, SLG: 0.210 Bob Hendley, R ERA: 4.17	(1, 11) 0-0 F8		(1, 0) K		(1, 0) G1-6-3		(1, 0) L7		(1, 0) K		2	0	0	0	0	1	5					
<b>Inning Stats</b>	R: 3 E: 1 K: 0 S: 7	H: 3 LOB: 3 BB: 2 P: 15	R: 0 E: 0 K: 1 S: 5	H: 2 LOB: 1 BB: 1 P: 9	R: 2 E: 1 K: 1 S: 7	H: 3 LOB: 1 BB: 1 P: 11	R: 0 E: 0 K: 0 S: 5	H: 2 LOB: 2 BB: 0 P: 5	R: 0 E: 0 K: 1 S: 4	H: 0 LOB: 0 BB: 1 P: 8	R: 0 E: 0 K: 2 S: 8	H: 1 LOB: 1 BB: 0 P: 8	R: 0 E: 0 K: 0 S: 4	H: 1 LOB: 1 BB: 0 P: 4	R: 1 E: 0 K: 1 S: 7	H: 2 LOB: 1 BB: 0 P: 7	R: 1 E: 0 K: 0 S: 3		H: 2 LOB: 2 BB: 1 P: 7	1B: 13 2B: 4 3B: 1 HR: 0	SF: 0 SAC: 0 DP: 2 HBP: 0	WP: 1 PB: 0 SB: 1 CS: 2
<b>PITCHER</b>	IP WLS BF H R ER SO BB IBB HBP BLK WP HR S P ERA WHIP																					
Ray Culp, R ERA: 3.24	(1, 1) 0.1 7 3 3 2 0 0 0 0 0 0 0 0 5 2 54.00 9.000																					
Ed Roebuck, R ERA: 3.62	(1, 1) 0.2 2 0 0 0 0 0 0 0 0 0 0 0 2 2 0.00 0.000																					
Art Mahaffey, R ERA: 6.27	(2, 1) 1.0 6 4 2 2 1 1 0 0 0 0 0 0 7 11 18.00 5.000																					
Lew Burdette, R ERA: 5.98	(3, 1) 5.2 24 7 1 1 4 1 1 0 0 0 0 0 30 38 1.59 1.412																					
Jack Baldschun, R ERA: 4.17	(8, 1) 1.1 6 2 1 1 2 0 0 0 0 0 0 0 10 10 6.75 1.500																					



Batter	1	2	3	4	5	6	7	8	9	AB	R	H	RBI	BB	SO	LOB	TOP										
John Briggs, L (1, 8) OBP: 0.372, SLG: 0.429 Dick Stuart, R (7, PH) OBP: 0.297, SLG: 0.439 Jack Baldschun, R (7, 1)	0-0 FC6-4 1B	0-0 1-H HR		0-0 F7		0-0 HR 1B	0-0 FC6-4			4	2	3	2	0	0	1											
Cookie Rojas, R (1, 4) OBP: 0.368, SLG: 0.392 (7, 8)	0-0 FC6-4 BB S 1-2	0-0 1B		0-0 L8		0-0 SF9		0-0 6-3		4	0	1	1	0	0	2											
Johnny Callison, L (1, 9) OBP: 0.326, SLG: 0.555	0-3 K	0-0 BB 1B		4-0 1-2 BB		0-0 HR		0-0 HR		4	2	3	3	1	1	1											
Dick Allen, R (1, 5) OBP: 0.407, SLG: 0.537	4-0 1-2 BB	4-0 1-2 BB		0-3 K		0-0 1B		0-3 K		3	0	1	0	2	2	2											
Tony Gonzalez, L (1, 7) OBP: 0.347, SLG: 0.492	4-0 1-2 2-3 BB	0-0 4-3			0-0 4-3	0-0 G4-6-3 1B		0-0 L7		4	0	1	0	1	0	3											
John Herrnstein, L (1, 3) OBP: 0.250, SLG: 0.340	0-0 1-3		0-0 F8		0-0 P1	0-0 G4-6-3 1B			0-3 K	5	0	0	0	0	1	5											
Clay Dainryple, L (1, 2) OBP: 0.270, SLG: 0.298 Pat Corrales, R (7, PH) OBP: 0.398, SLG: 0.375 (7, 2)		0-0 4-3	0-0 P6		0-0 1B		0-0 6-3		0-0 6-3	3	0	1	0	0	0	0											
Bobby Wine, R (1, 6) OBP: 0.250, SLG: 0.206		0-0 L8	0-0 F8		0-0 F3		0-0 5-3		0-0 3-1	3	0	0	0	0	0	1											
Ray Herbert, R (1, 1) OBP: 0.357, SLG: 0.393 Gary Wagner, R (5, 1) OBP: 0.143, SLG: 0.286 Ruben Amaro, R (5, 6) OBP: 0.306, SLG: 0.236 Tony Taylor, R (7, PH) OBP: 0.310, SLG: 0.338 (7, 4)		0-0 HR 1B		0-0 BB 1B		4-0 1B SF9 BB		0-0 FC6-4 1B		2	1	2	0	0	0	0											
<b>Inning Stats</b>	R: 0 E: 0 K: 1 S: 6	H: 1 LOB: 3 BB: 2 P: 14	R: 2 E: 0 K: 0 S: 7	H: 4 LOB: 3 BB: 1 P: 11	R: 0 E: 0 K: 0 S: 3	H: 0 LOB: 0 BB: 0 P: 3	R: 0 E: 0 K: 1 S: 6	H: 1 LOB: 2 BB: 1 P: 10	R: 0 E: 0 K: 0 S: 4	H: 1 LOB: 0 BB: 0 P: 4	R: 3 E: 0 K: 0 S: 6	H: 4 LOB: 1 BB: 1 P: 10	R: 0 E: 0 K: 0 S: 4	H: 1 LOB: 1 BB: 0 P: 4	R: 1 E: 0 K: 1 S: 6	H: 1 LOB: 0 BB: 0 P: 6	R: 0 E: 0 K: 1 S: 5	H: 0 LOB: 0 BB: 0 P: 5	1B: 10 2B: 0 3B: 0 HR: 3	SF: 1 SAC: 0 DP: 1 HBP: 0	WP: 0 PB: 0 SB: 1 CS: 0	PA: 44					
<b>PITCHER</b>	IP	WLS	BF	H	R	ER	SO	BB	IBB	HBP	BLK	WP	HR	S	P	ERA	WHIP										
Bob Buhl, R (1, 1) ERA: 3.59	5.1	W	30	9	5	5	2	5	0	0	0	0	2	29	49	8.44	2.625										
Billy Hoelt, L (6, 1) ERA: 1.75	1.1		6	3	0	0	0	0	0	0	0	0	0	6	6	0.00	2.250										
Ted Abernathy, R (7, 1) ERA: 1.94	2.1	S	8	1	1	1	2	0	0	0	0	0	1	12	12	3.86	0.429										

Philadelphia Phillies @ Chicago Cubs  
Wrigley Field, Chicago, IL  
Thu Jul 22 1965, 3:33 AM CDT  
Att: 7,468 - Cloudy

AB 38  
R 6  
H 13  
RBI 6  
BB 5  
SO 4  
LOB 16



Batter	1	2	3	4	5	6	7	8	9	AB	R	H	RBI	BB	SO	LOB	BOTTOM										
Glenn Beckert, R (1, 4) OBP: 0.275, SLG: 0.305	0-0 5-3				0-0 14 CS 2B	0-0 CS 1B		0-0 L3 1B		5	0	3	0	0	0	0											
Don Landrum, L (1, 8) OBP: 0.339, SLG: 0.401	0-0 L8		0-0 1-3		4-0 14 CS 1B BB	4-0 G4-3 BB		0-0 L3 1B		3	1	0	0	2	0	1											
Billy Williams, L (1, 9) OBP: 0.356, SLG: 0.479	0-0 P4		0-0 F9		0-0 F5	0-0 G4-3				4	0	0	0	0	0	3											
14 Ernie Banks, R (1, 3) OBP: 0.346, SLG: 0.455		0-0 HR	0-0 6-3		0-0 BB HR 1B		0-0 F8			4	2	2	2	0	0	0											
Ron Santo, R (1, 5) OBP: 0.356, SLG: 0.484		0-0 1B HR 1B		0-0 5-3	4-0 BB HR BB		0-0 E 1B 1B			3	3	2	0	1	0	0											
Doug Clemens, L (1, 7) OBP: 0.345, SLG: 0.359		0-0 HR 1B		0-0 5-3	4-0 1-2 2-3 HR BB		0-0 E3 1B 1B			3	2	2	0	1	0	0											
Ed Bailey, L (1, 2) OBP: 0.357, SLG: 0.383		0-0 HR		0-0 1B	0-0 1B	0-0 1-2 2-3 HR		0-0 G6-4-3 1B		4	2	4	8	0	0	0											
Don Kessinger, S (1, 6) OBP: 0.282, SLG: 0.238		0-0 6-3		0-0 1B	0-0 1-2 1B	0-0 2B		0-0 G6-4-3		4	0	2	0	0	0	2											
Bob Buhl, R (1, 1) OBP: 0.074, SLG: 0.020 Billy Hoelt, L (6, 1) OBP: 0.333, SLG: 0.333 Ted Abernathy, R (7, 1) OBP: 0.111, SLG: 0.111		0-3 K		0-3 K	0-0 F2		0-0 5-3			3	0	0	0	0	2	3											
<b>Inning Stats</b>	R: 0 E: 0 K: 0 S: 3	H: 0 LOB: 0 BB: 0 P: 3	R: 4 E: 0 K: 1 S: 9	H: 4 LOB: 0 BB: 0 P: 9	R: 0 E: 0 K: 0 S: 3	H: 0 LOB: 0 BB: 0 P: 3	R: 0 E: 0 K: 1 S: 7	H: 2 LOB: 2 BB: 0 P: 7	R: 5 E: 0 K: 0 S: 6	H: 4 LOB: 1 BB: 3 P: 18	R: 0 E: 0 K: 0 S: 2	H: 1 LOB: 0 BB: 1 P: 6	R: 1 E: 1 K: 0 S: 5	H: 3 LOB: 1 BB: 0 P: 5	R: 0 E: 0 K: 0 S: 3	H: 1 LOB: 0 BB: 0 P: 3	1B: 10 2B: 3 3B: 0 HR: 3	SF: 0 SAC: 0 DP: 3 HBP: 0	WP: 0 PB: 0 SB: 0 CS: 3	PA: 38							
<b>PITCHER</b>	IP	WLS	BF	H	R	ER	SO	BB	IBB	HBP	BLK	WP	HR	S	P	ERA	WHIP										
Ray Herbert, R (1, 1) ERA: 3.73	4.0	L	20	7	6	6	2	1	0	0	0	0	2	23	27	13.50	2.000										
Gary Wagner, R (5, 1) ERA: 3.3	2.0		10	4	3	3	0	3	0	0	0	0	1	7	19	13.50	3.500										
Jack Baldschun, R (7, 1) ERA: 4.18	2.0		8	4	1	1	0	0	0	0	0	0	0	8	8	4.50	2.000										

Philadelphia Phillies @ Chicago Cubs  
Wrigley Field, Chicago, IL  
Thu Jul 22 1965, 3:33 AM CDT  
Att: 7,468 - Cloudy

AB 34  
R 10  
H 15  
RBI 10  
BB 4  
SO 2  
LOB 9



Batter	1	2	3	4	5	6	7	8	9	10	AB	R	H	RBI	BB	SO	LOB	TOP				
John Briggs, L OBP: 0.369, SLG: 0.417 Alex Johnson, R OBP: 0.355, SLG: 0.478	(1, 8) 2-2 G3			(4, 0) SH1-3 2B BB		(1, 0) 4-3		(2, 3) K			3	1	0	0	1	1	0	Philadelphia Phillies @ New York Mets Shea Stadium, Flushing, NY Fri Jul 23 1965, 7:05 PM EDT Att: 38,533 - Unknown				
Tony Taylor, R OBP: 0.307, SLG: 0.333 Cookie Rojas, R OBP: 0.369, SLG: 0.392	(1, 4) 1-3 K			(0, 0) SH1-3		(2, 0) 4-3		(2, 0) 4-3			3	0	0	0	0	1	0					
Johnny Callison, L OBP: 0.325, SLG: 0.555	(1, 9) 0-0 L8			(0, 0) 1B 2B		(3, 2) F8		(2, 2) L9			4	1	1	1	0	0	0					
Dick Allen, R OBP: 0.411, SLG: 0.539	(1, 5) K			(0, 0) FC4-6 1B		(0, 0) FC6-4 1B		(0, 0) G2-6-3 1B			4	0	3	1	0	1	0					
Tony Gonzalez, L OBP: 0.340, SLG: 0.482	(1, 7) 0-0 L7			(1, 2) FC4-6 1-2		(0, 0) FC6-4 BB 1B		(0, 0) G2-6-3 1-2			4	0	0	0	0	0	3					
Dick Stuart, R OBP: 0.297, SLG: 0.436	(1, 3) 0-0 5-3			(1, 2) F9		(0, 0) BB 1B		(1, 3) K			4	0	1	0	0	1	1					
Clay Dalrymple, L OBP: 0.264, SLG: 0.291	(1, 2) 0-0 3-1			(0, 0) 4-3		(0, 0) F8		(0, 0) F5			4	0	0	0	0	0	2					
Bobby Wine, R OBP: 0.247, SLG: 0.204 Wes Covington, L OBP: 0.307, SLG: 0.503 Ruben Amaro, R OBP: 0.304, SLG: 0.234	(1, 6) 0-0 F8			(0, 0) 6-3		(4, 0) FC4-6 1-2 2-3 BB		(0, 0) 6-3			2	0	0	0	0	0	0					
Chris Short, R OBP: 0.127, SLG: 0.127 John Hermstein, L OBP: 0.245, SLG: 0.333 Jack Baldschun, R OBP: 0.101	(1, 1) 0-0 6-3			(0, 3) K		(1, 0) FC4-6 1-2		(0, 0) 1-3			3	0	0	0	0	1	3					
Inning Stats	R: 0 E: 0 K: 1 S: 7	H: 0 LOB: 0 BB: 0 P: 10	R: 0 E: 0 K: 1 S: 5	H: 0 LOB: 0 BB: 0 P: 5	R: 0 E: 0 K: 0 S: 3	H: 0 LOB: 0 BB: 0 P: 3	R: 2 E: 0 K: 0 S: 9	H: 2 LOB: 1 BB: 1 P: 15	R: 0 E: 0 K: 1 S: 5	H: 0 LOB: 0 BB: 0 P: 5	R: 0 E: 0 K: 0 S: 5	H: 2 LOB: 3 BB: 1 P: 10	R: 0 E: 0 K: 1 S: 7	H: 0 LOB: 0 BB: 0 P: 11	R: 0 E: 0 K: 0 S: 3	H: 1 LOB: 0 BB: 0 P: 6	R: 0 E: 0 K: 0 S: 3		H: 0 LOB: 0 BB: 0 P: 3	1B: 4 2B: 1 3B: 0 HR: 0	SF: 0 SAC: 1 DP: 1 HBP: 0	WP: 0 PB: 0 SB: 0 CS: 0
PITCHER Jack Fisher, R ERA: 3.76	(1, 1) IP: 10.0 WLS: W BF: 36 H: 5 R: 2 ER: 2 SO: 5 BB: 2 IBB: 0 HBP: 0 BLK: 0 WP: 0 HR: 0 S: 54 P: 77 ERA: 1.80 WHIP: 0.700											PITCHER										

Batter	1	2	3	4	5	6	7	8	9	10	AB	R	H	RBI	BB	SO	LOB	BOTTOM						
Billy Cowan, R OBP: 0.215, SLG: 0.329	(1, 8) 0-0 F9 SH1 2B					(2, 3) K		(0, 3) K			4	1	1	0	0	3	0	Philadelphia Phillies @ New York Mets Shea Stadium, Flushing, NY Fri Jul 23 1965, 7:05 PM EDT Att: 38,533 - Unknown						
Roy McMillan, R OBP: 0.251, SLG: 0.277	(1, 6) 0-0 F9 2-3			(0, 0) L8		(0, 3) K		(0, 0) P4			4	0	0	0	0	1	1							
Charley Smith, R OBP: 0.277, SLG: 0.434	(1, 5) 0-0 SH1			(0, 0) 5-3		(0, 0) 2B		(3, 0) F9			3	0	1	1	0	0	0							
Ron Swoboda, R OBP: 0.305, SLG: 0.498	(1, 7) 4-0 BB			(0, 0) 1-3		(2, 3) K		(0, 0) F7			3	0	0	0	1	1	1							
Jim Hickman, R OBP: 0.290, SLG: 0.379 Johnny Lewis, L OBP: 0.328, SLG: 0.406	(1, 9) 0-3 K			(0, 1) HR		(0, 0) 5-3		(0, 0) F5			3	1	1	1	0	1	1							
Ed Kranenpool, L OBP: 0.328, SLG: 0.434	(1, 3) K			(0, 3) K		(0, 1) F9		(0, 0) 1B 1B			4	1	1	0	0	2	0							
Bobby Klaus, R OBP: 0.300, SLG: 0.255 Chuck Hillier, L OBP: 0.315, SLG: 0.379	(1, 4) 0-0 CS 1B			(0, 0) F8		(0, 0) 1-3		(0, 0) 1B 1B			3	0	1	0	0	0	0							
Chris Cannizzaro, R OBP: 0.256, SLG: 0.233 John Stephenson, L OBP: 0.318, SLG: 0.300	(1, 2) 0-0 6-3			(2, 3) K		(3, 2) P4		(2, 2) 1B 1B			3	0	0	0	0	1	1							
Jack Fisher, R OBP: 0.163, SLG: 0.167	(1, 1) 0-3 K			(0, 0) P3		(0, 0) 6-3		(0, 0) 1B 1B			3	0	0	0	0	1	0							
Inning Stats	R: 1 E: 0 K: 1 S: 6	H: 1 LOB: 1 BB: 1 P: 10	R: 0 E: 0 K: 1 S: 5	H: 1 LOB: 0 BB: 0 P: 5	R: 0 E: 0 K: 2 S: 7	H: 0 LOB: 0 BB: 0 P: 7	R: 1 E: 0 K: 1 S: 7	H: 1 LOB: 0 BB: 0 P: 7	R: 0 E: 0 K: 1 S: 6	H: 0 LOB: 0 BB: 0 P: 8	R: 0 E: 0 K: 3 S: 10	H: 1 LOB: 1 BB: 0 P: 14	R: 0 E: 0 K: 0 S: 4	H: 0 LOB: 0 BB: 0 P: 4	R: 0 E: 0 K: 1 S: 7	H: 0 LOB: 0 BB: 0 P: 10	R: 0 E: 0 K: 0 S: 3		H: 0 LOB: 0 BB: 0 P: 6	R: 1 E: 0 K: 0 S: 7	H: 3 LOB: 2 BB: 0 P: 9	1B: 4 2B: 2 3B: 0 HR: 1	SF: 0 SAC: 1 DP: 0 HBP: 0	WP: 0 PB: 0 SB: 0 CS: 1
PITCHER Chris Short, L ERA: 3.11 Jack Baldschun, R ERA: 4.31	(1, 1) IP: 9.0 WLS: L BF: 31 H: 4 R: 2 ER: 2 SO: 10 BB: 1 IBB: 0 HBP: 0 BLK: 0 WP: 0 HR: 1 S: 55 P: 71 ERA: 2.00 WHIP: 0.556											PITCHER												

Batter	1	2	3	4	5	6	7	8	9	AB	R	H	RBI	BB	SO	LOB	TOP											
<b>Tony Gonzalez, L</b> OBP: 0.336, SLG: 0.472	1-1 F7		1-0 F7		4-0 WP BB	0-0 G3		0-0 L7		4	0	0	0	1	0	2	<b>Philadelphia Phillies @ New York Mets</b> Shea Stadium, Flushing, NY Sat Jul 24 1965, 3:33 AM EDT Att: 36,921 - Unknown											
<b>Ruben Amaro, R</b> OBP: 0.307, SLG: 0.235	0-0 F9		0-0 5-3		1-0 1-3		4-0 1B BB	0-0 1B		4	0	1	0	1	0	1												
<b>Johnny Callison, L</b> OBP: 0.328, SLG: 0.554	0-0 2B 1B		4-0 BB		3-3 K		0-0 1B	0-0 4-3		4	1	2	0	1	1	3												
<b>Dick Allen, R</b> OBP: 0.413, SLG: 0.543	0-0 1B		0-3 K		2-3 K		0-0 1B		0-0 G5-4-3 1B	5	1	3	0	0	2	2												
<b>Wes Covington, L</b> OBP: 0.319, SLG: 0.541 <b>Alex Johnson, R</b> (7, PH) OBP: 0.357, SLG: 0.478	2-1 FC6-4 2H 3H 1B				0-0 HR		0-0 HR 2B	2-3 K	0-0 G5-4-3 1B	3	2	3	3	0	0	0												
<b>Dick Stuart, R</b> OBP: 0.295, SLG: 0.443	0-1 FC6-4 1-2				0-0 6-3		0-0 HR	2-3 K	0-1 G5-4-3 1B	2	0	1	0	0	1	3												
<b>Clay Dalrymple, L</b> OBP: 0.257, SLG: 0.282					0-0 L3		0-0 1-3	0-0 F8	0-0 4-3	5	0	0	0	0	0	4												
<b>Bobby Wine, R</b> OBP: 0.247, SLG: 0.205					0-0 FC6-4 1B		0-0 F9		0-0 4-3	4	0	1	0	0	0	0												
<b>Jim Bunning, R</b> OBP: 0.246, SLG: 0.298					0-0 FC6-4 1-2		0-0 1B		0-0 1B	4	0	2	0	0	0	1												
<b>Inning Stats</b>	R: 2 E: 0 K: 0 S: 9	H: 3 LOB: 1 BB: 0 P: 12	R: 0 E: 0 K: 0 S: 5	H: 0 LOB: 0 BB: 0 P: 6	R: 0 E: 0 K: 1 S: 5	H: 0 LOB: 1 BB: 1 P: 10	R: 1 E: 0 K: 0 S: 5	H: 2 LOB: 1 BB: 0 P: 5	R: 0 E: 0 K: 2 S: 6	H: 3 LOB: 3 BB: 0 P: 6	R: 0 E: 0 K: 2 S: 11	H: 2 LOB: 3 BB: 1 P: 19	R: 0 E: 0 K: 0 S: 5	H: 2 LOB: 2 BB: 0 P: 5	R: 0 E: 0 K: 0 S: 5	H: 2 LOB: 0 BB: 0 P: 5		1B: 10 2B: 2 3B: 0 HR: 2	SF: 0 SAC: 0 DP: 1 HBP: 0	WP: 1 PB: 0 SB: 0 CS: 0	PA: 43							
<b>PITCHER</b>	IP	WLS	BF	H	R	ER	SO	BB	IBB	HBP	BLK	WP	HR	S	P	ERA	WHIP											
<b>Tom Parsons, R</b> ERA: 4.36	(1, 1)	5.0	L	24	7	5	5	3	2	0	0	0	1	2	34	53	9.00	1.800										
<b>Larry Miller, L</b> ERA: 5.0	(6, 1)	1.0		7	3	0	0	0	1	0	0	0	0	0	6	10	0.00	4.000										
<b>Dennis Musgraves, R</b> ERA: 5.0	(7, 1)	2.0		8	2	0	0	2	0	0	0	0	0	14	18	0.00	1.000											
<b>Tug McGraw, L</b> ERA: 3.12	(9, 1)	1.0		4	2	0	0	0	0	0	0	0	0	5	5	0.00	2.000											

Batter	1	2	3	4	5	6	7	8	9	AB	R	H	RBI	BB	SO	LOB	BOTTOM											
<b>Chuck Hiller, L</b> OBP: 0.313, SLG: 0.372	0-1 4-3		4-1 BB			0-3 K			0-3 K	3	0	0	0	1	2	0	<b>Philadelphia Phillies @ New York Mets</b> Shea Stadium, Flushing, NY Sat Jul 24 1965, 3:33 AM EDT Att: 36,921 - Unknown											
<b>Roy McMillan, R</b> OBP: 0.248, SLG: 0.274 <b>Bobby Klaus, R</b> OBP: 0.300, SLG: 0.255 <b>Danny Napoleon, R</b> (9, PH) OBP: 0.247, SLG: 0.211	1-0 F9		0-3 K			0-0 P4			2-1 F2	3	0	0	0	0	1	1												
<b>Ed Kranepool, L</b> OBP: 0.325, SLG: 0.428	0-1 F9					0-3 K			0-0 P3	4	0	0	0	0	1	0												
<b>Charley Smith, R</b> OBP: 0.274, SLG: 0.430			1-3 K		0-0 F7				0-3 K	3	0	0	0	0	2	0												
<b>Johnny Lewis, L</b> OBP: 0.331, SLG: 0.419			0-0 1B		0-0 HR				0-3 K	3	1	2	1	0	1	0												
<b>Ron Swoboda, R</b> OBP: 0.302, SLG: 0.492			2-3 K		0-3 K				0-3 K	3	0	0	0	0	3	1												
<b>Gary Kolb, L</b> OBP: 0.229, SLG: 0.206			0-0 F2						0-0 L3	3	0	0	0	0	0	1												
<b>Chris Cannizzaro, R</b> OBP: 0.254, SLG: 0.230 <b>John Stephenson, L</b> OBP: 0.304, SLG: 0.286	(1, 2) (8, PH) (9, 2)		0-0 5-3						0-3 K	2	0	0	0	0	0	0												
<b>Tom Parsons, R</b> OBP: 0.154, SLG: 0.083 <b>Larry Miller, L</b> <b>Dennis Musgraves, R</b> <b>Joe Christopher, R</b> OBP: 0.303, SLG: 0.302 <b>Tug McGraw, R</b> OBP: 0.333, SLG: 0.333	(1, 1) (6, 1) (7, 1) (8, PH) (9, 1)		0-3 K						0-0 P6	2	0	0	0	0	1	0												
<b>Inning Stats</b>	R: 0 E: 0 K: 0 S: 5	H: 0 LOB: 0 BB: 0 P: 6	R: 0 E: 0 K: 2 S: 10	H: 1 LOB: 0 BB: 0 P: 13	R: 0 E: 0 K: 2 S: 8	H: 0 LOB: 1 BB: 1 P: 12	R: 1 E: 0 K: 1 S: 6	H: 1 LOB: 0 BB: 0 P: 6	R: 0 E: 0 K: 0 S: 3	H: 0 LOB: 0 BB: 0 P: 3	R: 0 E: 0 K: 2 S: 7	H: 0 LOB: 0 BB: 0 P: 7	R: 0 E: 0 K: 3 S: 9	H: 0 LOB: 0 BB: 0 P: 9	R: 0 E: 0 K: 1 S: 5	H: 0 LOB: 0 BB: 0 P: 5		R: 0 E: 0 K: 1 S: 6	H: 0 LOB: 0 BB: 0 P: 8	1B: 1 2B: 0 3B: 0 HR: 1	SF: 0 SAC: 0 DP: 0 HBP: 0	WP: 0 PB: 0 SB: 0 CS: 0	PA: 30					
<b>PITCHER</b>	IP	WLS	BF	H	R	ER	SO	BB	IBB	HBP	BLK	WP	HR	S	P	ERA	WHIP											
<b>Jim Bunning, R</b> ERA: 2.94	(1, 1)	9.0	W	30	2	1	1	12	1	0	0	0	0	1	59	69	1.00	0.333										


Batter	1	2	3	4	5	6	7	8	9	AB	R	H	RBI	BB	SO	LOB	TOP			
Tony Gonzalez, L (1, 8) OBP: 0.335, SLG: 0.468										4	0	1	0	0	1	1	Philadelphia Phillies @ New York Mets Shea Stadium, Flushing, NY Sun Jul 25 1965, 3:33 AM EDT Unknown			
Ruben Amaro, R (1, 4) OBP: 0.395, SLG: 0.241										4	0	1	0	0	0	1				
Johnny Callison, L (1, 9) OBP: 0.328, SLG: 0.551										4	0	1	0	0	1	2				
Dick Allen, R (1, 5) OBP: 0.409, SLG: 0.537										4	0	0	0	0	2					
Wes Covington, L (1, 7) OBP: 0.324, SLG: 0.557										3	1	1	1	1	1	1				
Dick Stuart, R (1, 3) OBP: 0.288, SLG: 0.443										4	0	2	0	0	0	1				
Clay Dalrymple, L (1, 2) OBP: 0.251, SLG: 0.276										4	0	0	0	0	1	2				
Bobby Wine, R (1, 6) OBP: 0.249, SLG: 0.207										3	0	1	0	0	1	1				
Bo Belinsky, L (1, 1) Ed Roebuck, R (2, 1) John Hermstein, L (3, PH) Art Mahaffey, R (3, PH) John Briggs, L (5, PH) Jack Baldschun, R (5, 1) Cookie Rojas, R (7, PH) Gary Wagner, R (7, 1)										0	0	0	0	0	0	0				
<b>Inning Stats</b>	R: 0 E: 0 K: 0 S: 9	H: 1 LOB: 1 BB: 0 P: 14	R: 1 E: 0 K: 0 S: 4	H: 1 LOB: 1 BB: 0 P: 6	R: 0 E: 0 K: 0 S: 11	H: 1 LOB: 1 BB: 0 P: 15	R: 0 E: 0 K: 0 S: 4	H: 0 LOB: 0 BB: 1 P: 9	R: 0 E: 0 K: 1 S: 6	H: 1 LOB: 1 BB: 0 P: 8	R: 0 E: 0 K: 3 S: 10	H: 1 LOB: 1 BB: 0 P: 11	R: 0 E: 0 K: 2 S: 7	H: 0 LOB: 0 BB: 0 P: 7	R: 0 E: 0 K: 0 S: 4	H: 1 LOB: 1 BB: 0 P: 4		1B: 5 2B: 1 3B: 0 HR: 1	SF: 0 SAC: 0 DP: 1 HBP: 0	WP: 0 PB: 0 CS: 0
<b>PITCHER</b>	IP WLS BF H R ER SO BB IBB HBP BLK WP HR S P ERA WHIP																			
Galen Cisco, R (1, 1) ERA: 5.52	6.0 W 23 5 1 1 1 1 1 0 0 0 0 0 1 42 63 1.50 1.000																			
Gary Kroll, R (7, 1) ERA: 3.87	3.0 S 11 2 0 0 5 0 0 0 0 0 0 0 0 21 22 0.00 0.667																			

Batter	1	2	3	4	5	6	7	8	9	AB	R	H	RBI	BB	SO	LOB	BOTTOM	
Billy Cowan, R (1, 8) OBP: 0.215, SLG: 0.338										5	1	1	2	0	2	3	Philadelphia Phillies @ New York Mets Shea Stadium, Flushing, NY Sun Jul 25 1965, 3:33 AM EDT Unknown	
Roy McMillan, R (1, 6) OBP: 0.251, SLG: 0.279										5	1	2	1	0	0	0		
Charley Smith, R (1, 5) OBP: 0.274, SLG: 0.427										4	1	1	1	0	1	1		
Ron Swoboda, R (1, 7) OBP: 0.301, SLG: 0.489										4	1	1	0	0	1	0		
Jim Hickman, R (1, 9) OBP: 0.259, SLG: 0.384										3	1	2	0	0	0	2		
Ed Kranepool, L (1, 3) OBP: 0.324, SLG: 0.425										2	0	0	1	1	0	2		
Bobby Klaus, R (1, 4) OBP: 0.307, SLG: 0.265										3	1	2	1	1	1	1		
Chris Cannizzaro, R (1, 2) OBP: 0.254, SLG: 0.231										4	1	1	1	0	2	5		
Galen Cisco, R (1, 1) OBP: 0.250, SLG: 0.250										3	1	0	0	0	1	4		
Gary Kroll, R (7, 1) ERA: 3.19										1	0	0	0	0	0	0		
<b>Inning Stats</b>	R: 5 E: 1 K: 1 S: 7	H: 4 LOB: 1 BB: 1 P: 31	R: 1 E: 2 K: 2 S: 19	H: 1 LOB: 3 BB: 1 P: 30	R: 2 E: 0 K: 1 S: 10	H: 3 LOB: 1 BB: 0 P: 10	R: 0 E: 0 K: 2 S: 7	H: 0 LOB: 0 BB: 0 P: 7	R: 0 E: 0 K: 1 S: 6	H: 0 LOB: 0 BB: 0 P: 6	R: 0 E: 0 K: 0 S: 4	H: 2 LOB: 1 BB: 0 P: 4	R: 0 E: 0 K: 1 S: 5	H: 0 LOB: 0 BB: 0 P: 5	1B: 7 2B: 3 3B: 1 HR: 0	SF: 1 SAC: 0 DP: 1 HBP: 1	WP: 1 PB: 0 SB: 0 CS: 0	PA: 38
<b>PITCHER</b>	IP WLS BF H R ER SO BB IBB HBP BLK WP HR S P ERA WHIP																	
Bo Belinsky, L (1, 1) ERA: 4.83	1.2 L 10 3 5 1 0 0 0 0 0 0 0 0 0 3 3 0.00 3.000																	
Ed Roebuck, R (2, 1) ERA: 3.58	0.1 2 1 0 0 0 0 0 0 0 0 0 0 0 3 3 0.00 3.000																	
Art Mahaffey, R (3, 1) ERA: 6.37	2.0 13 4 3 2 3 1 0 1 0 0 0 0 29 40 9.00 2.500																	
Jack Baldschun, R (5, 1) ERA: 4.1	2.0 6 0 0 0 3 0 0 0 0 0 0 0 13 13 0.00 0.000																	
Gary Wagner, R (7, 1) ERA: 3.19	2.0 7 2 0 0 1 0 0 0 0 0 0 0 9 9 0.00 1.000																	



Batter	1	2	3	4	5	6	7	8	9	AB R H RBI BB SO LOB	TOP									
Adolfo Phillips, R OBP: 0.200, SLG: 0.200 (1, 8)	2-2 6-3 1B			2-2 F9		2-3 K		0-0 6-3		4 0 1 0 0 1 1	<b>Philadelphia Phillies @ New York Mets</b> Shea Stadium, Flushing, NY Sun Jul 25 1965, 3:38 AM EDT Att: 36,921 - Unknown									
Cookie Rojas, R OBP: 0.363, SLG: 0.386 (1, 9)	1 SAFE 0-0 6-3			0-0 6-3		0-0 E4 1B		0-0 5-3		4 1 0 0 0 0 1										
Dick Allen, R OBP: 0.407, SLG: 0.532 (1, 5)	2-2 L9			2-2 F9		3-H 4-2 1B BB		0-0 5-3		3 0 0 0 1 0 0										
Dick Stuart, R OBP: 0.300, SLG: 0.442 (1, 3)		0-3 K			4-0 FC6-4 BB	1-1 FC6 1B		2-3 K		3 0 1 1 1 2 0										
Alex Johnson, R OBP: 0.360, SLG: 0.479 (1, 7)		0-1 G4-6-3 1B			0-3 K	0-0 FC6		2-2 CS 1B		4 0 2 0 0 1 3										
Ruben Amaro, R OBP: 0.310, SLG: 0.249 (1, 4)		0-0 G4-6-3 1-2			1-2 FC6-4 FC6-4 1-2		0-0 2B	4-1 2B BB		3 1 1 0 1 0 2										
Pat Corrales, R OBP: 0.391, SLG: 0.382 (1, 2)			0-0 5-3		0-0 FC6-4 1-2		2-1 1-3	1-0 1B 2B		4 0 1 1 0 0 2										
Bobby Wine, R OBP: 0.260, SLG: 0.222 (1, 6)			1-3 K			3-2 SH1-4 E 2B	4-1 G4-6-3 BB	0-0 1B		3 1 2 0 1 1 0										
Ray Culp, R OBP: 0.161, SLG: 0.103 (1, 1)			0-3 K			0-1 SH1-4 2-3	0-1 G4-6-3 1-2			2 0 0 0 0 1 2										
<b>Inning Stats</b>	R: 0 E: 0 K: 0 S: 8	H: 1 LOB: 0 BB: 0 P: 12	R: 0 E: 0 K: 1 S: 6	H: 1 LOB: 0 BB: 0 P: 6	R: 0 E: 0 K: 2 S: 7	H: 0 LOB: 0 BB: 0 P: 8	R: 0 E: 0 K: 0 S: 7	H: 0 LOB: 1 BB: 1 P: 12	R: 2 E: 1 K: 1 S: 16	H: 2 LOB: 2 BB: 1 P: 26	R: 0 E: 0 K: 0 S: 6	H: 1 LOB: 1 BB: 1 P: 12	R: 0 E: 0 K: 0 S: 3	H: 0 LOB: 0 BB: 0 P: 3	R: 1 E: 0 K: 1 S: 9	H: 3 LOB: 2 BB: 1 P: 18	1B: 5 2B: 3 3B: 0 HR: 0	SF: 0 SAC: 1 DP: 2 HBP: 0	WP: 0 PB: 0 SB: 0 CS: 1	PA: 35
<b>PITCHER</b>	IP WLS BF H R ER SO BB IBB HBP BLK WP HR S P ERA WHIP																			
Al Jackson, L ERA: 4.25 (1, 1)	6.1 L 26 5 2 0 5 3 0 0 0 0 0 0 55 85 0.00 1.263																			
Lary Beamarth, R ERA: 4.44 (7, 1)	0.2 1 0 0 0 0 0 0 0 0 0 0 0 2 2 0.00 0.000																			
Gordie Richardson, L ERA: 2.89 (8, 1)	2.0 8 3 1 1 1 1 0 0 0 0 0 0 12 21 4.50 2.000																			

AB	30
R	3
H	8
RBI	2
BB	4
SO	6
LOB	11



Batter	1	2	3	4	5	6	7	8	9	AB R H RBI BB SO LOB	BOTTOM									
Chuck Hiller, L OBP: 0.322, SLG: 0.377 (1, 4)	2-2 SH2-3 2B	4-1 FC1-6 BB			4-0 1B BB		0-1 L9		1-2 F7	3 1 1 0 2 0 0	<b>Philadelphia Phillies @ New York Mets</b> Shea Stadium, Flushing, NY Sun Jul 25 1965, 3:38 AM EDT Att: 36,921 - Unknown									
Roy McMillan, R OBP: 0.251, SLG: 0.280 (1, 6)	0-0 SH2-3 2-H	0-0 FC1-6 1-2			0-0 HBP 1B		0-0 L8			3 0 1 1 0 0 2										
Ed Kranepool, L OBP: 0.323, SLG: 0.421 (1, 3)	0-0 F8		0-0 4-3		1-0 HBP		0-0 F2			3 0 0 0 0 0 0										
Charley Smith, R OBP: 0.274, SLG: 0.425 (1, 5)	0-0 BB 1B		0-0 F8		3-1 F2		3-1 L6			4 0 1 0 0 0 3										
Johnny Lewis, L OBP: 0.333, SLG: 0.416 (1, 9)	4-0 1-2 BB		0-0 3-1		3-2 P5		4-1 1B BB			2 0 0 0 2 0 3										
Ron Swoboda, R OBP: 0.301, SLG: 0.485 (1, 7)	1-0 F7			0-3 K		0-0 6-3		0-0 1B		4 0 1 0 0 1 2										
Jim Hickman, R OBP: 0.259, SLG: 0.386 (1, 8)		0-0 BB 2B		0-3 K		0-0 P6		3-3 K		4 0 1 0 0 2 2										
Chris Cannizzaro, R OBP: 0.250, SLG: 0.227 John Stephenson, L OBP: 0.292, SLG: 0.273 (8, PH)		1-3 K		0-0 P4		0-1 L7		1-1 L7		3 0 0 0 0 1 1 1 0 0 0 0 0 0										
Al Jackson, L OBP: 0.128, SLG: 0.154 Lary Beamarth, R OBP: 0.250, SLG: 0.296 Gary Kolb, L OBP: 0.222, SLG: 0.200 Gordie Richardson, R (8, PH) Jos Christopher, R OBP: 0.302, SLG: 0.300 (9, PH)		0-1 L9			0-0 F9		1-2 G3		0-3 K	2 0 0 0 0 0 1 0 0 0 0 0 0 0 1 0 0 0 0 0 0 0 0 0 0 0 0 0 1 0 0 0 0 1 0										
<b>Inning Stats</b>	R: 1 E: 0 K: 0 S: 7	H: 2 LOB: 2 BB: 1 P: 14	R: 0 E: 0 K: 1 S: 8	H: 1 LOB: 2 BB: 1 P: 13	R: 0 E: 0 K: 2 S: 3	H: 0 LOB: 0 BB: 0 P: 3	R: 0 E: 0 K: 2 S: 7	H: 0 LOB: 0 BB: 0 P: 7	R: 0 E: 0 K: 0 S: 4	H: 0 LOB: 0 BB: 0 P: 4	R: 0 E: 0 K: 0 S: 6	H: 0 LOB: 0 BB: 0 P: 7	R: 0 E: 0 K: 1 S: 8	H: 1 LOB: 2 BB: 1 P: 18	R: 0 E: 0 K: 1 S: 8	H: 0 LOB: 0 BB: 0 P: 10	1B: 3 2B: 2 3B: 0 HR: 0	SF: 0 SAC: 1 DP: 0 HBP: 1	WP: 0 PB: 0 SB: 0 CS: 0	PA: 37
<b>PITCHER</b>	IP WLS BF H R ER SO BB IBB HBP BLK WP HR S P ERA WHIP																			
Ray Culp, R ERA: 3.03 (1, 1)	9.0 W 37 5 1 1 5 4 0 0 1 0 0 0 59 95 1.00 1.000																			

AB	31
R	1
H	5
RBI	1
BB	4
SO	5
LOB	14



Batter	1	2	3	4	5	6	7	8	9	AB	R	H	RBI	BB	SO	LOB	TOP						
Tony Gonzalez, L (1, 8) OBP: 0.336, SLG: 0.466	1-3		K			1-3		FC1-4 SH5-3 1B	2B 1B	5	1	2	1	0	1	0	Philadelphia Phillies @ Pittsburgh Pirates Forbes Field, Pittsburgh, PA Tue Jul 27 1965, 7:05 PM EDT Unknown						
Cookie Rojas, R (1, 4) OBP: 0.368, SLG: 0.397	2B		3-1			2B 1B		SH5-3 1-2	2B 1B	4	0	3	2	0	0	0							
Johnny Callison, L (1, 9) OBP: 0.333, SLG: 0.560	BB					2B 1-2		FC1-4 BB	K	3	0	2	0	2	1	2							
Dick Allen, R (1, 5) OBP: 0.403, SLG: 0.526	K					L9		FC1-4 1-2 2-3		4	0	0	0	0	2	6							
Wes Covington, L (1, 7) OBP: 0.316, SLG: 0.542 Ruben Amaro, R (9, 6) OBP: 0.310, SLG: 0.249	6-3					P4		K		4	0	0	0	0	1	5							
Dick Stuart, R (1, 3) OBP: 0.303, SLG: 0.439						4-3			1-4-3 1B	2	0	0	0	2	0	1							
Clay Dalrymple, L (1, 2) OBP: 0.251, SLG: 0.275						F8			4-3 1B	4	0	1	0	0	1	1							
Bobby Wine, R (1, 6) OBP: 0.259, SLG: 0.222 Adolfo Phillips, R (9, PR) OBP: 0.200, SLG: 0.200 Jack Baldschun, R (9, 1)	G4-3					5-3		P4	1B 1B 1B	4	0	1	0	0	0	3							
Chris Short, R (1, 1) OBP: 0.123, SLG: 0.123 John Hermstein, L (7, PH) OBP: 0.235, SLG: 0.320 Gary Wagner, R (7, 1) OBP: 0.143, SLG: 0.286 Alex Johnson, R (9, PH) OBP: 0.364, SLG: 0.482	6-3					K		P4	1B 1-3 1B	2	0	0	0	0	1	0							
<b>Inning Stats</b>	R: 0 E: 0 K: 1 S: 6	H: 1 LOB: 2 BB: 1 P: 10	R: 0 E: 0 K: 1 S: 4	H: 0 LOB: 0 BB: 1 P: 8	R: 0 E: 0 K: 1 S: 5	H: 0 LOB: 0 BB: 0 P: 5	R: 0 E: 0 K: 1 S: 6	H: 1 LOB: 1 BB: 0 P: 6	R: 0 E: 0 K: 1 S: 5	H: 0 LOB: 0 BB: 0 P: 5	R: 0 E: 0 K: 0 S: 4	H: 2 LOB: 1 BB: 0 P: 4	R: 0 E: 0 K: 0 S: 4	H: 1 LOB: 2 BB: 1 P: 8	R: 0 E: 0 K: 1 S: 6	H: 1 LOB: 2 BB: 1 P: 10		R: 3 E: 0 K: 1 S: 9	H: 4 LOB: 2 BB: 0 P: 9	1B: 6 2B: 3 3B: 1 HR: 0	SF: 0 SAC: 1 DP: 1 HBP: 0	WP: 0 PB: 0 CS: 0	PA: 39
<b>PITCHER</b>	IP WLS BF H R ER SO BB IBB HBP BLK WP HR S P ERA WHIP																						
Bob Friend, R (1, 1) ERA: 3.37	8.2 L 37 9 3 3 6 4 0 0 0 0 0 0 45 61 3.12 1.500																						
Al McBean, R (9, 1) ERA: 2.33	0.0 1 1 0 0 0 0 0 0 0 0 0 0 0 1 1 ∞ ∞																						
Frank Carpin, L (9, 1) ERA: 3.46	0.1 1 0 0 0 1 0 0 0 0 0 0 0 0 3 3 0.00 0.000																						

Batter	1	2	3	4	5	6	7	8	9	AB	R	H	RBI	BB	SO	LOB	BOTTOM						
Bob Bailey, R (1, 5) OBP: 0.318, SLG: 0.358	6-3			F8 1B BB		K	K			3	0	0	0	1	2	2	Philadelphia Phillies @ Pittsburgh Pirates Forbes Field, Pittsburgh, PA Tue Jul 27 1965, 7:05 PM EDT Unknown						
Manny Mota, R (1, 8) OBP: 0.305, SLG: 0.360	F9			F8 1B		SF8 3B		5-3		4	1	2	0	0	0	0							
Roberto Clemente, R (1, 9) OBP: 0.370, SLG: 0.467	4-3			F8 1-2 2-3		IBB		5-3		3	0	0	0	1	0	2							
Donn Clendenon, R (1, 3) OBP: 0.369, SLG: 0.480				5-3		K		SF8 3-H	L8	3	0	0	1	0	1	2							
Bill Mazerowski, R (1, 4) OBP: 0.301, SLG: 0.363	1-3			1-3		IBB		L9		3	0	1	0	1	0	1							
Willie Stargell, L (1, 7) OBP: 0.325, SLG: 0.544	K			G3		E4 FC6-4		F2		4	0	0	0	0	1	4							
Jim Pagliaroni, R (1, 2) OBP: 0.365, SLG: 0.467				K		F8		FC6-4 1-2 BB	K	4	0	0	0	0	2	2							
Gene Alley, R (1, 6) OBP: 0.283, SLG: 0.324 Jerry Lynch, L (9, PH) OBP: 0.352, SLG: 0.469	6-3			6-3		L8		K		2	0	0	0	1	0	0							
Bob Friend, R (1, 1) OBP: 0.021, SLG: 0.021 Al McBean, R (9, 1) OBP: 0.250, SLG: 0.313 Frank Carpin, L (9, 1)	F4			F4		5-3		K		3	0	0	0	0	1	2							
<b>Inning Stats</b>	R: 0 E: 0 K: 0 S: 3	H: 0 LOB: 0 BB: 0 P: 3	R: 0 E: 0 K: 1 S: 5	H: 0 LOB: 0 BB: 0 P: 5	R: 0 E: 0 K: 1 S: 5	H: 0 LOB: 0 BB: 0 P: 5	R: 0 E: 0 K: 1 S: 6	H: 1 LOB: 3 BB: 2 P: 14	R: 0 E: 0 K: 1 S: 6	H: 0 LOB: 0 BB: 0 P: 3	R: 1 E: 0 K: 1 S: 6	H: 1 LOB: 1 BB: 1 P: 10	R: 0 E: 0 K: 2 S: 8	H: 0 LOB: 2 BB: 1 P: 12	R: 0 E: 0 K: 0 S: 3	H: 0 LOB: 0 BB: 0 P: 3		R: 0 E: 0 K: 2 S: 8	H: 1 LOB: 1 BB: 0 P: 8	1B: 2 2B: 0 3B: 1 HR: 0	SF: 1 SAC: 0 DP: 0 HBP: 0	WP: 0 PB: 0 CS: 0	PA: 35
<b>PITCHER</b>	IP WLS BF H R ER SO BB IBB HBP BLK WP HR S P ERA WHIP																						
Chris Short, L (1, 1) ERA: 3.05	6.0 W 23 2 1 1 4 1 2 0 0 0 0 0 0 11 15 0.00 0.500																						
Gary Wagner, R (7, 1) ERA: 3.08	2.0 W 8 0 0 0 2 1 0 0 0 0 0 0 0 11 15 0.00 0.500																						
Jack Baldschun, R (9, 1) ERA: 4.1	1.0 S 4 1 0 0 2 0 0 0 0 0 0 0 0 8 8 0.00 1.000																						


Batter	1	2	3	4	5	6	7	8	9	10	AB	R	H	RBI	BB	SO	LOB	TOP	
Tony Gonzalez, L OBP: 0.335, SLG: 0.462 Gary Wagner, R OBP: 0.143, SLG: 0.286	5-3		1B			6-3		K2-3			4	0	1	0	0	1	1	Philadelphia Phillies @ Pittsburgh Pirates Forbes Field, Pittsburgh, PA Tue Jul 27 1965, 7:05 PM EDT Att: 21,832 - Unknown	
Cookie Rojas, R OBP: 0.366, SLG: 0.395	6-3		1B			6-3		5-3			4	0	1	1	0	0	1		
Johnny Callison, L OBP: 0.333, SLG: 0.555	CS		K			G3		F9			3	0	0	0	1	1	2		
Dick Allen, R OBP: 0.402, SLG: 0.522	CS	F8				L7		K		CS	3	0	0	0	1	1	0		
Wes Covington, L OBP: 0.311, SLG: 0.532 Alex Johnson, R OBP: 0.362, SLG: 0.479			K			F8		F7		K	3	0	0	0	0	1	0		
Dick Stuart, R OBP: 0.302, SLG: 0.437			K			6-3		F8			4	0	1	0	0	1	0		
Clay Dalrymple, L OBP: 0.263, SLG: 0.283 Adolfo Phillips, R OBP: 0.273, SLG: 0.273			1B			G6-4-3		SH3-4		G4-3	2	1	2	0	1	0	0		
Bobby Wine, R OBP: 0.255, SLG: 0.218			K			F2		SH3-4		K	3	0	0	0	0	2	3		
Ray Herbert, R OBP: 0.333, SLG: 0.387 John Hermstein, L OBP: 0.259, SLG: 0.333 Pat Corrales, R OBP: 0.386, SLG: 0.377			F9			G6-4-3		G4-3		G4-3	2	0	0	0	0	0	2		
Inning Stats	R: 0 E: 0 K: 0 S: 2	H: 0 LOB: 0 BB: 1 P: 6	R: 0 E: 0 K: 2 S: 7	H: 0 LOB: 0 BB: 0 P: 7	R: 1 E: 0 K: 2 S: 10	H: 3 LOB: 2 BB: 0 P: 10	R: 0 E: 0 K: 0 S: 3	H: 0 LOB: 0 BB: 0 P: 3	R: 0 E: 0 K: 1 S: 5	H: 0 LOB: 0 BB: 0 P: 5	R: 1 E: 0 K: 1 S: 6	H: 1 LOB: 1 BB: 1 P: 10	R: 0 E: 0 K: 1 S: 5	H: 1 LOB: 2 BB: 1 P: 9	R: 0 E: 0 K: 1 S: 5	H: 1 LOB: 0 BB: 0 P: 5	1B: 7 2B: 0 3B: 0 HR: 0		SF: 0 SAC: 1 DP: 2 HBP: 0
PITCHER	IP	WLS	BF	H	R	ER	SO	BB	IBB	HBP	BLK	WP	HR	S	P	ERA	WHIP		
Tommie Sisk, R ERA: 4.53 Frank Carpin, L ERA: 3.33 Don Schwall, R ERA: 2.96	7.1		27	5	2	2	5	2	0	0	0	0	0	35	43	2.46	0.955		

Batter	1	2	3	4	5	6	7	8	9	10	AB	R	H	RBI	BB	SO	LOB	BOTTOM					
Bob Bailey, R OBP: 0.321, SLG: 0.361	1B		E6			1B		6-3			5	2	3	0	0	0	0	Philadelphia Phillies @ Pittsburgh Pirates Forbes Field, Pittsburgh, PA Tue Jul 27 1965, 7:05 PM EDT Att: 21,832 - Unknown					
Bill Virdon, L OBP: 0.350, SLG: 0.401	1B		P6			1B		F9		F5	5	0	2	0	0	0	2						
Roberto Clemente, R OBP: 0.371, SLG: 0.466	1B		1B			1B		K		6-3	5	0	2	1	0	1	1						
Wille Stargell, L OBP: 0.330, SLG: 0.545	K		5-3			1B		K		1B	5	1	2	0	0	2	5						
Donn Clendenon, R OBP: 0.307, SLG: 0.476	1B		L8			K		6-3		2B	5	0	1	2	0	1	6						
Bill Mazerowski, R OBP: 0.304, SLG: 0.365	4-3					1B		1B		1B	4	0	2	0	0	0	2						
Gene Alley, R OBP: 0.263, SLG: 0.323			4-3			G4-6-3		F9		FC6-4	4	0	1	0	0	0	2						
Del Crandall, R OBP: 0.295, SLG: 0.276 Jerry Lynch, L OBP: 0.349, SLG: 0.464 Jim Pagliaroni, R OBP: 0.365, SLG: 0.467			F7			G4-6-3		L8		K	3	0	0	0	0	0	2						
Tommie Sisk, R OBP: 0.222, SLG: 0.125 Frank Carpin, L OBP: 0.307, SLG: 0.476 Don Schwall, R OBP: 0.307, SLG: 0.476			K			F7		4-3		6-3	3	0	0	0	0	1	1						
Inning Stats	R: 1 E: 0 K: 1 S: 8	H: 3 LOB: 2 BB: 0 P: 8	R: 0 E: 0 K: 1 S: 5	H: 0 LOB: 0 BB: 0 P: 5	R: 0 E: 1 K: 0 S: 5	H: 1 LOB: 2 BB: 0 P: 5	R: 0 E: 0 K: 0 S: 3	H: 1 LOB: 0 BB: 0 P: 3	R: 0 E: 0 K: 1 S: 8	H: 0 LOB: 0 BB: 0 P: 8	R: 0 E: 0 K: 0 S: 4	H: 1 LOB: 1 BB: 0 P: 4	R: 0 E: 0 K: 1 S: 5	H: 0 LOB: 0 BB: 0 P: 5	R: 0 E: 0 K: 1 S: 6	H: 1 LOB: 1 BB: 0 P: 6	R: 0 E: 0 K: 1 S: 6		H: 1 LOB: 1 BB: 0 P: 6	R: 1 E: 0 K: 0 S: 3	H: 2 LOB: 1 BB: 0 P: 3	1B: 12 2B: 1 3B: 0 HR: 0	SF: 0 SAC: 0 DP: 1 HBP: 0
PITCHER	IP	WLS	BF	H	R	ER	SO	BB	IBB	HBP	BLK	WP	HR	S	P	ERA	WHIP						
Ray Herbert, R ERA: 3.65 Gary Wagner, R ERA: 3.11	7.0		30	9	2	2	4	0	0	0	0	0	0	38	38	2.57	1.286						

Batter	1	2	3	4	5	6	7	8	9	10	11	12	13	14	AB	R	H	RBI	BB	SO	LOB	TOP	
Tony Gonzalez, L OBP: 0.329, SLG: 0.449 (1, 8)	K		K		F8		K			6-3		F7		FC1-4 BB	6	0	0	0	1	3	3		
Cookie Rojas, R OBP: 0.359, SLG: 0.387 (1, 4)	6-3		P6			5-3		L8		P6		FC4-6 1-2f		FC1-4 BB 1B	7	1	0	0	0	0	2		
Johnny Callison, L OBP: 0.332, SLG: 0.549 (1, 9)	1B				F9	3-1		4-3		F8				K	6	0	1	0	1	1	0		
Dick Allen, R OBP: 0.405, SLG: 0.526 (1, 5)	K					3B		1B		1-3				K	5	0	2	0	2	2	1		
Wes Covington, L OBP: 0.308, SLG: 0.522 Alex Johnson, R OBP: 0.369, SLG: 0.485 (13, PH) (13, 7)	1-3				4-3			1B		F8				K	5	0	1	0	0	0	1		
Dick Stuart, R OBP: 0.295, SLG: 0.431 Ruben Amaro, R OBP: 0.310, SLG: 0.250 (9, 3)	K				P6	6-3				F8				K	4	0	0	0	0	1	3		
Clay Dalrymple, L OBP: 0.275, SLG: 0.297 (1, 2)	1B							6-3						K	3	0	1	0	0	1	5		
Bobby Wine, R OBP: 0.263, SLG: 0.223 (1, 6)	L8				G6-4-3 1B			SH1-4 1B						FC4-6 1B	5	0	2	0	1	0	5		
Jim Bunning, R OBP: 0.254, SLG: 0.305 John Herrstein, L OBP: 0.245, SLG: 0.327 Jack Baldschun, R (9, 1)	F2							SH1-4 1B						K	2	0	1	0	0	0	0		
														K	1	0	0	0	0	1	2		
														K	2	0	0	0	0	1	1		
<b>Inning Stats</b>	R: 0 E: 0 K: 2 S: 8	H: 1 LOB: 1 BB: 0 P: 8	R: 0 E: 0 K: 1 S: 6	H: 1 LOB: 1 BB: 0 P: 6	R: 0 E: 0 K: 1 S: 5	H: 0 LOB: 0 BB: 0 P: 5	R: 0 E: 0 K: 0 S: 4	H: 1 LOB: 1 BB: 0 P: 4	R: 0 E: 0 K: 0 S: 4	H: 0 LOB: 0 BB: 0 P: 3	R: 0 E: 0 K: 1 S: 6	H: 1 LOB: 2 BB: 1 P: 10	R: 0 E: 0 K: 1 S: 6	H: 1 LOB: 1 BB: 0 P: 6	R: 0 E: 0 K: 2 S: 8	H: 1 LOB: 3 BB: 2 P: 16	R: 1 E: 0 K: 0 S: 4	H: 1 LOB: 3 BB: 3 P: 16	1B: 11 2B: 1 3B: 1 HR: 0	SF: 0 SAC: 1 DP: 1 HBP: 0	WP: 0 PB: 0 SB: 0 CS: 0	PA: 60	
<b>PITCHER</b>	IP WLS BF H R ER SO BB IBB HBP BLK WP HR S P ERA WHIP	12.0 0.1 1.2	47 2 11	0 0 1 1 0 1 1	0 0 1 1 0 1 1	6 1 0 0 0 0 0	0 0 0 0 0 0 0	3 7 25	0.00 3.000 5.40	3.000													

Philadelphia Phillies @ Pittsburgh Pirates  
Forbes Field, Pittsburgh, PA  
Wed Jul 28 1965, 7:05 PM EDT  
Att. 13,207 - Unknown


AB 53  
R 1  
H 13  
RBI 1  
BB 6  
SO 10  
LOB 24





Batter	1	2	3	4	5	6	7	8	9	10	11	12	13	14	AB	R	H	RBI	BB	SO	LOB	BOTTOM		
Bob Bailey, R OBP: 0.319, SLG: 0.356 (1, 5)	K		6-3			6-3		E6						K	5	0	0	0	1	2	0			
Bill Virdon, L OBP: 0.349, SLG: 0.398 (1, 8)	SH1-3 1B				F8	P6		F8		4-3				FC4-6 BB	5	0	1	0	1	0	2			
Roberto Clemente, R OBP: 0.374, SLG: 0.466 (1, 9)	SH1-3 1-2				HBP 1B					E6 FC5-4 1B				FC4-6 BB	4	0	2	0	1	0	1			
Willie Stargell, L OBP: 0.330, SLG: 0.538 (1, 7)	F9				HBP 1-2			K						K	4	0	0	0	1	2	3			
Donn Clendenon, R OBP: 0.362, SLG: 0.469 (1, 3)			K			K		6-3		F2				K	6	0	0	0	0	3	4			
Bill Mazeroski, R OBP: 0.361, SLG: 0.360 Manny Mota, R OBP: 0.346, SLG: 0.360 (14, PR)	6-3				1-3			F9		FC5-4 1-2f 2-3				F8	6	0	1	0	0	0	4			
Jim Pagliaroni, R OBP: 0.357, SLG: 0.455 Jose Pagan, R OBP: 0.266, SLG: 0.254 (14, PR)	P6					5-3		F8		K				5-3	6	0	0	0	0	1	3			
Gene Alley, R OBP: 0.281, SLG: 0.320 (1, 6)					5-3			K		6-3				L4	6	0	1	0	0	2	1			
Vern Law, R OBP: 0.276, SLG: 0.328 Jerry Lynch, L OBP: 0.346, SLG: 0.459 Frank Carpin, L (13, 1)	F2					K		K		F8				4-3	4	0	0	0	0	1	0			
															1	0	0	0	0	0	0			
															0	0	0	0	0	0	0			
<b>Inning Stats</b>	R: 0 E: 0 K: 1 S: 6	H: 1 LOB: 0 BB: 0 P: 6	R: 0 E: 0 K: 1 S: 5	H: 0 LOB: 0 BB: 0 P: 5	R: 0 E: 0 K: 1 S: 3	H: 1 LOB: 2 BB: 0 P: 7	R: 0 E: 0 K: 2 S: 7	H: 0 LOB: 0 BB: 0 P: 7	R: 0 E: 0 K: 0 S: 5	H: 0 LOB: 0 BB: 0 P: 3	R: 0 E: 0 K: 1 S: 6	H: 1 LOB: 2 BB: 1 P: 10	R: 0 E: 0 K: 0 S: 3	H: 0 LOB: 0 BB: 1 P: 7	R: 0 E: 0 K: 1 S: 5	H: 1 LOB: 1 BB: 0 P: 5	R: 0 E: 0 K: 2 S: 7	H: 0 LOB: 1 BB: 1 P: 11	R: 0 E: 0 K: 1 S: 6	H: 1 LOB: 1 BB: 0 P: 6	1B: 5 2B: 0 3B: 0 HR: 0	SF: 0 SAC: 1 DP: 0 HBP: 1	WP: 0 PB: 0 SB: 0 CS: 0	PA: 53
<b>PITCHER</b>	IP WLS BF H R ER SO BB IBB HBP BLK WP HR S P ERA WHIP	8.0 6.0	29 24	2 3	0 0	0 0	5 5	2 1	0 0	0 0	31 43	0.00 0.833												

Philadelphia Phillies @ Pittsburgh Pirates  
Forbes Field, Pittsburgh, PA  
Wed Jul 28 1965, 7:05 PM EDT  
Att. 13,207 - Unknown

AB 47  
R 0  
H 5  
RBI 0  
BB 4  
SO 11  
LOB 19



Batter	1	2	3	4	5	6	7	8	9	AB R H RBI BB SO LOB	TOP												
Cookie Rojas, R (1, 4) OBP: 0.362, SLG: 0.388	0-0 CS BB 1B		0-3 K		0-0 WP 1B		4-0 IBB	0-0 P4		4 0 2 1 1 1 3	Philadelphia Phillies @ Pittsburgh Pirates Forbes Field, Pittsburgh, PA Thu Jul 29 1965, 7:05 PM EDT Att: 10,160 - Unknown  AB 35 R 5 H 9 RBI 4 BB 4 SO 16 LOB 21  												
Johnny Callison, L (1, 9) OBP: 0.330, SLG: 0.543	4-0 1-2 BB		0-3 K		0-3 K		0-0 2-3		0-3 K	4 0 0 0 1 3 3													
Dick Allen, R (1, 5) OBP: 0.402, SLG: 0.520	0-3 2-3 K			0-0 5-3		0-3 K		4-0 E 2B BB	0-0 1-4-3	4 1 0 0 1 2 2													
Dick Stuart, R (1, 3) OBP: 0.295, SLG: 0.426 John Briggs, L (8, PR) OBP: 0.307, SLG: 0.414 Ruben Amaro, R (8, 3) OBP: 0.308, SLG: 0.249	0-3 K			0-3 K		0-0 F2		0-0 E5 2B	0-0 4-3	4 0 0 0 0 2 2 0 1 0 0 0 0 0 1 0 0 0 0 0 0													
Alex Johnson, R (1, 7) OBP: 0.372, SLG: 0.485		0-0 SH1-4 1B				0-0 1B		0-3 K		4 0 2 0 0 2 2													
Adolfo Phillips, R (1, 8) OBP: 0.231, SLG: 0.231 Wes Covington, L (8, PH) OBP: 0.311, SLG: 0.531 Tony Taylor, R (8, PR) OBP: 0.307, SLG: 0.333 Tony Gonzalez, L (8, 8) OBP: 0.329, SLG: 0.449		0-0 SH1-4			0-3 K	0-0 5-3		0-0 2B		2 0 0 0 0 1 1 1 0 1 2 0 0 0 0 1 0 0 0 0 0 0 0 0 0 0 0 0													
Pat Corrales, R (1, 2) OBP: 0.402, SLG: 0.407	0-0 F8				0-0 1B 2B		0-0 WP 1B	0-0 4-3 2B		4 1 3 1 0 0 1													
Bobby Wine, R (1, 6) OBP: 0.263, SLG: 0.224	0-3 K				0-0 1B WP 1B		0-3 K	0-0 4-3		4 1 1 0 0 2 4													
Ray Culp, R (1, 1) OBP: 0.171, SLG: 0.094			0-3 K		0-3 K		0-3 K	4-0 BB		3 0 0 0 1 3 3													
<b>Inning Stats</b>	R: 0 E: 0 K: 2 S: 7	H: 1 LOB: 1 BB: 1 P: 11	R: 0 E: 0 K: 1 S: 6	H: 1 LOB: 1 BB: 0 P: 6	R: 0 E: 0 K: 3 S: 9	H: 0 LOB: 0 BB: 0 P: 9	R: 0 E: 0 K: 2 S: 7	H: 0 LOB: 0 BB: 0 P: 7	R: 2 E: 0 K: 3 S: 12	H: 3 LOB: 1 BB: 0 P: 12		R: 0 E: 0 K: 1 S: 6	H: 1 LOB: 1 BB: 0 P: 6	R: 0 E: 0 K: 2 S: 8	H: 1 LOB: 2 BB: 1 P: 12	R: 3 E: 1 K: 1 S: 8	H: 2 LOB: 2 BB: 2 P: 16	R: 0 E: 0 K: 1 S: 5	H: 0 LOB: 0 BB: 0 P: 5	1B: 7 2B: 3 3B: 0 HR: 0	SF: 0 SAC: 1 DP: 1 HBP: 0	WP: 2 PB: 0 SB: 0 CS: 1	PA: 40
<b>PITCHER</b>	IP WLS BF H R ER SO BB IBB HBP BLK WP HR S P ERA WHIP											<b>PITCHER</b>	IP WLS BF H R ER SO BB IBB HBP BLK WP HR S P ERA WHIP										
Bob Veale, L (1, 1) ERA: 3.1	7.0 L 31 7 4 4 14 2 1 0 0 0 2 0 56 68 5.14 1.286																						
Al McBean, R (8, 1) ERA: 2.42	1.0 6 2 1 0 1 1 0 0 0 0 0 0 7 11 0.00 3.000																						
Frank Carpin, L (9, 1) ERA: 3.18	1.0 3 0 0 0 1 0 0 0 0 0 0 0 5 5 0.00 0.000																						

Batter	1	2	3	4	5	6	7	8	9	AB R H RBI BB SO LOB	BOTTOM												
Bob Bailey, R (1, 5) OBP: 0.319, SLG: 0.355	0-0 F7		0-3 K			0-0 1B			0-3 K	4 0 1 0 0 2 0	Philadelphia Phillies @ Pittsburgh Pirates Forbes Field, Pittsburgh, PA Thu Jul 29 1965, 7:05 PM EDT Att: 10,160 - Unknown  AB 29 R 0 H 2 RBI 0 BB 0 SO 10 LOB 6  												
Bill Virdon, L (1, 8) OBP: 0.348, SLG: 0.396	0-0 HBP 1B		0-0 F2			0-0 F9			0-3 K	4 0 1 0 0 1 1													
Roberto Clemente, R (1, 9) OBP: 0.373, SLG: 0.463	1-0 FC6-4 HBP			0-3 K		0-0 F9			0-3 K	3 0 0 0 0 2 1													
Willie Stargell, L (1, 7) OBP: 0.327, SLG: 0.534	0-3 K			0-3 K		0-0 L8				3 0 0 0 0 2 2													
Donn Clendenon, R (1, 3) OBP: 0.359, SLG: 0.465	0-0 FC6-4			0-0 L7		0-0 6-3				3 0 0 0 0 0 2													
Bill Mazaroski, R (1, 4) OBP: 0.298, SLG: 0.356		0-3 K			0-0 F5	0-0 P3				3 0 0 0 0 1 0													
Jim Pagliaroni, R (1, 2) OBP: 0.250, SLG: 0.449 Frank Carpin, L (9, 1) OBP: 0.357, SLG: 0.450		0-0 6-3			0-0 L7		0-3 K			3 0 0 0 0 1 0 0 0 0 0 0 0 0													
Gene Alley, R (1, 6) OBP: 0.278, SLG: 0.317		0-0 3-1			0-0 1-3		0-0 5-3			3 0 0 0 0 0 0													
Bob Veale, S (1, 1) OBP: 0.125, SLG: 0.082 Al McBean, R (8, 1) OBP: 0.250, SLG: 0.313 Ozzie Virgil, R (8, PH) OBP: 0.357, SLG: 0.450			0-3 K			0-0 1-3		0-0 F8		2 0 0 0 0 1 0 0 0 0 0 0 0 0 1 0 0 0 0 0 0													
<b>Inning Stats</b>	R: 0 E: 0 K: 1 S: 6	H: 1 LOB: 2 BB: 0 P: 7	R: 0 E: 0 K: 1 S: 5	H: 0 LOB: 0 BB: 0 P: 5	R: 0 E: 0 K: 2 S: 7	H: 0 LOB: 0 BB: 0 P: 7	R: 0 E: 0 K: 2 S: 7	H: 0 LOB: 0 BB: 0 P: 7	R: 0 E: 0 K: 0 S: 3	H: 0 LOB: 0 BB: 0 P: 3		R: 0 E: 0 K: 0 S: 4	H: 1 LOB: 1 BB: 0 P: 4	R: 0 E: 0 K: 0 S: 3	H: 0 LOB: 0 BB: 0 P: 3	R: 0 E: 0 K: 1 S: 5	H: 0 LOB: 0 BB: 0 P: 5	R: 0 E: 0 K: 3 S: 9	H: 0 LOB: 0 BB: 0 P: 9	1B: 2 2B: 0 3B: 0 HR: 0	SF: 0 SAC: 0 DP: 0 HBP: 1	WP: 0 PB: 0 SB: 0 CS: 0	PA: 30
<b>PITCHER</b>	IP WLS BF H R ER SO BB IBB HBP BLK WP HR S P ERA WHIP											<b>PITCHER</b>	IP WLS BF H R ER SO BB IBB HBP BLK WP HR S P ERA WHIP										
Ray Culp, R (1, 1) ERA: 2.77	9.0 W 30 2 0 0 10 0 0 1 0 0 0 0 49 50 0.00 0.222																						

Batter	1	2	3	4	5	6	7	8	9	AB	R	H	RBI	BB	SO	LOB	TOP			
Chuck Hiller, L (1,4) OBP: 0.306, SLG: 0.375	E6 1B	G3			6-3			HR	F7	5	1	1	1	0	0	2	<b>New York Mets @ Philadelphia Phillies</b> Connie Mack Stadium, Philadelphia, PA Fri Jul 30 1965, 7:05 PM EDT Att: 16,429 - Unknown  <b>AB 33</b> <b>R 3</b> <b>H 9</b> <b>RBI 3</b> <b>BB 2</b> <b>SO 2</b> <b>LOB 16</b>			
Roy McMillan, R (1,6) OBP: 0.256, SLG: 0.281			F8		6-3			K	F8	3	1	1	0	0	0	0				
Bobby Klaus, R (7,6) OBP: 0.304, SLG: 0.257	HBP SF9 1B									1	0	0	0	0	1	0				
Ron Swoboda, R (9,PH) OBP: 0.285, SLG: 0.456										1	0	0	0	0	0	1				
Johnny Lewis, L (1,9) OBP: 0.345, SLG: 0.442	SF9 HBP BB				4-3			1B BB		2	1	1	0	2	0	0				
Charley Smith, R (1,5) OBP: 0.290, SLG: 0.429	FC4-6 HBP				F8			1B		3	0	2	0	0	0	1				
Joe Christopher, R (1,7) OBP: 0.298, SLG: 0.297	SF9				6-3			1B		3	0	1	2	0	0	2				
Gary Kolb, L (1,8) OBP: 0.264, SLG: 0.260	FC4-6				F8			K		4	0	0	0	0	1	5				
Jim Hickman, R (1,3) OBP: 0.275, SLG: 0.392					5-3			L7		4	0	1	0	0	0	2				
Jimmie Schaffer, R (1,2) OBP: 0.256, SLG: 0.325										3	0	1	0	0	0	1				
John Stephenson, L (9,PH) OBP: 0.256, SLG: 0.241										1	0	1	0	0	0	0				
Al Jackson, L (1,1) OBP: 0.125, SLG: 0.150										1	0	0	0	0	0	1				
Tug McGraw, R (4,1) OBP: 0.333, SLG: 0.333	SH1-4				F5					0	0	0	0	0	0	0				
Billy Cowan, R (7,PH) OBP: 0.204, SLG: 0.320										1	0	0	0	0	0	0				
Larry Bearmarth, R (7,1) OBP: 0.250, SLG: 0.286										0	0	0	0	0	0	0				
Ed Kranepool, L (9,PH) OBP: 0.311, SLG: 0.406										1	0	0	0	0	0	1				
<b>Inning Stats</b>	R: 1 E: 1 K: 0 S: 9	H: 1 LOB: 2 BB: 1 P: 15	R: 0 E: 0 K: 0 S: 6	H: 1 LOB: 1 BB: 0 P: 10	R: 0 E: 0 K: 0 S: 7	H: 1 LOB: 1 BB: 0 P: 9	R: 0 E: 0 K: 0 S: 9	H: 1 LOB: 1 BB: 0 P: 15	R: 0 E: 0 K: 0 S: 3	H: 0 LOB: 0 BB: 0 P: 4	R: 0 E: 0 K: 0 S: 6	H: 0 LOB: 0 BB: 0 P: 9	R: 2 E: 0 K: 2 S: 16	H: 3 LOB: 2 BB: 1 P: 26	R: 0 E: 0 K: 0 S: 10	H: 1 LOB: 1 BB: 0 P: 17	1B: 8 2B: 0 3B: 0 HR: 1	SF: 1 SAC: 1 DP: 1 HBP: 1	WP: 1 PB: 0 SB: 0 CS: 0	PA: 38
<b>PITCHER</b>	IP WLS BF H R ER SO BB IBB HBP BLK WP HR S P ERA WHIP																			
Lew Burdette, R (1,1) ERA: 5.7	7.1 W 31 7 3 3 1 2 0 1 0 1 1 55 85 3.68 1.227																			
Gary Wagner, R (8,1) ERA: 3.03	1.2 S 7 2 0 0 1 0 0 0 0 0 0 0 18 28 0.00 1.200																			

Batter	1	2	3	4	5	6	7	8	9	AB	R	H	RBI	BB	SO	LOB	BOTTOM			
Cookie Rojas, R (1,4) OBP: 0.367, SLG: 0.393	F9 SH1-3 1B		HR	6-3		BB 1B				4	1	3	0	0	0	2	<b>New York Mets @ Philadelphia Phillies</b> Connie Mack Stadium, Philadelphia, PA Fri Jul 30 1965, 7:05 PM EDT Att: 16,429 - Unknown  <b>AB 30</b> <b>R 5</b> <b>H 8</b> <b>RBI 5</b> <b>BB 5</b> <b>SO 6</b> <b>LOB 13</b>			
Johnny Callison, L (1,9) OBP: 0.333, SLG: 0.551	SH1-3		HR		4-3	BB				2	1	1	2	1	0	0				
Dick Allen, R (1,5) OBP: 0.403, SLG: 0.519	F9		HR			BB				3	1	1	0	1	1	4				
Dick Stuart, R (1,3) OBP: 0.292, SLG: 0.421	K		L6-3		F9					4	0	0	0	0	1	3				
Ruben Amaro, R (8,3) OBP: 0.308, SLG: 0.249			L6-3							0	0	0	0	0	0	0				
Alex Johnson, R (1,7) OBP: 0.369, SLG: 0.480		5-3	P4							4	0	1	1	0	0	0				
Adolfo Phillips, R (1,8) OBP: 0.176, SLG: 0.176	K									4	0	0	0	0	2	1				
Pat Corrales, R (1,2) OBP: 0.406, SLG: 0.398		HR BB								2	1	0	0	2	0	0				
Bobby Wine, R (1,6) OBP: 0.272, SLG: 0.247	HR									3	1	2	2	1	1	0				
Lew Burdette, R (1,1) OBP: 0.421, SLG: 0.474										3	0	0	0	0	1	3				
Gary Wagner, R (8,1) OBP: 0.125, SLG: 0.250	1-3									1	0	0	0	0	0	0				
<b>Inning Stats</b>	R: 0 E: 0 K: 1 S: 11	H: 1 LOB: 1 BB: 0 P: 14	R: 2 E: 0 K: 1 S: 8	H: 1 LOB: 0 BB: 1 P: 13	R: 2 E: 0 K: 0 S: 12	H: 2 LOB: 0 BB: 1 P: 22	R: 0 E: 0 K: 1 S: 17	H: 1 LOB: 2 BB: 1 P: 29	R: 1 E: 0 K: 0 S: 9	H: 2 LOB: 1 BB: 0 P: 15	R: 0 E: 0 K: 2 S: 11	H: 1 LOB: 3 BB: 2 P: 24	R: 0 E: 0 K: 0 S: 8	H: 0 LOB: 0 BB: 0 P: 11	R: 0 E: 0 K: 1 S: 9	H: 0 LOB: 0 BB: 0 P: 13	1B: 6 2B: 1 3B: 0 HR: 2	SF: 0 SAC: 1 DP: 1 HBP: 0	WP: 0 PB: 0 SB: 1 CS: 0	PA: 36
<b>PITCHER</b>	IP WLS BF H R ER SO BB IBB HBP BLK WP HR S P ERA WHIP																			
Al Jackson, L (1,1) ERA: 4.42	3.1 L 17 5 4 4 3 3 0 0 0 0 0 0 23 44 10.80 2.400																			
Tug McGraw, L (4,1) ERA: 3.79	2.2 13 3 1 1 2 2 0 0 0 0 0 0 23 44 3.38 1.875																			
Larry Bearmarth, R (7,1) ERA: 4.8	2.0 6 0 0 0 1 0 0 0 0 0 0 0 17 24 0.00 0.000																			

Batter	1	2	3	4	5	6	7	8	9	10	11	AB	R	H	RBI	BB	SO	LOB	TOP			
Joe Christopher, R OBP: 0.294, SLG: 0.292 Chuck Hiller, L OBP: 0.305, SLG: 0.373 Gary Kroil, R OBP: 0.120, SLG: 0.160 Gordie Richardson, R (11, 1)	2-3 K		1-1 P4		2-1 P6		2-1 F9			0-2 FC4-6 1-2f	3-2 6-3	4	0	0	0	0	1	1				
Roy McMillan, R OBP: 0.255, SLG: 0.278	4-2 1B HR		0-1 6-3		1-1 F6			0-0 F8		2-3 K		4	1	0	0	1	1	1				
Jim Hickman, R OBP: 0.282, SLG: 0.396	3-2 1B HR		0-0 1B		3-2 F9			3-2 G5-4-3 1B		2-2 6-3		5	1	3	0	0	0	1				
Charley Smith, R OBP: 0.288, SLG: 0.435	1-0 1B HR		0-1 1-3					0-0 F9 1-2f			3-1 F9	5	1	1	3	0	0	2				
Ron Swoboda, R OBP: 0.281, SLG: 0.448	1-2 F8				0-3 K			0-3 K		1-0 F8	1-3 K	5	0	0	0	0	3	0				
Johnny Lewis, L OBP: 0.349, SLG: 0.441	0-3 K		3-2 1B		3-3 K					4-1 BB	4-2 1B 2B	3	1	1	0	2	2	0				
Bobby Klaus, R OBP: 0.306, SLG: 0.260			0-0 L7		1-1 1B		2-1 F7			0-0 F6	1-2 2B 1B	5	0	2	0	0	0	1				
Chris Cannizzaro, R OBP: 0.197, SLG: 0.189 John Stephenson, L OBP: 0.281, SLG: 0.300 Jimmie Schaffer, R OBP: 0.256, SLG: 0.325	1-0 F2		0-0 1B		0-0 1B		3-1 P4		0-1 6-3		3-2 1B 2B	4	0	1	0	0	0	1				
Jack Fisher, R OBP: 0.313, SLG: 0.408 Al Jackson, L OBP: 0.125, SLG: 0.150 Billy Cowan, R OBP: 0.209, SLG: 0.320	0-0 F9		0-2 1-3		1-1 2B					0-1 FC4-6 1B	4-0 1B	3	0	1	0	0	0	2				
<b>Inning Stats</b>	R: 3 E: 0 K: 2 S: 20	H: 2 LOB: 0 BB: 1 P: 31	R: 0 E: 0 K: 0 S: 3	H: 0 LOB: 0 BB: 0 P: 4	R: 0 E: 0 K: 0 S: 7	H: 1 LOB: 1 BB: 0 P: 8	R: 0 E: 0 K: 1 S: 12	H: 3 LOB: 2 BB: 0 P: 16	R: 0 E: 0 K: 0 S: 8	H: 0 LOB: 0 BB: 0 P: 14	R: 0 E: 0 K: 0 S: 7	H: 1 LOB: 1 BB: 0 P: 16	R: 0 E: 0 K: 0 S: 5	H: 0 LOB: 0 BB: 1 P: 10	R: 0 E: 0 K: 1 S: 11	H: 1 LOB: 1 BB: 2 P: 15	R: 1 E: 0 K: 1 S: 22	H: 2 LOB: 3 BB: 2 P: 41	1B: 8 2B: 2 3B: 0 HR: 1	SF: 0 SAC: 0 DP: 1 HBP: 0	WP: 0 PB: 0 SB: 0 CS: 0	PA: 46
<b>PITCHER</b>	IP ERA WLS BF H R ER SO BB IBB HBP BLK WP HR S P ERA WHIP	9.0 3.05 1.2 10 3 1 1 2 1 1 0 0 0 0 26 46 5.40 2.400	0.1 1 0 0 0 0 0 0 0 0 0 0 0 0 7 10 0.00 0.000	<b>PITCHER</b>																		

New York Mets @ Philadelphia Phillies  
 Connie Mack Stadium, Philadelphia, PA  
 Sat Jul 31 1965, 3:33 AM EDT  
 Att: 10,207 - Unknown

AB 42  
 R 4  
 H 11  
 RBI 4  
 BB 4  
 SO 7  
 LOB 13



Batter	1	2	3	4	5	6	7	8	9	10	11	AB	R	H	RBI	BB	SO	LOB	BOTTOM			
Cookie Rojas, R OBP: 0.361, SLG: 0.385	0-0 P4		1-3 K		0-1 F7		1-0 FC6-4 1-2f		1-0 1-3		1-1 FC5	6	0	0	0	0	1	6				
Dick Allen, R OBP: 0.401, SLG: 0.515	2-2 L8		0-0 1B		1-1 L7			0-0 L6		2-1 F8		5	0	1	0	0	0	0				
Johnny Callison, L OBP: 0.333, SLG: 0.552	0-0 2B		2-1 L8		2-3 K			0-0 1B		1-1 P5		5	1	2	0	0	1	1				
Wes Covington, L OBP: 0.319, SLG: 0.530	4-1 2B PO		2-2 FC4-6 1B		1-0 G6-3 1B			2-3 K		1-1 F8		4	0	2	0	1	1	1				
Tony Gonzalez, L OBP: 0.331, SLG: 0.457	0-1 1B 2B		2-2 FC4-6		0-0 G6-3			0-1 G3			0-0 BB 2B	5	0	2	1	0	0	4				
Dick Stuart, R OBP: 0.297, SLG: 0.435 Tony Taylor, R OBP: 0.307, SLG: 0.333 Ruben Amaro, R OBP: 0.312, SLG: 0.249	1-1 PO	2-2 HR		3-1 1B 2B				3-3 K		4-2 1B BB	1-1 FC5 BB HBP	3	2	2	1	1	1	0				
Clay Dalrymple, L OBP: 0.273, SLG: 0.295											0-2 P5	5	0	1	1	0	0	3				
Bobby Wine, R OBP: 0.273, SLG: 0.249 John Briggs, L OBP: 0.371, SLG: 0.419 John Herrnstein, L OBP: 0.241, SLG: 0.321											2-1 P6	3	0	1	0	0	0	1				
Chris Short, R OBP: 0.117, SLG: 0.117 Alex Johnson, R OBP: 0.367, SLG: 0.477 Jack Baldschun, R OBP: 0.120, SLG: 0.160 Ed Roebuck, R OBP: 0.241, SLG: 0.321 Pat Corrales, R OBP: 0.412, SLG: 0.398											4-2 BB 1B	1	0	0	0	0	0	1				
<b>Inning Stats</b>	R: 1 E: 0 K: 0 S: 9	H: 2 LOB: 1 BB: 1 P: 16	R: 1 E: 0 K: 0 S: 6	H: 1 LOB: 0 BB: 0 P: 8	R: 0 E: 0 K: 1 S: 14	H: 2 LOB: 2 BB: 0 P: 21	R: 1 E: 0 K: 0 S: 7	H: 2 LOB: 0 BB: 0 P: 11	R: 0 E: 0 K: 1 S: 8	H: 1 LOB: 1 BB: 0 P: 11	R: 0 E: 0 K: 0 S: 4	H: 1 LOB: 1 BB: 0 P: 5	R: 0 E: 0 K: 1 S: 8	H: 1 LOB: 1 BB: 0 P: 10	R: 0 E: 0 K: 0 S: 6	H: 0 LOB: 0 BB: 1 P: 10	R: 0 E: 0 K: 0 S: 12	H: 1 LOB: 3 BB: 1 P: 20	1B: 7 2B: 4 3B: 0 HR: 1	SF: 0 SAC: 0 DP: 2 HBP: 1	WP: 0 PB: 0 SB: 0 CS: 0	PA: 47
<b>PITCHER</b>	IP ERA WLS BF H R ER SO BB IBB HBP BLK WP HR S P ERA WHIP	9.0 3.84 1.0 5 11 3 3 5 2 0 0 0 0 0 1 74 113 3.00 1.444	1.0 4 0 0 0 0 0 0 1 0 0 0 0 0 10 17 0.00 1.000	<b>PITCHER</b>																		

New York Mets @ Philadelphia Phillies  
 Connie Mack Stadium, Philadelphia, PA  
 Sat Jul 31 1965, 3:33 AM EDT  
 Att: 10,207 - Unknown

AB 42  
 R 3  
 H 12  
 RBI 3  
 BB 3  
 SO 5  
 LOB 21



Batter	1	2	3	4	5	6	7	8	9	AB	R	H	RBI	BB	SO	LOB	TOP					
Chuck Hiller, L (1,4) OBP: 0.303, SLG: 0.370	0-1 SH3-4 1B		1-0 F9			1-1 FC6-5-2-5-2 3-H		1-1 F2		4	0	1	0	0	0	1						
Roy McMillan, R (1,6) OBP: 0.254, SLG: 0.276	0-0 SH3-4			0-1 F7		0-0 6-3		2-0 5-3		2	0	0	0	0	0	1						
Ron Swoboda, R (8,PH) OBP: 0.280, SLG: 0.447										1	0	0	0	0	0	0						
Bobby Klaus, R (8,6) OBP: 0.306, SLG: 0.260	1-2									0	0	0	0	0	0	0						
Johnny Lewis, L (1,8) OBP: 0.350, SLG: 0.445	3-3 K			3-2 P4			0-1 HR		2-1 G6-4-3 1B	4	1	2	0	0	1	1						
Charley Smith, R (1,5) OBP: 0.288, SLG: 0.442	1-3 K			0-1 F8			0-0 HR		1-1 G6-4-3 1B	4	1	1	2	0	1	2						
Ed KranePOOL, L (1,3) OBP: 0.309, SLG: 0.403		2-2 L9			1-3 K		2-2 L8		2-3 K	4	0	0	0	0	2	0						
Gary Kolb, L (1,9) OBP: 0.250, SLG: 0.245		0-1 L8			1-2 F5		3-3 K			3	0	0	0	0	1	0						
Jim Hickman, R (1,7) OBP: 0.282, SLG: 0.396		2-3 K			1-3 K		2-2 1B			3	0	1	0	0	2	0						
Chris Cannizzaro, R (1,2) OBP: 0.242, SLG: 0.274			3-2 L7			2-1 F9 2B		1-3 K		1	0	0	0	0	0	0						
Joe Christopher, R (8,PH) OBP: 0.248, SLG: 0.299										1	0	1	0	0	0	0						
Larry Miller, L (8,1) OBP: 0.259, SLG: 0.325										0	0	0	0	0	0	0						
Danny Napoleone, R (7,PH) OBP: 0.259, SLG: 0.325										1	0	0	0	0	1	1						
Larry Beaman, R (7,1) OBP: 0.259, SLG: 0.325										0	0	0	0	0	0	0						
Gordie Richardson, R (7,1) OBP: 0.259, SLG: 0.325										0	0	0	0	0	0	0						
Tom Parsons, R (1,1) OBP: 0.125, SLG: 0.067			1-3 K			0-1 F9		1-0 4-3		1	0	0	0	0	1	0						
John Stephenson, L (6,PH) OBP: 0.265, SLG: 0.281						2-3				2	0	0	0	0	0	1						
<b>Inning Stats</b>	R: 0 E: 0 K: 2 S: 9	H: 1 LOB: 1 BB: 0 P: 13	R: 0 E: 0 K: 1 S: 8	H: 0 LOB: 0 BB: 0 P: 12	R: 0 E: 0 K: 1 S: 7	H: 0 LOB: 0 BB: 0 P: 12	R: 0 E: 0 K: 0 S: 8	H: 0 LOB: 0 BB: 0 P: 11	R: 0 E: 0 K: 2 S: 10	H: 0 LOB: 0 BB: 0 P: 13	R: 0 E: 0 K: 0 S: 7	H: 1 LOB: 1 BB: 0 P: 10	R: 2 E: 0 K: 2 S: 15	H: 3 LOB: 1 BB: 0 P: 23	R: 0 E: 0 K: 0 S: 4	H: 0 LOB: 0 BB: 0 P: 8	R: 0 E: 0 K: 1 S: 7	H: 1 LOB: 0 BB: 0 P: 12	1B: 3 2B: 2 HR: 1	SF: 0 SAC: 1 DP: 1 HBP: 0	WP: 0 PB: 0 SB: 0 CS: 0	PA: 32
<b>PITCHER</b>	IP WLS BF H R ER SO BB IBB HBP BLK WP HR S P ERA WHIP																					
Jim Bunning, R (1,1) ERA: 2.79	7.0 W 26 5 2 2 8 0 0 0 0 0 1 64 94 2.57 0.714																					
Gary Wagner, R (8,1) ERA: 2.94	2.0 S 6 1 0 0 1 0 0 0 0 0 0 0 11 20 0.00 0.500																					

New York Mets @ Philadelphia Phillies  
 Connie Mack Stadium, Philadelphia, PA  
 Sun Aug 01 1965, 3:33 AM EDT  
 Att: 8,935 - Unknown

AB	31
R	2
H	6
RBI	2
BB	0
SO	9
LOB	7



Batter	1	2	3	4	5	6	7	8	9	AB	R	H	RBI	BB	SO	LOB	BOTTOM					
Tony Gonzalez, L (1,8) OBP: 0.333, SLG: 0.469	0-0 P4		0-0 E4 HR		0-0 HR		4-1 1B 2-1 BB			3	2	1	1	1	0	0						
Cookie Rojas, R (1,4) OBP: 0.362, SLG: 0.390	2-0		3-2 F9		2-0 4-3		3-2 1B 2-H			4	0	2	0	0	0	1						
Johnny Callison, L (1,9) OBP: 0.333, SLG: 0.556	0-0 P6		0-0 1-H HR		2-0 4-3		2-0 2-1 3-H		0-3 K	4	1	1	2	0	1	1						
Dick Allen, R (1,5) OBP: 0.400, SLG: 0.510	0-0 1-3		0-3 K			4-0 BB		0-3 K		3	0	0	0	1	2	1						
Wes Covington, L (1,7) OBP: 0.316, SLG: 0.524		0-0 F8		0-3 K		0-2 L7		2-3 K		2	0	0	0	0	1	0						
Alex Johnson, R (6,PH) OBP: 0.363, SLG: 0.472										2	0	0	0	0	1	1						
Dick Stuart, R (1,3) OBP: 0.297, SLG: 0.433		4-2 1B BB		3-3 K		2-3 K				2	0	0	0	1	2	1						
Clay Dalrymple, L (1,2) OBP: 0.274, SLG: 0.295		0-2		0-1 P4		3-3 K				3	0	1	0	0	1	1						
Bobby Wine, R (1,6) OBP: 0.269, SLG: 0.245		0-2 P4		1-3 K			0-0 4-3			3	0	0	0	0	1	2						
Jim Bunning, R (1,1) ERA: 4.48		0-1 4-3			1-2 4-3		1-0 1B 2B			3	0	1	0	0	0	2						
Gary Wagner, R (8,1) OBP: 0.125, SLG: 0.250										0	0	0	0	0	0	0						
<b>Inning Stats</b>	R: 0 E: 0 K: 0 S: 4	H: 1 LOB: 1 BB: 0 P: 6	R: 0 E: 0 K: 0 S: 14	H: 1 LOB: 2 BB: 1 P: 18	R: 2 E: 1 K: 2 S: 12	H: 1 LOB: 0 BB: 0 P: 15	R: 0 E: 0 K: 2 S: 11	H: 0 LOB: 0 BB: 0 P: 15	R: 1 E: 0 K: 0 S: 6	H: 1 LOB: 0 BB: 0 P: 11	R: 0 E: 0 K: 2 S: 9	H: 0 LOB: 1 BB: 1 P: 18	R: 0 E: 0 K: 0 S: 6	H: 2 LOB: 2 BB: 1 P: 16	R: 0 E: 0 K: 3 S: 9	H: 0 LOB: 0 BB: 0 P: 11	R: 0 E: 0 K: 0 S: 0	H: 0 LOB: 0 BB: 0 P: 0	1B: 2 2B: 2 HR: 2	SF: 0 SAC: 0 DP: 0 HBP: 0	WP: 0 PB: 0 SB: 0 CS: 0	PA: 32
<b>PITCHER</b>	IP WLS BF H R ER SO BB IBB HBP BLK WP HR S P ERA WHIP																					
Tom Parsons, R (1,1) ERA: 4.48	5.0 L 21 4 3 2 4 1 0 0 0 0 0 0 9 18 0.00 1.000																					
Larry Miller, L (8,1) ERA: 4.91	1.0 4 0 0 0 2 1 0 0 0 0 0 0 9 18 0.00 1.000																					
Larry Beaman, R (7,1) ERA: 4.73	0.2 4 2 0 0 0 1 0 0 0 0 0 0 6 14 0.00 4.500																					
Gordie Richardson, L (7,1) ERA: 1.62	1.1 4 0 0 0 3 0 0 0 0 0 0 0 9 13 0.00 0.000																					

New York Mets @ Philadelphia Phillies  
 Connie Mack Stadium, Philadelphia, PA  
 Sun Aug 01 1965, 3:33 AM EDT  
 Att: 8,935 - Unknown

AB	29
R	3
H	6
RBI	3
BB	3
SO	9
LOB	10







Batter	1	2	3	4	5	6	7	8	9	AB	R	H	RBI	BB	SO	LOB	TOP						
Jimmy Stewart, S OBP: 0.330, SLG: 0.308 (1, 7)										2	0	1	0	2	0	1	<b>Chicago Cubs @ Philadelphia Phillies</b> Connie Mack Stadium, Philadelphia, PA Wed Aug 04 1965, 7:05 PM EDT Att: 13,515 - Unknown						
Don Landrum, L OBP: 0.328, SLG: 0.377 Bob Humphreys, R (6, 1)										3	0	0	0	0	0	2							
Joey Amalfitano, R OBP: 0.329, SLG: 0.289 Billy Hoelt, L OBP: 0.250, SLG: 0.250 (8, PH)										1	0	0	0	0	1								
Billy Williams, L OBP: 0.352, SLG: 0.480 (1, 9)										4	0	1	0	0	2								
14 Ernie Banks, R OBP: 0.343, SLG: 0.450 (1, 3)										4	1	1	0	0	1								
Ron Santo, R OBP: 0.366, SLG: 0.512 (1, 5)										4	1	2	0	0	0								
Chris Krug, R OBP: 0.280, SLG: 0.340 (1, 2)										4	0	2	1	0	1								
Glenn Beckert, R OBP: 0.267, SLG: 0.297 (1, 4)										4	0	1	1	0	3								
Don Kessinger, S OBP: 0.295, SLG: 0.224 Harvey Kuenn, R OBP: 0.331, SLG: 0.213 (7, PH)										2	0	0	0	0	1								
Bob Buhl, R OBP: 0.311, SLG: 0.067 Cal Koonce, R OBP: 0.170, SLG: 0.116 Ellis Burton, S OBP: 0.200, SLG: 0.176 (6, PH)										1	0	0	0	0	1								
										0	0	0	0	0	0								
										2	0	0	0	0	0								
<b>Inning Stats</b>	R: 0 E: 0 K: 0 S: 2	H: 0 LOB: 0 BB: 1 P: 6	R: 0 E: 0 K: 0 S: 3	H: 0 LOB: 0 BB: 0 P: 3	R: 0 E: 0 K: 1 S: 6	H: 0 LOB: 1 BB: 0 P: 6	R: 0 E: 0 K: 0 S: 3	H: 1 LOB: 1 BB: 0 P: 3	R: 0 E: 0 K: 0 S: 4	H: 1 LOB: 1 BB: 0 P: 4	R: 0 E: 1 K: 0 S: 4	H: 1 LOB: 1 BB: 0 P: 4	R: 1 E: 0 K: 1 S: 7	H: 2 LOB: 1 BB: 0 P: 7	R: 0 E: 0 K: 0 S: 3	H: 0 LOB: 1 BB: 1 P: 7		R: 1 E: 0 K: 0 S: 5	H: 3 LOB: 1 BB: 0 P: 5	1B: 6 2B: 2 3B: 0 HR: 0	SF: 0 SAC: 0 DP: 3 HBP: 0	WP: 1 PB: 0 SB: 0 CS: 0	PA: 35
<b>PITCHER</b> Chris Short, L ERA: 3.0 (1, 1)	IP: 9.0 WLS: W BF: 35 H: 8 R: 2 ER: 2 SO: 2 BB: 2 IBB: 0 HBP: 0 BLK: 0 WP: 1 HR: 0 S: 37 P: 45 ERA: 2.00 WHIP: 1.111															<b>PITCHER</b>		IP: 9.0 WLS: W BF: 35 H: 8 R: 2 ER: 2 SO: 2 BB: 2 IBB: 0 HBP: 0 BLK: 0 WP: 1 HR: 0 S: 37 P: 45 ERA: 2.00 WHIP: 1.111					

AB	33
R	2
H	8
RBI	2
BB	2
SO	2
LOB	15



Batter	1	2	3	4	5	6	7	8	9	AB	R	H	RBI	BB	SO	LOB	BOTTOM	
John Briggs, L OBP: 0.362, SLG: 0.407 (1, 8)										5	1	1	0	0	1	1	<b>Chicago Cubs @ Philadelphia Phillies</b> Connie Mack Stadium, Philadelphia, PA Wed Aug 04 1965, 7:05 PM EDT Att: 13,515 - Unknown	
Cookie Rojas, R OBP: 0.354, SLG: 0.379 (1, 4)										5	0	0	0	0	1			
Johnny Callison, L OBP: 0.333, SLG: 0.558 (1, 9)										5	1	3	1	0	1			
Dick Allen, R OBP: 0.400, SLG: 0.508 (1, 5)										3	2	2	0	1	1			
Tony Gonzalez, L OBP: 0.339, SLG: 0.468 (1, 7)										3	1	2	1	1	0			
Dick Stuart, R OBP: 0.297, SLG: 0.443 (1, 3)										3	2	2	4	0	1			
Clay Dalrymple, L OBP: 0.274, SLG: 0.288 (1, 2)										2	0	0	0	2	1			
Bobby Wine, R OBP: 0.266, SLG: 0.242 (1, 6)										4	0	1	1	0	1			
Chris Short, R OBP: 0.109, SLG: 0.109 (1, 1)										4	0	0	0	0	2			
										1B: 8 2B: 1 3B: 1 HR: 1	SF: 1 SAC: 0 DP: 0 HBP: 0	WP: 0 PB: 0 SB: 0 CS: 0	PA: 39					
<b>Inning Stats</b>	R: 0 E: 0 K: 0 S: 4	H: 2 LOB: 2 BB: 0 P: 4	R: 2 E: 1 K: 1 S: 8	H: 2 LOB: 1 BB: 0 P: 8	R: 2 E: 0 K: 0 S: 6	H: 3 LOB: 2 BB: 1 P: 10	R: 1 E: 0 K: 1 S: 7	H: 2 LOB: 1 BB: 0 P: 7	R: 0 E: 0 K: 0 S: 4	H: 0 LOB: 1 BB: 0 P: 4	R: 0 E: 0 K: 0 S: 3	H: 0 LOB: 0 BB: 0 P: 3	R: 2 E: 0 K: 1 S: 6	H: 2 LOB: 3 BB: 3 P: 18	R: 0 E: 0 K: 1 S: 5	H: 0 LOB: 0 BB: 0 P: 5		
<b>PITCHER</b> Bob Buhl, R ERA: 3.82 Cal Koonce, R ERA: 4.1 Bob Humphreys, R ERA: 3.12 Billy Hoelt, L ERA: 1.8 (1, 1)	IP: 3.0 WLS: L BF: 17 H: 7 R: 4 ER: 4 SO: 1 BB: 0 IBB: 0 HBP: 0 BLK: 0 WP: 0 HR: 1 S: 18 P: 22 ERA: 12.00 WHIP: 2.667															<b>PITCHER</b>		IP: 3.0 WLS: L BF: 17 H: 7 R: 4 ER: 4 SO: 1 BB: 0 IBB: 0 HBP: 0 BLK: 0 WP: 0 HR: 1 S: 18 P: 22 ERA: 12.00 WHIP: 2.667

AB	34
R	7
H	11
RBI	7
BB	4
SO	4
LOB	10



Batter	1	2	3	4	5	6	7	8	9	AB	R	H	RBI	BB	SO	LOB	TOP
Jimmy Stewart, S OBP: 0.328, SLG: 0.307 Ted Abernathy, R OBP: 0.091, SLG: 0.091										4	0	1	0	0	1	0	
Don Landrum, L OBP: 0.322, SLG: 0.370										5	1	0	0	0	2	3	
Billy Williams, L OBP: 0.348, SLG: 0.474										5	0	0	0	0	0	3	
14 Ernie Banks, R OBP: 0.344, SLG: 0.453										4	1	2	0	0	0	1	
Ron Santo, R OBP: 0.369, SLG: 0.514										4	1	3	1	0	0	1	
Ed Bailey, L OBP: 0.378, SLG: 0.362										2	0	2	0	2	0	0	
Glenn Beckert, R OBP: 0.265, SLG: 0.295 Doug Clemens, L OBP: 0.341, SLG: 0.348 Joey Amalfitano, R OBP: 0.320, SLG: 0.289										3	0	0	0	0	0	5	
Don Kessinger, S OBP: 0.255, SLG: 0.220 Harvey Kuenn, R OBP: 0.335, SLG: 0.213										3	0	0	0	0	0	0	
Dick Ellsworth, L OBP: 0.123, SLG: 0.127 Lindy McDaniel, R										2	0	0	0	0	1	0	
George Altman, L OBP: 0.313, SLG: 0.368										2	0	1	0	0	1	0	
<b>Inning Stats</b>	R: 1 E: 1 K: 0 S: 6	H: 2 LOB: 3 BB: 1 P: 10	R: 0 E: 0 K: 1 S: 5	H: 0 LOB: 0 BB: 0 P: 5	R: 0 E: 0 K: 0 S: 3	H: 0 LOB: 0 BB: 0 P: 3	R: 1 E: 0 K: 0 S: 4	H: 2 LOB: 1 BB: 0 P: 4	R: 0 E: 0 K: 1 S: 5	H: 0 LOB: 0 BB: 0 P: 5	R: 0 E: 0 K: 1 S: 7	H: 2 LOB: 3 BB: 1 P: 11	R: 0 E: 0 K: 1 S: 6	H: 1 LOB: 2 BB: 1 P: 10	1B: 8 2B: 1 3B: 0 HR: 0	SF: 0 SAC: 1 DP: 1 HBP: 0	WP: 0 PA: 39 PB: 0 SB: 0 CS: 0
<b>PITCHER</b>	IP WLS BF H R ER SO BB IBB HBP BLK WP HR S P ERA WHIP																
Lew Burdette, R ERA: 5.19	(1, 1) 7.2 W 32 8 3 1 4 1 0 0 0 0 0 0 39 43 1.17 1.174																
Gary Wagner, R ERA: 2.3	(8, 1) 1.0 6 1 0 0 1 1 1 0 0 0 0 6 14 0.00 2.000																
Bo Belinsky, L ERA: 4.76	(9, 1) 0.1 S 1 0 0 0 0 0 0 0 0 0 0 0 1 1 0.00 0.000																

Chicago Cubs @ Philadelphia Phillies  
 Connie Mack Stadium, Philadelphia, PA  
 Thu Aug 05 1965, 7:05 PM EDT  
 Att: 14,867 - Unknown



AB	35
R	3
H	9
RBI	1
BB	3
SO	5
LOB	16

Batter	1	2	3	4	5	6	7	8	9	AB	R	H	RBI	BB	SO	LOB	BOTTOM		
Cookie Rojas, R OBP: 0.350, SLG: 0.375										4	0	0	0	0	0	1			
Johnny Callison, L OBP: 0.335, SLG: 0.556										3	2	1	0	1	0	0			
Dick Allen, R OBP: 0.403, SLG: 0.515										4	1	3	2	0	1	0			
Dick Stuart, R OBP: 0.299, SLG: 0.442 Ruben Amaro, R OBP: 0.312, SLG: 0.249										3	0	1	1	1	1	1			
Alex Johnson, R OBP: 0.354, SLG: 0.459										4	0	0	0	0	1	4			
Adolfo Phillips, R OBP: 0.238, SLG: 0.238										4	0	2	1	0	1	0			
Pat Corrales, R OBP: 0.400, SLG: 0.384										3	0	0	0	0	1	2			
Bobby Wine, R OBP: 0.272, SLG: 0.245										2	1	1	0	1	0	0			
Lew Burdette, R OBP: 0.381, SLG: 0.429 Gary Wagner, R OBP: 0.325, SLG: 0.250 Bo Belinsky, L OBP: 0.233, SLG: 0.207										2	0	0	0	0	2	2			
<b>Inning Stats</b>	R: 1 E: 0 K: 0 S: 5	H: 3 LOB: 1 BB: 0 P: 5	R: 0 E: 0 K: 0 S: 3	H: 0 LOB: 0 BB: 0 P: 3	R: 0 E: 0 K: 1 S: 5	H: 0 LOB: 0 BB: 0 P: 5	R: 1 E: 0 K: 1 S: 6	H: 2 LOB: 1 BB: 1 P: 10	R: 2 E: 0 K: 1 S: 7	H: 2 LOB: 1 BB: 1 P: 11	R: 0 E: 0 K: 2 S: 8	H: 1 LOB: 2 BB: 1 P: 12	R: 0 E: 0 K: 1 S: 5	H: 0 LOB: 0 BB: 0 P: 5	R: 0 E: 0 K: 1 S: 5	H: 0 LOB: 0 BB: 0 P: 5	1B: 7 2B: 0 3B: 1 HR: 0	SF: 0 SAC: 1 DP: 1 HBP: 0	WP: 0 PA: 33 PB: 0 SB: 1 CS: 0
<b>PITCHER</b>	IP WLS BF H R ER SO BB IBB HBP BLK WP HR S P ERA WHIP																		
Dick Ellsworth, L ERA: 3.51	(1, 1) 4.2 L 21 7 4 4 2 2 0 0 0 0 0 0 23 31 7.71 1.929																		
Lindy McDaniel, R ERA: 2.45	(5, 1) 1.1 6 1 0 0 3 0 1 0 0 0 0 0 11 15 0.00 0.750																		
Ted Abernathy, R ERA: 1.85	(7, 1) 2.0 6 0 0 0 2 0 0 0 0 0 0 0 10 10 0.00 0.000																		

Chicago Cubs @ Philadelphia Phillies  
 Connie Mack Stadium, Philadelphia, PA  
 Thu Aug 05 1965, 7:05 PM EDT  
 Att: 14,867 - Unknown



AB	29
R	4
H	8
RBI	4
BB	3
SO	7
LOB	10

Batter	1	2	3	4	5	6	7	8	9	AB	R	H	RBI	BB	SO	LOB	TOP					
Bob Bailey, R OBP: 0.323, SLG: 0.372 (1, 5)										4	0	2	0	0	2	1						
Bill Virdon, L OBP: 0.346, SLG: 0.388 (1, 8)										4	0	1	0	0	0	2						
Roberto Clemente, R Wilbur Wood, R OBP: 0.332, SLG: 0.474 (8, 1)										4	0	0	0	0	2	4						
Willie Stargell, L OBP: 0.323, SLG: 0.528 (1, 7)										4	0	0	0	0	3	3						
Donn Clendenon, R OBP: 0.361, SLG: 0.485 (1, 3)										4	0	0	0	0	2	3						
Bill Mazerowski, R OBP: 0.301, SLG: 0.360 (1, 4)										4	0	0	0	0	0	3						
Andre Rodgers, R OBP: 0.348, SLG: 0.417 (1, 6)										3	0	1	0	0	0	0						
Jim Pagliaroni, R Manny Mota, R OBP: 0.350, SLG: 0.444 (8, PH)										2	0	0	0	0	1	1						
Bob Friend, R Frank Carpin, L Jerry Lynch, L Del Crandall, R OBP: 0.020, SLG: 0.020 (7, 1)										2	0	0	0	0	1	1						
<b>Inning Stats</b>	R: 0 E: 1 K: 2 S: 10	H: 2 LOB: 3 BB: 0 P: 10	R: 0 E: 0 K: 2 S: 7	H: 0 LOB: 0 BB: 0 P: 7	R: 0 E: 0 K: 1 S: 5	H: 0 LOB: 0 BB: 0 P: 5	R: 0 E: 0 K: 0 S: 3	H: 0 LOB: 0 BB: 0 P: 3	R: 0 E: 0 K: 1 S: 6	H: 1 LOB: 1 BB: 0 P: 6	R: 0 E: 0 K: 1 S: 7	H: 0 LOB: 0 BB: 0 P: 7	R: 0 E: 0 K: 1 S: 5	H: 0 LOB: 0 BB: 0 P: 5	R: 0 E: 0 K: 2 S: 9	H: 2 LOB: 2 BB: 0 P: 9	R: 0 E: 0 K: 1 S: 5	H: 0 LOB: 0 BB: 0 P: 5	1B: 4 2B: 1 3B: 0 HR: 0	SF: 0 SAC: 0 DP: 0 HBP: 0	WP: 0 PB: 0 SB: 0 CS: 0	PA: 33
<b>PITCHER</b> Jim Bunning, R ERA: 2.66 (1, 1)	IP: 9.0 WLS: W BF: 33 H: 5 R: 0 ER: 0 SO: 12 BB: 0 IBB: 0 HBP: 0 BLK: 0 WP: 0 HR: 0 S: 57 P: 57 ERA: 0.00 WHIP: 0.556															<b>PITCHER</b>						

Pittsburgh Pirates @ Philadelphia Phillies  
 Connie Mack Stadium, Philadelphia, PA  
 Fri Aug 06 1965, 7:05 PM EDT  
 Att: 22,155 - Unknown

AB 33  
 R 0  
 H 5  
 RBI 0  
 BB 0  
 SO 12  
 LOB 19

Batter	1	2	3	4	5	6	7	8	9	AB	R	H	RBI	BB	SO	LOB	BOTTOM			
John Briggs, L OBP: 0.359, SLG: 0.397 (1, 8)										3	1	0	0	1	0	0				
Cookie Rojas, R OBP: 0.351, SLG: 0.379 (1, 4)										4	0	2	2	0	0	0				
Johnny Callison, L OBP: 0.334, SLG: 0.560 (1, 9)										4	1	1	1	0	0	2				
Dick Allen, R OBP: 0.404, SLG: 0.514 (1, 5)										3	1	1	0	1	1	1				
Dick Stuart, R Ruben Amaro, R OBP: 0.299, SLG: 0.440 (9, 3)										4	0	1	0	0	0	1				
Tony Gonzalez, L OBP: 0.345, SLG: 0.472 (1, 7)										4	0	3	1	0	0	0				
Clay Dalrymple, L OBP: 0.269, SLG: 0.282 (1, 2)										4	0	0	0	0	0	4				
Bobby Wine, R OBP: 0.273, SLG: 0.246 (1, 6)										3	1	1	0	0	0	2				
Jim Bunning, R OBP: 0.246, SLG: 0.308 (1, 1)										3	0	0	0	0	2	1				
<b>Inning Stats</b>	R: 0 E: 0 K: 1 S: 6	H: 1 LOB: 1 BB: 0 P: 6	R: 0 E: 0 K: 0 S: 4	H: 1 LOB: 1 BB: 0 P: 4	R: 0 E: 0 K: 1 S: 5	H: 0 LOB: 0 BB: 0 P: 5	R: 2 E: 0 K: 0 S: 5	H: 3 LOB: 1 BB: 1 P: 9	R: 0 E: 0 K: 0 S: 3	H: 0 LOB: 0 BB: 0 P: 3	R: 0 E: 0 K: 0 S: 4	H: 2 LOB: 2 BB: 0 P: 4	R: 2 E: 0 K: 1 S: 7	H: 2 LOB: 1 BB: 1 P: 11	R: 0 E: 1 K: 0 S: 4	H: 0 LOB: 1 BB: 0 P: 4	1B: 7 2B: 1 3B: 0 HR: 1	SF: 0 SAC: 0 DP: 1 HBP: 0	WP: 0 PB: 0 SB: 1 CS: 0	PA: 34
<b>PITCHER</b> Bob Friend, R Frank Carpin, L Wilbur Wood, L ERA: 3.45 ERA: 2.93 ERA: 2.54 (7, 1)	IP: 6.2 WLS: L BF: 29 H: 9 R: 4 ER: 4 SO: 3 BB: 0 IBB: 0 HBP: 0 BLK: 0 WP: 0 HR: 1 S: 33 P: 41 ERA: 5.40 WHIP: 1.650															<b>PITCHER</b>				

Pittsburgh Pirates @ Philadelphia Phillies  
 Connie Mack Stadium, Philadelphia, PA  
 Fri Aug 06 1965, 7:05 PM EDT  
 Att: 22,155 - Unknown

AB 32  
 R 4  
 H 9  
 RBI 4  
 BB 2  
 SO 3  
 LOB 11






Batter	1	2	3	4	5	6	7	8	9	AB	R	H	RBI	BB	SO	LOB	TOP				
<b>Bob Bailey, R</b> OBP: 0.331, SLG: 0.385 (1,5)										4	1	2	0	0	0	1					
<b>Bill Virdon, L</b> OBP: 0.342, SLG: 0.382 (1,8)										4	0	1	0	0	0	3					
<b>Manny Mota, R</b> OBP: 0.321, SLG: 0.407 (1,9)										4	0	1	0	0	0	2					
<b>Willie Stargell, L</b> OBP: 0.322, SLG: 0.523 (1,7)										4	0	1	1	0	1	2					
<b>Donn Clendenon, R</b> OBP: 0.364, SLG: 0.483 (1,3)										3	0	1	0	1	1	0					
<b>Bill Mazaroski, R</b> OBP: 0.289, SLG: 0.345 (1,4)										4	0	0	0	0	0	4					
<b>Gene Alley, R</b> OBP: 0.276, SLG: 0.322 (1,6)										4	0	1	0	0	0	0					
<b>Del Crandall, R</b> OBP: 0.288, SLG: 0.269 (7, PH)										2	0	0	0	0	0	1					
<b>Jim Pagliaroni, R</b> OBP: 0.359, SLG: 0.472 (7, 2)										2	1	1	1	0	0	0					
<b>Tommie Sisk, R</b> OBP: 0.167, SLG: 0.091 (6, 1)										2	0	0	0	0	1	0					
<b>Wilbur Wood, R</b> OBP: 0.394, SLG: 0.480 (7, PH)										0	0	0	0	0	0	0					
<b>Roberto Clemente, R</b> OBP: 0.359, SLG: 0.480 (7, 1)										1	0	0	0	0	0	1					
<b>Frank Carpin, L</b> OBP: 0.345, SLG: 0.455 (9, PH)										0	0	0	0	0	0	0					
<b>Jerry Lynch, L</b> OBP: 0.345, SLG: 0.455 (9, PH)										1	0	0	0	0	0	0					
<b>Inning Stats</b>	R: 0 E: 0 K: 0 S: 4	H: 1 LOB: 1 BB: 0 P: 4	R: 0 E: 0 K: 1 S: 6	H: 1 LOB: 1 BB: 0 P: 6	R: 1 E: 0 K: 1 S: 8	H: 3 LOB: 3 BB: 1 P: 12	R: 0 E: 0 K: 0 S: 3	H: 0 LOB: 0 BB: 0 P: 3	R: 0 E: 0 K: 1 S: 6	H: 1 LOB: 1 BB: 0 P: 6	R: 0 E: 0 K: 0 S: 3	H: 1 LOB: 0 BB: 0 P: 3	R: 0 E: 1 K: 0 S: 4	H: 0 LOB: 1 BB: 0 P: 4	R: 0 E: 0 K: 0 S: 3	H: 0 LOB: 0 BB: 0 P: 3	R: 1 E: 0 K: 0 S: 4	H: 1 LOB: 0 BB: 0 P: 4	1B: 7 2B: 1 3B: 0 HR: 1	SF: 0 SAC: 0 DP: 1 HBP: 0	WP: 0 PA: 36 PB: 0 SB: 0 CS: 0
<b>PITCHER</b> <b>Ray Herbert, R</b> ERA: 3.51 (1, 1)	IP: 9.0 WLS: W BF: 36 H: 8 R: 2 ER: 2 SO: 3 BB: 1 IBB: 0 HBP: 0 BLK: 0 WP: 0 HR: 1 S: 41 P: 45 ERA: 2.00 WHIP: 1.000															<b>PITCHER</b>					

Pittsburgh Pirates @ Philadelphia Phillies  
 Connie Mack Stadium, Philadelphia, PA  
 Sun Aug 08 1965, 3:38 AM EDT  
 Att: 29,260 - Unknown


AB 35  
 R 2  
 H 8  
 RBI 2  
 BB 1  
 SO 3  
 LOB 14



Batter	1	2	3	4	5	6	7	8	9	AB	R	H	RBI	BB	SO	LOB	BOTTOM				
<b>John Briggs, L</b> OBP: 0.364, SLG: 0.418 (1,8)										4	0	2	1	0	0	2					
<b>Cookie Rojas, R</b> OBP: 0.343, SLG: 0.368 (1,4)										4	0	1	0	0	0	2					
<b>Johnny Callison, L</b> OBP: 0.333, SLG: 0.559 (1,9)										3	0	0	0	1	1	2					
<b>Dick Allen, R</b> OBP: 0.397, SLG: 0.514 (1,5)										4	0	0	0	0	1	3					
<b>Tony Gonzalez, L</b> OBP: 0.345, SLG: 0.485 (1,7)										4	2	2	1	0	0	1					
<b>Dick Stuart, R</b> OBP: 0.299, SLG: 0.443 (1, 3)										4	1	1	1	0	1	1					
<b>Ruben Amaro, R</b> OBP: 0.310, SLG: 0.247 (9, 3)										0	0	0	0	0	0	0					
<b>Clay Dalrymple, L</b> OBP: 0.275, SLG: 0.282 (1, 2)										3	1	1	0	1	0	0					
<b>Bobby Wine, R</b> OBP: 0.277, SLG: 0.257 (1, 6)										4	1	2	2	0	0	0					
<b>Ray Herbert, R</b> OBP: 0.303, SLG: 0.333 (1, 1)										3	0	0	0	0	1	3					
<b>Inning Stats</b>	R: 0 E: 0 K: 0 S: 3	H: 0 LOB: 1 BB: 1 P: 7	R: 3 E: 0 K: 1 S: 8	H: 3 LOB: 1 BB: 1 P: 12	R: 1 E: 0 K: 0 S: 4	H: 1 LOB: 0 BB: 0 P: 4	R: 0 E: 0 K: 1 S: 5	H: 0 LOB: 0 BB: 0 P: 5	R: 0 E: 0 K: 2 S: 8	H: 1 LOB: 1 BB: 0 P: 8	R: 1 E: 0 K: 0 S: 6	H: 3 LOB: 2 BB: 0 P: 6	R: 0 E: 0 K: 0 S: 4	H: 1 LOB: 1 BB: 0 P: 4	R: 0 E: 0 K: 0 S: 3	H: 0 LOB: 0 BB: 0 P: 3	R: 0 E: 0 K: 0 S: 3	H: 0 LOB: 0 BB: 0 P: 3	1B: 3 2B: 3 3B: 1 HR: 2	SF: 0 SAC: 0 DP: 0 HBP: 0	WP: 1 PA: 35 PB: 0 SB: 0 CS: 0
<b>PITCHER</b> <b>Tommie Sisk, R</b> ERA: 5.57 (6, 1)	IP: 5.2 WLS: L BF: 27 H: 8 R: 5 ER: 5 SO: 4 BB: 2 IBB: 0 HBP: 0 BLK: 0 WP: 1 HR: 2 S: 33 P: 41 ERA: 7.94 WHIP: 1.765															<b>PITCHER</b>					
<b>Wilbur Wood, L</b> ERA: 2.53 (7, 1)	IP: 0.1 WLS: 1 BF: 1 H: 0 R: 0 ER: 0 SO: 0 BB: 0 IBB: 0 HBP: 0 BLK: 0 WP: 0 HR: 1 S: 1 P: 1 ERA: 0.00 WHIP: 0.000															<b>PITCHER</b>					
<b>Frank Carpin, L</b> ERA: 2.76 (7, 1)	IP: 2.0 WLS: 7 BF: 1 H: 0 R: 0 ER: 0 SO: 0 BB: 0 IBB: 0 HBP: 0 BLK: 0 WP: 0 HR: 7 S: 7 P: 7 ERA: 0.00 WHIP: 0.500															<b>PITCHER</b>					

Pittsburgh Pirates @ Philadelphia Phillies  
 Connie Mack Stadium, Philadelphia, PA  
 Sun Aug 08 1965, 3:38 AM EDT  
 Att: 29,260 - Unknown

AB 33  
 R 5  
 H 9  
 RBI 5  
 BB 2  
 SO 4  
 LOB 14



Batter	1	2	3	4	5	6	7	8	9	AB	R	H	RBI	BB	SO	LOB	TOP		
John Briggs, L (1.8) OBP: 0.355, SLG: 0.406	F5		F8			K		FC6		4	0	0	0	0	1	1			
Cookie Rojas, R (1.4) OBP: 0.338, SLG: 0.364	K			F9			L8		F2	4	0	0	0	0	1	0			
Johnny Callison, L (1.9) OBP: 0.330, SLG: 0.554	K			F8			P6		F8	4	0	0	0	0	1	0			
Dick Allen, R (1.5) OBP: 0.396, SLG: 0.511		F8			K		2B	1B	6-3	4	0	1	0	0	1	0			
Tony Gonzalez, L (1.7) OBP: 0.352, SLG: 0.496										3	0	3	0	0	0	0			
Dick Stuart, R (1.3) OBP: 0.297, SLG: 0.439		1B		F8		F9		F2		3	0	0	0	0	0	4			
Clay Dalrymple, L (1.2) OBP: 0.272, SLG: 0.278				F7		F8			3-1	3	0	0	0	0	0	2			
Bobby Wine, R (1.6) OBP: 0.274, SLG: 0.253			5-3		CS	5-3		K		3	0	0	0	0	1	0			
Lew Burdette, R (1.1) Ed Roebuck, R (3.1) John Herrnstein, L (6. PH) Art Mahaffey, R (8. PH) Wes Covington, L (8. PH) Jack Baldschun, R (8.1)			K			F2		FC6	BB	1	0	0	0	0	1	0			
<b>Inning Stats</b>	R: 0 E: 0 K: 2 S: 7	H: 0 LOB: 0 BB: 0 P: 7	R: 0 E: 0 K: 0 S: 4	H: 1 LOB: 1 BB: 0 P: 4	R: 0 E: 0 K: 1 S: 5	H: 0 LOB: 0 BB: 0 P: 5	R: 0 E: 0 K: 1 S: 5	H: 1 LOB: 0 BB: 0 P: 3	R: 0 E: 0 K: 1 S: 5	H: 0 LOB: 0 BB: 0 P: 5	R: 0 E: 0 K: 0 S: 5	H: 2 LOB: 2 BB: 0 P: 5	R: 0 E: 0 K: 1 S: 5	H: 0 LOB: 1 BB: 1 P: 9	R: 0 E: 0 K: 0 S: 3	H: 0 LOB: 0 BB: 0 P: 3	1B: 3 2B: 1 3B: 0 HR: 0	SF: 0 SAC: 0 DP: 0 HBP: 0	WP: 0 PA: 32 PB: 0 SB: 0 CS: 1
<b>PITCHER</b> Robin Roberts, R (1.1) ERA: 3.13	IP: 9.0 WLS: W BF: 31 H: 4 R: 0 ER: 0 SO: 6 BB: 1 IBB: 0 HBP: 0 BLK: 0 WP: 0 HR: 0 S: 42 P: 46 ERA: 0.00 WHIP: 0.556																		

Philadelphia Phillies @ Houston Astros  
Astrodome, Houston, TX  
Mon Aug 09 1965, 8:05 PM EDT  
Att: 31,209 - Dome

AB 30  
R 0  
H 4  
RBI 0  
BB 1  
SO 6  
LOB 7



Batter	1	2	3	4	5	6	7	8	9	AB	R	H	RBI	BB	SO	LOB	BOTTOM		
Lee Maye, L (1.7) OBP: 0.283, SLG: 0.369	P6	3-1		F9		S	4-3			5	0	1	1	0	0	4			
Joe Morgan, L (1.4) OBP: 0.386, SLG: 0.465	1B	4-3		P4		SF9		S	BB	3	2	1	1	1	0	1			
Jimmy Wynn, R (1.8) OBP: 0.371, SLG: 0.474	1B		E6	1B	K	L6		K		4	2	0	0	0	2	2			
Jim Gentile, L (1.3) OBP: 0.324, SLG: 0.446	K		G5-3	1B	F9	3-1		K		5	0	1	0	0	2	4			
Bob Aspromonte, R (1.5) Gus Triandos, R (8. PH) OBP: 0.248, SLG: 0.237	1B	E		1B	E	S	BB	1B	1B	2	1	2	1	1	0	0			
Joe Gaines, R (1.9) OBP: 0.313, SLG: 0.392	E7	1B	F7		E5	F4		5-3		5	1	1	2	0	0	5			
Ron Brand, R (1.2) OBP: 0.281, SLG: 0.264			G5-3		FC6-4					4	0	2	1	0	0	4			
Bob Lillis, R (1.6) OBP: 0.268, SLG: 0.241	6-3			L7		BB	F8			3	1	0	0	0	0	3			
Robin Roberts, S (1.1) OBP: 0.268, SLG: 0.270		4-3				1B				2	1	1	0	2	0	0			
<b>Inning Stats</b>	R: 4 E: 1 K: 1 S: 9	H: 4 LOB: 1 BB: 0 P: 10	R: 0 E: 0 K: 0 S: 3	H: 0 LOB: 0 BB: 0 P: 3	R: 1 E: 1 K: 0 S: 5	H: 2 LOB: 1 BB: 0 P: 5	R: 0 E: 0 K: 0 S: 4	H: 1 LOB: 1 BB: 0 P: 4	R: 0 E: 1 K: 1 S: 6	H: 0 LOB: 2 BB: 1 P: 10	R: 2 E: 0 K: 0 S: 4	H: 1 LOB: 1 BB: 1 P: 9	R: 0 E: 0 K: 0 S: 4	H: 1 LOB: 3 BB: 1 P: 9	R: 1 E: 0 K: 2 S: 8	H: 1 LOB: 1 BB: 1 P: 12	1B: 9 2B: 1 3B: 0 HR: 0	SF: 1 SAC: 0 DP: 1 HBP: 3	WP: 0 PA: 42 PB: 0 SB: 3 CS: 0
<b>PITCHER</b> Lew Burdette, R (1.1) ERA: 5.43 Ed Roebuck, R (3.1) ERA: 3.2 Art Mahaffey, R (6.1) ERA: 6.35 Jack Baldschun, R (8.1) ERA: 4.0	IP: 2.0 WLS: L BF: 14 H: 6 R: 5 ER: 3 SO: 1 BB: 0 IBB: 0 HBP: 1 BLK: 0 WP: 0 HR: 0 S: 15 P: 16 ERA: 13.50 WHIP: 3.000																		



Philadelphia Phillies @ Houston Astros  
Astrodome, Houston, TX  
Mon Aug 09 1965, 8:05 PM EDT  
Att: 31,209 - Dome

AB 34  
R 8  
H 10  
RBI 7  
BB 4  
SO 4  
LOB 23







Batter	1	2	3	4	5	6	7	8	9	AB R H RBI BB SO LOB	TOP
Cookie Rojas, R OBP: 0.339, SLG: 0.366 (1, 4)	6-3		6-3		6-3	2H 2B			F7	5 0 1 1 0 0 0	Philadelphia Phillies @ Houston Astros Astrodome, Houston, TX Wed Aug 11, 1965, 8:05 PM EDT Att: 28,224 - Dome  AB 34 R 5 H 8 RBI 5 BB 2 SO 7 LOB 8  
Johnny Callison, L OBP: 0.331, SLG: 0.549 (1, 9)	2B 1B		L3		1-3	K			K	5 1 1 0 0 2 1	
Dick Allen, R OBP: 0.393, SLG: 0.507 (1, 5)	1B 2B		BB		E9 1B				F8	3 2 1 0 1 0 0	
Dick Stuart, R OBP: 0.296, SLG: 0.437 Ruben Amaro, R OBP: 0.310, SLG: 0.247 (9, 3)	K		F8		2H 1B				6-3	4 0 1 1 0 1 3 0 0 0 0 0 0 0	
Alex Johnson, R OBP: 0.353, SLG: 0.450 (1, 7)	FC6-4 1B				6-3 K				6-3	4 0 1 2 0 1 1	
Adolfo Phillips, R OBP: 0.310, SLG: 0.310 (1, 8)	FC6-4				1-3	WP SF9 1B			K	4 1 1 0 0 1 1	
Pat Corrales, R OBP: 0.385, SLG: 0.366 (1, 2)			4-3		1B BB	SF9			6-3	2 0 0 1 1 0 0	
Bobby Wine, R OBP: 0.277, SLG: 0.258 (1, 6)	K		K		1-2 1B	SH1-4 2B 1B			K	4 1 2 0 0 2 0	
Ray Culp, R OBP: 0.146, SLG: 0.079 (1, 1)	F8		F8		P6	SH1-4			5-3	3 0 0 0 0 0 2	
<b>Inning Stats</b>	R: 2 H: 3 E: 0 LOB: 1 K: 1 BB: 0 S: 8 P: 8	R: 0 H: 0 E: 0 LOB: 0 K: 1 BB: 0 S: 5 P: 5	R: 0 H: 0 E: 0 LOB: 1 K: 0 BB: 1 S: 3 P: 7	R: 0 H: 1 E: 0 LOB: 2 K: 0 BB: 1 S: 4 P: 8	R: 1 H: 1 E: 1 LOB: 1 K: 1 BB: 0 S: 7 P: 7	R: 2 H: 3 E: 0 LOB: 1 K: 1 BB: 0 S: 8 P: 8	R: 0 H: 0 E: 0 LOB: 0 K: 0 BB: 0 S: 3 P: 3	R: 0 H: 0 E: 0 LOB: 0 K: 2 BB: 0 S: 7 P: 7	R: 0 H: 0 E: 0 LOB: 0 K: 1 BB: 0 S: 5 P: 5	1B: 6 SF: 1 2B: 2 SAC: 1 3B: 0 DP: 0 HR: 0 HBP: 0	WP: 2 PA: 38 PB: 0 SB: 0 CS: 0
<b>PITCHER</b>	IP WLS BF H R ER SO BB IBB HBP BLK WP HR S P ERA WHIP										
Danny Coombs, L ERA: 4.46 (1, 1)	6.0 L 29 8 5 4 4 2 0 0 0 0 1 0 35 43 6.00 1.667										
Dave Giusti, R ERA: 4.38 (7, 1)	3.0 9 0 0 0 3 0 0 0 0 0 0 0 15 15 0.00 0.000										
Batter	1	2	3	4	5	6	7	8	9	AB R H RBI BB SO LOB	BOTTOM
Lee Maye, L OBP: 0.281, SLG: 0.368 (1, 7)	4-3		L8		F8				3-1	5 0 0 0 0 0 4	Philadelphia Phillies @ Houston Astros Astrodome, Houston, TX Wed Aug 11, 1965, 8:05 PM EDT Att: 28,224 - Dome  AB 35 R 1 H 8 RBI 1 BB 1 SO 5 LOB 17  
Joe Morgan, L OBP: 0.382, SLG: 0.458 (1, 4)	F2		1-2 BB		4-3				G3	3 0 0 0 1 0 0	
Jimmy Wynn, R OBP: 0.366, SLG: 0.467 (1, 8)	6-3		4-3		4-3 1B				K	4 0 1 0 0 1 2	
Jim Gentile, L OBP: 0.325, SLG: 0.440 (1, 3)			FC6-4 HBP		F7				4-3 1B	3 0 1 0 0 0 1	
Joe Gaines, R OBP: 0.300, SLG: 0.375 (1, 9)	K		F7		F7				FC5-4	4 0 0 0 0 1 3	
Ron Brand, R OBP: 0.291, SLG: 0.284 (1, 5)	FC6-4		FC6-4		S 1B				1B 1B	4 1 3 0 0 0 1	
Gus Triandos, R OBP: 0.242, SLG: 0.231 (1, 2)	FC6-4		FC6-4		K				L7	4 0 0 0 0 2 4	
Bob Lillis, R OBP: 0.265, SLG: 0.238 (1, 6)			L7		5-3				5-3 1B	4 0 1 0 0 0 1	
Danny Coombs, R OBP: 0.250, SLG: 0.143 Dave Giusti, R OBP: 0.219, SLG: 0.300 Rusty Staub, L OBP: 0.332, SLG: 0.356 (9, PH)			BB 1B		K				5-3	2 0 1 0 0 1 0 1 0 1 0 0 0 0 1 0 0 1 0 0 1	
<b>Inning Stats</b>	R: 0 H: 0 E: 0 LOB: 0 K: 0 BB: 0 S: 3 P: 3	R: 0 H: 0 E: 0 LOB: 1 K: 1 BB: 0 S: 5 P: 6	R: 0 H: 1 E: 0 LOB: 2 K: 0 BB: 1 S: 4 P: 8	R: 0 H: 1 E: 0 LOB: 1 K: 1 BB: 0 S: 6 P: 6	R: 0 H: 0 E: 0 LOB: 0 K: 1 BB: 0 S: 5 P: 5	R: 0 H: 1 E: 0 LOB: 1 K: 0 BB: 0 S: 4 P: 4	R: 0 H: 2 E: 0 LOB: 2 K: 0 BB: 0 S: 5 P: 5	R: 0 H: 1 E: 0 LOB: 1 K: 1 BB: 0 S: 6 P: 6	R: 1 H: 2 E: 0 LOB: 1 K: 1 BB: 0 S: 7 P: 7	1B: 7 SF: 0 2B: 1 SAC: 0 3B: 0 DP: 0 HR: 0 HBP: 1	WP: 0 PA: 37 PB: 0 SB: 1 CS: 0
<b>PITCHER</b>	IP WLS BF H R ER SO BB IBB HBP BLK WP HR S P ERA WHIP										
Ray Culp, R ERA: 2.85 (1, 1)	9.0 W 37 8 1 1 5 1 0 1 0 0 0 0 45 50 1.00 1.000										



Batter	1	2	3	4	5	6	7	8	9	AB R H RBI BB SO LOB	TOP									
Cookie Rojas, R OBP: 0.340, SLG: 0.367	4-3	FC6-4						G1-6-3		5 1 2 0 0 0 3	<p>Philadelphia Phillies @ San Francisco Giants Candlestick Park, San Francisco, CA</p> <p>Fri Aug 13 1965, 10:05 PM EDT Att: 24,275 - Unknown</p>									
Johnny Callison, L OBP: 0.330, SLG: 0.541	6-3		6-3		F4				4 0 1 1 1 1 0 2											
Dick Allen, R OBP: 0.394, SLG: 0.509			F4				G4-6-3		4 0 1 0 1 1 1 3											
Dick Stuart, R OBP: 0.298, SLG: 0.440 Ruben Amaro, R OBP: 0.310, SLG: 0.247			5-3		K				5 0 2 1 0 1 1 4											
Wes Covington, L OBP: 0.320, SLG: 0.517 Gary Wagner, R OBP: 0.111, SLG: 0.222				K		K			3 0 1 0 1 1 2 0											
Adolfo Phillips, R OBP: 0.273, SLG: 0.273				K	1-3				4 0 0 0 0 3 5											
Pat Corrales, R OBP: 0.381, SLG: 0.354				K					3 0 0 0 1 3 0											
Bobby Wine, R OBP: 0.288, SLG: 0.270		F4			BB 1B 1B		E6 1B 1B BB		4 1 2 0 0 0 0											
Ray Herbert, R Jack Baldschun, R Tony Taylor, R Bo Belinsky, L Alex Johnson, R					K				0 0 0 0 0 1 0 0											
									0 0 0 0 0 0 0 0											
									1 0 0 0 0 0 1 1											
									0 0 0 0 0 0 0 0											
									2 1 1 0 0 0 0 2											
									0 0 0 0 0 0 0 0											
Inning Stats	R: 0 E: 0 K: 1 S: 7	H: 2 LOB: 3 BB: 1 P: 11	R: 0 E: 0 K: 1 S: 5	H: 0 LOB: 1 BB: 1 P: 9	R: 0 E: 0 K: 3 S: 3	H: 0 LOB: 0 BB: 0 P: 3	R: 0 E: 0 K: 0 S: 9	H: 2 LOB: 3 BB: 1 P: 13	R: 0 E: 0 K: 2 S: 7	H: 0 LOB: 0 BB: 0 P: 7	R: 3 E: 1 K: 1 S: 9	H: 4 LOB: 2 BB: 1 P: 13	R: 0 E: 0 K: 0 S: 3	H: 1 LOB: 1 BB: 0 P: 7	R: 0 E: 0 K: 2 S: 8	H: 1 LOB: 1 BB: 0 P: 8	1B: 9 2B: 1 3B: 0 HR: 0	SF: 0 SAC: 0 DP: 2 HBP: 0	WP: 0 PB: 0 SB: 1 CS: 0	PA: 41
PITCHER	IP WLS BF H R ER SO BB IBB HBP BLK WP HR S P ERA WHIP	WARREN SPAHN, L ERA: 4.0	FRANK LINZY, R ERA: 1.51	BOBBY BOLIN, R ERA: 2.39	PITCHER								IP WLS BF H R ER SO BB IBB HBP BLK WP HR S P ERA WHIP							

AB 36  
R 3  
H 10  
RBI 2  
BB 5  
SO 12  
LOB 21



Batter	1	2	3	4	5	6	7	8	9	AB R H RBI BB SO LOB	BOTTOM									
Dick Schofield, S OBP: 0.287, SLG: 0.258	4-3		SH1-4		6-3		1-3			3 0 0 0 0 0 0	<p>Philadelphia Phillies @ San Francisco Giants Candlestick Park, San Francisco, CA</p> <p>Fri Aug 13 1965, 10:05 PM EDT Att: 24,275 - Unknown</p>									
Matty Alou, L OBP: 0.288, SLG: 0.317	4-3		F9		F9				4 0 0 0 0 1 1											
Willie Mays, R OBP: 0.395, SLG: 0.636			K						3 0 0 0 1 3 1											
Willie McCovey, L OBP: 0.394, SLG: 0.554		4-3		3-1	F8				3 0 0 0 1 0 1											
Jim Ray Hart, R OBP: 0.330, SLG: 0.440			K			K		F3	4 1 1 1 0 2 1											
Len Gabrielson, L OBP: 0.384, SLG: 0.449									4 1 2 0 0 1 0											
Tom Haller, L OBP: 0.332, SLG: 0.372									4 0 2 0 0 1 0											
Hal Lanier, R OBP: 0.267, SLG: 0.283 Bob Burda, L OBP: 0.154, SLG: 0.125 Ken Henderson, S OBP: 0.238, SLG: 0.167									3 0 1 1 1 0 0 2											
Warren Spahn, L OBP: 0.275, SLG: 0.143 Frank Linzy, R OBP: 0.154, SLG: 0.385 Cap Peterson, R OBP: 0.327, SLG: 0.416 Bobby Bolin, R OBP: 0.192, SLG: 0.160 Jim Davenport, R OBP: 0.296, SLG: 0.356									1 0 1 0 0 0 0 0											
									0 0 0 0 0 0 0 0											
									1 0 0 0 0 1 0											
									0 0 0 0 0 0 0 0											
									1 0 0 0 0 0 1											
Inning Stats	R: 0 E: 0 K: 1 S: 5	H: 0 LOB: 0 BB: 0 P: 5	R: 1 E: 0 K: 1 S: 7	H: 3 LOB: 2 BB: 0 P: 7	R: 0 E: 0 K: 1 S: 6	H: 1 LOB: 1 BB: 0 P: 6	R: 1 E: 0 K: 0 S: 6	H: 3 LOB: 2 BB: 0 P: 6	R: 0 E: 0 K: 2 S: 7	H: 0 LOB: 0 BB: 0 P: 7	R: 0 E: 0 K: 1 S: 5	H: 0 LOB: 0 BB: 0 P: 5	R: 0 E: 0 K: 2 S: 7	H: 0 LOB: 1 BB: 1 P: 11	R: 0 E: 0 K: 1 S: 6	H: 1 LOB: 1 BB: 0 P: 6	1B: 7 2B: 0 3B: 0 HR: 1	SF: 0 SAC: 1 DP: 0 HBP: 0	WP: 0 PB: 0 SB: 0 CS: 0	PA: 36
PITCHER	IP WLS BF H R ER SO BB IBB HBP BLK WP HR S P ERA WHIP	RAY HERBERT, R ERA: 3.57	JACK BALDSCHUN, R ERA: 3.96	BO BELINSKY, L ERA: 4.66	GARY WAGNER, R ERA: 2.7	PITCHER								IP WLS BF H R ER SO BB IBB HBP BLK WP HR S P ERA WHIP						

AB 33  
R 2  
H 8  
RBI 2  
BB 2  
SO 9  
LOB 9



Batter	1	2	3	4	5	6	7	8	9	AB	R	H	RBI	BB	SO	LOB	TOP			
John Briggs, L (1, 8) OBP: 0.365, SLG: 0.409	F8		CS 1B			1-3		E4 1B		4	1	2	0	0	0	0	Philadelphia Phillies @ San Francisco Giants Candlestick Park, San Francisco, CA Sat Aug 14 1965, 6:33 AM EDT Att: 23,087 - Unknown			
Cookie Rojas, R (1, 4) OBP: 0.340, SLG: 0.366	F4		K			F7		HR 1B		4	1	1	1	0	1					
Johnny Callison, L (1, 9) OBP: 0.329, SLG: 0.543	3-1					F9		F4		4	1	1	0	0	0	1				
Dick Allen, R (1, 5) OBP: 0.394, SLG: 0.516		5-3				6-3				4	1	2	2	0	0	1				
Tony Gonzalez, L (1, 7) OBP: 0.344, SLG: 0.480 Jack Baldschun, R (8, 1)		1B				SF7		HR F7		3	0	1	1	0	1	1				
Dick Stuart, R (1, 3) OBP: 0.295, SLG: 0.435		K				3H 5-3				4	0	0	0	0	2	2				
Ruben Amaro, R (9, 3) OBP: 0.310, SLG: 0.247		K								0	0	0	0	0	0	0				
Clay Dalrymple, L (1, 2) OBP: 0.279, SLG: 0.279						4-3				3	0	1	0	1	0	0				
Bobby Wine, R (1, 6) OBP: 0.283, SLG: 0.266		F2				F6				4	0	0	0	0	2	4				
Jim Bunning, R (1, 1) OBP: 0.261, SLG: 0.319 Wes Covington, L (8, PH) OBP: 0.318, SLG: 0.514 Alex Johnson, R (8, 7) OBP: 0.354, SLG: 0.451						K				2	0	0	0	0	2	0				
<b>Inning Stats</b>	R: 0 E: 0 K: 0 S: 3	H: 0 LOB: 0 BB: 0 P: 3	R: 0 E: 0 K: 1 S: 7	H: 2 LOB: 2 BB: 0 P: 7	R: 0 E: 0 K: 2 S: 7	H: 1 LOB: 1 BB: 0 P: 7	R: 1 E: 0 K: 0 S: 4	H: 1 LOB: 0 BB: 0 P: 4	R: 0 E: 0 K: 1 S: 5	H: 0 LOB: 0 BB: 0 P: 5	R: 0 E: 0 K: 3 S: 10	H: 1 LOB: 2 BB: 1 P: 14	R: 3 E: 1 K: 1 S: 8	H: 3 LOB: 0 BB: 0 P: 8	R: 0 E: 0 K: 1 S: 5	H: 0 LOB: 0 BB: 0 P: 5	1B: 6 2B: 1 3B: 1 HR: 1	SF: 1 SAC: 0 DP: 1 HBP: 0	WP: 0 PB: 0 SB: 1 CS: 1	PA: 35
<b>PITCHER</b> Juan Marichal, R (1, 1) ERA: 1.8	IP: 9.0 WLS: L BF: 35 H: 8 R: 4 ER: 4 SO: 9 BB: 1 IBB: 0 HBP: 0 BLK: 0 WP: 0 HR: 1 S: 52 P: 56 ERA: 4.00 WHIP: 1.000															<b>PITCHER</b>				

Batter	1	2	3	4	5	6	7	8	9	AB	R	H	RBI	BB	SO	LOB	BOTTOM			
Dick Schofield, S (1, 6) OBP: 0.291, SLG: 0.258	F8			FC1-6 1B		6-3				3	0	1	0	2	0	1	Philadelphia Phillies @ San Francisco Giants Candlestick Park, San Francisco, CA Sat Aug 14 1965, 6:33 AM EDT Att: 23,087 - Unknown			
Matty Alou, L (1, 9) OBP: 0.287, SLG: 0.319	K			FC1-6 1B		SH3 SF8 2B				5	1	1	0	0	1	5				
Willie Mays, R (1, 8) OBP: 0.392, SLG: 0.631	4-3			F9		SH3				3	0	0	0	0	1	1				
Willie McCovey, L (1, 3) OBP: 0.395, SLG: 0.554		3-4-1				SF8				2	0	1	1	1	0	0				
Jim Ray Hart, R (1, 5) OBP: 0.329, SLG: 0.436		6-3				K				3	0	0	0	1	2	1				
Len Gabrielson, L (1, 7) OBP: 0.381, SLG: 0.456		K				K				4	1	1	0	0	1	4				
Tom Haller, L (1, 2) OBP: 0.331, SLG: 0.370				K						4	0	1	1	0	1	0				
Hal Lanier, R (1, 4) OBP: 0.265, SLG: 0.281				K						3	0	0	0	0	2	0				
Juan Marichal, R (1, 1) OBP: 0.169, SLG: 0.160 Bob Burda, L (8, PH) OBP: 0.154, SLG: 0.125				F4		SH3-4				2	0	0	0	0	0	1				
<b>Inning Stats</b>	R: 0 E: 0 K: 1 S: 5	H: 0 LOB: 0 BB: 0 P: 5	R: 0 E: 0 K: 1 S: 5	H: 0 LOB: 0 BB: 0 P: 5	R: 0 E: 0 K: 2 S: 7	H: 0 LOB: 0 BB: 0 P: 7	R: 0 E: 0 K: 0 S: 5	H: 2 LOB: 3 BB: 1 P: 9	R: 0 E: 0 K: 1 S: 6	H: 0 LOB: 1 BB: 0 P: 6	R: 1 E: 0 K: 0 S: 5	H: 2 LOB: 2 BB: 1 P: 9	R: 0 E: 0 K: 2 S: 7	H: 0 LOB: 1 BB: 1 P: 11	R: 0 E: 0 K: 1 S: 5	H: 0 LOB: 2 BB: 2 P: 13		1B: 3 2B: 1 3B: 1 HR: 0	SF: 1 SAC: 3 DP: 0 HBP: 0	WP: 0 PB: 0 SB: 0 CS: 0
<b>PITCHER</b> Jim Bunning, R (1, 1) ERA: 2.53 Jack Baldschun, R (8, 1) ERA: 3.96	IP: 7.0 WLS: W BF: 29 H: 5 R: 2 ER: 2 SO: 5 BB: 2 IBB: 0 HBP: 0 BLK: 0 WP: 0 HR: 0 S: 37 P: 45 ERA: 2.57 WHIP: 1.000															<b>PITCHER</b>				

AB 33  
R 4  
H 8  
RBI 4  
BB 1  
SO 9  
LOB 10



AB 29  
R 2  
H 5  
RBI 2  
BB 5  
SO 8  
LOB 13





Batter	1	2	3	4	5	6	7	8	9	AB	R	H	RBI	BB	SO	LOB	TOP								
Cookie Rojas, R OBP: 0.339, SLG: 0.363 (1, 4)	F9		2B 1B	P6		4-0 BB		4-3		4	1	1	0	1	0	1	Philadelphia Phillies @ Los Angeles Dodgers Dodger Stadium, Los Angeles, CA Mon Aug 16 1965, 7:05 PM PDT Att: 22,611 - Unknown								
Johnny Callison, L OBP: 0.333, SLG: 0.543 (1, 9)	P4		1B 2B	P5		F8		BB 1B		5	1	2	1	0	0	3									
Dick Allen, R OBP: 0.398, SLG: 0.526 (1, 5)	3B		1B SF8	P4			6-3	G4-6-3 BB		4	1	2	2	1	0	1									
Dick Stuart, R OBP: 0.295, SLG: 0.434 Ruben Amaro, R OBP: 0.309, SLG: 0.253 (7, PR) (7, 3)	5-3		K		F3		2B FC6-2	G4-6-3 BB		4	0	1	0	0	0	1									
Alex Johnson, R OBP: 0.354, SLG: 0.452 (1, 7)		K	BB 1B		F9		FC6-2 1B 2B	G3		5	1	2	0	0	1	0									
Adolfo Phillips, R OBP: 0.257, SLG: 0.257 John Briggs, L OBP: 0.366, SLG: 0.410 (3, PH) (3, 8)	K		SF8		F8		FC6-2 BB 1B	K		1	0	0	0	0	1	0									
Pat Corrales, R OBP: 0.392, SLG: 0.370 (1, 2)	BB		3-H 4-0			3B	1B BB	CI		1	0	1	0	3	0	0									
Bobby Wine, R OBP: 0.282, SLG: 0.265 (1, 6)	F9		F3		6-3		1-2 3-H 1B	F8		5	0	1	2	0	0	5									
Chris Short, R OBP: 0.125, SLG: 0.125 (1, 1)			1B 2B 1B		6-3		F8			4	1	2	0	0	0	3									
<b>Inning Stats</b>	R: 0 E: 0 K: 0 S: 4	H: 1 LOB: 1 BB: 0 P: 4	R: 0 E: 0 K: 2 S: 7	H: 0 LOB: 1 BB: 1 P: 11	R: 4 E: 0 K: 1 S: 10	H: 5 LOB: 2 BB: 1 P: 14	R: 0 E: 0 K: 0 S: 4	H: 1 LOB: 1 BB: 0 P: 4	R: 0 E: 0 K: 0 S: 3	H: 0 LOB: 0 BB: 0 P: 3	R: 0 E: 0 K: 0 S: 4	H: 1 LOB: 2 BB: 1 P: 8	R: 2 E: 0 K: 0 S: 6	H: 3 LOB: 2 BB: 1 P: 10	R: 0 E: 0 K: 0 S: 3	H: 1 LOB: 1 BB: 0 P: 7	R: 0 E: 1 K: 1 S: 6	H: 0 LOB: 1 BB: 0 P: 6	1B: 7 2B: 3 3B: 2 HR: 0	SF: 1 SAC: 0 DP: 1 HBP: 0	WP: 0 PB: 0 SB: 1 CS: 0	PA: 44			
<b>PITCHER</b>	IP	WLS	BF	H	R	ER	SO	BB	IBB	HBP	BLK	WP	HR	S	P	ERA	WHIP								
Johnny Podres, L ERA: 3.65 (1, 1)	2.0	L	11	4	3	3	2	1	0	0	0	0	0	14	18	13.50	2.500								
Bob Miller, R ERA: 3.13 (3, 1)	1.0		6	2	1	1	1	1	0	0	0	0	0	7	11	9.00	3.000								
Howie Reed, R ERA: 2.66 (4, 1)	2.0		7	1	0	0	0	0	0	0	0	0	0	7	7	0.00	0.500								
Jim Brewer, L ERA: 2.43 (6, 1)	3.0		16	5	2	2	0	3	0	0	0	0	0	13	25	6.00	2.667								
Nick Willhite, L ERA: 6.19 (9, 1)	1.0		4	0	0	0	1	0	0	0	0	0	0	6	6	0.00	0.000								

Batter	1	2	3	4	5	6	7	8	9	AB	R	H	RBI	BB	SO	LOB	BOTTOM								
Maury Wills, S OBP: 0.341, SLG: 0.335 (1, 6)	6-3		FC4-6 S		6-3			S 1B		4	0	1	0	0	0	1	Philadelphia Phillies @ Los Angeles Dodgers Dodger Stadium, Los Angeles, CA Mon Aug 16 1965, 7:05 PM PDT Att: 22,611 - Unknown								
Jim Gilliam, S OBP: 0.383, SLG: 0.397 Nick Willhite, L OBP: 0.600, SLG: 0.571 (1, 5) (9, 1)	6-3		G4-6-3 1B		F7			F3		4	0	1	0	0	0	1									
Wes Parker, S OBP: 0.333, SLG: 0.358 (1, 3)	F2		G4-6-3 1B		5-3			4-3		4	0	0	0	0	0	3									
Lou Johnson, R OBP: 0.306, SLG: 0.380 (1, 7)	5-3				4-3		K	4-3		4	0	0	0	0	1	0									
Jim Lefebvre, S OBP: 0.328, SLG: 0.356 (1, 4)	F8				F8			HR		4	1	2	1	0	0	0									
Ron Fairly, L OBP: 0.361, SLG: 0.404 (1, 9)	1B BB				K			F7		3	0	0	0	1	1	1									
Jeff Torborg, R OBP: 0.318, SLG: 0.417 (1, 2)	1B				P6			6-3		3	0	1	0	1	0	0									
Willie Davis, L OBP: 0.267, SLG: 0.332 (1, 8)	K				G3			K		3	0	0	0	0	2	4									
Johnny Podres, L OBP: 0.175, SLG: 0.154 Bob Miller, R OBP: 0.327, SLG: 0.327 Don LeJohn, R OBP: 0.252, SLG: 0.252 Howie Reed, R OBP: 0.252, SLG: 0.252 John Kennedy, R OBP: 0.252, SLG: 0.252 Jim Brewer, L OBP: 0.335, SLG: 0.273 (1, 1) (3, 1) (3, PH) (4, 1) (5, PH) (6, 1) (6, PH)			FC4-6 1B		5-3			5-3		0	0	0	0	0	0	0									
<b>Inning Stats</b>	R: 0 E: 0 K: 0 S: 3	H: 0 LOB: 0 BB: 0 P: 3	R: 0 E: 0 K: 1 S: 6	H: 1 LOB: 2 BB: 1 P: 10	R: 0 E: 0 K: 1 S: 6	H: 1 LOB: 2 BB: 1 P: 10	R: 0 E: 0 K: 0 S: 3	H: 0 LOB: 0 BB: 0 P: 3	R: 0 E: 0 K: 1 S: 5	H: 0 LOB: 0 BB: 0 P: 5	R: 0 E: 0 K: 0 S: 4	H: 1 LOB: 1 BB: 0 P: 4	R: 1 E: 0 K: 0 S: 4	H: 1 LOB: 0 BB: 0 P: 4	1B: 5 2B: 0 3B: 0 HR: 1	SF: 0 SAC: 0 DP: 1 HBP: 0	WP: 0 PB: 0 SB: 2 CS: 0	PA: 34							
<b>PITCHER</b>	IP	WLS	BF	H	R	ER	SO	BB	IBB	HBP	BLK	WP	HR	S	P	ERA	WHIP								
Chris Short, L ERA: 2.98 (1, 1)	9.0	W	34	6	1	1	4	2	0	0	0	0	1	40	48	1.00	0.889								



Batter	1	2	3	4	5	6	7	8	9	AB	R	H	RBI	BB	SO	LOB	TOP								
Cookie Rojas, R OBP: 0.336, SLG: 0.359 (1, 4)	1-3		6-3		FC6		1-3			4	0	0	0	0	0	3	Philadelphia Phillies @ Los Angeles Dodgers Dodger Stadium, Los Angeles, CA Tue Aug 17 1965, 7:05 PM PDT Att: 23,144 - Unknown								
Johnny Callison, L OBP: 0.334, SLG: 0.547 (1, 9)	FC5-4 1B			4-3 3B		1-3		G3		4	1	2	0	0	0	0									
Dick Allen, R OBP: 0.395, SLG: 0.521 (1, 5)	FC5-4 1-2			K		F9		5-3		4	0	0	0	0	1	2									
Dick Stuart, R OBP: 0.295, SLG: 0.430 (1, 3)	5-3			4-3 BB		K		F8		3	0	0	0	1	1	1									
Alex Johnson, R OBP: 0.347, SLG: 0.443 (1, 7)		P4		4-3				6-3		4	0	0	1	0	1	1									
Adolfo Phillips, R OBP: 0.255, SLG: 0.282 (1, 8)	K			1-2 3-H K				F8		4	1	1	0	0	2	1									
Pat Corrales, R OBP: 0.387, SLG: 0.365 (1, 2)	6-3					5-3		1B 2B		4	0	1	1	0	1	0									
Bobby Wine, R OBP: 0.283, SLG: 0.266 (1, 6)			K			FC6 1B		FC6-4 1B		3	0	1	0	0	1	1									
Ray Herbert, R OBP: 0.324, SLG: 0.333 Jack Baldschun, R Ed Roebuck, R (1, 1) (7, 1) (7, 1)			K			F2		1B		3	0	1	0	0	1	1									
			K					1B		0	0	0	0	0	0	0									
			K					1B		0	0	0	0	0	0	0									
<b>Inning Stats</b>	R: 0 E: 0 K: 0 S: 4	H: 1 LOB: 1 BB: 0 P: 4	R: 0 E: 0 K: 1 S: 5	H: 0 LOB: 0 BB: 0 P: 5	R: 0 E: 0 K: 2 S: 7	H: 0 LOB: 0 BB: 0 P: 7	R: 1 E: 0 K: 2 S: 8	H: 1 LOB: 1 BB: 1 P: 12	R: 0 E: 0 K: 0 S: 4	H: 1 LOB: 1 BB: 0 P: 4	R: 0 E: 0 K: 1 S: 5	H: 0 LOB: 0 BB: 0 P: 5	R: 1 E: 0 K: 0 S: 6	H: 3 LOB: 3 BB: 0 P: 6	R: 0 E: 0 K: 2 S: 3	H: 0 LOB: 0 BB: 0 P: 3	R: 0 E: 0 K: 2 S: 7	H: 0 LOB: 0 BB: 0 P: 7	1B: 4 2B: 1 3B: 1 HR: 0	SF: 0 SAC: 0 DP: 0 HBP: 0	WP: 0 PB: 0 SB: 0 CS: 0	PA: 34			
<b>PITCHER</b>	IP	WLS	BF	H	R	ER	SO	BB	IBB	HBP	BLK	WP	HR	S	P	ERA	WHIP								
Claude Osteen, L ERA: 2.55 Ron Perranoski, L ERA: 3.45	(1, 1) (8, 1)	7.0 S	28 6	6 2	2 2	6 6	1 2	0 0	0 0	0 0	0 0	0 0	0 0	39 10	43 10	2.57 0.00	1.000 0.000								

AB	33
R	2
H	6
RBI	2
BB	1
SO	8
LOB	10



Batter	1	2	3	4	5	6	7	8	9	AB	R	H	RBI	BB	SO	LOB	BOTTOM								
Maury Wills, S OBP: 0.337, SLG: 0.332 (1, 6)	4-3		L9		4-3		F2	P6		5	0	0	0	0	0	3	Philadelphia Phillies @ Los Angeles Dodgers Dodger Stadium, Los Angeles, CA Tue Aug 17 1965, 7:05 PM PDT Att: 23,144 - Unknown								
Jim Gilliam, S OBP: 0.385, SLG: 0.399 Ron Perranoski, L OBP: 0.429, SLG: 0.200 (1, 5) (8, 1)	1B HBP		F5			F9	BB 1B	1B		4	1	2	1	0	0	0									
Jim Lefebvre, S OBP: 0.334, SLG: 0.361 (1, 4)	HBP 1-3 BB 1B		FC6 1B			1B BB	1-2 2-H BB 1B	1B		3	0	3	1	1	0	0									
Ron Fairly, L OBP: 0.364, SLG: 0.404 (1, 9)	HBP 1-2 BB		FC6 1-2			1B	1-2 2-3 BB	BB		2	0	1	0	2	0	1									
Lou Johnson, R OBP: 0.305, SLG: 0.376 (1, 7)	G4-6-3 1-2 2-3 3-H HBP			5-3		F9	4-3			3	0	0	1	0	0	5									
Wes Parker, S OBP: 0.334, SLG: 0.359 (1, 3)	G4-6-3 1-2		FC6 1B		G3-6-3 1B	4-3		6-3 SH5-4 1B 1B		4	1	2	0	0	0	5									
Willie Davis, L OBP: 0.265, SLG: 0.329 (1, 8)		F8		G3-6-3 1-2			F7	SH5-4 1-2		3	0	0	0	0	0	1									
John Roseboro, L OBP: 0.270, SLG: 0.285 Willie Crawford, L OBP: 0.174, SLG: 0.095 Jeff Torborg, R OBP: 0.315, SLG: 0.413 (1, 2) (7, PR) (8, 2)		F9			4-3		FC1 1B	6-3		3	0	1	0	0	0	0									
Claude Osteen, L OBP: 0.160, SLG: 0.153 Wally Moon, L OBP: 0.323, SLG: 0.289 John Kennedy, R OBP: 0.265, SLG: 0.258 (1, 1) (7, PH) (7, PR) (8, 5)		K			1-3		FC1 1B	3-H 1B		2	0	0	0	0	1	0									
										1	1	1	1	0	0	0									
<b>Inning Stats</b>	R: 1 E: 0 K: 0 S: 4	H: 2 LOB: 2 BB: 1 P: 9	R: 0 E: 0 K: 1 S: 5	H: 0 LOB: 0 BB: 0 P: 5	R: 0 E: 0 K: 0 S: 4	H: 1 LOB: 1 BB: 0 P: 4	R: 0 E: 0 K: 0 S: 3	H: 1 LOB: 0 BB: 0 P: 3	R: 0 E: 0 K: 0 S: 4	H: 1 LOB: 2 BB: 1 P: 8	R: 2 E: 0 K: 0 S: 7	H: 3 LOB: 3 BB: 1 P: 11	R: 1 E: 0 K: 0 S: 5	H: 2 LOB: 1 BB: 0 P: 5	1B: 10 2B: 0 3B: 0 HR: 0	SF: 0 SAC: 1 DP: 2 HBP: 1	WP: 0 PB: 0 SB: 0 CS: 0	PA: 37							
<b>PITCHER</b>	IP	WLS	BF	H	R	ER	SO	BB	IBB	HBP	BLK	WP	HR	S	P	ERA	WHIP								
Ray Herbert, R ERA: 3.59 Jack Baldschun, R ERA: 3.86 Ed Roebuck, R ERA: 3.28	(1, 1) (7, 1) (7, 1)	6.2 0.0 1.1	L 1	30 0	8 0	3 0	3 0	1 1	0 0	0 0	0 0	0 0	0 0	29 4	38 4	4.05 ∞	1.500 ∞								

AB	32
R	4
H	10
RBI	4
BB	3
SO	1
LOB	17







Batter	1	2	3	4	5	6	7	8	9	10	AB	R	H	RBI	BB	SO	LOB	TOP				
Tommy Harper, R (1,7) OBP: 0.360, SLG: 0.418	F8	5-3		K			L9		S 1B		5	0	1	0	0	1	4					
Pete Rose, S (1,4) OBP: 0.387, SLG: 0.466	FC3-6 1B		L8		F9 S 1B		1B		BB		4	0	3	0	1	0	0					
Frank Robinson, R (1,9) OBP: 0.373, SLG: 0.528	FC3-6 1B 1-2f		F7		K		F8		K		5	1	0	0	0	2	5					
Deron Johnson, R (1,5) OBP: 0.332, SLG: 0.516	1B 1-3		6-3		F9 2-3		L8		F3		5	0	1	0	0	0	1					
Don Pavletich, R (1,2) OBP: 0.406, SLG: 0.557	1B 1-2 3H			1B 1-3	6-3			SF8 3B	K		5	1	3	1	0	1	1					
Tony Perez, R (1,3) OBP: 0.307, SLG: 0.455	K			F9 1B			6-3		SF8		3	0	0	0	0	1	3					
Jimmie Coker, R (6,2) OBP: 0.222, SLG: 0.441	K								3H K	HR	1	1	1	2	0	0	0					
Vada Pinson, L (1,8) OBP: 0.340, SLG: 0.486		F9		BB 1-3 1B			F7		K	F7	5	0	1	0	0	1	0					
Leo Cardenas, R (1,6) OBP: 0.367, SLG: 0.442		FC 1B		K			K			4-3	4	0	1	0	0	2	2					
Sammy Ellis, L (1,1) OBP: 0.152, SLG: 0.145		FC 1-H			BB 1-2				K	K	3	0	0	0	1	2	1					
<b>Inning Stats</b>	R: 1 E: 0 K: 1 S: 8	H: 3 LOB: 2 BB: 0 P: 8	R: 0 E: 1 K: 0 S: 4	H: 1 LOB: 1 BB: 0 P: 4	R: 0 E: 0 K: 0 S: 3	H: 0 LOB: 0 BB: 0 P: 3	R: 0 E: 0 K: 2 S: 9	H: 2 LOB: 3 BB: 1 P: 13	R: 0 E: 0 K: 1 S: 6	H: 1 LOB: 1 BB: 0 P: 5	R: 0 E: 0 K: 1 S: 6	H: 1 LOB: 1 BB: 0 P: 6	R: 1 E: 0 K: 1 S: 8	H: 1 LOB: 2 BB: 1 P: 12	R: 0 E: 0 K: 2 S: 6	H: 1 LOB: 0 BB: 0 P: 6	R: 1 E: 0 K: 1 S: 6	H: 1 LOB: 0 BB: 0 P: 6	1B: 9 2B: 0 3B: 1 HR: 1	SF: 1 SAC: 1 DP: 0 HBP: 0	WP: 0 PA: 43 PB: 0 SB: 2 CS: 0	
<b>PITCHER</b> Chris Short, L (1,1) ERA: 2.94	IP: 8.0	WLS: 34	H: 9	R: 2	ER: 2	SO: 7	BB: 1	IBB: 0	HBP: 0	BLK: 0	WP: 0	HR: 0	S: 47	P: 51	ERA: 2.25	WHIP: 1.250						
Gary Wagner, R (9,1) ERA: 2.57	IP: 2.0	L: 9	H: 2	R: 1	ER: 1	SO: 3	BB: 1	IBB: 0	HBP: 0	BLK: 0	WP: 0	HR: 1	S: 14	P: 18	ERA: 4.50	WHIP: 1.500						

**Cincinnati Reds @ Philadelphia Phillies**  
Connie Mack Stadium, Philadelphia, PA  
Fri Aug 20 1965, 7:05 PM EDT  
Att: 28,709 - Unknown

**REDS**

Batter	1	2	3	4	5	6	7	8	9	10	AB	R	H	RBI	BB	SO	LOB	BOTTOM				
John Briggs, L (1,8) OBP: 0.368, SLG: 0.431	K		1-3 1B			F2			HR		4	1	2	1	0	1	0					
Cookie Rojas, R (1,4) OBP: 0.341, SLG: 0.393	FC4-6 1B		L9			5-3			1B		4	0	2	0	0	0	2					
Johnny Callison, L (1,9) OBP: 0.334, SLG: 0.543	FC4-6 CS 1-2f			WP G4-3 2B		K			K		4	1	1	0	0	2	2					
Dick Allen, R (1,5) OBP: 0.392, SLG: 0.513	CS 1-2	F5		G4-3 BB 2-3		5-3			F4		3	0	0	0	1	0	1					
Tony Gonzalez, L (1,7) OBP: 0.339, SLG: 0.471		5-3		G4-3 1-2f 3-H		6-3			6-3		4	0	0	0	0	0	2					
Dick Stuart, R (1,3) OBP: 0.295, SLG: 0.428	P4			K		K			K		4	0	0	0	0	3	0					
Clay Dalrymple, L (1,2) OBP: 0.278, SLG: 0.275			L8			4-3			F9		3	0	0	0	1	0	0					
Adolfo Phillips, R (10, PR) OBP: 0.256, SLG: 0.282									CS BB		0	0	0	0	0	0	0					
Bobby Wine, R (1,6) OBP: 0.283, SLG: 0.264			6-3			6-3			CS BB		2	0	0	0	0	0	0					
Wes Covington, L (8, PH) OBP: 0.318, SLG: 0.505									1-2		1	0	0	0	0	0	0					
Ruben Amaro, R (9, 6) OBP: 0.309, SLG: 0.253											0	0	0	0	0	0	0					
Alex Johnson, R (10, PH) OBP: 0.345, SLG: 0.435									1-2		1	0	0	0	0	1	1					
Chris Short, R (1,1) OBP: 0.135, SLG: 0.135									K		2	0	1	0	0	0	0					
John Herrnstein, L (8, PH) OBP: 0.246, SLG: 0.313											1	0	0	0	0	1	0					
Gary Wagner, R (9, 1) OBP: 0.091, SLG: 0.182				1B 1B							0	0	0	0	0	0	0					
<b>Inning Stats</b>	R: 0 E: 0 K: 1 S: 5	H: 1 LOB: 0 BB: 5 P: 5	R: 0 E: 0 K: 0 S: 3	H: 0 LOB: 0 BB: 0 P: 3	R: 0 E: 0 K: 0 S: 5	H: 2 LOB: 2 BB: 0 P: 5	R: 1 E: 0 K: 1 S: 5	H: 1 LOB: 0 BB: 1 P: 9	R: 0 E: 0 K: 0 S: 3	H: 0 LOB: 0 BB: 0 P: 3	R: 0 E: 0 K: 1 S: 5	H: 0 LOB: 0 BB: 0 P: 5	R: 0 E: 0 K: 1 S: 5	H: 0 LOB: 0 BB: 0 P: 5	R: 1 E: 0 K: 1 S: 7	H: 2 LOB: 1 BB: 0 P: 7	R: 0 E: 0 K: 2 S: 6	H: 0 LOB: 1 BB: 1 P: 10	1B: 4 2B: 1 3B: 0 HR: 1	SF: 0 SAC: 0 DP: 1 HBP: 0	WP: 1 PA: 36 PB: 0 SB: 0 CS: 2	
<b>PITCHER</b> Sammy Ellis, R (1,1) ERA: 3.44	IP: 10.0	WLS: 35	H: 6	R: 2	ER: 2	SO: 8	BB: 2	IBB: 0	HBP: 0	BLK: 0	WP: 1	HR: 1	S: 49	P: 57	ERA: 1.80	WHIP: 0.800						

**Cincinnati Reds @ Philadelphia Phillies**  
Connie Mack Stadium, Philadelphia, PA  
Fri Aug 20 1965, 7:05 PM EDT  
Att: 28,709 - Unknown

**Phillies**





Batter	1	2	3	4	5	6	7	8	9	AB R H RBI BB SO LOB	TOP									
<b>Eddie Kasko, R</b> OBP: 0.259, SLG: 0.261 (1, 6)	F2		BB 1B		5-3		CS BB		G5-4-3	4 0 1 0 1 0 2	<b>Houston Astros @ Philadelphia Phillies</b> Connie Mack Stadium, Philadelphia, PA Tue Aug 24 1965, 7:05 PM EDT Att: 13,863 - Unknown - 76 F									
<b>Joe Morgan, L</b> OBP: 0.389, SLG: 0.444 (1, 4)	E 2B		BB 1-2 BB		HR BB		L9		L7	3 2 1 0 2 0 2										
<b>Jimmy Wynn, R</b> OBP: 0.369, SLG: 0.478 (1, 8)	E6 2H 1B		K		HR		K			4 1 2 2 0 2 3										
<b>Frank Thomas, R</b> OBP: 0.257, SLG: 0.315 (1, 3)	K		P6		F5		CS	K		4 0 0 0 0 2 3										
<b>Bob Aspromonte, R</b> OBP: 0.324, SLG: 0.352 (1, 5)	1-3			1B 1B	L7			G6-4-3 BB		3 0 1 0 1 0 1										
<b>Ron Brand, R</b> OBP: 0.289, SLG: 0.296 <b>Lee Mays, L</b> OBP: 0.275, SLG: 0.351 (8, PH) (8, 7)		L7		FC6-4 1B		K		G6-4-3		3 0 1 0 0 1 0 1 0 0 0 0 0 1										
<b>Rusty Staub, L</b> OBP: 0.339, SLG: 0.366 (1, 9)		K		K		G3			BB SH 1B	4 1 1 0 0 2 2										
<b>Dave Adlesh, R</b> OBP: 0.333, SLG: 0.308 (1, 2)		K		K			HBP		G5-4-3 SH BB	2 0 0 0 1 2 2										
<b>Don Nottebart, R</b> OBP: 0.130, SLG: 0.070 (1, 1)			K	FC6-4		K			SH G5-4-3	3 0 0 0 0 2 3										
<b>Inning Stats</b>	R: 1 E: 1 K: 1 S: 7	H: 2 LOB: 1 BB: 0 P: 7	R: 0 E: 0 K: 2 S: 7	H: 0 LOB: 0 BB: 0 P: 7	R: 0 E: 0 K: 2 S: 8	H: 1 LOB: 2 BB: 1 P: 12	R: 0 E: 0 K: 2 S: 9	H: 2 LOB: 2 BB: 0 P: 9	R: 2 E: 0 K: 0 S: 4	H: 1 LOB: 0 BB: 1 P: 8		R: 0 E: 0 K: 1 S: 4	H: 0 LOB: 1 BB: 0 P: 8	R: 0 E: 0 K: 1 S: 4	H: 0 LOB: 0 BB: 1 P: 8	R: 1 E: 1 K: 0 S: 4	H: 1 LOB: 1 BB: 1 P: 8	1B: 5 2B: 1 3B: 0 HR: 1	SF: 0 SAC: 1 DP: 2 HBP: 1	WP: 0 PB: 0 SB: 0 CS: 1
<b>PITCHER</b>	IP WLS BF H R ER SO BB IBB HBP BLK WP HR S P ERA WHIP											<b>PITCHER</b>	IP WLS BF H R ER SO BB IBB HBP BLK WP HR S P ERA WHIP							
<b>Chris Short, L</b> ERA: 2.96 <b>Jack Baldschun, R</b> ERA: 3.78 <b>Gary Wagner, R</b> ERA: 2.59	(1, 1) (6, 1) (8, 1)	5.0 2.0 2.0	L 7	23 0 8	6 0 1	3 0 1	2 0 1	7 3 1	2 1 2	0 0 0	0 1 0	0 11 8	43 16 16	3.60 0.00 4.50	1.600 0.500 1.500					

AB	31
R	4
H	7
RBI	2
BB	5
SO	11
LOB	19



Batter	1	2	3	4	5	6	7	8	9	AB R H RBI BB SO LOB	BOTTOM											
<b>John Briggs, L</b> OBP: 0.374, SLG: 0.428 (1, 8)	7-3 1B		E 1B		3-1		F9			4 1 2 1 0 0 2	<b>Houston Astros @ Philadelphia Phillies</b> Connie Mack Stadium, Philadelphia, PA Tue Aug 24 1965, 7:05 PM EDT Att: 13,863 - Unknown - 76 F											
<b>Cookie Rojas, R</b> OBP: 0.242, SLG: 0.360 (1, 4)	7-3 1-2		E5 1B			1-3		F9		4 0 1 1 0 0 1												
<b>Johnny Callison, L</b> OBP: 0.335, SLG: 0.536 (1, 9)	1-3		F2				1B		4-3	4 0 1 0 0 0 1												
<b>Dick Allen, R</b> OBP: 0.388, SLG: 0.512 (1, 5)		K	K			K			1B	4 0 1 0 0 3 2												
<b>Tony Gonzalez, L</b> OBP: 0.332, SLG: 0.462 (1, 7)		G6-4-3 1B		P5		4-3			F8	4 0 1 0 0 0 1												
<b>Dick Stuart, R</b> OBP: 0.296, SLG: 0.428 (1, 3)	G6-4-3		F8				SH3-4 BB		F3	3 0 0 0 1 0 1												
<b>Clay Dalrymple, L</b> OBP: 0.279, SLG: 0.276 (1, 2)			SH1-4 BB 1B		P3		SH3-4 1-2		4-3	3 1 1 0 0 0 0												
<b>Bobby Wine, R</b> OBP: 0.290, SLG: 0.273 (1, 6)			1B SH1-4 1B BB		K		L8			2 1 0 0 1 1 1												
<b>Chris Short, R</b> OBP: 0.135, SLG: 0.135 <b>John Hermstein, L</b> OBP: 0.242, SLG: 0.308 <b>Jack Baldschun, R</b> OBP: 0.296, SLG: 0.428 (5, PH) (6, 1) (7, PH) (8, 1)			SH1-4		F7		IBB			0 0 0 0 0 0 0 1 0 0 0 0 0 0 0 0 0 0 0 0 0 0 0 0 0 1 0 0 0 0 0 0 0 0 0												
<b>Inning Stats</b>	R: 0 E: 0 K: 0 S: 3	H: 1 LOB: 0 BB: 0 P: 3	R: 0 E: 1 K: 1 S: 5	H: 1 LOB: 0 BB: 0 P: 5	R: 3 E: 1 K: 1 S: 8	H: 3 LOB: 1 BB: 1 P: 12	R: 0 E: 0 K: 0 S: 3	H: 0 LOB: 0 BB: 0 P: 3	R: 0 E: 0 K: 1 S: 5	H: 0 LOB: 0 BB: 0 P: 5		R: 0 E: 0 K: 1 S: 6	H: 1 LOB: 1 BB: 0 P: 6	R: 0 E: 0 K: 0 S: 3	H: 0 LOB: 2 BB: 2 P: 11	R: 0 E: 0 K: 0 S: 3	H: 1 LOB: 1 BB: 0 P: 3	R: 0 E: 0 K: 0 S: 3	H: 0 LOB: 0 BB: 0 P: 3	1B: 7 2B: 1 3B: 0 HR: 0	SF: 0 SAC: 2 DP: 2 HBP: 0	WP: 0 PB: 0 SB: 0 CS: 0
<b>PITCHER</b>	IP WLS BF H R ER SO BB IBB HBP BLK WP HR S P ERA WHIP											<b>PITCHER</b>	IP WLS BF H R ER SO BB IBB HBP BLK WP HR S P ERA WHIP									
<b>Don Nottebart, R</b> ERA: 4.37	(1, 1)	9.0 W	34	7	3	2	4	2	1	0	0	0	39	51	2.00	1.000						



Batter 1 2 3 4 5 6 7 8 9 AB R H RBI BB SO LOB TOP

Lee Mays, L (1,7) x 0-0 F6 0-0 G3 ... Joe Morgan, L (1,4) x 0-0 BB 1B ... Jimmy Wynn, R (1,8) B 4-0 BB 1-2 BB ... Walt Bond, L (1,3) x 0-0 P5 ... Jim Gentile, L (5,3) x 0-0 P6 ... Bob Aspromonte, R (1,5) x 0-0 P6 ... Rusty Staub, L (1,9) x 0-0 SH3-4 2B ... Ron Brand, R (1,2) x 0-0 5-3 ... Eddie Kasko, R (1,6) B 4-0 SH3-4 BB ... Bob Bruce, R (1,1) x 0-0 SH3-4 ... Mike Cuellar, L (5,1) x 0-0 SH3-4 ... Ron Taylor, R (6,1) x 0-0 SH3-4 ... Joe Gaines, R (9,PH) x 0-0 SH3-4 ... Jim Owens, R (9,1) x 0-0 SH3-4

Inning Stats: R: 0, H: 1, E: 0, LOB: 2, K: 0, BB: 1, S: 4, P: 8 ... PITCHER: Ray Culp, R (1,1) 4.2 IP, 24 BF, 6 H, 3 R, 3 ER, 3 SO, 5 BB, 0 IBB, 0 HBP, 0 BLK, 0 WP, 0 HR, 21 S, 41 P, 5.79 ERA, 2.357 WHIP ...

Houston Astros @ Philadelphia Phillies  
Connie Mack Stadium, Philadelphia, PA  
Wed Aug 25 1965, 7:05 PM EDT  
Att: 11,066 - Unknown - 74 F

AB 35  
R 7  
H 11  
RBI 4  
BB 8  
SO 4  
LOB 23

Batter 1 2 3 4 5 6 7 8 9 AB R H RBI BB SO LOB BOTTOM

John Briggs, L (1,8) x 0-0 F9 ... Cookie Rojas, R (1,4) S 0-3 K ... Johnny Callison, L (1,9) x 0-0 F7 ... Dick Allen, R (1,5) x 0-0 5-3 ... Tony Gonzalez, L (1,7) x 0-0 4-3 ... Gary Wagner, R (9,1) x 0-0 4-3 ... John Herrnstein, L (1,3) x 0-0 3-1 ... Dick Stuart, R (6,PH) x 0-0 3-1 ... Ruben Amaro, R (9,3) x 0-0 3-1 ... Bobby Wine, R (1,6) x 0-0 6-3 ... Pat Corrales, R (1,2) 0-3 K ... Jack Baldschun, R (8,1) 0-3 K ... Adolfo Phillips, R (9,7) x 0-0 K ... Ray Culp, R (1,1) 0-3 K ... Ed Roebuck, R (5,PH) 0-3 K ... Wes Covington, L (6,PH) 0-3 K ... Tony Taylor, R (6,PH) 0-3 K ... Bo Belinsky, L (9,1) 0-3 K ... Clay Dalrymple, L (8,2) 0-3 K

Inning Stats: R: 0, H: 0, E: 0, LOB: 0, K: 1, BB: 0, S: 5, P: 5 ... PITCHER: Bob Bruce, R (1,1) 4.2 IP, 20 BF, 5 H, 3 R, 3 ER, 3 SO, 1 BB, 0 IBB, 0 HBP, 0 BLK, 0 WP, 1 HR, 25 S, 29 P, 5.79 ERA, 1.286 WHIP ...

Houston Astros @ Philadelphia Phillies  
Connie Mack Stadium, Philadelphia, PA  
Wed Aug 25 1965, 7:05 PM EDT  
Att: 11,066 - Unknown - 74 F

AB 35  
R 6  
H 10  
RBI 6  
BB 2  
SO 9  
LOB 11









Batter	1	2	3	4	5	6	7	8	9	AB	R	H	RBI	BB	SO	LOB	TOP						
Maury Wills, S OBP: 0.342, SLG: 0.338 Don LeJohn, R OBP: 0.296, SLG: 0.269	L8		FC4-6			B1-3	6-3			4	0	0	0	0	0	3	Los Angeles Dodgers @ Philadelphia Phillies Connie Mack Stadium, Philadelphia, PA Sun Aug 29 1965, 3:33 AM EDT Att: 21,744 - Unknown						
Jim Gilliam, S OBP: 0.378, SLG: 0.385 John Kennedy, R OBP: 0.248, SLG: 0.240			K			4-3		K		2	0	0	0	0	1	2							
Willie Davis, L OBP: 0.277, SLG: 0.356	P4							F8		4	1	2	1	0	0	1							
Ron Fairly, L OBP: 0.360, SLG: 0.397	CS	1-3				F8				3	0	0	0	1	0	1							
Lou Johnson, R OBP: 0.309, SLG: 0.392		K						F6		3	1	1	0	1	1	1							
Wes Parker, S OBP: 0.340, SLG: 0.370	K									3	1	0	0	1	1	1							
Jim Lefebvre, S OBP: 0.332, SLG: 0.349										3	0	1	0	1	1	0							
John Roseboro, L OBP: 0.281, SLG: 0.301										3	0	1	1	1	0	0							
Claude Osteen, L WFL: 0.192, SLG: 0.143 Nick Williams, L OBP: 0.245, SLG: 0.500 Howie Reed, R ERA: 3.18 Wally Moon, L OBP: 0.315, SLG: 0.279 Mike Kekich, R ERA: 11.88 Johnny Podres, L OBP: 0.195, SLG: 0.173										1	0	0	0	0	0	2							
Inning Stats	R: 0 E: 0 K: 0 S: 2	H: 0 LOB: 0 BB: 0 P: 3	R: 0 E: 0 K: 2 S: 7	H: 0 LOB: 0 BB: 0 P: 7	R: 0 E: 0 K: 1 S: 6	H: 1 LOB: 2 BB: 1 P: 10	R: 0 E: 0 K: 0 S: 3	H: 1 LOB: 1 BB: 0 P: 7	R: 0 E: 0 K: 1 S: 5	H: 0 LOB: 0 BB: 0 P: 5	R: 1 E: 0 K: 0 S: 4	H: 1 LOB: 1 BB: 0 P: 4	R: 2 E: 0 K: 0 S: 4	H: 2 LOB: 1 BB: 2 P: 12	R: 0 E: 0 K: 1 S: 5	H: 0 LOB: 1 BB: 0 P: 9		R: 0 E: 0 K: 0 S: 3	H: 0 LOB: 0 BB: 0 P: 3	1B: 3 2B: 1 3B: 0 HR: 1	SF: 0 SAC: 0 DP: 2 HBP: 1	WP: 0 PB: 0 SB: 1 CS: 1	PA: 36
PITCHER Ray Culp, R ERA: 3.06	IP: 9.0 WLS: W BF: 35 H: 5 R: 3 ER: 3 SO: 5 BB: 5 IBB: 0 HBP: 1 BLK: 0 WP: 0 HR: 1 S: 39 P: 60 ERA: 3.00 WHIP: 1.111											PITCHER	IP: 9.0 WLS: W BF: 35 H: 5 R: 3 ER: 3 SO: 5 BB: 5 IBB: 0 HBP: 1 BLK: 0 WP: 0 HR: 1 S: 39 P: 60 ERA: 3.00 WHIP: 1.111										

Batter	1	2	3	4	5	6	7	8	9	AB	R	H	RBI	BB	SO	LOB	BOTTOM						
Cookie Rojas, R OBP: 0.354, SLG: 0.377	G3		L7							4	3	3	0	1	0	0	Los Angeles Dodgers @ Philadelphia Phillies Connie Mack Stadium, Philadelphia, PA Sun Aug 29 1965, 3:33 AM EDT Att: 21,744 - Unknown						
Johnny Callison, L OBP: 0.334, SLG: 0.544	G3	4-3				5-3				4	1	0	0	1	1	3							
Dick Allen, R OBP: 0.387, SLG: 0.521	K									4	3	3	1	1	1	1							
Dick Stuart, R OBP: 0.295, SLG: 0.429 Ruben Amaro, R OBP: 0.310, SLG: 0.250			P3			5-3				4	1	1	2	0	1	2							
Alex Johnson, R OBP: 0.352, SLG: 0.457										0	0	0	1	1	0	0							
Tony Taylor, R OBP: 0.298, SLG: 0.324	G3									5	1	4	5	0	0	1							
Pat Corrales, R OBP: 0.356, SLG: 0.347										5	1	2	0	0	0	4							
Bobby Wine, R OBP: 0.289, SLG: 0.288										4	2	1	1	1	1	3							
Ray Culp, R OBP: 0.140, SLG: 0.065										4	1	1	2	0	0	1							
Inning Stats	R: 2 E: 0 K: 1 S: 8	H: 3 LOB: 1 BB: 0 P: 8	R: 1 E: 0 K: 0 S: 5	H: 2 LOB: 1 BB: 0 P: 5	R: 5 E: 0 K: 0 S: 7	H: 4 LOB: 0 BB: 1 P: 11	R: 1 E: 0 K: 2 S: 9	H: 2 LOB: 1 BB: 0 P: 9	R: 0 E: 0 K: 0 S: 3	H: 0 LOB: 0 BB: 0 P: 3	R: 1 E: 0 K: 0 S: 5	H: 2 LOB: 1 BB: 0 P: 5	R: 0 E: 0 K: 1 S: 6	H: 1 LOB: 1 BB: 0 P: 6	R: 3 E: 0 K: 0 S: 3	H: 1 LOB: 4 BB: 4 P: 19		R: 0 E: 0 K: 0 S: 3	H: 0 LOB: 0 BB: 0 P: 3	1B: 7 2B: 1 3B: 3 HR: 4	SF: 0 SAC: 0 DP: 1 HBP: 0	WP: 1 PB: 0 SB: 1 CS: 0	PA: 43
PITCHER Claude Osteen, L ERA: 3.05 Nick Williams, L ERA: 6.31 Howie Reed, R ERA: 3.18 Mike Kekich, L ERA: 11.88 Johnny Podres, L ERA: 3.69	IP: 2.1 WLS: L BF: 15 H: 5 R: 4 ER: 4 SO: 2 BB: 1 IBB: 0 HBP: 0 BLK: 0 WP: 0 HR: 2 S: 18 P: 22 ERA: 23.14 WHIP: 3.429											PITCHER	IP: 2.1 WLS: L BF: 15 H: 5 R: 4 ER: 4 SO: 2 BB: 1 IBB: 0 HBP: 0 BLK: 0 WP: 0 HR: 2 S: 18 P: 22 ERA: 23.14 WHIP: 3.429										





Batter	1	2	3	4	5	6	7	8	9	AB	R	H	RBI	BB	SO	LOB	TOP			
Dick Schofield, S OBP: 0.292, SLG: 0.256 (1, 6)	F4		SH1-4							2	0	1	0	1	0	0	San Francisco Giants @ Philadelphia Phillies Connie Mack Stadium, Philadelphia, PA Tue Aug 31 1965, 7:05 PM EDT Att: 33,060 - Unknown			
Len Gabrielson, L OBP: 0.361, SLG: 0.430 (1, 7) (2, 3)	4-3		F7					F6		4	0	0	0	0	0	3				
Willie Mays, R OBP: 0.399, SLG: 0.655 (1, 8)	F9							F8		2	0	0	0	2	0	1				
Willie McCovey, L OBP: 0.386, SLG: 0.549 Matty Alou, L OBP: 0.276, SLG: 0.305 (1, 3) (2, 7)		1-3	F4					B5-3		1	0	0	0	0	0	0				
Jim Ray Hart, R OBP: 0.345, SLG: 0.463 (1, 5)										4	0	2	0	0	0	1				
Tom Haller, L OBP: 0.330, SLG: 0.360 (1, 2)										4	0	0	0	0	0	3				
Hal Lanier, R OBP: 0.286, SLG: 0.287 Jesus Alou, R OBP: 0.324, SLG: 0.424 Bob Schroder, L OBP: 0.300, SLG: 0.222 (1, 4) (9, PH) (9, FR)										3	0	1	0	0	0	0				
Ken Henderson, S OBP: 0.250, SLG: 0.255 Orlando Cepeda, R OBP: 0.250, SLG: 0.222 (1, 9) (9, PH)										3	0	0	0	0	2	2				
Warren Spahn, L OBP: 0.262, SLG: 0.137 (1, 1)										3	0	1	0	0	0	0				
<b>Inning Stats</b>	R: 0 E: 0 K: 0 S: 3	H: 0 LOB: 0 BB: 0 P: 3	R: 0 E: 1 K: 1 S: 7	H: 2 LOB: 2 BB: 0 P: 7	R: 0 E: 0 K: 0 S: 4	H: 1 LOB: 2 BB: 1 P: 8	R: 0 E: 0 K: 0 S: 3	H: 0 LOB: 0 BB: 0 P: 3	R: 0 E: 0 K: 0 S: 3	H: 0 LOB: 1 BB: 1 P: 7	R: 0 E: 0 K: 1 S: 5	H: 0 LOB: 0 BB: 0 P: 5	R: 0 E: 0 K: 0 S: 4	H: 1 LOB: 1 BB: 0 P: 4	R: 0 E: 0 K: 0 S: 4	H: 2 LOB: 2 BB: 0 P: 4		1B: 6 2B: 0 3B: 0 HR: 0	SF: 0 SAC: 1 DP: 1 HBP: 0	WP: 0 PB: 0 SB: 0 CS: 0
<b>PITCHER</b> Lew Burdette, R ERA: 4.71 (1, 1)	IP: 9.0 WLS: W BF: 35 H: 6 R: 0 ER: 0 SO: 2 BB: 3 IBB: 0 HBP: 0 BLK: 0 WP: 0 HR: 0 S: 36 P: 48 ERA: 0.00 WHIP: 1.000															<b>PITCHER</b>				

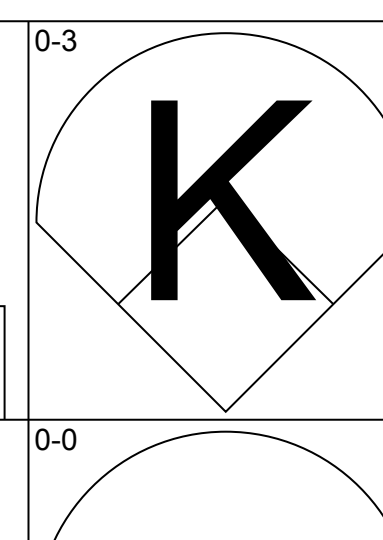
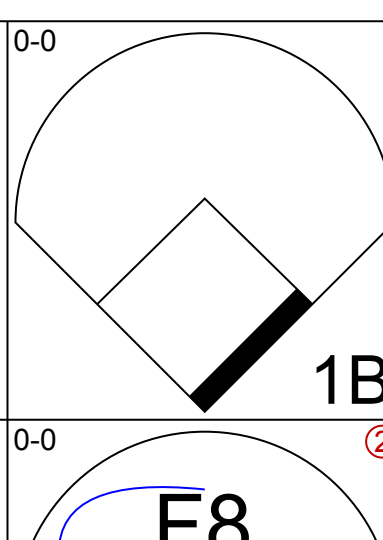
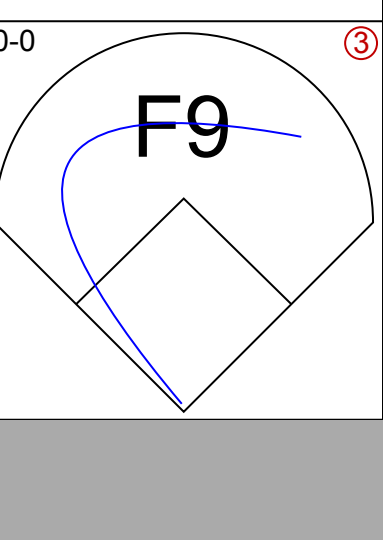
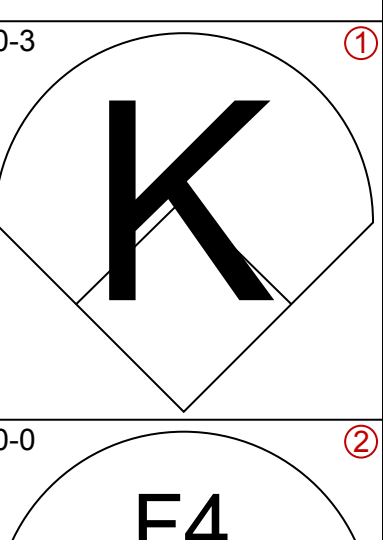
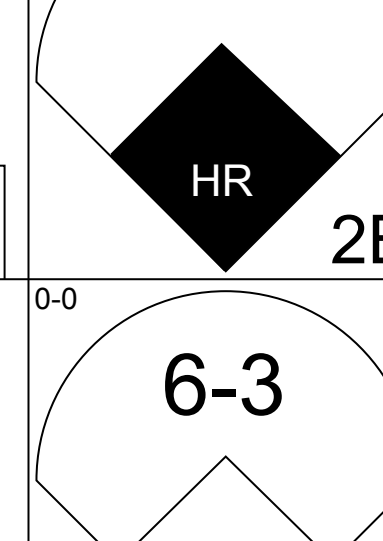
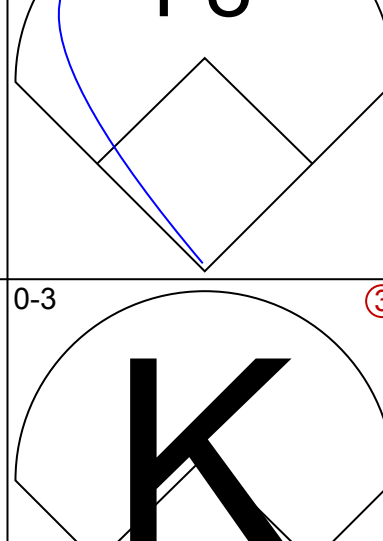
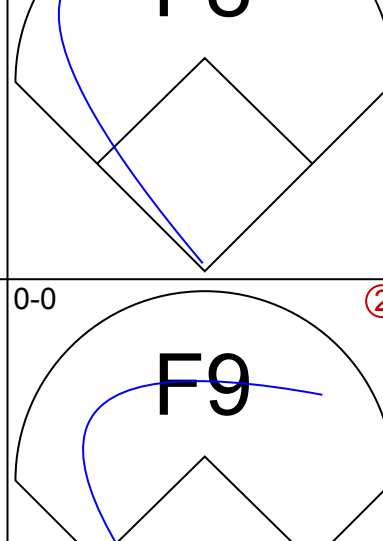
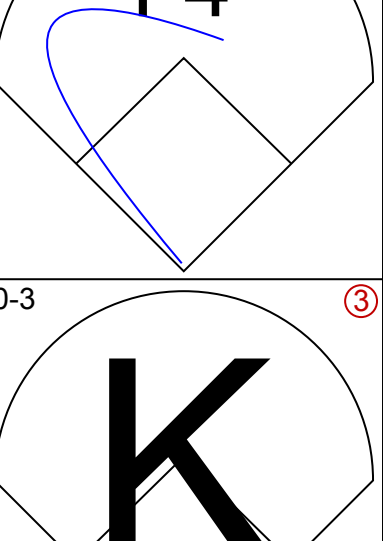
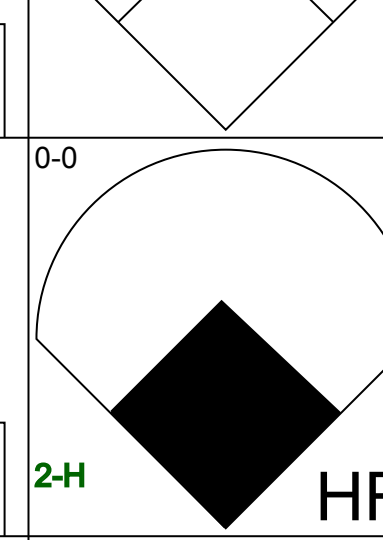

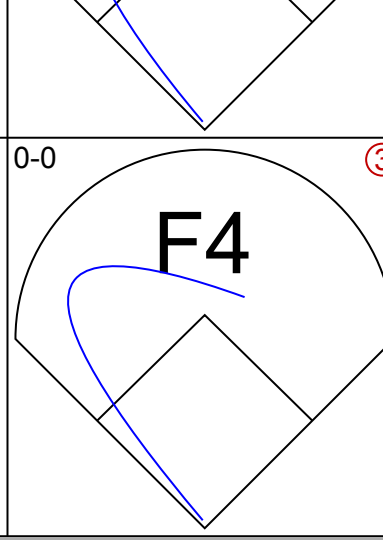

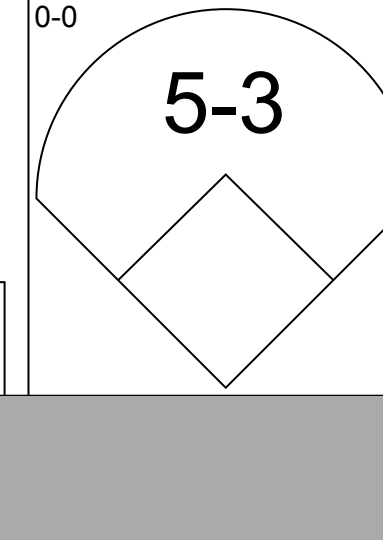
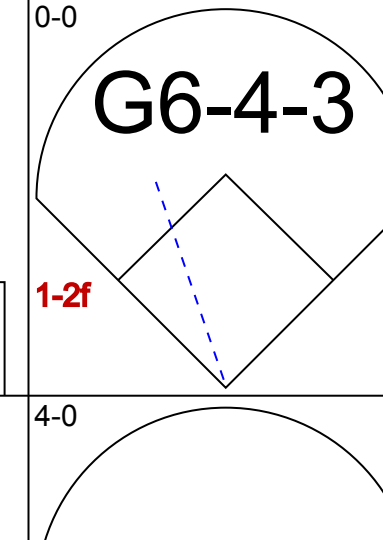

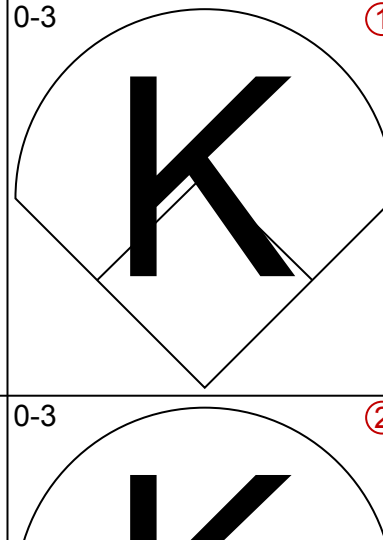

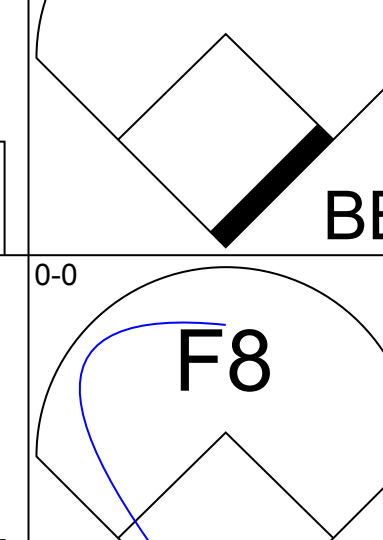
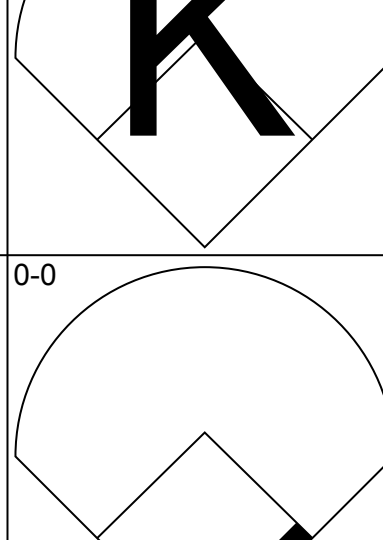
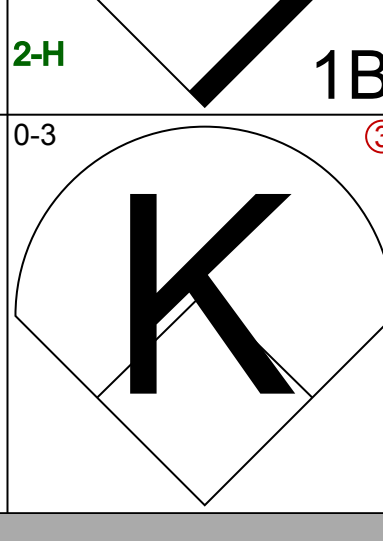
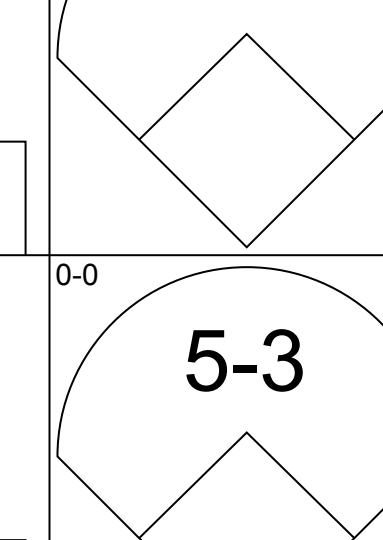
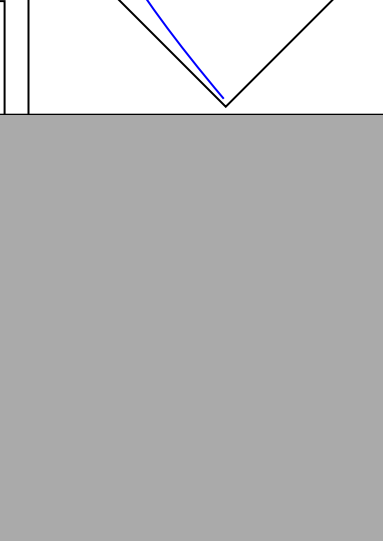
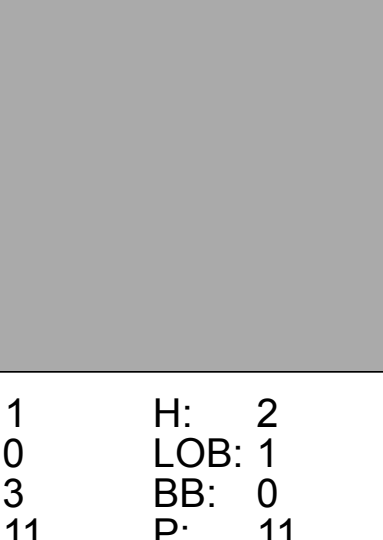


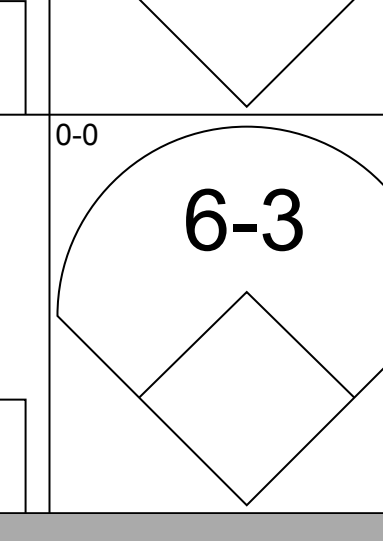
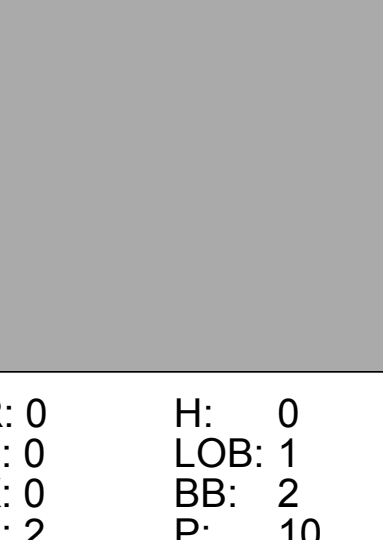
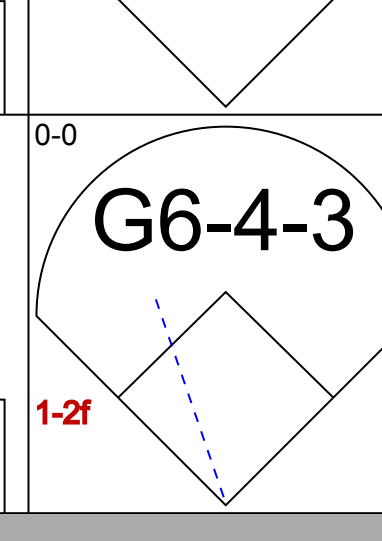

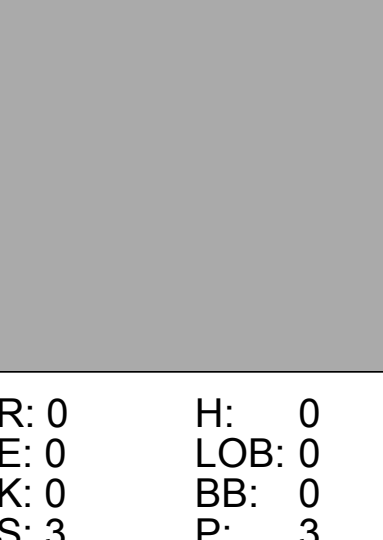



AB 31  
R 0  
H 6  
RBI 0  
BB 3  
SO 2  
LOB 16



Batter	1	2	3	4	5	6	7	8	9	AB	R	H	RBI	BB	SO	LOB	BOTTOM			
Cookie Rojas, R OBP: 0.347, SLG: 0.369 (1, 4)	F8		6-3							4	0	0	0	0	0	0	San Francisco Giants @ Philadelphia Phillies Connie Mack Stadium, Philadelphia, PA Tue Aug 31 1965, 7:05 PM EDT Att: 33,060 - Unknown			
Johnny Callison, L OBP: 0.331, SLG: 0.537 (1, 9)	4-3									3	0	0	0	0	1	0				
Dick Allen, R OBP: 0.385, SLG: 0.515 (1, 5)	F7									3	0	0	0	0	0	0				
Dick Stuart, R OBP: 0.294, SLG: 0.427 John Hermstein, L OBP: 0.234, SLG: 0.280 (1, 3) (9, 3)										3	0	1	0	0	0	0				
Alex Johnson, R OBP: 0.352, SLG: 0.468 (1, 7)										3	1	1	1	0	0	1				
Adolfo Phillips, R OBP: 0.250, SLG: 0.255 (1, 8)										2	0	0	0	1	2	0				
Bobby Wine, R OBP: 0.290, SLG: 0.298 (1, 6)										3	1	1	1	0	0	1				
Pat Corrales, R OBP: 0.349, SLG: 0.339 (1, 2)										3	0	0	0	0	0	0				
Lew Burdette, R OBP: 0.320, SLG: 0.360 (1, 1)										3	0	0	0	0	1	0				
<b>Inning Stats</b>	R: 0 E: 0 K: 0 S: 3	H: 0 LOB: 0 BB: 0 P: 3	R: 0 E: 0 K: 0 S: 3	H: 0 LOB: 1 BB: 1 P: 7	R: 0 E: 0 K: 1 S: 5	H: 0 LOB: 0 BB: 0 P: 5	R: 0 E: 0 K: 0 S: 4	H: 1 LOB: 0 BB: 0 P: 4	R: 0 E: 0 K: 1 S: 5	H: 0 LOB: 0 BB: 0 P: 5	R: 1 E: 0 K: 1 S: 6	H: 1 LOB: 0 BB: 0 P: 6	R: 1 E: 0 K: 0 S: 4	H: 1 LOB: 0 BB: 0 P: 4	R: 0 E: 0 K: 0 S: 4	H: 1 LOB: 0 BB: 0 P: 4		1B: 1 2B: 0 3B: 0 HR: 2	SF: 0 SAC: 0 DP: 0 HBP: 0	WP: 0 PB: 0 SB: 0 CS: 0
<b>PITCHER</b> Warren Spahn, L ERA: 3.94 (1, 1)	IP: 8.0 WLS: L BF: 28 H: 3 R: 2 ER: 2 SO: 4 BB: 1 IBB: 0 HBP: 0 BLK: 0 WP: 0 HR: 2 S: 35 P: 39 ERA: 2.25 WHIP: 0.500															<b>PITCHER</b>				

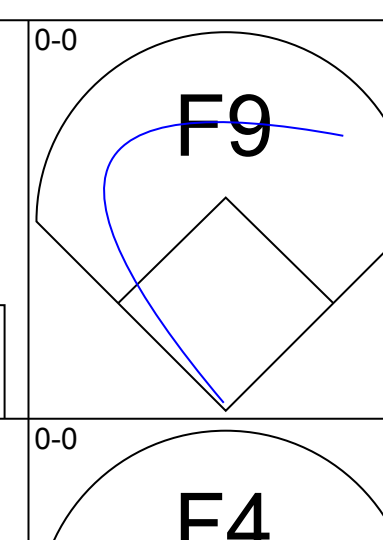
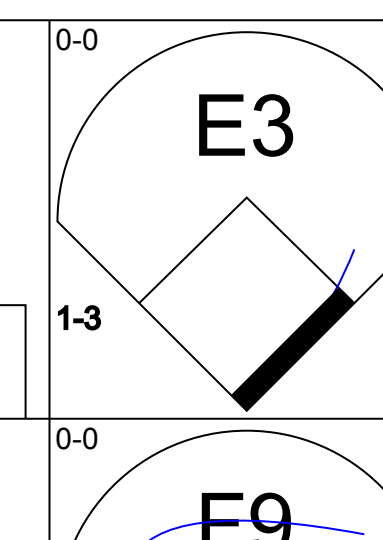
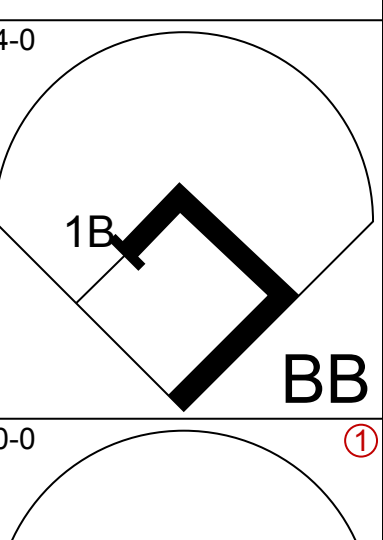
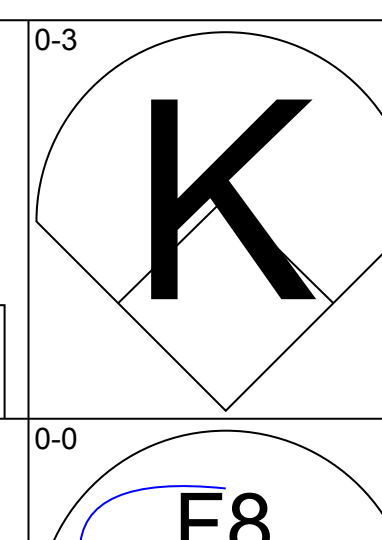
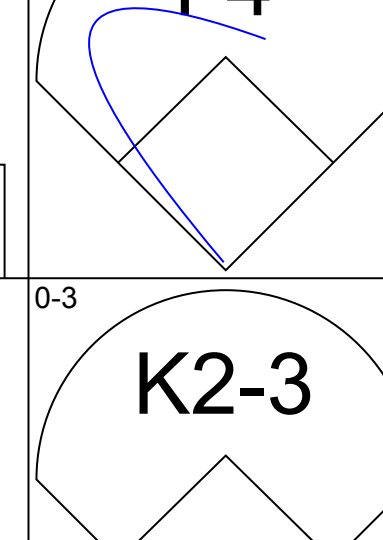
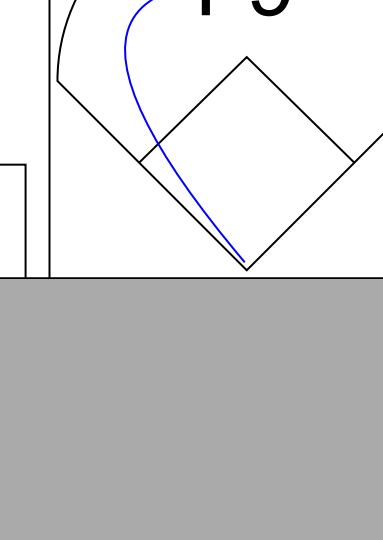
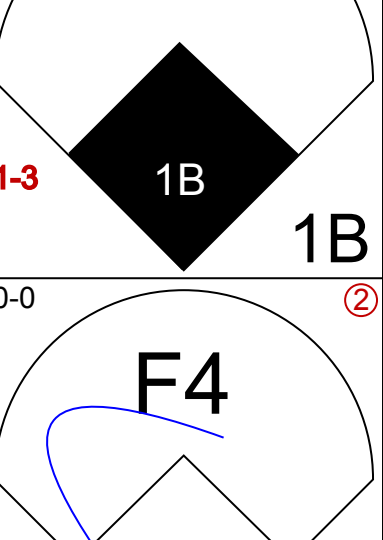
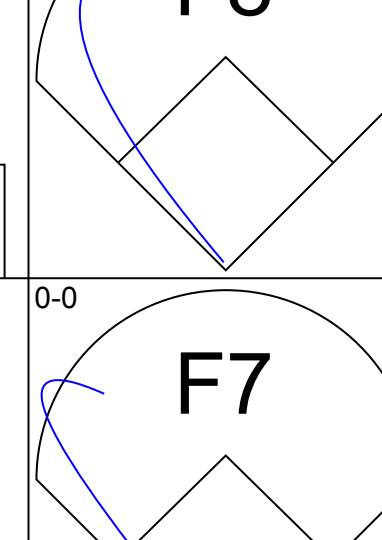
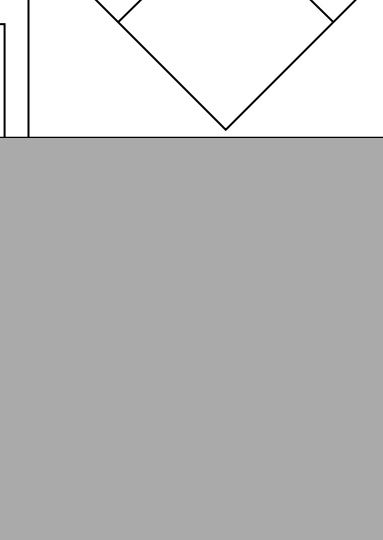
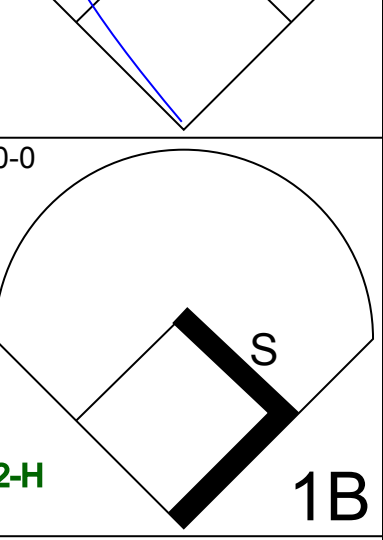
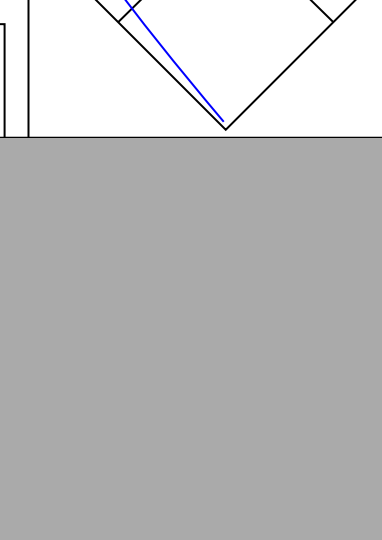
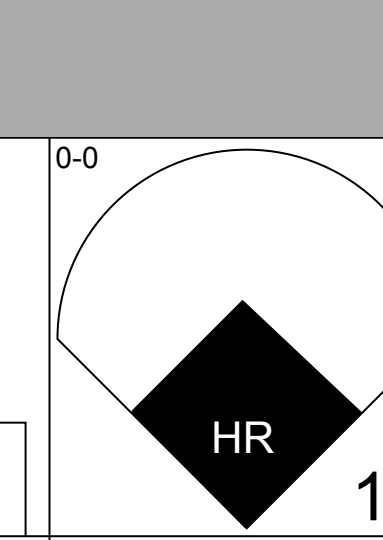
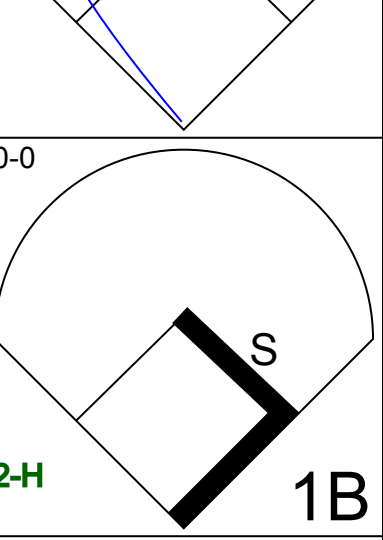
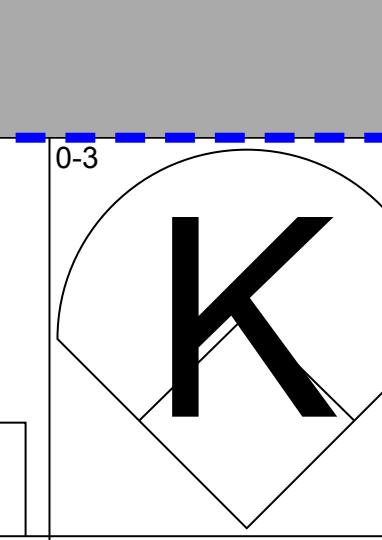
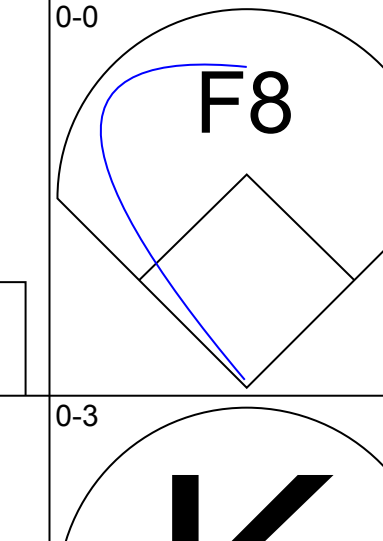
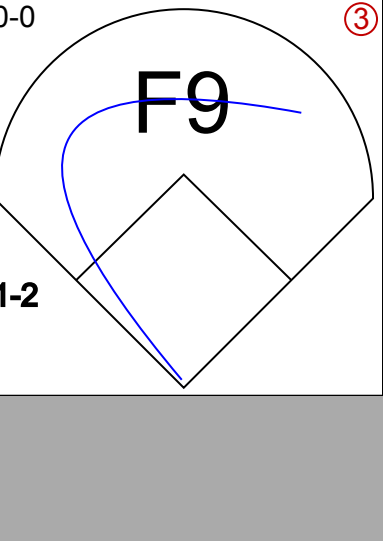
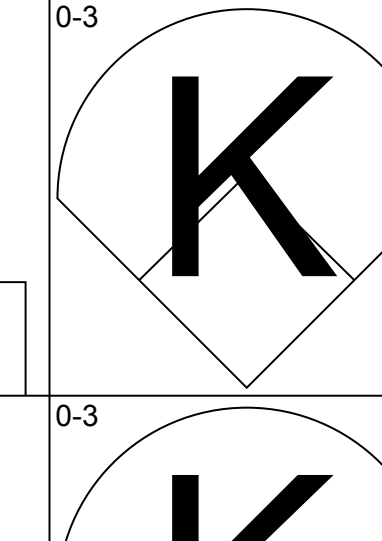
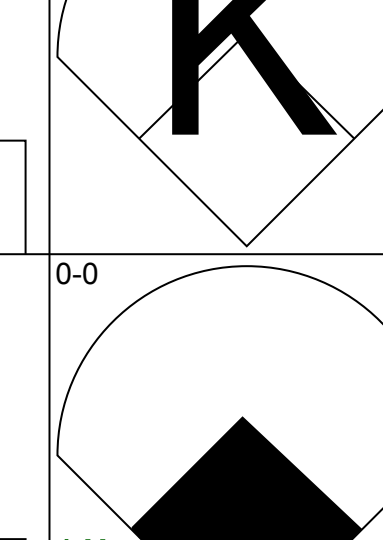
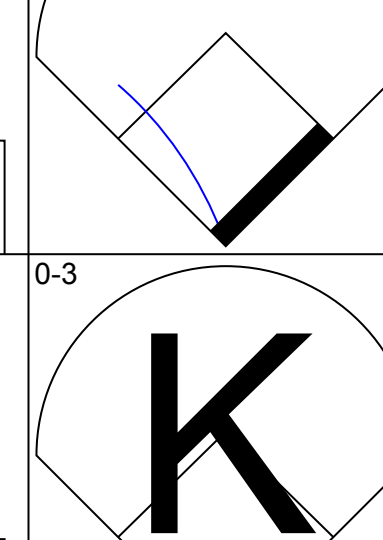
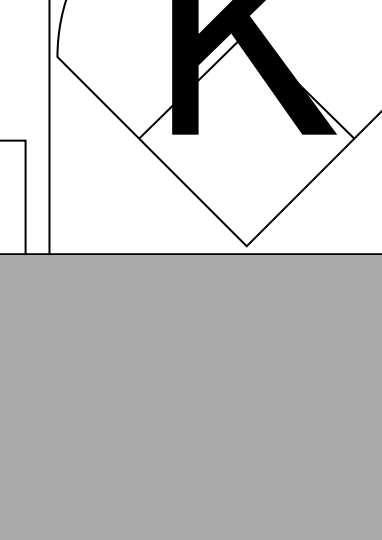

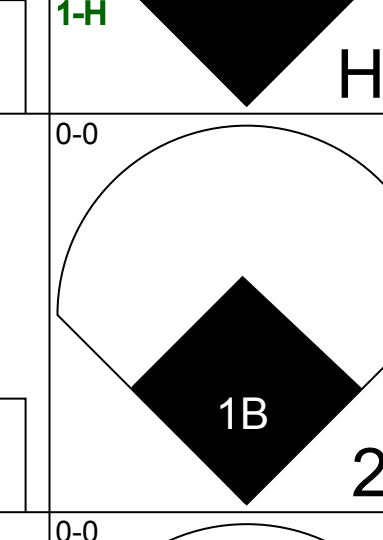
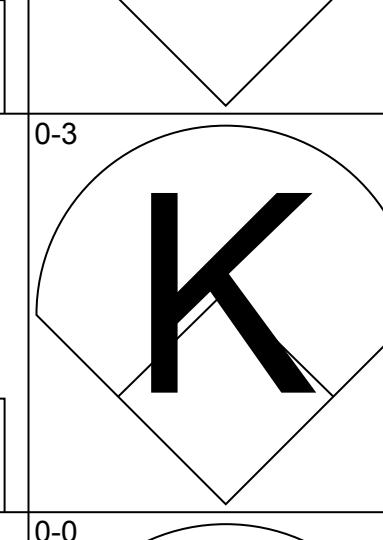
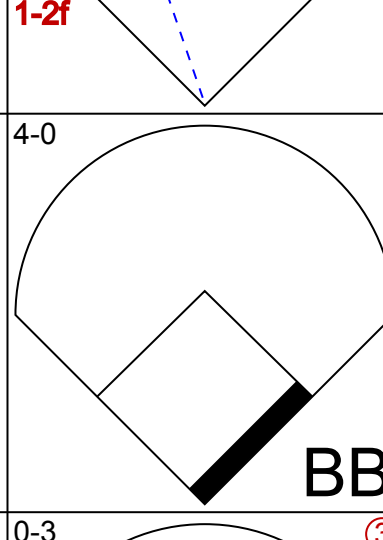
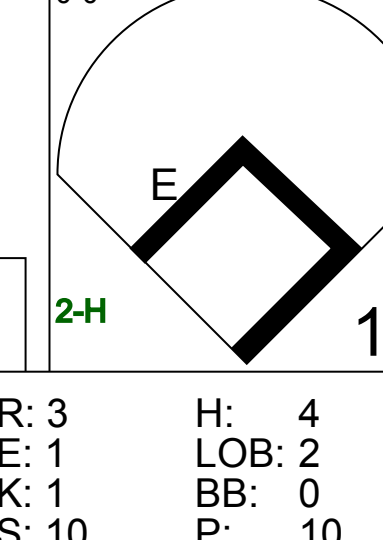
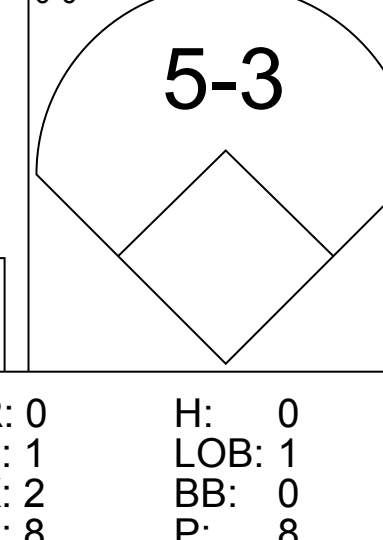
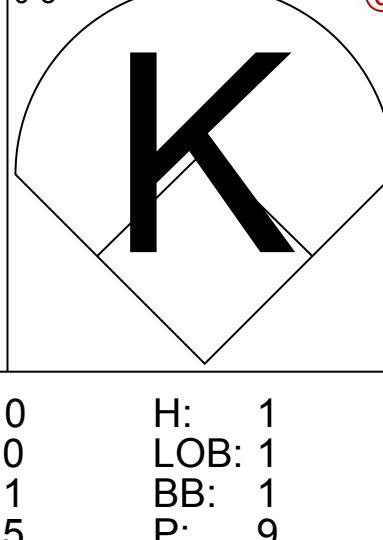

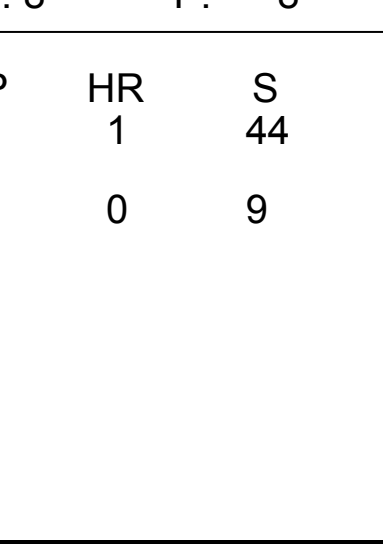

AB 27  
R 2  
H 3  
RBI 2  
BB 1  
SO 4  
LOB 2



Batter	1	2	3	4	5	6	7	8	9	AB	R	H	RBI	BB	SO	LOB	TOP						
Tito Fuentes, S (1,6) OBP: 0.235, SLG: 0.188										4	0	1	0	0	2	1	<p>San Francisco Giants @ Philadelphia Phillies Connie Mack Stadium, Philadelphia, PA Thu Sep 02 1965, 3:33 AM EDT Unknown</p>						
Jim Davenport, R (1,5) OBP: 0.292, SLG: 0.347										4	1	1	0	0	0	2							
Willie Mays, R (1,8) OBP: 0.396, SLG: 0.650										4	0	0	0	0	2	3							
Jim Ray Hart, R (1,7) OBP: 0.348, SLG: 0.472										3	2	2	2	1	0	0							
Jesus Alou, R (1,9) OBP: 0.324, SLG: 0.423										3	0	1	0	0	0	1							
Ken Henderson, S (7, PR) OBP: 0.246, SLG: 0.250										1	0	0	0	0	1	1							
Jack Hiatt, R (1,3) OBP: 0.426, SLG: 0.420										2	0	1	0	1	0	0							
Bob Schroder, L (7, PR) OBP: 0.300, SLG: 0.222										0	0	0	0	0	0	0							
Willie McCovey, L (7,3) OBP: 0.395, SLG: 0.548										1	0	0	0	0	1	1							
Hal Lanier, R (1,4) OBP: 0.265, SLG: 0.287										4	0	1	1	0	1	3							
Dick Bertell, R (1,2) OBP: 0.298, SLG: 0.227										2	0	0	0	0	0	0							
Cap Peterson, R (7, PH) OBP: 0.327, SLG: 0.424										1	0	0	0	0	2	1							
Tom Haller, L (7,2) OBP: 0.329, SLG: 0.359										1	0	0	0	0	1	1							
Juan Marichal, R (1,1) OBP: 0.159, SLG: 0.150										2	0	0	0	0	0	0							
Orlando Cepeda, R (8, PH) OBP: 0.286, SLG: 0.222										0	0	0	0	1	0	0							
Bob Priddy, R (8, PR) OBP: 0.286, SLG: 0.222										0	0	0	0	0	0	0							
Gaylord Perry, R (8,1) OBP: 0.185, SLG: 0.145										0	0	0	0	0	0	0							
<b>Inning Stats</b>	R: 2 E: 0 K: 1 S: 7	H: 2 LOB: 0 BB: 0 P: 7	R: 0 E: 0 K: 0 S: 3	H: 0 LOB: 2 BB: 0 P: 3	R: 0 E: 0 K: 1 S: 6	H: 1 LOB: 1 BB: 0 P: 6	R: 0 E: 0 K: 0 S: 2	H: 0 LOB: 1 BB: 2 P: 10	R: 0 E: 0 K: 0 S: 3	H: 0 LOB: 0 BB: 0 P: 3	R: 0 E: 0 K: 1 S: 6	H: 2 LOB: 2 BB: 0 P: 6	R: 0 E: 0 K: 0 S: 7	H: 0 LOB: 1 BB: 1 P: 11	R: 1 E: 0 K: 3 S: 11	H: 2 LOB: 1 BB: 0 P: 11	1B: 4 2B: 2 3B: 0 HR: 1	SF: 0 SAC: 0 DP: 2 HBP: 0	WP: 0 PB: 0 SB: 0 CS: 0	PA: 35			
<b>PITCHER</b> Chris Short, L (1,1) ERA: 3.19	IP: 9.0 WLS: W BF: 35 H: 7 R: 3 ER: 3 SO: 8 BB: 3 IBB: 0 HBP: 0 BLK: 0 WP: 0 HR: 1 S: 48 P: 60 ERA: 3.00 WHIP: 1.111											<b>PITCHER</b>	IP: 9.0 WLS: W BF: 35 H: 7 R: 3 ER: 3 SO: 8 BB: 3 IBB: 0 HBP: 0 BLK: 0 WP: 0 HR: 1 S: 48 P: 60 ERA: 3.00 WHIP: 1.111										

AB	32
R	3
H	7
RBI	3
BB	3
SO	8
LOB	15



Batter	1	2	3	4	5	6	7	8	9	AB	R	H	RBI	BB	SO	LOB	BOTTOM						
John Briggs, L (1,8) OBP: 0.373, SLG: 0.420										3	0	0	0	1	1	1	<p>San Francisco Giants @ Philadelphia Phillies Connie Mack Stadium, Philadelphia, PA Thu Sep 02 1965, 3:33 AM EDT Unknown</p>						
Cookie Rojas, R (1,4) OBP: 0.347, SLG: 0.368										4	1	1	0	0	0	2							
Johnny Callison, L (1,9) OBP: 0.329, SLG: 0.533										4	0	0	0	0	2	1							
Dick Allen, R (1,5) OBP: 0.386, SLG: 0.515										4	1	2	1	0	1	0							
Tony Gonzalez, L (1,7) OBP: 0.338, SLG: 0.481										4	0	0	0	0	2	2							
Dick Stuart, R (1,3) OBP: 0.294, SLG: 0.425										4	0	1	0	0	2	1							
Ruben Amaro, R (9,3) OBP: 0.310, SLG: 0.250										0	0	0	0	0	0	0							
Bobby Wine, R (1,6) OBP: 0.291, SLG: 0.308										3	1	1	2	0	1	2							
Pat Corrales, R (1,2) OBP: 0.355, SLG: 0.349										2	1	1	0	1	1	1							
Chris Short, R (1,1) OBP: 0.143, SLG: 0.143										3	0	1	1	0	1	2							
<b>Inning Stats</b>	R: 0 E: 0 K: 1 S: 5	H: 0 LOB: 0 BB: 0 P: 5	R: 3 E: 1 K: 1 S: 10	H: 4 LOB: 2 BB: 0 P: 10	R: 0 E: 0 K: 2 S: 7	H: 0 LOB: 0 BB: 0 P: 7	R: 0 E: 0 K: 2 S: 8	H: 0 LOB: 1 BB: 0 P: 8	R: 1 E: 0 K: 0 S: 4	H: 2 LOB: 1 BB: 1 P: 8	R: 0 E: 0 K: 1 S: 5	H: 1 LOB: 1 BB: 1 P: 9	R: 0 E: 0 K: 1 S: 5	H: 0 LOB: 0 BB: 0 P: 5	R: 0 E: 0 K: 3 S: 9	H: 0 LOB: 0 BB: 0 P: 9		1B: 5 2B: 1 3B: 0 HR: 1	SF: 0 SAC: 0 DP: 1 HBP: 0	WP: 0 PB: 0 SB: 1 CS: 0	PA: 33		
<b>PITCHER</b> Juan Marichal, R (1,1) ERA: 1.88	IP: 7.0 WLS: L BF: 30 H: 7 R: 4 ER: 4 SO: 8 BB: 2 IBB: 0 HBP: 0 BLK: 0 WP: 0 HR: 1 S: 44 P: 52 ERA: 5.14 WHIP: 1.286											<b>PITCHER</b> Gaylord Perry, R (8,1) ERA: 4.12	IP: 1.0 WLS: 3 BF: 3 H: 0 R: 0 ER: 0 SO: 3 BB: 0 IBB: 0 HBP: 0 BLK: 0 WP: 0 HR: 0 S: 9 P: 9 ERA: 0.00 WHIP: 0.000										

AB	31
R	4
H	7
RBI	4
BB	2
SO	11
LOB	12



Batter	1	2	3	4	5	6	7	8	9	AB	R	H	RBI	BB	SO	LOB	TOP			
Dick Schofield, S OBP: 0.293, SLG: 0.259 (1, 6)										4	0	2	0	0	1	0	San Francisco Giants @ Philadelphia Phillies Connie Mack Stadium, Philadelphia, PA Thu Sep 02 1965, 3:38 AM EDT Att: 30,410 - Unknown			
Jim Davenport, R OBP: 0.299, SLG: 0.347 Jim Davenport, R OBP: 0.299, SLG: 0.347 Tito Fuentes, S OBP: 0.228, SLG: 0.188 (1, 5)										3	0	1	0	0	0	2				
Matty Alou, L OBP: 0.277, SLG: 0.304 (8, PH)										1	1	0	0	0	1	1				
Willie McCovey, L OBP: 0.368, SLG: 0.548 Bob Schroder, L OBP: 0.300, SLG: 0.222 Jack Hiatt, R OBP: 0.435, SLG: 0.431 (1, 3)										2	1	1	0	2	0	1				
Jim Ray Hart, R OBP: 0.347, SLG: 0.472 (9, 5)										3	0	1	2	0	0	3				
Len Gabrielson, L OBP: 0.361, SLG: 0.429 Willie Mays, R OBP: 0.395, SLG: 0.647 (1, 9)										3	0	1	0	0	1	2				
Tom Haller, L OBP: 0.328, SLG: 0.356 (1, 2)										3	0	0	0	1	0	2				
Hal Lanier, R OBP: 0.265, SLG: 0.287 (1, 4)										4	0	1	0	0	1	2				
Ken Henderson, S OBP: 0.262, SLG: 0.255 (8, 9)										3	1	1	0	1	1	1				
Bob Shaw, R OBP: 0.123, SLG: 0.109 Orlando Cepeda, R OBP: 0.273, SLG: 0.211 Bill Henry, L OBP: 0.200, SLG: 0.200 Frank Linzy, R OBP: 0.133, SLG: 0.333 (1, 1)										2	0	0	0	0	0	1				
<b>Inning Stats</b>	R: 0 E: 0 K: 0 S: 4	H: 1 LOB: 2 BB: 1 P: 8	R: 0 E: 0 K: 1 S: 6	H: 1 LOB: 1 BB: 0 P: 6	R: 1 E: 0 K: 0 S: 6	H: 4 LOB: 2 BB: 0 P: 6	R: 0 E: 0 K: 0 S: 3	H: 1 LOB: 0 BB: 0 P: 3	R: 0 E: 0 K: 1 S: 5	H: 0 LOB: 0 BB: 0 P: 5	R: 0 E: 0 K: 2 S: 7	H: 0 LOB: 0 BB: 0 P: 7	R: 1 E: 0 K: 0 S: 4	H: 1 LOB: 2 BB: 1 P: 12	R: 3 E: 1 K: 1 S: 8	H: 1 LOB: 1 BB: 1 P: 12	1B: 10 2B: 0 3B: 0 HR: 0	SF: 1 SAC: 2 DP: 2 HBP: 0	WP: 2 PB: 1 SB: 0 CS: 0	PA: 41
<b>PITCHER</b>	IP WLS BF H R ER SO BB IBB HBP BLK WP HR S P ERA WHIP																			
Ray Herbert, R ERA: 3.84 Gary Wagner, R ERA: 2.5 Jack Baldschun, R ERA: 3.93 (1, 1)	7.0 29 9 2 2 4 1 0 0 0 1 0 36 40 2.57 1.429																			

AB	34
R	5
H	10
RBI	3
BB	4
SO	5
LOB	19



Batter	1	2	3	4	5	6	7	8	9	AB	R	H	RBI	BB	SO	LOB	BOTTOM			
John Briggs, L OBP: 0.368, SLG: 0.413 Tony Taylor, R OBP: 0.256, SLG: 0.321 Adolfo Phillips, R OBP: 0.245, SLG: 0.250 (1, 8)										3	0	0	0	0	0	0	San Francisco Giants @ Philadelphia Phillies Connie Mack Stadium, Philadelphia, PA Thu Sep 02 1965, 3:38 AM EDT Att: 30,410 - Unknown			
Cookie Rojas, R OBP: 0.346, SLG: 0.372 (1, 4)										4	0	1	0	0	0	0				
Johnny Callison, L OBP: 0.330, SLG: 0.536 (1, 9)										4	1	2	0	0	1	1				
Dick Allen, R OBP: 0.388, SLG: 0.516 (1, 5)										3	1	2	0	1	0	1				
Wes Covington, L OBP: 0.318, SLG: 0.490 Alex Johnson, R OBP: 0.352, SLG: 0.468 Tony Gonzalez, L OBP: 0.337, SLG: 0.479 (1, 7)										3	0	0	0	0	1	2				
Dick Stuart, R OBP: 0.293, SLG: 0.424 (1, 3)										4	0	1	1	0	1	0				
Clay Dalrymple, L OBP: 0.292, SLG: 0.291 (1, 2)										4	0	1	0	0	0	1				
Bobby Wine, R OBP: 0.297, SLG: 0.312 (1, 6)										3	0	2	0	1	0	1				
Ray Herbert, R OBP: 0.293, SLG: 0.300 Gary Wagner, R OBP: 0.391, SLG: 0.182 Jack Baldschun, R OBP: 1.000, SLG: 1.000 (1, 1)										3	0	0	0	0	2	3				
<b>Inning Stats</b>	R: 0 E: 0 K: 1 S: 5	H: 0 LOB: 0 BB: 0 P: 5	R: 1 E: 0 K: 1 S: 8	H: 3 LOB: 2 BB: 0 P: 8	R: 0 E: 0 K: 0 S: 4	H: 1 LOB: 1 BB: 0 P: 4	R: 0 E: 0 K: 1 S: 6	H: 1 LOB: 1 BB: 0 P: 6	R: 0 E: 0 K: 0 S: 3	H: 0 LOB: 0 BB: 0 P: 3	R: 1 E: 0 K: 2 S: 8	H: 2 LOB: 0 BB: 0 P: 8	R: 0 E: 0 K: 0 S: 3	H: 1 LOB: 1 BB: 1 P: 7	R: 0 E: 0 K: 1 S: 6	H: 1 LOB: 2 BB: 1 P: 10		1B: 7 2B: 2 3B: 1 HR: 0	SF: 0 SAC: 0 DP: 2 HBP: 0	WP: 0 PB: 1 SB: 0 CS: 0
<b>PITCHER</b>	IP WLS BF H R ER SO BB IBB HBP BLK WP HR S P ERA WHIP																			
Bob Shaw, R ERA: 2.45 Bill Henry, L ERA: 2.79 Frank Linzy, R ERA: 1.85 (1, 1)	6.0 24 7 2 0 2 0 0 0 0 0 0 32 32 3.00 1.167																			

AB	35
R	2
H	10
RBI	1
BB	2
SO	7
LOB	14



Batter	1	2	3	4	5	6	7	8	9	AB	R	H	RBI	BB	SO	LOB	TOP							
Cookie Rojas, R OBP: 0.347, SLG: 0.371 (1, 8)										3	2	1	0	0	0	1								
Johnny Callison, L OBP: 0.329, SLG: 0.535 (1, 9)										5	0	1	0	0	1	2								
Dick Allen, R OBP: 0.390, SLG: 0.517 (1, 5)										5	2	3	2	0	0	1								
Dick Stuart, R OBP: 0.297, SLG: 0.433 (1, 3)										5	2	3	2	0	0	2								
Alex Johnson, R OBP: 0.351, SLG: 0.467 (1, 7) Tony Gonzalez, L OBP: 0.339, SLG: 0.484 (8, PH) (8, 7)										3	0	1	2	0	0	1								
Tony Taylor, R OBP: 0.295, SLG: 0.320 (1, 4)										4	0	1	1	0	1	2								
Bobby Wine, R OBP: 0.293, SLG: 0.308 (1, 6)										4	0	0	0	0	0	1								
Pat Corrales, R OBP: 0.355, SLG: 0.356 (8, PH) Wes Covington, L OBP: 0.317, SLG: 0.487 (8, 2) Clay Dalrymple, L OBP: 0.292, SLG: 0.291 (8, 2)										3	0	1	0	0	0	0								
Ray Culp, R OBP: 0.154, SLG: 0.089 (5, 1) Grant Jackson, S OBP: 0.135, SLG: 0.135 (7, 1) Jack Baldschun, R OBP: 0.256, SLG: 0.192 (8, 1) Ed Roebuck, R OBP: 0.207, SLG: 0.411 (8, PH) (8, 1)										2	1	1	0	0	0	1								
<b>Inning Stats</b>	R: 2 E: 0 K: 1 S: 7	H: 2 LOB: 1 BB: 0 P: 8	R: 0 E: 0 K: 0 S: 4	H: 1 LOB: 1 BB: 0 P: 4	R: 1 E: 0 K: 0 S: 4	H: 1 LOB: 0 BB: 0 P: 4	R: 0 E: 0 K: 0 S: 3	H: 0 LOB: 0 BB: 0 P: 3	R: 3 E: 0 K: 1 S: 5	H: 5 LOB: 2 BB: 0 P: 7	R: 0 E: 0 K: 1 S: 5	H: 0 LOB: 0 BB: 0 P: 5	R: 0 E: 0 K: 0 S: 4	H: 1 LOB: 1 BB: 0 P: 4	R: 0 E: 0 K: 1 S: 6	H: 1 LOB: 1 BB: 0 P: 6	R: 1 E: 0 K: 0 S: 5	H: 2 LOB: 1 BB: 0 P: 5	1B: 9 2B: 3 3B: 0 HR: 1	SF: 0 SAC: 1 DP: 0 HBP: 1	WP: 0 PB: 0 SB: 0 CS: 0	PA: 40		
<b>PITCHER</b>	IP	WLS	BF	H	R	ER	SO	BB	IBB	HBP	BLK	WP	HR	S	P	ERA	WHIP							
Jim O'Toole, L ERA: 6.82 (1, 1)	4.2		23	8	6	6	1	0	0	1	0	0	1	24	25	11.57	1.714							
Roger Craig, R ERA: 3.43 (5, 1)	4.1	W	17	5	1	1	2	0	0	0	0	0	0	21	21	2.08	1.154							

Philadelphia Phillies @ Cincinnati Reds  
Crosley Field, Cincinnati, OH  
Fri Sep 03 1965, 7:05 PM EDT  
Att: 11,421 - Unknown

AB 38  
R 7  
H 13  
RBI 7  
BB 0  
SO 3  
LOB 12



Batter	1	2	3	4	5	6	7	8	9	AB	R	H	RBI	BB	SO	LOB	BOTTOM							
Tommy Harper, R OBP: 0.354, SLG: 0.425 (1, 7)										6	2	3	1	0	1	4								
Pete Rose, S OBP: 0.387, SLG: 0.462 (1, 4)										5	2	4	2	1	0	1								
Vada Pinson, L OBP: 0.342, SLG: 0.480 (1, 8)										4	3	1	0	2	1	3								
Gordy Coleman, L OBP: 0.366, SLG: 0.529 (1, 3) Tony Perez, R OBP: 0.316, SLG: 0.482 (6, PH) (6, 3)										2	0	1	1	0	1	1								
Deron Johnson, R OBP: 0.337, SLG: 0.521 (1, 5)										5	2	2	1	0	1	5								
Frank Robinson, R OBP: 0.372, SLG: 0.517 (1, 9)										3	2	1	3	1	0	3								
Johnny Edwards, L OBP: 0.346, SLG: 0.464 (1, 2)										4	1	1	3	1	1	1								
Tommy Helms, R OBP: 0.611, SLG: 0.938 (1, 6)										4	1	2	2	1	1	1								
Jim O'Toole, S OBP: 0.114, SLG: 0.088 (1, 1) Roger Craig, R OBP: 0.200, SLG: 0.200 (5, 1)										2	0	0	0	0	0	3								
<b>Inning Stats</b>	R: 2 E: 0 K: 0 S: 4	H: 3 LOB: 0 BB: 1 P: 8	R: 0 E: 0 K: 1 S: 5	H: 0 LOB: 1 BB: 0 P: 6	R: 0 E: 0 K: 2 S: 7	H: 0 LOB: 1 BB: 1 P: 11	R: 1 E: 1 K: 1 S: 8	H: 2 LOB: 2 BB: 0 P: 8	R: 3 E: 0 K: 3 S: 11	H: 2 LOB: 0 BB: 1 P: 15	R: 0 E: 0 K: 0 S: 4	H: 1 LOB: 1 BB: 0 P: 4	R: 3 E: 0 K: 1 S: 7	H: 2 LOB: 3 BB: 3 P: 19	R: 7 E: 0 K: 0 S: 10	H: 7 LOB: 1 BB: 1 P: 14	1B: 11 2B: 5 3B: 1 HR: 1	SF: 0 SAC: 0 DP: 1 HBP: 1	WP: 0 PB: 0 SB: 2 CS: 0	PA: 48				
<b>PITCHER</b>	IP	WLS	BF	H	R	ER	SO	BB	IBB	HBP	BLK	WP	HR	S	P	ERA	WHIP							
Ray Culp, R ERA: 3.28 (1, 1)	4.0		21	6	5	5	4	3	0	1	0	0	1	25	38	11.25	2.250							
Grant Jackson, L ERA: 13.5 (5, 1)	2.0	L	10	3	3	3	3	1	0	0	0	0	1	15	19	13.50	2.000							
Jack Baldschun, R ERA: 3.99 (7, 1)	1.0		6	1	1	1	1	2	0	0	0	0	0	6	14	9.00	3.000							
Gary Wagner, R ERA: 2.98 (8, 1)	0.2		8	5	6	6	0	0	1	0	0	0	0	7	11	81.00	7.500							
Ed Roebuck, R ERA: 3.49 (8, 1)	0.1		3	2	1	1	0	0	0	0	0	0	0	3	3	27.00	6.000							

Philadelphia Phillies @ Cincinnati Reds  
Crosley Field, Cincinnati, OH  
Fri Sep 03 1965, 7:05 PM EDT  
Att: 11,421 - Unknown

AB 40  
R 16  
H 17  
RBI 15  
BB 7  
SO 8  
LOB 26



Batter	1	2	3	4	5	6	7	8	9	AB	R	H	RBI	BB	SO	LOB	TOP								
John Briggs, L OBP: 0.363, SLG: 0.405 (1.8)	0-0 FC6-4 1B		0-0 P4	0-0 L8		0-0 6-3		0-3 K		5	0	1	0	0	1	0									
Cookie Rojas, R OBP: 0.350, SLG: 0.378 (1.4)	0-0 FC6-4 BB 1-2		0-0 1B	0-0 2B		0-0 2B		0-3 K		5	1	3	0	0	1	1									
Johnny Callison, L OBP: 0.329, SLG: 0.533 (1.9)	4-0 BB 1-2		0-0 1B	0-0 F8		0-0 F8		0-0 G3		4	1	1	0	1	0	2									
Dick Allen, R OBP: 0.388, SLG: 0.520 (1.5)	0-3 K		0-3 K		0-0 F8		0-0 HR		0-3 K	5	1	1	1	0	3	4									
Tony Gonzalez, L OBP: 0.345, SLG: 0.490 (1.7)	4-0 BB 1-2		4-0 BB 1B		0-0 2B		0-0 HR		0-0 L7	1	0	1	0	2	0	0									
Alex Johnson, R OBP: 0.353, SLG: 0.480 (7.7)	1-2 BB		0-0 BB		0-3 K		0-3 K		0-0 6-3	2	1	1	1	0	0	0									
Dick Stuart, R OBP: 0.296, SLG: 0.430 (1.3)	0-3 K		0-0 1B		0-3 K		0-3 K		0-0 6-3	5	0	1	2	0	3	4									
Ruben Amaro, R OBP: 0.310, SLG: 0.250 (9.3)			1-2 2-H 3-H		0-0 1B					0	0	0	0	0	0	0									
Clay Dalrymple, L OBP: 0.295, SLG: 0.289 (1.2)		0-0 F3	0-0 FC4-6 BB 1-2 2-3		4-0 BB		0-3 K			2	0	0	0	2	1	0									
Bobby Wine, R OBP: 0.292, SLG: 0.307 (1.6)	0-3 K		0-0 FC4-6 1-2		0-0 L7		0-0 FC5-4 1B			4	0	1	0	0	1	5									
Jim Bunning, R OBP: 0.214, SLG: 0.262 (1.1)	0-3 K				0-0 4-3		0-0 1-3		0-0 FC5-4 1-2	4	0	0	0	0	1	1									
Chris Short, R OBP: 0.143, SLG: 0.143 (9.1)										0	0	0	0	0	0	0									
Inning Stats	R: 0 E: 0 K: 2 S: 8	H: 1 LOB: 3 BB: 2 P: 16	R: 0 E: 0 K: 2 S: 7	H: 0 LOB: 0 BB: 0 P: 7	R: 2 E: 0 K: 1 S: 8	H: 3 LOB: 3 BB: 2 P: 16	R: 0 E: 0 K: 0 S: 4	H: 1 LOB: 1 BB: 0 P: 4	R: 0 E: 0 K: 1 S: 6	H: 1 LOB: 2 BB: 1 P: 10	R: 2 E: 0 K: 2 S: 10	H: 3 LOB: 1 BB: 0 P: 10	R: 0 E: 0 K: 2 S: 7	H: 0 LOB: 0 BB: 0 P: 7	R: 0 E: 0 K: 1 S: 5	H: 0 LOB: 0 BB: 0 P: 5	1B: 5 2B: 3 3B: 0 HR: 2	SF: 0 SAC: 0 DP: 0 HBP: 0	WP: 0 PB: 0 SB: 1 CS: 0	PA: 42					
PITCHER	IP	WLS	BF	H	R	ER	SO	BB	IBB	HBP	BLK	WP	HR	S	P	ERA	WHIP								
John Tsitouris, R ERA: 5.0 (1.1)	2.2		16	4	2	2	5	4	0	0	0	0	0	22	38	6.75	3.000								
Dom Zanni, R ERA: (3.1)	3.1		14	3	0	0	1	1	0	0	0	0	0	15	19	0.00	1.200								
Ted Davidson, L ERA: 1.84 (7.1)	1.0		6	3	2	2	2	0	0	0	0	0	2	10	10	18.00	3.000								
Joey Jay, R ERA: 4.29 (8.1)	2.0	W	6	0	0	0	3	0	0	0	0	0	0	12	12	0.00	0.000								

Philadelphia Phillies @ Cincinnati Reds  
Crosley Field, Cincinnati, OH  
Sat Sep 04 1965, 7:05 PM EDT  
Att: 17,469 - Unknown

AB 37  
R 4  
H 10  
RBI 4  
BB 5  
SO 11  
LOB 17



Batter	1	2	3	4	5	6	7	8	9	AB	R	H	RBI	BB	SO	LOB	BOTTOM								
Tommy Harper, R OBP: 0.353, SLG: 0.424 (1.7)	0-3 K			0-3 K		0-0 E 2B 1B	0-3 K		0-0 SH3-4	4	1	1	0	0	3	3									
Pete Rose, S OBP: 0.387, SLG: 0.462 (1.4)	0-0 4-3			0-0 F8		0-0 E9 2B 1B	0-0 P5		0-0 1B	5	2	2	1	0	0	3									
Vada Pinson, L OBP: 0.341, SLG: 0.480 (1.8)	0-0 F8			0-0 1-3		0-0 2-H 3-H 2B	0-0 L8		0-0 FC6 1B	5	0	1	2	0	0	6									
Deron Johnson, R OBP: 0.340, SLG: 0.520 (1.5)		0-0 L8			4-0 FC4 BB	0-0 F2		0-0 1B	0-0 1B	4	0	2	2	1	0	1									
Frank Robinson, R OBP: 0.371, SLG: 0.513 (1.9)	0-3 K			0-0 F8		4-0 IBB		0-3 K		3	0	0	0	1	2	2									
Tony Perez, R OBP: 0.310, SLG: 0.474 (1.3)	0-3 K			0-0 FC4 BB 1-2		0-3 K		0-3 K		4	0	0	0	0	3	4									
Johnny Edwards, L OBP: 0.348, SLG: 0.463 (1.2)			0-0 L3		4-0 BB 1-2		0-0 SH 1B	0-0 F8		3	0	1	0	1	0	1									
Tommy Helms, R OBP: 0.591, SLG: 0.850 (1.6)			0-3 K		0-0 5-3		0-0 SH 1B		0-0 SH3-4 1B 1B	4	1	2	0	0	1	2									
John Tsitouris, R OBP: 0.116, SLG: 0.075 (1.1)										0	0	0	0	0	0	0									
Dom Canni, R OBP: 0.366, SLG: 0.480 (1.1)										1	0	0	0	0	0	0									
Art Shamsky, L OBP: 0.366, SLG: 0.480 (1.1)										0	0	0	0	0	0	0									
Ted Davidson, R OBP: 0.366, SLG: 0.480 (1.1)										0	0	0	0	0	0	0									
Marty Keough, L OBP: 0.262, SLG: 0.125 (1.1)										0	0	0	0	0	0	0									
Joey Jay, S OBP: 0.262, SLG: 0.125 (1.1)										0	0	0	0	0	0	0									
Gordy Coleman, R OBP: 0.262, SLG: 0.125 (1.1)										1	0	1	0	0	0	0									
Lee May, R OBP: 0.262, SLG: 0.125 (1.1)										0	1	0	0	0	0	0									
Inning Stats	R: 0 E: 0 K: 1 S: 5	H: 0 LOB: 0 BB: 0 P: 5	R: 0 E: 0 K: 2 S: 7	H: 0 LOB: 0 BB: 0 P: 7	R: 0 E: 0 K: 1 S: 5	H: 0 LOB: 0 BB: 0 P: 5	R: 0 E: 0 K: 1 S: 3	H: 0 LOB: 2 BB: 2 P: 11	R: 2 E: 1 K: 1 S: 8	H: 3 LOB: 2 BB: 1 P: 12	R: 0 E: 0 K: 1 S: 8	H: 2 LOB: 3 BB: 0 P: 8	R: 0 E: 0 K: 2 S: 8	H: 1 LOB: 1 BB: 0 P: 8	R: 3 E: 0 K: 0 S: 6	H: 4 LOB: 2 BB: 0 P: 6	1B: 9 2B: 1 3B: 0 HR: 0	SF: 0 SAC: 2 DP: 0 HBP: 0	WP: 0 PB: 0 SB: 0 CS: 0	PA: 40					
PITCHER	IP	WLS	BF	H	R	ER	SO	BB	IBB	HBP	BLK	WP	HR	S	P	ERA	WHIP								
Jim Bunning, R ERA: 2.75 (1.1)	8.1		38	9	5	4	9	2	1	0	0	0	0	2	2	4.32	1.320								
Chris Short, L ERA: 3.19 (9.1)	0.0		2	1	0	0	0	0	0	0	0	0	0	2	2	∞	∞								

Philadelphia Phillies @ Cincinnati Reds  
Crosley Field, Cincinnati, OH  
Sat Sep 04 1965, 7:05 PM EDT  
Att: 17,469 - Unknown

AB 35  
R 5  
H 10  
RBI 5  
BB 3  
SO 9  
LOB 22





Batter	1	2	3	4	5	6	7	8	9	AB	R	H	RBI	BB	SO	LOB	TOP										
<b>Cookie Rojas, R</b> OBP: 0.352, SLG: 0.381 (1, 4)										5	2	3	0	0	0	1											
<b>Dick Allen, R</b> OBP: 0.365, SLG: 0.515 (1, 5)										5	1	0	0	0	2	4											
<b>Johnny Callison, L</b> OBP: 0.328, SLG: 0.530 (1, 9)										5	1	1	0	0	1	2											
<b>Wes Covington, L</b> OBP: 0.317, SLG: 0.485 <b>Alex Johnson, R</b> OBP: 0.355, SLG: 0.476 (6, 7)										3	1	1	2	0	1	1											
<b>Tony Gonzalez, L</b> OBP: 0.351, SLG: 0.493 <b>Adolfo Phillips, R</b> OBP: 0.255, SLG: 0.260 (7, PH)										2	1	2	1	1	0	0											
<b>Dick Stuart, R</b> OBP: 0.297, SLG: 0.444 (1, 3)										4	2	2	6	0	0	3											
<b>Bobby Wine, R</b> OBP: 0.292, SLG: 0.304 (1, 6)										3	0	0	0	1	1	0											
<b>Pat Corrales, R</b> OBP: 0.352, SLG: 0.348 (1, 2)										3	0	0	0	1	2	2											
<b>Lew Burdette, R</b> OBP: 0.320, SLG: 0.360 <b>Art Mahaffey, R</b> OBP: 0.095, SLG: 0.095 <b>Tony Taylor, R</b> OBP: 0.294, SLG: 0.319 <b>Jack Baldschun, R</b> (8, 1)										0	0	0	0	0	0	0											
<b>Inning Stats</b>	R: 4 E: 1 K: 1 S: 8	H: 2 LOB: 0 BB: 1 P: 12	R: 0 E: 0 K: 0 S: 3	H: 0 LOB: 1 BB: 1 P: 7	R: 0 E: 0 K: 1 S: 6	H: 1 LOB: 1 BB: 0 P: 6	R: 0 E: 0 K: 2 S: 7	H: 0 LOB: 0 BB: 0 P: 7	R: 3 E: 1 K: 1 S: 9	H: 4 LOB: 2 BB: 1 P: 13	R: 0 E: 0 K: 1 S: 6	H: 1 LOB: 1 BB: 0 P: 6	R: 2 E: 0 K: 0 S: 5	H: 2 LOB: 0 BB: 0 P: 5	R: 0 E: 0 K: 2 S: 7	H: 0 LOB: 0 BB: 0 P: 7	R: 0 E: 0 K: 3 S: 9	H: 0 LOB: 0 BB: 0 P: 9	1B: 8 2B: 0 3B: 0 HR: 2	SF: 0 SAC: 1 DP: 1 HBP: 0	WP: 0 PA: 41 PB: 0 SB: 1 CS: 0						
<b>PITCHER</b>	IP	WLS	BF	H	R	ER	SO	BB	IBB	HBP	BLK	WP	HR	S	P	ERA	WHIP										
<b>Sammy Ellis, R</b> ERA: 3.85 (1, 1)	1.0		7	2	4	0	1	1	0	0	0	0	1	8	12	0.00	3.000										
<b>Roger Craig, R</b> ERA: 3.56 (2, 1)	3.0		16	5	3	2	3	1	0	0	0	0	0	21	25	6.00	2.000										
<b>Darrell Osteen, R</b> ERA: (5, 1)	1.0		3	0	0	0	1	1	0	0	0	0	0	4	8	0.00	1.000										
<b>Ted Davidson, L</b> ERA: 2.1 (6, 1)	2.0	W	9	3	2	2	1	0	0	0	0	0	1	11	11	9.00	1.500										
<b>Billy McCool, L</b> ERA: 4.06 (8, 1)	2.0		6	0	0	0	5	0	0	0	0	0	0	16	16	0.00	0.000										

Philadelphia Phillies @ Cincinnati Reds  
Crosley Field, Cincinnati, OH  
Sun Sep 05 1965, 3:33 AM EDT  
Att: 18,119 - Unknown

AB 37  
R 9  
H 10  
RBI 9  
BB 3  
SO 11  
LOB 13




Batter	1	2	3	4	5	6	7	8	9	AB	R	H	RBI	BB	SO	LOB	BOTTOM										
<b>Tommy Harper, R</b> OBP: 0.354, SLG: 0.424 (1, 7)										4	2	1	1	1	0	0											
<b>Pete Rose, S</b> OBP: 0.388, SLG: 0.464 (1, 4)										4	2	2	1	0	1	0											
<b>Vada Pinson, L</b> OBP: 0.340, SLG: 0.482 (1, 8)										5	2	1	2	0	0	3											
<b>Deron Johnson, R</b> OBP: 0.344, SLG: 0.525 (1, 5)										5	1	4	2	0	1	0											
<b>Frank Robinson, R</b> OBP: 0.375, SLG: 0.515 (1, 9)										2	0	1	2	1	0	1											
<b>Tony Perez, R</b> OBP: 0.313, SLG: 0.481 (1, 3)										3	1	1	0	1	0	3											
<b>Johnny Edwards, L</b> OBP: 0.352, SLG: 0.471 (1, 2)										3	1	1	1	2	0	2											
<b>Tommy Helms, R</b> OBP: 0.556, SLG: 0.750 (1, 6)										4	1	1	1	0	1	5											
<b>Sammy Ellis, L</b> OBP: 0.151, SLG: 0.145 <b>Roger Craig, R</b> OBP: 0.185, SLG: 0.182 <b>Darrell Osteen, R</b> ERA: <b>Art Shamsky, L</b> OBP: 0.307, SLG: 0.474 <b>Ted Davidson, R</b> <b>Marty Keough, L</b> OBP: 0.207, SLG: 0.122 <b>Billy McCool, R</b> OBP: 0.250, SLG: 0.250 (8, 1)										0	0	0	0	0	0	0											
<b>Inning Stats</b>	R: 2 E: 0 K: 0 S: 5	H: 2 LOB: 1 BB: 0 P: 6	R: 4 E: 0 K: 1 S: 8	H: 3 LOB: 0 BB: 0 P: 9	R: 0 E: 0 K: 0 S: 3	H: 0 LOB: 2 BB: 1 P: 8	R: 0 E: 0 K: 1 S: 5	H: 0 LOB: 0 BB: 0 P: 5	R: 0 E: 0 K: 2 S: 8	H: 1 LOB: 3 BB: 1 P: 13	R: 2 E: 0 K: 0 S: 4	H: 2 LOB: 1 BB: 2 P: 12	R: 1 E: 0 K: 1 S: 6	H: 1 LOB: 0 BB: 0 P: 6	R: 0 E: 0 K: 0 S: 4	H: 1 LOB: 0 BB: 0 P: 4	R: 1 E: 0 K: 0 S: 2	H: 2 LOB: 2 BB: 1 P: 6	1B: 5 2B: 4 3B: 1 HR: 2	SF: 0 SAC: 2 DP: 1 HBP: 4	WP: 0 PA: 44 PB: 0 SB: 0 CS: 0						
<b>PITCHER</b>	IP	WLS	BF	H	R	ER	SO	BB	IBB	HBP	BLK	WP	HR	S	P	ERA	WHIP										
<b>Lew Burdette, R</b> ERA: 5.27 (1, 1)	1.2		12	5	6	6	0	0	0	2	0	0	1	10	12	32.40	3.000										
<b>Art Mahaffey, R</b> ERA: 6.35 (2, 1)	5.1		25	4	3	3	5	2	2	2	0	0	1	29	47	5.06	1.125										
<b>Jack Baldschun, R</b> ERA: 4.04 (8, 1)	1.0	L	7	3	1	1	0	0	1	0	0	0	0	6	10	9.00	3.000										

Philadelphia Phillies @ Cincinnati Reds  
Crosley Field, Cincinnati, OH  
Sun Sep 05 1965, 3:33 AM EDT  
Att: 18,119 - Unknown

AB 33  
R 10  
H 12  
RBI 10  
BB 5  
SO 5  
LOB 19



Batter	1	2	3	4	5	6	7	8	9	AB	R	H	RBI	BB	SO	LOB	TOP			
Cookie Rojas, R OBP: 0.351, SLG: 0.377	4-0 1-4-3 1B E BB		2-0 L9		0-0 L4		0-0 F4		0-0 F4	4	1	0	0	1	0	1	Philadelphia Phillies @ St. Louis Cardinals Sportsman's Park, St. Louis, MO Mon Sep 06 1965, 4:33 AM EDT Unknown			
Dick Allen, R OBP: 0.365, SLG: 0.514	0-1 E 1-4-3 1B		0-0 F9		0-3 K		1-2 1B		0-0 F8	5	0	2	0	0	1	0				
Johnny Callison, L OBP: 0.328, SLG: 0.528	0-1 1-4-3		0-0 2B 1B		0-0 4-3		1-3 K			4	1	1	0	0	1	4				
Wes Covington, L OBP: 0.316, SLG: 0.485	2-1 E4 G6-3		2-0 1-H 2B		0-0 4-3				0-0 F9	4	0	1	2	0	0	1				
Tony Gonzalez, L OBP: 0.353, SLG: 0.495	0-2 G6-3		4-0 BB		0-0 L7				0-0 PB 1B 2B	3	1	1	0	1	0	2				
Dick Stuart, R OBP: 0.297, SLG: 0.442		1-2 5-3	2-0 F7		0-0 1B				0-0 5-3	4	0	1	0	0	0	3				
Clay Dalrymple, L OBP: 0.294, SLG: 0.288		0-0 F5		1-0 3-1		0-0 F7		2-1 FC6-4 1B		4	0	1	1	0	0	1				
Bobby Wine, R OBP: 0.294, SLG: 0.306		0-0 1B		0-0 F7			0-0 1B 1B		0-0 FC6-4	4	0	2	0	0	0	1				
Bo Belinsky, L OBP: 0.212, SLG: 0.188 John Griggs, L OBP: 0.307, SLG: 0.403 Gary Wagner, R OBP: 0.297, SLG: 0.182 Grant Jackson, S OBP: 0.297, SLG: 0.182 Ed Roebuck, R OBP: 0.297, SLG: 0.182 Bill Sorrell, L OBP: 0.297, SLG: 0.182	0-0 F9		1-2 F8		2-0 F6				0-0 G3	2	0	0	0	0	0	0				
<b>Inning Stats</b>	R: 1 E: 1 K: 0 S: 10	H: 1 LOB: 1 BB: 1 P: 16	R: 0 E: 0 K: 0 S: 8	H: 1 LOB: 1 BB: 0 P: 9	R: 1 E: 0 K: 0 S: 5	H: 2 LOB: 2 BB: 1 P: 15	R: 0 E: 0 K: 0 S: 5	H: 0 LOB: 0 BB: 0 P: 7	R: 0 E: 0 K: 1 S: 4	H: 1 LOB: 1 BB: 0 P: 4	R: 0 E: 0 K: 1 S: 9	H: 2 LOB: 2 BB: 0 P: 13	R: 1 E: 0 K: 0 S: 6	H: 2 LOB: 1 BB: 0 P: 8	R: 0 E: 0 K: 0 S: 3	H: 0 LOB: 0 BB: 0 P: 3		1B: 7 2B: 2 3B: 0 HR: 0	SF: 0 SAC: 0 DP: 1 HBP: 0	WP: 0 PB: 1 SB: 0 CS: 0
<b>PITCHER</b> Tracy Stallard, R ERA: 3.32	IP: 9.0 WLS: W BF: 38 H: 9 R: 3 ER: 2 SO: 2 BB: 2 IBB: 0 HBP: 0 BLK: 0 WP: 0 HR: 0 S: 55 P: 80 ERA: 2.00 WHIP: 1.222															<b>PITCHER</b>				

Batter	1	2	3	4	5	6	7	8	9	AB	R	H	RBI	BB	SO	LOB	BOTTOM			
Lou Brock, L OBP: 0.349, SLG: 0.458	1-1 S 1B HBP		0-0 6-3		1-2 F6		0-0 2-H 1B		2-2 1-H 3-H HR	4	2	2	4	0	0	1	Philadelphia Phillies @ St. Louis Cardinals Sportsman's Park, St. Louis, MO Mon Sep 06 1965, 4:33 AM EDT Unknown			
Curt Flood, R OBP: 0.360, SLG: 0.408 Mike Shannon, R OBP: 0.292, SLG: 0.361	2-2 1B 1B		4-0 6-3 5-3 BB		0-0 4-3		0-0 4-3		0-0 1B	4	1	2	1	1	0	1				
Dick Groat, R OBP: 0.320, SLG: 0.320	0-0 1B		1-1 5-3		0-0 FC5 2B		0-0 HR BB 1B		0-0 FC6-4 1B	4	1	3	0	1	0	1				
Ken Boyer, R OBP: 0.333, SLG: 0.391 Phil Gagliano, R OBP: 0.321, SLG: 0.380	0-0 1B		0-0 6-3		2-1 E5		0-0 HR HR FC6-4 1B		0-0 G6-4-3 1B	1	0	1	1	0	0	0				
Bill White, L OBP: 0.369, SLG: 0.475	0-3 K2-3		0-0 4-3		1-2 F9		0-0 G6-4-3 1B		0-0 F6	5	0	1	0	0	1	4				
Julian Javier, R OBP: 0.256, SLG: 0.328	4-0 IBB		0-0 2B 1B		0-0 FC5		0-2 G6-4-3 1B		4-0 1B BB	3	1	1	0	2	0	3				
Bobby Tolan, L OBP: 0.250, SLG: 0.267	1-1 G3		1-0 1-H 2B		0-0 L3		1-0 S 1B HBP		0-0 F8	4	1	1	1	0	0	3				
Tim McCarver, L OBP: 0.331, SLG: 0.424		1-1 1-3		0-0 F5		0-0 1B 2B		0-0 1B HR 1B		5	2	3	1	0	0	1				
Tracy Stallard, R OBP: 0.094, SLG: 0.095		2-3 K		0-3 K		0-3 K		1-3 HR 1B		5	1	1	0	0	3	4				
<b>Inning Stats</b>	R: 2 E: 0 K: 1 S: 13	H: 3 LOB: 2 BB: 1 P: 21	R: 0 E: 0 K: 1 S: 6	H: 0 LOB: 0 BB: 0 P: 9	R: 0 E: 0 K: 0 S: 4	H: 0 LOB: 1 BB: 1 P: 9	R: 1 E: 0 K: 1 S: 9	H: 2 LOB: 1 BB: 0 P: 11	R: 0 E: 0 K: 0 S: 8	H: 1 LOB: 2 BB: 0 P: 11	R: 1 E: 0 K: 1 S: 7	H: 2 LOB: 1 BB: 0 P: 7	R: 6 E: 0 K: 0 S: 16	H: 7 LOB: 2 BB: 1 P: 25	R: 0 E: 0 K: 0 S: 4	H: 1 LOB: 2 BB: 1 P: 8	1B: 11 2B: 3 3B: 0 HR: 2	SF: 0 SAC: 0 DP: 1 HBP: 2	WP: 0 PB: 0 SB: 2 CS: 0	PA: 45
<b>PITCHER</b> Bo Belinsky, L ERA: 4.85 Gary Wagner, R ERA: 3.25 Grant Jackson, L ERA: 27.0 Ed Roebuck, R ERA: 3.4	IP: 6.0 WLS: L BF: 29 H: 8 R: 4 ER: 4 SO: 4 BB: 1 IBB: 0 HBP: 1 BLK: 0 WP: 0 HR: 0 S: 47 P: 68 ERA: 6.00 WHIP: 1.500															<b>PITCHER</b>				

Batter	1	2	3	4	5	6	7	8	9	AB	R	H	RBI	BB	SO	LOB	TOP										
<b>Adolfo Phillips, R</b> OBP: 0.316, SLG: 0.418 (1, 8)	 2B	 2B		 1-2		 2B		 HR	 BB	5	4	4	1	1	1	1											
<b>Tony Taylor, R</b> OBP: 0.292, SLG: 0.316 (1, 4)	 F9 2B 1B	 K	 6-3		 K		 1B	 1B	 K	6	2	1	0	0	3	6											
<b>Dick Allen, R</b> OBP: 0.385, SLG: 0.511 (1, 5)	 F9 2-3 1B	 1B		 S BB SF9 1B		 K		 E6 1-3 1B	 1-3	6	2	2	2	0	1	5											
<b>Dick Stuart, R</b> OBP: 0.298, SLG: 0.442 <b>Ruben Amaro, R</b> OBP: 0.310, SLG: 0.250 (1, 3) (8, 3)	 1B 1B	 6-3		 F9 2-3 1B		 1B		 5-3		5	0	2	2	0	0	4											
<b>Alex Johnson, R</b> OBP: 0.355, SLG: 0.476 (1, 7)	 F7 2-3 1B		 6-3		 2B BB		 1-2 1B	 FC6-4 2-3 1B		4	1	2	2	1	0	1											
<b>Johnny Callison, L</b> OBP: 0.327, SLG: 0.526 (1, 9)	 FC5-4 1-2 1B		 L7		 SF9 2-3 1B		 K	 F5 2-3 1B		4	0	1	1	0	1	3											
<b>Bobby Wine, R</b> OBP: 0.293, SLG: 0.308 (1, 6)	 FC5-4 1-2 1B		 F8		 2B		 K	 FC6-4 1-2 1B		5	0	1	1	0	1	3											
<b>Pat Corrales, R</b> OBP: 0.354, SLG: 0.345 (1, 2)		 F2		 WP 1B		 IBB		 L3	 1-3	4	0	1	0	1	0	0											
<b>Chris Short, R</b> OBP: 0.159, SLG: 0.159 (1, 1)		 2B 1B		 K		 L3		 1-3	 BB 1B	5	1	2	0	0	1	3											
<b>Inning Stats</b>	R: 2 E: 1 K: 0 S: 13	H: 3 LOB: 2 BB: 0 P: 20	R: 2 E: 0 K: 1 S: 9	H: 3 LOB: 1 BB: 0 P: 14	R: 0 E: 0 K: 0 S: 3	H: 0 LOB: 1 BB: 0 P: 3	R: 0 E: 0 K: 2 S: 8	H: 1 LOB: 1 BB: 0 P: 12	R: 2 E: 0 K: 0 S: 6	H: 2 LOB: 2 BB: 2 P: 14	R: 1 E: 0 K: 3 S: 12	H: 3 LOB: 0 BB: 0 P: 14	R: 0 E: 0 K: 1 S: 5	H: 0 LOB: 0 BB: 0 P: 5	R: 3 E: 1 K: 0 S: 7	H: 3 LOB: 1 BB: 0 P: 7	R: 0 E: 0 K: 1 S: 6	H: 1 LOB: 2 BB: 1 P: 12	1B: 11 2B: 4 3B: 0 HR: 1	SF: 1 SAC: 0 DP: 0 HBP: 0	WP: 1 PA: 48 PB: 0 SB: 1 CS: 0						
<b>PITCHER</b>	IP	WLS	BF	H	R	ER	SO	BB	IBB	HBP	BLK	WP	HR	S	P	ERA	WHIP										
<b>Curt Simmons, L</b> ERA: 4.03 (1, 1)	1.2	L	12	6	4	2	1	0	0	0	0	0	0	20	30	10.80	3.600										
<b>Earl Francis, R</b> ERA: 5.4 (2, 1)	3.1		16	4	3	2	2	1	1	0	0	1	0	20	34	5.40	1.500										
<b>Don Dennis, R</b> ERA: 2.63 (6, 1)	1.0		5	2	0	0	3	0	0	0	0	0	0	11	13	0.00	2.000										
<b>Dennis Aust, R</b> ERA: 3.83 (7, 1)	1.0		3	0	0	0	1	0	0	0	0	0	0	5	5	0.00	0.000										
<b>Barney Schultz, R</b> ERA: 3.83 (8, 1)	0.1		5	3	3	2	0	0	0	0	0	0	1	5	5	54.00	9.000										

Philadelphia Phillies @ St. Louis Cardinals  
Sportsman's Park, St. Louis, MO  
Mon Sep 06 1965, 4:38 AM EDT  
Att: 21,867 - Unknown

livebaseballscorecards.com

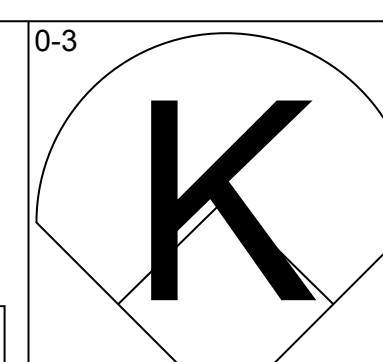
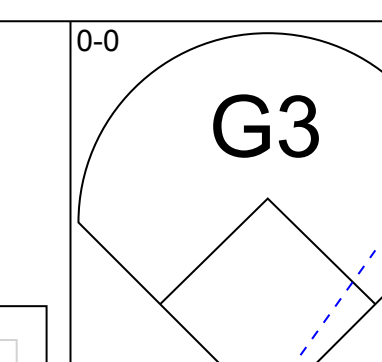
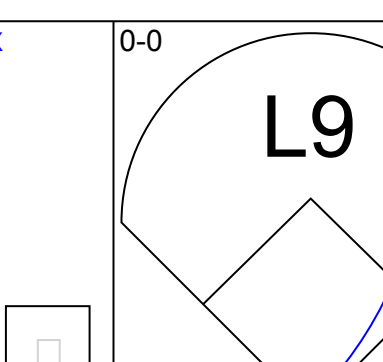
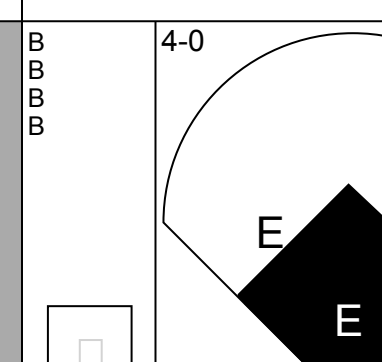
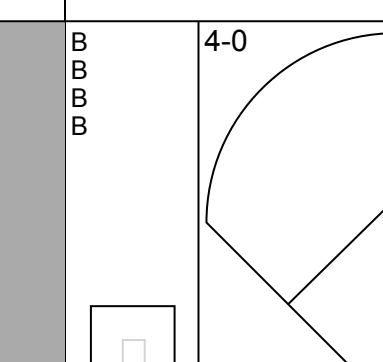
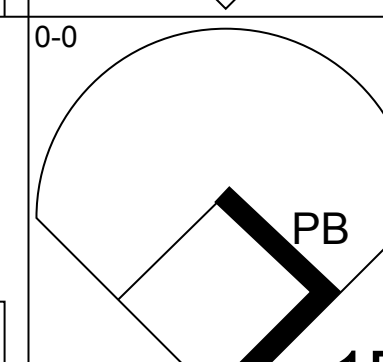
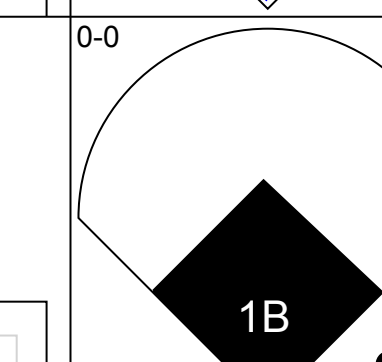
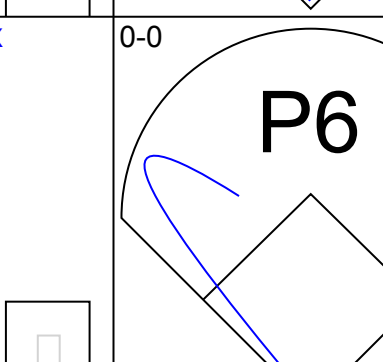
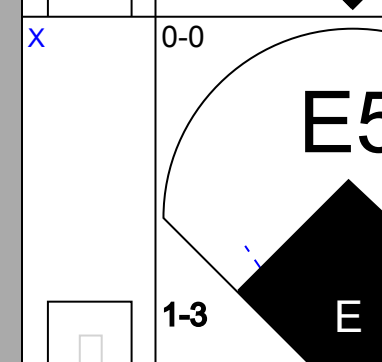
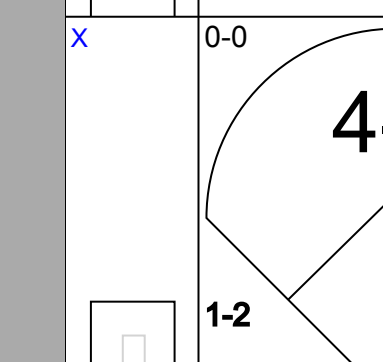
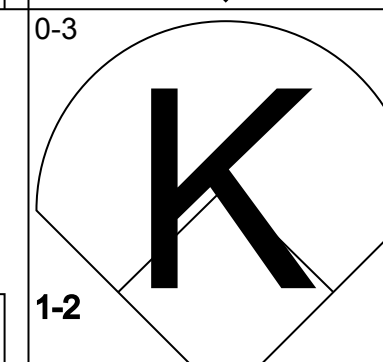
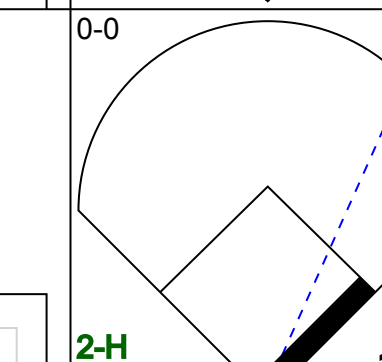
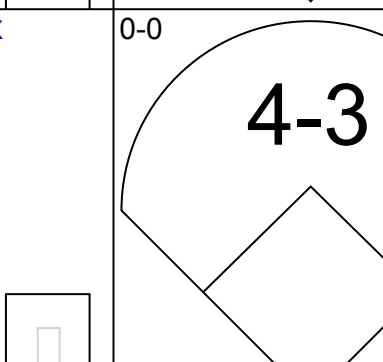
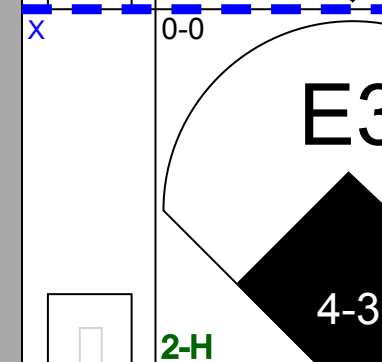
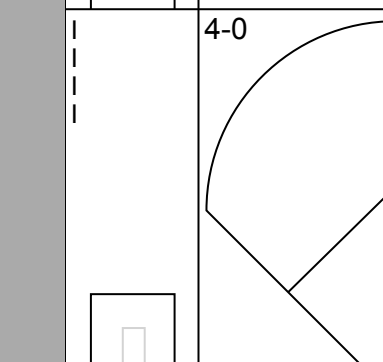
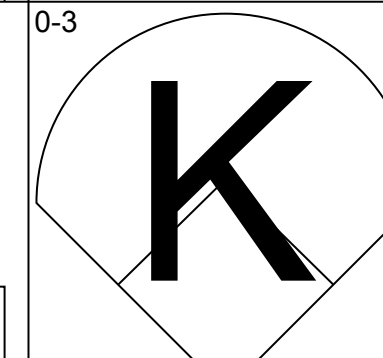
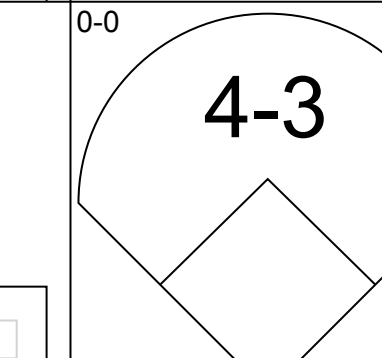

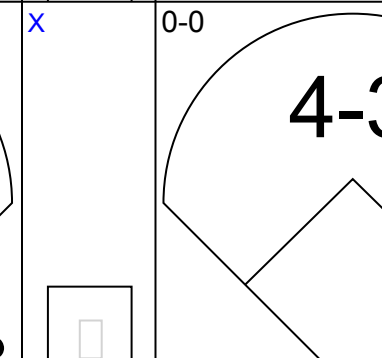
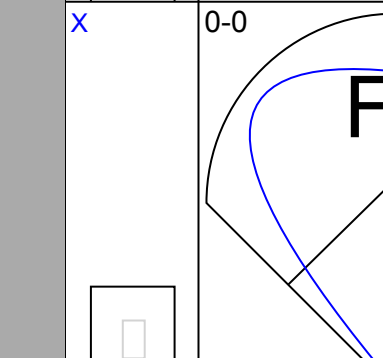
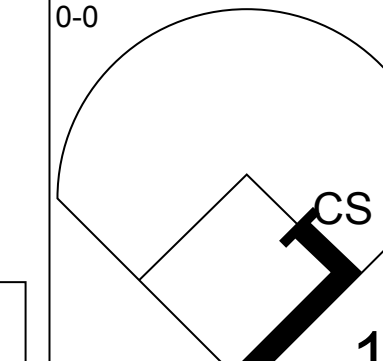
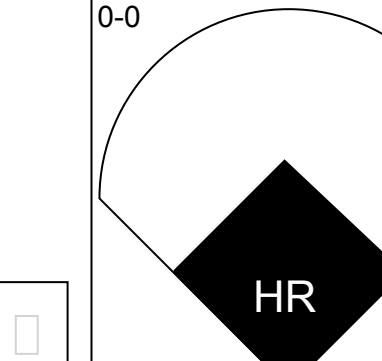
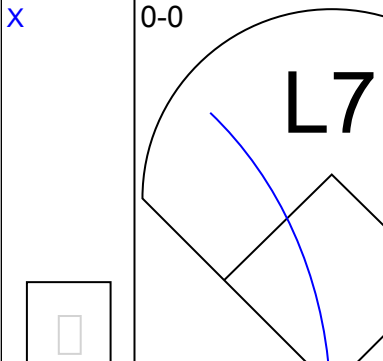
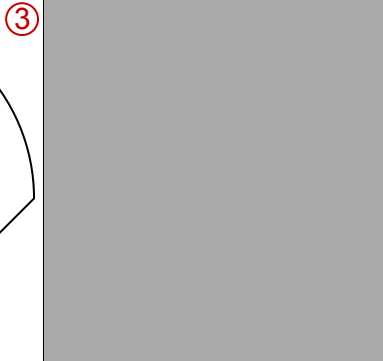
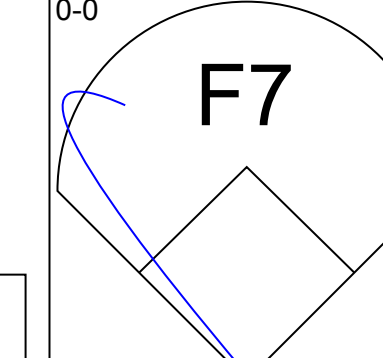
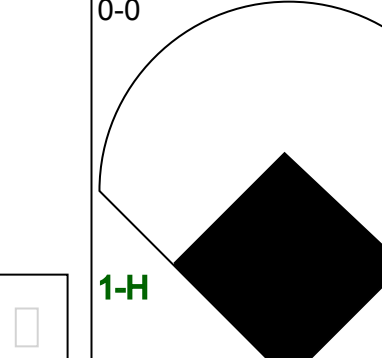
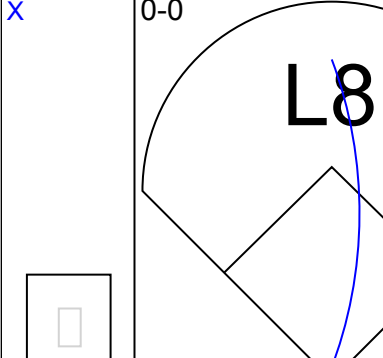
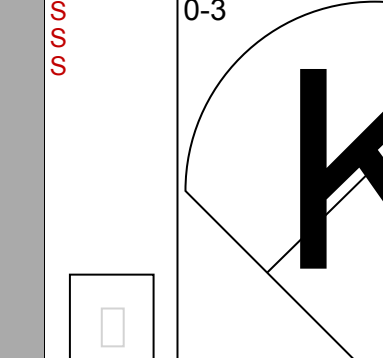
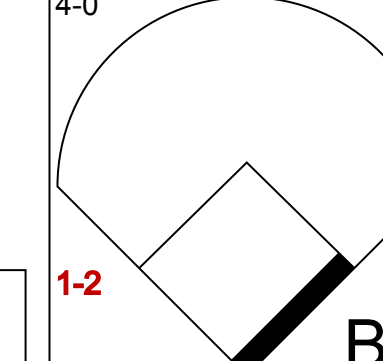
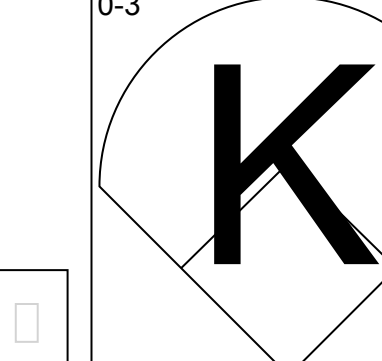
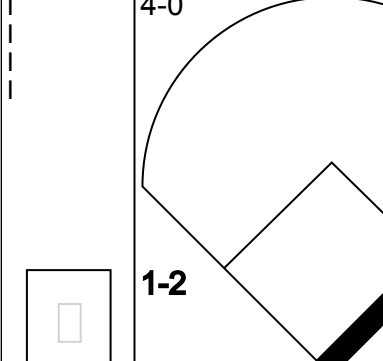
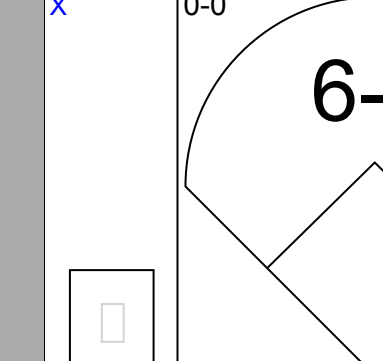
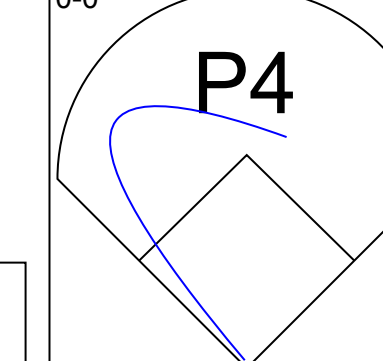
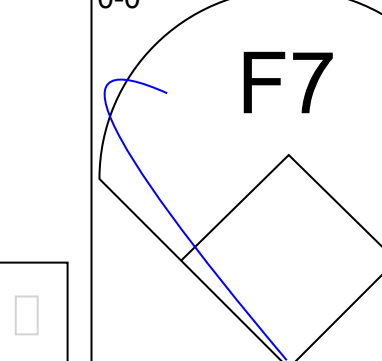
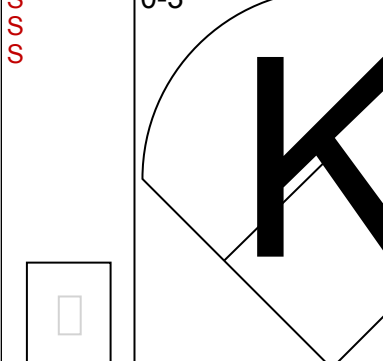
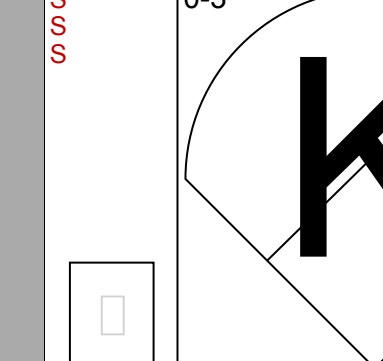
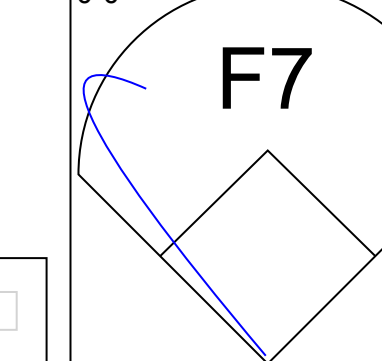

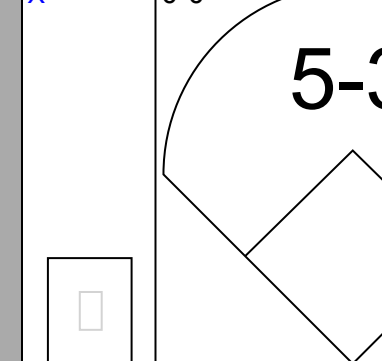
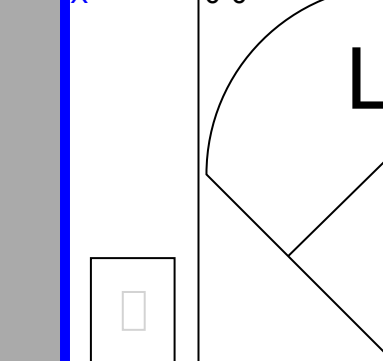
AB 44  
R 10  
H 16  
RBI 9  
BB 3  
SO 8  
LOB 26

Batter	1	2	3	4	5	6	7	8	9	AB	R	H	RBI	BB	SO	LOB	BOTTOM										
<b>Lou Brock, L</b> OBP: 0.348, SLG: 0.461 (1, 7)	 K		 FC4-6 1-2 1B			 L3	 HR		 F2	5	1	1	2	0	1	2											
<b>Julian Javier, R</b> OBP: 0.285, SLG: 0.333 <b>Barney Schultz, R</b> ERA: 5.4 (8, 1)	 CS BB		 G3			 1B	 1B		 FC6-4 2-3 1B	3	0	2	0	1	0	1											
<b>Hal Woodeshick, R</b> OBP: 0.143, SLG: 0.077 <b>Phil Gagliano, R</b> OBP: 0.322, SLG: 0.382 (9, PH)						 1B	 1B			0	0	0	0	0	0	0											
<b>Curt Flood, R</b> OBP: 0.359, SLG: 0.406 (1, 8)	 F2 1-2 1B				 F7			 F9 1-2 1B		5	0	1	0	0	0	4											
<b>Ken Boyer, R</b> OBP: 0.332, SLG: 0.390 (1, 5)		 F2			 F6		 2B 1B F6			4	1	1	0	0	0	2											
<b>Bill White, L</b> OBP: 0.368, SLG: 0.473 (1, 3)		 1B			 F7				 G3	4	0	1	0	0	1	1											
<b>Jerry Buchek, R</b> OBP: 0.276, SLG: 0.350 (8, 4)		 K				 L9		 2B BB	 G6-4-3 BB	2	1	0	0	2	1	1											
<b>Bobby Tolan, L</b> OBP: 0.250, SLG: 0.316 (7, 1)		 1-3				 G3		 1B 2B	 G6-4-3 1-2 1B	4	1	1	2	0	0	2											
<b>Bob Uecker, R</b> OBP: 0.345, SLG: 0.320 (1, 2)			 FC4-6 BB			 5-3		 6-3		3	0	1	0	1	0	1											
<b>Curt Simmons, L</b> OBP: 0.048, SLG: 0.083 (2, 1)										0	0	0	0	0	0	0											
<b>Earl Francis, R</b> (6, 1)										1	0	0	0	0	0	1											
<b>Don Dennis, R</b> OBP: 0.306, SLG: 0.500 (8, 1)										0	0	0	0	0	0	0											
<b>Mike Shannon, R</b> OBP: 0.297, SLG: 0.359 (7, 1)										1	0	0	0	0	0	0											
<b>Dennis Aust, R</b> (8, 6)										0	0	0	0	0	0	0											
<b>Dick Great, R</b> OBP: 0.321, SLG: 0.321 (8, 6)										2	1	1	0	1	1	1											
<b>Inning Stats</b>	R: 0 E: 0 K: 1 S: 4	H: 0 LOB: 0 BB: 1 P: 8	R: 0 E: 0 K: 1 S: 6	H: 1 LOB: 1 BB: 0 P: 6	R: 0 E: 0 K: 1 S: 5	H: 0 LOB: 1 BB: 1 P: 9	R: 0 E: 0 K: 0 S: 3	H: 0 LOB: 0 BB: 0 P: 3	R: 0 E: 0 K: 0 S: 3	H: 0 LOB: 0 BB: 0 P: 3	R: 0 E: 0 K: 0 S: 4	H: 1 LOB: 1 BB: 0 P: 4	R: 5 E: 0 K: 1 S: 15	H: 6 LOB: 2 BB: 1 P: 22	R: 0 E: 0 K: 0 S: 2	H: 0 LOB: 0 BB: 1 P: 6	R: 0 E: 0 K: 1 S: 7	H: 2 LOB: 2 BB: 0 P: 7	1B: 7 2B: 2 3B: 0 HR: 1	SF: 0 SAC: 0 DP: 1 HBP: 0	WP: 0 PA: 39 PB: 0 SB: 0 CS: 1						
<b>PITCHER</b>	IP	WLS	BF	H	R	ER	SO	BB	IBB	HBP	BLK	WP	HR	S	P	ERA	WHIP										
<b>Chris Short, L</b> ERA: 3.26 (1, 1)	9.0	W	39	10	5	5	5	4	0	0	0	0	1	49	68	5.00	1.556										

Philadelphia Phillies @ St. Louis Cardinals  
Sportsman's Park, St. Louis, MO  
Mon Sep 06 1965, 4:38 AM EDT  
Att: 21,867 - Unknown

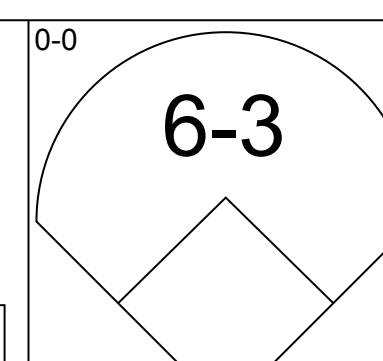
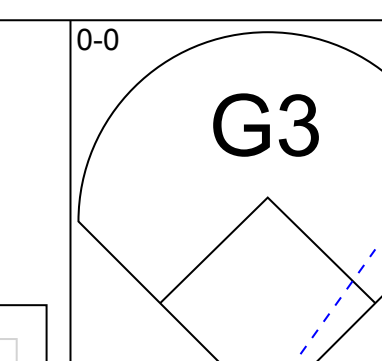


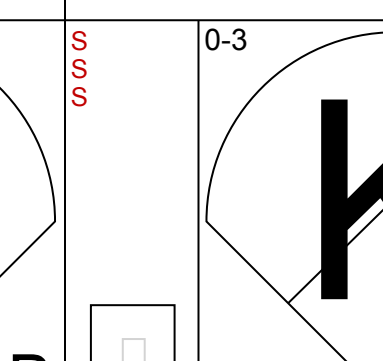
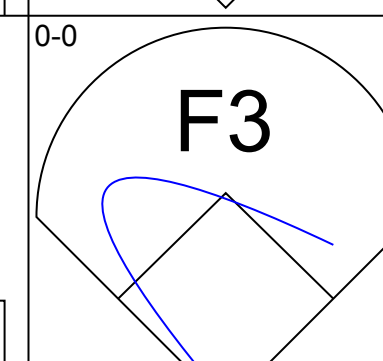
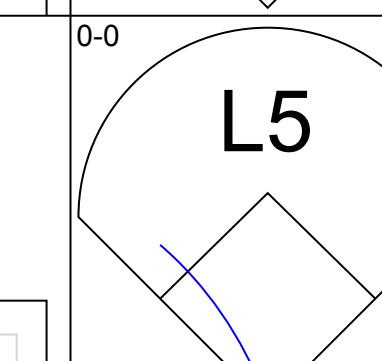


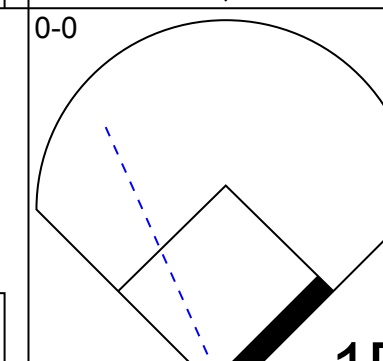
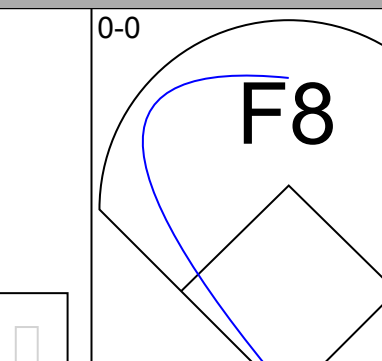
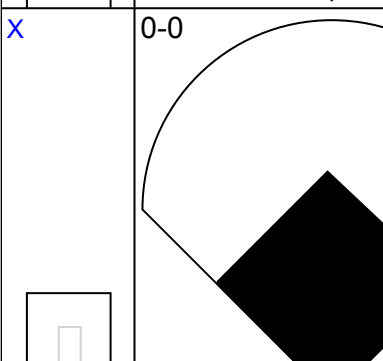
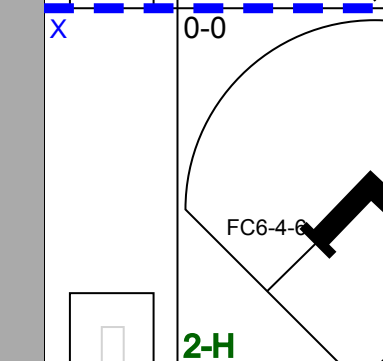
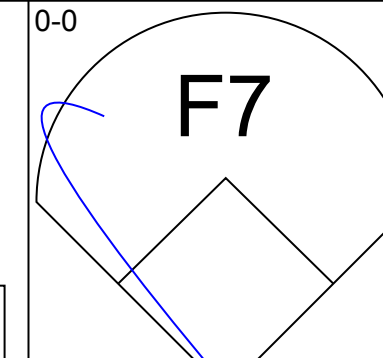
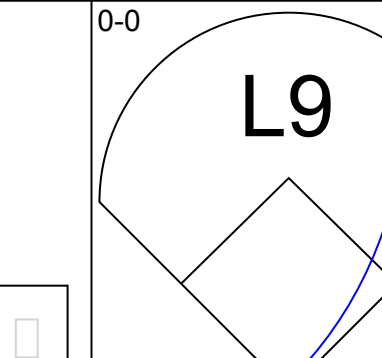
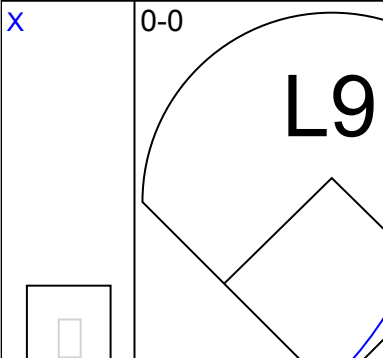
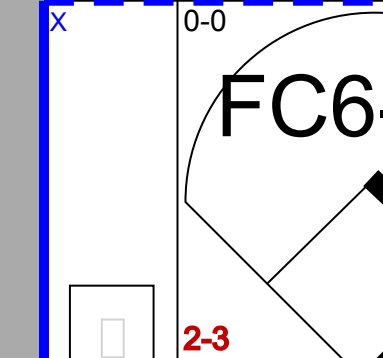
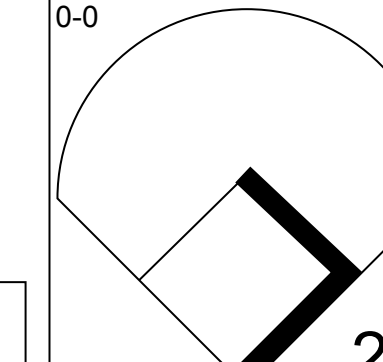
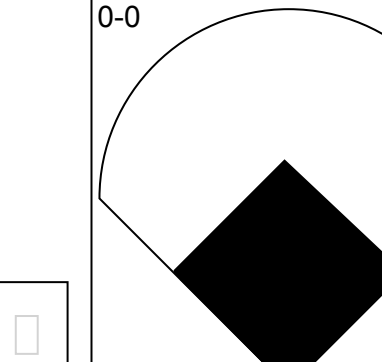

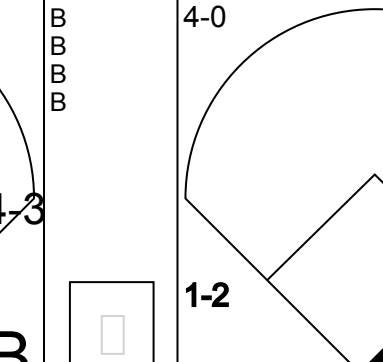

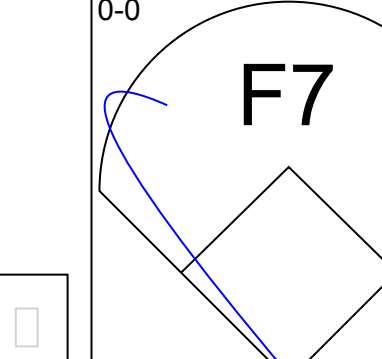

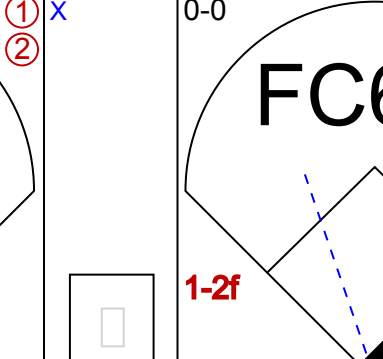
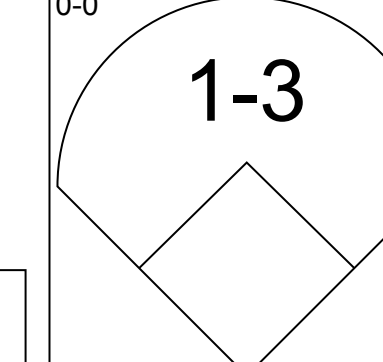
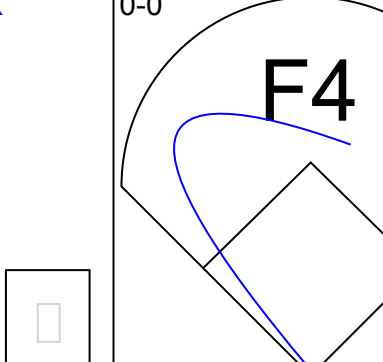
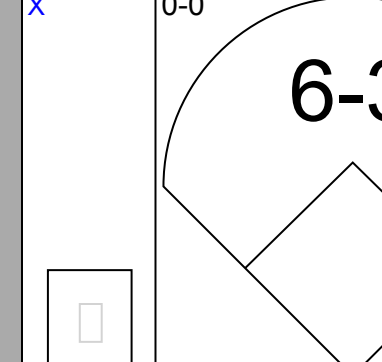
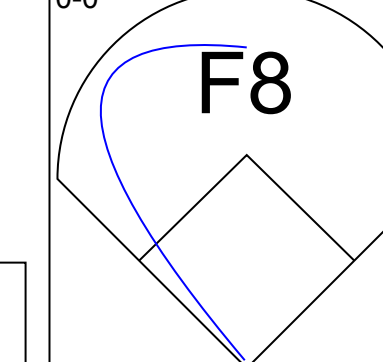
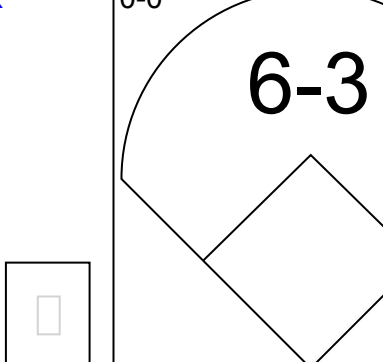
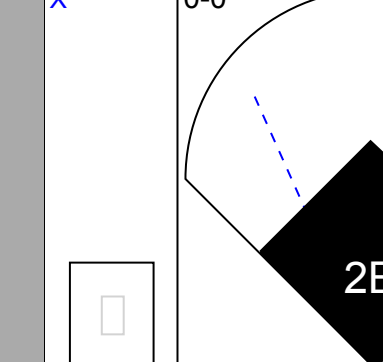
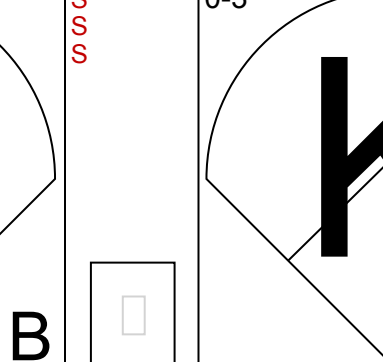
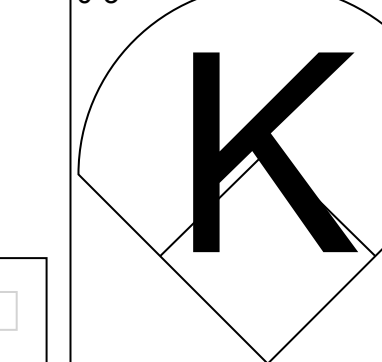
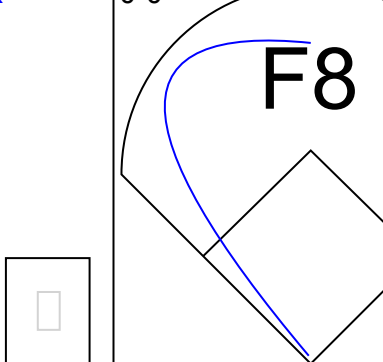

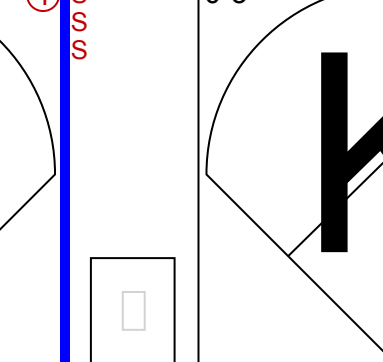
livebaseballscorecards.com

AB 35  
R 5  
H 10  
RBI 5  
BB 4  
SO 5  
LOB 16

Batter	1	2	3	4	5	6	7	8	9	AB	R	H	RBI	BB	SO	LOB	TOP			
John Briggs, L (1, 8) OBP: 0.359, SLG: 0.397 Adolfo Phillips, R (7, 8) OBP: 0.328, SLG: 0.418										3	1	0	0	1	1	0	Philadelphia Phillies @ Milwaukee Braves Milwaukee County Stadium, Milwaukee, WI Wed Sep 08 1965, 8:05 PM EDT Att: 3,417 - Unknown			
Cookie Rojas, R (1, 4) OBP: 0.353, SLG: 0.382										5	2	3	0	0	0	1				
Johnny Callison, L (1, 9) OBP: 0.329, SLG: 0.525										4	1	2	3	1	1	1				
Dick Allen, R (1, 5) OBP: 0.383, SLG: 0.509										5	0	1	1	0	1	4				
Tony Gonzalez, L (1, 7) OBP: 0.355, SLG: 0.495										4	1	2	0	0	0	1				
Dick Stuart, R (1, 3) OBP: 0.288, SLG: 0.447 Ruben Amaro, R (8, 3) OBP: 0.310, SLG: 0.250										4	1	1	2	0	1	2				
Bobby Wine, R (1, 6) OBP: 0.295, SLG: 0.306										2	0	0	0	2	1	0				
Pat Corrales, R (1, 2) OBP: 0.345, SLG: 0.336 Jack Baldschun, R (8, 1) OBP: 0.159, SLG: 0.159										4	0	0	0	0	2	3				
Ray Culp, R (1, 1) OBP: 0.145, SLG: 0.078 Clay Dalrymple, L (8, 2) OBP: 0.293, SLG: 0.287										3	0	0	0	0	1	0				
<b>Inning Stats</b>	R: 0 E: 0 K: 3 S: 10	H: 1 LOB: 1 BB: 0 P: 10	R: 0 E: 0 K: 0 S: 3	H: 1 LOB: 1 BB: 1 P: 7	R: 1 E: 0 K: 0 S: 5	H: 2 LOB: 1 BB: 0 P: 5	R: 2 E: 0 K: 2 S: 9	H: 2 LOB: 0 BB: 0 P: 9	R: 0 E: 0 K: 1 S: 6	H: 1 LOB: 2 BB: 1 P: 10	R: 3 E: 2 K: 0 S: 5	H: 2 LOB: 0 BB: 1 P: 9	R: 0 E: 0 K: 2 S: 7	H: 0 LOB: 2 BB: 2 P: 7	R: 0 E: 0 K: 0 S: 3	H: 0 LOB: 2 BB: 11 P: 11		1B: 7 2B: 1 3B: 0 HR: 1	SF: 0 SAC: 0 DP: 0 HBP: 0	WP: 0 PB: 1 SB: 1 CS: 1
<b>PITCHER</b>	IP WLS BF H R ER SO BB IBB HBP BLK WP HR S P ERA WHIP																			
Ken Johnson, R (1, 1) ERA: 3.51	6.1 L 29 8 5 4 6 2 1 0 0 0 0 1 38 50 5.68 1.579																			
Denny Lemaster, L (7, 1) ERA: 4.85	1.2 6 1 1 0 2 0 0 0 0 0 0 0 10 10 0.00 0.600																			
Dan Osinski, R (9, 1) ERA: 3.03	1.0 5 0 0 0 0 1 1 0 0 0 0 0 3 11 0.00 1.000																			

AB	35
R	6
H	9
RBI	6
BB	5
SO	8
LOB	12



Batter	1	2	3	4	5	6	7	8	9	AB	R	H	RBI	BB	SO	LOB	BOTTOM					
Rico Carty, R (1, 7) OBP: 0.366, SLG: 0.519										5	1	1	0	0	1	1	Philadelphia Phillies @ Milwaukee Braves Milwaukee County Stadium, Milwaukee, WI Wed Sep 08 1965, 8:05 PM EDT Att: 3,417 - Unknown					
Mack Jones, L (1, 8) OBP: 0.313, SLG: 0.525										4	1	1	1	0	0	0						
Hank Aaron, R (1, 9) OBP: 0.389, SLG: 0.573										4	1	3	3	0	0	0						
Eddie Mathews, L (1, 5) Gene Oliver, R (8, PH) Sandy Alomar Sr., S (8, PH)										3	0	0	0	0	0	1						
Joe Torre, R (1, 2) OBP: 0.377, SLG: 0.509										2	1	2	1	2	0	0						
Felipe Alou, R (1, 3) OBP: 0.337, SLG: 0.487										4	0	0	0	0	1	4						
Frank Bolling, R (1, 4) OBP: 0.299, SLG: 0.358										4	0	1	0	0	0	1						
Woody Woodward, R (1, 6) Miguel de la Hoz, R (5, PH)										1	0	0	0	0	0	1						
Ken Johnson, R (1, 1) Denny Lemaster, R (7, 1) Ty Cline, L (8, PH) Dan Osinski, R (9, 1) Frank Thomas, R (8, PH)										2	0	0	0	0	1	0						
<b>Inning Stats</b>	R: 0 E: 0 K: 0 S: 4	H: 1 LOB: 1 BB: 0 P: 4	R: 0 E: 0 K: 1 S: 6	H: 1 LOB: 0 BB: 0 P: 6	R: 0 E: 0 K: 1 S: 5	H: 0 LOB: 0 BB: 0 P: 5	R: 1 E: 0 K: 0 S: 4	H: 1 LOB: 0 BB: 0 P: 4	R: 0 E: 0 K: 0 S: 3	H: 0 LOB: 0 BB: 0 P: 3	R: 1 E: 0 K: 0 S: 4	H: 1 LOB: 0 BB: 1 P: 4	R: 0 E: 0 K: 0 S: 2	H: 0 LOB: 2 BB: 1 P: 6	R: 3 E: 0 K: 0 S: 7	H: 4 LOB: 2 BB: 1 P: 11		R: 0 E: 0 K: 3 S: 10	H: 1 LOB: 1 BB: 0 P: 10	1B: 4 2B: 3 3B: 0 HR: 2	SF: 0 SAC: 0 DP: 1 HBP: 0	WP: 0 PB: 0 SB: 1 CS: 0
<b>PITCHER</b>	IP WLS BF H R ER SO BB IBB HBP BLK WP HR S P ERA WHIP																					
Ray Culp, R (1, 1) ERA: 3.41	7.1 W 29 7 5 5 2 1 0 0 0 0 0 2 32 36 6.14 1.091																					
Jack Baldschun, R (8, 1) ERA: 4.04	0.0 1 1 0 0 0 0 0 0 0 0 0 0 1 1 ∞ ∞																					
Chris Short, L (8, 1) ERA: 3.24	1.2 S 7 1 0 0 3 1 0 0 0 0 0 0 12 16 0.00 1.200																					







Batter	1	2	3	4	5	6	7	8	9	AB	R	H	RBI	BB	SO	LOB	TOP			
Rico Carty, R OBP: 0.359, SLG: 0.506 (1, 7)			E8 FC6-2 2B	K		K			K	5	1	2	0	0	3	2	<b>Milwaukee Braves @ Philadelphia Phillies</b> Connie Mack Stadium, Philadelphia, PA Mon Sep 13 1965, 7:05 PM EDT Att: 5,647 - Unknown <a href="http://livebaseballscorecards.com">livebaseballscorecards.com</a>			
Eddie Mathews, L OBP: 0.346, SLG: 0.475 (1, 5)			F2				P6		6-3	5	1	1	0	0	0	2				
Hank Aaron, R OBP: 0.389, SLG: 0.573 (1, 9)	K		FC6-2 S		3-1 2H 1B 2B					4	1	2	1	0	1	2				
Joe Torre, R OBP: 0.380, SLG: 0.504 (1, 2)					3-1					3	0	2	1	1	0	1				
Mack Jones, L OBP: 0.314, SLG: 0.518 (1, 8)			4-3		E S 1B		K			3	0	1	1	1	1	3				
Felipe Alou, R OBP: 0.338, SLG: 0.490 (1, 3)	4-3			1-0 1B HBP	3-H 1B			K		1	0	0	0	0	0	2				
Gene Oliver, R OBP: 0.325, SLG: 0.466 (4, 3)									K	2	0	0	0	0	2	1				
Frank Bolling, R OBP: 0.299, SLG: 0.359 (1, 4)									F6	4	0	2	0	0	0	1				
Sandy Alomar Sr., S OBP: 0.286, SLG: 0.290 (8, PH)									F9	3	0	0	0	0	1	3				
Johnny Blanchard, L OBP: 0.260, SLG: 0.263 (8, 6)										1	0	0	0	0	0	0				
Woody Woodward, R OBP: 0.269, SLG: 0.249 (8, 6)										0	0	0	0	0	0	0				
Ken Johnson, R OBP: 0.122, SLG: 0.149 (1, 1)										3	0	0	0	0	3	3				
Phil Niekro, R OBP: 0.125, SLG: 0.125 (7, 1)										0	0	0	0	0	0	0				
Jesse Gonder, L OBP: 0.310, SLG: 0.389 (9, PH)									F7	1	0	0	0	0	0	0				
<b>Inning Stats</b>	R: 1 E: 0 K: 1 S: 7	H: 2 LOB: 2 BB: 1 P: 11	R: 0 E: 0 K: 1 S: 5	H: 1 LOB: 0 BB: 0 P: 5	R: 0 E: 2 K: 0 S: 4	H: 1 LOB: 2 BB: 1 P: 8	R: 0 E: 0 K: 2 S: 8	H: 3 LOB: 1 BB: 0 P: 9	R: 2 E: 0 K: 3 S: 9	H: 0 LOB: 0 BB: 0 P: 9	R: 0 E: 0 K: 1 S: 6	H: 2 LOB: 1 BB: 0 P: 6	R: 0 E: 0 K: 1 S: 5	H: 0 LOB: 0 BB: 0 P: 5	R: 0 E: 0 K: 1 S: 5	H: 0 LOB: 0 BB: 0 P: 5		1B: 7 2B: 3 3B: 0 HR: 0	SF: 0 SAC: 0 DP: 0 HBP: 1	WP: 0 PB: 0 SB: 2 CS: 2
<b>PITCHER</b> Ray Culp, R ERA: 3.39 (1, 1)	IP: 9.0 WLS: W BF: 38 H: 10 R: 3 ER: 3 SO: 11 BB: 1 IBB: 1 HBP: 1 BLK: 0 WP: 0 HR: 0 S: 57 P: 66 ERA: 3.00 WHIP: 1.222	<b>PITCHER</b>																		


Batter	1	2	3	4	5	6	7	8	9	AB	R	H	RBI	BB	SO	LOB	BOTTOM				
Dick Allen, R OBP: 0.379, SLG: 0.505 (1, 5)	K									5	1	2	0	0	1	2	<b>Milwaukee Braves @ Philadelphia Phillies</b> Connie Mack Stadium, Philadelphia, PA Mon Sep 13 1965, 7:05 PM EDT Att: 5,647 - Unknown <a href="http://livebaseballscorecards.com">livebaseballscorecards.com</a>				
Johnny Callison, L OBP: 0.328, SLG: 0.520 (1, 9)	L8		F7							5	1	2	0	0	1	1					
Wes Covington, L OBP: 0.317, SLG: 0.495 (1, 7)										5	0	1	0	0	3	4					
Adolfo Phillips, R OBP: 0.322, SLG: 0.411 (9, 8)										0	0	0	0	0	0	0					
Dick Stuart, R OBP: 0.298, SLG: 0.453 (1, 3)										4	0	0	1	0	0	2					
Tony Gonzalez, L OBP: 0.352, SLG: 0.485 (1, 8)										3	1	1	0	1	0	0					
Clay Dalrymple, L OBP: 0.300, SLG: 0.304 (1, 2)										3	1	2	2	1	0	1					
Tony Taylor, R OBP: 0.297, SLG: 0.326 (1, 4)										4	0	2	0	0	1	4					
Bobby Wine, R OBP: 0.291, SLG: 0.299 (1, 6)										3	0	1	0	1	0	5					
Ray Culp, R OBP: 0.153, SLG: 0.091 (1, 1)										4	0	1	1	0	3	4					
<b>Inning Stats</b>	R: 0 E: 0 K: 1 S: 6	H: 1 LOB: 1 BB: 0 P: 6	R: 1 E: 0 K: 0 S: 6	H: 3 LOB: 2 BB: 0 P: 6	R: 0 E: 0 K: 1 S: 5	H: 0 LOB: 0 BB: 0 P: 5	R: 0 E: 0 K: 1 S: 6	H: 1 LOB: 2 BB: 1 P: 10	R: 2 E: 1 K: 2 S: 10	H: 2 LOB: 3 BB: 2 P: 18	R: 0 E: 0 K: 2 S: 8	H: 1 LOB: 1 BB: 0 P: 8	R: 1 E: 1 K: 1 S: 8	H: 3 LOB: 2 BB: 0 P: 8	R: 0 E: 0 K: 1 S: 5	H: 1 LOB: 0 BB: 0 P: 5		1B: 11 2B: 0 3B: 0 HR: 1	SF: 0 SAC: 0 DP: 1 HBP: 0	WP: 1 PB: 0 SB: 0 CS: 0	PA: 39
<b>PITCHER</b> Ken Johnson, R ERA: 3.5 (1, 1)	IP: 6.0 WLS: L BF: 9 H: 4 R: 3 ER: 1 SO: 7 BB: 1 IBB: 2 HBP: 0 BLK: 0 WP: 0 HR: 1 S: 41 P: 53 ERA: 4.50 WHIP: 2.000	<b>PITCHER</b>																			



Batter	1	2	3	4	5	6	7	8	9	AB	R	H	RBI	BB	SO	LOB	TOP			
Mack Jones, L OBP: 0.311, SLG: 0.513 (1, 8)	F9		P4			K			P4	4	0	0	0	0	1	0				
Eddie Mathews, L OBP: 0.346, SLG: 0.476 (1, 5)	P5			G3					K	4	0	1	0	0	1	0				
Hank Aaron, R OBP: 0.387, SLG: 0.570 (1, 9)	K			K					P3	3	0	0	0	0	2	1				
Jesse Gonder, L OBP: 0.310, SLG: 0.395 (1, 2)				F5					4-3	3	0	1	0	0	0	1				
Johnny Blanchard, L OBP: 0.256, SLG: 0.258 (1, 7)				5-3					F4	3	0	0	0	0	1	2				
Joe Torre, R OBP: 0.378, SLG: 0.501 (1, 3)	L5					K				3	0	0	0	0	2	1				
Frank Bolling, R OBP: 0.297, SLG: 0.357 (1, 4)	K					5-3			P6	3	0	0	0	0	1	1				
Woody Woodward, R OBP: 0.208, SLG: 0.248 (6, PH)				K					P6	1	0	0	0	0	1	0				
Miguel de la Hoz, R OBP: 0.299, SLG: 0.331 (6, 6)						2-3				2	0	0	0	0	0	0				
Hank Fischer, R OBP: 0.125, SLG: 0.125 (6, PH)				6-3					L3	1	0	0	0	0	0	0				
Don Dillard, L OBP: 0.133, SLG: 0.333 (6, 1)						F2				1	0	0	0	0	0	0				
Denny Lemaster, R OBP: 0.150, SLG: 0.132 (6, 1)										0	0	0	0	0	0	0				
Ty Cline, L OBP: 0.250, SLG: 0.250 (6, PH)										1	0	0	0	0	0	0				
<b>Inning Stats</b>	R: 0 E: 0 K: 1 S: 5	H: 0 LOB: 0 BB: 0 P: 5	R: 0 E: 0 K: 1 S: 6	H: 1 LOB: 1 BB: 0 P: 6	R: 0 E: 0 K: 1 S: 5	H: 0 LOB: 0 BB: 0 P: 5	R: 0 E: 0 K: 1 S: 5	H: 0 LOB: 0 BB: 0 P: 5	R: 0 E: 0 K: 2 S: 7	H: 0 LOB: 0 BB: 0 P: 7	R: 0 E: 0 K: 0 S: 4	H: 1 LOB: 1 BB: 0 P: 4	R: 0 E: 0 K: 1 S: 5	H: 0 LOB: 0 BB: 0 P: 5	R: 0 E: 0 K: 1 S: 5	H: 0 LOB: 0 BB: 0 P: 5	1B: 0 2B: 2 3B: 0 HR: 0	SF: 0 SAC: 0 DP: 0 HBP: 0	WP: 0 PB: 0 CS: 0	PA: 29
<b>PITCHER</b> Jim Bunning, R ERA: 2.71 (1, 1)	IP: 9.0 WLS: W BF: 29 H: 2 R: 0 ER: 0 SO: 9 BB: 0 IBB: 0 HBP: 0 BLK: 0 WP: 0 HR: 0 S: 47 P: 47 ERA: 0.00 WHIP: 0.222																			

**Milwaukee Braves @ Philadelphia Phillies**  
 Connie Mack Stadium, Philadelphia, PA  
 Tue Sep 14 1965, 7:05 PM EDT  
 Att: 11,050 - Unknown

AB	29
R	0
H	2
RBI	0
BB	0
SO	9
LOB	6



Batter	1	2	3	4	5	6	7	8	9	AB	R	H	RBI	BB	SO	LOB	BOTTOM			
Dick Allen, R OBP: 0.380, SLG: 0.505 (1, 5)	HR		F3					G4-3		4	1	2	0	0	0	1				
Johnny Callison, L OBP: 0.327, SLG: 0.524 (1, 9)	HR		F5					F8		4	1	1	2	0	1	1				
Wes Covington, L OBP: 0.318, SLG: 0.495 (6, PH)	1-4-3									2	0	1	0	0	0	0				
Alex Johnson, R OBP: 0.352, SLG: 0.472 (7, 7)										1	0	0	0	0	0	0				
Dick Stuart, R OBP: 0.297, SLG: 0.450 (9, 3)	K									3	0	0	0	0	3	1				
Ruben Amaro, R OBP: 0.310, SLG: 0.250 (9, 3)										0	0	0	0	0	0	0				
Tony Gonzalez, L OBP: 0.352, SLG: 0.484 (1, 8)										3	0	1	0	0	1	0				
Clay Dalrymple, L OBP: 0.297, SLG: 0.300 (1, 2)										3	0	0	0	0	1	1				
Tony Taylor, R OBP: 0.298, SLG: 0.324 (1, 4)										2	0	0	0	1	0	0				
Bobby Wine, R OBP: 0.289, SLG: 0.296 (1, 6)										3	0	0	0	0	1	0				
Jim Bunning, R OBP: 0.222, SLG: 0.267 (1, 1)										3	0	1	0	0	1	0				
<b>Inning Stats</b>	R: 2 E: 0 K: 2 S: 10	H: 3 LOB: 1 BB: 0 P: 10	R: 0 E: 0 K: 1 S: 5	H: 0 LOB: 0 BB: 0 P: 5	R: 0 E: 0 K: 1 S: 6	H: 1 LOB: 1 BB: 0 P: 6	R: 0 E: 0 K: 0 S: 2	H: 0 LOB: 0 BB: 1 P: 6	R: 0 E: 0 K: 2 S: 8	H: 1 LOB: 1 BB: 0 P: 8	R: 0 E: 0 K: 2 S: 7	H: 0 LOB: 0 BB: 0 P: 7	R: 0 E: 0 K: 0 S: 3	H: 0 LOB: 0 BB: 0 P: 3	R: 0 E: 0 K: 0 S: 3	H: 1 LOB: 0 BB: 0 P: 3	1B: 5 2B: 0 3B: 0 HR: 1	SF: 0 SAC: 0 DP: 1 HBP: 0	WP: 1 PB: 0 SB: 1 CS: 1	PA: 30
<b>PITCHER</b> Hank Fischer, R ERA: 4.11 Denny Lemaster, L ERA: 4.74 (6, 1)	IP: 5.0 WLS: L BF: 20 H: 5 R: 2 ER: 2 SO: 6 BB: 1 IBB: 0 HBP: 0 BLK: 0 WP: 1 HR: 1 S: 31 P: 35 ERA: 3.60 WHIP: 1.200																			

**Milwaukee Braves @ Philadelphia Phillies**  
 Connie Mack Stadium, Philadelphia, PA  
 Tue Sep 14 1965, 7:05 PM EDT  
 Att: 11,050 - Unknown

AB	28
R	2
H	6
RBI	2
BB	1
SO	8
LOB	4





Batter	1	2	3	4	5	6	7	8	9	AB	R	H	RBI	BB	SO	LOB	TOP					
Rico Carty, R OBP: 0.360, SLG: 0.512 Felipe Alou, R OBP: 0.339, SLG: 0.490 Don Dillard, L OBP: 0.133, SLG: 0.333	5-3		1B 2B		6-3		K		2B	5	0	2	0	0	1	3	<b>Milwaukee Braves @ Philadelphia Phillies</b> Connie Mack Stadium, Philadelphia, PA Wed Sep 15 1965, 7:05 PM EDT Att: 10,932 - Unknown <a href="http://livebaseballscorecards.com">livebaseballscorecards.com</a>					
Billy Cowan, R OBP: 0.215, SLG: 0.320 Eddie Mathews, L OBP: 0.345, SLG: 0.474	1B		2H 1B			P4	E6		P5	3	0	2	0	0	0	0						
Hank Aaron, R OBP: 0.389, SLG: 0.574	F8			5-3 BB		1B 2B			2B	3	1	2	1	1	0	1						
Joe Torre, R OBP: 0.378, SLG: 0.501	1B			5-3		2B 1B			F9	4	0	2	1	0	0	2						
Frank Thomas, R OBP: 0.240, SLG: 0.333		6-3		F8		F6			L7	4	0	0	0	0	0	2						
Miguel de la Hoz, R OBP: 0.304, SLG: 0.342			G1-6-3 1B	5-3					F9	4	0	2	0	0	0	1						
Frank Bolling, R OBP: 0.295, SLG: 0.354			G1-6-3 1B		F8				F6	4	0	0	0	0	0	1						
Sandy Alomar Sr., S OBP: 0.263, SLG: 0.287 Jim Beauchamp, R OBP: 0.254, SLG: 0.204 Woody Woodward, R OBP: 0.209, SLG: 0.243 Denis Menke, R OBP: 0.317, SLG: 0.409 Dan Osinski, R OBP: 0.200, SLG: 0.200			F9			K			6-3	1	0	0	0	0	0	0						
Tony Cloninger, R OBP: 0.147, SLG: 0.242 Gene Oliver, R OBP: 0.326, SLG: 0.470 Ty Cline, L OBP: 0.249, SLG: 0.249			F4						K	2	0	1	0	0	0	0						
<b>Inning Stats</b>	R: 0 E: 0 K: 0 S: 4	H: 2 LOB: 2 BB: 0 P: 4	R: 0 E: 0 K: 0 S: 3	H: 1 LOB: 0 BB: 0 P: 3	R: 0 E: 0 K: 0 S: 4	H: 2 LOB: 2 BB: 0 P: 4	R: 0 E: 0 K: 0 S: 3	H: 0 LOB: 1 BB: 1 P: 7	R: 0 E: 0 K: 1 S: 6	H: 1 LOB: 1 BB: 0 P: 6	R: 1 E: 0 K: 0 S: 5	H: 3 LOB: 2 BB: 0 P: 5	R: 3 E: 1 K: 1 S: 9	H: 3 LOB: 1 BB: 0 P: 9	R: 0 E: 0 K: 0 S: 3	H: 0 LOB: 0 BB: 0 P: 3		R: 0 E: 0 K: 1 S: 6	H: 1 LOB: 1 BB: 0 P: 6	1B: 7 2B: 6 3B: 0 HR: 0	SF: 0 SAC: 0 DP: 1 HBP: 0	WP: 0 PB: 0 CS: 0
<b>PITCHER</b>	IP	WLS	BF	H	R	ER	SO	BB	IBB	HBP	BLK	WP	HR	S	P	ERA	WHIP					
Chris Short, L ERA: 3.11 Gary Wagner, R ERA: 3.23 Fergie Jenkins, R ERA:	6.1	L	27	11	3	1	1	1	0	0	0	0	0	28	32	1.42	1.895					



Batter	1	2	3	4	5	6	7	8	9	AB	R	H	RBI	BB	SO	LOB	BOTTOM					
Dick Allen, R OBP: 0.378, SLG: 0.501	K		K	P4			L8			4	0	0	0	0	2	2	<b>Milwaukee Braves @ Philadelphia Phillies</b> Connie Mack Stadium, Philadelphia, PA Wed Sep 15 1965, 7:05 PM EDT Att: 10,932 - Unknown <a href="http://livebaseballscorecards.com">livebaseballscorecards.com</a>					
Johnny Callison, L OBP: 0.327, SLG: 0.522	K		1B		F7		F3			4	0	1	0	0	1	0						
Wes Covington, L OBP: 0.325, SLG: 0.514	HR		1B		K		1B			4	1	3	1	0	1	0						
Dick Stuart, R OBP: 0.294, SLG: 0.446	K		K		F8		K			4	0	0	0	0	3	3						
Tony Gonzalez, L OBP: 0.354, SLG: 0.483		1B		SH1-3 BB		P6		L8		3	1	1	0	1	0	1						
Clay Dalrymple, L OBP: 0.294, SLG: 0.297	F2		SH1-3		K		L9			3	0	0	0	0	1	1						
Tony Taylor, R OBP: 0.297, SLG: 0.322	F9		WP BB 1B		5-3		F9			4	0	1	1	0	0	1						
Bobby Wine, R OBP: 0.290, SLG: 0.295 John Briggs, L OBP: 0.359, SLG: 0.395 Ruben Amaro, R OBP: 0.310, SLG: 0.250 Alex Johnson, R OBP: 0.351, SLG: 0.470		6-3		WP BB		F3		6-3		1	0	0	0	1	0	1						
Chris Short, R OBP: 0.149, SLG: 0.149 Gary Wagner, R OBP: 0.391, SLG: 0.182 John Herrnstein, L OBP: 0.231, SLG: 0.276 Fergie Jenkins, R			K		K		F9			2	0	0	0	0	2	2						
<b>Inning Stats</b>	R: 1 E: 0 K: 3 S: 10	H: 1 LOB: 0 BB: 0 P: 10	R: 0 E: 0 K: 0 S: 4	H: 1 LOB: 1 BB: 0 P: 4	R: 0 E: 0 K: 3 S: 11	H: 2 LOB: 2 BB: 0 P: 11	R: 1 E: 0 K: 1 S: 6	H: 1 LOB: 2 BB: 2 P: 14	R: 0 E: 0 K: 1 S: 5	H: 0 LOB: 0 BB: 0 P: 5	R: 0 E: 0 K: 1 S: 5	H: 0 LOB: 0 BB: 0 P: 5	R: 0 E: 0 K: 0 S: 3	H: 0 LOB: 0 BB: 0 P: 3	R: 0 E: 0 K: 1 S: 6	H: 1 LOB: 1 BB: 0 P: 6		R: 0 E: 0 K: 0 S: 3	H: 0 LOB: 0 BB: 0 P: 3	1B: 5 2B: 0 3B: 0 HR: 1	SF: 0 SAC: 1 DP: 0 HBP: 0	WP: 1 PB: 0 CS: 0
<b>PITCHER</b>	IP	WLS	BF	H	R	ER	SO	BB	IBB	HBP	BLK	WP	HR	S	P	ERA	WHIP					
Tony Cloninger, R ERA: 3.39 Dan Osinski, R ERA: 2.91	6.0	W	25	5	2	2	9	2	0	0	0	0	0	41	49	3.00	1.167					



Batter	1	2	3	4	5	6	7	8	9	AB	R	H	RBI	BB	SO	LOB	TOP											
<b>Rico Carty, R</b> OBP: 0.358, SLG: 0.506 (1,7)	0-0 6-3	4-0 HR BB		0-0 6-3			0-0 4-3		0-0 P6	3	1	0	0	1	0	0	<b>Milwaukee Braves @ Philadelphia Phillies</b> Connie Mack Stadium, Philadelphia, PA Thu Sep 16 1965, 7:05 PM EDT Att: 11,336 - Unknown <a href="http://livebaseballscorecards.com">livebaseballscorecards.com</a>											
<b>Denis Menke, R</b> OBP: 0.316, SLG: 0.407 (7,3)	0-0 6-3	1-2 HR BB		0-0 6-3			4-0 1B BB		0-3 K	4	1	1	3	1	1	0												
<b>Eddie Mathews, L</b> OBP: 0.345, SLG: 0.478 (1,5)	0-0 4-3	0-0 1-H 2-H HR		0-0 6-3			0-3 K		4-0 BB	4	0	0	0	1	1	1												
<b>Hank Aaron, R</b> OBP: 0.388, SLG: 0.570 (1,9)	0-0 E4	0-0 5-3		0-0 P6			0-3 K		0-0 BB	4	0	0	0	1	1	1												
<b>Gene Oliver, R</b> OBP: 0.241, SLG: 0.471 <b>Johnny Blanchard, L</b> OBP: 0.254, SLG: 0.256 (9, PH)	0-3 K		0-0 F9		0-0 1B		0-0 1-2 1B		0-0 F7	4	0	2	0	0	1	1												
<b>Frank Thomas, R</b> OBP: 0.328, SLG: 0.471 <b>Felipe Alou, R</b> OBP: 0.339, SLG: 0.490 (7,7)		0-0 5-3 1B 1B	0-3 K		0-3 K		0-0 L8			4	1	1	0	0	2	3												
<b>Ty Cline, L</b> OBP: 0.249, SLG: 0.245 (1,8)		4-0 1-2 1B BB	0-0 L7		0-0 L3				0-3 K	3	1	0	0	1	1	0												
<b>Frank Bolling, R</b> OBP: 0.295, SLG: 0.357 (1,4)		0-0 5-3		0-0 SF9 3B			0-0 F3		0-0 6-3	4	1	1	0	0	0	2												
<b>Woody Woodward, R</b> OBP: 0.213, SLG: 0.250 (1,6)		0-3 K		0-0 SF9			4-0 BB		0-0 1B	2	0	1	1	1	1	2												
<b>Bob Sadowski, R</b> OBP: 0.118, SLG: 0.091 <b>Hank Fischer, R</b> OBP: 0.125, SLG: 0.125 <b>Denny Lemaster, R</b> OBP: 0.146, SLG: 0.128 <b>Dan Osinski, R</b> OBP: 0.200, SLG: 0.200 (8,1)		0-0 2-H 3-H HR 1B		0-0 F9			0-3 K		0-0 6-3	3	1	1	2	0	1	1												
<b>Inning Stats</b>	R: 0 E: 1 K: 1 S: 6	H: 0 LOB: 1 BB: 0 P: 6	R: 5 E: 0 K: 1 S: 8	H: 3 LOB: 0 BB: 2 P: 16	R: 0 E: 0 K: 1 S: 5	H: 0 LOB: 0 BB: 0 P: 5	R: 1 E: 0 K: 0 S: 4	H: 1 LOB: 0 BB: 0 P: 4	R: 0 E: 0 K: 1 S: 6	H: 0 LOB: 1 BB: 1 P: 9	R: 0 E: 0 K: 1 S: 6	H: 1 LOB: 2 BB: 1 P: 10	R: 0 E: 0 K: 1 S: 6	H: 1 LOB: 1 BB: 0 P: 6	R: 0 E: 0 K: 1 S: 5	H: 0 LOB: 1 BB: 1 P: 9		1B: 5 2B: 0 3B: 1 HR: 1	SF: 1 SAC: 0 DP: 0 HBP: 0	WP: 0 PB: 0 SB: 0 CS: 0	PA: 40							
<b>PITCHER</b>	IP	WLS	BF	H	R	ER	SO	BB	IBB	HBP	BLK	WP	HR	S	P	ERA		WHIP										
<b>Lew Burdette, R</b> ERA: 5.88 (1,1)	2.0		12	3	5	5	2	2	0	0	0	0	0	14	22	22.50		2.500										
<b>Art Mahaffey, R</b> ERA: 5.21 (3,1)	3.0		11	2	1	1	2	0	0	0	0	0	0	15	15	3.00		0.667										
<b>Jack Baldschun, R</b> ERA: 3.96 (6,1)	2.0		9	1	0	0	2	2	0	0	0	0	0	11	19	0.00	1.500											
<b>Gary Wagner, R</b> ERA: 3.19 (8,1)	1.0	W	4	1	0	0	1	0	0	0	0	0	0	6	6	0.00	1.000											
<b>Fergie Jenkins, R</b> ERA: (9,1)	1.0	S	4	0	0	0	1	1	0	0	0	0	0	5	9	0.00	1.000											

Batter	1	2	3	4	5	6	7	8	9	AB	R	H	RBI	BB	SO	LOB	BOTTOM											
<b>Dick Allen, R</b> OBP: 0.379, SLG: 0.505 (1,5)	0-0 G3 PB 2B		0-0 1B 2B		0-0 4-3		0-0 F7	0-0 1-3 2-H 3-H 1B		5	2	3	2	0	0	0	<b>Milwaukee Braves @ Philadelphia Phillies</b> Connie Mack Stadium, Philadelphia, PA Thu Sep 16 1965, 7:05 PM EDT Att: 11,336 - Unknown <a href="http://livebaseballscorecards.com">livebaseballscorecards.com</a>											
<b>Johnny Callison, L</b> OBP: 0.330, SLG: 0.528 (1,9)	0-0 G3		0-0 FC3-6 1B		0-0 HR		4-0 BB			3	1	2	2	1	0	1												
<b>Wes Covington, L</b> OBP: 0.324, SLG: 0.507 <b>Cookie Rojas, R</b> OBP: 0.353, SLG: 0.381 (1,7)	4-0 2-3		0-0 FC3-6 1B		0-3 K		0-0 F5			3	0	0	0	1	1	2												
<b>Tony Gonzalez, L</b> OBP: 0.355, SLG: 0.483 (1,8)	0-3 K		0-0 G4-6-3 1B		0-0 4-3		0-0 1B SF9		0-0 2B 1B	4	2	2	0	0	1	2												
<b>Dick Stuart, R</b> OBP: 0.296, SLG: 0.455 <b>Adolfo Phillips, R</b> OBP: 0.322, SLG: 0.411 (8, PR)	0-3 K		0-0 HR		0-0 K		0-0 K		0-0 L8 FC6-2 2B	4	1	2	2	0	2	2												
<b>Clay Dainoff, L</b> OBP: 0.293, SLG: 0.296 (1,2)		0-0 G3		0-0 F9		0-0 1B		0-0 L8		4	0	1	0	0	0	1												
<b>Tony Taylor, R</b> OBP: 0.300, SLG: 0.324 (1,4)		0-0 FC6 1B		0-0 5-3		0-0 SF9		4-0 FC6-2 1B BB		2	1	1	1	1	0	0												
<b>Bobby Wine, R</b> OBP: 0.289, SLG: 0.293 (1,6)		0-0 FC6		0-0 5-3		0-0 K		4-0 FC6-2 1B BB		3	1	0	0	1	1	2												
<b>Lew Burdette, R</b> ERA: 5.88 <b>Art Mahaffey, R</b> ERA: 5.21 <b>Jack Baldschun, R</b> ERA: 3.96 <b>Gary Wagner, R</b> ERA: 3.19 <b>Fergie Jenkins, R</b> ERA: (8,1)		0-0 F9		0-0 L8		0-0 4-3		0-0 FC6-2 1B		0	0	0	0	0	0	0												
<b>Inning Stats</b>	R: 1 E: 0 K: 2 S: 8	H: 1 LOB: 1 BB: 1 P: 12	R: 0 E: 1 K: 0 S: 4	H: 1 LOB: 0 BB: 0 P: 4	R: 1 E: 0 K: 0 S: 4	H: 2 LOB: 0 BB: 0 P: 4	R: 1 E: 0 K: 0 S: 4	H: 1 LOB: 0 BB: 0 P: 4	R: 1 E: 0 K: 2 S: 9	H: 2 LOB: 1 BB: 0 P: 9	R: 0 E: 0 K: 0 S: 3	H: 0 LOB: 1 BB: 1 P: 7	R: 3 E: 0 K: 0 S: 5	H: 3 LOB: 1 BB: 2 P: 13	R: 0 E: 0 K: 0 S: 1	H: 0 LOB: 0 BB: 0 P: 0		1B: 6 2B: 3 3B: 0 HR: 2	SF: 1 SAC: 0 DP: 1 HBP: 0	WP: 0 PB: 1 SB: 0 CS: 0	PA: 37							
<b>PITCHER</b>	IP	WLS	BF	H	R	ER	SO	BB	IBB	HBP	BLK	WP	HR	S	P	ERA		WHIP										
<b>Bob Sadowski, R</b> ERA: 4.38 (1,1)	5.1		24	8	5	4	4	1	0	0	0	0	0	4	4	0.00		0.000										
<b>Hank Fischer, R</b> ERA: 4.09 (7,1)	0.2		2	0	0	0	1	0	0	0	0	0	0	6	10	20.25		2.250										
<b>Denny Lemaster, L</b> ERA: 4.83 (8,1)	1.1	L	7	2	3	3	0	1	0	0	0	0	0	2	10	0.00		4.500										

Batter	1	2	3	4	5	6	7	8	9	AB	R	H	RBI	BB	SO	LOB	TOP			
Dick Allen, R OBP: 0.379, SLG: 0.505 (1, 5)	0-0 1-3 2B		0-0 6-3			0-0 5-3		0-0 1-3	0-0 1-3	4	0	1	0	0	0	0	Philadelphia Phillies @ Pittsburgh Pirates Forbes Field, Pittsburgh, PA Fri Sep 17 1965, 7:05 PM EDT Att: 8,987 - Unknown			
Johnny Callison, L OBP: 0.327, SLG: 0.524 (1, 9)	0-0 5-3		0-0 F8			0-0 F8		0-0 4-3	0-0 4-3	4	0	0	0	0	0	1				
Wes Covington, L OBP: 0.323, SLG: 0.502 (1, 7)	0-0 1-3 2-3		0-3 K			0-0 1-3		0-0 1B	0-0 FC6-4 1B	4	0	1	0	0	1	1				
Tony Gonzalez, L OBP: 0.351, SLG: 0.477 (1, 8)	0-3 K		0-0 F7			0-0 4-3		0-0 FC6-4	0-0 FC6-4	4	0	0	0	0	1	2				
Dick Stuart, R OBP: 0.294, SLG: 0.452 (1, 3)		0-0 4-3	0-3 K			0-0 L8		0-0 4-3	0-0 4-3	3	0	0	0	0	1	0				
Clay Dalrymple, L OBP: 0.293, SLG: 0.296 (1, 2)		0-0 G3 1B	0-0 L6			0-0 4-3		0-0 5-3	0-0 5-3	3	0	1	0	0	0	0				
Tony Taylor, R OBP: 0.297, SLG: 0.320 (1, 4)		0-0 G3 1-2	0-0 4-3			0-0 1-3		0-0 4-3	0-0 4-3	1	0	0	0	1	0	0				
Bobby Wine, R OBP: 0.290, SLG: 0.292 (8, PH)		4-0 BB	0-0 1-3			0-0 1-3		0-0 6-3	0-0 6-3	1	0	0	0	1	0	0				
John Briggs, L OBP: 0.355, SLG: 0.391 (8, PH)		0-0 BB	0-0 1-3			0-0 1-3		0-0 6-3	0-0 6-3	1	0	0	0	0	0	0				
Ray Culp, R OBP: 0.150, SLG: 0.089 (3, 1)		0-0 4-3	0-0 1-3			0-0 1-3		0-0 6-3	0-0 6-3	1	0	0	0	0	0	2				
Jack Baldschun, R OBP: 0.228, SLG: 0.273 (8, PH)		0-0 4-3	0-0 1-3			0-0 1-3		0-0 6-3	0-0 6-3	1	0	0	0	0	0	0				
Grant Jackson, S OBP: 0.308, SLG: 0.249 (8, 1)		0-0 4-3	0-0 1-3			0-0 1-3		0-0 6-3	0-0 6-3	1	0	0	0	0	0	0				
<b>Inning Stats</b>	R: 0 E: 0 K: 1 S: 6	H: 1 LOB: 1 BB: 0 P: 6	R: 0 E: 0 K: 0 S: 4	H: 1 LOB: 2 BB: 1 P: 8	R: 0 E: 0 K: 1 S: 5	H: 0 LOB: 0 BB: 0 P: 5	R: 0 E: 0 K: 1 S: 5	H: 0 LOB: 0 BB: 0 P: 5	R: 0 E: 0 K: 0 S: 3	H: 0 LOB: 0 BB: 0 P: 3	R: 0 E: 0 K: 0 S: 3	H: 0 LOB: 0 BB: 0 P: 3	R: 0 E: 0 K: 0 S: 3	H: 0 LOB: 0 BB: 0 P: 3	R: 0 E: 0 K: 0 S: 4	H: 1 LOB: 1 BB: 0 P: 4	1B: 2 2B: 1 3B: 0 HR: 0	SF: 0 SAC: 0 DP: 0 HBP: 0	WP: 0 PB: 0 CS: 0	PA: 31
<b>PITCHER</b> Don Cardwell, R ERA: 3.24 (1, 1)	IP: 9.0 WLS: W BF: 31	H: 3 R: 0 ER: 0 SO: 3	BB: 1 IBB: 0 HBP: 0 BLK: 0	WP: 0 HR: 0 S: 36 P: 40	ERA: 0.00 WHIP: 0.444	<b>PITCHER</b>	IP: 9.0 WLS: W BF: 31	H: 3 R: 0 ER: 0 SO: 3	BB: 1 IBB: 0 HBP: 0 BLK: 0	WP: 0 HR: 0 S: 36 P: 40	ERA: 0.00 WHIP: 0.444									

Batter	1	2	3	4	5	6	7	8	9	AB	R	H	RBI	BB	SO	LOB	BOTTOM			
Bob Bailey, R OBP: 0.335, SLG: 0.372 (1, 5)	0-0 P5		0-0 6-3			0-0 1-3		0-0 CS 1B	0-0 CS 1B	4	0	1	0	0	0	0	Philadelphia Phillies @ Pittsburgh Pirates Forbes Field, Pittsburgh, PA Fri Sep 17 1965, 7:05 PM EDT Att: 8,987 - Unknown			
Bill Virdon, L OBP: 0.328, SLG: 0.381 (1, 8)	0-0 3-1		0-0 L9			0-0 F5		0-0 B1	0-0 B1	4	0	0	0	0	0	1				
Roberto Clemente, R OBP: 0.379, SLG: 0.464 (1, 9)	0-0 4-3		0-0 3B 1B			0-0 1-3		0-0 F9 1-2	0-0 F9	4	1	1	0	0	0	1				
Willie Stargell, L OBP: 0.322, SLG: 0.506 (9, 7)		0-0 4-3	0-0 1-H 3B			0-0 HR		0-0 1-3	0-0 1-3	3	1	2	2	0	0	0				
Manny Mota, R OBP: 0.334, SLG: 0.399 (1, 3)		0-0 1B 3B	0-0 6-3			0-0 5-3		0-0 5-3	0-0 5-3	3	1	1	0	0	0	1				
Donn Clendenon, R OBP: 0.352, SLG: 0.482 (1, 4)		0-0 1B 3B	0-0 5-3			0-0 5-3		0-0 5-3	0-0 5-3	3	1	1	1	0	0	0				
Bill Mazerowski, R OBP: 0.286, SLG: 0.330 (1, 2)		0-0 1B FC6-4 1B	0-0 5-3			0-0 5-3		0-0 5-3	0-0 5-3	3	1	1	1	0	0	0				
Jim Pagliaroni, R OBP: 0.335, SLG: 0.416 (1, 6)		0-0 3-H FC6-4 1B	0-0 K			0-3 K		0-0 F8	0-0 F8	3	0	1	0	0	0	1				
Gene Alley, R OBP: 0.302, SLG: 0.346 (1, 1)		0-0 FC6-4 1-2	0-0 1-3			0-0 1-3		0-0 F8	0-0 F8	3	0	0	1	0	0	1				
Don Cardwell, R OBP: 0.225, SLG: 0.288 (1, 1)		0-0 3-H P5	0-0 K			0-3 K		0-3 K	0-3 K	3	0	0	0	0	2	1				
<b>Inning Stats</b>	R: 0 E: 0 K: 0 S: 3	H: 0 LOB: 0 BB: 0 P: 3	R: 2 E: 0 K: 0 S: 6	H: 3 LOB: 1 BB: 0 P: 6	R: 1 E: 0 K: 0 S: 5	H: 2 LOB: 1 BB: 0 P: 5	R: 0 E: 0 K: 1 S: 5	H: 0 LOB: 0 BB: 0 P: 5	R: 0 E: 0 K: 1 S: 5	H: 0 LOB: 0 BB: 0 P: 5	R: 1 E: 0 K: 0 S: 4	H: 1 LOB: 0 BB: 0 P: 4	R: 0 E: 0 K: 2 S: 7	H: 0 LOB: 0 BB: 0 P: 7	R: 0 E: 0 K: 0 S: 3	H: 1 LOB: 0 BB: 0 P: 3		1B: 4 2B: 0 3B: 2 HR: 1	SF: 0 SAC: 0 DP: 0 HBP: 0	WP: 1 PB: 0 CS: 1
<b>PITCHER</b> Ray Culp, R ERA: 3.49 Jack Baldschun, R ERA: 3.97 Grant Jackson, L ERA: 18.0 (1, 1)	IP: 2.2 WLS: L BF: 13	H: 5 R: 3 ER: 3 SO: 3	BB: 0 IBB: 0 HBP: 0 BLK: 0	WP: 1 HR: 0 S: 13 P: 13	ERA: 10.12 WHIP: 1.875	<b>PITCHER</b>	IP: 4.1 WLS: L BF: 14	H: 1 R: 1 ER: 1 SO: 4	BB: 0 IBB: 0 HBP: 0 BLK: 0	WP: 0 HR: 1 S: 22 P: 22	ERA: 2.08 WHIP: 0.231	<b>PITCHER</b>	IP: 1.0 WLS: L BF: 3	H: 1 R: 0 ER: 0 SO: 0	BB: 0 IBB: 0 HBP: 0 BLK: 0	WP: 0 HR: 0 S: 3 P: 3	ERA: 0.00 WHIP: 1.000			



Batter	1	2	3	4	5	6	7	8	9	AB	R	H	RBI	BB	SO	LOB	TOP								
<b>Dick Allen, R</b> OBP: 0.378, SLG: 0.509 (1, 5)	0-0  HR	0-0  F9		0-0  6-3			0-0  F2			4	1	1	1	0	0	1	<b>Philadelphia Phillies @ Pittsburgh Pirates</b> <b>Forbes Field, Pittsburgh, PA</b> Sat Sep 18 1965, 3:33 AM EDT Att: 5,313 - Unknown								
<b>Johnny Callison, L</b> OBP: 0.327, SLG: 0.522 (1, 9)	0-0  BB		0-0  1-3		0-0  6-3		0-0  G3			4	0	1	0	0	0	0									
<b>Wes Covington, L</b> OBP: 0.500, SLG: 0.500 (1, 7)	0-0  F8		4-0  1B		0-0  1-4-3			0-0  5-3		1	1	0	0	1	0	1									
<b>Adolfo Phillips, R</b> OBP: 0.311, SLG: 0.397 (5, PH)	0-0  BB		0-0  BB							2	0	0	0	0	0	0									
<b>Tony Gonzalez, L</b> OBP: 0.356, SLG: 0.479 (1, 8)	4-0  FC6-4		0-0  1B		0-0  FC6-4			0-0  F9		3	1	2	0	1	0	0									
<b>Dick Stuart, R</b> OBP: 0.294, SLG: 0.450 (1, 3)	0-0  P2		0-0  1B		0-0  FC6-4			0-0  5-3		4	0	1	1	0	0	3									
<b>Ruben Amaro, R</b> OBP: 0.308, SLG: 0.249 (8, 3)	0-0  BB		0-0  1B		0-0  1-2					0	0	0	0	0	0	0									
<b>Clay Dalrymple, L</b> OBP: 0.289, SLG: 0.293 (1, 2)	0-0  FC6-4		0-0  SF7				0-0  6-3			3	0	0	1	0	0	2									
<b>Tony Taylor, R</b> OBP: 0.296, SLG: 0.319 (1, 4)		0-0  5-3		0-0  5-3			0-3  K			4	0	1	0	0	1	1									
<b>Bobby Wine, R</b> OBP: 0.287, SLG: 0.288 (1, 6)		0-3  K			0-0  F7			0-0  4-3		4	0	0	0	0	1	1									
<b>Jim Bunning, R</b> OBP: 0.223, SLG: 0.266 (1, 1)		0-0  BB			0-0  6-3				0-3  K	4	0	1	0	0	1	1									
<b>Gary Wagner, R</b> OBP: 0.091, SLG: 0.162 (9, 1)										0	0	0	0	0	0	0									
<b>Morrie Steevens, L</b> (9, 1)										0	0	0	0	0	0	0									
<b>Ed Roebuck, R</b> (9, 1)										0	0	0	0	0	0	0									
<b>Fergie Jenkins, R</b> (9, 1)										0	0	0	0	0	0	0									
<b>Inning Stats</b>	R: 1 E: 0 K: 0 S: 5	H: 2 LOB: 2 BB: 1 P: 9	R: 0 E: 0 K: 1 S: 6	H: 1 LOB: 1 BB: 0 P: 6	R: 2 E: 0 K: 0 S: 5	H: 2 LOB: 1 BB: 1 P: 9	R: 0 E: 0 K: 0 S: 3	H: 0 LOB: 0 BB: 0 P: 3	R: 0 E: 0 K: 0 S: 4	H: 1 LOB: 1 BB: 0 P: 4	R: 0 E: 0 K: 1 S: 5	H: 0 LOB: 0 BB: 0 P: 5	R: 0 E: 0 K: 0 S: 3	H: 0 LOB: 0 BB: 0 P: 3	R: 0 E: 0 K: 1 S: 6	H: 1 LOB: 1 BB: 0 P: 6		1B: 6 2B: 0 3B: 0 HR: 1	SF: 1 SAC: 0 DP: 0 HBP: 0	WP: 0 PB: 0 CS: 0	PA: 36				
<b>PITCHER</b>	IP	WLS	BF	H	R	ER	SO	BB	IBB	HBP	BLK	WP	HR	S	P	ERA	WHIP								
<b>Bob Friend, R</b> ERA: 3.28	(1, 1)		3.0	5	3	3	1	2	0	0	0	0	1	16	24	9.00	2.333								
<b>Luke Walker, L</b> ERA	(4, 1)		3.0	1	0	0	1	0	0	0	0	0	0	12	12	0.00	0.333								
<b>Roy Face, R</b> ERA: 3.38	(7, 1)	W	3.0	1	0	0	1	0	0	0	0	0	0	12	12	0.00	0.333								



Batter	1	2	3	4	5	6	7	8	9	AB	R	H	RBI	BB	SO	LOB	BOTTOM								
<b>Bob Bailey, R</b> OBP: 0.334, SLG: 0.371 (1, 5)	0-0  L7		0-0  L9			0-0  1B			0-0  L9	4	0	1	0	0	0	0	<b>Philadelphia Phillies @ Pittsburgh Pirates</b> <b>Forbes Field, Pittsburgh, PA</b> Sat Sep 18 1965, 3:33 AM EDT Att: 5,313 - Unknown								
<b>Bill Virdon, L</b> OBP: 0.327, SLG: 0.380 (1, 8)	0-0  4-3			0-0  F7		0-0  F8			0-0  BB	4	1	1	0	0	0	1									
<b>Manny Mota, R</b> OBP: 0.333, SLG: 0.394 (1, 9)	0-0  5-3			0-0  5-3			0-0  L7		4-0  BB	3	1	0	0	1	0	0									
<b>Willie Stargell, L</b> OBP: 0.320, SLG: 0.503 (1, 3)		0-3  K		0-0  F8			0-0  L1		4-0  BB	3	0	0	0	0	1	0									
<b>Donn Clendenon, R</b> OBP: 0.354, SLG: 0.482 (9, PH)									1-2 2-3 3-H 1B	0	1	0	0	1	0	0									
<b>Jerry Lynch, L</b> OBP: 0.333, SLG: 0.420 (1, 7)		0-0  1B			0-0  F5			0-0  3-1		4-0  BB	3	0	1	0	0	0		0							
<b>Jim Pagliaroni, R</b> OBP: 0.337, SLG: 0.416 (9, PH)									1-2 2-3 3-H BB	0	0	0	1	1	0	0									
<b>Jose Pagan, R</b> OBP: 0.273, SLG: 0.256 (9, PR)									1-2 2-3 3-H BB	0	0	0	0	0	0	0									
<b>Andre Rodgers, R</b> OBP: 0.348, SLG: 0.385 (1, 6)		0-0  F9		0-3  K			0-0  G4-6-3		4-0  1B	3	0	1	1	1	1	1									
<b>Bill Mazerowski, R</b> OBP: 0.285, SLG: 0.330 (1, 4)		0-0  L9			0-0  F4			0-0  G4-6-3		4	0	1	1	0	0	2									
<b>Ozzie Virgil, R</b> OBP: 0.300, SLG: 0.375 (1, 2)			0-0  6-3			0-0  5-3			0-0  6-3	3	0	0	0	0	0	0									
<b>Bob Friend, R</b> OBP: 0.509, SLG: 0.045 (1, 1)										0	0	0	0	0	0	0									
<b>George Strigens, L</b> (3, PH)										1	0	0	0	0	0	0									
<b>Luke Walker, L</b> (4, 1)										0	0	0	0	0	0	0									
<b>Gene Alley, R</b> OBP: 0.340, SLG: 0.345 (6, PH)										1	0	0	0	0	0	0									
<b>Roy Face, R</b> (7, 1)										0	0	0	0	0	0	0									
<b>Roberto Clemente, R</b> OBP: 0.300, SLG: 0.471 (9, PH)										1	1	1	0	0	0	0									
<b>Inning Stats</b>	R: 0 E: 0 K: 0 S: 3	H: 0 LOB: 0 BB: 0 P: 3	R: 0 E: 0 K: 1 S: 6	H: 1 LOB: 1 BB: 0 P: 6	R: 0 E: 0 K: 0 S: 3	H: 0 LOB: 0 BB: 0 P: 3	R: 0 E: 0 K: 0 S: 3	H: 0 LOB: 0 BB: 0 P: 3	R: 0 E: 0 K: 0 S: 4	H: 1 LOB: 1 BB: 0 P: 4	R: 0 E: 0 K: 0 S: 3	H: 0 LOB: 0 BB: 0 P: 3	R: 0 E: 0 K: 0 S: 3	H: 1 LOB: 0 BB: 0 P: 3	R: 4 E: 0 K: 0 S: 4	H: 3 LOB: 3 BB: 4 P: 20	1B: 5 2B: 0 3B: 0 HR: 1	SF: 0 SAC: 0 DP: 1 HBP: 0	WP: 0 PB: 0 CS: 0	PA: 34					
<b>PITCHER</b>	IP	WLS	BF	H	R	ER	SO	BB	IBB	HBP	BLK	WP	HR	S	P	ERA	WHIP								
<b>Jim Bunning, R</b> ERA: 2.69	(1, 1)		8.1	5	2	2	2	0	0	0	0	0	1	33	33	2.16	0.600								
<b>Gary Wagner, R</b> ERA: 3.29	(9, 1)		0.0	1	0	0	0	1	0	0	0	0	0	0	4	*	*								
<b>Morrie Steevens, L</b> ERA: 16.88	(9, 1)	L	0.0	1	0	0	0	1	0	0	0	0	0	0	4	*	*								
<b>Ed Roebuck, R</b> ERA: 3.4	(9, 1)		0.0	2	0	1	1	0	0	0	0	0	0	0	8	*	*								
<b>Fergie Jenkins, R</b> ERA	(9, 1)		0.0	1	1	1	1	0	0	0	0	0	0	1	1	*	*								



Batter	1	2	3	4	5	6	7	8	9	10	AB	R	H	RBI	BB	SO	LOB	TOP		
<b>Adolfo Phillips, R</b> OBP: 0.303, SLG: 0.371 (1, 8)	4-0 6-3 BB		0-0 6-3			0-3 K		0-3 K		0-3 K	4	0	0	0	1	3	0	<b>Philadelphia Phillies @ Pittsburgh Pirates</b> <b>Forbes Field, Pittsburgh, PA</b> Sun Sep 19 1965, 3:33 AM EDT Att. 10,026 - Unknown  <b>AB 31</b> <b>R 0</b> <b>H 1</b> <b>RBI 0</b> <b>BB 5</b> <b>SO 12</b> <b>LOB 16</b>		
<b>Tony Taylor, R</b> OBP: 0.299, SLG: 0.319 (1, 4)	0-3 K		0-0 5-3			0-0 FC5-4 1B		4-0 BB BB			3	0	1	0	1	1	1			
<b>Dick Allen, R</b> OBP: 0.377, SLG: 0.506 (1, 5)	0-0 6-3			0-0 5-3		0-0 FC5-4 1-2f		4-0 BB BB		1-2 BB	3	0	0	0	1	0	2			
<b>Dick Stuart, R</b> OBP: 0.294, SLG: 0.447 <b>Ruben Amaro, R</b> OBP: 0.308, SLG: 0.249 (1, 3) (8, 3)	0-0 L8			0-0 6-3		4-0 SH BB		0-3 K			3	0	0	0	1	1	3			
<b>Alex Johnson, R</b> OBP: 0.349, SLG: 0.464 (1, 7)		4-0 FC3-6 BB		0-3 K		0-0 SH 1-2		0-0 E6			2	0	0	0	1	1	0			
<b>Johnny Callison, L</b> OBP: 0.325, SLG: 0.518 (1, 9)		0-0 FC3-6 1-2f			0-0 G3		0-3 K		0-3 K		4	0	0	0	0	2	4			
<b>Bobby Wine, R</b> OBP: 0.284, SLG: 0.285 (1, 6)		0-0 F7			0-0 1-3		0-3 K		0-0 6-3		4	0	0	0	0	1	3			
<b>Pat Corrales, R</b> OBP: 0.333, SLG: 0.329 <b>Jack Baldschun, R</b> (10, 1)		0-3 K			0-3 K		0-0 F9			0-0 5-3	4	0	0	0	0	2	3			
<b>Chris Short, R</b> OBP: 0.144, SLG: 0.144 <b>Cookie Rojas, R</b> OBP: 0.352, SLG: 0.380 <b>Clay Dalrymple, L</b> OBP: 0.289, SLG: 0.293 (1, 1) (10, PH) (10, 2)			0-3 K			0-0 G3		0-0 F8		0-0 4-3	3	0	0	0	0	1	0			
<b>Inning Stats</b>	R: 0 E: 0 K: 1 S: 5	H: 0 LOB: 1 BB: 1 P: 9	R: 0 E: 0 K: 1 S: 5	H: 0 LOB: 0 BB: 1 P: 9	R: 0 E: 0 K: 1 S: 5	H: 0 LOB: 0 BB: 0 P: 5	R: 0 E: 0 K: 1 S: 6	H: 1 LOB: 1 BB: 0 P: 6	R: 0 E: 1 K: 2 S: 8	H: 0 LOB: 2 BB: 1 P: 12	R: 0 E: 0 K: 2 S: 7	H: 0 LOB: 2 BB: 2 P: 15	R: 0 E: 1 K: 1 S: 5	H: 0 LOB: 0 BB: 0 P: 5	R: 0 E: 0 K: 1 S: 5	H: 0 LOB: 0 BB: 0 P: 5	1B: 1 2B: 0 3B: 0 HR: 0		SF: 0 SAC: 1 DP: 0 HBP: 0	WP: 0 PA: 37 PB: 0 SB: 0 CS: 0
<b>PITCHER</b> <b>Bob Veale, L</b> ERA: 2.81 (1, 1)	IP 10.0	WLS W 37	H 1	R 0	ER 0	SO 12	BB 5	IBB 0	HBP 0	BLK 0	WP 0	HR 0	S 56	P 76	ERA 0.00	WHIP 0.600				

Batter	1	2	3	4	5	6	7	8	9	10	AB	R	H	RBI	BB	SO	LOB	BOTTOM	
<b>Bob Bailey, R</b> OBP: 0.335, SLG: 0.371 (1, 7)	0-0 6-3		0-0 L7			0-0 CS 1B		0-0 5-3		4-0 1B BB	4	1	1	0	1	0	1	<b>Philadelphia Phillies @ Pittsburgh Pirates</b> <b>Forbes Field, Pittsburgh, PA</b> Sun Sep 19 1965, 3:33 AM EDT Att. 10,026 - Unknown  <b>AB 34</b> <b>R 1</b> <b>H 9</b> <b>RBI 1</b> <b>BB 4</b> <b>SO 5</b> <b>LOB 15</b>	
<b>Manny Mota, R</b> OBP: 0.334, SLG: 0.394 (1, 8)	0-0 F9			0-0 4-3		0-3 K 1-2		0-0 2-H 1B		0-0 1B 1B	5	0	2	0	0	1	1		
<b>Roberto Clemente, R</b> OBP: 0.382, SLG: 0.471 (1, 9)	4-0 S BB			0-0 6-3		0-0 4-3			0-0 E7 1B	4	0	2	1	1	0	0			
<b>Donn Clendenon, R</b> OBP: 0.354, SLG: 0.481 (1, 3)	0-0 F8 1-2			4-0 BB			0-3 K		4-0 IBB	2	0	0	0	2	1	1			
<b>Andre Rodgers, R</b> OBP: 0.341, SLG: 0.375 (1, 5)		0-3 K		0-0 F9			0-0 1-3		0-3 K	4	0	0	0	0	2	3			
<b>Bill Mazerowski, R</b> OBP: 0.287, SLG: 0.331 (1, 4)		0-0 L9			0-0 1B		0-0 1B		0-0 F9	4	0	2	0	0	0	2			
<b>Jim Paoliaroni, R</b> OBP: 0.333, SLG: 0.412 (1, 2)		0-0 F7			0-0 F9		0-0 F9		0-0 F3	4	0	0	0	0	0	4			
<b>Gene Alley, R</b> OBP: 0.303, SLG: 0.346 (1, 6)			0-0 6-3		0-0 P6			0-0 SH3-4 1B 1B		0-0 FC1-6 1B	4	0	2	0	0	1			
<b>Bob Veale, S</b> OBP: 0.120, SLG: 0.090 (1, 1)			0-3 K		0-0 1-3			0-0 SH3-4 1-2		0-0 FC1-6 1B 1B	3	0	0	0	0	1	2		
<b>Inning Stats</b>	R: 0 E: 0 K: 0 S: 3	H: 0 LOB: 1 BB: 1 P: 7	R: 0 E: 0 K: 1 S: 5	H: 0 LOB: 0 BB: 0 P: 5	R: 0 E: 0 K: 1 S: 5	H: 0 LOB: 1 BB: 1 P: 7	R: 0 E: 0 K: 0 S: 4	H: 1 LOB: 1 BB: 0 P: 4	R: 0 E: 0 K: 1 S: 6	H: 1 LOB: 1 BB: 0 P: 6	R: 0 E: 0 K: 0 S: 4	H: 2 LOB: 2 BB: 0 P: 4	R: 0 E: 1 K: 1 S: 6	H: 1 LOB: 2 BB: 1 P: 10	R: 1 E: 0 K: 0 S: 4	H: 3 LOB: 3 BB: 1 P: 8	1B: 9 2B: 0 3B: 0 HR: 0		SF: 0 SAC: 1 DP: 0 HBP: 0
<b>PITCHER</b> <b>Chris Short, L</b> ERA: 3.01 <b>Jack Baldschun, R</b> ERA: 3.94 (1, 1) (10, 1)	IP 9.0	WLS L 5	BF 34	H 6	R 0	ER 0	SO 5	BB 2	IBB 1	HBP 0	BLK 0	WP 0	HR 0	S 41	P 53	ERA 0.00	WHIP 0.889		

Batter	1	2	3	4	5	6	7	8	9	AB	R	H	RBI	BB	SO	LOB	TOP	
<b>Tony Taylor, R</b> OBP: 0.300, SLG: 0.324										5	1	2	0	0	1	0		
<b>Johnny Callison, L</b> OBP: 0.325, SLG: 0.517										5	0	2	0	0	0	1		
<b>Dick Allen, R</b> OBP: 0.376, SLG: 0.503										4	0	0	0	1	2	3		
<b>Dick Stuart, R</b> OBP: 0.291, SLG: 0.444										4	1	0	0	0	2	4		
<b>Alex Johnson, R</b> OBP: 0.351, SLG: 0.463										3	1	1	0	1	0	0		
<b>Adolfo Phillips, R</b> OBP: 0.300, SLG: 0.354										3	1	0	0	1	2	1		
<b>Bobby Wine, R</b> OBP: 0.289, SLG: 0.291										3	0	2	1	1	0	0		
<b>Pat Corrales, R</b> OBP: 0.337, SLG: 0.329										3	0	1	2	1	0	2		
<b>Ray Culp, R</b> OBP: 0.141, SLG: 0.083										4	0	0	0	0	2	4		
<b>Inning Stats</b>	R: 4 E: 1 K: 0 S: 5	H: 2 LOB: 2 BB: 4 P: 21	R: 0 E: 0 K: 2 S: 8	H: 1 LOB: 1 BB: 0 P: 8	R: 0 E: 0 K: 1 S: 5	H: 0 LOB: 0 BB: 0 P: 5	R: 0 E: 0 K: 1 S: 5	H: 2 LOB: 1 BB: 0 P: 6	R: 0 E: 0 K: 3 S: 11	H: 2 LOB: 2 BB: 0 P: 11	R: 0 E: 0 K: 1 S: 6	H: 1 LOB: 2 BB: 1 P: 10	R: 0 E: 0 K: 0 S: 3	H: 0 LOB: 0 BB: 3 P: 3	1B: 6 2B: 2 3B: 0 HR: 0	SF: 0 SAC: 0 DP: 1 HBP: 0	WP: 0 PB: 0 SB: 1 CS: 0	PA: 39
<b>PITCHER</b>	IP WLS BF H R ER SO BB IBB HBP BLK WP HR S P ERA WHIP																	
<b>Wade Blasingame, L</b> ERA: 3.58	0.2 L 7 1 4 4 0 4 0 0 0 0 0 0 3 19 54.00 7.500																	
<b>Clay Carroll, R</b> ERA: 4.98	1.1 6 2 0 0 2 0 0 0 0 0 0 0 10 10 0.00 1.500																	
<b>Dick Kelley, L</b> ERA: 3.24	3.0 9 0 0 0 3 0 0 0 0 0 0 0 15 15 0.00 0.000																	
<b>Chi-Chi Olivo, R</b> ERA: 1.29	2.0 9 4 0 0 4 0 0 0 0 0 0 0 17 17 0.00 2.000																	
<b>Dan Osinski, R</b> ERA: 2.66	2.0 8 1 0 0 1 0 1 0 0 0 0 0 9 13 0.00 0.500																	

Philadelphia Phillies @ Milwaukee Braves  
 Milwaukee County Stadium, Milwaukee, WI  
 Mon Sep 20 1965, 4:33 AM EDT  
 Att: 812 - Unknown

AB 34  
 R 4  
 H 8  
 RBI 3  
 BB 5  
 SO 10  
 LOB 15

Batter	1	2	3	4	5	6	7	8	9	AB	R	H	RBI	BB	SO	LOB	BOTTOM			
<b>Mack Jones, L</b> OBP: 0.312, SLG: 0.513										5	0	3	0	0	0	3				
<b>Eddie Mathews, L</b> OBP: 0.341, SLG: 0.470										5	0	1	0	0	0	5				
<b>Hank Aaron, R</b> OBP: 0.385, SLG: 0.580										4	1	1	1	0	2	3				
<b>Rico Carty, R</b> OBP: 0.352, SLG: 0.493										4	0	1	0	0	0	3				
<b>Gene Oliver, R</b> OBP: 0.328, SLG: 0.463										0	0	0	0	1	0	0				
<b>Jesse Gonder, L</b> OBP: 0.311, SLG: 0.393										3	0	1	0	0	2	0				
<b>Frank Thomas, R</b> OBP: 0.241, SLG: 0.338										3	0	0	0	0	2	5				
<b>Denis Menke, R</b> (9, FH) OBP: 0.318, SLG: 0.408										1	0	0	0	0	1	0				
<b>Frank Bolling, R</b> OBP: 0.293, SLG: 0.354										4	0	1	0	0	1	2				
<b>Woody Woodward, R</b> OBP: 0.221, SLG: 0.258										2	0	1	0	0	0	0				
<b>Miguel de la Hoz, R</b> OBP: 0.303, SLG: 0.340										2	0	1	0	0	0	0				
<b>Sandy Alomar Sr., S</b> OBP: 0.263, SLG: 0.287										0	0	0	0	0	0	0				
<b>Inning Stats</b>	R: 0 E: 0 K: 2 S: 9	H: 2 LOB: 3 BB: 1 P: 13	R: 0 E: 0 K: 0 S: 3	H: 1 LOB: 0 BB: 0 P: 3	R: 0 E: 0 K: 1 S: 6	H: 1 LOB: 1 BB: 0 P: 6	R: 0 E: 0 K: 1 S: 5	H: 0 LOB: 0 BB: 0 P: 5	R: 1 E: 0 K: 2 S: 10	H: 3 LOB: 2 BB: 0 P: 10	R: 0 E: 0 K: 1 S: 6	H: 1 LOB: 1 BB: 0 P: 6	R: 0 E: 0 K: 1 S: 5	H: 0 LOB: 0 BB: 0 P: 5	R: 0 E: 0 K: 1 S: 7	H: 2 LOB: 3 BB: 1 P: 11	1B: 8 2B: 0 3B: 1 HR: 1	SF: 0 SAC: 0 DP: 1 HBP: 0	WP: 0 PB: 0 SB: 0 CS: 0	PA: 38
<b>PITCHER</b>	IP WLS BF H R ER SO BB IBB HBP BLK WP HR S P ERA WHIP																			
<b>Ray Culp, R</b> ERA: 3.37	9.0 W 38 10 1 1 10 2 0 0 0 0 1 56 64 1.00 1.333																			

Philadelphia Phillies @ Milwaukee Braves  
 Milwaukee County Stadium, Milwaukee, WI  
 Mon Sep 20 1965, 4:33 AM EDT  
 Att: 812 - Unknown

AB 36  
 R 1  
 H 10  
 RBI 1  
 BB 2  
 SO 10  
 LOB 22



Batter	1	2	3	4	5	6	7	8	9	AB	R	H	RBI	BB	SO	LOB	TOP										
John Briggs, L (1, 8) OBP: 0.361, SLG: 0.388	0-0 3-1 BB	4-0 BB BB		4-0 E BB	0-0 1-2 3-H 1B 1B		4-0 E BB		0-0 G3	3	4	1	1	3	0	0	Philadelphia Phillies @ Chicago Cubs Wrigley Field, Chicago, IL Thu Sep 23 1965, 3:33 AM CDT Unknown										
Dick Allen, R (1, 5) OBP: 0.380, SLG: 0.510 Cookie Rojas, R (5, 4) OBP: 0.352, SLG: 0.380	0-0 BB BB	4-0 1B BB		0-0 E2 1-H 2B	4-0 1-2 2-3 BB		0-0 E 1B		0-0 P5	2	2	1	2	2	0	0											
Johnny Callison, L (1, 9) OBP: 0.327, SLG: 0.514	4-0 1B WP BB	0-0 BB		0-0 G3	0-0 1-3 2-H 3-H 1B		0-3 K			4	1	2	3	1	1	3											
Tony Gonzalez, L (1, 7) OBP: 0.352, SLG: 0.471	0-0 1-3 3-H 1B	0-3 K		0-3 K	0-3 1-3 2-H 3-H K		0-0 E7 1-H 2-H			5	0	1	1	0	3	5											
John Herrnstein, L (1, 3) OBP: 0.235, SLG: 0.268	0-3 K			0-0 4-3	0-3 K		4-0 PB G3 SH1-3 BB		0-3 K	4	1	0	0	1	3	3											
Tony Taylor, R (1, 4) OBP: 0.303, SLG: 0.326	4-0 1-2 3-H BB			4-0 G3 BB	0-0 6-3		0-0 G3		0-3 K	3	0	0	0	2	1	1											
Clay Dalrymple, L (1, 2) OBP: 0.288, SLG: 0.291	0-0 4-3			0-0 G3	0-0 1B 1B		0-0 SH1-3		0-3 K	4	1	1	1	0	1	3											
Bobby Wine, R (1, 6) OBP: 0.290, SLG: 0.292		0-3 K		0-3 K	0-0 1B 1B		0-0 5-3		0-3 K	5	1	1	0	0	3	1											
Jim Bunning, R (1, 1) OBP: 0.222, SLG: 0.263		0-0 6-3		0-0 4-3	0-0 BB 1B 1B		0-0 F8		0-3 K	5	1	1	1	0	1	0											
<b>Inning Stats</b>	R: 2 E: 0 K: 1 S: 7	H: 2 LOB: 2 BB: 2 P: 15	R: 1 E: 0 K: 2 S: 8	H: 1 LOB: 2 BB: 2 P: 16	R: 0 E: 0 K: 1 S: 5	H: 0 LOB: 1 BB: 1 P: 9	R: 1 E: 1 K: 1 S: 6	H: 1 LOB: 1 BB: 1 P: 10	R: 4 E: 0 K: 2 S: 12	H: 5 LOB: 2 BB: 1 P: 16	R: 1 E: 0 K: 0 S: 3	H: 0 LOB: 0 BB: 1 P: 7	R: 2 E: 1 K: 2 S: 9	H: 1 LOB: 1 BB: 1 P: 13	R: 0 E: 0 K: 3 S: 9	H: 0 LOB: 0 BB: 0 P: 9	R: 0 E: 0 K: 1 S: 5	H: 0 LOB: 0 BB: 0 P: 5	1B: 8 2B: 1 3B: 1 HR: 0	SF: 0 SAC: 1 DP: 0 HBP: 0	WP: 1 PB: 1 SB: 0 CS: 0	PA: 47					
<b>PITCHER</b>	IP WLS BF H R ER SO BB IBB HBP BLK WP HR S P ERA WHIP	IP WLS BF H R ER SO BB IBB HBP BLK WP HR S P ERA WHIP	IP WLS BF H R ER SO BB IBB HBP BLK WP HR S P ERA WHIP	IP WLS BF H R ER SO BB IBB HBP BLK WP HR S P ERA WHIP	IP WLS BF H R ER SO BB IBB HBP BLK WP HR S P ERA WHIP	IP WLS BF H R ER SO BB IBB HBP BLK WP HR S P ERA WHIP	IP WLS BF H R ER SO BB IBB HBP BLK WP HR S P ERA WHIP	IP WLS BF H R ER SO BB IBB HBP BLK WP HR S P ERA WHIP	IP WLS BF H R ER SO BB IBB HBP BLK WP HR S P ERA WHIP	IP WLS BF H R ER SO BB IBB HBP BLK WP HR S P ERA WHIP	IP WLS BF H R ER SO BB IBB HBP BLK WP HR S P ERA WHIP	IP WLS BF H R ER SO BB IBB HBP BLK WP HR S P ERA WHIP	IP WLS BF H R ER SO BB IBB HBP BLK WP HR S P ERA WHIP	IP WLS BF H R ER SO BB IBB HBP BLK WP HR S P ERA WHIP	IP WLS BF H R ER SO BB IBB HBP BLK WP HR S P ERA WHIP	IP WLS BF H R ER SO BB IBB HBP BLK WP HR S P ERA WHIP	IP WLS BF H R ER SO BB IBB HBP BLK WP HR S P ERA WHIP	IP WLS BF H R ER SO BB IBB HBP BLK WP HR S P ERA WHIP	IP WLS BF H R ER SO BB IBB HBP BLK WP HR S P ERA WHIP	IP WLS BF H R ER SO BB IBB HBP BLK WP HR S P ERA WHIP	IP WLS BF H R ER SO BB IBB HBP BLK WP HR S P ERA WHIP	IP WLS BF H R ER SO BB IBB HBP BLK WP HR S P ERA WHIP	IP WLS BF H R ER SO BB IBB HBP BLK WP HR S P ERA WHIP	IP WLS BF H R ER SO BB IBB HBP BLK WP HR S P ERA WHIP	IP WLS BF H R ER SO BB IBB HBP BLK WP HR S P ERA WHIP	IP WLS BF H R ER SO BB IBB HBP BLK WP HR S P ERA WHIP	IP WLS BF H R ER SO BB IBB HBP BLK WP HR S P ERA WHIP

AB	37
R	11
H	10
RBI	8
BB	9
SO	13
LOB	16



Batter	1	2	3	4	5	6	7	8	9	AB	R	H	RBI	BB	SO	LOB	BOTTOM											
Don Landrum, L (1, 8) OBP: 0.302, SLG: 0.338	4-0 F9 14 1B E BB	0-0 4-3			0-0 F7		0-0 F9	0-3 K		4	1	0	0	1	1	4	Philadelphia Phillies @ Chicago Cubs Wrigley Field, Chicago, IL Thu Sep 23 1965, 3:33 AM CDT Unknown											
Glenn Beckert, R (1, 4) OBP: 0.273, SLG: 0.296	0-0 E5 14 1B 1-2			0-0 6-3	0-0 1B HR 1B		0-0 1B 1B	0-0 6-3		5	1	2	0	0	0	3												
Billy Williams, L (1, 9) OBP: 0.375, SLG: 0.553	0-0 F9 2-3			0-0 F2	0-0 1-3 HR 1B		0-0 1-2 2-3 1B	0-0 1-3		5	1	2	0	0	0	2												
Ron Santo, R (1, 5) OBP: 0.378, SLG: 0.512	0-3 K			0-0 14 FC6 1B	0-0 1-H 3-H HR		0-0 P6	0-3 K		5	1	2	3	0	2	5												
14 Ernie Banks, R (1, 3) OBP: 0.333, SLG: 0.454 Ken Holtzman, R (6, 1) Doug Clemens, L (7, PH) OBP: 0.311, SLG: 0.298 Lindy McDaniel, R (8, 1) Vic Roznovsky, L (9, PH) OBP: 0.305, SLG: 0.322 George Altman, L (1, 7) OBP: 0.303, SLG: 0.347	0-0 1-2 3-H 1B			0-0 FC6	0-0 6-3		0-3 K	0-0 1B 2B	0-0 4-3	3	0	1	1	0	0	1												
Ed Bailey, L (1, 2) OBP: 0.367, SLG: 0.352		0-3 K		0-0 F9	0-0 4-1		0-0 4-1	0-0 1B 1B		4	0	1	0	0	1	0												
Don Kessinger, S (1, 6) OBP: 0.266, SLG: 0.249 Billy Hoelt, L (5, 1) OBP: 0.273, SLG: 0.273 John Boccabella, R (6, 3) OBP: 0.385, SLG: 0.833	0-0 1-2 1B			0-0 FC6	0-0 F2		0-3 K	0-0 1-2 2-H 1B	0-0 4-3	2	0	0	0	0	1	0												
Larry Jackson, R (1, 1) OBP: 0.174, SLG: 0.220 Jimmy Stewart, S (5, 6) OBP: 0.304, SLG: 0.289	0-0 1B			0-0 1-2	0-3 K		0-0 E1 1B 1B	0-3 K		1	0	1	0	0	0	0												
<b>Inning Stats</b>	R: 1 E: 1 K: 1 S: 7	H: 1 LOB: 2 BB: 1 P: 11	R: 0 E: 0 K: 2 S: 8	H: 1 LOB: 0 BB: 0 P: 8	R: 0 E: 0 K: 0 S: 4	H: 1 LOB: 0 BB: 0 P: 4	R: 0 E: 0 K: 0 S: 3	H: 0 LOB: 0 BB: 0 P: 3	R: 3 E: 0 K: 1 S: 8	H: 3 LOB: 0 BB: 0 P: 8	R: 0 E: 0 K: 1 S: 5	H: 0 LOB: 0 BB: 0 P: 5	R: 0 E: 1 K: 1 S: 8	H: 2 LOB: 3 BB: 0 P: 8	R: 1 E: 0 K: 2 S: 10	H: 3 LOB: 2 BB: 0 P: 10	R: 0 E: 0 K: 1 S: 6	H: 1 LOB: 1 BB: 0 P: 6	1B: 10 2B: 1 3B: 0 HR: 1	SF: 0 SAC: 0 DP: 0 HBP: 0	WP: 0 PB: 0 SB: 0 CS: 0	PA: 42						
<b>PITCHER</b>	IP WLS BF H R ER SO BB IBB HBP BLK WP HR S P ERA WHIP	IP WLS BF H R ER SO BB IBB HBP BLK WP HR S P ERA WHIP	IP WLS BF H R ER SO BB IBB HBP BLK WP HR S P ERA WHIP	IP WLS BF H R ER SO BB IBB HBP BLK WP HR S P ERA WHIP	IP WLS BF H R ER SO BB IBB HBP BLK WP HR S P ERA WHIP	IP WLS BF H R ER SO BB IBB HBP BLK WP HR S P ERA WHIP	IP WLS BF H R ER SO BB IBB HBP BLK WP HR S P ERA WHIP	IP WLS BF H R ER SO BB IBB HBP BLK WP HR S P ERA WHIP	IP WLS BF H R ER SO BB IBB HBP BLK WP HR S P ERA WHIP	IP WLS BF H R ER SO BB IBB HBP BLK WP HR S P ERA WHIP	IP WLS BF H R ER SO BB IBB HBP BLK WP HR S P ERA WHIP	IP WLS BF H R ER SO BB IBB HBP BLK WP HR S P ERA WHIP	IP WLS BF H R ER SO BB IBB HBP BLK WP HR S P ERA WHIP	IP WLS BF H R ER SO BB IBB HBP BLK WP HR S P ERA WHIP	IP WLS BF H R ER SO BB IBB HBP BLK WP HR S P ERA WHIP	IP WLS BF H R ER SO BB IBB HBP BLK WP HR S P ERA WHIP	IP WLS BF H R ER SO BB IBB HBP BLK WP HR S P ERA WHIP	IP WLS BF H R ER SO BB IBB HBP BLK WP HR S P ERA WHIP	IP WLS BF H R ER SO BB IBB HBP BLK WP HR S P ERA WHIP	IP WLS BF H R ER SO BB IBB HBP BLK WP HR S P ERA WHIP	IP WLS BF H R ER SO BB IBB HBP BLK WP HR S P ERA WHIP	IP WLS BF H R ER SO BB IBB HBP BLK WP HR S P ERA WHIP	IP WLS BF H R ER SO BB IBB HBP BLK WP HR S P ERA WHIP	IP WLS BF H R ER SO BB IBB HBP BLK WP HR S P ERA WHIP	IP WLS BF H R ER SO BB IBB HBP BLK WP HR S P ERA WHIP	IP WLS BF H R ER SO BB IBB HBP BLK WP HR S P ERA WHIP	IP WLS BF H R ER SO BB IBB HBP BLK WP HR S P ERA WHIP	IP WLS BF H R ER SO BB IBB HBP BLK WP HR S P ERA WHIP

AB	41
R	5
H	12
RBI	5
BB	1
SO	9
LOB	23





Batter	1	2	3	4	5	6	7	8	9	AB	R	H	RBI	BB	SO	LOB	TOP			
John Briggs, L OBP: 0.362, SLG: 0.393										5	2	0	0	2	3		Philadelphia Phillies @ Chicago Cubs Wrigley Field, Chicago, IL Thu Sep 23 1965, 3:38 AM CDT Att: 1,598 - Unknown			
Dick Allen, R OBP: 0.376, SLG: 0.508										5	1	1	0	0	1	4				
Johnny Callison, L OBP: 0.329, SLG: 0.520										5	2	3	2	0	1	1				
Tony Gonzalez, L OBP: 0.352, SLG: 0.470										5	1	2	1	0	0	2				
Dick Stuart, R OBP: 0.290, SLG: 0.440 Ruben Amaro, R OBP: 0.307, SLG: 0.247										3	0	0	1	0	0	1				
Tony Taylor, R OBP: 0.306, SLG: 0.331										4	1	2	1	0	1	0				
Clay Dalrymple, L OBP: 0.291, SLG: 0.292										3	0	1	0	1	1	1				
Bobby Wine, R OBP: 0.290, SLG: 0.292										4	0	1	1	0	1	2				
Chris Short, R OBP: 0.151, SLG: 0.141										2	0	0	0	0	0	1				
<b>Inning Stats</b>	R: 2 E: 0 K: 1 S: 7	H: 2 LOB: 0 BB: 0 P: 7	R: 1 E: 0 K: 1 S: 7	H: 2 LOB: 2 BB: 0 P: 8	R: 1 E: 0 K: 0 S: 4	H: 2 LOB: 0 BB: 0 P: 4	R: 0 E: 0 K: 0 S: 3	H: 0 LOB: 0 BB: 0 P: 3	R: 3 E: 1 K: 2 S: 11	H: 3 LOB: 1 BB: 0 P: 11	R: 0 E: 0 K: 0 S: 3	H: 0 LOB: 0 BB: 0 P: 3	R: 0 E: 0 K: 1 S: 7	H: 0 LOB: 1 BB: 0 P: 11	R: 0 E: 1 K: 1 S: 7	H: 2 LOB: 2 BB: 0 P: 7		1B: 9 2B: 2 3B: 0 HR: 1	SF: 1 SAC: 1 DP: 0 HBP: 1	WP: 1 PB: 0 SB: 1 CS: 1
<b>PITCHER</b>	IP WLS BF H R ER SO BB IBB HBP BLK WP HR S P ERA WHIP																			
Bill Faul, R ERA: 3.9	(1, 1) 4.0 L 20 7 6 4 2 0 0 0 1 0 1 1 23 24 9.00 1.750																			
Billy Hoelt, L ERA: 2.99	(5, 1) 1.0 5 2 1 1 2 0 0 0 0 0 0 9 9 9.00 2.000																			
Cal Koonce, R ERA: 3.66	(6, 1) 3.0 11 1 0 0 3 1 0 0 0 0 0 0 16 20 0.00 0.667																			
Bob Humphreys, R ERA: 3.25	(9, 1) 1.0 5 2 0 0 1 0 0 0 0 0 0 0 7 7 0.00 2.000																			

Batter	1	2	3	4	5	6	7	8	9	AB	R	H	RBI	BB	SO	LOB	BOTTOM							
Don Landrum, L OBP: 0.301, SLG: 0.338 Don Young, R OBP: 0.056, SLG: 0.143										1	0	0	0	0	1	0	Philadelphia Phillies @ Chicago Cubs Wrigley Field, Chicago, IL Thu Sep 23 1965, 3:38 AM CDT Att: 1,598 - Unknown							
Glenn Beckert, R OBP: 0.273, SLG: 0.296										4	0	1	0	0	0	0								
Billy Williams, L OBP: 0.377, SLG: 0.554										4	1	3	0	0	0	1								
Ron Santo, R OBP: 0.377, SLG: 0.509										3	1	0	0	1	1	2								
14 Ernie Banks, R OBP: 0.334, SLG: 0.463										3	2	2	3	0	0	0								
Harvey Kuenn, R OBP: 0.351, SLG: 0.260										4	0	1	0	0	2	1								
Chris Krug, R OBP: 0.262, SLG: 0.325										4	0	0	0	0	3	2								
Don Kessinger, S OBP: 0.264, SLG: 0.246										3	0	0	0	0	1	0								
Bill Faul, R ERA: 3.11, SLG: 0.880 Billy Hoelt, L ERA: 2.73, SLG: 0.273 Roberto Hernandez, R OBP: 0.291, SLG: 0.294 Cal Koonce, R OBP: 0.307, SLG: 0.470 Joey Amalfitano, R OBP: 0.306, SLG: 0.331 Bob Humphreys, R ERA: 3.25	(1, 1) 9.0 W 34 7 4 3 10 1 0 0 0 1 1 53 57 3.00 0.889																							
<b>Inning Stats</b>	R: 0 E: 0 K: 1 S: 6	H: 1 LOB: 1 BB: 0 P: 6	R: 1 E: 0 K: 1 S: 6	H: 1 LOB: 0 BB: 0 P: 6	R: 0 E: 0 K: 2 S: 7	H: 0 LOB: 0 BB: 0 P: 7	R: 1 E: 0 K: 2 S: 8	H: 1 LOB: 1 BB: 1 P: 12	R: 0 E: 0 K: 0 S: 3	H: 0 LOB: 0 BB: 0 P: 3	R: 0 E: 0 K: 1 S: 5	H: 1 LOB: 0 BB: 0 P: 5	R: 0 E: 0 K: 1 S: 5	H: 0 LOB: 0 BB: 0 P: 5	R: 0 E: 0 K: 1 S: 5	H: 0 LOB: 0 BB: 0 P: 5		R: 0 E: 0 K: 1 S: 5	H: 0 LOB: 0 BB: 0 P: 5	R: 2 E: 0 K: 1 S: 8	H: 3 LOB: 1 BB: 0 P: 8	1B: 5 2B: 0 3B: 1 HR: 1	SF: 1 SAC: 0 DP: 1 HBP: 0	WP: 1 PB: 2 SB: 0 CS: 0
<b>PITCHER</b>	IP WLS BF H R ER SO BB IBB HBP BLK WP HR S P ERA WHIP																							
Chris Short, L ERA: 3.01	(1, 1) 9.0 W 34 7 4 3 10 1 0 0 0 1 1 53 57 3.00 0.889																							

AB	37
R	7
H	12
RBI	6
BB	1
SO	8
LOB	17



AB	32
R	4
H	7
RBI	3
BB	1
SO	10
LOB	6



Batter	1	2	3	4	5	6	7	8	9	AB	R	H	RBI	BB	SO	LOB	TOP					
Ron Hunt, R OBP: 0.308, SLG: 0.321 Bobby Klaus, R OBP: 0.302, SLG: 0.259	4-3		4-3			F7			BB 2B 1B	4	0	1	0	0	0	0	<b>New York Mets @ Philadelphia Phillies</b> Connie Mack Stadium, Philadelphia, PA Sat Sep 25 1965, 3:33 AM EDT Unknown <a href="http://livebaseballscores.com">livebaseballscores.com</a>					
Johnny Lewis, L OBP: 0.331, SLG: 0.393	G6-4-3 1B		K			K			2B 1-2 BB	3	0	1	0	1	2	0						
Charley Smith, R OBP: 0.275, SLG: 0.404	G6-4-3 1-2				F9				K	4	0	0	0	0	1	3						
Ed Kranepool, L OBP: 0.310, SLG: 0.384		SH1-3 E BB			K				F2	3	0	0	0	1	1	2						
Jim Hickman, R OBP: 0.283, SLG: 0.397		E5 SH1-3			P6				F2	4	0	1	1	0	1	1						
John Stephenson, L OBP: 0.275, SLG: 0.398		SH1-3				3-1			1B	3	0	1	0	0	1	2						
Cleon Jones, R OBP: 0.185, SLG: 0.222						1-3			K	3	0	0	0	0	2	2						
Roy McMillan, R OBP: 0.282, SLG: 0.294 Bud Harrelson, S OBP: 0.063, SLG: 0.063						F7			PB BB	2	0	0	0	1	0	2						
Larry Bearmarth, R OBP: 0.222, SLG: 0.250 Gary Kolb, L OBP: 0.219, SLG: 0.239 Al Jackson, L OBP: 0.133, SLG: 0.136 Chuck Hiller, L OBP: 0.274, SLG: 0.344 Jack Fisher, R OBP: 0.194, SLG: 0.189			K						P6 1-2	1	0	0	0	0	1	0						
										1	0	0	0	0	1	0						
										0	0	0	0	0	0	1						
										0	0	0	0	0	0	0						
<b>Inning Stats</b>	R: 0 E: 0 K: 0 S: 7	H: 1 LOB: 0 BB: 0 P: 10	R: 0 E: 1 K: 1 S: 10	H: 0 LOB: 2 BB: 1 P: 18	R: 0 E: 0 K: 2 S: 7	H: 0 LOB: 0 BB: 0 P: 7	R: 0 E: 0 K: 1 S: 6	H: 0 LOB: 0 BB: 0 P: 8	R: 0 E: 0 K: 0 S: 3	H: 0 LOB: 0 BB: 0 P: 3	R: 0 E: 0 K: 2 S: 7	H: 0 LOB: 0 BB: 0 P: 9	R: 0 E: 1 K: 1 S: 5	H: 1 LOB: 2 BB: 1 P: 7	R: 0 E: 0 K: 1 S: 11	H: 1 LOB: 2 BB: 1 P: 19	R: 1 E: 0 K: 2 S: 11	H: 2 LOB: 2 BB: 1 P: 17	1B: 3 2B: 1 3B: 0 HR: 0	SF: 0 SAC: 1 DP: 1 HBP: 0	WP: 0 PB: 1 SB: 0 CS: 0	PA: 33
<b>PITCHER</b> Ray Culp, R ERA: 3.26	IP: 9.0 WLS: W BF: 33 H: 4 R: 1 ER: 1 SO: 10 BB: 3 IBB: 0 HBP: 0 BLK: 0 WP: 0 HR: 0 S: 67 P: 98 ERA: 1.00 WHIP: 0.778															<b>PITCHER</b>	IP: 9.0 WLS: W BF: 33 H: 4 R: 1 ER: 1 SO: 10 BB: 3 IBB: 0 HBP: 0 BLK: 0 WP: 0 HR: 0 S: 67 P: 98 ERA: 1.00 WHIP: 0.778					

Batter	1	2	3	4	5	6	7	8	9	AB	R	H	RBI	BB	SO	LOB	BOTTOM					
John Briggs, L OBP: 0.360, SLG: 0.388	F5		S BB			4-3			E1 4-3 5-3	3	0	0	0	1	0	0	<b>New York Mets @ Philadelphia Phillies</b> Connie Mack Stadium, Philadelphia, PA Sat Sep 25 1965, 3:33 AM EDT Unknown <a href="http://livebaseballscores.com">livebaseballscores.com</a>					
Dick Allen, R OBP: 0.376, SLG: 0.504	4-3		K			1-3			5-3	4	0	0	0	0	1	2						
Johnny Callison, L OBP: 0.327, SLG: 0.516	E6 FC5 S		F2			4-3			4-3	4	0	0	0	0	0	2						
Tony Gonzalez, L OBP: 0.351, SLG: 0.468	FC5 1-3					1-3			F5	4	1	1	0	0	0	2						
Dick Stuart, R OBP: 0.294, SLG: 0.449 Ruben Amaro, R OBP: 0.307, SLG: 0.247									5-3	4	1	3	1	0	0	0						
Tony Taylor, R OBP: 0.305, SLG: 0.328	G6-3 1B					HR			5-3 1B	0	0	0	0	0	0	0						
Tony Taylor, R OBP: 0.305, SLG: 0.328	G6-3 1-2					E6 HR			5-3	3	1	0	1	1	0	2						
Clay Dalrymple, L OBP: 0.293, SLG: 0.305						HR			5-3 BB	4	1	2	2	0	1	2						
Bobby Wine, R OBP: 0.289, SLG: 0.289						HR			F2	4	1	2	2	0	1	2						
Ray Culp, R OBP: 0.134, SLG: 0.079						HR			K	4	1	2	2	0	1	2						
						HR			F2	3	0	0	0	1	1	2						
						HR			K	3	0	0	0	0	0	2						
						HR			K	3	0	0	0	0	0	2						
						HR			K	3	0	0	0	0	0	2						
<b>Inning Stats</b>	R: 0 E: 1 K: 0 S: 8	H: 0 LOB: 1 BB: 0 P: 15	R: 0 E: 0 K: 0 S: 4	H: 2 LOB: 1 BB: 0 P: 4	R: 0 E: 0 K: 1 S: 5	H: 0 LOB: 1 BB: 1 P: 11	R: 3 E: 0 K: 0 S: 6	H: 2 LOB: 0 BB: 0 P: 6	R: 0 E: 0 K: 0 S: 3	H: 0 LOB: 0 BB: 0 P: 3	R: 1 E: 0 K: 1 S: 7	H: 2 LOB: 2 BB: 1 P: 11	R: 0 E: 1 K: 0 S: 6	H: 0 LOB: 1 BB: 0 P: 7	R: 0 E: 0 K: 1 S: 8	H: 0 LOB: 1 BB: 1 P: 18	R: 0 E: 0 K: 1 S: 8	H: 0 LOB: 1 BB: 1 P: 18	1B: 4 2B: 0 3B: 0 HR: 2	SF: 0 SAC: 0 DP: 1 HBP: 0	WP: 0 PB: 0 SB: 0 CS: 0	PA: 35
<b>PITCHER</b> Larry Bearmarth, R ERA: 4.61 Al Jackson, L ERA: 4.39 Jack Fisher, R ERA: 4.04	IP: 5.0 WLS: L BF: 21 H: 4 R: 3 ER: 2 SO: 1 BB: 0 IBB: 0 HBP: 0 BLK: 0 WP: 0 HR: 2 S: 26 P: 39 ERA: 3.60 WHIP: 1.000															<b>PITCHER</b>	IP: 5.0 WLS: L BF: 21 H: 4 R: 3 ER: 2 SO: 1 BB: 0 IBB: 0 HBP: 0 BLK: 0 WP: 0 HR: 2 S: 26 P: 39 ERA: 3.60 WHIP: 1.000					



Batter	1	2	3	4	5	6	7	8	9	10	AB	R	H	RBI	BB	SO	LOB	TOP		
Ron Hunt, R OBP: 0.309, SLG: 0.327 (1, 4)	6-3			FC3-6 1B	P3		F3			SH3-4	4	0	1	0	0	0	0			
Kevin Collins, L OBP: 0.143, SLG: 0.077 Charley Smith, R OBP: 0.275, SLG: 0.404 (5, PH) (5, 5)	K2-3			FC3-6 1B E	6-3			K		FC4-2 1B	2	1	0	0	0	1	1			
Johnny Lewis, L OBP: 0.331, SLG: 0.390 (1, 9)	6-3			1B E				G3		FC4-2 1B	5	1	1	0	0	1	2			
Ed Kranepool, L OBP: 0.305, SLG: 0.378 (1, 3)		L8		FC 1B			P6			K	5	1	0	0	0	1	3			
Jim Hickman, R OBP: 0.293, SLG: 0.414 (1, 8)		G6-3 1B		1B 1B			S 1B			G4-6-3 1B	4	0	4	1	0	0	0			
John Stephenson, L OBP: 0.278, SLG: 0.387 Chris Cannizzaro, R OBP: 0.288, SLG: 0.224 (1, 2) (10, 2)		G6-3		F7			BB			G4-6-3	3	0	0	0	1	0	4			
Gary Kolb, L OBP: 0.220, SLG: 0.239 (1, 7)			3-1							3-1	4	0	1	1	0	1	2			
Bud Harrelson, S OBP: 0.130, SLG: 0.136 Joe Christopher, R OBP: 0.305, SLG: 0.335 Bobby Klaus, R OBP: 0.302, SLG: 0.259 (1, 6) (10, PH) (10, 6)			K	F8			K			SH3-4 1B SH	3	0	0	0	0	2	2			
Rob Gardner, R Darrell Sutherland, R OBP: 0.154, SLG: 0.308 Gordie Richardson, R Jack Fisher, R OBP: 0.184, SLG: 0.189 (1, 1) (4, 1) (8, 1) (10, 1)			5-3				K			SH 1B SH3-4 FC4-2	1	0	0	0	0	0	0			
<b>Inning Stats</b>	R: 0 E: 0 K: 1 S: 6	H: 0 LOB: 0 BB: 0 P: 10	R: 0 E: 0 K: 0 S: 6	H: 1 LOB: 0 BB: 0 P: 9	R: 0 E: 0 K: 1 S: 7	H: 0 LOB: 0 BB: 0 P: 11	R: 3 E: 0 K: 1 S: 15	H: 4 LOB: 2 BB: 0 P: 17	R: 0 E: 0 K: 2 S: 8	H: 0 LOB: 0 BB: 0 P: 12	R: 0 E: 0 K: 1 S: 7	H: 0 LOB: 0 BB: 0 P: 12	R: 0 E: 0 K: 0 S: 6	H: 1 LOB: 0 BB: 0 P: 8	R: 1 E: 1 K: 1 S: 10	H: 2 LOB: 2 BB: 0 P: 14	1B: 9 2B: 0 3B: 0 HR: 0	SF: 0 SAC: 2 DP: 2 HBP: 0	WP: 0 PB: 0 SB: 1 CS: 0	PA: 40
<b>PITCHER</b>	IP	WLS	BF	H	R	ER	SO	BB	IBB	HBP	BLK	WP	HR	S	P	ERA	WHIP			
Lew Burdette, R ERA: 5.44 Chris Short, L ERA: 3.0 Gary Wagner, R ERA: 3.17 Grant Jackson, L ERA: 19.29	4.0	1.0	17	5	3	1	2	0	0	0	0	0	0	34	47	2.25	1.250			

**New York Mets @ Philadelphia Phillies**  
 Connie Mack Stadium, Philadelphia, PA  
 Sun Sep 26 1965, 3:33 AM EDT  
 Att: 9,029 - Unknown

AB	37
R	4
H	9
RBI	3
BB	1
SO	9
LOB	14



Batter	1	2	3	4	5	6	7	8	9	10	AB	R	H	RBI	BB	SO	LOB	BOTTOM				
Adolfo Phillips, R OBP: 0.282, SLG: 0.329 (1, 8)	P8		E6 G4-6-3	F2			P5			K	5	0	0	0	1	0						
Cookie Rojas, R OBP: 0.352, SLG: 0.378 (1, 4)	F3		G4-6-3		5-3			S5-4-3 BB HBP		5-3 1B BB	3	1	0	0	1	0	1					
Dick Allen, R OBP: 0.378, SLG: 0.503 (1, 5)	1B 1B		1B		6-3 1B			G5-4-3 BB		5-3	4	0	3	0	1	0	1					
Dick Stuart, R OBP: 0.294, SLG: 0.446 (1, 3)	1B		F8		6-3			G5-4-3		2B 1B	5	1	2	1	0	0	4					
Alex Johnson, R OBP: 0.351, SLG: 0.464 Tony Gonzalez, L OBP: 0.352, SLG: 0.470 (1, 7) (6, PH) (7, 7)	P6			HR 2B			L7			2B 1B	2	1	1	0	0	0	2					
Johnny Callison, L OBP: 0.328, SLG: 0.519 (1, 9)		P4		HR			1-3			F9	4	1	1	2	0	0	2					
Bobby Wine, R OBP: 0.291, SLG: 0.299 (1, 6)		K		HR			PO 1B			K	4	1	2	1	0	2	0					
Pat Corrales, R OBP: 0.332, SLG: 0.329 (1, 2)		CI		5-3			PO			F8	3	0	0	0	0	0	0					
Lew Burdette, R OBP: 0.308, SLG: 0.346 Wes Covington, L OBP: 0.328, SLG: 0.494 Chris Short, R OBP: 0.151, SLG: 0.141 Gary Wagner, R OBP: 0.077, SLG: 0.154 Grant Jackson, S (1, 1) (4, PH) (5, 1) (6, 1) (10, 1)		5-3		P4			K			K	1	0	0	0	0	0	1					
<b>Inning Stats</b>	R: 0 E: 0 K: 0 S: 10	H: 2 LOB: 2 BB: 0 P: 15	R: 0 E: 1 K: 1 S: 13	H: 0 LOB: 1 BB: 0 P: 17	R: 0 E: 1 K: 0 S: 6	H: 1 LOB: 1 BB: 0 P: 9	R: 3 E: 0 K: 0 S: 11	H: 3 LOB: 0 BB: 0 P: 13	R: 0 E: 0 K: 0 S: 6	H: 1 LOB: 1 BB: 0 P: 10	R: 0 E: 0 K: 1 S: 7	H: 0 LOB: 0 BB: 0 P: 13	R: 0 E: 0 K: 0 S: 5	H: 0 LOB: 2 BB: 2 P: 17	R: 0 E: 0 K: 2 S: 10	H: 0 LOB: 0 BB: 0 P: 13	R: 2 E: 0 K: 1 S: 11	H: 2 LOB: 1 BB: 1 P: 18	1B: 6 2B: 2 3B: 0 HR: 2	SF: 0 SAC: 0 DP: 2 HBP: 1	WP: 0 PB: 0 SB: 0 CS: 0	PA: 42
<b>PITCHER</b>	IP	WLS	BF	H	R	ER	SO	BB	IBB	HBP	BLK	WP	HR	S	P	ERA	WHIP					
Rob Gardner, L ERA: 8.92 Darrell Sutherland, R ERA: 3.0 Gordie Richardson, L ERA: 3.99 Jack Fisher, R ERA: 4.07	1.1	4.2	15	2	0	0	1	1	0	1	0	0	0	26	42	0.00	0.643					

**New York Mets @ Philadelphia Phillies**  
 Connie Mack Stadium, Philadelphia, PA  
 Sun Sep 26 1965, 3:33 AM EDT  
 Att: 9,029 - Unknown

AB	36
R	5
H	10
RBI	5
BB	3
SO	5
LOB	11



Batter	1	2	3	4	5	6	7	8	9	AB	R	H	RBI	BB	SO	LOB	TOP					
Don Landrum, L (1, 8) OBP: 0.300, SLG: 0.334	L4		4-3		F8			SH1-4 E 1B		4	1	1	0	0	0	0	Chicago Cubs @ Philadelphia Phillies Connie Mack Stadium, Philadelphia, PA Mon Sep 27 1965, 7:05 PM EDT Att: 4,390 - Unknown					
Glenn Beckert, R (1, 4) OBP: 0.276, SLG: 0.297	K		BB BB 1B		6-3			SH1-4 1-2		3	0	1	0	0	1	0						
Billy Williams, L (1, 9) OBP: 0.381, SLG: 0.554	F9		BB BB 1-2 BB		FC6-4 1B			E9 2-H 1B		3	0	2	1	1	0	0						
Ron Santo, R (1, 5) OBP: 0.380, SLG: 0.508		1B 1B	BB BB 1-2 BB		FC6-4 1-2			K		3	0	1	0	1	1	2						
14 Ernie Banks, R (1, 3) OBP: 0.333, SLG: 0.459	F7		F8		K			L4		4	0	0	0	0	1	6						
Doug Clemens, L (1, 7) OBP: 0.302, SLG: 0.290	K			K		4-3			4-3	4	0	0	0	0	2	2						
Vic Roznovsky, L (1, 2) OBP: 0.295, SLG: 0.310	1-3 1B		F9				P4		4-3	4	0	1	0	0	0	0						
Don Kessinger, S (1, 6) OBP: 0.256, SLG: 0.238	K		K				K		K	4	0	0	0	0	4	2						
Larry Jackson, R (1, 1) OBP: 0.169, SLG: 0.212			K		F8		K			3	0	0	0	0	2	0						
<b>Inning Stats</b>	R: 0 E: 0 K: 1 S: 5	H: 0 LOB: 0 BB: 0 P: 5	R: 0 E: 0 K: 2 S: 9	H: 2 LOB: 2 BB: 0 P: 9	R: 0 E: 0 K: 1 S: 6	H: 1 LOB: 3 BB: 2 P: 14	R: 0 E: 0 K: 2 S: 7	H: 0 LOB: 0 BB: 0 P: 7	R: 0 E: 0 K: 0 S: 3	H: 0 LOB: 0 BB: 0 P: 3	R: 0 E: 0 K: 1 S: 6	H: 1 LOB: 1 BB: 0 P: 6	R: 0 E: 0 K: 2 S: 7	H: 0 LOB: 0 BB: 0 P: 7	R: 0 E: 0 K: 1 S: 5	H: 0 LOB: 0 BB: 0 P: 5	R: 0 E: 0 K: 1 S: 5	H: 0 LOB: 0 BB: 0 P: 5	1B: 6 2B: 0 3B: 0 HR: 0	SF: 0 SAC: 1 DP: 0 HBP: 0	WP: 0 PB: 0 SB: 0 CS: 0	PA: 35
<b>PITCHER</b> Jim Bunning, R (1, 1) ERA: 2.68	IP: 9.0 WLS: L BF: 35 H: 6 R: 1 ER: 1 SO: 11 BB: 2 IBB: 0 HBP: 0 BLK: 0 WP: 0 HR: 0 S: 55 P: 63 ERA: 1.00 WHIP: 0.889															<b>PITCHER</b>						

Batter	1	2	3	4	5	6	7	8	9	AB	R	H	RBI	BB	SO	LOB	BOTTOM					
John Briggs, L (1, 8) OBP: 0.351, SLG: 0.376	SH3-4 1B		K			G3			K	4	0	1	0	0	2	1	Chicago Cubs @ Philadelphia Phillies Connie Mack Stadium, Philadelphia, PA Mon Sep 27 1965, 7:05 PM EDT Att: 4,390 - Unknown					
Cookie Rojas, R (1, 4) OBP: 0.350, SLG: 0.376	SH3-4 1-2		4-3			6-3			F8 1-2	3	0	0	0	0	0	1						
Johnny Callison, L (1, 9) OBP: 0.328, SLG: 0.518	F7			G6-4-3 1B		6-3				3	0	1	0	0	0	1						
Tony Gonzalez, L (1, 7) OBP: 0.349, SLG: 0.466	1-3			G6-4-3 1-2		G3				3	0	0	0	0	0	2						
Dick Stuart, R (1, 3) OBP: 0.293, SLG: 0.443		K		6-3		K				3	0	0	0	0	2	0						
Tony Taylor, R (1, 5) OBP: 0.307, SLG: 0.326		5-3			E3 5-3-5			L4-3 1B		3	0	1	0	0	0	0						
Clay Dalrymple, L (1, 2) OBP: 0.293, SLG: 0.302		BB			F9			K		2	0	0	0	1	1	2						
Bobby Wine, R (1, 6) OBP: 0.289, SLG: 0.297 Wes Covington, L (9, PH) OBP: 0.687, SLG: 0.491 Ruben Amaro, R (9, 6) OBP: 0.313, SLG: 0.251		1-3			5-3-5			L4-3 1-2		2	0	0	0	0	0	2						
Jim Bunning, R (1, 1) OBP: 0.218, SLG: 0.257 Bill Sorrell, L (9, PH) OBP: 0.687, SLG: 0.600 Adolfo Phillips, R (9, PR) OBP: 0.282, SLG: 0.329			4-3			K			CS 1B	2	0	0	0	0	1	0						
<b>Inning Stats</b>	R: 0 E: 0 K: 0 S: 4	H: 1 LOB: 1 BB: 0 P: 4	R: 0 E: 0 K: 1 S: 5	H: 0 LOB: 1 BB: 1 P: 9	R: 0 E: 0 K: 1 S: 5	H: 0 LOB: 0 BB: 0 P: 5	R: 0 E: 0 K: 0 S: 3	H: 1 LOB: 0 BB: 0 P: 3	R: 0 E: 0 K: 0 S: 3	H: 0 LOB: 0 BB: 0 P: 3	R: 0 E: 0 K: 1 S: 5	H: 0 LOB: 0 BB: 0 P: 5	R: 0 E: 0 K: 1 S: 5	H: 0 LOB: 0 BB: 0 P: 5	R: 0 E: 0 K: 1 S: 5	H: 1 LOB: 1 BB: 0 P: 5	R: 0 E: 0 K: 1 S: 5	H: 1 LOB: 1 BB: 0 P: 5	1B: 4 2B: 2 3B: 0 HR: 0	SF: 0 SAC: 1 DP: 3 HBP: 0	WP: 0 PB: 0 SB: 0 CS: 1	PA: 29
<b>PITCHER</b> Larry Jackson, R (1, 1) ERA: 3.92	IP: 9.0 WLS: W BF: 29 H: 4 R: 0 ER: 0 SO: 6 BB: 1 IBB: 0 HBP: 0 BLK: 0 WP: 0 HR: 0 S: 40 P: 44 ERA: 0.00 WHIP: 0.556															<b>PITCHER</b>						

Batter	1	2	3	4	5	6	7	8	9	AB	R	H	RBI	BB	SO	LOB	TOP			
Don Landrum, L (1, 8) OBP: 0.300, SLG: 0.334	4-3		FC6-4 1B		F9			SH5-4		3	0	1	0	0	0	0	<b>Chicago Cubs @ Philadelphia Phillies</b> Connie Mack Stadium, Philadelphia, PA Tue Sep 28 1965, 7:05 PM EDT Att: 3,928 - Unknown			
Glenn Beckert, R (1, 4) OBP: 0.276, SLG: 0.298	2B 1B		FC6-4 1-2f		6-3			SF9		3	1	1	1	0	0	1				
Billy Williams, L (1, 9) OBP: 0.380, SLG: 0.554	4-3 1-H		6-3		K			K		4	0	1	1	0	2	1				
Ron Santo, R (1, 5) OBP: 0.379, SLG: 0.507	4-3		6-3		F9					4	0	1	0	0	0	1				
14 Ernie Banks, R (1, 3) OBP: 0.332, SLG: 0.457	4-3		HBP		F9			FC4-6 14 1B		3	0	0	0	0	0	2				
Harvey Kuenn, R (1, 7) OBP: 0.341, SLG: 0.251		F8		L9				F8		4	0	0	0	0	0	2				
Doug Clemens, L (9, 7) OBP: 0.302, SLG: 0.290								G4-6-3		0	0	0	0	0	0	0				
Vic Roznovsky, L (1, 2) OBP: 0.296, SLG: 0.310	K		4-3					FC3-6 1B		3	0	1	0	0	1	1				
Don Kessinger, S (1, 6) OBP: 0.255, SLG: 0.236	F8				L4			FC3-6 1-2f		3	0	0	0	0	0	1				
Bill Faul, R (1, 1) OBP: 0.133, SLG: 0.143			K		4-3			SH5-4 SF9 2B		3	1	1	0	0	1	0				
<b>Inning Stats</b>	R: 1 E: 0 K: 0 S: 5	H: 2 LOB: 1 BB: 0 P: 5	R: 0 E: 0 K: 1 S: 5	H: 0 LOB: 0 BB: 0 P: 5	R: 0 E: 0 K: 1 S: 6	H: 1 LOB: 1 BB: 0 P: 6	R: 0 E: 0 K: 0 S: 3	H: 0 LOB: 1 BB: 0 P: 4	R: 0 E: 0 K: 0 S: 3	H: 0 LOB: 0 BB: 0 P: 3	R: 0 E: 0 K: 1 S: 4	H: 1 LOB: 1 BB: 0 P: 4	R: 1 E: 0 K: 1 S: 6	H: 1 LOB: 0 BB: 0 P: 6	R: 0 E: 0 K: 0 S: 3	H: 1 LOB: 0 BB: 0 P: 3	1B: 4 2B: 2 3B: 0 HR: 0	SF: 1 SAC: 1 DP: 1 HBP: 1	WP: 0 PB: 0 SB: 0 CS: 0	PA: 33
<b>PITCHER</b> Chris Short, L (1, 1) ERA: 2.96	IP: 9.0 WLS: L BF: 33	H: 6 R: 2 ER: 2 SO: 4	BB: 0 IBB: 0 HBP: 1 BLK: 0	WP: 0 HR: 0 S: 40 P: 41	ERA: 2.00 WHIP: 0.667											ERA: 2.00 WHIP: 0.667				

AB	30
R	2
H	6
RBI	2
BB	0
SO	4
LOB	9



Batter	1	2	3	4	5	6	7	8	9	AB	R	H	RBI	BB	SO	LOB	BOTTOM					
John Briggs, L (1, 8) OBP: 0.354, SLG: 0.373	G5-4-3 BB		2B BB		F5			F5		2	1	0	0	2	0	1	<b>Chicago Cubs @ Philadelphia Phillies</b> Connie Mack Stadium, Philadelphia, PA Tue Sep 28 1965, 7:05 PM EDT Att: 3,928 - Unknown					
Cookie Rojas, R (1, 4) OBP: 0.350, SLG: 0.376	G5-4-3 1-2f		4-3 1-H 2B		5-3			F8		4	0	1	1	0	0	2						
Johnny Callison, L (1, 9) OBP: 0.329, SLG: 0.517	4-0 BB		4-3 2-3		P6			SH1-4 BB		2	0	0	0	2	0	1						
Dick Allen, R (1, 5) OBP: 0.376, SLG: 0.501	FC6-4 1-2f		G3		P3			SH1-4 1-2		3	0	0	0	0	0	2						
Tony Gonzalez, L (1, 7) OBP: 0.348, SLG: 0.463		F8		P6				K		4	0	1	0	0	1	1						
Dick Stuart, R (1, 3) OBP: 0.291, SLG: 0.440		5-3		F9				F9		4	0	0	0	0	0	2						
Clay Dalrymple, L (1, 2) OBP: 0.295, SLG: 0.300		4-0 BB		4-0 BB				G3		2	0	0	0	2	0	2						
Bobby Wine, R (1, 6) OBP: 0.287, SLG: 0.295		0-3 BB		0-3 BB				F8		3	0	0	0	0	3	2						
Wes Covington, L (9, PH) OBP: 0.316, SLG: 0.489		K		K				F9		1	0	0	0	0	0	0						
Chris Short, R (1, 1) OBP: 0.147, SLG: 0.138					F4			K		2	0	0	0	0	1	0						
Bill Sorrell, L (9, PH) OBP: 0.571, SLG: 0.500			K					CI		1	0	0	0	0	1	0						
<b>Inning Stats</b>	R: 0 E: 0 K: 0 S: 2	H: 0 LOB: 1 BB: 2 P: 10	R: 0 E: 0 K: 1 S: 5	H: 0 LOB: 1 BB: 1 P: 9	R: 1 E: 0 K: 1 S: 6	H: 1 LOB: 1 BB: 1 P: 10	R: 0 E: 0 K: 1 S: 5	H: 0 LOB: 1 BB: 1 P: 9	R: 0 E: 0 K: 0 S: 3	H: 0 LOB: 0 BB: 0 P: 3	R: 0 E: 1 K: 0 S: 5	H: 1 LOB: 2 BB: 0 P: 5	R: 0 E: 1 K: 1 S: 6	H: 0 LOB: 1 BB: 0 P: 6	R: 0 E: 0 K: 1 S: 5	H: 0 LOB: 1 BB: 1 P: 9	R: 0 E: 0 K: 1 S: 5	H: 0 LOB: 0 BB: 0 P: 5	1B: 1 2B: 1 3B: 0 HR: 0	SF: 0 SAC: 1 DP: 1 HBP: 0	WP: 0 PB: 0 SB: 0 CS: 0	PA: 36
<b>PITCHER</b> Bill Faul, R (1, 1) ERA: 3.61	IP: 9.0 WLS: W BF: 36	H: 2 R: 1 ER: 1 SO: 6	BB: 6 IBB: 0 HBP: 0 BLK: 0	WP: 0 HR: 0 S: 42 P: 66	ERA: 1.00 WHIP: 0.889											ERA: 1.00 WHIP: 0.889						

AB	28
R	1
H	2
RBI	1
BB	6
SO	6
LOB	13





Batter	1	2	3	4	5	6	7	8	9	AB	R	H	RBI	BB	SO	LOB	TOP			
John Briggs, L (1, 8) OBP: 0.347, SLG: 0.366	P4	SF8		F7		K		3-1		4	0	0	1	0	1	1	Philadelphia Phillies @ New York Mets Shea Stadium, Flushing, NY Sat Oct 02 1965, 7:05 PM EDT Unknown <a href="http://livebaseballscorecards.com">livebaseballscorecards.com</a>			
Cookie Rojas, R (1, 4) OBP: 0.356, SLG: 0.382	FC4	FC6-4					E 1B SF9	G3-6		5	1	4	1	0	0	2				
Johnny Callison, L (1, 9) OBP: 0.331, SLG: 0.515	FC4			FC6-4			E8 FC SF9 E	G3-6		4	1	1	0	1	0	3				
Dick Allen, R (1, 5) OBP: 0.376, SLG: 0.498	WP			FC6-4			SF9			3	0	1	1	1	1	1				
Tony Gonzalez, L (1, 7) OBP: 0.350, SLG: 0.461	6-3						FC			4	1	1	0	1	0	3				
Dick Stuart, R (1, 3) OBP: 0.288, SLG: 0.434							FC			3	0	0	0	0	1	3				
Ruben Amaro, R (7, PR) OBP: 0.312, SLG: 0.250		6-3		F8		K	E			1	1	0	0	0	1	0				
Clay Dalrymple, L (1, 2) OBP: 0.295, SLG: 0.299				4-3		P4	FC3			4	1	1	1	0	0	4				
Bobby Wine, R (1, 6) OBP: 0.286, SLG: 0.294							FC5-4			4	1	2	0	0	0	1				
Jim Bunning, R (1, 1) OBP: 0.221, SLG: 0.252				SH1-4		L9	FC6			2	0	0	0	1	0	2				
<b>Inning Stats</b>	R: 0 E: 0 K: 0 S: 5	H: 2 LOB: 2 BB: 0 P: 5	R: 1 E: 0 K: 0 S: 8	H: 2 LOB: 2 BB: 1 P: 14	R: 0 E: 0 K: 0 S: 12	H: 0 LOB: 2 BB: 2 P: 25	R: 1 E: 0 K: 0 S: 5	H: 2 LOB: 1 BB: 0 P: 5	R: 0 E: 0 K: 1 S: 6	H: 0 LOB: 0 BB: 0 P: 5	R: 4 E: 3 K: 0 S: 21	H: 2 LOB: 2 BB: 0 P: 26	R: 0 E: 0 K: 0 S: 3	H: 1 LOB: 0 BB: 0 P: 3	R: 0 E: 0 K: 2 S: 7	H: 0 LOB: 0 BB: 0 P: 7	1B: 10 2B: 0 3B: 0 HR: 0	SF: 2 SAC: 1 DP: 1 HBP: 1	WP: 1 PB: 0 SB: 2 CS: 0	PA: 42
<b>PITCHER</b>	IP WLS BF H R ER SO BB IBB HBP BLK WP HR S P ERA WHIP																			
Larry Bearmuth, R (1, 1) ERA: 4.6	4.0 L 22 6 2 2 0 4 0 0 0 0 1 0 30 53 4.50 2.500																			
Gordie Richardson, L (5, 1) ERA: 3.83	2.0 6 1 0 0 2 0 0 0 0 0 0 0 11 15 0.00 0.500																			
Dave Eilers, R (7, 1) ERA: 5.4	3.0 14 3 4 2 2 0 0 0 1 0 0 0 31 36 6.00 1.000																			

Batter	1	2	3	4	5	6	7	8	9	AB	R	H	RBI	BB	SO	LOB	BOTTOM					
Kevin Collins, L (1, 5) OBP: 0.158, SLG: 0.111	K			K		K			3-1	4	0	0	0	0	3	1	Philadelphia Phillies @ New York Mets Shea Stadium, Flushing, NY Sat Oct 02 1965, 7:05 PM EDT Unknown <a href="http://livebaseballscorecards.com">livebaseballscorecards.com</a>					
Ron Hunt, R (1, 4) OBP: 0.317, SLG: 0.332				F9		F3				3	0	1	0	0	0	0						
Ed Kranepool, L (1, 3) OBP: 0.305, SLG: 0.375				1-3		6-3				3	0	0	0	0	0	1						
Johnny Lewis, L (1, 9) OBP: 0.330, SLG: 0.384						K		G3		2	0	0	0	1	1	0						
Jim Hickman, R (1, 8) OBP: 0.290, SLG: 0.407						F7		F7		3	0	0	0	0	1	1						
John Stephenson, L (1, 2) OBP: 0.272, SLG: 0.368						K2-3		6-3		3	0	0	0	0	2	1						
Gary Kolb, L (1, 7) OBP: 0.213, SLG: 0.231				4-3		4-3		F2		3	0	0	0	0	0	0						
Bud Harrelson, S (1, 6) OBP: 0.156, SLG: 0.226										3	0	1	0	0	1	0						
Larry Bearmuth, R (1, 1) OBP: 0.200, SLG: 0.222										1	0	0	0	0	1	0						
Gordie Richardson, R (5, 1) OBP: 0.310, SLG: 0.339										0	0	0	0	0	0	0						
Joe Christopher, R (6, PH) OBP: 1.000, SLG: 1.000										1	0	0	0	0	1	1						
Dave Eilers, R (7, 1) OBP: 0.293, SLG: 0.428										0	0	0	0	0	0	0						
Ron Swoboda, R (9, PH) OBP: 0.293, SLG: 0.428										1	0	0	0	0	0	0						
<b>Inning Stats</b>	R: 0 E: 0 K: 1 S: 5	H: 1 LOB: 0 BB: 0 P: 5	R: 0 E: 0 K: 2 S: 6	H: 0 LOB: 0 BB: 1 P: 10	R: 0 E: 0 K: 2 S: 7	H: 0 LOB: 0 BB: 0 P: 7	R: 0 E: 0 K: 1 S: 5	H: 0 LOB: 0 BB: 0 P: 5	R: 0 E: 0 K: 2 S: 7	H: 0 LOB: 0 BB: 0 P: 7	R: 0 E: 0 K: 2 S: 8	H: 1 LOB: 1 BB: 0 P: 9	R: 0 E: 0 K: 0 S: 3	H: 0 LOB: 0 BB: 0 P: 3	R: 0 E: 0 K: 0 S: 3	H: 0 LOB: 0 BB: 0 P: 3	R: 0 E: 0 K: 0 S: 3	H: 0 LOB: 0 BB: 0 P: 3	1B: 2 2B: 0 3B: 0 HR: 0	SF: 0 SAC: 0 DP: 1 HBP: 0	WP: 0 PB: 0 SB: 0 CS: 1	PA: 28
<b>PITCHER</b>	IP WLS BF H R ER SO BB IBB HBP BLK WP HR S P ERA WHIP																					
Jim Bunning, R (1, 1) ERA: 2.6	9.0 W 28 2 0 0 10 1 0 0 0 0 0 0 47 52 0.00 0.333																					



Top half of the baseball scorecard showing batter performance for Philadelphia Phillies @ New York Mets. Columns 1-18 represent batters, and columns 19-22 represent team totals. Batter stats include name, AB, R, H, RBI, BB, SO, LOB, and a diamond diagram. Team totals are listed on the right.

Inning Stats table showing runs, hits, errors, and other statistics for each of the 18 innings. Includes columns for R, H, E, LOB, K, S, BB, IBB, HBP, BLK, WP, HR, S, P, ERA, and WHIP.

Bottom half of the baseball scorecard showing pitcher performance for Philadelphia Phillies @ New York Mets. Columns 1-18 represent pitchers, and columns 19-22 represent team totals. Pitcher stats include name, IP, W, L, S, BF, H, R, ER, SO, BB, IBB, HBP, BLK, WP, HR, S, P, ERA, and WHIP. Batter stats include name, AB, R, H, RBI, BB, SO, LOB, and a diamond diagram. Team totals are listed on the right.

Final Inning Stats table summarizing runs, hits, errors, and other statistics for each of the 18 innings. Includes columns for R, H, E, LOB, K, S, BB, IBB, HBP, BLK, WP, HR, S, P, ERA, and WHIP.



Batter	1	2	3	4	5	6	7	8	9	10	11	12	13	AB	R	H	RBI	BB	SO	LOB
<b>Bill Sorrell, L</b> OBP: 0.467, SLG: 0.615 (1.5)														6	1	2	1	0	0	1
<b>John Briggs, L</b> OBP: 0.543, SLG: 0.362 (1.8)													 <b>BB</b>	4	1	1	0	2	0	1
<b>Johnny Callison, L</b> OBP: 0.326, SLG: 0.509 (1.9)														5	0	0	0	0	0	2
<b>Tony Gonzalez, L</b> OBP: 0.351, SLG: 0.457 (1.7)		 <b>1B</b>					 <b>HBP</b>							5	1	1	0	0	0	2
<b>Dick Stuart, R</b> OBP: 0.287, SLG: 0.429 (1.3)														6	0	1	1	0	2	3
<b>Ruben Amaro, R</b> OBP: 0.312, SLG: 0.250 (13.3)														0	0	0	0	0	0	0
<b>Clay Dalrymple, L</b> OBP: 0.292, SLG: 0.302 (1.2)														6	0	1	1	0	1	2
<b>Tony Taylor, R</b> OBP: 0.302, SLG: 0.319 (1.4)														5	0	0	0	0	1	2
<b>Bobby Wine, R</b> OBP: 0.264, SLG: 0.292 (1.6)							 <b>IBB</b>							4	0	1	0	1	1	0
<b>Grant Jackson, S</b> OBP: 0.299, SLG: 0.499 (11.1)														3	0	0	0	0	1	2
<b>Wes Covington, L</b> OBP: 0.286, SLG: 0.499 (15.1)							 <b>1-2</b>							1	0	1	0	0	0	0
<b>Adonis Phillips, R</b> OBP: 0.299, SLG: 0.399 (15.1)														0	0	0	0	0	0	0
<b>Gary Wagner, R</b> OBP: 0.276, SLG: 0.354 (12.1)														0	0	0	0	0	0	0
<b>Dave Smith, L</b> OBP: 0.195, SLG: 0.444 (12.1)														1	0	0	0	0	0	1
<b>Fergie Jenkins, R</b> OBP: 0.333, SLG: 0.599 (13.1)														0	0	0	0	0	0	0

Batter	1	2	3	4	5	6	7	8	9	10	11	12	13	AB	R	H	RBI	BB	SO	LOB
<b>Bobby Klaus, R</b> OBP: 0.302, SLG: 0.253 (1.4)	 <b>CS</b>													5	0	0	0	1	0	3
<b>Roy McMillan, R</b> OBP: 0.299, SLG: 0.292 (1.6)					 <b>2-3</b> <b>BB</b>									2	0	0	0	0	1	2
<b>Bud Harrelson, S</b> OBP: 0.194, SLG: 0.189 (4.6)														0	0	0	0	1	0	0
<b>Gary Coorsen, R</b> OBP: 0.313, SLG: 0.387 (7.1)														3	0	2	1	0	1	0
<b>Charley Smith, R</b> OBP: 0.273, SLG: 0.393 (1.5)					 <b>3-H</b>									5	0	0	0	1	1	5
<b>Jim Hickman, R</b> OBP: 0.291, SLG: 0.407 (12.8)														6	0	2	0	0	1	1
<b>Joe Christopher, R</b> OBP: 0.311, SLG: 0.339 (12.7)								 <b>1B</b>		 <b>BB</b>				5	0	1	0	1	4	2
<b>Cleon Jones, R</b> OBP: 0.169, SLG: 0.200 (11.1)								 <b>1-2</b>			 <b>BB</b>			4	0	0	0	0	2	3
<b>Johnny Lewis, L</b> OBP: 0.331, SLG: 0.384 (11.1)														2	0	0	0	0	0	1
<b>Danny Napoleon, R</b> OBP: 0.222, SLG: 0.175 (12.3)											 <b>IBB</b>			4	0	0	0	0	1	1
<b>Ed Kranepool, L</b> OBP: 0.303, SLG: 0.371 (11.1)														0	0	0	0	1	0	0
<b>Chris Cannizzaro, R</b> OBP: 0.270, SLG: 0.231 (7.1)							 <b>FC1-2</b> <b>1B</b>	 <b>2B</b>						3	0	2	0	0	1	0
<b>Gary Cobb, L</b> OBP: 0.213, SLG: 0.231 (8.6)								 <b>2B</b>						0	1	0	0	0	0	0
<b>Kevin Collins, L</b> OBP: 0.208, SLG: 0.217 (8.6)														2	0	0	0	0	1	2
<b>Jack Fisher, R</b> OBP: 0.185, SLG: 0.179 (11.1)						 <b>1-2</b>								4	0	0	0	1	3	1

Philadelphia Phillies @ New York Mets  
Shea Stadium, Flushing, NY  
Sun Oct 03 1965, 3:38 AM EDT  
Att. 18,508 - Unknown

AB	46
R	3
H	8
RBI	3
BB	3
SO	6
LOB	16

livebaseballscorecards.com