

Philadelphia Phillies - 1966

Batter	1	2	3	4	5	6	7	8	9	10	11	12	AB	R	H	RBI	BB	SO	LOB	TOP						
Adolfo Phillips, R Tony Gonzalez, L Clay Dalrymple, L	F3		5-3		5-3	K			F9		P4		3	0	0	0	0	0	0	0						
Johnny Callison, L OBP: 0.333, SLG: 0.333	3-1		L8						K			3-1	6	0	2	0	0	1	1							
Dick Groat, R OBP: 0.500, SLG: 0.500					L8				G5-4-3			L7	6	1	3	0	0	0	2							
Dick Allen, R OBP: 0.500, SLG: 0.667	FC6-4												6	2	3	0	0	1	2							
Bill White, L													3	0	0	0	3	1	2							
Cookie Rojas, R OBP: 0.200, SLG: 0.200 Roger Craig, R													5	0	1	0	0	2	2							
John Hermstein, L OBP: 1.000, SLG: 1.000 Ray Culp, R													0	0	0	0	0	0	0							
Tony Taylor, R													5	0	0	1	1	0	6							
Bob Uecker, R Doug Clemens, L Jackie Brandt, R													2	0	0	0	0	0	3							
Chris Short, R John Briggs, L													3	0	0	0	0	0	3							
Inning Stats	R: 0 E: 0 K: 4 S: 4	H: 1 LOB: 1 BB: 4 P: 4	R: 0 E: 0 K: 1 S: 5	H: 0 LOB: 1 BB: 1 P: 9	R: 0 E: 0 K: 2 S: 3	H: 0 LOB: 0 BB: 0 P: 3	R: 1 E: 2 K: 0 S: 6	H: 2 LOB: 2 BB: 0 P: 6	R: 0 E: 0 K: 0 S: 4	H: 1 LOB: 1 BB: 0 P: 4	R: 1 E: 0 K: 1 S: 7	H: 2 LOB: 3 BB: 2 P: 15	R: 0 E: 0 K: 3 S: 3	H: 0 LOB: 0 BB: 0 P: 3	R: 0 E: 0 K: 1 S: 6	H: 1 LOB: 1 BB: 0 P: 6	R: 0 E: 0 K: 3 S: 10	H: 1 LOB: 1 BB: 0 P: 10	R: 0 E: 0 K: 0 S: 3	H: 0 LOB: 1 BB: 1 P: 7	R: 1 E: 0 K: 0 S: 5	H: 2 LOB: 2 BB: 1 P: 9	1B: 10 2B: 1 3B: 0 HR: 0	SF: 0 SAC: 1 DP: 2 HBP: 0	WP: 0 PB: 0 SB: 1 CS: 0	PA: 52
PITCHER	IP WLS BF H R ER SO BB IBB HBP BLK WP HR S P ERA WHIP																									
Curt Simmons, L ERA: 3.6	1.1 5.0 24 6 2 2 1 1 0 0 0 0 0 0 5 9 0.00 1.000																									
Nelson Briles, R ERA:	(6, 1) 1.0 4 0 0 0 1 1 0 0 0 0 0 0 0 5 9 0.00 1.000																									
Al Jackson, L ERA:	(7, 1) 2.0 6 1 0 0 0 0 0 0 0 0 0 0 0 6 6 0.00 0.500																									
Joe Hoerner, L ERA:	(9, 1) 1.0 4 1 0 0 1 0 0 0 0 0 0 0 0 6 6 0.00 1.000																									
Dennis Aust, R ERA: 3.0	(10, 1) 3.0 L 14 3 1 1 3 1 1 0 0 0 0 0 0 18 26 3.00 1.333																									

Philadelphia Phillies @ St. Louis Cardinals
Sportsman's Park, St. Louis, MO
Wed Apr 13 1966, 7:05 PM EST
Att. 8,219 - Unknown

AB 46
R 3
H 11
RBI 2
BB 5
SO 6
LOB 28



Batter	1	2	3	4	5	6	7	8	9	10	11	12	AB	R	H	RBI	BB	SO	LOB	BOTTOM								
Lou Brock, L OBP: 0.167, SLG: 0.167	1-3					K							6	1	1	0	0	4	2									
Julian Javier, R OBP: 0.333, SLG: 0.667													6	1	2	0	0	2	3									
Curt Flood, R OBP: 0.600, SLG: 0.500													4	0	2	2	1	0	1									
Tim McCarver, L													5	0	0	0	0	1	4									
Charley Smith, R OBP: 0.200, SLG: 0.400													5	0	1	0	0	0	3									
Alex Johnson, R OBP: 0.200, SLG: 0.200													5	0	1	0	0	0	0									
George Kernek, L Mike Shannon, R Tito Francona, L													2	0	0	0	0	1	0									
Jerry Buchek, R OBP: 0.200, SLG: 0.200													5	0	1	0	0	3	2									
Curt Simmons, L Nelson Briles, R Al Jackson, L Joe Hoerner, R Bob Skoner, L Dick Groat, R Dick Allen, R Dennis Aust, R Ray Culp, R													0	0	0	0	0	0	0									
Inning Stats	R: 1 E: 0 K: 1 S: 6	H: 1 LOB: 0 BB: 0 P: 5	R: 0 E: 0 K: 1 S: 5	H: 0 LOB: 0 BB: 0 P: 5	R: 0 E: 0 K: 2 S: 8	H: 1 LOB: 1 BB: 0 P: 8	R: 0 E: 0 K: 0 S: 3	H: 1 LOB: 0 BB: 0 P: 3	R: 0 E: 0 K: 0 S: 3	H: 0 LOB: 0 BB: 0 P: 3	R: 0 E: 0 K: 2 S: 7	H: 0 LOB: 1 BB: 1 P: 11	R: 0 E: 0 K: 1 S: 7	H: 2 LOB: 2 BB: 0 P: 7	R: 1 E: 0 K: 0 S: 5	H: 2 LOB: 1 BB: 0 P: 5	R: 0 E: 0 K: 0 S: 5	H: 2 LOB: 2 BB: 0 P: 5	R: 0 E: 0 K: 1 S: 6	H: 1 LOB: 2 BB: 1 P: 10	R: 0 E: 0 K: 1 S: 5	H: 0 LOB: 0 BB: 0 P: 5	R: 0 E: 0 K: 3 S: 9	H: 0 LOB: 0 BB: 0 P: 9	1B: 7 2B: 2 3B: 1 HR: 0	SF: 0 SAC: 0 DP: 1 HBP: 0	WP: 0 PB: 0 SB: 1 CS: 0	PA: 47
PITCHER	IP WLS BF H R ER SO BB IBB HBP BLK WP HR S P ERA WHIP																											
Chris Short, L ERA: 1.86	(1, 1) 9.2 40 10 2 2 8 2 0 0 0 0 0 0 54 62 1.86 1.241																											
Roger Craig, R ERA:	(10, 1) 1.1 W 4 0 0 0 1 0 0 0 0 0 0 0 6 6 0.00 0.000																											
Ray Culp, R ERA:	(12, 1) 1.0 S 3 0 0 0 3 0 0 0 0 0 0 0 9 9 0.00 0.000																											

Philadelphia Phillies @ St. Louis Cardinals
Sportsman's Park, St. Louis, MO
Wed Apr 13 1966, 7:05 PM EST
Att. 8,219 - Unknown

AB 45
R 2
H 10
RBI 2
BB 2
SO 12
LOB 19



Batter	1	2	3	4	5	6	7	8	9	AB	R	H	RBI	BB	SO	LOB	TOP				
Tommy Harper, R (1, 8)	6-3		F8		K		K		K	5	0	0	0	0	0	3	2				
Pete Rose, S (1, 5) OBP: 0.500, SLG: 0.500	2B 4-3 1B					F8	4-3			4	1	2	0	0	0	2					
Vada Pinson, L (1, 9) OBP: 0.500, SLG: 0.750	4-3 1-3 2B		F9					F7		4	0	2	0	0	0	1					
Gordy Coleman, L (1, 3) Mel Queen, L (8, 7)	4-3						K		4-3	4	0	0	1	0	2	3					
Deron Johnson, R (1, 7) OBP: 0.250, SLG: 0.250	K				K					4	0	1	0	0	2	2					
Don Pavletich, R (1, 2) OBP: 0.250, SLG: 0.500		FC6-5 2B			F8		K		K	4	0	1	0	0	2	1					
Leo Cardenas, R (1, 6) OBP: 0.500, SLG: 1.750		F7			K					4	2	2	1	0	1	1					
Tommy Helms, R (1, 4)		FC6-5 2-3				5-3			F8	3	0	0	0	1	0	1					
Sammy Ellis, L (1, 1) Art Shamsky, L (9, PH) Jack Baldschun, R (9, 1)	4-3				K				3-1	3	0	1	1	0	1	1					
Inning Stats	R: 1 E: 0 K: 1 S: 7	H: 2 LOB: 1 BB: 0 P: 7	R: 0 E: 0 K: 0 S: 4	H: 1 LOB: 1 BB: 0 P: 4	R: 0 E: 0 K: 1 S: 6	H: 1 LOB: 0 BB: 0 P: 6	R: 0 E: 0 K: 2 S: 7	H: 0 LOB: 0 BB: 0 P: 7	R: 0 E: 0 K: 2 S: 7	H: 1 LOB: 0 BB: 0 P: 6	R: 1 E: 0 K: 1 S: 9	H: 2 LOB: 2 BB: 1 P: 13	R: 0 E: 0 K: 1 S: 6	H: 1 LOB: 1 BB: 0 P: 6	R: 1 E: 0 K: 1 S: 6	H: 1 LOB: 0 BB: 0 P: 6	1B: 5 2B: 2 3B: 1 HR: 1	SF: 0 SAC: 0 DP: 0 HBP: 0	WP: 0 PB: 0 SB: 0 CS: 0	PA: 37	
PITCHER	IP	WLS	BF	H	R	ER	SO	BB	IBB	HBP	BLK	WP	HR	S	P	ERA	WHIP				
Jim Bunning, R (1, 1) ERA: 2.57	7.0		29	7	2	2	9	1	0	0	0	0	0	46	50	2.57	1.143				
Roger Craig, R (8, 1) ERA: 2.7	2.0	W	8	2	1	1	2	0	0	0	0	0	1	12	12	4.50	1.000				

Cincinnati Reds @ Philadelphia Phillies
 Connie Mack Stadium, Philadelphia, PA
 Fri Apr 15 1966, 6:05 PM EST
 Att: 29,007 - Unknown

AB	36
R	3
H	9
RBI	3
BB	1
SO	11
LOB	14



Batter	1	2	3	4	5	6	7	8	9	AB	R	H	RBI	BB	SO	LOB	BOTTOM					
John Briggs, L (1, 8) OBP: 0.667, SLG: 0.750	G3		FC4 BB			1B 2B		1B SF8 BB	1-2 2-H 1B	3	2	1	2	0	0							
Dick Allen, R (1, 5) OBP: 0.429, SLG: 0.692	K		FC4 1-2			F2		S 1B		4	0	1	0	0	1	2						
Bill White, L (1, 3) OBP: 0.429, SLG: 0.125					P3			SF8		2	0	1	2	1	0	0						
Johnny Callison, L (1, 9) OBP: 0.357, SLG: 0.357	4-3				4-3			F4		4	0	0	0	0	0	3						
John Herrnstein, L (1, 7) OBP: 0.200, SLG: 0.200					P3			K		4	0	0	0	0	3	2						
Dick Great, R (1, 6) OBP: 0.286, SLG: 0.286		F8			5-3			1-3		4	0	0	0	0	0	0						
Cookie Rojas, R (1, 4) OBP: 0.308, SLG: 0.250		E5 CS			L8					4	1	2	0	0	0	0						
Clay Dalrymple, L (1, 2) Adolfo Phillips, R (9, PR)		CS			F9			P5		3	0	1	1	1	0	1						
Jim Bunning, R (1, 1) Doug Clemens, L (7, PH) Roger Craig, R (8, 1) Tony Gonzalez, L (9, PH)					4-3			F2		0	0	0	0	0	0	0						
Inning Stats	R: 0 E: 0 K: 1 S: 5	H: 0 LOB: 1 BB: 1 P: 9	R: 0 E: 1 K: 1 S: 5	H: 0 LOB: 0 BB: 0 P: 5	R: 0 E: 0 K: 0 S: 3	H: 0 LOB: 1 BB: 1 P: 7	R: 0 E: 0 K: 0 S: 3	H: 0 LOB: 0 BB: 0 P: 3	R: 0 E: 0 K: 0 S: 3	H: 0 LOB: 1 BB: 1 P: 7	R: 1 E: 0 K: 1 S: 7	H: 2 LOB: 1 BB: 0 P: 7	R: 0 E: 0 K: 1 S: 6	H: 1 LOB: 1 BB: 0 P: 6	R: 1 E: 0 K: 1 S: 6	H: 1 LOB: 1 BB: 1 P: 10	R: 2 E: 0 K: 0 S: 4	H: 3 LOB: 2 BB: 1 P: 8	1B: 6 2B: 1 3B: 0 HR: 0	SF: 1 SAC: 0 DP: 0 HBP: 0	WP: 1 PB: 0 SB: 1 CS: 1	PA: 38
PITCHER	IP	WLS	BF	H	R	ER	SO	BB	IBB	HBP	BLK	WP	HR	S	P	ERA	WHIP					
Sammy Ellis, R (1, 1) ERA: 2.25			32	4	2	2	5	4	0	0	0	0	0	4	54	2.25	1.000					
Jack Baldschun, R (9, 1) ERA: 54.0	0.1	L	5	3	2	2	0	0	1	0	0	1	0	4	8	54.00	9.000					

Cincinnati Reds @ Philadelphia Phillies
 Connie Mack Stadium, Philadelphia, PA
 Fri Apr 15 1966, 6:05 PM EST
 Att: 29,007 - Unknown

AB	31
R	4
H	7
RBI	4
BB	5
SO	5
LOB	10



Batter	1	2	3	4	5	6	7	8	9	AB	R	H	RBI	BB	SO	LOB	TOP								
Tommy Harper, R OBP: 0.100, SLG: 0.100 (1, 8)										5	1	1	0	0	0	2									
Pete Rose, S OBP: 0.444, SLG: 0.444 (1, 5)										5	1	2	1	0	1	2									
Vada Pinson, L OBP: 0.750, SLG: 1.375 (1, 9)										4	0	4	2	0	0	0									
Gordy Coleman, L Lee May, R Mel Queen, L (1, 3) (8, PH) (8, 9)										3	0	0	0	0	0	4									
Deron Johnson, R OBP: 0.125, SLG: 0.125 (1, 7)										4	0	0	0	0	1	3									
Don Pavletich, R OBP: 0.250, SLG: 0.375 (1, 2)										4	1	1	0	0	2	1									
Leo Cardenas, R OBP: 0.375, SLG: 1.000 (1, 6)										4	0	1	0	0	0	0									
Tommy Helms, R OBP: 0.250, SLG: 0.167 (1, 4)										3	1	1	1	0	0	0									
Jim Maloney, L OBP: 0.250, SLG: 0.250 (1, 1)										4	0	1	0	0	2	1									
Inning Stats	R: 1 E: 0 K: 1 S: 7	H: 2 LOB: 1 BB: 7 P: 7	R: 0 E: 0 K: 1 S: 5	H: 0 LOB: 0 BB: 0 P: 5	R: 0 E: 0 K: 2 S: 7	H: 0 LOB: 0 BB: 0 P: 7	R: 0 E: 0 K: 0 S: 4	H: 1 LOB: 1 BB: 0 P: 4	R: 2 E: 0 K: 1 S: 9	H: 4 LOB: 2 BB: 0 P: 9	R: 0 E: 0 K: 0 S: 5	H: 0 LOB: 0 BB: 0 P: 5	R: 0 E: 0 K: 0 S: 3	H: 0 LOB: 0 BB: 0 P: 3	R: 0 E: 0 K: 0 S: 4	H: 1 LOB: 1 BB: 0 P: 4	R: 1 E: 0 K: 0 S: 6	H: 3 LOB: 2 BB: 0 P: 6	1B: 9 2B: 0 3B: 2 HR: 0	SF: 1 SAC: 0 DP: 0 HBP: 0	WP: 0 PB: 0 SB: 1 CS: 0	PA: 38			
PITCHER	IP	WLS	BF	H	R	ER	SO	BB	IBB	HBP	BLK	WP	HR	S	P	ERA	WHIP								
Ray Culp, R ERA: 3.38 (1, 1)	7.0	L	28	7	3	3	6	0	0	0	0	0	0	40	40	3.86	1.000								
Grant Jackson, L ERA: (8, 1)	1.0		4	1	0	0	0	0	0	0	0	0	0	4	4	0.00	1.000								
Steve Ridzik, R ERA: 9.0 (9, 1)	1.0		6	3	1	1	0	0	0	0	0	0	0	6	6	9.00	3.000								

Cincinnati Reds @ Philadelphia Phillies
 Connie Mack Stadium, Philadelphia, PA
 Sat Apr 16 1966, 3:33 AM EST
 Att: 6,298 - Unknown

AB	37
R	4
H	11
RBI	4
BB	0
SO	6
LOB	14



Batter	1	2	3	4	5	6	7	8	9	AB	R	H	RBI	BB	SO	LOB	BOTTOM								
John Briggs, L OBP: 0.500, SLG: 0.429 (1, 8)										3	0	0	0	1	0	1									
Dick Allen, R OBP: 0.389, SLG: 0.706 (1, 5)										4	0	1	0	0	1	2									
Bill White, L OBP: 0.333, SLG: 0.083 (1, 3)										4	0	0	0	0	2	3									
Johnny Callison, L OBP: 0.333, SLG: 0.333 (1, 9)										4	0	1	0	0	0	1									
John Herrnstein, L OBP: 0.111, SLG: 0.111 (1, 7)										4	0	0	0	0	4	1									
Clay Dalrymple, L OBP: 0.300, SLG: 0.222 (1, 2)										4	0	1	0	0	1	1									
Cookie Rojas, R OBP: 0.353, SLG: 0.313 (1, 4)										4	0	2	0	0	1	0									
Bobby Wine, R (1, 6)										3	0	0	0	0	2	3									
Ray Culp, R Tony Gonzalez, L Grant Jackson, S Steve Ridzik, R (1, 1) (7, PH) (8, 1) (9, 1)										2	0	0	0	0	2	0									
Inning Stats	R: 0 E: 0 K: 1 S: 6	H: 1 LOB: 1 BB: 0 P: 6	R: 0 E: 0 K: 1 S: 6	H: 1 LOB: 0 BB: 0 P: 6	R: 0 E: 0 K: 3 S: 9	H: 0 LOB: 1 BB: 1 P: 13	R: 0 E: 0 K: 3 S: 11	H: 2 LOB: 2 BB: 0 P: 11	R: 0 E: 1 K: 1 S: 6	H: 0 LOB: 1 BB: 0 P: 6	R: 0 E: 0 K: 1 S: 5	H: 0 LOB: 0 BB: 0 P: 5	R: 0 E: 0 K: 0 S: 5	H: 0 LOB: 1 BB: 1 P: 9	R: 0 E: 0 K: 0 S: 3	H: 0 LOB: 0 BB: 0 P: 3	R: 0 E: 0 K: 2 S: 7	H: 1 LOB: 0 BB: 0 P: 7	1B: 4 2B: 0 3B: 1 HR: 0	SF: 0 SAC: 0 DP: 0 HBP: 0	WP: 0 PB: 0 SB: 1 CS: 0	PA: 34			
PITCHER	IP	WLS	BF	H	R	ER	SO	BB	IBB	HBP	BLK	WP	HR	S	P	ERA	WHIP								
Jim Maloney, R ERA: (1, 1)	9.0	W	34	5	0	0	13	2	0	0	0	0	0	58	66	0.00	0.778								

Cincinnati Reds @ Philadelphia Phillies
 Connie Mack Stadium, Philadelphia, PA
 Sat Apr 16 1966, 3:33 AM EST
 Att: 6,298 - Unknown

AB	32
R	0
H	5
RBI	0
BB	2
SO	13
LOB	12



Batter	1	2	3	4	5	6	7	8	9	AB	R	H	RBI	BB	SO	LOB	TOP					
Tommy Harper, R OBP: 0.071, SLG: 0.071	5-3	L5		P4			K		SH1-3	4	0	0	0	0	1	3	Cincinnati Reds @ Philadelphia Phillies Connie Mack Stadium, Philadelphia, PA Sun Apr 17 1966, 3:33 AM EST Att: 13,852 - Unknown livebaseballscorecards.com					
Pete Rose, S OBP: 0.357, SLG: 0.357	2B	1B	1-3		F9		5-3		L9	5	1	1	0	0	0	1						
Vada Pinson, L OBP: 0.583, SLG: 1.083	L8		F5		1-3		2B			4	0	1	0	0	0	1						
Don Pavletich, R OBP: 0.333, SLG: 0.583	1-H	2B		2B	F7		6-3			4	0	2	1	0	0	1						
Deron Johnson, R OBP: 0.167, SLG: 0.091	FC6-4	BB	F9		P4		5-3			3	0	0	0	1	0	1						
Tony Perez, R OBP: 0.500, SLG: 0.333	FC6-4			E	1B	BB	K		G6-4-3	3	0	1	0	1	1	2						
Leo Cardenas, R OBP: 0.417, SLG: 0.833				1-2	E	1B			G6-4-3	4	0	2	0	0	1	1						
Tommy Helms, R OBP: 0.333, SLG: 0.300				F9					6-3	4	0	2	0	0	0	2						
Joe Nuxhall, L				FC3-6	1B					2	0	0	0	0	1	3						
Lee May, R Don Nottebart, R Dick Simpson, R	FC3-6			K	1-2	2-3	P4		SH1-3	1	0	0	0	0	0	2						
										1	0	1	0	0	0	0						
Inning Stats	R: 1 E: 0 K: 0 S: 5	H: 2 LOB: 2 BB: 1 P: 9	R: 0 E: 0 K: 1 S: 6	H: 1 LOB: 1 BB: 0 P: 6	R: 0 E: 0 K: 0 S: 4	H: 1 LOB: 1 BB: 0 P: 4	R: 0 E: 1 K: 1 S: 6	H: 1 LOB: 2 BB: 1 P: 10	R: 0 E: 0 K: 0 S: 3	H: 0 LOB: 0 BB: 0 P: 3	R: 0 E: 0 K: 1 S: 7	H: 2 LOB: 2 BB: 0 P: 7	R: 0 E: 0 K: 1 S: 6	H: 1 LOB: 1 BB: 0 P: 6	R: 0 E: 0 K: 0 S: 3	H: 1 LOB: 0 BB: 0 P: 3	R: 0 E: 0 K: 0 S: 4	H: 1 LOB: 1 BB: 0 P: 4	1B: 7 2B: 3 3B: 0 HR: 0	SF: 0 SAC: 1 DP: 1 HBP: 0	WP: 0 PB: 0 SB: 0 CS: 0	PA: 38
PITCHER Chris Short, L ERA: 1.45	IP: 9.0 WLS: W BF: 38 H: 10 R: 1 ER: 1 SO: 4 BB: 2 IBB: 0 HBP: 0 BLK: 0 WP: 0 HR: 0 S: 44 P: 52 ERA: 1.00 WHIP: 1.333															PITCHER						

Batter	1	2	3	4	5	6	7	8	9	AB	R	H	RBI	BB	SO	LOB	BOTTOM					
Tony Taylor, R OBP: 0.133, SLG: 0.071	5-3		1-4-3		F3			B5-3		4	0	0	0	0	0	0	Cincinnati Reds @ Philadelphia Phillies Connie Mack Stadium, Philadelphia, PA Sun Apr 17 1966, 3:33 AM EST Att: 13,852 - Unknown livebaseballscorecards.com					
Johnny Callison, L OBP: 0.273, SLG: 0.273	F8		F5		3-1			3-1		4	0	0	0	0	0	0						
Cookie Rojas, R OBP: 0.333, SLG: 0.350	HR	2B	6-3				3-1		1-3	4	1	1	0	0	0	0						
Dick Allen, R OBP: 0.429, SLG: 0.842	2H	HR		SH1-4	1B	BB	K			2	2	1	2	1	1	0						
Bill White, L OBP: 0.300, SLG: 0.071	4-3			SH1-4			F9			2	0	0	0	0	0	0						
Jackie Brandt, R OBP: 0.222, SLG: 0.222			6-3		K			SH2-4	1B	3	0	1	0	0	1	1						
Bob Uecker, R OBP: 0.250, SLG: 0.143			K					SH2-4		2	0	1	1	0	1	0						
Bobby Wine, R OBP: 0.167, SLG: 0.167					2H	1B			L8	3	0	1	0	0	0	2						
Chris Short, R									P4	3	0	0	0	0	1	2						
Inning Stats	R: 2 E: 0 K: 0 S: 5	H: 2 LOB: 0 BB: 0 P: 5	R: 0 E: 0 K: 1 S: 6	H: 1 LOB: 0 BB: 0 P: 6	R: 0 E: 0 K: 0 S: 3	H: 0 LOB: 0 BB: 0 P: 3	R: 1 E: 0 K: 1 S: 6	H: 1 LOB: 1 BB: 1 P: 10	R: 0 E: 0 K: 0 S: 3	H: 0 LOB: 0 BB: 0 P: 3	R: 0 E: 0 K: 1 S: 5	H: 0 LOB: 0 BB: 0 P: 5	R: 0 E: 0 K: 1 S: 6	H: 1 LOB: 1 BB: 0 P: 6	R: 0 E: 0 K: 0 S: 3	H: 0 LOB: 0 BB: 0 P: 3	R: 0 E: 0 K: 0 S: 3	H: 0 LOB: 0 BB: 0 P: 3	1B: 3 2B: 1 3B: 0 HR: 1	SF: 0 SAC: 2 DP: 0 HBP: 0	WP: 0 PB: 0 SB: 0 CS: 0	PA: 30
PITCHER Joe Nuxhall, L ERA: 5.4 Don Nottebart, R ERA:	IP: 5.0 WLS: L BF: 20 H: 4 R: 3 ER: 3 SO: 2 BB: 1 IBB: 0 HBP: 0 BLK: 0 WP: 0 HR: 1 S: 23 P: 27 ERA: 5.40 WHIP: 1.000															PITCHER						

Batter	1	2	3	4	5	6	7	8	9	AB	R	H	RBI	BB	SO	LOB	TOP								
Felipe Alou, R OBP: 0.423, SLG: 0.522 (1, 7)	5-3		FC3-6 1B		5-3		IBB			3	0	1	0	1	0	0	Atlanta Braves @ Philadelphia Phillies Connie Mack Stadium, Philadelphia, PA Tue Apr 19 1966, 6:05 PM EST Alt. 7,476 - Unknown - 46 F								
Sandy Alomar Sr., S (1, 4) Marty Keough, L (3, PH) Woody Woodward, R OBP: 0.750, SLG: 0.500 (3, 4) Rico Carty, R OBP: 0.227, SLG: 0.200 (7, PH) Frank Bolling, R OBP: 0.192, SLG: 0.158 (7, 4)	K		FC3-6 1B			G6-4-3 1B	K			1	0	0	0	0	1	0									
Hank Aaron, R OBP: 0.192, SLG: 0.200 (1, 9)	K		P6			G6-4-3 1-2		F7		4	0	0	0	0	1	2									
Eddie Mathews, L OBP: 0.176, SLG: 0.067 (1, 5)		1-3		G3		BB BB		4-3		3	0	0	0	1	0	0									
Joe Torre, R OBP: 0.333, SLG: 0.619 (1, 2)	5-3			WP 2B		BB BB		F8		3	0	1	0	1	0	0									
Lee Thomas, L OBP: 0.240, SLG: 0.391 (1, 3)	K			G3		BB BB				4	1	1	0	0	1	3									
Denis Menke, R OBP: 0.348, SLG: 0.263 (1, 6)			6-3	P2		SH1-4 1B		P6		4	0	1	0	0	0	2									
Gary Geiger, L OBP: 0.250, SLG: 0.286 (1, 8)			1B FC3-6 1B			F8		K		3	1	1	1	0	1	1									
Wade Blasingame, L OBP: 0.500, SLG: 0.500 (1, 1) Clay Carroll, R (5, 1)			1B E 1B			F9		SH1-4		2	1	1	0	0	0	0									
Inning Stats	R: 0 E: 0 K: 2 S: 7	H: 0 LOB: 0 BB: 0 P: 7	R: 0 E: 0 K: 1 S: 5	H: 0 LOB: 0 BB: 0 P: 5	R: 2 E: 1 K: 0 S: 6	H: 3 LOB: 1 BB: 0 P: 6	R: 0 E: 0 K: 0 S: 4	H: 1 LOB: 1 BB: 0 P: 4	R: 0 E: 0 K: 0 S: 3	H: 0 LOB: 0 BB: 0 P: 3	R: 0 E: 0 K: 0 S: 3	H: 1 LOB: 2 BB: 1 P: 11	R: 0 E: 0 K: 2 S: 8	H: 1 LOB: 2 BB: 1 P: 12	R: 0 E: 0 K: 0 S: 3	H: 0 LOB: 0 BB: 0 P: 3		R: 1 E: 0 K: 0 S: 4	H: 1 LOB: 0 BB: 0 P: 4	1B: 5 2B: 1 3B: 1 HR: 0	SF: 1 SAC: 1 DP: 1 HBP: 0	WP: 1 PB: 0 SB: 0 CS: 0	PA: 36		
PITCHER	IP	WLS	BF	H	R	ER	SO	BB	IBB	HBP	BLK	WP	HR	S	P	ERA	WHIP								
Jim Bunning, R ERA: 1.8 (1, 1)	8.0	L	32	6	2	1	5	2	1	0	0	1	0	39	51	1.12	1.000								
Darold Knowles, L ERA: 2.57 (9, 1)	1.0		4	1	1	1	0	0	0	0	0	0	0	4	4	9.00	1.000								

AB	31
R	3
H	7
RBI	2
BB	3
SO	5
LOB	11



Batter	1	2	3	4	5	6	7	8	9	AB	R	H	RBI	BB	SO	LOB	BOTTOM								
Tony Taylor, R OBP: 0.116, SLG: 0.063 (1, 4) John Briggs, L OBP: 0.417, SLG: 0.333 (5, PH) (6, 7) (8, 8)	G3			L9	G3			F7		2	0	0	0	0	0	0	Atlanta Braves @ Philadelphia Phillies Connie Mack Stadium, Philadelphia, PA Tue Apr 19 1966, 6:05 PM EST Alt. 7,476 - Unknown - 46 F								
Johnny Callison, L OBP: 0.269, SLG: 0.269 (1, 9)	L7			HBP 1B		K		F8		4	1	1	0	0	1	0									
Dick Groat, R OBP: 0.389, SLG: 0.313 (1, 6)	6-3			E 1B HBP		FC4-6 BB				2	0	1	0	1	0	0									
Dick Allen, R OBP: 0.440, SLG: 0.783 (1, 5)		FC1-6 1B		E 1B		K		K		4	0	2	1	0	2	2									
Bill White, L OBP: 0.250, SLG: 0.056 (1, 3)	FC1-6 1-2			K		FC4-6		FC6-4 1B		4	0	0	0	0	1	5									
Cookie Rojas, R OBP: 0.280, SLG: 0.292 (1, 7) (6, 4)	9-3			P5				L9		4	0	0	0	0	0	4									
Jackie Brandt, R OBP: 0.273, SLG: 0.200 (1, 8) Tony Gonzalez, L (7, PH) (8, 7)			K		1-3 BB		5-3			1	0	0	0	1	1	0									
Bob Uecker, R OBP: 0.200, SLG: 0.111 (1, 2) Clay Dainoff, L OBP: 0.273, SLG: 0.200 (7, PH) (8, 2)		6-3			1-3		K			2	0	0	0	0	0	1									
Jim Bunning, R (1, 1) Doug Clemens, L (8, PH) Darold Knowles, L OBP: 0.500, SLG: 0.500 (9, 1)		1-3			F8			F2		2	0	0	0	0	0	1									
Inning Stats	R: 0 E: 0 K: 0 S: 3	H: 0 LOB: 0 BB: 0 P: 3	R: 0 E: 0 K: 0 S: 3	H: 1 LOB: 0 BB: 0 P: 3	R: 0 E: 0 K: 1 S: 5	H: 0 LOB: 0 BB: 0 P: 5	R: 1 E: 1 K: 1 S: 7	H: 2 LOB: 2 BB: 0 P: 8	R: 0 E: 0 K: 0 S: 3	H: 0 LOB: 1 BB: 1 P: 7	R: 0 E: 0 K: 2 S: 7	H: 0 LOB: 1 BB: 1 P: 11	R: 0 E: 0 K: 1 S: 5	H: 0 LOB: 0 BB: 0 P: 5	R: 0 E: 0 K: 0 S: 3	H: 0 LOB: 0 BB: 0 P: 3		R: 0 E: 0 K: 1 S: 6	H: 1 LOB: 1 BB: 0 P: 6	1B: 4 2B: 1 3B: 0 HR: 0	SF: 0 SAC: 0 DP: 1 HBP: 1	WP: 0 PB: 0 SB: 0 CS: 0	PA: 33		
PITCHER	IP	WLS	BF	H	R	ER	SO	BB	IBB	HBP	BLK	WP	HR	S	P	ERA	WHIP								
Wade Blasingame, L ERA: 2.25 (1, 1)	4.0		16	3	1	1	2	1	0	1	0	0	0	18	23	2.25	1.000								
Clay Carroll, R ERA: (5, 1)	5.0	W	17	1	0	0	4	1	0	0	0	0	0	24	28	0.00	0.400								

AB	30
R	1
H	4
RBI	1
BB	2
SO	6
LOB	14



Batter	1	2	3	4	5	6	7	8	9	AB	R	H	RBI	BB	SO	LOB	TOP			
Felipe Alou, R OBP: 0.419, SLG: 0.536 (1, 7)										5	1	2	1	0	1	3	Atlanta Braves @ Philadelphia Phillies Connie Mack Stadium, Philadelphia, PA Wed Apr 20 1966, 6:05 PM EST Att: 6,855 - Unknown			
Gary Geiger, L OBP: 0.231, SLG: 0.182 (1, 8)										4	0	0	0	1	0	2				
Hank Aaron, R OBP: 0.290, SLG: 0.464 (1, 9)										3	4	2	3	2	1	0				
Eddie Mathews, L OBP: 0.182, SLG: 0.053 (1, 5)										4	0	0	0	1	1	3				
Joe Torre, R OBP: 0.310, SLG: 0.538 (1, 2)										5	1	1	1	0	0	4				
Lee Thomas, L OBP: 0.300, SLG: 0.536 (1, 3)										5	1	3	2	0	0	0				
Denis Menke, R OBP: 0.407, SLG: 0.333 (1, 6)									2	1	1	1	2	0	0					
Sandy Alomar Sr., S (1, 4)									3	0	0	0	1	0	3					
Ken Johnson, R (1, 1)									3	0	0	0	0	1	3					
Inning Stats	R: 2 E: 0 K: 0 S: 5	H: 2 LOB: 1 BB: 0 P: 5	R: 1 E: 0 K: 0 S: 3	H: 1 LOB: 2 BB: 3 P: 15	R: 0 E: 0 K: 0 S: 3	H: 0 LOB: 0 BB: 0 P: 3	R: 2 E: 0 K: 2 S: 11	H: 3 LOB: 1 BB: 1 P: 15	R: 0 E: 0 K: 1 S: 4	H: 0 LOB: 1 BB: 2 P: 12	R: 0 E: 0 K: 0 S: 3	H: 0 LOB: 0 BB: 0 P: 3	R: 0 E: 0 K: 1 S: 5	H: 0 LOB: 0 BB: 0 P: 5	R: 1 E: 0 K: 0 S: 4	H: 1 LOB: 0 BB: 0 P: 4	1B: 4 2B: 2 3B: 0 HR: 3	SF: 0 SAC: 1 DP: 2 HBP: 0	WP: 0 PB: 1 SB: 0 CS: 0	PA: 42
PITCHER	IP WLS BF H R ER SO BB IBB HBP BLK WP HR S P ERA WHIP	IP WLS BF H R ER SO BB IBB HBP BLK WP HR S P ERA WHIP																		
Ray Culp, R ERA: 6.52 (1, 1)	1.2 L 10 4 4 4 0 1 0 0 0 0 0 2 9 13 21.60 3.000																			
Ray Herbert, R ERA: 8.1 (2, 1)	0.1 1 0 0 0 0 0 0 0 0 0 0 0 1 1 0.00 0.000																			
Grant Jackson, L ERA: 5.4 (3, 1)	0.2 5 1 1 1 0 0 3 0 0 0 0 0 2 14 13.50 6.000																			
Fergie Jenkins, R ERA: 3.86 (3, 1)	2.1 12 3 2 1 2 0 1 0 0 0 0 0 15 19 3.86 1.286																			
Gary Wagner, R ERA: (6, 1)	2.0 7 0 0 0 1 2 0 0 0 0 0 0 7 15 0.00 1.000																			
PITCHER	IP WLS BF H R ER SO BB IBB HBP BLK WP HR S P ERA WHIP	IP WLS BF H R ER SO BB IBB HBP BLK WP HR S P ERA WHIP																		
Bo Belinsky, L ERA: 4.5 (8, 1)	2.0 7 1 1 1 1 0 0 0 0 0 0 1 9 9 4.50 0.500																			

AB	34
R	8
H	9
RBI	8
BB	7
SO	4
LOB	18



Batter	1	2	3	4	5	6	7	8	9	AB	R	H	RBI	BB	SO	LOB	BOTTOM	
John Briggs, L OBP: 0.284, SLG: 0.214 (1, 8)										5	0	0	0	0	1	5	Atlanta Braves @ Philadelphia Phillies Connie Mack Stadium, Philadelphia, PA Wed Apr 20 1966, 6:05 PM EST Att: 6,855 - Unknown	
Dick Allen, R OBP: 0.433, SLG: 0.704 (1, 5)										4	0	1	0	1	0	3		
Bill White, L OBP: 0.286, SLG: 0.095 (1, 3)									3	0	1	0	1	0	1			
Johnny Callison, L OBP: 0.233, SLG: 0.233 (1, 9)									4	0	0	0	0	2	4			
Tony Gonzalez, L (1, 7)									4	0	0	0	0	1	3			
Dick Groat, R OBP: 0.316, SLG: 0.250 (1, 6)									4	0	0	0	0	0	0			
Cookie Rojas, R OBP: 0.310, SLG: 0.321 (1, 4)									4	1	2	0	0	0	0			
Clay Dalrymple, L OBP: 0.400, SLG: 0.308 (1, 2)									3	0	2	0	1	0	1			
Ray Culp, R ERA: 6.52 (1, 1)	9.0 W 38 6 1 0 4 4 0 0 0 0 0 0 42 58 0.00 1.111																	
Ray Herbert, R ERA: 8.1 (2, 1)	0.1 1 0 0 0 0 0 0 0 0 0 0 0 1 1 0.00 0.000																	
Grant Jackson, L ERA: 5.4 (3, 1)	0.2 5 1 1 1 0 0 3 0 0 0 0 0 2 14 13.50 6.000																	
Fergie Jenkins, R ERA: 3.86 (3, 1)	2.1 12 3 2 1 2 0 1 0 0 0 0 0 15 19 3.86 1.286																	
Gary Wagner, R ERA: (6, 1)	2.0 7 0 0 0 1 2 0 0 0 0 0 0 7 15 0.00 1.000																	
PITCHER	IP WLS BF H R ER SO BB IBB HBP BLK WP HR S P ERA WHIP	IP WLS BF H R ER SO BB IBB HBP BLK WP HR S P ERA WHIP																
Ken Johnson, R ERA: 2.92 (1, 1)	9.0 W 38 6 1 0 4 4 0 0 0 0 0 0 42 58 0.00 1.111																	

AB	34
R	1
H	6
RBI	0
BB	4
SO	4
LOB	20



Batter	1	2	3	4	5	6	7	8	9	AB	R	H	RBI	BB	SO	LOB	TOP					
Felipe Alou, R OBP: 0.389, SLG: 0.485 (1, 8)	3-1		FC5-4 HBP 1-2 1B		P4		F8		F8	5	1	1	0	0	0	0	Atlanta Braves @ Philadelphia Phillies Connie Mack Stadium, Philadelphia, PA Thu Apr 21 1966, 6:05 PM EST Att: 5,744 - Unknown					
Frank Bolling, R OBP: 0.190, SLG: 0.150 Clay Carroll, L Gary Geiger, L Phil Niekro, R	P4		FC5-4 HBP 1-2 2-3		1-3		K		P3	1	0	0	0	0	0	0						
Hank Aaron, R OBP: 0.257, SLG: 0.406 (1, 9)	F8		FC5-4 HBP 1-2 2-3 3-H		6-3		P4			4	0	0	1	0	0	2						
Joe Torre, R OBP: 0.364, SLG: 0.552 Sandy Alomar Sr., S		F9				BB BB BB 1B			BB BB BB 3B	3	1	2	1	1	0	0						
Rico Carty, R OBP: 0.308, SLG: 0.348 (1, 7)			1-2 3-H 1B		1-6-3		BB BB BB BB 1B		BB BB 1-H 3B	3	1	2	1	1	0	2						
Denis Menke, R OBP: 0.387, SLG: 0.292 (1, 5)	F7				K		BB BB BB BB BB 1-2 2-3 BB		6-3	3	0	0	0	1	1	2						
Lee Thomas, L OBP: 0.294, SLG: 0.484 (1, 3)	K				F9		BB BB BB BB BB 1-2 2-3 BB		4-3	3	0	0	1	1	1	2						
Woody Woodward, R OBP: 0.667, SLG: 0.333 (1, 6)			4-0 HBP 1B FC5-4 BB		F8		BB BB BB BB BB 1-2 2-3 3-H BB		P2	1	1	0	0	1	0	0						
Gene Oliver, R (6, 7)										2	0	0	0	0	0	4						
Denny Lemaster, R Chi-Chi Olivo, R Miguel de la Hoz, R Eddie Mathews, L					P6					0	0	0	0	0	0	0						
Inning Stats	R: 0 E: 0 K: 0 S: 3	H: 0 LOB: 0 BB: 0 P: 3	R: 0 E: 0 K: 1 S: 6	H: 1 LOB: 1 BB: 0 P: 6	R: 2 E: 0 K: 0 S: 5	H: 2 LOB: 2 BB: 1 P: 10	R: 0 E: 0 K: 1 S: 5	H: 0 LOB: 0 BB: 0 P: 5	R: 0 E: 0 K: 0 S: 3	H: 0 LOB: 0 BB: 0 P: 3	R: 1 E: 0 K: 0 S: 4	H: 1 LOB: 3 BB: 3 P: 16	R: 0 E: 0 K: 1 S: 5	H: 0 LOB: 0 BB: 0 P: 5	R: 2 E: 0 K: 0 S: 4	H: 1 LOB: 1 BB: 1 P: 8	R: 0 E: 0 K: 0 S: 3	H: 0 LOB: 0 BB: 0 P: 3	1B: 4 2B: 0 3B: 1 HR: 0	SF: 0 SAC: 0 DP: 0 HBP: 1	WP: 1 PB: 0 SB: 0 CS: 0	PA: 38
PITCHER Chris Short, L ERA: 2.6	IP: 9.0 WLS: L BF: 38 H: 5 R: 5 ER: 5 SO: 3 BB: 5 IBB: 0 HBP: 1 BLK: 0 WP: 1 HR: 0 S: 38 P: 59 ERA: 5.00 WHIP: 1.111																					

Batter	1	2	3	4	5	6	7	8	9	AB	R	H	RBI	BB	SO	LOB	BOTTOM					
Tony Taylor, R OBP: 0.143, SLG: 0.053 Tony Gonzalez, L	F8	5-3			3-1		1-3			3	0	0	0	0	0	1	Atlanta Braves @ Philadelphia Phillies Connie Mack Stadium, Philadelphia, PA Thu Apr 21 1966, 6:05 PM EST Att: 5,744 - Unknown					
Johnny Callison, L OBP: 0.235, SLG: 0.265 (1, 9)	P6				1B		G3			4	1	1	0	0	1	1						
Dick Groat, R OBP: 0.346, SLG: 0.375 (1, 6)	1B				F8		6-3			4	1	2	1	0	0	0						
Dick Allen, R OBP: 0.412, SLG: 0.645 (1, 5)	1B				5-3		K		F9	4	0	1	1	0	1	1						
Bill White, L OBP: 0.250, SLG: 0.080 (1, 3)	K				3-1		L9		6-3	4	0	0	0	0	1	1						
Cookie Rojas, R OBP: 0.333, SLG: 0.375 (1, 7)		1B SF8 1B			G3				6-3	4	1	2	0	0	0	0						
Jackie Brandt, R OBP: 0.267, SLG: 0.214 (1, 8)		WP SF8 1B 1B			F8		P3		P4	4	1	1	0	0	0	1						
Bob Uecker, R OBP: 0.231, SLG: 0.100 John Briggs, L		SF8			6-3				4-3	1	0	0	1	1	0	0						
Chris Short, R OBP: 0.111, SLG: 0.111 Doug Clemens, L		5-3 1B			K		K		3-1	3	0	1	1	0	2	2						
Inning Stats	R: 1 E: 0 K: 1 S: 7	H: 2 LOB: 1 BB: 0 P: 7	R: 2 E: 0 K: 1 S: 8	H: 3 LOB: 1 BB: 0 P: 8	R: 0 E: 0 K: 0 S: 3	H: 0 LOB: 0 BB: 0 P: 3	R: 0 E: 0 K: 0 S: 3	H: 0 LOB: 0 BB: 0 P: 3	R: 1 E: 0 K: 2 S: 9	H: 2 LOB: 1 BB: 0 P: 9	R: 0 E: 0 K: 1 S: 6	H: 1 LOB: 2 BB: 1 P: 10	R: 0 E: 0 K: 0 S: 3	H: 0 LOB: 0 BB: 0 P: 3	R: 0 E: 0 K: 0 S: 3	H: 0 LOB: 0 BB: 0 P: 3		R: 0 E: 0 K: 0 S: 3	H: 0 LOB: 0 BB: 0 P: 3	1B: 5 2B: 2 3B: 1 HR: 0	SF: 1 SAC: 0 DP: 0 HBP: 0	WP: 1 PB: 0 SB: 0 CS: 0
PITCHER Denny Lemaster, L ERA: 2.79 Chi-Chi Olivo, R ERA: 4.15 Clay Carroll, R ERA: 0.75 Phil Niekro, R ERA: 5.4	IP: 1.1 WLS: 2 BF: 9 H: 5 R: 3 ER: 2 SO: 1 BB: 0 IBB: 0 HBP: 0 BLK: 0 WP: 1 HR: 0 S: 11 P: 11 ERA: 13.50 WHIP: 3.750																					

livebaseballscores.com



livebaseballscores.com



Batter	1	2	3	4	5	6	7	8	9	AB	R	H	RBI	BB	SO	LOB	TOP		
Tony Taylor, R OBP: 0.192, SLG: 0.167 (1, 4)										5	2	2	0	0	0	4	Philadelphia Phillies @ Cincinnati Reds Crosley Field, Cincinnati, OH Fri Apr 22 1966, 6:05 PM EST Att: 10,266 - Unknown		
Johnny Callison, L OBP: 0.282, SLG: 0.359 (1, 9)										5	1	3	2	0	0	0			
Dick Groat, R OBP: 0.294, SLG: 0.345 Bob Buhl, R (9, 1)										5	0	1	1	0	0	2			
Dick Allen, R OBP: 0.436, SLG: 0.694 (1, 5)										5	1	3	1	0	1	1			
Bill White, L OBP: 0.270, SLG: 0.207 (1, 3)										4	2	1	2	1	1	2			
Cookie Rojas, R OBP: 0.378, SLG: 0.444 (1, 7)										4	2	3	0	0	0	0			
Jackie Brandt, R OBP: 0.250, SLG: 0.250 John Briggs, L OBP: 0.300, SLG: 0.235 (6, PH) (6, 8)										2	0	1	0	0	0	0			
Bob Uecker, R OBP: 0.214, SLG: 0.091 Doug Clemens, L OBP: 0.333, SLG: 0.200 Clay Dalrymple, L OBP: 0.471, SLG: 0.357 (1, 2) (4, PH) (4, 2)										1	0	0	0	0	1	0			
John Boozar, R Darold Knowles, L Tony Gonzalez, L Roger Craig, R Bo Belinsky, L Bobby Wine, R OBP: 0.167, SLG: 0.167 (1, 1) (4, 1) (7, PH) (7, 1) (8, 1) (8, 6)										2	0	0	0	0	1	2			
Inning Stats	R: 1 E: 0 K: 1 S: 7	H: 3 LOB: 1 BB: 0 P: 7	R: 0 E: 0 K: 1 S: 5	H: 0 LOB: 0 BB: 0 P: 5	R: 0 E: 0 K: 1 S: 5	H: 0 LOB: 0 BB: 0 P: 5	R: 3 E: 0 K: 0 S: 8	H: 5 LOB: 2 BB: 0 P: 8	R: 0 E: 0 K: 1 S: 3	H: 1 LOB: 0 BB: 0 P: 3	R: 2 E: 0 K: 1 S: 8	H: 4 LOB: 1 BB: 0 P: 8	R: 2 E: 0 K: 1 S: 6	H: 2 LOB: 1 BB: 2 P: 14	R: 1 E: 0 K: 0 S: 4	H: 2 LOB: 0 BB: 0 P: 4		1B: 11 2B: 4 3B: 1 HR: 1	SF: 0 SAC: 0 DP: 3 HBP: 0
PITCHER	IP WLS BF H R ER SO BB IBB HBP BLK WP HR S P ERA WHIP																		
Joe Nuxhall, L ERA: 7.56 (1, 1)	3.1		16	7	4	4	3	0	0	0	0	0	0	0	1	22	22	10.80	2.100
Don Nottebart, R ERA: 2.35 (4, 1)	3.0	L	12	4	2	2	2	0	0	0	0	0	0	0	0	16	16	6.00	1.333
Ted Davidson, L ERA: 4.91 (7, 1)	0.2		6	4	2	2	0	1	0	0	0	0	0	1	0	5	9	27.00	7.500
Jack Baldschun, R ERA: 11.57 (8, 1)	1.0		3	0	0	0	1	1	0	0	0	0	0	0	4	8	0.00	1.000	
Billy McCool, L ERA: 5.4 (9, 1)	1.0		4	2	1	1	0	0	0	0	0	0	0	0	4	4	9.00	2.000	

Batter	1	2	3	4	5	6	7	8	9	AB	R	H	RBI	BB	SO	LOB	BOTTOM		
Tommy Harper, R OBP: 0.333, SLG: 0.273 (1, 8)										4	1	1	0	0	2	2	Philadelphia Phillies @ Cincinnati Reds Crosley Field, Cincinnati, OH Fri Apr 22 1966, 6:05 PM EST Att: 10,266 - Unknown		
Pete Rose, S OBP: 0.222, SLG: 0.257 (1, 5)										4	0	0	0	1	2	1			
Vada Pinson, L OBP: 0.324, SLG: 0.485 (1, 9)										5	0	1	0	0	1	4			
Gordy Coleman, L OBP: 0.176, SLG: 0.176 Tony Perez, R OBP: 0.467, SLG: 0.333 (3, PH) (4, 3)										1	1	1	0	0	0	0			
Deron Johnson, R OBP: 0.273, SLG: 0.310 (1, 7)										4	2	1	0	1	2	2			
Leo Cardenas, R OBP: 0.387, SLG: 0.552 (1, 6)										3	2	3	0	1	0	0			
Tommy Helms, R OBP: 0.344, SLG: 0.429 (1, 4)										4	0	1	2	0	0	4			
Johnny Edwards, L OBP: 0.063, SLG: 0.250 (1, 2)										4	1	1	4	0	1	3			
Joe Nuxhall, L Don Nottebart, R Ted Davidson, R Jack Baldschun, R Don Pavletich, R Giraldo Ruiz, S Billy McCool, R (1, 1) (4, 1) (7, 1) (8, 1) (8, PH) (8, PH) (8, 1)										1	0	0	0	0	1	0			
Inning Stats	R: 0 E: 0 K: 2 S: 7	H: 3 LOB: 0 BB: 0 P: 7	R: 3 E: 0 K: 2 S: 10	H: 3 LOB: 0 BB: 0 P: 10	R: 0 E: 0 K: 1 S: 6	H: 1 LOB: 1 BB: 0 P: 6	R: 1 E: 0 K: 0 S: 4	H: 1 LOB: 1 BB: 1 P: 8	R: 1 E: 1 K: 3 S: 11	H: 1 LOB: 2 BB: 0 P: 11	R: 0 E: 0 K: 0 S: 3	H: 0 LOB: 0 BB: 0 P: 3	R: 2 E: 0 K: 0 S: 7	H: 4 LOB: 3 BB: 1 P: 11	R: 0 E: 0 K: 1 S: 5	H: 0 LOB: 1 BB: 1 P: 9		1B: 9 2B: 1 3B: 0 HR: 1	SF: 1 SAC: 1 DP: 0 HBP: 1
PITCHER	IP WLS BF H R ER SO BB IBB HBP BLK WP HR S P ERA WHIP																		
John Boozar, R ERA: 10.8 (1, 1)	3.1		16	5	4	4	5	0	0	1	0	0	0	0	21	29	10.80	1.800	
Darold Knowles, L ERA: 2.79 (4, 1)	2.2	W	12	2	1	1	5	0	0	1	0	0	0	0	21	22	3.38	0.750	
Roger Craig, R ERA: 5.4 (7, 1)	1.2		9	4	2	2	0	0	0	0	0	0	0	0	9	9	10.80	2.400	
Bo Belinsky, L ERA: 3.86 (8, 1)	0.1		2	0	0	0	0	1	0	0	0	0	0	1	5	0.00	3.000		
Bob Buhl, R ERA: 10.8 (9, 1)	1.0	S	4	0	0	0	1	1	0	0	0	0	0	5	9	0.00	1.000		

Batter	1	2	3	4	5	6	7	8	9	AB	R	H	RBI	BB	SO	LOB	TOP	
John Briggs, L OBP: 0.348, SLG: 0.600 (1, 8)										3	2	2	2	0	0	0	Philadelphia Phillies @ Cincinnati Reds Crosley Field, Cincinnati, OH Sun Apr 24 1966, 3:33 AM EDT Att: 7,248 - Cloudy	
Dick Allen, R OBP: 0.405, SLG: 0.641 (1, 5)										3	0	0	0	0	2	0		
Bill White, L OBP: 0.250, SLG: 0.188 (1, 3)										3	0	0	0	0	0	0		
Johnny Callison, L OBP: 0.262, SLG: 0.333 (1, 9)										3	0	0	0	0	0	0		
Doug Clemens, L OBP: 0.375, SLG: 0.286 (1, 7)										2	0	1	0	0	0	0		
Dick Groat, R OBP: 0.303, SLG: 0.323 (1, 6)										2	0	0	0	0	0	1		
Cookie Rojas, R OBP: 0.385, SLG: 0.432 (1, 4)										1	0	0	0	1	0	0		
Clay Dalrymple, L OBP: 0.421, SLG: 0.313 (1, 2)										2	0	0	0	0	0	2		
Ray Culp, R Darold Knowles, L OBP: 0.333, SLG: 0.333 (4, 1)										1	0	0	0	0	1	0		
										1	0	0	0	0	0	2		
Inning Stats	R: 1 E: 0 K: 0 S: 4	H: 1 LOB: 0 BB: 0 P: 4	R: 0 E: 0 K: 0 S: 3	H: 0 LOB: 0 BB: 0 P: 3	R: 0 E: 0 K: 1 S: 5	H: 0 LOB: 0 BB: 0 P: 5	R: 0 E: 0 K: 1 S: 5	H: 0 LOB: 0 BB: 0 P: 5	R: 0 E: 0 K: 0 S: 4	H: 1 LOB: 2 BB: 1 P: 8	R: 1 E: 0 K: 1 S: 6	H: 1 LOB: 0 BB: 0 P: 6						
PITCHER Sammy Ellis, R ERA: 3.79 (1, 1)	IP: 6.0 WLS: W BF: 22	H: 3 R: 2 ER: 2 SO: 3	BB: 1 IBB: 0 HBP: 0 BLK: 0	WP: 0 HR: 2 S: 27 P: 31	ERA: 3.00 WHIP: 0.667											1B: 1 2B: 0 3B: 0 HR: 2	SF: 0 SAC: 0 DP: 0 HBP: 0	WP: 0 PA: 22 PB: 0 SB: 0 CS: 0

Batter	1	2	3	4	5	6	7	8	9	AB	R	H	RBI	BB	SO	LOB	BOTTOM	
Tommy Harper, R OBP: 0.308, SLG: 0.250 (1, 7)										3	0	0	0	0	1	0	Philadelphia Phillies @ Cincinnati Reds Crosley Field, Cincinnati, OH Sun Apr 24 1966, 3:33 AM EDT Att: 7,248 - Cloudy	
Tommy Helms, R OBP: 0.314, SLG: 0.387 (1, 4)										3	0	0	0	0	0	0		
Pete Rose, S OBP: 0.231, SLG: 0.289 (1, 5)										3	0	1	0	0	0	0		
Vada Pinson, L OBP: 0.351, SLG: 0.611 (1, 8)										3	1	2	1	0	0	0		
Tony Perez, R OBP: 0.444, SLG: 0.467 (1, 3)										3	1	1	0	0	1	2		
Mel Queen, L Leo Cardenas, R OBP: 0.394, SLG: 0.548 (1, 6)										0	0	0	1	1	0	0		
										2	0	1	0	0	0	1		
Johnny Edwards, L OBP: 0.111, SLG: 0.444 (1, 2)										2	1	1	1	0	0	1		
Sammy Ellis, L OBP: 0.286, SLG: 0.167 (1, 1)										2	0	0	0	0	1	0		
Inning Stats	R: 0 E: 0 K: 0 S: 3	H: 0 LOB: 1 BB: 1 P: 7	R: 1 E: 0 K: 1 S: 6	H: 1 LOB: 0 BB: 0 P: 6	R: 2 E: 0 K: 0 S: 6	H: 3 LOB: 1 BB: 0 P: 6	R: 0 E: 0 K: 1 S: 5	H: 0 LOB: 0 BB: 0 P: 5	R: 0 E: 0 K: 1 S: 5	H: 2 LOB: 2 BB: 0 P: 5								
PITCHER Ray Culp, R ERA: 6.75 Darold Knowles, L ERA: 2.35 (4, 1)	IP: 3.2 WLS: L BF: 16	H: 4 R: 3 ER: 3 SO: 1	BB: 1 IBB: 0 HBP: 0 BLK: 0	WP: 0 HR: 0 S: 17 P: 21	ERA: 7.36 WHIP: 1.364											1B: 1 2B: 2 3B: 1 HR: 2	SF: 1 SAC: 0 DP: 0 HBP: 0	WP: 0 PA: 23 PB: 0 SB: 0 CS: 0

Batter	1	2	3	4	5	6	7	8	9	AB R H RBI BB SO LOB	TOP								
Tony Taylor, R OBP: 0.233, SLG: 0.214 (1, 4)	0-0 4-3		0-0 1B			0-0 1B BB 1B	0-0 SH5-3		0-0 G3	4 1 2 0 0 0 1	Philadelphia Phillies @ Pittsburgh Pirates Forbes Field, Pittsburgh, PA Mon Apr 25 1966, 7:05 PM EDT Att: 9,564 - Unknown								
Johnny Callison, L OBP: 0.281, SLG: 0.326 (1, 9)	0-0 F7		0-3 K			0-0 1B BB 1B	0-0 6-3			4 1 1 0 0 1 3									
Dick Groat, R OBP: 0.297, SLG: 0.314 Bobby Wine, R OBP: 0.167, SLG: 0.167 (1, 6) (7, 6)	0-0 L9			0-0 6-3		0-0 1B BB	0-0 F9			4 1 1 0 0 0 1 0 0 0 0 0 0 0									
Dick Allen, R OBP: 0.413, SLG: 0.690 (1, 5)		0-3 K2-3		0-0 HR		4-0 1B BB		0-3 K		3 2 1 2 1 2 0									
Cookie Rojas, R OBP: 0.372, SLG: 0.415 (1, 7)		0-3 K		0-0 5-3		0-0 1B		0-3 K		4 0 1 2 0 2 0									
Harvey Kuenn, R OBP: 0.333, SLG: 0.333 John Briggs, L OBP: 0.333, SLG: 0.571 (1, 3) (6, PR) (6, 8)	0-0 6-3		0-3 K		0-3 K	0-0 1B	0-0 G6-4-3	0-3 K		3 0 1 1 0 1 0 1 0 0 0 0 1 0									
Jackie Brandt, R OBP: 0.263, SLG: 0.222 Bill White, L OBP: 0.238, SLG: 0.176 (1, 8) (6, PH) (6, 3)			0-3 K		0-3 K	0-3 K		0-0 6-3		2 0 0 0 0 2 0 2 0 0 0 0 1 2									
Bob Uecker, R OBP: 0.167, SLG: 0.067 (1, 2)			0-0 6-3		0-0 F8	0-0 G6-4-3		0-0 E1		4 0 0 0 0 0 2									
Jim Bunning, R OBP: 0.250, SLG: 0.250 (1, 1)			0-0 1B		0-3 K		0-0 6-3 SH5-3	0-3 K		4 0 2 0 0 2 1									
Inning Stats	R: 0 H: 0 E: 0 K: 0 S: 3	H: 0 LOB: 0 BB: 0 P: 3	R: 0 H: 0 E: 0 K: 2 S: 7	H: 2 LOB: 2 BB: 0 P: 9	R: 1 H: 1 E: 0 K: 1 S: 6	H: 0 LOB: 0 BB: 0 P: 6	R: 0 H: 0 E: 0 K: 1 S: 7	H: 0 LOB: 0 BB: 0 P: 7	R: 4 H: 5 E: 0 K: 1 S: 9	H: 1 LOB: 2 BB: 1 P: 13		R: 0 H: 1 E: 0 K: 0 S: 4	H: 0 LOB: 0 BB: 0 P: 4	R: 0 H: 0 E: 0 K: 3 S: 9	H: 0 LOB: 0 BB: 0 P: 9	R: 0 H: 1 E: 1 K: 1 S: 6	H: 0 LOB: 1 BB: 0 P: 6	1B: 8 2B: 0 3B: 0 HR: 1	SF: 0 SAC: 1 DP: 1 HBP: 0
PITCHER	IP WLS BF H R ER SO BB IBB HBP BLK WP HR S P ERA WHIP											PITCHER	IP WLS BF H R ER SO BB IBB HBP BLK WP HR S P ERA WHIP						
Bob Veale, L ERA: 3.72 (1, 1)	5.0 L 24 8 5 5 7 1 0 0 0 0 0 1 37 41 9.00 1.800																		
Pete Mikkelsen, R ERA: 3.52 (6, 1)	1.0 2 0 0 0 1 0 0 0 0 0 0 4 4 0.00 0.000																		
Woodie Fryman, L ERA: (7, 1)	2.0 7 1 0 0 3 0 0 0 0 0 0 13 13 0.00 0.500																		
Luke Walker, L ERA: 4.15 (9, 1)	1.0 4 0 0 0 1 0 0 0 0 0 0 6 6 0.00 0.000																		

Batter	1	2	3	4	5	6	7	8	9	AB R H RBI BB SO LOB	BOTTOM								
Matty Alou, L OBP: 0.358, SLG: 0.540 (1, 8)	0-3 K		0-0 E CS 1B			0-0 FC6-4			0-0 P4	4 0 1 0 0 1 1	Philadelphia Phillies @ Pittsburgh Pirates Forbes Field, Pittsburgh, PA Mon Apr 25 1966, 7:05 PM EDT Att: 9,564 - Unknown								
Jose Pagan, R OBP: 0.316, SLG: 0.667 (1, 6)	0-0 3B		0-3 K			0-3 K		0-0 1-3		4 0 1 0 0 2 3									
Roberto Clemente, R OBP: 0.345, SLG: 0.429 (1, 9)	0-3 K			0-0 G6-3		0-0 6-3		0-0 6-3		4 0 1 0 0 1 2									
Willie Stargell, L OBP: 0.449, SLG: 0.619 (1, 7)	4-0 BB			0-0 G6-3		0-3 K				2 0 0 0 1 1 1									
Dave Roberts, L OBP: 0.286, SLG: 0.429 (1, 3)	0-3 K			0-0 P4		0-0 5-3		0-0 5-3		3 0 0 0 0 1 2									
Bill Mazeroski, R OBP: 0.245, SLG: 0.204 (1, 4)		0-0 F8			0-0 4-1		0-0 5-3			3 0 0 0 0 0 0									
Bob Bailey, R OBP: 0.300, SLG: 0.409 (1, 5)		0-0 6-3			0-0 6-3			0-0 5-3		3 0 0 0 0 0 0									
Jesse Gonder, L OBP: 0.150, SLG: 0.263 (1, 2)		0-0 F9			0-3 K			0-0 F8		3 0 0 0 0 1 0									
Bob Veale, S OBP: 0.206, SLG: 0.200 Pete Mikkelsen, R Manny Mota, R Woodie Fryman, R Jerry Lynch, L Luke Walker, L (1, 1) (6, 1) (6, PH) (7, 1) (8, PH) (9, 1)			0-0 K 1B			0-0 FC6-4		0-0 4-3		1 0 1 0 0 0 0 0 0 0 0 0 0 0 1 0 1 0 0 0 0 0 0 0 0 0 0 0 1 0 0 0 0 0 0 0 0 0 0 0 0 0									
Inning Stats	R: 0 H: 1 E: 0 K: 3 S: 10	H: 0 LOB: 2 BB: 1 P: 14	R: 0 H: 0 E: 0 K: 0 S: 3	H: 2 LOB: 1 BB: 0 P: 5	R: 0 H: 1 E: 0 K: 0 S: 3	H: 0 LOB: 0 BB: 0 P: 3	R: 0 H: 1 E: 0 K: 1 S: 6	H: 0 LOB: 0 BB: 0 P: 6	R: 0 H: 0 E: 0 K: 1 S: 5	H: 0 LOB: 0 BB: 0 P: 5		R: 0 H: 0 E: 0 K: 0 S: 3	H: 0 LOB: 0 BB: 0 P: 3	R: 0 H: 0 E: 0 K: 0 S: 3	H: 0 LOB: 0 BB: 0 P: 3	R: 0 H: 0 E: 0 K: 0 S: 3	H: 0 LOB: 0 BB: 0 P: 3	1B: 4 2B: 1 3B: 1 HR: 0	SF: 0 SAC: 0 DP: 2 HBP: 0
PITCHER	IP WLS BF H R ER SO BB IBB HBP BLK WP HR S P ERA WHIP											PITCHER	IP WLS BF H R ER SO BB IBB HBP BLK WP HR S P ERA WHIP						
Jim Bunning, R ERA: 1.13 (1, 1)	9.0 W 30 5 0 0 7 1 0 0 0 0 0 43 47 0.00 0.667																		

Batter	1	2	3	4	5	6	7	8	9	AB	R	H	RBI	BB	SO	LOB	TOP																			
Tony Taylor, R OBP: 0.257, SLG: 0.219 (1, 4)	1-3		F9						5-3	4	1	1	0	1	0	0	Philadelphia Phillies @ Chicago Cubs Wrigley Field, Chicago, IL Fri Apr 29 1966, 3:33 AM CDT Att: 4,053 - Unknown																			
Johnny Callison, L OBP: 0.275, SLG: 0.353 (1, 9)	1B								F7	5	1	2	0	0	0	2																				
Dick Groat, R OBP: 0.325, SLG: 0.325 Bobby Wine, R OBP: 0.167, SLG: 0.167 (1, 6) (9, 6)	6-3		1-3						P4	5	0	1	0	0	0	3																				
Dick Allen, R OBP: 0.438, SLG: 0.698 Phil Linz, R OBP: 0.233, SLG: 0.333 (1, 5) (4, 5)										1	1	1	1	1	0	0																				
Harvey Kuenn, R OBP: 0.300, SLG: 0.400 Tony Gonzalez, L (7, 7)	K									2	0	1	1	0	0	1																				
Bill White, L OBP: 0.261, SLG: 0.189 (1, 3)										4	1	1	0	0	2	4																				
Jackie Brandt, R OBP: 0.217, SLG: 0.190 (1, 8)										0	0	0	0	0	0	0																				
Bob Uecker, R OBP: 0.227, SLG: 0.278 (1, 2)										4	1	1	1	1	0	1																				
Jim Bunning, R OBP: 0.167, SLG: 0.167 (1, 1)										3	0	1	1	1	0	1																				
										3	0	0	1	0	2	2																				
Inning Stats	R: 1 E: 0 K: 1 S: 7	H: 2 LOB: 1 BB: 0 P: 7	R: 0 E: 0 K: 1 S: 5	H: 0 LOB: 1 BB: 1 P: 9	R: 0 E: 0 K: 0 S: 3	H: 1 LOB: 0 BB: 0 P: 3	R: 1 E: 0 K: 2 S: 8	H: 1 LOB: 2 BB: 2 P: 16	R: 0 E: 0 K: 0 S: 4	H: 1 LOB: 0 BB: 0 P: 4	R: 1 E: 0 K: 0 S: 4	H: 1 LOB: 0 BB: 0 P: 4	R: 1 E: 0 K: 1 S: 7	H: 2 LOB: 2 BB: 1 P: 11	R: 1 E: 0 K: 2 S: 10	H: 1 LOB: 0 BB: 0 P: 10	R: 0 E: 0 K: 0 S: 3	H: 0 LOB: 0 BB: 0 P: 3	1B: 5 2B: 3 3B: 0 HR: 1	SF: 1 SAC: 0 DP: 0 HBP: 0	WP: 1 PB: 0 SB: 2 CS: 1	PA: 39														
PITCHER	IP	WLS	BF	H	R	ER	SO	BB	IBB	HBP	BLK	WP	HR	S	P	ERA	WHIP	PITCHER		IP	WLS	BF	H	R	ER	SO	BB	IBB	HBP	BLK	WP	HR	S	P	ERA	WHIP
Dick Ellsworth, L ERA: 1.99 Fergie Jenkins, R ERA: 3.46	(1, 1)	7.0	L	32	8	4	4	5	3	1	0	0	1	0	38	54	5.14	1.571																		

AB	34
R	5
H	9
RBI	5
BB	4
SO	7
LOB	17



Batter	1	2	3	4	5	6	7	8	9	AB	R	H	RBI	BB	SO	LOB	BOTTOM																			
Adolfo Phillips, R OBP: 0.500, SLG: 0.833 (1, 8)	K									4	1	3	1	0	1	0	Philadelphia Phillies @ Chicago Cubs Wrigley Field, Chicago, IL Fri Apr 29 1966, 3:33 AM CDT Att: 4,053 - Unknown																			
Jimmy Stewart, S OBP: 0.083, SLG: 0.250 (1, 4)	P4									5	0	0	0	0	0	3																				
Billy Williams, L OBP: 0.262, SLG: 0.232 (1, 7)	4-3									4	0	2	0	0	0	0																				
Ron Santo, R OBP: 0.459, SLG: 0.540 (1, 5)										4	0	1	0	0	1	4																				
14 Ernie Banks, R OBP: 0.238, SLG: 0.250 (1, 3)										4	0	1	0	0	1	1																				
Byron Browne, R OBP: 0.394, SLG: 0.667 (1, 9)										3	0	0	0	1	3	2																				
Randy Hundley, R OBP: 0.291, SLG: 0.462 (1, 2)										4	0	2	0	0	1	2																				
Don Kessinger, S OBP: 0.333, SLG: 0.346 John Hermstein, L OBP: 0.250, SLG: 0.143 (9, PH) (9, PH)										3	0	0	0	0	1	4																				
Dick Ellsworth, L OBP: 0.125, SLG: 0.125 George Altman, L OBP: 0.192, SLG: 0.308 Fergie Jenkins, R OBP: 0.400, SLG: 1.000 Wes Covington, L (9, PH)										1	0	0	0	0	1	0																				
										2	0	0	0	0	0	0																				
										1	0	0	0	0	0	0																				
										0	0	0	0	0	0	0																				
										1	0	0	0	0	0	0																				
Inning Stats	R: 0 E: 0 K: 1 S: 5	H: 0 LOB: 0 BB: 0 P: 5	R: 0 E: 0 K: 1 S: 7	H: 2 LOB: 2 BB: 0 P: 7	R: 0 E: 0 K: 1 S: 7	H: 2 LOB: 0 BB: 0 P: 7	R: 0 E: 0 K: 2 S: 8	H: 1 LOB: 1 BB: 0 P: 8	R: 0 E: 0 K: 0 S: 4	H: 1 LOB: 2 BB: 0 P: 5	R: 0 E: 0 K: 0 S: 3	H: 0 LOB: 1 BB: 1 P: 7	R: 1 E: 0 K: 0 S: 4	H: 1 LOB: 0 BB: 0 P: 4	R: 0 E: 0 K: 3 S: 10	H: 1 LOB: 1 BB: 0 P: 10	R: 0 E: 0 K: 1 S: 6	H: 1 LOB: 1 BB: 0 P: 6	1B: 7 2B: 1 3B: 0 HR: 1	SF: 0 SAC: 0 DP: 0 HBP: 1	WP: 0 PB: 0 SB: 0 CS: 0	PA: 38														
PITCHER	IP	WLS	BF	H	R	ER	SO	BB	IBB	HBP	BLK	WP	HR	S	P	ERA	WHIP	PITCHER		IP	WLS	BF	H	R	ER	SO	BB	IBB	HBP	BLK	WP	HR	S	P	ERA	WHIP
Jim Bunning, R ERA: 1.09	(1, 1)	9.0	W	38	9	1	1	9	1	0	1	0	1	54	59	1.00	1.111																			

AB	36
R	1
H	9
RBI	1
BB	1
SO	9
LOB	16



Batter	1	2	3	4	5	6	7	8	9	AB R H RBI BB SO LOB	TOP										
Tony Taylor, R OBP: 0.268, SLG: 0.316 (1, 4)	0-0 4-3	0-0 1-3 1B		0-0 4-3	0-0 1-1 2-H HR		0-0 4-3		0-0 F8	6 1 2 3 0 0 2	Philadelphia Phillies @ Chicago Cubs Wrigley Field, Chicago, IL Sat Apr 30 1966, 3:33 AM CDT Att: 4,495 - Unknown										
Johnny Callison, L OBP: 0.278, SLG: 0.340 Tony Gonzalez, L OBP: 0.231, SLG: 0.182 (5, 9)	0-3 K	0-0 4-3			1B HBP		0-3 K		0-0 1-3 2B	2 1 0 0 0 1 2 3 0 1 0 0 1 0											
Dick Groat, R OBP: 0.333, SLG: 0.413 (1, 5)	0-3 K		0-0 SH3-4 1B		1B		0-0 2B		0-0 4-3	6 2 4 0 0 1 2											
Harvey Kuenn, R OBP: 0.273, SLG: 0.364 Doug Clemens, L OBP: 0.394, SLG: 0.300 (5, 7)		0-0 F8	0-0 SH3-4		1B		0-0 3-1			1 0 0 0 0 0 0 3 1 1 1 0 1 3											
Bill White, L OBP: 0.275, SLG: 0.214 (1, 3)		0-0 L9	0-0 G5-4-3 1B		1B FC1-6		0-0 F8		0-3 K	5 1 2 2 0 1 0											
Jackie Brandt, R OBP: 0.286, SLG: 0.280 (1, 8)		0-0 1B	0-0 G5-4-3		1B FC1-6		0-0 FC6-4 BB		0-0 F8	4 2 2 1 1 0 1											
Bobby Wine, R OBP: 0.182, SLG: 0.182 (1, 6)		0-0 HR		0-0 F9	0-0 FC1-6 HR		0-0 E4 FC6-4		0-0 6-3	5 2 1 2 0 0 2											
Bob Uecker, R OBP: 0.296, SLG: 0.455 (1, 2)		0-0 HR		0-0 E1	0-0 HR		0-0 FC6-4		4-0 FC5-4 BB	4 2 2 3 1 0 1											
Chris Short, R OBP: 0.143, SLG: 0.143 (1, 1)		0-0 1B		0-3 K	0-3 K		0-0 6-3		0-0 FC5-4 2B	5 0 1 0 0 2 5											
Inning Stats	R: 0 E: 0 K: 2 S: 7	H: 0 LOB: 0 BB: 0 P: 7	R: 3 E: 0 K: 0 S: 8	H: 5 LOB: 2 BB: 0 P: 8	R: 1 E: 0 K: 0 S: 4	H: 2 LOB: 0 BB: 0 P: 4	R: 0 E: 1 K: 1 S: 6	H: 0 LOB: 1 BB: 0 P: 6	R: 7 E: 1 K: 2 S: 15	H: 7 LOB: 2 BB: 0 P: 16	R: 1 E: 1 K: 0 S: 4	H: 0 LOB: 1 BB: 1 P: 8	R: 0 E: 0 K: 1 S: 6	H: 1 LOB: 1 BB: 0 P: 6	R: 0 E: 0 K: 1 S: 5	H: 0 LOB: 0 BB: 0 P: 5	R: 0 E: 0 K: 0 S: 4	H: 1 LOB: 2 BB: 1 P: 8	1B: 10 2B: 4 3B: 0 HR: 2	SF: 0 SAC: 1 DP: 1 HBP: 1	WP: 0 PA: 48 PB: 0 SB: 0 CS: 0
PITCHER	IP WLS BF H R ER SO BB IBB HBP BLK WP HR S P ERA WHIP											PITCHER	IP WLS BF H R ER SO BB IBB HBP BLK WP HR S P ERA WHIP								
Ken Holtzman, L ERA: 4.5	(1, 1) 4.0 L 21 8 6 6 3 0 0 0 1 0 0 0 1 26 27 13.50 2.000																				
Ernie Broglio, R ERA: 8.79	(5, 1) 0.1 5 4 2 2 0 0 0 0 0 0 0 0 5 5 54.00 12.000																				
Cal Koonce, R ERA: 15.43	(5, 1) 1.2 10 2 4 3 2 1 0 0 0 0 0 0 1 13 17 16.20 1.800																				
Billy Hoelt, L ERA: 5.63	(7, 1) 2.0 7 1 0 0 2 0 0 0 0 0 0 0 11 11 0.00 0.500																				
Ted Abernathy, R ERA: 4.73	(9, 1) 1.0 5 1 0 0 0 1 0 0 0 0 0 0 4 8 0.00 2.000																				

Batter	1	2	3	4	5	6	7	8	9	AB R H RBI BB SO LOB	BOTTOM										
Adolfo Phillips, R OBP: 0.441, SLG: 0.714 (1, 8)	0-0 5-3			0-3 K		0-0 5-3			0-0 F8	4 0 0 0 0 1 1	Philadelphia Phillies @ Chicago Cubs Wrigley Field, Chicago, IL Sat Apr 30 1966, 3:33 AM CDT Att: 4,495 - Unknown										
Glenn Beckert, R OBP: 0.276, SLG: 0.291 Joey Amalfitano, R (6, 4)	0-0 F7			0-0 P6			0-0 5-3		0-0 5-3	2 0 0 0 0 0 0 2 0 0 0 0 0 0											
Billy Williams, L OBP: 0.246, SLG: 0.217 (1, 7)	0-0 F7			0-3 K			0-0 G3		0-0 F8	4 0 0 0 0 1 0											
Ron Santo, R OBP: 0.453, SLG: 0.547 (1, 5)		0-0 F9			0-0 F8		0-0 2B			3 0 1 0 0 0 0											
14 Ernie Banks, R OBP: 0.222, SLG: 0.233 (1, 3)		0-0 6-3			0-0 1-3		0-0 L6			3 0 0 0 0 0 1											
Byron Browne, R OBP: 0.381, SLG: 0.606 (1, 9)		0-0 4-3			0-0 5-3				0-0 F9	3 0 0 0 0 0 0											
Randy Hundley, R OBP: 0.286, SLG: 0.453 Chris Krug, R (6, 2)				0-0 P6		0-0 L7		0-0 5-3		1 0 0 0 0 0 0 2 0 0 0 0 0 0											
Don Kessinger, S OBP: 0.364, SLG: 0.379 (1, 6)				0-0 F6		0-0 1B		0-0 1B		3 0 2 0 0 0 0											
Ken Holtzman, R Ernie Broglio, R Cal Koonce, R Carl Warwick, R Billy Hoelt, L Jimmy Stewart, S Ted Abernathy, R (1, 1) (5, 1) (5, 1) (6, PH) (7, 1) (8, PH) (8, PH)			0-3 K			0-0 F8		0-3 K		1 0 0 0 0 1 0 0 0 0 0 0 0 0 0 0 0 0 0 0 0 1 0 0 0 0 0 1 0 0 0 0 0 0 0 1 0 0 0 0 1 1 0 0 0 0 0 0 0											
Inning Stats	R: 0 E: 0 K: 0 S: 3	H: 0 LOB: 0 BB: 0 P: 3	R: 0 E: 0 K: 0 S: 3	H: 0 LOB: 0 BB: 0 P: 3	R: 0 E: 0 K: 1 S: 5	H: 0 LOB: 0 BB: 0 P: 5	R: 0 E: 0 K: 2 S: 7	H: 0 LOB: 0 BB: 0 P: 7	R: 0 E: 0 K: 0 S: 3	H: 0 LOB: 0 BB: 0 P: 3	R: 0 E: 0 K: 0 S: 4	H: 1 LOB: 1 BB: 0 P: 4	R: 0 E: 0 K: 0 S: 4	H: 1 LOB: 1 BB: 0 P: 4	R: 0 E: 0 K: 1 S: 6	H: 1 LOB: 1 BB: 0 P: 6	R: 0 E: 0 K: 0 S: 3	H: 0 LOB: 0 BB: 0 P: 3	1B: 2 2B: 1 3B: 0 HR: 0	SF: 0 SAC: 0 DP: 0 HBP: 0	WP: 0 PA: 30 PB: 0 SB: 0 CS: 0
PITCHER	IP WLS BF H R ER SO BB IBB HBP BLK WP HR S P ERA WHIP											PITCHER	IP WLS BF H R ER SO BB IBB HBP BLK WP HR S P ERA WHIP								
Chris Short, L ERA: 1.96 (1, 1)	9.0 W 30 3 0 0 4 0 0 0 0 0 0 0 38 38 0.00 0.333																				



Batter	1	2	3	4	5	6	7	8	9	AB	R	H	RBI	BB	SO	LOB	TOP										
John Briggs, L OBP: 0.310, SLG: 0.480 (1, 8)	G3		F7		3-1		P4		BB	4	0	0	0	1	0	3											
Dick Groat, R OBP: 0.321, SLG: 0.380 (1, 6)	F9			F8		BB	L7		BB	4	0	0	0	1	1	5											
Bill White, L OBP: 0.286, SLG: 0.283 (1, 3)	3-1			HR		BB			G3	4	1	1	1	1	0	3											
Johnny Callison, L OBP: 0.276, SLG: 0.351 (1, 9)		L4-6		K		F8				4	0	1	0	0	1	2											
Tony Gonzalez, L OBP: 0.294, SLG: 0.400 (1, 7)		L4-6				1-3				4	0	2	0	0	0	3											
Cookie Rojas, R OBP: 0.340, SLG: 0.378 (1, 4)		E6		F8		F5			F8	4	0	0	0	0	0	4											
Clay Dalrymple, L OBP: 0.391, SLG: 0.300 (1, 2)		K				K			G3	4	0	1	0	0	2	1											
Tony Taylor, R OBP: 0.289, SLG: 0.366 (1, 5)			6-3				E6		BB	3	0	1	0	1	0	0											
Larry Jackson, R (1, 1)									BB																		
Doug Clemens, L (7, PH)									BB																		
Ray Culp, R (7, PH)									BB																		
Harvey Kuenn, R OBP: 0.250, SLG: 0.333 (9, PH)									BB																		
Inning Stats	R: 0 E: 0 K: 0 S: 3	H: 0 LOB: 0 BB: 0 P: 3	R: 0 E: 1 K: 1 S: 6	H: 1 LOB: 1 BB: 0 P: 6	R: 0 E: 0 K: 0 S: 3	H: 0 LOB: 0 BB: 0 P: 3	R: 1 E: 0 K: 1 S: 7	H: 2 LOB: 1 BB: 0 P: 7	R: 0 E: 0 K: 1 S: 6	H: 1 LOB: 1 BB: 0 P: 6	R: 0 E: 2 K: 0 S: 5	H: 0 LOB: 2 BB: 0 P: 5	R: 0 E: 0 K: 0 S: 4	H: 1 LOB: 1 BB: 0 P: 4	R: 0 E: 0 K: 1 S: 6	H: 1 LOB: 3 BB: 2 P: 14	1B: 2 2B: 2 3B: 2 HR: 1	SF: 0 SAC: 0 DP: 1 HBP: 0	WP: 0 PB: 0 SB: 0 CS: 0	PA: 39							
PITCHER	IP	WLS	BF	H	R	ER	SO	BB	IBB	HBP	BLK	WP	HR	S	P	ERA	WHIP										
Bill Faul, R ERA: 3.0 (1, 1)	9.0	W	39	6	1	1	4	4	0	0	0	0	1	43	59	1.00	1.111										

Philadelphia Phillies @ Chicago Cubs
Wrigley Field, Chicago, IL
Sun May 01, 1966, 3:33 AM CDT
Att: 7,783 - Unknown

AB	33
R	1
H	6
RBI	1
BB	4
SO	4
LOB	24

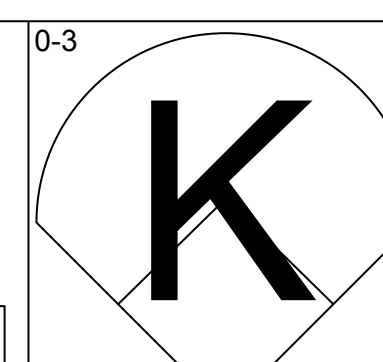
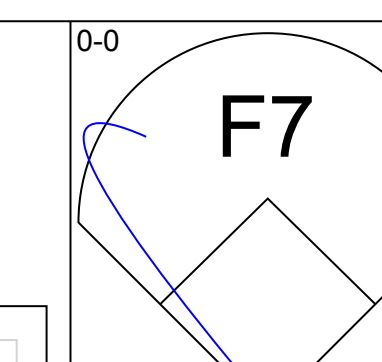
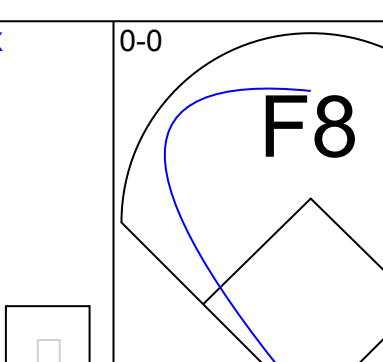
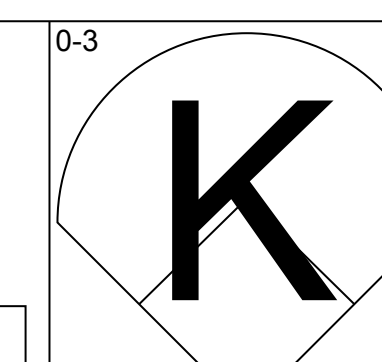
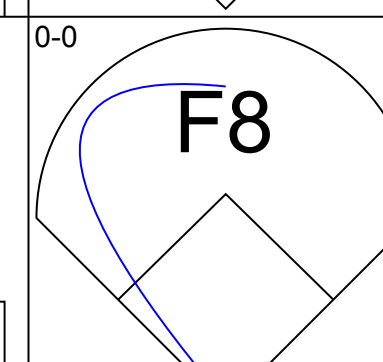
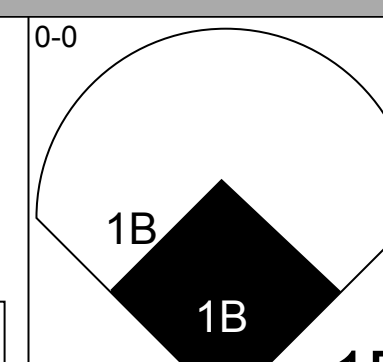
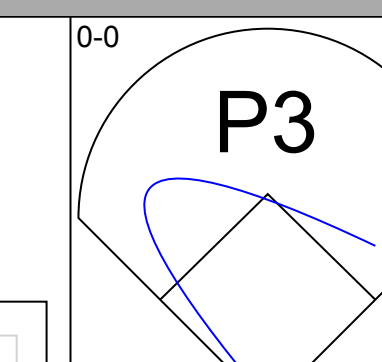
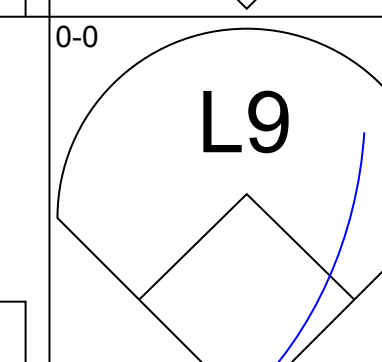
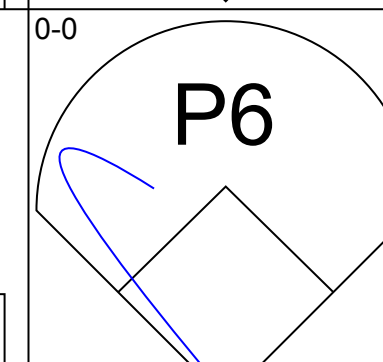
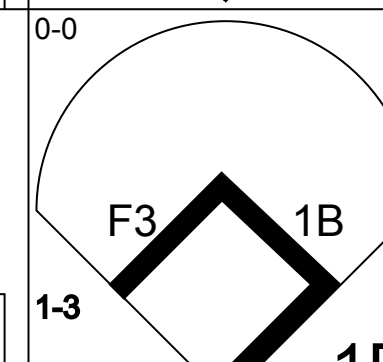
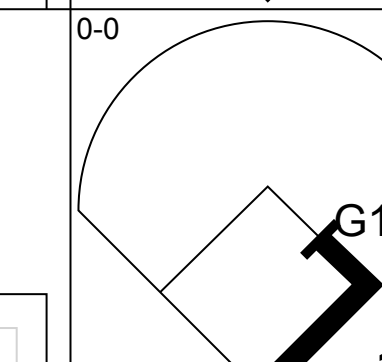
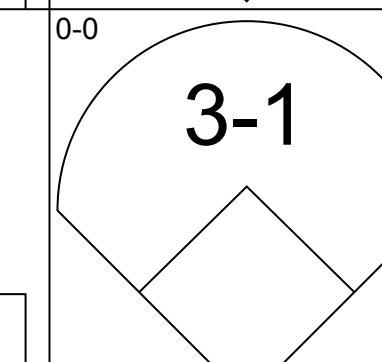
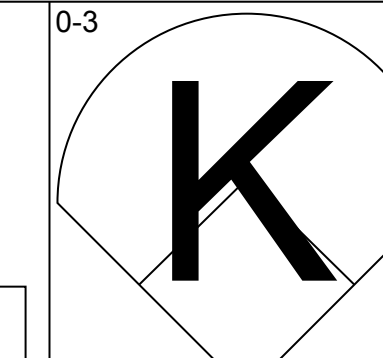
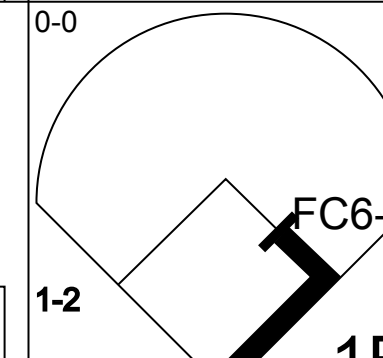
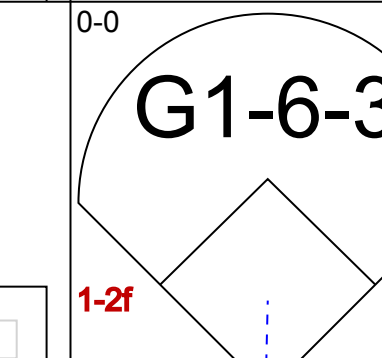
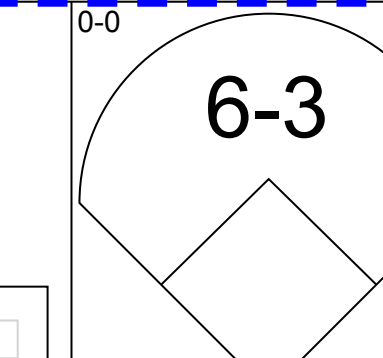
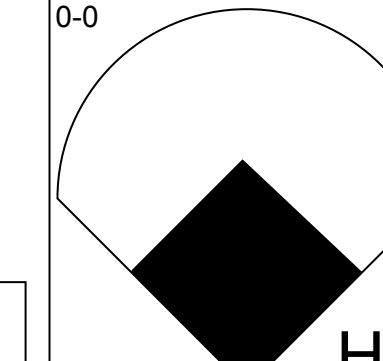
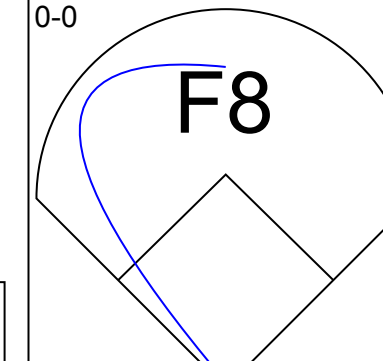
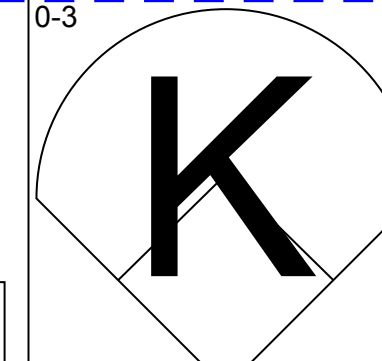
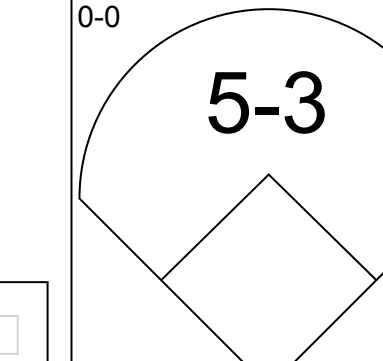
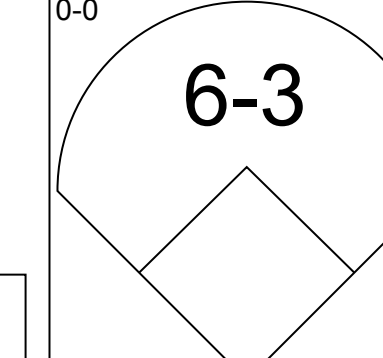
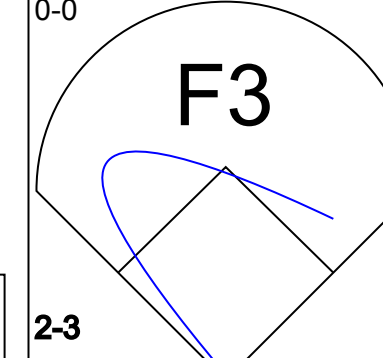
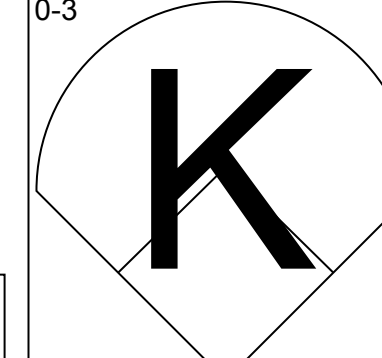
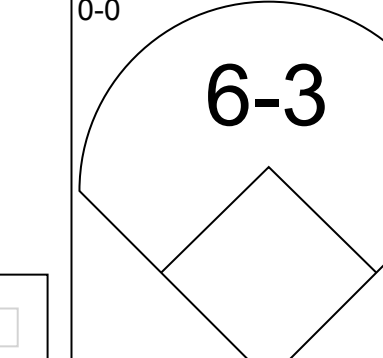
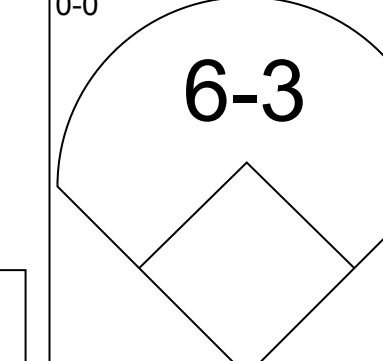
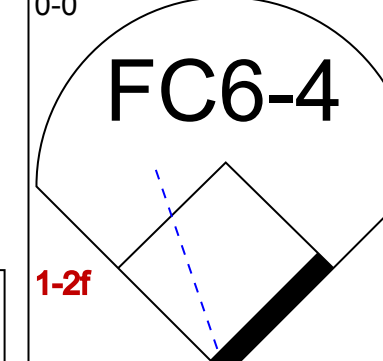
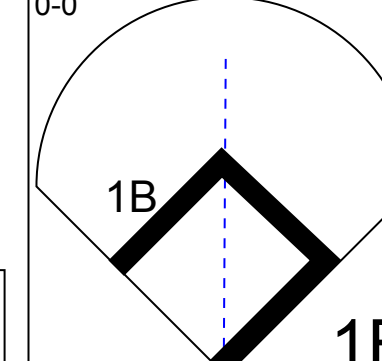
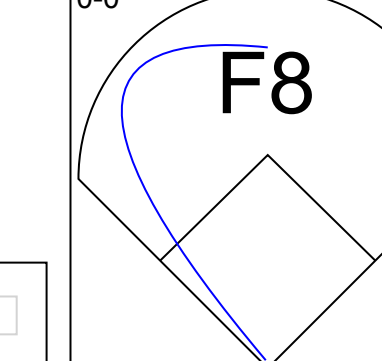
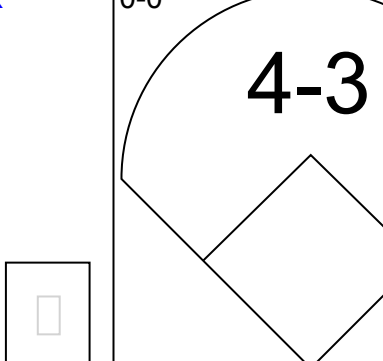
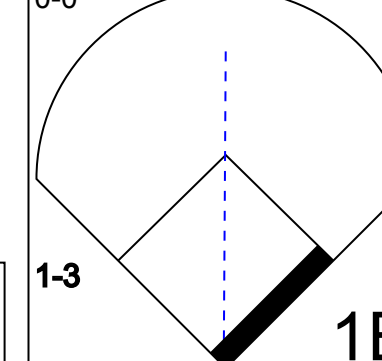
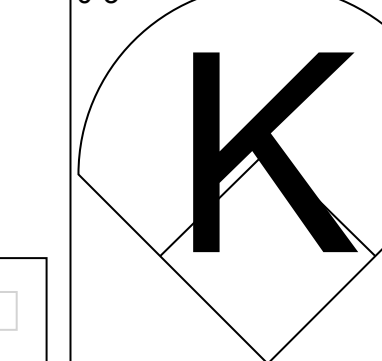
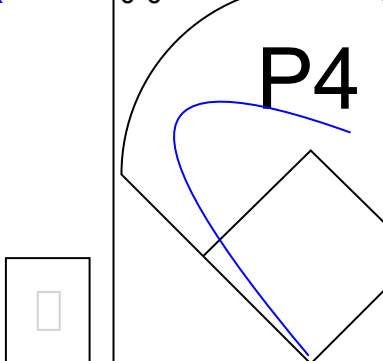
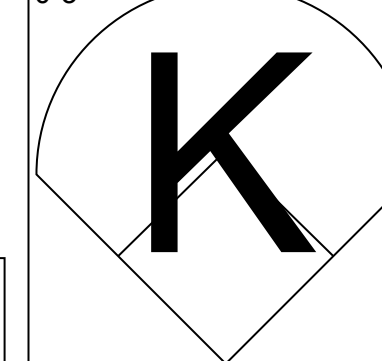


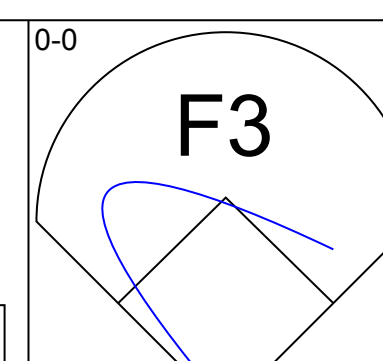
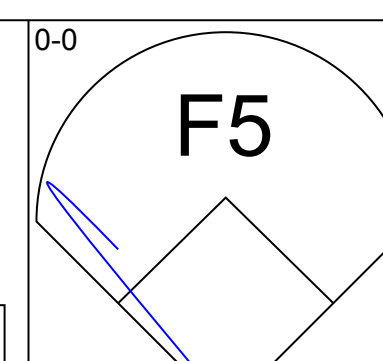
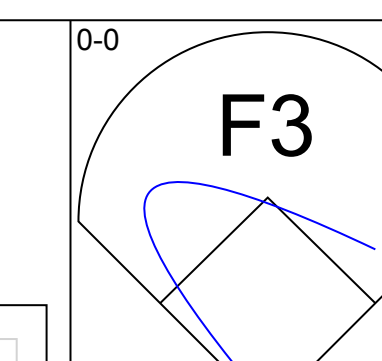
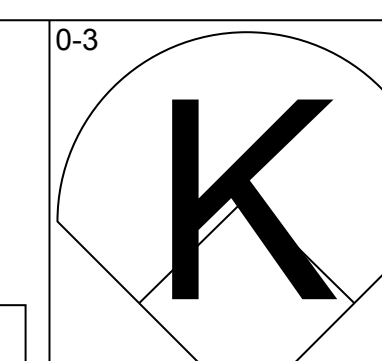
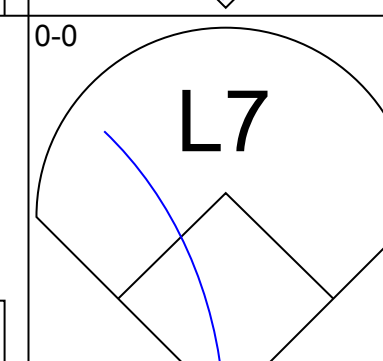
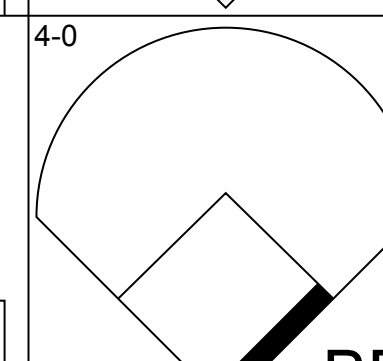
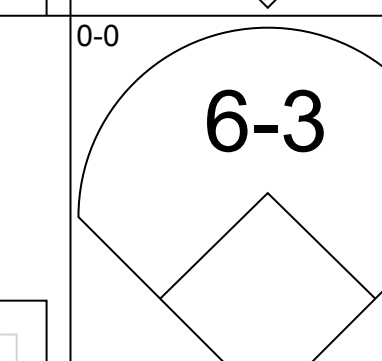
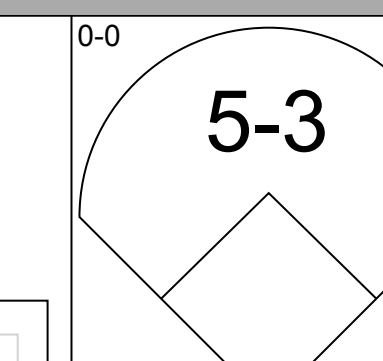
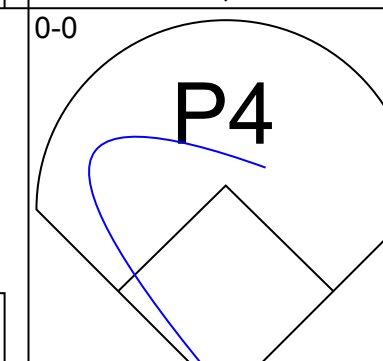
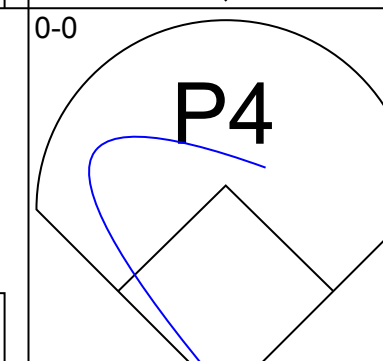
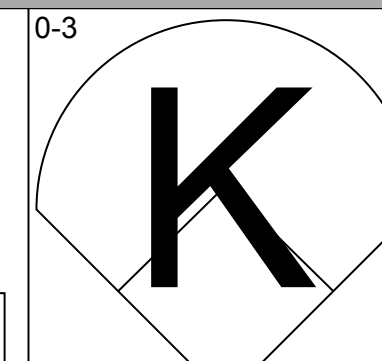
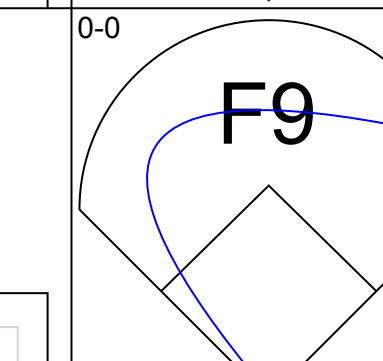
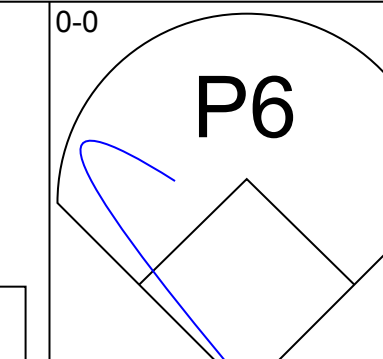
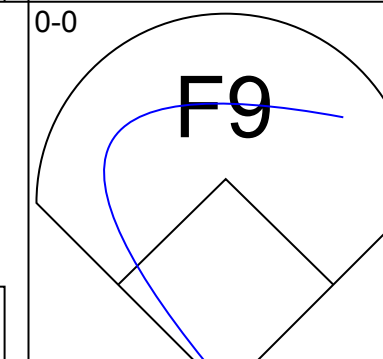
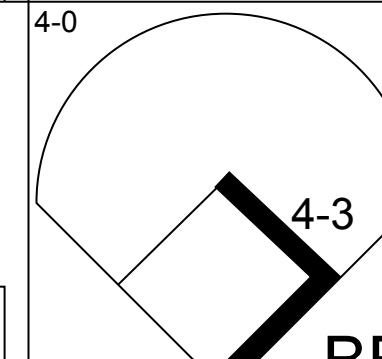
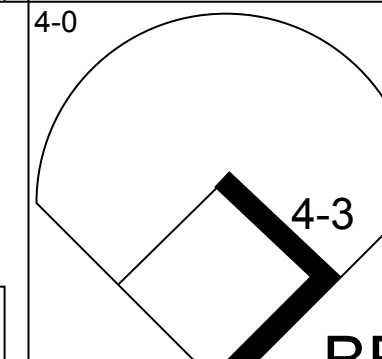
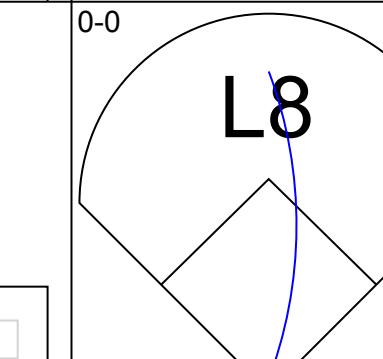
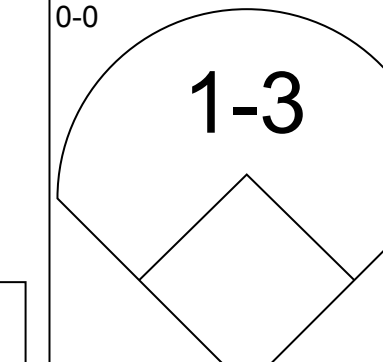
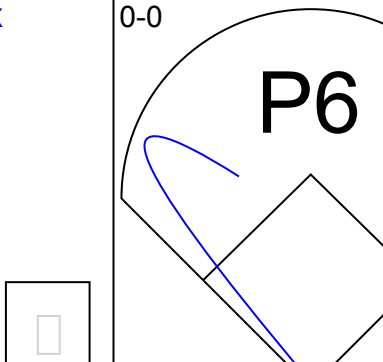
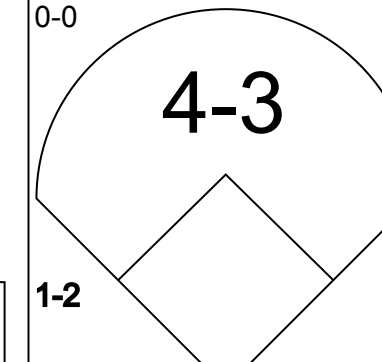
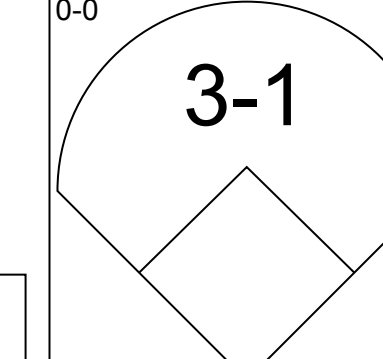
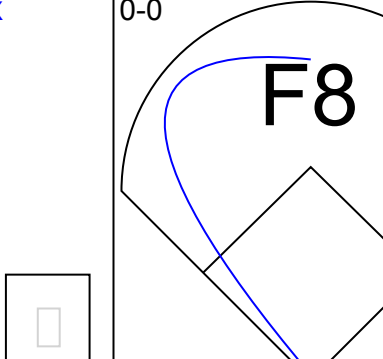
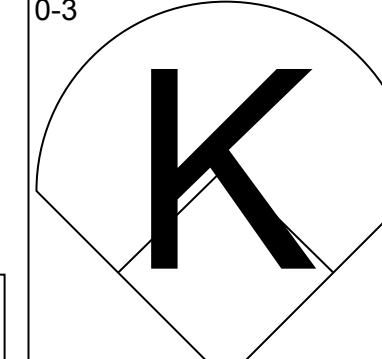
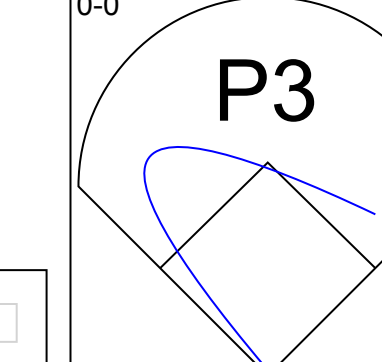
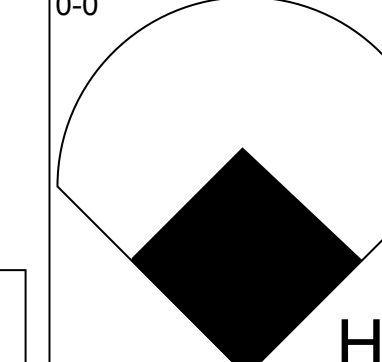
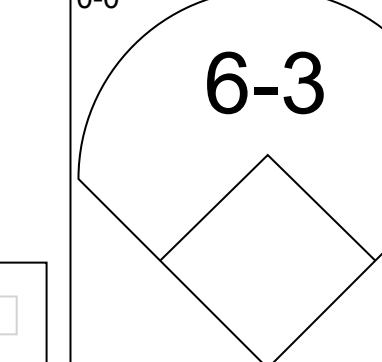
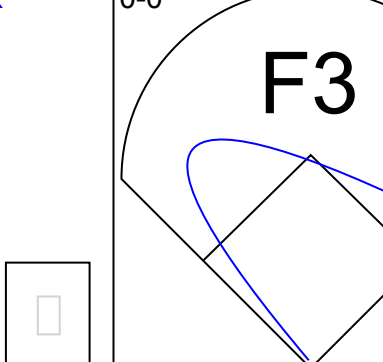
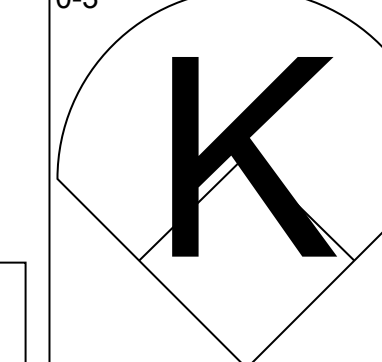
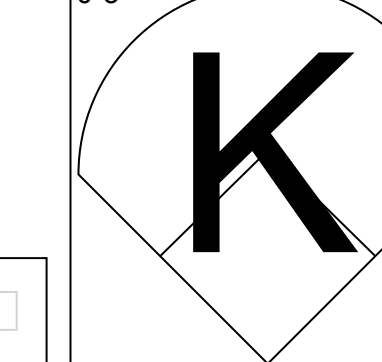
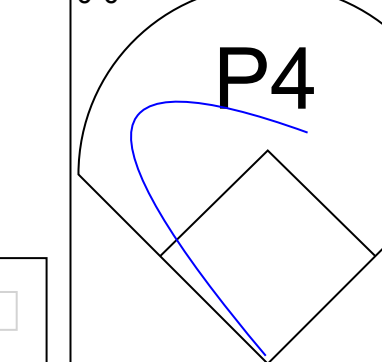
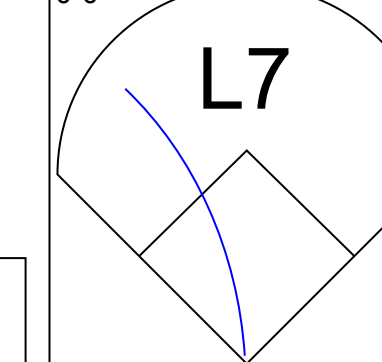
Batter	1	2	3	4	5	6	7	8	9	AB	R	H	RBI	BB	SO	LOB	BOTTOM										
Adolfo Phillips, R OBP: 0.436, SLG: 0.645 (1, 8)	FC4-6		FC3-6	K		6-3		5-3		3	1	0	0	2	1	1											
Glenn Beckert, R OBP: 0.274, SLG: 0.288 (1, 4)	FC4-6		FC3-6	E		6-3		P3		4	1	1	0	0	0	1											
Billy Williams, L OBP: 0.246, SLG: 0.219 (1, 7)	FC4-6		3-1					4-3		4	1	1	0	0	0	3											
Ron Santo, R OBP: 0.471, SLG: 0.579 (1, 5)	FC5-4		E8			HBP		E		4	2	3	1	0	0	0											
John Boccabella, R OBP: 0.235, SLG: 0.188 (1, 3)	FC5-4		FC5			E		E5		4	0	1	1	0	0	3											
Byron Browne, R OBP: 0.375, SLG: 0.583 (1, 9)	1-3			E7		L6-4		K		3	1	1	0	0	1	3											
Randy Hundley, R OBP: 0.287, SLG: 0.421 (1, 2)		E5		1-6-3		E2		P4		4	0	0	0	0	0	4											
Don Kessinger, S OBP: 0.324, SLG: 0.333 (1, 6)		G6-4-3		E1		L6-4		F8		4	0	0	0	0	0	5											
Bill Faul, R (1, 1)		F9		FC6-4		G3		F3		4	0	0	1	0	0	1											
Inning Stats	R: 1 E: 0 K: 0 S: 5	H: 2 LOB: 2 BB: 1 P: 9	R: 0 E: 1 K: 0 S: 3	H: 0 LOB: 0 BB: 0 P: 3	R: 1 E: 1 K: 0 S: 4	H: 0 LOB: 1 BB: 1 P: 8	R: 1 E: 2 K: 1 S: 7	H: 1 LOB: 1 BB: 0 P: 7	R: 2 E: 1 K: 0 S: 6	H: 3 LOB: 2 BB: 0 P: 7	R: 0 E: 0 K: 0 S: 3	H: 0 LOB: 0 BB: 0 P: 3	R: 1 E: 1 K: 1 S: 7	H: 1 LOB: 1 BB: 0 P: 7	R: 0 E: 0 K: 0 S: 3	H: 0 LOB: 0 BB: 0 P: 3	1B: 6 2B: 2 3B: 0 HR: 0	SF: 0 SAC: 0 DP: 2 HBP: 1	WP: 0 PB: 2 SB: 0 CS: 0	PA: 37							
PITCHER	IP	WLS	BF	H	R	ER	SO	BB	IBB	HBP	BLK	WP	HR	S	P	ERA	WHIP										
Larry Jackson, R ERA: 9.0 (1, 1)	6.0	L	29	6	5	2	1	2	0	1	0	0	0	10	10	3.00	1.333										
Ray Culp, R ERA: 5.87 (7, 1)	2.0		8	1	1	0	1	0	0	0	0	0	0	10	10	0.00	0.500										

Philadelphia Phillies @ Chicago Cubs
Wrigley Field, Chicago, IL
Sun May 01, 1966, 3:33 AM CDT
Att: 7,783 - Unknown

AB	34
R	6
H	7
RBI	3
BB	2
SO	2
LOB	21




Batter	1	2	3	4	5	6	7	8	9	AB	R	H	RBI	BB	SO	LOB	TOP			
John Briggs, L (1, 8) OBP: 0.282, SLG: 0.400										4	0	0	0	0	2	0	Philadelphia Phillies @ Atlanta Braves Atlanta Stadium, Atlanta, GA Wed May 04 1966, 7:05 PM EDT Att: 11,588 - Unknown			
Dick Groat, R (1, 6) OBP: 0.311, SLG: 0.414 Bobby Wine, R (8, 6) OBP: 0.167, SLG: 0.167										4	1	1	0	0	0	0				
Bill White, L (1, 3) OBP: 0.318, SLG: 0.364										4	0	2	0	0	0	0				
Johnny Callison, L (1, 9) OBP: 0.269, SLG: 0.333										4	0	1	1	0	1	1				
Tony Gonzalez, L (1, 7) OBP: 0.273, SLG: 0.500										4	1	1	1	0	1	2				
Cookie Rojas, R (1, 4) OBP: 0.316, SLG: 0.345										4	0	0	0	0	1	2				
Tony Taylor, R (1, 5) OBP: 0.302, SLG: 0.354										3	0	1	0	0	0	2				
Clay Dalrymple, L (1, 2) OBP: 0.414, SLG: 0.292 Bob Uecker, R (7, 2) OBP: 0.310, SLG: 0.458										3	0	1	0	0	0	0				
Chris Short, R (1, 1) OBP: 0.118, SLG: 0.118										3	0	0	0	0	2	2				
Inning Stats	R: 0 E: 0 K: 1 S: 5	H: 0 LOB: 0 BB: 0 P: 5	R: 1 E: 0 K: 1 S: 6	H: 1 LOB: 0 BB: 0 P: 6	R: 0 E: 0 K: 1 S: 5	H: 0 LOB: 0 BB: 0 P: 5	R: 1 E: 0 K: 0 S: 6	H: 3 LOB: 2 BB: 0 P: 6	R: 0 E: 0 K: 0 S: 3	H: 1 LOB: 0 BB: 0 P: 3	R: 0 E: 0 K: 3 S: 11	H: 2 LOB: 2 BB: 0 P: 11	R: 0 E: 0 K: 1 S: 5	H: 0 LOB: 0 BB: 0 P: 5	R: 0 E: 0 K: 0 S: 3	H: 0 LOB: 0 BB: 0 P: 3		1B: 6 2B: 0 3B: 0 HR: 1	SF: 0 SAC: 0 DP: 1 HBP: 0	WP: 0 PB: 0 SB: 0 CS: 0
PITCHER	IP WLS BF H R ER SO BB IBB HBP BLK WP HR S P ERA WHIP																			
Ken Johnson, R (1, 1) ERA: 1.95	6.0 L 22 5 2 2 3 0 0 0 0 0 0 1 28 28 3.00 0.833																			
Clay Carroll, R (7, 1) ERA: 1.5	2.0 8 2 0 0 4 0 0 0 0 0 0 0 16 16 0.00 1.000																			
Billy O'Dell, L (9, 1) ERA: 1.69	1.0 3 0 0 0 0 0 0 0 0 0 0 0 3 3 0.00 0.000																			

Batter	1	2	3	4	5	6	7	8	9	AB	R	H	RBI	BB	SO	LOB	BOTTOM			
Felipe Alou, R (1, 8) OBP: 0.351, SLG: 0.554										4	0	0	0	0	1	0	Philadelphia Phillies @ Atlanta Braves Atlanta Stadium, Atlanta, GA Wed May 04 1966, 7:05 PM EDT Att: 11,588 - Unknown			
Woody Woodward, R (1, 6) OBP: 0.395, SLG: 0.267										3	0	0	0	1	0	0				
Hank Aaron, R (1, 9) OBP: 0.330, SLG: 0.595										4	0	0	0	0	1	1				
Joe Torre, R (1, 2) OBP: 0.390, SLG: 0.603										3	0	0	0	1	0	1				
Rico Carty, R (1, 7) OBP: 0.338, SLG: 0.350										3	0	0	0	0	0	1				
Lee Thomas, L (1, 3) OBP: 0.293, SLG: 0.453										3	0	0	0	0	1	1				
Denis Menke, R (1, 5) OBP: 0.392, SLG: 0.381										3	1	2	1	0	0	0				
Sandy Alomar Sr., S (1, 4) OBP: 0.167, SLG: 0.118 Miguel de la Hoz, R (5, PH) OBP: 0.077, SLG: 0.077 (6, 4)										1	0	0	0	0	0	0				
Ken Johnson, R (1, 1) OBP: 0.222, SLG: 0.444 Frank Bolling, R (6, PH) OBP: 0.168, SLG: 0.161 Clay Carroll, R (7, 1) Gene Oliver, R (8, PH) OBP: 0.091, SLG: 0.091 Billy O'Dell, S (9, 1)										1	0	0	0	0	1	0				
Inning Stats	R: 0 E: 0 K: 0 S: 3	H: 0 LOB: 0 BB: 0 P: 3	R: 0 E: 0 K: 0 S: 3	H: 0 LOB: 0 BB: 0 P: 3	R: 0 E: 0 K: 1 S: 5	H: 0 LOB: 0 BB: 0 P: 5	R: 0 E: 0 K: 0 S: 3	H: 0 LOB: 1 BB: 1 P: 7	R: 0 E: 0 K: 0 S: 4	H: 1 LOB: 1 BB: 0 P: 4	R: 0 E: 0 K: 2 S: 7	H: 0 LOB: 1 BB: 1 P: 11	R: 1 E: 0 K: 2 S: 8	H: 1 LOB: 0 BB: 0 P: 8	R: 0 E: 0 K: 0 S: 3	H: 0 LOB: 0 BB: 0 P: 3		1B: 1 2B: 0 3B: 0 HR: 1	SF: 0 SAC: 0 DP: 0 HBP: 0	WP: 0 PB: 0 SB: 0 CS: 0
PITCHER	IP WLS BF H R ER SO BB IBB HBP BLK WP HR S P ERA WHIP																			
Chris Short, L (1, 1) ERA: 1.77	9.0 W 31 2 1 1 5 2 0 0 0 0 0 1 39 47 1.00 0.444																			

Batter	1	2	3	4	5	6	7	8	9	10	11	AB	R	H	RBI	BB	SO	LOB	TOP							
Matty Alou, L OBP: 0.377, SLG: 0.625 (1, 8)	F7			1B BB		K	3B			4-3	1B	5	0	2	3	1	1	0								
Jose Pagan, R OBP: 0.296, SLG: 0.431 (1, 6)	6-3			F7		FC6-4 1B	6-3			K	1-3	6	0	1	0	0	1	5								
Roberto Clemente, R OBP: 0.344, SLG: 0.448 (1, 9)	6-3			1B		FC6-4 1-2		4-3		1-3		5	0	1	0	0	0	1								
Willie Stargell, L OBP: 0.435, SLG: 0.567 Manny Mota, R OBP: 0.321, SLG: 0.407 (11, PR)	3-1			IBB		4-3		K			PB 1B 2B	4	0	1	0	1	1	1								
Jim Pagliaroni, R OBP: 0.403, SLG: 0.569 Gene Alley, R OBP: 0.368, SLG: 0.441 Jerry May, R (11, 2)	F9			K		1B 3B 1B	1B	1B			E HR 1B	5	1	3	1	0	1	3								
Donn Clendenon, R OBP: 0.325, SLG: 0.392 (1, 3)	F9			F4		F8	1-3	1-3			E6 HR	5	1	0	0	0	0	7								
Bill Mazeroski, R OBP: 0.289, SLG: 0.316 (1, 4)				F2		G6-4-3 1B	L7			5-3	HR	5	1	2	3	0	0	1								
Bob Bailey, R OBP: 0.338, SLG: 0.465 (1, 5)				L8		G6-4-3 1-2	1B 3B 1B			K	6-3	5	1	1	0	0	1	3								
Don Schwall, R OBP: 0.429, SLG: 0.200 Jerry Lynch, L OBP: 0.429, SLG: 0.200 Al McBean, R OBP: 0.321, SLG: 0.407 Woodie Fryman, R OBP: 0.368, SLG: 0.441 Roy Face, R OBP: 0.377, SLG: 0.625 (11, 1)	1-3			1-3		5-3	1-2 3B 1B			F7	4-3	2	0	0	0	0	0	0								
Inning Stats	R: 0 E: 0 K: 0 S: 3	H: 0 LOB: 0 BB: 0 P: 3	R: 0 E: 0 K: 0 S: 3	H: 0 LOB: 0 BB: 0 P: 3	R: 0 E: 0 K: 0 S: 3	H: 0 LOB: 0 BB: 0 P: 3	R: 0 E: 0 K: 1 S: 6	H: 1 LOB: 3 BB: 2 P: 14	R: 0 E: 0 K: 1 S: 6	H: 1 LOB: 1 BB: 0 P: 6	R: 3 E: 0 K: 0 S: 7	H: 4 LOB: 2 BB: 0 P: 7	R: 0 E: 0 K: 1 S: 6	H: 0 LOB: 0 BB: 0 P: 5	R: 0 E: 0 K: 1 S: 5	H: 0 LOB: 0 BB: 0 P: 5	R: 0 E: 0 K: 1 S: 5	H: 0 LOB: 0 BB: 0 P: 5	R: 4 E: 1 K: 1 S: 8	H: 4 LOB: 2 BB: 0 P: 8	1B: 9 2B: 1 3B: 1 HR: 1	SF: 0 SAC: 0 DP: 1 HBP: 0	WP: 0 PB: 1 SB: 0 CS: 0	PA: 47		
PITCHER	IP 7.0	WLS 3.2	BF 29	H 5	R 4	ER 3	SO 3	BB 0	IBB 0	HBP 0	BLK 0	WP 0	HR 1	S 23	P 23	ERA 7.36	WHIP 1.364									

Pittsburgh Pirates @ Philadelphia Phillies
 Connie Mack Stadium, Philadelphia, PA
 Fri May 06 1966, 7:05 PM EDT
 Att: 18,962 - Unknown


AB 45
 R 7
 H 12
 RBI 7
 BB 2
 SO 5
 LOB 23





Batter	1	2	3	4	5	6	7	8	9	10	11	AB	R	H	RBI	BB	SO	LOB	BOTTOM						
John Briggs, L OBP: 0.333, SLG: 0.405 Jackie Brandt, R OBP: 0.290, SLG: 0.286 (10, PH)	F8	E4		1B			F5			P3	E3 1B	4	0	1	0	0	0	2							
Dick Groat, R OBP: 0.352, SLG: 0.424 (1, 6)	1B	G6-4-3		P6			L8			6-3	1B	6	1	2	2	0	0	3							
Bill White, L OBP: 0.276, SLG: 0.308 (1, 3)	E6	G3		L7			4-3			L6		5	0	0	0	0	0	2							
Johnny Callison, L OBP: 0.325, SLG: 0.413 (1, 9)	BB 1B			P6			K				1B 1B	5	2	3	1	0	1	0							
Tony Gonzalez, L OBP: 0.379, SLG: 0.520 Harvey Kuenn, R OBP: 0.267, SLG: 0.333 (8, PH)	BB BB BB			FC6-4 1B			P3				1B 1B	2	0	2	1	1	0	0							
Tony Taylor, R OBP: 0.306, SLG: 0.404 (1, 5)	K			FC6-4 1-2			6-3			F7	FC1-5 1B	5	0	1	1	0	1	4							
Cookie Rojas, R OBP: 0.284, SLG: 0.308 (1, 4)	F8			F9			F9			4-3	E FC1-5 1B	5	1	1	1	0	0	4							
Clay Dalrymple, L OBP: 0.417, SLG: 0.300 Bob Uecker, R OBP: 0.281, SLG: 0.407 (9, PH)		E BB G6-4-3 BB		K			4-3			F9	FC1-5 E 1B	2	1	0	0	1	1	0							
Bob Buhl, R OBP: 0.444, SLG: 0.438 (11, PH)		G6-4-3 E BB		K			K			K	K	1	0	0	0	0	0	2							
Inning Stats	R: 1 E: 1 K: 1 S: 8	H: 2 LOB: 3 BB: 1 P: 12	R: 1 E: 1 K: 0 S: 3	H: 0 LOB: 1 BB: 2 P: 11	R: 0 E: 0 K: 0 S: 4	H: 1 LOB: 1 BB: 0 P: 4	R: 0 E: 0 K: 2 S: 8	H: 1 LOB: 1 BB: 0 P: 8	R: 1 E: 0 K: 0 S: 4	H: 2 LOB: 0 BB: 0 P: 4	R: 0 E: 0 K: 1 S: 5	H: 0 LOB: 0 BB: 0 P: 5	R: 0 E: 0 K: 0 S: 3	H: 0 LOB: 0 BB: 0 P: 3	R: 0 E: 0 K: 0 S: 3	H: 0 LOB: 0 BB: 0 P: 3	R: 5 E: 1 K: 1 S: 10	H: 6 LOB: 1 BB: 0 P: 10	1B: 11 2B: 1 3B: 0 HR: 0	SF: 0 SAC: 0 DP: 1 HBP: 0	WP: 0 PB: 0 SB: 0 CS: 0	PA: 47			
PITCHER	IP 6.0	WLS 4.0	BF 14	H 6	R 2	ER 2	SO 4	BB 2	IBB 0	HBP 0	BLK 0	WP 0	HR 0	S 32	P 44	ERA 3.00	WHIP 1.500								

Pittsburgh Pirates @ Philadelphia Phillies
 Connie Mack Stadium, Philadelphia, PA
 Fri May 06 1966, 7:05 PM EDT
 Att: 18,962 - Unknown

AB 44
 R 8
 H 12
 RBI 7
 BB 3
 SO 7
 LOB 19



Batter	1	2	3	4	5	6	7	8	9	AB	R	H	RBI	BB	SO	LOB	TOP			
Matty Alou, L OBP: 0.383, SLG: 0.618 (1, 8)	B5		L7		HR		SH5-3		BB	4	1	2	0	0	0	0	Pittsburgh Pirates @ Philadelphia Phillies Connie Mack Stadium, Philadelphia, PA Sat May 07 1966, 3:33 AM EDT Att: 7,006 - Unknown			
Manny Mota, R OBP: 0.364, SLG: 0.516 (1, 5)	6-3		L8		HR		1B		BB	4	1	2	2	1	0	0				
Roberto Clemente, R OBP: 0.357, SLG: 0.457 (1, 9)	E8		1B		5-3		1B		BB	5	0	3	1	0	1	2				
Willie Stargell, L OBP: 0.425, SLG: 0.540 (1, 7)	G3		G3						1B	3	0	0	0	0	0	2				
Dave Roberts, L OBP: 0.143, SLG: 0.214 (1, 3)		K		K					5-3	4	0	0	0	0	3	1				
Jesse Gonder, L OBP: 0.160, SLG: 0.375 (1, 2)		K		K			FC3-6		L7	4	0	0	0	0	2	1				
Andre Rodgers, R OBP: 0.294, SLG: 0.200 (1, 6)		E4		P6			L6		BB	4	1	1	0	0	0	1				
Bill Mazerolski, R OBP: 0.270, SLG: 0.317 (1, 4)		IBB		L9			FC4-6		F7	3	0	1	0	1	0	1				
Tommie Sisk, R Pete Mikkelsen, R Jerry Lynch, L Gene Alley, R Al McBean, R Donn Clendenen, R		K		P5			FC4-6		K	1	0	0	0	0	1	2	AB 35 R 3 H 9 RBI 3 BB 2 SO 8 LOB 12 			
Inning Stats	R: 0 E: 1 K: 0 S: 4	H: 1 LOB: 1 BB: 0 P: 4	R: 0 E: 1 K: 3 S: 10	H: 0 LOB: 2 BB: 1 P: 14	R: 0 E: 0 K: 2 S: 4	H: 1 LOB: 1 BB: 0 P: 4	R: 0 E: 0 K: 2 S: 7	H: 0 LOB: 0 BB: 0 P: 7	R: 2 E: 0 K: 1 S: 5	H: 2 LOB: 1 BB: 0 P: 6	R: 0 E: 0 K: 1 S: 7	H: 2 LOB: 2 BB: 0 P: 7	R: 0 E: 0 K: 0 S: 3	H: 0 LOB: 0 BB: 0 P: 3	R: 1 E: 0 K: 1 S: 7	H: 3 LOB: 2 BB: 1 P: 11		1B: 8 2B: 0 3B: 0 HR: 1	SF: 0 SAC: 1 DP: 0 HBP: 1	WP: 0 PB: 0 SB: 0 CS: 0
PITCHER Jim Bunning, R ERA: 2.09 (1, 1)	IP: 9.0 WLS: W BF: 39 H: 9 R: 3 ER: 3 SO: 8 BB: 1 IBB: 1 HBP: 1 BLK: 0 WP: 0 HR: 1 S: 52 P: 61 ERA: 3.00 WHIP: 1.111															PITCHER				

Batter	1	2	3	4	5	6	7	8	9	AB	R	H	RBI	BB	SO	LOB	BOTTOM			
John Briggs, L OBP: 0.365, SLG: 0.511 (1, 8)	HR		PB		K		E			3	3	2	1	1	1	0	Pittsburgh Pirates @ Philadelphia Phillies Connie Mack Stadium, Philadelphia, PA Sat May 07 1966, 3:33 AM EDT Att: 7,006 - Unknown			
Dick Groat, R OBP: 0.333, SLG: 0.400 Bobby Wine, R OBP: 0.167, SLG: 0.167 (1, 6) (8, 6)	F7		F9		4-3		F9			4	0	0	0	0	0	2				
Bill White, L OBP: 0.288, SLG: 0.319 (1, 3)	P5		1B		E3		E			4	1	2	1	0	0	0				
Johnny Callison, L OBP: 0.321, SLG: 0.405 (1, 9)	3-1		F8		P6		E9			4	0	1	0	0	0	2				
Tony Gonzalez, L OBP: 0.364, SLG: 0.586 (1, 7)		L9		HR			6-3			4	1	1	1	0	0	1				
Tony Taylor, R OBP: 0.318, SLG: 0.426 (1, 5)		6-3		E		P5		1B		4	0	2	0	0	0	0				
Cookie Rojas, R OBP: 0.288, SLG: 0.290 (1, 4)		P3		E8		L6		F9		4	0	0	0	0	0	2				
Clay Dalrymple, L OBP: 0.400, SLG: 0.273 (1, 2)			FC3-6		K		F7		F3	3	0	0	0	1	1	3				
Jim Bunning, R OBP: 0.211, SLG: 0.167 (1, 1)			FC3-6		G6-4-3		2B		4-3	3	2	0	0	1	0	4	AB 33 R 7 H 8 RBI 3 BB 3 SO 2 LOB 14 			
Inning Stats	R: 1 E: 0 K: 0 S: 4	H: 1 LOB: 0 BB: 0 P: 4	R: 0 E: 0 K: 0 S: 3	H: 0 LOB: 0 BB: 0 P: 3	R: 2 E: 0 K: 1 S: 4	H: 1 LOB: 1 BB: 2 P: 12	R: 1 E: 1 K: 1 S: 7	H: 2 LOB: 1 BB: 0 P: 7	R: 0 E: 1 K: 1 S: 6	H: 0 LOB: 1 BB: 0 P: 6	R: 0 E: 0 K: 0 S: 3	H: 0 LOB: 0 BB: 0 P: 3	R: 3 E: 2 K: 0 S: 6	H: 3 LOB: 1 BB: 1 P: 10	R: 0 E: 0 K: 0 S: 4	H: 1 LOB: 1 BB: 0 P: 4		1B: 4 2B: 2 3B: 0 HR: 2	SF: 0 SAC: 0 DP: 1 HBP: 0	WP: 0 PB: 2 SB: 1 CS: 0
PITCHER Tommie Sisk, R ERA: 5.73 Pete Mikkelsen, R ERA: 4.5 Al McBean, R ERA: 4.02	IP: 3.0 WLS: L BF: 15 H: 4 R: 4 ER: 3 SO: 0 BB: 2 IBB: 0 HBP: 0 BLK: 0 WP: 0 HR: 2 S: 13 P: 21 ERA: 9.00 WHIP: 2.000															PITCHER				

Batter	1	2	3	4	5	6	7	8	9	AB	R	H	RBI	BB	SO	LOB	TOP										
Matty Alou, L (1, 8) OBP: 0.372, SLG: 0.593	G3	L8			G3				K	5	0	1	0	0	1	2											
Gene Alley, R (1, 6) OBP: 0.381, SLG: 0.459	1B				F8					3	0	1	0	1	0	1											
Roberto Clemente, R (1, 9) OBP: 0.353, SLG: 0.448	2B				G6-3					4	0	1	0	0	0	2											
Willie Stargell, L (1, 7) OBP: 0.442, SLG: 0.538	1B				F2					2	2	1	0	2	0	2											
Jim Pagliaroni, R (1, 2) OBP: 0.394, SLG: 0.565					G3-6-3					4	0	1	1	0	0	2											
Donn Clendenon, R (1, 3) OBP: 0.330, SLG: 0.385					F7					3	1	1	0	1	0	2											
Bill Mazerowski, R (1, 4) OBP: 0.280, SLG: 0.326					4-3					4	0	2	1	0	0	2											
Bob Bailey, R (1, 5) OBP: 0.321, SLG: 0.440					E6					4	0	0	0	0	1	5											
Bob Veale, S (1, 1) OBP: 0.167, SLG: 0.167					FC6-4					4	0	1	1	0	2	0											
Inning Stats	R: 0 E: 0 K: 0 S: 4	H: 2 LOB: 1 BB: 0 P: 4	R: 1 E: 1 K: 0 S: 5	H: 1 LOB: 2 BB: 1 P: 9	R: 1 E: 0 K: 0 S: 4	H: 2 LOB: 1 BB: 1 P: 8	R: 0 E: 0 K: 2 S: 7	H: 1 LOB: 0 BB: 0 P: 7	R: 0 E: 0 K: 0 S: 3	H: 0 LOB: 0 BB: 0 P: 3	R: 1 E: 0 K: 0 S: 4	H: 2 LOB: 1 BB: 1 P: 8	R: 0 E: 0 K: 0 S: 4	H: 1 LOB: 1 BB: 0 P: 4	R: 0 E: 0 K: 0 S: 3	H: 0 LOB: 1 BB: 1 P: 7	R: 0 E: 0 K: 2 S: 7	H: 0 LOB: 0 BB: 0 P: 7	1B: 7 2B: 3 3B: 0 HR: 0	SF: 0 SAC: 0 DP: 4 HBP: 0	WP: 0 PB: 0 SB: 0 CS: 1	PA: 37					
PITCHER	IP	WLS	BF	H	R	ER	SO	BB	IBB	HBP	BLK	WP	HR	S	P	ERA	WHIP										
John Boozler, R (1, 1) ERA: 6.75	2.0		11	3	2	1	0	2	0	0	0	0	0	9	17	4.50	2.500										
Ray Herbert, R (3, 1) ERA: 4.53	6.0	L	23	6	1	1	2	2	0	0	0	0	0	25	33	1.50	1.333										
Darold Knowles, L (9, 1) ERA: 3.38	1.0		3	0	0	0	2	0	0	0	0	0	0	7	7	0.00	0.000										

Pittsburgh Pirates @ Philadelphia Phillies
 Connie Mack Stadium, Philadelphia, PA
 Sun May 08 1966, 3:33 AM EDT
 Att: 8,411 - Unknown

AB 33
 R 3
 H 9
 RBI 3
 BB 4
 SO 4
 LOB 18



Batter	1	2	3	4	5	6	7	8	9	AB	R	H	RBI	BB	SO	LOB	BOTTOM										
Tony Taylor, R (1, 4) OBP: 0.300, SLG: 0.400	K				1-3					4	0	0	1	0	1	1											
Cookie Rojas, R (1, 7) OBP: 0.280, SLG: 0.315	K				5-3					4	0	2	0	0	1	1											
Dick Groat, R (1, 5) OBP: 0.329, SLG: 0.405	5-3									4	1	1	0	0	0	2											
Johnny Callison, L (1, 9) OBP: 0.318, SLG: 0.398										4	0	1	1	0	1	0											
Jackie Brandt, R (1, 8) OBP: 0.257, SLG: 0.250										4	0	0	0	0	1	1											
Bob Uecker, R (1, 2) OBP: 0.306, SLG: 0.400										3	0	1	0	1	0	1											
John Briggs, L (9, FR) OBP: 0.365, SLG: 0.511										0	0	0	0	0	0	0											
Bill White, L (1, 3) OBP: 0.298, SLG: 0.329										4	0	2	0	0	1	0											
Bobby Wine, R (1, 6) OBP: 0.188, SLG: 0.250										4	1	1	0	0	0	4											
John Boozler, R (1, 1) Ray Herbert, R (3, 1) Phil Linz, R (6, PH) Darold Knowles, L (9, 1)										0	0	0	0	0	0	0											
Inning Stats	R: 0 E: 0 K: 2 S: 7	H: 0 LOB: 0 BB: 0 P: 7	R: 0 E: 0 K: 0 S: 3	H: 0 LOB: 0 BB: 0 P: 3	R: 1 E: 0 K: 1 S: 6	H: 1 LOB: 1 BB: 1 P: 10	R: 1 E: 0 K: 0 S: 4	H: 2 LOB: 0 BB: 0 P: 4	R: 0 E: 0 K: 0 S: 3	H: 0 LOB: 0 BB: 0 P: 3	R: 0 E: 0 K: 0 S: 3	H: 1 LOB: 0 BB: 0 P: 3	R: 0 E: 0 K: 0 S: 5	H: 2 LOB: 2 BB: 0 P: 5	R: 0 E: 0 K: 0 S: 4	H: 1 LOB: 1 BB: 0 P: 4	R: 0 E: 0 K: 2 S: 8	H: 1 LOB: 2 BB: 1 P: 12	1B: 5 2B: 3 3B: 0 HR: 0	SF: 0 SAC: 0 DP: 1 HBP: 0	WP: 1 PB: 0 SB: 0 CS: 1	PA: 35					
PITCHER	IP	WLS	BF	H	R	ER	SO	BB	IBB	HBP	BLK	WP	HR	S	P	ERA	WHIP										
Bob Veale, L (1, 1) ERA: 3.21	9.0	W	35	8	2	2	5	2	0	0	0	1	0	43	51	2.00	1.111										

Pittsburgh Pirates @ Philadelphia Phillies
 Connie Mack Stadium, Philadelphia, PA
 Sun May 08 1966, 3:33 AM EDT
 Att: 8,411 - Unknown

AB 33
 R 2
 H 8
 RBI 2
 BB 2
 SO 5
 LOB 10



Batter	1	2	3	4	5	6	7	8	9	AB	R	H	RBI	BB	SO	LOB	TOP			
Maury Wills, S OBP: 0.356, SLG: 0.305 (1, 6)										4	3	2	0	1	0	1	Los Angeles Dodgers @ Philadelphia Phillies Connie Mack Stadium, Philadelphia, PA Tue May 10 1966, 7:05 PM EDT Att: 14,895 - Unknown			
Jim Gilliam, S OBP: 0.227, SLG: 0.150 John Kennedy, R OBP: 0.238, SLG: 0.333 (1, 5) (8, 5)										5	0	2	2	0	0	2				
Lou Johnson, R OBP: 0.305, SLG: 0.465 (1, 7)										5	1	1	0	0	2					
Al Ferrara, R OBP: 0.389, SLG: 0.594 (1, 9)										4	2	2	0	1	0	3				
Jim Lefebvre, S OBP: 0.376, SLG: 0.591 Nate Oliver, R OBP: 0.333, SLG: 0.261 (1, 4) (9, 4)										4	0	0	1	0	0	2				
Ron Fairly, L OBP: 0.374, SLG: 0.321 (1, 3)										1	0	1	2	3	0	0				
Wes Parker, S OBP: 0.315, SLG: 0.388 (1, 8)										5	0	1	1	0	2	5				
Jeff Torborg, R OBP: 0.366, SLG: 0.306 (1, 2)										2	0	0	0	2	0	3				
Sandy Koufax, R (1, 1)										4	0	0	0	0	2	3				
Inning Stats	R: 3 E: 0 K: 1 S: 8	H: 3 LOB: 1 BB: 1 P: 12	R: 0 E: 0 K: 1 S: 5	H: 0 LOB: 1 BB: 1 P: 9	R: 1 E: 0 K: 0 S: 5	H: 2 LOB: 2 BB: 1 P: 9	R: 1 E: 1 K: 0 S: 4	H: 1 LOB: 1 BB: 1 P: 8	R: 0 E: 0 K: 0 S: 3	H: 0 LOB: 1 BB: 1 P: 7	R: 1 E: 0 K: 1 S: 7	H: 2 LOB: 1 BB: 0 P: 7	R: 0 E: 0 K: 1 S: 5	H: 0 LOB: 2 BB: 2 P: 13	R: 0 E: 0 K: 0 S: 3	H: 1 LOB: 1 BB: 0 P: 4		1B: 7 2B: 2 3B: 0 HR: 0	SF: 1 SAC: 0 DP: 1 HBP: 1	WP: 3 PB: 1 SB: 6 CS: 0
PITCHER	IP WLS BF H R ER SO BB IBB HBP BLK WP HR S P ERA WHIP																			
Chris Short, L ERA: 2.27 (1, 1)	2.0 L 11 3 3 3 2 2 0 0 0 0 0 0 13 21 13.50 2.500																			
Roger Craig, R ERA: 5.91 (3, 1)	0.2 3 1 1 1 0 0 0 0 0 0 0 0 3 3 13.50 1.500																			
Steve Ridzik, R ERA: 7.71 (3, 1)	1.1 8 2 1 1 0 2 0 0 0 0 0 0 6 14 6.75 3.000																			
Ray Culp, R ERA: 5.95 (5, 1)	3.0 14 2 1 1 2 2 1 0 0 1 0 15 27 3.00 1.333																			
Bo Belinsky, L ERA: 1.92 (8, 1)	2.0 7 1 0 0 0 0 0 0 1 0 1 0 6 7 0.00 0.500																			

Batter	1	2	3	4	5	6	7	8	9	AB	R	H	RBI	BB	SO	LOB	BOTTOM			
Tony Taylor, R OBP: 0.297, SLG: 0.391 (1, 5)										4	0	1	0	0	1	0	Los Angeles Dodgers @ Philadelphia Phillies Connie Mack Stadium, Philadelphia, PA Tue May 10 1966, 7:05 PM EDT Att: 14,895 - Unknown			
Cookie Rojas, R OBP: 0.278, SLG: 0.312 (1, 4)										4	0	1	0	0	1					
Dick Groat, R OBP: 0.325, SLG: 0.397 (1, 6)										4	0	1	0	0	2					
Johnny Callison, L OBP: 0.315, SLG: 0.384 (1, 9)										3	0	0	0	1	1	3				
Harvey Kuenn, R OBP: 0.263, SLG: 0.368 (1, 7)										4	1	1	0	0	1	1				
Bill White, L OBP: 0.295, SLG: 0.325 (1, 3)										4	0	1	0	0	1	0				
Bob Uecker, R OBP: 0.300, SLG: 0.412 (1, 2)										4	0	1	0	0	1	1				
Jackie Brandt, R OBP: 0.282, SLG: 0.235 (1, 8)										2	0	0	0	2	2	0				
Chris Short, R OBP: 0.118, SLG: 0.118 (2, PH) Phil Litz, R OBP: 0.167, SLG: 0.167 (3, 1) Roger Craig, R (3, 1) Steve Ridzik, R (3, 1) John Briggs, L OBP: 0.399, SLG: 0.500 (4, PH) Ray Culp, R (5, 1) Tony Gonzalez, L OBP: 0.303, SLG: 0.567 (7, PH) Bo Belinsky, L (8, 1)										0	0	0	0	0	0	0				
Inning Stats	R: 0 E: 0 K: 1 S: 6	H: 1 LOB: 0 BB: 0 P: 6	R: 0 E: 0 K: 3 S: 10	H: 1 LOB: 2 BB: 1 P: 14	R: 0 E: 0 K: 0 S: 4	H: 1 LOB: 1 BB: 0 P: 4	R: 1 E: 0 K: 1 S: 6	H: 2 LOB: 1 BB: 1 P: 10	R: 0 E: 0 K: 1 S: 6	H: 1 LOB: 1 BB: 0 P: 6	R: 0 E: 0 K: 2 S: 7	H: 0 LOB: 0 BB: 0 P: 7	R: 0 E: 0 K: 0 S: 3	H: 0 LOB: 1 BB: 1 P: 7	R: 0 E: 0 K: 1 S: 5	H: 0 LOB: 0 BB: 0 P: 5		1B: 4 2B: 2 3B: 0 HR: 0	SF: 0 SAC: 0 DP: 1 HBP: 0	WP: 1 PB: 0 SB: 0 CS: 0
PITCHER	IP WLS BF H R ER SO BB IBB HBP BLK WP HR S P ERA WHIP																			
Sandy Koufax, L ERA: 2.33 (1, 1)	9.0 W 35 6 1 1 10 3 0 0 0 1 0 52 64 1.00 1.000																			

AB	34
R	6
H	9
RBI	6
BB	7
SO	4
LOB	21



Batter	1	2	3	4	5	6	7	8	9	AB	R	H	RBI	BB	SO	LOB	TOP					
Maury Wills, S OBP: 0.343, SLG: 0.297 (1, 6)			SH5-4 		FC4-6 		FC5-4 		FC5-4 	4	0	1	0	0	0	5	Los Angeles Dodgers @ Philadelphia Phillies Connie Mack Stadium, Philadelphia, PA Thu May 12 1966, 7:05 PM EDT Att: 10,205 - Unknown					
Jim Gilliam, S OBP: 0.290, SLG: 0.222 (1, 5)			P4 		K 					4	0	2	0	1	1	3						
Willie Davis, L OBP: 0.286, SLG: 0.333 Tommy Davis, R OBP: 0.300, SLG: 0.263 Bob Miller, R (7, 1) Nate Oliver, R OBP: 0.329, SLG: 0.257 (9, PH)	F9 		F9 			4-3 	L6 		F3 	3	0	0	0	0	0	2						
Ron Fairly, L OBP: 0.374, SLG: 0.318 (7, 3)	4-3 			G5-4-3 			FC6-4 		1-3 	3	0	1	0	1	0	1						
Jim Lefebvre, S OBP: 0.385, SLG: 0.617 (1, 4)		HR 		L9 			P5 		HBP 	3	1	1	1	0	0	2						
Lou Johnson, R OBP: 0.292, SLG: 0.440 (1, 7)	P3 		G5-4-3 			FC6-4 			P4 	4	0	0	0	0	0	3						
John Roseboro, L OBP: 0.257, SLG: 0.338 Jeff Torborg, R OBP: 0.357, SLG: 0.297 (8, PH)							FC4-6 		FC5-4 	2	0	1	0	0	0	0						
Wes Parker, S OBP: 0.319, SLG: 0.388 (7, 8)		4-3 					FC4-6 		FC5-4 	4	0	2	0	0	0	0						
Don Drysdale, R OBP: 0.222, SLG: 0.412 Ron Perranoski, L OBP: 1.000, SLG: 2.000 Al Ferrara, R OBP: 0.366, SLG: 0.528 (7, 9)			SH5-4 				K 		K 	2	0	1	0	0	1	2						
									FC5-4 	1	0	0	0	0	1	2						
Inning Stats	R: 0 E: 0 K: 0 S: 4	H: 2 LOB: 1 BB: 0 P: 4	R: 1 E: 0 K: 0 S: 4	H: 1 LOB: 0 BB: 0 P: 4	R: 0 E: 0 K: 0 S: 4	H: 1 LOB: 0 BB: 0 P: 4	R: 0 E: 0 K: 0 S: 2	H: 0 LOB: 0 BB: 1 P: 6	R: 0 E: 0 K: 2 S: 9	H: 2 LOB: 2 BB: 0 P: 9	R: 0 E: 0 K: 0 S: 4	H: 1 LOB: 1 BB: 0 P: 4	R: 0 E: 0 K: 1 S: 6	H: 1 LOB: 3 BB: 1 P: 11	R: 0 E: 0 K: 0 S: 3	H: 0 LOB: 1 BB: 0 P: 4	R: 0 E: 0 K: 0 S: 4	H: 1 LOB: 2 BB: 0 P: 5	1B: 6 2B: 2 3B: 0 HR: 1	SF: 0 SAC: 1 DP: 1 HBP: 3	WP: 1 PB: 0 SB: 1 CS: 1	PA: 39
PITCHER	IP WLS BF H R ER SO BB IBB HBP BLK WP HR S P ERA WHIP	6.0 W 26 8 1 1 2 1 0 1 0 1 1 28 33 1.50 1.500	3.0 S 13 1 0 0 1 1 0 2 0 0 0 12 18 0.00 0.667																			

AB	33
R	1
H	9
RBI	1
BB	2
SO	3
LOB	26



Batter	1	2	3	4	5	6	7	8	9	AB	R	H	RBI	BB	SO	LOB	BOTTOM			
Tony Gonzalez, L OBP: 0.310, SLG: 0.474 (1, 8)	G3 		K 		F7 	4-3 				4	0	0	0	0	1	3	Los Angeles Dodgers @ Philadelphia Phillies Connie Mack Stadium, Philadelphia, PA Thu May 12 1966, 7:05 PM EDT Att: 10,205 - Unknown			
Dick Groat, R OBP: 0.330, SLG: 0.424 (1, 6)	P3 		HR 		BB 	1B 				4	2	2	2	0	0	1				
Bill White, L OBP: 0.292, SLG: 0.310 (1, 3)	K 		P6 		BB 	1B 				3	1	1	0	1	1	0				
Johnny Callison, L OBP: 0.330, SLG: 0.387 (1, 9)		BB 		L9 	1B 	1B 			L8 	3	0	1	2	1	0	1				
Doug Clemens, L OBP: 0.400, SLG: 0.391 (1, 7)		5-3 		P5 	BB 	1B 			L8 	4	0	1	1	0	0	2				
Cookie Rojas, R OBP: 0.291, SLG: 0.321 (1, 4)			K 		1B 	FC5-2-5 			6-3 	4	0	1	0	0	1	4				
Clay Dalrymple, L OBP: 0.383, SLG: 0.275 (1, 2)			L7 		1B 	4-3 			G6-3 	4	0	2	0	0	0	3				
Tony Taylor, R OBP: 0.275, SLG: 0.360 (1, 5)			F3 		1-3 				G6-3 	4	0	0	0	0	0	3				
Jim Bunning, R OBP: 0.318, SLG: 0.286 Darold Knowles, L OBP: 0.250, SLG: 0.250 (7, 1)			HR 		BB 	1B 			4-3 	3	2	3	0	0	0	0				
										1	0	0	0	0	0	0				
Inning Stats	R: 0 E: 0 K: 1 S: 5	H: 0 LOB: 0 BB: 0 P: 5	R: 0 E: 0 K: 1 S: 5	H: 0 LOB: 1 BB: 1 P: 9	R: 2 E: 0 K: 1 S: 7	H: 2 LOB: 0 BB: 0 P: 7	R: 0 E: 0 K: 0 S: 5	H: 2 LOB: 2 BB: 0 P: 5	R: 3 E: 0 K: 0 S: 7	H: 4 LOB: 2 BB: 1 P: 11	R: 0 E: 0 K: 0 S: 4	H: 1 LOB: 1 BB: 0 P: 4	R: 0 E: 0 K: 0 S: 4	H: 1 LOB: 1 BB: 0 P: 4	R: 0 E: 0 K: 0 S: 3	H: 1 LOB: 0 BB: 0 P: 3	1B: 10 2B: 0 3B: 0 HR: 1	SF: 0 SAC: 0 DP: 1 HBP: 0	WP: 0 PB: 0 SB: 0 CS: 0	PA: 36
PITCHER	IP WLS BF H R ER SO BB IBB HBP BLK WP HR S P ERA WHIP	4.1 L 21 6 5 5 3 2 0 0 0 0 0 0 8 8 0.00 1.800	1.2 8 3 0 0 0 0 0 0 0 0 0 0 8 8 0.00 1.800	2.0 7 2 0 0 0 0 0 0 0 0 0 0 7 7 0.00 1.000																



Batter	1	2	3	4	5	6	7	8	9	AB R H RBI BB SO LOB	TOP									
Joe Morgan, L (1,4) OBP: 0.459, SLG: 0.485	4-0 FC3-6 BB BB		0-0 G3			0-3 K		0-0 F4		3 0 0 0 1 1 0	Houston Astros @ Philadelphia Phillies Connie Mack Stadium, Philadelphia, PA Fri May 13 1966, 7:05 PM EDT Att: 10,559 - Unknown									
Sonny Jackson, L (1,6) OBP: 0.333, SLG: 0.343	4-0 FC3-6 BB BB		0-0 4-3			0-0 6-3		0-0 6-3	3 0 0 0 1 0 0											
Jimmy Wynn, R (1,8) OBP: 0.308, SLG: 0.486	0-0 FC3-6 1-2 2-3			0-0 2B		0-0 5-3		0-0 HR	4 1 2 1 0 0 2											
Dave Nicholson, R (1,9) OBP: 0.418, SLG: 0.464	0-3 K			0-0 L6		0-0 1B		4-0 SH5-4 BB	3 0 1 0 1 1 3											
Jim Gentile, L (1,3) OBP: 0.326, SLG: 0.506	0-0 G3			0-0 P4		0-3 K		0-0 SH5-4	3 0 0 0 0 1 4											
Bob Aspromonte, R (1,5) OBP: 0.291, SLG: 0.307		0-0 P4		0-0 F2		0-0 F9		0-3 K	4 0 0 0 0 1 3											
John Bateman, R (1,2) OBP: 0.327, SLG: 0.456		0-0 6-3			0-0 5-3		0-0 F8		3 0 0 0 0 0 1											
Rusty Staub, L (1,7) OBP: 0.282, SLG: 0.330		0-3 K			0-0 4-3		0-3 K		3 0 0 0 0 2 0											
Turk Farrell, R (1,1) Claude Raymond, R (9,1)			0-0 1-3		0-0 6-3		0-0 5-3		3 0 0 0 0 0 0 0 0 0 0 0 0 0											
Inning Stats	R: 0 E: 0 S: 5	H: 0 LOB: 2 BB: 2 P: 13	R: 0 E: 0 S: 5	H: 0 LOB: 0 BB: 0 P: 5	R: 0 E: 0 S: 3	H: 0 LOB: 0 BB: 0 P: 3	R: 0 E: 0 S: 4	H: 1 LOB: 1 BB: 0 P: 4	R: 0 E: 0 S: 3	H: 0 LOB: 0 BB: 0 P: 3	R: 0 E: 0 S: 6	H: 1 LOB: 1 BB: 0 P: 6	R: 0 E: 0 S: 5	H: 0 LOB: 0 BB: 0 P: 5	R: 1 E: 0 S: 6	H: 1 LOB: 1 BB: 1 P: 10	1B: 1 2B: 1 3B: 0 HR: 1	SF: 0 SAC: 1 DP: 0 HBP: 0	WP: 0 PB: 0 SB: 0 CS: 0	PA: 33
PITCHER Chris Short, L (1,1) ERA: 2.06	IP: 9.0 WLS: L BF: 33	H: 3 R: 1 ER: 1 SO: 6	BB: 3 IBB: 0 HBP: 0 BLK: 0	WP: 0 HR: 1 S: 42 P: 54	ERA: 1.00 WHIP: 0.667	PITCHER					IP: WLS: BF: H: R: ER: SO: BB: IBB: HBP: BLK: WP: HR: S: P: ERA: WHIP									

AB	29
R	1
H	3
RBI	1
BB	3
SO	6
LOB	13



Batter	1	2	3	4	5	6	7	8	9	AB R H RBI BB SO LOB	BOTTOM									
Tony Gonzalez, L (1,8) OBP: 0.283, SLG: 0.429	0-3 K		0-3 K		0-3 K			0-3 K		4 0 0 0 0 4 1	Houston Astros @ Philadelphia Phillies Connie Mack Stadium, Philadelphia, PA Fri May 13 1966, 7:05 PM EDT Att: 10,559 - Unknown									
Dick Groat, R (1,6) OBP: 0.326, SLG: 0.409	4-0 BB		0-0 P4			0-0 F7		0-0 P6	3 0 0 0 1 0 0											
Bill White, L (1,3) OBP: 0.280, SLG: 0.295	0-3 K			0-0 L9		0-3 K		0-0 F5	4 0 0 0 0 2 1											
Johnny Callison, L (1,9) OBP: 0.317, SLG: 0.371	0-0 4-3			0-0 4-3		0-0 F7		0-0 4-1	4 0 0 0 0 0 1											
Doug Clemens, L (1,7) OBP: 0.429, SLG: 0.375		4-0 BB		4-0 BB		0-0 F5			1 0 0 0 2 0 0											
Cookie Rojas, R (1,4) OBP: 0.281, SLG: 0.310		0-0 F8		0-0 P4		0-0 L9			3 0 0 0 0 0 2											
Clay Dalrymple, L (1,2) OBP: 0.360, SLG: 0.256		0-0 P5			0-0 4-1		0-3 K		3 0 0 0 0 1 1											
Tony Taylor, R (1,5) OBP: 0.277, SLG: 0.385		0-0 5-3			0-0 3B		0-0 F8		3 0 1 0 0 0 1											
Chris Short, R (1,1) OBP: 0.100, SLG: 0.100			0-3 K		0-0 L1		0-0 L9		3 0 0 0 0 1 1											
Inning Stats	R: 0 E: 0 S: 7	H: 0 LOB: 1 BB: 1 P: 11	R: 0 E: 0 S: 3	H: 0 LOB: 1 BB: 1 P: 7	R: 0 E: 0 S: 3	H: 0 LOB: 0 BB: 0 P: 7	R: 0 E: 0 S: 3	H: 0 LOB: 1 BB: 1 P: 7	R: 0 E: 0 S: 6	H: 1 LOB: 1 BB: 0 P: 6	R: 0 E: 0 S: 5	H: 0 LOB: 0 BB: 0 P: 5	R: 0 E: 0 S: 5	H: 0 LOB: 0 BB: 0 P: 5	R: 0 E: 0 S: 3	H: 0 LOB: 0 BB: 0 P: 3	1B: 0 2B: 0 3B: 1 HR: 0	SF: 0 SAC: 0 DP: 0 HBP: 0	WP: 0 PB: 0 SB: 0 CS: 0	PA: 31
PITCHER Turk Farrell, R (1,1) ERA: 5.24 Claude Raymond, R (9,1) ERA: 1.75	IP: 8.0 WLS: W BF: 28	H: 1 R: 0 ER: 0 SO: 8	BB: 3 IBB: 0 HBP: 0 BLK: 0	WP: 0 HR: 0 S: 41 P: 53	ERA: 0.00 WHIP: 0.500	PITCHER					IP: WLS: BF: H: R: ER: SO: BB: IBB: HBP: BLK: WP: HR: S: P: ERA: WHIP									

AB	28
R	0
H	1
RBI	0
BB	3
SO	8
LOB	8



Batter	1	2	3	4	5	6	7	8	9	AB	R	H	RBI	BB	SO	LOB	TOP														
Joe Morgan, L OBP: 0.462, SLG: 0.514 (1, 4)										4	0	2	0	0	0	0	Houston Astros @ Philadelphia Phillies Connie Mack Stadium, Philadelphia, PA Sun May 15 1966, 3:33 AM EDT Att: 9,208 - Unknown														
Sonny Jackson, L OBP: 0.331, SLG: 0.333 (1, 6)										4	0	0	0	0	0	3															
Jimmy Wynn, R OBP: 0.323, SLG: 0.504 (1, 8)										4	1	2	2	0	0	2															
Jim Gentile, L OBP: 0.344, SLG: 0.476 (1, 3)										3	0	0	0	0	0	1															
Rusty Staub, L OBP: 0.274, SLG: 0.316 (1, 9)										4	0	1	0	0	1	2															
Bob Aspromonte, R OBP: 0.280, SLG: 0.303 (1, 5)										3	0	0	0	0	1	1															
Lee Maye, L OBP: 0.243, SLG: 0.359 (1, 7)										3	0	0	0	0	1	1															
Bill Heath, L (1, 2)										3	0	0	0	0	0	0															
Mike Cuellar, L OBP: 0.133, SLG: 0.133 Barry Latman, R OBP: 0.200, SLG: 0.143 Felix Mantilla, R OBP: 0.143, SLG: 0.143 Jim Owens, R (8, 1)										2	1	1	0	0	1	0															
Inning Stats	R: 0 E: 0 K: 0 S: 4	H: 1 LOB: 1 BB: 0 P: 4	R: 0 E: 0 K: 0 S: 3	H: 1 LOB: 0 BB: 0 P: 3	R: 0 E: 0 K: 1 S: 5	H: 0 LOB: 0 BB: 0 P: 5	R: 1 E: 0 K: 1 S: 6	H: 1 LOB: 0 BB: 0 P: 6	R: 0 E: 0 K: 0 S: 3	H: 0 LOB: 0 BB: 0 P: 3	R: 1 E: 0 K: 0 S: 4	H: 2 LOB: 0 BB: 0 P: 4	R: 0 E: 0 K: 1 S: 5	H: 0 LOB: 0 BB: 0 P: 5	R: 0 E: 0 K: 1 S: 5	H: 0 LOB: 2 BB: 0 P: 5		R: 0 E: 0 K: 0 S: 4	H: 1 LOB: 2 BB: 0 P: 5	1B: 5 2B: 1 3B: 0 HR: 1	SF: 0 SAC: 0 DP: 2 HBP: 1	WP: 0 PB: 0 SB: 1 CS: 0	PA: 32								
PITCHER	IP WLS BF H R ER SO BB IBB HBP BLK WP HR S P ERA WHIP																														
Larry Jackson, R ERA: 6.06 Jim Bunning, R ERA: 1.95	(1, 1) (8, 1)	7.0 S	24 8	5 1	2 0	2 0	3 1	0 0	0 0	0 1	0 0	0 9	30 10	2.57 0.00	0.714 0.500																


AB	31
R	2
H	6
RBI	2
BB	0
SO	4
LOB	10




Batter	1	2	3	4	5	6	7	8	9	AB	R	H	RBI	BB	SO	LOB	BOTTOM													
Tony Taylor, R OBP: 0.312, SLG: 0.443 (1, 5)										5	1	2	0	0	1	4	Houston Astros @ Philadelphia Phillies Connie Mack Stadium, Philadelphia, PA Sun May 15 1966, 3:33 AM EDT Att: 9,208 - Unknown													
Cookie Rojas, R OBP: 0.283, SLG: 0.320 (1, 4)										5	1	1	2	0	0	3														
Dick Groat, R OBP: 0.314, SLG: 0.381 Bobby Wine, R OBP: 0.188, SLG: 0.250 (6, PR) (9, 6)										3	0	0	0	0	0	3														
Johnny Callison, L OBP: 0.324, SLG: 0.371 (1, 9)										3	0	0	0	2	2	2														
Harvey Kuenn, R OBP: 0.269, SLG: 0.346 Tony Gonzalez, L OBP: 0.269, SLG: 0.396 (7, PR) (8, 7)										4	1	2	1	0	1	1														
Bill White, L OBP: 0.284, SLG: 0.323 (1, 3)										3	0	1	0	1	1	3														
Jackie Brandt, R OBP: 0.295, SLG: 0.256 (1, 8)										4	0	1	1	0	0	4														
Bob Uecker, R OBP: 0.318, SLG: 0.432 (1, 2)										3	1	1	0	1	0	2														
Larry Jackson, R Jim Bunning, R OBP: 0.348, SLG: 0.286 (1, 1) (8, 1)										1	0	0	0	1	1	1														
Inning Stats	R: 0 E: 0 K: 0 S: 3	H: 0 LOB: 0 BB: 0 P: 3	R: 0 E: 0 K: 2 S: 7	H: 0 LOB: 1 BB: 1 P: 11	R: 1 E: 1 K: 1 S: 7	H: 1 LOB: 1 BB: 0 P: 7	R: 0 E: 0 K: 0 S: 3	H: 0 LOB: 1 BB: 1 P: 7	R: 0 E: 0 K: 1 S: 6	H: 1 LOB: 2 BB: 1 P: 10	R: 1 E: 0 K: 0 S: 8	H: 3 LOB: 3 BB: 1 P: 12	R: 1 E: 1 K: 1 S: 7	H: 1 LOB: 2 BB: 1 P: 11	R: 2 E: 1 K: 0 S: 5	H: 2 LOB: 2 BB: 1 P: 10		1B: 6 2B: 2 3B: 0 HR: 0	SF: 0 SAC: 2 DP: 0 HBP: 1	WP: 0 PB: 0 SB: 0 CS: 0	PA: 41									
PITCHER	IP WLS BF H R ER SO BB IBB HBP BLK WP HR S P ERA WHIP																													
Mike Cuellar, L ERA: 1.3 Barry Latman, R ERA: 1.95 Jim Owens, R ERA: 3.86	(1, 1) (6, 1) (8, 1)	5.2 L	27 7	5 1	1 1	1 0	5 1	4 1	0 0	0 0	0 8	33 12	1.59 0.00	1.588 1.500																

AB	32
R	5
H	8
RBI	4
BB	6
SO	6
LOB	25



Batter	1	2	3	4	5	6	7	8	9	AB	R	H	RBI	BB	SO	LOB	TOP					
Julian Javier, R OBP: 0.250, SLG: 0.248	0-3 K		4-0 BB 1B E		1-2 PB 2B 1B		1-0 F9			3	2	1	0	1	1	0	St. Louis Cardinals @ Philadelphia Phillies Connie Mack Stadium, Philadelphia, PA Tue May 17 1966, 7:05 PM EDT Att: 8,731 - Unknown livebaseballscores.com AB 33 R 3 H 8 RBI 2 BB 2 SO 4 LOB 15 					
Mike Shannon, R OBP: 0.341, SLG: 0.625	1-2 5-3		0-0 E BB 1B		0-3 K		2-2 5-3			4	0	1	0	0	1	1						
Curt Flood, R OBP: 0.347, SLG: 0.440	0-0 6-3		4-0 E BB		0-0 F8			0-1 G5-4-3 1B		3	0	1	0	1	0	1						
Orlando Cepeda, R OBP: 0.354, SLG: 0.563		1-0 HR	1-1 E6 FC4-6		0-1 2H 2B			1-2 G5-4-3 1-2 1B		4	1	2	2	0	0	3						
Charley Smith, R OBP: 0.348, SLG: 0.437	0-0 L7		0-2 FC4-6 1-2		2-2 F3			1-2 F9		4	0	0	0	0	0	4						
Phil Gagliano, R OBP: 0.231, SLG: 0.174	0-1 F3			2-1 5-3		0-1 CS 1B			3-2 6-3	4	0	1	0	0	0	0						
Jerry Buchek, R OBP: 0.352, SLG: 0.403	0-0 6-3			0-1 2B		2-2 F8			3-2 G5-3 2B	4	0	2	0	0	0	1						
Pat Corrales, R OBP: 0.276, SLG: 0.286			0-0 F3	2-3 K		2-2 5-3			2-1 HBP	3	0	0	0	0	1	2						
Lou Brock, L OBP: 0.289, SLG: 0.367						1-2 5-3				0	0	0	0	0	0	0						
Curt Simmons, L OBP: 0.500, SLG: 1.000			3-2 1-3	1-3 K					2-2 G5-3	1	0	0	0	0	0	0						
Bob Gibson, R OBP: 0.308, SLG: 0.423										1	0	0	0	0	1	1						
Neelson Briles, R OBP: 0.231, SLG: 0.279									2-3 2-3	1	0	0	0	0	0	0						
Joe Hoerner, R OBP: 0.231, SLG: 0.279										1	0	0	0	0	0	2						
Alex Johnson, R OBP: 0.231, SLG: 0.279										1	0	0	0	0	0	0						
Inning Stats	R: 0 E: 0 K: 1 S: 7	H: 0 LOB: 0 BB: 0 P: 8	R: 1 E: 0 K: 0 S: 5	H: 1 LOB: 0 BB: 0 P: 6	R: 1 E: 1 K: 0 S: 11	H: 1 LOB: 3 BB: 2 P: 23	R: 0 E: 0 K: 2 S: 10	H: 1 LOB: 1 BB: 0 P: 15	R: 1 E: 0 K: 1 S: 12	H: 2 LOB: 1 BB: 0 P: 15	R: 0 E: 0 K: 0 S: 8	H: 1 LOB: 0 BB: 0 P: 12	R: 0 E: 0 K: 0 S: 6	H: 0 LOB: 0 BB: 0 P: 10	R: 0 E: 0 K: 0 S: 9	H: 1 LOB: 0 BB: 0 P: 11	R: 0 E: 0 K: 0 S: 11	H: 1 LOB: 1 BB: 0 P: 21	1B: 4 2B: 3 3B: 0 HR: 1	SF: 0 SAC: 0 DP: 2 HBP: 1	WP: 0 PB: 1 SB: 0 CS: 1	PA: 36
PITCHER Chris Short, L ERA: 1.92	IP: 9.0 WLS: W BF: 36 H: 8 R: 3 ER: 1 SO: 4	BB: 2 IBB: 0 HBP: 1 BLK: 0	WP: 0 HR: 1 S: 79 P: 121	ERA: 1.00 WHIP: 1.111																		

Batter	1	2	3	4	5	6	7	8	9	AB	R	H	RBI	BB	SO	LOB	BOTTOM				
Tony Taylor, R OBP: 0.296, SLG: 0.419	3-3 K	1-0 1-3		2-1 9-3 1-2			1-1 F8	1-3 K		5	0	0	0	0	2	5	St. Louis Cardinals @ Philadelphia Phillies Connie Mack Stadium, Philadelphia, PA Tue May 17 1966, 7:05 PM EDT Att: 8,731 - Unknown livebaseballscores.com AB 31 R 5 H 11 RBI 5 BB 6 SO 5 LOB 17 				
Cookie Rojas, R OBP: 0.291, SLG: 0.320	4-2 BB 1B BB	0-0 L7			0-0 5-3		1-1 BB BB 1B			3	1	1	0	1	0	0					
Dick Groat, R OBP: 0.330, SLG: 0.400	3-1 BB 1B		2-1 2B		3-1 F2		4-1 BB BB			3	2	2	1	1	0	0					
Bobby Wine, R OBP: 0.188, SLG: 0.250	1-2 BB 1B		0-0 2B				1-2 2-3 3-H 4-2 BB			0	0	0	0	0	0	0					
Johnny Callison, L OBP: 0.322, SLG: 0.361	2-3 K		0-0 F6		3-2 1-3		1-2 2-3 3-H 4-2 BB			3	0	0	1	1	1	3					
Harvey Kuenn, R OBP: 0.300, SLG: 0.379	4-0 BB 1B		2-2 4-3 2B				3-2 6-3	1-2 G6-4-3		3	0	1	1	1	0	3					
Tony Gonzalez, L OBP: 0.269, SLG: 0.396	1-2 2-3 BB		2-H 2B				1-2 G6-4-3			0	0	0	0	0	0	0					
Bill White, L OBP: 0.292, SLG: 0.330	1-2 2-H 3-H 1B		3-2 4-3				1-0 CS 1B	0-3 K		4	0	2	2	0	1	1					
Jackie Brandt, R OBP: 0.313, SLG: 0.262	4-0 BB 1B		0-0 F8				0-2 F9	0-0 CS 1B		3	0	1	0	1	0	2					
Bob Uecker, R OBP: 0.333, SLG: 0.425	1-3 K				1-0 5-3		1-2 CS	0-2 1B BB 1B	4-2 1B BB 1B	3	1	1	0	1	1	3					
Chris Short, R OBP: 0.208, SLG: 0.208		1-2 4-3			0-0 9-3 1B			1-0 BB BB 1B	2-2 1B	4	1	3	0	0	0	0					
Inning Stats	R: 2 E: 0 K: 3 S: 21	H: 2 LOB: 3 BB: 3 P: 43	R: 0 E: 0 K: 0 S: 6	H: 0 LOB: 0 BB: 0 P: 8	R: 1 E: 0 K: 0 S: 13	H: 2 LOB: 1 BB: 0 P: 20	R: 0 E: 0 K: 0 S: 4	H: 1 LOB: 0 BB: 0 P: 7	R: 0 E: 0 K: 0 S: 6	H: 0 LOB: 0 BB: 0 P: 12	R: 0 E: 0 K: 0 S: 9	H: 1 LOB: 0 BB: 0 P: 14	R: 2 E: 0 K: 0 S: 16	H: 3 LOB: 2 BB: 2 P: 28	R: 0 E: 0 K: 2 S: 13	H: 2 LOB: 2 BB: 1 P: 20		1B: 9 2B: 3 3B: 0 HR: 0	SF: 0 SAC: 0 DP: 2 HBP: 0	WP: 0 PB: 0 SB: 0 CS: 2	PA: 38
PITCHER Curt Simmons, L ERA: 4.97	IP: 3.0 WLS: L BF: 14 H: 5 R: 2 ER: 1 SO: 0	BB: 3 IBB: 0 HBP: 0 BLK: 0	WP: 0 HR: 0 S: 28 P: 49	ERA: 2.70 WHIP: 1.800																	
Neelson Briles, R ERA: 4.18	IP: 4.1 WLS: L BF: 14 H: 5 R: 2 ER: 1 SO: 0	BB: 1 IBB: 0 HBP: 0 BLK: 0	WP: 0 HR: 0 S: 28 P: 49	ERA: 2.70 WHIP: 1.800																	
Joe Hoerner, L ERA: 1.04	IP: 7.1 WLS: W BF: 27 H: 2 R: 0 ER: 0 SO: 2	BB: 2 IBB: 0 HBP: 0 BLK: 0	WP: 0 HR: 0 S: 20 P: 32	ERA: 0.00 WHIP: 2.400																	

Batter	1	2	3	4	5	6	7	8	9	AB	R	H	RBI	BB	SO	LOB	TOP				
Lou Brock, L OBP: 0.286, SLG: 0.354 (1, 7)	B5-3		HBP		B4		G3		F7	4	0	0	0	0	0	0					
Mike Shannon, R OBP: 0.304, SLG: 0.556 (1, 9)	5-3		6-3		F7		K		K	5	0	0	0	0	2	1					
Curt Flood, R OBP: 0.336, SLG: 0.425 (1, 8)	F8		K		K		4-3			4	0	0	0	0	2	1					
Orlando Cepeda, R OBP: 0.361, SLG: 0.568 (1, 3)		3B		K		2B		6-3		3	1	1	0	0	1	0					
Tim McCarver, L OBP: 0.244, SLG: 0.390 (1, 2)		SF8		F9		F7		FC3-6		4	1	2	1	0	0	1					
Charley Smith, R OBP: 0.345, SLG: 0.458 (1, 5)		K		HR		K		FC3-6		4	1	1	1	0	2	3					
Jerry Buchek, R OBP: 0.373, SLG: 0.446 (1, 6)		SF8		BB		2B		1B		3	0	3	1	0	0	0					
Julian Javier, R OBP: 0.270, SLG: 0.265 (8, PH)		3H		1B		2B		1B		1	0	1	0	2	0	0					
Bob Skinner, L OBP: 0.222, SLG: 0.353 (8, PH)				BB		BB				1	0	0	0	0	1	2					
Dal Maxvill, R OBP: 0.241, SLG: 0.286 (8, 4)		2B		BB		BB		K		0	0	0	0	0	0	0					
Bob Gibson, R OBP: 0.276, SLG: 0.379 (1, 1)				P4		K				3	0	0	0	0	2	6					
Hal Woodeshick, R OBP: 1.000, SLG: 2.000 (9, PH)								6-3		0	0	0	0	0	0	0					
Tito Francona, L OBP: 0.269, SLG: 0.208 (9, PH)										1	0	0	0	0	0	0					
Inning Stats	R: 0 E: 0 K: 0 S: 3	H: 0 LOB: 0 BB: 0 P: 3	R: 2 E: 0 K: 2 S: 10	H: 3 LOB: 1 BB: 0 P: 10	R: 0 E: 0 K: 1 S: 4	H: 0 LOB: 0 BB: 0 P: 5	R: 1 E: 0 K: 1 S: 7	H: 2 LOB: 2 BB: 1 P: 11	R: 0 E: 0 K: 2 S: 5	H: 1 LOB: 3 BB: 1 P: 13	R: 0 E: 0 K: 1 S: 5	H: 0 LOB: 0 BB: 0 P: 5	R: 0 E: 0 K: 1 S: 7	H: 2 LOB: 2 BB: 0 P: 7	R: 0 E: 0 K: 1 S: 5	H: 0 LOB: 0 BB: 0 P: 5	1B: 3 2B: 3 3B: 1 HR: 1	SF: 1 SAC: 0 DP: 0 HBP: 2	WP: 0 PB: 0 SB: 1 CS: 1	PA: 38	
PITCHER	IP	WLS	BF	H	R	ER	SO	BB	IBB	HBP	BLK	WP	HR	S	P	ERA	WHIP				
Jim Bunning, R ERA: 2.24 (1, 1)	5.0		21	5	3	3	5	1	0	1	0	0	1	29	34	5.40	1.200				
Ray Culp, R ERA: 4.88 (6, 1)	4.0	W	17	3	0	0	5	1	0	1	0	0	0	25	30	0.00	1.000				

St. Louis Cardinals @ Philadelphia Phillies
 Connie Mack Stadium, Philadelphia, PA
 Wed May 18, 1966, 7:05 PM EDT
 Att: 11,169 - Unknown

AB	33
R	3
H	8
RBI	3
BB	2
SO	10
LOB	14



Batter	1	2	3	4	5	6	7	8	9	AB	R	H	RBI	BB	SO	LOB	BOTTOM				
Tony Taylor, R OBP: 0.304, SLG: 0.433 (1, 5)	K		4-3		K		1B			4	1	2	0	0	2	1					
Dick Groat, R OBP: 0.336, SLG: 0.404 (1, 6)	F9		4-3		HR		FC6-4			4	1	2	0	0	0	1					
Bill White, L OBP: 0.299, SLG: 0.365 (1, 3)	1B		K		HR		FC6-4			4	1	2	3	0	1	2					
Johnny Callison, L OBP: 0.319, SLG: 0.357 (1, 9)	1-3				L8		G3			4	1	1	0	0	0	2					
Doug Clemens, L OBP: 0.351, SLG: 0.303 (1, 7)		F8		F8		B3		G6-4-3		4	0	1	0	0	0	1					
Cookie Rojas, R OBP: 0.280, SLG: 0.308 (1, 4)		6-3		L9		F8		G6-4-3		4	0	0	0	0	0	2					
Clay Dalrymple, L OBP: 0.356, SLG: 0.275 (1, 2)					F8		L1			3	0	1	1	1	0	0					
Jackie Brandt, R OBP: 0.314, SLG: 0.267 (1, 8)						F3				3	0	1	0	0	1	2					
Jim Bunning, R OBP: 0.333, SLG: 0.273 (1, 1)					6-3					1	0	0	0	0	0	0					
Tony Gonzalez, L OBP: 0.284, SLG: 0.388 (5, PH)					F7					1	0	0	0	0	0	1					
Ray Culp, R ERA: 1.86 (6, 1)										1	0	0	0	0	1	0					
Inning Stats	R: 0 E: 0 K: 1 S: 6	H: 1 LOB: 1 BB: 0 P: 6	R: 0 E: 0 K: 1 S: 5	H: 0 LOB: 1 BB: 1 P: 9	R: 0 E: 0 K: 1 S: 6	H: 1 LOB: 1 BB: 0 P: 6	R: 0 E: 0 K: 0 S: 3	H: 0 LOB: 0 BB: 0 P: 3	R: 0 E: 0 K: 1 S: 6	H: 1 LOB: 1 BB: 0 P: 6	R: 3 E: 0 K: 0 S: 7	H: 4 LOB: 1 BB: 0 P: 7	R: 1 E: 0 K: 1 S: 7	H: 2 LOB: 1 BB: 0 P: 7	R: 0 E: 0 K: 0 S: 3	H: 1 LOB: 0 BB: 0 P: 3	1B: 7 2B: 2 3B: 0 HR: 1	SF: 0 SAC: 0 DP: 1 HBP: 0	WP: 0 PB: 0 SB: 0 CS: 0	PA: 34	
PITCHER	IP	WLS	BF	H	R	ER	SO	BB	IBB	HBP	BLK	WP	HR	S	P	ERA	WHIP				
Bob Gibson, R ERA: 2.44 (1, 1)	6.1	L	29	9	4	4	5	1	0	0	0	0	0	38	42	5.68	1.579				
Hal Woodeshick, L ERA: 1.86 (7, 1)	1.2		5	1	0	0	0	0	0	0	0	0	0	5	5	0.00	0.600				

St. Louis Cardinals @ Philadelphia Phillies
 Connie Mack Stadium, Philadelphia, PA
 Wed May 18, 1966, 7:05 PM EDT
 Att: 11,169 - Unknown

AB	33
R	4
H	10
RBI	4
BB	1
SO	5
LOB	12



Batter	1	2	3	4	5	6	7	8	9	10	AB	R	H	RBI	BB	SO	LOB	TOP	
Tony Taylor, R OBP: 0.304, SLG: 0.425 (1.5)	0-0 4-3 2B		0-0 1-2 G6-4-3 1B		0-0 5-3		1-0 BB 1B HBP		0-0 6-3	0-0 1-3	5	1	2	0	0	0	2		
Dick Groat, R OBP: 0.320, SLG: 0.375 (1.6)	0-0 4-3		0-0 G6-4-3		0-0 6-3		4-0 BB BB 1B		0-0 F7		4	1	0	0	1	0	3		
Bill White, L OBP: 0.317, SLG: 0.373 (1.3)	4-0 BB		0-0 WP BB 1B		0-0 4-3		4-0 1B BB		4-0 BB		2	0	1	2	3	0	0		
Johnny Callison, L OBP: 0.328, SLG: 0.347 (1.9)	0-3 K		4-0 WP BB		0-0 3-1		0-0 FC6 1B		0-3 K	0-3 K	4	0	1	2	1	2	3		
Tony Gonzalez, L OBP: 0.246, SLG: 0.358 Terry Fox, R (7.1)	0-0 L7		0-0 F8		0-3 K		0-0 FC6 1B			0-0 SH SF8 2B	4	0	0	0	0	1	6		
Bobby Wine, R OBP: 0.188, SLG: 0.250 Harvey Kuenn, R OBP: 0.324, SLG: 0.424 (10.7)											0	0	0	0	0	0	0		
Clay Dalrymple, L OBP: 0.365, SLG: 0.309 Phil Linz, R OBP: 0.167, SLG: 0.167 Bob Uecker, R OBP: 0.333, SLG: 0.419 (8.2)		0-0 4-3		0-3 K		0-0 1B SF8 2B		0-0 FC5-4 1B		0-0 SH 1B	4	1	2	0	0	1	0		
Cookie Rojas, R OBP: 0.284, SLG: 0.306 (1.4)		0-3 K		0-0 6-3		0-0 BB HBP 1B		0-0 B2		0-0 SF8	4	1	1	1	0	1	1		
Jackie Brandt, R OBP: 0.283, SLG: 0.245 (1.8)		0-0 1-3		0-3 K		0-0 SF8 1B		0-0 FC5-4		0-0 1B	4	0	1	1	0	1	1		
Bo Belinsky, L OBP: 0.500, SLG: 0.500 Bob Buhl, R (3.1)					0-3 K		0-0 K		0-0 L7	0-3 K	1	1	1	0	0	0	0		
Doug Clemens, L OBP: 0.325, SLG: 0.278 (7.7)			0-0 G6-4-3 1B								2	0	0	0	0	1	2		
Darold Knowles, L OBP: 0.200, SLG: 0.200 (8.1)											1	0	0	0	0	1	2		
Inning Stats	R: 0 E: 0 K: 1 S: 6	H: 1 LOB: 2 BB: 1 P: 10	R: 0 E: 0 K: 1 S: 5	H: 0 LOB: 0 BB: 0 P: 5	R: 1 E: 0 K: 0 S: 5	H: 3 LOB: 2 BB: 1 P: 9	R: 0 E: 0 K: 2 S: 7	H: 0 LOB: 0 BB: 0 P: 7	R: 0 E: 0 K: 1 S: 5	H: 0 LOB: 0 BB: 0 P: 5	R: 0 E: 0 K: 1 S: 5	H: 1 LOB: 1 BB: 0 P: 4	R: 0 E: 0 K: 1 S: 5	H: 0 LOB: 1 BB: 1 P: 9	R: 1 E: 0 K: 1 S: 8	H: 2 LOB: 2 BB: 0 P: 8	1B: 7 2B: 3 3B: 0 HR: 0	SF: 2 SAC: 1 DP: 1 HBP: 1	WP: 1 PA: 46
PITCHER	IP WLS BF H R ER SO ERA WHIP	IP WLS BF H R ER SO ERA WHIP	IP WLS BF H R ER SO ERA WHIP	IP WLS BF H R ER SO ERA WHIP	IP WLS BF H R ER SO ERA WHIP	IP WLS BF H R ER SO ERA WHIP	IP WLS BF H R ER SO ERA WHIP	IP WLS BF H R ER SO ERA WHIP	IP WLS BF H R ER SO ERA WHIP	IP WLS BF H R ER SO ERA WHIP	IP WLS BF H R ER SO ERA WHIP	IP WLS BF H R ER SO ERA WHIP	IP WLS BF H R ER SO ERA WHIP	IP WLS BF H R ER SO ERA WHIP	IP WLS BF H R ER SO ERA WHIP	IP WLS BF H R ER SO ERA WHIP	IP WLS BF H R ER SO ERA WHIP	IP WLS BF H R ER SO ERA WHIP	
Larry Dierker, R ERA: 4.32 Claude Raymond, R ERA: 2.18 Jim Owens, R ERA: 3.94	6.2 1.1 2.0	30 6 10	6 5 2	5 0 1	7 0 2	4 0 1	0 0 0	0 0 0	0 0 13	56 6 17	6.75 0.00 4.50	1.500							

Philadelphia Phillies @ Houston Astros
Astrodome, Houston, TX
Fri May 20 1966, 8:05 PM EDT
Att: 29,763 - Dome

AB	37
R	6
H	10
RBI	6
BB	5
SO	9
LOB	20



Batter	1	2	3	4	5	6	7	8	9	10	AB	R	H	RBI	BB	SO	LOB	BOTTOM
Joe Morgan, L OBP: 0.453, SLG: 0.488 (1.4)	0-0 G3	0-0 P6		0-0 4-3		0-0 1B 1B		4-0 IBB			4	0	1	0	1	0	2	
Sonny Jackson, L OBP: 0.326, SLG: 0.318 (1.6)	0-3 K		0-3 K		0-0 4-3		0-0 1B 1B		0-3 K		5	0	1	1	0	3	2	
Jimmy Wynn, R OBP: 0.319, SLG: 0.473 (1.8)	0-3 K		0-0 F8 BB 1B		0-3 K		0-0 G1		4-0 FC1-6 BB		4	0	1	0	1	2	2	
Dave Nicholson, R OBP: 0.423, SLG: 0.453 (1.9)		0-0 4-3	4-0 1-2 BB		4-0 BB BB		0-0 1-3		0-0 FC1-6 FC5-4		3	0	0	0	2	0	1	
Felix Mantilla, R OBP: 0.333, SLG: 0.600 (1.3)		0-0 HR	0-0 F8 2-3		0-0 P3		0-0 F3		0-0 FC5-4		5	1	1	1	0	0	4	
Rusty Staub, L OBP: 0.292, SLG: 0.377 (1.7)		1-0 1B HBP	0-0 4-3		0-0 FC6-4 1B		0-0 6-3		0-0 L3		4	1	1	0	0	0	3	
Bob Aspromonte, R OBP: 0.267, SLG: 0.294 (1.5)		0-0 1B 1B		0-0 F7		0-0 FC6-4 PB 5-3 1B		0-0 2B		0-0 5-3	5	1	2	0	0	0	1	
John Bateman, R OBP: 0.319, SLG: 0.468 (1.2)		0-0 F9		0-0 HR		0-0 5-3		0-0 P5		0-0 6-3	5	1	1	1	0	0	4	
Larry Dierker, R OBP: 0.333, SLG: 0.583 Claude Raymond, R ERA: 6.36 Lee Maye, L OBP: 0.253, SLG: 0.389 Jim Owens, R OBP: 0.319, SLG: 0.473 Bob Lillis, R (10.7)	2.1 3.2 1.1 2.2	4 18 5 10	2 5 1 0	2 3 0 0	3 1 0 0	3 1 1 0	0 0 0 0	0 0 0 0	0 0 5 10	18 26 5 18	7.71 7.36 0.00 0.00	1.714						
PITCHER	IP WLS BF H R ER SO ERA WHIP	IP WLS BF H R ER SO ERA WHIP	IP WLS BF H R ER SO ERA WHIP	IP WLS BF H R ER SO ERA WHIP	IP WLS BF H R ER SO ERA WHIP	IP WLS BF H R ER SO ERA WHIP	IP WLS BF H R ER SO ERA WHIP	IP WLS BF H R ER SO ERA WHIP	IP WLS BF H R ER SO ERA WHIP	IP WLS BF H R ER SO ERA WHIP	IP WLS BF H R ER SO ERA WHIP	IP WLS BF H R ER SO ERA WHIP	IP WLS BF H R ER SO ERA WHIP	IP WLS BF H R ER SO ERA WHIP	IP WLS BF H R ER SO ERA WHIP	IP WLS BF H R ER SO ERA WHIP	IP WLS BF H R ER SO ERA WHIP	IP WLS BF H R ER SO ERA WHIP
Darold Knowles, L ERA: 2.01	2.2	10	0	0	0	1	1	1	0	0	0	0	0	0	0	0	0	

Philadelphia Phillies @ Houston Astros
Astrodome, Houston, TX
Fri May 20 1966, 8:05 PM EDT
Att: 29,763 - Dome

AB	40
R	5
H	10
RBI	5
BB	4
SO	5
LOB	20



Batter	1	2	3	4	5	6	7	8	9	AB	R	H	RBI	BB	SO	LOB	TOP										
Tony Taylor, R OBP: 0.313, SLG: 0.425 (1.5)	0-0 6-3	0-0 1B 3B		0-0 4-3		0-0 SH2-3		4-0 G1-6-3 BB		3	1	2	1	0	0		Philadelphia Phillies @ Houston Astros Astrodome, Houston, TX Mon May 23 1966, 8:05 PM EDT Att. 12,384 - Dome										
Dick Groat, R OBP: 0.312, SLG: 0.354 (1.6)	0-0 S 1B	0-0 3-H BB 1B		0-0 4-1		0-0 4-3		0-0 G1-6-3 1-2		5	0	2	1	0	0	2											
Bill White, L OBP: 0.326, SLG: 0.361 (1.3)	0-3 K	4-0 3-H BB		0-0 1-3		4-0 2B HR BB		0-3 K		3	1	0	0	2	2	1											
Johnny Callison, L OBP: 0.336, SLG: 0.371 (1.9)	0-3 K	0-0 G3				0-0 F8 2B		0-0 HR 2B		5	1	2	0	0	1	3											
Doug Clemens, L OBP: 0.365, SLG: 0.356 (1.7)		0-3 K	0-3 K			0-0 P5		4-0 S 1B BB		4	2	1	3	1	2	1											
Tony Gonzalez, L OBP: 0.279, SLG: 0.413 (1.8)		0-0 E 1B	0-0 PB CS 2B			0-0 F8		0-0 F7		5	1	2	0	0	1	2											
Clay Dalrymple, L OBP: 0.395, SLG: 0.302 (1.2)		0-0 E6 3B	4-0 1B BB			4-0 BB		4-0 1B BB		2	1	0	0	3	0	1											
Cookie Rojas, R OBP: 0.292, SLG: 0.309 (1.4)		0-0 F9	0-0 1-2 1B			0-0 L9		0-0 1-2 2-H 1B		5	0	2	1	0	0	4											
Larry Jackson, R OBP: 0.118, SLG: 0.063 (1.1)		0-0 E5 3B	0-0 P4			0-0 4-3 SH2-3 WP 1B		0-0 F9		5	2	1	0	0	1	5											
Inning Stats	R: 0 E: 0 K: 2 S: 8	H: 1 LOB: 1 BB: 0 P: 8	R: 4 E: 2 K: 1 S: 10	H: 3 LOB: 2 BB: 1 P: 14	R: 0 E: 0 K: 1 S: 6	H: 2 LOB: 2 BB: 1 P: 10	R: 0 E: 0 K: 0 S: 3	H: 0 LOB: 0 BB: 0 P: 3	R: 0 E: 0 K: 0 S: 4	H: 1 LOB: 2 BB: 1 P: 8	R: 4 E: 0 K: 1 S: 8	H: 3 LOB: 0 BB: 1 P: 12	R: 0 E: 0 K: 0 S: 3	H: 0 LOB: 0 BB: 0 P: 3	R: 0 E: 0 K: 1 S: 4	H: 0 LOB: 0 BB: 1 P: 8	R: 1 E: 0 K: 1 S: 6	H: 1 LOB: 2 BB: 2 P: 14	1B: 6 2B: 3 3B: 1 HR: 1	SF: 0 SAC: 1 DP: 1 HBP: 0	WP: 1 PB: 1 SB: 2 CS: 1	PA: 45					
PITCHER	IP	WLS	BF	H	R	ER	SO	BB	IBB	HBP	BLK	WP	HR	S	P	ERA	WHIP										
Dave Giusti, R ERA: 2.99 (1.1)	5.0	L	26	7	4	0	4	3	0	0	0	0	0	31	43	0.00	2.000										
Don Lee, R ERA: 2.5 (6.1)	1.0		7	3	4	4	1	1	0	0	0	1	1	8	12	36.00	4.000										
Aurelio Monteagudo, R ERA: 2.76 (7.1)	3.0		12	1	1	1	2	3	0	0	0	0	0	13	25	3.00	1.333										

AB	37
R	9
H	11
RBI	7
BB	7
SO	7
LOB	19



Batter	1	2	3	4	5	6	7	8	9	AB	R	H	RBI	BB	SO	LOB	BOTTOM										
Joe Morgan, L OBP: 0.497, SLG: 0.485 (1.4)	0-0 F8			4-0 BB		0-0 FC4-6 1B		0-0 F8		3	0	1	0	1	0	0	Philadelphia Phillies @ Houston Astros Astrodome, Houston, TX Mon May 23 1966, 8:05 PM EDT Att. 12,384 - Dome										
Sonny Jackson, L OBP: 0.318, SLG: 0.310 (1.6)	0-0 4-3			0-0 F8		0-0 FC4-6 G4-3		0-0 6-3		4	0	0	0	0	0	2											
Jimmy Wynn, R OBP: 0.316, SLG: 0.475 (1.8)	0-0 F7			0-3 K		0-0 G4-3		0-0 6-3		4	0	0	0	0	1	2											
Jim Gentile, L OBP: 0.322, SLG: 0.424 (1.3)		4-0 G4-6-3 BB		0-3 K		4-0 FC4-6 BB		0-0 F7		2	0	0	0	2	1	1											
Rusty Staub, L OBP: 0.273, SLG: 0.341 (1.9)		0-0 F9			0-0 F7		0-0 FC4-6 WP		0-0 L8		4	0	0	0	0	2											
Bob Aspromonte, R OBP: 0.285, SLG: 0.285 (1.5)		0-0 G4-6-3			0-0 6-3		4-0 1-2 BB				2	0	0	0	1	0											
Lee Maye, L OBP: 0.256, SLG: 0.380 (1.7)			0-0 P4		0-0 1B 1B		0-3 K				3	0	1	0	0	2											
John Bateman, R OBP: 0.318, SLG: 0.458 (1.2)			0-0 5-3		0-0 1-2 1B		0-0 6-3				3	0	1	0	0	2											
Dave Giusti, R OBP: 0.250, SLG: 0.250 (1.1)			0-3 K		0-3 K		0-0 1-3				1	0	0	0	0	0											
Dave Nicholson, R OBP: 0.417, SLG: 0.486 (6.1)											1	0	0	0	0	1											
Don Lee, R OBP: 1.000, SLG: 1.000 (6.1)											0	0	0	0	0	0											
Aurelio Monteagudo, R ERA: 2.76 (7.1)											1	0	0	0	0	0											
Inning Stats	R: 0 E: 0 K: 0 S: 3	H: 0 LOB: 0 BB: 0 P: 3	R: 0 E: 0 K: 0 S: 2	H: 0 LOB: 0 BB: 1 P: 6	R: 0 E: 0 K: 1 S: 5	H: 0 LOB: 0 BB: 0 P: 5	R: 0 E: 0 K: 2 S: 7	H: 0 LOB: 1 BB: 1 P: 11	R: 0 E: 0 K: 1 S: 7	H: 2 LOB: 2 BB: 0 P: 7	R: 0 E: 0 K: 0 S: 3	H: 1 LOB: 0 BB: 0 P: 3	R: 0 E: 0 K: 1 S: 5	H: 0 LOB: 2 BB: 2 P: 13	R: 0 E: 0 K: 0 S: 3	H: 0 LOB: 0 BB: 0 P: 3	R: 0 E: 0 K: 0 S: 3	H: 0 LOB: 0 BB: 0 P: 3	1B: 3 2B: 0 3B: 0 HR: 0	SF: 0 SAC: 0 DP: 2 HBP: 0	WP: 1 PB: 0 SB: 0 CS: 0	PA: 32					
PITCHER	IP	WLS	BF	H	R	ER	SO	BB	IBB	HBP	BLK	WP	HR	S	P	ERA	WHIP										
Larry Jackson, R ERA: 4.47 (1.1)	9.0	W	32	3	0	0	5	4	0	0	0	1	0	38	54	0.00	0.778										



Batter	1	2	3	4	5	6	7	8	9	AB	R	H	RBI	BB	SO	LOB	TOP			
Tony Taylor, R (1, 5) OBP: 0.308, SLG: 0.416										5	0	1	0	0	1	5				
Dick Groat, R (1, 6) OBP: 0.310, SLG: 0.351										4	0	1	0	0	1	1				
Bill White, L (1, 3) OBP: 0.317, SLG: 0.349										4	0	0	0	0	4	2				
Johnny Callison, L (1, 9) OBP: 0.327, SLG: 0.360										4	0	0	0	0	0	1				
Doug Clemens, L (1, 7) OBP: 0.364, SLG: 0.354										3	1	1	0	0	0	0				
Harvey Kuenn, R (9, PH) OBP: 0.333, SLG: 0.474										1	0	1	0	0	0	0				
Bobby Wine, R (9, PR) OBP: 0.188, SLG: 0.250										0	1	0	0	0	0	0				
Tony Gonzalez, L (1, 8) OBP: 0.282, SLG: 0.409										3	0	1	0	0	1	2				
Jackie Brandt, R (9, PH) OBP: 0.281, SLG: 0.232										1	0	0	0	0	0	1				
Clay Dainryple, L (1, 2) OBP: 0.392, SLG: 0.303										3	0	1	0	0	1	1				
Dick Allen, R (9, PH) OBP: 0.431, SLG: 0.696										1	0	0	0	0	0	1				
Cookie Rojas, R (1, 4) OBP: 0.299, SLG: 0.315										4	0	2	1	0	1	3				
Bob Buhl, R (1, 1) OBP: 0.250, SLG: 0.143										2	0	1	1	0	1	0				
Darold Knowles, L (7, 1) OBP: 0.200, SLG: 0.200										0	0	0	0	0	0	0				
Phil Linz, R (9, PH) OBP: 0.250, SLG: 0.250										1	0	0	0	0	0	2				
Inning Stats	R: 0 E: 0 K: 2 S: 8	H: 1 LOB: 1 BB: 0 P: 8	R: 1 E: 0 K: 3 S: 12	H: 3 LOB: 2 BB: 0 P: 12	R: 0 E: 0 K: 1 S: 5	H: 0 LOB: 0 BB: 0 P: 5	R: 0 E: 0 K: 1 S: 6	H: 1 LOB: 1 BB: 0 P: 6	R: 0 E: 0 K: 0 S: 3	H: 0 LOB: 0 BB: 0 P: 3	R: 0 E: 1 K: 0 S: 4	H: 1 LOB: 0 BB: 0 P: 4	R: 0 E: 0 K: 1 S: 5	H: 0 LOB: 0 BB: 0 P: 5	R: 1 E: 1 K: 0 S: 6	H: 2 LOB: 2 BB: 0 P: 6	1B: 8 2B: 1 3B: 0 HR: 0	SF: 0 SAC: 1 DP: 1 HBP: 0	WP: 0 PB: 0 SB: 1 CS: 0	PA: 37
PITCHER	IP WLS BF H R ER SO BB IBB HBP BLK WP HR S P ERA WHIP																			
Don Sutton, R (1, 1) ERA: 2.77	7.0 W 28	7 1 1 9	0 0 0 0	0 0 0 0	0 0 0 0	0 0 0 0	0 0 46 46	1.29 1.000												
Ron Perranoski, L (8, 1) ERA: 1.35	2.0 S 9	2 1 1 1	0 0 0 0	0 0 0 0	0 0 0 0	0 0 11 11	4.50 1.000													

Philadelphia Phillies @ Los Angeles Dodgers
 Dodger Stadium, Los Angeles, CA
 Tue May 24 1966, 7:05 PM PDT
 Att: 20,286 - Unknown

AB 36
 R 2
 H 9
 RBI 2
 BB 0
 SO 10
 LOB 19



Batter	1	2	3	4	5	6	7	8	9	AB	R	H	RBI	BB	SO	LOB	BOTTOM			
Maury Wills, S (1, 6) OBP: 0.340, SLG: 0.317										4	0	2	1	0	1	1				
Jim Gilliam, S (1, 5) OBP: 0.254, SLG: 0.242										3	0	0	0	1	0	3				
Ron Perranoski, L (8, 1) OBP: 0.500, SLG: 1.000										0	0	0	0	0	0	0				
Willie Davis, L (1, 8) OBP: 0.287, SLG: 0.356										4	0	0	0	0	0	2				
Ron Fairly, L (1, 9) OBP: 0.379, SLG: 0.427										4	1	2	1	0	0	2				
Tommy Davis, R (1, 7) OBP: 0.268, SLG: 0.231										3	0	1	0	0	0	2				
Lou Johnson, R (7, PR) OBP: 0.289, SLG: 0.423										1	0	0	0	0	0	0				
Jim Lefebvre, S (1, 4) OBP: 0.342, SLG: 0.500										4	0	0	0	0	0	1				
Wes Parker, S (1, 3) OBP: 0.325, SLG: 0.383										2	1	0	0	1	0	1				
John Roseboro, L (1, 2) OBP: 0.271, SLG: 0.360										2	1	1	0	1	0	1				
Don Sutton, R (1, 1) OBP: 0.370, SLG: 0.370										2	0	0	0	0	0	2				
Al Ferrara, R (7, PH) OBP: 0.355, SLG: 0.426										1	0	1	1	0	0	0				
John Kennedy, R (8, 5) OBP: 0.265, SLG: 0.281										0	0	0	0	0	0	0				
Inning Stats	R: 0 E: 0 K: 0 S: 3	H: 0 LOB: 0 BB: 0 P: 3	R: 0 E: 0 K: 0 S: 3	H: 1 LOB: 0 BB: 0 P: 3	R: 0 E: 0 K: 1 S: 5	H: 0 LOB: 1 BB: 1 P: 9	R: 0 E: 0 K: 0 S: 3	H: 0 LOB: 1 BB: 1 P: 7	R: 0 E: 0 K: 0 S: 4	H: 1 LOB: 1 BB: 0 P: 4	R: 0 E: 0 K: 0 S: 4	H: 1 LOB: 1 BB: 0 P: 4	R: 2 E: 0 K: 0 S: 6	H: 3 LOB: 2 BB: 1 P: 10	R: 1 E: 0 K: 0 S: 4	H: 1 LOB: 0 BB: 0 P: 4	1B: 6 2B: 0 3B: 0 HR: 1	SF: 0 SAC: 0 DP: 0 HBP: 0	WP: 0 PB: 0 SB: 1 CS: 1	PA: 33
PITCHER	IP WLS BF H R ER SO BB IBB HBP BLK WP HR S P ERA WHIP																			
Bob Buhl, R (1, 1) ERA: 5.68	6.2 L 28	6 2 2 1	0 0 0 0	0 0 0 0	0 0 0 0	0 0 27 39	2.70 1.350													
Darold Knowles, L (7, 1) ERA: 2.13	1.1 5	1 1 1 0	0 0 0 0	0 0 0 0	0 0 1 5	6.75 0.750														

Philadelphia Phillies @ Los Angeles Dodgers
 Dodger Stadium, Los Angeles, CA
 Tue May 24 1966, 7:05 PM PDT
 Att: 20,286 - Unknown

AB 30
 R 3
 H 7
 RBI 3
 BB 3
 SO 1
 LOB 15



Batter	1	2	3	4	5	6	7	8	9	AB	R	H	RBI	BB	SO	LOB	TOP			
Cookie Rojas, R OBP: 0.290, SLG: 0.305 (1,4)	0-0 6-3	0-0 G6-4-3			0-0 FC6-4			0-0 G3		4	0	0	0	0	0	4	Philadelphia Phillies @ Los Angeles Dodgers Dodger Stadium, Los Angeles, CA Wed May 25 1966, 7:05 PM PDT Att: 19,572 - Unknown			
Dick Groat, R OBP: 0.306, SLG: 0.356 (1,6)	0-0 1-3		0-0 6-3		0-0 2B			0-0 L1		4	0	1	0	0	0	0				
Bill White, L OBP: 0.315, SLG: 0.341 (1,3)	4-0 BB		0-3 K		0-0 F7			0-0 4-3		3	0	0	0	1	1	0				
Johnny Callison, L OBP: 0.318, SLG: 0.350 (1,9)	0-0 F8		0-0 F8		0-0 4-3			0-0 4-3		4	0	0	0	0	0	1				
Doug Clemens, L OBP: 0.373, SLG: 0.365 (1,7)		0-0 1B		0-0 P5				0-0 1B		4	1	2	0	0	1	0				
Tony Gonzalez, L OBP: 0.280, SLG: 0.400 (1,8)		0-0 L7		0-3 K				0-0 1-3		4	0	1	0	0	1	1				
Clay Dainryple, L OBP: 0.386, SLG: 0.300 (1,2)		0-0 1B		0-3 K				0-0 F8		4	0	1	0	0	1	2				
Phil Linz, R OBP: 0.364, SLG: 0.364 (1,5)		0-0 1B		0-0 FC6-4				0-0 F7		3	0	2	0	0	0	0				
Chris Short, R OBP: 0.207, SLG: 0.207 (1,1)		0-0 G6-4-3		0-3 K				0-3 K		3	0	1	1	0	2	1				
Inning Stats	R: 0 E: 0 K: 0 S: 3	H: 0 LOB: 1 BB: 1 P: 7	R: 1 E: 0 K: 0 S: 6	H: 4 LOB: 2 BB: 0 P: 6	R: 0 E: 0 K: 1 S: 5	H: 0 LOB: 0 BB: 0 P: 5	R: 0 E: 0 K: 2 S: 7	H: 0 LOB: 0 BB: 0 P: 7	R: 0 E: 0 K: 1 S: 6	H: 2 LOB: 2 BB: 0 P: 6	R: 0 E: 0 K: 1 S: 5	H: 0 LOB: 0 BB: 0 P: 5	R: 0 E: 0 K: 0 S: 3	H: 0 LOB: 0 BB: 0 P: 3	R: 0 E: 0 K: 1 S: 5	H: 2 LOB: 2 BB: 0 P: 5	1B: 7 2B: 1 3B: 0 HR: 0	SF: 0 SAC: 0 DP: 1 HBP: 0	WP: 0 PB: 0 SB: 0 CS: 0	PA: 34
PITCHER Don Drysdale, R ERA: 3.41 (1,1)	IP: 9.0 WLS: W BF: 34 H: 8 R: 1 ER: 1 SO: 6 BB: 1 IBB: 0 HBP: 0 BLK: 0 WP: 0 HR: 0 S: 45 P: 49 ERA: 1.00 WHIP: 1.000															PITCHER				

AB 33
R 1
H 8
RBI 1
BB 1
SO 6
LOB 9



Batter	1	2	3	4	5	6	7	8	9	AB	R	H	RBI	BB	SO	LOB	BOTTOM					
Maury Wills, S OBP: 0.351, SLG: 0.329 (1,6)	0-0 4-3			0-0 S		0-0 1B		0-0 CS		4	0	3	0	0	0	0	Philadelphia Phillies @ Los Angeles Dodgers Dodger Stadium, Los Angeles, CA Wed May 25 1966, 7:05 PM PDT Att: 19,572 - Unknown					
Jim Gilliam, S OBP: 0.253, SLG: 0.243 (1,5)	0-0 P3			0-0 L7		0-0 1B		0-0 CS	0-0 L8	4	0	1	0	0	0	1						
Willie Davis, L OBP: 0.278, SLG: 0.344 (1,8)	0-3 K			0-3 K		0-0 4-3		0-0 E3		4	1	0	0	0	2	3						
Tommy Davis, R OBP: 0.273, SLG: 0.238 (7, PR)		0-0 F8		0-0 F9				0-0 BB	0-0 1B	3	0	1	0	0	0	1						
Lou Johnson, R OBP: 0.295, SLG: 0.427 (8, 7)								1-2 1B	0-0 BB	1	1	1	0	0	0	0						
Ron Fairly, L OBP: 0.383, SLG: 0.425 (1,9)		0-0 1-3				0-0 FC1-6		4-0 1B	0-0 BB	3	0	1	0	1	0	1						
Jim Lefebvre, S OBP: 0.333, SLG: 0.485 (1,4)		0-0 6-3		0-0 G4-6-3		0-0 FC5-4		1-2 BB	0-3 K	4	0	0	0	0	1	5						
Wes Parker, S OBP: 0.323, SLG: 0.379 (1,3)			0-0 3-1		0-0 F9			0-0 1B	0-0 1B	4	0	1	2	0	0	1						
Jeff Torborg, R OBP: 0.317, SLG: 0.327 (8, PH)			0-3 K		0-3 K			0-0 F9		2	0	0	0	0	2	0						
Al Ferrara, R OBP: 0.246, SLG: 0.418 (8, PH)										1	0	0	0	0	0	0						
John Roseboro, L OBP: 0.271, SLG: 0.360 (9, 2)										0	0	0	0	0	0	0						
Don Drysdale, R OBP: 0.214, SLG: 0.333 (1,1)			0-3 K		0-0 4-3			0-0 F7		3	0	0	0	0	1	0						
Inning Stats	R: 0 E: 0 K: 1 S: 5	H: 0 LOB: 0 BB: 0 P: 5	R: 0 E: 0 K: 0 S: 3	H: 0 LOB: 0 BB: 0 P: 3	R: 0 E: 0 K: 2 S: 7	H: 0 LOB: 0 BB: 0 P: 7	R: 0 E: 0 K: 1 S: 6	H: 1 LOB: 1 BB: 0 P: 6	R: 0 E: 0 K: 1 S: 3	H: 1 LOB: 2 BB: 0 P: 3	R: 0 E: 0 K: 1 S: 7	H: 2 LOB: 2 BB: 0 P: 7	R: 0 E: 0 K: 0 S: 4	H: 1 LOB: 1 BB: 0 P: 4	R: 0 E: 0 K: 0 S: 3	H: 1 LOB: 0 BB: 0 P: 3	R: 2 E: 1 K: 1 S: 7	H: 2 LOB: 2 BB: 1 P: 11	1B: 8 2B: 0 3B: 0 HR: 0	SF: 0 SAC: 0 DP: 1 HBP: 0	WP: 0 PB: 0 SB: 2 CS: 1	PA: 35
PITCHER Chris Short, L ERA: 1.79 (1,1)	IP: 8.2 WLS: L BF: 34 H: 8 R: 2 ER: 0 SO: 6 BB: 1 IBB: 0 HBP: 0 BLK: 0 WP: 0 HR: 0 S: 45 P: 49 ERA: 0.00 WHIP: 1.038															PITCHER						


AB 33
R 2
H 8
RBI 2
BB 1
SO 6
LOB 12



Batter	1	2	3	4	5	6	7	8	9	10	11	12	13	14	AB	R	H	RBI	BB	SO	LOB	TOP					
Tony Taylor, R OBP: 0.295, SLG: 0.397 (1, 5)	6-3		4-3			6-3		F6			K		1-3		6	0	0	0	0	1	0						
Dick Groat, R OBP: 0.296, SLG: 0.340 (1, 6)	F5		K			3-1				6-3		F8		6-3	6	0	0	0	0	1	0						
Bill White, L OBP: 0.303, SLG: 0.326 (1, 3)	G3		1-3			3-1				G3			1-3		6	0	0	0	0	0	0						
Johnny Callison, L OBP: 0.318, SLG: 0.349 (1, 9)									F2		E3		F2		6	0	2	0	0	0	0						
Doug Clemens, L OBP: 0.359, SLG: 0.351 (1, 7)		F2				F2			3-1		F7		1B		5	0	1	0	0	0	3						
Tony Gonzalez, L OBP: 0.300, SLG: 0.427 (1, 8)															5	0	3	0	0	0	1						
Clay Dalrymple, L OBP: 0.364, SLG: 0.280 (1, 2)			K					CS		4-3			1-3		5	0	0	0	0	2	5						
Cookie Rojas, R OBP: 0.287, SLG: 0.296 (1, 4)														4-3	4	0	0	0	1	2	0						
Jim Bunning, R OBP: 0.295, SLG: 0.200 (1, 1)															3	0	0	0	0	3	3						
Dick Allen, R OBP: 0.423, SLG: 0.681 (11, PH)															1	0	0	0	0	0	0						
Darold Knowles, L OBP: 0.167, SLG: 0.167 (11, 1)			K												1	0	0	0	0	1	0						
Inning Stats	R: 0 E: 0 K: 0 S: 3	H: 0 LOB: 0 BB: 0 P: 3	R: 0 E: 0 K: 2 S: 9	H: 2 LOB: 3 BB: 1 P: 13	R: 0 E: 0 K: 1 S: 5	H: 0 LOB: 0 BB: 0 P: 5	R: 0 E: 0 K: 0 S: 3	H: 1 LOB: 1 BB: 0 P: 4	R: 0 E: 0 K: 1 S: 5	H: 0 LOB: 0 BB: 0 P: 5	R: 0 E: 1 K: 0 S: 4	H: 0 LOB: 1 BB: 0 P: 4	R: 0 E: 0 K: 1 S: 5	H: 0 LOB: 0 BB: 0 P: 5	R: 0 E: 0 K: 0 S: 3	H: 0 LOB: 0 BB: 0 P: 3	R: 0 E: 0 K: 0 S: 3	H: 0 LOB: 0 BB: 0 P: 3	R: 0 E: 0 K: 0 S: 3	H: 0 LOB: 0 BB: 0 P: 3	R: 0 E: 0 K: 0 S: 3	H: 0 LOB: 0 BB: 0 P: 3	1B: 5 2B: 1 3B: 0 HR: 0	SF: 0 SAC: 0 DP: 0 HBP: 0	WP: 0 PB: 0 SB: 0 CS: 1	PA: 50	
PITCHER Juan Marichal, R ERA: 0.59 (1, 1)	IP	WLS	BF	H	R	ER	SO	BB	IBB	HBP	BLK	WP	HR	S	P	ERA	WHIP										
	14.0		49	6	0	0	10	1	0	0	0	0	0	68	72	0.00	0.500										
PITCHER	IP	WLS	BF	H	R	ER	SO	BB	IBB	HBP	BLK	WP	HR	S	P	ERA	WHIP										

Philadelphia Phillies @ San Francisco Giants
Candlestick Park, San Francisco, CA
Thu May 26 1966, 10:05 PM EDT
Att: 7,529 - Unknown


AB 48
R 0
H 6
RBI 0
BB 1
SO 10
LOB 12



Batter	1	2	3	4	5	6	7	8	9	10	11	12	13	14	AB	R	H	RBI	BB	SO	LOB	BOTTOM						
Don Landrum, L OBP: 0.237, SLG: 0.189 (1, 8)	F3														4	0	1	0	1	2	1							
Bob Barton, R OBP: 0.200, SLG: 0.167 (14, PH)															0	0	0	1	0	0	0							
Len Gabrielson, L OBP: 0.269, SLG: 0.279 (1, 7)															4	0	0	0	0	3	2							
Cap Peterson, R OBP: 0.297, SLG: 0.250 (11, PH)	K														2	0	1	0	0	0	1							
Willie McCovey, L OBP: 0.407, SLG: 0.592 (1, 3)	5-3														6	0	1	0	0	0	3							
Jim Ray Hart, R OBP: 0.401, SLG: 0.597 (1, 5)															5	0	2	0	1	1	1							
Tom Haller, L OBP: 0.307, SLG: 0.392 (1, 2)															6	0	1	0	0	1	7							
Ollie Brown, R OBP: 0.278, SLG: 0.260 (1, 9)															5	0	1	0	1	0	5							
Tito Fuentes, S OBP: 0.308, SLG: 0.385 (1, 4)															2	0	0	0	0	1	2							
Willie Mays, R OBP: 0.329, SLG: 0.511 (7, PH)															1	0	0	0	0	0	2							
Jim Davenport, R OBP: 0.353, SLG: 0.403 (8, 6)															3	1	1	0	0	0	0							
Hal Lanier, R OBP: 0.232, SLG: 0.237 (1, 6)															5	0	0	0	1	0	1							
Juan Marichal, R OBP: 0.324, SLG: 0.378 (1, 1)															5	0	1	0	0	1	0							
Jesus Alou, R OBP: 0.241, SLG: 0.283 (14, PH)															0	0	0	0	1	0	0							
Inning Stats	R: 0 E: 0 K: 1 S: 5	H: 0 LOB: 0 BB: 0 P: 5	R: 0 E: 0 K: 0 S: 4	H: 1 LOB: 1 BB: 0 P: 4	R: 0 E: 0 K: 0 S: 3	H: 0 LOB: 0 BB: 0 P: 7	R: 0 E: 0 K: 2 S: 7	H: 0 LOB: 0 BB: 0 P: 7	R: 0 E: 0 K: 1 S: 6	H: 1 LOB: 2 BB: 1 P: 10	R: 0 E: 0 K: 1 S: 8	H: 1 LOB: 1 BB: 0 P: 8	R: 0 E: 0 K: 0 S: 3	H: 1 LOB: 3 BB: 1 P: 9	R: 0 E: 0 K: 1 S: 5	H: 0 LOB: 0 BB: 0 P: 5	R: 0 E: 0 K: 0 S: 5	H: 2 LOB: 2 BB: 0 P: 5	R: 0 E: 0 K: 0 S: 3	H: 0 LOB: 0 BB: 0 P: 3	R: 0 E: 0 K: 0 S: 5	H: 0 LOB: 0 BB: 0 P: 5	R: 1 E: 0 K: 0 S: 3	H: 1 LOB: 2 BB: 2 P: 11	1B: 5 2B: 3 3B: 1 HR: 0	SF: 1 SAC: 0 DP: 1 HBP: 1	WP: 1 PB: 0 SB: 0 CS: 0	PA: 55
PITCHER Jim Bunning, R ERA: 1.82 (1, 1)	IP	WLS	BF	H	R	ER	SO	BB	IBB	HBP	BLK	WP	HR	S	P	ERA	WHIP											
	10.0		36	5	0	0	8	2	0	0	0	0	0	50	58	0.00	0.700											
PITCHER Darold Knowles, L ERA: 2.17 (11, 1)	IP	WLS	BF	H	R	ER	SO	BB	IBB	HBP	BLK	WP	HR	S	P	ERA	WHIP											
	3.2	L	19	4	1	1	1	1	2	1	0	0	0	17	30	2.46	1.364											

Philadelphia Phillies @ San Francisco Giants
Candlestick Park, San Francisco, CA
Thu May 26 1966, 10:05 PM EDT
Att: 7,529 - Unknown

AB 48
R 9
H 9
RBI 1
BB 5
SO 9
LOB 25



Batter	1	2	3	4	5	6	7	8	9	AB	R	H	RBI	BB	SO	LOB	TOP										
Cookie Rojas, R OBP: 0.297, SLG: 0.307 (1, 4)										5	0	3	1	0	1	1	Philadelphia Phillies @ San Francisco Giants Candlestick Park, San Francisco, CA Fri May 27 1966, 10:05 PM EDT Att: 16,063 - Unknown										
Johnny Callison, L OBP: 0.327, SLG: 0.349 (1, 9)										3	3	1	0	2	1	2											
Dick Groat, R OBP: 0.293, SLG: 0.336 (1, 5)										5	1	1	0	0	0	4											
Dick Allen, R OBP: 0.439, SLG: 0.660 Doug Clemens, L OBP: 0.359, SLG: 0.351 (8, 7)										3	2	1	1	2	0	1											
Jackie Brandt, R OBP: 0.288, SLG: 0.228 Tony Gonzalez, L OBP: 0.301, SLG: 0.416 (5, PH) (5, 8)										1	0	0	0	1	0	2											
Bill White, L OBP: 0.313, SLG: 0.336 (1, 3)										2	1	0	1	1	0	0											
Bob Uecker, R OBP: 0.322, SLG: 0.392 (1, 2)										5	0	1	1	0	0	2											
Bobby Wine, R OBP: 0.286, SLG: 0.300 (1, 6)										4	1	2	1	1	0	1											
Larry Jackson, R OBP: 0.091, SLG: 0.048 (1, 1)										5	0	0	0	0	2	5											
Inning Stats	R: 1 E: 0 K: 1 S: 7	H: 2 LOB: 2 BB: 1 P: 11	R: 0 E: 0 K: 0 S: 4	H: 1 LOB: 1 BB: 0 P: 4	R: 2 E: 0 K: 0 S: 4	H: 1 LOB: 1 BB: 2 P: 12	R: 0 E: 0 K: 1 S: 5	H: 0 LOB: 0 BB: 0 P: 5	R: 6 E: 1 K: 0 S: 8	H: 6 LOB: 2 BB: 3 P: 20	R: 0 E: 0 K: 0 S: 4	H: 1 LOB: 1 BB: 0 P: 4	R: 0 E: 0 K: 2 S: 7	H: 1 LOB: 1 BB: 1 P: 11	R: 0 E: 1 K: 0 S: 3	H: 0 LOB: 0 BB: 0 P: 3	R: 0 E: 1 K: 1 S: 6	H: 0 LOB: 1 BB: 0 P: 6	1B: 12 2B: 0 3B: 0 HR: 0	SF: 0 SAC: 0 DP: 1 HBP: 0	WP: 0 PB: 0 SB: 0 CS: 1	PA: 45					
PITCHER	IP	WLS	BF	H	R	ER	SO	BB	IBB	HBP	BLK	WP	HR	S	P	ERA	WHIP										
Ray Sadecki, L ERA: 4.06 (1, 1)	4.0	L	21	6	5	5	2	2	1	0	0	0	0	22	34	11.25	2.000										
Lindy McDaniel, R ERA: 4.22 (5, 1)	0.0		4	2	2	2	0	2	0	0	0	0	0	2	10	∞	∞										
Bob Priddy, R ERA: 1.42 (9, 1)	4.0		16	4	2	1	2	2	0	0	0	0	0	18	26	2.25	1.500										
Bob Shaw, R ERA: 6.14 (9, 1)	1.0		4	0	0	0	1	0	0	0	0	0	0	6	6	0.00	0.000										

Batter	1	2	3	4	5	6	7	8	9	AB	R	H	RBI	BB	SO	LOB	BOTTOM										
Don Landrum, L OBP: 0.222, SLG: 0.175 (1, 8)										4	0	0	0	0	0	0	Philadelphia Phillies @ San Francisco Giants Candlestick Park, San Francisco, CA Fri May 27 1966, 10:05 PM EDT Att: 16,063 - Unknown										
Len Gabrielson, L OBP: 0.256, SLG: 0.264 (1, 7)										4	0	0	0	0	0	0											
Willie McCovey, L OBP: 0.402, SLG: 0.607 (1, 3)										4	1	1	1	0	0	0											
Jim Ray Hart, R OBP: 0.398, SLG: 0.586 (1, 5)										3	0	0	0	1	0	0											
Tom Haller, L OBP: 0.319, SLG: 0.422 (1, 2)										3	1	2	1	1	1	0											
Ollie Brown, R OBP: 0.286, SLG: 0.269 (1, 9)										4	0	2	0	0	1	3											
Tito Fuentes, S OBP: 0.309, SLG: 0.364 (9, 6)										3	0	1	0	0	0	2											
Hal Lanier, R OBP: 0.228, SLG: 0.232 Bob Shaw, R (9, 1)										3	0	0	0	0	0	3											
Ray Sadecki, L OBP: 0.300, SLG: 0.600 Lindy McDaniel, R OBP: 0.200, SLG: 0.200 Bob Priddy, R OBP: 0.333, SLG: 0.200 Don Mason, L OBP: 0.100, SLG: 0.100 (8, PH) (9, 4)										1	0	0	0	0	1	0											
Inning Stats	R: 0 E: 0 K: 0 S: 3	H: 0 LOB: 0 BB: 0 P: 3	R: 0 E: 0 K: 0 S: 2	H: 0 LOB: 1 BB: 2 P: 10	R: 0 E: 0 K: 1 S: 5	H: 0 LOB: 0 BB: 0 P: 5	R: 2 E: 0 K: 0 S: 7	H: 4 LOB: 2 BB: 0 P: 7	R: 0 E: 0 K: 1 S: 5	H: 0 LOB: 0 BB: 0 P: 5	R: 0 E: 0 K: 1 S: 5	H: 0 LOB: 0 BB: 0 P: 5	R: 0 E: 0 K: 0 S: 3	H: 1 LOB: 0 BB: 0 P: 3	R: 0 E: 0 K: 0 S: 3	H: 0 LOB: 0 BB: 0 P: 3	R: 0 E: 0 K: 1 S: 6	H: 1 LOB: 1 BB: 0 P: 6	1B: 4 2B: 1 3B: 0 HR: 2	SF: 0 SAC: 0 DP: 2 HBP: 0	WP: 0 PB: 0 SB: 0 CS: 0	PA: 33					
PITCHER	IP	WLS	BF	H	R	ER	SO	BB	IBB	HBP	BLK	WP	HR	S	P	ERA	WHIP										
Larry Jackson, R ERA: 4.08 (1, 1)	9.0	W	33	6	2	2	4	2	0	0	0	0	2	39	47	2.00	0.889										



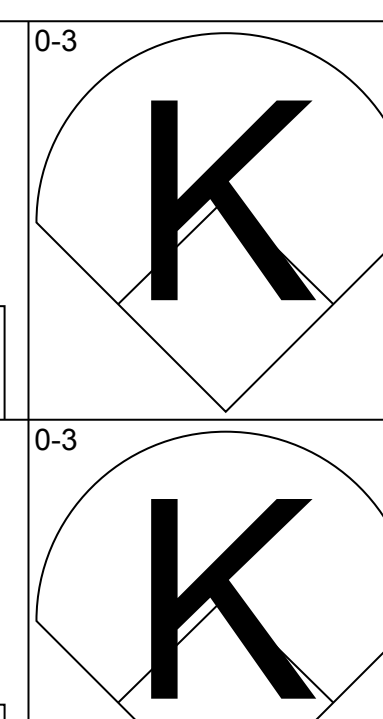
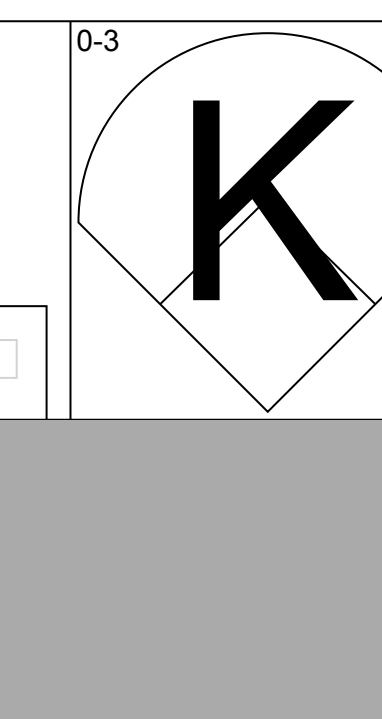
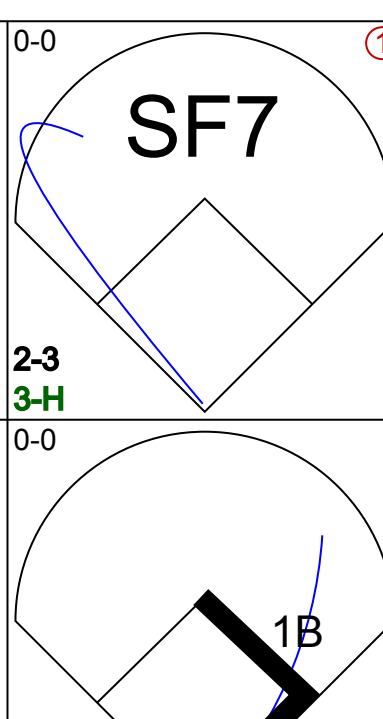
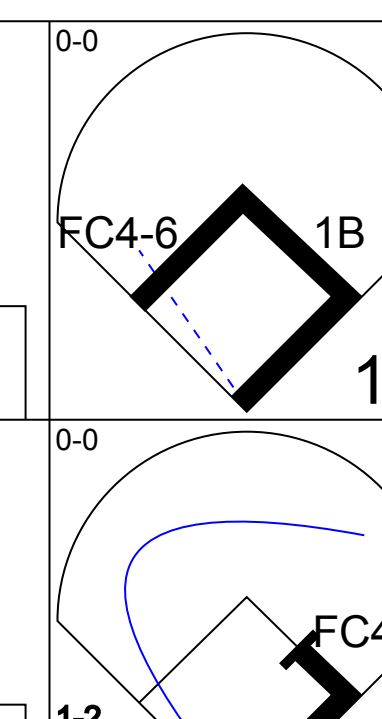
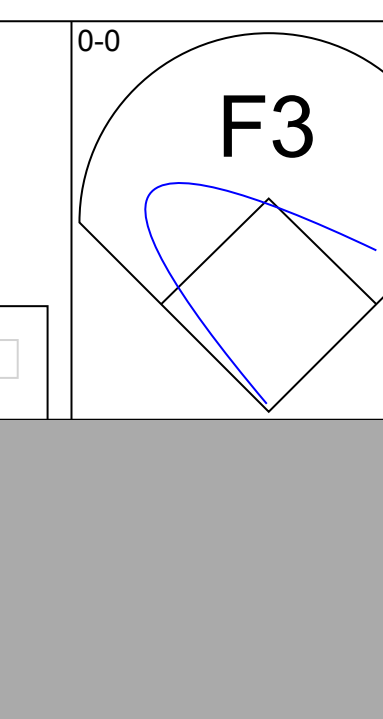
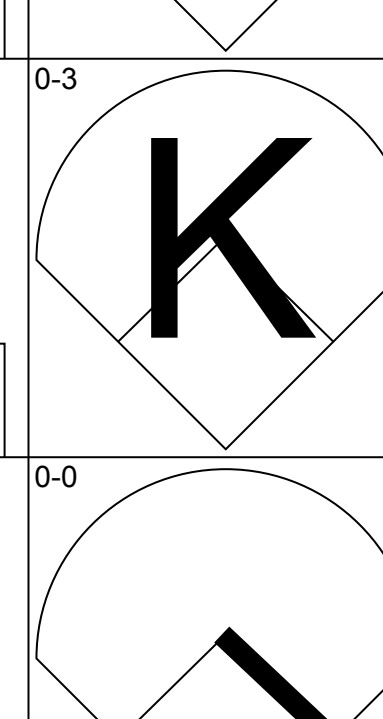
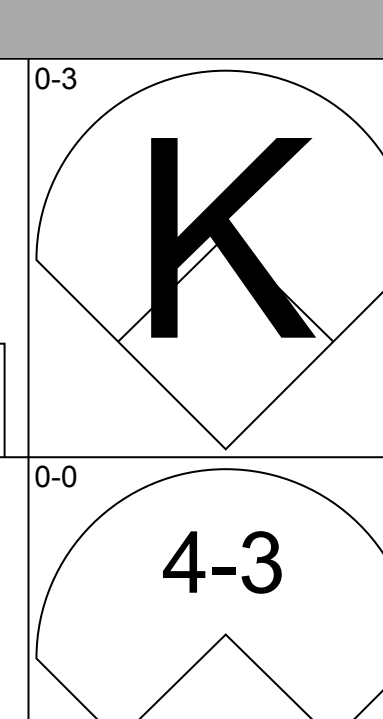
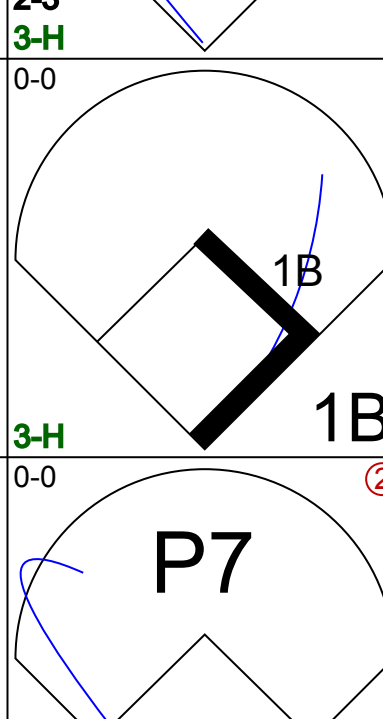
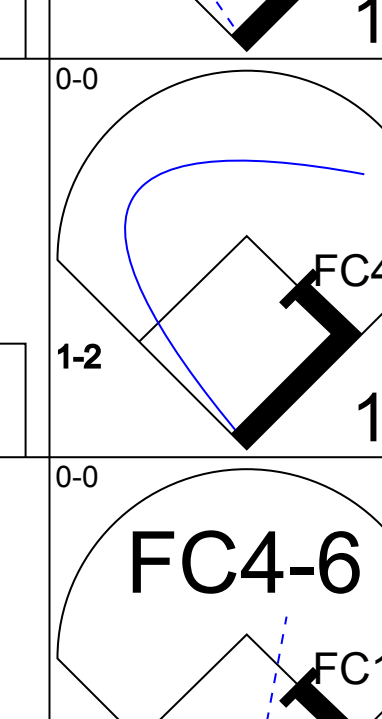
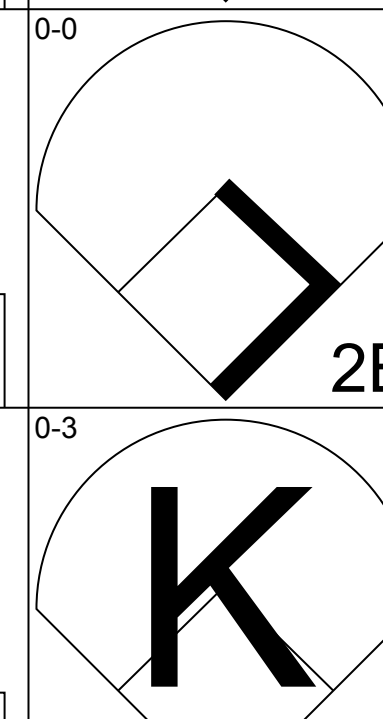
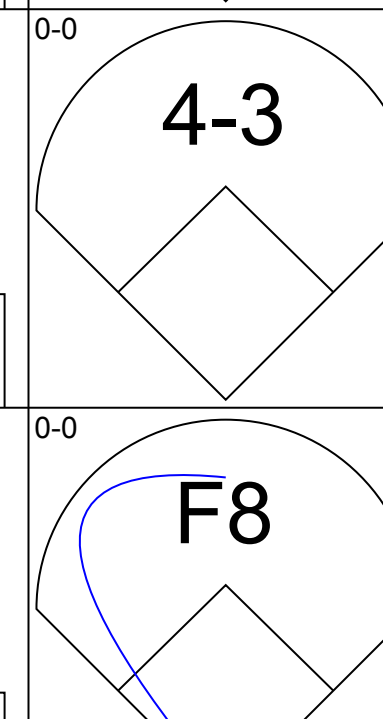
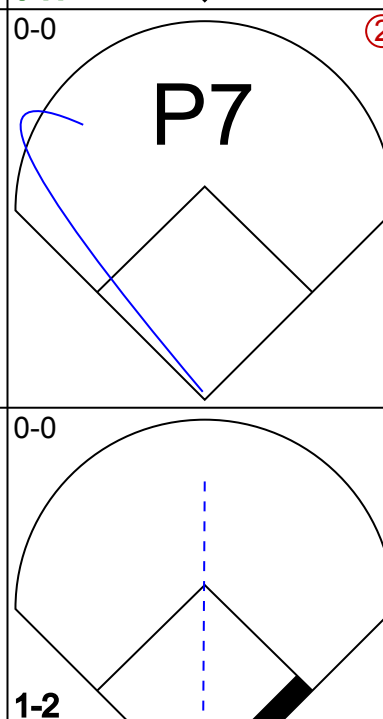
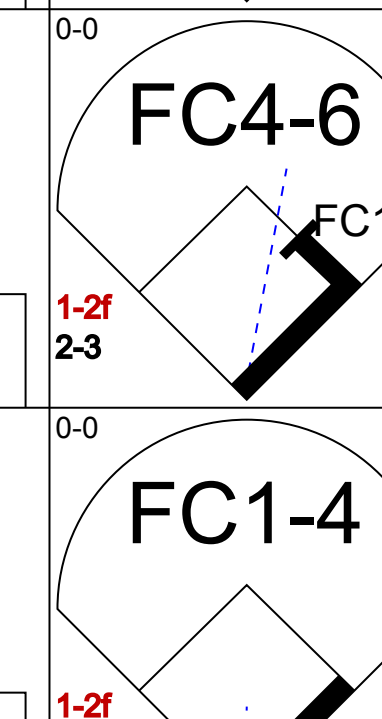
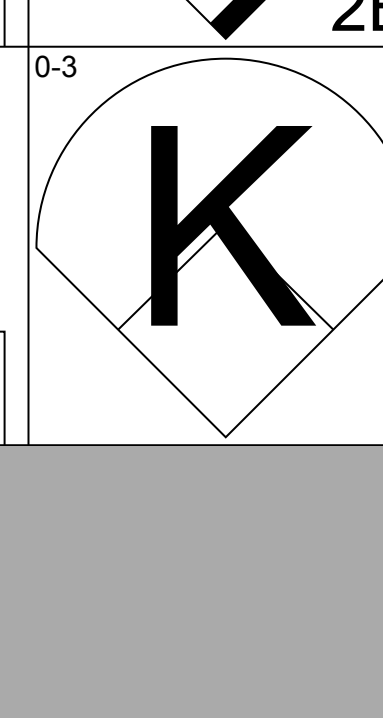
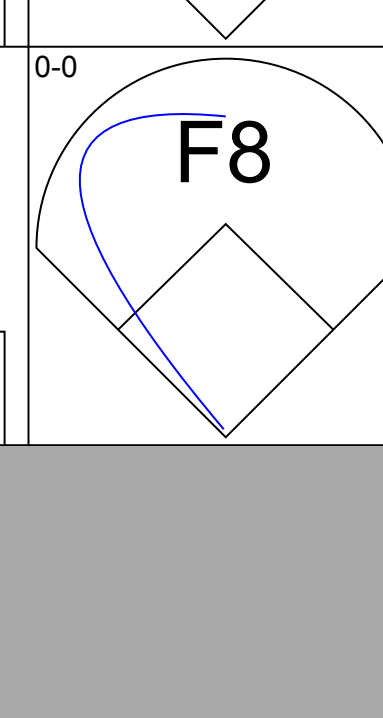
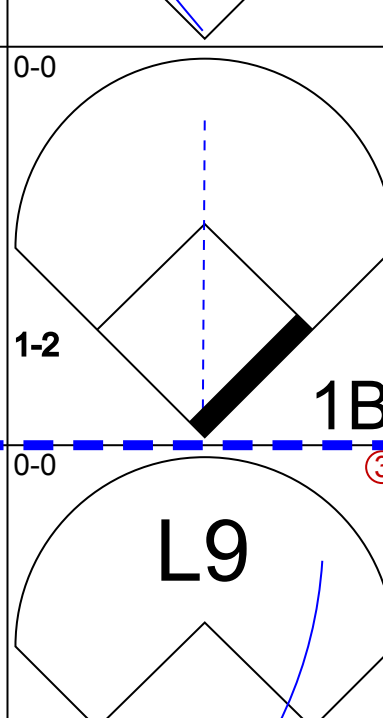
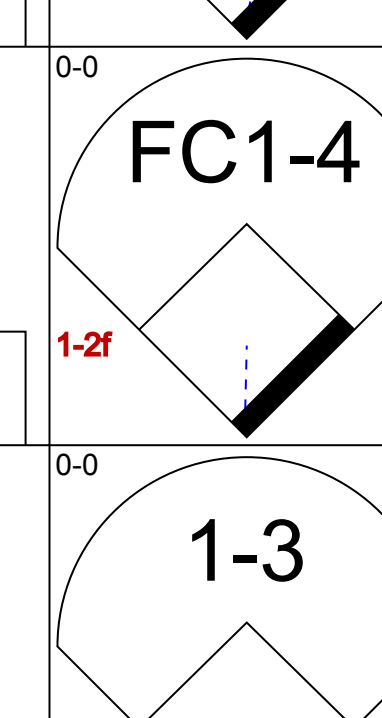
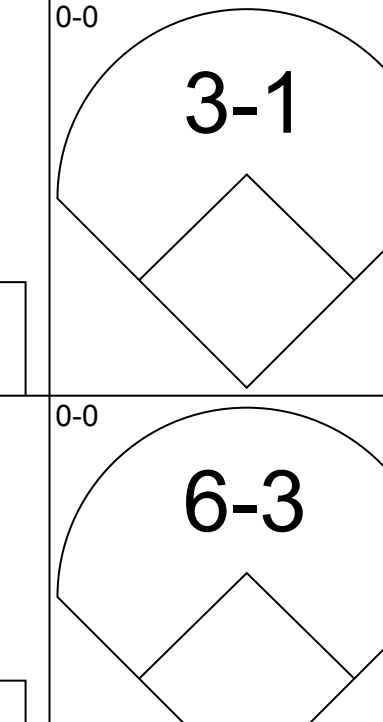
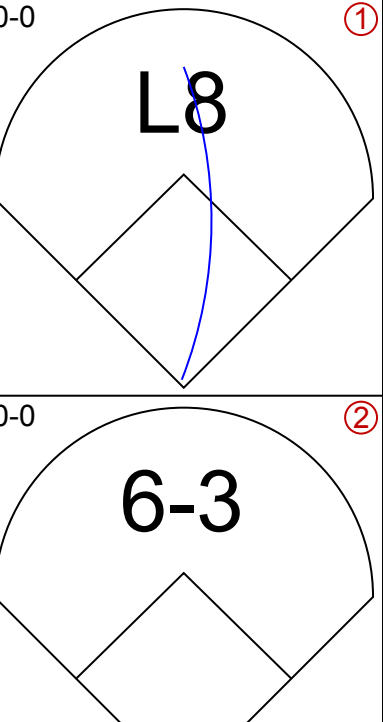
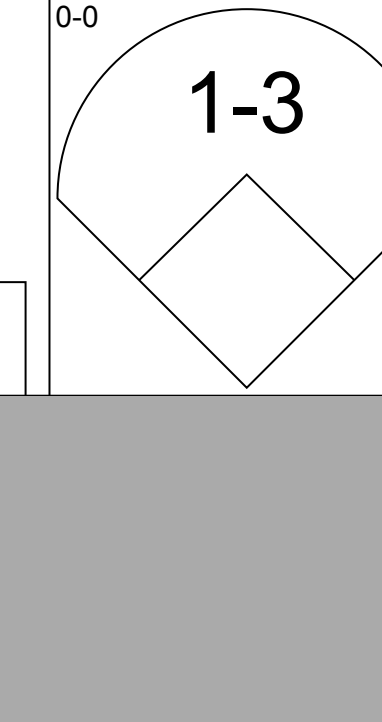
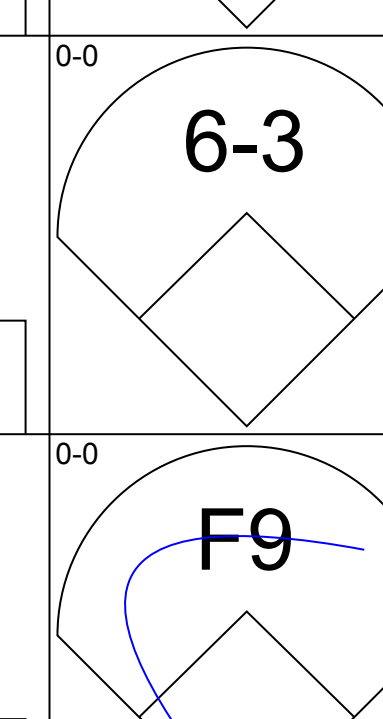
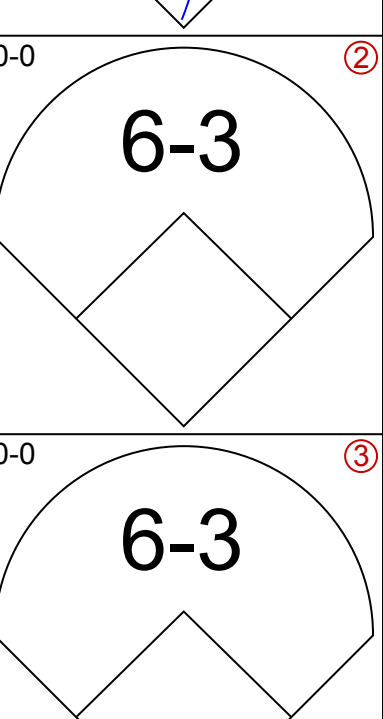
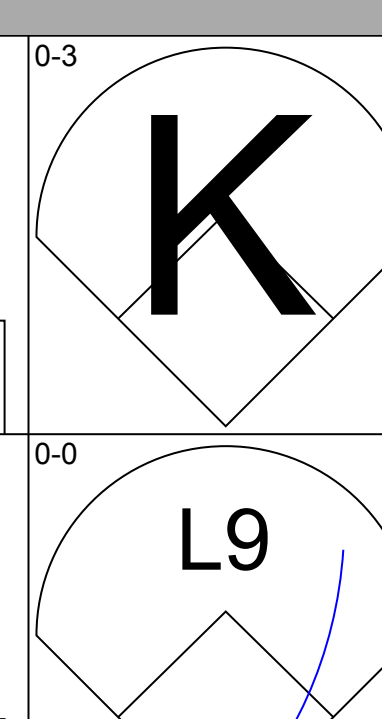
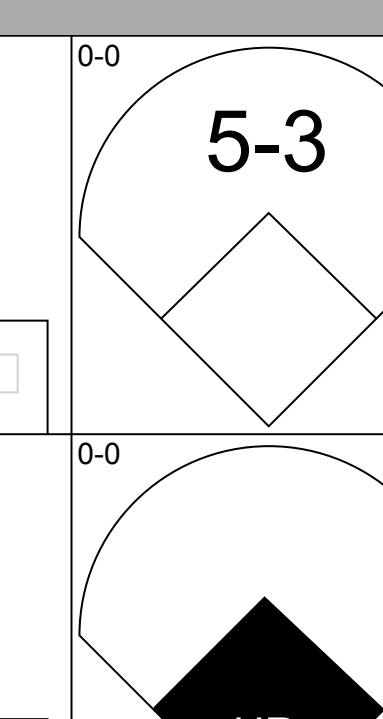
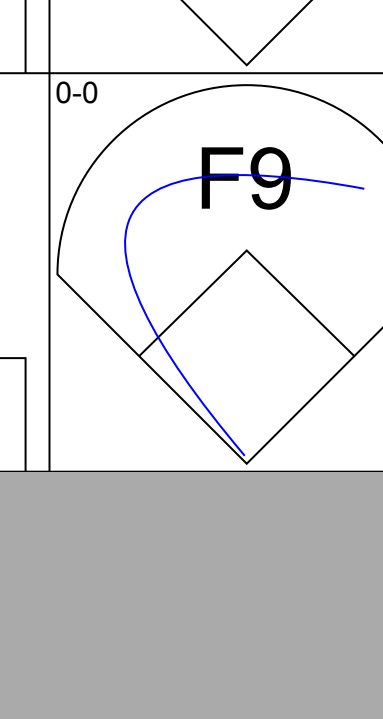
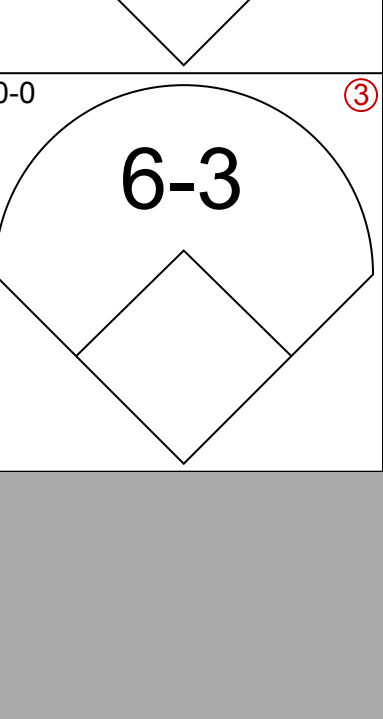
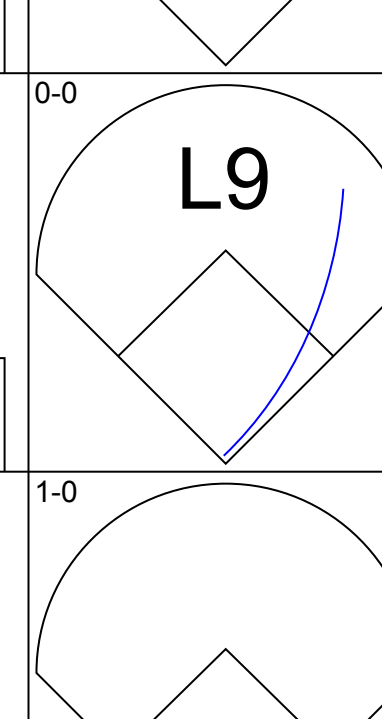
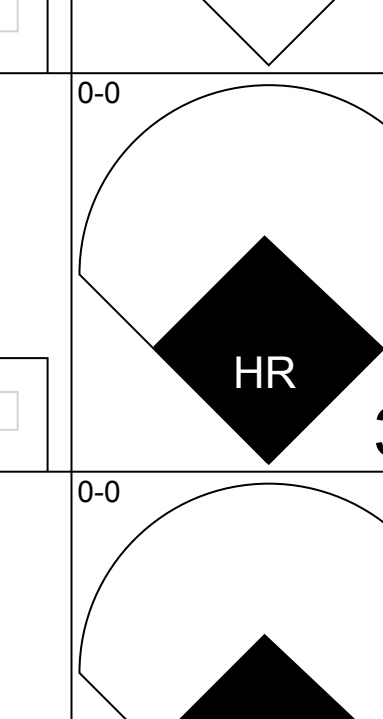
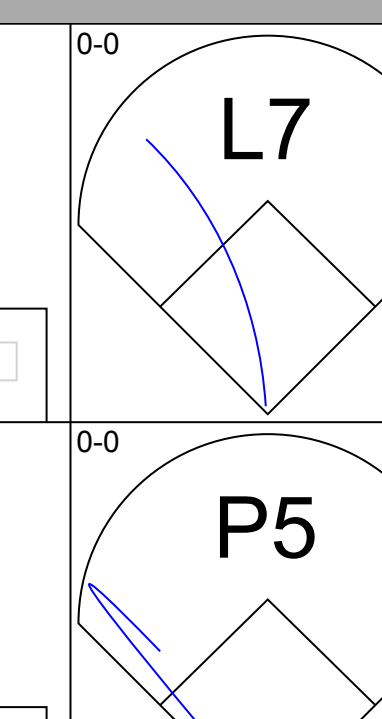
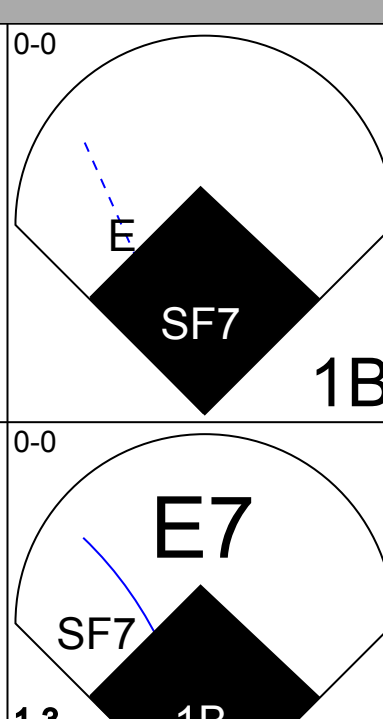

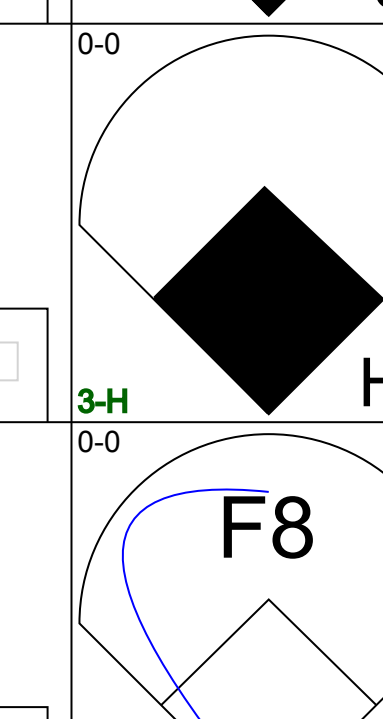
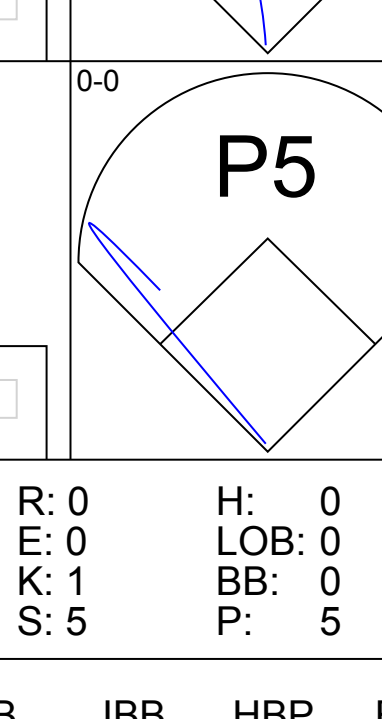
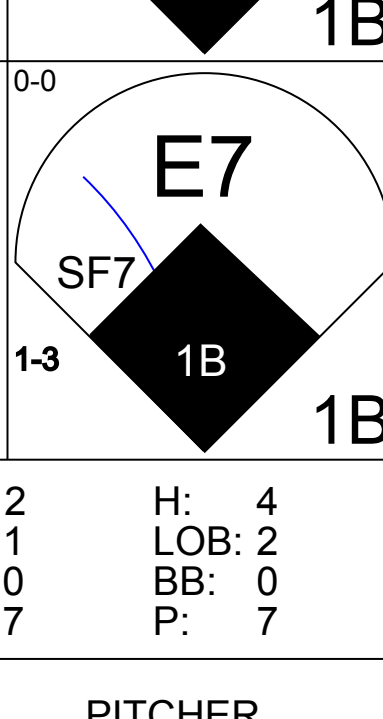
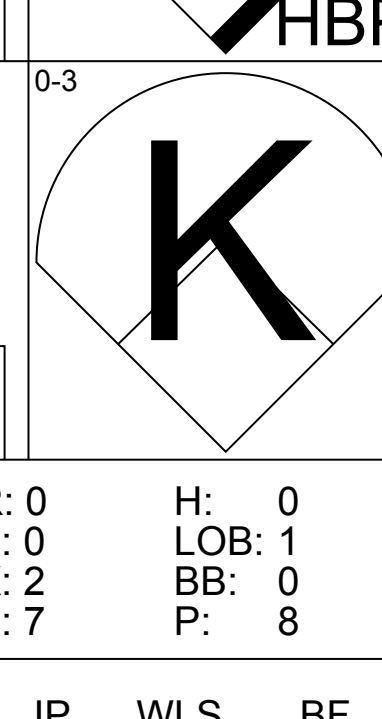
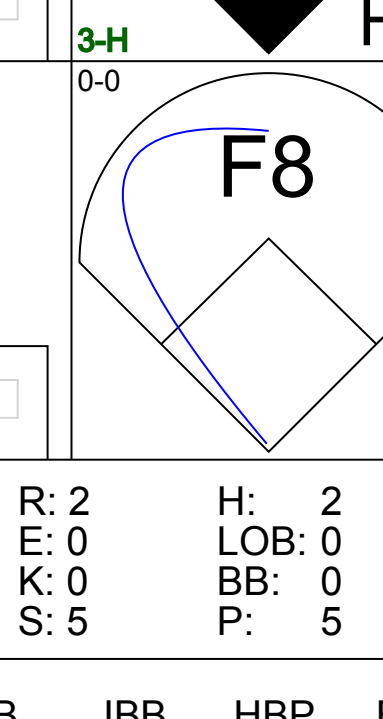
Batter	1	2	3	4	5	6	7	8	9	AB	R	H	RBI	BB	SO	LOB	TOP								
Cookie Rojas, R OBP: 0.296, SLG: 0.306	6-3		F7				E4			4	0	1	1	0	0	0	Philadelphia Phillies @ San Francisco Giants Candlestick Park, San Francisco, CA Sat May 28 1966, 6:33 AM EDT Att: 17,331 - Unknown								
Johnny Callison, L OBP: 0.325, SLG: 0.353	4-3						F8			4	0	1	0	0	1	3									
Dick Allen, R OBP: 0.426, SLG: 0.667 Doug Clemens, L OBP: 0.359, SLG: 0.351	6-3			4-3						4	1	1	0	0	0	1									
Bill White, L OBP: 0.305, SLG: 0.329		F8		4-3						3	0	0	1	0	1	1									
Tony Gonzalez, L OBP: 0.287, SLG: 0.395 Darold Knowles, L OBP: 0.167, SLG: 0.167	4-3									4	0	0	0	0	1	1									
Dick Great, R OBP: 0.304, SLG: 0.345										2	1	1	0	2	0	0									
Clay Dalrymple, L OBP: 0.352, SLG: 0.269		F8								3	0	0	0	0	0	2									
Bobby Wine, R OBP: 0.280, SLG: 0.292			6-3							4	0	1	0	0	1	0									
Ray Culp, R										3	0	0	0	0	3	2									
Jackie Brandt, R OBP: 0.288, SLG: 0.228			K							0	0	0	0	0	0	0									
Inning Stats	R: 0 E: 0 K: 0 S: 3	H: 0 LOB: 0 BB: 0 P: 3	R: 0 E: 0 K: 0 S: 4	H: 1 LOB: 1 BB: 0 P: 4	R: 0 E: 0 K: 1 S: 5	H: 0 LOB: 0 BB: 0 P: 5	R: 0 E: 0 K: 0 S: 4	H: 1 LOB: 1 BB: 0 P: 4	R: 1 E: 0 K: 2 S: 9	H: 2 LOB: 2 BB: 1 P: 13	R: 1 E: 0 K: 1 S: 6	H: 1 LOB: 1 BB: 1 P: 10	R: 0 E: 1 K: 2 S: 8	H: 0 LOB: 1 BB: 0 P: 8	R: 0 E: 0 K: 1 S: 5	H: 0 LOB: 0 BB: 0 P: 5	R: 0 E: 0 K: 0 S: 3	H: 0 LOB: 0 BB: 0 P: 3	1B: 2 2B: 2 3B: 1 HR: 0	SF: 1 SAC: 1 DP: 0 HBP: 0	WP: 0 PB: 0 SB: 0 CS: 0	PA: 35			
PITCHER	IP	WLS	BF	H	R	ER	SO	BB	IBB	HBP	BLK	WP	HR	S	P	ERA	WHIP								
Ron Herbel, R ERA: 4.32	3.1		12	2	0	0	1	0	0	0	0	0	0	14	14	0.00	0.600								
Joe Gibbon, L ERA: 2.22	3.2	L	17	3	2	2	5	2	0	0	0	0	0	25	33	4.91	1.364								
Bill Henry, L ERA: 1.42	2.0		6	0	0	0	1	0	0	0	0	0	0	8	8	0.00	0.000								

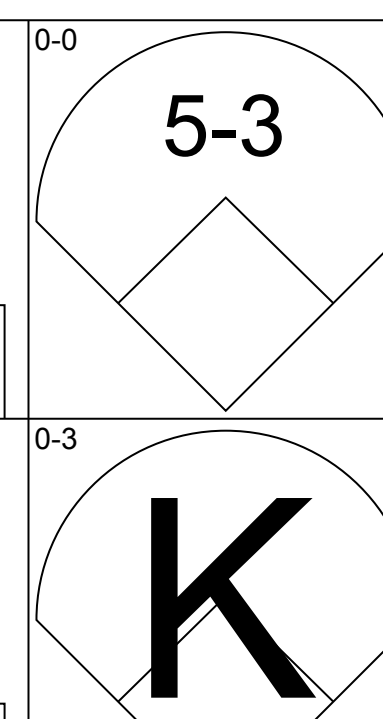
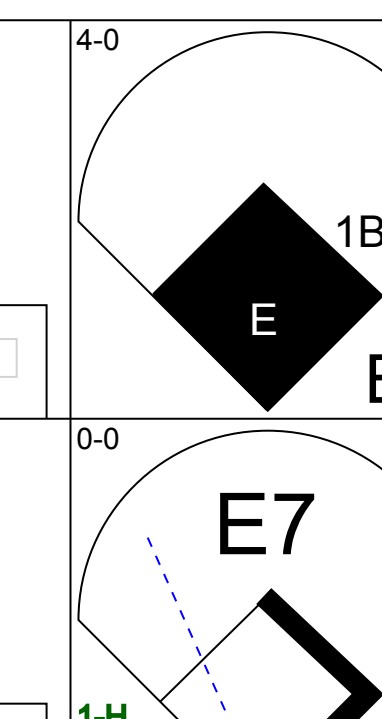
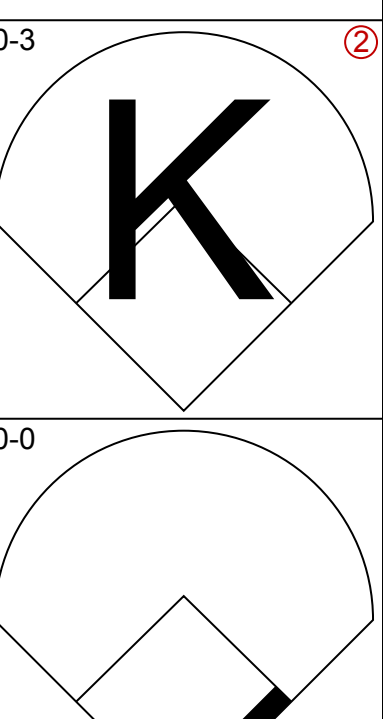
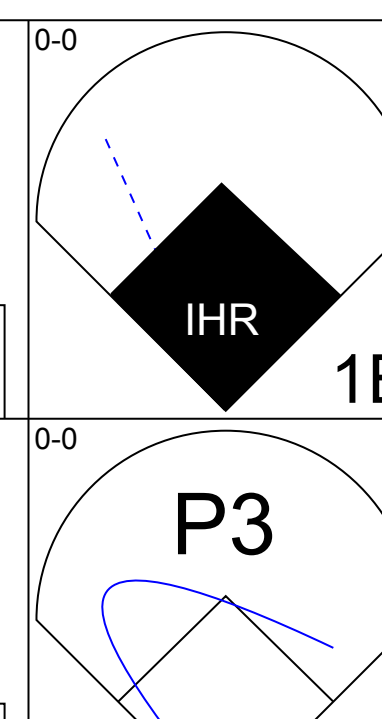
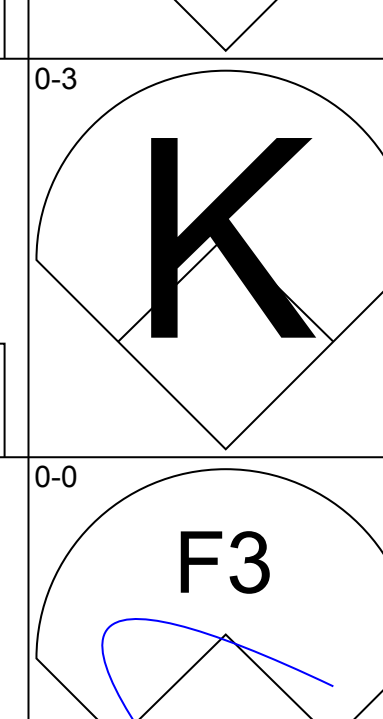
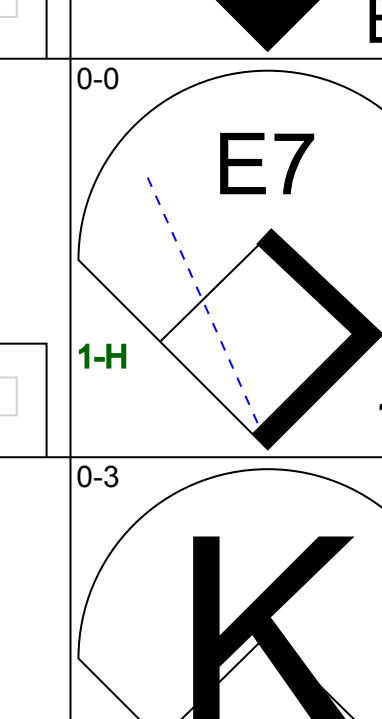
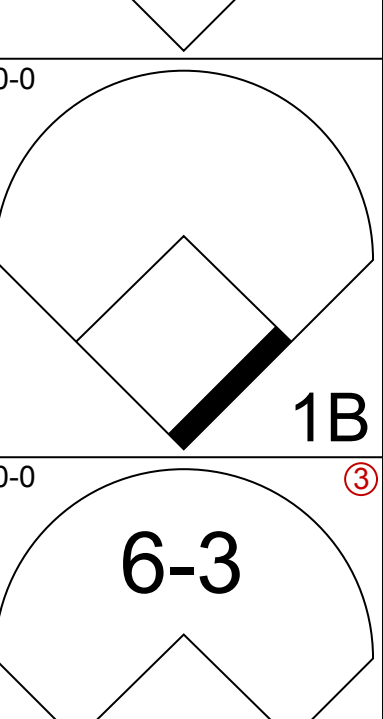
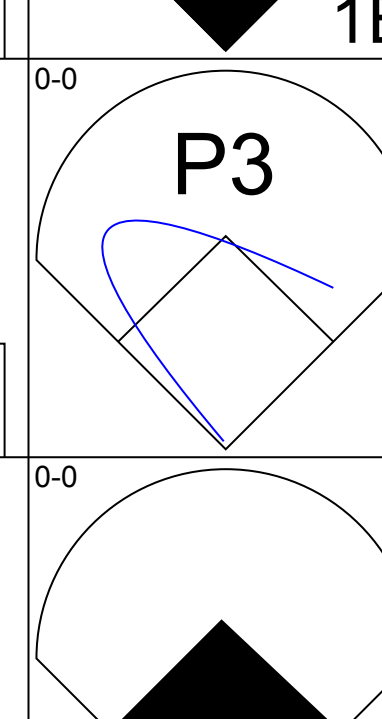
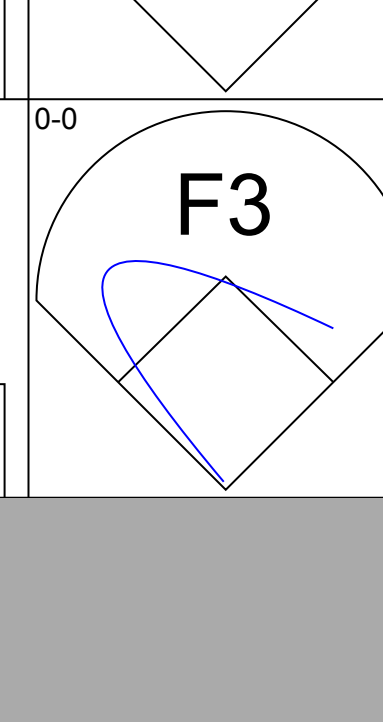
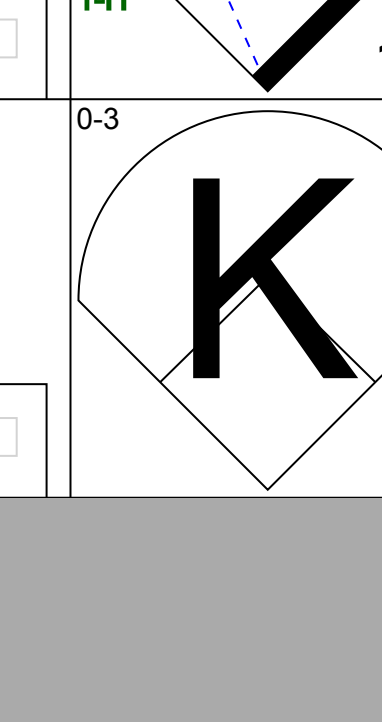
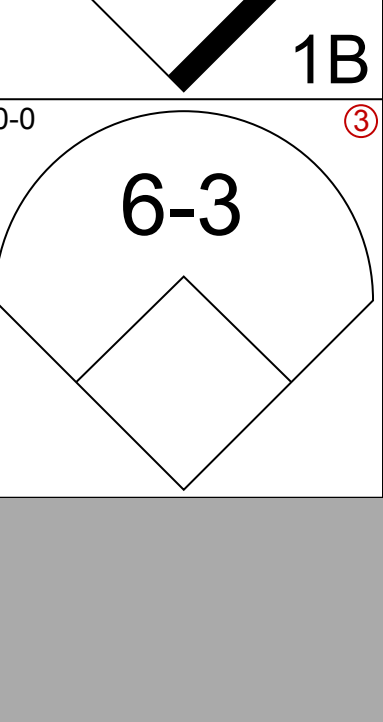
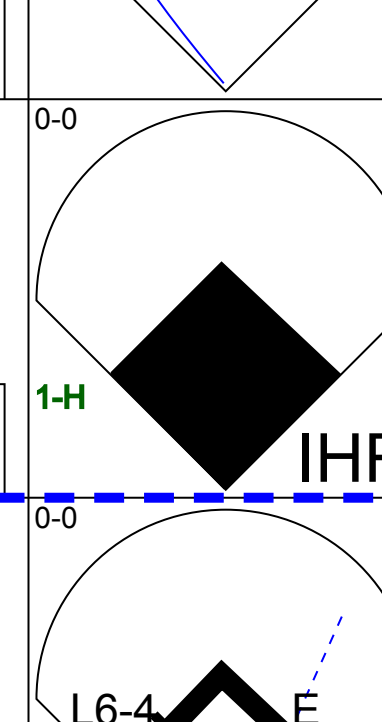
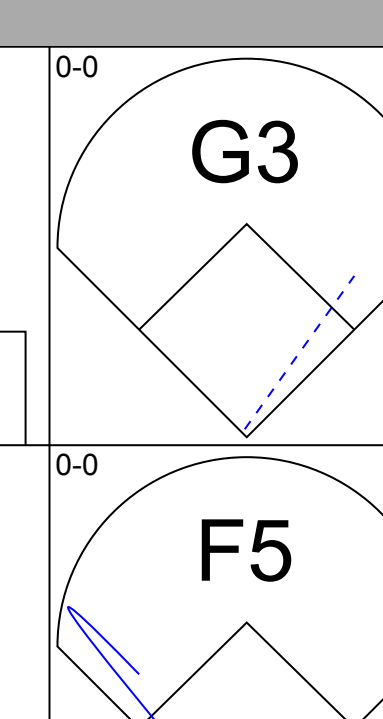
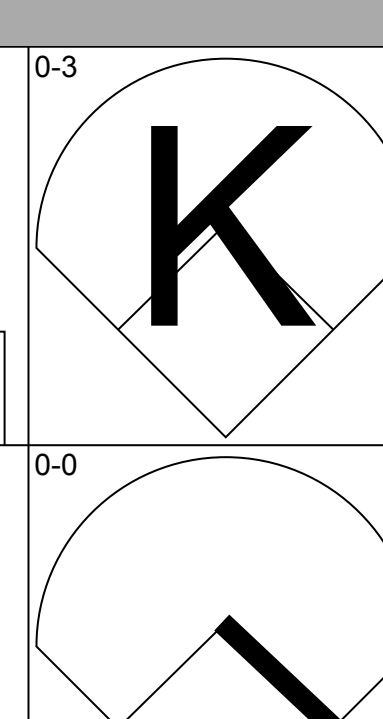
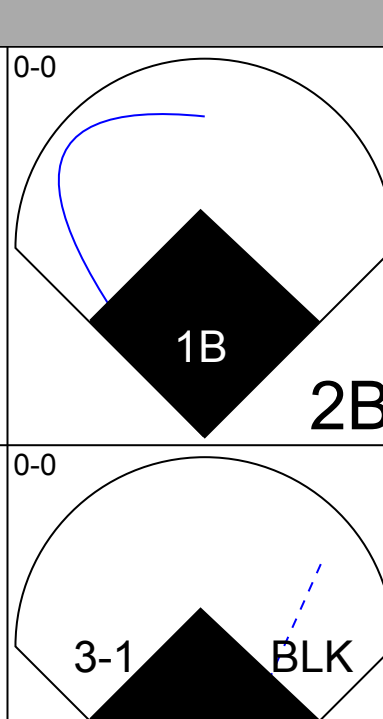

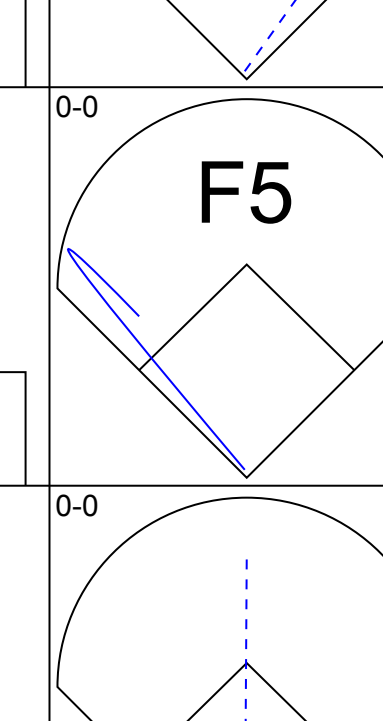
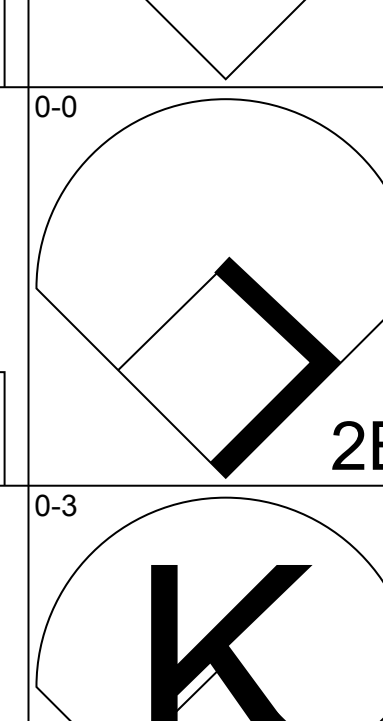
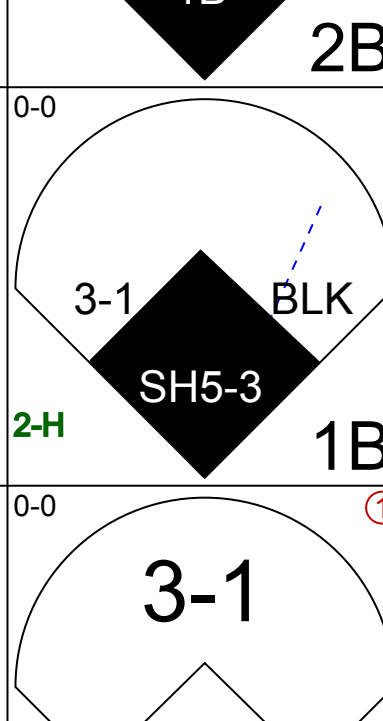

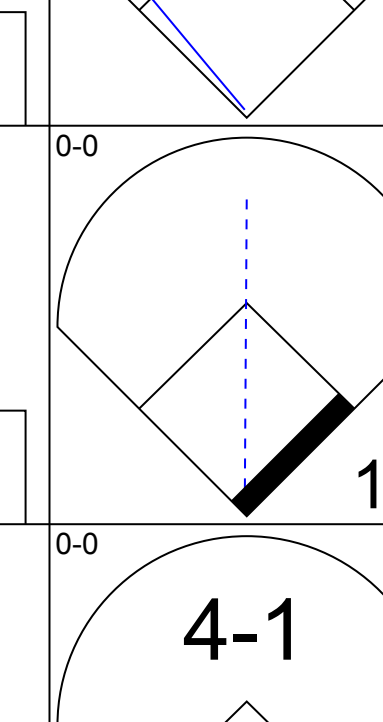
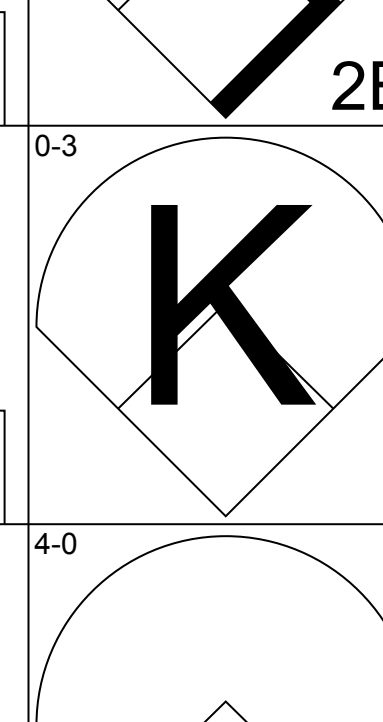
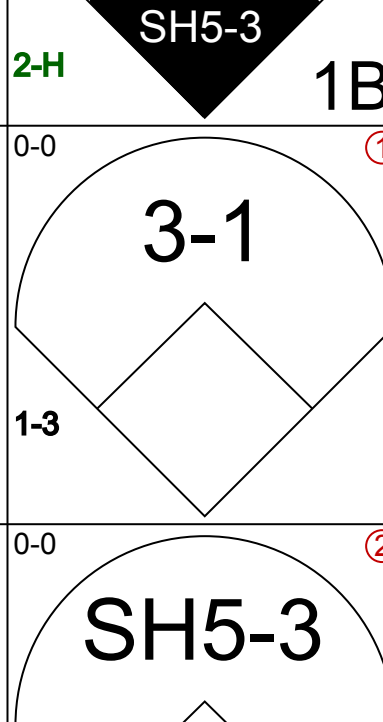

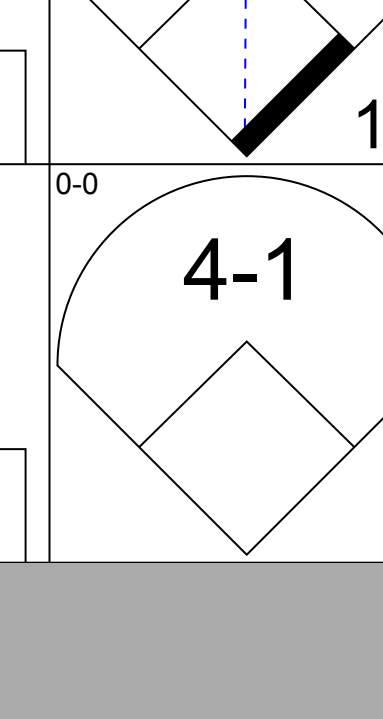
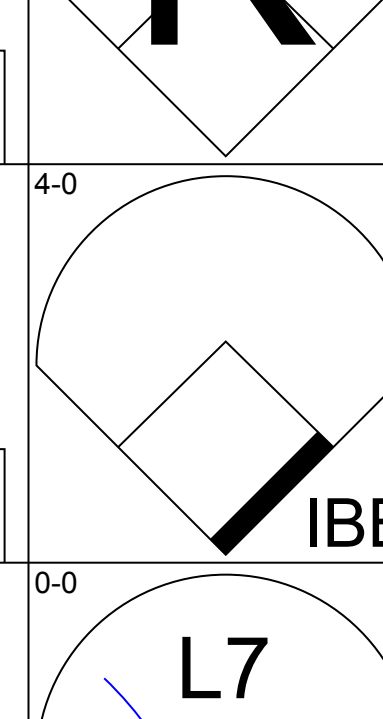
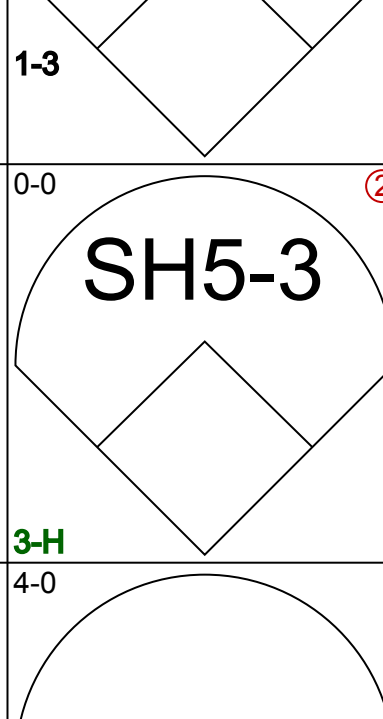
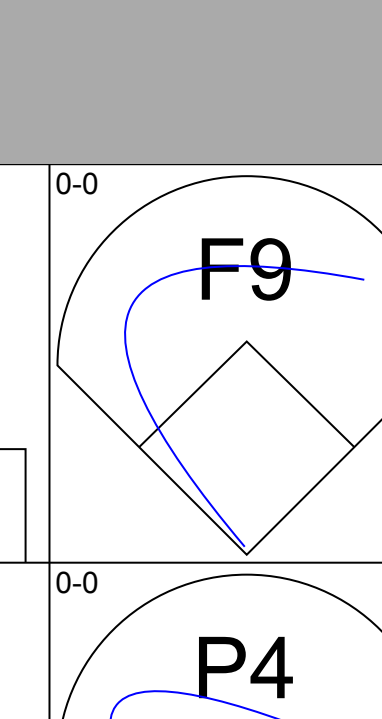
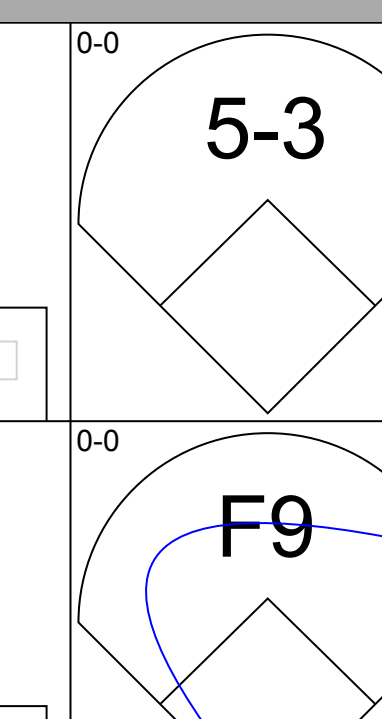
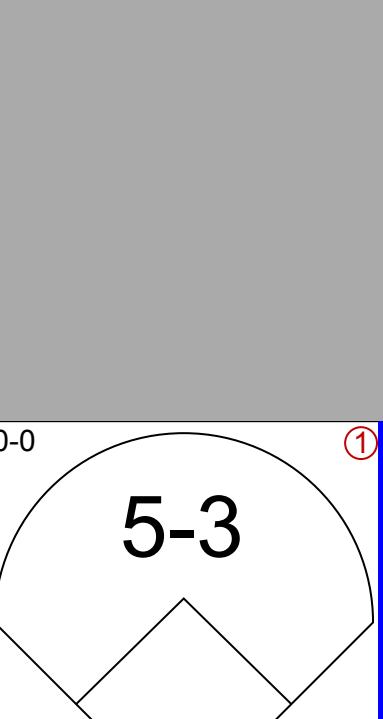

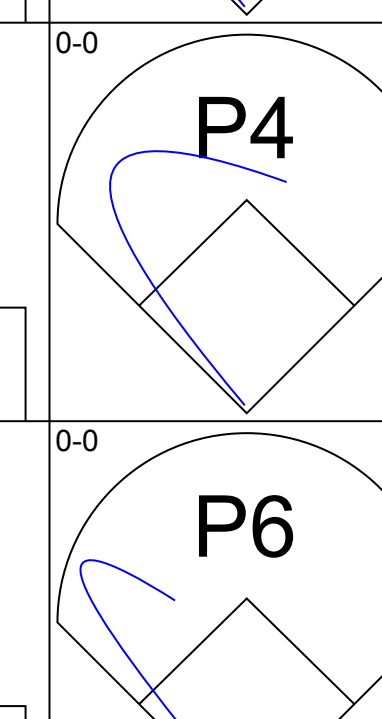
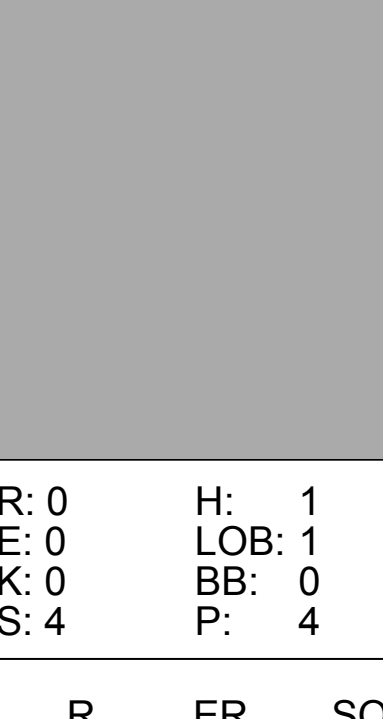
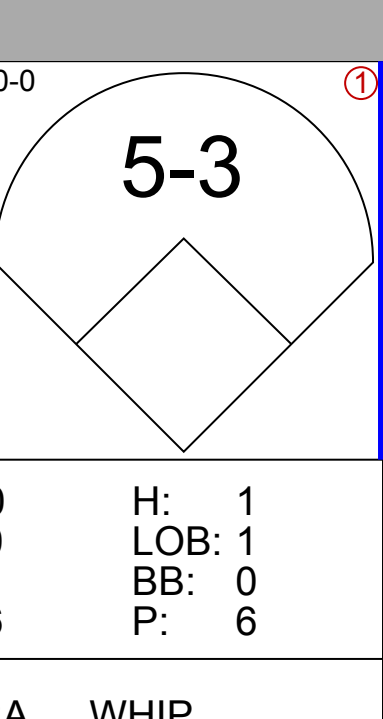
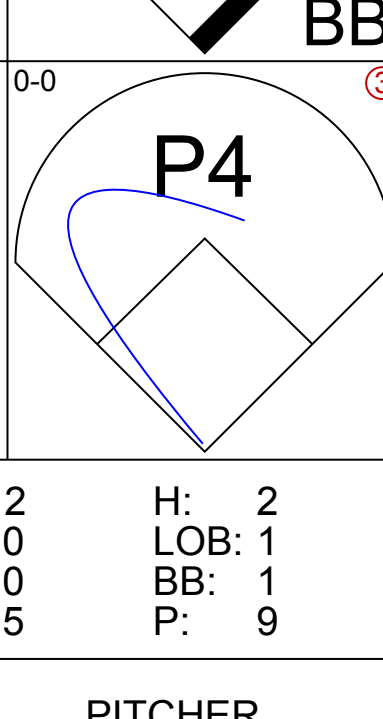
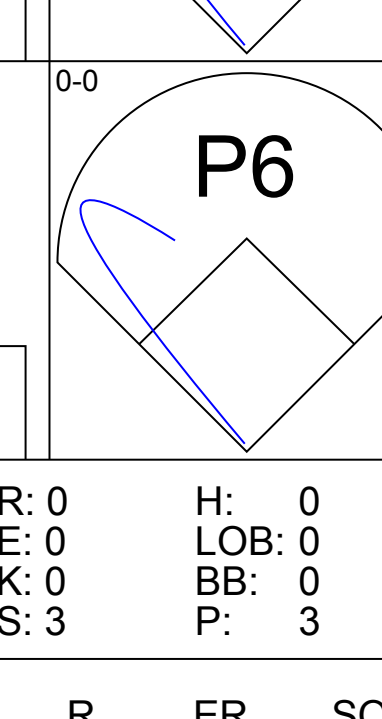
Batter	1	2	3	4	5	6	7	8	9	AB	R	H	RBI	BB	SO	LOB	BOTTOM								
Tito Fuentes, S OBP: 0.313, SLG: 0.366	E7		5-3				FC5-4		4-3	5	0	2	0	0	0	3	Philadelphia Phillies @ San Francisco Giants Candlestick Park, San Francisco, CA Sat May 28 1966, 6:33 AM EDT Att: 17,331 - Unknown								
Tom Haller, L OBP: 0.320, SLG: 0.415 Ollie Brown, R OBP: 0.283, SLG: 0.266 Bob Barton, R OBP: 0.200, SLG: 0.167	4-3									2	0	0	0	0	1	1									
Willie Mays, R OBP: 0.333, SLG: 0.517	F2									4	0	2	0	0	0	4									
Willie McCovey, L OBP: 0.397, SLG: 0.591										3	0	0	0	1	1	2									
Jim Ray Hart, R OBP: 0.389, SLG: 0.571	5-3									4	0	0	0	0	2	4									
Jesus Alou, R OBP: 0.233, SLG: 0.274		F2								4	0	0	0	0	0	1									
Jim Davenport, R OBP: 0.329, SLG: 0.395		F7								4	0	1	0	0	0	0									
Hal Lanier, R OBP: 0.224, SLG: 0.229 Don Mason, L OBP: 0.091, SLG: 0.091 Bill Henry, L	F2									2	0	0	0	0	1	0									
Cap Peterson, R OBP: 0.273 Don Landrum, L OBP: 0.222, SLG: 0.175										1	0	1	0	0	0	0									
Ron Herbel, R Joe Gibbon, R Len Gabrielson, L OBP: 0.262, SLG: 0.260										1	0	0	0	0	1	0									
Inning Stats	R: 0 E: 1 K: 0 S: 4	H: 1 LOB: 2 BB: 1 P: 8	R: 0 E: 0 K: 0 S: 3	H: 0 LOB: 0 BB: 0 P: 3	R: 0 E: 0 K: 2 S: 7	H: 0 LOB: 0 BB: 0 P: 7	R: 0 E: 0 K: 1 S: 6	H: 1 LOB: 1 BB: 0 P: 6	R: 0 E: 0 K: 1 S: 5	H: 0 LOB: 0 BB: 0 P: 5	R: 0 E: 0 K: 1 S: 3	H: 0 LOB: 1 BB: 1 P: 7	R: 0 E: 0 K: 1 S: 6	H: 1 LOB: 1 BB: 0 P: 6	R: 0 E: 0 K: 1 S: 7	H: 2 LOB: 2 BB: 0 P: 7	1B: 5 2B: 1 3B: 0 HR: 0	SF: 0 SAC: 0 DP: 0 HBP: 1	WP: 0 PB: 0 SB: 0 CS: 0	PA: 37					
PITCHER	IP	WLS	BF	H	R	ER	SO	BB	IBB	HBP	BLK	WP	HR	S	P	ERA	WHIP								
Ray Culp, R ERA: 3.55	7.0	W	28	3	0	0	5	1	0	1	0	0	0	35	44	0.00	0.571								
Darold Knowles, L ERA: 2.03	2.0	S	9	3	0	0	2	0	0	0	0	0	0	13	13	0.00	1.500								



Batter	1	2	3	4	5	6	7	8	9	AB	R	H	RBI	BB	SO	LOB	TOP								
Cookie Rojas, R OBP: 0.284, SLG: 0.305	F9	FC6-4			5-3		5-3		4-3	5	0	0	0	0	0	2	Philadelphia Phillies @ New York Mets Shea Stadium, Flushing, NY Mon May 30 1966, 3:33 AM EDT Unknown								
Johnny Callison, L OBP: 0.324, SLG: 0.364	3-1		G3						1B	4	1	2	1	1	0	0									
Dick Groat, R OBP: 0.308, SLG: 0.353 Tony Taylor, R OBP: 0.298, SLG: 0.398	4-3		6-3		F7				1B	4	0	1	0	0	0	2									
Dick Allen, R OBP: 0.406, SLG: 0.661 Tony Gonzalez, L OBP: 0.272, SLG: 0.372		HR	L7			SH2-3 HR	L9		FC6-2-5	4	2	2	1	0	0	1									
Jackie Brandt, R OBP: 0.286, SLG: 0.217						SH2-3	P4		5-3	3	0	0	0	1	1	3									
Bill White, L OBP: 0.308, SLG: 0.342					G3				4-3	3	2	1	1	1	0	0									
Bob Uecker, R OBP: 0.333, SLG: 0.473					F7				F7	4	2	2	3	0	0	0									
Bobby Wine, R OBP: 0.267, SLG: 0.310										4	0	1	0	0	0	1									
Jim Bunning, R OBP: 0.257, SLG: 0.212									6-3	3	0	1	1	0	1	1									
Inning Stats	R: 0 E: 0 K: 0 S: 3	H: 0 LOB: 0 BB: 0 P: 3	R: 3 E: 0 K: 0 S: 6	H: 4 LOB: 1 BB: 1 P: 10	R: 0 E: 0 K: 0 S: 3	H: 0 LOB: 0 BB: 0 P: 3	R: 0 E: 0 K: 1 S: 5	H: 0 LOB: 0 BB: 0 P: 5	R: 0 E: 1 K: 0 S: 4	H: 0 LOB: 2 BB: 1 P: 8	R: 3 E: 0 K: 1 S: 7	H: 2 LOB: 1 BB: 1 P: 11	R: 1 E: 0 K: 0 S: 5	H: 2 LOB: 1 BB: 0 P: 5	R: 0 E: 0 K: 0 S: 4	H: 1 LOB: 1 BB: 0 P: 4	R: 0 E: 0 K: 0 S: 5	H: 2 LOB: 2 BB: 0 P: 5	1B: 4 2B: 3 3B: 0 HR: 4	SF: 0 SAC: 2 DP: 0 HBP: 0	WP: 0 PB: 0 SB: 0 CS: 1	PA: 41			
PITCHER	IP	WLS	BF	H	R	ER	SO	BB	IBB	HBP	BLK	WP	HR	S	P	ERA	WHIP								
Gordie Richardson, L ERA: 4.15	(1.1)	1.1	L 7	3	3	3	0	1	0	0	0	0	2	6	10	20.25	3.000								
Dennis Ribant, R ERA: 2.05	(2.1)	3.2	14	1	0	0	1	0	1	0	0	0	0	15	19	0.00	0.273								
Dave Eilers, R ERA: 4.82	(6.1)	3.0	15	5	4	4	1	0	1	0	0	0	2	16	20	12.00	1.667								
Bill Hepler, L ERA: 1.13	(9.1)	1.0	5	2	0	0	0	0	0	0	0	0	0	5	5	0.00	2.000								

Batter	1	2	3	4	5	6	7	8	9	AB	R	H	RBI	BB	SO	LOB	BOTTOM								
Ron Hunt, R OBP: 0.371, SLG: 0.386	P6		P6			6-3		FC6-4		4	0	0	0	0	0	3	Philadelphia Phillies @ New York Mets Shea Stadium, Flushing, NY Mon May 30 1966, 3:33 AM EDT Unknown								
Johnny Lewis, L OBP: 0.310, SLG: 0.356	K		L7			5-3			BB 1B E	4	1	1	0	0	1	2									
Ken Boyer, R OBP: 0.322, SLG: 0.434	K2-3				F7		K		E BB 1B	4	1	1	0	0	2	0									
Ed Kranepool, L OBP: 0.305, SLG: 0.333		P6			3-1				L4-6 E BB	3	0	0	0	1	0	0									
Cleon Jones, R OBP: 0.308, SLG: 0.372		G4-6-3 BB			K		F9		E6 1B	3	0	0	1	1	1	2									
John Stephenson, L OBP: 0.300, SLG: 0.359		G4-6-3			P6		6-3		L4-6	4	0	0	0	0	0	4									
Ron Swoboda, R OBP: 0.304, SLG: 0.354			FC3-5 1B			K		P4		4	0	2	1	0	1	0									
Roy McMillan, R OBP: 0.234, SLG: 0.194			WP FC3-5 1B					K	F8	4	0	2	0	0	1	2									
Gordie Richardson, R Dennis Ribant, R Al Luplow, L Dave Eilers, R Chuck Hiller, L Bill Hepler, L	(1.1) (2.1) (5. PH) (6.1) (8. PH) (9.1)		FC3-5 WP			K			FC6-4 1B	0 1 0 0 0 0 0	0 0 0 0 0 0 0	0 0 0 0 0 0 0	0 0 0 0 0 0 0	0 0 0 0 0 0 0	0 0 0 0 0 0 0	0 0 0 0 0 0 0									
Inning Stats	R: 0 E: 0 K: 2 S: 7	H: 0 LOB: 0 BB: 0 P: 7	R: 0 E: 0 K: 0 S: 2	H: 0 LOB: 0 BB: 1 P: 6	R: 0 E: 0 K: 0 S: 5	H: 2 LOB: 2 BB: 0 P: 5	R: 0 E: 0 K: 1 S: 5	H: 0 LOB: 0 BB: 0 P: 5	R: 0 E: 0 K: 1 S: 5	H: 0 LOB: 0 BB: 0 P: 5	R: 0 E: 0 K: 0 S: 3	H: 0 LOB: 0 BB: 0 P: 3	R: 0 E: 0 K: 1 S: 6	H: 1 LOB: 1 BB: 0 P: 6	R: 2 E: 1 K: 0 S: 6	H: 3 LOB: 2 BB: 1 P: 10	1B: 6 2B: 2 3B: 0 HR: 0	SF: 0 SAC: 0 DP: 2 HBP: 0	WP: 1 PB: 0 SB: 0 CS: 0	PA: 35					
PITCHER	IP	WLS	BF	H	R	ER	SO	BB	IBB	HBP	BLK	WP	HR	S	P	ERA	WHIP								
Jim Bunning, R ERA: 1.73	(1.1)	9.0	W 35	7	2	1	7	2	0	0	0	1	0	47	55	1.00	1.000								

Batter	1	2	3	4	5	6	7	8	9	AB	R	H	RBI	BB	SO	LOB	TOP			
Joey Amalfitano, R OBP: 0.208, SLG: 0.158 (1, 4)										4	0	1	1	0	2	0	Chicago Cubs @ Philadelphia Phillies Connie Mack Stadium, Philadelphia, PA Thu Jun 02 1966, 7:05 PM EDT Att: 6,010 - Unknown			
George Altman, L OBP: 0.288, SLG: 0.433 Carl Warwick, R OBP: 0.167, SLG: 0.167 (8, PH) (8, 7)										3	0	1	1	0	2	0				
Billy Williams, L OBP: 0.273, SLG: 0.320 (1, 9)										4	0	1	0	0	0	3				
Ron Santo, R OBP: 0.409, SLG: 0.500 (1, 6)										4	0	1	0	0	1	3				
Lee Thomas, L OBP: 0.262, SLG: 0.344 (1, 3)										4	0	0	0	0	0	4				
14 Ernie Banks, R OBP: 0.223, SLG: 0.287 (1, 5)										4	0	0	0	0	1	0				
Byron Browne, R OBP: 0.290, SLG: 0.438 (1, 8)										4	1	1	0	0	0	0				
Randy Hundley, R OBP: 0.290, SLG: 0.400 (1, 2)										3	2	2	2	0	0	0				
Fergie Jenkins, R OBP: 0.412, SLG: 0.563 Billy Hoelt, L OBP: 1.000, SLG: 1.000 Jimmy Stewart, S OBP: 0.190, SLG: 0.250 (9, PH) (1, 1) (7, 1)										3	1	1	0	0	1	1				
Inning Stats	R: 0 E: 0 K: 3 S: 10	H: 1 LOB: 1 BB: 0 P: 10	R: 0 E: 0 K: 0 S: 3	H: 0 LOB: 0 BB: 0 P: 3	R: 0 E: 0 K: 1 S: 5	H: 0 LOB: 0 BB: 0 P: 5	R: 0 E: 0 K: 1 S: 5	H: 0 LOB: 0 BB: 0 P: 5	R: 0 E: 0 K: 2 S: 7	H: 4 LOB: 2 BB: 0 P: 7	R: 0 E: 0 K: 2 S: 7	H: 0 LOB: 1 BB: 0 P: 8	R: 0 E: 0 K: 0 S: 5	H: 2 LOB: 2 BB: 0 P: 5	R: 2 E: 0 K: 0 S: 5	H: 2 LOB: 0 BB: 0 P: 5		1B: 6 2B: 1 3B: 1 HR: 1	SF: 1 SAC: 0 DP: 0 HBP: 1	WP: 0 PA: 37 PB: 0 SB: 0 CS: 0
PITCHER	IP WLS BF H R ER SO BB IBB HBP BLK WP HR S P ERA WHIP	5.2 22 5 2 2 5 0 0 0 0 0 0 32 32 3.18 0.882	3.1 W 15 4 2 2 2 0 0 1 0 0 1 18 19 5.40 1.200																	

Batter	1	2	3	4	5	6	7	8	9	AB	R	H	RBI	BB	SO	LOB	BOTTOM		
Cookie Rojas, R OBP: 0.303, SLG: 0.330 (1, 4)										3	2	1	0	1	1	0	Chicago Cubs @ Philadelphia Phillies Connie Mack Stadium, Philadelphia, PA Thu Jun 02 1966, 7:05 PM EDT Att: 6,010 - Unknown		
Johnny Callison, L OBP: 0.303, SLG: 0.337 (1, 9)										4	0	2	0	0	1	1			
Dick Allen, R OBP: 0.667 Tony Taylor, R OBP: 0.299, SLG: 0.396 (1, 7) (8, 5)										4	1	1	2	0	1	2			
Bill White, L OBP: 0.320, SLG: 0.376 (1, 3)										4	1	2	0	0	1	0			
Tony Gonzalez, L OBP: 0.296, SLG: 0.390 (1, 8)										4	1	2	1	0	0	1			
Dick Great, R OBP: 0.304, SLG: 0.343 Jackie Brandt, R OBP: 0.288, SLG: 0.210 (1, 5) (8, 7)										4	0	1	0	0	1	4			
Clay Dalrymple, L OBP: 0.349, SLG: 0.290 (1, 2)										2	0	0	1	1	0	1			
Bobby Wine, R OBP: 0.292, SLG: 0.333 (1, 6)										3	0	0	0	1	0	2			
Rick Wise, R Darold Knowles, L OBP: 0.125, SLG: 0.125 (1, 1) (6, 1)										2	0	0	0	0	0	1			
Inning Stats	R: 0 E: 0 K: 1 S: 5	H: 0 LOB: 0 BB: 0 P: 5	R: 0 E: 0 K: 0 S: 4	H: 1 LOB: 1 BB: 0 P: 4	R: 1 E: 1 K: 1 S: 6	H: 1 LOB: 1 BB: 1 P: 10	R: 0 E: 0 K: 2 S: 8	H: 1 LOB: 2 BB: 1 P: 12	R: 0 E: 0 K: 1 S: 6	H: 1 LOB: 1 BB: 0 P: 6	R: 2 E: 0 K: 0 S: 5	H: 2 LOB: 1 BB: 1 P: 9	R: 2 E: 1 K: 0 S: 6	H: 3 LOB: 1 BB: 0 P: 6	R: 0 E: 0 K: 0 S: 3	H: 0 LOB: 0 BB: 0 P: 3		1B: 6 2B: 3 3B: 0 HR: 1	SF: 0 SAC: 1 DP: 1 HBP: 0
PITCHER	IP WLS BF H R ER SO BB IBB HBP BLK WP HR S P ERA WHIP	6.1 L 30 8 5 4 5 0 0 0 0 0 0 6 6 0.00 0.600																	

Batter	1	2	3	4	5	6	7	8	9	AB	R	H	RBI	BB	SO	LOB	TOP									
Tito Fuentes, S OBP: 0.324, SLG: 0.381 (1, 4)	0-0 5-3		0-3 K		0-0 1B			0-0 1-2 1B		4	0	2	0	0	1	0	San Francisco Giants @ Philadelphia Phillies Connie Mack Stadium, Philadelphia, PA Fri Jun 03 1966, 7:05 PM EDT Att: 27,759 - Unknown									
Jim Davenport, R OBP: 0.336, SLG: 0.423 (1, 6)	0-3 K		0-0 F6		0-3 K			0-0 F3		4	0	0	0	0	2	3										
Willie Mays, R OBP: 0.335, SLG: 0.530 (1, 8)	0-0 5-3			0-0 6-3		0-3 K		0-0 F8		4	0	0	0	0	1	2										
Willie McCovey, L OBP: 0.377, SLG: 0.571 (1, 3)		0-0 F8		0-3 K		0-0 F3		0-3 K		4	0	0	0	0	2	2										
Jim Ray Hart, R OBP: 0.395, SLG: 0.593 (1, 5)		0-0 HR		0-0 HBP 1B		0-3 K			0-0 4-3	4	1	2	1	0	1	0										
Tom Haller, L OBP: 0.305, SLG: 0.400 (1, 2)		0-3 K		1-0 HBP 1B			0-0 F8		0-0 F5	3	0	0	0	0	1	0										
Cap Peterson, R OBP: 0.273, SLG: 0.275 Bob Priddy, R OBP: 0.333, SLG: 0.200 Don Mason, L OBP: 0.083, SLG: 0.083 Bob Shaw, R OBP: 0.083, SLG: 0.083 Don Landrum, L OBP: 0.235, SLG: 0.194 Ollie Brown, R OBP: 0.294, SLG: 0.269 (1, 7) (4, 1) (7, PH) (7, 1) (9, PH)	4-0 BB			0-3 K		0-0 3-1		0-0 1B		1	0	0	0	1	1	2		livebaseballscores.com AB 33 R 1 H 6 RBI 1 BB 1 SO 11 LOB 11								
Ray Sadecki, L OBP: 0.286, SLG: 0.500 Len Gabrielson, L OBP: 0.264, SLG: 0.263 (1, 1) (4, 7)			0-0 F3		0-0 F8			0-0 F8 1B 1B		1	0	0	0	0	0	0										
Inning Stats	R: 0 E: 0 K: 1 S: 5	H: 0 LOB: 0 BB: 0 P: 5	R: 1 E: 0 K: 2 S: 8	H: 1 LOB: 1 BB: 1 P: 12	R: 0 E: 0 K: 1 S: 5	H: 0 LOB: 0 BB: 0 P: 5	R: 0 E: 0 K: 2 S: 8	H: 1 LOB: 2 BB: 0 P: 9	R: 0 E: 0 K: 1 S: 6	H: 1 LOB: 1 BB: 0 P: 6	R: 0 E: 0 K: 2 S: 7	H: 0 LOB: 0 BB: 0 P: 7	R: 0 E: 0 K: 0 S: 3	H: 0 LOB: 0 BB: 0 P: 3	R: 0 E: 0 K: 1 S: 7	H: 2 LOB: 2 BB: 0 P: 7			R: 0 E: 0 K: 1 S: 6	H: 1 LOB: 1 BB: 0 P: 6	1B: 5 2B: 0 3B: 0 HR: 1	SF: 0 SAC: 0 DP: 0 HBP: 1	WP: 0 PB: 0 SB: 0 CS: 0	PA: 35		
PITCHER Jim Bunning, R ERA: 1.66 (1, 1)	IP 9.0	WLS W	BF 35	H 6	R 1	ER 1	SO 11	BB 1	IBB 0	HBP 1	BLK 0	WP 0	HR 1	S 55	P 60	ERA 1.00			WHIP 0.778							

Batter	1	2	3	4	5	6	7	8	9	AB	R	H	RBI	BB	SO	LOB	BOTTOM								
Tony Taylor, R OBP: 0.305, SLG: 0.413 (1, 4)	0-0 1B 3B		0-0 6-3		0-0 1-2 1B			0-0 4-3		4	1	2	0	0	0	0	San Francisco Giants @ Philadelphia Phillies Connie Mack Stadium, Philadelphia, PA Fri Jun 03 1966, 7:05 PM EDT Att: 27,759 - Unknown								
Cookie Rojas, R OBP: 0.312, SLG: 0.356 (1, 8)	0-0 1B		0-0 S 1B		0-0 F8		0-0 HR			4	1	3	2	0	0	2									
Dick Groat, R OBP: 0.297, SLG: 0.335 (1, 5)	0-0 F9		0-0 F8 1-2		0-0 F8		0-0 F9			4	0	0	0	0	0	2									
Dick Allen, R OBP: 0.417, SLG: 0.706 (1, 7)	0-3 K			0-0 HR		0-0 3-1 2B		0-0 F9		4	1	2	1	0	1	1									
Jackie Brandt, R OBP: 0.293, SLG: 0.206 Tony Gonzalez, L OBP: 0.291, SLG: 0.382 (1, 9) (5, PH) (6, 9)	0-0 F8			4-0 HR BB		0-0 3-1		0-0 E4 PB SH		1	1	0	0	1	0	1									
Bill White, L OBP: 0.313, SLG: 0.368 (1, 3)		0-3 K		0-3 K		0-0 F5		0-3 K		4	0	0	0	0	3	3									
Bob Uecker, R OBP: 0.336, SLG: 0.508 (1, 2)	0-0 5-3			0-0 1-H HR		0-3 K		0-0 SH FC6-4		3	1	1	3	0	1	0									
Bobby Wine, R OBP: 0.288, SLG: 0.313 (1, 6)	0-0 5-3			4-0 1B BB		0-0 1-3		0-3 K		3	0	0	0	1	1	1									
Jim Bunning, R OBP: 0.231, SLG: 0.189 (1, 1)			0-3 K		0-3 K		0-3 K		0-0 FC6-4 1-2	4	0	0	0	0	3	2									
Inning Stats	R: 1 E: 0 K: 1 S: 7	H: 2 LOB: 1 BB: 0 P: 7	R: 0 E: 0 K: 1 S: 5	H: 0 LOB: 0 BB: 0 P: 5	R: 0 E: 0 K: 1 S: 6	H: 1 LOB: 1 BB: 0 P: 6	R: 3 E: 0 K: 2 S: 10	H: 3 LOB: 2 BB: 2 P: 18	R: 0 E: 0 K: 0 S: 4	H: 1 LOB: 1 BB: 0 P: 4	R: 0 E: 0 K: 2 S: 7	H: 0 LOB: 0 BB: 0 P: 7	R: 1 E: 0 K: 0 S: 4	H: 1 LOB: 0 BB: 0 P: 4	R: 1 E: 2 K: 2 S: 9	H: 0 LOB: 1 BB: 0 P: 9		R: 1 E: 0 K: 2 S: 9	H: 0 LOB: 1 BB: 0 P: 9	1B: 3 2B: 1 3B: 1 HR: 3	SF: 0 SAC: 1 DP: 0 HBP: 0	WP: 0 PB: 1 SB: 1 CS: 0	PA: 36		
PITCHER Ray Sadecki, L ERA: 4.5 Bob Priddy, R ERA: 1.29 Bob Shaw, R ERA: 6.03 (1, 1) (4, 1) (7, 1)	IP 3.1	WLS L	BF 17	H 5	R 4	ER 4	SO 4	BB 2	IBB 0	HBP 0	BLK 0	WP 0	HR 2	S 23	P 31	ERA 10.80	WHIP 2.100								

Batter	1	2	3	4	5	6	7	8	9	AB	R	H	RBI	BB	SO	LOB	TOP				
Tito Fuentes, S OBP: 0.315, SLG: 0.371 (1,4)	F9		F8		F7		FC6-4			4	0	0	0	0	0	2	San Francisco Giants @ Philadelphia Phillies Connie Mack Stadium, Philadelphia, PA Sat Jun 04 1966, 7:05 PM EDT Att: 36,494 - Unknown				
Jim Davenport, R OBP: 0.336, SLG: 0.414 Hal Lanier, R OBP: 0.230, SLG: 0.234 (1,6) (5,6)	F9		FC6-4 HBP		F9			1B		2	0	0	0	0	1	1		0	0	0	
Willie Mays, R OBP: 0.344, SLG: 0.550 (1,8)	BB		FC6-4 FC4		HR			1B		3	1	2	1	1	0	1					
Jim Ray Hart, R OBP: 0.388, SLG: 0.581 (1,5)	2-3		FC4		F9			F3		4	0	0	0	0	4						
Cap Peterson, R OBP: 0.271, SLG: 0.259 (1,7)		1B BB			F8			K		3	0	0	0	1	1	2					
Willie McCovey, L OBP: 0.368, SLG: 0.555 (1,3)	F6				4-3			F5		4	0	0	0	0	3						
Ollie Brown, R OBP: 0.293, SLG: 0.269 (1,9)		1B			F3			F8		4	0	1	0	0	0	0					
Bob Barton, R OBP: 0.220, SLG: 0.217 (1,2)	F9							F8		4	0	2	0	0	2						
Juan Marichal, R OBP: 0.317, SLG: 0.390 Jesus Alou, R OBP: 0.231, SLG: 0.271 Joe Gibbon, R OBP: 0.255, SLG: 0.300 Ozzie Virgil, R OBP: 0.255, SLG: 0.300 Frank Linzy, R OBP: 0.255, SLG: 0.300 Tom Haller, L OBP: 0.255, SLG: 0.300 (1,1) (5,PH) (5,1) (7,PH) (7,1) (9,PH)		K			5-3			F8		1	0	0	0	0	1	2					
Inning Stats	R: 0 E: 0 K: 0 S: 3	H: 0 LOB: 1 BB: 1 P: 7	R: 0 E: 0 K: 1 S: 6	H: 1 LOB: 2 BB: 1 P: 10	R: 0 E: 0 K: 0 S: 3	H: 0 LOB: 1 BB: 0 P: 4	R: 0 E: 0 K: 0 S: 3	H: 0 LOB: 0 BB: 0 P: 3	R: 0 E: 0 K: 0 S: 4	H: 1 LOB: 1 BB: 0 P: 4	R: 1 E: 0 K: 0 S: 4	H: 1 LOB: 0 BB: 0 P: 4	R: 0 E: 0 K: 0 S: 4	H: 1 LOB: 1 BB: 0 P: 4	R: 0 E: 0 K: 1 S: 7	H: 2 LOB: 2 BB: 0 P: 7		R: 0 E: 0 K: 1 S: 5	H: 0 LOB: 0 BB: 0 P: 5	1B: 4 2B: 1 3B: 0 HR: 1	SF: 0 SAC: 0 DP: 0 HBP: 1
PITCHER Chris Short, L ERA: 2.31 (1,1)	IP: 9.0 WLS: W BF: 36 H: 6 R: 1 ER: 1 SO: 3 BB: 2 IBB: 0 HBP: 1 BLK: 0 WP: 0 HR: 1 S: 39 P: 48 ERA: 1.00 WHIP: 0.889											PITCHER	IP: 9.0 WLS: W BF: 36 H: 6 R: 1 ER: 1 SO: 3 BB: 2 IBB: 0 HBP: 1 BLK: 0 WP: 0 HR: 1 S: 39 P: 48 ERA: 1.00 WHIP: 0.889								

AB	33
R	1
H	6
RBI	1
BB	2
SO	3
LOB	19



Batter	1	2	3	4	5	6	7	8	9	AB	R	H	RBI	BB	SO	LOB	BOTTOM		
Cookie Rojas, R OBP: 0.320, SLG: 0.368 (1,4)	1B 4-3	1B 2B		5-3				6-3		5	1	3	0	0	0	0	San Francisco Giants @ Philadelphia Phillies Connie Mack Stadium, Philadelphia, PA Sat Jun 04 1966, 7:05 PM EDT Att: 36,494 - Unknown		
Doug Clemens, L OBP: 0.384, SLG: 0.359 (1,9)	4-3 FC	1B		HR HBP			F7	4-3		4	2	2	0	0	1				
Dick Allen, R OBP: 0.426, SLG: 0.693 (1,7)	4-3	2H		HR BB			5-3	BB		3	2	1	1	2	0	2			
Bill White, L OBP: 0.320, SLG: 0.391 (1,3)	FC S	3H		HR			4-3 1B	F7		5	1	3	4	0	1				
Tony Gonzalez, L OBP: 0.298, SLG: 0.387 (1,8)	F4			HR 1B			4-3 1B			4	0	2	0	0	3				
Dick Great, R OBP: 0.302, SLG: 0.332 (1,5)	HBP			1B			5-3	F8		2	0	0	0	1	2				
Clay Dalrymple, L OBP: 0.336, SLG: 0.281 (1,2)	F8			IBB			5-3	4-3		3	0	0	1	0	1	4			
Bobby Wine, R OBP: 0.286, SLG: 0.294 (1,6)		F9		F8			6-3	IBB		3	0	0	0	1	2				
Chris Short, R OBP: 0.200, SLG: 0.200 (1,1)	5-3			F8			4-3	K		4	0	0	0	1	3				
Inning Stats	R: 2 E: 0 K: 0 S: 6	H: 2 LOB: 2 BB: 0 P: 7	R: 0 E: 0 K: 0 S: 4	H: 2 LOB: 0 BB: 0 P: 4	R: 1 E: 0 K: 0 S: 5	H: 2 LOB: 2 BB: 1 P: 9	R: 3 E: 0 K: 0 S: 4	H: 2 LOB: 1 BB: 1 P: 9	R: 0 E: 0 K: 1 S: 5	H: 0 LOB: 0 BB: 0 P: 5	R: 0 E: 0 K: 0 S: 4	H: 1 LOB: 1 BB: 0 P: 4	R: 0 E: 0 K: 1 S: 7	H: 2 LOB: 3 BB: 1 P: 11	R: 0 E: 0 K: 0 S: 3	H: 0 LOB: 1 BB: 1 P: 7		1B: 9 2B: 1 3B: 0 HR: 1	SF: 1 SAC: 0 DP: 0 HBP: 2
PITCHER Juan Marichal, R ERA: 1.29 Joe Gibbon, L ERA: 2.08 Frank Linzy, R ERA: 2.19 (1,1) (5,1) (7,1)	IP: 4.0 WLS: L BF: 23 H: 8 R: 6 ER: 6 SO: 0 BB: 1 IBB: 0 HBP: 0 BLK: 0 WP: 0 HR: 1 S: 19 P: 29 ERA: 13.50 WHIP: 2.250											PITCHER	IP: 4.0 WLS: L BF: 23 H: 8 R: 6 ER: 6 SO: 0 BB: 1 IBB: 0 HBP: 0 BLK: 0 WP: 0 HR: 1 S: 19 P: 29 ERA: 13.50 WHIP: 2.250						



Batter	1	2	3	4	5	6	7	8	9	10	AB	R	H	RBI	BB	SO	LOB	TOP		
Tito Fuentes, S OBP: 0.318, SLG: 0.367 (1.4)	4-0 HR BB	0-0 E7 WP	0-0 3-1			0-0 F5			0-0 SH1-4 1B		4	2	1	0	1	0	1			
Len Gabrielson, L OBP: 0.275, SLG: 0.304 (1.7)	0-0 HR	4-0 BB		0-0 F9		0-0 F6			0-0 SH1-4		3	1	1	2	1	0	0			
Willie Mays, R OBP: 0.345, SLG: 0.543 (1.8)	0-0 F5	4-0 BB		0-0 F2		0-0 F9			0-0 2H 1B		4	0	1	1	1	0	0			
Willie McCovey, L OBP: 0.303, SLG: 0.549 (1.3)	0-0 1B 2B	0-0 F7		0-0 F9		0-0 F9			0-0 K		5	1	1	0	0	1	4			
Jim Ray Hart, R OBP: 0.397, SLG: 0.584 (1.5)	0-0 2H 1B		4-0 1B 2B BB			0-0 2B 1B			0-0 G4-6-3 1B		4	1	3	1	1	0	1			
Tom Haller, L OBP: 0.300, SLG: 0.397 (1.2)	0-0 F5		0-0 F9			0-0 1-3 2B			0-0 G4-6-3 1-2		5	0	1	0	0	0	3			
Ollie Brown, R OBP: 0.289, SLG: 0.266 (1.9)	0-0 F5		0-0 2B 1B			0-0 5-3			0-0 F7		5	1	1	0	0	0	3			
Hal Lanier, R OBP: 0.248, SLG: 0.276 (1.6)		0-0 6-3		0-0 2B 1B		4-0 G4-6-3 1B			0-0 G1-6-3 1B		4	1	3	3	1	0	0			
Ron Herbel, R Lindy McDaniel, R Joe Gibbon, L Don Landrum, L Bob Priddy, R Cap Peterson, R Frank Linzy, R OBP: 0.225, SLG: 0.444 (1.11)	0-0 1-3		0-3 K			0-0 G4-6-3 1-2			0-0 G1-6-3 1-2		1	0	0	0	0	0	0			
Inning Stats	R: 3 E: 0 K: 0 S: 6	H: 3 LOB: 1 BB: 1 P: 10	R: 0 E: 1 K: 0 S: 4	H: 0 LOB: 3 BB: 2 P: 12	R: 2 E: 0 K: 1 S: 7	H: 2 LOB: 1 BB: 1 P: 11	R: 0 E: 0 K: 0 S: 3	H: 0 LOB: 0 BB: 0 P: 3	R: 0 E: 0 K: 0 S: 3	H: 1 LOB: 0 BB: 0 P: 3	R: 0 E: 0 K: 0 S: 3	H: 1 LOB: 0 BB: 0 P: 3	R: 1 E: 0 K: 1 S: 4	H: 2 LOB: 1 BB: 0 P: 7	R: 1 E: 0 K: 0 S: 4	H: 1 LOB: 0 BB: 0 P: 4	1B: 7 2B: 3 3B: 0 HR: 2	SF: 0 SAC: 1 DP: 3 HBP: 0	WP: 1 PB: 0 SB: 0 CS: 0	PA: 45
PITCHER	IP WLS BF H R ER SO BB IBB HBP BLK WP HR S P ERA WHIP	IP WLS BF H R ER SO BB IBB HBP BLK WP HR S P ERA WHIP																		
Ray Culp, R ERA: 4.1 (1.1)	1.2	11	3	3	3	0	2	0	0	0	0	0	1	9	17	16.20	3.000			
Terry Fox, R ERA: 5.59 (2.1)	0.0	1	0	0	0	0	1	0	0	0	0	0	0	0	4	∞	∞			
Darold Knowles, L ERA: 2.13 (2.1)	0.1	1	0	0	0	0	0	0	0	0	0	0	0	1	1	0.00	0.000			
Bob Buhl, R ERA: 4.29 (3.1)	6.0	23	6	2	2	1	1	1	0	0	0	0	0	23	31	3.00	1.167			
Ray Herbel, R ERA: 3.8 (9.1)	0.1	3	2	1	1	0	0	0	0	0	0	0	0	3	3	27.00	6.000			

San Francisco Giants @ Philadelphia Phillies
 Connie Mack Stadium, Philadelphia, PA
 Sun Jun 05 1966, 3:33 AM EDT
 Att: 22,587 - Unknown

AB 39
 R 7
 H 12
 RBI 7
 BB 5
 SO 2
 LOB 17



Batter	1	2	3	4	5	6	7	8	9	10	AB	R	H	RBI	BB	SO	LOB	BOTTOM						
Cookie Rojas, R OBP: 0.322, SLG: 0.368 (1.4)	0-0 4-3	0-0 F8		0-0 F8		0-0 G3-6-1 1B			0-0 FC6 1B		5	0	2	0	0	0	1							
Doug Clemens, L OBP: 0.359, SLG: 0.333 (1.9)	0-0 F2		0-0 1-3		0-3 K			0-0 G3-6-1 1-2	0-3 K		5	0	0	0	0	2	2							
Dick Allen, R OBP: 0.419, SLG: 0.670 Jackie Brandt, R OBP: 0.289, SLG: 0.203 (1.7)	0-0 1-3		4-0 1B BB		0-0 F8		0-3 K		0-3 K		3	1	0	0	1	1	0							
Bill White, L OBP: 0.332, SLG: 0.413 (1.3)		0-0 1B 3B 1B	0-0 1B 3-1 1B		0-0 FC1-2-5 3B			0-0 1B	0-0 FC6 1-2		5	2	4	0	0	0	1							
Tony Gonzalez, L OBP: 0.303, SLG: 0.387 (1.8)		0-0 1B 3B 1B	0-0 3-1 1B		0-0 FC1-2-5 1B			0-0 F7	0-0 4-3		5	2	2	1	0	0	2							
Dick Groat, R OBP: 0.304, SLG: 0.344 (3.6)		0-0 1B 3B	0-0 3-1 1B		0-0 3-1			0-0 5-3	0-0 1-3		5	1	2	4	0	0	2							
Clay Dalrymple, L OBP: 0.339, SLG: 0.273 (1.2)		0-0 F2	4-0 1B 3B		4-0 FC6-4 BB			0-0 4-3	0-0 4-3		3	0	0	0	2	0	1							
Bobby Wine, R Johnny Callison, R Bob Buhl, L Harvey Kuenn, R Ray Herbel, R Bo Belinsky, L OBP: 0.333, SLG: 0.333 (1.6)	0-0 3H 1B	0-0 F8	0-0 FC6-4		0-0 FC6-4 1-2			0-0 F8	0-0 F8		0	0	0	0	0	0	0							
Ray Culp, R ERA: 4.1 (1.1)	1.1	8	4	3	3	0	1	1	0	0	0	0	0	8	17	10.80	1.800							
Terry Fox, R ERA: 2.01 (2.1)	1.0	3	0	0	0	1	0	0	0	0	0	0	0	5	5	0.00	0.000							
Bob Priddy, R ERA: 1.45 (5.1)	3.0	13	4	1	1	1	1	0	0	0	0	0	0	14	18	3.00	1.667							
Frank Linzy, R ERA: 2.03 (8.1)	3.0	10	1	0	0	2	0	0	0	0	0	0	0	14	14	0.00	0.333							
Inning Stats	R: 0 E: 0 K: 0 S: 3	H: 0 LOB: 0 BB: 0 P: 3	R: 3 E: 0 K: 1 S: 9	H: 4 LOB: 1 BB: 0 P: 9	R: 2 E: 0 K: 0 S: 5	H: 2 LOB: 2 BB: 2 P: 13	R: 0 E: 0 K: 1 S: 5	H: 0 LOB: 0 BB: 0 P: 5	R: 1 E: 0 K: 0 S: 5	H: 2 LOB: 2 BB: 1 P: 9	R: 0 E: 0 K: 0 S: 3	H: 1 LOB: 1 BB: 0 P: 3	R: 0 E: 0 K: 1 S: 6	H: 1 LOB: 1 BB: 0 P: 6	R: 0 E: 0 K: 0 S: 3	H: 0 LOB: 0 BB: 0 P: 3	R: 0 E: 0 K: 2 S: 8	H: 1 LOB: 1 BB: 0 P: 8	R: 0 E: 0 K: 0 S: 3	H: 0 LOB: 0 BB: 0 P: 3	1B: 9 2B: 0 3B: 2 HR: 0	SF: 0 SAC: 0 DP: 1 HBP: 0	WP: 0 PB: 0 SB: 0 CS: 0	PA: 43
PITCHER	IP WLS BF H R ER SO BB IBB HBP BLK WP HR S P ERA WHIP	IP WLS BF H R ER SO BB IBB HBP BLK WP HR S P ERA WHIP																						
Ron Herbel, R ERA: 4.43 (2.1)	1.2	9	2	2	2	1	1	1	0	0	0	0	0	9	17	10.80	1.800							
Lindy McDaniel, R ERA: 4.1 (4.1)	1.0	3	0	0	0	1	0	0	0	0	0	0	0	5	5	0.00	0.000							
Joe Gibbon, L ERA: 2.01 (5.1)	3.0	13	4	1	1	1	1	0	0	0	0	0	0	14	18	3.00	1.667							
Bob Priddy, R ERA: 1.45 (8.1)	3.0	10	1	0	0	2	0	0	0	0	0	0	0	14	14	0.00	0.333							

San Francisco Giants @ Philadelphia Phillies
 Connie Mack Stadium, Philadelphia, PA
 Sun Jun 05 1966, 3:33 AM EDT
 Att: 22,587 - Unknown

AB 40
 R 6
 H 11
 RBI 6
 BB 3
 SO 5
 LOB 15



Batter	1	2	3	4	5	6	7	8	9	AB	R	H	RBI	BB	SO	LOB	TOP					
Tito Fuentes, S OBP: 0.308, SLG: 0.355 (1, 4)	F5	5-3			F8		F8		FC6-4	5	0	0	0	0	0	2						
Len Gabrielson, L OBP: 0.284, SLG: 0.313 (1, 7)	G3				1B		F8			4	1	2	0	0	0	0						
Willie Mays, R OBP: 0.348, SLG: 0.547 (1, 8)	E8				1B				F7	4	1	2	0	0	1	1						
Willie McCovey, L OBP: 0.366, SLG: 0.555 (1, 3)					1B				K	4	0	2	2	0	2	1						
Jim Ray Hart, R OBP: 0.399, SLG: 0.580 (1, 5)										3	0	1	0	1	0	3						
Tom Haller, L OBP: 0.293, SLG: 0.387 (1, 2)	F7								G3	4	0	0	0	0	1	3						
Ollie Brown, R OBP: 0.288, SLG: 0.266 (1, 9)										4	0	1	0	0	0	0						
Hal Lanier, R OBP: 0.242, SLG: 0.268 (1, 6)										4	0	0	0	0	1	1						
Bobby Bolin, R OBP: 0.207, SLG: 0.160 (5, 1)										2	0	0	0	0	2	1						
Joe Gibbon, L OBP: 0.229, SLG: 0.188 (7, 1)										0	0	0	0	0	0	0						
Don Landrum, L OBP: 0.229, SLG: 0.188 (7, 1)										0	0	0	0	0	0	0						
Bob Shaw, R OBP: 0.279, SLG: 0.220 (6, 1)										0	0	0	0	0	0	0						
Cap Peterson, R OBP: 0.279, SLG: 0.220 (6, 1)										0	0	0	0	0	1	0						
Inning Stats	R: 1 E: 1 K: 0 S: 5	H: 2 LOB: 2 BB: 1 P: 9	R: 0 E: 0 K: 2 S: 8	H: 1 LOB: 1 BB: 0 P: 8	R: 0 E: 0 K: 2 S: 8	H: 1 LOB: 1 BB: 0 P: 8	R: 0 E: 0 K: 1 S: 5	H: 0 LOB: 0 BB: 0 P: 5	R: 1 E: 0 K: 1 S: 8	H: 3 LOB: 2 BB: 0 P: 8	R: 0 E: 0 K: 0 S: 3	H: 0 LOB: 0 BB: 0 P: 3	R: 0 E: 0 K: 1 S: 5	H: 0 LOB: 0 BB: 0 P: 5	R: 0 E: 0 K: 1 S: 6	H: 1 LOB: 1 BB: 0 P: 6	R: 0 E: 0 K: 0 S: 3	H: 0 LOB: 1 BB: 1 P: 7	1B: 6 2B: 2 3B: 0 HR: 0	SF: 0 SAC: 0 DP: 0 HBP: 0	WP: 0 PB: 0 SB: 0 CS: 0	PA: 37
PITCHER Rick Wise, R ERA: 2.45 (1, 1)	IP: 9.0 WLS: W BF: 37 H: 8 R: 2 ER: 2 SO: 8 BB: 2 IBB: 0 HBP: 0 BLK: 0 WP: 0 HR: 0 S: 51 P: 59 ERA: 2.00 WHIP: 1.111															PITCHER						

San Francisco Giants @ Philadelphia Phillies
 Connie Mack Stadium, Philadelphia, PA
 Mon Jun 06 1966, 7:05 PM EDT
 Att: 19,200 - Unknown

AB 35
 R 2
 H 8
 RBI 2
 BB 2
 SO 8
 LOB 12



Batter	1	2	3	4	5	6	7	8	9	AB	R	H	RBI	BB	SO	LOB	BOTTOM					
Cookie Rojas, R OBP: 0.324, SLG: 0.369 (1, 4)	4-3									5	2	2	0	0	0	2						
Johnny Callison, L OBP: 0.310, SLG: 0.349 (1, 9)	K									4	1	2	2	0	1	1						
Dick Allen, R OBP: 0.431, SLG: 0.716 (1, 7)	K									4	1	3	2	0	1	0						
Bill White, L OBP: 0.325, SLG: 0.404 (1, 3)										4	0	0	0	0	1	3						
Tony Gonzalez, L OBP: 0.301, SLG: 0.377 (1, 8)										3	0	0	0	0	2	2						
Dick Groat, R OBP: 0.303, SLG: 0.342 (1, 6)										4	1	1	0	0	0	3						
Tony Taylor, R OBP: 0.302, SLG: 0.430 (1, 5)										4	1	2	1	0	0	2						
Clay Dalrymple, L OBP: 0.344, SLG: 0.284 (1, 2)										3	0	1	1	1	0	1						
Rick Wise, R (1, 1)										3	0	0	0	0	3	2						
Inning Stats	R: 0 E: 0 K: 2 S: 7	H: 0 LOB: 0 BB: 0 P: 7	R: 0 E: 0 K: 0 S: 3	H: 0 LOB: 0 BB: 0 P: 3	R: 1 E: 0 K: 0 S: 4	H: 1 LOB: 1 BB: 1 P: 8	R: 1 E: 0 K: 0 S: 4	H: 1 LOB: 1 BB: 0 P: 5	R: 2 E: 0 K: 2 S: 10	H: 3 LOB: 1 BB: 0 P: 10	R: 1 E: 0 K: 2 S: 9	H: 2 LOB: 1 BB: 0 P: 9	R: 1 E: 1 K: 1 S: 8	H: 3 LOB: 2 BB: 0 P: 8	R: 0 E: 0 K: 1 S: 6	H: 1 LOB: 1 BB: 0 P: 6	R: 0 E: 0 K: 1 S: 6	H: 1 LOB: 1 BB: 0 P: 6	1B: 5 2B: 4 3B: 0 HR: 2	SF: 0 SAC: 1 DP: 0 HBP: 1	WP: 0 PB: 1 SB: 0 CS: 0	PA: 37
PITCHER Bobby Bolin, R ERA: 3.16 (5, 1)	IP: 4.2 WLS: L BF: 21 H: 5 R: 4 ER: 4 SO: 4 BB: 1 IBB: 0 HBP: 0 BLK: 0 WP: 0 HR: 2 S: 25 P: 30 ERA: 7.71 WHIP: 1.286															PITCHER						
Joe Gibbon, L ERA: 2.2 (7, 1)	IP: 1.1 WLS: 6 BF: 2 H: 2 R: 1 ER: 1 SO: 1 BB: 0 IBB: 0 HBP: 0 BLK: 0 WP: 0 HR: 0 S: 12 P: 12 ERA: 6.75 WHIP: 1.500															PITCHER						
Bob Shaw, R ERA: 6.32 (7, 1)	IP: 0.0 WLS: 3 BF: 3 H: 3 R: 1 ER: 1 SO: 0 BB: 0 IBB: 0 HBP: 0 BLK: 0 WP: 0 HR: 0 S: 3 P: 3 ERA: ∞ WHIP: ∞															PITCHER						
Bill Henry, L ERA: 1.0 (7, 1)	IP: 2.0 WLS: 7 BF: 1 H: 1 R: 0 ER: 0 SO: 2 BB: 0 IBB: 0 HBP: 0 BLK: 0 WP: 0 HR: 0 S: 11 P: 11 ERA: 0.00 WHIP: 0.500															PITCHER						


San Francisco Giants @ Philadelphia Phillies
 Connie Mack Stadium, Philadelphia, PA
 Mon Jun 06 1966, 7:05 PM EDT
 Att: 19,200 - Unknown

AB 34
 R 6
 H 11
 RBI 6
 BB 1
 SO 8
 LOB 16




Batter	1	2	3	4	5	6	7	8	9	AB	R	H	RBI	BB	SO	LOB	TOP					
Tommy Harper, R OBP: 0.346, SLG: 0.379 (1,9)										4	0	0	0	0	1	0	Cincinnati Reds @ Philadelphia Phillies Connie Mack Stadium, Philadelphia, PA Tue Jun 07 1966, 7:05 PM EDT Att: 12,422 - Unknown					
Tommy Helms, R OBP: 0.317, SLG: 0.387 (1,5)										4	0	0	0	0	1	1						
Vada Pinson, L OBP: 0.348, SLG: 0.457 (1,8)										4	0	1	0	0	2	1						
Gordy Coleman, L OBP: 0.259, SLG: 0.208 (1,3)										4	0	0	0	0	2	2						
Pete Rose, S OBP: 0.300, SLG: 0.358 (1,4)										3	0	0	0	0	0	0						
Deron Johnson, R OBP: 0.290, SLG: 0.355 (1,7)										3	0	1	0	0	2	0						
Leo Cardenas, R OBP: 0.348, SLG: 0.527 (1,6)										3	1	1	1	0	2	1						
Johnny Edwards, L OBP: 0.331, SLG: 0.313 (1,2)										3	0	0	0	0	1	1						
Mitt Pappas, R OBP: 0.143, SLG: 0.222 (1,1)										2	0	0	0	0	2	0						
Art Shamsky, L OBP: 0.342, SLG: 0.600 (8, PH)										1	0	0	0	0	1	0						
Jim O'Toole, S OBP: 0.143, SLG: 0.143 (8, 1)										0	0	0	0	0	0	0						
Inning Stats	R: 0 E: 1 K: 2 S: 8	H: 0 LOB: 1 BB: 0 P: 8	R: 0 E: 0 K: 1 S: 6	H: 1 LOB: 1 BB: 0 P: 6	R: 0 E: 0 K: 2 S: 7	H: 0 LOB: 0 BB: 0 P: 7	R: 0 E: 0 K: 0 S: 3	H: 0 LOB: 0 BB: 0 P: 3	R: 1 E: 0 K: 1 S: 8	H: 1 LOB: 0 BB: 0 P: 8	R: 0 E: 0 K: 2 S: 6	H: 1 LOB: 1 BB: 0 P: 6	R: 0 E: 0 K: 2 S: 7	H: 0 LOB: 0 BB: 0 P: 7	R: 0 E: 0 K: 3 S: 9	H: 0 LOB: 0 BB: 0 P: 9	R: 0 E: 0 K: 1 S: 5	H: 0 LOB: 0 BB: 0 P: 5	1B: 2 2B: 0 3B: 0 HR: 1	SF: 0 SAC: 0 DP: 0 HBP: 0	WP: 0 PB: 0 SB: 0 CS: 0	PA: 31
PITCHER Jim Bunning, R ERA: 1.61 (1,1)	IP: 9.0 WLS: W BF: 31 H: 3 R: 1 ER: 1 SO: 14 BB: 0 IBB: 0 HBP: 0 BLK: 0 WP: 0 HR: 1 S: 59 P: 59 ERA: 1.00 WHIP: 0.333															PITCHER						

AB	31
R	1
H	3
RBI	1
BB	0
SO	14
LOB	6



Batter	1	2	3	4	5	6	7	8	9	AB	R	H	RBI	BB	SO	LOB	BOTTOM	
Cookie Rojas, R OBP: 0.322, SLG: 0.382 (1,4)										4	1	1	1	0	0	2	Cincinnati Reds @ Philadelphia Phillies Connie Mack Stadium, Philadelphia, PA Tue Jun 07 1966, 7:05 PM EDT Att: 12,422 - Unknown	
Johnny Callison, L OBP: 0.314, SLG: 0.363 (1,9)										4	2	2	0	0	0	1		
Dick Allen, R OBP: 0.434, SLG: 0.727 (1,7)										4	1	2	2	0	1	0		
Jackie Brandt, R OBP: 0.289, SLG: 0.203 (9,7)										0	0	0	0	0	0	0		
Bill White, L OBP: 0.324, SLG: 0.417 (1,3)										4	1	1	2	0	1	0		
Tony Gonzalez, L OBP: 0.315, SLG: 0.385 (1,8)										3	0	2	0	1	0	0		
Dick Groat, R OBP: 0.302, SLG: 0.340 (1,6)										4	0	1	0	0	0	3		
Tony Taylor, R OBP: 0.300, SLG: 0.428 (1,5)										1	0	0	0	0	0	1		
Phil Linz, R OBP: 0.313, SLG: 0.313 (4, PH) (5,5)										3	0	0	0	0	1	1		
Clay Dalrymple, L OBP: 0.344, SLG: 0.286 (1,2)										3	0	1	0	0	0	0		
Jim Bunning, R OBP: 0.238, SLG: 0.200 (1,1)										3	0	1	0	0	1	1		
Inning Stats	R: 3 E: 0 K: 0 S: 7	H: 4 LOB: 1 BB: 0 P: 7	R: 0 E: 0 K: 0 S: 4	H: 1 LOB: 1 BB: 0 P: 4	R: 0 E: 0 K: 1 S: 6	H: 1 LOB: 1 BB: 0 P: 6	R: 0 E: 0 K: 1 S: 6	H: 1 LOB: 0 BB: 0 P: 6	R: 2 E: 0 K: 1 S: 7	H: 3 LOB: 1 BB: 0 P: 7	R: 0 E: 0 K: 0 S: 4	H: 1 LOB: 1 BB: 0 P: 4	R: 0 E: 0 K: 0 S: 4	H: 1 LOB: 1 BB: 0 P: 4	1B: 6 2B: 2 3B: 1 HR: 2	SF: 0 SAC: 0 DP: 0 HBP: 0	WP: 0 PB: 0 SB: 0 CS: 1	PA: 34
PITCHER Mitt Pappas, R ERA: 4.13 (8,1)	IP: 7.0 WLS: L BF: 30 H: 10 R: 5 ER: 5 SO: 4 BB: 1 IBB: 0 HBP: 0 BLK: 0 WP: 0 HR: 1 S: 37 P: 41 ERA: 6.43 WHIP: 1.571															PITCHER		
Jim O'Toole, L ERA: 2.36 (8,1)	IP: 1.0 WLS: L BF: 4 H: 1 R: 0 ER: 0 SO: 0 BB: 0 IBB: 0 HBP: 0 BLK: 0 WP: 0 HR: 0 S: 4 P: 4 ERA: 0.00 WHIP: 1.000															PITCHER		

AB	33
R	5
H	11
RBI	5
BB	1
SO	4
LOB	9



Batter	1	2	3	4	5	6	7	8	9	AB	R	H	RBI	BB	SO	LOB	TOP					
Tommy Harper, R OBP: 0.341, SLG: 0.372 (1, 9)										5	0	1	0	0	0	0						
Tommy Helms, R OBP: 0.309, SLG: 0.378 (1, 5)										5	0	0	0	0	0	1						
Pete Rose, S OBP: 0.297, SLG: 0.354 (1, 4)										5	1	1	0	0	0	1						
Deron Johnson, R OBP: 0.301, SLG: 0.385 (1, 7)										4	2	3	1	0	0	1						
Tony Perez, R OBP: 0.323, SLG: 0.349 (1, 3)										4	1	2	1	0	0	1						
Leo Cardenas, R OBP: 0.340, SLG: 0.514 (1, 6)										4	0	0	1	0	2	3						
Vada Pinson, L OBP: 0.266, SLG: 0.462 (1, 8)										2	0	2	0	0	0	0						
Dick Simpson, R OBP: 0.167, SLG: 0.417 (5, 8)										2	1	1	2	0	0	0						
Jimmie Coker, R OBP: 0.222, SLG: 0.667 (1, 2)										4	1	2	1	0	0	3						
Sammy Ellis, L OBP: 0.217, SLG: 0.100 (1, 1)										0	0	0	0	0	0	0						
Joe Nuxhall, L OBP: 0.200, SLG: 0.200 (2, 1)										1	0	0	0	0	1	0						
Ted Davidson, R OBP: 0.200, SLG: 0.200 (4, 1)										1	0	0	0	0	1	0						
Giraldo Ruiz, S OBP: 0.200, SLG: 0.200 (7, PH)										1	0	0	0	0	0	0						
Jack Baldschun, R OBP: 0.200, SLG: 0.200 (7, 1)										0	0	0	0	0	0	0						
Don Pavletich, R OBP: 0.200, SLG: 0.443 (8, PH)										1	0	0	0	0	0	1						
Billy McCool, R OBP: 0.200, SLG: 0.200 (8, 1)										0	0	0	0	0	0	0						
Inning Stats	R: 0 E: 0 K: 0 S: 4	H: 1 LOB: 1 BB: 0 P: 4	R: 0 E: 0 K: 0 S: 4	H: 1 LOB: 0 BB: 0 P: 4	R: 0 E: 0 K: 1 S: 5	H: 0 LOB: 0 BB: 0 P: 5	R: 1 E: 0 K: 1 S: 8	H: 3 LOB: 2 BB: 0 P: 8	R: 0 E: 0 K: 1 S: 5	H: 0 LOB: 0 BB: 0 P: 5	R: 0 E: 0 K: 1 S: 6	H: 1 LOB: 1 BB: 0 P: 6	R: 1 E: 0 K: 0 S: 4	H: 1 LOB: 0 BB: 0 P: 4	R: 4 E: 0 K: 0 S: 8	H: 5 LOB: 1 BB: 0 P: 8	R: 0 E: 0 K: 0 S: 3	H: 0 LOB: 0 BB: 0 P: 3	1B: 8 2B: 1 3B: 0 HR: 3	SF: 0 SAC: 0 DP: 0 HBP: 0	WP: 0 PB: 0 SB: 0 CS: 0	PA: 39
PITCHER	IP WLS BF H R ER SO BB IBB HBP BLK WP HR S P ERA WHIP																					
Chris Short, L ERA: 2.66 (1, 1)	7.2 W 34 H 11 R 6 ER 6 SO 4 BB 0 IBB 0 HBP 0 BLK 0 WP 0 HR 3 S 42 P 42 ERA 7.04 WHIP 1.435																					
Darold Knowles, L ERA: 2.06 (8, 1)	1.1 S 5 H 1 R 0 ER 0 SO 0 BB 0 IBB 0 HBP 0 BLK 0 WP 0 HR 5 S 5 P 5 ERA 0.00 WHIP 0.750																					

Cincinnati Reds @ Philadelphia Phillies
 Connie Mack Stadium, Philadelphia, PA
 Wed Jun 08 1966, 7:05 PM EDT
 Att: 14,637 - Unknown

AB 39
 R 6
 H 12
 RBI 6
 BB 0
 SO 4
 LOB 11



Batter	1	2	3	4	5	6	7	8	9	AB	R	H	RBI	BB	SO	LOB	BOTTOM			
Cookie Rojas, R OBP: 0.324, SLG: 0.382 (1, 4)										5	1	2	1	0	0	2				
Johnny Callison, L OBP: 0.311, SLG: 0.356 (1, 9)										4	1	0	0	1	1	2				
Dick Allen, R OBP: 0.427, SLG: 0.738 (1, 7)										4	1	1	2	0	1	2				
Jackie Brandt, R OBP: 0.289, SLG: 0.203 (7, 7)										0	0	0	0	0	0	0				
Bill White, L OBP: 0.323, SLG: 0.413 (1, 3)										4	1	1	1	0	1	0				
Tony Gonzalez, L OBP: 0.321, SLG: 0.413 (1, 8)										4	1	2	3	0	1	0				
Dick Groat, R OBP: 0.308, SLG: 0.347 (1, 6)										2	1	2	0	0	0	0				
Bobby Wine, R OBP: 0.293, SLG: 0.302 (5, 6)										2	0	1	0	0	0	0				
Clay Dalrymple, L OBP: 0.352, SLG: 0.324 (1, 2)										3	2	2	1	0	0	2				
Phil Linz, R OBP: 0.350, SLG: 0.368 (1, 5)										3	1	1	1	1	1	3				
Chris Short, R OBP: 0.237, SLG: 0.237 (1, 1)										3	1	2	1	0	0	0				
Darold Knowles, L OBP: 0.111, SLG: 0.111 (8, 1)										1	0	0	0	0	1	0				
Inning Stats	R: 4 E: 0 K: 1 S: 9	H: 5 LOB: 1 BB: 1 P: 13	R: 0 E: 0 K: 0 S: 3	H: 0 LOB: 0 BB: 0 P: 3	R: 0 E: 0 K: 1 S: 5	H: 0 LOB: 0 BB: 0 P: 5	R: 5 E: 1 K: 1 S: 10	H: 5 LOB: 0 BB: 0 P: 10	R: 1 E: 0 K: 0 S: 5	H: 2 LOB: 1 BB: 1 P: 9	R: 0 E: 0 K: 1 S: 5	H: 0 LOB: 0 BB: 0 P: 5	R: 0 E: 0 K: 1 S: 6	H: 2 LOB: 1 BB: 0 P: 6	R: 0 E: 0 K: 1 S: 5	H: 0 LOB: 0 BB: 0 P: 5	1B: 10 2B: 1 3B: 0 HR: 3	SF: 0 SAC: 1 DP: 3 HBP: 0	WP: 0 PB: 0 SB: 0 CS: 0	PA: 38
PITCHER	IP WLS BF H R ER SO BB IBB HBP BLK WP HR S P ERA WHIP																			
Sammy Ellis, R ERA: 5.86 (1, 1)	1.0 L 8 H 5 R 4 ER 4 SO 1 BB 1 IBB 0 HBP 0 BLK 0 WP 0 HR 13 S 13 P 13 ERA 9.00 WHIP 2.000																			
Joe Nuxhall, L ERA: 6.29 (2, 1)	2.0 11 H 4 R 5 ER 2 SO 0 BB 0 IBB 0 HBP 0 BLK 0 WP 0 HR 15 S 19 P 19 ERA 3.00 WHIP 1.333																			
Ted Davidson, L ERA: 3.0 (4, 1)	3.0 12 H 3 R 1 ER 1 SO 1 BB 0 IBB 0 HBP 0 BLK 0 WP 2 HR 15 S 19 P 19 ERA 0.00 WHIP 2.000																			
Jack Baldschun, R ERA: 9.2 (7, 1)	1.0 4 H 2 R 0 ER 0 SO 0 BB 0 IBB 0 HBP 0 BLK 0 WP 0 HR 6 S 6 P 6 ERA 0.00 WHIP 2.000																			
Billy McCool, L ERA: 1.95 (8, 1)	1.0 3 H 0 R 0 ER 0 SO 0 BB 0 IBB 0 HBP 0 BLK 0 WP 0 HR 5 S 5 P 5 ERA 0.00 WHIP 0.000																			

Cincinnati Reds @ Philadelphia Phillies
 Connie Mack Stadium, Philadelphia, PA
 Wed Jun 08 1966, 7:05 PM EDT
 Att: 14,637 - Unknown

AB 35
 R 10
 H 14
 RBI 10
 BB 2
 SO 6
 LOB 11



Batter	1	2	3	4	5	6	7	8	9	AB	R	H	RBI	BB	SO	LOB	TOP		
Lou Brock, L (1, 7) OBP: 0.282, SLG: 0.343	0-0 6-3	0-0 1B					0-0 6-3			4	1	2	0	0	0	0			
Phil Gaiglano, R (1, 5) OBP: 0.378, SLG: 0.365	0-0 F7	0-3 K				0-0 FC5-4 1B	0-3 K			4	0	1	1	0	2	2			
Curt Flood, R (1, 8) OBP: 0.361, SLG: 0.457	0-0 2B 1B				0-0 P6	0-0 FC5-4 1-2	0-0 F9			4	1	1	0	0	0	1			
Tito Francona, L (1, 3) OBP: 0.321, SLG: 0.275	0-0 1H 2B				0-0 F9	0-0 F8			0-0 3-1	4	0	1	1	0	0	1			
Tim McCarver, L (1, 2) OBP: 0.314, SLG: 0.405	4-0 IBB				0-0 3-1		0-0 P3		0-0 K 1B	3	0	1	0	1	0	0			
Jerry Buchek, R (1, 4) OBP: 0.316, SLG: 0.376	0-0 P4				0-3 K		0-0 2B		0-3 K 1-2	4	0	1	0	0	2	3			
Bobby Tolan, L (1, 9) OBP: 0.292, SLG: 0.269		0-0 F2			0-0 F9		4-0 IBB		0-3 K	3	0	0	0	1	1	0			
Dal Maxvill, R (1, 6) OBP: 0.191, SLG: 0.222		0-3 K			0-0 6-3		0-3 K		0-3 K	4	0	0	0	0	3	2			
Bob Gibson, R (1, 1) OBP: 0.240, SLG: 0.313		0-0 1B 1B				0-0 4-3	0-0 F8		0-3 K	4	0	1	0	0	1	2			
Inning Stats	R: 1 E: 0 K: 0 S: 5	H: 2 LOB: 2 BB: 1 P: 9	R: 0 E: 0 K: 2 S: 9	H: 2 LOB: 2 BB: 0 P: 9	R: 0 E: 0 K: 1 S: 3	H: 0 LOB: 0 BB: 0 P: 3	R: 0 E: 0 K: 1 S: 5	H: 0 LOB: 0 BB: 0 P: 5	R: 1 E: 0 K: 0 S: 5	H: 2 LOB: 1 BB: 1 P: 10	R: 0 E: 0 K: 1 S: 5	H: 0 LOB: 0 BB: 0 P: 5	R: 0 E: 0 K: 1 S: 5	H: 1 LOB: 0 BB: 0 P: 5	R: 0 E: 0 K: 3 S: 9	H: 0 LOB: 0 BB: 0 P: 9	1B: 5 2B: 3 3B: 0 HR: 0	SF: 0 SAC: 0 DP: 0 HBP: 0	WP: 0 PA: 36 PB: 0 SB: 1 CS: 0
PITCHER	IP WLS BF H R ER SO BB IBB HBP BLK WP HR S P ERA WHIP															IP WLS BF H R ER SO BB IBB HBP BLK WP HR S P ERA WHIP			
Jim Bunning, R (1, 1) ERA: 1.67	7.0 L 30 7 2 2 5 0 2 0 0 0 0 38 46 2.57 1.000																		
Darold Knowles, L (8, 1) ERA: 2.01	2.0 6 1 0 0 4 0 0 0 0 0 0 14 14 0.00 0.500																		

St. Louis Cardinals @ Philadelphia Phillies
 Connie Mack Stadium, Philadelphia, PA
 Sat Jun 11 1966, 7:05 PM EDT
 Att: 20,895 - Unknown

AB 34
 R 2
 H 8
 RBI 2
 BB 2
 SO 9
 LOB 11

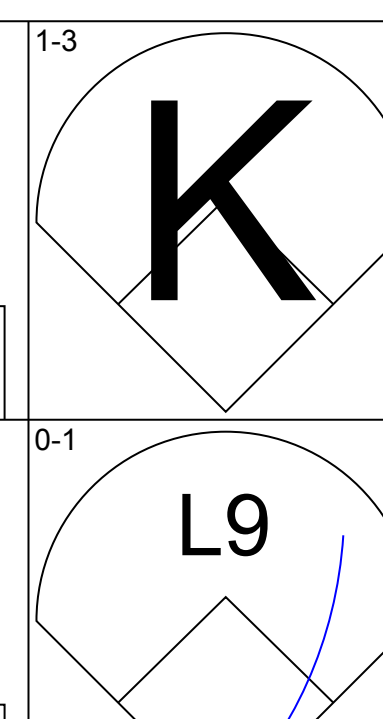
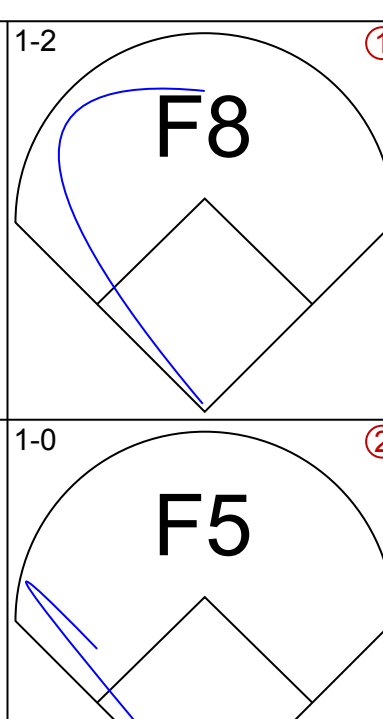
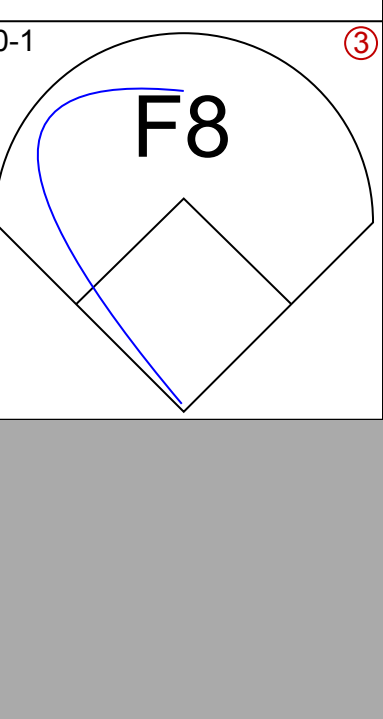
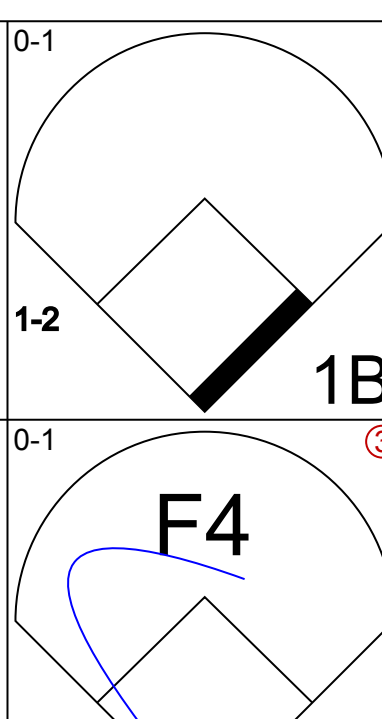
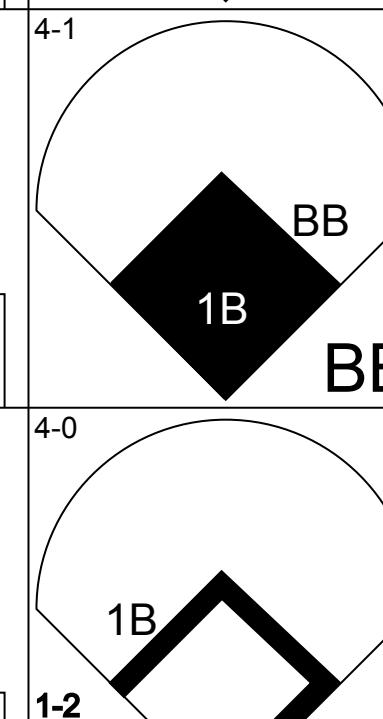
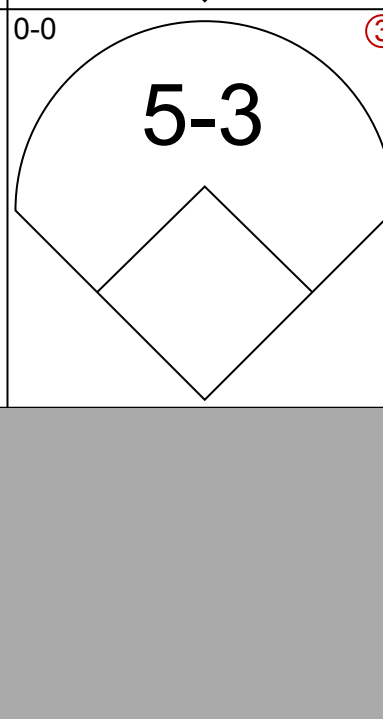
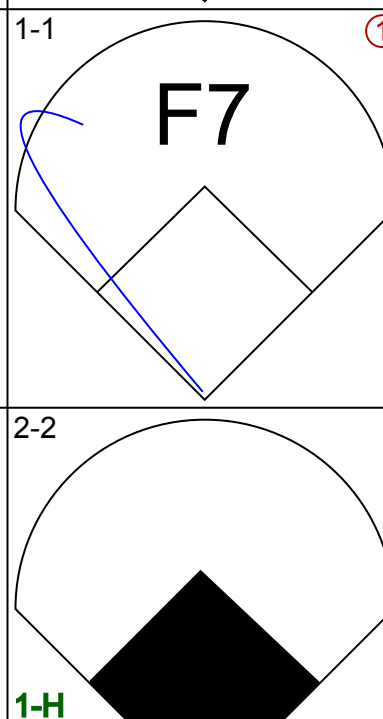


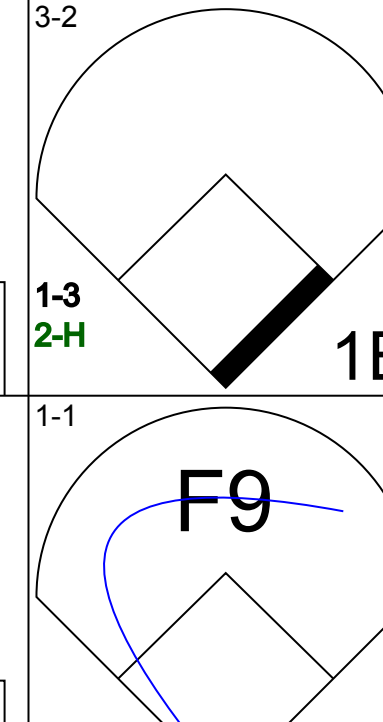

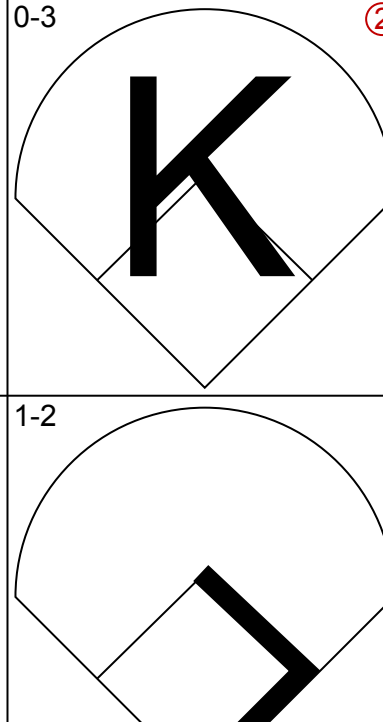
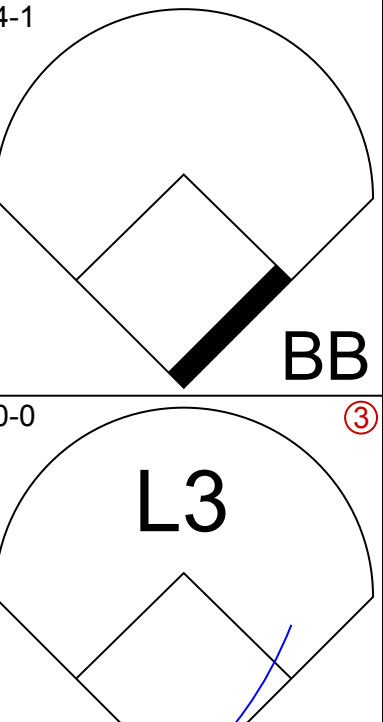


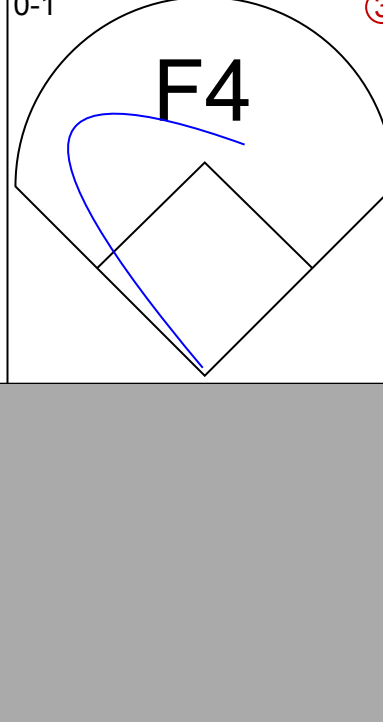




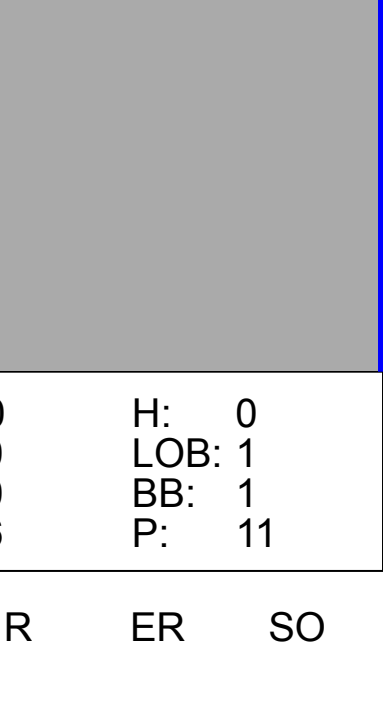
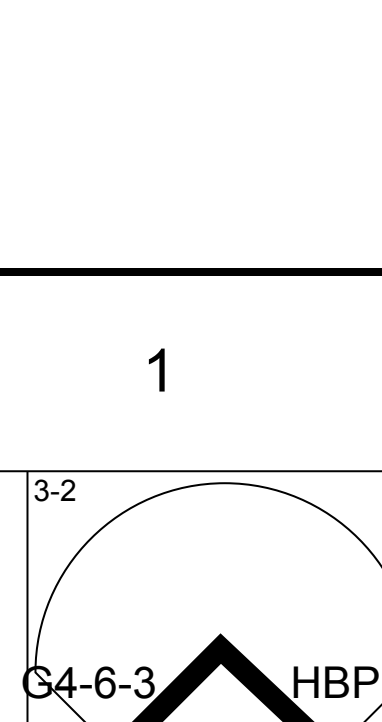
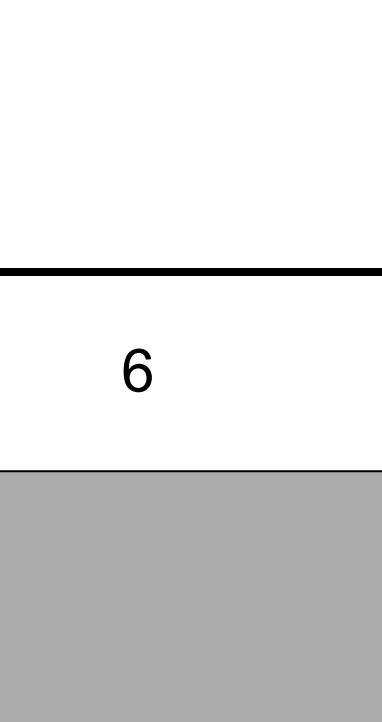
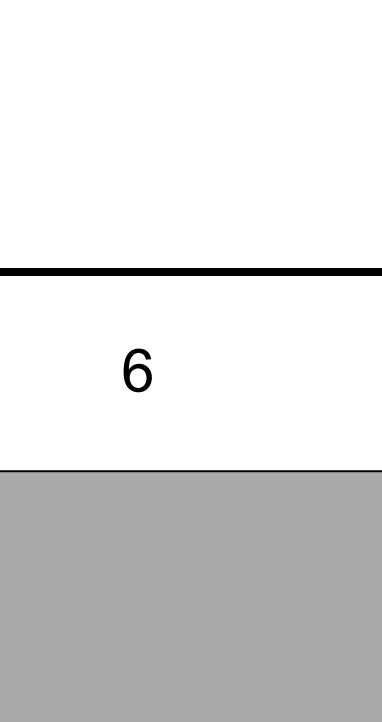
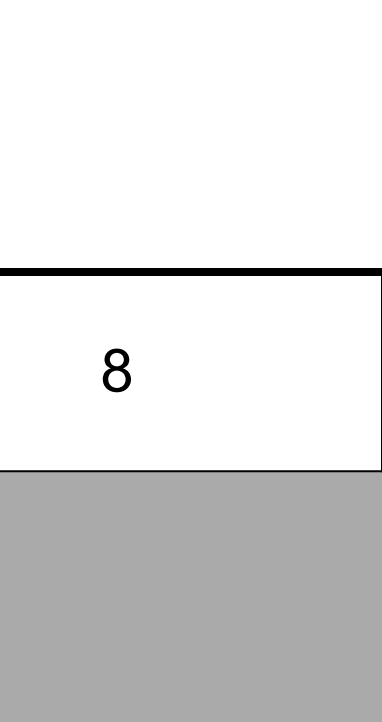
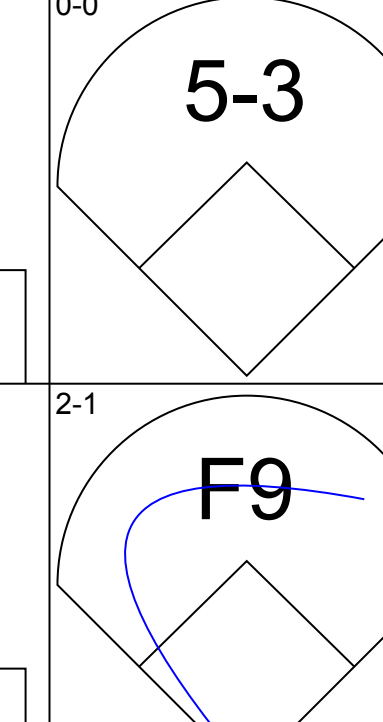
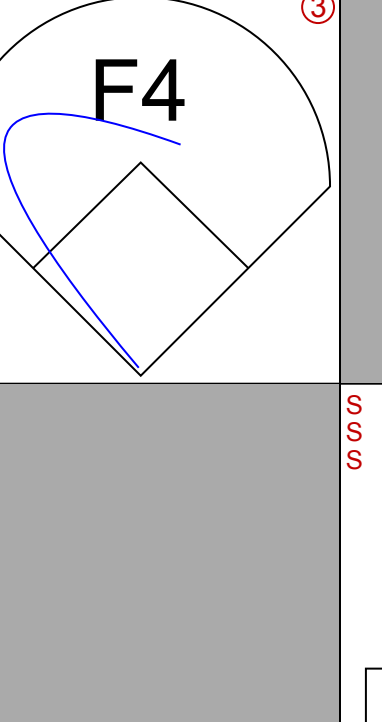
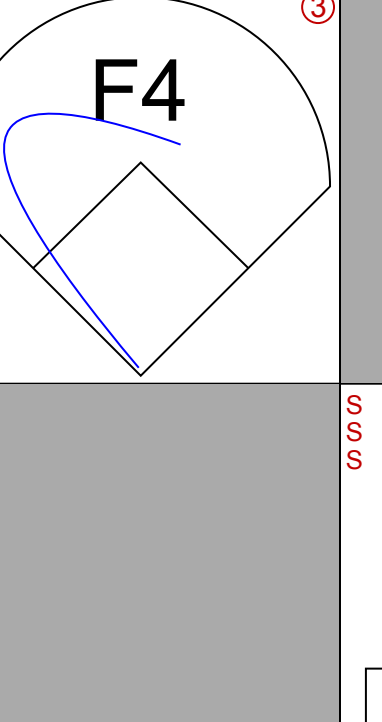
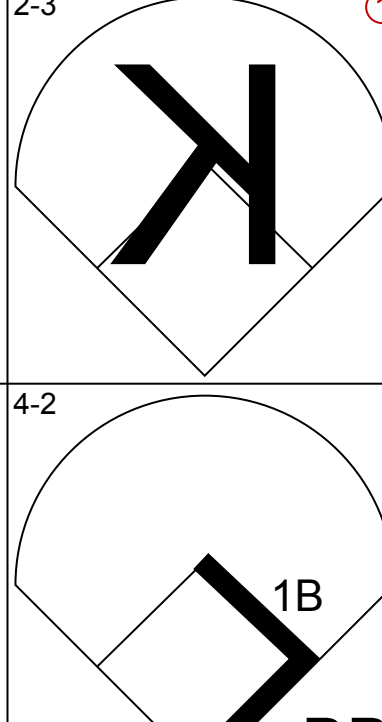
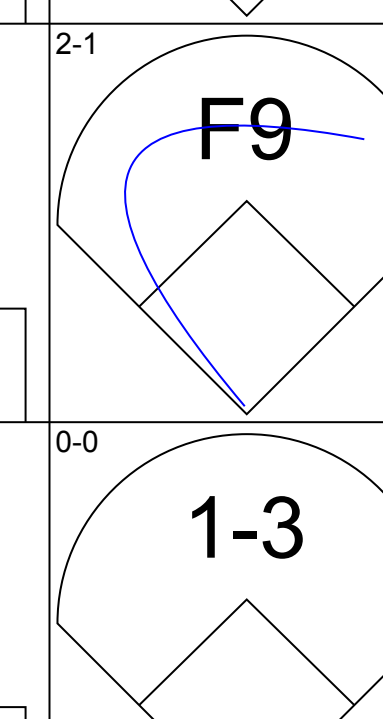
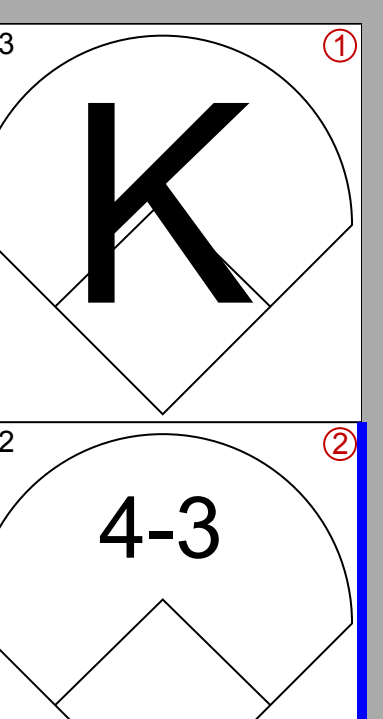
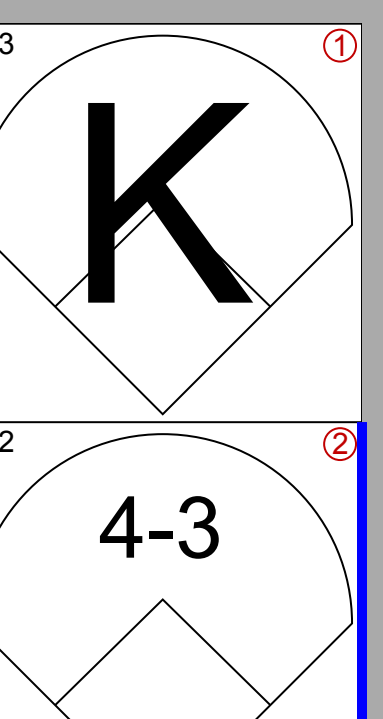
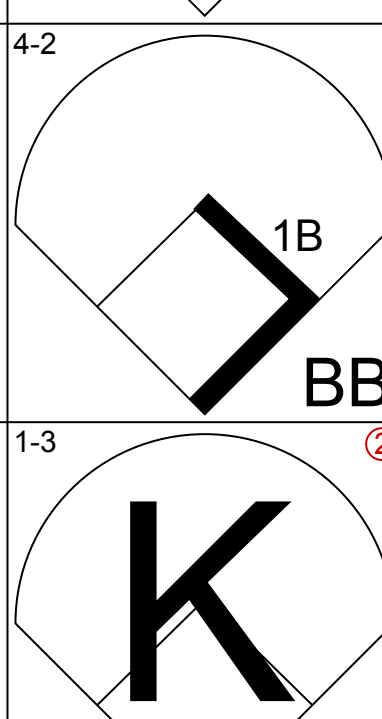
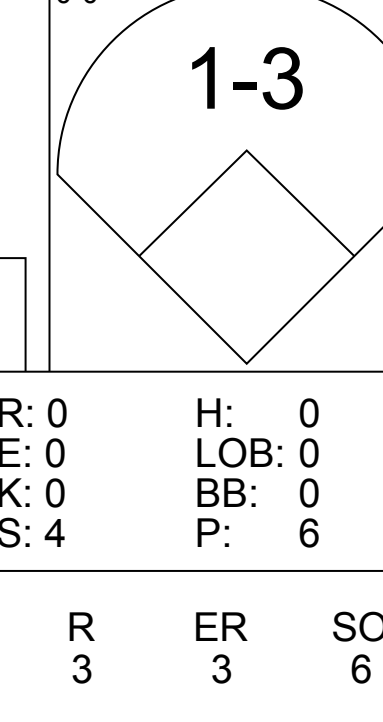
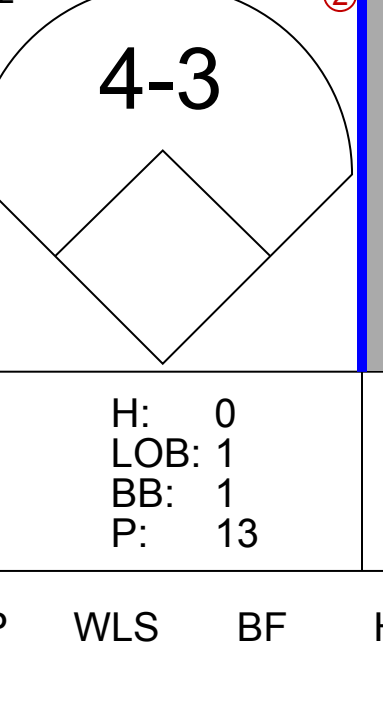
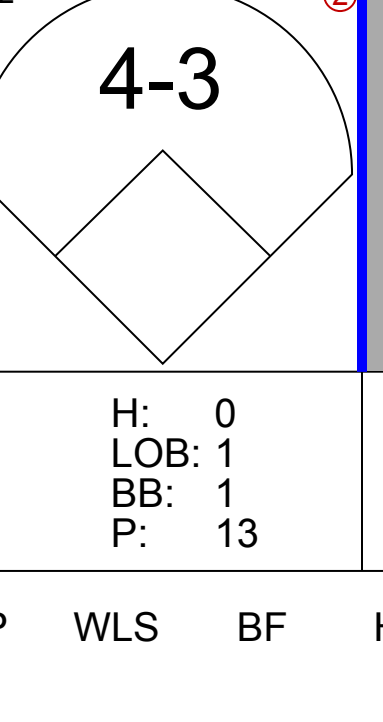
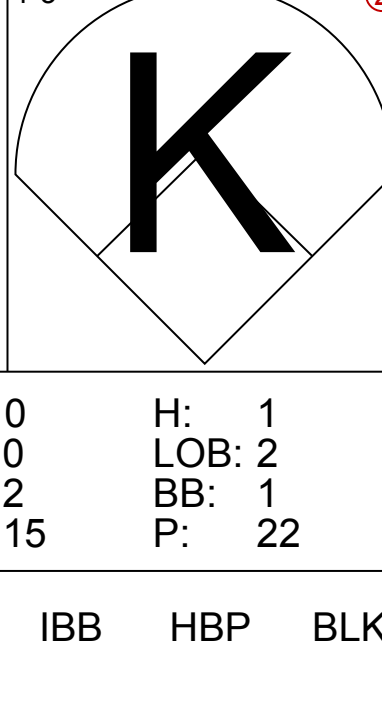


Batter	1	2	3	4	5	6	7	8	9	AB	R	H	RBI	BB	SO	LOB	BOTTOM				
Cookie Rojas, R (1, 4) OBP: 0.319, SLG: 0.378	0-0 6-3		0-0 1B 1B			0-0 4-3		0-0 5-3		4	0	1	0	0	0	0					
Johnny Callison, L (1, 9) OBP: 0.324, SLG: 0.374	0-0 F9		0-0 1-3 1B			0-0 1B		0-0 F8		4	0	2	0	0	0	0					
Dick Allen, R (1, 7) OBP: 0.419, SLG: 0.714	0-0 6-3		0-3 K			0-3 K		4-0 BB		3	0	0	0	1	2	3					
Bill White, L (1, 3) OBP: 0.323, SLG: 0.407		0-0 FC6-4 1B		4-0 CS BB		0-0 P3		0-0 F5		3	0	1	0	1	0	2					
Tony Gonzalez, L (1, 8) OBP: 0.309, SLG: 0.391		0-3 K		0-3 K			0-0 L7		0-0 E3 1B	4	0	0	0	0	2	2					
Dick Great, R (1, 6) OBP: 0.295, SLG: 0.330		0-0 FC6-4 1-2		0-3 K 1-2			0-0 F7		0-3 K	4	0	0	0	0	2	3					
Clay Dalrymple, L (1, 2) Terry Fox, R (9, PR)		0-3 K				0-0 G3-6-1 1B		0-0 1B 2B		4	0	3	0	0	1	1					
Phil Linz, R (1, 5) OBP: 0.333, SLG: 0.346			0-0 G1-6-3 1B			0-0 G3-6-1 1-2		0-0 F3		4	0	2	0	0	0	3					
Jim Bunning, R (1, 1) OBP: 0.227, SLG: 0.190			0-0 G1-6-3			0-0 5-3		0-0 P1		2	0	0	0	0	0	1					
Doug Clemens, L (7, PH) Darold Knowles, L (8, 1) Harvey Kuenn, R (8, PH)									0-0 P3	1	0	0	0	0	0	2					
										0	0	0	0	0	0	0					
										1	0	0	0	0	0	2					
Inning Stats	R: 0 E: 0 K: 0 S: 3	H: 0 LOB: 0 BB: 0 P: 3	R: 0 E: 0 K: 2 S: 8	H: 1 LOB: 1 BB: 0 P: 8	R: 0 E: 0 K: 1 S: 7	H: 3 LOB: 2 BB: 0 P: 7	R: 0 E: 0 K: 2 S: 6	H: 0 LOB: 1 BB: 1 P: 10	R: 0 E: 0 K: 1 S: 3	H: 1 LOB: 0 BB: 0 P: 3	R: 0 E: 0 K: 1 S: 6	H: 1 LOB: 1 BB: 0 P: 6	R: 0 E: 0 K: 0 S: 5	H: 2 LOB: 2 BB: 0 P: 5	R: 0 E: 0 K: 0 S: 3	H: 0 LOB: 1 BB: 1 P: 7	R: 0 E: 1 K: 1 S: 7	H: 1 LOB: 2 BB: 0 P: 7	1B: 8 2B: 2 3B: 0 HR: 0	SF: 0 SAC: 0 DP: 3 HBP: 0	WP: 0 PA: 36 PB: 0 SB: 0 CS: 1
PITCHER	IP WLS BF H R ER SO BB IBB HBP BLK WP HR S P ERA WHIP															IP WLS BF H R ER SO BB IBB HBP BLK WP HR S P ERA WHIP					
Bob Gibson, R (1, 1) ERA: 2.14	9.0 W 36 9 0 0 7 2 0 0 0 0 48 56 0.00 1.222																				

St. Louis Cardinals @ Philadelphia Phillies
 Connie Mack Stadium, Philadelphia, PA
 Sat Jun 11 1966, 7:05 PM EDT
 Att: 20,895 - Unknown

AB 34
 R 0
 H 9
 RBI 0
 BB 2
 SO 7
 LOB 19

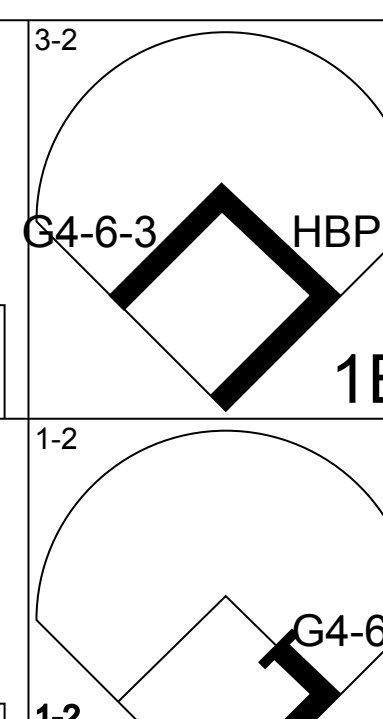
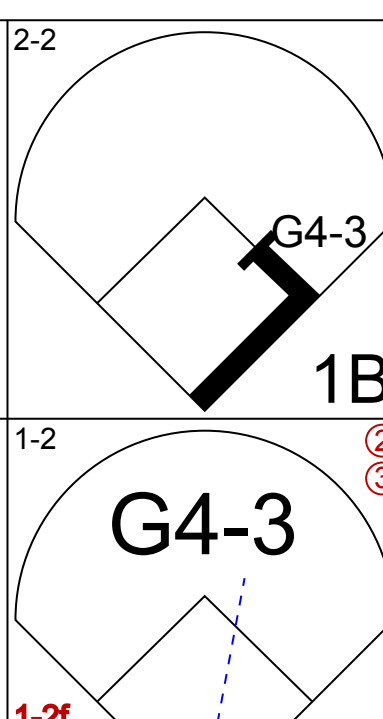
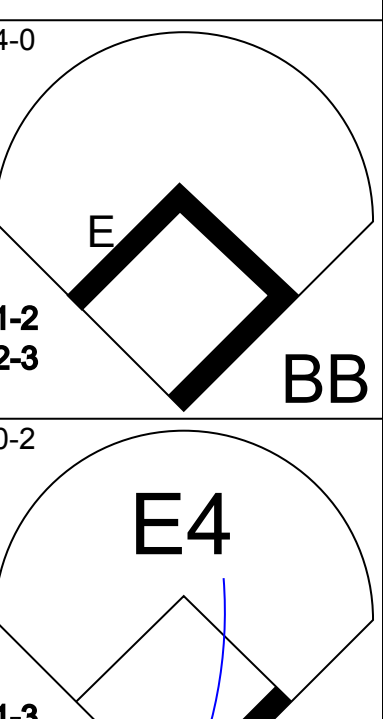
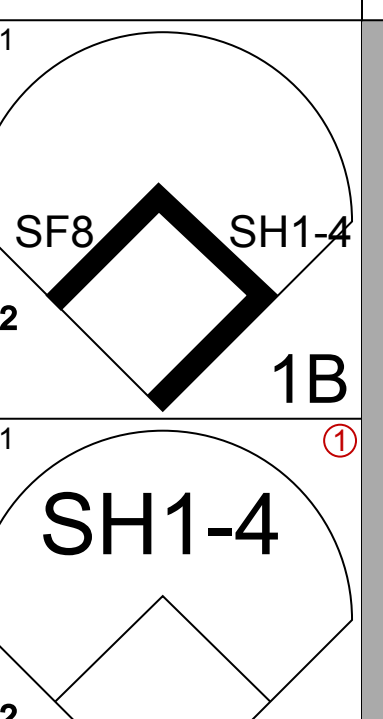
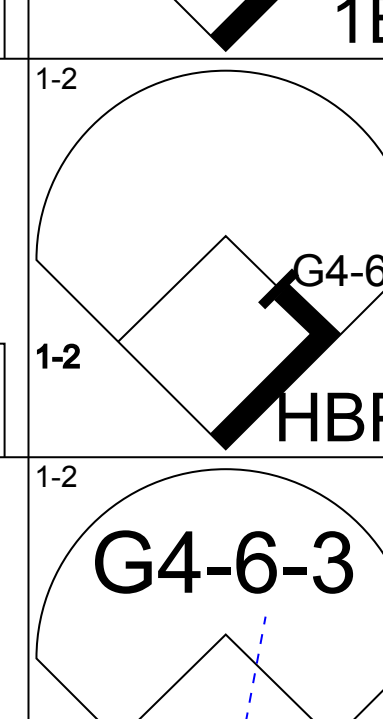
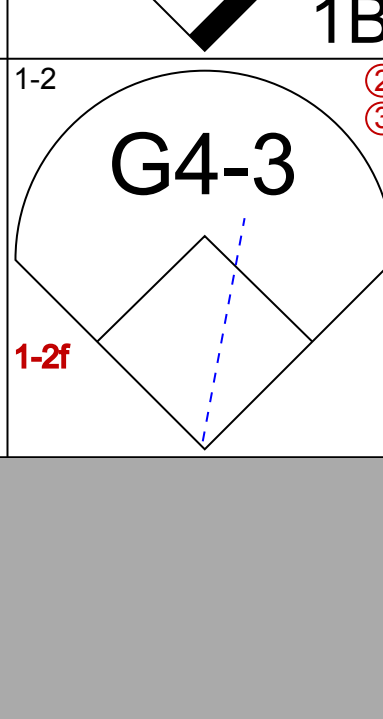
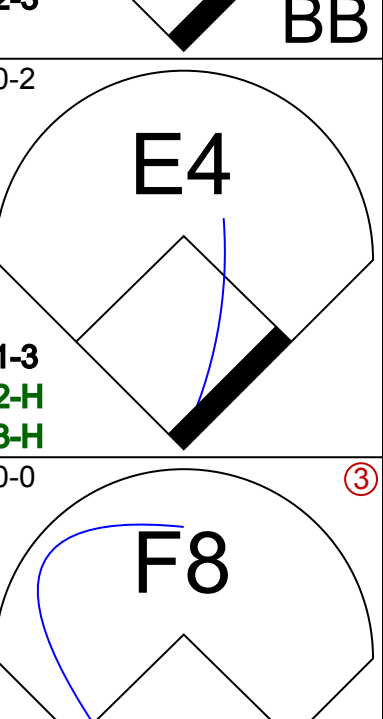
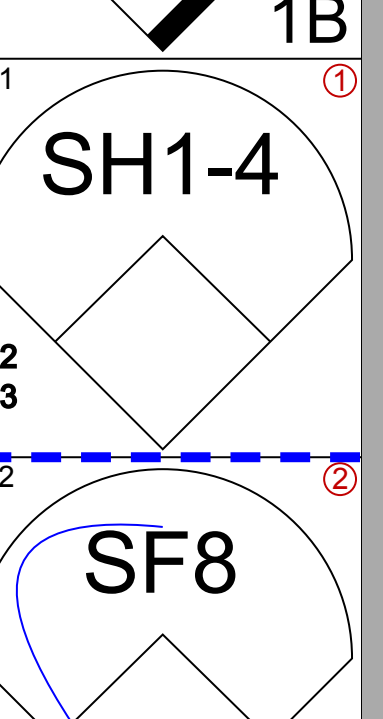
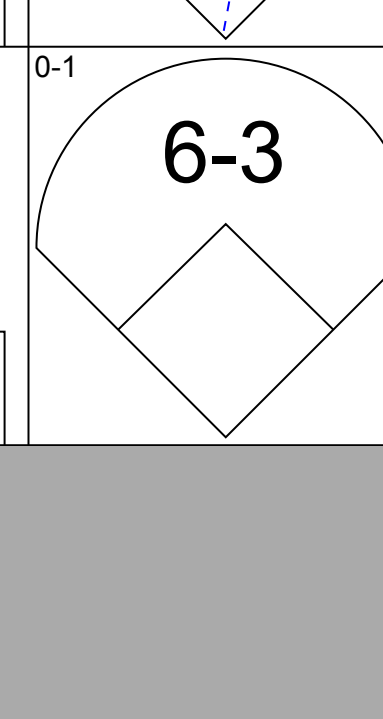



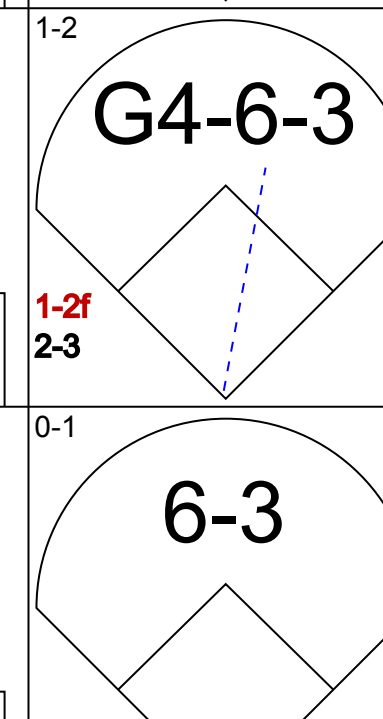
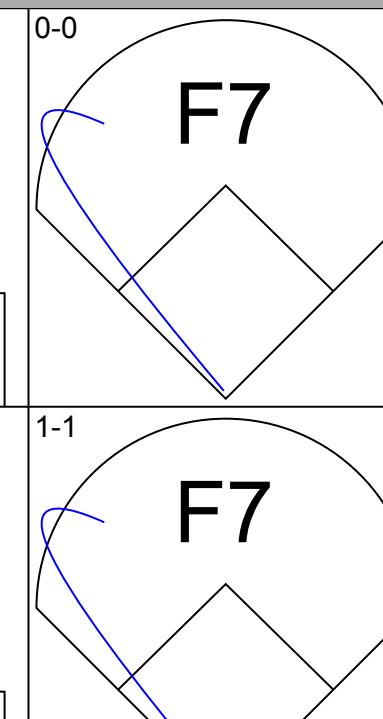
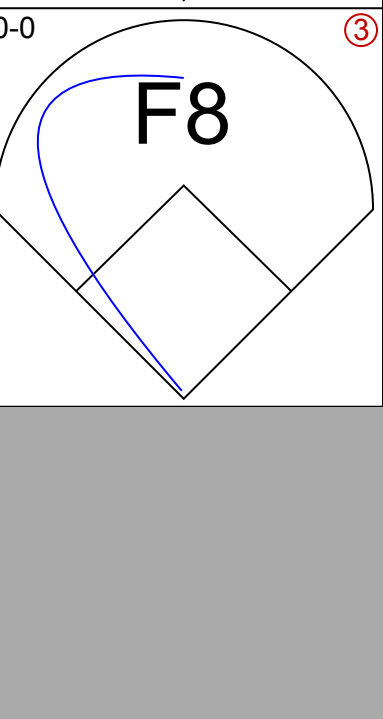
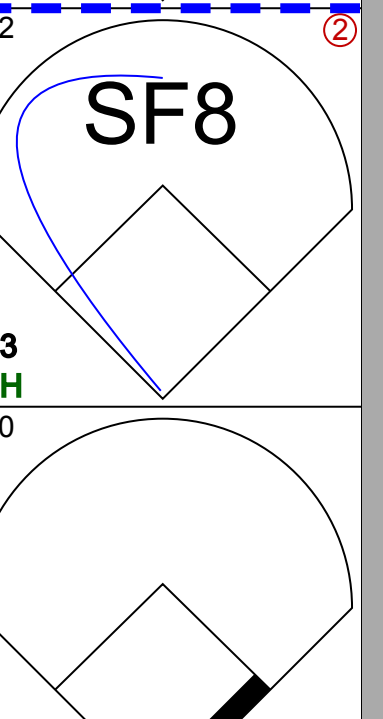
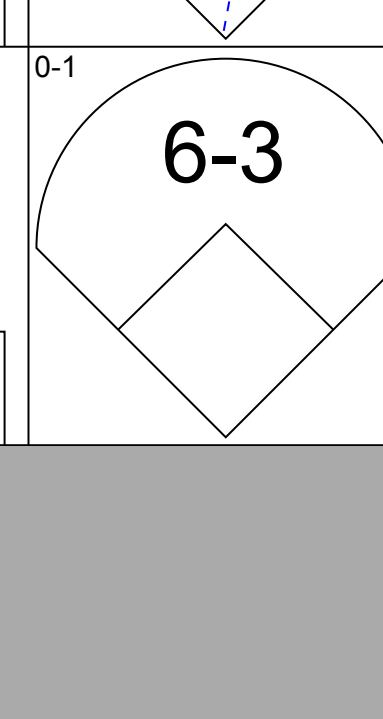
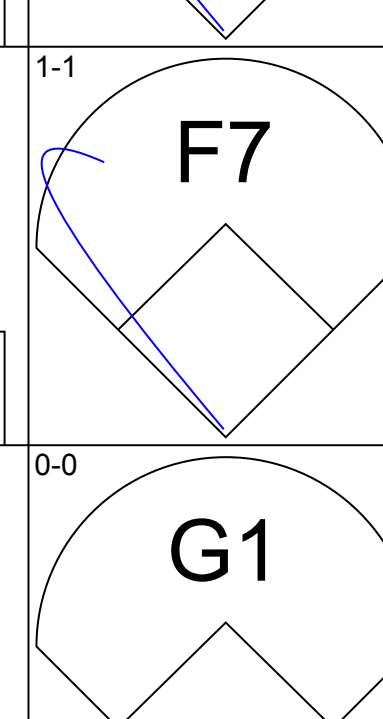
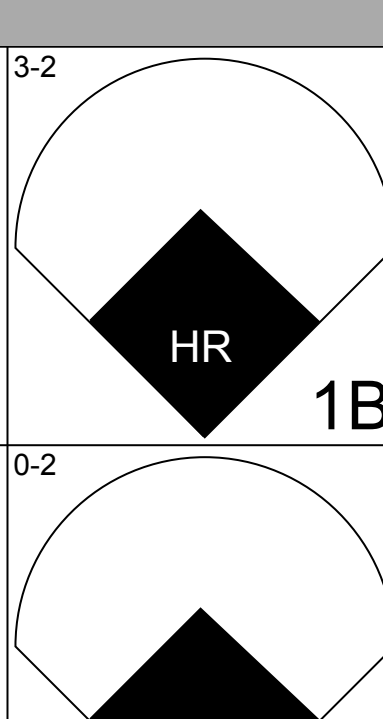

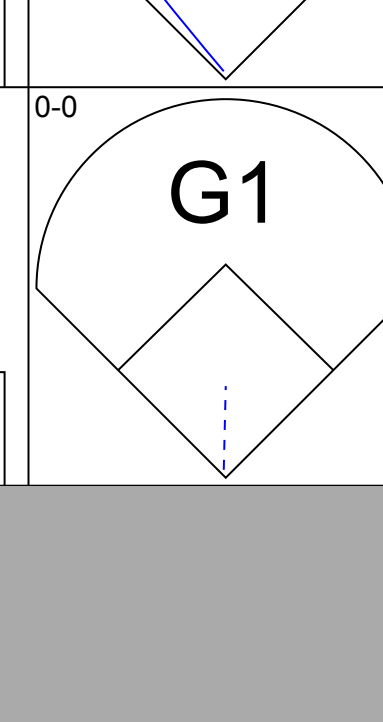
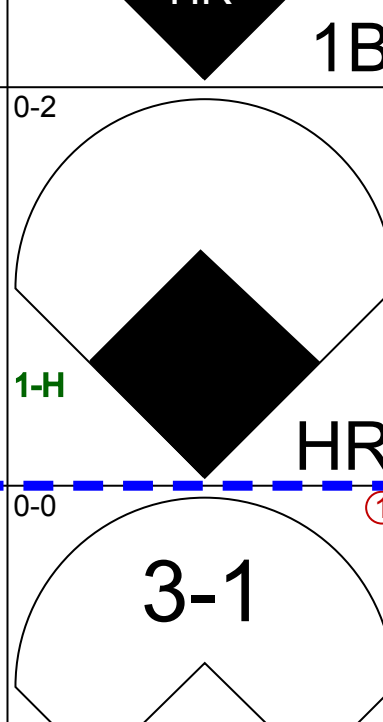
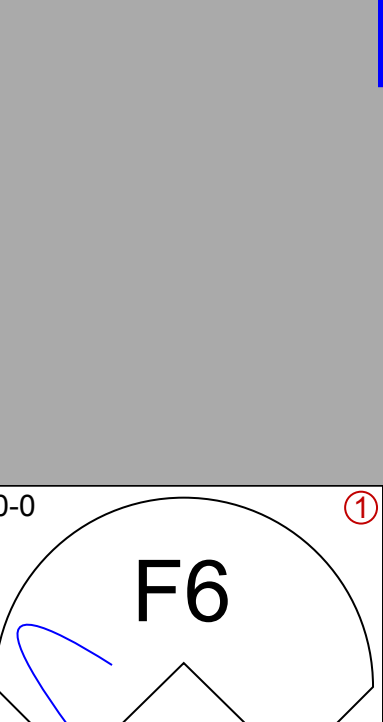
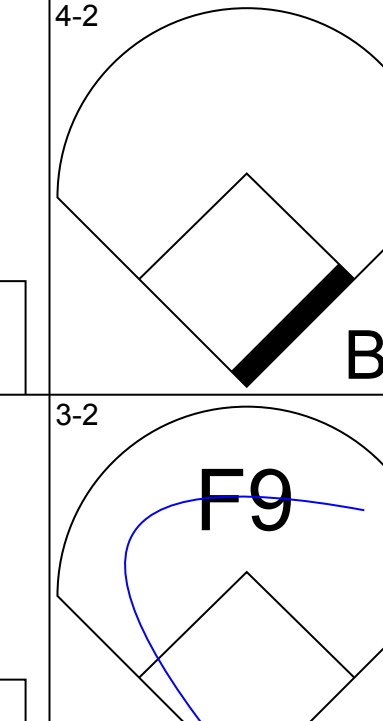
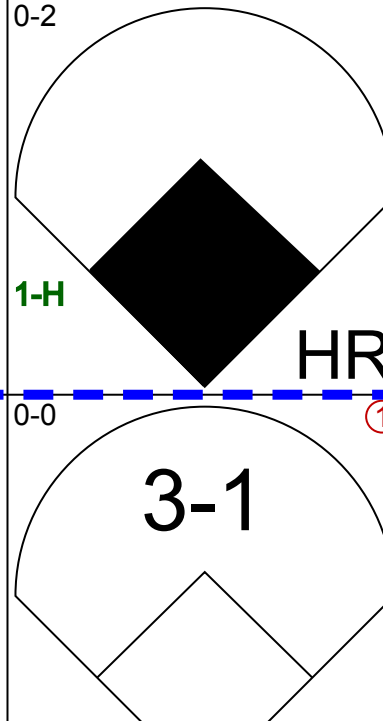
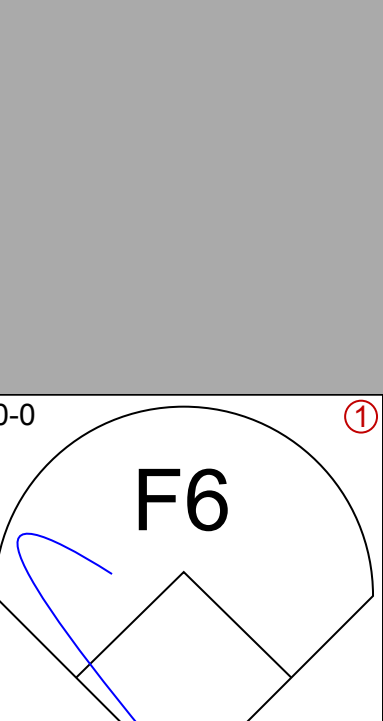

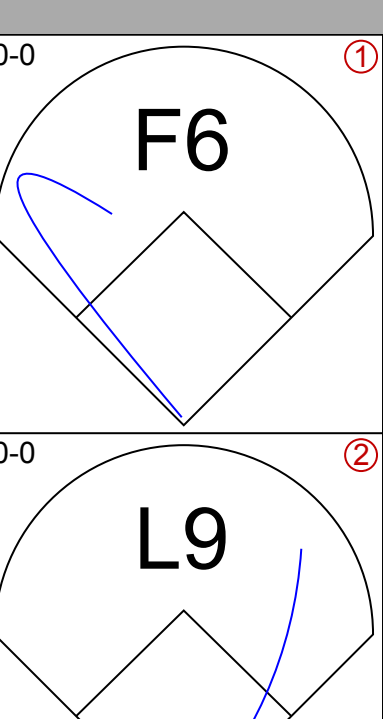

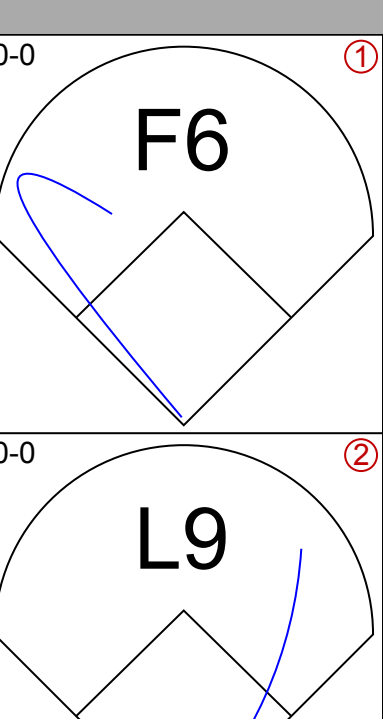
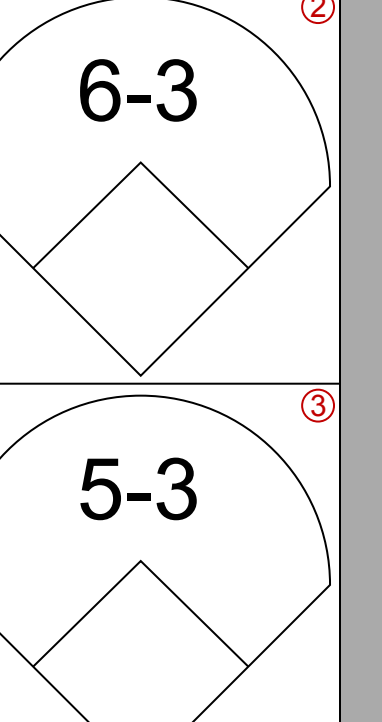
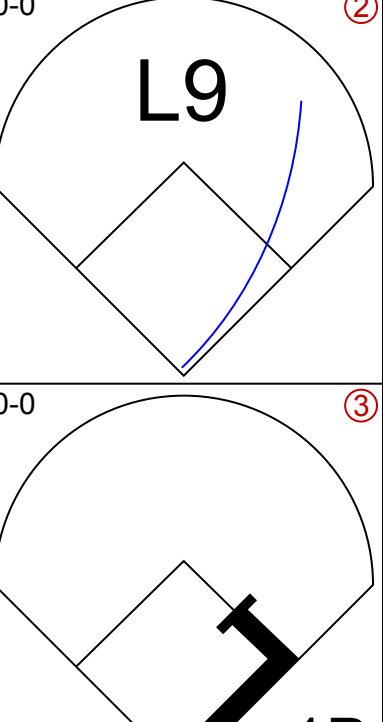
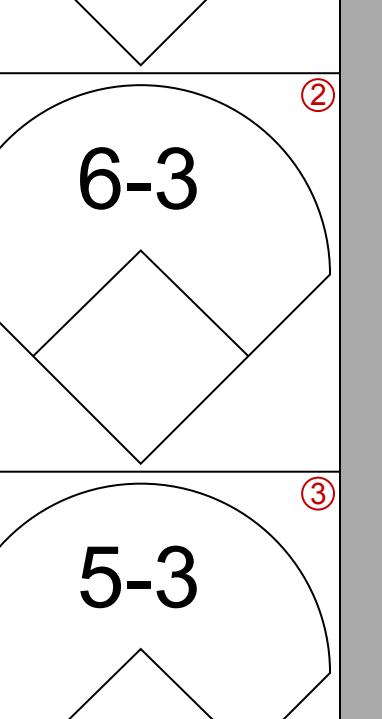
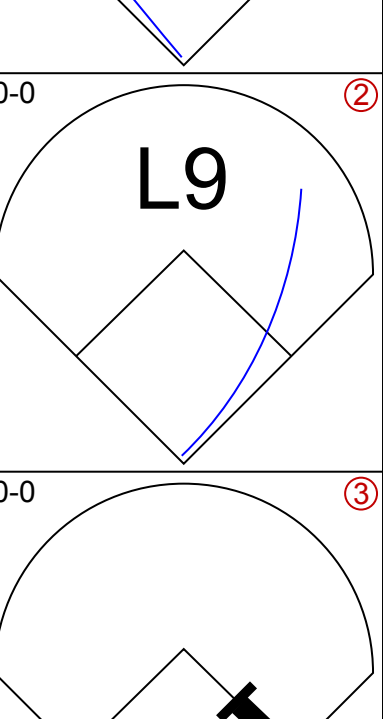
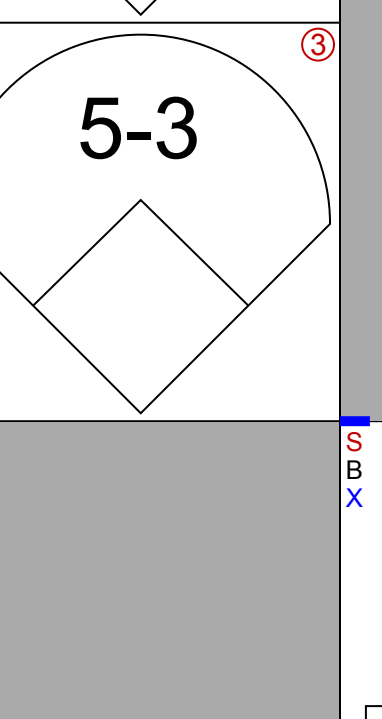
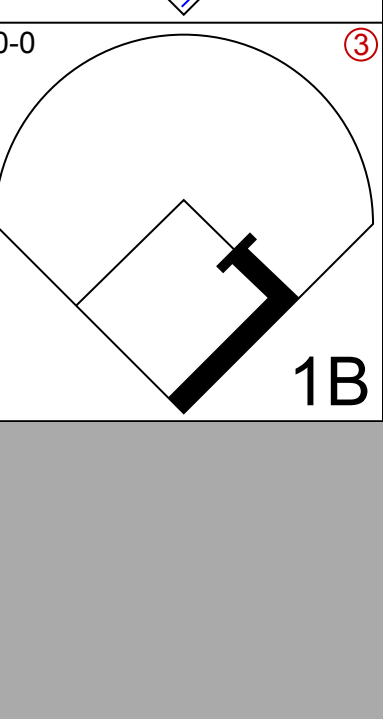
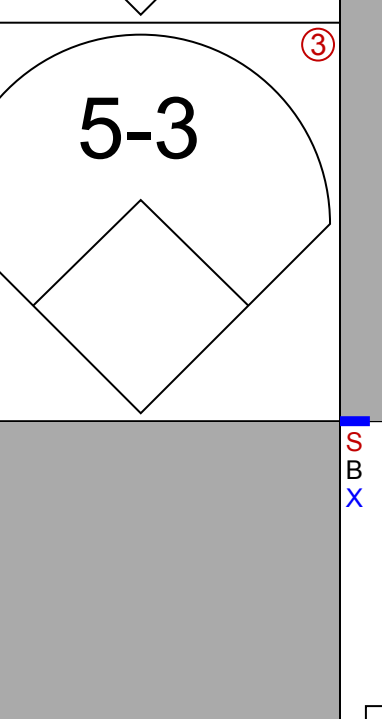
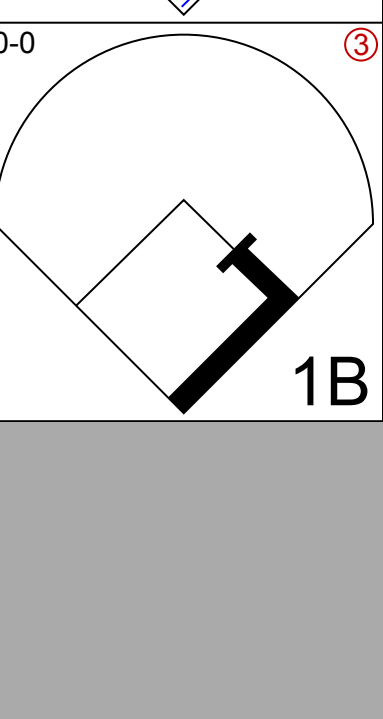
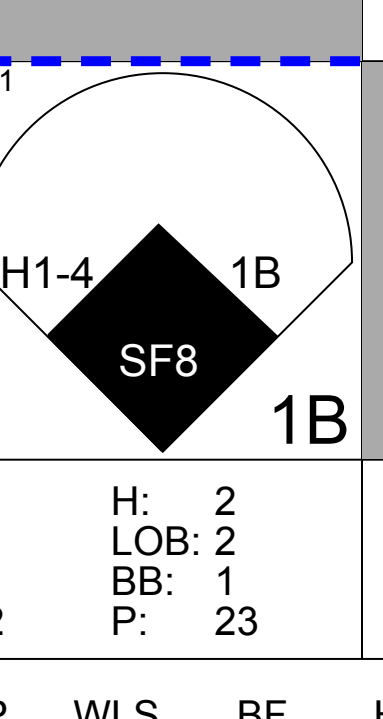



Batter	1	2	3	4	5	6	7	8	9	AB	R	H	RBI	BB	SO	LOB	TOP		
Julian Javier, R OBP: 0.286, SLG: 0.312																	4 0 1 0 1 1 1		
Phil Gaigliano, R OBP: 0.367, SLG: 0.343																	4 1 0 0 1 0 3		
Curt Flood, R OBP: 0.359, SLG: 0.450																	3 1 0 0 1 0 1		
Mike Shannon, R OBP: 0.279, SLG: 0.444																	3 1 1 2 1 0 0		
Jerry Buchek, R OBP: 0.321, SLG: 0.375																	3 0 1 1 1 1 0		
Lou Brock, L OBP: 0.281, SLG: 0.346																	4 0 1 0 0 1 3		
Pat Corrales, R OBP: 0.200, SLG: 0.205																	4 0 0 0 0 1 1		
Dal Maxvill, R OBP: 0.216, SLG: 0.229																	3 0 1 0 1 1 0		
Nelson Briles, R Hal Woodeshick, L Bobby Richardson, R Don Dennis, R Joe Hoerner, R Bob Gibson, R																	1 0 0 0 0 0 0 0 0 0 0 0 0 0 1 0 1 0 0 0 0 0 1		
Inning Stats	R: 1 E: 0 K: 1 S: 11	H: 1 LOB: 2 BB: 2 P: 24	R: 0 E: 0 K: 0 S: 4	H: 0 LOB: 0 BB: 0 P: 6	R: 0 E: 0 K: 1 S: 6	H: 0 LOB: 0 BB: 0 P: 8	R: 0 E: 0 K: 1 S: 6	H: 1 LOB: 1 BB: 0 P: 7	R: 2 E: 0 K: 1 S: 14	H: 2 LOB: 1 BB: 1 P: 22	R: 0 E: 0 K: 1 S: 8	H: 0 LOB: 1 BB: 1 P: 13	R: 0 E: 0 K: 0 S: 6	H: 0 LOB: 1 BB: 1 P: 11	R: 0 E: 0 K: 2 S: 15	H: 1 LOB: 2 BB: 1 P: 22	1B: 3 2B: 1 3B: 0 HR: 1	SF: 0 SAC: 1 DP: 0 HBP: 0	WP: 0 PA: 38 PB: 0 SB: 0 CS: 0
PITCHER Chris Short, L ERA: 2.69	IP: 9.0 WLS: W BF: 38 H: 5 R: 3 ER: 3 SO: 6 BB: 6 IBB: 0 HBP: 0 BLK: 0 WP: 0 HR: 1 S: 77 P: 119 ERA: 3.00 WHIP: 1.222															PITCHER			

St. Louis Cardinals @ Philadelphia Phillies
 Connie Mack Stadium, Philadelphia, PA
 Sun Jun 12 1966, 3:33 AM EDT
 Att: 13,421 - Unknown

AB	31
R	3
H	5
RBI	3
BB	6
SO	6
LOB	10



Batter	1	2	3	4	5	6	7	8	9	AB	R	H	RBI	BB	SO	LOB	BOTTOM		
Tony Gonzalez, L OBP: 0.329, SLG: 0.405																	3 0 3 0 1 0 0		
Cookie Rojas, R OBP: 0.322, SLG: 0.378																	0 0 0 0 0 0 0		
Tony Taylor, R OBP: 0.305, SLG: 0.436																	2 0 0 0 0 0 2		
Johnny Callison, L OBP: 0.319, SLG: 0.368																	3 0 0 1 0 0 4		
Dick Allen, R OBP: 0.421, SLG: 0.704																	3 1 1 0 1 0 1		
Jackie Brandt, R OBP: 0.276, SLG: 0.194																	0 0 0 0 0 0 0		
Bill White, L OBP: 0.326, SLG: 0.420																	3 1 1 2 1 1 2		
Clay Dalrymple, L OBP: 0.360, SLG: 0.339																	4 0 0 0 0 0 1		
Dick Groat, R OBP: 0.290, SLG: 0.324																	4 0 0 0 0 1 1		
Phil Linz, R OBP: 0.355, SLG: 0.367																	4 1 2 0 0 1 1		
Chris Short, R OBP: 0.268, SLG: 0.268																	3 2 2 0 0 1 0		
Inning Stats	R: 0 E: 0 K: 0 S: 11	H: 1 LOB: 1 BB: 0 P: 16	R: 0 E: 0 K: 2 S: 11	H: 0 LOB: 1 BB: 1 P: 21	R: 0 E: 0 K: 1 S: 9	H: 1 LOB: 0 BB: 0 P: 13	R: 0 E: 0 K: 0 S: 4	H: 0 LOB: 0 BB: 0 P: 5	R: 2 E: 1 K: 0 S: 13	H: 2 LOB: 2 BB: 1 P: 20	R: 2 E: 0 K: 0 S: 10	H: 2 LOB: 0 BB: 0 P: 14	R: 1 E: 0 K: 1 S: 12	H: 2 LOB: 2 BB: 1 P: 23	R: 0 E: 0 K: 0 S: 3	H: 1 LOB: 1 BB: 0 P: 3	1B: 8 2B: 0 3B: 0 HR: 1	SF: 1 SAC: 1 DP: 2 HBP: 1	WP: 0 PA: 35 PB: 0 SB: 0 CS: 0
PITCHER Nelson Briles, R Hal Woodeshick, L Don Dennis, R Joe Hoerner, L	IP: 5.0 WLS: L BF: 23 H: 4 R: 4 ER: 2 SO: 3 BB: 2 IBB: 0 HBP: 0 BLK: 0 WP: 0 HR: 1 S: 54 P: 84 ERA: 3.36	IP: 1.0 WLS: L BF: 3 H: 0 R: 0 ER: 0 SO: 0 BB: 0 IBB: 0 HBP: 0 BLK: 0 WP: 0 HR: 0 S: 4 P: 5 ERA: 1.31	IP: 0.1 WLS: L BF: 2 H: 1 R: 1 ER: 1 SO: 0 BB: 0 IBB: 0 HBP: 0 BLK: 0 WP: 0 HR: 0 S: 6 P: 9 ERA: 6.75	IP: 1.2 WLS: L BF: 6 H: 1 R: 0 ER: 0 SO: 1 BB: 0 IBB: 0 HBP: 0 BLK: 0 WP: 0 HR: 0 S: 9 P: 17 ERA: 0.47															PITCHER

St. Louis Cardinals @ Philadelphia Phillies
 Connie Mack Stadium, Philadelphia, PA
 Sun Jun 12 1966, 3:33 AM EDT
 Att: 13,421 - Unknown

AB	29
R	5
H	9
RBI	3
BB	3
SO	4
LOB	12



Batter	1	2	3	4	5	6	7	8	9	AB	R	H	RBI	BB	SO	LOB	TOP			
Eddie Mathews, L (1, 5) OBP: 0.310, SLG: 0.346	L9					K		K		3	0	0	0	1	2	0	Atlanta Braves @ Philadelphia Phillies Connie Mack Stadium, Philadelphia, PA Mon Jun 13 1966, 7:05 PM EDT Unknown			
Woody Woodward, R (1, 6) OBP: 0.390, SLG: 0.348	K					F9		F5		4	0	0	0	0	1					
Hank Aaron, R (1, 9) OBP: 0.371, SLG: 0.615	F2					F9		F8		4	0	0	0	0	1					
Felipe Alou, R (1, 3) OBP: 0.321, SLG: 0.454		5-3								4	0	1	0	0	1					
Mack Jones, L (1, 8) OBP: 0.314, SLG: 0.500	K					P6		FC4-6 1B		4	1	0	0	0	1					
Joe Torre, R (1, 2) OBP: 0.368, SLG: 0.510		5-3				1B BB		1B 2B		3	1	1	1	1	0	0				
Rico Carty, R (1, 7) OBP: 0.366, SLG: 0.373								6-3		3	0	1	0	0	1					
Felix Millan, R (1, 4) OBP: 0.273, SLG: 0.318										3	0	1	1	0	2					
Tony Cloninger, R (1, 1) OBP: 0.147, SLG: 0.152										1	0	0	0	0	0	0				
Billy O'Dell, L (3, 1) OBP: 0.250, SLG: 0.250										0	0	0	0	0	0	0				
John Herrington, L (5, PH) OBP: 0.136, SLG: 0.147										0	0	0	0	0	0	2				
Chi-Chi Olivo, R (5, 1) OBP: 0.292, SLG: 0.298										0	0	0	0	0	0	0				
Gary Geiger, L (7, PH) OBP: 0.292, SLG: 0.298										1	0	0	0	0	1					
Arnold Umbach, R (7, 1) OBP: 0.400, SLG: 0.250										0	0	0	0	0	0	0				
Inning Stats	R: 0 E: 0 K: 1 S: 5	H: 0 LOB: 0 BB: 0 P: 5	R: 0 E: 0 K: 1 S: 5	H: 0 LOB: 0 BB: 0 P: 5	R: 0 E: 0 K: 0 S: 3	H: 0 LOB: 0 BB: 0 P: 3	R: 0 E: 0 K: 0 S: 3	H: 0 LOB: 1 BB: 1 P: 7	R: 0 E: 0 K: 0 S: 4	H: 1 LOB: 2 BB: 1 P: 8	R: 0 E: 0 K: 1 S: 5	H: 0 LOB: 0 BB: 0 P: 5	R: 2 E: 0 K: 0 S: 6	H: 3 LOB: 1 BB: 0 P: 6	R: 0 E: 0 K: 1 S: 5	H: 0 LOB: 0 BB: 0 P: 3	1B: 3 2B: 1 3B: 0 HR: 0	SF: 0 SAC: 0 DP: 0 HBP: 0	WP: 0 PB: 0 SB: 0 CS: 0	PA: 33
PITCHER Larry Jackson, R (1, 1) ERA: 3.8	IP: 9.0 WLS: W BF: 33 H: 4 R: 2 ER: 2 SO: 4 BB: 2 IBB: 0 HBP: 0 BLK: 0 WP: 0 HR: 0 S: 39 P: 47 ERA: 2.00 WHIP: 0.667																			

AB	31
R	2
H	4
RBI	2
BB	2
SO	4
LOB	10



Batter	1	2	3	4	5	6	7	8	9	AB	R	H	RBI	BB	SO	LOB	BOTTOM			
Tony Gonzalez, L (1, 8) OBP: 0.327, SLG: 0.396	F9									3	1	0	0	0	0	0	Atlanta Braves @ Philadelphia Phillies Connie Mack Stadium, Philadelphia, PA Mon Jun 13 1966, 7:05 PM EDT Unknown			
Tony Taylor, R (1, 4) OBP: 0.304, SLG: 0.438	6-3									4	1	1	1	0	0	0				
Johnny Callison, L (1, 9) OBP: 0.317, SLG: 0.363										3	0	0	0	1	1	2				
Dick Allen, R (1, 7) OBP: 0.416, SLG: 0.706										4	1	1	1	0	1	1				
Jackie Brandt, R (9, 7) OBP: 0.276, SLG: 0.194	F8									0	0	0	0	0	0	0				
Bill White, L (1, 3) OBP: 0.325, SLG: 0.414										3	2	0	0	1	0	1				
Clay Dalrymple, L (1, 2) OBP: 0.364, SLG: 0.369										4	1	2	3	0	0	1				
Dick Groat, R (1, 6) OBP: 0.266, SLG: 0.320										3	0	0	0	0	1	3				
Bobby Wine, R (8, 6) OBP: 0.290, SLG: 0.298										0	0	0	0	0	0	0				
Phil Linz, R (1, 5) OBP: 0.353, SLG: 0.394										3	0	1	1	0	0	0				
Larry Jackson, R (1, 1) OBP: 0.080, SLG: 0.042										3	0	0	0	0	2	1				
Inning Stats	R: 0 E: 0 K: 0 S: 3	H: 0 LOB: 1 BB: 1 P: 7	R: 2 E: 0 K: 2 S: 8	H: 1 LOB: 0 BB: 1 P: 12	R: 3 E: 0 K: 0 S: 6	H: 3 LOB: 1 BB: 0 P: 7	R: 0 E: 0 K: 1 S: 5	H: 0 LOB: 0 BB: 0 P: 5	R: 0 E: 0 K: 0 S: 5	H: 0 LOB: 0 BB: 0 P: 5	R: 1 E: 2 K: 0 S: 5	H: 1 LOB: 1 BB: 0 P: 5	R: 0 E: 1 K: 0 S: 3	H: 0 LOB: 0 BB: 0 P: 3	R: 0 E: 0 K: 1 S: 5	H: 0 LOB: 0 BB: 0 P: 5	1B: 1 2B: 3 3B: 1 HR: 1	SF: 0 SAC: 0 DP: 2 HBP: 1	WP: 0 PB: 0 SB: 0 CS: 0	PA: 33
PITCHER Tony Cloninger, R (1, 1) ERA: 4.65	IP: 2.1 WLS: L BF: 13 H: 3 R: 5 ER: 5 SO: 2 BB: 2 IBB: 0 HBP: 0 BLK: 0 WP: 0 HR: 1 S: 14 P: 23 ERA: 19.29 WHIP: 2.143																			
Billy O'Dell, L (3, 1) ERA: 2.31	IP: 1.2 WLS: L BF: 6 H: 1 R: 0 ER: 0 SO: 1 BB: 0 IBB: 0 HBP: 0 BLK: 0 WP: 0 HR: 0 S: 8 P: 8 ERA: 0.00 WHIP: 0.600																			
Chi-Chi Olivo, R (5, 1) ERA: 3.07	IP: 2.0 WLS: L BF: 8 H: 1 R: 1 ER: 1 SO: 1 BB: 0 IBB: 0 HBP: 0 BLK: 0 WP: 0 HR: 0 S: 10 P: 10 ERA: 0.00 WHIP: 0.500																			
Arnold Umbach, R (7, 1) ERA: 2.97	IP: 2.0 WLS: L BF: 6 H: 0 R: 0 ER: 0 SO: 1 BB: 0 IBB: 0 HBP: 0 BLK: 0 WP: 0 HR: 0 S: 8 P: 8 ERA: 0.00 WHIP: 0.000																			

AB	30
R	6
H	5
RBI	6
BB	2
SO	5
LOB	9



Batter	1	2	3	4	5	6	7	8	9	AB	R	H	RBI	BB	SO	LOB	TOP			
Eddie Mathews, L (1, 5) OBP: 0.313, SLG: 0.349										4	1	1	1	1	0	2	Atlanta Braves @ Philadelphia Phillies Connie Mack Stadium, Philadelphia, PA Mon Jun 13 1966, 7:05 PM EDT Att: 21,642 - Unknown			
Woody Woodward, R (1, 6) OBP: 0.350, SLG: 0.337										5	0	0	0	0	0	3				
Hank Aaron, R (1, 9) OBP: 0.375, SLG: 0.613										4	0	2	0	1	0	0				
Felipe Alou, R (1, 3) OBP: 0.326, SLG: 0.462										4	1	2	1	1	0	2				
Rico Carty, R (1, 7) OBP: 0.379, SLG: 0.386										3	0	2	1	2	0	0				
Joe Torre, R (1, 2) OBP: 0.360, SLG: 0.498										5	0	0	0	0	2	7				
Gary Geiger, L (1, 8) OBP: 0.290, SLG: 0.318										4	0	1	0	0	2	2				
Felix Millan, R (1, 4) OBP: 0.292, SLG: 0.375										4	1	2	0	0	0	1				
Wade Blasingame, L (1, 1) OBP: 0.250, SLG: 0.263										2	0	0	0	0	0	1				
Billy O'Dell, S (5, 1) OBP: 0.250, SLG: 0.250										0	0	0	0	0	0	0				
Gene Oliver, R (7, PH) OBP: 0.209, SLG: 0.167										1	0	0	0	0	1	1				
Clay Carroll, R (7, 1) OBP: 0.237, SLG: 0.171										0	0	0	0	0	0	0				
John Herrnstein, L (9, PH) OBP: 0.237, SLG: 0.171										1	1	1	1	0	0	0				
Inning Stats	R: 0 E: 0 K: 0 S: 3	H: 0 LOB: 1 BB: 1 P: 7	R: 0 E: 0 K: 2 S: 7	H: 0 LOB: 0 BB: 0 P: 7	R: 0 E: 0 K: 0 S: 4	H: 1 LOB: 1 BB: 0 P: 4	R: 0 E: 0 K: 1 S: 5	H: 0 LOB: 2 BB: 2 P: 13	R: 0 E: 0 K: 0 S: 3	H: 2 LOB: 1 BB: 0 P: 4	R: 0 E: 0 K: 1 S: 6	H: 1 LOB: 1 BB: 0 P: 6	R: 1 E: 0 K: 0 S: 5	H: 2 LOB: 1 BB: 0 P: 5	R: 3 E: 0 K: 1 S: 10	H: 5 LOB: 3 BB: 1 P: 14	1B: 5 2B: 5 3B: 2 HR: 0	SF: 0 SAC: 0 DP: 1 HBP: 0	WP: 2 PB: 0 SB: 0 CS: 0	PA: 42
PITCHER	IP WLS BF H R ER SO BB IBB HBP BLK WP HR S P ERA WHIP																			
Bob Buhl, R (1, 1) ERA: 3.88	8.1 W 37 9 4 4 5 4 0 0 0 0 1 0 43 59 4.32 1.560																			
Roger Craig, R (9, 1) ERA: 5.73	0.1 4 2 0 0 0 1 0 0 0 0 0 0 3 7 0.00 9.000																			
Terry Fox, R (9, 1) ERA: 5.23	0.1 S 1 0 0 0 0 0 0 0 0 0 0 0 1 1 0.00 0.000																			
Batter	1	2	3	4	5	6	7	8	9	AB	R	H	RBI	BB	SO	LOB	BOTTOM			
Tony Taylor, R (1, 4) OBP: 0.302, SLG: 0.433										4	1	1	1	0	0	0	Atlanta Braves @ Philadelphia Phillies Connie Mack Stadium, Philadelphia, PA Mon Jun 13 1966, 7:05 PM EDT Att: 21,642 - Unknown			
Phil Linz, R (1, 5) OBP: 0.342, SLG: 0.378										4	0	1	0	0	0	1				
Cookie Rojas, R (1, 8) OBP: 0.320, SLG: 0.373										3	1	0	0	1	0	1				
Dick Allen, R (1, 7) OBP: 0.411, SLG: 0.699										4	1	1	2	0	1	0				
Tony Gonzalez, L (9, 7) OBP: 0.327, SLG: 0.396										0	0	0	0	0	0	0				
Harvey Kuenn, R (1, 3) OBP: 0.315, SLG: 0.392										3	0	1	1	1	0	0				
Bob Uecker, R (1, 2) OBP: 0.333, SLG: 0.486										4	0	1	0	0	0	2				
Bobby Wine, R (1, 6) OBP: 0.288, SLG: 0.295										4	1	1	0	0	2	2				
Jackie Brandt, R (1, 9) OBP: 0.293, SLG: 0.286										3	2	2	2	0	0	0				
Bob Buhl, R (1, 1) OBP: 0.167, SLG: 0.063										3	0	0	0	0	2	1				
Roger Craig, R (9, 1) ERA: 5.73										0	0	0	0	0	0	0				
Terry Fox, R (9, 1) ERA: 5.23										0	0	0	0	0	0	0				
Inning Stats	R: 0 E: 0 K: 0 S: 3	H: 0 LOB: 0 BB: 0 P: 3	R: 0 E: 0 K: 1 S: 6	H: 1 LOB: 0 BB: 0 P: 6	R: 1 E: 0 K: 1 S: 7	H: 2 LOB: 1 BB: 0 P: 7	R: 0 E: 0 K: 0 S: 3	H: 0 LOB: 0 BB: 0 P: 3	R: 5 E: 0 K: 1 S: 10	H: 5 LOB: 1 BB: 1 P: 14	R: 0 E: 0 K: 0 S: 3	H: 0 LOB: 0 BB: 0 P: 3	R: 0 E: 0 K: 2 S: 7	H: 0 LOB: 1 BB: 1 P: 11	1B: 5 2B: 1 3B: 1 HR: 1	SF: 0 SAC: 0 DP: 0 HBP: 0	WP: 1 PB: 0 SB: 0 CS: 0	PA: 34		
PITCHER	IP WLS BF H R ER SO BB IBB HBP BLK WP HR S P ERA WHIP																			
Wade Blasingame, L (1, 1) ERA: 5.57	4.2 L 22 7 6 6 3 1 0 0 0 0 0 0 5 5 0.00 0.750																			
Billy O'Dell, L (5, 1) ERA: 2.33	1.1 5 1 0 0 0 0 0 0 0 0 0 0 5 5 0.00 0.750																			
Clay Carroll, R (7, 1) ERA: 2.31	2.0 7 0 0 0 0 2 1 0 0 0 0 0 0 10 14 0.00 0.500																			

Batter	1	2	3	4	5	6	7	8	9	AB	R	H	RBI	BB	SO	LOB	TOP				
Eddie Mathews, L (1.5) OBP: 0.313, SLG: 0.355										6	1	2	0	0	1	1	Atlanta Braves @ Philadelphia Phillies Connie Mack Stadium, Philadelphia, PA Tue Jun 14 1966, 7:05 PM EDT Att: 16,759 - Unknown				
Woody Woodward, R (1.6) OBP: 0.353, SLG: 0.347										4	2	2	0	0	0	2					
Hank Aaron, R (1.9) OBP: 0.380, SLG: 0.624										4	2	2	3	1	0	2					
Felipe Alou, R (1.3) OBP: 0.327, SLG: 0.465										5	1	2	1	0	0	3					
Mack Jones, L (1.8) OBP: 0.327, SLG: 0.521										4	1	2	0	1	0	1					
Rico Carty, R (1.7) OBP: 0.385, SLG: 0.389										4	1	2	1	1	0	3					
Gene Oliver, R (1.2) OBP: 0.222, SLG: 0.200										5	1	2	1	0	1	2					
Felix Millan, R (1.4) OBP: 0.302, SLG: 0.353										3	1	0	0	2	0	2					
Ken Johnson, R (1.1) OBP: 0.120, SLG: 0.200										3	0	0	0	0	2	2					
Ted Abernathy, R (7.1) OBP: 0.375, SLG: 0.286										1	0	1	0	0	0	0					
Joe Torre, R (9, PH) OBP: 0.363, SLG: 0.510										1	0	1	3	0	0	0					
Denis Menke, R (9, PR) OBP: 0.372, SLG: 0.445										0	1	0	0	0	0	0					
Chi-Chi Olivo, R (9.1)										0	0	0	0	0	0	0					
Inning Stats	R: 1 E: 0 K: 0 S: 5	H: 2 LOB: 2 BB: 1 P: 9	R: 0 E: 0 K: 0 S: 5	H: 0 LOB: 0 BB: 0 P: 5	R: 0 E: 0 K: 0 S: 4	H: 1 LOB: 1 BB: 0 P: 4	R: 0 E: 0 K: 0 S: 4	H: 1 LOB: 2 BB: 1 P: 8	R: 3 E: 1 K: 1 S: 9	H: 4 LOB: 1 BB: 0 P: 9	R: 0 E: 0 K: 1 S: 5	H: 0 LOB: 0 BB: 0 P: 5	R: 3 E: 0 K: 0 S: 6	H: 4 LOB: 1 BB: 1 P: 10	R: 0 E: 0 K: 0 S: 4	H: 1 LOB: 2 BB: 1 P: 8	R: 4 E: 0 K: 1 S: 8	H: 3 LOB: 1 BB: 1 P: 12	1B: 8 2B: 6 3B: 1 HR: 1	SF: 0 SAC: 2 DP: 1 HBP: 0	WP: 0 PA: 47 PB: 0 SB: 0 CS: 0
PITCHER	IP WLS BF H R ER SO BB IBB HBP BLK WP HR S P ERA WHIP																				
Rick Wise, R (1.1) ERA: 3.2	4.2 L 24 8 4 2 1 1 1 0 0 0 0 0 0 24 32 3.86 1.929																				
Ed Roebuck, R (5.1) ERA:	1.1 4 0 0 0 2 0 0 0 0 0 0 0 0 8 8 0.00 0.000																				
Roger Craig, R (7.1) ERA: 7.94	0.1 4 3 3 3 0 0 0 0 0 0 1 4 4 81.00 9.000																				
Terry Fox, R (7.1) ERA: 4.84	1.2 8 2 0 0 0 0 2 0 0 0 0 6 14 0.00 1.200																				
Darold Knowles, L (9.1) ERA: 2.79	1.0 7 3 4 4 1 0 1 0 1 0 0 8 12 36.00 3.000																				
Batter	1	2	3	4	5	6	7	8	9	AB	R	H	RBI	BB	SO	LOB	BOTTOM				
Tony Gonzalez, L (1.8) OBP: 0.322, SLG: 0.388										5	0	1	0	0	0	3	Atlanta Braves @ Philadelphia Phillies Connie Mack Stadium, Philadelphia, PA Tue Jun 14 1966, 7:05 PM EDT Att: 16,759 - Unknown				
Tony Taylor, R (1.4) OBP: 0.311, SLG: 0.438										5	1	3	0	0	1	0					
Johnny Callison, L (1.9) OBP: 0.323, SLG: 0.369										5	1	3	0	0	0	3					
Dick Allen, R (1.7) OBP: 0.411, SLG: 0.688										5	1	2	1	0	1	2					
Darold Knowles, L (9.1) OBP: 0.111, SLG: 0.111										0	0	0	0	0	0	0					
Bill White, L (1.3) OBP: 0.331, SLG: 0.410										2	2	0	0	3	0	1					
Clay Dalrymple, L (1.2) OBP: 0.378, SLG: 0.402										5	0	4	3	0	0	1					
Phil Linz, R (1.5) OBP: 0.302, SLG: 0.333										5	0	0	0	0	1	6					
Bobby Wine, R (1.6) OBP: 0.304, SLG: 0.302										2	0	1	0	1	1	2					
Cookie Rojas, R (9, PH) OBP: 0.326, SLG: 0.376										1	1	1	0	1	0	0					
Rick Wise, R (11.1) ERA: 3.22										2	0	0	0	0	1	3					
Ed Roebuck, R (5.1) ERA: 5.99										0	0	0	0	0	0	0					
Doug Clemens, L (6, PH) ERA: 5.99										0	0	0	0	0	0	0					
Roger Craig, R (7.1) ERA: 7.94										0	0	0	0	0	0	0					
Terry Fox, R (7.1) ERA: 4.84										0	0	0	0	0	0	0					
Harvey Kuenn, R (8, PH) OBP: 0.304, SLG: 0.377										2	0	0	0	0	0	3					
Inning Stats	R: 0 E: 0 K: 1 S: 5	H: 1 LOB: 0 BB: 0 P: 5	R: 0 E: 0 K: 0 S: 3	H: 0 LOB: 1 BB: 1 P: 7	R: 0 E: 0 K: 0 S: 5	H: 3 LOB: 2 BB: 0 P: 5	R: 1 E: 0 K: 1 S: 7	H: 2 LOB: 1 BB: 1 P: 11	R: 0 E: 0 K: 0 S: 4	H: 1 LOB: 1 BB: 0 P: 4	R: 1 E: 0 K: 1 S: 6	H: 1 LOB: 2 BB: 2 P: 14	R: 2 E: 0 K: 2 S: 9	H: 2 LOB: 1 BB: 1 P: 13	R: 2 E: 0 K: 0 S: 5	H: 3 LOB: 2 BB: 1 P: 9	R: 0 E: 0 K: 0 S: 5	H: 2 LOB: 2 BB: 0 P: 5	1B: 13 2B: 2 3B: 0 HR: 0	SF: 0 SAC: 0 DP: 0 HBP: 0	WP: 1 PA: 46 PB: 1 SB: 0 CS: 1
PITCHER	IP WLS BF H R ER SO BB IBB HBP BLK WP HR S P ERA WHIP																				
Ken Johnson, R (1.1) ERA: 3.22	6.2 W 32 9 4 3 4 4 4 0 0 0 1 0 9 13 13.50 3.750																				
Ted Abernathy, R (7.1) ERA: 5.99	1.1 8 4 2 2 1 1 0 0 0 0 1 0 9 13 13.50 3.750																				
Chi-Chi Olivo, R (9.1) ERA: 3.0	1.0 S 5 2 0 0 0 0 0 0 0 0 0 0 5 5 0.00 2.000																				

Batter	1	2	3	4	5	6	7	8	9	AB R H RBI BB SO LOB	TOP											
Cookie Rojas, R (1,4) OBP: 0.335, SLG: 0.394										6 4 5 0 0 0 0	Philadelphia Phillies @ Cincinnati Reds Crosley Field, Cincinnati, OH Thu Jun 16 1966, 7:05 PM EDT Att: 6,359 - Unknown AB 44 R 12 H 19 RBI 9 BB 6 SO 5 LOB 25											
Johnny Callison, L (1,9) OBP: 0.329, SLG: 0.407										6 2 3 1 0 1 4												
Dick Allen, R (1,7) OBP: 0.415, SLG: 0.705										4 2 2 4 1 2 3												
Jackie Brandt, R (7,7) OBP: 0.287, SLG: 0.280										1 0 1 0 0 0 0												
Bill White, L (1,3) OBP: 0.340, SLG: 0.420										4 1 3 0 2 1 0												
Tony Gonzalez, L (1,8) OBP: 0.315, SLG: 0.376										6 0 1 2 0 0 8												
Clay Dalrymple, L (1,2) OBP: 0.380, SLG: 0.400										4 2 1 0 2 0 3												
Dick Groat, R (1,6) OBP: 0.314, SLG: 0.314										3 0 1 1 1 0 0												
Bobby Wine, R (8,6) OBP: 0.306, SLG: 0.303										0 0 0 0 0 0 0												
Tony Taylor, R (1,5) OBP: 0.304, SLG: 0.426										5 1 1 0 0 0 4												
Chris Short, R (1,1) OBP: 0.261, SLG: 0.261										5 0 1 1 0 1 3												
Inning Stats	R: 1 E: 0 K: 1 S: 6	H: 2 LOB: 1 BB: 1 P: 10	R: 2 E: 1 K: 0 S: 4	H: 2 LOB: 1 BB: 2 P: 12	R: 1 E: 0 K: 0 S: 4	H: 1 LOB: 2 BB: 2 P: 12	R: 1 E: 0 K: 2 S: 9	H: 2 LOB: 2 BB: 1 P: 13	R: 0 E: 0 K: 0 S: 4	H: 1 LOB: 1 BB: 0 P: 4	R: 4 E: 1 K: 1 S: 11	H: 5 LOB: 2 BB: 0 P: 11	R: 2 E: 0 K: 1 S: 8	H: 3 LOB: 1 BB: 0 P: 8	R: 0 E: 0 K: 0 S: 3	H: 0 LOB: 0 BB: 0 P: 3	R: 1 E: 0 K: 0 S: 6	H: 3 LOB: 2 BB: 0 P: 6	1B: 15 2B: 3 3B: 0 HR: 2	SF: 1 SAC: 0 DP: 2 HBP: 0	WP: 1 PB: 0 SB: 0 CS: 0	PA: 51
PITCHER	IP WLS BF H R ER SO BB IBB HBP BLK WP HR S P ERA WHIP											PITCHER	IP WLS BF H R ER SO BB IBB HBP BLK WP HR S P ERA WHIP									
Sammy Ellis, R (1,1) ERA: 5.97	3.2 L 22 7 5 5 3 5 1 0 1 1 0 22 46 12.27 3.273																					
Ted Davidson, L (4,1) ERA: 3.99	4.1 23 9 6 5 2 0 0 0 0 0 1 27 27 10.38 2.077																					
Jack Baldschun, R (9,1) ERA: 8.68	1.0 6 3 1 1 0 0 0 0 0 0 1 6 6 9.00 3.000																					

Batter	1	2	3	4	5	6	7	8	9	AB R H RBI BB SO LOB	BOTTOM											
Tommy Harper, R (1,9) OBP: 0.326, SLG: 0.355										4 1 1 0 0 1 1	Philadelphia Phillies @ Cincinnati Reds Crosley Field, Cincinnati, OH Thu Jun 16 1966, 7:05 PM EDT Att: 6,359 - Unknown AB 32 R 5 H 9 RBI 5 BB 1 SO 7 LOB 10											
Pete Rose, S (1,4) OBP: 0.310, SLG: 0.366										4 2 3 1 0 0 0												
Vada Pinson, L (1,8) OBP: 0.351, SLG: 0.473										3 1 1 1 1 0 1												
Tony Perez, R (1,3) OBP: 0.323, SLG: 0.351										4 1 1 0 0 1 3												
Deron Johnson, R (1,7) OBP: 0.279, SLG: 0.342										3 0 1 2 0 0 0												
Tommy Helms, R (1,5) OBP: 0.319, SLG: 0.399										2 0 0 0 0 0 2												
Giraldo Ruiz, S (5,5) OBP: 0.222, SLG: 0.176										2 0 1 1 0 0 0												
Leo Cardenas, R (1,6) OBP: 0.327, SLG: 0.478										4 0 1 0 0 1 1												
Jimmie Coker, R (1,2) OBP: 0.261, SLG: 0.381										3 0 0 0 0 1 1												
Sammy Ellis, L (1,1) OBP: 0.240, SLG: 0.136										1 0 0 0 0 1 1												
Ted Davidson, R (4,1)										1 0 0 0 0 1 0												
Dick Simpson, R (8,PH) OBP: 0.211, SLG: 0.500										1 0 0 0 0 1 0												
Jack Baldschun, R (9,1)										0 0 0 0 0 0 0												
Inning Stats	R: 2 E: 0 K: 1 S: 7	H: 3 LOB: 1 BB: 1 P: 11	R: 0 E: 0 K: 1 S: 6	H: 1 LOB: 0 BB: 0 P: 6	R: 0 E: 0 K: 0 S: 3	H: 0 LOB: 0 BB: 0 P: 3	R: 0 E: 0 K: 0 S: 3	H: 0 LOB: 0 BB: 0 P: 3	R: 0 E: 0 K: 1 S: 5	H: 0 LOB: 0 BB: 0 P: 5	R: 0 E: 0 K: 0 S: 3	H: 1 LOB: 0 BB: 0 P: 3	R: 0 E: 0 K: 1 S: 5	H: 0 LOB: 0 BB: 0 P: 5	R: 0 E: 0 K: 3 S: 9	H: 0 LOB: 0 BB: 0 P: 9	R: 3 E: 0 K: 0 S: 6	H: 4 LOB: 0 BB: 0 P: 6	1B: 5 2B: 3 3B: 1 HR: 0	SF: 1 SAC: 0 DP: 3 HBP: 0	WP: 0 PB: 0 SB: 0 CS: 0	PA: 34
PITCHER	IP WLS BF H R ER SO BB IBB HBP BLK WP HR S P ERA WHIP											PITCHER	IP WLS BF H R ER SO BB IBB HBP BLK WP HR S P ERA WHIP									
Chris Short, L (1,1) ERA: 2.87	9.0 W 34 9 5 5 7 1 0 0 0 0 0 47 51 5.00 1.111																					

Batter	1	2	3	4	5	6	7	8	9	AB	R	H	RBI	BB	SO	LOB	TOP					
Cookie Rojas, R (1, 8) OBP: 0.329, SLG: 0.386	E6 FC3-6		1-2 1B		F8			WP SH2-3 E 1B	4-3	5	1	2	0	0	0	1	Philadelphia Phillies @ St. Louis Cardinals Busch Stadium, St. Louis, MO Sat Jun 18 1966, 7:05 PM CDT Att: 36,932 - Unknown					
Dick Groat, R (1, 5) OBP: 0.291, SLG: 0.325	K		P4			1B		SH2-3		3	0	1	0	0	1	3						
Johnny Callison, L (1, 9) OBP: 0.329, SLG: 0.406	FC3-6		K			K		F8 E BB		3	0	0	0	1	2	4						
Dick Allen, R (1, 7) OBP: 0.411, SLG: 0.703	6-3			HR		F9		E4		4	1	1	2	0	0	3						
Bill White, L (1, 3) OBP: 0.340, SLG: 0.418		1-3		F9		4-3		F8		4	0	0	0	0	0	3						
Tony Taylor, R (1, 4) OBP: 0.306, SLG: 0.418		5-3		F9			5-3	1-3		4	0	0	0	0	0	2						
Bob Uecker, R (1, 2) OBP: 0.318, SLG: 0.436		K		F9			4-3		F9	4	0	0	0	0	1	0						
Bobby Wine, R (1, 6) OBP: 0.313, SLG: 0.324			K		6-3				6-3	4	0	1	0	0	1	0						
Bob Buhl, R (1, 1) OBP: 0.200, SLG: 0.111					6-3					2	0	1	0	0	0	0						
Harvey Kuenn, R (7, PH) OBP: 0.305, SLG: 0.375					6-3					1	0	0	0	0	0	1						
Roger Craig, R (7, PH) OBP: 0.295, SLG: 0.289			1B							0	0	0	0	0	0	0						
Jackie Brandt, R (9, PH) OBP: 0.295, SLG: 0.289			1B							1	0	1	0	0	0	0						
Inning Stats	R: 0 E: 1 K: 1 S: 6	H: 0 LOB: 1 BB: 0 P: 6	R: 0 E: 0 K: 1 S: 5	H: 0 LOB: 0 BB: 0 P: 5	R: 0 E: 0 K: 2 S: 9	H: 2 LOB: 2 BB: 0 P: 9	R: 1 E: 0 K: 0 S: 4	H: 1 LOB: 0 BB: 0 P: 4	R: 0 E: 0 K: 0 S: 3	H: 0 LOB: 0 BB: 0 P: 3	R: 0 E: 0 K: 1 S: 6	H: 1 LOB: 1 BB: 0 P: 6	R: 0 E: 0 K: 0 S: 4	H: 1 LOB: 1 BB: 0 P: 4	R: 1 E: 1 K: 0 S: 5	H: 1 LOB: 2 BB: 1 P: 9	R: 0 E: 0 K: 0 S: 4	H: 1 LOB: 1 BB: 0 P: 4	1B: 6 2B: 0 3B: 0 HR: 1	SF: 0 SAC: 1 DP: 0 HBP: 0	WP: 1 PB: 0 SB: 1 CS: 0	PA: 37
PITCHER	IP WLS BF H R ER SO BB IBB HBP BLK WP HR S P ERA WHIP																					
Al Jackson, L (1, 1) ERA: 2.09	9.0 W 37 7 2 2 5 1 0 0 0 1 1 46 50 2.00 0.889																					

Batter	1	2	3	4	5	6	7	8	9	AB	R	H	RBI	BB	SO	LOB	BOTTOM			
Lou Brock, L (1, 7) OBP: 0.299, SLG: 0.398	S 2B 1B		K2-3			9-3 1B		HR		4	2	3	1	0	1	0	Philadelphia Phillies @ St. Louis Cardinals Busch Stadium, St. Louis, MO Sat Jun 18 1966, 7:05 PM CDT Att: 36,932 - Unknown			
Phil Gaetano, R (1, 5) OBP: 0.380, SLG: 0.363	1B G4-6-3 2B		6-3			9-3 1-2		F7		4	1	1	1	0	0	1				
Curt Flood, R (1, 8) OBP: 0.345, SLG: 0.428	G4-6-3 1B		F9			2B				3	0	2	0	0	0	0				
Tito Francona, L (1, 3) OBP: 0.320, SLG: 0.286	G4-6-3			G5-4-3 1B		L9				3	0	1	0	0	0	2				
Tim McCarver, L (1, 2) OBP: 0.311, SLG: 0.414	K			L8		1-3				3	0	0	0	0	1	1				
Mike Shannon, R (1, 9) OBP: 0.292, SLG: 0.429		6-3		G5-4-3 1-2		K				3	0	0	0	0	1	1				
Julian Javier, R (1, 4) OBP: 0.275, SLG: 0.297		E1 4-3 1B			L8		K			3	0	1	0	0	1	0				
Dal Maxvill, R (1, 6) OBP: 0.208, SLG: 0.206		4-3			4-3			B5-3		3	0	0	0	0	0	1				
Al Jackson, L (1, 1) OBP: 0.400, SLG: 0.450		F8			4-3			4-3		3	0	0	0	0	0	1				
Inning Stats	R: 2 E: 0 K: 1 S: 7	H: 3 LOB: 0 BB: 0 P: 7	R: 0 E: 1 K: 0 S: 4	H: 1 LOB: 1 BB: 0 P: 4	R: 0 E: 0 K: 1 S: 5	H: 0 LOB: 0 BB: 0 P: 5	R: 0 E: 0 K: 0 S: 3	H: 1 LOB: 0 BB: 0 P: 3	R: 0 E: 0 K: 0 S: 3	H: 0 LOB: 0 BB: 0 P: 3	R: 0 E: 0 K: 0 S: 4	H: 2 LOB: 1 BB: 0 P: 4	R: 0 E: 0 K: 2 S: 7	H: 0 LOB: 0 BB: 0 P: 7	R: 1 E: 0 K: 0 S: 4	H: 1 LOB: 0 BB: 0 P: 4		1B: 5 2B: 3 3B: 0 HR: 1	SF: 0 SAC: 0 DP: 3 HBP: 0	WP: 0 PB: 0 SB: 1 CS: 0
PITCHER	IP WLS BF H R ER SO BB IBB HBP BLK WP HR S P ERA WHIP																			
Bob Buhl, R (1, 1) ERA: 3.8	6.0 L 22 7 2 2 2 0 0 0 0 0 0 26 26 3.00 1.167																			
Roger Craig, R (7, 1) ERA: 7.43	2.0 L 7 1 1 1 1 0 0 0 0 0 0 1 11 11 4.50 0.500																			

Batter	1	2	3	4	5	6	7	8	9	AB	R	H	RBI	BB	SO	LOB	TOP			
Cookie Rojas, R OBP: 0.328, SLG: 0.382 (1,4)	1-3		BB			K			6-3	3	0	0	0	1	1	0	Philadelphia Phillies @ St. Louis Cardinals Busch Stadium, St. Louis, MO Sun Jun 19 1966, 3:33 AM CDT Unknown			
Johnny Callison, L OBP: 0.324, SLG: 0.399 (1,9)	3-1		BB			F8			3-1	4	0	0	0	0	1	2				
Dick Allen, R OBP: 0.401, SLG: 0.684 (1,7)	B1-3					K			F8	4	0	0	0	0	1	0				
Bill White, L OBP: 0.336, SLG: 0.413 (1,3)		1-3				L3			K	3	0	0	0	0	1	0				
Tony Gonzalez, L OBP: 0.309, SLG: 0.368 (1,8)		6-3				4-3			1-3	3	0	0	0	0	0	0				
Clay Dalrymple, L OBP: 0.388, SLG: 0.396 (1,2)										2	0	1	0	1	1	0				
Phil Linz, R OBP: 0.280, SLG: 0.327 (8, PR)										0	0	0	0	0	0	0				
Darold Knowles, L OBP: 0.111, SLG: 0.111 (8, 1)										0	0	0	0	0	0	0				
Dick Groat, R OBP: 0.287, SLG: 0.321 (1,6)			3-1			G4-6-3			L7-3	3	0	0	0	0	0	2				
Tony Taylor, R OBP: 0.311, SLG: 0.419 (1,5)						L9				2	0	1	0	1	0	0				
Jim Bunning, R OBP: 0.213, SLG: 0.178 (1, 1)										1	0	0	0	0	0	0				
Doug Clemens, L OBP: 0.361, SLG: 0.329 (8, PH)			SH1-4							1	0	0	0	0	0	1				
Bob Uecker, R OBP: 0.318, SLG: 0.436 (8, 2)						1-2			4-3	0	0	0	0	0	0	0				
Inning Stats	R: 0 E: 0 K: 0 S: 3	H: 0 LOB: 0 BB: 0 P: 3	R: 0 E: 0 K: 1 S: 5	H: 0 LOB: 0 BB: 0 P: 5	R: 0 E: 0 K: 1 S: 5	H: 0 LOB: 2 BB: 2 P: 13	R: 0 E: 0 K: 1 S: 5	H: 0 LOB: 0 BB: 0 P: 5	R: 0 E: 0 K: 1 S: 5	H: 1 LOB: 0 BB: 0 P: 3	R: 0 E: 0 K: 1 S: 5	H: 0 LOB: 0 BB: 0 P: 5	R: 0 E: 0 K: 1 S: 5	H: 1 LOB: 1 BB: 1 P: 7	R: 0 E: 0 K: 0 S: 3	H: 0 LOB: 0 BB: 0 P: 3	1B: 2 2B: 1 3B: 0 HR: 0	SF: 0 SAC: 1 DP: 2 HBP: 0	WP: 0 PB: 0 SB: 0 CS: 0	PA: 30
PITCHER Ray Washburn, R ERA: 2.98 (1, 1)	IP: 9.0 WLS: W BF: 30	H: 2 R: 0 ER: 0 SO: 5	BB: 3 IBB: 0 HBP: 0 BLK: 0	WP: 0 HR: 0 S: 37 P: 49	ERA: 0.00 WHIP: 0.556	PITCHER IP: 9.0 WLS: W BF: 30 H: 2 R: 0 ER: 0 SO: 5 BB: 3 IBB: 0 HBP: 0 BLK: 0 WP: 0 HR: 0 S: 37 P: 49 ERA: 0.00 WHIP: 0.556														

Batter	1	2	3	4	5	6	7	8	9	AB	R	H	RBI	BB	SO	LOB	BOTTOM			
Lou Brock, L OBP: 0.293, SLG: 0.391 (1,7)	K		K						K	4	0	0	0	0	3	2	Philadelphia Phillies @ St. Louis Cardinals Busch Stadium, St. Louis, MO Sun Jun 19 1966, 3:33 AM CDT Unknown			
Phil Gaetano, R OBP: 0.375, SLG: 0.358 (1,5)	F3								6-3	4	0	1	0	0	0	0				
Curt Flood, R OBP: 0.340, SLG: 0.421 (1,8)	5-3								L6	4	0	0	0	0	0	1				
Tito Francona, L OBP: 0.333, SLG: 0.333 (1,3)										2	1	1	1	1	0	1				
Tim McCarver, L OBP: 0.311, SLG: 0.410 (1,2)										2	0	0	0	1	0	1				
Bobby Tolan, L OBP: 0.247, SLG: 0.303 (1,9)										3	0	0	0	0	1	2				
Jerry Buchek, R OBP: 0.309, SLG: 0.371 (1,4)										3	0	0	0	0	0	0				
Julian Javier, R OBP: 0.275, SLG: 0.297 (8, 4)										0	0	0	0	0	0	0				
Dal Maxvill, R OBP: 0.227, SLG: 0.225 (1,6)										3	0	2	0	0	1	0				
Ray Washburn, R OBP: 0.167, SLG: 0.125 (1, 1)										2	0	1	0	0	1	1				
Inning Stats	R: 0 E: 0 K: 1 S: 5	H: 0 LOB: 0 BB: 0 P: 5	R: 0 E: 0 K: 1 S: 4	H: 0 LOB: 1 BB: 1 P: 8	R: 0 E: 0 K: 2 S: 8	H: 1 LOB: 1 BB: 0 P: 8	R: 0 E: 0 K: 0 S: 4	H: 1 LOB: 2 BB: 1 P: 8	R: 0 E: 0 K: 0 S: 4	H: 1 LOB: 0 BB: 0 P: 4	R: 1 E: 0 K: 0 S: 4	H: 1 LOB: 0 BB: 0 P: 4	R: 0 E: 0 K: 1 S: 6	H: 1 LOB: 1 BB: 0 P: 6	R: 0 E: 0 K: 1 S: 5	H: 0 LOB: 0 BB: 0 P: 5	1B: 4 2B: 0 3B: 0 HR: 1	SF: 0 SAC: 1 DP: 1 HBP: 0	WP: 0 PB: 0 SB: 0 CS: 0	PA: 30
PITCHER Jim Bunning, R ERA: 1.87 (1, 1)	IP: 7.0 WLS: L BF: 27	H: 5 R: 1 ER: 1 SO: 5	BB: 1 IBB: 0 HBP: 0 BLK: 0	WP: 0 HR: 1 S: 35 P: 43	ERA: 1.29 WHIP: 0.857	PITCHER IP: 7.0 WLS: L BF: 27 H: 5 R: 1 ER: 1 SO: 5 BB: 1 IBB: 0 HBP: 0 BLK: 0 WP: 0 HR: 1 S: 35 P: 43 ERA: 1.29 WHIP: 0.857														

Batter	1	2	3	4	5	6	7	8	9	AB	R	H	RBI	BB	SO	LOB	TOP			
Cookie Rojas, R OBP: 0.327, SLG: 0.377 (1,4)	1-3		1-3			G6-4-3 BB		F8		3	0	0	0	1	0	1	Philadelphia Phillies @ St. Louis Cardinals Busch Stadium, St. Louis, MO Sun Jun 19 1966, 3:38 AM CDT Att: 44,940 - Unknown			
Johnny Callison, L OBP: 0.323, SLG: 0.397 (1,9)	F8			F8		F7		BB 1B		4	0	1	0	0	0	2				
Dick Allen, R OBP: 0.398, SLG: 0.671 (1,7)	K			K		G6-4-3 1-2		BB		3	0	0	0	1	2	2				
Bill White, L Ray Herbert, R (1,3) (8,1)		F8		P6			F8	P4		4	0	0	0	0	0	3				
Tony Gonzalez, L OBP: 0.308, SLG: 0.372 (1,8)		L7			F8		F8 WP 2B		P6	4	1	1	0	0	0	0				
Clay Dalrymple, L OBP: 0.391, SLG: 0.401 (1,2)		BB			4-3 2B		F8 2-3		K	3	0	1	0	1	1	1				
Tony Taylor, R OBP: 0.305, SLG: 0.411 (1,5)		K			4-3 2-3		K 3-H		L8	4	0	0	0	0	2	2				
Bobby Wine, R OBP: 0.305, SLG: 0.316 Dick Groat, R OBP: 0.286, SLG: 0.319 (1,6) (8, PH) (8,6)			P4		K			F9		2	0	0	0	0	1	1				
Rick Wise, R Harvey Kuenn, R Ray Culp, R Doug Clemens, L (1,1) (6, PH) (6,1) (8, PH) (8,3)			K			E7		BB 1B BB		1	0	0	0	0	1	0				
Inning Stats	R: 0 E: 0 K: 1 S: 5	H: 0 LOB: 0 BB: 0 P: 5	R: 0 E: 0 K: 1 S: 5	H: 0 LOB: 1 BB: 1 P: 9	R: 0 E: 0 K: 1 S: 5	H: 0 LOB: 0 BB: 0 P: 5	R: 0 E: 0 K: 1 S: 5	H: 0 LOB: 0 BB: 0 P: 5	R: 0 E: 0 K: 0 S: 3	H: 1 LOB: 1 BB: 1 P: 7	R: 1 E: 0 K: 1 S: 6	H: 1 LOB: 0 BB: 0 P: 6	R: 0 E: 0 K: 0 S: 4	H: 1 LOB: 3 BB: 2 P: 12	R: 0 E: 0 K: 1 S: 5	H: 0 LOB: 0 BB: 0 P: 5		1B: 1 2B: 2 3B: 0 HR: 0	SF: 0 SAC: 0 DP: 1 HBP: 0	WP: 1 PB: 0 SB: 0 CS: 0
PITCHER Bob Gibson, R ERA: 1.92 (1,1)	IP: 9.0 WLS: W BF: 34 H: 3 R: 1 ER: 1 SO: 7 BB: 4 IBB: 0 HBP: 0 BLK: 0 WP: 1 HR: 0 S: 44 P: 60 ERA: 1.00 WHIP: 0.778																			

Batter	1	2	3	4	5	6	7	8	9	AB	R	H	RBI	BB	SO	LOB	BOTTOM			
Lou Brock, L OBP: 0.288, SLG: 0.384 (1,7)	F7			4-3	P6		K			4	0	0	0	0	1	3	Philadelphia Phillies @ St. Louis Cardinals Busch Stadium, St. Louis, MO Sun Jun 19 1966, 3:38 AM CDT Att: 44,940 - Unknown			
Phil Gaetano, R OBP: 0.379, SLG: 0.364 (1,5)	F8			6-3	1B			3-1 SH3 1B		4	0	2	1	0	0	0				
Curt Flood, R OBP: 0.340, SLG: 0.420 (1,8)	4-3			2B 1B		5-3		SH3 1-2		3	1	1	0	0	0	0				
Tito Francona, L OBP: 0.341, SLG: 0.395 (1,3)		L6		HR 2B		HR		3-1 2-3		4	2	2	2	0	0	1				
Tim McCarver, L OBP: 0.310, SLG: 0.422 (1,2)	1-3			HR		4-3		6-3		4	1	1	2	0	0	1				
Mike Shannon, R OBP: 0.302, SLG: 0.430 (1,9)		CS 1B		FC4-6 BB		K				2	0	1	0	1	1	0				
Jerry Buchek, R OBP: 0.309, SLG: 0.366 Julian Javier, R OBP: 0.275, SLG: 0.297 (1,4) (7, PR) (8,4)		CS 1-2	P5	FC4-6 1-2		SH1-4 BB				2	0	0	0	1	0	1				
Dal Maxvill, R OBP: 0.234, SLG: 0.233 (1,6)			6-3		SH3-4 1B 1B		SH1-4 1-2			2	1	1	0	0	0	0				
Bob Gibson, R OBP: 0.250, SLG: 0.333 (1,1)		L6		SH3-4		F3				2	0	0	0	0	2					
Inning Stats	R: 0 E: 0 K: 0 S: 3	H: 0 LOB: 0 BB: 0 P: 3	R: 0 E: 0 K: 0 S: 3	H: 1 LOB: 0 BB: 0 P: 3	R: 0 E: 0 K: 0 S: 3	H: 0 LOB: 0 BB: 0 P: 3	R: 3 E: 0 K: 0 S: 6	H: 3 LOB: 1 BB: 1 P: 10	R: 1 E: 0 K: 0 S: 4	H: 2 LOB: 1 BB: 0 P: 4	R: 1 E: 0 K: 1 S: 6	H: 1 LOB: 0 BB: 0 P: 6	R: 0 E: 0 K: 1 S: 5	H: 0 LOB: 2 BB: 1 P: 9	R: 0 E: 0 K: 0 S: 4	H: 1 LOB: 1 BB: 0 P: 4		1B: 5 2B: 1 3B: 0 HR: 2	SF: 0 SAC: 3 DP: 0 HBP: 0	WP: 0 PB: 0 SB: 0 CS: 1
PITCHER Rick Wise, R ERA: 3.86 Ray Culp, R ERA: 4.5 Ray Herbert, R ERA: 3.57 (1,1) (6,1) (8,1)	IP: 5.0 WLS: L BF: 20 H: 6 R: 4 ER: 4 SO: 4 BB: 1 IBB: 0 HBP: 0 BLK: 0 WP: 0 HR: 1 S: 19 P: 23 ERA: 7.20 WHIP: 1.400																			

AB	30
R	1
H	3
RBI	0
BB	4
SO	7
LOB	12



AB	27
R	5
H	8
RBI	5
BB	2
SO	2
LOB	8



Batter	1	2	3	4	5	6	7	8	9	AB	R	H	RBI	BB	SO	LOB	TOP					
Tony Taylor, R OBP: 0.301, SLG: 0.404 (1, 4)	F9		F8		1-3			L9		4	0	0	0	0	0	1	Philadelphia Phillies @ Atlanta Braves Atlanta Stadium, Atlanta, GA Tue Jun 21 1966, 7:05 PM EDT Att: 11,649 - Unknown					
Dick Groat, R OBP: 0.285, SLG: 0.314 (1, 5)	1B		1-3			5-3		6-3		4	0	1	0	0	0	1						
Cookie Rojas, R OBP: 0.321, SLG: 0.369 (1, 8)	F9				FC5-4 1B			F8		4	0	1	0	0	0	1						
Dick Allen, R OBP: 0.389, SLG: 0.642 (1, 7)	P3				FC5-4 2B			K		4	1	0	0	0	1	2						
Harvey Kuenn, R OBP: 0.308, SLG: 0.387 (1, 3)								F8		4	0	2	1	0	0	0						
Jackie Brandt, R OBP: 0.286, SLG: 0.278 (1, 9)		G6-4-3 1B			1-H 2B			K		3	0	0	0	0	1	2						
Bob Uecker, R OBP: 0.319, SLG: 0.425 (1, 2)					F7			5-3		2	0	0	0	1	0	1						
Bobby Wine, R OBP: 0.306, SLG: 0.316 (1, 6)		BB			F7					3	0	1	0	0	0	1						
Larry Jackson, R OBP: 0.100, SLG: 0.069 (1, 1)								F8		2	0	0	0	0	1	0						
Phil Linz, R OBP: 0.275, SLG: 0.320 (8, PH)					K					1	0	0	0	0	1	1						
Ray Culp, R (8, 1)								K		0	0	0	0	0	0	0						
Inning Stats	R: 0 E: 0 K: 0 S: 4	H: 1 LOB: 1 BB: 0 P: 4	R: 0 E: 0 K: 0 S: 3	H: 1 LOB: 1 BB: 1 P: 7	R: 0 E: 0 K: 1 S: 5	H: 0 LOB: 0 BB: 0 P: 5	R: 1 E: 0 K: 0 S: 5	H: 2 LOB: 1 BB: 0 P: 5	R: 0 E: 0 K: 0 S: 3	H: 0 LOB: 0 BB: 0 P: 3	R: 0 E: 0 K: 1 S: 5	H: 0 LOB: 0 BB: 0 P: 5	R: 0 E: 0 K: 1 S: 5	H: 0 LOB: 0 BB: 0 P: 5	R: 0 E: 0 K: 1 S: 6	H: 1 LOB: 1 BB: 0 P: 6	R: 0 E: 0 K: 0 S: 3	H: 0 LOB: 0 BB: 0 P: 3	1B: 4 2B: 1 3B: 0 HR: 0	SF: 0 SAC: 0 DP: 1 HBP: 0	WP: 1 PB: 0 SB: 0 CS: 0	PA: 32
PITCHER Denny Lemaster, L ERA: 4.07 (1, 1)	IP: 9.0 WLS: W BF: 32 H: 5 R: 1 ER: 1 SO: 4 BB: 1 IBB: 0 HBP: 0 BLK: 0 WP: 1 HR: 0 S: 39 P: 43 ERA: 1.00 WHIP: 0.667															PITCHER						

Batter	1	2	3	4	5	6	7	8	9	AB	R	H	RBI	BB	SO	LOB	BOTTOM					
Rico Carty, R OBP: 0.394, SLG: 0.411 (1, 7)	E 1B									4	1	1	0	0	0	2	Philadelphia Phillies @ Atlanta Braves Atlanta Stadium, Atlanta, GA Tue Jun 21 1966, 7:05 PM EDT Att: 11,649 - Unknown					
Gary Geiger, L OBP: 0.305, SLG: 0.366 (8, 7)	1B	5-3								0	0	0	0	0	0	0						
Woody Woodward, R OBP: 0.327, SLG: 0.313 (1, 6)	SH1-3 1-3				F7			G1-6-3 1-2		3	0	0	0	0	0	1						
Hank Aaron, R OBP: 0.374, SLG: 0.621 (1, 9)	K							K		4	2	2	1	0	2	1						
Felipe Alou, R OBP: 0.337, SLG: 0.525 (1, 3)	WP BB 1B				K			P6		4	1	2	1	0	1	0						
Mack Jones, L OBP: 0.375, SLG: 0.587 (1, 8)	FC6-4 1-2 BB				PO 1B			SF9 BB CS BB		1	0	1	1	2	0	0						
Joe Torre, R OBP: 0.357, SLG: 0.500 (1, 2)	FC6-4 1-2 2-3				PO 1B			CS BB		2	0	0	0	1	0	2						
Denis Menke, R OBP: 0.381, SLG: 0.449 (1, 5)										3	0	1	1	0	0	0						
Felix Millan, R OBP: 0.295, SLG: 0.342 (1, 4)										3	0	0	0	0	1	2						
Denny Lemaster, R OBP: 0.194, SLG: 0.107 (1, 1)										3	0	1	0	0	0	0						
Inning Stats	R: 1 E: 1 K: 1 S: 7	H: 2 LOB: 2 BB: 1 P: 11	R: 0 E: 1 K: 1 S: 6	H: 0 LOB: 1 BB: 0 P: 6	R: 1 E: 0 K: 1 S: 6	H: 2 LOB: 0 BB: 0 P: 6	R: 0 E: 0 K: 0 S: 3	H: 0 LOB: 0 BB: 0 P: 3	R: 0 E: 0 K: 0 S: 3	H: 1 LOB: 0 BB: 0 P: 3	R: 2 E: 0 K: 0 S: 5	H: 3 LOB: 1 BB: 1 P: 9	R: 0 E: 0 K: 0 S: 3	H: 0 LOB: 0 BB: 0 P: 3	R: 0 E: 0 K: 1 S: 4	H: 0 LOB: 0 BB: 1 P: 8	R: 0 E: 0 K: 1 S: 4	H: 0 LOB: 0 BB: 1 P: 8	1B: 6 2B: 1 3B: 0 HR: 1	SF: 1 SAC: 1 DP: 2 HBP: 0	WP: 1 PB: 0 SB: 0 CS: 1	PA: 34
PITCHER Larry Jackson, R ERA: 4.03 Ray Culp, R ERA: 4.5 (8, 1)	IP: 7.0 WLS: L BF: 29 H: 8 R: 4 ER: 3 SO: 3 BB: 1 IBB: 1 HBP: 0 BLK: 0 WP: 0 HR: 1 S: 33 P: 41 ERA: 3.86 WHIP: 1.286															PITCHER						

Batter	1	2	3	4	5	6	7	8	9	AB	R	H	RBI	BB	SO	LOB	TOP										
Matty Alou, L OBP: 0.345, SLG: 0.444 (1, 8)										5	0	1	0	0	0	2											
Gene Alley, R OBP: 0.314, SLG: 0.371 (1, 6)										4	0	0	0	0	0	2											
Roberto Clemente, R OBP: 0.361, SLG: 0.525 (1, 9)										4	1	2	1	0	1	1											
Willie Stargell, L OBP: 0.396, SLG: 0.606 (1, 7)										4	1	2	1	0	2	2											
Manny Mota, R OBP: 0.355, SLG: 0.448 Jose Pagan, R OBP: 0.250, SLG: 0.365 (1, 5) (6, 5)										3	0	0	0	0	0	3											
Donn Clendenen, R OBP: 0.321, SLG: 0.394 (1, 3)										4	0	0	0	0	2	0											
Jesse Gonder, L OBP: 0.209, SLG: 0.476 (1, 2)										4	1	2	1	0	1	0											
Bill Mazerowski, R OBP: 0.283, SLG: 0.332 (1, 4)										3	0	1	0	1	0	1											
Bob Veale, S OBP: 0.209, SLG: 0.256 (1, 1)										4	0	1	0	0	1	2											
Inning Stats	R: 0 E: 0 K: 1 S: 7	H: 2 LOB: 2 BB: 0 P: 7	R: 0 E: 0 K: 1 S: 5	H: 0 LOB: 1 BB: 1 P: 9	R: 1 E: 0 K: 0 S: 5	H: 2 LOB: 1 BB: 0 P: 5	R: 1 E: 0 K: 1 S: 7	H: 2 LOB: 1 BB: 0 P: 7	R: 0 E: 0 K: 2 S: 7	H: 1 LOB: 0 BB: 0 P: 6	R: 0 E: 0 K: 0 S: 4	H: 1 LOB: 1 BB: 0 P: 4	R: 1 E: 0 K: 0 S: 4	H: 1 LOB: 0 BB: 0 P: 4	R: 0 E: 0 K: 1 S: 5	H: 0 LOB: 0 BB: 0 P: 5	1B: 5 2B: 1 3B: 0 HR: 3	SF: 0 SAC: 0 DP: 0 HBP: 0	WP: 0 PB: 0 SB: 0 CS: 0	PA: 37							
PITCHER	IP	WLS	BF	H	R	ER	SO	BB	IBB	HBP	BLK	WP	HR	S	P	ERA	WHIP										
Jim Bunning, R ERA: 1.96 (1, 1)	8.0	L	34	9	3	3	6	1	0	0	0	0	3	45	49	3.38	1.250										
Darold Knowles, L ERA: 2.55 (9, 1)	1.0		3	0	0	0	1	0	0	0	0	0	0	5	5	0.00	0.000										

Pittsburgh Pirates @ Philadelphia Phillies
 Connie Mack Stadium, Philadelphia, PA
 Fri Jun 24 1966, 7:05 PM EDT
 Att: 26,791 - Unknown

AB 36
 R 3
 H 9
 RBI 3
 BB 1
 SO 7
 LOB 13



Batter	1	2	3	4	5	6	7	8	9	AB	R	H	RBI	BB	SO	LOB	BOTTOM										
Tony Taylor, R OBP: 0.307, SLG: 0.400 (1, 4) (6, 5)										4	0	0	0	0	1	2											
Johnny Callison, L OBP: 0.332, SLG: 0.407 (1, 9)										3	1	1	0	1	0	0											
Dick Groat, R OBP: 0.285, SLG: 0.310 (1, 5) (6, 6)										3	0	0	0	1	0	2											
Dick Allen, R OBP: 0.387, SLG: 0.667 (1, 7)										4	0	0	0	0	0	2											
Cookie Rojas, R OBP: 0.318, SLG: 0.364 (1, 8) (6, 4)										4	0	1	1	0	0	0											
Bill White, L OBP: 0.339, SLG: 0.424 (1, 3)										4	0	1	0	0	2	1											
Bob Uecker, R OBP: 0.330, SLG: 0.427 (1, 2)										2	0	1	0	1	0	0											
Bobby Wine, R OBP: 0.293, SLG: 0.294 Jackie Brandt, R OBP: 0.293, SLG: 0.288 (1, 6) (6, 8)										2	0	0	0	0	0	2											
Jackie Brandt, R OBP: 0.293, SLG: 0.288 (6, 8)										1	0	1	0	0	0	0											
Jim Bunning, R OBP: 0.204, SLG: 0.170 Harvey Kuenn, R OBP: 0.303, SLG: 0.381 Darold Knowles, L OBP: 0.111, SLG: 0.111 (1, 1) (8, PH) (9, 1)										2	0	0	0	0	1	0											
										1	0	0	0	0	0	2											
										0	0	0	0	0	0	0											
Inning Stats	R: 0 E: 0 K: 0 S: 3	H: 0 LOB: 0 BB: 1 P: 7	R: 0 E: 0 K: 0 S: 3	H: 0 LOB: 0 BB: 0 P: 3	R: 0 E: 0 K: 1 S: 5	H: 0 LOB: 0 BB: 0 P: 5	R: 0 E: 0 K: 0 S: 2	H: 0 LOB: 0 BB: 1 P: 6	R: 0 E: 0 K: 0 S: 3	H: 1 LOB: 1 BB: 1 P: 7	R: 0 E: 0 K: 1 S: 5	H: 0 LOB: 0 BB: 0 P: 5	R: 0 E: 0 K: 0 S: 3	H: 0 LOB: 0 BB: 0 P: 3	R: 0 E: 0 K: 1 S: 7	H: 2 LOB: 2 BB: 0 P: 7	R: 1 E: 0 K: 1 S: 7	H: 2 LOB: 1 BB: 0 P: 7	1B: 4 2B: 1 3B: 0 HR: 0	SF: 0 SAC: 0 DP: 2 HBP: 0	WP: 0 PB: 0 SB: 0 CS: 0	PA: 33					
PITCHER	IP	WLS	BF	H	R	ER	SO	BB	IBB	HBP	BLK	WP	HR	S	P	ERA	WHIP										
Bob Veale, L ERA: 2.61 (1, 1)	9.0	W	33	5	1	1	4	3	0	0	0	0	0	38	50	1.00	0.889										

Pittsburgh Pirates @ Philadelphia Phillies
 Connie Mack Stadium, Philadelphia, PA
 Fri Jun 24 1966, 7:05 PM EDT
 Att: 26,791 - Unknown

AB 30
 R 1
 H 5
 RBI 1
 BB 3
 SO 4
 LOB 11



Batter	1	2	3	4	5	6	7	8	9	AB	R	H	RBI	BB	SO	LOB	TOP
Gene Alley, R OBP: 0.312, SLG: 0.367	0-0 BB HBP BB 1B	0-0 6-3		0-0 FC4-6		0-0 K		0-3 K		5	1	1	0	0	2	2	
Manny Mota, R OBP: 0.369, SLG: 0.483	1-0 BB BB SF8 HBP	0-0 6-3			0-0 1B	0-0 PB 1B			0-0 2B 3B	4	3	3	1	0	0	0	
Roberto Clemente, R OBP: 0.365, SLG: 0.529	4-0 1B BB FC6-4 BB	0-3 K			0-0 BB PB 1B	0-0 6-3			0-0 WP SF8 2B	4	2	2	1	1	1	1	
Jim Pagliaroni, R OBP: 0.312, SLG: 0.371	4-0 FC6-4 1B 1-2 2-3 3-H			0-0 F7		0-3 K			0-0 3-H 2B	3	0	0	1	2	2	3	
Al McBean, R OBP: 0.250, SLG: 0.250									0-0 2-3 BB	0	0	0	0	0	0	0	
Donn Clendenon, R OBP: 0.318, SLG: 0.391	0-0 SF8			0-0 P4		4-0 BB 1-2 BB		0-3 K	0-0 SF8	2	0	0	2	1	1	0	
Jose Pagan, R OBP: 0.248, SLG: 0.359	0-0 FC6-4 1B 1-2 2-3			0-3 K		0-0 F7		0-0 P4	0-3 K	5	0	1	0	0	2	3	
Bill Mazerowski, R OBP: 0.285, SLG: 0.328	0-0 FC6-4 1B 1-2 2-3 3-H			4-0 FC4-6 BB		4-0 1-2 2-3 BB		0-0 P4	0-0 F8	3	0	0	1	2	0	3	
Willie Stargell, L OBP: 0.393, SLG: 0.597	4-0 1-2 IBB			0-3 K		0-0 L9		0-0 F7		3	0	0	0	1	1	4	
Vern Law, R OBP: 0.399, SLG: 0.474	0-3 K			0-0 F8				0-3 K		1	0	0	0	0	1	3	
Billy O'Dell, L OBP: 0.282, SLG: 0.222										1	0	0	0	0	0	1	
Tommie Sisk, R OBP: 0.333, SLG: 0.200										0	0	0	0	0	0	0	
Matty Alou, R OBP: 0.300, SLG: 0.448										1	1	1	0	0	0	0	
Pete Mikkelsen, R OBP: 0.295, SLG: 0.125										0	0	0	0	0	0	0	
Jerry Lynch, R OBP: 0.310, SLG: 0.231										1	0	0	0	0	1	0	
Don Cardwell, R OBP: 0.150, SLG: 0.048										0	0	0	0	0	0	0	
Inning Stats	R: 3 E: 0 K: 1 S: 7	H: 2 LOB: 3 BB: 3 P: 20	R: 0 E: 0 K: 1 S: 5	H: 0 LOB: 0 BB: 0 P: 5	R: 0 E: 0 K: 1 S: 5	H: 0 LOB: 0 BB: 1 P: 9	R: 1 E: 0 K: 2 S: 9	H: 2 LOB: 3 BB: 0 P: 15	R: 0 E: 0 K: 1 S: 5	H: 0 LOB: 0 BB: 0 P: 7	R: 2 E: 0 K: 1 S: 7	H: 2 LOB: 1 BB: 1 P: 11	1B: 5 2B: 1 3B: 2 HR: 0	SF: 2 SAC: 0 DP: 0 HBP: 1	WP: 1 PB: 1 SB: 1 CS: 0	PA: 43	
PITCHER	IP WLS BF H R ER SO BB IBB HBP BLK WP HR S P ERA WHIP																
Chris Short, L ERA: 3.28	(1, 1) 0.1 6 2 3 3 0 2 0 1 0 0 0 0 3 12 81.00 12.000																
Terry Fox, R ERA: 5.27	(1, 1) 0.2 3 0 0 0 1 0 1 0 0 0 0 4 8 0.00 0.000																
Ray Culp, R ERA: 4.58	(2, 1) 7.0 W 30 6 4 4 9 3 0 0 0 0 0 45 57 5.14 1.286																
Roger Craig, R ERA: 6.91	(9, 1) 1.0 S 4 0 0 0 1 1 0 0 0 0 1 0 5 9 0.00 1.000																

Pittsburgh Pirates @ Philadelphia Phillies
 Connie Mack Stadium, Philadelphia, PA
 Sat Jun 25 1966, 7:05 PM EDT
 Att: 23,160 - Unknown


AB 33
 R 7
 H 8
 RBI 6
 BB 7
 SO 11
 LOB 20



Batter	1	2	3	4	5	6	7	8	9	AB	R	H	RBI	BB	SO	LOB	BOTTOM			
Cookie Rojas, R OBP: 0.319, SLG: 0.363	0-0 6-3	0-0 6-3		0-0 F7			4-0 HR BB	0-0 HBP 1B		4	1	1	0	1	0	1				
Johnny Callison, L OBP: 0.333, SLG: 0.405	0-0 1B BB 1B	0-0 L8		0-3 K2-3			0-0 P4	1-0 HBP 1B		4	1	1	0	0	1	2				
Dick Allen, R OBP: 0.674, SLG: 0.674	4-0 1B BB 1B						0-3 K	0-3 K		4	2	1	1	1	3	3				
Jackie Brandt, R OBP: 0.293, SLG: 0.288	1-2 1B BB HR							0-3 K		0	0	0	0	0	0	0				
Bill White, L OBP: 0.341, SLG: 0.437	0-0 1B 1-2 2-3 1B	0-0 4-3				0-0 1-3		0-0 HR		4	2	2	2	0	0	0				
Tony Gonzalez, L OBP: 0.306, SLG: 0.365	0-0 1B 1-2 2-H 3-H 1B			0-3 K		0-0 4-3		0-0 BB 1B		4	1	2	2	0	1	0				
Clay Dalrymple, L OBP: 0.390, SLG: 0.384	0-0 F9			0-0 G3			1-0 3B HBP	4-0 1-2 BB		2	1	0	0	1	0	2				
Tony Taylor, R OBP: 0.306, SLG: 0.397	0-0 1B 1-3 2-H 1B			0-0 P4			0-0 F3	0-0 1-3		4	0	1	1	0	0	3				
Dick Groat, R OBP: 0.292, SLG: 0.329	0-0 1B 1-3 3-H 1B			0-0 SH5-4 2B			0-0 HBP K2-5-2 3B	0-0 1-3		4	0	3	2	0	0	0				
Chris Short, R OBP: 0.271, SLG: 0.271	(1, 1) 0.0 P4			0-0 SH5-4			0-3 K2-5-2	0-3 K		0	0	0	0	0	0	0				
Terry Fox, R ERA: 4.53	(1, 1) 3.1 12 2 1 1 2 0 0 0 0 0 0 1 16 16 2.70 0.600																			
Billy O'Dell, L ERA: 2.3	(1, 1) 3.1 12 2 1 1 2 0 0 0 0 0 0 1 16 16 2.70 0.600																			
Tommie Sisk, R ERA: 4.81	(5, 1) 1.0 3 0 0 0 1 0 0 0 0 0 0 5 5 0.00 0.000																			
Pete Mikkelsen, R ERA: 3.69	(6, 1) 2.0 L 11 3 3 3 2 2 0 1 0 0 0 1 12 21 13.50 2.500																			
Don Cardwell, R ERA: 3.61	(8, 1) 1.0 5 1 0 0 2 0 0 1 0 0 0 8 9 0.00 1.000																			
Inning Stats	R: 4 E: 0 K: 0 S: 8	H: 5 LOB: 1 BB: 1 P: 12	R: 1 E: 0 K: 0 S: 4	H: 1 LOB: 0 BB: 0 P: 4	R: 0 E: 0 K: 1 S: 5	H: 0 LOB: 0 BB: 0 P: 5	R: 0 E: 0 K: 1 S: 6	H: 1 LOB: 1 BB: 0 P: 6	R: 0 E: 0 K: 1 S: 5	H: 0 LOB: 0 BB: 0 P: 5	R: 1 E: 0 K: 1 S: 5	H: 1 LOB: 1 BB: 0 P: 6	R: 2 E: 0 K: 1 S: 7	H: 2 LOB: 2 BB: 2 P: 15	R: 0 E: 0 K: 2 S: 8	H: 1 LOB: 2 BB: 0 P: 9	1B: 7 2B: 2 3B: 1 HR: 2	SF: 0 SAC: 1 DP: 1 HBP: 2	WP: 0 PB: 0 SB: 0 CS: 0	PA: 39
PITCHER	IP WLS BF H R ER SO BB IBB HBP BLK WP HR S P ERA WHIP																			
Vern Law, R ERA: 4.53	(1, 1) 0.2 6 2 1 1 2 0 0 0 0 0 0 1 16 16 2.70 0.600																			
Billy O'Dell, L ERA: 2.3	(1, 1) 3.1 12 2 1 1 2 0 0 0 0 0 0 1 16 16 2.70 0.600																			
Tommie Sisk, R ERA: 4.81	(5, 1) 1.0 3 0 0 0 1 0 0 0 0 0 0 5 5 0.00 0.000																			
Pete Mikkelsen, R ERA: 3.69	(6, 1) 2.0 L 11 3 3 3 2 2 0 1 0 0 0 1 12 21 13.50 2.500																			
Don Cardwell, R ERA: 3.61	(8, 1) 1.0 5 1 0 0 2 0 0 1 0 0 0 8 9 0.00 1.000																			

Pittsburgh Pirates @ Philadelphia Phillies
 Connie Mack Stadium, Philadelphia, PA
 Sat Jun 25 1966, 7:05 PM EDT
 Att: 23,160 - Unknown

AB 33
 R 8
 H 11
 RBI 8
 BB 3
 SO 7
 LOB 14



Batter	1	2	3	4	5	6	7	8	9	AB	R	H	RBI	BB	SO	LOB	TOP					
Matty Alou, L OBP: 0.348, SLG: 0.445 (1, 8)										5	0	2	0	0	0	2						
Gene Alley, R OBP: 0.309, SLG: 0.364 (1, 6)										5	0	1	0	0	1	3						
Roberto Clemente, R OBP: 0.387, SLG: 0.530 (1, 9)										3	1	1	0	1	1	1						
Willie Stargell, L OBP: 0.399, SLG: 0.596 (1, 7)										2	1	1	0	2	0	1						
Jose Pagan, R OBP: 0.248, SLG: 0.356 (1, 5)										4	0	1	1	0	0	5						
Donn Clendenon, R OBP: 0.325, SLG: 0.406 (1, 3)										4	0	3	1	0	0	2						
Jesse Gonder, L OBP: 0.196, SLG: 0.444 (8, PH)										3	0	0	0	0	1	5						
Jim Pagliaroni, R OBP: 0.315, SLG: 0.371 (8, 2)										0	0	0	0	1	0	0						
Bill Mazerowski, R OBP: 0.281, SLG: 0.323 (1, 4)										4	0	0	0	0	1	4						
Woodie Fryman, R OBP: 0.174, SLG: 0.174 (1, 1)										4	0	2	0	0	2	0						
Inning Stats	R: 0 E: 0 K: 0 S: 4	H: 1 LOB: 2 BB: 1 P: 8	R: 0 E: 0 K: 0 S: 3	H: 1 LOB: 0 BB: 0 P: 3	R: 0 E: 0 K: 1 S: 5	H: 1 LOB: 0 BB: 0 P: 5	R: 1 E: 0 K: 1 S: 7	H: 2 LOB: 2 BB: 1 P: 11	R: 0 E: 0 K: 0 S: 3	H: 1 LOB: 0 BB: 0 P: 3	R: 0 E: 0 K: 0 S: 5	H: 2 LOB: 2 BB: 0 P: 5	R: 0 E: 0 K: 0 S: 4	H: 1 LOB: 1 BB: 0 P: 4	R: 1 E: 0 K: 2 S: 8	H: 1 LOB: 2 BB: 2 P: 16	R: 0 E: 0 K: 2 S: 7	H: 1 LOB: 0 BB: 0 P: 7	1B: 9 2B: 2 3B: 1 HR: 0	SF: 0 SAC: 0 DP: 3 HBP: 0	WP: 0 PB: 0 SB: 0 CS: 1	PA: 38
PITCHER	IP WLS BF H R ER SO BB IBB HBP BLK WP HR S P ERA WHIP																					
Larry Jackson, R ERA: 3.89 (1, 1)	7.2 L 33 10 2 2 3 3 0 0 0 0 0 0 36 48 2.35 1.696																					
Darold Knowles, L ERA: 2.49 (8, 1)	1.1 5 1 0 0 3 1 0 0 0 0 0 0 10 14 0.00 1.500																					

Pittsburgh Pirates @ Philadelphia Phillies
 Connie Mack Stadium, Philadelphia, PA
 Sun Jun 26 1966, 3:33 AM EDT
 Att: 18,734 - Unknown

AB	34
R	2
H	11
RBI	2
BB	4
SO	6
LOB	23



Batter	1	2	3	4	5	6	7	8	9	AB	R	H	RBI	BB	SO	LOB	BOTTOM					
Dick Groat, R OBP: 0.287, SLG: 0.324 (1, 6)										4	0	0	0	0	0	0						
Cookie Rojas, R OBP: 0.315, SLG: 0.357 (1, 4)										4	0	0	0	0	1	0						
Johnny Callison, L OBP: 0.330, SLG: 0.400 (1, 9)										3	0	0	0	0	0	0						
Dick Allen, R OBP: 0.386, SLG: 0.680 (1, 7)										3	0	1	0	0	0	0						
Tony Taylor, R OBP: 0.307, SLG: 0.396 (1, 5)										3	0	1	0	0	0	1						
Jackie Brandt, R OBP: 0.285, SLG: 0.289 (1, 8)										3	0	1	0	0	1	1						
Bill White, L OBP: 0.338, SLG: 0.432 (1, 3)										3	0	0	0	0	2	1						
Bob Uecker, R OBP: 0.320, SLG: 0.412 (1, 2)										3	0	0	0	0	0	0						
Larry Jackson, R OBP: 0.094, SLG: 0.065 (1, 1)										2	0	0	0	0	2	0						
Darold Knowles, L OBP: 0.111, SLG: 0.111 (8, 1)										0	0	0	0	0	0	0						
Harvey Kuenn, R OBP: 0.294, SLG: 0.369 (8, PH)										1	0	0	0	0	1	0						
Inning Stats	R: 0 E: 0 K: 0 S: 3	H: 0 LOB: 0 BB: 0 P: 3	R: 0 E: 0 K: 1 S: 5	H: 1 LOB: 0 BB: 0 P: 5	R: 0 E: 0 K: 1 S: 5	H: 0 LOB: 0 BB: 0 P: 5	R: 0 E: 0 K: 0 S: 3	H: 0 LOB: 0 BB: 0 P: 3	R: 0 E: 0 K: 0 S: 6	H: 1 LOB: 1 BB: 0 P: 6	R: 0 E: 0 K: 1 S: 5	H: 0 LOB: 0 BB: 0 P: 5	R: 0 E: 0 K: 0 S: 4	H: 1 LOB: 1 BB: 0 P: 4	R: 0 E: 0 K: 1 S: 5	H: 0 LOB: 0 BB: 0 P: 5	R: 0 E: 0 K: 2 S: 7	H: 0 LOB: 0 BB: 0 P: 7	1B: 2 2B: 0 3B: 1 HR: 0	SF: 0 SAC: 0 DP: 0 HBP: 0	WP: 0 PB: 0 SB: 0 CS: 1	PA: 30
PITCHER	IP WLS BF H R ER SO BB IBB HBP BLK WP HR S P ERA WHIP																					
Woodie Fryman, L ERA: 2.82 (1, 1)	9.0 W 29 3 0 0 7 0 0 0 0 0 0 0 43 43 0.00 0.333																					

Pittsburgh Pirates @ Philadelphia Phillies
 Connie Mack Stadium, Philadelphia, PA
 Sun Jun 26 1966, 3:33 AM EDT
 Att: 18,734 - Unknown

AB	29
R	0
H	3
RBI	0
BB	0
SO	7
LOB	3



Batter	1	2	3	4	5	6	7	8	9	AB	R	H	RBI	BB	SO	LOB	TOP			
Cookie Rojas, R OBP: 0.311, SLG: 0.352 (1, 4)	L9			4-3		L8			1-3	4	0	0	0	0	0	0				
Johnny Callison, L OBP: 0.325, SLG: 0.394 (1, 9)	4-3			L9			K		4-3	4	0	0	0	0	1	0				
Dick Allen, R OBP: 0.380, SLG: 0.669 (1, 7)	K			6-3			5-3			3	0	0	0	0	1	0				
Bill White, L OBP: 0.338, SLG: 0.442 (1, 3)		K			4-3			HR		3	1	1	1	0	1	0				
Tony Gonzalez, L OBP: 0.301, SLG: 0.358 (1, 8)		4-3			6-3			K		3	0	0	0	0	1	0				
Clay Dalrymple, L OBP: 0.389, SLG: 0.383 (1, 2)		K						4-3		3	0	1	0	0	1	0				
Tony Taylor, R OBP: 0.303, SLG: 0.391 (1, 5)			4-3		1-3			6-3		3	0	0	0	0	0	1				
Dick Groat, R OBP: 0.284, SLG: 0.320 (1, 6)			P4			4-3		6-3		3	0	0	0	0	0	0				
Jim Bunning, R OBP: 0.192, SLG: 0.160 (1, 1)			6-3			6-3			K	3	0	0	0	0	1	0				
Inning Stats	R: 0 E: 0 K: 1 S: 5	H: 0 LOB: 0 BB: 0 P: 5	R: 0 E: 0 K: 2 S: 7	H: 0 LOB: 0 BB: 0 P: 7	R: 0 E: 0 K: 0 S: 3	H: 0 LOB: 0 BB: 0 P: 3	R: 0 E: 0 K: 0 S: 3	H: 1 LOB: 1 BB: 0 P: 4	R: 0 E: 0 K: 0 S: 3	H: 0 LOB: 0 BB: 0 P: 3	R: 1 E: 0 K: 2 S: 8	H: 1 LOB: 0 BB: 0 P: 8	R: 0 E: 0 K: 0 S: 3	H: 0 LOB: 0 BB: 0 P: 3	R: 0 E: 0 K: 1 S: 5	H: 0 LOB: 0 BB: 0 P: 5	1B: 1 2B: 0 3B: 0 HR: 1	SF: 0 SAC: 0 DP: 0 HBP: 0	WP: 0 PB: 0 SB: 0 CS: 0	PA: 29
PITCHER	IP	WLS	BF	H	R	ER	SO	BB	IBB	HBP	BLK	WP	HR	S	P	ERA	WHIP			
Bob Friend, R ERA: 3.84 (1, 1)	8.0	L	26	2	1	1	5	0	0	0	0	0	1	36	36	1.12	0.250			
Jack Hamilton, R ERA: 3.67 (9, 1)	1.0		3	0	0	0	1	0	0	0	0	0	0	5	5	0.00	0.000			

Philadelphia Phillies @ New York Mets
Shea Stadium, Flushing, NY
Tue Jun 28 1966, 7:05 PM EDT
Att: 22,693 - Unknown

AB 29
R 1
H 2
RBI 1
BB 0
SO 6
LOB 1



Batter	1	2	3	4	5	6	7	8	9	AB	R	H	RBI	BB	SO	LOB	BOTTOM			
Al Luplow, L OBP: 0.315, SLG: 0.241 (1, 9)	F9		F9		F8			6-3		4	0	0	0	0	0	1				
Ron Hunt, R OBP: 0.372, SLG: 0.388 (1, 4)	BB BB		S HBP		1B		FC6 BB			1	0	1	0	2	0	0				
Johnny Lewis, L OBP: 0.292, SLG: 0.372 (1, 7)	BB BB		P6		CS	P5	FC6			3	0	0	0	1	0	2				
Ken Boyer, R OBP: 0.307, SLG: 0.443 (1, 5)	P6		K			P4		4-3		4	0	0	0	0	1	3				
Ed Kranepool, L OBP: 0.305, SLG: 0.344 (1, 3)	BB BB			F8		K		F5		3	0	0	0	1	1	0				
Cleon Jones, R OBP: 0.330, SLG: 0.373 (1, 8)	4-3			F9		K		F9		4	0	0	0	0	1	3				
Jerry Grote, R OBP: 0.386, SLG: 0.354 (1, 2)		P5			K					2	0	0	0	0	1	0				
John Stephenson, L OBP: 0.240, SLG: 0.239 (7, PH) (8, 2)										1	0	0	0	0	1	0				
Eddie Bressoud, R OBP: 0.298, SLG: 0.410 (1, 6)		K			1B SH1-4 CS 1B					3	0	1	0	0	2	0				
Bob Friend, R (1, 1)					SH1-4					1	0	0	0	0	1	0				
Chuck Hiller, L (8, PH)										1	0	0	0	0	0	0				
Jack Hamilton, R OBP: 0.143, SLG: 0.111 (9, 1)								F2		0	0	0	0	0	0	0				
Inning Stats	R: 0 E: 0 K: 0 S: 3	H: 0 LOB: 3 BB: 3 P: 15	R: 0 E: 0 K: 2 S: 7	H: 0 LOB: 0 BB: 0 P: 7	R: 0 E: 0 K: 1 S: 5	H: 0 LOB: 1 BB: 0 P: 6	R: 0 E: 0 K: 1 S: 5	H: 2 LOB: 1 BB: 0 P: 4	R: 0 E: 0 K: 1 S: 5	H: 0 LOB: 0 BB: 0 P: 5	R: 0 E: 0 K: 3 S: 9	H: 0 LOB: 0 BB: 0 P: 9	R: 0 E: 0 K: 0 S: 3	H: 0 LOB: 1 BB: 1 P: 7	R: 0 E: 0 K: 0 S: 3	H: 0 LOB: 0 BB: 0 P: 3	1B: 2 2B: 0 3B: 0 HR: 0	SF: 0 SAC: 1 DP: 0 HBP: 1	WP: 0 PB: 0 SB: 1 CS: 1	PA: 34
PITCHER	IP	WLS	BF	H	R	ER	SO	BB	IBB	HBP	BLK	WP	HR	S	P	ERA	WHIP			
Jim Bunning, R ERA: 1.83 (1, 1)	9.0	W	33	2	0	0	8	4	0	1	0	0	0	44	61	0.00	0.667			

Philadelphia Phillies @ New York Mets
Shea Stadium, Flushing, NY
Tue Jun 28 1966, 7:05 PM EDT
Att: 22,693 - Unknown

AB 27
R 0
H 2
RBI 0
BB 4
SO 8
LOB 9



Batter	1	2	3	4	5	6	7	8	9	AB	R	H	RBI	BB	SO	LOB	TOP							
Cookie Rojas, R OBP: 0.316, SLG: 0.358 (1, 4)										4	1	2	1	1	0	1	Philadelphia Phillies @ New York Mets Shea Stadium, Flushing, NY Wed Jun 29 1966, 3:33 AM EDT Att: 13,918 - Unknown							
Dick Groat, R OBP: 0.283, SLG: 0.318 (1, 6)										5	1	1	0	0	0	4								
Johnny Callison, L OBP: 0.323, SLG: 0.388 (1, 9)										4	1	0	0	1	1	3								
Dick Allen, R OBP: 0.386, SLG: 0.670 (1, 7)										4	0	2	2	1	0	2								
Tony Taylor, R OBP: 0.300, SLG: 0.386 (1, 5)										5	1	1	0	0	0	6								
Jackie Brandt, R OBP: 0.293, SLG: 0.287 (1, 8)										4	0	1	1	0	0	1								
Bill White, L OBP: 0.340, SLG: 0.441 (1, 3)										3	1	1	0	1	2	2								
Bob Uecker, R OBP: 0.317, SLG: 0.398 (1, 2)										3	0	0	0	1	2	3								
Bob Buhl, R OBP: 0.185, SLG: 0.120 (1, 1)										2	0	0	0	0	1	2								
Doug Clemens, L OBP: 0.384, SLG: 0.329 (6, PH)										0	0	0	0	1	0	0								
Roger Craig, R (6, 1)										0	0	0	0	0	0	0								
Darold Knowles, L OBP: 0.200, SLG: 0.200 (7, 1)										1	0	1	1	0	0	0								
Inning Stats	R: 1 E: 0 K: 1 S: 7	H: 2 LOB: 1 P: 7	R: 0 E: 0 K: 2 S: 7	H: 0 LOB: 1 BB: 1 P: 11	R: 0 E: 1 K: 0 S: 4	H: 0 LOB: 2 BB: 1 P: 8	R: 0 E: 0 K: 1 S: 6	H: 1 LOB: 1 BB: 0 P: 6	R: 2 E: 0 K: 1 S: 8	H: 3 LOB: 2 BB: 1 P: 12	R: 0 E: 0 K: 0 S: 2	H: 0 LOB: 0 BB: 1 P: 6	R: 0 E: 0 K: 0 S: 3	H: 0 LOB: 0 BB: 0 P: 3	R: 2 E: 0 K: 1 S: 8	H: 3 LOB: 2 BB: 1 P: 12	R: 0 E: 0 K: 0 S: 2	H: 0 LOB: 0 BB: 1 P: 6	1B: 7 2B: 2 3B: 0 HR: 0	SF: 0 SAC: 0 DP: 2 HBP: 0	WP: 0 PB: 0 SB: 0 CS: 0	PA: 41		
PITCHER	IP WLS BF H R ER SO BB IBB HBP BLK WP HR S P ERA WHIP	4.1 L 22 5 3 3 4 3 0 0 0 0 0 27 39 6.23 1.846	5.1 L 16 4 2 2 2 1 1 0 0 0 0 18 26 4.91 1.364	1.0 L 3 0 0 0 0 1 0 0 0 0 0 2 6 0.00 1.000																				

AB	35
R	5
H	9
RBI	5
BB	6
SO	6
LOB	24



Batter	1	2	3	4	5	6	7	8	9	AB	R	H	RBI	BB	SO	LOB	BOTTOM						
Ron Hunt, R OBP: 0.367, SLG: 0.381 (1, 4)										4	0	0	0	0	0	2	Philadelphia Phillies @ New York Mets Shea Stadium, Flushing, NY Wed Jun 29 1966, 3:33 AM EDT Att: 13,918 - Unknown						
Eddie Brassoud, R OBP: 0.297, SLG: 0.401 (1, 6)										3	0	0	0	1	0	0							
Al Luplow, L OBP: 0.323, SLG: 0.252 (1, 9)										3	0	2	0	0	0	0							
Ron Swoboda, R OBP: 0.277, SLG: 0.262 (9, PH)										1	0	1	0	0	0	0							
Ken Boyer, R OBP: 0.310, SLG: 0.439 (1, 5)										2	0	0	0	2	0	3							
Cleon Jones, R OBP: 0.329, SLG: 0.384 (1, 8)										4	1	1	1	0	1	5							
Johnny Lewis, L OBP: 0.288, SLG: 0.367 (1, 7)										2	0	0	0	0	2	1							
Billy Murphy, R OBP: 0.270, SLG: 0.412 (7, PH)										2	0	0	0	0	0	2							
Ed Kranepool, L OBP: 0.300, SLG: 0.338 (1, 3)										3	0	0	0	0	2	0							
Jerry Grote, R OBP: 0.393, SLG: 0.388 (1, 2)										3	1	2	1	0	0	0							
Rob Gardner, R OBP: 0.129, SLG: 0.161 (1, 1)										1	0	0	0	0	1	1							
Dick Selma, R (5, 1)										0	0	0	0	1	0	0							
Hawk Taylor, R OBP: 0.222, SLG: 0.302 (8, PH)										1	0	0	0	0	1	0							
Bill Hepler, L OBP: 0.500, SLG: 0.500 (9, 1)										0	0	0	0	0	0	0							
Inning Stats	R: 0 E: 0 K: 0 S: 3	H: 0 LOB: 0 P: 3	R: 0 E: 0 K: 1 S: 4	H: 0 LOB: 1 BB: 1 P: 8	R: 0 E: 0 K: 2 S: 8	H: 1 LOB: 0 BB: 0 P: 8	R: 0 E: 0 K: 0 S: 3	H: 1 LOB: 0 BB: 0 P: 3	R: 2 E: 0 K: 1 S: 7	H: 2 LOB: 1 BB: 1 P: 11	R: 0 E: 0 K: 0 S: 3	H: 1 LOB: 1 BB: 1 P: 7	R: 0 E: 0 K: 1 S: 5	H: 0 LOB: 0 BB: 0 P: 5	R: 0 E: 0 K: 1 S: 5	H: 0 LOB: 0 BB: 0 P: 5	R: 0 E: 0 K: 1 S: 5	H: 1 LOB: 1 BB: 1 P: 9	1B: 4 2B: 0 3B: 0 HR: 2	SF: 0 SAC: 0 DP: 2 HBP: 0	WP: 0 PB: 0 SB: 0 CS: 2	PA: 35	
PITCHER	IP WLS BF H R ER SO BB IBB HBP BLK WP HR S P ERA WHIP	5.0 W 19 4 2 2 4 2 0 0 0 0 0 25 33 3.60 1.200	1.0 L 4 1 0 0 0 1 0 0 0 0 0 3 7 0.00 2.000	3.0 S 10 1 0 0 3 1 0 0 0 0 0 15 19 0.00 0.667																			



Batter	1	2	3	4	5	6	7	8	9	AB	R	H	RBI	BB	SO	LOB	TOP				
Glenn Beckert, R OBP: 0.300, SLG: 0.337 (1, 4)	6-3		1-3		FC6-4			1B		4	0	1	0	0	0	1					
Lee Thomas, L OBP: 0.278, SLG: 0.351 (1, 7)	1B		G3			5-3		1B		4	0	2	0	0	0	0					
Billy Williams, L OBP: 0.334, SLG: 0.435 (1, 9)	1B		4-1			K		3-1		4	0	1	0	0	1	2					
John Boccabella, R OBP: 0.272, SLG: 0.468 (1, 3)	K			F7		F2			6-3	4	0	0	0	0	1	2					
Randy Hundley, R OBP: 0.286, SLG: 0.407 (1, 2)	K			P5			L4-3	1B	5-3	4	0	1	0	0	1	2					
Byron Browne, R OBP: 0.323, SLG: 0.468 (1, 8)		P6		K			K			4	0	1	0	0	2	1					
Ron Campbell, R OBP: 0.125, SLG: 0.071 (1, 5)		F9			FC3-6	1B	L4-3		4-3	4	0	1	0	0	0	2					
Don Kessinger, S OBP: 0.268, SLG: 0.260 (1, 6)					FC3-6	FC6-4		6-3		3	0	1	0	0	0	1					
Bill Faul, R Bob Hendley, R George Altman, R Cal Koonce, R Marty Keough, L Ernie Broglio, R (1, 1) (4, 1) (5, Ph) (5, 1) (8, Ph) (8, 1)					F9			K		1	0	0	0	0	1	1					
Inning Stats	R: 0 E: 0 K: 2 S: 9	H: 2 LOB: 2 BB: 0 P: 9	R: 0 E: 0 K: 1 S: 6	H: 1 LOB: 1 BB: 0 P: 6	R: 0 E: 0 K: 0 S: 3	H: 0 LOB: 0 BB: 0 P: 3	R: 0 E: 0 K: 1 S: 5	H: 0 LOB: 0 BB: 0 P: 5	R: 0 E: 0 K: 1 S: 4	H: 1 LOB: 1 BB: 0 P: 4	R: 0 E: 0 K: 1 S: 5	H: 0 LOB: 0 BB: 0 P: 5	R: 0 E: 0 K: 1 S: 5	H: 1 LOB: 0 BB: 0 P: 5	R: 0 E: 0 K: 1 S: 7	H: 2 LOB: 2 BB: 0 P: 7	R: 0 E: 0 K: 0 S: 4	H: 1 LOB: 1 BB: 0 P: 4	1B: 7 2B: 2 3B: 0 HR: 0	SF: 0 SAC: 0 DP: 1 HBP: 0	WP: 0 PA: 34 CS: 0
PITCHER Larry Jackson, R ERA: 3.53 (1, 1)	IP: 0.0 WLS: W BF: 0 H: 0 R: 0 ER: 0 SO: 0 BB: 0 IBB: 0 HBP: 0 BLK: 0 WP: 0 HR: 0 S: 0 P: 0 ERA: ∞ WHIP: ∞															PITCHER Larry Jackson, R ERA: 3.53 (1, 1)	IP: 0.0 WLS: W BF: 0 H: 0 R: 0 ER: 0 SO: 0 BB: 0 IBB: 0 HBP: 0 BLK: 0 WP: 0 HR: 0 S: 0 P: 0 ERA: ∞ WHIP: ∞				

Chicago Cubs @ Philadelphia Phillies
 Connie Mack Stadium, Philadelphia, PA
 Fri Jul 01 1966, 7:05 PM EDT
 Att: 10,670 - Unknown

AB	34
R	0
H	8
RBI	0
BB	0
SO	7
LOB	13



Batter	1	2	3	4	5	6	7	8	9	AB	R	H	RBI	BB	SO	LOB	BOTTOM		
Cookie Rojas, R OBP: 0.314, SLG: 0.353 (1, 4)	CS		F9		6-3		6-3			3	0	0	0	1	0	0			
Johnny Callison, L OBP: 0.318, SLG: 0.388 (1, 9)	F8		P4		SF7		K			4	1	1	0	0	1	1			
Dick Allen, R Jackie Brandt, R OBP: 0.656 OBP: 0.293, SLG: 0.287 (1, 7) (8, 7)	F2			1B	SF7		K			3	1	1	1	0	1	1			
Bill White, L OBP: 0.347, SLG: 0.456 (1, 3)	CS			1B	1B		L8			4	3	3	2	0	0	0			
Tony Gonzalez, L OBP: 0.306, SLG: 0.372 (1, 8)		1B		1B	HR		3-1			4	2	2	1	0	0	0			
Clay Dainoff, L OBP: 0.404, SLG: 0.400 (1, 2)		1B		1B		6-3		BB		3	0	2	2	1	0	0			
Tony Taylor, R OBP: 0.303, SLG: 0.383 (1, 5)		G4-6-3		K			CS			3	0	1	0	1	1	3			
Dick Groat, R OBP: 0.283, SLG: 0.321 (1, 6)		F9		FC6-4			1B			4	0	1	0	0	0	3			
Larry Jackson, R OBP: 0.086, SLG: 0.059 (1, 1)			5-3		K		K			3	0	0	0	0	2	2			
Inning Stats	R: 0 E: 0 K: 0 S: 2	H: 0 LOB: 0 BB: 1 P: 6	R: 2 E: 0 K: 0 S: 5	H: 3 LOB: 0 BB: 0 P: 5	R: 0 E: 0 K: 0 S: 3	H: 0 LOB: 0 BB: 0 P: 3	R: 3 E: 1 K: 2 S: 11	H: 4 LOB: 1 BB: 0 P: 11	R: 2 E: 0 K: 0 S: 5	H: 2 LOB: 0 BB: 0 P: 5	R: 0 E: 0 K: 1 S: 6	H: 2 LOB: 1 BB: 0 P: 6	R: 0 E: 0 K: 2 S: 7	H: 0 LOB: 0 BB: 0 P: 7	R: 0 E: 0 K: 0 S: 3	H: 0 LOB: 2 BB: 2 P: 11	1B: 6 2B: 2 3B: 2 HR: 1	SF: 1 SAC: 0 DP: 1 HBP: 0	WP: 1 PA: 36 CS: 2
PITCHER Bill Faul, R Bob Hendley, L Cal Koonce, R Ernie Broglio, R (1, 1) (4, 1) (5, 1) (8, 1)	IP: 3.0 WLS: L BF: 13 H: 5 R: 4 ER: 4 SO: 4 BB: 1 IBB: 0 HBP: 0 BLK: 0 WP: 0 HR: 0 S: 12 P: 16 ERA: 12.00 WHIP: 2.000															PITCHER Bill Faul, R Bob Hendley, L Cal Koonce, R Ernie Broglio, R (1, 1) (4, 1) (5, 1) (8, 1)	IP: 3.0 WLS: L BF: 13 H: 5 R: 4 ER: 4 SO: 4 BB: 1 IBB: 0 HBP: 0 BLK: 0 WP: 0 HR: 0 S: 12 P: 16 ERA: 12.00 WHIP: 2.000		

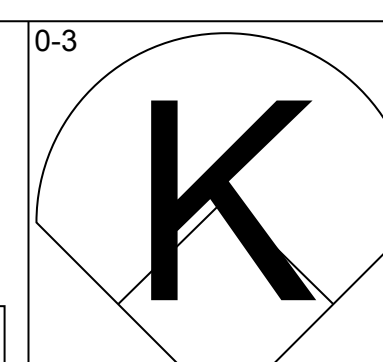
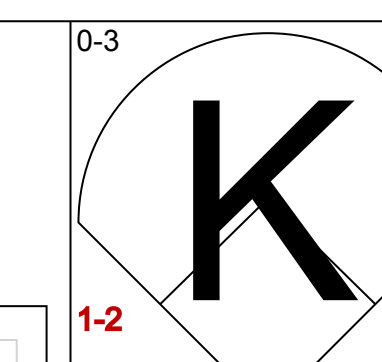
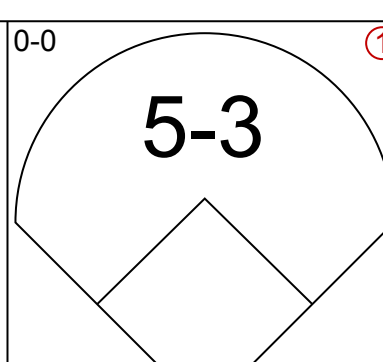
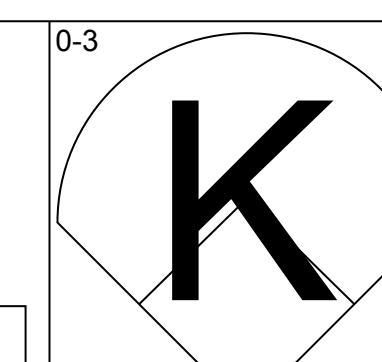
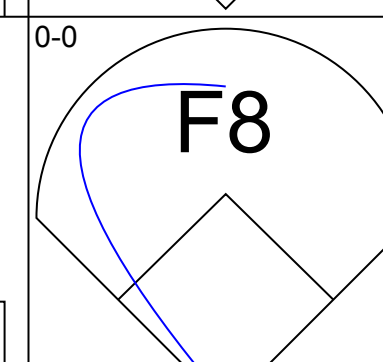
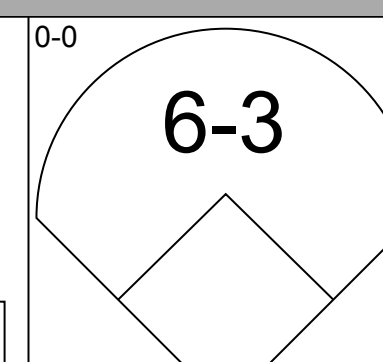
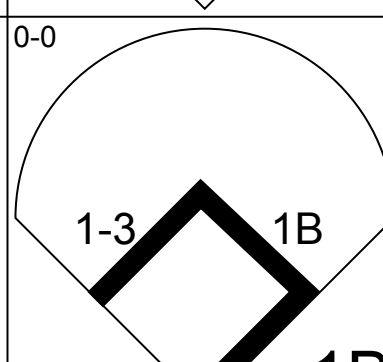
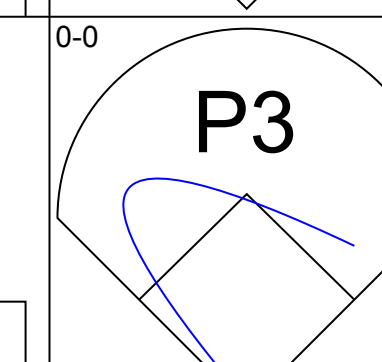
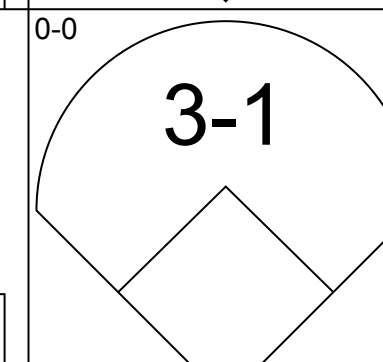
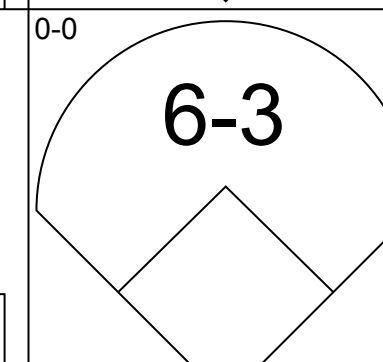
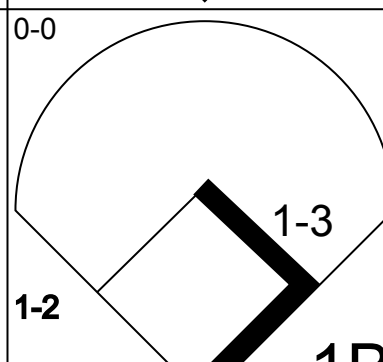
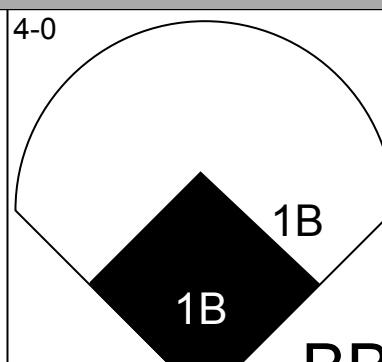
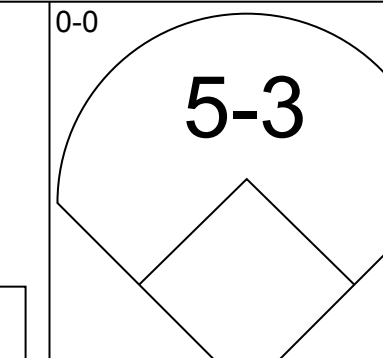
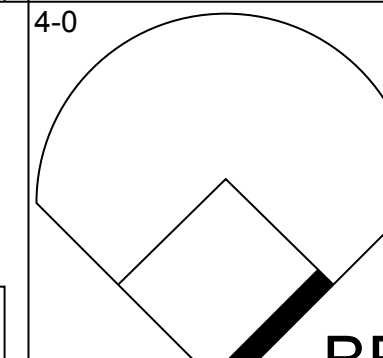
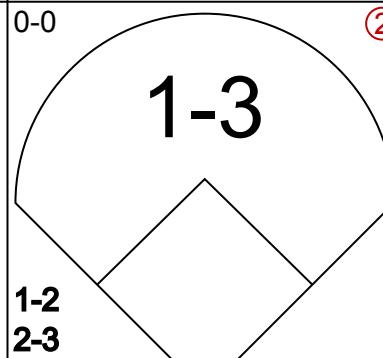
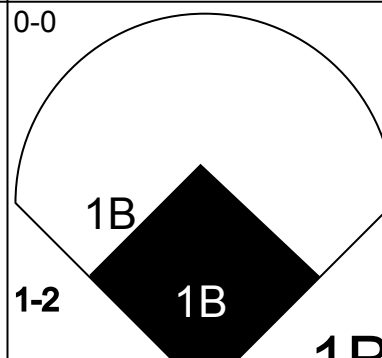
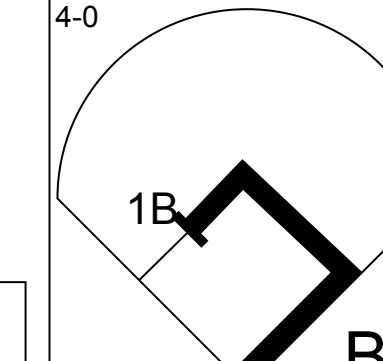
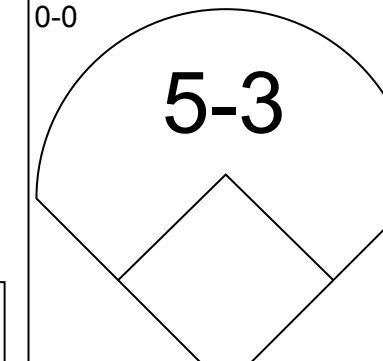
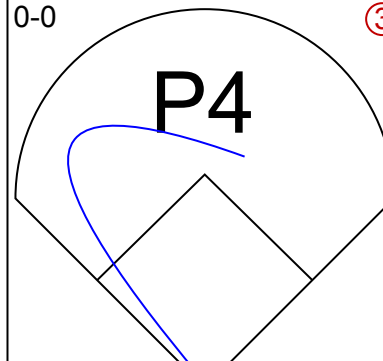
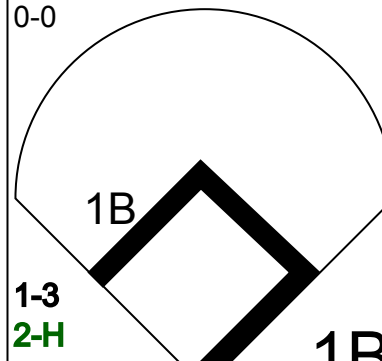
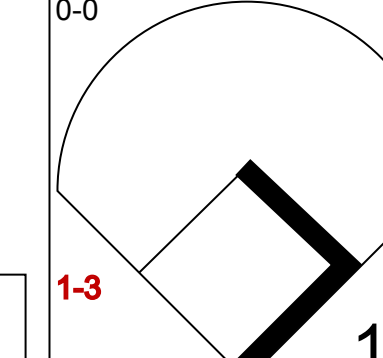
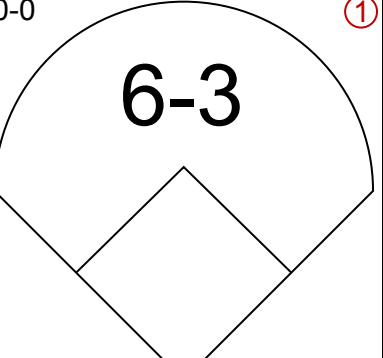
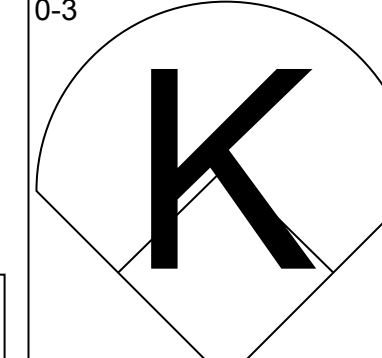
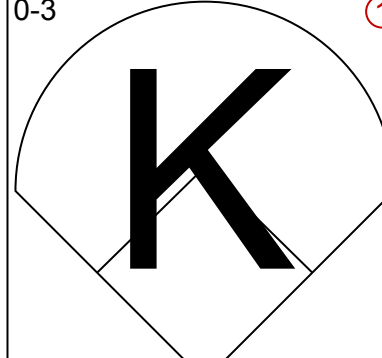
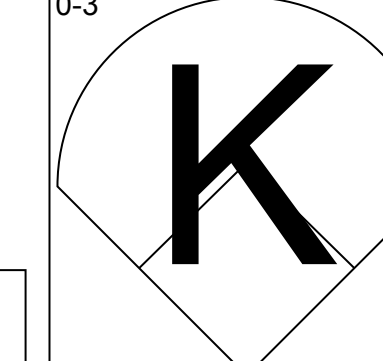
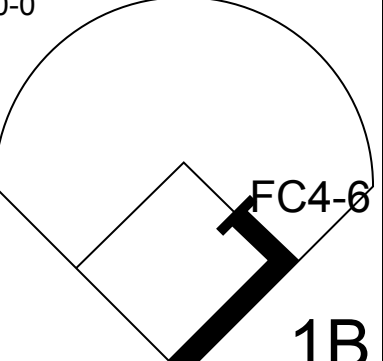
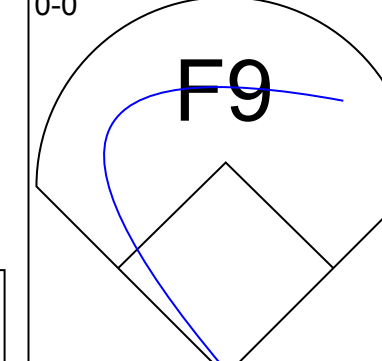
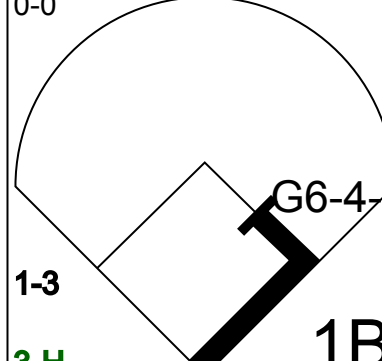
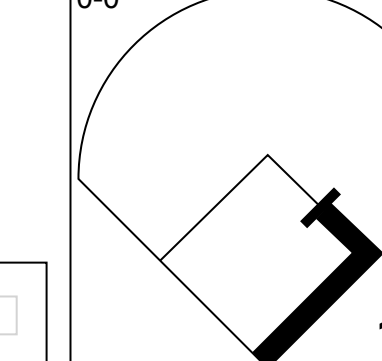
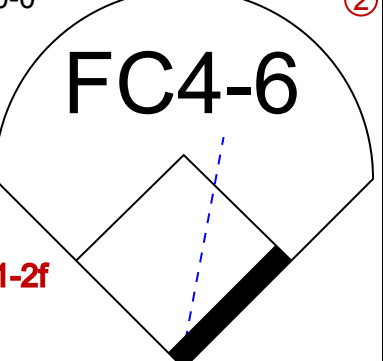
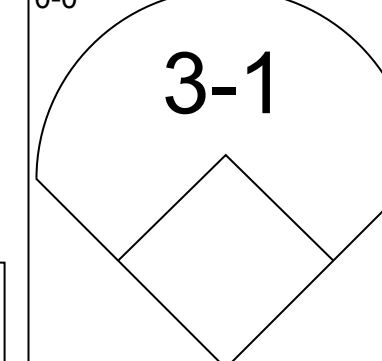
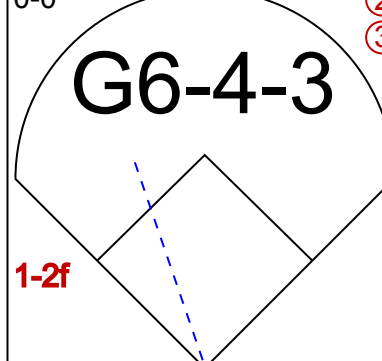
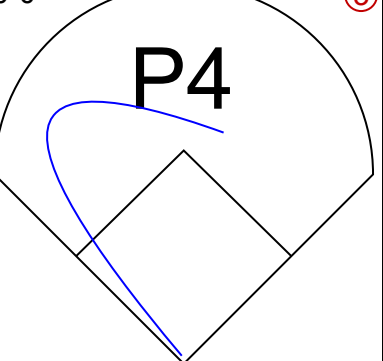
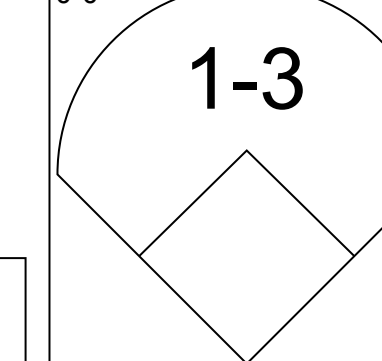
Chicago Cubs @ Philadelphia Phillies
 Connie Mack Stadium, Philadelphia, PA
 Fri Jul 01 1966, 7:05 PM EDT
 Att: 10,670 - Unknown

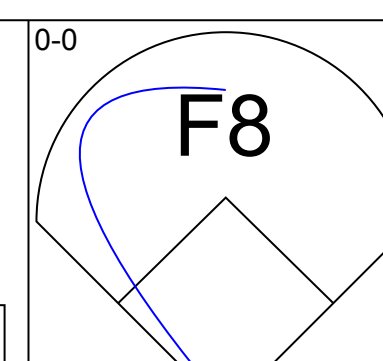
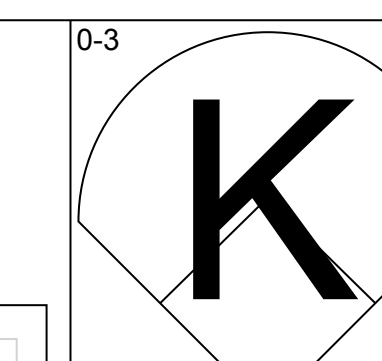
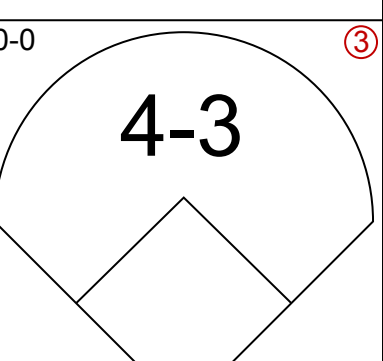
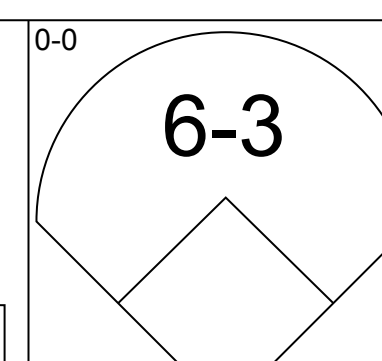
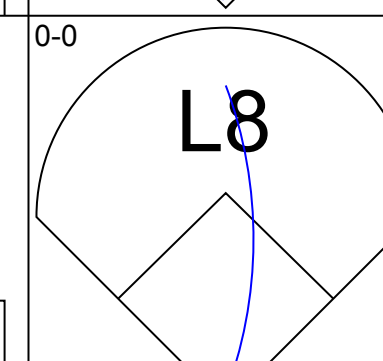
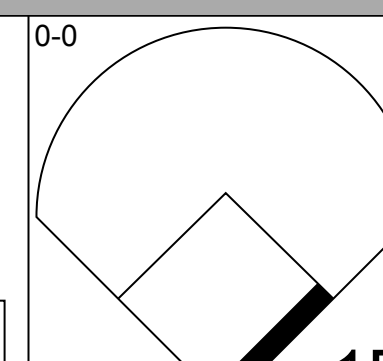
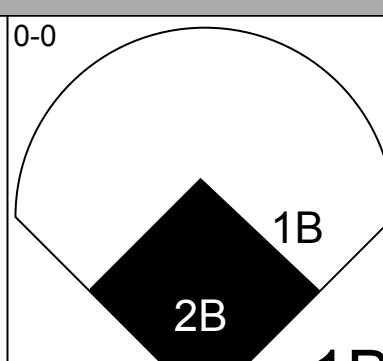
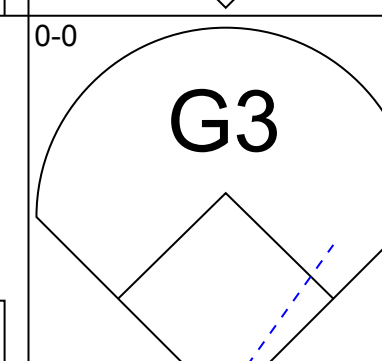
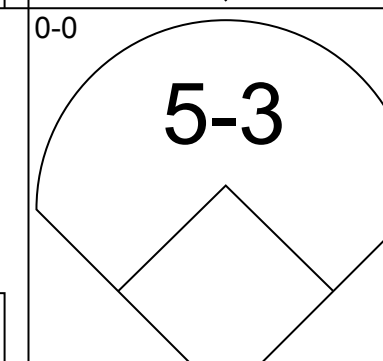
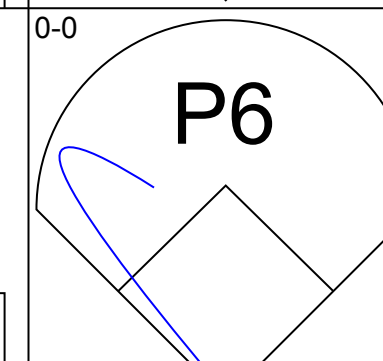
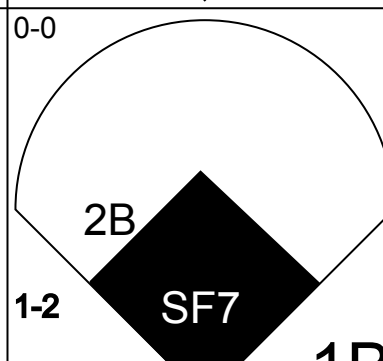
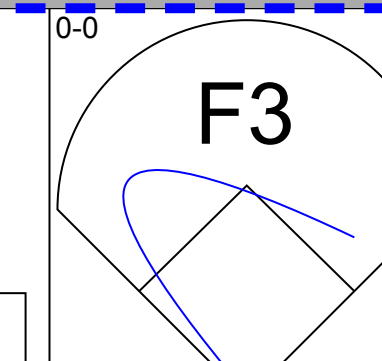
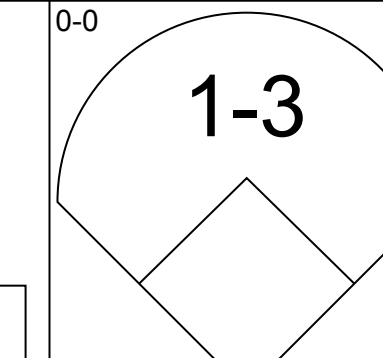
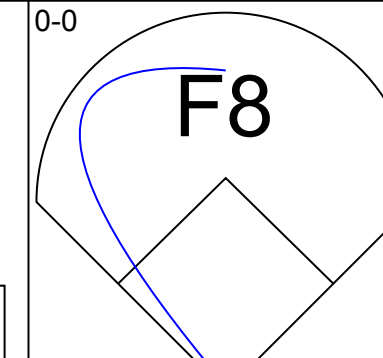
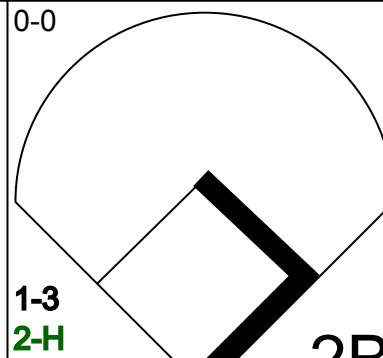
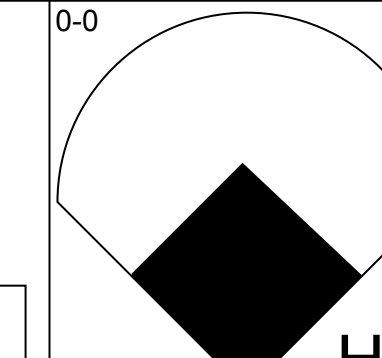
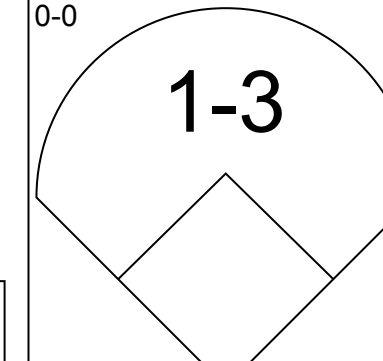
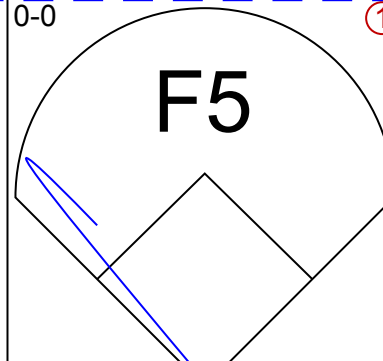
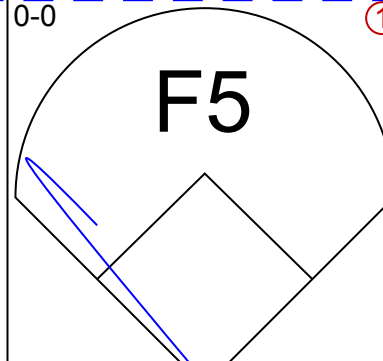
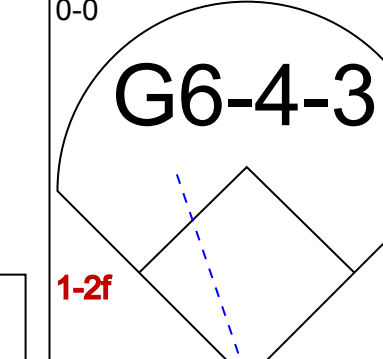

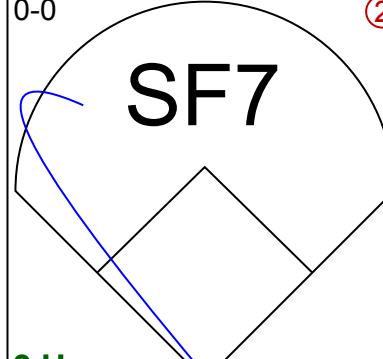
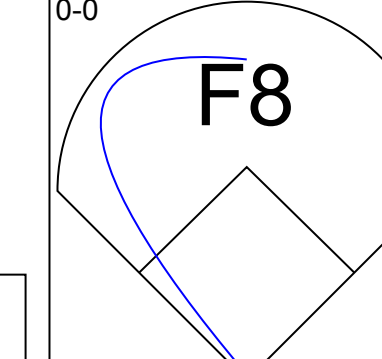

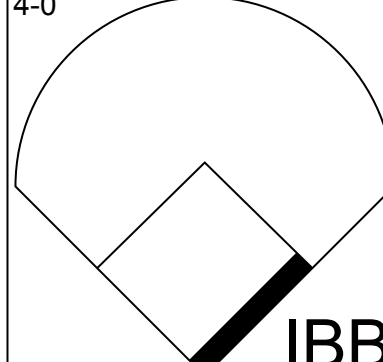


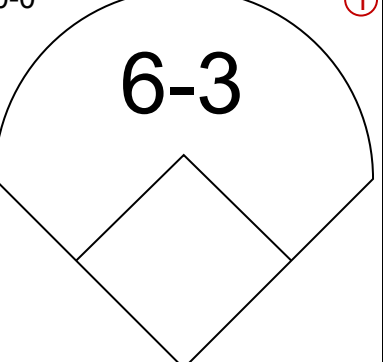
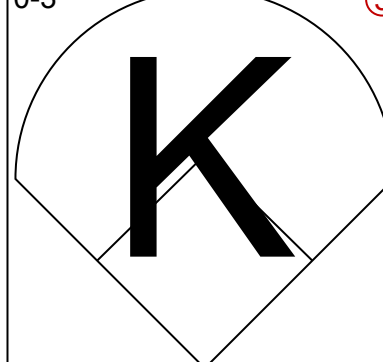
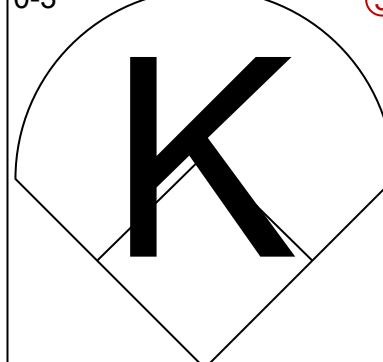
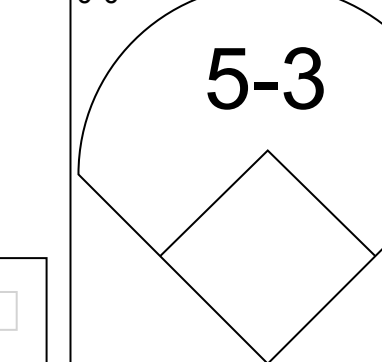
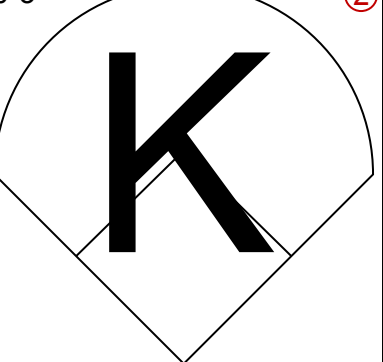
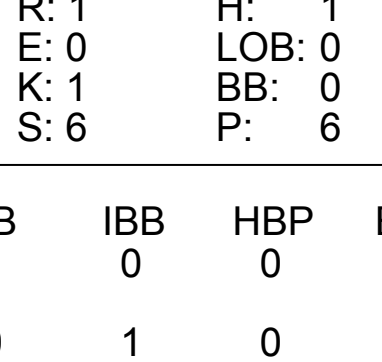
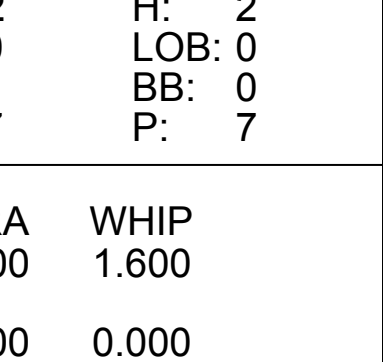
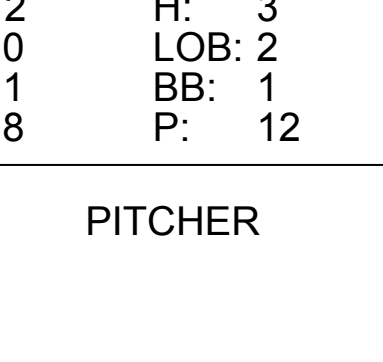

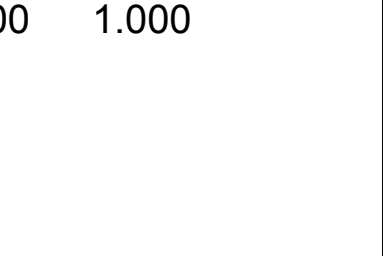
AB	31
R	7
H	11
RBI	6
BB	3
SO	5
LOB	10



Batter	1	2	3	4	5	6	7	8	9	AB	R	H	RBI	BB	SO	LOB	TOP						
Adolfo Phillips, R OBP: 0.373, SLG: 0.526 (1, 8)										6	3	3	1	0	2	5	Chicago Cubs @ Philadelphia Phillies Connie Mack Stadium, Philadelphia, PA Sat Jul 02 1966, 3:33 AM EDT Att: 4,251 - Unknown 						
Glenn Beckert, R OBP: 0.307, SLG: 0.342 (1, 4)										5	2	3	3	1	0	1							
Billy Williams, L OBP: 0.340, SLG: 0.453 (1, 9)										6	2	4	3	0	0	3							
Lee Thomas, L OBP: 0.286, SLG: 0.353 14 Ernie Banks, R (7, PH) OBP: 0.273, SLG: 0.369 (7, 3)										2	0	1	0	1	0	2							
John Boccabella, R OBP: 0.256, SLG: 0.444 (1, 3) (7, 7)										4	0	0	1	0	1	5							
Randy Hundley, R OBP: 0.284, SLG: 0.400 (1, 2)										4	0	0	0	1	2	5							
Ron Campbell, R OBP: 0.238, SLG: 0.167 (1, 5)										4	1	2	1	1	0	1							
Don Kessinger, S OBP: 0.270, SLG: 0.264 (1, 6)										5	1	2	0	0	0	3							
Dick Ellsworth, L OBP: 0.132, SLG: 0.143 (6, 1) Don Lee, R OBP: 1.000, SLG: 1.000 (6, 1) Ernie Broglio, R OBP: 0.320, SLG: 0.421 (7, PH) Mary Koonce, R OBP: 0.100, SLG: 0.100 (7, 1) Cal Koonce, R (8, 1) Billy Hoelt, L OBP: 0.294, SLG: 0.290 (9, PH) George Altman, S OBP: 0.241, SLG: 0.361 (9, PH)										3	0	0	0	0	0	2							
Inning Stats	R: 2 E: 0 K: 2 S: 10	H: 3 LOB: 1 BB: 0 P: 10	R: 0 E: 0 K: 0 S: 3	H: 0 LOB: 0 BB: 0 P: 3	R: 3 E: 1 K: 1 S: 9	H: 3 LOB: 0 BB: 0 P: 10	R: 1 E: 0 K: 1 S: 7	H: 2 LOB: 2 BB: 1 P: 11	R: 0 E: 0 K: 0 S: 4	H: 1 LOB: 2 BB: 1 P: 8	R: 0 E: 0 K: 0 S: 4	H: 1 LOB: 2 BB: 1 P: 8	R: 2 E: 0 K: 2 S: 10	H: 3 LOB: 2 BB: 1 P: 14	R: 0 E: 0 K: 0 S: 3	H: 0 LOB: 1 BB: 1 P: 7		R: 1 E: 0 K: 0 S: 5	H: 2 LOB: 1 BB: 0 P: 5	1B: 10 2B: 3 3B: 0 HR: 2	SF: 1 SAC: 0 DP: 0 HBP: 1	WP: 0 PB: 0 SB: 0 CS: 0	PA: 49
PITCHER	IP	WLS	BF	H	R	ER	SO	BB	IBB	HBP	BLK	WP	HR	S	P	ERA	WHIP					ERA	WHIP
Jim Bunning, R ERA: 2.03 (1, 1)	3.2		21	8	6	4	3	0	0	1	0	0	1	26	27	9.82	2.182					4.50	1.500
Darold Knowles, L ERA: 2.3 (4, 1)	1.1		7	1	0	0	1	2	0	0	0	0	0	7	15	0.00	2.250						
Rick Wise, R ERA: 3.73 (6, 1)	1.0	W	5	1	0	0	0	1	0	0	0	0	0	4	8	0.00	2.000						
Terry Fox, R ERA: 5.86 (7, 1)	0.1		5	3	2	2	1	1	0	0	0	0	0	6	10	54.00	12.000						
Chris Short, L ERA: 3.65 (7, 1)	0.2		2	0	0	0	1	0	0	0	0	0	0	4	4	0.00	0.000						

Batter	1	2	3	4	5	6	7	8	9	AB	R	H	RBI	BB	SO	LOB	BOTTOM						
Cookie Rojas, R OBP: 0.315, SLG: 0.357 (1, 4)										5	1	2	2	0	1	0	Chicago Cubs @ Philadelphia Phillies Connie Mack Stadium, Philadelphia, PA Sat Jul 02 1966, 3:33 AM EDT Att: 4,251 - Unknown 						
Johnny Callison, L OBP: 0.319, SLG: 0.388 (1, 9)										5	0	2	0	0	1	3							
Dick Groat, R OBP: 0.281, SLG: 0.322 (1, 6)										5	1	1	2	0	1	2							
Dick Allen, R OBP: 0.386, SLG: 0.690 Tony Gonzalez, L OBP: 0.306, SLG: 0.372 (9, 7)										5	3	4	3	0	1	0							
Tony Taylor, R OBP: 0.305, SLG: 0.384 (1, 5)										5	2	2	0	0	1	3							
Jackie Brandt, R OBP: 0.308, SLG: 0.297 (1, 8)										4	2	2	1	1	0	1							
Bill White, L OBP: 0.348, SLG: 0.462 (1, 3)										5	1	2	3	0	1	3							
Bob Luecker, R OBP: 0.188, SLG: 0.157 (5, PH) Terry Fox, R (7, 1) Chris Short, R OBP: 0.294, SLG: 0.295 (7, PH) Doug Clemens, L OBP: 0.329, SLG: 0.324 (8, 1) Ray Herbert, R (8, 1)										2	0	1	1	1	0	0							
Jim Bunning, R ERA: 2.03 (1, 1) Darold Knowles, L ERA: 2.3 (4, 1) Phil Lillard, R ERA: 3.97 (5, PH) Rick Wise, R ERA: 3.73 (6, 1) Harvey Kuenn, R ERA: 5.85 (5, PH) Clay Dalrymple, S OBP: 0.240, SLG: 0.326 (7, 2)										1	0	0	0	0	0	2							
Inning Stats	R: 0 E: 0 K: 1 S: 5	H: 0 LOB: 0 BB: 0 P: 5	R: 2 E: 1 K: 1 S: 7	H: 2 LOB: 1 BB: 1 P: 11	R: 0 E: 0 K: 0 S: 3	H: 0 LOB: 0 BB: 0 P: 3	R: 0 E: 0 K: 1 S: 6	H: 1 LOB: 1 BB: 0 P: 6	R: 9 E: 1 K: 1 S: 13	H: 8 LOB: 2 BB: 2 P: 21	R: 0 E: 0 K: 0 S: 4	H: 1 LOB: 1 BB: 0 P: 4	R: 1 E: 0 K: 0 S: 5	H: 2 LOB: 1 BB: 0 P: 5	1B: 11 2B: 3 3B: 1 HR: 2	SF: 0 SAC: 0 DP: 1 HBP: 0		WP: 0 PB: 0 SB: 0 CS: 0	PA: 43				
PITCHER	IP	WLS	BF	H	R	ER	SO	BB	IBB	HBP	BLK	WP	HR	S	P	ERA	WHIP					ERA	WHIP
Dick Ellsworth, L ERA: 3.5 (1, 1)	5.0	L	26	10	7	6	5	0	1	0	0	0	0	3	7	54.00	9.000						
Don Lee, R ERA: 3.97 (6, 1)	0.1		4	2	2	2	0	1	0	0	0	0	0	3	7	54.00	9.000						
Ernie Broglio, R ERA: 6.35 (6, 1)	0.2		4	1	2	2	1	1	0	0	0	0	1	5	9	27.00	3.000						
Cal Koonce, R ERA: 5.85 (7, 1)	1.2		8	3	1	1	0	0	0	0	0	0	0	8	8	5.40	1.800						
Billy Hoelt, L ERA: 3.65 (8, 1)	0.1		1	0	0	0	0	0	0	0	0	0	0	1	1	0.00	0.000						

Batter	1	2	3	4	5	6	7	8	9	AB	R	H	RBI	BB	SO	LOB	TOP				
Adolfo Phillips, R OBP: 0.365, SLG: 0.514 (1, 8)										4	0	0	0	0	3	1	Chicago Cubs @ Philadelphia Phillies Sun Jul 03 1966, 3:33 AM EDT Att: 5,058 - Sunny - 50 F livebaseballscores.com				
Glenn Beckert, R OBP: 0.307, SLG: 0.340 (1, 4)										4	0	1	0	0	0	0					
Billy Williams, L OBP: 0.342, SLG: 0.452 (1, 9)										3	1	1	0	1	0	0					
John Boccabella, R OBP: 0.267, SLG: 0.440 (1, 3)										3	1	1	0	1	0	2					
Randy Hundley, R OBP: 0.287, SLG: 0.399 (1, 2)										3	0	1	1	1	0	3					
Byron Browne, R OBP: 0.322, SLG: 0.464 (1, 7)										4	0	1	0	0	2	2					
Ron Campbell, R OBP: 0.280, SLG: 0.227 (1, 5)										4	0	2	1	0	1	1					
Don Kessinger, S OBP: 0.270, SLG: 0.263 (1, 6)										4	0	1	0	0	0	3					
Curt Simmons, L OBP: 0.231, SLG: 0.250 (1, 1)										2	0	1	0	0	0	1					
Fergie Jenkins, R OBP: 0.350, SLG: 0.474 (6, PH)										0	0	0	0	0	0	0					
Lee Thomas, L OBP: 0.285, SLG: 0.351 (6, PH)										1	0	0	0	0	0	0					
Bob Hendley, R OBP: 0.250, SLG: 0.286 (8, 1)										0	0	0	0	0	0	0					
Inning Stats	R: 0 E: 0 K: 1 S: 5	H: 0 LOB: 0 BB: 0 P: 5	R: 0 E: 0 K: 1 S: 5	H: 1 LOB: 1 BB: 1 P: 9	R: 0 E: 0 K: 1 S: 5	H: 2 LOB: 1 BB: 0 P: 5	R: 0 E: 0 K: 0 S: 3	H: 0 LOB: 1 BB: 1 P: 7	R: 0 E: 0 K: 0 S: 4	H: 1 LOB: 1 BB: 0 P: 4	R: 0 E: 0 K: 0 S: 5	H: 2 LOB: 2 BB: 0 P: 5	R: 0 E: 0 K: 1 S: 5	H: 0 LOB: 0 BB: 0 P: 5	R: 0 E: 0 K: 1 S: 5	H: 0 LOB: 0 BB: 0 P: 5	R: 2 E: 0 K: 1 S: 7	H: 3 LOB: 1 BB: 1 P: 11	1B: 9 2B: 1 3B: 0 HR: 0	SF: 0 SAC: 0 DP: 2 HBP: 0	WP: 0 PA: 35 PB: 0 SB: 0 CS: 1
PITCHER	IP	WLS	BF	H	R	ER	SO	BB	IBB	HBP	BLK	WP	HR	S	P	ERA	WHIP				
Bob Buhl, R ERA: 3.44 (1, 1)	8.1	W	34	9	2	2	6	3	0	0	0	0	0	43	55	2.16	1.440				
Darold Knowles, L ERA: 2.28 (9, 1)	0.2	S	1	0	0	0	0	0	0	0	0	0	0	1	1	0.00	0.000				

Batter	1	2	3	4	5	6	7	8	9	AB	R	H	RBI	BB	SO	LOB	BOTTOM				
Cookie Rojas, R OBP: 0.311, SLG: 0.352 (1, 4)										4	0	0	0	0	1	0	Chicago Cubs @ Philadelphia Phillies Sun Jul 03 1966, 3:33 AM EDT Att: 5,058 - Sunny - 50 F livebaseballscores.com				
Johnny Callison, L OBP: 0.322, SLG: 0.390 (1, 9)										4	1	2	0	0	0	0					
Dick Groat, R OBP: 0.281, SLG: 0.321 (1, 6)										4	1	1	0	0	0	1					
Dick Allen, R OBP: 0.388, SLG: 0.706 (1, 7)										4	1	2	2	0	0	1					
Doug Clemens, L OBP: 0.379, SLG: 0.324 (9, 7)										0	0	0	0	0	0	0					
Tony Taylor, R OBP: 0.304, SLG: 0.379 (1, 5)										3	0	0	0	1	0	3					
Jackie Brandt, R OBP: 0.311, SLG: 0.301 (1, 8)										2	1	1	0	0	0	1					
Tony Gonzalez, L OBP: 0.303, SLG: 0.370 (7, 8)										1	0	0	1	0	0	0					
Bill White, L OBP: 0.354, SLG: 0.480 (1, 3)										2	2	2	2	1	0	0					
Bob Uecker, R OBP: 0.318, SLG: 0.391 (1, 2)										2	0	0	1	0	1	2					
Bob Buhl, R OBP: 0.167, SLG: 0.107 (1, 1)										3	0	0	0	0	2	0					
Darold Knowles, L OBP: 0.200, SLG: 0.200 (9, 1)										0	0	0	0	0	0	0					
Inning Stats	R: 0 E: 0 K: 0 S: 3	H: 0 LOB: 0 BB: 0 P: 3	R: 0 E: 0 K: 0 S: 2	H: 0 LOB: 0 BB: 1 P: 6	R: 1 E: 0 K: 1 S: 6	H: 1 LOB: 0 BB: 0 P: 6	R: 0 E: 0 K: 0 S: 4	H: 1 LOB: 1 BB: 0 P: 4	R: 2 E: 0 K: 1 S: 7	H: 2 LOB: 0 BB: 0 P: 7	R: 2 E: 0 K: 1 S: 8	H: 3 LOB: 2 BB: 1 P: 12	R: 0 E: 0 K: 1 S: 5	H: 0 LOB: 0 BB: 0 P: 5	R: 1 E: 0 K: 0 S: 4	H: 1 LOB: 0 BB: 0 P: 4	1B: 4 2B: 2 3B: 0 HR: 2	SF: 2 SAC: 0 DP: 1 HBP: 0	WP: 0 PA: 33 PB: 0 SB: 1 CS: 0		
PITCHER	IP	WLS	BF	H	R	ER	SO	BB	IBB	HBP	BLK	WP	HR	S	P	ERA	WHIP				
Curt Simmons, L ERA: 4.18 (1, 1)	5.0	L	22	7	5	5	2	1	0	0	0	0	0	25	29	9.00	1.600				
Fergie Jenkins, R ERA: 4.42 (6, 1)	2.0		7	0	0	0	2	0	1	0	0	0	0	10	14	0.00	0.000				
Bob Hendley, L ERA: 4.89 (8, 1)	1.0		4	1	1	1	0	0	0	0	0	0	1	4	4	9.00	1.000				

Batter	1	2	3	4	5	6	7	8	9	AB	R	H	RBI	BB	SO	LOB	TOP										
Ron Hunt, R OBP: 0.368, SLG: 0.374 (1, 4)	L6	F8	1B HBP		5-3			CS 1B		4	0	1	0	0	0	1											
Eddie Bressoud, R OBP: 0.300, SLG: 0.399 (1, 3) (8, 6)	1B HR BB	K 3B 2B	F5			F5		CS 1-2	K	4	2	1	1	1	1	3											
Ken Boyer, R OBP: 0.314, SLG: 0.427 (1, 5)	1B HR	K 3B				L6			F9	5	2	2	2	0	1	1											
Ron Swoboda, R OBP: 0.274, SLG: 0.283 (1, 7)	1B HR	K 3B	K			5-3			1B BB	4	2	2	5	1	1	2											
Cleon Jones, R OBP: 0.335, SLG: 0.384 (1, 9) (9, 8)	2B	2B			F8				1-2 1B	5	0	3	0	0	0	0											
Billy Murphy, R OBP: 0.284, SLG: 0.388 (9, PH)	L6	F8			P4				1-2 1B	4	0	0	0	0	0	2											
Al Luplow, L OBP: 0.317, SLG: 0.276 (9, 9)									4-3	1	0	0	0	0	0	2											
Jerry Grote, R OBP: 0.361, SLG: 0.351 (1, 2)	L9		2B 1B BB		6-3					3	1	0	0	1	1	1											
Roy McMillan, R OBP: 0.229, SLG: 0.204 (8, PH)		6-3			5-3					3	1	1	0	0	0	0											
Ed Kranepool, L OBP: 0.316, SLG: 0.373 (8, 3)			1B 2B					B3-6-4 BB		0	0	0	0	1	0	0											
Bob Shaw, R OBP: 0.250, SLG: 0.182 (1, 1)										3	1	1	0	0	0	2											
Gerry Arrigo, L OBP: 0.400, SLG: 0.400 (7, 1)		2B			1-3			B3-6-4 1-2		0	0	0	0	0	0	0											
Jack Hamilton, R OBP: 0.133, SLG: 0.103 (7, 1)		2B								1	0	0	0	0	0	1											
Inning Stats	R: 3 E: 0 K: 0 S: 6	H: 3 LOB: 1 BB: 1 P: 10	R: 4 E: 1 K: 1 S: 10	H: 4 LOB: 1 BB: 0 P: 10	R: 2 E: 0 K: 1 S: 7	H: 2 LOB: 2 BB: 1 P: 12	R: 0 E: 0 K: 0 S: 3	H: 0 LOB: 0 BB: 0 P: 3	R: 0 E: 0 K: 0 S: 3	H: 0 LOB: 0 BB: 0 P: 3	R: 0 E: 0 K: 1 S: 5	H: 0 LOB: 0 BB: 0 P: 5	R: 0 E: 0 K: 0 S: 2	H: 1 LOB: 0 BB: 1 P: 6	R: 0 E: 0 K: 1 S: 6	H: 1 LOB: 2 BB: 1 P: 10	1B: 5 2B: 4 3B: 1 HR: 1	SF: 0 SAC: 0 DP: 1 HBP: 1	WP: 1 PB: 0 SB: 0 CS: 1	PA: 43							
PITCHER	IP	WLS	BF	H	R	ER	SO	BB	IBB	HBP	BLK	WP	HR	S	P	ERA	WHIP										
Chris Short, L ERA: 3.27 (1, 1)	1.2	L	11	5	5	4	0	1	0	0	0	0	1	10	14	21.60	3.600										
Ed Roebuck, R ERA: 8.75 (2, 1)	0.1		4	2	2	0	1	0	0	0	0	1	0	6	6	0.00	6.000										
Rick Wise, R ERA: 3.82 (3, 1)	4.0		16	2	2	2	1	1	0	1	0	0	0	16	21	4.50	0.750										
Ray Herbert, R ERA: 3.25 (7, 1)	2.0		6	1	0	0	1	1	0	0	0	0	0	7	11	0.00	1.000										
Terry Fox, R ERA: 5.65 (9, 1)	1.0		5	1	0	0	1	1	0	0	0	0	0	6	10	0.00	2.000										

New York Mets @ Philadelphia Phillies
 Connie Mack Stadium, Philadelphia, PA
 Mon Jul 04 1966, 7:05 PM EDT
 Unknown

AB 37
 R 9
 H 11
 RBI 8
 BB 4
 SO 4
 LOB 15



Batter	1	2	3	4	5	6	7	8	9	AB	R	H	RBI	BB	SO	LOB	BOTTOM										
Cookie Rojas, R OBP: 0.316, SLG: 0.356 (1, 4)	1-3	1-2 3-H 1B			2B 1B	2-3 1B		F9		5	1	3	1	0	0	0											
Johnny Callison, L OBP: 0.323, SLG: 0.391 (1, 9)	B1-3	F9			1B 2B	4-3		BB		4	1	1	1	1	0	4											
Dick Allen, R OBP: 0.384, SLG: 0.709 (1, 7)	6-3				K			F9		5	1	1	1	0	1	2											
Bill White, L OBP: 0.355, SLG: 0.493 (1, 3)		E 3B			K			3B		5	1	2	0	0	1	1											
Tony Gonzalez, L OBP: 0.308, SLG: 0.375 (1, 8)		E4 1B BB SF9								3	1	2	2	0	0	0											
Jackie Brandt, R OBP: 0.306, SLG: 0.295 (7, PH) (8, 8)					2-H 1B					2	0	0	0	0	0	1											
Clay Dalrymple, L OBP: 0.410, SLG: 0.396 (1, 2)		SF9 1B BB			L4					3	1	1	0	2	0	2											
Tony Taylor, R OBP: 0.302, SLG: 0.375 (1, 5)		1B 1B			K					5	0	1	0	0	1	3											
Dick Groat, R OBP: 0.281, SLG: 0.325 (1, 6)		SF9			F8					3	0	1	1	0	1	2											
Chris Short, R OBP: 0.258, SLG: 0.255 (2, 1)		F5			F9					0	0	0	0	0	0	0											
Ed Roebuck, R OBP: 0.320 (2, PH)										0	0	0	0	0	0	2											
Doug Clemens, L OBP: 0.320 (3, 1)										1	0	0	0	0	0	0											
Rick Wise, R OBP: 0.320 (3, 1)										1	0	0	0	0	0	1											
Harvey Kuenn, R OBP: 0.320, SLG: 0.324 (5, PH)										0	0	0	0	0	0	0											
Ray Herbert, R OBP: 0.320, SLG: 0.324 (7, 1)										0	0	0	0	0	0	0											
Phil Lutz, R OBP: 0.320, SLG: 0.324 (8, PH)										1	0	0	0	0	0	0											
Terry Fox, R OBP: 0.320, SLG: 0.324 (9, 1)										0	0	0	0	0	0	0											
Inning Stats	R: 0 E: 0 K: 0 S: 3	H: 0 LOB: 0 BB: 0 P: 3	R: 3 E: 1 K: 0 S: 7	H: 3 LOB: 2 BB: 1 P: 11	R: 0 E: 0 K: 0 S: 4	H: 1 LOB: 1 BB: 0 P: 4	R: 0 E: 0 K: 1 S: 5	H: 0 LOB: 0 BB: 0 P: 5	R: 2 E: 0 K: 2 S: 10	H: 3 LOB: 1 BB: 0 P: 10	R: 0 E: 0 K: 0 S: 5	H: 2 LOB: 2 BB: 0 P: 5	R: 1 E: 0 K: 1 S: 7	H: 2 LOB: 2 BB: 1 P: 11	R: 0 E: 0 K: 0 S: 3	H: 0 LOB: 1 BB: 1 P: 7	R: 0 E: 0 K: 0 S: 4	H: 1 LOB: 1 BB: 0 P: 4	1B: 7 2B: 2 3B: 2 HR: 1	SF: 1 SAC: 0 DP: 0 HBP: 0	WP: 0 PB: 0 SB: 0 CS: 0	PA: 43					
PITCHER	IP	WLS	BF	H	R	ER	SO	BB	IBB	HBP	BLK	WP	HR	S	P	ERA	WHIP										
Bob Shaw, R ERA: 4.2 (1, 1)	5.2	W	28	9	5	3	3	1	0	0	0	0	0	33	37	4.76	1.765										
Gerry Arrigo, L ERA: 4.78 (6, 1)	0.1		3	2	1	1	0	0	0	0	0	0	1	3	3	27.00	6.000										
Jack Hamilton, R ERA: 3.67 (7, 1)	3.0	S	12	1	0	0	1	2	0	0	0	0	0	12	20	0.00	1.000										


New York Mets @ Philadelphia Phillies
 Connie Mack Stadium, Philadelphia, PA
 Mon Jul 04 1966, 7:05 PM EDT
 Unknown

AB 39
 R 6
 H 12
 RBI 6
 BB 3
 SO 4
 LOB 18



Batter	1	2	3	4	5	6	7	8	9	AB	R	H	RBI	BB	SO	LOB	TOP			
Chuck Hiller, L (1,4) OBP: 0.395, SLG: 0.457	0-0 4-3	1-0 HR		0-0 5-3		0-0 1B	0-0 1B			4	2	2	0	0	0	0	New York Mets @ Philadelphia Phillies Connie Mack Stadium, Philadelphia, PA Mon Jul 04 1966, 7:05 PM EDT Att: 19,208 - Unknown			
Al Luplow, L (1,9) OBP: 0.326, SLG: 0.320	0-0 2B	0-0 HR		0-0 4-3		0-0 1B	0-0 1B			5	3	3	4	0	0	2				
Ed Kranepool, L (1,3) OBP: 0.324, SLG: 0.375	0-3 K	0-0 1B		0-0 3-1		0-0 1B	0-0 1B			4	0	2	0	1	1	1				
Cleon Jones, R (1,8) OBP: 0.336, SLG: 0.388	0-0 1B	0-0 1B				0-0 F8	0-0 F8			5	1	2	1	0	0	3				
Billy Murphy, R (8,8) OBP: 0.294, SLG: 0.388	0-0 2B	0-0 HR				0-0 F8	0-0 F8			0	0	0	0	0	0	0				
Ken Boyer, R (1,5) OBP: 0.316, SLG: 0.427	0-0 1B	0-0 P4				0-0 S	0-0 E3			5	1	2	1	0	0	5				
Roy McMillan, R (8,6) OBP: 0.229, SLG: 0.204	0-0 1B	0-0 P4				0-0 1B	0-0 E3			0	0	0	0	0	0	0				
John Stephenson, L (1,2) OBP: 0.290, SLG: 0.241	0-3 K			0-0 L3		0-0 K	0-0 1B			5	0	1	1	0	2	3				
Ron Swoboda, R (1,7) OBP: 0.272, SLG: 0.281		0-3 K		0-0 5-3		0-0 1B	0-0 G5-4-3			5	0	1	1	0	1	3				
Eddie Bressoud, R (1,6) OBP: 0.308, SLG: 0.401		0-3 K		0-0 1B		0-0 1B	0-0 SH2-4			4	0	2	0	1	1	0				
Jack Fisher, R (1,1) OBP: 0.200, SLG: 0.129		0-0 HR		0-0 1-3		0-0 4-3	0-0 SH2-4			4	1	1	0	0	0	3				
Inning Stats	R: 2 E: 0 K: 2 S: 10	H: 3 LOB: 1 BB: 0 P: 10	R: 3 E: 0 K: 2 S: 11	H: 4 LOB: 2 BB: 0 P: 12	R: 0 E: 0 K: 0 S: 4	H: 1 LOB: 1 BB: 0 P: 4	R: 0 E: 0 K: 0 S: 3	H: 0 LOB: 0 BB: 0 P: 3	R: 1 E: 0 K: 1 S: 7	H: 2 LOB: 2 BB: 1 P: 11	R: 2 E: 0 K: 0 S: 6	H: 3 LOB: 1 BB: 0 P: 10	R: 0 E: 0 K: 0 S: 4	H: 2 LOB: 1 BB: 0 P: 4	R: 0 E: 0 K: 0 S: 4	H: 1 LOB: 0 BB: 0 P: 3	1B: 12 2B: 3 3B: 0 HR: 1	SF: 0 SAC: 1 DP: 2 HBP: 1	WP: 0 PB: 0 SB: 2 CS: 0	PA: 45
PITCHER	IP WLS BF H R ER SO BB IBB HBP BLK WP HR S P ERA WHIP	IP WLS BF H R ER SO BB IBB HBP BLK WP HR S P ERA WHIP	IP WLS BF H R ER SO BB IBB HBP BLK WP HR S P ERA WHIP	IP WLS BF H R ER SO BB IBB HBP BLK WP HR S P ERA WHIP	IP WLS BF H R ER SO BB IBB HBP BLK WP HR S P ERA WHIP	IP WLS BF H R ER SO BB IBB HBP BLK WP HR S P ERA WHIP	IP WLS BF H R ER SO BB IBB HBP BLK WP HR S P ERA WHIP	IP WLS BF H R ER SO BB IBB HBP BLK WP HR S P ERA WHIP	IP WLS BF H R ER SO BB IBB HBP BLK WP HR S P ERA WHIP	IP WLS BF H R ER SO BB IBB HBP BLK WP HR S P ERA WHIP	IP WLS BF H R ER SO BB IBB HBP BLK WP HR S P ERA WHIP	IP WLS BF H R ER SO BB IBB HBP BLK WP HR S P ERA WHIP	IP WLS BF H R ER SO BB IBB HBP BLK WP HR S P ERA WHIP	IP WLS BF H R ER SO BB IBB HBP BLK WP HR S P ERA WHIP	IP WLS BF H R ER SO BB IBB HBP BLK WP HR S P ERA WHIP	IP WLS BF H R ER SO BB IBB HBP BLK WP HR S P ERA WHIP	IP WLS BF H R ER SO BB IBB HBP BLK WP HR S P ERA WHIP			
Ray Culp, R (1,1) ERA: 5.24	1.2																			
Roger Craig, R (2,1) ERA: 6.1	5.1																			
Ray Herbert, R (8,1) ERA: 3.03	2.0																			

AB	41
R	8
H	16
RBI	8
BB	2
SO	5
LOB	20




Batter	1	2	3	4	5	6	7	8	9	AB	R	H	RBI	BB	SO	LOB	BOTTOM			
Cookie Rojas, R (1,4) OBP: 0.315, SLG: 0.355	0-0 5-3		0-0 F7			0-0 L5		0-0 1B		4	1	1	0	0	0	0	New York Mets @ Philadelphia Phillies Connie Mack Stadium, Philadelphia, PA Mon Jul 04 1966, 7:05 PM EDT Att: 19,208 - Unknown			
Johnny Callison, L (1,9) OBP: 0.325, SLG: 0.393	0-0 1B		0-3 K			0-0 F8		0-0 1B		4	0	2	0	0	1	0				
Dick Allen, R (1,7) OBP: 0.381, SLG: 0.700	0-3 K				0-0 P4		0-0 2B			4	0	1	0	0	2	3				
Bill White, L (1,3) OBP: 0.360, SLG: 0.500	0-0 1B				0-0 P8		0-0 1B			4	0	3	1	0	0	0				
Tony Gonzalez, L (1,8) OBP: 0.307, SLG: 0.369	0-0 5-3				0-0 BB		0-0 3-1			3	0	0	0	1	0	6				
Clay Dalrymple, L (1,2) OBP: 0.402, SLG: 0.387			0-0 F9		0-0 P6					4	0	0	0	0	0	1				
Tony Taylor, R (1,5) OBP: 0.301, SLG: 0.373			0-0 L4			0-0 5-3		0-0 1B		4	0	1	0	0	0	0				
Dick Groat, R (1,6) OBP: 0.277, SLG: 0.321			0-0 L8			0-0 F9		0-3 K		4	0	0	0	0	1	1				
Ray Culp, R (1,1) ERA: 5.24					0-3 K					0	0	0	0	0	0	0				
Roger Craig, R (2,1) ERA: 6.1					0-3 K					2	0	0	0	0	2	0				
Doug Clemens, L (7,PH) OBP: 0.371, SLG: 0.316										1	0	0	0	0	1	1				
Ray Herbert, R (8,1) ERA: 3.03								0-0 K		0	0	0	0	0	0	0				
Inning Stats	R: 0 E: 0 K: 1 S: 7	H: 2 LOB: 2 BB: 0 P: 7	R: 0 E: 0 K: 0 S: 3	H: 0 LOB: 0 BB: 0 P: 3	R: 0 E: 0 K: 2 S: 7	H: 0 LOB: 0 BB: 0 P: 7	R: 0 E: 0 K: 0 S: 3	H: 0 LOB: 1 BB: 1 P: 7	R: 0 E: 0 K: 0 S: 5	H: 0 LOB: 0 BB: 0 P: 5	R: 0 E: 0 K: 0 S: 8	H: 1 LOB: 1 BB: 0 P: 8	R: 1 E: 0 K: 1 S: 7	H: 3 LOB: 1 BB: 0 P: 7	R: 0 E: 0 K: 0 S: 3	H: 0 LOB: 0 BB: 0 P: 3	1B: 7 2B: 1 3B: 0 HR: 0	SF: 0 SAC: 0 DP: 1 HBP: 0	WP: 2 PB: 0 SB: 0 CS: 0	PA: 35
PITCHER	IP WLS BF H R ER SO BB IBB HBP BLK WP HR S P ERA WHIP	IP WLS BF H R ER SO BB IBB HBP BLK WP HR S P ERA WHIP	IP WLS BF H R ER SO BB IBB HBP BLK WP HR S P ERA WHIP	IP WLS BF H R ER SO BB IBB HBP BLK WP HR S P ERA WHIP	IP WLS BF H R ER SO BB IBB HBP BLK WP HR S P ERA WHIP	IP WLS BF H R ER SO BB IBB HBP BLK WP HR S P ERA WHIP	IP WLS BF H R ER SO BB IBB HBP BLK WP HR S P ERA WHIP	IP WLS BF H R ER SO BB IBB HBP BLK WP HR S P ERA WHIP	IP WLS BF H R ER SO BB IBB HBP BLK WP HR S P ERA WHIP	IP WLS BF H R ER SO BB IBB HBP BLK WP HR S P ERA WHIP	IP WLS BF H R ER SO BB IBB HBP BLK WP HR S P ERA WHIP	IP WLS BF H R ER SO BB IBB HBP BLK WP HR S P ERA WHIP	IP WLS BF H R ER SO BB IBB HBP BLK WP HR S P ERA WHIP	IP WLS BF H R ER SO BB IBB HBP BLK WP HR S P ERA WHIP	IP WLS BF H R ER SO BB IBB HBP BLK WP HR S P ERA WHIP	IP WLS BF H R ER SO BB IBB HBP BLK WP HR S P ERA WHIP				
Jack Fisher, R (1,1) ERA: 3.54	9.0																			


AB	34
R	1
H	8
RBI	1
BB	1
SO	7
LOB	12





Batter	1	2	3	4	5	6	7	8	9	AB	R	H	RBI	BB	SO	LOB	TOP					
Chuck Hillier, L (1.4) OBP: 0.400, SLG: 0.452	4-0 FC1-5 1B BB		0-0 1B SF8		0-0 4-3			0-3 K		3	1	1	0	1	1	0	New York Mets @ Philadelphia Phillies Connie Mack Stadium, Philadelphia, PA Tue Jul 05 1966, 7:05 PM EDT Att: 8,047 - Unknown livebaseballscorecards.com					
Al Luplow, L (1.7) OBP: 0.331, SLG: 0.326	0-0 FC4-6 FC1-5 1-2 1B		0-0 1-3 SF8 1B		0-0 L4			0-0 1-3		4	0	2	0	0	0	0						
Ed Kranepool, L (1.3) OBP: 0.322, SLG: 0.374	0-0 FC1-5 FC4-6 1-2 2-3F		0-0 SF8		0-0 4-3			0-0 FC5-4 1B		3	0	1	1	0	0	2						
Cleon Jones, R (1.8) OBP: 0.331, SLG: 0.382	0-0 FC4-6 1-2 2-3		0-0 1-3		0-0 6-3			0-0 FC5-4 1-2		4	0	0	0	0	0	4						
Ken Boyer, R (1.5) OBP: 0.311, SLG: 0.420	0-0 6-3			0-0 5-3				0-0 F8		4	0	0	0	0	0	2						
Larry Elliot, L (1.9) OBP: 0.250, SLG: 0.250		0-0 4-3		0-0 1B 1B				0-3 K		4	0	1	0	0	1	0						
Eddie Bressoud, R (1.6) Roy McMillan, R (6.6) OBP: 0.310, SLG: 0.402 OBP: 0.226, SLG: 0.201		0-3 K		0-0 1-2 1B				0-0 P4		2	0	1	0	0	1	0						
Jerry Grote, R (1.2) OBP: 0.354, SLG: 0.343		0-0 5-3		0-3 K				0-0 5-3		3	0	0	0	0	1	2						
Bill Hepler, L (1.1) Jack Hamilton, R (6.1) Billy Murphy, R (7.7) Rob Gardner, R (7.1) OBP: 0.200, SLG: 0.200 OBP: 0.133, SLG: 0.103 OBP: 0.261, SLG: 0.383 OBP: 0.152, SLG: 0.182			0-3 K	0-0 6-3				0-0 1-3		2	0	0	0	0	1	2						
										0	0	0	0	0	0	0						
										0	0	0	0	0	0	0						
										0	0	0	0	0	0	0						
										0	0	0	0	0	0	0						
										0	0	0	0	0	0	0						
Inning Stats	R: 0 E: 0 K: 0 S: 4	H: 1 LOB: 2 BB: 1 P: 8	R: 0 E: 0 K: 1 S: 5	H: 0 LOB: 0 BB: 0 P: 5	R: 1 E: 0 K: 1 S: 7	H: 2 LOB: 1 BB: 0 P: 7	R: 0 E: 0 K: 1 S: 7	H: 2 LOB: 2 BB: 0 P: 7	R: 0 E: 0 K: 0 S: 3	H: 0 LOB: 0 BB: 0 P: 3	R: 0 E: 0 K: 1 S: 5	H: 0 LOB: 0 BB: 0 P: 5	R: 0 E: 0 K: 0 S: 3	H: 0 LOB: 0 BB: 0 P: 3	R: 0 E: 0 K: 1 S: 6	H: 1 LOB: 1 BB: 0 P: 6	R: 0 E: 0 K: 0 S: 3	H: 0 LOB: 0 BB: 0 P: 3	1B: 6 2B: 0 3B: 0 HR: 0	SF: 1 SAC: 0 DP: 0 HBP: 0	WP: 0 PB: 0 SB: 0 CS: 0	PA: 34
PITCHER Larry Jackson, R (1.1) ERA: 3.31	IP: 9.0 WLS: W BF: 34 H: 6 R: 1 ER: 1 SO: 5 BB: 1 IBB: 0 HBP: 0 BLK: 0 WP: 0 HR: 0 S: 43 P: 47 ERA: 1.00 WHIP: 0.778															PITCHER	IP: WLS: BF: H: R: ER: SO: BB: IBB: HBP: BLK: WP: HR: S: P: ERA: WHIP:					

Batter	1	2	3	4	5	6	7	8	9	AB	R	H	RBI	BB	SO	LOB	BOTTOM	
Cookie Rojas, R (1.4) OBP: 0.314, SLG: 0.351	0-3 K		4-0 WP BB	0-0 F8		0-0 5-3				3	0	0	0	1	1	4	New York Mets @ Philadelphia Phillies Connie Mack Stadium, Philadelphia, PA Tue Jul 05 1966, 7:05 PM EDT Att: 8,047 - Unknown livebaseballscorecards.com	
Johnny Callison, L (1.9) OBP: 0.324, SLG: 0.391	0-0 L8		0-0 F8 1-2		0-3 K	0-0 1B				4	0	1	1	0	1	1		
Dick Groat, R (1.6) OBP: 0.277, SLG: 0.317	4-0 1B BB		0-0 P4		0-0 6-3	0-0 4-3				3	0	0	0	1	0	2		
Dick Allen, R (1.7) OBP: 0.388, SLG: 0.700	0-0 1-2 1B		0-0 6-3		4-0 BB			0-0 CS SH3-4 1B		3	0	2	0	1	0	1		
Jackie Brandt, R (1.8) OBP: 0.297, SLG: 0.286	0-0 F5			0-0 E6 BB 6-3	0-0 6-3			0-0 SH3-4 1-2		3	0	0	0	0	0	3		
Bill White, L (1.3) OBP: 0.359, SLG: 0.497		0-0 4-3		0-0 P6		0-0 SH1-3 2B 1B		0-0 F9 2-3		4	1	1	0	0	0	2		
Tony Taylor, R (1.5) OBP: 0.302, SLG: 0.370		4-0 6-3 BB		0-0 6-3 1-2		0-0 SH1-3		0-0 F9		2	0	0	0	1	0	1		
Bob Uecker, R (1.2) OBP: 0.324, SLG: 0.383		0-0 6-3 1-2		4-0 BB IBB		4-0 2B BB		0-0 F9		2	1	0	0	2	0	1		
Larry Jackson, R (1.1) OBP: 0.128, SLG: 0.108		0-0 4-3		4-0 1-2 2-3 BB		0-0 1B 2B		0-0 4-3		3	1	1	2	1	0	1		
										1B: 4 2B: 1 3B: 0 HR: 0	SF: 0 SAC: 2 DP: 0 HBP: 0	WP: 1 PB: 0 SB: 0 CS: 1	PA: 36					
Inning Stats	R: 0 E: 0 K: 1 S: 6	H: 1 LOB: 2 BB: 1 P: 10	R: 0 E: 0 K: 0 S: 3	H: 0 LOB: 1 BB: 1 P: 7	R: 0 E: 0 K: 0 S: 3	H: 0 LOB: 1 BB: 1 P: 7	R: 0 E: 1 K: 0 S: 4	H: 0 LOB: 3 BB: 2 P: 12	R: 0 E: 0 K: 0 S: 5	H: 3 LOB: 1 BB: 1 P: 10	R: 0 E: 0 K: 0 S: 3	H: 1 LOB: 0 BB: 0 P: 3	R: 0 E: 0 K: 0 S: 3	H: 0 LOB: 0 BB: 0 P: 3	R: 0 E: 0 K: 0 S: 3	H: 0 LOB: 0 BB: 0 P: 3		
PITCHER Bill Hepler, L (1.1) ERA: 3.86 Jack Hamilton, R (6.1) ERA: 3.66 Rob Gardner, L (7.1) ERA: 4.31	IP: 5.2 WLS: L BF: 29 H: 4 R: 3 ER: 3 SO: 2 BB: 6 IBB: 1 HBP: 0 BLK: 0 WP: 1 HR: 0 S: 26 P: 54 ERA: 4.76 WHIP: 1.765															PITCHER		IP: WLS: BF: H: R: ER: SO: BB: IBB: HBP: BLK: WP: HR: S: P: ERA: WHIP:

Batter	1	2	3	4	5	6	7	8	9	AB	R	H	RBI	BB	SO	LOB	TOP																			
Cleon Jones, R OBP: 0.332, SLG: 0.386 (1, 8)	0-0 2B	0-0 G5-3			0-0 1-3		0-0 SF9	4-0 IBB		3	1	1	1	1	0	2	New York Mets @ Philadelphia Phillies Connie Mack Stadium, Philadelphia, PA Wed Jul 06 1966, 7:05 PM EDT Att: 12,469 - Unknown AB 36 R 7 H 12 RBI 7 BB 3 SO 3 LOB 14 																			
Chuck Hiller, L OBP: 0.404, SLG: 0.460 (1, 5)	0-0 2B		0-0 6-3		0-0 F7		3-H 4-0 2B	0-3 K		3	2	1	1	1	0	0																				
Gerry Arrigo, L OBP: 0.400, SLG: 0.400 (7, 1)	SH1-3 2B									0	0	0	0	0	0	0																				
Jack Hamilton, R OBP: 0.129, SLG: 0.100 (7, 1)	2H 2B									1	0	0	0	0	1	2																				
Al Luplow, L OBP: 0.333, SLG: 0.323 (1, 7)	SH1-3		4-0 BB		0-0 3-4-1		0-0 2B		0-0 L6	1	0	0	0	1	0	0																				
Ron Swoboda, R OBP: 0.274, SLG: 0.289 (7, PH)	2-3						1-3 2-H 2B			2	1	1	1	0	0	0																				
Ed Kranepool, L OBP: 0.324, SLG: 0.384 (1, 3)	3-1 2B		0-0 P8		0-0 4-3		2H 3-H 2B		0-0 F8	5	0	2	3	0	0	1																				
Larry Elliot, L OBP: 0.222, SLG: 0.222 (1, 9)	3-1		0-0 L9		0-0 1B		0-0 F7		0-0 6-3	5	0	1	0	0	0	3																				
John Stephenson, L OBP: 0.244, SLG: 0.235 (6, PH)	3-1		0-0 G3		0-0 F9		0-0 1-3			2	0	0	0	0	0	1																				
Hawk Taylor, R OBP: 0.215, SLG: 0.281 (6, 2)										2	0	0	0	0	0	1																				
Ron Hunt, R OBP: 0.373, SLG: 0.379 (1, 4)		0-0 G5-3 1B		0-0 F9			0-0 2B SF9	0-0 2B		4	2	3	0	0	0	0																				
Roy McMillan, R OBP: 0.227, SLG: 0.208 (1, 6)		0-3 K		0-0 F3			0-0 2B	0-0 F5		4	1	1	0	0	1	2																				
Dennis Ribant, R OBP: 0.192, SLG: 0.192 (5, PH)		0-0								1	0	1	0	0	0	0																				
Billy Murphy, R OBP: 0.258, SLG: 0.378 (5, 1)										1	0	0	0	0	1	0																				
Darrell Sutherland, R OBP: 1.000, SLG: 1.000 (7, PH)										0	0	0	0	0	0	0																				
Ken Boyer, R OBP: 0.313, SLG: 0.425 (7, 5)	1-2 1B							0-0 5-3	0-0 1-H 2B	2	0	1	1	0	0	2																				
Inning Stats	R: 2 E: 0 K: 0 S: 6	H: 3 LOB: 1 BB: 0 P: 6	R: 0 E: 0 K: 1 S: 6	H: 2 LOB: 1 BB: 0 P: 6	R: 0 E: 0 K: 0 S: 3	H: 0 LOB: 0 BB: 1 P: 7	R: 0 E: 0 K: 0 S: 3	H: 0 LOB: 0 BB: 0 P: 3	R: 0 E: 0 K: 1 S: 5	H: 1 LOB: 1 BB: 0 P: 4	R: 4 E: 0 K: 0 S: 7	H: 4 LOB: 1 BB: 1 P: 11	R: 1 E: 0 K: 1 S: 7	H: 2 LOB: 2 BB: 1 P: 11	R: 0 E: 0 K: 0 S: 3	H: 0 LOB: 0 BB: 0 P: 3	1B: 5 2B: 7 3B: 0 HR: 0	SF: 1 SAC: 1 DP: 1 HBP: 0	WP: 0 PA: 41 PB: 0 SB: 0 CS: 0																	
PITCHER	IP	WLS	BF	H	R	ER	SO	BB	IBB	HBP	BLK	WP	HR	S	P	ERA	WHIP	PITCHER		IP	WLS	BF	H	R	ER	SO	BB	IBB	HBP	BLK	WP	HR	S	P	ERA	WHIP
Jim Bunning, R ERA: 2.08	(1, 1)	5.1	L	21	5	2	2	2	1	0	0	0	0	0	24	28	3.38	1.125																		
Darold Knowles, L ERA: 2.5	(6, 1)	1.2	L	11	5	4	4	0	1	0	0	0	0	0	10	14	21.60	3.600																		
Terry Fox, R ERA: 5.58	(8, 1)	2.0		9	2	1	1	1	0	1	0	0	0	0	10	14	4.50	1.000																		

Batter	1	2	3	4	5	6	7	8	9	AB	R	H	RBI	BB	SO	LOB	BOTTOM																			
Cookie Rojas, R OBP: 0.313, SLG: 0.349 (1, 4)	0-0 5-3		0-0 6-3	0-0 F8		0-0 1B		0-0 6-3		5	0	1	0	0	0	2	New York Mets @ Philadelphia Phillies Connie Mack Stadium, Philadelphia, PA Wed Jul 06 1966, 7:05 PM EDT Att: 12,469 - Unknown AB 39 R 5 H 14 RBI 5 BB 5 SO 8 LOB 23 																			
Johnny Callison, L OBP: 0.322, SLG: 0.388 (1, 9)	0-3 K		0-0 F9		0-0 4-3	0-0 5-3		0-0 3-1 1B		5	0	1	0	0	1	2																				
Dick Allen, R OBP: 0.392, SLG: 0.696 (1, 7)	0-3 K			0-0 1B 2B	0-0 4-3		4-0 1B 1B BB	0-0 3-1 1B		4	2	2	0	1	1	0																				
Bill White, L OBP: 0.359, SLG: 0.498 (1, 3)		0-0 G3		0-0 2B 1B	0-0 2B		0-0 F7	0-0 3-1		5	1	2	0	0	0	3																				
Tony Gonzalez, L OBP: 0.317, SLG: 0.384 (7, PH)		0-0 F8 BB		0-0 2B 1B	0-0 1B		0-0 1B 1B	4-0 1B BB		3	1	3	2	0	0	0																				
Jackie Brandt, R OBP: 0.310, SLG: 0.293 (8, 8)				1-H 2-H 2B			1-3 SF8			1	1	1	0	1	0	0																				
Clay Dalrymple, L OBP: 0.406, SLG: 0.394 (1, 2)		4-0 BB BB		0-0 1-H 2-H 2B	0-3 K		0-0 SF8	0-3 K		2	0	1	1	1	1	2																				
Harvey Kuenn, R OBP: 0.300, SLG: 0.373 (7, PH)										1	0	1	1	0	0	0																				
Bob Uecker, R OBP: 0.321, SLG: 0.379 (8, 2)		1-2 BB		0-0 F9 2-H			1-2 3-H 1B			1	0	0	0	0	1	3																				
Tony Taylor, R OBP: 0.303, SLG: 0.368 (1, 5)	0-0 F8		0-0 F9			0-0 6-3	0-0 1B		4-0 FC4-6 BB	4	0	1	0	1	0	3																				
Dick Groat, R OBP: 0.275, SLG: 0.314 (1, 6)	0-0 FC5-4					0-3 K	0-0 SF8	0-0 FC4-6 G6-4-3		3	0	0	1	1	1	3																				
Jim Bunning, R OBP: 0.182, SLG: 0.151 ERA: 2.27	(1, 1)	4.0	19	5	3	3	4	1	1	0	0	0	0	0	0	0																				
Darrell Sutherland, R ERA: 8.59	(5, 1)	2.0	W	10	4	0	0	2	0	0	0	0	0	14	14	0.00	2.000																			
Gerry Arrigo, L ERA: 6.4	(7, 1)	0.1		3	1	2	2	0	1	0	0	0	0	2	6	54.00	6.000																			
Jack Hamilton, R ERA: 3.56	(7, 1)	2.2	S	13	4	0	0	2	2	0	0	0	0	15	23	0.00	2.250																			
Inning Stats	R: 0 E: 0 K: 2 S: 7	H: 0 LOB: 0 BB: 0 P: 7	R: 0 E: 0 K: 0 S: 4	H: 1 LOB: 2 BB: 1 P: 8	R: 0 E: 0 K: 1 S: 5	H: 0 LOB: 0 BB: 0 P: 5	R: 3 E: 0 K: 1 S: 9	H: 4 LOB: 2 BB: 1 P: 13	R: 0 E: 0 K: 1 S: 7	H: 2 LOB: 2 BB: 0 P: 7	R: 0 E: 0 K: 1 S: 7	H: 2 LOB: 2 BB: 0 P: 7	R: 2 E: 0 K: 1 S: 8	H: 3 LOB: 2 BB: 1 P: 12	R: 0 E: 0 K: 1 S: 7	H: 2 LOB: 3 BB: 1 P: 11	R: 0 E: 0 K: 0 S: 2	H: 0 LOB: 0 BB: 1 P: 6	1B: 11 2B: 3 3B: 0 HR: 0	SF: 1 SAC: 0 DP: 1 HBP: 0	WP: 0 PA: 45 PB: 0 SB: 0 CS: 0															
PITCHER	IP	WLS	BF	H	R	ER	SO	BB	IBB	HBP	BLK	WP	HR	S	P	ERA	WHIP	PITCHER		IP	WLS	BF	H	R	ER	SO	BB	IBB	HBP	BLK	WP	HR	S	P	ERA	WHIP

Batter	1	2	3	4	5	6	7	8	9	AB	R	H	RBI	BB	SO	LOB	TOP								
Cleon Jones, R OBP: 0.337, SLG: 0.391 (1, 8)	0-0 3-1 G3 2B	1-0 1B HBP		0-0 F8 1B		0-0 5-3			0-0 P4	4	1	2	2	0	0	0	New York Mets @ Philadelphia Phillies Connie Mack Stadium, Philadelphia, PA Thu Jul 07 1966, 3:33 AM EDT Att: 7,447 - Unknown 								
Chuck Hiller, L OBP: 0.414, SLG: 0.462 (1, 5)	0-0 3-1	0-0		0-0 1B		0-0 4-3			4-0 2B BB	4	0	2	1	1	0	1									
Ken Boyer, R OBP: 0.313, SLG: 0.425 (9, FR) (9, 5)	0-0 2-3	0-0 1-3 2-H 1B		0-0 1B		0-0 1B			0-0 2B BB	0	1	0	0	0	0	0									
Al Luplow, L OBP: 0.329, SLG: 0.326 (1, 7)	0-0 G3	0-3 K		0-0 F8		0-3 K			0-0 2B	5	1	1	2	0	2	4									
Ed Kranepool, L OBP: 0.325, SLG: 0.382 (1, 3)	0-0 F5		0-0 P4	0-0 P7			0-0 G5-4-3 1B		4-0 2B IBB	4	1	1	0	1	0	2									
Larry Elliot, L OBP: 0.214, SLG: 0.286 (1, 9)		0-0 4-3	0-0 P5		0-3 K		0-3 K		0-0 2B	5	0	1	2	0	2	1									
Ron Hunt, R OBP: 0.373, SLG: 0.380 (1, 4)		0-0 HR 1B	0-0 6-3		0-0 1B		0-0 G5-4-3 1-2		0-0 F7	5	1	2	0	0	0	3									
Jerry Grote, R OBP: 0.356, SLG: 0.366 (1, 2)		0-0 HR 1B		0-0 2B 1B	0-3 K				0-0 4-3	5	2	2	2	0	1	3									
Roy McMillan, R OBP: 0.238, SLG: 0.222 (1, 6)		0-0 HBP 1B		0-0 1B 2B	4-0 IBB				0-0 6-3	3	2	2	0	1	0	0									
Bob Friend, R (1, 1)		0-0 F2		0-3 K	0-3 K				0-0 6-3	3	0	0	0	0	2	5									
Rob Gardner, R OBP: 0.167, SLG: 0.176 (6, 1)										1	0	0	0	0	0	0									
Darrell Sutherland, R OBP: 1.000, SLG: 1.000 (8, 1)										0	0	0	0	0	0	0									
Gerry Arrigo, L OBP: 0.400, SLG: 0.400 (8, 1)										0	0	0	0	0	0	0									
Inning Stats	R: 1 E: 0 K: 0 S: 4	H: 1 LOB: 0 BB: 0 P: 4	R: 3 E: 0 K: 1 S: 9	H: 4 LOB: 2 BB: 0 P: 10	R: 0 E: 0 K: 0 S: 3	H: 0 LOB: 0 BB: 0 P: 3	R: 2 E: 0 K: 1 S: 9	H: 4 LOB: 2 BB: 0 P: 9	R: 0 E: 0 K: 3 S: 10	H: 1 LOB: 2 BB: 1 P: 14	R: 0 E: 0 K: 1 S: 5	H: 0 LOB: 0 BB: 0 P: 5	R: 0 E: 0 K: 1 S: 5	H: 1 LOB: 0 BB: 0 P: 5	R: 0 E: 0 K: 0 S: 3	H: 0 LOB: 0 BB: 0 P: 3	R: 3 E: 0 K: 0 S: 5	H: 2 LOB: 2 BB: 2 P: 13	1B: 8 2B: 4 3B: 0 HR: 1	SF: 0 SAC: 0 DP: 1 HBP: 1	WP: 0 PB: 0 SB: 0 CS: 0	PA: 43			
PITCHER	IP	WLS	BF	H	R	ER	SO	BB	IBB	HBP	BLK	WP	HR	S	P	ERA	WHIP								
Bob Buhl, R ERA: 3.73	3.0		15	5	4	4	1	0	0	1	0	0	1	16	17	12.00	1.667								
Rick Wise, R ERA: 4.29	0.1		5	4	2	2	1	0	0	0	0	0	0	7	7	54.00	12.000								
Darold Knowles, L ERA: 2.69	2.2		10	1	0	0	4	0	1	0	0	0	0	17	21	0.00	0.375								
Ray Herbert, R ERA: 3.66	2.1	L	11	3	3	3	1	1	1	0	0	0	0	11	19	11.57	1.714								
Ed Roebuck, R ERA: 6.0	0.2		2	0	0	0	0	0	0	0	0	0	0	2	2	0.00	0.000								

Batter	1	2	3	4	5	6	7	8	9	AB	R	H	RBI	BB	SO	LOB	BOTTOM								
Cookie Rojas, R OBP: 0.311, SLG: 0.347 (1, 4)	0-0 4-3		0-0 4-3		0-0 6-3		0-0 F7	0-0 1B		5	0	1	0	0	0	1	New York Mets @ Philadelphia Phillies Connie Mack Stadium, Philadelphia, PA Thu Jul 07 1966, 3:33 AM EDT Att: 7,447 - Unknown 								
Johnny Callison, L OBP: 0.329, SLG: 0.405 (1, 9)	0-0 HR		4-0 BB		0-0 1B 2B		0-0 1B	0-0 G3		4	2	3	1	1	0	2									
Dick Allen, R OBP: 0.396, SLG: 0.692 (1, 7)	0-0 P8		0-0 F8		0-0 1B		0-0 1B		4-0 4-3 BB	4	0	2	1	1	0	2									
Bill White, L OBP: 0.354, SLG: 0.490 (1, 3)	0-0 F3		0-0 F3	0-0 4-3		0-3 K		0-0 4-3	0-0 1-2	5	0	0	0	0	1	4									
Tony Gonzalez, L OBP: 0.319, SLG: 0.391 (1, 8)		0-0 6-3		0-0 1B 2B		0-0 P6	0-0 F8		0-3 K	2	1	1	0	0	0	0									
Jackie Brandt, R OBP: 0.302, SLG: 0.284 (6, PH) (7, 8)									0-0 K	3	0	0	0	0	1	3									
Clay Dalrymple, L OBP: 0.410, SLG: 0.395 (1, 2)		4-0 BB		0-0 1B 1B		0-3 K		0-0 1B	0-0 1-3	2	1	1	1	1	1	0									
Bob Uecker, R OBP: 0.325, SLG: 0.412 (8, PH) (9, 2)		0-0 G6-3 BB		0-0 4-3 1B				0-0 HR		2	1	1	1	0	0	1									
Tony Taylor, R OBP: 0.303, SLG: 0.378 (1, 5)		0-0 G6-3		0-0 4-3		0-0 HR		0-0 F8		4	1	1	1	0	0	2									
Dick Groat, R OBP: 0.281, SLG: 0.323 (1, 6)			0-0 4-3 1B	0-0 2-H 1B		0-0 2B		0-0 6-3		4	0	3	1	0	0	0									
Bob Buhl, R OBP: 0.167, SLG: 0.107 (3, PH)			0-0 F7		0-0 4-3		0-0 6-3		0-0 1B	0	0	0	0	0	0	0									
Doug Clemens, L OBP: 0.293, SLG: 0.306 (4, 1)										1	0	0	0	0	0	1									
Rick Wise, R (4, 1)										0	0	0	0	0	0	0									
Darold Knowles, L OBP: 0.293, SLG: 0.296 (4, 1)										1	0	0	0	0	0	0									
Harvey Kuenn, R OBP: 0.250, SLG: 0.250 (5, PH)										1	0	0	0	0	0	1									
Ray Herbert, R OBP: 0.222, SLG: 0.125 (7, 1)										1	0	1	0	0	0	0									
Ed Roebuck, R (9, 1)										0	0	0	0	0	0	0									
Inning Stats	R: 1 E: 0 K: 0 S: 4	H: 1 LOB: 0 BB: 0 P: 4	R: 0 E: 0 K: 0 S: 2	H: 0 LOB: 0 BB: 1 P: 6	R: 0 E: 0 K: 0 S: 4	H: 1 LOB: 2 BB: 1 P: 8	R: 2 E: 0 K: 0 S: 5	H: 3 LOB: 1 BB: 0 P: 5	R: 1 E: 0 K: 0 S: 5	H: 2 LOB: 1 BB: 0 P: 5	R: 1 E: 0 K: 1 S: 7	H: 2 LOB: 1 BB: 0 P: 7	R: 0 E: 0 K: 1 S: 7	H: 2 LOB: 2 BB: 0 P: 7	R: 1 E: 0 K: 0 S: 6	H: 3 LOB: 2 BB: 0 P: 6	R: 0 E: 0 K: 1 S: 5	H: 0 LOB: 1 BB: 1 P: 9	1B: 8 2B: 3 3B: 0 HR: 3	SF: 0 SAC: 0 DP: 1 HBP: 0	WP: 0 PB: 0 SB: 0 CS: 0	PA: 42			
PITCHER	IP	WLS	BF	H	R	ER	SO	BB	IBB	HBP	BLK	WP	HR	S	P	ERA	WHIP								
Bob Friend, R ERA: 4.4	5.0		22	7	4	4	0	2	0	0	0	0	2	15	28	7.20	1.800								
Rob Gardner, L ERA: 4.41	2.0		11	5	2	2	2	0	0	0	0	0	2	15	15	9.00	2.500								
Darrell Sutherland, R ERA: 9.22	0.2		4	2	0	0	0	0	0	0	0	0	0	4	4	0.00	3.000								
Gerry Arrigo, L ERA: 5.14	1.1	W	5	0	0	0	1	1	0	0	0	0	0	6	10	0.00	0.750								

Batter	1	2	3	4	5	6	7	8	9	AB	R	H	RBI	BB	SO	LOB	TOP					
Cookie Rojas, R OBP: 0.309, SLG: 0.345 (1, 8)	F9		K				F8	F9		5	1	1	0	0	1	2	Philadelphia Phillies @ Chicago Cubs Wrigley Field, Chicago, IL Fri Jul 08 1966, 3:33 AM CDT Att: 5,166 - Unknown					
Johnny Callison, L OBP: 0.336, SLG: 0.419 (1, 9)	1B		S				1B		F8	4	3	3	0	1	0	0						
Tony Taylor, R OBP: 0.312, SLG: 0.384 (1, 4)	CS						S			4	0	3	2	1	1	2						
Dick Allen, R OBP: 0.400, SLG: 0.702 (1, 5)	K		K				S			4	1	2	3	1	2	3						
Harvey Kuenn, R OBP: 0.280, SLG: 0.347 Tony Gonzalez, L OBP: 0.317, SLG: 0.389 (8, 7)	CS	F2	4-3				6-3		G1-6-3	4	0	0	0	0	1	4						
Dick Great, R OBP: 0.276, SLG: 0.319 (1, 6)		6-3								4	0	0	0	0	0	0						
Bill White, L OBP: 0.356, SLG: 0.488 (1, 3)										3	0	1	0	1	0	0						
Bob Uecker, R OBP: 0.322, SLG: 0.406 (1, 2)		E6								4	0	1	0	0	1	1						
Chris Short, R OBP: 0.236, SLG: 0.236 Darold Knowles, L OBP: 0.250, SLG: 0.250 (9, 1)		FC6-4								4	0	0	0	0	1	4						
										0	0	0	0	0	0	0						
Inning Stats	R: 1 E: 0 K: 1 S: 6	H: 2 LOB: 0 BB: 0 P: 6	R: 0 E: 1 K: 0 S: 5	H: 1 LOB: 2 BB: 0 P: 5	R: 0 E: 0 K: 2 S: 8	H: 1 LOB: 2 BB: 1 P: 12	R: 0 E: 0 K: 0 S: 3	H: 0 LOB: 0 BB: 0 P: 3	R: 3 E: 0 K: 2 S: 9	H: 2 LOB: 0 BB: 1 P: 13	R: 0 E: 0 K: 1 S: 5	H: 0 LOB: 0 BB: 0 P: 5	R: 1 E: 0 K: 1 S: 8	H: 3 LOB: 2 BB: 0 P: 8	R: 0 E: 0 K: 0 S: 4	H: 1 LOB: 1 BB: 1 P: 7	1B: 7 2B: 3 3B: 0 HR: 1	SF: 0 SAC: 0 DP: 1 HBP: 0	WP: 1 PB: 0 SB: 4 CS: 1	PA: 42		
PITCHER	IP	WLS	BF	H	R	ER	SO	BB	IBB	HBP	BLK	WP	HR	S	P	ERA	WHIP					
Ken Holtzman, L ERA: 4.12 Cal Koonce, R ERA: 5.45 Don Lee, R ERA: 4.55	(1, 1)	5.0	L	23	6	4	4	5	2	0	0	0	1	1	31	39	7.20	1.600				
	(6, 1)	2.0		9	3	1	1	2	0	0	0	0	0	0	13	13	4.50	1.500				
	(8, 1)	2.0		9	2	0	0	0	2	0	0	0	0	0	7	15	0.00	2.000				

Batter	1	2	3	4	5	6	7	8	9	AB	R	H	RBI	BB	SO	LOB	BOTTOM					
Adolfo Phillips, R OBP: 0.361, SLG: 0.507 (1, 8)	K		F7					F7		4	1	1	0	0	1	2	Philadelphia Phillies @ Chicago Cubs Wrigley Field, Chicago, IL Fri Jul 08 1966, 3:33 AM CDT Att: 5,166 - Unknown					
Glenn Beckert, R OBP: 0.305, SLG: 0.342 (1, 4)	L6							6-3		4	0	2	2	0	0	0						
Billy Williams, L OBP: 0.341, SLG: 0.460 (1, 9)	G3		FC5							4	1	1	1	0	0	3						
Ron Santo, R OBP: 0.408, SLG: 0.551 (1, 5)		G3						F8		4	0	0	0	0	0	2						
14 Ernie Banks, R OBP: 0.264, SLG: 0.356 (1, 3)		G3						P4		4	0	0	0	0	1	1						
Byron Browne, R OBP: 0.326, SLG: 0.472 (1, 7)		K								4	1	2	1	0	1	0						
Randy Hundley, R OBP: 0.289, SLG: 0.422 (1, 2)										4	1	1	0	0	0	1						
Ron Campbell, R OBP: 0.256, SLG: 0.200 (1, 6)										4	0	1	0	0	0	1						
Ken Holtzman, R OBP: 0.067, SLG: 0.067 Lee Thomas, L OBP: 0.284, SLG: 0.344 Cal Koonce, R (5, PH) John Boccabella, R OBP: 0.267, SLG: 0.409 Don Lee, R OBP: 1.000, SLG: 1.000 (8, 1)										1	0	0	0	0	1	2						
										1	0	0	0	0	1	0						
										0	0	0	0	0	0	0						
										0	0	0	0	0	0	0						
										0	0	0	0	0	0	0						
Inning Stats	R: 0 E: 0 K: 1 S: 5	H: 0 LOB: 0 BB: 0 P: 5	R: 0 E: 0 K: 1 S: 5	H: 0 LOB: 0 BB: 0 P: 5	R: 1 E: 0 K: 1 S: 8	H: 3 LOB: 2 BB: 0 P: 8	R: 0 E: 0 K: 0 S: 3	H: 0 LOB: 0 BB: 0 P: 3	R: 0 E: 0 K: 1 S: 5	H: 0 LOB: 0 BB: 0 P: 5	R: 1 E: 1 K: 1 S: 7	H: 2 LOB: 1 BB: 0 P: 7	R: 1 E: 0 K: 0 S: 4	H: 1 LOB: 0 BB: 0 P: 4	R: 1 E: 0 K: 0 S: 4	H: 1 LOB: 0 BB: 0 P: 4	R: 0 E: 0 K: 0 S: 4	H: 1 LOB: 1 BB: 0 P: 4	1B: 4 2B: 2 3B: 0 HR: 2	SF: 0 SAC: 0 DP: 1 HBP: 0	WP: 0 PB: 0 SB: 0 CS: 0	PA: 35
PITCHER	IP	WLS	BF	H	R	ER	SO	BB	IBB	HBP	BLK	WP	HR	S	P	ERA	WHIP					
Chris Short, L ERA: 3.34 Darold Knowles, L ERA: 2.66	(1, 1)	8.1	W	33	8	4	4	5	0	0	0	0	2	43	43	4.32	0.960					
	(9, 1)	0.2	S	2	0	0	0	0	0	0	0	0	0	2	2	0.00	0.000					

AB	37
R	5
H	11
RBI	5
BB	4
SO	7
LOB	18



Batter	1	2	3	4	5	6	7	8	9	AB	R	H	RBI	BB	SO	LOB	TOP					
Cookie Rojas, R OBP: 0.308, SLG: 0.342 (1, 8)	F8		F7		WP BB 1B	F2		6-3		5	0	1	1	0	0	1	Philadelphia Phillies @ Chicago Cubs Wrigley Field, Chicago, IL Sat Jul 09 1966, 3:33 AM CDT Att: 7,193 - Unknown					
Johnny Callison, L OBP: 0.343, SLG: 0.434 (1, 9)	HR		HBP		3-H 4-0 1-2 BB		K		1B SH1 2B	3	2	2	1	1	1	0						
Dick Allen, R OBP: 0.400, SLG: 0.694 (1, 5)	5-3		K		1-2 2-3 BB		K		SH1 E G3 1B	4	1	1	0	1	2	2						
Bill White, L OBP: 0.353, SLG: 0.484 (1, 3)	F3				1-3		F9		G3	5	1	1	0	0	0	5						
Tony Gonzalez, L OBP: 0.321, SLG: 0.396 Harvey Kuenn, R OBP: 0.289, SLG: 0.347 (9, PH) (9, 7)		1-3			1-3		1B SH1-3 1B		SH1 E IBB	4	2	2	1	0	0	0						
Clay Dalrymple, L OBP: 0.411, SLG: 0.398 (1, 2)		1-3			G3		SH1-3 HR 1B		SH1	4	1	2	2	0	0	0						
Tony Taylor, R OBP: 0.313, SLG: 0.382 (1, 4)		3-1			5-3 1B BB		K		E8 1B	4	2	1	2	1	2	3						
Dick Groat, R OBP: 0.280, SLG: 0.321 (1, 6)					5-3		SH1-3		6-3	4	0	2	2	0	0	1						
Larry Jackson, R OBP: 0.146, SLG: 0.205 Darold Knowles, L OBP: 0.214, SLG: 0.214 (7, 1) (7, 1)			SH5-4		1-3		3-H 1-2 HR		P5	0	1	0	0	0	0	0						
			1-2		K		2-H HR		F8	2	0	0	0	0	0	1						
Inning Stats	R: 1 E: 0 K: 0 S: 4	H: 1 LOB: 0 BB: 0 P: 4	R: 0 E: 0 K: 0 S: 3	H: 0 LOB: 0 BB: 0 P: 3	R: 0 E: 0 K: 1 S: 6	H: 1 LOB: 2 BB: 0 P: 7	R: 0 E: 0 K: 0 S: 3	H: 0 LOB: 0 BB: 0 P: 3	R: 1 E: 0 K: 1 S: 6	H: 1 LOB: 3 BB: 3 P: 18	R: 3 E: 0 K: 1 S: 8	H: 3 LOB: 0 BB: 0 P: 8	R: 2 E: 0 K: 3 S: 12	H: 3 LOB: 1 BB: 0 P: 12	R: 0 E: 0 K: 0 S: 3	H: 0 LOB: 0 BB: 0 P: 3	R: 4 E: 1 K: 0 S: 7	H: 4 LOB: 1 BB: 1 P: 11	1B: 9 2B: 2 3B: 0 HR: 2	SF: 0 SAC: 3 DP: 0 HBP: 1	WP: 1 PB: 0 SB: 0 CS: 0	PA: 45
PITCHER	IP WLS BF H R ER SO BB IBB HBP BLK WP HR S P ERA WHIP	IP WLS BF H R ER SO BB IBB HBP BLK WP HR S P ERA WHIP															IP WLS BF H R ER SO BB IBB HBP BLK WP HR S P ERA WHIP					
Bill Hands, R ERA: 4.62 (1, 1)	5.0 L 24 5 4 4 2 3 0 0 0 0 1 1 24 37 7.20 1.600															Don Lee, R ERA: 4.5 (9, 1)						
Fergie Jenkins, R ERA: 4.24 (6, 1)	1.2 8 3 3 3 3 0 0 0 0 0 0 1 14 14 16.20 1.800																					
Bob Hendley, L ERA: 4.57 (7, 1)	0.1 2 1 0 0 1 0 0 0 0 0 0 0 4 4 0.00 3.000																					
Cal Koonce, R ERA: 5.31 (8, 1)	1.0 3 0 0 0 0 0 0 0 0 0 0 0 3 3 0.00 0.000																					
Billy Hoelt, L ERA: 4.24 (9, 1)	0.2 6 3 4 3 0 0 1 0 0 0 0 0 5 9 40.50 4.500																					

Batter	1	2	3	4	5	6	7	8	9	AB	R	H	RBI	BB	SO	LOB	BOTTOM					
Adolfo Phillips, R OBP: 0.361, SLG: 0.505 (1, 8)	5-3				K				K	5	1	2	1	0	2	0	Philadelphia Phillies @ Chicago Cubs Wrigley Field, Chicago, IL Sat Jul 09 1966, 3:33 AM CDT Att: 7,193 - Unknown					
Glenn Beckert, R OBP: 0.312, SLG: 0.357 (1, 4)	F7		1B		4-0 1-2 BB		HR		FC3-6 1B	4	2	3	2	1	0	0						
Billy Williams, L OBP: 0.342, SLG: 0.468 (1, 9)	1B		4-3		L9		HR		FC3-6 1-2	5	1	2	1	0	0	3						
Ron Santo, R OBP: 0.415, SLG: 0.566 (1, 5)	1B		HR		2-3 1B		PO BB		K	4	1	3	2	1	1	1						
Lee Thomas, L OBP: 0.280, SLG: 0.339 John Boccabella, R OBP: 0.265, SLG: 0.404 (7, PH) (8, 3)	3-1		K		P5		K			3	0	0	0	0	1	3						
Byron Browne, R OBP: 0.325, SLG: 0.473 (1, 7)			F9		5-3		2-3 1-2		SH5-4 2B	4	0	1	0	0	0	1						
Randy Hundley, R OBP: 0.289, SLG: 0.419 (1, 2)			BB		P4		K		SH5-4	2	0	0	0	1	1	1						
Ron Campbell, R OBP: 0.244, SLG: 0.189 Marty Keough, L OBP: 0.270, SLG: 0.188 Don Kessinger, S OBP: 0.265, SLG: 0.259 (8, 6) (7, PH) (8, 6)	F8				F4		3-1 1B		K	1	1	1	0	0	0	0						
Bill Hands, R OBP: 0.138, SLG: 0.077 Fergie Jenkins, R OBP: 0.346, SLG: 0.429 Bob Hendley, L OBP: 0.287, SLG: 0.296 George Altman, L OBP: 0.287, SLG: 0.389 Cal Koonce, R OBP: 0.320, SLG: 0.395 14 Ernie Banks, R OBP: 0.290, SLG: 0.250 Billy Hoelt, L OBP: 0.250, SLG: 0.250 Don Lee, R OBP: 0.300, SLG: 1.000 (11, 1) (6, 1) (7, 1) (7, PH) (8, 1) (8, PH) (9, 1) (9, 1)	K				6-3		3-1		6-3	2	0	0	0	0	0	1						
Inning Stats	R: 0 E: 0 K: 0 S: 5	H: 2 LOB: 2 BB: 0 P: 5	R: 0 E: 0 K: 1 S: 5	H: 0 LOB: 1 BB: 1 P: 9	R: 2 E: 0 K: 1 S: 7	H: 3 LOB: 0 BB: 0 P: 7	R: 0 E: 0 K: 0 S: 3	H: 0 LOB: 0 BB: 0 P: 3	R: 0 E: 0 K: 1 S: 5	H: 0 LOB: 1 BB: 1 P: 9	R: 0 E: 0 K: 1 S: 6	H: 1 LOB: 1 BB: 0 P: 6	R: 4 E: 0 K: 1 S: 8	H: 4 LOB: 0 BB: 1 P: 12	R: 0 E: 0 K: 1 S: 6	H: 1 LOB: 1 BB: 0 P: 6		R: 0 E: 0 K: 2 S: 8	H: 1 LOB: 1 BB: 0 P: 8	1B: 7 2B: 2 3B: 0 HR: 3	SF: 0 SAC: 1 DP: 0 HBP: 0	WP: 0 PB: 0 SB: 0 CS: 0
PITCHER	IP WLS BF H R ER SO BB IBB HBP BLK WP HR S P ERA WHIP	IP WLS BF H R ER SO BB IBB HBP BLK WP HR S P ERA WHIP															IP WLS BF H R ER SO BB IBB HBP BLK WP HR S P ERA WHIP					
Larry Jackson, R ERA: 3.53 (1, 1)	6.1 W 29 9 5 5 4																					
Darold Knowles, L ERA: 2.69 (7, 1)	2.2 S 11 3 1 1 4																					

Batter	1	2	3	4	5	6	7	8	9	AB	R	H	RBI	BB	SO	LOB	TOP		
Cookie Rojas, R OBP: 0.306, SLG: 0.340 (1, 8)	0-0 4-3		0-0 F9		0-0 5-3		0-0 1B		0-0 F8	5	0	1	0	0	0	4	Philadelphia Phillies @ Chicago Cubs Wrigley Field, Chicago, IL Sun Jul 10 1966, 3:33 AM CDT Att: 13,863 - Unknown		
Johnny Callison, L OBP: 0.342, SLG: 0.432 (1, 9)	0-0 1B		0-0 6-3			0-3 K	0-0 4-3			4	0	1	0	0	1	1			
Tony Taylor, R OBP: 0.309, SLG: 0.376 (1, 4)	0-3 K			0-0 5-3		0-0 4-3		0-0 5-3		4	0	0	0	0	1	1			
Dick Allen, R OBP: 0.398, SLG: 0.687 (1, 5)	0-3 K			0-3 K		0-0 1B		0-0 F8		4	0	1	0	0	2	1			
Harvey Kuenn, R OBP: 0.275, SLG: 0.329 (1, 7)		0-0 6-3		0-0 5-3		0-0 4-3		0-0 4-3		4	0	0	0	0	0	1			
Dick Great, R OBP: 0.280, SLG: 0.318 (1, 6)		0-0 4-3			0-0 F9		4-0 HR BB		0-0 6-3	3	1	0	0	1	0	0			
Bill White, L OBP: 0.355, SLG: 0.484 (1, 3)					0-0 1B		0-0 F3		0-0 F9	4	0	2	0	0	0	1			
Bob Uecker, R OBP: 0.328, SLG: 0.438 (1, 2)					0-3 K		0-0 1-H HR		0-0 1B	4	1	2	2	0	1	2			
Jim Bunning, R Terry Fox, R Jackie Brandt, R Ray Culp, R Phil Linz, R Roger Craig, R Doug Clemens, L (1, 1) (4, 1) (5, PH) (5, 1) (7, PH) (7, 1) (9, PH)			0-0 1-3			0-0 1-2		0-0 5-3		0-0 1-3	1	0	0	0	0	0			
Inning Stats	R: 0 E: 0 K: 2 S: 8	H: 1 LOB: 1 BB: 0 P: 8	R: 0 E: 0 K: 0 S: 4	H: 1 LOB: 1 BB: 0 P: 4	R: 0 E: 0 K: 0 S: 3	H: 0 LOB: 0 BB: 0 P: 3	R: 0 E: 0 K: 1 S: 5	H: 0 LOB: 2 BB: 0 P: 5	R: 0 E: 0 K: 1 S: 6	H: 1 LOB: 1 BB: 0 P: 6	R: 2 E: 0 K: 0 S: 5	H: 2 LOB: 1 BB: 1 P: 9	R: 0 E: 0 K: 0 S: 3	H: 0 LOB: 0 BB: 0 P: 3	R: 0 E: 0 K: 0 S: 5	H: 2 LOB: 2 BB: 0 P: 5	1B: 8 2B: 0 3B: 0 HR: 1	SF: 0 SAC: 0 DP: 0 HBP: 0	WP: 0 PA: 37 PB: 0 SB: 0 CS: 0
PITCHER Dick Ellsworth, L ERA: 3.62 (1, 1)	IP: 9.0 WLS: W BF: 37 H: 9 R: 2 ER: 2 SO: 5 BB: 1 IBB: 0 HBP: 0 BLK: 0 WP: 0 HR: 1 S: 46 P: 50 ERA: 2.00 WHIP: 1.111															PITCHER			

Batter	1	2	3	4	5	6	7	8	9	AB	R	H	RBI	BB	SO	LOB	BOTTOM		
Adolfo Phillips, R OBP: 0.366, SLG: 0.507 (1, 8)	0-0 6-3	0-0 5-3		0-0 WP S 1B		0-0 1B FC HBP	0-0 1B			5	1	3	1	0	0	0	Philadelphia Phillies @ Chicago Cubs Wrigley Field, Chicago, IL Sun Jul 10 1966, 3:33 AM CDT Att: 13,863 - Unknown		
Glenn Beckert, R OBP: 0.316, SLG: 0.356 (1, 4)	0-0 F8		0-3 K	4-0 WP BB		1-0 FC 1B BLK HBP	0-0 1B			3	1	1	0	1	1	0			
Billy Williams, L OBP: 0.345, SLG: 0.467 (1, 9)	4-0 3B BB		4-0 14 2B BB	0-0 F8 1-2 2-3		0-0 BLK 14 1B FC	0-0 4-3			3	3	1	0	2	0	4			
Ron Santo, R OBP: 0.414, SLG: 0.559 (1, 5)	4-0 3B BB		0-0 F8	4-0 1B BB		0-0 FC 14 1B BLK		0-0 5-3		3	2	0	1	2	0	3			
Byron Browne, R OBP: 0.327, SLG: 0.480 (1, 7)	0-0 14 1B 3B		0-0 14 2B 1B	0-3 K		0-0 P4		0-3 K		5	2	2	2	0	2	5			
14 Ernie Banks, R OBP: 0.270, SLG: 0.364 (1, 3)	0-0 1B		0-0 1B 2B		0-0 4-3	0-0 1B		0-0 L5		5	0	3	5	0	0	0			
Randy Hundley, R OBP: 0.285, SLG: 0.413 (1, 2)	0-3 K		0-0 P6		0-3 K	0-3 K		0-0 F3		4	0	0	0	0	2	3			
Ron Campbell, R OBP: 0.222, SLG: 0.171 (1, 6)		0-3 K		0-3 K	0-3 K		0-0 1-3			4	0	0	0	0	3	0			
Dick Ellsworth, L OBP: 0.180, SLG: 0.188 (1, 1)		0-0 F8		0-0 1B 3B		0-3 K	0-3 K			4	1	1	0	0	2	0			
Inning Stats	R: 3 E: 0 K: 1 S: 7	H: 2 LOB: 1 BB: 2 P: 15	R: 0 E: 0 K: 1 S: 5	H: 0 LOB: 0 BB: 0 P: 5	R: 2 E: 0 K: 1 S: 7	H: 2 LOB: 1 BB: 1 P: 11	R: 1 E: 0 K: 2 S: 9	H: 2 LOB: 3 BB: 2 P: 17	R: 0 E: 0 K: 2 S: 7	H: 0 LOB: 0 BB: 0 P: 7	R: 4 E: 0 K: 1 S: 9	H: 3 LOB: 1 BB: 0 P: 10	R: 0 E: 0 K: 1 S: 7	H: 2 LOB: 2 BB: 0 P: 7	R: 0 E: 0 K: 1 S: 5	H: 0 LOB: 0 BB: 0 P: 5	1B: 8 2B: 1 3B: 2 HR: 0	SF: 0 SAC: 0 DP: 0 HBP: 1	WP: 1 PA: 42 PB: 0 SB: 1 CS: 0
PITCHER Jim Bunning, R Terry Fox, R Ray Culp, R Roger Craig, R ERA: 2.39 ERA: 5.46 ERA: 5.68 ERA: 5.56 (1, 1) (4, 1) (5, 1) (7, 1)	IP: 3.1 WLS: L BF: 19 H: 6 R: 6 ER: 6 SO: 4 BB: 3 IBB: 0 HBP: 0 BLK: 0 WP: 0 HR: 0 S: 24 P: 36 ERA: 16.20 WHIP: 2.700															PITCHER			

AB	36
R	2
H	9
RBI	2
BB	1
SO	5
LOB	11



Batter	1	2	3	4	5	6	7	8	9	AB	R	H	RBI	BB	SO	LOB	TOP					
Don Landrum, L (1,9) OBP: 0.260, SLG: 0.255										4	0	0	0	1	2	1	San Francisco Giants @ Philadelphia Phillies Connie Mack Stadium, Philadelphia, PA Fri Jul 15 1966, 7:05 PM EDT Att: 29,966 - Unknown					
Tom Haller, L (1,2) OBP: 0.320, SLG: 0.507									3	1	0	0	0	0	2							
Willie Mays, R (1,8) OBP: 0.348, SLG: 0.550									5	1	1	2	0	2	4							
Willie McCovey, L (1,3)									4	2	2	0	1	1	0							
Jim Ray Hart, R (1,5) OBP: 0.360, SLG: 0.527									4	2	1	1	1	0	3							
Len Gabrielson, L (1,7) OBP: 0.274, SLG: 0.297									3	2	0	1	1	0	0							
Bob Schroder, L (1,6) OBP: 0.273, SLG: 0.273									3	0	0	0	0	0	2							
Tito Fuentes, S (1,4) OBP: 0.281, SLG: 0.336									3	0	0	0	0	1	2							
Juan Marichal, R (1,1) OBP: 0.271, SLG: 0.314									4	0	2	2	0	1	0							
Inning Stats	R: 0 E: 0 K: 0 S: 3	H: 0 LOB: 0 BB: 0 P: 3	R: 1 E: 0 K: 1 S: 7	H: 1 LOB: 1 BB: 0 P: 7	R: 2 E: 0 K: 1 S: 6	H: 1 LOB: 0 BB: 0 P: 7	R: 0 E: 0 K: 0 S: 3	H: 0 LOB: 0 BB: 0 P: 3	R: 0 E: 0 K: 1 S: 5	H: 0 LOB: 0 BB: 0 P: 5	R: 0 E: 0 K: 1 S: 4	H: 0 LOB: 0 BB: 0 P: 5	R: 2 E: 1 K: 1 S: 7	H: 2 LOB: 2 BB: 2 P: 16	R: 3 E: 2 K: 1 S: 8	H: 2 LOB: 1 BB: 1 P: 12	R: 0 E: 0 K: 1 S: 5	H: 0 LOB: 1 BB: 1 P: 9	1B: 3 2B: 0 3B: 1 HR: 2	SF: 0 SAC: 1 DP: 2 HBP: 3	WP: 1 PB: 0 CS: 0	PA: 41
PITCHER	IP WLS BF H R ER SO BB IBB HBP BLK WP HR S P ERA WHIP																					
Jim Bunning, R (1,1) ERA: 2.57	6.2 L 28 4 5 5 4 2 0 0 3 0 0 2 31 42 6.75 0.900																					
Darold Knowles, L (7,1) ERA: 2.53	1.1 9 2 3 0 2 0 1 0 0 0 0 0 12 16 0.00 1.500																					
Ray Culp, R (9,1) ERA: 5.58	1.0 4 0 0 0 1 1 0 0 0 1 0 0 5 9 0.00 1.000																					

Batter	1	2	3	4	5	6	7	8	9	AB	R	H	RBI	BB	SO	LOB	BOTTOM					
Tony Taylor, R (1,4) OBP: 0.310, SLG: 0.370										4	0	0	0	0	1	2	San Francisco Giants @ Philadelphia Phillies Connie Mack Stadium, Philadelphia, PA Fri Jul 15 1966, 7:05 PM EDT Att: 29,966 - Unknown					
Johnny Callison, L (1,9) OBP: 0.336, SLG: 0.426									4	1	1	0	0	0	0							
Dick Allen, R (1,5) OBP: 0.392, SLG: 0.676									4	0	0	0	0	2	1							
Bill White, L (1,3) OBP: 0.361, SLG: 0.486									3	0	2	1	1	1	0							
Tony Gonzalez, L (1,7) OBP: 0.323, SLG: 0.386									4	0	0	0	0	1	3							
Clay Dainypile, L (1,2) OBP: 0.401, SLG: 0.397									4	0	0	0	0	1	2							
Cookie Rojas, R (1,8) OBP: 0.306, SLG: 0.340									3	0	0	0	0	1	1							
Dick Groat, R (1,6) OBP: 0.280, SLG: 0.317									3	0	1	0	0	1	0							
Jim Bunning, R (1,1) OBP: 0.190, SLG: 0.161									2	0	1	0	0	1	0							
Darold Knowles, L (7,1) OBP: 0.214, SLG: 0.214									0	0	0	0	0	0	0							
Doug Clemens, L (6,PH) OBP: 0.366, SLG: 0.313									1	0	0	0	0	1	0							
Ray Culp, R (9,1)									0	0	0	0	0	0	0							
Inning Stats	R: 0 E: 0 K: 1 S: 5	H: 0 LOB: 0 BB: 0 P: 5	R: 0 E: 0 K: 0 S: 4	H: 1 LOB: 1 BB: 0 P: 4	R: 0 E: 0 K: 2 S: 7	H: 0 LOB: 0 BB: 0 P: 7	R: 0 E: 1 K: 2 S: 7	H: 0 LOB: 1 BB: 1 P: 11	R: 0 E: 0 K: 2 S: 9	H: 2 LOB: 2 BB: 0 P: 9	R: 0 E: 0 K: 1 S: 5	H: 0 LOB: 0 BB: 0 P: 5	R: 0 E: 0 K: 0 S: 3	H: 0 LOB: 0 BB: 0 P: 3	R: 0 E: 0 K: 1 S: 5	H: 0 LOB: 0 BB: 0 P: 5	R: 1 E: 0 K: 1 S: 7	H: 2 LOB: 1 BB: 0 P: 7	1B: 4 2B: 1 3B: 0 HR: 0	SF: 0 SAC: 0 DP: 0 HBP: 0	WP: 1 PB: 0 CS: 0	PA: 33
PITCHER	IP WLS BF H R ER SO BB IBB HBP BLK WP HR S P ERA WHIP																					
Juan Marichal, R (1,1) ERA: 1.99	9.0 W 33 5 1 1 10 1 0 0 0 1 0 0 52 56 1.00 0.667																					

AB	33
R	8
H	6
RBI	6
BB	4
SO	7
LOB	14



Batter	1	2	3	4	5	6	7	8	9	10	11	12	13	14	15	AB	R	H	RBI	BB	SO	LOB	TOP									
Bob Schroder, L OBP: 0.200, SLG: 0.200 Hal Lanier, R OBP: 0.236, SLG: 0.268	1-3		4-3		F6		G3			5-3 2B		6-3		K		4 3	0 0	0 0	0 0	0 0	0 1	0 0										
Jim Davenport, R OBP: 0.311, SLG: 0.411	K					1-3	4-3			P5		F8			K	7 7	1 1	1 1	0 0	2 2	1 1											
Willie Mays, R OBP: 0.347, SLG: 0.547	5-3			HR	1B 2B	E8 1B			1-3	5-3		F8			F8	7 7	2 2	0 0	0 0	0 0	1 1											
Willie McCovey, L OBP: 0.379, SLG: 0.546		K			2B	1B									3-1	6 6	1 1	3 3	2 2	1 1	2 0											
Jim Ray Hart, R OBP: 0.360, SLG: 0.527		E8 L1-5 2B		P3		E3 1B				F9				FC1-5 2B		6 6	1 1	2 2	0 0	0 0	5 5											
Tom Haller, L OBP: 0.321, SLG: 0.504		L1-5		P5		E2 1B								K		6 6	0 0	2 2	1 1	0 2	4 4											
Jesus Alou, R OBP: 0.259, SLG: 0.286				SH1-4 1B		F9			P4					F8		6 5	0 0	2 2	0 0	0 0	3 3											
Tito Fuentes, S OBP: 0.276, SLG: 0.329				SH1-4		6-3	6-3			P3					5-3	5 5	0 0	0 0	0 0	0 0	3 3											
Ray Sadecki, L OBP: 0.286, SLG: 0.519 Lindy McDaniel, R OBP: 0.100, SLG: 0.100 Bill Henry, L OBP: 0.333 Frank Linzy, R OBP: 0.200, SLG: 0.333 Joe Gibbon, R OBP: 0.222, SLG: 0.125		F2			4-3		K			F7				F7	F9	2 1 0 0 0 0	0 0 0 0 0 0	0 0 0 0 0 0	0 0 0 0 0 0	1 1 0 0 0 0												
Inning Stats	R: 0 E: 0 K: 1 S: 5	H: 0 LOB: 0 BB: 0 P: 5	R: 0 E: 1 K: 1 S: 5	H: 1 LOB: 0 BB: 0 P: 5	R: 0 E: 0 K: 0 S: 4	H: 1 LOB: 1 BB: 0 P: 4	R: 2 E: 0 K: 0 S: 6	H: 3 LOB: 1 BB: 0 P: 6	R: 0 E: 0 K: 0 S: 3	H: 0 LOB: 0 BB: 0 P: 3	R: 3 E: 0 K: 0 S: 7	H: 3 LOB: 1 BB: 0 P: 7	R: 0 E: 0 K: 0 S: 3	H: 0 LOB: 0 BB: 0 P: 3	R: 0 E: 0 K: 0 S: 4	H: 1 LOB: 2 BB: 1 P: 8	R: 0 E: 0 K: 0 S: 3	H: 0 LOB: 1 BB: 0 P: 4	R: 0 E: 0 K: 0 S: 3	H: 1 LOB: 1 BB: 0 P: 6	R: 0 E: 0 K: 1 S: 5	H: 0 LOB: 0 BB: 0 P: 5	R: 0 E: 0 K: 1 S: 5	H: 0 LOB: 0 BB: 0 P: 5	1B: 8 2B: 5 3B: 0 HR: 1	SF: 0 SAC: 1 DP: 2 HBP: 0	WP: 0 PB: 0 CS: 0	PA: 58				
PITCHER	IP: 7.0 ERA: 3.83 WLS: 2.0 BF: 29 H: 8 R: 5 ER: 4 SO: 3 BB: 0 IBB: 0 HBP: 0 BLK: 0 WP: 0 HR: 0 S: 11 P: 11 ERA: 0.00 WHIP: 0.500	IP: 6.0 ERA: 4.58 WLS: 2.0 BF: 22 H: 4 R: 0 ER: 0 SO: 3 BB: 1 IBB: 0 HBP: 0 BLK: 0 WP: 0 HR: 0 S: 27 P: 31 ERA: 0.00 WHIP: 0.667															IP: 7.0 ERA: 3.83 WLS: 2.0 BF: 29 H: 8 R: 5 ER: 4 SO: 3 BB: 0 IBB: 0 HBP: 0 BLK: 0 WP: 0 HR: 0 S: 11 P: 11 ERA: 0.00 WHIP: 0.500	IP: 6.0 ERA: 4.58 WLS: 2.0 BF: 22 H: 4 R: 0 ER: 0 SO: 3 BB: 1 IBB: 0 HBP: 0 BLK: 0 WP: 0 HR: 0 S: 27 P: 31 ERA: 0.00 WHIP: 0.667														

San Francisco Giants @ Philadelphia Phillies
 Connie Mack Stadium, Philadelphia, PA
 Sat Jul 16 1966, 3:33 AM EDT
 Att: 14,484 - Unknown

AB 56
 R 5
 H 13
 RBI 4
 BB 8
 SO 1
 LOB 20



Batter	1	2	3	4	5	6	7	8	9	10	11	12	13	14	15	AB	R	H	RBI	BB	SO	LOB	BOTTOM													
Cookie Rojas, R OBP: 0.303, SLG: 0.336	F3		F3				F8			6-3				6-3		7 7	0 0	1 1	0 0	0 0	2 2															
Johnny Callison, L OBP: 0.332, SLG: 0.418	F7					P6	F7			F6				4-3		6 6	0 0	0 0	0 0	1 1	0 2															
Dick Groat, R OBP: 0.263, SLG: 0.318 Phil Linz, R OBP: 0.276, SLG: 0.304	F7					1B SF7 BB	F9			SH1-4 1B	FC6-4 1B			5-3		3 2	1 0	1 1	0 0	1 0	2 0															
Dick Allen, R OBP: 0.309, SLG: 0.665		P3								SH1-4 1B	FC6-4 1B			F9		7 7	0 0	2 2	0 0	0 2	3 3															
Harvey Kuenn, R OBP: 0.291, SLG: 0.346							SF7			SH1-4				F8		5 5	1 1	3 3	1 1	0 0	1 1															
Bill White, L OBP: 0.362, SLG: 0.492		1B K					G3			SH1-4 P4				FC4-6 1B		6 6	2 2	2 2	1 1	1 1	6 6															
Tony Taylor, R OBP: 0.306, SLG: 0.366 Clay Dalrymple, L OBP: 0.396, SLG: 0.390							L9			G3				F8		3 4	0 1	1 3	1 0	1 1	0 1															
Bob Uecker, R OBP: 0.326, SLG: 0.463 Tony Gonzalez, L OBP: 0.330, SLG: 0.393							6-3							SH1-4 1B		3 4	1 1	1 3	1 0	1 1	0 1															
Bob Buhl, R OBP: 0.188, SLG: 0.103 Doug Clemens, L OBP: 0.362, SLG: 0.309 Darold Knowles, L OBP: 0.214, SLG: 0.214 Jackie Brandt, R OBP: 0.308, SLG: 0.291 Terry Fox, R ERA: 3.15							K			4-3				SH1-4 1B		1 1 0 0 0 0	0 0 0 0 0 0	0 0 0 0 0 0	0 0 0 0 0 0	1 1 0 0 0 0																
Inning Stats	R: 0 E: 0 K: 0 S: 3	H: 0 LOB: 0 BB: 0 P: 3	R: 0 E: 0 K: 0 S: 6	H: 1 LOB: 1 BB: 0 P: 6	R: 0 E: 0 K: 1 S: 5	H: 0 LOB: 0 BB: 0 P: 5	R: 1 E: 0 K: 0 S: 4	H: 1 LOB: 1 BB: 1 P: 8	R: 0 E: 0 K: 0 S: 5	H: 2 LOB: 2 BB: 1 P: 9	R: 2 E: 0 K: 0 S: 5	H: 2 LOB: 2 BB: 1 P: 9	R: 0 E: 0 K: 0 S: 5	H: 0 LOB: 1 BB: 0 P: 4	R: 0 E: 0 K: 0 S: 4	H: 1 LOB: 1 BB: 0 P: 4	R: 0 E: 0 K: 0 S: 5	H: 1 LOB: 1 BB: 0 P: 4	R: 0 E: 0 K: 1 S: 5	H: 0 LOB: 0 BB: 0 P: 9	R: 1 E: 0 K: 0 S: 3	H: 2 LOB: 1 BB: 0 P: 3	1B: 12 2B: 0 3B: 0 HR: 2	SF: 1 SAC: 4 DP: 0 HBP: 0	WP: 0 PB: 0 CS: 0	PA: 62										
PITCHER	IP: 5.1 ERA: 4.53 WLS: 2.0 BF: 8 H: 2 R: 0 ER: 0 SO: 1 BB: 0 IBB: 0 HBP: 0 BLK: 0 WP: 0 HR: 0 S: 10 P: 10 ERA: 0.00 WHIP: 1.000	IP: 0.1 ERA: 1.15 WLS: 0.1 BF: 1 H: 0 R: 0 ER: 0 SO: 1 BB: 0 IBB: 0 HBP: 0 BLK: 0 WP: 0 HR: 0 S: 1 P: 1 ERA: 0.00 WHIP: 0.000	IP: 6.1 ERA: 2.52 WLS: 2.0 BF: 26 H: 4 R: 1 ER: 1 SO: 2 BB: 1 IBB: 0 HBP: 0 BLK: 0 WP: 0 HR: 0 S: 27 P: 39 ERA: 1.42 WHIP: 0.947	IP: 0.1 ERA: 3.15 WLS: 0.1 BF: 3 H: 2 R: 1 ER: 0 SO: 3 BB: 0 IBB: 0 HBP: 0 BLK: 0 WP: 0 HR: 0 S: 3 P: 3 ERA: 27.00 WHIP: 6.000															IP: 5.1 ERA: 4.53 WLS: 2.0 BF: 8 H: 2 R: 0 ER: 0 SO: 1 BB: 0 IBB: 0 HBP: 0 BLK: 0 WP: 0 HR: 0 S: 10 P: 10 ERA: 0.00 WHIP: 1.000	IP: 0.1 ERA: 1.15 WLS: 0.1 BF: 1 H: 0 R: 0 ER: 0 SO: 1 BB: 0 IBB: 0 HBP: 0 BLK: 0 WP: 0 HR: 0 S: 1 P: 1 ERA: 0.00 WHIP: 0.000	IP: 6.1 ERA: 2.52 WLS: 2.0 BF: 26 H: 4 R: 1 ER: 1 SO: 2 BB: 1 IBB: 0 HBP: 0 BLK: 0 WP: 0 HR: 0 S: 27 P: 39 ERA: 1.42 WHIP: 0.947	IP: 0.1 ERA: 3.15 WLS: 0.1 BF: 3 H: 2 R: 1 ER: 0 SO: 3 BB: 0 IBB: 0 HBP: 0 BLK: 0 WP: 0 HR: 0 S: 3 P: 3 ERA: 27.00 WHIP: 6.000														

San Francisco Giants @ Philadelphia Phillies
 Connie Mack Stadium, Philadelphia, PA
 Sat Jul 16 1966, 3:33 AM EDT
 Att: 14,484 - Unknown

AB 52
 R 6
 H 14
 RBI 6
 BB 5
 SO 6
 LOB 22



Batter	1	2	3	4	5	6	7	8	9	AB	R	H	RBI	BB	SO	LOB	TOP					
Wes Parker, S (1, 8) OBP: 0.333, SLG: 0.389										4	0	0	0	0	1	1	Los Angeles Dodgers @ Philadelphia Phillies Connie Mack Stadium, Philadelphia, PA Sun Jul 17 1966, 3:33 AM EDT Unknown livebaseballscorecards.com					
Nate Oliver, R (1, 4) OBP: 0.288, SLG: 0.238										4	0	1	0	0	2	0						
Lou Johnson, R (1, 9) OBP: 0.330, SLG: 0.425										3	0	0	0	0	1	1						
Tommy Davis, R (1, 7) OBP: 0.300, SLG: 0.343										3	0	0	0	0	0	1						
Dick Stuart, R (1, 3) OBP: 0.276, SLG: 0.333										3	0	0	0	0	0	1						
Jim Lefebvre, S (1, 5) OBP: 0.337, SLG: 0.464										3	0	0	0	0	0	0						
John Kennedy, R (1, 6) OBP: 0.231, SLG: 0.261										3	0	0	0	0	1	0						
Jeff Torborg, R (1, 2) OBP: 0.281, SLG: 0.281										3	0	1	0	0	0	0						
Joe Moeller, R (1, 1) OBP: 0.250, SLG: 0.250										1	0	0	0	0	1	0						
Ron Ferranoski, L (7, 1) OBP: 0.333, SLG: 0.667										0	0	0	0	0	0	0						
Jim Gilliam, S (9, PH) OBP: 0.271, SLG: 0.232										1	0	0	0	0	0	0						
Inning Stats	R: 0 E: 0 K: 2 S: 7	H: 0 LOB: 0 BB: 0 P: 7	R: 0 E: 0 K: 0 S: 3	H: 0 LOB: 0 BB: 0 P: 3	R: 0 E: 0 K: 1 S: 5	H: 0 LOB: 0 BB: 0 P: 5	R: 0 E: 0 K: 2 S: 7	H: 0 LOB: 0 BB: 0 P: 7	R: 0 E: 0 K: 0 S: 3	H: 0 LOB: 0 BB: 0 P: 3	R: 0 E: 0 K: 0 S: 4	H: 1 LOB: 1 BB: 0 P: 4	R: 0 E: 0 K: 0 S: 4	H: 1 LOB: 1 BB: 0 P: 4	R: 0 E: 0 K: 1 S: 5	H: 0 LOB: 0 BB: 0 P: 5	R: 0 E: 0 K: 0 S: 3	H: 0 LOB: 0 BB: 0 P: 3	1B: 2 2B: 0 3B: 0 HR: 0	SF: 0 SAC: 1 DP: 0 HBP: 0	WP: 0 PB: 0 SB: 0 CS: 0	PA: 29
PITCHER Chris Short, L (1, 1) ERA: 3.14	IP: 9.0 WLS: W BF: 29 H: 2 R: 0 ER: 0 SO: 6 BB: 0 IBB: 0 HBP: 0 BLK: 0 WP: 0 HR: 0 S: 41 P: 41 ERA: 0.00 WHIP: 0.222															PITCHER						

Batter	1	2	3	4	5	6	7	8	9	AB	R	H	RBI	BB	SO	LOB	BOTTOM			
Tony Taylor, R (1, 4) OBP: 0.302, SLG: 0.361										4	0	0	0	0	0	1	Los Angeles Dodgers @ Philadelphia Phillies Connie Mack Stadium, Philadelphia, PA Sun Jul 17 1966, 3:33 AM EDT Unknown livebaseballscorecards.com			
Johnny Callison, L (1, 9) OBP: 0.334, SLG: 0.419										4	0	2	0	0	0	1				
Dick Allen, R (1, 5) OBP: 0.387, SLG: 0.659										4	1	1	0	0	1	2				
Bill White, L (1, 3) OBP: 0.360, SLG: 0.489										2	0	0	0	0	0	0				
Tony Gonzalez, L (1, 7) OBP: 0.330, SLG: 0.389										2	1	0	0	1	0	0				
Clay Dalrymple, L (1, 2) OBP: 0.395, SLG: 0.389										3	0	1	1	0	1	0				
Cookie Rojas, R (1, 8) OBP: 0.303, SLG: 0.336										3	0	1	1	0	0	1				
Dick Groat, R (1, 6) OBP: 0.286, SLG: 0.319										2	1	1	0	1	0	0				
Chris Short, R (1, 1) OBP: 0.224, SLG: 0.224										3	0	0	0	0	1	4				
Inning Stats	R: 0 E: 0 K: 0 S: 3	H: 0 LOB: 0 BB: 0 P: 3	R: 0 E: 0 K: 1 S: 5	H: 0 LOB: 0 BB: 0 P: 5	R: 0 E: 0 K: 0 S: 3	H: 0 LOB: 0 BB: 0 P: 3	R: 0 E: 0 K: 0 S: 3	H: 1 LOB: 0 BB: 0 P: 3	R: 0 E: 0 K: 0 S: 3	H: 0 LOB: 0 BB: 0 P: 3	R: 1 E: 0 K: 0 S: 5	H: 2 LOB: 1 BB: 0 P: 5	R: 2 E: 0 K: 1 S: 7	H: 2 LOB: 2 BB: 2 P: 15	R: 0 E: 0 K: 1 S: 5	H: 1 LOB: 0 BB: 0 P: 5		1B: 6 2B: 0 3B: 0 HR: 0	SF: 0 SAC: 1 DP: 1 HBP: 0	WP: 0 PB: 0 SB: 0 CS: 1
PITCHER Joe Moeller, R (1, 1) ERA: 2.43	IP: 6.0 WLS: L BF: 21 H: 4 R: 2 ER: 2 SO: 1 BB: 0 IBB: 0 HBP: 0 BLK: 0 WP: 0 HR: 0 S: 23 P: 23 ERA: 3.00 WHIP: 0.667															PITCHER				
Ron Ferranoski, L (7, 1) ERA: 2.33	IP: 2.0 WLS: 9 BF: 2 H: 2 R: 1 ER: 1 SO: 2 BB: 1 IBB: 1 HBP: 0 BLK: 0 WP: 0 HR: 0 S: 11 P: 19 ERA: 4.50 WHIP: 1.500															PITCHER				

Batter	1	2	3	4	5	6	7	8	9	AB	R	H	RBI	BB	SO	LOB	TOP			
Jim Barbieri, L (1, 9) Phil Regan, R (8, 1) OBP: 0.350, SLG: 0.294 OBP: 0.222, SLG: 0.176	G3		F2			L9		SH1-4	BB	3	0	0	0	0	0	1				
Jim Gilliam, S (1, 5) OBP: 0.276, SLG: 0.246	F7		P6			FC4-6 1B		1B	BB	5	1	2	1	0	0	3				
Willie Davis, L (1, 8) OBP: 0.288, SLG: 0.366	G3		L9			E3 FC4-6		1B	BB	3	1	0	0	1	0	2				
John Roseboro, L (1, 2) OBP: 0.373, SLG: 0.472		G4-6-3 HBP 1B		G3		FC4-6		1B	BB	4	0	2	2	0	0	2				
Lou Johnson, R (1, 7) OBP: 0.329, SLG: 0.420		G4-6-3 HBP		F9		4-3		F9		3	0	0	0	0	0	4				
Ron Fairly, L (1, 3) OBP: 0.346, SLG: 0.352		G4-6-3		4-3			F7	P4		4	0	0	0	0	0	4				
Jim Lefebvre, S (1, 4) Nate Oliver, R (9, 4) OBP: 0.336, SLG: 0.459 OBP: 0.288, SLG: 0.238		BB		F8			4-3	1-3		3	0	0	0	1	0	0	AB 33			
John Kennedy, R (1, 6) OBP: 0.224, SLG: 0.254		L6		K			K	K		4	0	0	0	0	3	2	R 3			
Claude Osteen, L (1, 1) Wes Covington, L (8, PH) Wes Parker, S (8, PR) OBP: 0.294, SLG: 0.388 OBP: 0.172, SLG: 0.040 OBP: 0.335, SLG: 0.391				4-3			4-3	E4 SH1-4 2B	BB	2	0	1	0	0	0	0	H 6			
				1B				1B		1	1	1	0	0	0	0	RBI 3			
										1	1	1	0	0	0	0	BB 3			
										1	1	1	0	0	0	0	SO 3			
										1	1	1	0	0	0	0	LOB 18			
Inning Stats	R: 0 E: 0 K: 0 S: 3	H: 0 LOB: 0 BB: 0 P: 3	R: 0 E: 0 K: 0 S: 3	H: 1 LOB: 2 BB: 1 P: 8	R: 0 E: 0 K: 0 S: 4	H: 1 LOB: 0 BB: 0 P: 4	R: 0 E: 0 K: 0 S: 3	H: 0 LOB: 0 BB: 0 P: 3	R: 0 E: 0 K: 1 S: 5	H: 1 LOB: 2 BB: 0 P: 5	R: 0 E: 0 K: 1 S: 5	H: 0 LOB: 0 BB: 0 P: 5	R: 3 E: 1 K: 0 S: 6	H: 2 LOB: 2 BB: 1 P: 10	R: 0 E: 0 K: 1 S: 6	H: 1 LOB: 2 BB: 1 P: 10	1B: 5 2B: 1 3B: 0 HR: 0	SF: 0 SAC: 1 DP: 1 HBP: 1	WP: 0 PB: 0 SB: 0 CS: 0	PA: 38
PITCHER	IP WLS BF H R ER SO BB IBB HBP BLK WP HR S P ERA WHIP																			
Ray Herbert, R (1, 1) ERA: 3.2	7.1 L 29 4 3 2 2 1 0 1 0 0 0 31 36 2.46 0.682																			
Darold Knowles, L (8, 1) ERA: 2.63	1.2 9 2 0 0 1 2 0 0 0 0 0 9 17 0.00 2.400																			

Los Angeles Dodgers @ Philadelphia Phillies
 Connie Mack Stadium, Philadelphia, PA
 Sun Jul 17 1966, 3:38 AM EDT
 Att: 31,832 - Unknown



Batter	1	2	3	4	5	6	7	8	9	AB	R	H	RBI	BB	SO	LOB	BOTTOM			
Cookie Rojas, R (1, 8) OBP: 0.305, SLG: 0.338	L7		1B					4-3		4	1	2	0	0	0	0				
Johnny Callison, L (1, 9) OBP: 0.333, SLG: 0.417	F8		1B					P3		4	0	1	0	0	0	1				
Dick Groat, R (1, 6) OBP: 0.289, SLG: 0.319	5-3		1B					F3		3	0	1	1	1	0	1				
Dick Allen, R (1, 5) OBP: 0.389, SLG: 0.655		G3 5-3 BB		F9				CS 1B		3	0	1	0	1	1	3				
Harvey Kuenn, R (1, 7) OBP: 0.289, SLG: 0.341		5-3						F9		4	0	1	0	0	0	2				
Bill White, L (1, 3) OBP: 0.357, SLG: 0.483		G3		K				3-1		4	0	0	0	0	1	3				
Tony Taylor, R (1, 4) Clay Dalrymple, L (9, PH) OBP: 0.329, SLG: 0.357 OBP: 0.393, SLG: 0.387		K		5-3				F9		3	0	0	0	0	1	2	AB 33			
Bob Uecker, R (1, 2) Tony Gonzalez, L (9, PH) OBP: 0.320, SLG: 0.450 OBP: 0.329, SLG: 0.388				L7				F9		3	0	0	0	0	0	1	R 1			
Ray Herbert, R (1, 1) Darold Knowles, L (8, 1) OBP: 0.167, SLG: 0.091 OBP: 0.214, SLG: 0.214				K				K		1	0	0	0	0	1	0	H 6			
										0	0	0	0	0	0	0	RBI 1			
										0	0	0	0	0	0	0	BB 2			
										0	0	0	0	0	0	0	SO 7			
										0	0	0	0	0	0	0	LOB 14			
Inning Stats	R: 0 E: 0 K: 0 S: 3	H: 0 LOB: 0 BB: 0 P: 3	R: 0 E: 0 K: 1 S: 5	H: 0 LOB: 1 BB: 1 P: 9	R: 1 E: 0 K: 1 S: 8	H: 3 LOB: 0 BB: 0 P: 8	R: 0 E: 0 K: 1 S: 6	H: 1 LOB: 0 BB: 0 P: 6	R: 0 E: 0 K: 1 S: 6	H: 1 LOB: 1 BB: 0 P: 6	R: 0 E: 0 K: 0 S: 3	H: 1 LOB: 0 BB: 0 P: 3	R: 0 E: 0 K: 1 S: 5	H: 0 LOB: 1 BB: 1 P: 9	R: 0 E: 0 K: 1 S: 6	H: 0 LOB: 1 BB: 0 P: 6	1B: 6 2B: 0 3B: 0 HR: 0	SF: 0 SAC: 0 DP: 0 HBP: 0	WP: 1 PB: 0 SB: 0 CS: 1	PA: 35
PITCHER	IP WLS BF H R ER SO BB IBB HBP BLK WP HR S P ERA WHIP																			
Claude Osteen, L (1, 1) ERA: 2.19	7.0 W 27 6 1 1 1 0 0 0 0 1 0 36 40 1.29 1.000																			
Phil Regan, R (8, 1) ERA: 1.36	2.0 S 8 0 0 0 2 1 0 0 0 0 1 0 11 15 0.00 0.500																			

Los Angeles Dodgers @ Philadelphia Phillies
 Connie Mack Stadium, Philadelphia, PA
 Sun Jul 17 1966, 3:38 AM EDT
 Att: 31,832 - Unknown



Batter	1	2	3	4	5	6	7	8	9	AB	R	H	RBI	BB	SO	LOB	TOP					
Wes Parker S (1, 3) OBP: 0.337, SLG: 0.390										3	0	1	0	1	1	1	Los Angeles Dodgers @ Philadelphia Phillies Connie Mack Stadium, Philadelphia, PA Mon Jul 18 1966, 7:05 PM EDT Att: 34,755 - Unknown					
Jim Gilliam S (1, 5) OBP: 0.288, SLG: 0.239										4	0	0	0	0	2							
Willie Davis L (1, 8) OBP: 0.287, SLG: 0.364										4	0	1	0	0	1	0						
John Roseboro L (1, 2) OBP: 0.371, SLG: 0.473										4	0	1	0	0	2							
Lou Johnson R (1, 7) OBP: 0.325, SLG: 0.415										3	0	0	0	0	1							
Jim Lefebvre S (1, 4) OBP: 0.336, SLG: 0.458										3	0	1	0	0	1	0						
Ron Fairly L (1, 9) OBP: 0.341, SLG: 0.346										3	0	0	0	0	1	2						
John Kennedy R (1, 6) OBP: 0.220, SLG: 0.248										3	0	0	0	0	1							
Sandy Koufax R (1, 1) OBP: 0.087, SLG: 0.075 (6, PH)										1	0	1	0	0	0	0						
Jim Barbieri L (6, PH) OBP: 0.333, SLG: 0.278										1	0	0	0	0	0	0						
Bob Miller R (6, 1)										0	0	0	0	0	0	0						
Wes Covington L (9, PH) OBP: 0.167, SLG: 0.038										1	0	0	0	0	0	0						
Inning Stats	R: 0 E: 0 K: 1 S: 5	H: 1 LOB: 0 BB: 0 P: 5	R: 0 E: 0 K: 1 S: 6	H: 0 LOB: 1 BB: 0 P: 6	R: 0 E: 0 K: 0 S: 3	H: 1 LOB: 0 BB: 0 P: 3	R: 0 E: 0 K: 0 S: 4	H: 1 LOB: 1 BB: 0 P: 4	R: 0 E: 0 K: 0 S: 3	H: 1 LOB: 3 BB: 0 P: 3	R: 0 E: 0 K: 1 S: 5	H: 0 LOB: 0 BB: 0 P: 5	R: 0 E: 0 K: 0 S: 3	H: 0 LOB: 0 BB: 0 P: 3	R: 0 E: 0 K: 1 S: 5	H: 0 LOB: 0 BB: 1 P: 5	R: 0 E: 0 K: 0 S: 4	H: 1 LOB: 2 BB: 1 P: 8	1B: 4 2B: 1 3B: 0 HR: 0	SF: 0 SAC: 0 DP: 2 HBP: 0	WP: 0 PB: 1 SB: 0 CS: 1	PA: 32
PITCHER Larry Jackson R (1, 1) ERA: 3.04	IP: 9.0 WLS: W BF: 31 H: 5 R: 0 ER: 0 SO: 4 BB: 1 IBB: 0 HBP: 0 BLK: 0 WP: 0 HR: 0 S: 38 P: 42 ERA: 0.00 WHIP: 0.667											PITCHER	IP: 9.0 WLS: W BF: 31 H: 5 R: 0 ER: 0 SO: 4 BB: 1 IBB: 0 HBP: 0 BLK: 0 WP: 0 HR: 0 S: 38 P: 42 ERA: 0.00 WHIP: 0.667									

AB	30
R	0
H	5
RBI	0
BB	1
SO	4
LOB	9



Batter	1	2	3	4	5	6	7	8	9	AB	R	H	RBI	BB	SO	LOB	BOTTOM	
Cookie Rojas R (1, 8) OBP: 0.312, SLG: 0.341										3	1	2	1	2	0	0	Los Angeles Dodgers @ Philadelphia Phillies Connie Mack Stadium, Philadelphia, PA Mon Jul 18 1966, 7:05 PM EDT Att: 34,755 - Unknown	
Johnny Callison L (1, 9) OBP: 0.337, SLG: 0.418										4	0	2	1	1	0	2		
Dick Groat R (1, 6) OBP: 0.287, SLG: 0.317										5	0	1	0	0	1	6		
Dick Allen R (1, 5) OBP: 0.390, SLG: 0.650										2	1	0	0	2	0	3		
Harvey Kuenn R (1, 7) OBP: 0.290, SLG: 0.345										2	0	1	1	0	0	0		
Tony Gonzalez L (7, 7) OBP: 0.328, SLG: 0.386										1	0	0	0	0	0	1		
Bill White L (1, 3) OBP: 0.355, SLG: 0.482										3	0	1	1	0	0	1		
Bob Uecker R (1, 2) OBP: 0.311, SLG: 0.435										4	0	0	0	0	1	4		
Tony Taylor R (1, 4) OBP: 0.302, SLG: 0.362										4	1	2	0	0	0	0		
Larry Jackson R (1, 1) OBP: 0.163, SLG: 0.196										4	1	1	0	0	1	1		
Inning Stats	R: 0 E: 0 K: 0 S: 3	H: 0 LOB: 0 BB: 0 P: 3	R: 0 E: 0 K: 1 S: 7	H: 2 LOB: 3 BB: 1 P: 11	R: 0 E: 0 K: 1 S: 5	H: 0 LOB: 0 BB: 0 P: 5	R: 3 E: 0 K: 0 S: 8	H: 5 LOB: 3 BB: 1 P: 12	R: 0 E: 0 K: 1 S: 6	H: 1 LOB: 2 BB: 1 P: 10	R: 1 E: 0 K: 0 S: 3	H: 0 LOB: 0 BB: 1 P: 7	R: 0 E: 1 K: 0 S: 4	H: 1 LOB: 2 BB: 1 P: 8	1B: 9 2B: 1 3B: 0 HR: 0	SF: 2 SAC: 0 DP: 0 HBP: 0	WP: 0 PB: 1 SB: 0 CS: 0	PA: 39
PITCHER Sandy Koufax L (1, 1) ERA: 1.73	IP: 5.0 WLS: L BF: 25 H: 8 R: 3 ER: 3 SO: 2 BB: 1 IBB: 1 HBP: 0 BLK: 0 WP: 0 HR: 0 S: 27 P: 35 ERA: 5.40 WHIP: 1.800											PITCHER	IP: 5.0 WLS: L BF: 25 H: 8 R: 3 ER: 3 SO: 2 BB: 1 IBB: 1 HBP: 0 BLK: 0 WP: 0 HR: 0 S: 27 P: 35 ERA: 5.40 WHIP: 1.800					
Bob Miller R (6, 1) ERA: 3.67	IP: 3.0 WLS: L BF: 14 H: 2 R: 1 ER: 0 SO: 1 BB: 3 IBB: 0 HBP: 0 BLK: 0 WP: 0 HR: 0 S: 13 P: 25 ERA: 0.00 WHIP: 1.667											PITCHER	IP: 3.0 WLS: L BF: 14 H: 2 R: 1 ER: 0 SO: 1 BB: 3 IBB: 0 HBP: 0 BLK: 0 WP: 0 HR: 0 S: 13 P: 25 ERA: 0.00 WHIP: 1.667					

AB	32
R	4
H	10
RBI	4
BB	5
SO	3
LOB	18



Batter	1	2	3	4	5	6	7	8	9	AB	R	H	RBI	BB	SO	LOB	TOP					
Tony Taylor, R OBP: 0.304, SLG: 0.375 (1, 4)										4	1	2	1	0	1	2	Philadelphia Phillies @ Houston Astros Astrodome, Houston, TX Tue Jul 19 1966, 8:05 PM EDT Att: 27,648 - Dome					
Johnny Callison, L OBP: 0.339, SLG: 0.418 (1, 9)										3	0	1	1	1	1	2						
Dick Allen, R OBP: 0.385, SLG: 0.640 (1, 5)										4	0	0	0	0	2	6						
Bill White, L OBP: 0.354, SLG: 0.479 (1, 3)										4	0	1	0	0	0	0						
Tony Gonzalez, L OBP: 0.326, SLG: 0.383 (1, 7)										4	0	1	0	0	1	0						
Clay Dalrymple, L OBP: 0.386, SLG: 0.379 (1, 2)										4	0	0	0	0	0	1						
Cookie Rojas, R OBP: 0.311, SLG: 0.340 (1, 8)										4	0	1	0	0	0	1						
Dick Groat, R OBP: 0.287, SLG: 0.316 (1, 6)										4	0	1	0	0	0	0						
Jim Bunning, R OBP: 0.283, SLG: 0.193 (5, PH)										1	1	1	0	0	0	0						
Don Clements, L OBP: 0.298, SLG: 0.306 (5, PH)										1	0	0	0	0	0	2						
Ray Culp, R OBP: 0.307, SLG: 0.341 (7, PH)										0	0	0	0	0	0	0						
John Morris, R OBP: 0.307, SLG: 0.341 (7, PH)										0	0	0	0	0	0	0						
Harvey Kuenn, R OBP: 0.307, SLG: 0.341 (7, PH)										0	0	0	0	0	0	0						
Rick Wise, R OBP: 0.307, SLG: 0.341 (7, PH)										0	0	0	0	0	0	0						
John Briggs, L OBP: 0.307, SLG: 0.480 (9, PH)										1	0	0	0	0	0	0						
Inning Stats	R: 0 E: 0 K: 3 S: 9	H: 0 LOB: 0 BB: 0 P: 9	R: 0 E: 0 K: 1 S: 5	H: 1 LOB: 0 BB: 0 P: 5	R: 2 E: 0 K: 0 S: 6	H: 3 LOB: 1 BB: 0 P: 6	R: 0 E: 0 K: 0 S: 3	H: 0 LOB: 0 BB: 0 P: 3	R: 0 E: 0 K: 1 S: 7	H: 2 LOB: 3 BB: 1 P: 11	R: 0 E: 0 K: 0 S: 4	H: 1 LOB: 1 BB: 0 P: 4	R: 0 E: 1 K: 0 S: 5	H: 1 LOB: 2 BB: 0 P: 5	R: 0 E: 0 K: 0 S: 3	H: 0 LOB: 0 BB: 0 P: 3	R: 0 E: 0 K: 0 S: 3	H: 0 LOB: 0 BB: 0 P: 3	1B: 5 2B: 2 3B: 1 HR: 0	SF: 0 SAC: 0 DP: 0 HBP: 0	WP: 0 PB: 0 SB: 0 CS: 0	PA: 36
PITCHER Turk Farrell, R ERA: 4.71 (1, 1)	IP: 9.0 WLS: W BF: 36 H: 8 R: 2 ER: 2 SO: 5 BB: 1 IBB: 0 HBP: 0 BLK: 0 WP: 0 HR: 0 S: 45 P: 49 ERA: 2.00 WHIP: 1.000																					

AB	35
R	2
H	8
RBI	2
BB	1
SO	5
LOB	14



Batter	1	2	3	4	5	6	7	8	9	AB	R	H	RBI	BB	SO	LOB	BOTTOM			
Jimmy Wynn, R OBP: 0.317, SLG: 0.424 (1, 8)										4	1	3	3	1	0	0	Philadelphia Phillies @ Houston Astros Astrodome, Houston, TX Tue Jul 19 1966, 8:05 PM EDT Att: 27,648 - Dome			
Sonny Jackson, L OBP: 0.314, SLG: 0.323 (1, 6)										5	0	2	0	0	0	3				
Rusty Staub, L OBP: 0.339, SLG: 0.421 (1, 9)										5	0	0	0	0	2	6				
Felix Mantilla, R OBP: 0.260, SLG: 0.360 (3, PH)										1	0	1	0	0	0	0				
Ron Brand, R OBP: 0.317, SLG: 0.268 (4, 4)										3	0	0	0	0	1	2				
Lee Maye, L OBP: 0.291, SLG: 0.410 (1, 7)										5	0	1	0	0	1	5				
Bill Heath, L OBP: 0.297, SLG: 0.273 (1, 2)										4	2	1	0	0	0	1				
Bob Aspromonte, R OBP: 0.288, SLG: 0.300 (1, 5)										4	2	2	0	0	1	1				
Chuck Harrison, R OBP: 0.295, SLG: 0.292 (1, 3)										4	1	1	1	0	1	3				
Turk Farrell, R OBP: 0.111, SLG: 0.194 (1, 1)										4	2	3	3	0	1	0				
Inning Stats	R: 0 E: 0 K: 0 S: 5	H: 2 LOB: 2 BB: 0 P: 5	R: 0 E: 0 K: 1 S: 5	H: 0 LOB: 0 BB: 0 P: 5	R: 0 E: 0 K: 2 S: 9	H: 2 LOB: 2 BB: 0 P: 9	R: 4 E: 0 K: 0 S: 7	H: 4 LOB: 0 BB: 0 P: 7	R: 0 E: 0 K: 2 S: 7	H: 0 LOB: 0 BB: 0 P: 7	R: 3 E: 1 K: 1 S: 8	H: 2 LOB: 1 BB: 1 P: 12	R: 1 E: 0 K: 0 S: 5	H: 2 LOB: 1 BB: 0 P: 5	R: 0 E: 0 K: 1 S: 7	H: 2 LOB: 3 BB: 0 P: 8	1B: 11 2B: 1 3B: 0 HR: 2	SF: 0 SAC: 0 DP: 0 HBP: 1	WP: 0 PB: 1 SB: 1 CS: 0	PA: 41
PITCHER Jim Bunning, R ERA: 2.72 Ray Culp, R ERA: 5.75 John Morris, L ERA: Rick Wise, R ERA: 4.06 (1, 1)	IP: 4.0 WLS: L BF: 20 H: 4 R: 4 ER: 4 SO: 3 BB: 1 IBB: 0 HBP: 0 BLK: 0 WP: 0 HR: 1 S: 26 P: 26 ERA: 9.00 WHIP: 2.000																			

AB	39
R	8
H	14
RBI	7
BB	1
SO	7
LOB	21



Batter	1	2	3	4	5	6	7	8	9	AB	R	H	RBI	BB	SO	LOB	TOP			
Cookie Rojas, R OBP: 0.311, SLG: 0.342	L9	F8			P3		6-3		5-3	5	0	0	0	0	0	4	Philadelphia Phillies @ Houston Astros Astrodome, Houston, TX Thu Jul 21 1966, 8:05 PM EDT Att: 20,002 - Dome			
Johnny Callison, L OBP: 0.339, SLG: 0.416	P6		K		BLK BB			G3	4-3	4	0	0	0	1	1					
Dick Allen, R OBP: 0.389, SLG: 0.637	1B		K		6-3			6-3 S	1B	4	0	2	0	0	1					
Bill White, L OBP: 0.353, SLG: 0.471	P5		K					6-3 BB	1B	3	0	0	0	1	2					
Tony Gonzalez, L OBP: 0.335, SLG: 0.414		4-3 SH1 PB		4-3				6-3	BB	4	2	2	0	0	0					
Clay Dalrymple, L OBP: 0.386, SLG: 0.376										2	0	0	0	0	0					
Harvey Kuenn, R OBP: 0.295, SLG: 0.341	SH1									0	0	0	0	1	0					
Bob Uecker, R OBP: 0.311, SLG: 0.435	1-2									0	0	0	0	0	0					
Tony Taylor, R OBP: 0.304, SLG: 0.375	4-3				4-3					4	0	1	1	0	1					
Dick Groat, R OBP: 0.293, SLG: 0.322					6-3					3	0	0	0	1	2					
Chris Short, R OBP: 0.217, SLG: 0.217										2	0	0	0	0	1					
Doug Clemens, L OBP: 0.353, SLG: 0.303	K				6-3					1	0	0	0	0	1					
Terry Fox, R OBP: 0.305, SLG: 0.288	1-2 3H								E3 5-3	1	0	0	0	0	0					
Inning Stats	R: 0 E: 0 K: 0 S: 4	H: 1 LOB: 1 BB: 0 P: 4	R: 1 E: 0 K: 1 S: 7	H: 1 LOB: 2 BB: 1 P: 11	R: 0 E: 0 K: 3 S: 9	H: 0 LOB: 0 BB: 0 P: 9	R: 1 E: 0 K: 0 S: 4	H: 1 LOB: 0 BB: 0 P: 4	R: 0 E: 0 K: 1 S: 5	H: 0 LOB: 1 BB: 0 P: 5	R: 0 E: 0 K: 2 S: 8	H: 1 LOB: 1 BB: 0 P: 8	R: 0 E: 0 K: 1 S: 6	H: 1 LOB: 3 BB: 2 P: 14	R: 0 E: 1 K: 1 S: 6	H: 0 LOB: 1 BB: 0 P: 6	1B: 4 2B: 0 3B: 1 HR: 0	SF: 0 SAC: 1 DP: 0 HBP: 0	WP: 0 PB: 1 SB: 2 CS: 0	PA: 38
PITCHER	IP WLS BF H R ER SO BB IBB HBP BLK WP HR S P ERA WHIP	IP WLS BF H R ER SO BB IBB HBP BLK WP HR S P ERA WHIP	IP WLS BF H R ER SO BB IBB HBP BLK WP HR S P ERA WHIP	IP WLS BF H R ER SO BB IBB HBP BLK WP HR S P ERA WHIP	IP WLS BF H R ER SO BB IBB HBP BLK WP HR S P ERA WHIP	IP WLS BF H R ER SO BB IBB HBP BLK WP HR S P ERA WHIP	IP WLS BF H R ER SO BB IBB HBP BLK WP HR S P ERA WHIP	IP WLS BF H R ER SO BB IBB HBP BLK WP HR S P ERA WHIP	IP WLS BF H R ER SO BB IBB HBP BLK WP HR S P ERA WHIP	IP WLS BF H R ER SO BB IBB HBP BLK WP HR S P ERA WHIP	IP WLS BF H R ER SO BB IBB HBP BLK WP HR S P ERA WHIP	IP WLS BF H R ER SO BB IBB HBP BLK WP HR S P ERA WHIP	IP WLS BF H R ER SO BB IBB HBP BLK WP HR S P ERA WHIP	IP WLS BF H R ER SO BB IBB HBP BLK WP HR S P ERA WHIP	IP WLS BF H R ER SO BB IBB HBP BLK WP HR S P ERA WHIP	IP WLS BF H R ER SO BB IBB HBP BLK WP HR S P ERA WHIP				
Dave Giusti, R ERA: 3.45	7.1	W	31	5	2	1	7	3	0	0	0	1	0	0	42	54	1.23	1.091		
Mike Cuellar, L ERA: 2.01	8.1	S	7	0	0	0	2	1	0	0	0	0	0	0	10	14	0.00	0.600		

AB 33
R 2
H 5
RBI 1
BB 4
SO 9
LOB 17



Batter	1	2	3	4	5	6	7	8	9	AB	R	H	RBI	BB	SO	LOB	BOTTOM				
Jimmy Wynn, R OBP: 0.320, SLG: 0.432	6-3	FC4 1B			CS 1B		FC6-4			4	0	2	1	0	0	1	Philadelphia Phillies @ Houston Astros Astrodome, Houston, TX Thu Jul 21 1966, 8:05 PM EDT Att: 20,002 - Dome				
Sonny Jackson, L OBP: 0.314, SLG: 0.322	4-3	FC4 1-2			K 1-2			CS 1B		4	0	1	0	0	1						
Dave Nicholson, R OBP: 0.381, SLG: 0.455	P6				F9			FC4 1-2 1B		4	0	1	0	0	0						
John Bateman, R OBP: 0.321, SLG: 0.496		1B 1B 2B			5-3			FC4 FC6-4 1-2 1B		4	1	1	0	0	0						
Bob Aspromonte, R OBP: 0.292, SLG: 0.307		1B 1B 1B						FC6-4 1-2 1B		4	1	2	0	0	1						
Rusty Staub, L OBP: 0.340, SLG: 0.420		1B 1B 1B			F5					3	1	1	1	0	0						
Ron Brand, R OBP: 0.296, SLG: 0.254		K			6-3					3	0	0	0	0	1						
Chuck Harrison, R OBP: 0.315, SLG: 0.306		1B 1-2 2H 1B			5-3			FC3-6 1B		3	0	2	1	0	0						
Dave Giusti, R OBP: 0.256, SLG: 0.310		K			K			FC3-6 FC6-4 1-2 1B		3	0	0	0	0	2						
Mike Cuellar, L OBP: 0.105, SLG: 0.081		K			K					0	0	0	0	0	0						
Inning Stats	R: 0 E: 0 K: 0 S: 3	H: 0 LOB: 0 BB: 0 P: 3	R: 3 E: 0 K: 2 S: 12	H: 5 LOB: 2 BB: 0 P: 12	R: 0 E: 0 K: 0 S: 4	H: 1 LOB: 0 BB: 0 P: 4	R: 0 E: 0 K: 1 S: 5	H: 0 LOB: 0 BB: 0 P: 5	R: 0 E: 0 K: 1 S: 5	H: 0 LOB: 0 BB: 0 P: 5	R: 0 E: 0 K: 0 S: 4	H: 1 LOB: 1 BB: 0 P: 4	R: 0 E: 0 K: 0 S: 4	H: 2 LOB: 1 BB: 0 P: 4	R: 0 E: 0 K: 0 S: 4	H: 0 LOB: 1 BB: 0 P: 4		1B: 9 2B: 1 3B: 0 HR: 0	SF: 0 SAC: 0 DP: 0 HBP: 0	WP: 0 PB: 0 SB: 0 CS: 2	PA: 32
PITCHER	IP WLS BF H R ER SO BB IBB HBP BLK WP HR S P ERA WHIP	IP WLS BF H R ER SO BB IBB HBP BLK WP HR S P ERA WHIP	IP WLS BF H R ER SO BB IBB HBP BLK WP HR S P ERA WHIP	IP WLS BF H R ER SO BB IBB HBP BLK WP HR S P ERA WHIP	IP WLS BF H R ER SO BB IBB HBP BLK WP HR S P ERA WHIP	IP WLS BF H R ER SO BB IBB HBP BLK WP HR S P ERA WHIP	IP WLS BF H R ER SO BB IBB HBP BLK WP HR S P ERA WHIP	IP WLS BF H R ER SO BB IBB HBP BLK WP HR S P ERA WHIP	IP WLS BF H R ER SO BB IBB HBP BLK WP HR S P ERA WHIP	IP WLS BF H R ER SO BB IBB HBP BLK WP HR S P ERA WHIP	IP WLS BF H R ER SO BB IBB HBP BLK WP HR S P ERA WHIP	IP WLS BF H R ER SO BB IBB HBP BLK WP HR S P ERA WHIP	IP WLS BF H R ER SO BB IBB HBP BLK WP HR S P ERA WHIP	IP WLS BF H R ER SO BB IBB HBP BLK WP HR S P ERA WHIP	IP WLS BF H R ER SO BB IBB HBP BLK WP HR S P ERA WHIP	IP WLS BF H R ER SO BB IBB HBP BLK WP HR S P ERA WHIP					
Chris Short, L ERA: 3.19	6.0	L	24	7	3	3	5	0	0	0	0	0	0	0	34	34	4.50	1.167			
Terry Fox, R ERA: 4.35	2.0		8	3	0	0	0	0	0	0	0	0	0	0	8	8	0.00	1.500			

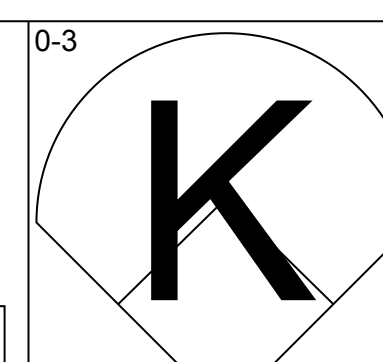
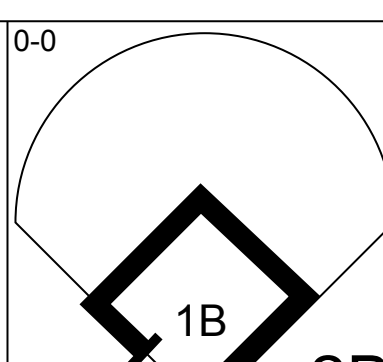
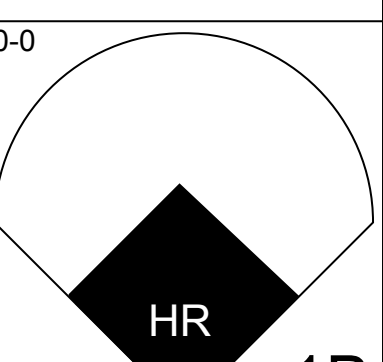
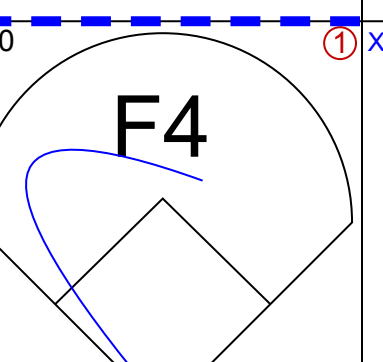
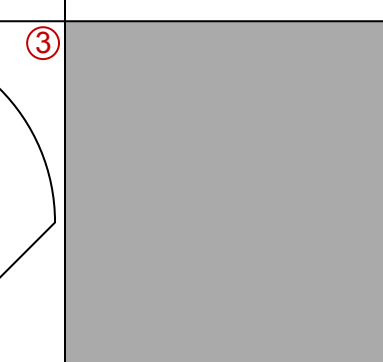
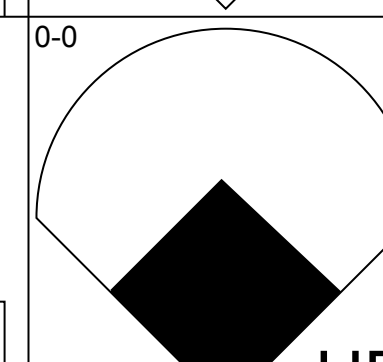
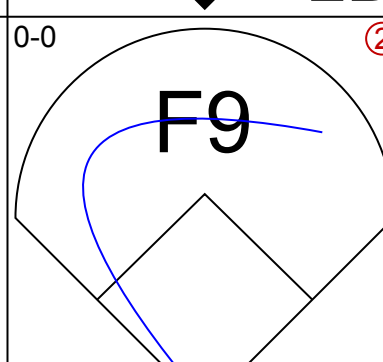
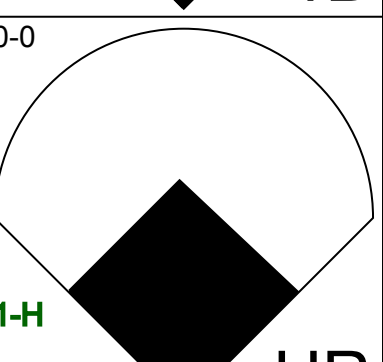
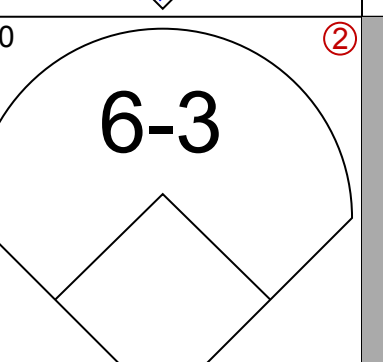
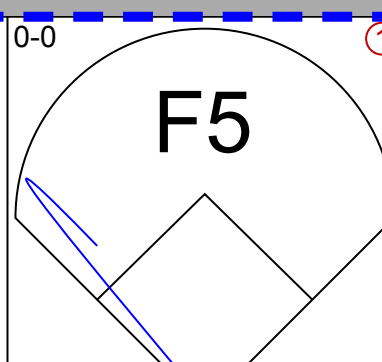
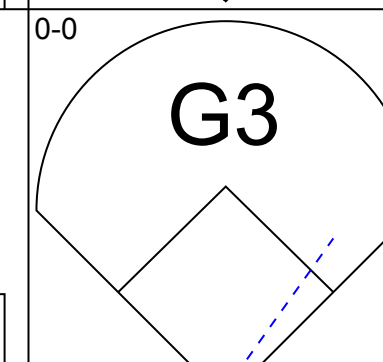
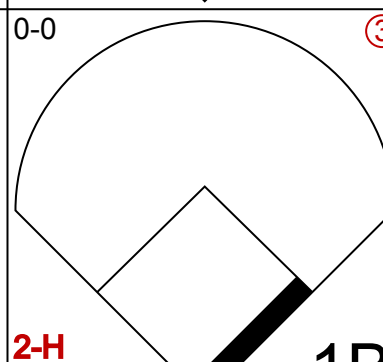
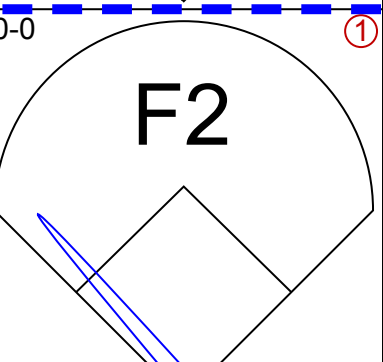
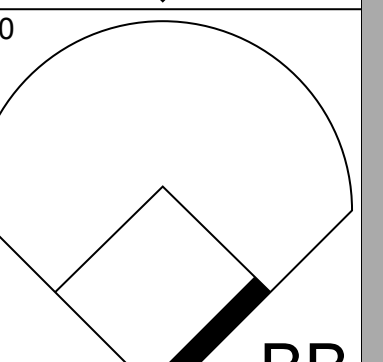
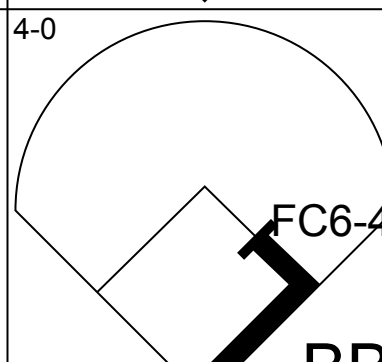
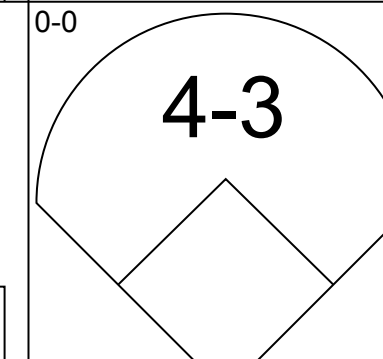
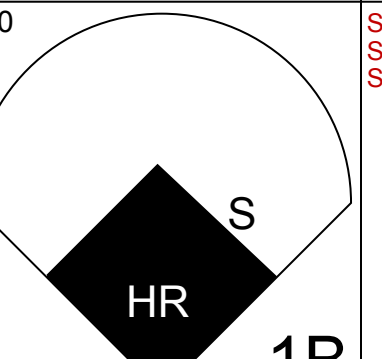
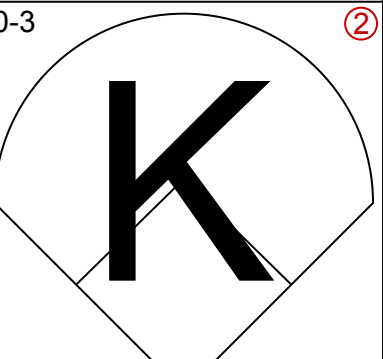
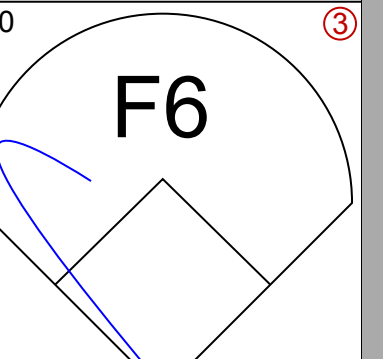
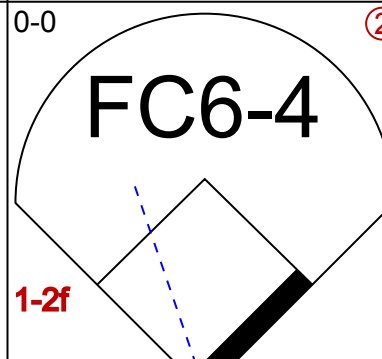
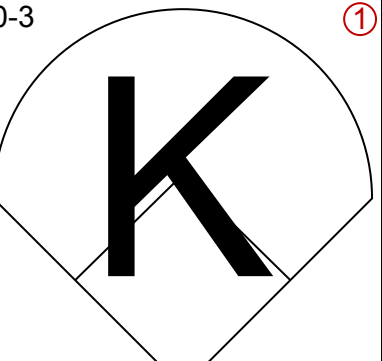
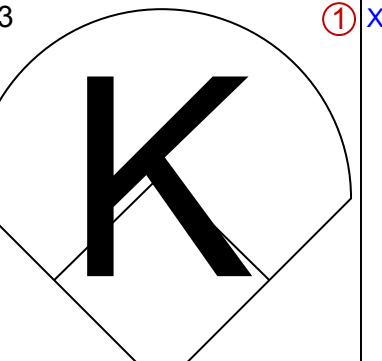
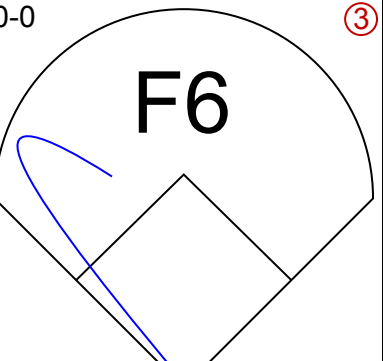
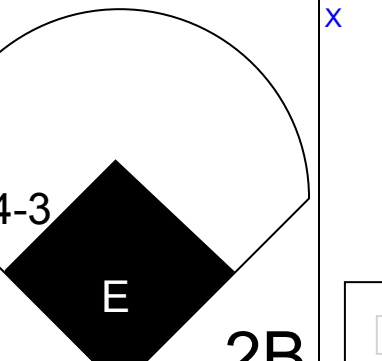
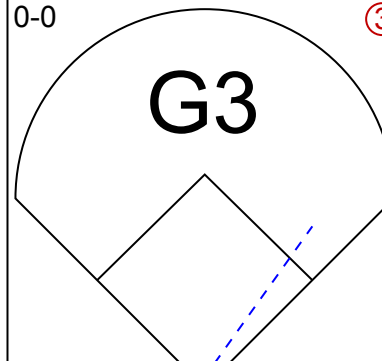
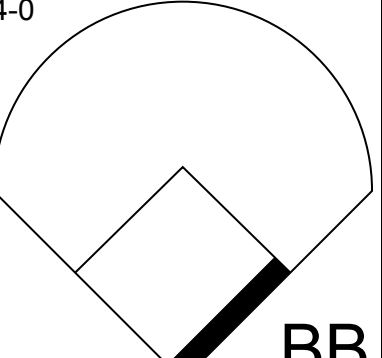
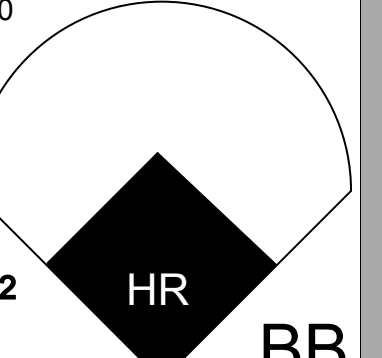
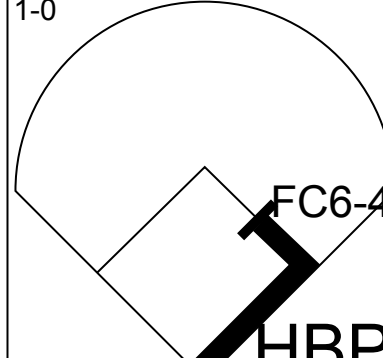
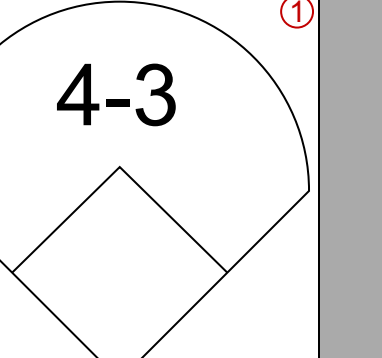
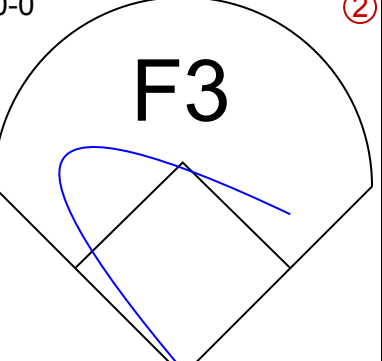
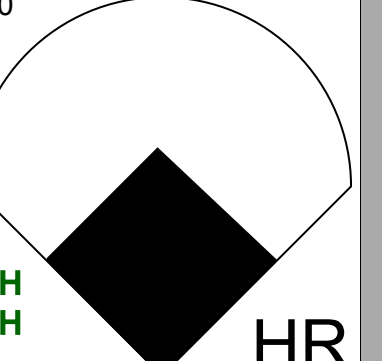
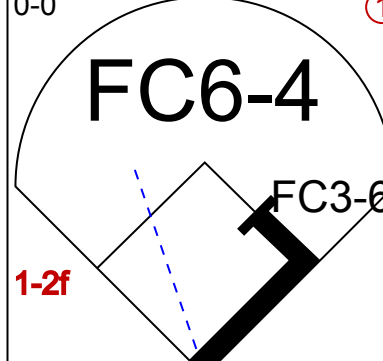
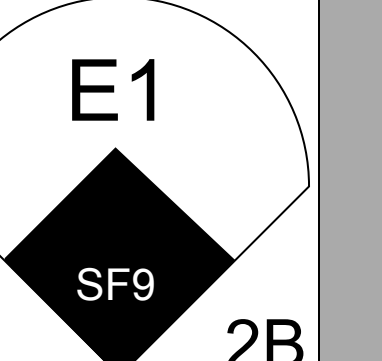
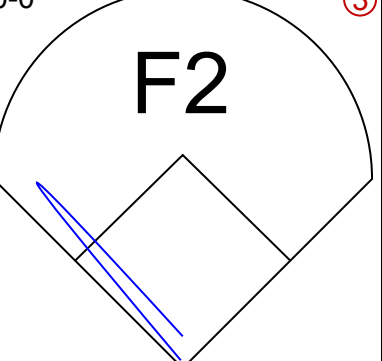
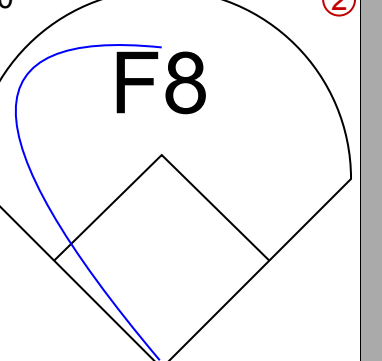
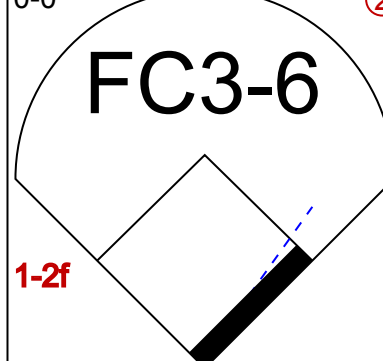
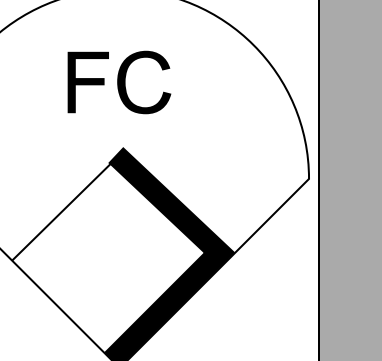
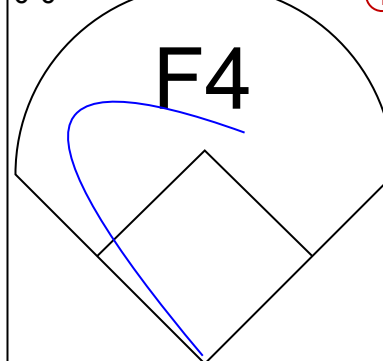
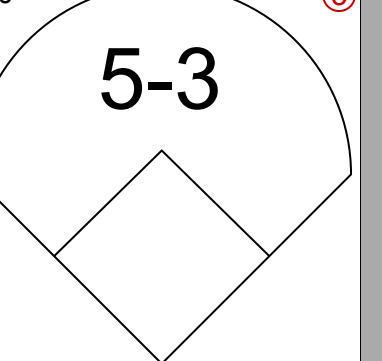

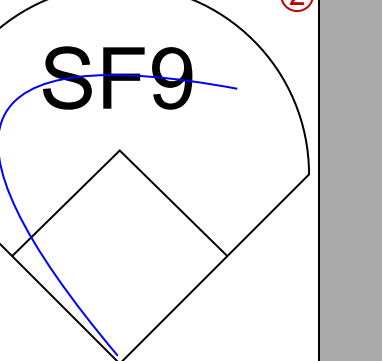


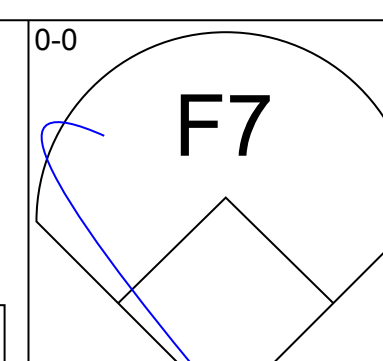
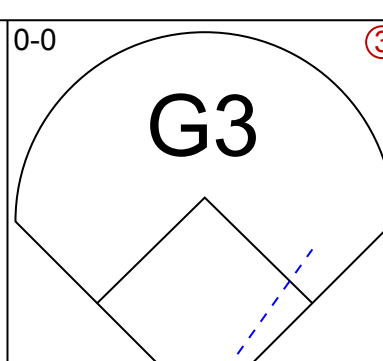
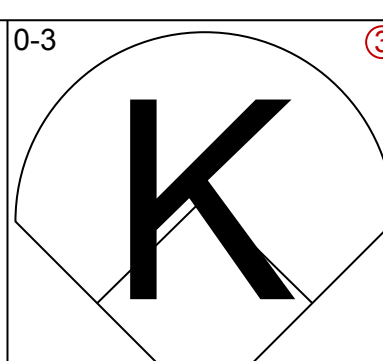
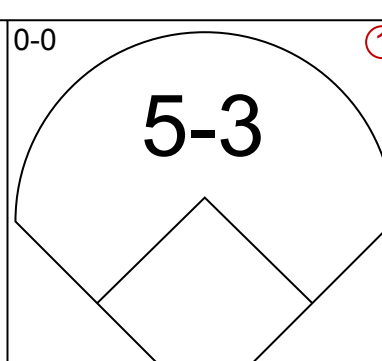
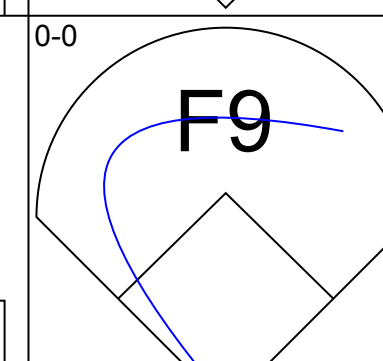
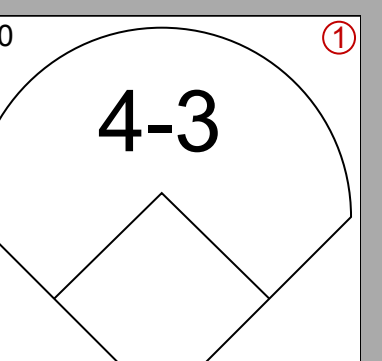
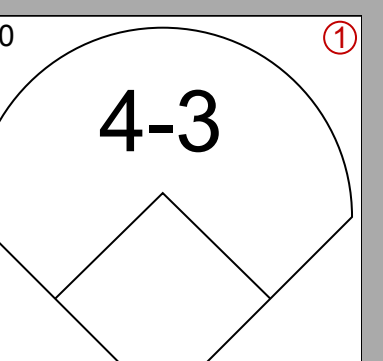
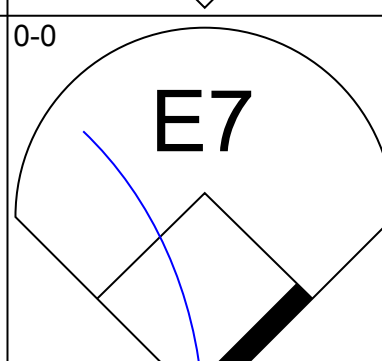
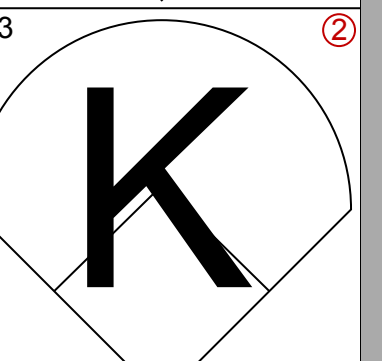
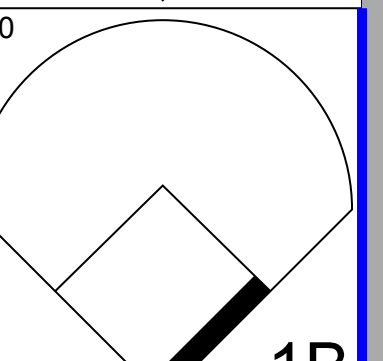
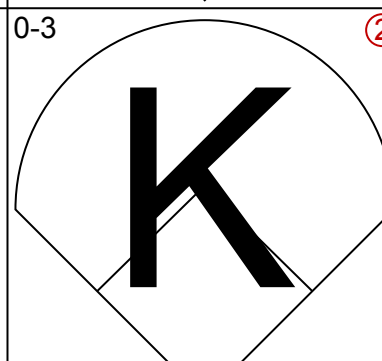
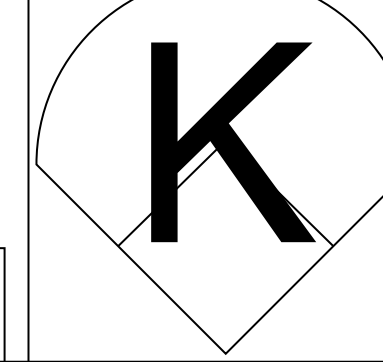
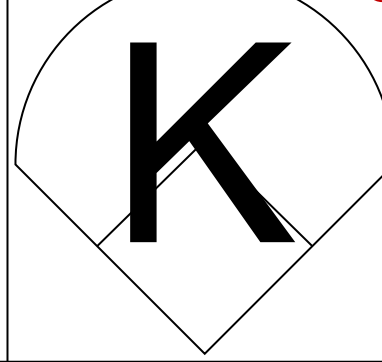
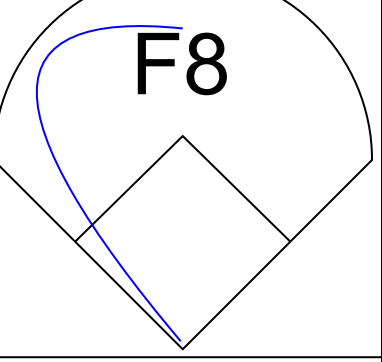
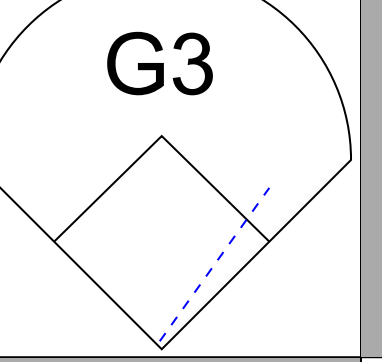
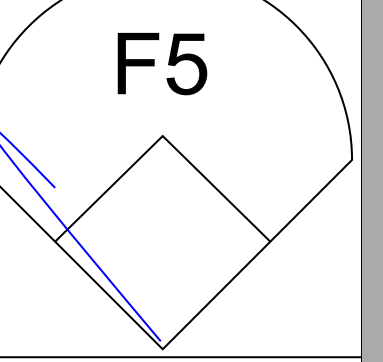
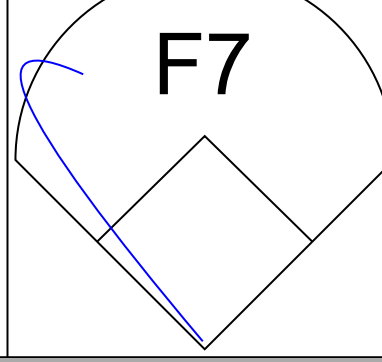
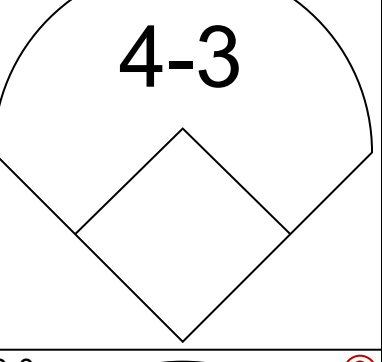
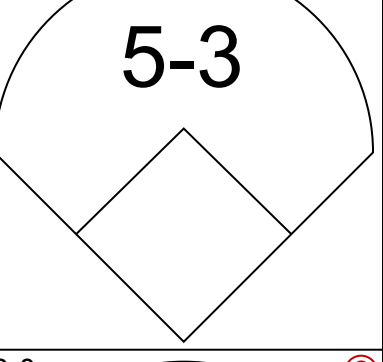
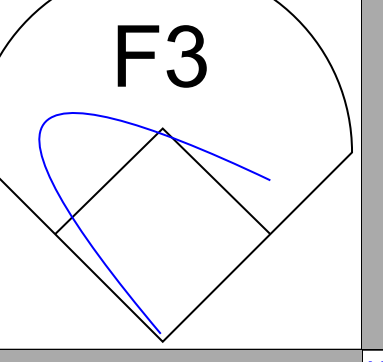
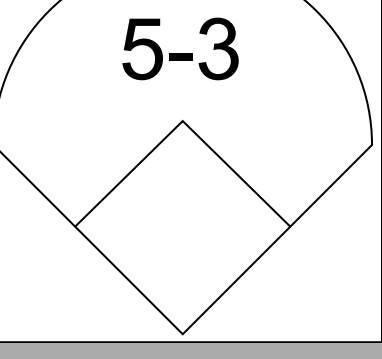
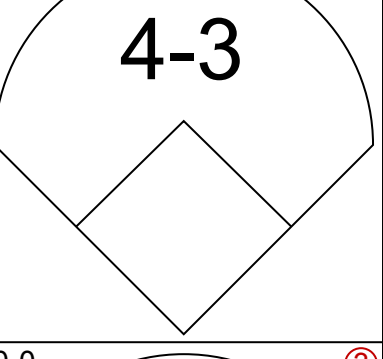
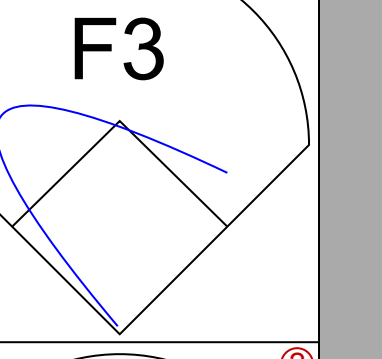
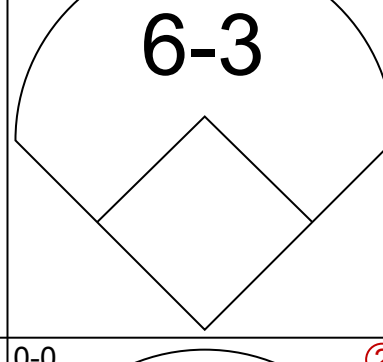
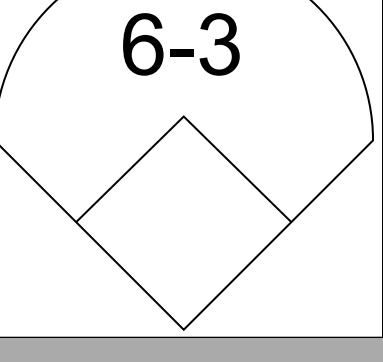
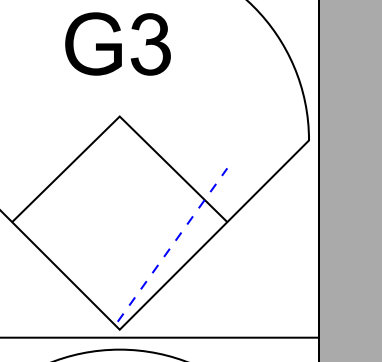
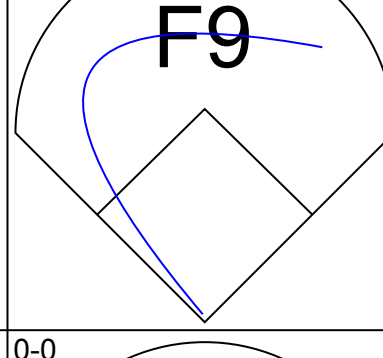
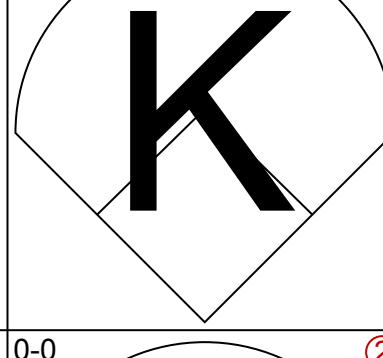
Batter	1	2	3	4	5	6	7	8	9	AB	R	H	RBI	BB	SO	LOB	TOP			
Cookie Rojas, R (1, 8) OBP: 0.313, SLG: 0.342	4-0 3-1 BB		0-3 K			0-0 6-3		0-0 1-3 2-H 1B		3	0	1	1	1	1	0	Philadelphia Phillies @ San Francisco Giants Candlestick Park, San Francisco, CA Fri Jul 22 1966, 10:05 PM EDT Att: 23,420 - Unknown			
Johnny Callison, L (1, 9) OBP: 0.336, SLG: 0.411	0-0 3-1 1-2		0-3 K			0-0 F8		0-0 4-3		4	0	0	0	0	1	4				
Dick Allen, R (1, 5) OBP: 0.384, SLG: 0.628	0-3 K			0-3 K					0-3 K	4	0	0	0	0	4	1				
Bill White, L (1, 3) OBP: 0.349, SLG: 0.466	0-3 K			0-3 K			0-0 4-3		0-3 K	4	0	0	0	0	3	1				
Tony Gonzalez, L (1, 7) OBP: 0.329, SLG: 0.406		0-0 G3		0-3 5-3					0-3 K	4	0	0	0	0	2	0				
Clay Dalrymple, L (1, 2) OBP: 0.385, SLG: 0.376		0-3 K				0-0 F8			0-0 FC3-6 1B	3	0	1	0	0	1	0				
Tony Taylor, R (1, 4) OBP: 0.302, SLG: 0.372		0-3 K				0-0 6-3			0-0 FC3-6 1B	3	1	0	0	0	1	1				
Dick Groat, R (1, 6) OBP: 0.294, SLG: 0.320			0-3 K			0-0 4-1		4-0 1B 1-2 BB		2	0	0	0	1	1	0				
Larry Jackson, R (1, 1) OBP: 0.160, SLG: 0.191			0-0 4-3			0-3 K		0-0 F9		1	0	0	0	0	0	0				
John Briggs, L (6, PH) OBP: 0.339, SLG: 0.462										1	0	0	0	0	1	0				
Joe Verbanic, R (6, 1) OBP: 0.350, SLG: 0.300										0	0	0	0	0	0	0				
Doug Clemens, L (8, PH) OBP: 0.350, SLG: 0.300										1	0	0	0	0	0	2				
Rick Wise, R (8, 1)										0	0	0	0	0	0	0				
Inning Stats	R: 0 E: 0 K: 2 S: 7	H: 0 LOB: 1 BB: 1 P: 11	R: 0 E: 0 K: 2 S: 7	H: 0 LOB: 0 BB: 0 P: 7	R: 0 E: 0 K: 3 S: 10	H: 0 LOB: 1 BB: 0 P: 10	R: 0 E: 0 K: 2 S: 7	H: 0 LOB: 0 BB: 0 P: 7	R: 0 E: 0 K: 1 S: 5	H: 0 LOB: 0 BB: 0 P: 5	R: 0 E: 0 K: 2 S: 7	H: 0 LOB: 0 BB: 0 P: 7	R: 0 E: 0 K: 0 S: 5	H: 2 LOB: 2 BB: 1 P: 9	R: 0 E: 0 K: 3 S: 9	H: 0 LOB: 0 BB: 0 P: 9	1B: 2 2B: 0 3B: 0 HR: 0	SF: 0 SAC: 0 DP: 0 HBP: 0	WP: 0 PB: 1 SB: 0 CS: 0	PA: 32
PITCHER Gaylord Perry, R (1, 1) ERA: 2.61	IP: 9.0 WLS: W BF: 32 H: 2 R: 1 ER: 1 SO: 15 BB: 2 IBB: 0 HBP: 0 BLK: 0 WP: 0 HR: 0 S: 60 P: 68 ERA: 1.00 WHIP: 0.444															PITCHER				

Batter	1	2	3	4	5	6	7	8	9	AB	R	H	RBI	BB	SO	LOB	BOTTOM				
Tito Fuentes, S (1, 6) OBP: 0.279, SLG: 0.332	0-0 4-3 1B 2B		0-0 F7			0-0 F7		0-0 5-3		4	1	1	0	0	0	0	Philadelphia Phillies @ San Francisco Giants Candlestick Park, San Francisco, CA Fri Jul 22 1966, 10:05 PM EDT Att: 23,420 - Unknown				
Tom Haller, L (1, 2) OBP: 0.313, SLG: 0.478	0-0 4-3 2-3		0-0 3-1			0-0 1B		0-0 F7		4	0	1	0	0	0	1					
Willie Mays, R (1, 8) OBP: 0.349, SLG: 0.542	0-0 3-H HR 1B		0-0 2B 1B			0-0 1-3 1B		0-3 K		4	2	3	1	0	1	0					
Willie McCovey, L (1, 3) OBP: 0.386, SLG: 0.571	0-0 1-H HR		0-0 1-H 2B			0-3 K		0-0 F2		3	1	2	3	0	1	2					
Bob Burda, L (6, 3) OBP: 0.100, SLG: 0.100								0-0 F8		1	0	0	0	0	0	0					
Jim Ray Hart, R (1, 5) OBP: 0.353, SLG: 0.504	0-0 F3		0-0 F8			0-0 6-3		0-0 F8		4	0	0	0	0	0	3					
Jesus Alou, R (1, 7) OBP: 0.259, SLG: 0.276	0-0 4-3			4-0 1-3 BB		0-0 1-3		0-0 6-3		3	0	0	0	1	0	0					
Ollie Brown, R (1, 9) OBP: 0.276, SLG: 0.274		0-0 6-3		0-0 1-3 1-2		0-0 1B		0-0 K		3	0	1	0	0	0	1					
Hal Lanier, R (1, 4) OBP: 0.234, SLG: 0.264		0-0 6-3		0-0 F9		0-3 K		0-0 K		3	0	0	0	0	1	2					
Gaylord Perry, R (1, 1) OBP: 0.239, SLG: 0.261		0-0 1-6-3		0-0 6-3		0-3 K		0-3 K		3	0	0	0	0	1	2					
Inning Stats	R: 3 E: 0 K: 0 S: 6	H: 3 LOB: 0 BB: 0 P: 6	R: 0 E: 0 K: 0 S: 3	H: 0 LOB: 0 BB: 0 P: 3	R: 1 E: 0 K: 0 S: 5	H: 2 LOB: 1 BB: 0 P: 5	R: 0 E: 0 K: 0 S: 3	H: 0 LOB: 1 BB: 1 P: 7	R: 0 E: 0 K: 1 S: 7	H: 2 LOB: 2 BB: 0 P: 7	R: 0 E: 0 K: 2 S: 8	H: 1 LOB: 1 BB: 0 P: 8	R: 0 E: 0 K: 1 S: 5	H: 0 LOB: 0 BB: 0 P: 5	R: 0 E: 0 K: 0 S: 3	H: 0 LOB: 0 BB: 0 P: 3		1B: 5 2B: 2 3B: 0 HR: 1	SF: 0 SAC: 0 DP: 0 HBP: 0	WP: 0 PB: 0 SB: 0 CS: 0	PA: 33
PITCHER Larry Jackson, R (1, 1) ERA: 3.19 Joe Verbanic, R (6, 1) ERA Rick Wise, R (8, 1) ERA: 3.96	IP: 5.0 WLS: L BF: 23 H: 7 R: 4 ER: 4 SO: 1 BB: 1 IBB: 0 HBP: 0 BLK: 0 WP: 0 HR: 1 S: 24 P: 28 ERA: 7.20 WHIP: 1.600															PITCHER					

AB	30
R	1
H	2
RBI	1
BB	2
SO	15
LOB	9



Batter	1	2	3	4	5	6	7	8	9	AB R H RBI BB SO LOB	TOP											
John Briggs, L OBP: 0.344, SLG: 0.474 (1, 8)										5 1 2 0 0 1 1	Philadelphia Phillies @ San Francisco Giants Candlestick Park, San Francisco, CA Sat Jul 23 1966, 6:33 AM EDT Att: 23,846 - Unknown											
Cookie Rojas, R OBP: 0.314, SLG: 0.359 (1, 4)										5 2 2 3 0 0 1												
Doug Clemens, L OBP: 0.361, SLG: 0.301 (1, 9)										3 0 1 0 2 0 0												
Bill White, L OBP: 0.348, SLG: 0.462 (1, 3)										5 1 1 0 0 1 2												
Tony Gonzalez, L OBP: 0.327, SLG: 0.406 (1, 7)										5 1 1 0 0 2 2												
Clay Dalrymple, L OBP: 0.391, SLG: 0.374 (1, 2)										1 1 0 0 2 0 1												
Tony Taylor, R OBP: 0.304, SLG: 0.386 (1, 5)										4 2 2 4 0 0 2												
Phil Linz, R OBP: 0.254, SLG: 0.279 (1, 6)										4 0 0 0 0 0 3												
Jim Bunning, R OBP: 0.190, SLG: 0.183 (1, 1)										3 0 0 1 0 1 1												
Inning Stats	R: 1 E: 0 K: 1 S: 6	H: 1 LOB: 0 BB: 0 P: 6	R: 0 E: 0 K: 1 S: 5	H: 0 LOB: 1 BB: 1 P: 9	R: 0 E: 0 K: 0 S: 4	H: 2 LOB: 2 BB: 0 P: 4	R: 3 E: 0 K: 1 S: 7	H: 2 LOB: 0 BB: 1 P: 11	R: 2 E: 0 K: 1 S: 7	H: 2 LOB: 0 BB: 0 P: 7	R: 0 E: 1 K: 1 S: 5	H: 0 LOB: 1 BB: 0 P: 6	R: 0 E: 0 K: 0 S: 3	H: 0 LOB: 1 BB: 1 P: 7	R: 2 E: 1 K: 0 S: 6	H: 2 LOB: 1 BB: 0 P: 6	R: 0 E: 0 K: 0 S: 3	H: 0 LOB: 1 BB: 1 P: 7	1B: 3 2B: 3 3B: 0 HR: 3	SF: 1 SAC: 0 DP: 0 HBP: 1	WP: 0 PB: 0 SB: 1 CS: 0	PA: 41
PITCHER	IP WLS BF H R ER SO BB IBB HBP BLK WP HR S P ERA WHIP																					
Bobby Bolin, R ERA: 3.25 (1, 1)	4.0 L 20 7 6 6 3 2 0 0 0 0 0 3 24 32 13.50 2.250																					
Joe Gibbon, L ERA: 3.39 (5, 1)	2.0 7 0 0 0 2 0 0 1 0 0 0 10 11 0.00 0.000																					
Bob Priddy, R ERA: 3.32 (7, 1)	2.0 10 2 2 1 0 1 0 0 0 0 0 9 13 4.50 1.500																					
Lindy McDaniel, R ERA: 3.31 (9, 1)	1.0 4 0 0 0 0 1 0 0 0 0 0 3 7 0.00 1.000																					

Batter	1	2	3	4	5	6	7	8	9	AB R H RBI BB SO LOB	BOTTOM											
Tito Fuentes, S OBP: 0.274, SLG: 0.327 (1, 6)										4 0 0 0 0 1 1	Philadelphia Phillies @ San Francisco Giants Candlestick Park, San Francisco, CA Sat Jul 23 1966, 6:33 AM EDT Att: 23,846 - Unknown											
Tom Haller, L OBP: 0.309, SLG: 0.472 (1, 2)										4 0 0 0 0 0 0												
Willie Mays, R OBP: 0.348, SLG: 0.540 (1, 8)										3 0 1 0 0 2 0												
Cap Peterson, R OBP: 0.316, SLG: 0.360 (8, 7)										1 0 0 0 0 1 1												
Willie McCovey, L OBP: 0.381, SLG: 0.563 (1, 3)										4 0 0 0 0 0 2												
Jim Ray Hart, R OBP: 0.350, SLG: 0.500 (1, 5)										3 0 0 0 0 0 1												
Jesus Alou, R OBP: 0.255, SLG: 0.272 (1, 7) (8, 9)										3 0 0 0 0 0 0												
Ollie Brown, R OBP: 0.272, SLG: 0.271 (1, 9) (8, 8)										3 0 0 0 0 0 0												
Hal Lanier, R OBP: 0.235, SLG: 0.265 (1, 4)										3 0 1 0 0 1 0												
Bobby Bolin, R ERA: 3.25 (1, 1)	9.0 W 31 3 0 0 6 0 0 0 0 0 0 43 43 0.00 0.333																					
Joe Gibbon, L ERA: 3.39 (5, 1)	2.0 7 0 0 0 2 0 0 1 0 0 0 10 11 0.00 0.000																					
Bob Priddy, R ERA: 3.32 (7, 1)	2.0 10 2 2 1 0 1 0 0 0 0 0 9 13 4.50 1.500																					
Don Mason, R ERA: 3.29 (8, 1)	1.0 4 0 0 0 0 1 0 0 0 0 0 3 7 0.00 1.000																					
Lindy McDaniel, R ERA: 3.31 (9, 1)	1.0 4 0 0 0 0 1 0 0 0 0 0 3 7 0.00 1.000																					
Inning Stats	R: 0 E: 0 K: 1 S: 5	H: 0 LOB: 0 BB: 0 P: 5	R: 0 E: 0 K: 0 S: 3	H: 0 LOB: 0 BB: 0 P: 3	R: 0 E: 0 K: 0 S: 4	H: 1 LOB: 1 BB: 0 P: 4	R: 0 E: 0 K: 1 S: 5	H: 0 LOB: 0 BB: 0 P: 5	R: 0 E: 0 K: 0 S: 3	H: 0 LOB: 0 BB: 0 P: 3	R: 0 E: 2 K: 2 S: 7	H: 0 LOB: 0 BB: 0 P: 7	R: 0 E: 0 K: 0 S: 4	H: 1 LOB: 1 BB: 0 P: 4	R: 0 E: 0 K: 1 S: 6	H: 1 LOB: 1 BB: 0 P: 6	R: 0 E: 1 K: 1 S: 6	H: 0 LOB: 1 BB: 0 P: 6	1B: 3 2B: 0 3B: 0 HR: 0	SF: 0 SAC: 0 DP: 0 HBP: 0	WP: 0 PB: 0 SB: 0 CS: 0	PA: 31
PITCHER	IP WLS BF H R ER SO BB IBB HBP BLK WP HR S P ERA WHIP																					
Jim Bunning, R ERA: 2.88 (1, 1)	9.0 W 31 3 0 0 6 0 0 0 0 0 0 43 43 0.00 0.333																					

Batter	1	2	3	4	5	6	7	8	9	AB	R	H	RBI	BB	SO	LOB	TOP										
Doug Clemens, L OBP: 0.363, SLG: 0.299	F4		F8				F5			4	0	1	0	1	0	1	Philadelphia Phillies @ San Francisco Giants Candlestick Park, San Francisco, CA Sun Jul 24 1966, 6:33 AM EDT Att: 30,835 - Unknown										
Johnny Callison, L OBP: 0.337, SLG: 0.412	6-3				G4-6-3				F8	4	0	1	0	1	0	3											
Dick Allen, R OBP: 0.382, SLG: 0.621			K2-3				4-3			3	0	0	0	1	2	3											
Bill White, L OBP: 0.349, SLG: 0.462	K								F8	4	1	2	0	0	1	4											
Tony Gonzalez, L OBP: 0.331, SLG: 0.414										3	0	2	1	0	0	1											
Bob Uecker, R OBP: 0.308, SLG: 0.431										1	0	0	0	0	0	0											
Jackie Brandt, R OBP: 0.305, SLG: 0.288										0	0	0	0	0	0	0											
Clay Dalrymple, L OBP: 0.385, SLG: 0.367										4	0	0	0	0	0	3											
Cookie Rojas, R OBP: 0.311, SLG: 0.355										4	0	0	0	0	0	3											
Dick Groat, R OBP: 0.293, SLG: 0.319										4	0	1	0	0	0	1											
Bob Buhl, R ERA: 4.25										1	0	0	0	0	0	0											
John Morris, L ERA: 1.53										0	0	0	0	0	0	0											
Harvey Kuenn, R ERA: 1.53										1	0	0	0	0	0	0											
Ray Culp, R ERA: 5.57										0	0	0	0	0	0	0											
John Briggs, L ERA: 5.57										0	0	0	0	0	0	1											
Joe Verbanic, R ERA: 0.500										0	0	0	0	0	0	0											
Tony Taylor, R ERA: 2.5										1	0	0	0	0	0	0											
Inning Stats	R: 0 E: 0 K: 1 S: 5	H: 0 LOB: 1 BB: 1 P: 9	R: 0 E: 0 K: 0 S: 4	H: 1 LOB: 1 BB: 0 P: 4	R: 0 E: 0 K: 1 S: 6	H: 1 LOB: 1 BB: 0 P: 6	R: 0 E: 0 K: 0 S: 4	H: 1 LOB: 1 BB: 0 P: 4	R: 0 E: 0 K: 0 S: 3	H: 1 LOB: 1 BB: 1 P: 7	R: 1 E: 0 K: 0 S: 5	H: 2 LOB: 1 BB: 0 P: 5	R: 0 E: 0 K: 1 S: 7	H: 1 LOB: 3 BB: 1 P: 11	R: 0 E: 0 K: 0 S: 3	H: 0 LOB: 0 BB: 0 P: 3	R: 0 E: 0 K: 0 S: 4	H: 1 LOB: 1 BB: 0 P: 4	1B: 6 2B: 2 3B: 0 HR: 0	SF: 0 SAC: 0 DP: 1 HBP: 0	WP: 0 PA: 38 PB: 1 SB: 1 CS: 0						
PITCHER	IP	WLS	BF	H	R	ER	SO	BB	IBB	HBP	BLK	WP	HR	S	P	ERA	WHIP										
Ron Herbel, R	6.2	W	30	7	1	1	3	3	0	0	0	0	0	33	45	1.35	1.500										
Bill Henry, L	0.1		1	0	0	0	0	0	0	0	0	0	0	1	1	0.00	0.000										
Frank Linzy, R	2.0	S	7	1	0	0	0	0	0	0	0	0	0	7	7	0.00	0.500										

Batter	1	2	3	4	5	6	7	8	9	AB	R	H	RBI	BB	SO	LOB	BOTTOM										
Tito Fuentes, S OBP: 0.281, SLG: 0.333										4	2	3	0	0	0	2	Philadelphia Phillies @ San Francisco Giants Candlestick Park, San Francisco, CA Sun Jul 24 1966, 6:33 AM EDT Att: 30,835 - Unknown										
Tom Haller, L OBP: 0.308, SLG: 0.469										4	1	1	0	0	1	2											
Willie Mays, R OBP: 0.350, SLG: 0.548										4	1	2	2	0	0	1											
Willie McCovey, L OBP: 0.379, SLG: 0.559										4	0	1	1	0	0	2											
Jim Ray Hart, R OBP: 0.349, SLG: 0.496										3	0	0	0	1	1	1											
Jesus Alou, R OBP: 0.255, SLG: 0.272										4	0	1	0	0	1	2											
Ollie Brown, R OBP: 0.272, SLG: 0.267										3	0	0	0	1	0	1											
Hal Lanier, R OBP: 0.236, SLG: 0.266										3	0	1	0	0	0	1											
Ron Herbel, R OBP: 0.059, SLG: 0.030										3	0	0	0	0	2	3											
Bill Henry, L										0	0	0	0	0	0	0											
Frank Linzy, R OBP: 0.200, SLG: 0.333										0	0	0	0	0	0	0											
Inning Stats	R: 2 E: 0 K: 0 S: 5	H: 3 LOB: 0 BB: 0 P: 5	R: 0 E: 0 K: 0 S: 4	H: 1 LOB: 1 BB: 0 P: 4	R: 2 E: 0 K: 2 S: 9	H: 2 LOB: 0 BB: 0 P: 9	R: 0 E: 0 K: 1 S: 6	H: 1 LOB: 2 BB: 1 P: 10	R: 0 E: 0 K: 1 S: 5	H: 0 LOB: 0 BB: 0 P: 5	R: 0 E: 0 K: 0 S: 4	H: 1 LOB: 1 BB: 0 P: 4	R: 0 E: 0 K: 0 S: 3	H: 0 LOB: 0 BB: 0 P: 3	R: 0 E: 0 K: 0 S: 3	H: 0 LOB: 0 BB: 0 P: 3	1B: 8 2B: 0 3B: 0 HR: 1	SF: 0 SAC: 0 DP: 1 HBP: 0	WP: 1 PA: 34 PB: 0 SB: 0 CS: 0								
PITCHER	IP	WLS	BF	H	R	ER	SO	BB	IBB	HBP	BLK	WP	HR	S	P	ERA	WHIP										
Bob Buhl, R	2.1	L	12	6	4	4	4	1	0	0	0	0	0	14	14	15.43	2.571										
John Morris, L	1.2		7	1	0	0	2	1	0	0	0	0	0	10	14	0.00	1.200										
Ray Culp, R	2.0		8	1	0	0	2	1	0	0	0	0	0	11	15	0.00	1.000										
Joe Verbanic, R	2.0		7	1	0	0	0	0	0	0	0	0	0	7	7	0.00	0.500										

Batter	1	2	3	4	5	6	7	8	9	AB	R	H	RBI	BB	SO	LOB	TOP			
Cookie Rojas, R OBP: 0.312, SLG: 0.354 (1, 9)										4	1	1	0	1	0	3				
John Briggs, L OBP: 0.357, SLG: 0.516 (1, 8)										4	1	2	1	1	1	2				
Dick Allen, R OBP: 0.381, SLG: 0.616 (1, 5)										2	0	0	1	1	1	1				
Bill White, L OBP: 0.351, SLG: 0.472 (1, 3)										3	1	2	1	0	0	1				
Tony Gonzalez, L OBP: 0.327, SLG: 0.409 Harvey Kuenn, R OBP: 0.299, SLG: 0.344 (8, PH) (8, 7)										3	0	0	0	0	1	2				
Clay Dalrymple, L OBP: 0.379, SLG: 0.360 (1, 2)										4	0	0	0	0	0	1				
Tony Taylor, R OBP: 0.299, SLG: 0.380 (1, 4)										4	0	0	0	0	0	0				
Dick Groat, R OBP: 0.293, SLG: 0.318 (1, 6)										4	0	1	0	0	0	1				
Chris Short, R OBP: 0.216, SLG: 0.210 Doug Clemens, L OBP: 0.306, SLG: 0.296 Darold Knowles, L OBP: 0.267, SLG: 0.287 Joe Verbanic, R OBP: 0.287, SLG: 0.287 John Morris, R OBP: 0.311, SLG: 0.295 (7, PH) (7, 1) (8, 1) (8, 1) (8, PH)										2	0	0	0	0	1	1				
Inning Stats	R: 1 E: 0 K: 0 S: 4	H: 1 LOB: 1 BB: 1 P: 8	R: 0 E: 0 K: 0 S: 3	H: 0 LOB: 0 BB: 0 P: 3	R: 0 E: 0 K: 1 S: 5	H: 0 LOB: 1 BB: 1 P: 9	R: 0 E: 1 K: 0 S: 3	H: 1 LOB: 0 BB: 0 P: 3	R: 0 E: 0 K: 2 S: 8	H: 1 LOB: 0 BB: 0 P: 8	R: 0 E: 0 K: 1 S: 7	H: 1 LOB: 1 BB: 0 P: 7	R: 1 E: 0 K: 0 S: 4	H: 1 LOB: 1 BB: 1 P: 8	R: 0 E: 0 K: 0 S: 5	H: 2 LOB: 2 BB: 0 P: 5	1B: 5 2B: 1 3B: 0 HR: 2	SF: 1 SAC: 1 DP: 1 HBP: 0	WP: 1 PB: 0 SB: 0 CS: 0	PA: 38
PITCHER	IP WLS BF H R ER SO BB IBB HBP BLK WP HR S P ERA WHIP																			
Don Sutton, R ERA: 3.16 Ron Perranoski, L ERA: 2.03 (1, 1) (8, 1)	7.0 W 30 5 3 3 5 3 0 0 0 1 2 37 49 3.86 1.143																			

Philadelphia Phillies @ Los Angeles Dodgers
Dodger Stadium, Los Angeles, CA
Mon Jul 25 1966, 7:05 PM PDT
Att: 24,184 - Unknown

AB 33
R 3
H 7
RBI 3
BB 3
SO 5
LOB 15



Batter	1	2	3	4	5	6	7	8	9	AB	R	H	RBI	BB	SO	LOB	BOTTOM			
Willie Davis, L OBP: 0.299, SLG: 0.384 (1, 8)										3	1	1	1	0	0	1				
Maury Wills, S OBP: 0.344, SLG: 0.349 (1, 6)										3	0	0	0	0	0	1				
Lou Johnson, R OBP: 0.320, SLG: 0.397 Al Ferrara, R OBP: 0.338, SLG: 0.475 Wes Parker, S OBP: 0.342, SLG: 0.391 (1, 9) (5, 9) (8, PR) (9, 3)										2	0	0	0	0	1	0				
Dick Stuart, R OBP: 0.287, SLG: 0.368 Nate Oliver, R OBP: 0.290, SLG: 0.227 (1, 3) (8, PR) (9, 4)										4	1	2	2	0	0	0				
Tommy Davis, R OBP: 0.307, SLG: 0.353 (1, 7)										4	0	3	0	0	0	0				
Jim Gilliam, S OBP: 0.267, SLG: 0.234 Ron Fairly, L OBP: 0.342, SLG: 0.337 (1, 5) (9, 9)										4	1	1	1	1	1	4				
John Roseboro, L OBP: 0.363, SLG: 0.459 (1, 2)										4	0	0	0	0	1	5				
John Kennedy, R OBP: 0.251, SLG: 0.293 (1, 4) (9, 5)										3	1	2	1	0	0	1				
Don Sutton, R OBP: 0.237, SLG: 0.259 Ron Perranoski, L OBP: 0.333, SLG: 0.667 (1, 1) (8, 1)										3	0	0	0	0	2	3				
Inning Stats	R: 0 E: 0 K: 0 S: 3	H: 0 LOB: 0 BB: 0 P: 3	R: 0 E: 0 K: 1 S: 6	H: 1 LOB: 1 BB: 0 P: 6	R: 1 E: 0 K: 0 S: 4	H: 2 LOB: 0 BB: 0 P: 4	R: 0 E: 0 K: 1 S: 5	H: 0 LOB: 0 BB: 0 P: 5	R: 1 E: 0 K: 2 S: 8	H: 1 LOB: 1 BB: 1 P: 12	R: 1 E: 0 K: 0 S: 4	H: 2 LOB: 0 BB: 0 P: 4	R: 0 E: 0 K: 1 S: 6	H: 1 LOB: 1 BB: 0 P: 6	R: 3 E: 0 K: 0 S: 6	H: 3 LOB: 2 BB: 0 P: 7	1B: 7 2B: 1 3B: 1 HR: 1	SF: 0 SAC: 1 DP: 0 HBP: 1	WP: 0 PB: 0 SB: 0 CS: 2	PA: 35
PITCHER	IP WLS BF H R ER SO BB IBB HBP BLK WP HR S P ERA WHIP																			
Chris Short, L ERA: 3.24 Darold Knowles, L ERA: 2.53 Joe Verbanic, R ERA: 1.93 John Morris, L ERA: (1, 1) (7, 1) (8, 1) (8, 1)	6.0 L 7 2 2 2 1 0 0 0 0 0 0 8 9 4.50 1.167																			

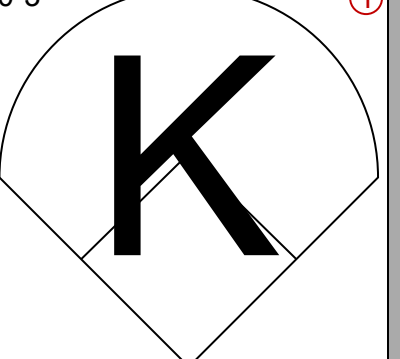
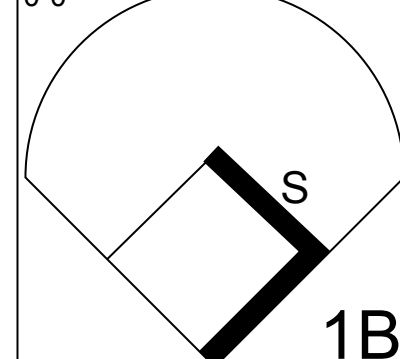
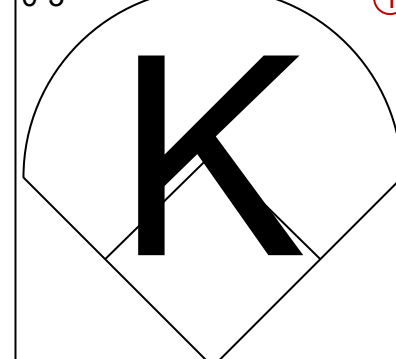
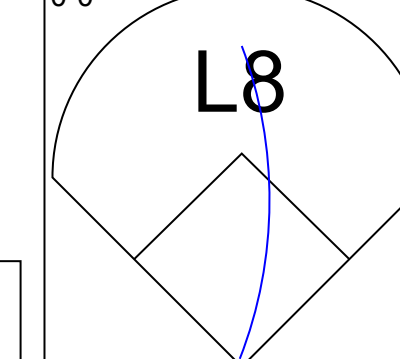
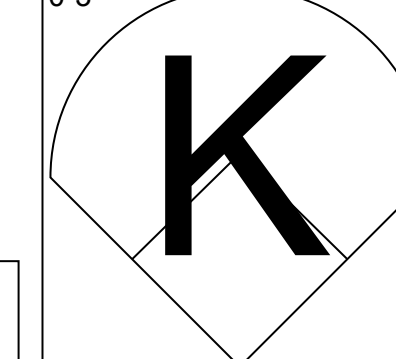
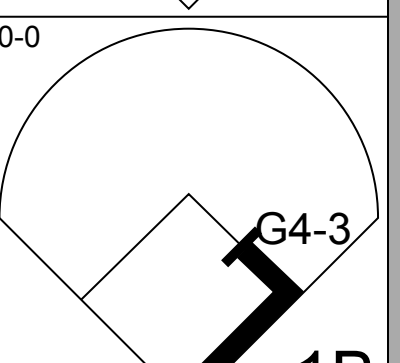
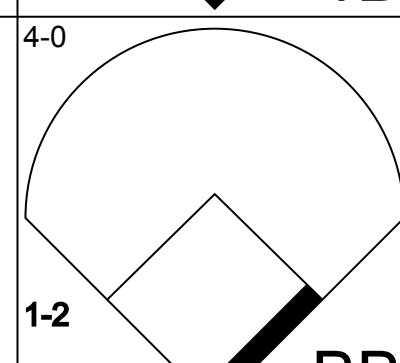
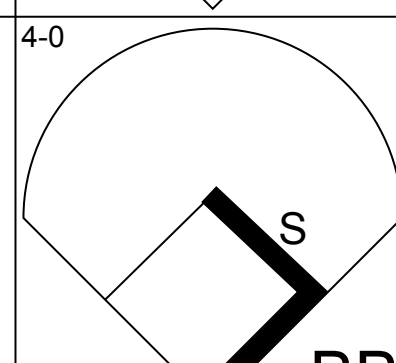
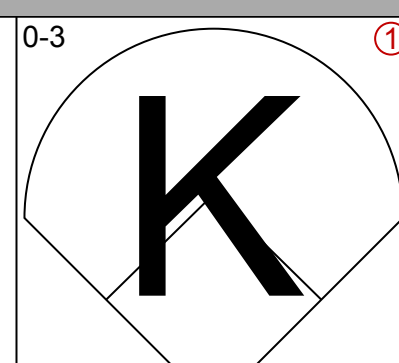
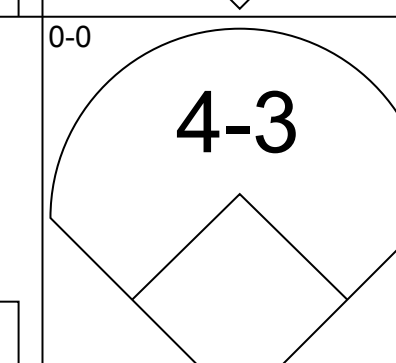
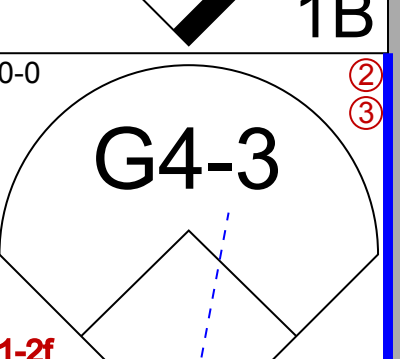
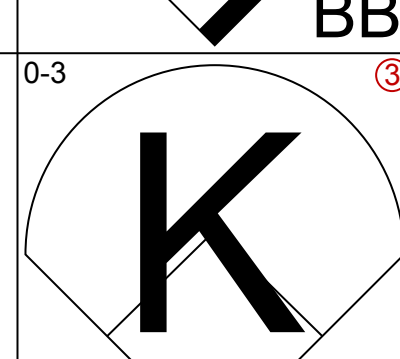
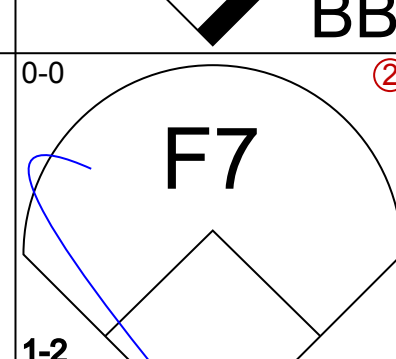
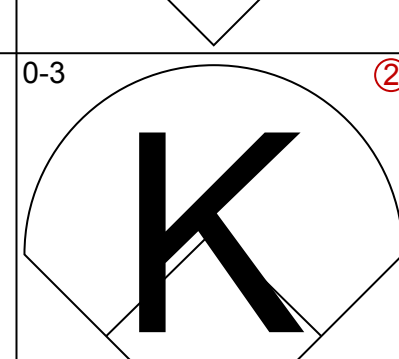
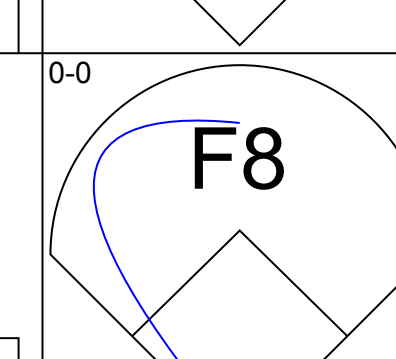
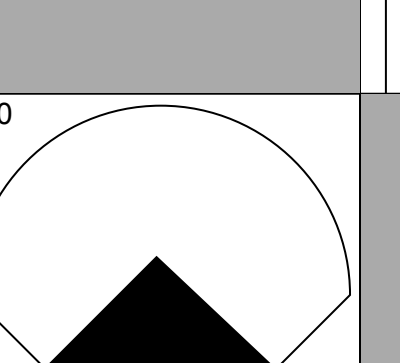
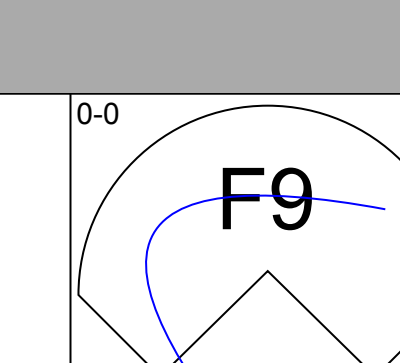
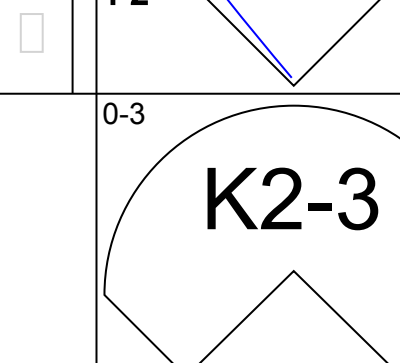
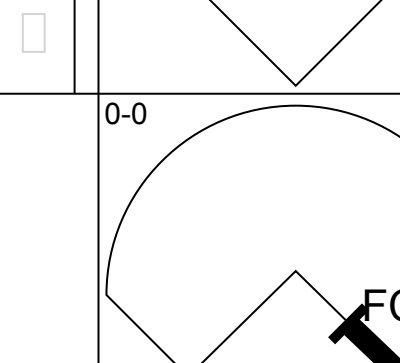
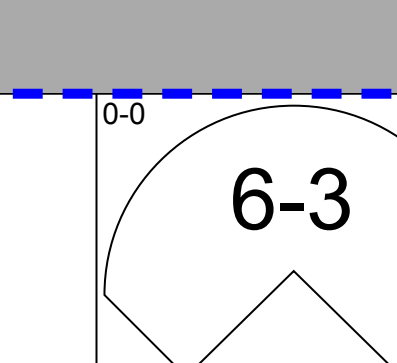
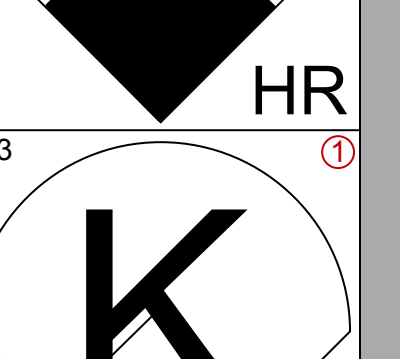
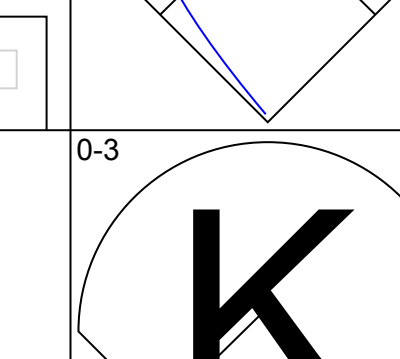
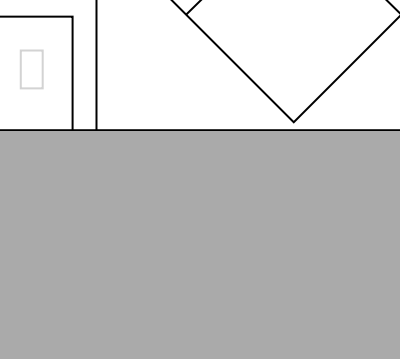
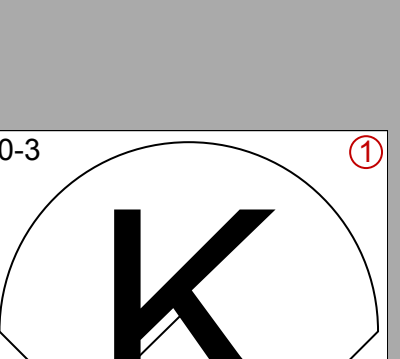
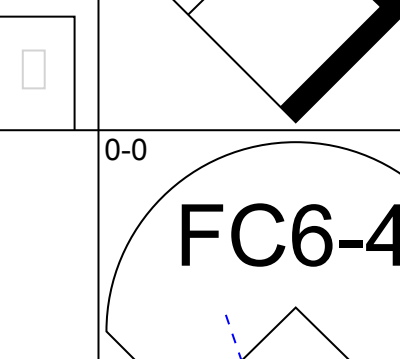
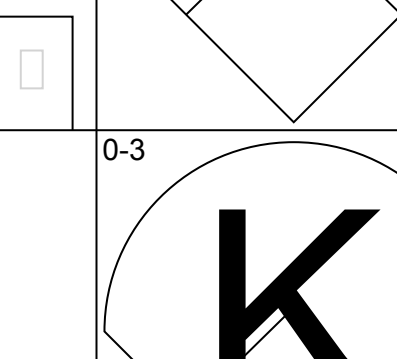

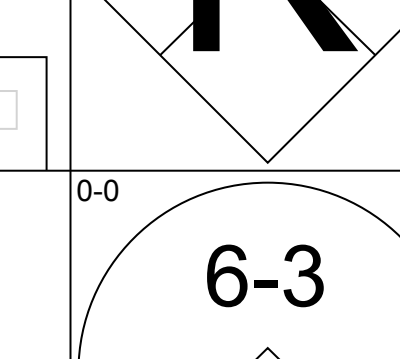

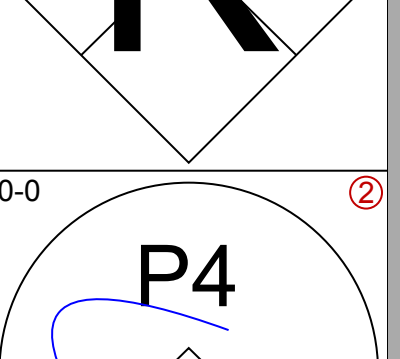
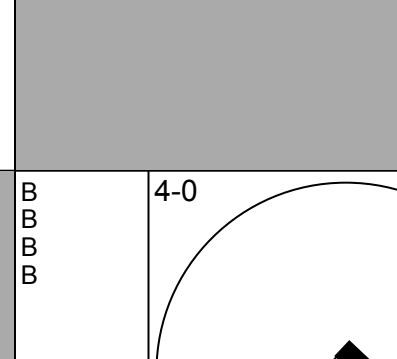
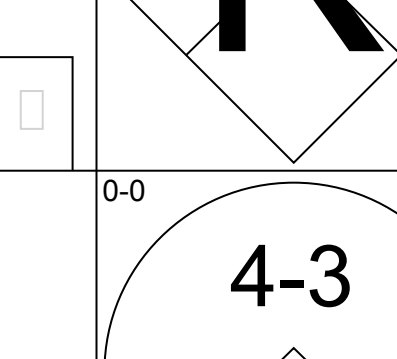
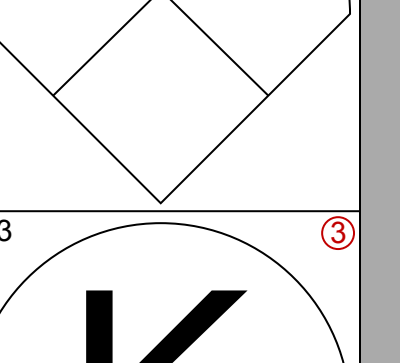
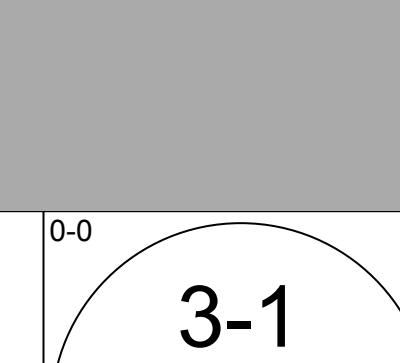
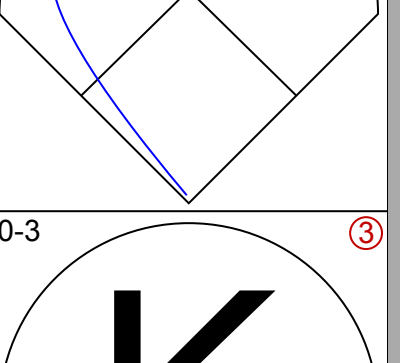
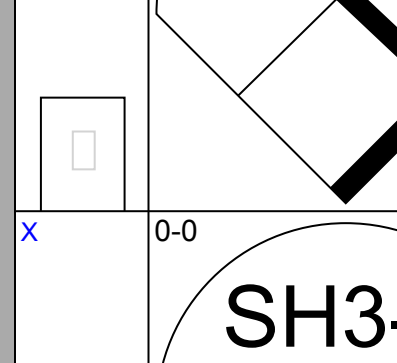
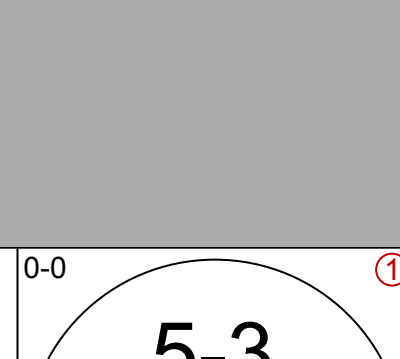
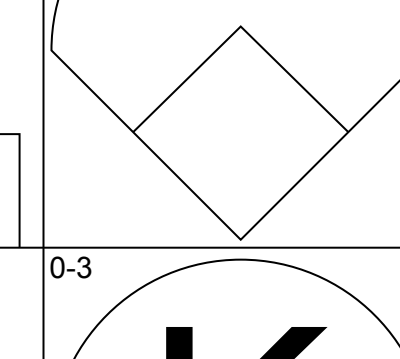
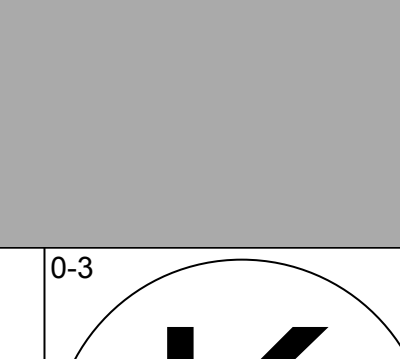
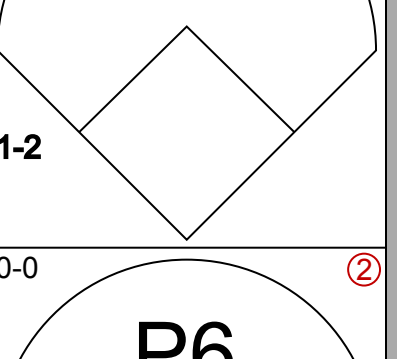
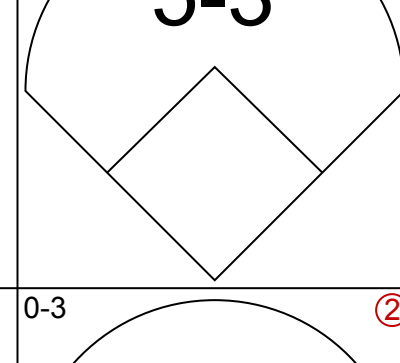
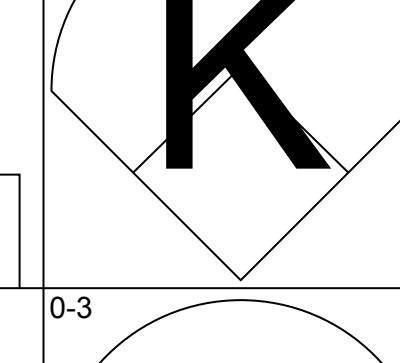
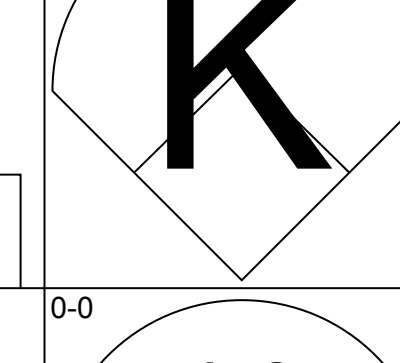
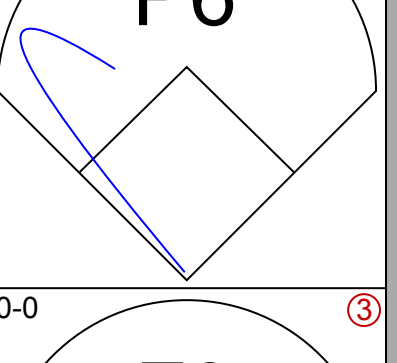
Philadelphia Phillies @ Los Angeles Dodgers
Dodger Stadium, Los Angeles, CA
Mon Jul 25 1966, 7:05 PM PDT
Att: 24,184 - Unknown

AB 32
R 6
H 10
RBI 6
BB 1
SO 5
LOB 15



Batter	1	2	3	4	5	6	7	8	9	AB	R	H	RBI	BB	SO	LOB	TOP	
Harvey Kuenn, R (1, 7) OBP: 0.304, SLG: 0.340 Johnny Callison, L (9, PR) OBP: 0.337, SLG: 0.412 (9, 9)	6-3		L5-3				L6			4	0	1	0	1	0	2	Philadelphia Phillies @ Los Angeles Dodgers Dodger Stadium, Los Angeles, CA Tue Jul 26 1966, 7:05 PM PDT Att: 54,365 - Unknown	
Cookie Rojas, R (1, 4) OBP: 0.359, SLG: 0.350	K		4-3		SF7-4-3		F8			4	0	0	1	0	1	3		
Dick Groat, R (1, 6) OBP: 0.292, SLG: 0.315	1B			5-3				5-3		3	0	0	0	1	0	0		
Dick Allen, R (1, 5) OBP: 0.385, SLG: 0.622				2B				6-3		4	1	3	0	0	0	0		
Jackie Brandt, R (1, 9) OBP: 0.325, SLG: 0.321 (9, 7)	4-3									4	0	3	0	0	0	2		
Bill White, L (1, 3) OBP: 0.350, SLG: 0.470		4-3								2	0	0	1	0	0	1		
Bob Uecker, R (1, 2) OBP: 0.299, SLG: 0.417	K			G5-4-3						4	0	0	0	0	2	4		
John Briggs, L (1, 8) OBP: 0.378, SLG: 0.538	K									3	0	2	0	1	1	0		
Larry Jackson, R (1, 1) OBP: 0.173, SLG: 0.204 Bob Buhl, R (9, 1) OBP: 0.182, SLG: 0.100			L5-3		FC1-6					2	1	1	0	0	0	1		
					1B		SH3-4			0	0	0	0	0	0	0		
																	WP: 0 PA: 38 PB: 0 SB: 0 CS: 0	
Inning Stats	R: 0 E: 0 K: 1 S: 6	H: 1 LOB: 2 BB: 1 P: 10	R: 0 E: 0 K: 2 S: 7	H: 0 LOB: 0 BB: 0 P: 7	R: 0 E: 0 K: 0 S: 3	H: 1 LOB: 0 BB: 0 P: 3	R: 0 E: 0 K: 0 S: 4	H: 2 LOB: 2 BB: 0 P: 5	R: 1 E: 0 K: 0 S: 4	H: 2 LOB: 0 BB: 0 P: 4	R: 1 E: 1 K: 1 S: 7	H: 2 LOB: 1 BB: 0 P: 7	R: 0 E: 0 K: 0 S: 4	H: 1 LOB: 1 BB: 0 P: 4	R: 0 E: 0 K: 0 S: 4	H: 0 LOB: 2 BB: 0 P: 11	1B: 7 2B: 5 3B: 0 HR: 0	SF: 2 SAC: 2 DP: 3 HBP: 1
PITCHER	IP WLS BF H R ER SO BB IBB HBP BLK WP HR S P ERA WHIP																	
Claude Osteen, L (1, 1) ERA: 2.27	6.0	26	9	2	2	4	1	0	1	0	0	0	0	32	37	3.00	1.667	
Phil Regan, R (7, 1) ERA: 1.99	1.0	3	0	0	0	0	0	0	0	0	0	0	3	3	0.00	0.000		
Ron Perranoski, L (8, 1) ERA: 1.94	2.0	W 9	1	0	0	0	2	0	0	0	0	0	7	15	0.00	1.500		

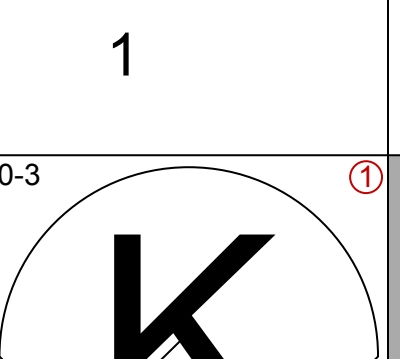
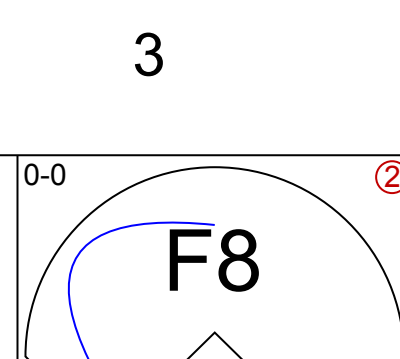
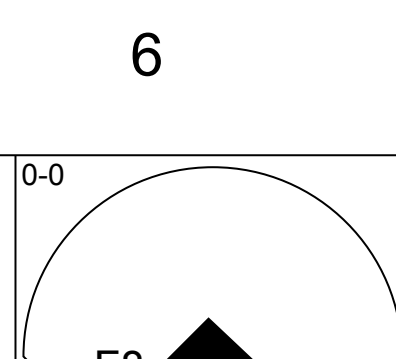
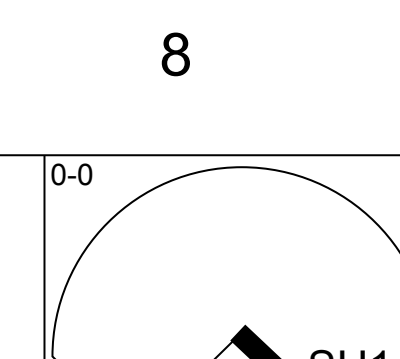
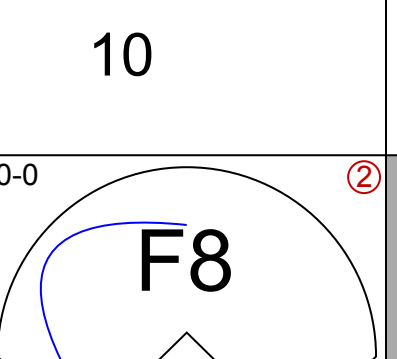
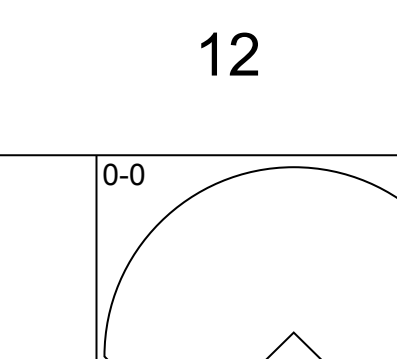
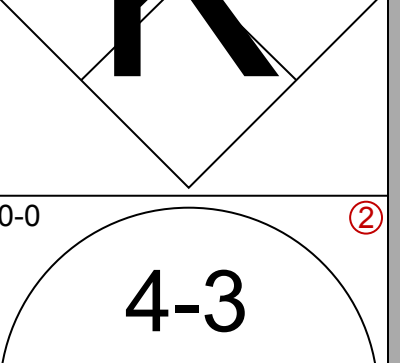
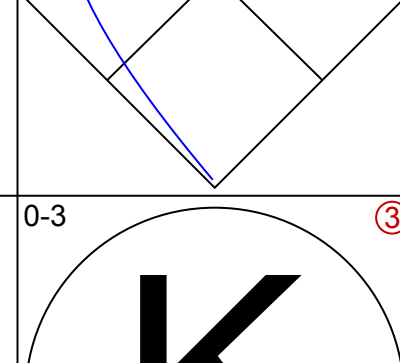
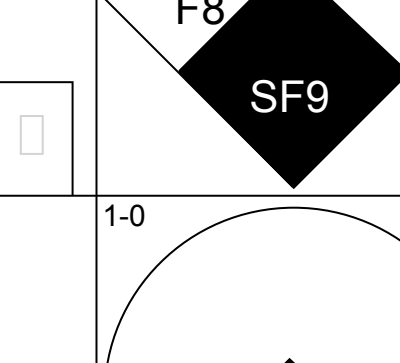
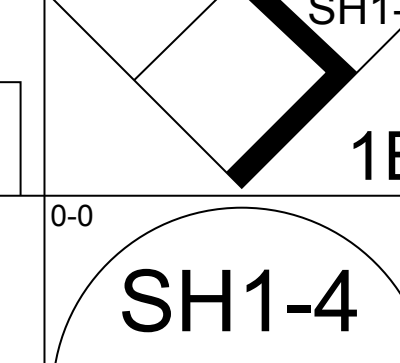
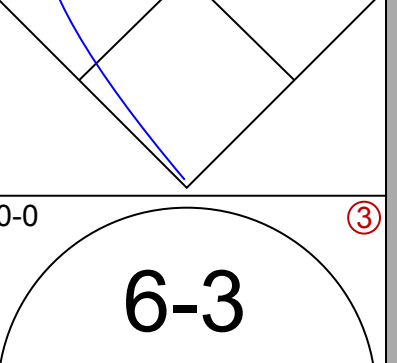
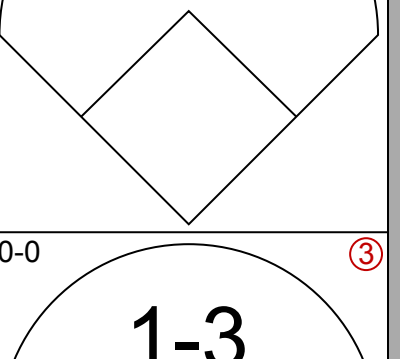
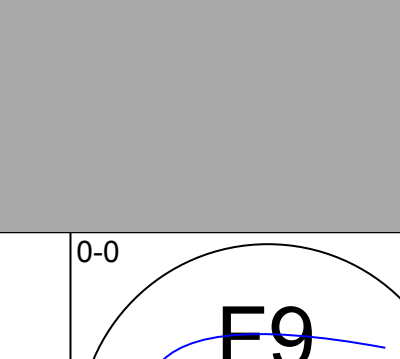
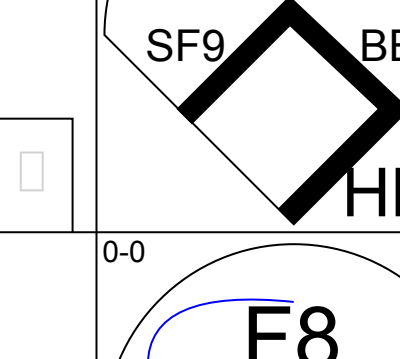
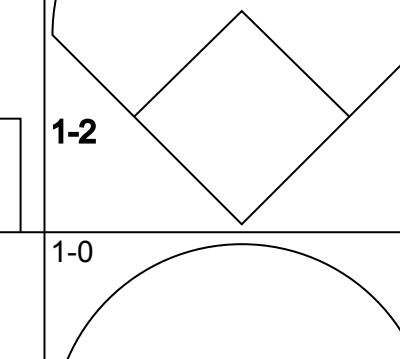
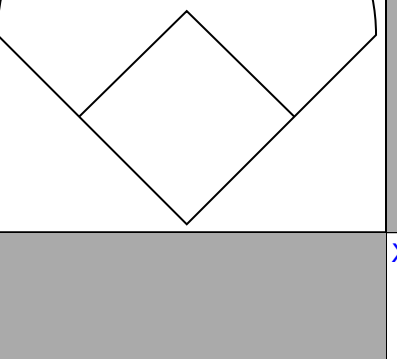


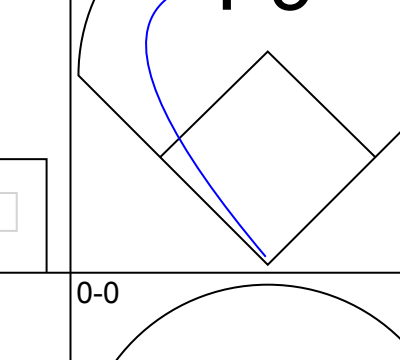
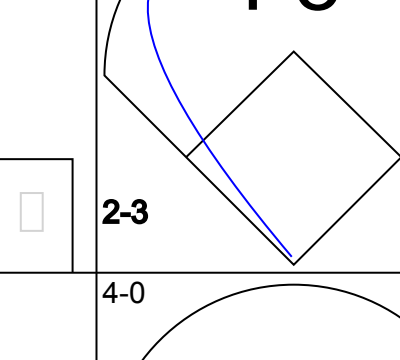
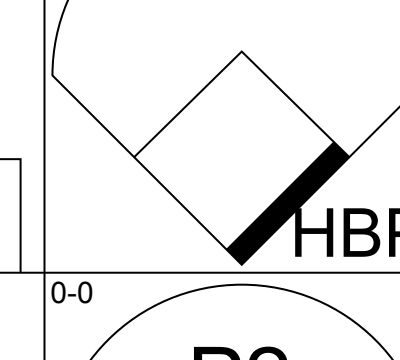
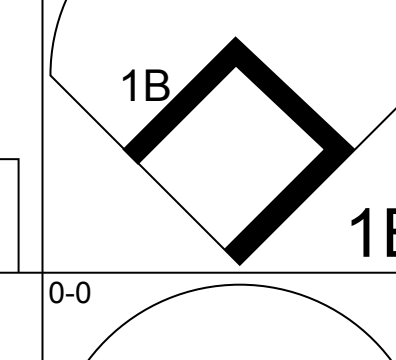

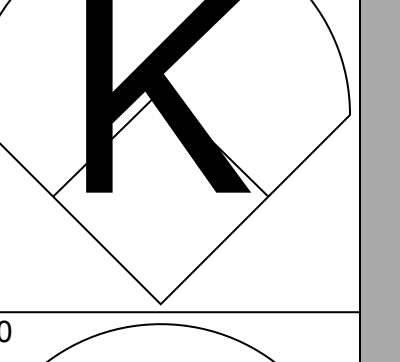
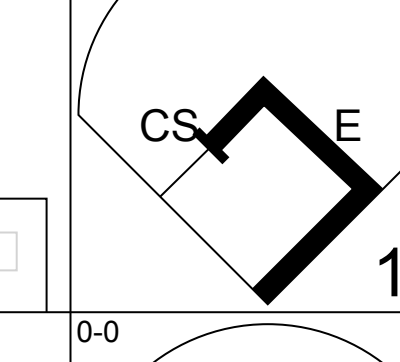
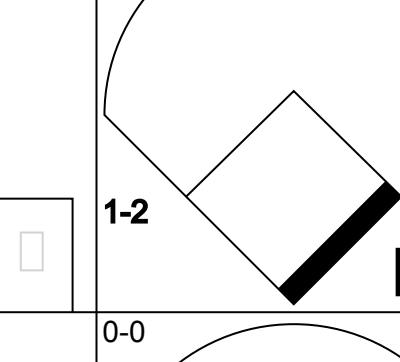
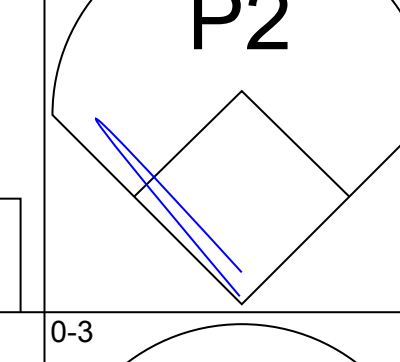
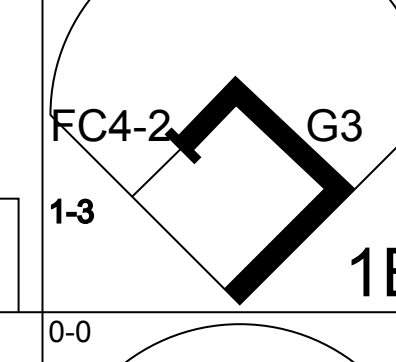

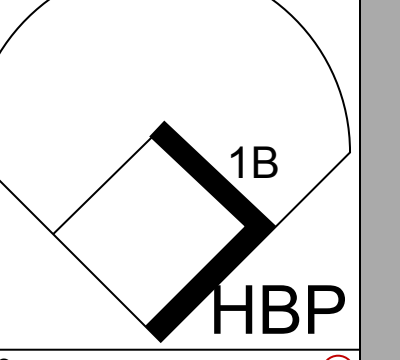
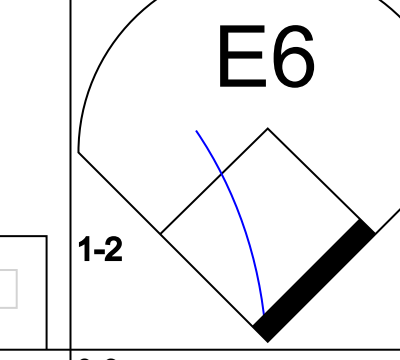
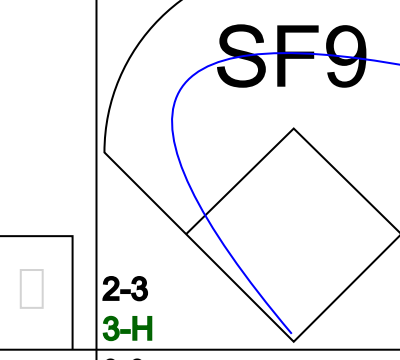
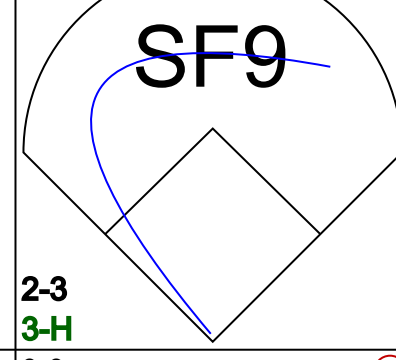

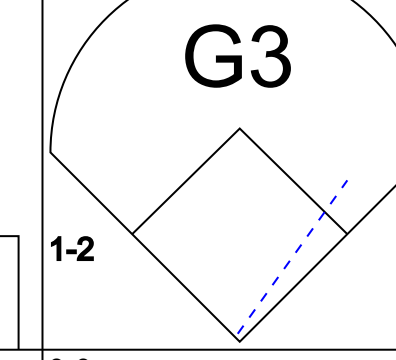
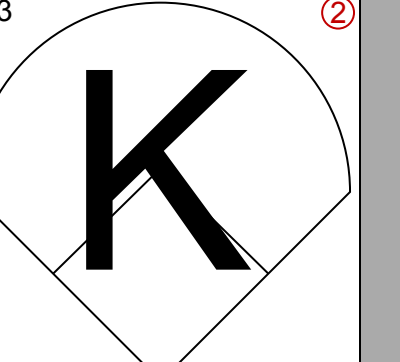


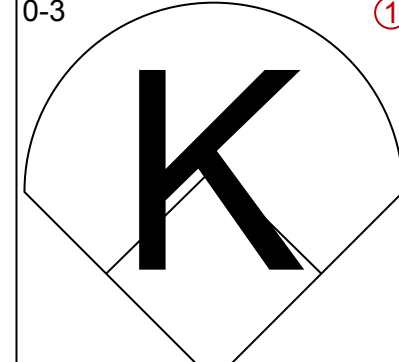
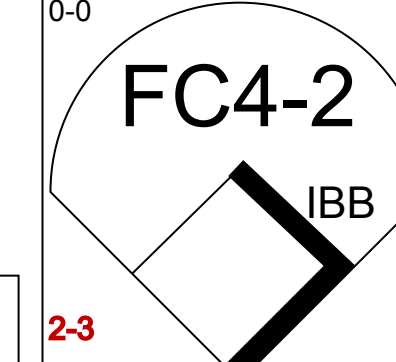
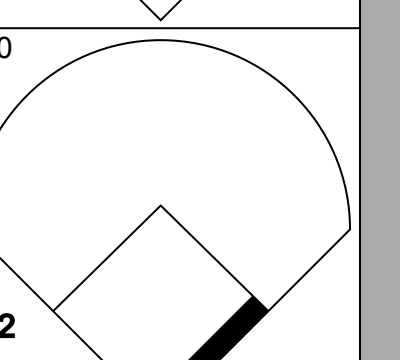
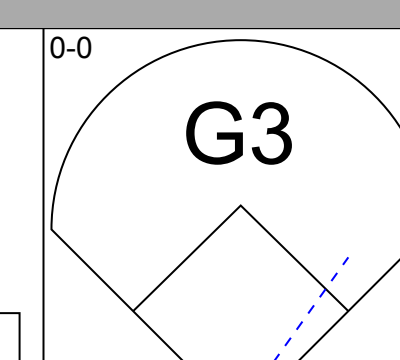
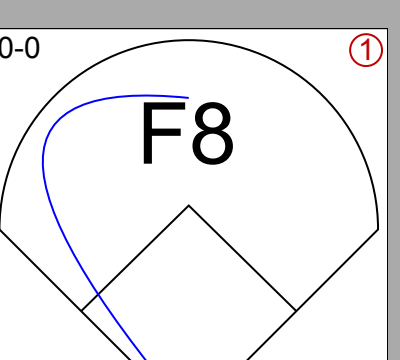
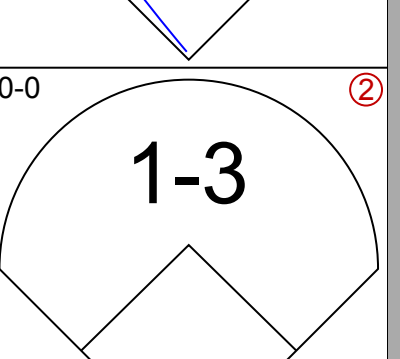
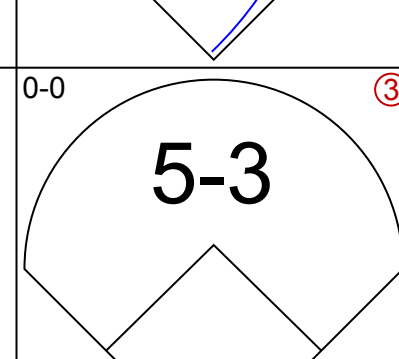
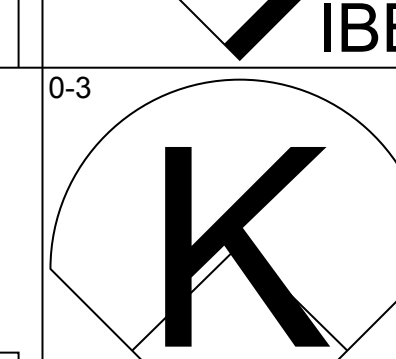
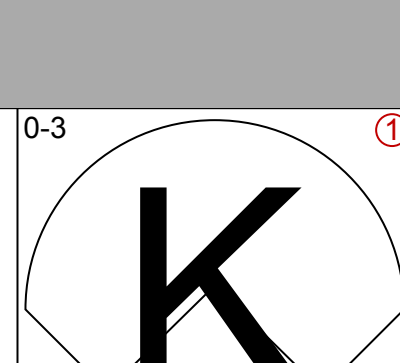
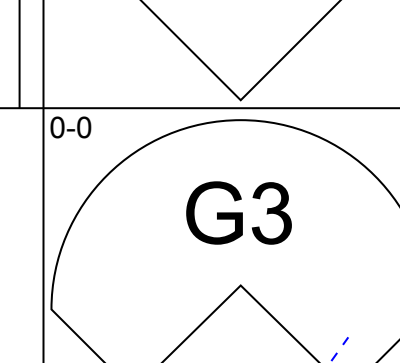
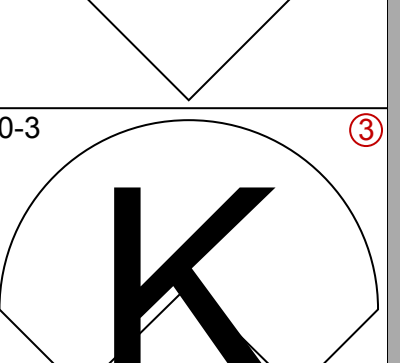
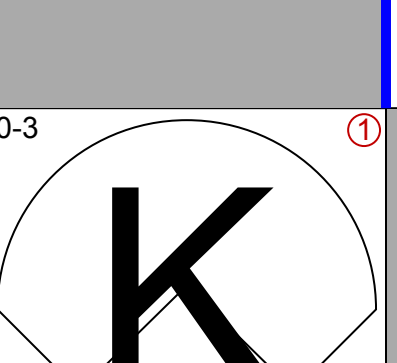
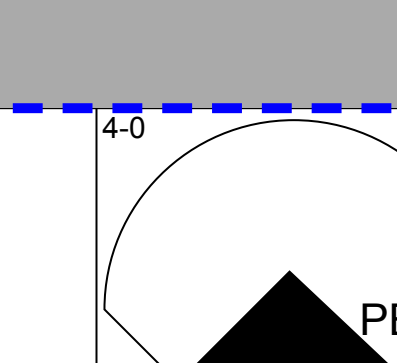
Batter	1	2	3	4	5	6	7	8	9	AB	R	H	RBI	BB	SO	LOB	BOTTOM			
Jim Barbieri, L (1, 7) OBP: 0.375, SLG: 0.333	G3		F8							4	0	0	0	0	0	0	Philadelphia Phillies @ Los Angeles Dodgers Dodger Stadium, Los Angeles, CA Tue Jul 26 1966, 7:05 PM PDT Att: 54,365 - Unknown			
Maury Wills, S (1, 6) OBP: 0.340, SLG: 0.345	5-3		6-3							4	0	0	0	0	0	0				
Willie Davis, L (1, 8) OBP: 0.301, SLG: 0.386				G3						4	0	2	0	0	0	0				
Dick Stuart, R (1, 3) OBP: 0.303, SLG: 0.404 Wes Parker, S (9, PR) OBP: 0.342, SLG: 0.391	6-3									3	1	2	1	0	0	1				
John Roseboro, L (1, 2) OBP: 0.361, SLG: 0.455 Lou Johnson, R (9, PR) OBP: 0.320, SLG: 0.397		F5			P6					4	0	1	0	0	0	2				
Ron Fairly, L (1, 9) OBP: 0.340, SLG: 0.335		K			1-3					4	1	1	0	0	1	0				
Jim Gilliam, S (1, 5) OBP: 0.273, SLG: 0.242					4-3					4	0	2	1	0	0	0				
John Kennedy, R (1, 4) OBP: 0.249, SLG: 0.290 Jim Lefebvre, S (7, PH) OBP: 0.331, SLG: 0.449 Nate Oliver, R (7, PR) OBP: 0.290, SLG: 0.227 (8, 4)		6-3								2	0	0	0	0	1	1				
Tommy Davis, R (9, PH) OBP: 0.306, SLG: 0.351										1	0	0	0	0	0	3				
Claude Osteen, L (1, 1) OBP: 0.273, SLG: 0.358 Phil Regan, R (7, 1) OBP: 0.222, SLG: 0.176 Wes Covington, L (7, PH) OBP: 0.152, SLG: 0.034 Ron Perranoski, L (8, 1) OBP: 0.333, SLG: 0.667 Al Ferrara, R (9, PH) OBP: 0.345, SLG: 0.480					1-3					2	0	0	0	0	0	0				
																	WP: 0 PA: 36 PB: 1 SB: 0 CS: 0			
Inning Stats	R: 0 E: 0 K: 0 S: 4	H: 1 LOB: 1 BB: 0 P: 4	R: 0 E: 0 K: 1 S: 6	H: 1 LOB: 0 BB: 0 P: 6	R: 0 E: 0 K: 0 S: 3	H: 0 LOB: 0 BB: 0 P: 3	R: 1 E: 0 K: 0 S: 4	H: 1 LOB: 0 BB: 0 P: 4	R: 0 E: 0 K: 0 S: 5	H: 0 LOB: 0 BB: 0 P: 5	R: 0 E: 0 K: 0 S: 4	H: 1 LOB: 2 BB: 0 P: 5	R: 0 E: 1 K: 0 S: 4	H: 0 LOB: 2 BB: 0 P: 4	R: 0 E: 0 K: 0 S: 3	H: 0 LOB: 0 BB: 0 P: 3	R: 2 E: 0 K: 0 S: 6	H: 5 LOB: 3 BB: 0 P: 6	1B: 8 2B: 0 3B: 0 HR: 1	SF: 0 SAC: 0 DP: 0 HBP: 1
PITCHER	IP WLS BF H R ER SO BB IBB HBP BLK WP HR S P ERA WHIP																			
Larry Jackson, R (1, 1) ERA: 3.2	8.0	L 34	8	3	3	2	0	0	1	0	0	0	0	37	38	3.38	1.000			
Bob Buhl, R (9, 1) ERA: 4.35	0.1	2	1	0	0	0	0	0	0	0	0	2	2	0.00	3.000					

Batter	1	2	3	4	5	6	7	8	9	10	11	12	AB	R	H	RBI	BB	SO	LOB	TOP				
Cookie Rojas, R OBP: 0.269, SLG: 0.350 Dick Groat, R OBP: 0.291, SLG: 0.314			 1B										3	0	1	0	0	2	0					
John Briggs, L OBP: 0.392, SLG: 0.529	 1B					 BB							3	0	1	0	2	1	0					
Harvey Kuenn, R OBP: 0.301, SLG: 0.337 Tony Gonzalez, L OBP: 0.322, SLG: 0.402	 1-2r					 1-2							1	0	0	0	0	0	1					
Dick Allen, R OBP: 0.385, SLG: 0.628				 1-2					 1B				5	1	2	1	0	1	1					
Jackie Brandt, R OBP: 0.315, SLG: 0.310 Johnny Callison, L OBP: 0.336, SLG: 0.411										 1-2r			4	0	0	0	0	3	1					
Bob Uecker, R OBP: 0.296, SLG: 0.403 Darold Knowles, L OBP: 0.267, SLG: 0.267										 BB			4	0	0	0	1	0	0					
Bill White, L OBP: 0.348, SLG: 0.486										 1-2			3	0	0	0	0	2	0					
Phil Linz, R OBP: 0.239, SLG: 0.262													4	0	0	0	0	2	1					
Jim Bunning, R OBP: 0.178, SLG: 0.172 Clay Dalrymple, L OBP: 0.379, SLG: 0.360													4	0	0	0	0	2	1					
Inning Stats	R: 0 E: 0 K: 1 S: 5	H: 1 LOB: 0 BB: 0 P: 5	R: 1 E: 0 K: 2 S: 8	H: 1 LOB: 0 BB: 0 P: 8	R: 0 E: 0 K: 2 S: 8	H: 1 LOB: 2 BB: 1 P: 12	R: 0 E: 0 K: 1 S: 5	H: 0 LOB: 0 BB: 0 P: 6	R: 0 E: 0 K: 2 S: 7	H: 0 LOB: 0 BB: 0 P: 7	R: 0 E: 0 K: 1 S: 5	H: 0 LOB: 0 BB: 0 P: 5	R: 0 E: 0 K: 2 S: 8	H: 1 LOB: 1 BB: 0 P: 8	R: 0 E: 0 K: 0 S: 3	H: 0 LOB: 1 BB: 1 P: 7	R: 0 E: 0 K: 1 S: 5	H: 0 LOB: 0 BB: 0 P: 5	R: 0 E: 0 K: 1 S: 5	H: 0 LOB: 0 BB: 0 P: 6	1B: 3 2B: 0 3B: 0 HR: 1	SF: 0 SAC: 1 DP: 1 HBP: 0	WP: 0 PB: 0 SB: 0 CS: 0	PA: 42
PITCHER	IP	WLS	BF	H	R	ER	SO	BB	IBB	HBP	BLK	WP	HR	S	P	ERA	WHIP							
Sandy Koufax, L ERA: 1.85	(1, 1)	11.0	39	4	1	0	16	3	0	0	0	0	0	5	5	0.00	0.000							
Phil Regan, R ERA: 1.64	(12, 1)	1.0	W	3	0	0	1	0	0	0	0	0	0	5	5	0.00	0.000							

Philadelphia Phillies @ Los Angeles Dodgers
Dodger Stadium, Los Angeles, CA
Wed Jul 27 1966, 7:05 PM PDT
Alt. 44.937 - Unknown

AB 38
R 1
H 4
RBI 1
BB 3
SO 17
LOB 8



Batter	1	2	3	4	5	6	7	8	9	10	11	12	AB	R	H	RBI	BB	SO	LOB	BOTTOM		
Jim Barbieri, L OBP: 0.370, SLG: 0.396 Lou Johnson, R OBP: 0.322, SLG: 0.399			 1-2			 SF9 2B		 1B				 1-2	5	1	2	0	0	1	0			
Maury Wills, S OBP: 0.339, SLG: 0.342						 BB HBP		 1-2					3	0	0	0	0	1	0			
Willie Davis, L OBP: 0.302, SLG: 0.384					 1-2	 2-3						 1B	4	0	1	0	0	0	2			
Dick Stuart, R OBP: 0.315, SLG: 0.407 Wes Parker, S OBP: 0.342, SLG: 0.391				 E 1B						 G3 1B		 1-2	4	0	2	0	1	1	2			
John Roseboro, L OBP: 0.364, SLG: 0.455 Jeff Torborg, R OBP: 0.288, SLG: 0.292		 HBP		 1-2		 2-3 SH				 1-2		 1-2	0	0	0	0	0	0	0			
Ron Fairly, L OBP: 0.333, SLG: 0.327			 2-3		 2-3						 IBB		5	0	0	0	0	3	8			
Jim Gilliam, S OBP: 0.276, SLG: 0.242		 1-2					 1-2				 1-2		4	0	1	0	1	0	0			
John Kennedy, R OBP: 0.243, SLG: 0.283 Jim Lefebvre, S OBP: 0.339, SLG: 0.447 Phil Regan, R OBP: 0.222, SLG: 0.176						 1-3							4	0	0	0	0	1	2			
Sandy Koufax, R OBP: 0.278, SLG: 0.067 Nate Oliver, R OBP: 0.296, SLG: 0.227												 1B BB	4	0	0	0	0	3	0			
Inning Stats	R: 0 E: 0 K: 1 S: 5	H: 0 LOB: 0 BB: 0 P: 5	R: 0 E: 0 K: 2 S: 8	H: 1 LOB: 2 BB: 0 P: 9	R: 0 E: 0 K: 1 S: 6	H: 1 LOB: 0 BB: 0 P: 6	R: 0 E: 0 K: 1 S: 5	H: 0 LOB: 0 BB: 0 P: 5	R: 0 E: 0 K: 1 S: 6	H: 1 LOB: 2 BB: 0 P: 7	R: 0 E: 0 K: 1 S: 5	H: 0 LOB: 0 BB: 0 P: 5	R: 0 E: 0 K: 1 S: 5	H: 0 LOB: 0 BB: 0 P: 5	R: 0 E: 0 K: 1 S: 7	H: 2 LOB: 3 BB: 1 P: 11	R: 0 E: 0 K: 0 S: 1	H: 1 LOB: 1 BB: 1 P: 5	1B: 6 2B: 2 3B: 0 HR: 0	SF: 1 SAC: 1 DP: 1 HBP: 3	WP: 0 PB: 0 SB: 0 CS: 1	PA: 46
PITCHER	IP	WLS	BF	H	R	ER	SO	BB	IBB	HBP	BLK	WP	HR	S	P	ERA	WHIP					
Jim Bunning, R ERA: 2.48	(1, 1)	11.0	44	6	1	1	12	1	1	3	0	0	0	63	74	0.82	0.636					
Darold Knowles, L ERA: 2.83	(12, 1)	0.0	L	2	1	1	0	0	0	0	0	0	0	1	5	*	*					

Philadelphia Phillies @ Los Angeles Dodgers
Dodger Stadium, Los Angeles, CA
Wed Jul 27 1966, 7:05 PM PDT
Alt. 44.937 - Unknown

AB 38
R 2
H 7
RBI 2
BB 3
SO 12
LOB 22



Batter	1	2	3	4	5	6	7	8	9	AB	R	H	RBI	BB	SO	LOB	TOP										
John Briggs, L OBP: 0.417, SLG: 0.542 (1, 8)	4-0 FC1-5 BB BB		0-0 E 1B HR		0-3 K		0-0 FC4-6 1B		0-0 1B	4	1	3	0	1	1	0	Philadelphia Phillies @ Pittsburgh Pirates Forbes Field, Pittsburgh, PA Fri Jul 29 1966, 7:05 PM EDT Att: 25,358 - Unknown										
Johnny Callison, L OBP: 0.339, SLG: 0.412 (1, 9)	4-0 FC1-5 1-2 BB		0-0 E9 1-3 HR 1B		0-0 F8		0-0 FC4-6 FC6-4 1-2 2-3		0-0 1B	4	1	2	0	1	0	2											
Dick Allen, R OBP: 0.383, SLG: 0.631 (1, 5)	0-0 FC1-5 1-2 2-3 G4-6-3		0-0 HR		0-3 K2-3		0-0 FC6-4 1-2		0-3 K	5	1	1	3	0	2	6											
Bill White, L OBP: 0.349, SLG: 0.466 (1, 3)	0-0 G4-6-3 1-2		0-0 G3 2-H 3-H				0-0 4-3 SH3-4 1B		0-0 1B	4	0	2	0	0	0	2											
Tony Gonzalez, L OBP: 0.318, SLG: 0.397 (1, 7)		0-0 4-3	0-0 F7				0-0 SH3-4 1-2		0-3 K	3	0	0	0	0	1	1											
Clay Dalrymple, L OBP: 0.377, SLG: 0.358 (1, 2)		0-0 FC4-6 1B	0-0 G3				0-0 4-3 2-3		0-0 F8	4	0	1	0	0	0	2											
Cookie Rojas, R OBP: 0.306, SLG: 0.347 (1, 4)		0-0 FC4-6 1B 1-2			0-0 F2		0-0 F5		0-0 4-3	4	0	0	0	0	0	3											
Dick Groat, R OBP: 0.290, SLG: 0.313 (1, 6)		0-0 1B 1-2			0-0 6-3		0-0 F5		0-3 K	4	0	1	0	0	1	0											
Chris Short, R OBP: 0.215, SLG: 0.215 (1, 1)		0-0 4-3			0-0 5-6-3		0-0 FC4-6 1B 1B		0-3 K	3	0	1	0	0	0	2											
Doug Clemens, L OBP: 0.357, SLG: 0.293 (9, PH)									0-3 K	1	0	0	0	0	1	0											
Inning Stats	R: 0 E: 0 K: 0 S: 2	H: 0 LOB: 1 BB: 2 P: 10	R: 0 E: 0 K: 0 S: 5	H: 2 LOB: 2 BB: 0 P: 5	R: 3 E: 1 K: 0 S: 6	H: 3 LOB: 0 BB: 0 P: 6	R: 0 E: 0 K: 0 S: 3	H: 0 LOB: 0 BB: 0 P: 3	R: 0 E: 0 K: 2 S: 7	H: 1 LOB: 1 BB: 0 P: 4	R: 0 E: 0 K: 0 S: 4	H: 2 LOB: 2 BB: 0 P: 5	R: 0 E: 0 K: 1 S: 6	H: 1 LOB: 1 BB: 0 P: 6	R: 0 E: 0 K: 3 S: 11	H: 2 LOB: 2 BB: 0 P: 11	1B: 10 2B: 0 3B: 0 HR: 1	SF: 0 SAC: 1 DP: 1 HBP: 0	WP: 0 PB: 0 SB: 0 CS: 0	PA: 39							
PITCHER	IP	WLS	BF	H	R	ER	SO	BB	IBB	HBP	BLK	WP	HR	S	P	ERA	WHIP										
Don Cardwell, R ERA: 4.19 (1, 1)	2.0		12	5	3	3	0	2	0	0	0	0	1	10	18	13.50	3.500										
Billy O'Dell, L ERA: 2.57 (3, 1)	6.0	W	22	4	0	0	3	0	0	0	0	0	0	28	28	0.00	0.667										
Roy Face, R ERA: 2.51 (9, 1)	1.0	S	5	2	0	0	3	0	0	0	0	0	0	11	11	0.00	2.000										

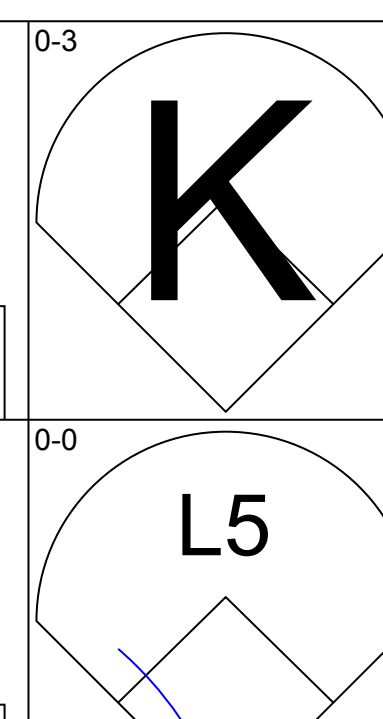
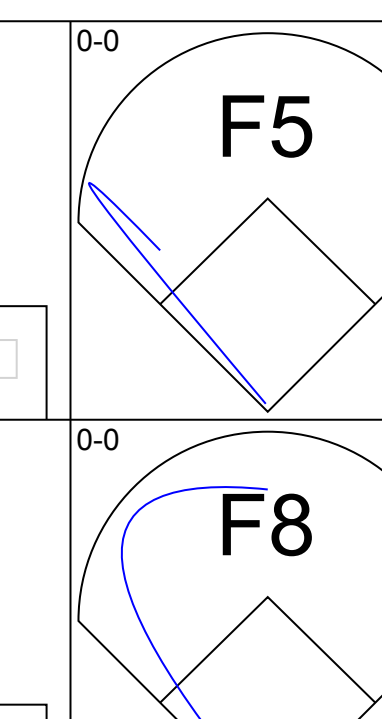
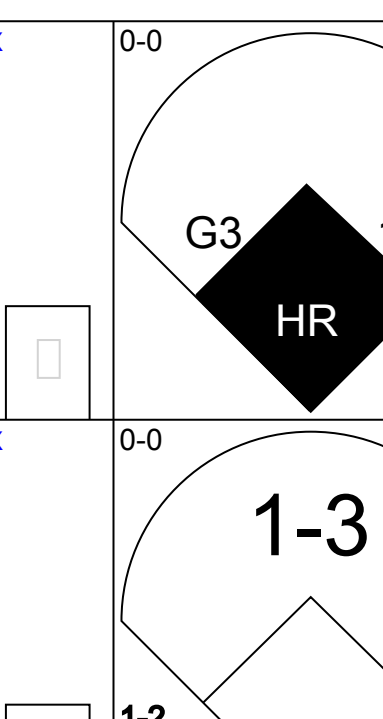
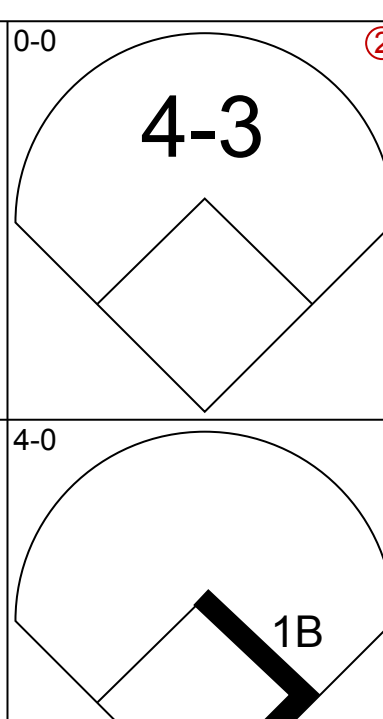
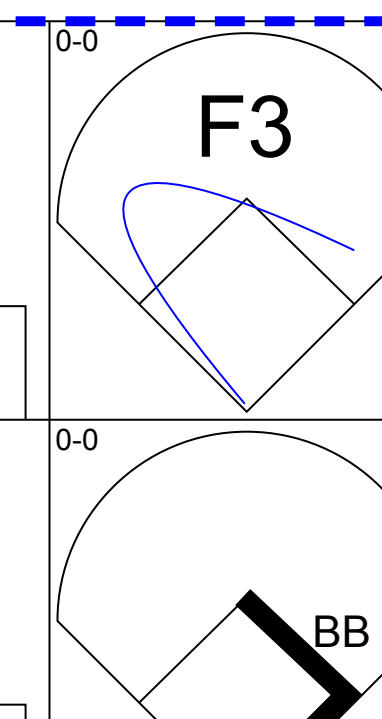
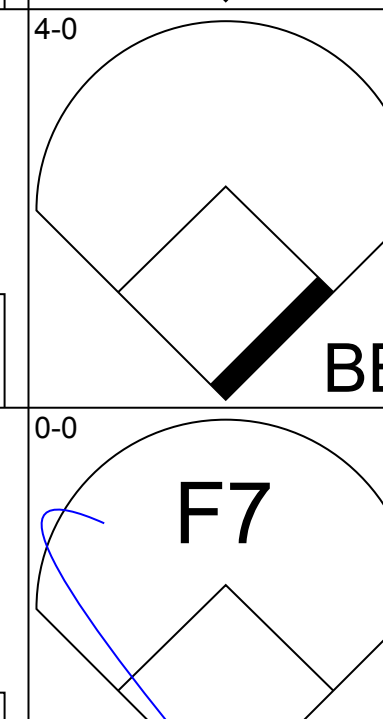

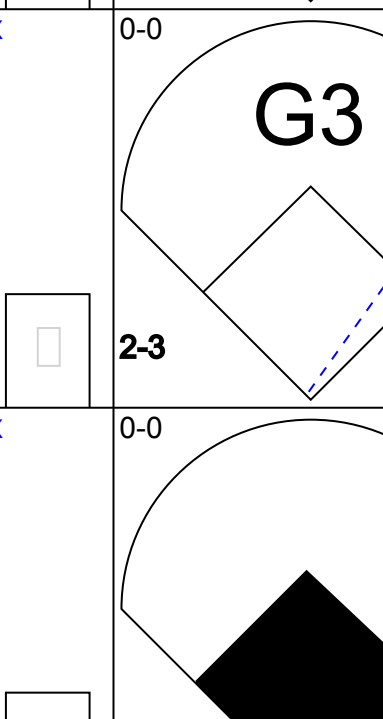
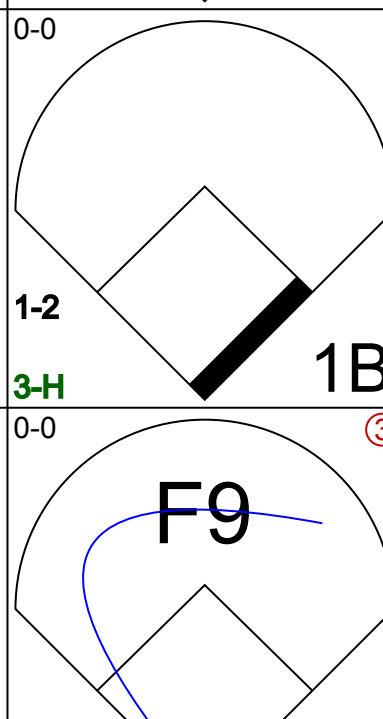
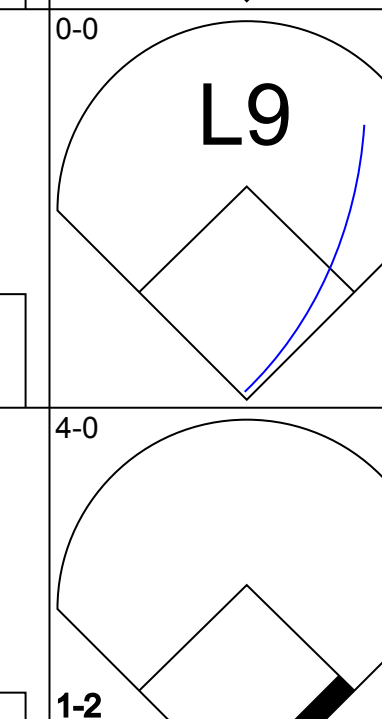

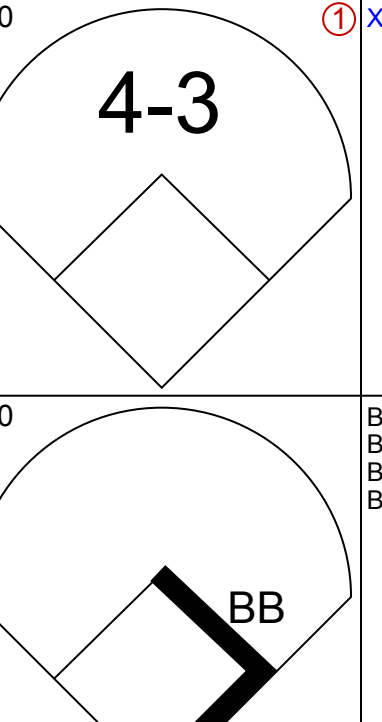
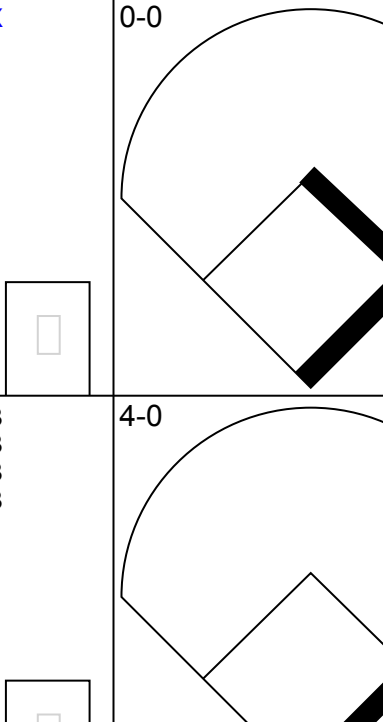

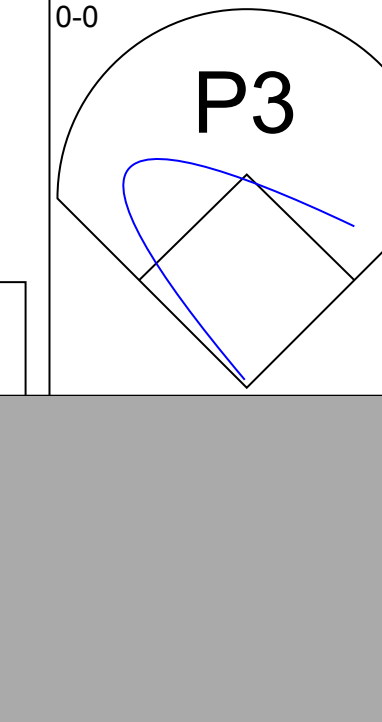

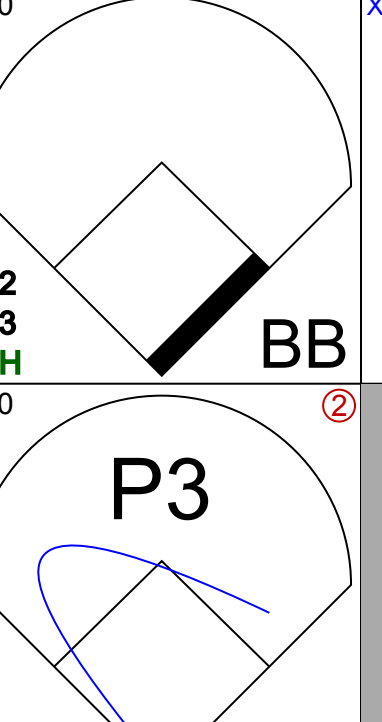
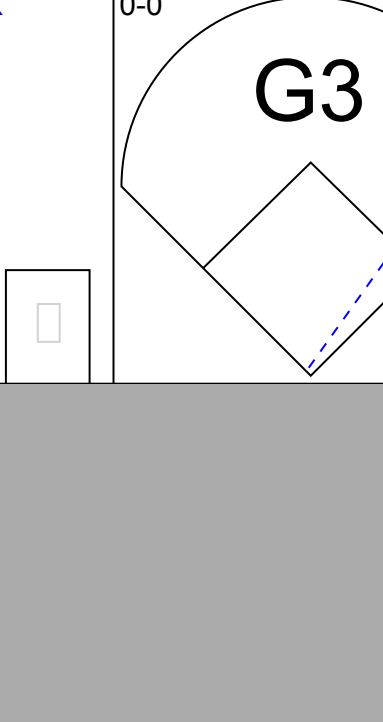
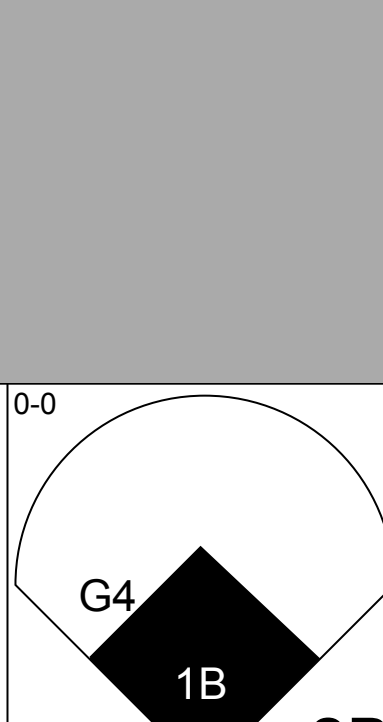

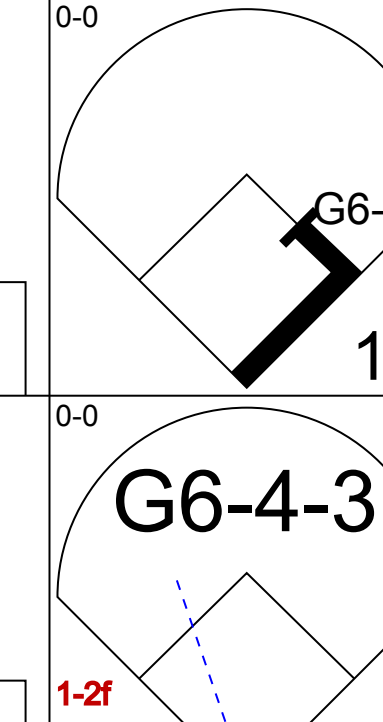
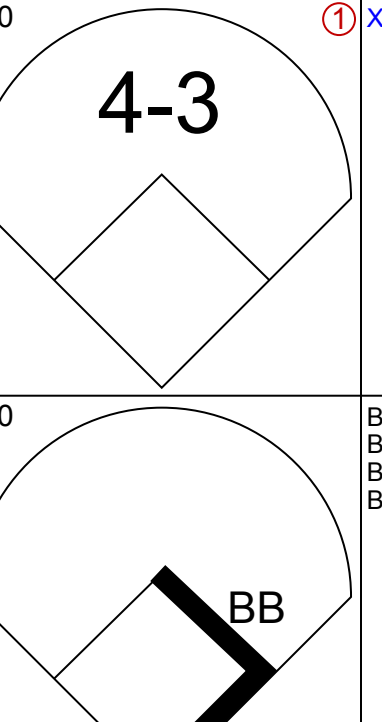
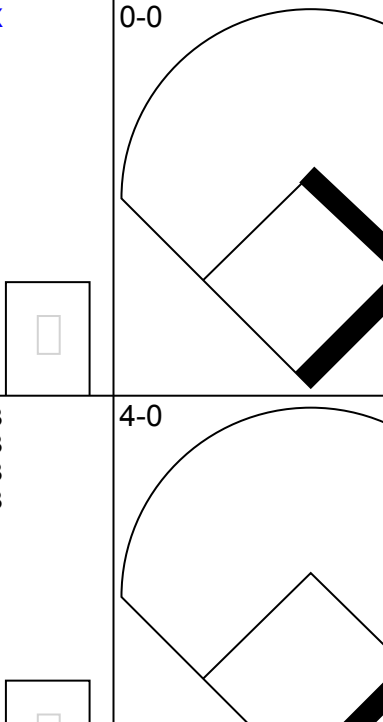
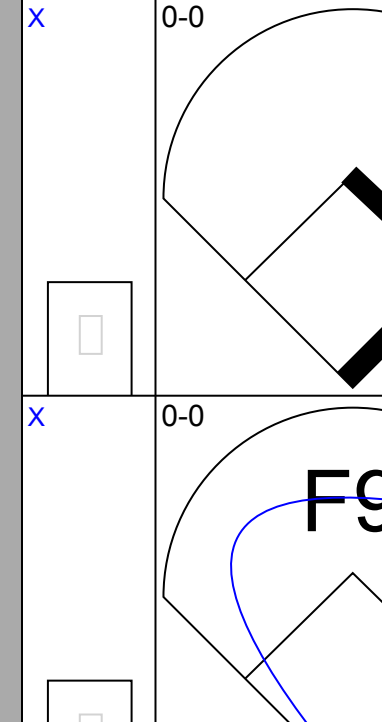
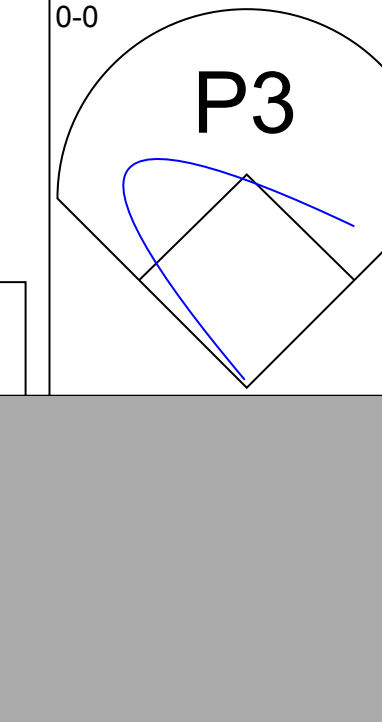
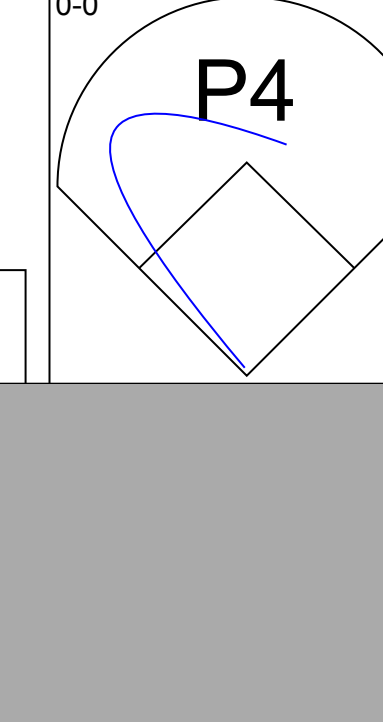
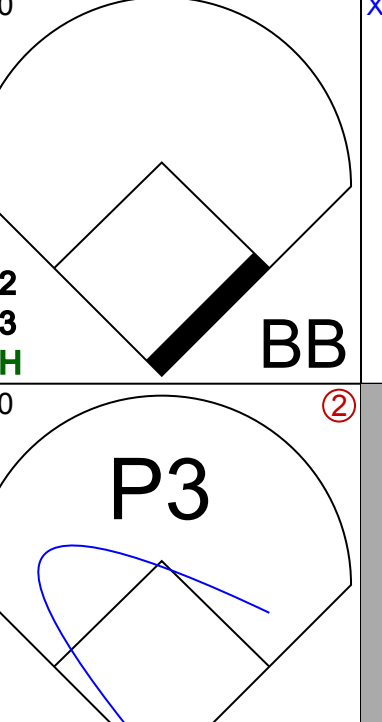
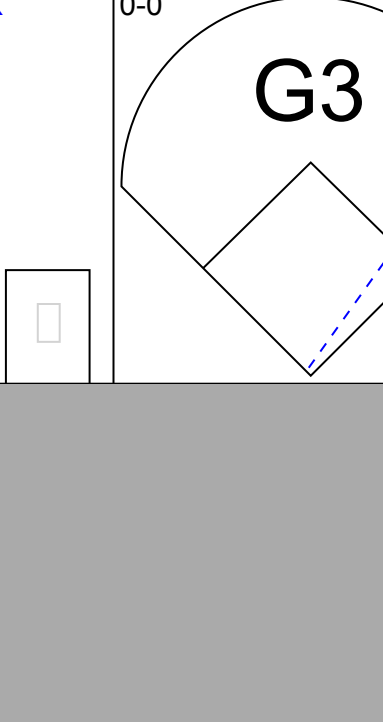
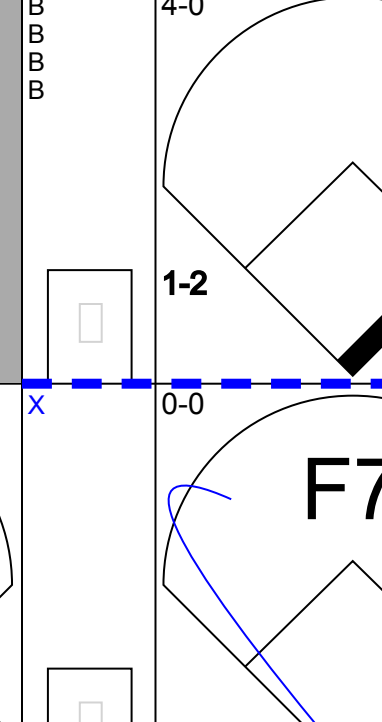


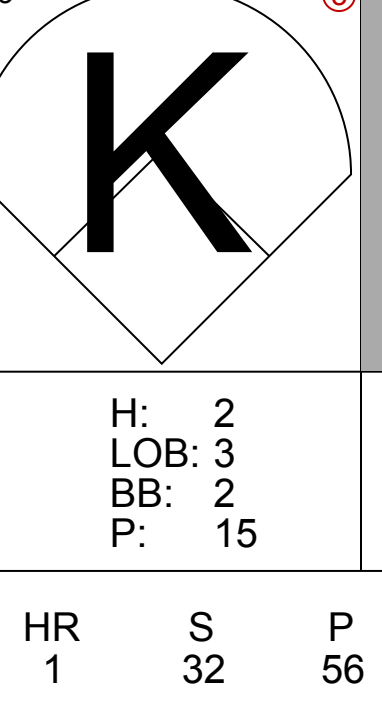
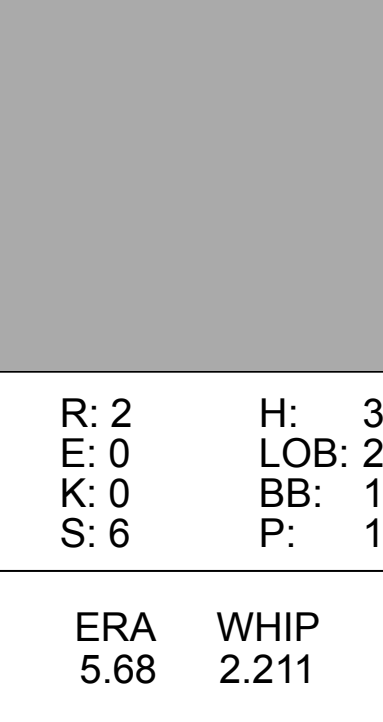
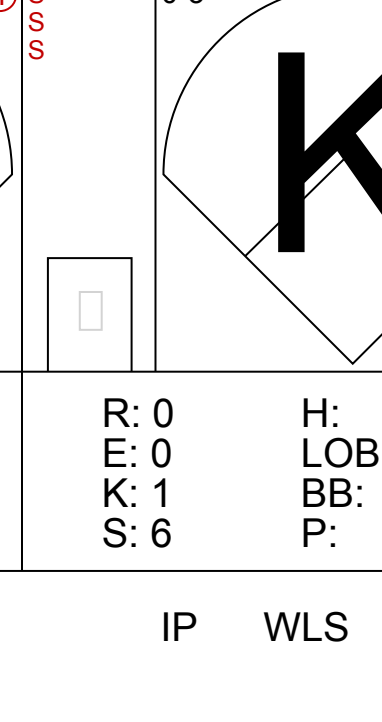
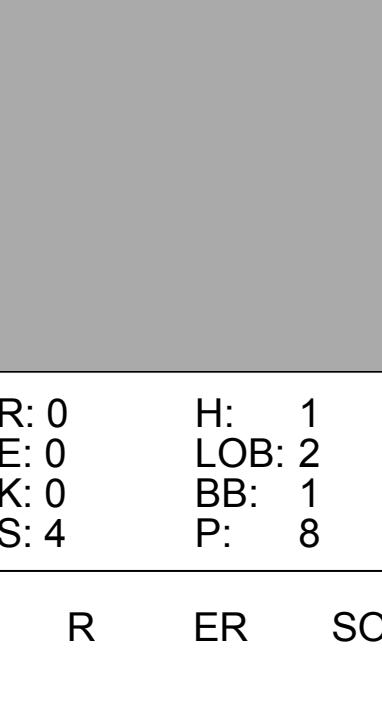
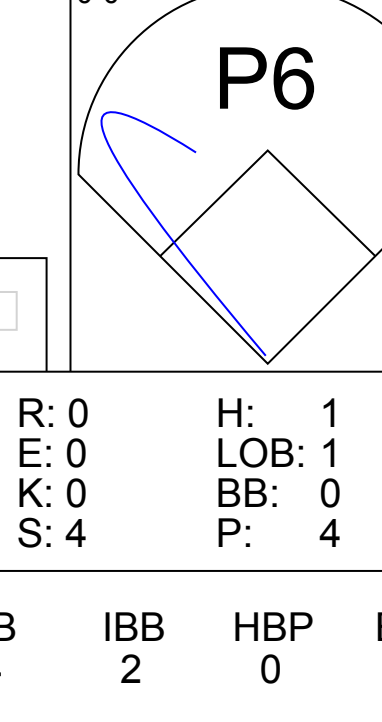
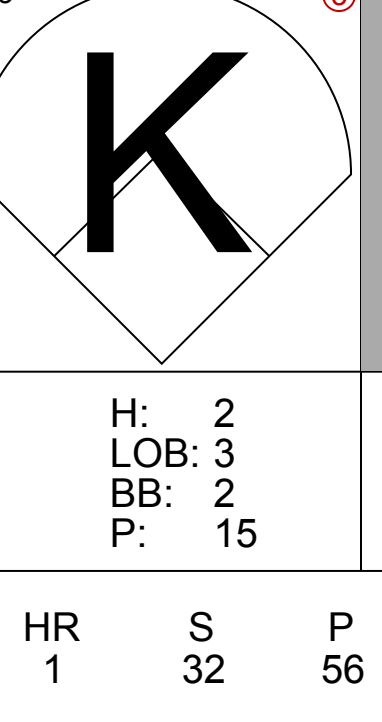
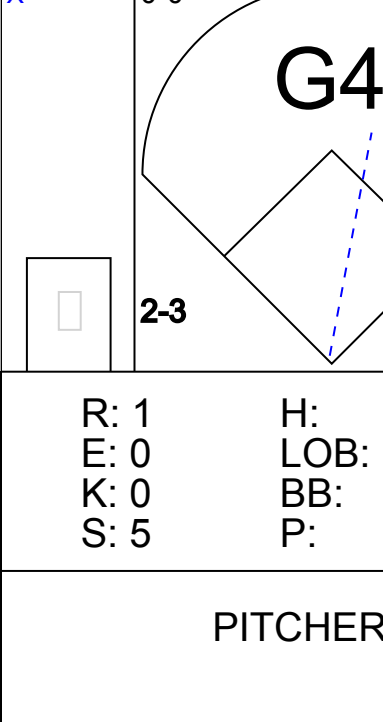
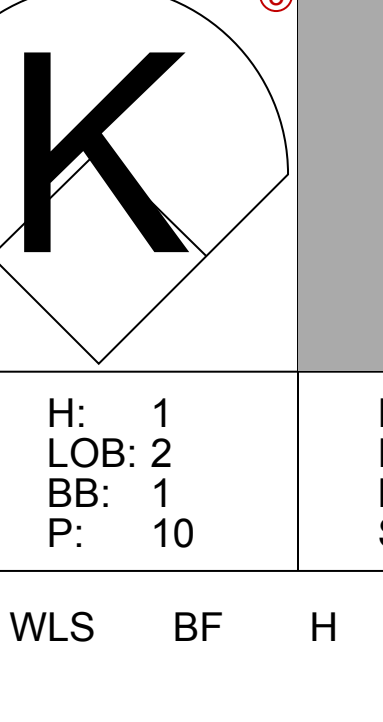
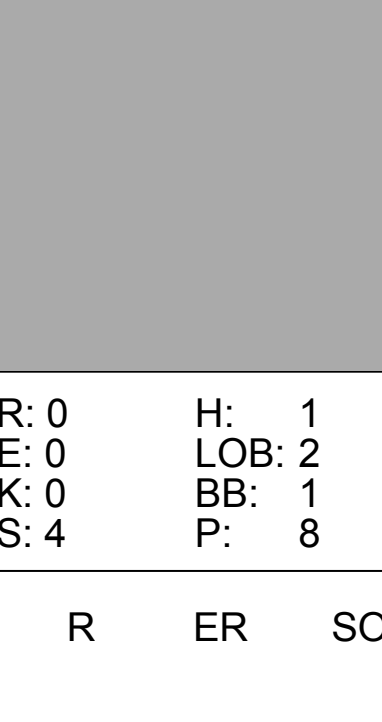

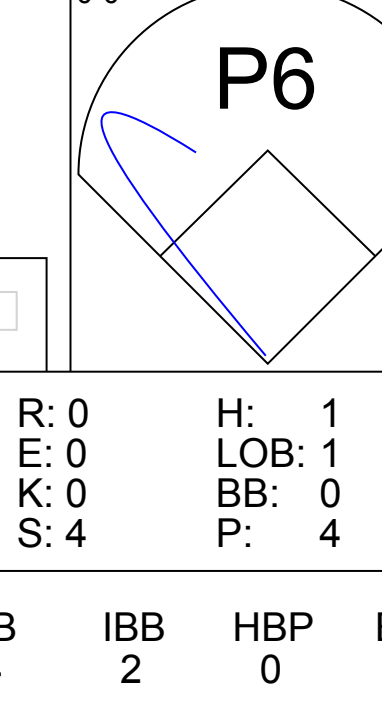
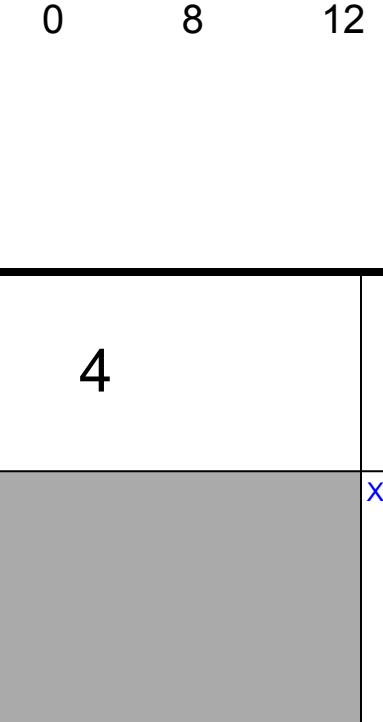
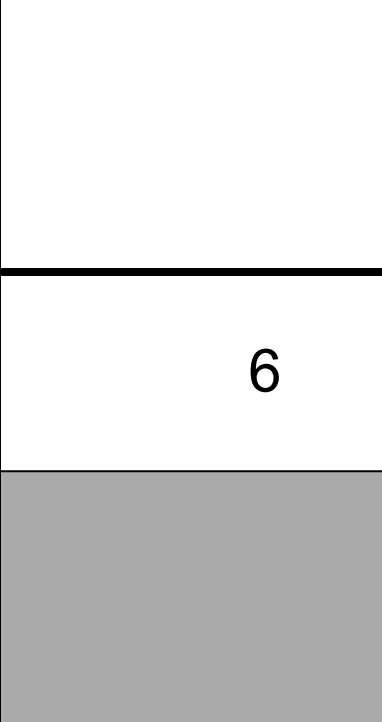
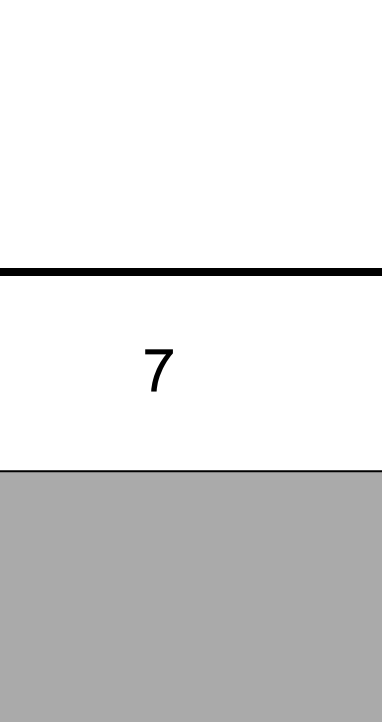
AB	36
R	3
H	11
RBI	3
BB	2
SO	6
LOB	18



Batter	1	2	3	4	5	6	7	8	9	AB	R	H	RBI	BB	SO	LOB	BOTTOM										
Manny Mota, R OBP: 0.385, SLG: 0.505 (1, 8)	4-0 FC6-4 BB	0-0 FC6 1-2			0-0 6-3			0-0 FC4-6 1B 1B		3	1	1	0	1	0	2	Philadelphia Phillies @ Pittsburgh Pirates Forbes Field, Pittsburgh, PA Fri Jul 29 1966, 7:05 PM EDT Att: 25,358 - Unknown										
Gene Alley, R OBP: 0.314, SLG: 0.407 (1, 6)	0-3 K		0-0 G4-6-3 1B				0-0 F2	0-0 FC4-6 1B 1-2 2-H		4	0	2	1	0	1	1											
Roberto Clemente, R OBP: 0.366, SLG: 0.539 (1, 9)	0-3 K		0-0 G4-6-3 1-2				0-0 L3	0-0 FC4-6 2B 1-2 2-3		4	1	0	0	0	1	4											
Donn Clendenon, R OBP: 0.362, SLG: 0.522 (1, 3)	0-0 FC6-4 1-2		0-3 K				0-0 4-3	0-0 2B 1-2 BB		3	1	0	0	1	1	1											
Jose Pagan, R OBP: 0.299, SLG: 0.420 (1, 5)		4-0 2B BB			0-0 L8		0-0 6-3	0-0 2B 1-H 2-H 3-H		3	1	1	3	1	0	0											
Jim Pagliaroni, R OBP: 0.340, SLG: 0.399 (1, 2)		0-0 FC4-6 1-H 2B		0-0 F8			0-3 K			3	0	1	1	0	1	0											
Bill Mazerowski, R OBP: 0.302, SLG: 0.375 (1, 4)		0-3 K		0-3 K			0-0 F8			3	0	0	0	0	2	1											
Bob Bailey, R OBP: 0.333, SLG: 0.408 (1, 7)		1-0 FC4-6 HBP			0-3 K			0-0 6-3		2	0	0	0	0	1	0											
Willie Stargell, L OBP: 0.332, SLG: 0.611 (9, 7)								0-0 K		0	0	0	0	0	0	0											
Don Cardwell, R OBP: 0.111, SLG: 0.040 (1, 1)		0-0 FC4-6			0-3 K			0-0 1B		1	0	0	0	0	0	2											
Billy O'Dell, S OBP: 0.154, SLG: 0.154 (3, 1)								0-0 K		1	0	0	0	0	1	0											
Gene Michael, S OBP: 0.176, SLG: 0.235 (9, PH)								0-0 1B		1	1	1	0	0	0	0											
Roy Face, R OBP: 0.357, SLG: 0.293 (9, 1)								0-0 1B		0	0	0	0	0	0	0											
Inning Stats	R: 0 E: 0 K: 2 S: 7	H: 0 LOB: 1 BB: 1 P: 11	R: 1 E: 0 K: 1 S: 6	H: 1 LOB: 2 BB: 1 P: 11	R: 0 E: 0 K: 1 S: 5	H: 1 LOB: 0 BB: 0 P: 5	R: 0 E: 0 K: 1 S: 5	H: 0 LOB: 0 BB: 0 P: 5	R: 0 E: 0 K: 2 S: 7	H: 0 LOB: 0 BB: 0 P: 7	R: 0 E: 0 K: 0 S: 3	H: 0 LOB: 0 BB: 0 P: 3	R: 0 E: 0 K: 1 S: 5	H: 0 LOB: 0 BB: 0 P: 5	R: 4 E: 0 K: 0 S: 6	H: 4 LOB: 1 BB: 1 P: 10	1B: 4 2B: 2 3B: 0 HR: 0	SF: 0 SAC: 0 DP: 1 HBP: 1	WP: 0 PB: 0 SB: 0 CS: 0	PA: 32							
PITCHER	IP	WLS	BF	H	R	ER	SO	BB	IBB	HBP	BLK	WP	HR	S	P	ERA	WHIP										
Chris Short, L ERA: 3.35 (1, 1)	8.0	L	32	6	5	5	8	3	0	1	0	0	0	44	57	5.62	1.125										

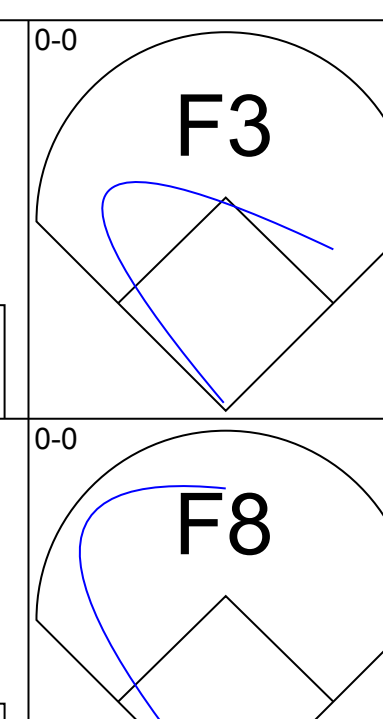
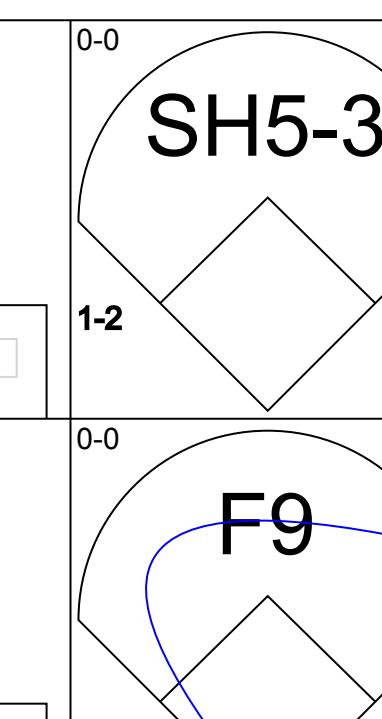
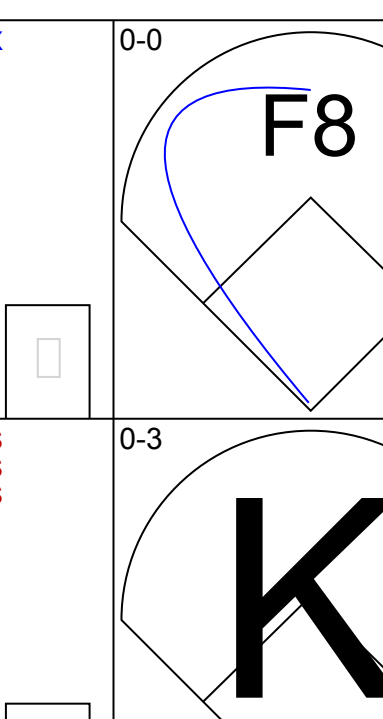
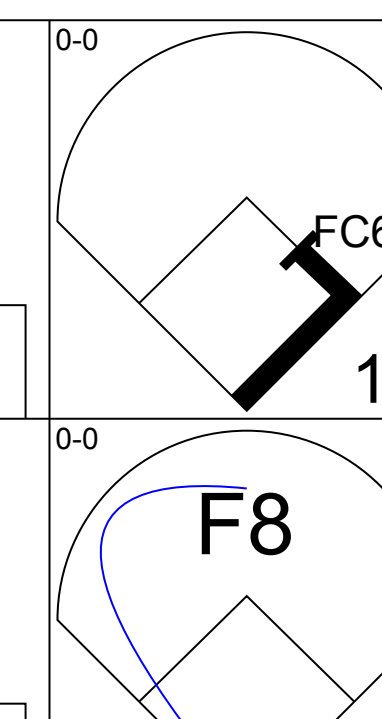
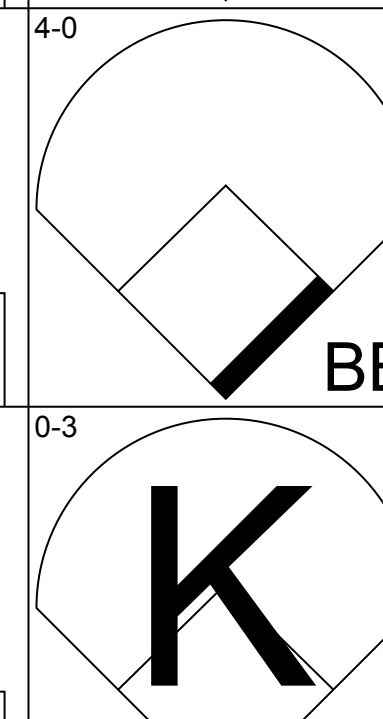


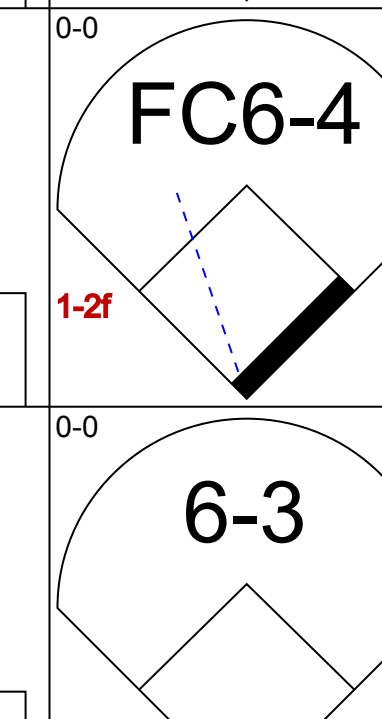

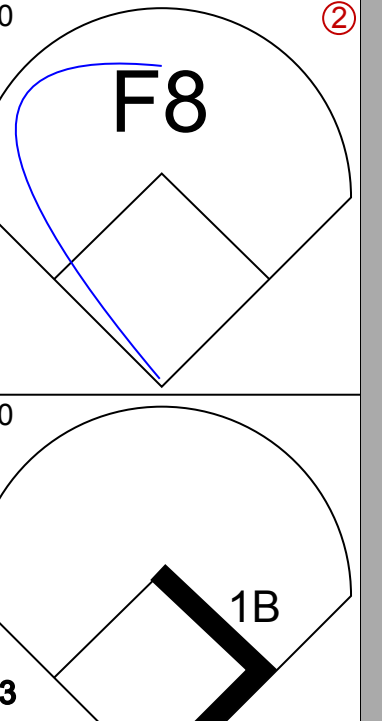
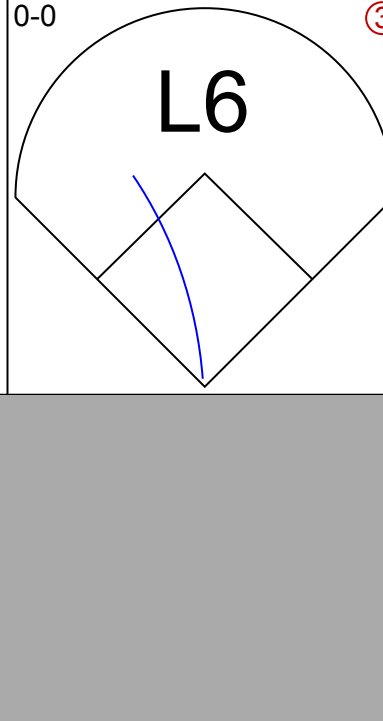


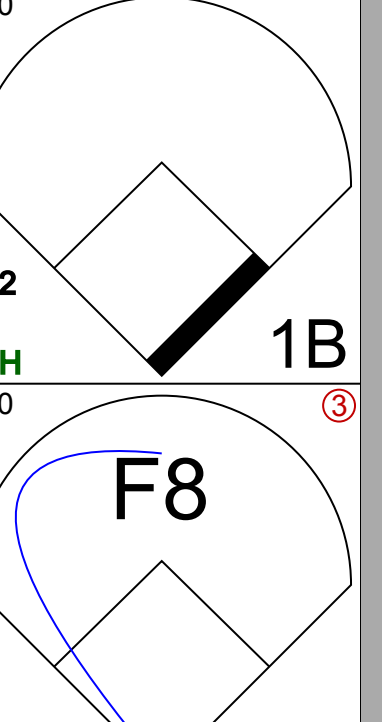


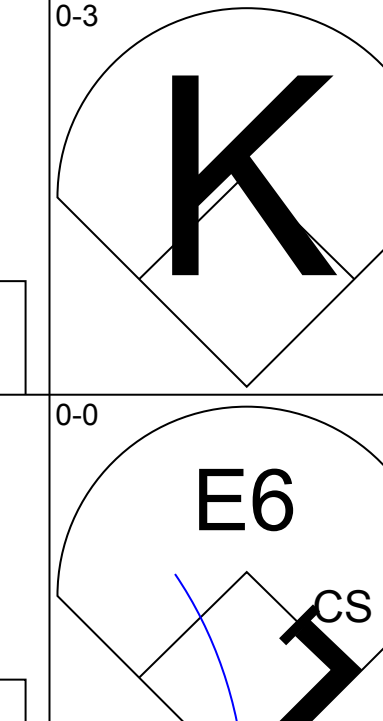
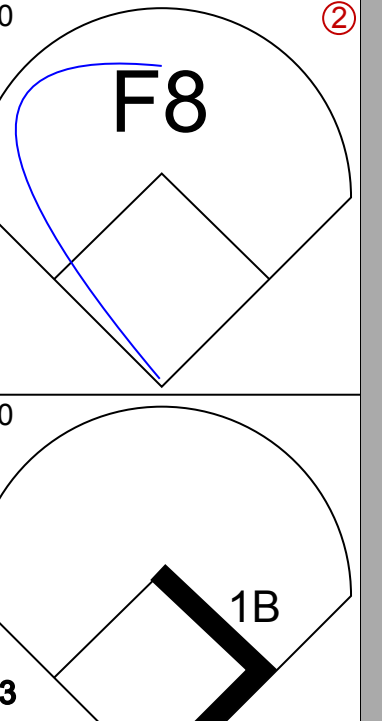
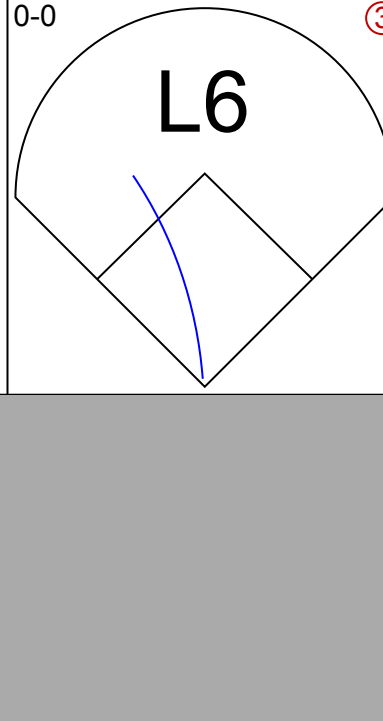

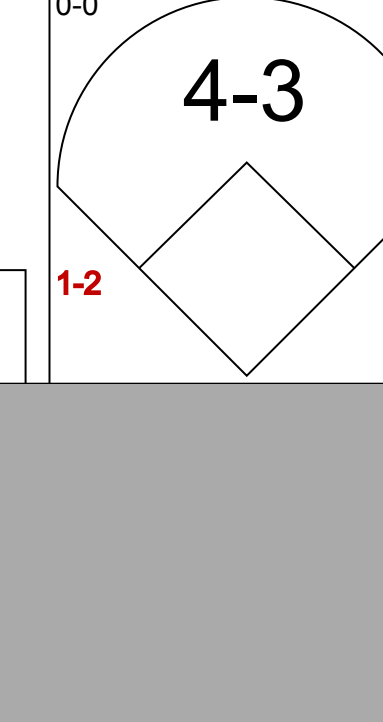
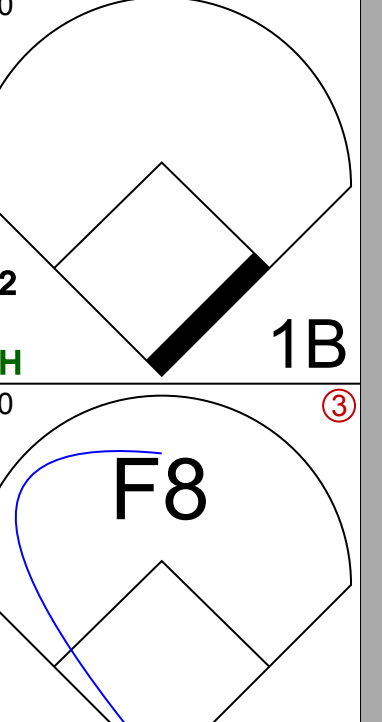
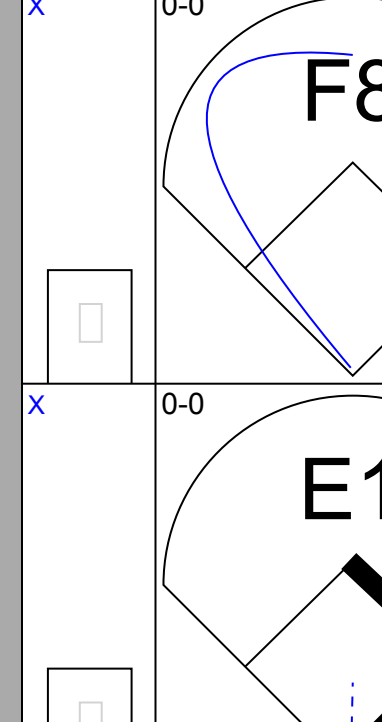

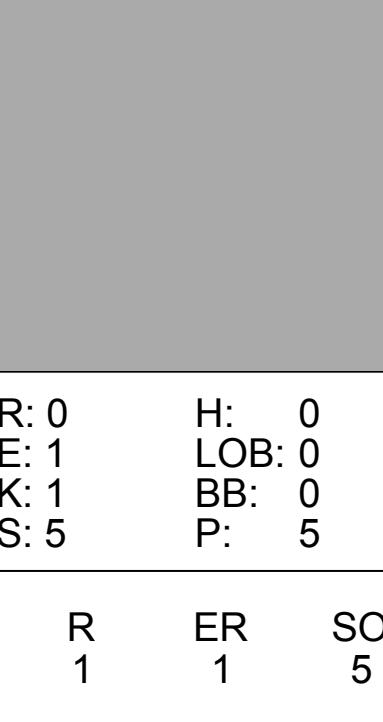
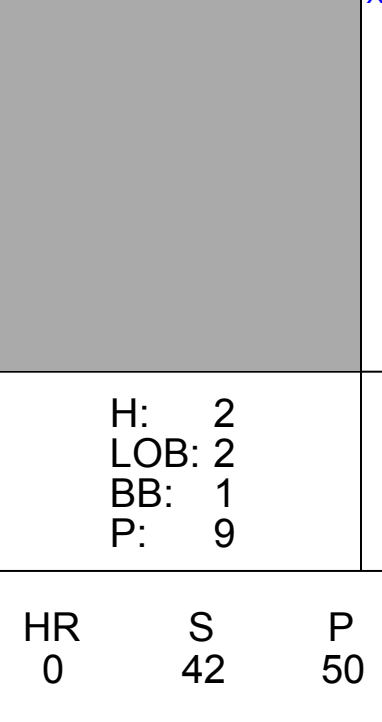
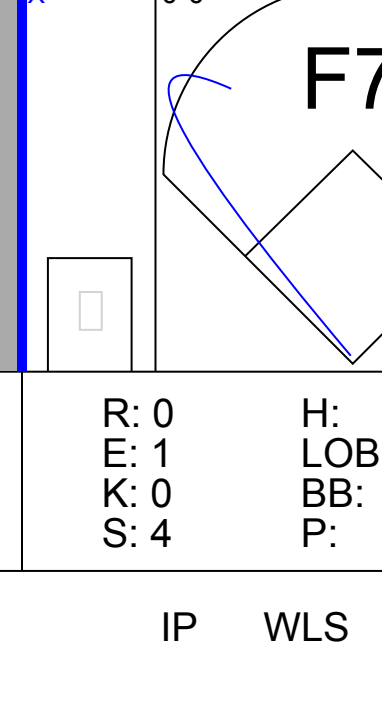
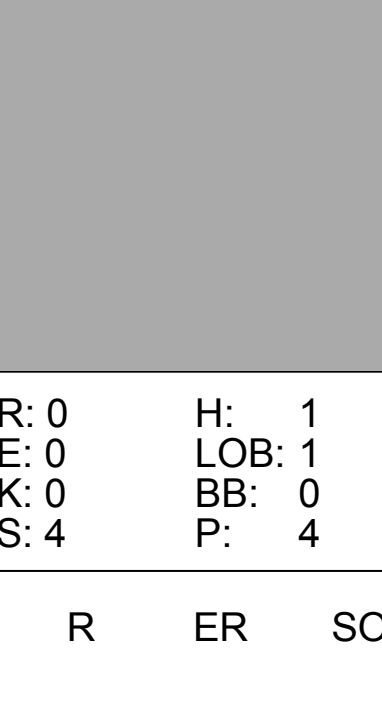
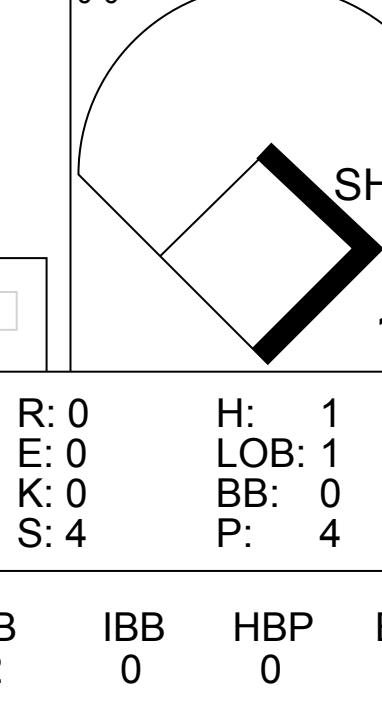
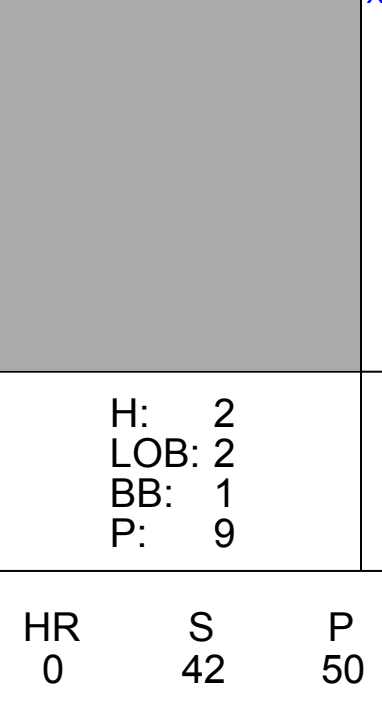
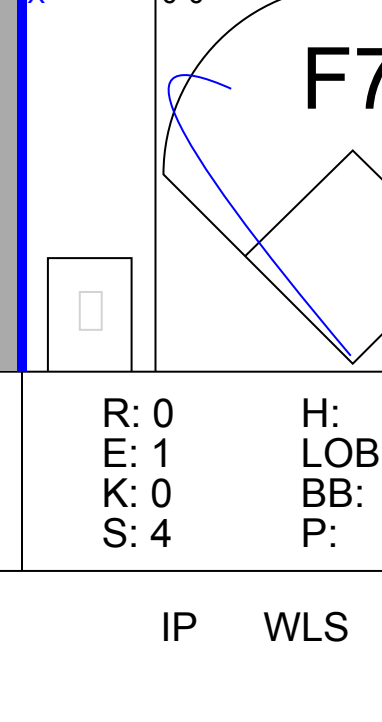
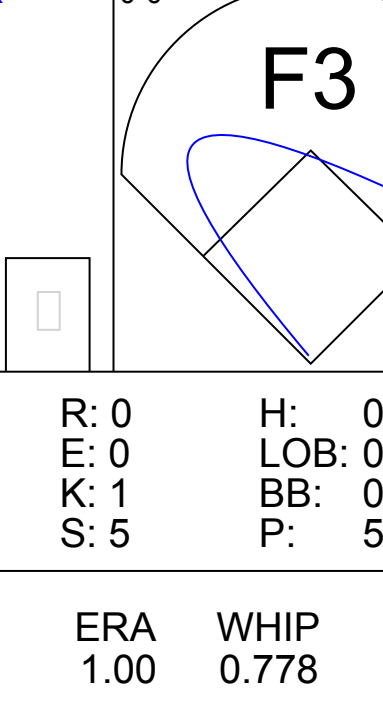
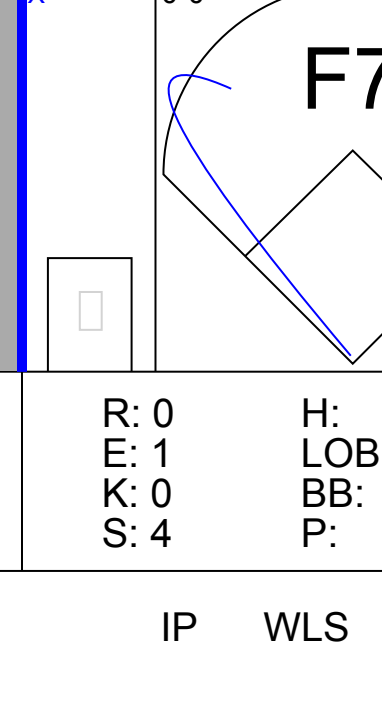
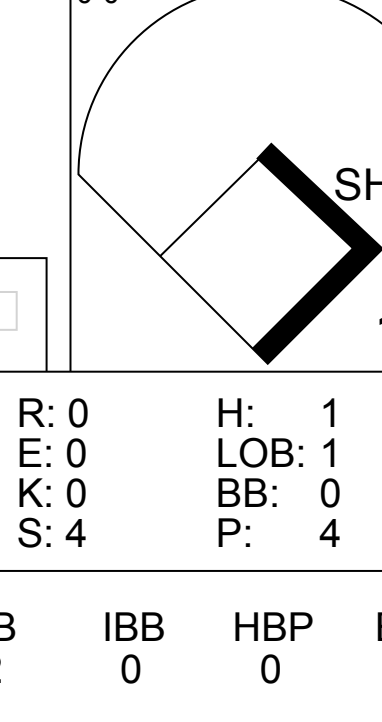
AB	28
R	5
H	6
RBI	5
BB	3
SO	8
LOB	11



Batter	1	2	3	4	5	6	7	8	9	AB	R	H	RBI	BB	SO	LOB	TOP					
John Briggs, L (1, 8) OBP: 0.404, SLG: 0.519										5	1	1	0	0	1	2	Philadelphia Phillies @ Pittsburgh Pirates Forbes Field, Pittsburgh, PA Sat Jul 30 1966, 3:33 AM EDT Att: 15,804 - Unknown					
Cookie Rojas, R (1, 4) OBP: 0.307, SLG: 0.346										4	0	1	0	1	0	2						
Johnny Callison, L (1, 9) OBP: 0.342, SLG: 0.413										4	1	2	1	1	0	2						
Dick Allen, R (1, 5) OBP: 0.386, SLG: 0.643										4	1	2	2	1	0	3						
Jackie Brandt, R (1, 7) OBP: 0.326, SLG: 0.331										5	0	3	0	0	0	4						
Bob Uecker, R (1, 2) OBP: 0.306, SLG: 0.402										3	0	1	0	2	0	2						
Bill White, L (1, 3) OBP: 0.350, SLG: 0.463										3	0	0	1	2	0	3						
Dick Groat, R (1, 6) OBP: 0.292, SLG: 0.317										5	1	2	0	0	0	6						
Larry Jackson, R (1, 1) OBP: 0.158, SLG: 0.185										5	0	0	0	0	2	8						
Inning Stats	R: 0 E: 0 K: 1 S: 5	H: 0 LOB: 1 BB: 1 P: 9	R: 0 E: 0 K: 0 S: 3	H: 1 LOB: 0 BB: 0 P: 3	R: 0 E: 0 K: 0 S: 4	H: 1 LOB: 1 BB: 0 P: 4	R: 1 E: 0 K: 1 S: 7	H: 2 LOB: 3 BB: 2 P: 15	R: 2 E: 0 K: 0 S: 6	H: 3 LOB: 2 BB: 1 P: 10	R: 1 E: 0 K: 1 S: 5	H: 2 LOB: 2 BB: 1 P: 9	R: 0 E: 0 K: 1 S: 6	H: 1 LOB: 2 BB: 1 P: 10	R: 0 E: 0 K: 0 S: 4	H: 1 LOB: 1 BB: 0 P: 8	R: 0 E: 0 K: 0 S: 4	H: 1 LOB: 1 BB: 0 P: 4	1B: 8 2B: 3 3B: 0 HR: 1	SF: 0 SAC: 0 DP: 1 HBP: 0	WP: 0 PB: 0 SB: 0 CS: 0	PA: 45
PITCHER	IP WLS BF H R ER SO BB IBB HBP BLK WP HR S P ERA WHIP																					
Woodie Fryman, L (1, 1) ERA: 2.69	6.1 L 34 10 4 4 2 4 2 0 0 0 1 32 56 5.68 2.211																					
Al McBean, R (7, 1) ERA: 3.19	0.2 2 0 0 0 1 0 0 0 0 0 0 4 4 0.00 0.000																					
Pete Mikkelsen, R (8, 1) ERA: 3.29	2.0 9 2 0 0 0 1 0 0 0 0 0 8 12 0.00 1.500																					

AB	38
R	4
H	12
RBI	4
BB	7
SO	3
LOB	32



Batter	1	2	3	4	5	6	7	8	9	AB	R	H	RBI	BB	SO	LOB	BOTTOM			
Matty Alou, L (1, 8) OBP: 0.374, SLG: 0.445										3	0	1	0	0	0	0	Philadelphia Phillies @ Pittsburgh Pirates Forbes Field, Pittsburgh, PA Sat Jul 30 1966, 3:33 AM EDT Att: 15,804 - Unknown			
Gene Alley, R (1, 6) OBP: 0.310, SLG: 0.402										4	0	0	0	0	1	2				
Manny Mota, R (1, 9) OBP: 0.387, SLG: 0.500										2	1	0	0	2	0	1				
Willie Stargell, L (1, 7) OBP: 0.387, SLG: 0.603										4	0	0	0	0	2	3				
Jose Pagan, R (1, 5) OBP: 0.294, SLG: 0.414										4	0	0	0	0	1	1				
Donn Clendenen, R (1, 3) OBP: 0.361, SLG: 0.519										4	0	1	0	0	0	0				
Jim Pagliaroni, R (1, 2) OBP: 0.339, SLG: 0.397										4	0	1	1	0	1	1				
Bill Mazerowski, R (1, 4) OBP: 0.302, SLG: 0.375										3	0	1	0	0	0	2				
Woodie Fryman, R (1, 1) OBP: 0.190, SLG: 0.190										2	0	1	0	0	0	0				
Al McBean, R (7, 1) OBP: 0.111, SLG: 0.111										0	0	0	0	0	0	0				
Jerry Lynch, L (7, PH) OBP: 0.302, SLG: 0.275										1	0	0	0	0	0	1				
Pete Mikkelsen, R (8, 1) OBP: 0.273, SLG: 0.200										0	0	0	0	0	0	0				
Inning Stats	R: 0 E: 0 K: 1 S: 5	H: 0 LOB: 0 BB: 1 P: 9	R: 0 E: 1 K: 1 S: 5	H: 0 LOB: 0 BB: 0 P: 5	R: 0 E: 0 K: 0 S: 4	H: 1 LOB: 1 BB: 0 P: 4	R: 1 E: 0 K: 0 S: 5	H: 2 LOB: 2 BB: 1 P: 9	R: 0 E: 0 K: 1 S: 5	H: 0 LOB: 0 BB: 0 P: 5	R: 0 E: 0 K: 1 S: 4	H: 1 LOB: 1 BB: 0 P: 4	R: 0 E: 0 K: 0 S: 4	H: 1 LOB: 1 BB: 0 P: 4	R: 0 E: 0 K: 1 S: 5	H: 0 LOB: 0 BB: 0 P: 5	1B: 5 2B: 0 3B: 0 HR: 0	SF: 0 SAC: 1 DP: 0 HBP: 0	WP: 0 PB: 0 SB: 0 CS: 1	PA: 34
PITCHER	IP WLS BF H R ER SO BB IBB HBP BLK WP HR S P ERA WHIP																			
Larry Jackson, R (1, 1) ERA: 3.07	9.0 W 34 5 1 1 5 2 0 0 0 0 0 42 50 1.00 0.778																			

AB	31
R	1
H	5
RBI	1
BB	2
SO	5
LOB	11



Batter	1	2	3	4	5	6	7	8	9	AB	R	H	RBI	BB	SO	LOB	TOP					
John Briggs, L OBP: 0.404, SLG: 0.512 (1, 8)										5	0	2	0	0	0	3	Philadelphia Phillies @ Pittsburgh Pirates Forbes Field, Pittsburgh, PA Sun Jul 31 1966, 3:33 AM EDT Unknown					
Cookie Rojas, R OBP: 0.309, SLG: 0.347 (1, 4)										4	1	2	0	0	0	0						
Johnny Callison, L OBP: 0.343, SLG: 0.415 (1, 9)										5	2	2	0	0	0	2						
Dick Allen, R OBP: 0.386, SLG: 0.638 (1, 5)										4	2	1	1	1	1	2						
Bill White, L OBP: 0.357, SLG: 0.485 (1, 3)										5	2	5	5	0	0	0						
Tony Gonzalez, L OBP: 0.320, SLG: 0.397 (1, 7)										5	1	2	0	0	1	3						
Clay Dalrymple, L OBP: 0.379, SLG: 0.357 (1, 2)										3	0	1	1	1	0	1						
Dick Groat, R OBP: 0.294, SLG: 0.319 (1, 6)										4	0	2	0	0	0	1						
Jim Bunning, R OBP: 0.169, SLG: 0.162 (1, 1)										4	0	0	0	0	4	4						
Inning Stats	R: 0 E: 0 K: 0 S: 3	H: 1 LOB: 0 BB: 0 P: 3	R: 0 E: 0 K: 0 S: 3	H: 1 LOB: 0 BB: 0 P: 3	R: 0 E: 0 K: 1 S: 5	H: 0 LOB: 0 BB: 0 P: 5	R: 0 E: 0 K: 1 S: 6	H: 1 LOB: 1 BB: 0 P: 6	R: 1 E: 0 K: 1 S: 7	H: 3 LOB: 1 BB: 0 P: 7	R: 5 E: 0 K: 1 S: 12	H: 8 LOB: 2 BB: 0 P: 12	R: 1 E: 0 K: 1 S: 6	H: 1 LOB: 1 BB: 1 P: 10	R: 0 E: 0 K: 1 S: 5	H: 0 LOB: 1 BB: 1 P: 9	R: 1 E: 0 K: 0 S: 5	H: 2 LOB: 1 BB: 0 P: 5	1B: 12 2B: 4 3B: 0 HR: 1	SF: 0 SAC: 1 DP: 2 HBP: 0	WP: 0 PB: 0 SB: 1 CS: 1	PA: 42
PITCHER	IP WLS BF H R ER SO BB IBB HBP BLK WP HR S P ERA WHIP																					
Vern Law, R ERA: 4.74 (1, 1)	5.1 L 24 12 6 6 3 0 0 0 0 0 0 1 30 30 10.12 2.250																					
Pete Mikkelsen, R ERA: 3.29 (6, 1)	0.2 4 2 0 0 1 0 0 0 0 0 0 0 6 6 0.00 3.000																					
Don Cardwell, R ERA: 4.25 (7, 1)	1.0 5 1 1 1 1 1 0 0 0 0 0 0 6 10 9.00 2.000																					
Al McBean, R ERA: 3.23 (8, 1)	2.0 9 2 1 1 1 1 0 0 0 1 0 0 10 14 4.50 1.500																					

AB	39
R	8
H	17
RBI	7
BB	2
SO	6
LOB	16



Batter	1	2	3	4	5	6	7	8	9	AB	R	H	RBI	BB	SO	LOB	BOTTOM			
Matty Alou, L OBP: 0.374, SLG: 0.444 (1, 8)										5	0	2	0	0	0	2	Philadelphia Phillies @ Pittsburgh Pirates Forbes Field, Pittsburgh, PA Sun Jul 31 1966, 3:33 AM EDT Unknown			
Gene Alley, R OBP: 0.309, SLG: 0.399 (1, 6)										5	1	1	0	0	1	3				
Manny Mota, R OBP: 0.389, SLG: 0.500 (1, 9)										4	0	2	0	0	0	0				
Willie Stargell, L OBP: 0.389, SLG: 0.602 (1, 7)										4	0	2	1	0	0	0				
Jose Pagan, R OBP: 0.290, SLG: 0.408 (1, 5)										4	0	0	0	0	0	4				
Donn Clendenen, R OBP: 0.362, SLG: 0.519 (1, 3)										4	0	2	0	0	0	2				
Bill Mazerowski, R OBP: 0.302, SLG: 0.374 (1, 4)										4	0	1	0	0	0	2				
Jesse Gonder, L OBP: 0.203, SLG: 0.338 (1, 2)										3	0	0	0	0	2	2				
Vern Law, R ERA: 4.74 (1, 1)										2	0	1	0	0	0	0				
Pete Mikkelsen, R ERA: 3.29 (6, 1)										0	0	0	0	0	0	0				
Don Cardwell, R ERA: 4.25 (7, 1)										0	0	0	0	0	0	0				
Jerry Lynch, R OBP: 0.226, SLG: 0.288 (7, PH)										0	0	0	0	0	1	2				
Al McBean, R ERA: 3.23 (8, 1)										0	0	0	0	0	0	0				
Andre Rodgers, R OBP: 0.333, SLG: 0.233 (8, PH)										1	0	0	0	0	1	1				
Inning Stats	R: 0 E: 0 K: 0 S: 5	H: 3 LOB: 2 BB: 0 P: 5	R: 0 E: 0 K: 1 S: 7	H: 2 LOB: 0 BB: 0 P: 7	R: 0 E: 0 K: 0 S: 3	H: 0 LOB: 0 BB: 0 P: 3	R: 0 E: 0 K: 0 S: 3	H: 0 LOB: 0 BB: 0 P: 3	R: 0 E: 0 K: 0 S: 3	H: 0 LOB: 0 BB: 0 P: 3	R: 0 E: 0 K: 1 S: 6	H: 1 LOB: 2 BB: 0 P: 7	R: 1 E: 0 K: 0 S: 6	H: 3 LOB: 2 BB: 0 P: 6	R: 0 E: 0 K: 3 S: 11	H: 2 LOB: 2 BB: 0 P: 11	1B: 11 2B: 0 3B: 0 HR: 0	SF: 0 SAC: 0 DP: 1 HBP: 1	WP: 0 PB: 0 SB: 0 CS: 0	PA: 38
PITCHER	IP WLS BF H R ER SO BB IBB HBP BLK WP HR S P ERA WHIP																			
Jim Bunning, R ERA: 2.41 (1, 1)	9.0 W 38 11 1 1 5 0 0 0 1 0 0 0 47 48 1.00 1.222																			

AB	37
R	1
H	11
RBI	1
BB	0
SO	5
LOB	18



Batter	1	2	3	4	5	6	7	8	9	10	AB	R	H	RBI	BB	SO	LOB	TOP	
Jimmy Wynn, R OBP: 0.321, SLG: 0.440 (1, 8)	F7		FC5-4			HR		F8		1B CS	5	1	2	1	0	0	3	Houston Astros @ Philadelphia Phillies Connie Mack Stadium, Philadelphia, PA Mon Aug 01 1966, 7:05 PM EDT Att: 11,602 - Unknown - 84 F	
Sonny Jackson, L OBP: 0.332, SLG: 0.332 (1, 6)	CS 1B			F7		1-3		SF8		1B BB	3	0	1	1	1	0	0		
Rusty Staub, L OBP: 0.348, SLG: 0.438 (1, 9)	L9			6-3		1B		F8		K	5	0	1	0	0	1	4		
Chuck Harrison, R OBP: 0.325, SLG: 0.360 (1, 3)		6-3		F7		F7			1B HR	1B	5	1	2	0	0	0	1		
Lee Maye, L OBP: 0.300, SLG: 0.403 Ron Brand, R OBP: 0.286, SLG: 0.256 (10, PH) (10, 7)	F9				G3			F5		F3	4	1	1	0	0	0	0		
Bob Aspromonte, R OBP: 0.234, SLG: 0.315 (1, 5)	K				P4			F8		CS	4	1	1	3	0	1	0		
Bill Heath, L OBP: 0.292, SLG: 0.273 (1, 2)			5-3		1B			F7		K	4	0	1	0	0	1	0		
Bob Lillis, R OBP: 0.261, SLG: 0.262 (1, 4)			FC5-4 1B		P3			F8 1B SF8 BB		L4	3	1	1	0	1	0	1		
Bob Bruce, R OBP: 0.125, SLG: 0.087 Don Arlich, L (6, 1)	K					F8				4-3	2	0	0	0	0	1	1		
Barry Latman, R OBP: 0.250, SLG: 0.182 Felix Mantilla, R OBP: 0.248, SLG: 0.339 Jim Owens, R (8, 1)								1-2 1B			0	0	0	0	0	0	0		
Inning Stats	R: 0 E: 0 K: 0 S: 3	H: 1 LOB: 0 BB: 0 P: 3	R: 0 E: 0 K: 1 S: 5	H: 0 LOB: 0 BB: 0 P: 5	R: 0 E: 0 K: 1 S: 6	H: 1 LOB: 1 BB: 0 P: 6	R: 0 E: 0 K: 0 S: 3	H: 0 LOB: 0 BB: 0 P: 3	R: 0 E: 0 K: 0 S: 3	H: 0 LOB: 0 BB: 0 P: 3	R: 1 E: 0 K: 0 S: 5	H: 1 LOB: 1 BB: 1 P: 8	R: 3 E: 0 K: 1 S: 8	H: 3 LOB: 0 BB: 0 P: 8	R: 0 E: 0 K: 1 S: 6	H: 2 LOB: 2 BB: 1 P: 10	1B: 8 2B: 1 3B: 0 HR: 2	SF: 1 SAC: 0 DP: 0 HBP: 0	WP: 0 PA: 42
PITCHER	IP WLS BF H R ER SO BB IBB HBP BLK WP HR S P ERA WHIP	IP WLS BF H R ER SO BB IBB HBP BLK WP HR S P ERA WHIP	IP WLS BF H R ER SO BB IBB HBP BLK WP HR S P ERA WHIP	IP WLS BF H R ER SO BB IBB HBP BLK WP HR S P ERA WHIP	IP WLS BF H R ER SO BB IBB HBP BLK WP HR S P ERA WHIP	IP WLS BF H R ER SO BB IBB HBP BLK WP HR S P ERA WHIP	IP WLS BF H R ER SO BB IBB HBP BLK WP HR S P ERA WHIP	IP WLS BF H R ER SO BB IBB HBP BLK WP HR S P ERA WHIP	IP WLS BF H R ER SO BB IBB HBP BLK WP HR S P ERA WHIP	IP WLS BF H R ER SO BB IBB HBP BLK WP HR S P ERA WHIP	IP WLS BF H R ER SO BB IBB HBP BLK WP HR S P ERA WHIP	IP WLS BF H R ER SO BB IBB HBP BLK WP HR S P ERA WHIP	IP WLS BF H R ER SO BB IBB HBP BLK WP HR S P ERA WHIP	IP WLS BF H R ER SO BB IBB HBP BLK WP HR S P ERA WHIP	IP WLS BF H R ER SO BB IBB HBP BLK WP HR S P ERA WHIP	IP WLS BF H R ER SO BB IBB HBP BLK WP HR S P ERA WHIP	IP WLS BF H R ER SO BB IBB HBP BLK WP HR S P ERA WHIP	IP WLS BF H R ER SO BB IBB HBP BLK WP HR S P ERA WHIP	
Ray Culp, R ERA: 5.45 (1, 1)	8.0	32	8	4	4	2	1	0	0	0	0	0	0	0	0	0	0	4.50	1.125
Larry Jackson, R ERA: 3.11 (9, 1)	1.0	4	1	1	1	1	0	0	0	0	0	0	0	0	0	0	0	9.00	1.000
Darold Knowles, L ERA: 2.9 (10, 1)	0.1	4	2	0	0	1	1	0	0	0	0	0	0	0	0	0	0	0.00	9.000
Terry Fox, R ERA: 4.28 (10, 1)	0.2	W	1	0	0	0	0	0	0	0	0	0	0	0	0	0	0	0.00	0.000

AB	38
R	5
H	11
RBI	5
BB	2
SO	4
LOB	13



Batter	1	2	3	4	5	6	7	8	9	10	AB	R	H	RBI	BB	SO	LOB	BOTTOM					
John Briggs, L OBP: 0.410, SLG: 0.527 (1, 8)	L9		F7		BB	FC6			FC6-4 IBB		3	0	0	0	2	0	2	Houston Astros @ Philadelphia Phillies Connie Mack Stadium, Philadelphia, PA Mon Aug 01 1966, 7:05 PM EDT Att: 11,602 - Unknown - 84 F					
Cookie Rojas, R OBP: 0.309, SLG: 0.343 (1, 4)	G3 BB		6-3		G5-3		1-3		FC6-4		4	0	0	0	1	0	4						
Johnny Callison, L OBP: 0.344, SLG: 0.439 (1, 9)	G3					HR		K		K	5	2	2	2	0	2	3						
Dick Allen, R OBP: 0.386, SLG: 0.643 (1, 5)	F9				HR	F7		K		K	5	2	2	1	0	1	1						
Bill White, L OBP: 0.359, SLG: 0.486 (1, 3)		K			K			4-3			4	1	1	0	0	2	0						
Tony Gonzalez, L OBP: 0.331, SLG: 0.408 (1, 7)		6-3 1B			1B	2B		F5			3	1	2	0	1	0	0						
Clay Dalrymple, L OBP: 0.379, SLG: 0.358 (1, 2)		6-3			1B			F9			4	0	2	3	0	0	1						
Dick Groat, R OBP: 0.296, SLG: 0.318 Phil Linz, R OBP: 0.239, SLG: 0.262 (9, PR) (10, 6)	F7					1B		F8		FC6-4 SH3-4 1B	4	0	1	0	0	0	3						
Ray Culp, R OBP: 0.067, SLG: 0.067 Larry Jackson, R OBP: 0.156, SLG: 0.185 Tony Taylor, R OBP: 0.299, SLG: 0.380 Darold Knowles, L OBP: 0.257, SLG: 0.267 Terry Fox, R (10, 1)					K			G5-3 BB		SH3-4	3	0	1	0	0	2	2						
Inning Stats	R: 0 E: 0 K: 0 S: 3	H: 0 LOB: 1 BB: 1 P: 7	R: 0 E: 0 K: 1 S: 6	H: 1 LOB: 1 BB: 0 P: 6	R: 0 E: 0 K: 1 S: 5	H: 0 LOB: 0 BB: 0 P: 5	R: 2 E: 0 K: 1 S: 7	H: 3 LOB: 1 BB: 0 P: 7	R: 0 E: 0 K: 0 S: 3	H: 1 LOB: 1 BB: 1 P: 7	R: 3 E: 0 K: 1 S: 9	H: 4 LOB: 2 BB: 1 P: 13	R: 0 E: 0 K: 2 S: 7	H: 0 LOB: 0 BB: 0 P: 7	R: 0 E: 0 K: 0 S: 3	H: 0 LOB: 0 BB: 0 P: 3	R: 0 E: 0 K: 1 S: 6		H: 1 LOB: 2 BB: 1 P: 10	R: 1 E: 0 K: 0 S: 1	H: 1 LOB: 0 BB: 0 P: 1	1B: 7 2B: 1 3B: 0 HR: 3	SF: 0 SAC: 1 DP: 0 HBP: 0
PITCHER	IP WLS BF H R ER SO BB IBB HBP BLK WP HR S P ERA WHIP	IP WLS BF H R ER SO BB IBB HBP BLK WP HR S P ERA WHIP	IP WLS BF H R ER SO BB IBB HBP BLK WP HR S P ERA WHIP	IP WLS BF H R ER SO BB IBB HBP BLK WP HR S P ERA WHIP	IP WLS BF H R ER SO BB IBB HBP BLK WP HR S P ERA WHIP	IP WLS BF H R ER SO BB IBB HBP BLK WP HR S P ERA WHIP	IP WLS BF H R ER SO BB IBB HBP BLK WP HR S P ERA WHIP	IP WLS BF H R ER SO BB IBB HBP BLK WP HR S P ERA WHIP	IP WLS BF H R ER SO BB IBB HBP BLK WP HR S P ERA WHIP	IP WLS BF H R ER SO BB IBB HBP BLK WP HR S P ERA WHIP	IP WLS BF H R ER SO BB IBB HBP BLK WP HR S P ERA WHIP	IP WLS BF H R ER SO BB IBB HBP BLK WP HR S P ERA WHIP	IP WLS BF H R ER SO BB IBB HBP BLK WP HR S P ERA WHIP	IP WLS BF H R ER SO BB IBB HBP BLK WP HR S P ERA WHIP	IP WLS BF H R ER SO BB IBB HBP BLK WP HR S P ERA WHIP	IP WLS BF H R ER SO BB IBB HBP BLK WP HR S P ERA WHIP	IP WLS BF H R ER SO BB IBB HBP BLK WP HR S P ERA WHIP	IP WLS BF H R ER SO BB IBB HBP BLK WP HR S P ERA WHIP					
Bob Bruce, R ERA: 5.38 (6, 1)	5.0	23	8	5	3	2	0	0	0	0	0	0	0	0	0	0	0	9.00	2.000				
Don Arlich, L ERA: 6.75 (6, 1)	0.0	2	1	0	0	0	0	0	0	0	0	0	0	0	0	0	0	∞	∞				
Barry Latman, R ERA: 2.69 (8, 1)	2.0	6	0	0	0	3	0	0	0	0	0	0	0	0	0	0	0	0.00	0.000				
Jim Owens, R ERA: 3.77 (8, 1)	2.0	L	9	2	1	1	0	1	0	0	0	0	0	0	0	0	0	4.50	1.000				



Batter	1	2	3	4	5	6	7	8	9	AB	R	H	RBI	BB	SO	LOB	TOP					
Lee Maye, L OBP: 0.297, SLG: 0.395 (1, 7)	3-1		F7		K		3-1			4	0	0	0	0	1	1						
Sonny Jackson, L OBP: 0.334, SLG: 0.341 (1, 6)	L7			5-3 1B	1B			F9		4	0	2	0	0	0	0						
Bob Aspromonte, R OBP: 0.301, SLG: 0.335 (1, 5)	K			F9				K		4	0	1	1	0	2	1						
Rusty Staub, L OBP: 0.352, SLG: 0.437 (1, 9)		4-3 1B		5-3 1B				1B		4	0	3	0	0	0	2						
Chuck Harrison, R OBP: 0.321, SLG: 0.367 (1, 3)	K			5-3				F8		4	0	0	0	0	2	4						
Bill Heath, L OBP: 0.281, SLG: 0.283 (1, 2)	4-3			4-3			G3		L7	4	0	0	0	0	0	3						
Dave Nicholson, R OBP: 0.368, SLG: 0.437 (1, 8)	K				1B 2B			K	5-3	4	1	1	0	0	2	1						
Bob Lillis, R OBP: 0.262, SLG: 0.263 (1, 4)			F7		K				5-3	4	0	1	0	0	1	1						
Dave Giusti, R ERA: 3.64 (5, PH)			K						6-3	1	0	0	0	0	1	0						
Felix Mantilla, R OBP: 0.292, SLG: 0.341 (5, 1)										1	1	1	1	0	0	0						
Don Arlich, L ERA: 15.75 (5, 1)										0	0	0	0	0	0	0						
Claude Raymond, R ERA: 2.71 (7, PH)										0	0	0	0	0	0	0						
Gene Fresse, R OBP: 0.326, SLG: 0.295 (7, 1)										0	0	0	0	0	0	0						
Chris Zachary, L ERA: 5.79 (9, PH)										1	0	0	0	0	1	1						
John Bateman, R OBP: 0.333, SLG: 0.482 (9, PH)										1	0	0	0	0	1	1						
Inning Stats	R: 0 E: 0 K: 1 S: 5	H: 0 LOB: 0 BB: 0 P: 5	R: 0 E: 0 K: 2 S: 8	H: 1 LOB: 1 BB: 0 P: 8	R: 0 E: 0 K: 1 S: 5	H: 0 LOB: 0 BB: 0 P: 5	R: 0 E: 0 K: 0 S: 5	H: 2 LOB: 2 BB: 0 P: 5	R: 2 E: 0 K: 2 S: 11	H: 4 LOB: 2 BB: 0 P: 11	R: 0 E: 0 K: 2 S: 7	H: 0 LOB: 0 BB: 0 P: 7	R: 0 E: 0 K: 0 S: 3	H: 0 LOB: 0 BB: 0 P: 3	R: 0 E: 0 K: 1 S: 6	H: 1 LOB: 1 BB: 0 P: 6	R: 0 E: 0 K: 1 S: 6	H: 1 LOB: 1 BB: 0 P: 6	1B: 7 2B: 2 3B: 0 HR: 0	SF: 0 SAC: 0 DP: 0 HBP: 0	WP: 0 PB: 0 SB: 0 CS: 0	PA: 36
PITCHER Jim Bunning, R ERA: 2.39 (1, 1)	IP: 9.0 WLS: W BF: 36 H: 9 R: 2 ER: 2 SO: 10 BB: 0 IBB: 0 HBP: 0 BLK: 0 WP: 0 HR: 0 S: 56 P: 56 ERA: 2.00 WHIP: 1.000																	PITCHER				

Houston Astros @ Philadelphia Phillies
 Connie Mack Stadium, Philadelphia, PA
 Thu Aug 04 1966, 7:05 PM EDT
 Att: 15,389 - Unknown - 74 F

AB 36
 R 2
 H 9
 RBI 2
 BB 0
 SO 10
 LOB 14



Batter	1	2	3	4	5	6	7	8	9	AB	R	H	RBI	BB	SO	LOB	BOTTOM			
John Briggs, L OBP: 0.420, SLG: 0.549 (1, 8)	3-1		HR	FC4	HR		G6-4-3			3	2	4	2	0	0					
Cookie Rojas, R OBP: 0.306, SLG: 0.346 (1, 4)	F9		HR	FC4	K		G6-4-3			5	1	1	3	0	1	4				
Johnny Callison, L OBP: 0.354, SLG: 0.448 (1, 9)	F3		6-3		BB 1B		6-3		1-3	4	1	1	0	1	0	0				
Dick Allen, R OBP: 0.395, SLG: 0.639 (1, 5)		K			BB		6-3			2	1	0	0	1	1	1				
Tony Taylor, R OBP: 0.301, SLG: 0.382 (7, 5)					1B HBP		6-3			1	0	1	0	0	0	0				
Bill White, L OBP: 0.366, SLG: 0.497 (1, 3)					BB				1B	4	1	1	0	1	0	3				
Tony Gonzalez, L OBP: 0.329, SLG: 0.401 (1, 7)	F8		F2		2B		F8		F7	5	1	1	2	0	0	4				
Clay Dalrymple, L OBP: 0.377, SLG: 0.356 (1, 2)	CS		1B 1B		F9		FC3-6			3	1	2	2	1	0	0				
Dick Groat, R OBP: 0.299, SLG: 0.319 (1, 6)			1B		BLK		FC3-6			3	3	2	0	0	0	1				
Jim Bunning, R OBP: 0.187, SLG: 0.181 (1, 1)			1B		6-3		F2			4	1	2	1	0	0	2				
Inning Stats	R: 0 E: 0 K: 0 S: 3	H: 0 LOB: 0 BB: 0 P: 3	R: 0 E: 0 K: 1 S: 5	H: 1 LOB: 0 BB: 0 P: 5	R: 5 E: 0 K: 0 S: 7	H: 4 LOB: 1 BB: 2 P: 15	R: 0 E: 0 K: 0 S: 4	H: 1 LOB: 2 BB: 1 P: 8	R: 6 E: 0 K: 1 S: 7	H: 3 LOB: 0 BB: 2 P: 17	R: 0 E: 0 K: 0 S: 4	H: 1 LOB: 1 BB: 0 P: 4	R: 1 E: 1 K: 0 S: 4	H: 2 LOB: 1 BB: 1 P: 8	R: 0 E: 0 K: 0 S: 4	H: 1 LOB: 1 BB: 0 P: 4	1B: 10 2B: 1 3B: 0 HR: 2	SF: 0 SAC: 0 DP: 1 HBP: 2	WP: 1 PB: 0 SB: 1 CS: 1	PA: 43
PITCHER Dave Giusti, R ERA: 3.64 (1, 1)	IP: 4.0 WLS: L BF: 20 H: 6 R: 5 ER: 5 SO: 1 BB: 3 IBB: 0 HBP: 0 BLK: 1 WP: 0 HR: 1 S: 19 P: 31 ERA: 11.25 WHIP: 2.250																	PITCHER		
Don Arlich, L ERA: 15.75 (5, 1)	0.0	4	1	4	4	0	2	0	1	0	0	0	1	10						
Claude Raymond, R ERA: 2.71 (5, 1)	2.0	9	3	2	2	1	0	0	1	0	0	1	10	11	9.00	1.500				
Chris Zachary, R ERA: 5.79 (7, 1)	2.0	9	3	1	1	0	1	0	0	0	1	0	8	12	4.50	2.000				

Houston Astros @ Philadelphia Phillies
 Connie Mack Stadium, Philadelphia, PA
 Thu Aug 04 1966, 7:05 PM EDT
 Att: 15,389 - Unknown - 74 F

AB 34
 R 12
 H 13
 RBI 12
 BB 6
 SO 2
 LOB 15



Batter	1	2	3	4	5	6	7	8	9	AB	R	H	RBI	BB	SO	LOB	TOP								
Felipe Alou, R OBP: 0.351, SLG: 0.524 (1, 3)	F7		F9		CS 1B		F9		2B HBP	4	1	1	0	0	0	0	Atlanta Braves @ Philadelphia Phillies Connie Mack Stadium, Philadelphia, PA Fri Aug 05 1966, 7:05 PM EDT Att: 22,520 - Unknown								
Mack Jones, L OBP: 0.323, SLG: 0.456 (1, 8)	G3		3-1		1-2 K		F8		1-H HR 2B	5	1	1	1	0	1	1									
Hank Aaron, R OBP: 0.377, SLG: 0.572 (1, 9)	K			6-3		2B 1B	F7		HR IBB	4	2	1	0	1	1	0									
Joe Torre, R OBP: 0.366, SLG: 0.541 (1, 2)		G3 BB		BB 1B		F8		F5	1-H 2-H HR	4	1	2	3	1	0	1									
Rico Carty, R OBP: 0.394, SLG: 0.423 (1, 7)		K		BB 1B		1B SF7 2B		BB SF8 BB	HR 1B	4	3	3	0	1	1	1									
Eddie Mathews, L OBP: 0.326, SLG: 0.349 (1, 5)	G3			BB		SF7 1B		BB 1B BB	4-3 1B	3	0	1	1	2	0	2									
Denis Menke, R OBP: 0.352, SLG: 0.404 (1, 6)		BB		BB		SF7 1B		BB 1B BB	HR	2	1	1	3	2	1	3									
Woody Woodward, R OBP: 0.326, SLG: 0.327 (1, 4)		K		P6		IBB		SF8	5-3	3	0	0	1	1	1	5									
Dick Kelley, R OBP: 0.400, SLG: 0.400 (8, PH) Ted Abernathy, R OBP: 0.250, SLG: 0.182 (8, 1)			K		K	4-3		1-2 2-H 1B	K	3	0	0	0	0	2	2									
Inning Stats	R: 0 E: 0 K: 1 S: 5	H: 0 LOB: 0 BB: 0 P: 5	R: 0 E: 0 K: 2 S: 7	H: 0 LOB: 2 BB: 2 P: 15	R: 0 E: 0 K: 1 S: 5	H: 0 LOB: 0 BB: 0 P: 5	R: 0 E: 0 K: 1 S: 7	H: 2 LOB: 3 BB: 1 P: 11	R: 0 E: 0 K: 2 S: 6	H: 1 LOB: 1 BB: 0 P: 7	R: 2 E: 0 K: 0 S: 6	H: 3 LOB: 2 BB: 1 P: 10	R: 0 E: 0 K: 0 S: 3	H: 0 LOB: 0 BB: 0 P: 3	R: 1 E: 0 K: 0 S: 3	H: 1 LOB: 2 BB: 3 P: 15	R: 6 E: 0 K: 1 S: 9	H: 4 LOB: 0 BB: 1 P: 14	1B: 7 2B: 3 3B: 0 HR: 2	SF: 2 SAC: 0 DP: 1 HBP: 1	WP: 0 PB: 0 SB: 0 CS: 1	PA: 45			
PITCHER	IP	WLS	BF	H	R	ER	SO	BB	IBB	HBP	BLK	WP	HR	S	P	ERA	WHIP								
Bob Buhl, R ERA: 4.2 (1, 1)	7.0		30	6	2	2	7	3	1	0	0	0	0	40	56	2.57	1.286								
Joe Verbanic, R ERA: 3.18 (8, 1)	0.1	L	4	0	1	1	0	3	0	0	0	0	0	1	13	27.00	9.000								
Terry Fox, R ERA: 4.43 (8, 1)	0.2		4	2	2	2	0	0	0	1	0	0	0	3	4	27.00	3.000								
Ray Herbert, R ERA: 4.12 (9, 1)	0.1		5	3	4	4	0	0	1	0	0	0	2	4	8	108.00	9.000								
Darold Knowles, L ERA: 2.65 (9, 1)	0.2		2	0	0	0	1	0	0	0	0	0	0	4	4	0.00	0.000								

Batter	1	2	3	4	5	6	7	8	9	AB	R	H	RBI	BB	SO	LOB	BOTTOM								
John Briggs, L OBP: 0.427, SLG: 0.561 (1, 8)	K			P6					FC3-6 1B	5	0	3	1	0	1	1	Atlanta Braves @ Philadelphia Phillies Connie Mack Stadium, Philadelphia, PA Fri Aug 05 1966, 7:05 PM EDT Att: 22,520 - Unknown								
Cookie Rojas, R OBP: 0.305, SLG: 0.344 (1, 7)		1-3 3-H 2B				F8		L7	FC3-6 1B	5	0	1	0	0	0	4									
Johnny Callison, L OBP: 0.350, SLG: 0.444 (1, 9)	F2		F8		4-3			K		4	0	0	0	0	1	1									
Dick Allen, R OBP: 0.390, SLG: 0.631 (1, 5)	5-3		L8		L9			5-3		4	0	0	0	0	0	1									
Tony Taylor, R OBP: 0.305, SLG: 0.391 (1, 4) Tony Gonzalez, L OBP: 0.331, SLG: 0.403 (8, PH)		WP SH 1B			3B		6-3		1B	3	1	2	0	0	0	0									
Bill White, L OBP: 0.368, SLG: 0.501 (1, 3)		SH 1B WP 2B		K		L5-4 2B		1B		3	1	2	0	0	1	1									
Dick Groat, R OBP: 0.299, SLG: 0.319 (1, 6)		2B 1-3 2-H 1B		E6 FC4-6		L5-4		4-3		4	0	1	1	0	0	3									
Bob Uecker, R OBP: 0.305, SLG: 0.398 (1, 2) Clay Dainymple, L OBP: 0.376, SLG: 0.354 (9, PH)		K		F9				G1-6-4 1B	4-3	3	0	1	0	0	1	3									
Bob Buhl, R OBP: 0.179, SLG: 0.111 (7, PH) Phil Litz, R OBP: 0.236, SLG: 0.258 (8, 1) Joe Verbanic, R OBP: 0.307, SLG: 0.287 (8, 1) Terry Fox, R OBP: 0.154, SLG: 0.083 (9, 1) Ray Herbert, R OBP: 0.287, SLG: 0.287 (9, 1) Darold Knowles, L OBP: 0.356, SLG: 0.297 (9, PH)		K		FC4-6				G1-6-4 1B	L7	2	0	0	0	0	1	3									
Inning Stats	R: 0 E: 0 K: 1 S: 6	H: 1 LOB: 1 BB: 0 P: 6	R: 2 E: 0 K: 2 S: 11	H: 3 LOB: 2 BB: 0 P: 11	R: 0 E: 0 K: 1 S: 6	H: 1 LOB: 1 BB: 0 P: 6	R: 0 E: 1 K: 0 S: 4	H: 0 LOB: 1 BB: 0 P: 4	R: 0 E: 0 K: 0 S: 3	H: 0 LOB: 0 BB: 0 P: 3	R: 0 E: 0 K: 0 S: 3	H: 1 LOB: 0 BB: 0 P: 3	R: 0 E: 0 K: 1 S: 7	H: 2 LOB: 2 BB: 0 P: 7	R: 0 E: 0 K: 0 S: 4	H: 2 LOB: 1 BB: 0 P: 4	R: 0 E: 0 K: 0 S: 4	H: 1 LOB: 1 BB: 0 P: 4	1B: 8 2B: 3 3B: 1 HR: 0	SF: 0 SAC: 1 DP: 2 HBP: 0	WP: 1 PB: 0 SB: 0 CS: 0	PA: 38			
PITCHER	IP	WLS	BF	H	R	ER	SO	BB	IBB	HBP	BLK	WP	HR	S	P	ERA	WHIP								
Dick Kelley, L ERA: 5.06 (1, 1)	7.0	W	29	8	2	2	4	0	0	0	0	0	0	37	37	2.57	1.143								
Ted Abernathy, R ERA: 4.28 (8, 1)	2.0	S	9	3	0	0	1	0	0	0	0	0	0	11	11	0.00	1.500								

Batter	1	2	3	4	5	6	7	8	9	AB	R	H	RBI	BB	SO	LOB	TOP								
Lee Bales, S (1,4)	0-3 K		0-3 K		0-3 K					4	0	0	0	0	4	2	Atlanta Braves @ Philadelphia Phillies Connie Mack Stadium, Philadelphia, PA Sun Aug 07 1966, 3:33 AM EDT Att: 14,582 - Unknown livebaseballscorecards.com								
Mack Jones, L (1,8) OBP: 0.321, SLG: 0.450	0-0 4-3		0-0 L7			0-0 F4	0-0 F7			4	0	0	0	0	0	1									
Hank Aaron, R (1,9) OBP: 0.376, SLG: 0.567	0-0 6-3		0-0 1-3			0-0 6-3		0-3 K		4	0	0	0	0	1	0									
Felipe Alou, R (1,3) OBP: 0.355, SLG: 0.525		0-0 6-3		0-0 F2		0-0 2B		0-0 6-3	1B	4	1	2	0	0	0	0									
Joe Torre, R (1,2) OBP: 0.365, SLG: 0.542		0-0 F8		0-0 5-3		0-0 1B		0-0 6-3	1B	4	0	1	1	0	0	1									
Rico Carty, R (1,7) OBP: 0.396, SLG: 0.433		0-0 HR		0-0 P4		0-0 1-3		0-0 F7		4	1	1	1	0	0	2									
Eddie Mathews, L (1,5) OBP: 0.327, SLG: 0.347		4-0 1B		0-0 F7		0-0 1B		0-0 P6		3	0	1	0	1	0	0									
Woody Woodward, R (1,6) OBP: 0.328, SLG: 0.332		0-0 1B		0-0 5-3		0-0 2B		0-0 6-3		4	1	3	0	0	0	0									
Tony Cloninger, R (1,1) OBP: 0.305, SLG: 0.526		0-0 P5		0-0 5-3		0-0 2B		0-0 6-3		4	0	1	1	0	0	3									
Inning Stats	R: 0 E: 0 K: 1 S: 5	H: 0 LOB: 0 BB: 0 P: 5	R: 1 E: 0 K: 0 S: 5	H: 2 LOB: 2 BB: 1 P: 9	R: 0 E: 0 K: 1 S: 5	H: 0 LOB: 0 BB: 0 P: 5	R: 0 E: 0 K: 0 S: 3	H: 0 LOB: 0 BB: 0 P: 3	R: 0 E: 0 K: 1 S: 6	H: 1 LOB: 1 BB: 0 P: 6	R: 1 E: 0 K: 0 S: 5	H: 2 LOB: 1 BB: 0 P: 5	R: 1 E: 0 K: 1 S: 7	H: 3 LOB: 1 BB: 0 P: 7	R: 0 E: 0 K: 1 S: 6	H: 1 LOB: 1 BB: 0 P: 6	R: 0 E: 0 K: 0 S: 3	H: 0 LOB: 0 BB: 0 P: 3	1B: 5 2B: 3 3B: 0 HR: 1	SF: 0 SAC: 0 DP: 0 HBP: 0	WP: 0 PB: 0 SB: 0 CS: 0	PA: 36			
PITCHER	IP	WLS	BF	H	R	ER	SO	BB	IBB	HBP	BLK	WP	HR	S	P	ERA	WHIP								
Larry Jackson, R (1,1) ERA: 3.31	7.0	L	29	8	3	3	4	1	0	0	0	0	1	36	40	3.86	1.286								
Rick Wise, R (8,1) ERA: 3.59	2.0		7	1	0	0	1	0	0	0	0	0	0	9	9	0.00	0.500								

Batter	1	2	3	4	5	6	7	8	9	AB	R	H	RBI	BB	SO	LOB	BOTTOM								
John Briggs, L (1,8) OBP: 0.429, SLG: 0.583	0-0 FC6-4		0-3 K		0-0 4-3		0-0 4-3			4	0	1	0	0	1	1	Atlanta Braves @ Philadelphia Phillies Connie Mack Stadium, Philadelphia, PA Sun Aug 07 1966, 3:33 AM EDT Att: 14,582 - Unknown livebaseballscorecards.com								
Cookie Rojas, R (1,4) OBP: 0.306, SLG: 0.342	0-0 F9		0-0 1B		0-0 F7			0-0 F3		4	0	1	0	0	0	1									
Johnny Callison, L (1,9) OBP: 0.350, SLG: 0.440	4-0 FC6-4		0-0 1B		0-0 G3			0-0 F8		3	0	1	0	1	0	0									
Dick Allen, R (1,5) OBP: 0.387, SLG: 0.620	0-0 FC6-4		0-3 K		0-3 K			0-0 6-3		4	0	0	0	0	2	4									
Bill White, L (1,3) OBP: 0.368, SLG: 0.496	0-0 F4		0-3 K		4-0 BB			0-0 G3		3	0	0	0	1	1	4									
Tony Gonzalez, L (1,7) OBP: 0.329, SLG: 0.406		0-0 1-3		0-3 K		0-0 G3		0-0 G3		4	0	1	0	0	1	1									
Clay Dalrymple, L (1,2) OBP: 0.372, SLG: 0.355		0-3 K		0-0 4-3		0-3 K		0-0 F7		4	0	0	0	0	2	2									
Dick Groat, R (1,6) OBP: 0.298, SLG: 0.314		4-0 BB		0-0 L9-5		0-0 F9		0-0 E5		3	0	0	0	1	0	2									
Larry Jackson, R (1,1) OBP: 0.159, SLG: 0.200		0-0 4-3		0-0 4-3		0-0 1B		0-0 F8		2	0	0	0	0	0	1									
Tony Taylor, R (7, PH) OBP: 0.307, SLG: 0.393										1	0	1	0	0	0	0									
Rick Wise, R (8,1) OBP: 0.367, SLG: 0.301										0	0	0	0	0	0	0									
Doug Clemens, L (8, PH)										1	0	0	0	0	0	2									
Inning Stats	R: 0 E: 1 K: 0 S: 4	H: 1 LOB: 2 BB: 1 P: 8	R: 0 E: 0 K: 1 S: 5	H: 0 LOB: 1 BB: 1 P: 9	R: 0 E: 0 K: 3 S: 11	H: 2 LOB: 2 BB: 0 P: 11	R: 0 E: 0 K: 1 S: 5	H: 0 LOB: 0 BB: 0 P: 5	R: 0 E: 0 K: 0 S: 3	H: 0 LOB: 0 BB: 0 P: 3	R: 0 E: 0 K: 1 S: 5	H: 0 LOB: 0 BB: 0 P: 9	R: 0 E: 0 K: 1 S: 6	H: 1 LOB: 1 BB: 0 P: 6	R: 0 E: 0 K: 0 S: 3	H: 0 LOB: 0 BB: 0 P: 3	R: 0 E: 1 K: 0 S: 5	H: 1 LOB: 2 BB: 0 P: 5	1B: 4 2B: 2 3B: 0 HR: 0	SF: 0 SAC: 0 DP: 1 HBP: 0	WP: 2 PB: 0 SB: 0 CS: 1	PA: 36			
PITCHER	IP	WLS	BF	H	R	ER	SO	BB	IBB	HBP	BLK	WP	HR	S	P	ERA	WHIP								
Tony Cloninger, R (1,1) ERA: 4.43	9.0	W	36	5	0	0	7	2	1	0	0	2	0	47	59	0.00	0.778								

Batter	1	2	3	4	5	6	7	8	9	AB	R	H	RBI	BB	SO	LOB	TOP								
John Briggs, L (1, 8) OBP: 0.431, SLG: 0.602	4-2 CS BB		0-0 F5			1-1 G4-6-3			0-0 HR	3	1	1	1	1	0	1	Philadelphia Phillies @ St. Louis Cardinals Busch Stadium, St. Louis, MO Tue Aug 09 1966, 7:05 PM CDT Att: 26,191 - Unknown								
Cookie Rojas, R (1, 7) OBP: 0.305, SLG: 0.341	1-2 E5			2-2 F5		0-0 5-3			1-2 1B G6-4-3	4	1	1	0	0	0	1									
Johnny Callison, L (1, 9) OBP: 0.349, SLG: 0.438	1-3 K			0-3 K			2-1 F6		0-1 1B G6-4-3	4	0	1	0	0	2	1									
Dick Allen, R (1, 5) OBP: 0.383, SLG: 0.613	3-3 K			0-0 F9			0-3 K		0-0 G6-4-3	4	0	0	0	0	2	2									
Tony Taylor, R (1, 4) OBP: 0.303, SLG: 0.388		0-0 F4			1-2 6-3				0-0 K	4	0	0	0	0	1	0									
Bill White, L (1, 3) OBP: 0.368, SLG: 0.495		0-3 K			1-2 1B				1-3 K	3	0	1	0	0	2	0									
Dick Groat, R (1, 6) OBP: 0.296, SLG: 0.312		0-0 F9			0-1 F9				2-2 4-3	3	0	0	0	0	0	1									
Bob Uecker, R (1, 2) OBP: 0.299, SLG: 0.390			0-0 F9		0-1 F8				0-0 E6	3	0	0	0	0	0	1									
Jim Bunning, R (1, 1) OBP: 0.195, SLG: 0.189			0-0 4-3			2-1 1B			2-2 F7	2	0	1	0	0	0	0									
Jackie Brandt, R (8, PH) OBP: 0.323, SLG: 0.328										1	0	0	0	0	0	1									
Ray Culp, R (8, 1) OBP: 0.067, SLG: 0.067										0	0	0	0	0	0	0									
Inning Stats	R: 0 E: 1 K: 2 S: 14	H: 0 LOB: 1 BB: 1 P: 23	R: 0 E: 0 K: 1 S: 5	H: 0 LOB: 0 BB: 0 P: 5	R: 0 E: 0 K: 0 S: 3	H: 0 LOB: 0 BB: 0 P: 3	R: 0 E: 0 K: 1 S: 7	H: 0 LOB: 0 BB: 0 P: 9	R: 0 E: 0 K: 0 S: 10	H: 1 LOB: 1 BB: 0 P: 12	R: 0 E: 0 K: 0 S: 5	H: 1 LOB: 0 BB: 0 P: 8	R: 0 E: 0 K: 1 S: 7	H: 0 LOB: 0 BB: 0 P: 9	R: 0 E: 1 K: 1 S: 14	H: 0 LOB: 1 BB: 0 P: 19	R: 2 E: 0 K: 1 S: 10	H: 3 LOB: 0 BB: 0 P: 13	1B: 4 2B: 0 3B: 0 HR: 1	SF: 0 SAC: 0 DP: 2 HBP: 0	WP: 0 PB: 0 SB: 0 CS: 1	PA: 32			
PITCHER	IP	WLS	BF	H	R	ER	SO	BB	IBB	HBP	BLK	WP	HR	S	P	ERA	WHIP								
Larry Jaster, L (1, 1) ERA: 3.56	8.0	W	30	5	2	2	6	1	0	0	0	0	1	71	95	2.25	0.750								
Nelson Briles, R (9, 1) ERA: 3.35	1.0	S	2	0	0	0	1	0	0	0	0	0	0	4	6	0.00	0.000								

livebaseballscores.com

AB 31
R 2
H 5
RBI 1
BB 1
SO 7
LOB 8



Batter	1	2	3	4	5	6	7	8	9	AB	R	H	RBI	BB	SO	LOB	BOTTOM								
Lou Brock, L (1, 7) OBP: 0.329, SLG: 0.460	3-1 6-3		1-0 HR		1-2 F7		4-2 6-3 BB			3	1	1	2	1	0	0	Philadelphia Phillies @ St. Louis Cardinals Busch Stadium, St. Louis, MO Tue Aug 09 1966, 7:05 PM CDT Att: 26,191 - Unknown								
Curt Flood, R (1, 8) OBP: 0.299, SLG: 0.375	1-3 K		2-2 E4 G5-4-3		0-1 5-3		0-1 6-3		1-3 1B	4	0	0	0	0	1	1									
Tim McCarver, L (1, 2) OBP: 0.314, SLG: 0.443	1-0 4-3		0-0 F7		2-1 4-3		0-0 4-3			4	0	0	0	0	0	2									
Orlando Cepeda, R (1, 3) OBP: 0.363, SLG: 0.529		0-3 K	0-0 G5-4-3			0-0 2B 2B			0-0 1-3	4	1	1	0	0	1	1									
Mike Shannon, R (1, 9) OBP: 0.360, SLG: 0.518		1-2 F9		0-0 S S 1B		0-0 2B 2B			0-0 1B	4	0	3	1	0	0	0									
Charley Smith, R (1, 5) OBP: 0.309, SLG: 0.380		4-0 E 1B BB		2-3 K		0-0 6-3			0-0 F8	3	0	0	0	1	1	3									
Julian Javier, R (1, 4) OBP: 0.274, SLG: 0.318		3-1 E7 1B		1-3 K		0-0 F7			0-3 K	4	0	1	0	0	2	3									
Dal Maxvill, R (1, 6) OBP: 0.325, SLG: 0.319		1-3 K		2-2 HBP		0-0 F3				2	0	0	0	0	1	3									
Larry Jaster, L (1, 1) ERA: 2.44			1-2 HR 1B		2-2 F7				0-0 F8	3	1	1	0	0	0	2									
Nelson Briles, R (9, 1) ERA: 5.45										0	0	0	0	0	0	0									
Inning Stats	R: 0 E: 0 K: 1 S: 7	H: 0 LOB: 0 BB: 0 P: 12	R: 0 E: 1 K: 2 S: 11	H: 1 LOB: 2 BB: 1 P: 20	R: 2 E: 1 K: 0 S: 9	H: 2 LOB: 0 BB: 0 P: 13	R: 0 E: 0 K: 2 S: 13	H: 1 LOB: 0 BB: 0 P: 20	R: 0 E: 0 K: 0 S: 7	H: 0 LOB: 0 BB: 0 P: 10	R: 1 E: 0 K: 0 S: 5	H: 2 LOB: 1 BB: 0 P: 5	R: 0 E: 0 K: 0 S: 6	H: 0 LOB: 1 BB: 1 P: 10	R: 0 E: 0 K: 1 S: 6	H: 1 LOB: 1 BB: 0 P: 6	R: 0 E: 0 K: 1 S: 6	H: 1 LOB: 1 BB: 0 P: 6	1B: 4 2B: 2 3B: 0 HR: 1	SF: 0 SAC: 0 DP: 1 HBP: 1	WP: 0 PB: 0 SB: 3 CS: 0	PA: 34			
PITCHER	IP	WLS	BF	H	R	ER	SO	BB	IBB	HBP	BLK	WP	HR	S	P	ERA	WHIP								
Jim Bunning, R (1, 1) ERA: 2.44	7.0	L	30	6	3	3	5	2	0	1	0	0	1	58	90	3.86	1.143								
Ray Culp, R (8, 1) ERA: 5.45	1.0		4	1	0	0	1	0	0	0	0	0	0	6	6	0.00	1.000								

livebaseballscores.com

AB 31
R 3
H 7
RBI 3
BB 2
SO 6
LOB 15



Batter	1	2	3	4	5	6	7	8	9	AB	R	H	RBI	BB	SO	LOB	TOP			
John Briggs, L OBP: 0.430, SLG: 0.602 (1, 8)										5	2	2	0	0	0	1				
Cookie Rojas, R OBP: 0.304, SLG: 0.338 (1, 7)										4	2	0	0	1	0	2				
Johnny Callison, L OBP: 0.348, SLG: 0.434 (1, 9)										4	0	0	0	1	0	3				
Dick Allen, R OBP: 0.387, SLG: 0.619 (1, 5)										3	1	2	4	1	0	0				
Tony Taylor, R OBP: 0.300, SLG: 0.383 (1, 4)										4	0	0	1	0	1	4				
Bill White, L OBP: 0.367, SLG: 0.495 (1, 3)										4	0	1	0	0	0	0				
Dick Groat, R OBP: 0.295, SLG: 0.311 (1, 6)										4	0	1	0	0	0	1				
Bob Uecker, R OBP: 0.292, SLG: 0.379 (1, 2)										4	0	0	0	0	2	1				
Chris Short, R OBP: 0.222, SLG: 0.222 (1, 1)										4	0	1	0	0	0	1				
Inning Stats	R: 3 E: 0 K: 0 S: 13	H: 3 LOB: 1 BB: 1 P: 24	R: 2 E: 1 K: 0 S: 11	H: 2 LOB: 2 BB: 1 P: 19	R: 0 E: 0 K: 1 S: 7	H: 0 LOB: 0 BB: 0 P: 7	R: 0 E: 0 K: 0 S: 5	H: 1 LOB: 1 BB: 0 P: 8	R: 0 E: 0 K: 1 S: 5	H: 0 LOB: 0 BB: 0 P: 7	R: 0 E: 0 K: 0 S: 6	H: 0 LOB: 2 BB: 1 P: 13	R: 0 E: 0 K: 1 S: 7	H: 1 LOB: 1 BB: 0 P: 7	R: 0 E: 0 K: 0 S: 5	H: 0 LOB: 0 BB: 0 P: 8	1B: 4 2B: 2 3B: 1 HR: 0	SF: 0 SAC: 0 DP: 0 HBP: 0	WP: 0 PB: 0 SB: 0 CS: 0	PA: 39
PITCHER	IP WLS BF H R ER SO BB IBB HBP BLK WP HR S P ERA WHIP	IP WLS BF H R ER SO BB IBB HBP BLK WP HR S P ERA WHIP																		
Steve Carlton, L ERA: 3.95 (1, 1)	0.2 L 6 3 3 3 0	5.1 21 3 2 0 2 1 0 0 0 0 0 32 45 0.00 0.750	7.1 12 1 0 0 1 0 1 0 1 0 0 18 28 0.00 0.333																	
Don Dennis, R ERA: 5.12 (1, 1)																				
Hal Woodeshick, L ERA: 2.25 (7, 1)																				

Philadelphia Phillies @ St. Louis Cardinals
 Busch Stadium, St. Louis, MO
 Wed Aug 10 1966, 7:05 PM CDT
 Att: 23,090 - Unknown

AB	36
R	5
H	7
RBI	5
BB	3
SO	3
LOB	13



Batter	1	2	3	4	5	6	7	8	9	AB	R	H	RBI	BB	SO	LOB	BOTTOM					
Julian Javier, R OBP: 0.271, SLG: 0.314 (1, 4)										4	0	0	0	0	0	0						
Lou Brock, L OBP: 0.329, SLG: 0.460 (1, 7)										3	1	1	0	0	2	0						
Curt Flood, R OBP: 0.299, SLG: 0.374 (1, 8)										3	0	1	1	0	1	0						
Orlando Cepeda, R OBP: 0.360, SLG: 0.525 (1, 3)										3	0	0	0	0	0	1						
Mike Shannon, R OBP: 0.359, SLG: 0.516 (1, 9)										3	0	1	0	0	1	0						
Tim McCarver, L OBP: 0.311, SLG: 0.439 (1, 2)										3	0	0	0	0	0	1						
Charley Smith, R OBP: 0.306, SLG: 0.376 (1, 5)										3	0	0	0	0	0	1						
Dal Maxvill, R OBP: 0.323, SLG: 0.316 (1, 6)										2	0	0	0	0	1	0						
Hal Woodeshick, R OBP: 0.091, SLG: 0.091 (7, 1)										0	0	0	0	0	0	0						
Phil Gagliano, R OBP: 0.338, SLG: 0.331 (9, PH)										1	0	0	0	0	0	0						
Steve Carlton, L OBP: 0.500, SLG: 0.333 (1, 1)										0	0	0	0	0	0	0						
Don Dennis, R OBP: 0.091, SLG: 0.091 (1, 1)										1	0	0	0	0	0	0						
Jerry Buchek, R OBP: 0.304, SLG: 0.353 (6, PH)										2	0	0	0	0	1	0						
Inning Stats	R: 0 E: 0 K: 2 S: 10	H: 0 LOB: 0 BB: 0 P: 15	R: 0 E: 0 K: 0 S: 5	H: 0 LOB: 0 BB: 0 P: 5	R: 0 E: 0 K: 0 S: 5	H: 0 LOB: 0 BB: 0 P: 8	R: 0 E: 0 K: 1 S: 5	H: 0 LOB: 0 BB: 0 P: 8	R: 0 E: 0 K: 1 S: 8	H: 0 LOB: 0 BB: 0 P: 12	R: 0 E: 0 K: 2 S: 10	H: 0 LOB: 0 BB: 0 P: 15	R: 1 E: 0 K: 0 S: 10	H: 2 LOB: 0 BB: 0 P: 14	R: 0 E: 0 K: 0 S: 6	H: 1 LOB: 0 BB: 0 P: 10	R: 0 E: 0 K: 0 S: 6	H: 0 LOB: 0 BB: 0 P: 10	1B: 3 2B: 0 3B: 0 HR: 0	SF: 0 SAC: 0 DP: 2 HBP: 0	WP: 0 PB: 0 SB: 1 CS: 0	PA: 28
PITCHER	IP WLS BF H R ER SO BB IBB HBP BLK WP HR S P ERA WHIP	IP WLS BF H R ER SO BB IBB HBP BLK WP HR S P ERA WHIP																				
Chris Short, L ERA: 3.28 (1, 1)	9.0 W 28 3 1 1 6 0 0 0 0 0 65 97 1.00 0.333																					

Philadelphia Phillies @ St. Louis Cardinals
 Busch Stadium, St. Louis, MO
 Wed Aug 10 1966, 7:05 PM CDT
 Att: 23,090 - Unknown


AB	28
R	1
H	3
RBI	1
BB	0
SO	6
LOB	3




Batter	1	2	3	4	5	6	7	8	9	AB	R	H	RBI	BB	SO	LOB	TOP					
John Briggs, L (1.8) OBP: 0.425, SLG: 0.591	0-0 SH1-3 1B		0-2 3-1			1-3 K		1-3 K		4	0	1	0	0	2	1	Philadelphia Phillies @ St. Louis Cardinals Busch Stadium, St. Louis, MO Thu Aug 11 1966, 7:05 PM CDT Att: 22,404 - Unknown					
Cookie Rojas, R (1.7) OBP: 0.304, SLG: 0.338	0-0 SH1-3		1-2 6-3			0-0 1-3		0-0 1-2 1B		3	0	1	0	0	0	0						
Johnny Callison, L (1.9) OBP: 0.345, SLG: 0.430	1-2 F8			0-2 3-1		0-2 6-3		1-3 K		4	0	0	0	0	1	3						
Dick Allen, R (1.5) OBP: 0.386, SLG: 0.624	2-3 K			2-1 F9			1-1 HR		0-0 6-3	4	1	1	1	0	1	1						
Tony Taylor, R (1.4) OBP: 0.296, SLG: 0.379		3-2 L7		1-2 6-3			0-0 6-3		0-0 F8	4	0	0	0	0	0	0						
Bill White, L (1.3) OBP: 0.366, SLG: 0.493		2-3 K			0-0 4-3		0-0 1-3		0-0 1B	4	0	1	0	0	1	0						
Dick Groat, R (1.6) OBP: 0.299, SLG: 0.318		1-0 2B			0-0 FC6-4 1B		0-0 5-3		0-0 FC5-4 1B	4	0	3	0	0	0	0						
Bob Uecker, R (1.2) OBP: 0.285, SLG: 0.368		3-1 5-3			0-0 FC6-4 1-2		1-3 K	2-2 FC5-4 1-2		4	0	0	0	0	1	4						
Larry Jackson, R (1.1) OBP: 0.154, SLG: 0.194 Darold Knowles, L (7.1) OBP: 0.220, SLG: 0.280 Harvey Kuenn, L (6. PR) OBP: 0.234, SLG: 0.361 Tony Gonzalez, R (6. PR) OBP: 0.175, SLG: 0.348 Bob Buhl, R (8.1) OBP: 0.195, SLG: 0.111 John Morris, R (8.1)			2-3 K		0-0 1-3		0-0 1B			2	0	0	0	0	0	1	livebaseballscores.com					
										0	0	0	0	0	0	0						
Inning Stats	R: 0 E: 0 K: 1 S: 8	H: 1 LOB: 1 BB: 0 P: 11	R: 0 E: 0 K: 1 S: 10	H: 1 LOB: 1 BB: 0 P: 19	R: 0 E: 0 K: 1 S: 9	H: 0 LOB: 0 BB: 0 P: 12	R: 0 E: 0 K: 0 S: 8	H: 0 LOB: 0 BB: 0 P: 11	R: 0 E: 0 K: 0 S: 4	H: 1 LOB: 1 BB: 0 P: 4	R: 0 E: 0 K: 1 S: 7	H: 0 LOB: 0 BB: 0 P: 8	R: 1 E: 0 K: 0 S: 5	H: 1 LOB: 0 BB: 0 P: 6	R: 0 E: 0 K: 3 S: 12	H: 2 LOB: 2 BB: 0 P: 15	R: 0 E: 0 K: 0 S: 7	H: 2 LOB: 2 BB: 0 P: 9	1B: 6 2B: 1 3B: 0 HR: 1	SF: 0 SAC: 1 DP: 0 HBP: 0	WP: 0 PB: 0 SB: 0 CS: 0	PA: 35
PITCHER Al Jackson, L (1.1) ERA: 2.26	IP: 9.0 WLS: W BF: 35 H: 8 R: 1 ER: 1 SO: 7 BB: 0 IBB: 0 HBP: 0 BLK: 0 WP: 0 HR: 1 S: 70 P: 95 ERA: 1.00 WHIP: 0.889																					

Batter	1	2	3	4	5	6	7	8	9	AB	R	H	RBI	BB	SO	LOB	BOTTOM			
Lou Brock, L (1.7) OBP: 0.330, SLG: 0.459	0-0 E3 FC1-6 S		1-3 K				0-0 1-2 1B	1-1 FC6 1-2		5	1	2	1	0	1	2	Philadelphia Phillies @ St. Louis Cardinals Busch Stadium, St. Louis, MO Thu Aug 11 1966, 7:05 PM CDT Att: 22,404 - Unknown			
Phil Gagliano, R (1.5) OBP: 0.336, SLG: 0.335	0-1 FC1-6-5 1B 1-3		2-1 5-3		2-2 FC5 2-3		0-0 2B			4	0	1	1	0	0	3				
Tim McCarver, L (1.2) OBP: 0.311, SLG: 0.437	0-0 1-3 1B		0-0 4-3			0-0 3-1	1-3 K			4	0	1	0	0	1	1				
Tito Francona, L (1.3) OBP: 0.274, SLG: 0.367	0-0 4-3			0-0 L9		0-0 3-1	1-2 F5			4	0	0	0	0	0	2				
Mike Shannon, R (1.9) OBP: 0.358, SLG: 0.510		1-1 F8		1-2 3-1		4-2 BB		0-3 K		3	0	0	0	1	1	0				
Curt Flood, R (1.8) OBP: 0.299, SLG: 0.373		2-1 6-3		0-0 5-3		1-2 1-3		0-0 BB 1B		4	1	1	0	0	0	1				
Julian Javier, R (1.4) OBP: 0.274, SLG: 0.314		0-0 S 1B			0-0 5-3		1-2 F5	4-2 FC1-5 1B 1-2 BB		3	1	1	0	1	0	0				
Dal Maxvill, R (1.6) OBP: 0.333, SLG: 0.328		1-1 1-2 1B			1-1 FC1-8 1B		1-2 3B 1B	2-2 FC1-5 1-2 2H 1B		4	1	4	2	0	0	0				
Al Jackson, L (1.1) OBP: 0.267, SLG: 0.327		0-0 4-3			0-0 FC1-6 FC5 1B 1-2		1-2 1B 3B	0-0 FC1-5 1-2 2-3		4	1	1	1	0	0	4				
Inning Stats	R: 0 E: 1 K: 0 S: 5	H: 1 LOB: 1 BB: 0 P: 5	R: 1 E: 0 K: 0 S: 8	H: 2 LOB: 1 BB: 0 P: 12	R: 0 E: 0 K: 1 S: 6	H: 0 LOB: 0 BB: 0 P: 9	R: 0 E: 0 K: 0 S: 6	H: 0 LOB: 0 BB: 0 P: 7	R: 0 E: 0 K: 0 S: 9	H: 2 LOB: 2 BB: 0 P: 12	R: 0 E: 0 K: 0 S: 8	H: 0 LOB: 1 BB: 1 P: 13	R: 3 E: 0 K: 1 S: 21	H: 4 LOB: 1 BB: 0 P: 26	R: 1 E: 0 K: 1 S: 14	H: 2 LOB: 2 BB: 1 P: 21	1B: 9 2B: 1 3B: 1 HR: 0	SF: 0 SAC: 0 DP: 0 HBP: 0	WP: 0 PB: 0 SB: 2 CS: 0	PA: 37
PITCHER Larry Jackson, R (1.1) ERA: 3.39 Darold Knowles, L (7.1) ERA: 2.95 Bob Buhl, R (8.1) ERA: 4.27 John Morris, L (8.1) ERA:	IP: 6.1 WLS: L BF: 29 H: 9 R: 4 ER: 4 SO: 4 BB: 1 IBB: 0 HBP: 0 BLK: 0 WP: 0 HR: 0 S: 57 P: 76 ERA: 5.68 WHIP: 1.579																			



Batter	1	2	3	4	5	6	7	8	9	AB	R	H	RBI	BB	SO	LOB	TOP			
John Briggs, L (1, 8) OBP: 0.420, SLG: 0.603	P6		3-1			HR		6-3		4	1	1	1	0	0	0	Philadelphia Phillies @ Atlanta Braves Atlanta Stadium, Atlanta, GA Sat Aug 13 1966, 7:05 PM EDT Unknown			
Cookie Rojas, R (1, 4) OBP: 0.306, SLG: 0.339	1B HR		5-3			FC5-1-3 1B		6-3		4	1	2	0	0	0	0				
Johnny Callison, L (1, 9) OBP: 0.346, SLG: 0.433	1-3 HR		P6			1-3				4	1	2	0	0	0	1				
Dick Allen, R (1, 5) OBP: 0.384, SLG: 0.628	1-H 3-H HR					FC5		4-3		4	1	1	3	0	0	2				
Bill White, L (1, 3) OBP: 0.363, SLG: 0.488	P6					F5				4	0	0	0	0	0	1				
Tony Gonzalez, L (1, 7) OBP: 0.325, SLG: 0.400	F7									4	0	0	0	0	0	0				
Clay Dalrymple, L (1, 2) OBP: 0.367, SLG: 0.349										4	0	0	0	0	0	0				
Dick Groat, R (1, 6) OBP: 0.302, SLG: 0.320										3	0	2	0	0	0	0				
Jim Bunning, R (1, 1) OBP: 0.188, SLG: 0.182										3	0	0	0	0	0	1				
Darold Knowles, L (9, 1) OBP: 0.250, SLG: 0.250										0	0	0	0	0	0	0				
Inning Stats	R: 3 E: 0 K: 0 S: 6	H: 3 LOB: 0 BB: 0 P: 6	R: 0 E: 0 K: 3 S: 3	H: 0 LOB: 0 BB: 0 P: 3	R: 0 E: 0 K: 0 S: 3	H: 0 LOB: 0 BB: 0 P: 3	R: 0 E: 0 K: 0 S: 3	H: 1 LOB: 0 BB: 0 P: 3	R: 1 E: 0 K: 1 S: 5	H: 2 LOB: 1 BB: 0 P: 5	R: 0 E: 0 K: 1 S: 6	H: 1 LOB: 1 BB: 0 P: 6	R: 0 E: 0 K: 0 S: 4	H: 1 LOB: 1 BB: 0 P: 4	R: 0 E: 0 K: 0 S: 3	H: 0 LOB: 0 BB: 0 P: 3	1B: 5 2B: 1 3B: 0 HR: 2	SF: 0 SAC: 0 DP: 1 HBP: 0	WP: 0 PB: 0 SB: 0 CS: 0	PA: 34
PITCHER	IP WLS BF H R ER SO BB IBB HBP BLK WP HR S P ERA WHIP																			
Ken Johnson, R (1, 1) ERA: 3.18	5.0 L 19 5 4 4 0 0 0 0 0 0 0 2 19 19 7.20 1.000																			
Clay Carroll, R (6, 1) ERA: 2.15	2.0 8 2 0 0 1 0 0 0 0 0 0 0 10 10 0.00 1.000																			
Ted Abernathy, R (8, 1) ERA: 4.44	2.0 7 1 0 0 0 0 0 0 0 0 0 0 7 7 0.00 0.500																			

Batter	1	2	3	4	5	6	7	8	9	AB	R	H	RBI	BB	SO	LOB	BOTTOM			
Felipe Alou, R (1, 3) OBP: 0.361, SLG: 0.534	L6		FC5-4 1B 1-2 BB							3	0	0	0	1	0	3	Philadelphia Phillies @ Atlanta Braves Atlanta Stadium, Atlanta, GA Sat Aug 13 1966, 7:05 PM EDT Unknown			
Eddie Mathews, L (1, 5) OBP: 0.300, SLG: 0.348	G3		FC5-4 1B 1-2 2-3							4	0	1	0	0	1	3				
Miguel de la Hoz, R (9, PH) OBP: 0.232, SLG: 0.246										1	0	0	0	0	0	2				
Hank Aaron, R (1, 9) OBP: 0.372, SLG: 0.558	L7		FC5-4 S 1-2 2-3 3-H							4	0	1	1	0	1	2				
Joe Torre, R (1, 2) OBP: 0.363, SLG: 0.534										4	0	0	0	0	0	3				
Rico Carty, R (1, 7) OBP: 0.399, SLG: 0.432										4	0	1	0	0	1	0				
Mack Jones, L (1, 8) OBP: 0.326, SLG: 0.462										3	0	0	0	1	1	1				
Denis Menke, R (1, 6) OBP: 0.355, SLG: 0.411										4	1	1	0	0	1	2				
Woody Woodward, R (1, 4) OBP: 0.334, SLG: 0.338										4	1	2	0	0	1	2				
Ken Johnson, R (1, 1) OBP: 0.125, SLG: 0.213										2	0	0	0	0	1	1				
Clay Carroll, R (6, 1) OBP: 0.325, SLG: 0.387										0	0	0	0	0	0	0				
Gary Geiger, L (7, PH) OBP: 0.250, SLG: 0.182										0	0	0	0	1	0	0				
Ted Abernathy, R (8, 1) OBP: 0.250, SLG: 0.182										0	0	0	0	0	0	0				
Ty Cline, L (9, PH) OBP: 0.444, SLG: 0.444										1	0	1	1	0	0	0				
Inning Stats	R: 0 E: 0 K: 0 S: 3	H: 0 LOB: 1 BB: 1 P: 11	R: 0 E: 0 K: 2 S: 7	H: 0 LOB: 1 BB: 1 P: 11	R: 1 E: 0 K: 1 S: 7	H: 2 LOB: 2 BB: 1 P: 11	R: 0 E: 0 K: 1 S: 6	H: 1 LOB: 1 BB: 0 P: 6	R: 0 E: 0 K: 1 S: 5	H: 0 LOB: 0 BB: 0 P: 5	R: 0 E: 1 K: 1 S: 7	H: 1 LOB: 3 BB: 1 P: 11	R: 0 E: 0 K: 0 S: 3	H: 1 LOB: 0 BB: 0 P: 3	R: 1 E: 0 K: 1 S: 7	H: 2 LOB: 2 BB: 0 P: 8	1B: 7 2B: 0 3B: 0 HR: 0	SF: 0 SAC: 0 DP: 1 HBP: 1	WP: 0 PB: 0 SB: 1 CS: 0	PA: 38
PITCHER	IP WLS BF H R ER SO BB IBB HBP BLK WP HR S P ERA WHIP																			
Jim Bunning, R (1, 1) ERA: 2.42	8.2 W 37 7 2 2 7 3 0 0 0 0 0 0 47 60 2.08 1.154																			
Darold Knowles, L (9, 1) ERA: 2.84	0.1 S 1 0 0 0 0 0 0 0 0 0 0 0 1 1 0.00 0.000																			

Batter	1	2	3	4	5	6	7	8	9	AB	R	H	RBI	BB	SO	LOB	TOP			
John Briggs, L (1, 8) OBP: 0.421, SLG: 0.584	0-3 K		0-3 K		0-3 K		0-3 K			4	0	0	0	0	4	0	Philadelphia Phillies @ Atlanta Braves Atlanta Stadium, Atlanta, GA Sun Aug 14 1966, 3:33 AM EDT Att: 16,855 - Unknown			
Cookie Rojas, R (1, 7) OBP: 0.308, SLG: 0.343	0-0 F8 2B		0-0 E8		0-0 F5		0-0 F7			4	0	1	0	0	0	0				
Johnny Callison, L (1, 9) OBP: 0.346, SLG: 0.430	0-0 F8 2-3		0-0 F5		0-0 S 1B			0-0 F6		4	0	1	0	0	0	2				
Dick Allen, R (1, 5) OBP: 0.391, SLG: 0.638	4-0 BB			0-0 BB 2B	0-3 K 1-2			0-0 HR		3	1	2	1	1	1	1				
Tony Taylor, R (1, 4) OBP: 0.296, SLG: 0.375	0-3 K			4-0 BB BB		0-3 K		0-0 6-3		3	0	0	0	1	2	2				
Bill White, L (1, 3) OBP: 0.360, SLG: 0.483		0-3 K		0-3 K		0-0 1B		0-3 K		4	0	1	0	0	3	2				
Dick Groat, R (1, 6) OBP: 0.303, SLG: 0.324		0-0 F7		0-3 K		0-0 F3		0-0 L4		4	0	0	0	0	1	3				
Bob Uecker, R (1, 2) OBP: 0.284, SLG: 0.361		0-0 F8		4-0 1-2 2-3 BB		0-0 F9		0-3 K		3	0	0	0	1	1	1				
Bob Buhl, R (1, 1) Phil Lutz, R (3, PH) Joe Verbanic, R (3, 1) Harvey Kuenn, R (4, PH) Rick Wise, R (4, 1) Jackie Brandt, R (7, PH) Terry Fox, R (7, 1) Doug Clemens, L (9, PH)			0-3 K	0-0 F9		0-3 K		0-0 4-3		0	0	0	0	0	0	0				
Inning Stats	R: 0 E: 0 K: 2 S: 8	H: 1 LOB: 2 BB: 1 P: 12	R: 0 E: 0 K: 1 S: 5	H: 0 LOB: 0 BB: 0 P: 5	R: 0 E: 1 K: 2 S: 8	H: 0 LOB: 1 BB: 0 P: 8	R: 0 E: 0 K: 2 S: 8	H: 1 LOB: 1 BB: 0 P: 16	R: 0 E: 0 K: 1 S: 6	H: 1 LOB: 1 BB: 0 P: 6	R: 0 E: 0 K: 2 S: 7	H: 0 LOB: 0 BB: 0 P: 7	R: 1 E: 0 K: 1 S: 6	H: 1 LOB: 0 BB: 0 P: 6	R: 0 E: 0 K: 1 S: 5	H: 0 LOB: 0 BB: 0 P: 5		1B: 2 2B: 2 3B: 0 HR: 1	SF: 0 SAC: 0 DP: 0 HBP: 0	WP: 0 PB: 0 SB: 1 CS: 0
PITCHER Denny Lemaster, L (1, 1) ERA: 3.72	IP: 9.0 WLS: W BF: 36 H: 5 R: 1 ER: 1 SO: 14 BB: 3 IBB: 0 HBP: 0 BLK: 0 WP: 0 HR: 1 S: 61 P: 73 ERA: 1.00 WHIP: 0.889															PITCHER				

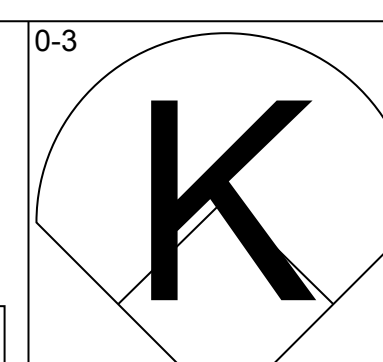
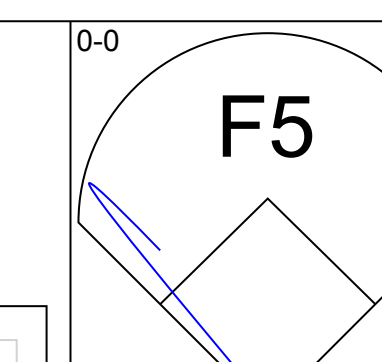
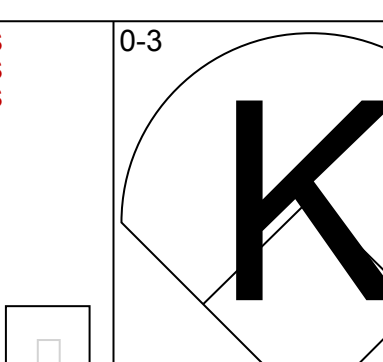
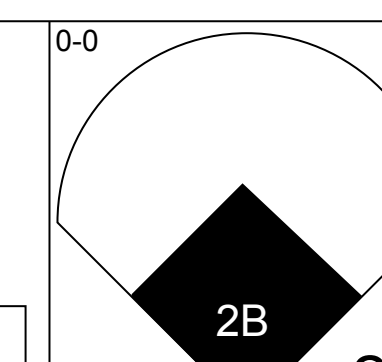
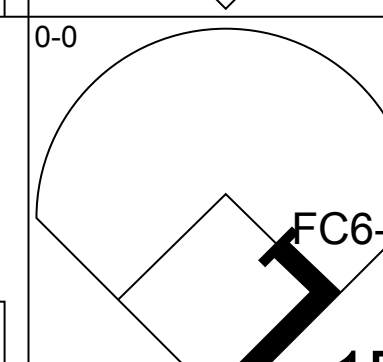
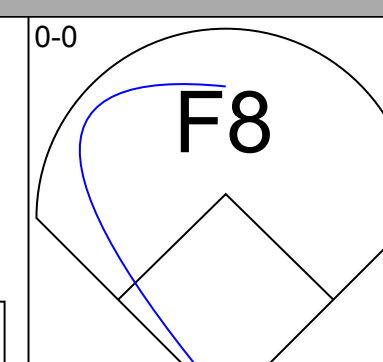
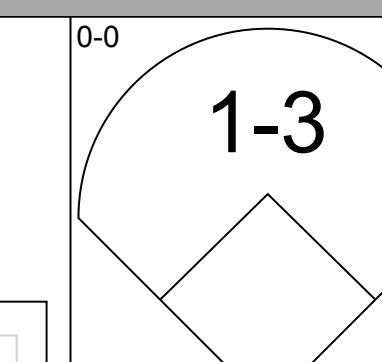
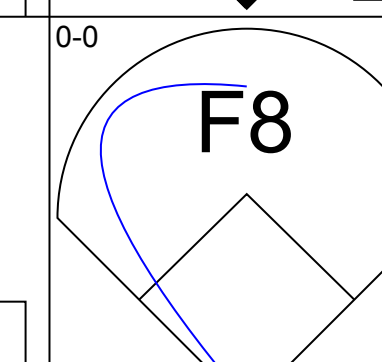
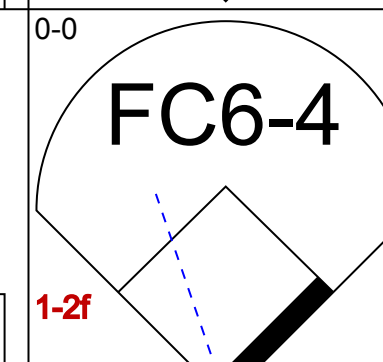
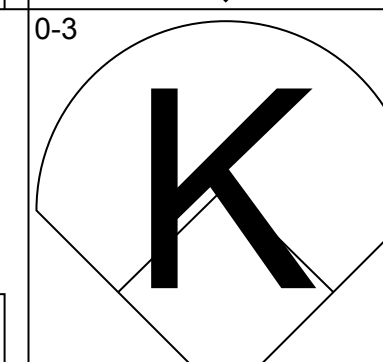
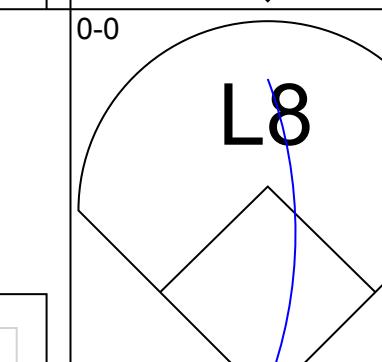
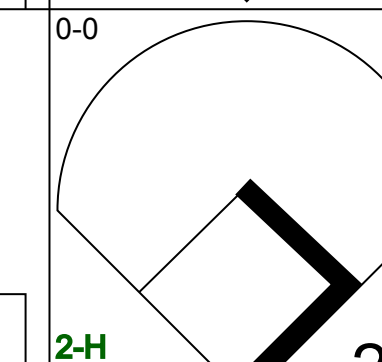
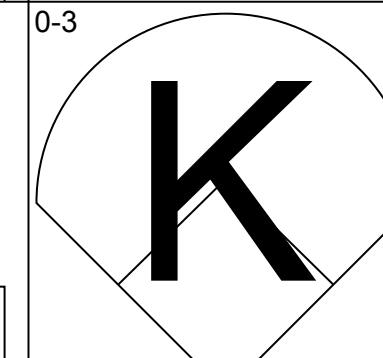
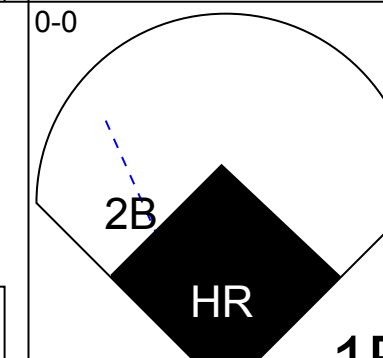
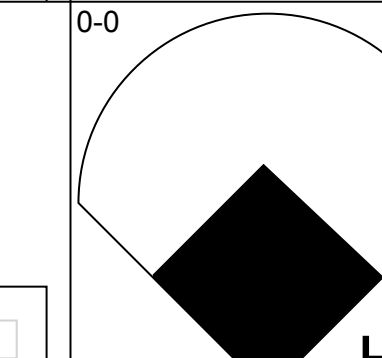
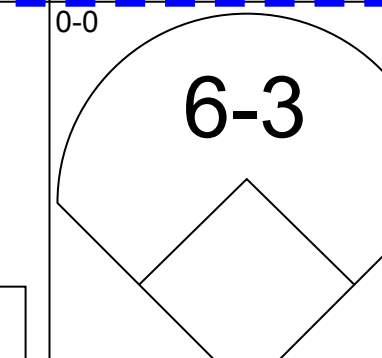
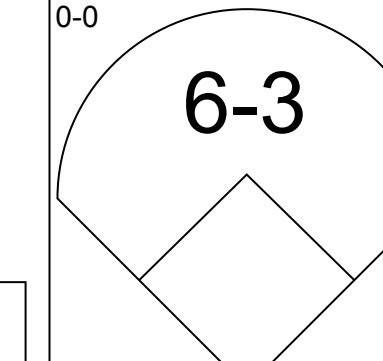
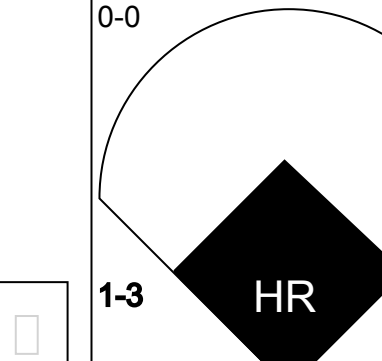
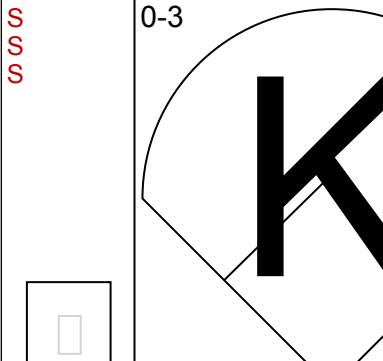
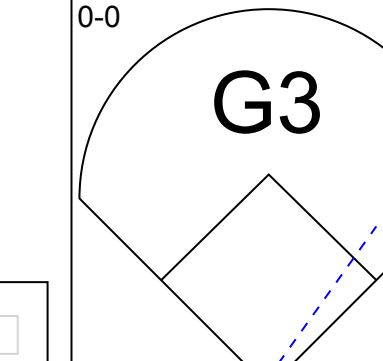

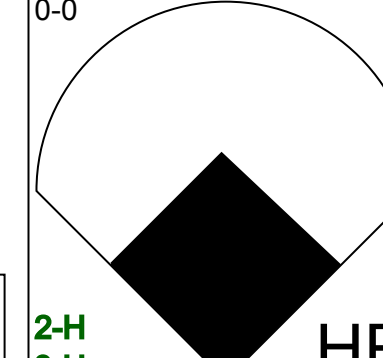
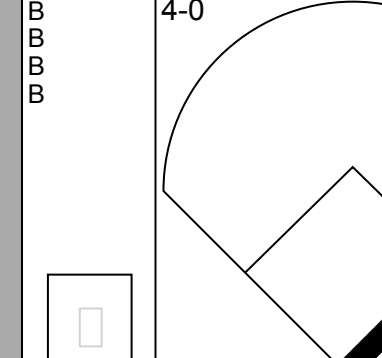
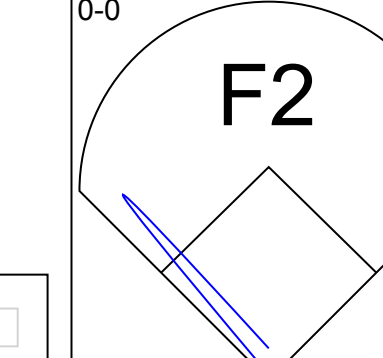

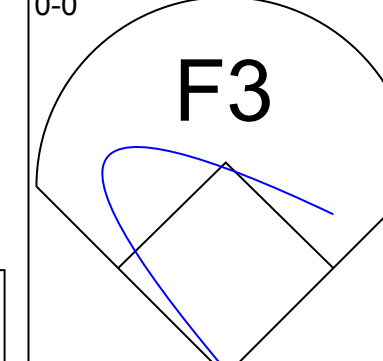
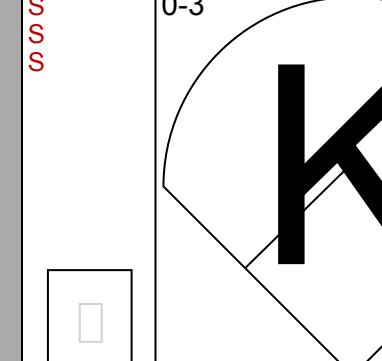
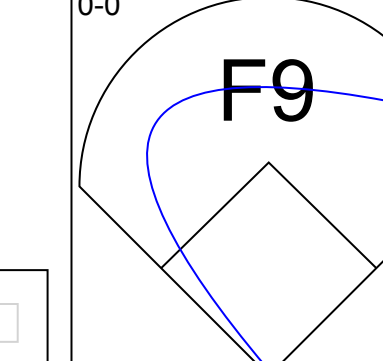
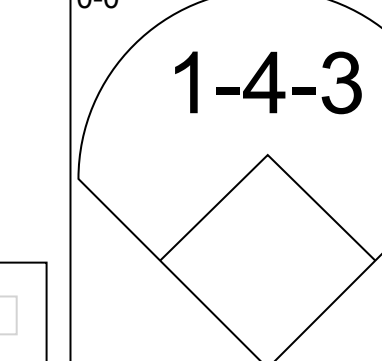
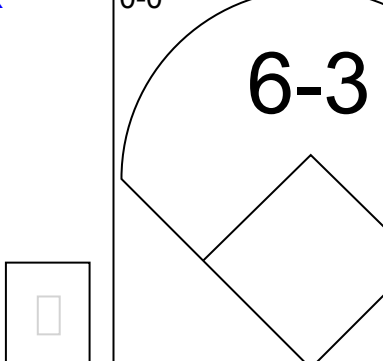
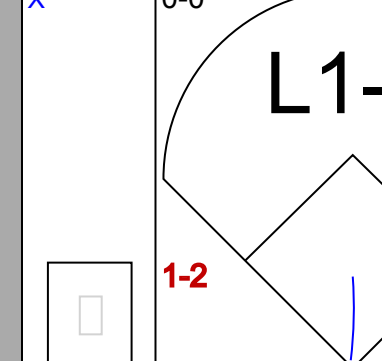
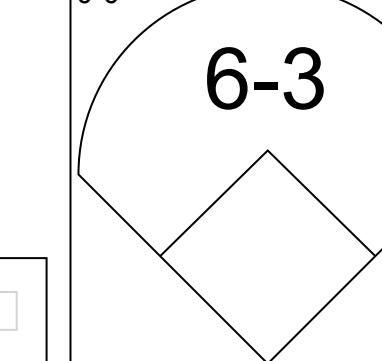
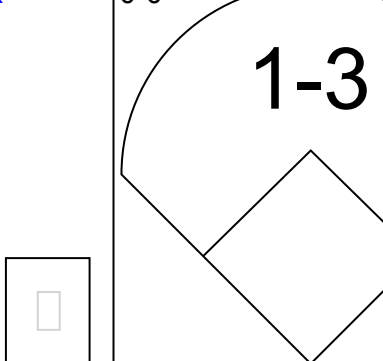
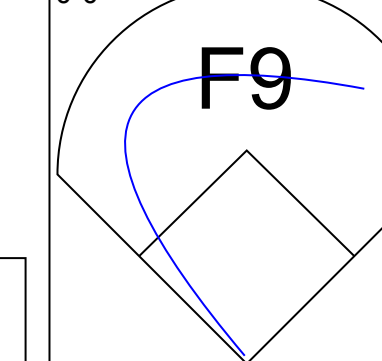
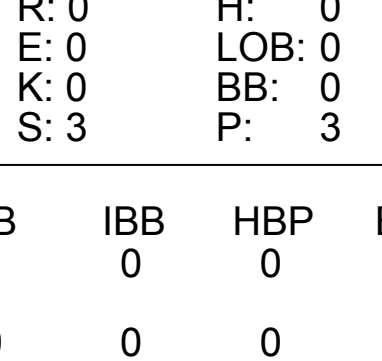
Batter	1	2	3	4	5	6	7	8	9	AB	R	H	RBI	BB	SO	LOB	BOTTOM			
Denis Menke, R (1, 6) OBP: 0.360, SLG: 0.412	4-0 PB WP BB	0-0 2B HR 1B		0-0 P4		0-0 6-3		0-3 K		4	1	1	1	1	1	2	Philadelphia Phillies @ Atlanta Braves Atlanta Stadium, Atlanta, GA Sun Aug 14 1966, 3:33 AM EDT Att: 16,855 - Unknown			
Eddie Mathews, L (1, 5) Miguel de la Hoz, R (7, 5) OBP: 0.305, SLG: 0.354 OBP: 0.216, SLG: 0.229	0-0 F9	0-0 3-H HR 2B		4-0 BB		0-0 P6				2	1	1	0	1	0	1				
Hank Aaron, R (1, 9) Ty Cline, L (8, 9) OBP: 0.373, SLG: 0.568 OBP: 0.429, SLG: 0.429	0-3 K	0-0 2-H 3-H HR		0-3 K		0-0 L8		0-0 L8		4	1	1	3	0	2	2				
Joe Torre, R (1, 3) OBP: 0.367, SLG: 0.545	4-0 1-3 BB	0-0 F5			0-0 HR		0-0 WP 2B			3	1	2	1	1	0	0				
Rico Carty, R (1, 7) OBP: 0.399, SLG: 0.448	0-0 G3		0-0 HR		0-0 L8		0-0 5-3			4	1	1	1	0	0	3				
Mack Jones, L (1, 8) OBP: 0.324, SLG: 0.457		0-0 F7	0-0 F5		0-0 6-3		0-0 2B 1B			4	0	1	0	0	0	0				
Gene Oliver, R (1, 2) OBP: 0.259, SLG: 0.379		0-0 6-3	0-0 5-3		0-0 P4		0-0 1-3 2B			4	0	1	0	0	0	0				
Woody Woodward, R (1, 4) OBP: 0.330, SLG: 0.332		0-0 3B 1B	0-0 P6		0-0 5-3		0-0 4-3			4	1	1	0	0	0	2				
Denny Lemaster, R (1, 1) OBP: 0.164, SLG: 0.172		0-0 1-H 1B 3B		0-3 K		0-3 K		0-0 5-3		4	1	1	1	0	2	2				
Inning Stats	R: 0 E: 0 K: 1 S: 5	H: 0 LOB: 2 BB: 2 P: 13	R: 5 E: 0 K: 0 S: 8	H: 5 LOB: 0 BB: 0 P: 8	R: 1 E: 0 K: 0 S: 4	H: 1 LOB: 0 BB: 0 P: 4	R: 0 E: 0 K: 2 S: 7	H: 0 LOB: 1 BB: 1 P: 11	R: 1 E: 0 K: 0 S: 4	H: 1 LOB: 0 BB: 0 P: 4	R: 0 E: 0 K: 1 S: 5	H: 0 LOB: 0 BB: 0 P: 5	R: 0 E: 0 K: 0 S: 4	H: 1 LOB: 1 BB: 0 P: 4	R: 0 E: 0 K: 1 S: 7	H: 2 LOB: 2 BB: 0 P: 7		1B: 3 2B: 3 3B: 1 HR: 3	SF: 0 SAC: 0 DP: 0 HBP: 0	WP: 2 PB: 1 SB: 0 CS: 0
PITCHER Bob Buhl, R (1, 1) Joe Verbanic, R (3, 1) Rick Wise, R (4, 1) Terry Fox, R (7, 1) ERA: 4.58 ERA: 4.05 ERA: 3.55 ERA: 4.2	IP: 2.0 WLS: L BF: 13 H: 5 R: 5 ER: 5 SO: 5 BB: 2 IBB: 0 HBP: 0 BLK: 0 WP: 1 HR: 1 S: 13 P: 21 ERA: 22.50 WHIP: 3.500															PITCHER				

AB	33
R	1
H	5
RBI	1
BB	3
SO	14
LOB	14



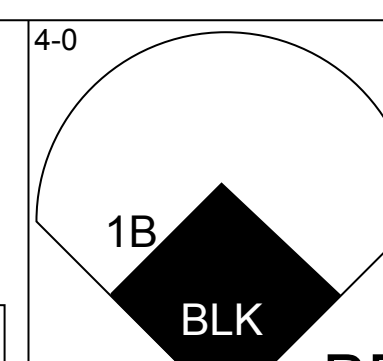
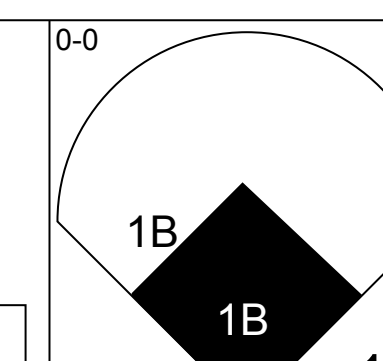
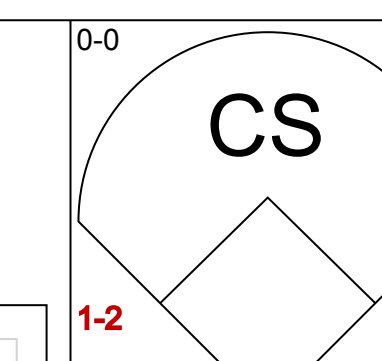
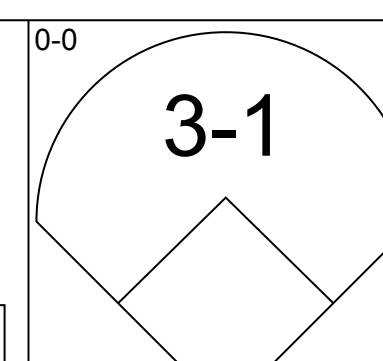
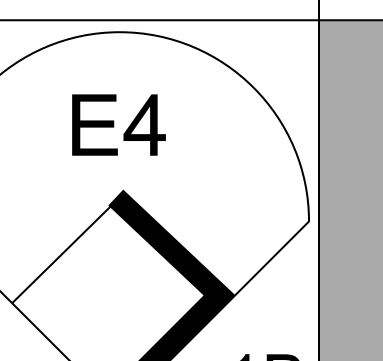
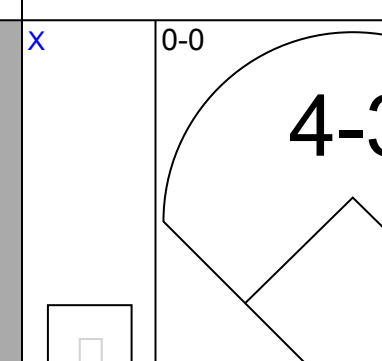
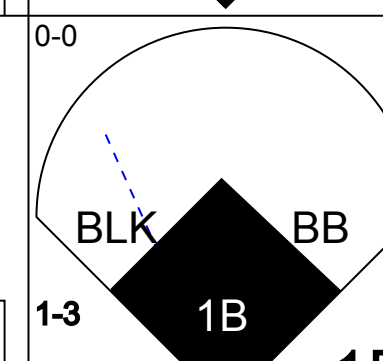
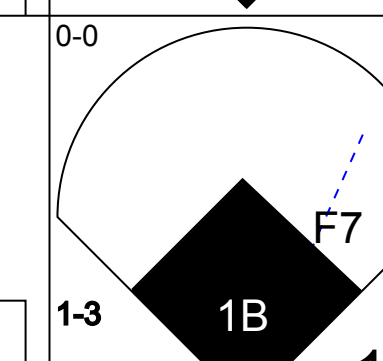
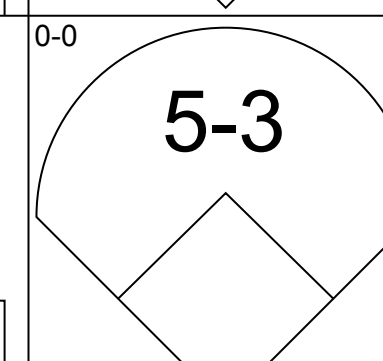
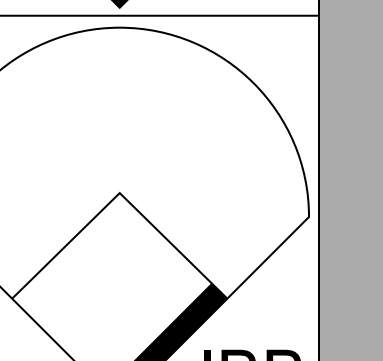
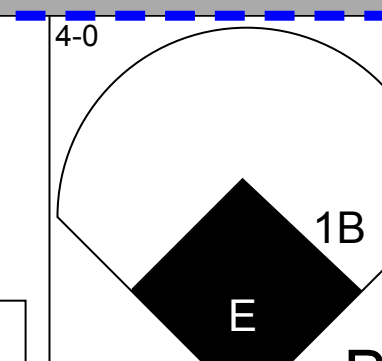
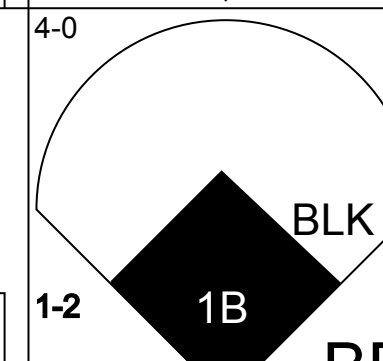
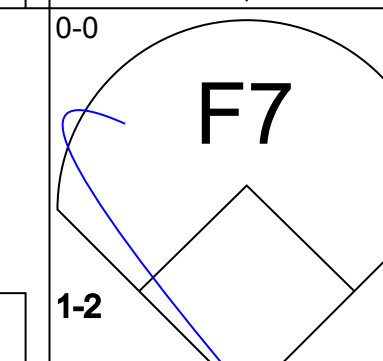
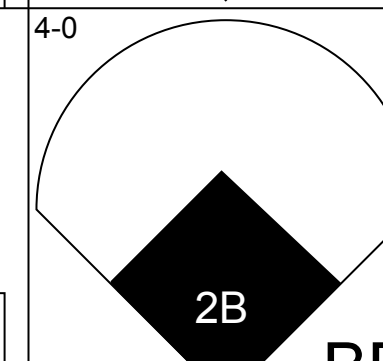
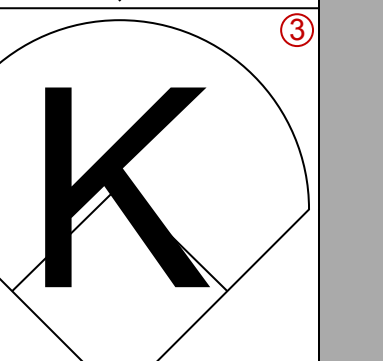
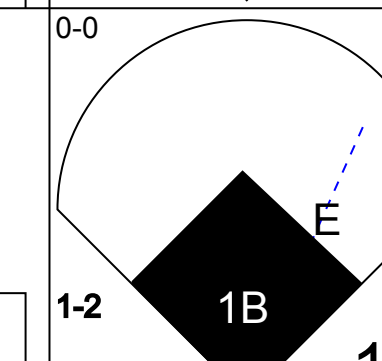
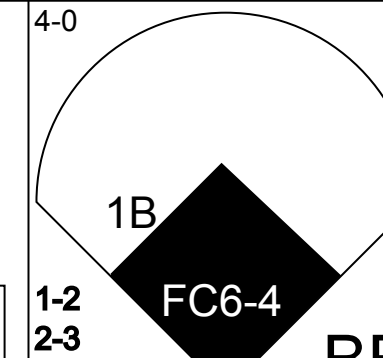
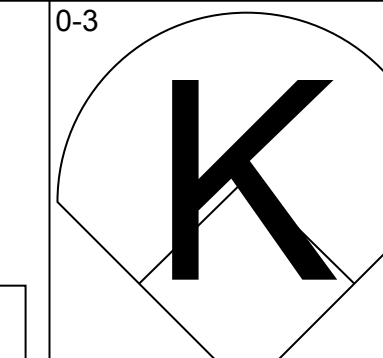
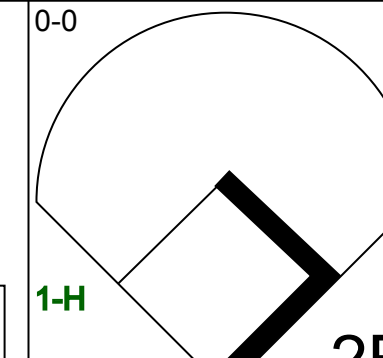
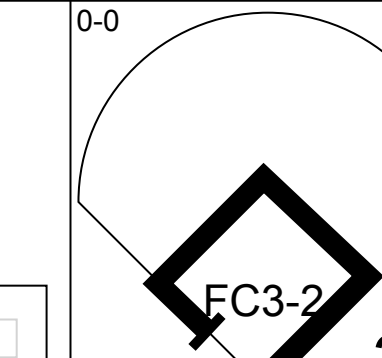
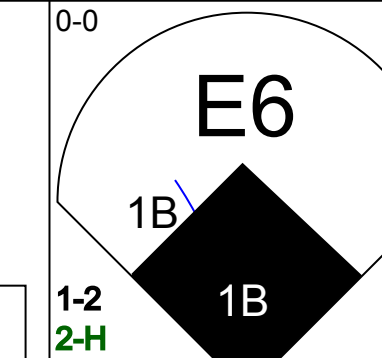
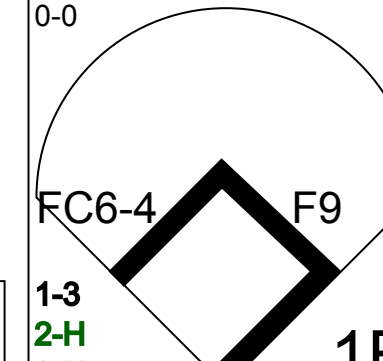
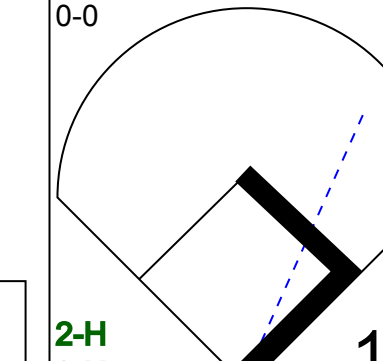
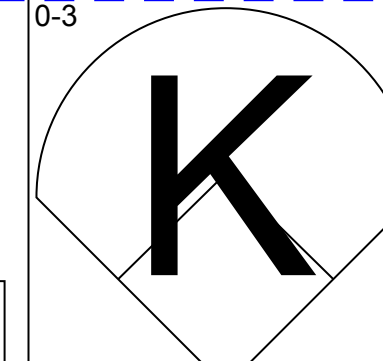
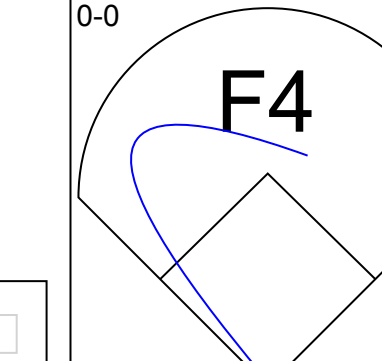
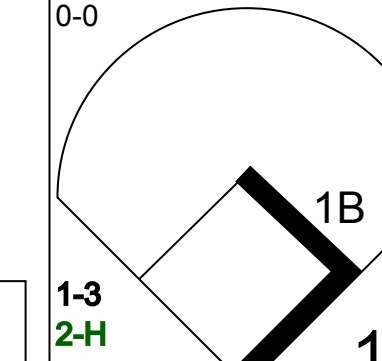
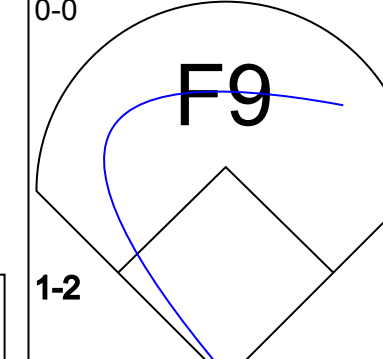
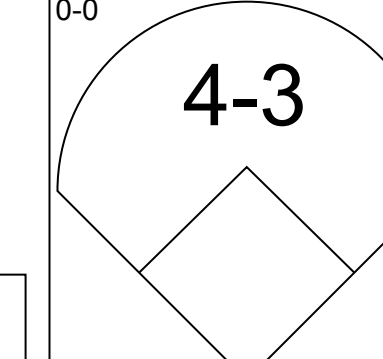
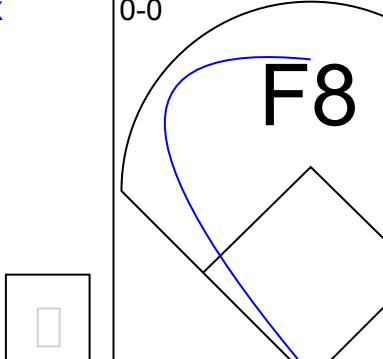
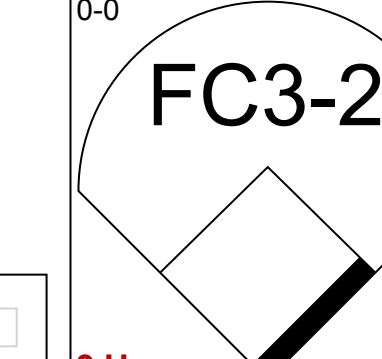
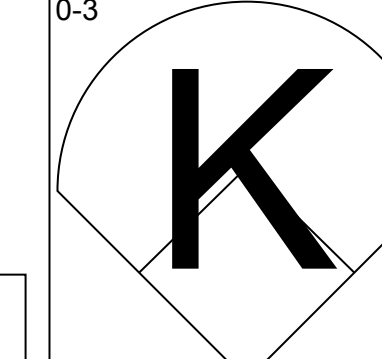
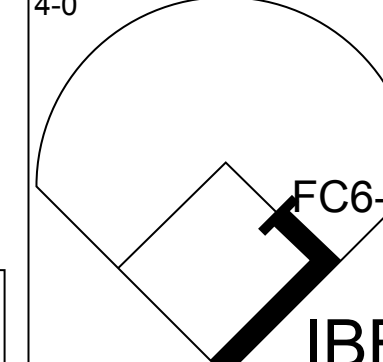
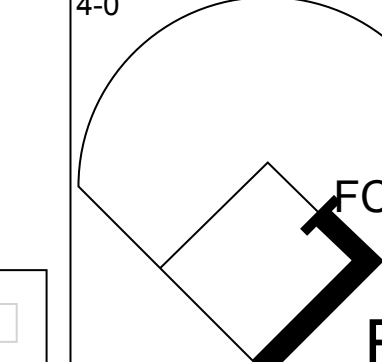
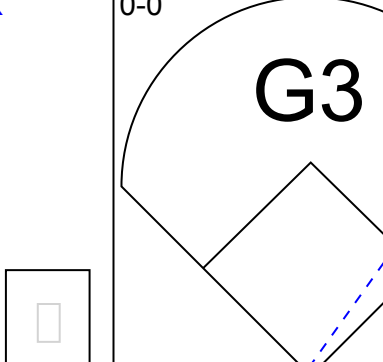
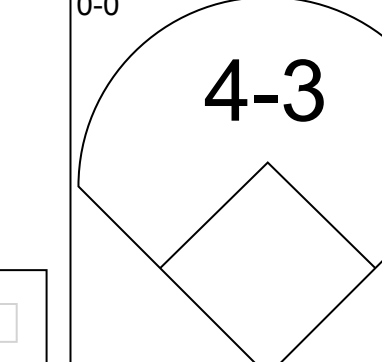
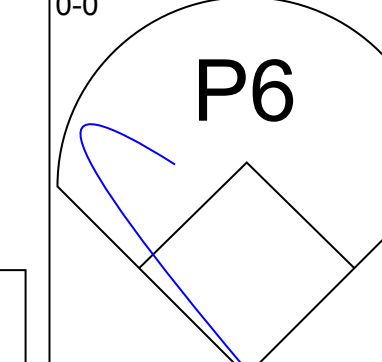
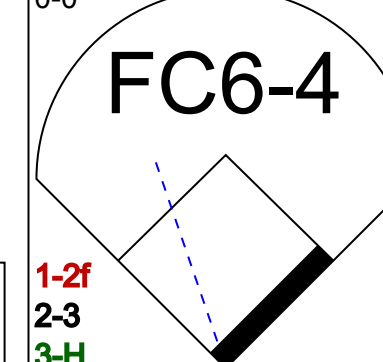
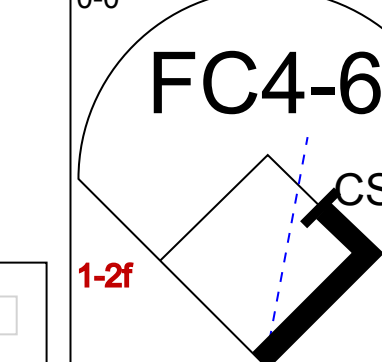
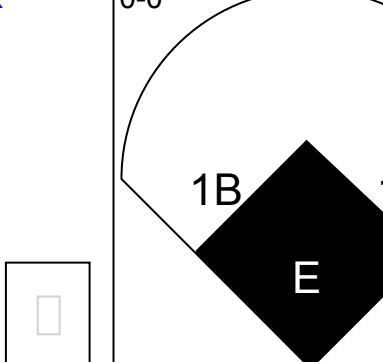
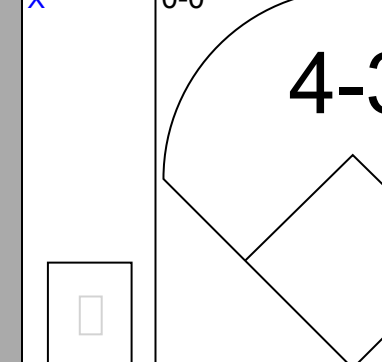
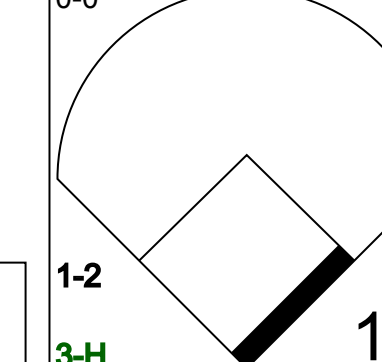
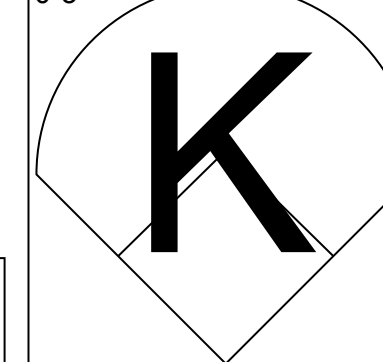
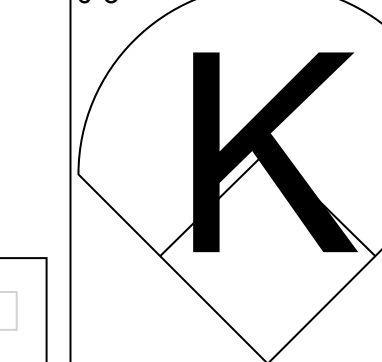
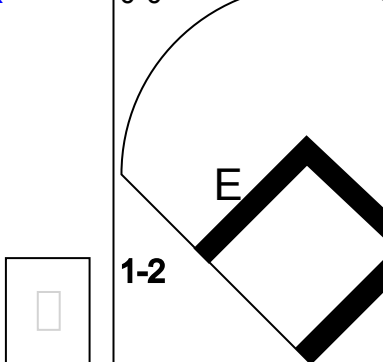
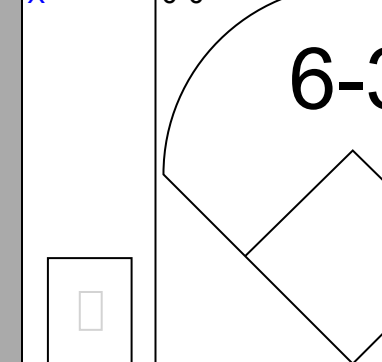
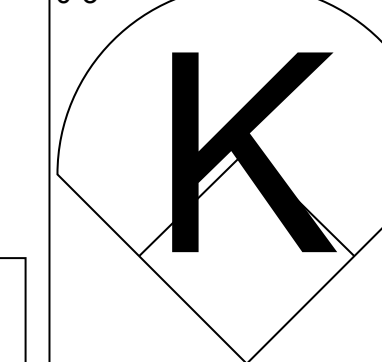
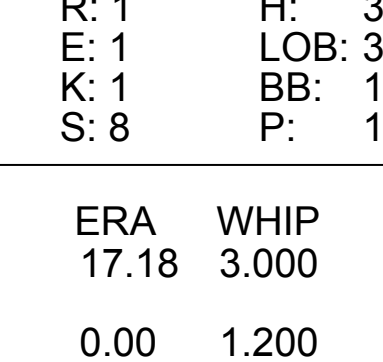
AB	34
R	7
H	10
RBI	7
BB	3
SO	5
LOB	12



Batter	1	2	3	4	5	6	7	8	9	AB	R	H	RBI	BB	SO	LOB	TOP					
Adolfo Phillips, R OBP: 0.340, SLG: 0.460 (1, 8)										4	1	1	0	0	2	0	Chicago Cubs @ Philadelphia Phillies Connie Mack Stadium, Philadelphia, PA Mon Aug 15 1966, 7:05 PM EDT Att: 7,627 - Unknown					
Glenn Beckert, R OBP: 0.317, SLG: 0.346 (1, 4)										4	0	1	0	0	0	1						
Billy Williams, L OBP: 0.356, SLG: 0.474 (1, 9)										4	0	1	1	0	1	1						
Ron Santo, R OBP: 0.415, SLG: 0.561 (1, 5)										4	2	2	1	0	1	2						
John Boccabella, R OBP: 0.271, SLG: 0.403 (1, 3)										4	1	1	0	0	1	0						
Byron Browne, R OBP: 0.324, SLG: 0.464 (1, 7)										3	1	1	3	1	1	0						
Randy Hundley, R OBP: 0.300, SLG: 0.446 (1, 2)										4	0	0	0	0	2	1						
Don Kessinger, S OBP: 0.284, SLG: 0.285 (1, 6)										3	0	0	0	0	0	1						
Bill Hands, R OBP: 0.122, SLG: 0.079 (1, 1)										1	0	0	0	0	0	0						
Bob Hendley, R OBP: 0.250, SLG: 0.214 (4, 1)										1	0	0	0	0	0	0						
14 Ernie Banks, R OBP: 0.296, SLG: 0.414 (6, PH)										1	0	0	0	0	0	0						
Arnold Earley, L (8, 1)										0	0	0	0	0	0	0						
Inning Stats	R: 0 E: 0 K: 2 S: 8	H: 1 LOB: 1 BB: 0 P: 8	R: 0 E: 0 K: 2 S: 7	H: 0 LOB: 0 BB: 0 P: 7	R: 0 E: 0 K: 0 S: 3	H: 0 LOB: 0 BB: 0 P: 3	R: 3 E: 0 K: 1 S: 8	H: 3 LOB: 0 BB: 0 P: 8	R: 0 E: 0 K: 1 S: 5	H: 0 LOB: 0 BB: 0 P: 5	R: 1 E: 0 K: 1 S: 6	H: 1 LOB: 0 BB: 0 P: 6	R: 0 E: 0 K: 1 S: 4	H: 0 LOB: 0 BB: 1 P: 8	R: 1 E: 0 K: 0 S: 5	H: 2 LOB: 1 BB: 0 P: 5	R: 0 E: 0 K: 0 S: 3	H: 0 LOB: 0 BB: 0 P: 3	1B: 2 2B: 4 3B: 0 HR: 2	SF: 0 SAC: 0 DP: 1 HBP: 0	WP: 0 PB: 0 SB: 0 CS: 0	PA: 34
PITCHER	IP	WLS	BF	H	R	ER	SO	BB	IBB	HBP	BLK	WP	HR	S	P	ERA	WHIP					
Chris Short, L ERA: 3.38	(1, 1)	7.2	W	30	7	5	5	8	1	0	0	0	0	2	45	49	5.87	1.043				
Terry Fox, R ERA: 4.08	(8, 1)	1.1	S	4	0	0	0	0	0	0	0	0	0	4	4	0.00	0.000					


AB	33
R	5
H	7
RBI	5
BB	1
SO	8
LOB	6




Batter	1	2	3	4	5	6	7	8	9	AB	R	H	RBI	BB	SO	LOB	BOTTOM					
John Briggs, L OBP: 0.427, SLG: 0.582 (1, 8)										4	2	2	0	1	0	0	Chicago Cubs @ Philadelphia Phillies Connie Mack Stadium, Philadelphia, PA Mon Aug 15 1966, 7:05 PM EDT Att: 7,627 - Unknown					
Cookie Rojas, R OBP: 0.313, SLG: 0.345 (1, 4)										3	3	2	0	2	0	0						
Johnny Callison, L OBP: 0.348, SLG: 0.429 (1, 9)										3	3	1	0	2	1	5						
Dick Allen, R OBP: 0.393, SLG: 0.645 (1, 5)										4	2	2	1	1	1	3						
Bill White, L OBP: 0.363, SLG: 0.484 (1, 3)										5	0	3	5	0	1	2						
Tony Gonzalez, L OBP: 0.318, SLG: 0.389 (1, 7)										5	0	0	0	0	1	6						
Clay Dalrymple, L OBP: 0.366, SLG: 0.341 (1, 2)										3	0	0	0	2	0	3						
Dick Groat, R OBP: 0.304, SLG: 0.325 (1, 6)										5	1	2	2	0	0	3						
Chris Short, R OBP: 0.224, SLG: 0.224 (1, 1)										4	0	1	0	0	2	3						
Terry Fox, R (8, 1)										1	0	0	0	0	1	2						
Inning Stats	R: 4 E: 0 K: 1 S: 7	H: 2 LOB: 2 BB: 4 P: 23	R: 2 E: 0 K: 1 S: 8	H: 3 LOB: 1 BB: 0 P: 8	R: 0 E: 0 K: 1 S: 4	H: 0 LOB: 0 BB: 1 P: 8	R: 1 E: 0 K: 1 S: 6	H: 1 LOB: 1 BB: 1 P: 10	R: 1 E: 1 K: 1 S: 8	H: 3 LOB: 3 BB: 1 P: 12	R: 0 E: 0 K: 0 S: 4	H: 1 LOB: 1 BB: 0 P: 4	R: 0 E: 0 K: 0 S: 3	H: 0 LOB: 0 BB: 0 P: 3	R: 3 E: 1 K: 2 S: 11	H: 3 LOB: 2 BB: 1 P: 15	R: 0 E: 0 K: 0 S: 1	H: 0 LOB: 0 BB: 0 P: 0	1B: 11 2B: 1 3B: 1 HR: 0	SF: 0 SAC: 0 DP: 0 HBP: 0	WP: 0 PB: 0 SB: 0 CS: 1	PA: 46
PITCHER	IP	WLS	BF	H	R	ER	SO	BB	IBB	HBP	BLK	WP	HR	S	P	ERA	WHIP					
Bill Hands, R ERA: 4.71	(1, 1)	3.2	L	22	6	7	7	3	5	1	0	1	0	1	1	46	17.18	3.000				
Bob Hendley, L ERA: 4.31	(4, 1)	3.1		15	4	1	0	2	0	1	0	0	0	18	22	0.00	1.200					
Arnold Earley, L ERA: 5.56	(8, 1)	1.0		8	3	3	1	2	1	0	0	0	0	11	15	9.00	4.000					

AB	37
R	11
H	13
RBI	8
BB	8
SO	7
LOB	27



Batter	1	2	3	4	5	6	7	8	9	AB	R	H	RBI	BB	SO	LOB	TOP	
Adolfo Phillips, R OBP: 0.340, SLG: 0.458 Lee Thomas, L OBP: 0.281, SLG: 0.321	0-0 6-3		0-0 G4-6-3		0-0 G3		0-0 4-3		0-0 4-3	1	0	0	0	0	0	0	Chicago Cubs @ Philadelphia Phillies Connie Mack Stadium, Philadelphia, PA Tue Aug 16 1966, 7:05 PM EDT Att: 11,321 - Unknown AB 33 R 3 H 7 RBI 2 BB 4 SO 7 LOB 14 	
Glenn Beckert, R OBP: 0.319, SLG: 0.346	0-0 F4		1-2 2-3 3-H 4-0 2B BB		0-3 K			0-0 4-3 1B		3	1	1	0	1	1	0		
Billy Williams, L OBP: 0.355, SLG: 0.475	0-3 K		0-0 FC5 1-3 3-H 4-0 2B		0-3 K			0-0 4-3		4	0	1	1	0	2	1		
Ron Santo, R OBP: 0.415, SLG: 0.559		0-0 6-3						0-0 F9		3	0	1	1	1	0	0		
John Boccabella, R OBP: 0.270, SLG: 0.398		0-0 5-3						0-0 FC5 2-H 1B		4	0	1	0	0	0	3		
Byron Browne, R OBP: 0.321, SLG: 0.459		0-0 P4						0-0 1B		4	0	0	0	0	3	2		
Randy Hundley, R OBP: 0.302, SLG: 0.446			4-0 1B BB G4-6-3 BB		0-0 F9			0-0 FC5 2-3f 1B		3	1	1	0	1	0	2		
Don Kessinger, S OBP: 0.286, SLG: 0.285			4-0 G4-6-3 1B 1-2 2B BB		0-0 3-1			0-0 F7		3	1	1	0	1	0	0		
Robin Roberts, S OBP: 0.241, SLG: 0.120 Cal Koonce, R OBP: 0.176, SLG: 0.067 George Altman, L OBP: 0.268, SLG: 0.373 Fergie Jenkins, R OBP: 0.321, SLG: 0.360 Marty Keough, L OBP: 0.295, SLG: 0.194			0-0 G4-6-3 1B 1-2 2-3 1B		0-0 1-3			0-0 F9		0	0	0	0	0	0	0		
Inning Stats	R: 0 E: 0 K: 1 S: 5	H: 0 LOB: 0 BB: 0 P: 5	R: 0 E: 0 K: 0 S: 3	H: 0 LOB: 0 BB: 0 P: 3	R: 2 E: 0 K: 0 S: 4	H: 2 LOB: 3 BB: 4 P: 20	R: 0 E: 0 K: 1 S: 5	H: 0 LOB: 0 BB: 0 P: 5	R: 0 E: 0 K: 1 S: 5	H: 2 LOB: 2 BB: 0 P: 9	R: 1 E: 0 K: 0 S: 8	H: 3 LOB: 2 BB: 0 P: 8	R: 0 E: 0 K: 0 S: 3	H: 0 LOB: 0 BB: 0 P: 3	1B: 6 2B: 1 3B: 0 HR: 0	SF: 0 SAC: 0 DP: 1 HBP: 0		WP: 0 PA: 37 PB: 0 SB: 0 CS: 0
PITCHER Larry Jackson, R ERA: 3.38	IP: 0.0 WLS: W BF: 0 H: 0 R: 0 ER: 0 SO: 0 BB: 0 IBB: 0 HBP: 0 BLK: 0 WP: 0 HR: 0 S: 0 P: 0 ERA: ∞ WHIP: ∞																	

Batter	1	2	3	4	5	6	7	8	9	AB	R	H	RBI	BB	SO	LOB	BOTTOM	
John Briggs, L OBP: 0.423, SLG: 0.586	0-0 HR 3B									4	1	1	0	0	0	0	Chicago Cubs @ Philadelphia Phillies Connie Mack Stadium, Philadelphia, PA Tue Aug 16 1966, 7:05 PM EDT Att: 11,321 - Unknown AB 30 R 5 H 8 RBI 5 BB 6 SO 8 LOB 14 	
Tony Gonzalez, L OBP: 0.324, SLG: 0.405	0-0 HR		4-0 BB		0-0 G3			0-0 BB BB 2B		3	2	2	2	1	0	0		
Johnny Callison, L OBP: 0.348, SLG: 0.427	0-3 K		0-0 F8		0-0 1B			0-3 K		4	0	1	0	0	2	2		
Dick Allen, R OBP: 0.392, SLG: 0.641	0-0 CS S 1B		0-3 K		0-0 4-3			0-0 P4		4	0	1	0	0	1	3		
Bill White, L OBP: 0.364, SLG: 0.482	4-0 CS 3B BB		0-0 P4					4-0 BB BB IBB		2	2	0	0	2	0	1		
Clay Dalrymple, L OBP: 0.371, SLG: 0.353	0-0 1-H 2-3 3B				0-0 K 1B			4-0 BB BB BB		3	0	2	1	1	0	0		
Dick Groat, R OBP: 0.306, SLG: 0.325	0-0 4-3				0-0 1B			4-0 BB BB		3	0	1	1	1	0	1		
Phil Linz, R OBP: 0.222, SLG: 0.243 Doug Clemens, L OBP: 0.369, SLG: 0.298 Tony Taylor, R OBP: 0.296, SLG: 0.375		0-3 K			0-3 K			0-0 BB BB BB		3	0	0	0	0	2	2		
Larry Jackson, R OBP: 0.145, SLG: 0.182		0-3 K			0-3 K			0-0 G6		0	0	0	1	1	0	0		
Inning Stats	R: 3 E: 0 K: 1 S: 8	H: 4 LOB: 1 BB: 1 P: 12	R: 0 E: 0 K: 2 S: 7	H: 0 LOB: 0 BB: 0 P: 7	R: 0 E: 0 K: 1 S: 5	H: 0 LOB: 1 BB: 1 P: 9	R: 0 E: 0 K: 2 S: 8	H: 2 LOB: 1 BB: 0 P: 8	R: 0 E: 0 K: 0 S: 3	H: 0 LOB: 0 BB: 0 P: 3	R: 0 E: 0 K: 1 S: 5	H: 0 LOB: 0 BB: 0 P: 5	R: 2 E: 0 K: 1 S: 6	H: 1 LOB: 3 BB: 4 P: 22	1B: 4 2B: 1 3B: 2 HR: 1	SF: 0 SAC: 0 DP: 0 HBP: 0		WP: 0 PA: 36 PB: 0 SB: 1 CS: 2
PITCHER Robin Roberts, R ERA: 4.44 Cal Koonce, R ERA: 4.26 Fergie Jenkins, R ERA: 4.09	IP: 0.2 WLS: 5.1 BF: 19 H: 3 R: 0 ER: 0 SO: 5 BB: 1 IBB: 0 HBP: 0 BLK: 0 WP: 0 HR: 0 S: 28 P: 32 ERA: 0.00 WHIP: 0.750																	

Batter	1	2	3	4	5	6	7	8	9	10	AB	R	H	RBI	BB	SO	LOB								
Glenn Beckert, R OBP: 0.319, SLG: 0.349 (1, 4)	4-3		1B		L7		FC5-4			14 HR	5	1	2	0	0	0	1								
John Boccabella, R OBP: 0.275, SLG: 0.398 (8, 7)	K		1B		4-3					P4	5	0	2	1	0	1	1								
Billy Williams, L OBP: 0.353, SLG: 0.471 (1, 9)	4-1		F9							F7	4	0	0	0	0	1	3								
Ron Santo, R OBP: 0.415, SLG: 0.555 (1, 5)		6-3	K							14 HR	3	1	0	0	2	1	3								
Lee Thomas, L OBP: 0.278, SLG: 0.317 14 Ernie Banks, R OBP: 0.300, SLG: 0.425 (8, PH) (8, 3)		5-3			K					14 HR	3	0	0	0	0	2	1								
Byron Browne, R OBP: 0.317, SLG: 0.452 (1, 8)		K			F8					HR	2	1	2	3	0	0	0								
Randy Hundley, R OBP: 0.304, SLG: 0.456 (1, 2)										1-3	5	0	0	0	0	2	3								
Don Kessinger, S OBP: 0.289, SLG: 0.288 (1, 6)											4	1	2	0	0	0	1								
Ken Holtzman, R OBP: 0.122, SLG: 0.104 George Altman, L OBP: 0.266, SLG: 0.370 Curt Simmons, L OBP: 0.231, SLG: 0.174 (9, PH) (9, 1)											2	0	0	0	0	0	1								
Inning Stats	R: 0 E: 0 K: 1 S: 5	H: 0 LOB: 0 BB: 0 P: 5	R: 0 E: 0 K: 1 S: 5	H: 0 LOB: 0 BB: 0 P: 5	R: 2 E: 0 K: 1 S: 9	H: 4 LOB: 2 BB: 0 P: 9	R: 0 E: 0 K: 1 S: 6	H: 1 LOB: 1 BB: 0 P: 6	R: 0 E: 0 K: 0 S: 3	H: 0 LOB: 0 BB: 0 P: 3	R: 0 E: 0 K: 3 S: 9	H: 0 LOB: 1 BB: 1 P: 13	R: 0 E: 0 K: 0 S: 4	H: 1 LOB: 1 BB: 0 P: 4	R: 0 E: 0 K: 0 S: 4	H: 2 LOB: 2 BB: 0 P: 5	R: 0 E: 0 K: 1 S: 5	H: 0 LOB: 0 BB: 0 P: 5	R: 3 E: 0 K: 0 S: 5	H: 2 LOB: 1 BB: 1 P: 9	1B: 6 2B: 2 3B: 0 HR: 2	SF: 0 SAC: 1 DP: 0 HBP: 1	WP: 0 PB: 0 SB: 0 CS: 1	PA: 42	
PITCHER	IP	WLS	BF	H	R	ER	SO	BB	IBB	HBP	BLK	WP	HR	S	P	ERA	WHIP								
Jim Bunning, R ERA: 2.43 (1, 1)	7.0		28	6	2	2	7						1	41	45	2.57	1.000								
Darold Knowles, L ERA: 2.82 (8, 1)	0.2		4	2	0	0	0			1	0		0	3	4	0.00	3.000								
Bob Buhl, R ERA: 4.71 (8, 1)	2.1	L	10	2	3	3	1		1	0			1	11	15	11.57	0.857								

TOP

Chicago Cubs @ Philadelphia Phillies
 Connie Mack Stadium, Philadelphia, PA
 Wed Aug 17 1966, 7:05 PM EDT
 Att: 9,954 - Unknown

AB	38
R	5
H	10
RBI	5
BB	2
SO	8
LOB	14




Batter	1	2	3	4	5	6	7	8	9	10	AB	R	H	RBI	BB	SO	LOB								
Tony Taylor, R OBP: 0.292, SLG: 0.370 (1, 4)	K		3-1		K		1-3			1-3	5	0	0	0	0	2	2								
Johnny Callison, L OBP: 0.348, SLG: 0.428 (1, 9)			G3		P6					4-3	4	1	1	0	1	0	1								
Dick Groat, R OBP: 0.307, SLG: 0.326 (1, 6)					L5					K	5	0	2	0	0	1	2								
Dick Allen, R OBP: 0.389, SLG: 0.645 (1, 5)					K					HR	4	1	1	2	0	2	2								
Jackie Brandt, R OBP: 0.317, SLG: 0.320 (1, 7)					F9					K	5	0	1	0	0	2	0								
Bob Uecker, R OBP: 0.282, SLG: 0.382 (1, 2)					6-3					F7	5	0	1	0	0	1	3								
John Briggs, L OBP: 0.413, SLG: 0.570 (1, 8)					6-3					F7	4	0	0	0	0	1	1								
Bill White, L OBP: 0.367, SLG: 0.490 (1, 3)					E7					5-3	3	1	2	0	1	0	0								
Jim Bunning, R OBP: 0.195, SLG: 0.190 Harvey Kuenn, R OBP: 0.308, SLG: 0.354 Darold Knowles, L OBP: 0.250, SLG: 0.250 Bob Buhl, R OBP: 0.175, SLG: 0.108 (7, PH) (8, 1) (8, 1)											2	0	1	1	0	0	2								
Inning Stats	R: 0 E: 0 K: 1 S: 5	H: 1 LOB: 2 BB: 1 P: 10	R: 0 E: 0 K: 1 S: 6	H: 1 LOB: 1 BB: 0 P: 6	R: 0 E: 0 K: 0 S: 3	H: 0 LOB: 0 BB: 0 P: 3	R: 1 E: 1 K: 1 S: 7	H: 2 LOB: 1 BB: 0 P: 7	R: 0 E: 0 K: 1 S: 5	H: 0 LOB: 0 BB: 0 P: 5	R: 0 E: 0 K: 0 S: 4	H: 1 LOB: 1 BB: 0 P: 4	R: 1 E: 0 K: 3 S: 11	H: 1 LOB: 1 BB: 0 P: 11	R: 0 E: 0 K: 1 S: 5	H: 0 LOB: 0 BB: 0 P: 5	R: 1 E: 0 K: 0 S: 6	H: 3 LOB: 2 BB: 0 P: 6	1B: 4 2B: 3 3B: 1 HR: 1	SF: 1 SAC: 0 DP: 0 HBP: 0	WP: 0 PB: 1 SB: 1 CS: 0	PA: 42			
PITCHER	IP	WLS	BF	H	R	ER	SO	BB	IBB	HBP	BLK	WP	HR	S	P	ERA	WHIP								
Ken Holtzman, L ERA: 3.56 (1, 1)	8.0		33	6	2	1	8						1	47	55	1.12	0.875								
Curt Simmons, L ERA: 4.15 (9, 1)	2.0	W	9	3	1	1	1		0	0	0		0	11	11	4.50	1.500								

BOTTOM

Chicago Cubs @ Philadelphia Phillies
 Connie Mack Stadium, Philadelphia, PA
 Wed Aug 17 1966, 7:05 PM EDT
 Att: 9,954 - Unknown

AB	39
R	3
H	9
RBI	3
BB	2
SO	9
LOB	14



Batter	1	2	3	4	5	6	7	8	9	10	AB	R	H	RBI	BB	SO	LOB	TOP							
Ron Hunt, R OBP: 0.361, SLG: 0.368 Bob Friend, R (10, 1)	(1, 4) X 0-0 CS 1B		(1, 4) X 0-0 F7			(1, 4) X 0-0 HBP 1B	(1, 4) X 0-0 P6	(1, 4) X 0-0 FC1-4-6 1-2		(1, 4) X 0-0 6-3	6	0	2	0	0	0	2								
Eddie Bressoud, R OBP: 0.312, SLG: 0.379 Bud Harellson, S OBP: 0.333, SLG: 0.200 (5, PR) (5, 6)	(1, 6) X 0-0 L4 1-2		(1, 6) X 0-0 L7			(1, 6) H 1-0 FC5 HBP 1B	(1, 6) X 0-0 E 1B		(1, 6) X 4-0 SH1-4 BB		2	0	0	0	0	0	1								
Cleon Jones, R OBP: 0.323, SLG: 0.384 (1, 8)	(1, 8) X 0-0 E 1B		(1, 8) X 0-0 6-3			(1, 8) X 0-0 FC5 1-2	(1, 8) X 0-0 E5 1B 1-3		(1, 8) X 0-0 SH1-4		4	1	1	0	0	0	3								
Ken Boyer, R OBP: 0.313, SLG: 0.420 (1, 5)	(1, 5) X 0-0 E6 1-H 2B					(1, 5) X 0-0 1-3	(1, 5) X 0-0 4-3 E 2B	(1, 5) X 0-0 1-3 3-H 1B		(1, 5) X 4-0 FC6-4 IBB		4	1	3	2	1	0								
Jim Hickman, R OBP: 0.307, SLG: 0.386 (1, 9)	(1, 9) X 4-0 BB					(1, 9) X 0-0 4-3	(1, 9) X 0-0 4-3 2-3	(1, 9) X 0-0 K		(1, 9) X 0-3 K		4	0	1	0	1	2	5							
Ron Swoboda, R OBP: 0.292, SLG: 0.347 (1, 7)	(1, 7) X 0-3 K					(1, 7) X 0-0 6-3	(1, 7) X 0-0 6-3 E BB	(1, 7) X 0-0 F8		(1, 7) X 0-0 FC6-4 1-2		4	1	0	0	1	7								
Jerry Grote, R OBP: 0.325, SLG: 0.311 Chuck Hiller, L OBP: 0.357, SLG: 0.384 (10, PH) (10, 4)			(1, 2) X 0-0 5-3			(1, 2) X 0-0 6-3	(1, 2) X 0-0 E4 1-H 3-H 1B		(1, 2) X 0-0 6-3		(1, 2) X 0-0 PB 1B	4	0	0	1	0	0	1							
Ed Kranepool, L OBP: 0.323, SLG: 0.415 (1, 3)	(1, 3) X 0-0 F8					(1, 3) X 0-0 P4	(1, 3) X 0-0 K		(1, 3) X 0-0 5-3		(1, 3) X 0-0 F5 1-2	5	0	0	0	0	1	2							
Dennis Ribant, R OBP: 0.188, SLG: 0.208 Bill Hepler, L OBP: 0.214, SLG: 0.214 Jack Hamilton, R OBP: 0.162, SLG: 0.139 Hawk Taylor, R OBP: 0.212, SLG: 0.325 (10, PH) (10, 2)	(1, 1) X 0-0 B5-3					(1, 1) X 0-0 1-3	(1, 1) X 0-3 K		(1, 1) X 0-0 FC1-4-6 1B		(1, 1) X 0-0 5-3	3	0	0	0	0	1	1							
Inning Stats	R: 1 E: 1 K: 1 S: 7	H: 3 LOB: 2 BB: 1 P: 11	R: 0 E: 0 K: 0 S: 3	H: 0 LOB: 0 BB: 0 P: 3	R: 0 E: 0 K: 0 S: 3	H: 0 LOB: 0 BB: 0 P: 3	R: 0 E: 0 K: 0 S: 4	H: 1 LOB: 1 BB: 1 P: 4	R: 0 E: 0 K: 0 S: 4	H: 1 LOB: 2 BB: 1 P: 5	R: 2 E: 1 K: 1 S: 9	H: 1 LOB: 1 BB: 1 P: 13	R: 1 E: 1 K: 1 S: 8	H: 2 LOB: 2 BB: 0 P: 8	R: 0 E: 0 K: 0 S: 4	H: 1 LOB: 1 BB: 1 P: 4	R: 0 E: 0 K: 1 S: 5	H: 0 LOB: 2 BB: 2 P: 13	R: 0 E: 0 K: 0 S: 4	H: 1 LOB: 1 BB: 0 P: 4	1B: 7 2B: 3 3B: 0 HR: 0	SF: 0 SAC: 1 DP: 0 HBP: 1	WP: 0 PB: 1 SB: 0 CS: 1	PA: 46	
PITCHER	IP WLS BF H R ER SO ERA WHIP	IP WLS BF H R ER SO ERA WHIP	IP WLS BF H R ER SO ERA WHIP	IP WLS BF H R ER SO ERA WHIP	IP WLS BF H R ER SO ERA WHIP	IP WLS BF H R ER SO ERA WHIP	IP WLS BF H R ER SO ERA WHIP	IP WLS BF H R ER SO ERA WHIP	IP WLS BF H R ER SO ERA WHIP	IP WLS BF H R ER SO ERA WHIP	IP WLS BF H R ER SO ERA WHIP	IP WLS BF H R ER SO ERA WHIP	IP WLS BF H R ER SO ERA WHIP	IP WLS BF H R ER SO ERA WHIP	IP WLS BF H R ER SO ERA WHIP	IP WLS BF H R ER SO ERA WHIP	IP WLS BF H R ER SO ERA WHIP	IP WLS BF H R ER SO ERA WHIP	IP WLS BF H R ER SO ERA WHIP	IP WLS BF H R ER SO ERA WHIP	IP WLS BF H R ER SO ERA WHIP	IP WLS BF H R ER SO ERA WHIP	IP WLS BF H R ER SO ERA WHIP	IP WLS BF H R ER SO ERA WHIP	IP WLS BF H R ER SO ERA WHIP
Chris Short, L ERA: 3.38 Terry Fox, R ERA: 4.02 Darold Knowles, L ERA: 2.75 Joe Verbanic, R ERA: 4.05 John Morris, L ERA:	(1, 1) (7, 1) (8, 1) (10, 1) (10, 1)	6.1 0.2 2.0 0.0 1.0	WLS 30 9 1 0	H 7 1 0 0	R 4 0 0 0	ER 2 0 0 0	SO 3 1 0 0	BB 2 0 0 0	IBB 0 0 0 0	HBP 1 0 0 0	BLK 0 0 0 0	WP 0 0 0 0	HR 0 0 0 0	S 33 5 9 3	P 42 5 17 1	ERA 2.84 0.00 0.00 ∞ 0.00	WHIP 1.421 1.500 1.000 ∞ 0.000								

New York Mets @ Philadelphia Phillies
 Connie Mack Stadium, Philadelphia, PA
 Fri Aug 19 1966, 7:05 PM EDT
 Att. 17,462 - Unknown

AB 40
 R 4
 H 10
 RBI 3
 BB 4
 SO 5
 LOB 23



Batter	1	2	3	4	5	6	7	8	9	10	AB	R	H	RBI	BB	SO	LOB	BOTTOM						
John Briggs, L OBP: 0.412, SLG: 0.571 (1, 8)	(1, 8) X 0-0 2B		(1, 8) X 0-3 K			(1, 8) X 0-0 P3 3-H			(1, 8) X 0-0 P6		5	0	2	0	0	1	1							
Cookie Rojas, R OBP: 0.314, SLG: 0.346 (1, 4)	(1, 4) X 0-0 F8		(1, 4) X 0-0 P6			(1, 4) X 0-0 1B FC5-4 1B	(1, 4) X 0-0 6-3-5 1B 1-2		(1, 4) X 0-0 B5-3 1B		5	1	2	0	0	0	1							
Johnny Callison, L OBP: 0.347, SLG: 0.425 (1, 9)	(1, 9) X 0-0 4-3		(1, 9) X 0-3 K			(1, 9) X 0-0 FC5-4 1B 1-3		(1, 9) X 0-0 G3		(1, 9) X 0-0 B5-3 1-2	5	0	1	0	0	1	1							
Dick Allen, R OBP: 0.390, SLG: 0.650 (1, 5)						(1, 5) X 0-0 F9	(1, 5) X 0-0 FC5-4 1B 1-2 3-H 6-3	(1, 5) X 0-0 6-3		(1, 5) X 0-0 HR	5	2	2	2	0	0	1							
Bill White, L OBP: 0.366, SLG: 0.486 (1, 3)						(1, 3) X 0-0 4-3	(1, 3) X 0-0 1B 6-3 1B	(1, 3) X 0-0 P5			4	0	1	0	0	1	1							
Tony Gonzalez, L OBP: 0.323, SLG: 0.407 (1, 7)						(1, 7) X 0-0 1-3	(1, 7) X 0-0 6-3			(1, 7) X 0-0 B5-6-4 1B 2B	4	1	1	1	0	0	2							
Clay Dalrymple, L OBP: 0.379, SLG: 0.362 Phil Linz, R OBP: 0.222, SLG: 0.243 Bob Uecker, R OBP: 0.282, SLG: 0.362 (10, 2)	(1, 2) X 4-0 E BB					(1, 2) X 0-0 4-3 WP 2B	(1, 2) X 0-0 2-3 1B		(1, 2) X 4-0 B5-6-4 BB		2	1	2	0	2	0	0							
Dick Groat, R OBP: 0.304, SLG: 0.323 (1, 6)						(1, 6) X 0-0 4-3	(1, 6) X 0-0 4-3		(1, 6) X 0-0 B5-6-4 1-2 2-3		4	0	0	0	0	0	7							
Chris Short, R OBP: 0.278, SLG: 0.218 Terry Fox, R ERA: 3.44 Doug Clemens, L OBP: 0.344, SLG: 0.295 Darold Knowles, L OBP: 0.295, SLG: 0.250 Harvey Kuenn, R OBP: 0.310, SLG: 0.360 Rick Wise, R OBP: 0.295, SLG: 0.360 Joe Verbanic, R OBP: 0.282, SLG: 0.362 John Morris, R (10, 1)	(1, 1) (7, 1) (7, PH) (8, 1) (8, PH) (8, PH) (10, 1) (10, 1)	5.2 0.0 3.1 0.2	WLS 24 12 3	H 6 3 2	R 3 1 1	ER 3 0 1	SO 4 0 1	BB 1 0 0	IBB 0 0 0	HBP 0 0 0	BLK 0 0 0	WP 1 0 0	HR 0 0 0	S 31 1 13	P 35 1 17	ERA 4.76 ∞ 2.70 13.50	WHIP 1.235 ∞ 1.200 3.000							
Inning Stats	R: 0 E: 0 K: 0 S: 3	H: 1 LOB: 0 BB: 0 P: 3	R: 0 E: 1 K: 2 S: 9	H: 1 LOB: 3 BB: 1 P: 13	R: 0 E: 0 K: 2 S: 7	H: 0 LOB: 0 BB: 0 P: 7	R: 0 E: 0 K: 0 S: 4	H: 4 LOB: 2 BB: 0 P: 7	R: 0 E: 0 K: 0 S: 3	H: 1 LOB: 0 BB: 0 P: 5	R: 0 E: 0 K: 0 S: 3	H: 0 LOB: 0 BB: 0 P: 3	R: 1 E: 0 K: 0 S: 4	H: 2 LOB: 1 BB: 1 P: 8	R: 1 E: 0 K: 0 S: 3	H: 2 LOB: 0 BB: 0 P: 3	1B: 8 2B: 5 3B: 0 HR: 1	SF: 0 SAC: 3 DP: 3 HBP: 0	WP: 1 PB: 0 SB: 1 CS: 0	PA: 40				
PITCHER	IP WLS BF H R ER SO ERA WHIP	IP WLS BF H R ER SO ERA WHIP	IP WLS BF H R ER SO ERA WHIP	IP WLS BF H R ER SO ERA WHIP	IP WLS BF H R ER SO ERA WHIP	IP WLS BF H R ER SO ERA WHIP	IP WLS BF H R ER SO ERA WHIP	IP WLS BF H R ER SO ERA WHIP	IP WLS BF H R ER SO ERA WHIP	IP WLS BF H R ER SO ERA WHIP	IP WLS BF H R ER SO ERA WHIP	IP WLS BF H R ER SO ERA WHIP	IP WLS BF H R ER SO ERA WHIP	IP WLS BF H R ER SO ERA WHIP	IP WLS BF H R ER SO ERA WHIP	IP WLS BF H R ER SO ERA WHIP	IP WLS BF H R ER SO ERA WHIP	IP WLS BF H R ER SO ERA WHIP	IP WLS BF H R ER SO ERA WHIP	IP WLS BF H R ER SO ERA WHIP	IP WLS BF H R ER SO ERA WHIP	IP WLS BF H R ER SO ERA WHIP	IP WLS BF H R ER SO ERA WHIP	IP WLS BF H R ER SO ERA WHIP

New York Mets @ Philadelphia Phillies
 Connie Mack Stadium, Philadelphia, PA
 Fri Aug 19 1966, 7:05 PM EDT
 Att. 17,462 - Unknown

AB 38
 R 5
 H 12
 RBI 4
 BB 2
 SO 5
 LOB 18



Batter	1	2	3	4	5	6	7	8	9	10	11	AB	R	H	RBI	BB	SO	LOB	TOP					
Al Luplow, L OBP: 0.338, SLG: 0.354 Billy Murphy, R OBP: 0.279, SLG: 0.350	F9			1B		FC4-6		G4-6-3		1B		3	0	2	1	1	0	0						
Chuck Hiller, L OBP: 0.386, SLG: 0.386 Ron Hunt, R OBP: 0.362, SLG: 0.369	4-3	4-3		G3		FC4-6		G4-6-3		1B		4	1	1	0	0	0	5						
Cleon Jones, R OBP: 0.326, SLG: 0.386	2B				6-3	4-3				2B	1B	5	1	3	1	0	0	4						
Larry Elliot, L OBP: 0.333, SLG: 0.437 Bill Hepler, L OBP: 0.234, SLG: 0.214 Ron Swoboda, R OBP: 0.294, SLG: 0.352	4-3			FC4-6		HR		BB	4-3	5-3	1B	4	1	2	1	0	0	2						
Ken Boyer, R OBP: 0.311, SLG: 0.415				F7	1-3			4-3		5-3		5	0	0	0	1	0	3						
Ed Kranenpool, L OBP: 0.315, SLG: 0.414 Hawk Taylor, R OBP: 0.209, SLG: 0.321 Dick Selma, R	4-3				E6			BB		5-3		3	0	1	0	1	0	2						
Jerry Grote, R OBP: 0.326, SLG: 0.310				SH3-4	1B					6-3		4	0	1	0	1	2	4						
Eddie Bressoud, R OBP: 0.315, SLG: 0.387 Bud Harrelson, S OBP: 0.280, SLG: 0.143		P3				1B				F9		2	0	1	0	1	0	1						
Bob Shaw, R OBP: 0.239, SLG: 0.238 Jim Hickman, R OBP: 0.300, SLG: 0.376		SH3-4				BB		3B				2	0	0	0	0	1	2						
Inning Stats	R: 1 E: 0 K: 0 S: 5	H: 2 LOB: 2 BB: 1 P: 9	R: 0 E: 0 K: 0 S: 4	H: 1 LOB: 2 BB: 1 P: 8	R: 0 E: 0 K: 1 S: 7	H: 2 LOB: 0 BB: 0 P: 7	R: 0 E: 0 K: 1 S: 5	H: 1 LOB: 1 BB: 1 P: 9	R: 1 E: 0 K: 1 S: 7	H: 1 LOB: 1 BB: 0 P: 7	R: 0 E: 0 K: 0 S: 3	H: 1 LOB: 0 BB: 0 P: 5	R: 0 E: 0 K: 1 S: 5	H: 2 LOB: 1 BB: 0 P: 5	R: 0 E: 0 K: 0 S: 5	H: 2 LOB: 0 BB: 0 P: 5	R: 0 E: 0 K: 0 S: 3	H: 0 LOB: 0 BB: 0 P: 3	1B: 11 2B: 3 3B: 1 HR: 1	SF: 0 SAC: 1 DP: 2 HBP: 0	WP: 0 PB: 0 SB: 0 CS: 0	PA: 51		
PITCHER	IP 7.0	WLS 1.0	BF 5	H 3	R 1	ER 1	SO 1	BB 0	IBB 0	HBP 0	BLK 0	WP 0	HR 0	S 7	P 56	ERA 3.86	WHIP 2.000							
Larry Jackson, R ERA: 3.38 Darold Knowles, L ERA: 2.83 Terry Fox, R ERA: 3.99 John Morris, L ERA: Ray Culp, R ERA: 5.25																								
Batter	1	2	3	4	5	6	7	8	9	10	11	AB	R	H	RBI	BB	SO	LOB	BOTTOM					
John Briggs, L OBP: 0.401, SLG: 0.553	F3				K		4-3			P4		5	0	0	0	0	1	1						
Cookie Rojas, R OBP: 0.315, SLG: 0.347	F2			1B		1-3		G4-6-3		6-3		4	1	1	0	1	0	0						
Johnny Callison, L OBP: 0.345, SLG: 0.423	P6			2B		4-3		G4-6-3				5	0	1	1	0	0	1						
Dick Allen, R OBP: 0.387, SLG: 0.644				BLK		F8		1-3		F8		5	0	1	0	0	0	0						
Bill White, L OBP: 0.366, SLG: 0.489				F3		3-1		SH1-4		4-3		5	2	2	0	0	0	1						
Tony Gonzalez, L OBP: 0.321, SLG: 0.403					K			E4		6-3		5	1	1	1	0	2	2						
Clay Dalrymple, L OBP: 0.382, SLG: 0.360								SH1-4				1	0	0	0	2	0	0						
Dick Groat, R OBP: 0.304, SLG: 0.322				1-4-3		6-3		E7		FC6-4		4	1	1	1	0	0	3						
Larry Jackson, R ERA: 4.57 Doug Lippman, L ERA: 3.38 Darold Knowles, L ERA: 2.83 Terry Fox, R ERA: 3.99 John Morris, R ERA: Harvey Kuenn, R ERA: 3.50 Ray Culp, R ERA: 5.06												2	0	1	0	0	1	0						
Inning Stats	R: 0 E: 0 K: 0 S: 3	H: 0 LOB: 0 BB: 0 P: 3	R: 0 E: 0 K: 1 S: 6	H: 1 LOB: 2 BB: 1 P: 10	R: 1 E: 0 K: 1 S: 6	H: 2 LOB: 1 BB: 0 P: 6	R: 0 E: 0 K: 1 S: 5	H: 0 LOB: 0 BB: 0 P: 5	R: 0 E: 0 K: 1 S: 6	H: 1 LOB: 1 BB: 0 P: 6	R: 0 E: 0 K: 0 S: 3	H: 0 LOB: 0 BB: 1 P: 3	R: 0 E: 0 K: 0 S: 2	H: 0 LOB: 0 BB: 0 P: 6	R: 0 E: 0 K: 0 S: 3	H: 0 LOB: 0 BB: 1 P: 7	R: 0 E: 0 K: 0 S: 3	H: 0 LOB: 0 BB: 0 P: 3	R: 1 E: 0 K: 0 S: 4	H: 2 LOB: 1 BB: 0 P: 4	1B: 7 2B: 2 3B: 0 HR: 0	SF: 0 SAC: 1 DP: 1 HBP: 0	WP: 0 PB: 0 SB: 1 CS: 0	PA: 42
PITCHER	IP 7.0	WLS 1.0	BF 3	H 7	R 0	ER 0	SO 4	BB 1	IBB 0	HBP 0	BLK 1	WP 0	HR 0	S 35	P 39	ERA 2.57	WHIP 1.143							
Bob Shaw, R ERA: 4.57 Bill Hepler, L ERA: 3.38 Dick Selma, R ERA: 4.13																								

New York Mets @ Philadelphia Phillies
 Connie Mack Stadium, Philadelphia, PA
 Sat Aug 20 1966, 3:33 AM EDT
 Att: 7,643 - Unknown

AB 45
 R 4
 H 15
 RBI 4
 BB 5
 SO 4
 LOB 28



New York Mets @ Philadelphia Phillies
 Connie Mack Stadium, Philadelphia, PA
 Sat Aug 20 1966, 3:33 AM EDT
 Att: 7,643 - Unknown

AB 38
 R 5
 H 9
 RBI 4
 BB 3
 SO 4
 LOB 8



Batter	1	2	3	4	5	6	7	8	9	AB	R	H	RBI	BB	SO	LOB	TOP			
John Briggs, L (1.8) OBP: 0.402, SLG: 0.538										5	1	1	0	0	0	2				
Cookie Rojas, R (1.4) OBP: 0.316, SLG: 0.347										4	2	3	0	0	0	0				
Johnny Callison, L (1.9) OBP: 0.347, SLG: 0.429										5	1	2	1	0	1	4				
Dick Allen, R (1.5) OBP: 0.388, SLG: 0.633										3	0	1	0	2	0	2				
Bill White, L (1.3) OBP: 0.361, SLG: 0.479										5	0	2	4	0	1	2				
Tony Gonzalez, L (1.7) OBP: 0.325, SLG: 0.403										4	0	1	0	1	0	4				
Clay Dainryple, L (1.2) OBP: 0.380, SLG: 0.356										4	0	1	0	0	1	4				
Dick Groat, R (1.6) OBP: 0.301, SLG: 0.315										4	0	1	0	0	0	4				
Chris Short, R (1.1) OBP: 0.220, SLG: 0.210										3	1	0	0	1	2	2				
Inning Stats	R: 3 E: 1 K: 0 S: 7	H: 4 LOB: 2 BB: 1 P: 11	R: 0 E: 0 K: 1 S: 6	H: 1 LOB: 1 BB: 0 P: 6	R: 0 E: 0 K: 0 S: 3	H: 0 LOB: 0 BB: 0 P: 3	R: 0 E: 0 K: 1 S: 5	H: 2 LOB: 1 BB: 0 P: 5	R: 0 E: 0 K: 0 S: 4	H: 1 LOB: 1 BB: 0 P: 4	R: 2 E: 0 K: 1 S: 7	H: 2 LOB: 2 BB: 2 P: 15	R: 0 E: 0 K: 1 S: 6	H: 2 LOB: 1 BB: 0 P: 6	R: 0 E: 1 K: 1 S: 6	H: 0 LOB: 2 BB: 1 P: 10	1B: 12 2B: 2 3B: 0 HR: 0	SF: 0 SAC: 1 DP: 3 HBP: 0	WP: 0 PB: 0 CS: 0	PA: 42
PITCHER	IP WLS BF H R ER SO BB IBB HBP BLK WP HR S P ERA WHIP																			
Vern Law, R (1.1) ERA: 4.48	6.0 L 22 4 1 1 2 2 0 0 0 0 0 0 24 32 1.50 1.000																			
Billy O'Dell, L (1.1) ERA: 2.3	7.1 1.0 6 2 1 1 1 1 0 0 0 0 0 7 11 9.00 3.000																			
Roy Face, R (7.1) ERA: 2.68	8.1 2.0 9 2 0 0 2 1 0 0 0 0 0 0 12 16 0.00 1.500																			

Philadelphia Phillies @ Pittsburgh Pirates
Forbes Field, Pittsburgh, PA
Tue Aug 23 1966, 7:05 PM EDT
Att: 25,504 - Unknown

AB	37
R	5
H	12
RBI	5
BB	4
SO	5
LOB	24



Batter	1	2	3	4	5	6	7	8	9	AB	R	H	RBI	BB	SO	LOB	BOTTOM					
Gene Alley, R (1.6) OBP: 0.325, SLG: 0.419										4	1	0	0	1	1	1						
Manny Mota, R (1.8) OBP: 0.407, SLG: 0.535										4	1	3	1	0	0	1						
Roberto Clemente, R (1.9) OBP: 0.364, SLG: 0.541									4	1	1	3	0	0	3							
Donn Clendenon, R (1.3) OBP: 0.365, SLG: 0.523										4	0	1	0	0	1	1						
Bill Mazerowski, R (1.4) OBP: 0.296, SLG: 0.389										4	0	0	0	0	1	2						
Bob Bailey, R (1.7) OBP: 0.336, SLG: 0.426										3	0	1	0	1	0	0						
Jose Pagan, R (1.5) OBP: 0.298, SLG: 0.383										4	0	0	0	0	0	4						
Jerry May, R (1.2) OBP: 0.271, SLG: 0.356										3	0	0	0	0	0	0						
Jim Pagliaroni, R (9. PH) OBP: 0.334, SLG: 0.404										1	0	0	0	0	0	0						
Inning Stats	R: 0 E: 0 K: 0 S: 3	H: 0 LOB: 1 BB: 1 P: 7	R: 0 E: 0 K: 0 S: 3	H: 0 LOB: 0 BB: 0 P: 3	R: 0 E: 0 K: 1 S: 5	H: 0 LOB: 0 BB: 0 P: 5	R: 0 E: 0 K: 0 S: 5	H: 2 LOB: 3 BB: 1 P: 9	R: 3 E: 1 K: 2 S: 10	H: 2 LOB: 0 BB: 0 P: 10	R: 0 E: 0 K: 1 S: 5	H: 0 LOB: 0 BB: 0 P: 5	R: 1 E: 0 K: 0 S: 5	H: 2 LOB: 1 BB: 0 P: 5	R: 0 E: 0 K: 0 S: 4	H: 1 LOB: 1 BB: 0 P: 4	R: 0 E: 0 K: 2 S: 7	H: 0 LOB: 0 BB: 0 P: 7	1B: 5 2B: 1 3B: 0 HR: 1	SF: 0 SAC: 0 DP: 0 HBP: 0	WP: 0 PB: 0 CS: 0	PA: 37
PITCHER	IP WLS BF H R ER SO BB IBB HBP BLK WP HR S P ERA WHIP																					
Chris Short, L (1.1) ERA: 3.27	9.0 W 37 7 4 1 6 2 0 0 0 0 0 1 47 55 1.00 1.000																					

Philadelphia Phillies @ Pittsburgh Pirates
Forbes Field, Pittsburgh, PA
Tue Aug 23 1966, 7:05 PM EDT
Att: 25,504 - Unknown

AB	35
R	4
H	7
RBI	4
BB	2
SO	6
LOB	12



Batter	1	2	3	4	5	6	7	8	9	AB	R	H	RBI	BB	SO	LOB	TOP																
John Briggs, L (1.8) OBP: 0.384, SLG: 0.529	0-0 4-3	0-0 SF8		0-3 K			0-0 F9			3	0	0	1	0	1	1	Philadelphia Phillies @ Pittsburgh Pirates Forbes Field, Pittsburgh, PA Wed Aug 24 1966, 7:05 PM EDT Att: 19,899 - Unknown																
Cookie Rojas, R (1.4) OBP: 0.316, SLG: 0.347	0-0 1B	0-0 F7			0-0 6-3		0-0 F9			4	0	1	0	0	0	1																	
Johnny Callison, L (1.9) OBP: 0.346, SLG: 0.426	0-0 L9		0-0 F7		4-0 BB			0-0 P6		3	0	0	0	1	0	1																	
Dick Allen, R (1.5) OBP: 0.387, SLG: 0.628	0-0 4-3		4-0 G4-6-3 BB		0-0 F9			0-3 K		3	0	0	0	1	1	2																	
Bill White, L (1.3) OBP: 0.361, SLG: 0.476		4-0 1B BB	0-0 G4-6-3		0-0 F2			0-3 K		3	1	0	0	1	1	2																	
Tony Gonzalez, L (1.7) OBP: 0.330, SLG: 0.408		0-0 BB 1B		0-0 WP 1B		0-0 G4-6-3 1B			0-0 6-3	4	2	3	0	0	0	0																	
Clay Dalrymple, L (1.2) OBP: 0.381, SLG: 0.355		4-0 1B SF8 BB		0-0 FC1-6 1B		0-0 F8			0-0 F7	3	1	1	1	1	0	1																	
Dick Groat, R (1.6) OBP: 0.300, SLG: 0.314		0-0 1B		0-0 F7		0-0 G4-6-3			0-3 K	4	0	1	2	0	1	2																	
Larry Jackson, R (1.1) OBP: 0.151, SLG: 0.186		0-3 K		0-0 FC1-6			0-0 5-3			2	0	0	0	0	1	3																	
Joe Verbanic, R (6.1)										0	0	0	0	0	0	0																	
Harvey Kuenn, R (7. PH) OBP: 0.310, SLG: 0.352										1	0	0	0	0	0	0																	
Darold Knowles, L (7.1) OBP: 0.250, SLG: 0.250										0	0	0	0	0	0	0																	
Inning Stats	R: 0 E: 0 K: 0 S: 4	H: 1 LOB: 1 BB: 0 P: 4	R: 3 E: 0 K: 1 S: 7	H: 2 LOB: 1 BB: 2 P: 15	R: 0 E: 0 K: 0 S: 2	H: 0 LOB: 0 BB: 1 P: 6	R: 1 E: 0 K: 1 S: 7	H: 2 LOB: 1 BB: 0 P: 7	R: 0 E: 0 K: 0 S: 3	H: 0 LOB: 1 BB: 1 P: 7	R: 0 E: 0 K: 0 S: 3	H: 0 LOB: 0 BB: 0 P: 3	R: 0 E: 0 K: 2 S: 7	H: 0 LOB: 0 BB: 0 P: 7	R: 0 E: 0 K: 1 S: 5	H: 0 LOB: 0 BB: 0 P: 5		1B: 6 2B: 0 3B: 0 HR: 0	SF: 1 SAC: 0 DP: 2 HBP: 0	WP: 1 PB: 0 SB: 0 CS: 0	PA: 35												
PITCHER	IP WLS BF H R ER SO BB IBB HBP BLK WP HR S P ERA WHIP																																
Tommie Sisk, R (1.1) ERA: 4.26	3.0		16	5	4	4	1	3	0	0	0	0	1	0	15	27	12.00	2.667															
Vern Law, R (4.1) ERA: 4.27	6.0	W	19	1	0	0	4	1	0	0	0	0	0	0	26	30	0.00	0.333															

AB 30
R 4
H 6
RBI 4
BB 4
SO 5
LOB 13



Batter	1	2	3	4	5	6	7	8	9	AB	R	H	RBI	BB	SO	LOB	BOTTOM																	
Matty Alou, L (1.8) OBP: 0.374, SLG: 0.438	0-0 E 1B G3	0-0 G3		0-0 4-3		0-0 2H 1B		0-0 B1		5	1	2	1	0	0	2	Philadelphia Phillies @ Pittsburgh Pirates Forbes Field, Pittsburgh, PA Wed Aug 24 1966, 7:05 PM EDT Att: 19,899 - Unknown																	
Gene Alley, R (1.6) OBP: 0.226, SLG: 0.421	0-0 1B		0-0 FC4-6 1B		0-0 F9		0-0 F2		0-0 1B 1B	5	0	3	0	0	0	1																		
Roberto Clemente, R (1.9) OBP: 0.362, SLG: 0.537	0-0 G3		0-0 FC4-6 1B G3		0-0 1-3		0-0 6-3		0-0 1-3 1B	5	1	1	1	0	0	3																		
Willie Stargell, L (1.7) OBP: 0.400, SLG: 0.616	4-0 G4-6-3 IBB		0-0 G3 E 1B 1B		0-0 1-3 1B 1B		0-3 K		0-3 K	4	2	2	0	1	2	2																		
Donn Clendenon, R (1.3) OBP: 0.364, SLG: 0.519	0-0 G4-6-3		0-0 E4 G3 1B		0-0 1-3		4-0 4-3 BB			3	1	0	0	1	0	5																		
Bill Mazerowski, R (1.4) OBP: 0.298, SLG: 0.389		0-0 1B	0-0 G3		0-0 2H 1B		0-0 4-3		0-0 4-3	4	0	2	2	0	0	3																		
Bob Bailey, R (1.5) OBP: 0.345, SLG: 0.429		0-0 1B	0-0 2H 3H 1B		0-0 5-3		4-0 IBB			3	0	2	2	1	0	1																		
Jesse Gonder, L (1.2) OBP: 0.292, SLG: 0.443		0-0 P6	0-0 4-3			0-0 SH1-6-4 1B		0-3 K		4	1	1	0	0	1	5																		
Tommie Sisk, R (1.1) OBP: 0.231, SLG: 0.143		0-3 K		0-0 F8				0-0 4-3		1	0	0	0	0	1	2																		
Vern Law, R (4.1) OBP: 0.288, SLG: 0.373										2	0	0	0	0	0	0																		
Inning Stats	R: 1 E: 1 K: 0 S: 4	H: 2 LOB: 1 BB: 1 P: 8	R: 0 E: 0 K: 1 S: 7	H: 2 LOB: 2 BB: 0 P: 7	R: 3 E: 1 K: 0 S: 7	H: 3 LOB: 1 BB: 0 P: 7	R: 0 E: 0 K: 0 S: 3	H: 0 LOB: 0 BB: 0 P: 3	R: 1 E: 0 K: 0 S: 5	H: 2 LOB: 1 BB: 0 P: 5	R: 1 E: 0 K: 0 S: 5	H: 2 LOB: 1 BB: 0 P: 5	R: 0 E: 0 K: 2 S: 7	H: 0 LOB: 2 BB: 2 P: 15	R: 0 E: 0 K: 1 S: 7	H: 2 LOB: 2 BB: 0 P: 7		1B: 13 2B: 0 3B: 0 HR: 0	SF: 0 SAC: 1 DP: 1 HBP: 0	WP: 1 PB: 0 SB: 0 CS: 0	PA: 40													
PITCHER	IP WLS BF H R ER SO BB IBB HBP BLK WP HR S P ERA WHIP																																	
Larry Jackson, R (1.1) ERA: 3.39	5.1	L	28	11	6	2	1	0	0	0	0	0	0	0	29	33		3.38	2.062															
Joe Verbanic, R (6.1) ERA: 3.69	0.2		2	0	0	0	0	0	0	0	0	0	0	2	2	0.00		0.000																
Darold Knowles, L (7.1) ERA: 2.91	2.0		10	2	0	0	3	1	1	0	0	1	0	14	22	0.00	1.500																	

AB 36
R 6
H 13
RBI 6
BB 3
SO 4
LOB 24



Batter	1	2	3	4	5	6	7	8	9	AB	R	H	RBI	BB	SO	LOB	TOP					
Cookie Rojas, R (1,7) OBP: 0.315, SLG: 0.345	F9		P4			FC1-6 1B		K		4	0	1	0	0	1	1	Philadelphia Phillies @ Cincinnati Reds Crosley Field, Cincinnati, OH Fri Aug 26 1966, 7:05 PM EDT Att: 16,203 - Unknown					
Johnny Callison, L (1,9) OBP: 0.346, SLG: 0.425	CS 1B		6-3			FC1-6 G5-3 1B 1-2f		K		4	0	1	0	0	1	2						
Dick Groat, R (1,6) OBP: 0.305, SLG: 0.319	1-2 BB			L8		1-2 1B		BB		2	0	1	0	2	0	0						
Dick Allen, R (1,5) OBP: 0.382, SLG: 0.618	K			6-3		G5-3 2-3f		K		4	0	0	0	0	2	4						
Tony Taylor, R (1,4) OBP: 0.294, SLG: 0.366		6-3		6-3			BB 1B		FC6-4 BB	3	0	1	0	1	0	0						
Jackie Brandt, R (1,8) OBP: 0.311, SLG: 0.328	4-3				F2		F2		FC6-4 1-2f	4	0	0	0	0	0	2						
Bill White, L (1,3) OBP: 0.360, SLG: 0.473	K				4-3		1-2 BB		K	3	0	0	0	1	2	1						
Bob Uecker, R (1,2) OBP: 0.276, SLG: 0.358							F2		F3	4	0	2	0	0	0	3						
Rick Wise, R (1,1) OBP: 0.250, SLG: 0.250										2	0	0	0	0	2	2						
Darold Knowles, L (6,1) OBP: 0.308, SLG: 0.348										0	0	0	0	0	0	0						
Harvey Kuenn, R (7,PH) OBP: 0.308, SLG: 0.348										1	0	0	0	0	1	2						
Joe Verbanic, R (7,1) OBP: 0.308, SLG: 0.348										0	0	0	0	0	0	0						
Inning Stats	R: 0 E: 0 K: 1 S: 5	H: 1 LOB: 1 BB: 1 P: 9	R: 0 E: 0 K: 1 S: 5	H: 0 LOB: 0 BB: 0 P: 5	R: 0 E: 0 K: 1 S: 6	H: 1 LOB: 1 BB: 0 P: 6	R: 0 E: 0 K: 0 S: 3	H: 0 LOB: 0 BB: 0 P: 3	R: 0 E: 0 K: 1 S: 6	H: 1 LOB: 1 BB: 0 P: 6	R: 0 E: 0 K: 0 S: 4	H: 2 LOB: 1 BB: 0 P: 4	R: 0 E: 0 K: 1 S: 6	H: 1 LOB: 2 BB: 1 P: 10	R: 0 E: 0 K: 3 S: 9	H: 0 LOB: 1 BB: 1 P: 13	R: 0 E: 0 K: 1 S: 5	H: 0 LOB: 1 BB: 1 P: 9	1B: 5 2B: 1 3B: 0 HR: 0	SF: 0 SAC: 0 DP: 1 HBP: 0	WP: 0 PB: 0 SB: 0 CS: 1	PA: 35
PITCHER	IP WLS BF H R ER SO BB IBB HBP BLK WP HR S P ERA WHIP																					
Jim O'Toole, L (1,1) ERA: 3.11	6.1 W 24 6 0 0 4 1 0 0 0 0 0 0 31 35 0.00 1.105																					
Billy McCool, L (7,1) ERA: 2.4	2.2 S 11 0 0 0 5 3 0 0 0 0 0 0 18 30 0.00 1.125																					

AB	31
R	0
H	6
RBI	0
BB	4
SO	9
LOB	17



Batter	1	2	3	4	5	6	7	8	9	AB	R	H	RBI	BB	SO	LOB	BOTTOM					
Tommy Harper, R (1,9) OBP: 0.362, SLG: 0.382	S 1B		F8			F4-3-6-3-3 1B		FC3-6 BB		3	0	2	0	1	0	0	Philadelphia Phillies @ Cincinnati Reds Crosley Field, Cincinnati, OH Fri Aug 26 1966, 7:05 PM EDT Att: 16,203 - Unknown					
Pete Rose, S (1,4) OBP: 0.336, SLG: 0.433	P6 1-2			1B SF8 1B		G4-3-6-3-6 1-2f		FC3-6 1-2f		4	1	1	0	0	0	3						
Tommy Helms, R (1,5) OBP: 0.331, SLG: 0.417	K			1-3 1B		E 2B		F7		4	1	2	0	0	1	2						
Deron Johnson, R (1,3) OBP: 0.300, SLG: 0.423	K			5-3		E8 2H				3	0	0	0	0	1	3						
Vada Pinson, L (1,8) OBP: 0.328, SLG: 0.430		4-3		SF8		K				2	0	0	1	0	1	1						
Art Shamsky, L (1,7) OBP: 0.320, SLG: 0.535				3H F7						3	0	0	0	0	1	1						
Dick Simpson, R (8,9) OBP: 0.329, SLG: 0.403		K								0	0	0	0	0	0	0						
Leo Cardenas, R (1,6) OBP: 0.315, SLG: 0.414		K								3	0	0	0	0	1	0						
Jimmie Coker, R (1,2) OBP: 0.309, SLG: 0.451					6-3					3	0	0	0	0	0	0						
Jim O'Toole, S (1,1) OBP: 0.139, SLG: 0.143										2	0	0	0	0	1	0						
Billy McCool, R (7,1) OBP: 0.222, SLG: 0.176										1	0	0	0	0	1	0						
Inning Stats	R: 0 E: 0 K: 2 S: 8	H: 1 LOB: 1 BB: 0 P: 8	R: 0 E: 0 K: 2 S: 7	H: 0 LOB: 0 BB: 0 P: 7	R: 0 E: 0 K: 1 S: 5	H: 0 LOB: 0 BB: 0 P: 5	R: 1 E: 0 K: 0 S: 5	H: 2 LOB: 1 BB: 0 P: 5	R: 0 E: 0 K: 0 S: 3	H: 0 LOB: 0 BB: 0 P: 3	R: 1 E: 1 K: 1 S: 7	H: 2 LOB: 1 BB: 0 P: 7	R: 0 E: 0 K: 0 S: 3	H: 0 LOB: 0 BB: 0 P: 3	R: 0 E: 0 K: 1 S: 5	H: 0 LOB: 1 BB: 1 P: 9	R: 0 E: 0 K: 1 S: 5	H: 0 LOB: 1 BB: 1 P: 9	1B: 4 2B: 1 3B: 0 HR: 0	SF: 1 SAC: 0 DP: 1 HBP: 0	WP: 0 PB: 0 SB: 1 CS: 0	PA: 30
PITCHER	IP WLS BF H R ER SO BB IBB HBP BLK WP HR S P ERA WHIP																					
Rick Wise, R (1,1) ERA: 3.36	5.2 L 22 5 2 1 5 0 0 0 0 0 0 0 32 32 0.00 0.882																					
Darold Knowles, L (6,1) ERA: 2.5	0.1 1 0 0 0 1 0 0 0 0 0 0 0 3 3 0.00 0.000																					
Joe Verbanic, R (7,1) ERA: 2.89	2.0 7 0 0 0 1 1 0 0 0 0 0 0 8 12 0.00 0.500																					

AB	28
R	2
H	5
RBI	1
BB	1
SO	7
LOB	10



Batter	1	2	3	4	5	6	7	8	9	AB	R	H	RBI	BB	SO	LOB	TOP				
John Briggs, L OBP: 0.397, SLG: 0.547 (1, 8)	F3		L9		4-3		4-3		HR	5	1	1	1	0	0	2	Philadelphia Phillies @ Cincinnati Reds Crosley Field, Cincinnati, OH Sat Aug 27 1966, 7:05 PM EDT Att: 17,966 - Unknown				
Cookie Rojas, R OBP: 0.316, SLG: 0.345 (1, 6)	4-3		BB		K		1-3		6-3	4	0	0	0	1	1						
Johnny Callison, L OBP: 0.344, SLG: 0.422 (1, 9)	4-3		L7		5-3				E8 2B	5	2	2	0	0	0	2					
Dick Allen, R OBP: 0.388, SLG: 0.635 (1, 5)		K		6-3		6-3		1B	1B	4	1	1	1	1	1	0					
Bill White, L OBP: 0.358, SLG: 0.476 Dick Groat, R OBP: 0.306, SLG: 0.320 (9, PH) (9, 3)	HR		4-3		P4		FC1-4 1B	BB	1B	4	1	2	2	0	0	0					
Tony Gonzalez, L OBP: 0.332, SLG: 0.417 Jackie Brandt, R OBP: 0.314, SLG: 0.326 (9, 7)	CS 1B		HR		FC6 1B		FC1-4 1B	1B	1B	4	2	3	1	0	0	1					
Clay Dalrymple, L OBP: 0.222, SLG: 0.243 Phil Linz, R OBP: 0.222, SLG: 0.243 Ray Herbert, R OBP: 0.143, SLG: 0.077 (8, 1)	F9		WP BB		FC6 1-2		5-3 1B		P6	3	0	1	0	1	0	2					
Tony Taylor, R OBP: 0.295, SLG: 0.363 (1, 4)	CS 1-2		SH5-4 1B		1-2 BB		4-3		1-3	4	0	1	1	1	0	4					
Ray Culp, R OBP: 0.053, SLG: 0.053 Joe Verbanic, R OBP: 0.296, SLG: 0.326 Doug Clemens, L OBP: 0.296, SLG: 0.326 Darold Knowles, L OBP: 0.297, SLG: 0.342 Harvey Kuenn, R OBP: 0.297, SLG: 0.342 Bob Luecker, R OBP: 0.277, SLG: 0.320 (11, 1) (6, 1) (7, PH) (7, 1) (8, PH) (8, 2)	SH5-4 1-2		1-3		4-3 1B		5-3		5-3	1	0	0	0	0	0	2					
Inning Stats	R: 0 E: 0 K: 0 S: 3	H: 0 LOB: 0 BB: 0 P: 3	R: 1 E: 0 K: 1 S: 6	H: 2 LOB: 0 BB: 0 P: 6	R: 0 E: 0 K: 0 S: 4	H: 1 LOB: 2 BB: 1 P: 8	R: 1 E: 0 K: 0 S: 4	H: 1 LOB: 2 BB: 0 P: 12	R: 0 E: 0 K: 0 S: 5	H: 0 LOB: 0 BB: 0 P: 5	R: 0 E: 0 K: 0 S: 4	H: 1 LOB: 1 BB: 0 P: 4	R: 0 E: 0 K: 0 S: 7	H: 4 LOB: 2 BB: 0 P: 7	R: 2 E: 0 K: 0 S: 6	H: 3 LOB: 3 BB: 2 P: 14		1B: 9 2B: 1 3B: 0 HR: 3	SF: 0 SAC: 1 DP: 0 HBP: 0	WP: 1 PB: 0 CS: 1 SB: 0	PA: 45
PITCHER	IP WLS BF H R ER SO BB IBB HBP BLK WP HR S P ERA WHIP	Mitt Pappas, R ERA: 4.42 Don Nottebart, R ERA: 2.49 Billy McCool, L ERA: 2.38	7.0 32 9 5 5 2 3 0 0 0 1 2 33 45 6.43 1.714	1.1 8 3 2 2 0 1 0 0 0 0 1 7 11 13.50 3.000	0.2 W 4 1 0 0 0 0 1 0 0 0 0 3 7 0.00 1.500	PITCHER	IP WLS BF H R ER SO BB IBB HBP BLK WP HR S P ERA WHIP	Mitt Pappas, R ERA: 4.42 Don Nottebart, R ERA: 2.49 Billy McCool, L ERA: 2.38	7.0 32 9 5 5 2 3 0 0 0 1 2 33 45 6.43 1.714	1.1 8 3 2 2 0 1 0 0 0 0 1 7 11 13.50 3.000	0.2 W 4 1 0 0 0 0 1 0 0 0 0 3 7 0.00 1.500										

AB	38
R	7
H	13
RBI	7
BB	5
SO	2
LOB	19



Batter	1	2	3	4	5	6	7	8	9	AB	R	H	RBI	BB	SO	LOB	BOTTOM				
Tommy Harper, R OBP: 0.365, SLG: 0.387 (1, 9) (6, 7)	S 2B 1B	K			K	1B 2B		K		5	2	2	1	0	3	1	Philadelphia Phillies @ Cincinnati Reds Crosley Field, Cincinnati, OH Sat Aug 27 1966, 7:05 PM EDT Att: 17,966 - Unknown				
Pete Rose, S OBP: 0.340, SLG: 0.443 (1, 4)	2B		1B		1B S FC6-4 1B	FC6-4 1B		FC4-6 1-2		5	2	4	2	0	0	1					
Tommy Helms, R OBP: 0.330, SLG: 0.415 (1, 5)	F7		P5		FC6-4 1B	FC6-4 1-2		4-3		5	0	1	0	0	0	4					
Deron Johnson, R OBP: 0.309, SLG: 0.440 (1, 7) (6, 3)	F8		1B		FC6-4 WP 1-2 3-H		1B SF7 1B		HR	5	2	3	2	0	0	2					
Gordy Coleman, L OBP: 0.309, SLG: 0.353 Dick Simpson, R OBP: 0.342, SLG: 0.462 (1, 3) (6, 9)	2B BB		F8		3-1		SF7 1B			2	0	0	0	1	0	3					
Vada Pinson, L OBP: 0.333, SLG: 0.450 (1, 8)	2B		K		1-2		SF7 1B			1	0	1	0	0	0	0					
Leo Cardenas, R OBP: 0.313, SLG: 0.410 (1, 6)	5-3		K		1-2		SF7 1B			4	1	3	2	0	1	2					
Jimmie Coker, R OBP: 0.306, SLG: 0.441 (1, 2)		G3			F7		FC1-6 BB	SF7 2-3 3-H		2	0	0	1	1	0	0					
Mitt Pappas, R OBP: 0.134, SLG: 0.175 Don Nottebart, R OBP: 0.182, SLG: 0.143 Billy McCool, R OBP: 0.222, SLG: 0.176 (1, 1) (8, 1) (9, 1)	6-3		K		K		FC1-6 2B	PO 1-2	FC4-6 1B	3	1	0	0	0	1	1					
Inning Stats	R: 2 E: 0 K: 0 S: 6	H: 3 LOB: 2 BB: 1 P: 10	R: 0 E: 0 K: 1 S: 5	H: 0 LOB: 0 BB: 0 P: 5	R: 0 E: 0 K: 2 S: 7	H: 0 LOB: 0 BB: 0 P: 7	R: 1 E: 0 K: 1 S: 7	H: 2 LOB: 1 BB: 0 P: 7	R: 3 E: 0 K: 0 S: 6	H: 3 LOB: 1 BB: 1 P: 10	R: 1 E: 0 K: 1 S: 7	H: 3 LOB: 1 BB: 0 P: 7	R: 0 E: 0 K: 1 S: 6	H: 1 LOB: 1 BB: 0 P: 6	R: 1 E: 0 K: 0 S: 1	H: 1 LOB: 0 BB: 0 P: 1		1B: 10 2B: 3 3B: 0 HR: 2	SF: 1 SAC: 0 DP: 0 HBP: 0	WP: 1 PB: 0 CS: 0 SB: 2	PA: 41
PITCHER	IP WLS BF H R ER SO BB IBB HBP BLK WP HR S P ERA WHIP	Ray Culp, R ERA: 5.4 Joe Verbanic, R ERA: 3.27 Darold Knowles, L ERA: 2.97 Ray Herbert, R ERA: 4.18	5.2 28 9 6 6 6 2 0 0 0 0 0 2 2 0.00 3.000	1.0 5 3 1 1 1 0 0 0 0 0 0 7 7 9.00 3.000	1.0 L 5 2 1 1 1 0 0 0 0 0 1 7 7 9.00 2.000	PITCHER	IP WLS BF H R ER SO BB IBB HBP BLK WP HR S P ERA WHIP	Ray Culp, R ERA: 5.4 Joe Verbanic, R ERA: 3.27 Darold Knowles, L ERA: 2.97 Ray Herbert, R ERA: 4.18	5.2 28 9 6 6 6 2 0 0 0 0 0 2 2 0.00 3.000	1.0 5 3 1 1 1 0 0 0 0 0 0 7 7 9.00 3.000	1.0 L 5 2 1 1 1 0 0 0 0 0 1 7 7 9.00 2.000										



Batter	1	2	3	4	5	6	7	8	9	AB	R	H	RBI	BB	SO	LOB	TOP				
John Briggs, L OBP: 0.397, SLG: 0.551 (1, 8)	B1-3		BB							4	0	1	1	1	2	0	Philadelphia Phillies @ Cincinnati Reds Crosley Field, Cincinnati, OH Sun Aug 28 1966, 3:33 AM EDT Att: 12,698 - Unknown				
Cookie Rojas, R OBP: 0.317, SLG: 0.343 (1, 4)	BB		BB						3B	3	1	0	0	2	1	3					
Johnny Callison, L OBP: 0.341, SLG: 0.418 (1, 9)	F5		BB							4	0	0	0	0	1	4					
Dick Allen, R OBP: 0.385, SLG: 0.629 (1, 5)	K									4	0	0	0	0	2	2					
Bill White, L OBP: 0.357, SLG: 0.474 (1, 3)		G3								4	0	1	1	0	0	0					
Tony Gonzalez, L OBP: 0.334, SLG: 0.417 (1, 7)		3-1								3	0	1	0	1	0	1					
Clay Dalrymple, L OBP: 0.378, SLG: 0.348 (1, 2)		F8								4	0	0	0	0	0	3					
Dick Groat, R OBP: 0.310, SLG: 0.322 (1, 6)			BB							3	1	2	0	1	0	0					
Larry Jackson, R OBP: 0.148, SLG: 0.183 (4, PH)			BB							1	0	0	0	0	1	1					
Don Nottbart, R OBP: 0.332, SLG: 0.339 (4, 1)			BB							1	0	0	0	0	1	3					
Harvey Kuenn, R OBP: 0.351, SLG: 0.339 (7, PH)			BB							0	0	0	0	0	0	0					
Darold Knowles, L OBP: 0.299, SLG: 0.250 (7, 1)			BB							1	0	0	0	0	0	0					
Tony Taylor, R OBP: 0.294, SLG: 0.302 (8, PH)			BB							1	0	0	0	0	0	1					
Inning Stats	R: 0 E: 0 K: 1 S: 5	H: 0 LOB: 1 BB: 1 P: 9	R: 0 E: 0 K: 0 S: 3	H: 0 LOB: 0 BB: 0 P: 3	R: 0 E: 0 K: 3 S: 10	H: 1 LOB: 2 BB: 1 P: 14	R: 0 E: 1 K: 1 S: 7	H: 1 LOB: 3 BB: 1 P: 11	R: 0 E: 0 K: 1 S: 6	H: 1 LOB: 1 BB: 0 P: 6	R: 0 E: 0 K: 1 S: 5	H: 0 LOB: 0 BB: 0 P: 5	R: 1 E: 0 K: 0 S: 4	H: 1 LOB: 1 BB: 1 P: 8	R: 1 E: 0 K: 0 S: 4	H: 1 LOB: 1 BB: 1 P: 8	1B: 4 2B: 0 3B: 1 HR: 0	SF: 0 SAC: 0 DP: 0 HBP: 0	WP: 0 PB: 0 SB: 0 CS: 0	PA: 38	
PITCHER	IP	WLS	BF	H	R	ER	SO	BB	IBB	HBP	BLK	WP	HR	S	P	ERA	WHIP				
Jim Maloney, R ERA: 2.55 (1, 1)	6.0	W	25	3	0	0	7	3	0	0	0	0	0	36	48	0.00	1.000				
Don Nottbart, R ERA: 2.61 (7, 1)	3.0	S	13	2	2	2	1	2	0	0	0	0	0	13	21	6.00	1.333				

AB	33
R	2
H	5
RBI	2
BB	5
SO	8
LOB	18



Batter	1	2	3	4	5	6	7	8	9	AB	R	H	RBI	BB	SO	LOB	BOTTOM				
Tommy Harper, R OBP: 0.365, SLG: 0.387 (1, 9)	1-3	FC6-4	6-3					G1-6-3		5	0	2	0	0	0	2	Philadelphia Phillies @ Cincinnati Reds Crosley Field, Cincinnati, OH Sun Aug 28 1966, 3:33 AM EDT Att: 12,698 - Unknown				
Pete Rose, S OBP: 0.341, SLG: 0.442 (1, 4)	BB	BB								3	1	1	0	1	0	3					
Tommy Helms, R OBP: 0.330, SLG: 0.413 (1, 5)	BB	F7								4	1	1	0	0	0	4					
Deron Johnson, R OBP: 0.309, SLG: 0.439 (1, 3)	SF7	F9								3	0	1	1	0	0	1					
Art Shamsky, L OBP: 0.320, SLG: 0.531 (1, 7)		FC6-4								3	1	1	1	0	0	0					
Dick Simpson, R OBP: 0.338, SLG: 0.455 (7, PH)	BB	BB								1	0	0	0	0	1	1					
Vada Pinson, L OBP: 0.335, SLG: 0.456 (1, 8)	BB	F9								4	1	2	1	0	1	1					
Leo Cardenas, R OBP: 0.315, SLG: 0.411 (1, 6)	BB	G6-3								4	0	2	1	0	0	1					
Jimmie Coker, R OBP: 0.324, SLG: 0.442 (1, 2)	BB	G6-3								2	1	1	0	2	0	0					
Jim Maloney, L OBP: 0.260, SLG: 0.261 (1, 1)		F9								2	0	1	1	0	0	3					
Milt Pappas, R OBP: 0.132, SLG: 0.172 (6, PH)		FC4-6								1	0	0	0	0	1	1					
Don Nottbart, R OBP: 0.217, SLG: 0.182 (7, 1)		FC5-4								1	0	1	0	0	0	0					
Inning Stats	R: 3 E: 0 K: 0 S: 7	H: 4 LOB: 3 BB: 2 P: 15	R: 0 E: 0 K: 0 S: 4	H: 1 LOB: 1 BB: 0 P: 4	R: 2 E: 0 K: 0 S: 5	H: 2 LOB: 1 BB: 1 P: 9	R: 0 E: 0 K: 0 S: 3	H: 1 LOB: 0 BB: 0 P: 3	R: 0 E: 0 K: 1 S: 7	H: 2 LOB: 2 BB: 0 P: 7	R: 0 E: 0 K: 2 S: 8	H: 1 LOB: 1 BB: 0 P: 8	R: 0 E: 0 K: 0 S: 3	H: 1 LOB: 0 BB: 0 P: 3	1B: 11 2B: 1 3B: 0 HR: 1	SF: 1 SAC: 0 DP: 2 HBP: 0	WP: 0 PB: 0 SB: 0 CS: 1	PA: 38			
PITCHER	IP	WLS	BF	H	R	ER	SO	BB	IBB	HBP	BLK	WP	HR	S	P	ERA	WHIP				
Larry Jackson, R ERA: 3.57 (4, 1)	3.0	L	19	4	0	0	1	0	0	0	0	0	0	13	13	0.00	1.333				
John Morris, L ERA: 0.99 (7, 1)	2.0		7	2	0	0	2	0	0	0	0	0	0	11	11	0.00	1.000				

AB	33
R	5
H	13
RBI	5
BB	3
SO	3
LOB	17



Batter	1	2	3	4	5	6	7	8	9	AB	R	H	RBI	BB	SO	LOB	TOP
Tito Fuentes, S (1, 6) OBP: 0.281, SLG: 0.342	0-0 FC5-4 1B		0-0 F7			0-0 5-3			0-0 1B	4	0	2	0	0	0	0	San Francisco Giants @ Philadelphia Phillies Connie Mack Stadium, Philadelphia, PA Mon Aug 29 1966, 7:05 PM EDT Att: 25,994 - Unknown livebaseballscorecards.com
Jesus Alou, R (1, 9) OBP: 0.274, SLG: 0.295	0-0 FC5-4 2B		0-0 F6			0-0 F5			0-0 1B	4	1	1	0	0	0	1	
Willie Mays, R (1, 8) OBP: 0.368, SLG: 0.580	0-0 1-H 2B			0-0 F4		0-0 6-3			0-0 F5	4	0	1	1	0	0	2	
Willie McCovey, L (1, 3) OBP: 0.390, SLG: 0.570	0-0 F4			0-0 4-1			0-0 F3		0-0 F9	4	0	0	0	0	0	3	
Jim Ray Hart, R (1, 5) OBP: 0.339, SLG: 0.506	0-0 4-3			0-0 6-3			0-0 5-3		0-0 F7	4	0	0	0	0	0	3	
Tom Haller, L (1, 2) OBP: 0.310, SLG: 0.458		0-0 F4			0-0 3-1				0-0 F4	3	0	0	0	0	0	0	
Len Gabrielson, L (1, 7) OBP: 0.267, SLG: 0.290		0-0 6-3				0-0 F7			0-0 F3	3	0	0	0	0	0	0	
Hal Lanier, R (1, 4) OBP: 0.263, SLG: 0.295		0-0 F9				0-0 E6			0-0 5-3	3	0	0	0	0	0	0	
Ray Sadecki, L (1, 1) OBP: 0.324, SLG: 0.667			0-0 F3			0-3 K			0-3 K	1	0	0	0	0	0	0	
Ron Herbel, R (3, 1) OBP: 0.053, SLG: 0.027										1	0	0	0	0	1	1	
Bob Burda, L (8, PH) OBP: 0.240, SLG: 0.292										1	0	0	0	0	1	0	
Bob Priddy, R (8, 1) OBP: 0.267, SLG: 0.214										0	0	0	0	0	0	0	
Inning Stats	R: 1 E: 0 K: 0 S: 5	H: 2 LOB: 1 BB: 0 P: 5	R: 0 E: 0 K: 0 S: 3	H: 0 LOB: 0 BB: 0 P: 3	R: 0 E: 0 K: 0 S: 3	H: 0 LOB: 0 BB: 0 P: 3	R: 0 E: 0 K: 0 S: 6	H: 0 LOB: 1 BB: 0 P: 6	R: 0 E: 0 K: 0 S: 3	H: 0 LOB: 0 BB: 0 P: 3	R: 0 E: 0 K: 1 S: 5	H: 0 LOB: 0 BB: 0 P: 5	R: 0 E: 0 K: 0 S: 5	H: 2 LOB: 2 BB: 0 P: 5	1B: 3 2B: 1 3B: 0 HR: 0	SF: 0 SAC: 0 DP: 0 HBP: 0	WP: 0 PA: 32 PB: 0 SB: 0 CS: 0
PITCHER Jim Bunning, R (1, 1) ERA: 2.32	IP: 9.0 WLS: W BF: 32 H: 4 R: 1 ER: 1 SO: 2 BB: 0 IBB: 0 HBP: 0 BLK: 0 WP: 0 HR: 0 S: 36 P: 36 ERA: 1.00 WHIP: 0.444																

Batter	1	2	3	4	5	6	7	8	9	AB	R	H	RBI	BB	SO	LOB	BOTTOM
John Briggs, L (1, 8) OBP: 0.399, SLG: 0.548	0-3 K		4-0 2B BB			0-0 F8			0-0 1B	3	1	1	1	1	1	0	San Francisco Giants @ Philadelphia Phillies Connie Mack Stadium, Philadelphia, PA Mon Aug 29 1966, 7:05 PM EDT Att: 25,994 - Unknown livebaseballscorecards.com
Dick Groat, R (1, 6) OBP: 0.309, SLG: 0.322	0-0 1-3		0-0 SF9			0-0 1B 6-3 1B			0-0 5-3	3	1	1	1	0	0	2	
Johnny Callison, L (1, 9) OBP: 0.344, SLG: 0.425	0-0 6-3		0-0 3-H 1-H 2-H 2B			0-0 6-3 1B 1-2 1B			0-0 2B	4	0	3	2	0	0	0	
Dick Allen, R (1, 5) OBP: 0.383, SLG: 0.625		0-0 F8	0-0 F9			0-0 6-3 1B			0-0 1-3	4	0	1	0	0	0	2	
Harvey Kuenn, R (1, 3) OBP: 0.298, SLG: 0.336		0-0 F9	4-0			0-0 6-3			4-0	1	0	0	0	0	0	0	
Bill White, L (3, PH) OBP: 0.359, SLG: 0.473						1-2 2-3 3-H IBB			G4-6-3 IBB	1	0	0	1	2	0	2	
Cookie Rojas, R (1, 7) OBP: 0.315, SLG: 0.340	0-0 F5		0-0 F7			0-0 5-3			0-0 G4-6-3	4	0	0	0	0	0	6	
Tony Taylor, R (1, 4) OBP: 0.296, SLG: 0.364			0-0 1B BB E 1B			0-0 4-3			0-0 G4-3 1B	4	1	2	0	0	0	0	
Bob Uecker, R (1, 2) OBP: 0.271, SLG: 0.347			0-0 E6 BB SF9 1B			0-0 1-3			0-0 G4-3	4	1	0	0	0	0	2	
Jim Bunning, R (1, 1) OBP: 0.217, SLG: 0.216			0-0 BB 2B 1B			0-0 4-3			0-3 K	3	1	1	0	1	1	0	
Inning Stats	R: 0 E: 0 K: 1 S: 5	H: 0 LOB: 0 BB: 0 P: 5	R: 0 E: 0 K: 0 S: 3	H: 0 LOB: 0 BB: 0 P: 3	R: 4 E: 1 K: 0 S: 7	H: 3 LOB: 2 BB: 2 P: 15	R: 0 E: 0 K: 0 S: 3	H: 0 LOB: 0 BB: 0 P: 3	R: 1 E: 0 K: 0 S: 6	H: 3 LOB: 2 BB: 1 P: 6	R: 0 E: 0 K: 0 S: 4	H: 1 LOB: 1 BB: 1 P: 8	R: 0 E: 0 K: 1 S: 5	H: 1 LOB: 0 BB: 0 P: 5	1B: 7 2B: 2 3B: 0 HR: 0	SF: 1 SAC: 0 DP: 2 HBP: 0	WP: 0 PA: 36 PB: 0 SB: 0 CS: 0
PITCHER Ray Sadecki, L (1, 1) ERA: 5.0	IP: 2.1 WLS: L BF: 12 H: 3 R: 4 ER: 3 SO: 1 BB: 1 IBB: 0 HBP: 0 BLK: 0 WP: 0 HR: 0 S: 13 P: 17 ERA: 11.57 WHIP: 1.714																
Ron Herbel, R (3, 1) ERA: 4.19	4.2 5 1 1 0 1 2 0 0 0 0 0 18 30 1.93 1.286																
Bob Priddy, R (8, 1) ERA: 3.9	1.0 3 1 0 0 1 0 0 0 0 0 0 5 5 0.00 1.000																

Batter	1	2	3	4	5	6	7	8	9	AB	R	H	RBI	BB	SO	LOB	TOP					
Ron Davis, R OBP: 0.277, SLG: 0.291 (1, 8)										4	0	2	1	0	0	0	Houston Astros @ Philadelphia Phillies Connie Mack Stadium, Philadelphia, PA Wed Aug 31 1966, 7:05 PM EDT Att: 9,420 - Unknown - 83 F					
Joe Morgan, L OBP: 0.422, SLG: 0.420 (1, 4)										3	2	1	0	1	1	2						
Bob Aspromonte, R OBP: 0.301, SLG: 0.349 (1, 5)										3	1	1	0	0	0	1						
Chuck Harrison, R OBP: 0.311, SLG: 0.374 (1, 3)										4	0	1	1	0	1	2						
John Bateman, R OBP: 0.309, SLG: 0.470 (1, 2)										3	0	1	0	1	0	1						
Dave Nicholson, R OBP: 0.362, SLG: 0.417 (1, 9)										4	0	1	2	0	1	1						
Lee Maye, L OBP: 0.320, SLG: 0.428 (1, 7)										3	1	1	1	1	2	3						
Bob Lillis, R OBP: 0.269, SLG: 0.279 (1, 6)										3	1	0	0	1	0	1						
Bob Bruce, R OBP: 0.088, SLG: 0.061 (1, 1)										1	0	0	0	0	0	1						
Felix Mantilla, R (7, PH) OBP: 0.273, SLG: 0.343 (7, 1)										1	0	0	0	0	0	0						
Frank Carpin, L (7, 1)										0	0	0	0	0	0	0						
Carroll Sembera, R (7, 1)										0	0	0	0	0	0	0						
Gene Freese, R (9, PH)										1	0	0	0	0	0	0						
Inning Stats	R: 0 E: 0 K: 0 S: 3	H: 1 LOB: 0 BB: 0 P: 3	R: 0 E: 0 K: 2 S: 8	H: 1 LOB: 1 BB: 0 P: 8	R: 1 E: 0 K: 1 S: 5	H: 1 LOB: 1 BB: 1 P: 9	R: 0 E: 0 K: 0 S: 3	H: 0 LOB: 0 BB: 0 P: 3	R: 0 E: 0 K: 0 S: 3	H: 0 LOB: 1 BB: 1 P: 7	R: 2 E: 0 K: 2 S: 9	H: 2 LOB: 2 BB: 2 P: 17	R: 0 E: 0 K: 0 S: 3	H: 0 LOB: 0 BB: 0 P: 3	R: 1 E: 0 K: 0 S: 4	H: 2 LOB: 2 BB: 0 P: 4	R: 1 E: 0 K: 0 S: 4	H: 1 LOB: 0 BB: 0 P: 4	1B: 5 2B: 2 3B: 0 HR: 1	SF: 0 SAC: 2 DP: 2 HBP: 0	WP: 1 PB: 0 SB: 0 CS: 1	PA: 36
PITCHER Chris Short, L ERA: 3.49 (1, 1)	IP: 9.0 WLS: W BF: 36 H: 8 R: 5 ER: 5 SO: 5 BB: 4 IBB: 0 HBP: 0 BLK: 0 WP: 1 HR: 1 S: 42 P: 58 ERA: 5.00 WHIP: 1.333											PITCHER	IP: 9.0 WLS: W BF: 36 H: 8 R: 5 ER: 5 SO: 5 BB: 4 IBB: 0 HBP: 0 BLK: 0 WP: 1 HR: 1 S: 42 P: 58 ERA: 5.00 WHIP: 1.333									

AB	30
R	5
H	8
RBI	5
BB	4
SO	5
LOB	12



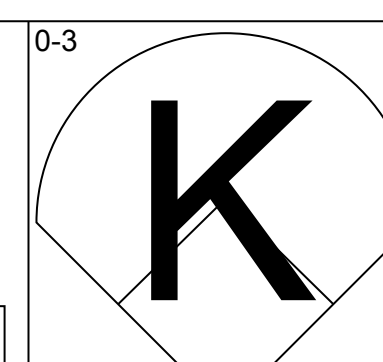
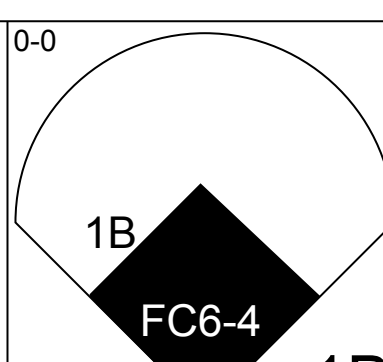
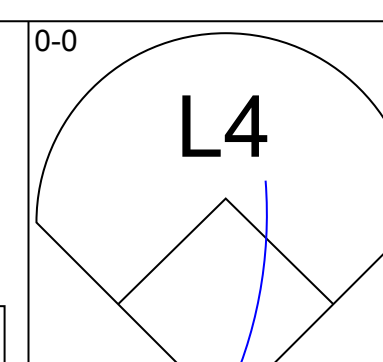
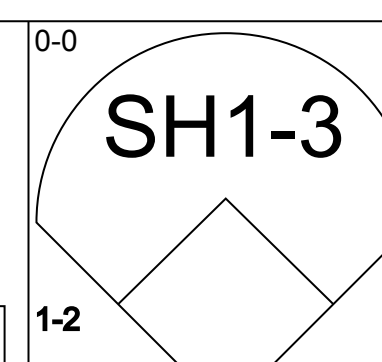
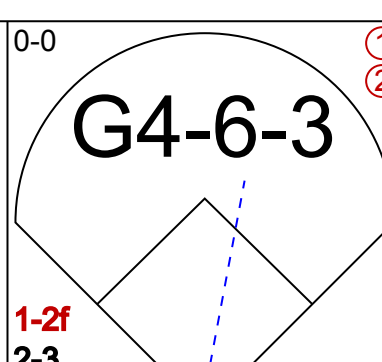
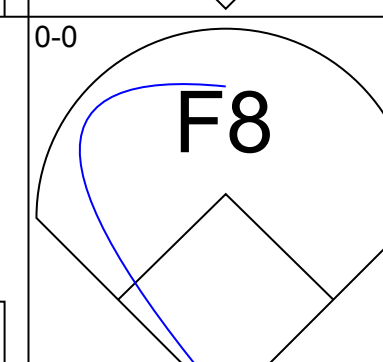
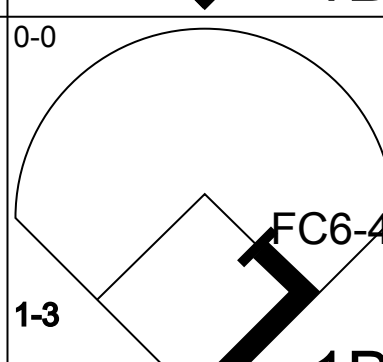
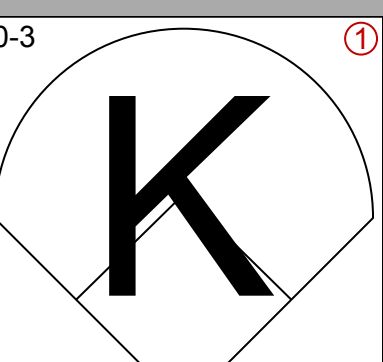
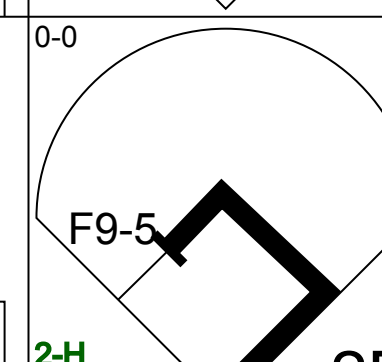
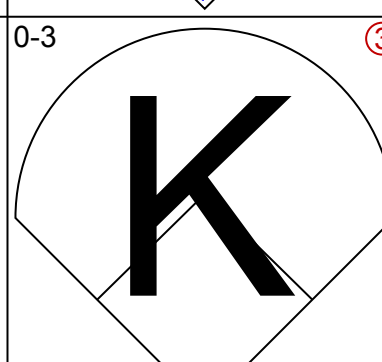
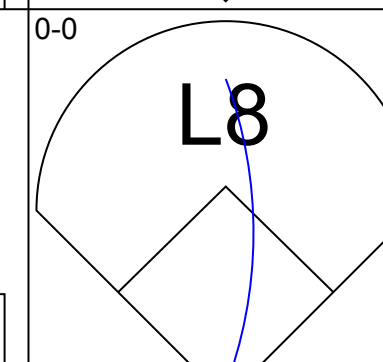
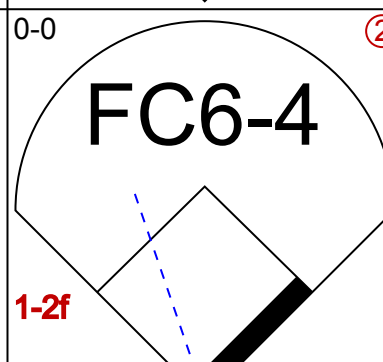
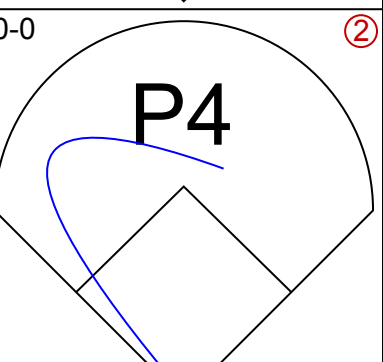
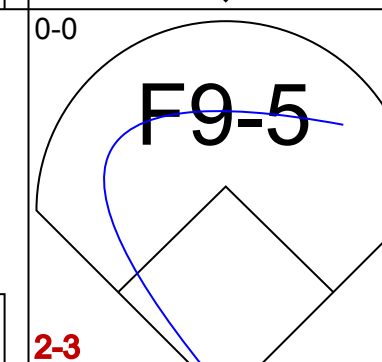
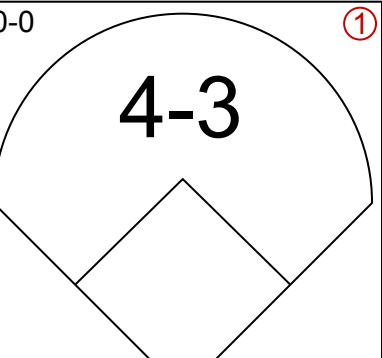
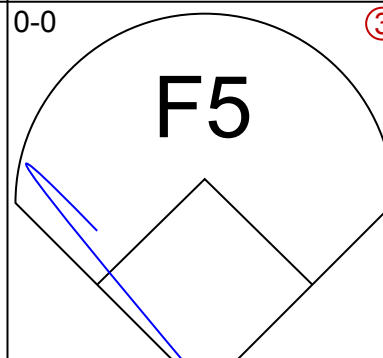
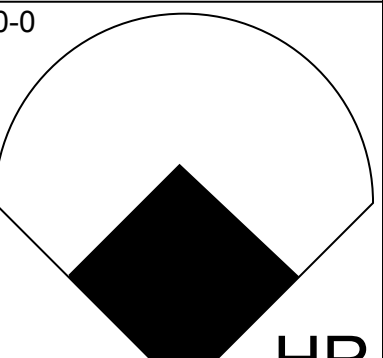
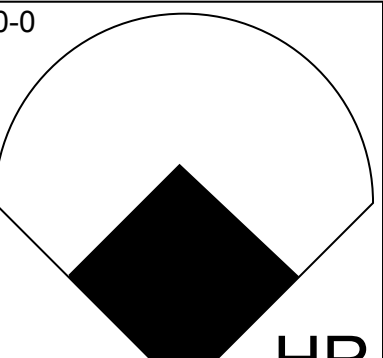
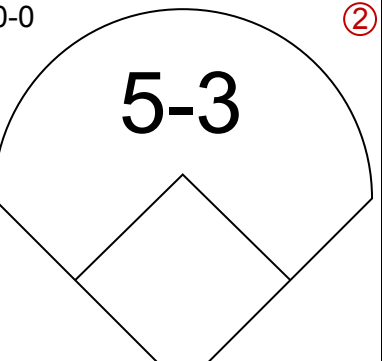
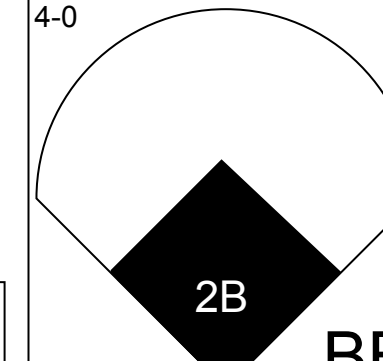
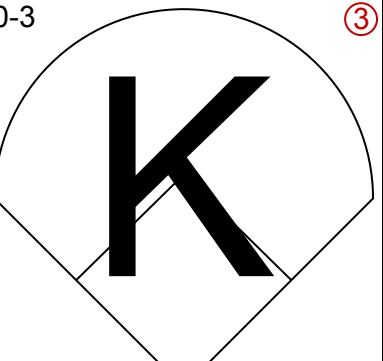
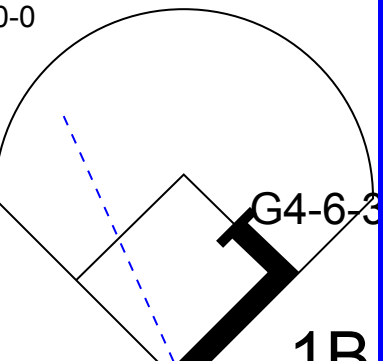
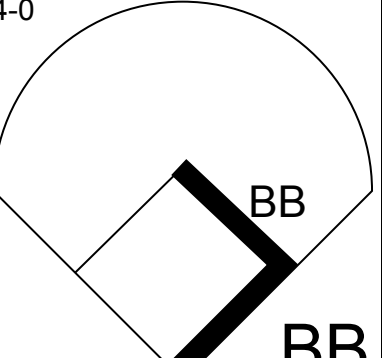
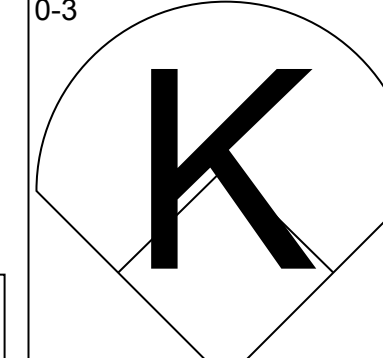
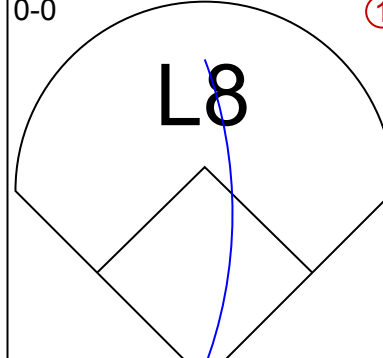
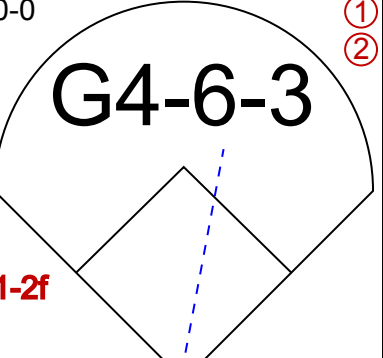
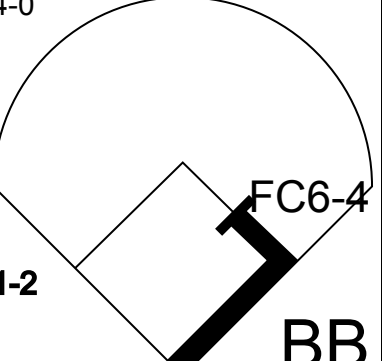
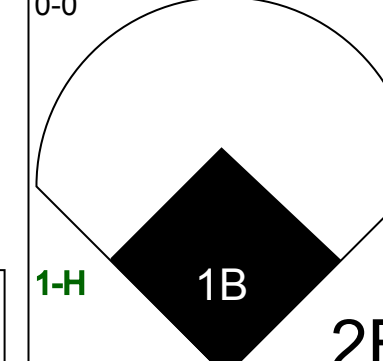
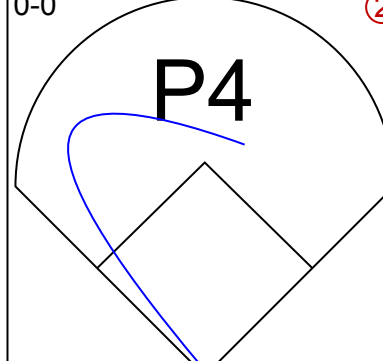
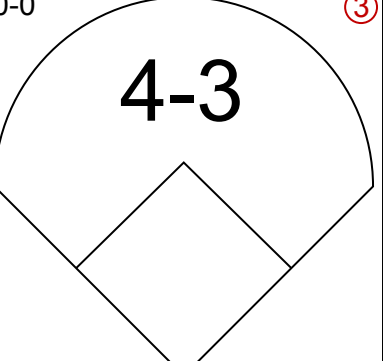
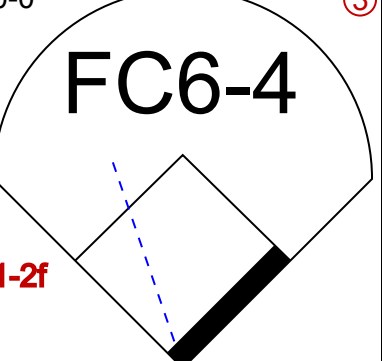
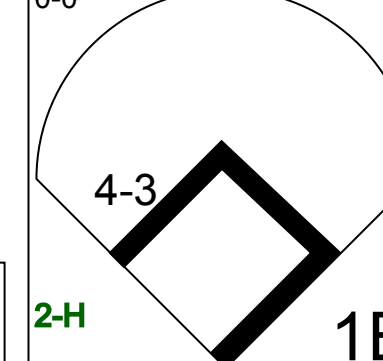
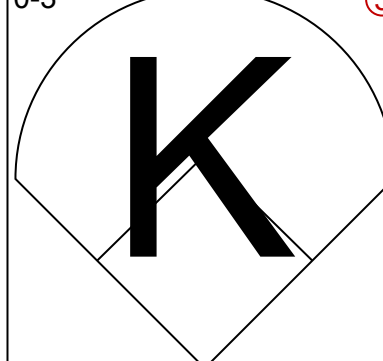
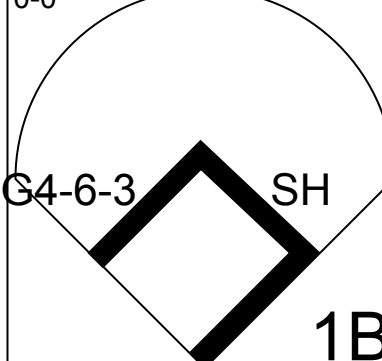
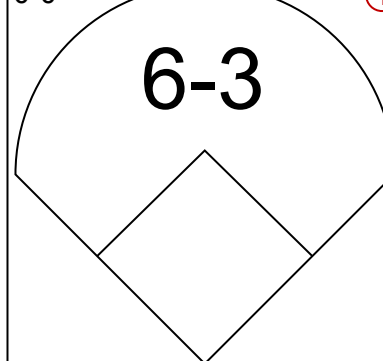
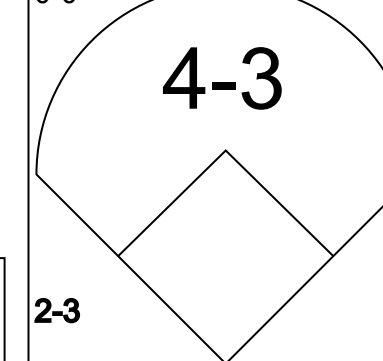
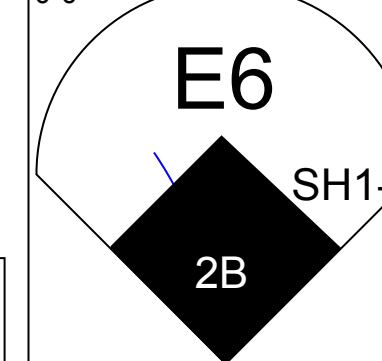
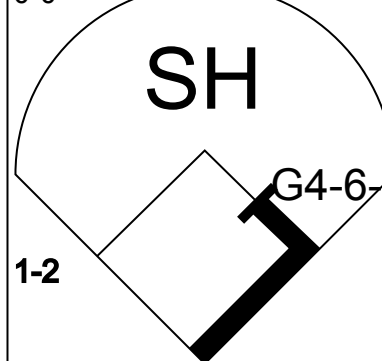
Batter	1	2	3	4	5	6	7	8	9	AB	R	H	RBI	BB	SO	LOB	BOTTOM			
John Briggs, L OBP: 0.399, SLG: 0.558 (1, 8)										4	1	2	0	1	1	0	Houston Astros @ Philadelphia Phillies Connie Mack Stadium, Philadelphia, PA Wed Aug 31 1966, 7:05 PM EDT Att: 9,420 - Unknown - 83 F			
Tony Gonzalez, L OBP: 0.337, SLG: 0.414 (1, 7)										4	2	1	0	1	0	2				
Johnny Callison, L OBP: 0.344, SLG: 0.424 (1, 9)										4	2	2	2	1	0	3				
Dick Allen, R OBP: 0.389, SLG: 0.637 (1, 5)										4	3	4	2	1	0	0				
Bill White, L OBP: 0.359, SLG: 0.470 (1, 3)										5	1	1	2	0	1	5				
Clay Dalrymple, L OBP: 0.382, SLG: 0.355 (1, 2)										3	1	0	0	1	1	3				
Cookie Rojas, R OBP: 0.315, SLG: 0.342 (1, 4)										4	0	2	2	0	0	3				
Dick Groat, R OBP: 0.307, SLG: 0.319 (1, 6)										4	0	0	0	0	0	3				
Chris Short, R OBP: 0.218, SLG: 0.209 (1, 1)										4	0	1	0	0	1	0				
Inning Stats	R: 2 E: 0 K: 2 S: 9	H: 2 LOB: 0 BB: 0 P: 9	R: 0 E: 0 K: 1 S: 5	H: 1 LOB: 0 BB: 0 P: 5	R: 3 E: 1 K: 0 S: 7	H: 3 LOB: 2 BB: 1 P: 11	R: 0 E: 0 K: 0 S: 4	H: 1 LOB: 2 BB: 1 P: 8	R: 1 E: 0 K: 0 S: 5	H: 2 LOB: 1 BB: 0 P: 5	R: 0 E: 0 K: 1 S: 5	H: 0 LOB: 0 BB: 0 P: 5	R: 4 E: 1 K: 0 S: 5	H: 2 LOB: 2 BB: 2 P: 13	R: 0 E: 0 K: 0 S: 4	H: 2 LOB: 2 BB: 1 P: 8		1B: 6 2B: 5 3B: 1 HR: 1	SF: 0 SAC: 0 DP: 1 HBP: 0	WP: 1 PB: 1 SB: 0 CS: 1
PITCHER Bob Bruce, R ERA: 5.64 (7, 1) Frank Carpin, L ERA: 11.25 (7, 1) Carroll Sembera, R ERA: 2.92 (7, 1)	IP: 6.0 WLS: L BF: 29 H: 9 R: 6 ER: 6 SO: 4 BB: 2 IBB: 0 HBP: 0 BLK: 0 WP: 0 HR: 1 S: 35 P: 43 ERA: 9.00 WHIP: 1.833											PITCHER	IP: 6.0 WLS: L BF: 29 H: 9 R: 6 ER: 6 SO: 4 BB: 2 IBB: 0 HBP: 0 BLK: 0 WP: 0 HR: 1 S: 35 P: 43 ERA: 9.00 WHIP: 1.833							

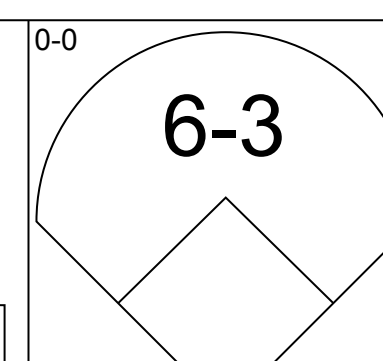
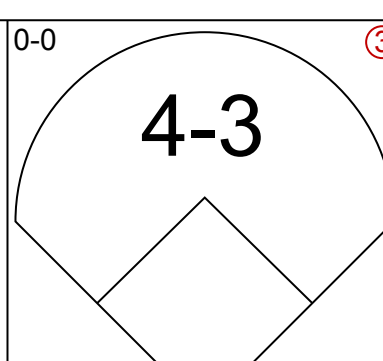
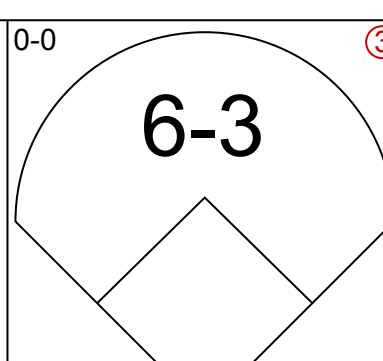
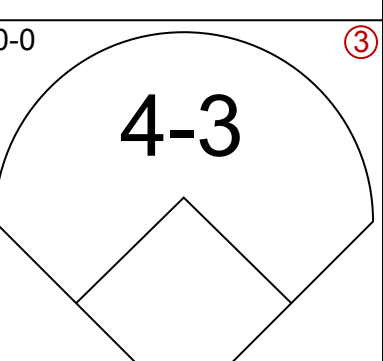
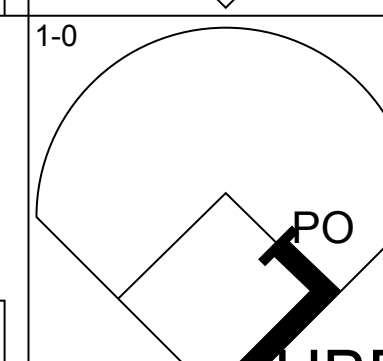
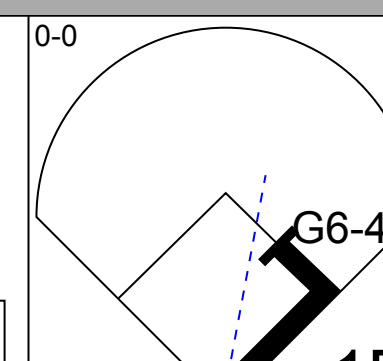
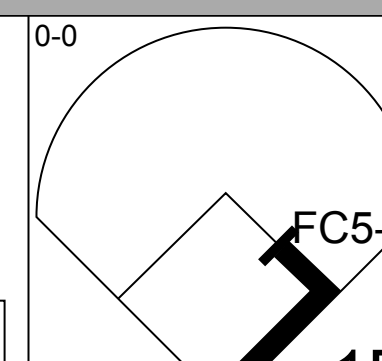
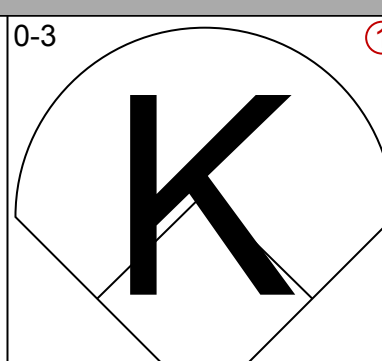
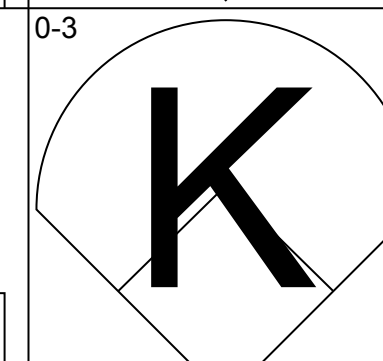
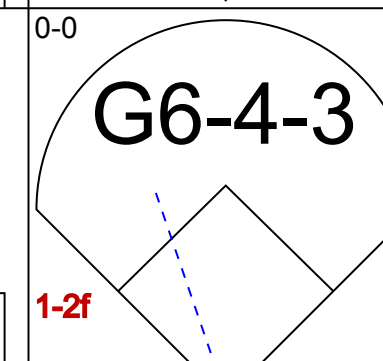
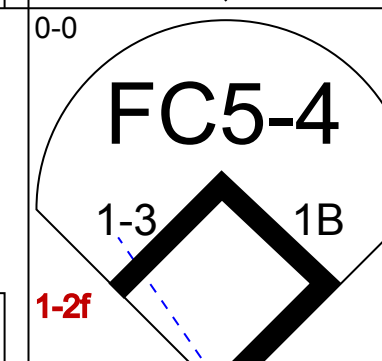
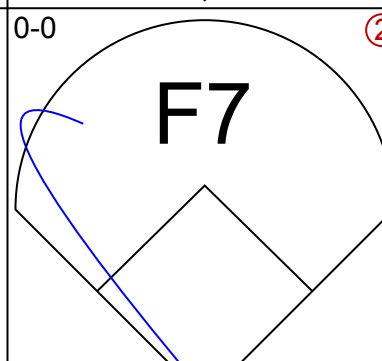
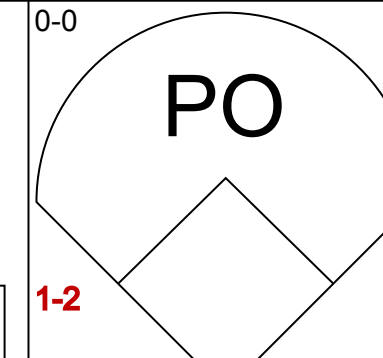
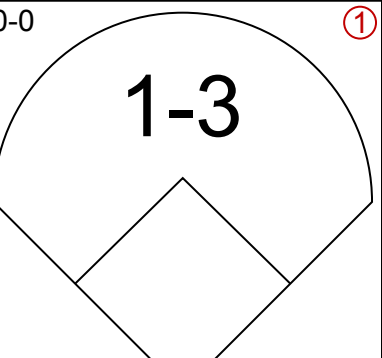
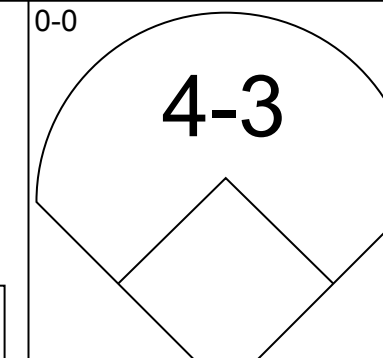
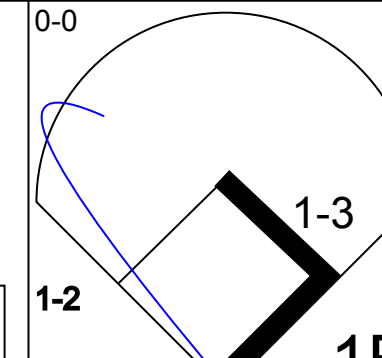
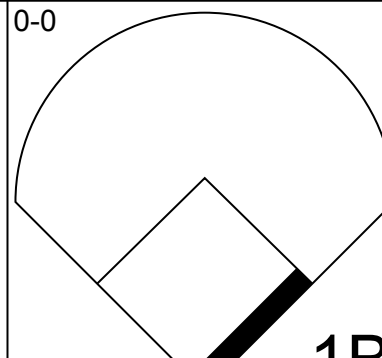
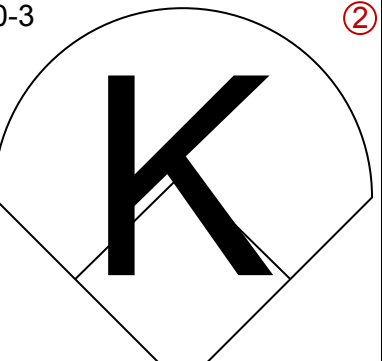
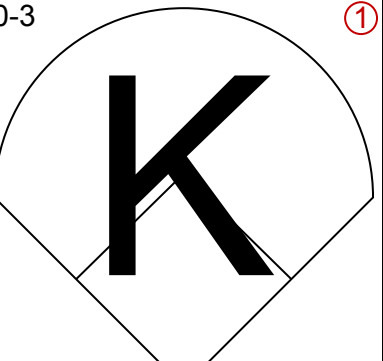
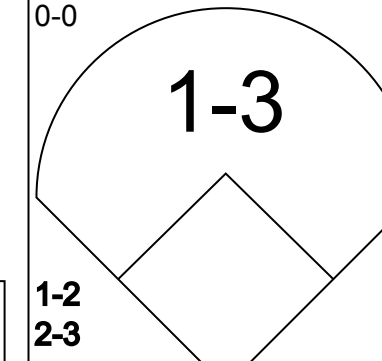
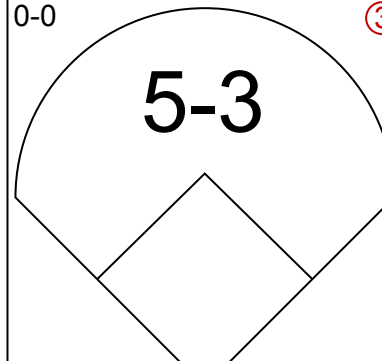
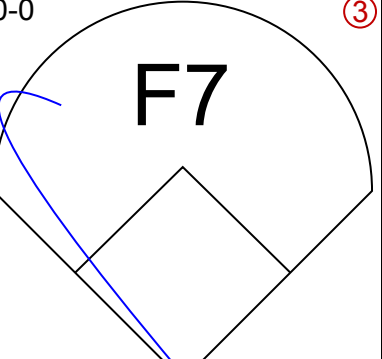
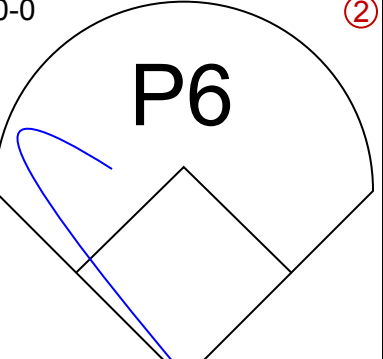
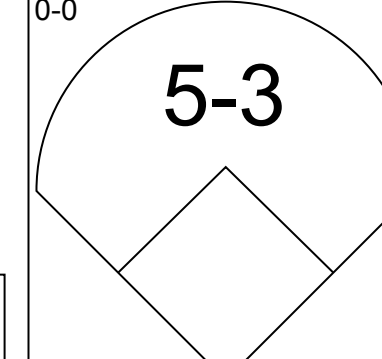
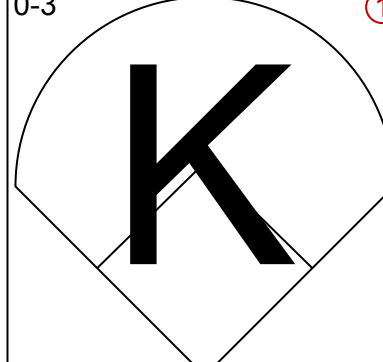
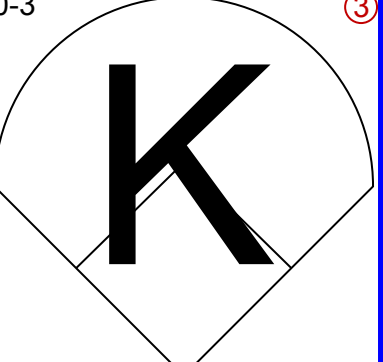
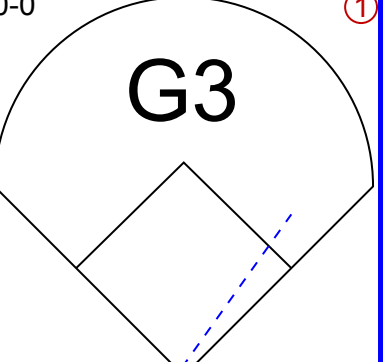
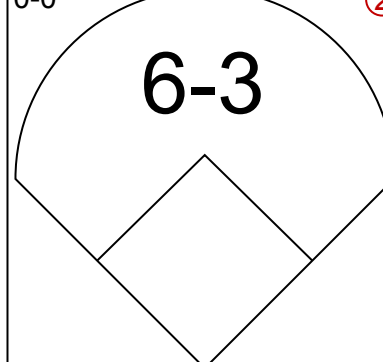
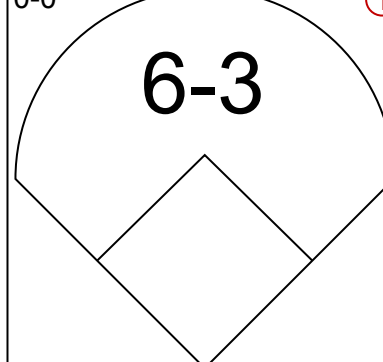
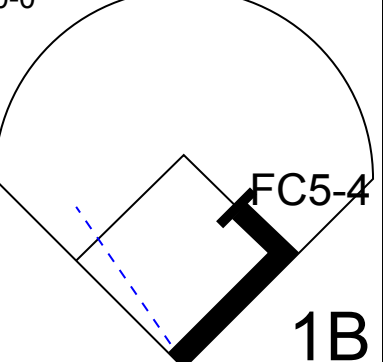

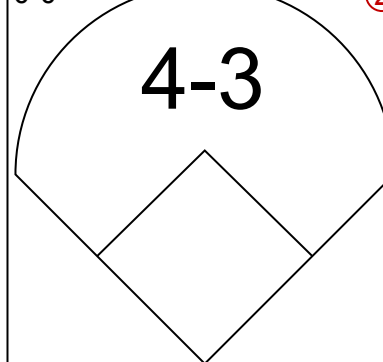
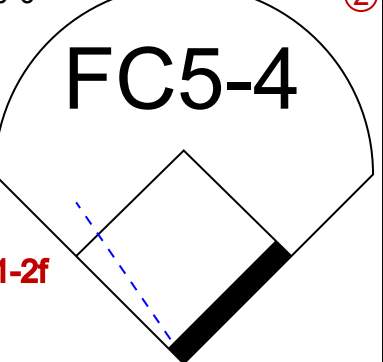
AB	36
R	10
H	13
RBI	8
BB	5
SO	4
LOB	19



Batter	1	2	3	4	5	6	7	8	9	AB	R	H	RBI	BB	SO	LOB	TOP			
Ron Davis, R (1,8) OBP: 0.287, SLG: 0.295 Rusty Staub, L (8,PH) OBP: 0.350, SLG: 0.431	SH2-3 1B		K					G6-4-3		2	0	1	0	0	1	0	Houston Astros @ Philadelphia Phillies Connie Mack Stadium, Philadelphia, PA Thu Sep 01 1966, 7:05 PM EDT Att: 8,974 - Unknown - 84 F			
Sonny Jackson, L (1,6) OBP: 0.335, SLG: 0.329	SH2-3		4-3		6-3			1B		3	0	1	0	0	0	3				
Bob Aspromonte, R (1,5) OBP: 0.298, SLG: 0.346	6-3			F2		6-3		6-3		4	0	0	0	0	2					
Joe Morgan, L (1,4) OBP: 0.421, SLG: 0.418	4-3			3-1		1-3			2B 1B	4	0	1	0	0	1					
Lee Maye, L (1,7) OBP: 0.319, SLG: 0.429		3-1		4-3		L8			2B 1-3 2B	4	0	1	0	0	0					
Chuck Harrison, R (1,3) OBP: 0.310, SLG: 0.371		F8			5-3		F8		BB BB BB BB BB BB	3	0	0	0	1	0					
John Bateman, R (1,2) OBP: 0.308, SLG: 0.468		F8			HBP 1B 1B		6-3		BB K	4	0	1	0	0	1					
Dave Nicholson, R (1,9) OBP: 0.361, SLG: 0.425						K		6-3		4	1	1	1	0	1					
Turk Farrell, R (1,1) OBP: 0.156, SLG: 0.222 Bill Heath, L (8,PH) OBP: 0.325, SLG: 0.315 Claude Raymond, R (8,PH) OBP: 0.111, SLG: 0.111 Ron Brand, R (8,PH) OBP: 0.310, SLG: 0.265										2	0	1	0	0	0					
										1	0	1	0	0	0					
										0	0	0	0	0	0					
										1	0	0	0	0	3					
Inning Stats	R: 0 E: 0 K: 0 S: 4	H: 1 LOB: 1 BB: 0 P: 4	R: 0 E: 0 K: 0 S: 3	H: 0 LOB: 0 BB: 0 P: 3	R: 1 E: 0 K: 1 S: 6	H: 1 LOB: 0 BB: 0 P: 6	R: 0 E: 0 K: 0 S: 3	H: 0 LOB: 0 BB: 0 P: 3	R: 0 E: 0 K: 1 S: 7	H: 2 LOB: 3 BB: 0 P: 8	R: 0 E: 0 K: 0 S: 3	H: 0 LOB: 0 BB: 0 P: 3	R: 0 E: 0 K: 0 S: 3	H: 0 LOB: 1 BB: 0 P: 4	R: 0 E: 0 K: 1 S: 7	H: 2 LOB: 3 BB: 1 P: 11	1B: 6 2B: 1 3B: 0 HR: 1	SF: 0 SAC: 1 DP: 1 HBP: 1	WP: 0 PB: 0 SB: 0 CS: 0	PA: 36
PITCHER Larry Jackson, R (1,1) ERA: 3.46	IP: 9.0 WLS: W BF: 36 H: 8 R: 1 ER: 1 SO: 3 BB: 1 IBB: 0 HBP: 1 BLK: 0 WP: 0 HR: 1 S: 40 P: 45 ERA: 1.00 WHIP: 1.000															PITCHER				

Batter	1	2	3	4	5	6	7	8	9	AB	R	H	RBI	BB	SO	LOB	BOTTOM			
John Briggs, L (1,8) OBP: 0.397, SLG: 0.550	F2					K	F7			3	0	0	0	1	1	1	Houston Astros @ Philadelphia Phillies Connie Mack Stadium, Philadelphia, PA Thu Sep 01 1966, 7:05 PM EDT Att: 8,974 - Unknown - 84 F			
Tony Gonzalez, L (1,7) OBP: 0.336, SLG: 0.412	F7		4-3			3B 1B	F8			4	1	1	0	0	0	3				
Johnny Callison, L (1,9) OBP: 0.342, SLG: 0.421	K				K	F9		4-3		4	0	0	0	0	2	1				
Dick Allen, R (1,5) OBP: 0.388, SLG: 0.638		K			K	1B 3B		K		4	1	1	1	0	3	0				
Bill White, L (1,3) OBP: 0.358, SLG: 0.469		3-1			4-3			6-3		4	0	1	1	0	0	0				
Clay Dalrymple, L (1,2) OBP: 0.381, SLG: 0.353	F7					3H 1B	F8			2	0	0	0	1	0	1				
Cookie Rojas, R (1,4) OBP: 0.315, SLG: 0.342						G4-6-3 BB				3	1	1	0	0	0	1				
Dick Groat, R (1,6) OBP: 0.307, SLG: 0.318								SH3-4 1B		1	0	0	0	1	0	0				
Larry Jackson, R (1,1) OBP: 0.169, SLG: 0.203								2H 1B		3	0	2	1	0	1	1				
										1	0	0	0	0	0	0				
Inning Stats	R: 0 E: 0 K: 1 S: 5	H: 0 LOB: 0 BB: 0 P: 5	R: 0 E: 0 K: 1 S: 5	H: 0 LOB: 0 BB: 0 P: 5	R: 0 E: 0 K: 0 S: 4	H: 1 LOB: 2 BB: 1 P: 8	R: 0 E: 0 K: 2 S: 7	H: 0 LOB: 0 BB: 0 P: 7	R: 0 E: 0 K: 1 S: 4	H: 0 LOB: 1 BB: 2 P: 12	R: 2 E: 0 K: 1 S: 8	H: 3 LOB: 1 BB: 0 P: 8	R: 1 E: 0 K: 0 S: 5	H: 2 LOB: 1 BB: 0 P: 5	R: 0 E: 0 K: 1 S: 5	H: 0 LOB: 0 BB: 0 P: 5	1B: 5 2B: 0 3B: 1 HR: 0	SF: 0 SAC: 1 DP: 1 HBP: 0	WP: 0 PB: 1 SB: 0 CS: 0	PA: 32
PITCHER Turk Farrell, R (1,1) ERA: 4.55 Claude Raymond, R (8,1) ERA: 3.12	IP: 7.0 WLS: L BF: 29 H: 6 R: 3 ER: 3 SO: 6 BB: 3 IBB: 0 HBP: 0 BLK: 0 WP: 0 HR: 0 S: 38 P: 50 ERA: 3.86 WHIP: 1.286															PITCHER				

Batter	1	2	3	4	5	6	7	8	9	AB	R	H	RBI	BB	SO	LOB	TOP					
Cookie Rojas, R OBP: 0.315, SLG: 0.341 (1, 8)										4	1	1	0	0	1	3	Philadelphia Phillies @ New York Mets Shea Stadium, Flushing, NY Fri Sep 02 1966, 7:05 PM EDT Att: 24,541 - Unknown					
Johnny Callison, L OBP: 0.342, SLG: 0.423 (1, 9)										5	0	2	1	0	2	1						
Dick Groat, R OBP: 0.305, SLG: 0.315 (1, 6)										4	0	0	1	0	0	2						
Dick Allen, R OBP: 0.389, SLG: 0.650 (1, 5)										4	2	2	2	0	0	1						
Harvey Kuenn, R OBP: 0.302, SLG: 0.333 Tony Gonzalez, L (8, PR) OBP: 0.336, SLG: 0.412 (8, 7)										3	1	1	0	1	1	0						
Tony Taylor, R OBP: 0.296, SLG: 0.361 (1, 4)										3	0	0	0	1	1	2						
Bill White, L OBP: 0.359, SLG: 0.470 (1, 3)										3	1	1	1	1	0	1						
Bob Uecker, R OBP: 0.276, SLG: 0.351 (1, 2)										4	0	2	1	0	1	2						
Jim Bunning, R OBP: 0.211, SLG: 0.209 (1, 1)										3	1	0	0	0	0	1						
Inning Stats	R: 0 E: 0 K: 1 S: 5	H: 0 LOB: 0 BB: 0 P: 5	R: 0 E: 0 K: 0 S: 3	H: 0 LOB: 2 BB: 2 P: 11	R: 1 E: 0 K: 0 S: 5	H: 2 LOB: 1 BB: 0 P: 5	R: 2 E: 0 K: 1 S: 7	H: 2 LOB: 1 BB: 1 P: 11	R: 1 E: 0 K: 2 S: 8	H: 1 LOB: 0 BB: 0 P: 8	R: 0 E: 0 K: 1 S: 5	H: 0 LOB: 0 BB: 0 P: 5	R: 1 E: 0 K: 0 S: 4	H: 1 LOB: 0 BB: 0 P: 4	R: 1 E: 0 K: 0 S: 4	H: 2 LOB: 1 BB: 0 P: 4		R: 0 E: 0 K: 1 S: 6	H: 1 LOB: 1 BB: 0 P: 6	1B: 5 2B: 3 3B: 0 HR: 2	SF: 0 SAC: 2 DP: 3 HBP: 0	WP: 0 PB: 0 SB: 0 CS: 0
PITCHER	IP	WLS	BF	H	R	ER	SO	BB	IBB	HBP	BLK	WP	HR	S	P	ERA	WHIP					
Larry Miller, L ERA: 7.2 (1, 1)	5.0	L	23	5	4	4	4	3	0	0	0	0	1	28	40	7.20	1.600					
Ralph Terry, R ERA: 3.94 (6, 1)	3.0		11	3	2	1	1	0	0	0	0	0	1	13	13	3.00	1.000					
Bill Hepler, L ERA: 3.49 (9, 1)	1.0		4	1	0	0	1	0	0	0	0	0	0	6	6	0.00	1.000					

Batter	1	2	3	4	5	6	7	8	9	AB	R	H	RBI	BB	SO	LOB	BOTTOM					
Cleon Jones, R OBP: 0.319, SLG: 0.376 (1, 9)										4	0	0	0	0	0	2	Philadelphia Phillies @ New York Mets Shea Stadium, Flushing, NY Fri Sep 02 1966, 7:05 PM EDT Att: 24,541 - Unknown					
Chuck Hillier, L OBP: 0.359, SLG: 0.381 (1, 4)										3	0	2	0	0	1	0						
Ken Boyer, R OBP: 0.309, SLG: 0.416 (1, 5)										4	0	0	0	0	1	3						
Al Luplow, L OBP: 0.338, SLG: 0.348 (1, 8)										4	0	2	0	0	0	0						
Larry Elliot, L OBP: 0.320, SLG: 0.437 (1, 7)										4	0	0	0	0	2	3						
Ed Kranepool, L OBP: 0.318, SLG: 0.401 (1, 3)										3	0	0	0	0	0	2						
Eddie Bressoud, R OBP: 0.315, SLG: 0.379 Ralph Terry, R OBP: 0.273, SLG: 0.250 John Stephenson, L (8, PH) OBP: 0.261, SLG: 0.256 Bill Hepler, L OBP: 0.214, SLG: 0.214 (1, 6)										2	0	0	0	0	2	0						
Jerry Grote, R OBP: 0.324, SLG: 0.322 (1, 2)										3	0	1	0	0	0	0						
Larry Miller, L OBP: 1.000, SLG: 1.000 Bud Harrelson, S OBP: 0.200, SLG: 0.185 (1, 1)										1	0	1	0	0	0	0						
Inning Stats	R: 0 E: 0 K: 1 S: 4	H: 0 LOB: 0 BB: 0 P: 5	R: 0 E: 0 K: 1 S: 5	H: 0 LOB: 0 BB: 0 P: 5	R: 0 E: 0 K: 1 S: 6	H: 1 LOB: 1 BB: 0 P: 6	R: 0 E: 0 K: 0 S: 3	H: 1 LOB: 0 BB: 0 P: 3	R: 0 E: 0 K: 2 S: 7	H: 0 LOB: 0 BB: 0 P: 7	R: 0 E: 0 K: 0 S: 3	H: 0 LOB: 0 BB: 0 P: 3	R: 0 E: 0 K: 0 S: 5	H: 2 LOB: 2 BB: 0 P: 5	R: 0 E: 0 K: 0 S: 4	H: 1 LOB: 1 BB: 0 P: 4		R: 0 E: 0 K: 1 S: 6	H: 1 LOB: 1 BB: 0 P: 6	1B: 6 2B: 0 3B: 0 HR: 0	SF: 0 SAC: 0 DP: 1 HBP: 1	WP: 0 PB: 0 SB: 0 CS: 0
PITCHER	IP	WLS	BF	H	R	ER	SO	BB	IBB	HBP	BLK	WP	HR	S	P	ERA	WHIP					
Jim Bunning, R ERA: 2.24 (1, 1)	9.0	W	32	6	0	0	6	0	0	1	0	0	0	43	44	0.00	0.667					

Batter	1	2	3	4	5	6	7	8	9	AB	R	H	RBI	BB	SO	LOB	TOP					
John Briggs, L (1, 8) OBP: 0.391, SLG: 0.537	0-3 K		4-0 1B BB		0-0 B1-3	0-0 5-3		0-3 K	0-0 G3	5	0	0	0	1	2	1						
Tony Gonzalez, L (1, 7) OBP: 0.336, SLG: 0.413	0-0 4-3 2B		0-0 1-3 1B		0-0 E6		0-0 1-3	0-0 F9	0-0 6-3	6	0	2	0	0	0	0						
Johnny Callison, L (1, 9) OBP: 0.341, SLG: 0.422	0-0 4-3 2-3		0-0 P5		0-3 K		0-0 4-3	0-0 HR		5	1	1	0	0	1	4						
Dick Allen, R (1, 5) OBP: 0.389, SLG: 0.657	0-0 F3		0-0 P4			0-3 K	0-0 BB 1B 2B	0-0 HR		5	2	2	2	0	1	3						
Bill White, L (1, 3) OBP: 0.361, SLG: 0.469		0-0 G3		0-0 4-3		4-0 BLK 1B BB	4-0 BB 1B BB	0-0 BB 1B		3	2	1	0	2	0	0						
Clay Dalrymple, L (1, 2) OBP: 0.384, SLG: 0.352		4-0 FC6-4 BB		0-3 K		4-0 1B BB	4-0 1B BB	0-0 BB 1B		1	1	0	0	2	1	0						
Cookie Rojas, R (7, PH) OBP: 0.316, SLG: 0.341						1-2 E BB	1-2 E BB	1-2 BB 1B		0	1	0	0	1	0	0						
Bob Uecker, R (7, 2) OBP: 0.279, SLG: 0.354						0-0 E7	0-0 E 1B	4-0 FC4 BB		4	1	3	3	1	0	1						
Dick Groat, R (1, 6) OBP: 0.310, SLG: 0.319		0-0 FC6-4 1-2 BB		0-0 1B		1-2 1B 2H	1-2 E 1B	1-2 FC4 BB		5	0	1	1	0	0	6						
Tony Taylor, R (1, 4) OBP: 0.294, SLG: 0.359		0-0 FC6 1-2		0-0 4-3		0-0 1B	0-0 E6	0-0 FC4		5	0	0	0	0	2	3						
Rick Wise, R (1, 1)			0-3 K		0-3 K	0-0 P6	0-0 F9		0-0 F8	5	0	0	0	0	2	3						
Inning Stats	R: 0 E: 0 K: 1 S: 6	H: 1 LOB: 1 BB: 0 P: 6	R: 0 E: 0 K: 0 S: 3	H: 0 LOB: 1 BB: 1 P: 7	R: 0 E: 0 K: 1 S: 6	H: 1 LOB: 2 BB: 1 P: 10	R: 0 E: 0 K: 1 S: 6	H: 1 LOB: 1 BB: 0 P: 6	R: 0 E: 1 K: 2 S: 8	H: 0 LOB: 1 BB: 0 P: 8	R: 3 E: 1 K: 1 S: 7	H: 2 LOB: 1 BB: 2 P: 15	R: 3 E: 1 K: 0 S: 6	H: 2 LOB: 2 BB: 2 P: 14	R: 2 E: 0 K: 1 S: 9	H: 4 LOB: 3 BB: 1 P: 13	R: 0 E: 0 K: 0 S: 3	H: 0 LOB: 0 BB: 0 P: 3	1B: 7 2B: 3 3B: 0 HR: 1	SF: 0 SAC: 0 DP: 0 HBP: 0	WP: 0 PB: 0 SB: 0 CS: 0	PA: 47
PITCHER	IP WLS BF	H R ER SO	BB IBB HBP BLK	WP HR S P	ERA WHIP	PITCHER	IP WLS BF	H R ER SO	BB IBB HBP BLK	WP HR S P	ERA WHIP											
Bob Shaw, R (1, 1) ERA: 4.47	6.2 L 31	6 4 3 6	4 0 0 1	0 0 39 55	4.05 1.500																	
Rob Gardner, L (7, 1) ERA: 4.91	0.1 5 1 2 1 0	2 0 0 0	0 0 0 0	0 0 3 11	27.00 9.000																	
Jack Hamilton, R (8, 1) ERA: 3.88	2.0 11 4 2 2 1	1 0 0 0	0 0 0 0	0 1 12 16	9.00 2.500																	

Philadelphia Phillies @ New York Mets
Shea Stadium, Flushing, NY
Sat Sep 03 1966, 7:05 PM EDT
Att: 19,921 - Unknown

AB 40
R 8
H 11
RBI 6
BB 7
SO 7
LOB 18



Batter	1	2	3	4	5	6	7	8	9	AB	R	H	RBI	BB	SO	LOB	BOTTOM			
Chuck Hiller, L (1, 4) OBP: 0.360, SLG: 0.384	0-0 F7 SF9 2B		0-0 5-3		0-0 FC4-6 1-2		4-0 BB		0-0 P6	4	1	1	0	1	0	4				
Al Luplow, L (1, 8) OBP: 0.333, SLG: 0.343	0-0 F7 2-3		0-0 4-3		0-0 1-3		0-0 F8			4	0	0	0	0	0	3				
Ken Boyer, R (1, 5) OBP: 0.308, SLG: 0.418	0-0 SF9 3-H		0-0 F7		0-0 F7		0-0 2B 2B		0-0 5-3	3	1	1	1	0	0	0				
Larry Elliot, L (1, 9) OBP: 0.314, SLG: 0.427	0-3 K		0-0 6-3		0-0 F7		0-0 F8		0-0 G3	4	0	0	0	0	1	1				
Jim Hickman, R (1, 3) OBP: 0.308, SLG: 0.414		0-3 K		0-3 K		0-0 2B 2B		0-0 G3		4	0	1	1	0	2	0				
Ron Swoboda, R (1, 7) OBP: 0.299, SLG: 0.350		0-3 K		0-0 6-3		0-3 K			0-0 HR 1B	3	0	0	0	0	2	1				
Jack Hamilton, R (8, 1) OBP: 0.158, SLG: 0.135										0	0	0	0	0	0	0				
Bud Harrelson, S (9, PH) OBP: 0.226, SLG: 0.214										1	1	1	0	0	0	0				
Eddie Bressoud, R (1, 6) OBP: 0.315, SLG: 0.380		0-0 E 2B		0-0 5-3		0-0 P4		0-0 F9		4	0	1	0	0	0	2				
Jerry Grote, R (1, 2) OBP: 0.328, SLG: 0.322		4-0 E BB		4-0 FC4-6 BB		0-3 K		0-3 K		0	0	0	0	2	0	0				
John Stephenson, L (7, PH) OBP: 0.257, SLG: 0.252										2	0	0	0	0	2	1				
Bob Shaw, R (1, 1) OBP: 0.269, SLG: 0.229		0-0 E4		0-0 F9		0-0 4-3		0-0 HR		2	0	0	0	0	0	3				
Rob Gardner, R (7, 1) OBP: 0.171, SLG: 0.195										0	0	0	0	0	0	0				
Ed Kranepool, L (7, PH) OBP: 0.318, SLG: 0.409		1-2 2-3								2	1	1	2	0	0	0				
Inning Stats	R: 1 E: 0 K: 1 S: 6	H: 1 LOB: 0 BB: 0 P: 6	R: 0 E: 1 K: 2 S: 9	H: 1 LOB: 3 BB: 1 P: 13	R: 0 E: 0 K: 1 S: 5	H: 0 LOB: 0 BB: 0 P: 5	R: 0 E: 0 K: 1 S: 3	H: 0 LOB: 1 BB: 1 P: 7	R: 1 E: 0 K: 1 S: 7	H: 2 LOB: 1 BB: 0 P: 7	R: 0 E: 0 K: 1 S: 5	H: 0 LOB: 1 BB: 1 P: 9	R: 0 E: 0 K: 0 S: 3	H: 0 LOB: 0 BB: 0 P: 3	R: 2 E: 0 K: 1 S: 7	H: 2 LOB: 0 BB: 0 P: 7	1B: 1 2B: 4 3B: 0 HR: 1	SF: 1 SAC: 0 DP: 0 HBP: 0	WP: 0 PB: 0 SB: 0 CS: 0	PA: 37
PITCHER	IP WLS BF	H R ER SO	BB IBB HBP BLK	WP HR S P	ERA WHIP	PITCHER	IP WLS BF	H R ER SO	BB IBB HBP BLK	WP HR S P	ERA WHIP									
Rick Wise, R (1, 1) ERA: 3.36	9.0 W 37	6 4 4 7	3 0 0 0	0 1 48 60	4.00 1.000															

Philadelphia Phillies @ New York Mets
Shea Stadium, Flushing, NY
Sat Sep 03 1966, 7:05 PM EDT
Att: 19,921 - Unknown

AB 33
R 4
H 6
RBI 4
BB 3
SO 7
LOB 15



Batter	1	2	3	4	5	6	7	8	9	AB R H RBI BB SO LOB	TOP									
Tony Taylor, R OBP: 0.296, SLG: 0.358 (1, 4)										4 1 1 0 1 0 2	Philadelphia Phillies @ New York Mets Shea Stadium, Flushing, NY Sun Sep 04 1966, 3:33 AM EDT Att: 17,770 - Unknown									
Cookie Rojas, R OBP: 0.317, SLG: 0.342 (1, 7)										2 0 1 0 0 0 0 2 1 1 0 0 0 2										
Tony Gonzalez, L OBP: 0.337, SLG: 0.417 (8, PH)										5 1 2 1 0 0 3										
Dick Groat, R OBP: 0.310, SLG: 0.324 (1, 6)										3 0 1 1 1 0 1										
Dick Allen, R OBP: 0.390, SLG: 0.657 (1, 5)										3 1 1 0 0 1 0 1 0 0 0 0 0 1										
Harvey Kuenn, R OBP: 0.303, SLG: 0.341 (1, 3)										3 1 1 1 1 0 1										
Bill White, L OBP: 0.360, SLG: 0.468 (8, PH)										2 0 0 1 0 0 1										
Johnny Callison, L OBP: 0.342, SLG: 0.427 (1, 9)										3 0 1 0 1 0 0										
Bob Uecker, R OBP: 0.275, SLG: 0.350 (1, 2)										4 0 1 0 0 0 3										
John Briggs, L OBP: 0.393, SLG: 0.534 (1, 8)																				
Chris Short, R OBP: 0.220, SLG: 0.222 (1, 1)																				
Inning Stats	R: 1 E: 0 K: 0 S: 4	H: 3 LOB: 1 BB: 0 P: 4	R: 1 E: 0 K: 1 S: 7	H: 2 LOB: 1 BB: 0 P: 7	R: 0 E: 0 K: 0 S: 4	H: 1 LOB: 0 BB: 0 P: 4	R: 1 E: 0 K: 0 S: 4	H: 1 LOB: 0 BB: 0 P: 4	R: 0 E: 0 K: 0 S: 3	H: 0 LOB: 0 BB: 0 P: 3	R: 0 E: 0 K: 0 S: 3	H: 0 LOB: 2 BB: 2 P: 11	R: 0 E: 1 K: 0 S: 5	H: 2 LOB: 1 BB: 1 P: 9	R: 0 E: 0 K: 0 S: 4	H: 1 LOB: 2 BB: 1 P: 8	1B: 4 2B: 4 3B: 1 HR: 1	SF: 1 SAC: 2 DP: 1 HBP: 0	WP: 1 PB: 0 SB: 0 CS: 0	PA: 39
PITCHER	IP WLS BF H R ER SO BB IBB HBP BLK WP HR S P ERA WHIP																			
Tug McGraw, L ERA: 4.89 (1, 1)	5.0 L 20 7 3 3 1 0 0 0 0 0 1 1 22 22 5.40 1.400																			
Bob Friend, R ERA: 4.12 (6, 1)	2.0 8 0 0 0 0 1 1 0 0 0 0 0 6 14 0.00 0.500																			
Jack Hamilton, R ERA: 4.01 (8, 1)	0.0 3 2 2 2 0 1 0 0 0 0 0 0 2 6 ∞ ∞																			
Bill Hepler, L ERA: 3.38 (8, 1)	2.0 8 1 0 0 0 1 0 0 0 0 0 0 7 11 0.00 1.000																			

AB	32
R	5
H	10
RBI	4
BB	4
SO	1
LOB	14



Batter	1	2	3	4	5	6	7	8	9	AB R H RBI BB SO LOB	BOTTOM									
Cleon Jones, R OBP: 0.316, SLG: 0.373 (1, 9)										4 0 0 0 0 0 6	Philadelphia Phillies @ New York Mets Shea Stadium, Flushing, NY Sun Sep 04 1966, 3:33 AM EDT Att: 17,770 - Unknown									
Ron Hunt, R OBP: 0.368, SLG: 0.362 (1, 4)										4 0 2 0 0 0 1										
Ken Boyer, R OBP: 0.310, SLG: 0.419 (1, 5)										4 0 2 0 0 2 1										
Jim Hickman, R OBP: 0.306, SLG: 0.404 (1, 3)										3 0 0 0 1 0 2										
Ron Swoboda, R OBP: 0.295, SLG: 0.346 (1, 7)										4 0 0 0 0 1 2										
Eddie Bressoud, R OBP: 0.317, SLG: 0.385 (1, 6)										4 0 2 0 0 1 2										
Billy Murphy, R OBP: 0.273, SLG: 0.343 (1, 8)										4 0 2 0 0 1 1										
Jerry Grote, R OBP: 0.330, SLG: 0.324 (1, 2)										4 0 2 0 0 1 3										
Tug McGraw, R OBP: 0.287, SLG: 0.214 (1, 1)										0 0 0 0 0 0 0 1 0 0 0 0 0 1 0 0 0 0 0 0 0 0 0 0 0 0 1 0 0 0 0 0 0 0 0 0 0 0 0 0 0 0 1 0 0 0 0 0 0										
Hawk Taylor, R OBP: 0.297, SLG: 0.300 (5, PH)																				
Bob Friend, R OBP: 0.307, SLG: 0.300 (8, 1)																				
Larry Elliott, L OBP: 0.297, SLG: 0.427 (7, PH)																				
Jack Hamilton, R OBP: 0.324, SLG: 0.135 (8, 1)																				
Bill Hepler, L OBP: 0.273, SLG: 0.214 (8, 1)																				
Bud Harrison, S OBP: 0.216, SLG: 0.207 (9, PH)																				
Inning Stats	R: 0 E: 1 K: 0 S: 4	H: 2 LOB: 1 BB: 0 P: 4	R: 0 E: 0 K: 0 S: 3	H: 0 LOB: 0 BB: 0 P: 3	R: 0 E: 0 K: 1 S: 5	H: 1 LOB: 1 BB: 0 P: 4	R: 0 E: 0 K: 2 S: 9	H: 2 LOB: 2 BB: 0 P: 9	R: 0 E: 0 K: 1 S: 5	H: 1 LOB: 0 BB: 0 P: 5	R: 0 E: 0 K: 1 S: 7	H: 2 LOB: 3 BB: 1 P: 11	R: 0 E: 0 K: 2 S: 8	H: 1 LOB: 2 BB: 1 P: 12	R: 0 E: 0 K: 0 S: 3	H: 1 LOB: 0 BB: 0 P: 3	1B: 7 2B: 3 3B: 0 HR: 0	SF: 0 SAC: 1 DP: 2 HBP: 0	WP: 0 PB: 0 SB: 0 CS: 0	PA: 36
PITCHER	IP WLS BF H R ER SO BB IBB HBP BLK WP HR S P ERA WHIP																			
Chris Short, L ERA: 3.36 (1, 1)	9.0 W 36 10 0 0 7 2 0 0 0 0 0 0 48 56 0.00 1.333																			

AB	33
R	0
H	10
RBI	0
BB	2
SO	7
LOB	20



Batter	1	2	3	4	5	6	7	8	9	AB	R	H	RBI	BB	SO	LOB	TOP					
Tony Taylor, R OBP: 0.296, SLG: 0.354 (1, 4)	0-3 K	0-0 1B		0-0 5-3		4-0 BB		0-0 6-3	0-0 1-3	5	0	1	0	1	1	3	Philadelphia Phillies @ Chicago Cubs Wrigley Field, Chicago, IL Mon Sep 05 1966, 3:38 AM CDT Att: 20,669 - Unknown					
Cookie Rojas, R OBP: 0.316, SLG: 0.341 (1, 7)	0-0 2B	0-0 4-3		0-0 6-3		0-0 G6-4-3 BB			0-0 L6	5	1	1	0	0	0	5						
Dick Groat, R OBP: 0.316, SLG: 0.329 (1, 6)	0-0 2B		0-0 E 1B		0-0 HR		0-0 FC5-4 1B		0-0 F2	5	1	4	0	0	0	0						
Dick Allen, R OBP: 0.393, SLG: 0.663 Tony Gonzalez, L OBP: 0.336, SLG: 0.415 (9, 7)	0-0 1-3 2B		0-3 K		0-0 HR		0-0 FC5-4 BB		0-0 WP E 1B	5	2	3	3	0	1	2						
Harvey Kuenn, R OBP: 0.301, SLG: 0.339 Bill White, L OBP: 0.357, SLG: 0.463 (7, 3)	0-3 K		0-3 E5 1B		0-0 L7		0-0 F7		0-0 E8 1B WP	4	0	1	0	0	1	3						
Jackie Brandt, R OBP: 0.316, SLG: 0.319 (1, 8)	0-3 K		0-0 F2		0-3 K		4-0 1-2 BB		4-0 1B BB	3	1	0	0	2	2	4						
Johnny Callison, L OBP: 0.340, SLG: 0.430 (1, 9)		0-3 K		0-0 4-3		0-0 3-1		0-0 F8	0-0 1B BB	5	1	1	1	0	1	4						
Bob Uecker, R OBP: 0.283, SLG: 0.354 (1, 2)		0-0 F8		0-0 5-3 1B		4-0 SH1-4 BB		0-0 4-3	0-0 1B BB	4	0	2	2	1	0	0						
Ray Culp, R OBP: 0.087, SLG: 0.087 (1, 1)		0-0 E6 1B		0-3 K		0-0 SH1-4		0-0 L9	0-0 1-2 3-H 1B	4	0	1	1	0	1	1						
Inning Stats	R: 1 E: 0 K: 3 S: 12	H: 3 LOB: 2 BB: 0 P: 12	R: 0 E: 1 K: 1 S: 7	H: 1 LOB: 2 BB: 0 P: 7	R: 0 E: 1 K: 1 S: 7	H: 2 LOB: 2 BB: 0 P: 7	R: 0 E: 0 K: 1 S: 6	H: 1 LOB: 1 BB: 0 P: 6	R: 2 E: 0 K: 1 S: 7	H: 2 LOB: 0 BB: 0 P: 7	R: 0 E: 0 K: 0 S: 2	H: 0 LOB: 1 BB: 2 P: 10	R: 0 E: 0 K: 0 S: 4	H: 1 LOB: 2 BB: 1 P: 8	R: 0 E: 0 K: 0 S: 3	H: 0 LOB: 0 BB: 0 P: 3		R: 4 E: 1 K: 0 S: 8	H: 4 LOB: 2 BB: 1 P: 12	1B: 12 2B: 1 3B: 0 HR: 1	SF: 0 SAC: 1 DP: 1 HBP: 0	WP: 1 PB: 0 SB: 0 CS: 0
PITCHER Dick Ellsworth, L ERA: 4.48 (1, 1)	IP: 9.0 WLS: L BF: 46	H: 14 R: 7 ER: 3 SO: 7	BB: 4 IBB: 0 HBP: 0 BLK: 0	WP: 1 HR: 1 S: 56 P: 72	ERA: 3.00 WHIP: 2.000	PITCHER										IP: 9.0 WLS: W BF: 37	H: 5 R: 2 ER: 2 SO: 8	BB: 7 IBB: 0 HBP: 0 BLK: 0	WP: 1 HR: 0 S: 46 P: 74	ERA: 2.00 WHIP: 1.333		

AB 41
R 7
H 14
RBI 7
BB 4
SO 7
LOB 23



Batter	1	2	3	4	5	6	7	8	9	AB	R	H	RBI	BB	SO	LOB	BOTTOM			
Adolfo Phillips, R OBP: 0.342, SLG: 0.458 (1, 8)	4-0 2B BB	0-0 FC1-5			0-0 G4-6-3 1B			0-3 K	0-0 F2	4	1	1	0	1	1	4	Philadelphia Phillies @ Chicago Cubs Wrigley Field, Chicago, IL Mon Sep 05 1966, 3:38 AM CDT Att: 20,669 - Unknown			
Glenn Beckert, R OBP: 0.324, SLG: 0.356 (1, 4)	0-0 WP 5-3 2B	0-0 L7			0-3 K		0-3 K2-3			4	1	1	1	0	2	3				
Billy Williams, L OBP: 0.350, SLG: 0.482 (1, 9)	0-0 G3		0-0 FC5-4 1B		0-0 G4-6-3		4-0 PB BB			3	0	1	0	1	0	2				
Ron Santo, R OBP: 0.414, SLG: 0.552 (1, 5)	0-0 5-3		0-0 FC5-4		0-0 F3		4-0 BB			3	0	0	1	1	0	1				
14 Ernie Banks, R OBP: 0.318, SLG: 0.450 (1, 3)	0-0 3-H 1B		0-0 P3		0-3 K		0-3 K			4	0	1	0	0	2	3				
George Altman, L OBP: 0.283, SLG: 0.347 (1, 7)	0-3 K		0-0 4-3		0-0 F8				0-3 K	4	0	0	0	0	2	2				
Don Bryant, R OBP: 0.391, SLG: 0.429 Marty Keough, L OBP: 0.298, SLG: 0.200 Randy Hundley, R OBP: 0.299, SLG: 0.434 (8, 2)		4-0 FC1-5 BB BB		0-0 4-3		0-0 F8		4-0 BB 1B BB		1	0	0	0	1	0	0				
Don Kessinger, S OBP: 0.293, SLG: 0.291 (1, 6)		0-0 B2		0-0 F7		0-0 P6		0-0 BB 1B		4	0	1	0	0	0	1				
Dick Ellsworth, L OBP: 0.177, SLG: 0.171 Lee Thomas, L OBP: 0.277, SLG: 0.313 (9, PH)		4-0 FC1-5 BB		0-3 K		0-0 1-3		4-0 1-2 BB		2	0	0	0	1	1	0				
Inning Stats	R: 2 E: 0 K: 1 S: 7	H: 2 LOB: 1 BB: 1 P: 11	R: 0 E: 0 K: 0 S: 3	H: 0 LOB: 2 BB: 2 P: 11	R: 0 E: 0 K: 0 S: 4	H: 1 LOB: 1 BB: 0 P: 4	R: 0 E: 0 K: 1 S: 5	H: 0 LOB: 0 BB: 0 P: 5	R: 0 E: 0 K: 1 S: 5	H: 0 LOB: 0 BB: 0 P: 5	R: 0 E: 0 K: 0 S: 3	H: 0 LOB: 0 BB: 0 P: 3	R: 0 E: 0 K: 3 S: 9	H: 0 LOB: 2 BB: 2 P: 17	R: 0 E: 0 K: 1 S: 5	H: 1 LOB: 2 BB: 2 P: 13		1B: 4 2B: 1 3B: 0 HR: 0	SF: 0 SAC: 0 DP: 1 HBP: 0	WP: 1 PB: 1 SB: 0 CS: 0
PITCHER Ray Culp, R ERA: 5.4 (1, 1)	IP: 9.0 WLS: W BF: 37	H: 5 R: 2 ER: 2 SO: 8	BB: 7 IBB: 0 HBP: 0 BLK: 0	WP: 1 HR: 0 S: 46 P: 74	ERA: 2.00 WHIP: 1.333	PITCHER										IP: 9.0 WLS: W BF: 37	H: 5 R: 2 ER: 2 SO: 8	BB: 7 IBB: 0 HBP: 0 BLK: 0	WP: 1 HR: 0 S: 46 P: 74	ERA: 2.00 WHIP: 1.333

AB 30
R 2
H 5
RBI 2
BB 7
SO 8
LOB 16



Batter	1	2	3	4	5	6	7	8	9	AB R H RBI BB SO LOB	TOP										
John Briggs, L (1,8) OBP: 0.384, SLG: 0.523										4 1 1 0 0 1 0	Philadelphia Phillies @ Chicago Cubs Wrigley Field, Chicago, IL Tue Sep 06 1966, 3:33 AM CDT Att: 3,218 - Unknown										
Tony Gonzalez, L (1,7) OBP: 0.335, SLG: 0.411									3 0 0 0 1 1 1												
Johnny Callison, L (1,9) OBP: 0.338, SLG: 0.426									4 0 0 0 0 2 2												
Dick Allen, R (1,5) OBP: 0.391, SLG: 0.659									4 0 1 1 0 1 1												
Bill White, L (1,3) OBP: 0.355, SLG: 0.461									3 0 0 0 0 1 1												
Clay Dalrymple, L (1,2) OBP: 0.382, SLG: 0.360									3 1 1 1 0 2 0												
Dick Groat, R (1,6) OBP: 0.315, SLG: 0.327									3 0 0 0 0 0 0												
Cookie Rojas, R (1,4) OBP: 0.314, SLG: 0.339									3 0 0 0 0 0 0												
Jim Bunning, R (8, PH) ERA: 2.28, SLG: 0.204									2 0 0 0 0 1 0												
Don Kessinger, L (8, PH) ERA: 1.97, SLG: 0.313									1 0 0 0 0 0 0												
Bob Buhl, R (8, PH) ERA: 1.86, SLG: 0.100									0 0 0 0 0 0 0												
John Morris, L (8, PH) ERA: 1.93									0 0 0 0 0 0 0												
Joe Verbanic, R (8, PH) ERA: 3.85									0 0 0 0 0 0 0												
Chris Short, L (8, PH) ERA: 3.25									0 0 0 0 0 0 0												
Inning Stats	R: 1 E: 0 K: 2 S: 9	H: 2 LOB: 1 BB: 0 P: 9	R: 0 E: 0 K: 1 S: 5	H: 0 LOB: 0 BB: 0 P: 5	R: 0 E: 0 K: 0 S: 3	H: 0 LOB: 0 BB: 0 P: 3	R: 0 E: 0 K: 2 S: 7	H: 0 LOB: 0 BB: 0 P: 7	R: 0 E: 0 K: 1 S: 5	H: 0 LOB: 0 BB: 0 P: 5	R: 0 E: 0 K: 2 S: 7	H: 0 LOB: 0 BB: 0 P: 7	R: 0 E: 0 K: 1 S: 5	H: 0 LOB: 0 BB: 0 P: 5	R: 1 E: 0 K: 0 S: 4	H: 1 LOB: 1 BB: 0 P: 4	R: 0 E: 0 K: 0 S: 3	H: 0 LOB: 1 BB: 1 P: 7	1B: 1 2B: 1 3B: 0 HR: 1	SF: 0 SAC: 0 DP: 0 HBP: 0	WP: 1 PA: 31 PB: 0 SB: 0 CS: 0
PITCHER	IP WLS BF H R ER SO BB IBB HBP BLK WP HR S P ERA WHIP											IP WLS BF H R ER SO BB IBB HBP BLK WP HR S P ERA WHIP									
Fergie Jenkins, R (1,1) ERA: 3.77	8.1 W 29 3 2 2 9 1 0 0 0 0 1 46 50 2.16 0.480																				
Bob Hendley, L (9,1) ERA: 3.87	0.2 S 2 0 0 0 0 0 0 0 0 0 1 0 2 2 0.00 0.000																				

AB	30
R	2
H	3
RBI	2
BB	1
SO	9
LOB	5



Batter	1	2	3	4	5	6	7	8	9	AB R H RBI BB SO LOB	BOTTOM										
Adolfo Phillips, R (1,8) OBP: 0.344, SLG: 0.461										4 1 2 1 0 1 2	Philadelphia Phillies @ Chicago Cubs Wrigley Field, Chicago, IL Tue Sep 06 1966, 3:33 AM CDT Att: 3,218 - Unknown										
Glenn Beckert, R (1,4) OBP: 0.323, SLG: 0.356									4 1 1 0 0 0 1												
Billy Williams, L (1,9) OBP: 0.351, SLG: 0.488									4 2 2 2 0 0 0												
Ron Santo, R (1,5) OBP: 0.415, SLG: 0.550									3 1 1 0 1 0 0												
14 Ernie Banks, R (1,3) OBP: 0.315, SLG: 0.445									4 0 0 0 0 0 3												
George Altman, L (1,7) OBP: 0.284, SLG: 0.346									3 1 1 0 0 0 1												
Ron Campbell, R (8, PH) OBP: 0.245, SLG: 0.182									1 0 0 0 0 0 2												
Byron Browne, R (9,7) OBP: 0.315, SLG: 0.434									0 0 0 0 0 0 0												
Randy Hundley, R (1,2) OBP: 0.301, SLG: 0.434									3 0 1 2 1 1 0												
Don Kessinger, S (1,6) OBP: 0.296, SLG: 0.297									4 1 3 1 0 0 1												
Fergie Jenkins, R (1,1) OBP: 0.231, SLG: 0.250									3 0 0 0 0 3 4												
Bob Hendley, R (9,1) OBP: 0.263, SLG: 0.235									0 0 0 0 0 0 0												
Inning Stats	R: 0 E: 0 K: 1 S: 5	H: 0 LOB: 0 BB: 0 P: 5	R: 0 E: 0 K: 0 S: 3	H: 1 LOB: 0 BB: 0 P: 3	R: 1 E: 0 K: 1 S: 7	H: 2 LOB: 1 BB: 0 P: 7	R: 0 E: 0 K: 0 S: 3	H: 0 LOB: 0 BB: 0 P: 3	R: 1 E: 0 K: 1 S: 6	H: 2 LOB: 1 BB: 1 P: 10	R: 1 E: 0 K: 0 S: 4	H: 1 LOB: 0 BB: 0 P: 4	R: 0 E: 0 K: 2 S: 8	H: 1 LOB: 1 BB: 0 P: 8	R: 4 E: 1 K: 0 S: 7	H: 4 LOB: 1 BB: 1 P: 11	R: 0 E: 0 K: 0 S: 3	H: 0 LOB: 0 BB: 0 P: 7	1B: 8 2B: 4 3B: 0 HR: 1	SF: 0 SAC: 0 DP: 2 HBP: 0	WP: 1 PA: 35 PB: 0 SB: 0 CS: 0
PITCHER	IP WLS BF H R ER SO BB IBB HBP BLK WP HR S P ERA WHIP											IP WLS BF H R ER SO BB IBB HBP BLK WP HR S P ERA WHIP									
Jim Bunning, R (1,1) ERA: 2.28	7.0 L 27 7 3 3 3 1 0 0 0 0 0 36 40 3.86 1.143																				
Bob Buhl, R (8,1) ERA: 5.21	0.0 2 2 2 2 0 0 0 0 0 0 0 2 2 * *																				
John Morris, L (8,1) ERA: 1.93	0.0 1 1 0 0 0 0 0 0 0 0 0 1 1 * *																				
Joe Verbanic, R (8,1) ERA: 3.85	0.1 2 0 0 0 0 1 0 0 0 0 1 0 1 5 0.00 3.000																				
Chris Short, L (8,1) ERA: 3.25	0.2 3 1 2 2 0 0 0 0 0 0 0 0 3 3 27.00 1.500																				

AB	33
R	7
H	11
RBI	6
BB	2
SO	5
LOB	14



Batter	1	2	3	4	5	6	7	8	9	AB	R	H	RBI	BB	SO	LOB	TOP			
Pete Rose, S OBP: 0.350, SLG: 0.455 (1,4)	F7		4-3		K			F8		4	0	0	0	0	1	0	Cincinnati Reds @ Philadelphia Phillies Connie Mack Stadium, Philadelphia, PA Sat Sep 10 1966, 7:05 PM EDT Att: 14,819 - Unknown			
Tommy Helms, R OBP: 0.326, SLG: 0.404 (1,5)	F7		CS BB		F9			6-3		3	0	0	0	1	0	0				
Vada Pinson, L OBP: 0.336, SLG: 0.459 (1,8)			CS	E S PB HBP				K		3	1	1	0	0	1	0				
Gordy Coleman, L OBP: 0.302, SLG: 0.356 (1,3)	F7			E5 1B PB FC3-2				K		3	0	0	0	0	1	2				
Tony Perez, R OBP: 0.308, SLG: 0.386 (9, PH)				1-3 FC3-2 BB						1	0	0	0	0	1	0				
Art Shamsky, L OBP: 0.323, SLG: 0.551 (1,7)				FC3-2 BB 1-3 1B				5-3		2	1	2	1	1	0	0				
Tommy Harper, R OBP: 0.352, SLG: 0.365 (9, PH)				FC3-2 BB 1-3 3-H 1B						1	0	0	0	0	0	0				
Mel Queen, L OBP: 0.250, SLG: 0.137 (1,9)				4-0 FC3-2 BB 1-2				FC6		2	0	0	0	2	1	1				
Johnny Edwards, L OBP: 0.278, SLG: 0.298 (1,2)				FC3-2 BB 1-2 2-3 3-H						4	0	0	0	0	0	4				
Leo Cardenas, R OBP: 0.315, SLG: 0.427 (1,6)				1-2 2-3 3-H 1-2						3	0	0	0	0	1	3				
Sammy Ellis, L OBP: 0.164, SLG: 0.111 (1,1)				G6-4-3				L9												
Billy McCool, R OBP: 0.211, SLG: 0.167 (8,1)				1-2 2-3 3-H 1-2				K		0	0	0	0	0	0	0				
Inning Stats	R: 0 E: 0 K: 0 S: 4	H: 1 LOB: 1 BB: 0 P: 4	R: 1 E: 0 K: 1 S: 6	H: 1 LOB: 0 BB: 0 P: 6	R: 0 E: 0 K: 1 S: 4	H: 0 LOB: 0 BB: 1 P: 8	R: 1 E: 1 K: 0 S: 4	H: 1 LOB: 2 BB: 1 P: 9	R: 0 E: 0 K: 1 S: 5	H: 0 LOB: 0 BB: 0 P: 7	R: 0 E: 0 K: 1 S: 5	H: 0 LOB: 0 BB: 0 P: 5	R: 0 E: 0 K: 1 S: 5	H: 0 LOB: 1 BB: 1 P: 9	R: 0 E: 0 K: 1 S: 5	H: 0 LOB: 1 BB: 1 P: 9	1B: 2 2B: 0 3B: 0 HR: 1	SF: 0 SAC: 0 DP: 1 HBP: 1	WP: 0 PB: 1 SB: 1 CS: 1	PA: 35
PITCHER	IP	WLS	BF	H	R	ER	SO	BB	IBB	HBP	BLK	WP	HR	S	P	ERA	WHIP			
Jim Bunning, R ERA: 2.25 (1,1)	8.0	L	30	3	2	1	7	3	0	1	0	0	1	40	53	1.12	0.750			
Darold Knowles, L ERA: 2.99 (9,1)	1.0		4	0	0	0	1	1	0	0	0	0	0	5	9	0.00	1.000			

AB	29
R	2
H	3
RBI	1
BB	4
SO	8
LOB	10



Batter	1	2	3	4	5	6	7	8	9	AB	R	H	RBI	BB	SO	LOB	BOTTOM					
John Briggs, L OBP: 0.383, SLG: 0.518 (1,8)	K		4-3			4-3		2B E 1B		4	1	1	0	0	1	1	Cincinnati Reds @ Philadelphia Phillies Connie Mack Stadium, Philadelphia, PA Sat Sep 10 1966, 7:05 PM EDT Att: 14,819 - Unknown					
Tony Gonzalez, L OBP: 0.337, SLG: 0.415 (1,7)	BB 1B		F7			F8		E 2B		4	0	2	0	0	0	1						
Johnny Callison, L OBP: 0.340, SLG: 0.424 (1,9)	BB 1B					G3		E BB		2	0	1	0	2	0	0						
Dick Allen, R OBP: 0.389, SLG: 0.651 (1,5)	K					FC6-4 1B		E6		4	0	0	0	0	1	5						
Bill White, L OBP: 0.354, SLG: 0.457 (1,3)						F9		1-2 2-3 3-H		4	0	0	0	0	1	4						
Clay Dalrymple, L OBP: 0.378, SLG: 0.358 (1,2)								F4		4	0	0	0	0	1	4						
Cookie Rojas, R OBP: 0.311, SLG: 0.336 (9, PH)										3	0	0	0	0	1	1						
Dick Groat, R OBP: 0.314, SLG: 0.326 (1,6)										1	0	0	0	0	0	0						
Tony Taylor, R OBP: 0.300, SLG: 0.358 (1,4)										4	0	0	0	0	1	1						
Jim Bunning, R OBP: 0.204, SLG: 0.202 (1,1)										1	0	0	0	0	0	0						
Doug Clemens, L OBP: 0.374, SLG: 0.310 (8, PH)										1	0	0	0	0	1	0						
Darold Knowles, L OBP: 0.250, SLG: 0.250 (9,1)										0	0	0	0	0	0	0						
Inning Stats	R: 0 E: 0 K: 2 S: 7	H: 1 LOB: 1 BB: 1 P: 11	R: 0 E: 0 K: 2 S: 7	H: 0 LOB: 0 BB: 0 P: 7	R: 0 E: 0 K: 0 S: 3	H: 0 LOB: 1 BB: 1 P: 7	R: 0 E: 0 K: 1 S: 6	H: 1 LOB: 1 BB: 0 P: 6	R: 0 E: 0 K: 0 S: 3	H: 0 LOB: 0 BB: 0 P: 3	R: 0 E: 0 K: 0 S: 3	H: 0 LOB: 0 BB: 0 P: 3	R: 0 E: 1 K: 0 S: 4	H: 0 LOB: 1 BB: 0 P: 4	R: 1 E: 1 K: 2 S: 10	H: 2 LOB: 3 BB: 1 P: 14	R: 0 E: 0 K: 1 S: 5	H: 0 LOB: 0 BB: 0 P: 5	1B: 3 2B: 1 3B: 0 HR: 0	SF: 0 SAC: 1 DP: 0 HBP: 0	WP: 0 PB: 0 SB: 0 CS: 0	PA: 35
PITCHER	IP	WLS	BF	H	R	ER	SO	BB	IBB	HBP	BLK	WP	HR	S	P	ERA	WHIP					
Sammy Ellis, R ERA: 5.07 (1,1)	7.2	W	31	4	1	0	7	3	0	0	0	0	0	42	54	0.00	0.913					
Billy McCool, L ERA: 2.49 (8,1)	1.1	S	4	0	0	0	1	0	0	0	0	0	0	6	6	0.00	0.000					



Batter	1	2	3	4	5	6	7	8	9	AB	R	H	RBI	BB	SO	LOB	TOP					
Tommy Harper, R OBP: 0.391, SLG: 0.364 (1, 7)	0-0 4-3 1B		0-0 5-3		0-0 5-3			0-3 K		4	0	1	0	0	1	2	Cincinnati Reds @ Philadelphia Phillies Sun Sep 11 1966, 3:33 AM EDT Att: 9,363 - Unknown Connie Mack Stadium, Philadelphia, PA livebaseballscorecards.com					
Pete Rose, S OBP: 0.350, SLG: 0.453 (1, 4)	0-0 L8		0-0 5-3			0-0 G6-4-3 1B		0-0 F7		4	0	1	0	0	0	1						
Tommy Helms, R OBP: 0.323, SLG: 0.400 (1, 5)	0-0 4-3 1-2			0-0 P4		0-0 G6-4-3 1-2		0-0 6-3		4	0	0	0	0	0	2						
Don Pavletich, R OBP: 0.341, SLG: 0.510 (1, 2)	0-3 K			0-0 F7		0-0 4-3			0-0 E5 2B 1B	4	1	0	0	0	1	1						
Lee May, R OBP: 0.167, SLG: 0.333 (1, 3)		0-0 F3		0-0 6-3			0-0 4-3 1B 2B		0-0 1-3 1B 2B	4	2	2	0	0	0	0						
Vada Pinson, L OBP: 0.336, SLG: 0.458 (1, 8)		0-0 3-1			0-0 3-1		0-0 4-3		0-0 BB	4	0	1	2	0	0	1						
Dick Simpson, R OBP: 0.358, SLG: 0.465 (1, 9)		0-0 FC6-4 1B			1-0 1B HBP		0-3 K		0-3 2-H 3-H 1B	3	0	1	0	0	2	2						
Leo Cardenas, R OBP: 0.318, SLG: 0.428 (1, 6)		0-0 FC6-4 1-2			0-0 FC5-2-5 1B		0-0 3-H 1B		4-0 1-2 BB	3	0	2	1	1	0	1						
Jim Maloney, L OBP: 0.256, SLG: 0.250 (4, 1)			0-0 G3			0-0 FC5-2-5 1-2 3-H		0-0 F7		0	0	0	0	0	0	0						
Ted Davidson, R OBP: 0.229, SLG: 0.118 (5, PH)									0-0 G6-4-3 1-2	1	0	0	0	0	0	0						
Graldo Ruiz, S OBP: 0.276, SLG: 0.276 (5, PH)										0	0	0	0	0	0	2						
Joe Nuxhall, L OBP: 0.250, SLG: 0.250 (5, PH)										0	0	0	0	0	0	0						
Tony Perez, R OBP: 0.202, SLG: 0.254 (7, PH)										0	0	0	0	0	0	1						
Jack Baldschun, R OBP: 0.233, SLG: 0.233 (7, PH)										0	0	0	0	0	0	0						
Don Nottbart, R OBP: 0.217, SLG: 0.182 (9, PH)										0	0	0	0	0	0	0						
Jimmie Coker, R OBP: 0.316, SLG: 0.404 (9, PH)										1	0	0	0	0	0	2						
Inning Stats	R: 0 E: 0 K: 1 S: 6	H: 1 LOB: 1 BB: 0 P: 6	R: 0 E: 0 K: 0 S: 4	H: 1 LOB: 1 BB: 0 P: 4	R: 0 E: 0 K: 0 S: 3	H: 0 LOB: 0 BB: 0 P: 3	R: 0 E: 0 K: 0 S: 3	H: 0 LOB: 0 BB: 0 P: 3	R: 0 E: 0 K: 0 S: 4	H: 1 LOB: 2 BB: 0 P: 5	R: 0 E: 0 K: 0 S: 3	H: 1 LOB: 1 BB: 0 P: 3	R: 1 E: 0 K: 1 S: 7	H: 2 LOB: 1 BB: 0 P: 7	R: 0 E: 0 K: 1 S: 5	H: 0 LOB: 0 BB: 0 P: 5	R: 2 E: 1 K: 1 S: 7	H: 2 LOB: 1 BB: 1 P: 11	1B: 6 2B: 2 3B: 0 HR: 0	SF: 0 SAC: 0 DP: 2 HBP: 1	WP: 0 PB: 0 SB: 0 CS: 0	PA: 36
PITCHER Chris Short, L ERA: 3.3 (1, 1)	IP: 9.0 WLS: W BF: 36 H: 8 R: 3 ER: 2 SO: 4 BB: 1 IBB: 0 HBP: 1 BLK: 0 WP: 0 HR: 0 S: 42 P: 47 ERA: 2.00 WHIP: 1.000																					

Batter	1	2	3	4	5	6	7	8	9	AB	R	H	RBI	BB	SO	LOB	BOTTOM			
John Briggs, L OBP: 0.395, SLG: 0.522 (1, 8)	4-0 1B WP BB	4-0 1-2 BB		0-0 1-3 2-H 1B		4-0 2B BB	0-0 1B 2B			2	2	2	2	3	0	0	Cincinnati Reds @ Philadelphia Phillies Sun Sep 11 1966, 3:33 AM EDT Att: 9,363 - Unknown Connie Mack Stadium, Philadelphia, PA livebaseballscorecards.com			
Tony Gonzalez, L OBP: 0.338, SLG: 0.415 (1, 7)	0-0 F9 1-3 1B	0-0 P6		0-3 K		0-3 K	0-0 1-2 2-H 1B		0-0 1-2 2-3 1B	5	2	2	0	0	2	5				
Johnny Callison, L OBP: 0.342, SLG: 0.429 (1, 9)	0-0 F9 1-3 3-H		4-0 CS BB		0-0 5-3	0-0 1-3 2B	0-0 1-H 2-H 3-H 2B			4	0	2	2	1	0	1				
Dick Allen, R OBP: 0.391, SLG: 0.649 (1, 5)	0-0 E		0-3 K		4-0 F8 1B BB	4-0 IBB	0-0 F5			3	2	1	1	2	1	2				
Tony Taylor, R OBP: 0.300, SLG: 0.358 (8, 5)	0-0 E 3-H 1B		0-0 K		0-0 E3 1B	0-0 F8	0-0 F8			0	0	0	0	0	0	0				
Bill White, L OBP: 0.351, SLG: 0.453 (1, 3)	0-0 E3 1-H CS		0-0 F5		0-0 E3 1-2	0-0 F8	0-0 F8		0-0 F8	5	0	0	0	0	0	5				
Clay Dalrymple, L OBP: 0.377, SLG: 0.355 (1, 2)	0-3 K			0-3 K		0-0 F8	0-0 L5-3 1B	0-0 L7		5	0	1	0	0	2	3				
Dick Groat, R OBP: 0.391, SLG: 0.328 (1, 6)		0-0 BB 1B		0-0 BB 1B		0-0 1-3 3-H 1B	0-0 L5-3 1B	0-0 5-3		5	1	3	1	0	0	1				
Bobby Wine, R OBP: 0.293, SLG: 0.294 (9, 6)				0-0 BB 1B		0-0 1-3 3-H 1B	0-0 1-2	0-0 5-3		0	0	0	0	0	0	0				
Cookie Rojas, R OBP: 0.313, SLG: 0.336 (1, 4)		0-0 F7		4-0 1B 1-2 BB		4-0 F8	0-0 1B 1B			3	1	1	0	1	0	3				
Chris Short, R OBP: 0.221, SLG: 0.223 (1, 1)		0-3 K		0-3 K		0-0 6-3	0-0 1B 1B 2B			4	1	1	0	0	2	3				
Inning Stats	R: 3 E: 1 K: 1 S: 7	H: 2 LOB: 0 BB: 1 P: 11	R: 0 E: 0 K: 1 S: 6	H: 1 LOB: 2 BB: 1 P: 10	R: 0 E: 0 K: 1 S: 4	H: 0 LOB: 0 BB: 1 P: 8	R: 1 E: 0 K: 3 S: 11	H: 2 LOB: 2 BB: 1 P: 15	R: 1 E: 1 K: 0 S: 5	H: 1 LOB: 2 BB: 1 P: 9	R: 0 E: 0 K: 1 S: 6	H: 1 LOB: 2 BB: 2 P: 14	R: 4 E: 0 K: 0 S: 8	H: 6 LOB: 1 BB: 0 P: 8	R: 0 E: 0 K: 0 S: 3	H: 0 LOB: 0 BB: 0 P: 3	1B: 11 2B: 3 3B: 0 HR: 0	SF: 0 SAC: 0 DP: 1 HBP: 0	WP: 1 PB: 0 SB: 0 CS: 2	PA: 43
PITCHER Jim Maloney, R ERA: 2.79 (1, 1)	IP: 3.2 WLS: L BF: 19 H: 5 R: 4 ER: 3 SO: 5 BB: 4 IBB: 0 HBP: 0 BLK: 0 WP: 1 HR: 0 S: 25 P: 41 ERA: 7.36 WHIP: 2.455																			
Ted Davidson, L ERA: 3.79 (4, 1)	0.1	1	0	0	0	1	0	0	0	0	0	0	3	3	0.00	0.000				
Joe Nuxhall, L ERA: 4.64 (5, 1)	2.0	12	2	1	0	1	2	1	0	0	0	0	11	23	0.00	2.000				
Jack Baldschun, R ERA: 5.53 (7, 1)	0.2	6	5	4	4	0	0	0	0	0	0	0	6	6	54.00	7.500				
Don Nottbart, R ERA: 2.57 (7, 1)	1.1	5	1	0	0	0	0	0	0	0	0	0	5	5	0.00	0.750				

Batter	1	2	3	4	5	6	7	8	9	AB	R	H	RBI	BB	SO	LOB	TOP				
John Briggs, L OBP: 0.389, SLG: 0.513 (1, 8)	F9		F6		K		4-3			4	0	0	0	0	1	1	Philadelphia Phillies @ San Francisco Giants Candlestick Park, San Francisco, CA Tue Sep 13 1966, 10:05 PM EDT Att: 11,930 - Unknown				
Tony Gonzalez, L OBP: 0.334, SLG: 0.410 (1, 7)	G3		E7			F7		4-3		4	0	0	0	0	0	1					
Johnny Callison, L OBP: 0.340, SLG: 0.425 (1, 9)	K		F8			F6		3-1		4	0	0	0	0	1	2					
Dick Allen, R OBP: 0.394, SLG: 0.649 (1, 5)		1B		1B		1B		F9		4	1	3	0	0	0	0					
Bill White, L OBP: 0.354, SLG: 0.461 (1, 3)	F3		1B		1B	BB		HR		4	1	3	1	0	0	1					
Clay Dalrymple, L OBP: 0.375, SLG: 0.352 (1, 2)	K		G4-6-3		BB			K		3	0	0	0	1	2	2					
Dick Groat, R OBP: 0.314, SLG: 0.326 (1, 6)	4-3		4-3		BB			F3		4	0	0	0	0	0	4					
Cookie Rojas, R OBP: 0.312, SLG: 0.335 (1, 4)			1B		F4		F6	6-3		4	0	1	0	0	0	0					
Larry Jackson, R OBP: 0.167, SLG: 0.198 Joe Verbanic, R (6, 1)			K		5-3		1-3			2	0	0	0	0	1	1					
Darold Knowles, L OBP: 0.250, SLG: 0.250 Doug Clemens, L OBP: 0.371, SLG: 0.307 Ray Culp, R OBP: 0.087, SLG: 0.087 (7, 1)										0	0	0	0	0	0	0					
Inning Stats	R: 0 E: 0 K: 1 S: 5	H: 0 LOB: 0 BB: 0 P: 5	R: 0 E: 0 K: 1 S: 6	H: 1 LOB: 1 BB: 0 P: 6	R: 0 E: 1 K: 1 S: 7	H: 1 LOB: 2 BB: 0 P: 7	R: 1 E: 0 K: 0 S: 4	H: 2 LOB: 0 BB: 0 P: 4	R: 0 E: 0 K: 0 S: 5	H: 0 LOB: 0 BB: 1 P: 5	R: 0 E: 0 K: 0 S: 3	H: 0 LOB: 0 BB: 0 P: 3	R: 0 E: 0 K: 0 S: 3	H: 0 LOB: 0 BB: 0 P: 3	R: 1 E: 0 K: 1 S: 6	H: 1 LOB: 0 BB: 0 P: 6		1B: 6 2B: 0 3B: 0 HR: 1	SF: 0 SAC: 0 DP: 1 HBP: 0	WP: 0 PB: 0 SB: 0 CS: 0	PA: 35
PITCHER Juan Marichal, R ERA: 2.06 (1, 1)	IP: 9.0 WLS: W BF: 35 H: 7 R: 2 ER: 2 SO: 5 BB: 1 IBB: 0 HBP: 0 BLK: 0 WP: 0 HR: 1 S: 44 P: 48 ERA: 2.00 WHIP: 0.889															PITCHER					

Batter	1	2	3	4	5	6	7	8	9	AB	R	H	RBI	BB	SO	LOB	BOTTOM		
Tito Fuentes, S OBP: 0.272, SLG: 0.342 (1, 6)	SH3 1B	F6		5-3		2B				4	0	2	3	1	0	2	Philadelphia Phillies @ San Francisco Giants Candlestick Park, San Francisco, CA Tue Sep 13 1966, 10:05 PM EDT Att: 11,930 - Unknown		
Frank Johnson, R OBP: 0.316, SLG: 0.235 (8, 7)	SH3 1B	FC5		F8		K	F5			5	0	1	0	0	1	7			
Willie Mays, R OBP: 0.374, SLG: 0.571 (1, 8)	SH3		G3 1B		F4			E3 HR		3	2	1	0	1	0	0			
Willie McCovey, L OBP: 0.385, SLG: 0.561 (1, 3)	G6-4-3 IBB		G3			1-3		HR		4	1	2	2	1	0	4			
Jim Ray Hart, R OBP: 0.333, SLG: 0.498 (1, 5)	G6-4-3		1B		G6-3		K	K		5	0	1	1	0	2	4			
Jesus Alou, R OBP: 0.284, SLG: 0.325 Ollie Brown, R OBP: 0.295, SLG: 0.303 (8, 9)		1B				1B				3	3	3	0	1	0	0			
Tom Haller, L OBP: 0.318, SLG: 0.451 (1, 2)		1B				2B				1	0	1	0	0	0	0			
Jim Davenport, R OBP: 0.295, SLG: 0.368 (1, 4)		1B				F8		F8		4	0	1	0	1	0	4			
Juan Marichal, R OBP: 0.250, SLG: 0.283 (1, 1)	FC6-2					1B				5	1	1	1	0	0	6			
Inning Stats	R: 0 E: 0 K: 0 S: 4	H: 2 LOB: 2 BB: 1 P: 8	R: 1 E: 0 K: 0 S: 6	H: 3 LOB: 0 BB: 0 P: 6	R: 1 E: 0 K: 0 S: 6	H: 3 LOB: 2 BB: 0 P: 6	R: 0 E: 0 K: 0 S: 3	H: 0 LOB: 0 BB: 0 P: 3	R: 0 E: 1 K: 1 S: 8	H: 1 LOB: 3 BB: 2 P: 16	R: 1 E: 0 K: 1 S: 6	H: 1 LOB: 3 BB: 3 P: 18	R: 2 E: 1 K: 1 S: 8	H: 2 LOB: 1 BB: 0 P: 8	1B: 10 2B: 3 3B: 0 HR: 1	SF: 0 SAC: 1 DP: 2 HBP: 0		WP: 0 PB: 0 SB: 0 CS: 0	PA: 44
PITCHER Larry Jackson, R ERA: 3.47 Joe Verbanic, R ERA: 3.55 Darold Knowles, L ERA: 2.98 Ray Culp, R ERA: 5.47 (7, 1)	IP: 5.1 WLS: L BF: 28 H: 11 R: 4 ER: 3 SO: 3 BB: 1 IBB: 0 HBP: 0 BLK: 0 WP: 0 HR: 0 S: 26 P: 34 ERA: 5.06 WHIP: 2.250															PITCHER			

Batter	1	2	3	4	5	6	7	8	9	AB	R	H	RBI	BB	SO	LOB	TOP
John Briggs, L OBP: 0.383, SLG: 0.504 (1, 8)										4	0	0	0	0	1	0	Philadelphia Phillies @ San Francisco Giants Candlestick Park, San Francisco, CA Wed Sep 14 1966, 10:05 PM EDT Att: 8,328 - Unknown
Tony Gonzalez, L OBP: 0.333, SLG: 0.409 (1, 7)										4	0	1	0	0	2	0	
Johnny Callison, L OBP: 0.341, SLG: 0.429 (1, 9)										3	1	1	0	1	2	1	
Dick Allen, R OBP: 0.393, SLG: 0.654 (1, 5)										3	1	1	2	0	0	1	
Bill White, L OBP: 0.353, SLG: 0.458 (1, 3)									3	0	0	0	0	1	0		
Dick Groat, R OBP: 0.313, SLG: 0.325 (1, 6)									4	0	1	0	0	0	3		
Cookie Rojas, R OBP: 0.312, SLG: 0.335 (1, 4)										4	0	1	0	0	1	1	
Clay Dalrymple, L OBP: 0.372, SLG: 0.348 (1, 2)										3	0	0	0	0	2	2	
Jim Bunning, R OBP: 0.198, SLG: 0.196 (1, 1)										3	0	0	0	0	3	0	
Inning Stats	R: 0 E: 0 K: 1 S: 4	H: 0 LOB: 0 BB: 1 P: 8	R: 1 E: 0 K: 1 S: 6	H: 1 LOB: 0 BB: 0 P: 6	R: 0 E: 0 K: 2 S: 7	H: 0 LOB: 0 BB: 0 P: 7	R: 0 E: 1 K: 1 S: 6	H: 1 LOB: 2 BB: 0 P: 7	R: 0 E: 0 K: 2 S: 7	H: 2 LOB: 2 BB: 0 P: 7	R: 0 E: 0 K: 1 S: 7	H: 0 LOB: 0 BB: 0 P: 7	R: 1 E: 1 K: 1 S: 7	H: 1 LOB: 1 BB: 0 P: 7	1B: 3 2B: 0 3B: 1 HR: 1	SF: 1 SAC: 0 DP: 0 HBP: 1	WP: 0 PA: 35 PB: 0 SB: 0 CS: 1
PITCHER	IP WLS BF H R ER SO BB IBB HBP BLK WP HR S P ERA WHIP																
Gaylord Perry, R ERA: 3.09 (1, 1)	8.0 L 29 4 1 1 11 1 0 1 0 0 0 1 49 54 1.12 0.625																
Lindy McDaniel, R ERA: 2.88 (9, 1)	1.0 5 1 1 1 1 0 0 0 0 0 0 0 7 7 9.00 1.000																

Batter	1	2	3	4	5	6	7	8	9	AB	R	H	RBI	BB	SO	LOB	BOTTOM		
Tito Fuentes, S OBP: 0.272, SLG: 0.341 (1, 6)										4	0	1	0	0	1	1	Philadelphia Phillies @ San Francisco Giants Candlestick Park, San Francisco, CA Wed Sep 14 1966, 10:05 PM EDT Att: 8,328 - Unknown		
Frank Johnson, R OBP: 0.318, SLG: 0.250 (1, 9)										3	0	1	0	0	1	1			
Len Gabrielson, L OBP: 0.267, SLG: 0.289 (9, PH)										1	0	0	0	0	1	0			
Willie Mays, R OBP: 0.372, SLG: 0.567 (1, 8)										4	0	0	0	0	2	2			
Willie McCovey, L OBP: 0.386, SLG: 0.559 (1, 3)										3	0	1	0	1	1	0			
Jim Ray Hart, R OBP: 0.331, SLG: 0.494 (1, 5)										4	0	0	0	0	0	3			
Jesus Alou, R OBP: 0.281, SLG: 0.322 (1, 7)										3	0	0	0	0	0	0			
Tom Haller, L OBP: 0.320, SLG: 0.451 (1, 2)										2	0	1	0	1	0	0			
Jim Davenport, R OBP: 0.295, SLG: 0.367 (1, 4)										3	0	1	0	0	1	2			
Gaylord Perry, R OBP: 0.211, SLG: 0.213 (1, 1)										2	0	0	0	0	1	1			
Bob Burda, L OBP: 0.200, SLG: 0.263 (8, PH)										1	0	0	0	0	0	1			
Don Mason, L OBP: 0.125, SLG: 0.250 (6, PR)										0	0	0	0	0	0	0			
Lindy McDaniel, R OBP: 0.059, SLG: 0.059 (9, 1)										0	0	0	0	0	0	0			
Inning Stats	R: 0 E: 1 K: 0 S: 4	H: 1 LOB: 2 BB: 1 P: 8	R: 0 E: 0 K: 1 S: 5	H: 0 LOB: 1 BB: 1 P: 9	R: 0 E: 0 K: 1 S: 5	H: 0 LOB: 0 BB: 0 P: 5	R: 0 E: 0 K: 1 S: 5	H: 0 LOB: 0 BB: 0 P: 5	R: 0 E: 0 K: 1 S: 5	H: 1 LOB: 1 BB: 0 P: 5	R: 0 E: 0 K: 0 S: 3	H: 0 LOB: 0 BB: 0 P: 3	R: 0 E: 0 K: 1 S: 6	H: 1 LOB: 1 BB: 0 P: 6	R: 0 E: 0 K: 2 S: 8	H: 1 LOB: 1 BB: 0 P: 8	1B: 5 2B: 2 3B: 0 HR: 0	SF: 0 SAC: 0 DP: 2 HBP: 0	WP: 0 PA: 32 PB: 0 SB: 0 CS: 2
PITCHER	IP WLS BF H R ER SO BB IBB HBP BLK WP HR S P ERA WHIP																		
Jim Bunning, R ERA: 2.18 (1, 1)	9.0 W 32 5 0 0 8 2 0 0 0 0 0 0 46 54 0.00 0.778																		

AB	31
R	2
H	5
RBI	2
BB	1
SO	12
LOB	8



AB	30
R	0
H	5
RBI	0
BB	2
SO	8
LOB	11



Batter	1	2	3	4	5	6	7	8	9	AB	R	H	RBI	BB	SO	LOB	TOP			
Jackie Brandt, R OBP: 0.319, SLG: 0.329	0-0 SH1-3 1B		0-0 5-3		0-0 F2		0-0 2-3		0-0 2B	5	1	2	0	0	0	1	Philadelphia Phillies @ Houston Astros Astrodome, Houston, TX Fri Sep 16 1966, 8:05 PM EDT Att: 10,920 - Unknown			
Cookie Rojas, R OBP: 0.312, SLG: 0.335	0-0 SH1-3		0-0 5-3 BB		0-0 L8		0-0 P4		0-3 K	3	0	1	0	0	0	1				
Darold Knowles, L OBP: 0.250, SLG: 0.250	1-2		5-3 1B		0-0 4-3				0-0 F9	0	0	0	0	0	0	0				
John Briggs, L OBP: 0.361, SLG: 0.502	1-2		5-3 BB		0-0 4-3				0-0 F9	1	0	0	0	0	1	2				
Johnny Callison, L OBP: 0.341, SLG: 0.426	4-0 1B E		1-2 5-3 BB		0-0 4-3				0-0 F9	3	1	0	0	2	0	2				
Dick Allen, R OBP: 0.392, SLG: 0.650	0-3 K		5-3		0-0 G3 4-3 1B				0-0 E6	4	0	1	0	0	1	4				
Dick Groat, R OBP: 0.315, SLG: 0.325	0-0 E9 PB 1B		4-0 1B		0-0 4-3				0-0 F7	3	1	1	1	1	0	2				
Bill White, L OBP: 0.350, SLG: 0.455	0-0 1-3 3-H		0-0 F9		0-0 G3				0-0 G3	4	0	0	0	0	0	5				
Tony Taylor, R OBP: 0.299, SLG: 0.362		0-3 K		0-0 5-3		0-3 K2-3			0-0 6-3 3B	4	1	1	0	0	2	1				
Bob Uecker, R OBP: 0.280, SLG: 0.348		0-3 K		0-3 K		0-0 F8			0-0 6-3	4	0	0	1	0	2	0				
Chris Short, R OBP: 0.216, SLG: 0.219		0-0 F9		0-0 4-3		0-0 2-3 1B			0-0 2B 1B	2	0	0	0	0	0	0				
Terry Fox, R										0	0	0	0	0	0	0				
John Morris, R										0	0	0	0	0	0	0				
Harvey Kuenn, R OBP: 0.314, SLG: 0.351										2	0	2	0	0	0	0				
Inning Stats	R: 3 E: 1 K: 1 S: 7	H: 2 LOB: 0 BB: 1 P: 11	R: 0 E: 0 K: 2 S: 7	H: 0 LOB: 0 BB: 0 P: 7	R: 0 E: 0 K: 0 S: 4	H: 1 LOB: 3 BB: 2 P: 12	R: 0 E: 0 K: 1 S: 5	H: 0 LOB: 0 BB: 0 P: 5	R: 0 E: 0 K: 0 S: 3	H: 1 LOB: 1 BB: 0 P: 6	R: 0 E: 0 K: 0 S: 4	H: 1 LOB: 1 BB: 0 P: 4	R: 0 E: 1 K: 0 S: 4	H: 0 LOB: 1 BB: 0 P: 4	R: 1 E: 0 K: 1 S: 8	H: 3 LOB: 2 BB: 0 P: 8	1B: 6 2B: 1 3B: 1 HR: 0	SF: 0 SAC: 1 DP: 0 HBP: 0	WP: 0 PB: 1 SB: 0 CS: 0	PA: 39
PITCHER Mike Cuellar, L ERA: 2.19	IP: 9.0 WLS: W BF: 39 H: 8 R: 4 ER: 2 SO: 6 BB: 2 IBB: 1 HBP: 0 BLK: 0 WP: 0 HR: 0 S: 48 P: 60 ERA: 2.00 WHIP: 1.111																			

Batter	1	2	3	4	5	6	7	8	9	AB	R	H	RBI	BB	SO	LOB	BOTTOM			
Joe Morgan, L OBP: 0.413, SLG: 0.396	4-0 1B BB		0-0 F7		4-0 1B HR BB		0-3 K		0-0 4-3	3	1	0	0	2	1	3	Philadelphia Phillies @ Houston Astros Astrodome, Houston, TX Fri Sep 16 1966, 8:05 PM EDT Att: 10,920 - Unknown			
Sonny Jackson, L OBP: 0.336, SLG: 0.331	0-0 G6-3 1B		0-0 L6-3 1B		0-0 1-2 2-3 HR 1B		0-0 2B 1B		0-0 1B	5	1	5	0	0	0	0				
Chuck Harrison, R OBP: 0.301, SLG: 0.367	0-0 L7		0-0 L6-3		0-0 1-2 3-H HR		0-0 1B 2B		0-0 L8	5	2	2	4	0	0	4				
John Bateman, R OBP: 0.320, SLG: 0.483	0-0 G6-3		0-0 1B		0-0 G3		0-0 1B		0-0 5-3	5	0	2	1	0	0	3				
Rusty Staub, L OBP: 0.354, SLG: 0.429		0-0 1-6-3		0-0 FC5-4 1B		0-0 P5		0-3 K		4	0	1	0	0	1	1				
Bob Aspromonte, R OBP: 0.289, SLG: 0.334		0-0 1B 1B		0-0 FC5-4		0-0 F2		0-0 6-3 1B		4	0	2	0	0	0	2				
Aaron Pointer, R OBP: 0.429, SLG: 0.333		0-0 1B 1B		1-0 K 1B HBP		0-0 2B 1B		0-0 6-3		3	1	2	0	0	0	1				
Ron Davis, R OBP: 0.316, SLG: 0.338		0-0 1B 1B		0-0 1B BB HR 1B		0-0 1B 2B		0-0 1B		4	1	4	1	0	0	0				
Mike Cuellar, L OBP: 0.132, SLG: 0.121		0-3 K		0-3 K		0-3 K		0-3 K		4	0	0	0	0	4	7				
Inning Stats	R: 0 E: 0 K: 0 S: 3	H: 1 LOB: 1 BB: 1 P: 7	R: 0 E: 0 K: 1 S: 8	H: 3 LOB: 3 BB: 0 P: 8	R: 0 E: 0 K: 0 S: 5	H: 3 LOB: 2 BB: 0 P: 5	R: 4 E: 0 K: 1 S: 7	H: 3 LOB: 0 BB: 1 P: 12	R: 1 E: 0 K: 1 S: 7	H: 2 LOB: 1 BB: 0 P: 7	R: 1 E: 0 K: 2 S: 9	H: 3 LOB: 1 BB: 0 P: 9	R: 0 E: 0 K: 1 S: 6	H: 2 LOB: 1 BB: 0 P: 6	R: 0 E: 0 K: 0 S: 4	H: 1 LOB: 1 BB: 0 P: 4		1B: 15 2B: 3 3B: 0 HR: 1	SF: 0 SAC: 0 DP: 2 HBP: 1	WP: 0 PB: 0 SB: 0 CS: 0
PITCHER Chris Short, L ERA: 3.4	IP: 3.4 WLS: L BF: 21 H: 10 R: 4 ER: 4 SO: 2 BB: 2 IBB: 0 HBP: 1 BLK: 0 WP: 0 HR: 1 S: 14 P: 31 ERA: 9.82 WHIP: 3.273																			
Terry Fox, R ERA: 4.88	IP: 2.0 WLS: L BF: 10 H: 5 R: 2 ER: 2 SO: 2 BB: 0 IBB: 0 HBP: 0 BLK: 0 WP: 0 HR: 0 S: 14 P: 14 ERA: 9.00 WHIP: 2.500																			
John Morris, L ERA: 1.86	IP: 0.1 WLS: L BF: 1 H: 0 R: 0 ER: 0 SO: 1 BB: 0 IBB: 0 HBP: 0 BLK: 0 WP: 0 HR: 0 S: 3 P: 3 ERA: 0.00 WHIP: 0.000																			
Darold Knowles, L ERA: 2.92	IP: 2.0 WLS: L BF: 8 H: 3 R: 0 ER: 0 SO: 1 BB: 0 IBB: 0 HBP: 0 BLK: 0 WP: 0 HR: 0 S: 10 P: 10 ERA: 0.00 WHIP: 1.500																			

Batter	1	2	3	4	5	6	7	8	9	AB	R	H	RBI	BB	SO	LOB	TOP	
John Briggs, L OBP: 0.383, SLG: 0.500 (1, 8)										3	1	1	0	1	0	0	Philadelphia Phillies @ Houston Astros Astrodome, Houston, TX Sat Sep 17 1966, 4:33 AM EDT Att. 10,291 - Dome	
Dick Groat, R OBP: 0.313, SLG: 0.323 Terry Fox, R (7, 1)										4	0	0	0	0	0	3		
Johnny Callison, L OBP: 0.342, SLG: 0.428 (1, 9)										3	0	1	0	1	0	0		
Dick Allen, R OBP: 0.389, SLG: 0.645 (1, 5)										4	0	0	0	0	1	3		
Bill White, L OBP: 0.353, SLG: 0.457 (1, 3)										4	0	3	1	0	0	0		
Tony Gonzalez, L OBP: 0.333, SLG: 0.410 (1, 7)										4	1	1	0	0	0	5		
Cookie Rojas, R OBP: 0.311, SLG: 0.334 (1, 4)										4	0	1	1	0	1	1		
Clay Dalrymple, L OBP: 0.371, SLG: 0.347 (1, 2)										4	0	1	0	0	0	0		
Rick Wise, R Joe Verbanic, R Doug Clemens, L John Morris, R Tony Taylor, R Ray Herbert, R Harvey Kuenn, R Gary Sutherland, R (1, 1) (1, 1) (2, PH) (2, 1) (4, PH) (4, 1) (7, PH) (7, 6)										0	0	0	0	0	0	0		AB 34 R 2 H 9 RBI 2 BB 2 SO 3 LOB 14
Inning Stats	R: 0 E: 0 K: 0 S: 3	H: 0 LOB: 0 BB: 0 P: 3	R: 1 E: 0 K: 0 S: 6	H: 3 LOB: 2 BB: 0 P: 6	R: 1 E: 0 K: 1 S: 7	H: 2 LOB: 1 BB: 1 P: 11	R: 0 E: 0 K: 1 S: 5	H: 0 LOB: 0 BB: 0 P: 5	R: 0 E: 0 K: 1 S: 6	H: 1 LOB: 1 BB: 0 P: 6	R: 0 E: 0 K: 0 S: 4	H: 2 LOB: 1 BB: 0 P: 4	R: 0 E: 0 K: 0 S: 3	H: 0 LOB: 0 BB: 0 P: 3	1B: 7 2B: 2 3B: 0 HR: 0	SF: 0 SAC: 0 DP: 2 HBP: 0		
PITCHER Larry Dierker, R ERA: 3.17 (1, 1)	IP: 9.0 WLS: W BF: 36 H: 9 R: 2 ER: 2 SO: 3 BB: 2 IBB: 0 HBP: 0 BLK: 0 WP: 0 HR: 0 S: 40 P: 48 ERA: 2.00 WHIP: 1.222																	

Batter	1	2	3	4	5	6	7	8	9	AB	R	H	RBI	BB	SO	LOB	BOTTOM		
Ron Davis, R OBP: 0.313, SLG: 0.339 (1, 8)										5	1	1	1	0	1	2	Philadelphia Phillies @ Houston Astros Astrodome, Houston, TX Sat Sep 17 1966, 4:33 AM EDT Att. 10,291 - Dome		
Sonny Jackson, L OBP: 0.336, SLG: 0.332 (1, 6)										5	1	2	0	0	0	3			
Joe Morgan, L OBP: 0.413, SLG: 0.393 (1, 4)										3	2	0	0	2	0	2			
Chuck Harrison, R OBP: 0.307, SLG: 0.372 (1, 3)										5	2	4	2	0	0	0			
Rusty Staub, L OBP: 0.354, SLG: 0.431 (1, 9)										5	1	2	3	0	0	2			
Bill Heath, L OBP: 0.364, SLG: 0.366 (1, 2)										4	2	4	2	0	0	0			
Bob Aspromonte, R OBP: 0.292, SLG: 0.336 (1, 5)										3	1	2	0	1	0	2			
Norm Miller, L OBP: 0.138, SLG: 0.241 (1, 7)										4	1	2	3	0	1	2			
Larry Dierker, R OBP: 0.156, SLG: 0.206 (1, 1)										4	0	0	0	0	1	5			
Inning Stats	R: 2 E: 0 K: 0 S: 6	H: 4 LOB: 2 BB: 1 P: 10	R: 0 E: 0 K: 2 S: 7	H: 0 LOB: 0 BB: 0 P: 7	R: 6 E: 0 K: 1 S: 9	H: 4 LOB: 2 BB: 2 P: 17	R: 1 E: 0 K: 0 S: 4	H: 2 LOB: 0 BB: 0 P: 4	R: 1 E: 0 K: 0 S: 6	H: 3 LOB: 2 BB: 0 P: 6	R: 0 E: 0 K: 0 S: 3	H: 0 LOB: 0 BB: 0 P: 3	R: 0 E: 0 K: 0 S: 4	H: 2 LOB: 1 BB: 0 P: 4	R: 1 E: 0 K: 0 S: 5	H: 2 LOB: 1 BB: 0 P: 5		1B: 13 2B: 3 3B: 0 HR: 1	SF: 0 SAC: 0 DP: 2 HBP: 0
PITCHER Rick Wise, R ERA: 3.98 Joe Verbanic, R ERA: 3.46 John Morris, L ERA: 6.17 Ray Herbert, R ERA: 4.29 Terry Fox, R ERA: 4.86 (1, 1) (1, 1) (2, 1) (4, 1) (7, 1)	IP: 0.2 WLS: 1 BF: 1 H: 0 R: 0 ER: 0 SO: 0 BB: 0 IBB: 0 HBP: 0 BLK: 0 WP: 0 HR: 0 S: 1 P: 1 ERA: 0.00 WHIP: 0.000																		

Batter	1	2	3	4	5	6	7	8	9	AB	R	H	RBI	BB	SO	LOB	TOP										
Jackie Brandt, R OBP: 0.321, SLG: 0.327 (1, 8)	5-3		1B			K			1-3	4	1	1	0	1	1	0	Philadelphia Phillies @ Los Angeles Dodgers Dodger Stadium, Los Angeles, CA Sun Sep 18 1966, 3:33 AM PDT Att: 36,183 - Unknown										
Cookie Rojas, R OBP: 0.311, SLG: 0.333 (1, 9) (3, 7)	1-3		1B	1-3			F8		P6	5	1	1	2	0	0	2											
Dick Groat, R OBP: 0.312, SLG: 0.322 (1, 6)	4-3		1B				L5			4	0	1	1	0	0	0											
Dick Allen, R OBP: 0.392, SLG: 0.644 (1, 5)		4-3	1B	G6-4-3						2	0	1	0	2	0	2											
Harvey Kuenn, R OBP: 0.319, SLG: 0.356 Johnny Callison, L OBP: 0.342, SLG: 0.427 (3, PH) (3, 9)	SH1-4		1B				FC4-6		F7	0	0	0	0	0	0	0											
Tony Taylor, R OBP: 0.298, SLG: 0.360 (1, 4)	4-3		1B							3	0	1	0	0	0	2											
Bill White, L OBP: 0.352, SLG: 0.456 (1, 3)	5-3								P6	4	0	1	0	0	0	3											
Jimmie Schaffer, R (1, 2)			1B						K	3	1	0	0	1	2	1											
Larry Jackson, R OBP: 0.170, SLG: 0.200 (1, 1)			1B						F9	4	1	1	0	0	1	1											
Inning Stats	R: 0 E: 0 K: 0 S: 3	H: 0 LOB: 0 BB: 0 P: 3	R: 0 E: 0 K: 0 S: 4	H: 1 LOB: 1 BB: 0 P: 4	R: 4 E: 0 K: 0 S: 7	H: 5 LOB: 1 BB: 1 P: 11	R: 0 E: 0 K: 2 S: 8	H: 1 LOB: 2 BB: 1 P: 12	R: 0 E: 0 K: 0 S: 4	H: 1 LOB: 0 BB: 0 P: 5	R: 0 E: 0 K: 1 S: 5	H: 0 LOB: 0 BB: 0 P: 5	R: 0 E: 0 K: 0 S: 3	H: 0 LOB: 1 BB: 1 P: 7	R: 0 E: 0 K: 1 S: 5	H: 0 LOB: 0 BB: 0 P: 5	R: 0 E: 0 K: 0 S: 3	H: 0 LOB: 0 BB: 0 P: 3	1B: 8 2B: 0 3B: 0 HR: 0	SF: 0 SAC: 1 DP: 1 HBP: 0	WP: 0 PB: 0 SB: 1 CS: 0	PA: 38					
PITCHER	IP	WLS	BF	H	R	ER	SO	BB	IBB	HBP	BLK	WP	HR	S	P	ERA	WHIP										
Claude Osteen, L ERA: 2.82 (1, 1)	2.0	L	12	5	4	4	0	1	0	0	0	0	0	11	15	18.00	3.000										
Bill Singer, R ERA: (3, 1)	2.0		8	2	0	0	2	1	0	0	1	0	0	11	15	0.00	1.500										
Jim Brewer, L ERA: 3.68 (5, 1)	3.0		12	1	0	0	1	2	0	0	0	0	0	12	20	0.00	1.000										
Ron Perranoski, L ERA: 3.04 (8, 1)	2.0		6	0	0	0	1	0	0	0	0	0	0	8	8	0.00	0.000										

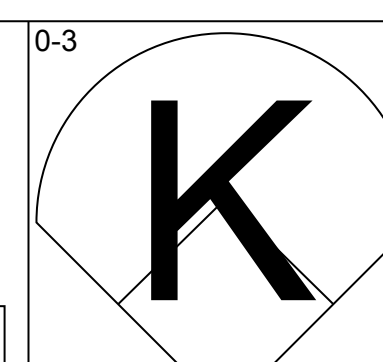
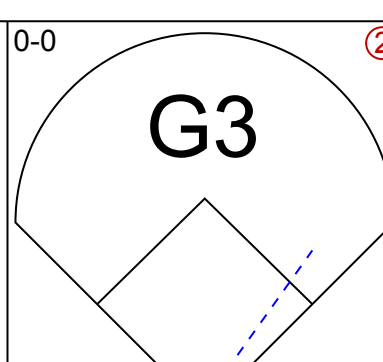
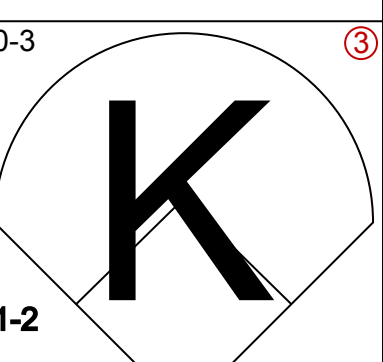
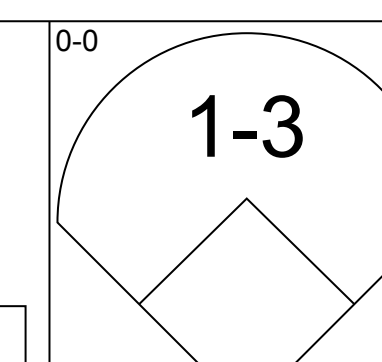
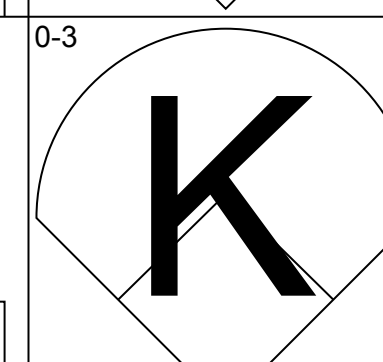
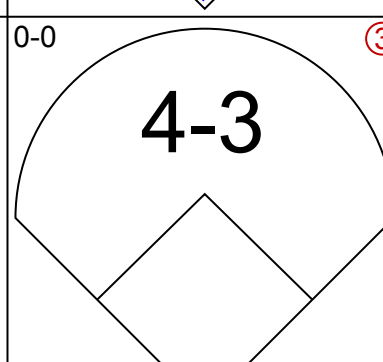
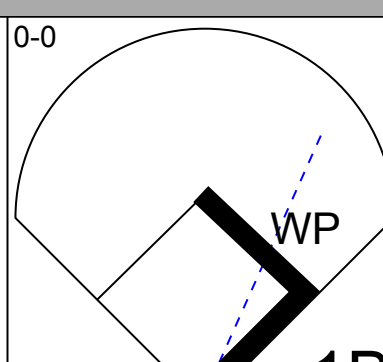
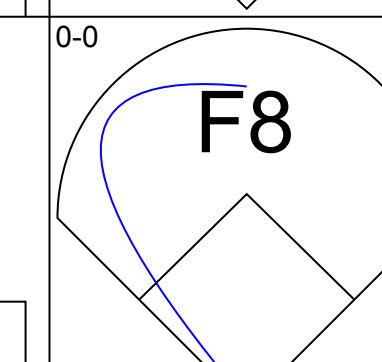
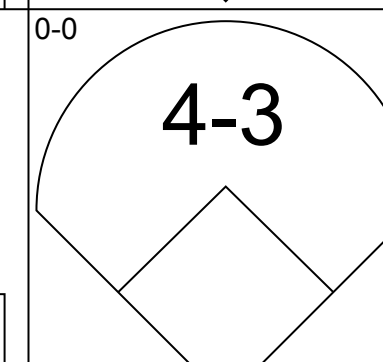
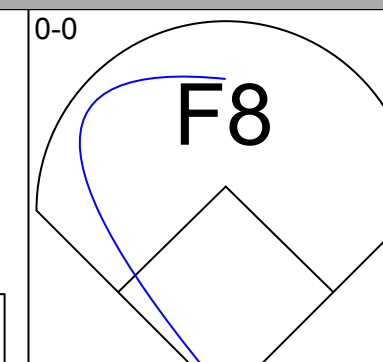
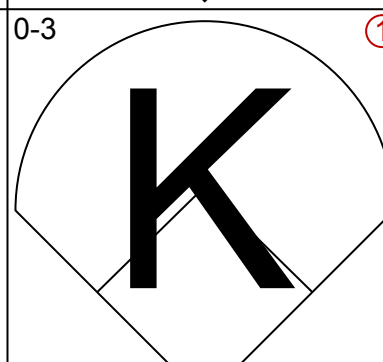
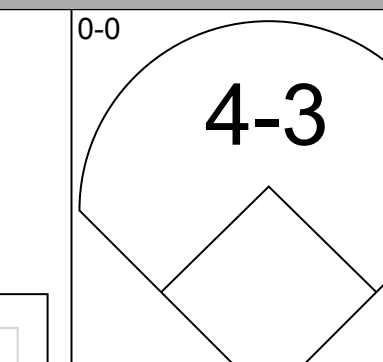
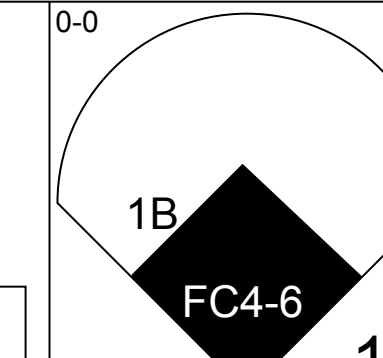
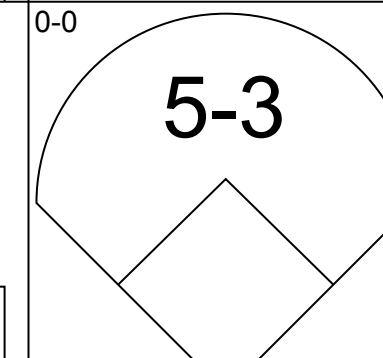
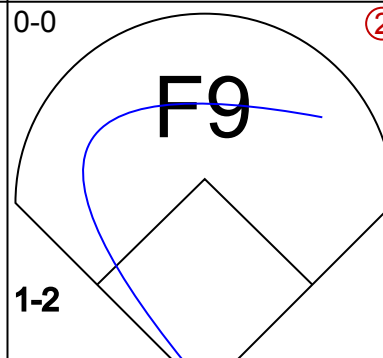
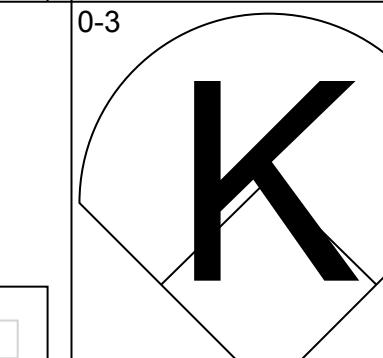
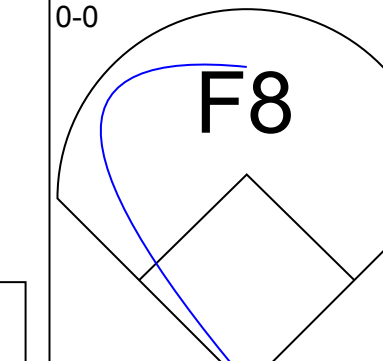
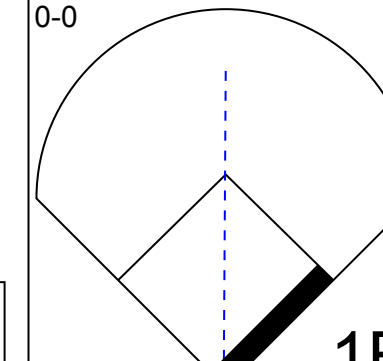
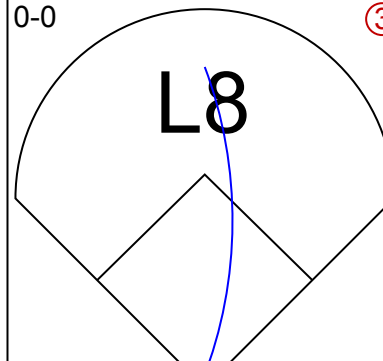
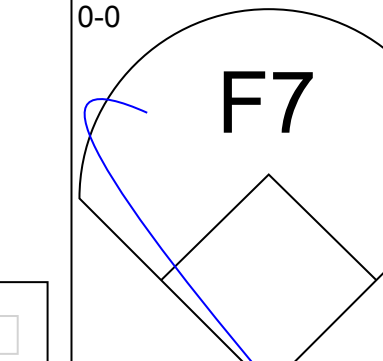
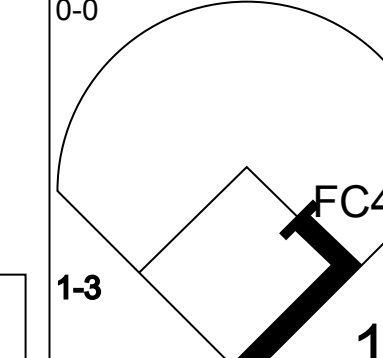
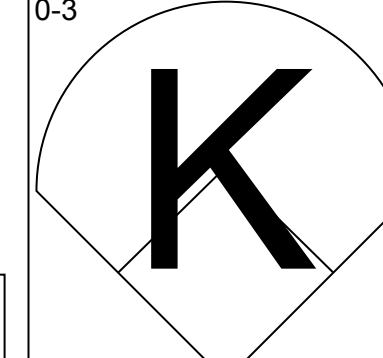
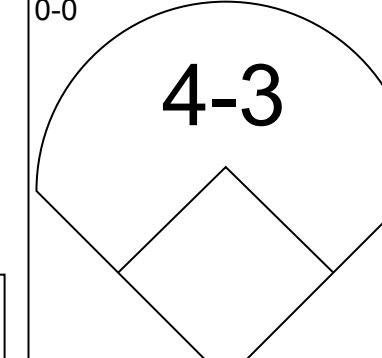
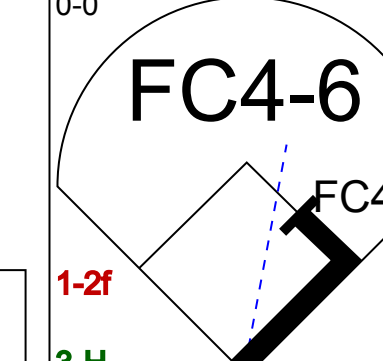
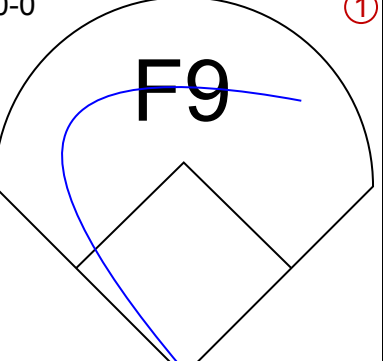
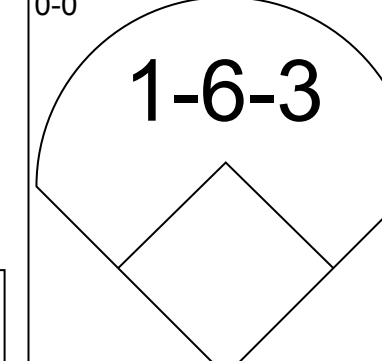
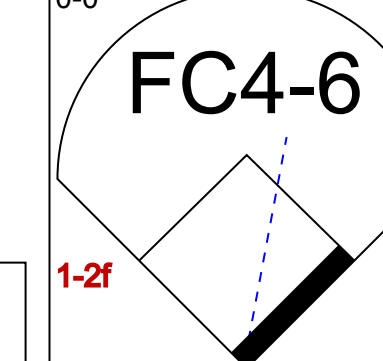
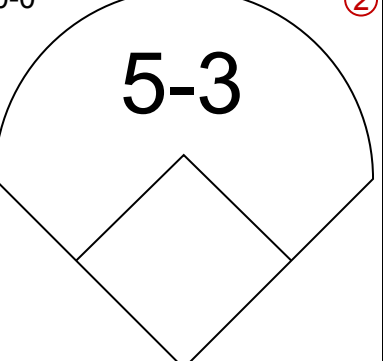
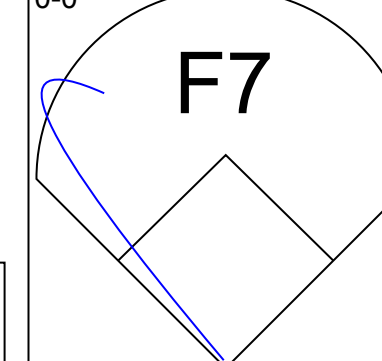
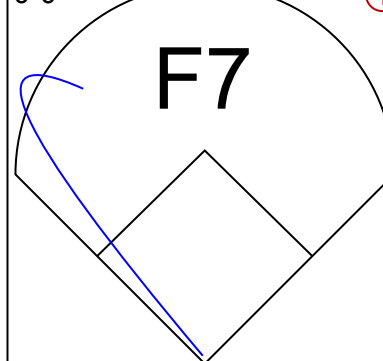
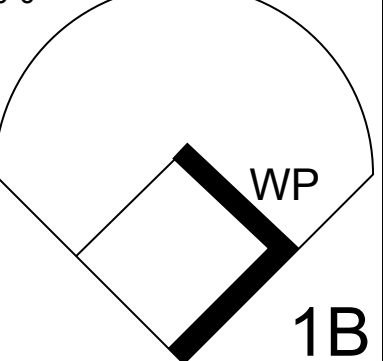
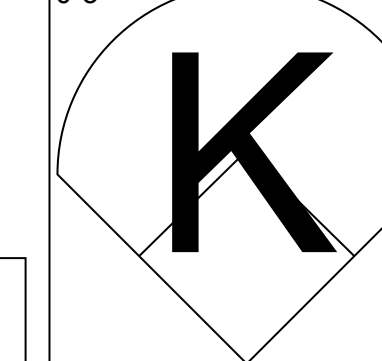
Batter	1	2	3	4	5	6	7	8	9	AB	R	H	RBI	BB	SO	LOB	BOTTOM										
Maury Wills, S OBP: 0.319, SLG: 0.316 (1, 6)	F5		5-3		4-3		L7		FC6-4	5	0	0	0	0	0	2	Philadelphia Phillies @ Los Angeles Dodgers Dodger Stadium, Los Angeles, CA Sun Sep 18 1966, 3:33 AM PDT Att: 36,183 - Unknown										
Dick Schofield, S OBP: 0.277, SLG: 0.196 (1, 5)	F9		1B		G3		K			3	0	0	0	0	1	0											
Willie Davis, L OBP: 0.311, SLG: 0.411 (1, 8)	1B		1B		4-3		F3			4	0	2	0	0	0	0											
Ron Fairly, L OBP: 0.366, SLG: 0.425 (1, 9)	1B		1B		FC4-6		4-3		1B	3	0	1	0	1	0	2											
Jim Lefebvre, S OBP: 0.341, SLG: 0.471 (1, 4)	K		G3				P3			3	0	0	0	1	1	5											
Lou Johnson, R OBP: 0.317, SLG: 0.405 (1, 7)		F8			K		P6		4-3	4	0	0	0	0	1	1											
John Roseboro, L OBP: 0.352, SLG: 0.407 (1, 2)					3-1		FC6		L4	4	0	1	0	0	0	1											
Wes Parker, S OBP: 0.343, SLG: 0.387 (1, 3)		F5					G3		1B	4	0	2	0	0	0	1											
Claude Osteen, L OBP: 0.293, SLG: 0.324 (1, 1) Bill Singer, R (3, 1) Wes Covington, L OBP: 0.286, SLG: 0.236 (4, PH) Jim Brewer, L (5, 1) Jim Barberi, L OBP: 0.356, SLG: 0.346 (7, PH) Ron Perranoski, L OBP: 0.206, SLG: 0.225 (8, 1) Tommy Davis, R OBP: 0.307, SLG: 0.383 (9, PH)	P6				4-3		F9		FC6-4	1	0	0	0	0	0	1											
Inning Stats	R: 0 E: 0 K: 1 S: 6	H: 1 LOB: 2 BB: 1 P: 10	R: 0 E: 0 K: 0 S: 4	H: 1 LOB: 1 BB: 0 P: 4	R: 0 E: 0 K: 0 S: 4	H: 1 LOB: 2 BB: 0 P: 5	R: 0 E: 0 K: 1 S: 6	H: 1 LOB: 1 BB: 0 P: 6	R: 0 E: 0 K: 0 S: 3	H: 0 LOB: 0 BB: 0 P: 3	R: 0 E: 0 K: 0 S: 3	H: 0 LOB: 0 BB: 0 P: 3	R: 0 E: 0 K: 1 S: 6	H: 1 LOB: 1 BB: 0 P: 6	R: 0 E: 0 K: 0 S: 5	H: 2 LOB: 2 BB: 0 P: 5	1B: 7 2B: 0 3B: 0 HR: 0	SF: 0 SAC: 0 DP: 0 HBP: 1	WP: 0 PB: 0 SB: 0 CS: 0	PA: 37							
PITCHER	IP	WLS	BF	H	R	ER	SO	BB	IBB	HBP	BLK	WP	HR	S	P	ERA	WHIP										
Larry Jackson, R ERA: 3.33 (1, 1)	9.0	W	37	7	0	0	3	2	0	1	0	0	0	40	49	0.00	1.000										

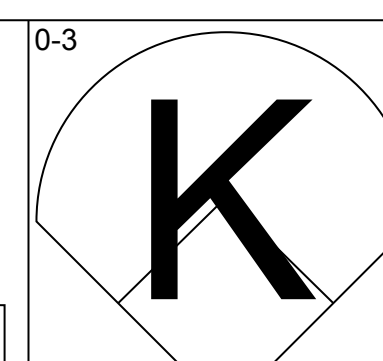
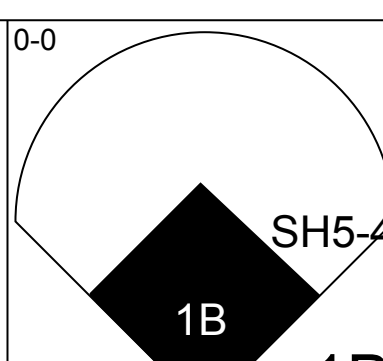
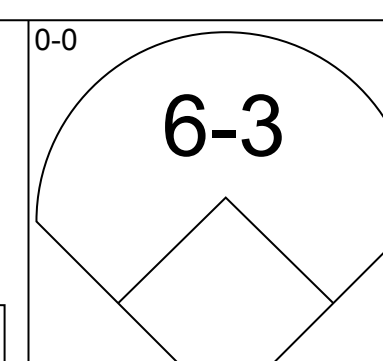
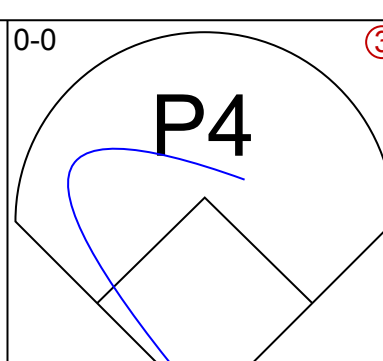
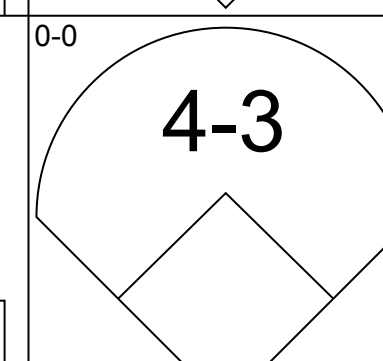
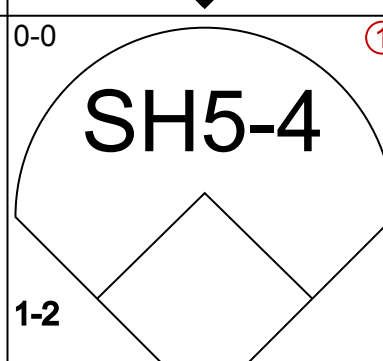
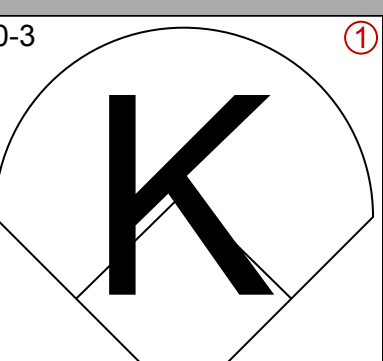
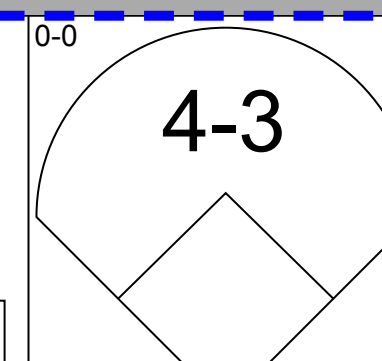
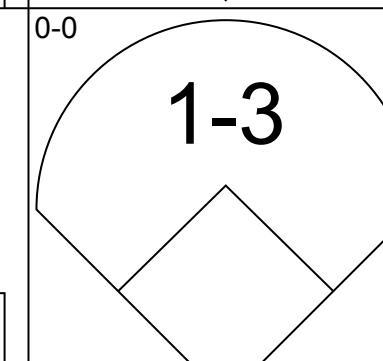
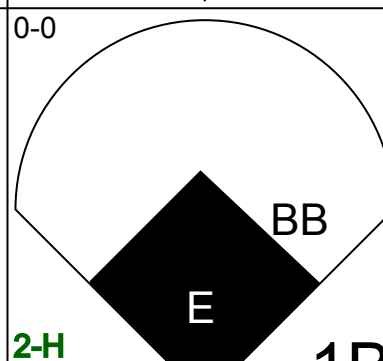
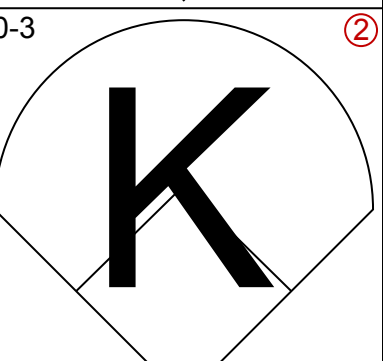
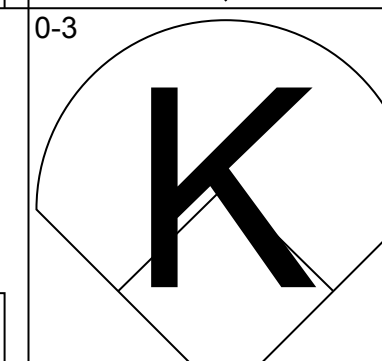
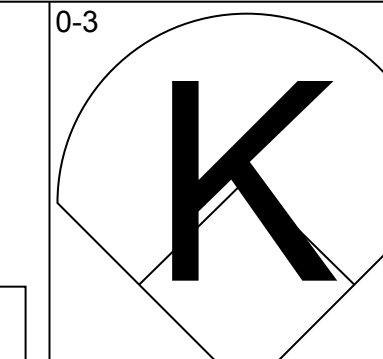
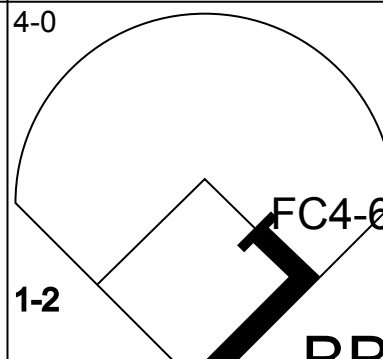
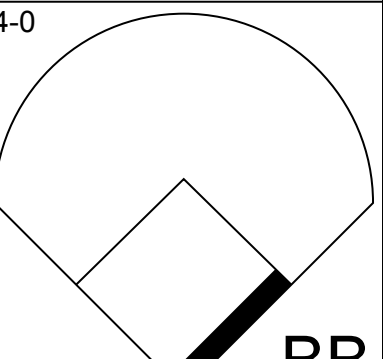
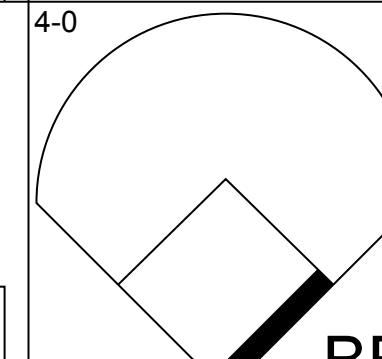
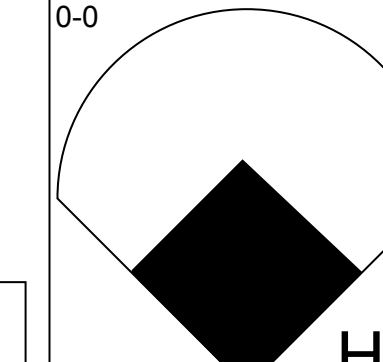
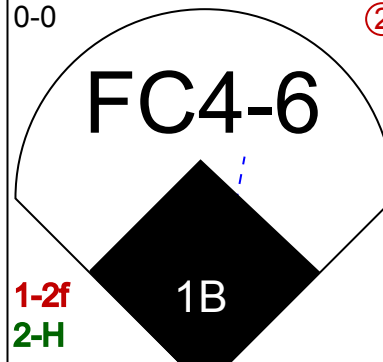
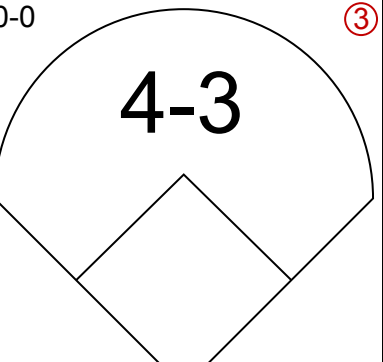
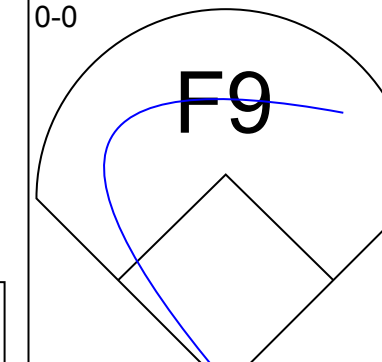
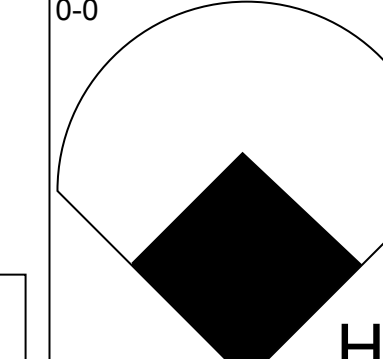
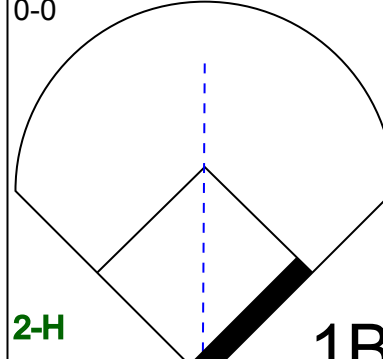

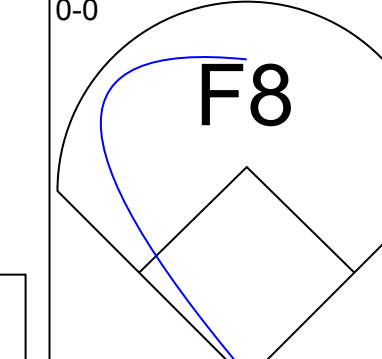
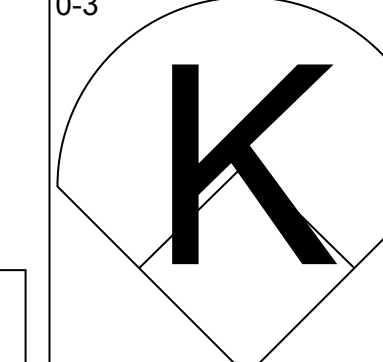
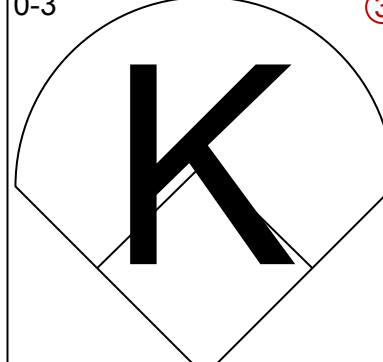
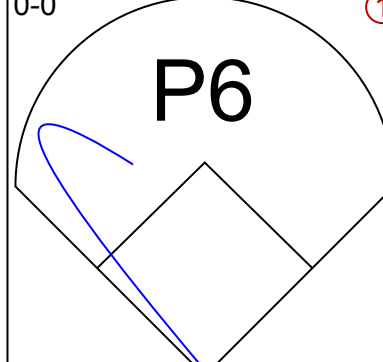
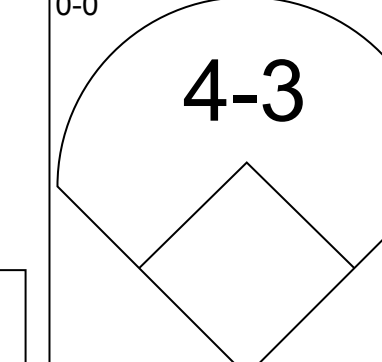
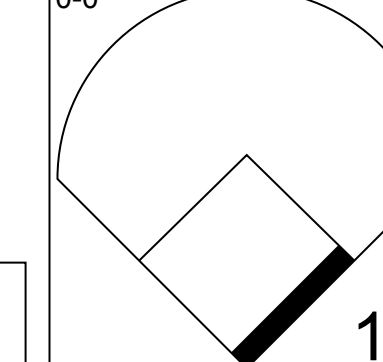
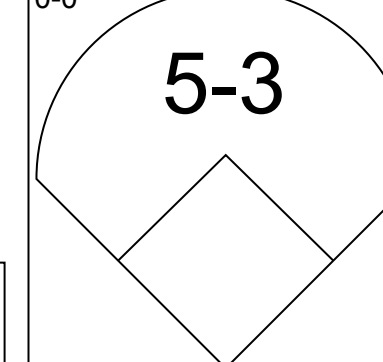
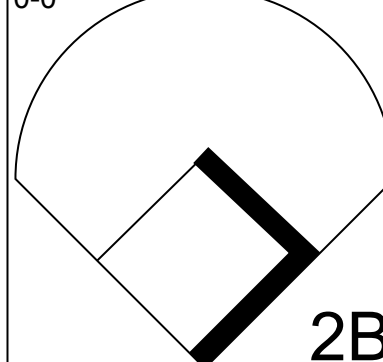
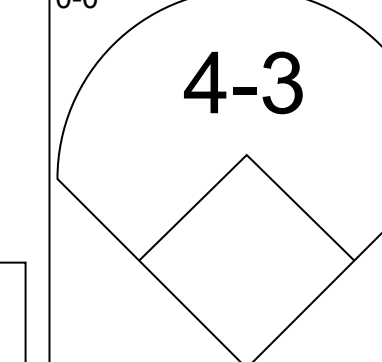
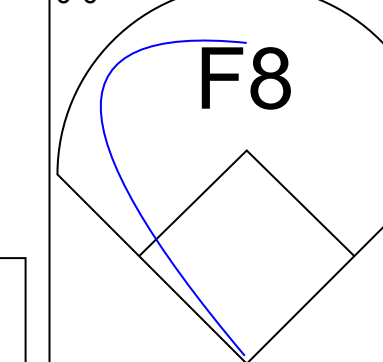
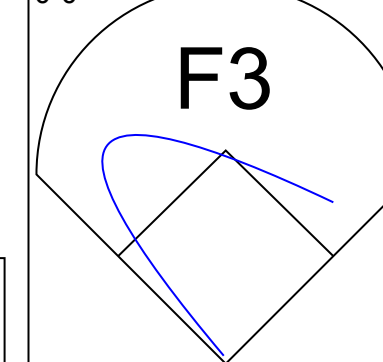
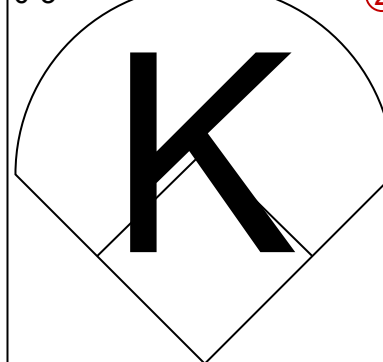
AB 33
R 4
H 8
RBI 3
BB 4
SO 4
LOB 13



AB 34
R 0
H 7
RBI 0
BB 2
SO 3
LOB 14



Batter	1	2	3	4	5	6	7	8	9	AB	R	H	RBI	BB	SO	LOB	TOP			
John Briggs, L OBP: 0.378, SLG: 0.492 (1, 8)	 0-3 ①		 0-0 ②		 0-3 ③			 0-0 ②		4	0	0	0	0	2	1	Philadelphia Phillies @ Los Angeles Dodgers Dodger Stadium, Los Angeles, CA Mon Sep 19 1966, 7:05 PM PDT Att: 24,900 - Unknown			
Tony Gonzalez, L OBP: 0.332, SLG: 0.408 (1, 7)	 0-3 ②		 0-0 ③			 0-0 ①		 0-0 ③		4	0	1	0	0	1	0				
Johnny Callison, L OBP: 0.340, SLG: 0.424 (1, 9)	 0-0 ③			 0-0 ①			 0-3 ①		 0-0 ①	4	0	0	0	0	1	1				
Dick Allen, R OBP: 0.391, SLG: 0.641 (1, 5)		 0-0 ①		 0-0 ②			 0-0 ②		 0-3 ②	4	1	1	0	0	1	1				
Bill White, L OBP: 0.352, SLG: 0.454 (1, 3)		 0-0 ①		 0-0 ①			 0-0 ③		 0-0 ③	4	0	1	0	0	0	2				
Clay Dalrymple, L OBP: 0.371, SLG: 0.347 (1, 2)		 0-0 ①		 0-3 ③			 0-0 ①			3	0	1	0	0	1	1				
Dick Groat, R OBP: 0.311, SLG: 0.320 (1, 6)		 0-0 ②			 0-0 ①		 0-0 ②			3	0	0	1	0	0	1				
Cookie Rojas, R OBP: 0.309, SLG: 0.331 Bob Buhl, R OBP: 0.163, SLG: 0.100 (7, 1)		 0-0 ③		 0-0 ②			 0-0 ③			3	0	0	0	0	0	1				
Jim Bunning, R OBP: 0.204, SLG: 0.202 Tony Taylor, R OBP: 0.297, SLG: 0.359 (7, 4)			 0-0 ①			 0-0 ①		 0-3 ①		2	0	1	0	0	0	0				
Inning Stats	R: 0 E: 0 K: 2 S: 7	H: 0 LOB: 0 BB: 0 P: 7	R: 1 E: 0 K: 0 S: 5	H: 2 LOB: 1 BB: 0 P: 5	R: 0 E: 0 K: 0 S: 3	H: 0 LOB: 0 BB: 0 P: 3	R: 0 E: 0 K: 1 S: 6	H: 1 LOB: 1 BB: 0 P: 6	R: 0 E: 0 K: 1 S: 6	H: 1 LOB: 1 BB: 0 P: 6	R: 0 E: 0 K: 0 S: 3	H: 0 LOB: 0 BB: 0 P: 3	R: 0 E: 0 K: 1 S: 5	H: 0 LOB: 0 BB: 0 P: 5	R: 0 E: 0 K: 1 S: 5	H: 0 LOB: 0 BB: 0 P: 5		1B: 5 2B: 0 3B: 0 HR: 0	SF: 0 SAC: 0 DP: 0 HBP: 0	WP: 2 PB: 0 SB: 0 CS: 0
PITCHER Don Drysdale, R ERA: 3.62 (1, 1)	IP: 9.0 WLS: W BF: 32 H: 5 R: 1 ER: 1 SO: 7 BB: 0 IBB: 0 HBP: 0 BLK: 0 WP: 2 HR: 0 S: 46 P: 46 ERA: 1.00 WHIP: 0.556															PITCHER IP: WLS: BF: H: R: ER: SO: BB: IBB: HBP: BLK: WP: HR: S: P: ERA: WHIP				

Batter	1	2	3	4	5	6	7	8	9	AB	R	H	RBI	BB	SO	LOB	BOTTOM			
Maury Wills, S OBP: 0.319, SLG: 0.315 (1, 6)	 0-3 ①		 0-0 ③	 0-0 ③		 0-0 ③				4	1	1	0	0	1	1	Philadelphia Phillies @ Los Angeles Dodgers Dodger Stadium, Los Angeles, CA Mon Sep 19 1966, 7:05 PM PDT Att: 24,900 - Unknown			
Dick Schofield, S OBP: 0.270, SLG: 0.190 (1, 5)	 0-0 ②		 0-0 ①		 0-3 ①		 0-0 ①			3	0	0	0	0	1	0				
Willie Davis, L OBP: 0.310, SLG: 0.410 (1, 8)	 0-0 ③		 0-0 ①		 0-3 ②		 0-3 ②			4	1	1	1	0	2	0				
Ron Fairly, L OBP: 0.370, SLG: 0.424 (1, 9)		 0-3 ①	 4-0 ①		 4-0 ①		 4-0 ①			1	0	0	0	3	1	0				
Jim Lefebvre, S OBP: 0.341, SLG: 0.475 (1, 4)		 0-0 ①	 0-0 ②		 0-0 ③		 0-0 ③			4	2	1	1	0	0	3				
Lou Johnson, R OBP: 0.320, SLG: 0.420 (1, 7)		 0-0 ①	 0-0 ①		 0-0 ①		 0-0 ①			4	2	3	3	0	0	0				
John Roseboro, L OBP: 0.349, SLG: 0.403 (1, 2)		 0-3 ②	 0-3 ③			 0-0 ①		 0-0 ②		4	0	0	0	0	2	1				
Wes Parker, S OBP: 0.345, SLG: 0.390 (1, 3)		 0-0 ①		 0-0 ①		 0-0 ②		 0-0 ③		4	0	2	0	0	0	0				
Don Drysdale, R OBP: 0.220, SLG: 0.278 (1, 1)	 0-0 ③			 0-0 ②		 0-3 ②				3	0	0	0	0	1	2				
Inning Stats	R: 0 E: 0 K: 1 S: 5	H: 0 LOB: 0 BB: 0 P: 5	R: 2 E: 0 K: 2 S: 10	H: 3 LOB: 1 BB: 0 P: 10	R: 3 E: 1 K: 1 S: 8	H: 3 LOB: 1 BB: 1 P: 12	R: 0 E: 0 K: 0 S: 3	H: 0 LOB: 0 BB: 0 P: 3	R: 0 E: 0 K: 2 S: 7	H: 0 LOB: 1 BB: 1 P: 11	R: 1 E: 0 K: 1 S: 7	H: 2 LOB: 1 BB: 0 P: 7	R: 0 E: 0 K: 1 S: 5	H: 0 LOB: 1 BB: 1 P: 9	R: 0 E: 0 K: 0 S: 3	H: 0 LOB: 0 BB: 0 P: 3		1B: 4 2B: 1 3B: 0 HR: 3	SF: 0 SAC: 1 DP: 0 HBP: 0	WP: 0 PB: 0 SB: 0 CS: 0
PITCHER Jim Bunning, R ERA: 2.29 Bob Buhl, R ERA: 5.13 (7, 1)	IP: 6.0 WLS: L BF: 28 H: 8 R: 6 ER: 5 SO: 7 BB: 2 IBB: 0 HBP: 0 BLK: 0 WP: 0 HR: 3 S: 40 P: 48 ERA: 7.50 WHIP: 1.667															PITCHER IP: WLS: BF: H: R: ER: SO: BB: IBB: HBP: BLK: WP: HR: S: P: ERA: WHIP				

AB	32
R	1
H	5
RBI	1
BB	0
SO	7
LOB	8



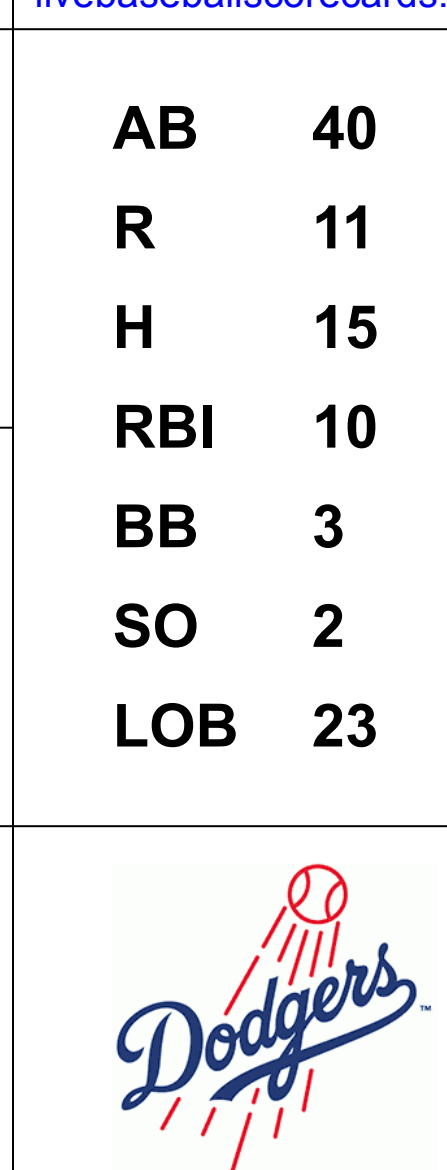
AB	31
R	6
H	8
RBI	5
BB	3
SO	8
LOB	7



Batter	1	2	3	4	5	6	7	8	9	AB	R	H	RBI	BB	SO	LOB	TOP			
Cookie Rojas, R OBP: 0.307, SLG: 0.329	0-3 K			0-3 K		0-0 F8		0-0 F8		4	0	0	0	0	2	1	Philadelphia Phillies @ Los Angeles Dodgers Dodger Stadium, Los Angeles, CA Tue Sep 20 1966, 7:05 PM PDT Att: 41,726 - Unknown			
Johnny Callison, L OBP: 0.341, SLG: 0.424	0-3 K			0-0 S E 1B		0-0 P6		4-0 BB		3	1	1	0	1	1	0				
Dick Groat, R OBP: 0.311, SLG: 0.319 Joe Verbanic, R OBP: 0.319, SLG: 0.319	0-0 P6			0-0 F3		4-0 BB		0-3 K		2	0	0	0	1	0	0				
Jackie Brandt, R OBP: 0.320, SLG: 0.325				1-H		BB				0	0	0	0	0	0	0				
Dick Allen, R OBP: 0.389, SLG: 0.638		0-0 6-3		0-0 1B		0-0 L8			0-3 K	4	0	1	0	0	1	1				
Harvey Kuenn, R OBP: 0.310, SLG: 0.346		0-0 F8		0-0 4-3			0-0 6-3		0-0 F9	4	0	0	0	0	0	1				
Tony Taylor, R OBP: 0.299, SLG: 0.361		0-0 4-3			0-0 4-3 S 1B		0-0 F7			4	0	2	0	0	0	0				
Bill White, L OBP: 0.350, SLG: 0.452 John Morris, R OBP: 0.163, SLG: 0.100 Gary Sutherland, R OBP: 0.301, SLG: 0.302			0-0 F2		0-0 4-3		0-0 4-3		0-0 F8	3	0	0	0	0	0	1				
Bob Uecker, R OBP: 0.280, SLG: 0.344			4-0 S1-6-3 BB		0-0 F2			0-0 F9		2	0	0	0	1	0	1				
Chris Short, R OBP: 0.212, SLG: 0.214 Bob Buhl, R OBP: 0.163, SLG: 0.100 Bobby Wine, R OBP: 0.301, SLG: 0.302			0-0 G1-6-3		0-3 K			0-0 BB 1B		2	0	0	0	0	1	2				
Inning Stats	R: 0 E: 0 K: 2 S: 7	H: 0 LOB: 0 BB: 0 P: 7	R: 0 E: 0 K: 0 S: 3	H: 0 LOB: 0 BB: 0 P: 3	R: 0 E: 0 K: 0 S: 2	H: 0 LOB: 1 BB: 1 P: 6	R: 1 E: 0 K: 1 S: 7	H: 2 LOB: 1 BB: 0 P: 7	R: 0 E: 0 K: 1 S: 6	H: 1 LOB: 1 BB: 1 P: 6	R: 0 E: 0 K: 0 S: 3	H: 0 LOB: 0 BB: 0 P: 3	R: 0 E: 0 K: 1 S: 6	H: 1 LOB: 2 BB: 1 P: 10	R: 0 E: 0 K: 1 S: 6	H: 1 LOB: 1 BB: 0 P: 6	1B: 5 2B: 0 3B: 0 HR: 0	SF: 0 SAC: 0 DP: 1 HBP: 0	WP: 0 PB: 0 SB: 2 CS: 0	PA: 34
PITCHER Sandy Koufax, L ERA: 1.76	IP: 9.0 WLS: W BF: 34 H: 5 R: 1 ER: 1 SO: 6 BB: 3 IBB: 0 HBP: 0 BLK: 0 WP: 0 HR: 0 S: 43 P: 55 ERA: 1.00 WHIP: 0.889											PITCHER	IP: 0 WLS: 0 BF: 0 H: 0 R: 0 ER: 0 SO: 0 BB: 0 IBB: 0 HBP: 0 BLK: 0 WP: 0 HR: 0 S: 0 P: 0 ERA: 0 WHIP: 0							

Batter	1	2	3	4	5	6	7	8	9	AB	R	H	RBI	BB	SO	LOB	BOTTOM			
Maury Wills, S OBP: 0.319, SLG: 0.317 John Kennedy, R OBP: 0.241, SLG: 0.281	0-0 1-3		0-0 4-3		0-0 1B 2B	0-0 L1				4	1	1	0	1	0	2	Philadelphia Phillies @ Los Angeles Dodgers Dodger Stadium, Los Angeles, CA Tue Sep 20 1966, 7:05 PM PDT Att: 41,726 - Unknown			
Dick Schofield, S OBP: 0.287, SLG: 0.190	0-0 F8			0-0 1B	0-0 B1-4 F8	0-0 4-3				5	0	1	0	0	0	3				
Willie Davis, L OBP: 0.311, SLG: 0.415	0-0 3-1		0-0 1-3		0-0 4-3 1B 2-3	0-0 1B HR	0-0 F9			5	2	2	1	0	0	1				
Tommy Davis, R OBP: 0.340, SLG: 0.388 Willie Crawford, L OBP: 0.350, SLG: 0.404 John Roseboro, L OBP: 0.350, SLG: 0.404 Jim Campanis, R OBP: 0.341, SLG: 0.475		0-0 6-3 1B 2B		0-3 K	4-0 1B 2B 4-3 BB	0-0 WP BB 1B	0-0 5-3			2	1	1	0	1	1	0				
Jim Lefebvre, S OBP: 0.341, SLG: 0.475		0-0 F8		0-0 1B FC 2B	0-0 4-3	4-0 1B WP BB 1B		0-0 6-3		4	2	1	0	1	0	3				
Lou Johnson, R OBP: 0.323, SLG: 0.422		0-0 6-3		0-0 FC3-6 1B	0-0 HBP 2B 1B	0-0 6-3		0-0 3-1 1B		5	1	3	1	0	0	3				
Wes Parker, S OBP: 0.348, SLG: 0.392 Tom Hutton, L		0-0 1B		0-0 FC 1B	0-0 2B HBP 1B	0-0 2B 1B	0-0 3-1			3	1	2	4	0	0	1				
Jeff Torborg, R OBP: 0.291, SLG: 0.289 Ron Fairly, L OBP: 0.373, SLG: 0.434		0-0 5-3		0-0 FC3-6 1B	0-0 HBP 2B 1B	0-0 1B 2B	0-0 HBP			2	0	0	0	0	0	3				
Al Ferrara, R OBP: 0.336, SLG: 0.446				1-2 2-3	0-0 1B 2B	1-3 2B		0-0 HBP		0	0	0	0	0	0	0				
Sandy Koufax, R OBP: 0.113, SLG: 0.092			0-0 1-3		0-0 B1-3	0-0 1B 2B	0-0 4-3		0-3 K	5	0	1	1	0	1	6				
Inning Stats	R: 0 E: 0 K: 0 S: 3	H: 0 LOB: 0 BB: 0 P: 3	R: 1 E: 0 K: 0 S: 5	H: 2 LOB: 1 BB: 0 P: 5	R: 0 E: 0 K: 0 S: 4	H: 1 LOB: 1 BB: 0 P: 4	R: 1 E: 0 K: 1 S: 8	H: 2 LOB: 2 BB: 0 P: 8	R: 6 E: 0 K: 0 S: 8	H: 5 LOB: 2 BB: 2 P: 17	R: 3 E: 0 K: 0 S: 7	H: 4 LOB: 2 BB: 1 P: 11	R: 0 E: 0 K: 0 S: 3	H: 0 LOB: 0 BB: 0 P: 3	R: 0 E: 0 K: 1 S: 6	H: 1 LOB: 2 BB: 0 P: 7	1B: 9 2B: 5 3B: 0 HR: 1	SF: 0 SAC: 0 DP: 0 HBP: 2	WP: 2 PB: 0 SB: 0 CS: 0	PA: 45
PITCHER Chris Short, L ERA: 3.58 Bob Buhl, R ERA: 5.19 Joe Verbanic, R ERA: 5.14 John Morris, L ERA: 5.27	IP: 4.2 WLS: L BF: 25 H: 8 R: 7 ER: 7 SO: 1 BB: 1 IBB: 0 HBP: 1 BLK: 0 WP: 0 HR: 0 S: 25 P: 30 ERA: 13.50 WHIP: 1.929											PITCHER	IP: 0 WLS: 0 BF: 0 H: 0 R: 0 ER: 0 SO: 0 BB: 0 IBB: 0 HBP: 0 BLK: 0 WP: 0 HR: 0 S: 0 P: 0 ERA: 0 WHIP: 0							

AB	31
R	1
H	5
RBI	0
BB	3
SO	6
LOB	10



Batter	1	2	3	4	5	6	7	8	9	AB	R	H	RBI	BB	SO	LOB	TOP																			
Cookie Rojas, R OBP: 0.307, SLG: 0.328	6-3		1B		6-3		4-3			4	0	1	0	0	0	0	Philadelphia Phillies @ Los Angeles Dodgers Dodger Stadium, Los Angeles, CA Wed Sep 21 1966, 7:05 PM PDT Att: 35,770 - Unknown																			
Johnny Callison, L OBP: 0.339, SLG: 0.421	6-3		4-3		K			F9		4	0	0	0	0	1	1																				
Dick Groat, R OBP: 0.310, SLG: 0.319	F3			F7		SH1-3 1B		6-3		4	1	1	0	0	0	0																				
Dick Allen, R OBP: 0.392, SLG: 0.644		HR		1B FC4 1B		K			BB	3	2	2	1	1	1	1																				
Harvey Kuenn, R OBP: 0.311, SLG: 0.345 Tony Gonzalez, L OBP: 0.331, SLG: 0.407	G3			FC4 BB 1B		E5 SH1-3		4-3		3	0	1	0	0	0	1																				
Tony Taylor, R OBP: 0.300, SLG: 0.359	6-3			FC4 BB		SH1-3			1-3	2	0	0	1	1	0	0																				
Bill White, L OBP: 0.348, SLG: 0.448	6-3			FC4 FC6-4		F9			F2	4	0	0	1	0	0	3																				
Jimmie Schaffer, R OBP: 0.311, SLG: 0.414			K	FC6-4			6-3		K	4	0	0	0	0	2	2																				
Rick Wise, R OBP: 0.317, SLG: 0.314	5-3				1-3		K			3	0	0	0	0	1	0																				
Inning Stats	R: 0 E: 0 K: 0 S: 3	H: 0 LOB: 0 BB: 0 P: 3	R: 1 E: 0 K: 0 S: 4	H: 1 LOB: 0 BB: 0 P: 4	R: 0 E: 0 K: 1 S: 6	H: 1 LOB: 1 BB: 0 P: 6	R: 1 E: 0 K: 0 S: 5	H: 2 LOB: 2 BB: 1 P: 9	R: 0 E: 0 K: 1 S: 5	H: 0 LOB: 0 BB: 0 P: 5	R: 1 E: 1 K: 1 S: 7	H: 1 LOB: 1 BB: 0 P: 7	R: 0 E: 0 K: 1 S: 5	H: 0 LOB: 0 BB: 0 P: 5	R: 0 E: 0 K: 0 S: 3	H: 0 LOB: 1 BB: 1 P: 7		R: 0 E: 0 K: 1 S: 5	H: 0 LOB: 0 BB: 0 P: 5	1B: 4 2B: 0 3B: 0 HR: 1	SF: 0 SAC: 1 DP: 0 HBP: 0	WP: 0 PB: 0 SB: 0 CS: 0	PA: 35													
PITCHER	IP	WLS	BF	H	R	ER	SO	BB	IBB	HBP	BLK	WP	HR	S	P	ERA	WHIP	PITCHER		IP	WLS	BF	H	R	ER	SO	BB	IBB	HBP	BLK	WP	HR	S	P	ERA	WHIP
Claude Osteen, L ERA: 2.81	(1, 1)	7.0	L	28	5	3	2	4	1	0	0	0	1	35	39	2.57	0.857			7.0	L	34	6	2	2	6	1	1	0	0	0	1	44	52	2.00	0.778
Phil Regan, R ERA: 1.66	(8, 1)	2.0		7	0	0	0	1	1	0	0	0	0	8	12	0.00	0.500			2.0		7	0	0	0	1	1	0	0	0	0	8	12	0.00	0.500	

AB	32
R	3
H	5
RBI	3
BB	2
SO	5
LOB	9



Batter	1	2	3	4	5	6	7	8	9	AB	R	H	RBI	BB	SO	LOB	BOTTOM																			
Maury Wills, S OBP: 0.317, SLG: 0.314	2-3	FC6-4			K			F7		4	0	0	0	0	1	2	Philadelphia Phillies @ Los Angeles Dodgers Dodger Stadium, Los Angeles, CA Wed Sep 21 1966, 7:05 PM PDT Att: 35,770 - Unknown																			
Dick Schofield, S OBP: 0.280, SLG: 0.185 Dick Stuart, R OBP: 0.323, SLG: 0.368 John Kennedy, R OBP: 0.241, SLG: 0.281	1-3		1-3		4-3			K		3	0	0	0	0	0	0																				
Willie Davis, L OBP: 0.311, SLG: 0.414	K		P4			4-3 1B		L3		4	0	1	0	0	1	0																				
Ron Fairly, L OBP: 0.372, SLG: 0.435		K		2B		F9		G3		4	0	1	0	0	1	1																				
Jim Lefebvre, S OBP: 0.341, SLG: 0.475		E	2B	6-3		4-3		K		4	1	1	0	0	1	2																				
Lou Johnson, R OBP: 0.324, SLG: 0.422		E5 1B		P6		6-3			BB	3	1	1	0	1	0	1																				
Wes Parker, S OBP: 0.347, SLG: 0.391		K		G1-6-3 1B		1-3		1-3		4	0	1	0	0	1	2																				
John Roseboro, L OBP: 0.350, SLG: 0.402		1B		G1-6-3		4-3				2	0	0	0	1	0	1																				
Claude Osteen, L OBP: 0.260, SLG: 0.329 Wes Covington, L OBP: 0.255, SLG: 0.233 Phil Regan, R OBP: 0.261, SLG: 0.150		2H 1B				3-1		L9		2	0	1	1	0	0	0																				
Inning Stats	R: 0 E: 0 K: 1 S: 5	H: 3 LOB: 2 BB: 1 P: 14	R: 0 E: 0 K: 2 S: 10	H: 1 LOB: 1 BB: 0 P: 4	R: 0 E: 0 K: 0 S: 3	H: 1 LOB: 0 BB: 0 P: 3	R: 0 E: 0 K: 1 S: 5	H: 0 LOB: 0 BB: 0 P: 5	R: 0 E: 0 K: 0 S: 4	H: 1 LOB: 1 BB: 0 P: 4	R: 0 E: 0 K: 0 S: 3	H: 0 LOB: 0 BB: 0 P: 3	R: 0 E: 0 K: 1 S: 5	H: 0 LOB: 0 BB: 0 P: 5	R: 0 E: 0 K: 1 S: 5	H: 0 LOB: 1 BB: 1 P: 9		R: 0 E: 0 K: 1 S: 5	H: 0 LOB: 1 BB: 1 P: 9	1B: 4 2B: 2 3B: 0 HR: 0	SF: 0 SAC: 0 DP: 1 HBP: 0	WP: 0 PB: 0 SB: 0 CS: 0	PA: 34													
PITCHER	IP	WLS	BF	H	R	ER	SO	BB	IBB	HBP	BLK	WP	HR	S	P	ERA	WHIP	PITCHER		IP	WLS	BF	H	R	ER	SO	BB	IBB	HBP	BLK	WP	HR	S	P	ERA	WHIP
Rick Wise, R ERA: 3.79	(1, 1)	9.0	W	34	6	2	2	6	1	1	0	0	0	44	52	2.00	0.778			9.0	W	34	6	2	2	6	1	1	0	0	0	44	52	2.00	0.778	

AB	32
R	2
H	6
RBI	1
BB	2
SO	6
LOB	9



Batter	1	2	3	4	5	6	7	8	9	10	11	12	AB	R	H	RBI	BB	SO	LOB	TOP							
Lou Brock, L OBP: 0.322, SLG: 0.430 (1, 7)	4-3		CS 1B		6-3			2B		B2-4		K	6	1	2	0	0	1	2								
Curt Flood, R OBP: 0.301, SLG: 0.363 (1, 8)	1B		5-3			K		4-3 2H 2B		K		F9	6	0	2	1	0	2	3								
Tim McCarver, L OBP: 0.326, SLG: 0.434 (1, 2)	F7		F8			1B SF8		4-3				1B BB	4	1	1	0	1	0	2								
Orlando Cepeda, R OBP: 0.364, SLG: 0.480 (1, 3)	6-3				CS 1B			K				B3	5	0	2	0	0	1	3								
Mike Shannon, R OBP: 0.346, SLG: 0.472 (1, 9)						K		6-3				K	4	1	1	1	0	2	3								
Ed Spolazio, R OBP: 0.178, SLG: 0.273 Charley Smith, R OBP: 0.301, SLG: 0.397 (6, 5)	6-3					3B		FC5-4		K			3	0	0	0	0	1	3								
Julian Javier, R OBP: 0.272, SLG: 0.327 (1, 4)						K		1-2				1B	2	0	1	0	0	1	0								
Dal Maxvill, R OBP: 0.328, SLG: 0.311 (1, 6)								5-3					5	0	0	0	0	2	2								
Larry Jaster, L OBP: 0.222, SLG: 0.262 Joe Hoerner, R OBP: 0.143, SLG: 0.571 Tito Francona, L OBP: 0.256, SLG: 0.336 Al Jackson, L OBP: 0.221, SLG: 0.264 Dick Hughes, R OBP: 1.000, SLG: 1.000 (10, 1)	G3							5-3					3	1	1	1	0	0	1								
Inning Stats	R: 0 E: 0 K: 4 S: 4	H: 1 LOB: 1 BB: 4	R: 1 E: 1 K: 0 S: 4	H: 1 LOB: 1 BB: 8	R: 0 E: 0 K: 0 S: 3	H: 1 LOB: 0 BB: 3	R: 0 E: 0 K: 2 S: 7	H: 1 LOB: 0 BB: 7	R: 1 E: 0 K: 0 S: 4	H: 1 LOB: 0 BB: 4	R: 1 E: 0 K: 1 S: 7	H: 0 LOB: 0 BB: 3	R: 0 E: 0 K: 2 S: 7	H: 0 LOB: 0 BB: 7	R: 0 E: 0 K: 1 S: 4	H: 0 LOB: 1 BB: 8	R: 0 E: 0 K: 2 S: 8	H: 1 LOB: 2 BB: 12	R: 0 E: 0 K: 2 S: 8	H: 1 LOB: 1 BB: 8	1B: 7 2B: 4 3B: 1 HR: 1	SF: 1 SAC: 0 DP: 2 HBP: 0	WP: 0 PB: 0 SB: 0 CS: 2	PA: 47			
PITCHER	IP	WLS	BF	H	R	ER	SO	BB	IBB	HBP	BLK	WP	HR	S	P	ERA	WHIP										
Larry Jackson, R ERA: 3.31 (1, 1)	27	7.0	27	7	3	2	3	1	0	0	0	0	0	32	36	2.57	1.143										
Darold Knowles, L ERA: 3.0 (8, 1)	0.1		3	2	1	1	0	0	0	0	0	0	0	3	3	27.00	6.000										
Ray Culp, R ERA: 5.23 (8, 1)	4.2	W	17	2	0	0	8	2	0	0	0	0	0	31	39	0.00	0.857										

St. Louis Cardinals @ Philadelphia Phillies
 Connie Mack Stadium, Philadelphia, PA
 Fri Sep 23 1966, 7:05 PM EDT
 Att: 6,896 - Unknown

AB 43
 R 4
 H 11
 RBI 3
 BB 3
 SO 11
 LOB 19



Batter	1	2	3	4	5	6	7	8	9	10	11	12	AB	R	H	RBI	BB	SO	LOB	BOTTOM							
Cookie Rojas, R OBP: 0.309, SLG: 0.329 (11, 7)	CS 2B		P3		6-3			F7		G3 E HBP		1B HBP	4	1	1	0	0	0	0								
Johnny Callison, L OBP: 0.337, SLG: 0.417 (1, 9)	F7		F8			F7		K		G3 IBB		B3	5	0	0	0	1	1	2								
Dick Groat, R OBP: 0.310, SLG: 0.317 Doug Clemens, L OBP: 0.306, SLG: 0.302 Phil Lutz, R OBP: 0.222, SLG: 0.243 Tony Gonzalez, L OBP: 0.333, SLG: 0.400 (12, PH)			P3			4-3		4-3		G3		1B BB	3	0	0	0	1	0	0								
Dick Allen, R OBP: 0.393, SLG: 0.640 (1, 5)	K					F8		F9		FC4-6 BB		1B IBB	3	0	0	0	3	1	1								
Harvey Kuenn, R OBP: 0.308, SLG: 0.343 John Briggs, L OBP: 0.376, SLG: 0.486 (11, 8)			F3					P6		FC4-6		K	4	0	1	0	0	0	1								
Tony Taylor, R OBP: 0.300, SLG: 0.359 (1, 4)						1B						F2	2	0	0	0	0	1	6								
Bill White, L OBP: 0.350, SLG: 0.449 (1, 3)												1B	6	1	2	1	0	1	1								
Jimmie Schaffer, R OBP: 0.273, SLG: 0.600 Clay Dalrymple, L OBP: 0.369, SLG: 0.345 (8, 2)												1B	4	2	2	0	1	1	1								
Larry Jackson, R ERA: 3.47, SLG: 0.195 Bobby Wine, R OBP: 0.298, SLG: 0.299 Darold Knowles, L OBP: 0.250, SLG: 0.250 Ray Culp, R OBP: 0.080, SLG: 0.080 (7, PH)												1B	3	1	2	4	0	0	0								
Inning Stats	R: 0 E: 0 K: 1 S: 5	H: 1 LOB: 1 BB: 1	R: 1 E: 0 K: 1 S: 7	H: 2 LOB: 1 BB: 0	R: 0 E: 0 K: 0 S: 3	H: 0 LOB: 0 BB: 3	R: 0 E: 0 K: 2 S: 8	H: 1 LOB: 1 BB: 8	R: 0 E: 0 K: 0 S: 3	H: 0 LOB: 0 BB: 0	R: 3 E: 0 K: 1 S: 6	H: 3 LOB: 0 BB: 0	R: 0 E: 0 K: 1 S: 5	H: 0 LOB: 1 BB: 1	R: 0 E: 0 K: 1 S: 5	H: 0 LOB: 0 BB: 0	R: 0 E: 1 K: 2 S: 7	H: 0 LOB: 3 BB: 2	R: 0 E: 0 K: 0 S: 4	H: 0 LOB: 1 BB: 11	R: 1 E: 0 K: 0 S: 4	H: 2 LOB: 3 BB: 9	1B: 6 2B: 2 3B: 0 HR: 1	SF: 0 SAC: 0 DP: 0 HBP: 2	WP: 0 PB: 0 SB: 0 CS: 1	PA: 51	
PITCHER	IP	WLS	BF	H	R	ER	SO	BB	IBB	HBP	BLK	WP	HR	S	P	ERA	WHIP										
Larry Jaster, L ERA: 3.47 (1, 1)	6.1		25	6	3	3	4	1	0	0	0	0	0	32	36	4.26	1.105										
Joe Hoerner, L ERA: 1.56 (7, 1)	2.2		10	1	1	1	3	1	0	0	0	0	1	15	19	3.38	0.750										
Dick Hughes, R ERA: 3.09 (10, 1)	2.2	L	16	2	1	1	4	1	3	2	0	0	0	18	36	3.38	1.125										

St. Louis Cardinals @ Philadelphia Phillies
 Connie Mack Stadium, Philadelphia, PA
 Fri Sep 23 1966, 7:05 PM EDT
 Att: 6,896 - Unknown

AB 43
 R 5
 H 9
 RBI 5
 BB 6
 SO 11
 LOB 17



Batter	1	2	3	4	5	6	7	8	9	AB	R	H	RBI	BB	SO	LOB	TOP							
Lou Brock, L OBP: 0.325, SLG: 0.435 (1, 7)										4	2	0	1	1	1	0								
Curt Flood, R OBP: 0.300, SLG: 0.362 (1, 8)										5	0	1	1	0	0	2								
Tim McCarver, L OBP: 0.326, SLG: 0.435 (1, 2)										5	1	2	0	0	0	1								
Orlando Cepeda, R OBP: 0.361, SLG: 0.476 (1, 3)										4	0	0	0	0	2	3								
Mike Shannon, R OBP: 0.349, SLG: 0.479 (1, 9)										4	1	3	1	0	0	1								
Ed Spiezio, R OBP: 0.224, SLG: 0.362 (1, 5)										3	0	2	2	1	0	1								
Julian Javier, R OBP: 0.271, SLG: 0.325 (5, PH)										2	0	0	0	0	1	3								
Tito Francona, L OBP: 0.255, SLG: 0.333 (5, 4)										1	0	0	0	0	2									
Jerry Buchek, R OBP: 0.302, SLG: 0.364 (5, 4)										1	0	0	0	0	0									
Dal Maxvill, R OBP: 0.325, SLG: 0.308 (1, 6)										4	0	0	0	0	2	2								
Al Jackson, L WFL: 0.218, SLG: 0.260 (3, 1)										1	0	0	0	0	1	0								
Ted Savage, R OBP: 0.276, SLG: 0.345 (4, PH)										0	0	0	0	0	0	0								
Nelson Briles, R OBP: 0.295, SLG: 0.379 (4, 1)										1	0	0	0	0	1	0								
Bob Skinner, L OBP: 0.269, SLG: 0.244 (5, PH)										0	0	0	0	0	0	0								
Ron Piche, R OBP: 0.300, SLG: 0.396 (5, 1)										1	0	0	0	0	1	0								
Charley Smith, R OBP: 0.260, SLG: 0.396 (5, PH)										1	0	0	0	0	1	0								
Joe Hoerner, R OBP: 0.143, SLG: 0.571 (8, 1)										0	0	0	0	0	0	0								
Inning Stats	R: 2 E: 0 K: 1 S: 8	H: 3 LOB: 2 BB: 1 P: 12	R: 0 E: 0 K: 1 S: 6	H: 1 LOB: 1 BB: 0 P: 6	R: 1 E: 0 K: 1 S: 7	H: 2 LOB: 1 BB: 0 P: 7	R: 1 E: 0 K: 2 S: 9	H: 2 LOB: 1 BB: 0 P: 9	R: 0 E: 0 K: 1 S: 6	H: 1 LOB: 2 BB: 1 P: 10	R: 0 E: 0 K: 2 S: 7	H: 0 LOB: 0 BB: 0 P: 7	R: 0 E: 0 K: 1 S: 6	H: 1 LOB: 1 BB: 0 P: 6	R: 0 E: 0 K: 1 S: 5	H: 0 LOB: 0 BB: 0 P: 5	R: 0 E: 0 K: 0 S: 3	H: 0 LOB: 0 BB: 0 P: 3	R: 0 E: 0 K: 0 S: 3	H: 0 LOB: 0 BB: 0 P: 3	1B: 4 2B: 3 3B: 3 HR: 0	SF: 0 SAC: 0 DP: 0 HBP: 0	WP: 0 PB: 0 SB: 4 CS: 0	PA: 39
PITCHER Jim Bunning, R ERA: 2.34 (1, 1)	IP: 9.0 WLS: W BF: 39 H: 10 R: 4 ER: 4 SO: 10	BB: 2 IBB: 0 HBP: 0 BLK: 0	WP: 0 HR: 0 S: 57 P: 65	ERA: 4.00 WHIP: 1.333	PITCHER	IP: 9.0 WLS: W BF: 39 H: 10 R: 4 ER: 4 SO: 10	BB: 2 IBB: 0 HBP: 0 BLK: 0	WP: 0 HR: 0 S: 57 P: 65	ERA: 4.00 WHIP: 1.333	PITCHER	IP: 9.0 WLS: W BF: 39 H: 10 R: 4 ER: 4 SO: 10	BB: 2 IBB: 0 HBP: 0 BLK: 0	WP: 0 HR: 0 S: 57 P: 65	ERA: 4.00 WHIP: 1.333										

St. Louis Cardinals @ Philadelphia Phillies
 Connie Mack Stadium, Philadelphia, PA
 Sat Sep 24 1966, 7:05 PM EDT
 Att: 8,186 - Unknown

AB	37
R	4
H	10
RBI	4
BB	2
SO	10
LOB	15



Batter	1	2	3	4	5	6	7	8	9	AB	R	H	RBI	BB	SO	LOB	BOTTOM					
Cookie Rojas, R OBP: 0.311, SLG: 0.332 (1, 8)										4	1	3	1	0	0	0						
Johnny Callison, L OBP: 0.340, SLG: 0.419 (1, 9)										4	1	3	0	0	0	1						
Dick Groat, R OBP: 0.309, SLG: 0.318 (1, 6)										4	1	1	1	0	0	4						
Dick Allen, R OBP: 0.392, SLG: 0.636 (1, 5)										3	1	0	0	1	1	3						
Harvey Kuenn, R OBP: 0.312, SLG: 0.345 (5, PH)										2	0	1	1	0	1	0						
Tony Gonzalez, L OBP: 0.331, SLG: 0.406 (6, 8)										2	0	0	0	0	0	0						
Tony Taylor, R OBP: 0.297, SLG: 0.355 (1, 4)										4	0	0	0	0	1	1						
Bill White, L OBP: 0.351, SLG: 0.447 (1, 3)										2	0	0	0	2	0	0						
Jimmie Schaffer, R OBP: 0.250, SLG: 0.545 (3, PH)										1	0	0	0	0	1	0						
Clay Dainoff, L OBP: 0.366, SLG: 0.342 (4, 2)										3	0	0	0	0	0	3						
Jim Bunning, R OBP: 0.208, SLG: 0.214 (1, 1)										4	1	1	0	0	2	0						
Inning Stats	R: 0 E: 0 K: 0 S: 4	H: 1 LOB: 1 BB: 0 P: 4	R: 0 E: 0 K: 1 S: 5	H: 0 LOB: 0 BB: 0 P: 5	R: 5 E: 1 K: 2 S: 12	H: 5 LOB: 2 BB: 2 P: 20	R: 0 E: 0 K: 2 S: 9	H: 2 LOB: 2 BB: 0 P: 9	R: 0 E: 0 K: 0 S: 3	H: 0 LOB: 1 BB: 1 P: 7	R: 0 E: 0 K: 0 S: 4	H: 1 LOB: 1 BB: 0 P: 4	R: 0 E: 0 K: 0 S: 3	H: 0 LOB: 0 BB: 0 P: 3	R: 0 E: 0 K: 1 S: 5	H: 0 LOB: 0 BB: 0 P: 5	R: 0 E: 0 K: 0 S: 5	H: 0 LOB: 0 BB: 0 P: 5	1B: 7 2B: 2 3B: 0 HR: 0	SF: 0 SAC: 0 DP: 0 HBP: 0	WP: 0 PB: 0 SB: 0 CS: 0	PA: 36
PITCHER Al Jackson, L ERA: 2.5 (3, 1)	IP: 2.1 WLS: L BF: 3 H: 6 R: 5 ER: 3 SO: 2	BB: 0 IBB: 1 HBP: 0 BLK: 0	WP: 0 HR: 0 S: 17 P: 21	ERA: 11.57 WHIP: 2.571	PITCHER	IP: 2.1 WLS: L BF: 3 H: 6 R: 5 ER: 3 SO: 2	BB: 0 IBB: 1 HBP: 0 BLK: 0	WP: 0 HR: 0 S: 17 P: 21	ERA: 11.57 WHIP: 2.571	PITCHER	IP: 2.1 WLS: L BF: 3 H: 6 R: 5 ER: 3 SO: 2	BB: 0 IBB: 1 HBP: 0 BLK: 0	WP: 0 HR: 0 S: 17 P: 21	ERA: 11.57 WHIP: 2.571								
Ron Willis, R ERA: 3.19 (4, 1)	IP: 2.0 WLS: 9 BF: 2 H: 2 R: 0 ER: 0 SO: 2	BB: 1 IBB: 0 HBP: 0 BLK: 0	WP: 0 HR: 0 S: 12 P: 16	ERA: 0.00 WHIP: 1.500	Ron Piche, R ERA: 3.96 (6, 1)	IP: 2.0 WLS: 7 BF: 1 H: 1 R: 0 ER: 0 SO: 0	BB: 0 IBB: 0 HBP: 0 BLK: 0	WP: 0 HR: 0 S: 7 P: 7	ERA: 0.00 WHIP: 0.500	Joe Hoerner, L ERA: 1.54 (8, 1)	IP: 1.0 WLS: 3 BF: 0 H: 0 R: 0 ER: 0 SO: 1	BB: 0 IBB: 0 HBP: 0 BLK: 0	WP: 0 HR: 0 S: 5 P: 5	ERA: 0.00 WHIP: 0.000								

St. Louis Cardinals @ Philadelphia Phillies
 Connie Mack Stadium, Philadelphia, PA
 Sat Sep 24 1966, 7:05 PM EDT
 Att: 8,186 - Unknown

AB	33
R	5
H	9
RBI	3
BB	3
SO	6
LOB	12



Batter	1	2	3	4	5	6	7	8	9	10	11	12	13	AB	R	H	RBI	BB	SO	LOB	TOP							
Julian Javier, R OBP: 0.267, SLG: 0.321 (1, 4)	E1		F2		FC6		FC1-2		L6			F7		6	0	0	0	0	0	5								
Lou Brock, L OBP: 0.322, SLG: 0.431 (1, 7)	K		K			P6		K	CS	4-3			L8	6	0	0	0	0	3	2								
Curt Flood, R OBP: 0.299, SLG: 0.360 (1, 8)	K		5-3			6-3		1B		F8			F2	6	1	1	0	0	1	2								
Orlando Cepeda, R OBP: 0.361, SLG: 0.473 (1, 3)	IBB				5-3	5-3		1B		P4			P6	5	1	1	0	1	0	0								
Mike Shannon, R OBP: 0.347, SLG: 0.476 (1, 9)	5-3		F7				F8					K		5	0	1	1	0	1	2								
Ed Spiezio, R OBP: 0.241, SLG: 0.365 (1, 5)		F9		L4								P3		5	1	2	1	0	0	0								
Dal Maxvill, R OBP: 0.324, SLG: 0.306 (1, 6)					1-3		F9	G6-4-3					1-3	5	0	1	0	0	0	3								
Pat Corrales, R OBP: 0.211, SLG: 0.208 Tim McCarver, L OBP: 0.327, SLG: 0.438 (7, PR) (7, 2)		G6-3											F9	3	0	2	0	0	0	1								
Steve Carlton, L OBP: 0.313, SLG: 0.333 Charlie Smith, R OBP: 0.216, SLG: 0.218 Ron Willis, R OBP: 0.178, SLG: 0.232 Joe Hoerner, L OBP: 0.216, SLG: 0.218 Dick Hughes, R OBP: 0.216, SLG: 0.218 Hal Woodeshick, L OBP: 0.216, SLG: 0.218 Tony Taylor, R OBP: 0.298, SLG: 0.352 Nelson Briles, R OBP: 0.321, SLG: 0.431 (1, 1) (7, PR) (7, 1) (8, 1) (8, 1) (8, 1) (12, PR) (12, 1) (12, 1)					FC1-6								K	2	0	1	0	0	0	1								
Inning Stats	R: 0 E: 1 K: 2 S: 8	H: 0 LOB: 2 BB: 1 P: 12	R: 0 E: 0 K: 0 S: 3	H: 1 LOB: 0 BB: 3 P: 3	R: 0 E: 0 K: 1 S: 6	H: 1 LOB: 1 BB: 0 P: 6	R: 0 E: 0 K: 0 S: 3	H: 0 LOB: 0 BB: 0 P: 3	R: 0 E: 0 K: 0 S: 6	H: 3 LOB: 2 BB: 0 P: 6	R: 2 E: 0 K: 1 S: 8	H: 4 LOB: 1 BB: 0 P: 8	R: 0 E: 0 K: 1 S: 5	H: 0 LOB: 0 BB: 0 P: 5	R: 0 E: 0 K: 1 S: 5	H: 0 LOB: 0 BB: 0 P: 5	R: 0 E: 0 K: 0 S: 3	H: 0 LOB: 0 BB: 0 P: 3	1B: 10 2B: 1 3B: 0 HR: 0	SF: 0 SAC: 0 DP: 2 HBP: 0	WIP: 0 PB: 0 SB: 1 CS: 1	PA: 50						
PITCHER	IP 7.1	WLS 32	BF 9	H 3	R 3	ER 3	SO 4	BB 0	IBB 1	HBP 0	BLK 0	WP 0	HR 0	S 39	P 43	ERA 3.68	WHIP 1.227											
Chris Short, L ERA: 3.59	7.1	32	9	3	3	3	4	0	1	0	0	0	0	0	2	2	0.00	1.500										
Terry Fox, R ERA: 4.6	0.2	2	1	0	0	0	0	0	0	0	0	0	0	0	0	0.00	1.500											
Bob Buhl, R ERA: 5.0	5.0	15	1	0	0	3	0	0	0	0	0	0	0	0	21	21	0.00	0.200										

St. Louis Cardinals @ Philadelphia Phillies
 Connie Mack Stadium, Philadelphia, PA
 Sun Sep 25 1966, 3:33 AM EDT
 Att. 4,628 - Sunny

AB 48
 R 3
 H 11
 RBI 3
 BB 1
 SO 7
 LOB 17



Batter	1	2	3	4	5	6	7	8	9	10	11	12	13	AB	R	H	RBI	BB	SO	LOB	BOTTOM						
Cookie Rojas, R OBP: 0.313, SLG: 0.333 (8, 7)	P4		P6				6-3		SH	FC6-4			FC6-4	7	1	3	0	0	2								
Johnny Callison, L OBP: 0.338, SLG: 0.417 (1, 9)	P5		F3				G3		SH				FC6-4	6	1	1	0	0	2								
Dick Groat, R OBP: 0.309, SLG: 0.318 (1, 6)	5-3			F8	F7				P4				1B	7	0	2	0	0	4								
Dick Allen, R OBP: 0.396, SLG: 0.643 (1, 5)						K	5-3			FC1-2			1B	6	1	4	3	1	1								
Harvey Kuenn, R OBP: 0.216, SLG: 0.218 Tony Gonzalez, R OBP: 0.216, SLG: 0.218 Jackie Brandt, R OBP: 0.216, SLG: 0.218 Doug Clemens, L OBP: 0.216, SLG: 0.218 Bobby Wine, R OBP: 0.216, SLG: 0.218 John Briggs, R OBP: 0.216, SLG: 0.218 (1, 7) (8, 8) (8, PR) (8, 8) (8, PR) (8, 8) (10, 8)														2	1	1	0	1	0	1							
Tony Taylor, R OBP: 0.298, SLG: 0.352 (1, 4)														4	0	0	0	2	0	4							
Bill White, L OBP: 0.349, SLG: 0.444 (1, 3)														6	0	1	0	0	2	4							
Bob Uecker, R OBP: 0.282, SLG: 0.344 (1, 2)														6	0	2	1	0	0	2							
Chris Short, R OBP: 0.216, SLG: 0.218 Terry Fox, R ERA: 4.6 Jimmie Schaffer, R OBP: 0.231, SLG: 0.300 Bob Buhl, R OBP: 0.156, SLG: 0.095 (1, 1) (8, 1) (8, PH) (8, 1)														3	0	1	0	0	1	2							
Inning Stats	R: 0 E: 0 K: 0 S: 3	H: 0 LOB: 0 BB: 0 P: 3	R: 0 E: 0 K: 1 S: 5	H: 1 LOB: 1 BB: 1 P: 9	R: 0 E: 0 K: 0 S: 5	H: 1 LOB: 1 BB: 0 P: 4	R: 1 E: 0 K: 2 S: 9	H: 2 LOB: 1 BB: 0 P: 13	R: 0 E: 1 K: 0 S: 4	H: 0 LOB: 2 BB: 1 P: 8	R: 1 E: 1 K: 0 S: 6	H: 2 LOB: 2 BB: 0 P: 6	R: 0 E: 0 K: 2 S: 8	H: 1 LOB: 1 BB: 0 P: 8	R: 0 E: 0 K: 1 S: 5	H: 0 LOB: 1 BB: 1 P: 9	R: 0 E: 0 K: 0 S: 3	H: 0 LOB: 0 BB: 0 P: 3	R: 1 E: 0 K: 0 S: 5	H: 3 LOB: 2 BB: 0 P: 5	1B: 14 2B: 0 3B: 0 HR: 1	SF: 0 SAC: 1 DP: 0 HBP: 0	WIP: 0 PB: 0 SB: 0 CS: 0	PA: 58			
PITCHER	IP 6.0	WLS 27	BF 8	H 2	R 2	ER 2	SO 3	BB 2	IBB 0	HBP 0	BLK 1	WP 0	HR 1	S 31	P 39	ERA 3.00	WHIP 1.667										
Steve Carlton, L ERA: 3.12	6.0	27	8	2	2	2	3	2	0	0	1	0	1	31	39	3.00	1.667										
Ron Willis, R ERA: 4.6	1.0	4	1	0	0	0	0	0	0	0	0	0	0	4	4	0.00	1.000										
Joe Hoerner, L ERA: 1.04	1.0	7	1	1	1	0	0	0	0	0	0	0	0	6	10	9.00	2.000										
Dick Hughes, R ERA: 3.0	0.1	2	1	0	0	0	0	0	0	0	0	0	0	2	2	0.00	3.000										
Hal Woodeshick, L ERA: 2.0	2.2	10	1	0	0	3	1	0	0	0	0	0	0	15	19	0.00	0.750										
PITCHER	IP 12.2	WLS L 8	BF 8	H 3	R 1	ER 1	SO 0	BB 0	IBB 0	HBP 0	BLK 0	WP 0	HR 0	S 8	P 8	ERA 5.40	WHIP 1.800										
Nelson Briles, R ERA: 3.21	12.2	L 8	8	3	1	1	0	0	0	0	0	0	0	8	8	5.40	1.800										

St. Louis Cardinals @ Philadelphia Phillies
 Connie Mack Stadium, Philadelphia, PA
 Sun Sep 25 1966, 3:33 AM EDT
 Att. 4,628 - Sunny

AB 53
 R 4
 H 15
 RBI 4
 BB 4
 SO 6
 LOB 28



Batter	1	2	3	4	5	6	7	8	9	AB	R	H	RBI	BB	SO	LOB	TOP					
Matty Alou, L OBP: 0.375, SLG: 0.424 (1, 8)										4	1	1	0	0	0	1	Pittsburgh Pirates @ Philadelphia Phillies Connie Mack Stadium, Philadelphia, PA Wed Sep 28 1966, 7:05 PM EDT Unknown					
Gene Alley, R OBP: 0.334, SLG: 0.421 (1, 6)										4	0	0	0	0	2	2						
Manny Mota, R OBP: 0.391, SLG: 0.487 (1, 7)										4	0	2	1	0	0	2						
Roberto Clemente, R OBP: 0.359, SLG: 0.533 (1, 9)										4	0	0	0	0	1	1						
Donn Clendenon, R OBP: 0.355, SLG: 0.520 (1, 3)										4	1	1	1	0	0	0						
Bill Mazerolski, R OBP: 0.296, SLG: 0.396 (1, 4)										4	0	1	0	0	0	0						
Bob Bailey, R OBP: 0.358, SLG: 0.447 Jose Pagan, R OBP: 0.295, SLG: 0.373 (1, 5) (9, 5)										4	0	2	0	0	0	0						
Jesse Gonder, L OBP: 0.286, SLG: 0.389 (1, 2)										3	0	0	0	1	0	2						
Billy O'Dell, S OBP: 0.167, SLG: 0.130 Steve Blass, R OBP: 0.231, SLG: 0.250 Luke Walker, L OBP: 0.167, SLG: 0.100 (1, 1) (5, 1) (9, 1) (9, 1)										2	0	0	0	0	1	2						
Inning Stats	R: 0 E: 0 K: 1 S: 5	H: 0 LOB: 0 BB: 0 P: 5	R: 0 E: 0 K: 0 S: 5	H: 2 LOB: 2 BB: 0 P: 5	R: 1 E: 0 K: 1 S: 6	H: 2 LOB: 0 BB: 0 P: 6	R: 1 E: 0 K: 1 S: 7	H: 2 LOB: 2 BB: 1 P: 11	R: 0 E: 0 K: 0 S: 3	H: 0 LOB: 0 BB: 0 P: 3	R: 0 E: 1 K: 0 S: 5	H: 1 LOB: 2 BB: 0 P: 5	R: 0 E: 0 K: 0 S: 3	H: 0 LOB: 0 BB: 0 P: 3	R: 0 E: 0 K: 0 S: 3	H: 0 LOB: 0 BB: 0 P: 3		1B: 6 2B: 1 3B: 0 HR: 1	SF: 0 SAC: 0 DP: 0 HBP: 0	WP: 0 PB: 0 SB: 3 CS: 1	PA: 37	
PITCHER	IP	WLS	BF	H	R	ER	SO	BB	IBB	HBP	BLK	WP	HR	S	P	ERA	WHIP					
Jim Bunning, R ERA: 2.33 Bob Buhl, R ERA: 4.96 (1, 1) (9, 1)	8.0	L	33	8	2	2	4	0	1	0	0	0	0	1	40	44	2.25	1.000				

AB	35
R	2
H	8
RBI	2
BB	1
SO	4
LOB	10



Batter	1	2	3	4	5	6	7	8	9	AB	R	H	RBI	BB	SO	LOB	BOTTOM					
John Briggs, L OBP: 0.377, SLG: 0.482 (1, 8)										3	0	0	0	1	1	1	Pittsburgh Pirates @ Philadelphia Phillies Connie Mack Stadium, Philadelphia, PA Wed Sep 28 1966, 7:05 PM EDT Unknown					
Cookie Rojas, R OBP: 0.311, SLG: 0.332 (1, 7)										4	0	0	0	0	0	1						
Johnny Callison, L OBP: 0.336, SLG: 0.415 (1, 9)										4	0	0	0	0	2	0						
Dick Allen, R OBP: 0.396, SLG: 0.641 (1, 5)										4	1	2	0	0	1	0						
Bill White, L OBP: 0.351, SLG: 0.442 (1, 3)										3	0	1	0	0	2	0						
Dick Great, R OBP: 0.311, SLG: 0.322 (1, 6)										3	0	0	0	0	0	2						
Tony Taylor, R OBP: 0.297, SLG: 0.350 (1, 4)										3	0	1	1	0	0	0						
Bob Uecker, R OBP: 0.281, SLG: 0.342 Doug Clemens, L OBP: 0.350, SLG: 0.297 Jimmie Schaffer, R OBP: 0.200, SLG: 0.429 Harvey Kuenn, R OBP: 0.335, SLG: 0.355 Clay Dalrymple, L OBP: 0.366, SLG: 0.339 (1, 2) (6, PH) (6, 2) (8, PH) (8, PH) (9, 1)										1	0	0	0	0	0	0						
Jim Bunning, R OBP: 0.202, SLG: 0.210 Tony Gonzalez, L OBP: 0.332, SLG: 0.407 Bob Buhl, R OBP: 0.156, SLG: 0.095 (1, 1) (8, PH) (9, 1)										2	0	0	0	0	0	2						
Inning Stats	R: 0 E: 0 K: 1 S: 5	H: 0 LOB: 0 BB: 0 P: 5	R: 0 E: 0 K: 2 S: 7	H: 0 LOB: 0 BB: 0 P: 7	R: 0 E: 0 K: 0 S: 3	H: 0 LOB: 0 BB: 0 P: 3	R: 0 E: 0 K: 1 S: 4	H: 0 LOB: 1 BB: 1 P: 8	R: 1 E: 0 K: 1 S: 8	H: 3 LOB: 2 BB: 0 P: 8	R: 0 E: 0 K: 0 S: 3	H: 0 LOB: 0 BB: 0 P: 3	R: 0 E: 0 K: 1 S: 5	H: 0 LOB: 0 BB: 0 P: 5	R: 0 E: 0 K: 0 S: 4	H: 1 LOB: 1 BB: 0 P: 4		R: 0 E: 0 K: 1 S: 6	H: 1 LOB: 2 BB: 0 P: 7	1B: 4 2B: 0 3B: 1 HR: 0	SF: 0 SAC: 1 DP: 1 HBP: 1	WP: 0 PB: 0 SB: 0 CS: 0
PITCHER	IP	WLS	BF	H	R	ER	SO	BB	IBB	HBP	BLK	WP	HR	S	P	ERA	WHIP					
Billy O'Dell, L ERA: 2.67 Steve Blass, R ERA: 3.71 Luke Walker, L ERA: 4.66 Tommie Sisk, R ERA: 4.23 (1, 1) (5, 1) (9, 1) (9, 1)	4.1	W	15	2	0	0	3	0	0	0	0	0	0	21	21	0.00	0.462					

AB	30
R	1
H	5
RBI	1
BB	1
SO	7
LOB	8



Batter	1	2	3	4	5	6	7	8	9	AB	R	H	RBI	BB	SO	LOB	TOP				
Matty Alou, L OBP: 0.374, SLG: 0.423 (1, 8)										4	1	1	0	0	1	2	Pittsburgh Pirates @ Philadelphia Phillies Connie Mack Stadium, Philadelphia, PA Wed Sep 28 1966, 7:05 PM EDT Att: 7,213 - Unknown				
Gene Alley, R OBP: 0.334, SLG: 0.420 (1, 6)										3	0	1	0	0	1	0					
Manny Mota, R OBP: 0.386, SLG: 0.481 (1, 7)										4	0	0	0	0	0	2					
Roberto Clemente, R OBP: 0.359, SLG: 0.534 (1, 9)										4	1	2	1	0	0	0					
Donn Clendenon, R OBP: 0.359, SLG: 0.522 (1, 3)										2	1	2	0	2	0	0					
Bill Mazerowski, R OBP: 0.296, SLG: 0.398 (1, 4)										4	1	1	1	0	0	4					
Bob Bailey, R OBP: 0.360, SLG: 0.447 Jose Pagan, R OBP: 0.294, SLG: 0.372 (7, 5)										2	0	1	0	1	0	0					
Jesse Gonder, L OBP: 0.279, SLG: 0.379 (1, 2)										4	0	0	0	0	1	2					
Bob Veale, S OBP: 0.154, SLG: 0.167 (1, 1)										4	0	0	0	0	1	2					
Inning Stats	R: 0 E: 0 K: 1 S: 5	H: 0 LOB: 0 BB: 0 P: 5	R: 2 E: 2 K: 0 S: 6	H: 2 LOB: 2 BB: 1 P: 10	R: 0 E: 0 K: 0 S: 4	H: 2 LOB: 2 BB: 1 P: 8	R: 0 E: 0 K: 0 S: 2	H: 0 LOB: 0 BB: 0 P: 6	R: 0 E: 0 K: 1 S: 5	H: 1 LOB: 0 BB: 0 P: 3	R: 0 E: 0 K: 0 S: 3	H: 0 LOB: 0 BB: 0 P: 5	R: 2 E: 1 K: 0 S: 6	H: 3 LOB: 1 BB: 0 P: 6	R: 0 E: 0 K: 1 S: 5	H: 0 LOB: 0 BB: 0 P: 5		1B: 6 2B: 1 3B: 1 HR: 0	SF: 0 SAC: 1 DP: 2 HBP: 0	WP: 0 PB: 0 SB: 1 CS: 1	PA: 36
PITCHER Larry Jackson, R ERA: 3.3 (1, 1)	IP: 9.0 WLS: L BF: 36	H: 8 R: 4 ER: 3 SO: 4	BB: 3 IBB: 0 HBP: 0 BLK: 0	WP: 0 HR: 0 S: 41 P: 53	ERA: 3.00 WHIP: 1.222											PITCHER	IP: 9.0 WLS: L BF: 36	H: 8 R: 4 ER: 3 SO: 4	BB: 3 IBB: 0 HBP: 0 BLK: 0	WP: 0 HR: 0 S: 41 P: 53	ERA: 3.00 WHIP: 1.222

Batter	1	2	3	4	5	6	7	8	9	AB	R	H	RBI	BB	SO	LOB	BOTTOM				
Cookie Rojas, R OBP: 0.312, SLG: 0.332 (1, 7)										5	0	2	0	0	0	2	Pittsburgh Pirates @ Philadelphia Phillies Connie Mack Stadium, Philadelphia, PA Wed Sep 28 1966, 7:05 PM EDT Att: 7,213 - Unknown				
Johnny Callison, L OBP: 0.336, SLG: 0.415 (1, 9)										4	1	1	0	0	0	3					
Dick Groat, R OBP: 0.311, SLG: 0.321 (1, 6)										4	0	1	0	0	0	4					
Dick Allen, R OBP: 0.397, SLG: 0.639 (1, 5)										3	1	1	0	1	0	1					
Harvey Kuenn, R OBP: 0.335, SLG: 0.355 (1, 3)										3	0	1	0	0	0	0					
Tony Taylor, R OBP: 0.295, SLG: 0.347 (1, 4)										3	0	0	0	0	1	1					
Jackie Brandt, R OBP: 0.324, SLG: 0.325 (1, 8)										3	0	1	0	1	0	1					
Bob Uecker, R OBP: 0.280, SLG: 0.345 (1, 2)										4	0	1	0	0	0	4					
Larry Jackson, R OBP: 0.172, SLG: 0.200 Jimmie Schaffer, R OBP: 0.188, SLG: 0.400 (9, PH)										3	0	1	0	0	1	1					
Inning Stats	R: 0 E: 0 K: 0 S: 4	H: 1 LOB: 1 BB: 0 P: 4	R: 0 E: 0 K: 0 S: 3	H: 0 LOB: 0 BB: 0 P: 3	R: 0 E: 0 K: 1 S: 8	H: 1 LOB: 1 BB: 0 P: 8	R: 0 E: 0 K: 1 S: 7	H: 2 LOB: 2 BB: 0 P: 7	R: 0 E: 0 K: 0 S: 3	H: 0 LOB: 1 BB: 2 P: 11	R: 0 E: 0 K: 0 S: 4	H: 1 LOB: 1 BB: 0 P: 4	R: 0 E: 0 K: 0 S: 3	H: 0 LOB: 0 BB: 0 P: 3	R: 0 E: 0 K: 1 S: 6	H: 1 LOB: 1 BB: 0 P: 6		1B: 7 2B: 2 3B: 0 HR: 0	SF: 0 SAC: 2 DP: 2 HBP: 0	WP: 0 PB: 0 SB: 0 CS: 0	PA: 37
PITCHER Bob Veale, L ERA: 3.03 (1, 1)	IP: 9.0 WLS: W BF: 37	H: 9 R: 2 ER: 1 SO: 3	BB: 1 IBB: 1 HBP: 0 BLK: 0	WP: 0 HR: 0 S: 41 P: 49	ERA: 1.00 WHIP: 1.111											PITCHER	IP: 9.0 WLS: W BF: 37	H: 9 R: 2 ER: 1 SO: 3	BB: 1 IBB: 1 HBP: 0 BLK: 0	WP: 0 HR: 0 S: 41 P: 49	ERA: 1.00 WHIP: 1.111

Batter	1	2	3	4	5	6	7	8	9	AB	R	H	RBI	BB	SO	LOB	TOP					
Maury Wills, S OBP: 0.316, SLG: 0.311 (1, 6)										4	1	3	1	1	1	1	Los Angeles Dodgers @ Philadelphia Phillies Connie Mack Stadium, Philadelphia, PA Fri Sep 30 1966, 7:05 PM EDT Att: 16,603 - Unknown					
Wille Davis, L OBP: 0.304, SLG: 0.403 (1, 8)										5	0	2	0	0	2	2						
Lou Johnson, R OBP: 0.317, SLG: 0.417 (1, 9)										5	0	0	1	0	2	4						
Tommy Davis, R OBP: 0.347, SLG: 0.385 (1, 7)										3	0	1	0	1	0	1						
Jim Lefebvre, S OBP: 0.332, SLG: 0.460 (1, 4)										3	0	0	0	1	0	1						
Dick Schofield, S OBP: 0.285, SLG: 0.203 (1, 5)										3	1	1	0	1	1	3						
Wes Parker, S OBP: 0.347, SLG: 0.386 (1, 3)										2	1	0	0	2	0	1						
John Roseboro, L OBP: 0.346, SLG: 0.400 (1, 2)										4	0	0	0	0	2	3						
Claude Osteen, L OBP: 0.289, SLG: 0.316 (5, PH)										1	0	0	0	0	0	1						
Jim Gilliam, S OBP: 0.279, SLG: 0.286 (5, PH)										1	0	0	0	0	0	0						
Bob Miller, R OBP: 0.277, SLG: 0.289 (5, PH)										0	0	0	0	0	0	0						
Dick Stuart, S OBP: 0.277, SLG: 0.289 (7, PH)										0	0	0	0	0	0	0						
Ron Perranoski, R OBP: 0.292, SLG: 0.325 (7, PH)										0	0	0	0	0	0	0						
Al Ferrara, R OBP: 0.333, SLG: 0.435 (9, PH)										1	0	0	1	0	0	1						
Inning Stats	R: 0 E: 0 K: 3 S: 10	H: 1 LOB: 3 BB: 2 P: 18	R: 0 E: 0 K: 2 S: 7	H: 0 LOB: 1 BB: 1 P: 11	R: 0 E: 0 K: 0 S: 4	H: 1 LOB: 1 BB: 0 P: 4	R: 0 E: 0 K: 1 S: 5	H: 1 LOB: 0 BB: 0 P: 5	R: 1 E: 0 K: 0 S: 5	H: 2 LOB: 1 BB: 0 P: 5	R: 0 E: 0 K: 0 S: 3	H: 0 LOB: 0 BB: 0 P: 3	R: 0 E: 0 K: 1 S: 5	H: 0 LOB: 0 BB: 0 P: 9	R: 0 E: 0 K: 1 S: 5	H: 0 LOB: 0 BB: 0 P: 5	R: 2 E: 0 K: 0 S: 5	H: 2 LOB: 2 BB: 2 P: 13	1B: 5 2B: 2 3B: 0 HR: 0	SF: 0 SAC: 0 DP: 0 HBP: 0	WP: 1 PB: 0 SB: 3 CS: 1	PA: 39
PITCHER Chris Short, L ERA: 3.57 (1, 1)	IP: 9.0 WLS: W BF: 39 H: 7 R: 3 ER: 3 SO: 8 BB: 6 IBB: 0 HBP: 0 BLK: 0 WP: 1 HR: 0 S: 49 P: 73 ERA: 3.00 WHIP: 1.444															PITCHER						

Batter	1	2	3	4	5	6	7	8	9	AB	R	H	RBI	BB	SO	LOB	BOTTOM			
Jackie Brandt, R OBP: 0.320, SLG: 0.321 (1, 8)										2	0	0	0	0	0	0	Los Angeles Dodgers @ Philadelphia Phillies Connie Mack Stadium, Philadelphia, PA Fri Sep 30 1966, 7:05 PM EDT Att: 16,603 - Unknown			
John Briggs, L OBP: 0.378, SLG: 0.480 (5, PH)										3	0	1	0	0	0	0				
Cookie Rojas, R OBP: 0.312, SLG: 0.332 (1, 7)										0	0	0	0	0	0	0				
Tony Gonzalez, L OBP: 0.332, SLG: 0.407 (9, 7)										4	1	2	0	0	0	2				
Dick Groat, R OBP: 0.312, SLG: 0.322 (1, 6)										3	2	1	0	1	0	2				
Dick Allen, R OBP: 0.398, SLG: 0.638 (1, 5)										2	0	1	1	0	0	0				
Harvey Kuenn, R OBP: 0.337, SLG: 0.357 (1, 3)										2	1	1	3	0	0	0				
Bill White, L OBP: 0.351, SLG: 0.447 (6, PH)										2	1	1	3	0	0	0				
Tony Taylor, R OBP: 0.292, SLG: 0.344 (1, 4)										4	0	0	0	0	0	2				
Johnny Callison, L OBP: 0.337, SLG: 0.417 (1, 9)										2	0	1	1	1	0	0				
Bob Uecker, R OBP: 0.284, SLG: 0.345 (1, 2)										3	0	1	0	1	0	1				
Chris Short, R OBP: 0.217, SLG: 0.219 (1, 1)										4	0	1	0	0	1	2				
Inning Stats	R: 0 E: 0 K: 0 S: 4	H: 1 LOB: 0 BB: 0 P: 4	R: 0 E: 0 K: 0 S: 3	H: 0 LOB: 1 BB: 1 P: 7	R: 0 E: 0 K: 1 S: 5	H: 0 LOB: 0 BB: 0 P: 5	R: 2 E: 0 K: 0 S: 7	H: 5 LOB: 2 BB: 0 P: 7	R: 0 E: 0 K: 0 S: 4	H: 1 LOB: 1 BB: 0 P: 4	R: 0 E: 0 K: 0 S: 4	H: 1 LOB: 2 BB: 1 P: 8	R: 3 E: 0 K: 0 S: 4	H: 1 LOB: 0 BB: 2 P: 12	R: 0 E: 0 K: 0 S: 3	H: 0 LOB: 0 BB: 0 P: 3	1B: 7 2B: 1 3B: 0 HR: 1	SF: 1 SAC: 1 DP: 0 HBP: 0	WP: 0 PB: 0 SB: 0 CS: 0	PA: 36
PITCHER Claude Osteen, L ERA: 2.85 (1, 1)	IP: 4.0 WLS: L BF: 18 H: 6 R: 2 ER: 2 SO: 1 BB: 1 IBB: 0 HBP: 0 BLK: 0 WP: 0 HR: 0 S: 19 P: 23 ERA: 4.50 WHIP: 1.750															PITCHER				
Bob Miller, R ERA: 2.77 (5, 1)	IP: 2.0 WLS: 9 BF: 2 H: 0 R: 0 ER: 0 SO: 0 BB: 0 IBB: 0 HBP: 0 BLK: 0 WP: 0 HR: 0 S: 8 P: 12 ERA: 0.00 WHIP: 1.000																			
Ron Perranoski, L ERA: 3.26 (7, 1)	IP: 2.0 WLS: 9 BF: 1 H: 3 R: 3 ER: 3 SO: 0 BB: 1 IBB: 0 HBP: 0 BLK: 0 WP: 0 HR: 1 S: 7 P: 15 ERA: 13.50 WHIP: 1.000																			

Batter	1	2	3	4	5	6	7	8	9	AB R H RBI BB SO LOB	TOP											
Maury Wills, S OBP: 0.315, SLG: 0.310 (1, 6)	0-0 SH1-4 1B		0-0 1-3		0-0 4-3		0-0 4-3		0-0 F9	5 0 1 0 0 0 3	Los Angeles Dodgers @ Philadelphia Phillies Connie Mack Stadium, Philadelphia, PA Sun Oct 02 1966, 3:33 AM EDT Unknown											
Dick Schofield, S OBP: 0.292, SLG: 0.201 (1, 5)	0-0 SH1-4		0-3 K			4-0 1B HR BB	4-0 BB			1 1 0 0 2 1 0												
Willie Davis, L OBP: 0.303, SLG: 0.402 (1, 8)	0-0 4-3			0-0 L4		0-0 1B HR	0-3 K			4 1 1 0 0 1 3												
Ron Fairly, L OBP: 0.377, SLG: 0.460 (1, 9)	0-0 6-3			0-0 4-3		0-0 1B HR		0-3 K		4 1 1 3 0 1 1												
Jim Lefebvre, S OBP: 0.333, SLG: 0.458 (1, 4)		4-0 BB		0-0 G3		0-0 F8		4-0 2B BB		2 0 0 0 2 0 0												
Lou Johnson, R OBP: 0.315, SLG: 0.414 (1, 7)		0-3 K			0-0 L8	0-0 F3		0-0 F7		4 0 0 0 0 1 2												
John Roseboro, L OBP: 0.346, SLG: 0.400 (1, 2)		0-0 F9			0-0 4-1	0-0 L8		0-0 2B		4 0 1 0 0 0 1												
Wes Parker, S OBP: 0.349, SLG: 0.386 (1, 3)		0-0 4-3			0-0 WP 1B		4-0 SH1-4 BB	0-0 L8		3 0 1 0 1 0 1												
Don Drysdale, R OBP: 0.211, SLG: 0.264 (3, 1) Ron Perranoski, L OBP: 0.295, SLG: 0.625 (5, PH) Wes Covington, L OBP: 0.285, SLG: 0.227 (5, PH) Willie Crawford, L OBP: 0.077, SLG: 0.077 (5, 1) Bob Miller, R OBP: 0.225, SLG: 0.143 (8, 1) Tommy Davis, R OBP: 0.345, SLG: 0.383 (9, PH)			0-0 F8		4-0 1-2 BB		0-0 SH1-4	0-0 F9		1 0 0 0 0 0 0 0 0 0 0 0 0 0 0 0 0 0 0 1 0 1 0 0 0 0 0 0 0												
Inning Stats	R: 0 E: 0 K: 0 S: 4	H: 1 LOB: 1 BB: 0 P: 4	R: 0 E: 0 K: 1 S: 5	H: 0 LOB: 1 BB: 1 P: 9	R: 0 E: 0 K: 1 S: 5	H: 0 LOB: 0 BB: 0 P: 5	R: 0 E: 0 K: 0 S: 3	H: 0 LOB: 0 BB: 0 P: 3	R: 0 E: 0 K: 0 S: 4	H: 1 LOB: 2 BB: 1 P: 8		R: 3 E: 0 K: 0 S: 5	H: 2 LOB: 0 BB: 1 P: 9	R: 0 E: 0 K: 1 S: 5	H: 0 LOB: 0 BB: 2 P: 13	R: 0 E: 0 K: 1 S: 5	H: 1 LOB: 2 BB: 0 P: 9	R: 0 E: 0 K: 0 S: 3	H: 0 LOB: 0 BB: 0 P: 3	1B: 3 2B: 1 3B: 0 HR: 1	SF: 0 SAC: 2 DP: 0 HBP: 0	WP: 1 PB: 0 SB: 0 CS: 0
PITCHER	IP WLS BF H R ER SO BB IBB HBP BLK WP HR S P ERA WHIP											IP WLS BF H R ER SO BB IBB HBP BLK WP HR S P ERA WHIP										
Larry Jackson, R ERA: 3.32 (1, 1)	6.2 29 4 3 3 2 5 0 0 0 0 1 1 28 48 4.05 1.350																					
Darold Knowles, L ERA: 2.99 (7, 1)	0.1 1 0 0 0 1 0 0 0 0 0 0 0 3 3 0.00 0.000																					
Chris Short, L ERA: 3.54 (8, 1)	2.0 W 7 1 0 0 1 1 0 0 0 0 0 0 8 12 0.00 1.000																					

AB 29
R 3
H 5
RBI 3
BB 6
SO 4
LOB 11



Batter	1	2	3	4	5	6	7	8	9	AB R H RBI BB SO LOB	BOTTOM							
John Briggs, L OBP: 0.376, SLG: 0.490 (1, 8)	0-0 HR		0-0 BB 1B		0-3 K		0-3 K	0-0 FC4-2		5 1 2 1 0 2 3	Los Angeles Dodgers @ Philadelphia Phillies Connie Mack Stadium, Philadelphia, PA Sun Oct 02 1966, 3:33 AM EDT Unknown							
Tony Gonzalez, L OBP: 0.335, SLG: 0.406 (1, 7) (2, 9)	4-0 1B BB		4-0 1-2 BB		0-0 G3		0-0 1B	0-0 F9		3 1 1 0 2 0 3								
Johnny Callison, L OBP: 0.338, SLG: 0.418 (1, 9) Doug Clemens, L OBP: 0.353, SLG: 0.289 (2, 7)	0-0 L4-6 1-3 1B		0-3 K		0-0 4-3		0-0 F7			1 0 1 0 0 0 0 3 0 0 0 0 1 3								
Dick Allen, R OBP: 0.398, SLG: 0.637 (1, 5)	0-0 P3		0-3 K			0-0 FC4-6 1B		0-0 SH E 1B		4 1 2 0 0 1 4								
Bill White, L OBP: 0.351, SLG: 0.447 (1, 3)	0-0 1-2 3H 1B		0-3 K			0-0 FC4-6 E		0-0 SH E 1B		3 1 1 1 0 1 3								
Dick Groat, R OBP: 0.312, SLG: 0.321 (1, 6)	0-0 L4-6			0-0 4-3		0-0 E6		4-0 1B E FC4-2 IBB		3 0 0 0 1 0 3								
Cookie Rojas, R OBP: 0.312, SLG: 0.331 (1, 4)		0-0 6-3		4-0 BB		0-0 F2		0-0 E5 FC4-2 1B		3 0 0 0 1 0 4								
Clay Dalrymple, L OBP: 0.365, SLG: 0.338 (1, 2)		0-0 G3		0-3 K		0-3 K		0-0 FC4-2 1B		4 0 1 1 0 2 3								
Larry Jackson, R OBP: 0.168, SLG: 0.196 (1, 1) Darold Knowles, L OBP: 0.250, SLG: 0.250 (7, 1) Harvey Kuenn, R OBP: 0.335, SLG: 0.354 (7, PH) Chris Short, R OBP: 0.215, SLG: 0.217 (8, 1)		0-0 6-3		0-0 4-3			0-0 6-3	0-3 K		2 0 0 0 0 0 1 0 0 0 0 0 0 0 1 0 0 0 0 0 0 1 0 0 0 0 1 3								
Inning Stats	R: 2 E: 0 K: 0 S: 5	H: 3 LOB: 1 BB: 1 P: 9	R: 0 E: 0 K: 0 S: 3	H: 0 LOB: 0 BB: 0 P: 3	R: 0 E: 0 K: 3 S: 10	H: 1 LOB: 2 BB: 1 P: 14	R: 0 E: 0 K: 1 S: 5	H: 0 LOB: 0 BB: 1 P: 9	R: 0 E: 0 K: 1 S: 7	H: 1 LOB: 2 BB: 0 P: 7		R: 0 E: 0 K: 1 S: 6	H: 1 LOB: 1 BB: 0 P: 6	R: 2 E: 2 K: 1 S: 9	H: 2 LOB: 3 BB: 1 P: 13	1B: 7 2B: 1 3B: 0 HR: 1	SF: 0 SAC: 1 DP: 1 HBP: 0	WP: 0 PB: 0 SB: 0 CS: 0
PITCHER	IP WLS BF H R ER SO BB IBB HBP BLK WP HR S P ERA WHIP											IP WLS BF H R ER SO BB IBB HBP BLK WP HR S P ERA WHIP						
Don Drysdale, R ERA: 3.42 (1, 1)	2.0 7 0 0 0 4 1 0 0 0 0 0 0 14 18 0.00 0.500																	
Ron Perranoski, L ERA: 3.18 (3, 1)	2.0 7 0 0 0 4 1 0 0 0 0 0 0 14 18 0.00 0.500																	
Bob Miller, R ERA: 2.77 (5, 1)	3.0 L 14 3 2 1 3 0 0 0 0 0 0 0 20 20 3.00 1.000																	
Phil Regan, R ERA: 1.62 (8, 1)	1.0 6 1 0 0 1 0 1 0 0 0 0 0 7 11 0.00 1.000																	

AB 33
R 4
H 8
RBI 3
BB 4
SO 8
LOB 30



