

Philadelphia Phillies - 1967

Batter	1	2	3	4	5	6	7	8	9	AB	R	H	RBI	BB	SO	LOB	TOP			
John Briggs, L (1,7)	4-3		BB		6-3		K			3	0	0	0	1	1	1	Philadelphia Phillies @ Chicago Cubs Wrigley Field, Chicago, IL Tue Apr 11 1967, 3:33 AM CST Att. 16,462 - Sunny - 41 F			
Dick Groat, R (1,6) OBP: 0.250, SLG: 0.250	P4		K			F8		G5-4-3 1B		4	0	1	0	0	1	2				
Dick Allen, R (1,5) OBP: 0.250, SLG: 0.500	K		K				2B	G5-4-3 1-2		4	0	1	0	0	2	3				
Johnny Callison, L (1,9) OBP: 0.250, SLG: 0.250		1B 1B		4-1		F8		1-3		4	1	1	0	0	0	3				
Tony Gonzalez, L (1,8) OBP: 0.500, SLG: 0.333		1B SH1-3 1B		1-3		IBB		4-3		3	1	1	0	1	0	0				
Clay Dalrymple, L (1,2) OBP: 0.250, SLG: 0.250		1-3 2-H 1B		F7		F9		K		4	0	1	1	0	1	2				
Cookie Rojas, R (1,4)		SH1-3		F6			F7	F7		3	0	0	1	0	0	0				
Tony Taylor, R (1,3)		3-H 0-0 6-3				F8		E6 FC4-6		3	0	0	0	0	0	0				
Jim Bunning, R (1,1) OBP: 0.500, SLG: 1.000 Doug Clemens, L (7,PH) Phil Linz, R (7,PR) Ruben Gomez, R (7,1)						6-3		FC4-6 1-2		2	0	1	0	0	0	0				
Inning Stats	R: 0 E: 0 K: 1 S: 5	H: 0 LOB: 0 BB: 0 P: 5	R: 2 E: 0 K: 0 S: 5	H: 3 LOB: 0 BB: 0 P: 5	R: 0 E: 0 K: 2 S: 8	H: 1 LOB: 2 BB: 1 P: 12	R: 0 E: 0 K: 0 S: 3	H: 0 LOB: 0 BB: 0 P: 3	R: 0 E: 0 K: 0 S: 4	H: 1 LOB: 2 BB: 1 P: 8	R: 0 E: 1 K: 1 S: 6	H: 0 LOB: 1 BB: 0 P: 6	R: 0 E: 0 K: 0 S: 3	H: 1 LOB: 0 BB: 0 P: 3	R: 0 E: 0 K: 1 S: 5	H: 0 LOB: 0 BB: 0 P: 5	1B: 4 2B: 2 3B: 0 HR: 0	SF: 0 SAC: 1 DP: 1 HBP: 0	WP: 0 PB: 0 SB: 0 CS: 0	PA: 34
PITCHER Fergie Jenkins, R (1,1) ERA: 2.0	IP: 9.0 WLS: W BF: 34 H: 6 R: 2 ER: 2 SO: 5 BB: 1 IBB: 1 HBP: 0 BLK: 0 WP: 0 HR: 0 S: 42 P: 50 ERA: 2.00 WHIP: 0.778																			

Batter	1	2	3	4	5	6	7	8	9	AB	R	H	RBI	BB	SO	LOB	BOTTOM	
Don Kessinger, S (1,6)	4-3		1-3		FC4-2 CS		4-3			4	0	0	0	0	0	1	Philadelphia Phillies @ Chicago Cubs Wrigley Field, Chicago, IL Tue Apr 11 1967, 3:33 AM CST Att. 16,462 - Sunny - 41 F	
Glenn Beckert, R (1,4) OBP: 0.500, SLG: 1.250	5-3		6-3		CS	1B 14 S		HR		4	2	2	1	0	0	0		
Billy Williams, L (1,7) OBP: 0.250, SLG: 0.250	F2		4-3			1B 14 E 14 S		K		4	1	1	0	0	1	0		
Ron Santo, R (1,5)		4-3		F7		K		F7		4	0	0	0	0	1	2		
14 Ernie Banks, R (1,3) OBP: 0.250, SLG: 0.250		BB E 1B		K		K		F8		4	0	1	0	0	2	1		
Lee Thomas, L (1,9) OBP: 0.333, SLG: 0.333 Bob Raudman, L (9,9)		E3 BB		4-3						3	0	1	1	0	0	1		
Dick Bertell, R (1,2) OBP: 0.333, SLG: 1.000		K				2B 3B		F7		3	1	1	0	0	1	3		
Adolfo Phillips, R (1,8) OBP: 0.667, SLG: 1.000					SH1-4 FC4-2 2B		K			2	0	1	1	1	1	0		
Fergie Jenkins, R (1,1)		K			SH1-4		K			2	0	0	0	0	2	3		
Inning Stats	R: 0 E: 0 K: 0 S: 3	H: 1 LOB: 3 BB: 1 P: 13	R: 0 E: 0 K: 0 S: 3	H: 0 LOB: 0 BB: 0 P: 3	R: 0 E: 0 K: 1 S: 5	H: 0 LOB: 0 BB: 0 P: 5	R: 1 E: 0 K: 0 S: 4	H: 2 LOB: 0 BB: 0 P: 4	R: 2 E: 1 K: 2 S: 10	H: 3 LOB: 1 BB: 0 P: 10	R: 0 E: 0 K: 2 S: 7	H: 0 LOB: 0 BB: 0 P: 7	R: 1 E: 0 K: 1 S: 6	H: 1 LOB: 0 BB: 0 P: 6	1B: 4 2B: 1 3B: 1 HR: 1	SF: 0 SAC: 1 DP: 0 HBP: 0	WP: 0 PB: 0 SB: 2 CS: 1	PA: 33
PITCHER Jim Bunning, R (1,1) ERA: 4.5 Ruben Gomez, R (7,1) ERA: 4.5	IP: 6.0 WLS: L BF: 25 H: 6 R: 3 ER: 3 SO: 3 BB: 1 IBB: 0 HBP: 0 BLK: 0 WP: 0 HR: 0 S: 34 P: 38 ERA: 4.50 WHIP: 1.167																	

Batter	1	2	3	4	5	6	7	8	9	AB	R	H	RBI	BB	SO	LOB	TOP					
Don Bosch, S (1, 8) OBP: 0.231, SLG: 0.167	F9			L8		K				4	0	1	0	0	1	0	New York Mets @ Philadelphia Phillies Connie Mack Stadium, Philadelphia, PA Fri Apr 14 1967, 6:05 PM EST Att: 26,649 - Unknown					
Tommie Reynolds, R (1, 7) OBP: 0.500, SLG: 1.000	K			F9				P8		4	1	1	1	0	1	2						
Cleon Jones, R (1, 9)	G3			F3		L1				4	0	0	0	0	1	0						
Ron Swoboda, R (1, 3) OBP: 0.167, SLG: 0.182		L8			1-3					4	0	0	0	0	0	0						
Ken Boyer, R (1, 5) OBP: 0.417, SLG: 0.125		K			L6					2	0	0	0	2	1	0						
Jerry Buchek, R (1, 4) OBP: 0.455, SLG: 0.700										4	0	2	0	0	0	1						
Greg Goossen, R (1, 2) OBP: 0.667, SLG: 0.667										3	0	2	0	0	0	0						
Tom Seaver, R (8, PR) OBP: 1.000, SLG: 1.000										0	0	0	0	0	0	0						
Jack Hamilton, R (8, 1)										0	0	0	0	0	0	0						
Chuck Hiller, L (9, PH) OBP: 0.333, SLG: 0.667										1	0	0	0	0	1	2						
Bud Harrelson, S (1, 6) OBP: 0.286, SLG: 0.286										1	0	1	0	0	0	0						
Tommy Davis, R (5, PH) OBP: 0.400, SLG: 0.400										1	0	0	0	0	0	2						
Sandy Alomar Sr., S (5, 6)										1	0	0	0	0	0	1						
Jack Fisher, R (1, 1)										1	0	0	0	0	1	1						
Jerry Koosman, R (3, 1)										0	0	0	0	0	0	0						
Bart Shirley, R (6, PH)										1	0	0	0	0	1	0						
Ralph Terry, R (6, 1)										0	0	0	0	0	0	0						
Don Shaw, L (7, 1)										0	0	0	0	0	0	0						
Jerry Grote, R (8, PH) OBP: 0.250, SLG: 0.571										1	0	0	0	0	0	1						
Inning Stats	R: 0 E: 0 K: 1 S: 9	H: 0 LOB: 0 BB: 0 P: 12	R: 0 E: 0 K: 1 S: 12	H: 0 LOB: 0 BB: 0 P: 19	R: 0 E: 0 K: 1 S: 9	H: 1 LOB: 0 BB: 0 P: 13	R: 0 E: 0 K: 0 S: 4	H: 0 LOB: 0 BB: 0 P: 7	R: 0 E: 0 K: 0 S: 9	H: 2 LOB: 2 BB: 0 P: 13	R: 1 E: 0 K: 2 S: 8	H: 1 LOB: 0 BB: 0 P: 14	R: 0 E: 0 K: 0 S: 4	H: 0 LOB: 0 BB: 1 P: 10	R: 0 E: 0 K: 0 S: 9	H: 2 LOB: 2 BB: 0 P: 14	R: 0 E: 0 K: 2 S: 12	H: 1 LOB: 2 BB: 1 P: 19	1B: 6 2B: 0 3B: 0 HR: 1	SF: 0 SAC: 0 DP: 1 HBP: 0	WP: 0 PB: 0 SB: 0 CS: 1	PA: 34
PITCHER	IP	WLS	BF	H	R	ER	SO	BB	IBB	HBP	BLK	WP	HR	S	P	ERA	WHIP					
Chris Short, L (1, 1) ERA: 1.0	9.0	W	34	7	1	1	7	2	0	0	0	0	1	76	121	1.00	1.000					

Batter	1	2	3	4	5	6	7	8	9	AB	R	H	RBI	BB	SO	LOB	BOTTOM					
John Briggs, L (1, 7)	K	L7		S		K				3	0	0	0	2	2	2	New York Mets @ Philadelphia Phillies Connie Mack Stadium, Philadelphia, PA Fri Apr 14 1967, 6:05 PM EST Att: 26,649 - Unknown					
Dick Groat, R (1, 6) OBP: 0.214, SLG: 0.214	6-3			P3				P6		5	0	1	1	0	1	3						
Dick Allen, R (1, 5) OBP: 0.500, SLG: 0.833				F7						4	0	2	0	0	0	3						
Johnny Callison, L (1, 9) OBP: 0.071, SLG: 0.071	FC1-6			F7						4	0	0	0	0	0	3						
Tony Gonzalez, L (1, 8) OBP: 0.556, SLG: 0.429										3	2	2	0	0	1	0						
Don Lock, R (7, PH) (8, 8)										1	0	0	0	0	1	1						
Cookie Rojas, R (1, 4) OBP: 0.385, SLG: 0.636										3	2	2	1	1	0	0						
Clay Dalrymple, L (1, 2) OBP: 0.125, SLG: 0.125										4	0	0	0	0	2	4						
Tony Taylor, R (1, 3) OBP: 0.333, SLG: 0.273										3	1	1	1	1	0	0						
Chris Short, R (1, 1) OBP: 0.250, SLG: 0.250										4	0	1	1	0	2	3						
Inning Stats	R: 0 E: 0 K: 1 S: 7	H: 1 LOB: 1 BB: 0 P: 12	R: 3 E: 0 K: 1 S: 19	H: 5 LOB: 2 BB: 0 P: 29	R: 1 E: 0 K: 1 S: 9	H: 2 LOB: 1 BB: 1 P: 18	R: 0 E: 0 K: 0 S: 10	H: 0 LOB: 1 BB: 1 P: 18	R: 0 E: 0 K: 1 S: 5	H: 0 LOB: 0 BB: 0 P: 5	R: 0 E: 0 K: 1 S: 6	H: 0 LOB: 0 BB: 0 P: 9	R: 0 E: 0 K: 2 S: 11	H: 1 LOB: 1 BB: 0 P: 16	R: 1 E: 1 K: 2 S: 10	H: 0 LOB: 2 BB: 2 P: 20	R: 1 E: 1 K: 2 S: 10	H: 0 LOB: 2 BB: 2 P: 20	1B: 7 2B: 2 3B: 0 HR: 0	SF: 0 SAC: 0 DP: 0 HBP: 0	WP: 1 PB: 0 SB: 2 CS: 0	PA: 38
PITCHER	IP	WLS	BF	H	R	ER	SO	BB	IBB	HBP	BLK	WP	HR	S	P	ERA	WHIP					
Jack Fisher, R (1, 1) ERA: 15.43	2.1	L	15	8	4	4	2	0	0	0	0	0	0	30	47	15.43	3.429					
Jerry Koosman, L (3, 1) ERA:	2.2		10	0	0	0	2	1	1	0	0	0	0	20	35	0.00	0.375					
Ralph Terry, R (6, 1) ERA:	1.1		5	1	0	0	2	0	0	0	0	0	0	11	15	0.00	0.750					
Don Shaw, L (7, 1) ERA: 5.4	0.2		2	0	0	0	1	0	0	0	0	0	0	6	10	0.00	0.000					
Jack Hamilton, R (8, 1) ERA: 9.0	1.0		6	0	1	1	2	2	0	0	0	1	0	10	20	9.00	2.000					

AB	32
R	1
H	7
RBI	1
BB	2
SO	7
LOB	10



AB	34
R	5
H	9
RBI	4
BB	4
SO	9
LOB	19



Batter	1	2	3	4	5	6	7	8	9	AB	R	H	RBI	BB	SO	LOB	TOP		
Bud Harrelson, S OBP: 0.273, SLG: 0.364 (1, 6)										4	1	1	0	0	1	1	New York Mets @ Philadelphia Phillies Connie Mack Stadium, Philadelphia, PA Sat Apr 15 1967, 3:33 AM EST Att: 5,195 - Unknown		
Chuck Hiller, L OBP: 0.143, SLG: 0.286 (1, 4)										4	0	0	0	0	1	3			
Larry Stahl, L (1, 7)										3	0	0	1	0	0	0			
Al Luplow, L (1, 9)										3	0	0	0	1	1	0			
Ed Kranepool, L OBP: 0.500, SLG: 0.333 (1, 3)										3	0	1	1	1	0	0			
Sandy Alomar Sr., S (1, 5)										3	0	0	0	0	1	1			
Tommy Davis, R OBP: 0.333, SLG: 0.333 (9, PH)										1	0	0	0	0	1	2			
Don Bosch, S OBP: 0.250, SLG: 0.200 (1, 8)										3	0	1	0	0	0	0			
Jerry Grote, R OBP: 0.300, SLG: 0.556 (1, 2)										2	0	1	0	0	0	0			
Jack Hamilton, R (6, 1)										0	0	0	0	0	0	0			
Ron Swoboda, R OBP: 0.154, SLG: 0.167 (8, PH)										1	0	0	0	0	0	1			
Jack Fisher, R (8, 1)										0	0	0	0	0	0	0			
Bob Shaw, R (1, 1)										1	0	0	0	0	1	1			
John Sullivan, L OBP: 0.500, SLG: 0.500 (6, PH)										2	0	1	0	0	0	0			
Bart Shirley, R (9, PR)										0	1	0	0	0	0	0			
Inning Stats	R: 0 E: 0 K: 2 S: 8	H: 0 LOB: 0 BB: 0 P: 13	R: 0 E: 0 K: 0 S: 10	H: 0 LOB: 0 BB: 0 P: 13	R: 0 E: 0 K: 1 S: 8	H: 1 LOB: 1 BB: 0 P: 12	R: 0 E: 0 K: 0 S: 4	H: 0 LOB: 0 BB: 0 P: 4	R: 0 E: 0 K: 0 S: 4	H: 0 LOB: 0 BB: 0 P: 8	R: 0 E: 0 K: 1 S: 7	H: 0 LOB: 0 BB: 0 P: 7	R: 0 E: 0 K: 1 S: 6	H: 1 LOB: 1 BB: 0 P: 6	R: 2 E: 0 K: 1 S: 16	H: 3 LOB: 2 BB: 1 P: 26	1B: 4 2B: 1 3B: 0 HR: 0	SF: 1 SAC: 0 DP: 1 HBP: 0	WP: 0 PA: 33 SB: 0 CS: 0
PITCHER Jim Bunning, R ERA: 3.0 (1, 1)	IP: 9.0 WLS: W BF: 33 H: 5 R: 2 ER: 2 SO: 6 BB: 2 IBB: 0 HBP: 0 BLK: 0 WP: 0 HR: 0 S: 66 P: 93 ERA: 2.00 WHIP: 0.778															PITCHER			

AB	30
R	2
H	5
RBI	2
BB	2
SO	6
LOB	9



Batter	1	2	3	4	5	6	7	8	9	AB	R	H	RBI	BB	SO	LOB	BOTTOM
John Briggs, L OBP: 0.333, SLG: 0.429 (1, 7)										4	2	2	1	0	0	0	New York Mets @ Philadelphia Phillies Connie Mack Stadium, Philadelphia, PA Sat Apr 15 1967, 3:33 AM EST Att: 5,195 - Unknown
Dick Groat, R OBP: 0.176, SLG: 0.176 (1, 6)										3	0	0	0	0	1	1	
Bobby Wine, R (6, 6)										1	0	0	0	0	1	0	
Dick Allen, R OBP: 0.444, SLG: 0.667 (1, 5)										3	1	0	0	1	1	0	
Johnny Callison, L OBP: 0.167, SLG: 0.235 (1, 9)										3	2	1	0	1	0	0	
Tony Gonzalez, L OBP: 0.615, SLG: 0.909 (1, 8)										4	1	3	5	0	0	0	
Cookie Rojas, R OBP: 0.294, SLG: 0.467 (1, 4)										4	0	0	0	0	3	2	
Clay Dalrymple, L OBP: 0.182, SLG: 0.100 (1, 2)										2	0	0	0	1	0	0	
Tony Taylor, R OBP: 0.267, SLG: 0.214 (1, 3)										3	0	0	0	0	1	1	
Jim Bunning, R OBP: 0.200, SLG: 0.400 (1, 1)										3	0	0	0	0	3	0	
Inning Stats	R: 4 E: 0 K: 2 S: 17	H: 2 LOB: 1 BB: 3 P: 33	R: 0 E: 0 K: 1 S: 10	H: 0 LOB: 0 BB: 0 P: 13	R: 0 E: 0 K: 1 S: 6	H: 1 LOB: 1 BB: 0 P: 6	R: 0 E: 0 K: 1 S: 5	H: 0 LOB: 0 BB: 0 P: 5	R: 0 E: 0 K: 2 S: 7	H: 0 LOB: 0 BB: 0 P: 7	R: 2 E: 0 K: 2 S: 12	H: 3 LOB: 1 BB: 0 P: 19	1B: 1 2B: 2 3B: 1 HR: 2	SF: 0 SAC: 0 DP: 0 HBP: 0	WP: 0 PA: 33 SB: 1 CS: 0		
PITCHER Bob Shaw, R ERA: 7.2 (1, 1)	IP: 5.0 WLS: L BF: 21 H: 3 R: 4 ER: 4 SO: 5 BB: 3 IBB: 0 HBP: 0 BLK: 0 WP: 0 HR: 1 S: 41 P: 60 ERA: 7.20 WHIP: 1.200															PITCHER	
Jack Hamilton, R ERA: 3.0 (6, 1)	IP: 2.0 WLS: 0 BF: 6 H: 0 R: 0 ER: 0 SO: 3 BB: 0 IBB: 0 HBP: 0 BLK: 0 WP: 0 HR: 0 S: 12 P: 12 ERA: 0.00 WHIP: 0.000																
Jack Fisher, R ERA: 16.2 (8, 1)	IP: 1.0 WLS: 0 BF: 6 H: 3 R: 2 ER: 2 SO: 2 BB: 0 IBB: 0 HBP: 0 BLK: 0 WP: 0 HR: 1 S: 12 P: 19 ERA: 18.00 WHIP: 3.000																

AB	30
R	6
H	6
RBI	6
BB	3
SO	10
LOB	4



Batter	1	2	3	4	5	6	7	8	9	AB	R	H	RBI	BB	SO	LOB	TOP			
Bud Harrison, S (1, 6) OBP: 0.214, SLG: 0.286 Al Luplow, L (8, PH) Ron Taylor, R (8, 1)	5-3		1-3		1-3			F7		3	0	0	0	0	0	1				
Cleon Jones, R (1, 9)	3-1		6-3					F8		4	0	0	0	0	0	0				
Ken Boyer, R (1, 5) OBP: 0.438, SLG: 0.333			K					F8		4	0	2	0	0	1	0				
Tommy Davis, R (1, 7) OBP: 0.200, SLG: 0.200	1-3							F9		4	0	0	0	0	0	2				
Ed Kranepool, L (1, 3) OBP: 0.286, SLG: 0.167								F8		3	0	0	0	0	1	0				
Jerry Buchek, R (1, 4) OBP: 0.428, SLG: 0.615								6-3		3	0	1	0	0	0	0				
Don Bosch, S (1, 8) OBP: 0.211, SLG: 0.167								L7		3	0	0	0	0	1	1				
Jerry Grote, R (1, 2) OBP: 0.385, SLG: 0.583										3	0	2	0	0	0	0				
Bill Denehy, S (1, 1) Don Shaw, L (7, 1) Chuck Hiller, L (8, PH) OBP: 0.125, SLG: 0.250										1	0	0	0	0	1	2				
Inning Stats	R: 0 E: 0 K: 0 S: 8	H: 1 LOB: 1 BB: 0 P: 13	R: 0 E: 0 K: 2 S: 11	H: 2 LOB: 2 BB: 0 P: 15	R: 0 E: 0 K: 1 S: 5	H: 0 LOB: 0 BB: 0 P: 6	R: 0 E: 0 K: 0 S: 4	H: 0 LOB: 0 BB: 0 P: 5	R: 0 E: 0 K: 0 S: 8	H: 1 LOB: 1 BB: 0 P: 11	R: 0 E: 0 K: 1 S: 5	H: 0 LOB: 0 BB: 0 P: 5	R: 0 E: 0 K: 0 S: 8	H: 0 LOB: 0 BB: 0 P: 8	R: 0 E: 0 K: 0 S: 5	H: 0 LOB: 0 BB: 0 P: 5	1B: 4 2B: 1 3B: 0 HR: 0	SF: 0 SAC: 1 DP: 1 HBP: 0	WP: 0 PB: 0 SB: 0 CS: 0	PA: 31
PITCHER Larry Jackson, R (1, 1) ERA: 1.8	IP: 9.0 WLS: W BF: 31 H: 5 R: 0 ER: 0 SO: 4 BB: 0 IBB: 0 HBP: 0 BLK: 0 WP: 0 HR: 0 S: 60 P: 77 ERA: 0.00 WHIP: 0.556															PITCHER				

New York Mets @ Philadelphia Phillies
 Connie Mack Stadium, Philadelphia, PA
 Sun Apr 16 1967, 3:33 AM EST
 Att: 9,213 - Unknown

AB 30
 R 0
 H 5
 RBI 0
 BB 0
 SO 4
 LOB 6



Batter	1	2	3	4	5	6	7	8	9	AB	R	H	RBI	BB	SO	LOB	BOTTOM			
John Briggs, L (1, 7) OBP: 0.318, SLG: 0.444	K				6-3			F9		4	0	1	0	0	1	0				
Dick Groat, R (1, 6) OBP: 0.286, SLG: 0.167	E5									1	1	0	0	3	0	0				
Dick Allen, R (1, 5) OBP: 0.545, SLG: 0.875										1	1	1	2	3	0	0				
Johnny Callison, L (1, 9) OBP: 0.227, SLG: 0.250	K									3	0	1	0	1	2	5				
Tony Gonzalez, L (1, 8) OBP: 0.500, SLG: 0.714 Gary Sutherland, R (7, PH) Don Lock, R (8, 8)	4-3									3	0	0	0	0	1	6				
Cookie Rojas, R (1, 4) OBP: 0.238, SLG: 0.368										4	0	0	0	0	0	2				
Clay Dalrymple, L (1, 2) OBP: 0.133, SLG: 0.071										4	0	0	0	0	2	0				
Tony Taylor, R (1, 3) OBP: 0.263, SLG: 0.222										4	0	1	0	0	1	0				
Larry Jackson, R (1, 1) OBP: 0.167, SLG: 0.167										4	0	0	0	0	1	1				
Inning Stats	R: 0 E: 1 K: 2 S: 10	H: 0 LOB: 2 BB: 1 P: 23	R: 0 E: 0 K: 1 S: 5	H: 0 LOB: 0 BB: 0 P: 5	R: 0 E: 0 K: 2 S: 9	H: 1 LOB: 3 BB: 2 P: 21	R: 0 E: 0 K: 1 S: 5	H: 0 LOB: 0 BB: 0 P: 7	R: 2 E: 0 K: 1 S: 8	H: 2 LOB: 2 BB: 1 P: 15	R: 0 E: 0 K: 1 S: 6	H: 0 LOB: 0 BB: 0 P: 6	R: 0 E: 0 K: 0 S: 6	H: 0 LOB: 3 BB: 3 P: 18	R: 0 E: 0 K: 0 S: 4	H: 1 LOB: 1 BB: 0 P: 4	1B: 2 2B: 1 3B: 0 HR: 1	SF: 0 SAC: 0 DP: 1 HBP: 0	WP: 1 PB: 0 SB: 1 CS: 0	PA: 36
PITCHER Bill Denehy, R (1, 1) ERA: 2.84 Don Shaw, L (7, 1) ERA: 3.66 Ron Taylor, R (8, 1) ERA:	IP: 6.1 WLS: L BF: 29 H: 3 R: 2 ER: 2 SO: 8 BB: 5 IBB: 0 HBP: 0 BLK: 0 WP: 1 HR: 1 S: 46 P: 84 ERA: 2.84 WHIP: 1.263															PITCHER				

New York Mets @ Philadelphia Phillies
 Connie Mack Stadium, Philadelphia, PA
 Sun Apr 16 1967, 3:33 AM EST
 Att: 9,213 - Unknown

AB 29
 R 2
 H 4
 RBI 2
 BB 7
 SO 8
 LOB 17



Batter	1	2	3	4	5	6	7	8	9	AB	R	H	RBI	BB	SO	LOB	TOP				
Don Kessinger, S OBP: 0.333, SLG: 0.421	2-3	BB		F7			6-3		P5	5	0	1	0	1	0	3	Chicago Cubs @ Philadelphia Phillies Connie Mack Stadium, Philadelphia, PA Tue Apr 18 1967, 6:05 PM EST Att. 3,172 - Unknown - 40 F				
Glenn Beckert, R OBP: 0.345, SLG: 0.500	E6	F7		WP			P4	G3		5	0	1	0	0	0	3					
Billy Williams, L OBP: 0.517, SLG: 0.625	14 1B			P5			14 WP	BB	SH1-4	3	1	1	0	2	0	1					
Ron Santo, R OBP: 0.310, SLG: 0.261	F9			L6			14 WP	BB	SH1-4	3	1	0	0	2	0	2					
14 Ernie Banks, R OBP: 0.296, SLG: 0.593	FC6-4			F7			K		SH1-4	4	0	1	0	0	1	2					
Randy Hundley, R OBP: 0.482, SLG: 0.636	FC6-4			2B	E				F7	4	2	1	0	1	0	3					
Byron Browne, R OBP: 0.444, SLG: 0.571		5-3		E	1B				2B	4	2	2	2	1	0	0					
Adolfo Phillips, R OBP: 0.600, SLG: 0.889	SH1-4			E6	3B		K		CS	4	2	3	4	1	1	0					
Ken Holtzman, R	SH1-4			6-3			F6		E5	2	0	0	0	0	0	0					
Bill Hands, R									CS	2	0	0	0	0	1	2					
Inning Stats	R: 0 E: 1 K: 0 S: 5	H: 1 LOB: 3 BB: 1 P: 9	R: 0 E: 0 K: 0 S: 4	H: 1 LOB: 2 BB: 1 P: 8	R: 0 E: 0 K: 0 S: 3	H: 0 LOB: 0 BB: 0 P: 3	R: 3 E: 1 K: 0 S: 7	H: 4 LOB: 1 BB: 0 P: 7	R: 0 E: 0 K: 1 S: 5	H: 0 LOB: 0 BB: 0 P: 5	R: 0 E: 0 K: 1 S: 6	H: 1 LOB: 2 BB: 1 P: 10	R: 2 E: 0 K: 1 S: 7	H: 2 LOB: 1 BB: 1 P: 11	R: 3 E: 1 K: 0 S: 4	H: 1 LOB: 2 BB: 4 P: 20	1B: 5 2B: 3 3B: 1 HR: 1	SF: 0 SAC: 2 DP: 0 HBP: 0	WP: 2 PB: 0 CS: 3	PA: 46	
PITCHER	IP	WLS	BF	H	R	ER	SO	BB	IBB	HBP	BLK	WP	HR	S	P	ERA	WHIP				
Chris Short, L ERA: 3.24	7.2	L	37	9	5	5	3	4	0	0	0	2	1	39	55	5.87	1.696				
Dick Hall, R ERA:	0.1		1	0	0	0	0	0	0	0	0	0	0	1	1	0.00	0.000				
Rick Wise, R ERA: 3.6	0.0		2	0	2	2	0	2	0	0	0	0	0	0	8	∞	∞				
Ruben Gomez, R ERA: 3.0	1.0		6	1	1	0	0	0	2	0	0	0	0	4	12	0.00	1.000				

Batter	1	2	3	4	5	6	7	8	9	AB	R	H	RBI	BB	SO	LOB	BOTTOM					
Tony Taylor, R OBP: 0.333, SLG: 0.435	F9			1-3	1B		2B		K	5	2	3	0	0	1	0	Chicago Cubs @ Philadelphia Phillies Connie Mack Stadium, Philadelphia, PA Tue Apr 18 1967, 6:05 PM EST Att. 3,172 - Unknown - 40 F					
Dick Groat, R OBP: 0.269, SLG: 0.136	1B			1-3	1B		K		4-3	4	1	0	0	1	1	4						
Dick Allen, R OBP: 0.519, SLG: 0.800	K			F8	1B		1B		K	4	0	1	1	1	2	2						
Don Lock, R OBP: 0.556, SLG: 0.429	FC5-4			G6-4-3	1B		K		K	4	0	3	2	0	1	1						
Cookie Rojas, R OBP: 0.240, SLG: 0.318	FC5-4			G6-4-3	1B		K		K	3	0	0	0	1	1	4						
Gary Sutherland, R				F4	L7				6-3	3	0	0	0	0	0	3						
John Briggs, L OBP: 0.348, SLG: 0.444									BB	0	0	0	0	1	0	0						
Johnny Callison, L OBP: 0.192, SLG: 0.208									F8	4	1	0	0	0	1	1						
Bob Uecker, R OBP: 0.250, SLG: 0.143										3	0	0	0	0	1	1						
Tony Gonzalez, L OBP: 0.471, SLG: 0.667									6-3	1	0	0	0	0	0	1						
Clay Dalrymple, L OBP: 0.133, SLG: 0.071										0	0	0	0	0	0	0						
Chris Short, R OBP: 0.286, SLG: 0.286									6-3	3	0	1	1	0	0	0						
Dick Hall, R										0	0	0	0	0	0	0						
Tito Francona, L OBP: 0.348, SLG: 0.444										1	0	0	0	0	0	1						
Rick Wise, R										0	0	0	0	0	0	0						
Ruben Gomez, R										0	0	0	0	0	0	0						
Inning Stats	R: 0 E: 0 K: 1 S: 6	H: 1 LOB: 2 BB: 1 P: 10	R: 0 E: 0 K: 0 S: 3	H: 0 LOB: 0 BB: 0 P: 3	R: 0 E: 0 K: 0 S: 4	H: 1 LOB: 1 BB: 0 P: 4	R: 0 E: 0 K: 0 S: 3	H: 1 LOB: 0 BB: 0 P: 3	R: 3 E: 1 K: 1 S: 9	H: 3 LOB: 3 BB: 2 P: 17	R: 0 E: 0 K: 1 S: 5	H: 0 LOB: 0 BB: 0 P: 5	R: 1 E: 0 K: 3 S: 11	H: 2 LOB: 1 BB: 0 P: 11	R: 0 E: 0 K: 0 S: 3	H: 0 LOB: 1 BB: 1 P: 7	R: 0 E: 0 K: 2 S: 7	H: 0 LOB: 0 BB: 0 P: 7	1B: 5 2B: 2 3B: 1 HR: 0	SF: 0 SAC: 0 DP: 1 HBP: 0	WP: 0 PB: 0 CS: 0	PA: 39
PITCHER	IP	WLS	BF	H	R	ER	SO	BB	IBB	HBP	BLK	WP	HR	S	P	ERA	WHIP					
Ken Holtzman, L ERA: 3.21	6.0		28	7	4	1	3	2	1	0	0	0	0	31	43	1.50	1.500					
Bill Hands, R ERA:	3.0	W	11	1	0	0	5	1	0	0	0	0	0	20	24	0.00	0.667					

AB 36
R 8
H 10
RBI 6
BB 8
SO 3
LOB 16



AB 35
R 4
H 8
RBI 4
BB 4
SO 8
LOB 18



Batter	1	2	3	4	5	6	7	8	9	AB	R	H	RBI	BB	SO	LOB	TOP				
Bill White, L Bobby Wine, R Doug Clemens, L Pedro Ramos, S Ruben Gomez, R Gary Sutherland, R	1-0 4-3		0-1 6-3		0-0 F9		0-0 F5		1-1 6-3	1	0	0	0	0	0	0	Philadelphia Phillies @ New York Mets Shea Stadium, Flushing, NY Fri Apr 21 1967, 3:33 AM EST Att: 5,093 - Unknown				
John Briggs, L OBP: 0.333, SLG: 0.381	4-0 1B		0-0 P7		0-0 B3		0-3 K			3	1	0	0	1	1						
Dick Allen, R OBP: 0.516, SLG: 0.833	2-2 1B		3-2 3B		0-3 K			2-2 6-3		4	1	2	0	0	1	0					
Johnny Callison, L OBP: 0.267, SLG: 0.370	1-2 1B		4-0 BB			2-2 HR		0-0 3-1		3	1	2	2	1	0	0					
Tony Gonzalez, L OBP: 0.429, SLG: 0.579	1-2 FC4-6		0-0 1-3			0-1 6-3		0-0 1B		4	0	1	1	0	0	3					
Cookie Rojas, R OBP: 0.241, SLG: 0.308	0-0 4-3				0-0 F9		0-0 L1		0-0 1B	4	0	1	0	0	0	1					
Clay Dainymple, L OBP: 0.111, SLG: 0.059			0-0 3-1		0-0 L9			1-3 K		3	0	0	0	0	0	0					
Don Lock, R OBP: 0.500, SLG: 0.375										1	0	0	0	0	1	2					
Bob Uecker, R OBP: 0.250, SLG: 0.143										0	0	0	0	0	0	0					
Tony Taylor, R OBP: 0.321, SLG: 0.407			0-0 1-3		2-0 1B		0-0 5-3		0-0 4-3	4	0	1	0	0	0	0					
Jim Bunning, R OBP: 0.167, SLG: 0.333			0-1 1-3		1-3 K			2-2 6-3		1	0	0	0	0	0	0					
Grant Jackson, S										1	0	0	0	0	1	1					
Tito Francona, L										0	0	0	0	1	0	0					
Jackie Brandt, R										1	0	0	0	0	0	0					
Inning Stats	R: 2 E: 1 K: 0 S: 13	H: 2 LOB: 1 BB: 1 P: 22	R: 0 E: 0 K: 0 S: 4	H: 0 LOB: 0 BB: 0 P: 4	R: 0 E: 0 K: 0 S: 7	H: 1 LOB: 2 BB: 1 P: 14	R: 0 E: 0 K: 1 S: 6	H: 1 LOB: 0 BB: 0 P: 9	R: 0 E: 0 K: 1 S: 5	H: 0 LOB: 1 BB: 1 P: 10	R: 0 E: 0 K: 1 S: 5	H: 0 LOB: 1 BB: 1 P: 9	R: 0 E: 0 K: 1 S: 10	H: 2 LOB: 2 BB: 0 P: 13	R: 0 E: 0 K: 0 S: 6	H: 0 LOB: 0 BB: 0 P: 9	1B: 5 2B: 0 3B: 1 HR: 1	SF: 0 SAC: 0 DP: 0 HBP: 0	WP: 0 PB: 0 SB: 0 CS: 0	PA: 37	
PITCHER	IP WLS BF H R ER SO BB IBB HBP BLK WP HR S P ERA WHIP	IP WLS BF H R ER SO BB IBB HBP BLK WP HR S P ERA WHIP	IP WLS BF H R ER SO BB IBB HBP BLK WP HR S P ERA WHIP	IP WLS BF H R ER SO BB IBB HBP BLK WP HR S P ERA WHIP	IP WLS BF H R ER SO BB IBB HBP BLK WP HR S P ERA WHIP	IP WLS BF H R ER SO BB IBB HBP BLK WP HR S P ERA WHIP	IP WLS BF H R ER SO BB IBB HBP BLK WP HR S P ERA WHIP	IP WLS BF H R ER SO BB IBB HBP BLK WP HR S P ERA WHIP	IP WLS BF H R ER SO BB IBB HBP BLK WP HR S P ERA WHIP	IP WLS BF H R ER SO BB IBB HBP BLK WP HR S P ERA WHIP	IP WLS BF H R ER SO BB IBB HBP BLK WP HR S P ERA WHIP	IP WLS BF H R ER SO BB IBB HBP BLK WP HR S P ERA WHIP	IP WLS BF H R ER SO BB IBB HBP BLK WP HR S P ERA WHIP	IP WLS BF H R ER SO BB IBB HBP BLK WP HR S P ERA WHIP	IP WLS BF H R ER SO BB IBB HBP BLK WP HR S P ERA WHIP	IP WLS BF H R ER SO BB IBB HBP BLK WP HR S P ERA WHIP	IP WLS BF H R ER SO BB IBB HBP BLK WP HR S P ERA WHIP	IP WLS BF H R ER SO BB IBB HBP BLK WP HR S P ERA WHIP	IP WLS BF H R ER SO BB IBB HBP BLK WP HR S P ERA WHIP	IP WLS BF H R ER SO BB IBB HBP BLK WP HR S P ERA WHIP	IP WLS BF H R ER SO BB IBB HBP BLK WP HR S P ERA WHIP

AB 34
R 3
H 7
RBI 3
BB 3
SO 4
LOB 9



Batter	1	2	3	4	5	6	7	8	9	AB	R	H	RBI	BB	SO	LOB	BOTTOM				
Chuck Hiller, L OBP: 0.231, SLG: 0.385	1-1 F7		0-3 K		0-3 K			0-0 4-3		5	0	2	1	0	2	4	Philadelphia Phillies @ New York Mets Shea Stadium, Flushing, NY Fri Apr 21 1967, 3:33 AM EST Att: 5,093 - Unknown				
Don Bosh, S OBP: 0.233, SLG: 0.179	1-3 K		2-3 K			0-0 CS		0-0 SH1-4		4	0	2	0	0	2	3					
Al Luplow, L OBP: 0.250, SLG: 0.100	2-1 4-3		0-0 F4		0-0 1B		4-1 1B		0-1 4-3	4	0	1	0	1	0	3					
Tommy Davis, R OBP: 0.381, SLG: 0.600					0-0 F8		0-0 F9		0-0 F8	4	1	1	0	0	0	4					
Tommy Reynolds, R OBP: 0.335, SLG: 0.667										1	0	0	0	0	0	1					
Ed Kranepool, L OBP: 0.353, SLG: 0.286			0-0 E9		0-3 K		0-3 K		0-3 K	4	0	1	0	0	3	2					
Ken Boyer, R OBP: 0.414, SLG: 0.375			0-0 1B		4-0 1B		0-3 K		0-0 F5	3	2	1	0	1	1	1					
Jerry Grote, R OBP: 0.423, SLG: 0.542			1-2 E		0-0 K		0-3 K		0-0 1-3	4	1	2	0	0	1	0					
Bud Harrelson, S OBP: 0.296, SLG: 0.292			0-0 E4		0-1 FC6		0-0 F9		0-0 2B	4	1	1	2	0	0	2					
Jack Fisher, R OBP: 0.600, SLG: 0.750			1-2 2B		3-2 BB		4-0 K		0-3 K	3	1	2	2	1	1	1					
Don Shaw, L			1-1 2B		1-2 2B					0	0	0	0	0	0	0					
Inning Stats	R: 0 E: 0 K: 1 S: 7	H: 0 LOB: 0 BB: 0 P: 11	R: 5 E: 2 K: 0 S: 19	H: 7 LOB: 2 BB: 0 P: 26	R: 1 E: 0 K: 3 S: 12	H: 1 LOB: 3 BB: 2 P: 22	R: 0 E: 0 K: 2 S: 8	H: 1 LOB: 1 BB: 0 P: 8	R: 0 E: 0 K: 2 S: 8	H: 1 LOB: 1 BB: 0 P: 8	R: 0 E: 0 K: 1 S: 6	H: 1 LOB: 1 BB: 1 P: 10	R: 0 E: 0 K: 1 S: 6	H: 1 LOB: 1 BB: 0 P: 6	R: 0 E: 0 K: 0 S: 5	H: 1 LOB: 1 BB: 0 P: 5	1B: 8 2B: 5 3B: 0 HR: 0	SF: 0 SAC: 1 DP: 0 HBP: 0	WP: 0 PB: 0 SB: 0 CS: 1	PA: 40	
PITCHER	IP WLS BF H R ER SO BB IBB HBP BLK WP HR S P ERA WHIP	IP WLS BF H R ER SO BB IBB HBP BLK WP HR S P ERA WHIP	IP WLS BF H R ER SO BB IBB HBP BLK WP HR S P ERA WHIP	IP WLS BF H R ER SO BB IBB HBP BLK WP HR S P ERA WHIP	IP WLS BF H R ER SO BB IBB HBP BLK WP HR S P ERA WHIP	IP WLS BF H R ER SO BB IBB HBP BLK WP HR S P ERA WHIP	IP WLS BF H R ER SO BB IBB HBP BLK WP HR S P ERA WHIP	IP WLS BF H R ER SO BB IBB HBP BLK WP HR S P ERA WHIP	IP WLS BF H R ER SO BB IBB HBP BLK WP HR S P ERA WHIP	IP WLS BF H R ER SO BB IBB HBP BLK WP HR S P ERA WHIP	IP WLS BF H R ER SO BB IBB HBP BLK WP HR S P ERA WHIP	IP WLS BF H R ER SO BB IBB HBP BLK WP HR S P ERA WHIP	IP WLS BF H R ER SO BB IBB HBP BLK WP HR S P ERA WHIP	IP WLS BF H R ER SO BB IBB HBP BLK WP HR S P ERA WHIP	IP WLS BF H R ER SO BB IBB HBP BLK WP HR S P ERA WHIP	IP WLS BF H R ER SO BB IBB HBP BLK WP HR S P ERA WHIP	IP WLS BF H R ER SO BB IBB HBP BLK WP HR S P ERA WHIP	IP WLS BF H R ER SO BB IBB HBP BLK WP HR S P ERA WHIP	IP WLS BF H R ER SO BB IBB HBP BLK WP HR S P ERA WHIP	IP WLS BF H R ER SO BB IBB HBP BLK WP HR S P ERA WHIP	IP WLS BF H R ER SO BB IBB HBP BLK WP HR S P ERA WHIP

AB 36
R 6
H 13
RBI 5
BB 3
SO 10
LOB 21



Batter	1	2	3	4	5	6	7	8	9	AB	R	H	RBI	BB	SO	LOB	TOP					
John Briggs, L (1, 7) OBP: 0.344, SLG: 0.538	F9		4-3		G3 2B		HR		K	5	2	2	1	0	1	0	Philadelphia Phillies @ New York Mets Shea Stadium, Flushing, NY Sat Apr 22 1967, 3:33 AM EST Att: 15,032 - Unknown					
Tito Francona, L (1, 3) OBP: 0.344, SLG: 0.538	1B BB		F8		L3		L8		1-3	4	1	0	0	1	0	1						
Dick Allen, R (1, 5) OBP: 0.472, SLG: 0.724	E4 1B SF7		1B		G3		P9		K	5	1	1	0	0	1	2						
Johnny Callison, L (1, 9) OBP: 0.353, SLG: 0.516	1B		1B		2B		2B			4	0	4	2	0	0	0						
Tony Gonzalez, L (1, 8) OBP: 0.440, SLG: 0.550	SF7		L6		2B		2B			1	0	0	1	2	0	2						
Cookie Rojas, R (1, 4) OBP: 0.212, SLG: 0.267	6-3				IBB		FC6		FC6	4	0	0	0	0	0	5						
Clay Dalrymple, L (1, 2) OBP: 0.182, SLG: 0.200									F8	3	0	1	0	1	0	0						
Bobby Wine, R (1, 6) OBP: 0.182, SLG: 0.200	FC1-6 1-2		K		3B		1-3		K	4	0	0	0	0	2	2						
Larry Jackson, R (1, 1) OBP: 0.100, SLG: 0.100	G1-6-3 1-2		6-3				P3		4-3	4	0	0	0	0	0	2						
Inning Stats	R: 2 H: 1 E: 1 K: 0 S: 11	H: 1 LOB: 1 BB: 1 P: 24	R: 0 H: 0 E: 0 K: 0 S: 2	H: 0 LOB: 0 BB: 1 P: 6	R: 0 H: 2 E: 0 K: 1 S: 7	H: 2 LOB: 2 BB: 0 P: 10	R: 0 H: 1 E: 0 K: 1 S: 7	H: 1 LOB: 1 BB: 0 P: 9	R: 1 H: 2 E: 0 K: 0 S: 6	H: 2 LOB: 2 BB: 1 P: 11	R: 0 H: 0 E: 0 K: 1 S: 3	H: 0 LOB: 0 BB: 0 P: 3	R: 1 H: 2 E: 0 K: 0 S: 10	H: 2 LOB: 2 BB: 1 P: 18	R: 0 H: 0 E: 0 K: 1 S: 5	H: 0 LOB: 0 BB: 0 P: 5		R: 0 H: 0 E: 0 K: 2 S: 9	H: 0 LOB: 0 BB: 0 P: 15	1B: 3 2B: 3 3B: 1 HR: 1	SF: 1 SAC: 0 DP: 1 HBP: 0	WP: 0 PB: 0 SB: 0 CS: 0
PITCHER	IP WLS BF H R ER SO BB IBB HBP BLK WP HR S P ERA WHIP																					
Bob Shaw, R (1, 1) ERA: 4.5	5.0 L 24 6 3 1 1 2 1 0 0 0 0 0 1 11 18 1.80 1.600																					
Jerry Koosman, L (6, 1) ERA: 2.08	1.2 8 2 1 1 0 1 0 0 0 0 0 1 11 18 5.40 1.800																					
Jack Hamilton, R (7, 1) ERA: 2.7	0.1 1 0 0 0 0 0 0 0 0 0 0 0 2 3 0.00 0.000																					
Ralph Terry, R (8, 1) ERA:	2.0 6 0 0 0 3 0 0 0 0 0 0 0 14 20 0.00 0.000																					

Batter	1	2	3	4	5	6	7	8	9	AB	R	H	RBI	BB	SO	LOB	BOTTOM					
Chuck Hillier, L (1, 4) OBP: 0.176, SLG: 0.294	6-3		4-3			F9		4-3		4	0	0	0	0	0	0	Philadelphia Phillies @ New York Mets Shea Stadium, Flushing, NY Sat Apr 22 1967, 3:33 AM EST Att: 15,032 - Unknown					
Don Bosh, S (1, 8) OBP: 0.206, SLG: 0.156	P5		L7		4-3		G3			4	0	0	0	0	0	0						
Al Luplow, L (1, 9) OBP: 0.313, SLG: 0.429	4-3		1B		4-3		4-3		HR	4	1	2	1	0	0	0						
Tommy Davis, R (1, 7) OBP: 0.440, SLG: 0.708			K		1B		1B		5-3	4	2	3	0	0	1	1						
Tommie Reynolds, R (9, PR) OBP: 0.335, SLG: 0.667			E 2B		K		2B		1B	0	0	0	0	0	0	0						
Ed Kranepool, L (1, 3) OBP: 0.381, SLG: 0.333	E1 CS 2H 1B		1-3		1-3		FC6-4 1B		L8	4	0	2	1	0	0	2						
Ken Boyer, R (1, 5) OBP: 0.394, SLG: 0.357	F7 1-2		4-3 1B		4-3		FC6-4 1-2		5-3	4	0	1	0	0	0	3						
Jerry Grote, R (1, 2) OBP: 0.350, SLG: 0.500	6-3		4-3		4-3		P8		1-3	2	0	0	0	0	0	1						
Sandy Alomar Sr., S (6, 6) OBP: 0.074, SLG: 0.074										0	0	0	0	0	0	0						
Ralph Terry, R (8, 1) OBP: 0.500, SLG: 0.500										1	0	0	0	0	0	2						
Bud Harrelson, S (1, 6) OBP: 0.280, SLG: 0.280			4-3		4-3		FC6-4			1	0	0	0	0	0	0						
Larry Stahl, L (5, PH) OBP: 0.375, SLG: 0.429							1-2			1	0	0	0	0	0	1						
Jerry Koosman, R (8, 1) OBP: 0.375, SLG: 0.429			4-3		K		FC6-4			0	0	0	0	0	0	0						
Jack Hamilton, R (7, 1) OBP: 0.375, SLG: 0.429										0	0	0	0	0	0	0						
Jerry Buchek, R (8, 6) OBP: 0.375, SLG: 0.429										1	0	0	0	0	0	1						
Bob Shaw, R (1, 1) ERA: 2.25			4-3		G3				4-3	1	0	0	0	0	0	0						
John Sullivan, L (5, PH) OBP: 0.250, SLG: 0.250			4-3							2	0	0	0	0	0	1						
Inning Stats	R: 0 H: 0 E: 0 K: 0 S: 5	H: 0 LOB: 0 BB: 0 P: 8	R: 1 H: 2 E: 1 K: 0 S: 5	H: 2 LOB: 0 BB: 0 P: 6	R: 0 H: 0 E: 0 K: 0 S: 3	H: 0 LOB: 0 BB: 0 P: 3	R: 0 H: 1 E: 0 K: 1 S: 7	H: 1 LOB: 1 BB: 0 P: 10	R: 0 H: 1 E: 0 K: 1 S: 7	H: 1 LOB: 1 BB: 0 P: 10	R: 0 H: 0 E: 0 K: 0 S: 3	H: 0 LOB: 0 BB: 0 P: 3	R: 1 H: 2 E: 0 K: 0 S: 8	H: 2 LOB: 1 BB: 0 P: 12	R: 0 H: 0 E: 0 K: 0 S: 7	H: 0 LOB: 0 BB: 0 P: 10	R: 0 H: 0 E: 0 K: 0 S: 9	H: 0 LOB: 2 BB: 0 P: 11	1B: 5 2B: 2 3B: 0 HR: 1	SF: 0 SAC: 0 DP: 0 HBP: 0	WP: 0 PB: 0 SB: 0 CS: 1	PA: 34
PITCHER	IP WLS BF H R ER SO BB IBB HBP BLK WP HR S P ERA WHIP																					
Larry Jackson, R (1, 1) ERA: 2.25	9.0 W 34 8 3 3 2 0 0 0 0 0 0 1 54 73 3.00 0.889																					

AB	34
R	4
H	8
RBI	4
BB	4
SO	4
LOB	14



Batter	1	2	3	4	5	6	7	8	9	AB	R	H	RBI	BB	SO	LOB	TOP														
John Briggs, L OBP: 0.351, SLG: 0.548 (1, 7)										5	2	2	1	0	0	1	Philadelphia Phillies @ New York Mets Shea Stadium, Flushing, NY Sun Apr 23 1967, 3:33 AM EST Unknown														
Tito Francona, L OBP: 0.333, SLG: 0.111 (1, 3)										4	2	1	0	1	0	1															
Dick Allen, R OBP: 0.463, SLG: 0.765 (1, 5)										5	2	2	1	0	1	2															
Johnny Callison, L OBP: 0.333, SLG: 0.457 (1, 9)										4	1	0	1	1	1	4															
Tony Gonzalez, L OBP: 0.433, SLG: 0.500 (1, 8)										4	0	1	1	1	2	2															
Clay Dalrymple, L OBP: 0.160, SLG: 0.174 Cookie Rojas, R OBP: 0.206, SLG: 0.258 Bob Uecker, R OBP: 0.222, SLG: 0.125 (1, 2)										3	0	0	0	0	0	2															
Tony Taylor, R OBP: 0.333, SLG: 0.387 (1, 4)										4	2	1	0	1	1	2															
Bobby Wine, R (1, 6)										2	0	0	0	0	1	1															
Doug Clemens, L OBP: 0.333, SLG: 0.333 Phil Linz, R OBP: 1.000, SLG: 2.000 (7, PH)										1	0	1	0	0	0	0															
Chris Short, R OBP: 0.222, SLG: 0.222 Dick Hall, R (6, 1)										2	0	0	0	0	1	0															
Don Lock, R OBP: 0.455, SLG: 0.333 Grant Jackson, S (7, 1)										1	0	0	0	0	1	1															
Inning Stats	R: 2 E: 2 K: 1 S: 15	H: 1 LOB: 1 BB: 0 P: 19	R: 0 E: 0 K: 3 S: 9	H: 0 LOB: 0 BB: 0 P: 9	R: 0 E: 0 K: 1 S: 6	H: 1 LOB: 1 BB: 1 P: 7	R: 0 E: 0 K: 0 S: 3	H: 1 LOB: 0 BB: 1 P: 7	R: 0 E: 0 K: 0 S: 3	H: 0 LOB: 0 BB: 0 P: 5	R: 0 E: 0 K: 0 S: 5	H: 0 LOB: 0 BB: 0 P: 7	R: 2 E: 2 K: 0 S: 9	H: 1 LOB: 1 BB: 0 P: 12	R: 3 E: 0 K: 2 S: 14	H: 3 LOB: 1 BB: 1 P: 22	R: 3 E: 1 K: 1 S: 11	H: 2 LOB: 1 BB: 2 P: 22	1B: 6 2B: 2 3B: 0 HR: 1	SF: 0 SAC: 0 DP: 0 HBP: 0	WP: 1 PB: 0 SB: 0 CS: 1	PA: 43									
PITCHER	IP WLS BF H R ER SO BB IBB HBP BLK WP HR S P ERA WHIP																														
Don Cardwell, R ERA: 3.27 Don Shaw, L ERA: 5.14 Chuck Estrada, R ERA: 6.75 Jack Hamilton, R ERA: 2.08	(1, 1) (7, 1) (9, 1) (9, 1)	6.1 1.2 0.0 1.0	L 10 3 4	4 3 2 0	4 3 2 0	1 0 1 1	5 2 0 1	0 0 0 0	0 0 0 0	0 0 0 0	0 1 4 7	44 20 4 12	57 31 10 12	16.20 ∞ ∞ 0.00	0.789 2.400 ∞ 1.000																

AB	39
R	10
H	9
RBI	7
BB	4
SO	8
LOB	19



Batter	1	2	3	4	5	6	7	8	9	AB	R	H	RBI	BB	SO	LOB	BOTTOM																
Cleon Jones, R OBP: 0.094, SLG: 0.097 (1, 9)										4	0	1	2	0	0	1	Philadelphia Phillies @ New York Mets Shea Stadium, Flushing, NY Sun Apr 23 1967, 3:33 AM EST Unknown																
Don Bosh, S OBP: 0.205, SLG: 0.139 (1, 8)										4	0	0	0	1	2	5																	
Ken Boyer, R OBP: 0.421, SLG: 0.355 (1, 5)										3	1	1	0	2	0	2																	
Tommy Davis, R OBP: 0.429, SLG: 0.704 Al Luplow, L OBP: 0.394, SLG: 0.400 Bart Shirley, R (8, PH) Chuck Estrada, R (9, 1) Jack Hamilton, R (9, 1)										3	1	1	1	0	0	2																	
Jerry Buchek, R OBP: 0.321, SLG: 0.360 (1, 4)										4	1	0	0	0	2	2																	
Ron Swoboda, R OBP: 0.211, SLG: 0.313 Ed Kranepool, L OBP: 0.391, SLG: 0.350 (1, 3)										2	1	1	2	1	0	2																	
Jerry Grote, R OBP: 0.333, SLG: 0.419 (1, 2)										5	1	0	1	0	0	2																	
Bud Harrelson, S OBP: 0.267, SLG: 0.259 Tommie Reynolds, R OBP: 0.400, SLG: 0.700 (8, PH)										2	0	0	0	0	1	0																	
Don Cardwell, R OBP: 0.400, SLG: 0.778 Don Shaw, L (7, 1) Greg Goossen, R OBP: 0.600, SLG: 0.800 Sandy Alomar Sr., S (8, PH)										3	0	1	0	0	0	1																	
Jerry Grote, R OBP: 0.333, SLG: 0.419 (1, 2)										1	0	0	0	0	0	0																	
Inning Stats	R: 0 E: 0 K: 0 S: 4	H: 0 LOB: 0 BB: 0 P: 4	R: 0 E: 0 K: 1 S: 5	H: 0 LOB: 1 BB: 1 P: 10	R: 0 E: 0 K: 1 S: 5	H: 0 LOB: 0 BB: 0 P: 5	R: 0 E: 0 K: 1 S: 6	H: 0 LOB: 2 BB: 2 P: 17	R: 0 E: 0 K: 1 S: 13	H: 0 LOB: 2 BB: 0 P: 16	R: 5 E: 1 K: 1 S: 19	H: 3 LOB: 2 BB: 0 P: 28	R: 0 E: 0 K: 1 S: 6	H: 1 LOB: 1 BB: 0 P: 6	R: 1 E: 0 K: 1 S: 12	H: 2 LOB: 2 BB: 1 P: 19	R: 0 E: 0 K: 1 S: 5	H: 0 LOB: 0 BB: 0 P: 5	1B: 4 2B: 3 3B: 1 HR: 0	SF: 1 SAC: 2 DP: 0 HBP: 0	WP: 0 PB: 0 SB: 0 CS: 0	PA: 43											
PITCHER	IP WLS BF H R ER SO BB IBB HBP BLK WP HR S P ERA WHIP																																
Chris Short, L ERA: 4.03 Dick Hall, R ERA: Grant Jackson, L ERA: 2.35	(1, 1) (6, 1) (7, 1)	5.2 0.1 3.0	W 1 13	5 0 3	R 0 1	ER 0 1	SO 0 3	BB 0 1	IBB 0 0	HBP 0 0	BLK 0 0	WP 0 0	HR 0 3	S 49 6 23	P 74 6 30	6.35 0.00 3.00	1.412 0.000 1.000																

AB	36
R	6
H	8
RBI	6
BB	4
SO	8
LOB	19



Batter	1	2	3	4	5	6	7	8	9	AB	R	H	RBI	BB	SO	LOB	TOP								
John Briggs, L (1, 7) OBP: 0.317, SLG: 0.486	1-3 K		0-0 P6		0-0 P4		0-0 F9			4	0	0	0	0	1	0									
Tito Francona, L (1, 3) OBP: 0.250, SLG: 0.077	2-2 6-3		0-3 K		0-0 F7			0-0 1-3		4	0	0	0	0	1	0									
Dick Allen, R (1, 5) OBP: 0.467, SLG: 0.816	2-3 K			0-1 FC3-6 1B		1-2 F2		0-0 HR		4	2	2	1	0	1	0									
Johnny Callison, L (1, 9) OBP: 0.326, SLG: 0.436		0-0 P6		0-0 FC3-6 1B		0-0 G3		1-1 G3		4	0	1	0	0	0	0									
Tony Gonzalez, L (1, 8) OBP: 0.441, SLG: 0.607		0-0 HR		3-2 P8		0-0 1B		0-0 P6		4	1	2	1	0	0	2									
Clay Dalrymple, L (1, 2) OBP: 0.172, SLG: 0.185		0-0 F8		0-0 FC3-6 1B		1-2 1B			2-0 F2	4	0	1	0	0	0	2									
Tony Taylor, R (1, 4) OBP: 0.378, SLG: 0.429		0-0 1B		0-0 1B		1-2 3-H 1B		0-0 P6		4	0	3	1	0	0	2									
Bobby Wine, R (1, 6) OBP: 0.378, SLG: 0.429		0-3 K		0-0 F9			0-0 F2		1-3 K	4	0	0	0	0	2	4									
Dick Ellsworth, L (1, 1) OBP: 0.378, SLG: 0.429			0-0 4-3		0-3 K		0-0 F6		0-3 K	4	0	0	0	0	2	1									
Inning Stats	R: 0 E: 0 K: 2 S: 10	H: 0 LOB: 0 BB: 0 P: 15	R: 1 E: 0 K: 1 S: 7	H: 2 LOB: 1 BB: 0 P: 7	R: 0 E: 0 K: 1 S: 5	H: 0 LOB: 0 BB: 0 P: 5	R: 1 E: 0 K: 0 S: 9	H: 3 LOB: 2 BB: 0 P: 12	R: 0 E: 0 K: 1 S: 5	H: 0 LOB: 0 BB: 0 P: 5	R: 0 E: 0 K: 0 S: 9	H: 2 LOB: 2 BB: 0 P: 11	R: 0 E: 0 K: 0 S: 3	H: 0 LOB: 0 BB: 0 P: 3	R: 1 E: 0 K: 2 S: 5	H: 1 LOB: 0 BB: 0 P: 6	R: 0 E: 0 K: 2 S: 8	H: 1 LOB: 1 BB: 0 P: 11	1B: 7 2B: 0 3B: 0 HR: 2	SF: 0 SAC: 0 DP: 0 HBP: 0	WP: 0 PB: 0 SB: 1 CS: 0	PA: 36			
PITCHER	IP	WLS	BF	H	R	ER	SO	BB	IBB	HBP	BLK	WP	HR	S	P	ERA	WHIP								
Bill Denehy, R (1, 1) ERA: 3.14	8.0	L	32	8	3	3	5	0	0	0	0	0	2	53	64	3.38	1.000								
Jack Hamilton, R (9, 1) ERA: 1.69	1.0		4	1	0	0	2	0	0	0	0	0	0	8	11	0.00	1.000								

Philadelphia Phillies @ New York Mets
Shea Stadium, Flushing, NY
Sun Apr 23 1967, 3:38 AM EST
Att: 38,081 - Unknown

AB	36
R	3
H	9
RBI	3
BB	0
SO	7
LOB	11



Batter	1	2	3	4	5	6	7	8	9	AB	R	H	RBI	BB	SO	LOB	BOTTOM								
Bart Shirley, R (1, 4) OBP: 0.378, SLG: 0.429	1-1 4-3		0-0 4-3			0-0 FC1-2-5		0-3 K		4	0	0	0	0	1	1									
Jerry Buchek, R (1, 5) OBP: 0.345, SLG: 0.385 Sandy Alomar Sr., S (1, PR)	0-0 G6-4-3 1B		0-0 6-3		0-0 4-3		0-0 2-3		0-0 2-3	1	0	1	0	0	0	0									
Ken Boyer, R (6, PH) OBP: 0.400, SLG: 0.333	0-0 G6-4-3 1B		0-3 K		0-0 1-3		1-1 1B		0-0 6-3	4	0	1	0	0	1	1									
Cleon Jones, R (1, 8) OBP: 0.111, SLG: 0.114	0-0 G6-4-3 1B		0-0 4-3 1B		0-0 1-3		1-3 K		0-1 K	4	1	2	0	0	1	1									
Tommy Davis, R (1, 7) OBP: 0.438, SLG: 0.677 Larry Stahl, L (9, PR)		0-0 4-3 1B		0-0 1-3		0-0 P4		0-1 1B		1-3 K	4	0	1	0	0	1									
Ron Swoboda, R (1, 3) OBP: 0.217, SLG: 0.300		1-2 4-3			0-0 P4		1-2 1B		1-3 K	4	0	1	0	0	1	2									
Tommy Reynolds, R (1, 9) OBP: 0.385, SLG: 0.615		0-0 CS 1B		0-0 6-3		0-0 6-3		0-3 K		3	0	1	1	0	1	2									
Jerry Grote, R (1, 2) OBP: 0.306, SLG: 0.382		0-1 6-3		0-0 5-3		0-0 5-3		0-1 5-3		3	0	0	0	0	0	3									
Bud Harrelson, S (1, 6) OBP: 0.273, SLG: 0.267			0-0 1-3			0-0 SH2-4 1B		2-2 4-3		3	0	1	0	0	0	0									
Bill Denehy, S (1, 1) ERA: 1.0 Greg Goossen, R (8, PH) OBP: 0.500, SLG: 0.667 Jack Hamilton, R (9, 1)			0-0 1-3		0-0 1-3		0-0 SH2-4		1-3 K	1	0	0	0	0	0	0									
Inning Stats	R: 0 E: 0 K: 0 S: 4	H: 1 LOB: 1 BB: 0 P: 5	R: 1 E: 0 K: 0 S: 8	H: 2 LOB: 0 BB: 0 P: 9	R: 0 E: 0 K: 1 S: 3	H: 0 LOB: 0 BB: 0 P: 3	R: 0 E: 0 K: 1 S: 5	H: 0 LOB: 0 BB: 0 P: 5	R: 0 E: 0 K: 0 S: 3	H: 0 LOB: 0 BB: 0 P: 3	R: 0 E: 0 K: 0 S: 6	H: 1 LOB: 1 BB: 0 P: 6	R: 0 E: 0 K: 2 S: 12	H: 2 LOB: 2 BB: 0 P: 14	R: 0 E: 0 K: 2 S: 10	H: 0 LOB: 0 BB: 0 P: 13	R: 0 E: 0 K: 1 S: 7	H: 1 LOB: 1 BB: 0 P: 8	1B: 7 2B: 0 3B: 0 HR: 0	SF: 0 SAC: 1 DP: 1 HBP: 0	WP: 0 PB: 0 SB: 0 CS: 1	PA: 32			
PITCHER	IP	WLS	BF	H	R	ER	SO	BB	IBB	HBP	BLK	WP	HR	S	P	ERA	WHIP								
Dick Ellsworth, L (1, 1) ERA: 1.0	9.0	W	32	7	1	1	6	0	0	0	0	0	0	58	66	1.00	0.778								

Philadelphia Phillies @ New York Mets
Shea Stadium, Flushing, NY
Sun Apr 23 1967, 3:38 AM EST
Att: 38,081 - Unknown

AB	31
R	1
H	7
RBI	1
BB	0
SO	6
LOB	11



Batter	1	2	3	4	5	6	7	8	9	AB	R	H	RBI	BB	SO	LOB	TOP																	
John Briggs, L OBP: 0.289, SLG: 0.436 (1, 7)										4	0	0	0	0	1	1																		
Tito Francona, L OBP: 0.316, SLG: 0.188 Phil Linz, R OBP: 0.500, SLG: 1.000 (8, PH) (8, 6)										3	2	2	0	0	0	0																		
Dick Allen, R OBP: 0.469, SLG: 0.810 (1, 5)										4	0	2	0	0	0	0																		
Johnny Callison, L OBP: 0.340, SLG: 0.429 (1, 9)										3	0	1	2	1	0	1																		
Tony Gonzalez, L OBP: 0.417, SLG: 0.567 Don Lock, R OBP: 0.462, SLG: 0.364 (6, PH) (6, 8)										2	0	0	0	0	0	3																		
Cookie Rojas, R OBP: 0.184, SLG: 0.229 (1, 4)										4	0	0	0	0	0	2																		
Clay Dainymple, L OBP: 0.219, SLG: 0.310 Gary Sutherland, R (9, PH)										2	1	1	1	1	0	0																		
Bobby Wine, R (1, 6) (8, 3)										4	0	0	0	0	1	1																		
Jim Bunning, R OBP: 0.145, SLG: 0.286 Grand Jackson, S Bob Buhl, R Jackie Brandt, R Ruben Gomez, R Bob Uecker, R OBP: 0.200, SLG: 0.111 (1, 1) (3, 1) (5, 1) (7, PH) (7, 1) (9, PH)										1	0	0	0	0	0	1																		
Inning Stats	R: 1 E: 0 K: 0 S: 5	H: 3 LOB: 1 BB: 0 P: 5	R: 0 E: 0 K: 1 S: 5	H: 0 LOB: 1 BB: 1 P: 9	R: 1 E: 0 K: 1 S: 7	H: 2 LOB: 1 BB: 0 P: 7	R: 1 E: 0 K: 0 S: 4	H: 1 LOB: 1 BB: 0 P: 8	R: 0 E: 0 K: 1 S: 3	H: 0 LOB: 0 BB: 0 P: 3	R: 0 E: 0 K: 0 S: 3	H: 0 LOB: 0 BB: 0 P: 3	R: 0 E: 0 K: 0 S: 4	H: 1 LOB: 2 BB: 1 P: 8	R: 0 E: 0 K: 1 S: 5	H: 0 LOB: 0 BB: 0 P: 5	1B: 5 2B: 1 3B: 0 HR: 1	SF: 0 SAC: 0 DP: 1 HBP: 0	WP: 0 PB: 0 CS: 0	PA: 36														
PITCHER	IP WLS BF H R ER SO BB IBB HBP BLK WP HR S P ERA WHIP																																	
Dennis Ribant, R ERA: 7.15 Billy O'Dell, L ERA:	(1, 1) (4, 1)	3.2 5.1	W L	18 18	H 1	R 0	ER 0	SO 2	BB 2	IBB 0	HBP 0	BLK 0	WP 0	HR 1	S 20	P 28	ERA 7.36	WHIP 2.182																

Philadelphia Phillies @ Pittsburgh Pirates
Forbes Field, Pittsburgh, PA
Tue Apr 25 1967, 6:05 PM EST
Att: 5,585 - Unknown

AB 33
R 3
H 7
RBI 3
BB 3
SO 4
LOB 9



Batter	1	2	3	4	5	6	7	8	9	AB	R	H	RBI	BB	SO	LOB	BOTTOM																	
Matty Alou, L OBP: 0.410, SLG: 0.375 (1, 8)										5	2	2	0	0	0	0																		
Maury Wills, S OBP: 0.381, SLG: 0.400 (1, 5)										5	2	2	2	0	0	0																		
Roberto Clemente, R OBP: 0.400, SLG: 0.499 (1, 9)										4	1	2	0	1	1	1																		
Willie Stargell, L OBP: 0.205, SLG: 0.286 (1, 3)										4	1	2	4	0	0	3																		
Manny Mota, R OBP: 0.308, SLG: 0.538 (1, 7)										4	0	1	1	0	1	2																		
Bill Mazeroski, R OBP: 0.388, SLG: 0.556 (1, 4)										4	0	1	0	0	0	3																		
Gene Alley, R OBP: 0.306, SLG: 0.529 (1, 6)										4	0	1	0	0	0	4																		
Jesse Gonder, L OBP: 0.357, SLG: 0.333 (1, 2)										3	0	1	0	1	1	1																		
Dennis Ribant, R Billy O'Dell, S	(1, 1) (4, 1)									2	1	0	0	0	0	2																		
Inning Stats	R: 2 E: 0 K: 0 S: 7	H: 3 LOB: 2 BB: 0 P: 7	R: 3 E: 1 K: 0 S: 7	H: 4 LOB: 1 BB: 0 P: 7	R: 0 E: 0 K: 1 S: 6	H: 1 LOB: 1 BB: 0 P: 6	R: 0 E: 0 K: 0 S: 4	H: 1 LOB: 1 BB: 0 P: 4	R: 0 E: 0 K: 0 S: 3	H: 0 LOB: 0 BB: 0 P: 3	R: 2 E: 1 K: 0 S: 6	H: 2 LOB: 3 BB: 2 P: 14	R: 0 E: 0 K: 1 S: 5	H: 0 LOB: 0 BB: 0 P: 5	1B: 11 2B: 0 3B: 0 HR: 1	SF: 0 SAC: 0 DP: 1 HBP: 0	WP: 0 PB: 0 CS: 0	PA: 39																
PITCHER	IP WLS BF H R ER SO BB IBB HBP BLK WP HR S P ERA WHIP																																	
Jim Bunning, R ERA: 6.75 Grant Jackson, L ERA: 1.53 Bob Buhl, R ERA: Ruben Gomez, R ERA: 4.26	(1, 1) (3, 1) (5, 1) (7, 1)	2.1 1.2 2.0 2.0	L	16 6 6 11	H 1	R 0	ER 0	SO 1	BB 0	IBB 0	HBP 0	BLK 0	WP 0	HR 0	S 16	P 16	ERA 19.29	WHIP 3.429																

Philadelphia Phillies @ Pittsburgh Pirates
Forbes Field, Pittsburgh, PA
Tue Apr 25 1967, 6:05 PM EST
Att: 5,585 - Unknown


AB 37
R 7
H 12
RBI 7
BB 2
SO 3
LOB 19



Batter	1	2	3	4	5	6	7	8	9	AB	R	H	RBI	BB	SO	LOB	TOP																							
Tony Taylor, R (1, 3) OBP: 0.366, SLG: 0.395	4-0 WP SH3-4 BB		0-0 F7		0-0 F2		0-0 SH3-4	0-0 5-3		3	0	0	0	1	0	1																								
Gary Sutherland, R (1, 7) John Briggs, L (9, PH) OBP: 0.111, SLG: 0.111 OBP: 0.283, SLG: 0.425	0-0 SH3-4		0-0 FC6			0-0 5-3	0-0 2B FC5 1B		0-0 1-3	3	1	1	0	0	0	1																								
Dick Allen, R (1, 5) OBP: 0.463, SLG: 0.783	0-3 K			0-0 6-3		4-0 BB 1B BB	0-0 FC5 2B		0-3 K	4	1	1	1	1	2	1																								
Don Lock, R (1, 8) Tony Gonzalez, L (7, PH) OBP: 0.438, SLG: 0.308 OBP: 0.447, SLG: 0.581	0-3 K			4-0 1B BB		0-3 K	WP FC5 IBB		0-0 BB 1B	2	0	0	0	1	2	2																								
Cookie Rojas, R (1, 4) OBP: 0.209, SLG: 0.250		0-0 5-3		0-0 L8		0-0 1B BB	0-0 FC5 WP		0-0 BB 1B	5	1	2	1	0	0	3																								
Johnny Callison, L (1, 9) OBP: 0.385, SLG: 0.432		0-0 F9		0-0 1B		4-0 1B BB	4-0 1B IBB		4-0 FC6 BB	2	0	1	0	3	0	0																								
Bob Uecker, R (1, 2) OBP: 0.214, SLG: 0.154		0-3 K		0-0 F9		0-0 1B	0-0 F7		0-0 FC6	4	0	1	2	0	1	5																								
Bobby Wine, R (1, 6)			0-0 6-3		0-0 F8	0-0 5-3		0-3 K		3	0	0	0	0	0	2																								
Doug Clemens, L (8, PH) Phil Linz, R (8, 6) OBP: 0.250, SLG: 0.250 OBP: 0.500, SLG: 1.000										1	0	0	0	1	0	0																								
Larry Jackson, R (1, 1) Chris Short, R (7, 1) Dick Hall, R (7, 1) Clay Dalrymple, L (7, 2) Jackie Brandt, R (9, PH)			4-0 FC6 BB		0-0 F9		0-0 1B SH3-4 2B 1B		0-0 4-3	2	1	1	0	1	0	0																								
Inning Stats	R: 0 E: 0 K: 2 S: 7	H: 0 LOB: 1 BB: 1 P: 11	R: 0 E: 0 K: 1 S: 5	H: 0 LOB: 0 BB: 0 P: 5	R: 0 E: 0 K: 0 S: 3	H: 0 LOB: 1 BB: 1 P: 7	R: 0 E: 0 K: 0 S: 4	H: 1 LOB: 2 BB: 1 P: 8	R: 0 E: 0 K: 0 S: 3	H: 0 LOB: 0 BB: 0 P: 3	R: 2 E: 0 K: 1 S: 7	H: 2 LOB: 2 BB: 2 P: 15	R: 2 E: 0 K: 0 S: 6	H: 3 LOB: 3 BB: 2 P: 14	R: 0 E: 0 K: 1 S: 5	H: 0 LOB: 0 BB: 0 P: 5	R: 0 E: 0 K: 1 S: 7	H: 2 LOB: 3 BB: 1 P: 11	1B: 7 2B: 1 3B: 0 HR: 0	SF: 0 SAC: 2 DP: 0 HBP: 0	WP: 2 PB: 0 SB: 0 CS: 0	PA: 43																		
PITCHER	IP WLS BF H R ER SO BB IBB HBP BLK WP HR S P ERA WHIP	6.1 0.2 1.2 0.1	WLS BF H R ER SO BB IBB HBP BLK WP HR S P ERA WHIP	30 4 0 0 0 4 0 2 0 0 0 0 1 0 2 10 5.68 1.737	0 0 0 0 0 0 0 0 0 0 0 0 0 0 2 11 0.00 0.000	0 0 0 0 0 0 0 0 0 0 0 0 0 0 11 0.00 1.200	0 0 0 0 0 0 0 0 0 0 0 0 0 0 1 5 0.00 3.000	PITCHER	IP WLS BF H R ER SO BB IBB HBP BLK WP HR S P ERA WHIP	6.1 0.2 1.2 0.1	WLS BF H R ER SO BB IBB HBP BLK WP HR S P ERA WHIP	30 4 0 0 0 4 0 2 0 0 0 0 1 0 2 10 5.68 1.737	0 0 0 0 0 0 0 0 0 0 0 0 0 0 11 0.00 0.000	0 0 0 0 0 0 0 0 0 0 0 0 0 0 11 0.00 1.200	0 0 0 0 0 0 0 0 0 0 0 0 0 0 1 5 0.00 3.000	PITCHER	IP WLS BF H R ER SO BB IBB HBP BLK WP HR S P ERA WHIP	6.1 0.2 1.2 0.1	WLS BF H R ER SO BB IBB HBP BLK WP HR S P ERA WHIP	30 4 0 0 0 4 0 2 0 0 0 0 1 0 2 10 5.68 1.737	0 0 0 0 0 0 0 0 0 0 0 0 0 0 11 0.00 0.000	0 0 0 0 0 0 0 0 0 0 0 0 0 0 11 0.00 1.200	0 0 0 0 0 0 0 0 0 0 0 0 0 0 1 5 0.00 3.000	PITCHER	IP WLS BF H R ER SO BB IBB HBP BLK WP HR S P ERA WHIP	6.1 0.2 1.2 0.1	WLS BF H R ER SO BB IBB HBP BLK WP HR S P ERA WHIP	30 4 0 0 0 4 0 2 0 0 0 0 1 0 2 10 5.68 1.737	0 0 0 0 0 0 0 0 0 0 0 0 0 0 11 0.00 0.000	0 0 0 0 0 0 0 0 0 0 0 0 0 0 11 0.00 1.200	0 0 0 0 0 0 0 0 0 0 0 0 0 0 1 5 0.00 3.000									
Matty Alou, L (1, 8) OBP: 0.386, SLG: 0.351	0-3 K		0-0 1B		0-0 F7		0-0 FC3-2 BB E	0-0 FC6-4		5	1	1	0	0	1	4																								
Maury Wills, S (1, 5) OBP: 0.370, SLG: 0.372	0-0 2-3		0-0 6-3		0-0 E5		0-0 WP BB			3	0	0	0	1	0	1																								
Roberto Clemente, R (1, 9) OBP: 0.499, SLG: 0.450	0-0 1-3			0-0 1B BB 1B		0-0 1-3	0-0 1B IBB			3	1	1	0	1	0	1																								
Willie Stargell, L (1, 7) Manny Mota, R (7, PH) Pete Mikkelsen, R (8, 1) Bill Short, L (9, 1) OBP: 0.190, SLG: 0.263 OBP: 0.298, SLG: 0.500		0-0 G3		0-3 K		0-0 G3	0-0 G3			3	0	0	0	0	1	1																								
Bill Mazerowski, R (1, 4) OBP: 0.350, SLG: 0.500		0-0 6-3		0-0 L7		0-0 F9		0-0 E6 HBP 1B		4	1	0	0	0	0	1																								
Donn Clendenen, R (1, 3) OBP: 0.289, SLG: 0.417		0-0 HR		4-0 1B BB		0-3 K		0-3 K		3	1	1	1	1	2	1																								
Gene Alley, R (1, 6) OBP: 0.350, SLG: 0.568		0-0 F9		0-0 1B			0-0 SH1-3 FC3-2 2B	1-0 1B HBP		3	0	2	1	0	0	0																								
Jerry May, R (1, 2) George Springs, L (7, PH) OBP: 0.333, SLG: 0.200			0-0 6-3		0-0 1-3		4-0 FC3-2 SH1-3 WP BB	0-3 K		2	0	0	0	0	0	2																								
Woodie Fryman, R (1, 1) Roy Face, R (7, 1) Jesse Conder, L (7, PH) OBP: 0.400, SLG: 0.385			0-3 K		0-0 F9		0-0 SH1-3	0-0 FC6-4 1B		2	0	0	0	0	1	0																								
Inning Stats	R: 0 E: 0 K: 1 S: 5	H: 0 LOB: 0 BB: 0 P: 5	R: 1 E: 0 K: 0 S: 4	H: 1 LOB: 0 BB: 0 P: 4	R: 0 E: 0 K: 1 S: 6	H: 1 LOB: 1 BB: 0 P: 6	R: 1 E: 0 K: 1 S: 7	H: 2 LOB: 2 BB: 1 P: 11	R: 0 E: 1 K: 0 S: 4	H: 0 LOB: 1 BB: 0 P: 4	R: 0 E: 0 K: 1 S: 5	H: 0 LOB: 0 BB: 0 P: 5	R: 2 E: 0 K: 0 S: 4	H: 1 LOB: 2 BB: 3 P: 16	R: 1 E: 1 K: 2 S: 9	H: 1 LOB: 2 BB: 0 P: 10	1B: 4 2B: 1 3B: 0 HR: 1	SF: 0 SAC: 1 DP: 0 HBP: 1	WP: 3 PB: 0 SB: 0 CS: 0	PA: 37																				
PITCHER	IP WLS BF H R ER SO BB IBB HBP BLK WP HR S P ERA WHIP	6.2 0.0 1.1	WLS BF H R ER SO BB IBB HBP BLK WP HR S P ERA WHIP	29 1 7	0 0 1	0 0 1	0 0 2	0 0 1	0 0 10	11 0.00 0.750	PITCHER	IP WLS BF H R ER SO BB IBB HBP BLK WP HR S P ERA WHIP	6.2 0.0 1.1	WLS BF H R ER SO BB IBB HBP BLK WP HR S P ERA WHIP	29 1 7	0 0 1	0 0 2	0 0 1	0 0 10	11 0.00 0.750	PITCHER	IP WLS BF H R ER SO BB IBB HBP BLK WP HR S P ERA WHIP	6.2 0.0 1.1	WLS BF H R ER SO BB IBB HBP BLK WP HR S P ERA WHIP	29 1 7	0 0 1	0 0 2	0 0 1	0 0 10	11 0.00 0.750	PITCHER	IP WLS BF H R ER SO BB IBB HBP BLK WP HR S P ERA WHIP	6.2 0.0 1.1	WLS BF H R ER SO BB IBB HBP BLK WP HR S P ERA WHIP	29 1 7	0 0 1	0 0 2	0 0 1	0 0 10	11 0.00 0.750


Philadelphia Phillies @ Pittsburgh Pirates
Forbes Field, Pittsburgh, PA
Thu Apr 27 1967, 6:05 PM EST
Att: 4,979 - Unknown

AB 33
R 4
H 8
RBI 4
BB 8
SO 6
LOB 18



Philadelphia Phillies @ Pittsburgh Pirates
Forbes Field, Pittsburgh, PA
Thu Apr 27 1967, 6:05 PM EST
Att: 4,979 - Unknown

AB 31
R 5
H 6
RBI 3
BB 4
SO 6
LOB 15



WP: 3
PB: 0
SB: 0
CS: 0
PA: 37

Batter	1	2	3	4	5	6	7	8	9	AB	R	H	RBI	BB	SO	LOB	TOP			
Tony Taylor, R OBP: 0.370, SLG: 0.381 (1, 3)	6-3	2B		K	4-3			FC6-4 BB		4	1	1	0	1	1	0	Philadelphia Phillies @ Atlanta Braves Atlanta Stadium, Atlanta, GA Fri Apr 28 1967, 6:05 PM EST Att: 12,921 - Unknown			
Gary Sutherland, R OBP: 0.273, SLG: 0.364 Tony Gonzalez, L OBP: 0.463, SLG: 0.588 (1, 7) (2, 7)	E6 1B	HR		E1 1B		CS 1B		FC6-4 BB		2	2	2	2	0	0	0				
Dick Allen, R OBP: 0.492, SLG: 0.771 (1, 5)	1B	HR		E 1B SF8 1B		P6		BB		2	2	1	1	3	0	1				
Don Lock, R OBP: 0.476, SLG: 0.556 (1, 8)	1B	HR		E7 1B		K		K		5	1	3	4	0	2	3				
Cookie Rojas, R OBP: 0.229, SLG: 0.256 (1, 4) (9, 6)	K	BB		SF8				1B		3	0	1	1	1	1	2				
Johnny Callison, L OBP: 0.386, SLG: 0.404 (1, 9)	K	G3		3H 4-0 1B				F9		3	0	0	0	2	1	4				
Bob Uecker, R OBP: 0.176, SLG: 0.125 Clay Dalrymple, L OBP: 0.200, SLG: 0.281 (7, PH) (7, 2)		K		K	4-3			F2		3	0	0	0	0	2	2				
Bobby Wine, R OBP: 0.042, SLG: 0.042 Tito Francona, L OBP: 0.300, SLG: 0.176 (1, 6) (9, PH) (9, 3)		1B 2B 1B		K		K		4-3		4	1	1	0	0	2	1				
Dick Ellsworth, L (1, 1) Bob Buhl, R (6, 1) Dick Hall, R (6, 1)		K		K	4-3			K		0	0	0	0	0	0	0				
		K		K	4-3			K		1	0	0	0	0	1	0				
Inning Stats	R: 1 E: 1 K: 2 S: 9	H: 2 LOB: 2 BB: 1 P: 13	R: 5 E: 0 K: 2 S: 11	H: 4 LOB: 1 BB: 2 P: 19	R: 0 E: 0 K: 3 S: 9	H: 0 LOB: 0 BB: 0 P: 9	R: 2 E: 2 K: 1 S: 8	H: 3 LOB: 2 BB: 1 P: 12	R: 0 E: 0 K: 1 S: 5	H: 1 LOB: 1 BB: 0 P: 5	R: 0 E: 0 K: 0 S: 4	H: 1 LOB: 1 BB: 0 P: 4	R: 0 E: 0 K: 2 S: 7	H: 0 LOB: 2 BB: 2 P: 15	R: 0 E: 0 K: 0 S: 3	H: 0 LOB: 1 BB: 1 P: 7	1B: 9 2B: 2 3B: 0 HR: 1	SF: 1 SAC: 0 DP: 1 HBP: 0	WP: 0 PB: 0 SB: 0 CS: 1	PA: 44
PITCHER	IP WLS BF H R ER SO BB IBB HBP BLK WP HR S P ERA WHIP																			
Dick Kelley, L ERA: 9.0 Phil Niekro, R ERA: 1.04 Jay Ritchie, R ERA: 2.08 Bob Bruce, R ERA: 2.25 Clay Carroll, R ERA: 5.4	(1, 1) (2, 1) (4, 1) (6, 1) (7, 1)	1.2 1.1 2.0 1.0 3.0	WLS 4 10 3 W	BF 14 3 13	H 6 0 1	R 6 2 0	ER 6 0 0	SO 4 3 2	BB 1 0 0	IBB 2 0 0	HBP 0 0 0	BLK 0 0 0	WP 0 0 0	HR 1 10 5	S 19 13 5	P 31 17 5	ERA 32.40 0.00 4.50 0.00	WHIP 4.200 0.000 1.500 1.000		

Batter	1	2	3	4	5	6	7	8	9	AB	R	H	RBI	BB	SO	LOB	BOTTOM					
Denis Menke, R OBP: 0.275, SLG: 0.275 (1, 6)	L6		G6-4-3		SF8	1B		F7		4	0	1	3	0	0	2	Philadelphia Phillies @ Atlanta Braves Atlanta Stadium, Atlanta, GA Fri Apr 28 1967, 6:05 PM EST Att: 12,921 - Unknown					
Felipe Alou, R OBP: 0.291, SLG: 0.358 (1, 3)	F8			1B	HR	1B		F9		5	2	3	0	0	0	2						
Hank Aaron, R OBP: 0.364, SLG: 0.583 (1, 9)	F8			L7	HR	1B		SH1-3 FC6 1B		5	1	3	4	0	0	1						
Joe Torre, R OBP: 0.308, SLG: 0.435 (1, 2)		K		F8	HR	1B		SH1-3 1B		4	0	1	0	0	1	3						
Rico Carty, R OBP: 0.353, SLG: 0.400 (1, 7)	5-3			F9	6-3			FC6		5	0	0	1	0	0	3						
Mack Jones, L OBP: 0.250, SLG: 0.286 (1, 8)	3-1			F9	6-3			FC6		4	0	1	0	0	1	0						
Clete Boyer, R OBP: 0.179, SLG: 0.297 (1, 5)				FC6-4 1B	FC6-4 1B	BB 1B BB		P6		3	2	1	0	1	0	1						
Felix Millan, R OBP: 0.304, SLG: 0.273 (1, 4)				G6-4-3 HBP	1B SF8 1B	BB 1B BB		F7		3	2	2	0	0	0	0						
Dick Kelley, R Phil Niekro, R Jim Beauchamp, R Jay Ritchie, R Miguel de la Hoz, R Bob Bruce, R Gary Geiger, L Clay Carroll, R (1, 1) (2, 1) (3, PH) (4, 1) (5, PH) (6, 1) (8, PH) (7, 1)				L8	HR	1B		F9		0	0	0	0	0	0	0						
					1-3 2H 1B	1-2 2-3 BB				0	0	0	0	0	0	0						
Inning Stats	R: 0 E: 0 K: 0 S: 3	H: 0 LOB: 0 BB: 0 P: 3	R: 0 E: 0 K: 1 S: 5	H: 0 LOB: 0 BB: 0 P: 5	R: 0 E: 0 K: 0 S: 3	H: 1 LOB: 1 BB: 0 P: 4	R: 0 E: 0 K: 0 S: 4	H: 1 LOB: 1 BB: 0 P: 4	R: 5 E: 0 K: 0 S: 9	H: 6 LOB: 1 BB: 0 P: 9	R: 3 E: 0 K: 0 S: 6	H: 3 LOB: 2 BB: 2 P: 14	R: 0 E: 0 K: 1 S: 5	H: 0 LOB: 0 BB: 0 P: 5	R: 0 E: 0 K: 0 S: 3	H: 0 LOB: 0 BB: 0 P: 3	R: 1 E: 0 K: 0 S: 4	H: 2 LOB: 2 BB: 0 P: 4	1B: 12 2B: 0 3B: 0 HR: 1	SF: 1 SAC: 1 DP: 1 HBP: 1	WP: 1 PB: 0 SB: 0 CS: 0	PA: 41
PITCHER	IP WLS BF H R ER SO BB IBB HBP BLK WP HR S P ERA WHIP																					
Dick Ellsworth, L ERA: 4.4 Bob Buhl, R ERA: 9.0 Dick Hall, R ERA: 1.8	(1, 1) (6, 1) (6, 1)	5.1 0.0 3.0	WLS 25 L	BF 25 3 13	H 8 3	R 6 2	ER 6 1 2	SO 1 0 1	BB 1 0 0	IBB 1 0 0	HBP 0 0 0	BLK 0 0 0	WP 0 0 0	HR 1 2 15	S 25 6 15	P 30 6 15	ERA 10.12 ∞ 6.00	WHIP 1.688 ∞ 1.000				

Batter	1	2	3	4	5	6	7	8	9	AB	R	H	RBI	BB	SO	LOB	TOP			
John Briggs, L OBP: 0.300, SLG: 0.419 (1, 7)										3	1	1	0	1	0	0	Philadelphia Phillies @ Atlanta Braves Atlanta Stadium, Atlanta, GA Sat Apr 29 1967, 3:33 AM EST Att: 12,200 - Unknown			
Tito Francona, L OBP: 0.375, SLG: 0.286 (1, 3)										4	1	3	0	0	0	1				
Dick Allen, R OBP: 0.460, SLG: 0.712 (1, 5)										4	0	0	0	0	2	4				
Johnny Callison, L OBP: 0.393, SLG: 0.412 (1, 9)										4	0	2	1	0	0	0				
Tony Gonzalez, L OBP: 0.444, SLG: 0.553 (1, 8)										4	0	1	1	0	1	1				
Cookie Rojas, R OBP: 0.250, SLG: 0.277 (1, 4)										4	0	2	0	0	0	2				
Clay Dainymple, L OBP: 0.205, SLG: 0.257 (1, 2)										3	0	0	0	1	0	4				
Phil Linz, R OBP: 0.500, SLG: 1.000 (9, PH)										0	0	0	0	0	0	0				
Bobby Wine, R OBP: 0.037, SLG: 0.037 (1, 6)										3	0	0	0	0	0	1				
Don Lock, R OBP: 0.455, SLG: 0.526 (9, PH)										1	0	0	0	0	0	1				
Chris Short, R OBP: 0.182, SLG: 0.182 (1, 1)										2	0	0	0	0	1	0				
Tony Taylor, R OBP: 0.362, SLG: 0.372 (7, PH)										1	0	0	0	0	0	0				
Ruben Gomez, R OBP: 0.200, SLG: 0.200 (9, PH)										0	0	0	0	0	0	0				
Doug Clemens, L OBP: 0.200, SLG: 0.200 (9, PH)										1	0	0	0	0	0	1				
Inning Stats	R: 1 E: 0 K: 1 S: 7	H: 3 LOB: 1 BB: 0 P: 7	R: 0 E: 0 K: 0 S: 3	H: 1 LOB: 0 BB: 0 P: 3	R: 0 E: 0 K: 1 S: 6	H: 1 LOB: 1 BB: 0 P: 6	R: 0 E: 0 K: 0 S: 4	H: 0 LOB: 0 BB: 0 P: 4	R: 0 E: 0 K: 1 S: 5	H: 0 LOB: 2 BB: 0 P: 5	R: 0 E: 0 K: 0 S: 3	H: 0 LOB: 1 BB: 1 P: 7	R: 0 E: 0 K: 1 S: 5	H: 0 LOB: 0 BB: 0 P: 5	R: 0 E: 0 K: 0 S: 3	H: 0 LOB: 1 BB: 1 P: 7	1B: 9 2B: 0 3B: 0 HR: 0	SF: 0 SAC: 0 DP: 2 HBP: 0	WP: 0 PB: 0 SB: 0 CS: 0	PA: 36
PITCHER	IP WLS BF H R ER SO BB IBB HBP BLK WP HR S P ERA WHIP																			
Pat Jarvis, R ERA: 5.91 (1, 1)	5.1 W 22 8 2 2 3 0 0 0 0 0 0 0 28 28 3.38 1.500																			
Phil Niekro, R ERA: 0.73 (6, 1)	3.2 S 14 1 0 0 1 2 0 0 0 0 0 0 0 14 22 0.00 0.818																			

AB	34
R	2
H	9
RBI	2
BB	2
SO	4
LOB	15



Batter	1	2	3	4	5	6	7	8	9	AB	R	H	RBI	BB	SO	LOB	BOTTOM			
Denis Menke, R OBP: 0.267, SLG: 0.278 (1, 6)										3	1	1	0	1	0	1	Philadelphia Phillies @ Atlanta Braves Atlanta Stadium, Atlanta, GA Sat Apr 29 1967, 3:33 AM EST Att: 12,200 - Unknown			
Felipe Alou, R OBP: 0.271, SLG: 0.333 (1, 3)										4	0	0	0	0	2	2				
Hank Aaron, R OBP: 0.373, SLG: 0.569 (1, 9)										3	0	1	0	1	1	1				
Joe Torre, R OBP: 0.304, SLG: 0.480 (1, 2)										4	1	1	2	0	1	1				
Rico Carty, R OBP: 0.370, SLG: 0.391 (1, 7)										1	0	0	0	2	0	0				
Mack Jones, L OBP: 0.234, SLG: 0.267 (1, 8)										3	0	0	0	0	2	3				
Gary Geiger, L OBP: 0.800, SLG: 0.429 (9, 8)										0	0	0	0	0	0	0				
Clete Boyer, R OBP: 0.214, SLG: 0.400 (1, 5)										3	1	2	1	0	0	0				
Marty Martinez, S OBP: 0.214, SLG: 0.400 (9, 5)										0	0	0	0	0	0	0				
Felix Millan, R OBP: 0.280, SLG: 0.250 (1, 4)										2	0	0	0	0	0	0				
Pat Jarvis, R ERA: 4.13 (1, 1)										2	0	0	0	0	2	0				
Phil Niekro, R ERA: 3.24 (6, 1)										1	0	0	0	0	0	1				
Inning Stats	R: 2 E: 0 K: 3 S: 10	H: 1 LOB: 2 BB: 2 P: 18	R: 1 E: 0 K: 1 S: 6	H: 1 LOB: 0 BB: 0 P: 6	R: 0 E: 0 K: 1 S: 6	H: 1 LOB: 2 BB: 1 P: 10	R: 0 E: 0 K: 1 S: 5	H: 0 LOB: 0 BB: 0 P: 5	R: 0 E: 0 K: 0 S: 2	H: 1 LOB: 0 BB: 1 P: 6	R: 0 E: 0 K: 0 S: 3	H: 0 LOB: 0 BB: 0 P: 3	R: 0 E: 0 K: 0 S: 4	H: 1 LOB: 1 BB: 0 P: 4	R: 0 E: 0 K: 2 S: 7	H: 0 LOB: 0 BB: 0 P: 7	1B: 3 2B: 0 3B: 0 HR: 2	SF: 0 SAC: 1 DP: 0 HBP: 0	WP: 0 PB: 0 SB: 0 CS: 2	PA: 32
PITCHER	IP WLS BF H R ER SO BB IBB HBP BLK WP HR S P ERA WHIP																			
Chris Short, L ERA: 4.13 (1, 1)	6.0 L 24 4 3 3 3 0 0 0 0 0 0 0 0 2 32 4.50 1.167																			
Ruben Gomez, R ERA: 3.24 (7, 1)	2.0 7 1 0 0 2 0 0 0 0 0 0 0 0 11 11 0.00 0.500																			

AB	26
R	3
H	5
RBI	3
BB	4
SO	8
LOB	9



Batter	1	2	3	4	5	6	7	8	9	AB	R	H	RBI	BB	SO	LOB	TOP					
John Briggs, L OBP: 0.271, SLG: 0.423										5	1	1	1	0	3	6	Philadelphia Phillies @ Atlanta Braves Atlanta Stadium, Atlanta, GA Sun Apr 30 1967, 3:38 AM EDT Att: 27,644 - Unknown					
Tito Francona, L OBP: 0.333, SLG: 0.241										3	0	0	1	1	1	0						
Dick Allen, R OBP: 0.458, SLG: 0.661										4	0	1	0	0	0	3						
Johnny Callison, L OBP: 0.357, SLG: 0.367										4	0	0	0	0	1	1						
Tony Gonzalez, L OBP: 0.453, SLG: 0.523										3	1	0	0	1	0	1						
Cookie Rojas, R OBP: 0.254, SLG: 0.264										3	1	0	0	1	0	0						
Clay Dalrymple, L OBP: 0.217, SLG: 0.244										4	0	1	0	0	0	2						
Bobby Wine, R OBP: 0.061, SLG: 0.061										2	0	1	0	0	0	0						
Tony Taylor, R OBP: 0.367, SLG: 0.378										2	0	1	1	0	0	0						
Rick Wise, R OBP: 0.129, SLG: 0.157										2	0	0	0	0	2	2						
Bob Buhl, R OBP: 0.150, SLG: 1.000										0	0	0	0	0	0	0						
Ruben Gomez, R OBP: 0.150, SLG: 1.000										0	0	0	0	0	0	0						
Doug Clemens, L OBP: 0.150, SLG: 1.000										0	0	0	0	0	0	0						
Phil Lutz, R OBP: 0.150, SLG: 1.000										0	0	0	0	0	0	0						
Gary Wagner, R OBP: 0.150, SLG: 1.000										0	0	0	0	0	0	0						
Don Lock, R OBP: 0.150, SLG: 0.571										1	0	0	0	0	0	0						
Inning Stats	R: 1 E: 0 K: 1 S: 7	H: 2 LOB: 1 BB: 0 P: 7	R: 0 E: 0 K: 1 S: 7	H: 2 LOB: 2 BB: 0 P: 7	R: 0 E: 0 K: 1 S: 5	H: 0 LOB: 0 BB: 0 P: 5	R: 0 E: 0 K: 0 S: 3	H: 0 LOB: 0 BB: 0 P: 3	R: 0 E: 0 K: 0 S: 3	H: 0 LOB: 0 BB: 0 P: 7	R: 0 E: 0 K: 0 S: 3	H: 0 LOB: 0 BB: 0 P: 3	R: 2 E: 0 K: 1 S: 6	H: 1 LOB: 3 BB: 4 P: 22	R: 0 E: 0 K: 0 S: 3	H: 0 LOB: 0 BB: 0 P: 3	R: 0 E: 1 K: 1 S: 6	H: 0 LOB: 1 BB: 0 P: 6	1B: 4 2B: 0 3B: 0 HR: 1	SF: 0 SAC: 0 DP: 0 HBP: 0	WP: 1 PB: 0 SB: 0 CS: 0	PA: 37
PITCHER	IP WLS BF H R ER SO BB IBB HBP BLK WP HR S P ERA WHIP																					
Bob Bruce, R ERA: 3.6	(1, 1) 6.0 W 24 4 3 3 5 2 0 0 0 0 1 32 40 4.50 1.000																					
Phil Niekro, R ERA: 0.59	(7, 1) 3.0 S 13 1 0 0 2 2 0 0 0 1 0 15 23 0.00 1.000																					

Batter	1	2	3	4	5	6	7	8	9	AB	R	H	RBI	BB	SO	LOB	BOTTOM				
Denis Menke, R OBP: 0.271, SLG: 0.258										5	0	1	0	0	0	3	Philadelphia Phillies @ Atlanta Braves Atlanta Stadium, Atlanta, GA Sun Apr 30 1967, 3:38 AM EDT Att: 27,644 - Unknown				
Felipe Alou, R OBP: 0.309, SLG: 0.470										5	2	4	1	0	0	1					
Hank Aaron, R OBP: 0.397, SLG: 0.603										5	3	2	1	0	1	3					
Mack Jones, L OBP: 0.218, SLG: 0.245										4	0	1	0	0	1	3					
Rico Carty, R OBP: 0.403, SLG: 0.462										3	1	2	2	1	0	0					
Gene Oliver, R OBP: 0.400, SLG: 0.250										3	0	1	1	1	0	1					
Joe Torre, R OBP: 0.300, SLG: 0.519										0	0	0	0	0	0	0					
Miguel de la Hoz, R OBP: 0.211, SLG: 0.167										4	0	1	1	0	0	3					
Felix Millan, R OBP: 0.303, SLG: 0.258										4	0	1	0	0	0	2					
Bob Bruce, R										2	0	0	0	1	0	2					
Phil Niekro, R										1	0	0	0	0	0	0					
Inning Stats	R: 0 E: 0 K: 1 S: 6	H: 1 LOB: 1 BB: 0 P: 6	R: 0 E: 1 K: 0 S: 5	H: 1 LOB: 2 BB: 0 P: 5	R: 1 E: 0 K: 0 S: 6	H: 3 LOB: 3 BB: 1 P: 10	R: 0 E: 0 K: 0 S: 3	H: 0 LOB: 0 BB: 0 P: 3	R: 3 E: 0 K: 0 S: 8	H: 5 LOB: 3 BB: 1 P: 12	R: 2 E: 0 K: 0 S: 4	H: 2 LOB: 0 BB: 1 P: 8	R: 0 E: 0 K: 0 S: 3	H: 0 LOB: 0 BB: 0 P: 3	R: 0 E: 0 K: 1 S: 5	H: 1 LOB: 0 BB: 0 P: 5		1B: 10 2B: 1 3B: 0 HR: 2	SF: 0 SAC: 0 DP: 1 HBP: 0	WP: 0 PB: 0 SB: 0 CS: 1	PA: 40
PITCHER	IP WLS BF H R ER SO BB IBB HBP BLK WP HR S P ERA WHIP																				
Rick Wise, R ERA: 5.79	(1, 1) 4.1 L 24 9 4 4 4 1 0 0 0 0 0 2 5 9 27.00 6.000																				
Bob Buhl, R ERA: 13.5	(5, 1) 0.2 6 3 2 2 0 1 0 0 0 0 0 2 5 9 27.00 6.000																				
Ruben Gomez, R ERA: 2.89	(6, 1) 1.0 3 0 0 0 0 1 0 0 0 0 0 0 2 6 0.00 1.000																				
Gary Wagner, R ERA:	(7, 1) 2.0 6 1 0 0 1 0 0 0 0 0 0 0 8 8 0.00 0.500																				

Batter	1	2	3	4	5	6	7	8	9	AB	R	H	RBI	BB	SO	LOB	TOP					
Joe Morgan, L (1,4) OBP: 0.329, SLG: 0.237	1-3		P6					P4		3	1	0	0	2	0	2	Houston Astros @ Philadelphia Phillies Connie Mack Stadium, Philadelphia, PA Tue May 02 1967, 7:05 PM EDT Att: 4,568 - Unknown					
Sonny Jackson, L (1,6) OBP: 0.288, SLG: 0.295	F7		1-4-3							4	1	0	0	1	0	3						
Jimmy Wynn, R (1,8) OBP: 0.346, SLG: 0.408	2B		K							4	2	2	2	1	1	0						
Eddie Mathews, L (1,3) OBP: 0.417, SLG: 0.458	2B									3	2	0	0	2	1	1						
Rusty Staub, L (1,9) OBP: 0.367, SLG: 0.538										4	1	3	4	1	0	0						
Ron Davis, R (9, PR) OBP: 0.250, SLG: 0.435	2B									0	0	0	0	0	0	0						
Bob Aspromonte, R (1,5) OBP: 0.269, SLG: 0.257	K									5	1	2	3	0	2	3						
Norm Miller, L (1,7) OBP: 0.600, SLG: 1.000			K							3	1	1	0	2	1	1						
John Bateman, R (1,2) OBP: 0.217, SLG: 0.214	F2									4	0	0	0	0	1	5						
Mike Cuellar, L (1,1) OBP: 0.214, SLG: 0.286	K									3	1	1	1	0	1	0						
Inning Stats	R: 2 E: 0 K: 1 S: 6	H: 1 LOB: 1 BB: 2 P: 14	R: 0 E: 0 K: 2 S: 7	H: 0 LOB: 0 BB: 0 P: 7	R: 0 E: 0 K: 1 S: 5	H: 0 LOB: 0 BB: 0 P: 5	R: 0 E: 0 K: 0 S: 4	H: 1 LOB: 2 BB: 1 P: 8	R: 0 E: 0 K: 0 S: 2	H: 0 LOB: 0 BB: 0 P: 6	R: 0 E: 0 K: 0 S: 3	H: 0 LOB: 2 BB: 0 P: 3	R: 0 E: 0 K: 1 S: 6	H: 1 LOB: 2 BB: 1 P: 10	R: 3 E: 1 K: 1 S: 11	H: 6 LOB: 1 BB: 3 P: 23	R: 0 E: 0 K: 1 S: 4	H: 0 LOB: 1 BB: 1 P: 8	1B: 4 2B: 3 3B: 1 HR: 1	SF: 0 SAC: 1 DP: 2 HBP: 0	WP: 1 PB: 0 SB: 0 CS: 0	PA: 43
PITCHER	IP	WLS	BF	H	R	ER	SO	BB	IBB	HBP	BLK	WP	HR	S	P	ERA	WHIP					
Larry Jackson, R (1,1) ERA: 3.11	7.0	L	30	4	4	4	5	6	0	0	0	0	0	34	58	5.14	1.429					
Grant Jackson, L (8,1) ERA: 3.18	0.0		2	1	0	0	0	1	0	0	0	0	0	1	5	∞	∞					
Dick Hall, R (8,1) ERA: 4.5	0.0		2	2	3	3	0	0	0	0	0	0	1	2	2	∞	∞					
Ruben Gomez, R (8,1) ERA: 3.97	2.0		9	2	3	3	2	2	0	0	0	1	0	11	19	13.50	2.000					

Batter	1	2	3	4	5	6	7	8	9	AB	R	H	RBI	BB	SO	LOB	BOTTOM					
Tony Taylor, R (1,3) OBP: 0.358, SLG: 0.367	K		4-3							4	0	1	0	0	1	0	Houston Astros @ Philadelphia Phillies Connie Mack Stadium, Philadelphia, PA Tue May 02 1967, 7:05 PM EDT Att: 4,568 - Unknown					
Gary Sutherland, R (1,7) OBP: 0.375, SLG: 0.500	K		5-3							4	1	2	0	0	1	0						
Dick Allen, R (1,5) OBP: 0.434, SLG: 0.619	5-3		1-3							4	0	0	0	0	0	3						
Don Lock, R (1,8) OBP: 0.464, SLG: 0.600										4	1	2	0	0	2	2						
Cookie Rojas, R (1,4) OBP: 0.270, SLG: 0.268										3	1	1	1	1	0	2						
Johnny Callison, L (1,9) OBP: 0.338, SLG: 0.344										4	0	0	0	0	1	4						
Bob Uecker, R (1,2) OBP: 0.143, SLG: 0.100										4	0	0	0	0	3	2						
Bobby Wine, R (1,6) OBP: 0.081, SLG: 0.135										4	0	1	2	0	1	0						
Larry Jackson, R (1,1) OBP: 0.188, SLG: 0.133										3	0	0	0	0	1	1						
Grant Jackson, S (8,1)										0	0	0	0	0	0	0						
Dick Hall, R (8,1)										0	0	0	0	0	0	0						
Ruben Gomez, R (8,1)										0	0	0	0	0	0	0						
Inning Stats	R: 0 E: 0 K: 2 S: 7	H: 2 LOB: 1 BB: 1 P: 11	R: 2 E: 0 K: 1 S: 7	H: 2 LOB: 1 BB: 1 P: 11	R: 0 E: 0 K: 1 S: 5	H: 0 LOB: 0 BB: 0 P: 5	R: 0 E: 0 K: 1 S: 5	H: 0 LOB: 0 BB: 0 P: 5	R: 1 E: 0 K: 0 S: 6	H: 3 LOB: 2 BB: 0 P: 6	R: 0 E: 0 K: 2 S: 7	H: 0 LOB: 0 BB: 0 P: 7	R: 0 E: 0 K: 1 S: 7	H: 2 LOB: 2 BB: 0 P: 7	R: 0 E: 0 K: 2 S: 7	H: 0 LOB: 0 BB: 0 P: 7	1B: 5 2B: 1 3B: 1 HR: 0	SF: 0 SAC: 0 DP: 0 HBP: 0	WP: 0 PB: 0 SB: 0 CS: 0	PA: 35		
PITCHER	IP	WLS	BF	H	R	ER	SO	BB	IBB	HBP	BLK	WP	HR	S	P	ERA	WHIP					
Mike Cuellar, L (1,1) ERA: 4.5	9.0	W	35	7	3	3	10	1	0	0	0	0	0	54	58	3.00	0.889					

AB 33
R 10
H 9
RBI 10
BB 9
SO 7
LOB 15



AB 34
R 3
H 7
RBI 3
BB 1
SO 10
LOB 14



Batter	1	2	3	4	5	6	7	8	9	AB	R	H	RBI	BB	SO	LOB	TOP					
Joe Morgan, L (1,4) OBP: 0.349, SLG: 0.290	3-1		3B			SH5-3 1B		BB		3	0	2	0	1	0	0	Houston Astros @ Philadelphia Phillies Connie Mack Stadium, Philadelphia, PA Wed May 03 1967, 7:05 PM EDT Att: 4,428 - Unknown					
Sonny Jackson, L (1,6) OBP: 0.259, SLG: 0.284	3-1		L6			SH5-3 1-2		F7		3	0	0	0	0	0	2						
Jim Landis, R (1,7) Dan Schneider, L (8,1)	K				K			L8		3	0	0	0	1	2	1						
Jimmy Wynn, R (1,8) OBP: 0.341, SLG: 0.392					1-3			BB		3	0	0	0	1	0	2						
Rusty Staub, L (1,9) OBP: 0.353, SLG: 0.500								F7		4	0	1	0	0	1	3						
Bob Aspromonte, R (1,5) Aaron Pointer, R (8, PR) OBP: 0.264, SLG: 0.295					1B			1-3		4	0	2	0	0	0	1						
Eddie Mathews, L (1,3) OBP: 0.406, SLG: 0.431					5-3			6-3		4	0	0	0	0	0	0						
John Bateman, R (1,2) OBP: 0.206, SLG: 0.203								1B		3	0	0	0	1	2	2						
Larry Dierker, R (1,1) Ron Davis, R (8, PH) OBP: 0.240, SLG: 0.417					1-5-3			G6-4-3 BB		3	0	0	0	0	1	1						
					K			F9		2	0	0	0	0	1	0						
								L9		1	0	0	0	0	0	0						
Inning Stats	R: 0 E: 0 K: 1 S: 5	H: 0 LOB: 0 BB: 0 P: 5	R: 0 E: 0 K: 1 S: 5	H: 1 LOB: 1 BB: 1 P: 9	R: 0 E: 0 K: 1 S: 6	H: 1 LOB: 1 BB: 0 P: 6	R: 0 E: 0 K: 1 S: 6	H: 1 LOB: 1 BB: 0 P: 6	R: 0 E: 0 K: 0 S: 2	H: 0 LOB: 0 BB: 1 P: 6	R: 0 E: 0 K: 0 S: 4	H: 1 LOB: 2 BB: 1 P: 8	R: 0 E: 0 K: 1 S: 5	H: 0 LOB: 0 BB: 0 P: 5	R: 0 E: 0 K: 0 S: 3	H: 0 LOB: 1 BB: 1 P: 7	R: 0 E: 0 K: 2 S: 8	H: 1 LOB: 1 BB: 0 P: 8	1B: 4 2B: 0 3B: 1 HR: 0	SF: 0 SAC: 1 DP: 2 HBP: 0	WP: 0 PB: 0 SB: 0 CS: 0	PA: 34
PITCHER Chris Short, L (1,1) ERA: 3.13	IP: 9.0 WLS: W BF: 34 H: 5 R: 0 ER: 0 SO: 7 BB: 4 IBB: 0 HBP: 0 BLK: 0 WP: 0 HR: 0 S: 44 P: 60 ERA: 0.00 WHIP: 1.000															PITCHER						

Batter	1	2	3	4	5	6	7	8	9	AB	R	H	RBI	BB	SO	LOB	BOTTOM					
John Briggs, L (1,7) OBP: 0.286, SLG: 0.446	1B CS 1B		K					F8		4	0	2	0	0	1	1	Houston Astros @ Philadelphia Phillies Connie Mack Stadium, Philadelphia, PA Wed May 03 1967, 7:05 PM EDT Att: 4,428 - Unknown					
Tito Francona, L (1,3) OBP: 0.297, SLG: 0.212	K		4-3					F8		4	0	0	0	0	1	2						
Dick Allen, R (1,5) OBP: 0.438, SLG: 0.606	1-3 1B							K		3	0	1	0	1	2	0						
Johnny Callison, L (1,9) OBP: 0.333, SLG: 0.382	K							G1-6-3 IBB		4	1	1	1	0	1	4						
Tony Gonzalez, L (1,8) OBP: 0.446, SLG: 0.553								HR		3	0	1	0	0	1	0						
Cookie Rojas, R (1,4) OBP: 0.273, SLG: 0.271								3B		3	0	1	0	0	0	1						
Clay Dalrymple, L (1,2) OBP: 0.245, SLG: 0.256								F2		3	0	1	0	0	0	1						
Bobby Wine, R (1,6) OBP: 0.077, SLG: 0.128								F3		2	0	1	0	1	0	1						
Chris Short, R (1,1) OBP: 0.143, SLG: 0.143								G3 SH1-3 1B		2	0	1	0	1	0	1						
								1B		2	0	0	0	0	0	3						
								SH1-3		3	0	0	0	0	0	3						
								F3		3	0	0	0	0	0	3						
								G3		3	0	0	0	0	0	3						
Inning Stats	R: 0 E: 0 K: 2 S: 8	H: 2 LOB: 2 BB: 0 P: 8	R: 0 E: 0 K: 0 S: 4	H: 1 LOB: 1 BB: 0 P: 4	R: 0 E: 0 K: 1 S: 5	H: 0 LOB: 0 BB: 0 P: 5	R: 1 E: 0 K: 2 S: 8	H: 1 LOB: 0 BB: 0 P: 8	R: 0 E: 0 K: 0 S: 4	H: 1 LOB: 1 BB: 0 P: 4	R: 0 E: 0 K: 1 S: 5	H: 0 LOB: 0 BB: 1 P: 5	R: 0 E: 0 K: 0 S: 4	H: 1 LOB: 2 BB: 1 P: 8	R: 0 E: 0 K: 0 S: 3	H: 1 LOB: 1 BB: 1 P: 7	R: 0 E: 0 K: 0 S: 8	H: 1 LOB: 1 BB: 1 P: 7	1B: 4 2B: 2 3B: 1 HR: 1	SF: 0 SAC: 1 DP: 2 HBP: 0	WP: 0 PB: 1 SB: 0 CS: 1	PA: 31
PITCHER Larry Dierker, R (1,1) Dan Schneider, L (8,1)	IP: 7.0 WLS: L BF: 27 H: 6 R: 1 ER: 1 SO: 6 BB: 1 IBB: 0 HBP: 0 BLK: 0 WP: 0 HR: 1 S: 38 P: 42 ERA: 1.29 WHIP: 1.000															PITCHER						

AB	29
R	0
H	5
RBI	0
BB	4
SO	7
LOB	12



AB	28
R	1
H	7
RBI	1
BB	2
SO	6
LOB	15



Batter	1	2	3	4	5	6	7	8	9	AB	R	H	RBI	BB	SO	LOB	TOP			
Joe Morgan, L (1,4) OBP: 0.333, SLG: 0.273	L4	P6		F9			F5			4	0	0	0	0	0	0	Houston Astros @ Philadelphia Phillies Connie Mack Stadium, Philadelphia, PA Thu May 04 1967, 7:05 PM EDT Att: 3,591 - Unknown			
Sonny Jackson, L (1,6) OBP: 0.258, SLG: 0.282	1B		1-3		K		K			4	1	1	0	0	2	0				
Jimmy Wynn, R (1,8) OBP: 0.348, SLG: 0.423	K			SF7	3B		K			4	1	2	0	0	2	1				
Chuck Harrison, R (1,3) OBP: 0.321, SLG: 0.292	1B	2B		SF7			K			3	1	1	1	0	1	1				
Rusty Staub, L (1,9) OBP: 0.368, SLG: 0.500	2B	1B		3-H			F8			4	0	2	1	0	0	0				
Jim Landis, R (1,7) OBP: 0.379, SLG: 0.412	1-3	2B		4-3			WP	BB		3	0	1	1	1	0	1				
Bob Aspromonte, R (1,5) OBP: 0.291, SLG: 0.321	1-6-3				HR		K			4	1	2	1	0	1	3				
John Bateman, R (1,2) OBP: 0.194, SLG: 0.190		1-3		P4			K			4	0	0	0	0	1	2				
Don Wilson, R (1,1)										2	0	0	0	0	0	0				
Turk Farrell, R (4,1)	1-3			3-1			K			1	0	0	0	0	1	0				
Carroll Sembera, R (7,1) OBP: 0.500, SLG: 0.500										1	0	0	0	0	1	1				
Inning Stats	R: 2 E: 0 K: 1 S: 9	H: 4 LOB: 2 BB: 0 P: 9	R: 0 E: 0 K: 0 S: 3	H: 0 LOB: 0 BB: 0 P: 3	R: 1 E: 0 K: 0 S: 5	H: 2 LOB: 1 BB: 0 P: 5	R: 1 E: 0 K: 0 S: 4	H: 1 LOB: 0 BB: 0 P: 4	R: 0 E: 0 K: 3 S: 9	H: 0 LOB: 0 BB: 0 P: 9	R: 0 E: 0 K: 2 S: 7	H: 0 LOB: 0 BB: 0 P: 7	R: 0 E: 0 K: 0 S: 3	H: 1 LOB: 0 BB: 0 P: 3	R: 0 E: 0 K: 1 S: 6	H: 1 LOB: 1 BB: 0 P: 6	1B: 6 2B: 1 3B: 1 HR: 1	SF: 1 SAC: 0 DP: 1 HBP: 0	WP: 1 PB: 0 SB: 0 CS: 0	PA: 36
PITCHER	IP WLS BF H R ER SO BB IBB HBP BLK WP HR S P ERA WHIP																			
Dick Ellsworth, L (1,1) ERA: 5.4	4.0 L 19 7 4 4 1 0 0 0 0 0 0 1 21 21 9.00 1.750																			
Grant Jackson, L (5,1) ERA: 2.35	4.0 13 1 0 0 7 1 0 0 0 1 0 26 30 0.00 0.500																			
Rick Wise, R (9,1) ERA: 5.23	1.0 4 1 0 0 1 0 0 0 0 0 0 6 6 0.00 1.000																			

Batter	1	2	3	4	5	6	7	8	9	AB	R	H	RBI	BB	SO	LOB	BOTTOM					
John Briggs, L (1,7) OBP: 0.284, SLG: 0.424	P6		1-3			G4-3		4-3		3	0	0	0	1	0	1	Houston Astros @ Philadelphia Phillies Connie Mack Stadium, Philadelphia, PA Thu May 04 1967, 7:05 PM EDT Att: 3,591 - Unknown					
Tito Francona, L (1,3) OBP: 0.288, SLG: 0.189	L8		P5			G4-3		1-3		4	0	0	0	0	2	2						
Dick Allen, R (1,5) OBP: 0.429, SLG: 0.586	K				K		5-3			4	0	1	0	0	2	0						
Johnny Callison, L (1,9) OBP: 0.341, SLG: 0.394		G3						G3		3	0	1	0	1	0	1						
Tony Gonzalez, L (1,8) OBP: 0.417, SLG: 0.510		K			K		FC1-6			4	1	0	0	0	2	3						
Cookie Rojas, R (1,4) OBP: 0.286, SLG: 0.286					L6		4-3			4	0	2	0	0	0	2						
Clay Dalrymple, L (1,2) OBP: 0.231, SLG: 0.239					K		4-3			3	0	0	1	0	1	2						
Bobby Wine, R (1,6) OBP: 0.075, SLG: 0.125										1	0	0	0	0	1	0						
Phil Linz, R (6,PH) OBP: 0.333, SLG: 0.667					K					1	0	0	0	0	0	0						
Bill White, L (7,PH)										1	0	0	0	0	1	1						
Gary Sutherland, R (8,PH) OBP: 0.375, SLG: 0.500										0	0	0	0	0	0	0						
Dick Ellsworth, L (1,1) OBP: 0.125, SLG: 0.125										1	0	1	0	0	0	0						
Grant Jackson, S (5,1)										1	0	0	0	0	1	0						
Doug Clemens, L (8,PH) OBP: 0.250, SLG: 0.143										1	0	0	0	0	0	0						
Rick Wise, R (9,1)										0	0	0	0	0	0	0						
Inning Stats	R: 0 E: 0 K: 1 S: 5	H: 0 LOB: 0 BB: 0 P: 5	R: 0 E: 0 K: 2 S: 8	H: 1 LOB: 1 BB: 0 P: 8	R: 0 E: 0 K: 1 S: 6	H: 1 LOB: 1 BB: 0 P: 6	R: 0 E: 0 K: 2 S: 8	H: 1 LOB: 1 BB: 0 P: 8	R: 0 E: 0 K: 1 S: 5	H: 0 LOB: 0 BB: 0 P: 5	R: 0 E: 0 K: 0 S: 2	H: 0 LOB: 0 BB: 1 P: 6	R: 1 E: 0 K: 1 S: 6	H: 1 LOB: 1 BB: 1 P: 10	R: 0 E: 0 K: 0 S: 3	H: 0 LOB: 0 BB: 0 P: 3	R: 0 E: 0 K: 0 S: 4	H: 1 LOB: 1 BB: 0 P: 4	1B: 4 2B: 1 3B: 0 HR: 0	SF: 0 SAC: 0 DP: 1 HBP: 0	WP: 0 PB: 0 SB: 0 CS: 0	PA: 33
PITCHER	IP WLS BF H R ER SO BB IBB HBP BLK WP HR S P ERA WHIP																					
Don Wilson, R (1,1) ERA: 4.5	3.2 14 3 0 0 6 0 0 0 0 0 0 26 26 0.00 0.818																					
Turk Farrell, R (4,1) ERA: 4.63	2.2 W 10 1 1 1 1 2 0 0 0 0 0 10 18 3.38 1.125																					
Carroll Sembera, R (7,1) ERA: 1.23	2.2 S 9 1 0 0 1 0 0 0 0 0 0 11 11 0.00 0.375																					

Batter	1	2	3	4	5	6	7	8	9	AB	R	H	RBI	BB	SO	LOB	TOP			
Wes Parker, S (1, 3) OBP: 0.379, SLG: 0.367	F9		G3		K		FC6-4 1B	FC4-6		5	0	1	0	0	1	1				
Ron Hunt, R (1, 4) OBP: 0.402, SLG: 0.355	K		3-1				F7		1-3	5	0	1	0	0	1	1				
Willie Davis, L (1, 8) Jim Hickman, R (9, PH) OBP: 0.292, SLG: 0.200 OBP: 0.263, SLG: 0.286	F7		F7				FC6-4 BB S		K	3	0	0	0	1	0	1				
Ron Fairly, L (1, 9) OBP: 0.341, SLG: 0.418		1B WP BB		4-3	K					3	1	1	0	2	1	2				
Jim Lefebvre, S (1, 5) OBP: 0.396, SLG: 0.423		WP 1B		S 1B					F8	4	0	3	0	1	0	1				
Al Ferrara, R (1, 7) OBP: 0.244, SLG: 0.341	K			L5			F9			4	0	0	0	0	2	6				
John Roseboro, L (1, 2) OBP: 0.453, SLG: 0.308									G5-4-3 1B	1	0	1	0	3	0	0				
Gene Michael, S (1, 6) OBP: 0.247, SLG: 0.219	K			F8			K		G5-4-3	4	0	0	0	0	2	7				
Jim Brewer, L (1, 1)										3	0	0	0	0	0	4				
Phil Regan, R (6, 1)										0	0	0	0	0	0	0				
Dick Egan, L (6, 1)										0	0	0	0	0	0	0				
Dick Schofield, S (8, PH)										0	0	0	0	1	0	0				
Ron Perranoski, L (8, 1)										0	0	0	0	0	0	0				
Inning Stats	R: 0 E: 0 K: 1 S: 5	H: 0 LOB: 0 BB: 0 P: 5	R: 1 E: 0 K: 2 S: 8	H: 1 LOB: 2 BB: 2 P: 16	R: 0 E: 0 K: 0 S: 3	H: 0 LOB: 0 BB: 0 P: 3	R: 0 E: 0 K: 0 S: 4	H: 1 LOB: 2 BB: 1 P: 8	R: 0 E: 0 K: 2 S: 8	H: 1 LOB: 2 BB: 1 P: 12	R: 0 E: 0 K: 1 S: 6	H: 1 LOB: 3 BB: 2 P: 10	R: 0 E: 0 K: 0 S: 6	H: 1 LOB: 1 BB: 0 P: 7	R: 0 E: 0 K: 1 S: 6	H: 1 LOB: 1 BB: 0 P: 6	1B: 5 2B: 1 3B: 1 HR: 0	SF: 0 SAC: 0 DP: 1 HBP: 0	WP: 1 PB: 0 SB: 3 CS: 0	PA: 41
PITCHER	IP WLS BF H R ER SO BB IBB HBP BLK WP HR S P ERA WHIP																			
Jim Bunning, R (1, 1) ERA: 5.23	8.0 W 37 6 1 1 7 5 3 0 0 1 0 43 75 1.12 1.375																			
Chris Short, L (9, 1) ERA: 3.05	1.0 S 4 1 0 0 1 0 0 0 0 0 0 6 6 0.00 1.000																			

Los Angeles Dodgers @ Philadelphia Phillies
 Connie Mack Stadium, Philadelphia, PA
 Fri May 05 1967, 7:05 PM EDT
 Att: 12,805 - Unknown

AB	33
R	1
H	7
RBI	0
BB	8
SO	8
LOB	23





Batter	1	2	3	4	5	6	7	8	9	AB	R	H	RBI	BB	SO	LOB	BOTTOM			
Phil Linz, R (1, 6) OBP: 0.286, SLG: 0.333	FC1-6 BB		6-3		F9		6-3			3	0	0	0	1	0	0				
Gary Sutherland, R (1, 7) OBP: 0.400, SLG: 0.550	FC1-6 FC5-4			BB 1B		WP SF7 2B	6-3			4	2	2	0	0	0	1				
Dick Allen, R (1, 5) OBP: 0.432, SLG: 0.569	FC5-4			1B 1B BB		SF7 IBB BB		F7		2	0	0	0	2	0	1				
Don Lock, R (1, 8) John Briggs, L (6, PH) OBP: 0.433, SLG: 0.556 OBP: 0.290, SLG: 0.417	K			K		SF7 IBB		K		2	0	0	0	0	2	3				
Cookie Rojas, R (1, 4) OBP: 0.284, SLG: 0.277		L6		F7		SF7			2B BB	2	1	0	1	1	0	2				
Johnny Callison, L (1, 9) OBP: 0.360, SLG: 0.419		1-3								3	0	2	2	1	0	0				
Bobby Wine, R (1, 3) Tony Gonzalez, L (6, PH) Tito Francona, L (7, 3) OBP: 0.371, SLG: 0.119 OBP: 0.410, SLG: 0.500 OBP: 0.262, SLG: 0.184		6-3		K						2	0	0	0	0	1	2				
Clay Dalrymple, L (1, 2) OBP: 0.236, SLG: 0.229				B3-6-4 BB						2	0	0	0	1	1	3				
Jim Bunning, R (1, 1) Chris Short, R (9, 1) OBP: 0.167, SLG: 0.500 OBP: 0.143, SLG: 0.143			B3-6-4		F9				P4	3	0	0	0	0	0	1				
Inning Stats	R: 0 E: 0 K: 1 S: 5	H: 0 LOB: 1 BB: 1 P: 9	R: 0 E: 0 K: 0 S: 3	H: 0 LOB: 0 BB: 0 P: 3	R: 0 E: 0 K: 0 S: 2	H: 0 LOB: 0 BB: 1 P: 6	R: 1 E: 0 K: 2 S: 9	H: 2 LOB: 1 BB: 1 P: 13	R: 0 E: 0 K: 1 S: 5	H: 0 LOB: 0 BB: 0 P: 5	R: 1 E: 0 K: 0 S: 6	H: 1 LOB: 3 BB: 3 P: 18	R: 0 E: 0 K: 0 S: 3	H: 0 LOB: 0 BB: 0 P: 3	R: 1 E: 0 K: 1 S: 6	H: 1 LOB: 1 BB: 1 P: 10	1B: 2 2B: 2 3B: 0 HR: 0	SF: 1 SAC: 0 DP: 1 HBP: 0	WP: 1 PB: 0 SB: 0 CS: 0	PA: 34
PITCHER	IP WLS BF H R ER SO BB IBB HBP BLK WP HR S P ERA WHIP																			
Jim Brewer, L (1, 1) ERA: 2.7	5.0 L 20 3 2 2 4 3 2 0 0 0 1 0 25 37 3.60 1.200																			
Phil Regan, R (6, 1) ERA: 2.35	0.1 4 0 0 0 0 1 2 0 0 0 1 0 1 13 0.00 3.000																			
Dick Egan, L (6, 1) ERA: 5.06	1.2 5 0 0 0 0 1 0 0 0 0 0 0 7 7 0.00 0.000																			
Ron Perranoski, L (8, 1) ERA: 2.91	1.0 5 1 1 1 1 1 0 0 0 0 0 0 6 10 9.00 2.000																			

Los Angeles Dodgers @ Philadelphia Phillies
 Connie Mack Stadium, Philadelphia, PA
 Fri May 05 1967, 7:05 PM EDT
 Att: 12,805 - Unknown

AB	26
R	3
H	4
RBI	3
BB	7
SO	6
LOB	17



Batter	1	2	3	4	5	6	7	8	9	AB	R	H	RBI	BB	SO	LOB	TOP					
Denis Menke, R (1, 6) OBP: 0.278, SLG: 0.259	F8	K					F7			4	0	1	0	1	1	1	Atlanta Braves @ Philadelphia Phillies Connie Mack Stadium, Philadelphia, PA Tue May 09 1967, 7:05 PM EDT Att: 3,770 - Unknown AB 35 R 2 H 9 RBI 2 BB 6 SO 8 LOB 20 					
Felipe Alou, R (1, 8) OBP: 0.351, SLG: 0.472	F9		K		FC6-4		6-3			4	0	0	0	1	1							
Hank Aaron, R (1, 9) OBP: 0.387, SLG: 0.556	1B		6-3							3	2	1	0	2	0	3						
Joe Torre, R (1, 3) OBP: 0.318, SLG: 0.487	1B		F9		4-3					5	0	2	1	0	0	2						
Rico Carty, R (1, 7) OBP: 0.402, SLG: 0.486										3	0	1	1	2	1	0						
Gene Oliver, R (1, 2) OBP: 0.333, SLG: 0.462	K									5	0	0	0	0	3	5						
Clete Boyer, R (1, 5) OBP: 0.273, SLG: 0.406										4	0	4	0	0	0	0						
Woody Woodward, R (1, 4) OBP: 0.129, SLG: 0.100	F9									4	0	0	0	0	1	5						
Denny Lemaster, R (1, 1) OBP: 0.077, SLG: 0.077										1	0	0	0	0	0	0						
Miguel de la Hoz, R (6, PH) OBP: 0.239, SLG: 0.290										1	0	0	0	0	0	2						
Clay Carroll, R (6, 1)										0	0	0	0	0	0	0						
Mack Jones, L (8, PH) OBP: 0.247, SLG: 0.290										1	0	0	0	0	1	1						
Phil Niekro, R (8, 1)										0	0	0	0	0	0	0						
Inning Stats	R: 1 E: 0 K: 1 S: 7	H: 2 LOB: 2 BB: 1 P: 11	R: 0 E: 0 K: 1 S: 6	H: 1 LOB: 1 BB: 0 P: 6	R: 0 E: 0 K: 1 S: 5	H: 0 LOB: 0 BB: 0 P: 5	R: 0 E: 0 K: 0 S: 4	H: 1 LOB: 1 BB: 0 P: 4	R: 0 E: 0 K: 0 S: 4	H: 1 LOB: 2 BB: 1 P: 8	R: 0 E: 0 K: 1 S: 6	H: 1 LOB: 2 BB: 1 P: 10	R: 1 E: 0 K: 0 S: 4	H: 1 LOB: 2 BB: 2 P: 12	R: 0 E: 0 K: 2 S: 9	H: 2 LOB: 3 BB: 1 P: 13	R: 0 E: 0 K: 2 S: 7	H: 0 LOB: 0 BB: 0 P: 7	1B: 8 2B: 0 3B: 1 HR: 0	SF: 0 SAC: 1 DP: 0 HBP: 0	WP: 0 PB: 0 SB: 0 CS: 0	PA: 42
PITCHER	IP WLS BF H R ER SO BB IBB HBP BLK WP HR S P ERA WHIP																					
Chris Short, L (1, 1) ERA: 2.93	7.2 W 38 9 2 2 6 5 1 0 0 0 0 0 44 68 2.35 1.826																					
Dick Hall, R (8, 1) ERA: 3.68	1.1 S 4 0 0 0 2 0 0 0 0 0 0 0 8 8 0.00 0.000																					

Batter	1	2	3	4	5	6	7	8	9	AB	R	H	RBI	BB	SO	LOB	BOTTOM			
Tony Taylor, R (1, 3) OBP: 0.333, SLG: 0.340	K		K				5-3			4	0	0	0	0	3	2	Atlanta Braves @ Philadelphia Phillies Connie Mack Stadium, Philadelphia, PA Tue May 09 1967, 7:05 PM EDT Att: 3,770 - Unknown AB 26 R 3 H 6 RBI 3 BB 3 SO 6 LOB 8 			
Gary Sutherland, R (1, 7) OBP: 0.384, SLG: 0.500	F8									2	0	0	0	0	0	0				
Tony Gonzalez, L (6, PH) OBP: 0.397, SLG: 0.481										2	0	0	0	0	2	0				
Dick Allen, R (1, 5) OBP: 0.457, SLG: 0.595										2	1	2	0	2	0	0				
Don Lock, R (1, 8) OBP: 0.412, SLG: 0.613	6-3									4	1	1	2	0	0	3				
Cookie Rojas, R (1, 4) OBP: 0.273, SLG: 0.265										3	0	0	0	0	0	1				
Johnny Callison, L (1, 9) OBP: 0.371, SLG: 0.429										3	1	2	0	0	0	0				
Bobby Wine, R (1, 6) OBP: 0.091, SLG: 0.116										1	0	0	0	1	0	0				
Clay Dalrymple, L (1, 2) OBP: 0.246, SLG: 0.240										2	0	1	1	0	0	0				
Chris Short, R (1, 1) OBP: 0.118, SLG: 0.118										3	0	0	0	0	1	2				
Dick Hall, R (8, 1)										0	0	0	0	0	0	0				
Inning Stats	R: 0 E: 0 K: 1 S: 6	H: 1 LOB: 1 BB: 0 P: 6	R: 0 E: 0 K: 0 S: 3	H: 0 LOB: 0 BB: 0 P: 3	R: 0 E: 0 K: 1 S: 5	H: 0 LOB: 0 BB: 0 P: 5	R: 2 E: 0 K: 0 S: 5	H: 3 LOB: 0 BB: 0 P: 5	R: 0 E: 0 K: 2 S: 7	H: 0 LOB: 1 BB: 1 P: 11	R: 0 E: 0 K: 1 S: 5	H: 0 LOB: 1 BB: 1 P: 9	R: 1 E: 0 K: 0 S: 5	H: 2 LOB: 1 BB: 0 P: 5	R: 0 E: 0 K: 1 S: 4	H: 0 LOB: 0 BB: 1 P: 8	1B: 4 2B: 1 3B: 0 HR: 1	SF: 0 SAC: 2 DP: 1 HBP: 0	WP: 0 PB: 0 SB: 0 CS: 1	PA: 32
PITCHER	IP WLS BF H R ER SO BB IBB HBP BLK WP HR S P ERA WHIP																			
Denny Lemaster, L (1, 1) ERA: 2.89	5.0 L 19 4 2 2 4 1 0 0 0 0 0 0 10 14 4.50 1.500																			
Clay Carroll, R (6, 1) ERA: 6.75	2.0 L 9 2 1 1 1 1 0 0 0 0 0 0 4 8 0.00 1.000																			
Phil Niekro, R (8, 1) ERA: 1.57	1.0 3 0 0 0 1 1 0 0 0 0 0 0 4 8 0.00 1.000																			

Batter	1	2	3	4	5	6	7	8	9	AB	R	H	RBI	BB	SO	LOB	TOP																
Denis Menke, R (1, 6) OBP: 0.267, SLG: 0.247										4	0	0	0	0	1	1	Atlanta Braves @ Philadelphia Phillies Connie Mack Stadium, Philadelphia, PA Wed May 10 1967, 7:05 PM EDT Unknown																
Felipe Alou, R (1, 3) OBP: 0.347, SLG: 0.462										4	0	1	0	0	0	1																	
Hank Aaron, R (1, 9) OBP: 0.392, SLG: 0.583										3	1	1	2	1	0	1																	
Joe Torre, R (1, 2) OBP: 0.337, SLG: 0.532										3	1	2	1	1	0	0																	
Rico Carty, R (1, 7) OBP: 0.385, SLG: 0.462										4	0	0	0	0	1	3																	
Mack Jones, L (1, 8) OBP: 0.247, SLG: 0.278										3	0	0	0	1	3	0																	
Clete Boyer, R (1, 5) OBP: 0.271, SLG: 0.397										4	0	1	0	0	0	0																	
Woody Woodward, R (1, 4) OBP: 0.152, SLG: 0.125										2	0	1	0	0	0	0																	
Gary Geiger, L (7, PH) OBP: 0.536, SLG: 0.333										1	0	0	0	0	0	2																	
Felix Millan, R (7, 4) OBP: 0.292, SLG: 0.311										1	0	0	0	0	0	0																	
Dick Kelley, R (1, 1) Jay Ritchie, R (3, 1) Ty Cline, L (5, PH) Clay Carroll, R (5, 1) Miguel de la Hoz, R (8, PH) Phil Niekro, R (8, 1)										1	0	0	0	0	1	0																	
Inning Stats	R: 0 E: 0 K: 0 S: 4	H: 1 LOB: 2 BB: 1 P: 8	R: 0 E: 0 K: 1 S: 5	H: 0 LOB: 0 BB: 0 P: 5	R: 0 E: 0 K: 1 S: 5	H: 0 LOB: 0 BB: 0 P: 5	R: 0 E: 0 K: 0 S: 3	H: 0 LOB: 0 BB: 0 P: 3	R: 0 E: 0 K: 2 S: 8	H: 1 LOB: 1 BB: 0 P: 8	R: 1 E: 0 K: 1 S: 6	H: 2 LOB: 1 BB: 1 P: 10	R: 2 E: 0 K: 0 S: 5	H: 2 LOB: 1 BB: 1 P: 9	R: 0 E: 0 K: 1 S: 5	H: 0 LOB: 0 BB: 0 P: 5	1B: 5 2B: 0 3B: 0 HR: 2	SF: 0 SAC: 0 DP: 2 HBP: 0	WP: 0 PB: 0 SB: 0 CS: 0	PA: 35													
PITCHER	IP WLS BF H R ER SO BB IBB HBP BLK WP HR S P ERA WHIP																																
Jim Bunning, R (1, 1) ERA: 4.87	8.0	32	7	3	3	6	3	0	0	0	1	0	1	41	53	3.38	1.250																
Turk Farrell, R (9, 1) ERA: 4.26	1.0	W 3	0	0	0	1	0	0	0	0	0	0	0	5	5	0.00	0.000																

Batter	1	2	3	4	5	6	7	8	9	AB	R	H	RBI	BB	SO	LOB	BOTTOM															
Tony Taylor, R (1, 3) OBP: 0.361, SLG: 0.386										4	1	3	0	0	0	0	Atlanta Braves @ Philadelphia Phillies Connie Mack Stadium, Philadelphia, PA Wed May 10 1967, 7:05 PM EDT Unknown															
Gary Sutherland, R (1, 7) OBP: 0.417, SLG: 0.565										1	1	1	0	1	0	0																
Tony Gonzalez, L (5, PH) OBP: 0.385, SLG: 0.464										2	0	0	0	0	0	2																
Dick Allen, R (1, 5) OBP: 0.448, SLG: 0.590										4	1	1	2	0	1	1																
Don Lock, R (1, 8) OBP: 0.421, SLG: 0.588										3	1	1	0	1	0	1																
Cookie Rojas, R (1, 4) OBP: 0.275, SLG: 0.268										3	0	1	0	0	0	0																
Johnny Callison, L (1, 9) OBP: 0.376, SLG: 0.425										3	0	1	1	1	0	0																
Bobby Wine, R (1, 6) OBP: 0.085, SLG: 0.109										3	0	0	0	0	1	1																
John Briggs, L (9, PH) OBP: 0.280, SLG: 0.417										1	0	0	0	0	0	2																
Clay Dalrymple, L (1, 2) OBP: 0.233, SLG: 0.226										3	0	0	0	0	0	0																
Jim Bunning, R (1, 1) OBP: 0.143, SLG: 0.429										2	0	0	0	0	0	0																
Bill White, L (8, PH)										1	0	0	0	0	0	0																
Turk Farrell, R (9, 1)										0	0	0	0	0	0	0																
Inning Stats	R: 3 E: 0 K: 0 S: 6	H: 4 LOB: 1 BB: 1 P: 10	R: 0 E: 0 K: 0 S: 3	H: 0 LOB: 0 BB: 0 P: 3	R: 0 E: 0 K: 1 S: 4	H: 0 LOB: 0 BB: 1 P: 8	R: 0 E: 0 K: 1 S: 5	H: 0 LOB: 0 BB: 0 P: 5	R: 0 E: 0 K: 0 S: 3	H: 0 LOB: 0 BB: 0 P: 3	R: 0 E: 0 K: 0 S: 3	H: 0 LOB: 0 BB: 0 P: 3	R: 0 E: 0 K: 0 S: 3	H: 1 LOB: 0 BB: 0 P: 3	R: 1 E: 0 K: 0 S: 3	H: 2 LOB: 2 BB: 1 P: 7	1B: 5 2B: 3 3B: 0 HR: 0	SF: 0 SAC: 1 DP: 0 HBP: 0	WP: 0 PB: 1 SB: 0 CS: 2	PA: 35												
PITCHER	IP WLS BF H R ER SO BB IBB HBP BLK WP HR S P ERA WHIP																															
Dick Kelley, L (1, 1) ERA: 5.12	2.1	12	4	3	3	1	0	0	0	0	0	0	6	6	0.00	0.000																
Jay Ritchie, R (3, 1) ERA: 1.13	1.2	4	0	0	0	1	0	0	0	0	0	0	6	6	0.00	0.000																
Clay Carroll, R (5, 1) ERA: 5.51	3.0	10	1	0	0	0	0	0	0	0	0	0	10	10	0.00	0.333																
Phil Niekro, R (8, 1) ERA: 1.48	1.1	L 8	3	1	0	0	0	1	0	0	0	0	6	10	0.00	2.250																

AB	32
R	3
H	7
RBI	3
BB	3
SO	7
LOB	9



AB	30
R	4
H	8
RBI	3
BB	3
SO	2
LOB	7



Batter	1	2	3	4	5	6	7	8	9	AB	R	H	RBI	BB	SO	LOB	TOP					
Denis Menke, R (1, 6) OBP: 0.264, SLG: 0.245			6-3		5-3		K		F9	5	0	1	0	0	1	1	Atlanta Braves @ Philadelphia Phillies Connie Mack Stadium, Philadelphia, PA Wed May 10, 1967, 7:05 PM EDT Att: 9,252 - Unknown					
Felipe Alou, R (1, 3) OBP: 0.359, SLG: 0.510	F9		HR		3B		6-3		2B	5	1	3	1	0	0	1						
Hank Aaron, R (1, 9) OBP: 0.382, SLG: 0.596	P6		HR		F7		F8		P6	5	1	1	2	0	0	2						
Joe Torre, R (1, 2) OBP: 0.344, SLG: 0.602	4-3		F3		HR					4	2	2	2	0	0	1						
Rico Carty, R (1, 7) OBP: 0.389, SLG: 0.469		6-3		HR	2B		6-3		HR	3	1	1	0	1	0	0						
Mack Jones, L (1, 8) OBP: 0.272, SLG: 0.342				HR	1B			G3-6	BB	4	1	3	2	0	0	1						
Clete Boyer, R (1, 5) OBP: 0.257, SLG: 0.375					K				L7	4	0	0	0	0	1	2						
Felix Millan, R (1, 4) OBP: 0.288, SLG: 0.292					4-3					3	0	0	0	1	0	1						
Wade Blasingame, L (1, 1) Phil Niekro, R (6, 1) OBP: 0.400, SLG: 0.500			K		K		K		2B	3	0	0	0	0	3	2						
									2B	1	1	1	0	0	0	0						
Inning Stats	R: 0 E: 0 K: 0 S: 4	H: 1 LOB: 1 BB: 0 P: 4	R: 0 E: 0 K: 0 S: 4	H: 1 LOB: 1 BB: 0 P: 4	R: 2 E: 0 K: 1 S: 7	H: 2 LOB: 0 BB: 0 P: 7	R: 2 E: 0 K: 2 S: 9	H: 2 LOB: 0 BB: 0 P: 9	R: 0 E: 0 K: 0 S: 3	H: 1 LOB: 0 BB: 0 P: 3	R: 1 E: 0 K: 1 S: 7	H: 2 LOB: 2 BB: 1 P: 11	R: 0 E: 0 K: 1 S: 5	H: 0 LOB: 0 BB: 0 P: 5	R: 1 E: 0 K: 0 S: 3	H: 1 LOB: 0 BB: 0 P: 7	R: 1 E: 0 K: 0 S: 5	H: 2 LOB: 1 BB: 0 P: 5	1B: 3 2B: 4 3B: 1 HR: 4	SF: 0 SAC: 0 DP: 1 HBP: 0	WP: 0 PB: 0 SB: 1 CS: 0	PA: 39
PITCHER	IP WLS BF H R ER SO BB IBB HBP BLK WP HR S P ERA WHIP																					
Larry Jackson, R (1, 1) ERA: 3.74	5.2 L 25 9 5 5 3 0 0 0 0 0 0 3 31 31 7.94 1.588																					
Grant Jackson, L (6, 1) ERA: 2.3	0.1 2 0 0 0 1 0 1 0 0 0 0 0 3 7 0.00 0.000																					
Rick Wise, R (7, 1) ERA: 4.76	1.0 3 0 0 0 1 0 0 0 0 0 0 0 5 5 0.00 0.000																					
Pedro Ramos, R (8, 1) ERA: 6.75	2.0 9 3 2 2 0 1 0 0 0 0 0 1 8 12 9.00 2.000																					

Batter	1	2	3	4	5	6	7	8	9	AB	R	H	RBI	BB	SO	LOB	BOTTOM					
Tony Taylor, R (1, 3) OBP: 0.354, SLG: 0.393			K			L9		K		4	1	1	0	0	2	3	Atlanta Braves @ Philadelphia Phillies Connie Mack Stadium, Philadelphia, PA Wed May 10, 1967, 7:05 PM EDT Att: 9,252 - Unknown					
Gary Sutherland, R (1, 7) OBP: 0.429, SLG: 0.556			G6-4-3			BB	BB	G3		4	0	2	1	0	0	2						
Dick Allen, R (1, 5) OBP: 0.440, SLG: 0.585					F9		K			4	0	1	0	0	1	3						
Don Lock, R (1, 8) OBP: 0.405, SLG: 0.541					F7		BB	BB	5-3	3	0	0	0	1	1	1						
Cookie Rojas, R (1, 4) OBP: 0.274, SLG: 0.257			K		5-3				F8	3	0	0	1	1	1	0						
Johnny Callison, L (1, 9) OBP: 0.371, SLG: 0.410						P4		4-3	K	3	0	0	0	1	1	3						
Bobby Wine, R (1, 6) OBP: 0.092, SLG: 0.104										2	0	0	0	0	1	1						
John Briggs, L (7, PH) OBP: 0.282, SLG: 0.403			G6-4-3			K			P5	2	0	0	0	0	0	0						
Clay Dalrymple, L (1, 2) OBP: 0.238, SLG: 0.218					4-3			L9		2	0	0	0	1	0	0						
Larry Jackson, R (11, 1) OBP: 0.235, SLG: 0.188										1	0	1	0	0	0	0						
Grant Jackson, S (6, 1) OBP: 0.299, SLG: 0.200										0	0	0	0	0	0	0						
Jackie Brandt, R (7, PH) OBP: 0.282, SLG: 0.200										1	1	1	0	0	0	0						
Rick Wise, R (7, 1) OBP: 0.282, SLG: 0.200										0	0	0	0	0	0	0						
Bill White, L (7, PH)										1	0	0	0	0	0	0						
Pedro Ramos, S (8, 1)										0	0	0	0	0	0	0						
Inning Stats	R: 1 E: 0 K: 1 S: 6	H: 2 LOB: 0 BB: 0 P: 6	R: 0 E: 0 K: 1 S: 4	H: 0 LOB: 0 BB: 1 P: 8	R: 0 E: 0 K: 1 S: 5	H: 1 LOB: 1 BB: 1 P: 9	R: 0 E: 0 K: 0 S: 3	H: 0 LOB: 0 BB: 0 P: 3	R: 0 E: 0 K: 1 S: 5	H: 0 LOB: 0 BB: 0 P: 5	R: 1 E: 0 K: 1 S: 7	H: 2 LOB: 3 BB: 2 P: 15	R: 0 E: 0 K: 0 S: 3	H: 0 LOB: 0 BB: 0 P: 3	R: 0 E: 0 K: 1 S: 6	H: 1 LOB: 1 BB: 0 P: 6	R: 0 E: 0 K: 1 S: 5	H: 0 LOB: 0 BB: 0 P: 5	1B: 4 2B: 2 3B: 0 HR: 0	SF: 0 SAC: 0 DP: 3 HBP: 0	WP: 0 PB: 0 SB: 0 CS: 0	PA: 34
PITCHER	IP WLS BF H R ER SO BB IBB HBP BLK WP HR S P ERA WHIP																					
Wade Blasingame, L (1, 1) ERA: 5.14	5.2 W 23 5 2 2 5 4 0 0 0 0 0 0 29 45 3.18 1.588																					
Phil Niekro, R (6, 1) ERA: 1.3	3.1 S 11 1 0 0 2 0 0 0 0 0 0 0 15 15 0.00 0.300																					



Batter	1	2	3	4	5	6	7	8	9	AB	R	H	RBI	BB	SO	LOB	TOP		
Cookie Rojas, R OBP: 0.273, SLG: 0.256 (1, 4)	F9						F9			4	0	1	0	0	0	2	Philadelphia Phillies @ Cincinnati Reds Crosley Field, Cincinnati, OH Fri May 12 1967, 7:05 PM EDT Att: 10,460 - Unknown		
John Briggs, L OBP: 0.280, SLG: 0.394 (1, 7)	BB E	1B	K				P6		3-4-1	4	1	1	0	0	1	2			
Dick Allen, R OBP: 0.433, SLG: 0.565 (1, 5)	BB E	BB			F8		1-3		F9	3	1	0	0	1	0	0			
Johnny Callison, L OBP: 0.366, SLG: 0.402 (1, 9)	F8				L8		CS 1B		4-3	4	0	1	0	0	0	2			
Tony Gonzalez, L OBP: 0.362, SLG: 0.433 (1, 8)	E8				L3		P6		K	4	0	0	0	0	1	1			
Tito Francona, L OBP: 0.281, SLG: 0.190 (1, 3)	G3				F2		CS		1-3	4	0	1	0	0	0	1			
Clay Dalrymple, L OBP: 0.224, SLG: 0.203 (1, 2)					G3				F8	4	0	0	0	0	0	1			
Bobby Wine, R OBP: 0.098, SLG: 0.120 (7, PH)					1-3				F9	2	0	1	0	0	0	0			
Doug Clemens, L OBP: 0.222, SLG: 0.125 Grant Jackson, S (7, 1)	FC1-6 1B								F9	1	0	0	0	0	0	1			
Dick Ellsworth, L OBP: 0.100, SLG: 0.100 Dick Hall, R (6, 1)	FC1-6 1B								E5	2	0	0	0	0	0	1			
Bill White, L (7, PH)					K					0	0	0	0	0	0	0			
Gary Sutherland, R OBP: 0.429, SLG: 0.556 (7, 6)										1	0	0	0	0	0	1			
										0	0	0	0	0	0	0			
Inning Stats	R: 2 E: 1 K: 0 S: 5	H: 1 LOB: 1 BB: 1 P: 9	R: 0 E: 0 K: 1 S: 7	H: 2 LOB: 2 BB: 0 P: 7	R: 0 E: 0 K: 0 S: 3	H: 0 LOB: 0 BB: 0 P: 3	R: 0 E: 0 K: 0 S: 3	H: 0 LOB: 0 BB: 0 P: 3	R: 0 E: 0 K: 1 S: 5	H: 1 LOB: 2 BB: 0 P: 5	R: 0 E: 1 K: 0 S: 5	H: 1 LOB: 2 BB: 0 P: 5	R: 0 E: 0 K: 0 S: 3	H: 0 LOB: 0 BB: 0 P: 3	R: 0 E: 0 K: 1 S: 5	H: 0 LOB: 0 BB: 0 P: 5	1B: 5 2B: 0 3B: 0 HR: 0	SF: 0 SAC: 0 DP: 0 HBP: 0	WP: 0 PA: 35 PB: 0 SB: 0 CS: 1
PITCHER Sammy Ellis, R ERA: 2.42 (1, 1)	IP: 9.0 WLS: W BF: 34 H: 5 R: 2 ER: 0 SO: 3 BB: 1 IBB: 0 HBP: 0 BLK: 0 WP: 0 HR: 0 S: 39 P: 43 ERA: 0.00 WHIP: 0.667															PITCHER			

AB	33
R	2
H	5
RBI	0
BB	1
SO	3
LOB	12



Batter	1	2	3	4	5	6	7	8	9	AB	R	H	RBI	BB	SO	LOB	BOTTOM			
Tommy Harper, R OBP: 0.333, SLG: 0.376 (1, 9)	G4-6-3 BB				6-3				K	3	0	0	0	1	1	3	Philadelphia Phillies @ Cincinnati Reds Crosley Field, Cincinnati, OH Fri May 12 1967, 7:05 PM EDT Att: 10,460 - Unknown			
Giraldo Ruiz, S OBP: 0.285, SLG: 0.308 (1, 4)	G4-6-3				1-3					4	1	2	0	0	0	1				
Pete Rose, S OBP: 0.369, SLG: 0.455 (1, 7)	5-3				L7					4	1	1	0	0	0	1				
Tony Perez, R OBP: 0.284, SLG: 0.495 (1, 5)					5-3				F9	4	1	1	0	0	0	2				
Lee May, R OBP: 0.364, SLG: 0.487 (1, 3)					G4-6-3 BB					1	1	1	0	2	0	0				
Don Pavletich, R OBP: 0.444, SLG: 0.525 (1, 2)	G4-6-3									4	0	3	3	0	0	1				
Dick Simpson, R OBP: 0.167, SLG: 0.667 (1, 8)					6-3				K	4	0	0	0	0	2	6				
Leo Cardenas, R OBP: 0.282, SLG: 0.250 (1, 6)					G3				K	3	0	0	0	1	2	4				
Sammy Ellis, L OBP: 0.188, SLG: 0.071 (1, 1)					K				K	3	0	1	1	0	2	0				
Inning Stats	R: 0 E: 0 K: 0 S: 2	H: 0 LOB: 0 BB: 1 P: 6	R: 0 E: 0 K: 0 S: 2	H: 0 LOB: 0 BB: 1 P: 6	R: 0 E: 0 K: 1 S: 5	H: 0 LOB: 0 BB: 0 P: 5	R: 0 E: 0 K: 0 S: 3	H: 0 LOB: 0 BB: 0 P: 3	R: 2 E: 0 K: 2 S: 10	H: 3 LOB: 2 BB: 1 P: 14	R: 0 E: 0 K: 2 S: 8	H: 1 LOB: 1 BB: 0 P: 8	R: 0 E: 0 K: 2 S: 9	H: 2 LOB: 2 BB: 0 P: 9	R: 0 E: 0 K: 2 S: 9	H: 0 LOB: 0 BB: 0 P: 9		1B: 7 2B: 2 3B: 0 HR: 0	SF: 0 SAC: 0 DP: 3 HBP: 1	WP: 0 PA: 35 PB: 0 SB: 0 CS: 0
PITCHER Dick Ellsworth, L ERA: 5.79 Dick Hall, R ERA: 3.24 Grant Jackson, L ERA: 2.04 (1, 1)	IP: 5.0 WLS: L BF: 21 H: 5 R: 4 ER: 4 SO: 4 BB: 5 IBB: 4 HBP: 4 BLK: 1 WP: 0 HR: 0 S: 19 P: 32 ERA: 7.20 WHIP: 1.400															PITCHER				

AB	30
R	4
H	9
RBI	4
BB	4
SO	7
LOB	18



Batter	1	2	3	4	5	6	7	8	9	AB	R	H	RBI	BB	SO	LOB	TOP								
Tony Taylor, R OBP: 0.343, SLG: 0.379 (1, 3)										5	0	1	0	0	1	2									
Gary Sutherland, R OBP: 0.405, SLG: 0.548 (1, 7)										4	0	1	0	0	1	1									
Dick Allen, R OBP: 0.426, SLG: 0.545 (1, 5)										3	0	0	0	1	0	1									
Don Lock, R OBP: 0.400, SLG: 0.600 (8, PH)										3	1	1	1	0	1	2									
Bill White, L (8, PH)										0	0	0	0	1	0	0									
Tony Gonzalez, L OBP: 0.362, SLG: 0.433 (8, 8)										0	1	0	0	0	0	0									
Cookie Rojas, R OBP: 0.272, SLG: 0.280 (1, 4)										4	0	1	0	0	0	2									
Johnny Callison, L OBP: 0.381, SLG: 0.418 (1, 9)										4	1	3	1	0	0	1									
Bob Uecker, R OBP: 0.091, SLG: 0.091 (8, PH)										2	0	0	0	0	0	1									
Clay Dalrymple, L OBP: 0.221, SLG: 0.200 (8, 2)										1	0	0	0	0	0	2									
Bobby Wine, R OBP: 0.091, SLG: 0.111 (1, 6)										4	0	0	0	0	1	2									
Chris Short, R OBP: 0.158, SLG: 0.158 (1, 1)										2	0	1	0	0	0	0									
Jackie Brandt, R OBP: 0.333, SLG: 0.500 (7, PH)										1	0	1	1	0	0	0									
Turk Farrell, R (7, 1)										1	0	0	0	0	1	0									
Inning Stats	R: 0 E: 0 K: 1 S: 5	H: 1 LOB: 2 BB: 1 P: 9	R: 0 E: 0 K: 0 S: 4	H: 1 LOB: 1 BB: 0 P: 4	R: 0 E: 0 K: 0 S: 3	H: 0 LOB: 0 BB: 0 P: 3	R: 0 E: 0 K: 0 S: 4	H: 1 LOB: 1 BB: 0 P: 4	R: 0 E: 0 K: 0 S: 4	H: 1 LOB: 1 BB: 0 P: 4	R: 1 E: 0 K: 1 S: 6	H: 1 LOB: 0 BB: 0 P: 6	R: 1 E: 0 K: 0 S: 5	H: 2 LOB: 1 BB: 0 P: 5	R: 1 E: 0 K: 0 S: 5	H: 2 LOB: 2 BB: 1 P: 9	R: 0 E: 0 K: 3 S: 9	H: 0 LOB: 0 BB: 0 P: 9	1B: 5 2B: 3 3B: 1 HR: 1	SF: 0 SAC: 1 DP: 1 HBP: 0	WP: 1 PB: 0 SB: 1 CS: 1	PA: 37			
PITCHER	IP	WLS	BF	H	R	ER	SO	BB	IBB	HBP	BLK	WP	HR	S	P	ERA	WHIP								
Billy McCool, L ERA: 2.11 (1, 1)	7.0	L	29	8	3	3	2	0	1	0	0	1	1	32	36	3.86	1.143								
Ted Abernathy, R ERA: 2.22 (8, 1)	2.0		8	1	0	0	3	1	0	0	0	0	0	13	17	0.00	1.000								

Philadelphia Phillies @ Cincinnati Reds
Crosley Field, Cincinnati, OH
Sat May 13 1967, 3:33 AM EDT
Att: 16,076 - Unknown

AB 34
R 3
H 9
RBI 3
BB 2
SO 5
LOB 14

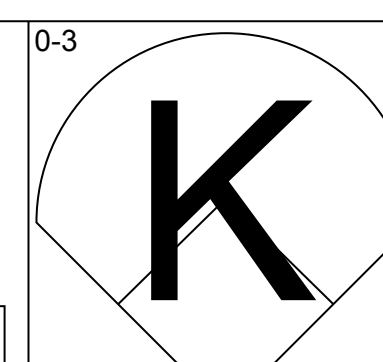
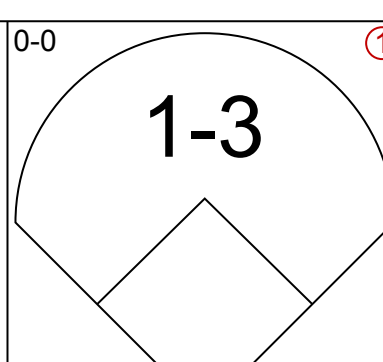
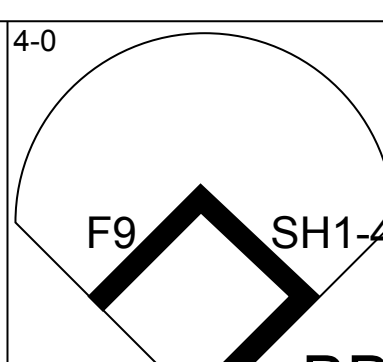
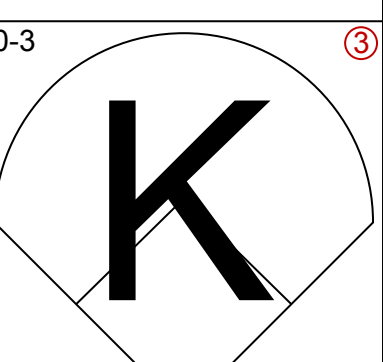
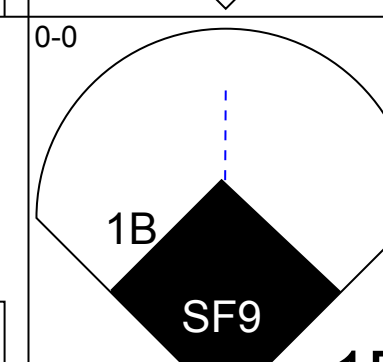
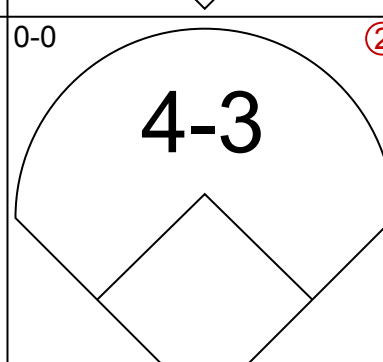
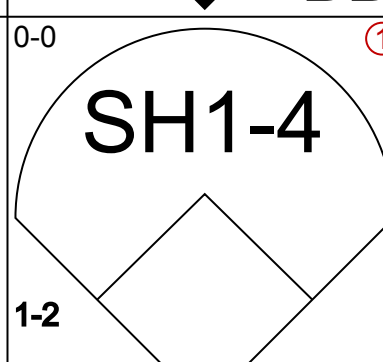
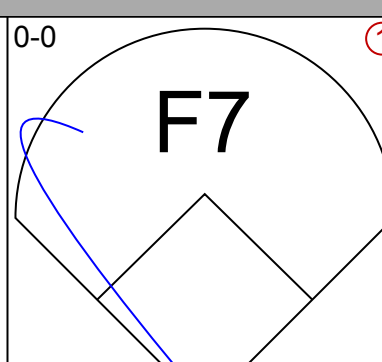
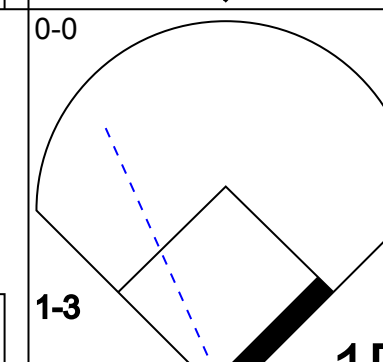
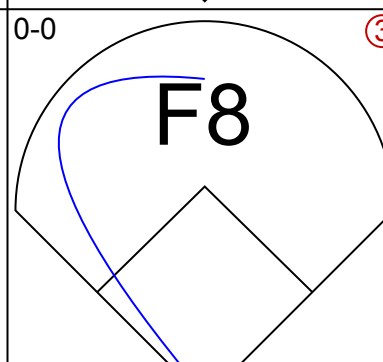
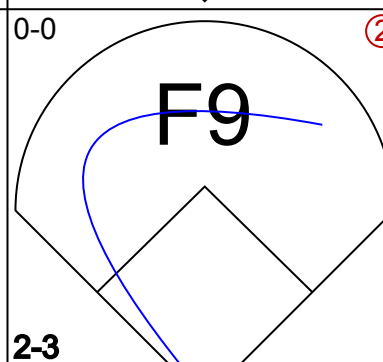
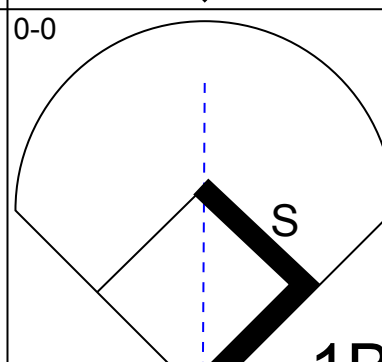
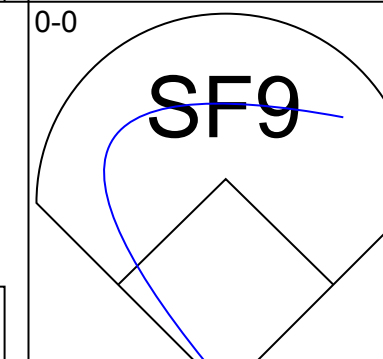
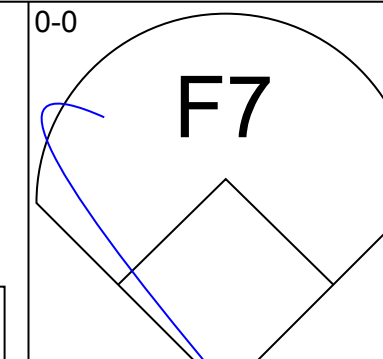
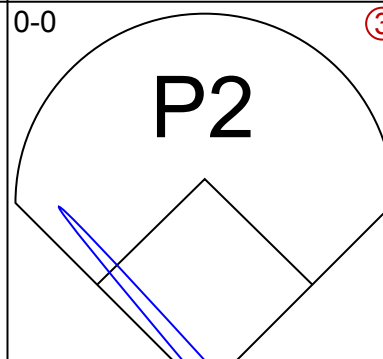
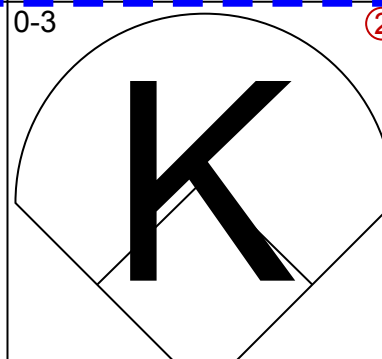
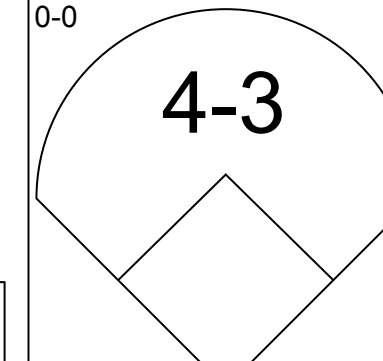
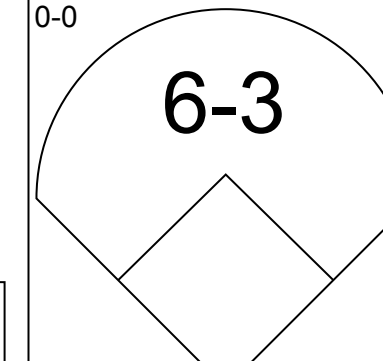
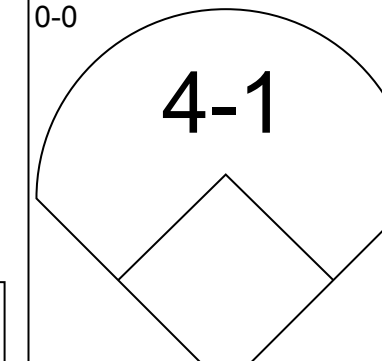
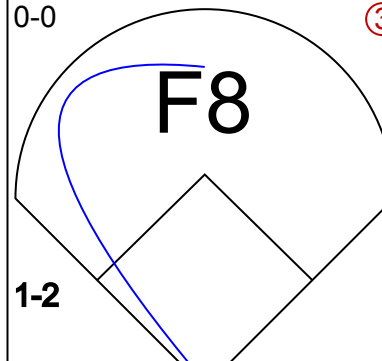
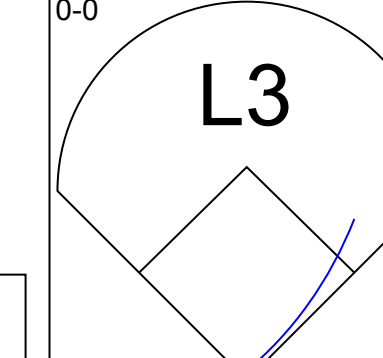
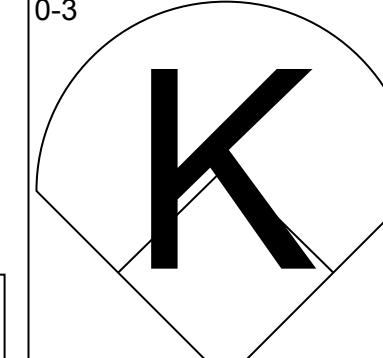
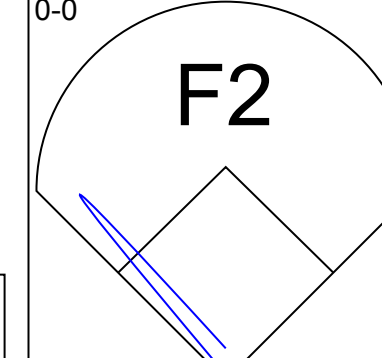
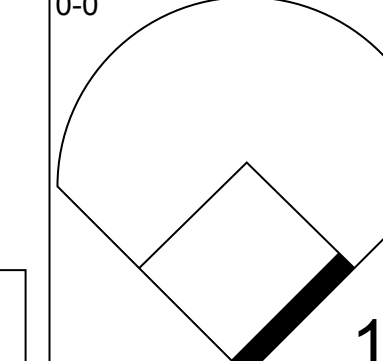
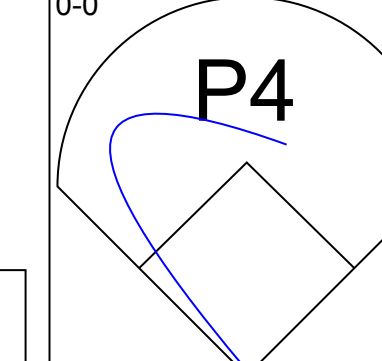
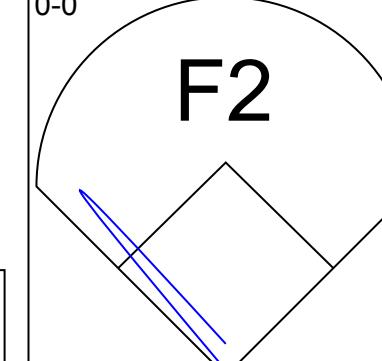
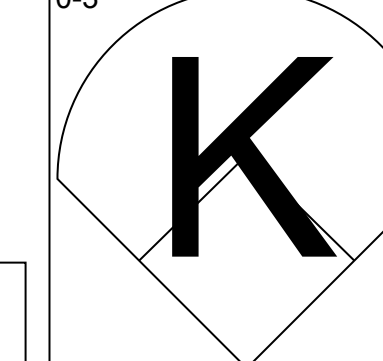
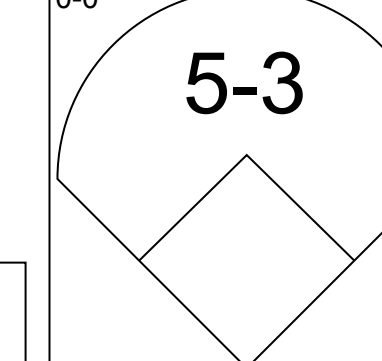
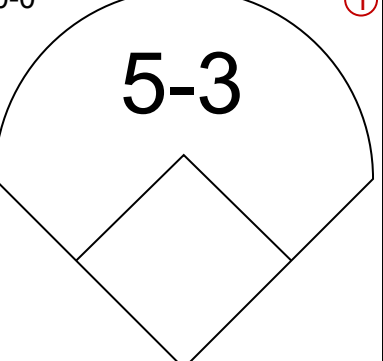
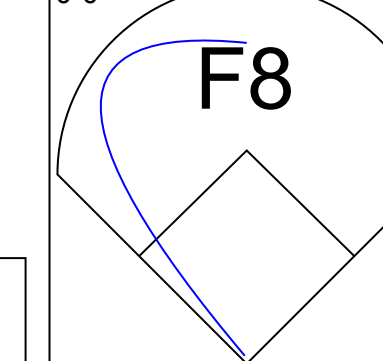
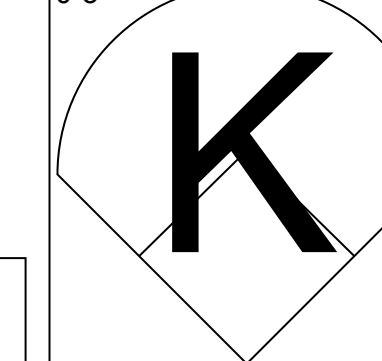
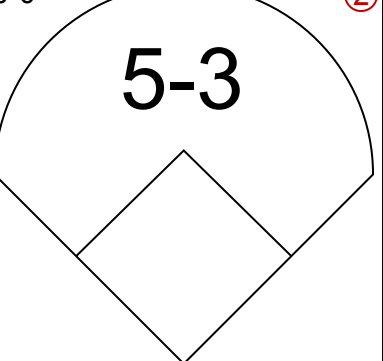



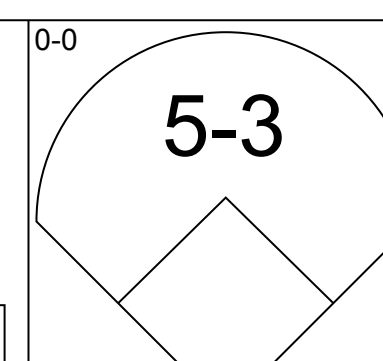
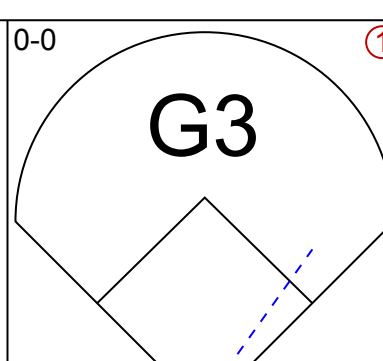
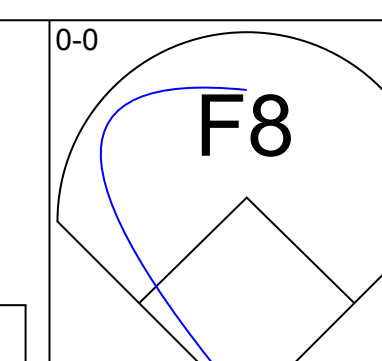
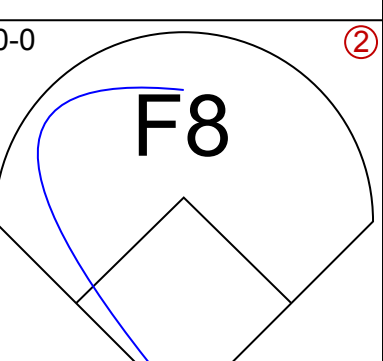
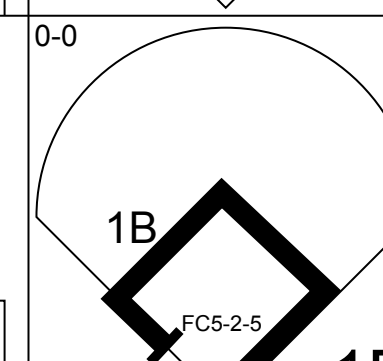
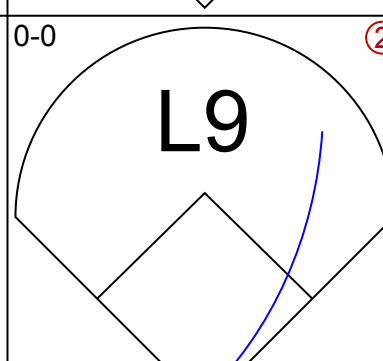
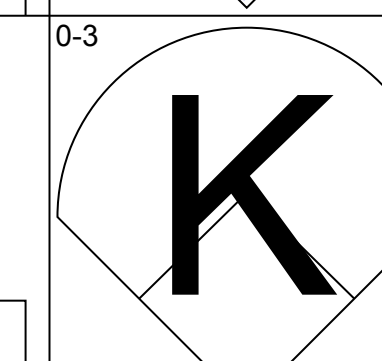
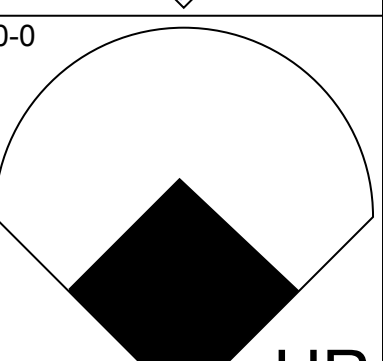
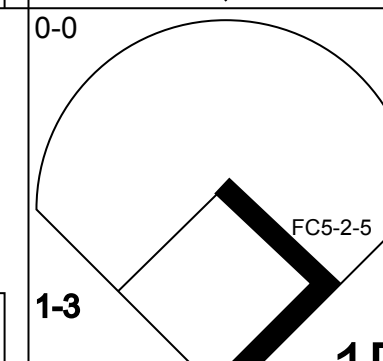
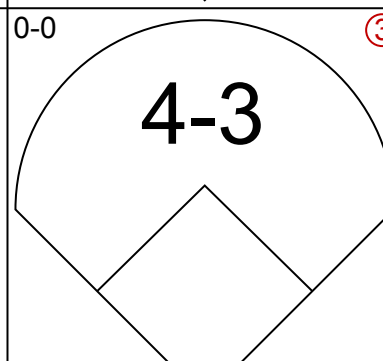
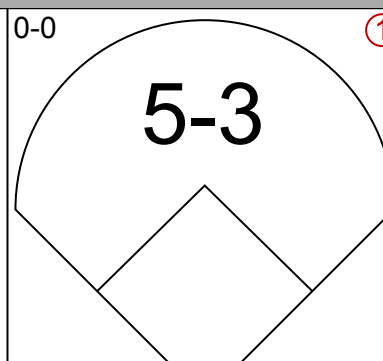
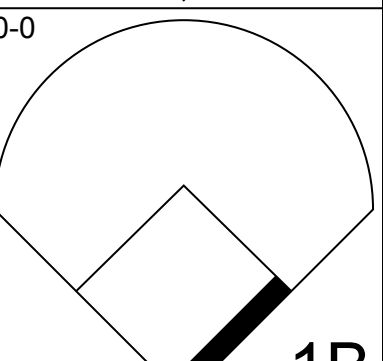
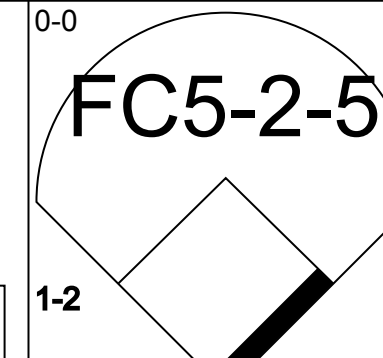
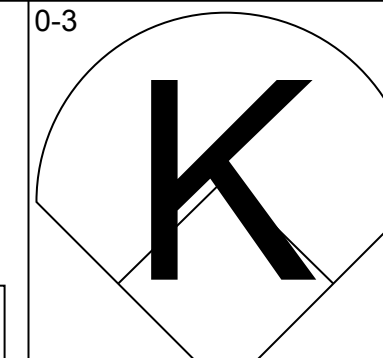
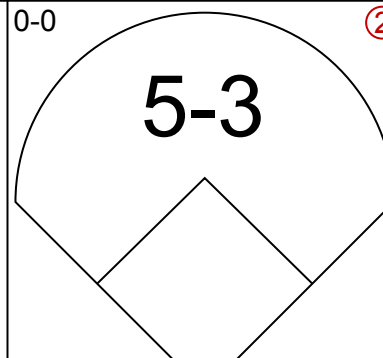
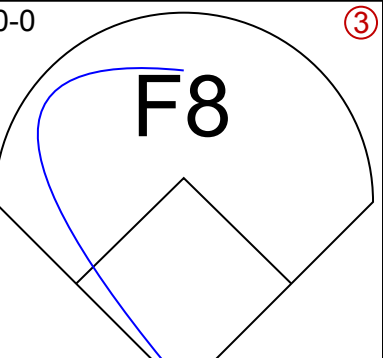
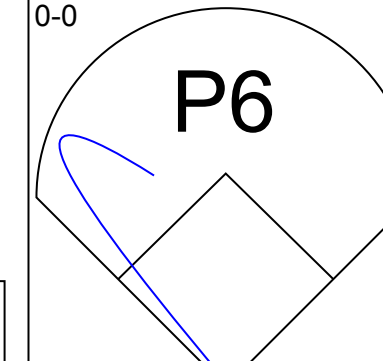
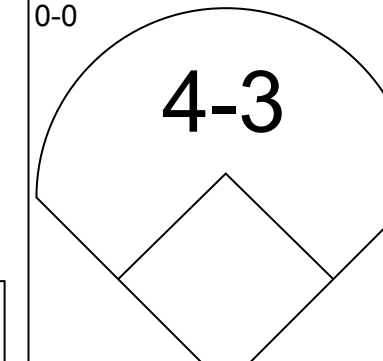
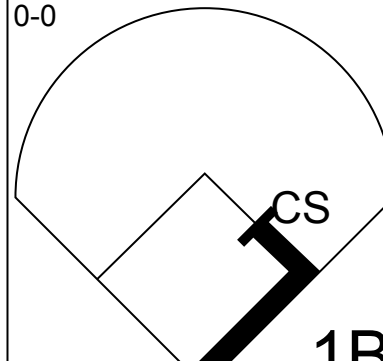
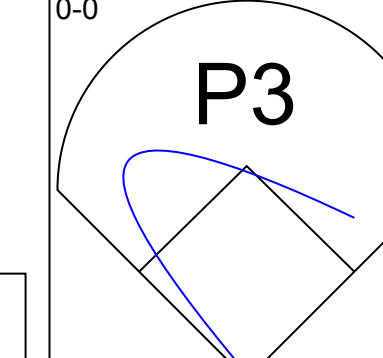
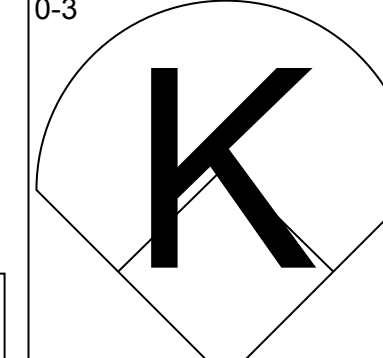
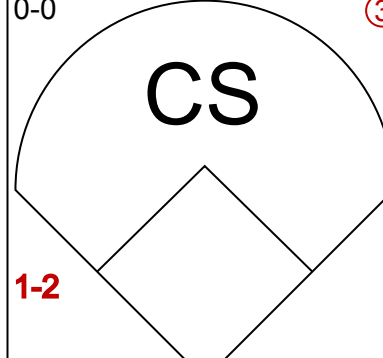
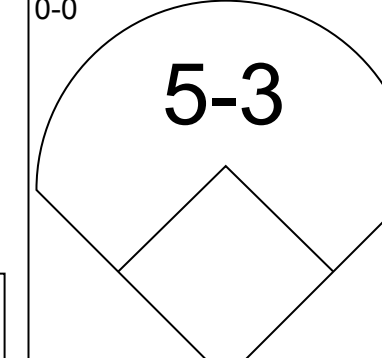
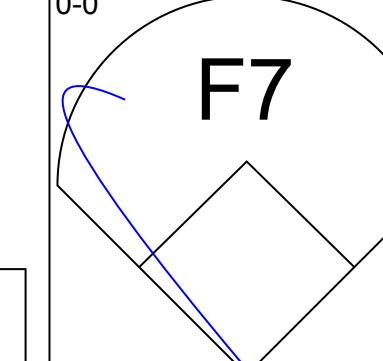
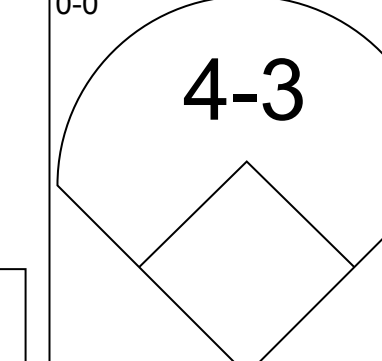
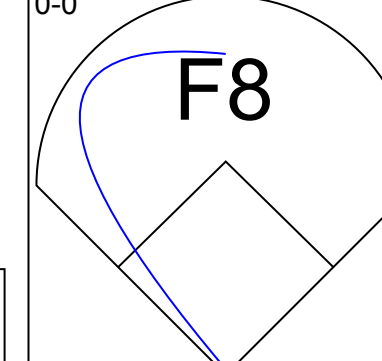
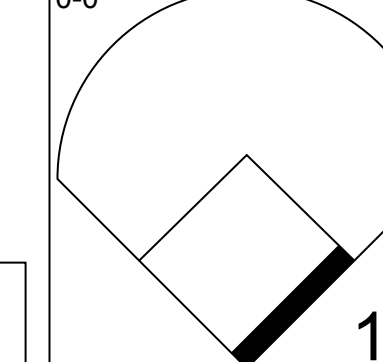
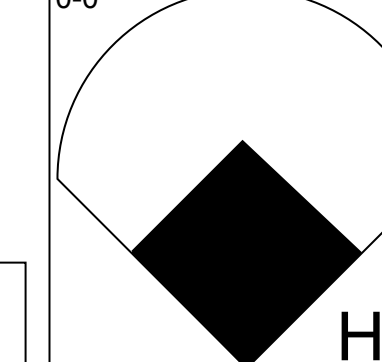
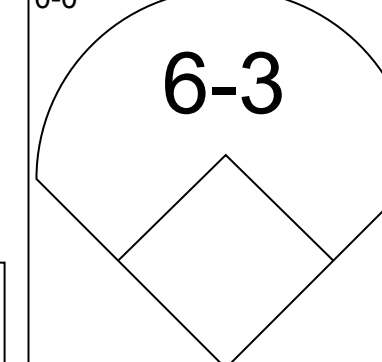
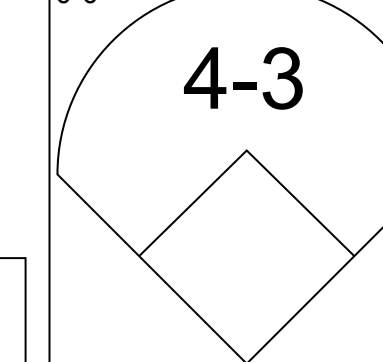
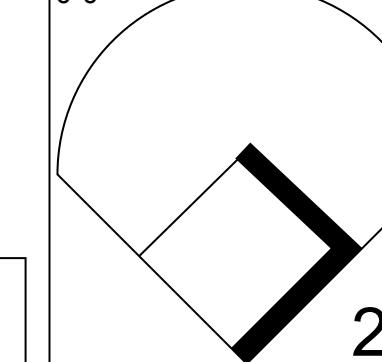
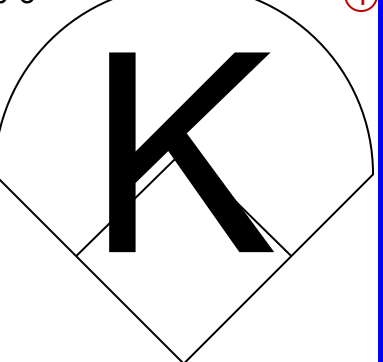
Batter	1	2	3	4	5	6	7	8	9	AB	R	H	RBI	BB	SO	LOB	BOTTOM								
Tommy Harper, R OBP: 0.331, SLG: 0.366 (1, 9)										3	1	0	0	1	1	0									
Giraldo Ruiz, S OBP: 0.241, SLG: 0.276 (1, 4)										3	0	0	0	0	1										
Floyd Robinson, L OBP: 0.278, SLG: 0.267 (8, PH)											1	0	0	0	0	0									
Pete Rose, S OBP: 0.374, SLG: 0.451 (1, 7)										3	1	1	0	1	1	0									
Tony Perez, R OBP: 0.293, SLG: 0.511 (1, 5)										3	0	1	2	1	0	1									
Lee May, R OBP: 0.375, SLG: 0.488 (1, 3)										4	0	2	0	0	0	2									
Don Pavletich, R OBP: 0.449, SLG: 0.500 (1, 2)										2	0	0	0	1	1	2									
Darrell Osteen, R (9, FR)										0	0	0	0	0	0	0									
Dick Simpson, R OBP: 0.222, SLG: 0.500 (1, 8)										2	0	0	0	1	1	2									
Art Shamsky, L OBP: 0.364, SLG: 0.222 (9, PH)										0	0	0	0	1	0	0									
Leo Cardenas, R OBP: 0.272, SLG: 0.240 (1, 6)										4	0	0	0	0	0	5									
Billy McCool, R OBP: 0.133, SLG: 0.071 (1, 1)										3	0	0	0	0	2	0									
Ted Abernathy, R OBP: 0.333, SLG: 0.333 (8, 1)										0	0	0	0	0	0	0									
Vada Pinson, L OBP: 0.327, SLG: 0.422 (9, PH)										1	0	0	0	0	0	2									
Inning Stats	R: 0 E: 0 K: 0 S: 3	H: 0 LOB: 0 BB: 0 P: 3	R: 0 E: 0 K: 0 S: 2	H: 0 LOB: 2 BB: 2 P: 11	R: 0 E: 0 K: 2 S: 7	H: 0 LOB: 0 BB: 0 P: 7	R: 0 E: 0 K: 1 S: 6	H: 2 LOB: 1 BB: 0 P: 6	R: 0 E: 0 K: 0 S: 3	H: 0 LOB: 0 BB: 0 P: 3	R: 2 E: 0 K: 1 S: 6	H: 1 LOB: 2 BB: 3 P: 18	R: 0 E: 0 K: 1 S: 5	H: 0 LOB: 0 BB: 0 P: 5	R: 0 E: 0 K: 1 S: 5	H: 0 LOB: 0 BB: 0 P: 5	R: 0 E: 0 K: 0 S: 4	H: 1 LOB: 2 BB: 1 P: 8	1B: 3 2B: 0 3B: 1 HR: 0	SF: 0 SAC: 0 DP: 1 HBP: 1	WP: 0 PB: 0 SB: 0 CS: 0	PA: 36			
PITCHER	IP	WLS	BF	H	R	ER	SO	BB	IBB	HBP	BLK	WP	HR	S	P	ERA	WHIP								
Chris Short, L ERA: 2.94 (1, 1)	6.0		25	3	2	2	4	5	0	1	0	0	0	27	48	3.00	1.333								
Turk Farrell, R ERA: 3.45 (7, 1)	3.0	W	11	1	0	0	2	1	0	0	0	0	0	14	18	0.00	0.667								

Philadelphia Phillies @ Cincinnati Reds
Crosley Field, Cincinnati, OH
Sat May 13 1967, 3:33 AM EDT
Att: 16,076 - Unknown


AB 29
R 2
H 4
RBI 2
BB 6
SO 6
LOB 15




Batter	1	2	3	4	5	6	7	8	9	AB	R	H	RBI	BB	SO	LOB	TOP			
Tito Francona, L OBP: 0.260, SLG: 0.178 (1, 3)										3	0	0	0	1	2	0	Philadelphia Phillies @ Cincinnati Reds Crosley Field, Cincinnati, OH Sun May 14 1967, 3:33 AM EDT Unknown			
John Briggs, L OBP: 0.282, SLG: 0.391 (1, 7)										3	1	1	0	0	0	0				
Dick Allen, R OBP: 0.429, SLG: 0.543 (1, 5)										4	0	2	0	0	0	1				
Johnny Callison, L OBP: 0.367, SLG: 0.404 (1, 9)										3	0	0	1	0	1	2				
Tony Gonzalez, L OBP: 0.342, SLG: 0.406 (1, 8)											4	0	0	0	0	2				
Clay Dalrymple, L OBP: 0.211, SLG: 0.190 (1, 2)											3	0	0	0	0	1		0		
Cookie Rojas, R OBP: 0.274, SLG: 0.282 (1, 4)											3	0	1	0	0	0		0		
Bobby Wine, R OBP: 0.086, SLG: 0.105 (1, 6)										3	0	0	0	0	1	1		AB 29 R 1 H 4 RBI 1 BB 1 SO 6 LOB 7		
Larry Jackson, R OBP: 0.200, SLG: 0.158 (1, 1)										3	0	0	0	0	1	1				
Inning Stats	R: 1 E: 0 K: 1 S: 7	H: 2 LOB: 1 BB: 0 P: 7	R: 0 E: 0 K: 1 S: 6	H: 1 LOB: 1 BB: 0 P: 6	R: 0 E: 0 K: 0 S: 3	H: 0 LOB: 0 BB: 0 P: 3	R: 0 E: 0 K: 1 S: 5	H: 0 LOB: 0 BB: 0 P: 5	R: 0 E: 0 K: 0 S: 3	H: 0 LOB: 1 BB: 1 P: 7	R: 0 E: 0 K: 0 S: 3	H: 0 LOB: 0 BB: 0 P: 3	R: 0 E: 0 K: 1 S: 5	H: 0 LOB: 0 BB: 0 P: 5	R: 0 E: 0 K: 1 S: 6	H: 1 LOB: 1 BB: 0 P: 6	1B: 4 2B: 0 3B: 0 HR: 0	SF: 1 SAC: 1 DP: 0 HBP: 0	WP: 0 PB: 0 SB: 1 CS: 0	PA: 32
PITCHER	IP WLS BF H R ER SO BB IBB HBP BLK WP HR S P ERA WHIP																			
Jim Maloney, R ERA: 3.94 (1, 1)	8.1 W 30 4 1 1 5 1 0 0 0 0 0 39 43 1.08 0.600																			
Ted Abernathy, R ERA: 2.16 (9, 1)	0.2 S 2 0 0 0 1 0 0 0 0 0 0 4 4 0.00 0.000																			

Batter	1	2	3	4	5	6	7	8	9	AB	R	H	RBI	BB	SO	LOB	BOTTOM			
Giraldo Ruiz, S OBP: 0.212, SLG: 0.242 (1, 4)										4	0	0	0	0	0	1	Philadelphia Phillies @ Cincinnati Reds Crosley Field, Cincinnati, OH Sun May 14 1967, 3:33 AM EDT Unknown			
Vada Pinson, L OBP: 0.333, SLG: 0.451 (1, 8)										4	1	2	1	0	1	1				
Pete Rose, S OBP: 0.378, SLG: 0.453 (1, 7)										4	0	2	0	0	0	0				
Tony Perez, R OBP: 0.282, SLG: 0.490 (1, 5)										4	0	0	0	0	1	3				
Floyd Robinson, L OBP: 0.286, SLG: 0.278 (1, 9)										3	0	1	0	0	0	2				
Lee May, R OBP: 0.353, SLG: 0.457 (1, 3)										3	0	0	0	0	1	0				
Johnny Edwards, L OBP: 0.309, SLG: 0.283 (1, 2)										3	0	0	0	0	0	0				
Leo Cardenas, R OBP: 0.282, SLG: 0.280 (1, 6)										3	1	2	1	0	0	0				
Jim Maloney, L OBP: 0.273, SLG: 0.364 (1, 1)										3	0	1	0	0	1	1				
Ted Abernathy, R OBP: 0.333, SLG: 0.333 (9, 1)										0	0	0	0	0	0	0				
Inning Stats	R: 0 E: 0 K: 0 S: 5	H: 2 LOB: 2 BB: 0 P: 5	R: 0 E: 0 K: 0 S: 4	H: 1 LOB: 1 BB: 0 P: 4	R: 0 E: 0 K: 2 S: 7	H: 0 LOB: 0 BB: 0 P: 7	R: 1 E: 0 K: 1 S: 7	H: 2 LOB: 1 BB: 0 P: 7	R: 0 E: 0 K: 0 S: 3	H: 1 LOB: 0 BB: 0 P: 3	R: 0 E: 0 K: 0 S: 3	H: 0 LOB: 0 BB: 0 P: 3	R: 1 E: 0 K: 1 S: 7	H: 2 LOB: 1 BB: 0 P: 7	R: 0 E: 0 K: 1 S: 7	H: 2 LOB: 1 BB: 0 P: 7	1B: 5 2B: 1 3B: 0 HR: 2	SF: 0 SAC: 0 DP: 0 HBP: 0	WP: 0 PB: 0 SB: 0 CS: 1	PA: 32
PITCHER	IP WLS BF H R ER SO BB IBB HBP BLK WP HR S P ERA WHIP																			
Larry Jackson, R ERA: 3.51 (1, 1)	8.0 L 31 8 2 2 4 0 0 0 0 0 0 2 39 39 2.25 1.000																			

AB 29
R 1
H 4
RBI 1
BB 1
SO 6
LOB 7



AB 31
R 2
H 8
RBI 2
BB 0
SO 4
LOB 8



livebaseballscorecards.com

livebaseballscorecards.com

Batter	1	2	3	4	5	6	7	8	9	AB	R	H	RBI	BB	SO	LOB	TOP			
Tony Taylor, R (1,4) OBP: 0.324, SLG: 0.357	0-0 6-3		0-0 1-3			0-0 6-3		0-0 6-3		4	0	0	0	0	0	1	Philadelphia Phillies @ Cincinnati Reds Crosley Field, Cincinnati, OH Sun May 14 1967, 3:38 AM EDT Att: 12,381 - Unknown			
John Briggs, L (1,7) OBP: 0.288, SLG: 0.370	0-3 K		0-3 K			0-0 F8		0-0 F8		4	0	0	0	0	2	1				
Dick Allen, R (1,5) OBP: 0.422, SLG: 0.531	0-0 1B			0-0 F9		0-3 K			0-0 6-3	4	0	1	0	0	1	0				
Johnny Callison, L (1,9) OBP: 0.354, SLG: 0.388	0-3 K			0-0 P4			0-0 L3		0-0 F8	4	0	0	0	0	1	1				
Tony Gonzalez, L (1,8) OBP: 0.364, SLG: 0.433		0-0 4-3 2B		0-0 4-3			0-0 1B		4-0 BB	3	0	2	0	1	0	0				
Tito Francona, L (1,3) OBP: 0.299, SLG: 0.184		0-0 4-3			0-0 FC5-4 1B		0-3 K		0-0 P6	4	0	1	0	0	1	3				
Clay Dalrymple, L (1,2) OBP: 0.216, SLG: 0.185		4-0 BB		0-3 K			0-0 F9			2	0	0	0	1	1	2				
Bobby Wine, R (1,6) OBP: 0.083, SLG: 0.102		0-0 G4-6-3 BB		0-3 K				0-3 K		2	0	0	0	0	1	3				
Bill White, L (8, PH)		0-0 G4-6-3			0-3 K					1	0	0	0	0	1	0				
Grant Jackson, S (8, 1)		1-2			0-0 K					0	0	0	0	0	0	0				
Jim Bunning, R (1, 1) OBP: 0.125, SLG: 0.375			0-3 K		0-0 FC5-4			0-0 2B		2	0	0	0	0	1	1				
Doug Clemens, L (8, PH) OBP: 0.300, SLG: 0.333					1-2					1	0	1	0	0	0	0				
Gary Sutherland, R (8, PR) OBP: 0.406, SLG: 0.548										0	0	0	0	0	0	0				
Inning Stats	R: 0 E: 0 K: 2 S: 8	H: 1 LOB: 1 BB: 0 P: 8	R: 0 E: 0 K: 0 S: 3	H: 1 LOB: 1 BB: 1 P: 7	R: 0 E: 0 K: 2 S: 7	H: 0 LOB: 0 BB: 0 P: 7	R: 0 E: 0 K: 0 S: 3	H: 0 LOB: 0 BB: 0 P: 3	R: 0 E: 0 K: 2 S: 8	H: 1 LOB: 1 BB: 0 P: 8	R: 0 E: 0 K: 1 S: 5	H: 0 LOB: 0 BB: 0 P: 5	R: 0 E: 0 K: 1 S: 6	H: 1 LOB: 1 BB: 0 P: 6	R: 0 E: 0 K: 0 S: 3	H: 0 LOB: 1 BB: 1 P: 7	1B: 3 2B: 2 3B: 0 HR: 0	SF: 0 SAC: 0 DP: 1 HBP: 0	WP: 0 PB: 0 SB: 1 CS: 0	PA: 33
PITCHER Gary Nolan, R (1, 1) ERA: 2.12	IP: 9.0 WLS: W BF: 33 H: 5 R: 0 ER: 0 SO: 9 BB: 2 IBB: 0 HBP: 0 BLK: 0 WP: 0 HR: 0 S: 49 P: 57 ERA: 0.00 WHIP: 0.778																			

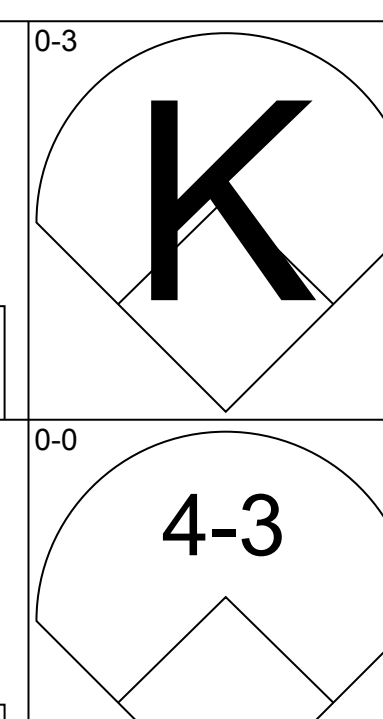
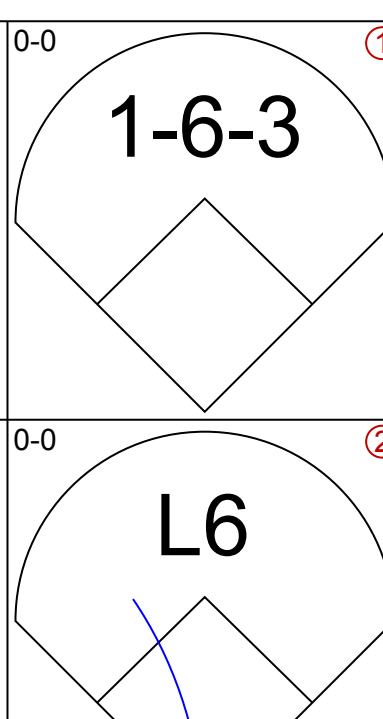
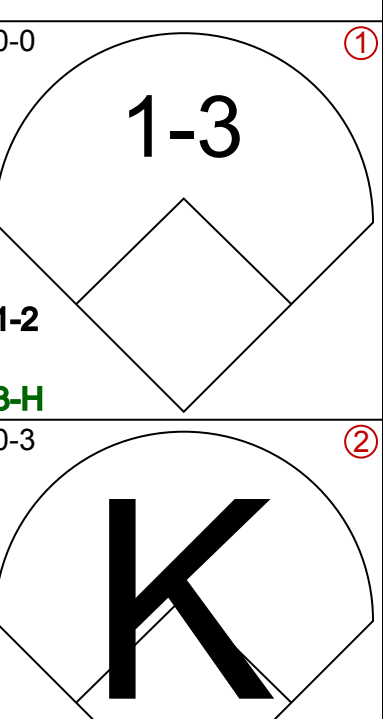
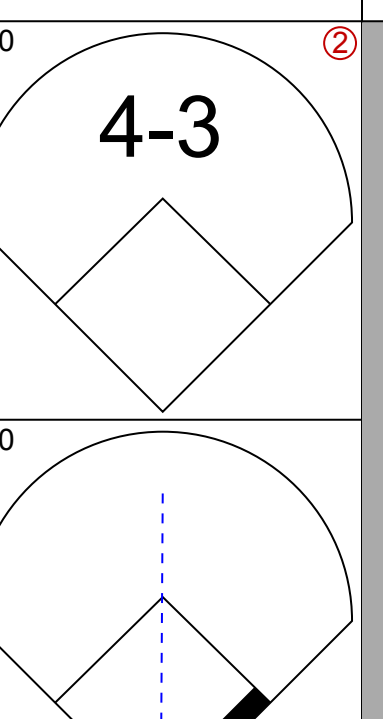
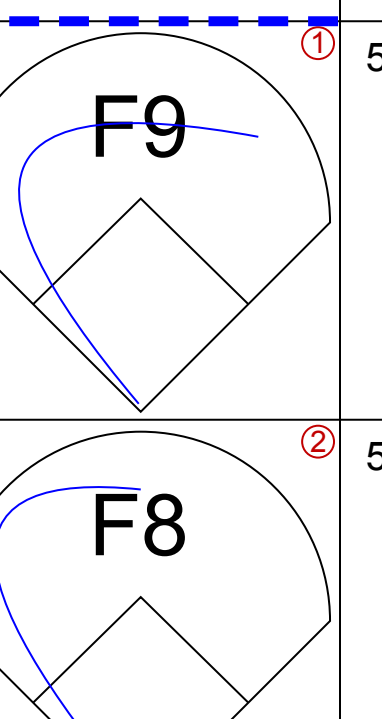
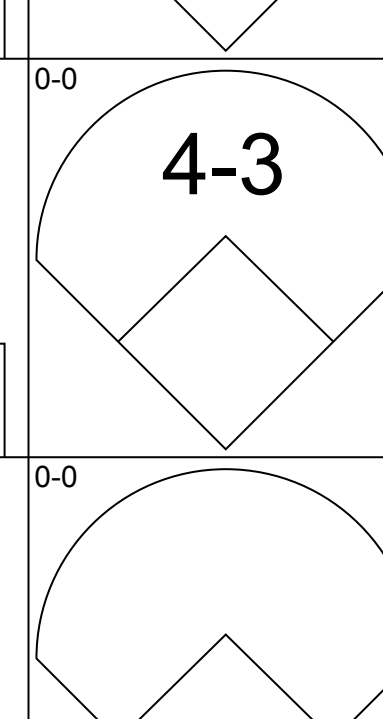
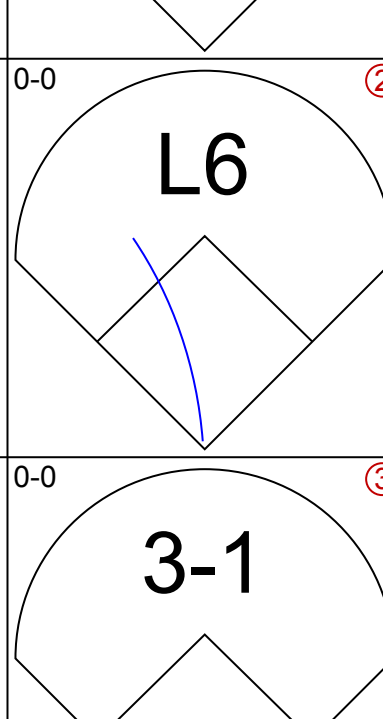
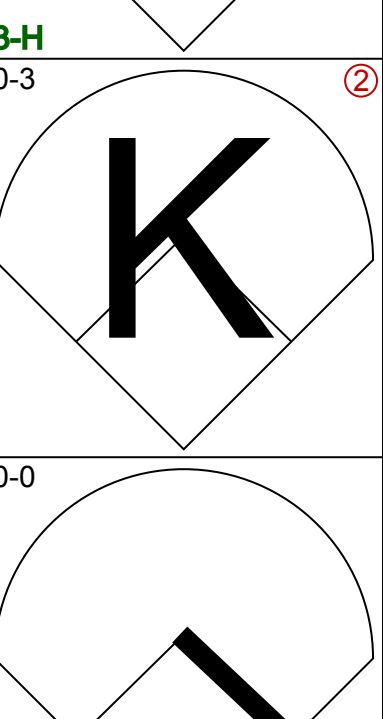
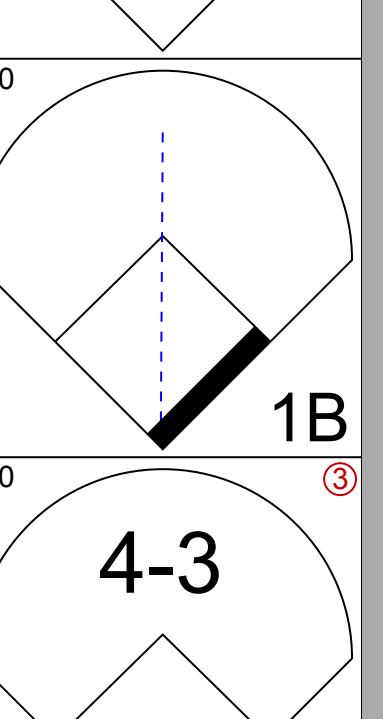
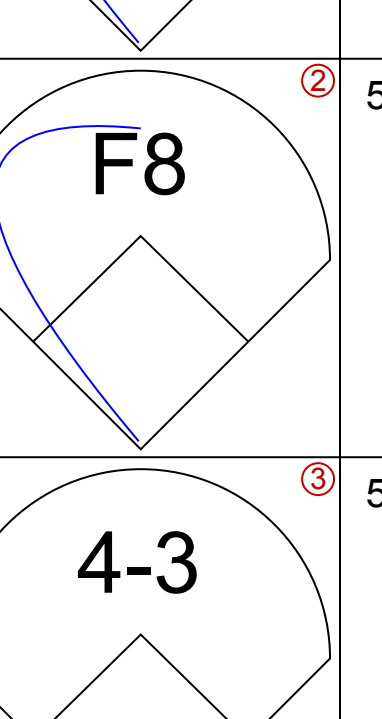
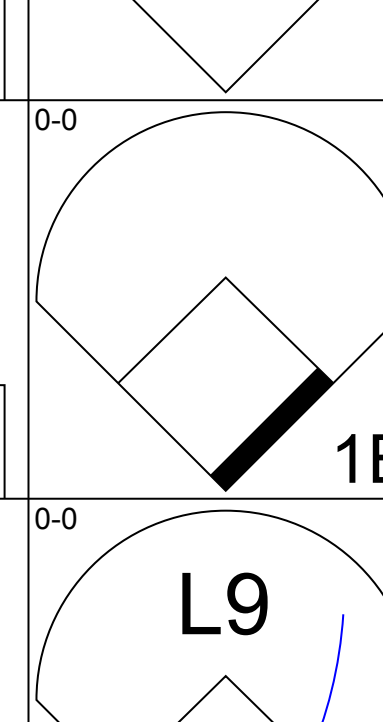
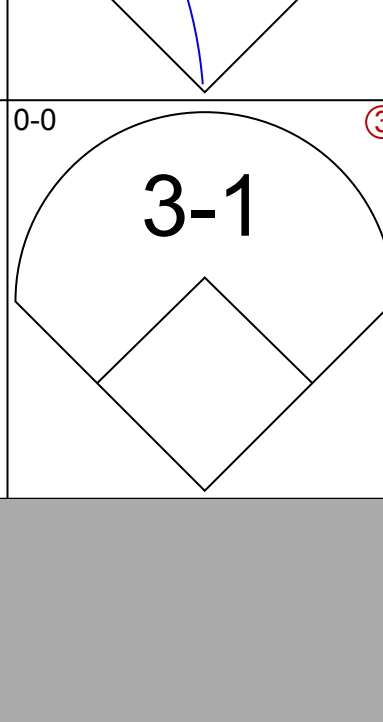
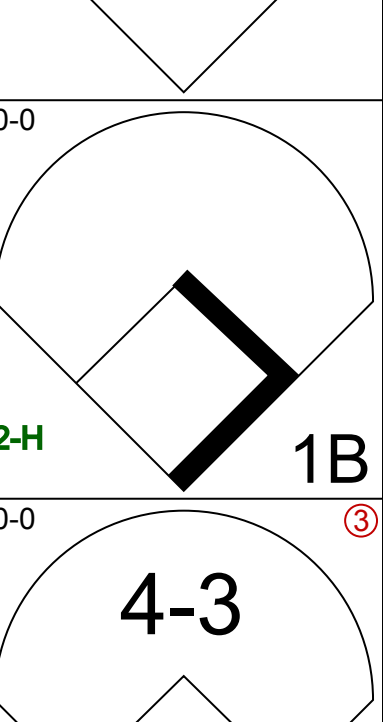
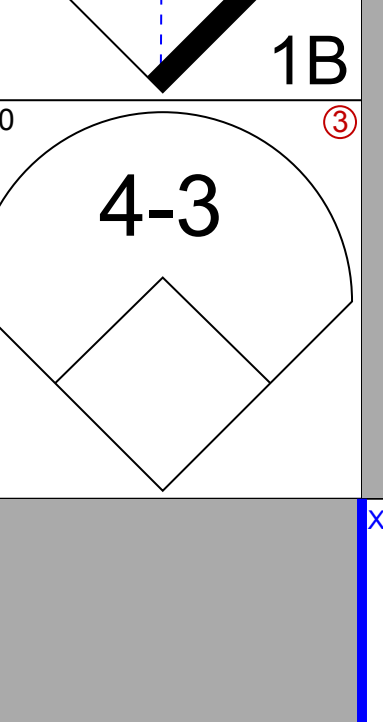
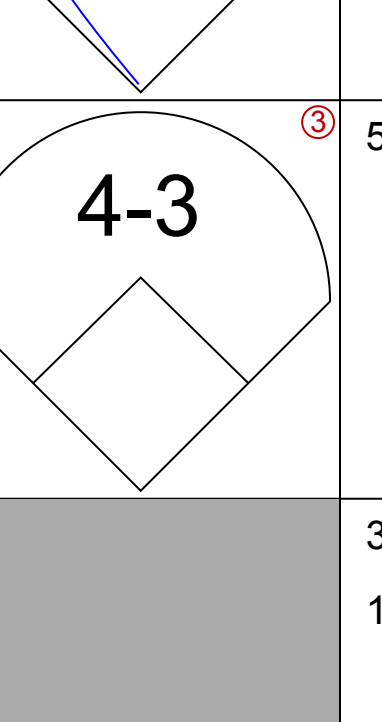
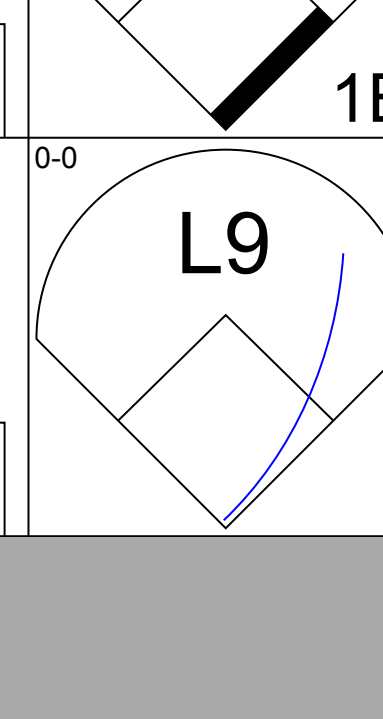
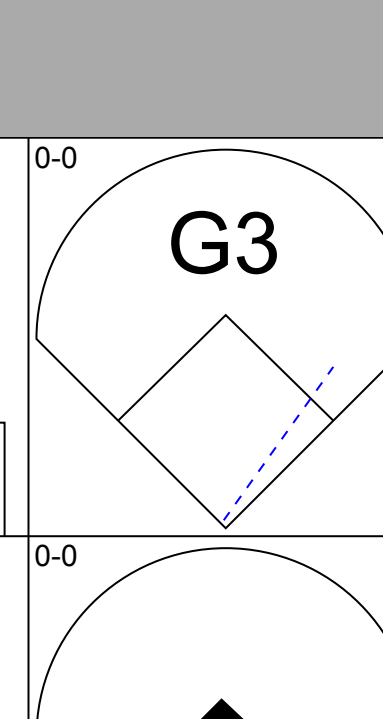
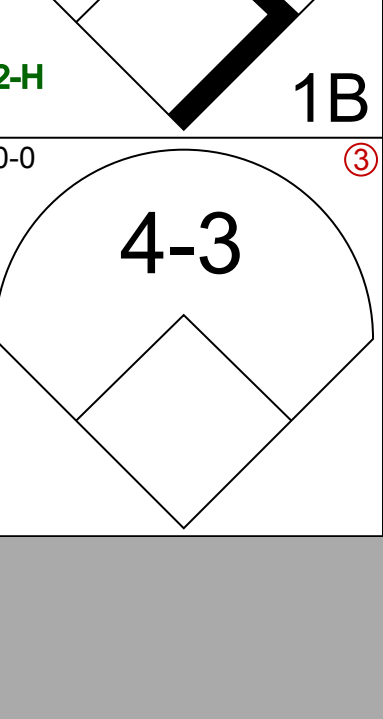
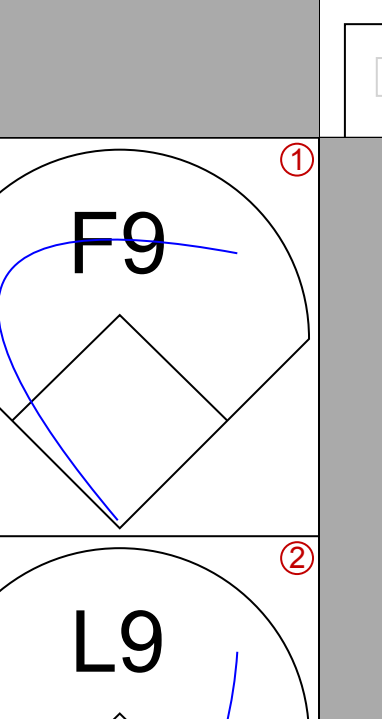
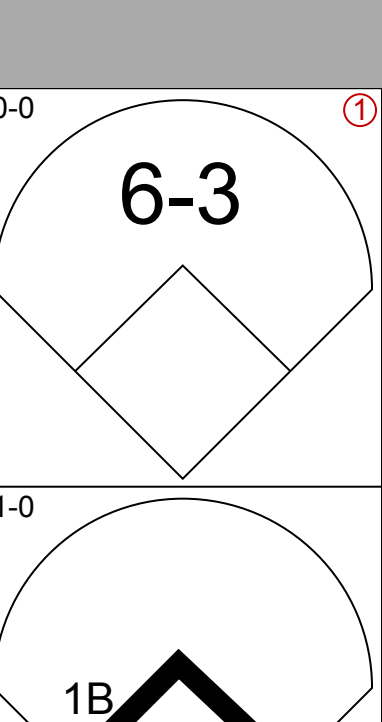
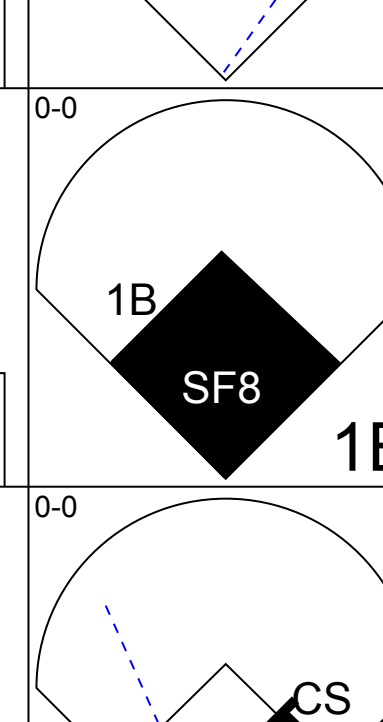
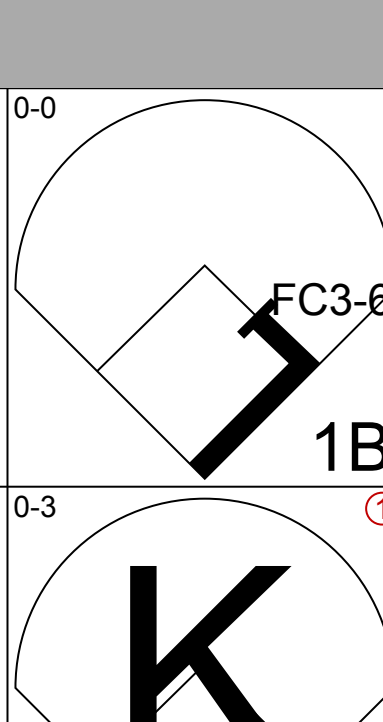
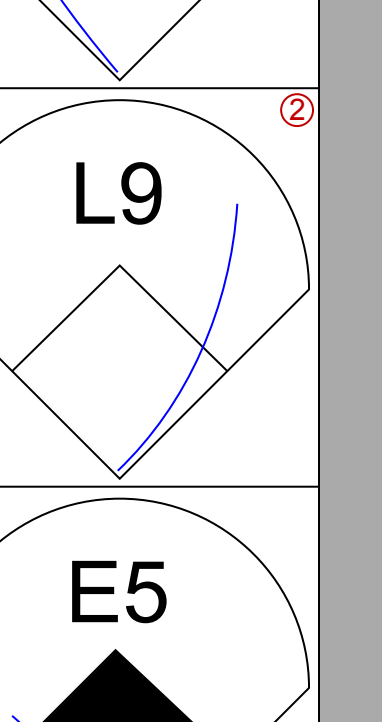
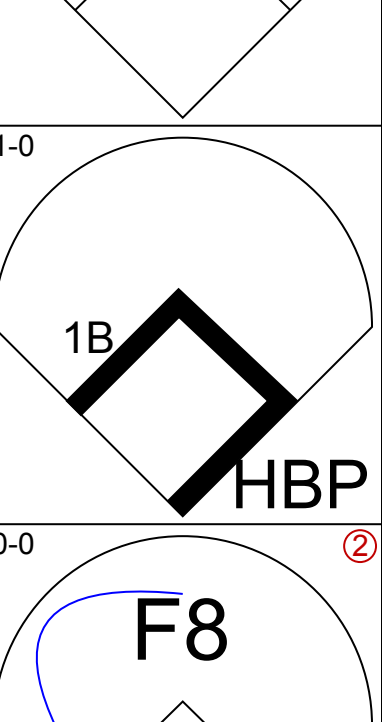
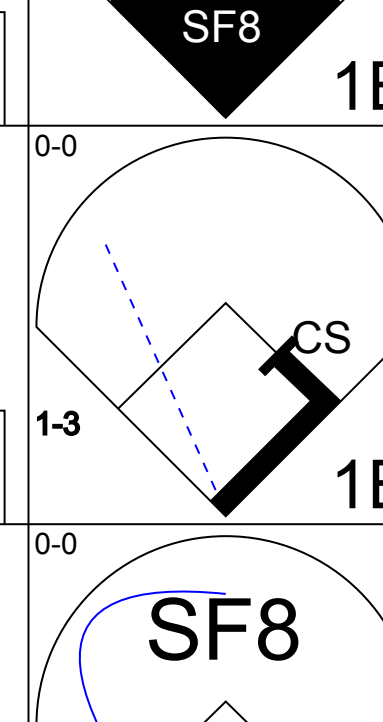
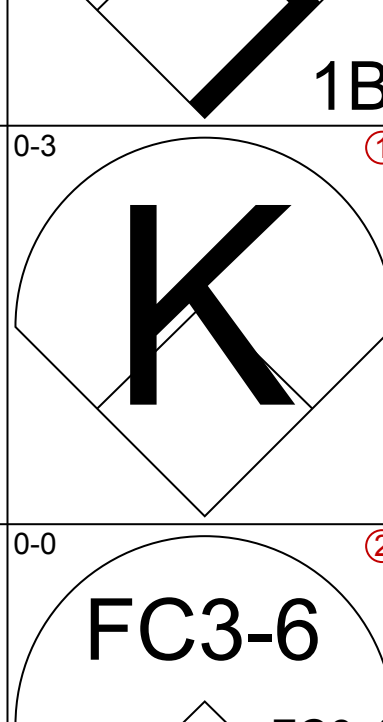
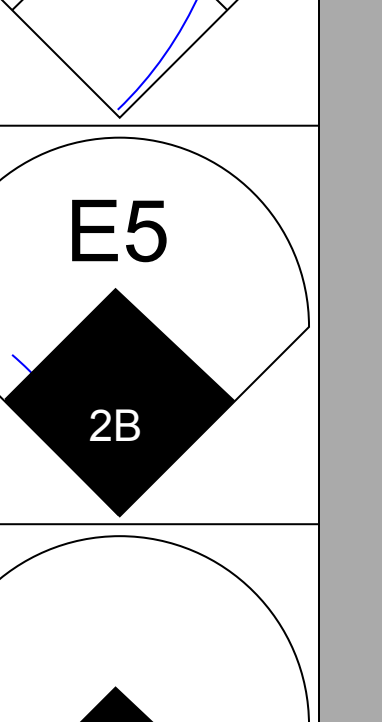
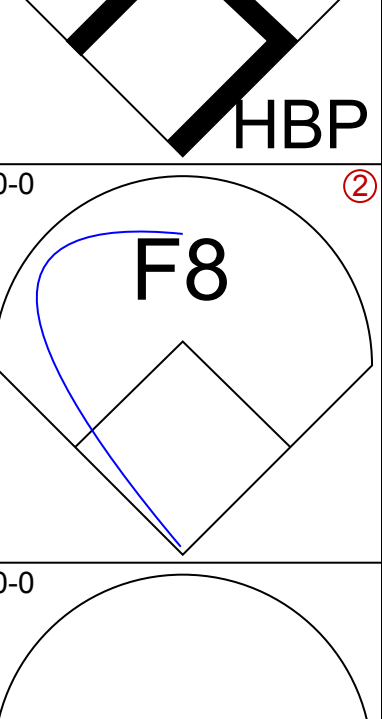
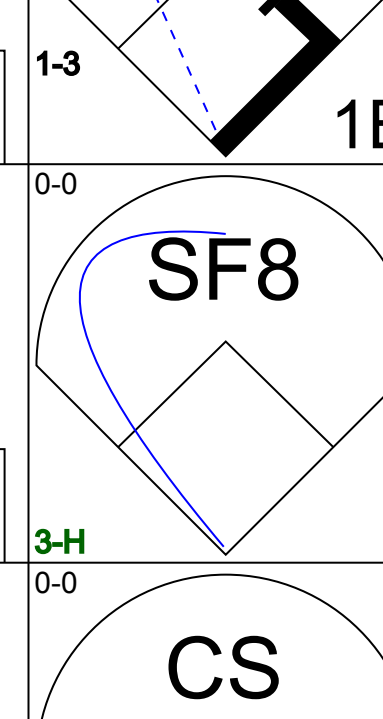
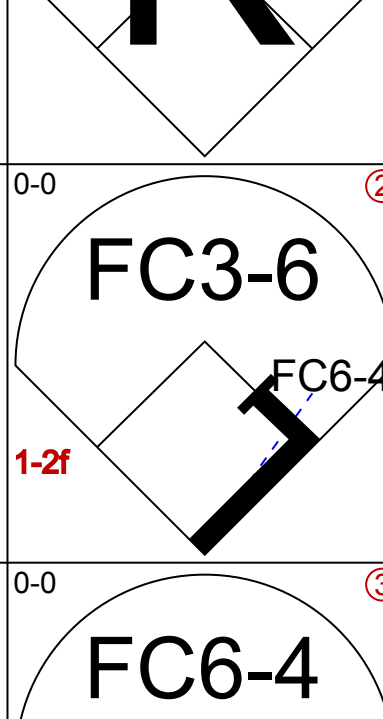
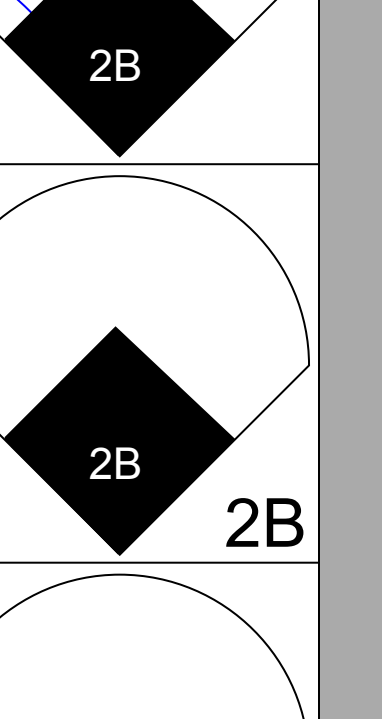
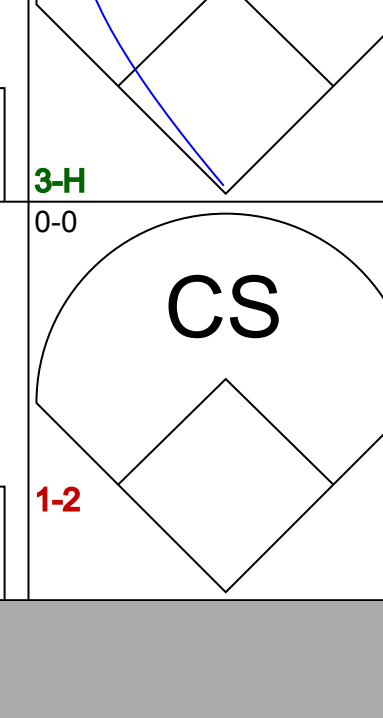
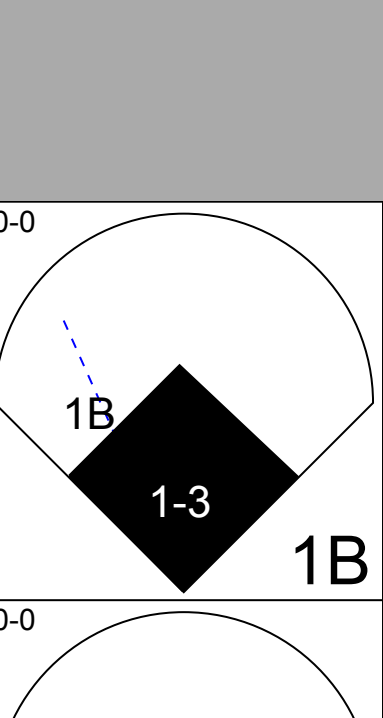
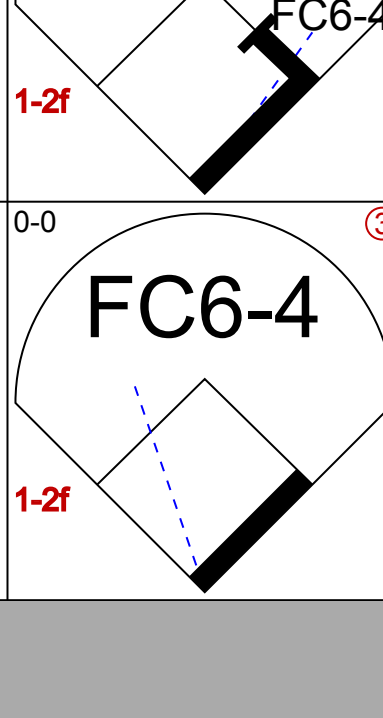
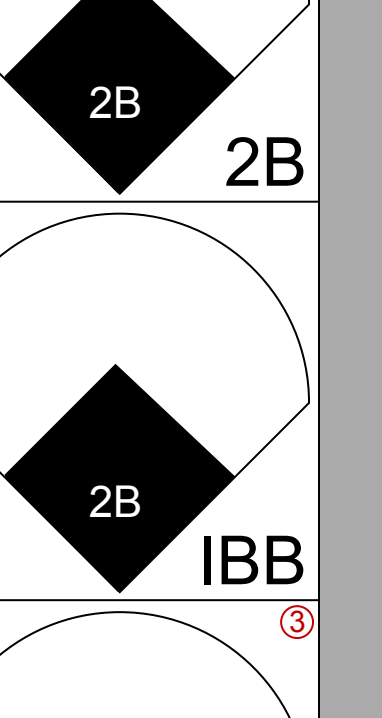
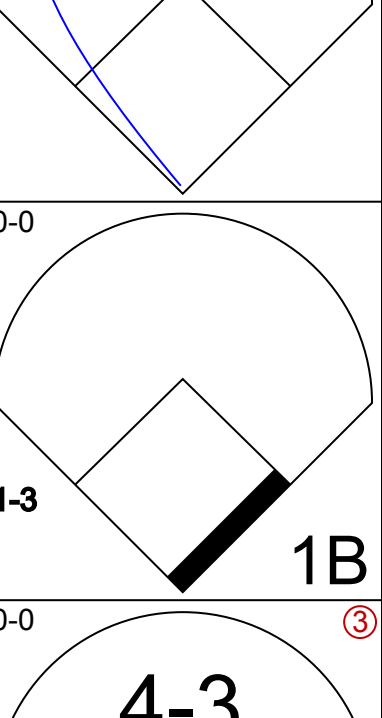
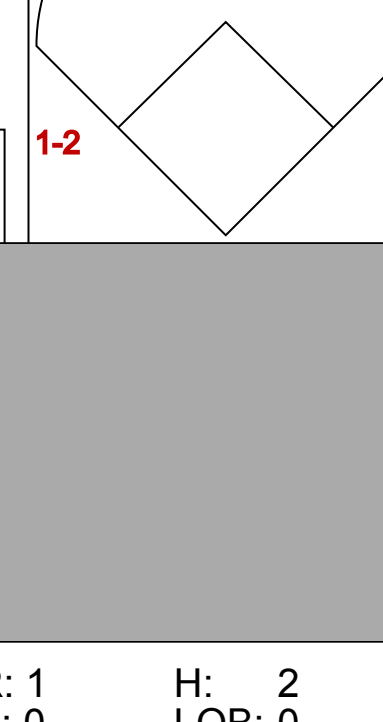
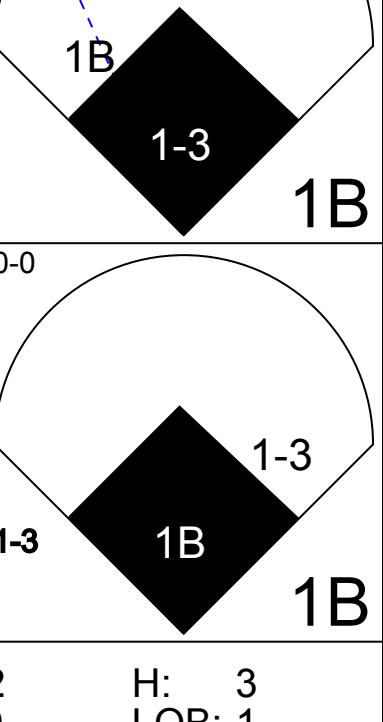
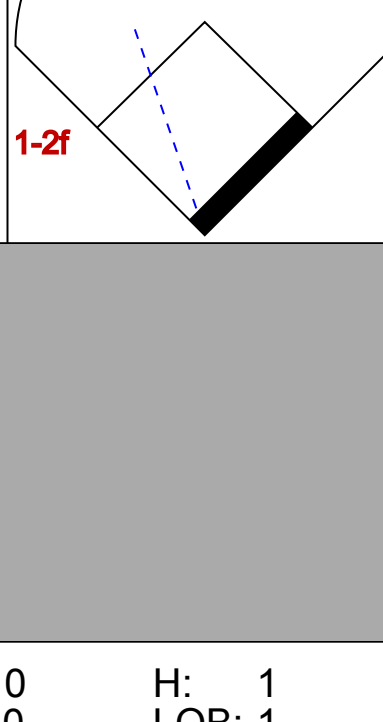
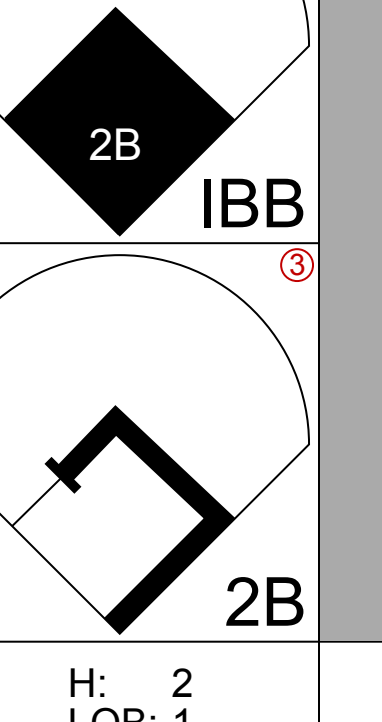
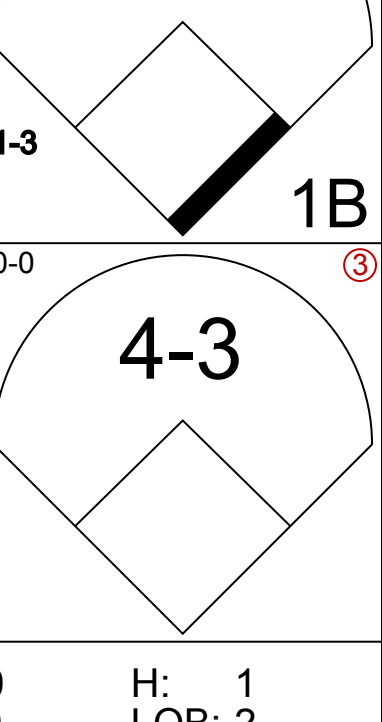
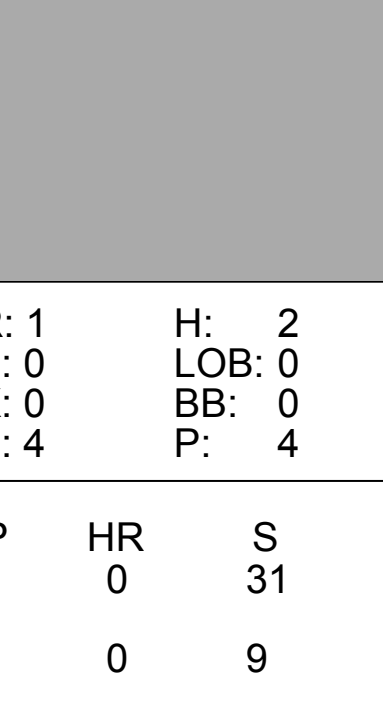
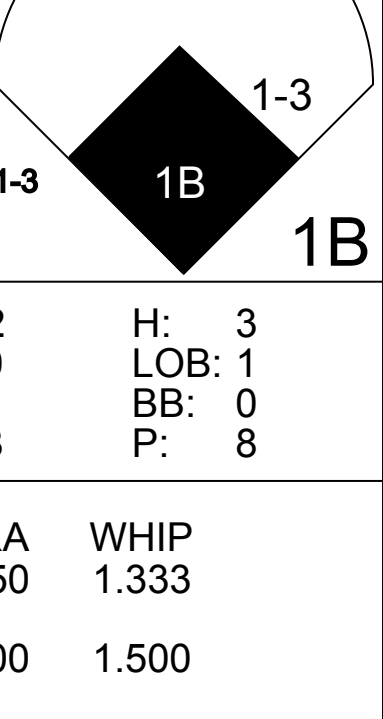
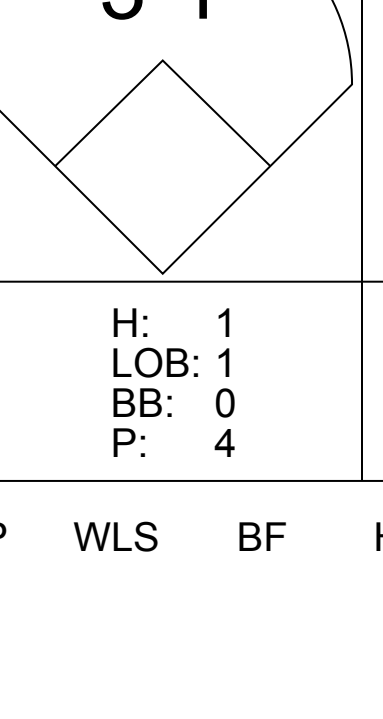
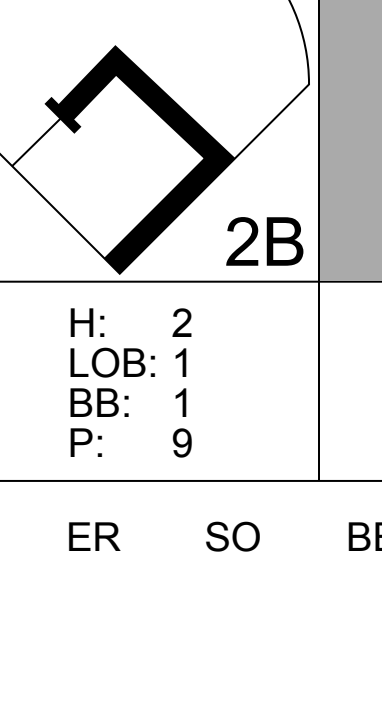
Batter	1	2	3	4	5	6	7	8	9	AB	R	H	RBI	BB	SO	LOB	BOTTOM			
Giraldo Ruiz, S (1,4) OBP: 0.189, SLG: 0.216	0-0 1-3	0-0 F7			0-0 G3			0-0 L9		4	0	0	0	0	0	1	Philadelphia Phillies @ Cincinnati Reds Crosley Field, Cincinnati, OH Sun May 14 1967, 3:38 AM EDT Att: 12,381 - Unknown			
Vada Pinson, L (1,8) OBP: 0.331, SLG: 0.444	0-0 F9		0-0 2B G1-2-3 1B		0-0 4-3		0-0 L5		4	0	1	0	0	0	0	0				
Pete Rose, S (1,7) OBP: 0.382, SLG: 0.473	0-0 2B		0-0 1-3 2B		0-0 F8		0-0 F9		4	1	2	0	0	0	0	0				
Tony Perez, R (1,5) OBP: 0.283, SLG: 0.495	0-0 FC5 2H 2B		0-0 5-3			0-3 K			0-0 F8	3	0	1	1	0	1	2				
Floyd Robinson, L (1,9) OBP: 0.333, SLG: 0.263	4-0 BB		4-0 IBB			0-0 F8				1	0	0	0	2	0	0				
Tommy Harper, R (8, 9) OBP: 0.331, SLG: 0.366										0	0	0	0	0	0	0				
Lee May, R (1,3) OBP: 0.333, SLG: 0.429	0-0 FC5		0-0 G1-2-3			0-3 K				3	0	0	0	0	1	5				
Don Pavletich, R (1,2) OBP: 0.423, SLG: 0.467		0-3 K		0-0 F9			0-0 F8			3	0	0	0	0	1	0				
Leo Cardenas, R (1,6) OBP: 0.283, SLG: 0.275		1-0 SH1-3 HBP		0-3 K			0-0 5-3			2	0	0	0	0	1	0				
Gary Nolan, R (1, 1)		0-0 SH1-3		0-3 K			0-3 K			2	0	0	0	0	2	0				
Inning Stats	R: 1 E: 0 K: 0 S: 5	H: 2 LOB: 2 BB: 1 P: 9	R: 0 E: 0 K: 1 S: 5	H: 0 LOB: 1 BB: 0 P: 6	R: 0 E: 0 K: 0 S: 4	H: 2 LOB: 2 BB: 1 P: 8	R: 0 E: 0 K: 2 S: 7	H: 0 LOB: 0 BB: 0 P: 7	R: 0 E: 0 K: 0 S: 3	H: 0 LOB: 0 BB: 0 P: 3	R: 0 E: 0 K: 2 S: 7	H: 0 LOB: 0 BB: 0 P: 7	R: 0 E: 0 K: 1 S: 5	H: 0 LOB: 0 BB: 0 P: 5	R: 0 E: 0 K: 0 S: 3	H: 0 LOB: 0 BB: 0 P: 3	1B: 1 2B: 3 3B: 0 HR: 0	SF: 0 SAC: 1 DP: 1 HBP: 1	WP: 0 PB: 0 SB: 0 CS: 0	PA: 30
PITCHER Jim Bunning, R (1, 1) ERA: 4.34	IP: 7.0 WLS: L BF: 27 H: 4 R: 1 ER: 1 SO: 6 BB: 1 IBB: 1 HBP: 1 BLK: 0 WP: 0 HR: 0 S: 36 P: 45 ERA: 1.29 WHIP: 0.714																			
Grant Jackson, L (8, 1) ERA: 1.93	IP: 1.0 WLS: L BF: 3 H: 0 R: 0 ER: 0 SO: 0 BB: 0 IBB: 0 HBP: 0 BLK: 0 WP: 0 HR: 0 S: 3 P: 3 ERA: 0.00 WHIP: 0.000																			

Batter	1	2	3	4	5	6	7	8	9	AB	R	H	RBI	BB	SO	LOB	TOP										
Tito Francona, L (1,3) OBP: 0.246, SLG: 0.173 Gary Sutherland, R (8,PH) OBP: 0.394, SLG: 0.531 (8,6)	F8		4-3		CS	F5		F9		3	0	0	0	0	0	0	Philadelphia Phillies @ St. Louis Cardinals Busch Stadium, St. Louis, MO Tue May 16 1967, 7:05 PM CDT Att: 10,514 - Unknown										
John Briggs, L (1,7) OBP: 0.271, SLG: 0.360 Don Lock, R (8,PH) OBP: 0.391, SLG: 0.585 (8,8)	L6		CS BB			K		K		2	0	0	0	1	1	0											
Dick Allen, R (1,5) OBP: 0.408, SLG: 0.510	F9		CS	4-3		K		K		4	0	0	0	0	2	0											
Johnny Callison, L (1,9) OBP: 0.359, SLG: 0.392		F8 1B SF7 1B		F9			CS 1B	L8		4	1	2	0	0	0	0											
Tony Gonzalez, L (1,8) OBP: 0.363, SLG: 0.429 (8,7)				6-3			F8	K		3	0	1	0	0	0	1											
Jackie Brandt, R (9,PH) OBP: 0.286, SLG: 0.429 (9,7)		1-2 1B					1-2 F8	K		1	0	0	0	0	1	0											
Clay Dalrymple, L (1,2) OBP: 0.221, SLG: 0.191	F8						F9			3	1	1	0	0	0	2											
Cookie Rojas, R (1,4) OBP: 0.276, SLG: 0.322	SF7					E6 G6-4-3 1B		HR		2	1	1	2	0	0	1											
Bobby Wine, R (1,6) OBP: 0.082, SLG: 0.100 Doug Clemens, L (5,PH) OBP: 0.273, SLG: 0.300 Rick Wise, R (5,1)	K	3-H 0-3			G6-4-3					1	0	0	0	0	1	1											
Grant Jackson, S (7,1) OBP: 0.400, SLG: 0.250					1-2 3-H			FC1-6 1B		0	0	0	0	0	0	0											
Dick Ellsworth, L (1,1) OBP: 0.091, SLG: 0.091 Tony Taylor, R (5,PH) OBP: 0.329, SLG: 0.361 (8,3)			K				CS 1B	FC1-6		1	0	0	0	0	1	0											
Inning Stats	R: 0 E: 0 K: 0 S: 3	H: 0 LOB: 0 BB: 0 P: 3	R: 1 E: 0 K: 1 S: 7	H: 2 LOB: 1 BB: 0 P: 7	R: 0 E: 0 K: 1 S: 4	H: 0 LOB: 0 BB: 1 P: 8	R: 0 E: 0 K: 0 S: 3	H: 0 LOB: 0 BB: 0 P: 3	R: 1 E: 1 K: 0 S: 4	H: 2 LOB: 0 BB: 0 P: 4	R: 0 E: 0 K: 2 S: 7	H: 0 LOB: 0 BB: 0 P: 7	R: 0 E: 0 K: 0 S: 3	H: 1 LOB: 0 BB: 0 P: 3	R: 1 E: 0 K: 1 S: 7	H: 2 LOB: 1 BB: 0 P: 7	R: 0 E: 0 K: 2 S: 7	H: 0 LOB: 0 BB: 0 P: 7	1B: 6 2B: 0 3B: 0 HR: 1	SF: 1 SAC: 0 DP: 1 HBP: 0	WP: 0 PB: 0 SB: 0 CS: 3	PA: 34					
PITCHER	IP	WLS	BF	H	R	ER	SO	BB	IBB	HBP	BLK	WP	HR	S	P	ERA	WHIP										
Ray Washburn, R (1,1) ERA: 3.38	7.0		26	7	3	2	4	1	0	0	0	0	1	33	37	2.57	1.143										
Joe Hoerner, L (8,1) ERA: 2.35	2.0	W	6	0	0	0	3	0	0	0	0	0	0	12	12	0.00	0.000										

Batter	1	2	3	4	5	6	7	8	9	AB	R	H	RBI	BB	SO	LOB	BOTTOM										
Lou Brock, L (1,7) OBP: 0.354, SLG: 0.528	1B G6-3 1B	F7		G3		6-3		K		5	1	1	0	0	1	2	Philadelphia Phillies @ St. Louis Cardinals Busch Stadium, St. Louis, MO Tue May 16 1967, 7:05 PM CDT Att: 10,514 - Unknown										
Julian Javier, R (1,4) OBP: 0.343, SLG: 0.391	G6-3 1-3 1B		F8	K			1B SH1-3 1B	F9		5	0	2	0	0	1	1											
Curt Flood, R (1,8) OBP: 0.389, SLG: 0.357	G6-3 1-2 3-H						SH1-3			3	2	2	0	1	0	1											
Orlando Cepeda, R (1,3) OBP: 0.466, SLG: 0.644	1B			IBB		L7	1B	1B		3	0	2	0	2	0	1											
Mike Shannon, R (1,5) OBP: 0.408, SLG: 0.547	1-2 1B		K			K				5	0	3	1	0	2	3											
Tim McCarver, L (1,2) OBP: 0.337, SLG: 0.464	1-3		1-3				1-2 2-3 1B			4	0	1	1	0	0	7											
Bobby Tolan, L (1,9) OBP: 0.320, SLG: 0.292					G3	F8		4-3		4	0	1	0	0	0	4											
Dal Maxvill, R (1,6) OBP: 0.312, SLG: 0.301	F7			3B 1B		1-3		5-3		4	1	1	0	0	0	1											
Ray Washburn, R (1,1) OBP: 0.077, SLG: 0.231 Joe Hoerner, R (8,1)	SH1-3					K		K		2	0	1	1	0	1	0											
Inning Stats	R: 1 E: 0 K: 0 S: 6	H: 4 LOB: 2 BB: 0 P: 6	R: 0 E: 0 K: 0 S: 4	H: 1 LOB: 0 BB: 0 P: 4	R: 0 E: 0 K: 1 S: 6	H: 1 LOB: 2 BB: 1 P: 10	R: 1 E: 0 K: 1 S: 7	H: 2 LOB: 1 BB: 0 P: 7	R: 1 E: 0 K: 1 S: 7	H: 2 LOB: 1 BB: 0 P: 7	R: 0 E: 0 K: 1 S: 5	H: 0 LOB: 0 BB: 0 P: 5	R: 0 E: 0 K: 0 S: 5	H: 2 LOB: 3 BB: 1 P: 9	R: 0 E: 0 K: 2 S: 7	H: 0 LOB: 0 BB: 0 P: 7		R: 1 E: 0 K: 0 S: 3	H: 2 LOB: 2 BB: 1 P: 7	1B: 11 2B: 1 3B: 2 HR: 0	SF: 0 SAC: 2 DP: 1 HBP: 0	WP: 0 PB: 0 SB: 0 CS: 0	PA: 41				
PITCHER	IP	WLS	BF	H	R	ER	SO	BB	IBB	HBP	BLK	WP	HR	S	P	ERA	WHIP										
Dick Ellsworth, L (1,1) ERA: 5.6	4.0		20	8	2	2	2	0	0	0	0	0	0	15	19	3.86	1.714										
Rick Wise, R (5,1) ERA: 4.61	2.1		12	4	1	1	2	0	1	0	0	0	0	12	16	4.50	1.500										
Grant Jackson, L (7,1) ERA: 2.18	2.0	L	9	2	1	1	2	1	0	0	0	0	0	12	16	4.50	1.500										

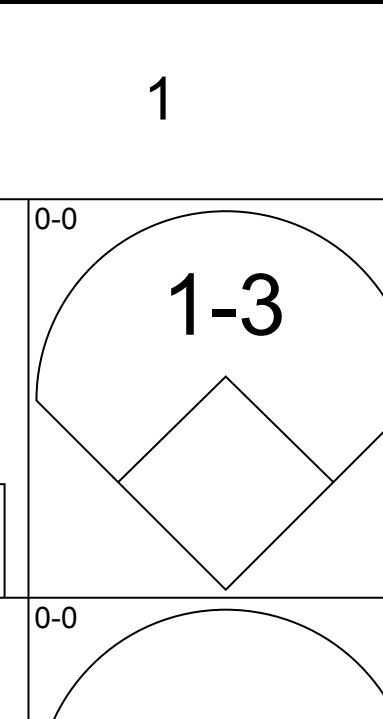
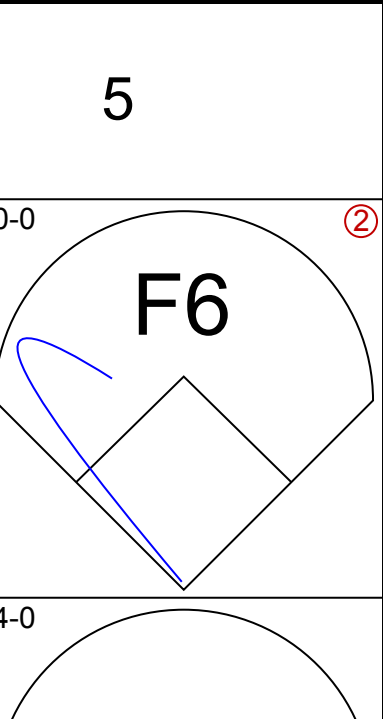
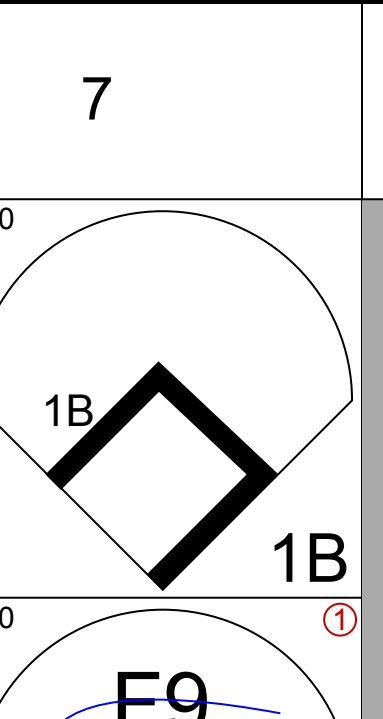
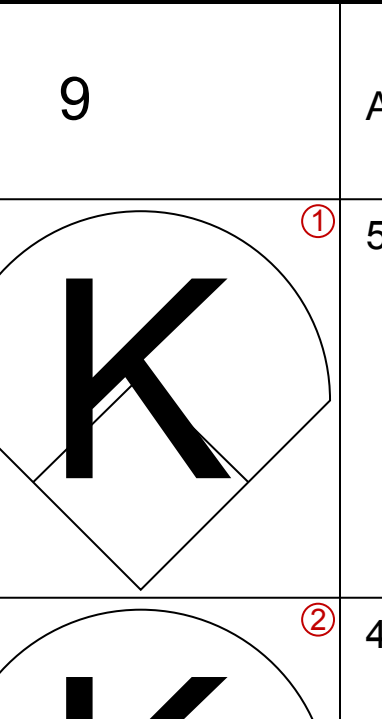
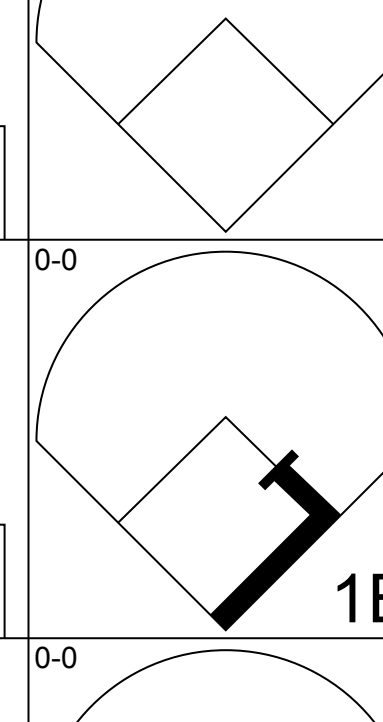
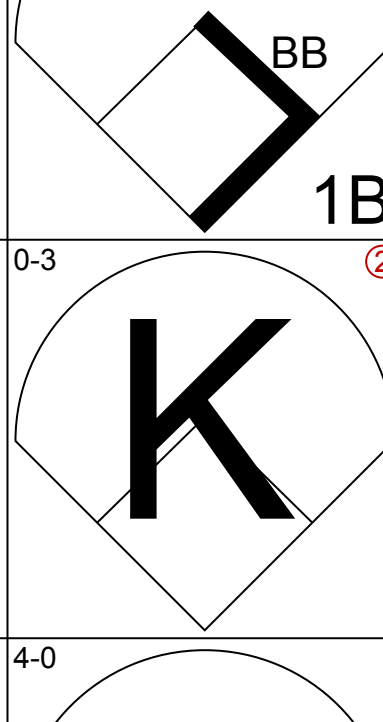
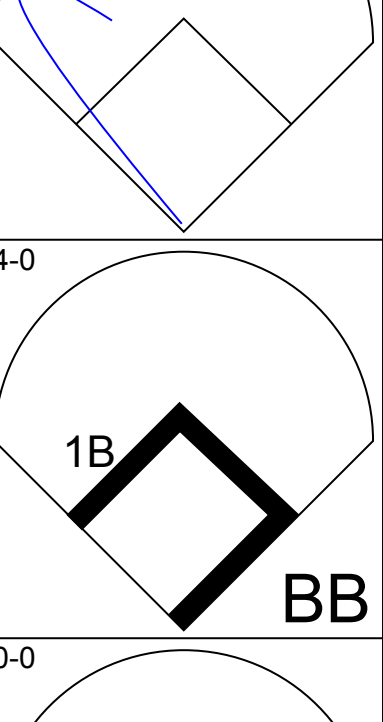
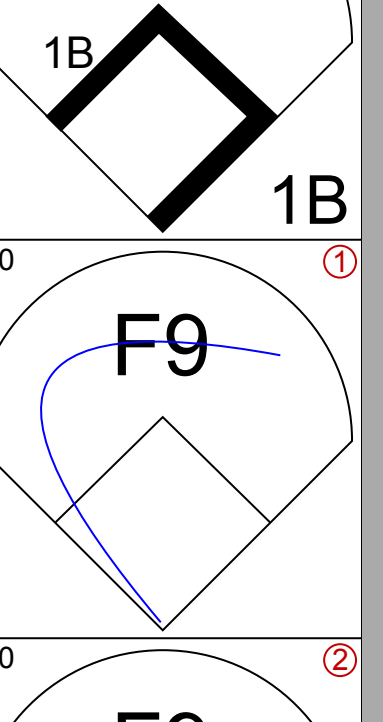
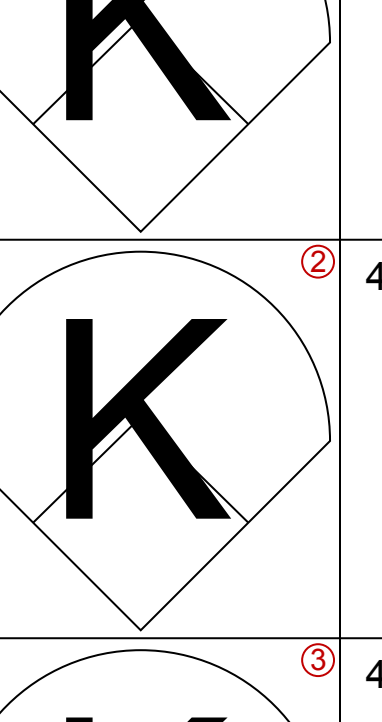
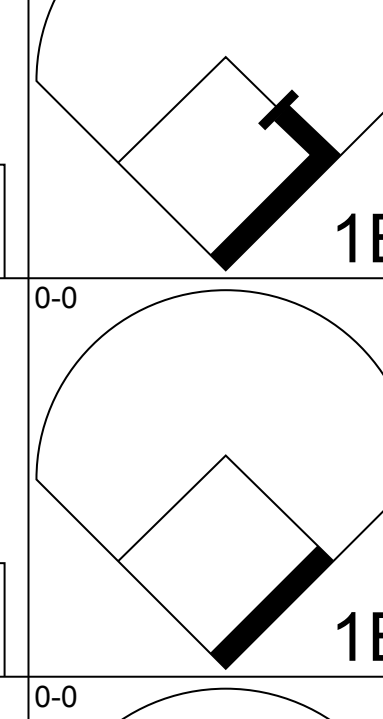
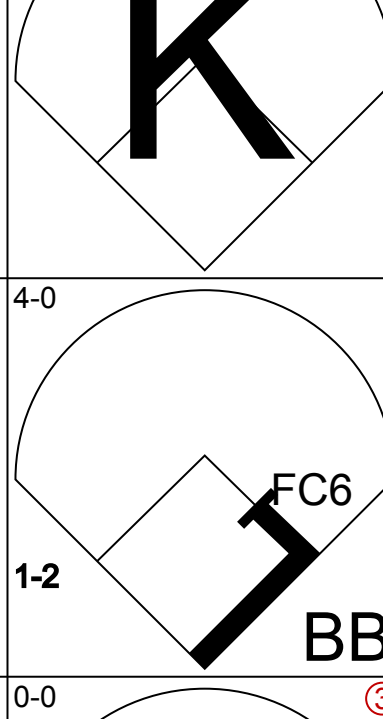
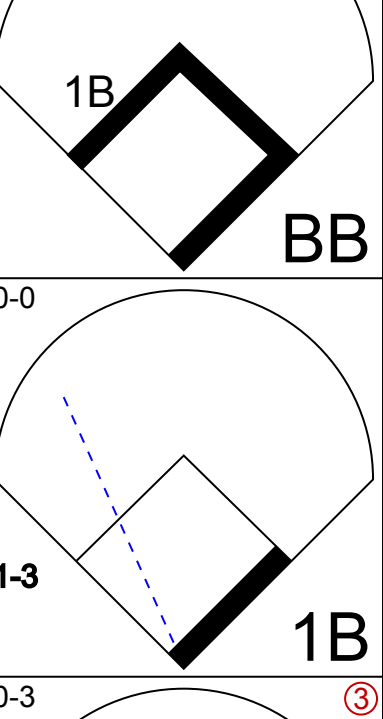
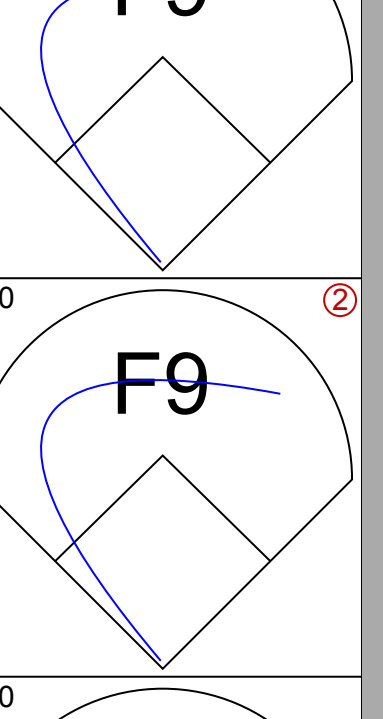
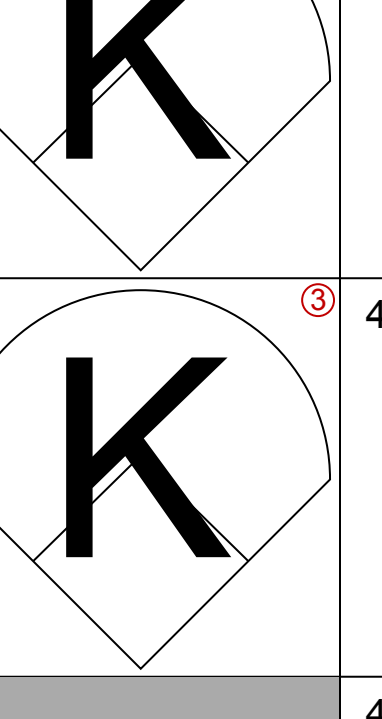
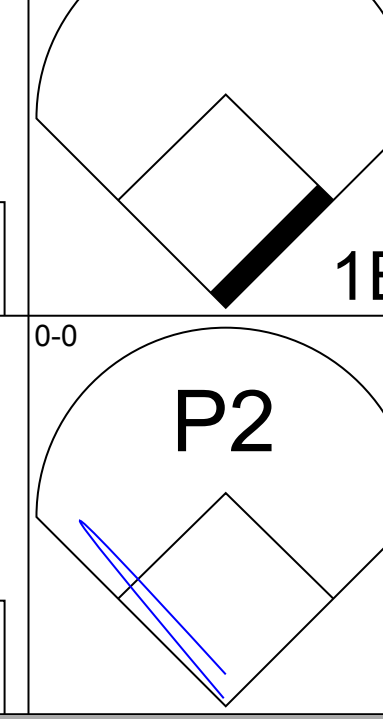
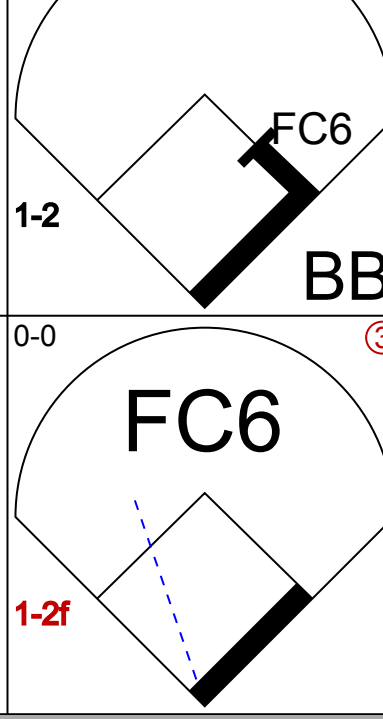
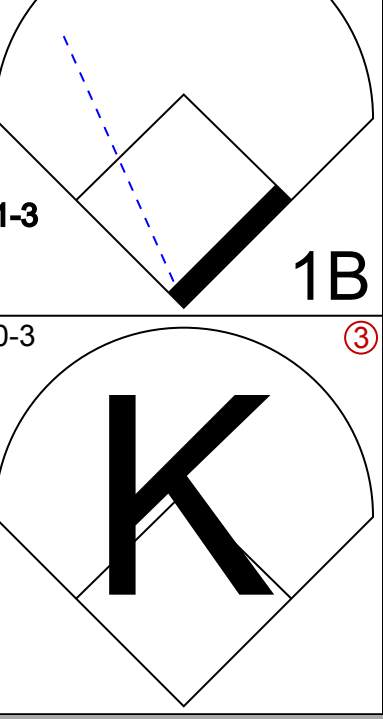
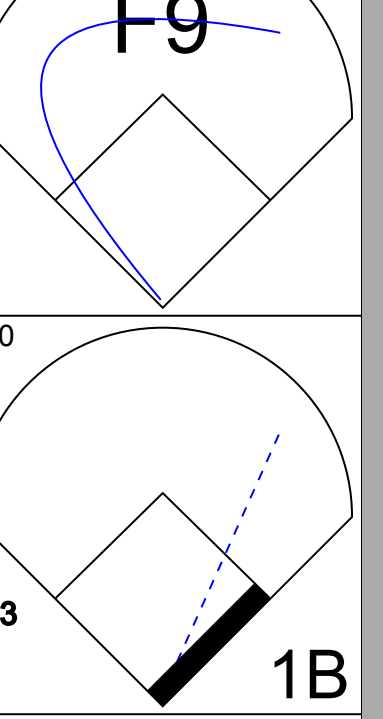
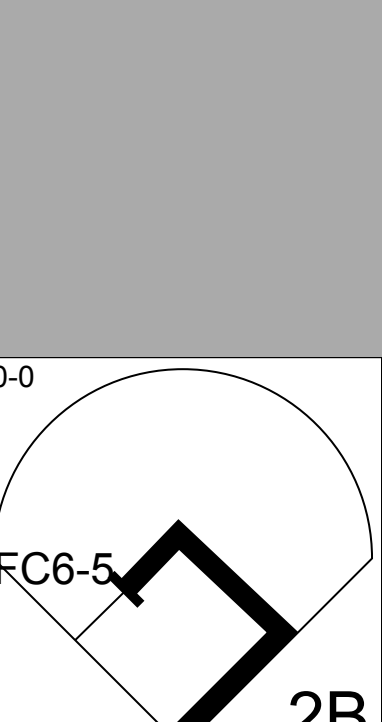
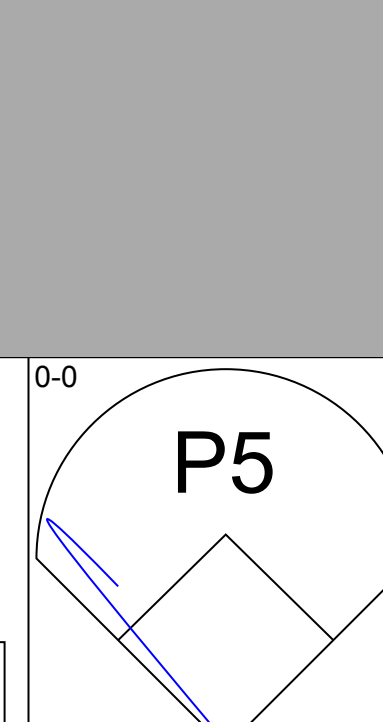
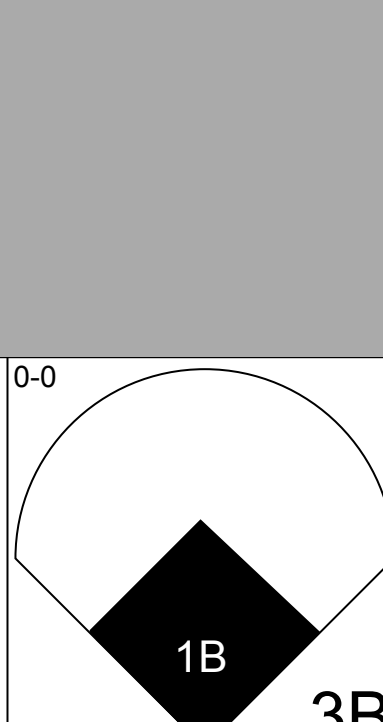


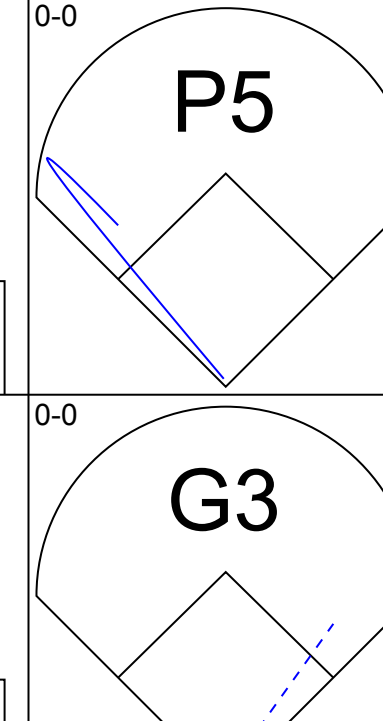
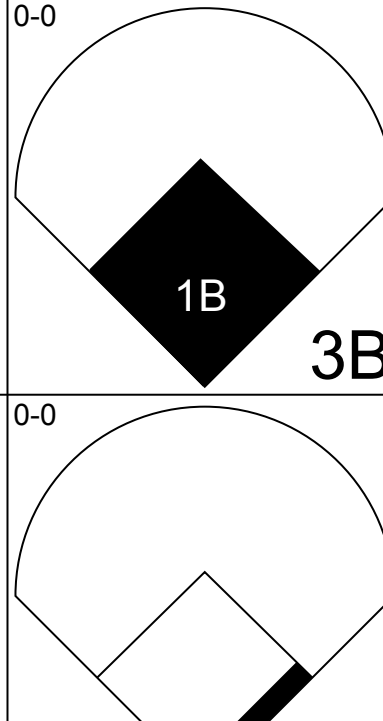
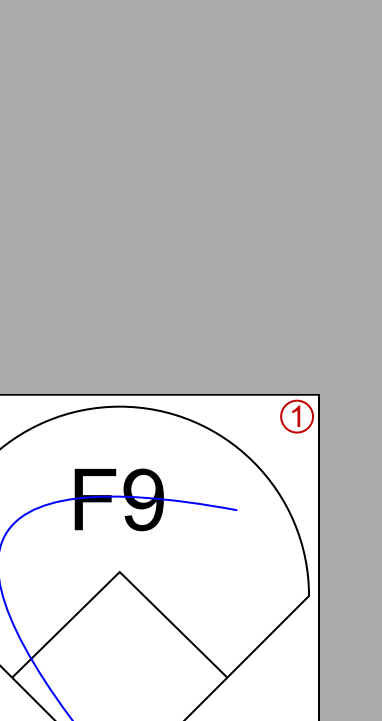
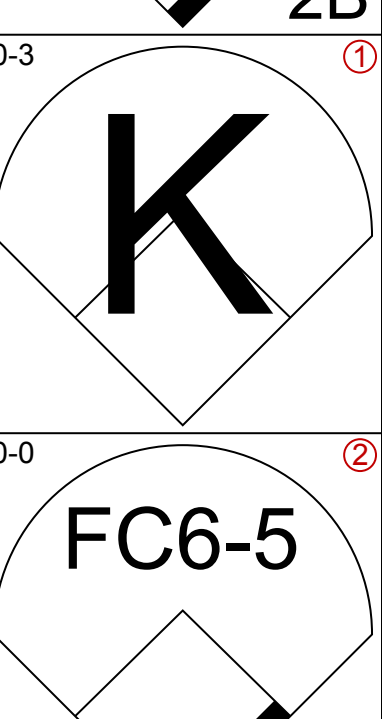
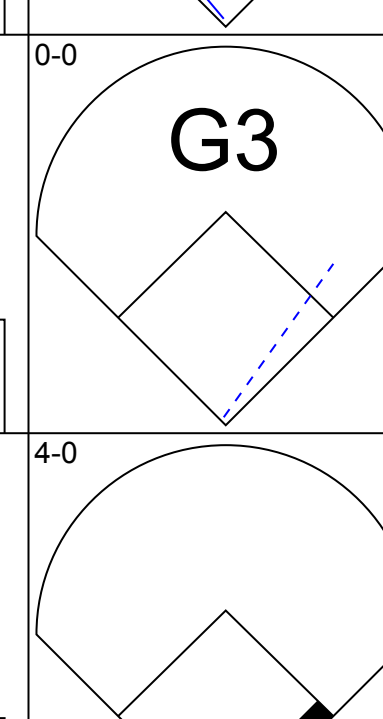
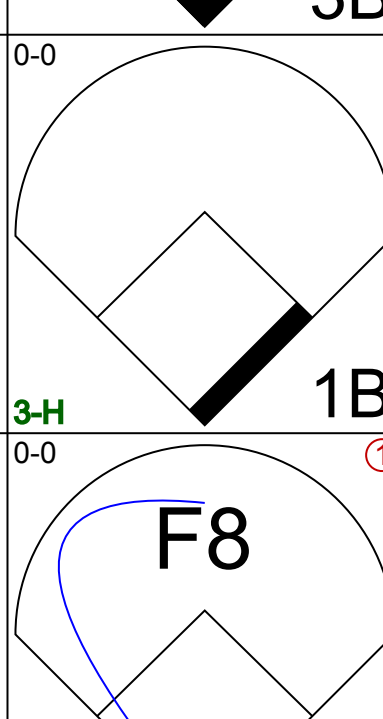
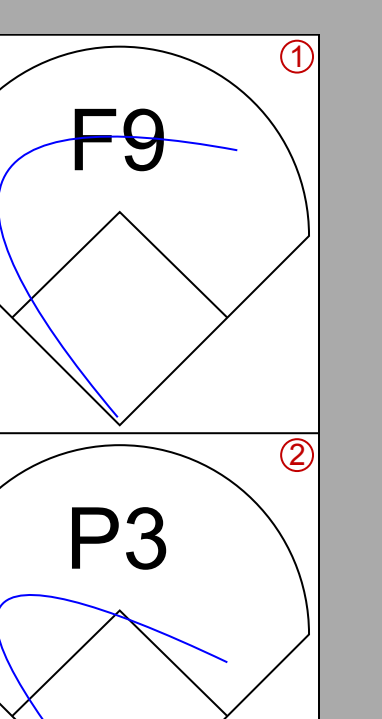
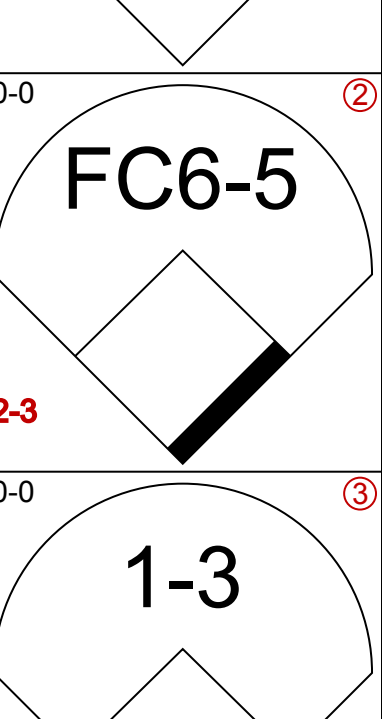
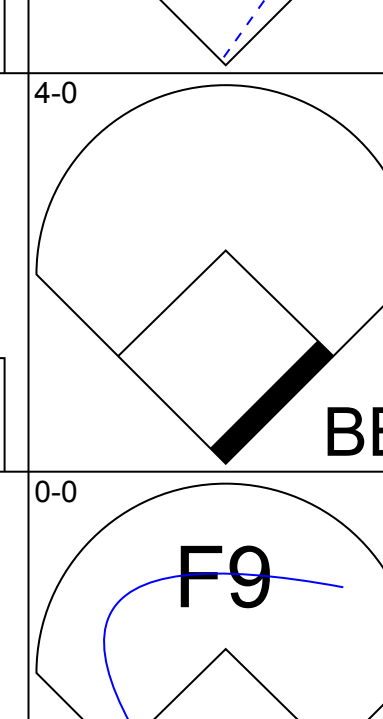
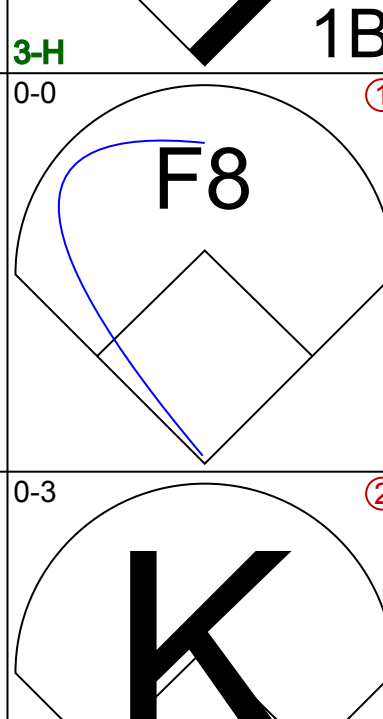
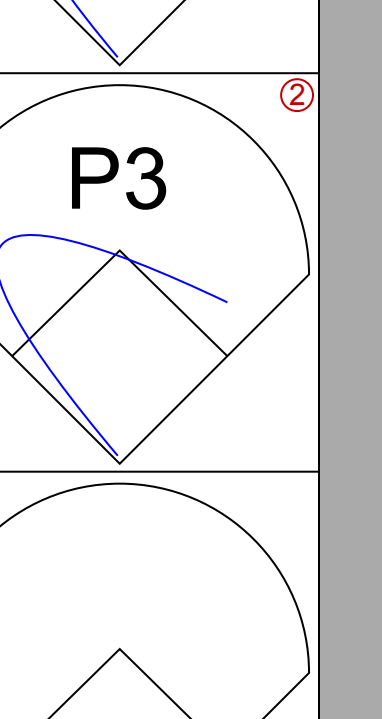
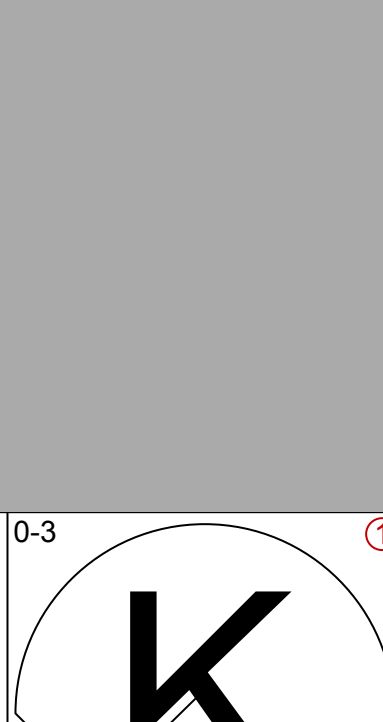



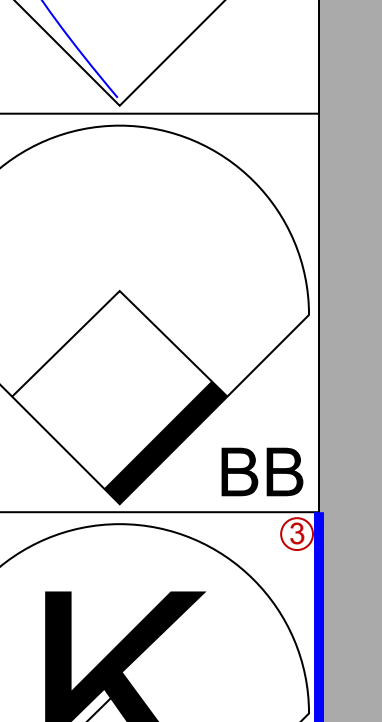
Batter	1	2	3	4	5	6	7	8	9	AB	R	H	RBI	BB	SO	LOB	TOP																	
Tony Taylor, R (1,3) OBP: 0.333, SLG: 0.364	E4 FC5-4		G3		FC1-2		1B		F9 SH3 1B	5	0	2	0	0	0	2	Philadelphia Phillies @ St. Louis Cardinals Busch Stadium, St. Louis, MO Wed May 17 1967, 7:05 PM CDT Att: 15,923 - Unknown																	
Gary Sutherland, R (1,7) OBP: 0.376, SLG: 0.500	FC5-4 1B		F2		5-3		1B		SH3	4	0	1	1	0	0	3																		
Dick Allen, R (1,5) OBP: 0.408, SLG: 0.505			6-3				1B		F9	5	0	2	0	0	0	4																		
Don Lock, R (1,8) OBP: 0.154, SLG: 0.120 Tony Gonzalez, L (8,PH) OBP: 0.376, SLG: 0.437	K			F3		F8		FC6-4 SH1-4 1B		3	0	0	0	0	1	3																		
Cookie Rojas, R (1,4) OBP: 0.275, SLG: 0.319	P6			P4				SH1-4		4	0	1	0	0	0	4																		
Johnny Callison, L (1,9) OBP: 0.394, SLG: 0.390				G3						3	1	1	0	1	0	1																		
Bob Uecker, R (1,2) Doug Clemens, L (8,PH) OBP: 0.273, SLG: 0.300 Jackie Brandt, R (8,PH) OBP: 0.250, SLG: 0.375 Clay Dalmonte, L (8,2) OBP: 0.221, SLG: 0.191										3	0	1	0	0	0	1																		
Bobby Wine, R (1,6) OBP: 0.123, SLG: 0.141										0	0	0	0	0	0	0																		
Chris Short, R (1,1) OBP: 0.136, SLG: 0.136 Turk Farrell, R (8,1)										0	0	0	0	0	0	0																		
Inning Stats	R: 0 E: 1 K: 7 S: 7	H: 1 LOB: 2 BB: 0 P: 7	R: 1 E: 0 K: 0 S: 4	H: 1 LOB: 0 BB: 0 P: 4	R: 0 E: 0 K: 0 S: 3	H: 0 LOB: 0 BB: 0 P: 3	R: 0 E: 0 K: 0 S: 3	H: 0 LOB: 0 BB: 0 P: 3	R: 0 E: 0 K: 0 S: 5	H: 2 LOB: 2 BB: 0 P: 5	R: 0 E: 0 K: 0 S: 4	H: 2 LOB: 1 BB: 0 P: 4	R: 0 E: 0 K: 1 S: 8	H: 3 LOB: 3 BB: 0 P: 8	R: 1 E: 0 K: 0 S: 5	H: 2 LOB: 2 BB: 1 P: 9		R: 0 E: 0 K: 0 S: 4	H: 1 LOB: 2 BB: 1 P: 8	1B: 12 2B: 0 3B: 0 HR: 0	SF: 0 SAC: 3 DP: 0 HBP: 0	WP: 0 PB: 1 SB: 0 CS: 0	PA: 41											
PITCHER	IP WLS BF H R ER SO BB IBB HBP BLK WP HR S P ERA WHIP																																	
Steve Carlton, L (1,1) ERA: 2.45	6.2	29	9	1	0	2	0	0	0	0	0	0	0	0	33	33	0.00	1.350																
Ron Willis, R (7,1) ERA: 3.09	0.1	1	0	0	0	0	0	0	0	0	0	0	0	1	1	0.00	0.000																	
Nelson Briles, R (8,1) ERA: 2.13	0.1	3	1	1	1	0	0	1	0	0	0	0	2	6	27.00	3.000																		
Hal Woodeshick, L (8,1) ERA: 3.18	0.2	4	2	0	0	0	0	0	0	0	0	4	4	0.00	3.000																			
Dick Hughes, R (9,1) ERA: 3.55	1.0	W 4	0	0	0	0	0	1	0	0	0	0	3	7	0.00	0.000																		

Batter	1	2	3	4	5	6	7	8	9	AB	R	H	RBI	BB	SO	LOB	BOTTOM														
Lou Brock, L (1,7) OBP: 0.351, SLG: 0.519	K			F8		F8		SH1-3 S 1B		4	0	1	0	0	1	1	Philadelphia Phillies @ St. Louis Cardinals Busch Stadium, St. Louis, MO Wed May 17 1967, 7:05 PM CDT Att: 15,923 - Unknown														
Julian Javier, R (1,4) OBP: 0.333, SLG: 0.379	K			G3		K		SH1-3		3	0	0	0	0	2	1															
Curt Flood, R (1,8) OBP: 0.377, SLG: 0.345	1-3			K		5-3		FC6-2-5 1B		4	1	0	0	0	1	2															
Orlando Cepeda, R (1,3) OBP: 0.467, SLG: 0.633				P3		F8		3B BB		3	1	1	1	1	0	0															
Mike Shannon, R (1,5) OBP: 0.400, SLG: 0.559	K			K		E5 BB		F7		4	0	1	1	0	1	1															
John Romano, R (1,2) OBP: 0.281, SLG: 0.080 Tim McCarver, L (8,PH) OBP: 0.344, SLG: 0.506				F2						2	0	0	0	1	0	1															
Bobby Tolán, L (1,9) OBP: 0.296, SLG: 0.269 Phil Gagliano, R (7,PH) OBP: 0.250, SLG: 0.302 Alex Johnson, R (8,9) OBP: 0.108, SLG: 0.222				K		P5		FC3-2 1B		2	0	0	0	0	1	2															
Dal Maxvill, R (1,6) OBP: 0.313, SLG: 0.302				F8		F8				3	0	1	0	0	0	2															
Steve Carlton, L (1,1) Ron Willis, R (7,1) Ed Spiezio, R (8,PH) Nelson Briles, R (8,1) Hal Woodeshick, R (8,1) Dick Hughes, R (9,1)				K						2	0	1	0	0	1	0															
Inning Stats	R: 0 E: 0 K: 2 S: 7	H: 0 LOB: 0 BB: 0 P: 7	R: 0 E: 0 K: 1 S: 5	H: 0 LOB: 0 BB: 0 P: 5	R: 0 E: 0 K: 2 S: 7	H: 0 LOB: 0 BB: 0 P: 7	R: 0 E: 0 K: 1 S: 5	H: 0 LOB: 0 BB: 0 P: 5	R: 0 E: 0 K: 1 S: 6	H: 1 LOB: 1 BB: 0 P: 6	R: 1 E: 0 K: 1 S: 7	H: 2 LOB: 2 BB: 1 P: 11	R: 1 E: 0 K: 0 S: 5	H: 2 LOB: 1 BB: 0 P: 5	R: 1 E: 0 K: 0 S: 1	H: 1 LOB: 0 BB: 0 P: 1		1B: 4 2B: 0 3B: 1 HR: 1	SF: 0 SAC: 1 DP: 0 HBP: 0	WP: 0 PB: 0 SB: 1 CS: 0	PA: 33										
PITCHER	IP WLS BF H R ER SO BB IBB HBP BLK WP HR S P ERA WHIP																														
Chris Short, L (1,1) ERA: 2.88	7.1	29	4	2	2	8	2	0	0	0	0	43	51	2.46	0.818																
Turk Farrell, R (8,1) ERA: 3.96	0.2	L 4	2	1	1	0	0	0	0	0	1	4	4	13.50	3.000																

Batter	1	2	3	4	5	6	7	8	9	AB R H RBI BB SO LOB	TOP											
Giraldo Ruiz, S OBP: 0.193, SLG: 0.268 (1, 4)										5 0 0 1 0 1 1	Cincinnati Reds @ Philadelphia Phillies Connie Mack Stadium, Philadelphia, PA Fri May 19 1967, 7:05 PM EDT Att: 12,204 - Unknown											
Vada Pinson, L OBP: 0.395, SLG: 0.391 (1, 8)										5 0 1 0 0 1 1												
Pete Rose, S OBP: 0.384, SLG: 0.446 (1, 7)										5 0 2 1 0 0 1												
Art Shamsky, L OBP: 0.314, SLG: 0.233 (8, PH)										3 0 0 0 0 0 2 1 0 0 0 0 0 0												
Tony Perez, R OBP: 0.323, SLG: 0.521 (1, 5)										4 1 2 0 0 0 0												
Lee May, R OBP: 0.351, SLG: 0.439 (1, 3)										3 1 1 0 0 1 1												
Johnny Edwards, L OBP: 0.295, SLG: 0.279 (8, PH)										2 0 0 1 0 0 2 1 1 1 1 0 0 0												
Jimmie Coker, R OBP: 0.500, SLG: 0.667 (8, 2)										3 2 2 0 1 0 1												
Leo Cardenas, R OBP: 0.295, SLG: 0.272 (1, 6)										4 1 2 2 0 0 2												
Jim Maloney, L OBP: 0.333, SLG: 0.467 (1, 1)																						
Inning Stats	R: 0 E: 0 K: 1 S: 6	H: 1 LOB: 1 BB: 0 P: 6	R: 0 E: 0 K: 0 S: 4	H: 1 LOB: 2 BB: 0 P: 5	R: 0 E: 0 K: 0 S: 3	H: 0 LOB: 0 BB: 0 P: 3	R: 1 E: 0 K: 0 S: 4	H: 2 LOB: 0 BB: 0 P: 4	R: 2 E: 0 K: 1 S: 8	H: 3 LOB: 1 BB: 0 P: 8	R: 0 E: 0 K: 1 S: 6	H: 1 LOB: 1 BB: 0 P: 6	R: 0 E: 0 K: 0 S: 4	H: 1 LOB: 0 BB: 0 P: 4	R: 3 E: 1 K: 0 S: 5	H: 2 LOB: 1 BB: 1 P: 9	R: 0 E: 0 K: 0 S: 3	H: 0 LOB: 0 BB: 0 P: 3	1B: 9 2B: 2 3B: 0 HR: 0	SF: 1 SAC: 0 DP: 0 HBP: 1	WP: 0 PB: 0 SB: 0 CS: 1	PA: 40
PITCHER	IP WLS BF H R ER SO BB IBB HBP BLK WP HR S P ERA WHIP											PITCHER	IP WLS BF H R ER SO BB IBB HBP BLK WP HR S P ERA WHIP									
Larry Jackson, R ERA: 3.61 (1, 1)	6.0 L 26 8 3 3 3 0 0 0 1 0 0 0 0 0 31 32 4.50 1.333																					
Dick Ellsworth, L ERA: 5.22 (7, 1)	2.0 10 3 3 0 0 0 1 0 0 0 0 0 9 13 0.00 1.500																					
Rick Wise, R ERA: 4.3 (9, 1)	1.0 3 0 0 0 0 0 0 0 0 0 0 0 0 3 3 0.00 0.000																					

AB	36
R	6
H	11
RBI	6
BB	1
SO	3
LOB	11



Batter	1	2	3	4	5	6	7	8	9	AB R H RBI BB SO LOB	BOTTOM											
Tito Francona, L OBP: 0.258, SLG: 0.193 (1, 3)										5 0 2 0 0 1 0	Cincinnati Reds @ Philadelphia Phillies Connie Mack Stadium, Philadelphia, PA Fri May 19 1967, 7:05 PM EDT Att: 12,204 - Unknown											
Doug Clemens, L OBP: 0.294, SLG: 0.286 (1, 7)										4 0 1 0 1 2 2												
Dick Allen, R OBP: 0.430, SLG: 0.505 (1, 5)										4 0 2 0 1 1 1												
Johnny Callison, L OBP: 0.369, SLG: 0.378 (1, 9)										4 0 1 0 0 1 5												
Tony Gonzalez, L OBP: 0.384, SLG: 0.480 (1, 8)										4 1 2 0 0 1 2												
Clay Dalrymple, L OBP: 0.220, SLG: 0.192 (1, 2)										4 0 1 1 0 1 1												
Cookie Rojas, R OBP: 0.288, SLG: 0.316 (1, 4)										3 0 0 0 1 0 2												
Bobby Wine, R OBP: 0.141, SLG: 0.157 (6, PH)										2 0 0 0 0 0 2 1 0 0 0 0 1 1 0 0 0 0 1 0 0												
Larry Jackson, R OBP: 0.182, SLG: 0.143 (6, PH)										2 0 0 0 0 1 0 1 0 0 0 0 1 1 0 0 0 0 0 0 0												
Dick Ellsworth, L OBP: 0.091, SLG: 0.091 (7, 1)										1 0 0 0 0 1 1 0 0 0 0 0 1 1												
Jackie Brandt, R OBP: 0.222, SLG: 0.333 (8, PH)										0 0 0 0 0 1 1												
Rick Wise, R (9, 1)										0 0 0 0 0 1 1												
Inning Stats	R: 0 E: 0 K: 0 S: 4	H: 2 LOB: 1 BB: 0 P: 4	R: 0 E: 0 K: 1 S: 6	H: 1 LOB: 1 BB: 0 P: 6	R: 0 E: 0 K: 2 S: 8	H: 1 LOB: 2 BB: 1 P: 12	R: 0 E: 0 K: 0 S: 3	H: 0 LOB: 1 BB: 1 P: 7	R: 0 E: 0 K: 1 S: 6	H: 1 LOB: 2 BB: 1 P: 10	R: 1 E: 0 K: 2 S: 9	H: 2 LOB: 1 BB: 0 P: 9	R: 0 E: 0 K: 1 S: 7	H: 2 LOB: 2 BB: 0 P: 7	R: 0 E: 0 K: 1 S: 5	H: 0 LOB: 1 BB: 1 P: 9	R: 0 E: 0 K: 3 S: 9	H: 0 LOB: 0 BB: 0 P: 9	1B: 7 2B: 1 3B: 1 HR: 0	SF: 0 SAC: 0 DP: 0 HBP: 0	WP: 0 PB: 0 SB: 0 CS: 0	PA: 39
PITCHER	IP WLS BF H R ER SO BB IBB HBP BLK WP HR S P ERA WHIP											PITCHER	IP WLS BF H R ER SO BB IBB HBP BLK WP HR S P ERA WHIP									
Jim Maloney, R ERA: 3.26 (1, 1)	9.0 W 39 9 1 1 11 4 0 0 0 0 0 0 0 57 73 1.00 1.444																					

AB	35
R	1
H	9
RBI	1
BB	4
SO	11
LOB	18



Batter	1	2	3	4	5	6	7	8	9	AB	R	H	RBI	BB	SO	LOB	TOP			
Bob Schroder, L (1,4) OBP: 0.273, SLG: 0.200	0-0 4-3		0-0 F6			0-3 K			0-0 E 2B 1B	4	1	1	0	0	1	0	San Francisco Giants @ Philadelphia Phillies Connie Mack Stadium, Philadelphia, PA Mon May 22, 1967, 7:05 PM EDT Att: 9,341 - Unknown			
Tom Haller, L (1,2) OBP: 0.406, SLG: 0.505	0-0 F9			0-0 F4			0-3 K		4-0 E 2B BB	3	1	0	0	1	1	0				
Willie Mays, R (1,8) OBP: 0.388, SLG: 0.523	0-3 K			0-3 K			0-3 K		0-0 E1 2B	4	0	0	0	0	3	2				
Willie McCovey, L (1,3) OBP: 0.318, SLG: 0.458		4-0 2B BB		0-0 G3			0-0 HR		0-0 F2	3	1	1	1	1	0	3				
Jim Ray Hart, R (1,5) OBP: 0.307, SLG: 0.404		0-0 BB		0-0 F7			4-0 BB		0-0 BB	3	0	2	2	1	0	0				
Jim Davenport, R (9,5) OBP: 0.333, SLG: 0.471		1-3 2B					0-0 BB		1-3 2H 3H 2B	0	0	0	0	0	0	0				
Norm Siebern, L (1,7) OBP: 0.279, SLG: 0.143		0-0 F6		0-0 F5			0-0 F7		0-3 K	4	0	0	0	0	1	4				
Ollie Brown, R (9,9) OBP: 0.311, SLG: 0.398										0	0	0	0	0	0	0				
Jesus Alou, R (1,9) OBP: 0.286, SLG: 0.331		0-0 6-3		0-0 F2					4-0 F4	3	0	0	0	1	0	1				
Hal Lanier, R (1,6) OBP: 0.204, SLG: 0.223			0-0 F6			0-0 1-3			0-0 F3	4	0	0	0	0	0	3				
Gaylord Perry, R (1,1) OBP: 0.143, SLG: 0.143			0-0 3-1			0-3 K			0-0 4-3	3	0	0	0	0	1	0				
Inning Stats	R: 0 E: 0 K: 1 S: 5	H: 0 LOB: 0 BB: 0 P: 5	R: 0 E: 0 K: 0 S: 3	H: 1 LOB: 1 BB: 1 P: 7	R: 0 E: 0 K: 0 S: 3	H: 0 LOB: 0 BB: 0 P: 3	R: 0 E: 0 K: 1 S: 5	H: 0 LOB: 0 BB: 0 P: 5	R: 0 E: 0 K: 0 S: 3	H: 0 LOB: 0 BB: 0 P: 3	R: 1 E: 0 K: 2 S: 8	H: 1 LOB: 1 BB: 1 P: 12	R: 0 E: 0 K: 0 S: 3	H: 0 LOB: 0 BB: 0 P: 3	R: 2 E: 1 K: 1 S: 8	H: 2 LOB: 3 BB: 2 P: 16	1B: 1 2B: 2 3B: 0 HR: 1	SF: 0 SAC: 0 DP: 0 HBP: 0	WP: 0 PB: 0 SB: 0 CS: 0	PA: 35
PITCHER Jim Bunning, R (1,1) ERA: 3.56	IP: 9.0 WLS: L BF: 35	H: 4 R: 3 ER: 2 SO: 7	BB: 3 IBB: 1 HBP: 0 BLK: 0	WP: 0 HR: 1 S: 45 P: 61	ERA: 2.00 WHIP: 0.778	PITCHER														

AB	31
R	3
H	4
RBI	3
BB	4
SO	7
LOB	13



Batter	1	2	3	4	5	6	7	8	9	AB	R	H	RBI	BB	SO	LOB	BOTTOM			
Tony Gonzalez, L (1,7) OBP: 0.398, SLG: 0.477	0-0 2B 1B		0-0 E1 4-3 1B			0-0 F8			0-0 S 1B	4	1	3	0	0	0	0	San Francisco Giants @ Philadelphia Phillies Connie Mack Stadium, Philadelphia, PA Mon May 22, 1967, 7:05 PM EDT Att: 9,341 - Unknown			
Dick Allen, R (1,5) OBP: 0.424, SLG: 0.504	0-0 1H 2B		0-0 4-3			0-0 1-3			0-0 6-3	4	0	1	1	0	0	2				
Johnny Callison, L (1,9) OBP: 0.356, SLG: 0.352	0-0 F5		0-0 F8			0-3 K			0-3 K	4	0	0	0	0	2	2				
John Briggs, L (1,8) OBP: 0.274, SLG: 0.349	0-3 K			0-3 K			4-0 BLK SH3 BB		0-0 G3	3	0	0	0	1	2	1				
Tito Francona, L (1,3) OBP: 0.284, SLG: 0.224	0-0 4-3			0-3 K			0-0 SH3		0-0 2B	3	0	1	0	0	1	1				
Cookie Rojas, R (1,4) OBP: 0.272, SLG: 0.313		0-3 K		0-0 F4			0-0 5-3		0-0 6-3	4	0	0	0	0	1	2				
Clay Dalrymple, L (1,2) OBP: 0.229, SLG: 0.179		0-3 K			0-0 4-3				0-3 K	3	0	0	0	0	2	1				
Bobby Wine, R (1,6) OBP: 0.139, SLG: 0.143		0-3 K			0-0 1-3				0-0 F5	2	0	0	0	0	1	0				
Bill White, L (8, PH)										1	0	0	0	0	0	0				
Gary Sutherland, R (9,6) OBP: 0.391, SLG: 0.452									0-0 6-3	0	0	0	0	0	0	0				
Jim Bunning, R (1,1) OBP: 0.130, SLG: 0.304			0-3 K			0-3 K				3	0	0	0	0	2	0				
Inning Stats	R: 1 E: 0 K: 1 S: 7	H: 2 LOB: 1 BB: 0 P: 7	R: 0 E: 0 K: 3 S: 9	H: 0 LOB: 0 BB: 0 P: 9	R: 0 E: 1 K: 1 S: 6	H: 1 LOB: 1 BB: 0 P: 6	R: 0 E: 0 K: 2 S: 7	H: 0 LOB: 0 BB: 0 P: 7	R: 0 E: 0 K: 1 S: 5	H: 0 LOB: 0 BB: 0 P: 5	R: 0 E: 0 K: 1 S: 5	H: 0 LOB: 1 BB: 1 P: 9	R: 0 E: 0 K: 0 S: 4	H: 1 LOB: 1 BB: 0 P: 4	R: 0 E: 0 K: 1 S: 6	H: 1 LOB: 1 BB: 0 P: 6	1B: 3 2B: 2 3B: 0 HR: 0	SF: 0 SAC: 1 DP: 0 HBP: 0	WP: 0 PB: 0 SB: 1 CS: 0	PA: 33
PITCHER Gaylord Perry, R (1,1) ERA: 3.38	IP: 9.0 WLS: W BF: 33	H: 5 R: 1 ER: 1 SO: 11	BB: 1 IBB: 0 HBP: 0 BLK: 1	WP: 0 HR: 0 S: 54 P: 58	ERA: 1.00 WHIP: 0.667	PITCHER														

AB	31
R	1
H	5
RBI	1
BB	1
SO	11
LOB	9



Batter	1	2	3	4	5	6	7	8	9	AB	R	H	RBI	BB	SO	LOB	TOP				
Lou Brock, L OBP: 0.361, SLG: 0.575 (1, 7)	L9					8-4			K	5	0	2	1	0	1	1					
Curt Flood, R OBP: 0.364, SLG: 0.356 (1, 8)	K	F9		FC5-4					P4	5	0	1	0	0	1	3					
Roger Maris, L OBP: 0.346, SLG: 0.439 (1, 9)	F7									4	1	1	0	0	1	2					
Orlando Cepeda, R OBP: 0.449, SLG: 0.624 (1, 3)		F8	E5							4	0	1	0	0	1	1					
Tim McCarver, L OBP: 0.383, SLG: 0.485 (1, 2)										2	1	2	0	2	0	0					
Phil Gagliano, R OBP: 0.282, SLG: 0.308 (1, 4)										2	1	1	1	0	0	2					
Ed Spiezio, R OBP: 0.240, SLG: 0.174 (1, 5)										4	1	1	1	0	1	5					
Dal Maxvill, R OBP: 0.295, SLG: 0.279 (1, 6)										4	0	2	1	0	0	3					
Ray Washburn, R OBP: 0.056, SLG: 0.167 (1, 1)										2	0	0	0	0	2	2					
Ron Willis, R (8, 1)										0	0	0	0	0	0	0					
Joe Hoerner, R (8, 1)										0	0	0	0	0	0	0					
Bobby Tolán, L (8, PH) OBP: 0.333, SLG: 0.345										1	0	0	0	0	1	0					
Inning Stats	R: 0 E: 0 K: 1 S: 5	H: 0 LOB: 0 BB: 0 P: 5	R: 3 E: 0 K: 1 S: 10	H: 5 LOB: 2 BB: 0 P: 10	R: 1 E: 1 K: 1 S: 7	H: 1 LOB: 2 BB: 1 P: 11	R: 0 E: 0 K: 2 S: 8	H: 1 LOB: 1 BB: 0 P: 8	R: 0 E: 0 K: 0 S: 3	H: 1 LOB: 0 BB: 0 P: 3	R: 0 E: 0 K: 1 S: 5	H: 1 LOB: 0 BB: 0 P: 5	R: 0 E: 0 K: 0 S: 4	H: 1 LOB: 1 BB: 0 P: 4	R: 0 E: 0 K: 2 S: 7	H: 0 LOB: 0 BB: 0 P: 7	1B: 9 2B: 3 3B: 0 HR: 0	SF: 1 SAC: 2 DP: 3 HBP: 0	WP: 0 PB: 0 SB: 1 CS: 0	PA: 38	
PITCHER	IP	WLS	BF	H	R	ER	SO	BB	IBB	HBP	BLK	WP	HR	S	P	ERA	WHIP				
Jim Bunning, R (1, 1) ERA: 3.75	4.0		23	8	4	3	5	1	1	0	0	0	0	31	39	6.75	2.250				
Dick Hall, R (5, 1) ERA: 1.57	4.0	W	12	3	0	0	1	0	0	0	0	0	0	14	14	0.00	0.750				
Turk Farrell, R (9, 1) ERA: 3.42	1.0	S	3	0	0	0	2	0	0	0	0	0	0	7	7	0.00	0.000				

St. Louis Cardinals @ Philadelphia Phillies
 Connie Mack Stadium, Philadelphia, PA
 Fri May 26 1967, 7:05 PM EDT
 Att: 15,365 - Unknown

AB 33
 R 4
 H 11
 RBI 4
 BB 2
 SO 8
 LOB 19



Batter	1	2	3	4	5	6	7	8	9	AB	R	H	RBI	BB	SO	LOB	BOTTOM				
Tony Gonzalez, L OBP: 0.383, SLG: 0.453 (1, 7)	G3		6-3					P1		4	0	1	0	0	0	1					
Tony Taylor, R OBP: 0.327, SLG: 0.383 (1, 3)										4	2	3	0	0	0	0					
Dick Allen, R OBP: 0.413, SLG: 0.485 (1, 5)										4	1	1	1	0	1	2					
Johnny Callison, L OBP: 0.355, SLG: 0.403 (1, 9)										4	2	2	3	0	0	3					
Don Lock, R OBP: 0.418, SLG: 0.586 (1, 8)										4	1	2	3	0	0	0					
Cookie Rojas, R OBP: 0.261, SLG: 0.292 (1, 4)										4	0	0	0	0	1	1					
Gary Sutherland, R OBP: 0.370, SLG: 0.440 (1, 6)										3	0	1	0	0	0	1					
Clay Dalrymple, L OBP: 0.250, SLG: 0.211 (1, 2)										3	0	0	0	0	1	2					
Jim Bunning, R (1, 1) OBP: 0.125, SLG: 0.292										1	0	0	0	0	0	1					
Dick Hall, R (5, 1) ERA: 3.86										1	0	0	0	0	0	0					
John Briggs, L (8, PH) OBP: 0.276, SLG: 0.353										1	1	1	0	0	0	0					
Turk Farrell, R (9, 1) ERA: 2.57										0	0	0	0	0	0	0					
Inning Stats	R: 2 E: 0 K: 0 S: 5	H: 2 LOB: 0 BB: 0 P: 5	R: 0 E: 0 K: 0 S: 4	H: 1 LOB: 1 BB: 0 P: 4	R: 0 E: 0 K: 1 S: 5	H: 0 LOB: 0 BB: 0 P: 5	R: 1 E: 0 K: 0 S: 4	H: 1 LOB: 0 BB: 0 P: 4	R: 0 E: 0 K: 1 S: 5	H: 1 LOB: 0 BB: 0 P: 5	R: 0 E: 0 K: 0 S: 3	H: 1 LOB: 0 BB: 0 P: 3	R: 0 E: 0 K: 1 S: 6	H: 1 LOB: 1 BB: 0 P: 6	R: 4 E: 0 K: 0 S: 7	H: 4 LOB: 0 BB: 0 P: 7	1B: 8 2B: 1 3B: 0 HR: 3	SF: 0 SAC: 0 DP: 1 HBP: 0	WP: 0 PB: 0 SB: 0 CS: 1	PA: 34	
PITCHER	IP	WLS	BF	H	R	ER	SO	BB	IBB	HBP	BLK	WP	HR	S	P	ERA	WHIP				
Ray Washburn, R (1, 1) ERA: 3.38	7.0		27	8	4	4	3	0	0	0	0	0	0	3	3	5.14	1.143				
Ron Willis, R (8, 1) ERA: 3.86	0.1	L	3	2	0	0	0	0	0	0	0	0	0	3	3	0.00	6.000				
Joe Hoerner, L (8, 1) ERA: 2.57	0.2		3	1	3	3	0	0	0	0	0	0	1	3	3	40.50	1.500				

St. Louis Cardinals @ Philadelphia Phillies
 Connie Mack Stadium, Philadelphia, PA
 Fri May 26 1967, 7:05 PM EDT
 Att: 15,365 - Unknown

AB 33
 R 7
 H 11
 RBI 7
 BB 0
 SO 3
 LOB 11



Batter	1	2	3	4	5	6	7	8	9	AB	R	H	RBI	BB	SO	LOB	TOP			
Tony Gonzalez, L (1,7) OBP: 0.387, SLG: 0.438	0-0 HR 1B		0-0 F8		0-0 3-1			0-0 FC4-6 1B	0-0 3-1	5	1	2	0	0	0	0	Philadelphia Phillies @ San Francisco Giants Candlestick Park, San Francisco, CA Tue May 30 1967, 6:33 AM EDT Att: 26,981 - Unknown			
John Briggs, L (1,8) OBP: 0.291, SLG: 0.396	0-0 HR		0-0 1B			0-3 K		0-0 FC4-6 BB E	0-0 1B	5	2	3	2	0	1	1				
Dick Allen, R (1,5) OBP: 0.419, SLG: 0.490	0-0 6-3		0-0 1-2 1B			0-0 2B		4-0 4-3 E BB	0-3 K	4	0	2	0	1	1	1				
Johnny Callison, L (1,9) OBP: 0.372, SLG: 0.443	0-0 4-3 2B		0-0 1-2 1B			0-0 F8		0-0 E4 4-3		4	0	1	0	0	0	4				
Bill White, L (1,3) Bobby Wine, R (8,6) OBP: 0.169, SLG: 0.195	0-0 4-3			0-0 G3				0-0 4-3		4	0	0	0	0	0	4				
Clay Dalrymple, L (1,2) OBP: 0.265, SLG: 0.247	0-0 G3			0-0 G3				4-0 1-2 2-3		0	0	0	0	0	0	0				
Cookie Rojas, R (1,4) OBP: 0.240, SLG: 0.265		0-0 F2		0-0 4-3				0-0 F8	0-0 4-3	4	0	0	0	0	0	3				
Gary Sutherland, R (1,6) OBP: 0.338, SLG: 0.410		0-0 F7			0-0 F5				0-0 5-3	3	0	0	0	0	0	0				
Tony Taylor, R (8,3) OBP: 0.327, SLG: 0.389										1	0	0	0	0	0	0				
Jim Bunning, R (1,1) OBP: 0.143, SLG: 0.393		0-3 K			0-0 1-3			0-3 K	0-0 HR	4	1	1	1	0	2	0				
Inning Stats	R: 2 E: 0 K: 0 S: 6	H: 3 LOB: 1 BB: 0 P: 6	R: 0 E: 0 K: 1 S: 5	H: 0 LOB: 0 BB: 0 P: 5	R: 0 E: 0 K: 0 S: 4	H: 2 LOB: 1 BB: 0 P: 4	R: 0 E: 0 K: 0 S: 3	H: 0 LOB: 0 BB: 0 P: 3	R: 0 E: 0 K: 1 S: 6	H: 1 LOB: 1 BB: 0 P: 6	R: 1 E: 0 K: 1 S: 6	H: 1 LOB: 0 BB: 0 P: 6	R: 1 E: 1 K: 0 S: 5	H: 1 LOB: 3 BB: 2 P: 13	R: 1 E: 0 K: 1 S: 7	H: 2 LOB: 1 BB: 0 P: 7	1B: 5 2B: 3 3B: 0 HR: 3	SF: 0 SAC: 0 DP: 1 HBP: 0	WP: 0 PB: 0 SB: 0 CS: 0	PA: 39
PITCHER Juan Marichal, R (1,1) ERA: 2.08	IP: 9.0 WLS: L BF: 39	H: 10 R: 5 ER: 4 SO: 4	BB: 1 IBB: 1 HBP: 0 BLK: 0	WP: 0 HR: 3 S: 45 P: 53	ERA: 4.00 WHIP: 1.222	PITCHER										IP: 9.0 WLS: L BF: 39	H: 10 R: 5 ER: 4 SO: 4	BB: 1 IBB: 1 HBP: 0 BLK: 0	WP: 0 HR: 3 S: 45 P: 53	ERA: 4.00 WHIP: 1.222

AB 37
R 5
H 10
RBI 4
BB 2
SO 4
LOB 14



Batter	1	2	3	4	5	6	7	8	9	AB	R	H	RBI	BB	SO	LOB	BOTTOM			
Jesus Alou, R (1,7) OBP: 0.279, SLG: 0.351	0-0 HR 1B		0-0 F4		0-0 4-3			0-3 K		4	1	1	0	0	1	1	Philadelphia Phillies @ San Francisco Giants Candlestick Park, San Francisco, CA Tue May 30 1967, 6:33 AM EDT Att: 26,981 - Unknown			
Tom Haller, L (1,2) OBP: 0.415, SLG: 0.548	0-0 HR		0-0 F8		0-0 4-3			0-0 HR		4	2	2	3	0	0	1				
Willie Mays, R (1,8) OBP: 0.385, SLG: 0.519	0-0 G6-4-3 2B		0-0 F9		0-0 5-3			0-0 F6		4	0	1	0	0	0	0				
Willie McCovey, L (1,3) OBP: 0.333, SLG: 0.459	4-0 G6-4-3 IBB			4-0 BB		0-0 1B 2B		4-0 BB		1	1	1	0	3	0	0				
Jim Davenport, R (1,5) OBP: 0.375, SLG: 0.476	0-0 G6-4-3		0-0 F7		0-0 F3			0-0 F4		4	0	0	0	0	0	5				
Ollie Brown, R (1,9) OBP: 0.336, SLG: 0.457	0-0 F2		0-0 F3		0-0 2H 1B			0-0 F9		4	0	1	1	0	0	2				
Bob Schroder, L (1,4) OBP: 0.276, SLG: 0.250		0-0 F9		0-3 K		0-0 4-3		0-0 6-3		4	0	0	0	0	1	1				
Hal Lanier, R (1,6) OBP: 0.203, SLG: 0.230		0-0 F8			4-0 4-3 SH3-4 BB		0-0 F2		0-0 6-3	2	0	0	0	1	0	0				
Norm Siebern, L (9, PH) OBP: 0.289, SLG: 0.139										1	0	0	0	0	0	0				
Juan Marichal, R (1,1) OBP: 0.263, SLG: 0.389		0-0 6-3			0-0 SH3-4		0-3 K			2	0	0	0	0	1	0				
Inning Stats	R: 2 E: 0 K: 0 S: 5	H: 3 LOB: 1 BB: 1 P: 9	R: 0 E: 0 K: 0 S: 3	H: 0 LOB: 0 BB: 0 P: 3	R: 0 E: 0 K: 1 S: 5	H: 0 LOB: 1 BB: 1 P: 9	R: 0 E: 0 K: 0 S: 3	H: 0 LOB: 1 BB: 1 P: 7	R: 1 E: 0 K: 1 S: 6	H: 2 LOB: 1 BB: 0 P: 4	R: 0 E: 0 K: 1 S: 5	H: 0 LOB: 0 BB: 0 P: 5	R: 1 E: 0 K: 1 S: 6	H: 1 LOB: 1 BB: 1 P: 10	R: 0 E: 0 K: 0 S: 3	H: 0 LOB: 0 BB: 0 P: 3	1B: 2 2B: 2 3B: 0 HR: 2	SF: 0 SAC: 1 DP: 1 HBP: 0	WP: 0 PB: 0 SB: 0 CS: 0	PA: 35
PITCHER Jim Bunning, R (1,1) ERA: 3.78	IP: 9.0 WLS: W BF: 35	H: 6 R: 4 ER: 4 SO: 3	BB: 3 IBB: 1 HBP: 0 BLK: 0	WP: 0 HR: 2 S: 37 P: 53	ERA: 4.00 WHIP: 1.000	PITCHER										IP: 9.0 WLS: W BF: 35	H: 6 R: 4 ER: 4 SO: 3	BB: 3 IBB: 1 HBP: 0 BLK: 0	WP: 0 HR: 2 S: 37 P: 53	ERA: 4.00 WHIP: 1.000

AB 30
R 4
H 6
RBI 4
BB 4
SO 3
LOB 10



Batter	1	2	3	4	5	6	7	8	9	10	11	AB	R	H	RBI	BB	SO	LOB	TOP					
Tony Gonzalez, L OBP: 0.384, SLG: 0.432 (1, 7)												6	0	2	2	0	3	2						
John Briggs, L OBP: 0.303, SLG: 0.396 (1, 8)												5	1	2	1	1	1	1						
Dick Allen, R OBP: 0.408, SLG: 0.474 (1, 5)												5	0	0	0	0	3	4						
Johnny Callison, L OBP: 0.384, SLG: 0.464 (1, 9)												4	1	3	0	1	0	2						
Bill White, L OBP: 0.095, SLG: 0.050 Tony Taylor, R OBP: 0.327, SLG: 0.389 (11, PR) (11, 3)												4	0	1	1	0	0	4						
Clay Dalrymple, L OBP: 0.254, SLG: 0.235 (1, 2)												5	0	0	0	0	2	3						
Cookie Rojas, R OBP: 0.245, SLG: 0.270 (1, 4)												5	1	2	1	0	1	1						
Gary Sutherland, R OBP: 0.343, SLG: 0.409 Bobby Wine, R OBP: 0.189, SLG: 0.195 (1, 6) (11, 6)												5	1	2	0	0	0	0						
Rick Wise, R OBP: 0.227, SLG: 0.211 Dick Hall, R (10, 1) (10, 1)												3	0	0	0	0	0	0						
Inning Stats	R: 0 E: 1 K: 1 S: 7	H: 1 LOB: 2 BB: 0 P: 7	R: 0 E: 0 K: 1 S: 5	H: 0 LOB: 0 BB: 0 P: 5	R: 0 E: 0 K: 2 S: 7	H: 0 LOB: 1 BB: 1 P: 11	R: 0 E: 0 K: 1 S: 6	H: 1 LOB: 1 BB: 0 P: 6	R: 0 E: 0 K: 1 S: 5	H: 0 LOB: 0 BB: 0 P: 5	R: 0 E: 0 K: 0 S: 3	H: 1 LOB: 0 BB: 0 P: 3	R: 0 E: 0 K: 0 S: 3	H: 1 LOB: 0 BB: 0 P: 3	R: 0 E: 0 K: 2 S: 9	H: 2 LOB: 2 BB: 0 P: 9	R: 6 E: 1 K: 2 S: 14	H: 6 LOB: 2 BB: 1 P: 18	1B: 11 2B: 0 3B: 1 HR: 0	SF: 0 SAC: 2 DP: 1 HBP: 0	WP: 0 PB: 0 SB: 0 CS: 0	PA: 48		
PITCHER	IP: 10.2 WLS: 10 BF: 43 ERA: 1.65	H: 9 R: 4 ER: 4 SO: 10 BB: 1 IBB: 1 HBP: 0 BLK: 0 WP: 0 HR: 0 S: 61 P: 69 ERA: 2.3	WLS: 5 H: 3 R: 2 ER: 1 SO: 1 BB: 0 IBB: 0 HBP: 0 BLK: 1 WP: 0 HR: 0 S: 7 P: 7 ERA: 2.3																					

Philadelphia Phillies @ Los Angeles Dodgers
Dodger Stadium, Los Angeles, CA
Wed May 31 1967, 7:05 PM PDT
Att: 16,044 - Unknown

AB 43
R 6
H 12
RBI 5
BB 2
SO 11
LOB 19



Batter	1	2	3	4	5	6	7	8	9	10	11	AB	R	H	RBI	BB	SO	LOB	BOTTOM					
Wes Parker, S OBP: 0.374, SLG: 0.346 (1, 3)												4	0	1	0	1	0	2						
Nate Oliver, R OBP: 0.615, SLG: 0.692 (1, 4)												4	0	2	0	0	2	1						
Willie Davis, L OBP: 0.346, SLG: 0.381 (1, 8)												5	0	0	0	0	2	4						
Ron Fairly, L OBP: 0.346, SLG: 0.395 John Roseboro, L OBP: 0.411, SLG: 0.353 (1, 9) (11, PH)												3	0	1	0	0	0	1						
Len Gabrielson, L OBP: 0.244, SLG: 0.282 (1, 7)												5	0	1	0	0	1	4						
Bob Bailey, R OBP: 0.168, SLG: 0.178 Jim Lefebvre, S OBP: 0.351, SLG: 0.370 (1, 5) (9, PH) (10, 5)												3	0	0	0	0	2	1						
Jeff Torborg, R OBP: 0.242, SLG: 0.310 (1, 2)												4	0	1	0	0	1	1						
Gene Michael, S OBP: 0.247, SLG: 0.224 (1, 6)												4	0	1	0	0	0	2						
Don Drysdale, R OBP: 0.176, SLG: 0.129 Phil Regan, R (11, 1) (11, 1)												3	0	0	0	1	0	2						
Inning Stats	R: 0 E: 0 K: 1 S: 6	H: 1 LOB: 1 BB: 0 P: 6	R: 0 E: 0 K: 1 S: 5	H: 0 LOB: 0 BB: 0 P: 5	R: 0 E: 0 K: 0 S: 2	H: 0 LOB: 0 BB: 1 P: 6	R: 0 E: 0 K: 1 S: 5	H: 1 LOB: 1 BB: 0 P: 5	R: 0 E: 0 K: 2 S: 8	H: 1 LOB: 1 BB: 1 P: 8	R: 0 E: 0 K: 0 S: 3	H: 0 LOB: 0 BB: 0 P: 3	R: 0 E: 0 K: 1 S: 4	H: 1 LOB: 1 BB: 0 P: 4	R: 0 E: 0 K: 1 S: 6	H: 1 LOB: 2 BB: 0 P: 7	R: 0 E: 0 K: 0 S: 3	H: 1 LOB: 0 BB: 0 P: 3	R: 0 E: 0 K: 1 S: 7	H: 2 LOB: 2 BB: 0 P: 7	1B: 8 2B: 1 3B: 0 HR: 0	SF: 0 SAC: 1 DP: 2 HBP: 1	WP: 0 PB: 0 SB: 0 CS: 1	PA: 42
PITCHER	IP: 9.0 WLS: 9 BF: 33 ERA: 3.9	H: 5 R: 0 ER: 0 SO: 7 BB: 2 IBB: 0 HBP: 1 BLK: 0 WP: 0 HR: 0 S: 44 P: 53 ERA: 1.31	WLS: 8 H: 3 R: 0 ER: 0 SO: 1 BB: 0 IBB: 0 HBP: 0 BLK: 0 WP: 0 HR: 0 S: 10 P: 10 ERA: 1.31																					

Philadelphia Phillies @ Los Angeles Dodgers
Dodger Stadium, Los Angeles, CA
Wed May 31 1967, 7:05 PM PDT
Att: 16,044 - Unknown

AB 37
R 0
H 8
RBI 0
BB 2
SO 8
LOB 20



Batter	1	2	3	4	5	6	7	8	9	AB	R	H	RBI	BB	SO	LOB	TOP
Tony Taylor, R (1,3) OBP: 0.342, SLG: 0.396	5-3			PO 6-3 1B		1-3 3-H HR 1B		1-3 1B BB		3	2	1	1	0	0		Philadelphia Phillies @ Los Angeles Dodgers Dodger Stadium, Los Angeles, CA Thu Jun 01 1967, 7:05 PM PDT Att: 16,597 - Unknown
Gary Sutherland, R (1,7) OBP: 0.351, SLG: 0.414	CS 1B			6-3		1-2 HR 1B		1-3		4	1	2	1	0	0	2	
Dick Allen, R (1,5) OBP: 0.410, SLG: 0.494	F9			L9		3-H HR		1B		4	1	2	4	0	0	2	
Don Lock, R (1,8) OBP: 0.388, SLG: 0.592	CS 1-2	K2-1-3		PO 2-3	F8	F3		K		4	0	0	0	0	2	1	
Johnny Callison, L (1,9) OBP: 0.381, SLG: 0.459		4-3			G6-3 1B	F8		4-3		4	0	1	0	0	0	1	
Cookie Rojas, R (1,4) OBP: 0.238, SLG: 0.262		F8			G6-3 1-2		5-3		F8	4	0	0	0	0	0	1	
Bobby Wine, R (1,6) OBP: 0.194, SLG: 0.233			5-3			1B SH3-4 1B		BB		3	1	2	0	1	0	0	
Clay Dalrymple, L (1,2) OBP: 0.248, SLG: 0.229			F9			SH3-4	P4		K	3	0	0	0	0	1	2	
Larry Jackson, R (1,1) OBP: 0.172, SLG: 0.143			K			1B 2-3 1B	L9		6-3	4	1	1	0	0	1	2	
Inning Stats	R: 0 E: 0 K: 0 S: 3	H: 1 LOB: 0 BB: 0 P: 3	R: 0 E: 0 K: 1 S: 5	H: 0 LOB: 0 BB: 0 P: 5	R: 0 E: 0 K: 1 S: 5	H: 0 LOB: 0 BB: 0 P: 5	R: 0 E: 0 K: 0 S: 3	H: 1 LOB: 0 BB: 0 P: 3	R: 0 E: 0 K: 0 S: 3	H: 0 LOB: 1 BB: 1 P: 7	R: 1 E: 0 K: 1 S: 6	H: 1 LOB: 1 BB: 0 P: 10	R: 0 E: 0 K: 1 S: 6	H: 1 LOB: 1 BB: 0 P: 6	1B: 8 2B: 0 3B: 1 HR: 1	SF: 0 SAC: 1 DP: 1 HBP: 0	WP: 0 PA: 38 PB: 0 SB: 1 CS: 1
PITCHER	IP WLS BF H R ER SO BB IBB HBP BLK WP HR S P ERA WHIP																
Claude Osteen, L (1,1) ERA: 3.94	5.1 L 21 8 5 5 2 0 0 0 0 0 1 25 25 8.44 1.500																
Jim Brewer, L (6,1) ERA: 2.2	1.2 6 0 0 0 0 1 0 0 0 0 0 5 9 0.00 0.600																
Dick Egan, L (8,1) ERA: 5.73	2.0 9 2 1 1 2 1 0 0 0 0 0 12 16 4.50 1.500																

Batter	1	2	3	4	5	6	7	8	9	AB	R	H	RBI	BB	SO	LOB	BOTTOM
Wes Parker, S (1,3) OBP: 0.383, SLG: 0.348	FC4-6 1B BB		F7			4-0 BB BB BB BB		G6-4-3 1B		2	0	1	0	2	0	0	Philadelphia Phillies @ Los Angeles Dodgers Dodger Stadium, Los Angeles, CA Thu Jun 01 1967, 7:05 PM PDT Att: 16,597 - Unknown
Nate Oliver, R (1,4) OBP: 0.529, SLG: 0.588	FC4-6 1-2 1B		1-3		L4			G6-4-3 1-2		4	0	1	0	0	0	4	
Willie Davis, L (1,8) OBP: 0.336, SLG: 0.369	FC4-6 1-2 2-3			L9		4-3		2-3		4	0	0	0	0	0	2	
Jim Lefebvre, S (1,5) OBP: 0.348, SLG: 0.367	FC5-2-5 1-2 3-H			P6		BB 1B		F7		4	0	1	0	0	0	2	
Len Gabrielson, L (1,7) OBP: 0.244, SLG: 0.262	4-3			K		G4-3 BB		K		3	0	0	0	1	2	2	
John Roseboro, L (1,2) OBP: 0.405, SLG: 0.348		1-3			G3	G4-3 1-2		3B 1B		4	1	1	0	0	0	2	
Jim Hickman, R (1,9) OBP: 0.299, SLG: 0.286		F9			G1		5-3		BB 3B	4	0	1	1	0	0	0	
Gene Michael, S (1,6) OBP: 0.253, SLG: 0.231		6-3			1B			4-3		4	0	2	0	0	0	1	
Claude Osteen, L (1,1) OBP: 0.233, SLG: 0.222			L8					G6-4-3		2	0	1	0	0	0	0	
Jim Brewer, L (6,1)										0	0	0	0	0	0	0	
Jim Campanis, R (7,PH) OBP: 0.438, SLG: 0.615										1	0	0	0	0	0	1	
Dick Egan, L (8,1)										0	0	0	0	0	0	0	
Inning Stats	R: 0 E: 0 K: 0 S: 4	H: 1 LOB: 2 BB: 1 P: 8	R: 0 E: 0 K: 0 S: 3	H: 0 LOB: 0 BB: 0 P: 3	R: 0 E: 0 K: 1 S: 5	H: 0 LOB: 0 BB: 0 P: 5	R: 0 E: 0 K: 0 S: 3	H: 2 LOB: 3 BB: 1 P: 9	R: 0 E: 0 K: 0 S: 3	H: 1 LOB: 1 BB: 1 P: 7	R: 0 E: 0 K: 0 S: 3	H: 1 LOB: 0 BB: 0 P: 3	R: 0 E: 0 K: 0 S: 3	H: 1 LOB: 1 BB: 0 P: 7	1B: 7 2B: 0 3B: 1 HR: 0	SF: 0 SAC: 0 DP: 3 HBP: 0	WP: 0 PA: 35 PB: 0 SB: 0 CS: 0
PITCHER	IP WLS BF H R ER SO BB IBB HBP BLK WP HR S P ERA WHIP																
Larry Jackson, R (1,1) ERA: 3.4	9.0 W 35 8 1 1 2 3 0 0 0 0 0 36 48 1.00 1.222																

Batter	1	2	3	4	5	6	7	8	9	AB R H RBI BB SO LOB	TOP
Tony Gonzalez, L (1.7)										5 1 2 0 0 0 1	Philadelphia Phillies @ Houston Astros Astrodome, Houston, TX Fri Jun 02 1967, 8:05 PM EDT Att: 12,794 - Dome
John Briggs, L (1.8)										3 1 0 0 1 1 0	
Dick Allen, R (1.5)										5 1 2 0 0 2 4	
Johnny Callison, L (1.9)										4 0 0 1 1 1 4	
Bill White, L (1.3) Tony Taylor, R (6, PR) (6.3)										3 0 2 1 0 1 1 0 0 0 0 2 0 0	
Clay Dalrymple, L (1.2)										5 0 0 0 0 0 7	
Cookie Rojas, R (1.4)										4 1 2 0 0 1 0	
Gary Sutherland, R (1.6) Bobby Wine, R (8.6)										3 1 2 0 1 1 0 0 0 0 0 0 0 0	
Dick Ellsworth, L (1.1) Turk Farrell, R (6.1)										3 0 1 1 0 2 3 1 0 0 0 0 1 0	
Inning Stats	R: 2 H: 2 E: 0 LOB: 1 K: 0 BB: 0 S: 6 P: 6	R: 2 H: 3 E: 0 LOB: 0 K: 0 BB: 0 S: 5 P: 5	R: 0 H: 0 E: 1 LOB: 0 K: 2 BB: 0 S: 7 P: 7	R: 0 H: 1 E: 0 LOB: 1 K: 1 BB: 0 S: 6 P: 6	R: 0 H: 1 E: 0 LOB: 1 K: 2 BB: 0 S: 8 P: 8	R: 0 H: 2 E: 0 LOB: 2 K: 1 BB: 1 S: 6 P: 10	R: 0 H: 1 E: 0 LOB: 3 K: 0 BB: 2 S: 4 P: 12	R: 0 H: 0 E: 0 LOB: 0 K: 3 BB: 0 S: 9 P: 9	R: 1 H: 1 E: 0 LOB: 2 K: 1 BB: 2 S: 6 P: 14	1B: 8 SF: 0 2B: 2 SAC: 1 3B: 1 DP: 1 HR: 0 HBP: 0	
PITCHER	IP WLS BF H R ER SO BB IBB HBP BLK WP HR S P ERA WHIP										
Chris Zachary, R (1.1)	1.0 L 9 5 4 4 0 0 0 0 0 0 0 9 9 36.00 5.000										
Barry Latman, R (2.1)	5.0 18 4 0 0 6 0 1 0 0 0 0 29 33 0.00 0.800										
Claude Raymond, R (7.1)	2.1 12 2 1 1 4 1 2 0 0 0 1 0 17 29 3.86 1.286										
Dan Schneider, L (9.1)	0.2 3 0 0 0 0 1 0 0 0 0 0 0 2 6 0.00 1.500										

Batter	1	2	3	4	5	6	7	8	9	AB R H RBI BB SO LOB	BOTTOM
Joe Morgan, L (1.4)										5 0 2 0 0 0 0	Philadelphia Phillies @ Houston Astros Astrodome, Houston, TX Fri Jun 02 1967, 8:05 PM EDT Att: 12,794 - Dome
Sonny Jackson, L (1.6)										4 0 0 1 0 0 1	
Jimmy Wynn, R (1.8)										3 1 2 0 2 1 1	
Chuck Harrison, R (1.3) Eddie Mathews, L (7, PH) (8.3)										2 0 0 0 1 1 2 1 0 0 0 0 0 1	
Rusty Staub, L (1.9)										4 0 2 0 0 0 0	
Jim Landis, R (1.7)										4 1 1 0 0 0 3	
Bob Aspromonte, R (1.5)										4 0 1 0 0 0 1	
Ron Brand, R (1.2)										4 1 2 1 0 0 2	
Chris Zachary, L (1.1) Barry Latman, R (2.1) John Bateman, R (6, PH) Claude Raymond, R (7.1) Dan Schneider, L (9.1) Norm Miller, L (9, PH) (9.1)										0 0 0 0 0 0 0 2 0 0 0 0 0 2 1 0 0 0 0 0 1 0 0 0 0 0 0 0 0 0 0 0 0 0 0 1 0 0 0 0 1 1	
Inning Stats	R: 0 H: 0 E: 0 LOB: 1 K: 0 BB: 1 S: 3 P: 7	R: 0 H: 2 E: 0 LOB: 2 K: 0 BB: 0 S: 5 P: 5	R: 1 H: 1 E: 1 LOB: 2 K: 0 BB: 2 S: 4 P: 12	R: 0 H: 0 E: 0 LOB: 0 K: 0 BB: 0 S: 3 P: 3	R: 0 H: 2 E: 0 LOB: 1 K: 1 BB: 0 S: 6 P: 6	R: 1 H: 2 E: 1 LOB: 1 K: 0 BB: 0 S: 5 P: 5	R: 0 H: 1 E: 0 LOB: 1 K: 0 BB: 0 S: 4 P: 4	R: 0 H: 0 E: 0 LOB: 0 K: 0 BB: 0 S: 3 P: 3	R: 1 H: 2 E: 0 LOB: 1 K: 2 BB: 0 S: 9 P: 9	1B: 8 SF: 1 2B: 3 SAC: 0 3B: 0 DP: 1 HR: 0 HBP: 0	
PITCHER	IP WLS BF H R ER SO BB IBB HBP BLK WP HR S P ERA WHIP										
Dick Ellsworth, L (1.1)	5.2 W 26 7 2 1 1 2 0 0 0 0 0 0 25 37 1.59 1.765										
Turk Farrell, R (6.1)	3.1 S 13 3 1 1 2 0 0 0 0 0 0 0 17 17 2.70 0.900										

Batter	1	2	3	4	5	6	7	8	9	AB	R	H	RBI	BB	SO	LOB	TOP			
Tony Gonzalez, L (1, 7) OBP: 0.381, SLG: 0.458										4	1	1	0	0	1	0	Philadelphia Phillies @ Houston Astros Astrodome, Houston, TX Sat Jun 03 1967, 8:05 PM EDT Att: 20,930 - Dome			
John Briggs, L (1, 8) OBP: 0.299, SLG: 0.388										4	1	1	1	0	0	0				
Dick Allen, R (1, 5) OBP: 0.416, SLG: 0.509										2	2	1	1	2	0	0				
Johnny Callison, L (1, 9) OBP: 0.374, SLG: 0.442										4	0	1	0	0	0	1				
Bill White, L (1, 3) OBP: 0.143, SLG: 0.111										4	0	0	0	0	2	4				
Clay Dalrymple, L (1, 2) OBP: 0.231, SLG: 0.211										4	0	0	0	0	1	0				
Cookie Rojas, R (1, 4) OBP: 0.240, SLG: 0.261										4	0	0	0	0	1	0				
Gary Sutherland, R (1, 6) OBP: 0.366, SLG: 0.408										3	0	0	0	1	2	0				
Bobby Wine, R (9, 6) OBP: 0.194, SLG: 0.233										0	0	0	0	0	0	0				
Jim Bunning, R (1, 1) OBP: 0.128, SLG: 0.355										3	0	0	0	0	0	1				
Inning Stats	R: 3 E: 0 K: 1 S: 8	H: 3 LOB: 0 BB: 0 P: 8	R: 0 E: 0 K: 1 S: 5	H: 1 LOB: 2 BB: 1 P: 8	R: 0 E: 0 K: 1 S: 4	H: 0 LOB: 1 BB: 1 P: 9	R: 0 E: 0 K: 0 S: 3	H: 0 LOB: 0 BB: 0 P: 3	R: 0 E: 0 K: 2 S: 7	H: 0 LOB: 0 BB: 0 P: 7	R: 0 E: 0 K: 0 S: 3	H: 0 LOB: 0 BB: 0 P: 3	R: 1 E: 1 K: 1 S: 6	H: 0 LOB: 1 BB: 1 P: 10	R: 0 E: 0 K: 1 S: 5	H: 0 LOB: 0 BB: 0 P: 5	1B: 1 2B: 2 3B: 1 HR: 0	SF: 0 SAC: 0 DP: 0 HBP: 0	WP: 0 PB: 0 SB: 2 CS: 0	PA: 35
PITCHER Larry Dierker, R (1, 1) ERA: 3.45	IP: 9.0 WLS: L BF: 35	H: 4 R: 4 ER: 3 SO: 7	BB: 3 IBB: 0 HBP: 0 BLK: 0	WP: 0 HR: 0 S: 46 P: 58	ERA: 3.00 WHIP: 0.778	PITCHER														

Batter	1	2	3	4	5	6	7	8	9	AB	R	H	RBI	BB	SO	LOB	BOTTOM					
Joe Morgan, L (1, 4) OBP: 0.415, SLG: 0.440										4	0	1	0	0	0	0	Philadelphia Phillies @ Houston Astros Astrodome, Houston, TX Sat Jun 03 1967, 8:05 PM EDT Att: 20,930 - Dome					
Sonny Jackson, L (1, 6) OBP: 0.246, SLG: 0.261										4	0	0	0	0	2	0						
Jimmy Wynn, R (1, 8) OBP: 0.372, SLG: 0.478										4	0	1	0	0	1	0						
Rusty Staub, L (1, 9) OBP: 0.386, SLG: 0.521										4	0	1	0	0	1	0						
Eddie Mathews, L (1, 3) OBP: 0.331, SLG: 0.366										4	1	0	0	0	2	0						
Jim Landis, R (1, 7) OBP: 0.344, SLG: 0.373										4	1	3	1	0	0	1						
Bob Aspromonte, R (1, 5) OBP: 0.318, SLG: 0.365										1	0	1	1	0	0	0						
Jose Herrera, R (5, PH) OBP: 0.293, SLG: 0.338										1	0	0	0	0	1	0						
Chuck Harrison, R (6, 3) OBP: 0.293, SLG: 0.338										2	0	0	0	0	1	2						
Ron Brand, R (1, 2) OBP: 0.271, SLG: 0.167										3	0	0	0	1	1	2						
Larry Dierker, R (1, 1) OBP: 0.320, SLG: 0.435										3	0	0	0	0	2	1						
Inning Stats	R: 0 E: 0 K: 0 S: 3	H: 0 LOB: 0 BB: 0 P: 3	R: 1 E: 0 K: 1 S: 7	H: 2 LOB: 1 BB: 0 P: 7	R: 0 E: 0 K: 1 S: 5	H: 0 LOB: 0 BB: 0 P: 5	R: 0 E: 0 K: 0 S: 4	H: 1 LOB: 1 BB: 0 P: 4	R: 0 E: 0 K: 2 S: 8	H: 1 LOB: 2 BB: 1 P: 12	R: 1 E: 0 K: 1 S: 7	H: 2 LOB: 1 BB: 0 P: 7	R: 0 E: 0 K: 0 S: 3	H: 0 LOB: 0 BB: 0 P: 3	R: 0 E: 0 K: 1 S: 5	H: 0 LOB: 0 BB: 0 P: 5	R: 0 E: 0 K: 0 S: 4	H: 1 LOB: 1 BB: 0 P: 4	1B: 5 2B: 1 3B: 1 HR: 0	SF: 0 SAC: 0 DP: 0 HBP: 0	WP: 0 PB: 0 SB: 0 CS: 0	PA: 35
PITCHER Jim Bunning, R (1, 1) ERA: 3.59	IP: 9.0 WLS: W BF: 35	H: 7 R: 2 ER: 2 SO: 6	BB: 1 IBB: 0 HBP: 0 BLK: 0	WP: 0 HR: 0 S: 46 P: 50	ERA: 2.00 WHIP: 0.889	PITCHER																

Batter	1	2	3	4	5	6	7	8	9	AB	R	H	RBI	BB	SO	LOB	TOP
Tony Gonzalez, L OBP: 0.381, SLG: 0.456 (1, 7)	F7		L8		F2			WP 4-3 1B	HR 1B	5	1	2	1	0	0	1	Philadelphia Phillies @ Houston Astros Astrodome, Houston, TX Sun Jun 04 1967, 4:33 AM EDT Att: 25,836 - Dome
John Briggs, L OBP: 0.285, SLG: 0.407 Bob Uecker, R OBP: 0.229, SLG: 0.129 (1, 8) (9, 2)	4-3			G3	P5			4-3 1-2	HR 1B	5	1	1	3	0	0	2	
Dick Allen, R OBP: 0.421, SLG: 0.506 (1, 5)	BB			WP S BB		L3 1B		2-3	P3	3	0	1	0	2	0	1	
Johnny Callison, L OBP: 0.371, SLG: 0.444 (1, 9)	1-3			P5	L3				1B 1B 2B	4	1	1	0	0	0	3	
Bill White, L OBP: 0.161, SLG: 0.103 Tony Taylor, R OBP: 0.358, SLG: 0.402 (9, 3) (9, 3)		F5		BB BB		F8			BB 1B FC4-6 1B	2	0	0	0	1	0	0	
Clay Dalrymple, L OBP: 0.233, SLG: 0.207 Don Lock, R OBP: 0.384, SLG: 0.584 (9, 8) (9, 8)	F7			BB BB			K		K	2	0	0	0	1	1	0	
Cookie Rojas, R OBP: 0.240, SLG: 0.261 (1, 4)	K			P4			F8		FC4-6 BB 1B	4	1	1	1	0	1	3	
Gary Sutherland, R OBP: 0.360, SLG: 0.392 (1, 6)			P5		F9		L8		FC4-6 BB	3	0	0	0	1	0	0	
Rick Wise, R OBP: 0.115, SLG: 0.111 Grant Jackson, L OBP: 0.290, SLG: 0.143 Doug Chappin, L OBP: 0.217, SLG: 0.200 Turk Farrell, R OBP: 0.311, SLG: 0.214 Tilo Francona, L OBP: 0.202, SLG: 0.214 Dick Hall, R (9, 1) (9, 1)			K					1-3	FC4-6 1B HR	2	0	1	0	0	1	0	
Inning Stats	R: 0 E: 0 K: 0 S: 3	H: 0 LOB: 1 BB: 1 P: 7	R: 0 E: 0 K: 1 S: 5	H: 0 LOB: 0 BB: 0 P: 5	R: 0 E: 0 K: 1 S: 5	H: 0 LOB: 0 BB: 3 P: 15	R: 0 E: 0 K: 0 S: 4	H: 1 LOB: 1 BB: 0 P: 4	R: 0 E: 0 K: 1 S: 5	H: 0 LOB: 0 BB: 0 P: 5	R: 0 E: 0 K: 0 S: 4	H: 1 LOB: 1 BB: 1 P: 4	R: 6 E: 0 K: 1 S: 10	H: 5 LOB: 0 BB: 1 P: 14	1B: 6 2B: 2 3B: 0 HR: 1	SF: 0 SAC: 0 DP: 1 HBP: 0	
PITCHER	IP WLS BF H R ER SO BB IBB HBP BLK WP HR S P ERA WHIP	8.0 L 31 4 1 1 3 4 0 0 0 2 0 33 49 1.12 1.000	0.0 L 1 1 0 0 0 0 0 0 0 0 0 1 1 ∞ ∞	1.0 7 3 5 5 1 1 0 0 0 0 1 8 12 45.00 4.000													

AB 34
R 6
H 8
RBI 6
BB 5
SO 4
LOB 14



Batter	1	2	3	4	5	6	7	8	9	AB	R	H	RBI	BB	SO	LOB	BOTTOM		
Julio Gotay, R OBP: 0.400, SLG: 0.400 (1, 4)	E7 1B 1B	L1							F5	5	1	2	0	0	0	0	Philadelphia Phillies @ Houston Astros Astrodome, Houston, TX Sun Jun 04 1967, 4:33 AM EDT Att: 25,836 - Dome		
Sonny Jackson, L OBP: 0.251, SLG: 0.266 (1, 6)	1B 2-3 1B		4-3	4-3			G6-4-3 1B			4	0	2	0	0	0	1			
Jimmy Wynn, R OBP: 0.369, SLG: 0.479 (1, 8)	P5			2B	5-3		G6-4-3 1B			4	0	1	0	0	0	4			
Rusty Staub, L OBP: 0.382, SLG: 0.520 (1, 9)	F2				1-3		4-3			4	0	1	0	0	0	3			
Eddie Mathews, L OBP: 0.342, SLG: 0.373 (1, 3)	FC5 BB 1B				CS			F8		3	0	2	1	1	0	0			
Jim Landis, R OBP: 0.340, SLG: 0.360 (1, 7)	1-2 BB		L9		CS	K		F8		3	0	0	0	1	1	3			
Bob Aspromonte, R OBP: 0.311, SLG: 0.356 (1, 5)	FC5		K			F3		F7		4	0	0	0	0	1	6			
John Bateman, R OBP: 0.213, SLG: 0.213 (1, 2)		5-3		1-3					6-3	4	0	1	0	0	0	0			
Don Wilson, R OBP: 0.167, SLG: 0.048 Dan Schneider, L OBP: 0.333, SLG: 0.333 Jose Herrera, R (9, PH) (9, PH)	P4			1-3		K			1-3	3	0	0	0	0	1	1			
Inning Stats	R: 1 E: 1 K: 0 S: 6	H: 2 LOB: 3 BB: 1 P: 10	R: 0 E: 0 K: 1 S: 7	H: 0 LOB: 0 BB: 0 P: 3	R: 0 E: 0 K: 1 S: 7	H: 2 LOB: 3 BB: 1 P: 11	R: 0 E: 0 K: 0 S: 4	H: 1 LOB: 1 BB: 0 P: 4	R: 0 E: 0 K: 2 S: 8	H: 1 LOB: 1 BB: 0 P: 8	R: 0 E: 0 K: 0 S: 4	H: 2 LOB: 1 BB: 0 P: 4	R: 0 E: 0 K: 0 S: 3	H: 0 LOB: 0 BB: 0 P: 3	R: 0 E: 0 K: 0 S: 3	H: 0 LOB: 0 BB: 0 P: 3		1B: 7 2B: 2 3B: 0 HR: 0	SF: 0 SAC: 0 DP: 1 HBP: 0
PITCHER	IP WLS BF H R ER SO BB IBB HBP BLK WP HR S P ERA WHIP	4.2 8 23 6 3 0 2 1 0 0 0 0 12 12 0.00 1.286	2.1 W 3 0 0 0 0 0 0 0 0 0 3 3 0.00 0.000	1.0 S 3 0 0 0 0 0 0 0 0 0 3 3 0.00 0.000															


AB 35
R 1
H 9
RBI 1
BB 2
SO 3
LOB 18



Batter	1	2	3	4	5	6	7	8	9	AB	R	H	RBI	BB	SO	LOB	TOP										
Paul Popovich, S OBP: 0.260, SLG: 0.196	P4-3						K		L8	4	0	1	0	1	1	0	Chicago Cubs @ Philadelphia Phillies Connie Mack Stadium, Philadelphia, PA Tue Jun 06 1967, 7:05 PM EDT Unknown - 70 F										
Norm Gigon, R OBP: 0.174, SLG: 0.286		4-3		L8-4			1-3		6-3	5	0	1	0	0	0	2											
Billy Williams, L OBP: 0.418, SLG: 0.554	K			1B			P5			4	1	1	0	1	2	1											
Ron Santo, R OBP: 0.340, SLG: 0.406										4	0	2	0	1	1	1											
14 Ernie Banks, R OBP: 0.341, SLG: 0.503										4	0	1	0	0	1	5											
Don Kessinger, S OBP: 0.239, SLG: 0.216	FC4			K			G5-4-3		E	0	1	0	0	0	0	0											
Lee Thomas, L OBP: 0.274, SLG: 0.308				SF4			4-3		F7	3	1	1	1	0	0	1											
Randy Hundley, R OBP: 0.335, SLG: 0.388										4	2	3	3	0	0	1											
Adolfo Phillips, R OBP: 0.391, SLG: 0.484							L7			3	1	1	1	1	0	1											
Curt Simmons, L OBP: 0.105, SLG: 0.105										1	0	0	1	0	0	0											
Bill Hands, R										2	0	0	0	0	2	0											
George Altman, L OBP: 0.111, SLG: 0.222										1	0	0	0	0	1	2											
Chuck Hartenstein, R										0	0	0	0	0	0	0											
Cal Koonce, R										0	0	0	0	0	0	0											
Inning Stats	R: 0 E: 0 K: 1 S: 6	H: 1 LOB: 2 BB: 1 P: 10	R: 2 E: 0 K: 0 S: 6	H: 3 LOB: 1 BB: 0 P: 6	R: 1 E: 0 K: 1 S: 7	H: 2 LOB: 1 BB: 1 P: 7	R: 1 E: 0 K: 1 S: 5	H: 1 LOB: 0 BB: 1 P: 9	R: 0 E: 0 K: 1 S: 5	H: 1 LOB: 0 BB: 0 P: 5	R: 1 E: 0 K: 2 S: 9	H: 2 LOB: 2 BB: 1 P: 13	R: 0 E: 0 K: 0 S: 3	H: 0 LOB: 1 BB: 1 P: 7	1B: 5 2B: 4 3B: 1 HR: 2	SF: 1 SAC: 0 DP: 2 HBP: 0	WP: 2 PA: 40 PB: 0 SB: 1 CS: 0										
PITCHER	IP	WLS	BF	H	R	ER	SO	BB	IBB	HBP	BLK	WP	HR	S	P	ERA	WHIP										
John Boozar, R ERA: 13.5	2.0		13	6	3	3	1	1	0	0	0	1	0	14	18	13.50	3.500										
Turk Farrell, R ERA: 3.27	4.0		14	3	2	2	4	1	0	0	0	1	2	21	25	4.50	1.000										
Dick Hall, R ERA: 1.46	3.0	W	13	2	1	1	3	1	1	0	0	0	0	17	25	3.00	1.000										

Batter	1	2	3	4	5	6	7	8	9	AB	R	H	RBI	BB	SO	LOB	BOTTOM										
Tony Taylor, R OBP: 0.367, SLG: 0.403	F8									4	0	1	0	0	0	1	Chicago Cubs @ Philadelphia Phillies Connie Mack Stadium, Philadelphia, PA Tue Jun 06 1967, 7:05 PM EDT Unknown - 70 F										
Gary Sutherland, R OBP: 0.355, SLG: 0.400										2	1	1	0	0	0	0											
Tony Gonzalez, L OBP: 0.375, SLG: 0.446										3	1	1	0	0	0	4											
Dick Allen, R OBP: 0.431, SLG: 0.500										3	2	1	0	2	2	0											
Don Lock, R OBP: 0.376, SLG: 0.554										4	2	1	1	1	1	4											
Johnny Callison, L OBP: 0.366, SLG: 0.435										4	0	1	2	0	0	2											
Cookie Rojas, R OBP: 0.250, SLG: 0.273										4	2	2	1	1	0	1											
Bob Uecker, R OBP: 0.256, SLG: 0.176										2	0	1	3	1	0	0											
John Briggs, L OBP: 0.304, SLG: 0.404										0	0	0	0	1	0	0											
Clay Dalrymple, L OBP: 0.230, SLG: 0.203										0	0	0	0	0	0	0											
Bobby Wine, R OBP: 0.196, SLG: 0.226										3	0	0	0	1	0	4											
John Boozar, R										1	0	0	0	0	0	2											
Turk Farrell, R OBP: 0.200, SLG: 0.400										1	0	1	1	0	0	0											
Doug Clemens, L OBP: 0.240, SLG: 0.273										1	0	1	0	0	0	0											
Dick Hall, R										1	0	0	0	0	0	2											
Inning Stats	R: 4 E: 1 K: 0 S: 6	H: 3 LOB: 3 BB: 3 P: 18	R: 0 E: 0 K: 1 S: 5	H: 0 LOB: 0 BB: 0 P: 5	R: 2 E: 0 K: 0 S: 5	H: 2 LOB: 3 BB: 2 P: 14	R: 0 E: 0 K: 2 S: 7	H: 0 LOB: 0 BB: 0 P: 7	R: 0 E: 0 K: 0 S: 3	H: 0 LOB: 0 BB: 0 P: 3	R: 0 E: 0 K: 0 S: 4	H: 1 LOB: 2 BB: 1 P: 8	R: 0 E: 0 K: 0 S: 4	H: 1 LOB: 2 BB: 1 P: 8	R: 2 E: 0 K: 0 S: 6	H: 4 LOB: 1 BB: 0 P: 6	1B: 7 2B: 4 3B: 0 HR: 0	SF: 0 SAC: 1 DP: 0 HBP: 1	WP: 1 PA: 42 PB: 0 SB: 0 CS: 0								
PITCHER	IP	WLS	BF	H	R	ER	SO	BB	IBB	HBP	BLK	WP	HR	S	P	ERA	WHIP										
Curt Simmons, L ERA: 3.72	2.1		15	4	6	3	1	3	1	0	0	0	0	13	29	11.57	3.000										
Bill Hands, R ERA: 2.01	4.2		21	3	0	0	2	2	1	1	0	0	0	21	34	0.00	1.071										
Chuck Hartenstein, R ERA: 27.0	0.1	L	2	2	1	1	0	0	0	0	0	0	0	2	2	27.00	6.000										
Cal Koonce, R ERA: 4.61	0.2		4	2	1	1	0	0	0	0	0	1	0	4	4	13.50	3.000										

AB 35
R 6
H 11
RBI 6
BB 4
SO 8
LOB 14



AB 33
R 8
H 11
RBI 8
BB 7
SO 3
LOB 20



Batter	1	2	3	4	5	6	7	8	9	AB	R	H	RBI	BB	SO	LOB	TOP						
Paul Popovich, S OBP: 0.259, SLG: 0.200										4	1	1	0	0	0	2	Chicago Cubs @ Philadelphia Phillies Connie Mack Stadium, Philadelphia, PA Tue Jun 06 1967, 7:05 PM EDT Att: 14,576 - Unknown - 70 F						
Norm Cigon, R OBP: 0.214, SLG: 0.280										4	1	1	0	0	0	2							
Billy Williams, L OBP: 0.418, SLG: 0.547										4	1	1	2	1	0	1							
Ron Santo, R OBP: 0.333, SLG: 0.397										4	0	0	0	0	1	4							
14 Ernie Banks, R OBP: 0.339, SLG: 0.494										3	1	0	0	1	0	1							
Randy Hundley, R OBP: 0.344, SLG: 0.402										4	1	3	3	0	1	1							
Ted Savage, R OBP: 0.391, SLG: 0.417										3	1	1	1	1	0	1							
Adolfo Phillips, R OBP: 0.393, SLG: 0.487										3	1	1	1	1	0	1							
Joe Niekro, R OBP: 0.286, SLG: 0.300										2	1	0	0	0	0	0							
Cal Koonce, R OBP: 0.500, SLG: 0.500										1	0	0	0	0	1	2							
Inning Stats	R: 1 E: 0 K: 0 S: 4	H: 3 LOB: 0 BB: 0 P: 4	R: 0 E: 0 K: 0 S: 4	H: 1 LOB: 1 BB: 0 P: 4	R: 0 E: 0 K: 0 S: 3	H: 0 LOB: 0 BB: 1 P: 3	R: 0 E: 0 K: 0 S: 2	H: 0 LOB: 0 BB: 1 P: 6	R: 7 E: 1 K: 1 S: 10	H: 4 LOB: 1 BB: 1 P: 15	R: 0 E: 0 K: 1 S: 5	H: 0 LOB: 2 BB: 2 P: 13	R: 0 E: 1 K: 1 S: 6	H: 0 LOB: 1 BB: 0 P: 6	R: 0 E: 0 K: 1 S: 5	H: 0 LOB: 0 BB: 0 P: 5		R: 0 E: 0 K: 0 S: 3	H: 0 LOB: 0 BB: 0 P: 3	1B: 5 2B: 3 3B: 0 HR: 0	SF: 0 SAC: 1 DP: 2 HBP: 1	WP: 0 PB: 0 SB: 0 CS: 0	PA: 39
PITCHER	IP WLS BF H R ER SO BB IBB HBP BLK WP HR S P ERA WHIP																						
Dick Ellsworth, L ERA: 5.24	(1, 1) 5.0 24 8 8 3 1 2 0 1 0 0 0 23 32 5.40 2.000																						
John Boozer, R ERA: 13.5	(6, 1) 0.0 2 0 0 0 0 2 0 0 0 0 0 0 0 8 ∞ ∞																						
Larry Jackson, R ERA: 3.55	(6, 1) 2.0 7 0 0 0 2 0 0 0 0 0 0 11 11 0.00 0.000																						
Turk Farrell, R ERA: 3.09	(8, 1) 2.0 W 6 0 0 0 1 0 0 0 0 0 0 8 8 0.00 0.000																						

Batter	1	2	3	4	5	6	7	8	9	AB	R	H	RBI	BB	SO	LOB	BOTTOM					
Tony Gonzalez, L OBP: 0.374, SLG: 0.444										3	0	1	0	0	0	2	Chicago Cubs @ Philadelphia Phillies Connie Mack Stadium, Philadelphia, PA Tue Jun 06 1967, 7:05 PM EDT Att: 14,576 - Unknown - 70 F					
Jackie Brandt, R OBP: 0.105, SLG: 0.158										0	0	0	0	0	0	0						
Bill White, L OBP: 0.182, SLG: 0.226										1	0	0	0	0	1	1						
Turk Farrell, R OBP: 0.167, SLG: 0.333										1	0	0	0	0	1	1						
Tony Taylor, R OBP: 0.374, SLG: 0.434										3	1	2	2	0	1	0						
Dick Allen, R OBP: 0.428, SLG: 0.511										4	1	1	2	0	2	1						
Johnny Callison, L OBP: 0.364, SLG: 0.428										2	0	0	0	0	0	0						
John Briggs, L OBP: 0.299, SLG: 0.396										1	2	1	1	3	0	0						
Don Lock, R OBP: 0.379, SLG: 0.553										4	0	1	0	0	1	4						
Cookie Rojas, R OBP: 0.266, SLG: 0.277										1	0	1	1	1	0	0						
Gary Sutherland, R OBP: 0.354, SLG: 0.393										1	1	1	0	0	0	0						
Clay Dalrymple, L OBP: 0.241, SLG: 0.210										0	0	0	1	0	0	0						
Bob Uecker, R OBP: 0.275, SLG: 0.229										1	1	1	0	0	0	0						
Tito Francona, L OBP: 0.266, SLG: 0.211										0	0	0	1	0	0	0						
Dick Ellsworth, L ERA: 4.06	(1, 1) 4.2 21 6 4 4 2 3 0 0 0 0 0 22 34 7.71 1.929																					
Rich Nye, L ERA: 3.92	(5, 1) 1.1 6 2 2 2 2 1 0 0 0 0 0 9 13 13.50 2.250																					
Cal Koonce, R ERA: 5.08	(7, 1) 1.0 5 2 2 2 2 1 0 0 0 0 0 8 12 18.00 3.000																					
Ray Culp, R ERA: 4.05	(8, 1) 0.2 L 4 2 1 1 1 0 0 0 0 0 1 0 6 6 13.50 3.000																					
Dick Radatz, R ERA: 9.75	(8, 1) 0.1 1 0 0 0 1 0 0 0 0 0 0 3 3 0.00 0.000																					
Inning Stats	R: 0 E: 0 K: 2 S: 7	H: 0 LOB: 0 BB: 0 P: 7	R: 1 E: 0 K: 0 S: 5	H: 2 LOB: 2 BB: 1 P: 9	R: 0 E: 0 K: 0 S: 4	H: 1 LOB: 1 BB: 0 P: 4	R: 0 E: 0 K: 0 S: 2	H: 0 LOB: 0 BB: 1 P: 6	R: 3 E: 0 K: 1 S: 7	H: 3 LOB: 0 BB: 1 P: 11	R: 0 E: 0 K: 1 S: 4	H: 0 LOB: 0 BB: 1 P: 8	R: 2 E: 0 K: 2 S: 9	H: 3 LOB: 0 BB: 0 P: 9	R: 3 E: 0 K: 2 S: 10	H: 3 LOB: 1 BB: 1 P: 14	R: 0 E: 0 K: 0 S: 0	H: 0 LOB: 0 BB: 0 P: 0	1B: 6 2B: 6 3B: 1 HR: 1	SF: 1 SAC: 1 DP: 3 HBP: 0	WP: 1 PB: 0 SB: 0 CS: 0	PA: 37
PITCHER	IP WLS BF H R ER SO BB IBB HBP BLK WP HR S P ERA WHIP																					
Joe Niekro, R ERA: 4.06	(1, 1) 4.2 21 6 4 4 2 3 0 0 0 0 0 22 34 7.71 1.929																					
Rich Nye, L ERA: 3.92	(5, 1) 1.1 6 2 2 2 2 1 0 0 0 0 0 9 13 13.50 2.250																					
Cal Koonce, R ERA: 5.08	(7, 1) 1.0 5 2 2 2 2 1 0 0 0 0 0 8 12 18.00 3.000																					
Ray Culp, R ERA: 4.05	(8, 1) 0.2 L 4 2 1 1 1 0 0 0 0 0 1 0 6 6 13.50 3.000																					
Dick Radatz, R ERA: 9.75	(8, 1) 0.1 1 0 0 0 1 0 0 0 0 0 0 3 3 0.00 0.000																					

AB	33
R	8
H	8
RBI	7
BB	4
SO	4
LOB	15



Batter	1	2	3	4	5	6	7	8	9	AB	R	H	RBI	BB	SO	LOB	TOP		
Don Kessinger, S (1, 6) OBP: 0.233, SLG: 0.211	0-3 K		0-0 5-3		0-3 K			0-0 L7		4	0	0	0	0	2	1	Chicago Cubs @ Philadelphia Phillies Connie Mack Stadium, Philadelphia, PA Wed Jun 07 1967, 7:05 PM EDT Att: 8,137 - Unknown - 80 F		
Norm Cleon, R (1, 4) OBP: 0.219, SLG: 0.276 Paul Popovich, S (8, 4) OBP: 0.259, SLG: 0.200	0-0 L7		0-0 6-3			0-0 HR 1B		0-3 K		4	1	1	0	0	1	0			
Billy Williams, L (1, 7) OBP: 0.419, SLG: 0.562	0-0 F7			0-0 5-3 1B		0-0 HR		0-3 K		4	1	2	2	0	1	0			
Lee Thomas, L (1, 9) OBP: 0.281, SLG: 0.322 Ted Savage, R (9, 9) OBP: 0.391, SLG: 0.417		0-0 2B		0-0 5-3		0-3 K			0-0 1B	4	0	2	0	0	1	1			
14 Ernie Banks, R (1, 3) OBP: 0.332, SLG: 0.483		0-3 K		0-0 6-3		0-0 F9			0-0 F2	4	0	0	0	0	1	2			
Randy Hundley, R (1, 2) OBP: 0.337, SLG: 0.393		0-3 K		0-3 K		0-0 5-3			0-3 K	4	0	0	0	0	3	2			
Ron Santo, R (1, 5) OBP: 0.333, SLG: 0.396		0-0 P5			0-0 FC1-6 1B		0-0 6-3			3	0	1	0	0	0	1			
Adolfo Phillips, R (1, 8) OBP: 0.392, SLG: 0.503			0-0 HR		0-0 P5		0-0 5-3			3	1	1	1	0	0	1			
Fergie Jenkins, R (1, 1) OBP: 0.156, SLG: 0.194			0-3 K		0-0 FC1-6		0-0 5-3			3	0	0	0	0	1	1			
Inning Stats	R: 0 E: 0 S: 5	H: 0 LOB: 0 BB: 0 P: 5	R: 0 E: 0 S: 8	H: 1 LOB: 1 BB: 0 P: 8	R: 1 E: 0 S: 6	H: 1 LOB: 0 BB: 0 P: 6	R: 0 E: 0 S: 6	H: 1 LOB: 1 BB: 0 P: 6	R: 2 E: 0 S: 7	H: 2 LOB: 0 BB: 0 P: 7	R: 0 E: 0 S: 3	H: 0 LOB: 0 BB: 0 P: 3	R: 0 E: 0 S: 7	H: 0 LOB: 0 BB: 0 P: 7	R: 0 E: 0 S: 5	H: 1 LOB: 0 BB: 0 P: 5		1B: 4 2B: 1 3B: 0 HR: 2	SF: 0 SAC: 0 DP: 0 HBP: 0
PITCHER Jim Bunning, R (1, 1) ERA: 3.54	IP: 9.0 WLS: L BF: 33 H: 7 R: 3 ER: 3 SO: 10 BB: 0 IBB: 0 HBP: 0 BLK: 0 WP: 0 HR: 2 S: 53 P: 53 ERA: 3.00 WHIP: 0.778															PITCHER			

Batter	1	2	3	4	5	6	7	8	9	AB	R	H	RBI	BB	SO	LOB	BOTTOM		
Tony Gonzalez, L (1, 7) OBP: 0.371, SLG: 0.460	0-0 4-3			0-0 HR		0-0 4-3			0-0 L7	4	1	1	1	0	0	1	Chicago Cubs @ Philadelphia Phillies Connie Mack Stadium, Philadelphia, PA Wed Jun 07 1967, 7:05 PM EDT Att: 8,137 - Unknown - 80 F		
Tony Taylor, R (1, 3) OBP: 0.363, SLG: 0.421	0-3 K			0-0 6-3			0-0 L1		0-3 K	4	0	0	0	0	2	1			
Dick Allen, R (1, 5) OBP: 0.425, SLG: 0.505	0-3 K			0-0 L9			0-0 FC6 1B		0-0 5-3	4	0	1	0	0	1	1			
Johnny Callison, L (1, 9) OBP: 0.359, SLG: 0.421		0-3 K		0-0 G3		0-0 FC6				3	0	0	0	0	1	1			
John Briggs, L (1, 8) OBP: 0.292, SLG: 0.386		0-3 K			0-3 K		0-0 F3			3	0	0	0	0	2	1			
Cookie Rojas, R (1, 4) OBP: 0.262, SLG: 0.272		0-0 F7			0-3 K			0-0 F8		3	0	0	0	0	1	0			
Gary Sutherland, R (1, 6) OBP: 0.343, SLG: 0.380			0-3 K		0-0 6-3			0-0 5-3		3	0	0	0	0	1	0			
Clay Dalrymple, L (1, 2) OBP: 0.236, SLG: 0.205			0-0 G3			0-0 4-3		0-0 F3		3	0	0	0	0	0	0			
Jim Bunning, R (1, 1) OBP: 0.121, SLG: 0.333 Doug Clemens, L (9, PH) OBP: 0.296, SLG: 0.417			0-0 1-3			0-3 K			0-0 2B	2	0	0	0	0	1	0			
Inning Stats	R: 0 E: 0 S: 7	H: 0 LOB: 0 BB: 0 P: 7	R: 0 E: 0 S: 7	H: 0 LOB: 0 BB: 0 P: 7	R: 0 E: 0 S: 5	H: 0 LOB: 0 BB: 0 P: 5	R: 1 E: 0 S: 4	H: 1 LOB: 0 BB: 0 P: 4	R: 0 E: 0 S: 5	H: 0 LOB: 0 BB: 0 P: 5	R: 0 E: 0 S: 4	H: 1 LOB: 1 BB: 0 P: 4	R: 0 E: 0 S: 3	H: 0 LOB: 0 BB: 0 P: 3	R: 0 E: 0 S: 6	H: 1 LOB: 1 BB: 0 P: 6		1B: 1 2B: 1 3B: 0 HR: 1	SF: 0 SAC: 0 DP: 0 HBP: 0
PITCHER Fergie Jenkins, R (1, 1) ERA: 3.35	IP: 9.0 WLS: W BF: 30 H: 3 R: 1 ER: 1 SO: 9 BB: 0 IBB: 0 HBP: 0 BLK: 0 WP: 0 HR: 1 S: 48 P: 48 ERA: 1.00 WHIP: 0.333															PITCHER			

Batter	1	2	3	4	5	6	7	8	9	AB	R	H	RBI	BB	SO	LOB	TOP					
Tony Taylor, R OBP: 0.360, SLG: 0.411 (1, 3)	4-0 BB 2-3		0-0 P4		0-3 K		0-0 L9			3	0	0	0	1	1	3						
Gary Sutherland, R OBP: 0.330, SLG: 0.365 (1, 7)	0-0 2-3		0-0 FC6-4			0-0 F7		0-0 P6		4	0	0	0	0	0	2						
Dick Allen, R OBP: 0.419, SLG: 0.497 Tito Francona, L OBP: 0.275, SLG: 0.222 (1, 5) (6, 9)	0-0 F7			0-0 F3		0-0 6-3		0-0 1B		3	0	0	0	0	0	1						
Don Lock, R OBP: 0.384, SLG: 0.562 (1, 8)	0-0 6-3			0-0 2B 1B		0-0 2B		0-0 P6		4	1	2	0	0	0	2						
Gene Oliver, R OBP: 0.279, SLG: 0.418 (1, 2)		0-0 1-3		0-0 2B		0-0 F8		0-0 1-3		4	0	1	1	0	0	2						
Johnny Callison, L OBP: 0.360, SLG: 0.422 Phil Linz, R OBP: 0.357, SLG: 0.417 (1, 9) (6, 5)		0-0 G5-4-3 1B		0-0 G3			0-0 F9		0-0 P4	2	0	1	0	0	0	1						
Cookie Rojas, R OBP: 0.262, SLG: 0.272 (1, 4)		0-0 G5-4-3 1-2		0-0 5-3			0-0 1B 1B		0-0 F9	4	0	1	0	0	0	2						
Bobby Wine, R OBP: 0.188, SLG: 0.216 (1, 6)			0-0 P3		0-0 F5		0-0 F7		0-0 F8	4	0	0	0	0	0	1						
Rick Wise, R OBP: 0.200, SLG: 0.200 Grant Jackson, S OBP: 0.250, SLG: 0.143 Dick Groat, R OBP: 0.259, SLG: 0.130 John Boozar, R OBP: 0.500, SLG: 0.500 (1, 1) (4, 1) (5, PH) (5, 1)					0-0 P4					1	0	1	0	0	0	0						
										0	0	0	0	0	0	0						
										1	0	1	0	0	0	0						
										1	0	1	0	0	0	0						
										1	0	1	0	0	0	0						
Inning Stats	R: 0 E: 0 K: 0 S: 3	H: 0 LOB: 1 BB: 1 P: 7	R: 0 E: 0 K: 0 S: 3	H: 1 LOB: 0 BB: 0 P: 3	R: 0 E: 0 K: 0 S: 4	H: 1 LOB: 1 BB: 0 P: 4	R: 1 E: 0 K: 0 S: 5	H: 2 LOB: 1 BB: 0 P: 5	R: 0 E: 0 K: 1 S: 5	H: 0 LOB: 0 BB: 0 P: 5	R: 0 E: 0 K: 0 S: 4	H: 1 LOB: 1 BB: 0 P: 4	R: 0 E: 0 K: 0 S: 5	H: 2 LOB: 2 BB: 0 P: 5	R: 0 E: 0 K: 0 S: 4	H: 1 LOB: 1 BB: 0 P: 4	R: 0 E: 0 K: 0 S: 3	H: 0 LOB: 0 BB: 0 P: 3	1B: 6 2B: 2 3B: 0 HR: 0	SF: 0 SAC: 0 DP: 1 HBP: 0	WP: 0 PB: 0 SB: 0 CS: 0	PA: 35
PITCHER Billy O'Dell, L ERA: 4.05 (1, 1)	IP: 9.0 WLS: W BF: 35 H: 8 R: 1 ER: 1 SO: 1 BB: 1 IBB: 0 HBP: 0 BLK: 0 WP: 0 HR: 0 S: 36 P: 40 ERA: 1.00 WHIP: 1.000															PITCHER	IP: 9.0 WLS: W BF: 35 H: 8 R: 1 ER: 1 SO: 1 BB: 1 IBB: 0 HBP: 0 BLK: 0 WP: 0 HR: 0 S: 36 P: 40 ERA: 1.00 WHIP: 1.000					

Philadelphia Phillies @ Pittsburgh Pirates
Forbes Field, Pittsburgh, PA
Fri Jun 09 1967, 7:05 PM EDT
Att: 17,064 - Unknown

AB	34
R	1
H	8
RBI	1
BB	1
SO	1
LOB	14



Batter	1	2	3	4	5	6	7	8	9	AB	R	H	RBI	BB	SO	LOB	BOTTOM			
Matty Alou, L OBP: 0.348, SLG: 0.335 (1, 8)	0-0 1B SH1-3 1B			0-0 6-3		0-0 6-3		0-0 4-3		6	2	2	0	0	0	2				
Manny Mota, R OBP: 0.368, SLG: 0.421 (1, 7)	0-0 SH1-3 1-2			0-0 3B 2B		0-0 1B 1B		0-0 4-3		5	2	4	0	0	0	0				
Roberto Clemente, R OBP: 0.444, SLG: 0.627 George Spriggs, L OBP: 0.259, SLG: 0.196 (1, 9) (6, 9)	0-0 1B 2-3		0-0 G6-4-3 1-2		0-0 3B 1B		0-3 K 1B		0-0 4-3	4	3	3	1	0	0	1				
Willie Stargell, L OBP: 0.333, SLG: 0.440 Andre Rodgers, R OBP: 0.231, SLG: 0.100 (1, 3) (6, 3)	0-0 1B 1-2 3-H		0-0 E 1B		0-0 SF7 3B		0-0 1B 1B		0-0 F9	3	4	3	3	1	0	0				
Bill Mazerowski, R OBP: 0.301, SLG: 0.367 (1, 4)	0-0 G3 1B 1-2 2-H		0-0 E5 K 1B		0-0 SF7 3B		0-0 6-3			4	2	2	4	0	0	1				
Gene Alley, R OBP: 0.338, SLG: 0.441 (1, 6)	0-0 1B 1-2 2-H		0-3 K 1B		0-0 1B 1-2 2-H		0-0 1B WP 1B			5	3	4	3	0	1	2				
Jose Pagan, R OBP: 0.353, SLG: 0.426 (1, 5)	0-0 G3 1-2 2-3		0-0 K IBB		0-0 L8 1B		0-0 1B 1B			4	0	2	1	1	0	3				
Jerry May, R OBP: 0.406, SLG: 0.409 (1, 2)	0-0 1B 2-H 3-H		0-3 K 1-2 2-3 3-H			0-0 P4 1B				5	0	3	3	0	1	2				
Billy O'Dell, S OBP: 0.200, SLG: 0.130 (1, 1)	0-0 P6		0-3 K			0-3 K		0-3 K		5	0	0	0	0	4	7				
Inning Stats	R: 5 E: 0 K: 0 S: 9	H: 6 LOB: 1 BB: 0 P: 9	R: 0 E: 0 K: 0 S: 3	H: 1 LOB: 0 BB: 0 P: 3	R: 1 E: 1 K: 3 S: 11	H: 1 LOB: 2 BB: 1 P: 15	R: 3 E: 0 K: 0 S: 7	H: 4 LOB: 1 BB: 0 P: 7	R: 6 E: 0 K: 2 S: 14	H: 7 LOB: 2 BB: 1 P: 18	R: 0 E: 0 K: 1 S: 6	H: 1 LOB: 1 BB: 0 P: 6	R: 1 E: 0 K: 1 S: 8	H: 3 LOB: 2 BB: 0 P: 8	R: 0 E: 0 K: 0 S: 3	H: 0 LOB: 0 BB: 0 P: 3	1B: 20 2B: 1 3B: 2 HR: 0	SF: 1 SAC: 1 DP: 1 HBP: 0	WP: 2 PB: 0 SB: 1 CS: 0	PA: 49
PITCHER Rick Wise, R ERA: 4.79 (1, 1)	IP: 3.1 WLS: L BF: 21 H: 10 R: 8 ER: 7 SO: 3 BB: 0 IBB: 0 HBP: 0 BLK: 0 WP: 0 HR: 0 S: 26 P: 30 ERA: 13.50 WHIP: 3.000															PITCHER	IP: 3.1 WLS: L BF: 21 H: 10 R: 8 ER: 7 SO: 3 BB: 0 IBB: 0 HBP: 0 BLK: 0 WP: 0 HR: 0 S: 26 P: 30 ERA: 13.50 WHIP: 3.000			
PITCHER Grant Jackson, L ERA: 3.99 (4, 1)	IP: 0.2 WLS: L BF: 4 H: 2 R: 1 ER: 1 SO: 0 BB: 0 IBB: 0 HBP: 0 BLK: 0 WP: 0 HR: 0 S: 4 P: 4 ERA: 15.75 WHIP: 2.750															PITCHER	IP: 0.2 WLS: L BF: 4 H: 2 R: 1 ER: 1 SO: 0 BB: 0 IBB: 0 HBP: 0 BLK: 0 WP: 0 HR: 0 S: 4 P: 4 ERA: 15.75 WHIP: 2.750			
PITCHER John Boozar, R ERA: 15.0 (5, 1)	IP: 4.0 WLS: L BF: 24 H: 11 R: 7 ER: 7 SO: 4 BB: 0 IBB: 1 HBP: 0 BLK: 0 WP: 2 HR: 0 S: 31 P: 35 ERA: 15.75 WHIP: 2.750															PITCHER	IP: 4.0 WLS: L BF: 24 H: 11 R: 7 ER: 7 SO: 4 BB: 0 IBB: 1 HBP: 0 BLK: 0 WP: 2 HR: 0 S: 31 P: 35 ERA: 15.75 WHIP: 2.750			

Philadelphia Phillies @ Pittsburgh Pirates
Forbes Field, Pittsburgh, PA
Fri Jun 09 1967, 7:05 PM EDT
Att: 17,064 - Unknown

AB	45
R	16
H	23
RBI	15
BB	2
SO	7
LOB	20



Batter	1	2	3	4	5	6	7	8	9	AB	R	H	RBI	BB	SO	LOB	TOP																			
Tony Taylor, R OBP: 0.354, SLG: 0.403	F9	1-2 2-H 1B		K			6-3		5-3	5	0	1	0	0	1	0	Philadelphia Phillies @ Pittsburgh Pirates Forbes Field, Pittsburgh, PA Sat Jun 10 1967, 7:05 PM EDT Att: 17,587 - Unknown																			
Gary Sutherland, R OBP: 0.333, SLG: 0.366	P3		HBP FC5-2 1B	F8			BB 1B		6-3	5	0	2	0	0	0																					
Dick Allen, R OBP: 0.420, SLG: 0.495	5-3		FC5-2 1-2 1B	HBP 1B		1-3				3	1	1	0	1	0																					
Don Lock, R OBP: 0.388, SLG: 0.565		HR 2B	1B FC5-2 1-2 2-3 HBP		6-3		L7			3	1	1	0	0	2																					
Gene Oliver, R OBP: 0.277, SLG: 0.397	P5		K				F9			3	0	0	0	1	1																					
Johnny Callison, L OBP: 0.358, SLG: 0.434		HR	FC5-2 1B			F3			G3	4	1	1	2	0	4																					
Cookie Rojas, R OBP: 0.267, SLG: 0.277		1B 1B	1-2 2-3 3-H 1B			F2			G3	4	0	2	1	0	0																					
Bobby Wine, R OBP: 0.181, SLG: 0.208 Dick Hall, R	K		4-3			K			K	4	0	0	0	0	3	4																				
Larry Jackson, R OBP: 0.176, SLG: 0.152 Tony Gonzalez, L OBP: 0.368, SLG: 0.457	1B		K			6-3			5-3	3	0	1	0	0	1	0																				
Inning Stats	R: 0 E: 0 K: 0 S: 3	H: 0 LOB: 0 BB: 0 P: 3	R: 2 E: 0 K: 1 S: 9	H: 5 LOB: 2 BB: 0 P: 9	R: 1 E: 0 K: 1 S: 8	H: 3 LOB: 3 BB: 0 P: 9	R: 0 E: 0 K: 2 S: 7	H: 0 LOB: 0 BB: 0 P: 7	R: 0 E: 0 K: 0 S: 3	H: 0 LOB: 1 BB: 1 P: 7	R: 0 E: 0 K: 0 S: 4	H: 1 LOB: 2 BB: 1 P: 8	R: 0 E: 0 K: 1 S: 5	H: 0 LOB: 0 BB: 0 P: 5	R: 0 E: 0 K: 0 S: 3	H: 0 LOB: 0 BB: 0 P: 3	1B: 7 2B: 1 3B: 0 HR: 1	SF: 0 SAC: 0 DP: 0 HBP: 1	WP: 0 PA: 38 PB: 0 CS: 0																	
PITCHER	IP	WLS	BF	H	R	ER	SO	BB	IBB	HBP	BLK	WP	HR	S	P	ERA	WHIP	PITCHER		IP	WLS	BF	H	R	ER	SO	BB	IBB	HBP	BLK	WP	HR	S	P	ERA	WHIP
Bob Veale, L ERA: 3.45	(1, 1)	2.0	13	7	3	3	1	0	0	1	0	0	1	14	15	13.50	3.500																			
Steve Blass, R ERA: 1.75	(3, 1)	5.0	19	2	0	0	4	2	0	0	0	0	0	25	33	0.00	0.800																			
Al McBean, R ERA: 2.25	(8, 1)	2.0	W	6	0	0	0	1	0	0	0	0	0	8	8	0.00	0.000																			

AB	35
R	3
H	9
RBI	3
BB	2
SO	6
LOB	16



Batter	1	2	3	4	5	6	7	8	9	AB	R	H	RBI	BB	SO	LOB	BOTTOM																			
Matty Alou, L OBP: 0.349, SLG: 0.337	6-3		L7			6-3	E 1B		1B	5	0	2	1	0	0	0	Philadelphia Phillies @ Pittsburgh Pirates Forbes Field, Pittsburgh, PA Sat Jun 10 1967, 7:05 PM EDT Att: 17,587 - Unknown																			
Manny Mota, R OBP: 0.305, SLG: 0.418	K			K		1B G1 1B	SF9 1-2 3-H			3	1	1	1	0	2	0																				
Roberto Clemente, R OBP: 0.445, SLG: 0.624	1B			K		1B G1 1B	4-3			4	1	2	0	0	1	2																				
Willie Stargell, L OBP: 0.331, SLG: 0.442	K			1B 2B		G1	F5			4	0	1	1	0	1	2																				
Bill Mazerowski, R OBP: 0.310, SLG: 0.374		FC5-4 1B		FC6-4 1B		E 2-H 1B	P6			4	0	3	1	0	0	0																				
Gene Alley, R OBP: 0.337, SLG: 0.443		FC5-4 G6-4-3		FC6-4		E5	2B			4	0	1	0	0	4																					
Jose Pagan, R OBP: 0.327, SLG: 0.392		G6-4-3			K	F7	F7			4	0	0	0	0	1	4																				
Jerry May, R OBP: 0.406, SLG: 0.409 Jim Pagliaroni, R OBP: 0.259, SLG: 0.136 Dennis Ribant, R OBP: 0.235, SLG: 0.353 Jesse Gonder, L OBP: 0.286, SLG: 0.200			K			F7	1B SH1-4 SF9 BB		1-3	0	0	0	0	0	0	0																				
Bob Veale, S OBP: 0.036, SLG: 0.036 Steve Blass, R Maury Wills, S OBP: 0.311, SLG: 0.355 Al McBean, R George Springs, L OBP: 0.273, SLG: 0.255		F7			K		SH1-4		1B 3B	0	0	0	0	0	0	0																				
Inning Stats	R: 0 E: 0 K: 2 S: 8	H: 1 LOB: 1 BB: 0 P: 8	R: 0 E: 0 K: 0 S: 3	H: 1 LOB: 0 BB: 0 P: 3	R: 0 E: 0 K: 1 S: 5	H: 0 LOB: 0 BB: 0 P: 5	R: 0 E: 0 K: 2 S: 9	H: 2 LOB: 2 BB: 0 P: 9	R: 0 E: 0 K: 0 S: 7	H: 0 LOB: 0 BB: 0 P: 7	R: 2 E: 1 K: 0 S: 4	H: 3 LOB: 2 BB: 0 P: 7	R: 1 E: 1 K: 0 S: 4	H: 1 LOB: 2 BB: 1 P: 8	R: 0 E: 0 K: 0 S: 4	H: 1 LOB: 1 BB: 0 P: 4	R: 1 E: 0 K: 0 S: 3	H: 2 LOB: 1 BB: 0 P: 3	1B: 8 2B: 2 3B: 1 HR: 0	SF: 1 SAC: 1 DP: 1 HBP: 0	WP: 0 PA: 37 PB: 0 CS: 0															
PITCHER	IP	WLS	BF	H	R	ER	SO	BB	IBB	HBP	BLK	WP	HR	S	P	ERA	WHIP	PITCHER		IP	WLS	BF	H	R	ER	SO	BB	IBB	HBP	BLK	WP	HR	S	P	ERA	WHIP
Larry Jackson, R ERA: 3.57	(1, 1)	7.0	L	30	8	3	3	7	1	0	0	0	0	43	47	3.86	1.286																			
Dick Hall, R ERA: 1.73	(8, 1)	1.1	L	7	3	1	1	0	0	0	0	0	0	7	7	6.75	2.250																			





Batter	1	2	3	4	5	6	7	8	9	AB	R	H	RBI	BB	SO	LOB	TOP					
Tony Taylor, R OBP: 0.347, SLG: 0.407 (1, 3)			FC4-6 1B						4-3	6	1	1	2	0	0	3	Philadelphia Phillies @ Pittsburgh Pirates Forbes Field, Pittsburgh, PA Sun Jun 11 1967, 3:33 AM EDT Att: 15,915 - Unknown					
Gary Sutherland, R OBP: 0.351, SLG: 0.383 (1, 6)		F3								6	1	4	2	0	0	1						
Dick Allen, R OBP: 0.424, SLG: 0.508 Tito Francona, L OBP: 0.272, SLG: 0.219 (1, 5) (7, 3)										5	2	3	0	0	0	3						
Don Lock, R OBP: 0.380, SLG: 0.546 (1, 8)										1	0	0	0	0	0	1						
Gene Oliver, R OBP: 0.286, SLG: 0.452 (1, 2)										5	1	1	1	0	1	2						
Johnny Callison, L OBP: 0.350, SLG: 0.425 (1, 9)										4	2	3	0	0	2							
Cookie Rojas, R OBP: 0.270, SLG: 0.286 (1, 4)										4	1	0	1	0	0	2						
Tony Gonzalez, L OBP: 0.382, SLG: 0.486 (1, 7)										5	2	2	2	0	0	1						
Jim Bunning, R OBP: 0.135, SLG: 0.351 (1, 1)										4	4	3	0	0	0	0	AB 44 R 14 H 17 RBI 14 BB 0 SO 2 LOB 17					
Inning Stats	R: 6 E: 0 K: 0 S: 9	H: 6 LOB: 1 BB: 0 P: 10	R: 0 E: 0 K: 0 S: 4	H: 1 LOB: 1 BB: 0 P: 4	R: 2 E: 1 K: 0 S: 7	H: 3 LOB: 2 BB: 0 P: 7	R: 0 E: 0 K: 0 S: 4	H: 1 LOB: 1 BB: 0 P: 4	R: 1 E: 0 K: 0 S: 4	H: 1 LOB: 0 BB: 0 P: 4	R: 2 E: 0 K: 1 S: 7	H: 2 LOB: 0 BB: 0 P: 7	R: 1 E: 0 K: 0 S: 5	H: 2 LOB: 1 BB: 0 P: 5	R: 2 E: 2 K: 0 S: 5	H: 0 LOB: 0 BB: 0 P: 5	R: 0 E: 0 K: 1 S: 6	H: 1 LOB: 1 BB: 0 P: 6	1B: 10 2B: 3 3B: 3 HR: 1	SF: 2 SAC: 1 DP: 1 HBP: 1	WP: 0 PB: 0 SB: 0 CS: 0	PA: 48
PITCHER	IP WLS BF H R ER SO BB IBB HBP BLK WP HR S P ERA WHIP	IP WLS BF H R ER SO BB IBB HBP BLK WP HR S P ERA WHIP																				
Juan Pizarro, L ERA: 4.37 (1, 1)	0.0 L 4 4 4 4 0 0 0 0 0 0 0 4 4 ∞ ∞	2.0 10 3 2 2 0 0 0 0 1 0 0 0 9 10 9.00 1.500	3.0 14 3 3 1 1 0 0 0 0 0 0 0 16 16 3.00 1.000																			
Woodle Fryman, L ERA: 5.81 (3, 1)	4.0 20 7 5 4 1 0 0 0 0 0 0 1 22 12 9.00 1.750	7.0 35 14 10 7 5 4 1 0 0 0 0 1 35 16 9.00 1.750	9.0 50 20 14 10 7 5 4 1 0 0 0 1 50 22 9.00 1.750																			
Pete Mikkelsen, R ERA: 4.68 (7, 1)	3.0 14 3 3 1 1 0 0 0 0 0 0 0 16 16 3.00 1.000	6.0 28 6 6 2 2 0 0 0 0 0 0 0 32 32 3.00 1.000	9.0 42 9 9 3 3 1 1 0 0 0 0 0 48 48 3.00 1.000																			
Batter	1	2	3	4	5	6	7	8	9	AB	R	H	RBI	BB	SO	LOB	BOTTOM					
Matty Alou, L OBP: 0.347, SLG: 0.335 (1, 8)										4	0	1	0	0	0	4	Philadelphia Phillies @ Pittsburgh Pirates Forbes Field, Pittsburgh, PA Sun Jun 11 1967, 3:33 AM EDT Att: 15,915 - Unknown					
Maury Wills, S OBP: 0.314, SLG: 0.358 (1, 5)										4	0	2	0	0	0	1						
Roberto Clemente, R OBP: 0.439, SLG: 0.615 George Spriggs, L OBP: 0.268, SLG: 0.250 (1, 9) (6, 9)										3	0	0	0	0	0	3						
Willie Stargell, L OBP: 0.330, SLG: 0.437 (1, 3)										4	0	1	0	0	2	3						
Manny Mota, R OBP: 0.302, SLG: 0.410 (1, 7)										4	0	1	0	0	0	3						
Bill Mazeroski, R OBP: 0.310, SLG: 0.374 Andre Rodgers, R OBP: 0.214, SLG: 0.091 (1, 4) (7, 4)										3	0	1	0	0	1	1						
Gene Alley, R OBP: 0.342, SLG: 0.443 Pete Mikkelsen, R (7, 1) Jim Pagliaroni, R OBP: 0.255, SLG: 0.133 (9, PH)										1	0	0	0	0	0	0						
Jesse Gonder, L OBP: 0.256, SLG: 0.176 (1, 2)										4	0	0	0	0	1	4						
Juan Pizarro, L OBP: 0.222, SLG: 0.176 Woodle Fryman, R (2, PH) Don Clendenen, R OBP: 0.259, SLG: 0.333 Dennis Rife, R OBP: 0.233, SLG: 0.267 Vern Law, R OBP: 0.255, SLG: 0.333 Jose Pagan, R OBP: 0.321, SLG: 0.385 (1, 1) (1, 1) (2, PH) (1, 1) (1, 1) (1, 1) (1, 1) (1, 1)										0	0	0	0	0	0	0						
Inning Stats	R: 0 E: 0 K: 0 S: 4	H: 1 LOB: 3 BB: 1 P: 9	R: 0 E: 0 K: 1 S: 6	H: 1 LOB: 1 BB: 0 P: 6	R: 1 E: 0 K: 2 S: 9	H: 2 LOB: 1 BB: 0 P: 9	R: 0 E: 0 K: 1 S: 6	H: 1 LOB: 1 BB: 0 P: 6	R: 0 E: 0 K: 0 S: 3	H: 1 LOB: 0 BB: 0 P: 3	R: 0 E: 0 K: 1 S: 5	H: 0 LOB: 0 BB: 0 P: 5	R: 0 E: 0 K: 0 S: 3	H: 1 LOB: 0 BB: 0 P: 3	R: 0 E: 0 K: 1 S: 5	H: 0 LOB: 0 BB: 0 P: 5	1B: 7 2B: 1 3B: 0 HR: 0	SF: 0 SAC: 0 DP: 2 HBP: 1	WP: 1 PB: 1 SB: 0 CS: 0	PA: 35		
PITCHER	IP WLS BF H R ER SO BB IBB HBP BLK WP HR S P ERA WHIP	IP WLS BF H R ER SO BB IBB HBP BLK WP HR S P ERA WHIP																				
Jim Bunning, R ERA: 3.32 (1, 1)	9.0 W 35 8 1 1 1 6 1 0 1 0 1 45 50 1.00 1.000	18.0 35 70 16 2 2 2 12 2 0 2 0 2 90 100 1.00 1.000	27.0 50 105 24 3 3 3 18 3 0 3 0 3 135 150 1.00 1.000																			

Batter	1	2	3	4	5	6	7	8	9	AB	R	H	RBI	BB	SO	LOB	TOP		
Felipe Alou, R OBP: 0.344, SLG: 0.479 (1, 7)	4-0 WP HR BB	4-0 WP IBB			0-0 F8			0-0 6-3		2	1	0	0	2	0	0	Atlanta Braves @ Philadelphia Phillies Connie Mack Stadium, Philadelphia, PA Mon Jun 12 1967, 7:05 PM EDT Att: 9,874 - Unknown		
Gary Geiger, L OBP: 0.357, SLG: 0.328 (1, 8)	4-0 HR BB	6-3			0-0 L4			0-0 1B 1B		3	1	1	0	1	0	2			
Hank Aaron, R OBP: 0.394, SLG: 0.622 (1, 9)	0-0 1-2 2-3 3-H HR	F8			0-0 F9			0-0 1B		4	1	2	3	0	0	2			
Joe Torre, R OBP: 0.377, SLG: 0.551 (1, 3) (7, 2)	0-0 1-3		0-3 K		0-0 6-3			0-0 F5		4	0	0	0	0	1	2			
Clete Boyer, R OBP: 0.321, SLG: 0.449 (1, 5)	0-0 5-3		0-0 6-3		0-3 K			0-0 5-3		4	0	0	0	0	1	2			
Denis Menke, R OBP: 0.312, SLG: 0.313 (1, 6)	0-3 K		0-3 K		0-3 K			0-3 K		4	0	0	0	0	4	0			
Bob Uecker, R OBP: 0.240, SLG: 0.200 (7, PH)		0-0 E3 1B WP		0-3 K			0-0 L8		0-0 1B	2	1	0	0	0	1	0			
Tito Francona, L OBP: 0.277, SLG: 0.227 (7, 3)										2	0	1	0	0	0	0			
Woody Woodward, R OBP: 0.273, SLG: 0.244 (9, PH)		0-0 WP 1B		0-0 1-3			0-0 P4		0-0 F8	3	0	1	0	0	0	0			
Charlie Lau, L OBP: 0.222, SLG: 0.200 (9, PH)		1-2 2-3 3-H 1B								1	0	0	0	0	0	1			
Pat Jarvis, R OBP: 0.309, SLG: 0.333 (6, 1)		0-0 SH1-5-4		0-3 K			0-3 K		0-0 F8	0	0	0	0	0	0	0			
Dick Kelley, R OBP: 0.240, SLG: 0.200 (7, PH)		1-2 2-3 3-H 1B								1	0	0	0	0	1	0			
Jay Ritchie, R OBP: 0.240, SLG: 0.200 (7, PH)										0	0	0	0	0	0	0			
Mack Jones, L OBP: 0.240, SLG: 0.200 (7, PH)										1	0	0	0	0	1	0			
Wade Blasingame, L OBP: 0.240, SLG: 0.200 (7, 1)										0	0	0	0	0	0	0			
Rico Carty, R OBP: 0.240, SLG: 0.200 (9, PH)		1-2 2-3 3-H								1	0	0	0	0	1	0			
Inning Stats	R: 3 E: 0 K: 1 S: 6	H: 1 LOB: 0 BB: 2 P: 14	R: 1 E: 1 K: 0 S: 5	H: 1 LOB: 2 BB: 1 P: 9	R: 0 E: 0 K: 2 S: 7	H: 0 LOB: 0 BB: 0 P: 7	R: 0 E: 0 K: 2 S: 7	H: 0 LOB: 0 BB: 0 P: 7	R: 0 E: 0 K: 1 S: 5	H: 0 LOB: 0 BB: 0 P: 5	R: 0 E: 0 K: 0 S: 5	H: 2 LOB: 2 BB: 0 P: 5	R: 0 E: 0 K: 1 S: 6	H: 1 LOB: 1 BB: 0 P: 6	1B: 4 2B: 0 3B: 0 HR: 1	SF: 0 SAC: 1 DP: 0 HBP: 0	WP: 2 PB: 0 SB: 0 CS: 0	PA: 36	
PITCHER	IP	WLS	BF	H	R	ER	SO	BB	IBB	HBP	BLK	WP	HR	S	P	ERA	WHIP		
Dick Ellsworth, L ERA: 5.63	(1, 1)	1.2	11	2	4	3	1	2	1	0	0	2	1	10	22	16.20	2.400		
Turk Farrell, R ERA: 2.55	(2, 1)	7.1	W	25	3	0	8	0	0	0	0	0	0	41	41	0.00	0.409		

Batter	1	2	3	4	5	6	7	8	9	AB	R	H	RBI	BB	SO	LOB	BOTTOM		
Doug Clemens, L OBP: 0.321, SLG: 0.417 (1, 7)	4-0 BB	0-0 BB 1B	4-0 IBB		0-0 5-3			0-0 P3		0	0	0	0	1	0	0	Atlanta Braves @ Philadelphia Phillies Connie Mack Stadium, Philadelphia, PA Mon Jun 12 1967, 7:05 PM EDT Att: 9,874 - Unknown		
Don Lock, R OBP: 0.384, SLG: 0.540 (2, 8)	4-0 BB	1-2 2-3 3-H 1B			0-0 F9			0-0 4-3		3	0	1	1	1	0	0			
John Briggs, L OBP: 0.289, SLG: 0.373 (1, 8) (3, 7)	4-0 1-2 BB	0-3 K	0-0 5-3		0-0 F9			0-0 4-3		4	0	0	0	1	1	5			
Dick Allen, R OBP: 0.428, SLG: 0.520 (1, 5)	0-3 K	0-0 1-2 2-3 3-H 1B		0-0 G3 1B 2B	0-0 1B 2B			0-3 K		5	2	3	1	0	2	2			
Johnny Callison, L OBP: 0.347, SLG: 0.419 (1, 9)	0-0 P6	0-0 F2		0-0 G3	0-0 FC4-8 1B 2B			0-0 4-3		5	0	1	1	0	0	6			
Bill White, L OBP: 0.237, SLG: 0.212 (1, 3)	0-0 F5	4-0 1-2 2-3 3-H BB		4-0 1B BB	0-0 FC4-6 1B			4-0 FC6-4 BB		2	1	0	1	3	0	3			
Gene Oliver, R OBP: 0.283, SLG: 0.448 (1, 2)		0-0 1B		0-0 1B	0-0 1B			0-0 F7		5	1	2	1	0	1	4			
Tony Taylor, R OBP: 0.351, SLG: 0.413 (1, 4)		4-0 BB 1B BB	0-0 3-1 2B	0-0 P4	0-0 6-3			0-0 F5		3	1	1	0	1	0	2			
Gary Sutherland, R OBP: 0.356, SLG: 0.382 (1, 6)		4-0 1B BB BB	0-0 3-1	0-0 2-3 1B	0-0 1B			0-0 1-3		3	1	1	1	1	0	1			
Dick Ellsworth, L OBP: 0.118, SLG: 0.118 (2, 1)		4-0 1B BB BB	0-0 4-3	0-0 1-3						0	0	0	0	0	0	0			
Turk Farrell, R OBP: 0.200, SLG: 0.222 (2, 1)		1-2 2-3 3-H BB								3	1	0	1	1	0	3			
Inning Stats	R: 0 E: 0 K: 1 S: 5	H: 0 LOB: 2 BB: 2 P: 13	R: 4 E: 0 K: 2 S: 10	H: 3 LOB: 3 BB: 4 P: 26	R: 0 E: 0 K: 0 S: 4	H: 1 LOB: 2 BB: 1 P: 8	R: 2 E: 0 K: 0 S: 6	H: 3 LOB: 2 BB: 1 P: 10	R: 1 E: 0 K: 0 S: 5	H: 2 LOB: 1 BB: 0 P: 5	R: 0 E: 0 K: 0 S: 3	H: 0 LOB: 0 BB: 0 P: 3	R: 0 E: 0 K: 1 S: 5	H: 0 LOB: 1 BB: 1 P: 9	1B: 6 2B: 3 3B: 0 HR: 0	SF: 0 SAC: 0 DP: 0 HBP: 0	WP: 0 PB: 0 SB: 0 CS: 0	PA: 42	
PITCHER	IP	WLS	BF	H	R	ER	SO	BB	IBB	HBP	BLK	WP	HR	S	P	ERA	WHIP		
Pat Jarvis, R ERA: 5.94	(1, 1)	1.0	L	23	8	3	2	2	1	0	0	0	0	24	36	6.75	2.500		
Dick Kelley, L ERA: 4.99	(2, 1)	4.0	L	23	8	3	2	2	1	0	0	0	0	24	36	6.75	2.500		
Jay Ritchie, R ERA: 3.3	(6, 1)	1.0		3	0	0	0	0	0	0	0	0	0	3	3	0.00	0.000		
Wade Blasingame, L ERA: 4.62	(7, 1)	2.0		7	0	0	0	1	0	0	0	0	0	8	12	0.00	0.500		



Batter	1	2	3	4	5	6	7	8	9	AB	R	H	RBI	BB	SO	LOB	TOP										
Felipe Alou, R OBP: 0.342, SLG: 0.472 (1, 8)	0-0 6-3		0-3 K			4-0 1B BB		0-0 L8		3	1	0	0	1	1	0	Atlanta Braves @ Philadelphia Phillies Connie Mack Stadium, Philadelphia, PA Tue Jun 13 1967, 7:05 PM EDT Att: 10,722 - Unknown livebaseballscores.com AB 28 R 1 H 5 RBI 1 BB 4 SO 8 LOB 14 										
Tito Francona, L OBP: 0.276, SLG: 0.228 (1, 7)	0-3 K			0-0 F8		0-0 1B		0-0 G3		4	0	1	0	0	1	0											
Hank Aaron, R OBP: 0.396, SLG: 0.620 (1, 9)	0-3 K			0-0 1B		0-0 1B			0-3 K	4	0	2	1	0	2	0											
Joe Torre, R OBP: 0.375, SLG: 0.545 (1, 3)				0-0 1B		0-0 L9			0-3 K	4	0	1	0	0	1	3											
Clete Boyer, R OBP: 0.320, SLG: 0.442 (1, 5)				4-0 1B		0-0 F9		0-0 G6-4-3		3	0	0	0	1	0	2											
Denis Menke, R OBP: 0.312, SLG: 0.309 (1, 6)				0-3 K		4-0 BB			0-0 6-3	2	0	0	0	1	1	2											
Bob Uecker, R OBP: 0.245, SLG: 0.191 (1, 2)				0-0 G6-4-3		4-0 BB			0-0 6-3	2	0	0	0	1	0	2											
Woody Woodward, R OBP: 0.275, SLG: 0.246 (1, 4)				0-0 1B		0-3 K			0-0 F7	3	0	1	0	0	1	2											
Phil Niekro, R OBP: 0.250, SLG: 0.286 (1, 1)				0-0 G6-4-3		0-0 5-3			0-3 K	3	0	0	0	0	1	3											
Inning Stats	R: 0 E: 0 K: 2 S: 7	H: 0 LOB: 0 BB: 0 P: 7	R: 0 E: 0 K: 1 S: 5	H: 1 LOB: 1 BB: 1 P: 9	R: 0 E: 0 K: 1 S: 5	H: 1 LOB: 0 BB: 0 P: 5	R: 0 E: 0 K: 0 S: 3	H: 1 LOB: 0 BB: 0 P: 3	R: 0 E: 0 K: 1 S: 5	H: 0 LOB: 2 BB: 2 P: 13	R: 0 E: 0 K: 0 S: 3	H: 0 LOB: 0 BB: 0 P: 3	R: 0 E: 0 K: 1 S: 5	H: 0 LOB: 0 BB: 0 P: 5	R: 0 E: 0 K: 2 S: 7	H: 0 LOB: 0 BB: 0 P: 7	1B: 5 2B: 0 3B: 0 HR: 0	SF: 0 SAC: 0 DP: 4 HBP: 0	WP: 0 PB: 0 CS: 0	PA: 32							
PITCHER	IP	WLS	BF	H	R	ER	SO	BB	IBB	HBP	BLK	WP	HR	S	P	ERA	WHIP										
Rick Wise, R ERA: 4.12 (1, 1)	8.0	L	29	5	1	1	6	4	0	0	0	0	0	37	53	1.12	1.125										
Dick Hall, R ERA: 1.67 (9, 1)	1.0		3	0	0	0	2	0	0	0	0	0	0	7	7	0.00	0.000										


Batter	1	2	3	4	5	6	7	8	9	AB	R	H	RBI	BB	SO	LOB	BOTTOM										
Doug Clemens, L OBP: 0.281, SLG: 0.357 (1, 7)	0-3 K2-3		0-0 4-3			0-0 L8		0-0 G3		4	0	0	0	0	1	2	Atlanta Braves @ Philadelphia Phillies Connie Mack Stadium, Philadelphia, PA Tue Jun 13 1967, 7:05 PM EDT Att: 10,722 - Unknown livebaseballscores.com AB 27 R 0 H 2 RBI 0 BB 3 SO 5 LOB 8 										
Dick Hall, R (9, 1)										0	0	0	0	0	0	0											
John Briggs, L OBP: 0.288, SLG: 0.364 (1, 8)	0-0 P4			4-0 L9 BB		0-0 L9			0-3 K	3	0	0	0	1	1	0											
Dick Allen, R OBP: 0.425, SLG: 0.512 (1, 5)	0-3 K			0-0 L9		0-0 6-3			4-0 2-5 WP BB	3	0	0	0	1	1	1											
Johnny Callison, L OBP: 0.345, SLG: 0.421 (1, 9)	0-0 4-3			0-0 L9		0-0 6-3			0-0 F3	4	0	1	0	0	0	2											
Bill White, L OBP: 0.220, SLG: 0.194 (1, 3)				0-0 F8		0-0 G3			0-0 2-5	3	0	0	0	0	0	1											
Gene Oliver, R OBP: 0.285, SLG: 0.443 (1, 2)	0-3 K2-3				0-0 P6					3	0	1	0	0	1	0											
Phil Linz, R OBP: 0.357, SLG: 0.417 (8, PR)										0	0	0	0	0	0	0											
Clay Dalrymple, L OBP: 0.236, SLG: 0.205 (9, 2)										0	0	0	0	0	0	0											
Tony Taylor, R OBP: 0.346, SLG: 0.407 (1, 4)	0-0 6-3				0-0 F9				0-0 SH1-4	2	0	0	0	0	0	0											
Gary Sutherland, R OBP: 0.347, SLG: 0.372 (1, 6)				0-0 4-3		0-0 P3			0-0 P4	3	0	0	0	0	0	2											
Rick Wise, R OBP: 0.167, SLG: 0.167 (1, 1)	0-0 F8					0-3 K			4-0 BB	2	0	0	0	0	1	0											
Don Lock, R OBP: 0.389, SLG: 0.540 (8, PH)										0	0	0	0	1	0	0											
Inning Stats	R: 0 E: 0 K: 2 S: 8	H: 0 LOB: 1 BB: 0 P: 8	R: 0 E: 0 K: 1 S: 5	H: 0 LOB: 0 BB: 0 P: 5	R: 0 E: 0 K: 0 S: 3	H: 0 LOB: 0 BB: 0 P: 3	R: 0 E: 0 K: 0 S: 3	H: 1 LOB: 1 BB: 1 P: 7	R: 0 E: 0 K: 0 S: 3	H: 0 LOB: 0 BB: 0 P: 3	R: 0 E: 0 K: 1 S: 5	H: 0 LOB: 0 BB: 0 P: 5	R: 0 E: 0 K: 0 S: 3	H: 0 LOB: 0 BB: 0 P: 3	R: 0 E: 0 K: 0 S: 4	H: 1 LOB: 2 BB: 1 P: 8	R: 0 E: 0 K: 1 S: 4	H: 0 LOB: 1 BB: 1 P: 8	1B: 1 2B: 1 3B: 0 HR: 0	SF: 0 SAC: 1 DP: 0 HBP: 0	WP: 2 PB: 1 CS: 0	PA: 31					
PITCHER	IP	WLS	BF	H	R	ER	SO	BB	IBB	HBP	BLK	WP	HR	S	P	ERA	WHIP										
Phil Niekro, R ERA: 1.42 (1, 1)	9.0	W	32	2	0	0	5	3	0	0	0	2	0	38	50	0.00	0.556										

Batter	1	2	3	4	5	6	7	8	9	AB	R	H	RBI	BB	SO	LOB	TOP										
Felipe Alou, R OBP: 0.346, SLG: 0.480 (1, 7)	6-3			E6 2B HR		1B	F2	1B 3B	BB 1B BB	5	3	2	0	1	0	2	Atlanta Braves @ Philadelphia Phillies Connie Mack Stadium, Philadelphia, PA Wed Jun 14 1967, 7:05 PM EDT Att: 10,143 - Unknown livebaseballscorecards.com										
Tito Francona, L OBP: 0.290, SLG: 0.271 (1, 3) (6, 9)	K			L9		HR	HR	K	P5	6	2	2	3	0	2	5											
Hank Aaron, R OBP: 0.397, SLG: 0.636 Rico Carty, R OBP: 0.352, SLG: 0.405 (1, 9) (6, 3)	F9			HR		F8	HR	1B IBB	BB 1B	4	2	2	3	0	0	0											
Joe Torre, R OBP: 0.377, SLG: 0.541 Bob Uecker, R OBP: 0.255, SLG: 0.188 (1, 2) (7, 2)	F6			HR		4-3	E	F9	BB	3	2	1	0	1	0	0											
Clete Boyer, R OBP: 0.325, SLG: 0.462 Miguel de la Hoz, R OBP: 0.257, SLG: 0.353 (1, 5) (6, PR) (6, 5)	P5			HR			E2 2B		F7	3	1	2	4	0	0	0											
Mack Jones, L OBP: 0.315, SLG: 0.415 (1, 8)	P6			HR			L9	4-3		4	1	0	0	1	0	4											
Denis Menke, R OBP: 0.316, SLG: 0.313 Marty Martinez, S OBP: 0.345, SLG: 0.240 (1, 6) (7, 6)	5-3			FC4-6 1B			P3	BB 1B BB		4	1	2	1	0	0	0											
Woody Woodward, R OBP: 0.272, SLG: 0.244 (1, 4)	K			FC4-6			F4	K		5	1	1	1	0	2	2											
Ken Johnson, R OBP: 0.103, SLG: 0.071 Bob Bruce, R OBP: 0.231, SLG: 0.167 (1, 1) (8, 1)	K			K		K	6-3	1B BB 1B		4	0	0	0	0	3	2											
Inning Stats	R: 0 E: 0 K: 1 S: 5	H: 0 LOB: 0 BB: 0 P: 5	R: 0 E: 0 K: 0 S: 3	H: 0 LOB: 0 BB: 0 P: 3	R: 0 E: 0 K: 2 S: 7	H: 0 LOB: 0 BB: 0 P: 7	R: 4 E: 1 K: 0 S: 7	H: 3 LOB: 1 BB: 1 P: 11	R: 2 E: 0 K: 1 S: 7	H: 2 LOB: 0 BB: 0 P: 7	R: 7 E: 1 K: 1 S: 12	H: 7 LOB: 2 BB: 1 P: 16	R: 0 E: 0 K: 0 S: 3	H: 0 LOB: 0 BB: 0 P: 3	R: 1 E: 0 K: 1 S: 7	H: 2 LOB: 2 BB: 1 P: 11		R: 2 E: 0 K: 1 S: 7	H: 2 LOB: 3 BB: 3 P: 19	1B: 10 2B: 2 3B: 1 HR: 3	SF: 0 SAC: 0 DP: 0 HBP: 0	WP: 0 PB: 0 SB: 0 CS: 0	PA: 50				
PITCHER	IP	WLS	BF	H	R	ER	SO	BB	IBB	HBP	BLK	WP	HR	S	P	ERA	WHIP										
Larry Jackson, R ERA: 3.86 (1, 1)	5.0	L	22	5	6	2	4	0	1	0	0	0	2	29	33	9.00	1.000										
John Boozer, R ERA: 18.0 (6, 1)	0.0		2	1	2	2	0	1	0	0	0	0	0	1	5	∞	∞										
Dallas Green, R ERA: 67.5 (6, 1)	0.2		8	6	5	5	1	0	0	0	0	0	1	10	10	67.50	9.000										
Larry Loughlin, L ERA: 15.19 (6, 1)	2.1		10	2	1	1	1	0	1	0	0	0	0	11	15	3.86	0.857										
Grant Jackson, L ERA: 4.31 (9, 1)	1.0		8	2	2	2	1	3	0	0	0	0	0	7	19	18.00	5.000										

Batter	1	2	3	4	5	6	7	8	9	AB	R	H	RBI	BB	SO	LOB	BOTTOM										
Tony Gonzalez, L OBP: 0.377, SLG: 0.476 (1, 7)	6-3		F9				FC1-5-2 1B HR	F9		5	1	1	0	0	0	3	Atlanta Braves @ Philadelphia Phillies Connie Mack Stadium, Philadelphia, PA Wed Jun 14 1967, 7:05 PM EDT Att: 10,143 - Unknown livebaseballscorecards.com										
Tony Taylor, R OBP: 0.342, SLG: 0.400 (1, 4)	6-3			BB 1B			P4		K	5	1	1	0	0	1	3											
Dick Allen, R OBP: 0.424, SLG: 0.507 (1, 5)	L1			4-3 1B BB			K 2B G3	HR 1B	P4	4	2	1	1	1	1	0											
Johnny Callison, L OBP: 0.342, SLG: 0.430 (1, 9)	L9			F3			L9	HR	F8	5	1	1	3	0	0	3											
Don Lock, R OBP: 0.393, SLG: 0.548 (1, 8)	F7			4-3 1B			G3	5-3		4	0	2	1	0	0	0											
Bill White, L OBP: 0.244, SLG: 0.225 (1, 3)	1B			4-3			G3	1B 4-3 WP		4	1	2	1	0	0	3											
Gary Sutherland, R OBP: 0.336, SLG: 0.359 (1, 6)	1-3			4-3			F8	4-3		4	0	0	0	0	0	5											
Clay Dalrymple, L OBP: 0.243, SLG: 0.214 (1, 2)	6-3			K			2B FC1-5-2 1B	WP 1B		4	0	2	0	0	1	0											
Larry Jackson, R OBP: 0.171, SLG: 0.147 (5, PR) John Boozer, L OBP: 0.296, SLG: 0.361 (8, 1) John Boozer, R OBP: 0.300, SLG: 0.500 (8, 1) Larry Loughlin, L OBP: 0.302, SLG: 2.000 (8, PR) Doug Clemens, S OBP: 0.345, SLG: 0.345 (8, 1) Grant Jackson, S OBP: 0.250, SLG: 0.143 (9, 1)	6-3			K			1-3 1B 2B	1-2 3H	5-3	1	0	0	0	0	0	0											
Inning Stats	R: 0 E: 0 K: 0 S: 3	H: 0 LOB: 0 BB: 0 P: 3	R: 0 E: 0 K: 0 S: 4	H: 1 LOB: 1 BB: 0 P: 4	R: 0 E: 0 K: 0 S: 3	H: 0 LOB: 0 BB: 0 P: 3	R: 1 E: 0 K: 0 S: 5	H: 2 LOB: 2 BB: 1 P: 9	R: 0 E: 0 K: 2 S: 8	H: 1 LOB: 1 BB: 0 P: 8	R: 1 E: 0 K: 1 S: 7	H: 1 LOB: 1 BB: 0 P: 7	R: 4 E: 0 K: 0 S: 7	H: 4 LOB: 0 BB: 0 P: 7	R: 1 E: 0 K: 0 S: 5	H: 2 LOB: 1 BB: 0 P: 5		R: 0 E: 0 K: 1 S: 5	H: 0 LOB: 0 BB: 0 P: 5	1B: 8 2B: 2 3B: 0 HR: 1	SF: 0 SAC: 0 DP: 0 HBP: 0	WP: 1 PB: 1 SB: 0 CS: 0	PA: 40				
PITCHER	IP	WLS	BF	H	R	ER	SO	BB	IBB	HBP	BLK	WP	HR	S	P	ERA	WHIP										
Ken Johnson, R ERA: 3.06 (1, 1)	7.1	W	35	11	7	6	3	1	0	0	0	1	0	40	44	7.36	1.636										
Bob Bruce, R ERA: 4.75 (8, 1)	1.2	S	5	0	0	0	1	0	0	0	0	1	0	7	7	0.00	0.000										

Batter	1	2	3	4	5	6	7	8	9	AB	R	H	RBI	BB	SO	LOB	TOP			
Matty Alou, L OBP: 0.343, SLG: 0.342 (1, 8)	G3		L6		F7			5-3		4	0	0	0	0	0	1	Pittsburgh Pirates @ Philadelphia Phillies Connie Mack Stadium, Philadelphia, PA Thu Jun 15 1967, 7:05 PM EDT Unknown			
Maury Wills, S OBP: 0.315, SLG: 0.369 (1, 5)	1B		G3				1-3	1B		4	1	2	0	0	0	0				
George Spriggs, L OBP: 0.258, SLG: 0.241 (1, 9)	1B		1-3				F7	K		4	0	1	0	0	1	1				
Willie Stargell, L OBP: 0.337, SLG: 0.466 (1, 3)	1B				F7		K	G4-6-3		4	0	2	1	0	1	0				
Manny Mota, R OBP: 0.320, SLG: 0.440 (1, 7)	K				P6		G5-3	1B		4	0	1	0	0	1	3				
Bill Mazerowski, R OBP: 0.318, SLG: 0.380 (1, 4)	P4				5-3			1B		4	0	1	0	0	0	2				
Gene Alley, R OBP: 0.332, SLG: 0.422 (1, 6)								K		3	0	1	0	0	1	2				
Jerry May, R OBP: 0.400, SLG: 0.419 (1, 2)			L3					G5-3		3	0	1	0	0	0	3				
Bob Veale, S OBP: 0.033, SLG: 0.033 Pete Mikkelsen, R (6, 1)			4-3					F8		2	0	0	0	0	0	1				
Jose Pagan, R OBP: 0.323, SLG: 0.379 Juan Pizarro, L OBP: 0.222, SLG: 0.176 (8, 1)					FC4-6					0	0	0	0	0	0	0				
Inning Stats	R: 1 E: 0 K: 1 S: 8	H: 3 LOB: 2 BB: 0 P: 8	R: 0 E: 0 K: 0 S: 3	H: 1 LOB: 0 BB: 0 P: 3	R: 0 E: 0 K: 0 S: 3	H: 0 LOB: 0 BB: 0 P: 3	R: 0 E: 0 K: 0 S: 3	H: 1 LOB: 1 BB: 0 P: 4	R: 0 E: 0 K: 1 S: 5	H: 0 LOB: 0 BB: 0 P: 5	R: 0 E: 0 K: 1 S: 6	H: 2 LOB: 1 BB: 0 P: 6	R: 0 E: 0 K: 1 S: 6	H: 1 LOB: 1 BB: 0 P: 6	R: 0 E: 0 K: 0 S: 3	H: 1 LOB: 0 BB: 0 P: 3	1B: 9 2B: 1 3B: 0 HR: 0	SF: 0 SAC: 0 DP: 3 HBP: 0	WP: 0 PB: 0 SB: 0 CS: 0	PA: 33
PITCHER Dick Hall, R ERA: 1.5 (1, 1)	IP: 9.0 WLS: W BF: 33	H: 9 R: 1 ER: 1 SO: 4	BB: 0 IBB: 0 HBP: 0 BLK: 0	WP: 0 HR: 0 S: 41 P: 41	ERA: 1.00 WHIP: 1.000	PITCHER										IP: 9.0 WLS: W BF: 33	H: 9 R: 1 ER: 1 SO: 4	BB: 0 IBB: 0 HBP: 0 BLK: 0	WP: 0 HR: 0 S: 41 P: 41	ERA: 1.00 WHIP: 1.000

Batter	1	2	3	4	5	6	7	8	9	AB	R	H	RBI	BB	SO	LOB	BOTTOM			
Tony Taylor, R OBP: 0.337, SLG: 0.400 (1, 3)	1B		F9		FC6-5		6-3	F2		5	1	1	0	0	0	4	Pittsburgh Pirates @ Philadelphia Phillies Connie Mack Stadium, Philadelphia, PA Thu Jun 15 1967, 7:05 PM EDT Unknown			
Gary Sutherland, R OBP: 0.341, SLG: 0.358 (1, 6)	P4				CS		5-3			3	1	1	0	1	0	1				
Dick Allen, R OBP: 0.430, SLG: 0.526 (1, 5)	BB				HR		K	S		4	1	3	3	0	1	1				
Don Lock, R OBP: 0.388, SLG: 0.537 (1, 8)	BB				K		5-3	K		4	0	1	0	0	2	1				
Gene Oliver, R OBP: 0.329, SLG: 0.493 (1, 2)	BB				1B		HR	2B		1	1	1	1	3	0	0				
Johnny Callison, L OBP: 0.348, SLG: 0.438 (1, 9)	F5				BB		SH3-4	BB		3	0	2	0	1	0	3				
Cookie Rojas, R OBP: 0.271, SLG: 0.283 (1, 4)	K				G1-6-3		SH3-4	2B		2	0	0	0	1	1	5				
Tony Gonzalez, L OBP: 0.380, SLG: 0.473 (1, 7)			G3		FC6-5		G5-4-3	K		3	0	1	0	1	1	3				
Dick Hall, R (1, 1)			K		SH5-4		G5-4-3	K		3	0	0	0	0	2	5				
Inning Stats	R: 1 E: 0 K: 1 S: 8	H: 3 LOB: 3 BB: 1 P: 12	R: 0 E: 0 K: 1 S: 5	H: 0 LOB: 0 BB: 0 P: 5	R: 2 E: 0 K: 1 S: 7	H: 3 LOB: 1 BB: 1 P: 11	R: 0 E: 0 K: 0 S: 3	H: 1 LOB: 0 BB: 0 P: 3	R: 0 E: 0 K: 1 S: 4	H: 0 LOB: 0 BB: 1 P: 8	R: 1 E: 0 K: 0 S: 3	H: 1 LOB: 1 BB: 2 P: 11	R: 0 E: 0 K: 1 S: 6	H: 1 LOB: 3 BB: 2 P: 16	R: 0 E: 0 K: 2 S: 8	H: 1 LOB: 2 BB: 2 P: 16		1B: 6 2B: 3 3B: 0 HR: 2	SF: 0 SAC: 2 DP: 3 HBP: 0	WP: 0 PB: 0 SB: 1 CS: 2
PITCHER Bob Veale, L ERA: 3.67 Pete Mikkelsen, R ERA: 3.77 Juan Pizarro, L ERA: 4.29	IP: 5.0 WLS: L BF: 24	H: 8 R: 4 ER: 4 SO: 4	BB: 4 IBB: 0 HBP: 0 BLK: 0	WP: 0 HR: 2 S: 28 P: 44	ERA: 7.20 WHIP: 2.400	PITCHER										IP: 5.0 WLS: L BF: 24	H: 8 R: 4 ER: 4 SO: 4	BB: 4 IBB: 0 HBP: 0 BLK: 0	WP: 0 HR: 2 S: 28 P: 44	ERA: 7.20 WHIP: 2.400

Batter	1	2	3	4	5	6	7	8	9	AB	R	H	RBI	BB	SO	LOB	TOP										
Maury Wills, S OBP: 0.309, SLG: 0.362	3-1			K			K			4	0	0	0	0	2	2	Pittsburgh Pirates @ Philadelphia Phillies Connie Mack Stadium, Philadelphia, PA Thu Jun 15 1967, 7:05 PM EDT Att: 24,480 - Unknown										
Manny Mota, R OBP: 0.318, SLG: 0.433	2B	F9		K			F3			4	1	1	0	0	1	0											
Roberto Clemente, R OBP: 0.429, SLG: 0.598	1B				K		F3			4	1	1	0	0	2	0											
Donn Clendenon, R OBP: 0.279, SLG: 0.356	E9				5-3					4	1	1	2	0	0	0											
Andre Rodgers, R OBP: 0.267, SLG: 0.167	1B	F9								0	0	0	0	0	0	0											
Bill Mazerowski, R OBP: 0.318, SLG: 0.378	P4			1B						4	0	1	0	0	0	1											
Jose Pagan, R OBP: 0.333, SLG: 0.377	1B			F8			G6-4-3			3	1	1	0	0	0	1											
Gene Alley, R OBP: 0.335, SLG: 0.424	1B						G6-4-3			4	1	2	1	0	0	1											
Jim Pagliaroni, R OBP: 0.262, SLG: 0.122	1B			K						2	0	0	0	2	1	1											
Steve Blass, R OBP: 0.100, SLG: 0.100	1B						5-3			4	0	1	2	0	1	1											
Inning Stats	R: 5 E: 1 K: 0 S: 8	H: 5 LOB: 2 BB: 1 P: 13	R: 0 E: 0 K: 1 S: 5	H: 0 LOB: 0 BB: 0 P: 5	R: 0 E: 0 K: 1 S: 6	H: 2 LOB: 1 BB: 0 P: 6	R: 0 E: 0 K: 2 S: 7	H: 0 LOB: 0 BB: 0 P: 7	R: 0 E: 0 K: 1 S: 5	H: 1 LOB: 1 BB: 0 P: 7	R: 0 E: 0 K: 1 S: 5	H: 0 LOB: 0 BB: 0 P: 5	R: 0 E: 0 K: 0 S: 3	H: 0 LOB: 0 BB: 0 P: 3	R: 0 E: 0 K: 1 S: 5	H: 0 LOB: 0 BB: 0 P: 5		1B: 7 2B: 1 3B: 0 HR: 0	SF: 0 SAC: 0 DP: 1 HBP: 1	WP: 0 PB: 0 SB: 0 CS: 0	PA: 36						
PITCHER	IP	WLS	BF	H	R	ER	SO	BB	IBB	HBP	BLK	WP	HR	S	P	ERA	WHIP										
Dick Ellsworth, L ERA: 6.17	(1, 1)	0.1	L	4	3	3	3	0	0	0	0	0	0	4	4	81.00	9.000										
Turk Farrell, R ERA: 2.5	(1, 1)	2.2		13	4	2	2	2	0	1	1	0	0	15	20	6.75	1.500										
Grant Jackson, L ERA: 3.83	(4, 1)	5.0		16	1	0	0	4	1	0	0	0	0	23	27	0.00	0.400										
John Boozar, R ERA: 15.43	(9, 1)	1.0		3	0	0	0	1	0	0	0	0	0	5	5	0.00	0.000										

Batter	1	2	3	4	5	6	7	8	9	AB	R	H	RBI	BB	SO	LOB	BOTTOM										
Tony Gonzalez, L OBP: 0.376, SLG: 0.468	3-1		4-3		F8					4	0	1	1	0	0	0	Pittsburgh Pirates @ Philadelphia Phillies Connie Mack Stadium, Philadelphia, PA Thu Jun 15 1967, 7:05 PM EDT Att: 24,480 - Unknown										
Tony Taylor, R OBP: 0.335, SLG: 0.396	5-3		CS					FC5-4		4	0	1	0	0	0	1											
Dick Allen, R OBP: 0.431, SLG: 0.524	BB		CS		FC5-4			6-3		3	0	1	0	1	0	1											
Johnny Callison, L OBP: 0.343, SLG: 0.430	G3				K			F9		4	0	0	0	0	1	2											
John Briggs, L OBP: 0.278, SLG: 0.349		F9			FC5-4			F9		4	0	0	0	0	0	1											
Cookie Rojas, R OBP: 0.271, SLG: 0.282	K				P6			K		4	0	1	0	0	2	1											
Clay Dalrymple, L OBP: 0.250, SLG: 0.246	F8									4	1	2	1	0	0	1											
Gary Sutherland, R OBP: 0.341, SLG: 0.374					4-3			FC5-4		3	1	1	0	0	1	1											
Dick Ellsworth, L OBP: 0.118, SLG: 0.118	(1, 1)									0	0	0	0	0	0	0											
Turk Farrell, R OBP: 0.206, SLG: 0.222	(1, 1)									0	0	0	0	0	0	0											
Doug Clements, R OBP: 0.296, SLG: 0.333	(3, PH)									1	0	0	0	0	0	1											
Grant Jackson, S OBP: 0.292, SLG: 0.125	(4, 1)									1	0	0	0	0	1	0											
Dick Groat, R OBP: 0.262, SLG: 0.125	(8, PH)									1	0	0	0	0	0	0											
John Boozar, R OBP: 0.500, SLG: 0.500	(9, 1)									0	0	0	0	0	0	0											
Inning Stats	R: 0 E: 0 K: 0 S: 3	H: 0 LOB: 1 BB: 1 P: 7	R: 0 E: 0 K: 1 S: 5	H: 0 LOB: 0 BB: 0 P: 5	R: 1 E: 0 K: 0 S: 4	H: 2 LOB: 0 BB: 0 P: 4	R: 0 E: 0 K: 1 S: 6	H: 1 LOB: 1 BB: 0 P: 6	R: 1 E: 0 K: 2 S: 8	H: 1 LOB: 0 BB: 0 P: 8	R: 0 E: 0 K: 0 S: 3	H: 0 LOB: 0 BB: 0 P: 3	R: 0 E: 0 K: 1 S: 6	H: 1 LOB: 1 BB: 0 P: 6	R: 0 E: 1 K: 0 S: 4	H: 1 LOB: 1 BB: 0 P: 4	R: 0 E: 0 K: 0 S: 4	H: 1 LOB: 1 BB: 0 P: 4	1B: 5 2B: 0 3B: 1 HR: 1	SF: 0 SAC: 0 DP: 0 HBP: 0	WP: 0 PB: 0 SB: 0 CS: 1	PA: 35					
PITCHER	IP	WLS	BF	H	R	ER	SO	BB	IBB	HBP	BLK	WP	HR	S	P	ERA	WHIP										
Steve Blass, R ERA: 1.82	(1, 1)	9.0	W	34	7	2	2	5	1	0	0	0	1	43	47	2.00	0.889										



Batter	1	2	3	4	5	6	7	8	9	AB	R	H	RBI	BB	SO	LOB	TOP			
Matty Alou, L OBP: 0.341, SLG: 0.345 (1, 8)	1-3		4-3			6-3		1B 2B		4	1	1	0	0	0	0	Pittsburgh Pirates @ Philadelphia Phillies Connie Mack Stadium, Philadelphia, PA Fri Jun 16 1967, 7:05 PM EDT Att: 20,796 - Unknown			
Maury Wills, S OBP: 0.308, SLG: 0.360 (1, 5)	BB 1B		F7			1-3		L7		4	0	1	0	0	0	1				
Roberto Clemente, R OBP: 0.434, SLG: 0.661 (1, 9)	K			G4-6-3 1B			1B E 1B	1B 2H 1B		4	1	3	1	0	1	1				
Willie Stargell, L OBP: 0.340, SLG: 0.463 (1, 3)	1-2 BB			G4-6-3 1-2			FC4-6 1B	4-3		3	0	1	0	1	0	2				
Manny Mota, R OBP: 0.315, SLG: 0.421 (1, 7)	P4			L8			FC4-6 1B 1-2 2H		BB BB BB BB	3	1	0	0	1	0	3				
Bill Mazerowski, R OBP: 0.312, SLG: 0.371 (1, 4)		6-3				6-3		6-3		4	0	0	0	0	1	2				
Gene Alley, R OBP: 0.333, SLG: 0.420 (1, 6)		F3				K		5-3		4	0	1	0	0	1	1				
Jerry May, R OBP: 0.395, SLG: 0.413 Dennis Ribant, R OBP: 0.250, SLG: 0.350 (9, PR)	F8					1-3		2-3 1B		4	0	1	1	0	1	2				
Billy O'Dell, S Vern Law, R George Spivey, L Woodie Fryman, R Jesse Gonder, L Pete Mikkelsen, R Donn Clendenen, R (1, 1) (4, 1) (6, PH) (8, 1) (8, PH) (8, 1) (9, PH)			K			F7		F2		1	0	0	0	0	1	0				
Inning Stats	R: 0 E: 0 K: 1 S: 6	H: 1 LOB: 2 BB: 1 P: 10	R: 0 E: 0 K: 0 S: 3	H: 0 LOB: 0 BB: 0 P: 3	R: 0 E: 0 K: 1 S: 5	H: 0 LOB: 0 BB: 0 P: 5	R: 0 E: 0 K: 0 S: 3	H: 1 LOB: 0 BB: 0 P: 3	R: 0 E: 0 K: 1 S: 5	H: 0 LOB: 0 BB: 0 P: 5	R: 1 E: 1 K: 2 S: 10	H: 3 LOB: 2 BB: 0 P: 10	R: 1 E: 0 K: 0 S: 5	H: 2 LOB: 1 BB: 0 P: 5	R: 1 E: 0 K: 1 S: 6	H: 1 LOB: 1 BB: 1 P: 10		1B: 7 2B: 1 3B: 0 HR: 0	SF: 0 SAC: 0 DP: 1 HBP: 0	WP: 0 PB: 0 SB: 0 CS: 0
PITCHER Larry Jackson, R ERA: 3.78 (1, 1)	IP: 9.0 WLS: W BF: 36 H: 8 R: 3 ER: 3 SO: 6 BB: 2 IBB: 0 HBP: 0 BLK: 0 WP: 0 HR: 0 S: 46 P: 54 ERA: 3.00 WHIP: 1.111															PITCHER IP: 9.0 WLS: W BF: 36 H: 8 R: 3 ER: 3 SO: 6 BB: 2 IBB: 0 HBP: 0 BLK: 0 WP: 0 HR: 0 S: 46 P: 54 ERA: 3.00 WHIP: 1.111				


Batter	1	2	3	4	5	6	7	8	9	AB	R	H	RBI	BB	SO	LOB	BOTTOM			
Tony Taylor, R OBP: 0.339, SLG: 0.405 (1, 3)	3B 1B		2B	K		G3				4	1	2	0	0	1	1	Pittsburgh Pirates @ Philadelphia Phillies Connie Mack Stadium, Philadelphia, PA Fri Jun 16 1967, 7:05 PM EDT Att: 20,796 - Unknown			
Gary Sutherland, R OBP: 0.331, SLG: 0.362 Bobby Wine, R OBP: 0.181, SLG: 0.208 (1, 6) (8, 6)	L7		5-3		6-3		4-3			4	0	0	0	0	0	2				
Dick Allen, R OBP: 0.436, SLG: 0.549 (1, 5)	1H SF7 3B		IBB		HR		F9			3	2	2	2	1	0	0				
Don Lock, R OBP: 0.376, SLG: 0.523 (1, 8)	SF7		F8		6-3		K			3	0	0	1	0	1	2				
Gene Oliver, R OBP: 0.349, SLG: 0.514 (1, 2)	6-3			3B 2B	1B BB			G6-4-3 1B 1B		3	1	2	0	1	0	0				
Johnny Callison, L OBP: 0.350, SLG: 0.445 (1, 9)	P4			2H SF8 3B	1-2 1B			G6-4-3 1B 1B		4	1	3	1	0	0	0				
Cookie Rojas, R OBP: 0.285, SLG: 0.276 (1, 4)	F8		5-3		K			G6-4-3 1-2 2-3		4	0	0	0	0	1	5				
Tony Gonzalez, L OBP: 0.374, SLG: 0.462 (1, 7)	3-1			SF8		F7		FC6-4 IBB		2	0	0	1	1	0	0				
Larry Jackson, R OBP: 0.179, SLG: 0.158 (1, 1)			4-3	3H		K		FC6-4 1-2		4	0	1	0	0	1	2				
Inning Stats	R: 2 E: 0 K: 0 S: 5	H: 2 LOB: 0 BB: 0 P: 5	R: 0 E: 0 K: 0 S: 3	H: 0 LOB: 0 BB: 0 P: 3	R: 0 E: 0 K: 1 S: 4	H: 1 LOB: 2 BB: 1 P: 8	R: 2 E: 0 K: 1 S: 8	H: 3 LOB: 1 BB: 0 P: 8	R: 1 E: 0 K: 1 S: 7	H: 2 LOB: 2 BB: 1 P: 11	R: 0 E: 0 K: 1 S: 5	H: 0 LOB: 0 BB: 0 P: 5	R: 0 E: 0 K: 0 S: 4	H: 2 LOB: 2 BB: 1 P: 8	R: 0 E: 0 K: 0 S: 4	H: 2 LOB: 2 BB: 1 P: 8		1B: 5 2B: 2 3B: 2 HR: 1	SF: 2 SAC: 0 DP: 1 HBP: 0	WP: 0 PB: 0 SB: 0 CS: 0
PITCHER Billy O'Dell, L ERA: 5.15 Vern Law, R ERA: 6.0 Woodie Fryman, L ERA: 6.07 Pete Mikkelsen, R ERA: 3.66 (1, 1) (4, 1) (6, 1) (8, 1)	IP: 3.2 WLS: L BF: 18 H: 6 R: 4 ER: 4 SO: 4 BB: 0 IBB: 0 HBP: 0 BLK: 0 WP: 0 HR: 1 S: 17 P: 21 ERA: 9.82 WHIP: 1.636															PITCHER IP: 3.2 WLS: L BF: 18 H: 6 R: 4 ER: 4 SO: 4 BB: 0 IBB: 0 HBP: 0 BLK: 0 WP: 0 HR: 1 S: 17 P: 21 ERA: 9.82 WHIP: 1.636				


AB 34
R 3
H 8
RBI 2
BB 2
SO 6
LOB 13



AB 31
R 5
H 10
RBI 5
BB 3
SO 4
LOB 12



Batter	1	2	3	4	5	6	7	8	9	AB	R	H	RBI	BB	SO	LOB	TOP					
Bud Harrelson, S OBP: 0.315, SLG: 0.298 (1, 6)	F7		6-3			4-3			K	4	0	0	0	0	1	0	New York Mets @ Philadelphia Phillies Connie Mack Stadium, Philadelphia, PA Tue Jun 20 1967, 7:05 PM EDT Att: 7,718 - Unknown livebaseballscores.com AB 28 R 0 H 1 RBI 0 BB 1 SO 6 LOB 5 					
Cleon Jones, R OBP: 0.196, SLG: 0.245 (1, 8)	6-3			F3		1-3			K	4	0	0	0	0	1	0						
Ken Boyer, R OBP: 0.327, SLG: 0.272 (1, 5)	F7			F7			5-3			3	0	0	0	0	0	0						
Tommy Davis, R OBP: 0.336, SLG: 0.502 (1, 7)				5-3			6-3			3	0	1	0	0	0	0						
Ed Kranepool, L OBP: 0.350, SLG: 0.405 (1, 3)					F8		4-3			3	0	0	0	0	0	1						
Tommie Reynolds, R OBP: 0.285, SLG: 0.317 (1, 9)									K	2	0	0	0	1	1	1						
Jerry Buchek, R OBP: 0.270, SLG: 0.387 (1, 4)						FC6-4 BB			L7	3	0	0	0	0	1	2						
Jerry Grote, R OBP: 0.195, SLG: 0.229 Bill Denehy, S (5, 1)									6-3	2	0	0	0	0	1	1						
Ed Charles, R OBP: 0.357, SLG: 0.301 Ron Taylor, R (8, 1)										0	0	0	0	0	0	0						
Bob Hendley, R Dick Selma, R John Sullivan, L OBP: 0.239, SLG: 0.197 (5, 2)										0	0	0	0	0	0	0						
Inning Stats	R: 0 E: 0 K: 0 S: 5	H: 0 LOB: 0 BB: 0 P: 7	R: 0 E: 0 K: 1 S: 6	H: 1 LOB: 0 BB: 0 P: 8	R: 0 E: 0 K: 2 S: 7	H: 0 LOB: 0 BB: 0 P: 8	R: 0 E: 0 K: 0 S: 3	H: 0 LOB: 0 BB: 0 P: 3	R: 0 E: 0 K: 0 S: 4	H: 0 LOB: 0 BB: 0 P: 9	R: 0 E: 0 K: 0 S: 7	H: 0 LOB: 0 BB: 0 P: 12	R: 0 E: 0 K: 0 S: 6	H: 0 LOB: 0 BB: 0 P: 8	R: 0 E: 0 K: 1 S: 5	H: 0 LOB: 0 BB: 0 P: 6	R: 0 E: 0 K: 2 S: 8	H: 0 LOB: 0 BB: 0 P: 11	1B: 0 2B: 1 3B: 0 HR: 0	SF: 0 SAC: 0 DP: 0 HBP: 0	WP: 0 PB: 1 SB: 0 CS: 0	PA: 29
PITCHER Larry Jackson, R ERA: 3.48 (1, 1)	IP: 9.0 WLS: W BF: 29 H: 1 R: 0 ER: 0 SO: 6 BB: 1 IBB: 0 HBP: 0 BLK: 0 WP: 0 HR: 0 S: 51 P: 72 ERA: 0.00 WHIP: 0.222															PITCHER						

Batter	1	2	3	4	5	6	7	8	9	AB	R	H	RBI	BB	SO	LOB	BOTTOM			
Tony Taylor, R OBP: 0.344, SLG: 0.414 (1, 3)	3B	1B		6-3						3	1	2	0	1	0	0	New York Mets @ Philadelphia Phillies Connie Mack Stadium, Philadelphia, PA Tue Jun 20 1967, 7:05 PM EDT Att: 7,718 - Unknown livebaseballscores.com AB 27 R 4 H 7 RBI 4 BB 6 SO 6 LOB 11 			
Gary Sutherland, R OBP: 0.315, SLG: 0.343 (1, 6)	K	K								4	0	0	0	0	3	4				
Dick Allen, R OBP: 0.426, SLG: 0.544 (1, 5)	HR			4-3						4	1	1	1	0	0	0				
Don Lock, R OBP: 0.382, SLG: 0.543 (1, 8)	HR			2B						3	2	2	2	1	1	0				
Gene Oliver, R OBP: 0.388, SLG: 0.602 (1, 2)	CS									3	0	1	1	1	0	1				
Johnny Callison, L OBP: 0.357, SLG: 0.458 (1, 9)	K									2	0	0	0	2	1	1				
Cookie Rojas, R OBP: 0.259, SLG: 0.269 (1, 4)										4	0	0	0	0	0	4				
Tony Gonzalez, L OBP: 0.387, SLG: 0.473 (1, 7)										2	0	1	0	1	0	0				
Larry Jackson, R OBP: 0.171, SLG: 0.150 (1, 1)										2	0	0	0	0	1	1				
Inning Stats	R: 3 E: 0 K: 2 S: 14	H: 3 LOB: 1 BB: 1 P: 27	R: 0 E: 0 K: 1 S: 8	H: 1 LOB: 2 BB: 1 P: 17	R: 1 E: 0 K: 0 S: 6	H: 2 LOB: 1 BB: 1 P: 11	R: 0 E: 0 K: 1 S: 5	H: 0 LOB: 0 BB: 0 P: 5	R: 0 E: 0 K: 2 S: 8	H: 0 LOB: 0 BB: 0 P: 12	R: 0 E: 0 K: 0 S: 3	H: 0 LOB: 0 BB: 0 P: 3	R: 0 E: 0 K: 0 S: 4	H: 1 LOB: 1 BB: 1 P: 9	R: 0 E: 0 K: 0 S: 5	H: 0 LOB: 2 BB: 2 P: 14		1B: 3 2B: 3 3B: 1 HR: 1	SF: 0 SAC: 1 DP: 2 HBP: 0	WP: 0 PB: 0 SB: 0 CS: 2
PITCHER Bob Hendley, L ERA: 7.2 Dick Selma, R ERA: 2.84 Bill Denehy, R ERA: 4.97 Ron Taylor, R ERA: 4.57 (8, 1)	IP: 1.2 WLS: L BF: 10 H: 4 R: 3 ER: 3 SO: 2 BB: 2 IBB: 0 HBP: 0 BLK: 0 WP: 0 HR: 1 S: 19 P: 39 ERA: 16.20 WHIP: 3.600															PITCHER				

Batter	1	2	3	4	5	6	7	8	9	AB	R	H	RBI	BB	SO	LOB	TOP				
Bud Harrelson, S OBP: 0.317, SLG: 0.301 (1, 6)	0-0 5-3 1B	3-2 FC5-2 1B		0-0 6-3 1B		0-0 6-3 1B			0-0 G6-4-3 1B	5	0	2	0	0	0	0	New York Mets @ Philadelphia Phillies Connie Mack Stadium, Philadelphia, PA Wed Jun 21 1967, 7:05 PM EDT Att: 8,229 - Unknown				
Cleon Jones, R OBP: 0.196, SLG: 0.243 (1, 8)	0-1 HBP SF8 1B	0-0 FC5-2 1B		0-0 L8 1B		0-0 L9 1B			0-0 G6-4-3 1B	5	1	1	0	0	0	3					
Ed Kranepool, L OBP: 0.348, SLG: 0.397 (1, 3)	3-2 SF8 HBP 1B	3-2 F9 1B		0-3 K 1B		0-0 5-3 1B				3	0	0	0	0	1	2					
Tommy Davis, R OBP: 0.343, SLG: 0.502 (1, 7)	1-0 S HBP 1B		1-0 E 5-3 HBP 1B		0-0 P7 1B		0-0 1B			2	1	1	0	0	0	0					
Tommie Reynolds, R OBP: 0.250, SLG: 0.303 (1, 9)	0-0 SF8 1B		0-0 F3 1B		0-3 K 1B		0-3 K 1B			3	0	0	1	0	2	2					
Ken Boyer, R OBP: 0.331, SLG: 0.273 (1, 5)	2-3 3-H 4-2 FC5-4 BB 1B		0-0 E5 5-3 1B		0-0 1B				0-0 5-3 1B	3	0	1	0	1	0	1					
Jerry Buchek, R OBP: 0.264, SLG: 0.378 (1, 4)	2-2 FC5-4 1-2 1-2		0-0 5-3 1B		0-0 5-3 1B				1-3 K 1B	4	0	0	1	0	1	5					
Hawk Taylor, R OBP: 0.320, SLG: 0.375 (1, 2)		0-0 1B FC5-2 1B		0-0 IBB 1B		0-0 P6 1B			0-3 K 1B	3	0	1	0	1	1	0					
Jack Fisher, R OBP: 0.188, SLG: 0.138 (1, 1)		2-3 K 1B		0-3 K 1B		0-3 K 1B			0-3 K 1B	4	0	0	0	0	4	3					
Inning Stats	R: 1 E: 0 K: 0 S: 14	H: 1 LOB: 3 BB: 1 P: 24	R: 0 E: 0 K: 1 S: 9	H: 2 LOB: 2 BB: 0 P: 14	R: 1 E: 1 K: 1 S: 6	H: 0 LOB: 2 BB: 1 P: 11	R: 0 E: 0 K: 1 S: 5	H: 0 LOB: 0 BB: 0 P: 5	R: 0 E: 0 K: 1 S: 6	H: 1 LOB: 1 BB: 0 P: 6	R: 0 E: 0 K: 1 S: 7	H: 0 LOB: 0 BB: 0 P: 8	R: 0 E: 0 K: 2 S: 5	H: 1 LOB: 0 BB: 0 P: 5	R: 0 E: 0 K: 1 S: 5	H: 1 LOB: 0 BB: 0 P: 5	1B: 6 2B: 0 3B: 0 HR: 0	SF: 1 SAC: 0 DP: 1 HBP: 3	WP: 0 PB: 0 SB: 2 CS: 0	PA: 38	
PITCHER	IP	WLS	BF	H	R	ER	SO	BB	IBB	HBP	BLK	WP	HR	S	P	ERA	WHIP				
Jim Bunning, R ERA: 3.47 (1, 1)	8.0	L	35	5	2	1	8	1	1	3	0	0	0	58	79	1.12	0.750				
Turk Farrell, R ERA: 2.63 (9, 1)	1.0		3	1	0	0	1	0	0	0	0	0	0	5	5	0.00	1.000				

AB	32
R	2
H	6
RBI	2
BB	2
SO	9
LOB	16



Batter	1	2	3	4	5	6	7	8	9	AB	R	H	RBI	BB	SO	LOB	BOTTOM					
Tony Gonzalez, L OBP: 0.384, SLG: 0.465 (1, 7)	0-0 P7 1B		2-2 6-3 1B			4-0 FC6-4 BB 1B		0-0 FC4-6 1-2 1B		3	0	0	0	1	0	2	New York Mets @ Philadelphia Phillies Connie Mack Stadium, Philadelphia, PA Wed Jun 21 1967, 7:05 PM EDT Att: 8,229 - Unknown					
Dick Allen, R OBP: 0.420, SLG: 0.534 (1, 5)	1-0 5-3 1B			0-0 F7 1B		0-0 FC6-4 1-2 BB 1B		2-2 F8 1B		4	0	0	0	0	0	3						
Johnny Callison, L OBP: 0.355, SLG: 0.452 (1, 9)	1-2 F8 1B			0-0 1-3 1B		4-2 1-2 2-3 BB 1B			0-0 F8 1B	3	0	0	0	1	0	0						
Bill White, L OBP: 0.235, SLG: 0.200 (1, 3)		0-0 4-3 1B		0-1 3-1 1B		1-1 3-1 1B			0-3 K 1B	4	0	0	0	0	1	3						
Don Lock, R OBP: 0.370, SLG: 0.525 (1, 8)		0-3 K 1B			2-0 L7 1B		2-3 K 1B		3-2 P4 1B	4	0	0	0	0	2	0						
Gene Oliver, R OBP: 0.376, SLG: 0.581 (1, 2)		0-0 F2 1B			3-2 F9 1B		0-1 P4 1B			3	0	0	0	0	0	0						
Tony Taylor, R OBP: 0.339, SLG: 0.407 (1, 4)			0-0 4-3 1B		0-2 1-3 1B		2-1 6-3 1B			3	0	0	0	0	0	0						
Gary Sutherland, R OBP: 0.322, SLG: 0.357 (1, 6)			3-2 E5 4-3 1B			1-0 BB 2B 1B		0-0 FC4-6 1B		3	0	2	0	0	0	0						
Jim Bunning, R OBP: 0.128, SLG: 0.333 (1, 1)			3-2 4-3 1B			2-3 K 1B		0-3 K 1B		2	0	0	0	0	1	2						
Doug Clemens, L OBP: 0.243, SLG: 0.303 (8, PH)										1	0	0	0	0	1	1						
Turk Farrell, R OBP: 0.200, SLG: 0.222 (9, 1)										0	0	0	0	0	0	0						
Inning Stats	R: 0 E: 0 K: 0 S: 5	H: 0 LOB: 0 BB: 0 P: 7	R: 0 E: 0 K: 1 S: 5	H: 0 LOB: 0 BB: 0 P: 5	R: 0 E: 1 K: 0 S: 10	H: 0 LOB: 1 BB: 0 P: 18	R: 0 E: 0 K: 0 S: 4	H: 0 LOB: 0 BB: 0 P: 4	R: 0 E: 0 K: 0 S: 7	H: 1 LOB: 2 BB: 2 P: 12	R: 0 E: 0 K: 1 S: 12	H: 0 LOB: 0 BB: 0 P: 24	R: 0 E: 0 K: 1 S: 7	H: 0 LOB: 0 BB: 0 P: 11	R: 0 E: 0 K: 1 S: 8	H: 1 LOB: 1 BB: 0 P: 10	R: 0 E: 0 K: 1 S: 7	H: 0 LOB: 0 BB: 0 P: 10	1B: 1 2B: 1 3B: 0 HR: 0	SF: 0 SAC: 0 DP: 0 HBP: 0	WP: 0 PB: 0 SB: 0 CS: 0	PA: 32
PITCHER	IP	WLS	BF	H	R	ER	SO	BB	IBB	HBP	BLK	WP	HR	S	P	ERA	WHIP					
Jack Fisher, R ERA: 4.24 (1, 1)	9.0	W	32	2	0	0	5	2	0	0	0	0	0	65	101	0.00	0.444					

AB	30
R	0
H	2
RBI	0
BB	2
SO	5
LOB	11



Batter	1	2	3	4	5	6	7	8	9	AB	R	H	RBI	BB	SO	LOB	TOP					
Tony Gonzalez, L (1, 7) OBP: 0.381, SLG: 0.460	3-1		G3			SH1-4 1B		F6		4	0	1	0	0	0	0	Philadelphia Phillies @ St. Louis Cardinals Busch Stadium, St. Louis, MO Fri Jun 23 1967, 7:05 PM CDT Att: 31,727 - Unknown					
John Briggs, L (1, 8) OBP: 0.266, SLG: 0.338	K		F8			SH1-4 1-2		G3		3	0	0	0	0	1	0						
Dick Allen, R (1, 5) OBP: 0.417, SLG: 0.542	HR		L7			5-3				4	1	1	1	0	1	1						
Johnny Callison, L (1, 9) OBP: 0.361, SLG: 0.466	HR			K						2	1	1	1	2	1	0						
Bill White, L (1, 3) OBP: 0.236, SLG: 0.188 Billy Cowan, R (9, PR)	F5			K						3	0	0	0	0	1	2						
Tony Taylor, R (1, 4) OBP: 0.332, SLG: 0.398		L8		6-3						4	0	0	0	0	0	2						
Clay Dalrymple, L (1, 2) OBP: 0.253, SLG: 0.239					F2					3	0	1	0	1	0	0						
Gary Sutherland, R (1, 6) OBP: 0.316, SLG: 0.350 Doug Clemens, L (9, PH) OBP: 0.237, SLG: 0.294	P5				F7					3	0	0	0	0	1	1						
Rick Wise, R (1, 1) OBP: 0.133, SLG: 0.133 Dick Hall, R (8, 1)	K				K					3	0	0	0	0	2	1						
								F3		0	0	0	0	0	0	0						
Inning Stats	R: 2 E: 0 K: 1 S: 7	H: 2 LOB: 0 BB: 0 P: 7	R: 0 E: 0 K: 1 S: 6	H: 1 LOB: 1 BB: 0 P: 6	R: 0 E: 0 K: 0 S: 3	H: 0 LOB: 0 BB: 0 P: 3	R: 0 E: 0 K: 2 S: 7	H: 0 LOB: 0 BB: 0 P: 7	R: 0 E: 0 K: 1 S: 5	H: 0 LOB: 0 BB: 0 P: 5	R: 0 E: 0 K: 0 S: 4	H: 1 LOB: 2 BB: 1 P: 8	R: 0 E: 0 K: 1 S: 5	H: 0 LOB: 0 BB: 0 P: 5	R: 0 E: 0 K: 0 S: 3	H: 0 LOB: 0 BB: 0 P: 3	R: 0 E: 0 K: 2 S: 7	H: 0 LOB: 3 BB: 2 P: 16	1B: 2 2B: 0 3B: 0 HR: 2	SF: 0 SAC: 1 DP: 0 HBP: 1	WP: 1 PB: 0 SB: 0 CS: 0	PA: 35
PITCHER Dick Hughes, R (1, 1) ERA: 2.48	IP: 9.0 WLS: W BF: 35 H: 4 R: 2 ER: 2 SO: 8 BB: 1 IBB: 2 HBP: 1 BLK: 0 WP: 1 HR: 2 S: 47 P: 60 ERA: 2.00 WHIP: 0.556															PITCHER						

Batter	1	2	3	4	5	6	7	8	9	AB	R	H	RBI	BB	SO	LOB	BOTTOM			
Lou Brock, L (1, 7) OBP: 0.334, SLG: 0.524	4-3	1-3			4-3					4	0	0	1	0	1	3	Philadelphia Phillies @ St. Louis Cardinals Busch Stadium, St. Louis, MO Fri Jun 23 1967, 7:05 PM CDT Att: 31,727 - Unknown			
Curt Flood, R (1, 8) OBP: 0.375, SLG: 0.391	F9	P4			G3 PB 1B			F8		4	0	1	0	0	0	3				
Roger Maris, L (1, 9) OBP: 0.371, SLG: 0.491					F5					3	1	1	1	1	0	1				
Orlando Cepeda, R (1, 3) OBP: 0.421, SLG: 0.541	1-3				F9					4	0	0	0	0	0	2				
Tim McCarver, L (1, 2) OBP: 0.415, SLG: 0.548		1-3 1B								3	1	2	0	1	0	0				
Mike Shannon, R (1, 5) OBP: 0.319, SLG: 0.402	1-3				F8					4	0	0	0	0	0	3				
Julian Javier, R (1, 4) OBP: 0.333, SLG: 0.410					F7					3	1	0	0	1	0	1				
Dal Maxvill, R (1, 6) OBP: 0.277, SLG: 0.270		FC 1B			F9					3	0	2	1	0	0	0				
Dick Hughes, R (1, 1) OBP: 0.172, SLG: 0.143	FC				6-3					3	0	0	0	0	1	3				
Inning Stats	R: 0 E: 0 K: 0 S: 3	H: 0 LOB: 1 BB: 1 P: 7	R: 2 E: 0 K: 0 S: 6	H: 2 LOB: 2 BB: 1 P: 10	R: 0 E: 0 K: 0 S: 3	H: 0 LOB: 1 BB: 1 P: 7	R: 0 E: 0 K: 0 S: 3	H: 0 LOB: 0 BB: 0 P: 3	R: 0 E: 0 K: 0 S: 4	H: 1 LOB: 1 BB: 0 P: 4	R: 0 E: 0 K: 0 S: 3	H: 0 LOB: 0 BB: 0 P: 3	R: 0 E: 0 K: 2 S: 8	H: 1 LOB: 1 BB: 0 P: 8	R: 1 E: 0 K: 0 S: 5	H: 2 LOB: 1 BB: 0 P: 5	1B: 4 2B: 1 3B: 0 HR: 1	SF: 0 SAC: 0 DP: 0 HBP: 0	WP: 0 PB: 1 SB: 0 CS: 0	PA: 34
PITCHER Rick Wise, R (1, 1) ERA: 4.85 Dick Hall, R (8, 1) ERA: 1.47	IP: 7.1 WLS: L BF: 32 H: 6 R: 3 ER: 3 SO: 2 BB: 3 IBB: 0 HBP: 0 BLK: 0 WP: 0 HR: 1 S: 33 P: 45 ERA: 3.68 WHIP: 1.227															PITCHER				

Batter	1	2	3	4	5	6	7	8	9	AB	R	H	RBI	BB	SO	LOB	TOP			
Tony Gonzalez, L (1, 7) OBP: 0.379, SLG: 0.455										4	0	1	0	0	1	1	Philadelphia Phillies @ St. Louis Cardinals Busch Stadium, St. Louis, MO Sat Jun 24 1967, 3:33 AM CDT Att: 19,486 - Unknown			
John Briggs, L (1, 8) OBP: 0.266, SLG: 0.331										3	0	0	0	1	2	1				
Dick Allen, R (1, 5) OBP: 0.418, SLG: 0.550										4	1	2	0	0	2	2				
Johnny Callison, L (1, 9) OBP: 0.359, SLG: 0.462										4	0	1	0	0	1	4				
Bill White, L (1, 3) OBP: 0.241, SLG: 0.196 Cookie Rojas, R (7, PR) OBP: 0.259, SLG: 0.269 Gene Oliver, R (9, PH) OBP: 0.373, SLG: 0.575										3	0	1	1	0	0	1				
Tony Taylor, R (1, 4) OBP: 0.330, SLG: 0.391										3	0	0	0	0	1	1				
Clay Dainryple, L (1, 2) OBP: 0.259, SLG: 0.236										2	0	0	0	2	0	2				
Gary Sutherland, R (1, 6) OBP: 0.316, SLG: 0.349										3	0	1	0	0	0	3				
Larry Jackson, R (1, 1) OBP: 0.163, SLG: 0.143 Doug Clemens, L (8, PH) OBP: 0.231, SLG: 0.286 Dick Hall, R (8, 1)										2	0	0	0	0	0	1				
Inning Stats	R: 0 E: 0 K: 1 S: 5	H: 1 LOB: 1 BB: 1 P: 9	R: 0 E: 0 K: 0 S: 3	H: 0 LOB: 0 BB: 0 P: 3	R: 0 E: 0 K: 1 S: 6	H: 1 LOB: 1 BB: 0 P: 6	R: 0 E: 0 K: 1 S: 5	H: 0 LOB: 0 BB: 0 P: 5	R: 0 E: 0 K: 1 S: 4	H: 0 LOB: 0 BB: 1 P: 8	R: 1 E: 0 K: 1 S: 7	H: 2 LOB: 2 BB: 1 P: 11	R: 0 E: 0 K: 1 S: 5	H: 0 LOB: 0 BB: 0 P: 5	R: 0 E: 0 K: 1 S: 6	H: 1 LOB: 2 BB: 0 P: 7		1B: 5 2B: 0 3B: 1 HR: 0	SF: 0 SAC: 0 DP: 2 HBP: 1	WP: 0 PB: 0 SB: 0 CS: 1
PITCHER Bob Gibson, R (1, 1) ERA: 3.01	IP: 9.0 WLS: W BF: 34 H: 6 R: 1 ER: 1 SO: 8 BB: 3 IBB: 0 HBP: 1 BLK: 0 WP: 0 HR: 0 S: 46 P: 59 ERA: 1.00 WHIP: 1.000															PITCHER				

Batter	1	2	3	4	5	6	7	8	9	AB	R	H	RBI	BB	SO	LOB	BOTTOM			
Lou Brock, L (1, 7) OBP: 0.330, SLG: 0.517										4	0	0	0	0	1	2	Philadelphia Phillies @ St. Louis Cardinals Busch Stadium, St. Louis, MO Sat Jun 24 1967, 3:33 AM CDT Att: 19,486 - Unknown			
Curt Flood, R (1, 8) OBP: 0.366, SLG: 0.384										4	0	0	0	0	0	0				
Roger Maris, L (1, 9) OBP: 0.372, SLG: 0.488 Bobby Tolan, L (3, PR) OBP: 0.360, SLG: 0.532										1	0	0	0	0	0	0				
Orlando Cepeda, R (1, 3) OBP: 0.419, SLG: 0.535										4	1	1	0	0	0	2				
Tim McCarver, L (1, 2) OBP: 0.413, SLG: 0.545 Dave Ricketts, S (3, 2) OBP: 0.350, SLG: 0.400										1	1	0	0	0	0	1				
Mike Shannon, R (1, 5) OBP: 0.324, SLG: 0.404										2	0	1	0	1	0	1				
Julian Javier, R (1, 4) OBP: 0.333, SLG: 0.409										3	0	1	2	0	0	1				
Dal Maxvill, R (1, 6) OBP: 0.273, SLG: 0.266										3	0	0	0	0	1	4				
Bob Gibson, R (1, 1) OBP: 0.239, SLG: 0.125										3	0	0	0	0	2	3				
Inning Stats	R: 0 E: 0 K: 0 S: 3	H: 0 LOB: 0 BB: 0 P: 3	R: 2 E: 1 K: 0 S: 5	H: 2 LOB: 1 BB: 1 P: 9	R: 0 E: 0 K: 0 S: 3	H: 0 LOB: 0 BB: 0 P: 4	R: 0 E: 0 K: 0 S: 3	H: 1 LOB: 0 BB: 0 P: 3	R: 0 E: 0 K: 3 S: 9	H: 0 LOB: 0 BB: 0 P: 9	R: 0 E: 0 K: 0 S: 3	H: 0 LOB: 1 BB: 1 P: 7	R: 0 E: 1 K: 1 S: 7	H: 1 LOB: 2 BB: 0 P: 7	R: 0 E: 0 K: 0 S: 3	H: 0 LOB: 0 BB: 0 P: 3		1B: 4 2B: 0 3B: 0 HR: 0	SF: 0 SAC: 0 DP: 2 HBP: 1	WP: 0 PB: 0 SB: 0 CS: 0
PITCHER Larry Jackson, R (1, 1) ERA: 3.36 Dick Hall, R (8, 1) ERA: 1.43	IP: 7.0 WLS: L BF: 28 H: 4 R: 2 ER: 1 SO: 4 BB: 2 IBB: 0 HBP: 1 BLK: 0 WP: 0 HR: 0 S: 33 P: 42 ERA: 1.29 WHIP: 0.857															PITCHER				

Batter	1	2	3	4	5	6	7	8	9	AB	R	H	RBI	BB	SO	LOB	TOP					
Tony Taylor, R (1, 3) OBP: 0.322, SLG: 0.381	E4 1B		F9		K		FC3-6 1B 4-3		6-3	5	1	0	0	0	1	1	Philadelphia Phillies @ St. Louis Cardinals Busch Stadium, St. Louis, MO Sun Jun 25 1967, 3:33 AM CDT Unknown					
Billy Cowan, R (1, 7) OBP: 0.333, SLG: 1.333 Tony Gonzalez, L (7, PH) OBP: 0.375, SLG: 0.450	K		P3		HR		4-3		4-3	3	1	1	1	0	1	1						
Dick Allen, R (1, 5) OBP: 0.429, SLG: 0.568	1B			S 1B 2B BB	HR		1B IBB		3B	3	2	3	0	2	0	0						
Don Lock, R (1, 8) OBP: 0.386, SLG: 0.560	1B			S 1B 2B	HR		1B		G1	5	2	4	3	0	0	1						
Gene Oliver, R (1, 2) OBP: 0.368, SLG: 0.571	G5-4-3			S 1B 2B	HR		1B			4	0	1	0	0	1	4						
Johnny Callison, L (1, 9) OBP: 0.361, SLG: 0.464		K					1-3			3	0	1	2	1	1	0						
Cookie Rojas, R (1, 4) OBP: 0.255, SLG: 0.264		F7		2B			6-3		G4-3 IBB	4	0	0	0	0	0	3						
Gary Sutherland, R (1, 6) OBP: 0.310, SLG: 0.342 Bobby Wine, R (6, 6) OBP: 0.169, SLG: 0.208		G3		K			F9		FC6 BB	3	0	0	0	0	1	1						
Jim Bunning, R (1, 1) OBP: 0.140, SLG: 0.326 Dick Hall, R (8, 1)			L9		F3		FC3-6 1B		FC6	4	0	1	0	0	0	2						
										0	0	0	0	0	0	0						
Inning Stats	R: 1 E: 1 K: 1 S: 7	H: 2 LOB: 1 BB: 0 P: 7	R: 0 E: 0 K: 1 S: 5	H: 0 LOB: 0 BB: 0 P: 5	R: 0 E: 0 K: 0 S: 3	H: 0 LOB: 0 BB: 0 P: 3	R: 2 E: 0 K: 2 S: 9	H: 2 LOB: 1 BB: 1 P: 13	R: 3 E: 0 K: 1 S: 8	H: 3 LOB: 0 BB: 0 P: 8	R: 0 E: 0 K: 0 S: 3	H: 0 LOB: 0 BB: 0 P: 3	R: 0 E: 0 K: 0 S: 4	H: 2 LOB: 2 BB: 1 P: 8	R: 0 E: 0 K: 0 S: 3	H: 1 LOB: 2 BB: 2 P: 11	R: 0 E: 0 K: 0 S: 4	H: 1 LOB: 1 BB: 0 P: 4	1B: 5 2B: 3 3B: 1 HR: 2	SF: 0 SAC: 0 DP: 2 HBP: 0	WP: 0 PB: 0 CS: 0	PA: 40
PITCHER	IP WLS BF H R ER SO BB IBB HBP BLK WP HR S P ERA WHIP																					
Larry Jaster, L (1, 1) ERA: 4.63	4.2 L 22 7 6 5 5 1 0 0 0 0 2 31 35 9.64 1.714																					
Nelson Briles, R (5, 1) ERA: 3.41	2.1 9 2 0 0 0 0 1 0 0 0 0 8 12 0.00 0.857																					
Ron Willis, R (8, 1) ERA: 4.45	2.0 9 2 0 0 0 0 1 1 0 0 0 0 7 15 0.00 1.500																					

AB	36
R	6
H	11
RBI	6
BB	4
SO	5
LOB	14



Batter	1	2	3	4	5	6	7	8	9	AB	R	H	RBI	BB	SO	LOB	BOTTOM			
Lou Brock, L (1, 7) OBP: 0.329, SLG: 0.517	G3		5-3		P6		2B			4	0	1	0	0	0	0	Philadelphia Phillies @ St. Louis Cardinals Busch Stadium, St. Louis, MO Sun Jun 25 1967, 3:33 AM CDT Unknown			
Curt Flood, R (1, 8) OBP: 0.363, SLG: 0.378	K			4-3		5-3	6-3			4	0	0	0	0	1	2				
Bobby Tolan, L (1, 9) OBP: 0.367, SLG: 0.561	P6			2B BB		K		HR		3	2	1	1	1	1	0				
Orlando Cepeda, R (1, 3) OBP: 0.424, SLG: 0.557		F9		1B 2B		HR		G6-4-3 1B		4	2	3	2	0	0	0				
Dave Ricketts, S (1, 2) OBP: 0.375, SLG: 0.458	E6 5-3			1B		2B		G6-4-3 1B		4	0	2	1	0	0	1				
Mike Shannon, R (1, 5) OBP: 0.317, SLG: 0.394	5-3			K		K		F8		4	0	0	0	0	2	3				
Julian Javier, R (1, 4) OBP: 0.327, SLG: 0.401	K			K			K		1-3	4	0	0	0	0	3	2				
Dal Maxvill, R (1, 6) OBP: 0.273, SLG: 0.266			6-3		4-3		2B 1B		4-3	4	0	1	0	0	0	0				
Larry Jaster, L (1, 1) OBP: 0.238, SLG: 0.158 Nelson Briles, R (5, 1)			4-3		K2-3		K		1-3	1	0	0	0	0	0	0				
Tim McCarver, L (7, PH) OBP: 0.411, SLG: 0.543 Ron Willis, R (8, 1) OBP: 0.500, SLG: 0.500 Ed Spiezio, R (9, PH) OBP: 0.392, SLG: 0.231										1	0	0	0	0	0	0				
										1	0	0	0	0	1	1				
										0	0	0	0	0	0	0				
										1	0	0	0	0	0	0				
Inning Stats	R: 0 E: 0 K: 1 S: 5	H: 0 LOB: 0 BB: 0 P: 5	R: 0 E: 1 K: 1 S: 6	H: 0 LOB: 1 BB: 0 P: 6	R: 0 E: 0 K: 0 S: 3	H: 0 LOB: 0 BB: 0 P: 3	R: 2 E: 0 K: 2 S: 9	H: 2 LOB: 1 BB: 1 P: 13	R: 0 E: 0 K: 1 S: 5	H: 0 LOB: 0 BB: 0 P: 5	R: 1 E: 0 K: 2 S: 9	H: 2 LOB: 1 BB: 0 P: 9	R: 0 E: 0 K: 0 S: 4	H: 2 LOB: 0 BB: 0 P: 4	R: 0 E: 0 K: 0 S: 3	H: 0 LOB: 0 BB: 0 P: 3	1B: 3 2B: 3 3B: 0 HR: 2	SF: 0 SAC: 0 DP: 1 HBP: 0	WP: 0 PB: 0 CS: 0	PA: 36
PITCHER	IP WLS BF H R ER SO BB IBB HBP BLK WP HR S P ERA WHIP																			
Jim Bunning, R (1, 1) ERA: 3.96	7.0 W 31 8 4 4 4 0 0 0 0 0 2 48 52 5.14 1.286																			
Dick Hall, R (8, 1) ERA: 1.36	2.0 S 5 0 0 0 0 0 0 0 0 0 0 5 5 0.00 0.000																			



Batter	1	2	3	4	5	6	7	8	9	AB	R	H	RBI	BB	SO	LOB	TOP										
Tony Taylor, R OBP: 0.321, SLG: 0.371 (1, 3)	E4 SH3-4		1B 1B BB		5-3		FC6-4 BB		G4-6-3 1-2	3	1	0	0	2	0	2	Philadelphia Phillies @ Chicago Cubs Wrigley Field, Chicago, IL Mon Jun 26 1967, 3:33 AM CDT Att: 9,145 - Sunny - 68 F										
Billy Cowan, R OBP: 0.333, SLG: 0.625 Tony Gonzalez, L OBP: 0.373, SLG: 0.448 (1, 7) (7, PH)	SH3-4		1B		1-3		FC6-4 FC5-4 1-2			2	0	1	0	0	0	0											
Dick Allen, R OBP: 0.432, SLG: 0.568 (1, 5)	K		1B			F8 G3 WP BB	FC5-4 1-2			3	1	1	1	1	1	3											
Don Lock, R OBP: 0.396, SLG: 0.573 (1, 8)	6-3		4-3			G3 BB		K		3	0	0	0	1	1	3											
Gene Oliver, R OBP: 0.348, SLG: 0.545 (1, 2)		F3		L7		F8	F8	F8		4	0	0	0	0	2												
Johnny Callison, L OBP: 0.358, SLG: 0.457 John Briggs, L OBP: 0.264, SLG: 0.329 (1, 9) (6, 9)	K		G3		G3	G3	G3	G3		3	0	0	1	0	1	1											
Cookie Rojas, R OBP: 0.269 Bill White, L OBP: 0.233, SLG: 0.189 (1, 4) (6, PH) (6, 3)	5-3					F7		K		2	0	1	0	0	0	0											
Bobby Wine, R OBP: 0.204, SLG: 0.200 Gary Sutherland, R OBP: 0.313, SLG: 0.340 (1, 6) (7, PH) (7, 6)				FC6-4 BB	FC6-4		L7	1B BB		1	0	0	0	1	0	1											
Turk Farrell, R OBP: 0.205, SLG: 0.322 Grant Jackson, L OBP: 0.182, SLG: 0.100 Doug Chappin, L OBP: 0.226, SLG: 0.356 Dallas Green, L OBP: 0.249, SLG: 0.241 Clay Dalrymple, L OBP: 0.249, SLG: 0.241 Phil Linz, R OBP: 0.294, SLG: 0.333 (1, 1) (1, 1) (7, PH) (7, 1) (6, PH) (6, PH)			G6-4-3		K			BB	G4-6-3 1B	0	0	0	0	0	0	0											
Inning Stats	R: 0 E: 1 K: 1 S: 6	H: 0 LOB: 1 BB: 0 P: 6	R: 0 E: 0 K: 1 S: 5	H: 0 LOB: 0 BB: 0 P: 5	R: 1 E: 0 K: 0 S: 4	H: 2 LOB: 2 BB: 2 P: 12	R: 0 E: 0 K: 0 S: 4	H: 1 LOB: 1 BB: 0 P: 4	R: 0 E: 0 K: 1 S: 5	H: 0 LOB: 0 BB: 0 P: 5	R: 1 E: 0 K: 0 S: 3	H: 0 LOB: 1 BB: 2 P: 11	R: 0 E: 0 K: 0 S: 4	H: 1 LOB: 2 BB: 1 P: 8	R: 0 E: 0 K: 1 S: 5	H: 0 LOB: 0 BB: 0 P: 5		R: 0 E: 0 K: 1 S: 5	H: 1 LOB: 2 BB: 1 P: 9	1B: 5 2B: 0 3B: 0 HR: 0	SF: 0 SAC: 1 DP: 2 HBP: 0	WP: 1 PB: 0 SB: 0 CS: 0	PA: 37				
PITCHER	IP	WLS	BF	H	R	ER	SO	BB	IBB	HBP	BLK	WP	HR	S	P	ERA	WHIP										
Rich Nye, L ERA: 3.92 (1, 1)	5.0	W	22	3	2	2	3	4	0	0	0	1	0	24	40	3.60	1.400										
Cal Koonce, R ERA: 4.3 (6, 1)	3.1		14	2	0	0	2	2	0	0	0	0	0	16	24	0.00	1.200										
Chuck Hartenstein, R ERA: 3.12 (9, 1)	0.2	S	1	0	0	0	0	0	0	0	0	0	0	1	1	0.00	0.000										

AB	30
R	2
H	5
RBI	2
BB	6
SO	5
LOB	16



Batter	1	2	3	4	5	6	7	8	9	AB	R	H	RBI	BB	SO	LOB	BOTTOM											
Don Kessinger, S OBP: 0.268, SLG: 0.248 (1, 6)	L8	4-3			P4		1B			4	0	1	0	0	0	0	Philadelphia Phillies @ Chicago Cubs Wrigley Field, Chicago, IL Mon Jun 26 1967, 3:33 AM CDT Att: 9,145 - Sunny - 68 F											
Glenn Beckert, R OBP: 0.332, SLG: 0.403 (1, 4)	1-3	F3			2B		F8			4	0	1	0	0	0	1												
Billy Williams, L OBP: 0.394, SLG: 0.541 (1, 7)	HR		4-3		P3			6-3		4	1	1	1	0	0	1												
Ron Santo, R OBP: 0.370, SLG: 0.480 (1, 5)	HR		K		F7			6-3		4	1	1	1	0	1	1												
14 Ernie Banks, R OBP: 0.341, SLG: 0.544 (1, 3)	1B 2B		5-3		F8			P4		4	1	1	0	0	0	0												
Randy Hundley, R OBP: 0.355, SLG: 0.456 (1, 2)	1B IBB			1-3		K				2	0	0	0	1	1	0												
Al Spangler, L OBP: 0.500, SLG: 0.600 (1, 9)	1B			E BB		K				2	1	1	1	1	1	0												
Ted Savage, R OBP: 0.345, SLG: 0.356 (1, 8)	K			5-3		K		K		3	0	0	0	0	2	2												
Rich Nye, L OBP: 0.241, SLG: 0.286 Cal Koonce, R ERA: 3.33 Chuck Hartenstein, R OBP: 0.167, SLG: 0.167 (1, 1) (6, 1) (9, 1)		5-3			6-3		F9			2	0	0	0	0	0	0												
Inning Stats	R: 3 E: 0 K: 1 S: 9	H: 4 LOB: 2 BB: 1 P: 13	R: 0 E: 0 K: 0 S: 3	H: 0 LOB: 0 BB: 0 P: 3	R: 0 E: 0 K: 1 S: 5	H: 0 LOB: 0 BB: 0 P: 5	R: 1 E: 1 K: 0 S: 3	H: 0 LOB: 0 BB: 1 P: 7	R: 0 E: 0 K: 2 S: 7	H: 0 LOB: 0 BB: 0 P: 7	R: 0 E: 0 K: 1 S: 6	H: 1 LOB: 1 BB: 0 P: 6	R: 0 E: 0 K: 0 S: 3	H: 0 LOB: 0 BB: 0 P: 3	R: 0 E: 0 K: 1 S: 3	H: 0 LOB: 0 BB: 0 P: 3		1B: 2 2B: 2 3B: 0 HR: 2	SF: 0 SAC: 0 DP: 0 HBP: 0	WP: 0 PB: 0 SB: 0 CS: 0	PA: 32							
PITCHER	IP	WLS	BF	H	R	ER	SO	BB	IBB	HBP	BLK	WP	HR	S	P	ERA	WHIP											
Turk Farrell, R ERA: 3.14 (1, 1)	0.2	L	6	3	3	3	0	0	1	0	0	0	0	2	5	9	40.50	4.500										
Grant Jackson, L ERA: 3.33 (1, 1)	5.1		19	2	1	0	4	1	0	0	0	0	0	26	30	0.00	0.562											
Dallas Green, R ERA: 6.75 (7, 1)	2.0		7	1	0	0	1	0	0	0	0	0	0	9	9	0.00	0.500											

AB	30
R	4
H	6
RBI	3
BB	2
SO	5
LOB	5



Batter	1	2	3	4	5	6	7	8	9	AB	R	H	RBI	BB	SO	LOB	TOP				
Tony Gonzalez, L (1,7) OBP: 0.375, SLG: 0.444	F7		FC6-4 1B	1-2 2-3 HBP			1B HR	G3		4	1	2	0	0	0	1					
John Briggs, L (1,8) OBP: 0.282, SLG: 0.324	K		F9	F5			1B HR	G3		5	1	1	0	0	1	4					
Dick Allen, R (1,5) OBP: 0.435, SLG: 0.572	6-3		FC6-4 1B				1B HR	1B		5	1	2	3	0	1	1					
Johnny Callison, L (1,9) OBP: 0.361, SLG: 0.455		P3	1-2 1B				F9	F9		5	0	2	0	0	0	0					
Bill White, L (1,3) OBP: 0.246, SLG: 0.259		2B WP 1B	P8				1-2 HR	G6-4-3		5	2	2	1	0	0	4					
Clay Dalrymple, L (1,2) OBP: 0.269, SLG: 0.255		WP FC4-6 2B		L3			G4-6-3 1B	K		4	1	2	0	0	1	0					
Tony Taylor, R (1,4) OBP: 0.330, SLG: 0.379		FC4-6 BB					G4-6-3 1B	6-3 SH1-3 BB		2	0	1	0	2	0	1					
Bobby Wine, R (1,6) OBP: 0.205, SLG: 0.220		FC4-6					F2	SH1-3		0	0	0	0	0	0	0					
Doug Clemens, L (2,PH) OBP: 0.244, SLG: 0.297		FC4-6								1	0	0	1	0	0	1					
Gary Sutherland, R (2,6) OBP: 0.315, SLG: 0.342		1-2 3-H		HBP BB						2	0	1	0	0	0	0					
John Boozar, R (1,1) OBP: 0.286, SLG: 0.167		4-3						6-3		1	0	0	0	1	0	1					
Cookie Rojas, R (7,PH) OBP: 0.259, SLG: 0.268										1	0	0	0	0	1	0					
Turk Farrell, R (7,1) OBP: 0.182, SLG: 0.200										1	0	0	0	0	1	0					
Dick Hall, R (8,1)										0	0	0	0	0	0	0					
Inning Stats	R: 0 E: 0 K: 1 S: 6	H: 0 LOB: 0 BB: 0 P: 11	R: 2 E: 0 K: 0 S: 11	H: 2 LOB: 1 BB: 1 P: 18	R: 0 E: 0 K: 0 S: 5	H: 2 LOB: 2 BB: 0 P: 5	R: 0 E: 0 K: 0 S: 11	H: 2 LOB: 3 BB: 1 P: 20	R: 0 E: 0 K: 1 S: 6	H: 1 LOB: 0 BB: 0 P: 7	R: 4 E: 0 K: 2 S: 18	H: 4 LOB: 0 BB: 0 P: 26	R: 0 E: 0 K: 0 S: 6	H: 0 LOB: 1 BB: 1 P: 11	R: 0 E: 0 K: 0 S: 4	H: 2 LOB: 1 BB: 0 P: 6	1B: 9 2B: 1 3B: 1 HR: 2	SF: 0 SAC: 1 DP: 2 HBP: 1	WP: 1 PB: 0 SB: 0 CS: 1	PA: 41	
PITCHER	IP WLS BF H R ER SO BB IBB HBP BLK WP HR S P ERA WHIP	IP WLS BF H R ER SO BB IBB HBP BLK WP HR S P ERA WHIP	IP WLS BF H R ER SO BB IBB HBP BLK WP HR S P ERA WHIP	IP WLS BF H R ER SO BB IBB HBP BLK WP HR S P ERA WHIP	IP WLS BF H R ER SO BB IBB HBP BLK WP HR S P ERA WHIP	IP WLS BF H R ER SO BB IBB HBP BLK WP HR S P ERA WHIP	IP WLS BF H R ER SO BB IBB HBP BLK WP HR S P ERA WHIP	IP WLS BF H R ER SO BB IBB HBP BLK WP HR S P ERA WHIP	IP WLS BF H R ER SO BB IBB HBP BLK WP HR S P ERA WHIP	IP WLS BF H R ER SO BB IBB HBP BLK WP HR S P ERA WHIP	IP WLS BF H R ER SO BB IBB HBP BLK WP HR S P ERA WHIP	IP WLS BF H R ER SO BB IBB HBP BLK WP HR S P ERA WHIP	IP WLS BF H R ER SO BB IBB HBP BLK WP HR S P ERA WHIP	IP WLS BF H R ER SO BB IBB HBP BLK WP HR S P ERA WHIP	IP WLS BF H R ER SO BB IBB HBP BLK WP HR S P ERA WHIP	IP WLS BF H R ER SO BB IBB HBP BLK WP HR S P ERA WHIP	IP WLS BF H R ER SO BB IBB HBP BLK WP HR S P ERA WHIP	IP WLS BF H R ER SO BB IBB HBP BLK WP HR S P ERA WHIP	IP WLS BF H R ER SO BB IBB HBP BLK WP HR S P ERA WHIP	IP WLS BF H R ER SO BB IBB HBP BLK WP HR S P ERA WHIP	IP WLS BF H R ER SO BB IBB HBP BLK WP HR S P ERA WHIP

Philadelphia Phillies @ New York Mets
Shea Stadium, Flushing, NY
Wed Jun 28 1967, 7:05 PM EDT
Att: 20,396 - Unknown

AB	36
R	6
H	13
RBI	5
BB	3
SO	4
LOB	14



Batter	1	2	3	4	5	6	7	8	9	AB	R	H	RBI	BB	SO	LOB	BOTTOM					
Bud Harrelson, S (1,6) OBP: 0.309, SLG: 0.298	1-3									4	0	0	1	0	1	4						
Bob Johnson, R (9,PH) OBP: 0.397, SLG: 0.542		K								1	0	0	0	0	0	1						
Cleon Jones, R (1,8) OBP: 0.233, SLG: 0.289										4	1	1	0	0	2	4						
Ron Taylor, R (8,1)										0	0	0	0	0	0	0						
Chuck Hiller, L (9,PH) OBP: 0.152, SLG: 0.182	1B									1	0	0	0	0	0	1						
Tommy Davis, R (1,7) OBP: 0.346, SLG: 0.506	1B 3B									4	2	2	0	0	0	0						
Ed Kranepool, L (1,3) OBP: 0.368, SLG: 0.408										4	1	2	2	0	0	0						
Dick Selma, R (8,PR)										0	0	0	0	0	0	0						
Tommie Reynolds, R (9,9) OBP: 0.256, SLG: 0.286	3B 1B									0	0	0	0	0	0	0						
Ron Swoboda, R (1,9) OBP: 0.307, SLG: 0.438	K									4	0	0	0	0	2	3						
Ken Boyer, R (1,5) OBP: 0.335, SLG: 0.315										4	1	2	2	0	0	1						
Jerry Buchek, R (1,4) OBP: 0.275, SLG: 0.369	6-3									4	0	0	0	0	1	3						
Jerry Grote, R (1,2) OBP: 0.232, SLG: 0.260										2	0	1	0	0	1	0						
Larry Stahl, L (7,PH) OBP: 0.251, SLG: 0.276										2	0	2	0	0	0	0						
Tom Seaver, R (1,1) OBP: 0.366, SLG: 0.294										1	0	0	0	1	0	1						
Don Shaw, L (7,1)										0	0	0	0	0	0	0						
John Sullivan, L (7,PH) OBP: 0.250, SLG: 0.211										2	0	0	0	0	0	3						
Ed Charles, R (9,PR) OBP: 0.355, SLG: 0.316										0	0	0	0	0	0	0						
Inning Stats	R: 3 E: 0 K: 1 S: 13	H: 4 LOB: 1 BB: 0 P: 21	R: 0 E: 0 K: 2 S: 8	H: 1 LOB: 1 BB: 0 P: 8	R: 0 E: 0 K: 0 S: 3	H: 0 LOB: 0 BB: 0 P: 3	R: 0 E: 0 K: 1 S: 7	H: 0 LOB: 0 BB: 0 P: 11	R: 0 E: 0 K: 0 S: 2	H: 0 LOB: 0 BB: 1 P: 6	R: 0 E: 0 K: 1 S: 5	H: 0 LOB: 0 BB: 0 P: 8	R: 1 E: 1 K: 2 S: 14	H: 2 LOB: 2 BB: 0 P: 20	R: 1 E: 0 K: 0 S: 8	H: 2 LOB: 1 BB: 0 P: 8	R: 0 E: 0 K: 0 S: 6	H: 1 LOB: 1 BB: 0 P: 7	1B: 7 2B: 3 3B: 1 HR: 0	SF: 0 SAC: 0 DP: 1 HBP: 0	WP: 0 PB: 0 SB: 0 CS: 0	PA: 38
PITCHER	IP WLS BF H R ER SO BB IBB HBP BLK WP HR S P ERA WHIP	IP WLS BF H R ER SO BB IBB HBP BLK WP HR S P ERA WHIP	IP WLS BF H R ER SO BB IBB HBP BLK WP HR S P ERA WHIP	IP WLS BF H R ER SO BB IBB HBP BLK WP HR S P ERA WHIP	IP WLS BF H R ER SO BB IBB HBP BLK WP HR S P ERA WHIP	IP WLS BF H R ER SO BB IBB HBP BLK WP HR S P ERA WHIP	IP WLS BF H R ER SO BB IBB HBP BLK WP HR S P ERA WHIP	IP WLS BF H R ER SO BB IBB HBP BLK WP HR S P ERA WHIP	IP WLS BF H R ER SO BB IBB HBP BLK WP HR S P ERA WHIP	IP WLS BF H R ER SO BB IBB HBP BLK WP HR S P ERA WHIP	IP WLS BF H R ER SO BB IBB HBP BLK WP HR S P ERA WHIP	IP WLS BF H R ER SO BB IBB HBP BLK WP HR S P ERA WHIP	IP WLS BF H R ER SO BB IBB HBP BLK WP HR S P ERA WHIP	IP WLS BF H R ER SO BB IBB HBP BLK WP HR S P ERA WHIP	IP WLS BF H R ER SO BB IBB HBP BLK WP HR S P ERA WHIP	IP WLS BF H R ER SO BB IBB HBP BLK WP HR S P ERA WHIP	IP WLS BF H R ER SO BB IBB HBP BLK WP HR S P ERA WHIP	IP WLS BF H R ER SO BB IBB HBP BLK WP HR S P ERA WHIP	IP WLS BF H R ER SO BB IBB HBP BLK WP HR S P ERA WHIP	IP WLS BF H R ER SO BB IBB HBP BLK WP HR S P ERA WHIP	IP WLS BF H R ER SO BB IBB HBP BLK WP HR S P ERA WHIP	

Philadelphia Phillies @ New York Mets
Shea Stadium, Flushing, NY
Wed Jun 28 1967, 7:05 PM EDT
Att: 20,396 - Unknown

AB	37
R	5
H	10
RBI	5
BB	1
SO	7
LOB	21



Batter	1	2	3	4	5	6	7	8	9	AB	R	H	RBI	BB	SO	LOB	TOP					
Tony Gonzalez, L (1,7) OBP: 0.377, SLG: 0.450	3-1 CS 1B		0-0 FC6-4 1-2		0-0 F7			0-0 SH1-3 2B		4	0	2	0	0	0	1						
John Briggs, L (1,8) OBP: 0.263, SLG: 0.324	1-2 S 1B		0-0 P9		2-2 G3			0-0 SH1-3 2-3		3	0	1	0	0	0	1						
Dick Allen, R (1,5) OBP: 0.429, SLG: 0.563	0-3 K 1-2		3-2 F3		1-2 L6			1-1 6-3		4	0	0	0	0	1	3						
Johnny Callison, L (1,9) OBP: 0.359, SLG: 0.450	4-2 SAFE BB			0-0 4-1		0-0 F8		3-0 P5		3	0	0	0	1	0	1						
Bill White, L (1,3) OBP: 0.261, SLG: 0.274	3-3 K			0-0 FC4-6 1B		0-0 G6-3 1B		2-0 L9		4	0	2	0	0	1	2						
Clay Dalrymple, L (1,2) OBP: 0.269, SLG: 0.262		0-0 4-3 CS 2B		0-0 FC4-6 1B		0-0 G6-3 1-2		2-1 4-3		4	1	1	0	0	0	2						
Tony Taylor, R (1,4) OBP: 0.329, SLG: 0.377		2-0 4-3		0-0 1B 1-2			1-0 6-3		2-3 K	4	0	1	0	0	1	1						
Bobby Wine, R (1,6) OBP: 0.208, SLG: 0.223		2-3 K		0-0 1B 1-3 2-H			0-0 4-3			3	0	1	1	0	1	1						
Jim Bunning, R (1,1) OBP: 0.192, SLG: 0.326			0-0 FC6-4 1B		0-0 F9			0-0 4-3		3	0	1	0	0	0	2						
Inning Stats	R: 0 E: 0 K: 2 S: 16	H: 2 LOB: 2 BB: 1 P: 27	R: 0 E: 0 K: 1 S: 5	H: 1 LOB: 1 BB: 0 P: 9	R: 0 E: 0 K: 0 S: 7	H: 1 LOB: 1 BB: 0 P: 10	R: 1 E: 0 K: 0 S: 6	H: 3 LOB: 2 BB: 0 P: 6	R: 0 E: 0 K: 0 S: 8	H: 0 LOB: 0 BB: 0 P: 11	R: 0 E: 0 K: 0 S: 3	H: 1 LOB: 0 BB: 0 P: 3	R: 0 E: 0 K: 0 S: 3	H: 0 LOB: 0 BB: 0 P: 4	R: 0 E: 0 K: 1 S: 5	H: 1 LOB: 1 BB: 0 P: 9	R: 0 E: 0 K: 1 S: 6	H: 0 LOB: 0 BB: 0 P: 12	1B: 7 2B: 3 3B: 0 HR: 0	SF: 0 SAC: 1 DP: 2 HBP: 0	WP: 0 PB: 0 SB: 1 CS: 2	PA: 34
PITCHER	IP WLS BF H R ER SO BB IBB HBP BLK WP HR S P ERA WHIP	IP WLS BF H R ER SO BB IBB HBP BLK WP HR S P ERA WHIP																				
Jack Fisher, R (1,1) ERA: 4.17	8.0 L 31 9 1 1 3	1.0 3 0 0 0 1																				
Jack Lamabe, R (9,1) ERA: 3.99	1.0 3 0 0 0 1																					

Philadelphia Phillies @ New York Mets
Shea Stadium, Flushing, NY
Thu Jun 29 1967, 7:05 PM EDT
Att: 13,653 - Unknown

AB 32
R 1
H 9
RBI 1
BB 1
SO 4
LOB 14



Batter	1	2	3	4	5	6	7	8	9	AB	R	H	RBI	BB	SO	LOB	BOTTOM					
Bud Harrelson, S (1,6) OBP: 0.304, SLG: 0.292	0-0 4-3			2-3 K	1-2 F8			0-0 B3		4	0	0	0	0	1	2						
Cleon Jones, R (1,8) OBP: 0.233, SLG: 0.288	2-2 5-3			3-2 S 1B		1-1 1-3			0-1 L8	4	0	1	0	0	0	0						
Tommy Davis, R (1,7) OBP: 0.345, SLG: 0.502	0-0 4-3			2-1 F9 1-2		1-2 L9			0-0 1B	4	0	1	0	0	0	1						
Ed Kranepool, L (1,3) OBP: 0.366, SLG: 0.401		2-2 4-3		4-0 IBB		3-2 F2			0-1 F8	3	0	0	0	1	0	1						
Ron Swoboda, R (1,9) OBP: 0.299, SLG: 0.426		0-0 3-1		0-0 P6			0-1 F7		1-3 K	4	0	0	0	0	1	3						
Ken Boyer, R (1,5) OBP: 0.329, SLG: 0.308		3-3 K			2-3 K		2-0 P5			3	0	0	0	0	2	0						
Hawk Taylor, R (1,2) OBP: 0.276, SLG: 0.294			2-3 K		1-0 HBP 1B		3-3 K			3	0	1	0	0	2	0						
Jerry Buchek, R (1,4) OBP: 0.277, SLG: 0.367			1-0 L4		3-2 HBP 1B			2-2 F9		1	0	0	0	0	0	0						
Larry Stahl, L (8,PH) OBP: 0.273, SLG: 0.267										1	0	0	0	0	0	0						
Bob Johnson, R (9,4) OBP: 0.397, SLG: 0.542					1-2 HBP			0-1 F2		0	0	0	0	0	0	0						
Jack Fisher, R (1,1) OBP: 0.171, SLG: 0.125			1-1 P3		2-3 K					2	0	0	0	0	1	2						
Chuck Hillier, L (8,PH) OBP: 0.149, SLG: 0.178										1	0	0	0	0	0	0						
Jack Lamabe, R (9,1) ERA: 3.33										0	0	0	0	0	0	0						
Inning Stats	R: 0 E: 0 K: 0 S: 5	H: 0 LOB: 0 BB: 0 P: 7	R: 0 E: 0 K: 1 S: 7	H: 0 LOB: 0 BB: 0 P: 12	R: 0 E: 0 K: 1 S: 6	H: 0 LOB: 0 BB: 0 P: 10	R: 0 E: 0 K: 1 S: 9	H: 1 LOB: 2 BB: 1 P: 20	R: 0 E: 0 K: 2 S: 12	H: 1 LOB: 2 BB: 0 P: 21	R: 0 E: 0 K: 0 S: 8	H: 0 LOB: 0 BB: 0 P: 13	R: 0 E: 0 K: 1 S: 6	H: 0 LOB: 0 BB: 0 P: 11	R: 0 E: 0 K: 0 S: 6	H: 0 LOB: 0 BB: 0 P: 8	R: 0 E: 0 K: 1 S: 8	H: 1 LOB: 1 BB: 0 P: 9	1B: 3 2B: 0 3B: 0 HR: 0	SF: 0 SAC: 0 DP: 0 HBP: 1	WP: 0 PB: 0 SB: 1 CS: 0	PA: 32
PITCHER	IP WLS BF H R ER SO BB IBB HBP BLK WP HR S P ERA WHIP	IP WLS BF H R ER SO BB IBB HBP BLK WP HR S P ERA WHIP																				
Jim Bunning, R (1,1) ERA: 3.33	9.0 W 32 3 0 0 7																					

Philadelphia Phillies @ New York Mets
Shea Stadium, Flushing, NY
Thu Jun 29 1967, 7:05 PM EDT
Att: 13,653 - Unknown

AB 30
R 0
H 3
RBI 0
BB 1
SO 7
LOB 9



Batter	1	2	3	4	5	6	7	8	9	AB	R	H	RBI	BB	SO	LOB	TOP			
Jim Davenport, R OBP: 0.380, SLG: 0.387 (1, 5)	5-3	K		4-3			1B			4	0	1	0	0	1	2	San Francisco Giants @ Philadelphia Phillies Connie Mack Stadium, Philadelphia, PA Fri Jun 30 1967, 7:05 PM EDT Unknown livebaseballscorecards.com			
Ollie Brown, R OBP: 0.333, SLG: 0.495 (1, 9)	BB		F9-5	1B		K	K			4	0	2	0	0	2	1				
Willie Mays, R OBP: 0.367, SLG: 0.535 (1, 8)	F9		HR	1B		6-3		F8	2B	4	1	2	0	0	0	1				
Jim Ray Hart, R OBP: 0.352, SLG: 0.462 (1, 7)	BB		F9-5	1B		K		F8	2B	3	0	0	0	1	1	3				
Jack Hiatt, R OBP: 0.402, SLG: 0.453 (1, 3)	K		HR	BB		6-3		K		3	1	0	0	1	2	3				
Dick Dietz, R OBP: 0.450, SLG: 0.435 (1, 2)		SH1-4	HR			K		F3		3	1	1	3	1	1	1				
Hal Lanier, R OBP: 0.226, SLG: 0.283 (1, 6)		SH1-4	6-3			6-3		F6		4	0	1	0	0	0	0				
Tito Fuentes, S OBP: 0.224, SLG: 0.253 (1, 4)	K					F7		5-3		4	0	0	0	0	1	2				
Gaylord Perry, R OBP: 0.195, SLG: 0.195 (1, 1)	SH1-4					F9		F6		1	0	0	0	0	0	0				
Joe Gibbon, R OBP: 0.133, SLG: 0.143 (5, 1)										1	0	0	0	0	0	0				
Jesus Alou, R OBP: 0.296, SLG: 0.353 (9, PH)										1	0	0	0	0	0	0				
Inning Stats	R: 0 E: 0 K: 1 S: 6	H: 1 LOB: 2 BB: 1 P: 10	R: 0 E: 0 K: 2 S: 8	H: 1 LOB: 2 BB: 1 P: 12	R: 3 E: 0 K: 0 S: 5	H: 3 LOB: 0 BB: 1 P: 9	R: 0 E: 0 K: 0 S: 3	H: 0 LOB: 0 BB: 0 P: 3	R: 0 E: 0 K: 1 S: 7	H: 0 LOB: 0 BB: 0 P: 7	R: 0 E: 0 K: 1 S: 5	H: 1 LOB: 1 BB: 0 P: 6	R: 0 E: 0 K: 1 S: 6	H: 1 LOB: 1 BB: 0 P: 6	R: 0 E: 0 K: 0 S: 3	H: 0 LOB: 0 BB: 0 P: 3	1B: 5 2B: 2 3B: 0 HR: 1	SF: 0 SAC: 1 DP: 1 HBP: 0	WP: 0 PB: 0 SB: 0 CS: 0	PA: 36
PITCHER Chris Short, L ERA: 2.88 (1, 1)	IP: 9.0 WLS: W BF: 36 H: 7 R: 3 ER: 3 SO: 8 BB: 3 IBB: 0 HBP: 0 BLK: 0 WP: 0 HR: 1 S: 49 P: 61 ERA: 3.00 WHIP: 1.11																			

Batter	1	2	3	4	5	6	7	8	9	AB	R	H	RBI	BB	SO	LOB	BOTTOM			
Tony Gonzalez, L OBP: 0.378, SLG: 0.459 (1, 7)	3B	BB		G3		K	K			5	0	2	2	0	2	1	San Francisco Giants @ Philadelphia Phillies Connie Mack Stadium, Philadelphia, PA Fri Jun 30 1967, 7:05 PM EDT Unknown livebaseballscorecards.com			
John Briggs, L OBP: 0.273, SLG: 0.329 (1, 8)	F6	BB				FC6-4	CS		K	4	0	2	0	1	1	1				
Dick Allen, R OBP: 0.425, SLG: 0.555 (1, 5)	5-3	K				FC6-4	1B		BB	4	1	0	0	1	2	6				
Johnny Callison, L OBP: 0.363, SLG: 0.464 (1, 9)	G3			G3		3-1	2B		FC6-4	5	3	3	1	0	0	2				
Bill White, L OBP: 0.257, SLG: 0.258 (1, 3)		WP		4-3		3-1			F8	4	1	0	0	0	1	4				
Clay Dalrymple, L OBP: 0.270, SLG: 0.270 (1, 2)	SH1			G3		2B			F7	3	1	1	2	0	0	1				
Tony Taylor, R OBP: 0.336, SLG: 0.375 (1, 4)	WP			1-3		2B			BB	1	3	0	0	2	0	0				
Bobby Wine, R OBP: 0.218, SLG: 0.235 (1, 6)	K			4-3					2B	3	1	1	2	1	1	2				
Chris Short, R OBP: 0.167, SLG: 0.172 (1, 1)	BB			4-3		4-3			2B	3	0	1	3	1	0	1				
Inning Stats	R: 0 E: 0 K: 0 S: 4	H: 1 LOB: 3 BB: 3 P: 21	R: 1 E: 0 K: 0 S: 4	H: 1 LOB: 0 BB: 0 P: 4	R: 0 E: 0 K: 0 S: 3	H: 0 LOB: 0 BB: 0 P: 3	R: 4 E: 0 K: 0 S: 7	H: 4 LOB: 1 BB: 1 P: 11	R: 0 E: 0 K: 2 S: 7	H: 1 LOB: 1 BB: 0 P: 7	R: 3 E: 0 K: 2 S: 9	H: 2 LOB: 1 BB: 1 P: 14	R: 0 E: 1 K: 1 S: 5	H: 0 LOB: 1 BB: 1 P: 9	R: 0 E: 0 K: 1 S: 5	H: 0 LOB: 1 BB: 1 P: 9		1B: 3 2B: 7 3B: 1 HR: 0	SF: 0 SAC: 1 DP: 1 HBP: 2	WP: 1 PB: 1 SB: 0 CS: 1
PITCHER Gaylord Perry, R ERA: 3.73 (1, 1)	IP: 4.2 WLS: L BF: 26 H: 7 R: 7 ER: 7 SO: 2 BB: 2 IBB: 2 HBP: 1 BLK: 0 WP: 0 HR: 0 S: 25 P: 42 ERA: 13.50 WHIP: 1.929																			
Joe Gibbon, L ERA: 4.62 (5, 1)	IP: 3.1 WLS: 15 BF: 3 H: 3 R: 3 ER: 3 SO: 5 BB: 2 IBB: 0 HBP: 1 BLK: 0 WP: 0 HR: 0 S: 22 P: 31 ERA: 8.10 WHIP: 1.500																			

Batter	1	2	3	4	5	6	7	8	9	AB	R	H	RBI	BB	SO	LOB	TOP					
Jesus Alou, R <small>(1, 9) OBP: 0.303, SLG: 0.359</small> Willie Mays, R <small>(7, PH) OBP: 0.370, SLG: 0.539</small>										4	2	3	0	0	1	2						
Jim Davenport, R <small>(1, 5) OBP: 0.385, SLG: 0.392</small> Bob Schroder, L <small>(8, 5) OBP: 0.258, SLG: 0.241</small>										6	3	3	0	0	0	3						
Willie McCovey, L <small>(1, 3) OBP: 0.408, SLG: 0.525</small>										2	2	0	0	4	2	2						
Jim Ray Hart, R <small>(1, 7) OBP: 0.353, SLG: 0.460</small> Ty Cline, R <small>(7, 7) OBP: 0.262, SLG: 0.296</small>										5	0	2	4	0	2	4						
Ollie Brown, R <small>(1, 8) OBP: 0.347, SLG: 0.502</small>										5	1	4	4	1	0	3						
Tom Haller, L <small>(1, 2) OBP: 0.366, SLG: 0.459</small>										6	0	1	0	0	2	8						
Hal Lanier, R <small>(1, 6) OBP: 0.229, SLG: 0.284</small>										6	0	2	0	0	1	7						
Tito Fuentes, S <small>(1, 4) OBP: 0.228, SLG: 0.273</small>										6	2	2	2	0	0	7						
Juan Marichal, R <small>(1, 1) OBP: 0.246, SLG: 0.322</small>										6	1	1	0	0	0	4						
Inning Stats	R: 2 E: 0 K: 0 S: 6	H: 3 LOB: 3 BB: 2 P: 14	R: 0 E: 1 K: 2 S: 9	H: 1 LOB: 2 BB: 0 P: 9	R: 1 E: 0 K: 2 S: 10	H: 3 LOB: 2 BB: 0 P: 10	R: 0 E: 0 K: 2 S: 7	H: 0 LOB: 0 BB: 0 P: 7	R: 0 E: 0 K: 1 S: 6	H: 1 LOB: 1 BB: 0 P: 6	R: 3 E: 0 K: 0 S: 7	H: 4 LOB: 2 BB: 1 P: 11	R: 4 E: 0 K: 1 S: 8	H: 3 LOB: 1 BB: 2 P: 16	R: 2 E: 0 K: 0 S: 6	H: 3 LOB: 3 BB: 2 P: 14	R: 0 E: 1 K: 0 S: 5	H: 1 LOB: 2 BB: 0 P: 5	1B: 17 2B: 1 3B: 0 HR: 1	SF: 0 SAC: 0 DP: 0 HBP: 0	WP: 0 PB: 2 SB: 0 CS: 0	PA: 55
PITCHER	IP: 4.0 WLS: 1 BF: 22 ERA: 3.58	H: 7 R: 3 ER: 3 SO: 6	BB: 2 IBB: 0 HBP: 0 BLK: 0	WP: 0 HR: 0 S: 32 P: 15	ERA: 6.75 WHIP: 2.250	IP: 1.0 WLS: 0 BF: 5 ERA: 0.00	H: 1 R: 0 ER: 0 SO: 0	BB: 0 IBB: 0 HBP: 0 BLK: 0	WP: 0 HR: 0 S: 5 P: 5	ERA: 0.00 WHIP: 1.000												
Grant Jackson, L <small>(1, 1) ERA: 3.58</small> Turk Farrell, R <small>(5, 1) ERA: 3.71</small> Dick Ellsworth, L <small>(6, 1) ERA: 6.02</small> Dallas Green, R <small>(7, 1) ERA: 12.38</small> John Boozar, R <small>(8, 1) ERA: 6.65</small>	IP: 4.0 WLS: 1 BF: 22 ERA: 3.58	H: 7 R: 3 ER: 3 SO: 6	BB: 2 IBB: 0 HBP: 0 BLK: 0	WP: 0 HR: 0 S: 32 P: 15	ERA: 6.75 WHIP: 2.250	IP: 1.0 WLS: 0 BF: 5 ERA: 0.00	H: 1 R: 0 ER: 0 SO: 0	BB: 0 IBB: 0 HBP: 0 BLK: 0	WP: 0 HR: 0 S: 5 P: 5	ERA: 0.00 WHIP: 1.000												
Batter	1	2	3	4	5	6	7	8	9	AB	R	H	RBI	BB	SO	LOB	BOTTOM					
Tony Gonzalez, L <small>(1, 7) OBP: 0.378, SLG: 0.458</small>										5	0	2	1	0	0	0						
John Briggs, L <small>(1, 8) OBP: 0.273, SLG: 0.327</small>										4	1	1	0	0	1	2						
Dick Allen, R <small>(1, 5) OBP: 0.429, SLG: 0.556</small>										3	0	2	0	1	1	1						
Johnny Callison, L <small>(1, 9) OBP: 0.359, SLG: 0.457</small> John Boozar, R <small>(8, 1) OBP: 0.298, SLG: 0.167</small> Cookie Rojas, R <small>(9, 1) OBP: 0.259, SLG: 0.268</small>										4	0	0	0	0	0	5						
Bill White, L <small>(1, 3) OBP: 0.256, SLG: 0.257</small>										4	0	1	1	0	0	1						
Clay Dalrymple, L <small>(1, 2) OBP: 0.275, SLG: 0.266</small>										2	1	0	0	2	0	0						
Tony Taylor, R <small>(1, 4) OBP: 0.330, SLG: 0.368</small>										4	0	0	0	0	1	4						
Bobby Wine, R <small>(1, 6) OBP: 0.227, SLG: 0.246</small>										3	1	1	0	1	0	0						
Grant Jackson, S <small>(1, 1) OBP: 0.167, SLG: 0.091</small> Doug Clemens, S <small>(4, PH) OBP: 0.238, SLG: 0.297</small> Turk Farrell, R <small>(5, 1) OBP: 0.298, SLG: 0.297</small> Dick Ellsworth, L <small>(6, 1) OBP: 0.298, SLG: 0.297</small> Don Lock, R <small>(6, PH) OBP: 0.298, SLG: 0.297</small> Dallas Green, L <small>(7, 1) OBP: 0.298, SLG: 0.297</small> Billy Cowan, R <small>(8, 9) OBP: 0.298, SLG: 0.297</small>										1	0	0	0	0	0	0						
Inning Stats	R: 1 E: 0 K: 0 S: 6	H: 3 LOB: 3 BB: 1 P: 10	R: 0 E: 0 K: 0 S: 3	H: 0 LOB: 0 BB: 0 P: 3	R: 0 E: 0 K: 0 S: 4	H: 1 LOB: 1 BB: 0 P: 4	R: 2 E: 0 K: 0 S: 5	H: 2 LOB: 1 BB: 1 P: 9	R: 0 E: 0 K: 0 S: 2	H: 0 LOB: 0 BB: 1 P: 6	R: 0 E: 0 K: 2 S: 7	H: 0 LOB: 1 BB: 1 P: 11	R: 0 E: 0 K: 2 S: 8	H: 1 LOB: 1 BB: 0 P: 8	R: 0 E: 0 K: 0 S: 3	H: 0 LOB: 0 BB: 0 P: 3	R: 0 E: 0 K: 0 S: 3	H: 0 LOB: 0 BB: 0 P: 3	1B: 6 2B: 1 3B: 0 HR: 0	SF: 1 SAC: 0 DP: 1 HBP: 0	WP: 0 PB: 0 SB: 0 CS: 0	PA: 37
PITCHER	IP: 9.0 WLS: 7 BF: 37 ERA: 1.97	H: 7 R: 3 ER: 3 SO: 4	BB: 4 IBB: 0 HBP: 0 BLK: 0	WP: 0 HR: 0 S: 41 P: 57	ERA: 3.00 WHIP: 1.222	IP: 9.0 WLS: 7 BF: 37 ERA: 1.97	H: 7 R: 3 ER: 3 SO: 4	BB: 4 IBB: 0 HBP: 0 BLK: 0	WP: 0 HR: 0 S: 41 P: 57	ERA: 3.00 WHIP: 1.222												

San Francisco Giants @ Philadelphia Phillies
 Connie Mack Stadium, Philadelphia, PA
 Fri Jun 30 1967, 7:05 PM EDT
 Att: 22,618 - Unknown

AB 48
 R 12
 H 19
 RBI 12
 BB 7
 SO 8
 LOB 42



San Francisco Giants @ Philadelphia Phillies
 Connie Mack Stadium, Philadelphia, PA
 Fri Jun 30 1967, 7:05 PM EDT
 Att: 22,618 - Unknown

AB 32
 R 3
 H 7
 RBI 3
 BB 4
 SO 4
 LOB 14



Batter	1	2	3	4	5	6	7	8	9	AB	R	H	RBI	BB	SO	LOB	TOP																
Jim Davenport, R (1.5) <small>OBP: 0.373, SLG: 0.379</small>										5	1	1	0	0	0	1	San Francisco Giants @ Philadelphia Phillies Connie Mack Stadium, Philadelphia, PA Sun Jul 02 1967, 3:33 AM EDT Att: 11,667 - Unknown																
Willie McCovey, L (1.3) <small>OBP: 0.401, SLG: 0.505</small>										4	1	0	0	1	1	2																	
Willie Mays, R (1.8) <small>OBP: 0.373, SLG: 0.534</small>										5	1	1	0	0	0	2																	
Jim Ray Hart, R (1.7) <small>OBP: 0.359, SLG: 0.474</small>										4	1	3	3	0	0	0																	
Ollie Brown, R (1.9) <small>OBP: 0.342, SLG: 0.488</small>										4	0	0	0	1	1	2																	
Tom Haller, L (1.2) <small>OBP: 0.362, SLG: 0.447</small>										2	1	0	0	2	0	2																	
Hal Lanier, R (1.6) <small>OBP: 0.230, SLG: 0.283</small>										4	2	1	0	0	0	6																	
Tito Fuentes, S (1.4) <small>OBP: 0.230, SLG: 0.269</small>										2	0	0	0	1	1	5																	
Ray Sadecki, L (1.1) <small>OBP: 0.263, SLG: 0.278</small> Frank Linzy, R (8.1) Bill Henry, L (8.1) Lindy McDaniel, R (9.1) <small>OBP: 0.333, SLG: 0.333</small>										4	0	1	2	0	1	2		AB 34 R 7 H 7 RBI 5 BB 5 SO 4 LOB 22															
Inning Stats	R: 2 E: 1 K: 0 S: 6	H: 2 LOB: 3 BB: 2 P: 14	R: 0 E: 0 K: 1 S: 5	H: 0 LOB: 0 BB: 0 P: 5	R: 1 E: 1 K: 0 S: 4	H: 1 LOB: 0 BB: 0 P: 4	R: 1 E: 2 K: 1 S: 7	H: 1 LOB: 1 BB: 0 P: 7	R: 3 E: 1 K: 0 S: 5	H: 2 LOB: 2 BB: 2 P: 13	R: 0 E: 0 K: 0 S: 3	H: 0 LOB: 0 BB: 0 P: 3	R: 0 E: 0 K: 2 S: 8	H: 1 LOB: 2 BB: 1 P: 12	R: 0 E: 0 K: 0 S: 3	H: 0 LOB: 0 BB: 0 P: 3		R: 0 E: 0 K: 0 S: 3	H: 0 LOB: 0 BB: 0 P: 3	1B: 5 2B: 2 3B: 0 HR: 0	SF: 1 SAC: 1 DP: 1 HBP: 0	WP: 1 PB: 0 SB: 0 CS: 0	PA: 41										
PITCHER	IP WLS BF H R ER SO BB IBB HBP BLK WP HR S P ERA WHIP																																
Dick Ellsworth, L (1.1) <small>ERA: 5.91</small>	4.0	20	4	4	2	2	1	1	0	0	0	1	0	22	30	4.50	1.250																
Larry Jackson, R (5.1) <small>ERA: 3.27</small>	3.0	15	3	3	0	2	1	2	0	0	0	0	0	16	28	0.00	1.333																
John Boozar, R (8.1) <small>ERA: 6.35</small>	1.0	3	0	0	0	0	0	0	0	0	0	0	0	3	3	0.00	0.000																
Dick Hall, R (9.1) <small>ERA: 1.33</small>	1.0	W	3	0	0	0	0	0	0	0	0	0	0	3	3	0.00	0.000																

Batter	1	2	3	4	5	6	7	8	9	AB	R	H	RBI	BB	SO	LOB	BOTTOM																
Tony Taylor, R (1.3) <small>OBP: 0.326, SLG: 0.362</small>																	4	1	2	0	0	1	0	San Francisco Giants @ Philadelphia Phillies Connie Mack Stadium, Philadelphia, PA Sun Jul 02 1967, 3:33 AM EDT Att: 11,667 - Unknown									
Billy Cowan, R (1.7) <small>OBP: 0.238, SLG: 0.350</small>																	4	0	0	0	0	1	4										
Doug Clemens, L (9. PH) <small>OBP: 0.250, SLG: 0.308</small>																	1	1	1	0	0	0	0										
Dick Allen, R (1.5) <small>OBP: 0.427, SLG: 0.552</small>																	5	2	2	1	0	2	3										
Don Lock, R (1.8) <small>OBP: 0.387, SLG: 0.566</small>																	5	0	1	0	0	4	4										
Gene Oliver, R (1.2) <small>OBP: 0.354, SLG: 0.536</small>																	5	2	2	1	0	0	3										
Johnny Callison, L (1.9) <small>OBP: 0.361, SLG: 0.464</small>																	5	2	3	3	0	0	1										
Cookie Rojas, R (1.4) <small>OBP: 0.252, SLG: 0.260</small> Bill White, L (6. PH) <small>OBP: 0.266, SLG: 0.257</small>																	3	0	0	0	0	0	2										
Bobby Wine, R (1.6) <small>OBP: 0.231, SLG: 0.258</small> Tony Gonzalez, L (8. PH) <small>OBP: 0.394, SLG: 0.463</small>																	3	0	2	1	0	1	0										
Dick Ellsworth, L (1.1) <small>OBP: 0.111, SLG: 0.111</small> Phil Linzy, R (4. PH) <small>OBP: 0.278, SLG: 0.313</small> Larry Jackson, R (5.1) <small>ERA: 1.8</small> Gary Sutherland, R (7. PH) <small>OBP: 0.165, SLG: 0.144</small> John Boozar, R (8.1) <small>OBP: 0.266, SLG: 0.167</small> John Briggs, L (8. PH) <small>OBP: 0.320, SLG: 0.323</small> Dick Hall, R (9.1)																	0	0	0	0	0	0	0										
Inning Stats	R: 0 E: 0 K: 1 S: 6	H: 1 LOB: 1 BB: 0 P: 6	R: 0 E: 0 K: 0 S: 3	H: 0 LOB: 0 BB: 0 P: 3	R: 0 E: 0 K: 2 S: 8	H: 1 LOB: 2 BB: 0 P: 9	R: 2 E: 0 K: 1 S: 8	H: 3 LOB: 1 BB: 0 P: 8	R: 0 E: 1 K: 1 S: 5	H: 0 LOB: 0 BB: 0 P: 5	R: 0 E: 0 K: 0 S: 4	H: 1 LOB: 1 BB: 0 P: 4	R: 0 E: 0 K: 2 S: 7	H: 0 LOB: 0 BB: 0 P: 7	R: 3 E: 0 K: 2 S: 11	H: 4 LOB: 2 BB: 1 P: 15	R: 3 E: 0 K: 1 S: 8	H: 4 LOB: 1 BB: 0 P: 8	1B: 9 2B: 5 3B: 0 HR: 0	SF: 0 SAC: 1 DP: 1 HBP: 1	WP: 0 PB: 0 SB: 0 CS: 0	PA: 42											
PITCHER	IP WLS BF H R ER SO BB IBB HBP BLK WP HR S P ERA WHIP																																
Ray Sadecki, L (1.1) <small>ERA: 3.1</small>	7.2	33	9	5	5	8	0	0	1	0	0	0	0	48	49	5.87	1.174																
Frank Linzy, R (8.1) <small>ERA: 1.8</small>	0.0	1	0	0	0	0	1	0	0	0	0	0	0	4	4	∞	∞																
Bill Henry, L (8.1) <small>ERA: 2.57</small>	0.1	2	1	0	0	1	0	0	0	0	0	0	0	4	4	0.00	3.000																
Lindy McDaniel, R (9.1) <small>ERA: 6.08</small>	0.2	L	6	4	3	3	1	0	0	0	0	0	0	8	8	40.50	6.000																

Batter	1	2	3	4	5	6	7	8	9	AB	R	H	RBI	BB	SO	LOB	TOP			
Julio Gotay, R OBP: 0.341, SLG: 0.438 (1, 6)	0-0 4-3		0-0 F8			0-0 L4		0-0 G3		4	0	0	0	0	0	1	Houston Astros @ Philadelphia Phillies Connie Mack Stadium, Philadelphia, PA Tue Jul 04 1967, 7:05 PM EDT Unknown - 74 F			
Joe Morgan, L OBP: 0.406, SLG: 0.438 (1, 4)	0-0 F7		0-0 G3			0-0 L4		0-3 K		4	0	0	0	0	1					
Jimmy Wynn, R OBP: 0.348, SLG: 0.529 (1, 8)	4-0 1B BB			0-0 6-3		0-0 5-3			0-0 P6	3	0	0	0	1	0					
Rusty Staub, L OBP: 0.370, SLG: 0.485 (1, 9)	0-0 1-2 1B			0-0 1B			0-3 K		0-0 F8	4	0	2	0	0	1	0				
Eddie Mathews, L OBP: 0.339, SLG: 0.372 (1, 3)	0-3 K			0-0 F7			0-0 F3		0-0 1B	2	0	0	0	0	1	3				
Chuck Harrison, R OBP: 0.280, SLG: 0.316 (7, PH)				0-0 F8			4-0 BB		0-0 F9	2	0	1	0	0	0	0				
Bob Aspromonte, R OBP: 0.350, SLG: 0.399 (1, 5)		0-0 F9		0-0 F8			0-0 BB		0-0 F9	3	0	0	0	1	0	2				
Ron Davis, R OBP: 0.257, SLG: 0.349 (1, 7)		0-0 F9			0-0 L8		0-0 1-3			3	0	0	0	0	0	1				
Ron Brand, R OBP: 0.296, SLG: 0.243 (1, 2)		0-0 F9			4-0 L6-3 BB			0-0 P4		2	0	0	0	1	0	0				
Dave Giusti, R OBP: 0.119, SLG: 0.150 (1, 1)			0-0 F8		0-0 L6-3			0-0 E8		0	0	0	0	0	0	0				
Larry Sherry, R OBP: 0.167, SLG: 0.167 (2, 1)										1	0	0	0	0	0	0				
Bob Lillis, R OBP: 0.107, SLG: 0.119 (5, PH)										0	0	0	0	0	0	1				
Barry Latman, R OBP: 0.059, SLG: 0.059 (5, 1)										0	0	0	0	0	0	0				
Jackie Brandt, R OBP: 0.059, SLG: 0.059 (8, PH)										1	0	0	0	0	0	0				
Dan Schneider, L OBP: 0.059, SLG: 0.059 (8, 1)										0	0	0	0	0	0	0				
Inning Stats	R: 0 E: 0 K: 1 S: 6	H: 1 LOB: 2 BB: 1 P: 10	R: 0 E: 0 K: 0 S: 3	H: 0 LOB: 0 BB: 0 P: 3	R: 0 E: 0 K: 0 S: 3	H: 0 LOB: 0 BB: 0 P: 3	R: 0 E: 0 K: 0 S: 4	H: 1 LOB: 1 BB: 0 P: 4	R: 0 E: 0 K: 0 S: 2	H: 0 LOB: 0 BB: 1 P: 6	R: 0 E: 0 K: 0 S: 3	H: 0 LOB: 1 BB: 1 P: 9	R: 0 E: 0 K: 1 S: 6	H: 0 LOB: 0 BB: 0 P: 6	R: 0 E: 0 K: 0 S: 4	H: 1 LOB: 1 BB: 0 P: 4	1B: 3 2B: 1 3B: 0 HR: 0	SF: 0 SAC: 0 DP: 1 HBP: 0	WP: 0 PB: 0 SB: 0 CS: 0	PA: 33
PITCHER Chris Short, L ERA: 2.32 (1, 1)	IP: 9.0 WLS: W BF: 33 H: 3 R: 0 ER: 0 SO: 3 BB: 3 IBB: 0 HBP: 0 BLK: 0 WP: 0 HR: 0 S: 36 P: 48 ERA: 0.00 WHIP: 0.667																			

AB	30
R	0
H	3
RBI	0
BB	3
SO	3
LOB	9



Batter	1	2	3	4	5	6	7	8	9	AB	R	H	RBI	BB	SO	LOB	BOTTOM			
Tony Gonzalez, L OBP: 0.384, SLG: 0.461 (1, 7)	0-0 F6	0-0 SF9		1-0 E HBP		0-0 P6		0-0 3B 1B		3	1	1	1	0	0	0	Houston Astros @ Philadelphia Phillies Connie Mack Stadium, Philadelphia, PA Tue Jul 04 1967, 7:05 PM EDT Unknown - 74 F			
John Briggs, L OBP: 0.284, SLG: 0.338 (1, 8)	0-0 P4	4-0 3H BB		4-0 1-3 2H BB		4-0 HBP 1B SF8 BB		0-0 1H 1B 3B		2	2	1	1	3	0	0				
Dick Allen, R OBP: 0.423, SLG: 0.546 (1, 5)	0-3 K	0-0 F9		0-3 K		0-0 HBP 1B		0-0 5-3		5	0	1	0	0	2	4				
Cookie Rojas, R OBP: 0.252, SLG: 0.260 (9, 4)										0	0	0	0	0	0	0				
Johnny Callison, L OBP: 0.366, SLG: 0.464 (1, 9)		0-0 1B 1B	4-0 S BB	0-0 4-3		1-0 HBP		0-3 K		2	1	1	0	1	0	2				
Don Lock, R OBP: 0.384, SLG: 0.562 (7, 8)						1-2 2-3 HBP				1	0	0	0	0	1	1				
Bill White, L OBP: 0.274, SLG: 0.270 (1, 3)		0-0 1-3 1B 1B	0-0 P5		0-3 K		0-0 SF8		0-0 1B	4	1	2	2	0	1	1				
Clay Dalrymple, L OBP: 0.279, SLG: 0.261 (1, 2)		4-0 1B 1-2 E BB	0-3 K		4-0 1B BB		0-0 3-4-1		0-3 K	3	1	0	0	2	2	4				
Tony Taylor, R OBP: 0.332, SLG: 0.364 (1, 4)		0-0 1-3 2H 3H E 1B	0-0 1-3		0-0 1-2 1B		0-0 5-3			4	1	2	2	0	0	1				
Bobby Wine, R OBP: 0.232, SLG: 0.258 (1, 6)		0-0 SH1-4 1H SF9 3H		0-0 SH1 E 1B		0-3 K		0-0 F7		4	2	1	1	0	1	2				
Chris Short, R OBP: 0.156, SLG: 0.161 (1, 1)		0-0 SH1-4		0-0 SH1		0-0 L3		0-0 P6		2	0	0	0	0	0	2				
Inning Stats	R: 0 E: 0 K: 1 S: 5	H: 0 LOB: 0 BB: 0 P: 5	R: 5 E: 1 K: 0 S: 7	H: 3 LOB: 1 BB: 2 P: 15	R: 0 E: 0 K: 1 S: 5	H: 0 LOB: 1 BB: 1 P: 9	R: 1 E: 1 K: 1 S: 6	H: 1 LOB: 2 BB: 1 P: 11	R: 0 E: 0 K: 2 S: 8	H: 1 LOB: 2 BB: 1 P: 12	R: 1 E: 0 K: 0 S: 4	H: 1 LOB: 0 BB: 1 P: 9	R: 0 E: 0 K: 0 S: 3	H: 0 LOB: 0 BB: 0 P: 3	R: 2 E: 0 K: 2 S: 10	H: 3 LOB: 1 BB: 0 P: 10	1B: 8 2B: 0 3B: 1 HR: 0	SF: 2 SAC: 2 DP: 0 HBP: 2	WP: 1 PB: 0 SB: 1 CS: 0	PA: 42
PITCHER Dave Giusti, R ERA: 3.89 (1, 1)	IP: 1.2 WLS: L BF: 11 H: 3 R: 5 ER: 3 SO: 1 BB: 2 IBB: 0 HBP: 0 BLK: 0 WP: 0 HR: 0 S: 11 P: 19 ERA: 16.20 WHIP: 3.000																			
Larry Sherry, R ERA: 5.93 (2, 1)	2.1 WLS: L BF: 11 H: 1 R: 1 ER: 0 SO: 2 BB: 2 IBB: 0 HBP: 1 BLK: 0 WP: 0 HR: 0 S: 12 P: 21 ERA: 0.00 WHIP: 1.286																			
Barry Latman, R ERA: 3.99 (5, 1)	3.0 WLS: L BF: 14 H: 2 R: 1 ER: 1 SO: 2 BB: 2 IBB: 0 HBP: 1 BLK: 0 WP: 0 HR: 0 S: 15 P: 24 ERA: 3.00 WHIP: 1.333																			
Dan Schneider, L ERA: 3.38 (8, 1)	1.0 WLS: L BF: 6 H: 3 R: 2 ER: 2 SO: 2 BB: 0 IBB: 0 HBP: 0 BLK: 0 WP: 0 HR: 0 S: 10 P: 10 ERA: 18.00 WHIP: 3.000																			

AB	30
R	9
H	9
RBI	7
BB	6
SO	7
LOB	17



Batter	1	2	3	4	5	6	7	8	9	10	11	AB	R	H	RBI	BB	SO	LOB	TOP			
Ron Davis, R OBP: 0.255, SLG: 0.344 (1, 7)	5-3		F5			F8		HR		P2		5	1	1	0	0	0	1				
Joe Morgan, L OBP: 0.404, SLG: 0.432 (1, 4)	K			P5		F2		L9		1B		5	0	1	0	0	1	2				
Jimmy Wynn, R OBP: 0.346, SLG: 0.534 (1, 8)	K			F7		K		HR		P6		5	1	1	2	0	2	2				
Rusty Staub, L OBP: 0.378, SLG: 0.498 (1, 9)		BB				F9		2B		1B		4	1	3	0	1	0	0				
Eddie Matthews, L OBP: 0.339, SLG: 0.369 (8, PH)	F9				BB			K		FC4-6		2	0	0	0	1	1	2				
John Bateman, R OBP: 0.248, SLG: 0.268 (8, PR)										2B		1	0	1	1	0	0	0				
Chuck Harrison, R OBP: 0.278, SLG: 0.313 (8, 3)										1B		1	0	0	0	0	0	2				
Bob Aspromonte, R OBP: 0.351, SLG: 0.397 (1, 5)	K				K			FC4-6				4	0	1	0	1	2	3				
Dave Adlesh, R OBP: 0.190, SLG: 0.154 (1, 2)	K				F8					FC5-6		5	0	0	0	0	1	5				
Bob Lillis, R OBP: 0.150, SLG: 0.105 (7, 1)	5-3									G1-6-3		2	0	0	0	0	1	1				
Carroll Sembera, R OBP: 0.167, SLG: 0.167 (11, PH)												1	0	0	0	0	0	0				
Wade Blasingame, L OBP: 0.250, SLG: 0.100 (11, 1)												1	0	0	0	0	0	1				
Barry Latman, R OBP: 0.167, SLG: 0.167 (1, 1)												0	0	0	0	0	0	0				
Don Wilson, R OBP: 0.135, SLG: 0.135 (5, 1)												1	0	0	0	0	1	0				
Dave Eilers, R OBP: 0.229, SLG: 0.287 (7, PH)												3	0	1	0	0	0	0				
Sonny Jackson, L OBP: 0.229, SLG: 0.235 (7, PH)												1	0	0	0	0	0	2				
Inning Stats	R: 0 E: 0 K: 2 S: 7	H: 0 LOB: 0 BB: 0 P: 7	R: 0 E: 0 K: 2 S: 7	H: 0 LOB: 1 BB: 1 P: 11	R: 0 E: 0 K: 1 S: 5	H: 0 LOB: 0 BB: 0 P: 5	R: 0 E: 0 K: 0 S: 3	H: 0 LOB: 0 BB: 0 P: 3	R: 0 E: 0 K: 2 S: 7	H: 0 LOB: 1 BB: 1 P: 11	R: 0 E: 0 K: 1 S: 6	H: 1 LOB: 2 BB: 1 P: 10	R: 3 E: 0 K: 0 S: 7	H: 4 LOB: 1 BB: 0 P: 7	R: 0 E: 0 K: 0 S: 3	H: 0 LOB: 2 BB: 0 P: 3	R: 0 E: 0 K: 0 S: 5	H: 1 LOB: 0 BB: 0 P: 3	1B: 6 2B: 2 3B: 0 HR: 1	SF: 0 SAC: 1 DP: 1 HBP: 0	WP: 0 PB: 0 SB: 0 CS: 0	PA: 44
PITCHER	IP 7.2	WLS 0.0	BF 13	H 4	R 1	ER 1	SO 0	BB 0	IBB 0	HBP 0	BLK 0	WP 0	HR 0	S 13	P 13	ERA 2.70	WHIP 1.200					

Houston Astros @ Philadelphia Phillies
 Connie Mack Stadium, Philadelphia, PA
 Tue Jul 04 1967, 7:05 PM EDT
 Att. 16,368 - Unknown - 74 F

AB	41
R	3
H	9
RBI	3
BB	3
SO	9
LOB	21

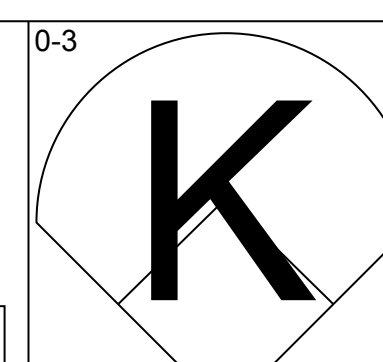
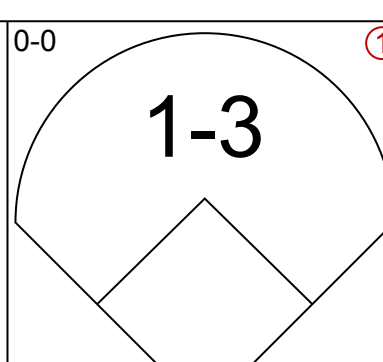
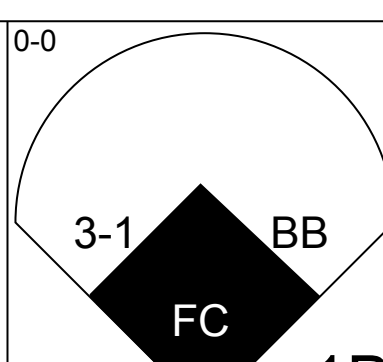
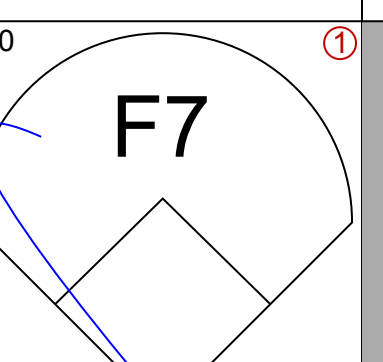
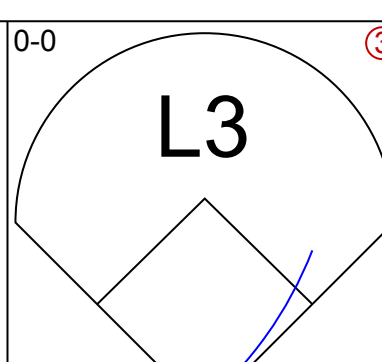
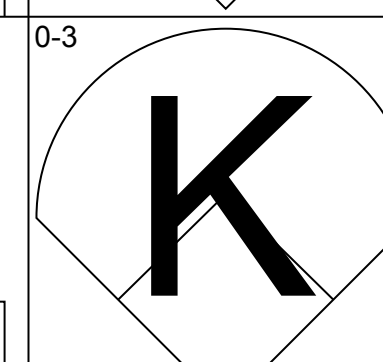
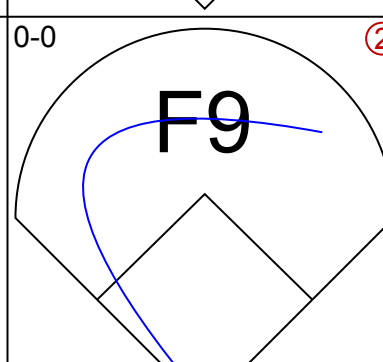
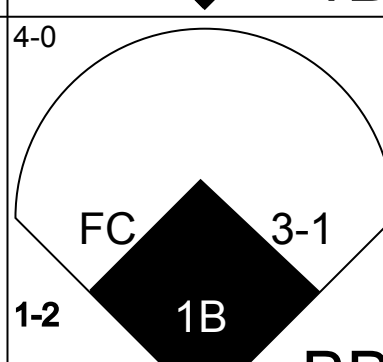
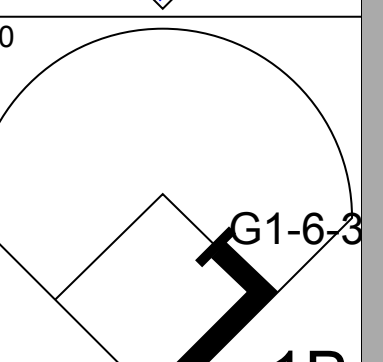
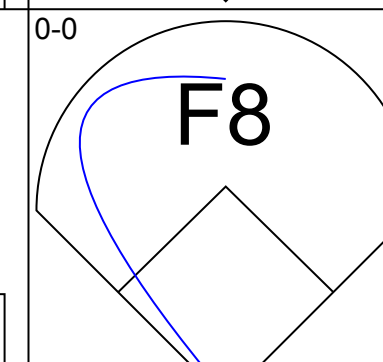
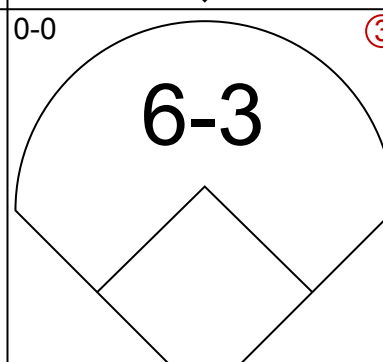
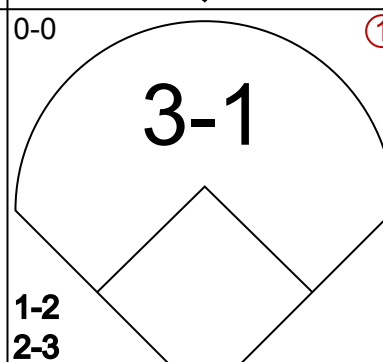
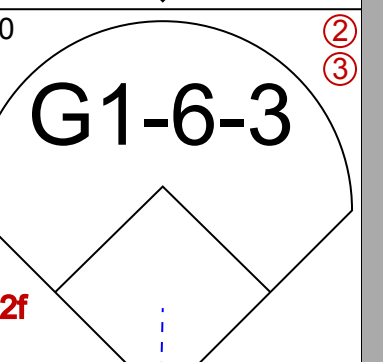
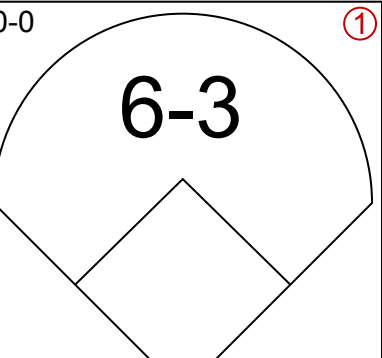
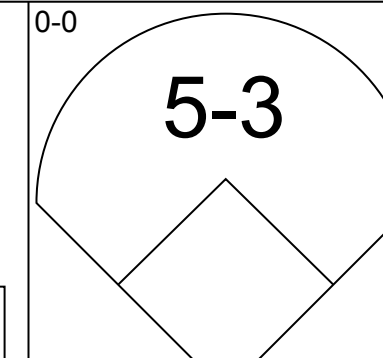
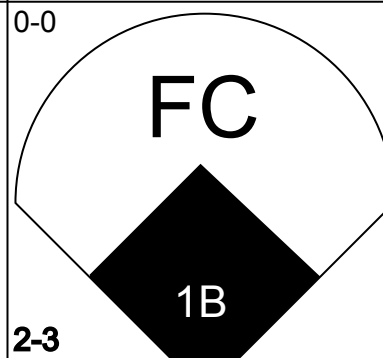
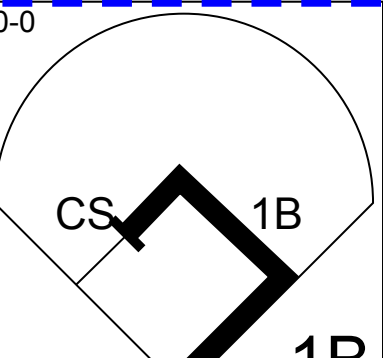
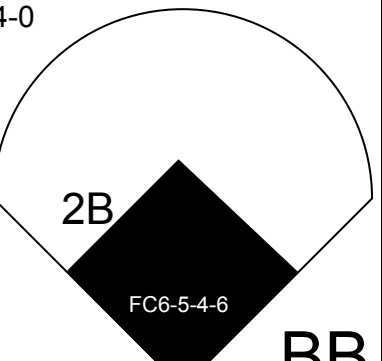
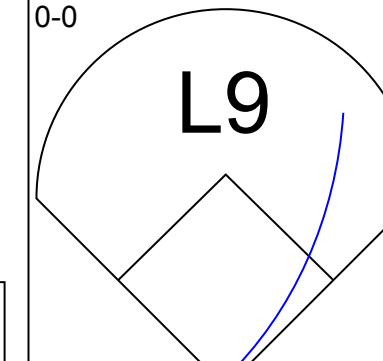
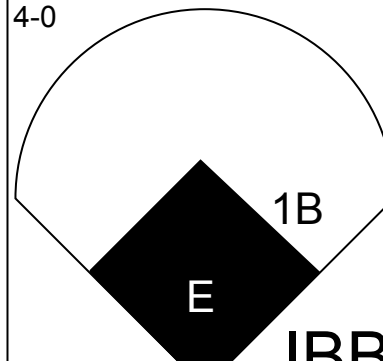
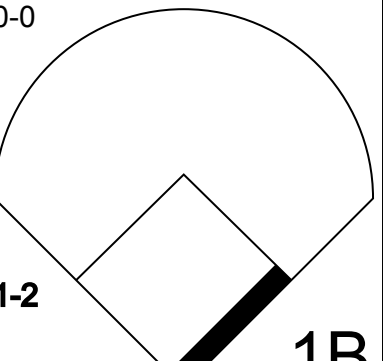
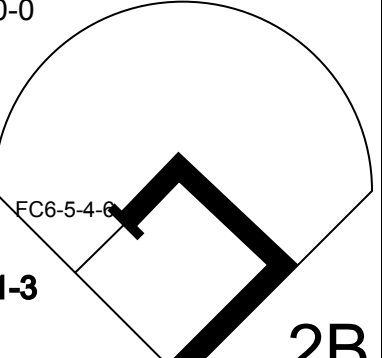
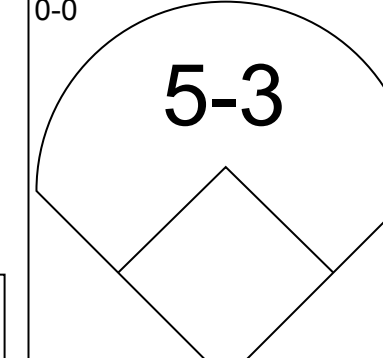
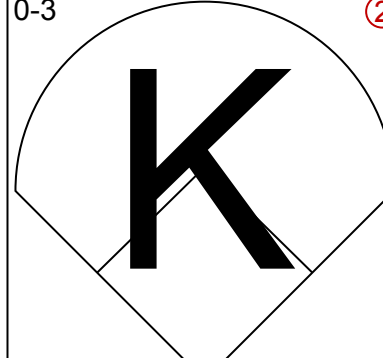
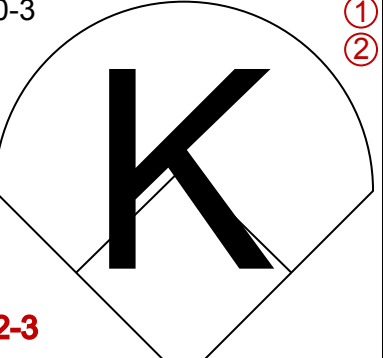
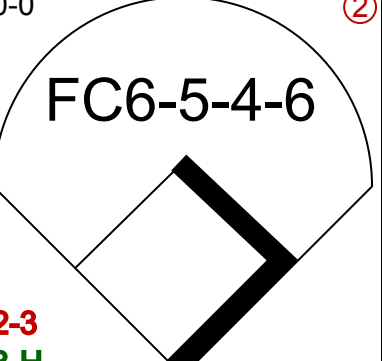
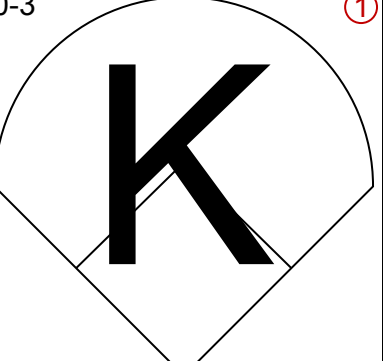
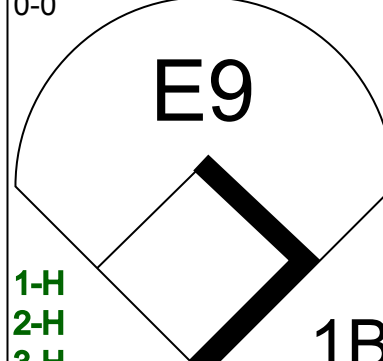
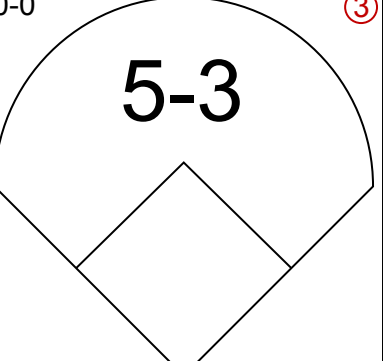
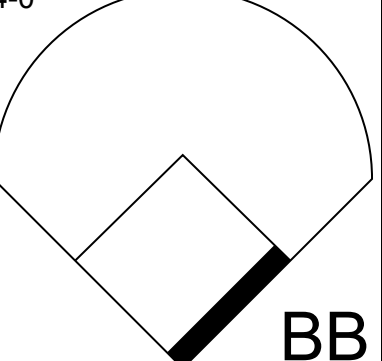
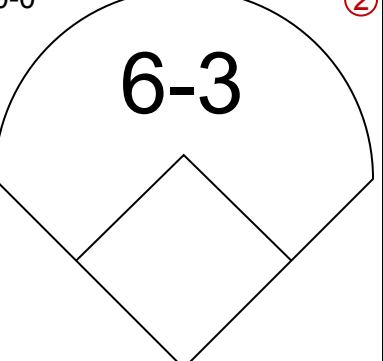
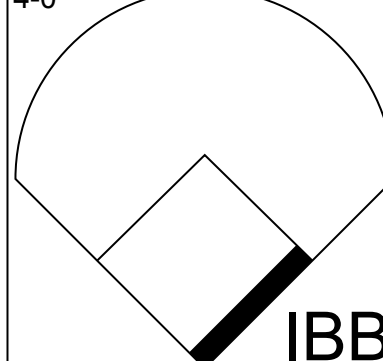
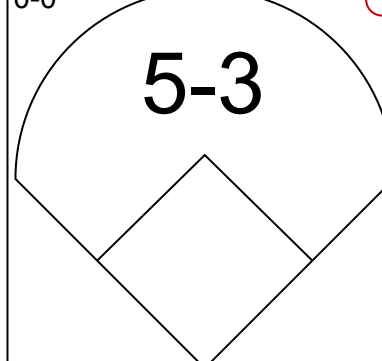

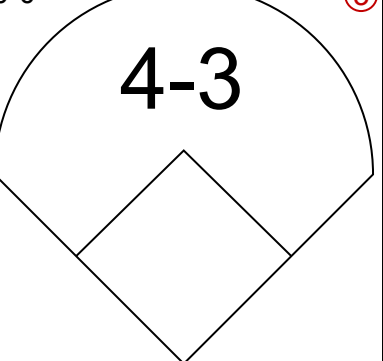

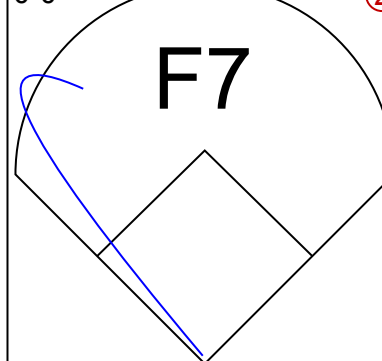


Batter	1	2	3	4	5	6	7	8	9	10	11	AB	R	H	RBI	BB	SO	LOB	BOTTOM			
Tony Gonzalez, L OBP: 0.379, SLG: 0.453 (1, 7)	4-3	F9		4-3		4-3				F8		6	0	1	0	0	0	0				
John Briggs, L OBP: 0.296, SLG: 0.341 (1, 8)	1B	K			PB			K				4	3	2	0	2	2	1				
Dick Allen, R OBP: 0.431, SLG: 0.547 (1, 5)	1B			CS		5-3				SH1-4		3	1	2	1	3	0	1				
Johnny Callison, L OBP: 0.370, SLG: 0.470 (1, 9)	1B			P4				F9		SH1-4		5	0	3	2	0	0	1				
Bill White, L OBP: 0.292, SLG: 0.263 (1, 3)	BB					P3		3-1		FC4-6		2	0	0	0	3	0	2				
Clay Dalrymple, L OBP: 0.253, SLG: 0.259 (1, 2)	BB					FC6				F8		1	0	0	1	4	0	2				
Tony Taylor, R OBP: 0.325, SLG: 0.357 (1, 4)	K			4-3		K				FC4-6		5	0	0	0	0	3	11				
Bobby Wine, R OBP: 0.225, SLG: 0.250 (10, PH)	K					F3		K				4	0	0	0	0	2	6				
Doug Clemens, L OBP: 0.244, SLG: 0.300 (11, 6)						FC6						1	0	0	0	0	1	0				
Gary Sutherland, R OBP: 0.311, SLG: 0.338 (11, 6)												0	0	0	0	0	0	0				
Jim Bunning, R OBP: 0.167, SLG: 0.091 (8, 1)		K				1-3						3	0	0	0	0	2	0				
Grant Jackson, S OBP: 0.167, SLG: 0.091 (8, 1)												0	0	0	0	0	0	0				
Larry Jackson, R OBP: 0.156, SLG: 0.136 (8, 1)												2	0	0	0	0	1	0				
Inning Stats	R: 2 E: 1 K: 2 S: 10	H: 3 LOB: 3 BB: 2 P: 18	R: 0 E: 0 K: 2 S: 7	H: 0 LOB: 0 BB: 0 P: 7	R: 0 E: 0 K: 0 S: 2	H: 0 LOB: 2 BB: 1 P: 14	R: 0 E: 0 K: 0 S: 3	H: 0 LOB: 0 BB: 0 P: 3	R: 1 E: 0 K: 1 S: 6	H: 1 LOB: 3 BB: 3 P: 18	R: 0 E: 0 K: 3 S: 10	H: 1 LOB: 1 BB: 1 P: 10	R: 0 E: 0 K: 0 S: 4	H: 1 LOB: 2 BB: 1 P: 8	R: 0 E: 0 K: 1 S: 5	H: 0 LOB: 0 BB: 0 P: 5	R: 1 E: 0 K: 0 S: 1	H: 1 LOB: 2 BB: 2 P: 9	1B: 7 2B: 1 3B: 0 HR: 0	SF: 0 SAC: 1 DP: 0 HBP: 0	WP: 0 PB: 1 SB: 3 CS: 2	PA: 49
PITCHER	IP 4.0	WLS 2.0	BF 16	H 2	R 0	ER 0	SO 5	BB 1	IBB 0	HBP 0	BLK 0	WP 0	HR 0	S 24	P 32	ERA 0.00	WHIP 0.750					

Houston Astros @ Philadelphia Phillies
 Connie Mack Stadium, Philadelphia, PA
 Tue Jul 04 1967, 7:05 PM EDT
 Att. 16,368 - Unknown - 74 F

AB	36
R	4
H	8
RBI	4
BB	12
SO	11
LOB	24

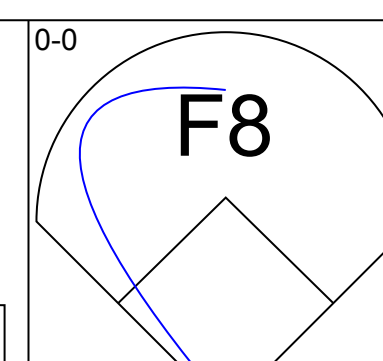
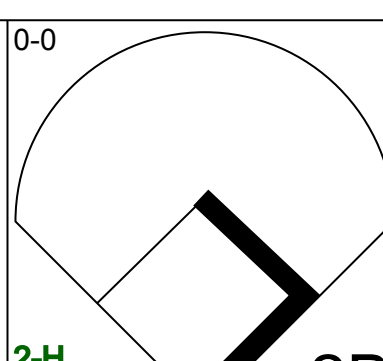
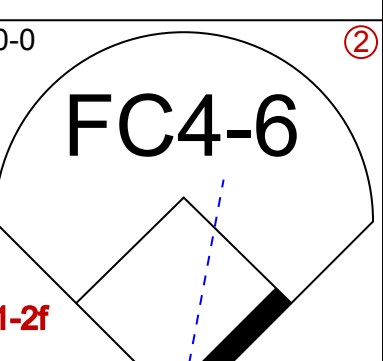
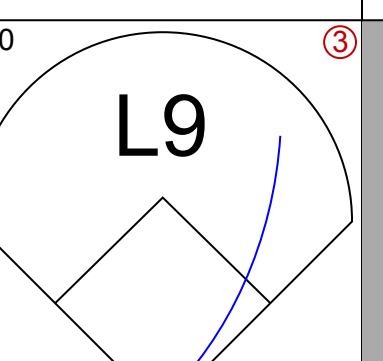
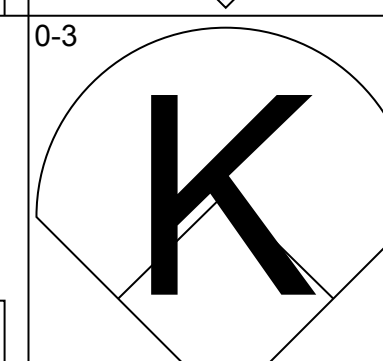
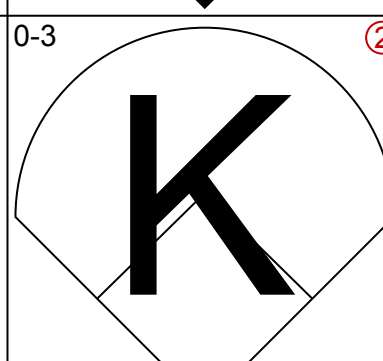
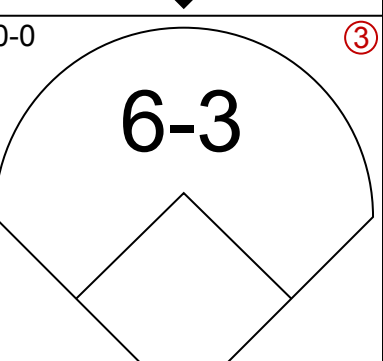
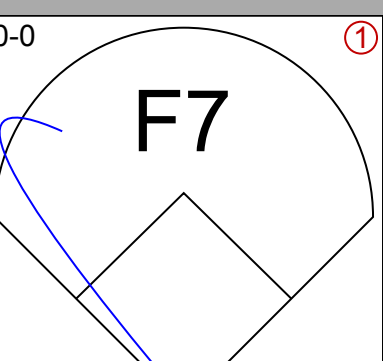
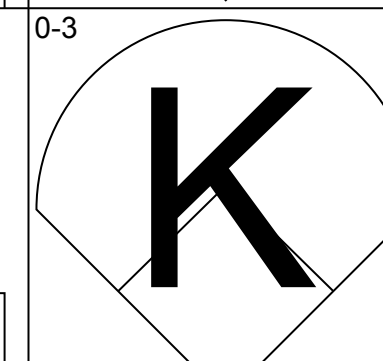
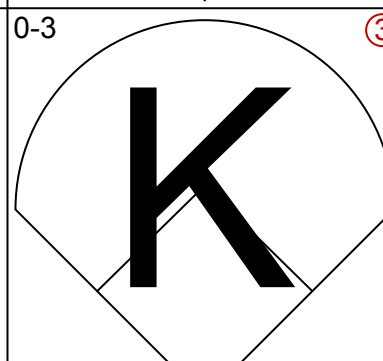
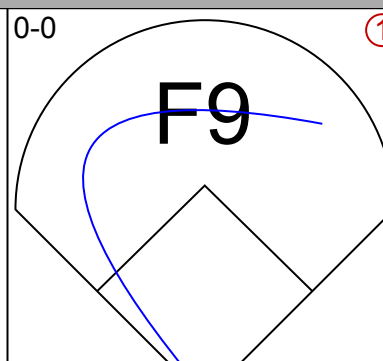
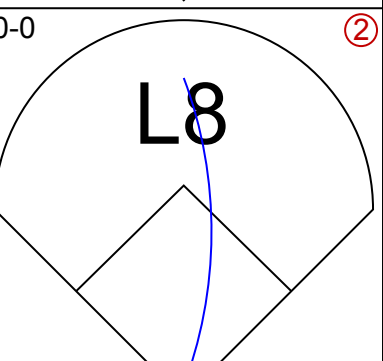
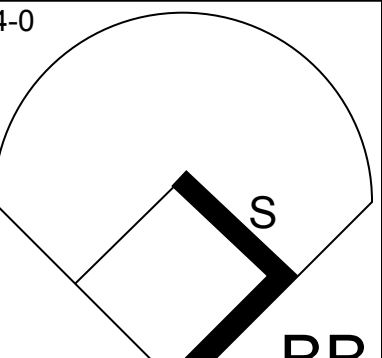
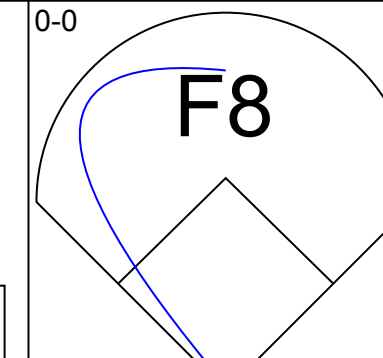
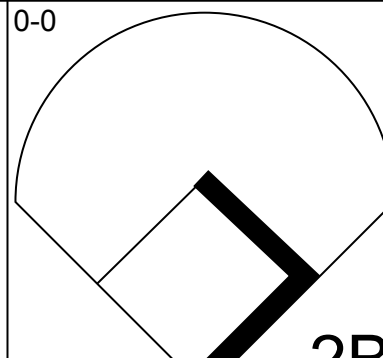
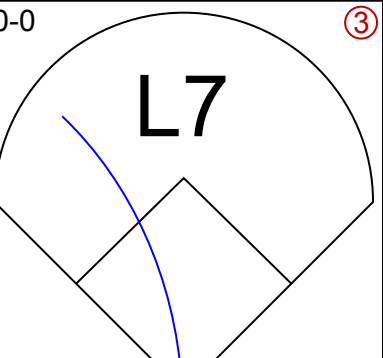
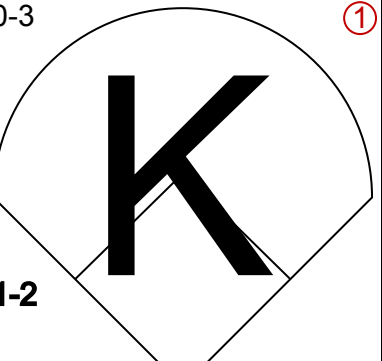
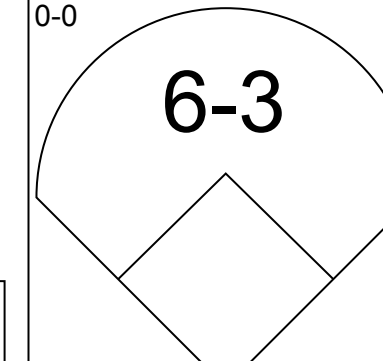
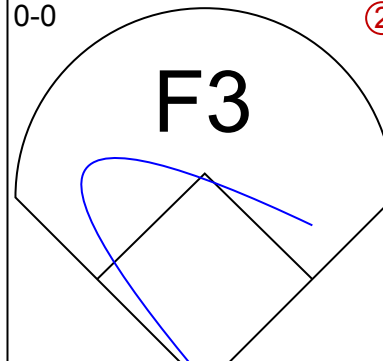
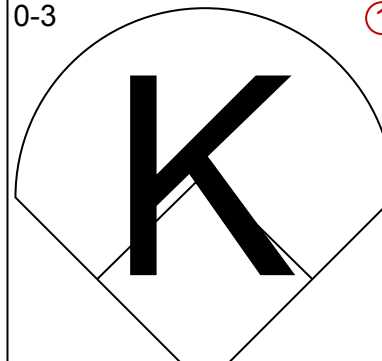
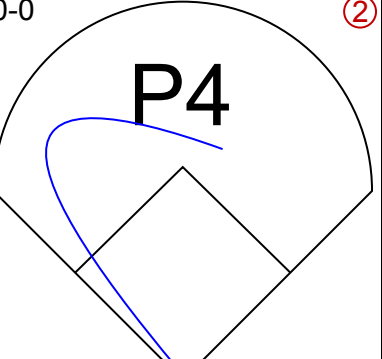
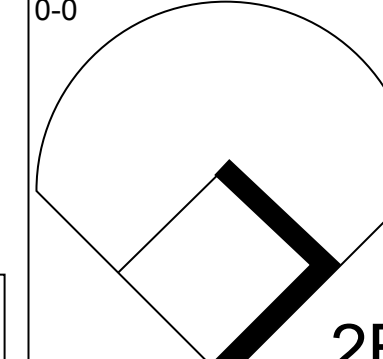
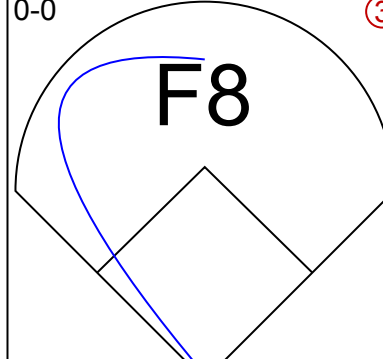
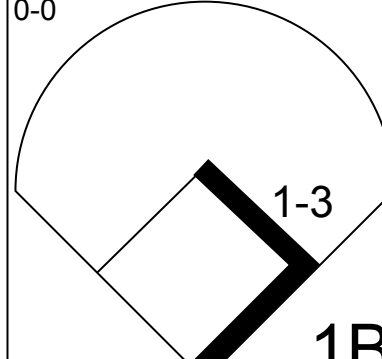
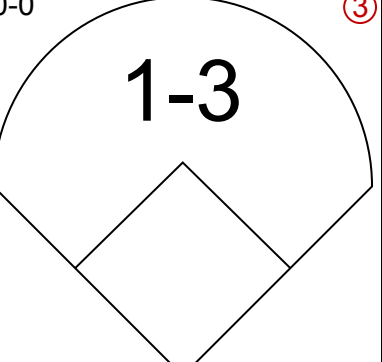
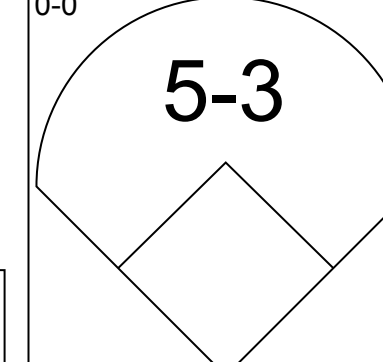
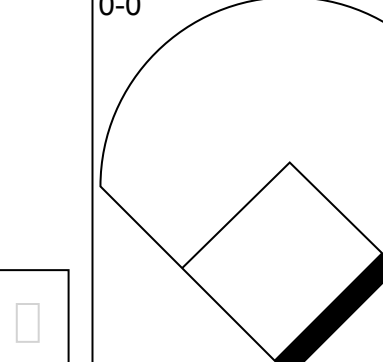
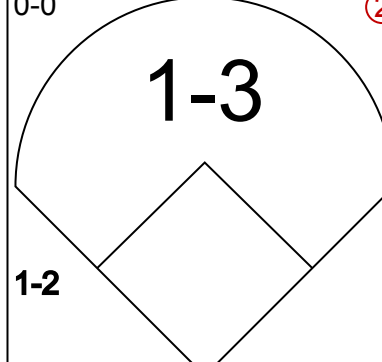
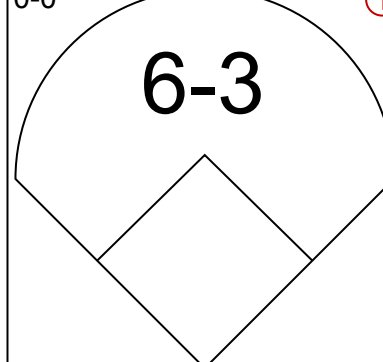
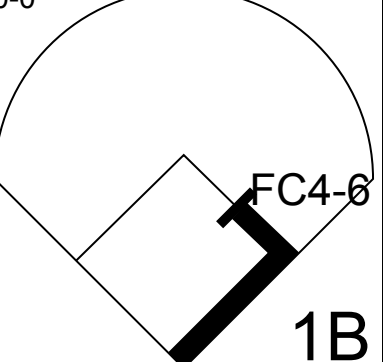
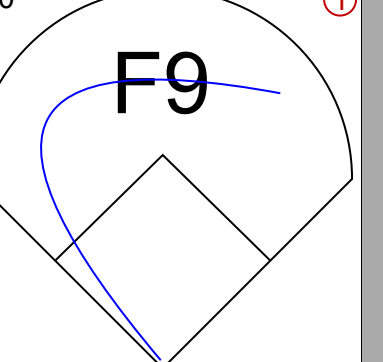
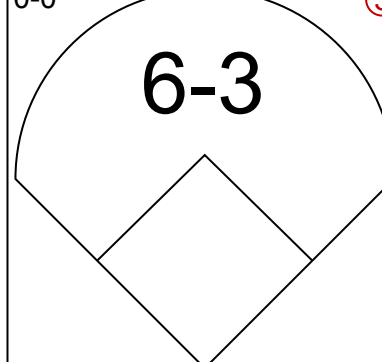
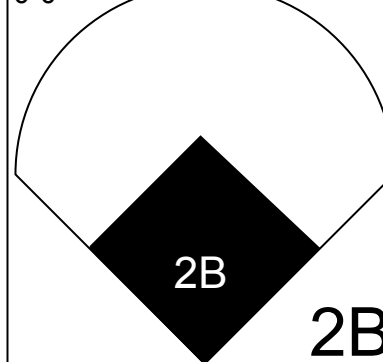
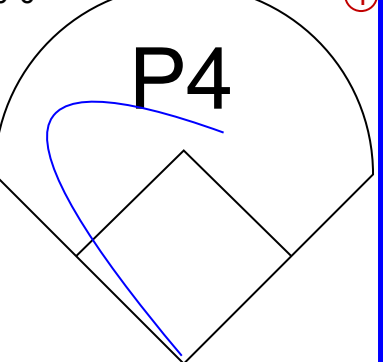
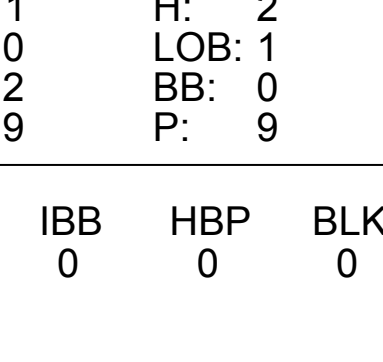


Batter	1	2	3	4	5	6	7	8	9	AB	R	H	RBI	BB	SO	LOB	TOP				
Lou Brock, L OBP: 0.302, SLG: 0.470 (1, 7)										5	1	1	0	0	1	0					
Bobby Tolan, L OBP: 0.373, SLG: 0.530 (1, 8)										3	1	1	0	1	1	0					
Roger Maris, L OBP: 0.355, SLG: 0.435 (1, 9)										4	0	0	0	0	0	3					
Orlando Cepeda, R OBP: 0.435, SLG: 0.554 (1, 3)										4	1	1	1	0	0	1					
Tim McCarver, L OBP: 0.421, SLG: 0.552 (1, 2)										2	2	1	0	2	0	0					
Mike Shannon, R OBP: 0.318, SLG: 0.406 (1, 5)										4	0	1	0	0	2	5					
Julian Javier, R OBP: 0.317, SLG: 0.407 (1, 4)										4	0	1	3	0	1	2					
Dal Maxvill, R OBP: 0.258, SLG: 0.247 (1, 6)										2	0	0	0	2	0	0					
Steve Carlton, L OBP: 0.176, SLG: 0.182 (1, 1)										4	0	0	0	0	2	4					
Inning Stats	R: 0 H: 0 E: 0 K: 2 S: 7	H: 0 LOB: 0 BB: 0 P: 7	R: 1 H: 1 E: 0 K: 1 S: 6	H: 2 LOB: 2 BB: 2 P: 14	R: 0 H: 0 E: 0 K: 0 S: 3	H: 0 LOB: 0 BB: 0 P: 3	R: 0 H: 0 E: 0 K: 0 S: 3	H: 0 LOB: 0 BB: 0 P: 3	R: 0 H: 0 E: 0 K: 1 S: 5	H: 0 LOB: 0 BB: 0 P: 5	R: 4 H: 2 E: 1 K: 2 S: 10	H: 2 LOB: 2 BB: 3 P: 22	R: 0 H: 1 E: 0 K: 0 S: 3	H: 1 LOB: 0 BB: 0 P: 3	R: 0 H: 2 E: 0 K: 1 S: 6	H: 2 LOB: 1 BB: 0 P: 6	R: 0 H: 0 E: 0 K: 0 S: 3	H: 0 LOB: 0 BB: 0 P: 3	1B: 5 2B: 2 3B: 0 HR: 0	SF: 0 SAC: 0 DP: 2 HBP: 0	WP: 0 PA: 37 PB: 0 SB: 0 CS: 1
PITCHER	IP	WLS	BF	H	R	ER	SO	BB	IBB	HBP	BLK	WP	HR	S	P	ERA	WHIP				
Larry Jackson, R ERA: 3.32 (1, 1)	5.2	L	25	3	5	4	5	3	1	0	0	0	0	31	47	6.35	1.059				
Dick Ellsworth, L ERA: 5.77 (6, 1)	1.1		5	1	0	0	1	0	1	0	0	0	0	6	10	0.00	0.750				
John Boozar, R ERA: 5.84 (8, 1)	2.0		7	2	0	0	1	0	0	0	0	0	0	9	9	0.00	1.000				

St. Louis Cardinals @ Philadelphia Phillies
 Connie Mack Stadium, Philadelphia, PA
 Fri Jul 07 1967, 7:05 PM EDT
 Att: 21,176 - Unknown

AB 32
 R 5
 H 6
 RBI 4
 BB 5
 SO 7
 LOB 15



Batter	1	2	3	4	5	6	7	8	9	AB	R	H	RBI	BB	SO	LOB	BOTTOM				
Tony Taylor, R OBP: 0.327, SLG: 0.361 (1, 3)										4	0	1	1	0	0	2					
Billy Cowan, R OBP: 0.200, SLG: 0.292 (1, 7)										4	0	0	0	0	2	2					
Dick Allen, R OBP: 0.424, SLG: 0.534 (1, 5)										4	0	0	0	0	2	1					
Don Lock, R OBP: 0.390, SLG: 0.556 (1, 8)										3	0	1	0	1	0	0					
Gene Oliver, R OBP: 0.333, SLG: 0.500 (1, 2)										4	0	0	0	0	2	2					
Johnny Callison, L OBP: 0.367, SLG: 0.467 (1, 9)										4	0	2	0	0	0	2					
Cookie Rojas, R OBP: 0.256, SLG: 0.264 (1, 4)										4	0	1	0	0	0	3					
Bobby Wine, R OBP: 0.233, SLG: 0.279 (1, 6)										4	0	1	0	0	0	2					
Larry Jackson, R OBP: 0.170, SLG: 0.174 (1, 1)										2	1	1	0	0	0	1					
Dick Ellsworth, L OBP: 0.111, SLG: 0.111 (6, 1)										0	0	0	0	0	0	0					
Gary Sutherland, R OBP: 0.309, SLG: 0.335 (7, PH)										1	0	0	0	0	0	1					
John Boozar, R OBP: 0.286, SLG: 0.167 (8, 1)										0	0	0	0	0	0	0					
Inning Stats	R: 0 H: 0 E: 0 K: 2 S: 7	H: 0 LOB: 0 BB: 0 P: 7	R: 0 H: 0 E: 0 K: 1 S: 5	H: 0 LOB: 1 BB: 1 P: 9	R: 1 H: 2 E: 0 K: 2 S: 9	H: 2 LOB: 1 BB: 0 P: 9	R: 0 H: 1 E: 0 K: 0 S: 4	H: 1 LOB: 1 BB: 0 P: 4	R: 0 H: 1 E: 0 K: 0 S: 4	H: 1 LOB: 1 BB: 0 P: 4	R: 0 H: 0 E: 0 K: 0 S: 3	H: 0 LOB: 0 BB: 0 P: 3	R: 0 H: 1 E: 0 K: 1 S: 6	H: 1 LOB: 1 BB: 0 P: 6	R: 0 H: 0 E: 0 K: 0 S: 3	H: 0 LOB: 0 BB: 0 P: 3	R: 0 H: 1 E: 0 K: 1 S: 6	H: 1 LOB: 1 BB: 0 P: 6	1B: 3 2B: 4 3B: 0 HR: 0	SF: 0 SAC: 0 DP: 0 HBP: 0	WP: 0 PA: 35 PB: 0 SB: 1 CS: 0
PITCHER	IP	WLS	BF	H	R	ER	SO	BB	IBB	HBP	BLK	WP	HR	S	P	ERA	WHIP				
Steve Carlton, L ERA: 3.31 (1, 1)	9.0	W	35	7	1	1	6	1	0	0	0	0	0	46	50	1.00	0.889				

St. Louis Cardinals @ Philadelphia Phillies
 Connie Mack Stadium, Philadelphia, PA
 Fri Jul 07 1967, 7:05 PM EDT
 Att: 21,176 - Unknown

AB 34
 R 1
 H 7
 RBI 1
 BB 1
 SO 6
 LOB 16



Batter	1	2	3	4	5	6	7	8	9	AB	R	H	RBI	BB	SO	LOB	TOP			
Tony Gonzalez, L (1, 8) OBP: 0.393, SLG: 0.487	4-0 BB BB	L8			F5			P4		3	0	0	0	1	0	2	Philadelphia Phillies @ Atlanta Braves Atlanta Stadium, Atlanta, GA Sat Jul 15 1967, 3:33 AM EDT Att: 21,118 - Unknown livebaseballscores.com			
Doug Clemens, L (1, 7) OBP: 0.255, SLG: 0.289	4-0 BB		F5		F7			F5		3	0	0	0	1	0	0				
Dick Allen, R (1, 5) OBP: 0.422, SLG: 0.545	0-3 K		0-3 K			0-3 K			0-0 HR	4	1	1	1	0	3	2				
Johnny Callison, L (1, 9) OBP: 0.351, SLG: 0.453	0-0 4-3		0-0 6-3			0-0 G3			0-0 F5	4	0	0	0	0	0	2				
Bill White, L (1, 3) OBP: 0.286, SLG: 0.270	0-3 K			0-0 HR		0-0 4-3			0-0 1-3	4	1	1	1	0	1	2				
Clay Dalrymple, L (1, 2) OBP: 0.286, SLG: 0.260		0-0 4-3		0-0 G1			0-0 P4		0-0 L4	4	0	0	0	0	0	0				
Tony Taylor, R (1, 4) OBP: 0.325, SLG: 0.358		4-0 1B BB		0-0 L4			0-0 6-3			2	0	0	0	1	0	0				
Bobby Wine, R (1, 6) OBP: 0.241, SLG: 0.273		0-0 FC5-4 1B		0-0 5-3			0-0 F2			3	0	1	0	0	0	0				
Chris Short, R (1, 1) OBP: 0.139, SLG: 0.143		0-0 FC5-4			0-3 K			0-0 4-3		2	0	0	0	0	1	2				
Chuck Hillier, L (8, PH) OBP: 0.121, SLG: 0.143		1-2								1	0	0	0	0	0	0				
Dick Hall, R (8, 1)		1-2								0	0	0	0	0	0	0				
Inning Stats	R: 0 E: 0 K: 2 S: 7	H: 0 LOB: 2 BB: 2 P: 15	R: 0 E: 0 K: 0 S: 4	H: 1 LOB: 2 BB: 1 P: 8	R: 0 E: 0 K: 1 S: 5	H: 0 LOB: 0 BB: 0 P: 5	R: 1 E: 0 K: 0 S: 4	H: 1 LOB: 0 BB: 0 P: 4	R: 0 E: 0 K: 1 S: 5	H: 0 LOB: 0 BB: 0 P: 5	R: 0 E: 0 K: 0 S: 3	H: 0 LOB: 0 BB: 0 P: 3	R: 0 E: 0 K: 0 S: 3	H: 0 LOB: 0 BB: 0 P: 3	R: 1 E: 0 K: 0 S: 4	H: 1 LOB: 0 BB: 0 P: 4	1B: 1 2B: 0 3B: 0 HR: 2	SF: 0 SAC: 0 DP: 0 HBP: 0	WP: 0 PB: 0 SB: 0 CS: 0	PA: 33
PITCHER	IP WLS BF H R ER SO BB IBB HBP BLK WP HR S P ERA WHIP																			
Pat Jarvis, R (1, 1) ERA: 3.97	9.0 W 33 3 2 2 5 3 0 0 0 0 2 40 52 2.00 0.667																			

Batter	1	2	3	4	5	6	7	8	9	AB	R	H	RBI	BB	SO	LOB	BOTTOM			
Felipe Alou, R (1, 3) OBP: 0.341, SLG: 0.441	0-0 WP SH4-3 1B	4-0 IBB			0-0 1-3			0-0 F2		3	0	1	0	1	0	0	Philadelphia Phillies @ Atlanta Braves Atlanta Stadium, Atlanta, GA Sat Jul 15 1967, 3:33 AM EDT Att: 21,118 - Unknown livebaseballscores.com			
Mack Jones, L (1, 8) OBP: 0.328, SLG: 0.431	0-0 SH4-3	0-0 4-3			0-3 K			0-3 K		3	0	0	0	0	2	2				
Hank Aaron, R (1, 9) OBP: 0.404, SLG: 0.626	0-0 P4		4-0 G6-4-3 BB		0-0 F7			0-0 P6		3	0	0	0	1	0	1				
Rico Carty, R (1, 7) OBP: 0.357, SLG: 0.453	0-0 L8		0-0 F3			0-0 P4		0-0 2B 1B		4	1	1	0	0	0	2				
Joe Torre, R (1, 2) OBP: 0.376, SLG: 0.550		0-0 HR	0-0 G6-4-3			0-0 6-3		0-0 HR 2B		4	2	2	2	0	0	1				
Clete Boyer, R (1, 5) OBP: 0.292, SLG: 0.406		4-0 2B 5-3 BB		0-0 F3		0-0 1B		0-0 HR		3	2	2	2	1	0	0				
Denis Menke, R (1, 6) OBP: 0.323, SLG: 0.326		0-0 F8		0-0 5-3 1B		0-0 5-3		0-0 P4		4	0	1	0	0	0	2				
Woody Woodward, R (1, 4) OBP: 0.296, SLG: 0.276		0-0 5-3 2B		0-0 5-3			0-0 L4			3	0	1	0	0	0	1				
Pat Jarvis, R (1, 1) OBP: 0.125, SLG: 0.103		0-0 5-3		0-3 K			0-0 6-3			3	0	0	1	0	1	2				
Inning Stats	R: 0 E: 0 K: 0 S: 4	H: 1 LOB: 1 BB: 0 P: 4	R: 2 E: 0 K: 0 S: 5	H: 2 LOB: 2 BB: 2 P: 13	R: 0 E: 0 K: 1 S: 6	H: 1 LOB: 1 BB: 0 P: 6	R: 0 E: 0 K: 1 S: 5	H: 0 LOB: 0 BB: 0 P: 5	R: 0 E: 0 K: 0 S: 4	H: 1 LOB: 1 BB: 0 P: 4	R: 0 E: 0 K: 0 S: 3	H: 0 LOB: 0 BB: 0 P: 3	R: 0 E: 0 K: 1 S: 8	H: 3 LOB: 0 BB: 0 P: 8	R: 3 E: 0 K: 1 S: 8	H: 3 LOB: 0 BB: 0 P: 8		1B: 4 2B: 2 3B: 0 HR: 2	SF: 0 SAC: 1 DP: 1 HBP: 0	WP: 1 PB: 0 SB: 0 CS: 0
PITCHER	IP WLS BF H R ER SO BB IBB HBP BLK WP HR S P ERA WHIP																			
Chris Short, L (1, 1) ERA: 2.42	7.0 L 28 5 2 2 2 2 0 0 0 0 1 29 41 2.57 1.000																			
Dick Hall, R (8, 1) ERA: 1.69	1.0 6 3 3 3 1 0 0 0 0 0 1 8 8 27.00 3.000																			

Batter	1	2	3	4	5	6	7	8	9	AB	R	H	RBI	BB	SO	LOB	TOP										
Tony Taylor, R OBP: 0.327, SLG: 0.360 (1, 3)	0-0 6-3 1B		0-0 F8		0-0 BB SF7 1B		SH3-4 FC6-4			4	1	2	0	0	0	3											
Billy Cowan, R OBP: 0.219, SLG: 0.387 Tony Gonzalez, L OBP: 0.394, SLG: 0.485 (7, PH) (7, 7)	0-0 6-3 1-2		0-0 4-3		0-0 BB 1B		4-0 2B BB	0-0 P5		3	0	1	0	0	0	1											
Dick Allen, R OBP: 0.425, SLG: 0.550 (1, 5)	0-0 P6		0-0 F9		4-0 BB 1-2 2-3		0-0 1B 2B	0-0 FC6-4 2B		4	1	2	2	1	0	1											
Don Lock, R OBP: 0.377, SLG: 0.528 (1, 8)	0-3 K			4-0 2B BB	0-0 SF7		0-0 F8	0-0 FC6-4 1B		3	1	0	1	1	1	3											
Gene Oliver, R OBP: 0.329, SLG: 0.477 (1, 2)		0-0 L8		0-3 K	0-0 5-3		0-0 E 1B 1B	0-0 1B		5	1	2	1	0	1	3											
Johnny Callison, L OBP: 0.351, SLG: 0.462 (1, 9)		0-0 HR		0-3 K		0-0 F7	0-0 E9 1B	0-0 L7		5	2	2	1	0	1	3											
Cookie Rojas, R OBP: 0.261, SLG: 0.270 (1, 4)	0-0 P4		0-0 S 1-H 2B		0-0 F8		0-0 1B 1B	0-0 6-3		5	0	2	3	0	0	0											
Bobby Wine, R OBP: 0.246, SLG: 0.273 (1, 6)	4-0 BB		0-0 6-3		0-3 K		0-0 K	0-0 5-3		4	0	1	0	1	1	1											
Jim Bunning, R OBP: 0.161, SLG: 0.304 (1, 1)	0-3 K		0-0 F8		0-0 F8		0-0 SH3-4 1B	0-3 K		5	1	2	0	0	2	1											
Inning Stats	R: 0 E: 0 K: 1 S: 6	H: 1 LOB: 1 BB: 0 P: 6	R: 1 E: 0 K: 1 S: 6	H: 1 LOB: 1 BB: 1 P: 10	R: 0 E: 0 K: 0 S: 3	H: 0 LOB: 0 BB: 0 P: 3	R: 1 E: 0 K: 2 S: 8	H: 1 LOB: 1 BB: 1 P: 12	R: 1 E: 0 K: 0 S: 5	H: 2 LOB: 2 BB: 1 P: 9	R: 0 E: 0 K: 1 S: 5	H: 0 LOB: 0 BB: 0 P: 5	R: 5 E: 1 K: 0 S: 10	H: 7 LOB: 3 BB: 1 P: 14	R: 0 E: 0 K: 0 S: 5	H: 2 LOB: 2 BB: 0 P: 5	R: 0 E: 0 K: 1 S: 5	H: 0 LOB: 0 BB: 0 P: 5	1B: 10 2B: 3 3B: 0 HR: 1	SF: 1 SAC: 1 DP: 0 HBP: 0	WP: 0 PA: 45 PB: 0 SB: 1 CS: 0						
PITCHER	IP	WLS	BF	H	R	ER	SO	BB	IBB	HBP	BLK	WP	HR	S	P	ERA	WHIP										
Gerry Arrigo, L ERA: 2.78 (1, 1)	5.0	L	23	5	3	3	4	3	0	0	0	0	1	28	14	5.40	1.600										
Bob Lee, R ERA: 5.0 (6, 1)	1.2		9	3	4	4	1	1	0	0	0	0	0	10	4	21.60	2.400										
Billy McCool, L ERA: 3.41 (7, 1)	0.0		4	4	1	1	0	0	0	0	0	0	0	4	4	∞	∞										
Don Nottebart, R ERA: 1.78 (7, 1)	1.1		6	2	0	0	0	0	0	0	0	0	0	6	6	0.00	1.500										
Jack Baldschun, R ERA: 5.87 (9, 1)	1.0		3	0	0	0	1	0	0	0	0	0	0	5	5	0.00	0.000										

Philadelphia Phillies @ Cincinnati Reds
Crosley Field, Cincinnati, OH
Sun Jul 16 1967, 3:33 AM EDT
Att: 15,512 - Unknown

AB	39
R	8
H	14
RBI	8
BB	4
SO	6
LOB	16



Batter	1	2	3	4	5	6	7	8	9	AB	R	H	RBI	BB	SO	LOB	BOTTOM										
Floyd Robinson, L OBP: 0.312, SLG: 0.341 (1, 9)	0-0 L8		0-3 K			0-3 K			0-0 P3	4	0	0	0	0	2	0											
Vada Pinson, L OBP: 0.305, SLG: 0.407 (1, 8)	4-0 L3-6 S BB		0-0 F9		0-0 4-3			0-0 1B		3	0	1	0	1	0	0											
Pete Rose, S OBP: 0.390, SLG: 0.490 (1, 4)	0-0 L3-6 1-3		0-0 1B		0-0 P6			0-0 F9		4	0	1	0	0	0	2											
Tony Perez, R OBP: 0.329, SLG: 0.531 (1, 5)		0-0 F9		0-0 1B	0-0 1-2 1B		4-0 G4-6-3 BB	0-3 K		3	0	1	0	1	1	1											
Deron Johnson, R OBP: 0.309, SLG: 0.449 (1, 3)		0-0 P3		0-3 K		0-0 G4-6-3		0-3 K		3	0	0	0	0	1	3											
Lee May, R OBP: 0.294, SLG: 0.395 (1, 7)		0-0 1B		0-3 K		0-3 K				3	0	1	0	0	2	2											
Tommy Helms, R OBP: 0.278, SLG: 0.321 (1, 6)		0-0 F3			0-0 5-3			0-0 P3		3	0	0	0	0	0	1											
Jimmie Coker, R OBP: 0.266, SLG: 0.360 (1, 2)			0-0 5-3		0-3 K			0-0 6-3		3	0	0	0	0	1	0											
Gerry Arrigo, L OBP: 0.141, SLG: 0.214 (5, PH) Mel Queen, L OBP: 0.273, SLG: 0.200 Bob Lee, R (6, 1) Billy McCool, R OBP: 0.351, SLG: 0.462 Don Nottebart, R (7, 1) Art Shamsky, L OBP: 0.305, SLG: 0.303 Jack Baldschun, R (9, 1)			0-0 F9		0-0 F9			0-3 K		1	0	0	0	0	0	0											
Inning Stats	R: 0 E: 0 K: 0 S: 2	H: 0 LOB: 0 BB: 1 P: 6	R: 0 E: 0 K: 0 S: 4	H: 1 LOB: 1 BB: 0 P: 4	R: 0 E: 0 K: 1 S: 5	H: 0 LOB: 0 BB: 0 P: 5	R: 0 E: 0 K: 2 S: 9	H: 2 LOB: 2 BB: 0 P: 9	R: 0 E: 0 K: 1 S: 5	H: 0 LOB: 0 BB: 0 P: 5	R: 0 E: 0 K: 1 S: 4	H: 0 LOB: 0 BB: 1 P: 8	R: 0 E: 0 K: 1 S: 5	H: 0 LOB: 0 BB: 0 P: 5	R: 0 E: 0 K: 1 S: 6	H: 1 LOB: 1 BB: 0 P: 6	1B: 4 2B: 1 3B: 0 HR: 0	SF: 0 SAC: 0 DP: 2 HBP: 0	WP: 0 PA: 31 PB: 0 SB: 1 CS: 0								
PITCHER	IP	WLS	BF	H	R	ER	SO	BB	IBB	HBP	BLK	WP	HR	S	P	ERA	WHIP										
Jim Bunning, R ERA: 3.11 (1, 1)	9.0	W	31	4	0	0	8	2	0	0	0	0	0	45	53	0.00	0.667										

Philadelphia Phillies @ Cincinnati Reds
Crosley Field, Cincinnati, OH
Sun Jul 16 1967, 3:33 AM EDT
Att: 15,512 - Unknown

AB	29
R	0
H	4
RBI	0
BB	2
SO	8
LOB	9



Batter	1	2	3	4	5	6	7	8	9	AB	R	H	RBI	BB	SO	LOB	TOP																
Tony Gonzalez, L (1, 8) OBP: 0.398, SLG: 0.487	F8		F9 BB 1B		5-3			E2 1B		5	1	3	1	0	0	0	Philadelphia Phillies @ Cincinnati Reds Crosley Field, Cincinnati, OH Mon Jul 17 1967, 3:33 AM EDT Att: 7,517 - Unknown																
Doug Clemens, L (1, 7) OBP: 0.286, SLG: 0.277	2B G3-2 BB		1B BB		G3			F2 HBP		2	0	0	0	2	0	1																	
Dick Allen, R (1, 5) OBP: 0.424, SLG: 0.550			F9 2-3				P4	K		4	1	1	0	1	1	4																	
Johnny Callison, L (1, 9) OBP: 0.355, SLG: 0.462	G3-2 3-H								K	4	1	2	1	1	1	2																	
Bill White, L (1, 3) OBP: 0.291, SLG: 0.269			P4 3-H						K	4	0	1	0	1	0	3																	
Clay Dalrymple, L (1, 2) OBP: 0.284, SLG: 0.259			F9 1-2							5	0	1	2	0	0	4																	
Tony Taylor, R (1, 4) OBP: 0.326, SLG: 0.356										3	1	0	0	1	1	2																	
Bobby Wine, R (1, 6) OBP: 0.247, SLG: 0.274										3	0	1	1	0	2	0																	
Chuck Hiller, L (8, PH) OBP: 0.119, SLG: 0.140										1	0	0	0	0	0	0																	
Gary Sutherland, R (8, 6) OBP: 0.302, SLG: 0.327										0	0	0	0	0	0	0																	
Larry Jackson, R (1, 1) OBP: 0.163, SLG: 0.167										2	0	0	0	0	2	1																	
Turk Farrell, R (5, 1) OBP: 0.167, SLG: 0.182										1	0	0	0	0	1	0																	
Don Lock, R (8, PH) OBP: 0.380, SLG: 0.528										0	1	0	0	1	0	0																	
Dick Hall, R (8, 1)										0	0	0	0	0	0	0																	
Inning Stats	R: 0 E: 0 K: 0 S: 3	H: 1 LOB: 1 BB: 1 P: 7	R: 1 E: 0 K: 1 S: 6	H: 2 LOB: 1 BB: 1 P: 10	R: 1 E: 0 K: 0 S: 5	H: 2 LOB: 2 BB: 1 P: 9	R: 0 E: 0 K: 3 S: 9	H: 0 LOB: 0 BB: 0 P: 9	R: 2 E: 0 K: 0 S: 4	H: 1 LOB: 2 BB: 3 P: 16	R: 0 E: 0 K: 2 S: 8	H: 1 LOB: 1 BB: 0 P: 8	R: 0 E: 0 K: 0 S: 4	H: 1 LOB: 1 BB: 0 P: 4	R: 1 E: 1 K: 1 S: 6	H: 2 LOB: 2 BB: 1 P: 11	R: 0 E: 0 K: 1 S: 5	H: 0 LOB: 0 BB: 0 P: 5	1B: 8 2B: 2 3B: 0 HR: 0	SF: 0 SAC: 0 DP: 2 HBP: 1	WP: 0 PB: 0 SB: 4 CS: 0	PA: 42											
PITCHER	IP WLS BF H R ER SO BB IBB HBP BLK WP HR S P ERA WHIP																																
Sammy Ellis, R (1, 1) ERA: 3.95	7.2	37	9	5	5	6	7	0	0	0	0	0	0	42	70	5.87	2.087																
Ted Abernathy, R (8, 1) ERA: 1.48	1.1	W 5	0	0	0	2	0	0	1	0	0	0	8	9	0.00	0.000																	

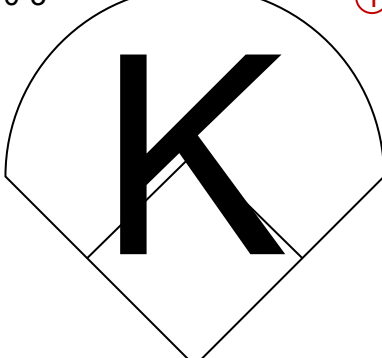
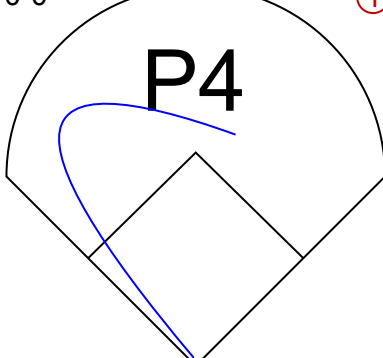
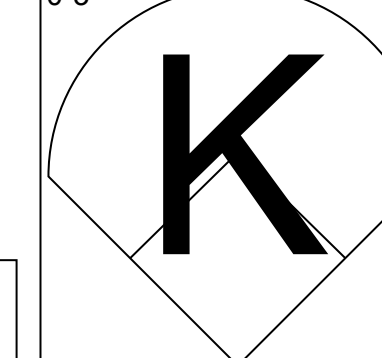
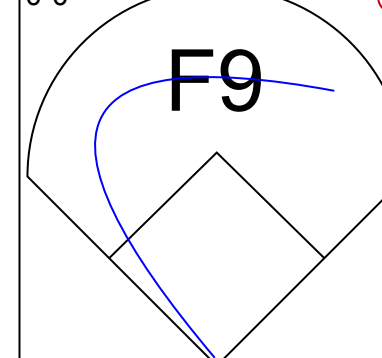
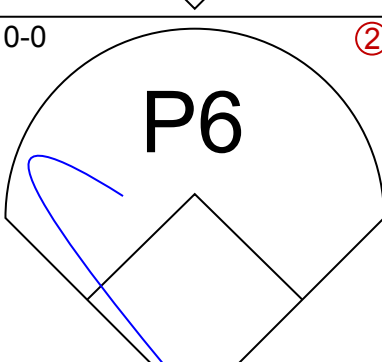
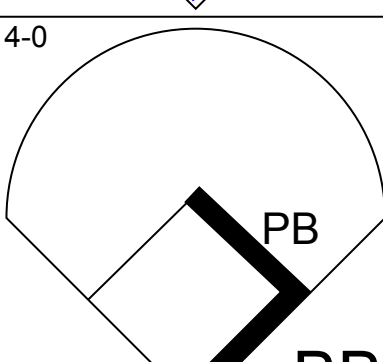
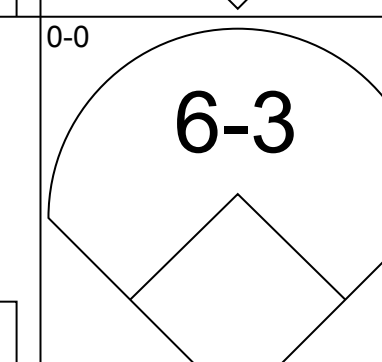
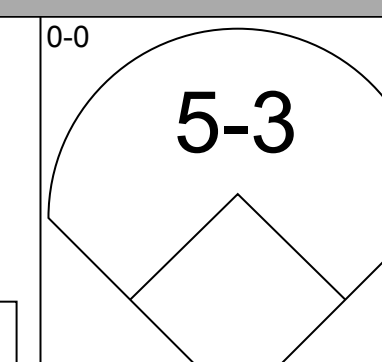
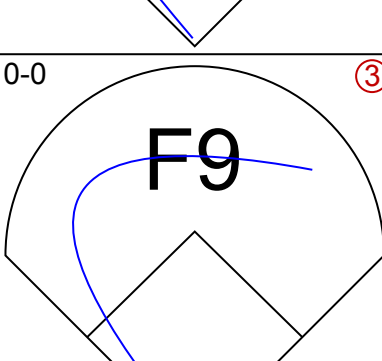
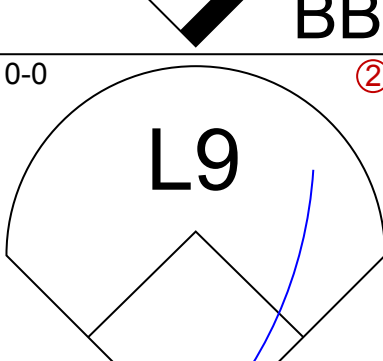
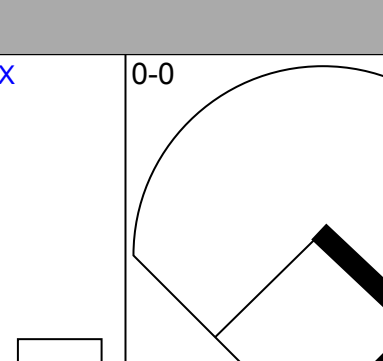
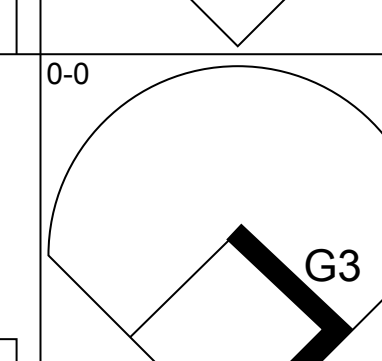
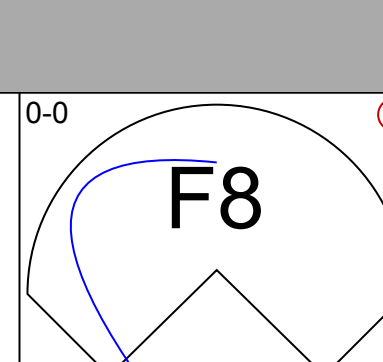
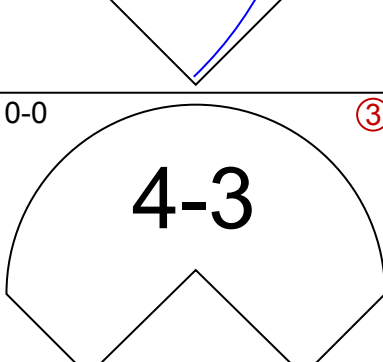
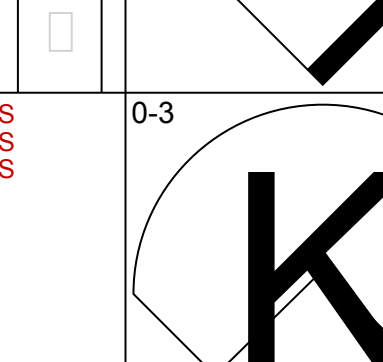
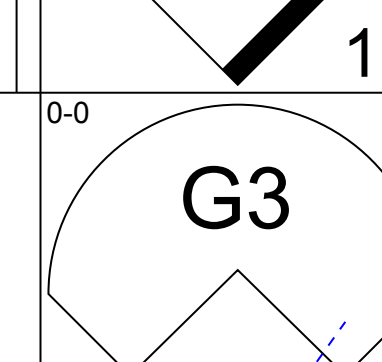
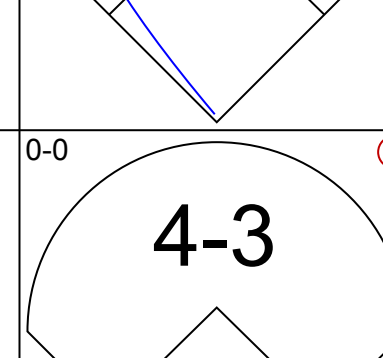
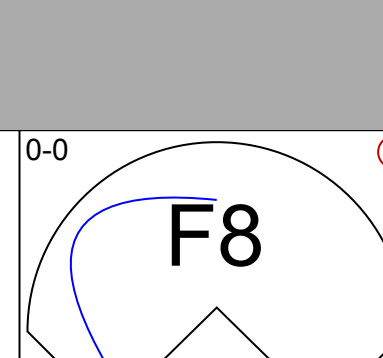
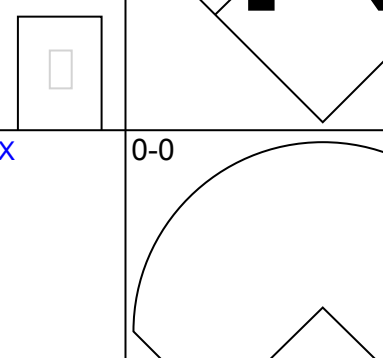
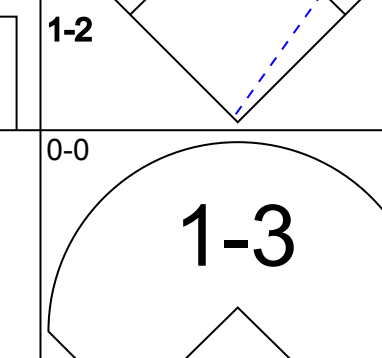
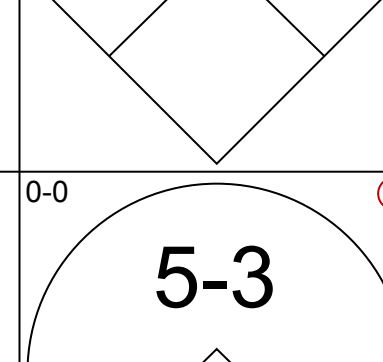
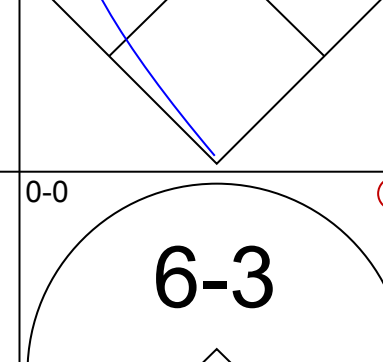
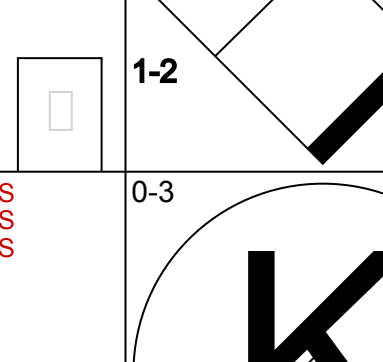
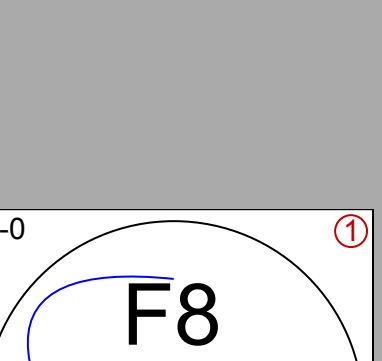
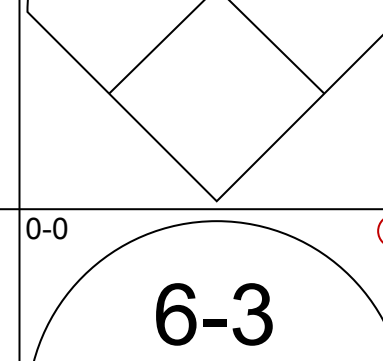
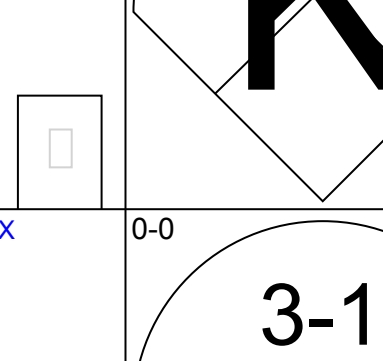
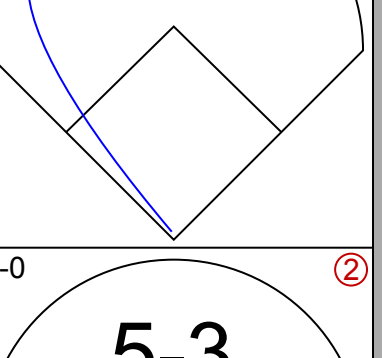
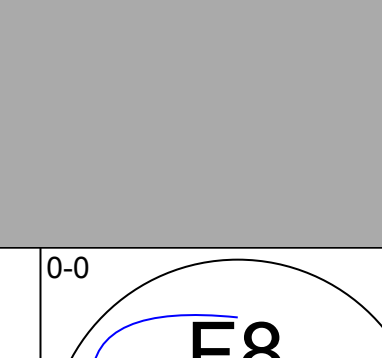
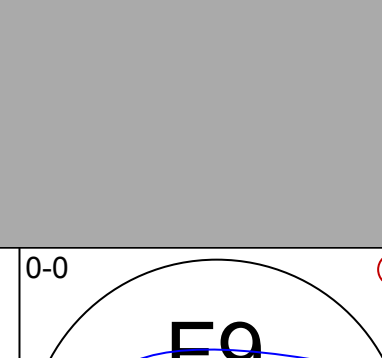
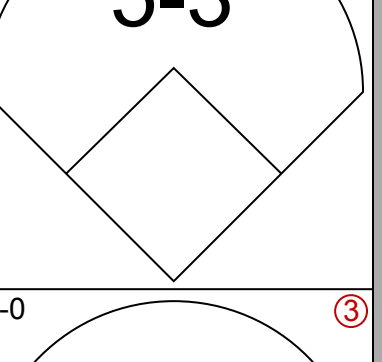
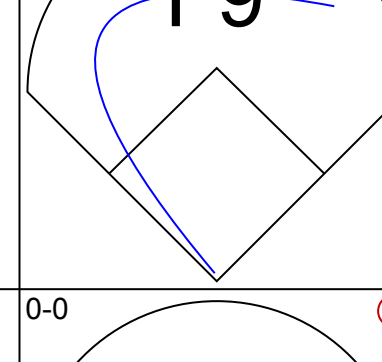
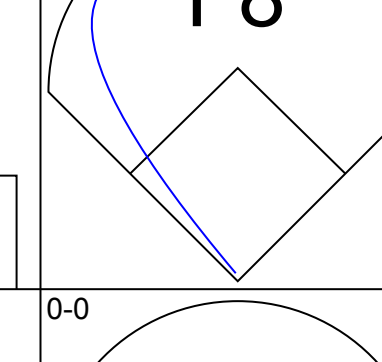
AB	34
R	5
H	9
RBI	5
BB	7
SO	8
LOB	17

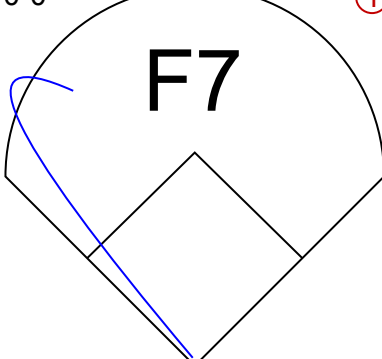
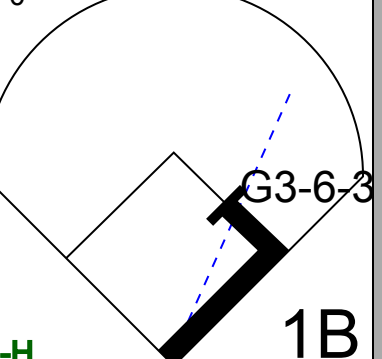
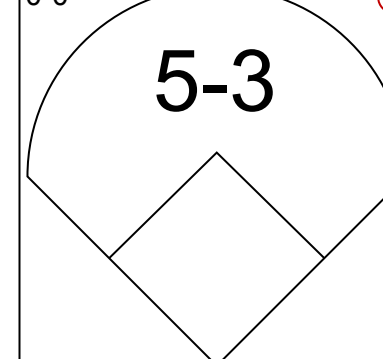
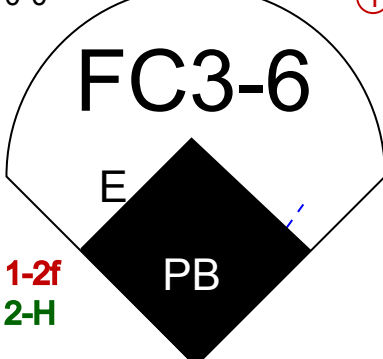
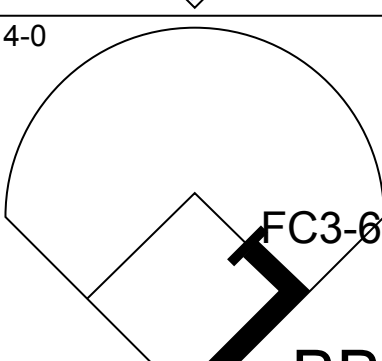
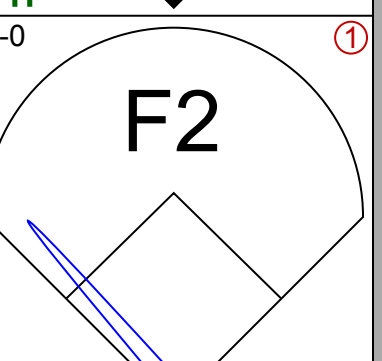
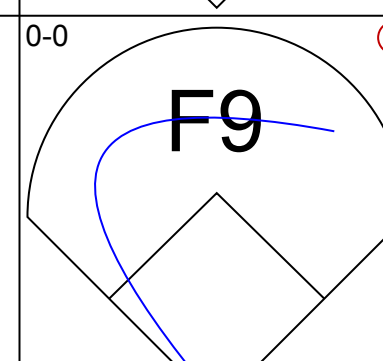
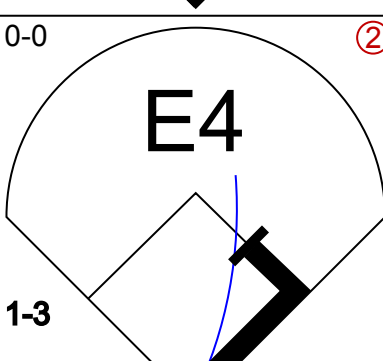
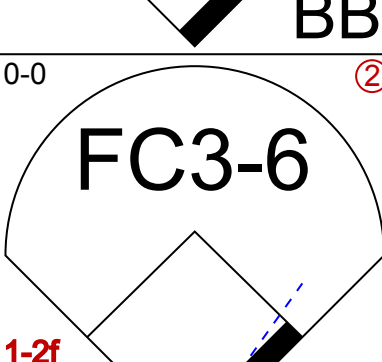
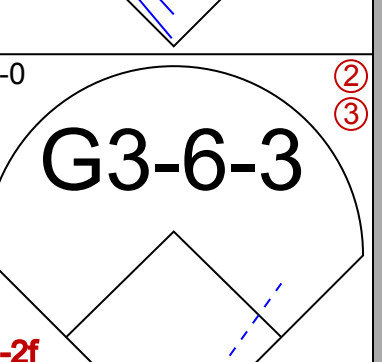
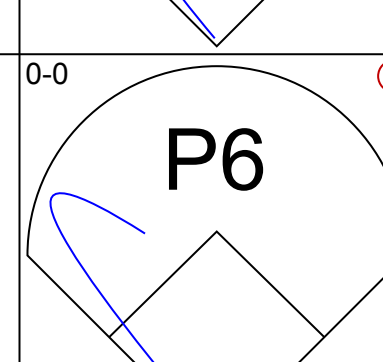
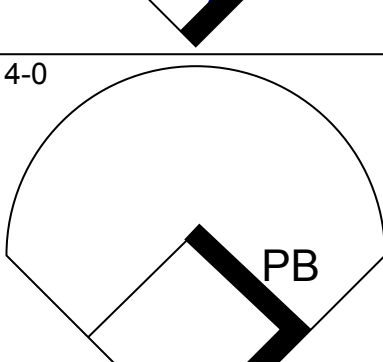
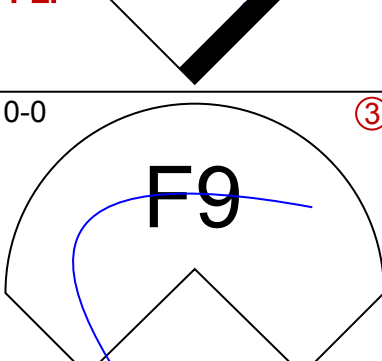
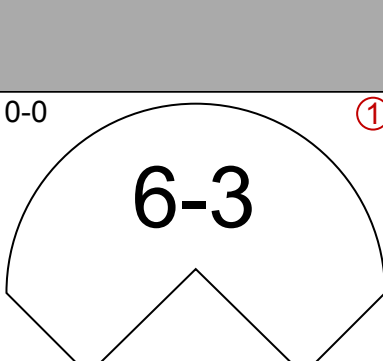
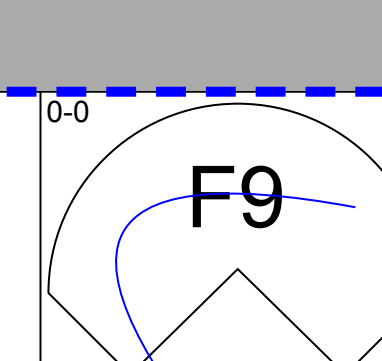
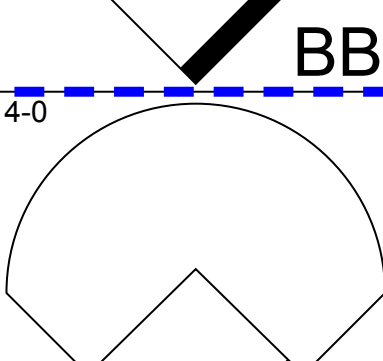
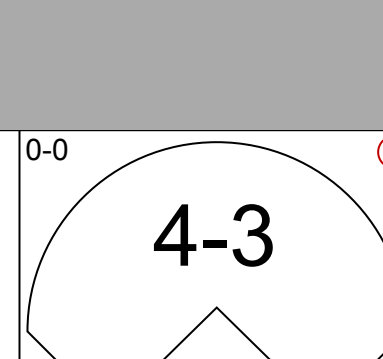
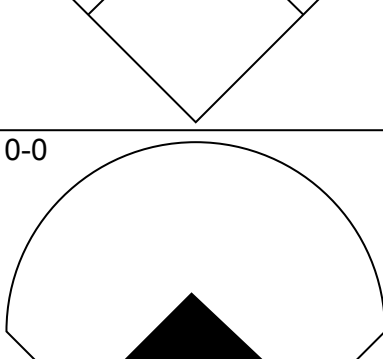
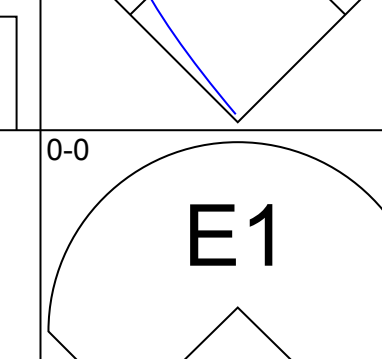
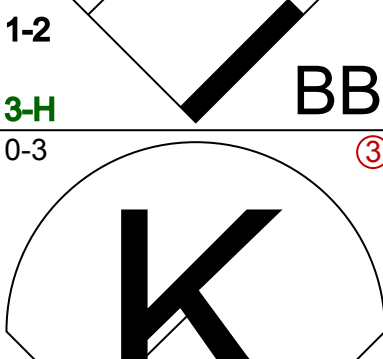
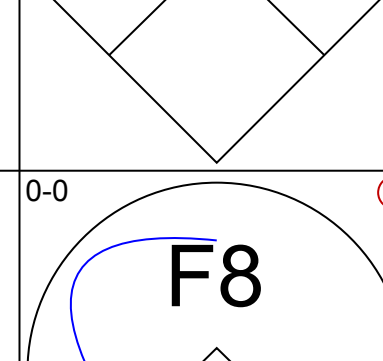
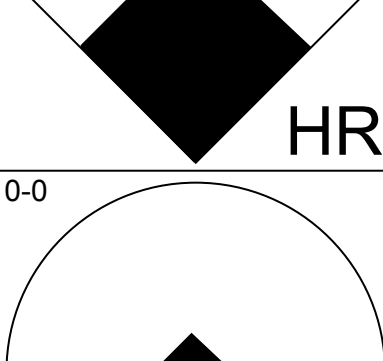
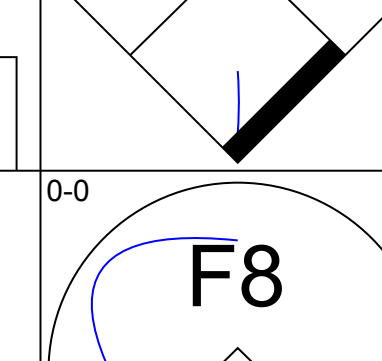
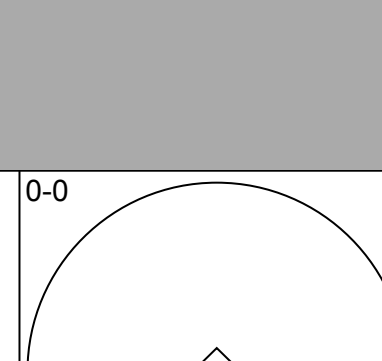
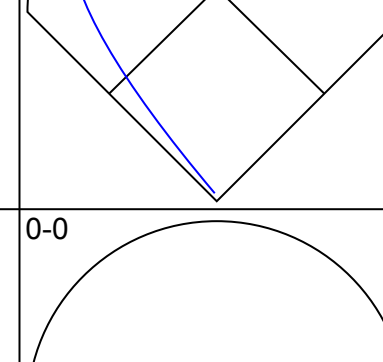
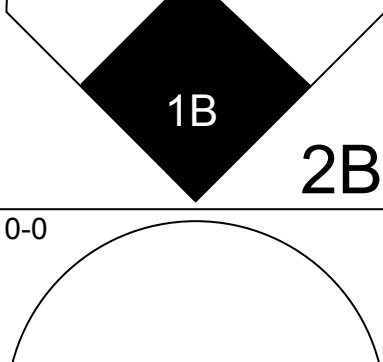
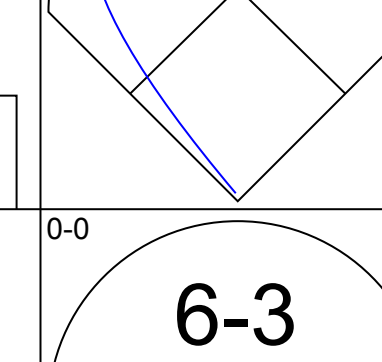
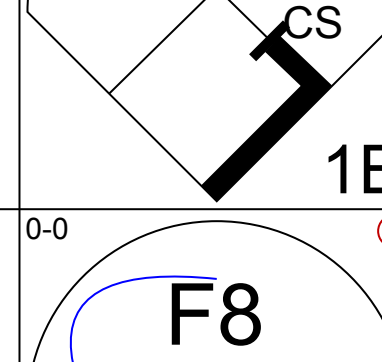
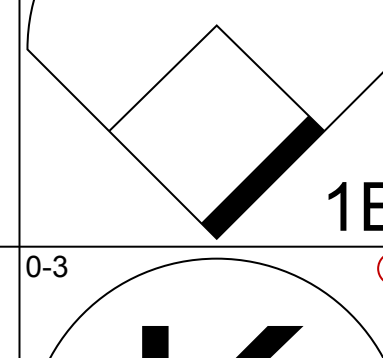
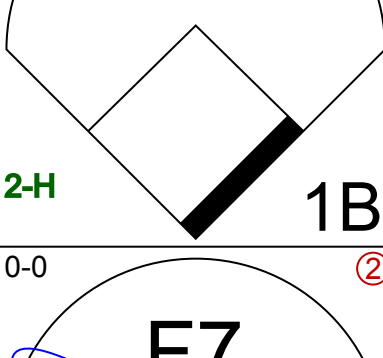
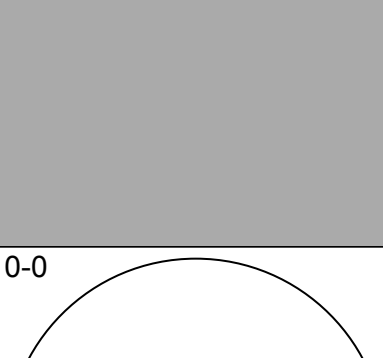
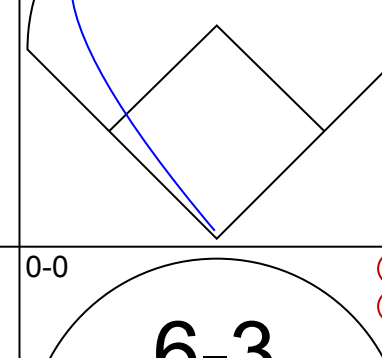
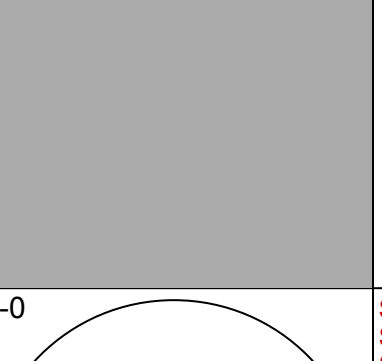
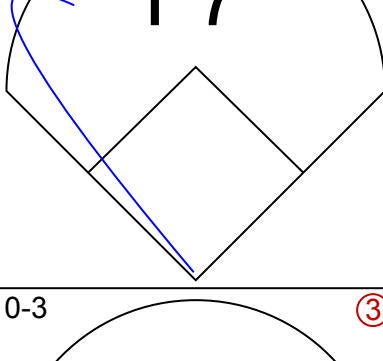
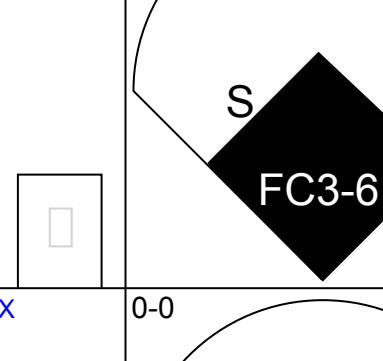


Batter	1	2	3	4	5	6	7	8	9	AB	R	H	RBI	BB	SO	LOB	BOTTOM																
Floyd Robinson, L (1, 9) OBP: 0.315, SLG: 0.344	1B E									5	2	2	0	0	0	3	Philadelphia Phillies @ Cincinnati Reds Crosley Field, Cincinnati, OH Mon Jul 17 1967, 3:33 AM EDT Att: 7,517 - Unknown																
Vada Pinson, L (1, 8) OBP: 0.314, SLG: 0.416	G1-6-3 1B		FC6-5 S							4	2	4	1	1	0	0																	
Pete Rose, S (1, 4) OBP: 0.388, SLG: 0.484	E4 G1-6-3		1-3							4	1	0	1	1	0	5																	
Tony Perez, R (1, 5) OBP: 0.330, SLG: 0.535	G1-6-3 1-2 2-3		FC6-5							5	1	2	2	0	0	3																	
Don Pavletich, R (1, 2) OBP: 0.349, SLG: 0.507	HBP		5-3							4	0	1	1	0	1	2																	
Lee May, R (1, 7) OBP: 0.298, SLG: 0.418	L6									4	2	2	2	0	0	3																	
Ted Abernathy, R (8, 1) OBP: 0.200, SLG: 0.200										0	0	0	0	0	0	0																	
Deron Johnson, R (1, 3) OBP: 0.309, SLG: 0.445										4	0	1	0	0	0	2																	
Tommy Helms, R (1, 6) OBP: 0.281, SLG: 0.331										4	0	2	1	0	0	1																	
Sammy Ellis, L (1, 1) OBP: 0.150, SLG: 0.081										3	0	1	0	0	1	2																	
Giraldo Ruiz, S (8, 4) OBP: 0.240, SLG: 0.286										1	0	0	0	0	0	0																	
Inning Stats	R: 1 E: 1 K: 0 S: 5	H: 2 LOB: 2 BB: 0 P: 6	R: 0 E: 0 K: 0 S: 4	H: 2 LOB: 0 BB: 0 P: 4	R: 0 E: 0 K: 0 S: 4	H: 1 LOB: 1 BB: 0 P: 4	R: 1 E: 0 K: 0 S: 5	H: 2 LOB: 1 BB: 0 P: 5	R: 2 E: 0 K: 0 S: 6	H: 3 LOB: 1 BB: 0 P: 6	R: 0 E: 0 K: 1 S: 6	H: 1 LOB: 2 BB: 1 P: 10	R: 1 E: 0 K: 1 S: 6	H: 1 LOB: 0 BB: 0 P: 6	R: 3 E: 0 K: 0 S: 6	H: 3 LOB: 1 BB: 1 P: 10	1B: 9 2B: 3 3B: 2 HR: 1	SF: 0 SAC: 0 DP: 2 HBP: 1	WP: 0 PB: 0 SB: 1 CS: 0	PA: 41													
PITCHER	IP WLS BF H R ER SO BB IBB HBP BLK WP HR S P ERA WHIP																																
Larry Jackson, R (1, 1) ERA: 3.48	4.1	23	10	4	4	0	0	0	1	0	0	0	0	22	23	8.31	2.308																
Turk Farrell, R (5, 1) ERA: 3.56	2.2	11	2	1	1	2	1	0	0	0	0	1	14	18	3.38	1.125																	
Dick Hall, R (8, 1) ERA: 2.15	1.0	L 7	3	3	3	0	0	1	0	0	0	0	6	10	27.00	3.000																	

AB	38
R	8
H	15
RBI	8
BB	2
SO	2
LOB	21



Batter	1	2	3	4	5	6	7	8	9	AB	R	H	RBI	BB	SO	LOB	TOP			
Dick Schofield, S (1, 6) OBP: 0.342, SLG: 0.301										4	0	0	0	0	2	1	Los Angeles Dodgers @ Philadelphia Phillies Connie Mack Stadium, Philadelphia, PA Tue Jul 18 1967, 7:05 PM EDT Unknown livebaseballscores.com			
Ron Hunt, R (1, 4) OBP: 0.385, SLG: 0.386										3	0	0	0	1	0	1				
Willie Davis, L (1, 8) OBP: 0.303, SLG: 0.347										4	0	2	0	0	0	1				
Jim Lefebvre, S (1, 5) OBP: 0.356, SLG: 0.424										4	0	0	0	0	1	3				
Ron Fairly, L (1, 3) OBP: 0.316, SLG: 0.334										4	0	1	0	0	0	1				
Lou Johnson, R (1, 7) OBP: 0.290, SLG: 0.394										3	0	0	0	0	1	2				
Len Gabrielson, L (1, 9) OBP: 0.273, SLG: 0.364										3	0	0	0	0	0	2				
Bob Miller, R (7, 1)										0	0	0	0	0	0	0				
Jeff Torborg, R (1, 2) OBP: 0.280, SLG: 0.325										3	0	0	0	0	0	0				
Don Sutton, R (1, 1) OBP: 0.146, SLG: 0.188										1	0	0	0	0	0	0				
Wes Parker, S (6, PH) OBP: 0.356, SLG: 0.351										1	0	1	0	0	0	0				
Dick Egan, L (6, 1)										0	0	0	0	0	0	0				
Al Ferrara, R (7, 9) OBP: 0.333, SLG: 0.428										1	0	0	0	0	0	0				
Inning Stats	R: 0 E: 0 K: 1 S: 5	H: 0 LOB: 0 BB: 0 P: 5	R: 0 E: 0 K: 0 S: 3	H: 0 LOB: 0 BB: 0 P: 3	R: 0 E: 0 K: 0 S: 3	H: 0 LOB: 1 BB: 1 P: 7	R: 0 E: 0 K: 0 S: 3	H: 0 LOB: 0 BB: 0 P: 3	R: 0 E: 0 K: 1 S: 6	H: 1 LOB: 1 BB: 0 P: 6	R: 0 E: 0 K: 2 S: 9	H: 2 LOB: 2 BB: 0 P: 9	R: 0 E: 0 K: 0 S: 3	H: 0 LOB: 0 BB: 0 P: 3	R: 0 E: 0 K: 0 S: 4	H: 1 LOB: 1 BB: 0 P: 4	1B: 3 2B: 1 3B: 0 HR: 0	SF: 0 SAC: 0 DP: 0 HBP: 0	WP: 0 PB: 1 SB: 0 CS: 0	PA: 32
PITCHER Rick Wise, R (1, 1) ERA: 3.73	IP: 9.0 WLS: W BF: 32 H: 4 R: 0 ER: 0 SO: 4 BB: 1 IBB: 0 HBP: 0 BLK: 0 WP: 0 HR: 0 S: 39 P: 43 ERA: 0.00 WHIP: 0.556															PITCHER				

Batter	1	2	3	4	5	6	7	8	9	AB	R	H	RBI	BB	SO	LOB	BOTTOM			
Tony Gonzalez, L (1, 7) OBP: 0.395, SLG: 0.483										4	1	1	2	0	0	1	Los Angeles Dodgers @ Philadelphia Phillies Connie Mack Stadium, Philadelphia, PA Tue Jul 18 1967, 7:05 PM EDT Unknown livebaseballscores.com			
Tony Taylor, R (1, 4) OBP: 0.325, SLG: 0.352										3	0	0	0	1	0	2				
Johnny Callison, L (1, 9) OBP: 0.354, SLG: 0.458										3	0	0	0	1	0	2				
Dick Allen, R (1, 5) OBP: 0.422, SLG: 0.545										3	0	0	0	1	0	1				
Bill White, L (1, 3) OBP: 0.289, SLG: 0.299										4	1	1	1	0	1	2				
Don Lock, R (1, 8) OBP: 0.383, SLG: 0.534										4	1	2	0	0	0	1				
Clay Dalrymple, L (1, 2) OBP: 0.288, SLG: 0.264										4	0	2	1	0	0	2				
Bobby Wine, R (1, 6) OBP: 0.247, SLG: 0.280										4	1	1	0	0	1	3				
Rick Wise, R (1, 1) OBP: 0.286, SLG: 0.357										3	1	2	0	0	1	1				
Inning Stats	R: 0 E: 0 K: 0 S: 3	H: 0 LOB: 1 BB: 1 P: 7	R: 0 E: 0 K: 1 S: 6	H: 1 LOB: 0 BB: 0 P: 6	R: 1 E: 0 K: 0 S: 4	H: 2 LOB: 0 BB: 0 P: 4	R: 2 E: 0 K: 1 S: 8	H: 3 LOB: 1 BB: 0 P: 8	R: 0 E: 0 K: 0 S: 3	H: 0 LOB: 0 BB: 0 P: 3	R: 0 E: 1 K: 0 S: 4	H: 0 LOB: 1 BB: 0 P: 4	R: 2 E: 1 K: 1 S: 7	H: 2 LOB: 2 BB: 2 P: 15	R: 0 E: 0 K: 0 S: 3	H: 1 LOB: 0 BB: 0 P: 3		1B: 5 2B: 2 3B: 1 HR: 1	SF: 0 SAC: 0 DP: 1 HBP: 0	WP: 0 PB: 1 SB: 1 CS: 1
PITCHER Don Sutton, R (1, 1) ERA: 4.26	IP: 5.0 WLS: L BF: 21 H: 6 R: 3 ER: 3 SO: 2 BB: 1 IBB: 0 HBP: 0 BLK: 0 WP: 0 HR: 1 S: 24 P: 28 ERA: 5.40 WHIP: 1.400															PITCHER				
Dick Egan, L (6, 1) ERA: 7.06	1.2 9 2 2 1 0 1 0 0 0 0 0 8 12 5.40 1.800																			
Bob Miller, R (7, 1) ERA: 6.06	1.1 5 1 0 0 1 1 0 0 0 0 0 6 10 0.00 1.500																			

Batter	1	2	3	4	5	6	7	8	9	AB	R	H	RBI	BB	SO	LOB	TOP						
Dick Schofield, S (1,6) OBP: 0.344, SLG: 0.299										4	0	1	0	1	1	2							
Ron Hunt, R (1,4) OBP: 0.380, SLG: 0.381										4	0	0	0	0	0	3							
Nate Oliver, R (7,4) OBP: 0.317, SLG: 0.342										1	0	1	0	0	0	0							
Willie Davis, L (1,8) OBP: 0.304, SLG: 0.348										5	0	2	0	0	0	1							
Jim Lefebvre, S (1,5) OBP: 0.360, SLG: 0.425										4	0	2	0	1	0	0							
Ron Fairly, L (1,3) OBP: 0.317, SLG: 0.331										3	0	0	0	2	0	4							
Lou Johnson, R (1,7) OBP: 0.303, SLG: 0.405										4	1	3	0	0	0	3							
Len Gabrielson, L (1,9) OBP: 0.274, SLG: 0.385										3	1	1	2	0	0	3							
Wes Parker, S (8, PH) OBP: 0.358, SLG: 0.351										0	0	0	0	0	0	0							
Jeff Torborg, R (1,2) OBP: 0.281, SLG: 0.315										4	0	0	0	0	0	5							
Phil Regan, R (1,1) OBP: 0.143, SLG: 0.143										3	0	1	0	0	0	2							
Al Ferrara, R (8, PH) OBP: 0.337, SLG: 0.431										1	0	1	0	0	0	0							
Ron Ferranoski, L (8,1) OBP: 0.200, SLG: 0.200										0	0	0	0	0	0	0							
Inning Stats	R: 0 E: 0 K: 0 S: 4	H: 2 LOB: 2 BB: 1 P: 8	R: 2 E: 1 K: 0 S: 5	H: 3 LOB: 1 BB: 1 P: 9	R: 0 E: 0 K: 0 S: 5	H: 1 LOB: 3 BB: 1 P: 9	R: 0 E: 0 K: 0 S: 3	H: 0 LOB: 0 BB: 0 P: 3	R: 0 E: 0 K: 0 S: 3	H: 0 LOB: 0 BB: 0 P: 3	R: 0 E: 1 K: 0 S: 4	H: 1 LOB: 1 BB: 0 P: 4	R: 0 E: 0 K: 0 S: 7	H: 2 LOB: 3 BB: 1 P: 11	R: 0 E: 0 K: 0 S: 3	H: 1 LOB: 1 BB: 0 P: 4	R: 0 E: 0 K: 0 S: 4	H: 2 LOB: 1 BB: 0 P: 4	1B: 11 2B: 1 3B: 0 HR: 1	SF: 0 SAC: 0 DP: 5 HBP: 1	WP: 0 PB: 0 SB: 1 CS: 0	PA: 41	
PITCHER	IP	WLS	BF	H	R	ER	SO	BB	IBB	HBP	BLK	WP	HR	S	P	ERA	WHIP						
John Boozar, R (1,1) ERA: 6.23	1.1	L	10	5	2	2	0	2	0	0	0	0	1	8	16	13.50	5.250						
Dick Ellsworth, L (2,1) ERA: 5.19	6.2		27	5	0	0	1	2	0	1	0	0	0	26	35	0.00	1.050						
Grant Jackson, L (9,1) ERA: 3.55	1.0		4	2	0	0	0	0	0	0	0	0	0	4	4	0.00	2.000						

Los Angeles Dodgers @ Philadelphia Phillies
 Connie Mack Stadium, Philadelphia, PA
 Tue Jul 18 1967, 7:05 PM EDT
 Att: 17,746 - Unknown

AB	36
R	2
H	12
RBI	2
BB	4
SO	1
LOB	23



Batter	1	2	3	4	5	6	7	8	9	AB	R	H	RBI	BB	SO	LOB	BOTTOM						
Tony Gonzalez, L (1,7) OBP: 0.395, SLG: 0.481										3	0	1	0	0	1	0							
Gary Sutherland, R (8, PH) OBP: 0.300, SLG: 0.325										1	0	0	0	0	0	1							
Grant Jackson, S (9,1) OBP: 0.167, SLG: 0.091										0	0	0	0	0	0	0							
Tony Taylor, R (1,4) OBP: 0.324, SLG: 0.348										3	0	0	0	1	1	1							
Johnny Callison, L (1,9) OBP: 0.352, SLG: 0.455										4	0	1	0	0	1	3							
Dick Allen, R (1,5) OBP: 0.421, SLG: 0.544										4	1	1	0	0	0	0							
Bill White, L (1,3) OBP: 0.282, SLG: 0.290										3	0	0	0	0	1	1							
Billy Cowan, R (9, PH) OBP: 0.242, SLG: 0.387										0	0	0	0	1	0	0							
Don Lock, R (1,8) OBP: 0.380, SLG: 0.527										4	0	1	0	0	0	2							
Gene Oliver, R (1,2) OBP: 0.327, SLG: 0.470										4	0	1	1	0	1	2							
Bobby Wine, R (1,6) OBP: 0.254, SLG: 0.282										2	0	1	0	1	0	0							
John Boozar, R (1,1) OBP: 0.286, SLG: 0.167										0	0	0	0	0	0	0							
Dick Ellsworth, L (2,1) OBP: 0.100, SLG: 0.100										2	0	0	0	0	1	2							
Cookie Rojas, R (8, PH) OBP: 0.261, SLG: 0.270										0	0	0	0	0	0	0							
Inning Stats	R: 0 E: 0 K: 1 S: 5	H: 1 LOB: 0 BB: 0 P: 5	R: 1 E: 0 K: 2 S: 9	H: 2 LOB: 2 BB: 1 P: 13	R: 0 E: 0 K: 2 S: 7	H: 1 LOB: 1 BB: 0 P: 7	R: 0 E: 0 K: 0 S: 3	H: 0 LOB: 0 BB: 0 P: 3	R: 0 E: 0 K: 1 S: 5	H: 0 LOB: 0 BB: 0 P: 5	R: 0 E: 0 K: 0 S: 3	H: 0 LOB: 0 BB: 0 P: 3	R: 0 E: 0 K: 0 S: 4	H: 1 LOB: 1 BB: 0 P: 4	R: 0 E: 0 K: 0 S: 4	H: 1 LOB: 2 BB: 1 P: 8	R: 0 E: 0 K: 0 S: 3	H: 0 LOB: 1 BB: 1 P: 7	1B: 5 2B: 1 3B: 0 HR: 0	SF: 0 SAC: 1 DP: 0 HBP: 0	WP: 0 PB: 0 SB: 0 CS: 1	PA: 35	
PITCHER	IP	WLS	BF	H	R	ER	SO	BB	IBB	HBP	BLK	WP	HR	S	P	ERA	WHIP						
Phil Regan, R (1,1) ERA: 2.95	7.0		25	5	1	1	0	0	0	0	0	0	0	36	40	1.29	0.714						
Ron Ferranoski, L (8,1) ERA: 2.44	2.0	S	9	1	0	0	0	2	0	0	0	0	0	7	15	0.00	1.500						

Los Angeles Dodgers @ Philadelphia Phillies
 Connie Mack Stadium, Philadelphia, PA
 Tue Jul 18 1967, 7:05 PM EDT
 Att: 17,746 - Unknown

AB	30
R	1
H	6
RBI	1
BB	3
SO	6
LOB	12



Batter	1	2	3	4	5	6	7	8	9	10	11	AB	R	H	RBI	BB	SO	LOB	TOP									
Dick Schofield, S OBP: 0.337, SLG: 0.294 (1, 6)	K			K		K		F6		K	F2	6	0	1	0	0	3	4										
Wille Davis, L OBP: 0.303, SLG: 0.349 (1, 8)	G3					FC3-6 1B		K		1-3		5	0	1	0	0	1	2										
Lou Johnson, R OBP: 0.306, SLG: 0.404 Len Gabrielson, L OBP: 0.274, SLG: 0.385 (1, 7)	1-3			F8		1-3		1B			BB SH2-4 1B	5	1	2	0	0	0	2										
Jim Lefebvre, S OBP: 0.361, SLG: 0.424 (1, 4)		5-3		F8				1B			SH2-4	3	0	1	1	1	0	1										
Al Ferrara, R OBP: 0.335, SLG: 0.424 Jim Brewer, L OBP: 0.083, SLG: 0.167 Jim Campanis, R OBP: 0.308, SLG: 0.391 Ron Perranoski, L OBP: 0.200, SLG: 0.200 (1, 9)								F8		F7		3	0	0	0	1	0	3										
Bob Bailey, R OBP: 0.247, SLG: 0.248 (1, 5)								1B			BB BB 1B	5	1	2	0	0	0	1										
Wes Parker, S OBP: 0.370, SLG: 0.356 (1, 3)											BB BB 1B	2	0	2	0	1	0	0										
Jeff Torborg, R OBP: 0.279, SLG: 0.305 (1, 2)											BB BB BB	4	0	0	1	1	1	6										
Don Drysdale, R OBP: 0.159, SLG: 0.133 Jim Hickman, R OBP: 0.250, SLG: 0.253 (8, 9)											BB BB BB	2	0	0	0	0	0	0										
Ron Fairly, L OBP: 0.319, SLG: 0.331 (11, 9)											BB BB BB	0	0	0	1	1	0	0										
Inning Stats	R: 0 E: 0 K: 1 S: 5	H: 0 LOB: 0 BB: 0 P: 5	R: 0 E: 0 K: 0 S: 2	H: 0 LOB: 1 BB: 1 P: 6	R: 0 E: 0 K: 0 S: 3	H: 1 LOB: 0 BB: 0 P: 3	R: 0 E: 0 K: 1 S: 6	H: 1 LOB: 1 BB: 0 P: 6	R: 0 E: 0 K: 1 S: 5	H: 0 LOB: 1 BB: 0 P: 6	R: 0 E: 0 K: 0 S: 4	H: 1 LOB: 1 BB: 0 P: 4	R: 0 E: 0 K: 0 S: 3	H: 1 LOB: 2 BB: 1 P: 8	R: 1 E: 0 K: 1 S: 7	H: 2 LOB: 2 BB: 1 P: 11	R: 0 E: 0 K: 0 S: 3	H: 1 LOB: 0 BB: 0 P: 3	R: 0 E: 0 K: 1 S: 5	H: 0 LOB: 0 BB: 0 P: 5	R: 2 E: 0 K: 0 S: 5	H: 2 LOB: 3 BB: 3 P: 17	1B: 8 2B: 1 3B: 0 HR: 0	SF: 0 SAC: 1 DP: 3 HBP: 2	WP: 1 PB: 0 SB: 0 CS: 1	PA: 47		
PITCHER	IP ERA: 2.43	WLS L	BF 44	H 9	R 3	ER 3	SO 5	BB 5	IBB 0	HBP 2	BLK 0	WP 1	HR 0	S 47	P 69	ERA 2.53	WHIP 1.312											
Chris Short, L ERA: 2.43 Turk Farrell, R ERA: 3.54 (1, 1)	10.2															0.00	3.000											
(11, 1)	0.1		2	0	0	0	0	1	0	0	0	0	0	0	1	5	0.00	3.000										

Los Angeles Dodgers @ Philadelphia Phillies
 Connie Mack Stadium, Philadelphia, PA
 Wed Jul 19 1967, 7:05 PM EDT
 Att: 12,337 - Unknown

AB 37
 R 3
 H 9
 RBI 3
 BB 6
 SO 5
 LOB 20



Batter	1	2	3	4	5	6	7	8	9	10	11	AB	R	H	RBI	BB	SO	LOB	BOTTOM									
Tony Gonzalez, L OBP: 0.396, SLG: 0.486 Cookie Rojas, R OBP: 0.283, SLG: 0.273 (1, 7)	6-3					G3						4	1	2	0	0	0	0										
Tony Taylor, R OBP: 0.322, SLG: 0.346 (1, 4)	5-3					4-3		G6-4-3 1B			G6-4-3 1B	5	0	1	1	0	0	2										
Johnny Callison, L OBP: 0.351, SLG: 0.453 (1, 9)						4-3						4	0	1	0	0	0	1										
Dick Allen, R OBP: 0.421, SLG: 0.542 (1, 5)	CS							1-3				3	0	1	0	1	1	0										
Bill White, L OBP: 0.281, SLG: 0.288 (1, 3)												4	0	1	0	0	0	2										
Clay Dalrymple, L OBP: 0.289, SLG: 0.261 Gene Oliver, R OBP: 0.325, SLG: 0.466 (1, 2)												2	0	0	0	1	0	1										
Don Lock, R OBP: 0.378, SLG: 0.518 (1, 8)												3	0	0	0	0	1	1										
Bobby Wine, R OBP: 0.254, SLG: 0.281 (1, 6)												4	0	1	0	0	1	2										
Chris Short, R ERA: 2.64 Turk Farrell, R OBP: 0.167, SLG: 0.182 Gary Sutherland, R OBP: 0.239, SLG: 0.323 (1, 1)												3	0	0	0	0	0	1										
(8, 1)	3.0	W	9	1	0	0	2	1	0	0	0	0	0	0	12	16	0.00	0.667										
(11, 1)	1.0	S	3	1	0	0	0	0	0	0	0	0	0	3	3	0.00	1.000											
Inning Stats	R: 0 E: 0 K: 0 S: 3	H: 1 LOB: 0 BB: 0 P: 3	R: 0 E: 0 K: 2 S: 8	H: 1 LOB: 1 BB: 0 P: 8	R: 1 E: 1 K: 0 S: 5	H: 2 LOB: 1 BB: 0 P: 5	R: 0 E: 0 K: 0 S: 3	H: 1 LOB: 0 BB: 0 P: 3	R: 0 E: 0 K: 0 S: 3	H: 0 LOB: 2 BB: 1 P: 8	R: 0 E: 0 K: 0 S: 3	H: 1 LOB: 1 BB: 0 P: 3	R: 0 E: 0 K: 0 S: 2	H: 0 LOB: 0 BB: 1 P: 6	R: 0 E: 0 K: 2 S: 7	H: 0 LOB: 0 BB: 0 P: 7	R: 0 E: 0 K: 0 S: 3	H: 1 LOB: 0 BB: 0 P: 3	1B: 7 2B: 2 3B: 0 HR: 0	SF: 0 SAC: 0 DP: 5 HBP: 1	WP: 0 PB: 0 SB: 0 CS: 1	PA: 39						
PITCHER	IP ERA: 2.64	WLS L	BF 26	H 6	R 1	ER 1	SO 2	BB 1	IBB 0	HBP 1	BLK 0	WP 0	HR 0	S 28	P 33	ERA 1.29	WHIP 1.000											
Don Drysdale, R ERA: 2.64 Jim Brewer, L ERA: 2.61 Ron Perranoski, L ERA: 2.4 (1, 1)	7.0															0.00	1.000											
(8, 1)	3.0	W	9	1	0	0	2	1	0	0	0	0	0	0	12	16	0.00	0.667										
(11, 1)	1.0	S	3	1	0	0	0	0	0	0	0	0	0	3	3	0.00	1.000											

Los Angeles Dodgers @ Philadelphia Phillies
 Connie Mack Stadium, Philadelphia, PA
 Wed Jul 19 1967, 7:05 PM EDT
 Att: 12,337 - Unknown

AB 35
 R 1
 H 8
 RBI 1
 BB 2
 SO 4
 LOB 10



Batter	1	2	3	4	5	6	7	8	9	AB	R	H	RBI	BB	SO	LOB	TOP			
Dick Schofield, S Bob Miller, R Wes Parker, S Dick Egan, L Lou Johnson, R Don Sutton, R	0-0 4-3		4-0 BB			0-0 F7		0-0 L4	0-0 1B	2	0	0	0	1	0	0	Los Angeles Dodgers @ Philadelphia Phillies Connie Mack Stadium, Philadelphia, PA Thu Jul 20 1967, 7:05 PM EDT Att. 11,311 - Unknown			
Willie Davis, L	0-3 K		0-0 F9			0-0 4-3		0-0 2B 1B	0-0 F8	5	1	1	0	0	1	4				
Ron Fairly, L	0-0 F7			0-0 4-3			4-0 1B BB	0-0 1-3 2B		3	2	1	0	1	0	0				
Jim Lefebvre, S		0-0 L7		0-3 K			0-0 4-3	0-0 2B		4	0	1	2	0	1	1				
Len Gabrielson, L		0-0 3-1		0-0 F8			0-0 1B 1B	0-0 L9		4	0	1	1	0	0	1				
Al Ferrara, R		0-0 5-3			0-0 6-3		0-3 K		0-0 3-1 1B 1B	4	1	1	0	0	1	1				
John Roseboro, L Jim Campanis, R			0-0 1-3		0-0 P6		0-0 FC6-4 1B	0-0 1B 3-1 1B		2	0	0	0	0	0	0				
Bob Bailey, R			0-0 4-6-3 1B		0-0 F8		0-0 FC6-4	0-0 F9		4	0	1	0	0	0	4				
Claude Osteen, L Gene Michael, S			0-0 4-6-3		0-0 F8		0-0 F8	0-0 4-3	0-0 3-1	1	0	0	0	0	0	1				
Inning Stats	R: 0 E: 0 K: 1 S: 5	H: 0 LOB: 0 BB: 0 P: 5	R: 0 E: 0 K: 0 S: 3	H: 0 LOB: 0 BB: 0 P: 3	R: 0 E: 0 K: 0 S: 4	H: 1 LOB: 2 BB: 1 P: 8	R: 0 E: 0 K: 1 S: 5	H: 0 LOB: 0 BB: 0 P: 5	R: 0 E: 0 K: 0 S: 3	H: 0 LOB: 0 BB: 0 P: 3	R: 1 E: 0 K: 1 S: 7	H: 2 LOB: 2 BB: 1 P: 11	R: 2 E: 0 K: 0 S: 6	H: 3 LOB: 1 BB: 0 P: 6	R: 1 E: 0 K: 0 S: 6	H: 3 LOB: 2 BB: 0 P: 6		1B: 7 2B: 2 3B: 0 HR: 0	SF: 0 SAC: 0 DP: 0 HBP: 0	WP: 0 PB: 0 SB: 0 CS: 0
PITCHER Larry Jackson, R	(1, 1)	IP: 9.0 WLS: W BF: 38	H: 9 R: 4 ER: 4 SO: 3	BB: 2 IBB: 0 HBP: 0 BLK: 0	WP: 0 HR: 0 S: 42 P: 50	ERA: 4.00 WHIP: 1.222														

Batter	1	2	3	4	5	6	7	8	9	AB	R	H	RBI	BB	SO	LOB	BOTTOM			
Tony Taylor, R	0-0 FC3-6 E 1B	0-0 CS 1B		0-0 P6		0-3 K		0-0 5-3		5	0	2	1	0	1	0	Los Angeles Dodgers @ Philadelphia Phillies Connie Mack Stadium, Philadelphia, PA Thu Jul 20 1967, 7:05 PM EDT Att. 11,311 - Unknown			
Cookie Rojas, R	0-0 E4 FC3-6 1-2	0-0 F9		0-0 6-3		0-0 1-3		0-0 2B		5	0	1	0	0	0	2				
Johnny Callison, L Tony Gonzalez, L	0-0 FC3-6 G6-4-3 1-2 2-3		0-0 HR 1B		0-0 L7		0-0 F8	0-3 K		1	0	0	0	0	0	2				
Dick Allen, R	0-0 G6-4-3		0-0 P4		0-0 1B PB 1B		0-0 5-3			4	1	1	0	0	0	3				
Don Lock, R		4-0 4-3 SH BB	0-3 K		0-3 K		0-0 1B 1B			3	1	1	0	1	2	2				
Gene Oliver, R		0-0 4-3 SH 1B	0-0 HR		0-0 HR 1B		0-0 1B			4	3	4	2	0	0	0				
Bill White, L		0-0 4-3	0-0 1B		4-0 HR BB		0-3 K			3	1	1	0	1	1	4				
Bobby Wine, R		4-0 SH IBB	0-0 F9		0-0 HR		0-3 K			3	2	1	3	1	1	3				
Larry Jackson, R		0-0 SH 1B		0-3 K		0-0 F9		0-0 4-3		3	1	0	1	0	1	0				
Inning Stats	R: 0 E: 1 K: 0 S: 4	H: 1 LOB: 1 BB: 0 P: 4	R: 4 E: 1 K: 0 S: 5	H: 2 LOB: 0 BB: 2 P: 13	R: 2 E: 0 K: 1 S: 8	H: 3 LOB: 1 BB: 0 P: 8	R: 0 E: 0 K: 1 S: 5	H: 0 LOB: 0 BB: 0 P: 5	R: 4 E: 0 K: 1 S: 8	H: 3 LOB: 0 BB: 1 P: 12	R: 0 E: 0 K: 1 S: 5	H: 0 LOB: 0 BB: 0 P: 5	R: 0 E: 0 K: 2 S: 9	H: 2 LOB: 2 BB: 0 P: 9	R: 0 E: 0 K: 1 S: 6	H: 1 LOB: 1 BB: 0 P: 6		1B: 9 2B: 1 3B: 0 HR: 2	SF: 0 SAC: 1 DP: 1 HBP: 0	WP: 0 PB: 1 SB: 0 CS: 1
PITCHER Claude Osteen, L Bob Miller, R Dick Egan, L	(1, 1) (6, 1) (8, 1)	IP: 5.0 WLS: L BF: 8	H: 2 R: 0 ER: 0 SO: 3	BB: 2 IBB: 0 HBP: 0 BLK: 0	WP: 0 HR: 0 S: 14 P: 14	ERA: 0.00 WHIP: 1.000														

Batter	1	2	3	4	5	6	7	8	9	AB	R	H	RBI	BB	SO	LOB	TOP										
Pete Rose, S (1,4) OBP: 0.377, SLG: 0.468	F7					L9		K		4	1	1	0	0	1	1	Cincinnati Reds @ Philadelphia Phillies Connie Mack Stadium, Philadelphia, PA Sat Jul 22 1967, 7:05 PM EDT Att: 16,733 - Unknown										
Art Shamsky, L (1,9) OBP: 0.264, SLG: 0.275	3-1					P4		K		4	0	0	0	0	2	2											
Vada Pinson, L (1,8) OBP: 0.313, SLG: 0.421	K					K		K		4	1	1	1	0	2	1											
Tony Perez, R (1,5) OBP: 0.339, SLG: 0.532						K		HR		4	0	1	1	0	0	0											
Don Pavletich, R (1,2) OBP: 0.340, SLG: 0.488						K				4	0	0	0	0	1	1											
Lee May, R (1,7) OBP: 0.281, SLG: 0.394										3	0	0	0	0	1	0											
Deron Johnson, R (1,3) OBP: 0.310, SLG: 0.428										3	0	0	0	0	0	0											
Tommy Helms, R (1,6) OBP: 0.284, SLG: 0.341										3	0	1	0	0	0	0											
Jim Maloney, L (1,1) OBP: 0.188, SLG: 0.250										1	0	0	0	0	1	0											
Don Nottbart, R (3,1) ERA: 1.77										0	0	0	0	0	0	0											
Jake Wood, R (5, Ph) ERA: 5.06										0	0	0	0	0	0	1											
Jack Baldschun, R (5, Ph) ERA: 5.06										0	0	0	0	0	0	0											
Johnny Edwards, L (8, Ph) ERA: 4.86										1	0	0	0	0	0	1											
Bob Lee, R (8, Ph) ERA: 4.86										0	0	0	0	0	0	0											
Inning Stats	R: 0 E: 0 K: 1 S: 5	H: 0 LOB: 0 BB: 0 P: 5	R: 0 E: 0 K: 1 S: 5	H: 0 LOB: 0 BB: 0 P: 5	R: 0 E: 0 K: 1 S: 5	H: 0 LOB: 0 BB: 0 P: 5	R: 1 E: 0 K: 3 S: 11	H: 2 LOB: 1 BB: 0 P: 11	R: 0 E: 0 K: 0 S: 4	H: 1 LOB: 1 BB: 0 P: 4	R: 1 E: 0 K: 0 S: 4	H: 1 LOB: 0 BB: 0 P: 4	R: 0 E: 0 K: 0 S: 3	H: 0 LOB: 0 BB: 0 P: 3	R: 0 E: 1 K: 2 S: 8	H: 0 LOB: 1 BB: 0 P: 8	R: 0 E: 0 K: 0 S: 3	H: 0 LOB: 0 BB: 0 P: 3	1B: 2 2B: 1 3B: 0 HR: 1	SF: 0 SAC: 0 DP: 0 HBP: 0	WP: 0 PB: 0 SB: 0 CS: 0	PA: 32					
PITCHER	IP	WLS	BF	H	R	ER	SO	BB	IBB	HBP	BLK	WP	HR	S	P	ERA	WHIP										
Rick Wise, R (1,1) ERA: 3.57	9.0	W	32	4	2	2	8	0	0	0	0	0	1	48	48	2.00	0.444										

AB	32
R	2
H	4
RBI	2
BB	0
SO	8
LOB	7



Batter	1	2	3	4	5	6	7	8	9	AB	R	H	RBI	BB	SO	LOB	BOTTOM										
Tony Taylor, R (1,4) OBP: 0.326, SLG: 0.344	6-3									4	1	1	0	1	0	1	Cincinnati Reds @ Philadelphia Phillies Connie Mack Stadium, Philadelphia, PA Sat Jul 22 1967, 7:05 PM EDT Att: 16,733 - Unknown										
Cookie Rojas, R (1,7) OBP: 0.263, SLG: 0.276	F9									4	0	0	0	0	5												
Dick Allen, R (1,5) OBP: 0.419, SLG: 0.544	K									4	2	2	2	0	2	2											
Tony Gonzalez, L (1,9) OBP: 0.397, SLG: 0.488										4	1	2	1	0	0	0											
Bill White, L (1,3) OBP: 0.293, SLG: 0.296										4	1	2	0	0	0	2											
Don Lock, R (1,8) OBP: 0.385, SLG: 0.508										3	1	1	1	1	1	1											
Clay Dalrymple, L (1,2) OBP: 0.283, SLG: 0.255										4	0	0	1	0	1	3											
Bobby Wine, R (1,6) OBP: 0.257, SLG: 0.301										4	1	1	0	0	2	1											
Rick Wise, R (1,1) OBP: 0.323, SLG: 0.367										2	0	1	0	1	0	0											
Inning Stats	R: 0 E: 0 K: 1 S: 5	H: 0 LOB: 0 BB: 0 P: 5	R: 0 E: 0 K: 0 S: 4	H: 1 LOB: 1 BB: 0 P: 4	R: 6 E: 2 K: 1 S: 11	H: 5 LOB: 1 BB: 1 P: 15	R: 0 E: 0 K: 0 S: 3	H: 0 LOB: 0 BB: 0 P: 3	R: 1 E: 0 K: 0 S: 4	H: 2 LOB: 1 BB: 1 P: 8	R: 0 E: 0 K: 1 S: 7	H: 2 LOB: 2 BB: 0 P: 7	R: 0 E: 0 K: 1 S: 5	H: 0 LOB: 0 BB: 0 P: 5	R: 0 E: 0 K: 2 S: 7	H: 0 LOB: 1 BB: 1 P: 11	R: 0 E: 0 K: 0 S: 7	H: 0 LOB: 1 BB: 1 P: 11	1B: 8 2B: 3 3B: 1 HR: 0	SF: 0 SAC: 1 DP: 2 HBP: 0	WP: 0 PB: 0 SB: 2 CS: 0	PA: 37					
PITCHER	IP	WLS	BF	H	R	ER	SO	BB	IBB	HBP	BLK	WP	HR	S	P	ERA	WHIP										
Jim Maloney, R (1,1) ERA: 4.25	2.2	L	15	6	6	4	1	0	0	0	0	0	0	16	20	13.50	2.625										
Don Nottbart, R (3,1) ERA: 1.77	1.1		5	0	0	0	1	0	0	0	0	0	0	7	7	0.00	0.000										
Jack Baldschun, R (5, Ph) ERA: 5.06	3.0		13	4	1	1	2	0	1	0	0	0	0	16	20	3.00	1.333										
Bob Lee, R (8, Ph) ERA: 4.86	1.0		4	0	0	0	2	1	0	0	0	0	0	7	11	0.00	1.000										

AB	33
R	7
H	10
RBI	5
BB	3
SO	6
LOB	15



Batter	1	2	3	4	5	6	7	8	9	AB	R	H	RBI	BB	SO	LOB	TOP					
Giraldo Ruiz, S (1, 6) OBP: 0.253, SLG: 0.288	F9			1B SH1-3 BB		F7	1-2 2H 3H 1B			3	0	1	1	1	0	0	Cincinnati Reds @ Philadelphia Phillies Sun Jul 23 1967, 3:33 AM EDT Att: 13,063 - Unknown Connie Mack Stadium, Philadelphia, PA livebaseballscorecards.com					
Vada Pinson, L (1, 8) OBP: 0.315, SLG: 0.421	6-3			SH1-3		L6-3 HBP		S 1B		2	0	1	0	0	0	0						
Pete Rose, S (1, 4) OBP: 0.375, SLG: 0.465	6-3			S 1B		L6-3	1-2	F8		4	0	1	0	0	0	2						
Tony Perez, R (1, 5) OBP: 0.339, SLG: 0.532		0-3 K		0-3 K			0-0 2B	0-3 K		4	1	1	0	0	3	3						
Deron Johnson, R (1, 3) OBP: 0.306, SLG: 0.422		0-3 K		0-3 K			0-3 2B	0-0 F8		4	0	0	0	0	3	4						
Lee May, R (1, 7) OBP: 0.285, SLG: 0.401		0-0 F3				0-0 1-3		0-0 F7	2H 1B 2B	4	1	2	1	0	0	0						
Don Pavletich, R (1, 2) OBP: 0.346, SLG: 0.494			0-0 F8		0-0 1-3		4-0 F7	0-0 F2		2	0	1	0	1	0	0						
Johnny Edwards, L (8, 2) OBP: 0.255, SLG: 0.248							BB 1B IBB			1	0	0	0	0	0	1						
Jake Wood, R (1, 9) OBP: 0.143, SLG: 0.121			0-0 1-3		0-0 F7		0-0 F7			4	0	0	0	0	0	4						
Mitt Pappas, R (1, 1) OBP: 0.128, SLG: 0.081			0-3 K		0-3 K		2-3			2	0	0	0	1	2	1						
Ted Abernathy, R (8, 1) OBP: 0.125, SLG: 0.125							1-2	F9		1	0	0	0	0	0	1						
Inning Stats	R: 0 E: 0 K: 0 S: 3	H: 0 LOB: 0 BB: 0 P: 3	R: 0 E: 0 K: 2 S: 7	H: 0 LOB: 0 BB: 0 P: 7	R: 0 E: 0 K: 1 S: 5	H: 0 LOB: 0 BB: 0 P: 5	R: 0 E: 0 K: 2 S: 8	H: 1 LOB: 2 BB: 1 P: 12	R: 0 E: 0 K: 1 S: 6	H: 1 LOB: 1 BB: 0 P: 6	R: 0 E: 0 K: 0 S: 2	H: 0 LOB: 0 BB: 0 P: 3	R: 2 E: 0 K: 1 S: 7	H: 3 LOB: 2 BB: 2 P: 15	R: 0 E: 0 K: 1 S: 6	H: 1 LOB: 1 BB: 0 P: 6	R: 0 E: 0 K: 0 S: 4	H: 1 LOB: 1 BB: 0 P: 4	1B: 4 2B: 4 3B: 0 HR: 0	SF: 0 SAC: 1 DP: 1 HBP: 1	WP: 0 PB: 0 SB: 2 CS: 0	PA: 36
PITCHER	IP WLS BF H R ER SO BB IBB HBP BLK WP HR S P ERA WHIP																					
Chris Short, L (1, 1) ERA: 2.43	7.0 L 28 5 2 2 7 2 1 1 0 0 0 0 38 51 2.57 1.000																					
Turk Farrell, R (8, 1) ERA: 3.43	1.0 4 1 0 0 1 0 0 0 0 0 0 0 6 6 0.00 1.000																					
Dick Hall, R (9, 1) ERA: 2.08	1.0 4 1 0 0 0 0 0 0 0 0 0 0 4 4 0.00 1.000																					

Batter	1	2	3	4	5	6	7	8	9	AB	R	H	RBI	BB	SO	LOB	BOTTOM					
Tony Taylor, R (1, 4) OBP: 0.325, SLG: 0.340	F9		4-0 BB			4-3		FC5-4		3	0	0	0	1	0	2	Cincinnati Reds @ Philadelphia Phillies Sun Jul 23 1967, 3:33 AM EDT Att: 13,063 - Unknown Connie Mack Stadium, Philadelphia, PA livebaseballscorecards.com					
Cookie Rojas, R (1, 7) OBP: 0.259, SLG: 0.271	F7		F7			F8		5-3		4	0	0	0	0	0	1						
Dick Allen, R (1, 5) OBP: 0.415, SLG: 0.537	F9				0-0 F8		6-3		0-3 K	4	0	0	0	0	1	0						
Tony Gonzalez, L (1, 9) OBP: 0.395, SLG: 0.482		4-0 1B G3-6-3 BB		0-0 G3		4-3		1-3		3	1	0	0	1	0	0						
Bill White, L (1, 3) OBP: 0.294, SLG: 0.297		0-0 G3-6-3 1B		0-0 F5		L7				3	0	1	0	0	0	0						
Don Lock, R (1, 8) OBP: 0.379, SLG: 0.500		0-0 G3-6-3		0-3 K				0-3 K		3	0	0	0	0	2	1						
Clay Dalrymple, L (1, 2) OBP: 0.281, SLG: 0.253		1-2 3H 0-3		0-0 1-4-3				0-0 BB 1B		2	0	0	0	0	1	0						
Turk Farrell, R (8, 1) OBP: 0.167, SLG: 0.182										0	0	0	0	0	0	0						
Chuck Hillier, L (8, PH) OBP: 0.131, SLG: 0.153										1	0	1	0	0	0	0						
Gary Sutherland, R (8, PH) OBP: 0.301, SLG: 0.325										0	0	0	0	0	0	0						
Bobby Wine, R (1, 6) OBP: 0.254, SLG: 0.298			0-3 K		0-0 6-3			4-0 FC5-4		2	0	0	0	0	1	0						
Doug Clemens, L (8, PH) OBP: 0.322, SLG: 0.292								1-2 BB		0	0	0	0	1	0	0						
Terry Harmon, R (8, PH) OBP: 0.301, SLG: 0.325										0	0	0	0	0	0	0						
Dick Hall, R (9, 1) ERA: 2.08										0	0	0	0	0	0	0						
Chris Short, R (1, 1) OBP: 0.122, SLG: 0.125			0-0 1-3			0-3 K		0-0 P4		2	0	0	0	0	1	0						
Gene Oliver, R (8, 2) OBP: 0.338, SLG: 0.496										1	0	0	0	0	0	2						
Inning Stats	R: 0 E: 0 K: 0 S: 3	H: 0 LOB: 0 BB: 0 P: 3	R: 1 E: 0 K: 1 S: 5	H: 1 LOB: 1 BB: 1 P: 9	R: 0 E: 0 K: 1 S: 5	H: 0 LOB: 1 BB: 1 P: 9	R: 0 E: 0 K: 0 S: 3	H: 0 LOB: 0 BB: 0 P: 3	R: 0 E: 0 K: 1 S: 5	H: 0 LOB: 0 BB: 0 P: 5	R: 0 E: 0 K: 1 S: 5	H: 0 LOB: 0 BB: 0 P: 5	R: 0 E: 0 K: 0 S: 3	H: 0 LOB: 0 BB: 0 P: 3	R: 0 E: 0 K: 1 S: 6	H: 1 LOB: 2 BB: 1 P: 10	R: 0 E: 0 K: 1 S: 5	H: 0 LOB: 0 BB: 0 P: 5	1B: 2 2B: 0 3B: 0 HR: 0	SF: 0 SAC: 0 DP: 1 HBP: 0	WP: 0 PB: 0 SB: 0 CS: 0	PA: 31
PITCHER	IP WLS BF H R ER SO BB IBB HBP BLK WP HR S P ERA WHIP																					
Mitt Pappas, R (1, 1) ERA: 3.48	7.1 W 26 2 1 1 5 3 0 0 0 0 0 0 33 45 1.23 0.682																					
Ted Abernathy, R (8, 1) ERA: 1.61	1.2 S 5 0 0 0 1 0 0 0 0 0 0 0 7 7 0.00 0.000																					

Batter	1	2	3	4	5	6	7	8	9	10	11	AB	R	H	RBI	BB	SO	LOB	TOP			
Tony Gonzalez, L OBP: 0.394, SLG: 0.481 Bill White, L OBP: 0.293, SLG: 0.295 Terry Harmon, R (11, PR) Dick Hall, R (11, 1)	3-1			K		4-3			K			1 4 0 0 0	0	0	0	0	0	0				
Tony Taylor, R OBP: 0.329, SLG: 0.336 Dick Allen, R OBP: 0.412, SLG: 0.531	6-3			5-3		1-3			E BB		P4	4 1 0 0	1	0	1	0	2					
Don Lock, R OBP: 0.374, SLG: 0.492 Gene Oliver, R OBP: 0.329, SLG: 0.483 Cookie Rojas, R OBP: 0.229, SLG: 0.275	K	K		K		K			SH2-4 BB		E5	3 0 0 0	0	0	0	2	0					
Gary Sutherland, R OBP: 0.294, SLG: 0.317 Bobby Wine, R OBP: 0.249, SLG: 0.291 Larry Jackson, R OBP: 0.151, SLG: 0.154 Billy Cowan, R OBP: 0.235, SLG: 0.375 Turk Farrell, R OBP: 0.167, SLG: 0.182 Chuck Hiller, L OBP: 0.129, SLG: 0.150 Doug Clemens, L OBP: 0.322, SLG: 0.292			K2-3	4-3		5-3			5-3		P6	4 0 0 0	0	0	0	1	1					
Inning Stats	R: 0 E: 0 K: 1 S: 5	H: 0 LOB: 0 BB: 0 P: 5	R: 0 E: 0 K: 3 S: 9	H: 0 LOB: 0 BB: 0 P: 9	R: 0 E: 0 K: 1 S: 5	H: 0 LOB: 0 BB: 0 P: 5	R: 0 E: 0 K: 1 S: 5	H: 1 LOB: 1 BB: 0 P: 8	R: 0 E: 1 K: 0 S: 4	H: 0 LOB: 1 BB: 1 P: 4	R: 0 E: 0 K: 1 S: 5	H: 0 LOB: 0 BB: 0 P: 5	R: 1 E: 1 K: 1 S: 6	H: 0 LOB: 1 BB: 1 P: 10	R: 0 E: 0 K: 0 S: 3	H: 0 LOB: 0 BB: 0 P: 3	R: 0 E: 0 K: 1 S: 6	H: 1 LOB: 1 BB: 0 P: 6	1B: 1 2B: 1 3B: 0 HR: 0	SF: 0 SAC: 2 DP: 0 HBP: 0	WP: 0 PB: 0 SB: 0 CS: 0	PA: 39
PITCHER Mike Cuellar, L ERA: 2.85	IP 11.0	WLS W	BF 39	H 2	R 1	ER 0	SO 12	BB 2	IBB 0	HBP 0	BLK 0	WP 0	HR 0	S 61	P 69	ERA 0.00	WHIP 0.364					

Philadelphia Phillies @ Houston Astros
Astrodome, Houston, TX
Mon Jul 24 1967, 8:05 PM EDT
Att: 20,275 - Dome

AB 35
R 1
H 2
RBI 0
BB 2
SO 12
LOB 9



Batter	1	2	3	4	5	6	7	8	9	10	11	AB	R	H	RBI	BB	SO	LOB	BOTTOM			
Julio Gotay, R OBP: 0.345, SLG: 0.413 Joe Morgan, L OBP: 0.405, SLG: 0.439 Jimmy Wynn, R OBP: 0.542, SLG: 0.533 Rusty Staub, L OBP: 0.404, SLG: 0.510 Eddie Mathews, L OBP: 0.333, SLG: 0.412 Norm Miller, L OBP: 0.326, SLG: 0.377 Jackie Brandt, R OBP: 0.224, SLG: 0.309 John Bateman, R OBP: 0.245, SLG: 0.254 Mike Cuellar, L OBP: 0.196, SLG: 0.273	5-3		1-3			L6		G6-4-3			SH1-3	4 0 0 0	0	0	0	0	1					
Inning Stats	R: 0 E: 0 K: 0 S: 3	H: 0 LOB: 0 BB: 0 P: 3	R: 0 E: 0 K: 0 S: 4	H: 1 LOB: 1 BB: 0 P: 4	R: 0 E: 0 K: 1 S: 5	H: 0 LOB: 0 BB: 0 P: 5	R: 0 E: 0 K: 1 S: 5	H: 0 LOB: 0 BB: 0 P: 5	R: 0 E: 0 K: 0 S: 3	H: 1 LOB: 0 BB: 0 P: 3	R: 0 E: 0 K: 0 S: 3	H: 0 LOB: 0 BB: 0 P: 3	R: 0 E: 0 K: 1 S: 5	H: 0 LOB: 0 BB: 0 P: 5	R: 1 E: 1 K: 0 S: 4	H: 1 LOB: 2 BB: 1 P: 8	R: 0 E: 0 K: 0 S: 5	H: 0 LOB: 0 BB: 0 P: 5	1B: 4 2B: 1 3B: 0 HR: 0	SF: 1 SAC: 1 DP: 1 HBP: 0	WP: 0 PB: 0 SB: 0 CS: 0	PA: 39
PITCHER Lary Jackson, R ERA: 3.35 Turk Farrell, R ERA: 3.26 Dick Hall, R ERA: 2.05	IP 7.0	WLS 25	BF 25	H 3	R 1	ER 0	SO 3	BB 0	IBB 0	HBP 0	BLK 0	WP 0	HR 0	S 31	P 31	ERA 0.00	WHIP 0.429					

Philadelphia Phillies @ Houston Astros
Astrodome, Houston, TX
Mon Jul 24 1967, 8:05 PM EDT
Att: 20,275 - Dome

AB 36
R 2
H 5
RBI 2
BB 1
SO 4
LOB 10



Batter	1	2	3	4	5	6	7	8	9	AB	R	H	RBI	BB	SO	LOB	TOP				
Tony Taylor, R OBP: 0.320, SLG: 0.336 (1, 4)	F2		K		4-3	1B 2B	F8		1-3	6	1	1	1	0	1	1	Philadelphia Phillies @ Houston Astros Astrodome, Houston, TX Tue Jul 25 1967, 8:05 PM EDT Att: 15,294 - Dome				
Billy Cowan, R OBP: 0.250, SLG: 0.351 (1, 9)	1B		5-3		K	F9	2B BB		F8	5	1	1	0	1	1	1					
Dick Allen, R OBP: 0.416, SLG: 0.545 (1, 5)	K		K			HR	1B 2B		1B	6	3	4	4	0	2	1					
Don Lock, R OBP: 0.386, SLG: 0.492 (1, 8)	BB				1B BB	1B	1B BB		1B BB	2	2	1	0	4	1	1					
Gene Oliver, R OBP: 0.335, SLG: 0.480 (1, 2)	F7				F3	1B BB	K		1B	5	0	2	2	1	1	3					
Cookie Rojas, R OBP: 0.267, SLG: 0.291 (1, 7)					1B BB	1B			G3	6	1	4	1	0	0	4					
Bill White, L OBP: 0.290, SLG: 0.286 (1, 3)	K				F9	F8	2B 1B BB		P6	4	1	0	0	1	1	5					
Bobby Wine, R OBP: 0.257, SLG: 0.305 (1, 6)	L7				1B	WP 2B 1B	1B 2B		P6	5	2	3	2	0	0	1					
Jim Bunning, R OBP: 0.199, SLG: 0.286 (1, 1)	FC6-4				F8	K	2B 1B		6-3	5	1	1	2	0	1	4					
Grant Jackson, S OBP: 0.167, SLG: 0.091 (8, 1)										0	0	0	0	0	0	0					
John Boozar, R OBP: 0.286, SLG: 0.167 (9, 1)										0	0	0	0	0	0	0					
Inning Stats	R: 0 E: 0 K: 1 S: 6	H: 1 LOB: 2 BB: 1 P: 10	R: 0 E: 0 K: 1 S: 6	H: 1 LOB: 1 BB: 0 P: 6	R: 0 E: 0 K: 2 S: 7	H: 0 LOB: 0 BB: 0 P: 7	R: 1 E: 0 K: 0 S: 5	H: 2 LOB: 2 BB: 1 P: 9	R: 2 E: 0 K: 1 S: 8	H: 3 LOB: 1 BB: 0 P: 10	R: 2 E: 0 K: 2 S: 10	H: 3 LOB: 1 BB: 0 P: 10	R: 5 E: 1 K: 1 S: 10	H: 5 LOB: 2 BB: 3 P: 22	R: 0 E: 0 K: 0 S: 3	H: 0 LOB: 0 BB: 0 P: 3	R: 1 E: 0 K: 0 S: 5	H: 2 LOB: 2 BB: 1 P: 9	1B: 12 2B: 3 3B: 1 HR: 1	SF: 0 SAC: 0 DP: 0 HBP: 0	WP: 2 PA: 51 PB: 0 SB: 3 CS: 0
PITCHER	IP	WLS	BF	H	R	ER	SO	BB	IBB	HBP	BLK	WP	HR	S	P	ERA	WHIP			ERA	WHIP
Wade Blasingame, L ERA: 6.02	4.2	L	23	6	3	3	5	3	0	0	0	0	1	30	42	5.79	1.929			6.75	1.500
Dave Eilers, R ERA: 5.82	0.1		2	1	0	0	0	0	0	0	0	0	0	2	2	0.00	3.000			9.00	3.000
Barry Latman, R ERA: 4.48	0.1		3	2	2	2	1	0	0	0	0	1	0	5	5	54.00	6.000				
Dan Schneider, L ERA: 4.88	1.0		7	3	3	3	2	1	0	0	0	0	0	10	14	27.00	4.000				
Arnold Earley, L ERA: 27.0	0.1		4	2	2	2	0	1	0	0	0	0	0	3	7	54.00	9.000				

AB 44
R 12
H 17
RBI 12
BB 7
SO 8
LOB 21



Batter	1	2	3	4	5	6	7	8	9	AB	R	H	RBI	BB	SO	LOB	BOTTOM				
Joe Morgan, L OBP: 0.408, SLG: 0.449 (1, 4)	F7		FC4-6 E		3B		4-3 1B	2B 1B		5	1	3	2	0	0	2	Philadelphia Phillies @ Houston Astros Astrodome, Houston, TX Tue Jul 25 1967, 8:05 PM EDT Att: 15,294 - Dome				
Jimmy Wynn, R OBP: 0.343, SLG: 0.529 (1, 8)	6-3		E5		L3 BB		4-3 1B	K		4	1	1	0	1	1	2					
Rusty Staub, L OBP: 0.403, SLG: 0.509 (1, 9)	L7		IBB		L3		4-3	2B		4	0	1	0	1	0	4					
Eddie Mathews, L OBP: 0.328, SLG: 0.404 (1, 5)	K		F2		F8		E4 1B	4-3		5	1	0	0	0	1	6					
Norm Miller, L OBP: 0.340, SLG: 0.383 (1, 7)	K				1B		4-3 2B 1B	BB BB		4	1	2	0	1	1	0					
Jackie Brandt, R OBP: 0.233, SLG: 0.318 (1, 3)	K				K		5-3	BB		4	0	1	2	1	2	1					
John Bateman, R OBP: 0.249, SLG: 0.258 (1, 2)			FC4-6 1B		F8		E4 1B	K		5	1	2	0	0	2	4					
Bob Lillis, R OBP: 0.194, SLG: 0.171 (1, 6)			FC4-6 1B		F8		6-3	1-3 1B	G4-6-3	5	1	2	0	0	0	4					
Wade Blasingame, L ERA: 6.02										1	0	0	0	0	0	2					
Dave Eilers, R ERA: 5.82										0	0	0	0	0	0	0					
Barry Latman, R ERA: 4.48										0	0	0	0	0	0	0					
Dan Schneider, L ERA: 4.88										0	0	0	0	0	0	0					
Arnold Earley, L ERA: 27.0										0	0	0	0	0	0	0					
Larry Sherry, R ERA: 5.26										0	0	0	0	0	0	0					
Dave Giusti, R ERA: 4.07										0	0	0	0	0	0	0					
Inning Stats	R: 0 E: 0 K: 0 S: 3	H: 0 LOB: 0 BB: 0 P: 3	R: 0 E: 0 K: 3 S: 9	H: 0 LOB: 0 BB: 0 P: 9	R: 1 E: 1 K: 0 S: 6	H: 2 LOB: 3 BB: 1 P: 10	R: 0 E: 0 K: 1 S: 6	H: 1 LOB: 1 BB: 0 P: 6	R: 1 E: 1 K: 0 S: 4	H: 1 LOB: 1 BB: 1 P: 8	R: 0 E: 0 K: 0 S: 4	H: 1 LOB: 1 BB: 0 P: 4	R: 4 E: 1 K: 2 S: 12	H: 4 LOB: 1 BB: 0 P: 12	R: 1 E: 0 K: 1 S: 8	H: 3 LOB: 2 BB: 0 P: 8	R: 0 E: 0 K: 1 S: 4	H: 0 LOB: 1 BB: 2 P: 12	1B: 9 2B: 3 3B: 1 HR: 0	SF: 0 SAC: 0 DP: 2 HBP: 0	WP: 0 PA: 44 PB: 0 SB: 1 CS: 0
PITCHER	IP	WLS	BF	H	R	ER	SO	BB	IBB	HBP	BLK	WP	HR	S	P	ERA	WHIP			ERA	WHIP
Jim Bunning, R ERA: 3.01	7.2	W	39	12	7	1	7	1	0	0	0	0	0	51	59	1.17	1.696				
Grant Jackson, L ERA: 3.64	0.2		4	0	0	0	1	2	0	0	0	0	0	4	12	0.00	3.000				
John Boozar, R ERA: 6.08	0.2	S	1	0	0	0	0	0	0	0	0	0	0	1	1	0.00	0.000				



Batter	1	2	3	4	5	6	7	8	9	AB	R	H	RBI	BB	SO	LOB	TOP								
Tony Gonzalez, L (1, 7) OBP: 0.395, SLG: 0.477	4-3		F7						SH1-4	2	0	0	0	2	0	0	Philadelphia Phillies @ Houston Astros Astrodome, Houston, TX Wed Jul 26 1967, 4:33 AM EDT Att: 10,741 - Dome								
Cookie Rojas, R (1, 4) OBP: 0.266, SLG: 0.287			6-3		FC6-4		F9	L6	4	0	0	0	1	0	5										
Dick Allen, R (1, 5) OBP: 0.413, SLG: 0.548	L9					G1		HR	5	1	1	1	0	2	2										
Johnny Callison, L (1, 9) OBP: 0.347, SLG: 0.446	K				L9		L9	G3	4	0	0	0	0	1	1										
Bill White, L (1, 3) OBP: 0.302, SLG: 0.289					4-3				2	0	1	0	2	0	0										
Don Lock, R (1, 8) OBP: 0.384, SLG: 0.487					F3			1B	4	1	1	0	0	2	3										
Clay Dainryple, L (1, 2) OBP: 0.284, SLG: 0.254									3	0	1	0	1	2	2										
Bobby Wine, R (1, 6) OBP: 0.254, SLG: 0.300									3	0	0	0	0	2	4										
Rick Wise, R (1, 1) OBP: 0.343, SLG: 0.364									3	0	1	0	1	2	1										
Turk Farrell, R (9, 1) OBP: 0.167, SLG: 0.182			K						0	0	0	0	0	0	0										
Inning Stats	R: 0 E: 0 K: 1 S: 5	H: 0 LOB: 1 BB: 1 P: 9	R: 0 E: 0 K: 2 S: 7	H: 0 LOB: 1 BB: 1 P: 11	R: 0 E: 0 K: 1 S: 5	H: 0 LOB: 0 BB: 0 P: 5	R: 0 E: 0 K: 1 S: 5	H: 0 LOB: 0 BB: 0 P: 5	R: 1 E: 0 K: 1 S: 6	H: 1 LOB: 2 BB: 2 P: 14	R: 0 E: 0 K: 1 S: 5	H: 0 LOB: 1 BB: 1 P: 9	R: 0 E: 0 K: 1 S: 6	H: 1 LOB: 2 BB: 1 P: 10	R: 1 E: 0 K: 2 S: 9	H: 2 LOB: 2 BB: 1 P: 13	R: 0 E: 0 K: 1 S: 6	H: 1 LOB: 1 BB: 0 P: 6	1B: 4 2B: 0 3B: 0 HR: 1	SF: 0 SAC: 2 DP: 0 HBP: 0	WP: 0 PB: 0 SB: 2 CS: 0	PA: 39			
PITCHER	IP	WLS	BF	H	R	ER	SO	BB	IBB	HBP	BLK	WP	HR	S	P	ERA	WHIP								
Don Wilson, R (1, 1) ERA: 2.64	8.0		35	4	2	1	10	6	1	0	1	0	1	48	76	1.12	1.250								
Larry Sherry, R (9, 1) ERA: 5.13	1.0	W	4	1	0	0	1	0	0	0	0	0	0	6	6	0.00	1.000								

Batter	1	2	3	4	5	6	7	8	9	AB	R	H	RBI	BB	SO	LOB	BOTTOM								
Jackie Brandt, R (1, 3) OBP: 0.232, SLG: 0.311	P5		K			6-3	L7		1B	5	0	1	1	0	1	3	Philadelphia Phillies @ Houston Astros Astrodome, Houston, TX Wed Jul 26 1967, 4:33 AM EDT Att: 10,741 - Dome								
Joe Morgan, L (1, 4) OBP: 0.411, SLG: 0.450	G3				1B				1B	4	1	2	1	1	0	0									
Jimmy Wynn, R (1, 8) OBP: 0.345, SLG: 0.529	K								1B	4	0	2	0	0	2	1									
Rusty Staub, L (1, 9) OBP: 0.405, SLG: 0.506										2	0	0	0	2	0	1									
Eddie Mathews, L (1, 5) OBP: 0.324, SLG: 0.399										4	0	0	0	0	1	4									
Norm Miller, L (1, 7) OBP: 0.327, SLG: 0.365										4	0	0	0	0	0	2									
John Bateman, R (1, 2) OBP: 0.255, SLG: 0.264										3	0	2	0	0	0	0									
Dave Giusti, R (7, PR) OBP: 0.145, SLG: 0.208										0	0	0	0	0	0	0									
Dave Adlesh, R (8, 2) OBP: 0.194, SLG: 0.152										1	0	1	0	0	0	0									
Julio Gotay, R (9, PR) OBP: 0.345, SLG: 0.413										0	1	0	0	0	0	0									
Bob Lillis, R (1, 6) OBP: 0.231, SLG: 0.211										3	0	2	0	0	0	1									
Don Wilson, R (1, 1) OBP: 0.151, SLG: 0.120										2	0	0	0	0	2	3									
Larry Sherry, R (9, 1) ERA: 3.54										0	0	0	0	0	0	0									
Bob Aspromonte, R (9, PH) OBP: 0.355, SLG: 0.396										1	0	1	0	0	0	0									
Dan Schneider, L (9, PR) OBP: 0.500, SLG: 0.500										0	1	0	0	0	0	0									
Inning Stats	R: 0 E: 0 K: 1 S: 5	H: 0 LOB: 0 BB: 0 P: 5	R: 0 E: 0 K: 1 S: 5	H: 0 LOB: 0 BB: 0 P: 5	R: 0 E: 0 K: 1 S: 6	H: 1 LOB: 1 BB: 0 P: 6	R: 1 E: 0 K: 0 S: 4	H: 2 LOB: 0 BB: 0 P: 4	R: 0 E: 0 K: 1 S: 5	H: 0 LOB: 2 BB: 2 P: 13	R: 0 E: 0 K: 1 S: 7	H: 2 LOB: 2 BB: 0 P: 7	R: 0 E: 0 K: 0 S: 4	H: 1 LOB: 2 BB: 1 P: 8	R: 2 E: 0 K: 0 S: 5	H: 4 LOB: 2 BB: 0 P: 5	1B: 11 2B: 0 3B: 0 HR: 0	SF: 0 SAC: 2 DP: 1 HBP: 0	WP: 0 PB: 0 SB: 1 CS: 0	PA: 38					
PITCHER	IP	WLS	BF	H	R	ER	SO	BB	IBB	HBP	BLK	WP	HR	S	P	ERA	WHIP								
Rick Wise, R (1, 1) ERA: 3.54	8.1	L	36	9	3	3	6	2	1	0	0	0	0	45	57	3.24	1.320								
Turk Farrell, R (9, 1) ERA: 3.26	0.0		2	2	0	0	0	0	0	0	0	0	0	2	2	∞	∞								

Batter	1	2	3	4	5	6	7	8	9	AB	R	H	RBI	BB	SO	LOB	TOP																				
Cookie Rojas, R OBP: 0.268, SLG: 0.292 (1, 4)	5-3					3-1		K		5	0	2	2	0	1	1	Philadelphia Phillies @ San Francisco Giants Candlestick Park, San Francisco, CA Thu Jul 27 1967, 6:33 AM EDT Att: 9,786 - Unknown livebaseballscorecards.com																				
Johnny Callison, L OBP: 0.345, SLG: 0.442 (1, 9)	4-3	6-3	K			K			G6-4-3 1B	5	0	1	0	0	2	3																					
Dick Allen, R OBP: 0.413, SLG: 0.555 (1, 5)	HR					F8			G6-4-3 1-2 1B	5	2	2	1	0	1	1																					
Don Lock, R OBP: 0.389, SLG: 0.487 (1, 8)	K								G3	4	1	2	0	1	1	0																					
Gene Oliver, R OBP: 0.333, SLG: 0.470 (1, 2)		2B 2B BB	K			FC5-4 1B		K		3	1	0	0	1	2	4																					
Billy Cowan, R OBP: 0.250, SLG: 0.415 (1, 7)		F8				5-3		F6		4	1	1	3	0	0	3																					
Bill White, L OBP: 0.314, SLG: 0.300 (1, 3)		2B 1-3	HR			1-3			FC6-4 BB	2	2	1	0	2	0	0																					
Bobby Wine, R OBP: 0.258, SLG: 0.316 (1, 6)		2B IBB				F7		FC6-4 1-2		3	1	1	2	1	0	1																					
John Boozer, R OBP: 0.182, SLG: 0.100 (1, 1)		F9	F3			K		K		4	0	0	0	0	2	4																					
Inning Stats	R: 1 E: 0 K: 1 S: 6	H: 1 LOB: 0 BB: 0 P: 6	R: 2 E: 0 K: 0 S: 5	H: 2 LOB: 2 BB: 2 P: 13	R: 5 E: 0 K: 2 S: 11	H: 4 LOB: 1 BB: 2 P: 19	R: 0 E: 0 K: 1 S: 6	H: 1 LOB: 1 BB: 0 P: 6	R: 0 E: 0 K: 1 S: 5	H: 0 LOB: 0 BB: 0 P: 5	R: 0 E: 0 K: 1 S: 5	H: 1 LOB: 0 BB: 0 P: 5	R: 0 E: 0 K: 2 S: 7	H: 0 LOB: 1 BB: 0 P: 11	R: 0 E: 0 K: 0 S: 3	H: 1 LOB: 0 BB: 0 P: 3	1B: 5 2B: 2 3B: 0 HR: 3	SF: 0 SAC: 0 DP: 1 HBP: 0	WP: 0 PB: 0 SB: 1 CS: 1	PA: 40																	
PITCHER	IP	WLS	BF	H	R	ER	SO	BB	IBB	HBP	BLK	WP	HR	S	P	ERA	WHIP	PITCHER			IP	WLS	BF	H	R	ER	SO	BB	IBB	HBP	BLK	WP	HR	S	P	ERA	WHIP
Mike McCormick, L ERA: 2.68 (1, 1)	2.1	L	16	5	7	7	2	3	1	0	0	0	2	16	32	27.00	3.429																				
Ron Herbel, R ERA: 3.95 (3, 1)	0.2		4	2	1	1	1	0	0	0	0	0	1	6	6	13.50	3.000																				
Lindy McDaniel, R ERA: 4.84 (4, 1)	4.0		13	2	0	0	4	0	0	0	0	0	0	21	21	0.00	0.500																				
Bobby Bolin, R ERA: 4.9 (8, 1)	2.0		7	1	0	0	2	1	0	0	0	0	0	10	14	0.00	1.000																				

Batter	1	2	3	4	5	6	7	8	9	AB	R	H	RBI	BB	SO	LOB	BOTTOM																				
Jesus Alou, R OBP: 0.319, SLG: 0.387 (1, 9)	E5 FC6-4		B2-3			6-3		6-3		4	0	0	0	0	0	0	Philadelphia Phillies @ San Francisco Giants Candlestick Park, San Francisco, CA Thu Jul 27 1967, 6:33 AM EDT Att: 9,786 - Unknown livebaseballscorecards.com																				
Bobby Etheridge, R OBP: 0.315, SLG: 0.388 (1, 5)	FC6-4 1-2		5-3			4-3		5-3		4	0	0	0	0	0	1																					
Willie Mays, R OBP: 0.349, SLG: 0.483 (1, 8)	F7					6-3		F7		3	1	1	0	0	0	1																					
Ken Henderson, S OBP: 0.280, SLG: 0.293 (7, 8)						HR 1B				1	0	0	0	0	0	0																					
Jim Ray Hart, R OBP: 0.377, SLG: 0.569 (1, 7)	K					6-3		E6 HR 1B		4	1	0	0	0	1	2																					
Jack Hiatt, R OBP: 0.400, SLG: 0.470 (1, 3)						K		HR 1-2 1B		4	1	2	3	0	1	0																					
Tom Haller, L OBP: 0.357, SLG: 0.444 (1, 2)						FC3-6 1B		3-1 K		4	0	0	0	0	1	1																					
Dick Groat, R OBP: 0.224, SLG: 0.162 (1, 6)						G5-4		F2		3	0	0	0	0	0	1																					
Tito Fuentes, S OBP: 0.246, SLG: 0.276 (1, 4)						FC6-4		1-3		3	0	1	0	0	0	1																					
Mike McCormick, L OBP: 0.170, SLG: 0.188 (3, 1)						4-3		F9		0	0	0	0	0	0	0																					
Ron Herbel, R OBP: 0.307, SLG: 0.417 (3, 1)										0	0	0	0	0	0	0																					
Ray Sadecki, L OBP: 0.207, SLG: 0.260 (3, 1)										1	0	0	0	0	0	0																					
Lindy McDaniel, R OBP: 0.298, SLG: 0.350 (4, 1)										1	0	0	0	0	0	1																					
Bob Schroder, L OBP: 0.298, SLG: 0.257 (7, 1)										1	0	0	0	0	0	0																					
Bobby Bolin, R OBP: 0.273, SLG: 0.313 (8, 1)										0	0	0	0	0	0	0																					
Inning Stats	R: 0 E: 1 K: 1 S: 6	H: 0 LOB: 1 BB: 0 P: 6	R: 0 E: 0 K: 0 S: 4	H: 1 LOB: 1 BB: 0 P: 4	R: 0 E: 0 K: 0 S: 3	H: 0 LOB: 0 BB: 0 P: 3	R: 0 E: 0 K: 1 S: 5	H: 0 LOB: 0 BB: 0 P: 5	R: 0 E: 0 K: 1 S: 4	H: 1 LOB: 1 BB: 0 P: 4	R: 3 E: 1 K: 1 S: 8	H: 2 LOB: 0 BB: 0 P: 8	R: 0 E: 0 K: 0 S: 3	H: 0 LOB: 0 BB: 0 P: 3	R: 0 E: 0 K: 0 S: 3	H: 0 LOB: 0 BB: 0 P: 3	1B: 3 2B: 0 3B: 0 HR: 1	SF: 0 SAC: 0 DP: 0 HBP: 0	WP: 0 PB: 0 SB: 0 CS: 0	PA: 33																	
PITCHER	IP	WLS	BF	H	R	ER	SO	BB	IBB	HBP	BLK	WP	HR	S	P	ERA	WHIP	PITCHER			IP	WLS	BF	H	R	ER	SO	BB	IBB	HBP	BLK	WP	HR	S	P	ERA	WHIP
John Boozer, R ERA: 4.54 (1, 1)	9.0	W	33	4	3	0	3	0	0	0	0	0	1	39	39	0.00	0.444																				



Batter	1	2	3	4	5	6	7	8	9	AB	R	H	RBI	BB	SO	LOB	TOP					
Tony Gonzalez, L (1, 7) OBP: 0.393, SLG: 0.471	0-0 4-3		0-0 FC4-6		0-0 F9		4-0 G6-4-3 BB			3	0	1	1	0	2		Philadelphia Phillies @ San Francisco Giants Candlestick Park, San Francisco, CA Fri Jul 28 1967, 10:05 PM EDT Att: 16,155 - Unknown					
Cookie Rojas, R (1, 4) OBP: 0.265, SLG: 0.288	0-0 6-3		0-0 F8		0-0 F9		0-0 G6-4-3			4	0	0	0	0	3							
Dick Allen, R (1, 5) OBP: 0.411, SLG: 0.560	0-3 K		0-3 K				0-0 HR		0-0 F8	4	1	1	1	0	2	1						
Johnny Callison, L (1, 9) OBP: 0.341, SLG: 0.437		0-0 4-3		0-0 G3			0-0 4-3		0-3 K	4	0	0	0	0	1	0						
Bill White, L (1, 3) OBP: 0.312, SLG: 0.299		0-0 L3		0-0 F8			0-0 1B 1B		0-3 K	4	0	1	0	0	1	0						
Clay Dalrymple, L (1, 2) OBP: 0.288, SLG: 0.259		0-0 1B		0-3 K			0-0 1B		0-0 3-1	4	0	2	0	0	1	0						
Don Lock, R (1, 8) OBP: 0.386, SLG: 0.482		0-3 K			0-0 1B		0-3 K		0-0 F5	4	0	1	0	0	2	3						
Bobby Wine, R (1, 6) OBP: 0.263, SLG: 0.327			4-0 FC4-6 1B BB		0-3 K		0-0 3B		0-0 F9	3	1	1	0	1	1	1						
Larry Jackson, R (1, 1) OBP: 0.164, SLG: 0.167			0-0 E6 FC4-6 1B		0-3 K		0-3 K			2	0	1	0	0	1	1						
Doug Clemens, L (7, PH) OBP: 0.317, SLG: 0.286					0-3 K					1	0	0	0	0	1	1						
Grant Jackson, S (7, 1) OBP: 0.167, SLG: 0.091					1-2 K					0	0	0	0	0	0	0						
Dick Hall, R (7, 1) OBP: 0.167, SLG: 0.091										0	0	0	0	0	0	0						
Inning Stats	R: 0 E: 0 K: 1 S: 5	H: 0 LOB: 0 BB: 0 P: 5	R: 0 E: 0 K: 1 S: 6	H: 1 LOB: 1 BB: 0 P: 6	R: 1 E: 0 K: 1 S: 6	H: 1 LOB: 1 BB: 1 P: 10	R: 0 E: 0 K: 1 S: 5	H: 0 LOB: 0 BB: 0 P: 5	R: 0 E: 0 K: 1 S: 8	H: 1 LOB: 1 BB: 0 P: 8	R: 1 E: 0 K: 1 S: 8	H: 3 LOB: 2 BB: 0 P: 8	R: 0 E: 0 K: 1 S: 5	H: 1 LOB: 0 BB: 0 P: 9	R: 0 E: 0 K: 2 S: 7	H: 0 LOB: 0 BB: 0 P: 7	R: 0 E: 0 K: 0 S: 3	H: 0 LOB: 0 BB: 0 P: 3	1B: 5 2B: 0 3B: 1 HR: 1	SF: 0 SAC: 0 DP: 1 HBP: 0	WP: 0 PB: 0 SB: 1 CS: 0	PA: 35
PITCHER Juan Marichal, R (1, 1) ERA: 2.81	IP: 9.0 WLS: W BF: 35 H: 7 R: 2 ER: 2 SO: 10 BB: 2 IBB: 0 HBP: 0 BLK: 0 WP: 0 HR: 1 S: 53 P: 61 ERA: 2.00 WHIP: 1.000															PITCHER						


Batter	1	2	3	4	5	6	7	8	9	AB	R	H	RBI	BB	SO	LOB	BOTTOM							
Jesus Alou, R (1, 9) OBP: 0.323, SLG: 0.389	0-0 G3		0-0 L4-3 1B		4-0 1B 1B BB		0-0 SH2-3 1B	0-0 G6-4-3		4	1	2	0	1	0	1	Philadelphia Phillies @ San Francisco Giants Candlestick Park, San Francisco, CA Fri Jul 28 1967, 10:05 PM EDT Att: 16,155 - Unknown							
Willie Mays, R (1, 8) OBP: 0.348, SLG: 0.481	0-0 F9		0-0 F4		0-0 1B FC5-2 1B		0-0 SH2-3			3	0	1	0	0	0	1								
Willie McCovey, L (1, 3) OBP: 0.402, SLG: 0.542	0-0 HR		0-0 L4-3		0-0 1B 1-3 2-H		0-0 2B 1B			4	2	3	2	0	0	1								
Jim Ray Hart, R (1, 7) OBP: 0.376, SLG: 0.564	0-3 K			0-0 6-3	0-0 FC5-2		4-0 2B BB			3	1	0	0	1	1	2								
Tom Haller, L (1, 2) OBP: 0.359, SLG: 0.454		0-0 4-3		0-0 F8		0-0 1B 3B	0-0 1H 2-H 2B			4	1	2	2	0	0	0								
Bobby Etheridge, R (1, 5) OBP: 0.310, SLG: 0.434		0-0 6-3		0-0 HR		0-0 5-3	0-0 6-3			4	1	1	1	0	0	2								
Dick Groat, R (1, 6) OBP: 0.238, SLG: 0.181		0-0 E9		0-0 1B		0-0 1B	0-0 G3			4	0	2	1	0	0	1								
Tito Fuentes, S (1, 4) OBP: 0.246, SLG: 0.280		0-0 2H 2B		0-0 1-3		0-0 1-3	0-0 F7			4	0	1	1	0	0	2								
Juan Marichal, R (1, 1) OBP: 0.197, SLG: 0.257		0-3 K		0-0 6-3		0-0 F2	0-0 E6			4	0	0	0	0	1	2								
Inning Stats	R: 1 E: 0 K: 1 S: 6	H: 1 LOB: 0 BB: 0 P: 6	R: 1 E: 1 K: 1 S: 7	H: 1 LOB: 1 BB: 0 P: 7	R: 0 E: 0 K: 0 S: 3	H: 1 LOB: 0 BB: 0 P: 3	R: 1 E: 0 K: 0 S: 5	H: 2 LOB: 1 BB: 0 P: 5	R: 0 E: 0 K: 0 S: 4	H: 2 LOB: 2 BB: 1 P: 8	R: 1 E: 0 K: 0 S: 5	H: 2 LOB: 1 BB: 0 P: 5	R: 3 E: 0 K: 0 S: 6	H: 3 LOB: 1 BB: 1 P: 10	R: 0 E: 1 K: 0 S: 3	H: 0 LOB: 0 BB: 0 P: 3		1B: 7 2B: 3 3B: 1 HR: 2	SF: 0 SAC: 1 DP: 2 HBP: 0	WP: 0 PB: 0 SB: 0 CS: 0	PA: 37			
PITCHER Larry Jackson, R (1, 1) ERA: 3.4	IP: 6.0 WLS: L BF: 27 H: 9 R: 4 ER: 3 SO: 2 BB: 1 IBB: 0 HBP: 0 BLK: 0 WP: 0 HR: 2 S: 30 P: 34 ERA: 4.50 WHIP: 1.667															PITCHER								
Grant Jackson, L (7, 1) ERA: 4.07	0.1	5	3	3	3	0	1	0	0	0	0	0	0	0	0	0	4	8	81.00	12.000				
Dick Hall, R (7, 1) ERA: 1.99	1.2	5	0	0	0	0	0	0	0	0	0	0	0	0	0	0	5	5	0.00	0.000				


AB	33
R	2
H	7
RBI	2
BB	2
SO	10
LOB	12



AB	34
R	6
H	12
RBI	7
BB	2
SO	2
LOB	12



Batter	1	2	3	4	5	6	7	8	9	AB	R	H	RBI	BB	SO	LOB	TOP			
Tony Gonzalez, L (1,7) OBP: 0.390, SLG: 0.464	F7		4-3		F9		F9		FC6-4 BB	4	0	0	0	1	0	2	Philadelphia Phillies @ San Francisco Giants Candlestick Park, San Francisco, CA Sat Jul 29 1967, 6:33 AM EDT Att: 16,839 - Unknown livebaseballscorecards.com AB 34 R 1 H 6 RBI 1 BB 4 SO 6 LOB 21 			
Cookie Rojas, R (1,4) OBP: 0.270, SLG: 0.294	1B		F9		1B		FC5 1B		FC6-4 1-2	5	0	3	0	0	0	2				
Dick Allen, R (1,5) OBP: 0.410, SLG: 0.555	K		BB 1B BB		K		FC5 1-2 3-H			3	0	0	0	1	2	4				
Johnny Callison, L (1,9) OBP: 0.340, SLG: 0.435	F9		BB 1B		F2		4-3			4	0	1	1	0	0	4				
Bill White, L (1,3) OBP: 0.311, SLG: 0.292		K	BB 1B BB		BB 1B		E3 1B		F5	3	0	0	0	1	1	0				
Clay Dalrymple, L (1,2) OBP: 0.292, SLG: 0.260		BB	F8		BB 1B		G4-6-3 1B		3-4-1	3	0	1	0	1	0	3				
Don Lock, R (1,8) OBP: 0.380, SLG: 0.473		K			4-3		F8		K	4	0	0	0	0	2	3				
Bobby Wine, R (1,6) OBP: 0.260, SLG: 0.323																				
Doug Clemens, L (6, PH) OBP: 0.311, SLG: 0.280																				
Gary Sutherland, R (6,6) OBP: 0.292, SLG: 0.315																				
Jim Bunning, R (1,1) OBP: 0.169, SLG: 0.308																				
Chuck Hillier, L (7, PH) OBP: 0.127, SLG: 0.148																				
Turk Farrell, R (7,1) OBP: 0.167, SLG: 0.182																				
Gene Oliver, R (9, PH) OBP: 0.331, SLG: 0.467			4-3 1B 2B		4-3		E6 1B FC5		1-3	2	1	1	0	0	0	0				
Inning Stats	R: 0 E: 0 K: 1 S: 6	H: 1 LOB: 1 BB: 0 P: 6	R: 0 E: 0 K: 3 S: 9	H: 0 LOB: 1 BB: 1 P: 13	R: 1 E: 0 K: 0 S: 5	H: 2 LOB: 3 BB: 2 P: 13	R: 0 E: 0 K: 0 S: 3	H: 0 LOB: 0 BB: 0 P: 3	R: 0 E: 1 K: 0 S: 4	H: 1 LOB: 1 BB: 0 P: 4	R: 0 E: 1 K: 0 S: 5	H: 1 LOB: 2 BB: 0 P: 5	R: 0 E: 0 K: 1 S: 5	H: 0 LOB: 0 BB: 0 P: 5	R: 0 E: 0 K: 0 S: 3	H: 0 LOB: 1 BB: 1 P: 7	1B: 5 2B: 1 3B: 0 HR: 0	SF: 0 SAC: 0 DP: 1 HBP: 0	WP: 0 PB: 0 SB: 0 CS: 0	PA: 38
PITCHER Gaylord Perry, R (1,1) ERA: 3.3	IP: 9.0 WLS: W BF: 38 H: 6 R: 1 ER: 1 SO: 6 BB: 4 IBB: 0 HBP: 0 BLK: 0 WP: 0 HR: 0 S: 46 P: 62 ERA: 1.00 WHIP: 1.111															PITCHER				

Batter	1	2	3	4	5	6	7	8	9	AB	R	H	RBI	BB	SO	LOB	BOTTOM				
Jesus Alou, R (1,9) OBP: 0.324, SLG: 0.389	CS 1B 1B		F8	FC6-4		1B		3-1		5	0	2	1	0	0	3	Philadelphia Phillies @ San Francisco Giants Candlestick Park, San Francisco, CA Sat Jul 29 1967, 6:33 AM EDT Att: 16,839 - Unknown livebaseballscorecards.com AB 30 R 6 H 12 RBI 5 BB 4 SO 3 LOB 18 				
Willie Mays, R (1,8) OBP: 0.350, SLG: 0.482	CS 1B		F3		6-3	2-H 3-H 1B				4	1	2	0	0	0	0					
Willie McCovey, L (1,3) OBP: 0.403, SLG: 0.539	K		F5		G5-4-3 1B		PB 4-3 BB 1B			3	0	1	0	1	1	2					
Jim Ray Hart, R (1,7) OBP: 0.375, SLG: 0.563	6-3			2B 2B	G5-4-3		K			4	1	1	0	0	1	4					
Tom Haller, L (1,2) OBP: 0.363, SLG: 0.466		HR		2B SF7 BB		SH3-4 SH5-4 1B	4-3			3	3	2	1	1	0	2					
Bobby Etheridge, R (1,5) OBP: 0.306, SLG: 0.439		6-3		1-3 2-H 2B		E4 SH5-4 SH3-4 1B	4-3			4	1	1	1	0	0	2					
Dick Groat, R (1,6) OBP: 0.265, SLG: 0.203						SH3-4				2	0	2	0	1	0	0					
Tito Fuentes, S (1,4) OBP: 0.250, SLG: 0.286		K		SF7		SH5-4 1B IBB				2	0	1	1	1	1	1					
Gaylord Perry, R (1,1) OBP: 0.176, SLG: 0.176		FC6-4		3-H B3		SH5-4		F3		3	0	0	1	0	0	4					
Inning Stats	R: 0 E: 0 K: 1 S: 6	H: 2 LOB: 1 BB: 0 P: 6	R: 1 E: 0 K: 1 S: 7	H: 2 LOB: 1 BB: 0 P: 7	R: 0 E: 0 K: 0 S: 3	H: 0 LOB: 0 BB: 0 P: 3	R: 2 E: 0 K: 0 S: 5	H: 2 LOB: 2 BB: 2 P: 13	R: 0 E: 0 K: 0 S: 3	H: 1 LOB: 0 BB: 0 P: 3	R: 2 E: 1 K: 0 S: 5	H: 2 LOB: 2 BB: 1 P: 9	R: 1 E: 0 K: 1 S: 6	H: 1 LOB: 1 BB: 1 P: 10	R: 0 E: 0 K: 0 S: 4	H: 2 LOB: 1 BB: 0 P: 4		1B: 8 2B: 4 3B: 0 HR: 1	SF: 1 SAC: 2 DP: 2 HBP: 0	WP: 0 PB: 1 SB: 0 CS: 2	PA: 37
PITCHER Jim Bunning, R (1,1) ERA: 3.06	IP: 6.0 WLS: L BF: 28 H: 9 R: 5 ER: 3 SO: 2 BB: 1 IBB: 2 HBP: 0 BLK: 0 WP: 0 HR: 1 S: 29 P: 41 ERA: 4.50 WHIP: 1.667															PITCHER					
PITCHER Turk Farrell, R (7,1) ERA: 3.16	IP: 2.0 WLS: 9 BF: 3 H: 3 R: 1 ER: 0 SO: 1 BB: 1 IBB: 0 HBP: 0 BLK: 0 WP: 0 HR: 0 S: 10 P: 14 ERA: 0.00 WHIP: 2.000															PITCHER					

Batter	1	2	3	4	5	6	7	8	9	AB	R	H	RBI	BB	SO	LOB	TOP					
Tony Gonzalez, L OBP: 0.387, SLG: 0.460 (1, 7)										5	0	1	0	0	2	2	Philadelphia Phillies @ Los Angeles Dodgers Dodger Stadium, Los Angeles, CA Sun Jul 30 1967, 3:33 AM PDT Att: 20,806 - Unknown					
John Briggs, L OBP: 0.308, SLG: 0.349 (1, 8)										4	0	1	0	0	0	1						
Dick Allen, R OBP: 0.406, SLG: 0.549 (1, 5)										4	0	0	0	0	2	1						
Johnny Callison, L OBP: 0.342, SLG: 0.436 (1, 9)										4	0	2	0	0	0	1						
Bill White, L OBP: 0.315, SLG: 0.298 (1, 3)										4	0	2	0	0	0	0						
Clay Dalrymple, L OBP: 0.291, SLG: 0.256 (1, 2)										3	0	0	0	1	2	4						
Cookie Rojas, R OBP: 0.270, SLG: 0.293 (1, 4)										4	0	1	0	0	0	1						
Bobby Wine, R OBP: 0.261, SLG: 0.320 (9, PH)										2	0	0	0	1	1	0						
Chris Short, R OBP: 0.136, SLG: 0.140 (9, PH)										3	0	1	0	0	0	2						
Don Lock, R OBP: 0.378, SLG: 0.471 (9, PH)										1	0	0	0	0	0	1						
Inning Stats	R: 0 E: 0 K: 0 S: 4	H: 1 LOB: 1 BB: 0 P: 4	R: 0 E: 1 K: 1 S: 6	H: 0 LOB: 2 BB: 1 P: 10	R: 0 E: 0 K: 1 S: 5	H: 0 LOB: 0 BB: 0 P: 5	R: 0 E: 0 K: 0 S: 3	H: 0 LOB: 1 BB: 1 P: 7	R: 0 E: 0 K: 1 S: 4	H: 1 LOB: 1 BB: 0 P: 4	R: 0 E: 0 K: 1 S: 6	H: 2 LOB: 1 BB: 0 P: 6	R: 0 E: 0 K: 2 S: 8	H: 1 LOB: 1 BB: 0 P: 8	R: 0 E: 0 K: 1 S: 7	H: 2 LOB: 2 BB: 0 P: 7	R: 0 E: 0 K: 1 S: 6	H: 1 LOB: 1 BB: 0 P: 6	1B: 8 2B: 0 3B: 0 HR: 0	SF: 0 SAC: 0 DP: 1 HBP: 0	WP: 0 PB: 0 SB: 0 CS: 0	PA: 37
PITCHER Don Sutton, R ERA: 4.06 (1, 1)	IP: 9.0 WLS: W BF: 37 H: 8 R: 0 ER: 0 SO: 7 BB: 1 IBB: 1 HBP: 0 BLK: 0 WP: 0 HR: 0 S: 49 P: 57 ERA: 0.00 WHIP: 1.000															PITCHER						

Batter	1	2	3	4	5	6	7	8	9	AB	R	H	RBI	BB	SO	LOB	BOTTOM					
Dick Schofield, S OBP: 0.315, SLG: 0.286 (1, 6)										3	0	0	0	0	0	1	Philadelphia Phillies @ Los Angeles Dodgers Dodger Stadium, Los Angeles, CA Sun Jul 30 1967, 3:33 AM PDT Att: 20,806 - Unknown					
Wes Parker, S OBP: 0.364, SLG: 0.352 (1, 3)										3	0	1	0	0	0	0						
Bob Bailey, R OBP: 0.276, SLG: 0.256 (1, 5)										2	0	0	0	1	0	1						
Al Ferrara, R OBP: 0.347, SLG: 0.497 (9, 9)										3	0	1	0	0	0	1						
Ron Fairly, L OBP: 0.319, SLG: 0.328 (9, 9)										0	0	0	0	0	0	0						
Jim Lefebvre, S OBP: 0.351, SLG: 0.406 (1, 4)										3	0	0	0	0	0	1						
Lou Johnson, R OBP: 0.316, SLG: 0.415 (1, 7)										3	1	1	1	0	0	1						
Jim Hickman, R OBP: 0.229, SLG: 0.221 (1, 8)										3	0	0	0	0	1	1						
Jeff Torborg, R OBP: 0.272, SLG: 0.295 (1, 2)										3	0	0	0	0	1	0						
Don Sutton, R OBP: 0.167, SLG: 0.204 (1, 1)										2	0	1	0	0	1	0						
Inning Stats	R: 0 E: 0 K: 0 S: 3	H: 1 LOB: 0 BB: 0 P: 3	R: 0 E: 0 K: 0 S: 4	H: 1 LOB: 1 BB: 0 P: 4	R: 0 E: 0 K: 0 S: 3	H: 1 LOB: 0 BB: 0 P: 3	R: 0 E: 0 K: 0 S: 3	H: 0 LOB: 0 BB: 0 P: 3	R: 0 E: 0 K: 1 S: 5	H: 0 LOB: 0 BB: 0 P: 5	R: 0 E: 0 K: 2 S: 7	H: 0 LOB: 0 BB: 0 P: 7	R: 0 E: 0 K: 0 S: 2	H: 0 LOB: 0 BB: 1 P: 6	R: 0 E: 0 K: 0 S: 4	H: 1 LOB: 0 BB: 0 P: 4	R: 1 E: 0 K: 0 S: 4	H: 1 LOB: 0 BB: 0 P: 4	1B: 3 2B: 0 3B: 0 HR: 1	SF: 0 SAC: 0 DP: 2 HBP: 0	WP: 0 PB: 0 SB: 0 CS: 1	PA: 27
PITCHER Chris Short, L ERA: 2.35 (1, 1)	IP: 8.0 WLS: L BF: 26 H: 4 R: 1 ER: 1 SO: 3 BB: 1 IBB: 0 HBP: 0 BLK: 0 WP: 0 HR: 1 S: 31 P: 35 ERA: 1.12 WHIP: 0.625															PITCHER						

Batter	1	2	3	4	5	6	7	8	9	10	11	AB	R	H	RBI	BB	SO	LOB	TOP			
John Briggs, L OBP: 0.301, SLG: 0.339 Billy Cowan, R OBP: 0.244, SLG: 0.415 (11, 7)	G3		L9			F8		F8		K	SF8	5	0	0	0	0	1	0				
Dick Allen, R OBP: 0.405, SLG: 0.544	1B		L7			K		CS 1B		1-3	K	5	1	1	0	1	2	1				
Tony Gonzalez, L OBP: 0.394, SLG: 0.467	1B				S BB			F5			BB 1B	4	0	3	0	1	0	1				
Bill White, L OBP: 0.318, SLG: 0.294	SF8-6-4-3					K				6-3		2	0	0	1	2	1	1				
Don Lock, R OBP: 0.379, SLG: 0.466						K		F8			1B HBP	4	0	1	0	0	2	5				
Gene Oliver, R OBP: 0.339, SLG: 0.487		F8				F3					SH5-4 E 1B	4	2	2	1	1	0	2				
Cookie Rojas, R OBP: 0.270, SLG: 0.293			K					L8			SH5-4	4	0	1	0	0	1	1				
Bobby Wine, R OBP: 0.258, SLG: 0.315 Johnny Callison, L OBP: 0.341, SLG: 0.435 Gary Sutherland, R OBP: 0.296, SLG: 0.315			K					6-3				3	0	0	0	0	1	1				
Dick Ellsworth, L OBP: 0.280, SLG: 0.087 Doug Clemens, L OBP: 0.275, SLG: 0.275 Tony Taylor, R OBP: 0.302, SLG: 0.338 John Bozzer, L OBP: 0.182, SLG: 0.190 Turk Farrell, R OBP: 0.167, SLG: 0.182			K					K			E SF8 IBB	3	0	0	0	0	2	0				
								G1			E8 SF8 1B	3	0	0	0	0	0	0				
Inning Stats	R: 1 E: 0 K: 0 S: 3	H: 1 LOB: 0 BB: 1 P: 7	R: 0 E: 0 K: 2 S: 8	H: 1 LOB: 1 BB: 0 P: 8	R: 0 E: 0 K: 1 S: 5	H: 0 LOB: 0 BB: 0 P: 5	R: 0 E: 0 K: 2 S: 7	H: 0 LOB: 1 BB: 1 P: 11	R: 0 E: 0 K: 1 S: 5	H: 0 LOB: 0 BB: 0 P: 5	R: 0 E: 0 K: 1 S: 6	H: 1 LOB: 2 BB: 1 P: 10	R: 0 E: 0 K: 0 S: 3	H: 1 LOB: 3 BB: 1 P: 11	R: 0 E: 0 K: 2 S: 8	H: 1 LOB: 2 BB: 1 P: 12	R: 2 E: 1 K: 1 S: 7	H: 2 LOB: 1 BB: 1 P: 11	1B: 7 2B: 2 3B: 0 HR: 1	SF: 2 SAC: 1 DP: 1 HBP: 1	WP: 0 PB: 0 SB: 1 CS: 1	PA: 47
PITCHER	IP 7.0	WLS 27	BF 27	H 4	R 2	ER 2	SO 7	BB 2	IBB 1	HBP 0	BLK 0	WP 0	HR 1	S 38	P 50	ERA 2.64	WHIP 2.57	0.857				
Don Drysdale, R ERA: 2.64	(1, 1)																					
Jim Brewer, L ERA: 2.44	(8, 1)	1.1	6	1	0	0	0	1	0	1	0	0	0	0	4	9	0.00	1.500				
Phil Regan, R ERA: 2.82	(9, 1)	0.2	3	1	0	0	1	0	0	0	0	0	0	5	5	0.00	1.500					
Ron Perranoski, L ERA: 2.84	(10, 1)	2.0	L	11	3	2	2	3	1	1	0	0	0	0	15	23	9.00	2.000				

Philadelphia Phillies @ Los Angeles Dodgers
Dodger Stadium, Los Angeles, CA
Mon Jul 31 1967, 3:33 AM PDT
Att: 18,442 - Unknown

AB 37
R 4
H 9
RBI 4
BB 6
SO 11
LOB 18



Batter	1	2	3	4	5	6	7	8	9	10	11	AB	R	H	RBI	BB	SO	LOB	BOTTOM					
Dick Schofield, S OBP: 0.321, SLG: 0.295	6-3		2B 1B					E5 G3 6-3			6-3 1B	5	1	3	0	0	0	0						
Ron Hunt, R OBP: 0.376, SLG: 0.380	6-3		1-3 2-H 2B					G3			6-3	5	0	1	1	0	0	4						
Lou Johnson, R OBP: 0.307, SLG: 0.402	F8		5-3					6-3			L7	5	0	0	1	0	0	6						
Al Ferrara, R OBP: 0.344, SLG: 0.490		6-3						L7			P4	5	0	1	0	0	1	0						
Jim Lefebvre, S OBP: 0.349, SLG: 0.402		K						G3			FC6-4 1B	4	0	0	0	1	2	1						
Wes Parker, S OBP: 0.381, SLG: 0.348 Willie Davis, L OBP: 0.305, SLG: 0.343 (10, 8)		5-3						K			BB 1B	3	0	0	0	0	1	0						
Jim Hickman, R OBP: 0.232, SLG: 0.225 Len Gabrielson, L OBP: 0.269, SLG: 0.395 Ron Perranoski, L OBP: 0.167, SLG: 0.167 Jim Campanis, R OBP: 0.379, SLG: 0.440 Gene Michael, S OBP: 0.237, SLG: 0.217			P4					CS 1B			G6-4-3 BB	3	0	1	0	0	0	0						
Jeff Torborg, R OBP: 0.273, SLG: 0.295 Ron Fairly, L OBP: 0.318, SLG: 0.326 (10, 3)			1B 2B 1B					F8			G6-4-3	3	1	1	0	0	0	1						
Don Drysdale, R OBP: 0.171, SLG: 0.136 Bob Bailey, R OBP: 0.275, SLG: 0.254 Jim Brewer, L OBP: 0.183, SLG: 0.167 Phil Regan, R OBP: 0.143, SLG: 0.143 John Roseboro, L OBP: 0.360, SLG: 0.381			K					6-3			P6	2	0	1	0	0	1	1						
Inning Stats	R: 0 E: 0 K: 0 S: 3	H: 0 LOB: 0 BB: 3 P: 3	R: 0 E: 0 K: 1 S: 5	H: 0 LOB: 0 BB: 0 P: 5	R: 1 E: 0 K: 1 S: 8	H: 3 LOB: 2 BB: 8 P: 8	R: 0 E: 0 K: 2 S: 7	H: 0 LOB: 0 BB: 0 P: 7	R: 0 E: 0 K: 0 S: 5	H: 0 LOB: 0 BB: 0 P: 5	R: 0 E: 0 K: 0 S: 3	H: 0 LOB: 0 BB: 0 P: 3	R: 1 E: 1 K: 0 S: 5	H: 1 LOB: 1 BB: 0 P: 5	R: 0 E: 0 K: 1 S: 5	H: 0 LOB: 0 BB: 0 P: 5	R: 0 E: 0 K: 4 S: 4	H: 1 LOB: 1 BB: 0 P: 4	R: 0 E: 0 K: 0 S: 3	H: 1 LOB: 3 BB: 2 P: 11	1B: 8 2B: 1 3B: 0 HR: 0	SF: 0 SAC: 0 DP: 1 HBP: 0	WP: 0 PB: 0 SB: 0 CS: 1	PA: 44
PITCHER	IP 8.0	WLS 7	BF 32	H 7	R 2	ER 1	SO 5	BB 0	IBB 0	HBP 0	BLK 0	WP 0	HR 0	S 42	P 42	ERA 1.12	WHIP 0.875							
Dick Ellsworth, L ERA: 4.73	(1, 1)																							
Dick Hall, R ERA: 1.93	(9, 1)	2.0	W	7	1	0	0	1	0	0	0	0	0	9	9	0.00	0.500							
John Bozzer, R ERA: 4.5	(11, 1)	0.1	4	1	0	0	0	2	0	0	0	0	0	2	10	0.00	9.000							
Turk Farrell, R ERA: 3.13	(11, 1)	0.2	S	1	0	0	0	0	0	0	0	0	0	1	1	0.00	0.000							

Philadelphia Phillies @ Los Angeles Dodgers
Dodger Stadium, Los Angeles, CA
Mon Jul 31 1967, 3:33 AM PDT
Att: 18,442 - Unknown

AB 42
R 2
H 9
RBI 2
BB 2
SO 6
LOB 16



Batter	1	2	3	4	5	6	7	8	9	AB	R	H	RBI	BB	SO	LOB	TOP			
Cookie Rojas, R OBP: 0.276, SLG: 0.302	4-3			4-3 1B 2B		2B SF7 1B		1B		4	2	3	0	0	0	0	Philadelphia Phillies @ Los Angeles Dodgers Dodger Stadium, Los Angeles, CA Tue Aug 01 1967, 7:05 PM PDT Att: 20,893 - Unknown			
Gary Sutherland, R OBP: 0.295, SLG: 0.320	6-3			4-3		2B		F8		4	0	1	0	0	0	2				
Tony Gonzalez, L OBP: 0.392, SLG: 0.466	F7			G5-4-3 1B		SF7			L6	3	0	1	2	0	0	0				
Dick Allen, R OBP: 0.404, SLG: 0.541		K		G5-4-3 1-2		6-3			1B	4	0	1	0	0	1	2				
Gene Oliver, R OBP: 0.337, SLG: 0.481	6-3					6-3			1B	4	0	1	0	0	0	0				
Don Lock, R OBP: 0.372, SLG: 0.458		K				K			K	4	0	0	0	0	4	2				
Bill White, L OBP: 0.322, SLG: 0.299				G1-6-3 1B		FC6-4 1B			F5	4	0	2	0	0	1	2				
Bobby Wine, R OBP: 0.254, SLG: 0.311				G1-6-3 1-2		FC6-4			1-3	3	0	0	0	0	0	2				
Larry Jackson, R OBP: 0.155, SLG: 0.158				1-3		4-3			4-3	3	0	0	0	0	0	0				
Inning Stats	R: 0 E: 0 K: 0 S: 3	H: 0 LOB: 0 BB: 0 P: 3	R: 0 E: 0 K: 2 S: 7	H: 0 LOB: 0 BB: 0 P: 7	R: 0 E: 0 K: 0 S: 3	H: 1 LOB: 0 BB: 0 P: 3	R: 1 E: 0 K: 0 S: 4	H: 2 LOB: 0 BB: 0 P: 4	R: 0 E: 0 K: 1 S: 6	H: 1 LOB: 1 BB: 0 P: 6	R: 0 E: 0 K: 2 S: 7	H: 0 LOB: 0 BB: 0 P: 7	R: 0 E: 0 K: 0 S: 4	H: 1 LOB: 1 BB: 0 P: 4	R: 0 E: 0 K: 1 S: 7	H: 2 LOB: 2 BB: 0 P: 7	1B: 7 2B: 2 3B: 0 HR: 0	SF: 1 SAC: 0 DP: 2 HBP: 0	WP: 0 PB: 0 SB: 0 CS: 0	PA: 34
PITCHER Claude Osteen, L ERA: 3.5	IP: 9.0 WLS: L BF: 34 H: 9 R: 2 ER: 2 SO: 6 BB: 0 IBB: 0 HBP: 0 BLK: 0 WP: 0 HR: 0 S: 46 P: 46 ERA: 2.00 WHIP: 1.000															PITCHER				

AB	33
R	2
H	9
RBI	2
BB	0
SO	6
LOB	10



Batter	1	2	3	4	5	6	7	8	9	AB	R	H	RBI	BB	SO	LOB	BOTTOM			
Dick Schofield, S OBP: 0.324, SLG: 0.304	F8			5-3 1B 2B		G3		1B		4	1	2	0	0	0	0	Philadelphia Phillies @ Los Angeles Dodgers Dodger Stadium, Los Angeles, CA Tue Aug 01 1967, 7:05 PM PDT Att: 20,893 - Unknown			
Ron Hunt, R OBP: 0.372, SLG: 0.374	5-3			5-3		5-3		P4		4	0	0	0	0	0	2				
Willie Davis, L OBP: 0.307, SLG: 0.345	4-3			4-3 1B		1B		1B	G1	4	0	2	1	0	0	0				
Ai Ferrara, R OBP: 0.338, SLG: 0.481		F8		4-3		F8			6-3	4	0	0	0	0	0	2				
Len Gabrielson, L OBP: 0.287, SLG: 0.391		K		K		1B			F8	4	0	1	0	0	2	1				
Jim Lefebvre, S OBP: 0.347, SLG: 0.398		4-3				F8			K	3	0	0	0	0	1	2				
Ron Fairly, L OBP: 0.315, SLG: 0.324				4-3		L5			K	3	0	0	0	0	1	2				
John Roseboro, L OBP: 0.356, SLG: 0.376				F8		4-3			P6	3	0	0	0	0	0	0				
Claude Osteen, L OBP: 0.224, SLG: 0.319				3-1		6-3			L7	3	0	0	0	0	0	0				
Inning Stats	R: 0 E: 0 K: 0 S: 3	H: 0 LOB: 0 BB: 0 P: 3	R: 0 E: 0 K: 1 S: 5	H: 0 LOB: 0 BB: 0 P: 5	R: 0 E: 0 K: 0 S: 3	H: 0 LOB: 0 BB: 0 P: 3	R: 1 E: 0 K: 1 S: 7	H: 2 LOB: 1 BB: 0 P: 7	R: 0 E: 0 K: 0 S: 3	H: 0 LOB: 0 BB: 0 P: 3	R: 0 E: 0 K: 2 S: 9	H: 2 LOB: 2 BB: 0 P: 9	R: 0 E: 0 K: 0 S: 4	H: 1 LOB: 1 BB: 0 P: 4	R: 0 E: 0 K: 0 S: 3	H: 0 LOB: 0 BB: 0 P: 3	1B: 4 2B: 1 3B: 0 HR: 0	SF: 0 SAC: 0 DP: 0 HBP: 0	WP: 0 PB: 0 SB: 0 CS: 0	PA: 32
PITCHER Larry Jackson, R ERA: 3.27	IP: 9.0 WLS: W BF: 32 H: 5 R: 1 ER: 1 SO: 4 BB: 0 IBB: 0 HBP: 0 BLK: 0 WP: 0 HR: 0 S: 40 P: 40 ERA: 1.00 WHIP: 0.556															PITCHER				


AB	32
R	1
H	5
RBI	1
BB	0
SO	4
LOB	9



Batter	1	2	3	4	5	6	7	8	9	10	AB	R	H	RBI	BB	SO	LOB	TOP							
Cookie Rojas, R OBP: 0.278, SLG: 0.304 (1.4)	K		E5 SF7		F8			FC4-2 WP 1B		FC1-6 1B	5	0	2	0	0	1	1								
John Briggs, L OBP: 0.193, SLG: 0.339 (8, PH) Gary Sutherland, R OBP: 0.253, SLG: 0.318 (8, 7) Doug Clemens, L OBP: 0.327, SLG: 0.289 (10, PH) Billy Cowan, R OBP: 0.234, SLG: 0.415 (10, 7)	E1 G5-4-3		SF7					4-3		FC1-6 WP 1B	1	0	0	1	1	0	0								
Tony Gonzalez, L OBP: 0.389, SLG: 0.459 (1.9)	G5-4-3		K					FC4-2 BB		1B FC3-2-5 IBB	4	0	0	0	1	1	5								
Dick Allen, R OBP: 0.404, SLG: 0.538 (1.5)		K		6-3						FC3-2-5 1B	4	0	1	1	1	2	1								
Bill White, L OBP: 0.324, SLG: 0.293 (1.3)	K			E S BB				FC6-4 BB		FC3-2-5 1B	3	0	0	0	2	1	5								
Gene Oliver, R OBP: 0.328, SLG: 0.467 (1.2)	K			P6				FC6-4 FC6-4		F8	5	0	0	0	0	1	4								
Don Lock, R OBP: 0.371, SLG: 0.468 (1.8)				L7				FC6-4 FC6-4		K	4	1	1	1	0	1	2								
Bobby Wine, R OBP: 0.259, SLG: 0.316 (1.6)				HR				5-3			3	1	1	0	1	1	1								
Jim Bunning, R OBP: 0.176, SLG: 0.309 (1.1) Turk Farrell, R OBP: 0.167, SLG: 0.182 (10, 1)				SH3-4 BB				K2-3		WP FC4-2 1B 1B	3	0	1	0	0	1	1								
				SH3-4						1-3	0	0	0	0	0	0	0								
Inning Stats	R: 0 E: 1 K: 1 S: 5	H: 0 LOB: 0 BB: 0 P: 5	R: 0 E: 0 K: 3 S: 9	H: 0 LOB: 0 BB: 0 P: 9	R: 2 E: 1 K: 1 S: 7	H: 1 LOB: 1 BB: 1 P: 11	R: 0 E: 0 K: 0 S: 3	H: 0 LOB: 1 BB: 1 P: 7	R: 0 E: 0 K: 2 S: 4	H: 0 LOB: 1 BB: 1 P: 8	R: 0 E: 0 K: 0 S: 3	H: 0 LOB: 1 BB: 1 P: 7	R: 0 E: 0 K: 0 S: 5	H: 2 LOB: 3 BB: 1 P: 9	R: 0 E: 0 K: 1 S: 6	H: 1 LOB: 1 BB: 0 P: 6	R: 1 E: 0 K: 0 S: 5	H: 2 LOB: 2 BB: 1 P: 9	1B: 4 2B: 2 3B: 0 HR: 1	SF: 1 SAC: 1 DP: 2 HBP: 0	WP: 2 PB: 0 SB: 1 CS: 1	PA: 42			
PITCHER	IP 7.0	WLS 26	BF 11	H 2	R 2	ER 1	SO 8	BB 4	IBB 0	HBP 0	BLK 0	WP 0	HR 1	S 38	P 54	ERA 1.29	WHIP 0.714								
Bill Singer, R ERA: 2.85 (1.1)	2.0	10	3	0	0	1	1	0	0	0	0	1	0	11	15	0.00	2.000								
Ron Perranoski, L ERA: 2.75 (8, 1)	1.0	6	2	1	1	0	0	1	0	0	0	1	0	5	9	9.00	2.000								
Phil Regan, R ERA: 2.92 (10, 1)																									

Philadelphia Phillies @ Los Angeles Dodgers
Dodger Stadium, Los Angeles, CA
Wed Aug 02 1967, 7:05 PM PDT
Att: 19,512 - Unknown


AB 34
R 3
H 6
RBI 3
BB 6
SO 9
LOB 23



Batter	1	2	3	4	5	6	7	8	9	10	AB	R	H	RBI	BB	SO	LOB	BOTTOM							
Dick Schofield, S OBP: 0.317, SLG: 0.296 (1.6)	3-1	L8			K			G3-6 1-2		K	5	0	0	0	0	2	6								
Ron Hunt, R OBP: 0.372, SLG: 0.375 (1.4)	1B 2B 1B	L8			1B 1B			P4	4-3		5	1	2	0	0	0	5								
Willie Davis, L OBP: 0.306, SLG: 0.343 (1.8)	F8		G3		1B			P4		K	5	0	1	0	0	1	1								
Jim Lefebvre, S OBP: 0.350, SLG: 0.401 (1.5) Nate Oliver, R OBP: 0.337, SLG: 0.365 (10, PR)	2B 1B	3-1			P5			1B		1B 1B	5	0	3	0	0	0	2								
Len Gabrielson, L OBP: 0.256, SLG: 0.404 (1.9) (7, 7)	1-3 2B	1-3			1B			1-3		1B	5	0	3	1	0	0	1								
Lou Johnson, R OBP: 0.302, SLG: 0.395 (1.7) Wes Parker, S OBP: 0.358, SLG: 0.346 (7, 3)	F8			P6				B2		P6 K	3	0	0	0	0	0	3								
Ron Fairly, L OBP: 0.317, SLG: 0.324 (1.3) (7, 9)				K				L6-3		6-3	3	0	1	0	1	1	1								
Gene Michael, S OBP: 0.237, SLG: 0.217 (9, PR) Jim Hickman, R OBP: 0.230, SLG: 0.222 (10, 9)		1B BB						1-2		1B E 1B	1	0	0	0	0	0	2								
John Roseboro, L OBP: 0.358, SLG: 0.378 (1.2)				P6				F2			4	0	2	0	0	0	0								
Bill Singer, R OBP: 0.077, SLG: 0.077 (1.1) Al Ferrara, R OBP: 0.341, SLG: 0.483 (7, PH) Ron Perranoski, L OBP: 0.167, SLG: 0.167 (9, PH) Jim Campanis, R OBP: 0.307, SLG: 0.423 (10, 1) Phil Regan, R OBP: 0.143, SLG: 0.143 (10, 1)					1-3			G3-6 1B		FC5	2	0	0	0	0	1	2								
Inning Stats	R: 1 E: 0 K: 0 S: 6	H: 3 LOB: 2 BB: 0 P: 6	R: 0 E: 0 K: 1 S: 6	H: 1 LOB: 2 BB: 1 P: 10	R: 0 E: 0 K: 0 S: 3	H: 0 LOB: 0 BB: 0 P: 3	R: 0 E: 0 K: 1 S: 5	H: 0 LOB: 0 BB: 0 P: 5	R: 0 E: 0 K: 1 S: 7	H: 2 LOB: 2 BB: 0 P: 7	R: 0 E: 0 K: 0 S: 3	H: 1 LOB: 1 BB: 0 P: 3	R: 0 E: 0 K: 0 S: 4	H: 1 LOB: 1 BB: 0 P: 4	R: 1 E: 1 K: 1 S: 8	H: 2 LOB: 3 BB: 0 P: 8	R: 0 E: 0 K: 2 S: 9	H: 2 LOB: 2 BB: 0 P: 9	1B: 12 2B: 2 3B: 0 HR: 0	SF: 0 SAC: 0 DP: 2 HBP: 0	WP: 0 PB: 0 SB: 0 CS: 0	PA: 43			
PITCHER	IP 9.0	WLS 38	BF 11	H 2	R 1	ER 1	SO 4	BB 1	IBB 0	HBP 0	BLK 0	WP 0	HR 0	S 45	P 49	ERA 1.00	WHIP 1.333								
Jim Bunning, R ERA: 2.96 (1.1)	1.0	5	2	0	0	2	0	0	0	0	0	0	0	9	9	0.00	2.000								
Turk Farrell, R ERA: 3.08 (10, 1)																									

Philadelphia Phillies @ Los Angeles Dodgers
Dodger Stadium, Los Angeles, CA
Wed Aug 02 1967, 7:05 PM PDT
Att: 19,512 - Unknown

AB 42
R 2
H 13
RBI 1
BB 1
SO 6
LOB 26



Batter	1	2	3	4	5	6	7	8	9	AB	R	H	RBI	BB	SO	LOB	TOP
Julio Gotay, R OBP: 0.335, SLG: 0.392 (1, 6)	0-0 6-3 BB		0-0 FC6-4 1-2			0-0 F9		4-0 BB L3		3	0	0	0	1	0	1	Houston Astros @ Philadelphia Phillies Connie Mack Stadium, Philadelphia, PA Fri Aug 04 1967, 7:05 PM EDT Att: 7,349 - Unknown
Joe Morgan, L OBP: 0.414, SLG: 0.454 (1, 4)	0-0 F9			0-0 4-3		0-3 K		0-0 L3 1-2		4	0	0	0	0	1	1	
Jimmy Wynn, R OBP: 0.347, SLG: 0.529 (1, 8)	0-3 K			0-3 K		0-0 F7			0-0 1B 1B	4	1	1	0	0	2	0	
Rusty Staub, L OBP: 0.411, SLG: 0.506 (1, 9)		4-0 G6-4-3 BB							0-0 1B 1B	3	0	2	0	1	0	0	
Doug Rader, R OBP: 0.538, SLG: 0.750 (1, 3)		0-0 F7							0-0 1B 1B	3	0	2	1	0	0	1	
Ron Davis, R OBP: 0.286, SLG: 0.396 (1, 7)		0-0 G6-4-3 1-2							0-0 1B 1B	4	0	1	0	0	0	4	
Bob Aspromonte, R OBP: 0.364, SLG: 0.407 (1, 5)			0-0 FC6-4 1B		4-0 BB				0-0 1B 1B	3	0	1	0	1	0	4	
John Bateman, R OBP: 0.255, SLG: 0.251 (1, 2)			0-0 P6		0-0 F8				0-0 G6-4-3 1-2 2-3	4	0	0	0	0	0	8	
Don Wilson, R OBP: 0.140, SLG: 0.111 Jackie Brantley, R OBP: 0.285, SLG: 0.320 Dan Schneider, L OBP: 0.320, SLG: 0.360 Norm Miller, R OBP: 0.300, SLG: 0.360 Dave Eilers, R OBP: 0.310, SLG: 0.330 Lee Bales, S OBP: 0.310, SLG: 0.330 Carroll Sembera, R OBP: 0.140, SLG: 0.140 (1, 1) (3, PH) (3, 1) (5, PH) (5, 1) (5, PH) (8, 1)			0-0 F2			0-0 P5			0-0 2-3	0	0	0	0	0	0	0	
Inning Stats	R: 0 E: 0 K: 1 S: 5	H: 0 LOB: 0 BB: 0 P: 5	R: 0 E: 0 K: 0 S: 2	H: 0 LOB: 0 BB: 1 P: 6	R: 0 E: 0 K: 0 S: 4	H: 1 LOB: 1 BB: 0 P: 4	R: 0 E: 0 K: 1 S: 5	H: 0 LOB: 0 BB: 0 P: 5	R: 0 E: 0 K: 0 S: 4	H: 1 LOB: 2 BB: 0 P: 5	R: 0 E: 0 K: 0 S: 2	H: 0 LOB: 0 BB: 1 P: 6	R: 1 E: 1 K: 0 S: 6	H: 4 LOB: 2 BB: 0 P: 6	1B: 6 2B: 2 3B: 0 HR: 0	SF: 0 SAC: 0 DP: 3 HBP: 1	WP: 0 PA: 35 PB: 0 SB: 0 CS: 0
PITCHER Dick Ellsworth, L ERA: 4.32 (1, 1)	IP: 9.0 WLS: W BF: 35 H: 7 R: 1 ER: 1 SO: 3 BB: 3 IBB: 0 HBP: 1 BLK: 0 WP: 0 HR: 0 S: 37 P: 50 ERA: 1.00 WHIP: 1.111																

Batter	1	2	3	4	5	6	7	8	9	AB	R	H	RBI	BB	SO	LOB	BOTTOM		
Cookie Rojas, R OBP: 0.283, SLG: 0.308 (1, 4)	0-0 1B 2B BLK					0-3 K		0-3 K		5	2	3	0	0	2	1	Houston Astros @ Philadelphia Phillies Connie Mack Stadium, Philadelphia, PA Fri Aug 04 1967, 7:05 PM EDT Att: 7,349 - Unknown		
John Briggs, L OBP: 0.315, SLG: 0.362 (1, 7)	0-0 2B 1-3	0-0 3B 1B		0-0 G3 1-2		0-0 1B		0-0 1B		5	1	4	1	0	0	1			
Tony Gonzalez, L OBP: 0.386, SLG: 0.458 (1, 9)	0-0 2B 1-3 3-H	0-0 L9		0-3 K		0-0 F8		0-0 F7		5	1	1	1	0	1	4			
Dick Allen, R OBP: 0.406, SLG: 0.544 (1, 5)	0-0 CS 2H 3H		0-0 4-3 HR		0-0 1B		0-0 F8		0-3 K	5	1	3	2	0	1	1			
Bill White, L OBP: 0.328, SLG: 0.294 (1, 3)	4-0 BB		0-0 4-3		0-0 G6-3 1-3		0-0 F9			3	0	1	0	1	0	1			
Gene Oliver, R OBP: 0.332, SLG: 0.464 (1, 2)	0-3 K		4-0 HR BB		0-0 F7		0-0 1B			3	1	1	0	1	1	4			
Don Lock, R OBP: 0.373, SLG: 0.482 (1, 8)	0-3 K		0-0 1H 3H HR		0-0 G6-3 1-2		0-0 BB 1B			4	1	2	3	0	1	4			
Bobby Wine, R OBP: 0.259, SLG: 0.311 (1, 6)		0-0 F8		0-0 F8		0-0 1-3		4-0 BB		3	0	0	0	1	0	0			
Dick Ellsworth, L OBP: 0.111, SLG: 0.111 (1, 1)		0-3 K		0-3 K		0-0 1B		0-0 4-3		4	0	1	0	0	2	3			
Inning Stats	R: 3 E: 0 K: 2 S: 10	H: 4 LOB: 2 BB: 1 P: 14	R: 1 E: 0 K: 1 S: 7	H: 2 LOB: 1 BB: 0 P: 7	R: 3 E: 0 K: 1 S: 7	H: 2 LOB: 0 BB: 1 P: 11	R: 0 E: 0 K: 1 S: 5	H: 1 LOB: 0 BB: 0 P: 5	R: 0 E: 0 K: 0 S: 4	H: 2 LOB: 1 BB: 0 P: 4	R: 0 E: 0 K: 1 S: 7	H: 2 LOB: 2 BB: 0 P: 7	R: 0 E: 0 K: 0 S: 5	H: 2 LOB: 3 BB: 1 P: 9	R: 0 E: 0 K: 2 S: 8	H: 1 LOB: 1 BB: 0 P: 8	1B: 11 2B: 4 3B: 1 HR: 1	SF: 0 SAC: 0 DP: 2 HBP: 0	WP: 0 PA: 40 PB: 0 SB: 0 CS: 2
PITCHER Don Wilson, R ERA: 2.75 Dan Schneider, L ERA: 5.4 Dave Eilers, R ERA: 4.71 Carroll Sembera, R ERA: 4.68 (1, 1) (3, 1) (5, 1) (8, 1)	IP: 2.0 WLS: L BF: 12 H: 6 R: 4 ER: 4 SO: 3 BB: 1 IBB: 0 HBP: 0 BLK: 0 WP: 0 HR: 0 S: 17 P: 21 ERA: 18.00 WHIP: 3.500																		

AB	31
R	1
H	7
RBI	1
BB	3
SO	3
LOB	22

AB	37
R	7
H	16
RBI	7
BB	3
SO	8
LOB	19

Batter	1	2	3	4	5	6	7	8	9	AB	R	H	RBI	BB	SO	LOB	TOP											
Julio Gotay, R OBP: 0.339, SLG: 0.394 (1, 6)	0-0 6-3		0-0 F2			0-0 1B S 1B		0-0 1B		4	0	2	0	0	0	1	Houston Astros @ Philadelphia Phillies Connie Mack Stadium, Philadelphia, PA Sat Aug 05 1967, 3:33 AM EDT Att: 4,695 - Unknown livebaseballscorecards.com											
Joe Morgan, L OBP: 0.414, SLG: 0.455 (1, 4)	0-0 G5-4-3 1B			0-0 F9		0-0 S 1B		0-0 F9		4	0	2	0	0	0	2												
Jimmy Wynn, R OBP: 0.346, SLG: 0.527 (1, 8)	0-0 G5-4-3			0-3 K		0-3 K		0-0 1B		4	0	1	1	0	2	3												
Rusty Staub, L OBP: 0.407, SLG: 0.500 (1, 9)		0-0 F5		0-0 F9			0-0 F8	0-0 P3		4	0	0	0	0	0	2												
Eddie Mathews, L OBP: 0.331, SLG: 0.394 Larry Sherry, R (8, 1)		0-0 F2			0-0 F9		4-0 G6-3 BB		0-0 F9	2	0	0	0	0	1	0												
Ron Brand, R OBP: 0.306, SLG: 0.252 (9, PH)									0-0 F9	0	0	0	0	0	0	0												
Norm Miller, L OBP: 0.328, SLG: 0.362 Ron Davis, R OBP: 0.289, SLG: 0.404 (9, PH)		0-0 4-3			0-0 G4-6-3 1B		0-0 G6-3		0-0 4-3 WP	3	0	1	0	0	0	1												
Bob Aspromonte, R OBP: 0.363, SLG: 0.405 (1, 5)			0-0 G5-4-3 1B		0-0 G4-6-3			0-0 P6	0-0 4-3	4	0	1	0	0	0	2												
Dave Adlesh, R OBP: 0.197, SLG: 0.200 (1, 2)			0-0 G5-4-3			0-0 5-3		0-0 HR	0-0 F8	4	1	1	1	0	0	1												
Wade Blasingame, L OBP: 0.304, SLG: 0.059 Barry Latman, R OBP: 0.091, SLG: 0.091 Doug Rader, R OBP: 0.571, SLG: 0.769 (8, 3)			4-0 BLK BB			0-3 K		0-0 F9 1B 1B		1	0	0	0	1	1	0												
Inning Stats	R: 0 E: 0 K: 0 S: 3	H: 1 LOB: 0 BB: 0 P: 3	R: 0 E: 0 K: 0 S: 3	H: 0 LOB: 0 BB: 0 P: 3	R: 0 E: 0 K: 0 S: 3	H: 1 LOB: 1 BB: 1 P: 7	R: 0 E: 0 K: 1 S: 5	H: 0 LOB: 0 BB: 0 P: 5	R: 0 E: 0 K: 0 S: 3	H: 1 LOB: 0 BB: 0 P: 3	R: 0 E: 0 K: 2 S: 9	H: 2 LOB: 2 BB: 0 P: 9	R: 0 E: 0 K: 0 S: 2	H: 0 LOB: 0 BB: 1 P: 6	R: 2 E: 0 K: 0 S: 7	H: 4 LOB: 2 BB: 0 P: 7		R: 1 E: 0 K: 0 S: 4	H: 1 LOB: 0 BB: 0 P: 4	1B: 8 2B: 1 3B: 0 HR: 1	SF: 0 SAC: 0 DP: 4 HBP: 0	WP: 1 PB: 0 SB: 2 CS: 0	PA: 35					
PITCHER	IP	WLS	BF	H	R	ER	SO	BB	IBB	HBP	BLK	WP	HR	S	P	ERA		WHIP										
John Boozar, R ERA: 4.12	(1, 1)	7.2	W	30	9	2	2	3	2	0	0	1	0	1	34	42	2.35	1.435										
Grant Jackson, L ERA: 4.13	(8, 1)	1.1	S	5	1	1	1	0	0	0	0	0	1	0	5	5	6.75	0.750										

Batter	1	2	3	4	5	6	7	8	9	AB	R	H	RBI	BB	SO	LOB	BOTTOM											
Cookie Rojas, R OBP: 0.288, SLG: 0.314 (1, 4)	0-0 L8			0-0 CS 1B		0-0 HR 1B		0-0 3B 1B		4	2	3	1	0	0	0	Houston Astros @ Philadelphia Phillies Connie Mack Stadium, Philadelphia, PA Sat Aug 05 1967, 3:33 AM EDT Att: 4,695 - Unknown livebaseballscorecards.com											
Billy Cowan, R OBP: 0.229, SLG: 0.386 John Briggs, L OBP: 0.318, SLG: 0.376 (7, 7)	0-0 L7			0-0 F3		0-0 5-3		0-0 3B		3	0	0	0	0	0	3												
Tony Gonzalez, L OBP: 0.381, SLG: 0.452 (1, 9)	0-3 K			0-0 F7		0-0 FC6-2 HR		0-0 L9		4	1	0	0	0	1	4												
Dick Allen, R OBP: 0.407, SLG: 0.556 (1, 5)		0-3 K			0-0 F9	0-0 HR		0-0 3B 3B		4	2	2	4	0	1	0												
Gene Oliver, R OBP: 0.330, SLG: 0.456 (1, 2)		0-0 P4			0-0 P5	4-0 BB		0-3 K		3	0	0	0	1	1	1												
Don Lock, R OBP: 0.371, SLG: 0.487 (1, 8)		0-0 F8			0-0 P5	0-3 K		0-0 HR 3B		4	1	1	1	0	1	1												
Bill White, L OBP: 0.332, SLG: 0.318 (1, 3)			0-0 P4			0-0 1B 1B	0-3 K	0-0 HR		4	2	2	2	0	1	0												
Bobby Wine, R OBP: 0.263, SLG: 0.315 (1, 6)			0-0 P3			0-0 1B 1B	0-0 6-3	0-0 S 1B		4	1	2	0	0	0	0												
John Boozar, R OBP: 0.214, SLG: 0.154 Grant Jackson, S OBP: 0.154, SLG: 0.083 (8, 1)			0-0 4-3			0-0 FC6-2 1B	0-0 6-3	0-3 K		3	0	1	1	0	0	0												
Inning Stats	R: 0 E: 0 K: 1 S: 5	H: 0 LOB: 0 BB: 0 P: 5	R: 0 E: 0 K: 1 S: 5	H: 0 LOB: 0 BB: 0 P: 5	R: 0 E: 0 K: 0 S: 3	H: 1 LOB: 0 BB: 0 P: 3	R: 0 E: 0 K: 0 S: 3	H: 0 LOB: 0 BB: 0 P: 3	R: 5 E: 0 K: 1 S: 10	H: 5 LOB: 1 BB: 1 P: 14	R: 0 E: 0 K: 1 S: 5	H: 0 LOB: 0 BB: 0 P: 5	R: 5 E: 0 K: 2 S: 13	H: 6 LOB: 1 BB: 0 P: 13	1B: 7 2B: 0 3B: 3 HR: 2	SF: 0 SAC: 0 DP: 0 HBP: 0		WP: 0 PB: 0 SB: 1 CS: 1	PA: 36									
PITCHER	IP	WLS	BF	H	R	ER	SO	BB	IBB	HBP	BLK	WP	HR	S	P	ERA		WHIP										
Wade Blasingame, L ERA: 5.91	(1, 1)	5.2	L	23	6	5	5	2	1	0	0	0	0	1	26	30		7.94	1.235									
Barry Latman, R ERA: 4.24	(6, 1)	1.1		4	0	0	0	2	0	0	0	0	0	8	8	0.00	0.000											
Larry Sherry, R ERA: 5.72	(8, 1)	1.0		9	6	5	5	2	0	0	0	0	1	13	13	45.00	6.000											

Batter	1	2	3	4	5	6	7	8	9	AB	R	H	RBI	BB	SO	LOB	TOP									
Ron Davis, R OBP: 0.292, SLG: 0.419 (1,8)										5	1	2	1	0	1	0	Houston Astros @ Philadelphia Phillies Connie Mack Stadium, Philadelphia, PA Sun Aug 06 1967, 3:33 AM EDT Att: 25,845 - Unknown									
Joe Morgan, L OBP: 0.412, SLG: 0.451 (1,4)										5	0	1	0	0	0	1										
Doug Rader, R OBP: 0.526, SLG: 0.722 (1,5)										5	1	2	0	0	2	0										
Rusty Staub, L OBP: 0.405, SLG: 0.497 (1,9)										4	0	1	0	0	0	3										
Norm Miller, L OBP: 0.325, SLG: 0.358 (1,7)										4	0	1	0	0	1	3										
Eddie Mathews, L OBP: 0.333, SLG: 0.397 (1,3)										3	0	1	0	1	0	2										
Dave Adlesh, R OBP: 0.225, SLG: 0.219 (1,2)										3	1	2	1	1	0	1										
Bob Lillis, R OBP: 0.242, SLG: 0.246 (1,6)										4	0	0	0	0	0	5										
Dave Giusti, R OBP: 0.169, SLG: 0.270 (1,1)										3	1	1	2	0	1	0										
Don Wilson, R OBP: 0.138, SLG: 0.109 (6,1)										1	0	0	0	0	1	1										
Dan Schneider, L OBP: 0.500, SLG: 0.500 (8,1)										0	0	0	0	0	0	0										
Barry Latman, R OBP: 0.091, SLG: 0.091 (8,1)										0	0	0	0	0	0	0										
Inning Stats	R: 1 E: 1 K: 0 S: 6	H: 3 LOB: 2 BB: 0 P: 6	R: 0 E: 0 K: 0 S: 3	H: 1 LOB: 0 BB: 0 P: 3	R: 0 E: 0 K: 0 S: 5	H: 2 LOB: 2 BB: 1 P: 5	R: 2 E: 0 K: 0 S: 5	H: 2 LOB: 1 BB: 1 P: 9	R: 1 E: 0 K: 0 S: 5	H: 2 LOB: 2 BB: 1 P: 9	R: 0 E: 0 K: 2 S: 7	H: 0 LOB: 0 BB: 0 P: 7	R: 0 E: 0 K: 2 S: 7	H: 0 LOB: 0 BB: 0 P: 7	R: 0 E: 0 K: 1 S: 6	H: 1 LOB: 1 BB: 0 P: 6	R: 0 E: 0 K: 1 S: 5	H: 0 LOB: 0 BB: 0 P: 5	1B: 7 2B: 2 3B: 0 HR: 2	SF: 0 SAC: 0 DP: 1 HBP: 0	WP: 0 PB: 1 SB: 0 CS: 0	PA: 39				
PITCHER	IP WLS BF H R ER SO BB IBB HBP BLK WP HR S P ERA WHIP																									
Larry Jackson, R ERA: 3.38 (1,1)	5.0	26	10	4	4	0	0	1	1	0	0	0	0	0	2	24	32	7.20	2.200							
Grant Jackson, L ERA: 4.0 (6,1)	2.0	6	0	0	0	4	0	0	0	0	0	0	0	0	14	14	0.00	0.000								
Dick Hall, R ERA: 1.87 (8,1)	2.0	W	7	1	0	0	2	0	0	0	0	0	0	0	11	11	0.00	0.500								

Batter	1	2	3	4	5	6	7	8	9	AB	R	H	RBI	BB	SO	LOB	BOTTOM								
Cookie Rojas, R OBP: 0.291, SLG: 0.314 (1,4)										3	1	1	0	1	0	1	Houston Astros @ Philadelphia Phillies Connie Mack Stadium, Philadelphia, PA Sun Aug 06 1967, 3:33 AM EDT Att: 25,845 - Unknown								
John Briggs, L OBP: 0.326, SLG: 0.386 (1,7)										3	1	2	0	1	1	1									
Tony Gonzalez, L OBP: 0.383, SLG: 0.459 (1,9)										4	2	2	3	0	0	1									
Dick Allen, R OBP: 0.405, SLG: 0.558 (1,5)										4	1	1	2	0	0	3									
Bill White, L OBP: 0.330, SLG: 0.335 (1,3)										4	1	1	3	0	0	1									
Gene Oliver, R OBP: 0.327, SLG: 0.451 (1,2)										2	0	0	0	0	1	0									
Grant Jackson, S OBP: 0.154, SLG: 0.083 (6,1)										0	0	0	0	0	0	0									
Doug Clemens, L OBP: 0.297, SLG: 0.264 (7, PH)										1	0	0	0	0	1	0									
Dick Hall, R (8,1)										1	0	0	0	0	1	1									
Don Lock, R OBP: 0.365, SLG: 0.478 (1,8)										4	0	0	0	0	2	1									
Bobby Wine, R OBP: 0.262, SLG: 0.313 (1,6)										1	0	0	0	0	0	0									
Chuck Hiller, L OBP: 0.138, SLG: 0.159 (6, PH)										1	1	1	0	0	0	0									
Gary Sutherland, R OBP: 0.292, SLG: 0.316 (7,6)										1	0	0	0	0	0	0									
Larry Jackson, R OBP: 0.153, SLG: 0.155 (1,1)										1	0	0	0	0	1	0									
Clay Dalrymple, L OBP: 0.293, SLG: 0.255 (6,2)										1	0	0	0	1	0	1									
Tony Taylor, R OBP: 0.322, SLG: 0.338 (6, PR)										0	1	0	0	0	0	0									
Inning Stats	R: 0 E: 0 K: 0 S: 3	H: 1 LOB: 0 BB: 0 P: 3	R: 0 E: 0 K: 1 S: 5	H: 0 LOB: 0 BB: 0 P: 5	R: 0 E: 0 K: 1 S: 6	H: 1 LOB: 1 BB: 0 P: 6	R: 0 E: 0 K: 1 S: 5	H: 0 LOB: 0 BB: 0 P: 5	R: 3 E: 0 K: 0 S: 6	H: 3 LOB: 1 BB: 1 P: 10	R: 0 E: 0 K: 1 S: 5	H: 0 LOB: 0 BB: 0 P: 5	R: 0 E: 0 K: 2 S: 10	H: 3 LOB: 1 BB: 2 P: 18	R: 5 E: 0 K: 2 S: 10	H: 3 LOB: 1 BB: 2 P: 18	1B: 4 2B: 1 3B: 2 HR: 1	SF: 0 SAC: 0 DP: 0 HBP: 0	WP: 0 PB: 0 SB: 0 CS: 0	PA: 34					
PITCHER	IP WLS BF H R ER SO BB IBB HBP BLK WP HR S P ERA WHIP																								
Dave Giusti, R ERA: 4.05 (1,1)	5.2	20	3	2	2	4	0	1	0	0	0	0	0	0	8	16	20.25	3.000							
Don Wilson, R ERA: 2.91 (6,1)	1.1	L	8	2	3	3	1	2	0	0	0	0	0	0	8	16	20.25	3.000							
Dan Schneider, L ERA: 5.94 (8,1)	0.0		2	2	0	0	0	0	0	0	0	0	0	2	2	∞	∞								
Barry Latman, R ERA: 4.31 (8,1)	1.0	4	1	3	3	2	0	0	0	0	0	0	0	1	8	8	27.00	1.000							

Batter	1	2	3	4	5	6	7	8	9	AB	R	H	RBI	BB	SO	LOB	TOP			
Jesus Alou, R OBP: 0.327, SLG: 0.391 (1, 9)	F5		F4			F7		6-3		4	0	0	0	0	0	1				
Willie Mays, R OBP: 0.353, SLG: 0.491 Ken Henderson, S OBP: 0.278, SLG: 0.291 (1, 8) (6, 8)	F3		E6			F8		K		3	0	0	0	0	0	0				
Willie McCovey, L OBP: 0.398, SLG: 0.537 (1, 3)	4-3		F6			1B		E3		4	0	1	0	0	0	1				
Jim Ray Hart, R OBP: 0.381, SLG: 0.561 (1, 7)			FC5-4			F4		G6-4-3		4	0	1	0	0	0	3				
Tom Haller, L OBP: 0.365, SLG: 0.456 (1, 2)	F8		K					3-1		3	0	0	0	0	1	2				
Jim Davenport, R OBP: 0.356, SLG: 0.372 Bobby Etheridge, R OBP: 0.267, SLG: 0.370 (1, 5) (6, 5)	G6-4-3					K		F2		2	0	0	0	0	1	1				
Hal Lanier, R OBP: 0.240, SLG: 0.278 (1, 6)			F8					6-3		3	0	1	0	0	0	0				
Tito Fuentes, S OBP: 0.242, SLG: 0.271 Lindy McDaniel, R OBP: 0.200, SLG: 0.200 Ty Cline, L OBP: 0.307, SLG: 0.358 Bill Henry, L (1, 4) (5, 1) (8, PH) (8, 1)			F7			K		K		2	0	0	0	0	1	1				
Gaylord Perry, R OBP: 0.179, SLG: 0.196 Ron Herbel, R OBP: 0.357, SLG: 0.417 Bob Schroder, L OBP: 0.284, SLG: 0.247 (1, 1) (4, 1) (5, PH) (5, 4)						5-3		F8		1	0	1	0	0	0	0				
Inning Stats	R: 0 E: 0 K: 0 S: 3	H: 0 LOB: 0 BB: 0 P: 3	R: 0 E: 0 K: 0 S: 3	H: 1 LOB: 0 BB: 0 P: 3	R: 0 E: 0 K: 0 S: 4	H: 1 LOB: 1 BB: 0 P: 4	R: 0 E: 0 K: 1 S: 6	H: 0 LOB: 1 BB: 0 P: 6	R: 0 E: 0 K: 2 S: 8	H: 1 LOB: 1 BB: 0 P: 8	R: 0 E: 0 K: 0 S: 3	H: 0 LOB: 0 BB: 0 P: 3	R: 0 E: 0 K: 1 S: 5	H: 0 LOB: 0 BB: 0 P: 5	R: 0 E: 1 K: 1 S: 5	H: 0 LOB: 0 BB: 0 P: 5	1B: 3 2B: 1 3B: 0 HR: 0	SF: 0 SAC: 0 DP: 2 HBP: 0	WP: 0 PB: 0 SB: 0 CS: 0	PA: 31
PITCHER Jim Bunning, R ERA: 2.82 (1, 1)	IP: 9.0 WLS: W BF: 31 H: 4 R: 0 ER: 0 SO: 5 BB: 0 IBB: 0 HBP: 0 BLK: 0 WP: 0 HR: 0 S: 41 P: 41 ERA: 0.00 WHIP: 0.444															PITCHER				

San Francisco Giants @ Philadelphia Phillies
 Connie Mack Stadium, Philadelphia, PA
 Mon Aug 07 1967, 7:05 PM EDT
 Att: 15,383 - Unknown

AB 31
 R 0
 H 4
 RBI 0
 BB 0
 SO 5
 LOB 10



Batter	1	2	3	4	5	6	7	8	9	AB	R	H	RBI	BB	SO	LOB	BOTTOM			
Cookie Rojas, R OBP: 0.291, SLG: 0.314 (1, 4)	5-3		SH1-4				F8			3	1	1	0	0	0	0				
John Briggs, L OBP: 0.329, SLG: 0.399 (1, 7)	6-3		FC6-4				K			4	0	2	2	0	1	0				
Tony Gonzalez, L OBP: 0.381, SLG: 0.460 (1, 9)	HR		FC6-4				4-3			4	1	1	1	0	0	2				
Dick Allen, R OBP: 0.406, SLG: 0.564 (1, 5)	HR		CS			F4				3	1	1	2	1	1	0				
Bill White, L OBP: 0.323, SLG: 0.327 (1, 3)	1-4-3					K2-3		K		4	0	0	0	0	3	1				
Gene Oliver, R OBP: 0.325, SLG: 0.443 (1, 2)			K					F8		3	1	0	0	1	1	1				
Don Lock, R OBP: 0.363, SLG: 0.472 (1, 8)								F7		3	1	0	0	1	1	1				
Bobby Wine, R OBP: 0.263, SLG: 0.314 (1, 6)	1-3									3	1	1	1	0	0	0				
Jim Bunning, R OBP: 0.197, SLG: 0.314 (1, 1)								K		2	2	1	2	1	1	0				
Inning Stats	R: 2 E: 0 K: 0 S: 5	H: 2 LOB: 0 BB: 0 P: 5	R: 0 E: 0 K: 2 S: 7	H: 0 LOB: 0 BB: 0 P: 7	R: 1 E: 0 K: 0 S: 3	H: 1 LOB: 0 BB: 1 P: 7	R: 5 E: 0 K: 2 S: 11	H: 4 LOB: 1 BB: 2 P: 19	R: 0 E: 0 K: 1 S: 5	H: 0 LOB: 0 BB: 0 P: 5	R: 0 E: 0 K: 1 S: 5	H: 0 LOB: 0 BB: 0 P: 5	R: 0 E: 0 K: 1 S: 5	H: 0 LOB: 1 BB: 1 P: 9	R: 0 E: 0 K: 1 S: 5	H: 0 LOB: 1 BB: 1 P: 9	1B: 4 2B: 1 3B: 1 HR: 1	SF: 0 SAC: 1 DP: 0 HBP: 0	WP: 1 PB: 0 SB: 0 CS: 1	PA: 35
PITCHER Gaylord Perry, R ERA: 3.57 Ron Herbel, R ERA: 3.82 Lindy McDaniel, R ERA: 4.29 Bill Henry, L ERA: 2.3 (1, 1) (4, 1) (5, 1) (8, 1)	IP: 3.2 WLS: L BF: 19 H: 2 R: 1 ER: 0 SO: 4 BB: 2 IBB: 1 HBP: 0 BLK: 0 WP: 1 HR: 1 S: 24 P: 36 ERA: 19.64 WHIP: 2.182															PITCHER				

San Francisco Giants @ Philadelphia Phillies
 Connie Mack Stadium, Philadelphia, PA
 Mon Aug 07 1967, 7:05 PM EDT
 Att: 15,383 - Unknown

AB 29
 R 8
 H 7
 RBI 8
 BB 4
 SO 8
 LOB 5



Batter	1	2	3	4	5	6	7	8	9	10	AB	R	H	RBI	BB	SO	LOB	
Jesus Alou, R OBP: 0.324, SLG: 0.386 (1, 9)	6-3		6-3	6-3			4-3		SH3		4	0	0	0	0	0	1	
Jim Davenport, R OBP: 0.360, SLG: 0.372 (1, 5)	G6-4-3 1B		F9		6-3		BB 1B		G3		5	0	2	0	0	0	1	
Willie Mays, R OBP: 0.351, SLG: 0.485 (1, 8)	G6-4-3 1-2f		F9		F8		BB 1-2		K		4	0	0	0	1	1	2	
Jim Ray Hart, R OBP: 0.383, SLG: 0.561 (1, 7)		1B 1B 1B		HR 1B	6-3		F3			L4-6 1B 1B	5	2	3	0	0	0	2	
Jack Hlatt, R OBP: 0.405, SLG: 0.500 Willie McCovey, L OBP: 0.396, SLG: 0.533 (1, 3) (7, PH) (7, 3)	FC6-4 1-3 1B		HR 1B			F3	F8			K	3	1	2	0	0	0	0	
Dick Dietz, R OBP: 0.412, SLG: 0.442 (1, 2)	K		HR 1-2 2-H			FC4-6 1B				1B	5	1	3	3	0	2	2	
Hal Lanier, R OBP: 0.243, SLG: 0.280 (1, 6)	FC6-4 1-2 1B		6-3			FC4-6 1B				1B	5	0	2	1	0	1	2	
Tito Fuentes, S OBP: 0.238, SLG: 0.267 (1, 4)	FC6-4 1-2f 2-3		5-3			FC4-6 1B					4	0	0	0	0	0	4	
Ray Sadecki, L OBP: 0.270, SLG: 0.333 Frank Linzy, R (6, 1)	K					6-3				E5 G3 SH3	3	0	1	0	0	1	4	
											1	0	0	0	0	0	0	
Inning Stats	R: 0 E: 0 K: 3 S: 3	H: 1 LOB: 0 BB: 0 P: 10	R: 1 E: 0 K: 2 S: 10	H: 3 LOB: 2 BB: 0 P: 10	R: 0 E: 0 K: 0 S: 3	H: 0 LOB: 1 BB: 0 P: 7	R: 0 E: 0 K: 0 S: 5	H: 2 LOB: 2 BB: 0 P: 5	R: 0 E: 0 K: 2 S: 4	H: 1 LOB: 2 BB: 1 P: 8	R: 0 E: 0 K: 1 S: 6	H: 0 LOB: 1 BB: 0 P: 6	R: 0 E: 0 K: 1 S: 6	H: 2 LOB: 1 BB: 0 P: 6	1B: 11 2B: 2 3B: 0 HR: 1	SF: 0 SAC: 1 DP: 2 HBP: 0	WP: 0 PA: 43	
PITCHER	IP 3.2	WLS 18	BF 8	H 4	R 4	ER 4	SO 2	BB 0	IBB 0	HBP 0	BLK 0	WP 0	HR 1	S 22	P 22	ERA 9.82	WHIP 2.182	
Dick Ellsworth, L ERA: 4.55 Turk Farrell, R ERA: 2.8	(1, 1)	(4, 1)	6.1	W	25	5	0	0	4	1	0	0	0	0	0	0	0	0.947

TOP

San Francisco Giants @ Philadelphia Phillies
 Connie Mack Stadium, Philadelphia, PA
 Tue Aug 08 1967, 7:05 PM EDT
 Att: 15,896 - Unknown

AB 41
 R 4
 H 13
 RBI 4
 BB 1
 SO 6
 LOB 21

GIANTS

Batter	1	2	3	4	5	6	7	8	9	10	AB	R	H	RBI	BB	SO	LOB	
Cookie Rojas, R OBP: 0.290, SLG: 0.313 (1, 4) (9, 5) (10, 4)	K								FC6-4 1-2f		5	0	1	0	0	2	1	
Billy Cowan, R OBP: 0.235, SLG: 0.383 John Briggs, L OBP: 0.330, SLG: 0.400 (1, 7) (7, 8)	1-3		F9				F9			5-3 SH4 1B 1B	3	0	1	0	0	0	2	
Tony Gonzalez, L OBP: 0.379, SLG: 0.457 (1, 9) (7, 7)	5-3						F5			SH4	4	1	1	0	0	0	1	
Dick Allen, R OBP: 0.412, SLG: 0.574 (1, 5) (9, 4) (10, 5)										1B 5-3 IBB	4	1	4	0	1	0	0	
Gene Oliver, R OBP: 0.322, SLG: 0.442 (1, 2)	K		FC6-4 SF8 BB WP				1B 2B		B1	5-3	5	2	1	1	0	1	5	
Don Lock, R OBP: 0.364, SLG: 0.470 Johnny Callison, L OBP: 0.341, SLG: 0.434 (1, 8) (6, PH) (7, 9)	E4 CS						F7		G4-6-3 1-2f		1	0	0	0	1	0	0	
Bill White, L OBP: 0.322, SLG: 0.327 (1, 3)	CS		4-3							1B	3	0	1	2	0	0	0	
Bobby Wine, R OBP: 0.266, SLG: 0.317 (1, 6)			F8		6-3					FC6-4 1B	4	0	2	0	0	0	1	
Dick Ellsworth, L OBP: 0.143, SLG: 0.111 Turk Farrell, R OBP: 0.133, SLG: 0.143 (1, 1) (4, 1)							5-3			K	0	0	0	0	0	0	0	
											3	0	0	0	0	2	2	
Inning Stats	R: 0 E: 0 K: 1 S: 5	H: 0 LOB: 0 BB: 0 P: 5	R: 0 E: 1 K: 1 S: 5	H: 1 LOB: 0 BB: 0 P: 5	R: 0 E: 0 K: 0 S: 4	H: 1 LOB: 2 BB: 0 P: 5	R: 2 E: 0 K: 1 S: 8	H: 4 LOB: 1 BB: 0 P: 8	R: 0 E: 0 K: 0 S: 3	H: 1 LOB: 0 BB: 0 P: 3	R: 0 E: 0 K: 1 S: 6	H: 1 LOB: 1 BB: 0 P: 6	R: 1 E: 0 K: 0 S: 4	H: 2 LOB: 2 BB: 1 P: 8	1B: 10 2B: 3 3B: 0 HR: 0	SF: 1 SAC: 1 DP: 1 HBP: 1	WP: 1 PA: 43	
PITCHER	IP 5.0	WLS 23	BF 7	H 4	R 4	ER 4	SO 3	BB 1	IBB 0	HBP 1	BLK 0	WP 1	HR 0	S 27	P 32	ERA 7.20	WHIP 1.600	
Ray Sadecki, L ERA: 3.23 Frank Linzy, R ERA: 1.68	(1, 1)	(6, 1)	4.2	L	19	6	1	1	2	0	1	0	0	0	0	0	0	2.26

BOTTOM

San Francisco Giants @ Philadelphia Phillies
 Connie Mack Stadium, Philadelphia, PA
 Tue Aug 08 1967, 7:05 PM EDT
 Att: 15,896 - Unknown

AB 37
 R 5
 H 13
 RBI 4
 BB 2
 SO 5
 LOB 14

Phillies

Batter	1	2	3	4	5	6	7	8	9	AB	R	H	RBI	BB	SO	LOB	TOP																
Cookie Rojas, R (1,4) OBP: 0.287, SLG: 0.309										4	0	0	0	0	0	1	Philadelphia Phillies @ Chicago Cubs Wrigley Field, Chicago, IL Thu Aug 10 1967, 3:33 AM CDT Att: 9,557 - Sunny - 70 F																
Billy Cowan, R (1,7) OBP: 0.222, SLG: 0.360										3	0	0	0	0	2	0																	
Doug Clemens, L (8, PH) OBP: 0.308, SLG: 0.296										1	0	1	0	0	0	0																	
Tony Taylor, R (8, PR) OBP: 0.322, SLG: 0.338										0	1	0	0	0	0	0																	
Clay Dalrymple, L (8, 2) OBP: 0.293, SLG: 0.255										0	0	0	0	0	0	0																	
Tony Gonzalez, L (1,9) OBP: 0.378, SLG: 0.458										4	0	1	1	0	1	0																	
Dick Allen, R (1,5) OBP: 0.413, SLG: 0.572										3	1	1	0	1	0	0																	
Gene Oliver, R (1,2) OBP: 0.325, SLG: 0.440										3	0	1	0	1	1	2																	
Dick Hall, R (8, 1)										0	0	0	0	0	0	0																	
Don Lock, R (1,8) OBP: 0.364, SLG: 0.468										3	0	1	0	0	1	1																	
Bill White, L (1,3) OBP: 0.320, SLG: 0.327										3	0	1	1	0	0	1																	
Bobby Wine, R (1,6) OBP: 0.264, SLG: 0.314										2	0	0	0	0	0	2																	
Johnny Callison, L (7, PH) OBP: 0.340, SLG: 0.433										1	0	0	0	0	0	1																	
Gary Sutherland, R (7, 6) OBP: 0.290, SLG: 0.314										1	0	0	0	0	0	0																	
Larry Jackson, R (1, 1) OBP: 0.164, SLG: 0.167										2	0	1	0	0	1	2																	
John Briggs, L (8, PH) OBP: 0.329, SLG: 0.398										1	0	0	0	0	0	0																	
Inning Stats	R: 0 E: 0 K: 0 S: 3	H: 0 LOB: 0 BB: 0 P: 3	R: 0 E: 0 K: 0 S: 4	H: 1 LOB: 1 BB: 0 P: 4	R: 0 E: 0 K: 0 S: 3	H: 1 LOB: 0 BB: 0 P: 3	R: 0 E: 0 K: 1 S: 5	H: 0 LOB: 0 BB: 0 P: 5	R: 0 E: 0 K: 1 S: 6	H: 1 LOB: 2 BB: 1 P: 10	R: 0 E: 0 K: 2 S: 7	H: 0 LOB: 0 BB: 0 P: 7	R: 1 E: 0 K: 0 S: 5	H: 2 LOB: 1 BB: 0 P: 5	R: 1 E: 0 K: 1 S: 7	H: 2 LOB: 2 BB: 1 P: 11	R: 0 E: 0 K: 1 S: 5	H: 0 LOB: 0 BB: 0 P: 5	1B: 5 2B: 2 3B: 0 HR: 0	SF: 1 SAC: 1 DP: 1 HBP: 0	WP: 0 PB: 0 SB: 0 CS: 0	PA: 35											
PITCHER	IP WLS BF H R ER SO BB IBB HBP BLK WP HR S P ERA WHIP																																
Rob Gardner, L (1, 1) ERA: 3.48	6.0	23	5	1	1	4	1	0	0	0	0	0	0	30	34	1.50	1.000																
Chuck Hartenstein, R (7, 1) ERA: 2.7	2.0	W	9	2	1	1	1	0	1	0	0	0	0	10	14	4.50	1.000																
Bill Stoneman, R (8, 1) ERA: 4.25	1.0	S	3	0	0	0	1	0	0	0	0	0	0	5	5	0.00	0.000																

Batter	1	2	3	4	5	6	7	8	9	AB	R	H	RBI	BB	SO	LOB	BOTTOM																
Don Kessinger, S (1,6) OBP: 0.285, SLG: 0.273										4	1	3	0	0	0	0	Philadelphia Phillies @ Chicago Cubs Wrigley Field, Chicago, IL Thu Aug 10 1967, 3:33 AM CDT Att: 9,557 - Sunny - 70 F																
Glenn Beckert, R (1,4) OBP: 0.300, SLG: 0.351										4	1	2	1	0	0	1																	
Billy Williams, L (1,7) OBP: 0.351, SLG: 0.475										3	0	1	1	1	1	1																	
Ron Santo, R (1,5) OBP: 0.391, SLG: 0.513										2	0	0	1	1	2	2																	
14 Ernie Banks, R (1,3) OBP: 0.322, SLG: 0.500										3	0	0	0	0	1	2																	
Clarence Jones, L (1,9) OBP: 0.304, SLG: 0.386										3	0	0	0	0	1	2																	
Ted Savage, R (8,9) OBP: 0.359, SLG: 0.337										0	0	0	0	0	0	0																	
Randy Hundley, R (1,2) OBP: 0.329, SLG: 0.410										3	0	0	0	0	0	1																	
Adolfo Phillips, R (1,8) OBP: 0.386, SLG: 0.505										3	1	0	0	0	1	0																	
Rob Gardner, R (1, 1) ERA: 3.35										2	0	0	0	0	2	0																	
Chuck Hartenstein, R (7, 1) ERA: 0.77, SLG: 0.077										0	0	0	0	0	0	0																	
Al Spangler, L (8, PH) OBP: 0.341, SLG: 0.315										1	0	0	0	0	0	1																	
Bill Stoneman, R (8, 1) ERA: 1.84										0	0	0	0	0	0	0																	
Inning Stats	R: 2 E: 0 K: 2 S: 10	H: 3 LOB: 1 BB: 0 P: 10	R: 0 E: 0 K: 2 S: 7	H: 0 LOB: 0 BB: 0 P: 7	R: 0 E: 0 K: 0 S: 3	H: 1 LOB: 0 BB: 0 P: 3	R: 0 E: 0 K: 1 S: 5	H: 0 LOB: 0 BB: 0 P: 5	R: 0 E: 0 K: 1 S: 5	H: 0 LOB: 0 BB: 0 P: 5	R: 0 E: 0 K: 1 S: 5	H: 0 LOB: 0 BB: 0 P: 5	R: 0 E: 0 K: 0 S: 3	H: 0 LOB: 1 BB: 1 P: 7	R: 1 E: 1 K: 1 S: 7	H: 2 LOB: 2 BB: 1 P: 11	R: 0 E: 0 K: 1 S: 5	H: 0 LOB: 0 BB: 0 P: 5	1B: 5 2B: 1 3B: 1 HR: 0	SF: 1 SAC: 0 DP: 1 HBP: 0	WP: 0 PB: 0 SB: 0 CS: 0	PA: 31											
PITCHER	IP WLS BF H R ER SO BB IBB HBP BLK WP HR S P ERA WHIP																																
Larry Jackson, R (1, 1) ERA: 3.35	7.0	L	25	4	2	2	7	1	0	0	0	0	0	38	42	2.57	0.714																
Dick Hall, R (8, 1) ERA: 1.84	1.0	L	6	2	1	0	1	0	1	0	0	0	0	7	11	0.00	2.000																

AB	31
R	2
H	7
RBI	2
BB	2
SO	6
LOB	10



Batter	1	2	3	4	5	6	7	8	9	AB	R	H	RBI	BB	SO	LOB	TOP																
Cookie Rojas, R (1.4)										4	1	2	0	1	0	0	Philadelphia Phillies @ Chicago Cubs Wrigley Field, Chicago, IL Fri Aug 11 1967, 3:33 AM CDT Alt. 8,766 - Unknown - 65 F																
John Briggs, L (1.8)										3	1	2	1	2	0	0																	
Tony Gonzalez, L (1.7)										4	0	0	0	0	0	7																	
Dick Allen, R (1.5)										3	0	0	0	1	2	0																	
Johnny Callison, L (1.9)										4	0	1	0	0	0	2																	
Bill White, L (1.3)										4	0	3	1	0	1	1																	
Gene Oliver, R (1.2)										4	0	0	0	0	0	4																	
Bobby Wine, R (1.6)										4	0	1	0	0	0	1																	
Jim Bunning, R (1.1)										3	0	0	0	0	2	0																	
Inning Stats	R: 1 E: 0 K: 1 S: 6	H: 2 LOB: 0 BB: 0 P: 6	R: 0 E: 0 K: 0 S: 4	H: 1 LOB: 1 BB: 0 P: 4	R: 0 E: 1 K: 1 S: 6	H: 0 LOB: 1 BB: 0 P: 6	R: 0 E: 0 K: 0 S: 4	H: 1 LOB: 1 BB: 0 P: 4	R: 0 E: 0 K: 1 S: 5	H: 0 LOB: 0 BB: 0 P: 5	R: 1 E: 0 K: 0 S: 5	H: 2 LOB: 2 BB: 1 P: 9	R: 0 E: 0 K: 0 S: 4	H: 1 LOB: 2 BB: 1 P: 8	R: 0 E: 0 K: 2 S: 7	H: 1 LOB: 1 BB: 0 P: 7	R: 0 E: 0 K: 0 S: 4	H: 1 LOB: 3 BB: 2 P: 12	1B: 7 2B: 2 3B: 1 HR: 0	SF: 0 SAC: 2 DP: 2 HBP: 0	WP: 0 PB: 0 SB: 0 CS: 1	PA: 39											
PITCHER	IP WLS BF H R ER SO BB IBB HBP BLK WP HR S P ERA WHIP																																
Bill Hands, R (1.1)	4.1	17	4	1	1	2	0	0	0	0	0	0	0	21	21	2.08	0.923																
Jim Ellis, L (5.1)	2.2	L 13	3	1	1	1	1	1	0	0	0	0	0	13	21	3.38	1.500																
Rich Nye, L (8.1)	2.0	9	2	0	0	2	1	1	0	0	0	0	0	11	19	0.00	1.500																

Batter	1	2	3	4	5	6	7	8	9	AB	R	H	RBI	BB	SO	LOB	BOTTOM																
Don Kessinger, S (1.6)										4	0	2	0	0	2	0	Philadelphia Phillies @ Chicago Cubs Wrigley Field, Chicago, IL Fri Aug 11 1967, 3:33 AM CDT Alt. 8,766 - Unknown - 65 F																
Glenn Beckert, R (1.4)									4	0	1	0	0	1	2																		
Billy Williams, L (1.7)									4	0	1	0	0	0	4																		
Ron Santo, R (1.5)									4	0	0	0	0	1	3																		
14 Ernie Banks, R (1.3)										4	0	1	0	0	0	3																	
Clarence Jones, L (1.9)										3	0	0	0	0	1	2																	
Ted Savage, R (7.9)										1	0	0	0	0	1	0																	
Randy Hundley, R (1.2)										4	1	1	0	0	0	1																	
Adolfo Phillips, R (1.8)										3	0	0	0	0	2	1																	
Bill Hands, R (1.1)										1	0	0	0	0	0	0																	
Jim Ellis, R (5.1)										1	0	1	1	0	0	0																	
Al Spangler, L (7. PH)										1	0	0	0	0	1	0																	
Rich Nye, L (8.1)										0	0	0	0	0	0	0																	
Inning Stats	R: 0 E: 0 K: 0 S: 5	H: 2 LOB: 2 BB: 0 P: 5	R: 0 E: 0 K: 1 S: 5	H: 0 LOB: 0 BB: 0 P: 5	R: 0 E: 0 K: 2 S: 8	H: 1 LOB: 1 BB: 0 P: 8	R: 0 E: 0 K: 0 S: 4	H: 1 LOB: 1 BB: 0 P: 4	R: 0 E: 0 K: 0 S: 3	H: 0 LOB: 0 BB: 0 P: 3	R: 0 E: 0 K: 1 S: 5	H: 0 LOB: 0 BB: 0 P: 5	R: 0 E: 0 K: 0 S: 3	H: 0 LOB: 0 BB: 0 P: 3	R: 0 E: 0 K: 1 S: 5	H: 0 LOB: 0 BB: 0 P: 5	1B: 5 2B: 2 3B: 0 HR: 0	SF: 0 SAC: 0 DP: 0 HBP: 0	WP: 0 PB: 0 SB: 0 CS: 0	PA: 34													
PITCHER	IP WLS BF H R ER SO BB IBB HBP BLK WP HR S P ERA WHIP																																
Jim Bunning, R (1.1)	9.0	W 34	7	1	1	9	0	0	0	0	0	0	0	52	52	1.00	0.778																



Batter	1	2	3	4	5	6	7	8	9	AB	R	H	RBI	BB	SO	LOB	TOP								
Cookie Rojas, R OBP: 0.292, SLG: 0.318 (1, 4)	0-3 K		0-0 6-3		0-0 4-3	0-0 1B 2B		0-0 4-3 1B		5	1	2	1	0	1	0	Philadelphia Phillies @ Chicago Cubs Wrigley Field, Chicago, IL Sat Aug 12 1967, 3:33 AM CDT Att: 16,719 - Sunny - 70 F								
John Briggs, L OBP: 0.345, SLG: 0.404 (1, 8)	0-0 1B HR		4-0 FC4-6 BB		0-0 HR 1B	0-0 L8		0-0 4-3 1-2		4	2	2	0	1	0	2									
Tony Gonzalez, L OBP: 0.377, SLG: 0.464 (1, 7)	0-0 HR 1B		0-0 FC4-6 1-2		0-0 HR 1B	0-0		0-0 6-3		5	2	3	3	0	0	2									
Dick Allen, R OBP: 0.412, SLG: 0.573 (1, 5)	0-0 HR		0-0 F3		0-0 CS BB 1B	0-0 5-3			0-0 5-3	5	1	2	3	0	0	2									
Johnny Callison, L OBP: 0.342, SLG: 0.437 (1, 9)	0-0 6-3			0-0 F9	4-0 CS BB			0-0 E 1B SF6 1B		4	1	2	0	1	0	0									
Bill White, L OBP: 0.340, SLG: 0.354 (1, 3)	0-3 K			0-0 2B 1B	4-0 BB			0-0 E1 FC6-4 1B		3	1	2	0	2	1	0									
Gene Oliver, R OBP: 0.317, SLG: 0.432 (1, 2)		0-0 P6		0-0 1B 2B	0-0 1-3			0-0 SF6		4	0	1	2	0	0	4									
Bobby Wine, R OBP: 0.263, SLG: 0.308 (1, 6)	0-3 K2-3			0-0 P4		4-0 SH1-4 BB		0-0 FC6-4		4	1	0	0	1	1	4									
Dick Ellsworth, L OBP: 0.129, SLG: 0.100 (1, 1)	0-3 K			0-0 P4		0-0 SH1-4		0-0 P6		3	0	0	0	0	1	1									
Inning Stats	R: 3 E: 0 K: 2 S: 10	H: 3 LOB: 0 BB: 0 P: 10	R: 0 E: 0 K: 2 S: 7	H: 0 LOB: 0 BB: 0 P: 7	R: 0 E: 0 K: 0 S: 3	H: 0 LOB: 1 BB: 1 P: 7	R: 1 E: 0 K: 0 S: 5	H: 2 LOB: 1 BB: 0 P: 5	R: 2 E: 0 K: 0 S: 5	H: 3 LOB: 2 BB: 2 P: 13	R: 2 E: 0 K: 0 S: 5	H: 2 LOB: 1 BB: 1 P: 9	R: 0 E: 0 K: 0 S: 3	H: 1 LOB: 1 BB: 1 P: 7	R: 0 E: 0 K: 0 S: 4	H: 1 LOB: 1 BB: 0 P: 4	R: 1 E: 1 K: 0 S: 5	H: 2 LOB: 1 BB: 0 P: 5	1B: 9 2B: 2 3B: 1 HR: 2	SF: 1 SAC: 1 DP: 1 HBP: 0	WP: 0 PB: 0 SB: 0 CS: 2	PA: 44			
PITCHER	IP	WLS	BF	H	R	ER	SO	BB	IBB	HBP	BLK	WP	HR	S	P	ERA	WHIP								
Joe Niekro, R ERA: 4.04 (1, 1)	4.1	L	23	8	6	6	4	2	0	0	0	0	2	29	37	12.46	2.308								
Rich Nye, L ERA: 3.82 (5, 1)	0.2		2	0	0	0	0	1	0	0	0	0	0	1	5	0.00	1.500								
Pete Mikkelsen, R ERA: 4.57 (6, 1)	2.0		10	3	2	2	0	2	0	0	0	0	0	8	16	9.00	2.500								
Bob Shaw, R ERA: 4.62 (8, 1)	2.0		9	3	1	0	0	0	0	0	0	0	0	9	9	0.00	1.500								

AB	37
R	9
H	14
RBI	9
BB	5
SO	4
LOB	15



Batter	1	2	3	4	5	6	7	8	9	AB	R	H	RBI	BB	SO	LOB	BOTTOM								
Don Kessinger, S OBP: 0.287, SLG: 0.275 (1, 6)	0-0 5-3		0-0 3-1 E 1B		0-0 5-3			0-0 6-3		4	0	1	0	0	0	0	Philadelphia Phillies @ Chicago Cubs Wrigley Field, Chicago, IL Sat Aug 12 1967, 3:33 AM CDT Att: 16,719 - Sunny - 70 F								
Glenn Beckert, R OBP: 0.299, SLG: 0.352 (1, 4)	0-0 2B		0-0 E4 3-1		0-0 P4			0-0 F8		4	0	1	0	0	0	1									
Billy Williams, L OBP: 0.351, SLG: 0.474 (1, 7)	0-0 F9		0-0 3-1			0-0 BB 1B		0-0 1B		4	0	2	0	0	0	3									
Ron Santo, R OBP: 0.389, SLG: 0.506 (1, 5)	0-0 5-3		4-0 BB			4-0 G6-3 BB		0-3 K		2	0	0	0	2	1	2									
14 Ernie Banks, R OBP: 0.321, SLG: 0.495 (1, 3)		0-0 G6-4-3 1B	0-0 F3			0-0 F9		0-0 5-3		4	0	1	0	0	0	5									
Randy Hundley, R OBP: 0.328, SLG: 0.408 (1, 2)		0-0 G6-4-3 1-2		4-0 G6-3 BB		0-0 G6-3 1-2		0-0 F8		3	0	0	0	1	0	3									
Ted Savage, R OBP: 0.355, SLG: 0.333 (1, 9)		0-0 1B		0-0 G6-3 1-2			0-0 6-3		0-0 P4	4	0	1	0	0	0	1									
Adolfo Phillips, R OBP: 0.380, SLG: 0.495 (1, 8)		0-0 1-3		0-0 5-3			0-0 L8			3	0	0	0	0	0	1									
Joe Niekro, R OBP: 0.190, SLG: 0.174 (1, 1)			0-0 6-3				0-0 P5			1	0	0	0	0	0	0									
Rich Nye, L OBP: 0.231, SLG: 0.275 (5, 1)										0	0	0	0	0	0	0									
Al Spinger, L OBP: 0.333, SLG: 0.337 (5, 1)										0	0	0	0	0	0	0									
Pete Mikkelsen, R (6, 1)										0	0	0	0	0	0	0									
Norm Gigon, R OBP: 0.210, SLG: 0.268 (7, 1)										0	0	0	0	0	0	0									
Bob Shaw, R OBP: 0.103, SLG: 0.071 (8, 1)										0	0	0	0	0	0	0									
Inning Stats	R: 0 E: 0 K: 0 S: 4	H: 1 LOB: 1 BB: 0 P: 4	R: 0 E: 0 K: 0 S: 4	H: 2 LOB: 1 BB: 0 P: 4	R: 0 E: 1 K: 0 S: 5	H: 1 LOB: 3 BB: 1 P: 9	R: 0 E: 0 K: 0 S: 2	H: 0 LOB: 0 BB: 1 P: 6	R: 0 E: 0 K: 0 S: 3	H: 0 LOB: 0 BB: 0 P: 3	R: 0 E: 0 K: 0 S: 3	H: 1 LOB: 1 BB: 1 P: 7	R: 0 E: 0 K: 0 S: 3	H: 0 LOB: 0 BB: 0 P: 3	R: 0 E: 0 K: 1 S: 6	H: 1 LOB: 1 BB: 0 P: 6	R: 0 E: 0 K: 0 S: 3	H: 0 LOB: 0 BB: 0 P: 3	1B: 5 2B: 1 3B: 0 HR: 0	SF: 0 SAC: 0 DP: 3 HBP: 0	WP: 0 PB: 0 SB: 0 CS: 0	PA: 34			
PITCHER	IP	WLS	BF	H	R	ER	SO	BB	IBB	HBP	BLK	WP	HR	S	P	ERA	WHIP								
Dick Ellsworth, L ERA: 4.12 (1, 1)	9.0	W	34	6	0	0	1	3	0	0	0	0	0	33	45	0.00	1.000								



Batter	1	2	3	4	5	6	7	8	9	AB	R	H	RBI	BB	SO	LOB	TOP										
Cookie Rojas, R OBP: 0.292, SLG: 0.318 (1,4)	F7		5-3		6-3			FC3-6 1B		4	0	1	1	0	0	1	Philadelphia Phillies @ Chicago Cubs Wrigley Field, Chicago, IL Sun Aug 13 1967, 3:33 AM CDT Sunny - 75 F										
John Briggs, L OBP: 0.340, SLG: 0.398 Grant Jackson, S OBP: 0.154, SLG: 0.083 Turk Farrell, R OBP: 0.133, SLG: 0.143 Chuck Hillier, L OBP: 0.136, SLG: 0.156 (1,8)	K		6-3		F9			FC3-6 BB		3	0	0	0	0	1	1											
Tony Gonzalez, L OBP: 0.375, SLG: 0.459 (1,9)	1-3			F7		K				3	0	0	0	1	1	0											
Dick Allen, R OBP: 0.412, SLG: 0.575 (1,5)		K		FC5-4 1B						4	0	2	0	0	2	2											
Don Lock, R OBP: 0.366, SLG: 0.479 (1,7)				FC5-4 1B						3	1	1	1	1	0	3											
Dallas Green, L (8,1)		HR		1-2						0	0	0	0	0	0	0											
Gene Oliver, R OBP: 0.314, SLG: 0.428 Johnny Callison, L OBP: 0.341, SLG: 0.434 (1,2)	L5			F8		L4-3				2	0	0	0	0	0	1											
Bill White, L OBP: 0.343, SLG: 0.354 (1,3)										2	0	0	0	0	0	2											
Bobby Wine, R OBP: 0.265, SLG: 0.306 Doug Clemens, L OBP: 0.303, SLG: 0.291 Gary Sutherland, R OBP: 0.294, SLG: 0.318 (1,6)	6-3									3	1	1	0	0	2	0											
John Boozar, R OBP: 0.200, SLG: 0.143 Tony Taylor, R OBP: 0.321, SLG: 0.337 (1,1)										1	0	0	0	0	1	0											
Clay Dalrymple, L OBP: 0.290, SLG: 0.252 (6,2)										2	0	0	0	0	1	1											
Inning Stats	R: 0 E: 0 K: 1 S: 5	H: 0 LOB: 0 BB: 0 P: 5	R: 1 E: 0 K: 1 S: 6	H: 1 LOB: 1 BB: 0 P: 7	R: 0 E: 0 K: 1 S: 5	H: 0 LOB: 0 BB: 0 P: 5	R: 0 E: 0 K: 0 S: 4	H: 1 LOB: 1 BB: 0 P: 4	R: 1 E: 0 K: 0 S: 4	H: 1 LOB: 1 BB: 1 P: 8	R: 0 E: 0 K: 1 S: 5	H: 0 LOB: 0 BB: 0 P: 7	R: 0 E: 0 K: 2 S: 7	H: 0 LOB: 0 BB: 0 P: 7	R: 0 E: 0 K: 1 S: 6	H: 1 LOB: 2 BB: 1 P: 10	R: 0 E: 0 K: 1 S: 6	H: 1 LOB: 1 BB: 0 P: 6	1B: 4 2B: 2 3B: 0 HR: 1	SF: 0 SAC: 0 DP: 1 HBP: 1	WP: 1 PB: 0 SB: 0 CS: 0	PA: 36					
PITCHER	IP	WLS	BF	H	R	ER	SO	BB	IBB	HBP	BLK	WP	HR	S	P	ERA	WHIP										
Ken Holtzman, L ERA: 2.41 (1,1)	5.1	W	23	4	2	2	4	2	0	1	0	1	1	28	37	3.38	1.125										
Bill Stoneman, R ERA: 3.75 (6,1)	3.2	S	13	2	0	0	4	1	0	0	0	0	0	20	24	0.00	0.818										

Batter	1	2	3	4	5	6	7	8	9	AB	R	H	RBI	BB	SO	LOB	BOTTOM										
Don Kessinger, S OBP: 0.286, SLG: 0.273 (1,6)	5-3		G3		SH3-4 1B BB			K		3	1	0	0	1	1	0	Philadelphia Phillies @ Chicago Cubs Wrigley Field, Chicago, IL Sun Aug 13 1967, 3:33 AM CDT Sunny - 75 F										
Glenn Beckert, R OBP: 0.297, SLG: 0.349 (1,4)	6-3		1-3		SH3-4 1-2		F7			3	0	0	0	0	0	0											
Billy Williams, L OBP: 0.351, SLG: 0.472 (1,9)	P6		K		1B 2-H		F9			4	0	1	1	0	1	0											
Ron Santo, R OBP: 0.392, SLG: 0.515 (1,5)		14 E 1B			14 1B			K		4	2	3	1	0	1	0											
14 Ernie Banks, R OBP: 0.320, SLG: 0.493 (1,3)	E7				1-3 1B			4-3		4	0	1	0	0	1	2											
Clarence Jones, L OBP: 0.305, SLG: 0.377 Ted Savage, R OBP: 0.353, SLG: 0.331 (1,7)	1B				1B			P6		2	1	1	0	1	0	0											
Randy Hundley, R OBP: 0.328, SLG: 0.407 (1,2)	1B				1B					1	1	0	0	0	0	0											
Adolfo Phillips, R OBP: 0.380, SLG: 0.495 (1,8)	K				1B					2	0	1	2	0	1	2											
Ken Holtzman, R OBP: 0.192, SLG: 0.231 Bill Stoneman, R (6,1)	K				SH5-4-6 1-3			K		1	0	0	0	0	1	2											
Inning Stats	R: 0 E: 0 K: 0 S: 3	H: 0 LOB: 0 BB: 0 P: 3	R: 1 E: 1 K: 2 S: 9	H: 3 LOB: 2 BB: 1 P: 13	R: 0 E: 0 K: 1 S: 5	H: 0 LOB: 0 BB: 0 P: 5	R: 3 E: 2 K: 1 S: 8	H: 3 LOB: 0 BB: 0 P: 8	R: 1 E: 0 K: 0 S: 4	H: 2 LOB: 1 BB: 1 P: 8	R: 1 E: 1 K: 1 S: 6	H: 0 LOB: 1 BB: 0 P: 6	R: 0 E: 0 K: 1 S: 5	H: 0 LOB: 0 BB: 0 P: 5	R: 0 E: 0 K: 1 S: 5	H: 0 LOB: 0 BB: 0 P: 5		1B: 7 2B: 1 3B: 0 HR: 1	SF: 1 SAC: 2 DP: 2 HBP: 0	WP: 1 PB: 0 SB: 0 CS: 0	PA: 33						
PITCHER	IP	WLS	BF	H	R	ER	SO	BB	IBB	HBP	BLK	WP	HR	S	P	ERA	WHIP										
John Boozar, R ERA: 4.34 (1,1)	4.0	L	18	6	4	3	4	1	0	0	0	0	0	3	7	27.00	9.000										
Grant Jackson, L ERA: 4.12 (5,1)	0.1		4	2	1	1	0	1	0	0	0	0	0	3	7	27.00	9.000										
Turk Farrell, R ERA: 2.7 (5,1)	2.2		8	0	1	0	2	0	0	0	0	1	0	12	12	0.00	0.000										
Dallas Green, R ERA: 11.0 (8,1)	1.0		3	0	0	0	1	0	0	0	0	0	0	5	5	0.00	0.000										

Batter	1	2	3	4	5	6	7	8	9	AB	R	H	RBI	BB	SO	LOB	TOP
Cookie Rojas, R (1,4) OBP: 0.297, SLG: 0.323 Tony Taylor, R (8, FR) OBP: 0.321, SLG: 0.337 (8,4)										4	0	3	0	0	1	0	Philadelphia Phillies @ Chicago Cubs Wrigley Field, Chicago, IL Sun Aug 13 1967, 3:38 AM CDT Att: 32,750 - Sunny
John Briggs, L (1,8) OBP: 0.335, SLG: 0.390										4	0	0	0	0	1	3	
Tony Gonzalez, L (1,7) OBP: 0.377, SLG: 0.458										3	0	1	0	1	0	0	
Dick Allen, R (1,5) OBP: 0.409, SLG: 0.569										4	0	0	0	0	3	3	
Johnny Callison, L (1,9) OBP: 0.337, SLG: 0.430										4	0	0	0	0	0	1	
Bill White, L (1,3) OBP: 0.342, SLG: 0.350										2	0	0	0	1	0	0	
Gene Oliver, R (1,2) OBP: 0.309, SLG: 0.421										3	0	0	0	0	2	2	
Bobby Wine, R (1,6) OBP: 0.263, SLG: 0.304 Doug Clemens, L (8, PH) OBP: 0.299, SLG: 0.286 Gary Sutherland, R (8,6) OBP: 0.294, SLG: 0.318										2	0	0	0	0	0	0	
Rick Wise, R (1,1) OBP: 0.324, SLG: 0.343 Chuck Hillier, L (8, PH) OBP: 0.134, SLG: 0.154 Dick Hall, R (8,1)										2	0	0	0	0	1	0	
Inning Stats	R: 0 H: 1 E: 0 LOB: 1 K: 1 BB: 1 S: 5 P: 9	R: 0 H: 0 E: 0 LOB: 0 K: 0 BB: 0 S: 3 P: 3	R: 0 H: 1 E: 0 LOB: 1 K: 1 BB: 0 S: 6 P: 6	R: 0 H: 1 E: 0 LOB: 2 K: 2 BB: 1 S: 8 P: 12	R: 0 H: 0 E: 0 LOB: 0 K: 1 BB: 0 S: 5 P: 5	R: 0 H: 0 E: 0 LOB: 0 K: 1 BB: 0 S: 5 P: 5	R: 0 H: 0 E: 0 LOB: 0 K: 1 BB: 0 S: 5 P: 5	R: 0 H: 1 E: 0 LOB: 2 K: 0 BB: 0 S: 4 P: 4	R: 0 H: 0 E: 0 LOB: 0 K: 1 BB: 0 S: 5 P: 5	1B: 4 SF: 0 2B: 0 SAC: 0 3B: 0 DP: 1 HR: 0 HBP: 0	WP: 0 PA: 32 PB: 0 SB: 1 CS: 0						
PITCHER Fergie Jenkins, R (1,1) ERA: 2.64	IP WLS BF H R ER SO BB IBB HBP BLK WP HR S P ERA WHIP																

Batter	1	2	3	4	5	6	7	8	9	AB	R	H	RBI	BB	SO	LOB	BOTTOM
Don Kessinger, S (1,6) OBP: 0.286, SLG: 0.273										4	0	1	1	0	0	1	Philadelphia Phillies @ Chicago Cubs Wrigley Field, Chicago, IL Sun Aug 13 1967, 3:38 AM CDT Att: 32,750 - Sunny
Glenn Beckert, R (1,4) OBP: 0.301, SLG: 0.353										4	0	3	0	0	0	0	
Billy Williams, L (1,9) OBP: 0.348, SLG: 0.468 (6,7)										4	0	0	0	0	0	4	
Ron Santo, R (1,5) OBP: 0.391, SLG: 0.514										3	0	1	0	0	0	1	
14 Ernie Banks, R (1,3) OBP: 0.318, SLG: 0.489										3	0	0	0	0	0	1	
Clarence Jones, L (1,7) OBP: 0.300, SLG: 0.370 Ted Savage, R (6,9) OBP: 0.352, SLG: 0.330										2	0	0	0	0	1	0	
Randy Hundley, R (1,2) OBP: 0.328, SLG: 0.409										3	0	1	0	0	1	0	
Adolfo Phillips, R (1,8) OBP: 0.380, SLG: 0.492										2	1	0	0	1	0	1	
Fergie Jenkins, R (1,1) OBP: 0.194, SLG: 0.235										2	0	0	0	0	0	1	
Inning Stats	R: 0 H: 1 E: 0 LOB: 1 K: 0 BB: 0 S: 4 P: 4	R: 0 H: 0 E: 0 LOB: 0 K: 1 BB: 0 S: 5 P: 5	R: 1 H: 2 E: 0 LOB: 1 K: 0 BB: 1 S: 4 P: 8	R: 0 H: 0 E: 0 LOB: 0 K: 0 BB: 0 S: 3 P: 3	R: 0 H: 1 E: 0 LOB: 1 K: 0 BB: 0 S: 4 P: 4	R: 0 H: 1 E: 0 LOB: 1 K: 0 BB: 0 S: 4 P: 4	R: 0 H: 0 E: 0 LOB: 0 K: 1 BB: 0 S: 5 P: 5	R: 0 H: 0 E: 0 LOB: 0 K: 1 BB: 0 S: 5 P: 5	R: 0 H: 1 E: 0 LOB: 1 K: 0 BB: 0 S: 4 P: 4	1B: 5 SF: 0 2B: 2 SAC: 1 3B: 0 DP: 1 HR: 0 HBP: 0	WP: 0 PA: 30 PB: 0 SB: 0 CS: 0						
PITCHER Rick Wise, R (1,1) ERA: 3.4 Dick Hall, R (8,1) ERA: 1.81	IP WLS BF H R ER SO BB IBB HBP BLK WP HR S P ERA WHIP																

AB 30
R 0
H 4
RBI 0
BB 2
SO 8
LOB 9

AB 28
R 1
H 6
RBI 1
BB 1
SO 2
LOB 9

Batter	1	2	3	4	5	6	7	8	9	AB	R	H	RBI	BB	SO	LOB	TOP								
Bud Harrelson, S (1, 6) OBP: 0.330, SLG: 0.323	1-1 6-3 2B		0-0 6-3	0-0 FC4-6		0-0 E5		4-2 1B BB		4	1	1	1	1	0	3	New York Mets @ Philadelphia Phillies Connie Mack Stadium, Philadelphia, PA Mon Aug 14, 1967, 7:05 PM EDT Att: 7,311 - Unknown								
Ed Charles, R (1, 5) OBP: 0.335, SLG: 0.320	1-0 1-3		2-2 F9	2-1 6-3		0-0 FC6-4		0-3 K		5	0	0	0	0	1	6									
Tommy Davis, R (1, 7) Tommie Reynolds, R (8, 7) OBP: 0.279, SLG: 0.272	2-2 6-3			1-1 1B 2B	0-0 F8		1-0 1B 2B HBP	0-0 5-3		4	2	1	0	0	0	2									
Ron Swoboda, R (1, 9) OBP: 0.341, SLG: 0.418	2-1 F9			0-1 1B 2B	0-0 5-3		0-0 P8	0-0 2H 1B		5	1	2	1	0	0	2									
Ed Kranepool, L (1, 3) OBP: 0.333, SLG: 0.392		0-0 L8 2B		0-2 1B 2B	0-0 1-3		0-0 2B PB 1B	0-0 G3		5	2	3	2	0	0	1									
Jerry Buchek, R (1, 4) OBP: 0.288, SLG: 0.368	0-0 1-3			0-0 E4 1B FC4-6		0-0 5-3	0-0 PB 2B	0-0 F9		5	1	1	1	0	0	2									
Cleon Jones, R (1, 8) OBP: 0.263, SLG: 0.303	0-0 L8			0-0 F9		0-0 1-3 1B	0-0 PB IBB	0-0 F8		4	1	1	0	1	0	3									
Jerry Grote, R (1, 2) OBP: 0.239, SLG: 0.275	0-0 6-3			0-0 FC4-6 E 1B		0-0 1-3	2-3 K	0-0 1B		5	0	2	1	0	1	4									
Jack Fisher, R (1, 1) OBP: 0.136, SLG: 0.107			0-0 4-3	0-0 E6 FC4-6		0-0 2H 1B	0-0 K	0-0 F7		5	0	1	1	0	1	5									
Inning Stats	R: 0 E: 0 K: 0 S: 9	H: 1 LOB: 1 BB: 0 P: 15	R: 0 E: 0 K: 0 S: 4	H: 1 LOB: 1 BB: 0 P: 4	R: 0 E: 0 K: 0 S: 5	H: 0 LOB: 0 BB: 0 P: 7	R: 4 E: 2 K: 0 S: 14	H: 4 LOB: 2 BB: 0 P: 17	R: 0 E: 0 K: 0 S: 3	H: 0 LOB: 0 BB: 0 P: 3	R: 1 E: 1 K: 0 S: 6	H: 2 LOB: 2 BB: 0 P: 6	R: 2 E: 0 K: 2 S: 9	H: 2 LOB: 2 BB: 1 P: 16	R: 1 E: 0 K: 1 S: 8	H: 1 LOB: 1 BB: 1 P: 12	R: 0 E: 0 K: 0 S: 4	H: 1 LOB: 1 BB: 0 P: 4	1B: 8 2B: 4 3B: 0 HR: 0	SF: 0 SAC: 0 DP: 0 HBP: 1	WP: 0 PB: 1 SB: 2 CS: 0	PA: 45			
PITCHER	IP WLS BF H R ER SO BB IBB HBP BLK WP HR S P ERA WHIP	IP WLS BF H R ER SO BB IBB HBP BLK WP HR S P ERA WHIP	IP WLS BF H R ER SO BB IBB HBP BLK WP HR S P ERA WHIP	IP WLS BF H R ER SO BB IBB HBP BLK WP HR S P ERA WHIP	IP WLS BF H R ER SO BB IBB HBP BLK WP HR S P ERA WHIP	IP WLS BF H R ER SO BB IBB HBP BLK WP HR S P ERA WHIP	IP WLS BF H R ER SO BB IBB HBP BLK WP HR S P ERA WHIP	IP WLS BF H R ER SO BB IBB HBP BLK WP HR S P ERA WHIP	IP WLS BF H R ER SO BB IBB HBP BLK WP HR S P ERA WHIP	IP WLS BF H R ER SO BB IBB HBP BLK WP HR S P ERA WHIP	IP WLS BF H R ER SO BB IBB HBP BLK WP HR S P ERA WHIP	IP WLS BF H R ER SO BB IBB HBP BLK WP HR S P ERA WHIP	IP WLS BF H R ER SO BB IBB HBP BLK WP HR S P ERA WHIP	IP WLS BF H R ER SO BB IBB HBP BLK WP HR S P ERA WHIP	IP WLS BF H R ER SO BB IBB HBP BLK WP HR S P ERA WHIP	IP WLS BF H R ER SO BB IBB HBP BLK WP HR S P ERA WHIP	IP WLS BF H R ER SO BB IBB HBP BLK WP HR S P ERA WHIP	IP WLS BF H R ER SO BB IBB HBP BLK WP HR S P ERA WHIP	IP WLS BF H R ER SO BB IBB HBP BLK WP HR S P ERA WHIP	IP WLS BF H R ER SO BB IBB HBP BLK WP HR S P ERA WHIP	IP WLS BF H R ER SO BB IBB HBP BLK WP HR S P ERA WHIP	IP WLS BF H R ER SO BB IBB HBP BLK WP HR S P ERA WHIP	IP WLS BF H R ER SO BB IBB HBP BLK WP HR S P ERA WHIP	IP WLS BF H R ER SO BB IBB HBP BLK WP HR S P ERA WHIP	IP WLS BF H R ER SO BB IBB HBP BLK WP HR S P ERA WHIP

AB	42
R	8
H	12
RBI	7
BB	2
SO	3
LOB	28



Batter	1	2	3	4	5	6	7	8	9	AB	R	H	RBI	BB	SO	LOB	BOTTOM								
Cookie Rojas, R (1, 4) OBP: 0.299, SLG: 0.328	3-2 3-1 1B 2B		0-0 F7			1-1 FC1-5 1B 2B		0-0 S 1B		4	3	2	0	0	0	1	New York Mets @ Philadelphia Phillies Connie Mack Stadium, Philadelphia, PA Mon Aug 14, 1967, 7:05 PM EDT Att: 7,311 - Unknown								
John Briggs, L (1, 8) OBP: 0.337, SLG: 0.393	0-0 3-1		1-0 F7			0-0 2B FC9-2 1B		1-2 1B		4	0	2	1	0	0	1									
Tony Gonzalez, L (1, 7) OBP: 0.378, SLG: 0.462	0-0 WP 1B			0-0 4-3		0-0 1B 2B		1-2 F5		4	0	2	2	0	0	1									
Dick Allen, R (1, 5) OBP: 0.406, SLG: 0.564	3-3 K			0-3 K		0-2 FC9-2		1-1 F7		4	0	0	0	0	2	3									
Johnny Callison, L (1, 9) OBP: 0.337, SLG: 0.428	2-3 K			0-3 K		0-0 1-3		0-0 1B		4	0	1	0	0	2	1									
Bill White, L (1, 3) OBP: 0.336, SLG: 0.342		0-0 4-3			2-3 K		0-0 P8	0-3 K		4	0	0	0	0	2	1									
Gene Oliver, R (1, 2) OBP: 0.304, SLG: 0.413	1-0 F8			3-3 K		0-3 K		0-0 P7		4	0	0	0	0	2	1									
Bobby Wine, R (1, 6) OBP: 0.261, SLG: 0.301 Gary Sutherland, R (8, PH) OBP: 0.293, SLG: 0.316 Dallas Green, L (9, 6)	0-1 6-3				0-0 6-3			0-0 L6		2	0	0	0	0	0	0									
Larry Jackson, R (1, 1) OBP: 0.161, SLG: 0.164 Chuck Hillier, L (6, PH) OBP: 0.147, SLG: 0.182 Dallas Green, L (7, 1) Doug Clemens, L (8, PH) OBP: 0.294, SLG: 0.281 Dick Hall, R (9, 1)			0-3 K			0-0 FC1-5 2B		0-0 G3		1	0	0	0	0	1	0									
Inning Stats	R: 1 E: 0 K: 2 S: 11	H: 2 LOB: 1 BB: 0 P: 19	R: 0 E: 0 K: 0 S: 4	H: 0 LOB: 0 BB: 0 P: 5	R: 0 E: 0 K: 1 S: 5	H: 0 LOB: 0 BB: 0 P: 6	R: 0 E: 0 K: 2 S: 7	H: 0 LOB: 0 BB: 0 P: 7	R: 0 E: 0 K: 2 S: 8	H: 0 LOB: 0 BB: 0 P: 13	R: 1 E: 0 K: 0 S: 8	H: 3 LOB: 1 BB: 0 P: 9	R: 0 E: 0 K: 1 S: 5	H: 0 LOB: 0 BB: 0 P: 5	R: 1 E: 0 K: 0 S: 9	H: 2 LOB: 1 BB: 0 P: 11	R: 0 E: 0 K: 1 S: 7	H: 1 LOB: 1 BB: 0 P: 8	1B: 5 2B: 4 3B: 0 HR: 0	SF: 0 SAC: 0 DP: 1 HBP: 0	WP: 1 PB: 0 SB: 1 CS: 0	PA: 34			
PITCHER	IP WLS BF H R ER SO BB IBB HBP BLK WP HR S P ERA WHIP	IP WLS BF H R ER SO BB IBB HBP BLK WP HR S P ERA WHIP	IP WLS BF H R ER SO BB IBB HBP BLK WP HR S P ERA WHIP	IP WLS BF H R ER SO BB IBB HBP BLK WP HR S P ERA WHIP	IP WLS BF H R ER SO BB IBB HBP BLK WP HR S P ERA WHIP	IP WLS BF H R ER SO BB IBB HBP BLK WP HR S P ERA WHIP	IP WLS BF H R ER SO BB IBB HBP BLK WP HR S P ERA WHIP	IP WLS BF H R ER SO BB IBB HBP BLK WP HR S P ERA WHIP	IP WLS BF H R ER SO BB IBB HBP BLK WP HR S P ERA WHIP	IP WLS BF H R ER SO BB IBB HBP BLK WP HR S P ERA WHIP	IP WLS BF H R ER SO BB IBB HBP BLK WP HR S P ERA WHIP	IP WLS BF H R ER SO BB IBB HBP BLK WP HR S P ERA WHIP	IP WLS BF H R ER SO BB IBB HBP BLK WP HR S P ERA WHIP	IP WLS BF H R ER SO BB IBB HBP BLK WP HR S P ERA WHIP	IP WLS BF H R ER SO BB IBB HBP BLK WP HR S P ERA WHIP	IP WLS BF H R ER SO BB IBB HBP BLK WP HR S P ERA WHIP	IP WLS BF H R ER SO BB IBB HBP BLK WP HR S P ERA WHIP	IP WLS BF H R ER SO BB IBB HBP BLK WP HR S P ERA WHIP	IP WLS BF H R ER SO BB IBB HBP BLK WP HR S P ERA WHIP	IP WLS BF H R ER SO BB IBB HBP BLK WP HR S P ERA WHIP	IP WLS BF H R ER SO BB IBB HBP BLK WP HR S P ERA WHIP	IP WLS BF H R ER SO BB IBB HBP BLK WP HR S P ERA WHIP	IP WLS BF H R ER SO BB IBB HBP BLK WP HR S P ERA WHIP	IP WLS BF H R ER SO BB IBB HBP BLK WP HR S P ERA WHIP	IP WLS BF H R ER SO BB IBB HBP BLK WP HR S P ERA WHIP

AB	34
R	3
H	8
RBI	3
BB	0
SO	9
LOB	9



Batter	1	2	3	4	5	6	7	8	9	10	11	12	AB	R	H	RBI	BB	SO	LOB	TOP				
Bud Harrelson, S OBP: 0.327, SLG: 0.320 (1, 6)	F9			K		SH3-4		K		F7			4	0	0	0	0	2	0					
Ed Charles, R OBP: 0.331, SLG: 0.315 (1, 5)	K			F8		L6			F8		G3		5	0	0	0	0	1	1					
Tommy Davis, R OBP: 0.356, SLG: 0.491 (1, 7)	K			6-3		K			SF9		F8		5	1	1	0	0	2	1					
Ron Swoboda, R OBP: 0.340, SLG: 0.416 (8, PH)			5-3										4	0	1	0	0	1	0					
Tommie Reynolds, R OBP: 0.276, SLG: 0.269 (9, 9)													1	1	0	0	0	0	0					
Ed Kranepool, L OBP: 0.340, SLG: 0.404 (1, 3)		L9											5	0	4	0	0	0	0					
Jerry Buchek, R OBP: 0.287, SLG: 0.364 (1, 4)			5-3										3	0	0	1	1	1	2					
Cleon Jones, R OBP: 0.265, SLG: 0.308 (1, 8)				K		F8							5	0	2	1	0	1	3					
Jerry Grote, R OBP: 0.307, SLG: 0.372 (8, PH)													2	0	0	0	0	2	2					
Larry Sherry, L OBP: 0.287, SLG: 0.287 (8, 1)				K									1	0	0	0	0	0	0					
Joe Grzenda, R OBP: 0.287, SLG: 0.287 (8, 1)													0	0	0	0	0	0	0					
Bob Johnson, R OBP: 0.304, SLG: 0.304 (10, PH)													1	0	0	0	0	0	0					
Ron Taylor, R OBP: 0.287, SLG: 0.287 (10, 1)													0	0	0	0	0	0	0					
Greg Goswami, R OBP: 0.227, SLG: 0.214 (12, 2)													1	0	0	0	0	1	2					
Danny Frisella, L OBP: 0.333, SLG: 0.333 (8, PH)													1	0	0	0	1	0	0					
John Sullivan, L OBP: 0.257, SLG: 0.250 (12, 2)			P6										3	0	0	0	0	2	2					
Hal Reniff, R (12, 1)						SH3-4							0	0	0	0	0	0	0					
Inning Stats	R: 0 E: 0 K: 2 S: 11	H: 0 LOB: 0 BB: 0 P: 15	R: 0 E: 0 K: 0 S: 4	H: 0 LOB: 0 BB: 0 P: 4	R: 0 E: 0 K: 2 S: 9	H: 0 LOB: 0 BB: 0 P: 12	R: 0 E: 0 K: 1 S: 8	H: 0 LOB: 0 BB: 0 P: 14	R: 0 E: 0 K: 1 S: 7	H: 1 LOB: 1 BB: 0 P: 13	R: 0 E: 0 K: 0 S: 9	H: 0 LOB: 0 BB: 0 P: 6	R: 2 E: 0 K: 1 S: 12	H: 4 LOB: 2 BB: 0 P: 14	R: 0 E: 0 K: 1 S: 6	H: 0 LOB: 0 BB: 0 P: 6	R: 0 E: 0 K: 0 S: 4	H: 0 LOB: 0 BB: 0 P: 4	R: 0 E: 0 K: 3 S: 13	H: 2 LOB: 2 BB: 0 P: 16	1B: 5 2B: 3 3B: 0 HR: 0	SF: 1 SAC: 1 DP: 0 HBP: 0	WP: 0 PB: 0 SB: 0 CS: 0	PA: 45
PITCHER	IP	WLS	BF	H	R	ER	SO	BB	IBB	HBP	BLK	WP	HR	S	P	ERA	WHIP							
Jim Bunning, R ERA: 2.7 (1, 1)	10.0		37	6	2	2	10									1.80	0.800							
Turk Farrell, R ERA: 2.63 (11, 1)	2.0	W	8	2	0	0	3							17	20	0.00	1.000							

New York Mets @ Philadelphia Phillies
 Connie Mack Stadium, Philadelphia, PA
 Tue Aug 15 1967, 7:05 PM EDT
 Unknown

AB 41
 R 2
 H 8
 RBI 2
 BB 2
 SO 13
 LOB 13



Batter	1	2	3	4	5	6	7	8	9	10	11	12	AB	R	H	RBI	BB	SO	LOB	BOTTOM				
Cookie Rojas, R OBP: 0.326, SLG: 0.326 (1, 4)	5-3				5-3			6-3					5	0	1	0	0	0	0					
Tony Taylor, R OBP: 0.321, SLG: 0.337 (11, PH)			L9								SH3-4		0	0	0	0	0	0	0					
John Briggs, L OBP: 0.336, SLG: 0.387 (1, 8)	4-3					P6		L6			SH3-4		3	0	0	0	1	0	0					
Tony Gonzalez, L OBP: 0.381, SLG: 0.471 (1, 7)	HR			BB				6-3					4	1	2	1	1	0	1					
Dick Allen, R OBP: 0.404, SLG: 0.559 (1, 5)													5	0	1	0	0	3	4					
Johnny Callison, L OBP: 0.333, SLG: 0.422 (1, 9)			E3			1-3		4-3		F2			5	0	0	0	0	0	4					
Bill White, L OBP: 0.342, SLG: 0.372 (1, 3)													4	2	2	1	1	0	2					
Clay Dalrymple, L OBP: 0.286, SLG: 0.249 (1, 2)			P4										3	0	0	1	0	0	1					
Bobby Wine, R OBP: 0.260, SLG: 0.300 (1, 6)													4	0	1	0	0	2	0					
Jim Bunning, R OBP: 0.198, SLG: 0.293 (1, 1)													2	0	0	0	0	1	0					
Don Lock, R OBP: 0.365, SLG: 0.477 (10, PH)													1	0	0	0	0	1	0					
Turk Farrell, R OBP: 0.133, SLG: 0.143 (11, 1)													0	0	0	0	0	0	0					
Inning Stats	R: 1 E: 1 K: 0 S: 12	H: 2 LOB: 2 BB: 0 P: 16	R: 0 E: 0 K: 1 S: 7	H: 0 LOB: 0 BB: 0 P: 12	R: 0 E: 0 K: 1 S: 2	H: 0 LOB: 0 BB: 1 P: 12	R: 0 E: 0 K: 0 S: 2	H: 0 LOB: 0 BB: 0 P: 6	R: 0 E: 0 K: 0 S: 9	H: 1 LOB: 1 BB: 0 P: 15	R: 1 E: 0 K: 1 S: 11	H: 1 LOB: 0 BB: 0 P: 15	R: 0 E: 0 K: 0 S: 5	H: 0 LOB: 0 BB: 0 P: 6	R: 0 E: 0 K: 1 S: 8	H: 0 LOB: 0 BB: 0 P: 11	R: 0 E: 0 K: 0 S: 4	H: 1 LOB: 2 BB: 1 P: 11	R: 1 E: 0 K: 0 S: 3	H: 1 LOB: 0 BB: 0 P: 6	1B: 4 2B: 1 3B: 1 HR: 2	SF: 1 SAC: 2 DP: 2 HBP: 0	WP: 0 PB: 0 SB: 0 CS: 0	PA: 42
PITCHER	IP	WLS	BF	H	R	ER	SO	BB	IBB	HBP	BLK	WP	HR	S	P	ERA	WHIP							
Danny Frisella, R ERA: 2.43 (8, 1)	7.0		27	5	2	2	4									2.57	1.000							
Joe Grzenda, L ERA: 2.43 (8, 1)	2.0		6	0	0	0	1									0.00	0.000							
Ron Taylor, R ERA: 2.45 (10, 1)	2.0		8	1	0	0	2									0.00	0.500							
Hal Reniff, R ERA: 3.45 (12, 1)	0.0	L	1	1	1	1	0									∞	∞							

New York Mets @ Philadelphia Phillies
 Connie Mack Stadium, Philadelphia, PA
 Tue Aug 15 1967, 7:05 PM EDT
 Unknown

AB 36
 R 3
 H 7
 RBI 3
 BB 3
 SO 7
 LOB 12



Batter	1	2	3	4	5	6	7	8	9	AB R H RBI BB SO LOB	TOP															
Cleon Jones, R OBP: 0.271, SLG: 0.316 (1, 8)	0-0 SH1-3 SF8 1B		0-0 5-3		0-0 2B	2-2 1B			0-0 L7	5 2 3 1 0 0 0	New York Mets @ Philadelphia Phillies Connie Mack Stadium, Philadelphia, PA Tue Aug 15 1967, 7:05 PM EDT Att: 13,932 - Unknown AB 39 R 5 H 17 RBI 5 BB 1 SO 7 LOB 20															
Bob Johnson, R OBP: 0.361, SLG: 0.496 (1, 3) (6, 4)	0-1 SH1-3		0-0 1B		0-0 6-3	0-0 F7			0-3 K	4 0 1 0 0 1 3																
Tommy Davis, R OBP: 0.354, SLG: 0.491 (1, 7)	1-2 SF8		1-2 F9		0-0 P3			0-0 5-3	0-0 1B 2B	4 1 1 1 0 0 2																
Ron Swoboda, R OBP: 0.347, SLG: 0.429 (1, 9)	0-0 2B				0-0 WP 1B 6-3 1B	0-0 2B		0-3 K	0-1 1B 1B 1B	5 1 4 1 0 1 0																
Jerry Buchek, R OBP: 0.288, SLG: 0.365 (1, 4) (6, 5)	0-3 K				0-3 K	0-0 6-3		0-0 1B	1-1 1B	5 0 2 1 0 2 3																
Greg Goossen, R OBP: 0.250, SLG: 0.239 (1, 2)					0-0 1B WP 1B	0-0 2B		0-0 P6 F7	1-2 1B	4 0 2 0 0 0 1																
Tommie Reynolds, R Joe Grzenda, R Ron Taylor, R John Sullivan, L Larry Stahl, L Cal Kopp, R OBP: 0.238, SLG: 0.324 OBP: 0.281, SLG: 0.248 OBP: 0.276, SLG: 0.274 OBP: 0.150, SLG: 0.150 (1, 9) (6, 1) (7, 1) (7, 2) (6, PH) (6, PH)	0-0 G5-4-3 1B		0-0 6-3		1-0 6-3	1-0 1B HBP		4-0 G5-4-3 BB	0-0 F8	2 1 1 1 0 0 1 0 0 0 0 0 0 0 0 0 0 0 0 0 0 1 0 0 0 1 0 3 0 0 0 0 0 0 0																
Phil Linz, R OBP: 0.269, SLG: 0.295 (1, 6)	0-1 G5-4-3		0-0 1B		1-0 1B	0-0 E4 1B		0-0 G5-4-3		4 0 2 0 0 0 3																
Don Cartmell, R Dick Sedina, R Ed Charles, R Hal Reniff, R Ed Kranevool, L OBP: 0.238, SLG: 0.290 OBP: 0.314, SLG: 0.314 OBP: 0.338, SLG: 0.402 (1, 1) (3, 1) (4, PH) (4, 1) (6, PH) (6, 3)			0-3 K		0-3 K	1-3 K		0-0 G3		1 0 0 0 0 0 1 0 0 0 0 0 0 0 1 0 0 0 0 0 1 0 0 0 0 0 0 0 2 0 0 0 0 0 1																
Inning Stats	R: 1 E: 0 K: 1 S: 11	H: 2 LOB: 1 BB: 0 P: 12	R: 0 E: 0 K: 0 S: 4	H: 2 LOB: 0 BB: 0 P: 4	R: 0 E: 0 K: 1 S: 9	H: 1 LOB: 1 BB: 0 P: 10	R: 1 E: 0 K: 2 S: 10	H: 3 LOB: 2 BB: 0 P: 12	R: 1 E: 0 K: 0 S: 5	H: 2 LOB: 1 BB: 0 P: 5		R: 0 E: 0 K: 1 S: 6	H: 1 LOB: 1 BB: 0 P: 6	R: 0 E: 0 K: 0 S: 2	H: 0 LOB: 0 BB: 1 P: 6	R: 1 E: 0 K: 1 S: 13	H: 4 LOB: 3 BB: 0 P: 16	1B: 13 2B: 4 3B: 1 HR: 0	SF: 1 SAC: 1 DP: 1 HBP: 1	WP: 1 PB: 0 SB: 1 CS: 0	PA: 43					
PITCHER	IP WLS BF H R ER SO BB IBB HBP BLK WP HR S P ERA WHIP											PITCHER	IP WLS BF H R ER SO BB IBB HBP BLK WP HR S P ERA WHIP													
Grant Jackson, L ERA: 4.24 (1, 1)	4.2 W	22	10	3	3	4	0	0	0	0	1	0	38	42	5.79	2.143										
John Boozar, R ERA: 4.18 (5, 1)	4.0 S	18	5	2	1	3	1	0	1	0	0	0	26	34	2.25	1.500										
Turk Farrell, R ERA: 2.62 (9, 1)	0.1	3	2	0	0	0	0	0	0	0	0	0	6	9	0.00	6.000										

Batter	1	2	3	4	5	6	7	8	9	AB R H RBI BB SO LOB	BOTTOM															
Cookie Rojas, R OBP: 0.297, SLG: 0.324 (1, 4)	2-3 K		0-0 1B 1B		0-0 4-3	1-1 F6			0-0 6-3	5 1 1 0 0 1 1	New York Mets @ Philadelphia Phillies Connie Mack Stadium, Philadelphia, PA Tue Aug 15 1967, 7:05 PM EDT Att: 13,932 - Unknown AB 33 R 7 H 12 RBI 6 BB 6 SO 7 LOB 17															
John Briggs, L OBP: 0.333, SLG: 0.380 (1, 8)	1-0 P4		1-3 K		4-0 BB BB	0-0 L8		0-0 F7		4 0 0 0 1 1 2																
Tony Gonzalez, L OBP: 0.389, SLG: 0.481 (1, 7)	0-0 1B		0-1 1B 2B		4-2 BB BB	0-0 2B		1-0 1B		4 2 4 0 1 0 0																
Dick Allen, R OBP: 0.408, SLG: 0.560 (1, 5)	2-1 HR 1B		1-1 2B S		4-0 BB BB	4-0 IBB		0-3 K		3 2 2 2 2 1 1																
Johnny Callison, L OBP: 0.334, SLG: 0.433 (1, 9)	0-2 HR		1-0 S 2B		2-1 4-3	1-2 4-3				4 1 2 3 0 0 6																
Bill White, L OBP: 0.345, SLG: 0.371 (1, 3)	1-0 F8		4-0 IBB		0-3 K	0-0 2B SF8 1B				3 1 1 0 1 1 0																
Gene Oliver, R OBP: 0.307, SLG: 0.417 (1, 2)			4-0 BB		1-2 P4	2-2 CS 2B				3 0 1 0 1 1 3																
Bobby Wine, R OBP: 0.257, SLG: 0.297 (1, 6)			0-0 G4-6-3		0-0 5-3	2-0 SF8				3 0 0 1 0 0 3																
Grant Jackson, S OBP: 0.133, SLG: 0.071 John Boozar, R Turk Farrell, R OBP: 0.235, SLG: 0.188 OBP: 0.133, SLG: 0.143 (1, 1) (5, 1) (9, 1)			0-0 4-3		0-3 K2-3	0-0 2B K				2 0 0 0 0 1 0 2 0 1 0 0 1 1 0 0 0 0 0 0 0																
Inning Stats	R: 3 E: 0 K: 1 S: 11	H: 3 LOB: 0 BB: 0 P: 17	R: 0 E: 0 K: 0 S: 2	H: 0 LOB: 1 BB: 1 P: 6	R: 3 E: 0 K: 2 S: 13	H: 4 LOB: 2 BB: 1 P: 23	R: 0 E: 0 K: 1 S: 8	H: 0 LOB: 3 BB: 1 P: 22	R: 0 E: 0 K: 1 S: 7	H: 0 LOB: 0 BB: 0 P: 8		R: 0 E: 0 K: 0 S: 8	H: 2 LOB: 1 BB: 0 P: 14	R: 1 E: 0 K: 1 S: 9	H: 2 LOB: 1 BB: 0 P: 13	R: 0 E: 0 K: 1 S: 6	H: 1 LOB: 1 BB: 0 P: 7	1B: 8 2B: 4 3B: 0 HR: 1	SF: 1 SAC: 0 DP: 2 HBP: 0	WP: 0 PB: 0 SB: 4 CS: 1	PA: 40					
PITCHER	IP WLS BF H R ER SO BB IBB HBP BLK WP HR S P ERA WHIP											PITCHER	IP WLS BF H R ER SO BB IBB HBP BLK WP HR S P ERA WHIP													
Don Cardwell, R ERA: 4.21 (1, 1)	2.1 L	14	7	6	6	2	1	0	0	0	0	0	4	11	0.00	0.000										
Dick Selma, R ERA: 3.15 (3, 1)	0.2	3	0	0	0	1	0	1	0	0	0	0	4	11	0.00	0.000										
Hal Reniff, R ERA: 3.36 (4, 1)	2.0	9	0	0	0	2	3	0	0	0	0	0	15	30	0.00	1.500										
Joe Grzenda, L ERA: 3.0 (6, 1)	1.0	8	4	1	1	0	0	1	0	0	0	0	13	21	9.00	4.000										
Ron Taylor, R ERA: 2.45 (7, 1)	2.0	6	1	0	0	2	0	0	0	0	0	0	10	13	0.00	0.500										

Batter	1	2	3	4	5	6	7	8	9	AB	R	H	RBI	BB	SO	LOB	TOP		
Bud Harrelson, S OBP: 0.327, SLG: 0.319 (1, 6)	0-0 4-3		1-2 BB 1B		0-0 F9		0-0 FC2-6 FC5-4 1B		4-2 HBP SH2-4 BB	4	2	1	0	1	0	1			
Cleon Jones, R OBP: 0.270, SLG: 0.315 (1, 8)	3-2 4-3		0-0 F9		0-0 6-3		0-0 FC5-4 1B		0-0 SH2-4	4	0	1	0	0	0	2			
Tommy Davis, R OBP: 0.357, SLG: 0.490 Tommie Reynolds, R OBP: 0.287, SLG: 0.274 (9, PR) (9, 7)	0-1 L9		4-2 1B BB		0-0 1B		0-0 FC5-4 1B		4-0 HBP IBB	3	2	1	0	2	0	2			
Ron Swoboda, R OBP: 0.354, SLG: 0.433 Larry Stahl, L OBP: 0.270, SLG: 0.274 (9, PR) (9, 9)		0-0 G4-6-3 1B	1-0 1B		0-0 5-3		0-0 1B		2-1 1B	4	0	3	4	0	0	1			
Bob Johnson, R OBP: 0.362, SLG: 0.493 (1, 4)		0-0 G4-6-3 1B	0-0 1B		0-0 6-3		0-0 3-1		0-0 P3	5	0	2	1	0	0	4			
Jerry Buchek, R OBP: 0.290, SLG: 0.363 (1, 5)		0-2 G4-6-3 1B	0-0 FC4-6 1B		0-0 6-3		4-1 FC4-6 BB		0-0 P4	4	0	1	0	1	0	7			
Jerry Grote, R OBP: 0.233, SLG: 0.268 (1, 2)		1-1 F8			1-0 F9		0-0 FC4-6		0-0 4-1	4	0	0	0	0	0	3			
Ed Kranepool, L OBP: 0.337, SLG: 0.400 (1, 3)			0-0 BB 1B		1-3 K		0-0 G3		0-0 L8	4	1	1	0	0	1	2			
Cal Koonce, R OBP: 0.154, SLG: 0.154 Dick Selma, R (7, 1)			2-3 K		0-0 6-3		0-0 FC2-6 1B		0-3 K	3	0	1	0	0	1	1			
Inning Stats	R: 0 E: 0 K: 0 S: 6	H: 0 LOB: 0 BB: 0 P: 9	R: 0 E: 0 K: 0 S: 7	H: 2 LOB: 1 BB: 0 P: 8	R: 3 E: 0 K: 1 S: 13	H: 4 LOB: 2 BB: 1 P: 21	R: 0 E: 0 K: 1 S: 5	H: 0 LOB: 0 BB: 0 P: 7	R: 0 E: 0 K: 0 S: 4	H: 0 LOB: 1 BB: 1 P: 8	R: 2 E: 0 K: 0 S: 6	H: 3 LOB: 1 BB: 0 P: 6	R: 0 E: 0 K: 1 S: 6	H: 1 LOB: 1 BB: 0 P: 6	R: 0 E: 0 K: 0 S: 9	H: 0 LOB: 3 BB: 2 P: 21	1B: 11 2B: 0 3B: 0 HR: 0	SF: 0 SAC: 1 DP: 1 HBP: 1	WP: 0 PA: 42 PB: 0 SB: 1 CS: 0
PITCHER	IP WLS BF H R ER SO	IP WLS BF H R ER SO	IP WLS BF H R ER SO	IP WLS BF H R ER SO	IP WLS BF H R ER SO	IP WLS BF H R ER SO	IP WLS BF H R ER SO	IP WLS BF H R ER SO	IP WLS BF H R ER SO	IP WLS BF H R ER SO	IP WLS BF H R ER SO	IP WLS BF H R ER SO	IP WLS BF H R ER SO	IP WLS BF H R ER SO	IP WLS BF H R ER SO	IP WLS BF H R ER SO	ERA WHIP	ERA WHIP	
Dick Ellsworth, L ERA: 4.28 (1, 1)	7.0 L 32 10 5 5 2																	6.43 1.714	
Chris Short, L ERA: 2.34 (8, 1)	1.0 4 1 0 0 1																	0.00 1.000	
Dick Hall, R ERA: 1.76 (9, 1)	1.0 6 0 0 0 0																	0.00 1.000	

New York Mets @ Philadelphia Phillies
Connie Mack Stadium, Philadelphia, PA
 Wed Aug 16 1967, 7:05 PM EDT
 Att: 7,541 - Unknown

AB	36
R	5
H	11
RBI	5
BB	4
SO	3
LOB	24



Batter	1	2	3	4	5	6	7	8	9	AB	R	H	RBI	BB	SO	LOB	BOTTOM		
Cookie Rojas, R OBP: 0.295, SLG: 0.322 (1, 4)	0-0 5-3		0-0 L7		0-0 3-1		0-0 1B G3		1-0 F9	5	1	1	0	0	0	2			
John Briggs, L OBP: 0.335, SLG: 0.385 (1, 8)	0-0 3-1 PB		0-0 1-3		0-0 4-3		0-0 1B G3		2-2 F7	5	2	2	0	0	0	0			
Tony Gonzalez, L OBP: 0.387, SLG: 0.476 (1, 7)	2-2 3-1		0-0 1B		0-1 F2		3-2 G3		2-3 K	5	0	1	1	0	1	2			
Dick Allen, R OBP: 0.409, SLG: 0.560 (1, 5)	4-1 BB		0-1 1B		0-2 6-3		0-0 1B		1-3 K	4	0	2	1	1	1	0			
Johnny Callison, L OBP: 0.333, SLG: 0.432 (1, 9)	1-2 6-3		0-1 6-3		0-0 6-3		0-0 G3 1B		0-0 4-3	4	0	1	0	0	0	4			
Bill White, L OBP: 0.347, SLG: 0.374 (1, 3)		1-0 E S 1B		0-0 3-1		0-0 G3		2-2 FC6 1B	4	0	2	0	0	0	1				
Gene Oliver, R OBP: 0.311, SLG: 0.420 (1, 2)		1-0 F7		0-0 6-3 2B		4-1 BB		1-3 K	3	0	1	0	1	1	2				
Bobby Wine, R OBP: 0.255, SLG: 0.294 Doug Clemens, L OBP: 0.290, SLG: 0.276 Gary Sutherland, R OBP: 0.291, SLG: 0.315 (6, PH) (7, 6)	0-3 K		0-0 6-3		1-0 6-3		0-1 P4		0-2 FC6 1B	2	0	0	0	0	1	2			
Dick Ellsworth, L OBP: 0.321, SLG: 0.094 Chuck Hiller, L OBP: 0.145, SLG: 0.179 Chris Short, L OBP: 0.138, SLG: 0.140 Clay Dalrymple, L OBP: 0.222, SLG: 0.320 Billy Cowan, R OBP: 0.222, SLG: 0.300 Dick Hall, R (9, 1)	2-1 5-3		0-0 6-3		0-0 6-3		0-0 P6		1-2 1B	2	0	0	0	0	0	2			
Inning Stats	R: 1 E: 0 K: 0 S: 9	H: 1 LOB: 1 BB: 1 P: 16	R: 0 E: 1 K: 1 S: 7	H: 1 LOB: 1 BB: 0 P: 11	R: 0 E: 0 K: 0 S: 4	H: 1 LOB: 1 BB: 0 P: 5	R: 0 E: 0 K: 0 S: 4	H: 0 LOB: 0 BB: 0 P: 4	R: 0 E: 0 K: 0 S: 8	H: 1 LOB: 2 BB: 1 P: 12	R: 2 E: 0 K: 0 S: 8	H: 3 LOB: 1 BB: 0 P: 11	R: 0 E: 0 K: 1 S: 13	H: 2 LOB: 2 BB: 0 P: 18	R: 0 E: 0 K: 2 S: 10	H: 0 LOB: 0 BB: 0 P: 15	1B: 9 2B: 2 3B: 0 HR: 0	SF: 0 SAC: 0 DP: 0 HBP: 0	WP: 0 PA: 40 PB: 1 SB: 1 CS: 0
PITCHER	IP WLS BF H R ER SO	IP WLS BF H R ER SO	IP WLS BF H R ER SO	IP WLS BF H R ER SO	IP WLS BF H R ER SO	IP WLS BF H R ER SO	IP WLS BF H R ER SO	IP WLS BF H R ER SO	IP WLS BF H R ER SO	IP WLS BF H R ER SO	IP WLS BF H R ER SO	IP WLS BF H R ER SO	IP WLS BF H R ER SO	IP WLS BF H R ER SO	IP WLS BF H R ER SO	IP WLS BF H R ER SO	ERA WHIP	ERA WHIP	
Cal Koonce, R ERA: 3.9 (1, 1)	6.2 W 31 9 3 2 1																	2.70 1.650	
Dick Selma, R ERA: 3.02 (7, 1)	2.1 S 9 2 0 0 3																	0.00 0.857	

New York Mets @ Philadelphia Phillies
Connie Mack Stadium, Philadelphia, PA
 Wed Aug 16 1967, 7:05 PM EDT
 Att: 7,541 - Unknown

AB	38
R	3
H	11
RBI	2
BB	2
SO	4
LOB	18



Batter	1	2	3	4	5	6	7	8	9	10	11	12	AB	R	H	RBI	BB	SO	LOB							
Don Kessinger, S OBP: 0.294, SLG: 0.268	F7		G3		E 1B		4-3			F8		BB	5	0	1	0	1	0	0							
Glenn Beckert, R OBP: 0.300, SLG: 0.356	5-3			2B	F7					1-3		F7	5	0	1	0	1	0	4							
Billy Williams, L OBP: 0.348, SLG: 0.462				FC1-6-5 1B	E5		G4-6-3			K			5	1	1	0	0	1	4							
Ron Santo, R OBP: 0.397, SLG: 0.521	K			1B FC3-2	G1-2-3				K			4-3	4	0	0	0	1	2	4							
Clarence Jones, L OBP: 0.318, SLG: 0.381		L6 2B		FC3-2 1B		1B BB		P5				6-3	4	1	2	1	1	0	0							
Les Thomas, L OBP: 0.281, SLG: 0.298		L6		FC3-2 HBP		1B		L6				K	4	0	1	0	0	1	1							
John Stephenson, L OBP: 0.300, SLG: 0.395					P6				4-3				5	0	1	0	0	0	5							
Randy Hundley, R OBP: 0.324, SLG: 0.403				FC3-2								SH1-4 1B	0	0	0	0	0	0	0							
Adolfo Phillips, R OBP: 0.377, SLG: 0.494					F7					K		SH1-4 1B	4	0	1	1	0	1	3							
Fergie Jenkins, R OBP: 0.184, SLG: 0.222					4-3							F7	4	0	0	0	0	1	2							
Bill Stoneman, R OBP: 0.330, SLG: 0.303					E5 1B					K			0	0	0	0	0	0	0							
Al Spangler, L OBP: 0.330, SLG: 0.303					G1-2-3								1	0	0	0	0	0	2							
Bill Hands, R OBP: 0.222, SLG: 0.125													0	0	0	0	0	0	0							
Inning Stats	R: 0 E: 0 K: 1 S: 6	H: 1 LOB: 1 BB: 0 P: 6	R: 0 E: 0 K: 0 S: 3	H: 1 LOB: 0 BB: 0 P: 3	R: 0 E: 0 K: 0 S: 3	H: 0 LOB: 0 BB: 0 P: 3	R: 1 E: 0 K: 0 S: 5	H: 2 LOB: 3 BB: 1 P: 10	R: 0 E: 2 K: 0 S: 5	H: 1 LOB: 2 BB: 0 P: 5	R: 1 E: 0 K: 0 S: 4	H: 2 LOB: 1 BB: 1 P: 8	R: 0 E: 0 K: 0 S: 2	H: 0 LOB: 0 BB: 1 P: 6	R: 0 E: 0 K: 1 S: 5	H: 0 LOB: 0 BB: 0 P: 5	R: 0 E: 0 K: 2 S: 7	H: 0 LOB: 0 BB: 0 P: 7	R: 0 E: 0 K: 1 S: 5	H: 0 LOB: 0 BB: 0 P: 5	R: 0 E: 0 K: 0 S: 4	H: 1 LOB: 2 BB: 1 P: 8	1B: 6 2B: 3 3B: 0 HR: 0	SF: 0 SAC: 1 DP: 4 HBP: 1	WP: 0 PB: 0 SB: 0 CS: 0	PA: 47
PITCHER	IP WLS BF H R ER SO BB IBB HBP BLK WP HR S P ERA WHIP	30 7 6 0 2 2 3 3 0 0 0 0 0 0 12 12 2.57 1.429	7 0 0 0 0 0 3 0 0 0 0 0 0 0 12 12 0.00 0.000	11 1 0 0 0 0 2 1 0 0 0 0 0 0 14 18 0.00 0.667																						

TOP

Chicago Cubs @ Philadelphia Phillies
 Connie Mack Stadium, Philadelphia, PA
 Thu Aug 17 1967, 7:05 PM EDT
 Alt. 15,786 - Cloudy - 80 F

livebaseballscorecards.com

AB 41
 R 2
 H 8
 RBI 2
 BB 4
 SO 6
 LOB 25



Batter	1	2	3	4	5	6	7	8	9	10	11	12	AB	R	H	RBI	BB	SO	LOB										
Cookie Rojas, R OBP: 0.296, SLG: 0.322	CS 1B		3-1		K		F7			K		SH1-4 HR 1B	6	1	2	0	0	2	4										
John Briggs, L OBP: 0.328, SLG: 0.377	K			P7		1-3		L8		G3		SH1-4	5	0	0	0	0	1	1										
Tony Gonzalez, L OBP: 0.389, SLG: 0.475	L8			6-3 1B		BB 1B		3-1		F8		HR IBB	5	2	2	0	1	0	0										
Dick Allen, R OBP: 0.409, SLG: 0.562		F7		6-3 1B		1B BB		P4		K		HR	5	1	1	3	1	1	1										
Johnny Callison, L OBP: 0.332, SLG: 0.429		K		F7		K			1B 1B			F8	5	1	1	0	0	2	3										
Bill White, L OBP: 0.350, SLG: 0.377									1B 1B				1	0	1	0	0	0	0										
Tony Taylor, R OBP: 0.323, SLG: 0.339									P5			L9	4	0	2	1	0	0	1										
Clay Dairymple, L OBP: 0.292, SLG: 0.257												E6	4	0	2	0	0	1	3										
Billy Cowan, R OBP: 0.222, SLG: 0.360		F8											0	0	0	0	0	0	0										
Gene Oliver, R OBP: 0.309, SLG: 0.418													1	0	0	0	0	0	0										
Bobby Wine, R OBP: 0.253, SLG: 0.292													2	0	0	0	0	0	2										
Doug Clemens, L OBP: 0.296, SLG: 0.271													1	0	0	0	0	1	0										
Gary Sutherland, R OBP: 0.298, SLG: 0.318													1	0	1	1	1	0	0										
Rick Wise, R OBP: 0.328, SLG: 0.324													2	0	0	0	0	1	2										
Chuck Hiller, L OBP: 0.143, SLG: 0.176													1	0	0	0	0	0	0										
Turk Farrell, R OBP: 0.133, SLG: 0.143													0	0	0	0	0	0	0										
Don Lock, R OBP: 0.363, SLG: 0.475													1	0	0	0	0	1	2										
Dick Hall, R ERA: 2.6													1	0	0	0	0	2											
Inning Stats	R: 0 E: 0 K: 1 S: 5	H: 1 LOB: 0 BB: 0 P: 5	R: 0 E: 0 K: 1 S: 6	H: 1 LOB: 1 BB: 0 P: 6	R: 0 E: 0 K: 0 S: 6	H: 0 LOB: 0 BB: 0 P: 3	R: 0 E: 0 K: 0 S: 4	H: 1 LOB: 1 BB: 0 P: 4	R: 0 E: 0 K: 2 S: 9	H: 2 LOB: 2 BB: 0 P: 9	R: 1 E: 0 K: 2 S: 9	H: 2 LOB: 2 BB: 1 P: 13	R: 0 E: 0 K: 0 S: 5	H: 0 LOB: 0 BB: 0 P: 5	R: 0 E: 0 K: 0 S: 3	H: 0 LOB: 0 BB: 0 P: 3	R: 1 E: 0 K: 2 S: 10	H: 3 LOB: 2 BB: 0 P: 10	R: 0 E: 0 K: 1 S: 5	H: 0 LOB: 0 BB: 0 P: 5	R: 0 E: 1 K: 0 S: 4	H: 0 LOB: 2 BB: 1 P: 8	R: 3 E: 0 K: 0 S: 3	H: 2 LOB: 0 BB: 1 P: 7	1B: 11 2B: 1 3B: 0 HR: 1	SF: 0 SAC: 1 DP: 1 HBP: 0	WP: 0 PB: 0 SB: 0 CS: 1	PA: 49	
PITCHER	IP WLS BF H R ER SO BB IBB HBP BLK WP HR S P ERA WHIP	8.1 2.2 0.1	35 10 4	7 2 3	2 0 3	7 0 0	3 1 0	0 1 0	0 0 0	15 19 0	0.00 0.000 81.000	6.000																	

BOTTOM

Chicago Cubs @ Philadelphia Phillies
 Connie Mack Stadium, Philadelphia, PA
 Thu Aug 17 1967, 7:05 PM EDT
 Alt. 15,786 - Cloudy - 80 F

livebaseballscorecards.com

AB 45
 R 5
 H 12
 RBI 5
 BB 3
 SO 10
 LOB 21



Batter	1	2	3	4	5	6	7	8	9	AB	R	H	RBI	BB	SO	LOB	TOP			
Don Kessinger, S (1, 6) OBP: 0.284, SLG: 0.273										4	1	1	0	0	0	1	Chicago Cubs @ Philadelphia Phillies Connie Mack Stadium, Philadelphia, PA Fri Aug 18 1967, 7:05 PM EDT Att: 16,485 - Unknown			
Glenn Beckert, R (1, 4) OBP: 0.300, SLG: 0.355										4	1	1	2	0	0	0				
Billy Williams, L (1, 7) OBP: 0.347, SLG: 0.460										4	0	1	0	0	0	0				
Ron Santo, R (1, 5) OBP: 0.396, SLG: 0.521										4	0	1	1	0	1	0				
Clarence Jones, L (1, 3) OBP: 0.309, SLG: 0.369										4	0	0	0	0	2	2				
Lee Thomas, L (1, 9) OBP: 0.287, SLG: 0.293										3	0	0	0	0	1	0				
John Stephenson, L (1, 2) OBP: 0.279, SLG: 0.366										3	0	0	0	0	1	0				
Adolfo Phillips, R (1, 8) OBP: 0.377, SLG: 0.493										3	1	1	0	0	1	0				
Jim Ellis, R (1, 1) OBP: 0.500, SLG: 1.000										1	0	0	0	0	1	0				
Chuck Hartenstein, R (7, 1) OBP: 0.071, SLG: 0.071										1	0	0	0	0	1	0				
Inning Stats	R: 1 E: 0 K: 0 S: 4	H: 1 LOB: 0 BB: 0 P: 4	R: 0 E: 0 K: 1 S: 5	H: 0 LOB: 0 BB: 0 P: 5	R: 0 E: 0 K: 1 S: 5	H: 0 LOB: 0 BB: 0 P: 5	R: 0 E: 0 K: 0 S: 3	H: 0 LOB: 0 BB: 0 P: 3	R: 0 E: 0 K: 2 S: 7	H: 4 LOB: 2 BB: 0 P: 9	R: 0 E: 0 K: 1 S: 5	H: 0 LOB: 0 BB: 0 P: 5	R: 0 E: 0 K: 1 S: 5	H: 0 LOB: 0 BB: 0 P: 5	R: 0 E: 0 K: 1 S: 5	H: 0 LOB: 0 BB: 0 P: 5	1B: 3 2B: 1 3B: 1 HR: 0	SF: 0 SAC: 1 DP: 0 HBP: 0	WP: 0 PB: 0 SB: 0 CS: 0	PA: 32
PITCHER	IP WLS BF H R ER SO BB IBB HBP BLK WP HR S P ERA WHIP																			
Larry Jackson, R (1, 1) ERA: 3.45	7.0 L 26 5 3 3 6 0 0 0 0 0 0 0 38 38 3.86 0.714																			
John Boozer, R (8, 1) ERA: 4.02	2.0 6 0 0 0 2 0 0 0 0 0 0 0 10 10 0.00 0.000																			

AB	31
R	3
H	5
RBI	3
BB	0
SO	8
LOB	3



Batter	1	2	3	4	5	6	7	8	9	AB	R	H	RBI	BB	SO	LOB	BOTTOM					
Cookie Rojas, R (1, 4) OBP: 0.294, SLG: 0.320										3	0	0	0	0	0	2	Chicago Cubs @ Philadelphia Phillies Connie Mack Stadium, Philadelphia, PA Fri Aug 18 1967, 7:05 PM EDT Att: 16,485 - Unknown					
Tony Taylor, R (1, 3) OBP: 0.322, SLG: 0.338										4	0	1	0	0	1	2						
Tony Gonzalez, L (1, 7) OBP: 0.387, SLG: 0.479										4	0	1	0	0	1	2						
Dick Allen, R (1, 5) OBP: 0.407, SLG: 0.560										4	0	1	0	0	0	3						
Don Lock, R (1, 8) OBP: 0.363, SLG: 0.473										3	1	1	0	0	0	0						
Bill White, L (8, PH) OBP: 0.349, SLG: 0.375										1	0	0	0	0	0	0						
Doug Clemens, L (9, 7) OBP: 0.286, SLG: 0.271										0	0	0	0	0	0	0						
Gene Oliver, R (1, 2) OBP: 0.305, SLG: 0.412										3	0	0	0	0	0	1						
Clay Dalrymple, L (9, PH) OBP: 0.291, SLG: 0.256										1	0	0	0	0	0	0						
Johnny Callison, L (1, 9) OBP: 0.333, SLG: 0.432										4	0	2	1	0	0	0						
Bobby Wine, R (1, 6) OBP: 0.257, SLG: 0.294										2	0	1	0	1	0	1						
Chuck Hiller, L (9, PH) OBP: 0.141, SLG: 0.174										1	0	0	0	0	1	0						
Larry Jackson, R (1, 1) OBP: 0.172, SLG: 0.175										2	0	1	0	0	0	2						
Billy Cowan, R (7, PH) OBP: 0.236, SLG: 0.360										0	0	0	0	1	0	0						
John Boozer, R (8, 1) OBP: 0.235, SLG: 0.188										0	0	0	0	0	0	0						
Inning Stats	R: 0 E: 0 K: 1 S: 6	H: 1 LOB: 1 BB: 0 P: 6	R: 0 E: 0 K: 0 S: 4	H: 1 LOB: 2 BB: 1 P: 8	R: 0 E: 0 K: 1 S: 5	H: 0 LOB: 0 BB: 0 P: 5	R: 1 E: 1 K: 0 S: 5	H: 3 LOB: 1 BB: 0 P: 5	R: 0 E: 0 K: 0 S: 5	H: 2 LOB: 2 BB: 0 P: 5	R: 0 E: 0 K: 0 S: 3	H: 0 LOB: 0 BB: 0 P: 3	R: 0 E: 0 K: 0 S: 3	H: 1 LOB: 1 BB: 1 P: 7	R: 0 E: 0 K: 0 S: 3	H: 0 LOB: 0 BB: 0 P: 3	R: 0 E: 0 K: 1 S: 5	H: 0 LOB: 0 BB: 0 P: 5	1B: 6 2B: 1 3B: 1 HR: 0	SF: 0 SAC: 1 DP: 1 HBP: 0	WP: 0 PB: 0 SB: 0 CS: 0	PA: 35
PITCHER	IP WLS BF H R ER SO BB IBB HBP BLK WP HR S P ERA WHIP																					
Jim Ellis, L (1, 1) ERA: 2.08	6.0 W 27 8 1 1 2 2 0 0 0 0 0 0 29 37 1.50 1.667																					
Chuck Hartenstein, R (7, 1) ERA: 2.7	3.0 S 8 0 0 0 1 0 0 0 0 0 0 0 10 10 0.00 0.000																					

AB	32
R	1
H	8
RBI	1
BB	2
SO	3
LOB	13



Batter	1	2	3	4	5	6	7	8	9	AB R H RBI BB SO LOB	TOP									
Don Kessinger, S (1, 6) OBP: 0.283, SLG: 0.272										5 1 1 0 0 2 4	Chicago Cubs @ Philadelphia Phillies Connie Mack Stadium, Philadelphia, PA Sat Aug 19 1967, 3:33 AM EDT Att: 7,228 - Cloudy - 84 F									
Glenn Beckert, R (1, 4) OBP: 0.299, SLG: 0.353										5 2 1 1 0 0 1										
Billy Williams, L (1, 7) OBP: 0.350, SLG: 0.463										5 1 3 1 0 0 1										
Ron Santo, R (1, 5) OBP: 0.400, SLG: 0.529										3 1 2 1 2 1 0										
14 Ernie Banks, R (1, 3) OBP: 0.315, SLG: 0.479										4 0 1 2 0 0 4										
Clarence Jones, L (1, 9) OBP: 0.307, SLG: 0.360										3 0 0 0 1 1 2										
Ted Savage, R (9, PH) OBP: 0.353, SLG: 0.328										1 0 0 0 0 1 2										
John Stephenson, L (1, 2) OBP: 0.261, SLG: 0.341										3 0 0 0 0 0 2										
Adolfo Phillips, R (1, 8) OBP: 0.376, SLG: 0.491										3 1 1 0 1 0 0										
Rich Nye, L (1, 1) OBP: 0.241, SLG: 0.298										3 0 0 0 0 1 3										
Inning Stats	R: 0 E: 0 K: 0 S: 3	H: 1 LOB: 0 BB: 0 P: 3	R: 1 E: 0 K: 1 S: 6	H: 1 LOB: 3 BB: 2 P: 15	R: 0 E: 0 K: 1 S: 5	H: 0 LOB: 0 BB: 0 P: 5	R: 0 E: 0 K: 0 S: 3	H: 0 LOB: 0 BB: 0 P: 3	R: 2 E: 2 K: 0 S: 6	H: 1 LOB: 2 BB: 1 P: 10	R: 0 E: 0 K: 1 S: 5	H: 0 LOB: 0 BB: 0 P: 5	R: 0 E: 0 K: 0 S: 5	H: 2 LOB: 2 BB: 0 P: 5	R: 3 E: 0 K: 2 S: 11	H: 4 LOB: 2 BB: 1 P: 15	1B: 7 2B: 1 3B: 0 HR: 1	SF: 0 SAC: 2 DP: 1 HBP: 1	WP: 0 PB: 0 SB: 0 CS: 0	PA: 42
PITCHER	IP WLS BF H R ER SO BB IBB HBP BLK WP HR S P ERA WHIP											IP WLS BF H R ER SO BB IBB HBP BLK WP HR S P ERA WHIP								
Jim Bunning, R (1, 1) ERA: 2.64	8.0 L 34 5 3 1 4 1 2 1 0 0 1 38 51 1.12 0.750																			
John Boozer, R (9, 1) ERA: 4.47	0.2 7 4 3 3 1 0 1 0 0 0 0 8 12 40.50 6.000																			
Dick Ellsworth, L (9, 1) ERA: 4.26	0.1 1 0 0 0 1 0 0 0 0 0 0 0 3 3 0.00 0.000																			

AB	35
R	6
H	9
RBI	5
BB	4
SO	6
LOB	19



Batter	1	2	3	4	5	6	7	8	9	AB R H RBI BB SO LOB	BOTTOM											
Cookie Rojas, R (1, 4) OBP: 0.291, SLG: 0.316										4 0 0 0 0 1 2	Chicago Cubs @ Philadelphia Phillies Connie Mack Stadium, Philadelphia, PA Sat Aug 19 1967, 3:33 AM EDT Att: 7,228 - Cloudy - 84 F											
Tony Taylor, R (1, 3) OBP: 0.322, SLG: 0.337										4 0 1 0 0 0 0												
Tony Gonzalez, L (1, 7) OBP: 0.386, SLG: 0.474										3 0 0 0 1 1 1												
Dick Allen, R (1, 5) OBP: 0.404, SLG: 0.555										4 0 0 0 0 1 2												
Don Lock, R (1, 8) OBP: 0.363, SLG: 0.472										3 0 1 0 0 1 0												
Gene Oliver, R (1, 2) OBP: 0.302, SLG: 0.407										3 0 0 0 0 2 0												
Johnny Callison, L (1, 9) OBP: 0.331, SLG: 0.429										3 0 0 0 0 0 0												
Gary Sutherland, R (1, 6) OBP: 0.309, SLG: 0.352										3 1 3 1 0 0 0												
Jim Bunning, R (1, 1) OBP: 0.179, SLG: 0.286										2 0 0 0 0 0 1												
Billy Cowan, R (8, PH) OBP: 0.232, SLG: 0.353										1 0 0 0 0 0 1												
John Boozer, R (9, 1) OBP: 0.235, SLG: 0.188										0 0 0 0 0 0 0												
Dick Ellsworth, L (9, 1) OBP: 0.121, SLG: 0.094										0 0 0 0 0 0 0												
Inning Stats	R: 0 E: 0 K: 0 S: 3	H: 0 LOB: 0 BB: 0 P: 3	R: 0 E: 0 K: 2 S: 7	H: 0 LOB: 0 BB: 0 P: 7	R: 0 E: 0 K: 0 S: 4	H: 1 LOB: 1 BB: 0 P: 4	R: 0 E: 0 K: 0 S: 3	H: 1 LOB: 1 BB: 1 P: 7	R: 1 E: 0 K: 0 S: 4	H: 1 LOB: 0 BB: 0 P: 4	R: 0 E: 0 K: 1 S: 5	H: 0 LOB: 0 BB: 0 P: 5	R: 0 E: 0 K: 2 S: 7	H: 0 LOB: 0 BB: 0 P: 7	R: 0 E: 0 K: 1 S: 6	H: 1 LOB: 1 BB: 0 P: 6	R: 0 E: 0 K: 0 S: 3	H: 1 LOB: 0 BB: 0 P: 3	1B: 3 2B: 1 3B: 0 HR: 1	SF: 0 SAC: 0 DP: 1 HBP: 0	WP: 0 PB: 0 SB: 0 CS: 1	PA: 32
PITCHER	IP WLS BF H R ER SO BB IBB HBP BLK WP HR S P ERA WHIP											IP WLS BF H R ER SO BB IBB HBP BLK WP HR S P ERA WHIP										
Rich Nye, L (1, 1) ERA: 3.59	9.0 W 31 5 1 1 6 1 0 0 0 0 1 42 46 1.00 0.667																					

AB	30
R	1
H	5
RBI	1
BB	1
SO	6
LOB	7



Batter	1	2	3	4	5	6	7	8	9	AB	R	H	RBI	BB	SO	LOB	TOP			
Cookie Rojas, R OBP: 0.292, SLG: 0.320 (1, 4)	F9		1-1 1B		3-1 2B			1-3 K		4	0	2	0	0	1	0	Philadelphia Phillies @ New York Mets Shea Stadium, Flushing, NY Tue Aug 22 1967, 7:05 PM EDT Unknown			
John Briggs, L OBP: 0.326, SLG: 0.373 (1, 8)	2-1 G4-6-3 1B		2-1 F9		1-3 K			2-2 F8		4	0	1	0	0	1	3				
Tony Gonzalez, L OBP: 0.386, SLG: 0.481 (1, 7)	1-2 G4-6-3			0-0 1B 1B		3-1 3-1			0-0 HR	4	2	2	1	0	0	1				
Dick Allen, R OBP: 0.402, SLG: 0.555 (1, 5)		0-0 1-3		0-0 L9		0-0 F7			4-0 BB	3	0	0	0	1	0	1				
Johnny Callison, L OBP: 0.332, SLG: 0.429 (1, 9)		3-2 P6		0-0 1B 1-2 1B		0-0 P4			0-0 F8	4	0	1	0	0	0	1				
Bill White, L OBP: 0.350, SLG: 0.373 (1, 3)		0-1 F8		0-2 G6-4-3 1B			2-3 K		4-1 G3-6-3 IBB	3	0	1	1	1	1	0				
Clay Dainryple, L OBP: 0.286, SLG: 0.251 (1, 2)			2-2 L4		0-0 G6-4-3			0-0 F3	1-1 G3-6-3	4	0	0	0	0	0	4				
Gary Sutherland, R OBP: 0.300, SLG: 0.340 (1, 6)			1-1 L7		0-0 P6			0-0 P6		3	0	0	0	0	0	0				
Rick Wise, R OBP: 0.310, SLG: 0.308 (1, 1)			4-1 1B BB		1-3 K			3-2 F9		2	0	0	0	1	1	0				
Inning Stats	R: 0 E: 0 K: 0 S: 8	H: 1 LOB: 0 BB: 0 P: 12	R: 0 E: 0 K: 0 S: 8	H: 0 LOB: 0 BB: 0 P: 11	R: 0 E: 0 K: 0 S: 10	H: 1 LOB: 2 BB: 1 P: 20	R: 1 E: 0 K: 0 S: 7	H: 3 LOB: 1 BB: 0 P: 7	R: 0 E: 0 K: 2 S: 10	H: 1 LOB: 0 BB: 0 P: 15	R: 0 E: 0 K: 1 S: 5	H: 0 LOB: 0 BB: 0 P: 7	R: 0 E: 0 K: 1 S: 9	H: 0 LOB: 0 BB: 0 P: 15	R: 1 E: 0 K: 0 S: 5	H: 1 LOB: 1 BB: 2 P: 14	1B: 5 2B: 1 3B: 0 HR: 1	SF: 0 SAC: 0 DP: 3 HBP: 0	WP: 0 PB: 0 SB: 1 CS: 0	PA: 34
PITCHER Tom Seaver, R ERA: 3.1 (1, 1)	IP: 9.0 WLS: L BF: 34 H: 7 R: 2 ER: 2 SO: 4 BB: 2 IBB: 1 HBP: 0 BLK: 0 WP: 0 HR: 1 S: 66 P: 108 ERA: 2.00 WHIP: 1.000															PITCHER Tom Seaver, R ERA: 3.1 (1, 1)	IP: 9.0 WLS: W BF: 33 H: 7 R: 0 ER: 0 SO: 8 BB: 0 IBB: 0 HBP: 0 BLK: 0 WP: 0 HR: 0 S: 85 P: 129 ERA: 0.00 WHIP: 0.778			

AB	31
R	2
H	7
RBI	2
BB	3
SO	4
LOB	10



Batter	1	2	3	4	5	6	7	8	9	AB	R	H	RBI	BB	SO	LOB	BOTTOM					
Bud Harrelson, S OBP: 0.333, SLG: 0.329 (1, 6)	K		4-3		0-0 1B 1B			2-1 4-3		4	0	1	0	0	1	0	Philadelphia Phillies @ New York Mets Shea Stadium, Flushing, NY Tue Aug 22 1967, 7:05 PM EDT Unknown					
Cleon Jones, R OBP: 0.291, SLG: 0.337 (1, 8)	4-3		3-2 1B		2-1 1-3 1B			2-1 4-3		4	0	2	0	0	0	0						
Tommy Davis, R OBP: 0.349, SLG: 0.476 (1, 7)	L9		0-3 K		3-2 4-3			2-1 F9		4	0	0	0	0	1	3						
Ed Kranepool, L OBP: 0.336, SLG: 0.395 (1, 3)		0-0 L8		0-0 L6-4 1B		2-3 K			2-2 P6	4	0	1	0	0	1	0						
Bob Johnson, R OBP: 0.373, SLG: 0.507 (1, 4)		2-2 1B 1B		2-0 1B 1-2 1B		0-1 F8			2-3 K	4	0	2	0	0	1	0						
Ron Swoboda, R OBP: 0.353, SLG: 0.431 (1, 9)		1-1 1B 1-2 1B		1-2 L6-4		2-3 K			0-2 F9	4	0	1	0	0	1	2						
Ed Charles, R OBP: 0.332, SLG: 0.324 (1, 5)		1-3 K		0-0 4-3			0-1 5-3			3	0	0	0	0	1	3						
Jerry Grote, R OBP: 0.226, SLG: 0.256 (1, 2) John Sullivan, L OBP: 0.246, SLG: 0.235 (7, PH) (8, 2)		2-2 6-3			0-0 5-3		1-2 4-3			2	0	0	0	0	0	2						
Tom Seaver, R OBP: 0.269, SLG: 0.193 (1, 1)			1-3 K		3-2 L7		3-3 K			3	0	0	0	0	2	0						
Inning Stats	R: 0 E: 0 K: 1 S: 6	H: 0 LOB: 0 BB: 0 P: 9	R: 0 E: 0 K: 1 S: 16	H: 2 LOB: 2 BB: 0 P: 22	R: 0 E: 0 K: 2 S: 11	H: 1 LOB: 1 BB: 0 P: 17	R: 0 E: 0 K: 0 S: 6	H: 2 LOB: 1 BB: 0 P: 9	R: 0 E: 0 K: 0 S: 13	H: 2 LOB: 2 BB: 0 P: 21	R: 0 E: 0 K: 2 S: 8	H: 0 LOB: 0 BB: 0 P: 12	R: 0 E: 0 K: 1 S: 9	H: 0 LOB: 0 BB: 0 P: 13	R: 0 E: 0 K: 0 S: 6	H: 0 LOB: 0 BB: 0 P: 12	R: 0 E: 0 K: 1 S: 10	H: 0 LOB: 0 BB: 0 P: 14	1B: 7 2B: 1 3B: 0 HR: 0	SF: 0 SAC: 0 DP: 1 HBP: 0	WP: 0 PB: 0 SB: 0 CS: 0	PA: 33
PITCHER Rick Wise, R ERA: 3.12 (1, 1)	IP: 9.0 WLS: W BF: 33 H: 7 R: 0 ER: 0 SO: 8 BB: 0 IBB: 0 HBP: 0 BLK: 0 WP: 0 HR: 0 S: 85 P: 129 ERA: 0.00 WHIP: 0.778															PITCHER Rick Wise, R ERA: 3.12 (1, 1)	IP: 9.0 WLS: W BF: 33 H: 7 R: 0 ER: 0 SO: 8 BB: 0 IBB: 0 HBP: 0 BLK: 0 WP: 0 HR: 0 S: 85 P: 129 ERA: 0.00 WHIP: 0.778					

AB	33
R	0
H	7
RBI	0
BB	0
SO	8
LOB	10



Batter	1	2	3	4	5	6	7	8	9	AB	R	H	RBI	BB	SO	LOB	TOP				
Cookie Rojas, R OBP: 0.298, SLG: 0.326 (1, 4)	5-3		FC6 BB	WP 1B 2B		P3		WP BB 1B		5	2	3	2	1	0	0	Philadelphia Phillies @ New York Mets Shea Stadium, Flushing, NY Tue Aug 22 1967, 7:05 PM EDT Att: 30,951 - Unknown				
John Briggs, L OBP: 0.326, SLG: 0.369 (1, 8)	B2		K	1B		F8		BB WP FC4-6 BB	F9	5	1	1	1	1	1	2					
Tony Gonzalez, L OBP: 0.391, SLG: 0.481 (1, 7)	CS BB		FC6 BB	1-2 1B			HR HBP	FC4-6 BB 1-2 2-3 3-H		2	1	1	0	2	0	1					
Dick Allen, R OBP: 0.406, SLG: 0.569 (1, 5)	CS 1-2		HR	BB		P4		FC4-6 BB		3	2	2	4	2	0	2					
Johnny Callison, L OBP: 0.330, SLG: 0.426 (1, 9)		1B FC6-4 1B	1-3			P3		FC4-6		5	1	1	1	0	0	4					
Bill White, L OBP: 0.351, SLG: 0.378 (1, 3)		FC5-4 1B		2B		K		K		5	1	2	0	0	3	2					
Gene Oliver, R OBP: 0.296, SLG: 0.396 (1, 2)		FC5-4 FC6-4		1B		K		K		5	0	1	0	0	2	3					
Gary Sutherland, R OBP: 0.298, SLG: 0.337 (1, 6)		FC6-4		F8		5-3		6-3	WP 1B 1B	5	1	1	1	0	0	3					
Larry Jackson, R OBP: 0.179, SLG: 0.197 Turk Farrell, R OBP: 0.176, SLG: 0.168 (1, 1) (7, 1)	1-3		1-3	2B 2B		K		BB WP 1B	L7	3	1	1	1	0	1	1					
										2	1	1	0	0	0	1					
Inning Stats	R: 0 E: 0 K: 0 S: 4	H: 0 LOB: 0 BB: 1 P: 9	R: 2 E: 0 K: 0 S: 8	H: 3 LOB: 1 BB: 0 P: 9	R: 0 E: 0 K: 1 S: 10	H: 0 LOB: 2 BB: 2 P: 20	R: 3 E: 0 K: 0 S: 13	H: 5 LOB: 2 BB: 0 P: 18	R: 0 E: 0 K: 1 S: 6	H: 0 LOB: 0 BB: 0 P: 5	R: 2 E: 0 K: 2 S: 10	H: 1 LOB: 0 BB: 0 P: 13	R: 3 E: 0 K: 1 S: 11	H: 2 LOB: 2 BB: 3 P: 23	R: 1 E: 0 K: 1 S: 8	H: 2 LOB: 1 BB: 0 P: 9	1B: 9 2B: 3 3B: 0 HR: 2	SF: 0 SAC: 0 DP: 0 HBP: 1	WP: 3 PB: 0 SB: 0 CS: 1	PA: 48	
PITCHER	IP WLS BF H R ER SO	IP WLS BF H R ER SO	IP WLS BF H R ER SO	IP WLS BF H R ER SO	IP WLS BF H R ER SO	IP WLS BF H R ER SO	IP WLS BF H R ER SO	IP WLS BF H R ER SO	IP WLS BF H R ER SO	IP WLS BF H R ER SO	IP WLS BF H R ER SO	IP WLS BF H R ER SO	IP WLS BF H R ER SO	IP WLS BF H R ER SO	IP WLS BF H R ER SO	IP WLS BF H R ER SO	ERA WHIP	ERA WHIP			
Jack Fisher, R ERA: 4.85 Hal Reniff, R ERA: 3.39 Bill Connors, R ERA: 9.0 Dick Selma, R ERA: 3.36 Joe Grzenda, L ERA: 2.25 (1, 1) (4, 1) (6, 1) (8, 1) (8, 1)	3.2 L 7 3 0 5 1	1.1 7 3 0 0 1	2.0 8 1 2 2 3	0.1 6 2 3 3 0	1.2 7 2 1 1 2	3.2 L 7 3 0 5 1	1.1 7 3 0 0 1	2.0 8 1 2 2 3	0.1 6 2 3 3 0	1.2 7 2 1 1 2	3.2 L 7 3 0 5 1	1.1 7 3 0 0 1	2.0 8 1 2 2 3	0.1 6 2 3 3 0	1.2 7 2 1 1 2	3.2 L 7 3 0 5 1	12.27 2.455	0.00 2.250	9.00 0.500	81.00 12.000	5.40 1.200
Batter	1	2	3	4	5	6	7	8	9	AB	R	H	RBI	BB	SO	LOB	BOTTOM				
Cleon Jones, R OBP: 0.288, SLG: 0.333 Joe Grzenda, R (1, 8) Bob Johnson, R OBP: 0.371, SLG: 0.503 (9, PH)	L8		5-3			5-3	F8		K	4	0	0	0	0	0	3	Philadelphia Phillies @ New York Mets Shea Stadium, Flushing, NY Tue Aug 22 1967, 7:05 PM EDT Att: 30,951 - Unknown				
Bud Harrelson, S OBP: 0.333, SLG: 0.329 (1, 6)	4-3		K			6-3	1B		1B	5	0	2	0	0	1	1					
Tommy Davis, R OBP: 0.350, SLG: 0.474 (1, 7)	F7					6-3			F7	4	0	1	2	1	0	1					
Ron Swoboda, R OBP: 0.351, SLG: 0.429 (1, 9)		K				FC6-4 1B			F3	4	0	1	0	0	1	3					
Ed Kranepool, L OBP: 0.335, SLG: 0.393 (1, 3)		1B				FC4-6			F4	4	0	1	0	0	0	1					
Jerry Buchek, R OBP: 0.294, SLG: 0.370 (1, 5)		K				F7			5-3	4	1	1	0	0	1	2					
Phil Linz, R OBP: 0.260, SLG: 0.282 (1, 4)		5-3				K			FC5 1B E	4	1	1	0	0	1	2					
Jerry Grote, R OBP: 0.254, SLG: 0.254 Bill Connors, R OBP: 0.307, SLG: 0.307 Dick Selma, R OBP: 0.294, SLG: 0.294 Tommie Reynolds, R OBP: 0.312, SLG: 0.327 (1, 2) (6, 1) (7, PH) (7, PH) (8, 1)			E5 SH1-3			6-3			4-3	2	0	0	0	0	0	0					
Jack Fisher, R OBP: 0.131, SLG: 0.103 Hal Reniff, R Greg Goossen, R OBP: 0.214, SLG: 0.204 (1, 1) (4, 1) (5, PH) (6, 2)			SH1-3			5-3			E5 1B	0	0	0	0	0	0	0					
										3	1	0	1	0	1	1					
Inning Stats	R: 0 E: 0 K: 0 S: 3	H: 1 LOB: 1 BB: 0 P: 10	R: 0 E: 1 K: 1 S: 6	H: 0 LOB: 1 BB: 0 P: 6	R: 0 E: 0 K: 0 S: 5	H: 1 LOB: 1 BB: 0 P: 7	R: 0 E: 0 K: 0 S: 3	H: 0 LOB: 1 BB: 1 P: 7	R: 4 E: 2 K: 0 S: 14	H: 4 LOB: 2 BB: 0 P: 17	R: 0 E: 0 K: 0 S: 4	H: 1 LOB: 1 BB: 0 P: 4	R: 0 E: 0 K: 2 S: 8	H: 1 LOB: 1 BB: 0 P: 9	1B: 8 2B: 0 3B: 0 HR: 0	SF: 0 SAC: 1 DP: 0 HBP: 0	WP: 0 PB: 0 SB: 0 CS: 0	PA: 39			
PITCHER	IP WLS BF H R ER SO	IP WLS BF H R ER SO	IP WLS BF H R ER SO	IP WLS BF H R ER SO	IP WLS BF H R ER SO	IP WLS BF H R ER SO	IP WLS BF H R ER SO	IP WLS BF H R ER SO	IP WLS BF H R ER SO	IP WLS BF H R ER SO	IP WLS BF H R ER SO	IP WLS BF H R ER SO	IP WLS BF H R ER SO	IP WLS BF H R ER SO	IP WLS BF H R ER SO	IP WLS BF H R ER SO	ERA WHIP	ERA WHIP			
Larry Jackson, R ERA: 3.34 Turk Farrell, R ERA: 2.44 (1, 1) (7, 1)	6.2 W 30 6 4 0 4	2.1 S 9 2 0 0 2	0.0 0 0 0 0 0	0.0 0 0 0 0 0	0.0 0 0 0 0 0	0.0 0 0 0 0 0	0.0 0 0 0 0 0	0.0 0 0 0 0 0	0.0 0 0 0 0 0	0.0 0 0 0 0 0	0.0 0 0 0 0 0	0.0 0 0 0 0 0	0.0 0 0 0 0 0	0.0 0 0 0 0 0	0.0 0 0 0 0 0	0.00 0.857	0.00 1.050				

Batter	1	2	3	4	5	6	7	8	9	AB	R	H	RBI	BB	SO	LOB	TOP									
Cookie Rojas, R OBP: 0.295, SLG: 0.323	L7	F7			SH3-4		1-3		4-3	4	0	0	0	0	0	2	Philadelphia Phillies @ New York Mets Shea Stadium, Flushing, NY Wed Aug 23 1967, 7:05 PM EDT Att: 18,456 - Unknown livebaseballscorecards.com									
John Briggs, L OBP: 0.332, SLG: 0.388	BB		F9		HR		1B			4	1	3	2	0	0	0										
Tony Gonzalez, L OBP: 0.392, SLG: 0.482	1B		4-3		L7		CS			3	0	1	0	1	0	0										
Dick Allen, R OBP: 0.404, SLG: 0.566	BB						CS		2B	4	0	1	0	0	1	3										
Johnny Callison, L OBP: 0.328, SLG: 0.422			K		1B				F9	4	0	0	0	0	1	4										
Bill White, L OBP: 0.353, SLG: 0.377		4-3							FC1-5-6	3	0	1	0	1	0	1										
Gene Oliver, R OBP: 0.295, SLG: 0.398					FC6-4		G5-4-3		F9	4	1	1	0	0	1	2										
Clay Dalrymple, L OBP: 0.286, SLG: 0.251		2B			K		G5-4-3		P3	0	0	0	0	0	0	0										
Gary Sutherland, R OBP: 0.301, SLG: 0.342					FC6-4		6-3		SH3-4	3	0	1	1	1	0	1										
Dick Ellsworth, L OBP: 0.139, SLG: 0.114									BB	3	1	1	0	0	0	1										
Dick Hall, R	4-1				SH3-4		P8		SH3-4	0	0	0	0	0	0	0										
Inning Stats	R: 0 E: 0 K: 0 S: 7	H: 1 LOB: 2 BB: 1 P: 12	R: 1 E: 0 K: 0 S: 6	H: 2 LOB: 1 BB: 0 P: 7	R: 0 E: 0 K: 1 S: 8	H: 0 LOB: 0 BB: 0 P: 12	R: 0 E: 0 K: 2 S: 8	H: 1 LOB: 1 BB: 0 P: 8	R: 2 E: 0 K: 0 S: 10	H: 3 LOB: 1 BB: 0 P: 11	R: 0 E: 0 K: 0 S: 3	H: 0 LOB: 0 BB: 1 P: 7	R: 0 E: 0 K: 0 S: 4	H: 1 LOB: 0 BB: 0 P: 5	R: 0 E: 0 K: 0 S: 7	H: 1 LOB: 1 BB: 0 P: 9	R: 0 E: 0 K: 0 S: 6	H: 0 LOB: 1 BB: 1 P: 11	1B: 5 2B: 3 3B: 0 HR: 1	SF: 0 SAC: 2 DP: 1 HBP: 0	WP: 0 PB: 0 SB: 0 CS: 1	PA: 38				
PITCHER	IP	WLS	BF	H	R	ER	SO	BB	IBB	HBP	BLK	WP	HR	S	P	ERA	WHIP									
Cal Koonce, R ERA: 3.93	(1, 1)	5.0	L	23	7	3	3	3	1	0	0	0	0	1	39	50	5.40	1.600								
Don Cardwell, R ERA: 3.97	(6, 1)	2.0		6	1	0	0	0	1	0	0	0	0	0	7	12	0.00	1.000								
Ron Taylor, R ERA: 2.34	(8, 1)	2.0		8	1	0	0	0	1	0	0	0	0	0	13	20	0.00	1.000								

Batter	1	2	3	4	5	6	7	8	9	AB	R	H	RBI	BB	SO	LOB	BOTTOM									
Cleon Jones, R OBP: 0.292, SLG: 0.337	5-3		1B		P4		E		FC4-6	5	1	3	0	0	0	0	Philadelphia Phillies @ New York Mets Shea Stadium, Flushing, NY Wed Aug 23 1967, 7:05 PM EDT Att: 18,456 - Unknown livebaseballscorecards.com									
Bud Harrelson, S OBP: 0.333, SLG: 0.331	E		SH1-4		F8		6-3		FC4-6	4	0	1	1	0	0	2										
Bob Johnson, R OBP: 0.378, SLG: 0.506	FC1-5-2-6		FC6-4		FC5		FC6-4		L6	5	0	3	1	0	0	2										
Tommy Davis, R OBP: 0.351, SLG: 0.473	1B		P3		FC3-6		FC6-4			3	0	1	0	1	0	3										
Jerry Buchek, R OBP: 0.294, SLG: 0.369	FC6-4		FC6-4		FC5				K	4	0	1	0	0	1	4										
Tommie Reynolds, R OBP: 0.302, SLG: 0.287	1B		FC6-4		FC3-6				K	4	0	0	0	0	1	5										
John Sullivan, L OBP: 0.248, SLG: 0.235	FC6-4				L7		FC3-6		K	0	0	0	0	0	0	0										
Ed Kranepool, L OBP: 0.334, SLG: 0.392			K		1-4-3		5-3		1B	4	0	1	0	0	1	2										
Jerry Grote, R OBP: 0.226, SLG: 0.259					5-3				F9	3	1	1	0	0	0	0										
Larry Stahl, L OBP: 0.292, SLG: 0.305							1B		F9	1	0	0	0	0	0	1										
Cal Koonce, R OBP: 0.133, SLG: 0.133										1	0	0	0	0	0	0										
Ed Charles, R OBP: 0.332, SLG: 0.323										1	0	0	0	0	0	1										
Don Cardwell, R OBP: 0.276, SLG: 0.265										0	0	0	0	0	0	0										
Greg Goetz, R OBP: 0.290, SLG: 0.220										1	0	0	0	0	0	1										
Ron Taylor, R OBP: 0.300, SLG: 0.427										0	0	0	0	0	0	0										
Ron Swoboda, R OBP: 0.300, SLG: 0.427										1	0	0	0	0	1	0										
Inning Stats	R: 0 E: 1 K: 0 S: 9	H: 2 LOB: 3 BB: 1 P: 18	R: 0 E: 0 K: 1 S: 5	H: 0 LOB: 0 BB: 0 P: 5	R: 0 E: 0 K: 0 S: 7	H: 2 LOB: 2 BB: 0 P: 12	R: 0 E: 0 K: 0 S: 4	H: 0 LOB: 0 BB: 0 P: 4	R: 0 E: 0 K: 1 S: 7	H: 0 LOB: 0 BB: 0 P: 10	R: 0 E: 0 K: 0 S: 6	H: 2 LOB: 2 BB: 0 P: 7	R: 2 E: 1 K: 1 S: 11	H: 3 LOB: 1 BB: 0 P: 14	R: 0 E: 0 K: 2 S: 13	H: 1 LOB: 1 BB: 0 P: 17	R: 0 E: 0 K: 1 S: 11	H: 1 LOB: 1 BB: 0 P: 14	1B: 9 2B: 2 3B: 0 HR: 0	SF: 0 SAC: 1 DP: 0 HBP: 0	WP: 0 PB: 0 SB: 0 CS: 0	PA: 39				
PITCHER	IP	WLS	BF	H	R	ER	SO	BB	IBB	HBP	BLK	WP	HR	S	P	ERA	WHIP									
Dick Ellsworth, L ERA: 4.17	(1, 1)	6.2	W	30	9	2	3	3	1	0	0	0	0	0	46	66	2.70	1.500								
Dick Hall, R ERA: 1.94	(7, 1)	2.1	S	9	2	0	0	3	0	0	0	0	0	27	35	0.00	0.857									

Batter	1	2	3	4	5	6	7	8	9	AB	R	H	RBI	BB	SO	LOB	TOP			
Maury Wills, S (1, 5) OBP: 0.324, SLG: 0.355										4	0	0	0	0	0	0				
Matty Alou, L (1, 8) OBP: 0.363, SLG: 0.390										4	0	3	0	0	0	0				
Roberto Clemente, R (1, 9) OBP: 0.392, SLG: 0.543										4	0	1	0	0	2	3				
Willie Stargell, L (1, 3) OBP: 0.363, SLG: 0.482										2	0	0	0	1	1	1				
Bill Mazerowski, R (1, 4) OBP: 0.297, SLG: 0.361										4	0	0	0	0	0	5				
Manny Mota, R (1, 7) OBP: 0.351, SLG: 0.446										4	0	0	0	0	0	3				
Gene Alley, R (1, 6) OBP: 0.330, SLG: 0.392										4	0	2	0	0	0	0				
Jerry May, R (1, 2) OBP: 0.341, SLG: 0.349										3	0	0	0	0	1	1				
Manny Jimenez, L (9, PH) OBP: 0.289, SLG: 0.419										1	0	0	0	0	0	1				
Tommye Sisk, R (1, 1) OBP: 0.125, SLG: 0.093										2	0	0	0	0	1	1				
Al Luplow, L (7, PH) OBP: 0.249, SLG: 0.257										1	0	0	0	0	1	0				
Billy O'Dell, S (7, 1) OBP: 0.179, SLG: 0.115										0	0	0	0	0	0	0				
Dennis Ribant, R (7, 1) OBP: 0.245, SLG: 0.340										0	0	0	0	0	0	0				
Inning Stats	R: 0 E: 1 K: 1 S: 6	H: 0 LOB: 2 BB: 0 P: 7	R: 0 E: 0 K: 0 S: 4	H: 1 LOB: 1 BB: 0 P: 4	R: 0 E: 0 K: 1 S: 5	H: 1 LOB: 1 BB: 0 P: 5	R: 0 E: 0 K: 1 S: 5	H: 0 LOB: 0 BB: 0 P: 5	R: 0 E: 0 K: 2 S: 7	H: 2 LOB: 3 BB: 1 P: 9	R: 0 E: 0 K: 1 S: 5	H: 0 LOB: 0 BB: 0 P: 5	R: 0 E: 0 K: 0 S: 4	H: 1 LOB: 1 BB: 0 P: 4	R: 0 E: 0 K: 0 S: 4	H: 1 LOB: 1 BB: 0 P: 4	1B: 5 2B: 2 3B: 0 HR: 0	SF: 0 SAC: 0 DP: 1 HBP: 1	WP: 0 PB: 0 SB: 1 CS: 2	PA: 35
PITCHER Jim Bunning, R (1, 1) ERA: 2.54	IP: 9.0 WLS: W BF: 35 H: 6 R: 0 ER: 0 SO: 6 BB: 0 IBB: 1 HBP: 1 BLK: 0 WP: 0 HR: 0 S: 45 P: 50 ERA: 0.00 WHIP: 0.667															PITCHER				

Pittsburgh Pirates @ Philadelphia Phillies
 Connie Mack Stadium, Philadelphia, PA
 Fri Aug 25 1967, 7:05 PM EDT
 Unknown

AB	33
R	0
H	6
RBI	0
BB	1
SO	6
LOB	15



Batter	1	2	3	4	5	6	7	8	9	AB	R	H	RBI	BB	SO	LOB	BOTTOM			
Cookie Rojas, R (1, 4) OBP: 0.295, SLG: 0.321										3	0	0	0	1	0	0				
John Briggs, L (1, 8) OBP: 0.331, SLG: 0.398										4	1	1	1	0	0	1				
Tony Gonzalez, L (1, 7) OBP: 0.395, SLG: 0.484										3	0	2	0	1	0	0				
Johnny Callison, L (1, 9) OBP: 0.327, SLG: 0.420										4	0	1	0	0	0	5				
Bill White, L (1, 3) OBP: 0.359, SLG: 0.381										3	1	2	0	1	1	3				
Tony Taylor, R (1, 5) OBP: 0.320, SLG: 0.334										4	0	1	0	0	0	2				
Gary Sutherland, R (1, 6) OBP: 0.305, SLG: 0.342										3	0	1	1	1	0	2				
Bobby Wine, R (9, 6) OBP: 0.257, SLG: 0.294										0	0	0	0	0	0	0				
Clay Dalrymple, L (1, 2) OBP: 0.286, SLG: 0.248										3	0	0	0	0	1	3				
Jim Bunning, R (1, 1) OBP: 0.177, SLG: 0.272										4	0	0	0	0	1	4				
Inning Stats	R: 0 E: 0 K: 0 S: 4	H: 1 LOB: 1 BB: 0 P: 4	R: 0 E: 0 K: 0 S: 3	H: 1 LOB: 1 BB: 1 P: 7	R: 0 E: 1 K: 2 S: 8	H: 0 LOB: 2 BB: 2 P: 16	R: 0 E: 0 K: 0 S: 3	H: 0 LOB: 0 BB: 0 P: 3	R: 0 E: 0 K: 0 S: 3	H: 0 LOB: 0 BB: 0 P: 3	R: 1 E: 0 K: 0 S: 6	H: 3 LOB: 3 BB: 0 P: 7	R: 1 E: 0 K: 0 S: 5	H: 3 LOB: 1 BB: 0 P: 5	R: 0 E: 0 K: 1 S: 5	H: 0 LOB: 1 BB: 1 P: 9	1B: 7 2B: 0 3B: 0 HR: 1	SF: 0 SAC: 0 DP: 1 HBP: 1	WP: 0 PB: 0 SB: 0 CS: 0	PA: 37
PITCHER Tommye Sisk, R (1, 1) ERA: 3.19	IP: 6.0 WLS: L BF: 27 H: 5 R: 1 ER: 1 SO: 2 BB: 0 IBB: 1 HBP: 1 BLK: 0 WP: 0 HR: 0 S: 27 P: 40 ERA: 1.50 WHIP: 1.167															PITCHER				
Billy O'Dell, L (7, 1) ERA: 5.44	0.2 5 3 1 1 0 0 0 0 0 0 1 5 5 13.50 4.500																			
Dennis Ribant, R (7, 1) ERA: 3.91	1.1 4 0 0 0 1 1 0 0 0 0 0 5 9 0.00 0.750																			

Pittsburgh Pirates @ Philadelphia Phillies
 Connie Mack Stadium, Philadelphia, PA
 Fri Aug 25 1967, 7:05 PM EDT
 Unknown

AB	31
R	2
H	8
RBI	2
BB	4
SO	3
LOB	20



Batter	1	2	3	4	5	6	7	8	9	AB	R	H	RBI	BB	SO	LOB	TOP										
Maury Wills, S (1, 5) OBP: 0.323, SLG: 0.355	F9			F9		E6		1B	FC6-4	5	1	1	0	0	0	1											
Gene Alley, R (1, 6) OBP: 0.332, SLG: 0.393	CS			6-3		FC4-6		1B	FC6-4	4	0	2	1	0	0	1											
Roberto Clemente, R (1, 9) OBP: 0.390, SLG: 0.540	1B					FC4-6		2B	FC6-4	3	0	0	0	0	1	1											
Roberto Clemente, R (1, 9) OBP: 0.390, SLG: 0.540	K					2-3		1B	FC6-4	3	0	1	0	1	1	1											
Willie Stargell, L (1, 7) OBP: 0.364, SLG: 0.481				L7				1B	6-3	3	0	1	0	1	1	1											
Manny Mota, R (1, 8) OBP: 0.353, SLG: 0.450								1B	6-3	4	1	2	0	0	0	3											
Donn Clendenen, R (1, 3) OBP: 0.308, SLG: 0.399								1B	5-3	4	0	1	0	0	1	3											
Bill Mazerolski, R (1, 4) OBP: 0.296, SLG: 0.361				F7		4-3		1B	4-3	4	0	1	1	0	0	1											
Jerry May, R (1, 2) OBP: 0.337, SLG: 0.345				6-3		K		1B	K	3	0	0	0	0	1	3											
Al Luplow, L (9, PH) OBP: 0.245, SLG: 0.256								1B	K	1	0	0	0	0	1	0											
Steve Blass, R (1, 1) OBP: 0.133, SLG: 0.103				F7				1B	FC6-4	1	0	0	0	0	0	0											
John Gelnar, R (4, 1)								1B	5-3	1	0	0	0	0	1	0											
Jose Pagan, R (7, PH) OBP: 0.282, SLG: 0.312								1B	FC6-4	1	0	0	0	0	0	2											
Juan Pizarro, L (7, 1) OBP: 0.231, SLG: 0.240								1B	FC6-4	0	0	0	0	0	0	0											
Manny Jimenez, L (9, PH) OBP: 0.304, SLG: 0.432								1B	FC6-4	1	0	1	0	0	0	0											
Inning Stats	R: 0 E: 0 K: 1 S: 5	H: 1 LOB: 1 BB: 0 P: 5	R: 0 E: 0 K: 1 S: 4	H: 0 LOB: 0 BB: 1 P: 8	R: 0 E: 0 K: 0 S: 3	H: 0 LOB: 0 BB: 0 P: 3	R: 0 E: 0 K: 0 S: 3	H: 0 LOB: 1 BB: 1 P: 7	R: 0 E: 1 K: 1 S: 6	H: 0 LOB: 1 BB: 0 P: 6	R: 1 E: 0 K: 1 S: 8	H: 3 LOB: 2 BB: 0 P: 8	R: 1 E: 0 K: 0 S: 6	H: 3 LOB: 2 BB: 0 P: 6	R: 0 E: 0 K: 1 S: 6	H: 1 LOB: 1 BB: 0 P: 6	1B: 7 2B: 3 3B: 0 HR: 0	SF: 0 SAC: 0 DP: 2 HBP: 0	WP: 0 PB: 0 SB: 0 CS: 1	PA: 37							
PITCHER	IP	WLS	BF	H	R	ER	SO	BB	IBB	HBP	BLK	WP	HR	S	P	ERA	WHIP										
Chris Short, L (1, 1) ERA: 2.49	7.1	W	31	8	2	2	5	2	0	0	0	0	0	39	47	2.46	1.364										
Turk Farrell, R (8, 1) ERA: 2.4	1.2	S	6	1	0	0	1	0	0	0	0	0	0	8	8	0.00	0.600										

Pittsburgh Pirates @ Philadelphia Phillies
 Connie Mack Stadium, Philadelphia, PA
 Fri Aug 25 1967, 7:05 PM EDT
 Att: 13,696 - Unknown


AB 35
 R 2
 H 9
 RBI 2
 BB 2
 SO 6
 LOB 18



Batter	1	2	3	4	5	6	7	8	9	AB	R	H	RBI	BB	SO	LOB	BOTTOM										
Cookie Rojas, R (1, 4) OBP: 0.298, SLG: 0.323	1B			F7		6-3		IBB		4	1	2	1	1	0	1											
John Briggs, L (1, 8) OBP: 0.325, SLG: 0.390	F8			1-3		FC6-4		1B	F5	5	0	0	0	0	1	5											
Tony Gonzalez, L (1, 7) OBP: 0.396, SLG: 0.484	1B			G3				1B		4	2	2	0	0	0	0											
Johnny Callison, L (1, 9) OBP: 0.330, SLG: 0.426	2B							1B		4	1	3	2	0	0	0											
Bill White, L (1, 3) OBP: 0.369, SLG: 0.392								1B		2	1	2	2	2	0	0											
Tony Taylor, R (1, 5) OBP: 0.316, SLG: 0.330	G1-6-3			E6		1-3		1B	G4-6-3	4	1	0	0	0	0	5											
Gary Sutherland, R (1, 6) OBP: 0.306, SLG: 0.338										2	0	0	0	1	1	0											
Bobby Wine, R (7, 6) OBP: 0.256, SLG: 0.292										1	0	0	0	0	0	0											
Gene Oliver, R (1, 2) OBP: 0.298, SLG: 0.397										3	0	1	0	1	0	2											
Chris Short, R (1, 1) OBP: 0.152, SLG: 0.136										1	0	0	0	0	1	0											
Turk Farrell, R (8, 1) OBP: 0.176, SLG: 0.188										0	0	0	0	0	0	0											
Inning Stats	R: 2 E: 0 K: 0 S: 5	H: 3 LOB: 1 BB: 1 P: 9	R: 0 E: 0 K: 1 S: 5	H: 0 LOB: 0 BB: 0 P: 5	R: 0 E: 0 K: 0 S: 3	H: 0 LOB: 0 BB: 0 P: 3	R: 3 E: 1 K: 0 S: 6	H: 3 LOB: 2 BB: 1 P: 11	R: 0 E: 0 K: 0 S: 3	H: 0 LOB: 1 BB: 1 P: 7	R: 0 E: 0 K: 1 S: 6	H: 1 LOB: 1 BB: 0 P: 6	R: 1 E: 0 K: 1 S: 7	H: 3 LOB: 1 BB: 0 P: 7	R: 0 E: 0 K: 0 S: 3	H: 0 LOB: 2 BB: 2 P: 11	1B: 8 2B: 2 3B: 0 HR: 0	SF: 0 SAC: 2 DP: 2 HBP: 1	WP: 0 PB: 0 SB: 0 CS: 1	PA: 38							
PITCHER	IP	WLS	BF	H	R	ER	SO	BB	IBB	HBP	BLK	WP	HR	S	P	ERA	WHIP										
Steve Blass, R (1, 1) ERA: 3.43	3.0	L	15	5	5	4	1	0	0	0	0	0	0	16	20	12.00	1.667										
John Gelnar, R (4, 1) ERA: 5.4	3.0		13	2	0	0	1	2	0	1	0	0	0	12	21	0.00	1.333										
Juan Pizarro, L (7, 1) ERA: 4.18	2.0		10	3	1	1	1	1	1	0	0	0	0	10	18	4.50	2.000										

Pittsburgh Pirates @ Philadelphia Phillies
 Connie Mack Stadium, Philadelphia, PA
 Fri Aug 25 1967, 7:05 PM EDT
 Att: 13,696 - Unknown


AB 30
 R 6
 H 10
 RBI 5
 BB 5
 SO 3
 LOB 13



Batter	1	2	3	4	5	6	7	8	9	AB	R	H	RBI	BB	SO	LOB	TOP			
Maury Wills, S OBP: 0.320, SLG: 0.352 (1, 5)	0-0 6-3		0-3 K			0-3 K		0-0 F9		4	0	0	0	0	2	0				
Matty Alou, L OBP: 0.362, SLG: 0.388 (1, 8)	0-0 L3		0-0 6-3			0-0 F7			0-0 FC6-4 1B	4	0	1	0	0	0	0				
Roberto Clemente, R OBP: 0.391, SLG: 0.539 (1, 9)	0-0 1B			0-0 F8		0-0 2B 1B			0-3 K	4	0	2	0	0	1	1				
Willie Stargell, L OBP: 0.363, SLG: 0.481 (1, 3)	0-0 F7			0-0 4-3		0-0 1B 1-H 2B			0-0 FC6-4 1B 1-2	4	0	1	0	0	0	2				
Bill Mazaroski, R OBP: 0.296, SLG: 0.360 (1, 4)		0-0 P4		0-0 L9					0-0 6-3	4	0	1	0	0	0	0				
Manny Mota, R OBP: 0.348, SLG: 0.444 (1, 7)		0-0 F9			0-0 F9				0-0 4-3	4	0	0	0	0	1	2				
Gene Alley, R OBP: 0.332, SLG: 0.391 (1, 6)		1-0 S HBP			0-3 K				0-0 F9	2	0	0	0	0	1	0				
Jerry May, R OBP: 0.338, SLG: 0.346 (1, 2)		0-0 4-3			0-0 4-3				0-0 5-3	2	0	1	0	0	0	0				
Al Luplow, L OBP: 0.247, SLG: 0.255 (8, PH)										1	0	0	0	0	0	0				
Manny Sanguillen, R OBP: 0.210, SLG: 0.245 (8, 2)		1-2								0	0	0	0	0	0	0				
Bob Veale, S OBP: 0.062, SLG: 0.047 (1, 1)			0-3 K						0-0 4-3	2	0	0	0	0	1	1				
Manny Jimenez, L OBP: 0.298, SLG: 0.422 (8, PH)										1	0	0	0	0	0	0				
Roy Face, R (8, 1)										0	0	0	0	0	0	0				
Inning Stats	R: 0 E: 0 K: 0 S: 4	H: 1 LOB: 1 BB: 0 P: 4	R: 0 E: 0 K: 0 S: 3	H: 0 LOB: 1 BB: 0 P: 4	R: 0 E: 0 K: 2 S: 7	H: 0 LOB: 0 BB: 0 P: 7	R: 0 E: 0 K: 0 S: 3	H: 0 LOB: 0 BB: 0 P: 3	R: 0 E: 0 K: 1 S: 6	H: 1 LOB: 1 BB: 0 P: 6	R: 0 E: 0 K: 0 S: 3	H: 0 LOB: 0 BB: 0 P: 3	R: 0 E: 0 K: 0 S: 3	H: 0 LOB: 0 BB: 0 P: 3	R: 0 E: 0 K: 2 S: 9	H: 2 LOB: 2 BB: 0 P: 9	1B: 5 2B: 1 3B: 0 HR: 0	SF: 0 SAC: 0 DP: 0 HBP: 1	WP: 0 PB: 0 SB: 1 CS: 0	PA: 33
PITCHER Rick Wise, R ERA: 2.92 (1, 1)	IP: 9.0 WLS: W BF: 33 H: 6 R: 0 ER: 0 SO: 6 BB: 0 IBB: 0 HBP: 1 BLK: 0 WP: 0 HR: 0 S: 44 P: 45 ERA: 0.00 WHIP: 0.667															PITCHER IP: 9.0 WLS: W BF: 33 H: 6 R: 0 ER: 0 SO: 6 BB: 0 IBB: 0 HBP: 1 BLK: 0 WP: 0 HR: 0 S: 44 P: 45 ERA: 0.00 WHIP: 0.667				

Pittsburgh Pirates @ Philadelphia Phillies
 Connie Mack Stadium, Philadelphia, PA
 Sat Aug 26 1967, 7:05 PM EDT
 Att: 16,454 - Unknown


AB 32
 R 0
 H 6
 RBI 0
 BB 0
 SO 6
 LOB 7



Batter	1	2	3	4	5	6	7	8	9	AB	R	H	RBI	BB	SO	LOB	BOTTOM			
Cookie Rojas, R OBP: 0.298, SLG: 0.323 (1, 4)	0-0 6-3		0-0 SH2-4			0-0 SH1-3 1B		0-0 4-3		3	0	1	0	0	0	0				
Johnny Callison, L OBP: 0.328, SLG: 0.423 (1, 9)	0-0 5-3		0-0 FC6			0-0 SH1-3		0-0 F9		3	0	0	0	0	0	2				
Tony Gonzalez, L OBP: 0.392, SLG: 0.479 (1, 7)	0-0 4-3		0-3 K			0-3 K		0-0 G3		4	0	0	0	0	2	3				
Don Lock, R OBP: 0.357, SLG: 0.462 (1, 8)		0-0 F4		0-0 6-3		0-0 P4				3	0	0	0	0	0	1				
Gene Oliver, R OBP: 0.303, SLG: 0.411 (1, 2)		0-0 HR		0-0 F8			1-0 S HBP			2	1	1	1	0	0	0				
Tony Taylor, R OBP: 0.314, SLG: 0.327 (1, 5)		0-0 L9		0-0 6-3			0-0 6-3			3	0	0	0	0	0	1				
Gary Sutherland, R OBP: 0.306, SLG: 0.335 (8, 6)		0-0 L6			0-3 K		4-0 IBB IBB			2	0	0	0	1	1	0				
Bill White, L OBP: 0.373, SLG: 0.390 (1, 3)			4-0 SH2-4 E BB		0-0 G3		4-0 1-2 IBB			1	0	0	0	2	0	0				
Rick Wise, R OBP: 0.289, SLG: 0.286 (1, 1)			0-0 E6 FC6 SH2-4		0-0 F9		0-3 K			3	0	0	0	0	1	3				
Inning Stats	R: 0 E: 0 K: 0 S: 3	H: 0 LOB: 0 BB: 0 P: 3	R: 1 E: 0 K: 0 S: 4	H: 1 LOB: 0 BB: 0 P: 4	R: 0 E: 1 K: 1 S: 6	H: 0 LOB: 2 BB: 1 P: 10	R: 0 E: 0 K: 0 S: 3	H: 0 LOB: 0 BB: 0 P: 3	R: 0 E: 0 K: 1 S: 5	H: 0 LOB: 0 BB: 0 P: 5	R: 0 E: 0 K: 1 S: 6	H: 1 LOB: 1 BB: 0 P: 6	R: 0 E: 0 K: 1 S: 4	H: 0 LOB: 2 BB: 2 P: 13	R: 0 E: 0 K: 0 S: 3	H: 0 LOB: 0 BB: 0 P: 3	1B: 1 2B: 0 3B: 0 HR: 1	SF: 0 SAC: 2 DP: 0 HBP: 1	WP: 0 PB: 0 SB: 1 CS: 0	PA: 30
PITCHER Bob Veale, L ERA: 3.48 (1, 1)	IP: 7.0 WLS: L BF: 27 H: 2 R: 1 ER: 1 SO: 4 BB: 1 IBB: 2 HBP: 1 BLK: 0 WP: 1 HR: 1 S: 31 P: 44 ERA: 1.29 WHIP: 0.429															PITCHER Roy Face, R ERA: 1.29 (8, 1)				

Pittsburgh Pirates @ Philadelphia Phillies
 Connie Mack Stadium, Philadelphia, PA
 Sat Aug 26 1967, 7:05 PM EDT
 Att: 16,454 - Unknown


AB 24
 R 1
 H 2
 RBI 1
 BB 3
 SO 4
 LOB 10



Batter	1	2	3	4	5	6	7	8	9	AB	R	H	RBI	BB	SO	LOB	TOP			
Maury Wills, S OBP: 0.319, SLG: 0.351	0-0 1-3		0-0 F7							2	0	0	0	0	0	0				
Matty Alou, L OBP: 0.360, SLG: 0.387	0-0 F8		0-0 L6							2	0	0	0	0	0	0				
Roberto Clemente, R OBP: 0.392, SLG: 0.539	0-0 4-3			0-0 G3-6-1 1B						2	0	1	0	0	0	0				
Willie Stargell, L OBP: 0.364, SLG: 0.481		0-0 G6-3 1B		0-0 G3-6-1 1-2						2	0	1	0	0	0	1				
Bill Mazerowski, R OBP: 0.295, SLG: 0.358		0-0 G6-3 1-2		0-0 1-3						2	0	0	0	0	0	1				
Manny Mota, R OBP: 0.350, SLG: 0.444		0-0 BLK 1B			0-0 F9					2	0	1	0	0	0	0				
Gene Alley, R OBP: 0.333, SLG: 0.391		0-0 BLK 1-2 1B			0-0 1-3					2	0	1	0	0	0	0				
Jerry May, R OBP: 0.336, SLG: 0.343		0-3 K			0-0 5-3					2	0	0	0	0	1	2				
Woodie Fryman, R OBP: 0.074, SLG: 0.077			0-3 K							1	0	0	0	0	1	0				
Inning Stats	R: 0 E: 0 K: 0 S: 3	H: 0 LOB: 0 BB: 0 P: 3	R: 0 E: 0 K: 1 S: 7	H: 3 LOB: 2 BB: 0 P: 7	R: 0 E: 0 K: 1 S: 5	H: 0 LOB: 0 BB: 0 P: 5	R: 0 E: 0 K: 0 S: 3	H: 1 LOB: 0 BB: 0 P: 3	R: 0 E: 0 K: 0 S: 3	H: 0 LOB: 0 BB: 0 P: 3							1B: 4 2B: 0 3B: 0 HR: 0	SF: 0 SAC: 0 DP: 2 HBP: 0	WP: 0 PB: 0 SB: 0 CS: 0	PA: 17
PITCHER Larry Jackson, R ERA: 3.25	IP: 5.0 WLS: W BF: 17 H: 4 R: 0 ER: 0 SO: 2 BB: 0 IBB: 0 HBP: 0 BLK: 1 WP: 0 HR: 0 S: 21 P: 21 ERA: 0.00 WHIP: 0.800															PITCHER	IP: WLS: BF: H: R: ER: SO: BB: IBB: HBP: BLK: WP: HR: S: P: ERA: WHIP:			

Pittsburgh Pirates @ Philadelphia Phillies
 Connie Mack Stadium, Philadelphia, PA
 Sun Aug 27 1967, 3:33 AM EDT
 Att: 10,953 - Overcast


AB 17
 R 0
 H 4
 RBI 0
 BB 0
 SO 2
 LOB 4



Batter	1	2	3	4	5	6	7	8	9	AB	R	H	RBI	BB	SO	LOB	BOTTOM			
Cookie Rojas, R OBP: 0.299, SLG: 0.322	4-0 FC3-6 BB		0-0 L7							1	0	0	0	1	0	0				
Johnny Callison, L OBP: 0.329, SLG: 0.423	0-0 FC3-6 CS 1-2			0-0 FC5-6 1B						2	0	1	0	0	0	1				
Tony Gonzalez, L OBP: 0.391, SLG: 0.476	0-0 F5 1-2			0-3 K						2	0	0	0	0	1	2				
Don Lock, R OBP: 0.355, SLG: 0.459		0-3 K		0-0 FC5-6 1B 1-2 3B						2	1	0	0	0	1	1				
Gene Oliver, R OBP: 0.308, SLG: 0.421		0-0 1B F8 2B		0-0 3B 1B 1-2						2	1	2	0	0	0	0				
Tony Taylor, R OBP: 0.318, SLG: 0.337		0-0 F8 2-3 1B		0-0 3B 1-1 2-H						2	0	2	2	0	0	0				
Bill White, L OBP: 0.370, SLG: 0.386	0-0 F8 1-2 3-H			0-0 P4						2	0	0	0	0	0	3				
Bobby Wine, R OBP: 0.254, SLG: 0.290			0-0 F8		0-0 F3					2	0	0	0	0	0	0				
Larry Jackson, R OBP: 0.188, SLG: 0.206			0-3 K		0-0 1B					2	0	1	0	0	1	0				
Inning Stats	R: 0 E: 0 K: 0 S: 2	H: 0 LOB: 1 BB: 0 P: 6	R: 0 E: 0 K: 1 S: 6	H: 2 LOB: 0 BB: 0 P: 6	R: 0 E: 0 K: 1 S: 5	H: 0 LOB: 0 BB: 0 P: 5	R: 2 E: 0 K: 1 S: 8	H: 3 LOB: 1 BB: 0 P: 8	R: 0 E: 0 K: 0 S: 2	H: 1 LOB: 1 BB: 0 P: 2							1B: 4 2B: 1 3B: 1 HR: 0	SF: 0 SAC: 0 DP: 0 HBP: 0	WP: 0 PB: 0 SB: 0 CS: 1	PA: 18
PITCHER Woodie Fryman, L ERA: 4.57	IP: 4.1 WLS: L BF: 18 H: 6 R: 2 ER: 2 SO: 3 BB: 1 IBB: 0 HBP: 0 BLK: 0 WP: 0 HR: 0 S: 23 P: 27 ERA: 4.15 WHIP: 1.615															PITCHER	IP: WLS: BF: H: R: ER: SO: BB: IBB: HBP: BLK: WP: HR: S: P: ERA: WHIP:			

Pittsburgh Pirates @ Philadelphia Phillies
 Connie Mack Stadium, Philadelphia, PA
 Sun Aug 27 1967, 3:33 AM EDT
 Att: 10,953 - Overcast

AB 17
 R 2
 H 6
 RBI 2
 BB 1
 SO 3
 LOB 7



Batter	1	2	3	4	5	6	7	8	9	AB	R	H	RBI	BB	SO	LOB	TOP																						
Cookie Rojas, R OBP: 0.297, SLG: 0.319	F7		4-3		F7		F7			4	0	0	0	0	0	1	Philadelphia Phillies @ Cincinnati Reds Crosley Field, Cincinnati, OH Mon Aug 28 1967, 7:05 PM EDT Att: 9,524 - Unknown																						
Johnny Callison, L OBP: 0.328, SLG: 0.428	4-3		L9			HR	G3			4	1	1	1	0	0	0																							
Tony Gonzalez, L OBP: 0.389, SLG: 0.472	FC6-4 BB		1-3			L6	F7			3	0	0	0	1	0	0																							
Don Lock, R OBP: 0.354, SLG: 0.453	FC6-4			CS BB		F5		F7		3	0	0	0	1	0	1																							
Gene Oliver, R OBP: 0.311, SLG: 0.426		S BB SF7 1B		F9		1B BLK 2B		5-3		4	2	2	0	0	0	1																							
Tony Taylor, R OBP: 0.320, SLG: 0.335		1B 1-2 BB		K		BLK 1B IBB		2-3		2	0	0	0	2	1	1																							
Bill White, L OBP: 0.375, SLG: 0.390		1-3 2-3 1B			SH2-4 BB	1-2 2-3 1B		L8		3	0	2	0	1	0	0																							
Bobby Wine, R OBP: 0.254, SLG: 0.288	SF7			F9		1-2 2-3 IBB		1-3		2	0	0	1	1	0	1																							
Dick Ellsworth, L OBP: 0.132, SLG: 0.108		3-H 0-3 K			SH2-4	1-2 K		K		2	0	0	0	0	2	4																							
Turk Farrell, R OBP: 0.167, SLG: 0.176										1	0	0	0	0	1	0																							
Inning Stats	R: 0 E: 0 K: 0 S: 3	H: 0 LOB: 1 BB: 1 P: 7	R: 1 E: 0 K: 1 S: 6	H: 2 LOB: 1 BB: 1 P: 10	R: 0 E: 0 K: 0 S: 3	H: 0 LOB: 0 BB: 0 P: 3	R: 0 E: 0 K: 1 S: 4	H: 0 LOB: 0 BB: 1 P: 8	R: 0 E: 0 K: 0 S: 3	H: 0 LOB: 1 BB: 1 P: 7	R: 2 E: 0 K: 1 S: 8	H: 3 LOB: 3 BB: 2 P: 16	R: 0 E: 0 K: 0 S: 3	H: 0 LOB: 0 BB: 0 P: 3	R: 0 E: 0 K: 1 S: 5	H: 0 LOB: 0 BB: 0 P: 5	1B: 3 2B: 1 3B: 0 HR: 1	SF: 1 SAC: 1 DP: 0 HBP: 0	WP: 0 PB: 0 SB: 1 CS: 1	PA: 36																			
PITCHER	IP	WLS	BF	H	R	ER	SO	BB	IBB	HBP	BLK	WP	HR	S	P	ERA	WHIP	PITCHER				IP	WLS	BF	H	R	ER	SO	BB	IBB	HBP	BLK	WP	HR	S	P	ERA	WHIP	
Gerry Arrigo, L ERA: 2.87	(1, 1)	5.2	L	26	5	3	3	2	4	2	0	1	0	1	24	48	4.76	1.588																					
Don Nottebart, R ERA: 2.33	(6, 1)	1.1		4	0	0	0	1	0	0	0	0	0	0	6	6	0.00	0.000																					
Ted Abernathy, R ERA: 1.63	(8, 1)	2.0		6	0	0	0	1	0	0	0	0	0	0	8	8	0.00	0.000																					

AB 28
R 3
H 5
RBI 2
BB 6
SO 4
LOB 9



Batter	1	2	3	4	5	6	7	8	9	AB	R	H	RBI	BB	SO	LOB	BOTTOM																					
Tommy Harper, R OBP: 0.308, SLG: 0.356	1B 2B		1B 1B		FC5-4 S		F7			4	1	2	0	0	0	1	Philadelphia Phillies @ Cincinnati Reds Crosley Field, Cincinnati, OH Mon Aug 28 1967, 7:05 PM EDT Att: 9,524 - Unknown																					
Vada Pinson, L OBP: 0.324, SLG: 0.445	WP 2H 1B		L8		L8			1-3		4	0	1	1	0	0	2																						
Pete Rose, S OBP: 0.385, SLG: 0.476	B5		G5-4-3 1B			2B 4-3 1B		FC6-4-5 2B		4	1	3	0	0	0	1																						
Lee May, R OBP: 0.289, SLG: 0.399	5-3		G5-4-3 1-2			4-3 2B		FC6-4-5-1 2-3		4	0	1	0	0	0	4																						
Tony Perez, R OBP: 0.340, SLG: 0.512	4-3			L9		4-3		5-3		4	0	0	1	0	0	3																						
Tommy Helms, R OBP: 0.293, SLG: 0.348		6-3		6-3		F2		S 1B		4	0	1	0	0	0	1																						
Johnny Bench, R		P6				K		F7		3	0	0	0	0	2	1																						
Giraldo Ruiz, S OBP: 0.266, SLG: 0.311						K				1	0	0	0	0	0	1																						
Leo Cardenas, R OBP: 0.319, SLG: 0.331					1-3		6-3		F7	4	0	1	0	0	0	1																						
Gerry Arrigo, L OBP: 0.222, SLG: 0.333										2	0	1	0	0	1	1																						
Don Nottebart, R										0	0	0	0	0	0	0																						
Art Shamsky, L OBP: 0.259, SLG: 0.270										1	0	0	0	0	1	0																						
Ted Abernathy, R OBP: 0.071, SLG: 0.071										0	0	0	0	0	0	0																						
Mel Queen, L OBP: 0.229, SLG: 0.200										1	0	0	0	0	0	1																						
Inning Stats	R: 1 E: 0 K: 0 S: 5	H: 2 LOB: 1 BB: 0 P: 5	R: 0 E: 0 K: 1 S: 6	H: 1 LOB: 0 BB: 0 P: 6	R: 0 E: 0 K: 0 S: 4	H: 2 LOB: 1 BB: 0 P: 4	R: 0 E: 0 K: 1 S: 5	H: 0 LOB: 0 BB: 0 P: 5	R: 0 E: 0 K: 0 S: 4	H: 1 LOB: 1 BB: 0 P: 4	R: 1 E: 0 K: 1 S: 7	H: 2 LOB: 1 BB: 0 P: 7	R: 0 E: 0 K: 1 S: 5	H: 0 LOB: 0 BB: 0 P: 5	R: 0 E: 0 K: 0 S: 4	H: 1 LOB: 1 BB: 0 P: 4	R: 0 E: 0 K: 0 S: 4	H: 1 LOB: 1 BB: 0 P: 4	1B: 7 2B: 3 3B: 0 HR: 0	SF: 0 SAC: 0 DP: 1 HBP: 0	WP: 1 PB: 0 SB: 2 CS: 0	PA: 36																
PITCHER	IP	WLS	BF	H	R	ER	SO	BB	IBB	HBP	BLK	WP	HR	S	P	ERA	WHIP	PITCHER				IP	WLS	BF	H	R	ER	SO	BB	IBB	HBP	BLK	WP	HR	S	P	ERA	WHIP
Dick Ellsworth, L ERA: 4.14	(1, 1)	5.0	W	22	8	2	2	2	0	0	0	0	0	26	26	3.60	1.600																					
Turk Farrell, R ERA: 2.28	(6, 1)	4.0	S	14	2	0	0	2	0	0	0	0	0	18	18	0.00	0.500																					

AB 36
R 2
H 10
RBI 2
BB 0
SO 4
LOB 17



Batter	1	2	3	4	5	6	7	8	9	AB	R	H	RBI	BB	SO	LOB	TOP											
Cookie Rojas, R OBP: 0.296, SLG: 0.318	F8		K			F9		5-3 1B		4	0	1	0	0	1	0	Philadelphia Phillies @ Cincinnati Reds Crosley Field, Cincinnati, OH Tue Aug 29 1967, 7:05 PM EDT Alt: 8,667 - Unknown - 76 F											
John Briggs, L OBP: 0.324, SLG: 0.388	K		P4			1B		5-3 1-2		4	0	1	0	0	1	1												
Tony Gonzalez, L OBP: 0.393, SLG: 0.474	BB					1B		L7		3	0	2	0	1	0	1												
Johnny Callison, L OBP: 0.328, SLG: 0.425	BB					F7		1-3		3	0	0	0	1	0	3												
Bill White, L OBP: 0.374, SLG: 0.388	F9					G4-6-3 1B		L4		4	0	1	0	0	0	2												
Tony Taylor, R OBP: 0.318, SLG: 0.332						G4-6-3 1-2		L6		3	0	0	0	1	0	2												
Clay Dainymple, L OBP: 0.286, SLG: 0.249 Gene Oliver, R OBP: 0.313, SLG: 0.426	P6					4-3		1B		3	0	1	0	0	0	0												
Bobby Wine, R OBP: 0.255, SLG: 0.288 Doug Clemens, L OBP: 0.292, SLG: 0.267	K					6-3		1B		3	0	1	0	0	1	0												
Jim Bunning, R OBP: 0.165, SLG: 0.262 Chuck Hillier, L OBP: 0.141, SLG: 0.174 Gary Sutherland, R OBP: 0.305, SLG: 0.333			4-3			1-3		F8		3	0	0	0	0	0	2												
Inning Stats	R: 0 E: 0 K: 1 S: 5	H: 0 LOB: 2 BB: 2 P: 13	R: 0 E: 0 K: 1 S: 5	H: 0 LOB: 0 BB: 0 P: 5	R: 0 E: 0 K: 1 S: 5	H: 2 LOB: 1 BB: 0 P: 4	R: 0 E: 0 K: 0 S: 4	H: 0 LOB: 0 BB: 0 P: 3	R: 0 E: 0 K: 0 S: 4	H: 2 LOB: 1 BB: 0 P: 4	R: 0 E: 0 K: 0 S: 5	H: 2 LOB: 2 BB: 0 P: 5	R: 0 E: 0 K: 0 S: 4	H: 1 LOB: 1 BB: 0 P: 4	R: 0 E: 0 K: 0 S: 3	H: 0 LOB: 2 BB: 2 P: 11		1B: 7 2B: 0 3B: 0 HR: 0	SF: 0 SAC: 0 DP: 1 HBP: 0	WP: 0 PB: 0 SB: 1 CS: 0	PA: 36							
PITCHER	IP	WLS	BF	H	R	ER	SO	BB	IBB	HBP	BLK	WP	HR	S	P	ERA	WHIP											
Gary Nolan, R ERA: 2.62	(1, 1)	7.0	W	27	6	0	0	3	2	0	0	0	0	0	31	39	0.00	1.143										
Billy McCool, L ERA: 3.49	(8, 1)	1.1		6	1	0	0	0	1	0	0	0	0	0	5	9	0.00	1.500										
Ted Abernathy, R ERA: 1.61	(9, 1)	0.2	S	3	0	0	0	0	1	0	0	0	0	0	2	6	0.00	1.500										

AB	32
R	0
H	7
RBI	0
BB	4
SO	3
LOB	15



Batter	1	2	3	4	5	6	7	8	9	AB	R	H	RBI	BB	SO	LOB	BOTTOM											
Tommy Harper, R OBP: 0.308, SLG: 0.354	1-3		K			CS BB				2	0	0	0	1	1	0	Philadelphia Phillies @ Cincinnati Reds Crosley Field, Cincinnati, OH Tue Aug 29 1967, 7:05 PM EDT Alt: 8,667 - Unknown - 76 F											
Vada Pinson, L OBP: 0.324, SLG: 0.446	3-1					CS		4-3 SF9 2B		3	1	1	0	0	0	0												
Pete Rose, S OBP: 0.385, SLG: 0.479	3B					4-3		4-3		3	0	1	0	0	0	1												
Lee May, R OBP: 0.287, SLG: 0.397	5-3					F7		SF9		2	0	0	1	0	0	1												
Tony Perez, R OBP: 0.338, SLG: 0.509						K		K		3	0	0	0	0	2	0												
Tommy Helms, R OBP: 0.290, SLG: 0.345						F9		P4		3	0	0	0	0	0	0												
Johnny Bench, R						K2-3		P6		3	0	0	0	0	2	0												
Leo Cardenas, R OBP: 0.316, SLG: 0.327						P6		E5		3	0	0	0	0	1	0												
Gary Nolan, R OBP: 0.194, SLG: 0.125 Billy McCool, R OBP: 0.143, SLG: 0.077 Ted Abernathy, R OBP: 0.071, SLG: 0.071						K		K		2	0	0	0	0	1	0												
Inning Stats	R: 0 E: 0 K: 0 S: 4	H: 1 LOB: 1 BB: 0 P: 4	R: 0 E: 0 K: 1 S: 5	H: 0 LOB: 0 BB: 0 P: 5	R: 0 E: 0 K: 2 S: 7	H: 0 LOB: 0 BB: 0 P: 7	R: 0 E: 0 K: 0 S: 3	H: 0 LOB: 0 BB: 0 P: 3	R: 0 E: 0 K: 2 S: 7	H: 0 LOB: 0 BB: 0 P: 7	R: 0 E: 0 K: 1 S: 4	H: 0 LOB: 1 BB: 1 P: 8	R: 1 E: 0 K: 1 S: 6	H: 1 LOB: 0 BB: 0 P: 6	R: 0 E: 1 K: 1 S: 6	H: 0 LOB: 1 BB: 0 P: 6		1B: 0 2B: 1 3B: 1 HR: 0	SF: 1 SAC: 0 DP: 0 HBP: 0	WP: 0 PB: 0 SB: 0 CS: 1	PA: 28							
PITCHER	IP	WLS	BF	H	R	ER	SO	BB	IBB	HBP	BLK	WP	HR	S	P	ERA	WHIP											
Jim Bunning, R ERA: 2.5	(1, 1)	8.0	L	27	2	1	1	8	1	0	0	0	0	0	42	46	1.12	0.375										

AB	25
R	1
H	2
RBI	1
BB	1
SO	8
LOB	3



Batter	1	2	3	4	5	6	7	8	9	AB	R	H	RBI	BB	SO	LOB	TOP			
Cookie Rojas, R (1,4) OBP: 0.298, SLG: 0.318	F8		1B			SH2-4 BB		P4		3	0	1	0	1	0	0	Philadelphia Phillies @ Cincinnati Reds Crosley Field, Cincinnati, OH Wed Aug 30 1967, 7:05 PM EDT Att: 6,453 - Unknown AB 30 R 1 H 4 RBI 1 BB 2 SO 5 LOB 8			
John Briggs, L (1,8) OBP: 0.328, SLG: 0.402	HR		1B			SH2-4		4-3		3	1	2	1	0	0					
Tony Gonzalez, L (1,7) OBP: 0.391, SLG: 0.470	6-3		6-3			5-3		1B BB		3	0	0	0	1	0	3				
Johnny Callison, L (1,9) OBP: 0.327, SLG: 0.424	3-1					F9		FC5-4 1B		4	0	1	0	0	0	1				
Bill White, L (1,3) OBP: 0.368, SLG: 0.381		G3				F9		K		4	0	0	0	0	1	2				
Gene Oliver, R (1,2) OBP: 0.309, SLG: 0.419		5-3				K		FC5-4		4	0	0	0	0	1	2				
Tony Taylor, R (1,5) OBP: 0.316, SLG: 0.329		L8				5-3		4-3		3	0	0	0	0	0	0				
Bobby Wine, R (1,6) OBP: 0.253, SLG: 0.286			L9			F9		K		2	0	0	0	0	0	0				
Doug Clemens, L (8, PH) OBP: 0.278, SLG: 0.262										1	0	0	0	0	1	0				
Gary Sutherland, R (8,6) OBP: 0.305, SLG: 0.333										0	0	0	0	0	0	0				
Chris Short, R (1,1) OBP: 0.146, SLG: 0.130								G3		2	0	0	0	0	2	0				
Chuck Hillier, L (8, PH) OBP: 0.139, SLG: 0.171			K			K				1	0	0	0	0	0	0				
Dick Hall, R (8,1)										0	0	0	0	0	0	0				
Inning Stats	R: 1 E: 0 K: 0 S: 4	H: 1 LOB: 0 BB: 0 P: 4	R: 0 E: 0 K: 0 S: 3	H: 0 LOB: 0 BB: 0 P: 3	R: 0 E: 0 K: 1 S: 7	H: 2 LOB: 2 BB: 0 P: 7	R: 0 E: 0 K: 1 S: 5	H: 0 LOB: 0 BB: 0 P: 5	R: 0 E: 0 K: 1 S: 5	H: 0 LOB: 1 BB: 1 P: 7	R: 0 E: 0 K: 0 S: 3	H: 0 LOB: 0 BB: 0 P: 3	R: 0 E: 0 K: 1 S: 5	H: 0 LOB: 2 BB: 1 P: 10	R: 0 E: 0 K: 1 S: 6	H: 1 LOB: 2 BB: 1 P: 10	1B: 3 2B: 0 3B: 0 HR: 1	SF: 0 SAC: 1 DP: 0 HBP: 0	WP: 0 PB: 0 SB: 0 CS: 0	PA: 33
PITCHER	IP WLS BF H R ER SO BB IBB HBP BLK WP HR S P ERA WHIP																			
Milt Pappas, R (1,1) ERA: 2.96	8.1 W 31 4 1 1 4 2 0 0 0 0 1 37 45 1.08 0.720																			
Ted Abernathy, R (9,1) ERA: 1.6	0.2 S 2 0 0 0 1 0 0 0 0 0 0 4 4 0.00 0.000																			

Batter	1	2	3	4	5	6	7	8	9	AB	R	H	RBI	BB	SO	LOB	BOTTOM			
Tommy Harper, R (1,9) OBP: 0.307, SLG: 0.350	2-3		6-3			PB 2B BB		F7		3	1	0	0	1	0	0	Philadelphia Phillies @ Cincinnati Reds Crosley Field, Cincinnati, OH Wed Aug 30 1967, 7:05 PM EDT Att: 6,453 - Unknown AB 29 R 2 H 7 RBI 2 BB 1 SO 9 LOB 10			
Vada Pinson, L (1,8) OBP: 0.323, SLG: 0.444	1B		K			K		P6		4	0	1	0	0	2	1				
Pete Rose, S (1,7) OBP: 0.386, SLG: 0.482	L7					2H 2B		1B		4	0	2	1	0	0	1				
Lee May, R (1,3) OBP: 0.283, SLG: 0.392						6-3				4	0	0	0	0	1	3				
Ted Abernathy, R (9,1) OBP: 0.071, SLG: 0.071	F8					6-3		P3		0	0	0	0	0	0	0				
Tony Perez, R (1,5) OBP: 0.338, SLG: 0.510		P3				4-3				3	0	1	0	0	0	1				
Tommy Helms, R (1,4) OBP: 0.293, SLG: 0.353						2B				3	1	2	0	0	0	1				
Johnny Bench, R (1,2) OBP: 0.111, SLG: 0.125		SF8 3B				F5		G1-6-3 1B		2	0	1	1	0	1	0				
Leo Cardenas, R (1,6) OBP: 0.313, SLG: 0.324								G1-6-3 1B		3	0	0	0	0	2	2				
Milt Pappas, R (1,1) OBP: 0.129, SLG: 0.085										3	0	0	0	0	3	1				
Deron Johnson, R (9,3) OBP: 0.293, SLG: 0.402										0	0	0	0	0	0	0				
Inning Stats	R: 0 E: 0 K: 0 S: 4	H: 1 LOB: 1 BB: 0 P: 4	R: 1 E: 0 K: 1 S: 6	H: 1 LOB: 0 BB: 0 P: 6	R: 0 E: 0 K: 2 S: 7	H: 0 LOB: 0 BB: 0 P: 7	R: 0 E: 0 K: 1 S: 6	H: 1 LOB: 1 BB: 0 P: 6	R: 0 E: 0 K: 3 S: 9	H: 0 LOB: 0 BB: 0 P: 9	R: 1 E: 0 K: 1 S: 6	H: 1 LOB: 1 BB: 1 P: 10	R: 0 E: 0 K: 1 S: 6	H: 2 LOB: 1 BB: 0 P: 6	R: 0 E: 0 K: 0 S: 4	H: 1 LOB: 1 BB: 0 P: 4	1B: 4 2B: 2 3B: 1 HR: 0	SF: 1 SAC: 0 DP: 1 HBP: 0	WP: 0 PB: 1 SB: 0 CS: 0	PA: 31
PITCHER	IP WLS BF H R ER SO BB IBB HBP BLK WP HR S P ERA WHIP																			
Chris Short, L (1,1) ERA: 2.43	7.0 L 27 6 2 1 9 1 0 0 0 0 0 44 48 1.29 1.000																			
Dick Hall, R (8,1) ERA: 1.91	1.0 4 1 0 0 0 0 0 0 0 0 0 4 4 0.00 1.000																			

Batter	1	2	3	4	5	6	7	8	9	AB	R	H	RBI	BB	SO	LOB	TOP										
Cookie Rojas, R OBP: 0.301, SLG: 0.318 (1, 4)										3	2	1	0	2	0	0	Philadelphia Phillies @ Pittsburgh Pirates Forbes Field, Pittsburgh, PA Thu Aug 31 1967, 7:05 PM EDT Att: 3,406 - Unknown										
Johnny Callison, L OBP: 0.333, SLG: 0.426 (1, 9)										2	1	2	0	2	0	0											
Gene Oliver, R OBP: 0.308, SLG: 0.420 (1, 2)										4	0	1	1	0	0	5											
Don Lock, R OBP: 0.352, SLG: 0.450 (1, 8)										4	0	1	1	0	2	2											
Tony Taylor, R OBP: 0.313, SLG: 0.326 (1, 5)										4	0	0	0	0	1	0											
Rick Joseph, R (1, 3)										4	0	0	0	0	1	0											
Gary Sutherland, R OBP: 0.304, SLG: 0.332 (1, 7)										4	0	1	0	0	1	0											
Bobby Wine, R OBP: 0.257, SLG: 0.289 (1, 6)										4	1	2	0	0	1	2											
Rick Wise, R OBP: 0.277, SLG: 0.279 Grand slam, 5 Billy Cowart, R OBP: 0.130, SLG: 0.071 Dick Hall, R OBP: 0.244, SLG: 0.340 Turk Farrell, R OBP: 0.197, SLG: 0.176 Tony Gonzalez, L OBP: 0.390, SLG: 0.469 (1, 1) (5, 1) (7, 1) (7, 1) (8, 1) (8, 1)										2	0	0	0	0	2	2											
Inning Stats	R: 1 E: 1 K: 0 S: 3	H: 2 LOB: 0 BB: 1 P: 7	R: 0 E: 1 K: 3 S: 11	H: 1 LOB: 2 BB: 0 P: 11	R: 0 E: 0 K: 1 S: 5	H: 0 LOB: 1 BB: 1 P: 9	R: 0 E: 0 K: 1 S: 5	H: 0 LOB: 0 BB: 0 P: 5	R: 0 E: 0 K: 1 S: 6	H: 1 LOB: 2 BB: 1 P: 10	R: 0 E: 0 K: 1 S: 5	H: 0 LOB: 0 BB: 0 P: 5	R: 3 E: 1 K: 2 S: 10	H: 3 LOB: 1 BB: 1 P: 14	R: 0 E: 0 K: 0 S: 3	H: 0 LOB: 0 BB: 0 P: 3		R: 0 E: 0 K: 0 S: 3	H: 1 LOB: 0 BB: 0 P: 3	1B: 7 2B: 2 3B: 0 HR: 0	SF: 0 SAC: 0 DP: 2 HBP: 0	WP: 2 PB: 0 SB: 0 CS: 1	PA: 38				
PITCHER	IP	WLS	BF	H	R	ER	SO	BB	IBB	HBP	BLK	WP	HR	S	P	ERA	WHIP										
Bob Veale, L ERA: 3.45 (1, 1)	7.0	W	31	7	4	2	9	4	0	0	0	1	0	45	61	2.57	1.571										
Juan Pizarro, L ERA: 4.2 (8, 1)	2.0	S	6	1	0	0	0	0	0	0	0	0	0	6	6	0.00	0.500										

AB	33
R	4
H	8
RBI	2
BB	4
SO	9
LOB	13



Batter	1	2	3	4	5	6	7	8	9	AB	R	H	RBI	BB	SO	LOB	BOTTOM										
Maury Wills, S OBP: 0.323, SLG: 0.355 Juan Pizarro, L OBP: 0.259, SLG: 0.269 (1, 5) (8, 1)										3	1	3	1	0	0	0	Philadelphia Phillies @ Pittsburgh Pirates Forbes Field, Pittsburgh, PA Thu Aug 31 1967, 7:05 PM EDT Att: 3,406 - Unknown										
Matty Alou, L OBP: 0.367, SLG: 0.396 (1, 8)										5	0	2	1	0	0	3											
Roberto Clemente, R OBP: 0.395, SLG: 0.551 (1, 9)										5	2	3	1	0	0	3											
Willie Stargell, L OBP: 0.362, SLG: 0.488 (1, 7)										3	0	2	2	1	0	0											
Donn Clendenon, R OBP: 0.301, SLG: 0.386 (1, 3)										4	0	0	0	0	0	4											
Gene Alley, R OBP: 0.333, SLG: 0.391 (1, 6)										4	0	1	0	0	1	1											
Jose Pagan, R OBP: 0.294, SLG: 0.318 (1, 4) (8, 5)										4	1	1	0	0	1	1											
Jerry May, R OBP: 0.345, SLG: 0.352 (1, 2)										3	1	2	0	1	0	0											
Bob Veale, S OBP: 0.061, SLG: 0.046 Al Luplow, L OBP: 0.253, SLG: 0.267 Bill Mazaroski, R OBP: 0.293, SLG: 0.356 (1, 1) (7, PH) (8, 4)										1	0	0	0	0	1	1											
Inning Stats	R: 2 E: 0 K: 0 S: 6	H: 3 LOB: 1 BB: 0 P: 6	R: 1 E: 0 K: 0 S: 4	H: 1 LOB: 1 BB: 1 P: 8	R: 0 E: 0 K: 0 S: 3	H: 0 LOB: 0 BB: 0 P: 3	R: 0 E: 0 K: 1 S: 6	H: 2 LOB: 1 BB: 0 P: 6	R: 1 E: 1 K: 0 S: 5	H: 3 LOB: 1 BB: 0 P: 5	R: 0 E: 0 K: 1 S: 5	H: 0 LOB: 0 BB: 0 P: 5	R: 1 E: 0 K: 0 S: 5	H: 3 LOB: 2 BB: 1 P: 9	R: 1 E: 0 K: 2 S: 11	H: 4 LOB: 3 BB: 0 P: 11		1B: 13 2B: 3 3B: 0 HR: 0	SF: 0 SAC: 2 DP: 1 HBP: 0	WP: 0 PB: 0 SB: 2 CS: 1	PA: 39						
PITCHER	IP	WLS	BF	H	R	ER	SO	BB	IBB	HBP	BLK	WP	HR	S	P	ERA	WHIP										
Rick Wise, R ERA: 3.01 (1, 1)	4.2		21	8	4	3	1	0	0	0	0	0	0	22	26	5.79	1.929										
Grant Jackson, L ERA: 3.99 (5, 1)	1.1		5	1	0	0	1	0	0	0	0	0	0	7	7	0.00	0.750										
Dick Hall, R ERA: 2.1 (7, 1)	1.2	L	12	7	2	2	2	0	1	0	0	0	0	15	19	10.80	4.200										
Turk Farrell, R ERA: 2.28 (8, 1)	0.1		1	0	0	0	0	0	0	0	0	0	0	1	1	0.00	0.000										

AB	35
R	6
H	16
RBI	6
BB	2
SO	4
LOB	15




Batter	1	2	3	4	5	6	7	8	9	AB	R	H	RBI	BB	SO	LOB	TOP			
Cookie Rojas, R (1,4) OBP: 0.299, SLG: 0.315	0-0 6-3			0-3 K		0-0 6-3		0-3 K		4	0	0	0	0	2	0	Philadelphia Phillies @ Pittsburgh Pirates Forbes Field, Pittsburgh, PA Fri Sep 01 1967, 7:05 PM EDT Att: 6,113 - Unknown			
Johnny Callison, L (1,9) OBP: 0.330, SLG: 0.422	0-0 G3			0-3 K		0-3 K		0-3 K	4	0	0	0	0	3	0					
Tony Gonzalez, L (1,7) OBP: 0.387, SLG: 0.464	0-3 K			0-3 K			0-3 K	0-0 P3	4	0	0	0	0	3	0					
Don Lock, R (1,8) OBP: 0.351, SLG: 0.445		0-0 F7			4-0 PB 1B BB		0-3 K	0-3 K	3	0	0	0	1	2	0					
Gene Oliver, R (1,2) OBP: 0.305, SLG: 0.415		0-0 F8			0-0 L9		0-0 E6 1B		3	0	0	0	0	0	1					
Tony Taylor, R (1,5) OBP: 0.316, SLG: 0.328		0-3 K			0-0 PB 1B		0-0 1B		3	0	2	0	0	1	0					
Rick Joseph, R (1,3) OBP: 0.143, SLG: 0.143			0-0 G5-4-3 1B		0-3 K		0-0 6-3		3	0	1	0	0	1	4					
Bobby Wine, R (1,6) OBP: 0.254, SLG: 0.286			0-0 G5-4-3 1-2		0-3 K			0-0 F3	3	0	0	0	0	1	3					
Larry Jackson, R (1,1) OBP: 0.183, SLG: 0.200			0-3 K			0-3 K		0-0 6-3	2	0	0	0	0	2	0					
Gary Sutherland, R (8, PH) OBP: 0.302, SLG: 0.330									1	0	0	0	0	0	0					
Turk Farrell, R (8, 1) OBP: 0.167, SLG: 0.176									0	0	0	0	0	0	0					
Inning Stats	R: 0 E: 0 K: 1 S: 5	H: 0 LOB: 0 BB: 0 P: 5	R: 0 E: 0 K: 1 S: 5	H: 0 LOB: 0 BB: 0 P: 5	R: 0 E: 0 K: 1 S: 5	H: 1 LOB: 0 BB: 0 P: 5	R: 0 E: 0 K: 3 S: 9	H: 0 LOB: 0 BB: 0 P: 9	R: 0 E: 0 K: 2 S: 7	H: 0 LOB: 0 BB: 0 P: 7	R: 0 E: 1 K: 2 S: 9	H: 1 LOB: 2 BB: 0 P: 9	R: 0 E: 0 K: 1 S: 5	H: 0 LOB: 0 BB: 0 P: 5	R: 0 E: 0 K: 2 S: 7	H: 0 LOB: 0 BB: 0 P: 7	1B: 3 2B: 0 3B: 0 HR: 0	SF: 0 SAC: 0 DP: 1 HBP: 0	WP: 0 PB: 1 SB: 0 CS: 0	PA: 31
PITCHER Woodie Fryman, L (1,1) ERA: 4.14	IP: 9.0 WLS: W BF: 31 H: 3 R: 0 ER: 0 SO: 15 BB: 1 IBB: 0 HBP: 0 BLK: 0 WP: 0 HR: 0 S: 60 P: 64 ERA: 0.00 WHIP: 0.444															PITCHER				

Batter	1	2	3	4	5	6	7	8	9	AB	R	H	RBI	BB	SO	LOB	BOTTOM			
Maury Wills, S (1,5) OBP: 0.323, SLG: 0.354	0-0 F5	0-0 E4		0-0 1B 1B		0-0 G3				4	0	1	0	0	0	1	Philadelphia Phillies @ Pittsburgh Pirates Forbes Field, Pittsburgh, PA Fri Sep 01 1967, 7:05 PM EDT Att: 6,113 - Unknown			
Matty Alou, L (1,8) OBP: 0.368, SLG: 0.399	0-0 2B	0-0 F6		0-0 1B		0-0 G3				4	0	2	1	0	0	2				
Roberto Clemente, R (1,9) OBP: 0.392, SLG: 0.547	0-3 K		0-3 K	0-0 F8		0-0 4-3				4	0	0	0	0	2	3				
Willie Stargell, L (1,7) OBP: 0.364, SLG: 0.485	4-0 FC6-4 IBB		4-0 BB		0-3 K		0-0 6-3			2	0	0	0	2	1	0				
Donn Clendenon, R (1,3) OBP: 0.300, SLG: 0.384	0-0 FC6-4		0-3 K		0-3 K			0-0 SH3-4 2B 1B		4	1	1	0	0	2	3				
Gene Alley, R (1,6) OBP: 0.335, SLG: 0.392		4-0 FC4-6 E BB	0-0 1-3		0-0 1B		0-0 SH3-4			2	1	1	0	1	0	1				
Jose Pagan, R (1,4) OBP: 0.295, SLG: 0.318		0-0 FC4-6 1B		0-0 6-3	0-3 K			0-0 2B		3	0	1	0	0	1	1				
Bill Mazaroski, R (7,4) OBP: 0.294, SLG: 0.359		0-0 FC4-6 1B		0-0 6-3				0-0 2B		1	0	1	1	0	0	0				
Jerry May, R (1,2) OBP: 0.340, SLG: 0.346		0-3 K		0-0 1-3		0-0 F8		0-3 K		4	0	0	0	0	2	3				
Woodie Fryman, R (1,1) OBP: 0.097, SLG: 0.100		0-0 FC4-6 E		0-0 1B 1B		0-0 6-3		0-0 F9		4	1	1	0	0	0	3				
Inning Stats	R: 0 E: 0 K: 1 S: 6	H: 1 LOB: 2 BB: 1 P: 10	R: 1 E: 1 K: 1 S: 7	H: 1 LOB: 2 BB: 1 P: 11	R: 0 E: 0 K: 2 S: 7	H: 0 LOB: 1 BB: 1 P: 11	R: 1 E: 0 K: 0 S: 6	H: 3 LOB: 2 BB: 0 P: 6	R: 0 E: 0 K: 3 S: 10	H: 1 LOB: 1 BB: 0 P: 10	R: 0 E: 0 K: 0 S: 3	H: 0 LOB: 0 BB: 0 P: 3	R: 0 E: 0 K: 0 S: 3	H: 0 LOB: 0 BB: 0 P: 3	R: 1 E: 0 K: 1 S: 7	H: 2 LOB: 1 BB: 0 P: 7	1B: 6 2B: 2 3B: 0 HR: 0	SF: 0 SAC: 1 DP: 0 HBP: 0	WP: 0 PB: 0 SB: 0 CS: 0	PA: 36
PITCHER Larry Jackson, R (1,1) ERA: 3.19	IP: 7.0 WLS: L BF: 31 H: 6 R: 2 ER: 1 SO: 7 BB: 2 IBB: 1 HBP: 0 BLK: 0 WP: 0 HR: 0 S: 42 P: 54 ERA: 1.29 WHIP: 1.143															PITCHER				
Turk Farrell, R (8, 1) ERA: 2.35	IP: 1.0 WLS: L BF: 5 H: 2 R: 1 ER: 1 SO: 1 BB: 0 IBB: 0 HBP: 0 BLK: 0 WP: 0 HR: 0 S: 7 P: 7 ERA: 9.00 WHIP: 2.000															PITCHER				

Batter	1	2	3	4	5	6	7	8	9	AB	R	H	RBI	BB	SO	LOB	TOP	
Cookie Rojas, R (1, 4) <small>OBP: 0.297, SLG: 0.314</small> John Booser, R (3, 1) <small>OBP: 0.235, SLG: 0.188</small> Doug Clemens, L (5, PH) <small>OBP: 0.274, SLG: 0.258</small> Grant Jackson, S (5, 1) <small>OBP: 0.188, SLG: 0.133</small> Rick Joseph, R (9, PH) <small>OBP: 0.125, SLG: 0.125</small> Johnny Callison, L (1, 9) <small>OBP: 0.331, SLG: 0.420</small>	0-0 5-3		0-0 G3		0-0 L9		0-0 1B	0-0 F8	0-0 F8	2	0	0	0	0	0	0		
Tony Gonzalez, L (1, 7) <small>OBP: 0.386, SLG: 0.465</small> Bill White, L (1, 3) <small>OBP: 0.374, SLG: 0.385</small> Tony Taylor, R (1, 5) <small>OBP: 0.315, SLG: 0.326</small> Don Lock, R (1, 8) <small>OBP: 0.346, SLG: 0.439</small> Clay Dainryple, L (1, 2) <small>OBP: 0.289, SLG: 0.250</small> Bobby Wine, R (1, 6) <small>OBP: 0.254, SLG: 0.286</small> Jim Bunning, R (1, 1) <small>OBP: 0.165, SLG: 0.262</small> Chuck Hillier, L (3, PH) <small>OBP: 0.158, SLG: 0.169</small>	0-0 G5-4-3		0-0 F8		0-0 4-3		0-0 1B	0-0 FC4-6	0-0 FC6-4	1	1	1	0	0	0	2		
Al McBean, R (1, 1) <small>ERA: 2.61</small>	9.0 W 38	8 R 1	1 ER 1	1 SO 1	5 BB 0	0 IBB 0	0 HBP 0	0 BLK 0	0 WP 0	0 HR 0	35 S 55	1.00 ERA	1.444 WHIP					

Philadelphia Phillies @ Pittsburgh Pirates
 Forbes Field, Pittsburgh, PA
 Sat Sep 02 1967, 7:05 PM EDT
 Att: 6,431 - Unknown


AB 33
 R 1
 H 8
 RBI 0
 BB 5
 SO 1
 LOB 18



Batter	1	2	3	4	5	6	7	8	9	AB	R	H	RBI	BB	SO	LOB	BOTTOM	
Maury Wills, S (1, 5) <small>OBP: 0.325, SLG: 0.358</small> Matty Alou, L (1, 8) <small>OBP: 0.366, SLG: 0.397</small> Roberto Clemente, R (1, 9) <small>OBP: 0.392, SLG: 0.553</small> Willie Stargell, L (1, 7) <small>OBP: 0.369, SLG: 0.495</small> Donn Clendenon, R (1, 3) <small>OBP: 0.306, SLG: 0.386</small> Gene Alley, R (1, 6) <small>OBP: 0.335, SLG: 0.392</small> Bill Mazerowski, R (1, 4) <small>OBP: 0.293, SLG: 0.358</small> Jerry May, R (1, 2) <small>OBP: 0.338, SLG: 0.343</small> Al McBean, R (1, 1) <small>OBP: 0.200, SLG: 0.158</small>	0-0 3B	0-0 SF7		0-0 F9	0-0 6-3		0-0 K		0-0 K	5	3	3	0	0	1	1		
Al McBean, R (1, 1) <small>ERA: 2.61</small>	2.0 L 14	5 R 5	3 ER 4	3 SO 1	0 BB 0	0 IBB 0	0 HBP 0	0 BLK 0	0 WP 0	1 HR 1	13 S 25	13.50 ERA	2.500 WHIP					

Philadelphia Phillies @ Pittsburgh Pirates
 Forbes Field, Pittsburgh, PA
 Sat Sep 02 1967, 7:05 PM EDT
 Att: 6,431 - Unknown

AB 39
 R 9
 H 15
 RBI 9
 BB 4
 SO 4
 LOB 23



Batter	1	2	3	4	5	6	7	8	9	AB	R	H	RBI	BB	SO	LOB	TOP			
Chuck Hillier, L (1,4) <small>OBP: 0.173, SLG: 0.203</small> Cookie Rojas, R (8,4) <small>OBP: 0.297, SLG: 0.314</small>										5	2	2	0	0	0	2				
Tony Taylor, R (1,5) <small>OBP: 0.314, SLG: 0.328</small>										4	1	1	0	0	2	0				
Johnny Callison, L (1,9) <small>OBP: 0.335, SLG: 0.426</small>										5	2	4	2	0	0	1				
Tony Gonzalez, L (1,7) <small>OBP: 0.390, SLG: 0.469</small>										5	1	4	1	0	0	1				
Bill White, L (1,3) <small>OBP: 0.371, SLG: 0.382</small>										4	0	1	1	0	0	5				
Gene Oliver, R (1,2) <small>OBP: 0.306, SLG: 0.410</small>										3	1	0	0	2	1	2				
Don Lock, R (1,8) <small>OBP: 0.347, SLG: 0.436</small>										4	0	1	1	1	3	3				
Bobby Wine, R (1,6) <small>OBP: 0.250, SLG: 0.281</small>										5	0	0	1	0	1	6				
Chris Short, R (1,1) <small>OBP: 0.135, SLG: 0.120</small> Turk Farrell, R (9,1) <small>OBP: 0.167, SLG: 0.176</small>										4	0	0	0	0	1	4				
Inning Stats	R: 2 E: 0 K: 1 S: 9	H: 4 LOB: 3 BB: 1 P: 13	R: 0 E: 0 K: 0 S: 5	H: 0 LOB: 0 BB: 0 P: 5	R: 3 E: 1 K: 0 S: 6	H: 2 LOB: 2 BB: 2 P: 14	R: 1 E: 0 K: 1 S: 7	H: 2 LOB: 1 BB: 0 P: 7	R: 0 E: 0 K: 1 S: 5	H: 1 LOB: 1 BB: 0 P: 6	R: 0 E: 0 K: 2 S: 9	H: 2 LOB: 2 BB: 0 P: 9	R: 1 E: 0 K: 0 S: 5	H: 2 LOB: 1 BB: 0 P: 5	R: 0 E: 0 K: 1 S: 5	H: 0 LOB: 0 BB: 0 P: 5	1B: 11 2B: 2 3B: 0 HR: 0	SF: 1 SAC: 1 DP: 0 HBP: 0	WP: 0 PA: 44 PB: 0 SB: 0 CS: 0	
PITCHER	IP WLS BF H R ER SO BB IBB HBP BLK WP HR S P ERA WHIP																			
Tommie Sisk, R (1,1) <small>ERA: 3.38</small> John Gelnar, R (3,1) <small>ERA: 5.56</small> Bruce Dal Canton, R (5,1) <small>ERA: 3.97</small> Dennis Ribant, R (8,1) <small>ERA: 3.97</small> Roy Face, R (9,1) <small>ERA: 1.84</small>	2.1 L 16 6 2 1 1 1 2 2 1 0 0 0 0 0 0 17 29 15.43 3.429	1.2 8 2 1 1 1 0 0 0 0 0 0 0 0 0 20 20 0.00 1.000	3.0 12 3 0 0 4 0 0 0 0 0 0 0 0 0 5 5 9.00 2.000	1.0 3 0 0 0 1 0 0 0 0 0 0 0 0 0 5 5 0.00 0.000																

Philadelphia Phillies @ Pittsburgh Pirates
Forbes Field, Pittsburgh, PA
Sun Sep 03 1967, 3:33 AM EDT
Att: 7,164 - Unknown

AB 39
R 7
H 13
RBI 6
BB 3
SO 8
LOB 24



Batter	1	2	3	4	5	6	7	8	9	AB	R	H	RBI	BB	SO	LOB	BOTTOM		
Maury Wills, S (1,5) <small>OBP: 0.326, SLG: 0.363</small>										5	1	2	0	0	0	4			
Gene Alley, R (1,6) <small>OBP: 0.334, SLG: 0.390</small>										5	1	1	0	0	0	5			
Roberto Clemente, R (1,9) <small>OBP: 0.394, SLG: 0.552</small>										4	0	2	2	1	1	0			
Willie Stargell, L (1,7) <small>OBP: 0.371, SLG: 0.493</small>									3	0	1	0	2	1	3				
Don Clendenon, R (1,3) <small>OBP: 0.305, SLG: 0.384</small>									5	0	1	0	0	0	7				
Manny Mota, R (1,8) <small>OBP: 0.343, SLG: 0.435</small>									5	0	0	0	0	1	4				
Bill Mazerowski, R (1,4) <small>OBP: 0.295, SLG: 0.358</small>									3	0	1	0	1	0	2				
Jerry May, R (1,2) <small>OBP: 0.340, SLG: 0.346</small>									4	0	2	0	0	0	2				
Tommie Sisk, R (1,1) <small>OBP: 0.123, SLG: 0.091</small> John Gelnar, R (3,1) <small>OBP: 0.333, SLG: 0.394</small> Andrus Rodgers, R (4,PH) <small>OBP: 0.295, SLG: 0.358</small> Bruce Dal Canton, R (5,1) <small>OBP: 0.343, SLG: 0.435</small> Jose Pagan, R (7,PH) <small>OBP: 0.295, SLG: 0.358</small> Dennis Ribant, R (8,1) <small>OBP: 0.340, SLG: 0.346</small> Manny Mota, R (9,1) <small>OBP: 0.343, SLG: 0.435</small> Roy Face, R (9,1) <small>OBP: 0.343, SLG: 0.435</small>									0	0	0	0	0	0	0				
Inning Stats	R: 0 E: 0 K: 1 S: 5	H: 0 LOB: 0 BB: 0 P: 5	R: 0 E: 0 K: 0 S: 4	H: 1 LOB: 2 BB: 1 P: 8	R: 1 E: 0 K: 1 S: 8	H: 3 LOB: 0 BB: 0 P: 8	R: 0 E: 0 K: 0 S: 5	H: 2 LOB: 3 BB: 1 P: 9	R: 0 E: 0 K: 0 S: 3	H: 0 LOB: 0 BB: 0 P: 3	R: 0 E: 0 K: 1 S: 7	H: 2 LOB: 3 BB: 1 P: 11	R: 0 E: 0 K: 0 S: 3	H: 1 LOB: 1 BB: 1 P: 7	R: 1 E: 0 K: 1 S: 7	H: 2 LOB: 2 BB: 1 P: 11	1B: 10 2B: 0 3B: 1 HR: 0	SF: 0 SAC: 0 DP: 1 HBP: 0	WP: 0 PA: 42 PB: 0 SB: 1 CS: 0
PITCHER	IP WLS BF H R ER SO BB IBB HBP BLK WP HR S P ERA WHIP																		
Chris Short, L (1,1) <small>ERA: 2.42</small> Turk Farrell, R (9,1) <small>ERA: 2.33</small>	8.1 W 40 11 2 2 3 1 0 0 0 0 0 0 4 4 0.00 0.000																		

Philadelphia Phillies @ Pittsburgh Pirates
Forbes Field, Pittsburgh, PA
Sun Sep 03 1967, 3:33 AM EDT
Att: 7,164 - Unknown

AB 37
R 2
H 11
RBI 2
BB 5
SO 4
LOB 29



Batter	1	2	3	4	5	6	7	8	9	AB	R	H	RBI	BB	SO	LOB	TOP			
Chuck Hiller, L (1.4)	E4			1-3		1B		6-3		3	1	0	0	1	0	0	Philadelphia Phillies @ Atlanta Braves Atlanta Stadium, Atlanta, GA Mon Sep 04 1967, 3:33 AM EDT Att: 10,060 - Unknown			
Tony Taylor, R (1.5)	K			BB		1B		6-3		3	0	1	1	1	1	1				
Johnny Callison, L (1.9)	1-3			L7		1B			L4	4	0	1	1	0	0	1				
Tony Gonzalez, L (1.7)		F7		G3		K			1B	4	0	1	0	0	1	3				
Bill White, L (1.3)		G3			P5				P5	1	0	0	0	0	0	0				
John Boozer, R (2.1)						4-3				1	0	0	0	0	0	0				
Doug Clemens, L (6. PH)										1	0	0	0	0	0	2				
Dick Hall, R (6.1)										0	0	0	0	0	0	0				
Gene Oliver, R (9. PH)										1	0	0	0	0	0	1				
Clay Dalrymple, L (1.2)		4-3			K			F8		4	0	0	0	0	1	1				
Don Lock, R (1.8)				L8				F8		3	0	1	0	0	0	0				
Bobby Wine, R (1.6)				G6-4-3						1	0	0	0	0	0	1				
Gary Sutherland, R (6. PH)				1-2		BB		5-3		2	1	1	0	0	0	0				
Rick Wise, R (1.1)				F9		1B				0	0	0	0	0	0	0				
Rick Joseph, R (2.3)						P3		5-3		3	0	0	0	0	0	1				
Inning Stats	R: 0 E: 1 K: 1 S: 5	H: 0 LOB: 0 BB: 0 P: 5	R: 0 E: 0 K: 0 S: 3	H: 0 LOB: 0 BB: 0 P: 3	R: 0 E: 0 K: 0 S: 3	H: 1 LOB: 0 BB: 1 P: 3	R: 0 E: 0 K: 0 S: 3	H: 0 LOB: 1 BB: 1 P: 7	R: 0 E: 0 K: 1 S: 5	H: 0 LOB: 0 BB: 0 P: 5	R: 2 E: 0 K: 1 S: 8	H: 3 LOB: 2 BB: 1 P: 12	R: 0 E: 0 K: 0 S: 3	H: 0 LOB: 0 BB: 0 P: 3	R: 0 E: 0 K: 0 S: 4	H: 1 LOB: 1 BB: 0 P: 4	1B: 5 2B: 1 3B: 0 HR: 0	SF: 0 SAC: 0 DP: 2 HBP: 0	WP: 0 PB: 0 SB: 0 CS: 1	PA: 33
PITCHER Clay Carroll, R (1.1) ERA: 4.93	IP: 9.0 WLS: W BF: 33	H: 5 R: 2 ER: 2 SO: 3	BB: 2 IBB: 0 HBP: 0 BLK: 0	WP: 0 HR: 0 S: 37 P: 45	ERA: 2.00 WHIP: 0.778	PITCHER														

AB 31
R 2
H 5
RBI 2
BB 2
SO 3
LOB 11



Batter	1	2	3	4	5	6	7	8	9	AB	R	H	RBI	BB	SO	LOB	BOTTOM				
Felipe Alou, R (1.8)	1B	SF8		FC6-4		6-3		1B		4	2	3	2	0	0	0	Philadelphia Phillies @ Atlanta Braves Atlanta Stadium, Atlanta, GA Mon Sep 04 1967, 3:33 AM EDT Att: 10,060 - Unknown				
Tito Francona, L (1.3)	HR			F5		F7		1B		5	1	3	1	0	0	2					
Hank Aaron, R (1.9)	HR	5-3		FC6-4		F5		1B		5	1	2	3	0	0	3					
Joe Torre, R (1.2)	L5			K		G4-6-3		F7	F3	5	1	1	0	0	1	2					
Clete Boyer, R (1.5)	F9			BB		1B		F3	F3	4	0	2	0	1	0	2					
Mack Jones, L (1.7)	HR			K		G4-6-3		P5		4	1	1	1	0	1	4					
Denis Menke, R (1.6)	K			K		2B		IBB		3	0	1	1	1	2	1					
Woody Woodward, R (1.4)		WP		SH		F9				3	2	2	0	1	0	2					
Clay Carroll, R (1.1)		SH5-4		SH		K		K		2	0	0	0	0	2	2					
Inning Stats	R: 4 E: 0 K: 1 S: 9	H: 4 LOB: 0 BB: 0 P: 9	R: 1 E: 0 K: 0 S: 5	H: 2 LOB: 1 BB: 0 P: 5	R: 0 E: 0 K: 3 S: 9	H: 0 LOB: 1 BB: 1 P: 13	R: 1 E: 0 K: 0 S: 5	H: 2 LOB: 1 BB: 0 P: 5	R: 1 E: 0 K: 1 S: 7	H: 3 LOB: 2 BB: 1 P: 11	R: 0 E: 0 K: 0 S: 3	H: 0 LOB: 0 BB: 0 P: 3	R: 0 E: 0 K: 0 S: 4	H: 1 LOB: 2 BB: 1 P: 8	R: 1 E: 0 K: 1 S: 8	H: 3 LOB: 2 BB: 0 P: 8		1B: 8 2B: 5 3B: 0 HR: 2	SF: 1 SAC: 2 DP: 1 HBP: 0	WP: 1 PB: 0 SB: 0 CS: 0	PA: 41
PITCHER Rick Wise, R (1.1) ERA: 3.29	IP: 1.2 WLS: L BF: 11	H: 6 R: 5 ER: 5 SO: 1	BB: 0 IBB: 0 HBP: 0 BLK: 0	WP: 1 HR: 2 S: 13 P: 13	ERA: 27.00 WHIP: 3.600	PITCHER															
John Boozer, R (2.1)	3.1	16	5	2	2	4	1	1	0	0	0	22	30	5.40	1.800						
Dick Hall, R (6.1)	3.0	14	4	1	1	1	0	1	0	0	0	15	19	3.00	1.333						

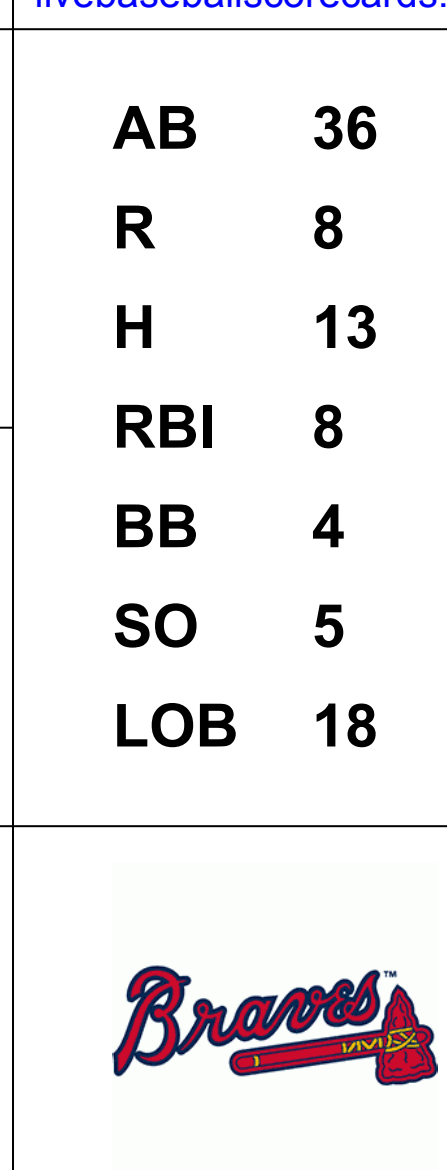
AB 35
R 8
H 15
RBI 8
BB 3
SO 6
LOB 18



Batter	1	2	3	4	5	6	7	8	9	AB	R	H	RBI	BB	SO	LOB	TOP					
Cookie Rojas, R OBP: 0.297, SLG: 0.313	F5		F9			5-3		E5 SF8 1B		4	1	1	0	0	0	1	Philadelphia Phillies @ Atlanta Braves Atlanta Stadium, Atlanta, GA Mon Sep 04 1967, 7:05 PM EDT Att: 10,103 - Unknown					
Tony Taylor, R OBP: 0.313, SLG: 0.324	L9			L3		K		K		4	0	0	0	0	2	1						
Johnny Callison, L OBP: 0.332, SLG: 0.422	F9			F5		F8		SF8		3	0	0	1	0	0	0						
Tony Gonzalez, L OBP: 0.390, SLG: 0.467		F7		F7			1B BB	1B		4	0	2	0	0	0	0						
Bill White, L OBP: 0.364, SLG: 0.374	F9			F9		K		G3		4	0	0	0	0	1	2						
Gens Oliver, R OBP: 0.308, SLG: 0.408	F8				FC5-4 1B		FC5 1B BB		5-3	3	0	1	0	1	0	0						
Don Lock, R OBP: 0.349, SLG: 0.434					FC5-4 1B				6-3	3	0	1	0	1	0	1						
Bobby Wine, R OBP: 0.296, SLG: 0.280			F7							0	0	0	0	0	0	0						
Doug Clemens, L OBP: 0.250, SLG: 0.250										1	0	0	0	0	0	1						
Grant Jackson, S OBP: 0.182, SLG: 0.133										0	0	0	0	0	0	0						
Chuck Hiller OBP: 0.165, SLG: 0.205										1	0	1	0	0	0	0						
Rick Wise, R OBP: 0.277, SLG: 0.273										0	0	0	0	0	0	0						
Clay Dalrymple OBP: 0.246, SLG: 0.246										1	0	0	0	0	0	3						
Dallas Green, L OBP: 0.167, SLG: 0.167										1	0	1	0	0	0	0						
Dick Ellsworth, L OBP: 0.132, SLG: 0.108										0	0	0	0	0	0	0						
John Boozer, R OBP: 0.222, SLG: 0.176										0	0	0	0	0	0	0						
Gary Sutherland, R OBP: 0.299, SLG: 0.326										4	0	0	0	0	1	7						
Inning Stats	R: 0 E: 0 K: 0 S: 3	H: 0 LOB: 0 BB: 0 P: 3	R: 0 E: 0 K: 0 S: 3	H: 0 LOB: 0 BB: 0 P: 3	R: 0 E: 0 K: 0 S: 3	H: 0 LOB: 1 BB: 1 P: 7	R: 0 E: 0 K: 0 S: 3	H: 0 LOB: 0 BB: 0 P: 3	R: 0 E: 0 K: 1 S: 7	H: 2 LOB: 2 BB: 0 P: 7	R: 0 E: 0 K: 1 S: 5	H: 0 LOB: 0 BB: 0 P: 5	R: 0 E: 0 K: 1 S: 7	H: 2 LOB: 3 BB: 1 P: 11	R: 1 E: 1 K: 1 S: 7	H: 2 LOB: 1 BB: 0 P: 7	R: 0 E: 0 K: 0 S: 4	H: 1 LOB: 1 BB: 0 P: 4	1B: 7 2B: 0 3B: 0 HR: 0	SF: 1 SAC: 0 DP: 0 HBP: 0	WP: 0 PB: 0 SB: 0 CS: 0	PA: 36
PITCHER	IP WLS BF H R ER SO BB IBB HBP BLK WP HR S P ERA WHIP																					
Tony Cloninger, R ERA: 5.07	(1, 1) 7.2 W 31 6 1 0 4 2 0 0 0 0 0 0 37 45 0.00 1.043																					
Cecil Upshaw, R ERA: 2.2	(8, 1) 1.1 S 5 1 0 0 0 0 0 0 0 0 0 0 5 5 0.00 0.750																					

Batter	1	2	3	4	5	6	7	8	9	AB	R	H	RBI	BB	SO	LOB	BOTTOM			
Felipe Alou, R OBP: 0.327, SLG: 0.425	G3			5-3		F7		FC5 BB 1-2 2-H 1B		5	0	2	2	0	0	0	Philadelphia Phillies @ Atlanta Braves Atlanta Stadium, Atlanta, GA Mon Sep 04 1967, 7:05 PM EDT Att: 10,103 - Unknown			
Mack Jones, L OBP: 0.335, SLG: 0.435				K						4	2	2	0	1	1	2				
Hank Aaron, R OBP: 0.387, SLG: 0.597										4	1	1	0	0	1	1				
Gary Geiger, L OBP: 0.289, SLG: 0.219				F4						1	0	0	0	0	1	3				
Rico Carty, R OBP: 0.340, SLG: 0.433										4	1	3	1	1	0	3				
Clete Boyer, R OBP: 0.306, SLG: 0.442										4	1	1	2	0	0	3				
Miguel de la Hoz, R OBP: 0.229, SLG: 0.303										0	0	0	0	0	0	0				
Denis Menke, R OBP: 0.333, SLG: 0.330										3	1	1	0	1	0	2				
Woody Woodward, R OBP: 0.299, SLG: 0.277										4	1	1	2	0	0	2				
Bob Uecker, R OBP: 0.249, SLG: 0.219										4	1	1	0	0	1	2				
Tony Cloninger, R OBP: 0.231, SLG: 0.240										3	0	1	1	0	1	0				
Cecil Upshaw, R OBP: 0.429, SLG: 0.200										0	0	0	0	1	0	0				
Inning Stats	R: 6 E: 0 K: 1 S: 11	H: 6 LOB: 2 BB: 2 P: 19	R: 0 E: 0 K: 1 S: 6	H: 1 LOB: 1 BB: 0 P: 6	R: 0 E: 0 K: 0 S: 3	H: 0 LOB: 0 BB: 0 P: 3	R: 0 E: 0 K: 1 S: 5	H: 0 LOB: 0 BB: 0 P: 5	R: 0 E: 0 K: 1 S: 4	H: 2 LOB: 1 BB: 0 P: 4	R: 0 E: 0 K: 1 S: 5	H: 0 LOB: 0 BB: 0 P: 5	R: 1 E: 0 K: 0 S: 7	H: 2 LOB: 1 BB: 0 P: 5	R: 1 E: 0 K: 1 S: 7	H: 2 LOB: 3 BB: 2 P: 15	1B: 11 2B: 2 3B: 0 HR: 0	SF: 0 SAC: 0 DP: 1 HBP: 0	WP: 0 PB: 1 SB: 0 CS: 0	PA: 40
PITCHER	IP WLS BF H R ER SO BB IBB HBP BLK WP HR S P ERA WHIP																			
Dick Ellsworth, L ERA: 4.61	(1, 1) 0.1 L 7 4 6 6 0 2 1 0 0 0 0 0 0 12 12 0.00 1.800																			
John Boozer, R ERA: 4.7	(1, 1) 1.2 8 3 0 0 2 0 0 0 0 0 0 0 12 12 0.00 1.800																			
Grant Jackson, L ERA: 3.79	(3, 1) 2.0 6 0 0 0 1 0 0 0 0 0 0 0 8 8 0.00 0.000																			
Rick Wise, R ERA: 3.24	(5, 1) 2.0 7 2 0 0 1 0 0 0 0 0 0 0 9 9 0.00 1.000																			
Dallas Green, R ERA: 10.38	(7, 1) 2.0 12 4 2 2 1 2 0 0 0 0 0 0 12 20 9.00 3.000																			

AB	33
R	1
H	7
RBI	1
BB	2
SO	4
LOB	16



Batter	1	2	3	4	5	6	7	8	9	10	11	AB	R	H	RBI	BB	SO	LOB	TOP					
Cookie Rojas, R OBP: 0.293, SLG: 0.309 (1, 4)	K	F9			FC6-4		P6		6-3		SF7	5	0	0	2	0	1	6						
Tony Taylor, R OBP: 0.313, SLG: 0.332 (1, 5)	HR		F8		F9			5-3	4-3			6	1	2	1	0	0	3						
Johnny Callison, L OBP: 0.328, SLG: 0.416 (1, 9)	G3		F9		F8			P4			P4	6	0	0	0	0	1	3						
Tony Gonzalez, L OBP: 0.392, SLG: 0.473 (1, 7)	4-3							2B				5	1	3	0	0	1	0						
Bill White, L OBP: 0.247, SLG: 0.377 (8, PR)												4	0	1	1	0	1	2						
Billy Cowan, R OBP: 0.224, SLG: 0.340 (8, 3)			G1				L3					0	0	0	0	0	0	0						
Rick Joseph, R OBP: 0.231, SLG: 0.308 (8, 3)								2B				1	0	1	0	0	0	0						
Gene Oliver, R OBP: 0.306, SLG: 0.402 (1, 2)								5-3				4	0	0	0	1	0	3						
Don Lock, R OBP: 0.347, SLG: 0.428 (1, 8)								5-3				4	0	0	0	0	1	1						
Bobby Wine, R OBP: 0.247, SLG: 0.277 (9, PH)								4-3				4	0	0	0	0	1	1						
Chuck Hiller, L OBP: 0.195, SLG: 0.214 (9, PR)												3	0	0	0	0	1	2						
Gary Sutherland, R OBP: 0.302, SLG: 0.326 (9, 6)												1	0	1	0	0	0	0						
Larry Jackson, R OBP: 0.247, SLG: 0.211 (7, PH)												1	0	1	0	1	0	0						
Doug Clemens, L OBP: 0.263, SLG: 0.246 (7, 1)												1	0	0	0	0	1	0						
Turk Farrell, R OBP: 0.167, SLG: 0.176 (9, PH)												0	0	0	0	0	0	0						
John Briggs, L OBP: 0.330, SLG: 0.408 (9, 1)												1	0	1	0	0	0	0						
Dick Hall, R OBP: 0.071, SLG: 0.071 (9, 1)												1	0	1	0	0	0	0						
Inning Stats	R: 1 E: 0 K: 1 S: 6	H: 1 LOB: 0 BB: 0 P: 6	R: 0 E: 0 K: 1 S: 5	H: 0 LOB: 3 BB: 2 P: 14	R: 0 E: 0 K: 0 S: 4	H: 1 LOB: 1 BB: 0 P: 4	R: 0 E: 0 K: 0 S: 3	H: 0 LOB: 0 BB: 0 P: 3	R: 0 E: 0 K: 0 S: 4	H: 1 LOB: 1 BB: 0 P: 4	R: 0 E: 0 K: 2 S: 7	H: 0 LOB: 0 BB: 0 P: 7	R: 1 E: 0 K: 0 S: 5	H: 2 LOB: 1 BB: 0 P: 5	R: 1 E: 0 K: 1 S: 7	H: 2 LOB: 2 BB: 0 P: 7	R: 0 E: 0 K: 2 S: 8	H: 1 LOB: 1 BB: 0 P: 8	R: 1 E: 0 K: 0 S: 5	H: 2 LOB: 2 BB: 1 P: 9	1B: 5 2B: 5 3B: 0 HR: 1	SF: 1 SAC: 0 DP: 0 HBP: 1	WP: 0 PB: 1 SB: 0 CS: 0	PA: 48
PITCHER	Ken Johnson, R ERA: 2.7	IP: 7.2 WLS: 0.2 BF: 4 H: 2 R: 1 ER: 1 SO: 1 BB: 0 IBB: 0 HBP: 0 BLK: 0 WP: 0 HR: 0 S: 37 P: 46 ERA: 2.35 WHIP: 1.043	Claude Raymond, R ERA: 2.66	IP: 8.1 WLS: 0.2 BF: 2 H: 0 R: 0 ER: 0 SO: 0 BB: 0 IBB: 0 HBP: 0 BLK: 0 WP: 0 HR: 0 S: 2 P: 2 ERA: 0.00 WHIP: 0.000	Cecil Upshaw, R ERA: 2.16	IP: 9.1 WLS: 0.2 BF: 3 H: 1 R: 0 ER: 0 SO: 2 BB: 0 IBB: 0 HBP: 0 BLK: 0 WP: 0 HR: 0 S: 7 P: 7 ERA: 0.00 WHIP: 1.500	Ramon Hernandez, L ERA: 4.23	IP: 10.1 WLS: 1.0 BF: 6 H: 2 R: 1 ER: 1 SO: 0 BB: 1 IBB: 0 HBP: 0 BLK: 0 WP: 0 HR: 0 S: 5 P: 9 ERA: 9.00 WHIP: 3.000	PITCHER	Dick Kelley, L ERA: 4.35	IP: (11, 1) WLS: 0.1 BF: 1 H: 0 R: 0 ER: 0 SO: 0 BB: 0 IBB: 0 HBP: 0 BLK: 0 WP: 0 HR: 0 S: 1 P: 1 ERA: 0.00 WHIP: 0.000													

Philadelphia Phillies @ Atlanta Braves
Atlanta Stadium, Atlanta, GA
Tue Sep 05 1967, 7:05 PM EDT
Att: 4,153 - Unknown

AB 43
R 4
H 11
RBI 4
BB 3
SO 7
LOB 20



Batter	1	2	3	4	5	6	7	8	9	10	11	AB	R	H	RBI	BB	SO	LOB	BOTTOM			
Felipe Alou, R OBP: 0.324, SLG: 0.421 (1, 3)	6-3	P6			6-3		F8		P3			5	0	0	0	0	0	1				
Mack Jones, L OBP: 0.301, SLG: 0.434 (8, 8)	1B											3	1	1	0	0	0	0				
Gary Geiger, L OBP: 0.296, SLG: 0.227 (9, 8)	HBP				G3		F6					1	0	1	0	0	0	0				
Hank Aaron, R OBP: 0.385, SLG: 0.593 (1, 9)	1B				F5		K					5	1	1	0	0	2	2				
Joe Torre, R OBP: 0.354, SLG: 0.472 (1, 2)	1B											5	1	2	1	0	0	2				
Joe Torre, R OBP: 0.354, SLG: 0.472 (1, 2)	BB				4-3							5	1	2	1	0	0	2				
Clete Boyer, R OBP: 0.305, SLG: 0.438 (1, 5)	1B											4	0	0	0	1	0	2				
Rico Carty, R OBP: 0.343, SLG: 0.433 (1, 7)	1B											4	0	2	2	1	1	0				
Denis Menke, R OBP: 0.332, SLG: 0.327 (1, 6)	G6-4-3											4	0	0	0	1	0	3				
Woody Woodward, R OBP: 0.301, SLG: 0.277 (8, PR)												3	0	1	0	1	0	3				
Dave Nicholson, R OBP: 0.244, SLG: 0.286 (8, 1)												0	0	0	0	0	0	0				
Miguel de la Hoz, R OBP: 0.228, SLG: 0.300 (10, 4)												1	0	0	0	0	0	0				
Ken Johnson, R OBP: 0.244, SLG: 0.189 (8, 1)												3	0	0	0	0	1	5				
Cecil Upshaw, R OBP: 0.244, SLG: 0.286 (8, 1)												0	0	0	0	0	0	0				
Tito Espartero, L OBP: 0.208, SLG: 0.200 (9, PH)												1	0	0	0	0	0	1				
Ramon Hernandez, L OBP: 0.298, SLG: 0.297 (10, 1)												0	0	0	0	0	0	0				
Ed Rakow, S OBP: 0.100, SLG: 0.100 (10, 1)												0	0	0	0	0	0	0				
Dick Kelley, R OBP: 0.100, SLG: 0.100 (11, 1)												0	0	0	0	0	0	0				
Inning Stats	R: 3 E: 0 K: 0 S: 5	H: 3 LOB: 1 BB: 1 P: 10	R: 0 E: 0 K: 1 S: 5	H: 0 LOB: 0 BB: 0 P: 5	R: 0 E: 0 K: 0 S: 3	H: 0 LOB: 0 BB: 0 P: 3	R: 0 E: 0 K: 0 S: 4	H: 1 LOB: 2 BB: 0 P: 8	R: 0 E: 0 K: 1 S: 5	H: 1 LOB: 0 BB: 0 P: 5	R: 0 E: 0 K: 0 S: 4	H: 1 LOB: 1 BB: 0 P: 12	R: 0 E: 0 K: 0 S: 3	H: 0 LOB: 0 BB: 0 P: 3	R: 0 E: 0 K: 1 S: 6	H: 1 LOB: 1 BB: 0 P: 6	R: 0 E: 0 K: 1 S: 5	H: 0 LOB: 0 BB: 0 P: 5	1B: 8 2B: 0 3B: 0 HR: 0	SF: 0 SAC: 0 DP: 2 HBP: 1	WP: 0 PB: 0 SB: 0 CS: 0	PA: 44
PITCHER	Larry Jackson, R ERA: 3.23	IP: 6.0 WLS: 2.0 BF: 7 H: 1 R: 1 ER: 0 SO: 2 BB: 4 IBB: 0 HBP: 1 BLK: 0 WP: 0 HR: 0 S: 26 P: 43 ERA: 4.50 WHIP: 1.500	Turk Farrell, R ERA: 2.28	IP: 7.1 WLS: 7 BF: 1 H: 0 R: 0 ER: 0 SO: 0 BB: 0 IBB: 0 HBP: 0 BLK: 0 WP: 0 HR: 0 S: 7 P: 7 ERA: 0.00 WHIP: 0.500	Dick Hall, R ERA: 2.06	IP: 9.1 WLS: 3.0 BF: 10 H: 2 R: 0 ER: 0 SO: 2 BB: 0 IBB: 0 HBP: 0 BLK: 0 WP: 0 HR: 0 S: 14 P: 14 ERA: 0.00 WHIP: 0.667	PITCHER	Larry Jackson, R ERA: 3.23	IP: 6.0 WLS: 2.0 BF: 7 H: 1 R: 1 ER: 0 SO: 2 BB: 4 IBB: 0 HBP: 1 BLK: 0 WP: 0 HR: 0 S: 26 P: 43 ERA: 4.50 WHIP: 1.500													


Philadelphia Phillies @ Atlanta Braves
Atlanta Stadium, Atlanta, GA
Tue Sep 05 1967, 7:05 PM EDT
Att: 4,153 - Unknown


AB 39
R 3
H 8
RBI 3
BB 4
SO 4
LOB 19



Batter	1	2	3	4	5	6	7	8	9	AB	R	H	RBI	BB	SO	LOB	TOP								
Tommy Harper, R OBP: 0.301, SLG: 0.350	F9			5-3		BB 3B 1-2		E6 1B CS		4	1	1	0	0	0	0	Cincinnati Reds @ Philadelphia Phillies Connie Mack Stadium, Philadelphia, PA Thu Sep 07 1967, 7:05 PM EDT Att: 7,276 - Unknown								
Tommy Helms, R OBP: 0.294, SLG: 0.347	F9			F8		BB 3B 1-2 2-3		F8		3	1	0	0	1	0										
Pete Rose, S OBP: 0.378, SLG: 0.465	K			E4		F9				4	0	1	0	0	1	3									
Lee May, R OBP: 0.288, SLG: 0.399		P5		P5				CS	F7	3	0	1	3	0	0	1									
Vada Pinson, L OBP: 0.317, SLG: 0.440						1-H 2-H 3-H				1	0	0	0	0	0	0									
Tony Perez, R OBP: 0.332, SLG: 0.496		6-3			F8	P5				4	0	1	0	0	0	1									
Deron Johnson, R OBP: 0.290, SLG: 0.397					F8		P4		K	4	0	0	0	0	1	1									
Johnny Bench, R OBP: 0.158, SLG: 0.243			F8		F7		F8		F7	4	0	0	0	0	0	1									
Leo Cardenas, R OBP: 0.303, SLG: 0.306			L8			FC1-6 1B	F9			3	0	1	0	0	0	0									
Milt Pappas, R OBP: 0.119, SLG: 0.078										3	1	0	0	0	2	1									
Ted Abernathy, R OBP: 0.067, SLG: 0.067			K			FC1-6 BB 1B 1-2 3B		K		0	0	0	0	0	0	0									
Inning Stats	R: 0 E: 0 K: 1 S: 5	H: 0 LOB: 0 BB: 0 P: 5	R: 0 E: 0 K: 0 S: 3	H: 0 LOB: 0 BB: 0 P: 3	R: 0 E: 0 K: 1 S: 5	H: 0 LOB: 0 BB: 0 P: 5	R: 0 E: 1 K: 0 S: 4	H: 0 LOB: 1 BB: 0 P: 4	R: 0 E: 0 K: 0 S: 3	H: 0 LOB: 0 BB: 0 P: 3	R: 3 E: 0 K: 0 S: 6	H: 3 LOB: 1 BB: 1 P: 10	R: 0 E: 0 K: 0 S: 3	H: 0 LOB: 0 BB: 0 P: 3	R: 0 E: 1 K: 1 S: 6	H: 1 LOB: 1 BB: 0 P: 6	R: 0 E: 0 K: 1 S: 6	H: 1 LOB: 1 BB: 0 P: 6	1B: 4 2B: 0 3B: 1 HR: 0	SF: 0 SAC: 0 DP: 0 HBP: 0	WP: 0 PB: 0 SB: 0 CS: 1	PA: 35			
PITCHER	IP	WLS	BF	H	R	ER	SO	BB	IBB	HBP	BLK	WP	HR	S	P	ERA	WHIP								
Chris Short, L ERA: 2.48	(1, 1)	7.0	L	26	3	3	3	2	1	0	0	0	0	29	33	3.86	0.571								
Turk Farrell, R ERA: 2.23	(8, 1)	2.0		8	2	0	0	2	0	0	0	0	0	12	12	0.00	1.000								

Batter	1	2	3	4	5	6	7	8	9	AB	R	H	RBI	BB	SO	LOB	BOTTOM								
Tony Taylor, R OBP: 0.311, SLG: 0.332	6-3		1B		SH3-4				K	4	0	1	0	0	2	2	Cincinnati Reds @ Philadelphia Phillies Connie Mack Stadium, Philadelphia, PA Thu Sep 07 1967, 7:05 PM EDT Att: 7,276 - Unknown								
John Briggs, L OBP: 0.231, SLG: 0.405	K		G4-3 1B		P6		5-3		E BB 1-2	4	0	1	0	1	1	2									
Johnny Callison, L OBP: 0.331, SLG: 0.414	1B BB		F3		K			3-1	E1 1-3 2-H	4	0	1	0	1	1	3									
Tony Gonzalez, L OBP: 0.397, SLG: 0.476	1B		G4-3			4-3		4-3 WP 1B	6-3	5	0	2	0	0	0	4									
Bill White, L OBP: 0.365, SLG: 0.374	4-3			FC6-4 1B		1B BB		4-3		3	0	1	0	1	0	3									
Chuck Hillier, L OBP: 0.234, SLG: 0.244		CS 1B		FC6-4 FC3-6 1-2		G3-6 1B			BB	3	0	2	0	1	0	1									
Clay Dalrymple, L OBP: 0.283, SLG: 0.245		FC3-6 1B		FC3-6		G3-6-1		K		4	0	1	0	0	1	5									
Bobby Wine, R OBP: 0.245, SLG: 0.272		FC3-6 FC4-6		4-3					5-3	2	0	0	0	0	0	2									
Gary Sutherland, R OBP: 0.303, SLG: 0.327										2	0	1	0	0	0	0									
Chris Short, R OBP: 0.148, SLG: 0.135		FC4-6								2	0	1	0	0	0	1									
Doug Clemens, L OBP: 0.269, SLG: 0.242										1	0	0	0	0	0	1									
Turk Farrell, R OBP: 0.167, SLG: 0.176					SH3-4				1B WP E HBP	0	0	0	0	0	0	0									
Don Lock, R OBP: 0.350, SLG: 0.439										0	1	0	0	0	0	0									
Inning Stats	R: 0 E: 0 K: 1 S: 6	H: 1 LOB: 2 BB: 1 P: 10	R: 0 E: 0 K: 0 S: 4	H: 2 LOB: 1 BB: 0 P: 4	R: 0 E: 0 K: 0 S: 4	H: 2 LOB: 1 BB: 0 P: 4	R: 0 E: 0 K: 0 S: 4	H: 1 LOB: 1 BB: 0 P: 4	R: 0 E: 0 K: 1 S: 6	H: 1 LOB: 1 BB: 1 P: 7	R: 0 E: 0 K: 1 S: 6	H: 1 LOB: 1 BB: 0 P: 6	R: 0 E: 0 K: 1 S: 6	H: 1 LOB: 2 BB: 1 P: 10	R: 1 E: 1 K: 1 S: 6	H: 1 LOB: 2 BB: 1 P: 11	1B: 11 2B: 0 3B: 0 HR: 0	SF: 0 SAC: 1 DP: 2 HBP: 1	WP: 2 PB: 0 SB: 0 CS: 1	PA: 40					
PITCHER	IP	WLS	BF	H	R	ER	SO	BB	IBB	HBP	BLK	WP	HR	S	P	ERA	WHIP								
Milt Pappas, R ERA: 2.84	(1, 1)	8.2	W	38	10	1	0	5	4	0	0	0	0	43	60	0.00	1.615								
Ted Abernathy, R ERA: 1.46	(9, 1)	0.1	S	2	1	0	0	0	0	0	0	0	0	2	2	0.00	3.000								


Batter	1	2	3	4	5	6	7	8	9	AB	R	H	RBI	BB	SO	LOB	TOP					
Felipe Alou, R OBP: 0.325, SLG: 0.419 (1, 3)	0-0 6-3			0-0 6-3		0-0 F7			0-0 WP 1B	4	0	1	0	0	0	0	Atlanta Braves @ Philadelphia Phillies Connie Mack Stadium, Philadelphia, PA Fri Sep 08 1967, 7:05 PM EDT Att: 11,220 - Unknown AB 29 R 1 H 4 RBI 1 BB 0 SO 5 LOB 3 					
Mack Jones, L OBP: 0.344, SLG: 0.439 (1, 8)	0-3 K			0-0 G3			0-0 G6-4-3 1B		0-3 K	4	0	1	0	0	2	1						
Hank Aaron, R OBP: 0.378, SLG: 0.582 (1, 9)	0-0 F2			0-0 F7			0-0 G6-4-3 1-2			3	0	0	0	0	0	1						
Joe Torre, R OBP: 0.356, SLG: 0.480 (1, 2)			0-0 5-3				0-0 L5			3	1	1	1	0	0	0						
Clete Boyer, R OBP: 0.304, SLG: 0.437 (1, 5)			0-0 G1-6-3 1B			0-0 5-3			0-0 6-3	3	0	1	0	0	0	0						
Rico Carty, R OBP: 0.336, SLG: 0.421 (1, 7)			0-0 G1-6-3 1-2			0-0 5-3			0-0 1-3	3	0	0	0	0	0	1						
Miguel de la Hoz, R OBP: 0.229, SLG: 0.299 (1, 4)			0-0 3-1			0-0 F7			0-3 K	3	0	0	0	0	1	0						
Woody Woodward, R OBP: 0.299, SLG: 0.276 (1, 6)			0-0 F9			0-0 6-3			0-0 5-3	3	0	0	0	0	0	0						
Clay Carroll, R OBP: 0.118, SLG: 0.063 (1, 1)			0-0 P6			0-3 K			0-3 K	1	0	0	0	0	0	0						
Charlie Lau, L OBP: 0.280, SLG: 0.233 (6, PH)										1	0	0	0	0	1	0						
Dick Kelley, R OBP: 0.313, SLG: 0.333 (6, PH)										0	0	0	0	0	0	1						
Tito Francona, L OBP: 0.299, SLG: 0.335 (9, PH)										1	0	0	0	0	1	0						
Inning Stats	R: 0 E: 0 K: 1 S: 5	H: 0 LOB: 0 BB: 0 P: 5	R: 0 E: 0 K: 0 S: 3	H: 1 LOB: 0 BB: 0 P: 3	R: 0 E: 0 K: 0 S: 3	H: 0 LOB: 0 BB: 0 P: 3	R: 0 E: 0 K: 0 S: 3	H: 0 LOB: 0 BB: 0 P: 3	R: 1 E: 0 K: 0 S: 4	H: 1 LOB: 0 BB: 0 P: 4	R: 0 E: 0 K: 1 S: 5	H: 0 LOB: 0 BB: 0 P: 5	R: 0 E: 0 K: 0 S: 3	H: 1 LOB: 0 BB: 0 P: 3	R: 0 E: 0 K: 1 S: 5	H: 0 LOB: 0 BB: 0 P: 5	R: 0 E: 0 K: 2 S: 8	H: 1 LOB: 1 BB: 0 P: 8	1B: 3 2B: 0 3B: 0 HR: 1	SF: 0 SAC: 0 DP: 2 HBP: 0	WP: 2 PB: 0 CS: 0	PA: 29
PITCHER Rick Wise, R ERA: 3.12 (1, 1)	IP: 9.0 WLS: W BF: 29 H: 4 R: 1 ER: 1 SO: 5 BB: 0 IBB: 0 HBP: 0 BLK: 0 WP: 1 HR: 1 S: 39 P: 39 ERA: 1.00 WHIP: 0.444															PITCHER	IP: 9.0 WLS: W BF: 29 H: 4 R: 1 ER: 1 SO: 5 BB: 0 IBB: 0 HBP: 0 BLK: 0 WP: 1 HR: 1 S: 39 P: 39 ERA: 1.00 WHIP: 0.444					

Batter	1	2	3	4	5	6	7	8	9	AB	R	H	RBI	BB	SO	LOB	BOTTOM	
Tony Taylor, R OBP: 0.313, SLG: 0.334 (1, 5)	0-0 1B 2B 1B			0-0 6-3			0-3 K			4	1	2	0	0	1	1	Atlanta Braves @ Philadelphia Phillies Connie Mack Stadium, Philadelphia, PA Fri Sep 08 1967, 7:05 PM EDT Att: 11,220 - Unknown AB 29 R 4 H 7 RBI 3 BB 2 SO 10 LOB 10 	
John Briggs, L OBP: 0.330, SLG: 0.403 (1, 8)	0-0 2B 1B	0-0 G3		0-3 K		0-3 K				4	1	1	0	0	2	2		
Johnny Callison, L OBP: 0.331, SLG: 0.415 (1, 9)	0-3 K		0-0 6-3 SF7 2B		0-3 K		0-3 K			4	1	1	0	0	3	2		
Tony Gonzalez, L OBP: 0.395, SLG: 0.473 (1, 7)	4-0 2B WP IBB		0-0 6-3		0-0 6-3			0-3 K		3	1	0	0	1	1	1		
Bill White, L OBP: 0.370, SLG: 0.381 (1, 3)	0-0 WP 1-3 2H 3H 2B		4-0 FC5-4 IBB		0-0 S 1B			0-0 1-3		3	0	2	2	1	0	0		
Gene Oliver, R OBP: 0.302, SLG: 0.397 (1, 2)	0-3 K		0-0 SF7		0-0 P4			0-0 P4		3	0	0	1	0	1	2		
Cookie Rojas, R OBP: 0.293, SLG: 0.307 (1, 4)	0-0 6-3		0-0 FC5-4 1-2		0-0 P6					3	0	0	0	0	2	2		
Bobby Wine, R OBP: 0.246, SLG: 0.272 (1, 6)		0-0 4-3		0-0 6-3 SH5-4 1B		0-3 K				3	0	1	0	0	1	0		
Rick Wise, R OBP: 0.265, SLG: 0.261 (1, 1)		0-0 6-3		0-0 SH5-4 1-2		0-3 K				2	0	0	0	0	1	0		
Inning Stats	R: 3 E: 0 K: 2 S: 10	H: 3 LOB: 1 BB: 1 P: 14	R: 0 E: 0 K: 0 S: 4	H: 1 LOB: 1 BB: 0 P: 4	R: 1 E: 0 K: 0 S: 4	H: 1 LOB: 1 BB: 1 P: 8	R: 0 E: 0 K: 1 S: 6	H: 1 LOB: 1 BB: 0 P: 6	R: 0 E: 0 K: 2 S: 7	H: 0 LOB: 0 BB: 0 P: 7	R: 0 E: 0 K: 3 S: 9	H: 0 LOB: 0 BB: 0 P: 9	R: 0 E: 0 K: 1 S: 5	H: 0 LOB: 0 BB: 0 P: 5	1B: 5 2B: 2 3B: 0 HR: 0	SF: 1 SAC: 1 DP: 0 HBP: 0		WP: 1 PB: 0 SB: 1 CS: 0
PITCHER Clay Carroll, R ERA: 5.06 (1, 1)	IP: 5.0 WLS: L BF: 24 H: 7 R: 4 ER: 4 SO: 4 BB: 0 IBB: 2 HBP: 0 BLK: 0 WP: 0 HR: 0 S: 30 P: 38 ERA: 7.20 WHIP: 1.400															PITCHER Dick Kelley, L ERA: 4.11 (6, 1)	IP: 3.0 WLS: 9 BF: 9 H: 0 R: 0 ER: 0 SO: 6 BB: 0 IBB: 0 HBP: 0 BLK: 0 WP: 0 HR: 0 S: 21 P: 21 ERA: 0.00 WHIP: 0.000	

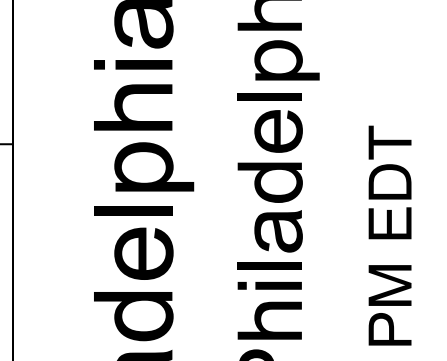
Batter	1	2	3	4	5	6	7	8	9	AB	R	H	RBI	BB	SO	LOB	TOP			
Felipe Alou, R OBP: 0.324, SLG: 0.420 (1, 3)										4	1	1	1	0	0	1	Atlanta Braves @ Philadelphia Phillies Connie Mack Stadium, Philadelphia, PA Sat Sep 09 1967, 7:05 PM EDT Att: 9,607 - Unknown			
Mack Jones, L OBP: 0.347, SLG: 0.443 (1, 8)										3	1	2	1	1	0	0				
Hank Aaron, R OBP: 0.377, SLG: 0.581 (1, 9)										3	0	1	1	1	0	1				
Joe Torre, R OBP: 0.353, SLG: 0.475 (1, 2)										4	0	0	0	0	1	4				
Clete Boyer, R OBP: 0.301, SLG: 0.434 (1, 5)										4	0	0	0	0	2	0				
Rico Carty, R OBP: 0.337, SLG: 0.420 (1, 7)										3	0	1	0	1	1	0				
Miguel de la Hoz, R OBP: 0.222, SLG: 0.290 (1, 4)										4	0	0	0	0	0	2				
Woody Woodward, R OBP: 0.301, SLG: 0.281 (1, 6)										4	1	2	0	0	0	1				
Tony Cloninger, R OBP: 0.237, SLG: 0.245 (1, 1)										0	0	0	0	0	0	0				
Ramon Hernandez, S OBP: 0.229, SLG: 0.222 (3, PH)										0	0	0	0	0	0	0				
Gary Geiger, L OBP: 0.229, SLG: 0.222 (3, PH)										1	0	0	0	0	1	0				
Ed Rakow, S OBP: 0.229, SLG: 0.222 (3, PH)										0	0	0	0	0	0	0				
Charlie Lau, L OBP: 0.215, SLG: 0.227 (6, PH)										1	0	0	0	0	1	1				
Claude Raymond, R OBP: 0.143, SLG: 0.286 (6, PH)										0	0	0	0	0	0	0				
Tito Francona, L OBP: 0.208, SLG: 0.333 (6, PH)										1	0	0	0	0	1	1				
Cecil Upshaw, R OBP: 0.228, SLG: 0.200 (8, 1)										0	0	0	0	0	0	0				
Inning Stats	R: 0 E: 0 K: 0 S: 4	H: 1 LOB: 1 BB: 0 P: 4	R: 0 E: 0 K: 1 S: 5	H: 1 LOB: 0 BB: 0 P: 5	R: 0 E: 0 K: 1 S: 5	H: 0 LOB: 0 BB: 0 P: 5	R: 0 E: 0 K: 1 S: 5	H: 0 LOB: 0 BB: 0 P: 5	R: 0 E: 0 K: 1 S: 7	H: 2 LOB: 3 BB: 1 P: 11	R: 0 E: 0 K: 0 S: 3	H: 0 LOB: 0 BB: 0 P: 3	R: 3 E: 0 K: 1 S: 8	H: 3 LOB: 0 BB: 0 P: 8	R: 0 E: 0 K: 1 S: 5	H: 0 LOB: 1 BB: 1 P: 9	1B: 4 2B: 3 3B: 0 HR: 0	SF: 1 SAC: 0 DP: 1 HBP: 0	WP: 1 PA: 35 PB: 0 SB: 0 CS: 0	
PITCHER	IP	WLS	BF	H	R	ER	SO	BB	IBB	HBP	BLK	WP	HR	S	P	ERA	WHIP			
Larry Jackson, R ERA: 3.24 (1, 1)	7.1	W	29	7	3	3	6	1	0	0	0	0	0	40	44	3.68	1.091			
Turk Farrell, R ERA: 2.19 (8, 1)	1.2	S	6	0	0	0	1	1	0	0	0	1	0	7	11	0.00	0.600			

Batter	1	2	3	4	5	6	7	8	9	AB	R	H	RBI	BB	SO	LOB	BOTTOM			
Tony Taylor, R OBP: 0.315, SLG: 0.332 (1, 5)										2	0	0	0	2	0	0	Atlanta Braves @ Philadelphia Phillies Connie Mack Stadium, Philadelphia, PA Sat Sep 09 1967, 7:05 PM EDT Att: 9,607 - Unknown			
John Briggs, L OBP: 0.332, SLG: 0.402 (1, 8)										3	2	1	0	1	0	1				
Johnny Callison, L OBP: 0.330, SLG: 0.416 (1, 9)										4	1	1	1	0	1	1				
Tony Gonzalez, L OBP: 0.398, SLG: 0.478 (1, 7)										4	1	3	0	0	0	1				
Bill White, L OBP: 0.369, SLG: 0.377 (1, 3)										3	0	0	0	1	0	3				
Gene Oliver, R OBP: 0.305, SLG: 0.398 (1, 2)										4	0	2	2	0	0	2				
Cookie Rojas, R OBP: 0.292, SLG: 0.307 (1, 4)										4	0	1	0	0	0	5				
Bobby Wine, R OBP: 0.246, SLG: 0.270 (1, 6)										3	0	0	0	1	2	1				
Larry Jackson, R OBP: 0.197, SLG: 0.203 (1, 1)										3	0	0	0	0	0	1				
Turk Farrell, R OBP: 0.158, SLG: 0.167 (8, 1)										1	0	0	0	0	1	1				
Inning Stats	R: 2 E: 1 K: 0 S: 6	H: 3 LOB: 2 BB: 1 P: 10	R: 0 E: 0 K: 0 S: 3	H: 0 LOB: 1 BB: 1 P: 7	R: 1 E: 0 K: 0 S: 5	H: 2 LOB: 1 BB: 0 P: 5	R: 0 E: 0 K: 1 S: 5	H: 0 LOB: 0 BB: 0 P: 5	R: 1 E: 0 K: 1 S: 6	H: 1 LOB: 2 BB: 2 P: 14	R: 0 E: 0 K: 0 S: 4	H: 1 LOB: 1 BB: 0 P: 4	R: 0 E: 0 K: 2 S: 8	H: 1 LOB: 1 BB: 0 P: 8	R: 0 E: 0 K: 1 S: 5	H: 0 LOB: 0 BB: 0 P: 9	1B: 6 2B: 2 3B: 0 HR: 0	SF: 0 SAC: 0 DP: 0 HBP: 0	WP: 0 PA: 36 PB: 0 SB: 0 CS: 1	
PITCHER	IP	WLS	BF	H	R	ER	SO	BB	IBB	HBP	BLK	WP	HR	S	P	ERA	WHIP			
Tony Cloninger, R ERA: 5.17 (1, 1)	0.1	L	3	2	2	1	0	1	0	0	0	0	0	7	11	0.00	1.200			
Ramon Hernandez, L ERA: 4.08 (1, 1)	1.2		8	1	0	0	0	1	0	0	0	0	0	7	11	0.00	1.200			
Ed Rakow, R ERA: 4.14 (3, 1)	3.0		14	3	2	2	2	2	0	0	0	0	0	16	24	6.00	1.667			
Claude Raymond, R ERA: 2.57 (6, 1)	2.0		7	1	0	0	0	1	0	0	0	0	0	6	10	0.00	1.000			
Cecil Upshaw, R ERA: 2.1 (8, 1)	1.0		4	1	0	0	2	0	0	0	0	0	0	8	8	0.00	1.000			

AB 32
R 3
H 7
RBI 3
BB 2
SO 7
LOB 11



AB 31
R 4
H 8
RBI 3
BB 5
SO 4
LOB 16



Batter	1	2	3	4	5	6	7	8	9	AB	R	H	RBI	BB	SO	LOB	TOP			
Tony Taylor, R (1, 5) OBP: 0.317, SLG: 0.332	0-3 K	0-0							1-0	4	0	2	1	0	1	0	Philadelphia Phillies @ St. Louis Cardinals Busch Stadium, St. Louis, MO Mon Sep 11 1967, 7:05 PM CDT Att: 18,390 - Unknown			
John Briggs, L (1, 8) OBP: 0.331, SLG: 0.394	4-0 2B	0-0 2H 1B							0-0 HBP	4	0	0	0	1	1	4				
Johnny Callison, L (1, 9) OBP: 0.332, SLG: 0.417	0-0 F3								0-0 4-3	3	0	0	0	0	0	1				
Tony Gonzalez, L (1, 7) OBP: 0.402, SLG: 0.485	0-0 2B								0-0 1B	4	0	2	0	0	0	1				
Bill White, L (1, 3) OBP: 0.372, SLG: 0.374	4-0 BB								0-0 1B	3	0	1	0	1	0	0				
Gene Oliver, R (1, 2) OBP: 0.297, SLG: 0.387	0-3 K								0-3 1B	4	0	0	0	0	3	5				
Cookie Rojas, R (1, 4) OBP: 0.292, SLG: 0.315									0-0 FC6-4	4	0	0	0	0	1	2				
Bobby Wine, R (1, 6) OBP: 0.255, SLG: 0.286									0-0 1-3	4	1	3	0	0	0	0				
Chris Short, R (1, 1) OBP: 0.143, SLG: 0.130									0-0 P4	2	0	0	0	0	0	2				
John Boozar, R (4, 1) OBP: 0.222, SLG: 0.176										0	0	0	0	0	0	0				
Chuck Hiller, L (7, PH) OBP: 0.232, SLG: 0.242										1	0	0	0	0	0	1				
Grant Jackson, S (7, 1) OBP: 0.188, SLG: 0.133										0	0	0	0	0	0	0				
Doug Clemens, L (9, PH) OBP: 0.256, SLG: 0.239										1	0	0	0	0	0	0				
Inning Stats	R: 0 E: 0 K: 2 S: 8	H: 1 LOB: 3 BB: 2 P: 16	R: 1 E: 0 K: 0 S: 5	H: 2 LOB: 1 BB: 0 P: 5	R: 0 E: 0 K: 0 S: 2	H: 0 LOB: 0 BB: 0 P: 3	R: 0 E: 0 K: 2 S: 8	H: 1 LOB: 1 BB: 0 P: 8	R: 0 E: 0 K: 0 S: 3	H: 0 LOB: 0 BB: 0 P: 3	R: 0 E: 0 K: 0 S: 3	H: 2 LOB: 2 BB: 0 P: 7	R: 0 E: 0 K: 1 S: 7	H: 2 LOB: 2 BB: 0 P: 7	R: 0 E: 0 K: 0 S: 3	H: 0 LOB: 1 BB: 0 P: 4	1B: 6 2B: 2 3B: 0 HR: 0	SF: 0 SAC: 0 DP: 0 HBP: 2	WP: 0 PB: 0 SB: 0 CS: 1	PA: 38
PITCHER Nelson Briles, R (1, 1) ERA: 2.39	IP: 9.0 WLS: W BF: 38 H: 8 R: 1 ER: 1 SO: 6 BB: 2 IBB: 0 HBP: 2 BLK: 0 WP: 0 HR: 0 S: 46 P: 56 ERA: 1.00 WHIP: 1.111															PITCHER				

Batter	1	2	3	4	5	6	7	8	9	AB	R	H	RBI	BB	SO	LOB	BOTTOM	
Lou Brock, L (1, 7) OBP: 0.323, SLG: 0.469	0-3 K									4	2	1	1	1	1	0	Philadelphia Phillies @ St. Louis Cardinals Busch Stadium, St. Louis, MO Mon Sep 11 1967, 7:05 PM CDT Att: 18,390 - Unknown	
Julian Javier, R (1, 4) OBP: 0.319, SLG: 0.418	0-0 2B									4	0	3	1	1	1	0		
Curt Flood, R (1, 8) OBP: 0.372, SLG: 0.396	0-0 1-3									4	0	2	1	0	0	2		
Orlando Cepeda, R (1, 3) OBP: 0.407, SLG: 0.546	4-0 IBB									2	0	0	0	3	1	1		
Alex Johnson, R (1, 9) OBP: 0.290, SLG: 0.337	0-0 F9									2	0	0	0	0	0	4		
Roger Maris, L (4, PH) OBP: 0.359, SLG: 0.421										1	1	0	0	2	0	3		
Tim McCarver, L (1, 2) OBP: 0.376, SLG: 0.458										5	1	4	0	0	0	2		
Phil Gagliano, R (1, 5) OBP: 0.294, SLG: 0.286	0-0 F8									3	1	1	1	0	0	2		
Dal Maxvill, R (1, 6) OBP: 0.301, SLG: 0.279	4-0 BB									1	0	0	1	2	0	0		
Nelson Briles, R (1, 1) OBP: 0.216, SLG: 0.147	0-3 K									3	0	0	0	0	2	3		
Inning Stats	R: 0 E: 0 K: 1 S: 6	H: 1 LOB: 2 BB: 1 P: 10	R: 0 E: 0 K: 1 S: 5	H: 1 LOB: 1 BB: 1 P: 9	R: 0 E: 0 K: 1 S: 6	H: 1 LOB: 2 BB: 1 P: 10	R: 3 E: 0 K: 0 S: 8	H: 5 LOB: 3 BB: 1 P: 12	R: 0 E: 0 K: 0 S: 3	H: 0 LOB: 1 BB: 1 P: 7	R: 1 E: 0 K: 2 S: 8	H: 1 LOB: 2 BB: 2 P: 16	R: 1 E: 0 K: 0 S: 4	H: 1 LOB: 2 BB: 2 P: 12	1B: 9 2B: 2 3B: 0 HR: 0	SF: 3 SAC: 1 DP: 1 HBP: 0	WP: 0 PB: 0 SB: 1 CS: 1	PA: 42
PITCHER Chris Short, L (1, 1) ERA: 2.59	IP: 3.2 WLS: L BF: 20 H: 7 R: 3 ER: 3 SO: 3 BB: 1 IBB: 2 HBP: 0 BLK: 0 WP: 0 HR: 0 S: 23 P: 35 ERA: 7.36 WHIP: 2.182															PITCHER		
John Boozar, R (4, 1) ERA: 4.52	2.1 10 2 0 0 0 2 0 0 0 0 0 8 16 0.00 1.714																	
Grant Jackson, L (7, 1) ERA: 3.92	2.0 12 2 2 2 2 3 1 0 0 0 0 12 28 9.00 2.500																	

Batter	1	2	3	4	5	6	7	8	9	AB	R	H	RBI	BB	SO	LOB	TOP
Cookie Rojas, R OBP: 0.293, SLG: 0.315 (1, 4)	0-0 6-3		4-0 BB			0-0 G6-4-3 1B		0-0 F3		3	0	1	0	1	0	0	
Tony Taylor, R OBP: 0.314, SLG: 0.329 (1, 5)	0-0 F8		0-3 K			0-0 G6-4-3 1-2		0-0 F9		4	0	0	0	0	1	2	
Johnny Callison, L OBP: 0.332, SLG: 0.416 (1, 9)	0-0 1B			0-0 4-3				0-0 L9		4	0	1	0	0	0	0	
Tony Gonzalez, L OBP: 0.403, SLG: 0.485 (1, 7)	0-0 6-3			0-0 G4-6-3 1B				0-0 1B		4	0	2	0	0	0	1	
John Briggs, L OBP: 0.331, SLG: 0.394 (1, 8)		0-0 1-3		0-0 G4-6-3 1-2				0-0 1B		3	0	1	0	0	0	1	
Bill White, L OBP: 0.368, SLG: 0.369 (1, 3)		0-0 4-3			0-0 F2			0-0 P5		3	0	0	0	0	0	2	
Clay Dainryple, L OBP: 0.281, SLG: 0.243 Gene Oliver, R OBP: 0.296, SLG: 0.385 (7, PH) (7, 2)		0-0 P3			0-0 4-1			0-0 P4		2	0	0	0	0	0	0	
Bobby Wine, R OBP: 0.253, SLG: 0.283 (1, 6)			0-0 6-3		0-0 6-3			0-0 F8		3	0	0	0	0	0	0	
Rick Wise, R OBP: 0.265, SLG: 0.255 Dick Ellsworth, L OBP: 0.132, SLG: 0.106 Chuck Hillier, L OBP: 0.226, SLG: 0.239 Dallas Green, L OBP: 0.226, SLG: 0.239 Billy Cowan, R OBP: 0.226, SLG: 0.239 Grant Jackson, S OBP: 0.198, SLG: 0.133 (1, 1) (4, 1) (6, PH) (6, 1) (8, PH) (8, 1)		0-0 K		0-0 K		0-0 G3		0-0 5-3		1	0	0	0	0	1	0	
Inning Stats	R: 0 E: 0 K: 0 S: 4	H: 1 LOB: 1 BB: 0 P: 4	R: 0 E: 0 K: 0 S: 3	H: 0 LOB: 0 BB: 0 P: 3	R: 0 E: 0 K: 2 S: 7	H: 0 LOB: 1 BB: 1 P: 11	R: 0 E: 0 K: 0 S: 3	H: 1 LOB: 0 BB: 0 P: 3	R: 0 E: 0 K: 0 S: 5	H: 2 LOB: 2 BB: 0 P: 5	R: 0 E: 0 K: 0 S: 3	H: 0 LOB: 0 BB: 0 P: 3	R: 0 E: 0 K: 0 S: 3	H: 0 LOB: 0 BB: 0 P: 3	1B: 5 2B: 0 3B: 0 HR: 0	SF: 0 SAC: 0 DP: 2 HBP: 0	WP: 0 PA: 31 PB: 0 SB: 0 CS: 0
PITCHER	IP WLS BF H R ER SO BB IBB HBP BLK WP HR S P ERA WHIP																
Bob Gibson, R ERA: 3.38 Larry Jaster, L ERA: 3.07 (1, 1) (7, 1)	6.1 W 23 5 0 0 2 1 0 0 0 0 0 26 30 0.00 0.947																

Philadelphia Phillies @ St. Louis Cardinals
Busch Stadium, St. Louis, MO
Tue Sep 12 1967, 7:05 PM CDT
Att: 19,932 - Unknown

AB 30
R 0
H 5
RBI 0
BB 1
SO 2
LOB 8



Batter	1	2	3	4	5	6	7	8	9	AB	R	H	RBI	BB	SO	LOB	BOTTOM
Lou Brock, L OBP: 0.323, SLG: 0.468 (1, 7)	0-0 G3 1B		0-3 K	4-0 G4-6-3 1B 1-2 2-3 BB	0-0 5-3			0-3 K2-3		4	1	1	0	1	2	2	
Bobby Tolan, L OBP: 0.302, SLG: 0.379 Curt Flood, R OBP: 0.372, SLG: 0.396 (1, 8) (4, PH) (5, 8)	0-0 G3 1-2		0-3 K	0-0 G4-6-3 1B 1-2 2-3 3-H		0-0 5-3		0-0 6-3		2	0	0	0	0	1	1	
Roger Maris, L OBP: 0.360, SLG: 0.422 (1, 9)	0-0 2-H 1B		0-0 1B	0-0 G4-6-3 1-2 2-3 3-H BB		0-3 K		0-0 5-3		4	0	2	1	0	1	2	
Orlando Cepeda, R OBP: 0.406, SLG: 0.543 (1, 3)	0-3 K		0-0 F8	4-0 BB IBB		0-0 5-3				3	0	0	0	1	1	2	
Tim McCarver, L OBP: 0.379, SLG: 0.460 (1, 2)	0-0 4-3		0-0 6-3	4-0 1-2 BB			0-0 2B			3	0	1	0	1	0	2	
Phil Gagliano, R OBP: 0.297, SLG: 0.286 (1, 5)		1-0 1B 2B HBP		0-0 BB F3			0-0 F7			3	2	1	0	0	0	4	
Julian Javier, R OBP: 0.320, SLG: 0.417 (1, 4)		0-0 2B CS 1B		4-0 BB 1B BB	0-0 F9		0-0 F8			3	1	1	0	1	0	1	
Dal Maxvill, R OBP: 0.302, SLG: 0.283 (1, 6)		0-0 1-3 2-H 2B		0-0 BB 1B 1B	0-0 F9		0-0 5-3			4	1	2	2	0	0	1	
Bob Gibson, R OBP: 0.233, SLG: 0.148 Larry Jaster, L OBP: 0.167, SLG: 0.100 (1, 1) (7, 1)	0-0 F9 3-H		0-0 1B BB	4-0 1-2 3-H BB	0-0 1B		0-0 4-3			3	1	2	1	0	0	2	
Inning Stats	R: 1 E: 0 K: 1 S: 7	H: 2 LOB: 1 BB: 0 P: 7	R: 1 E: 0 K: 1 S: 6	H: 2 LOB: 1 BB: 0 P: 7	R: 0 E: 0 K: 1 S: 6	H: 1 LOB: 1 BB: 0 P: 6	R: 4 E: 0 K: 0 S: 6	H: 4 LOB: 3 BB: 4 P: 22	R: 0 E: 0 K: 0 S: 4	H: 1 LOB: 1 BB: 0 P: 4	R: 0 E: 0 K: 1 S: 5	H: 0 LOB: 0 BB: 0 P: 5	R: 0 E: 0 K: 1 S: 5	H: 0 LOB: 0 BB: 0 P: 5	1B: 9 2B: 2 3B: 0 HR: 0	SF: 0 SAC: 0 DP: 1 HBP: 1	WP: 0 PA: 38 PB: 0 SB: 0 CS: 1
PITCHER	IP WLS BF H R ER SO BB IBB HBP BLK WP HR S P ERA WHIP																
Rick Wise, R ERA: 3.4 Dick Ellsworth, L ERA: 4.53 Dallas Green, R ERA: 9.0 Grant Jackson, L ERA: 3.87 (1, 1) (4, 1) (6, 1) (8, 1)	3.0 L 18 8 6 6 3 1 0 1 0 0 0 0 7 19 0.00 2.000																

Philadelphia Phillies @ St. Louis Cardinals
Busch Stadium, St. Louis, MO
Tue Sep 12 1967, 7:05 PM CDT
Att: 19,932 - Unknown

AB 33
R 6
H 11
RBI 5
BB 4
SO 5
LOB 17



Batter	1	2	3	4	5	6	7	8	9	AB	R	H	RBI	BB	SO	LOB	TOP				
Cookie Rojas, R OBP: 0.293, SLG: 0.314 (1, 4)	K			F9	2B		F5		SH2-4	4	1	1	1	0	1	1	Philadelphia Phillies @ St. Louis Cardinals Busch Stadium, St. Louis, MO Wed Sep 13 1967, 7:05 PM CDT Att: 18,683 - Unknown				
Tony Taylor, R OBP: 0.317, SLG: 0.338 (1, 5)	1-3			2B	2B		1B		4-3	5	0	3	1	0	0	1					
Johnny Callison, L OBP: 0.330, SLG: 0.412 (1, 9)	F2			F5	BB		F8		L8	4	0	0	0	1	0	4					
Tony Gonzalez, L OBP: 0.404, SLG: 0.484 (1, 7)		6-3		HBP	P4				FC4-6	3	0	1	0	0	0	2					
John Briggs, L OBP: 0.327, SLG: 0.388 (1, 8)	3-1			F9			3-1		FC4-6	4	0	0	0	0	0	3					
Bill White, L OBP: 0.370, SLG: 0.382 (1, 3)	1-3				HR		F5		FC3-5	4	1	2	1	0	0	0					
Clay Dalrymple, L OBP: 0.281, SLG: 0.243 (1, 2)			K		1B		K		FC3-2-5	4	1	1	0	0	2	2					
Bobby Wine, R OBP: 0.250, SLG: 0.279 (1, 6)			K		P4		6-3		F7	4	0	0	0	0	1	3					
Larry Jackson, R OBP: 0.203, SLG: 0.208 (1, 1)			L9		SH1-4		E4		SH2-4	3	0	1	0	0	0	0					
Inning Stats	R: 0 E: 0 K: 1 S: 5	H: 0 LOB: 0 BB: 0 P: 5	R: 0 E: 0 K: 0 S: 3	H: 0 LOB: 0 BB: 0 P: 3	R: 0 E: 0 K: 2 S: 7	H: 0 LOB: 0 BB: 0 P: 7	R: 0 E: 0 K: 0 S: 4	H: 1 LOB: 2 BB: 0 P: 5	R: 3 E: 0 K: 0 S: 7	H: 4 LOB: 2 BB: 1 P: 11	R: 0 E: 0 K: 1 S: 5	H: 1 LOB: 2 BB: 0 P: 5	R: 0 E: 0 K: 0 S: 5	H: 2 LOB: 2 BB: 0 P: 5	R: 0 E: 0 K: 0 S: 4	H: 1 LOB: 1 BB: 0 P: 4	1B: 6 2B: 2 3B: 0 HR: 1	SF: 0 SAC: 2 DP: 0 HBP: 1	WP: 0 PB: 0 SB: 0 CS: 0	PA: 39	
PITCHER	IP	WLS	BF	H	R	ER	SO	BB	IBB	HBP	BLK	WP	HR	S	P	ERA	WHIP				
Dick Hughes, R ERA: 2.91 (1, 1)	4.2	L	21	5	3	3	3	1	0	1	0	0	1	25	30	5.79	1.286				
Al Jackson, L ERA: 4.91 (5, 1)	1.1		4	0	0	0	1	0	0	0	0	0	0	6	6	0.00	0.000				
Ron Willis, R ERA: 2.88 (7, 1)	1.1		8	3	0	0	0	0	0	0	0	0	0	8	8	0.00	2.250				
Joe Hoerner, L ERA: 2.12 (8, 1)	1.2		6	1	0	0	0	0	0	0	0	0	0	6	6	0.00	0.600				


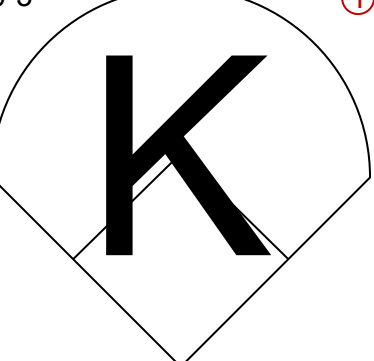
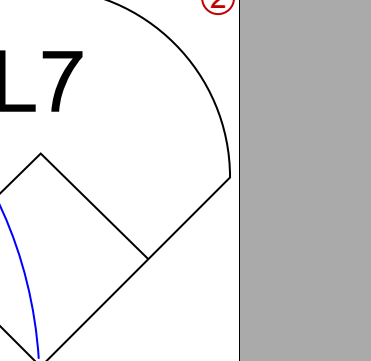
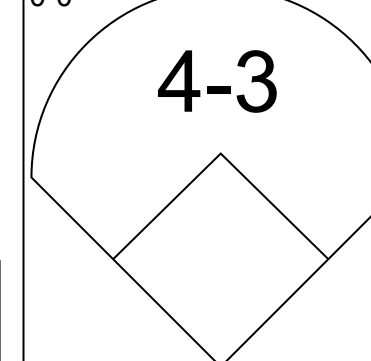
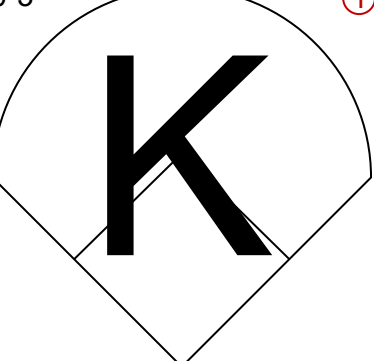

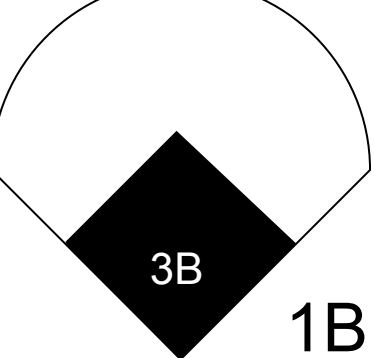
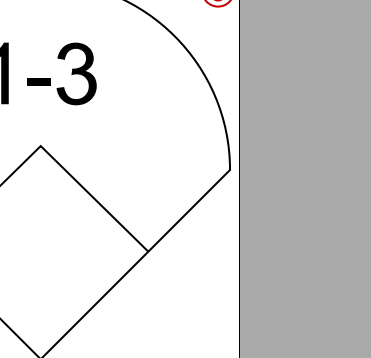
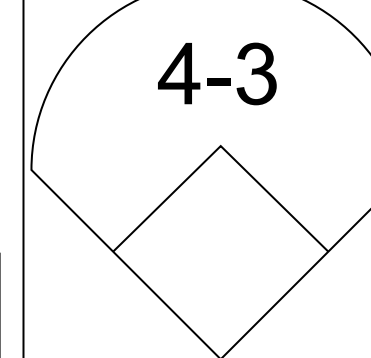
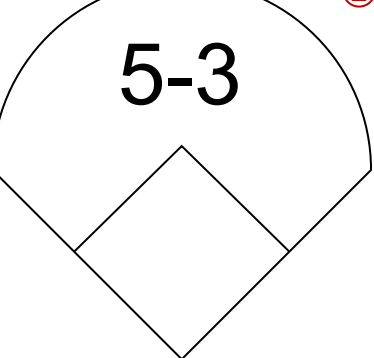
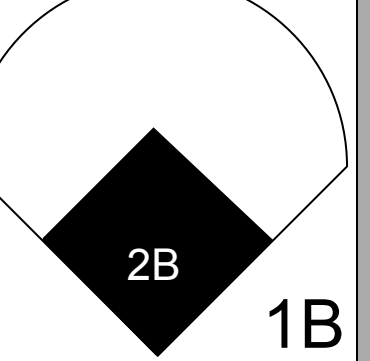
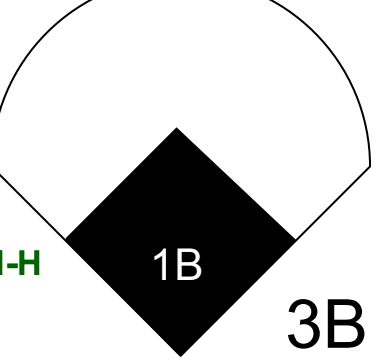
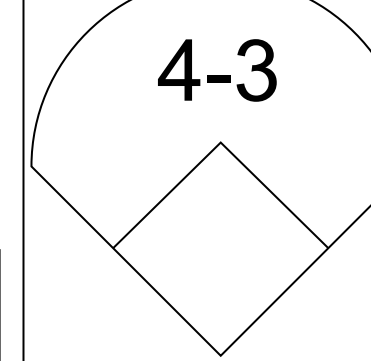
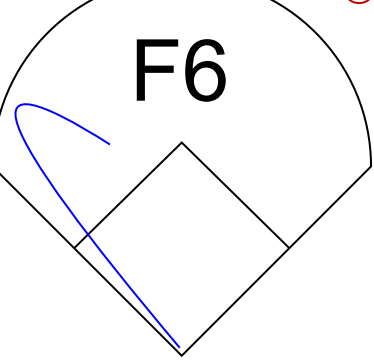
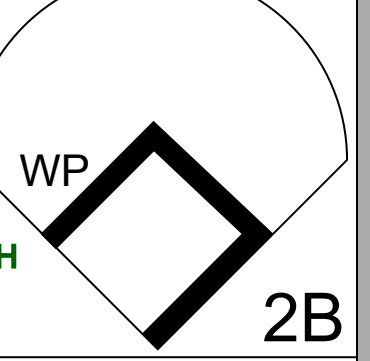
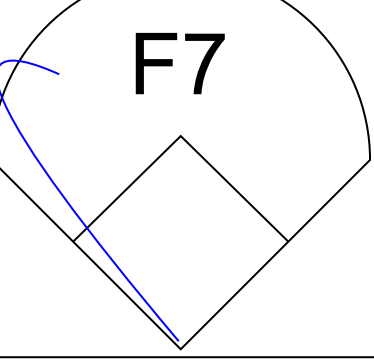
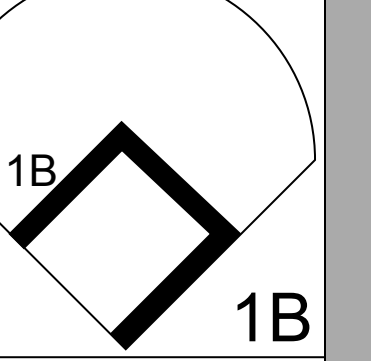
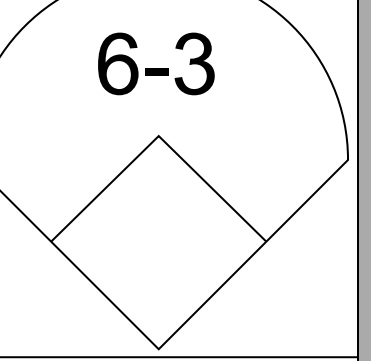
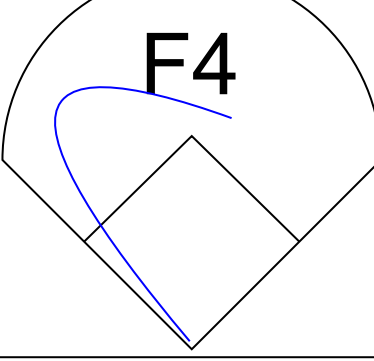
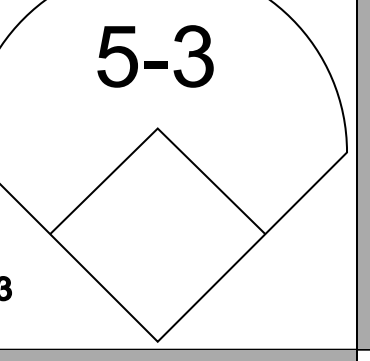
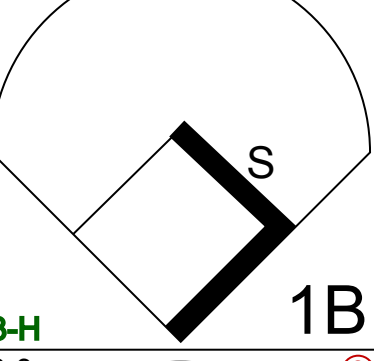
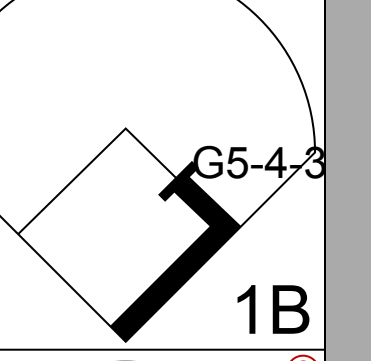
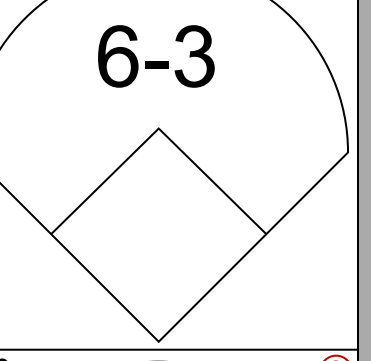
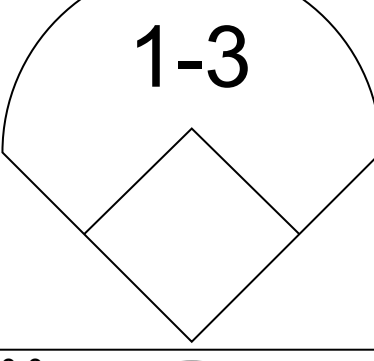
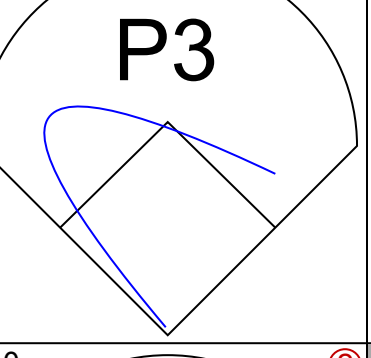
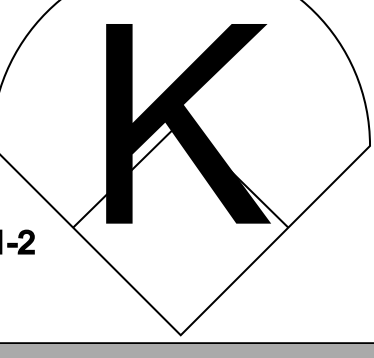
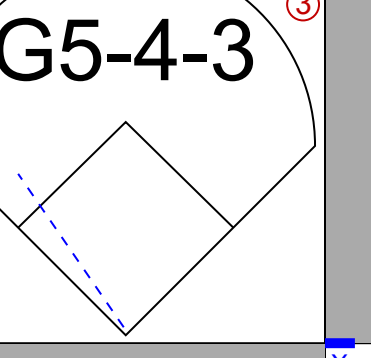
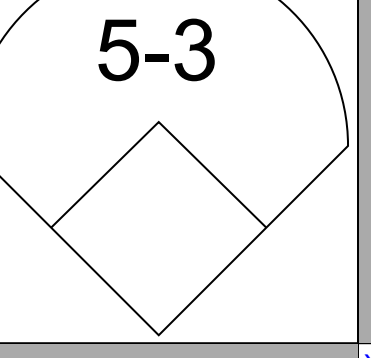
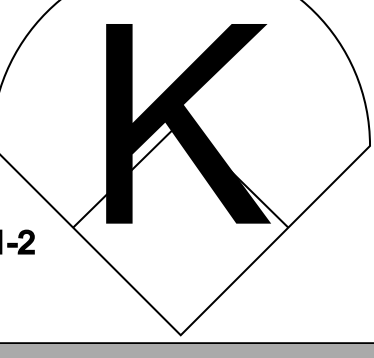
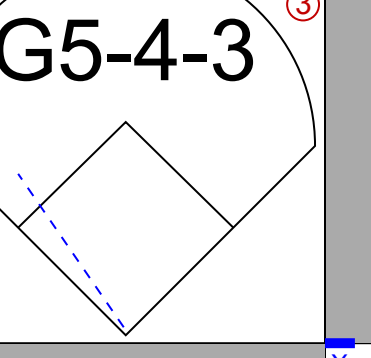
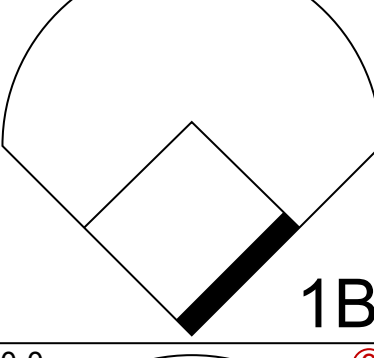
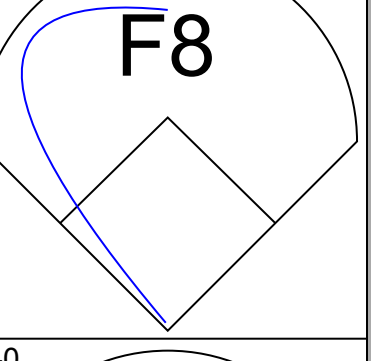
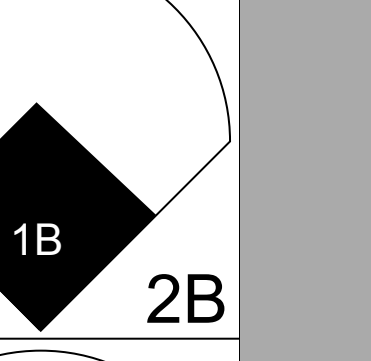
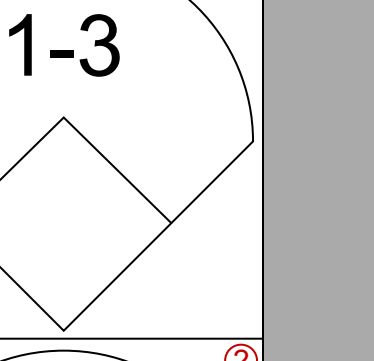
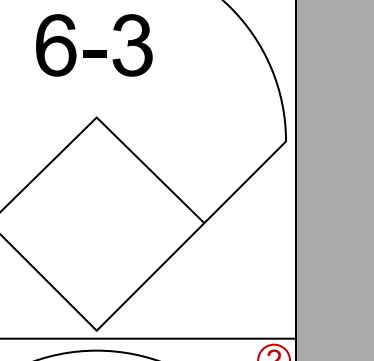
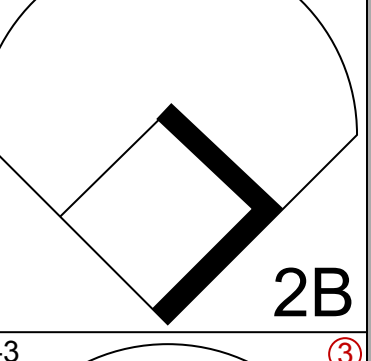
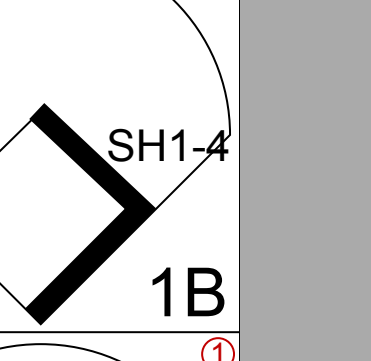
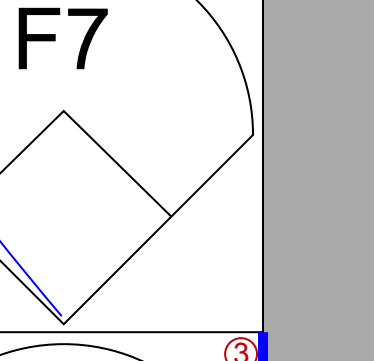
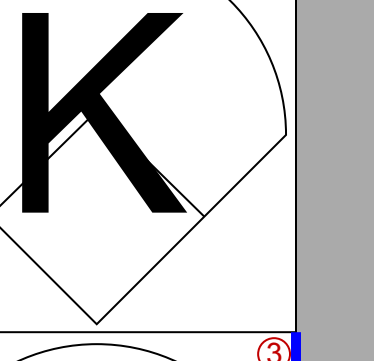
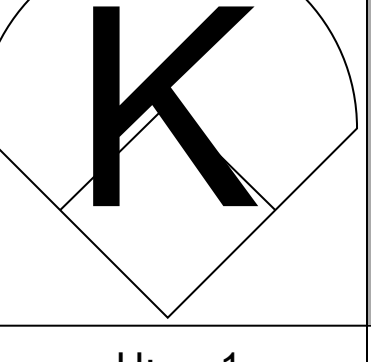
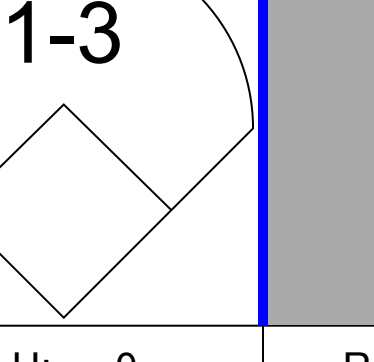
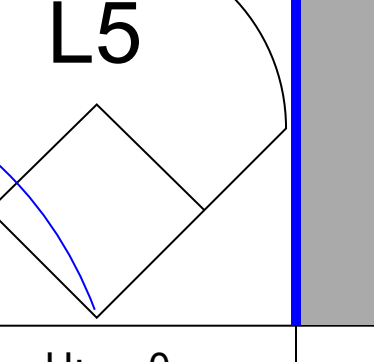
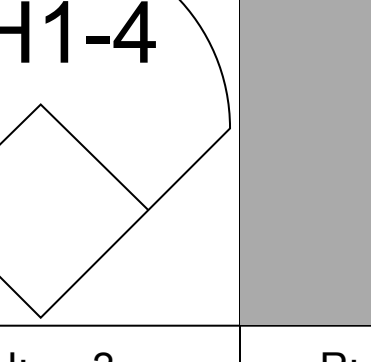
Batter	1	2	3	4	5	6	7	8	9	AB	R	H	RBI	BB	SO	LOB	BOTTOM				
Lou Brock, L OBP: 0.323, SLG: 0.466 (1, 7)	K			G3-6-1			6-3		K	4	0	1	0	0	2	1	Philadelphia Phillies @ St. Louis Cardinals Busch Stadium, St. Louis, MO Wed Sep 13 1967, 7:05 PM CDT Att: 18,683 - Unknown				
Bobby Tolan, L OBP: 0.297, SLG: 0.373 (1, 8)	3-1			G3-6-1			G3		G3	4	0	0	0	0	0	2					
Roger Maris, L OBP: 0.358, SLG: 0.418 (1, 9)	4-3			6-3			K			3	0	0	0	0	1	0					
Orlando Cepeda, R OBP: 0.404, SLG: 0.539 (1, 3)		F9			P4		L9			3	0	0	0	0	0	0					
Tim McCarver, L OBP: 0.377, SLG: 0.456 (1, 2)		F8			3-1		F7			3	0	0	0	0	0	0					
Mike Shannon, R OBP: 0.305, SLG: 0.375 (1, 5)		F9			BB		6-3			2	0	0	0	1	0	0					
Julian Javier, R OBP: 0.318, SLG: 0.415 (1, 4)			5-3		5-3		6-3			3	0	0	0	0	0	1					
Dal Maxvill, R OBP: 0.301, SLG: 0.282 (1, 6)			6-3				5-3		F9	2	0	0	0	0	0	0					
Dave Ricketts, S OBP: 0.329, SLG: 0.410 (9, PH)										1	0	0	0	0	0	0					
Dick Hughes, R OBP: 0.162, SLG: 0.139 (1, 1)										1	0	0	0	0	0	0					
Al Jackson, L OBP: 0.310, SLG: 0.300 (5, PH)										0	0	0	0	0	0	0					
Phil Castiglione, R OBP: 0.295, SLG: 0.285 (6, PH)										1	0	0	0	0	0	0					
Ron Willis, R OBP: 0.295, SLG: 0.371 (7, 1)										0	0	0	0	0	0	0					
Joe Hoerner, R OBP: 0.182, SLG: 0.182 (8, 1)										0	0	0	0	0	0	0					
Curt Flood, R OBP: 0.370, SLG: 0.399 (9, PH)										1	0	1	0	0	0	0					
Inning Stats	R: 0 E: 0 K: 1 S: 5	H: 0 LOB: 0 BB: 0 P: 5	R: 0 E: 0 K: 0 S: 3	H: 0 LOB: 0 BB: 0 P: 3	R: 0 E: 0 K: 0 S: 3	H: 1 LOB: 0 BB: 0 P: 3	R: 0 E: 0 K: 0 S: 3	H: 0 LOB: 0 BB: 0 P: 3	R: 0 E: 0 K: 1 S: 5	H: 0 LOB: 0 BB: 0 P: 5	R: 0 E: 0 K: 0 S: 3	H: 0 LOB: 0 BB: 0 P: 3	R: 0 E: 0 K: 0 S: 3	H: 0 LOB: 0 BB: 0 P: 3	R: 0 E: 0 K: 1 S: 6	H: 1 LOB: 1 BB: 0 P: 6	1B: 1 2B: 1 3B: 0 HR: 0	SF: 0 SAC: 0 DP: 1 HBP: 0	WP: 0 PB: 0 SB: 0 CS: 0	PA: 29	
PITCHER	IP	WLS	BF	H	R	ER	SO	BB	IBB	HBP	BLK	WP	HR	S	P	ERA	WHIP				
Larry Jackson, R ERA: 3.12 (1, 1)	9.0	W	29	2	0	0	3	1	0	0	0	0	0	34	38	0.00	0.333				

Batter	1	2	3	4	5	6	7	8	9	AB	R	H	RBI	BB	SO	LOB	TOP										
Nate Oliver, R (1, 6) OBP: 0.303, SLG: 0.291	6-3		K		K			K		4	0	0	0	0	3	0	Los Angeles Dodgers @ Philadelphia Phillies Connie Mack Stadium, Philadelphia, PA Fri Sep 15 1967, 7:05 PM EDT Unknown										
Wes Parker, S (1, 3) OBP: 0.366, SLG: 0.360	1B		F7			G3		G3		4	0	1	0	0	0	0											
Willie Davis, L (1, 8) OBP: 0.293, SLG: 0.359	F8			F9		1B			1-3	4	0	1	0	0	0	1											
Ron Fairly, L (1, 9) OBP: 0.297, SLG: 0.329	K			L9		L9		1B	1B	4	0	1	0	0	1	2											
John Roseboro, L (1, 2) OBP: 0.345, SLG: 0.382		P4		HR		G3			L8	4	1	1	1	0	0	2											
Len Gabrielson, L (1, 7) OBP: 0.299, SLG: 0.385		K					4-3			3	0	1	0	0	1	0											
Lou Johnson, R (9, PH) OBP: 0.331, SLG: 0.431				1B				1-3	1B	1	0	1	0	0	0	0											
Bob Bailey, R (1, 5) OBP: 0.309, SLG: 0.306		BB		K			K		P5	3	0	0	0	1	2	3											
Luis Alcaraz, R (1, 4) OBP: 0.143, SLG: 0.143		L7				K		K		3	0	0	0	0	2	1											
Bill Singer, R (1, 1) OBP: 0.083, SLG: 0.100			F5		6-3			5-3		3	0	0	0	0	0	0											
Inning Stats	R: 0 E: 0 K: 1 S: 6	H: 1 LOB: 1 BB: 6	R: 0 E: 0 K: 1 S: 5	H: 0 LOB: 1 BB: 1 P: 9	R: 0 E: 0 K: 1 S: 5	H: 0 LOB: 0 BB: 0 P: 5	R: 1 E: 0 K: 1 S: 7	H: 2 LOB: 1 BB: 0 P: 7	R: 0 E: 0 K: 0 S: 4	H: 1 LOB: 1 BB: 0 P: 4	R: 0 E: 0 K: 2 S: 7	H: 0 LOB: 0 BB: 0 P: 7	R: 0 E: 0 K: 1 S: 5	H: 0 LOB: 0 BB: 0 P: 5	R: 0 E: 0 K: 0 S: 5	H: 2 LOB: 2 BB: 0 P: 5	1B: 5 2B: 0 3B: 0 HR: 1	SF: 0 SAC: 0 DP: 0 HBP: 0	WP: 0 PB: 0 SB: 0 CS: 0	PA: 34							
PITCHER	IP	WLS	BF	H	R	ER	SO	BB	IBB	HBP	BLK	WP	HR	S	P	ERA	WHIP										
Jim Bunning, R (1, 1) ERA: 2.52	8.0	L	29	4	1	1	9	1	0	0	0	0	1	46	50	1.12	0.625										
Dick Ellsworth, L (9, 1) ERA: 4.5	0.2		4	2	0	0	0	0	0	0	0	0	0	4	4	0.00	3.000										
Turk Farrell, R (9, 1) ERA: 2.33	0.1		1	0	0	0	0	0	0	0	0	0	0	1	1	0.00	0.000										

Batter	1	2	3	4	5	6	7	8	9	AB	R	H	RBI	BB	SO	LOB	BOTTOM										
Cookie Rojas, R (1, 4) OBP: 0.291, SLG: 0.312	F8		K			5-3		K		4	0	0	0	0	2	2	Los Angeles Dodgers @ Philadelphia Phillies Connie Mack Stadium, Philadelphia, PA Fri Sep 15 1967, 7:05 PM EDT Unknown										
Tony Taylor, R (1, 5) OBP: 0.314, SLG: 0.334	K		F8			6-3			6-3	4	0	0	0	0	1	1											
Johnny Callison, L (1, 9) OBP: 0.328, SLG: 0.409	4-3			F8		F7			K	4	0	0	0	0	1	0											
Tony Gonzalez, L (1, 7) OBP: 0.404, SLG: 0.487		3-1		L7		6-3			FC3-6	4	0	2	0	0	0	0											
John Briggs, L (1, 8) OBP: 0.323, SLG: 0.383		3-1		K		L8			FC3-6	4	0	0	0	0	1	2											
Bill White, L (1, 3) OBP: 0.370, SLG: 0.382		K			FC1-6	1B		F3		3	0	1	0	0	1	1											
Clay Dalrymple, L (1, 2) OBP: 0.278, SLG: 0.240		K			FC1-6	1-2		L9		3	0	0	0	0	1	2											
Bobby Wine, R (1, 6) OBP: 0.249, SLG: 0.277					P6			K		2	0	0	0	0	1	1											
Chuck Hiller, L (8, PH) OBP: 0.227, SLG: 0.237										1	0	0	0	0	1	0											
Gary Sutherland, R (9, 6) OBP: 0.303, SLG: 0.327								K		0	0	0	0	0	0	0											
Jim Bunning, R (1, 1) OBP: 0.172, SLG: 0.261									1B	2	0	1	0	0	0	1											
Doug Clemens, L (8, PH) OBP: 0.266, SLG: 0.250										1	0	1	0	0	0	0											
Billy Cowan, R (8, PR) OBP: 0.220, SLG: 0.333										0	0	0	0	0	0	0											
Dick Ellsworth, L (9, 1) OBP: 0.132, SLG: 0.108										0	0	0	0	0	0	0											
Turk Farrell, R (9, 1) OBP: 0.150, SLG: 0.158										0	0	0	0	0	0	0											
Inning Stats	R: 0 E: 0 K: 1 S: 5	H: 0 LOB: 0 BB: 0 P: 5	R: 0 E: 0 K: 2 S: 8	H: 1 LOB: 1 BB: 0 P: 8	R: 0 E: 0 K: 1 S: 6	H: 1 LOB: 1 BB: 0 P: 6	R: 0 E: 0 K: 1 S: 5	H: 0 LOB: 0 BB: 0 P: 5	R: 0 E: 0 K: 1 S: 6	H: 1 LOB: 1 BB: 0 P: 6	R: 0 E: 0 K: 0 S: 3	H: 0 LOB: 0 BB: 0 P: 3	R: 0 E: 0 K: 0 S: 3	H: 0 LOB: 0 BB: 0 P: 3	R: 0 E: 0 K: 2 S: 8	H: 1 LOB: 1 BB: 0 P: 8	R: 0 E: 0 K: 1 S: 6	H: 1 LOB: 1 BB: 0 P: 6	1B: 4 2B: 1 3B: 0 HR: 0	SF: 0 SAC: 0 DP: 0 HBP: 0	WP: 0 PB: 0 SB: 0 CS: 0	PA: 32					
PITCHER	IP	WLS	BF	H	R	ER	SO	BB	IBB	HBP	BLK	WP	HR	S	P	ERA	WHIP										
Bill Singer, R (1, 1) ERA: 2.85	9.0	W	32	5	0	0	9	0	0	0	0	0	0	50	50	0.00	0.556										

Batter	1	2	3	4	5	6	7	8	9	AB	R	H	RBI	BB	SO	LOB	TOP					
Willie Davis, L OBP: 0.290, SLG: 0.356 (1, 8)	L3		P2		K			4-3		4	0	0	0	0	1	3	Los Angeles Dodgers @ Philadelphia Phillies Connie Mack Stadium, Philadelphia, PA Fri Sep 15 1967, 7:05 PM EDT Att: 12,018 - Unknown					
Nate Oliver, R OBP: 0.297, SLG: 0.286 (1, 6)	F3		K			K		4-3		4	0	0	0	0	2	2						
Lou Johnson, R OBP: 0.333, SLG: 0.435 (1, 7)	K					5-3				4	1	2	0	0	1	0						
Al Ferrara, R OBP: 0.352, SLG: 0.471 Ron Fairly, L OBP: 0.297, SLG: 0.329 (9, 9)		F8				F8		SH1-4		3	0	1	0	0	0	0						
Wes Parker, S OBP: 0.367, SLG: 0.359 (1, 3)		F8			L3			SH1-4		0	0	0	0	0	0	0						
Bob Bailey, R OBP: 0.306, SLG: 0.302 (1, 5)		L6			2-1-3			G5-4-3		4	0	1	1	0	0	2						
Bob Bailey, R OBP: 0.306, SLG: 0.302 (1, 5)		L6			2-1-3			G5-4-3		4	0	0	0	0	1	2						
Luis Alcaraz, R OBP: 0.300, SLG: 0.300 (1, 4)						F7				3	0	2	0	0	0	0						
Jeff Torborg, R OBP: 0.267, SLG: 0.277 (1, 2)								FC6-4		2	0	1	0	0	0	1						
Don Drysdale, R OBP: 0.163, SLG: 0.116 (1, 1)										2	0	0	0	1	1	1						
Inning Stats	R: 0 E: 0 K: 1 S: 5	H: 0 LOB: 0 BB: 0 P: 5	R: 0 E: 0 K: 0 S: 3	H: 0 LOB: 0 BB: 0 P: 3	R: 0 E: 0 K: 1 S: 6	H: 1 LOB: 2 BB: 1 P: 10	R: 0 E: 0 K: 0 S: 4	H: 2 LOB: 1 BB: 0 P: 4	R: 0 E: 0 K: 2 S: 8	H: 1 LOB: 1 BB: 0 P: 8	R: 0 E: 0 K: 1 S: 5	H: 0 LOB: 0 BB: 0 P: 5	R: 0 E: 0 K: 1 S: 6	H: 1 LOB: 1 BB: 0 P: 6	R: 0 E: 0 K: 0 S: 3	H: 0 LOB: 0 BB: 0 P: 3	R: 1 E: 0 K: 0 S: 4	H: 2 LOB: 0 BB: 0 P: 4	1B: 6 2B: 2 3B: 0 HR: 0	SF: 0 SAC: 2 DP: 2 HBP: 0	WP: 0 PB: 0 SB: 1 CS: 0	PA: 33
PITCHER Chris Short, L ERA: 2.51 (1, 1)	IP: 9.0 WLS: L BF: 33	H: 7 R: 1 ER: 1 SO: 6	BB: 1 IBB: 0 HBP: 0 BLK: 0	WP: 0 HR: 0 S: 44 P: 48	ERA: 1.00 WHIP: 0.889																	

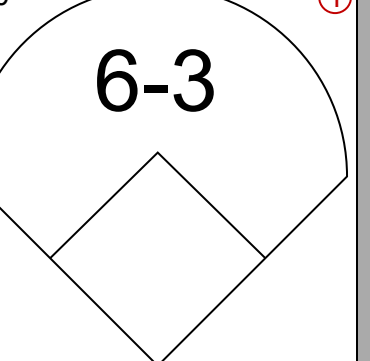
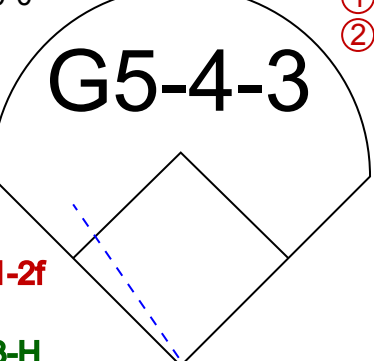
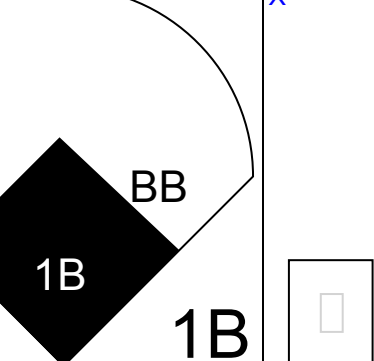
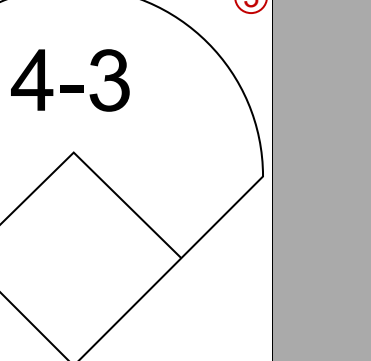
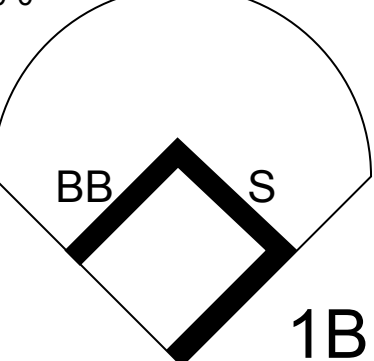
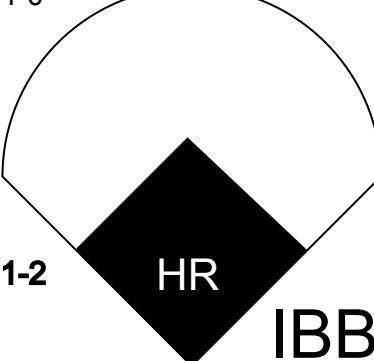
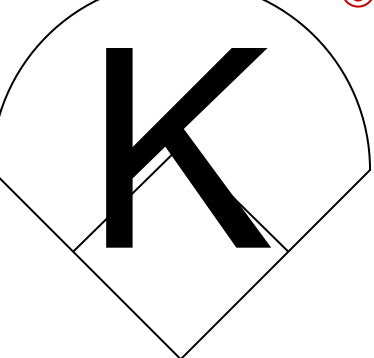
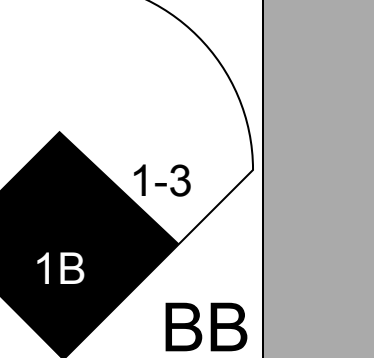
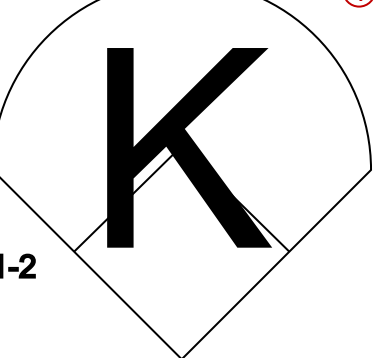
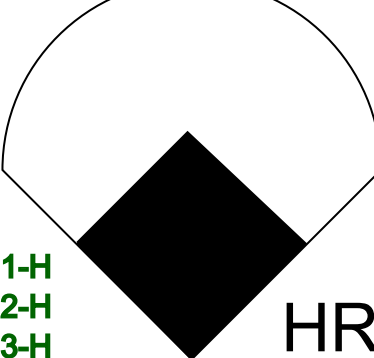

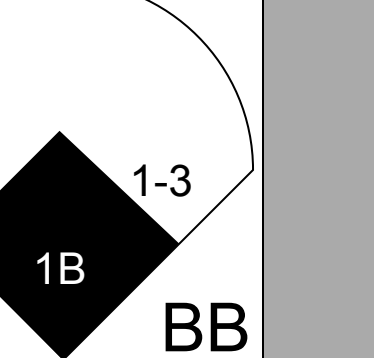

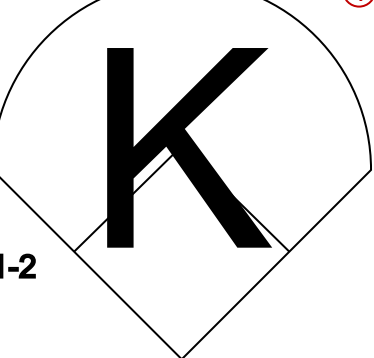
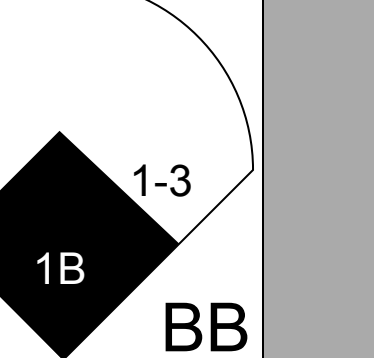

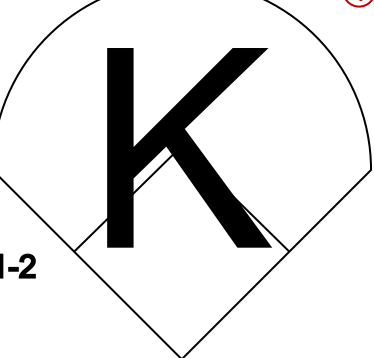
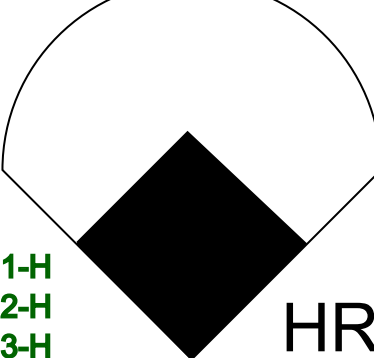

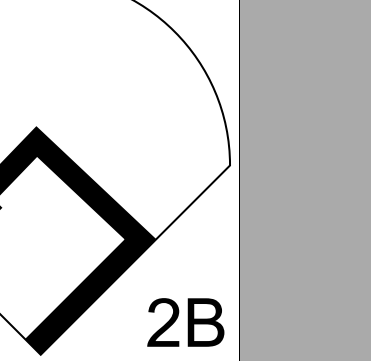
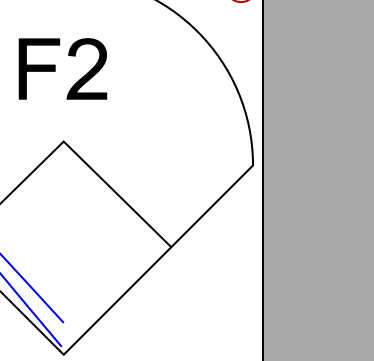
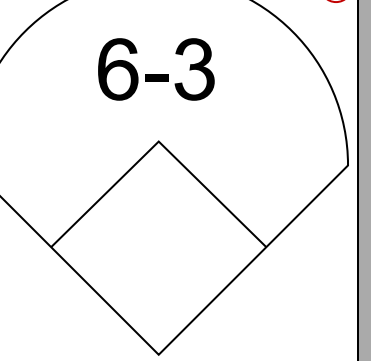
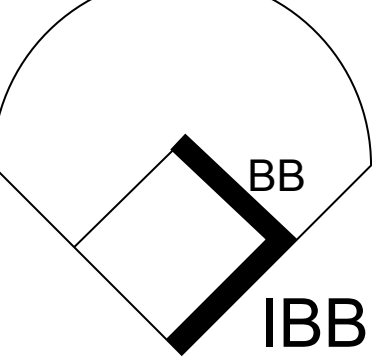
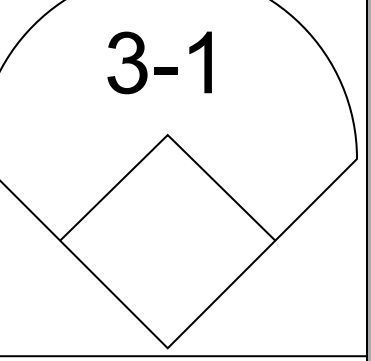
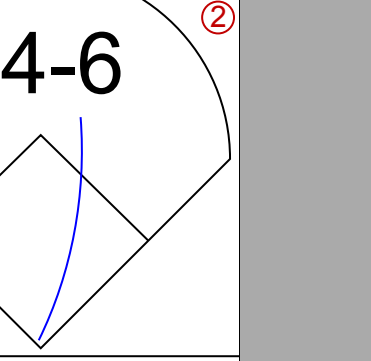
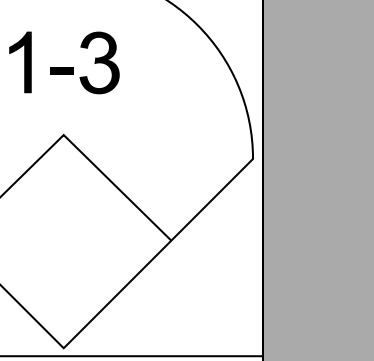
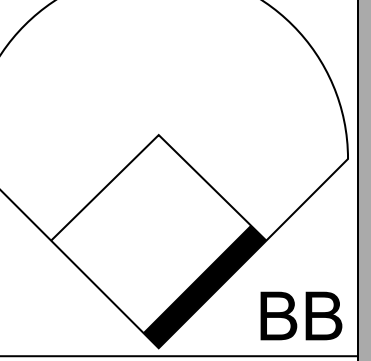
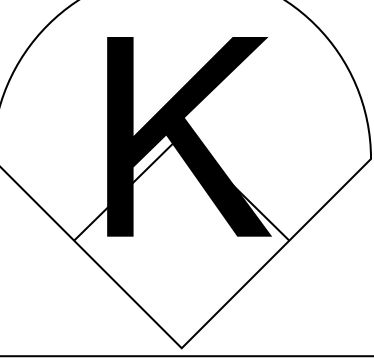
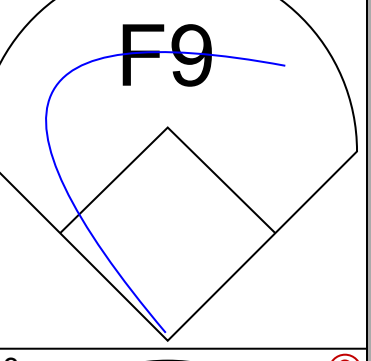
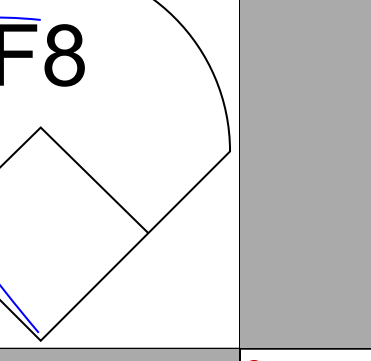
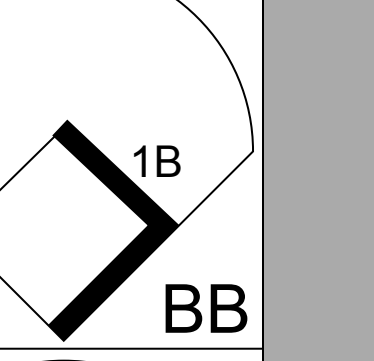
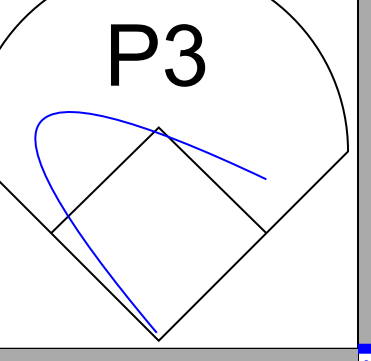
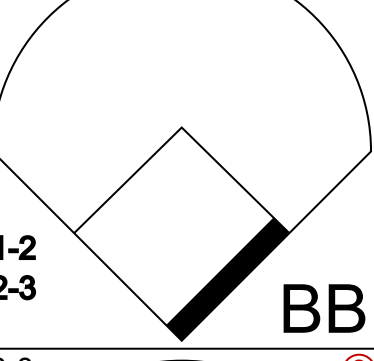
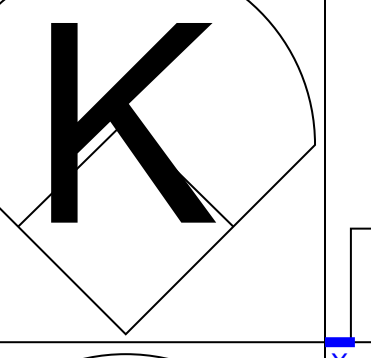
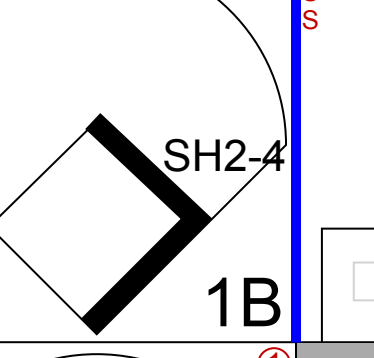
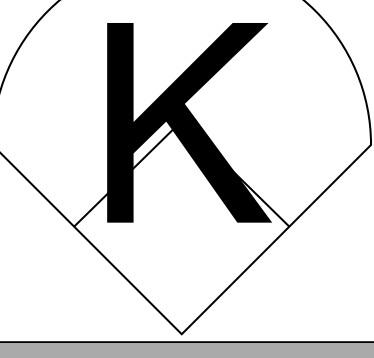
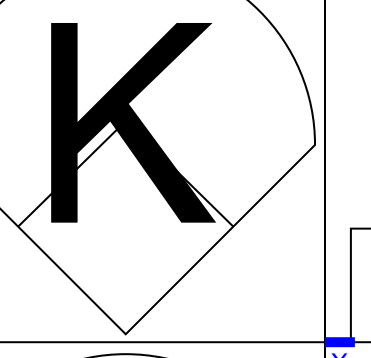
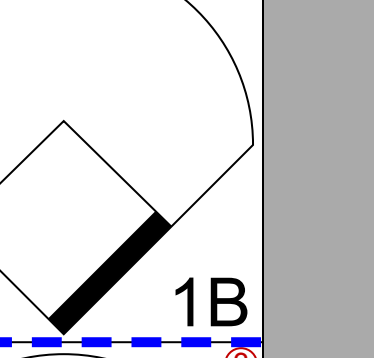
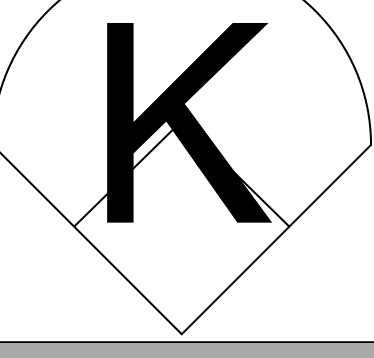
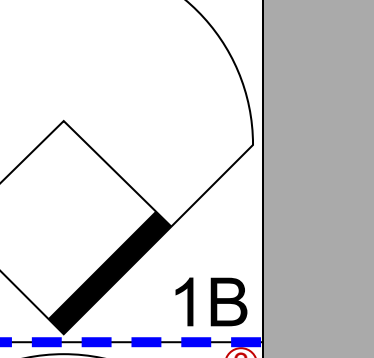
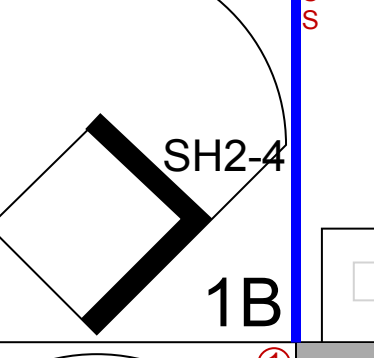
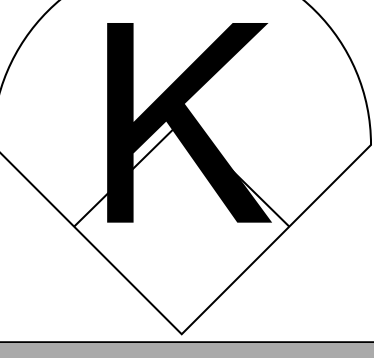
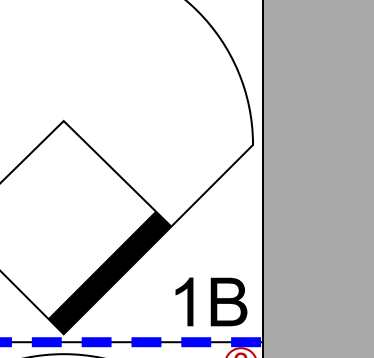
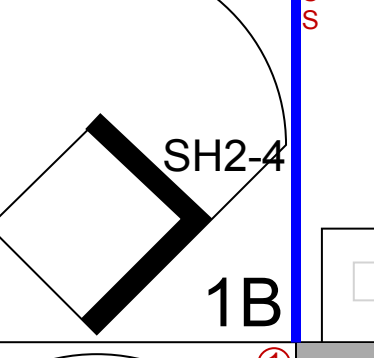
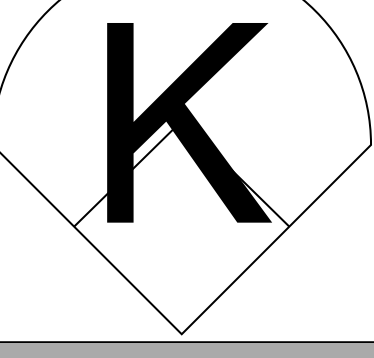
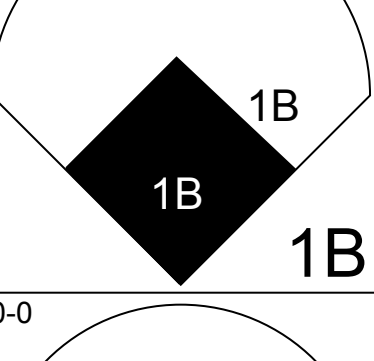
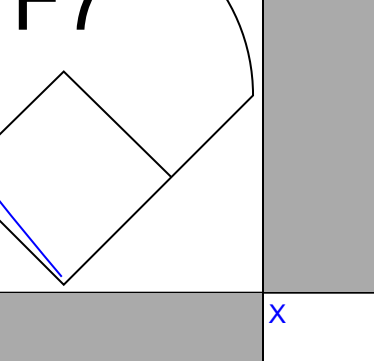
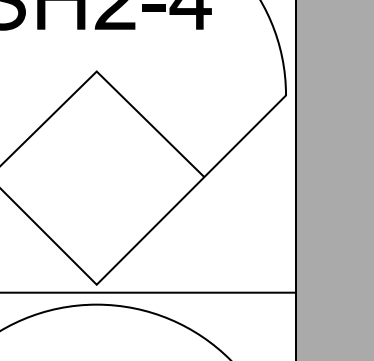
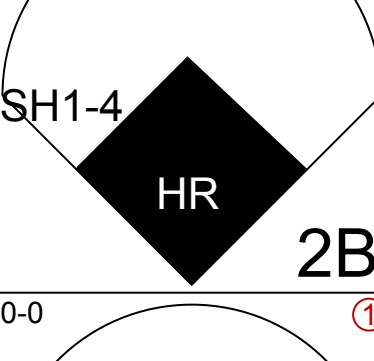
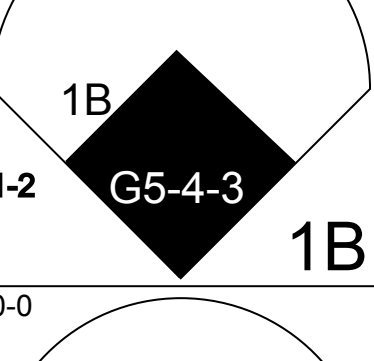
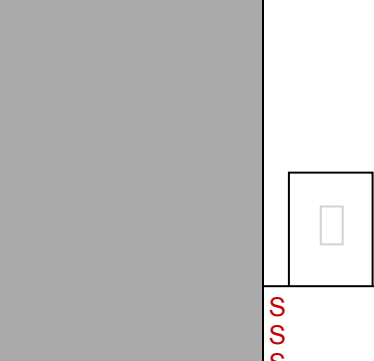
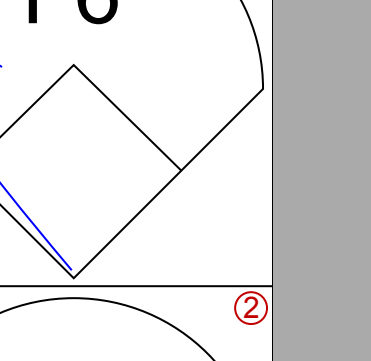
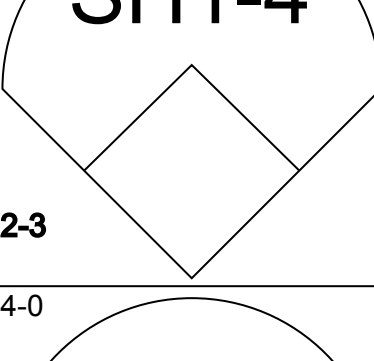
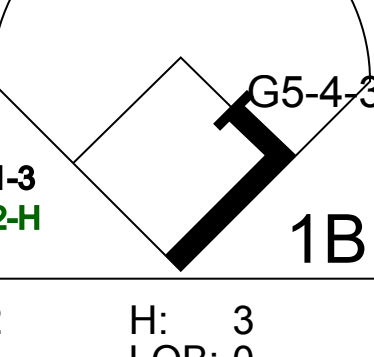
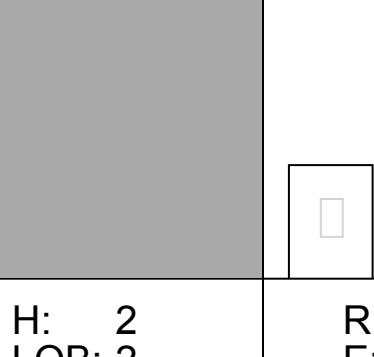
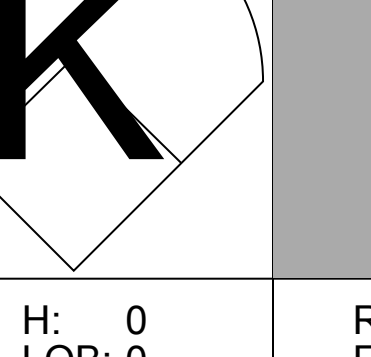
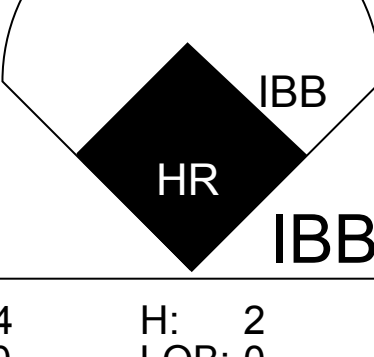
Batter	1	2	3	4	5	6	7	8	9	AB	R	H	RBI	BB	SO	LOB	BOTTOM					
Cookie Rojas, R OBP: 0.288, SLG: 0.309 (1, 4)	K		G6-4-3			F9			1-3	4	0	0	0	0	1	1	Los Angeles Dodgers @ Philadelphia Phillies Connie Mack Stadium, Philadelphia, PA Fri Sep 15 1967, 7:05 PM EDT Att: 12,018 - Unknown					
Tony Taylor, R OBP: 0.312, SLG: 0.331 (1, 5)	1-3				5-3	F9			K	4	0	0	0	0	1	0						
Johnny Callison, L OBP: 0.327, SLG: 0.408 (1, 9)	F8				1-3				P4	4	0	1	0	0	0	0						
Tony Gonzalez, L OBP: 0.404, SLG: 0.485 (1, 7)					F2					2	0	0	0	1	0	1						
John Briggs, L OBP: 0.323, SLG: 0.383 (1, 8)	K									3	0	1	0	0	1	2						
Bill White, L OBP: 0.369, SLG: 0.381 (1, 3)	F7								F7	3	0	1	0	0	0	1						
Clay Dalrymple, L OBP: 0.278, SLG: 0.241 (1, 2)	F3									3	0	1	0	0	1	3						
Bobby Wine, R OBP: 0.252, SLG: 0.281 (1, 6)										3	0	2	0	0	0	2						
Chris Short, R OBP: 0.136, SLG: 0.123 (1, 1)										3	0	0	0	0	1	3						
Inning Stats	R: 0 E: 0 K: 1 S: 5	H: 0 LOB: 0 BB: 0 P: 5	R: 0 E: 0 K: 1 S: 5	H: 0 LOB: 1 BB: 1 P: 9	R: 0 E: 0 K: 1 S: 5	H: 1 LOB: 0 BB: 0 P: 5	R: 0 E: 0 K: 0 S: 3	H: 0 LOB: 0 BB: 0 P: 3	R: 0 E: 0 K: 0 S: 3	H: 0 LOB: 0 BB: 0 P: 3	R: 0 E: 0 K: 0 S: 4	H: 2 LOB: 1 BB: 0 P: 4	R: 0 E: 0 K: 0 S: 3	H: 0 LOB: 0 BB: 0 P: 3	R: 0 E: 0 K: 0 S: 4	H: 2 LOB: 1 BB: 0 P: 4		R: 0 E: 0 K: 1 S: 5	H: 0 LOB: 0 BB: 0 P: 5	1B: 6 2B: 1 3B: 0 HR: 0	SF: 0 SAC: 0 DP: 3 HBP: 0	WP: 0 PB: 0 SB: 0 CS: 0
PITCHER Don Drysdale, R ERA: 2.7 (1, 1)	IP: 9.0 WLS: W BF: 30	H: 6 R: 0 ER: 0 SO: 5	BB: 1 IBB: 0 HBP: 0 BLK: 0	WP: 0 HR: 0 S: 39 P: 43	ERA: 0.00 WHIP: 0.778																	

Batter	1	2	3	4	5	6	7	8	9	10	11	AB	R	H	RBI	BB	SO	LOB	TOP					
Nate Oliver, R OBP: 0.291, SLG: 0.279 (1, 6)												5	0	0	0	0	3	1						
Wes Parker, S OBP: 0.365, SLG: 0.357 (1, 3)												5	1	1	0	0	1	1						
Willie Davis, L OBP: 0.291, SLG: 0.360 (1, 8)												5	2	2	1	0	0	0						
Ron Fairly, L OBP: 0.298, SLG: 0.332 (1, 9)												5	0	2	1	0	0	1						
John Roseboro, L OBP: 0.346, SLG: 0.392 (1, 2)												5	0	2	1	0	0	1						
Len Gabrielson, L OBP: 0.149, SLG: 0.381 (1, 7)												2	0	0	0	0	1	1						
Lou Johnson, R OBP: 0.333, SLG: 0.434 (5, 7)												3	0	1	0	0	0	2						
Bob Bailey, R OBP: 0.304, SLG: 0.303 (1, 5)												5	1	1	0	0	0	1						
Luis Alcaraz, R OBP: 0.357, SLG: 0.429 (1, 4)												4	0	2	1	0	1	0						
Don Sutton, R OBP: 0.100, SLG: 0.153 (1, 1)												2	0	0	0	0	1	1						
Phil Regan, R OBP: 0.100, SLG: 0.100 (6, 1)												0	0	0	0	0	0	0						
Al Ferrara, R OBP: 0.351, SLG: 0.469 (9, PH)												1	0	0	0	0	0	0						
Ron Perranoski, L OBP: 0.125, SLG: 0.125 (9, 1)												0	0	0	0	0	0	0						
Inning Stats	R: 1 E: 0 K: 2 S: 9	H: 2 LOB: 1 BB: 0 P: 9	R: 0 E: 0 K: 1 S: 6	H: 1 LOB: 1 BB: 0 P: 6	R: 2 E: 0 K: 2 S: 10	H: 3 LOB: 1 BB: 0 P: 10	R: 1 E: 0 K: 0 S: 5	H: 2 LOB: 1 BB: 0 P: 5	R: 0 E: 0 K: 0 S: 4	H: 2 LOB: 1 BB: 0 P: 4	R: 0 E: 0 K: 0 S: 3	H: 0 LOB: 0 BB: 0 P: 3	R: 0 E: 0 K: 0 S: 3	H: 0 LOB: 0 BB: 0 P: 3	R: 0 E: 0 K: 1 S: 5	H: 0 LOB: 0 BB: 0 P: 5	R: 0 E: 0 K: 1 S: 5	H: 0 LOB: 0 BB: 0 P: 5	R: 0 E: 0 K: 0 S: 4	H: 1 LOB: 1 BB: 0 P: 4	1B: 7 2B: 3 3B: 1 HR: 0	SF: 0 SAC: 1 DP: 1 HBP: 0	WP: 1 PB: 0 SB: 1 CS: 0	PA: 43
PITCHER	IP ERA: 3.5	WLS BF	H R	ER SO	BB IBB	HBP BLK	WP HR	S P	ERA WHIP	PITCHER	IP ERA: 2.3	WLS BF	H R	ER SO	BB IBB	HBP BLK	WP HR	S P	ERA WHIP					
Rick Wise, R ERA: 3.5 (1, 1)	3.0	5	2	1	0	0	0	5	9.00	Turk Farrell, R ERA: 2.3 (11, 1)	1.0	4	1	0	0	0	0	4	0.00	2.000				
Dick Thoenen, R ERA: 9.0 (4, 1)	1.0	2	0	0	0	0	0	4	0.00	2.000														
Grant Jackson, L ERA: 3.93 (5, 1)	1.0	4	2	0	0	0	0	4	0.00	2.000														
John Boozer, R ERA: 4.26 (6, 1)	4.0	12	0	0	1	0	0	14	0.00	0.000														
Dick Hall, R ERA: 2.04 (10, 1)	1.0	3	0	0	1	0	0	5	0.00	0.000														

Los Angeles Dodgers @ Philadelphia Phillies
 Connie Mack Stadium, Philadelphia, PA
 Sat Sep 16 1967, 7:05 PM EDT
 Att: 5,549 - Unknown

AB 42
 R 4
 H 11
 RBI 4
 BB 0
 SO 7
 LOB 9



Batter	1	2	3	4	5	6	7	8	9	10	11	AB	R	H	RBI	BB	SO	LOB	BOTTOM							
Tony Taylor, R OBP: 0.314, SLG: 0.332 (1, 5)												5	2	2	0	1	0	1								
John Briggs, L OBP: 0.322, SLG: 0.377 (1, 8)												4	1	0	0	1	4	1								
Turk Farrell, R OBP: 0.150, SLG: 0.158 (11, 1)												0	0	0	0	0	0	0								
Rick Joseph, R OBP: 0.266, SLG: 0.571 (11, PH)												1	1	1	4	0	0	0								
Johnny Callison, L OBP: 0.328, SLG: 0.409 (1, 9)												4	0	1	0	1	1	2								
Tony Gonzalez, L OBP: 0.402, SLG: 0.480 (1, 7)												4	0	0	0	1	1	5								
Bill White, L OBP: 0.370, SLG: 0.377 (1, 3)												3	0	0	0	2	0	1								
Gene Oliver, R OBP: 0.298, SLG: 0.387 (1, 2)												4	0	2	2	0	2	0								
Billy Cowan, R OBP: 0.220, SLG: 0.333 (9, PR)												0	0	0	0	0	0	0								
Dick Hall, R OBP: 0.071, SLG: 0.071 (10, 1)												0	0	0	0	0	0	0								
Don Lock, R OBP: 0.348, SLG: 0.437 (10, PH)												1	0	0	0	0	1	3								
Cookie Rojas, R OBP: 0.292, SLG: 0.315 (1, 4)												4	2	3	0	0	2									
Bobby Wine, R OBP: 0.255, SLG: 0.282 (1, 6)												3	1	1	0	1	0	1								
Rick Wise, R OBP: 0.314, SLG: 0.332 (1, 5)												0	0	0	0	0	0	0								
Inning Stats	R: 0 E: 0 K: 2 S: 7	H: 0 LOB: 0 BB: 0 P: 7	R: 0 E: 0 K: 1 S: 5	H: 0 LOB: 0 BB: 0 P: 5	R: 2 E: 0 K: 1 S: 7	H: 3 LOB: 0 BB: 0 P: 7	R: 0 E: 0 K: 0 S: 3	H: 1 LOB: 0 BB: 0 P: 3	R: 0 E: 0 K: 1 S: 6	H: 1 LOB: 1 BB: 0 P: 6	R: 2 E: 0 K: 0 S: 5	H: 2 LOB: 2 BB: 0 P: 13	R: 0 E: 0 K: 1 S: 5	H: 0 LOB: 0 BB: 0 P: 5	R: 0 E: 0 K: 1 S: 5	H: 0 LOB: 0 BB: 1 P: 9	R: 0 E: 0 K: 3 S: 10	H: 1 LOB: 3 BB: 2 P: 18	R: 4 E: 0 K: 0 S: 3	H: 2 LOB: 0 BB: 2 P: 11	1B: 8 2B: 3 3B: 0 HR: 1	SF: 0 SAC: 2 DP: 3 HBP: 0	WP: 0 PB: 0 SB: 1 CS: 0	PA: 47		
PITCHER	IP ERA: 4.06	WLS BF	H R	ER SO	BB IBB	HBP BLK	WP HR	S P	ERA WHIP	PITCHER	IP ERA: 2.94	WLS BF	H R	ER SO	BB IBB	HBP BLK	WP HR	S P	ERA WHIP							
Don Sutton, R ERA: 4.06 (1, 1)	5.2	24	7	4	4	2	0	11	6.35	1.588	Phil Regan, R ERA: 2.94 (6, 1)	2.1	8	0	0	0	0	11	0.00	0.429						
Phil Regan, R ERA: 2.94 (6, 1)	2.1	8	0	0	0	0	0	11	0.00	0.429	Ron Perranoski, L ERA: 2.97 (9, 1)	2.1	15	4	4	4	3	1	4	0	0	1	16	36	15.43	2.143

Los Angeles Dodgers @ Philadelphia Phillies
 Connie Mack Stadium, Philadelphia, PA
 Sat Sep 16 1967, 7:05 PM EDT
 Att: 5,549 - Unknown

AB 37
 R 8
 H 11
 RBI 7
 BB 8
 SO 10
 LOB 19



Batter	1	2	3	4	5	6	7	8	9	AB	R	H	RBI	BB	SO	LOB	TOP			
Dick Schofield, S (1,6) OBP: 0.307, SLG: 0.293 Tommy Dean, R (8, FR) (8, 6)	0-0 1-3		0-0 4-3		0-0 1-3			0-0 FC6-4		4	0	0	0	0	0	1				
Ron Hunt, R (1,5) OBP: 0.354, SLG: 0.355	0-0 1-3		0-0 F5		0-3 K			0-0 FC6-4		4	0	0	0	0	1	1				
Willie Davis, L (1,8) OBP: 0.291, SLG: 0.360	0-0 4-3			0-3 K		0-0 1B		0-0 L8		4	0	1	0	0	1	1				
Ron Fairly, L (1,9) OBP: 0.300, SLG: 0.333		0-0 3-1		0-0 G4-6-3 1B		0-0 1B			0-0 F8	4	0	2	0	0	0	0				
John Roseboro, L (1,2) OBP: 0.345, SLG: 0.380		0-0 G1 1B		0-0 G4-6-3 1B		0-0 4-3			0-0 G3	4	1	1	0	0	0	3				
Wes Parker, S (1,3) OBP: 0.394, SLG: 0.354		0-0 G1			4-0 1B BB			0-3 K		3	0	0	0	1	1	1				
Len Gabrielson, L (1,7) OBP: 0.301, SLG: 0.385		0-0 1B		0-0 G4-6-3 1B		0-0 G3				3	0	2	1	0	0	0				
Luis Alcaraz, R (1,4) OBP: 0.294, SLG: 0.353		0-3 K			0-3 K			0-0 6-3		3	0	0	0	0	2	3				
Claude Osteen, L (1,1) OBP: 0.206, SLG: 0.271 Willie Crawford, L (8, PH) OBP: 1.000, SLG: 1.000 Bob Miller, R (8, 1) OBP: 0.125, SLG: 0.125			0-3 K		0-0 G4-6-3			0-0 FC6-4 1B		2	0	0	0	0	1	2				
Inning Stats	R: 0 E: 0 K: 0 S: 3	H: 0 LOB: 0 BB: 0 P: 3	R: 1 E: 0 K: 1 S: 7	H: 2 LOB: 1 BB: 0 P: 7	R: 0 E: 0 K: 1 S: 5	H: 0 LOB: 0 BB: 0 P: 5	R: 0 E: 0 K: 1 S: 5	H: 1 LOB: 1 BB: 1 P: 9	R: 0 E: 0 K: 1 S: 7	H: 2 LOB: 2 BB: 0 P: 7	R: 0 E: 0 K: 1 S: 5	H: 0 LOB: 0 BB: 0 P: 5	R: 0 E: 0 K: 0 S: 4	H: 1 LOB: 1 BB: 0 P: 4	R: 0 E: 0 K: 0 S: 3	H: 0 LOB: 0 BB: 0 P: 3	1B: 7 2B: 0 3B: 0 HR: 0	SF: 0 SAC: 0 DP: 2 HBP: 0	WP: 0 PB: 0 SB: 0 CS: 0	PA: 33
PITCHER Larry Jackson, R (1,1) ERA: 3.04	IP: 9.0 WLS: W BF: 33 H: 7 R: 1 ER: 1 SO: 6 BB: 1 IBB: 0 HBP: 0 BLK: 0 WP: 0 HR: 0 S: 44 P: 48 ERA: 1.00 WHIP: 0.889																			

Los Angeles Dodgers @ Philadelphia Phillies
 Connie Mack Stadium, Philadelphia, PA
 Sun Sep 17 1967, 3:33 AM EDT
 Att: 8,464 - Unknown

AB 32
 R 1
 H 7
 RBI 1
 BB 1
 SO 6
 LOB 12



Batter	1	2	3	4	5	6	7	8	9	AB	R	H	RBI	BB	SO	LOB	BOTTOM			
Cookie Rojas, R (1,4) OBP: 0.292, SLG: 0.314	0-0 SH 1B		0-0 L6		0-0 F4			0-0 FC6-4		4	1	1	0	0	0	3				
Tony Taylor, R (1,5) OBP: 0.312, SLG: 0.329	0-0 SH 1B		0-3 K		0-0 4-3			0-0 6-3		3	1	0	0	0	1	0				
Tony Gonzalez, L (1,7) OBP: 0.405, SLG: 0.483	0-0 S 1B		0-0 1B		0-3 K			0-0 1B		4	1	3	1	0	1	0				
Don Lock, R (1,8) OBP: 0.347, SLG: 0.445	0-3 K		0-0 P3		0-0 HR			0-0 P4		4	1	1	1	0	1	3				
Gene Oliver, R (1,2) OBP: 0.295, SLG: 0.382	0-3 K		0-0 F9		0-0 6-3			0-0 P6		4	0	0	0	0	1	3				
Rick Joseph, R (1,3) OBP: 0.389, SLG: 0.563	0-0 1B		4-0 1B BB		0-0 F9			4-0 1B G6-4-3 BB		2	1	1	1	2	0	0				
Johnny Callison, L (1,9) OBP: 0.331, SLG: 0.417	0-0 L3		0-0 1B		1-3 1B			0-0 HR		4	1	3	1	0	0	1				
Bobby Wine, R (1,6) OBP: 0.255, SLG: 0.281		0-0 4-3		0-3 K		0-0 FC6-4 1B		0-0 G6-4-3		4	0	1	0	0	1	3				
Larry Jackson, R (1,1) OBP: 0.193, SLG: 0.198		0-0 5-3		0-3 K		0-3 K		0-0 L6		4	0	0	0	0	2	3				
Inning Stats	R: 3 E: 1 K: 2 S: 11	H: 3 LOB: 1 BB: 0 P: 11	R: 0 E: 0 K: 0 S: 3	H: 0 LOB: 0 BB: 0 P: 3	R: 0 E: 0 K: 1 S: 6	H: 1 LOB: 1 BB: 0 P: 6	R: 0 E: 0 K: 2 S: 8	H: 1 LOB: 2 BB: 1 P: 12	R: 1 E: 0 K: 1 S: 6	H: 1 LOB: 0 BB: 0 P: 6	R: 1 E: 0 K: 1 S: 7	H: 2 LOB: 1 BB: 0 P: 7	R: 0 E: 0 K: 0 S: 4	H: 1 LOB: 1 BB: 0 P: 4	R: 1 E: 0 K: 0 S: 3	H: 1 LOB: 0 BB: 1 P: 7	1B: 8 2B: 0 3B: 0 HR: 2	SF: 0 SAC: 1 DP: 1 HBP: 0	WP: 0 PB: 0 SB: 1 CS: 0	PA: 36
PITCHER Claude Osteen, L (1,1) ERA: 3.31 Bob Miller, R (8, 1) ERA: 4.35	IP: 7.0 WLS: L BF: 32 H: 9 R: 5 ER: 3 SO: 7 BB: 1 IBB: 0 HBP: 0 BLK: 0 WP: 0 HR: 2 S: 45 P: 49 ERA: 3.86 WHIP: 1.429																			

Los Angeles Dodgers @ Philadelphia Phillies
 Connie Mack Stadium, Philadelphia, PA
 Sun Sep 17 1967, 3:33 AM EDT
 Att: 8,464 - Unknown

AB 33
 R 6
 H 10
 RBI 4
 BB 2
 SO 7
 LOB 16



Batter	1	2	3	4	5	6	7	8	9	AB	R	H	RBI	BB	SO	LOB	TOP					
Lou Brock, L OBP: 0.322, SLG: 0.462 (1, 7)	0-0 1B		0-0 1-3		0-0 6-3		0-0 1B			4	0	2	0	0	0	0						
Phil Gagliano, R OBP: 0.295, SLG: 0.289 (1, 3)	0-0 4-3		0-0 2B		0-3 K		0-3 K			4	0	1	0	0	2	2						
Bobby Tolan, L OBP: 0.306, SLG: 0.376 (1, 8)	0-0 1B		1-0 HBP		0-0 F8		0-0 G3			3	1	1	0	0	0	0						
Ed Spiezio, R OBP: 0.293, SLG: 0.319 (1, 5)	0-0 1B		0-0 6-3		1-0 1B		0-0 HBP		0-0 F8	3	0	1	1	0	0	2						
Dave Ricketts, S OBP: 0.326, SLG: 0.402 (1, 2)	0-0 F9			0-0 F3		0-0 1B		0-0 L9		4	0	1	0	0	0	1						
Alex Johnson, R OBP: 0.282, SLG: 0.327 (1, 9)		0-0 F3		0-0 F3		0-0 P4		0-0 F9		2	0	0	0	0	0	0						
Roger Maris, L OBP: 0.357, SLG: 0.414 (6, 9)									0-0 F9	2	0	0	0	0	0	2						
Steve Huntz, S (1, 4)		0-0 P5		4-0 BB		0-0 P4		0-0 P5		2	0	0	0	1	0	2						
Tim McCarver, L OBP: 0.370, SLG: 0.445 (9, PH)									0-0 P5	1	0	0	0	0	0	0						
Julian Javier, R OBP: 0.322, SLG: 0.419 (9, 4)									0-0 P4	0	0	0	0	0	0	0						
Eddie Bressoud, R OBP: 0.247, SLG: 0.234 (1, 6)									0-0 P4	3	0	0	0	0	2	1						
Curt Flood, R OBP: 0.370, SLG: 0.398 (9, PH)		0-0 6-3		0-3 K		0-3 K		0-0 K		1	0	0	0	0	0	0						
Dal Maxvill, R OBP: 0.302, SLG: 0.284 (9, 6)									0-0 K	0	0	0	0	0	0	0						
Dick Hughes, R OBP: 0.156, SLG: 0.133 (1, 1)			0-3 K		0-3 K		0-3 K			3	0	0	0	0	3	0						
Inning Stats	R: 1 E: 0 K: 0 S: 5	H: 3 LOB: 1 BB: 0 P: 5	R: 0 E: 0 K: 0 S: 3	H: 0 LOB: 0 BB: 0 P: 3	R: 0 E: 0 K: 1 S: 6	H: 1 LOB: 2 BB: 0 P: 7	R: 0 E: 0 K: 1 S: 5	H: 0 LOB: 1 BB: 1 P: 9	R: 0 E: 0 K: 2 S: 7	H: 0 LOB: 0 BB: 0 P: 7	R: 0 E: 0 K: 0 S: 4	H: 1 LOB: 2 BB: 0 P: 5	R: 0 E: 0 K: 3 S: 10	H: 1 LOB: 1 BB: 0 P: 10	R: 0 E: 0 K: 0 S: 3	H: 0 LOB: 0 BB: 0 P: 3	R: 0 E: 0 K: 0 S: 3	H: 0 LOB: 0 BB: 0 P: 3	1B: 5 2B: 2 3B: 0 HR: 0	SF: 0 SAC: 0 DP: 1 HBP: 2	WP: 0 PB: 0 SB: 2 CS: 0	PA: 35
PITCHER	IP	WLS	BF	H	R	ER	SO	BB	IBB	HBP	BLK	WP	HR	S	P	ERA	WHIP					
Jim Bunning, R ERA: 2.48 (1, 1)	8.0	L	32	6	1	1	7	1	0	2	0	0	0	43	49	1.12	0.875					
Turk Farrell, R ERA: 2.28 (9, 1)	1.0		3	0	0	0	0	0	0	0	0	0	0	3	3	0.00	0.000					

St. Louis Cardinals @ Philadelphia Phillies
 Connie Mack Stadium, Philadelphia, PA
 Tue Sep 19 1967, 7:05 PM EDT
 Att: 9,934 - Unknown

AB 32
 R 1
 H 6
 RBI 1
 BB 1
 SO 7
 LOB 10



Batter	1	2	3	4	5	6	7	8	9	AB	R	H	RBI	BB	SO	LOB	BOTTOM					
Cookie Rojas, R OBP: 0.292, SLG: 0.312 (1, 4)	0-0 5-3		0-0 F9			0-0 1B		0-0 F6		4	0	1	0	0	0	0						
Tony Taylor, R OBP: 0.311, SLG: 0.328 (1, 5)	0-0 4-3			0-0 1B		0-3 K		0-0 1B		4	0	2	0	0	1	1						
Johnny Callison, L OBP: 0.328, SLG: 0.413 (1, 9)	0-0 P5			0-0 P6		0-0 1B		0-0 P4		4	0	1	0	0	0	2						
Tony Gonzalez, L OBP: 0.400, SLG: 0.476 (1, 7)		0-0 F5		0-0 F2		0-0 4-3		0-0 E4		4	0	0	0	0	0	3						
John Briggs, L OBP: 0.314, SLG: 0.368 (1, 8)		0-3 K		0-0 F9			0-0 L9	0-3 K		4	0	0	0	0	2	2						
Bill White, L OBP: 0.367, SLG: 0.375 (1, 3)		4-0 BB			0-0 F8		0-3 K	0-0 F7		3	0	0	0	1	1	1						
Gene Oliver, R OBP: 0.291, SLG: 0.376 (1, 2)		0-0 6-3			0-0 P6		0-0 1B	0-3 K		4	0	1	0	0	1	2						
Bobby Wine, R OBP: 0.254, SLG: 0.280 (1, 6)					0-3 K			0-0 F9		2	0	0	0	0	1	0						
Doug Clemens, L OBP: 0.298, SLG: 0.254 (7, PH)									0-0 F9	1	0	0	0	0	0	1						
Gary Sutherland, R OBP: 0.302, SLG: 0.326 (8, 6)									0-0 F9	0	0	0	0	0	0	0						
Jim Bunning, R OBP: 0.168, SLG: 0.255 (1, 1)					0-0 F5		0-0 6-3	0-3 K		2	0	0	0	0	0	0						
Chuck Hillier, L OBP: 0.220, SLG: 0.229 (8, PH)									0-0 K	1	0	0	0	0	1	0						
Turk Farrell, R OBP: 0.150, SLG: 0.158 (9, 1)										0	0	0	0	0	0	0						
Inning Stats	R: 0 E: 0 K: 0 S: 3	H: 0 LOB: 0 BB: 1 P: 3	R: 0 E: 0 K: 1 S: 5	H: 0 LOB: 1 BB: 1 P: 9	R: 0 E: 0 K: 1 S: 5	H: 0 LOB: 0 BB: 0 P: 5	R: 0 E: 0 K: 0 S: 4	H: 1 LOB: 1 BB: 0 P: 4	R: 0 E: 0 K: 0 S: 3	H: 0 LOB: 0 BB: 0 P: 3	R: 0 E: 0 K: 1 S: 7	H: 2 LOB: 2 BB: 0 P: 7	R: 0 E: 0 K: 1 S: 6	H: 1 LOB: 1 BB: 0 P: 6	R: 0 E: 0 K: 1 S: 6	H: 1 LOB: 1 BB: 0 P: 6	R: 0 E: 1 K: 2 S: 8	H: 0 LOB: 1 BB: 0 P: 8	1B: 5 2B: 0 3B: 0 HR: 0	SF: 0 SAC: 0 DP: 0 HBP: 0	WP: 0 PB: 0 SB: 1 CS: 0	PA: 34
PITCHER	IP	WLS	BF	H	R	ER	SO	BB	IBB	HBP	BLK	WP	HR	S	P	ERA	WHIP					
Dick Hughes, R ERA: 2.78 (1, 1)	9.0	W	34	5	0	0	7	1	0	0	0	0	0	47	51	0.00	0.667					

St. Louis Cardinals @ Philadelphia Phillies
 Connie Mack Stadium, Philadelphia, PA
 Tue Sep 19 1967, 7:05 PM EDT
 Att: 9,934 - Unknown

AB 33
 R 0
 H 5
 RBI 0
 BB 1
 SO 7
 LOB 12



Batter	1	2	3	4	5	6	7	8	9	AB	R	H	RBI	BB	SO	LOB	TOP			
Ed Spiezio, R OBP: 0.291, SLG: 0.347 (1, 7)	F9			HR	K			F3		4	1	1	1	0	1	1				
Steve Huntz, S Phil Gagliano, R OBP: 0.294, SLG: 0.288 (1, 4) (9, FH)	K			4-3			K		6-3	3	0	0	0	0	2	0				
Curt Flood, R OBP: 0.371, SLG: 0.398 (1, 8)	G3			BB	1B		5-3		1B	4	0	2	0	0	0	0				
Orlando Cepeda, R OBP: 0.402, SLG: 0.531 (1, 3)		K		BB	1B		F7		L9	3	0	0	0	1	1	1				
Mike Shannon, R OBP: 0.301, SLG: 0.377 (1, 5)	P4			BB					P6	4	0	0	0	0	0	3				
Alex Johnson, R OBP: 0.277, SLG: 0.322 (1, 9)	K			K			G3			3	0	0	0	0	2	2				
Dave Ricketts, S OBP: 0.326, SLG: 0.412 (1, 2)			5-3				5-3			3	0	1	0	0	0	0				
Eddie Bressoud, R OBP: 0.237, SLG: 0.224 (1, 6)		P4		K				P4		3	0	0	0	0	1	1				
Steve Carlton, L OBP: 0.181, SLG: 0.174 (1, 1)			K		K			F2		3	0	0	0	0	2	1				
Inning Stats	R: 0 E: 0 K: 1 S: 5	H: 0 LOB: 0 BB: 0 P: 5	R: 0 E: 0 K: 2 S: 7	H: 0 LOB: 0 BB: 0 P: 7	R: 0 E: 0 K: 1 S: 5	H: 0 LOB: 0 BB: 0 P: 5	R: 1 E: 0 K: 1 S: 7	H: 2 LOB: 2 BB: 1 P: 11	R: 0 E: 0 K: 3 S: 10	H: 1 LOB: 1 BB: 0 P: 10	R: 0 E: 0 K: 0 S: 3	H: 0 LOB: 0 BB: 0 P: 3	R: 0 E: 0 K: 0 S: 3	H: 0 LOB: 0 BB: 0 P: 3	R: 0 E: 0 K: 0 S: 4	H: 1 LOB: 1 BB: 0 P: 4	1B: 2 2B: 1 3B: 0 HR: 1	SF: 0 SAC: 0 DP: 0 HBP: 0	WP: 0 PB: 0 SB: 0 CS: 0	PA: 32
PITCHER Chris Short, L ERA: 2.43 (1, 1)	IP: 9.0 WLS: W BF: 32 H: 4 R: 1 ER: 1 SO: 9 BB: 1 IBB: 0 HBP: 0 BLK: 0 WP: 0 HR: 1 S: 49 P: 53 ERA: 1.00 WHIP: 0.556															PITCHER				

St. Louis Cardinals @ Philadelphia Phillies
 Connie Mack Stadium, Philadelphia, PA
 Wed Sep 20 1967, 7:05 PM EDT
 Att: 8,466 - Unknown

AB	31
R	1
H	4
RBI	1
BB	1
SO	9
LOB	9



Batter	1	2	3	4	5	6	7	8	9	AB	R	H	RBI	BB	SO	LOB	BOTTOM	
Cookie Rojas, R OBP: 0.295, SLG: 0.318 (1, 4)	K		S	FC6-4			WP	SF8		4	1	3	1	0	1	0		
Tony Taylor, R OBP: 0.313, SLG: 0.328 (1, 5)	K		S	FC6-4			E			3	0	1	1	1	1	2		
Don Lock, R OBP: 0.346, SLG: 0.442 (1, 8)	K		BB				SF8			2	0	0	1	1	2	0		
Rick Joseph, R OBP: 0.318, SLG: 0.450 (1, 3)		K	K				F9			4	0	0	0	0	3	4		
Gary Sutherland, R OBP: 0.301, SLG: 0.324 (1, 7)		5-3	F8				K		FC5-4	4	0	1	0	0	1	3		
Gene Oliver, R OBP: 0.294, SLG: 0.381 (1, 2)		1B		1B			K		K	4	1	2	0	0	2	1		
Billy Cowan, R OBP: 0.206, SLG: 0.310 (1, 9)		K		K			K		FC5-4	4	0	0	0	0	3	3		
Bobby Wine, R OBP: 0.254, SLG: 0.280 (1, 6)			1B	1B			K		F9	4	1	1	0	0	1	2		
Chris Short, R OBP: 0.145, SLG: 0.119 (1, 1)			K	1B			K			2	0	0	0	1	2	1		
Inning Stats	R: 0 E: 0 K: 3 S: 9	H: 1 LOB: 1 BB: 0 P: 8	R: 1 E: 0 K: 2 S: 10	H: 3 LOB: 3 BB: 1 P: 14	R: 1 E: 0 K: 1 S: 7	H: 2 LOB: 2 BB: 1 P: 11	R: 0 E: 0 K: 2 S: 7	H: 0 LOB: 0 BB: 0 P: 7	R: 0 E: 0 K: 3 S: 9	H: 0 LOB: 0 BB: 0 P: 9	R: 1 E: 1 K: 2 S: 8	H: 1 LOB: 1 BB: 1 P: 12	R: 0 E: 0 K: 1 S: 6	H: 1 LOB: 1 BB: 0 P: 6	1B: 6 2B: 2 3B: 0 HR: 0	SF: 1 SAC: 0 DP: 0 HBP: 0	WP: 1 PB: 0 SB: 2 CS: 0	PA: 35
PITCHER Steve Carlton, L ERA: 2.88 (1, 1)	IP: 8.0 WLS: L BF: 35 H: 8 R: 3 ER: 3 SO: 16 BB: 3 IBB: 0 HBP: 0 BLK: 0 WP: 1 HR: 0 S: 64 P: 76 ERA: 3.38 WHIP: 1.375															PITCHER		

St. Louis Cardinals @ Philadelphia Phillies
 Connie Mack Stadium, Philadelphia, PA
 Wed Sep 20 1967, 7:05 PM EDT
 Att: 8,466 - Unknown

AB	31
R	3
H	8
RBI	3
BB	3
SO	16
LOB	16



Batter	1	2	3	4	5	6	7	8	9	AB	R	H	RBI	BB	SO	LOB	TOP					
Cookie Rojas, R OBP: 0.295, SLG: 0.318 (1, 4)	F7			E5		G6-4-3 1B			4-3	4	0	1	0	0	0	0	Philadelphia Phillies @ Los Angeles Dodgers Dodger Stadium, Los Angeles, CA Fri Sep 22 1967, 7:05 PM PDT Att: 14,006 - Unknown					
Tony Taylor, R OBP: 0.310, SLG: 0.325 (1, 5)	K			F8		G6-4-3 1-2			6-3	4	0	0	0	0	1	1						
Tony Gonzalez, L OBP: 0.403, SLG: 0.484 (1, 7)	1-3			BB					1B	3	1	2	1	1	0	0						
Johnny Callison, L OBP: 0.328, SLG: 0.411 (1, 9)		6-3		4-3					F9	4	0	1	0	0	0	2						
John Briggs, L OBP: 0.312, SLG: 0.364 (1, 8)		1-3			K				P3	3	0	0	0	0	1	1						
Bill White, L OBP: 0.367, SLG: 0.375 (1, 3)		P3							G1-6-3 1-2	3	0	1	0	0	0	1						
Gene Oliver, R OBP: 0.291, SLG: 0.377 (1, 2)			K		K				L5	3	0	0	0	0	2	1						
Bobby Wine, R OBP: 0.252, SLG: 0.277 (1, 6)			5-3		F8				K	3	0	0	0	0	1	1						
Larry Jackson, R OBP: 0.196, SLG: 0.195 Dick Ellsworth, L OBP: 0.132, SLG: 0.106 Chuck Hiller, R OBP: 0.218, SLG: 0.227 Grant Jackson, L OBP: 0.300, SLG: 0.333 John Boozar, R OBP: 0.311, SLG: 0.167 Doug Clemens, L OBP: 0.265, SLG: 0.250 Dick Hall, R OBP: 0.071, SLG: 0.071 (1, 1) (4, 1) (6, PH) (6, 1) (6, 1) (6, PH) (6, 1) (8, 1)			1-3			F8			P4	1	0	0	0	0	0	0						
Inning Stats	R: 0 E: 0 K: 1 S: 5	H: 0 LOB: 0 BB: 0 P: 5	R: 0 E: 0 K: 0 S: 3	H: 0 LOB: 0 BB: 0 P: 3	R: 0 E: 0 K: 1 S: 5	H: 0 LOB: 1 BB: 0 P: 5	R: 0 E: 1 K: 0 S: 3	H: 0 LOB: 1 BB: 1 P: 7	R: 0 E: 0 K: 2 S: 8	H: 1 LOB: 1 BB: 0 P: 8	R: 0 E: 0 K: 0 S: 3	H: 1 LOB: 0 BB: 0 P: 3	R: 1 E: 0 K: 0 S: 4	H: 2 LOB: 0 BB: 0 P: 4	R: 0 E: 0 K: 1 S: 5	H: 0 LOB: 0 BB: 0 P: 5	R: 0 E: 0 K: 0 S: 4	H: 1 LOB: 1 BB: 0 P: 4	1B: 4 2B: 0 3B: 0 HR: 1	SF: 0 SAC: 0 DP: 2 HBP: 0	WP: 0 PB: 0 SB: 0 CS: 0	PA: 31
PITCHER Don Sutton, R ERA: 3.95 (1, 1)	IP: 9.0 WLS: W BF: 31 H: 5 R: 1 ER: 1 SO: 5 BB: 1 IBB: 0 HBP: 0 BLK: 0 WP: 0 HR: 1 S: 40 P: 44 ERA: 1.00 WHIP: 0.667																					

Batter	1	2	3	4	5	6	7	8	9	AB	R	H	RBI	BB	SO	LOB	BOTTOM			
Willie Davis, L OBP: 0.296, SLG: 0.371 (1, 8)	1-3 2B 1B			4-3				L4	K	5	2	2	0	0	1	3	Philadelphia Phillies @ Los Angeles Dodgers Dodger Stadium, Los Angeles, CA Fri Sep 22 1967, 7:05 PM PDT Att: 14,006 - Unknown			
Ron Hunt, R OBP: 0.352, SLG: 0.352 (1, 5)	1-3 1-2			2B WP 1B				6-3		4	1	1	1	0	0	1				
Ron Fairly, L OBP: 0.299, SLG: 0.335 (1, 3) (9, 9)	L6-4 2H 2B			WP 1-3 2B				F7		4	0	2	1	0	0	0				
Al Ferrara, R OBP: 0.355, SLG: 0.467 Wes Parker, S OBP: 0.360, SLG: 0.348 (1, 9) (6, PR) (9, 3)	L6-4 2-3			2-3 3-H BB				F7		3	0	1	0	1	0	1				
John Roseboro, L OBP: 0.352, SLG: 0.383 (1, 2)		G1		F7					2B 1B	4	1	1	0	0	1	3				
Len Gabrielson, L OBP: 0.312, SLG: 0.415 (1, 7)		L8		E9 SH 2B					FC1-5 1-H 2B	4	2	3	3	0	0	0				
Luis Alcaraz, R OBP: 0.212, SLG: 0.250 (1, 4)		F9		4-3					FC1-5 WP 2-3 1B	4	0	0	0	0	0	3				
Tommy Dean, R OBP: 0.333, SLG: 0.444 (1, 6)				5-3 SH SH2-4					K 1-2 1B 1B	3	0	1	1	0	1	1				
Don Sutton, R OBP: 0.156, SLG: 0.160 (1, 1)				5-3 3-H 1-2					L4 1-2 1B	3	0	1	0	0	0	1				
Inning Stats	R: 1 E: 0 K: 0 S: 4	H: 2 LOB: 0 BB: 0 P: 4	R: 0 E: 0 K: 0 S: 3	H: 0 LOB: 0 BB: 0 P: 3	R: 2 E: 0 K: 0 S: 6	H: 3 LOB: 2 BB: 1 P: 10	R: 1 E: 1 K: 0 S: 5	H: 1 LOB: 1 BB: 0 P: 5	R: 0 E: 0 K: 0 S: 3	H: 0 LOB: 0 BB: 0 P: 3	R: 1 E: 0 K: 1 S: 7	H: 2 LOB: 1 BB: 0 P: 7	R: 0 E: 0 K: 0 S: 3	H: 0 LOB: 0 BB: 0 P: 3	R: 2 E: 0 K: 2 S: 11	H: 4 LOB: 2 BB: 0 P: 11	1B: 6 2B: 5 3B: 1 HR: 1	SF: 0 SAC: 2 DP: 1 HBP: 0	WP: 2 PB: 0 SB: 0 CS: 0	PA: 37
PITCHER Larry Jackson, R ERA: 3.14 Dick Ellsworth, L ERA: 4.45 Grant Jackson, L ERA: 3.89 John Boozar, R ERA: 4.13 Dick Hall, R ERA: 2.22 (1, 1) (4, 1) (6, 1) (6, 1) (8, 1)	IP: 3.2 WLS: L BF: 18 H: 6 R: 4 ER: 4 SO: 4 BB: 1 IBB: 0 HBP: 0 BLK: 0 WP: 0 HR: 0 S: 17 P: 21 ERA: 9.82 WHIP: 1.909																			

Batter	1	2	3	4	5	6	7	8	9	AB	R	H	RBI	BB	SO	LOB	TOP				
Cookie Rojas, R OBP: 0.293, SLG: 0.315	6-3		F2		5-3		SH3-4	K		4	0	0	0	0	1	2					
Tony Taylor, R OBP: 0.307, SLG: 0.322	6-3		5-3		K		SH1-3		1-3	4	0	0	1	0	1	0					
Tony Gonzalez, L OBP: 0.401, SLG: 0.481	6-3				4-3		4-3		4-3	5	0	1	0	0	0	1					
Don Lock, R OBP: 0.350, SLG: 0.441		6-3	P5			F8 1B BB		1B SH 1B		3	1	1	0	2	0	1					
Rick Joseph, R OBP: 0.423, SLG: 0.565		E 4-3 1B				G5-4-3 1B		SH 1B		3	1	3	0	1	0	0					
Johnny Callison, L OBP: 0.325, SLG: 0.408		4-3			K		F8		F3	5	0	0	0	0	1	8					
Gene Oliver, R OBP: 0.297, SLG: 0.378		E IBB				G5-4-3 1-2				2	1	1	0	2	0	2					
Bobby Wine, R OBP: 0.255, SLG: 0.280		E5			F8			SH3-4 SH SH1-3 1B		4	1	2	2	0	0	4					
Jim Bunning, R OBP: 0.173, SLG: 0.258		1-3			FC6			SH SH1-3 SH3-4		3	0	1	1	0	0	5					
Inning Stats	R: 0 E: 0 K: 0 S: 3	H: 0 LOB: 0 BB: 0 P: 3	R: 0 E: 1 K: 0 S: 5	H: 1 LOB: 3 BB: 1 P: 9	R: 0 E: 0 K: 0 S: 4	H: 1 LOB: 1 BB: 0 P: 4	R: 0 E: 0 K: 1 S: 6	H: 1 LOB: 2 BB: 1 P: 10	R: 0 E: 0 K: 0 S: 3	H: 1 LOB: 1 BB: 0 P: 7	R: 1 E: 0 K: 0 S: 5	H: 1 LOB: 1 BB: 0 P: 5	R: 3 E: 1 K: 1 S: 9	H: 4 LOB: 1 BB: 0 P: 9	R: 0 E: 0 K: 0 S: 3	H: 0 LOB: 2 BB: 2 P: 11	1B: 8 2B: 1 3B: 0 HR: 0	SF: 0 SAC: 4 DP: 1 HBP: 0	WP: 1 PB: 0 SB: 0 CS: 2	PA: 42	
PITCHER	IP	WLS	BF	H	R	ER	SO	BB	IBB	HBP	BLK	WP	HR	S	P	ERA	WHIP				
Claude Osteen, L ERA: 3.32	(1, 1)	7.1	L	35	8	4	3	2	1	2	0	0	0	0	36	48	3.68	1.227			
Phil Regan, R ERA: 3.05	(8, 1)	0.2		2	1	0	0	1	0	0	0	0	0	4	4	0.00	1.500				
Bob Miller, R ERA: 4.31	(9, 1)	1.0		5	0	0	0	0	2	0	0	0	1	0	3	11	0.00	2.000			

Philadelphia Phillies @ Los Angeles Dodgers
 Dodger Stadium, Los Angeles, CA
 Sat Sep 23 1967, 7:05 PM PDT
 Att: 14,943 - Unknown

AB	33
R	4
H	9
RBI	4
BB	5
SO	3
LOB	23



Batter	1	2	3	4	5	6	7	8	9	AB	R	H	RBI	BB	SO	LOB	BOTTOM					
Willie Davis, L OBP: 0.296, SLG: 0.370	P6		BB 1B		G3			4-3		4	0	1	0	0	0	0						
Ron Hunt, R OBP: 0.354, SLG: 0.357	K		BB 1B		P6					4	0	2	0	0	1	0						
Ron Fairly, L OBP: 0.300, SLG: 0.334	F9		BB		F3					2	0	0	0	2	0	0						
Jim Lefebvre, S OBP: 0.322, SLG: 0.368		1-3 1B	K		3-1			4-3		4	0	1	0	0	1	5						
John Roseboro, L OBP: 0.348, SLG: 0.378		F9			P1					4	0	0	0	0	0	1						
Len Gabrielson, L OBP: 0.311, SLG: 0.412		1-3			S 1B			F9		4	0	1	0	0	0	1						
Luis Alcaraz, R OBP: 0.216, SLG: 0.250		F7			F9					4	0	1	0	0	1	2						
Tommy Dean, R OBP: 0.273, SLG: 0.364			6-3		K					2	0	0	0	0	1	1						
Al Ferrara, R OBP: 0.354, SLG: 0.465										1	0	0	0	0	0	0						
Gene Michael, S OBP: 0.246, SLG: 0.224										0	0	0	0	0	0	0						
Bob Bailey, R OBP: 0.302, SLG: 0.301										1	0	0	0	0	0	1						
Claude Osteen, L OBP: 0.202, SLG: 0.265										2	0	0	0	0	0	0						
Phil Regan, R OBP: 0.100, SLG: 0.100										0	0	0	0	0	0	0						
Wes Parker, S OBP: 0.359, SLG: 0.347										1	0	0	0	0	1	0						
Bob Miller, R OBP: 0.125, SLG: 0.125										0	0	0	0	0	0	0						
Inning Stats	R: 0 E: 0 K: 1 S: 5	H: 0 LOB: 0 BB: 0 P: 5	R: 0 E: 0 K: 0 S: 4	H: 1 LOB: 1 BB: 0 P: 4	R: 0 E: 0 K: 1 S: 7	H: 2 LOB: 3 BB: 1 P: 11	R: 0 E: 0 K: 1 S: 6	H: 1 LOB: 1 BB: 0 P: 6	R: 0 E: 0 K: 0 S: 3	H: 0 LOB: 0 BB: 0 P: 3	R: 0 E: 0 K: 0 S: 3	H: 0 LOB: 0 BB: 0 P: 3	R: 0 E: 0 K: 1 S: 5	H: 0 LOB: 0 BB: 0 P: 5	R: 0 E: 0 K: 1 S: 6	H: 1 LOB: 2 BB: 1 P: 10	R: 0 E: 0 K: 0 S: 4	H: 1 LOB: 1 BB: 0 P: 4	1B: 5 2B: 1 3B: 0 HR: 0	SF: 0 SAC: 0 DP: 0 HBP: 0	WP: 0 PB: 0 SB: 1 CS: 0	PA: 35
PITCHER	IP	WLS	BF	H	R	ER	SO	BB	IBB	HBP	BLK	WP	HR	S	P	ERA	WHIP					
Jim Bunning, R ERA: 2.4	(1, 1)	9.0	W	35	6	0	0	5	2	0	0	0	0	43	51	0.00	0.889					

Philadelphia Phillies @ Los Angeles Dodgers
 Dodger Stadium, Los Angeles, CA
 Sat Sep 23 1967, 7:05 PM PDT
 Att: 14,943 - Unknown

AB	33
R	0
H	6
RBI	0
BB	2
SO	5
LOB	11



Batter	1	2	3	4	5	6	7	8	9	AB	R	H	RBI	BB	SO	LOB	TOP								
Cookie Rojas, R (1,4) OBP: 0.294, SLG: 0.324										5	1	2	1	0	0	0	Philadelphia Phillies @ Los Angeles Dodgers Dodger Stadium, Los Angeles, CA Sun Sep 24 1967, 3:33 AM PDT Att: 15,259 - Unknown								
John Briggs, L (1,8) OBP: 0.315, SLG: 0.370 Don Lock, R (7,PH) OBP: 0.351, SLG: 0.441										3	1	2	0	0	0	0									
Tony Gonzalez, L (1,7) OBP: 0.403, SLG: 0.481									4	1	2	1	1	0	1										
Johnny Callison, L (1,9) OBP: 0.326, SLG: 0.408									4	0	2	0	0	0	2										
Bill White, L (1,3) OBP: 0.364, SLG: 0.371 Rick Joseph, R (8,PH) OBP: 0.407, SLG: 0.542									3	0	0	0	0	0	2										
Tony Taylor, R (1,5) OBP: 0.311, SLG: 0.323									2	0	1	0	2	1	0										
Clay Dainymple, L (1,2) Gary Sutherland, R (8,PH) OBP: 0.304, SLG: 0.327 Gene Oliver, R (8,2) OBP: 0.297, SLG: 0.378									3	0	0	0	0	0	2										
Bobby Wine, R (1,6) OBP: 0.252, SLG: 0.276								4	0	0	0	0	1	5											
Rick Wise, R (1,1) OBP: 0.241, SLG: 0.235									4	0	0	0	0	3	3										
Inning Stats	R: 1 E: 0 K: 0 S: 4	H: 1 LOB: 0 BB: 0 P: 4	R: 0 E: 1 K: 0 S: 3	H: 0 LOB: 1 BB: 1 P: 7	R: 0 E: 0 K: 1 S: 7	H: 3 LOB: 2 BB: 0 P: 7	R: 0 E: 0 K: 0 S: 4	H: 1 LOB: 1 BB: 0 P: 4	R: 1 E: 0 K: 1 S: 8	H: 3 LOB: 2 BB: 0 P: 8	R: 0 E: 0 K: 2 S: 7	H: 0 LOB: 0 BB: 0 P: 7	R: 0 E: 0 K: 1 S: 5	H: 0 LOB: 0 BB: 0 P: 5	R: 1 E: 0 K: 1 S: 7	H: 2 LOB: 2 BB: 2 P: 15		R: 0 E: 0 K: 0 S: 3	H: 1 LOB: 0 BB: 0 P: 3	1B: 8 2B: 2 3B: 0 HR: 1	SF: 0 SAC: 0 DP: 1 HBP: 0	WP: 0 PB: 0 SB: 0 CS: 0	PA: 39		
PITCHER	IP	WLS	BF	H	R	ER	SO	BB	IBB	HBP	BLK	WP	HR	S	P	ERA	WHIP								
John Duffie, R (1,1) ERA: 2.79	4.2	L	22	8	2	2	2	1	0	0	0	0	1	25	29	3.86	1.929								
Jim Brewer, L (5,1) ERA: 2.99	1.1		4	0	0	0	2	0	0	0	0	0	0	8	8	0.00	0.000								
Ron Perranoski, L (7,1) ERA: 2.54	3.0		13	3	1	1	2	1	1	0	0	0	0	15	23	3.00	1.333								

Batter	1	2	3	4	5	6	7	8	9	AB	R	H	RBI	BB	SO	LOB	BOTTOM								
Wes Parker, S (1,8) OBP: 0.397, SLG: 0.345 Ron Perranoski, L (7,1) OBP: 0.111, SLG: 0.111 Lou Johnson, R (9,PH) OBP: 0.330, SLG: 0.426										3	0	0	0	0	0	1	Philadelphia Phillies @ Los Angeles Dodgers Dodger Stadium, Los Angeles, CA Sun Sep 24 1967, 3:33 AM PDT Att: 15,259 - Unknown								
Ron Hunt, R (1,5) OBP: 0.350, SLG: 0.353										4	0	0	0	0	1										
Ron Fairly, L (1,9) OBP: 0.298, SLG: 0.331										4	0	0	0	1	0										
Jim Lefebvre, S (1,3) OBP: 0.322, SLG: 0.368										3	0	1	0	0	0										
Len Gabrielson, L (1,7) OBP: 0.307, SLG: 0.407										3	0	0	0	0	1										
Luis Alcaraz, R (1,4) OBP: 0.200, SLG: 0.231										3	0	0	0	0	1										
Jeff Torborg, R (1,2) OBP: 0.264, SLG: 0.278										3	1	1	0	0	1										
Tommy Dean, R (1,6) OBP: 0.250, SLG: 0.333 Al Ferrara, R (6,PH) OBP: 0.355, SLG: 0.469										1	0	0	0	0	1										
John Duffie, R (1,1) Jim Brewer, L (5,1) John Roseboro, R (6,PH) Gene Michael, S (7,6) Bob Bailey, R (8,PH) Dick Schofield, S (9,6)										1	0	0	0	0	0										
Inning Stats	R: 0 E: 0 K: 1 S: 5	H: 0 LOB: 0 BB: 0 P: 5	R: 0 E: 0 K: 0 S: 3	H: 0 LOB: 0 BB: 0 P: 3	R: 0 E: 0 K: 2 S: 7	H: 0 LOB: 0 BB: 0 P: 7	R: 0 E: 0 K: 0 S: 3	H: 0 LOB: 0 BB: 0 P: 3	R: 0 E: 0 K: 1 S: 5	H: 0 LOB: 0 BB: 0 P: 5	R: 1 E: 0 K: 0 S: 5	H: 2 LOB: 1 BB: 0 P: 5	R: 0 E: 0 K: 0 S: 4	H: 1 LOB: 1 BB: 0 P: 4	R: 0 E: 0 K: 1 S: 5	H: 0 LOB: 0 BB: 0 P: 5		R: 0 E: 0 K: 1 S: 5	H: 0 LOB: 0 BB: 0 P: 5	1B: 1 2B: 2 3B: 0 HR: 0	SF: 0 SAC: 0 DP: 0 HBP: 0	WP: 0 PB: 0 SB: 0 CS: 0	PA: 30		
PITCHER	IP	WLS	BF	H	R	ER	SO	BB	IBB	HBP	BLK	WP	HR	S	P	ERA	WHIP								
Rick Wise, R (1,1) ERA: 3.38	9.0	W	30	3	1	1	6	0	0	0	0	0	0	42	42	1.00	0.333								

AB 36
R 3
H 11
RBI 3
BB 3
SO 6
LOB 17

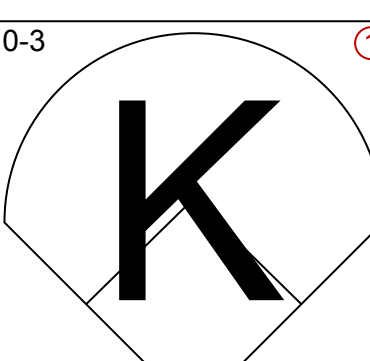
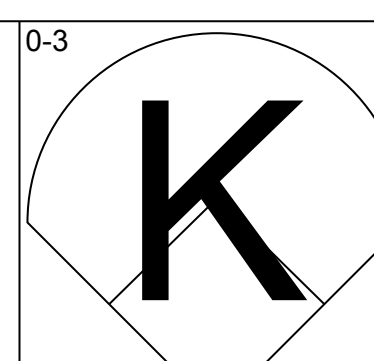
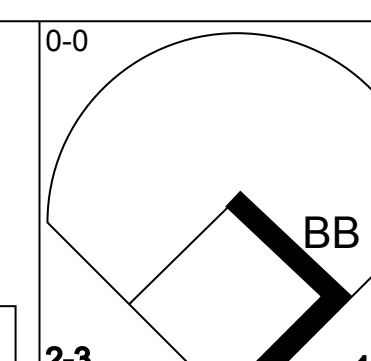
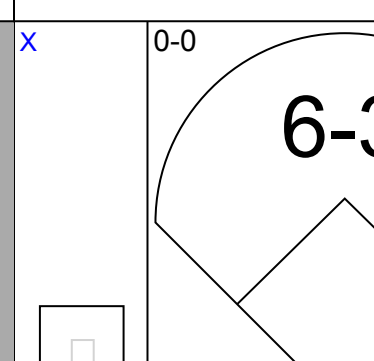
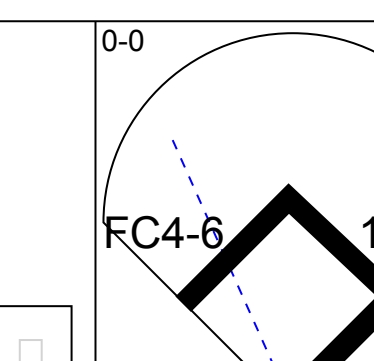
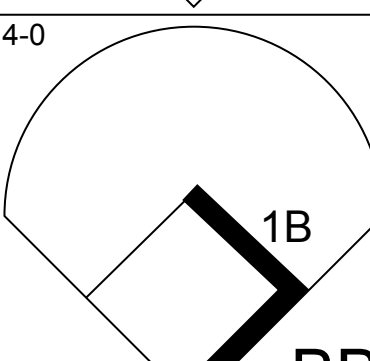
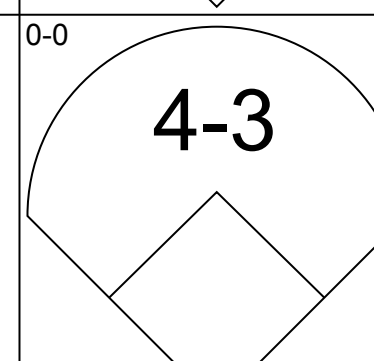
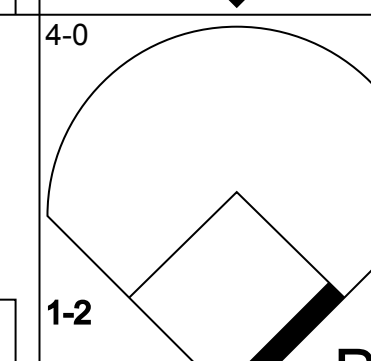
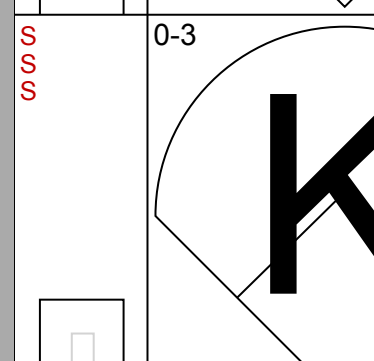
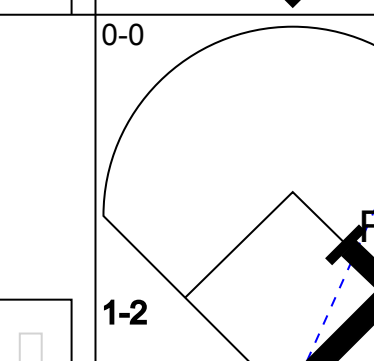
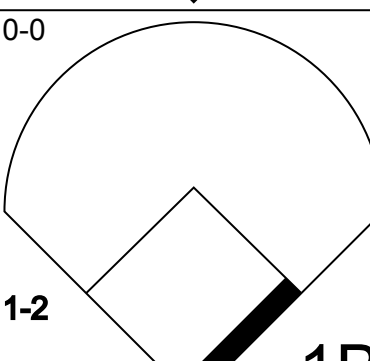
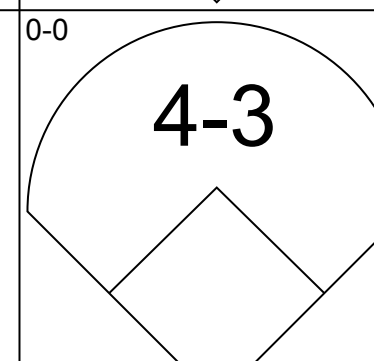
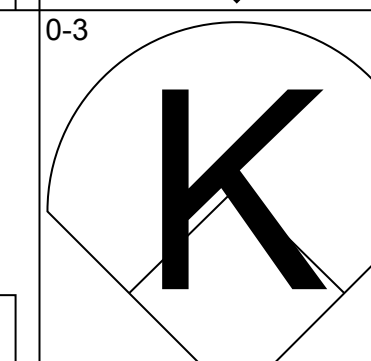
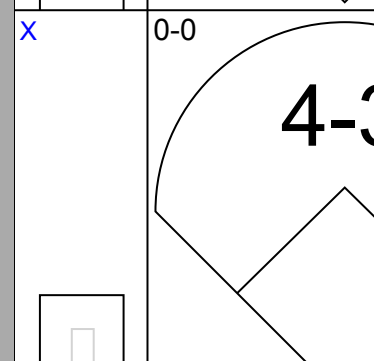
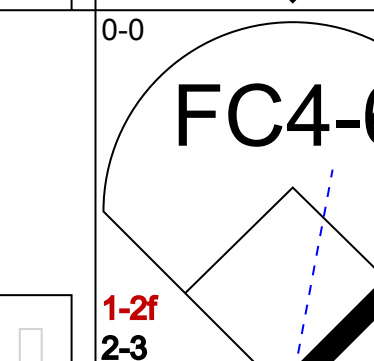
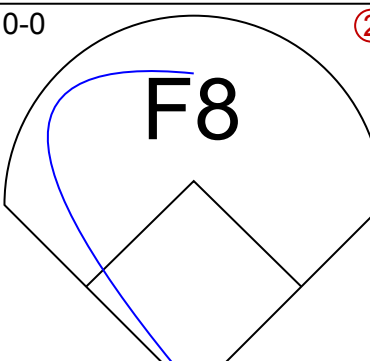
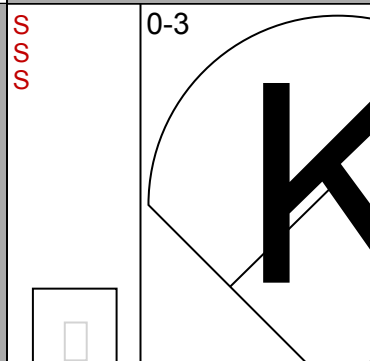
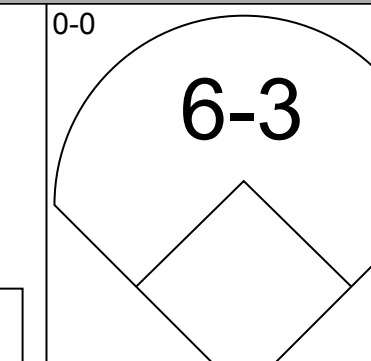
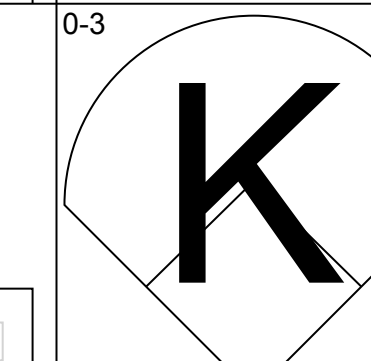
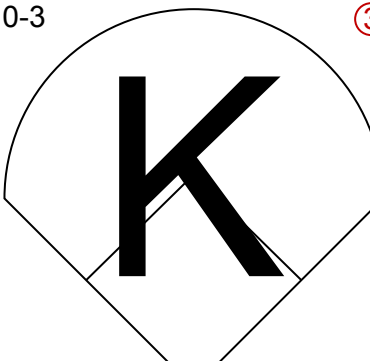
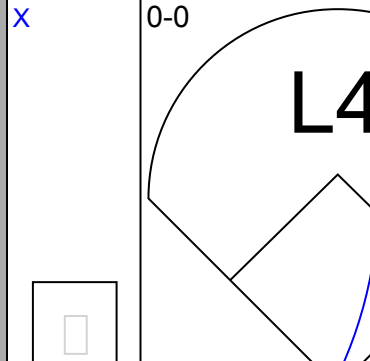
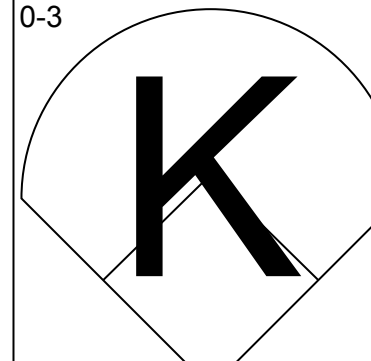
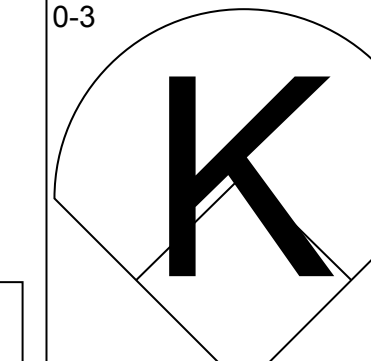
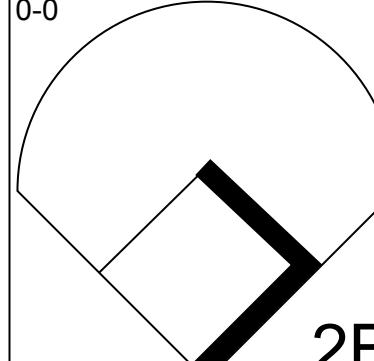
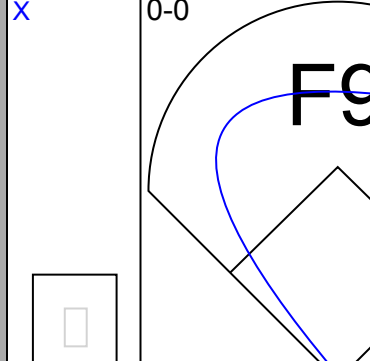
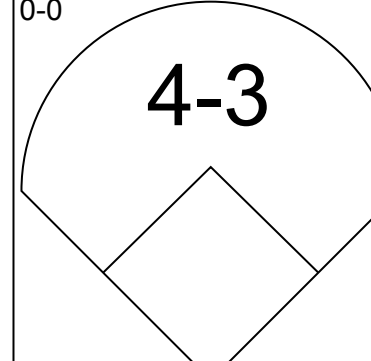
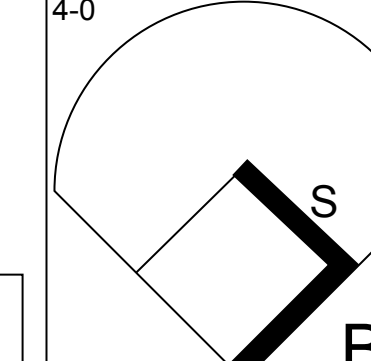
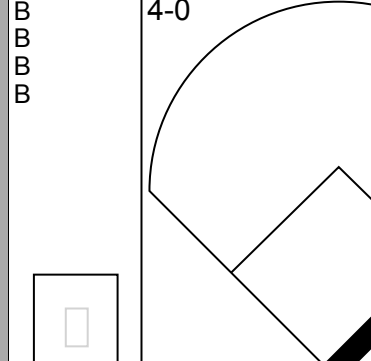
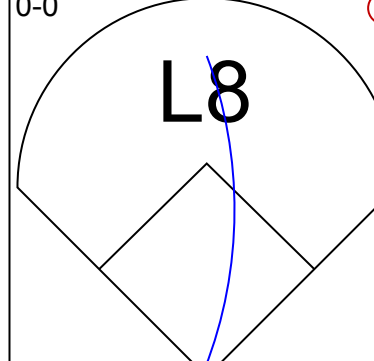
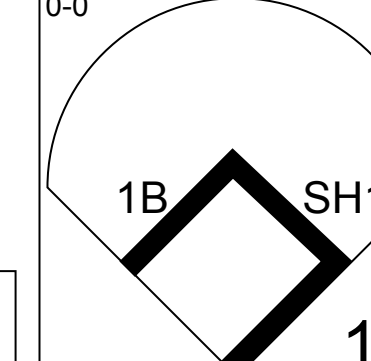
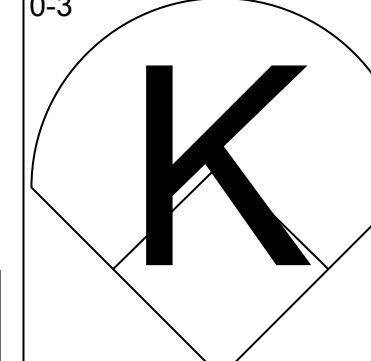
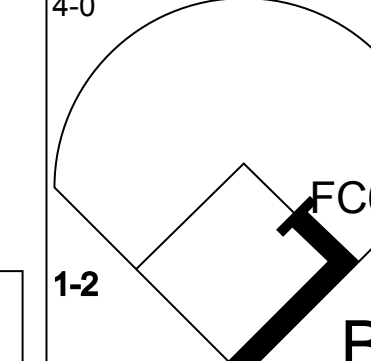
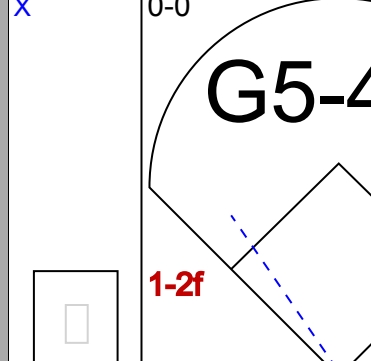
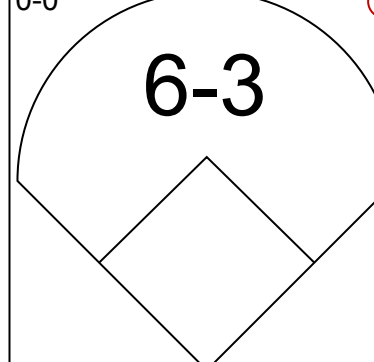
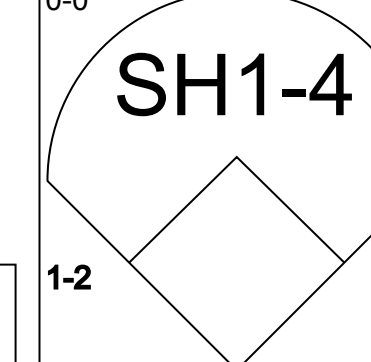
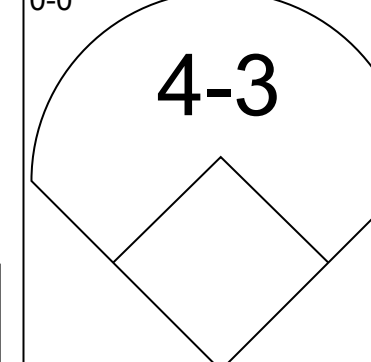
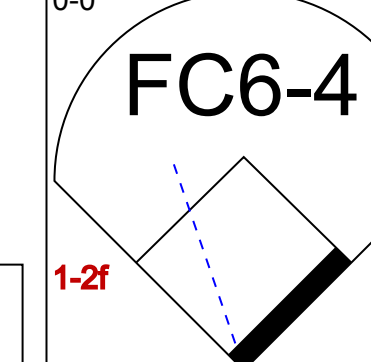
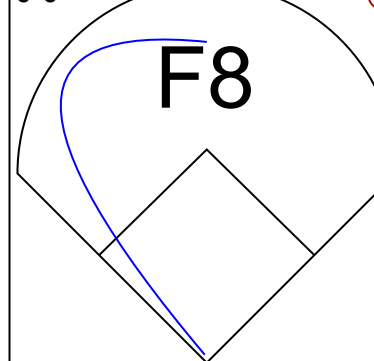
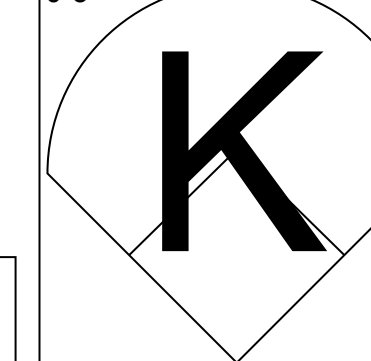
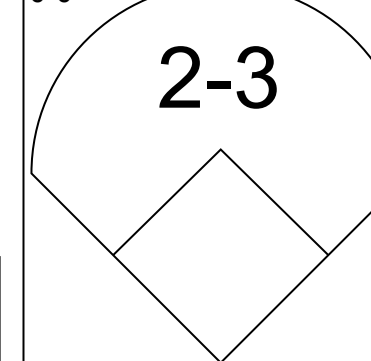
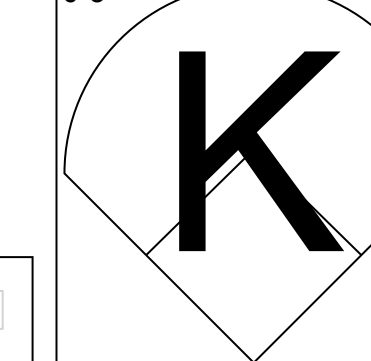


AB 30
R 1
H 3
RBI 1
BB 0
SO 6
LOB 5



Batter	1	2	3	4	5	6	7	8	9	AB	R	H	RBI	BB	SO	LOB	TOP		
Cookie Rojas, R OBP: 0.293, SLG: 0.323 (1, 4)										5	1	1	0	0	1	2	Philadelphia Phillies @ Houston Astros Astrodome, Houston, TX Mon Sep 25 1967, 8:05 PM EDT Att: 6,771 - Unknown		
Tony Taylor, R OBP: 0.310, SLG: 0.322 (1, 5)										4	0	1	0	0	1	0			
Tony Gonzalez, L OBP: 0.404, SLG: 0.481 (1, 7)										4	0	2	0	0	1	2			
Don Lock, R OBP: 0.351, SLG: 0.443 John Briggs, L OBP: 0.317, SLG: 0.370 (7, 8)										3	0	1	0	0	0	1			
Rick Joseph, R OBP: 0.387, SLG: 0.500 (1, 3)										4	1	1	0	0	0	5			
Johnny Callison, L OBP: 0.327, SLG: 0.413 (1, 9)										4	1	2	0	0	0	0			
Gene Oliver, R OBP: 0.299, SLG: 0.381 Clay Dalrymple, L OBP: 0.276, SLG: 0.238 (9, 2)										3	0	1	2	1	1	1			
Bobby Wine, R OBP: 0.255, SLG: 0.277 (1, 6)										3	0	1	0	1	1	1			
Chris Short, R OBP: 0.138, SLG: 0.113 Turk Farrell, R OBP: 0.143, SLG: 0.150 (6, 1)										3	0	0	0	0	2	4			
Inning Stats	R: 1 E: 0 K: 1 S: 7	H: 3 LOB: 1 BB: 0 P: 7	R: 0 E: 0 K: 1 S: 6	H: 1 LOB: 2 BB: 1 P: 10	R: 0 E: 0 K: 1 S: 6	H: 1 LOB: 0 BB: 0 P: 6	R: 0 E: 0 K: 1 S: 5	H: 0 LOB: 0 BB: 0 P: 5	R: 0 E: 0 K: 0 S: 6	H: 3 LOB: 2 BB: 1 P: 10	R: 0 E: 1 K: 0 S: 4	H: 1 LOB: 2 BB: 1 P: 8	R: 0 E: 0 K: 1 S: 5	H: 1 LOB: 0 BB: 0 P: 5	R: 0 E: 0 K: 2 S: 7	H: 0 LOB: 0 BB: 0 P: 7		1B: 7 2B: 3 3B: 1 HR: 0	SF: 0 SAC: 1 DP: 1 HBP: 0
PITCHER	IP WLS BF H R ER SO BB IBB HBP BLK WP HR S P ERA WHIP	6.0 W 27 8 3 3 5 1 1 0 0 1 0 35 43 4.50 1.500	3.0 W 11 2 0 0 3 1 0 0 0 0 0 16 20 0.00 1.000																

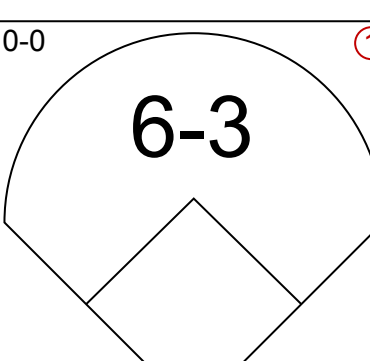
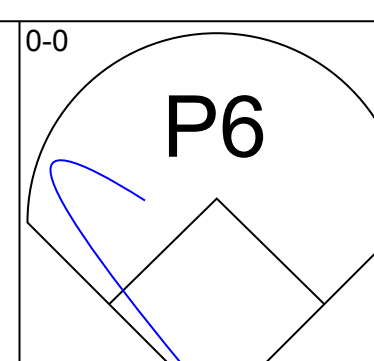
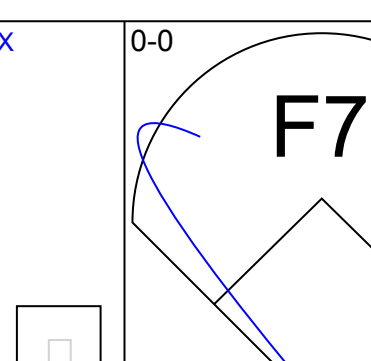
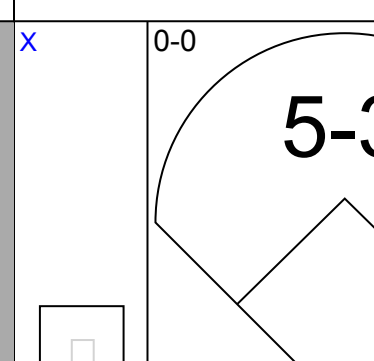
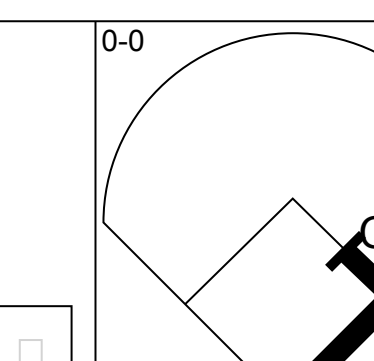
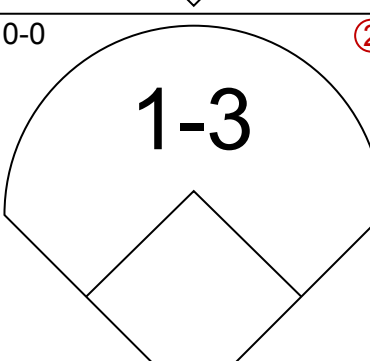
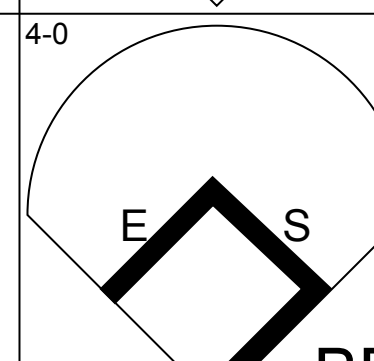
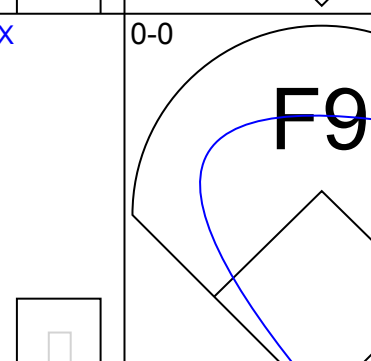
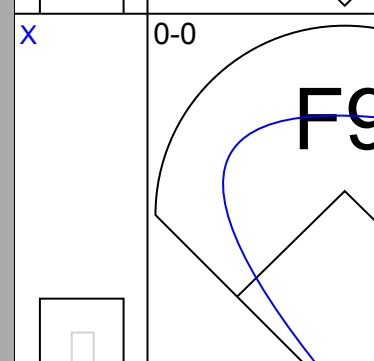
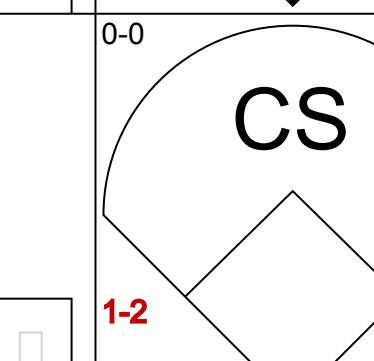
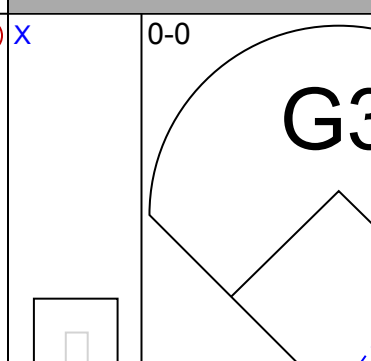
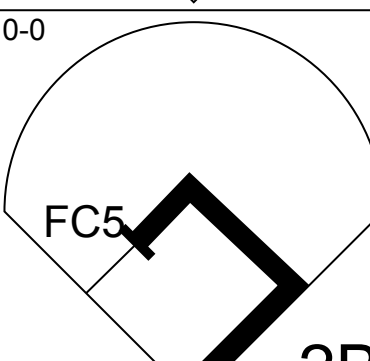
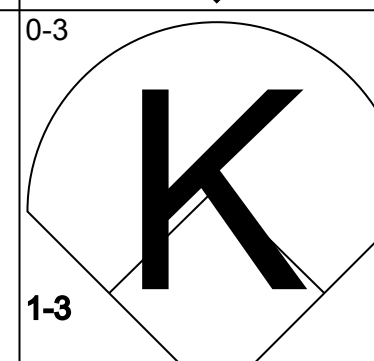
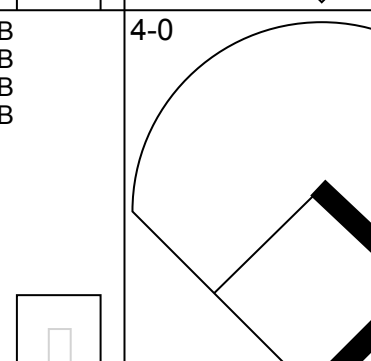
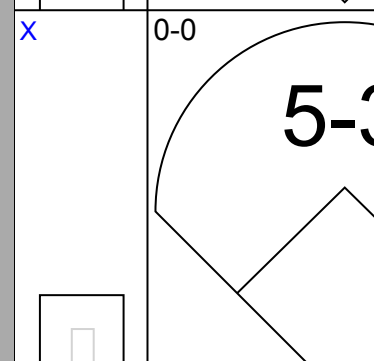
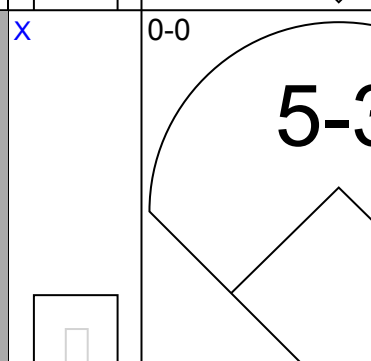
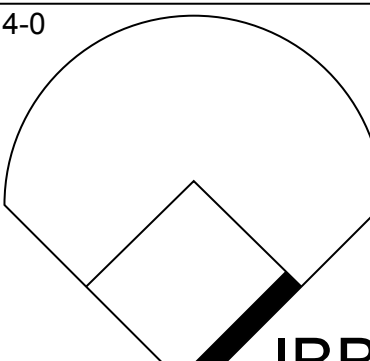
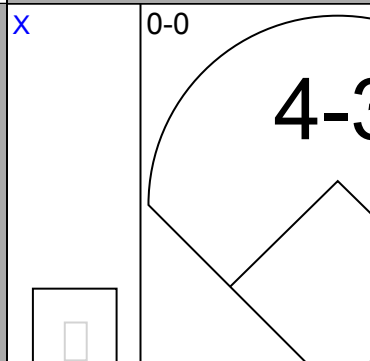
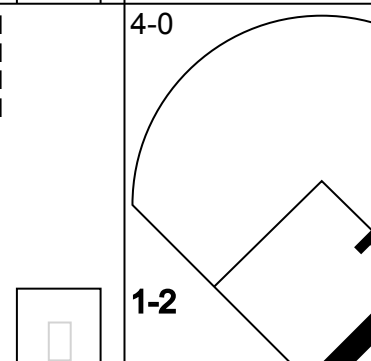
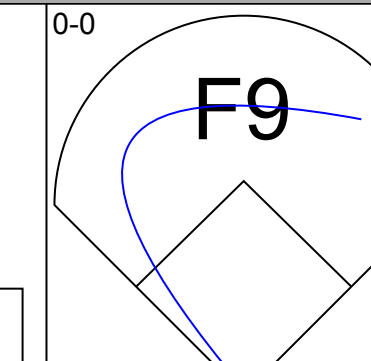
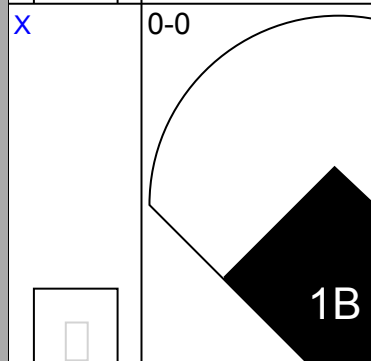
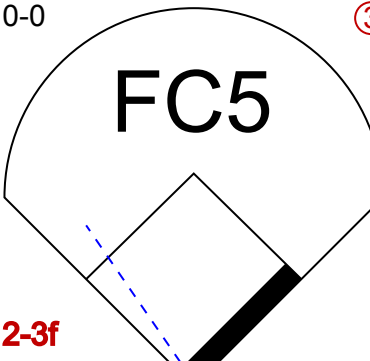
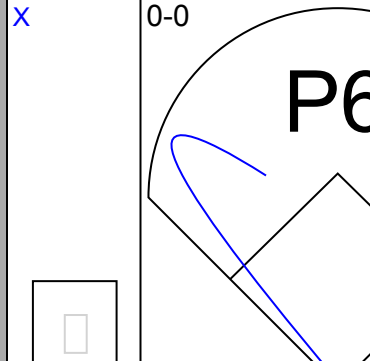
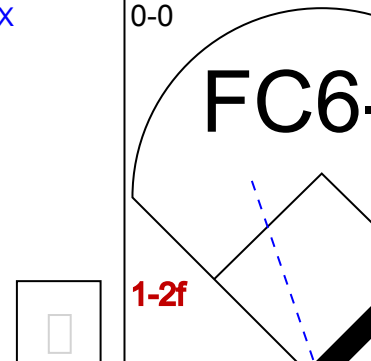
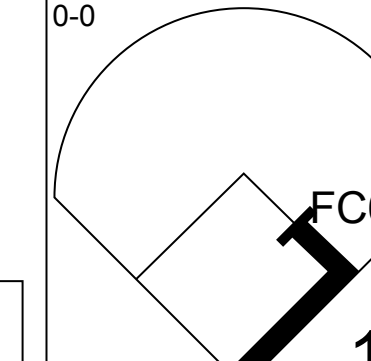
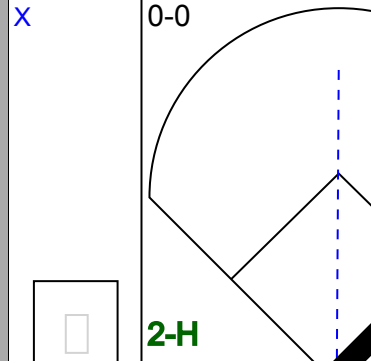
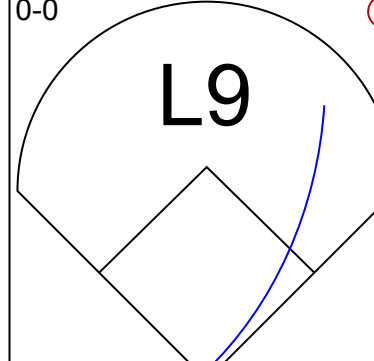
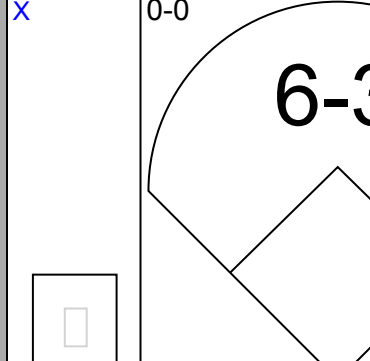
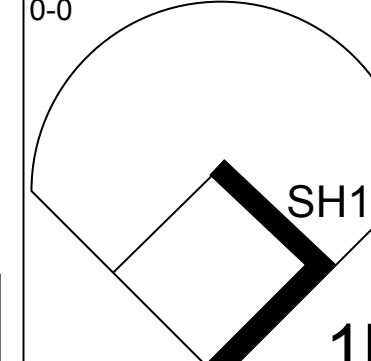
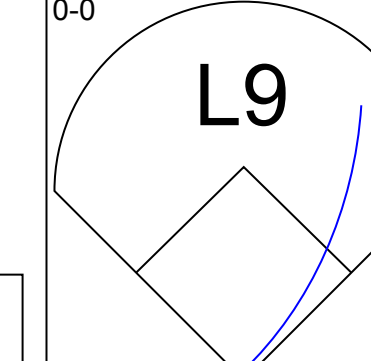
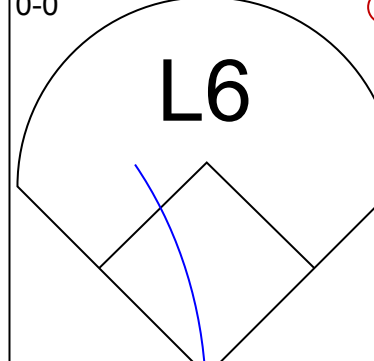
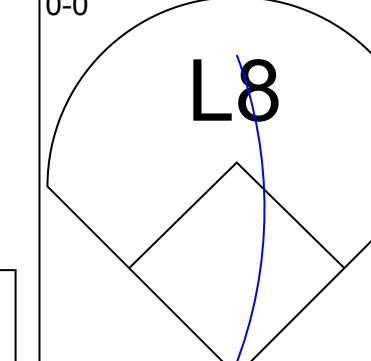
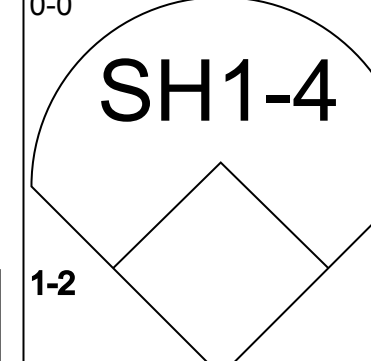
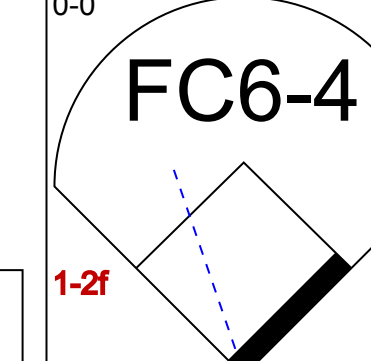
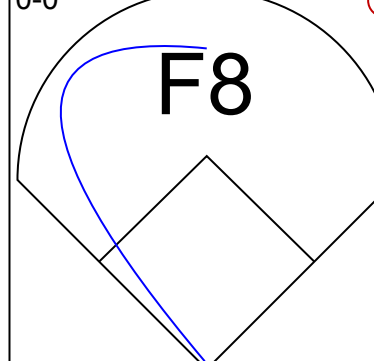
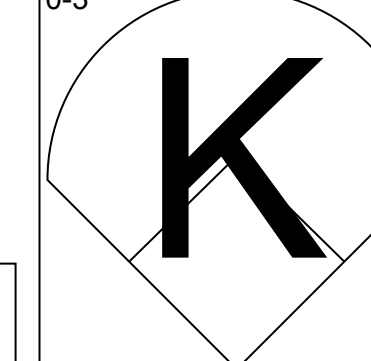
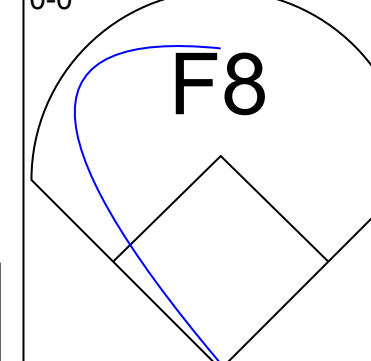
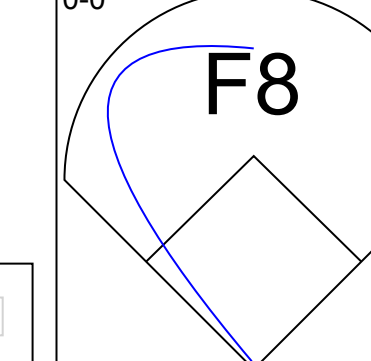
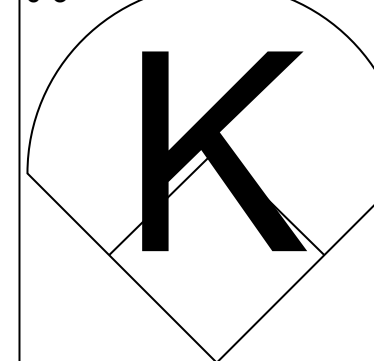
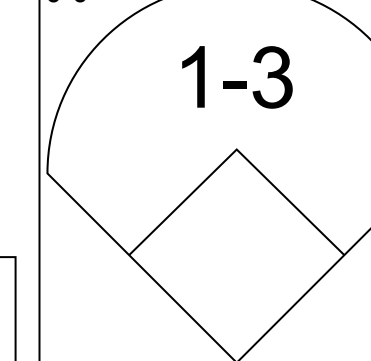
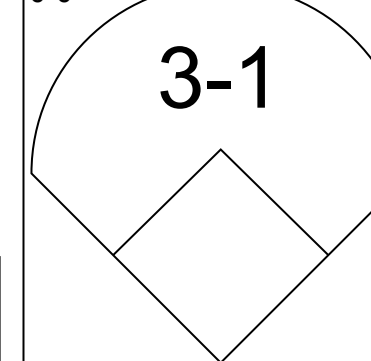
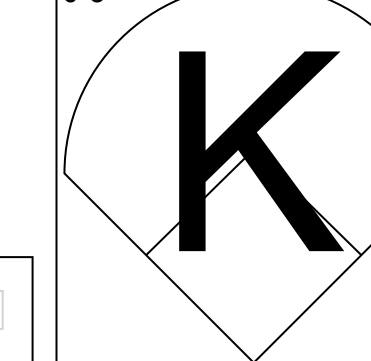
Batter	1	2	3	4	5	6	7	8	9	AB	R	H	RBI	BB	SO	LOB	BOTTOM
Ron Davis, R OBP: 0.299, SLG: 0.394 (1, 7)										4	0	1	0	1	2	2	Philadelphia Phillies @ Houston Astros Astrodome, Houston, TX Mon Sep 25 1967, 8:05 PM EDT Att: 6,771 - Unknown
Sonny Jackson, L OBP: 0.286, SLG: 0.287 (1, 6)										4	1	2	0	1	1	1	
Joe Morgan, L OBP: 0.380, SLG: 0.406 (1, 4)										4	1	1	2	1	1	1	
Jimmy Wynn, R OBP: 0.531, SLG: 0.498 (1, 8)										5	0	1	1	0	0	4	
Rusty Staub, L OBP: 0.398, SLG: 0.479 (1, 9)										3	0	0	0	1	0	0	
Bob Aspromonte, R OBP: 0.354, SLG: 0.402 (1, 5)										4	1	1	0	0	0	1	
Chuck Harrison, R OBP: 0.288, SLG: 0.331 (1, 3)										4	0	2	0	0	0	0	
Ron Brand, R OBP: 0.325, SLG: 0.292 (1, 2)										4	1	2	1	0	1	1	
Danny Coombs, R OBP: 0.167, SLG: 0.333 Doug Rader, R OBP: 0.362, SLG: 0.484 Howie Reed, R OBP: 0.257, SLG: 0.324 (9, PH)										2	0	0	0	0	2	1	
Inning Stats	R: 0 E: 0 K: 2 S: 8	H: 1 LOB: 0 BB: 0 P: 8	R: 0 E: 0 K: 0 S: 3	H: 0 LOB: 0 BB: 0 P: 3	R: 0 E: 0 K: 0 S: 3	H: 0 LOB: 1 BB: 1 P: 7	R: 0 E: 0 K: 0 S: 3	H: 0 LOB: 0 BB: 0 P: 3	R: 0 E: 0 K: 1 S: 6	H: 1 LOB: 1 BB: 0 P: 6	R: 0 E: 0 K: 2 S: 9	H: 3 LOB: 1 BB: 0 P: 9	R: 2 E: 0 K: 2 S: 9	H: 3 LOB: 1 BB: 0 P: 9	1B: 9 2B: 1 3B: 0 HR: 0	SF: 0 SAC: 0 DP: 0 HBP: 0	
PITCHER	IP WLS BF H R ER SO BB IBB HBP BLK WP HR S P ERA WHIP	5.1 L 14 4 2 2 4 0 0 0 0 0 0 22 22 5.40 1.200															

Batter	1	2	3	4	5	6	7	8	9	10	11	AB	R	H	RBI	BB	SO	LOB	TOP		
Cookie Rojas, R OBP: 0.298, SLG: 0.332 (1, 4)												5	0	2	0	0	2	0			
Tony Taylor, R OBP: 0.313, SLG: 0.321 (1, 5)												3	0	1	0	2	1	0			
Tony Gonzalez, L OBP: 0.399, SLG: 0.476 (1, 7)												5	0	1	0	0	1	5			
Don Lock, R OBP: 0.347, SLG: 0.436 (1, 8)												5	0	0	0	0	2	4			
Rick Joseph, R OBP: 0.351, SLG: 0.424 (1, 3)												5	0	0	0	0	3	2			
Johnny Callison, L OBP: 0.327, SLG: 0.411 (1, 9)												3	0	1	0	2	0	0			
Gene Oliver, R OBP: 0.300, SLG: 0.378 (1, 2)												4	0	1	0	1	1	2			
Bobby Wine, R OBP: 0.253, SLG: 0.273 (1, 6)												3	0	0	0	0	0	3			
Jim Bunning, R OBP: 0.167, SLG: 0.248 (1, 1)												4	0	0	0	0	2	2			
Inning Stats	R: 0 E: 0 K: 2 S: 8	H: 1 LOB: 2 BB: 1 P: 12	R: 0 E: 0 K: 0 S: 4	H: 1 LOB: 1 BB: 0 P: 4	R: 0 E: 0 K: 1 S: 5	H: 0 LOB: 0 BB: 0 P: 5	R: 0 E: 0 K: 1 S: 5	H: 0 LOB: 0 BB: 0 P: 5	R: 0 E: 0 K: 1 S: 5	H: 0 LOB: 0 BB: 0 P: 5	R: 0 E: 0 K: 1 S: 5	H: 0 LOB: 2 BB: 2 P: 13	R: 0 E: 0 K: 2 S: 9	H: 2 LOB: 0 BB: 0 P: 9	R: 0 E: 0 K: 0 S: 2	H: 0 LOB: 0 BB: 1 P: 6	1B: 5 2B: 1 3B: 0 HR: 0	SF: 0 SAC: 1 DP: 1 HBP: 0	WP: 0 PB: 0 SB: 1 CS: 0	PA: 43	
PITCHER Mike Cuellar, L ERA: 2.91 (1, 1)	IP: 11.0 WLS: 4 BF: 43 H: 6 R: 0 ER: 0 SO: 12 BB: 5 IBB: 0 HBP: 0 BLK: 0 WP: 0 HR: 0 S: 62 P: 82 ERA: 2.91 WHIP: 1.000	PITCHER																			

Philadelphia Phillies @ Houston Astros
Astrodome, Houston, TX
Wed Sep 27 1967, 4:33 AM EDT
Att: 3,616 - Unknown

AB 37
R 0
H 6
RBI 0
BB 5
SO 12
LOB 18



Batter	1	2	3	4	5	6	7	8	9	10	11	AB	R	H	RBI	BB	SO	LOB	BOTTOM		
Sonny Jackson, L OBP: 0.285, SLG: 0.285 (1, 6)												5	0	1	0	0	0	0			
Joe Morgan, L OBP: 0.361, SLG: 0.410 (1, 4)												4	0	0	0	1	0	0			
Jimmy Wynn, R OBP: 0.329, SLG: 0.495 (1, 8)												4	0	1	0	1	1	1			
Rusty Staub, L OBP: 0.400, SLG: 0.479 (1, 9)												3	1	1	0	2	0	0			
Chuck Harrison, R OBP: 0.292, SLG: 0.350 (1, 3)												5	0	2	1	0	0	4			
Bob Aspromonte, R OBP: 0.353, SLG: 0.404 (1, 5)												4	0	1	0	0	0	1			
Ron Brand, R OBP: 0.321, SLG: 0.288 (1, 2)												3	0	0	0	0	0	1			
Aaron Pointer, R OBP: 0.304, SLG: 0.281 (1, 7)												4	0	0	0	0	1	1			
Mike Cuellar, L OBP: 0.160, SLG: 0.217 (1, 1)												4	0	0	0	0	2	1			
Inning Stats	R: 0 E: 0 K: 0 S: 4	H: 1 LOB: 2 BB: 1 P: 8	R: 0 E: 0 K: 0 S: 3	H: 0 LOB: 0 BB: 0 P: 3	R: 0 E: 0 K: 2 S: 7	H: 0 LOB: 0 BB: 1 P: 11	R: 0 E: 0 K: 0 S: 3	H: 0 LOB: 0 BB: 0 P: 5	R: 0 E: 0 K: 0 S: 3	H: 1 LOB: 1 BB: 2 P: 11	R: 0 E: 0 K: 0 S: 3	H: 0 LOB: 0 BB: 0 P: 3	R: 0 E: 0 K: 0 S: 4	H: 1 LOB: 1 BB: 0 P: 4	R: 0 E: 0 K: 1 S: 5	H: 1 LOB: 0 BB: 0 P: 5	1B: 4 2B: 2 3B: 0 HR: 0	SF: 0 SAC: 1 DP: 0 HBP: 0	WP: 0 PB: 0 SB: 2 CS: 1	PA: 42	
PITCHER Jim Bunning, R ERA: 2.35 (1, 1)	IP: 10.2 WLS: 4 BF: 41 H: 6 R: 1 ER: 1 SO: 4 BB: 2 IBB: 2 HBP: 0 BLK: 0 WP: 0 HR: 0 S: 45 P: 61 ERA: 2.35 WHIP: 0.750	PITCHER																			

Philadelphia Phillies @ Houston Astros
Astrodome, Houston, TX
Wed Sep 27 1967, 4:33 AM EDT
Att: 3,616 - Unknown

AB 36
R 1
H 6
RBI 1
BB 4
SO 4
LOB 9



Batter	1	2	3	4	5	6	7	8	9	AB	R	H	RBI	BB	SO	LOB	TOP			
Cookie Rojas, R (1,4) OBP: 0.297, SLG: 0.330	5-3		L8		SH1-4		4-3			3	0	0	0	0	0	2				
John Briggs, L (1,8) OBP: 0.318, SLG: 0.366	3-1			FC4-6 BB	K			F9		3	0	0	0	1	1					
Tony Gonzalez, L (1,7) OBP: 0.396, SLG: 0.472	K			FC4-6 BB 1-2 1B	K			L8		4	1	0	0	0	2					
Johnny Callison, L (1,9) OBP: 0.328, SLG: 0.410								4-1		2	1	0	0	2	0					
Bill White, L (1,3) OBP: 0.361, SLG: 0.365										4	0	1	1	0	2	1				
Clay Dalrymple, L (1,2) OBP: 0.277, SLG: 0.244										4	0	1	1	0	1	0				
Tony Taylor, R (1,5) OBP: 0.314, SLG: 0.320										2	0	0	0	2	1	0				
Bobby Wine, R (1,6) OBP: 0.251, SLG: 0.271										3	0	0	0	0	1	4				
Rick Wise, R (1,1) OBP: 0.263, SLG: 0.245										2	0	1	0	1	1	1				
Turk Farrell, R (9,1) OBP: 0.143, SLG: 0.150										0	0	0	0	0	0	0				
Inning Stats	R: 0 E: 0 K: 1 S: 5	H: 0 LOB: 0 BB: 0 P: 5	R: 0 E: 0 K: 2 S: 6	H: 0 LOB: 0 BB: 1 P: 10	R: 0 E: 0 K: 1 S: 5	H: 0 LOB: 1 BB: 1 P: 9	R: 2 E: 0 K: 0 S: 4	H: 2 LOB: 2 BB: 3 P: 16	R: 0 E: 0 K: 1 S: 5	H: 0 LOB: 0 BB: 0 P: 5	R: 0 E: 0 K: 2 S: 7	H: 0 LOB: 1 BB: 1 P: 11	R: 0 E: 0 K: 0 S: 3	H: 0 LOB: 0 BB: 0 P: 3	R: 0 E: 0 K: 0 S: 3	H: 0 LOB: 0 BB: 0 P: 3	1B: 2 2B: 2 3B: 0 HR: 0	SF: 0 SAC: 1 DP: 1 HBP: 0	WP: 0 PB: 0 SB: 0 CS: 1	PA: 34
PITCHER Gaylord Perry, R (1,1) ERA: 2.61	IP: 9.0 WLS: L BF: 34 H: 3 R: 2 ER: 2 SO: 9 BB: 5 IBB: 1 HBP: 0 BLK: 0 WP: 0 HR: 0 S: 46 P: 70 ERA: 2.00 WHIP: 0.889															PITCHER				

Philadelphia Phillies @ San Francisco Giants
Candlestick Park, San Francisco, CA
Thu Sep 28 1967, 6:33 AM EDT
Att: 3,471 - Unknown

AB 27
R 2
H 3
RBI 2
BB 6
SO 9
LOB 11



Batter	1	2	3	4	5	6	7	8	9	AB	R	H	RBI	BB	SO	LOB	BOTTOM			
Ty Cline, L (1,8) OBP: 0.312, SLG: 0.369	L7		L5-3							4	1	1	0	0	0	2				
Jim Davenport, R (1,5) OBP: 0.366, SLG: 0.382	F9									4	0	1	1	0	1	2				
Willie McCovey, L (1,3) OBP: 0.377, SLG: 0.532	F5									4	0	1	0	0	0	1				
Jim Ray Hart, R (1,7) OBP: 0.374, SLG: 0.515										4	0	2	0	0	0	1				
Tom Haller, L (1,2) OBP: 0.342, SLG: 0.412										4	0	1	0	0	1	1				
Ollie Brown, R (1,9) OBP: 0.316, SLG: 0.404										4	0	1	0	0	0	3				
Hal Lanier, R (1,6) OBP: 0.237, SLG: 0.255										2	0	0	0	0	0	1				
Jack Hiatt, R (7,PH) OBP: 0.406, SLG: 0.462										1	0	0	0	0	1	0				
Cesar Gutierrez, R (8,6)										0	0	0	0	0	0	0				
Willie Mays, R (9,PH) OBP: 0.337, SLG: 0.457										1	0	0	0	0	0	3				
Tito Fuentes, S (1,4) OBP: 0.259, SLG: 0.280										2	0	0	0	0	1	0				
Jesus Alou, R (8,PH) OBP: 0.316, SLG: 0.367										1	0	1	0	0	0	0				
Don Mason, L (8,FR) (9,4)										0	0	0	0	0	0	0				
Gaylord Perry, R (1,1) OBP: 0.143, SLG: 0.154										2	0	0	0	0	1	0				
Inning Stats	R: 0 E: 0 K: 0 S: 3	H: 1 LOB: 1 BB: 0 P: 4	R: 0 E: 0 K: 0 S: 4	H: 0 LOB: 0 BB: 0 P: 4	R: 0 E: 0 K: 2 S: 8	H: 1 LOB: 1 BB: 0 P: 8	R: 0 E: 0 K: 1 S: 5	H: 0 LOB: 0 BB: 0 P: 5	R: 1 E: 0 K: 1 S: 7	H: 2 LOB: 1 BB: 0 P: 7	R: 0 E: 0 K: 1 S: 5	H: 0 LOB: 0 BB: 0 P: 5	R: 0 E: 0 K: 0 S: 4	H: 1 LOB: 2 BB: 0 P: 4	R: 0 E: 0 K: 0 S: 5	H: 3 LOB: 2 BB: 0 P: 5	1B: 7 2B: 1 3B: 0 HR: 0	SF: 0 SAC: 1 DP: 1 HBP: 0	WP: 0 PB: 0 SB: 0 CS: 0	PA: 34
PITCHER Rick Wise, R (1,1) ERA: 3.28	IP: 8.1 WLS: W BF: 33 H: 8 R: 1 ER: 1 SO: 5 BB: 0 IBB: 0 HBP: 0 BLK: 0 WP: 0 HR: 0 S: 43 P: 43 ERA: 1.08 WHIP: 0.960															PITCHER				
Turk Farrell, R (9,1) ERA: 2.37	0.2 S: 1 0 0 0 0 0 0 0 0 0 0 1 1 0.00 0.000															PITCHER				

Philadelphia Phillies @ San Francisco Giants
Candlestick Park, San Francisco, CA
Thu Sep 28 1967, 6:33 AM EDT
Att: 3,471 - Unknown

AB 33
R 1
H 8
RBI 1
BB 0
SO 5
LOB 14



Batter	1	2	3	4	5	6	7	8	9	AB	R	H	RBI	BB	SO	LOB	TOP								
Cookie Rojas, R OBP: 0.299, SLG: 0.333 (1, 4)	5-3	HR		6-3			2B 1B		F8 E 1B	5	3	3	1	0	0	0	Philadelphia Phillies @ San Francisco Giants Candlestick Park, San Francisco, CA Fri Sep 29 1967, 10:05 PM EDT Att: 6,997 - Unknown								
John Briggs, L OBP: 0.319, SLG: 0.379 (1, 8)	F9	HR			4-3		1B		F8	5	2	2	2	0	0	1									
Tony Gonzalez, L OBP: 0.396, SLG: 0.471 (1, 7)	K	1-3			F5				E5 F8 1B	5	0	2	3	0	1	0									
Johnny Callison, L OBP: 0.331, SLG: 0.411 (1, 9)		1B E BB		4-3 2B			F3		F8	3	1	1	0	1	0	2									
Bill White, L OBP: 0.361, SLG: 0.365 Rick Joseph, R OBP: 0.333, SLG: 0.400 (7, PH) (7, 3)		1-3 E 1B		K			4-3 HBP		F8	3	1	1	0	0	1	2									
Clay Dalrymple, L OBP: 0.273, SLG: 0.241 (1, 2)		E2		4-3					F8	3	1	1	0	0	1	2									
Tony Taylor, R OBP: 0.314, SLG: 0.318 (1, 5)		1-3 3-H 4-0		4-3					F8	4	1	0	0	0	1	0									
Bobby Wine, R OBP: 0.251, SLG: 0.270 (1, 6)		4-3		4-3					F8	3	1	0	0	1	1	1									
Chris Short, R OBP: 0.130, SLG: 0.106 (1, 1)		4-3							F8	4	0	0	0	0	1	2									
Inning Stats	R: 0 E: 0 K: 1 S: 5	H: 0 LOB: 0 BB: 0 P: 5	R: 6 E: 1 K: 0 S: 7	H: 3 LOB: 0 BB: 2 P: 15	R: 0 E: 0 K: 1 S: 6	H: 1 LOB: 1 BB: 0 P: 6	R: 0 E: 0 K: 0 S: 3	H: 0 LOB: 0 BB: 0 P: 3	R: 0 E: 0 K: 0 S: 3	H: 0 LOB: 1 BB: 0 P: 4	R: 0 E: 0 K: 2 S: 7	H: 0 LOB: 0 BB: 0 P: 7	R: 2 E: 0 K: 0 S: 6	H: 3 LOB: 1 BB: 0 P: 6	R: 0 E: 0 K: 1 S: 6	H: 1 LOB: 1 BB: 0 P: 6	R: 1 E: 1 K: 0 S: 5	H: 2 LOB: 1 BB: 0 P: 5	1B: 7 2B: 2 3B: 0 HR: 1	SF: 0 SAC: 0 DP: 0 HBP: 1	WP: 1 PB: 0 SB: 0 CS: 0	PA: 41			
PITCHER	IP	WLS	BF	H	R	ER	SO	BB	IBB	HBP	BLK	WP	HR	S	P	ERA	WHIP								
Ron Herbel, R ERA: 3.08 (1, 1)	1.2	L	11	3	6	1	1	2	0	0	0	0	0	7	7	5.40	3.000								
Lindy McDaniel, R ERA: 3.82 (2, 1)	1.1		5	1	0	0	1	0	0	0	0	0	0	7	2	0.00	0.750								
Ron Bryant, L ERA: 4.5 (4, 1)	4.0		16	3	2	2	2	0	0	1	0	0	0	19	20	4.50	0.750								
Rich Robertson, R ERA: 4.5 (8, 1)	2.0		9	3	1	1	1	0	0	0	0	1	0	11	11	4.50	1.500								

Batter	1	2	3	4	5	6	7	8	9	AB	R	H	RBI	BB	SO	LOB	BOTTOM								
Tito Fuentes, S OBP: 0.264, SLG: 0.293 (1, 4)	F4						WP 2B		F7	5	0	3	1	0	0	1	Philadelphia Phillies @ San Francisco Giants Candlestick Park, San Francisco, CA Fri Sep 29 1967, 10:05 PM EDT Att: 6,997 - Unknown								
Jim Davenport, R OBP: 0.364, SLG: 0.378 Rich Robertson, R (8, 1)	F9				1-3		1B		K	3	0	0	0	1	0	3									
Dick Dietz, R OBP: 0.357, SLG: 0.345 (9, PH)										1	0	0	0	0	1	1									
Willie McCovey, L OBP: 0.374, SLG: 0.528 (1, 3)	F9									4	0	0	0	0	2	2									
Willie Mays, R OBP: 0.336, SLG: 0.456 Frank Johnson, R OBP: 0.400, SLG: 0.250 (3, 8)		K			6-3					1	0	0	0	0	1	0									
Jim Ray Hart, R OBP: 0.375, SLG: 0.514 (1, 7)							BB		WP 1B	2	0	1	0	1	0	0									
Ollie Brown, R OBP: 0.315, SLG: 0.401 (1, 9)										3	0	1	0	1	1	2									
Jack Hiatt, R OBP: 0.397, SLG: 0.449 (1, 2)										3	0	0	0	1	1	3									
Hal Lanier, R OBP: 0.238, SLG: 0.256 Bobby Etheridge, R OBP: 0.235, SLG: 0.345 (8, 5)					4-3					4	0	0	0	0	2	4									
Ron Herbel, R OBP: 0.167, SLG: 0.179 Lindy McDaniel, R OBP: 0.199, SLG: 0.091 Dick Dietz, R OBP: 0.268, SLG: 0.189 Ron Bryant, L Cesar Gutierrez, R OBP: 0.288, SLG: 0.167 (1, 1) (2, 1) (3, PH) (4, 1) (7, PH) (8, 6)										0	0	0	0	0	0	0									
Inning Stats	R: 0 E: 0 K: 0 S: 3	H: 0 LOB: 0 BB: 0 P: 3	R: 0 E: 0 K: 1 S: 6	H: 1 LOB: 1 BB: 0 P: 6	R: 0 E: 0 K: 1 S: 6	H: 1 LOB: 2 BB: 1 P: 10	R: 0 E: 0 K: 1 S: 5	H: 0 LOB: 1 BB: 1 P: 9	R: 0 E: 0 K: 1 S: 4	H: 1 LOB: 1 BB: 0 P: 4	R: 0 E: 0 K: 1 S: 5	H: 0 LOB: 1 BB: 1 P: 9	R: 1 E: 0 K: 0 S: 5	H: 3 LOB: 1 BB: 0 P: 5	R: 0 E: 0 K: 3 S: 10	H: 1 LOB: 2 BB: 1 P: 14	R: 0 E: 0 K: 1 S: 6	H: 1 LOB: 1 BB: 0 P: 6	1B: 6 2B: 2 3B: 1 HR: 0	SF: 0 SAC: 0 DP: 1 HBP: 0	WP: 2 PB: 0 SB: 0 CS: 0	PA: 38			
PITCHER	IP	WLS	BF	H	R	ER	SO	BB	IBB	HBP	BLK	WP	HR	S	P	ERA	WHIP								
Chris Short, L ERA: 2.39 (1, 1)	9.0	W	38	8	1	1	8	4	0	0	0	2	0	50	66	1.00	1.333								



Batter	1	2	3	4	5	6	7	8	9	AB	R	H	RBI	BB	SO	LOB	TOP					
Cookie Rojas, R OBP: 0.298, SLG: 0.331 (1, 4)										3	1	0	0	0	0	0	Philadelphia Phillies @ San Francisco Giants Candlestick Park, San Francisco, CA Sat Sep 30 1967, 6:33 AM EDT Unknown					
Tony Taylor, R OBP: 0.313, SLG: 0.317 (1, 5)										4	1	1	0	0	1							
Don Lock, R OBP: 0.249, SLG: 0.435 Dick Hall, R OBP: 0.071, SLG: 0.071 (1, 9) (8, 1)										3	0	1	0	1	0	1						
Gene Oliver, R OBP: 0.299, SLG: 0.376 (1, 2)										4	0	1	0	0	2	4						
Rick Joseph, R OBP: 0.302, SLG: 0.359 (1, 3)										4	0	0	0	0	2	4						
Gary Sutherland, R OBP: 0.303, SLG: 0.326 (1, 7)										4	0	1	2	0	0	0						
John Briggs, L OBP: 0.316, SLG: 0.376 (1, 8)										3	0	0	0	0	2	0						
Bobby Wine, R OBP: 0.249, SLG: 0.268 (1, 6)										3	0	0	0	0	0	0						
Larry Jackson, R OBP: 0.180, SLG: 0.184 Tony Gonzalez, L OBP: 0.397, SLG: 0.474 (1, 1) (8, PH) (8, 9)										2	0	0	0	0	1	0						
Inning Stats	R: 2 E: 1 K: 2 S: 9	H: 2 LOB: 2 BB: 1 P: 13	R: 0 E: 0 K: 1 S: 5	H: 0 LOB: 0 BB: 0 P: 5	R: 0 E: 0 K: 1 S: 6	H: 1 LOB: 1 BB: 0 P: 6	R: 0 E: 0 K: 0 S: 3	H: 0 LOB: 0 BB: 0 P: 3	R: 0 E: 0 K: 1 S: 5	H: 0 LOB: 0 BB: 0 P: 5	R: 0 E: 0 K: 1 S: 6	H: 1 LOB: 1 BB: 0 P: 6	R: 0 E: 0 K: 1 S: 5	H: 0 LOB: 0 BB: 0 P: 5	R: 0 E: 0 K: 0 S: 4	H: 1 LOB: 1 BB: 0 P: 4	R: 0 E: 0 K: 1 S: 5	H: 0 LOB: 0 BB: 0 P: 5	1B: 4 2B: 1 3B: 0 HR: 0	SF: 0 SAC: 1 DP: 0 HBP: 0	WP: 0 PB: 0 SB: 0 CS: 0	PA: 33
PITCHER Ray Sadecki, L ERA: 2.78 (1, 1)	IP: 9.0 WLS: W BF: 33	H: 5 R: 2 ER: 0 SO: 8	BB: 1 IBB: 0 HBP: 0 BLK: 0	WP: 0 HR: 0 S: 48 P: 52	ERA: 0.00 WHIP: 0.667	PITCHER IP: WLS: BF: H: R: ER: SO: BB: IBB: HBP: BLK: WP: HR: S: P: ERA: WHIP																

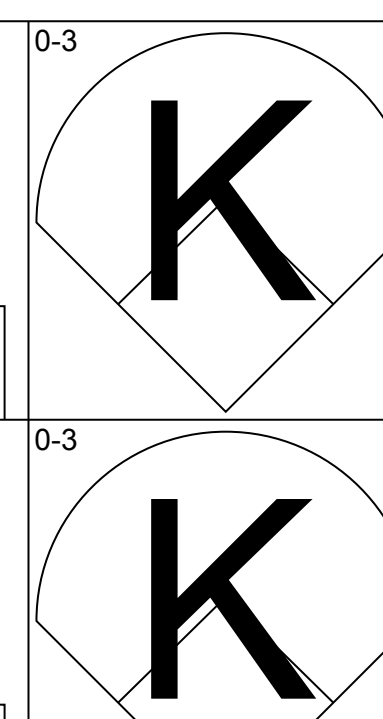
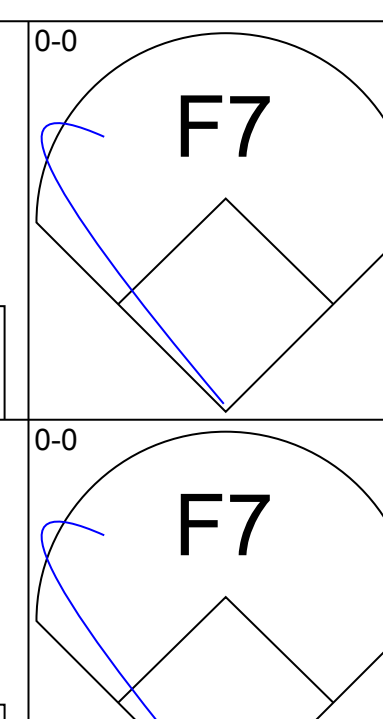
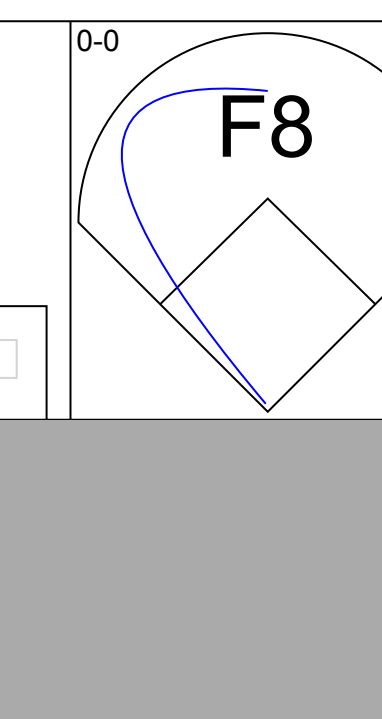
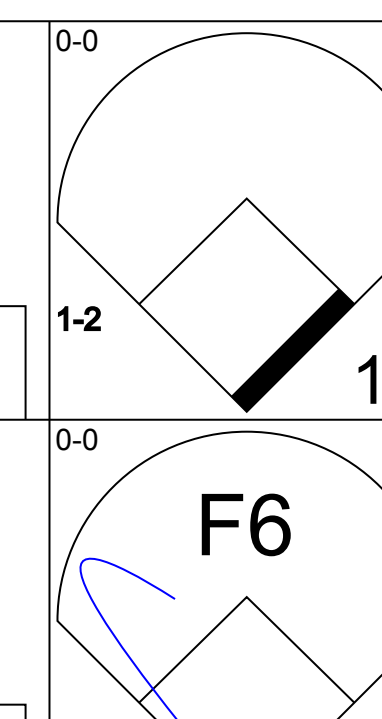
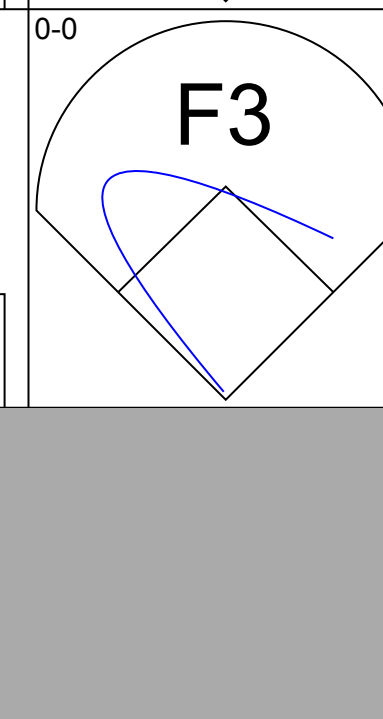
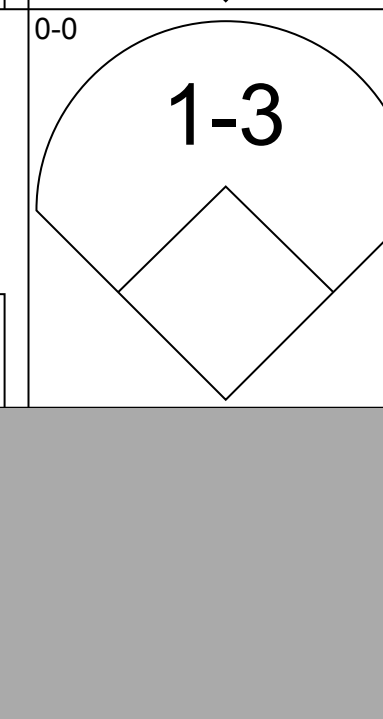
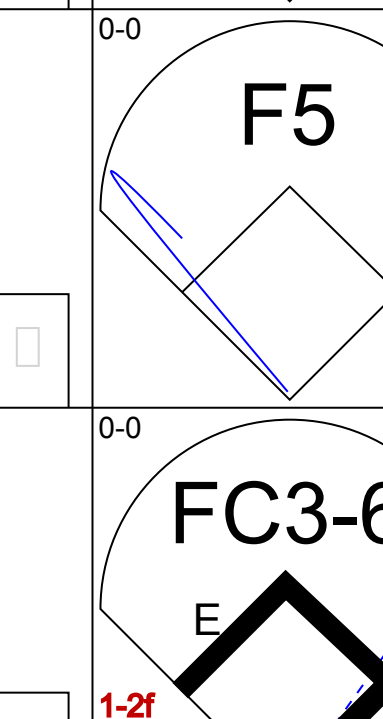
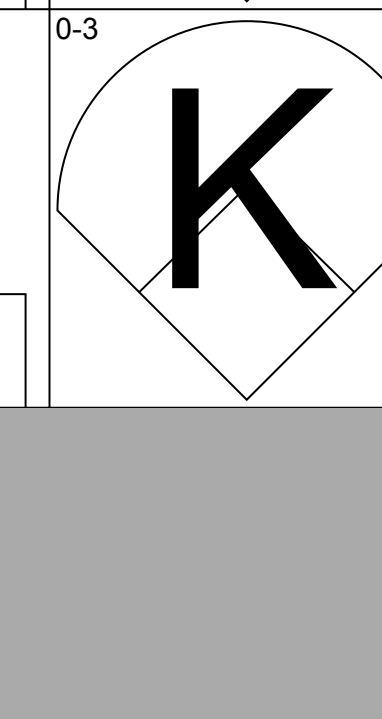


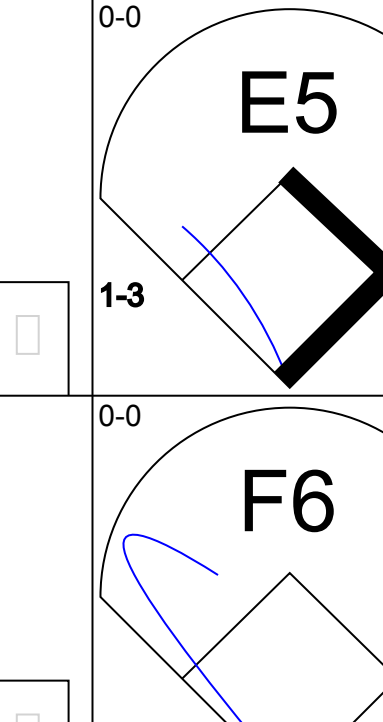

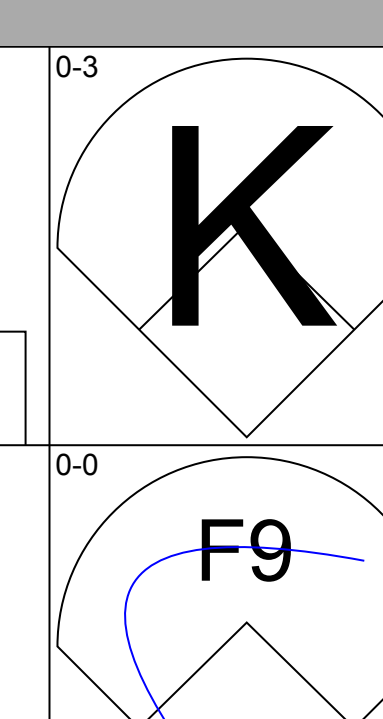
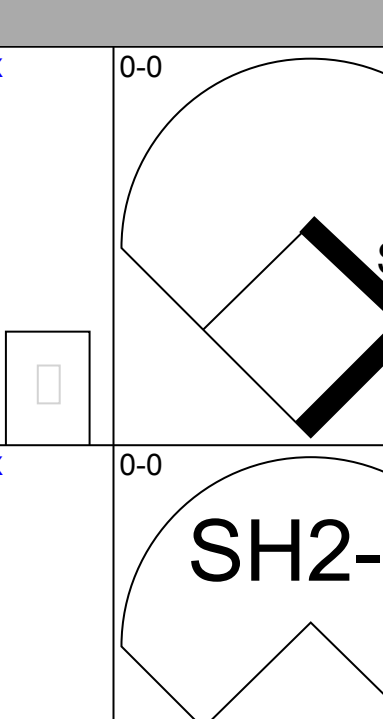
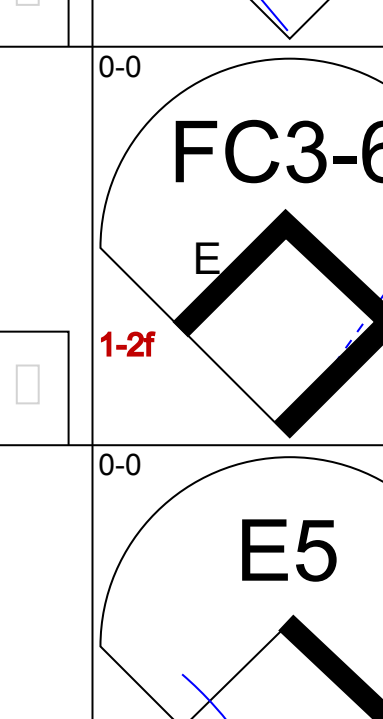
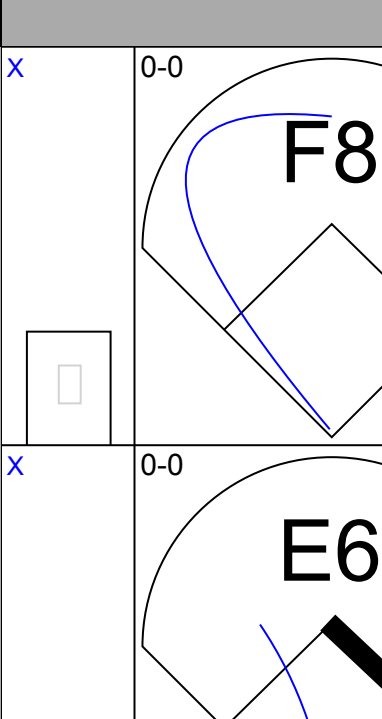
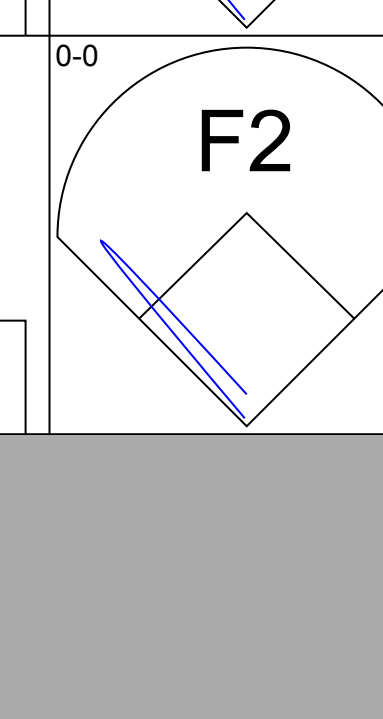
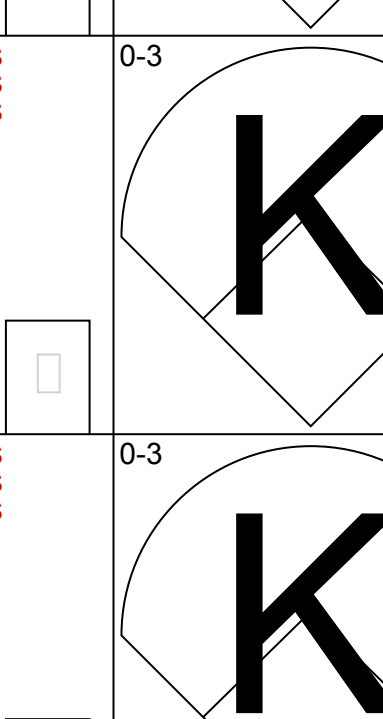
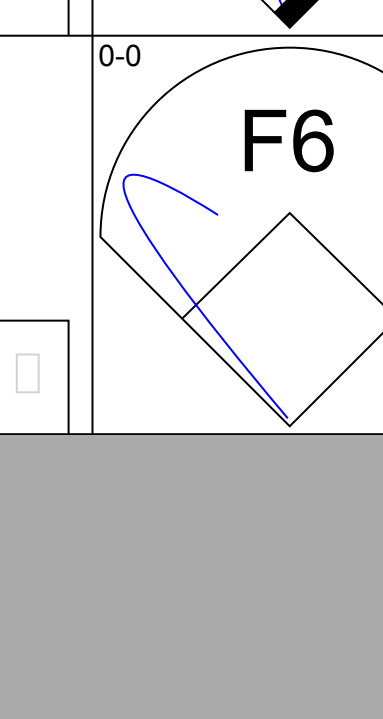
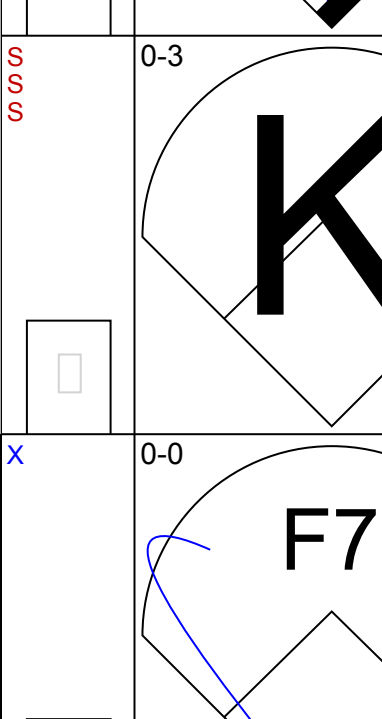




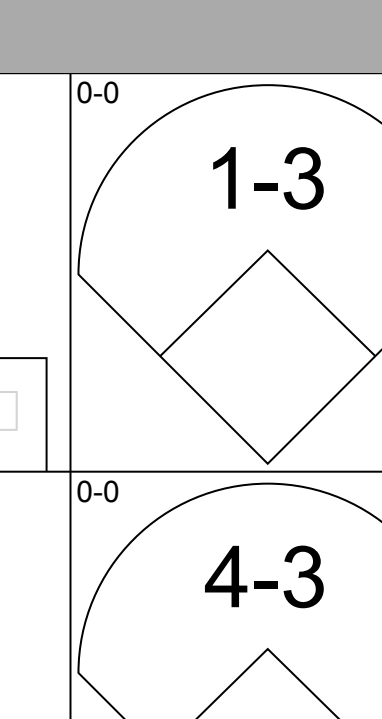
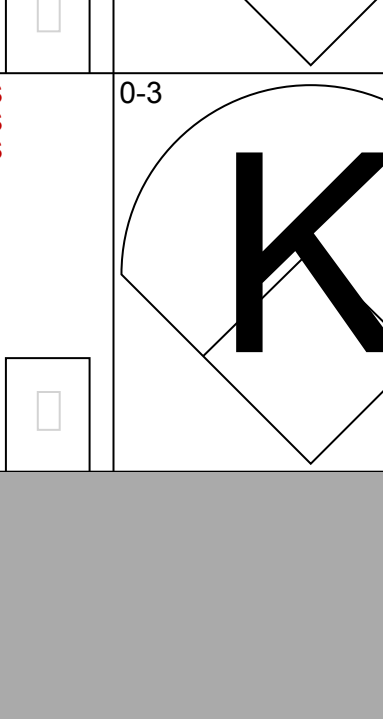
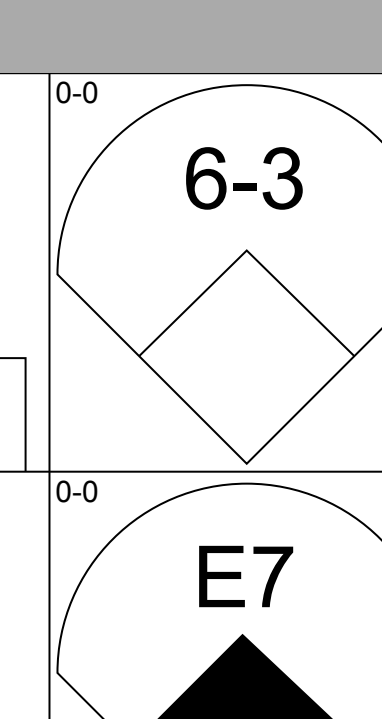
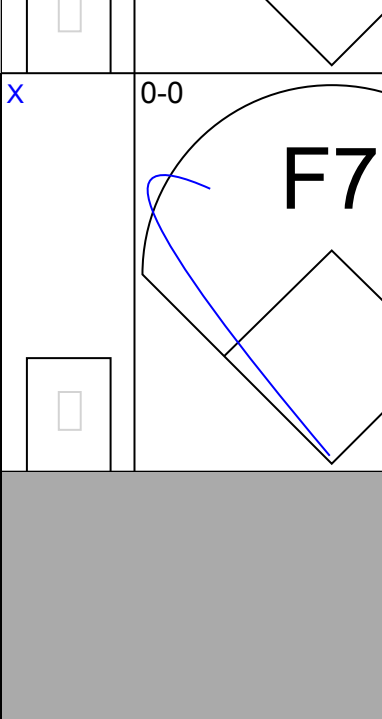
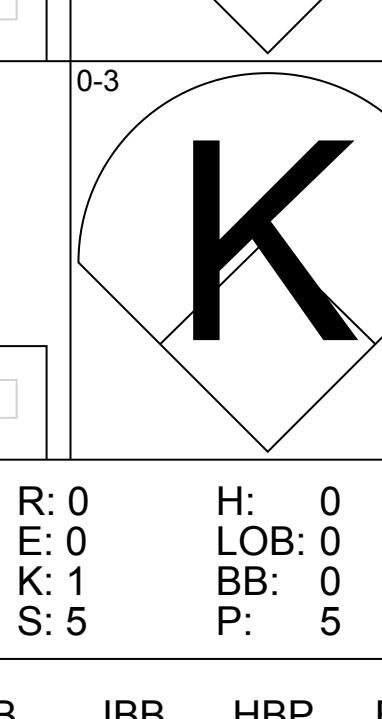
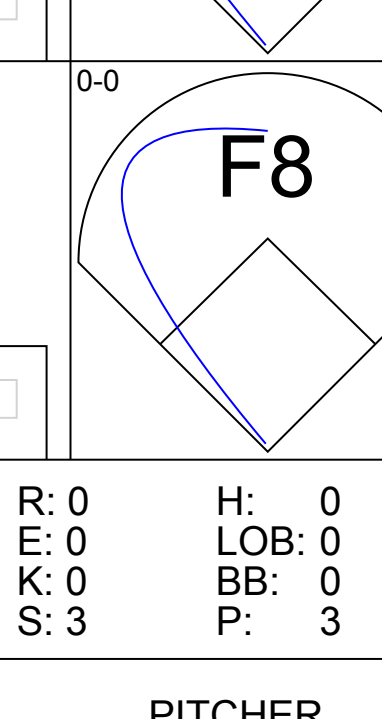
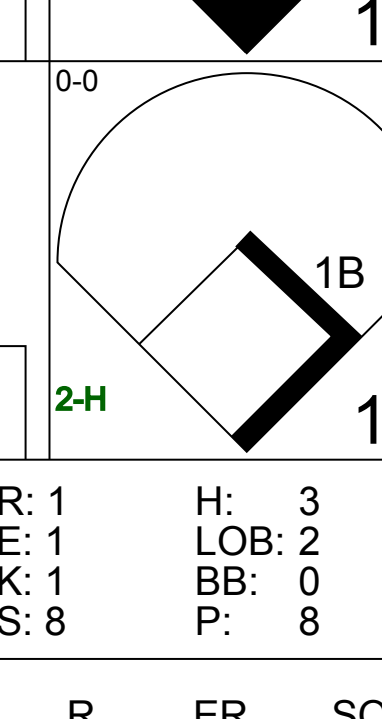

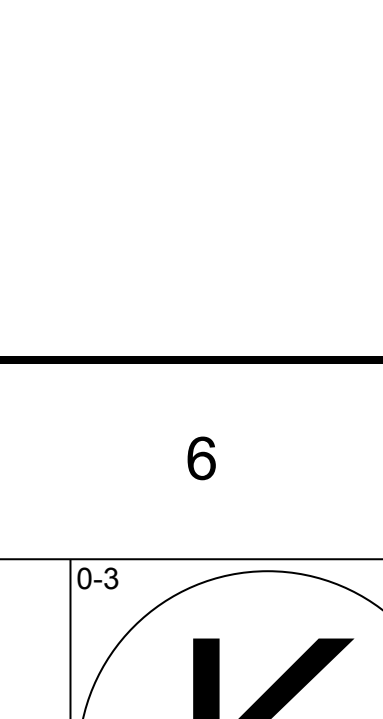
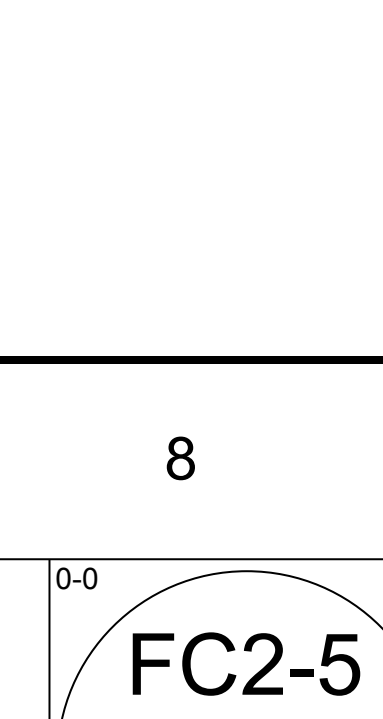
Batter	1	2	3	4	5	6	7	8	9	AB	R	H	RBI	BB	SO	LOB	BOTTOM			
Jim Davenport, R OBP: 0.366, SLG: 0.380 (1, 5)										4	1	2	1	0	1	1	Philadelphia Phillies @ San Francisco Giants Candlestick Park, San Francisco, CA Sat Sep 30 1967, 6:33 AM EDT Unknown			
Tom Haller, L OBP: 0.344, SLG: 0.415 (1, 2)										4	0	2	0	0	0	1				
Willie Mays, R OBP: 0.334, SLG: 0.453 (1, 8)										4	0	0	0	0	1	3				
Willie McCovey, L OBP: 0.377, SLG: 0.534 (1, 3)										2	1	1	1	2	1	0				
Jim Ray Hart, R OBP: 0.373, SLG: 0.510 (1, 7)										4	0	0	1	0	1	4				
Ollie Brown, R OBP: 0.312, SLG: 0.398 (1, 9)										4	0	0	0	0	0	5				
Hal Lanier, R OBP: 0.239, SLG: 0.255 Cesar Gutierrez, R OBP: 0.313, SLG: 0.214 (1, 6) (5, 6)										1	0	0	0	0	0	0				
Tito Fuentes, S OBP: 0.267, SLG: 0.294 (1, 4)										2	1	1	0	1	0	1				
Ray Sadecki, L OBP: 0.257, SLG: 0.288 (1, 1)										3	0	1	0	0	1	3				
Inning Stats	R: 0 E: 0 K: 1 S: 5	H: 0 LOB: 0 BB: 0 P: 5	R: 1 E: 1 K: 1 S: 8	H: 2 LOB: 2 BB: 0 P: 8	R: 1 E: 0 K: 1 S: 7	H: 2 LOB: 2 BB: 1 P: 11	R: 0 E: 0 K: 0 S: 3	H: 0 LOB: 1 BB: 0 P: 4	R: 0 E: 0 K: 0 S: 4	H: 1 LOB: 2 BB: 1 P: 8	R: 1 E: 0 K: 0 S: 4	H: 2 LOB: 1 BB: 1 P: 8	R: 0 E: 0 K: 2 S: 7	H: 0 LOB: 0 BB: 0 P: 7	R: 0 E: 0 K: 0 S: 3	H: 1 LOB: 0 BB: 0 P: 3	1B: 6 2B: 1 3B: 0 HR: 1	SF: 0 SAC: 1 DP: 2 HBP: 1	WP: 0 PB: 0 SB: 0 CS: 0	PA: 35
PITCHER Larry Jackson, R ERA: 3.1 Dick Hall, R ERA: 2.2 (1, 1) (8, 1)	IP: 7.0 WLS: L BF: 32	H: 7 R: 3 ER: 3 SO: 5	BB: 1 IBB: 2 HBP: 1 BLK: 0	WP: 0 HR: 1 S: 38 P: 51	ERA: 3.86 WHIP: 1.143	PITCHER IP: WLS: BF: H: R: ER: SO: BB: IBB: HBP: BLK: WP: HR: S: P: ERA: WHIP														

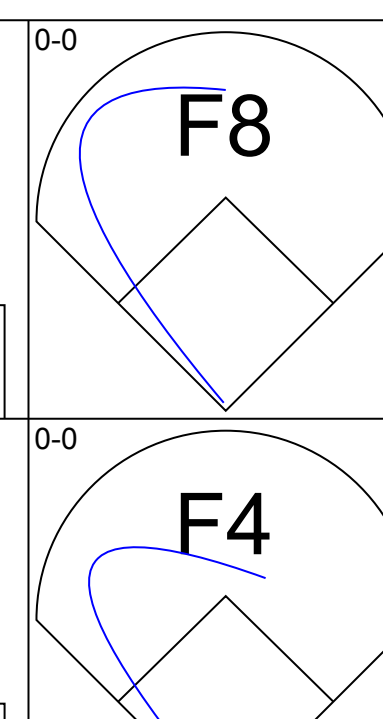
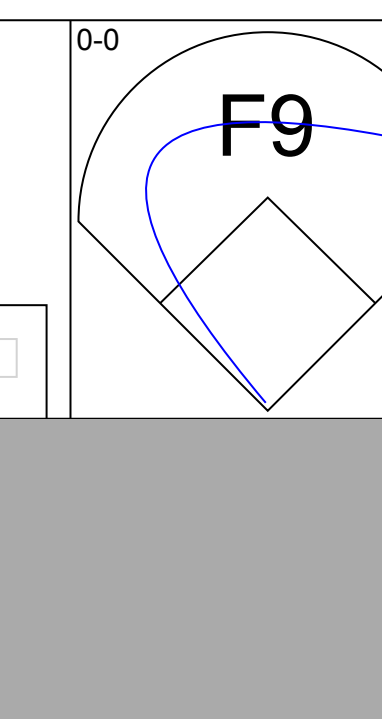
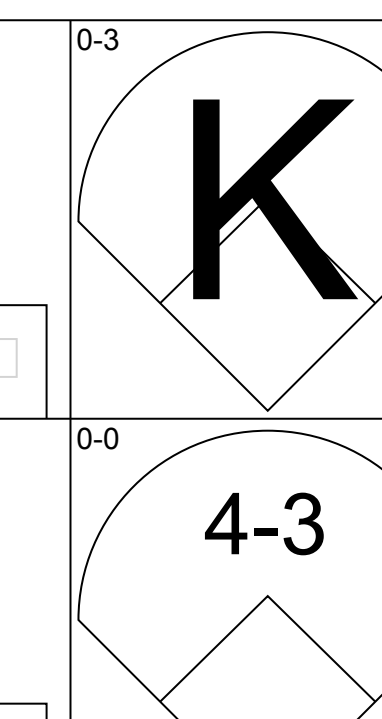
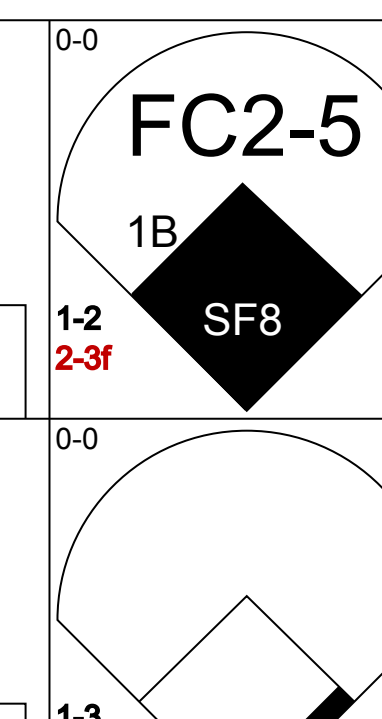
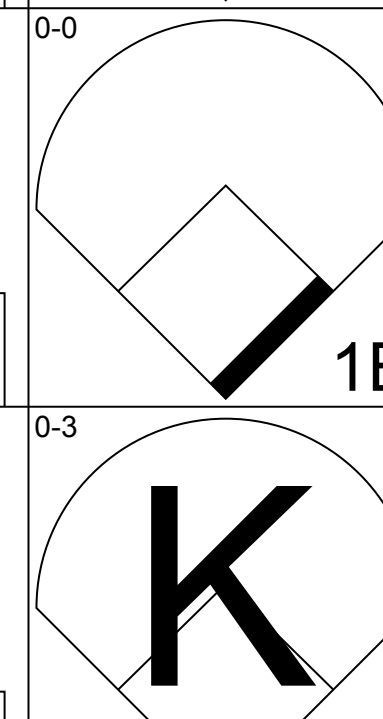
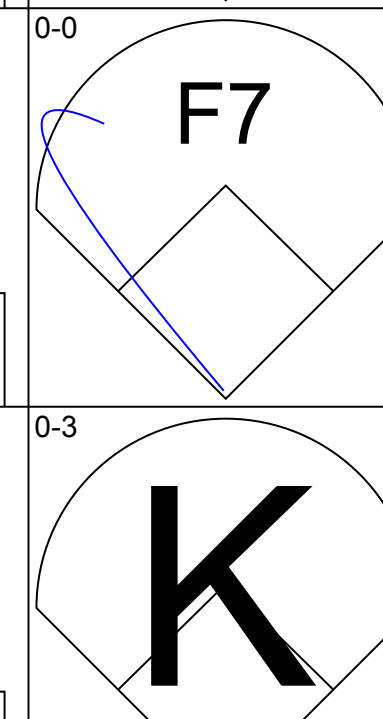

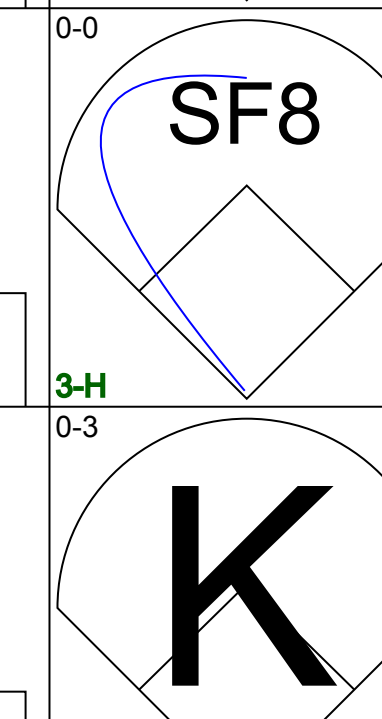


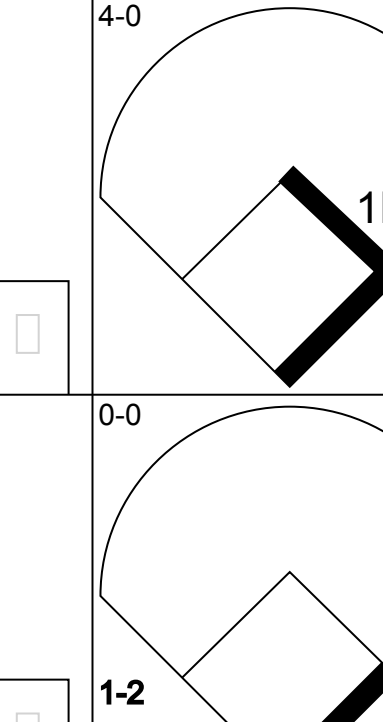




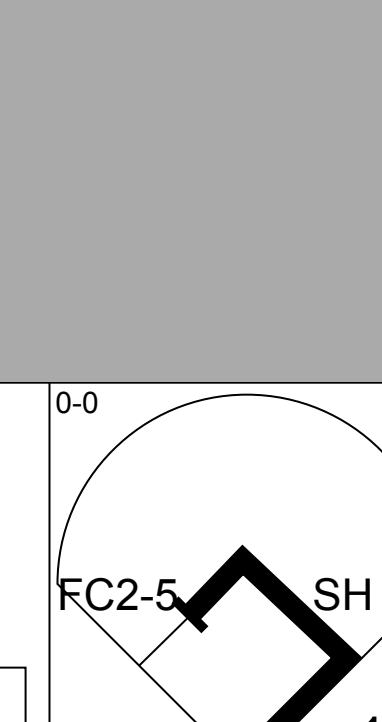
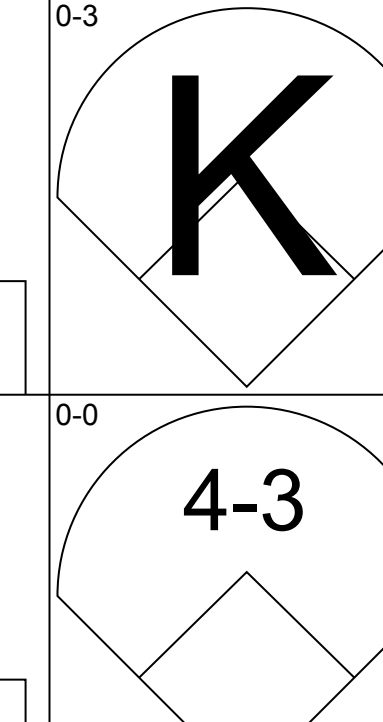
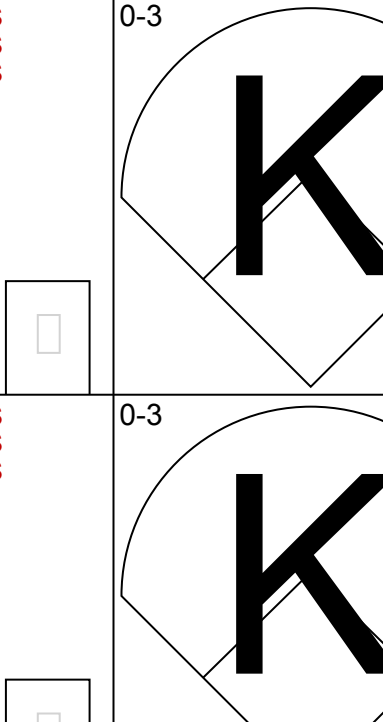
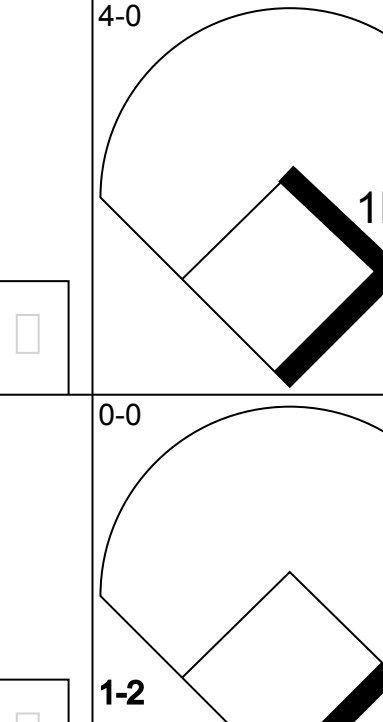
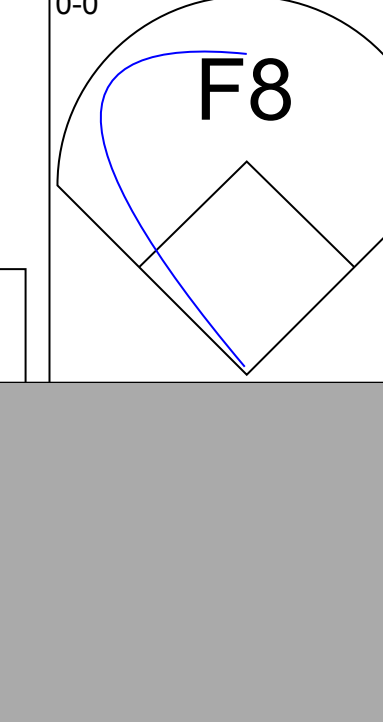
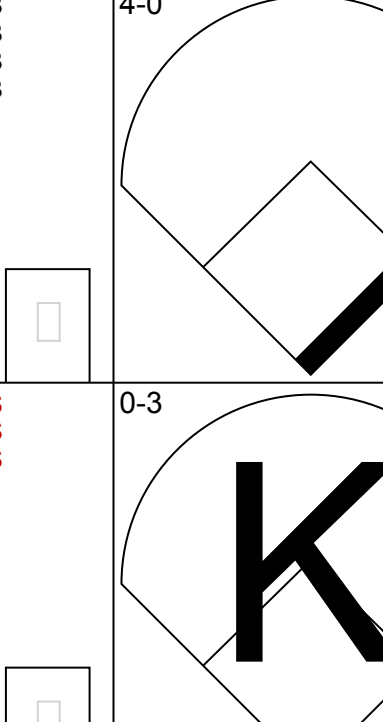


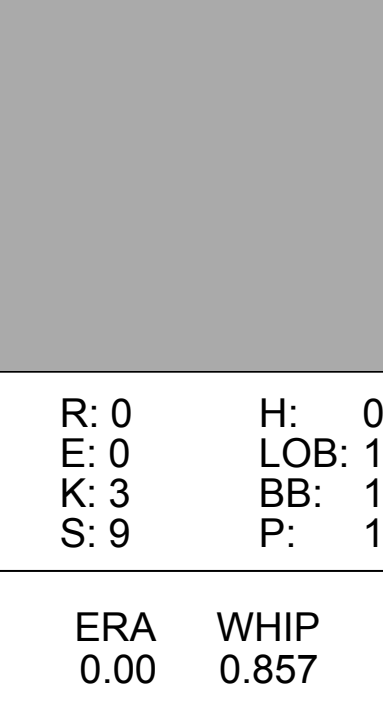
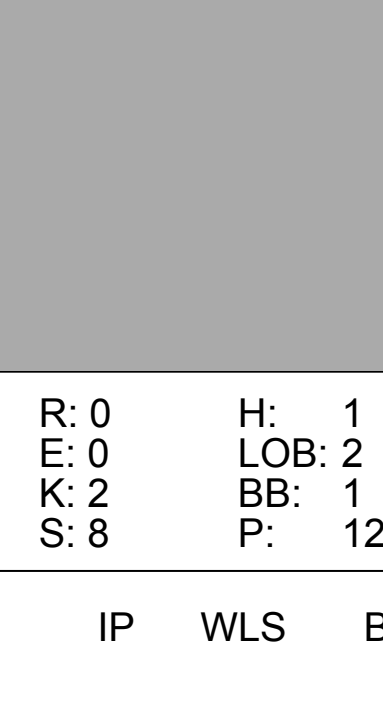
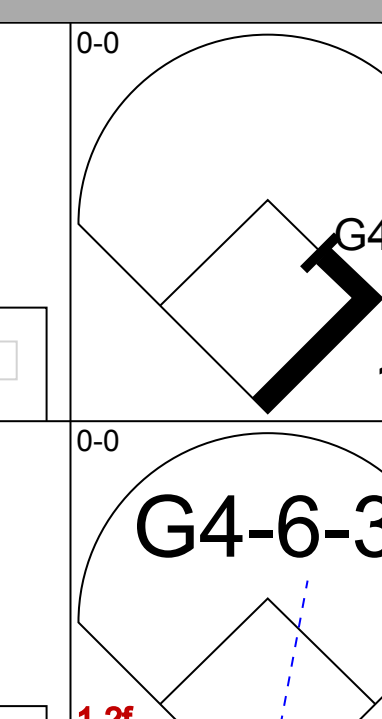
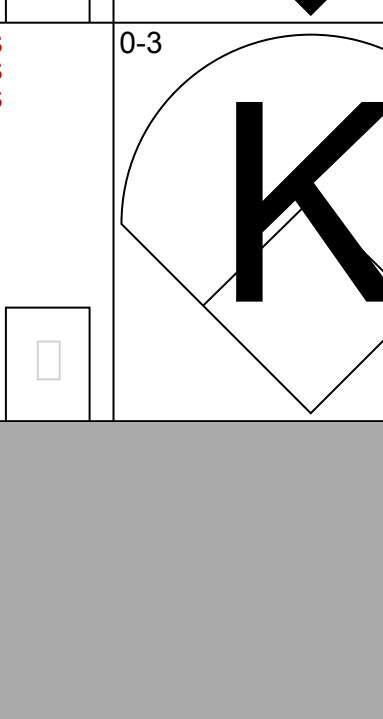
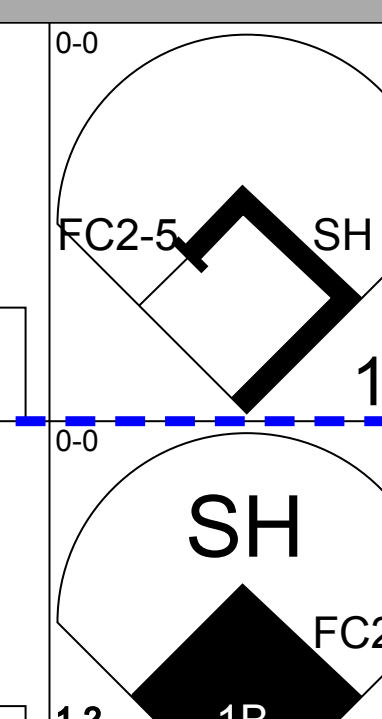
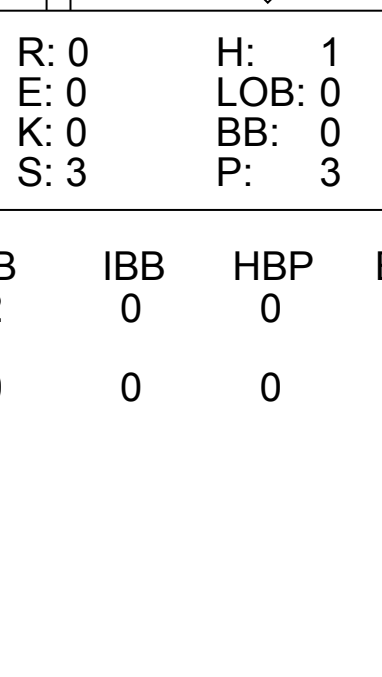
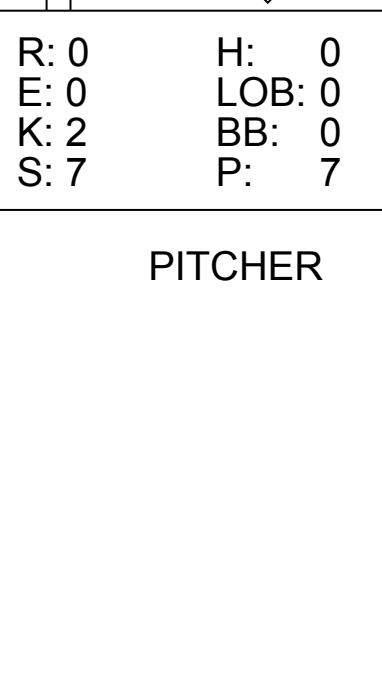
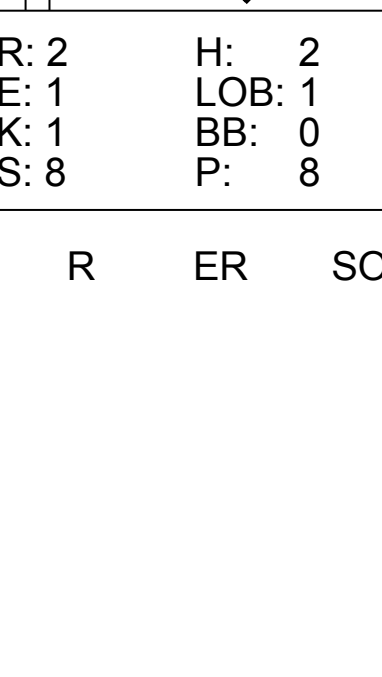
Batter	1	2	3	4	5	6	7	8	9	AB	R	H	RBI	BB	SO	LOB	TOP										
Cookie Rojas, R OBP: 0.297, SLG: 0.330 (1, 4)	0-0 4-3		0-0 FC5-4			0-0 G6-3 1B		0-3 K		4	0	1	0	0	1	1	Philadelphia Phillies @ San Francisco Giants Candlestick Park, San Francisco, CA Sat Sep 30 1967, 6:38 AM EDT Att: 11,667 - Unknown										
Tony Taylor, R OBP: 0.311, SLG: 0.314 (1, 5)	0-0 F9		0-0 4-3			0-0 G6-3		0-0 6-3		4	0	0	0	0	2												
Gary Sutherland, R OBP: 0.298, SLG: 0.320 (1, 7) (7, 6)	0-0 4-3			0-3 K			0-0 E1 FC1-6		0-3 K	4	0	0	0	0	2	0											
Don Lock, R OBP: 0.353, SLG: 0.440 (5, 9)		0-0 F9 2B		4-0 F8-3 BB			0-0 FC1-6 3-1 1B		0-0 F9	1	0	1	0	1	0	0											
Johnny Callison, L OBP: 0.330, SLG: 0.409 (7, PH) (7, 9)		0-0 F9 2B		0-0 F8-3			0-0 3-1 1B		0-3 K	2	0	0	0	0	1	0											
Rick Joseph, R OBP: 0.289, SLG: 0.341 Tony Gonzalez, L OBP: 0.398, SLG: 0.474 (7, PH) (7, 7)		0-0 F9		0-0 F8-3			0-0 3-1 1B		0-3 K	2	0	0	0	0	2	0											
Billy Cowan, R OBP: 0.203, SLG: 0.305 John Briggs, L OBP: 0.315, SLG: 0.373 (5, PH) (5, 8)		0-3 K				0-0 F8		0-0 3-1		1	0	0	0	0	1	1											
Bobby Wine, R OBP: 0.248, SLG: 0.267 Bill White, L OBP: 0.363, SLG: 0.365 (7, PH) (7, 3)		0-0 F8				0-0 4-3		4-0 IBB		2	0	0	0	0	1	0											
Jimmie Schaffer, R (1, 2)			0-3 K			0-0 P4		0-3 K		2	0	0	0	0	1	0											
Grant Jackson, S OBP: 0.188, SLG: 0.133 Doug Clemens, L OBP: 0.262, SLG: 0.247 Dick Ellsworth, L OBP: 0.132, SLG: 0.108 (7, PH) (7, 1)				0-0 K		0-0 P4		0-3 K		0	0	0	0	0	0	0											
John Boozar, R OBP: 0.250, SLG: 0.211 Clay Dalrymple, L OBP: 0.271, SLG: 0.239 (6, PH) (6, 2)				0-0 FC5-4 1B		0-0 1-3		0-0 4-3		1	0	1	0	0	0	0											
Inning Stats	R: 0 E: 0 K: 0 S: 3	H: 0 LOB: 0 BB: 0 P: 3	R: 0 E: 0 K: 1 S: 6	H: 1 LOB: 1 BB: 0 P: 6	R: 0 E: 0 K: 1 S: 6	H: 1 LOB: 1 BB: 0 P: 6	R: 0 E: 0 K: 1 S: 4	H: 0 LOB: 0 BB: 1 P: 8	R: 0 E: 0 K: 0 S: 3	H: 0 LOB: 0 BB: 0 P: 3	R: 0 E: 1 K: 1 S: 7	H: 1 LOB: 3 BB: 1 P: 11	R: 0 E: 0 K: 1 S: 5	H: 0 LOB: 0 BB: 0 P: 5	R: 0 E: 0 K: 2 S: 7	H: 0 LOB: 0 BB: 0 P: 7		1B: 3 2B: 2 3B: 0 HR: 0	SF: 0 SAC: 0 DP: 2 HBP: 0	WP: 0 PB: 0 SB: 1 CS: 0	PA: 32						
PITCHER	IP	WLS	BF	H	R	ER	SO	BB	IBB	HBP	BLK	WP	HR	S	P	ERA		WHIP									
Bill Henry, L ERA: 2.05	3.0		11	2	0	0	2	0	0	0	0	0	0	15	15	0.00	0.667										
Nestor Chavez, R ERA:	4.0	W	15	2	0	0	2	1	1	0	0	0	0	17	25	0.00	0.750										
Lindy McDaniel, R ERA: 3.72	2.0	S	6	0	0	0	3	0	0	0	0	0	0	12	12	0.00	0.000										

Batter	1	2	3	4	5	6	7	8	9	AB	R	H	RBI	BB	SO	LOB	BOTTOM										
Cesar Gutierrez, R OBP: 0.250, SLG: 0.167 (1, 6)	0-0 5-3		0-0 5-3		0-0 F2			0-0 5-3		4	0	0	0	0	2	0	Philadelphia Phillies @ San Francisco Giants Candlestick Park, San Francisco, CA Sat Sep 30 1967, 6:38 AM EDT Att: 11,667 - Unknown										
Bob Schroder, L OBP: 0.302, SLG: 0.254 (1, 4)	0-0 F2			0-0 4-3		0-0 F7		0-0 1-3		4	0	0	0	0	0	0											
Ken Henderson, S OBP: 0.274, SLG: 0.273 (1, 8)	0-3 K			0-0 F8		0-0 BB 1B		0-0 6-3		4	0	1	0	0	1	0											
Jim Ray Hart, R OBP: 0.374, SLG: 0.510 Ollie Brown, R OBP: 0.312, SLG: 0.398 (7, 9) (7, 9)		4-0 FC6-4 BB		0-0 3-1		4-0 BB 1B		4-0 BB 1B		1	0	0	0	2	0	0											
Jack Hiatt, R OBP: 0.395, SLG: 0.443 (1, 3)		0-0 FC6-4 1-3			0-0 1-3		4-0 G6-4-3 BB			2	0	0	0	1	0	1											
Frank Johnson, R OBP: 0.375, SLG: 0.286 (7, 7) (7, 7)		0-0 1-3			0-0 2B 1B		0-0 G6-4-3			3	1	1	0	0	4	0											
Dick Dietz, R OBP: 0.356, SLG: 0.353 (1, 2)		0-0 6-3			0-0 FC6-4 2B		0-0 5-3			3	0	1	1	0	1	0											
Bobby Etheridge, R OBP: 0.294, SLG: 0.345 (1, 5)			0-3 K		0-0 FC6-4 1B		0-0 3-1			3	0	1	0	0	1	0											
Bill Henry, L (1, 1)			0-3 K		0-0 FC6-4		0-0 1-3			1	0	0	0	1	0	1											
Nestor Chavez, R (4, 1)					0-0 FC6-4					1	0	0	0	0	2	0											
Tito Fuentes, S OBP: 0.266, SLG: 0.294 Lindy McDaniel, R OBP: 0.091, SLG: 0.091 (7, PH) (8, 1)					0-0 FC6-4		0-0 1-3			1	0	0	0	0	0	0											
					1-2 2-3					0	0	0	0	0	0	0											
Inning Stats	R: 0 E: 0 K: 1 S: 5	H: 0 LOB: 0 BB: 0 P: 5	R: 0 E: 0 K: 0 S: 3	H: 0 LOB: 1 BB: 1 P: 7	R: 0 E: 0 K: 2 S: 7	H: 0 LOB: 0 BB: 0 P: 7	R: 0 E: 0 K: 0 S: 3	H: 0 LOB: 0 BB: 0 P: 3	R: 0 E: 0 K: 0 S: 3	H: 0 LOB: 2 BB: 2 P: 11	R: 0 E: 0 K: 0 S: 3	H: 0 LOB: 0 BB: 0 P: 3	R: 0 E: 0 K: 0 S: 3	H: 0 LOB: 0 BB: 0 P: 3	R: 0 E: 0 K: 0 S: 3	H: 0 LOB: 0 BB: 0 P: 3		1B: 3 2B: 1 3B: 0 HR: 0	SF: 0 SAC: 0 DP: 1 HBP: 0	WP: 0 PB: 0 SB: 0 CS: 0	PA: 30						
PITCHER	IP	WLS	BF	H	R	ER	SO	BB	IBB	HBP	BLK	WP	HR	S	P	ERA	WHIP										
John Boozar, R ERA: 4.1	5.0	L	19	3	1	1	3	1	0	0	0	0	0	24	28	1.80	0.800										
Grant Jackson, L ERA: 3.84	1.0		5	1	0	0	0	2	0	0	0	0	0	3	11	0.00	3.000										
Dick Ellsworth, L ERA: 4.38	2.0		6	0	0	0	0	0	0	0	0	0	0	6	6	0.00	0.000										

AB	30
R	0
H	4
RBI	0
BB	2
SO	7
LOB	13



Batter	1	2	3	4	5	6	7	8	9	AB	R	H	RBI	BB	SO	LOB	TOP			
Cookie Rojas, R (1,4) OBP: 0.297, SLG: 0.330										4	0	1	0	0	1	0	Philadelphia Phillies @ San Francisco Giants Candlestick Park, San Francisco, CA Sun Oct 01 1967, 6:33 AM EDT Att: 33,615 - Unknown			
Tony Gonzalez, L (1,7) OBP: 0.396, SLG: 0.472										4	0	1	0	0	1	2				
Don Lock, R (1,8) OBP: 0.349, SLG: 0.435										4	0	0	0	0	1	3				
Johnny Callison, L (1,9) OBP: 0.329, SLG: 0.408										4	0	1	0	0	1	1				
Gene Oliver, R (1,2) OBP: 0.297, SLG: 0.373 Billy Cowan, R (9, PR) OBP: 0.203, SLG: 0.305										3	0	0	0	0	0	1				
Bill White, L (1,3) OBP: 0.359, SLG: 0.360										4	0	0	0	0	2	4				
Tony Taylor, R (1,5) OBP: 0.308, SLG: 0.312										4	0	0	0	0	1	2				
Bobby Wine, R (1,6) OBP: 0.249, SLG: 0.267										3	1	1	0	0	0	0				
Jim Bunning, R (1,1) OBP: 0.171, SLG: 0.250 Turk Farrell, R (8,1) OBP: 0.143, SLG: 0.150										3	0	1	1	0	1	0				
Inning Stats	R: 0 E: 0 K: 2 S: 7	H: 0 LOB: 0 BB: 0 P: 7	R: 0 E: 0 K: 1 S: 5	H: 0 LOB: 0 BB: 0 P: 5	R: 0 E: 0 K: 1 S: 5	H: 0 LOB: 0 BB: 0 P: 5	R: 0 E: 0 K: 0 S: 3	H: 0 LOB: 1 BB: 0 P: 3	R: 0 E: 0 K: 0 S: 3	H: 0 LOB: 0 BB: 0 P: 3	R: 0 E: 1 K: 0 S: 5	H: 1 LOB: 2 BB: 0 P: 5	R: 1 E: 1 K: 1 S: 8	H: 3 LOB: 2 BB: 0 P: 8	R: 0 E: 1 K: 1 S: 6	H: 0 LOB: 1 BB: 0 P: 6	1B: 5 2B: 0 3B: 0 HR: 0	SF: 0 SAC: 1 DP: 0 HBP: 0	WP: 0 PB: 0 SB: 0 CS: 0	PA: 34
PITCHER Mike McCormick, L (1,1) ERA: 2.85	IP: 9.0 WLS: W BF: 34 H: 5 R: 1 ER: 1 SO: 8 BB: 0 IBB: 0 HBP: 0 BLK: 0 WP: 0 HR: 0 S: 50 P: 50 ERA: 1.00 WHIP: 0.556															PITCHER				

Batter	1	2	3	4	5	6	7	8	9	AB	R	H	RBI	BB	SO	LOB	BOTTOM	
Dick Groat, R (1,6) OBP: 0.236, SLG: 0.188 Cesar Gutierrez, R (2,6) OBP: 0.217, SLG: 0.143										1	0	0	0	0	0	0	Philadelphia Phillies @ San Francisco Giants Candlestick Park, San Francisco, CA Sun Oct 01 1967, 6:33 AM EDT Att: 33,615 - Unknown	
Don Mason, L (1,4) Willie McCovey, L (8, PH) OBP: 0.378, SLG: 0.535										3	0	0	0	0	0	0		
Ken Henderson, S (1,8) OBP: 0.274, SLG: 0.274										3	0	1	1	0	0	0		
Jack Hiatt, R (1,3) Tito Fuentes, S (9,4) OBP: 0.266, SLG: 0.294										4	0	0	0	0	4	2		
Ollie Brown, R (1,9) OBP: 0.312, SLG: 0.396										2	0	0	0	1	2	0		
Frank Johnson, R (1,7) OBP: 0.364, SLG: 0.300										3	0	1	0	0	1	0		
Dick Dietz, R (1,2) OBP: 0.358, SLG: 0.350 Jim Ray Hart, R (7, PH) OBP: 0.373, SLG: 0.509 Tom Haller, L (8,2) OBP: 0.344, SLG: 0.415										1	0	0	0	1	0	0		
Bobby Etheridge, R (1,5) OBP: 0.297, SLG: 0.348 Bob Schroder, L (8, PH) OBP: 0.307, SLG: 0.259										2	0	1	0	0	1	1		
Mike McCormick, L (1,1) OBP: 0.157, SLG: 0.179										2	1	0	0	0	1	1		
Inning Stats	R: 0 E: 0 K: 1 S: 6	H: 1 LOB: 1 BB: 0 P: 6	R: 0 E: 0 K: 1 S: 5	H: 0 LOB: 0 BB: 0 P: 5	R: 0 E: 0 K: 0 S: 3	H: 1 LOB: 0 BB: 0 P: 3	R: 0 E: 0 K: 3 S: 9	H: 0 LOB: 1 BB: 1 P: 13	R: 0 E: 0 K: 2 S: 7	H: 0 LOB: 0 BB: 0 P: 7	R: 0 E: 0 K: 2 S: 8	H: 1 LOB: 2 BB: 1 P: 12	R: 2 E: 1 K: 1 S: 8	H: 2 LOB: 1 BB: 0 P: 8	1B: 5 2B: 0 3B: 0 HR: 0	SF: 1 SAC: 1 DP: 1 HBP: 0	WP: 0 PB: 0 SB: 0 CS: 0	PA: 31
PITCHER Jim Bunning, R (1,1) ERA: 2.29 Turk Farrell, R (8,1) ERA: 2.34	IP: 7.0 WLS: L BF: 26 H: 4 R: 1 ER: 0 SO: 10 BB: 0 IBB: 0 HBP: 0 BLK: 0 WP: 0 HR: 0 S: 44 P: 52 ERA: 0.00 WHIP: 0.857															PITCHER		